

Der Open-Access-Publikationsserver der ZBW – Leibniz-Informationzentrum Wirtschaft
The Open Access Publication Server of the ZBW – Leibniz Information Centre for Economics

Bofinger, Peter; Mayer, Eric

Working Paper

The Svensson versus McCallum and Nelson Controversy Revisited in the BMW Framework

Würzburg economic papers, No. 67

Provided in cooperation with:

Julius-Maximilians-Universität Würzburg

Suggested citation: Bofinger, Peter; Mayer, Eric (2006) : The Svensson versus McCallum and Nelson Controversy Revisited in the BMW Framework, Würzburg economic papers, No. 67, <http://hdl.handle.net/10419/22360>

Nutzungsbedingungen:

Die ZBW räumt Ihnen als Nutzerin/Nutzer das unentgeltliche, räumlich unbeschränkte und zeitlich auf die Dauer des Schutzrechts beschränkte einfache Recht ein, das ausgewählte Werk im Rahmen der unter

→ <http://www.econstor.eu/dspace/Nutzungsbedingungen> nachzulesenden vollständigen Nutzungsbedingungen zu vervielfältigen, mit denen die Nutzerin/der Nutzer sich durch die erste Nutzung einverstanden erklärt.

Terms of use:

The ZBW grants you, the user, the non-exclusive right to use the selected work free of charge, territorially unrestricted and within the time limit of the term of the property rights according to the terms specified at

→ <http://www.econstor.eu/dspace/Nutzungsbedingungen>
By the first use of the selected work the user agrees and declares to comply with these terms of use.

W. E. P.

Würzburg Economic Papers

No. 67

“The Svensson versus McCallum and Nelson Controversy Revisited in the BMW Framework”

Peter Bofinger^(a) and Eric Mayer^(b)

^(a)University of Würzburg and CEPR and ^(b)University of Würzburg
February 2006

Universität Würzburg
Lehrstuhl VWL 1
Sanderring 2, D-97070 Würzburg
Peter.Bofinger@mail.uni-wuerzburg.de

Postal Address

Peter Bofinger, Department of Economics, University of Würzburg, 97070 Würzburg, Germany. Phone +49-931-31-2944, Fax +(0931) 31-2775, Email: peter.bofinger@mail.uni-wuerzburg.de, Internet: <http://www.monetary-policy.net>

Eric Mayer, Department of Economics, University of Würzburg, 97070 Würzburg, Germany. Phone +49-931-31-2948, Fax +(0931) 31-2775, Email: eric.mayer@mail.uni-wuerzburg.de, Internet: <http://www.monetary-policy.net>

THE SVENSSON VERSUS MCCALLUM AND NELSON CONTROVERSY REVISITED IN THE BMW FRAMEWORK[#]

Peter Bofinger and Eric Mayer, Würzburg 2006

Summary

This note shows that the Svensson versus McCallum and Nelson controversy battled in the Federal Reserve Bank of St. Louis Review (September/ October 2005) can be mapped into a static version of a New Keynesian macro model that consists of an IS-equation, a Phillips curve and an inflation targeting central bank (e.g., Bofinger, Mayer, Wollmershäuser, (2006); Walsh (2002)). As a contribution to literature we supplement the controversy by a forceful graphical analysis. The general debate centers on the question by which notion monetary policy should be implemented. The two sides have fundamentally opposite views on this issue. Svensson argues for targeting rules as a notion of optimal monetary policy, whereas McCallum and Nelson promote simple instrument rules. In this note we systematically analyze these two categories of monetary policy rules. In particular we show that the rule discussed by McCallum and Nelson (2005) imposes different degrees of variability on the economy compared to a targeting rule when monetary policy falls prey to measurement error. To our opinion the hybrid Taylor rule developed by McCallum and Nelson contradicts the original idea of simple rules as a heuristic for monetary policy making and should be rebutted for practical reasons.

Introduction

In this note we review the controversy between Svensson versus McCallum and Nelson battled in the Federal Reserve Bank of St. Louis Review (September/ October 2005) in a static version of a New Keynesian model (Bofinger, Mayer, Wollmershäuser (2006), Walsh (2002)). Reduced to its fundamentals we analyze the controversy by showing the advantages and disadvantages of simple instrument rules versus a regime of optimal monetary policy. Additionally we highlight the question whether supposedly optimal rules are more likely in fact to be closer to optimal than well –designed simple instrument rules in the face of

[#] The authors would like to thank Bennett McCallum and Lars Svensson for extremely helpful and valuable comments.

measurement error. As a contribution to literature we supplement the controversy by a forceful graphical analysis. The debate centers on the question by which strategy monetary policy should be implemented. Svensson ((2005), (2003)) strongly promotes so-called targeting rules. Generally speaking targeting rules can be considered as a policy regime that implements a linear combination of target variables. Often they are consolidated first-order conditions of the central bank's optimization problem. Simple rules can never be as good as optimal monetary policy regimes that use all relevant information. Nevertheless simple rules have the advantage of being robust to model uncertainty as they are not-fine tuned towards a specific model (McCallum (1988)). Therefore, in the light of uncertainty on the true structure of the economy there is a case for simple rules (Levine , Williams (2003)).

In this note we will compare simple versus targeting rules to clarify the controversy. An important contribution of our note is the explicit comparison of Taylor-like instrument rules as proposed by McCallum and Nelson and optimal monetary policy regimes as proposed by Svensson in a static model. We argue that the rule proposed by McCallum and Nelson should be rebutted for practical reasons .

Targeting rules versus Taylor rules in a simple framework

Let us assume that the economy is characterized by the following static version of a New Keynesian macro model (Bofinger, Mayer, Wollmershäuser (2006), Walsh (2002)):

$$(1) \quad y = a - br + \mathbf{e}_1$$

$$(2) \quad \mathbf{p} = \mathbf{p}_0 + dy + \mathbf{e}_2 .$$

Thus the demand side of the economy is governed by an IS-equation (1), where (a) denotes a positive constant and (r) is the real interest rate. The white noise term \mathbf{e}_1 is composed of shocks hitting the demand side (e.g., fiscal spending shocks, preference shocks). The supply side of the economy is given by a New Keynesian Phillips curve, where π_0 denotes the inflation target of the central bank and (y) measures the output gap. The white noise shock \mathbf{e}_2 measures all cost push shocks hitting the economy (e.g., shocks to wages). This reduced-form model is well established in literature and applied in a dynamic version by Svensson (2005) as well as by McCallum and Nelson ((2005), (2003)). The controversy centers around the issue by which monetary policy rule the model should be closed. Svensson insists that monetary

policy in many inflation targeting countries can be described as if implementing targeting rules (Svensson (2005), p. 615):

“[...] the fact is that central banks normally do not use the fallback options of simple instrument rules of Taylor and McCallum, [...]. Advanced central banks attempt to do better, to fulfill their objectives as well as possible, to optimize. I am advocating targeting rules as a better way to describe and prescribe this kind of monetary policy than the simple instrument rules. ”

This view is categorically rejected by McCallum and Nelson who instead claim that actual central bank behaviour of inflation targeting countries is best described as if implementing simple instrument rules (McCallum, Nelson (2005), p.602):

“Our second point concerns Svensson’s contention that actual central banks noted for their inflation-targeting regimes, including the Reserve Bank of New Zealand, the Bank of Canada, and the Bank of England, use in practice procedures that are more reasonably characterized by the notion of a targeting rule rather than an instrument rule. We have already mentioned that none of these central banks has publicly adopted an explicit objective function. But, furthermore, we find that descriptions of their policy procedures provided by officials and economists of these central banks read more like instrument rules than specific targeting rules.”

Thus the general debate not only centres around the question by which notion monetary policy should be implemented, but there is also a fundamental dissent by which notion monetary policy is actually implemented.

Targeting rules

If monetary policy is conducted according to the notion of a targeting rule as suggested by Svensson (2005), it will exploit its full knowledge on the transmission structure of the economy. Targeting rules which are directly derived from the central banks objective function are labeled as so called ‘strict targeting rules’. Let us assume that monetary policy is guided the following loss function:

$$(3) \quad L = (\mathbf{p} - \mathbf{p}_0)^2 + \mathbf{I}y^2.$$

Accordingly the central bank aims at stabilizing squared deviations of the inflation rate from the inflation target π_0 while equally having a concern for economic activity. If $I > 0$ such preferences are defined as a policy of flexible inflation targeting; if $I = 0$ we speak of strict inflation targeting or an inflation nutter (Svensson (1999)). The targeting rule can be derived by solving the following Lagrangian (Bofinger, Mayer, Wollmershäuser (2004)):

$$(4) \quad H = \left((\mathbf{p} - \mathbf{p}_0)^2 + I y^2 \right) + \mathbf{x} (\mathbf{p} - \mathbf{p}_0 - d y - \mathbf{e}_2),$$

where we have used that the IS-equation is a non-binding resource constraint from the perspective of the central bank. In other words, the use of the instrument (r) is not associated with any real costs (Walsh (2003), p.524). Taking the derivative with respect to the output gap (y) and the inflation rate \mathbf{p} we arrive at the following two first order conditions:

$$(5) \quad \mathbf{x} = \frac{2I y}{d}$$

$$(6) \quad \mathbf{x} = -2(\mathbf{p} - \mathbf{p}_0).$$

Eliminating the Lagrange multiplier \mathbf{x} and solving the resulting expression for the inflation gap ($\pi - \pi_0$) retrieves the targeting rule (see Svensson (2005) p. 618; McCallum, Nelson (2005), p. 603):

$$(7) \quad (\mathbf{p} - \mathbf{p}_0) = -\frac{I}{d} y.$$

Thus the targeting rule is directly derived from the central bank's objective function subject to the Phillips curve. Therefore it can be interpreted as a high level specification of monetary policy, as it holds with equality if monetary policy is conducted optimally. Graphically the targeting rule (TR) can be depicted as a downward sloping curve in the $(\pi; y)$ - space (see Figure 1). If the central bank puts a higher weight on inflation (decreasing λ) the slope of the targeting rule flattens, whereas in the opposite case it will increase.

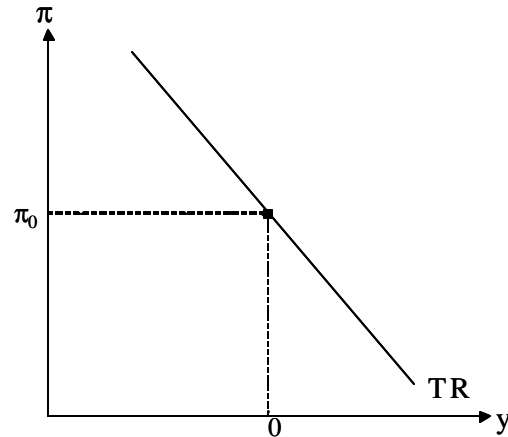


Figure 1: Targeting rule

Svensson strongly argues in favor of targeting rules as they can be interpreted as a step towards a more micro-founded perception of monetary policy. A development which, according to Svensson, has been taking place long ago in other branches of macroeconomic theory (Svensson (2005), p. 617):

“The consumption function can be seen as an instrument rule for consumption behavior, whereas the Euler condition [...] can be seen as a targeting rule for consumption. When I argue for the adoption of targeting rules rather than instrument rules in modeling monetary policy, I am arguing for a development in the theory of monetary policy that already happened, a long time ago, in the theory of consumption”.

A micro-founded perception of targeting rules can also be given as follows. In equilibrium it will have to hold that the marginal rate of transformation (MRT) between the inflation gap ($\pi - \pi_0$) and the output gap (y) has to be equal to the marginal rate of substitution (MRS):

$$(8) \quad MRT = MRS .$$

The marginal rate of substitution is determined by the loss function (3) of the central bank, which trades off the goal variables by a factor of λ . The marginal rate of transformation is embedded in the slope of the Phillips curve (d). According to equation (8) in equilibrium it will have to hold that:

$$(9) \quad \left(\frac{\partial L / \partial (\mathbf{p} - \mathbf{p}_0)}{\partial L / \partial y} \right) = \frac{(\mathbf{p} - \mathbf{p}_0)}{I y} = -\frac{1}{d} = \left(\frac{\partial PC / \partial (\mathbf{p} - \mathbf{p}_0)}{\partial PC / \partial y} \right).$$

Therefore as noted by Svensson (2005) the targeting rule might simply be interpreted as an efficiency condition between the marginal rate of substitution and the marginal rate of transformation.

Equations (1), (2) and (7) give a complete description of the economy under a regime of targeting rules. To evaluate the concrete implications of targeting rules we solve the model in terms of endogenous variables (y), π and (r) as functions of the exogenous variables \mathbf{e}_1 and \mathbf{e}_2 :

$$(10) \quad y = -\frac{d}{d^2 + \lambda} \varepsilon_2$$

$$(11) \quad \pi - \pi_0 = \frac{\lambda}{d^2 + \lambda} \varepsilon_2$$

$$(12) \quad r^{opt} = \frac{a}{b} + \frac{1}{b} \varepsilon_1 + \frac{d}{b(d^2 + \lambda)} \varepsilon_2.$$

The reduced form system is described by the following characteristics. The reaction of the central bank to cost push shocks depends on preferences λ . A central bank that only cares about inflation ($\lambda = 0$), requires a strong real rate response and, accordingly, a large output gap. With an increasing λ the real interest rate response declines. In equilibrium ($\varepsilon_1 = \varepsilon_2 = 0$) the real interest rate will be given by the neutral real short-term interest rate $r_0 = a/b$. Note that shocks hitting the demand side of the economy can be completely undone by adjusting the real interest rate by a factor of $(1/b)$, which is not preference dependent.

If the economy is confronted with a positive cost push shock ($\varepsilon_2 > 0$), Figure 2(a) shows that the Phillips curve is shifted upwards. If the central bank decides to remain passive, we can see that at a constant real interest rate the output gap remains zero. The inflation rate increases from π_0 to π_B (point B). It is important to note that this requires an equivalent increase in the nominal rate because inflation has gone up. Alternatively the central bank can increase the

real interest rate in order to keep inflation at its target level. In this case, it has to accept a negative output gap y_A (point A). Of course, the central bank can also decide to target intermediate combinations of (y) and π that lie on the Phillips curve between points A and B. If it is guided by the specific targeting rule, it will opt for point C. By the very definition of a first-order condition this ensures that, for a given value of private sector expectations and thus any location of the Phillips curve, that the loss function (3) is minimized. Graphically, the optimal outcome is thus described by the intersection of the Phillips curve PC_1 with the specific targeting rule of the central bank. In the case of a demand shock we can see from Figure 2(b) that monetary policy is always able to maintain the bliss combination by adjusting the real interest rate (r) accordingly.

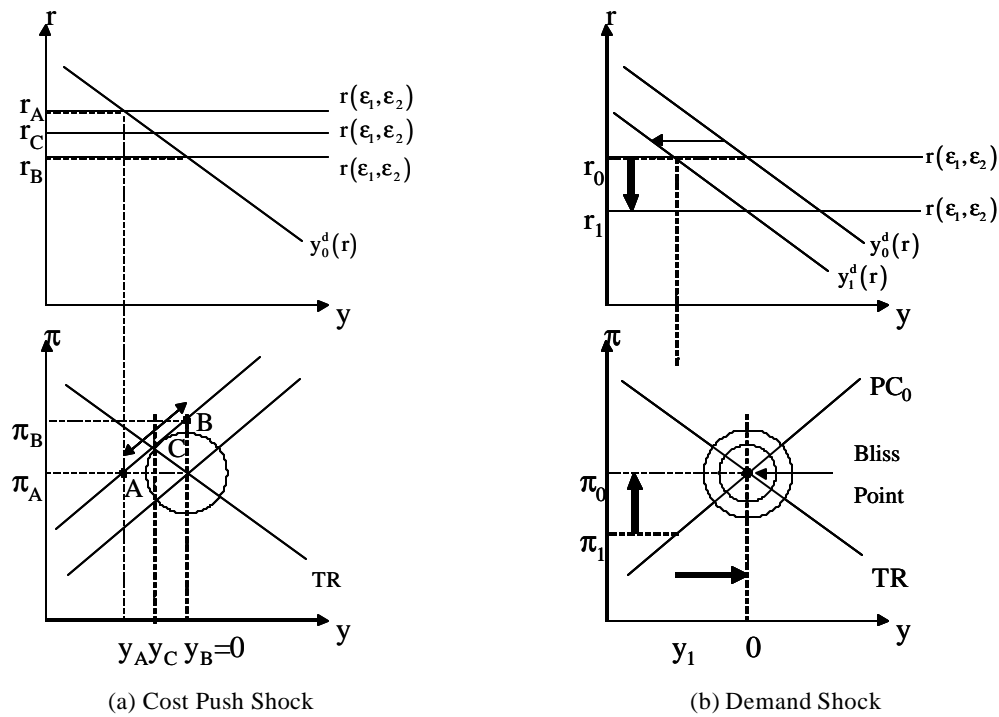


Figure 2: Monetary policy outcomes under a specific targeting rule

McCallum and Nelson's hybrid Taylor rule

As noted, McCallum and Nelson ((2003), (2005)) have a different perception of the actual conduct of monetary policy. As a reference point they propose the following hybrid rule:

$$(13) \quad r = r_0 + m \left((p - p_0) + \frac{1}{d} y \right).$$

This rule is a hybrid rule as it combines elements of classical Taylor rules with elements of specific targeting rules typically assigned to optimal monetary policy. It resembles a Taylor rule as monetary policy reacts to deviations of the inflation rate from the inflation target ($\pi - \pi_0$) and the output gap (y). It reminds us of a specific targeting rule as the deviation of the inflation target from the inflation rate versus the output gap is scaled by the optimal trade-off ratio (λ/d). The intuition behind this rule is simple. If the central bank is off its reaction function $(\mathbf{p} - \mathbf{p}_0) + (\mathbf{1}/d)y \neq 0$ it should react with its instrument (r). If $(\mathbf{p} - \mathbf{p}_0) + (\mathbf{1}/d)y > 0$ real interest rates need to be lowered as e.g., the inflation gap is smaller than the scaled output gap whereas in the opposite case interest rates are too loose given the state of the cycle.

McCallum and Nelson's rule as a simple instrument rules

Let us first compare the hybrid Taylor with a targeting rule for small values of μ . For small values of μ equation (13) becomes a simple instrument rule like the original Taylor rule (1993). At the heart of simple rules lies the notion that they are not derived from an objective function. More fundamentally they are not even based on a particular model. Instead the coefficients are chosen ad-hoc, based on the experiences and skills of the monetary policymakers. The most prominent version of a simple rule is the original Taylor rule (1993). According to this rule the actual real interest rate is defined as the sum of the equilibrium real interest rate (r_0) adjusted for the deviation of the inflation rate from the inflation target and the output gap. The relative weight attached to the gaps is determined by the coefficients (e) and (f):

$$(14) \quad r = r_0 + e(\mathbf{p} - \mathbf{p}_0) + fy \quad e, f > 0.$$

If we assume for the sake of exposition that (λ/d) is approximately one and set μ equal to 0.5 the original Taylor rule (14) is just a special case of equation (13), where $e = \mu$ and $f = \mu(\lambda/d)$. Hence if monetary policy sets μ sufficiently low we can evaluate the monetary policy outcomes of rule (13) by analyzing the Taylor rule (14). Under a regime of Taylor rules the economy is described by the equations (1), (2) and (14). The solution of the model in terms of endogenous variables (y), π and (r) as a function of exogenous variables \mathbf{e}_1 and \mathbf{e}_2 is given as follows:

$$(15) \quad y = -\frac{be}{1+bf+dbe}\varepsilon_2 + \frac{1}{1+bf+dbe}\varepsilon_1$$

$$(16) \quad \pi = \pi_0 + \frac{d}{1+bf+dbe}\varepsilon_1 + \frac{1+bf}{1+bf+dbe}\varepsilon_2$$

$$(17) \quad r^{Taylor} = r_0 + \frac{ed+f}{1+bf+bed}\varepsilon_1 + \frac{e}{1+bf+dbe}\varepsilon_2.$$

Equations (15) and (16) show immediately that a simple rule is suboptimal compared to a targeting rule as demand shocks have an impact on the inflation rate and the output gap. Graphically the Taylor-rule translates into a downward sloping aggregate demand curve in the $(\pi; y)$ space.

$$(18) \quad p = p_0 + \frac{1}{be}e_1 + \frac{1+bf}{be}y.$$

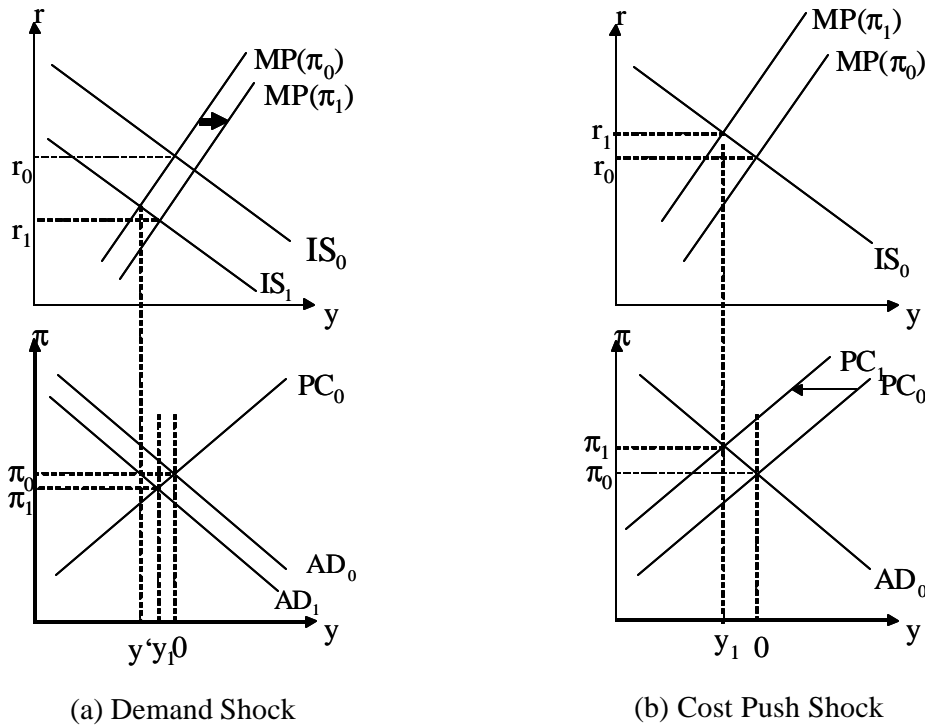


Figure 3: Monetary policy outcomes under a classical Taylor rule

If the economy is hit by a negative demand shock the IS-curve in the upper panel of Figure 3(a) shifts leftwards. In response to the decrease of the output gap from 0 to y' the central bank lowers real interest rates – by moving along the $MP(\pi_0)$ -line – from r_0 to r' , which leads to the output gap y' . In the lower panel the aggregate demand curve has to shift. Its new locus

is obtained by the fact that it has to go through a point, which is defined by the new output gap (y') and the (so far) unchanged inflation rate π_0 . The new equilibrium is reached by the intersection of the shifted aggregate demand curve with the unchanged Phillips-curve. It is characterized by an output decline to y_1 (which is less than y') and an inflation rate π_1 . The decline of the output gap from y' to y_1 and the inflation rate to π_1 (instead of π') is due to fact that the central bank additionally reduces the real interest rate, because the Taylor rule requires a lower real rate because of the decline in the inflation rate. In the upper panel this is reflected by a downward shift of the MP line, which intersects with the IS_1 line at the same output level, which results from the intersection of the AD_1 line with the Phillips curve in the lower panel. For a graphical discussion of a cost push shock we see that in the $y-p$ space (see Figure 3(b)), the Phillips curve is shifted upwards which increases the inflation rate to p' . In this case the Taylor rule requires a higher real interest rate which leads to a negative output gap y_1 . The reduced economic activity finally dampens the increase of the inflation rate to p_1 .

Comparing simple versus specific targeting rule

Let us now compare a targeting rule as proposed by Svensson with the rule proposed by McCallum and Nelson for small values of μ . A simple rule like the Taylor rule which only reacts mechanically to inflation (π) and output (y) can generally not be as good as a rule that uses all relevant information on the concrete values of macroeconomic shocks e_1 and e_2 . Within this simple framework we can identify the mechanisms that prevent simple rules from being as good as optimal rules. By comparing the coefficients in the reduced form instrument rules we see for the case of a demand shock that optimal and simple monetary policy rules can only be identical if the reaction coefficient in front of e_1 in equation (12) and (17) are the same. Thus equating coefficients the following equation would have to hold:

$$(19) \quad \frac{1}{b+1/(ed+f)} = \frac{1}{b}.$$

Equation (19) however can only be true if either (e) or (f) go to infinity. Obviously for a parameterization as originally proposed by Taylor (e=f=0.5) this can never be the case. For a cost push shock both types of rules may lead to identical outcomes. Equating the reaction coefficients leads to:

$$(20) \quad \mathbf{l} = \frac{d(1+bf)}{eb}.$$

Thus in the case of a cost push shock both types of rules may potentially yield identical results. In sum, considering the full universe of possible shocks simple rules are suboptimal compared to targeting rules. This might pose the question why to use simple rules at all! Following McCallum (1988) there is a strong argument for simple instrument rules in an uncertain environment. Empirical evidence seems to suggest that in an environment of model uncertainty simple rules perform on average better than a targeting rule taken from one model to another model (Levine and Williams, (2003)). McCallum and Nelson state (*McCallum, Nelson (2005), p.599*)

“Consequently, an attractive approach to policy design, promoted, for example, by McCallum (1988, 1999), is to search for an instrument rule that performs at least moderately well-avoiding disasters- in a variety of plausible models.”

McCallum and Nelson’s rule as an optimal instrument rule

The hybrid Taylor rule (13) as proposed by McCallum and Nelson can potentially lead to identical monetary policy outcomes as a regime of optimal monetary policy. A possible equivalence of a targeting rule as proposed by Svensson and the hybrid rule can be shown analytically by solving the IS-equation and the Phillips-curve in conjunction with the hybrid Taylor rule. Equations (1), (2) and (13) give a complete description of the economy. The implied reduced forms are given by:

$$(21) \quad y = \frac{d}{d + \mathbf{mb}(d^2 + \mathbf{1})} \mathbf{e}_1 - \frac{bd}{d/\mathbf{m} + b(d^2 + \mathbf{1})} \mathbf{e}_2$$

$$(22) \quad \mathbf{p} = \mathbf{p}_0 + \frac{d^2}{d + \mathbf{mb}(d^2 + \mathbf{1})} \mathbf{e}_1 + \frac{d + \mathbf{mb}\mathbf{l}}{d + \mathbf{mb}(d^2 + \mathbf{1})} \mathbf{e}_2.$$

$$(23) \quad r = \frac{(d/\mathbf{m})r_0 + (d^2 + \mathbf{1})a}{(d/\mathbf{m}) + b(d^2 + \mathbf{1})} + \frac{(d^2 + \mathbf{1})}{(d/\mathbf{m}) + b(d^2 + \mathbf{1})} \mathbf{e}_1 + \frac{d}{(d/\mathbf{m}) + b(d^2 + \mathbf{1})} \mathbf{e}_2.$$

As claimed by McCallum and Nelson (2005) by comparing (21), (22) and (23) to (10), (11), and (12) it prevails that the ‘Svensson economy’ and the ‘McCallum and Nelson economy’ produce identical results in means and variances if we let m go to infinity. Although this might be analytically straightforward a much clearer cut intuition is given by the graphical exposition. Algebraically, the AD-curve can be derived by inserting the hybrid Taylor rule (13) into the IS -curve (1):

$$(24) \quad (p - p_0) + \frac{d/m + bI}{db} y = \frac{1}{bm} e_1.$$

As one can see quite easily for the case of μ approaching infinity, the slope of the aggregate demand function converges towards (λ/d) which is identical to the slope of the targeting rule. Additionally from equation (13) we know that the slope of the hybrid Taylor-rule in the $(r;y)$ -space becomes vertical if m goes to infinity. Thus for this case the graphical analysis is identical to the case of optimal monetary policy. If the economy is hit by a negative demand shock ($\epsilon_1 < 0$) (see Figure 4 (a)) the IS-curve is shifted to the left so that at a constant real interest rate (r_0) the output gap becomes negative ($y_1 < 0$).

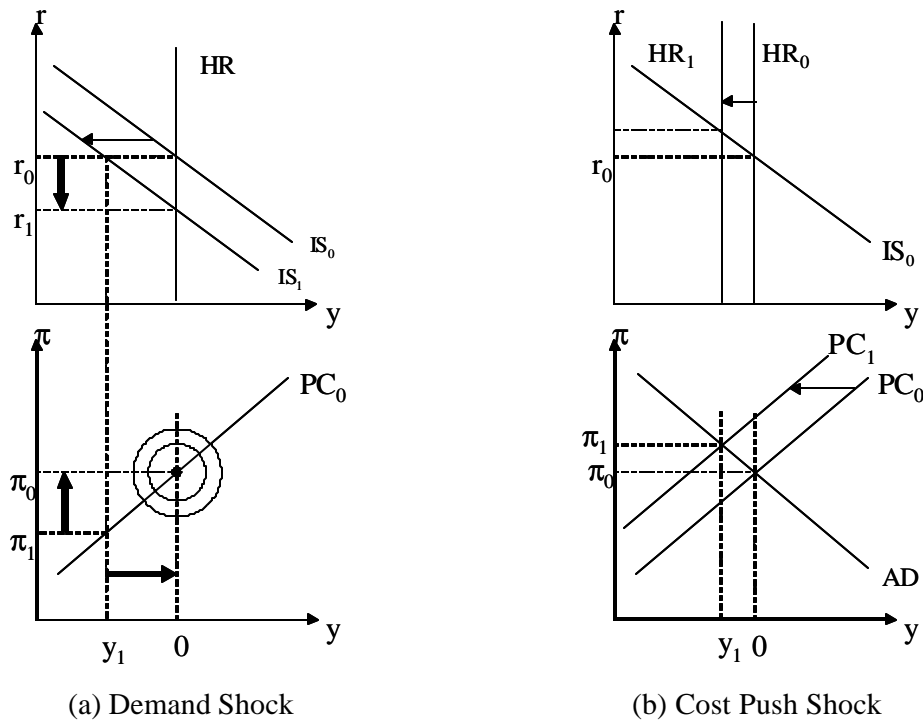


Figure 4: Monetary policy outcomes under the hybrid Taylor rule

In the lower panel this translates into an inflation rate π_1 that would be below the central banks inflation target π_0 . If monetary policy is conducted according to the hybrid Taylor-rule

(HR) as proposed by McCallum and Nelson (2005) the real interest rate will be lowered from (r_0) to (r_1) so that the output gap is closed and inflation is at its target level. Therefore demand shocks do not impose any costs on society if \mathbf{m} goes to infinity. If the economy is confronted with a cost push shock ($\epsilon_2 > 0$), the lower panel 4(b) shows that the Phillips curve will be shifted upward. If the central bank is guided by McCallum and Nelson's (2005) hybrid Taylor rule (HR) it trades-off the inflation loss versus the output loss by a ratio of (λ/d) . Graphically the optimal outcome is thus described by the intersection of the Phillips curve with the hybrid Taylor rule of the central bank.

Thus the analysis shows that the hybrid Taylor rule can change its nature depending on the size of μ . This can equally be shown with the help of efficiency frontiers. Under a specific targeting rule as proposed by Svensson (2005) the variance of the output gap (y) and the inflation gap ($\pi - \pi_0$) are given as follows:

$$(25) \quad \text{Var}(y) = \left(\frac{d}{d^2 + \mathbf{1}} \right)^2 \text{Var}(\mathbf{e}_2)$$

$$(26) \quad \text{Var}(\mathbf{p} - \mathbf{p}_0) = \left(\frac{\mathbf{1}}{d^2 + \mathbf{1}} \right) \text{Var}(\mathbf{e}_2).$$

In the case of the hybrid Taylor rule as proposed by McCallum and Nelson (2005) the variances are defined by the following expressions:

$$(27) \quad \text{Var}(y) = \left(\frac{d}{d + \mathbf{m}\mathbf{b}(d^2 + \mathbf{1})} \right)^2 \text{Var}(\mathbf{e}_1) + \left(\frac{bd}{d/\mathbf{m} + b(d^2 + \mathbf{1})} \right)^2 \text{Var}(\mathbf{e}_2)$$

$$(28) \quad \text{Var}(\mathbf{p} - \mathbf{p}_0) = \left(\frac{d^2}{d + \mathbf{m}\mathbf{b}(d^2 + \mathbf{1})} \right)^2 \text{Var}(\mathbf{e}_1) + \left(\frac{d/\mathbf{m} + b\mathbf{1}}{d/\mathbf{m} + b(d^2 + \mathbf{1})} \right)^2 \text{Var}(\mathbf{e}_2).$$

If we vary λ with step size 0.01, we can compute a stylized efficiency frontier for the case of an optimal monetary policy regime as suggested by Svensson (see Figure 5). The efficiency frontier divides the $\text{Var}(y)$ and $\text{Var}(\pi - \pi_0)$ plane in two regions. All points that lie below the line are not feasible. All points that lie above the frontier are feasible but not efficient. The line itself represents all feasible and efficient combinations of variances of the inflation gap

and the output gap. The convex shape of the efficiency frontier reflects the trade-off induced by cost push shocks. A lower variance of the inflation gap (output gap) can only be realized at the cost of an increasing variance of the output gap (inflation gap). For increasing values of μ the feasible frontier generated by the hybrid Taylor rule converges towards the efficiency frontier generated by the targeting rule. For small values of μ the hybrid Taylor-rule shares important characteristics of simple rules, in particular that it is suboptimal, whereas for large values of μ it produces observationally equivalent outcomes as a targeting rule.

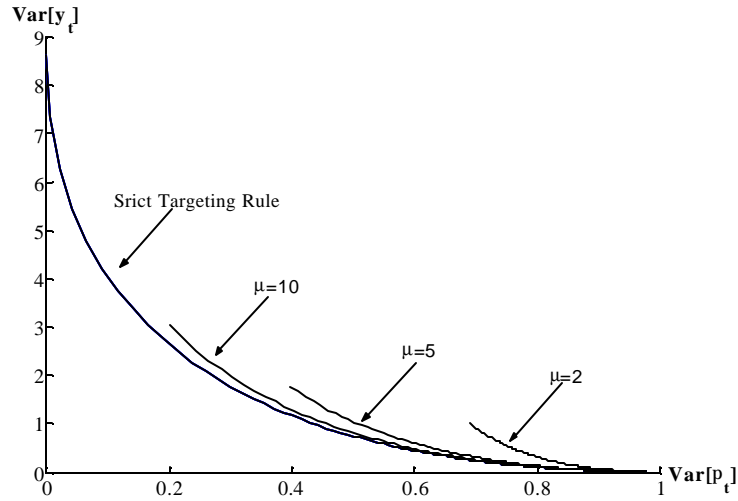


Figure 5: Efficiency Frontiers

Therefore given the standard model described by the equations (1) and (2) in conjunction with a hybrid Taylor rule or a targeting rule McCallum, Nelson ((2005), p.606) are correct to state:

“Thus, there appears to be little to choose from between targeting rules and instrument rules [...]”.

Targeting rules or hybrid Taylor rules? The case of measurement error

In a given New Keynesian model, where the interest rate impacts on inflation and output in the same period the two rules produce identical results in the limit if μ goes to infinity. Demand shocks do not impose any costs on society, whereas in the case of cost push shocks the central bank chooses its preferred stabilization mix, depending on its preferences λ and the slope of the Phillips curve (d). Thus, the standard model is inappropriate to discriminate between targeting rules and a hybrid Taylor for large values of μ . For small values of μ the question whether to implement simple or optimal policy largely depends on its knowledge of

the true structure of the economy. In an uncertain environment it seems reasonable to fall back on simple rules whereas in the case of full knowledge on the transmission structure targeting rules are superior. As a hybrid Taylor rule and a targeting rule produce identical outcomes one may ask: What is the fuzz all about? An additional argument of Svensson to discredit the rule discussed by McCallum and Nelson (2005) is to introduce measurement error. Let us assume that the central bank falls prey to measurement error and bases its interest rate decision upon a flawed information set. This means in particular that the central bank can only imperfectly observe private plans on consumption and pricing decisions. Accordingly an observational error \mathbf{e}_3 influences the interest rate setting behaviour of the central bank. Additionally let us assume that the inflation rate, the output gap, and the interest rate are all simultaneously determined. Accordingly the measurement error \mathbf{e}_3 becomes an exogenous variable. To compute the impact of measurement error one has to modify the rules as follows:

$$(29) \quad (\mathbf{p} - \mathbf{p}_0) + \frac{\mathbf{I}}{d} y + \mathbf{e}_3 = 0$$

$$(30) \quad r = r_0 + \mathbf{m} \left((\mathbf{p} - \mathbf{p}_0) + \frac{\mathbf{I}}{d} y + \mathbf{e}_3 \right).$$

As beforehand the ‘Svensson economy’ and the ‘McCallum and Nelson economy’ are identical in outcomes for large values of μ .

Extended for measurement errors the aggregate demand curves can be written as follows:

$$(31) \quad \mathbf{p} = \mathbf{p}_0 - \left[\frac{1}{b\mathbf{m}} + \frac{\mathbf{I}}{d} \right] y - \frac{1}{b\mathbf{m}} \mathbf{e}_1 - \mathbf{e}_3$$

$$(32) \quad \mathbf{p} = \mathbf{p}_0 - \frac{\mathbf{I}}{d} y - \mathbf{e}_3$$

As $(b\mu)$ is strictly positive the hybrid Taylor rule (31) will always be steeper in the (y, π) -space than the targeting rule (32). The relevance of measurement error for the comparative advantages of targeting rules versus hybrid Taylor rules prevails quite clearly in the graphical analysis (see Figure 6). Starting from the initial equilibrium $(\pi_0, 0)$ measurement error ε_3 moves the hybrid Taylor rule and the targeting rule by an identical shift. As the slope of the

hybrid Taylor rule is always steeper than the slope of the targeting rule the inflation and output gaps are smaller than the corresponding gaps under a targeting rule.

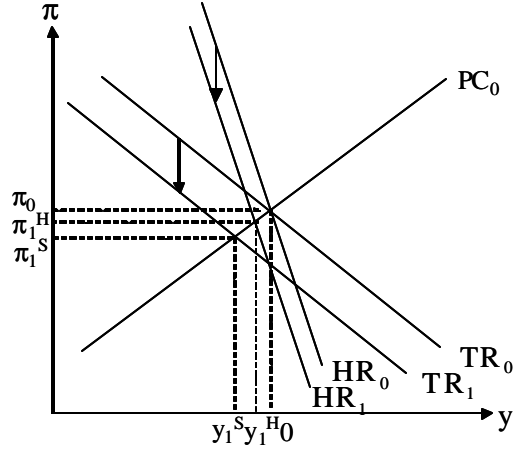


Figure 6: Measurement error

This analysis shows that measurement error is no intrinsic argument for targeting rules. On the contrary the damage imposed by measurement error is larger under a targeting rule than under a hybrid Taylor rule. Depending on the absolute size of the measurement error this might even imply that the overall loss ranking between targeting rules and hybrid Taylor rules can be reversed

Measurement error and predetermined private plans

If we modify the timing patterns of the economy, hybrid Taylor rules display central flaws. Let us assume that the private sector settles its labor and good markets contracts conditioned on the expected real interest rates r^e . So we have to modify the IS-equation as follows:

$$(33) \quad y = a - br^e + e_1.$$

Then in the rational expectations equilibrium the private sector expects the measurement error of the central bank to equal zero. So the private sector expects a relation between the expected interest rate r^e , and its plans (and actual inflation and output gap), π and (y) , given by

$$(34) \quad r^e = r_0 + m \left[(p - p_0) + \frac{1}{d} y \right],$$

and chooses plans that fulfill (33) and (2). For given actual inflation and output gap equal to plans, the central bank then ex-post chooses the interest rate according to (30), in which case there is a large interest rate volatility for μ , since the actual output and inflation then are given and don't instantaneously respond to the interest rate. The solved model of endogenous variables in terms of exogenous variables for inflation and output is given as follows:

$$(35) \quad y = \frac{d}{d + b\mathbf{m}\mathbf{l} + b\mathbf{m}d^2} \mathbf{e}_1 - \frac{b\mathbf{m}d}{d + b\mathbf{m}\mathbf{l} + b\mathbf{m}d^2} \mathbf{e}_2$$

$$(36) \quad \mathbf{p} = \mathbf{p}_0 + \frac{d^2}{d + b\mathbf{m}\mathbf{l} + b\mathbf{m}d^2} \mathbf{e}_1 + \frac{d + b\mathbf{m}\mathbf{l}}{d + b\mathbf{m}\mathbf{l} + b\mathbf{m}d^2} \mathbf{e}_2$$

By assumption the measurement error does not influence the output or inflation gap. Nevertheless as the central bank is subject to measurement error the economy suffers under severe real interest rate volatility.

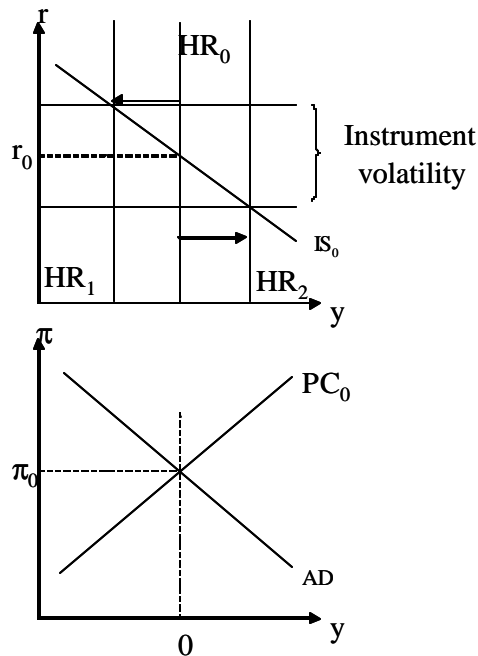
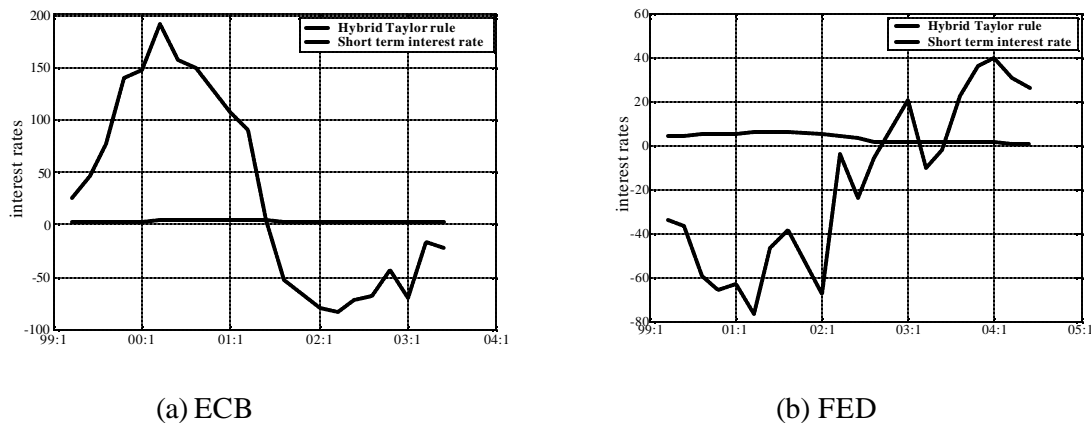


Figure 7: Measurement error and predetermined plans.

Figure 7 shows in the upper panel that the hybrid Taylor rule (HR) randomly drifts in the $(y;r)$ -space, where the drawn bounds r^{\min} and r^{\max} might for the sake of graphical exposition be interpreted as the two standard deviation intervals given a normal distribution of ε_3 . This leads Svensson to the conclusion (Svensson (2005), p. 621):

“Central bankers, beware of McCallum and Nelson’s instrument rule!”

Assuming more realistically that the economy is populated by firms that depend on financial intermediation the impact of instrument volatility might be detrimental for the financial industry if banks face costs in the adjustment of their loan portfolios (Hülsewig, Mayer, Wollmershäuser (2006)). Additionally a hybrid Taylor rule becomes completely impracticable for large values of μ if there are lags between a shock and the interest rate reaction of the central bank. Figure 8 indicates to a certain extent, based on the actual data which interest rate the hybrid Taylor rule might have recommended.



Data: ECB’s AWM database, Economic data-fred; Calibration, $\mu=50$, $(\lambda/d)=1$.

Figure 8: A hybrid Taylor rule for large values of μ .

Quite arguably the hybrid Taylor rule was not coined towards such an environment and economic agents are not accustomed to the rule, but the argument underlines that for large values of μ the rule loses its character as a simple robust rule. To the defense of McCallum and Nelson they claim (McCallum and Nelson (2005), p. 630):

“[...] the rule [...] -with a very large value of m_1 – is one that we say (explicitly) that we have not recommended [...]. It was used in our 2004 paper as an implementation device; in our current paper, it serves to illustrate our analytical claim, namely, that our instrument rule (actually, class of rules) is usually superior in performance, with respect to Lars’s own criterion, to the targeting rule that it approximates.”

Concluding remarks

In this note we have reviewed the current controversy between Svensson versus McCallum and Nelson battled in the Federal Reserve Bank of St. Louis Review (September/ October 2005). We have shown that the debate can be mapped into a static version of a New Keynesian macro model (Bofinger, Mayer, Wollmershäuser (2006), Walsh (2002)). As a contribution to literature we have supplemented the controversy by a forceful graphical analysis. Reduced to its fundamentals we have analyzed the controversy by showing the advantages and disadvantages of simple instrument rules versus a regime of optimal monetary policy. Additionally we highlight the question whether supposedly optimal rules are more likely in fact to be closer to optimal than well –designed simple instrument rules in the face of measurement error. Simple rules can never be as good as optimal monetary policy regimes that use all relevant information. More concretely we have analyzed the hybrid Taylor rule as discussed by McCallum and Nelson. Analytically there is little to choose between a targeting rule as proposed by Svensson and a hybrid Taylor rule as suggested by McCallum and Nelson for large values of μ . We can only discriminate between these two types of rules if we introduce measurement error. In the light of measurement error the arguments for one or the other rule are mixed. Under realistic assumptions on the frequency of private plans and the frequency by which the central bank might change its instrument the rule developed by McCallum and Nelson is likely to introduce a high degree of real interest rate volatility. Additionally the implementation of hybrid rules for large values of μ contradicts the original idea of simple rules. Simple rules were thought of as a heuristic that equips policymakers with a robust device to set interest rates reasonably well in an environment when monetary policy is subject to uncertainty concerning the true structure of the economy. Therefore we conclude that McCallum and Nelson's rule becomes completely impracticable in a richer model that incorporates observation and transmission lags. In such a context the implied real interest rate volatility might be detrimental for any kind of financial intermediation.

References

- BARRO, ROBERT J., AND DAVID B. GORDON (1983), A positive theory on monetary policy in a natural rate model, *Journal of Political Economy* 91, pp. 589-610.
- BOFINGER, PETER, MAYER, ERIC AND TIMO WOLLMERSHÄUSER (2006), The BMW Model: A new framework for teaching monetary economics, *Journal of Economic Education*, vol. 37(1), pp. 98-117.
- _____ (2004), The BMW model as a static approximation of a forward looking New Keynesian Macromodel, *Review of Economics*, vol. 54(3), pp. 231-247.
- HÜLSEWIG, OLIVER, MAYER, ERIC AND TIMO WOLLMERSHÄUSER (2006), Bank loan supply and monetary transmission in Germany: An assessment based on matching impulse response functions, *Journal of Banking and Finance*, (forthcoming).
- LEVINE, ANDREW T. AND WILLIAMS, JOHN C. (2003), Robust monetary policy with competing reference models, *Journal of Monetary Economics*, July, 50(5), pp. 945-75.
- MCCALLUM, BENNETT T, (1988), Robustness properties of a rule for monetary policy, Carnegie-Rochester Conference Series on Public Policy, 29, pp. 173-203.
- _____ (1999), Issues in the design of monetary policy rules, in: John Taylor and Michael Woodfords, eds., *Handbook of Macroeconomics*, Volume 1C. New York: North Holland, pp. 1483-530.
- _____, AND EDWARD NELSON (2005); Targeting versus instrument rules for monetary policy, *Federal Reserve Bank of St. Louis Review*, 87(5), pp. 597- 611.
- _____, AND EDWARD NELSON (2004), Timeless perspective vs. discretionary monetary policy in forward-looking models, *Federal Reserve Bank of St. Louis Review*, 86(2), pp. 43-56.
- SVENSSON, LARS E. O. (2005), Targeting rules for monetary policy: What is wrong with McCallum and Nelson? *Federal Reserve Bank of St. Louis Review*, 87(5), pp. 613-25.
- _____ (2003), The inflation target and the loss function”, in Paul Mizen, ed., *Central Banking Monetary Theory and Practice: Essays in Honour of Charles Goodhart*. Volume 1. Cheltenham: Edward Elgar, 2003b, pp. 135-52.
- _____ (2003), What is wrong with Taylor rules? Using judgment in monetary policy through targeting rules, *Journal of Economic Literature*, 41(2), pp. 426-77.
- _____ (1999), Inflation targeting as a monetary policy rule, *Journal of Monetary Economics*, June, 43(4), pp. 607-54.
- _____, and WOODFORD MICHAEL (2005), Implementing optimal monetary policy through inflation-forecast targeting”, in Ben S. Bernanke and Michael Woodford, eds., *The Inflation Targeting Debate*, Chicago: University of Chicago Press, pp. 19-83.

TAYLOR, JOHN B. (1993), Discretion versus policy rules in practice, *Carnegie Rochester Conference Series on Public Policy*, 39, pp. 195-214.

_____ (1979), Staggered wage setting in a macromodel, *American Economic Review*, vol. 69, pp. 108-113.

WALSH, CARL. E. (2003), *Monetary theory and policy*, MIT Press, Cambridge, Massachusetts.

_____ (2002), Teaching inflation targeting: An analysis for intermediate macro. *Journal of Economic Education* 33 (Fall), pp. 333-46.

WOODFORD, MICHAEL (2003), *Interest and Prices : Foundations of a theory of Monetary Policy*, Princeton NJ: Princeton University Press.

Würzburg Economic Papers (Recent Papers)

- | | | |
|-------|--|---|
| 04-47 | Hans Fehr and
Christian
Habermann | Pension reform and demographic uncertainty: The case of
Germany |
| 04-48 | Hans Fehr, Gitte
Halder and
Sabine Jokisch | A simulation model for the demographic transition in Germany:
Data requirements, model structure and calibration |
| 04-49 | Johannes Leitner
and Robert
Schmidt | A systematic comparison of professional exchange rate
forecasts with judgmental forecasts of novices |
| 04-50 | Robert Schmidt
and Timo
Wollmershäuser | Sterilised foreign exchange market interventions in a
chartist-fundamentalist exchange rate model |
| 04-51 | Günter Krause | On the role of budgeting in the delegated provision of public
goods under asymmetric information |
| 04-52 | Günter Krause | The provision of public inputs in a federation under asymmetric
information |
| 04-53 | Norbert Schulz | Resale price maintenance and the service argument (in the
book trade) |
| 04-54 | Oliver Hülsewig,
Eric Mayer and
Timo
Wollmershäuser | Bank loan supply and monetary policy transmission in
Germany: An assessment based on matching Impulse
responses |
| 04-55 | Steffen Henzel,
Eric Mayer and
Bodo
Schimpfermann | E-Stability: Über die Lernbarkeit von rationalen
Erwartungsgleichgewichten |
| 04-56 | Peter Bofinger
and Eric Mayer | The Stability and Growth Pact: Time to Rebuild! |
| 05-57 | Olaf Posch and
Klaus Wälde | Natural Volatility, Welfare and Taxation |

- | | | |
|-------|---|--|
| 05-58 | Ken Sennewald
and Klaus Wälde | "Ito's Lemma" and the Bellman equation for Poisson processes: An applied view |
| 05-59 | Marc Oeffner | Die Duale Einkommensteuer des Sachverständigenrates in der Diskussion |
| 05-60 | Thorsten Hock
and Patrick
Zimmermann | Forecasting Monetary Policy in Switzerland: Some Empirical Assistance |
| 05-61 | Christian Kleiber
Martin Sexauer
and Klaus Wälde | Bequests, taxation and the distribution of wealth in a general equilibrium model |
| 05-62 | Norbert Schulz | Resale Price Maintenance and the Service Argument: Efficiency Effects |
| 05-63 | Jörg Iingens,
Klaus Wälde | Pareto - Improving Unemployment Policies |
| 05-64 | Christain Holzner
Andrey Launov | Search Equilibrium, Production Parameters and Social Returns to Education: Theory and Estimation |
| 05-65 | Andrey Launov
Joachim Wolf | Parametric vs. Nonparametric Estimation of an Equilibrium Search Model with Employer Heterogeneity |
| 06-66 | Peter Bofinger,
Eric Mayer and
Timo
Wollmershäuser | Teaching New Keynesian Open Economy Macroeconomics at the Intermediate Level |

Download: <http://www.wifak.uni-wuerzburg.de/vwl1/wephome.htm>