

Side-Payments and the Costs of Conflict^{*}

Erik O. Kimbrough^a and Roman M. Sheremeta^b

^a Department of Economics (AE1), School of Business and Economics, Maastricht University,
P.O. Box 616, 6200 MD Maastricht, The Netherlands

^b Argyros School of Business and Economics, Chapman University,
One University Drive, Orange, CA 92866, USA

February 3, 2012

Abstract

Conflict and competition often impose costs on both winners and losers, and conflicting parties may prefer to resolve the dispute before it occurs. The equilibrium of a conflict game with side-payments predicts that with binding offers, proposers make and responders accept side-payments, generating settlements that strongly favor proposers. When side-payments are non-binding, proposers offer nothing and conflicts always arise. Laboratory experiments confirm that binding side-payments reduce conflicts. However, 30% of responders reject binding offers, and offers are more egalitarian than predicted. Surprisingly, non-binding side-payments also improve efficiency, although less than binding. With binding side-payments, 87% of efficiency gains come from avoided conflicts. However, with non-binding side-payments, only 39% of gains come from avoided conflicts and 61% from reduced conflict expenditures.

JEL Classifications: C72, C91, D72

Keywords: contests, conflict resolution, side-payments, experiments

Corresponding author: Erik O Kimbrough, ekimbrough@gmail.com

^{*} We thank Subhasish M. Chowdhury, Stergios Skaperdas, Ted Turocy, Taylor Jaworski, Luis Alejandro Palacio, an associate editor and two anonymous referees, seminar participants at Chapman University, Maastricht University, Simon Fraser University, and participants at the International Economic Science Association conference for helpful comments. The authors would also like to thank the Economic Science Institute and the International Foundation for Research in Experimental Economics for generous financial support. Our data and z-Tree (Fischbacher 2007) code are available upon request. Any remaining errors are ours.

1. Introduction

In this paper, we develop and test with laboratory experiments a simple model of conflict avoidance through side-payments. We show in our theoretical model that when agents can bargain before a conflict, resource transfers are sufficient to render costly conflict unnecessary, so long as agents can commit themselves to respect the agreement. However, in experiments we observe deviations from the theory in two major ways: 1) when commitment not to fight is guaranteed by accepting a transfer, side-payments are less effective at reducing conflict than predicted, but 2) when the decision to enter conflict is not tied to the decision to accept the transfer, the ability to offer side-payments *still* reduces the costs of conflict.

Situations like the one described above arise naturally when two firms compete to control a market and one offers the other (perhaps illegally) compensation to reduce competitive pressure and enforce collusion (Green and Porter, 1984; Schmalensee, 1987).¹ For example, when a pharmaceutical patent expires, the FDA will grant 180 days of exclusive rights to market a generic version of the drug to the first firm submitting an application. Since competition from a generic version greatly reduces revenues from the branded drug, the original patent holder has incentive to pay a potential entrant to delay bringing the drug to market, thus extending their monopoly rights for an additional 180 days (Mitka, 2011).

Similarly, firms often have incentives to undertake wasteful, duplicative R&D expenditures in a race to patent a new and valuable technology and may often find it in their interest to collude (Fudenberg et al., 1983; Silipo, 2005). Side-payments can induce one firm to forgo these expenditures and allow a competitor to complete the necessary R&D, thereby increasing the net value of the new technology. Or, suppose that an incumbent firm has large market share due to a technological advantage and a prospective entrant claims that the technology in use violates one of its patents. The entrant may threaten litigation, and the incumbent may offer to buy out the patent in order to avoid both costly litigation and the price depressing effects of competition (Gilbert and Newbery, 1982). Similarly, side-payments may arise in principal-agent analysis (Grossman and Hart, 1983). Suppose, for example, that an

¹ Indeed, one might view our condition in which side-payments do not create binding agreements as a model of the impact of side-payments when they are illegal and thus cannot be enforced in court. In such cases it is well-known that the strength of collusive agreements is substantially weakened (e.g., Porter, 2005). However, as Lin (1996) notes, the prospect of side-payments is real even when they are illegal because they may easily be concealed in technology transfer and other agreements between firms.

employee at one firm threatens to spin off his own company that would compete with his current employer for customers. Seeing the threat, his employer may offer a deal sufficiently lucrative to induce the employee to sign a non-compete clause (Kaplan and Stromberg, 2003).

Outside of industrial organization, the use of side-payments to avoid conflict can be observed in diverse situations such as countries offering foreign aid to potential belligerents to stave off violence and parents bribing their children to avoid a tantrum. Empirical evidence suggests that families share or offer gifts of food and other items to non-related individuals to deter theft. For example, Schechter (2007) reports that 42 percent of rural Paraguayan households admit giving gifts to potential thieves in the hopes that these untrustworthy people will thereby be deterred from stealing. And it is well-known that most legal disputes are not resolved in court, but rather through pre-trial settlement (Bebchuk, 1984; Schweizer, 1989). Furthermore, hold-up by either or both parties causes the majority of settlements to occur close to the trial date, indicating substantial rent-seeking (Spier, 1992).

Probably the most well-known example of costly competition is rent-seeking. In the original rent-seeking contest proposed by Tullock (1980), agents expend resources in competition for a prize. The winner is chosen probabilistically: the probability of winning equals the agent's expenditure divided by the sum of all agents' expenditures. The main message of the theoretical rent-seeking literature is that contests are very costly, and when they occur, they lead to wasteful expenditures of resources.² Moreover, recent experimental literature reveals that these contests are even more costly than predicted by the theory. In particular, it is well documented that in laboratory experiments subjects' expenditures are higher than the Nash equilibrium predictions in magnitudes ranging from 50% to 200%.³ This over-competition is reduced with repetition of the experiment, but it does not disappear (Davis and Reilly, 1998; Potters et al., 1998; Sheremeta, 2011; Price and Sheremeta, 2011).⁴

² For a review of the theoretical literature see Konrad (2009). It is important to emphasize that some researchers have focused on cases in which the contest expenditures are not wasteful from the point of view of a third-party, e.g., contest designer, as in labor contests designed by firm owners to maximize employee effort (e.g., Lazear and Rosen, 1981, O'Keefe, et al., 1984, Moldovanu and Sela, 2001). However, this interpretation relies on the presence of an external observer and the assumption that elicited effort contributes to something other than the contest itself. From the point of view of the individuals involved in the contest, expenditures may still remain wasteful.

³ A number of studies have offered explanations for overbidding in rent-seeking contests based on bounded rationality, misperception of probabilities and joy of winning (for a review see Sheremeta and Zhang, 2010).

⁴ Related literature on the resolution of violent conflict describes several ways to improve welfare through contracting (Hirshleifer, 1995; Garfinkel and Skaperdas, 2000, 2007). In Hirshleifer's terminology, conflict can be reduced or eliminated through vertical or horizontal contracts. The former is best thought of as hierarchical

Given the extensive losses identified in the theoretical and experimental literature, economic agents, such as firms, have strong incentives to find ways to reduce the costs of competition. In the current study, we investigate whether conflicts can be avoided through the most basic means – side-payments. Linster (1994) describes how side-payments can eliminate or minimize rent-dissipation in repeated Tullock contests, and Schoonbeek (2009) models how incumbents might pool their resources (via voluntary contributions to a ‘public good’) to bribe and thereby deter a potential entrant in an n -player Tullock contest. Jackson and Winkie (2005) show conditions under which the inherent inefficiency of various games (e.g., Cournot competition and the tragedy of the commons) can be mitigated with binding, strategy-contingent side-payments.⁵ However, they emphasize that in equilibrium such side-payments need not be efficient and may in fact create inefficiencies of their own. Other studies of side-payments analyze such transfers in the context of bribery (Abbink et al., 2002; Abbink, 2004; Büchner et al., 2008).

In light of Baye and Hoppe (2003), who established the strategic equivalence of patent races, innovation games and rent-seeking contests, we model conflict between two firms as a variation of the classic Tullock (1980) rent-seeking contest between two agents. We have in mind *any situation* in which two firms both face unilateral incentives to engage in costly competition but in which both firms would be better off if they were able to collude and share the gains. To introduce this prospect to our model, before the conflict arises, one party can make a side-payment offer (binding or non-binding) to the other party in order to avoid entering the contest. The other party then chooses to accept or reject the offer. In the binding case, if the second-mover accepts the offer, then the prize goes to the first-mover; otherwise, the two parties engage in a standard Tullock contest.

Thus, our binding case creates an environment in which subjects participate in an ultimatum bargaining game (e.g., Hoffmann and Spitzer, 1985; Guth and Tietz, 1990), where the

domination of one party by another and the latter as contractual arrangement among equals (Garfinkel and Skaperdas, 2007). Ultimately, both solutions rely on binding contracts and credible commitments, and settlements are made in proportion to agents’ relative bargaining powers (which depend on their expected payoffs from open conflict, e.g., Garfinkel and Skaperdas, 2000; Anbarci et al., 2002; Esteban and Sákovics, 2008). Similar ideas are well known in the literature on territorial disputes among non-human animals (Parker, 1974).

⁵ Muthoo (2004) describes a repeated game in which side-payments expand the set of equilibria in which costly conflict can be avoided. Charness et al. (2007) provide experimental evidence that subjects use side-payments in order to transform Prisoner’s Dilemma games into coordination games. Jehiel and Moldovanu (1996) analyze auctions in which negative externalities are imposed on losing entrants and describe circumstances under which side-payments can mitigate the losses from competition.

disagreement point is a Tullock contest. As we will see later, this relationship to the ultimatum game has important implications for subject behavior in this environment. Our more important innovation here comes in the non-binding case, where the side-payment offer is (theoretically) non-binding. If the second-mover accepts the offer, he may still choose to participate in the Tullock contest in the second stage, even after he has received his side payment. Hence, at one extreme a cooperative second-mover may choose to convert the conflict game into an ultimatum game by accepting a side-payment and then choosing not to enter, and at the other extreme an untrusting first-mover can unilaterally assure that bargaining results in the disagreement point.

We show that when the side-payment creates a binding commitment not to enter into the contest, it is optimal for first-movers to pay off their opponents, resulting in an efficient but unequal division of the surplus. On the other hand, if the side payment does not create a binding commitment, first-movers should never offer a side-payment, and second-movers who are offered a payment should always accept and then engage in costly conflict anyway. Our setup implies an initial position of asymmetry between the players in that only one of the two is able to make an offer, but this simplifying assumption does not alter our result that the decision to avoid conflict depends on the presence of binding contracts.

Laboratory experiments confirm that binding side-payments reduce the costs of conflict relative to a baseline in which side-payments are not possible. However, 33% of subjects reject these binding offers, and the mean observed offer is much closer to egalitarian than predicted. Furthermore, contrary to the theoretical equivalence of the baseline and non-binding cases, non-binding side-payments also improve efficiency, although not as much as in the binding case. With binding side-payments, 87% of efficiency gains result from avoiding conflicts. However, with non-binding side-payments, only 39% of the gains come from avoided conflicts. The remainder results from reduced conflict expenditures, suggesting that non-binding side-payments help reduce conflict in two ways, despite the incentives to exploit those who attempt to employ them.

The rest of the paper will be organized as follows: in section 2 we detail our theoretical results; section 3 describes our experimental design, procedures and hypotheses; section 4 analyzes the results of the experimental sessions; and section 5 concludes.

2. Theoretical Model

Consider a potential conflict situation between two players (firms) for a prize (a patent, a cornered market, etc.) valued at v by both players. We define the conflict situation in two sequential stages, the bargaining stage and the conflict stage. In the bargaining stage, player 1 can offer a side payment s to player 2 in order to avoid the conflict stage. If player 2 accepts the side payment offer, then the game ends with neither player advancing to the conflict stage. Player 2 receives a payoff of $\pi_2 = s$ while player 1 receives a payoff of $\pi_1 = v - s$. However, if in the bargaining stage, player 2 rejects the side payment offer, then both players advance to the conflict stage in which they compete in an all-pay contest to determine who receives the prize.⁶

In a Tullock contest, two risk-neutral players make irreversible expenditures e_1 and e_2 in an attempt to receive a prize value v . Player i 's probability of winning is defined by a contest success function (Skaperdas, 1996):

$$p_i(e_1, e_2) = e_i / (e_1 + e_2). \quad (1)$$

The expected payoff for a risk-neutral player i is equal to the probability of player i winning, $p_i(e_1, e_2)$, times the prize valuation, v , minus contest expenditure, e_i :

$$E(\pi_i) = p_i(e_1, e_2)v - e_i. \quad (2)$$

By differentiating (2) and solving the best response functions simultaneously, we obtain the following unique Nash equilibrium expenditure levels for players 1 and 2:

$$e_1^* = e_2^* = v/4. \quad (3)$$

Given the equilibrium expenditures (3), the expected payoffs of players 1 and 2 from the contest are:

$$E(\pi_1^*) = E(\pi_2^*) = v/4. \quad (4)$$

Clearly, the contest is costly to the players involved because all resources invested in the conflict stage are wasted.⁷ Thus, both players, having complete knowledge of the game's structure and its incentives, may prefer to avoid the conflict stage by offering side-payments in the bargaining stage. However, for a side payment to be acceptable to its recipient, the amount of the transfer must at least provide compensation equal to the expected payoff from entering the

⁶ It is important to emphasize that the results of our model may change if players first choose to invest in armaments (i.e., make bids first) and only then enter the bargaining stage (i.e., offer a contract). Moreover, we could alter the results by introducing collateral damage due to conflict, such as a partial destruction of the prize (Garfinkel and Skaperdas, 2000; Skaperdas, 2006).

⁷ In the case of rent-seeking or a patent race it is also costly from the perspective of society as a whole.

conflict. Thus, to prevent player 2 from entering the conflict, player 1 should optimally offer a side payment equal to $s^* = E(\pi_2^*) = v/4$, and since such a side payment provides player 2 with the same payoff she expects to earn in the conflict, she should accept the side payment, thereby avoiding the conflict.⁸ In such a case, player 1's equilibrium payoff is $\pi_1^* = v - s^* = 3v/4$, player 2's payoff is $\pi_2^* = s^* = v/4$, and the total surplus is $\Pi^* = \pi_1^* + \pi_2^* = v$. Notice that side-payments are efficient since by avoiding the conflict stage, the players waste no resources in the contest. However, payoffs with side-payments are far from equitable; the payoff to player 1 is three times higher than that of player 2.

The argument thus far was based on the assumption that side payment contracts in the bargaining stage are *binding*, i.e. if player 2 accepts the side payment, then she renounces any further claim to the prize and may not choose to enter the conflict stage. However, we now ask how the result changes when the side payment creates a *non-binding* contract.⁹ When the side payment is non-binding, player 2 chooses simultaneously in the bargaining stage whether to accept the side payment s and also whether to enter the conflict stage. Since playing the equilibrium strategy in the contest yields an additional expected payoff of $E(\pi_2^*) = v/4$, player 2 should always accept any side payment and then still choose to enter the conflict stage. Thus, knowing that player 2 cannot be dissuaded from conflict in the bargaining stage, player 1 will never offer a side payment, i.e. $s^* = 0$, and the game will always reach the conflict stage. As a result, there is efficiency loss due to resource expenditures in the contest.¹⁰ Thus, equilibrium total surplus in the non-binding case is $\Pi^* = E(\pi_1^*) + E(\pi_2^*) = v/2$, equivalent to the outcome in the original rent-seeking contest without side-payments. As before, the loss of the surplus comes from expenditures in the conflict, i.e. $e_1^* = e_2^* = v/4$.

Hence, our theory provides two very distinct predictions depending on the form of the side-payment contract employed in the bargaining stage. Side-payments that bind recipients not to enter the conflict stage should always be offered at a rate equal to the expected value from the

⁸ Actually, such an offer will merely make a risk-neutral player 2 indifferent between accepting and rejecting the offer. To ensure that the offer is accepted, player 1 should offer $s^* = v/4 + \varepsilon$. Since this is true for arbitrarily small ε we ignore this in our analysis.

⁹ This variation is perhaps the more realistic case, as even when contracts containing side-payment provisions are *legal*, they may not be enforceable (Porter, 2005).

¹⁰ Here we assume that a side payment is a sunk cost for player 1. Thus, when player 2 accepts the side payment in the bargaining stage, player 1 cannot reclaim it in the conflict stage. However, if the side payment is added to the prize value and can be reclaimed in the conflict stage then a non-binding contract becomes effectively binding. Whether this is true behaviorally is an interesting question for future research.

contest, and they should always be accepted, thereby eliminating conflict and its attendant efficiency losses. On the other hand, if the contract is non-binding, then no side payment should ever be offered since the recipient will always accept and then enter the conflict anyway. The results of our model stress the importance of rule of law and paint a bleak picture of prospects for reducing conflict in the absence of mechanisms for contract enforcement.¹¹ When contracts cannot be enforced and parties may renege (as is frequently the case in many societies), our model predicts that conflict over resources will be ubiquitous and costly. To compare the predictions of the theory to the behavior of motivated human subjects, we turn to a laboratory experiment.

3. Experimental Design and Procedures

We employ three treatments to test the predictions of our theory: *Baseline*, *Binding*, and *Non-Binding*. The outline of the experimental design and the theoretical predictions for each treatment are shown in Table 1. In the *Baseline* treatment, players 1 and 2 are exogenously placed into a conflict situation, where they expend resources in order to receive a prize value $v = 60$. This treatment replicates previous experimental work on one-shot Tullock contests and provides us a basis for comparison of our new treatments' effects on subject behavior. The equilibrium prediction in the *Baseline* treatment is that both players will expend 15 and each will receive on average a payoff of 15.

The other two treatments, *Binding* and *Non-Binding* introduce the bargaining stage to the game, prior to the conflict stage. In the bargaining stage of the *Binding* treatment, player 1 (hereafter the *Proposer*) can make a binding side payment offer s to player 2 (hereafter the *Responder*). If the Responder accepts the offer, then she receives a payoff of s and the Proposer receives the payoff of $60 - s$. The equilibrium prediction in the *Binding* treatment is that the Proposer will make an offer of $s = 15$ and the Responder will accept the side payment, thereby avoiding the conflict.¹² Finally, in the *Non-Binding* treatment the side payment offer s by the Proposer is non-binding, i.e. the Responder chooses simultaneously whether to accept the side

¹¹ We note that enforcement mechanisms usually have costs of their own that we do not model here, and if those costs are sufficiently high, not even binding contracts can eliminate conflict.

¹² Since a risk-neutral Responder is technically indifferent between accepting and rejecting an offer equal to the expected value of conflict, one might argue that the equilibrium conflict-avoiding offer is $v/4$ plus the minimum offer increment of 1, or 16. However, as can be seen from the results of our experiment, neither of these predictions is supported by our data.

payment and also whether to enter the conflict stage. Hence, the Responder may accept a side payment and nevertheless enter the conflict. Since the side payment contract is non-binding, the equilibrium offer of the Proposer is $s = 0$, and the Responder should be indifferent between accepting and rejecting the offer but should always choose to enter. In this case conflict ensues with probability 1. The outcome is identical to the *Baseline* game with no bargaining stage.

Previous experimental work in bargaining (Hoffmann and Spitzer, 1985, Guth and Tietz, 1990) and contests (Davis and Reilly, 1998; Potters et al., 1998) suggests that some aspects of the theoretical predictions are not likely to be borne out by the data. In particular, conflict, should it occur, is likely to be even more costly than predicted by the theory. Hence, the results in the bargaining stage could be impacted in a number of ways. For example, knowing that conflict is unlikely to yield a large expected payoff, Responders in the *Binding* treatment may be willing to accept side-payments lower than predicted by the theory. On the other hand, if Responders frequently reject offers close to their indifference point (as is observed in many Ultimatum games), then Proposers might increase their offers to Responders to induce higher acceptance rates.

Each experimental session consisted of 30 periods of a single treatment in which subjects were randomly and anonymously re-matched in each period. In each of the side-payment treatments, subjects were randomly assigned the initial role of either *Proposer* or *Responder*, where the Proposer made either a binding offer (*Binding* treatment) or a non-binding offer (*Non-Binding* treatment) to the Responder in the bargaining stage. Subjects remained in this role for the first 15 periods of the session, and then all Proposers became Responders and vice versa for the final 15 periods. At the end of each experimental session, subjects completed a brief demographic survey. To reinforce the one-shot incentives of the game, subjects knew beforehand that we would select five of the 30 periods for payment using a bingo cage; subjects' earnings from these five periods were added to or subtracted from an initial endowment of 600 (which we described as a participation fee).¹³ We converted endowments to USD at a rate of 30 = \$1, and subjects were paid privately in cash and dismissed from the experiment.

¹³ Paying for a subset of periods is a standard practice in experimental methodology (Davis and Holt, 1993; Lee, 2007). First, by paying on a random subset of periods, subjects are induced to care about each period equally and in the same way. It also allows us to increase the per-chosen-period payoff (and thus the salience of the decision), without increasing the cost of running the experiment. Finally, ex post payment for a subset of periods reduces wealth effects and other confounding path-dependencies that are not part of the economic system being modeled.

Subjects (44% male, average age = 20) were recruited at random from the undergraduate student body of a private university in the United States to participate in 9 experimental sessions with 12 subjects each.¹⁴ Subjects sat at, and interacted via, visually isolated computer terminals, and instructions were read aloud by the experimenter as subjects followed along on paper. The experiments were programmed using z-Tree (Fischbacher, 2007). Subjects received their initial endowments of 600 (\$20) for arriving to the experiment on time and received their earnings in cash privately at the end of each 90-minute session. The average experimental earnings, including the \$20 participation fee, were \$22.00, ranging from a low of \$15.75 to a high of \$26.75. No subject participated more than once, and no subject had prior experience with a similar experimental environment. Instructions for the *Non-Binding* treatment are included in Appendix I, available online. Instructions for the other treatments are available upon request.

4. Results

4.1. Surplus

We will proceed by exploring the relation between our experimental data and the theoretical predictions listed in Table 1. Then, where our observations make it necessary, we will attempt to explain deviations from the theory and differences between the treatments. For all statistical analysis we use panel regressions with subject specific random effects. In all estimations we control for learning, order of play, and session effects, for all of which we find scant evidence.¹⁵ First, we compare the treatments to the theory by total surplus produced and individual conflict-stage expenditures.

Finding 1: In all three treatments, surplus is smaller than predicted by the theory. Both *Binding* and *Non-Binding* side-payments increase surplus relative to the *Baseline*; however, the effect is much larger for the *Binding* treatment.

¹⁴ There were only 10 subjects in two of our baseline sessions, for a total of 104 subjects in all sessions.

¹⁵ In online Appendix II we provide time series of individual bids and offers. Although there is some degree of heterogeneity between subjects, the overall behavior of subjects is relatively stable over time. Specifically, in all treatments, almost 70% (72/104) of subjects bid consistently over time (i.e., no significant trend), 12% (13/104) decrease bids over time, and 18% (19/104) increase bids. In the *Binding* and *Non-Binding* treatments, about 78% (56/72) of offers are consistent over time, 17% (12/72) decreasing, and 5% (4/72) increasing. In summary, individual behavior is fairly consistent over time, and thus, it is not surprising that we find neither significant learning trend nor significant order effects. Not to distract the reader from our main point, we base our further analysis on aggregate data. Nevertheless, when conducting econometric estimations, we still control for individual effects by using subject specific random effects.

Table 2 displays summary statistics for the three treatments. Theory predicts a total surplus of 30 for each pair in the *Baseline*, 60 in the *Binding*, and 30 in the *Non-Binding* treatment (see Table 1). The data indicate that in the *Baseline* treatment, the average joint surplus for the two individuals is only 1.4, which is significantly lower than the theoretical surplus of 30 (p-value < 0.01).¹⁶ In the *Binding* and *Non-Binding* treatments, the average surplus is 42.8 and 18.7, respectively, which are both lower than the theoretical predictions of 60 and 30 (p-values < 0.01). As expected, the greatest surplus is produced by the employment of *Binding* side-payment contracts. However, surprisingly, *Non-Binding* side-payments also substantially increase surplus relative to the *Baseline*.¹⁷

4.2. Conflict-Stage Expenditures and Sources of Efficiency Improvement

Having established surplus differences between the three treatments, we look deeper into the data to explain the sources of efficiency improvement in the *Binding* and *Non-Binding* treatments. Figure 1 displays histograms with Gaussian kernel density estimations detailing the distribution of conflict expenditure by treatment, conditional on participation in the conflict.¹⁸ In the *Baseline* treatment, average individual conflict expenditure is 29.3. In the side-payment treatments with *Binding* and *Non-Binding* contracts, average conflict expenditures are 26.5 and 24, respectively.¹⁹

¹⁶ To support these conclusions we estimate simple panel regressions separately for each treatment, where the dependent variable is the surplus (payoff) and the independent variables are a constant, a period trend, and a dummy variable to control for role-switching in period 16. The models included a random effects error structure, with the individual subject as the random effect, to account for the multiple decisions made by individual subjects. The standard errors were clustered at the session level. Based on a standard Wald test conducted on estimates of each model, we found that surplus (payoff) in the *Baseline*, *Binding*, and *Non-Binding* treatment is significantly lower than predicted (all p-values < 0.01).

¹⁷ We estimated panel regressions of surplus (payoff) on the treatment dummy variables, a time trend, and a dummy variable to control for role-switching in period 16. All three pair-wise comparisons indicate that the surplus in the *Binding* treatment is higher than the surplus in the *Non-Binding* and *Baseline* (both p-values < 0.01). Similarly, the surplus in the *Non-Binding* treatment is significantly higher than the surplus in the *Baseline* treatments (p-value < 0.01). In all regressions, a random effects error structure accounted for the multiple decisions made by individual subjects and standard errors were clustered at the session level to account for session effects.

¹⁸ All graphics were created using R: A Language and Environment for Statistical Computing (2010) and a contributed package (Warnes et al., 2008). We employ the standard rule-of-thumb from Scott (1992) to select our kernel bandwidth.

¹⁹ Note that the distribution of expenditures is flatter in the *Baseline* and *Non-Binding* treatments than in the *Binding* treatment, indicating that subjects make less variable bids after rejecting a binding contract. This observation is

These observations replicate previous experimental results demonstrating that conflict is extremely inefficient and costly. It is important to emphasize that although subjects in all treatments fight with greater intensity than theory predicts, conflict expenditures are lower in the *Binding* and *Non-Binding* treatments than in the *Baseline*.²⁰ However, taken alone, these reductions in conflict expenditure are insufficient to account for observed efficiency improvements. In the side payment treatments, increased surplus is also due to lower rates of entry into conflict. To identify the relative impact of these two effects, we decompose the sources of efficiency improvement.

Table 3 displays the average surplus gains in each of the side-payment treatments relative to the *Baseline* and shows what portion of those gains are due to non-entry into conflict and what portion are due to conflict de-escalation. Let Π_k be the total average surplus earned in treatment k , $k \in \{\textit{Baseline}, \textit{Binding}, \textit{Non-Binding}\}$, where $\Pi_k = E(\pi_1) + E(\pi_2)$. Let $\Delta\Pi_k = \Pi_k - \Pi_{\textit{Baseline}}$ be the average surplus gain in treatment k relative to the *Baseline*, and let $X_k = e_1 + e_2$ denote the average total conflict expenditures in treatment k , conditional on conflict occurring. Now, let P_k be the probability of avoiding conflict in treatment k . The average surplus gain from non-entry in treatment k is defined as $X_k P_k$, and the percentage of gains due to non-entry is $(X_k P_k / \Delta\Pi_k) \times 100\%$.

Finding 2: In the *Binding* treatment, 87% of the increase in surplus is due to reduced entry into conflict. However, in the *Non-Binding* treatment, only 39% of the gains are due to reduced entry. The remainder results from reduced conflict expenditure.

The *Binding* treatment induces 68% of pairs to avoid conflict; hence almost all of the surplus gains (87.2%) result from decisions not to enter the conflict stage. On the other hand, the gains in the *Non-Binding* treatment come both from reduced entry (38.7%) and from reduced expenditures in conflict (61.3%). The ability to employ *Non-Binding* side-payments induces pairs to avoid conflict 14% of the time because some Responders make side-payments binding by choosing not to enter the conflict stage. However, *Non-Binding* payments *also* lead subjects to reduce their conflict expenditures.

Why do subjects in the *Non-Binding* treatment reduce their conflict expenditures? There are a number of competing hypotheses. For example, if offers serve as cooperative signals by

consistent with Eriksson et al. (2009) who find, in a rank-order tournament, that the between-subject variance is lower when subjects self-select into the tournament than when the tournament is imposed exogenously.

²⁰ Based on panel regression analysis, the expenditures in the *Baseline* are significantly higher than in the *Non-Binding* and *Binding* treatments (p-value=0.071 and p-value=0.073). However, there is no significant difference between the *Non-Binding* and *Binding* treatments (p-value=0.42).

Proposers to Responders, one would expect that there is a negative correlation between the size of the offer and the amount of conflict expenditure for both parties. If Proposers set aside a fixed budget that they are willing to allocate to conflict, then again we would expect the size of their offer to be negatively correlated with their conflict expenditures, or similarly, if Responders treat Proposers' offers as subsidies to their conflict investment, then one would expect a positive correlation between offers and Responders' expenditures. On the other hand, if Proposers fall prey to the sunk cost fallacy, one would expect a positive correlation between offers and Proposers' expenditures.

Table 4 reports average non-zero offers and associated conflict expenditures in the *Non-Binding* treatment, conditional on the decision to accept or reject the offer. In the cases in which the Responder chooses to accept a non-zero offer (mean offer = 14.9) and also to enter the conflict, we find that the average expenditures by Proposer and Responder are 24.9 and 22.9. However, for rejected non-zero offers (mean offer = 9.1), average conflict expenditures increase to 26.8 for Proposers and 28.6 for Responders. This gives some credence to the signaling hypothesis. Furthermore, a regression of conflict expenditures on offers, controlling for whether the Responder accepted the offer, shows a significant negative effect of offer size for Proposers (p-value = 0.01), which also supports the signaling hypothesis and, potentially, the budgeting hypothesis.²¹ However, we find no significant effect of offer size on expenditures for Responders (p-value = 0.233). We cannot rule out the hypothesis that more than one of the aforementioned effects is operating simultaneously and that in some cases the effects are offsetting. Perhaps eliciting all decisions simultaneously via the strategy method would better disambiguate these hypotheses because signaling would no longer be possible. We suggest this for future research but do not explore this possibility here. Next, we analyze the conditions under which pairs in the side payment treatments were able to avoid conflicts.

4.3. Accepted and Rejected Offers

Table 5 displays information about the number of offers, rejections, and conflicts avoided in the *Binding* and *Non-Binding* treatments. A number of interesting observations emerge. First, in the *Binding* treatment, all Proposers make positive offers to Responders; but surprisingly, in

²¹ We estimate a random effects error structure accounted for the multiple decisions made by individual subjects and standard errors were clustered at the session level to account for the session effects.

the *Non-Binding* treatment, 68.5% of Proposers make positive offers. Second, in both treatments, subjects reject roughly 30% of offers. Finally, although theoretically there is no incentive to do so, Responders in the *Non-Binding* treatment reject 43/370 (11.6%) of Proposers' non-zero offers. All of these facts help us to explain the gains from side-payments, so to flesh them out we look more deeply into the distribution of offers and the impact of offer size on Responders' acceptance and entry decisions.

To understand how and when subjects use side-payments to avoid conflicts we examine the characteristics of offers and their impact on Responders' decisions to enter the conflict stage. Figure 2 displays histograms of offers in the *Binding* and *Non-Binding* treatments. Similarly, Table 6 contains summary statistics about the offers in the two treatments with side-payments. We calculate the average offer, average accepted offer, average offer that led Responders not to enter (in the *Non-Binding* treatment), and average rejected offer. First, we compare the average offer in the *Binding* and *Non-Binding* treatments.

Finding 3: Both the average and the average *accepted* offers in the *Binding* treatment are significantly higher than in the *Non-Binding* treatment. However, offers in both treatments are higher than predicted by the theory.

Table 6 indicates that the average (accepted) offer in the *Binding* treatment is 26.2 (27.7), or 75% (85%) greater than the theoretical prediction of 15, and the average (accepted) offer in the *Non-Binding* treatment is 11 (14.3), though the theory predicts offers of 0.²² Furthermore, the average offer in the *Binding* treatment is significantly higher than in the *Non-Binding* treatment (p-value < 0.01).²³ Recall that in the *Non-Binding* treatment, subjects can still enter the conflict even after accepting the offer. Therefore, the third row of Table 6 reports the average accepted offer in the *Non-Binding* treatment, conditional on the Responder choosing not to enter. These instances represent the cases in which subjects in the *Non-Binding* treatment chose to make the side-payments binding. Perhaps surprisingly, as with unconditional accepted offers, the mean accepted offer of 27.7 in the *Binding* treatment is significantly higher than the mean accepted offer, conditional on non-entry, of 24.8 in the *Non-Binding* treatment.²⁴ One explanation is that

²² These offers are significantly higher than the predicted offers based on the estimation of panel regressions separately for each treatment (all p-values < 0.01).

²³ As before, a random effects error structure accounted for the multiple decisions made by individual subjects and standard errors were clustered at the session level to account for the session effects.

²⁴ The accepted offer in the *Binding* treatment is significantly higher than both conditional and unconditional accepted offer in the *Non-Binding* based on the estimation of panel regressions, with offer being dependent variable

the average unconditional offer in the *Binding* treatment is 26.2, and in the *Non-Binding* treatment it is only 11.0 (see Table 2). Therefore, lower average unconditional offers in the *Non-Binding* treatment may lower subjects' expectations about the perceived appropriate conflict-avoiding offer.

Although theory predicts the directional difference between the treatments, subjects in both treatments offer more than expected. The regularity of excessive (relative to the theory) offers may indicate peculiarities in the acceptance and rejection behavior of Responders. To further explore this we examine rejection rates.

Finding 4: Contrary to theoretical predictions, more than 30% of offers in the *Binding* treatment are rejected, with an average rejected offer of 23.3. However, in weaker support of the theory, the probability of accepting the offer is increasing in the offer size.

The theoretical prediction for the *Binding* treatment is that any offer greater than or equal to 15 should be accepted because such offers exceed the expected gains from conflict. A weaker implication of the theory is that the probability of accepting the offer will increase with the amount of the offer, and indeed, we find support for this claim: an offer between 0 and 20 is accepted with the probability of 0.17, an offer between 20 and 40 is accepted with the probability of 0.69, and an offer between 40 and 60 is accepted with the probability of 1.00. Nevertheless, Table 5 reports that 32.5% of offers are rejected in the *Binding* treatment. The average rejected offer is 23.3 (Table 6), which is 55% larger than the offer predicted by the theory. Hence, the rejection rate in the *Binding* treatment cannot be explained by insufficient offers relative to the theoretical predictions. More likely, high offers result from the (expectation and experience of) relatively high rejection rates, which we observe despite the fact that the average payoff from conflict is negligible and much lower than the theoretical payoff of 15 (i.e. 0.7 in the *Baseline*, 3.5 in the *Binding* treatment, and 6 in the *Non-Binding* treatment).²⁵

What explains the high rejection rate and the fact that subjects frequently reject offers larger than those predicted by the theory? First, in the *Binding* treatment, we observe a strong negative correlation between individuals' offers in the role of Proposer and their rejection rates as Responders ($r = -0.38$, $p\text{-value} = 0.02$), indicating that some subjects may simply prefer conflict to settlement. However, this fact begs the question of why they prefer conflict. Previous

and a treatment dummy, a dummy for the first 15 periods, and a period trend being independent variables ($p\text{-value} < 0.01$ and $p\text{-value} = 0.014$, respectively for unconditional and conditional accepted offers).

²⁵ We calculate these averages by subtracting the mean conflict expenditures from the value of the prize.

experimental studies of contests have demonstrated that subjects may receive utility from the simple fact of victory, i.e. “joy of winning”. In Sheremeta (2010a, 2010b) subjects expend resources in lottery contests where the prize is worth nothing, and in the classic “Dollar Auction” from Shubik (1971), individuals frequently bid and pay more than one dollar for a dollar prize. Hence if subjects value victory then they may choose to engage in conflict when it would be more efficient to accept the Proposer’s offer.²⁶

A second explanation can be found in the aforementioned similarities between the bargaining stage of our game and the standard ultimatum game, which we argue induces similar behavioral tendencies. Many replications have demonstrated a persistent tendency of subjects to “irrationally” reject offers in ultimatum games; however, the debate about the source of these rejections persists (e.g., Guth and Tietz, 1990; Murnighan, 2008). For example, in a well-known study, Hoffman et al. (1994) demonstrate that allowing subjects to earn the right to be first-movers in an ultimatum game both diminishes offers and decreases the rate of rejection. Since in our experiment the roles of Proposer and Responder are randomly assigned (and not earned or in any way tied to performance) subjects may be unwilling to accept offers that deviate from their sense of propriety. In other words, high rejection rates could be a result of spiteful responses to the perceived excessive exploitation of an unearned right. On the other hand, subjects may make their rejections on the basis of preferences over the social distribution of surplus. If, for example, subjects are inequality averse, then they may be unwilling to accept offers that lead to unequal outcomes regardless of whence comes the right. Future research should focus on how to test these hypotheses separately. However, even more puzzling and intriguing is the high rejection rate in the *Non-Binding* treatment.

Finding 5: Contrary to theoretical predictions, responders reject 28% of offers in the *Non-Binding* treatment, and the average rejected offer equals 2.4. Also, the probability of accepting the offer and the probability of choosing to avoid conflict are increasing in the amount of the offer.

Although the theoretical prediction for the *Non-Binding* treatment is that any offer of any size should be accepted, Table 5 reports that 28% of all offers are rejected. In addition, the probabilities of accepting the offer and of avoiding conflict are increasing in the offer size: when

²⁶ More surprising are the few instances in which subjects reject theoretically acceptable offers and expend so much in conflict that their earnings (assuming they win) are less than they would have received by accepting the offer.

the offer is between 0 and 20 the probabilities of acceptance and conflict avoidance are 0.66 and 0.09, when the offer is between 20 and 40 these probabilities are 0.96 and 0.33, and when the offer is between 40 and 60 these probabilities are 1.00 and 0.46

The average rejected offer in the *Non-Binding* treatment is 2.4 (Table 6). While both “joy of winning” and the similarity of our setup to the ultimatum game can potentially account for the tendency to reject theoretically acceptable offers in the *Binding* treatment, they cannot explain why subjects reject positive offers in our non-binding treatment. Hence we look to other explanations. For example, knowing that they intend to enter the second stage (for whatever reason), subjects that value honesty may choose not to accept a transfer that they believe was sent in good faith with the goal of circumventing conflict. Similarly, a sense of nobility or desire for a “fair” fight would lead to rejections if accepting a transfer is perceived as creating an imbalance of power, or one might also rationalize the behavior by postulating aversion to beneficial inequality.

Another explanation of our data is that rejections are intended as a form of expressive communication. The modal rejected offer is 0 and the mean rejected offer is 2.4 suggesting that most observed rejections are intended to be expressive since they result in little economic loss. Hence, we argue that subjects reject positive non-binding offers in hopes of expressing to others that for a sufficient offer, they would be willing to both accept and opt out of the conflict. Indeed, in the *Non-Binding* treatment, we observe a significant and positive correlation between subjects’ mean offers as Proposers and their rejection rates as Responders ($r = 0.40$, $p\text{-value} = 0.02$), indicating that some subjects display cooperative intent throughout the session.²⁷ This interpretation finds additional support in the positive and significant correlation between subjects’ mean offers as Proposers and their rate of non-entry as Responders ($r = 0.44$, $p\text{-value} < 0.01$).

If we restrict our attention to offers of 0, the interpretation is even clearer. While an individual should be economically indifferent between accepting and rejecting an offer of 0, a rejection constitutes cheap talk through which a Responder can express displeasure with the offer.²⁸ We find support for this hypothesis, as subjects who reject offers of 0 expend 25.3 on

²⁷ Note that the effect in the *Non-Binding* treatment is exactly the opposite of that in the *Binding* treatment.

²⁸ It is interesting that even with random re-matching, which guarantees that any attempt to communicate about the future will have minimal impact, we nevertheless observe that in 14% of cases these subjects receive sufficient offers and conflict is averted. This suggests that endogenous or exogenous sorting and/or repeat play may further

average in the conflict stage, which is significantly higher than the expenditure of 23.5 by subjects who accept offers of 0 (p-value < 0.01).²⁹ However, this is still considerably lower than average expenditures in the *Baseline* treatment (29.3), providing further support for our finding that the *Non-Binding* treatment also produces efficiency gains via reduced conflict expenditures.

5. Conclusion

In this paper, we develop and test a general model of conflict resolution through side-payments. In our two-stage game, two agents (firms) interact in a conflict over a valuable prize (a patent, a cornered market, etc.). In the first stage, one agent may make an ultimatum-style offer to the other agent who then chooses to accept or reject the offer. In one case, accepting the offer binds the second-mover to not engage in a lottery contest for the prize, and in the other case, second-movers choose to accept or reject the offer and choose simultaneously whether to enter the contest. While the theory predicts that only binding side-payment contracts can eliminate waste, we find that even with non-binding contracts, when individuals have no reason to offer side-payments, the possibility of transfers reduces the frequency and intensity of conflict. While binding contracts are not as effective as predicted by the theory, we find that non-binding contracts are more effective than predicted and provide some measure of increased welfare relative to a baseline without the possibility of transfers.

In a world in which recourse to exogenous enforcement mechanisms is frequently impossible (for legal and other reasons), our results suggest that the prospects for reducing the costs of conflict between individuals and firms is not as bleak as the rational actor model suggests. Of course, whether this outcome is generally welfare improving depends on the context. In the case of “pay for delay” contracts between pharmaceutical patent holders and generic drug-makers, the FTC estimates that generic drugs are delayed an average 17 months and that the cost to consumers is approximately \$3.5 billion per year (Leibowitz, 2009).

In general, if side-payments lead to collusion (Green and Porter, 1984; Schmalensee, 1987; Porter, 2005), then our findings indicate that even without binding agreements firms may

reduce the cost of conflicts with non-binding side-payments. Evidence of such effects for prisoner’s dilemmas and trust games already exists (e.g., Kahn and Murnighan 2008; McCabe et al. 2007).

²⁹ We estimate a panel model with random effects for each subject and standard errors clustered by session. Restricting attention to the *Non-Binding* treatment and offers of 0, we regress Responders’ bids on a period trend, a dummy variable for the first 15 periods, and a dummy variable that takes a value of 1 if the Responder chooses to reject and 0 otherwise. The estimated effect of rejection is positive and significant (p-value < 0.01)

still collude (Lin, 1996), resulting in consumer welfare loss. On the other hand, if side-payments help firms to coordinate their R&D expenditures (Fudenberg et al., 1983; Silipo, 2005), then the results of our experiment indicate that even non-binding agreements may facilitate coordination, reducing wasteful expenditures and thus enhancing efficiency. Similarly, side-payments may enhance efficiency in the context of rent-seeking expenditures (Tullock, 1980) and legal disputes (Bebchuk, 1984; Schweizer, 1989). One additional virtue of this project is that the results suggest as many new questions as they answer. In addition to the puzzles mentioned above, one could ask, for example, under what conditions would the efficiency benefits of the *Non-Binding* treatment be eliminated? Or how could *non-binding* contracts be made as efficient as *binding* ones? How would asymmetries in power affect the outcomes? How would communication impact the rate and intensity of conflict? How would subjects behave in a repeated version of the game with the same counterpart, or in a one-shot version of the game? We leave these questions open for future research.

References

- Abbink, Klaus. 2004. "Staff Rotation as an Anti-corruption Policy: an Experimental Study." *European Journal of Political Economy*, 20: 887-906.
- Abbink, Klaus, Bernd Irlenbusch, and Elke Renner. 2002. "An Experimental Bribery Game." *Journal of Law, Economics and Organization*, 18(2): 428-454.
- Anbarci, Nejat, Stergios Skaperdas, and Constantinos Syropoulos. 2002. "Comparing Bargaining Solutions in the Shadow of Conflict: How Norms Against Threats Can Have Real Effects." *Journal of Economic Theory*, 106(1): 1-16.
- Baye, Michael R. and Heidrun C. Hoppe. 2003. "Strategic Equivalence of Rent-Seeking, Innovation, and Patent-Race Games." *Games and Economic Behavior*, 44, 217-226.
- Bebchuk, Lucian A. 1984. "Litigation and Settlement under Imperfect Information." *RAND Journal of Economics*, 15: 404-415.
- Büchner, Susanne, Andreas Freytag, Luis Gonzalez, and Werner Güth. 2008. "Bribery and Public Procurement - An Experimental Study." *Public Choice*, 137: 103-117.
- Charness, Gary, Guillaume R. Frechette, and Cheng-Zong Qin. 2007. "Endogenous Transfers in the Prisoner's Dilemma Game: An Experimental Test of Cooperation and Coordination." *Games and Economic Behavior*, 60(2): 287-306.
- Davis, Douglas and Charles A. Holt, 1993. *Experimental Economics*. Princeton, NJ: Princeton University Press.
- Davis, Douglas and Robert Reilly. 1998. Do Many Cooks Always Spoil the Stew? An Experimental Analysis of Rent Seeking and the Role of a Strategic Buyer." *Public Choice*, 95: 89-115.
- Eriksson, Tor, Sabrina Teyssier, and Marie-Claire Villeval. 2009. "Self-selection and the Efficiency of Tournaments." *Economic Inquiry*, 47(3): 530-548.
- Esteban, Joan M. and József Sákovics, 2008. "A Theory of Agreements in the Shadow of Conflict: The Genesis of Bargaining Power," *Theory and Decision*, 65(3), 227-252.
- Fischbacher, Urs. 2007. "z-Tree: Zurich Toolbox for Ready-made Economic Experiments." *Experimental Economics*, 10(2): 171-178.
- Fudenberg, D., R. Gilbert, J. Stiglitz, and J. Tirole. 1983. "Preemption, Leapfrogging, and Competition in Patent Races," *European Economic Review*, 22, 3-31.
- Garfinkel, Michelle. R. and Stergios Skaperdas. 2000. "Conflict without Misperceptions or Incomplete Information - How the Future Matters." *Journal of Conflict Resolution*, 44(6), 793-807.
- Garfinkel, Michelle. R. And Stergios Skaperdas. 2007. "Economics of Conflict: An Overview" in *Handbook of Defense Economics*, ed. Todd Sandler and Keith Hartley, 649-710. New York, NY: Elsevier.
- Gilbert, Richard J & Newbery, David M G, 1982. "Preemptive Patenting and the Persistence of Monopoly," *American Economic Review*, 72(3), 514-26,
- Green, Edward J & Porter, Robert H, 1984. "Noncooperative Collusion under Imperfect Price Information," *Econometrica*, 52(1), 87-100.
- Grossman, Sanford J & Hart, Oliver D, 1983. "An Analysis of the Principal-Agent Problem," *Econometrica*, 51(1), 7-45,
- Guth, Werner and Reinhold Tietz. 1990. "Ultimatum Bargaining Behavior: A Survey and Comparison of Experimental Results." *Journal of Economic Psychology*, 11(3): 417-449.

- Hirshleifer, Jack. 1995. "Theorizing about Conflict" in *Handbook of Defense Economics*, ed. Todd Sandler and Keith Hartley, 165-190. New York, NY: Elsevier.
- Hoffman, Elizabeth and Matthew Spitzer. 1985. "Entitlements, Rights, and Fairness: an Experimental Examination of Subjects' Concepts of Distributive Justice." *Journal of Legal Studies*, 15: 254-297.
- Hoffman, Elizabeth, Kevin McCabe, Keith Shachat, and Vernon Smith. 1994. "Preferences, Property Rights, and Anonymity in Bargaining Games." *Games and Economic Behavior* 7: 34-380.
- Jackson, Matthew. O. and Simon Wilkie. 2005. "Endogenous Games and Mechanisms: Side Payments among Players." *Review of Economic Studies*, 72(2): 543-566.
- Jehiel, Phillippe and Benny Moldovanu. 1996. "Strategic Nonparticipation." *RAND Journal of Economics*, 27(1): 84-98.
- Kahn, Lawrence M. and J. Keith Murnighan. 2008. "Payoff Uncertainty and Cooperation in Finitely-Repeated Prisoner's Dilemma Games," in *Handbook of Experimental Economics Results, Vol. 1*, ed. Charles R. Plott and Vernon L. Smith, 598-606. New York, NY: Elsevier.
- Kaplan, Steven N and Per Stromberg. 2003. "Financial contracting theory meets the real world: An empirical analysis of venture capital contracts." *Review of Economic Studies*, 70, 281-315.
- Konrad, Kai. A. 2009. *Strategy and Dynamics in Contests*. New York, NY: Oxford University Press.
- Lazear, Edward P. and Sherwin Rosen. 1981. "Rank-Order Tournaments as Optimum Labor Contracts." *Journal of Political Economy*, 89(5): 841-864.
- Lee, Jinkwon. 2007. "Repetition And Financial Incentives In Economics Experiments," *Journal of Economic Surveys*, 21(3), 628-681.
- Leibowitz, Jon. 2009. "Pay-for-Delay Settlements in the Pharmaceutical Industry: How Congress Can Stop Anticompetitive Conduct, Protect Consumers' Wallets, and Help Pay for Health Care Reform," *Federal Trade Commission*, speech given at the Center for American Progress. URL: <http://www.ftc.gov/speeches/leibowitz/090623payfordelayspeech.pdf>
- Lin, Ping. 1996. "Fixed-Fee Licensing of Innovations and Collusion," *Journal of Industrial Economics*, 44(4), 443-449.
- Linster, Bruce G. 1994. "Cooperative Rent-Seeking." *Public Choice*, 81: 23-34.
- McCabe, Kevin A., Mary L. Rigdon, and Vernon L. Smith. 2007. "Sustaining Cooperation in Trust Games," *Economic Journal*, 117(522): 991-1007.
- Mitka, Mike. 2011. "Capitol Health Call: Delay for Generics." *Journal of the American Medical Association*, 305(10): 987.
- Modolvanu, Benny and Aner Sela. 2001. "The Optimal Allocation of Prizes in Contests." *American Economic Review*, 91(3): 542-558.
- Murnighan, J. Keith. 2008. "Fairness in Ultimatum Bargaining," in *Handbook of Experimental Economics Results, Vol. 1*, ed. Charles R. Plott and Vernon L. Smith, 436-453. New York, NY: Elsevier.
- Muthoo, Abhinay. 2004. "A Model of the Origins of Basic Property Rights." *Games and Economic Behavior*, 49(2): 288-312.
- O'Keefe, Mary, W. Kip Viscusi and Richard J. Zeckhauser. 1984. "Economic Contests: Comparative Reward Schemes." *Journal of Labor Economics*, 2(1): 27-56.
- Parker, G.A. 1974. "Assessment Strategy and the Evolution of Fighting Behavior." *Journal of Theoretical Biology*, 47(1): 223-243.

- Porter, Robert H. 2005. "Detecting Collusion," *Review of Industrial Organization*, 26, 147-167.
- Potters, Jan C. Casper G. De Vries, and Frans Van Linden. 1998. "An Experimental Examination of Rational Rent Seeking." *European Journal of Political Economy*, 14: 783-800.
- Price, Curtis R. and Roman M. Sheremeta, 2011. "Endowment Effects in Contests." *Economics Letters*, 111, 217–219.
- R Development Core Team. (2010) R: A language and environment for statistical computing. Vienna: R foundation for statistical computing. <http://www.R-project.org>
- Schechter, Laura. 2007. "Theft, Gift-giving, and Trustworthiness: Honesty Is Its Own Reward in Rural Paraguay." *American Economic Review*, 97(5): 1560-1582.
- Schmalensee, Richard. 1987. "Competitive Advantage and Collusive Optima." *International Journal of Industrial Organization*, 5, 351-367.
- Schoonbeek, Lambeert. 2009. "Bribing Potential Entrants in a Rent-Seeking Contest," *Public Choice*, 139(1-2), 153-158.
- Schweizer, U. 1989. "Litigation and Settlement under Two-Sided Incomplete Information." *Review of Economic Studies*, 56(1): 163-178.
- Scott, David W. 1992. *Multivariate Density Estimation: Theory, Practice, and Visualization*. New York, NY: Wiley.
- Sheremeta, Roman M. 2011. "Contest Design: An Experimental Investigation." *Economic Inquiry*. 49 (2): 573–590.
- Sheremeta, Roman M. 2010a. "Expenditures and Information Disclosure in Two-Stage Political Contests." *Journal of Conflict Resolution*, 54: 771-798.
- Sheremeta, Roman M. 2010b. "Experimental Comparison of Multi-Stage and One-Stage Contests." *Games and Economic Behavior*, 68(2): 731-747.
- Sheremeta, Roman. M. and JingJing Zhang. 2010. "Can Groups Solve the Problem of Over-Bidding in Contests?" *Social Choice and Welfare*, 35(2): 175-197.
- Shubik, Martin. 1971. "The Dollar Auction Game: A Paradox in Non-Cooperative Behavior and Escalation." *Journal of Conflict Resolution*, 15(1): 109-111.
- Silipo, D.B. 2005. "The Evolution of Cooperation in Patent Races: Theory and Experimental Evidence," *Journal of Economics*, 85, 1-38.
- Skaperdas, Stergios. 1996. "Contest Success Functions," *Economic Theory*, 7(2), 283-290.
- Skaperdas, Stergios. 2006. "Bargaining Versus Fighting." *Defense and Peace Economics*, 17(6), 657-676.
- Spier, Kathryn E. 1992. "The Dynamics of Pretrial Negotiation." *Review of Economic Studies*, 59, 93–108.
- Tullock, Gordon. 1980. "Efficient Rent Seeking." In *Toward a Theory of the Rent-seeking Society*, ed. James M. Buchanan, Robert D. Tollison, and Gordon Tullock. 97-112. College Station, TX: Texas A&M University Press.
- Warnes, Gregory. R., Ben Bolker, and Thomas Lumley. 2008. gtools: various R programming tools. R package version 2.5.0.

Table 1: Experimental Design and Theoretical Predictions

	Player	Treatment		
		<i>Baseline</i>	<i>Binding</i>	<i>Non-Binding</i>
Side Payment, s^*	1	–	15	0
Probability of a Conflict	2	1.00	0.00	1.00
Equilibrium Expenditure, e^*	1	15	15	15
	2	15	15	15
Expected Payoff, $E(\pi^*)$	1	15	45	15
	2	15	15	15
Available Surplus, v		60	60	60
Equilibrium Surplus, Π^*		30	60	30

Table 2: Average Individual Per Period Surplus and Expenditure by Treatment

	Player	Treatment		
		<i>Baseline</i>	<i>Binding</i>	<i>Non-Binding</i>
Side Payment, s	1	–	26.2 (4.4)	11.0 (12.3)
Probability of a Conflict	2	1.00	0.32 (0.47)	0.86 (0.35)
Average Expenditure, e	1	29.3 (13.4)	26.0 (9.6)	24.1 (12.0)
	2	29.3 (13.4)	27.1 (8.8)	23.9 (12.9)
Average Payoff, π	1	0.7 (28.9)	22.7 (22.0)	4.7 (32.7)
	2	0.7 (28.9)	20.1 (20.4)	14.0 (30.5)
Total Surplus, Π		1.4	42.8	18.7

Standard deviation in parentheses.

Table 3: Average Gains from Side-Payments by Treatment

	Treatment		
	<i>Baseline</i>	<i>Binding</i>	<i>Non-Binding</i>
Total Surplus, Π_k	1.4	42.8	18.7
Surplus Gain, $\Delta\Pi_k$	0	41.4	17.3
Average Conflict Expenditures, $X_k = e_1 + e_2$	58.6	53.1	48.0
Probability of Non-Entry, P_k	–	0.68	0.14
Surplus Gain From Non-Entry, $P_k X_k$	–	36.1	6.7
% Gains From Non-Entry, $P_k X_k / \Delta\Pi_k$	–	87.2%	38.7%
% Gains From Reduced Conflict, $1 - P_k X_k / \Delta\Pi_k$	–	12.8%	61.3%

Table 4: Average Offers and Expenditures in the Non-Binding Treatment

Decision	Player	<i>Offer > 0</i>	<i>Expenditure</i>
Accept	1	14.9 (10.9)	24.9 (10.3)
	2	14.9 (10.9)	22.9 (12.5)
Reject	1	9.1 (7.8)	26.8 (11.5)
	2	9.1 (7.8)	28.6 (12.6)

Standard Deviation in Parentheses.

Table 5: Number of Offers, Rejections and Conflicts

	Treatment	
	<i>Binding</i>	<i>Non-Binding</i>
# of Offers	540	540
# of Non-Zero Offers	540 (100%)	370 (68.5%)
# of Rejections	175 (32.5%)	156 (28.0%)
# of Non-Zero Rejections	175 (32.5%)	43 (11.6%)
# of Conflicts Avoided	365 (67.5%)	78 (14.4%)

Table 6: Offers, Accepted Offers and Rejected Offers

	Treatment	
	<i>Binding</i>	<i>Non-Binding</i>
Average Offer	26.2 (4.4)	11.0 (12.3)
Average Accepted Offer	27.7 (3.2)	14.3 (12.7)
Average Accepted Offer (With No Entry)	27.7 (3.2)	24.8 (13.3)
Average Rejected Offer	23.3 (5.1)	2.4 (5.4)

Standard deviation in parentheses.

Figure 1: Histogram of Conflict Expenditures by Treatment with Gaussian Kernel-Density Smoothing

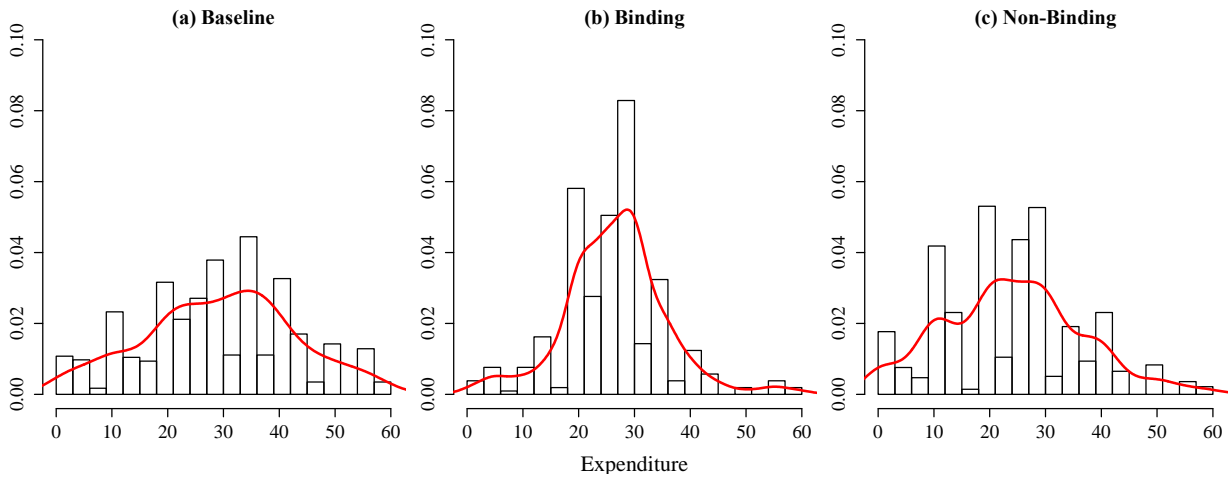
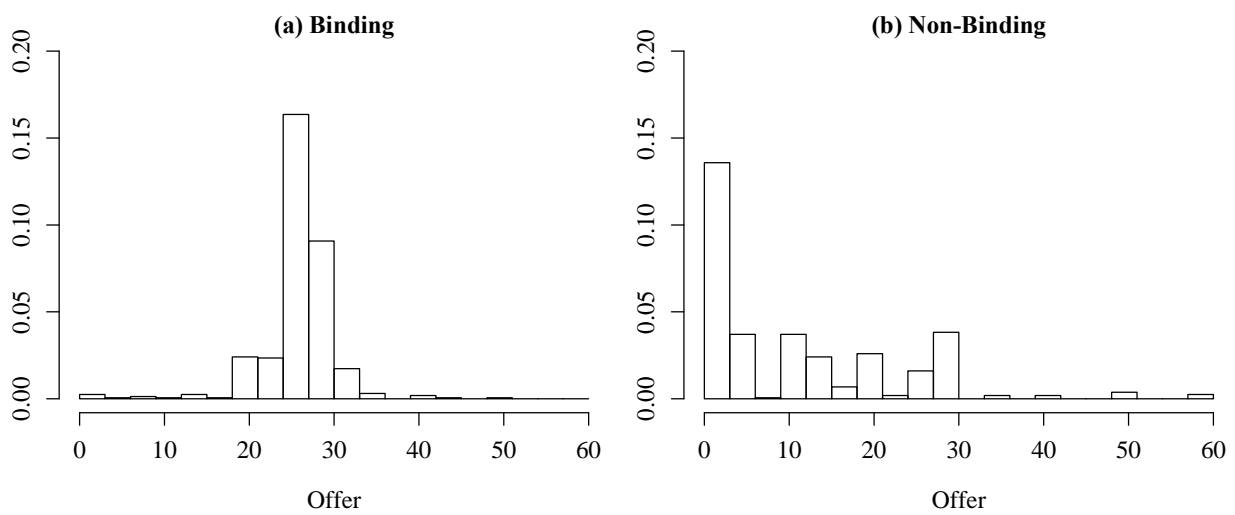


Figure 2: Distribution of Bargaining Stage Offers by Treatment



Appendix I – Non-Binding Treatment (Not for Publication)

GENERAL INSTRUCTIONS

This is an experiment in the economics of strategic decision-making. Various research agencies have provided funds for this research. The instructions are simple. If you follow them closely and make appropriate decisions, you and the 11 other participants in this experiment can earn an appreciable amount of money, which will be paid to you in CASH at the end of today's experiment.

The currency used in the experiment is francs. Francs will be converted to U.S. Dollars at a rate of 30 francs to 1 dollar. You have already received a \$20.00 participation fee (this includes the \$7 show up fee). The experiment will consist of 30 periods and at the end of the experiment we will randomly choose 5 of the 30 periods for actual payment using a bingo cage. We will sum your total earnings for these 5 periods and convert them to a U.S. dollar payment. It is very important that you remain silent and do not look at other people's decisions. If you have any questions, or need assistance of any kind, please raise your hand and an experimenter will come to you. If you talk, laugh, exclaim out loud, etc., you will be asked to leave and you will not be paid. We expect and appreciate your cooperation. The remainder of the instructions will describe the decisions you may face in each period.

INSTRUCTIONS FOR STAGE 1

At the beginning of each period, you will be randomly and anonymously placed into a group of 2 participants. The composition of your group will be changed randomly every period. Each period will consist of two stages. In stage 1, you and the other participant in your group will bargain for a reward. The reward is worth 60 francs to you and the other participant in your group.

At the beginning of the first period, you will be randomly assigned either the role of Proposer or the role of Responder. You will stay in the same role assignment for the first 15 periods and then change your role assignment for the last 15 periods of the experiment. Each period you will be randomly re-paired with another participant of opposite assignment to form a two-person group. So, if you are Proposer, each period you will be randomly re-paired with another Responder. If you are Responder, each period you will be randomly re-paired with another Proposer.

YOUR DECISION

In each period, the Proposer will have an opportunity to make an Offer to the Responder. The Proposer may offer any integer number of francs between 0 and 60. An example of the Proposer's decision screen is shown below.

Period 1 of 1 Remaining time [sec]: 179

Stage 1

You are assigned the role of Proposer

You may choose any integer number of francs between 0 and 60 as your offer.
Please, choose your offer.

OK

Once the Proposer has entered an offer and submitted that offer to the Responder, the Responder will choose either to Accept or Reject the offer and also whether to enter stage 2 or not. An example of the Responder's decision screen is shown below.

Period 1 of 1 Remaining time [sec]: 169

Stage 1

You are assigned the role of Responder

The offer of the Proposer is 24 francs.

Do you want to Accept or Reject the offer?

Accept
 Reject

Do you want to enter stage 2 or not?

Enter
 Not

OK

EARNINGS

If the Responder accepts the offer and decides not to enter stage 2, the Responder receives a payment equal to the offer, and the Proposer receives the 60 franc reward minus the amount of the offer:

$$\begin{aligned} \text{Proposer Earnings} &= 60 - \text{Offer} \\ \text{Responder Earnings} &= \text{Offer} \end{aligned}$$

If the Responder rejects the offer and decides not to enter stage 2, the Responder receives a payment equal to 0, and the Proposer receives the 60 franc reward:

Proposer Earnings = 60

Responder Earnings = 0

If the Responder accepts the offer and decides to enter stage 2, the Responder receives a payment equal to the earnings from stage 2 plus the offer, and the Proposer receives the earnings from stage 2 minus the offer:

Proposer Earnings = Earnings in Stage 2 – Offer

Responder Earnings = Earnings in Stage 2 + Offer

If the Responder rejects the offer and decides to enter stage 2, the Responder receives a payment equal to the earnings from stage 2, and the Proposer receives the earnings from stage 2:

Proposer Earnings = Earnings in Stage 2

Responder Earnings = Earnings in Stage 2

Note, if the Responder decides not to enter stage 2 (disregarding whether he accepts or rejects the offer) then the period ends after stage 1. However, if the Responder decides to enter stage 2 (disregarding whether he accepts or rejects the offer) both participants will enter stage 2. In such a case both participants will bid for the 60 franc reward.

INSTRUCTIONS FOR STAGE 2

DECISION IN STAGE 2

In stage 2, each participant may bid for the 60 franc reward. You may bid any integer number of francs between 0 and 60. An example of your decision screen is shown below.

Period: 1 of 1 Remaining time [sec]: 35

Stage 2

Was the offer Accepted or Rejected: Accept Reject

Did the Responder enter stage 2 or not? Enter Not

The reward is worth 60 francs .

You may bid any integer number of francs between 0 and 60

How much would you like to bid?

OK

EARNINGS IN STAGE 2

After all participants have made their decisions, your earnings for the period are calculated. Regardless of who receives the reward, all participants will have to pay their bids. Thus, your earnings in stage 2 will be calculated in the following way:

If you receive the reward:

Earnings in Stage 2 = 60 – Your Bid

If you do not receive the reward:

Earnings in Stage 2 = 0 – Your Bid

Remember you have already received a \$20.00 participation fee (equivalent to 600 francs). Depending on a period, you may receive either positive or negative earnings. At the end of the experiment we will randomly select 5 out of 30 periods for actual payment. You will sum the total earnings for these 5 periods and convert them to a U.S. dollar payment. If the earnings are negative, we will subtract them from your participation fee. If the earnings are positive, we will add them to your participation fee.

What Does my Bid Mean?

The more you bid, the more likely you are to receive the reward. The more the other participant in your group bids, the less likely you are to receive the reward. Specifically, for each franc you bid you will receive one lottery ticket. At the end of each period the computer draws randomly one ticket among all the tickets purchased by you and the other participant in the group. The owner of the drawn ticket receives the reward of 60 francs. Thus, your chance of receiving the reward is given by the number of francs you bid divided by the total number of francs you and the other participant in your group bids.

If both participants bid zero, the reward is randomly assigned to one of the two participants in the group.

Example of the Random Draw

This is a hypothetical example used to illustrate how the computer is making a random draw. If participant 1 bids 10 francs and participant 2 bids 20 francs, the computer assigns 10 lottery tickets to participant 1 and 20 lottery tickets to participant 2. Then the computer randomly draws one lottery ticket out of 30 (10 + 20). As you can see, participant 2 has higher chance of receiving the reward: $0.67 = 20/30$. Participant 1 has $0.33 = 10/30$ chance of receiving the reward.

After all participants make their bids, the computer will make a random draw which will decide who receives the reward. Then the computer will calculate your period earnings based on your bid and whether you received the reward or not.

At the end of each period, the Proposer's offer, whether the offer was accepted, whether the Responder entered Stage 2, your bid, the other participant's, whether you received the reward or not, and the earnings for the period are reported on the outcome screen as shown below. Once the outcome screen is displayed you should record your results for the period on your Personal Record Sheet under the appropriate heading. An example of the outcome screen is shown below.

Period	1 of 1	Remaining time [sec]: 18
<div style="border: 1px solid black; height: 20px; width: 400px; margin: 0 auto;"></div>		
Stage 1		
Proposed offer: 24		
Was the offer Accepted or Rejected: <input type="radio"/> Accept		
<input type="radio"/> Reject		
Did the Responder enter stage 2 or not? <input type="radio"/> Enter		
<input type="radio"/> Not		
Stage 2		
Your bid: 21		
The other participant's bid: 23		
Did you receive the reward: Yes		
Total earnings for this period: 15.0		
<input type="button" value="OK"/>		

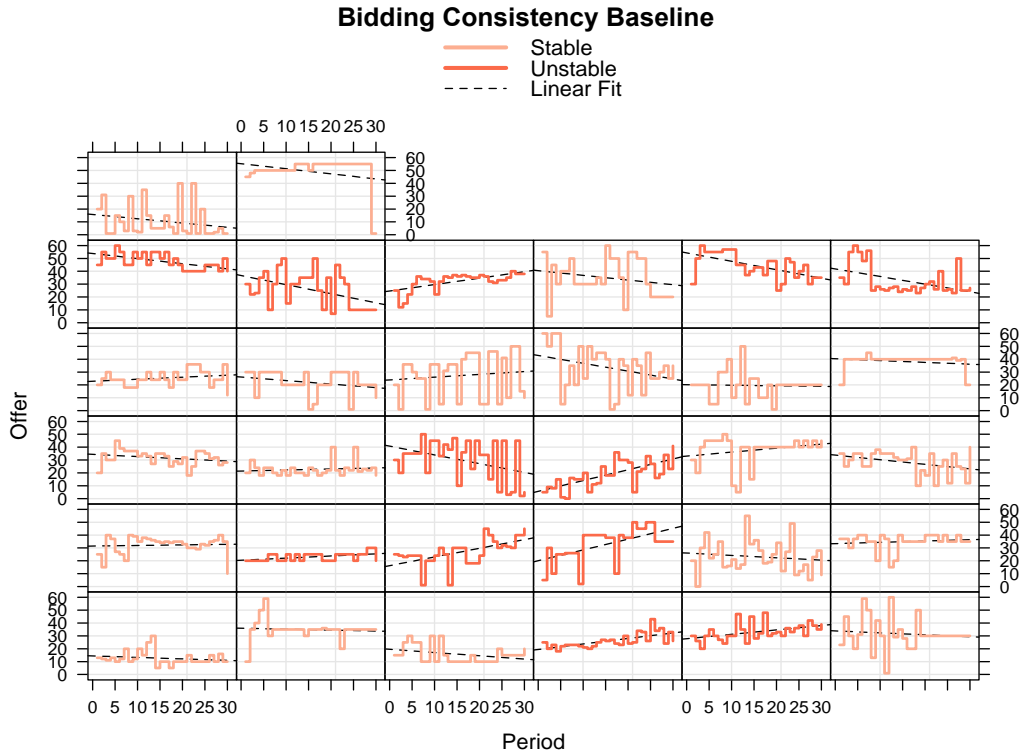
IMPORTANT NOTES

You will not be told which of the participants in this room are assigned to which group. At the beginning of each period you will be randomly re-grouped with one other participant to form a two-person group. You can never guarantee yourself the reward. However, if you are the Proposer in stage 1, and the Responder decides not to enter stage 2, you will receive the reward. Furthermore, if the experiment proceeds to stage 2 then by increasing your bid in stage 2, you can increase your chance of receiving the reward. In stage 2, regardless of which participant receives the reward, all participants must pay their bids.

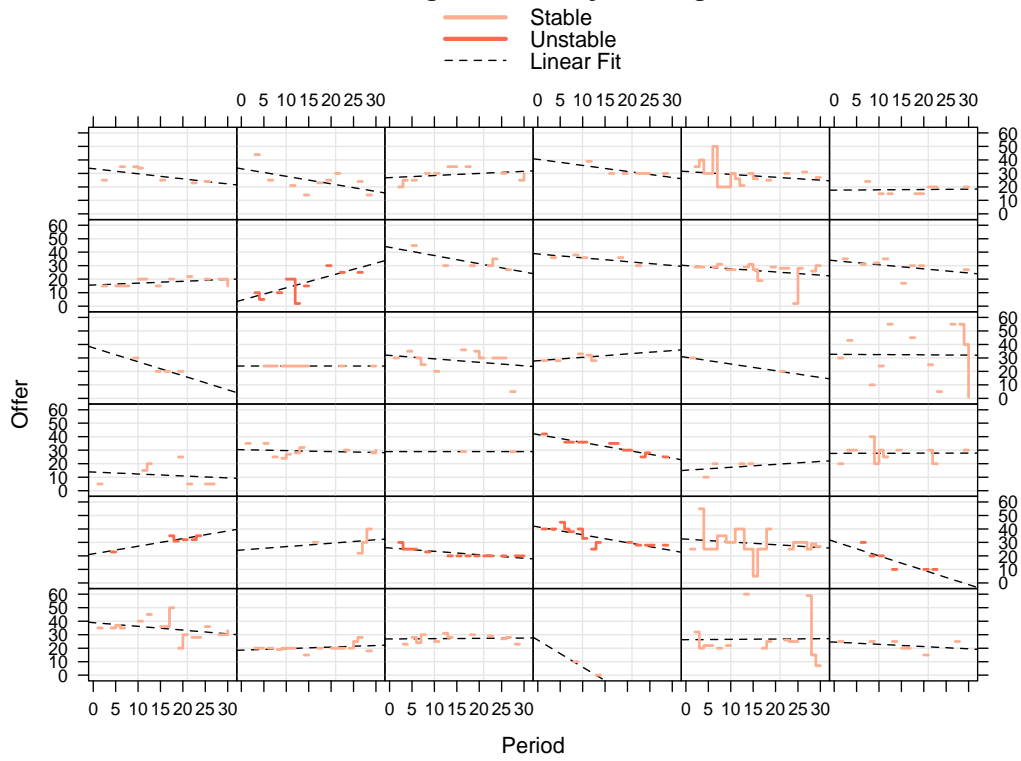
Are there any questions?

Appendix II – Individual Decisions (Not for Publication)

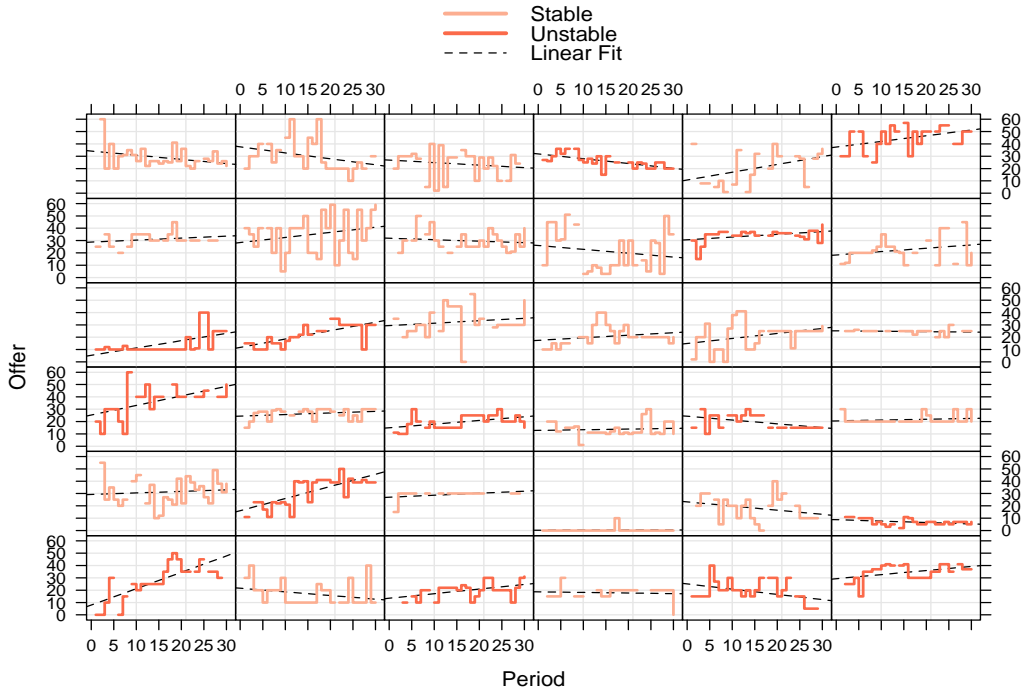
The following figures provide time series of individual bids and offers, with simple OLS fit of the time trend. Dark shading implies statistically significant at $p < 0.05$



Bidding Consistency Binding

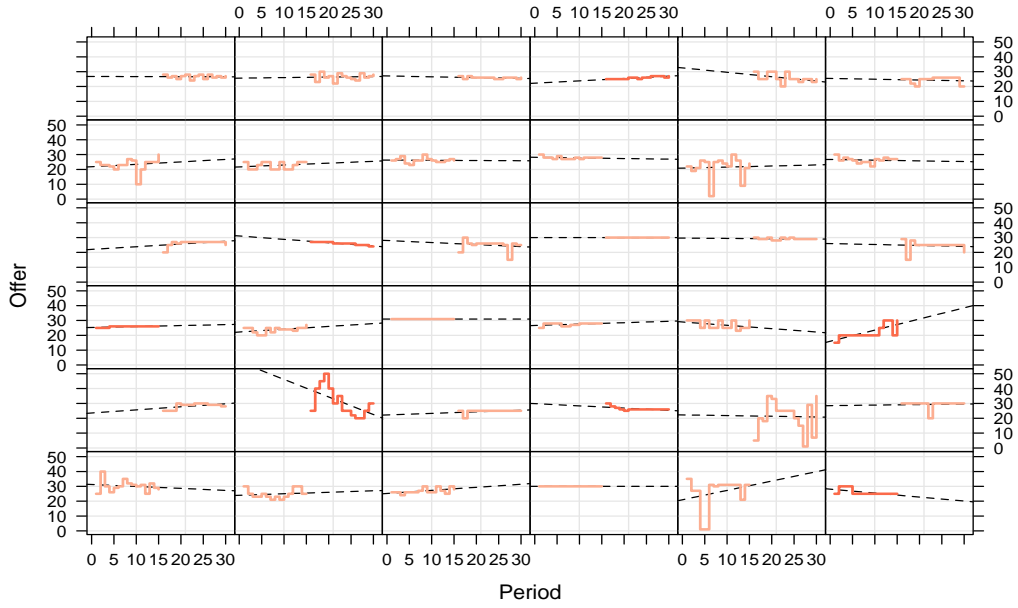


Bidding Consistency Non-Binding



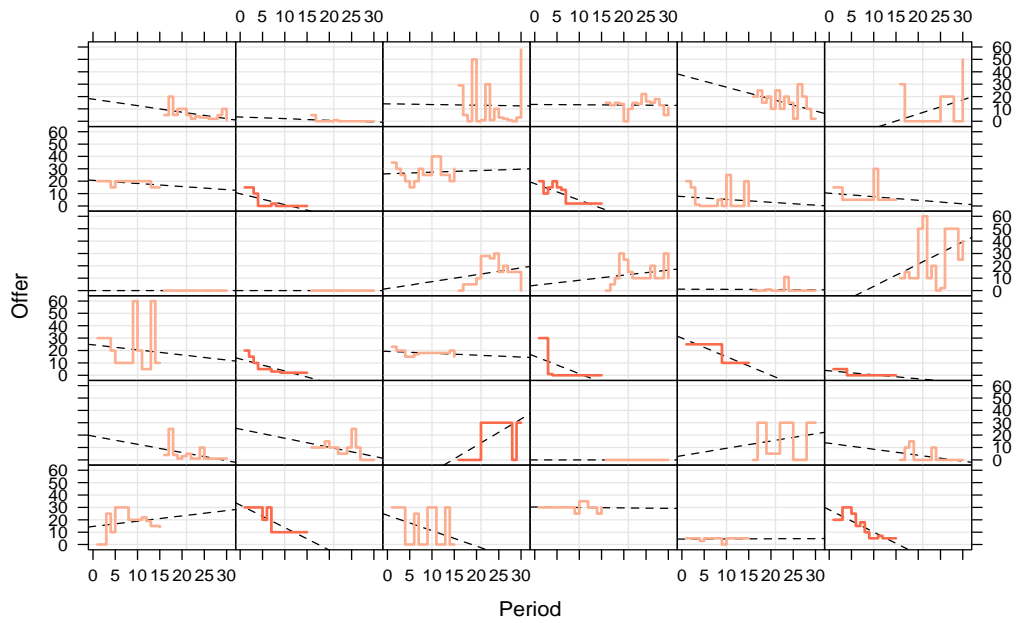
Offer Consistency Binding

- Stable
- Unstable
- - - Linear Fit



Offer Consistency Non-Binding

- Stable
- Unstable
- - - Linear Fit



Economic Science Institute Working Papers

2011

11-18 Munro, D. and Rassenti, S. Combinatorial Clock Auctions: Price Direction and Performance.

11-17 Schniter, E., Sheremeta, R., and Sznycer, D. Restoring Damaged Trust with Promises, Atonement and Apology.

11-16 Brañas-Garza, P., and Proestakis, A. Self-discrimination: A field experiment on obesity.

11-15 Brañas-Garza, P., Bucheli, M., Paz Espinosa, M., García-Muñoz, T. Moral cleansing and moral licenses: experimental evidence.

11-14 Caginalp, G., Porter, D., and Hao, L. Asset Market Reactions to News: An Experimental Study.

11-13 Porter, D., Rassenti, S. and Smith, V. The Effect of Bidding Information in Ascending Auctions.

11-12 Schniter, E., Sheremeta, R. and Shields, T. Conflicted Minds: Recalibrational Emotions Following Trust-based Interaction.

11-11 Pedro Rey-Biel, P., Sheremeta, R. and Uler, N. (Bad) Luck or (Lack of) Effort?: Comparing Social Sharing Norms between US and Europe.

11-10 Deck, C., Porter, D., Smith, V. Double Bubbles in Assets Markets with Multiple Generations.

11-09 Kimbrough, E., Sheremeta, R., and Shields, T. Resolving Conflicts by a Random Device.

11-08 Brañas-Garza, P., García-Muñoz, T., and Hernan, R. Cognitive effort in the Beauty Contest Game.

11-07 Grether, D., Porter, D., and Shum, M. Intimidation or Impatience? Jump Bidding in On-line Ascending Automobile Auctions.

11-06 Rietz, T., Schniter, E., Sheremeta, R., and Shields, T. Trust, Reciprocity and Rules.

11-05 Corgnet, B., Hernan-Gonzalez, R., and Rassenti, S. Real Effort, Real Leisure and Real-time Supervision: Incentives and Peer Pressure in Virtual Organizations.

11-04 Corgnet, B. and Hernán-González R. Don't Ask Me If You Will Not Listen: The Dilemma of Participative Decision Making.

11-03 Rietz, T., Sheremeta, R., Shields, T., Smith, V. Transparency, Efficiency and the Distribution of Economic Welfare in Pass-Through Investment Trust Games.

11-02 Corgnet, B., Kujal, P. and Porter, D. The Effect of Reliability, Content and Timing of Public Announcements on Asset Trading Behavior.

11-01 Corgnet, B., Kujal, P. and Porter, D. Reaction to Public Information in Markets: How Much Does Ambiguity Matter?

2010

10-22 Mago, S., Sheremeta, R., and Yates, A. Best-of-Three Contests: Experimental Evidence.

10-21 Kimbrough, E. and Sheremeta, R. Make Him an Offer He Can't Refuse: Avoiding Conflicts Through Side Payments.

10-20 Savikhim, A. and Sheremeta, R. Visibility of Contributions and Cost of Inflation: An Experiment on Public Goods.

10-19 Sheremeta, R. and Shields, T. Do Investors Trust or Simply Gamble?

10-18 Deck, C. and Sheremeta, R. Fight or Flight? Defending Against Sequential Attacks in the Game of Siege.

10-17 Deck, C., Lin, S. and Porter, D. Affecting Policy by Manipulating Prediction Markets: Experimental Evidence.

10-16 Deck, C. and Kimbrough, E. Can Markets Save Lives? An Experimental Investigation of a Market for Organ Donations.

10-15 Deck, C., Lee, J. and Reyes, J. Personality and the Consistency of Risk Taking Behavior: Experimental Evidence.

10-14 Deck, C. and Nikiiforakis, N. Perfect and Imperfect Real-Time Monitoring in a Minimum-Effort Game.

10-13 Deck, C. and Gu, J. Price Increasing Competition? Experimental Evidence.

10-12 Kovenock, D., Roberson, B., and Sheremeta, R. The Attack and Defense of Weakest-Link Networks.

10-11 Wilson, B., Jaworski, T., Schurter, K. and Smyth, A. An Experimental Economic History of

Whalers' Rules of Capture.

10-10 DeScioli, P. and Wilson, B. Mine and Thine: The Territorial Foundations of Human Property.

10-09 Cason, T., Masters, W. and Sheremeta, R. Entry into Winner-Take-All and Proportional-Prize Contests: An Experimental Study.

10-08 Savikhin, A. and Sheremeta, R. Simultaneous Decision-Making in Competitive and Cooperative Environments.

10-07 Chowdhury, S. and Sheremeta, R. A generalized Tullock contest.

10-06 Chowdhury, S. and Sheremeta, R. The Equivalence of Contests.

10-05 Shields, T. Do Analysts Tell the Truth? Do Shareholders Listen? An Experimental Study of Analysts' Forecasts and Shareholder Reaction.

10-04 Lin, S. and Rassenti, S. Are Under- and Over-reaction the Same Matter? A Price Inertia based Account.

10-03 Lin, S. Gradual Information Diffusion and Asset Price Momentum.

10-02 Gjerstad, S. and Smith, V. Household expenditure cycles and economic cycles, 1920 – 2010.

10-01 Dickhaut, J., Lin, S., Porter, D. and Smith, V. Durability, Re-trading and Market Performance.

2009

09-11 Hazlett, T., Porter, D., Smith, V. Radio Spectrum and the Disruptive Clarity OF Ronald Coase.

09-10 Sheremeta, R. Expenditures and Information Disclosure in Two-Stage Political Contests.

09-09 Sheremeta, R. and Zhang, J. Can Groups Solve the Problem of Over-Bidding in Contests?

09-08 Sheremeta, R. and Zhang, J. Multi-Level Trust Game with "Insider" Communication.

09-07 Price, C. and Sheremeta, R. Endowment Effects in Contests.

09-06 Cason, T., Savikhin, A. and Sheremeta, R. Cooperation Spillovers in Coordination Games.

09-05 Sheremeta, R. Contest Design: An Experimental Investigation.

09-04 Sheremeta, R. Experimental Comparison of Multi-Stage and One-Stage Contests.

09-03 Smith, A., Skarbek, D., and Wilson, B. Anarchy, Groups, and Conflict: An Experiment on the

Emergence of Protective Associations.

09-02 Jaworski, T. and Wilson, B. Go West Young Man: Self-selection and Endogenous Property Rights.

09-01 Gjerstad, S. Housing Market Price Tier Movements in an Expansion and Collapse.

2008

08-09 Dickhaut, J., Houser, D., Aimone, J., Tila, D. and Johnson, C. High Stakes Behavior with Low Payoffs: Inducing Preferences with Holt-Laury Gambles.

08-08 Stecher, J., Shields, T. and Dickhaut, J. Generating Ambiguity in the Laboratory.

08-07 Stecher, J., Lunawat, R., Pronin, K. and Dickhaut, J. Decision Making and Trade without Probabilities.

08-06 Dickhaut, J., Lungu, O., Smith, V., Xin, B. and Rustichini, A. A Neuronal Mechanism of Choice.

08-05 Anctil, R., Dickhaut, J., Johnson, K., and Kanodia, C. Does Information Transparency Decrease Coordination Failure?

08-04 Tila, D. and Porter, D. Group Prediction in Information Markets With and Without Trading Information and Price Manipulation Incentives.

08-03 Thomas, C. and Wilson, B. Horizontal Product Differentiation in Auctions and Multilateral Negotiations.

08-02 Oprea, R., Wilson, B. and Zillante, A. War of Attrition: Evidence from a Laboratory Experiment on Market Exit.

08-01 Oprea, R., Porter, D., Hibbert, C., Hanson, R. and Tila, D. Can Manipulators Mislead Prediction Market Observers?

Economic Science Institute Working Papers

2011

11-18 Munro, D. and Rassenti, S. Combinatorial Clock Auctions: Price Direction and Performance.

11-17 Schniter, E., Sheremeta, R., and Sznycer, D. Restoring Damaged Trust with Promises, Atonement and Apology.

11-16 Brañas-Garza, P., and Proestakis, A. Self-discrimination: A field experiment on obesity.

11-15 Brañas-Garza, P., Bucheli, M., Paz Espinosa, M., García-Muñoz, T. Moral cleansing and moral licenses: experimental evidence.

11-14 Caginalp, G., Porter, D., and Hao, L. Asset Market Reactions to News: An Experimental Study.

11-13 Porter, D., Rassenti, S. and Smith, V. The Effect of Bidding Information in Ascending Auctions.

11-12 Schniter, E., Sheremeta, R. and Shields, T. Conflicted Minds: Recalibrational Emotions Following Trust-based Interaction.

11-11 Pedro Rey-Biel, P., Sheremeta, R. and Uler, N. (Bad) Luck or (Lack of) Effort?: Comparing Social Sharing Norms between US and Europe.

11-10 Deck, C., Porter, D., Smith, V. Double Bubbles in Assets Markets with Multiple Generations.

11-09 Kimbrough, E., Sheremeta, R., and Shields, T. Resolving Conflicts by a Random Device.

11-08 Brañas-Garza, P., García-Muñoz, T., and Hernan, R. Cognitive effort in the Beauty Contest Game.

11-07 Grether, D., Porter, D., and Shum, M. Intimidation or Impatience? Jump Bidding in On-line Ascending Automobile Auctions.

11-06 Rietz, T., Schniter, E., Sheremeta, R., and Shields, T. Trust, Reciprocity and Rules.

11-05 Corgnet, B., Hernan-Gonzalez, R., and Rassenti, S. Real Effort, Real Leisure and Real-time Supervision: Incentives and Peer Pressure in Virtual Organizations.

11-04 Corgnet, B. and Hernán-González R. Don't Ask Me If You Will Not Listen: The Dilemma of Participative Decision Making.

11-03 Rietz, T., Sheremeta, R., Shields, T., Smith, V. Transparency, Efficiency and the Distribution of Economic Welfare in Pass-Through Investment Trust Games.

11-02 Corgnet, B., Kujal, P. and Porter, D. The Effect of Reliability, Content and Timing of Public Announcements on Asset Trading Behavior.

11-01 Corgnet, B., Kujal, P. and Porter, D. Reaction to Public Information in Markets: How Much Does Ambiguity Matter?

2010

10-22 Mago, S., Sheremeta, R., and Yates, A. Best-of-Three Contests: Experimental Evidence.

10-21 Kimbrough, E. and Sheremeta, R. Make Him an Offer He Can't Refuse: Avoiding Conflicts Through Side Payments.

10-20 Savikhim, A. and Sheremeta, R. Visibility of Contributions and Cost of Inflation: An Experiment on Public Goods.

10-19 Sheremeta, R. and Shields, T. Do Investors Trust or Simply Gamble?

10-18 Deck, C. and Sheremeta, R. Fight or Flight? Defending Against Sequential Attacks in the Game of Siege.

10-17 Deck, C., Lin, S. and Porter, D. Affecting Policy by Manipulating Prediction Markets: Experimental Evidence.

10-16 Deck, C. and Kimbrough, E. Can Markets Save Lives? An Experimental Investigation of a Market for Organ Donations.

10-15 Deck, C., Lee, J. and Reyes, J. Personality and the Consistency of Risk Taking Behavior: Experimental Evidence.

10-14 Deck, C. and Nikiiforakis, N. Perfect and Imperfect Real-Time Monitoring in a Minimum-Effort Game.

10-13 Deck, C. and Gu, J. Price Increasing Competition? Experimental Evidence.

10-12 Kovenock, D., Roberson, B., and Sheremeta, R. The Attack and Defense of Weakest-Link Networks.

10-11 Wilson, B., Jaworski, T., Schurter, K. and Smyth, A. An Experimental Economic History of

Whalers' Rules of Capture.

10-10 DeScioli, P. and Wilson, B. Mine and Thine: The Territorial Foundations of Human Property.

10-09 Cason, T., Masters, W. and Sheremeta, R. Entry into Winner-Take-All and Proportional-Prize Contests: An Experimental Study.

10-08 Savikhin, A. and Sheremeta, R. Simultaneous Decision-Making in Competitive and Cooperative Environments.

10-07 Chowdhury, S. and Sheremeta, R. A generalized Tullock contest.

10-06 Chowdhury, S. and Sheremeta, R. The Equivalence of Contests.

10-05 Shields, T. Do Analysts Tell the Truth? Do Shareholders Listen? An Experimental Study of Analysts' Forecasts and Shareholder Reaction.

10-04 Lin, S. and Rassenti, S. Are Under- and Over-reaction the Same Matter? A Price Inertia based Account.

10-03 Lin, S. Gradual Information Diffusion and Asset Price Momentum.

10-02 Gjerstad, S. and Smith, V. Household expenditure cycles and economic cycles, 1920 – 2010.

10-01 Dickhaut, J., Lin, S., Porter, D. and Smith, V. Durability, Re-trading and Market Performance.

2009

09-11 Hazlett, T., Porter, D., Smith, V. Radio Spectrum and the Disruptive Clarity OF Ronald Coase.

09-10 Sheremeta, R. Expenditures and Information Disclosure in Two-Stage Political Contests.

09-09 Sheremeta, R. and Zhang, J. Can Groups Solve the Problem of Over-Bidding in Contests?

09-08 Sheremeta, R. and Zhang, J. Multi-Level Trust Game with "Insider" Communication.

09-07 Price, C. and Sheremeta, R. Endowment Effects in Contests.

09-06 Cason, T., Savikhin, A. and Sheremeta, R. Cooperation Spillovers in Coordination Games.

09-05 Sheremeta, R. Contest Design: An Experimental Investigation.

09-04 Sheremeta, R. Experimental Comparison of Multi-Stage and One-Stage Contests.

09-03 Smith, A., Skarbek, D., and Wilson, B. Anarchy, Groups, and Conflict: An Experiment on the

Emergence of Protective Associations.

09-02 Jaworski, T. and Wilson, B. Go West Young Man: Self-selection and Endogenous Property Rights.

09-01 Gjerstad, S. Housing Market Price Tier Movements in an Expansion and Collapse.

2008

08-09 Dickhaut, J., Houser, D., Aimone, J., Tila, D. and Johnson, C. High Stakes Behavior with Low Payoffs: Inducing Preferences with Holt-Laury Gambles.

08-08 Stecher, J., Shields, T. and Dickhaut, J. Generating Ambiguity in the Laboratory.

08-07 Stecher, J., Lunawat, R., Pronin, K. and Dickhaut, J. Decision Making and Trade without Probabilities.

08-06 Dickhaut, J., Lungu, O., Smith, V., Xin, B. and Rustichini, A. A Neuronal Mechanism of Choice.

08-05 Anctil, R., Dickhaut, J., Johnson, K., and Kanodia, C. Does Information Transparency Decrease Coordination Failure?

08-04 Tila, D. and Porter, D. Group Prediction in Information Markets With and Without Trading Information and Price Manipulation Incentives.

08-03 Thomas, C. and Wilson, B. Horizontal Product Differentiation in Auctions and Multilateral Negotiations.

08-02 Oprea, R., Wilson, B. and Zillante, A. War of Attrition: Evidence from a Laboratory Experiment on Market Exit.

08-01 Oprea, R., Porter, D., Hibbert, C., Hanson, R. and Tila, D. Can Manipulators Mislead Prediction Market Observers?