

MPRA

Munich Personal RePEc Archive

Spacial Predation in the UK Newspaper Industry

Behringer, Stefan
Goethe Universität Frankfurt

17. August 2007

Online at <http://mpra.ub.uni-muenchen.de/3242/>
MPRA Paper No. 3242, posted 15. November 2007 / 11:13

Spatial Predation in the UK Newspaper Industry

Stefan Behringer
Universität Frankfurt

November 14, 2007

Abstract

This paper investigates the alleged predatory behaviour in the UK quality newspaper industry in the 1990s using a horizontal differentiation model and industry data.

1 Introduction

In this paper we will investigate a case of alleged predatory behaviour in the UK which has received much attention in the 1990, namely the 'price war' in the weekly *quality broadsheet newspaper industry*. The public discussion of this period has portrayed it exclusively as being a case of presumed predatory pricing. We argue instead that the newspaper industry is a prima facie case for an analysis that should be conducted in terms of the standard *Hotelling model* of horizontal product differentiation. The adequacy of this model implies that there is an important non-price dimension to this case which a predator may use as an instrument to adversely affect a potential prey. Looking at circulation and pricing data from the period we are able to "bring data to the model" and find that this second, non-price dimension explains much of the damage done to the prey's profit in this period.

Predatory behaviour is commonly defined as a strategic mechanism through which a firm may attempt to inhibit a competitor, usually by reducing its profitability, and in particular to induce market exit. Traditionally such behaviour has received a thorough discussion within the 'Law and Economics' literature and more recently within game theoretic models in industrial economics.

⁰This paper originated at the LSE with John Sutton and its issues have been subject to different lines of attack. I am grateful to Patrick Rey, Martin Hellwig, Julian Wright, Lapo Filistrucchi, Simon Anderson, Joel Waldfogel, David Genesove, Marco Gambaro and participants of the 5. Workshop on Media Economics in Bologna for comments.

These discussions carry important implications about the design and purpose of an efficient competition policy and antitrust law.¹

The economic theory literature contains numerous models that attempt to capture examples of predatory behaviour such as signaling and reputation models that build on the existence of *asymmetric information*. Alternatively, deep pocket predation tries to rationalize short run costly price wars under perfect information on the product market but requires some capital market imperfection (financial predation) and barriers to prevent the prey from re-entering once the predator tries to recoup its losses.

Some models of predatory behaviour also look at non-price conduct such as predatory product innovation or preannouncements. The heterogeneity of rationales to be investigated under the predation heading is thus substantial.

Arguing in favour of a more economics and 'effects-based' rather than 'form-based' approach to EU Competition Law, Gual, et. al. (2005) identify a set of economically sound predation mechanisms: focusing on financial predation, signalling, and reputation mechanisms.² This allows for a simplification of the analysis but it is vital to note that such mechanisms can employ a wide set of strategic instruments. What complicates the matter for investigators further is that conversely, using price as the instrument, any of the economically sound predation mechanisms may be employed.

Much of the legal focus in actual cases has traditionally been on *pricing conduct* and in particular the Areeda-Turner pricing rule of "pricing below cost". Whereas this rule served as the simple standard test for predatory behaviour in the courtroom for some time it has subsequently attracted much criticism leading to a legal scepticism towards the feasibility of predatory pricing in the US (see Bolton, et. al. (2000)) despite the progress of economic theory and compelling evidence based on historical data (see Genesove & Mullin, 2006).

¹For a survey of theoretical findings see Ordover & Saloner (1989). For the link between the theoretical findings on predatory pricing to actual US cases see Bolton et. al. (2000). For the implications of the theoretical findings on the current interpretation of EU Competition Law see Gual et. al. (2005).

²This broad classification is shared with Ordover & Saloner (1998) and Bolton, et. al. (2000).

2 The UK newspaper industry in the 1990s

During the early 1990 the UK quality broadsheet newspaper industry composed of the The Times, The Independent, The Guardian, and the Daily Telegraph, has seen a relatively homogenous and stable pricing pattern for weekly editions. Then, on the 6. September 1993 News International Newspaper Ltd. (NIN) recently acquired by Rupert Murdoch decided to cut the price for The Times from 45p to 30p, thereby undercutting the Guardian at 45p, The Independent at 45p and The Daily Telegraph at 48p. Public perception had it that a "price war" in the quality newspaper industry had begun.

Before deciding on its drastic price cut, NIN had run a price experiment in Kent County which showed the following changes in circulation after three weeks: The Times was up 13.8%, at the expense of between 5% and 6.8% losses incurred by Independent and Guardian and up to 2.6% losses incurred by the Telegraph.

The Independent, quoting a media analyst conjectured that the price cut was directed against its market share. "When the Independent was launched in 1986, it took more readers from The Times than the Guardian or the Telegraph' (...) It has been the Independent holding back The Times ever since".³ Immediately after the announcement, Robin Cook, then the Labour party's trade and industry spokesman wrote to the Office of Fair Trading demanding an inquiry into possible unfair competition. The Independent estimated that at the current level of circulation of around 350,000 (August 1993) this price cut came at a cost to The Times of about £ 50,000 per day.

Bryan Carsberg, director general of the Office of Fair Trading (OFT) observed "with interest" the alleged newspaper "price war" that Mr. Murdoch ignited. His office's definition of predatory pricing - the deliberate acceptance of losses in the short term with the intention of eliminating competition so that enhanced profits may be achieved in the long term - looks prima facie as if it may indeed apply to the battle between the loss-making Times and the struggling Independent.

Because of its substantial financial difficulties, the Independent decided to raise its price from 45p to 50p on the 12. October 1993 but then came under even more pressure as the Telegraph under Conrad Black also decided to drop its price from 48p to 30p on 1. August 1994.

³Independent, 3. September, 1993, "Media analysts say 'Times' cut is commercial madness".

Due to the increasing financial strain, the editor of the Independent, Andreas Smith, put the Independent on a one-day sale for 20p and put a strong personal statement into his paper trying to keep the readers: "We remain dedicated to journalism of the highest quality and integrity. Readers will understand that this can never be cheap", thus raising public awareness of the alleged predatory behaviour of The Times.⁴ The Guardian was argued to be relatively unaffected due to its market niche position.

On 24. June 1994 The Times decreased its price again from 30p to 20p. By this time the issue has received strong political attention. Tam Dalyell, Labour MP said it was an issue of "the quality of democracy", and Tony Wright, Labour MP said that the use of monopoly power to drive out competitors was "offensive" to the public interest. A plurality of opinion was vital. Robin Cook demanded that the OFT should come up with a decision in favour of predatory behaviour since Bryan Carsberg had been talking about a thin dividing line between normal and aggressive competition and with the new price cut this line now surely had been crossed.

The Independent quotes Dalyell's estimates that of the 20p The Times received for each copy, 17.5p went to wholesalers and retailers and the cost of printing a copy was 15p. "This is a £ 30m a year subsidy".⁵ The Independent reacted on the 1. August 1994 and reduced its price from 50p to 30p permanently in order to stop the decline of its circulation that decreased by 20% since The Times had first reduced its price. Its financial situation was known to be severe. In the beginning of 1994 a substantial refinancing had to take place which prevented the paper from being taken over from Carlo de Benedetti, another newspaper tycoon.

On 21. October 1994, the OFT issued a decision in the case. Bryan Carsberg said that his inquiry into the price cuts had not established a case for formal action under the competition legislation. In the OFT release he is quoted:

"The structure and characteristics of the market for national daily newspapers suggest that predation is unlikely to prove a feasible strategy for the owners of the Daily Telegraph or The Times. The cover price reductions have had wide-ranging effects on other newspapers, national broadsheets, mid-market titles and regional newspapers, and appear not to be targeted upon any particular title. In view of the number of competing titles, it does not seem likely that a predator would be able to recoup any losses out of supra-normal profits in the future. (...) The Times has been making losses for

⁴The Independent, 23. June, 1994, "The Price War and your newspaper".

⁵The Independent, 21. July, 1994, "Newspaper War goes to Commons: MPs press Heseltine on Predatory Policy". At a monthly circulation of about 500.000 the subsidy should rather be estimated to be around Pounds 750m a year.

many years. (...) The Times' decision to reduce cover prices appears to be a reasonable commercial strategy designed to improve its competitive position in prevailing market circumstances."⁶

Subsequently there was a period of increase in cover prices as the costs of news printing were rising for all firms. The Times decided to increase its prices from 20p to 25p on the 3. July 1995 and at the same date The Telegraph also increased from 30p to 35p. The Independent followed on the 17. July and increased its price to 35p. Another wave of price increases was initiated by The Times and The Telegraph on the 20. November 1995 who raised their prices to 30p and 40p respectively. The Independent leapfrogged on the 22. January 1996 ending a period of rapid price fluctuations that lasted for 29 months.

The exact consequences of the alleged price war period are a matter of vigorous public disagreement. In fact no consensus emerged even to who the alleged predator The Times was preying against. The data shows the following picture between August 1993 and January 1996: The Times has increased circulation market share from about 17% to 28%. The Independent has moved from 16% to 12% and the Daily Telegraph has moved from 49% to 43%. The market share of the Guardian has moved very little. Looking at these figures one has to keep in mind that the prices of The Times are still 15p, that of the Independent and the Telegraph 5p lower than in 1993.

⁶Office of Fair Trading (OFT), Press Release, 21. October 1994.

Figure 1: Market shares

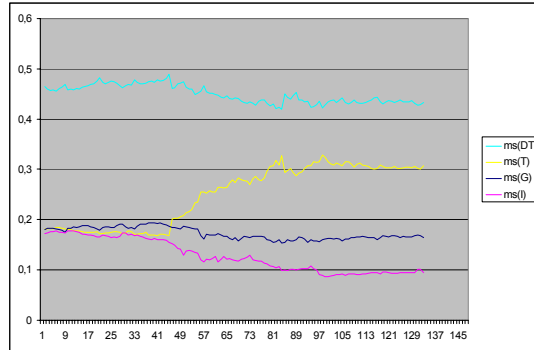
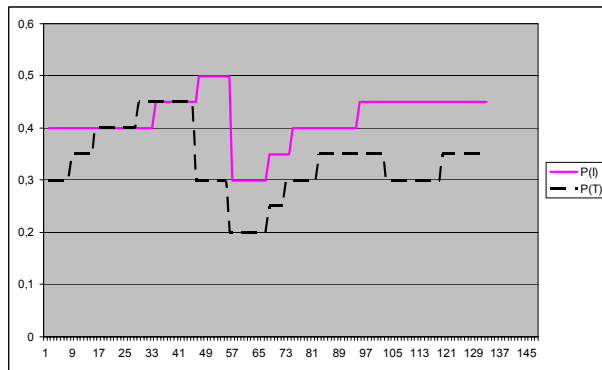


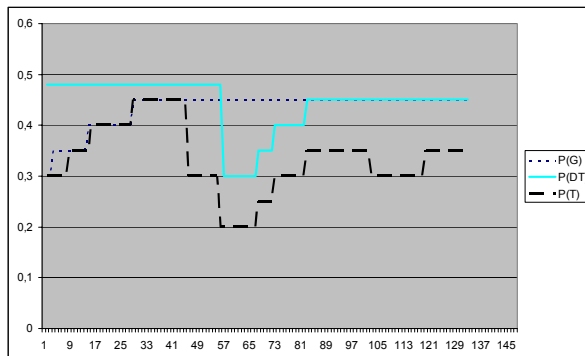
Figure 2: Prices I



3 The Data

The circulation dataset was made available by the Audit Bureau of Circulation and covers total monthly circulation figures and cover prices for the Guardian, the Independent, The Times and the Daily Telegraph from 1990 to 2000 for a total of 132 months. The data on market shares is depicted in Figure 1, the data on prices in Figures 2 and 3.

Figure 3: Prices II



4 The Hotelling Model

We set out to shed some light upon issues of the alleged predation using the Hotelling model. The model is conceptually very simple but fits the localized competition of the newspaper market quite well. The product differentiation is assumed to be one dimensional and firms can charge different prices influencing the position of marginal consumers drawn from some distribution function over the characteristic space which we simplify to be the real line. The standard 'transport cost' parameterized by t is thus a shared disutility that occurs if a reader does not consume the newspaper that exactly corresponds to her most preferred variety.

Mathematically the model can become very complex once locations of the firms on the characteristic space are no longer fixed. For example, given a uniform distribution of consumers, and two firms the only pure strategy Nash equilibrium (NE) in location is $(\frac{1}{2}, \frac{1}{2})$, but with three players no pure strategy NE exists. With four players the only NE is $(\frac{1}{4}, \frac{1}{4}, \frac{3}{4}, \frac{3}{4})$ with five the only NE is $(\frac{1}{6}, \frac{1}{6}, \frac{1}{2}, \frac{5}{6}, \frac{5}{6})$ but then equilibria become much more complex.

Given both location and prices are chosen very little can be said and much depends on the order of players moves. Also almost all theoretical models assume that there are only *two firms* and if the n -firm case is analyzed symmetry assumptions about substitution patterns or the use of a circular characteristic space (e.g. Sutton (2007)) erase many of the realistic properties of the simple model for the newspaper industry. Following the possible non-existence of Nash price equilibria for given and close locations noted by d'Aspremont, Gabszewicz, & Thisse (1979) we assume that 'transport costs' are quadratic.

The characteristic space on which the newspaper can decide to produce is the *political position* of the paper and we assume that consumers are standard normally distributed over this characteristic space. It is common consensus that the four British quality broadsheets can be ordered as the Guardian, the Independent, The Times and the Daily Telegraph on the political line ranging from Centre left to Centre right. Note that given our interpretation a circular characteristic space that simplifies endpoint problems makes little sense.

A full characterization of the theoretical setup with *more than two firms*, variable location, variable price, and endpoints implies a non-trivial analytical challenge. As such a choice set is hardly an overstatement of the strategic variables for the case of newspapers in reality, we investigate the alleged predation issue by "putting real data to the model" using a spreadsheet approach.

We use actual data of the industry from 1990 to 2000, that yield prices and market shares. Assuming that consumers are fully rational and maximize their welfare allows to determine the position of the marginal consumers from the realized circulations for given prices. The standard focus on price predation will not allow for myopic profit maximization but has to take into account exit probabilities and recoupment periods which we simplify here by assuming that firms are non-strategic.

On the contrary we are able to show, given that prices and locations do influence circulation as in the Hotelling model, to what extent the strategic location on the Hotelling line, e.g. a move in the newspaper's political position, can be used as a means to "*spatially predate*" against a prey. Note that unless a more complete analysis of the market and profits as outlined below has been undertaken, spatial predation only implies a strategic (but less visible) move against a competitor which may be justified by standard competitive reasons.

Note that in a Hotelling model with uniformly distributed consumers and a shared linear disutility from distance such spatial predation will be *neutral* with respect to the market shares of a predator. Given any prices, a move towards a competitor on the unit line just takes as many readers from the prey as it gives to the firm in the predator's backyard leaving the market share of the predator unaffected. This holds if the predator is not located next to the endpoints of the unit line and hence only if we have strictly more than two firms. One may also think about a situation where two non-boundary firms (or one firm owning two newspapers) on opposing sides of a prey "squeeze" the latter without cost which would be even more effective and requires strictly more than three firms.

5 The Analysis

The model is a standard Hotelling model. We assume four firms (newspapers), the Guardian (G), the Independent (I), The Times (T), and the Daily Telegraph (DT) and a mass of consumers located on the real line with a density given by a standard normal distribution function $N(0, 1)$ as

$$f(z) = \frac{1}{\sqrt{2\pi}} \exp\left(-\frac{z^2}{2}\right) \quad (1)$$

where $z \in (-\infty, \infty)$. Demand is fully inelastic and consumers have utility $u_i - p_i$ from consuming the good and a quadratic cost proportional to the distance between their location and that of the firm loc_i . The position of a marginal consumer ($x_{i,i+1}$) between two firms i and $i+1$ can be determined by the indifference condition

$$u_i - p_i - t(x_{i,i+1} - loc_i)^2 = u_{i+1} - p_{i+1} - t(x_{i,i+1} - loc_{i+1})^2 \quad (2)$$

of the consumer located at $x_{i,i+1}$. The position of the marginal consumers can thus be determined, and we are interested in the political position of the newspaper that has led to the observed market shares for given prices which can be calculated as

$$loc_i = x_{i,i+1} - \frac{1}{\sqrt{t}} \sqrt{t(x_{i,i+1} - loc_{i+1})^2 + (u_i - p_i) - (u_{i+1} - p_{i+1})} \quad (3)$$

As we assume that the fixed benefit of consumption for given prices u_i (which is always large enough so that all consumers do consume voluntarily) is the same for all consumers, independently of the product consumed, this reduces the above condition to

$$loc_{i+1} = x_{i,i+1} + \frac{1}{\sqrt{t}} \sqrt{t(x_{i,i+1} - loc_i)^2 + p_i - p_{i+1}} \quad (4)$$

and the formula can be used recursively to obtain the other newspaper's locations. As all formulae involve the location of another firm solving for the locations that satisfy the maximization implies *one degree of freedom*. Market shares ms_i can be calculated from the total circulation data. By the definition of market shares and by the definition of a density function, $\int f(z) dz = 1$ we can then deduce the location of the marginal consumers by solving

$$\frac{1}{\sqrt{2\pi}} \int_{-\infty}^{x_{i,i+1}} \exp\left(-\frac{z^2}{2}\right) dz = \sum_{j=G}^i ms_j \quad (5)$$

for the upper limit of the integral $x_{i,i+1}$ for all $i, j \in \{G, I, T, DT\}$.

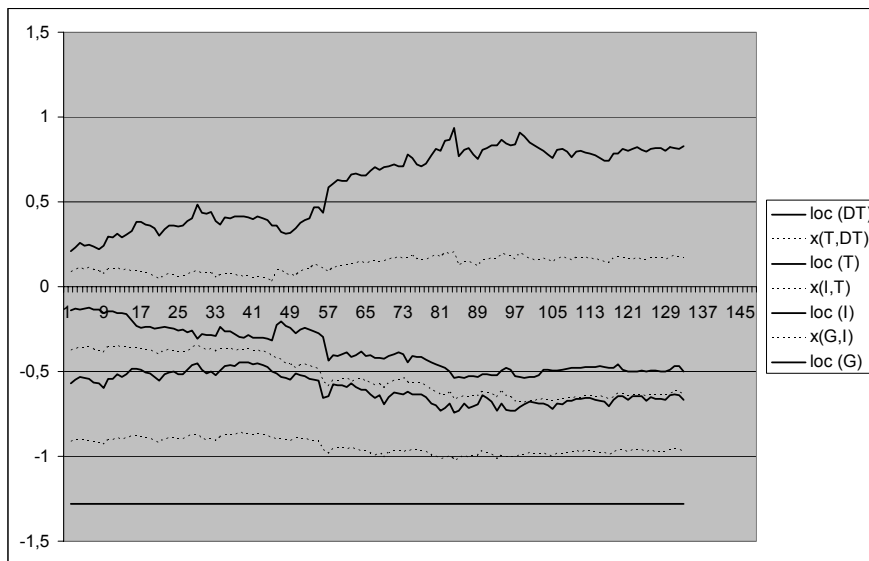


Figure 4:

We now proceed to use formula (4) recursively to determine the location of the four newspapers on the political line given their choices of prices. The degree of freedom in the analysis is taken into account by fixing the location of the Guardian exogenously. This is a priori restrictive but the Guardian was not involved in the price war and is generally perceived to have an uncompromising and invariant political position. Furthermore an alternative symmetric specification is tested below.

We thus first determine

$$\int_{-\infty}^{loc_G} \left(\frac{1}{\sqrt{2\pi}} \exp \left(-\frac{1}{2} z^2 \right) \right) dz = \theta \quad (6)$$

with $\theta \in (-\infty, \infty)$, and here $\theta = .1$ or

$$loc_G \approx -1.28 \quad (7)$$

and then proceed recursively to solve out for the remaining locations using a spreadsheet analysis. The outcome, taking into account the varying pricing regimes and market share movements reveal the implied locations as given in Figure 4.

The analysis of the data thus allows for the following interpretation: The Times left its almost Centrist position in the early 90s following the acquisition of Murdoch leaning more and more towards the political Left. This move towards the Left of the political spectrum implied an increased competition for both the Independent and the Guardian who were unable to accommodate and lost market share. The very significant gain in market share of The Times however was also caused by the Daily Telegraph who has moved substantially towards the political Right during the decade allowing for a more relaxed competition for The Times on this side of the market.

Clearly any more detailed causal inference is not valid on the grounds of this purely descriptive analysis taking firm decisions as exogenous and market shares at the (price adjusted) outcome of the Hotelling model. However it is clear that the location decisions of The Times away from the mode of the distribution of consumers and towards the Independent led to an increasing pressure on the latter with the Guardian's position assumed unchanged. Whereas moving from the mode of consumer comes at a cost at equal prices, spacial predation against a prey with a higher price and quadratic disutility in a move away from the mode may even be profitable taking more from the prey than losing in ones backyard.

In a second modelling attempt we relax this assumption and resolve the issue of the degree of freedom differently over time by also allowing the location of the Guardian to vary. In the first period $\tau = 1$ we first fix the location of the Guardian loc_{G_t} as before in (6). In the following periods $\tau = 2, \dots, n$ we fix the location of firm $i_\tau = I_\tau, T_\tau, DT_\tau, G_\tau$ as

$$loc_{i_{\tau-1}} = loc_{i_\tau} \quad (8)$$

and

$$loc_{i+1_\tau} = x_{i,i+1_\tau} + \frac{1}{\sqrt{t}} \sqrt{t(x_{i,i+1_\tau} - loc_{i_\tau})^2 + p_{i_\tau} - p_{i+1_\tau}} \quad (9)$$

for $i + 1_\tau = T_\tau, DT_\tau, G_\tau$ so that each period another one of the firms is fixed in its location. This way we can obtain results that are qualitatively identical.

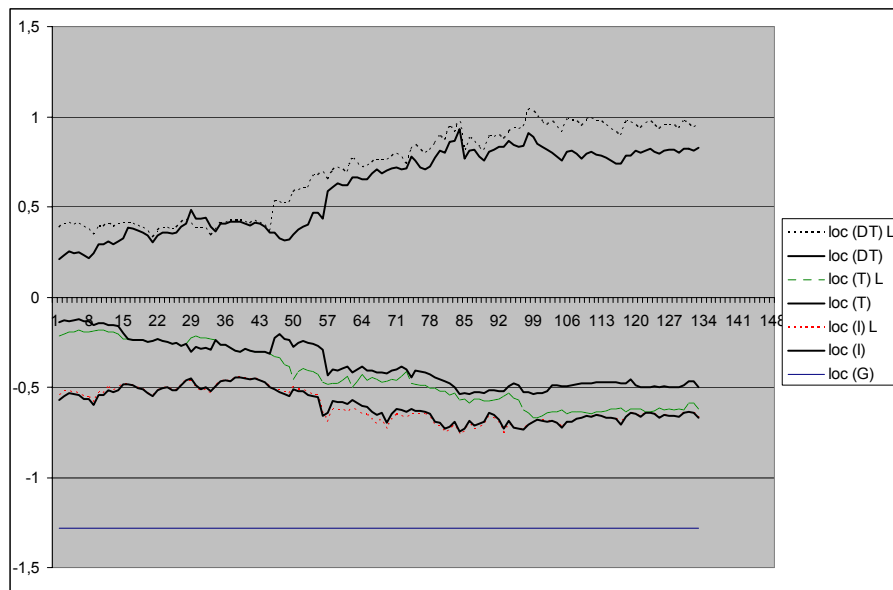


Figure 5:

6 Separating the price effect

As can be seen from (4), the details of a quantitative analysis are sensitive to the choice of the heterogeneity parameter t . A high value will imply that only market share effects influence the solved out positions of the firms' location decisions. Given that the parameter is low, price differences have a relatively more important effect on implied locations. In this section we compare the combined effect as predicted by the Hotelling model with the extreme case of a pure location effect where we look at very large t (L).

Technically we can make the analysis more sensitive w.r.t. price changes using lower t values in the spreadsheet computations but we get into problems once the term under the roots in (4) becomes negative. To remain in the Hotelling picture, one "umbrella" undercuts the other fully and there is no intersection, and hence position of the marginal consumer, given differing prices. Hence in the above analysis depicted in Figure 4 we have chosen t as low as possible under the condition that the roots remain positive. Note that due to the symmetry of this parameter for all firms this allows us to compare the *relative* importance of price versus market share effects. From Figure 5 we learn that the conclusion that there is a move of The Times towards the Independent holds true, even if we abstract from price effects. The result of the previous section is robust.

As argued before for the uniform distribution case with linear shared disutility and *any* given prices, when a non-boundary predator moves towards a prey this is *neutral* for its circulation. Thus non-boundary firms cannot affect their circulation unilaterally by location choice whereas a boundary firm can always gain market share by moving away from the boundary. Note that the Independent is not a boundary firm even if we hold the location of the Guardian fixed.

The Times' move towards the Independent increases competition for the latter but benefits the Daily Telegraph. This allows for the Daily Telegraph to move to the political Right without losing to much market share to The Times (resulting from its boundary position) with The Times gaining most market share.

We also observe *two qualitatively separate phases* of the alleged price war, the price cut of The Times to 30p from periods 47-56 (with the Independent increasing its price and the Daily Telegraph staying put) and The Times cut to 20p from periods 57-68 where the Independent and Daily Telegraph follow simultaneously by cutting price to 30p at period 58. Taking into account the price change in first phase shows that locations of the Daily Telegraph and The Times have not changed much neither towards the Daily Telegraph nor the Independent. *Price changes* alone can explain what happens to market shares and its importance can be seen by the large differences in locations with small and large t . A relative price advantage of The Times implies, *ceteris paribus*, that the real price adjusted location of the Independent is even further away from The Times.

Looking at the second phase changes things: The price advantage of The Times increases again but now with the real location of The Times being much closer to the Independent. Here, very little of the observed changes result from the changes in prices as can be seen by the small differences with small and large t and *location effects* dominate what happens to market shares. As The Times final location is now much closer to the Independent than before the alleged price war this opens the possibility for there being "spatial predation" in addition to the alleged price predation.

Again, the Times move towards the Independent in the political dimension would decrease its market share given similar prices as it is a move away from the mode of the consumer distribution. However its market share improves, not only at the expense of the Independent (who hardly moves either with or without taking price changes into account) but due to the Daily Telegraph who takes the chance to move further to the right reducing its captive consumers.

To summarize: Whereas the first phase of the alleged price war consisted in a solitary cut in price by The Times, the second phase which implied another substantial price cut was accommodated by price cuts of its competitors but was flanked by "spatial predation", i.e. a clear move towards the political Left increasing the pressure on the Independent. This strategic move which given similar prices implies a loss in market share for the predator was made less costly by the continuing rightward move of the Daily Telegraph reducing the latter's share of captive consumers.

The *assumptions* of the Hotelling model underlying the result deserve some further comments. The model implies a focus on market shares and not on absolute circulation quantities. The Hotelling model assumes that consumers demand is *fully inelastic*. In fact, the total circulation numbers are quite stable over the 90s possibly also due to the fact that many newspapers are sold in subscriptions. The fact that we are investigating a price war with substantial overall price decreases relaxes the constraint imposed by this assumption. Also the assumption of normality does not affect the qualitative result about The Times relocation. Any distribution that is not significantly skewed will yield the same outcome qualitatively.

It is indisputable that there are alternative possibilities to link the alleged predatory behaviour of The Times with modern economic theory. Essentially this analysis uses a static model in order to explain a dynamic phenomenon. In line with standard *repeated game analysis* and looking at the pricing strategies one may interpret the alleged predatory period as the end of a collusive period in quantities in the standard Green & Porter (1984) type analysis. However perfect observation of retail prices and quantities and the critical heterogeneity between products in this industry may dissuade the analyst from such an attempt.

More promising could be the attempt to recognize the newspaper industry as a typical case of a *two-sided market* (for a recent survey see Armstrong (2006)). In particular treatments similar to Argentesi & Filistrucchi (2005) and Kaiser & Wright (2006) that also look at the publishing industry seem to be applicable. A price war (and the implied loss of sales revenue) may then be intended to increase circulation which may in turn imply an increase in advertising revenue. Clearly below cost prices can then be non-predatory (as defined by the Areeda-Turner rule) if the loss of revenue from readers can be made up by the increase in advertising revenue resulting from higher circulation.⁷ The analysis of the allegedly predatory period in the UK newspaper industry can be performed along such lines if data on advertising revenue is available over the relevant period. As such data is not easily available the present paper merely hints at such a complementary extension of the analysis investigated more fully in Behringer & Filistrucchi (2007).

⁷This observation is shared with Anderson & Gabszewicz (2005), p.11.

7 Conclusion

In order to distinguish illegal from competitive behaviour, Gual et. al. 2005, p.23 in their recent guidelines for interpretation of EU law claim that modern legal analysis, incorporating the findings of economic theory, should "carefully identify a precise story of competitive harm and the restrictions on the facts that need to be established in order to substantiate it."

As emphasized by the authors, subscribing to some form of an economically sound predatory mechanism, here financial predation, (with all the necessary conditions attached that need to be checked such as capital market imperfections and the ability to recoup losses in subsequent periods) legal investigators and competition authorities should not be confused by the variety in the set of strategic tools employed. As shown above, financial predation can be implemented by choosing from different instruments that may allow for substitution but may also be *complementary* as in our case and not only by employing price strategies.

Focusing on price predation as the prima facie case for predatory behaviour and on a simple price cost rule as evidence for such price predation, (as out of fashion in the US but still practiced in EU case law) may misguide a coherent analysis of predatory behaviour that aims at harming competitor's profits. The former approach ignores that efficient predatory behaviour may employ more sophisticated mechanisms, for example those based on information asymmetries. The second implies a focus on price as the major strategic instrument which ignores that many of the predatory mechanisms can be pursued using alternative instruments. The present analysis points to one such case.

8 Bibliography

Anderson, S.P. & Gabszewicz, J.J. (2005): "The media and advertising: a tale of two-sided markets", in Ginsburgh, V. & Throsby, D., *Handbook of Cultural Economics*, Elsevier Science (forthcoming).

Armstrong, A. (2006): "Competition in two-sided markets", *RAND Journal of Economics*, Vol. 37, No. 3, p.668-691.

d'Aspremont, C., Gabszewicz, J.J., & Thisse, J.-F. (1979): "On Hotelling's "Stability in Competition", *Econometrica*, Vol. 47, No. 5 p.1145-1150.

Argentesi, E. & Filistrucchi, L. (2005): "Estimating market power in a two-sided market: the case of newspapers", *Journal of Applied Econometrics* (forthcoming).

Behringer, S. & Filistrucchi, L. (2007): "Predation in a two-sided market: the Price War among UK Newspapers in the 90'", Work in progress.

Bolton, P., Brodley, J., & Riordan, M. (2000): "Predatory Pricing: Strategic Theory and Legal Policy", *Georgetown Law Review*, 88, p.2239-2330.

Genesove, D. & Mullin, W.P. (2006): "Predation and its rate of return: the sugar industry, 1887-1914", *RAND Journal of Economics*, Vol 37, No. 1, Spring 2006, pp.47-69.

Gual, J., Hellwig, M., Perrot, A., Polo, M., Rey, P. Schmidt, K., & Stenbacka, R. (2005): "An economic approach to Article 82", Report by the Economic Advisory Group for Competition Policy, Bruxelles.

Green, E. J. & Porter, R.H. (1984): "Noncooperative Collusion under Imperfect Price Information", *Econometrica*, Vol. 52, No. 1, p.87-100.

Kaiser, U. & Wright, J. (2006): "Price structure in two-sided markets: Evidence from the magazine industry", *International Journal of Industrial Organization*, Vol. 24, p.1-28.

Ordover, J.A. & Saloner, G. (1989): "Predation, Monopolization, and Antitrust" in Schmalensee, R. & Willig, R.D. (eds.): *Handbook of Industrial Organization*, New York: North Holland.

Sutton, J. (2007): "Market Share Dynamics and the 'Persistence of Leadership' debate", *American Economic Review*, Vol. 97, No. 1, p.222-241.