

MPRA

Munich Personal RePEc Archive

Locational signaling and agglomeration

Berliant, Marcus and Yu, Chia-Ming
Washington University in St. Louis

29. July 2010

Online at <http://mpra.ub.uni-muenchen.de/24155/>
MPRA Paper No. 24155, posted 29. July 2010 / 23:18

Locational Signaling and Agglomeration*

Marcus Berliant[†] and Chia-Ming Yu[‡]

July 29, 2010

Abstract: Agglomeration can be caused by asymmetric information and a locational signaling effect: The location choice of workers signals their productivity to potential employers. The cost of a signal is the cost of housing at a location. When workers' marginal utility of housing is negatively correlated with their productivity, skill-biased technological change causes a core-periphery bifurcation where the agglomeration of high-skill workers eventually constitutes a unique stable equilibrium. When workers' marginal utility of housing and their productivity are positively correlated, skill-biased technological improvements will never result in a core-periphery equilibrium. Location can at best be an approximate rather than a precise sieve for high-skill workers. (*JEL Classifications:* D51; D82; R13)

Keywords: Agglomeration; Adverse Selection; Asymmetric Information; Locational Signaling

*We thank Karl Dunz, Yasuhiro Sato, participants at the 2009 North American Meetings of the Regional Science Association International, and participants at the spring 2009 Midwest Economic Theory meetings for comments. The second author acknowledges financial support from the Center for Research in Economics and Strategy (CRES) at the Olin Business School, Washington University in St. Louis. The authors retain responsibility for the contents of this paper.

[†]Department of Economics, Washington University, Campus Box 1208, 1 Brookings Drive, St. Louis, MO 63130-4899. Phone: (1-314) 935-8486, Fax: (1-314) 935-4156, e-mail: berliant@artsci.wustl.edu; and Division of the Humanities and Social Sciences, California Institute of Technology.

[‡]Department of Economics, Washington University, Campus Box 1208, 1 Brookings Drive, St. Louis, MO 63130-4899. Phone: (1-314) 552-1773, Fax: (1-314) 935-4156, e-mail: cyua@artsci.wustl.edu.

1 Introduction

As shown in Baum-Snow and Pavan [2009], US wages were more than 30 percent higher in metropolitan areas with over 1.5 million inhabitants than in rural areas in the year 2000. Furthermore, their model indicates that ability sorting and returns to experience across locations are crucial elements in explaining the wage premium in large cities. Glaeser and Mare [2001] show that sorting on human capital accounts for about one-third of the city-size wage gap in the US. Moreover, Gould [2007] demonstrates that migration of high-skill workers is important in justifying the urban productivity premium, that is amplified by steeper experience profiles in urban areas. These analyses suggest that workers signal their skill and experience using their locations.

One natural question is: How can we empirically distinguish locational signaling effects from agglomeration externalities? Agglomeration externalities and spillovers are widely analyzed in the literature, for example, Henderson [1986], Henderson et al. [1995], Glaeser et al. [1992], and Feldman and Audretsch [1999]. Under the framework of agglomeration externalities, an increase in the ratio of high-skill labor in one region causes more than a proportional increase in the average real wage (or an increase in labor's marginal product). This gives us a clear empirical macro contrast between signaling and agglomeration externality models. The growth of urban labor productivity predicted by our signaling model is scale free (independent of population) whereas that growth rate for agglomeration externality models is not. When the growth rate in high-skill labor's productivity is independent of high-skill urban population, our signaling viewpoint is supported; otherwise, the high-end productivity data supports the existence of an agglomeration externality. As shown in Figure 1, a regression of average per capita GDP growth rate on average population for 366 U.S. metropolitan areas (from 2001 to 2008) shows that (average per capita metropolitan GDP growth rate) =

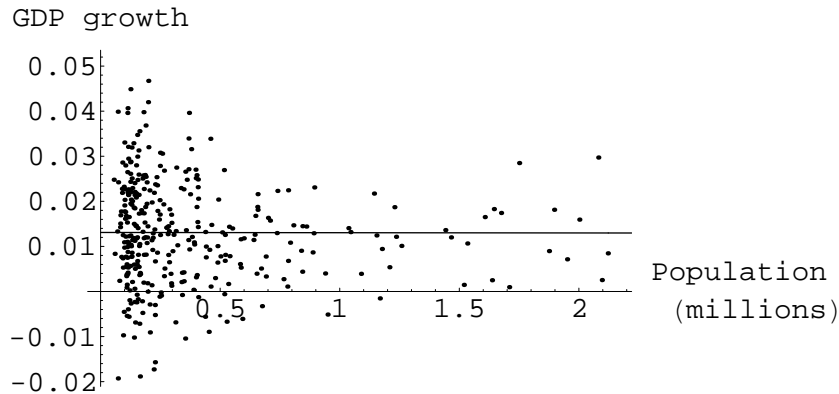


Figure 1: Average per capita GDP growth rate for 366 U.S. metropolitan areas, 2001–2008. Source: U.S. Bureau of Economic Analysis.

$0.013 - 0.00005 * (\text{average metropolitan population})$, which suggests that the growth of metropolitan GDP is scale free and supports our signaling viewpoint.¹

Households’ private information includes their productivity, which varies among individuals. When locations can possibly reveal workers’ productivities, it is natural to ask why in practice some locations are attached to a signal for high productivity of workers, while others are not. For example, fashion designers in Milan, software programmers in Seattle, entertainers in

¹Bode [2004] also shows that the estimated productivity effects of density almost completely disappear once private returns are accounted for. Though Ciccone and Hall [1996] suggest that an increase in employment density increases average labor productivity, they use data across U.S. states, instead of cities. As suggested in Lucas [1988], metropolitan areas are the most appropriate units to examine when looking for the productivity-enhancing effects. Other literature supporting the effect of city population on productivity, like Sveikauskas [1975], Segal [1976], and Moomaw [1981, 1985] are suspect because they use unsatisfactory measures of output from the Census of Manufactures. The analogous controversy also appears in macroeconomics. In growth models à-la-Romer [1990] and Jones [1999], growth rates are proportional to population; in contrast, the data display scale-free growth rates. On the other hand, in Berliant and Fujita [2010] and Peretto and Smulders [2002], microfoundations are offered to explain scale-free growth in macro economies. Will future models of the urban economy feature scale-free metropolitan GDP growth rates?

Hollywood, financiers on Wall Street, or high-tech workers in Silicon Valley can be viewed as having a higher productivity than do workers in the same field in other locations. These observations could be due to learning from other workers, or interaction with R&D in these locations; however, they could also be due to a locational signaling effect. Many tools are used to signal workers' abilities since information about workers' skill is very important to firms and workers, for example: college diplomas, professional certificates, and academic alliance memberships.² It is interesting to examine how high-skill workers can use locational agglomeration to distinguish themselves from other workers, and how effective location can be as a reference for workers' productivity.³

Berliant and Kung [2010] analyze how asymmetric information causes agglomeration. Using a screening model, they show that workers can agglomerate and be sorted by skill in equilibrium due to asymmetric information in the labor market. Though it seems intuitive that both signaling and screening can explain sorting by human capital and the significant wage premium in large cities, one major difference between them is in the equilibrium sorting patterns: In the screening model, since contracts are offered first, separation of types by contract instead of location can occur, and thus, any distribution of workers constitutes an equilibrium. Even considering stability, equilibrium patterns are not narrowed down much. In contrast, for the signaling model, separation of types can only occur by choice of location, not by choice of contract. Thus, equilibrium narrows things down quite a bit. Furthermore, since in reality it is rare to see complete sorting on location, the incomplete sorting result in our signaling model is more persuasive than the screening model in

²In urban economics, for example, there is the UEA.

³Glaeser and Saiz [2003] also examine the incentive for people to agglomerate around high-skill workers. They summarize the reasons in three ways: The consumer city view, the information city view, and the reinvention city view. Our locational signaling viewpoint can be a fourth reason.

predicting equilibrium locational sorting patterns in workers' productivity. This paper answers the question: When there is asymmetric information, does stratification emerge in equilibrium due to the signaling value of the choice of location? The shadow cost of location, and thus of the signal, is the price of housing in a region.

Krugman [1991a] and New Economic Geography (NEG) models adopt increasing returns to scale to explain the agglomeration of manufacturing firms in one region. When transportation cost is decreased as transportation technology is improved, a core-periphery pattern is more likely in equilibrium. However, Pines [2001] points out that the NEG model ignores land markets, and thus omits the influence of housing prices on households' location decisions, which is the focus of our model. Many economic agglomeration phenomena in reality cannot be satisfactorily explained by increasing returns to scale. That is, there is a need to offer economic explanations other than increasing returns to scale in explaining the agglomeration of industries without increasing returns. A signaling incentive potentially fills this need. It is natural to ask: Is a core-periphery configuration more likely to constitute an equilibrium when there are no increasing returns to scale in production, but rather asymmetric information?

In contrast to aggregate uncertainty discussed in Berliant and Yu [2009], idiosyncratic uncertainty (individual-specific information) is the source of asymmetric information in this paper. A model with two regions and two types of workers, with high and low productivity, is analyzed in this paper. Workers are mobile across regions while differences in regional wages and housing rents determine their migration incentives. When workers' marginal utility of housing is negatively correlated with their productivity, as shown in Figure 8, there are at least three equilibria: a completely symmetric equilibrium where both types of workers are evenly distributed over both

regions, and two partially stratified equilibria (or say core-periphery equilibria) where high-productivity workers are agglomerated in one region, but low skill workers are not. When the difference in workers' productivities is small, the completely symmetric equilibrium is stable; when the difference in workers' productivity is large enough, the completely symmetric equilibrium becomes unstable. In that case, there is no stable equilibrium. The partially stratified equilibria are always stable. On the other hand, when workers' marginal utility of housing is positively correlated with workers' productivity, as shown in Figure 9, there always exists a completely symmetric equilibrium but there are no core-periphery equilibria. The completely symmetric equilibrium is stable when the difference in workers' productivities is not large. When the difference in productivities is very large, the completely symmetric equilibrium is unstable.

For example, though a higher wage for workers in the fashion industry in Milan attracts workers in an alternative region to migrate to Milan, due to a larger aggregate housing demand, there will be a higher housing rent in Milan to offset workers' migration incentives. As shown in Figure 2,⁴ when high-productivity workers have a lower marginal utility of housing than low-productivity workers, the utility cost of signaling for high-productivity workers is lower than the utility cost of signaling for low-productivity workers at the core-periphery equilibrium. Therefore, for a given wage premium in Milan, there is a long-run stratified equilibrium such that all the high-productivity workers agglomerate in Milan while the low-productivity workers reside in both Milan and the alternative region. When high-productivity workers have a higher marginal utility of housing than low-productivity workers, as shown in Figure 3, the signaling cost for high-productivity workers is higher than that for low-productivity workers under any core-periphery con-

⁴We shall explain the figures introduced here in detail later in the paper. This is a preview.

figuration. This intuition is verified in this paper, which suggests a potentially testable implication of our model, namely the prevalence of agglomeration of high-skill workers as a function of the correlation of skill and marginal utility of housing.

Notice that, in either a stratified or a symmetric equilibrium, no region is fully occupied by high-productivity workers alone. That is, there is no completely segregated equilibrium, but a semi-pooled equilibrium may exist.⁵ On the other hand, there is always a completely pooled equilibrium in our model. Therefore, it is only possible to ensure that any worker who does not reside in Milan is a low-productivity worker. For every worker in Milan, it is impossible to guarantee that his/her productivity is high in any equilibrium. *This observation indicates that location is at best an approximate instead of a precise sieve for high-productivity workers.*

Furthermore, if we consider a continuous increase in high-skill workers' productivity relative to that of low-skill workers, a core-periphery bifurcation is present (Figure 8), even if there are no increasing returns to scale in production and knowledge spillovers. In other words, the agglomeration of high-productivity industries can be attributed to the existence of a locational signaling effect. Since, intuitively, increasing returns to scale in fashion design seems bizarre, the agglomeration of fashion industries in Milan can be explained from a signaling viewpoint.⁶

Signaling cost in our model is determined by housing prices, and housing prices are different for different distributions of workers. In contrast with most signaling models where the marginal signaling cost is exogenous, i.e., Spence [1973], Wilson [1977], Grossman [1981], and Rothschild and Stiglitz

⁵The core-periphery equilibrium in this paper corresponds to a semi-pooling equilibrium where some types of senders choose the same signal (location) and other types choose different signals (locations).

⁶We do not claim that all agglomerations of high skill workers result from signaling. Our view is much more modest, that signaling can be a contributing factor.

[1976], the marginal signaling cost is endogenous in our paper. That is, signaling cost affects workers' migration incentives, and after their migration, the distribution of workers' types further influences the signaling cost. We explore the question: Does the interaction between migration and marginal signaling cost yield a separated equilibrium? The same type of endogeneity also holds in cheap-talk models like Crawford and Sobel [1982] and Austen-Smith and Banks [2000].

In what follows, our model is introduced in Section 2. Additionally, necessary and sufficient conditions for the existence of stable core-periphery equilibria and for the stability of integrated equilibria are presented. Several numerical examples and related welfare analyses are offered in Section 3. Conclusions are in Section 4. An appendix contains the proof of the main result.

2 Model

There are two regions $k \in K \equiv \{x, y\}$ with the same land endowment \bar{s} . There are two types of mobile workers $i \in N \equiv \{H, L\}$ with exogenous populations $n^H, n^L \in \mathbb{R}_{++}$, respectively, where the productivity of H -type workers is higher than that of L -type workers. H -type (L -type) workers can be interpreted as high-skill (low-skill) workers, or can be interpreted as experienced (novice) workers. With the second interpretation, the appearance of a stratified equilibrium implies that returns to experience are important in explaining the city size wage premium.

Throughout this paper, workers' type is indexed by a superscript and location is indexed by a subscript. The (endogenous) population of i -type workers living in k is denoted by n_k^i , and the (exogenous) aggregate population in the model is $n = n^H + n^L$. Firms cannot recognize any worker's type directly; however, firms know the (equilibrium) distribution of work-

ers' types over the two regions and can infer the probability of a worker's type using his/her location. Utility is quasilinear. Let s_k^i, z_k^i be each i -type worker's house size and the consumption of composite goods in region k , $i \in N, k \in K$, respectively. Let r_k denote the rent per unit of housing and let w_k denote the worker's wage in k , $k \in K$. Each worker is endowed with one unit of labor. The rents are collected and consumed by households, each of whom is endowed with e_k^i units of housing in k , $i \in N, k \in K$. Notice that $n^H e_k^H + n^L e_k^L = \bar{s}$, $k \in K$. Letting $\varphi_k^i \equiv (s_k^i, z_k^i)$, $i \in N, k \in K$, the optimization problem for H -type workers in region k , $k \in K$, is⁷

$$\begin{aligned} \max \quad & u_k^H(\varphi_k^H) = z_k^H - \frac{\alpha}{s_k^H} \\ \text{s.t.} \quad & r_k s_k^H + z_k^H \leq w_k + r_x e_x^H + r_y e_y^H, \\ & s_k^H, z_k^H \in \mathbb{R}_+; \end{aligned} \tag{1}$$

whereas the optimization problem for L -type workers in k is

$$\begin{aligned} \max \quad & u_k^L(\varphi_k^L) = z_k^L - \frac{\beta}{s_k^L} \\ \text{s.t.} \quad & r_k s_k^L + z_k^L \leq w_k + r_x e_x^L + r_y e_y^L, \\ & s_k^L, z_k^L \in \mathbb{R}_+. \end{aligned} \tag{2}$$

Assume that $\alpha, \beta > 0$. Either $\alpha > \beta$ holds, which implies that workers' marginal utility of housing is positively correlated with productivity, or $\alpha < \beta$ holds, implying that workers' marginal utility of housing and productivity are negatively correlated.⁸

⁷Except for asymmetric information, our model satisfies all the assumptions of Starrett's [1978] theorem. That is, asymmetric information is the only source of agglomeration in this model.

⁸When $\alpha = \beta$, the signaling cost is the same for both types of workers who thus have the same migration incentive. Then, either H -type workers want to agglomerate in one region in equilibrium, in which case L -type wants to agglomerate in the same region, and thus, the land market in the other region cannot be cleared. Or H -type workers do not want to agglomerate in any region, in which case for any given distribution of H -type workers over the two regions, there exists a distribution of L -type workers which can constitute an

To simplify the analysis, assume that each worker inelastically supplies one unit of labor, so we need not be concerned about monitoring and voluntary participation constraints. Every firm hires one worker at most. Each firm can adopt a high type technology together with a H -type labor to produce Y^H , or adopt a low type technology together with a L -type labor to produce Y^L , where $0 < Y^L < Y^H$. The corresponding profit in k is $Y^H - w_k$ and $Y^L - w_k$, respectively, $k \in K$. When any firm adopts a high type technology with a L -type worker, the output is zero. On the other hand, when a firm adopts a low type technology and a H -type worker, the output is Y^L , which is lower than Y^H . That is, no firm would prefer to adopt a technology that is incompatible with the type of the hired worker. Firms maximize their expected profit; their equilibrium behavior in choosing technology will be explained later. Every firm or worker is so small that he/she cannot influence competitive market prices. Furthermore, assume that there is free entry of firms, and thus, every firm earns zero expected profit in equilibrium. Finally, workers choose locations to maximize their utilities, including the consideration that firms can possibly learn about workers' types only from observing their locations.⁹

To extract the influence of signaling effects, assume that there is no commuting; that is, workers can work only in the place where they live. In other words, this is a regional, not city, model. However, H -type and L -type workers are allowed to migrate to earn a higher utility.¹⁰ Denote ρ^H (ρ^L) as the ratio of H -type (L -type) workers in the world living in x , and thus $1 - \rho^H$ ($1 - \rho^L$) is the ratio of all H -type (L -type) workers living in y . The population equilibrium. That is, given $\alpha = \beta$, either there are an infinite number of equilibria (when $Y^H - Y^L$ is small) or there is no long-run equilibrium (when $Y^H - Y^L$ is large), which is not a case of interest.

⁹Since the agents are competitive in the housing market, they cannot do anything to attract high-skill workers and increase their housing rental income.

¹⁰When H -type workers are mobile but L -type workers are immobile, there are similar bifurcations. Moreover, there may exist partially integrated equilibria.

tion in x and y , given (ρ^H, ρ^L) , can be expressed as $n_x \equiv \rho^H n^H + \rho^L n^L$ and $n_y \equiv (1 - \rho^H)n^H + (1 - \rho^L)n^L$, respectively.

To characterize locational signaling effects, the market process is given as follows. First, each firm hires a worker without knowing his/her productivity. Though firms do not know each worker's type, suppose that firms do not misperceive; that is, they know the actual equilibrium proportion of H -type workers in each region and thus have a common distribution over a worker's type conditional on his/her equilibrium location. Then, since there is a free entry of firms, each firm in a region pays its worker a wage according to the expected profit in the region. After learning the type of worker that the firm hires, the firm chooses its production technology to maximize ex post profit or minimize ex post loss. A mixed adoption of technology is assumed not available for firms.¹¹

Note that given (ρ^H, ρ^L) , since there is free entry of firms, each firm earns zero expected profit. Thus, the wages for every worker in region x and y are¹²

$$w_x(\rho^H, \rho^L) = \frac{1}{n_x}(\rho^H n^H Y^H + \rho^L n^L Y^L), \quad (3)$$

¹¹Surely, changing the specified market process can change the results of our model. For example, when firms are assumed to choose their technology before knowing workers' type, the chosen technology must be the same for all firms in one region (since there is no difference between firms in the same region). Moreover, given workers' distribution is not completely symmetric, when the high technology is chosen in one region in equilibrium, the other region will choose the low technology. Since the H -type (L -type) workers can be hired only in the region adopting the high (low) technology, a core-periphery equilibrium is immediate for any not-completely symmetric initial distribution of workers. Actually, this setting is more like a screening model as analyzed in Berliant and Kung [2010], instead of a signaling model. In addition, when firms pay the wage after they know workers' type, there is no need for workers to use locational signaling. Therefore, the market process specified here is more appropriate in presenting a story for signaling effects than alternative assumptions.

¹²The main purpose of this paper is to characterize agglomeration across regions, instead of migration within one region; therefore, wage inequality within the same region is not considered here. Both inequality across and within regions can be explained by a variation of this model.

$$w_y(\rho^H, \rho^L) = \frac{1}{n_y}[(1 - \rho^H)n^H Y^H + (1 - \rho^L)n^L Y^L]. \quad (4)$$

Let us temporarily leave workers' mobility aside. Short-run equilibrium is defined as a competitive market equilibrium, given a population distribution over the two regions.

Definition 1 (Short-Run Equilibrium)

$(\varphi_k^{H*}, \varphi_k^{L*}, w_k^*, r_k^*)_{k \in K}$ constitutes a short-run equilibrium if, given an arbitrary (ρ^H, ρ^L) , workers choose optimal consumptions, firms make competitive wage offers for the distribution of workers, and the housing and the composite good markets in each region clear. That is:

- (a) $u_k^i(\varphi_k^{i*}) \geq u_k^i(\varphi_k^i)$, for all $\varphi_k^i \in \mathbb{R}_+^2$ satisfying $r_k s_k^i + z_k^i \leq w_k$, $\forall i \in N$, $k \in K$;
- (b) $w_x^* = \frac{1}{n_x}(\rho^{H*}n^H Y^H + \rho^{L*}n^L Y^L)$, and $w_y^* = \frac{1}{n_y}[(1 - \rho^{H*})n^H Y^H + (1 - \rho^{L*})n^L Y^L]$;
- (c) $\rho^{H*}n^H s_x^{H*} + \rho^{L*}n^L s_x^{L*} = \rho^{H*}n^H e_x^H + \rho^{L*}n^L e_x^L = \bar{s}$,
 $(1 - \rho^{H*})n^H s_y^{H*} + (1 - \rho^{L*})n^L s_y^{L*} = (1 - \rho^{H*})n^H e_y^H + (1 - \rho^{L*})n^L e_y^L = \bar{s}$,
 $(\rho^{H*}z_x^{H*} + (1 - \rho^{H*})z_y^{H*})n^H + (\rho^{L*}z_x^{L*} + (1 - \rho^{L*})z_y^{L*})n^L = n^H Y^H + n^L Y^L$.

The short-run equilibrium, by Walras' law, is determined by conditions (a), (b), and the first two (or any two) equalities in (c). Recalling that $n_x \equiv \rho^H n^H + \rho^L n^L$ and $n_y \equiv (1 - \rho^H)n^H + (1 - \rho^L)n^L$, and letting $Y_x \equiv \rho^H n^H Y^H + \rho^L n^L Y^L$ and $Y_y \equiv (1 - \rho^H)n^H Y^H + (1 - \rho^L)n^L Y^L$, Theorem 1 shows that the short-run equilibrium exists and is unique.

Theorem 1 For each $(\rho^H, \rho^L) \in [0, 1] \times [0, 1]$, there exists a unique short-run equilibrium, where

$$s_x^{H*} = \frac{\sqrt{\alpha \bar{s}}}{\sqrt{\alpha} \rho^H n^H + \sqrt{\beta} \rho^L n^L}, \quad s_y^{H*} = \frac{\sqrt{\alpha \bar{s}}}{\sqrt{\alpha}(1 - \rho^H)n^H + \sqrt{\beta}(1 - \rho^L)n^L}, \quad (5)$$

$$s_x^{L*} = \frac{\sqrt{\beta \bar{s}}}{\sqrt{\alpha} \rho^H n^H + \sqrt{\beta} \rho^L n^L}, \quad s_y^{L*} = \frac{\sqrt{\beta \bar{s}}}{\sqrt{\alpha}(1 - \rho^H)n^H + \sqrt{\beta}(1 - \rho^L)n^L}, \quad (6)$$

$$z_x^{H*} = \frac{e_x^H(\sqrt{\alpha}\rho^H n^H + \sqrt{\beta}\rho^L n^L)^2}{\bar{s}^2} + \frac{e_y^H(\sqrt{\alpha}(1-\rho^H)n^H + \sqrt{\beta}(1-\rho^L)n^L)^2}{\bar{s}^2} + \frac{Y_x}{n_x} - \frac{\alpha\rho^H n^H + \sqrt{\alpha\beta}\rho^L n^L}{\bar{s}}, \quad (7)$$

$$z_y^{H*} = \frac{e_x^H(\sqrt{\alpha}\rho^H n^H + \sqrt{\beta}\rho^L n^L)^2}{\bar{s}^2} + \frac{e_y^H(\sqrt{\alpha}(1-\rho^H)n^H + \sqrt{\beta}(1-\rho^L)n^L)^2}{\bar{s}^2} + \frac{Y_y}{n_y} - \frac{\alpha(1-\rho^H)n^H + \sqrt{\alpha\beta}(1-\rho^L)n^L}{\bar{s}}, \quad (8)$$

$$z_x^{L*} = \frac{e_x^H(\sqrt{\alpha}\rho^H n^H + \sqrt{\beta}\rho^L n^L)^2}{\bar{s}^2} + \frac{e_y^H(\sqrt{\alpha}(1-\rho^H)n^H + \sqrt{\beta}(1-\rho^L)n^L)^2}{\bar{s}^2} + \frac{Y_x}{n_x} - \frac{\beta\rho^L n^L + \sqrt{\alpha\beta}\rho^H n^H}{\bar{s}}, \quad (9)$$

$$z_y^{L*} = \frac{e_x^H(\sqrt{\alpha}\rho^H n^H + \sqrt{\beta}\rho^L n^L)^2}{\bar{s}^2} + \frac{e_y^H(\sqrt{\alpha}(1-\rho^H)n^H + \sqrt{\beta}(1-\rho^L)n^L)^2}{\bar{s}^2} + \frac{Y_y}{n_y} - \frac{\beta(1-\rho^L)n^L + \sqrt{\alpha\beta}(1-\rho^H)n^H}{\bar{s}}, \quad (10)$$

$$w_x^* = \frac{Y_x}{n_x}, \quad w_y^* = \frac{Y_y}{n_y}, \quad r_x^* = \left(\frac{\sqrt{\alpha}\rho^H n^H + \sqrt{\beta}\rho^L n^L}{\bar{s}} \right)^2, \quad \text{and} \quad (11)$$

$$r_y^* = \left(\frac{\sqrt{\alpha}(1-\rho^H)n^H + \sqrt{\beta}(1-\rho^L)n^L}{\bar{s}} \right)^2. \quad (12)$$

Proof. Firms' free-entry condition gives equilibrium wages. Substituting w_k^* into workers' utility maximization problems (1) and (2), workers' optimal consumptions are functions of $(r_k)_{k \in K}$ and (ρ^H, ρ^L) ; the equilibrium housing prices can be solved by substituting demands into market clearing conditions. Finally, equilibrium consumption is found by substituting equilibrium prices into demand functions. *Q.E.D.*

When workers' mobility is considered, workers have to choose their optimal locations according to the utilities from living in the two regions. Since i -type workers' indirect utility from living in region k is $u_k^i(\varphi_k^{i*})$, $i \in N$, $k \in K$, the equilibrium condition for no further migration is

$$u_x^i(\varphi_x^{i*}) = u_y^i(\varphi_y^{i*}), \quad \text{if } \rho^{i*} \in (0, 1), \quad \forall i \in N. \quad (13)$$

However, when all i -type workers are agglomerated in region k , $i \in N$, $k \in K$,

i -type workers' utility in the other region k' , $k' \in K$ where $k' \neq k$, is not defined. Following the literature, the potential wage and housing rent for i -type workers in k' is defined as the limit of the equilibrium wage and equilibrium rent in k' when the ratio of i -type workers in k' approaches zero. So the potential utility for i -type workers in k' is defined according to their potential wage and potential housing rent in k' . Given this setting, the signaling equilibrium concept is in fact defined by a pair $(\rho^{H*}, \rho^{L*}) \in [0, 1] \times [0, 1]$, and the corresponding $(\varphi_k^{H*}, \varphi_k^{L*}, w_k^*, r_k^*)_{k \in K}$ that satisfies following conditions.

Definition 2 (Signaling Equilibrium)

$((\varphi_k^{H*}, \varphi_k^{L*}, w_k^*, r_k^*)_{k \in K}, \rho^{H*}, \rho^{L*})$ constitutes a signaling equilibrium if and only if $(\varphi_k^{H*}, \varphi_k^{L*}, w_k^*, r_k^*)_{k \in K}$ constitutes a short-run equilibrium for (ρ^{H*}, ρ^{L*}) , and, in addition, no worker in any region has an incentive to migrate to the other region. That is, in addition to conditions (a)-(c) in Definition 1, it is required that¹³

$$\begin{aligned}
 (d) \quad & u_x^i(\varphi_x^{i*}) = u_y^i(\varphi_y^{i*}) \text{ if } \rho^{i*} \in (0, 1), \forall i \in N, k \in K; \\
 & u_x^H(\varphi_x^{H*}) > \lim_{\rho^H \rightarrow 1} u_y^H(\varphi_y^H[r_y(\rho^H, \rho^{L*}), w_y(\rho^H, \rho^{L*})]), \text{ if } \rho^{H*} = 1; \\
 & u_x^L(\varphi_x^{L*}) > \lim_{\rho^L \rightarrow 1} u_y^L(\varphi_y^L[r_y(\rho^{H*}, \rho^L), w_y(\rho^{H*}, \rho^L)]), \text{ if } \rho^{L*} = 1; \\
 & u_y^H(\varphi_y^{H*}) > \lim_{\rho^H \rightarrow 0} u_y^H(\varphi_y^H[r_y(\rho^H, \rho^{L*}), w_y(\rho^H, \rho^{L*})]), \text{ if } \rho^{H*} = 0; \\
 & u_y^L(\varphi_y^{L*}) > \lim_{\rho^L \rightarrow 0} u_y^L(\varphi_y^L[r_y(\rho^{H*}, \rho^L), w_y(\rho^{H*}, \rho^L)]), \text{ if } \rho^{L*} = 0.
 \end{aligned}$$

The long-run signaling equilibrium can be solved by a system of equations including (a), (b), (d), and, by Walras' Law, the first two equations of condition (c) in Definition 1. More specifically, recall that the equilibrium consumption and prices are functions of (ρ^H, ρ^L) as shown in Theorem 1. Substituting equilibrium consumption and equilibrium prices into the utility functions, we have workers' difference in indirect utilities from living in the regions, given a distribution of workers. Letting $u_k^{i*} = u_k^i(\varphi_k^{i*})$, it can be

¹³It is assumed that there is a small positive installation cost when a household is the first one to live in a region with no other resident. Therefore, when any inequality in condition (d) holds with equality, households still have an incentive not to migrate into an empty region.

checked that

$$u_x^{H*} - u_y^{H*} = w_x^* - w_y^* - 2\sqrt{\alpha}(\sqrt{r_x^*} - \sqrt{r_y^*}), \quad (14)$$

$$u_x^{L*} - u_y^{L*} = w_x^* - w_y^* - 2\sqrt{\beta}(\sqrt{r_x^*} - \sqrt{r_y^*}). \quad (15)$$

Notice that $w_x^* - w_y^*$ is interpreted as a signaling gain (if it is positive), or signaling loss (if it is negative) from living in x comparing to living in y , which is the same for both types of workers. On the other hand, the signaling cost of living in x relative to living in y is $2\sqrt{\alpha}(\sqrt{r_x^*} - \sqrt{r_y^*})$ and $2\sqrt{\beta}(\sqrt{r_x^*} - \sqrt{r_y^*})$ for H -type and L -type workers, respectively. When $\alpha < \beta$, if $r_x^* > r_y^*$, the signaling cost for high-skill workers is smaller than that for low-skill workers, which indicates that there should exist stratified equilibria. On the other hand, when $\alpha > \beta$ and $r_x^* > r_y^*$, there should exist no stratified equilibrium.

Signaling equilibrium is a solution to the system of nonlinear simultaneous equations (14) and (15). It is interesting to notice that if $(\rho^{H*}, \rho^{L*}) = (\frac{1}{2}, \frac{1}{2})$ constitutes an equilibrium, the result is exactly the case where both types of workers are equally distributed over the two regions, which is called a completely symmetric equilibrium; whereas if either $(\rho^{H*}, \rho^{L*}) = (1, 0)$ or $(\rho^{H*}, \rho^{L*}) = (0, 1)$ in equilibrium, there is a stratified equilibrium. Letting $f \equiv u_x^{H*} - u_y^{H*}$ and $g \equiv u_x^{L*} - u_y^{L*}$, the following lemma ensures the existence of an interior equilibrium.

Lemma 1 *Equal-dispersion $(\rho^{H*}, \rho^{L*}) = (\frac{1}{2}, \frac{1}{2})$ always constitutes a signaling equilibrium.*

Proof. Given $(\rho^H, \rho^L) = (\frac{1}{2}, \frac{1}{2})$, it is known that $w_x^* = w_y^*$ and $r_x^* = r_y^*$, which implies $f = 0$ and $g = 0$. Therefore, $(\rho^H, \rho^L) = (\frac{1}{2}, \frac{1}{2})$ is always one of the solutions to $u_x^{H*} = u_y^{H*}$ and $u_x^{L*} = u_y^{L*}$. *Q.E.D.*

In addition to the existence of a signaling equilibrium, the stability of a long-run equilibrium should be examined. The definition of stability for an equilibrium is given as follows.

Definition 3 (Stability of Equilibrium)

For any small deviation of one type of worker from the equilibrium worker distribution, given that firms can only recognize a worker's type according to their beliefs generated by the worker's equilibrium location, if the utility difference from living in different locations drives the perturbed workers back to their equilibrium location, the equilibrium is stable; otherwise, the equilibrium is called unstable.

Note that, given condition (d) in Definition 2, a core-periphery configuration (i.e, $\rho^{H*} = 0$ or $\rho^{H*} = 1$) is always a stable equilibrium when it constitutes an equilibrium. However, a completely symmetric equilibrium can be stable or unstable.

For a given $(u_x^{i*}, u_y^{i*}), i \in N$, we consider standard dynamics with multiple types of workers. When $u_x^{i*} > u_y^{i*}$ ($u_x^{i*} < u_y^{i*}$), $i \in N$, i -type workers in y (x) surely have incentive to move to x (y). In order to explore the stability of signaling equilibria, following Krugman [1991b], Fukao and Benabou [1993], and Forslid and Ottaviano [2003], for $i \in N$, let $\dot{\rho}^i$ describe the ad hoc dynamics:

$$\dot{\rho}^i \equiv \frac{d\rho^i}{dt} = \begin{cases} \max\{0, \gamma(u_x^{i*} - u_y^{i*})\} & \text{if } \rho^i = 0, \\ \gamma(u_x^{i*} - u_y^{i*}) & \text{if } \rho^i \in (0, 1), \\ \min\{0, \gamma(u_x^{i*} - u_y^{i*})\} & \text{if } \rho^i = 1. \end{cases} \quad (16)$$

Notice that $\gamma > 0$ represents a measure of the speed of adjustment in the ratio of i -type workers across regions, $i \in N$ (as emphasized in Krugman [1991b], “ γ is an inverse index of the cost of adjustment”). That is, when $u_x^{i*} > u_y^{i*}$ ($u_x^{i*} < u_y^{i*}$), i -type workers in y (x) migrate to x (y) with a speed of $|\dot{\rho}^i|$. From the specified ad hoc dynamics, two curves corresponding to $\dot{\rho}^H = 0$ and $\dot{\rho}^L = 0$ can be drawn on the (ρ^H, ρ^L) plane as shown in Figures 4 to 7.

Intuitively, when ρ^H increases, fixing ρ^L and all parameters, since the population in x (y) increases (decreases), the demand for and thus the equilibrium price of houses in x (y) increases (decreases) and at the same time,

the average productivity or wage of workers in x (y) increases (decreases). Therefore, $u_x^{i*} - u_y^{i*}$, $i \in N$, may not be a monotonic function of ρ^H . On the other hand, given ρ^H and parameters, when ρ^L increases, the demand for housing in x increases and the average productivity of workers in x decreases. That is, there is no benefit but only damage for any resident in x when there are low-skill migrants coming from y , so $u_x^{i*} - u_y^{i*}$, $i \in N$, is monotonically decreasing in ρ^L . Notice that the signaling gain is the same for both types of workers in the same region. As illustrated in Figure 2, when the marginal utility of housing for H -type workers is smaller than that for L -type workers, the signaling cost for H -type workers is less than the signaling cost for L -type workers at the core-periphery equilibrium, and thus, H -type workers have a stronger incentive to migrate to the region with a higher wage, which causes an agglomeration of H -type workers in the *ex post* core region. By contrast, in Figure 3, when the marginal utility of housing for H -type workers is larger than that for L -type workers, the signaling cost for H -type workers is higher than the signaling cost for L -type workers. In this case, there is no equilibrium with an agglomeration of any type of worker. Though there is no closed-form solution for the simultaneous equations $u_x^{i*} = u_y^{i*}$, $i \in N$, in the interesting cases with $n^H < n^L$, the intuition above is verified by the following proposition.

Theorem 2 *Given $n^H < n^L$, when $\alpha < \beta$, there always exist a symmetric equilibrium and two stable core-periphery equilibria with $\rho^{H*} = 0$ or $\rho^{H*} = 1$; when $\alpha > \beta$, there is no core-periphery equilibrium, but only a symmetric equilibrium. Moreover, the symmetric equilibrium is stable if and only if $Y^H \leq Y^L + \frac{\alpha n^2}{s n^L}$.*

Proof. See Appendix A.

A core-periphery bifurcation is present when a high-skill biased technological improvement is considered as a continuous process. Given $\phi^i(\rho^H) \equiv$

$\{\rho^L | u_x^{i*}(\rho^H, \rho^L) = u_y^{i*}(\rho^H, \rho^L)\}$, $i \in N$, let $Y^H(S)$ be the sustain point where a given core-periphery pattern can be sustained, i.e., $Y^H(S) \equiv \min\{Y^H | \phi^H(1) \geq \phi^L(1)\}$, and let $Y^H(B)$ be the break point where the symmetric equilibrium starts to become unstable, i.e., $Y^H(B) \equiv \{Y^H | \phi^{H'}(\frac{1}{2}) = 0\}$. Theorem 2 implies that when $\alpha < \beta$, the sustain point is at $Y^H(S) = 1$ whereas the break point is at $Y^H(B) = Y^L + \frac{\alpha n^2}{\bar{s} n^L}$.

Since there is no increasing returns to scale in production and no agglomeration spillovers, the agglomeration of any type of workers in this model contributes nothing to production. That is, households' use of resources for signaling is unproductive, and thus, in the *ex ante* social optimum each type of worker is evenly distributed over the two regions. Therefore, only when the marginal utility of housing is positively correlated with workers' productivity is, the unique long-run signaling equilibrium an *ex ante* social optimum; otherwise, the long-run equilibrium will not be a social optimum.

Notice that in all core-periphery equilibria, population in the core region (where the high-skill locate) is larger than population in the periphery region. Moreover, the difference in population of different regions increases with the difference between Y^H and Y^L . The divergent trends in urban and rural population are confirmed by data in U.S. Census Bureau [1990] (Table 1) which shows that in addition to the increasing difference in urban and rural population, the percentage of US urban population in total population is increasing over time, and the percentage of US rural population is decreasing from 1950 to 1990.

Beginning from a uniform distribution of both types of workers over the two regions, when skill-biased technological change is considered (that is, Y^H increases over time while Y^L is a constant), when $\alpha < \beta$, we can have a core-periphery bifurcation as shown in Figure 8. As the productivity of high-skill workers increases, since the signaling cost is lower for high-skill

workers than low-skill workers around $(\rho^H, \rho^L) = (\frac{1}{2}, \frac{1}{2})$, high-skill workers have a stronger incentive to deviate to another region than low-skill workers once the distribution of workers is slightly perturbed. The breakdown of the uniform distribution of workers leads to the migration of some high-skill workers from one region (*ex post* periphery) to another region (*ex post* core), namely the “first migration wave.” After the migration of these high-skill workers, firms start to notice the difference between average productivities in the two regions, and thus, a positive signaling effect is attached to the region with a higher ratio of high-skill workers. That is, firms start to pay workers different wages according to their locations. Though short-run equilibrium housing cost in the region with a higher ratio of high-skill workers increases (and housing cost in the other region decreases), both high-skill and low-skill workers are attracted to the region where the initial high-skill migration led, namely the “second migration wave.” In the long-run equilibrium, high-skill workers are agglomerated in the core region, and low-skill workers are non-degenerately distributed in both regions. Low-skill workers have the same utility level in both regions, and they have no incentive to move in equilibrium. Since, in this case, the realized core-region is determined by the region with an initially higher ratio of high-skill labor than the other region, this paper implies that any event or policy that attracts high-skill labor plays a crucial role in the beginning of the development of a region.

3 Conclusions

Even without any increasing returns to scale in production, this paper illustrates that the agglomeration of high-skill labor, and thus the agglomeration of high-technology firms, can be caused by asymmetric information and locational signaling effects, even if the regional housing cost (the endogenous signaling cost) is increasing in the high-skill population residing there.

When workers' marginal utility of housing is positively correlated with their productivity, no core-periphery equilibrium can be sustained. Though there always exists a completely symmetric equilibrium, it is stable only if the difference between high-skill and low-skill workers' productivity is not too large. On the other hand, when workers' marginal utility of housing is negatively correlated with their productivity, there exist stable core-periphery equilibria. In this case, sorting on skill occurs, which accounts for the city size wage premium. Therefore, when skill-biased technological change is considered, a core-periphery bifurcation occurs under locational signaling effects. Furthermore, since the agglomeration of high-skill labor is unproductive under locational signaling, social welfare in any core-periphery equilibrium is less than that in the completely symmetric equilibrium.

In summary, though the appearance of a core region is not socially optimal, the conclusions of this paper shed light on the importance of path-dependence or policies that attract high-skill labor for the development of a region, even when there are no increasing returns to scale, knowledge spillovers, or externalities. Moreover, in any stratified equilibrium, the agglomeration of high-skill labor in one region is mixed with a portion of low-skill labor. This suggests that when location signals workers' productivity and the signaling cost is determined by the housing market at a location, location can at best be a reference for rather than a guarantee of workers' high productivity.

Many extensions of the ideas presented here come to mind, for example, adding further heterogeneity to workers and firms, or adding firm investment in physical capital. Moreover, the techniques introduced here can be extended to models where firms have private information, or to models where both firms and workers have private information.

Appendix A. Proof of Theorem 2

When $\alpha < \beta$, the corresponding phase diagram is illustrated in Figure 4. Here, productivity and the marginal utility of housing are negatively correlated. In the phase diagram, from $f \equiv u_x^{H*} - u_y^{H*}$ and $g \equiv u_x^{L*} - u_y^{L*}$, it can be checked that $f < 0$ ($f > 0$) for all (ρ^H, ρ^L) -points above (below) the curve $\dot{\rho}^H = 0$. In addition, $g < 0$ ($g > 0$) for all (ρ^H, ρ^L) -points above (below) the curve $\dot{\rho}^L = 0$.¹⁴ Letting $\phi^i(\rho^H) \equiv \{\rho^L | u_x^{i*}(\rho^H, \rho^L) = u_y^{i*}(\rho^H, \rho^L)\}$, $i \in N$, $\phi^i(\rho^H)$, $i \in N$, is single valued and non-empty for $\rho^H \in [0, 1]$. The phase diagram shows that a necessary and sufficient condition for a stable completely symmetric equilibrium is $\phi^{H'}(\rho^H) \leq 0$ at $\rho^H = \frac{1}{2}$. A sufficient condition for the existence of a core-periphery equilibrium is $\phi^L(\rho^H) < \phi^H(\rho^H)$ at $\rho^H = 1$ or $\phi^L(\rho^H) > \phi^H(\rho^H)$ at $\rho^H = 0$.

Whether a core-periphery equilibrium is stable or not depends on the relative positions of $\dot{\rho}^H = 0$ and $\dot{\rho}^L = 0$ in the phase diagram. From

$$f - g = \frac{4(\sqrt{\alpha} - \sqrt{\beta})}{\bar{s}} \left(\sqrt{\alpha} \left(\frac{1}{2} - \rho^H \right) n^H + \sqrt{\beta} \left(\frac{1}{2} - \rho^L \right) n^L \right), \quad (17)$$

it can be checked that when $\alpha < \beta$, $f < g$ if and only if $\rho^L < \frac{1}{2} + \frac{\sqrt{\alpha} n^H}{\sqrt{\beta} n^L} \left(\frac{1}{2} - \rho^H \right)$.

Furthermore,

$$\begin{aligned} f = g &= \frac{1}{\Psi} (4(Y^H - Y^L) \sqrt{\beta} n^H (\sqrt{\alpha} n^H + \sqrt{\beta} n^L) \left(\frac{1}{2} - \rho^H \right)) \\ \text{for } \rho^L &= \frac{1}{2} + \frac{\sqrt{\alpha} n^H}{\sqrt{\beta} n^L} \left(\frac{1}{2} - \rho^H \right), \quad \rho^H \in [0, 1], \end{aligned} \quad (18)$$

where $\Psi \equiv [(\alpha - 2\sqrt{\alpha\beta})(1 - 2\rho^H)^2 - 4\beta\rho^H(1 - \rho^H)](n^H)^2 - \beta n^L(2n^H + n^L) < 0$, for all $\rho^H \in [0, 1]$. Therefore, for $\rho^H < \frac{1}{2}$, $f = g < 0$ on $\rho^L = \frac{1}{2} + \frac{\sqrt{\alpha} n^H}{\sqrt{\beta} n^L} \left(\frac{1}{2} - \rho^H \right)$; and for $\rho^H > \frac{1}{2}$, $f = g > 0$ on $\rho^L = \frac{1}{2} + \frac{\sqrt{\alpha} n^H}{\sqrt{\beta} n^L} \left(\frac{1}{2} - \rho^H \right)$. That is, the curves $\dot{\rho}^H = 0$ and $\dot{\rho}^L = 0$ are below (above) $\rho^L = \frac{1}{2} + \frac{\sqrt{\alpha} n^H}{\sqrt{\beta} n^L} \left(\frac{1}{2} - \rho^H \right)$ for $\rho^H < \frac{1}{2}$

¹⁴It can be proved that $\frac{\partial f}{\partial \rho^L} = -n^L \left(\frac{4\sqrt{\alpha\beta}}{\bar{s}} + \frac{n^H(Y^H - Y^L)}{n_x^2 n_y^2} \right) \Phi$, and $\frac{\partial g}{\partial \rho^L} = -n^L \left(\frac{4\beta}{\bar{s}} + \frac{n^H(Y^H - Y^L)}{n_x^2 n_y^2} \right) \Phi$, where $\Phi \equiv (1 - \rho^H) \rho^H n^H (n^H + 2n^L) + [\rho^H + (\rho^L)^2 - 2\rho^H \rho^L] (n^L)^2 > 0$ since $[\rho^H + (\rho^L)^2 - 2\rho^H \rho^L] > (\rho^H - \rho^L)^2 > 0$.

($\rho^H > \frac{1}{2}$). Therefore, for $\rho^H < \frac{1}{2}$, any point on $\dot{\rho}^L = 0$ must satisfy both $g = 0$ and $f < g$, which implies $f < 0$; and for $\rho^H > \frac{1}{2}$, any point on $\dot{\rho}^L = 0$ satisfies $f > 0$. Finally, since $\phi^L(\rho^H) \in (0, 1)$, for $\rho^H \in \{0, 1\}$,¹⁵ from Definition 2 and Lemma 1, there always exist three equilibria at $(0, \phi^L(0))$, $(\frac{1}{2}, \frac{1}{2})$, and $(1, \phi^L(1))$.

When $\alpha > \beta$, since $f > g$ if and only if $\rho^L < \frac{1}{2} + \frac{\sqrt{\alpha n^H}}{\sqrt{\beta n^L}}(\frac{1}{2} - \rho^H)$ and $g < 0$ ($g > 0$) for all $\rho^L = \frac{1}{2} + \frac{\sqrt{\alpha n^H}}{\sqrt{\beta n^L}}(\frac{1}{2} - \rho^H)$ where $\rho^H \in [0, \frac{1}{2})$ ($\rho^H \in (\frac{1}{2}, 1]$), it follows that for $\rho^H < \frac{1}{2}$, any point on $\dot{\rho}^L = 0$ satisfies $f > g = 0$, and for $\rho^H > \frac{1}{2}$, any point on $\dot{\rho}^L = 0$ satisfies $f < 0$. Therefore, there is no core-periphery equilibrium, and from Lemma 1, the unique equilibrium is symmetric.¹⁶ At $(\rho^H, \rho^L) = (\frac{1}{2}, \frac{1}{2})$, since

$$-\frac{\partial f / \partial \rho^H}{\partial f / \partial \rho^L} \Big|_{(\rho^H, \rho^L) = (\frac{1}{2}, \frac{1}{2})} = \frac{(Y^H - Y^L)\bar{s} - \alpha n^2 / n^L}{(Y^H - Y^L)\bar{s} + \sqrt{\alpha\beta} n^2 / n^H}, \quad (19)$$

the symmetric equilibrium is stable if and only if $Y^H \leq Y^L + \frac{\alpha n^2}{\bar{s} n^L}$. *Q.E.D.*

¹⁵For example, at $\rho^H = 0$, the largest $\phi^L(\rho^H) = \frac{1}{2}(1 + \frac{n^H}{n^L}\sqrt{\frac{\alpha}{\beta}})$ is achieved when $Y^L = Y^H$, which is less than 1 for $n^H < n^L$ and $\alpha < \beta$. The smallest $\phi^L(\rho^H) = \frac{1}{2\beta(n^L)^2}(\Psi - \sqrt{\Psi^2 - 32\beta(n^L)^2 n(\beta n^L - \alpha n^H)}) > 0$ is found when $Y^H \leq \bar{Y}^H$, where $\Psi \equiv 2(\sqrt{\alpha}\sqrt{\beta} + 2\beta)n^H n^L + 6\beta(n^L)^2 > 0$.

¹⁶Though in this case, the curves $\dot{\rho}^H = 0$ and $\dot{\rho}^L = 0$ may intersect the boundaries of $\rho^L = 0$ and $\rho^L = 1$ on some $\rho^H \in (0, 1)$, these intersection points cannot constitute core-periphery equilibria since any point on $\dot{\rho}^H = 0$ for $\rho^H \in [0, \frac{1}{2})$ ($\rho^H \in (\frac{1}{2}, 1]$) satisfies $g < f = 0$ ($g > f = 0$).

References

- [1] Austen-Smith, David, and Jeffrey S. Banks, “Cheap Talk and Burned Money,” *Journal of Economic Theory*, XCI (2000), 1–16.
- [2] Baum-Snow, Nathaniel, and Ronni Pavan, “Understanding the City Size Wage Gap,” Working Paper, Brown University and University of Rochester, 2009.
- [3] Berliant, Marcus, and Fan-Chin Kung, “Can Information Asymmetry Cause Stratification?” *Regional Science and Urban Economics*, XL (2010), 196–209.
- [4] Berliant, Marcus, and Chia-Ming Yu, “Rational Expectations in Urban Economics,” Working Paper, Washington University in St. Louis, 2009.
- [5] Berliant, Marcus, and Masahisa Fujita, “The Dynamics of Knowledge Diversity and Economic Growth,” Discussion papers, Research Institute of Economy, Trade and Industry (RIETI), 2010.
- [6] Bode, Eckhardt, “Productivity Effects of Agglomeration Externalities,” paper presented at Third Spatial Econometrics Workshop, Strasbourg, Germany, 2004.
- [7] Ciccone, Antonio, and Robert E. Hall, “Productivity and the Density of Economic Activity,” *American Economic Review*, LXXXVI (1996), 54–70.
- [8] Crawford, Vincent P., and Joel Sobel, “Strategic Information Transmission,” *Econometrica*, L (1982), 1431–1451.
- [9] Feldman, Maryann P., and David B. Audretsch, “Innovation in Cities: Science-Based Diversity, Specialization and Localized Competition,” *European Economic Review*, XLIII (1999), 409–429.

- [10] Forslid, Rikard, and Gianmarco I.P. Ottaviano, “An Analytically Solvable Core-Periphery Model,” *Journal of Economic Geography*, III (2003), 229–240.
- [11] Fukao, Kyoji, and Roland J. Benabou, “History versus Expectations: A Comment,” *Quarterly Journal of Economics*, CVIII (1993), 535–542.
- [12] Glaeser, Edward L., Hedi D. Kallal, Jose A. Scheinkman, and Andrei Shleifer, “Growth in Cities,” *The Journal of Political Economy*, C (1992), 1126–1152.
- [13] Glaeser, Edward L., and David Mare, “Cities and Skills,” *The Journal of Labor Economics*, XIX (2001), 316–342.
- [14] Glaeser, Edward L., and Albert Saiz, “The Rise of the Skilled City.” Harvard Institute of Economic Research, Working Paper #2025, 2003.
- [15] Gould, Eric, “Cities, Workers, and Wages: A Structural Analysis of the Urban Wage Premium,” *Review of Economic Studies*, LXXIV (2007), 477–506.
- [16] Grossman, Sanford J., “The Informational Role of Warranties and Private Disclosure about Product Quality,” *Journal of Law and Economics*, XXIV (1981), 461–483.
- [17] Henderson, J. Vernon, “Efficiency of Resource Usage and City Size,” *Journal of Urban Economics*, XIX (1986), 47–70.
- [18] Henderson, J. Vernon, Ari Kuncoro, and Matthew Turner, “Industrial Development in Cities,” *Journal of Political Economy*, CIII (1995), 1067–1090.

- [19] Jones, Charles I., “Growth: With or Without Scale Effects?” *American Economic Association Papers and Proceedings*, LXXXIX (1999), 139–144.
- [20] Krugman, Paul, “Increasing Returns and Economic Geography,” *Journal of Political Economy*, XCIX (1991a), 483–499.
- [21] Krugman, Paul, “History versus Expectations,” *Quarterly Journal of Economics*, CVI (1991b), 651–667.
- [22] Lucas, Robert E., Jr., “On the Mechanics of Economic Development,” *Journal of Monetary Economics*, XXII (1988), 3–42.
- [23] Moomaw, Ronald L., “Productivity and City Size: A Critique of the Evidence,” *Quarterly Journal of Economics*, XCVI (1981), 675–688.
- [24] Moomaw, Ronald L., “Firm Location and City Size: Reduced Productivity Advantages as a Factor in the Decline of Manufacturing in Urban Areas,” *Journal of Urban Economics*, XVII (1985), 73–89.
- [25] Pines, David, “New Economic Geography: Revolution or Counter-Revolution?” *Journal of Economic Geography*, I (2001), 139–146.
- [26] Peretto, Pietro, and Sjak Smulders, “Technological Distance, Growth and Scale Effects,” *The Economic Journal*, CXII (2002), 603–624.
- [27] Romer, Paul, “Endogenous Technological Change,” *Journal of Political Economy*, XCVIII (1990), 71–102.
- [28] Rothschild, Michael, and Joseph E. Stiglitz, “Equilibrium in Competitive Insurance Markets: An Essay on the Economics of Imperfect Information,” *Quarterly Journal of Economics*, XC (1976), 629–649.
- [29] Segal, David, “Are There Returns to Scale in City Size?” *Review of Economics and Statistics*, LVIII (1976), 339–350.

- [30] Spence, A. Michael, “Job Market Signaling,” *The Quarterly Journal of Economics*, LXXXVII (1973), 355–374.
- [31] Starrett, David, “Market Allocations of Location Choice in a Model with Free Mobility,” *Journal of Economic Theory*, XVII (1978), 21–37.
- [32] Sveikauskas, Leo, “The Productivity of Cities,” *Quarterly Journal of Economics*, LXXXIX (1975), 392–413.
- [33] U.S. Census Bureau, “1990 Population and Housing Unit Counts: United States,” *1990 Census of Population and Housing* (Washington, D.C.: U.S. Census Bureau, 1990)
- [34] Wilson, Charles, “A Model of Insurance Markets with Incomplete Information,” *Journal of Economic Theory*, XVI (1977), 167–207.

Year	Urban population (percent of total)	Rural population (percent of total)	The difference in urban and rural population
1950	96846817 (64.0%)	54478981 (36.0%)	42367836
1960	125268750 (69.9%)	54045425 (30.1%)	71223325
1970	149646617 (73.6%)	53565309 (26.4%)	96081308
1980	167050992 (73.7%)	59494813 (26.3%)	107556179
1990	187053487 (75.2%)	61656386 (24.8%)	125397101

Table 1: Source: U.S. Census Bureau [1990], (CPH-2).

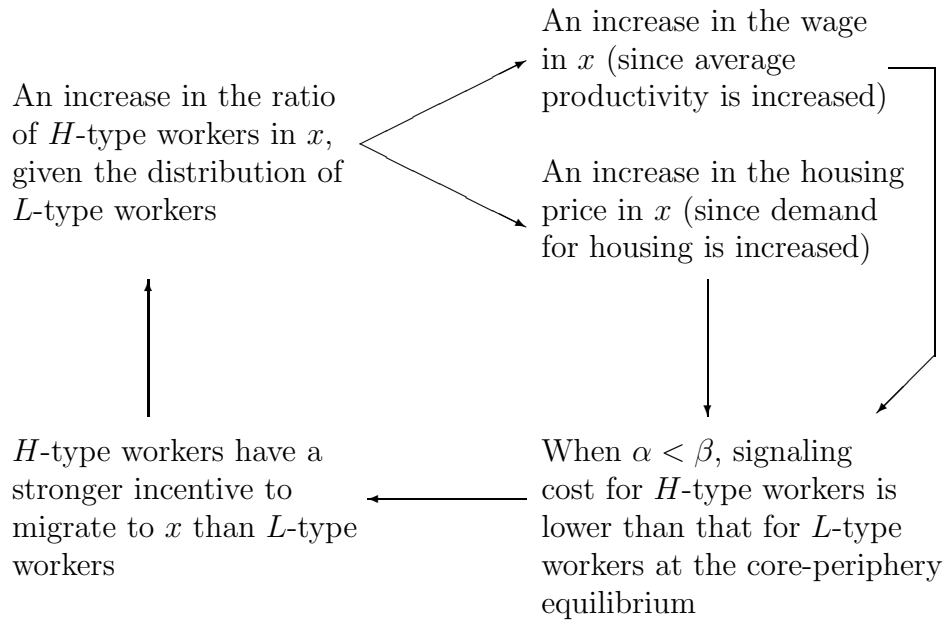


Figure 2: The logic and intuition for the existence of a core-periphery equilibrium when $\alpha < \beta$.

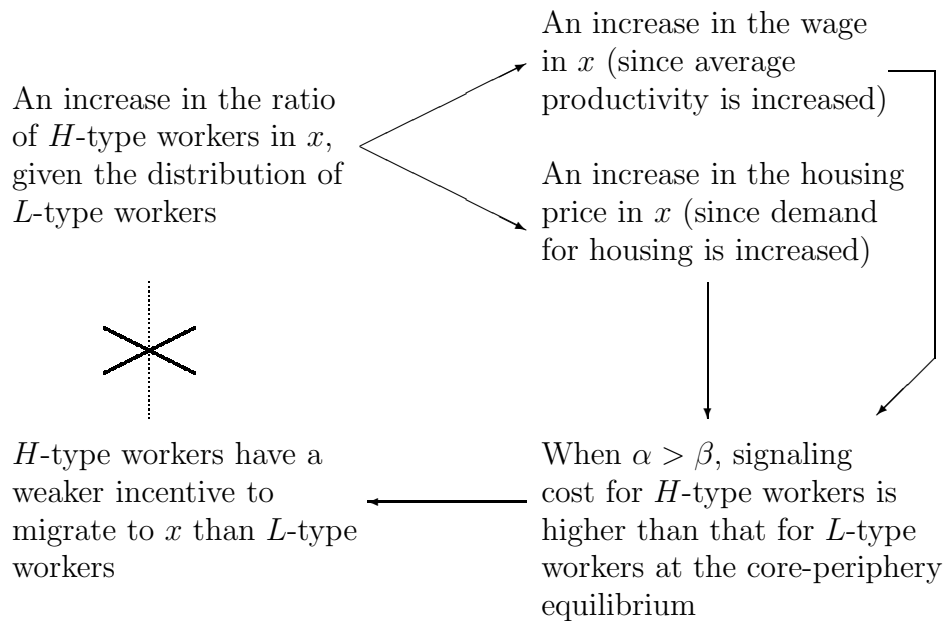


Figure 3: The logic and intuition for the non-existence of a core-periphery equilibrium when $\alpha > \beta$.

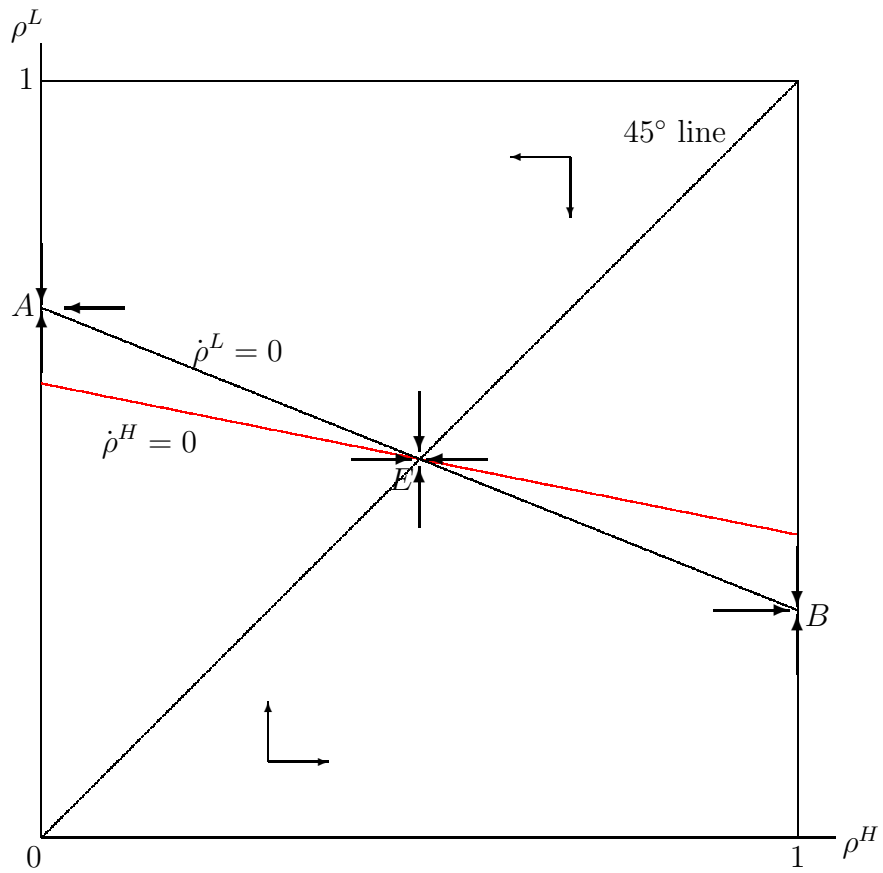


Figure 4: When $\alpha < \beta$, there exist two stable core-periphery equilibria, points A and B . In addition, when $\phi^{H'}(\rho^H) < 0$ at $\rho^H = \frac{1}{2}$, the completely symmetric equilibrium at point $E = (\frac{1}{2}, \frac{1}{2})$ is stable.

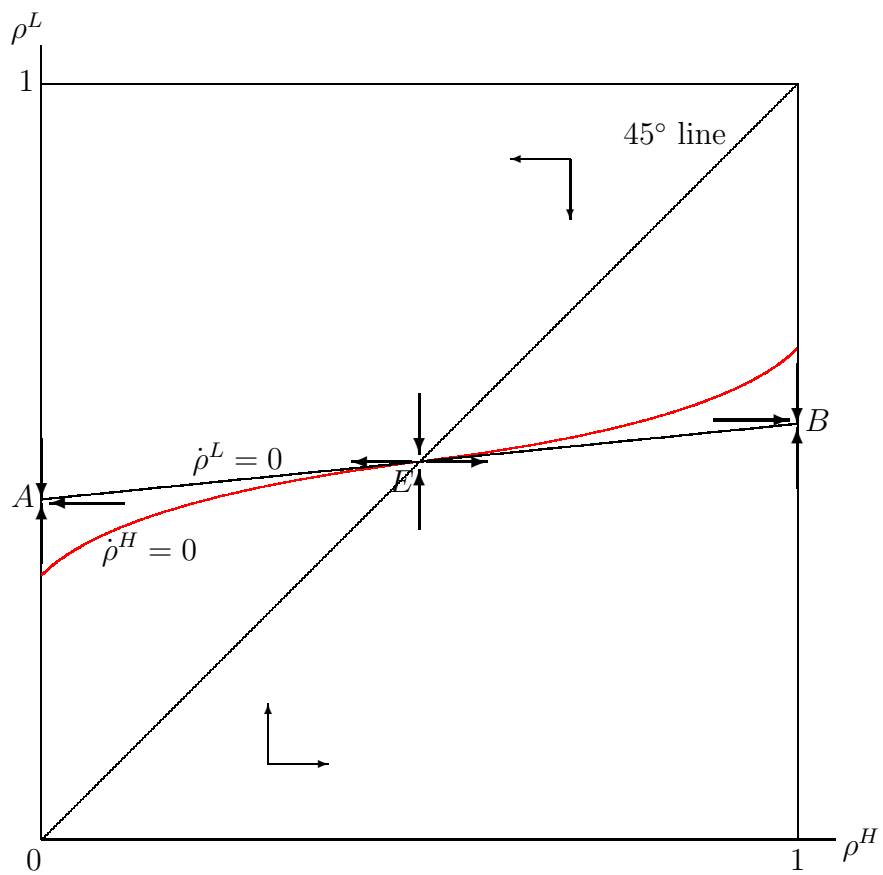


Figure 5: When $\alpha < \beta$ and $\phi^{H'}(\rho^H) > 0$ at $\rho^H = \frac{1}{2}$, there exist stable core-periphery equilibria at points A and B , and the completely symmetric equilibrium is unstable.

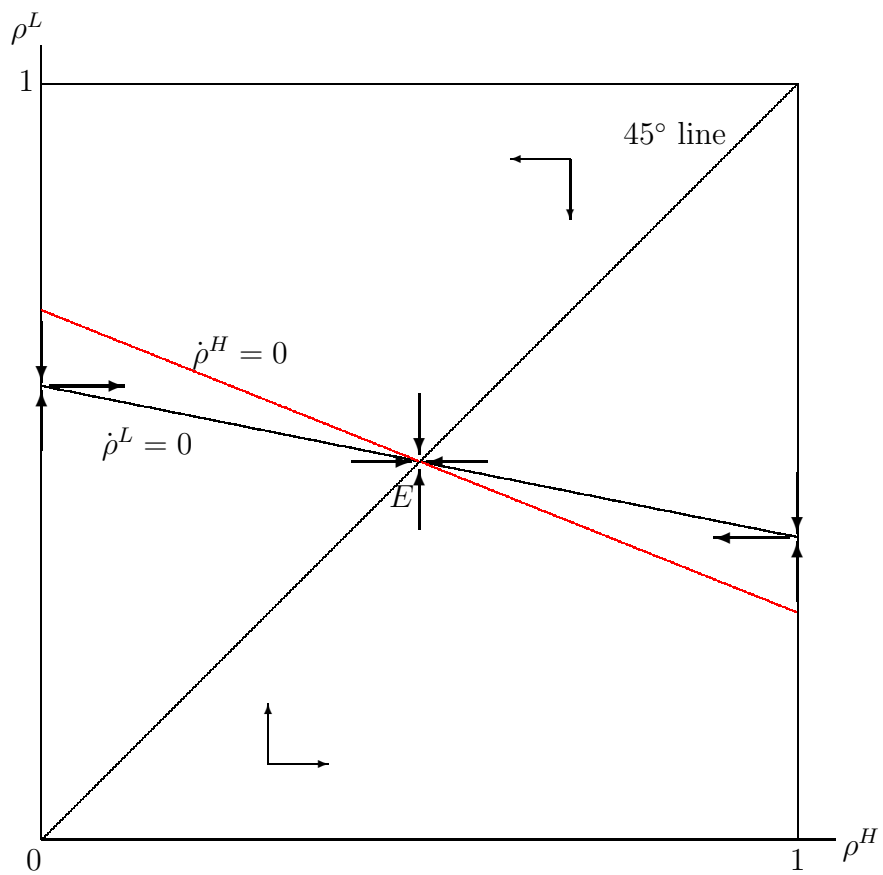


Figure 6: When $\alpha > \beta$ and $\phi^{H'}(\rho^H) < 0$ at $\rho^H = \frac{1}{2}$, there exists a unique stable completely symmetric equilibrium; however, there is no core-periphery equilibrium.

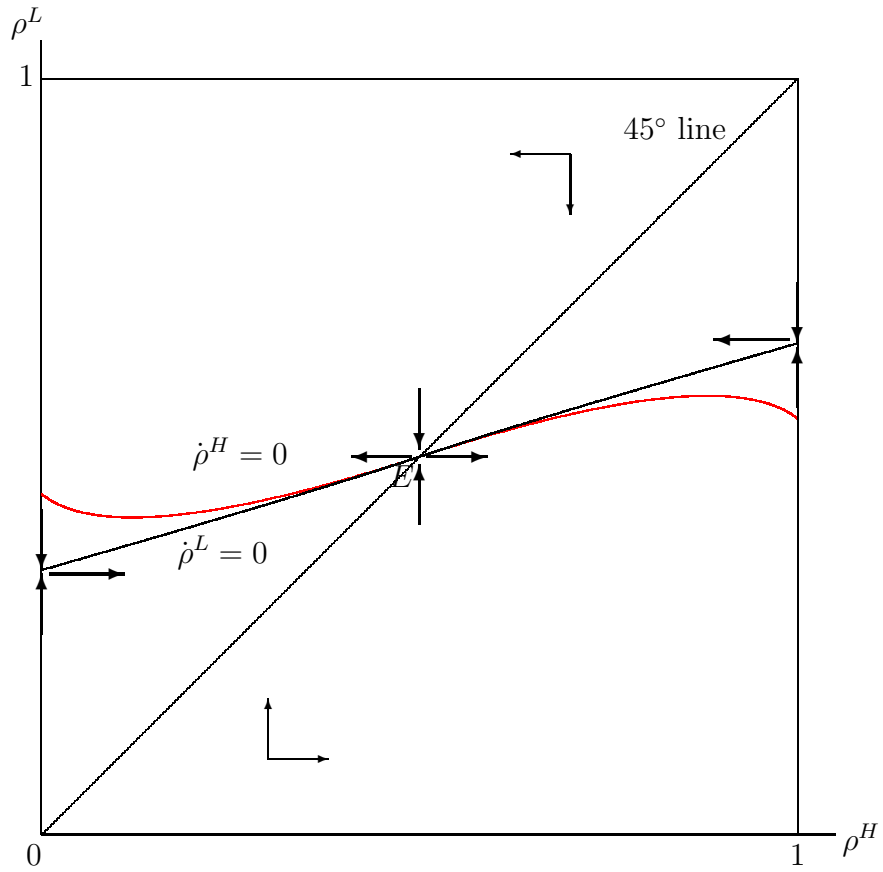


Figure 7: When $\alpha > \beta$ and $\phi^{H'}(\rho^H) > 0$ at $\rho^H = \frac{1}{2}$, there exists a unique equilibrium which is completely symmetric and unstable.

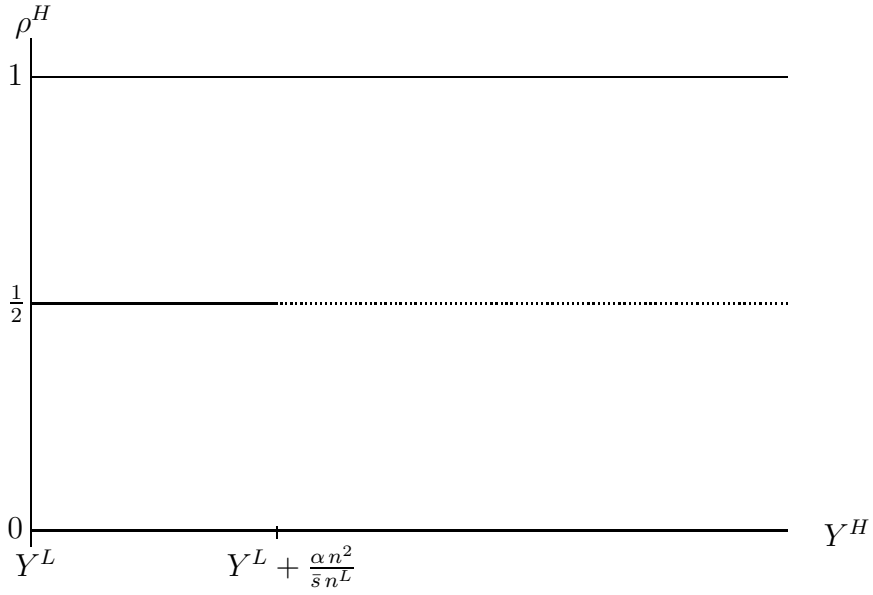


Figure 8: The core-periphery bifurcation when productivity and the marginal utility of housing are negatively correlated, i.e., $\alpha < \beta$.

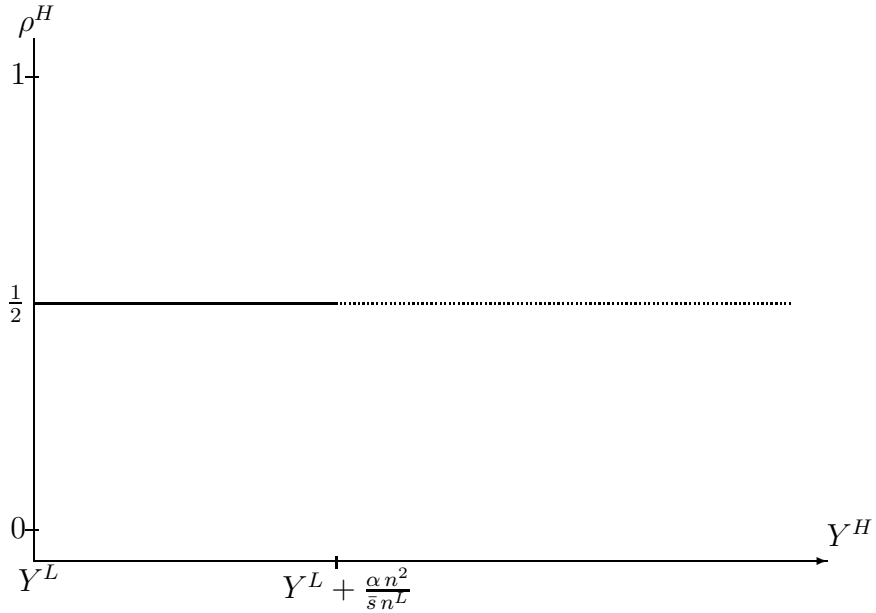


Figure 9: The bifurcation when productivity and the marginal utility of housing are positively correlated, i.e., $\alpha > \beta$.