

No. 2001-85

**OPTIMAL UNEMPLOYMENT INSURANCE WITH
MONITORING AND SANCTIONS**

By Jan Boone, Peter Fredriksson, Bertil Holmlund and
Jan van Ours

November 2001

ISSN 0924-7815

Discussion paper

Optimal Unemployment Insurance with Monitoring and Sanctions*

Jan Boone[†] Peter Fredriksson[‡] Bertil Holmlund[§] Jan van Ours[¶]

This version: 2 November 2001

Abstract

This paper analyzes the design of optimal unemployment insurance in a search equilibrium framework where search effort among the unemployed is not perfectly observable. We examine to what extent the optimal policy involves monitoring of search effort and benefit sanctions if observed search is deemed insufficient. We find that introducing monitoring and sanctions represents a welfare improvement for reasonable estimates of monitoring costs; this conclusion holds both relative to a system featuring indefinite payments of benefits and a system with a time limit on unemployment benefit receipt. The optimal sanction rates implied by our calibrated model are much higher than the sanction rates typically observed in European labor markets.

JEL-classification: J64, J65, J68

Keywords: Unemployment insurance, search, sanctions

*We thank seminar participants at IZA, Bonn, for comments on an earlier draft of the paper. Financial support from the Swedish Council for Working Life and Social Research is gratefully acknowledged.

[†]Department of Economics and CentER for Economic Research, Tilburg University, OSA and CEPR. Postal address: Box 90153, 5000 LE Tilburg, The Netherlands. E-mail: j.boone@kub.nl

[‡]Department of Economics, Uppsala University, IFAU and CESifo. Postal address: Box 513, SE-751 20 Uppsala, Sweden. E-mail: peter.fredriksson@nek.uu.se

[§]Department of Economics, Uppsala University and CESifo. Postal address: Box 513, SE-751 20 Uppsala, Sweden. E-mail: bertil.holmlund@nek.uu.se

[¶]CentER for Economic Research, Tilburg University, OSA, IZA and CEPR. Postal address: Box 90153, 5000 LE Tilburg, The Netherlands. E-mail vanours@kub.nl

1 Introduction

It is generally accepted that public provision of unemployment insurance (UI) is socially desirable in a world with risk averse individuals. However, it is also well established that the provision of UI does not come without adverse incentive effects. For example, more generous UI benefits is likely to reduce search effort and raise wage pressure, thus causing some increase in unemployment. The problem facing policy makers is thus to strike an optimal balance between the insurance benefits on the one hand, and the adverse incentive effects on the other hand. This problem has been the subject of several recent papers. Our paper contributes to this literature by recognizing that the government may condition benefit payments on (imperfectly) observed search effort. This leads us to an analysis of optimal UI design in a search equilibrium framework where the government has several policy instruments at its disposal, including the benefit level, the rate at which search effort is monitored, and the magnitude of the sanction in case search effort is regarded as insufficient. We find that a system with monitoring and sanctions represents a welfare improvement relative to other alternatives for reasonable estimates of the monitoring costs.

Our results on the desirability of monitoring can be contrasted with a wellknown result that dates back to Becker's (1968) celebrated paper on optimal crime deterrence. In Becker's analysis (as in ours), monitoring is costly because resources have to be spent on detecting crime (violations of search requirements). Punishment, in the form of a fine (sanction), goes without cost since it involves a transfer of money from one individual to others. To deter crime the expected fine, i.e., the probability of being caught times the fine, should be big enough. By raising the fine, monitoring costs can be reduced without affecting incentives for crime. However, Becker's analysis presupposes risk neutral agents. When agents are risk averse, as they are in our model, Becker's result need not hold. The reason is that a very high fine would lead to a substantial welfare loss for agents who violate the law.¹

The seminal papers on optimal UI appeared in the late 1970s (Baily, 1978; Flemming, 1978; Shavell and Weiss, 1979). The paper by Shavell

¹See Garoupa (1997) and Polinsky and Shavell (2000) for recent surveys of the economic theory of law enforcement. The recent literature in this field has shown, *inter alia*, that allowing for risk averse agents would weaken the classic Becker argument and suggest a case for costly monitoring.

and Weiss (1979) analyzed the problem of optimal sequencing of benefit payments over the spell of unemployment. The key result was that the benefit level should decline monotonically over the unemployment spell, because such a profile involves stronger incentives to search. The recent paper by Hopenhayn and Nicolini (1997) has extended the analysis in Shavell and Weiss by considering a wage tax after reemployment in conjunction with the sequence of benefit payments. The basic results are twofold: first, benefits should decrease over elapsed duration, as in Shavell and Weiss; second, the wage tax should increase with the length of the previous unemployment spell.

These two papers offer a partial analysis in the sense that workers' wages are given. A few recent contributions have also allowed for endogenous wage determination. Cahuc and Lehmann (2000) propose a model where firms and unions bargain over wages and notice the possibility that a declining time profile may raise wage pressure by strengthening the power of "insiders" in the wage negotiations. This rise in wage pressure tends to offset the positive search incentives arising from a declining time profile. The paper by Fredriksson and Holmlund (2001) analyzes optimal benefit sequencing in a model of search unemployment along the lines of Pissarides (1990). The model features endogenous search effort, endogenous wage determination and free entry of new jobs. The analysis shows analytically that a declining time profile of benefit payments is optimal, provided discounting is ignored. With discounting, numerical calibrations suggest that the wage pressure effect is not strong enough to offset the favorable effect on search incentives.

The contributions reviewed above, and most of the other literature on optimal UI, do not consider that the government can make the receipt of benefits dependent on the unemployed worker's search effort. As documented by Grubb (2001), existing UI systems condition benefit payments on performance criteria such as "availability for work" and "active job search". These criteria are enforced by some degree of monitoring of the benefit claimants. The requirements for job search show substantial variations across countries.

Failure to meet search requirements may result in a benefit sanction, i.e., a temporary or permanent cut in benefits. A typical duration of sanctions for a first refusal of a suitable job offer is two to three months. Observed sanction rates – the total number of sanctions over a year relative to the stock of beneficiaries – also vary substantially across countries. For example, sanctions due to insufficient search hovered around 30 percent in the United States in the late 1990s, whereas other countries (Germany, Denmark, Norway) appear to have undertaken no sanctions related to search inactivity.

See Grubb (2001) for further details.

Recent empirical work has shed light on the effects of changes in search requirements and monitoring of job search. The arguably most convincing evidence is based on randomized experiments undertaken in the United States. The “treatments” in these experiments involved the number of employer contacts, the required documentation and the frequency of verification.² These studies indicate that either more intensive monitoring or more demanding search requirements tend to reduce the length of benefit claims. Recent non-experimental evidence from the Netherlands also suggest that the imposition of sanctions substantially raises the transition rate to employment (Abbring et al, 1997; van den Berg et al, 1998). All in all, our reading of the bulk of the evidence is that more intensive monitoring and more stringent search requirements do matter for search activity and transitions out of unemployment.³

The economics literature on monitoring and sanctions in the context of UI is very small. The study most closely related to what we do in the present paper is Boone and van Ours (2000). The model is a version of the Pissarides (1990) search and matching model and has similarities with the model in Fredriksson and Holmlund (2001). Workers are risk averse, search effort among the unemployed is endogenous and wages are determined in bargaining between the firm and the individual worker. A key assumption is that the unemployed and insured worker can affect the probability of continued UI receipt by the choice of search effort; the higher the search effort, the lower the risk of being exposed to a benefit sanction. This is the monitoring system in the model. The benefit associated with additional search thus involves two components, one capturing the gain associated with a transition to employment and the other capturing the gain of not being penalized by a benefit sanction.

The purpose of this paper is to extend the earlier contributions by Boone and van Ours (2000) and Fredriksson and Holmlund (2001) so as to incorporate an analysis of an optimal benefit system with costly monitoring and sanctions. The basic model features two benefit levels which can be thought

²See OECD (2001), Johnson and Klepinger (1994), Benus et al (1997) and Black et al (1999).

³There is at least one study, van den Berg and van der Klaauw (2000), that fails to confirm that more intensive monitoring affects transitions out of unemployment. The authors conjecture that the result may reflect that more stringent monitoring of formal search induces a substitution away from informal search channels.

of as unemployment insurance (UI) and unemployment assistance (UA), respectively. Workers who receive UI are monitored at a certain rate and, with some probability, exposed to a benefit sanction. The probability of being sanctioned depends on the worker's search effort and the precision at which search effort can be observed by the UI provider. Sanctioned workers receive UA, they are not monitored, and they need to become reemployed before they are entitled to UI. We are concerned with the characteristics of the optimal benefit system when there are four available policy instruments: the level of benefits in UI and UA (the difference between the two representing the sanction), the rate at which the unemployed worker entitled to UI is monitored, and the precision of the monitoring technology that determines how the agent's search effort affect the probability of a sanction.

The next section of the paper presents the basic model. Section 3 derives some analytical results concerning the properties of the optimal benefit system. In section 4, we turn to a numerical analysis of the optimal benefit system. Section 5 concludes.

2 The Model

2.1 The Labor Market

We consider an economy with a fixed labor force, which is normalized to unity. Workers are either employed or unemployed and have infinite horizons. Time is continuous. An employed worker is separated from his job at an exogenous Poisson rate ϕ . Upon entering unemployment, the worker is immediately eligible for UI benefits.

Recipients of UI benefits are monitored with respect to their search behavior. If they fail to meet certain search requirements, they are exposed to a benefit withdrawal (a sanction). We assume that the sanction lasts for the remainder of the unemployment spell. At every instant, there are thus two groups of unemployed workers: *eligible* workers who receive benefits and *sanctioned* workers who have been exposed to a benefit withdrawal.

Let α^j , $j = e, s$ denote the exit rate from unemployment to employment for an *eligible* and a *sanctioned* worker, respectively. The exit rates differ between the two groups to the extent that their search effort differ. Let s^j , $j = e, s$, denote search effort. The effective number of searchers in the economy is then given as $S = s^e u^e + s^s u^s$, where u^j is the number of unemployed

in category j .

The matching function, which is of the usual constant returns to scale variety, is given by $H = H(S, v)$, where v is the number of vacancies. Let $\theta \equiv v/S$ denote labor market tightness. The probability per unit time that individual i escapes unemployment state j is then obtained as $\alpha_i^j \equiv s_i^j H(S, v) = s_i^j \alpha(\theta)$. Also, $\alpha(\theta) = H(S, v)/S = H(1, \theta)$ and hence $\alpha'(\theta) > 0$; the tighter the labor market, the easier to find a job. Firms fill vacancies at the rate $q(\theta) = H(S, v)/v = H(1/\theta, 1)$, and thus $q'(\theta) < 0$; the tighter the labor market, the more difficult to fill a vacancy. By constant returns to scale, we also have $\alpha(\theta) = \theta q(\theta)$.

While unemployed and receiving UI benefits, an unemployed agent is monitored at rate μ . We think of monitoring as random inspections of the worker's search activity. Given monitoring, there is some probability that the observed search effort does not meet the search requirement, in which case the worker is sanctioned. Let $\pi(s^e)$ denote the probability of being sanctioned upon inspection of search effort, implying that UI recipients loose entitlement at the rate $\mu\pi(s^e)$.

Having defined the relevant transition rates, we can state the flow equilibrium relationships of the labor market:

$$\phi n = \alpha^e u^e + \alpha^s u^s \quad (1)$$

$$\alpha^s u^s = \mu\pi u^e \quad (2)$$

where $n = 1 - u^e - u^s$ denotes total employment in the economy. The first equation pertains to employment whereas the second equation pertains to the state of unemployment with a sanction. Now we can use (1) and (2) to solve for employment:

$$n = \frac{\lambda(\alpha^e + \mu\pi)}{\phi + \lambda(\alpha^e + \mu\pi)} \quad (3)$$

where $\lambda \equiv u^e/(u^e + u^s) = \alpha^s/(\alpha^s + \mu\pi)$ is the ratio of eligible unemployment to total unemployment.

2.2 Monitoring and Sanctions

Let us make the monitoring and sanctions technology explicit. We choose a reduced form specification which allows us to have as special cases indefinite payments of UI benefits ($\mu = 0$), finite duration of UI benefit receipt ($\mu > 0$)

and $\pi(s^e) = 1$), and a sanction and monitoring technology. In particular, we assume that the probability of being sanctioned upon inspection depends linearly on search: $\pi(s^e) = 1 - \sigma s^e$. Proposition 2 below gives conditions under which $\sigma > 0$ is optimal. Further, we require that $\pi(s^e) \geq 0$.

The parameter σ measures to which extent the sanction probability depends on an agent's own search effort. One way to interpret σ is that it indexes the precision of the inspection technology. For instance, $\sigma = 0$ corresponds to the situation where it is determined by lottery if the agent has searched to rule or not; therefore everyone who is monitored is sanctioned irrespective of search intensity. Alternatively, $\sigma = 0$ can be seen as a UI system with a time limit, as in Fredriksson and Holmlund (2001). If, on the other hand, σ is strictly positive the agent's search effort matters for the sanction probability. The higher is σ , the higher the precision with which an agent's search effort is observed and rewarded.⁴

Whereas $\sigma = 0$ gives little direct incentive to search, it is an inexpensive system to operate. This is due to the fact that there are no inspections of agents' search effort. On the other hand, $\sigma > 0$ gives a direct incentive to search but also implies that more monitoring officials are needed in order to inspect agents' search intensities. So the monitoring cost per monitored agent is increasing in σ .

More precisely, we assume that the cost of running the monitoring and sanctioning system, C , is given by:

$$C = c(\sigma) \mu u^e w \tag{4}$$

The costs of running the UI-system are increasing in the number of monitored individuals (μu^e). The rate of increase is determined by $c(\sigma) \geq 0$. This cost depends on the precision of the inspection technology with $c'(\sigma) \geq 0$ and $c(0) = 0$. We think of the inspection of search as a labor intensive activity and, therefore, the monitoring cost is proportional to the aggregate wage w .

2.3 Worker Behavior

The employed worker's (indirect) instantaneous utility is determined by his wage, w . The unemployed worker receives unemployment benefits, B , as long as he is eligible. When sanctioned, he receives Z . We show in proposition 1

⁴From a more general point of view, it is possible to derive this technology from "first principles" with the aid of a few assumptions. We present this derivation in Appendix A.

below that $B > Z$. We assume that workers do not have access to a capital market, so consumption equals income at each instant.

We take the utility functions to be strictly concave in income and leisure. The unemployed worker's instantaneous utility is decreasing in search effort, since search reduces time available for leisure. The utility function for the eligible unemployed worker is $v(B, s^e)$ and for the sanctioned worker it is $v(Z, s^s)$. The employed worker's utility is given by $v(w, \bar{h})$, where \bar{h} denotes hours of work; we take \bar{h} as exogenously fixed.

Let r denote the subjective rate of time preference and let U^j and E be the expected present values of being unemployed, $j = e, s$, and employed, respectively. The value functions can then be written as:

$$rU^e = \max_{s^e} \{v(B, s^e) + s^e \alpha(\theta)(E - U^e) - \mu \pi(s^e)(U^e - U^s)\} \quad (5)$$

$$rU^s = \max_{s^s} \{v(Z, s^s) + s^s \alpha(\theta)(E - U^s)\} \quad (6)$$

$$rE = v(w, \bar{h}) - \phi(E - U^e) \quad (7)$$

The unemployed worker chooses search effort to maximize rU^j , $j = e, s$. The first-order conditions are given by:

$$v_s(B, s^e) + \alpha(\theta)(E - U^e) - \mu \pi_s(s^e)(U^e - U^s) = 0 \quad (8)$$

$$v_s(Z, s^s) + \alpha(\theta)(E - U^s) = 0 \quad (9)$$

where partial derivatives with respect to search effort are indicated by subscript s . In these expressions we have imposed symmetry, i.e., we have made use of the fact that workers are identical and choose the same search effort. The first-order conditions convey the usual message:⁵ at the optimum, the marginal cost of search should equal the marginal benefits. The marginal cost is captured by foregone leisure, i.e., $v_s(B, s^e)$ and $v_s(Z, s^s)$. The marginal benefit involves the gain in utility associated with a transition to employment, i.e., $\alpha(\theta)(E - U^j)$, $j = e, s$. For the eligible worker, there is an additional benefit of more intensive search, as revealed by the third term on the right-hand side of (8). More intensive search reduces the probability of being sanctioned, thus prolonging the expected duration of benefit payments. This does not imply, however, that eligible workers necessarily search harder than sanctioned workers. The effect pulling in the opposite direction

⁵The second-order conditions for a maximum are fulfilled by the concavity of $v(\cdot)$ and the linearity of π .

is $B > Z$: sanctioned workers gain more from finding a job than eligible workers since $E - U^s > E - U^e$ holds in equilibrium. Which effect dominates depends on the parameters of the UI system.

We assume that the instantaneous utility functions take the form:

$$v(m, l) = \ln m + \Gamma(l), \quad m = \{w, B, Z\}, \quad l = \{1 - \bar{h}, 1 - s^e, 1 - s^s\}$$

where m denotes (real) income, which depends on the worker's labor market position. The employed worker receives a wage w ; the eligible unemployed worker receives unemployment insurance, B ; and an unemployed worker who has been exposed to a sanction receives unemployment assistance, Z . Furthermore, $\Gamma(l)$ represents the value of leisure with $\Gamma'(l) > 0$ and $\Gamma''(l) < 0$.

2.4 Firms and Wage Bargaining

Assume that government expenditure on benefits and monitoring is financed by a proportional payroll tax paid by firms. Labor productivity is constant and denoted y . The cost of holding a vacancy is ky , with $k > 0$. Let V denote the present value of a vacant job and J the present value of an occupied job. The value functions are of the usual form:

$$rV = -ky + q(\theta)(J - V) \quad (10)$$

$$rJ = y - w(1 + t) - \phi(J - V) \quad (11)$$

where t is the proportional payroll tax rate. With free entry of new vacancies, $V = 0$, we obtain the wage cost as proportional to the marginal product of labor, i.e.,

$$w(1 + t) = [1 - (r + \phi)k/q(\theta)]y \quad (12)$$

Defining $w_c \equiv w(1 + t)$ and writing the right-hand side of this equation as $d(\theta)y$, we refer to $w_c = d(\theta)y$ as the zero profit condition, with $d'(\theta) < 0$.

The outcome of the Nash bargain

$$\max_{w_i} [E(w_i) - U^e]^\beta [J(w_i) - V]^{1-\beta}, \quad \beta \in (0, 1)$$

is a relationship of the form:

$$\frac{E - U^e}{wv_w} = \frac{\beta}{1 - \beta} \frac{J}{w_c} \quad (13)$$

where $V = 0$ and symmetry have been imposed. The Nash bargain implies a wage-setting relationship, i.e., a relationship between bargained wages and labor market tightness. We assume that the government fixes the replacement rates in this economy. Hence $Z = zw$ and $B = bw$ where z and b are policy parameters. The replacement rates are defined with respect to the economy-wide average wage which the individual employee perceives to be independent of his wage demands; therefore $\partial U^e / \partial w = 0$. Finally, the relative size of the benefit sanction is denoted by p , i.e. p satisfies $z = (1-p)b$.

2.5 Equilibrium

Our assumptions imply that the model has a convenient recursive structure; the model in Fredriksson and Holmlund (2001) has a similar structure. The zero-profit condition and the wage-setting relationship determine θ and w_c . To see this, note that with free entry of vacancies we have $J = ky/q(\theta)$ and $w_c = d(\theta)y$, which imply that the right-hand side of (13) is increasing in θ but independent of s^j . Moreover, the left-hand side of (13) is a function of θ but independent of w given our chosen utility function and the fact that income during unemployment is proportional to the aggregate wage. It can also be shown that $E - U^e$ is independent of s^j , an envelope property implied by optimal search behavior. With θ determined, we get s^j from (8) and (9), since the differences in present values are independent of w . With θ and s^j determined, we obtain u^j and n from (1)-(3).

Notice that θ , w_c , s^j , u^j and n are independent of the tax rate, t . The latter can be determined residually from the government's budget restriction, noting that the government uses the wage tax to finance benefits and monitoring costs:

$$twn = u^e bw + u^s zw + c(\sigma)\mu u^e w \quad (14)$$

With the tax rate determined, the worker's take-home wage is obtained from $w = w_c / (1 + t)$.

3 Optimal Unemployment Insurance

The optimal unemployment insurance system involves four instruments: b , p , μ , and σ . We use a utilitarian welfare function, i.e., welfare (W) is defined as: $W = u^e r U^e + u^s r U^s + n(rE + rJ) + vrV$ where $V = 0$ by the

free entry condition. We ignore discounting; hence it is valid to compare alternative steady states without considering the adjustment process. With no discounting, the welfare objective simplifies to an employment-weighted average of instantaneous utilities, i.e.

$$W = nv(w, \bar{h}) + u^e v(B, s^e) + u^s v(Z, s^s) \quad (15)$$

The optimal policy maximizes (15) subject to the market equilibrium conditions, $s^j = s^j(b, p, \mu, \sigma)$ and $\theta = \theta(b, p, \mu, \sigma)$, as well as the balanced budget constraint, $t = t(b, p, \mu, \sigma)$. Let $\rho = \{b, p, \mu, \sigma\}$ denote the vector of policy parameters. Hence the vector of first-order conditions is given by $(dW/d\rho) = 0$.

Before proceeding to the numerical results it is useful to state two analytical results. First of all, the key result in Fredriksson and Holmlund (2001) applies directly. The following proposition reiterates proposition 2 in Fredriksson and Holmlund (2001)

Proposition 1 *The optimal policy involves $p > 0$, provided that an interior solution to $dW/db = 0$ exists.*

Proof. The proof is by contradiction. Suppose $b > 0$ and consider the trial solution $p = 0$. At $p = 0$, the first-order condition for σ has a solution at $\sigma = 0$ because $c'(\sigma) \geq 0$. Moreover, the condition for μ is irrelevant. So, let us fix μ at some arbitrary, but interior, value: $\mu^0 \in (0, \infty)$. The uniform benefit structure ($p = 0$) cannot be optimal if $(dW/dp) > 0$ at $p = 0$. Some manipulations of the first-order condition for p using $dW/db = 0$ yields

$$\left(\frac{dW}{dp}\right)_{p=0} = \frac{\partial W}{\partial s^s} \frac{\partial s^s}{\partial p} > 0 \quad (16)$$

where $\partial W/\partial s^s > 0$ denotes the partial derivative of welfare with respect to s^s holding θ constant, and $\partial s^s/\partial p > 0$ is, again, defined holding θ constant.

■

There are two key mechanisms that yield the sign of (16): there is a taxation externality associated with search and there is an “entitlement effect”. The taxation externality derives from the fact that, given that some insurance is optimal ($b > 0$), taxes are required to finance unemployment expenditure. Individuals, however, do not take into account that taxes can be lowered if search intensity (and hence employment) increases. Therefore, $\partial W/\partial s^s > 0$.

Moreover, the so called entitlement effect (c.f. Mortensen, 1977) will operate in this setting. Increasing the penalty will be conducive to search among those who are sanctioned since individuals will be eager to find a new job in order to qualify for (to be *entitled* to) UI benefit receipt. As a corollary to proposition 1, the optimal policy will involve an interior μ . In other words, the two tiered benefit structure, $b > 0$, $p > 0$, and $\mu \in (0, \infty)$, dominates the uniform benefit structure in welfare terms.

Another interesting question is whether it will be optimal to have the sanctioning rate depend on search intensity, given an optimal choice of b , p , and μ . Since the inspection of search is the defining characteristic of the monitoring and sanctions system in this setting, we can equally well phrase the question as: Given an optimal choice of a UI system with time limits, is it optimal to introduce a system of monitoring and sanctions? The following proposition gives the condition when the answer turns out to be affirmative

Proposition 2 *Let $\hat{\rho} = \{b, p, \mu, \sigma = 0\}$ denote the solution to the restricted problem of optimal UI design. Then, the optimal policy will involve $\sigma > 0$ if*

$$\left(\frac{b \lambda + (1 - \lambda)(1 - p)}{\mu} \frac{\partial s^e}{\lambda s^e + (1 - \lambda)s^s} \frac{\partial s^e}{\partial \sigma} \right)_{\rho=\hat{\rho}} > c'(0)$$

Proof. The proof proceeds as follows. Given that the two-tiered benefit structure is optimal, there are interior solutions to the first-order conditions $(dW/db) = 0$, $(dW/dp) = 0$, and $(dW/d\mu) = 0$. A UI system with monitoring and sanctions must be optimal if $(dW/d\sigma) > 0$ at the point where $\sigma = 0$ and the remaining first-order conditions hold. Some manipulations of the first-order condition for σ using $(dW/d\mu) = 0$ yields

$$\frac{dW}{d\sigma} = \frac{\partial W}{\partial s^e} \frac{\partial s^e}{\partial \sigma} - \frac{c'(0)\mu u^e}{(1+t)n} \quad (17)$$

where $\partial W/\partial s^e > 0$ denotes the partial derivative of welfare with respect to s^e holding θ constant, and $\partial s^e/\partial \sigma > 0$ is also defined holding θ constant. Introducing the explicit expression for $\partial W/\partial s^e$ and rewriting slightly:

$$\text{sign} \left\{ \frac{dW}{d\sigma} \right\}_{\rho=\hat{\rho}} = \text{sign} \left\{ \left(\frac{b \lambda + (1 - \lambda)(1 - p)}{\mu} \frac{\partial s^e}{\lambda s^e + (1 - \lambda)s^s} \frac{\partial s^e}{\partial \sigma} \right)_{\rho=\hat{\rho}} - c'(0) \right\}$$

■

Equation (17) illustrates the basic trade-off in introducing a monitoring and sanctions system. A monitoring and sanctions system restores the search incentives among the eligible, $\partial s^e / \partial \sigma > 0$. Again, this is a good thing since there is a taxation externality which is not taken into account in the private determination of search. However, inspecting search consumes real resources as indicated by the second term in (17). If this cost is sufficiently high, the monitoring and sanctions system will not be introduced.⁶

Proposition 2 relates to the result in Boone and van Ours (2000). Their key result is that a monitoring and sanction system will be more efficient in restoring search incentives than overall benefit reductions. This result is derived by means of numerical solutions to a model which is essentially identical to the present one, but with $c' = 0$. Proposition 2 shows that their conclusion holds analytically. In addition it extends their result further: given $c' = 0$, a system with monitoring and sanctions will dominate the two-tiered benefit system analysed by Fredriksson and Holmlund (2001).

By inspection of (16) and (17), the extent that search responds to incentives is going to be crucial for the amount of benefit differentiation and the argument for introducing monitoring and sanctions.

4 Numerical Analysis

We have calibrated the model numerically so as to provide some information on plausible numbers. The basic time unit is taken to be a quarter and the matching function is Cobb-Douglas, $H = aS^{1-\eta}v^\eta$, where we set $\eta = 0.5$.⁷ We fix hours of work exogenously to $\bar{h} = 0.75$ and use the following parameterization of the value of leisure:

$$\Gamma(l) = \chi \frac{l^\kappa - 1}{\kappa} \quad (18)$$

where $\kappa < 1$. The marginal product of labor is normalized to unity and we impose the Hosios (1990) efficiency condition $\beta = \eta$.

We calibrate the model for a uniform benefit system ($p = 0$) with a replacement rate of $b = 0.3$. The parameters a and χ are chosen with an

⁶If introducing a sanction system involves a fixed set-up cost (besides C), then clearly the set-up cost should not be too big either.

⁷Broersma and Van Ours (1999) give an overview of recent empirical studies of the matching function. They find that a value of η of 0.5 is a reasonable approximation.

eye towards vacancy duration and search intensity. We set $a = 1.7$ and $\chi = 0.6$. Remaining parameters (k, κ , and ϕ) are calibrated such that expected unemployment duration is one quarter, the partial equilibrium elasticity of the job hazard with respect to unemployment benefits equals -0.5 , and the unemployment rate equals 6.5 percent. The calibrated values imply, e.g., that the inflow into unemployment is 28 percent a year and that the expected vacancy cost is almost a quarter of production. In the baseline calibration, the expected vacancy duration is close to half a quarter and search intensity equals $s = 0.7$.

In summary, the parameter values in the baseline economy are the following:

Interest rate (= rate of time preference): $r = 0$

Job destruction rate: $\phi = 0.069519$

Leisure value: $\kappa = 0.239419$, $\chi = 0.6$

Matching function: $\eta = 0.5$, $a = 1.7$

Wage negotiations: $\beta = \eta = 0.5$

Production: $y = 1$

Vacancy costs: $k = 1.98335$

We also calibrate an alternative “less flexible” economy which has an identical unemployment rate but search is less responsive to incentives.⁸ We obtain this characterization by lowering the constant in the matching function by 15 percent to $a = 1.445$ and compensating for this by a reduction in χ . A reduction in χ means that individuals place a lower value on leisure. The consequences of this are twofold: first, they are willing to search harder; second, and crucially, search is less responsive to changes in incentives. The value of χ implying an unemployment rate of 6.5 percent, given the reduction in a , is $\chi = 0.364165$. The key outcomes in the base runs are reported in detail in columns 1 and 4 in Table 1.

4.1 Infinite vs Finite UI Benefit Duration

We conduct the numerical analysis in steps. There are two natural focal points in the model. The first is the optimal uniform system (which has infinite UI duration: $\mu = 0$); the second is a system with optimal time limits (finite UI duration: $\mu > 0$ but $\sigma = 0$).

⁸Let us be clear here: the key is that search intensity in the “less flexible” economy is less elastic than search in the baseline economy. We coin this economy “less flexible” for want of a better word.

Table 1. Numerical results without monitoring and sanctions.

	Baseline economy			Less flexible economy		
	Base run	Optimal uniform	Optimal time limit	Base run	Optimal uniform	Optimal time limit
	(1)	(2)	(3)	(4)	(5)	(6)
b	0.300	0.363	0.553	0.300	0.441	0.557
p	0	0	0.410	0	0	0.305
μ	–	–	1.556	–	–	1.199
σ	–	–	0	–	–	0
s^e	0.700	0.607	0.556	0.839	0.734	0.715
s^s	–	–	0.670	–	–	0.774
θ	0.705	0.578	0.528	0.680	0.470	0.446
u (%)	6.50	8.13	8.19	6.50	8.73	8.75
u^e (%)	6.50	8.13	2.84	6.50	8.73	3.36
u^s (%)	–	–	5.35	–	–	5.39
w	0.913	0.909	0.908	0.903	0.987	0.896
t (%)	2.09	3.21	3.61	2.09	4.22	4.70
ΔW (%)	–	0.33	0.54	–	0.90	1.01

The last line of Table 1 presents welfare gains associated with particular policies. The welfare gain has the interpretation of a “consumption tax” (in percent) that equalizes the welfare across two policy regimes. To be specific, let W^R represent welfare associated with the base run and W^A welfare associated with an alternative policy. Our measure of the welfare gain of policy A relative to policy R is given by the value of the tax rate τ that solves $W^A[(1 - \tau)m; \cdot] = W^R$. With logarithmic utility functions we have $\Delta W \equiv W^A - W^R = -\ln(1 - \tau) \approx \tau$. The welfare gains are always reported relative to the base run. In order to compare, say, the system with time limits with the optimal uniform system, one only has to take the difference between the two entries for the welfare gain (ΔW).

In columns 2 and 5 of Table 1, we report the results of determining the optimal uniform replacement rate. The optimal replacement rate in the baseline economy is around 36 percent. A higher replacement rate reduces search incentives and incentives for wage restraint, so unemployment increases. With the optimal uniform replacement rate, unemployment rises to reach 8.1 percent. Individuals living in the baseline economy would be willing to pay 0.33 percent of consumption to move from a replacement rate of 30 percent to an optimal uniform one. The optimal uniform replacement rate in the “less

flexible” economy is higher since the cost of raising the replacement rate in terms of reducing search incentives is lower. The replacement rate equals 44 percent in the less flexible economy and unemployment increases to 8.7 percent. Individuals in the less flexible economy would be willing to pay 0.9 percent of consumption in order to live in the optimal uniform system.⁹

The characteristics of the optimal system with time limits are given in column 3 and 6. In the baseline economy, benefit differentiation is substantial and the duration of UI benefit receipt is fairly short – the value of μ translates to an expected duration of around two months. The UI replacement rate amounts to 55 percent of the wage; the penalty associated with the loss of entitlement is around 41 percent. The benefit system with limited duration is substantially more generous than the system with infinite duration; with finite duration, unemployment expenditure per non-employed equals 40.5 percent. When search is less elastic, the UI replacement rate is about the same (58 percent) as in our base case. However, the penalty associated with losing entitlement is decidedly smaller (31 percent), and the expected duration of UI receipt is longer (around 11 weeks). The unemployment rate is only marginally higher than in the uniform system.

Because the government has two additional instruments (μ and p) besides b it is not surprising that the welfare gain in the exogenous time limit case exceeds the welfare gain in the optimal uniform case in both economies. The relative gain of introducing time limits is, however, smaller in the less flexible economy than in the baseline economy. Also note that unemployment goes up by moving from the optimal uniform system to exogenous time limits. In other words, unemployment is not a sufficient statistic for welfare in this case.

4.2 Monitoring and Sanctions

This section has three purposes. First, we consider the trade-off between monitoring and punishment, i.e., we want to examine whether the Beckerian prescription regarding optimal crime deterrence will be an outcome of the model. Second, we evaluate the case for monitoring and calculate the optimal monitoring and sanctions system (if it exists). Third, we investigate whether the penalties and sanctioning rates generated by the model are in broad

⁹Notice that one should not compare the values of the consumption taxes across the two economies since the utility functions are different.

conformity with the data.

4.2.1 The Trade-off Between Monitoring and Sanctions

Our model features costly monitoring but, apart from the utility loss of those sanctioned, there is no cost associated with imposing the penalty. In this sense, the model fits within the Beckerian framework of crime and punishment; see Becker (1968). Becker's celebrated paper suggested that optimal crime deterrence should involve maximum penalties with (close to) zero probability. Translated to our setting this prescription would suggest that maximum welfare is achieved at $\mu \rightarrow 0, p \rightarrow 1$. Will be this be an outcome of our model?

Assume that $c(\sigma)$ takes the form of $c(\sigma) = \delta\sigma$. To illustrate the trade-off between monitoring and punishment we vary the marginal cost of monitoring, δ , holding the UI replacement rate constant at $b = 0.405$, which equals the expenditure per non-employed implied by the optimal system with time limits. Each value of δ implies an optimal combination of the extent of monitoring (μ) and the size of the sanction (p). As δ becomes bigger, one would expect to approach the Becker solution with maximal penalty and minimal monitoring expenditure.

Figure 1 traces out the optimal combinations of μ and p for different values of δ (same curve) and three different values of σ (different curves). The optimal combination is never the Beckerian corner solution ($\mu \rightarrow 0, p \rightarrow 1$). Before reaching the corner solution the social planner reverts back to the optimal uniform system. At this point we stop drawing the lines in Figure 1. So, for instance, the point $\{\mu = 0.05, p = 0.63\}$ on the curve labeled " $\sigma = 1$ " represents the last point when the monitoring and sanctions system is operative. Risk aversion in combination with a random monitoring technology implies that it is not optimal to impose the maximal sanction. The reason is that with risk aversion a sanction is no longer a costless transfer of money from the agent to the government. Relying on a maximal penalty to deter suboptimal search such that the penalty is never administered in equilibrium is also not an option in our case. Because we assume that the monitoring technology is imperfect, some agents will be penalized in equilibrium and, therefore, the monetary sanction should be finite.

4.2.2 Are Monitoring and Sanctions Always Optimal?

The argument in favor of monitoring and sanctions hinges crucially on the costs of this system. Unfortunately, the cost associated with monitoring and sanctions is something of a black box. Therefore, we give an upper bound on the marginal cost below which monitoring and sanctions are an ingredient of the optimal system. Since this upper bound turns out to be very high, we go on to characterize the optimal UI system with monitoring and sanctions.

Is it optimal to introduce monitoring and sanctions? In proposition 2 we stated the condition when the introduction of monitoring and sanctions represents a welfare improvement. For the introduction of monitoring and sanctions to be a welfare improvement relative to the case with time limits, $c'(0)$ has to be less than the gain as represented by greater search incentives among UI recipients with monitoring. We have calculated the cut-off value for our two economies. In our base case, this cut-off value (\hat{c}) equals $\hat{c} = 0.076$; in the alternative case, we have $\hat{c} = 0.047$. Both of these numbers have to be considered extremely high. Since the marginal product of labor and the labor force are normalized to unity, we can relate these cut-off values to (private sector) GDP by dividing by the employment rate (which is around 92 percent in the optimal system with time limits). So, the calculated cut-off values suggest that as long as the marginal cost is no greater than $4.7/0.92 = 5.1$ ($7.6/0.92 = 8.3$) percent of GDP, it is optimal to introduce monitoring and sanctions. Since these numbers are very large, the introduction of monitoring and sanctions is most likely a welfare improvement relative to the case with time limits.

What is the optimal design of a monitoring and sanctions system? This clearly depends on the exact form of the cost function $c(\sigma)$. As above, we use the cost function $c(\sigma) = \delta\sigma$. To estimate a reasonable value for δ , we used Swedish data on the relative number of employees at the Public Employment Service (PES), since PES officers are responsible for monitoring job search in Sweden. We also used information on how often each PES employee meets a particular unemployed, and the fraction of total time that the PES officer spends in meetings with the unemployed. This calculation, which is presented in greater detail in Appendix B, suggests that the marginal cost of monitoring is in the order of $c(\sigma) = \delta\sigma = 0.00785$. Provided that $\sigma \geq 0.785$ in Sweden, then $\delta = 0.01$ is a conservative estimate. We also conduct an alternative calculation where $\delta = 0.02$. Note that in both cases $\delta < \hat{c}$ and hence monitoring and sanctions improve welfare.

Figure 2 plots welfare against σ for the base case with the two alternative values of δ . With $\delta = 0.01$, the maximum is at $\sigma = 0.85$ and with $\delta = 0.02$ the principal chooses a less precise technology ($\sigma = 0.62$). Figure 3 gives a similar plot, but this time for the less flexible economy. In the less flexible economy, agents' search is less affected by incentives. Thus, there is less scope for stimulating search via σ . Hence, the principal opts for a less precise technology in this case.

Table 2. Numerical results with monitoring and sanctions.

	Baseline economy		Less flexible economy	
	$\delta = 0.01$	$\delta = 0.02$	$\delta = 0.01$	$\delta = 0.02$
	(1)	(2)	(3)	(4)
b	0.455	0.465	0.510	0.522
p	0.340	0.348	0.262	0.270
μ	0.557	0.634	0.499	0.585
σ	0.85	0.62	0.60	0.39
$\mu\pi(s^e)$	0.268	0.398	0.278	0.418
s^e	0.610	0.600	0.739	0.732
s^s	0.705	0.701	0.794	0.790
θ	0.493	0.504	0.435	0.439
u (%)	8.43	8.35	8.83	8.80
u^e (%)	6.39	5.68	6.46	5.67
u^s (%)	2.04	2.67	2.37	3.13
w	0.908	0.908	0.896	0.896
t (%)	3.88	3.81	4.61	4.58
ΔW (%)	0.72	0.65	1.08	1.04

Table 2 presents some numbers that correspond to the optimal systems in each economy for the two values of δ . Note that even for $\delta = 0.02$, the optimal σ is strictly positive and welfare is higher than in Table 1 for both economies. Again, the relative gain of designing an optimal system with monitoring and sanction is greater in the baseline economy. In the less flexible economy, the bulk of the total gain stems from introducing an optimal uniform system; cf. Table 1. In the baseline economy, on the other hand, the relative gains are more evenly spread out over the institutional changes of the UI system. Also note that both economies experience a rise in unemployment as compared to Table 1 although the additional instrument does raise welfare. Finally,

note that the fraction of unemployed with a sanction is considerably lower in Table 2 than in the columns with exogenous time limits in Table 1. Less people need to be penalized in a monitoring system in order to get similar welfare and search incentive effects.

4.2.3 A Brief Look at the Data

Having calculated the optimal systems with monitoring and sanctions it is tempting to relate the predictions of the model to the data. Some of the parameters of the monitoring and sanctions system are of course unobservable. However, there are observations on the UI replacement rates, the penalties for violating search requirements, and the associated sanctioning rates. Presumably, there is a lot of noise in the data pertaining to sanction rates. Nevertheless, there is great variation in these data as is clear from Grubb (2001). It seems that the US and Switzerland are the extreme cases in terms of having systems with a large number of sanctions. In the US in the late 1990s, around 10 percent of beneficiaries were sanctioned each quarter for behavior during the benefit period. In addition, some 25 percent of the (stock of) eligible unemployed were “sanctioned” because they exhausted their benefits.¹⁰ Based on these data, the quarterly sanction rate in the US would be in the order of 35 percent. With the exception of Switzerland, sanctions during the benefit period are substantially less common in the European countries; in fact, the sanction rates are typically lower than one percent per quarter. See Grubb (2001) for further details.

The number of sanctions seems to be inversely related to the severeness of the penalty. In the US, the normal sanction for a job search infringement is a loss of benefits for one week. In Sweden, on the other hand, the penalty until recently was the loss of benefits for twelve weeks.¹¹ Thus, there seems to be a trade-off of the form implied by Figure 1 in the data.

What does the model have to say about the number of sanctions? Figure 4 addresses this question by plotting the sanctioning rates for the two economies and $\delta = 0.01$. Sanctioning rates decline in σ for two reasons: firstly, for given s^e , a rise in σ reduces $\pi(s^e)$; and, secondly, a rise in σ raises

¹⁰This estimate is a crude average for the period 1995-2000. The number of exhaustions per quarter amounted to some 600 000 individuals, the number of unemployed to 6.5 millions, and the fraction eligible for UI to 35 percent. Source: US Department of Labor (labor force statistics and UI program statistics).

¹¹The Swedish system has recently been changed in the direction of smaller penalties.

s^e . In comparison to sanctioning data for the typical European country, the model predicts that sanctioning rates are on the high side except for the less flexible economy with values of σ in excess of 0.90. However, such high values of σ are not optimal. With an optimal choice of the monitoring and sanctions system, the sanctioning rates are remarkably similar across the two economies: the number of sanctions hovers around 27 percent per quarter. Taken at face values, our models indicate that many countries do not have an optimal system of monitoring and sanctions. On the account of the sanction rate, however, our models fit well with the US data. For a lot of European countries the sanction rate seems to be far below the optimal rates.¹²

5 Concluding Remarks

In this paper we have analyzed the design of optimal unemployment insurance in a search equilibrium framework where search effort among the unemployed is not perfectly observable. We have examined to what extent the optimal policy should involve monitoring of search effort and benefit sanctions if observed search is found insufficient. The results suggest that the introduction of a system with monitoring and sanctions represents a welfare improvement for reasonable values of the monitoring costs. Those costs would have to be implausibly high – higher than five percent of GDP – for this conclusion not to hold.

The policy prescription following from our analysis is thus different from Becker’s (1968) well known result, where the penalty should be maximal and the probability of getting caught should be close to zero. The key assumption delivering our results is that individuals are risk averse. With imperfect monitoring some individuals will be sanctioned in equilibrium and giving them the maximal one can never be optimal with risk aversion.

While we are reasonably comfortable in saying that monitoring and sanctions represent a welfare improvement, it is much more difficult to give clear advice on the characteristics of such a system. The reason for this conclusion is that the exact formulation of the monitoring and sanctions system depends

¹²We have also considered an alternative scenario of a “low turnover” economy that has a lower job destruction rate ϕ and higher value for a in the matching function to keep unemployment at the baseline value of 6.5 percent. The UI replacement rate and the penalty are more or less identical to the baseline economy. However, the optimal number of sanctions decreases to 15.6 percent per quarter ($\delta = 0.01$).

on the cost of running such a system. Unfortunately, the cost of running the system is something of a black box.

An issue that we have not addressed is the possibility that formal search requirements may induce individuals to use formal rather than informal search methods and therefore bring little increase in total search intensity. Nevertheless, it is likely that *general* search requirements – such as the number of job applications filed during a week – should minimize the risk of substitution between search channels. Presumably, substitution is going to be more severe in systems where search requirements are linked to formal channels such as referrals by the public employment service. On this account, therefore, search requirements specified in terms of independent job search, as used in the US, the Netherlands and Switzerland, seem to be preferable.

Appendix A: The Sanctioning Probability

This appendix addresses the “structural” interpretation of our sanctioning probability: $\pi(s^e) = 1 - \sigma s^e$. In order to motivate this specification, we have to introduce some variation in search, either across individuals or across time. Suppose, then, that individuals make random optimization errors such that actual search (s_a^e) varies randomly around the privately optimal level (s^e): $s_a^e = s^e + \xi$, where $E(\xi) = 0$. One story motivating this kind of specification is that individuals make the right choices in steady state, but outside steady state there may be some random departures from optimality. Another interpretation, that strictly does not fit with our homogeneity assumption, is that there is some, but unimportant, heterogeneity among individuals.

Suppose, realistically, that benefit administrators observe actual search with error. Conditional on s_a^e units of search, observed search can be decomposed into a systematic part and an idiosyncratic part that varies across administrators, i.e. $s_{obs}^e = (1 - \sigma)\bar{s} + \sigma s_a^e + \varepsilon$, where \bar{s} denotes the mean of the distribution, i.e. $\bar{s} = E(s_{obs}^e) = E(s_a^e)$, and $E(\varepsilon) = 0$.

A useful way to think about the systematic part is that it has been determined by linear projection. So, once upon a time the national benefit administrations office collected data on some indicator of search, such as the number of filed job applications, and observed search. If $s_{obs}^e = s_a^e + \nu$, then $E(s_{obs}^e | s_a^e) = (1 - \sigma)\bar{s} + \sigma s_a^e$, where $\bar{s} = E(s_{obs}^e) = E(s_a^e)$ and $\sigma = \text{var}(s_a^e) / (\text{var}(s_a^e) + \text{var}(\nu))$. With no observation error, $\text{var}(\nu) = 0$ and

$\sigma = 1$. With an observation technology that has no informational content ($\text{var}(s_a^e)/\text{var}(\nu) = 0$ and $\sigma = 0$); based on the projection, one would then infer that a particular individual searches like the average individual in the population. Therefore, we think of the parameter $\sigma \in [0, 1]$ as indexing the precision of the inspection technology.

There is also variation in “inferred search” depending on the inspecting benefit administrator (ε). Let R denote the search requirement. Then the worker is sanctioned whenever: $s_{obs}^e \leq R$. The probability of being sanctioned, given that the worker supplies $s_a^e = s^e$ equals $\pi(s^e) = \Pr(\varepsilon \leq R - (1 - \sigma)\bar{s} - \sigma s^e) = F(R - (1 - \sigma)\bar{s} - \sigma s^e)$, where $F(\cdot)$ denotes the distribution function. Let us make the simplifying assumptions that $F(\cdot)$ is symmetric and uniform with unit density. Under these conditions we have $\varepsilon \in (-0.5, 0.5)$ and the probability of being sanctioned can be written as

$$\pi(s^e) = 1 - \int_{-0.5}^{(1-\sigma)\bar{s} + \sigma s^e - R} d\varepsilon = 1 - \sigma s^e + (R - 0.5 - (1 - \sigma)\bar{s})$$

Now, we want to make sure that $\pi(\cdot)$ is a proper probability. To do this, we set $R = 0.5 + (1 - \sigma)\bar{s}$ somewhat arbitrarily. Hence, we get $\pi(s^e) = 1 - \sigma s^e$. Since $\sigma \in [0, 1]$ and $s^e \in [0, 1]$, we have $\pi(s^e) \in [0, 1]$. With this assumption, we are implicitly changing the search requirement when we change the value of σ . Part of the reason for making this assumption is of course simplicity. Another justification is that our model features no costs of changing the search requirement. A satisfactory treatment of search requirements requires that these costs are appropriately specified.

Appendix B: Estimating the Marginal Cost of Monitoring

To obtain a reasonable value for the cost of monitoring an additional individual ($c(\sigma)$) we performed the following calculation. We relied on data from Sweden, where PES administrators are responsible for monitoring whether unemployed individuals have searched to rule or not. Three sources of information were used: (i) the relative number of employees at the PES; (ii) the fraction of time that a PES officer meets with the unemployed; and (iii) the number of contacts between the PES officer and a particular unemployed individual. Information pertaining to items (ii) and (iii) is taken from Lundin (2000).

In the main text the total cost of the monitoring and sanctions system was specified as: $C = c(\sigma)\mu u^e w$. To get an approximate value for C we start

be calculating the wage bill paid to individuals involved in monitoring. Since the labor force and the marginal product of labor are normalized to unity, the wage bill is measured relative to these items. The PES service employs approximately 10,000 individuals in Sweden, which translates to around 0.25 percent of the labor force. On average PES officers spend 30 percent of their time in meetings with the unemployed. Assuming that the unemployed are monitored each time they meet with a PES officer we have $C = 0.0025 \times 0.3w = 0.00075w$. Thus we have $C = c(\sigma)\mu u^e w = 0.00075w$. Turning to the left-hand side of this equation, we set the number of unemployed individuals eligible for UI to 5 percent. With this assumption, we only need an estimate of μ to get an estimate of $c(\sigma)$. The information used to estimate μ is derived from a question put to PES officers regarding the number of meetings with individuals searching for a job. When asked about their contact frequency, 35 percent of PES officers answered “at most once a month”; 34 percent answered “at most once every other month”; and 31 percent answered “at most once every quarter”. Thus on average a PES officer have $(1 \times 0.35 + 0.5 \times 0.34 + 0.31/3) \times 3 = 1.91$ meetings with a particular unemployed per quarter. Hence we have $c(\sigma) = 0.00075/(\mu u^e) = 0.00075/(1.91 \times 0.05) \approx 0.00785$. There is still one unknown in this equation, however; the estimated value of $c(\sigma)$ pertains to a given value of σ . Assuming that $c(\sigma) = \delta\sigma$, we have $\delta = 0.01$ for $\sigma = 0.785$ and $\delta = 0.02$ for $\sigma = 0.785/2$. What is a reasonable estimate of σ for the Swedish case? With the structural interpretation of the sanctioning probability given above, we can transform these values into correlations between actual and observed search. Given the above interpretation of σ , the correlation between actual and inferred search is simply the square root of σ . Therefore, if this correlation is greater than $(0.785)^{0.5} \approx 0.886$, then $\delta = 0.01$ is a conservative number. Alternatively, if this correlation is greater than $(0.785/2)^{0.5} \approx 0.626$, then $\delta = 0.02$ is a conservative estimate.

References

- Abbring, J.H., G.J. van den Berg and J.C. van Ours (1997) The effect of unemployment insurance sanctions on the transition rate from unemployment to employment, Working Paper, Tinbergen Institute, Amsterdam.
- Becker, G. (1968) Crime and punishment: An economic approach, *Journal of Political Economy*, 76, 169-217.
- Baily, M.N. (1978), Some aspects of optimal unemployment insurance, *Journal of Public Economics*, 10, 379-402.
- Benus, J., J. Joesch, T. Johnson and D. Klepinger (1997) Evaluation of the Maryland unemployment insurance work search demonstration: Final report, Batelle Memorial Institute in association with Abt Associates Inc (<http://wdr.doleta.gov/owsdrr/98-2/>).
- Black, D., J. Smith, M. Berger and B. Noel (1999) Is the threat of training more effective than training itself? Experimental evidence from the UI system, manuscript, Department of Economics, University of Western Ontario.
- Boone, J. and J. van Ours (2000) Modeling financial incentives to get unemployed back to work, Discussion Paper 2000-02, CentER for Economic Research, Tilburg University.
- Broersma, L. and J.C. van Ours (1999) Job searchers, job matches and the elasticity of matching, *Labour Economics*, 6, 77-93.
- Cahuc, P. and E. Lehmann (2000) Should unemployment benefits decrease with the unemployment spell?, *Journal of Public Economics*, 77, 135-153.
- Flemming, J.S. (1978) Aspects of optimal unemployment insurance: Search, leisure, and capital market imperfections, *Journal of Public Economics*, 10, 403-425.
- Fredriksson, P. and B. Holmlund (2001) Optimal unemployment insurance in search equilibrium, *Journal of Labor Economics*, 19, 370-399.

- Garoupa, N. (1997) The theory of optimal law enforcement, *Journal of Economic Surveys*, 11 267-295.
- Grubb, D. (2001) Eligibility criteria for unemployment benefits, in *Labour Market Policies and Public Employment Service*, OECD.
- Hopenhayn, H.A. and J.P. Nicolini (1997) Optimal unemployment insurance, *Journal of Political Economy*, 105, 412-438.
- Hosios, A.J. (1990) On the efficiency of matching and related models of search and unemployment, *Review of Economic Studies*, 57, 279-298.
- Johnson, T. and D. Klepinger (1994) Experimental evidence on unemployment insurance work-search policies, *Journal of Human Resources*, 29, 695-717.
- Lundin, M. (2000) Tillämpningen av arbetslöshetsförsäkringens regelverk vid arbetsförmedlingarna, stencil 2000:1, Office of Labour Market Policy Evaluation (IFAU), Uppsala.
- Mortensen, D.T. (1977) Unemployment insurance and job search decisions, *Industrial and Labor Relations Review*, 30, 505-517.
- Pissarides, C.A. (1990) *Equilibrium Unemployment Theory*, Basil Blackwell, Oxford.
- Polinsky, A.M. and S. Shavell (2000) The economic theory of public enforcement of law, *Journal of Economic Literature*, 38, 45-76.
- OECD (2001) *Labour Market Policies and Public Employment Service*, Paris.
- Shavell, S. and L. Weiss (1979) The optimal payment of unemployment insurance benefits over time, *Journal of Political Economy*, 87, 1347-1363.
- Van den Berg, G.J., B. van der Klaauw and J.C. van Ours (1998) Punitive sanctions and the transition rate from welfare to work, Discussion Paper 9856, CentER for Economic Research, Tilburg University.
- Van den Berg, G.J. and B. van der Klaauw (2000) Counseling and monitoring of unemployed workers: Theory and evidence from a social experiment, manuscript, Free University of Amsterdam.

Figure 1: The tradeoff between monitoring and sanctions

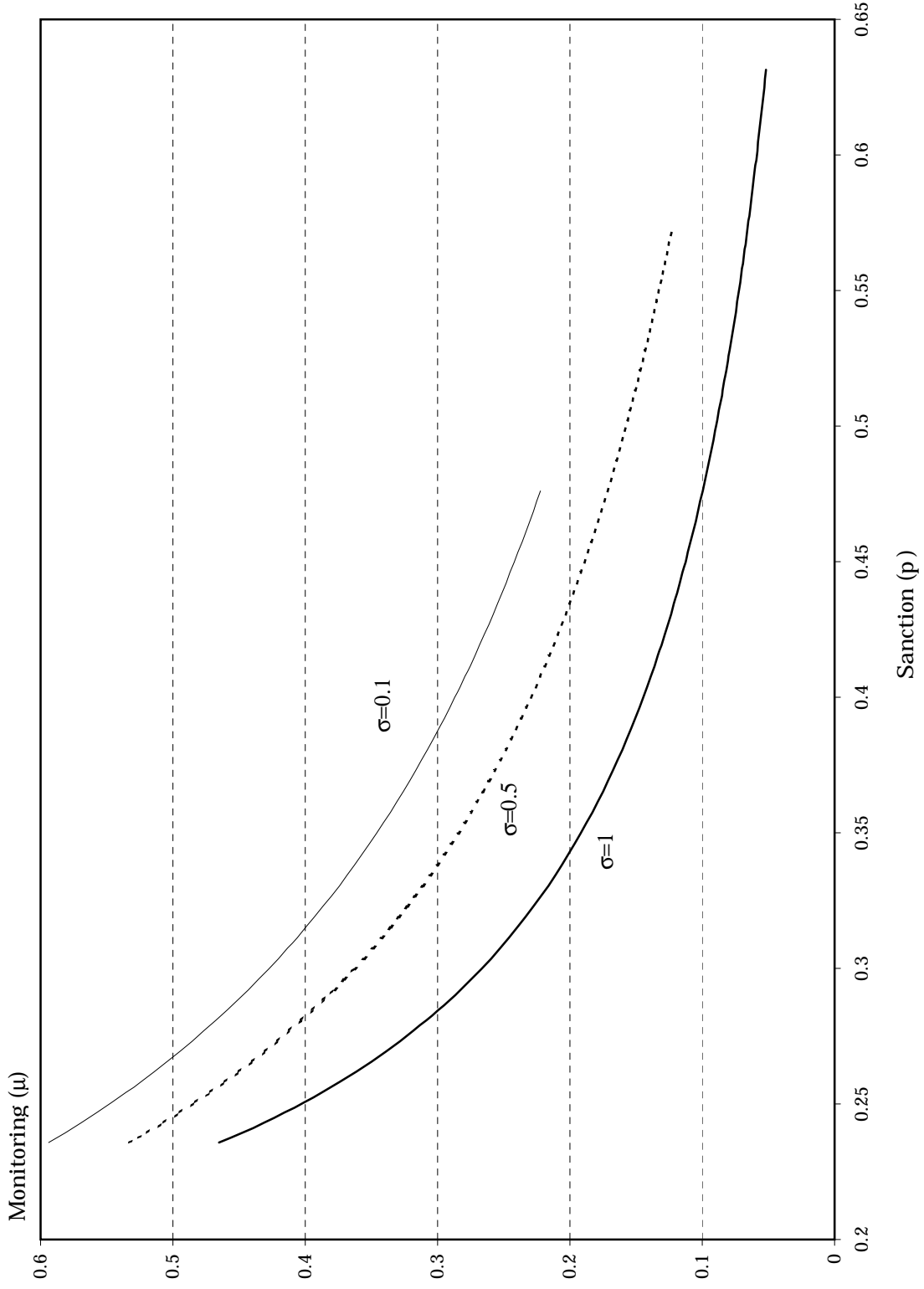


Figure 2: Welfare as a function σ , baseline economy

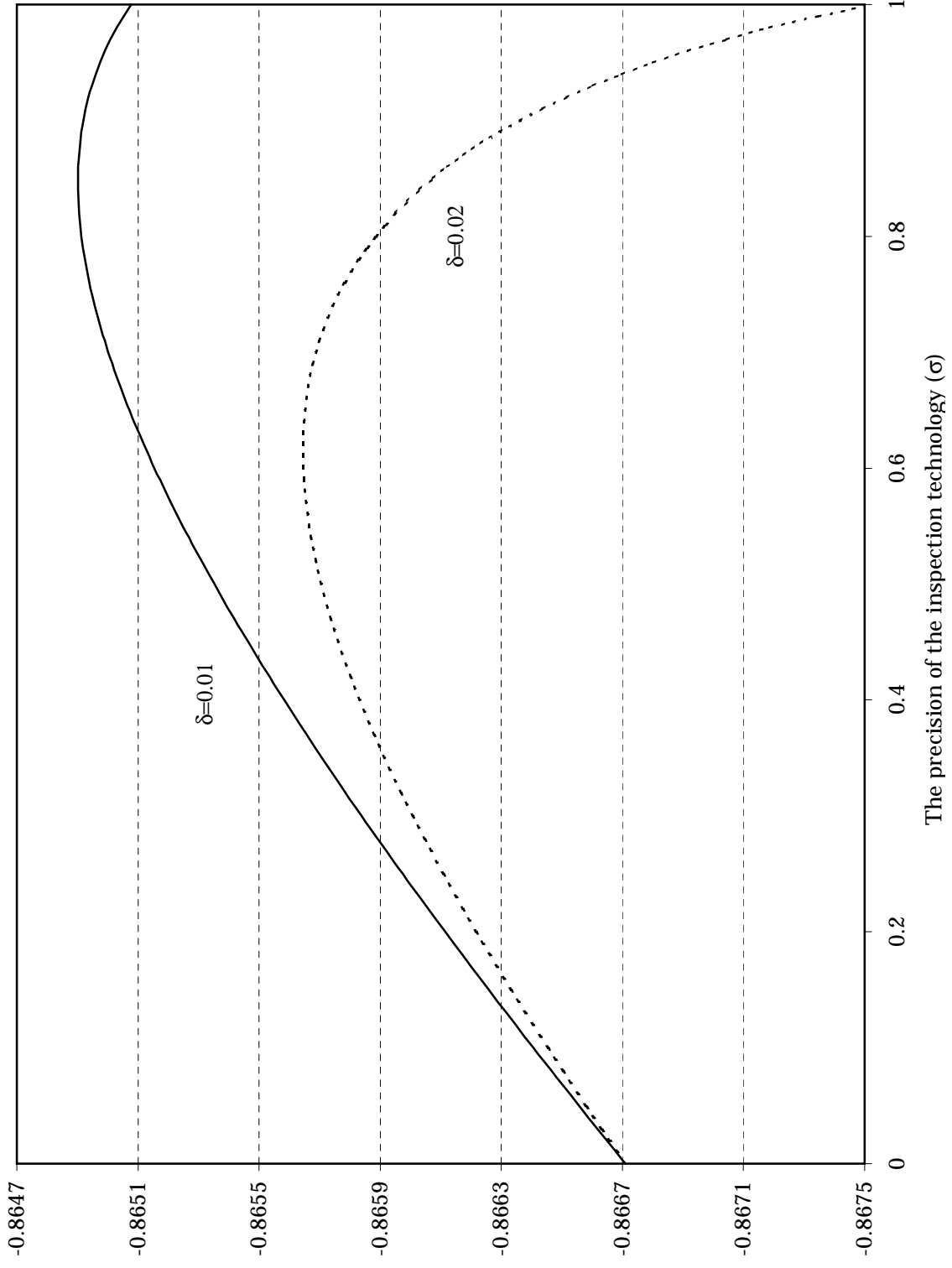


Figure 3: Welfare as a function σ , less flexible

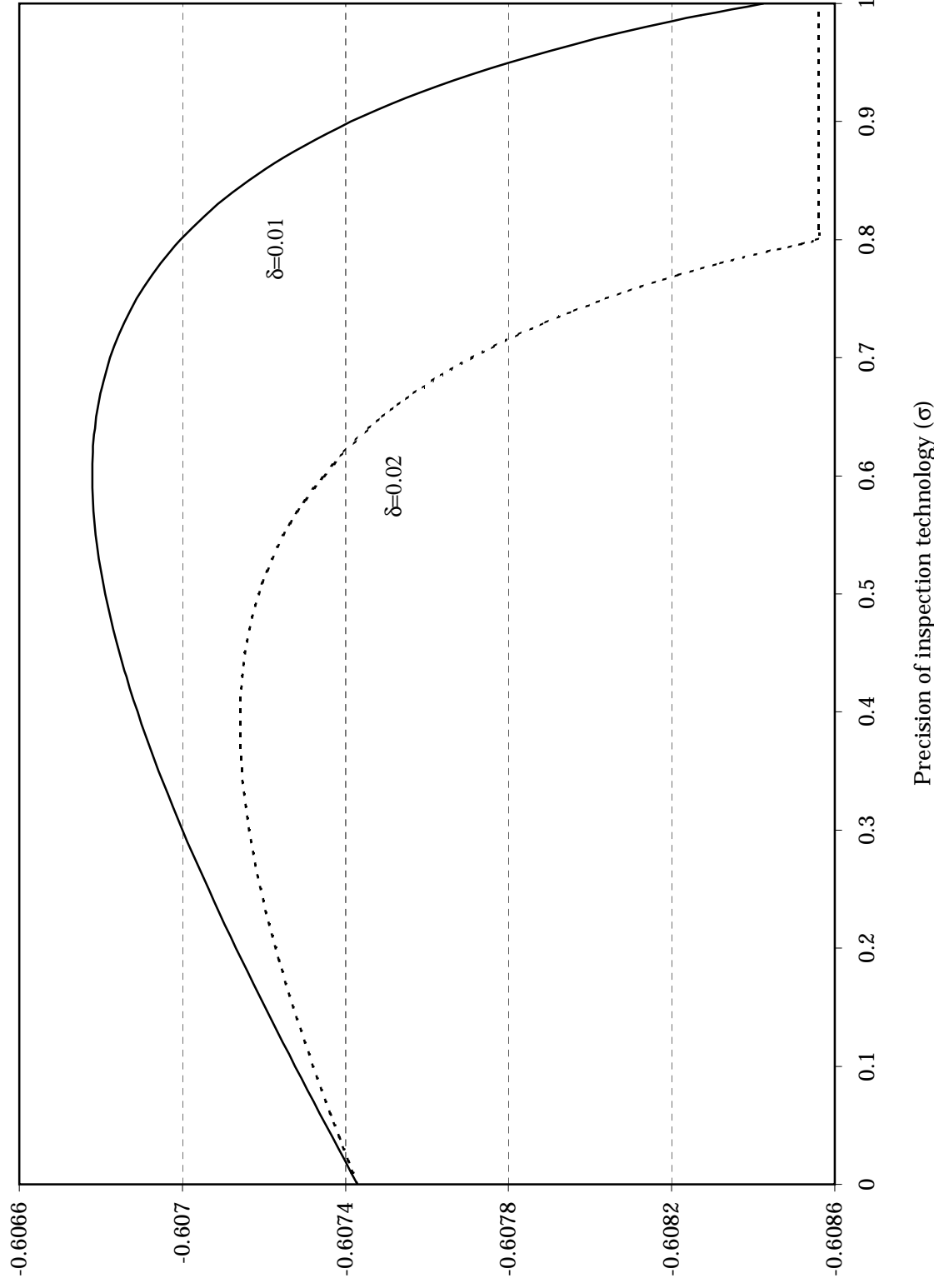


Figure 4: Quarterly sanction rates, $\delta=0.01$

