

## NBER WORKING PAPER SERIES

## THE INFLATION-OUTPUT TRADE-OFF WITH DOWNWARD WAGE RIGIDITIES

Pierpaolo Benigno  
Luca Antonio Ricci

Working Paper 15762  
<http://www.nber.org/papers/w15762>

NATIONAL BUREAU OF ECONOMIC RESEARCH  
1050 Massachusetts Avenue  
Cambridge, MA 02138  
February 2010

This paper builds on our previous work, Benigno and Ricci (2008). We are grateful to conference and seminar participants at CEPR-ESSIM, NBER Monetary Economics Meeting, Graduate Institute of International and Development Studies, Università di Tor Vergata, Università Cattolica di Piacenza, Università di Bologna, the conference on "Macroeconomics Policies and Labour Market Institutions" held at the Università Milano-Bicocca, the conference on "New Perspective on Monetary Policy Design" organized by the Bank of Canada and CREI, the workshop on Monetary Policy organized by the Bank of Spain, as well as Guido Ascari, Florin Bilbiie, Michael Dotsey, Giancarlo Gandolfo, Mark Gertler, Eva Ortega, Alberto Petrucci and three anonymous referees for helpful suggestions; Michael Aubourg, Kristian Chilla, Hermes Morgavi, and Mary Yang for excellent research assistance, and Thomas Walter for editorial assistance. Financial support from an ERC Starting Independent Grant is gratefully acknowledged. The views expressed herein are those of the authors and should not be attributed to the IMF, its Executive Board, its management, or the National Bureau of Economic Research.

NBER working papers are circulated for discussion and comment purposes. They have not been peer-reviewed or been subject to the review by the NBER Board of Directors that accompanies official NBER publications.

© 2010 by Pierpaolo Benigno and Luca Antonio Ricci. All rights reserved. Short sections of text, not to exceed two paragraphs, may be quoted without explicit permission provided that full credit, including © notice, is given to the source.

The Inflation-Output Trade-off with Downward Wage Rigidities  
Pierpaolo Benigno and Luca Antonio Ricci  
NBER Working Paper No. 15762  
February 2010  
JEL No. E24,E3,E30,E5,E50

**ABSTRACT**

In the presence of downward nominal wage rigidities, wage setters take into account the future consequences of their current wage choices, when facing both idiosyncratic and aggregate shocks. We derive a closed-form solution for a long-run Phillips curve which relates average output gap  $\varpi$  to average wage inflation: it is virtually vertical at high inflation and flattens at low inflation. Macroeconomic volatility shifts the curve outward and reduces output. The results imply that stabilization policies play an important role, and that optimal inflation may be positive and differ across countries with different macroeconomic volatility.

Pierpaolo Benigno  
Dipartimento di Scienze Economiche e Aziendali  
Luiss Guido Carli  
Viale Romania 32  
00197 Rome - Italy  
and NBER  
pbenigno@luiss.it

Luca Antonio Ricci  
International Monetary Fund  
Research Department  
700 19th Street, N.W.  
Washington, D.C. 20431  
lricci@imf.org

# 1 Introduction

This paper investigates the macroeconomic implications of downward nominal wage rigidities in a low inflation environment via a dynamic stochastic general equilibrium model where forward-looking agents optimally set their wages under the downward constraint. A closed-form solution for the long-run Phillips curve is derived. The inflation-output gap trade-off is virtually vertical at high inflation and flattens at low inflation, implying progressively larger output costs of reducing inflation. Macroeconomic volatility (among other factors) shifts the curve outwards, generating output and employment costs, and suggesting the need for stabilization policies. The trade-off declines with the degree of wage flexibility but remains non-negligible.

The conventional view argues against the presence of a long-run trade-off and in favor of price stability: the attempt to take advantage of the short-run trade-off would only generate costly inflation in the long run, so that price stability should be the objective of central banks.<sup>1</sup> Recent monetary models exhibit a long-run relationship between inflation and real activity, mainly due to symmetric nominal rigidities and asynchronized time-dependent price-setting behavior in an intertemporal setup (see among others Goodfriend and King, 1997, and Woodford, 2003).<sup>2</sup> Nonetheless, this literature indicates that the optimal long-run inflation rate should be close to zero and unemployment at the natural rate.<sup>3</sup> However, virtually no central bank adopts a policy of zero-inflation, and the two traditional reasons relate to the zero nominal interest bound and the presence of downward nominal rigidities.

This paper emphasizes the role of the downward nominal rigidities, quite a novel feature in the aforementioned literature.<sup>4</sup> The traditional view suggests that a lower bound on wages and prices keeps them from falling and induces a drift: a negative demand shock would just reduce inflation if inflation remains positive, but would reduce output and employment if prices needed to fall. Price stability could be achieved only at substantial costs in terms of output and employment, thus entailing significant benefits from “greasing” the labor market via inflation. An extensive discussion is offered by Akerlof et

---

<sup>1</sup>After the seminal contributions of Phillips (1958) and Samuelson and Solow (1960), various authors have cast serious doubts on the validity of the Phillips curve (Friedman, 1968, and Lucas, 1973). The empirical controversy has yet to settled down (see Ball et al., 1988).

<sup>2</sup>State-dependent pricing (Golosov and Lucas, 2007) would weaken the long-run relationship, as price rigidities would no longer be binding at high inflation. For a recent critical survey see Blanchard (2008).

<sup>3</sup>Because inflation would induce firms to set a high markup to protect future profits, and would create costly price dispersion (see Khan, King and Wolman, 2003, and Schmitt-Grohe and Uribe, 2004). See Wyplosz (2001) for an empirical analysis on this topic.

<sup>4</sup>Since Keynes, numerous authors (for example, Tobin, 1972, and Akerlof, 2007) stressed their importance for the existence of a trade-off between inflation and unemployment.

al. (1996), who derive a trade-off between unemployment and inflation via a static model with downward wage rigidities.

There is now a strong body of microeconomic evidence indicating the presence of downward wage rigidities across a wide spectrum of countries, often even at low inflation.<sup>5</sup> Recent studies, some based on cross-country evidence, find that downward wage rigidities have a negative impact on employment (Dickens et al., 2008, and Messina et al., 2008, Knoppik and Beissinger, 2003). Indeed, while Card and Hyslop (1997) find only a weak evidence in favor of a “grease” effect of inflation for the U.S., Loboguerrero and Panizza (2006) find that the “grease” effect of inflation is more relevant in countries with highly regulated labor markets, in line with the fact that wage rigidities are stronger in countries with heavier labor market distortions (Holden, 2004, and Dickens et al., 2007). The effect of downward rigidities is potentially a contributor to recent U.S. labor market developments: annual growth rate in private industry total compensation declined only from about 3% in the first quarter of 2008 to about 1.5% in the last quarter of 2009, while unemployment rose from about 5% to 10% over the same period.

In this paper, we introduce downward wage rigidities in an otherwise dynamic stochastic general equilibrium model with forward-looking optimizing agents that enjoy consumption of goods and experience disutility from labor when working for profit-maximizing firms. Labor markets are characterized by monopolistic competition, goods markets are perfectly competitive, and goods prices are fully flexible. The economy is subject to both idiosyncratic sectorial shocks and aggregate shocks (to productivity and nominal spending), which generate the need for both intratemporal (as in the traditional discussion of the Phillips curve) and intertemporal price adjustments. Extensions to the benchmark model relax and endogenize the downward rigidity constraint, in part to address concerns about the empirical relevance of wage rigidities at low inflation.<sup>6</sup> Indeed, even if we allow the degree of downward rigidities to vary across agents, or with inflation and macroeconomic volatility, or following large shocks, the inflation-output trade-off remains sizable for reasonable parametrizations of the model.

The most important novelties of our contribution are the derivation of a closed-form

---

<sup>5</sup>See for example Lebow et al. (2003), Dickens et al. (2007) and Du Caju et al. (2008), and numerous references cited by Akerlof (2007, footnote 61) and Holden (2004, section V). Gottschalk (2004) and Barattieri, Basu, and Gottschalk (2009) find that measurement error in wages reported in surveys may even lead to a substantial underestimation of the extent of downward wage rigidity. Several explanations have been put forward for the existence of such rigidities, such as fairness, social norms, and labor market institutions (see, for example, Bewley, 1999, and Holden, 2004).

<sup>6</sup>Several authors (see Ball and Mankiw, 1994, and the comments to Akerlof et al., 1996) have conjectured that downward wage rigidities may vanish in a low inflation environment. However, recent evidence shows that even at low inflation such rigidities are binding (Agell and Lundborg, 2003, for Sweden; Fehr and Gotte, 2005, for Switzerland; Yasui and Takenaka, 2005, for Japan).

solution for a non-linear relationship between the long-run averages of wage inflation and output gap (the long-run Phillips curve), and the derivation of how such a curve would shift outward with macroeconomic volatility.<sup>7</sup> The output-inflation trade-off flattens at low inflation, a result which suggests that the flattening of the Phillips curve observed in several industrial countries in recent years may not need to be ascribed to globalization (see IMF, 2006; Borio and Filardo, 2006), but may simply be due to the decline in inflation. The results also suggest that the possible end of the Great Moderation coupled with low inflation—if not deflation—may inflict a compounded negative effect on the economy, which would substantially reduce output and employment unless offset by more wage flexibility, stronger stabilization policies, or higher productivity growth.

The policy implications are quite different from those offered by standard monetary models. First, the optimal inflation may not be zero (as recently argued) or negative (as suggested by Friedman, 1968). Moderate inflation may help "grease" intratemporal and intertemporal relative price adjustments, especially in countries with substantial macroeconomic volatility. Second, not every country should target the same inflation rate, but those experiencing larger volatility may find it desirable to target a higher inflation rate. Third, as the degree of volatility changes persistently over time, the inflation target may need to be adjusted. Fourth, policymakers can improve the output-inflation trade-off via stabilization policies aimed at reducing macroeconomic volatility, thus lowering the output and employment costs of maintaining low inflation or of reducing it. This result contrasts with the view that the gains from stabilization policies are negligible (as in Lucas 1987, 2003). Simulations based on the model presented in this paper indicate that an advanced economy enjoying a low macroeconomic volatility (say 2%) and low inflation (say 2%) might face a long run output gap of minus 1.2%. The end of the Great Moderation (say bringing macroeconomic volatility to 5%) might widen this estimate to minus 1.6%.

Beside the work of Akerlof et al. (1996), our paper is related to a few recent contributions. Elsbj (2009) offers a partial equilibrium model where downward nominal rigidities arise from negative effects of wage cuts on firm's productivity, and highlights the endogenous tendency for upward rigidity of wages in a dynamic model. Kim and Ruge-Murcia (2007), and more recently Fahr and Smets (2008) and Fagan and Messina (2008), present a dynamic stochastic general equilibrium model with asymmetric costs to wage adjustments, but do not derive a closed-form solution for the long-run Phillips curve.<sup>8</sup>

---

<sup>7</sup>An equivalent formulation in terms of inflation and unemployment is offered in Benigno and Ricci (2008).

<sup>8</sup>Andersen (2001) presents a static model which can be solved in a closed form, while Bhaskar (2003) offers a framework that endogenizes downward price rigidities. Our model also shares similarities with

The paper is organized as follows. Section 2 describes the model. Sections 3 and 4 present the solutions under flexible and downward-rigid wages, respectively. Section 5 solves for the long-run Phillips curve. Section 6 relaxes the degree of wage rigidities. Section 7 draws conclusions.

## 2 The model

The closed-economy model is populated by a continuum of infinitely lived households and sectors (both in a  $[0,1]$  interval). Each household derives utility from the consumption of a continuum of goods and disutility from supplying a continuum of varieties of labor, which are specific to the households and to the sector in which they are employed. The model assumes the presence of downward nominal rigidities: wages are chosen by optimizing households under the constraint that they cannot fall (this assumption will be relaxed in Section 6). In each sector, firms operate in a competitive market to produce one of the continuum of consumption goods. The economy is subject to two aggregate shocks: a productivity and a nominal spending shock. The productivity shock is denoted by  $A_t$ , whose logarithmic  $a_t$  is distributed as a Brownian motion with drift  $g$  and variance  $\sigma_a^2$

$$da_t = gdt + \sigma_a dB_{a,t} \quad (1)$$

where  $B_{a,t}$  denotes a standard Brownian motion with zero drift and unit variance. The nominal spending shock is denoted by  $\tilde{Y}_t$  whose logarithmic  $\tilde{y}_t$  is also distributed as a Brownian motion, now with drift  $\theta$  and variance  $\sigma_y^2$

$$d\tilde{y}_t = \theta dt + \sigma_y dB_{y,t} \quad (2)$$

where  $dB_{y,t}$  is a standard Brownian motion with zero drift and unit variance that might be correlated with  $dB_{a,t}$ .

The economy is also subject to a continuum of idiosyncratic preference shocks that affect directly the disutility of supplying the varieties of labor among the different sectors. The logarithmic value of each shock  $\xi_t(i)$ , with  $i$  belonging to the  $[0,1]$  interval, is distributed as a Brownian motion with zero drift and variance  $\sigma_\xi^2(i)$

$$d \ln \xi_t(i) = \sigma_\xi(i) dB_{\xi,t}(i) \quad (3)$$

where  $dB_{\xi,t}(i)$  is a standard Brownian motion with zero drift and unit variance that might

---

the literature on irreversible investment (see, among others, Bertola and Caballero, 1994).

be correlated across the different  $i$  and is instead uncorrelated with  $dB_{y,t}$  and  $dB_{a,t}$ . We assume that idiosyncratic shocks cancel out at the aggregate level, i.e.

$$\int_0^1 \ln \xi_t(i) = 0. \quad (4)$$

Household  $j$  has preferences over time given by

$$E_{t_0} \left[ \int_{t_0}^{\infty} e^{-\rho(t-t_0)} \left( \ln C_t^j - \int_0^1 \frac{[\xi_t(i)l_t(j,i)]^{1+\eta}}{1+\eta} di \right) dt \right] \quad (5)$$

where the expectation operator  $E_{t_0}(\cdot)$  is defined by the shock processes (1), (2) and (3), and  $\rho > 0$  is the rate of time preference. Current utility depends on the consumption aggregate of the continuum of goods  $i$  produced in the different sectors

$$C_t^j \equiv e^{\int_0^1 \ln c_t^j(i) di} \quad (6)$$

where  $c_t^j(i)$  is household  $j$ 's consumption of the variety of good  $i$  produced in the respective sector. An appropriate consumption-based price index is defined as

$$P_t \equiv e^{\int_0^1 \ln p_t(i) di},$$

where  $p_t(i)$  is the price of the single good  $i$ .

The utility flow is logarithmic in the consumption aggregate. Given (5), each household  $j$  supplies a continuum of varieties of labor, each specific to a sector  $i$  of the economy. Hence,  $l_t(j, i)$  is the variety of labor supplied by household  $j$  to sector  $i$ . The disutility of exerting labor efforts is separable across the different varieties  $i$  and assumed to be isoelastic with  $\eta \geq 0$  measuring the inverse of the Frisch elasticity of labor supply; the shock  $\xi_t(i)$  affects in a multiplicative way the disutility that household  $j$  faces when supplying the variety of labor  $(j, i)$  to sector  $i$ .<sup>9</sup> Household  $j$ 's intertemporal budget constraint is given by

$$E_{t_0} \left\{ \int_{t_0}^{\infty} Q_t P_t C_t^j dt \right\} \leq E_{t_0} \left\{ \int_{t_0}^{\infty} Q_t \left[ \int_0^1 w_t(j, i) l_t(j, i) di + \Pi_t^j \right] dt \right\} \quad (7)$$

where  $Q_t$  is the stochastic nominal discount factor in capital markets where claims to monetary units are traded;  $w_t(j, i)$  is the nominal wage for labor of variety  $(j, i)$  offered by household  $j$ , and  $\Pi_t^j$  is the profit income that household  $j$  derives from the ownership

---

<sup>9</sup>These preferences are consistent with a balanced-growth path since we are assuming a drift in technology.

of the firms operating in the economy (in equilibrium, profits will be zero).

Starting with the consumption decisions, household  $j$  chooses goods demand,  $\{c_t^j(i)\}$ , to maximize (5) under the intertemporal budget constraint (7), taking prices as given. The first-order conditions for consumption choices imply

$$e^{-\rho(t-t_0)} C_t^{-1} = \chi Q_t P_t \quad (8)$$

$$\frac{c_t(i)}{C_t} = \left( \frac{p_t(i)}{P_t} \right)^{-1} \quad (9)$$

where the multiplier  $\chi$  does not vary over time. The index  $j$  is omitted from the consumption's first-order conditions, because we are assuming complete markets through a set of state-contingent claims to monetary units. The optimality condition (9) implies the equalization of the consumption expenditure among the different goods.

Before we turn to the labor supply decision, we analyze the firms' problem. In each sector  $i$ , firms produce goods in a competitive market using the varieties of labor  $i$  supplied by the continuum of household  $j$ . However, each household  $j$  has a monopoly power in supplying each variety  $(j, i)$  of labor. In particular the labor used to produce each good  $i$  is a CES aggregate,  $L(i)$ , of the continuum of individual types of labor of variety  $i$  defined by

$$L_t(i) \equiv \left[ \int_0^1 l_t^d(j, i)^{\frac{\theta-1}{\theta}} dj \right]^{\frac{\theta}{\theta-1}}$$

with an elasticity of substitution  $\theta > 1$ . Here  $l_t^d(j, i)$  is the demand for labor of type  $i$  supplied by household  $j$ . As the production function of each sector  $i$  exhibits "love for variety" in types of labor  $j$ , every household sells labor to every sector. Given that each differentiated type of labor is supplied in a monopolistic-competitive market, the demand for labor of type  $(j, i)$  on the part of wage-taking firms is given by

$$l_t^d(j, i) = \left( \frac{w_t(j, i)}{W_t(i)} \right)^{-\theta} L_t(i), \quad (10)$$

where  $W_t(i)$  is the Dixit-Stiglitz aggregate wage index

$$W_t(i) \equiv \left[ \int_0^1 w_t(j, i)^{1-\theta} dj \right]^{\frac{1}{1-\theta}}. \quad (11)$$



We assume a common linear technology for the production of all goods<sup>10</sup>

$$y_t(i) = A_t L_t(i).$$

Profits of a generic firm in sector  $i$ ,  $\Pi_t(i)$ , are given by

$$\Pi_t(i) = p_t(i)y_t(i) - W_t(i)L_t(i).$$

Perfect competition implies that prices are equal to marginal costs

$$p_t(i) = \frac{W_t(i)}{A_t}. \quad (12)$$

Since in equilibrium  $y(i) = c(i)$ , the conditions (9) and (12) imply the following equalities

$$\tilde{Y}_t = P_t C_t = p_t(i)y_t(i) = W_t(i)L_t(i), \quad (13)$$

where  $\tilde{Y}_t$  denotes nominal spending whose logarithmic follows the process (2).

Given firms' demand (10), a household of type  $j$  chooses labor supply of variety  $(j, i)$  in a monopolistic-competitive market to maximize (5) under the intertemporal budget constraint (7) taking as given prices  $\{Q_t\}$ ,  $\{P_t\}$  and the other relevant aggregate variables. The optimization problem is equivalent to maximizing the following objective function

$$E_{t_0} \left[ \int_{t_0}^{\infty} e^{-\rho(t-t_0)} \left( \lambda_t w_t(j, i) l_t(j, i) - \frac{[\xi_t(i) l_t(j, i)]^{1+\eta}}{1+\eta} \right) dt \right]$$

where  $\lambda_t$  is the marginal utility of nominal income, which is common across households because of the complete market assumption and given by  $\lambda_t = (P_t C_t)^{-1} = \tilde{Y}_t^{-1}$ . An equivalent formulation of the labor choice is the maximization of the following objective

$$E_{t_0} \left[ \int_{t_0}^{\infty} e^{-\rho(t-t_0)} \pi(w_t(j, i), W_t(i), \tilde{Y}_t(i)) dt \right] \quad (14)$$

by choosing  $\{w_t(j, i)\}_{t=t_0}^{\infty}$ , where

$$\pi(w_t(j, i), W_t(i), \tilde{Y}_t(i)) \equiv \left( \frac{w_t(j, i)}{W_t(i)} \right)^{1-\theta} - \frac{1}{1+\eta} \left( \frac{w_t(j, i)}{W_t(i)} \right)^{-(1+\eta)\theta} \left( \frac{\tilde{Y}_t(i)}{W_t(i)} \right)^{1+\eta}.$$

Households would then supply as much labor as demanded by firms in (10) at the chosen

---

<sup>10</sup>Sector-specific technology would leave all results unchanged.

wages. In deriving  $\pi(\cdot)$  we have used (8), (10) and (13).<sup>11</sup> Note that  $\pi(\cdot)$  is homogeneous of degree zero in  $(w_t(j, i), W_t(i), \tilde{Y}_t(i))$ , and that  $\tilde{Y}_t(i)$  is the product of the nominal spending shock and the sectorial idiosyncratic shock ( $\tilde{Y}_t(i) \equiv \tilde{Y}_t \xi_t(i)$ ).

### 3 Flexible wages

We first analyze the case in which wages are set without any friction, so that they can be moved freely and fall if necessary. With flexible wages, maximization of (14) corresponds to per-period maximization and implies the following optimality condition

$$\pi_w(w_t(j, i), W_t(i), \tilde{Y}_t(i)) = 0$$

where  $\pi_w(\cdot)$  is the derivative of  $\pi(\cdot)$  with respect to the first argument. Since all wage setters in sector  $i$  face the same problem, the equilibrium is symmetric,  $w_t(j, i) = W_t(i)$  for each  $j$ . Given our preference specification, nominal wages in sector  $i$ , denoted by  $W_t^f(i)$ , are proportional to the combination of the aggregate nominal spending shock and the idiosyncratic shock

$$W_t^f(i) = \mu^{\frac{1}{1+\eta}} \tilde{Y}_t \xi_t(i) \quad (15)$$

where the factor of proportionality is given by the wage mark-up, defined by  $\mu \equiv \theta/(\theta-1)$ , and by the elasticity of labor supply. We can also obtain the flexible-wage equilibrium level of labor in sector  $i$ ,  $L^f(i)$ , using (13) and (15)

$$L^f(i) = (\mu)^{-\frac{1}{1+\eta}} \xi_t(i)^{-1},$$

which depends on the wage mark-up as well as on the labor elasticity and is negatively related to the idiosyncratic shock  $\xi_t(i)$ . Aggregate labor,  $L^f$ , defined by

$$L^f \equiv e^{\int_0^1 \ln L^f(i) di}$$

and is therefore constant at

$$L^f = (\mu)^{-\frac{1}{1+\eta}},$$

---

<sup>11</sup>The productivity shock  $A_t$  does not enter in the objective function because of three assumptions: i) the log utility in consumption, which is compatible with a balanced-growth path; ii) the flexibility of prices (which allow us to isolate the effect of the downward rigidity constraint in wages); iii) the exogeneity of the process of nominal spending (notice that assumptions i) and iii) are also in Golosov and Lucas, 2007). Productivity would of course affect the optimization problem insofar as it influence nominal spending growth. Adding menu cost pricing would enrich the model and would open the way for an additional effect of productivity.

because of the assumption (4). Note that aggregate labor does not depend on the productivity shock, because of the log-utility, and does not depend on the idiosyncratic shocks, which instead shift wages and employment across sectors

$$\frac{L^f(i)}{L^f(i')} = \frac{\xi_t(i')}{\xi_t(i)} = \frac{W_t(i')}{W_t(i)}.$$

Consumption and output follow from the production function and in particular the flexible level of output is given by

$$Y_t^f = A_t L^f,$$

which moves proportionally to the productivity shock. With flexible wages and prices, output is always at potential and the Phillips curve is vertical.

## 4 Downward nominal wage rigidity

When nominal wages cannot fall below the level reached in the previous period, an additional condition needs to be taken into account: the constraint that  $dw_t(j, i)$  should be non-negative (Section 6 explores alternative models).<sup>12</sup> The objective is then to maximize (14) under

$$dw_t(j, i) \geq 0 \tag{16}$$

with  $w_{t_0}(j, i) > 0$ . In other words, agents choose a non-decreasing positive nominal wage path to maximize (14). Let us define the value function  $V(\cdot)$  for this problem as

$$V(w_t(j, i), W_t(i), \tilde{Y}_t(i)) = \max_{\{w_\tau(j, i)\} \in \mathcal{W}} E_t \left\{ \int_t^\infty e^{-\rho(\tau-t)} \pi(w_\tau(j, i), W_\tau(i), \tilde{Y}_\tau(i)) d\tau \right\},$$

where  $\mathcal{W}$  is the set of non-decreasing positive sequences  $\{w_\tau(j, i)\}_t^\infty$ . Optimality conditions require

$$\begin{aligned} V_w(w_t(j, i), W_t(i), \tilde{Y}_t(i)) &= 0 & \text{if } dw_t(j, i) > 0, \\ V_w(w_t(j, i), W_t(i), \tilde{Y}_t(i)) &\leq 0 & \text{if } dw_t(j, i) = 0, \end{aligned}$$

where  $V_w(\cdot)$  is the derivative of  $V(\cdot)$  with respect to the first argument. Moreover the maximization problem is concave and the above conditions are also sufficient to characterize a global optimum as shown in the appendix. It follows that all wage setters in sector  $i$  are going to set the same wage,  $w_t(j, i) = W_t(i)$  for all  $j$ . As we further show

---

<sup>12</sup>The downward-rigidity constraint is purely exogenous in this model and could be rationalized by considering every worker as associated with a union that does not allow the wage to decline for reasons related to fairness and social norms (Bewley, 1999, and Akerlof, 2007).

in the appendix, the solution to this problem corresponds to finding a function  $W(\tilde{Y}_t(i))$  which satisfies appropriate boundary conditions and represents the current *desired* wage taking into account future downward-rigidity constraints, but not the current one (i.e. if agents were free to choose the current wage, even below the previous-period wage, but considering that future wages cannot fall). The agent will set  $W_t(i) = W(\tilde{Y}_t(i))$  whenever  $dW_t(i) \geq 0$ , so that *actual* wages ( $W_t(i)$ ) are the maximum of previous-period wages and current *desired* wages  $W(\tilde{Y}_t(i))$ .

It follows that *actual* wages cannot fall below current *desired* wages, i.e.  $W_t \geq W(\tilde{Y}_t(i))$ . Either they are above the *desired* level, when the downward-rigidity constraint is binding, or they are equal, when an adjustment occurs. We also show that the *desired* wage is always lower than the flexible-equilibrium wage by a factor  $c_i(\cdot)$ :<sup>13</sup>

$$\begin{aligned} W(\tilde{Y}_t(i)) &= c(\theta, \sigma^2(i), \eta, \rho) \cdot \mu^{\frac{1}{1+\eta}} \tilde{Y}_t \xi_t(i) \\ &= c(\theta, \sigma^2(i), \eta, \rho) \cdot W_t^f(i) \end{aligned} \quad (17)$$

where  $\sigma^2(i)$  (a crucial parameter in our model) is defined as the sum of the variances of the aggregate nominal spending shocks and the idiosyncratic shocks,  $\sigma^2(i) \equiv \sigma_\xi^2(i) + \sigma_y^2$ , and  $c_i(\cdot)$  is a non-negative function of the model's parameters as follows

$$c(\theta, \sigma^2(i), \eta, \rho) \equiv \left( \frac{\theta + \frac{1}{2}\gamma(\theta, \sigma^2(i), \rho) \cdot \sigma^2(i)}{\theta + \frac{1}{2}(\gamma(\theta, \sigma^2(i), \rho) + \eta + 1) \cdot \sigma^2(i)} \right)^{\frac{1}{1+\eta}} \leq 1$$

with  $\gamma(\cdot)$  being the following non-negative function

$$\gamma = \frac{-\theta + \sqrt{\theta^2 + 2\rho\sigma^2(i)}}{\sigma^2(i)}$$

as derived in the appendix.<sup>14</sup>

Hence, agents' optimizing behavior in the presence of exogenous downward wage rigidities implies an endogenous tendency for *upward* wage rigidities, as indicated by  $c_i(\cdot)$  being  $\leq 1$ . Indeed, optimizing wage setters try to offset the inefficiencies of downward wage inflexibility, as they are worried about being stuck with an excessively high wage should future unfavorable shocks require a wage decline or a fall in employment. As a consequence, they refrain from excessive wage increases when favorable shocks require upward

<sup>13</sup>We use interchangeably  $c_i(\cdot)$  for  $c(\theta, \sigma^2(i), \eta, \rho)$ .

<sup>14</sup>It is possible that the desired wage,  $W(\tilde{Y}_t(i))$ , falls below the one associated with full employment. While temporary overemployment is not unrealistic, in Benigno and Ricci (2008) we also solve the model with the additional constraint  $l_t(j, i) \leq 1$  for each  $j$ .

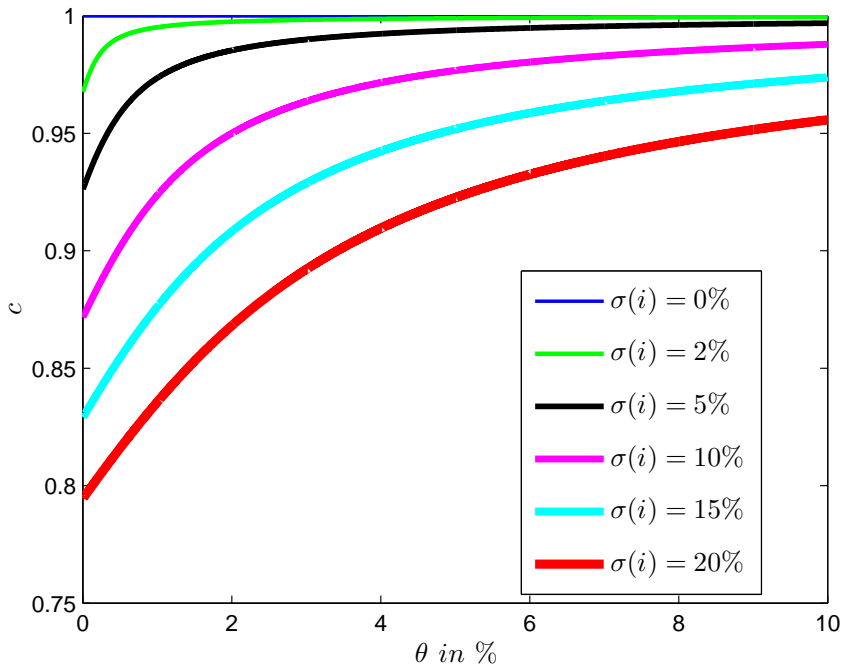


Figure 1: Plot of the function  $c_i(\cdot)$  defined in (17) against the mean of nominal spending growth,  $\theta$ , and for different standard deviations of  $\sigma(i)$  where  $\sigma^2(i) = \sigma_y^2 + \sigma_\xi^2(i)$ ;  $\sigma_y$  is the standard deviation of nominal spending growth and  $\sigma_\xi(i)$  is the standard deviation of the idiosyncratic shock.  $\theta$  and  $\sigma(i)$  are in percent and at annual rates;  $\eta = 2.5$ ,  $\rho = 0.01$ .

adjustment, thus keeping current wage low and pushing current employment above the flexible-case level.<sup>15</sup>

Note that *actual* wages (unlike *desired* wages) are not necessarily below the *flexible*-equilibrium wage. Indeed, when the downward-rigidity constraint is binding, *actual* wages are higher than desired wages and are likely to be higher (and employment lower) than with *flexible* wages. As we will see in the next section, in the long run, the average output gap is negative and a lower  $c_i(\cdot)$  would help reduce its size.

The *desired* wage level is a lower fraction of the flexible-equilibrium wage (i.e.  $c_i(\cdot)$  is low) when: the variances of nominal expenditure growth and/or of the idiosyncratic shocks are high ( $\sigma^2(i)$  large), as it is more likely that negative shocks would force wages to hit the lower bound; when the mean of nominal expenditure growth is small ( $\theta$  small), as it is more likely that even small shocks would push wages to hit the lower bound;<sup>16</sup>

<sup>15</sup>This result is consistent with the theoretical argument and empirical evidence offered by Elsby (2009). While he emphasizes the importance of idiosyncratic shocks, we also stress the importance of macroeconomics volatility.

<sup>16</sup>When the drift in nominal spending growth becomes very large, it is unlikely that downward wage inflexibility is going to be binding, so that  $c_i(\cdot)$  gets close to 1 and the flexible-wage level of employment

when agents discount less the future ( $\rho$  low), as they are more concerned with the future negative consequences of current wage decisions; and when the elasticity of labor is higher ( $\eta$  low), as agents are willing to accept larger fluctuations in hours worked in order to ensure a higher average employment.

In Figure 1 we plot  $c_i(\cdot)$  as a function of the mean of the log of nominal spending growth,  $\theta$ , with different assumptions on the overall standard deviation of the shocks,  $\sigma(i)$ , ranging from 0% to 20% at annual rates. The parameters' calibration is based on a discretized quarterly model. In particular, the rate of time preference  $\rho$  is equal to 0.01 as standard in the literature implying a 4% real interest rate at annual rates; and the Frisch elasticity of labor supply is set equal to 0.4, as it is done in several studies, therefore implying  $\eta = 2.5$ .<sup>17</sup> When  $\sigma(i) = 0\%$ ,  $c_i(\cdot) = 1$ . With positive standard deviations,  $c_i(\cdot)$  decreases as  $\theta$  decreases (i.e. the gap between desired wages and flexible-equilibrium wages widens when inflation is lower). The decline in  $c_i(\cdot)$  is larger the higher is the standard deviation of the nominal spending shock and/or of the idiosyncratic shock, as previously discussed.

## 5 The Phillips curve

We can now solve for the equilibrium level of output and characterize the long run inflation-output trade-off in the presence of downward nominal wage rigidities. We define the output gap as the difference between output under downward wage rigidity and output under flexible wages and prices, which is equal to the difference between the corresponding employment levels. In logs terms we can write:

$$y_t - y_t^f = \ln L_t - \ln L^f = \int_0^1 \ln L_t(i) di - \ln L^f. \quad (18)$$

Equation (13) implies that

$$L_t(i) = \frac{\tilde{Y}_t}{W_t(i)}.$$

To compute the equilibrium output gap, it is convenient to define the variable  $X_t(i)$  such that  $X_t(i) \equiv \xi_t(i)L_t(i)$ , from which it follows

$$\int_0^1 \ln X_t(i) di = \int_0^1 \ln L_t(i) di \quad (19)$$

---

will be achieved most of the time.

<sup>17</sup>See for example Smets and Wouters (2003).

because of assumption (4). Moreover

$$X_t(i) = \frac{\tilde{Y}_t(i)}{W_t(i)}.$$

Since we have shown that  $W_t(i) \geq c_i(\cdot)\mu^{\frac{1}{1+\eta}}\tilde{Y}_t(i)$ , it is the case that  $0 \leq X_t(i) \leq L^f/c_i(\cdot)$ . The existence of downward wage rigidities endogenously adds an upward barrier on the variable  $X_t(i)$ . Since  $\tilde{y}_t(i) \equiv \ln \tilde{Y}_t(i)$  follows a Brownian motion with drift  $\theta$  and variance  $\sigma^2(i)$ , also  $x_t(i) = \ln X_t(i)$  is going to follow a Brownian motion with the same properties, when  $dW_t(i) = 0$ , but with a regulating barrier at  $\ln(L^f/c_i(\cdot))$ . The probability distribution function for such process can be computed at each point in time.<sup>18</sup> We are here interested in studying whether this probability distribution converges to an equilibrium distribution when  $t \rightarrow \infty$ , in order to characterize the long-run probability distribution for employment, and thus the output gap. Standard results assure that this is the case when the drift of the process  $\tilde{y}_t(i)$  is positive, i.e.  $\theta > 0$ .<sup>19</sup> In this case, it can be shown that the long-run cumulative distribution of  $x_t(i)$ , denoted with  $P(\cdot)$ , is given by

$$P(x_\infty(i) \leq z) = e^{\frac{2\theta}{\sigma^2(i)}[z - (\ln L^f - \ln c_i)]}$$

for  $-\infty \leq z \leq \ln(L^f/c_i(\cdot))$  where  $x_\infty(i)$  denotes the long-run equilibrium level of the variable  $x_t(i)$ . We can also evaluate the long-run mean of  $x_t(i)$  obtaining

$$E[x_\infty(i)] = \ln L^f - \ln c_i(\cdot) - \frac{\sigma^2(i)}{2\theta}. \quad (20)$$

Integrating across the sectors  $i$ , we obtain

$$\int_0^1 E[x_\infty(i)] di = \ln L^f - \int_0^1 \ln c_i(\cdot) di - \int_0^1 \frac{\sigma^2(i)}{2\theta} di. \quad (21)$$

We can then substitute (21) into (18) using (19) to obtain

$$E(y_\infty - y_\infty^f) = - \int_0^1 \ln c(\theta, \sigma^2(i), \eta, \rho) di - \int_0^1 \frac{\sigma^2(i)}{2\theta} di.$$

To construct the long-run Phillips curve, a relationship between average wage inflation and output gap, we need to solve for the long-run equilibrium level of wage inflation.<sup>20</sup>

<sup>18</sup>See Cox and Miller (1990, pp. 223-225) for a detailed derivation.

<sup>19</sup>When  $\theta \leq 0$ , the probability distribution collapses to zero everywhere, with a spike of one at zero employment. However, a negative average nominal spending growth,  $\theta$ , is not realistic.

<sup>20</sup>While the original formulation of the Phillips curve was in terms of unemployment and wage inflation

From the equilibrium condition (13), we note that

$$\tilde{y}_t = \int_0^1 x_t(i) di + \int_0^1 \ln W_t(i) di$$

from which it follows that

$$d\tilde{y}_t = \int_0^1 dx_t(i) di + \pi_t^w dt$$

where  $\pi^w$  is the rate of wage inflation in the economy. Since  $E(d\tilde{y}_t) = \theta dt$  and  $dx_t(i)$  converges to an equilibrium distribution for each  $i$ , implying  $E(dx_\infty(i)) = 0$ , the long-run mean wage inflation rate is given by

$$E[\pi_\infty^w] = \theta. \quad (22)$$

Substituting (22) into (20), we obtain the following closed-form solution for the long-run Phillips curve

$$E(y_\infty - y_\infty^f) = - \int_0^1 \ln c(E[\pi_\infty^w], \sigma^2(i), \eta, \rho) di - \int_0^1 \frac{\sigma^2(i)}{2E[\pi_\infty^w]} di \quad (23)$$

a relation between mean output gap and mean wage inflation rate.

The long-run Phillips curve is no longer vertical and the “natural” rate of output is not unique, but depends on the mean inflation rate. There are two components (influenced by the parameters of the model  $\eta$ ,  $\rho$  and  $\sigma^2(i)$ ) which explain the long-run Phillips curve and act on opposite directions. The first integral on the right hand side captures the forward looking reaction of wage setters to the presence of downward wage rigidities, which induces them to set a wage lower than the flexible one when adjusting their wage (as captured by  $c_i(\cdot) \leq 1$ ), and hence generates a positive output gap. Such a gap would be larger the lower is  $c_i(\cdot)$ . The second integral depends on the variance-to-mean ratio and captures the cost of downward wage rigidities in the presence of a need for relative price adjustments, which is the standard argument supporting the presence of a Phillips curve.<sup>21</sup>

The resulting output gap is always non-positive in the long run (i.e.  $E(y_\infty - y_\infty^f) \leq 0$ ),

---

(Phillips, 1958), this paper defines it as the trade off between the output gap and wage inflation. The output gap has indeed been widely used in modern macro models as a measure of slack. Benigno and Ricci (2008) present the equivalent formulation in terms of unemployment-inflation trade-off.

<sup>21</sup>Note that our dynamic framework introduces not only the need for intratemporal price adjustments, due to  $\sigma_\xi^2(i)$ , as in Akerlof et al. (1996), but also the need for intertemporal price adjustment, arising from  $\sigma_y^2$ .



because the second component dominates, since  $-\ln c_i(\cdot) \leq \sigma^2(i)/(2E[\pi_\infty^w])$ .<sup>22</sup> Also, the output gap is larger when the volatility is higher and when the mean of inflation is low, because the downward wage constraint is more likely to be binding and more costly in terms of lower employment. Indeed, when the mean wage inflation rate becomes very high, the average output gap converges to 0, as the two components of the gap get close to zero:  $c_i(\cdot)$  becomes close to 1, and the costs of downward rigidities become small. Hence, for high inflation rates, the Phillips curve is almost vertical, and there is virtually no long-run trade-off between inflation and output gap. When instead wage inflation is low, a trade-off emerges (the Phillips curve is flatter) and depends heavily on the volatility of the economy. If there is no uncertainty,  $\sigma^2(i) = 0$  and  $c_i(\cdot) = 1$ , then the long-run output gap is zero. In the stochastic case, the higher the variance of nominal-spending growth and of the idiosyncratic shocks ( $\sigma^2(i)$ ), the more a fall in the inflation rate would worsen the average output gap (generating a more negative gap), and flatten the Phillips curve.<sup>23</sup> These patterns are evident in Figure 2, which plots the long run Phillips curve for different levels of volatility.<sup>24</sup>

As an illustrative example, the model would suggest (on the basis of the parametrization underlying Figure 2) that a country that is subject to low macroeconomic volatility (say a standard deviation of nominal GDP growth equal to 2%) may experience a worsening of the output gap equal to 0.4% of flexible-wage GDP when average wage inflation declines from 6 to 3 percent and equal to 4.6% when inflation goes from 4 to 1 percent (see Table 1). However, a country with a significant macroeconomic volatility (say 10 percent) may face much larger costs (about -1.2% and of -11.8% respectively).<sup>25</sup>

Our model therefore suggests that a reduction in the macroeconomic volatility as a consequence of better stabilization policies can have important first-order effects, unlike the arguments of Lucas (1987, 2003), and substantially improve the output gap, especially at low inflation (as shown in Table 2). At a wage inflation rate of 2%, reducing the macroeconomic volatility from 5% to 0% improves the output gap by about 0.5%. The

---

<sup>22</sup>Benigno and Ricci (2008) show that in the short run the Phillips curve may also imply a positive (rather than negative) output gap.

<sup>23</sup>In Lucas (1973) higher volatility reduces the information content of relative price dispersion. Introducing such an effect would steepens the short-run Phillips curve.

<sup>24</sup>The standard deviation of the idiosyncratic shocks is set at 10% for all sectors, such that (for a  $\sigma_y$  in the order of 5% to 10%) the overall  $\sigma^2(i)$  would roughly imply the standard deviation of annualized changes in wages observed in microstudies (Barattieri, Basu, and Gottschalk, 2009; Card and Hyslop, 1997). The other parameters are as in Figure 1.

<sup>25</sup>In reality, macroeconomic volatility of nominal GDP growth is likely to decline as inflation comes down, which would imply a steeper Phillips curve. However, the decline should be less than proportional (mainly because of the real GDP component; see Benigno and Ricci, 2008, for simple supporting evidence), so that even at zero inflation volatility would persist. Moreover, the volatility of idiosyncratic shocks is likely to be affected even less than the aggregate one when inflation declines.

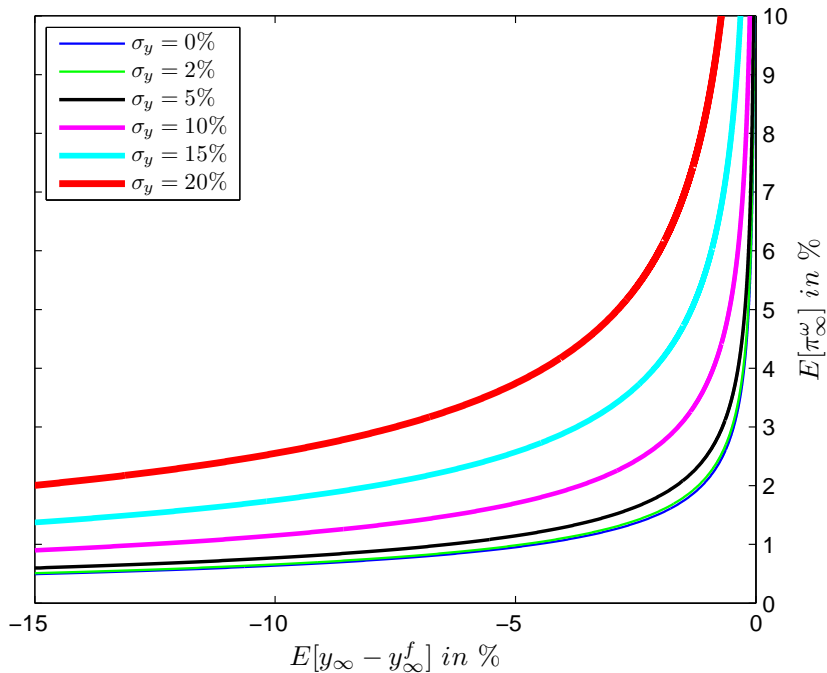


Figure 2: Long-run relationship between mean wage inflation rate,  $E[\pi_\infty^w]$ , and mean output gap,  $E[y_\infty - y_\infty^f]$ , for different standard deviations of nominal spending growth,  $\sigma_y$ . Variables in % at annual rates;  $\eta = 2.5$ ,  $\rho = 0.01$ ,  $\sigma_\xi(i) = \sigma_\xi = 10\%$ .

improvement is four times larger if the volatility is reduced from 10% to 5% (for the same level of inflation), while it is more than three times larger if volatility declines from 5% to 0% when the wage inflation rate is at 1%.

A few additional implications arise from the model.<sup>26</sup> First, the probability that wages remain fixed depends on the level of inflation and on the degree of macroeconomic volatility. When wage inflation is very low or the variance of the shocks is high, the probability that wages remain rigid even upward is close to one. The probability declines when inflation increases (in line with the evidence of Card and Hyslop, 1997, that the fraction of wages subject to rigidities is higher when inflation is low), and it declines faster when macroeconomic volatility is lower.

Second, a long run trade-off between volatility of inflation and volatility of output gap emerges, for given distributions of the idiosyncratic shocks. Indeed, at low inflation there is more adjustment via employment and less via wages, while the opposite emerges at high inflation. Trade-offs of this nature have been generally assumed in monetary policy analysis over the past thirty years (see Kydland and Prescott, 1977; Barro and Gordon,

<sup>26</sup>Benigno and Ricci (2008) provide a more extensive discussion.

$\Delta E[y_\infty - y_\infty^f]$	0%	2%	5%	$\sigma_y$ 10%	15%	20%
Reduction in $E[\pi_\infty^w]$ from:						
4% to 1%	-4.3	-4.6	-6.0	-11.8	-22.4	-38.1
5% to 2%	-1.0	-1.0	-1.4	-3.1	-6.6	-12.2
6% to 3%	-0.4	-0.4	-0.5	-1.2	-2.8	-5.5

Table 1: Changes in long-run mean output gap,  $\Delta E[y_\infty - y_\infty^f]$ , due to reductions in long-run mean wage inflation,  $\Delta E[\pi_\infty^w]$ , for different standard deviations of nominal spending growth,  $\sigma_y$ . All variables in % and at annual rates;  $\eta = 2.5$ ,  $\rho = 0.01$ ,  $\sigma_\xi(i) = \sigma_\xi = 10\%$ .

$\Delta E[y_\infty - y_\infty^f]$	1%	2%	$E[\pi_\infty^w]$ 3%	4%	5%
Reduction in $\sigma_y$ from:					
2% to 0%	0.28	0.08	0.03	0.02	0.01
5% to 0%	1.84	0.53	0.23	0.12	0.08
10% to 5%	6.24	2.00	0.92	0.51	0.32
15% to 10%	18.06	6.27	3.03	1.74	1.11

Table 2: Gains in long-run mean output gap,  $\Delta E[y_\infty - y_\infty^f]$ , due to reductions in the standard deviations of nominal spending growth,  $\Delta\sigma_y$ , for different long-run mean wage inflation rates,  $E[\pi_\infty^w]$ . Variables in % at annual rates;  $\eta = 2.5$ ,  $\rho = 0.01$ ,  $\sigma_\xi(i) = \sigma_\xi = 10\%$ .

1983). Woodford (2003) has recently provided microfoundation for these trade-offs and for their link to monetary reaction functions widely employed in inflation-targeting models (although he derives the trade-off as a local approximation, while in our model it is a feature of the global equilibria).

## 6 Relaxing the downward rigidity constraint

The benchmark model presented in the previous sections encompasses nominal wage rigidities as a constraint which is homogenous across agents and is independent of the level of inflation, the degree of macroeconomic volatility, or the presence of large shocks. The reality is more nuanced, and this section explores various ways in which to relax this

assumption. First, we consider the case in which the threshold for wage changes at which downward wage rigidities become binding may be negative (rather than zero) and may depend on inflation and volatility. This corresponds to the idea that when agents expect the constraint to be more relevant, they could adjust their behavior and set wages more flexibly. Second, we allow for some heterogeneity, by considering the case in which only some agents are subject to the constraint. Finally, we offer a setup in which wage rigidities may not be binding when high-variance shocks occur.

## 6.1 Varying the degree of downward rigidities

The main criticism of an approach that includes downward wage rigidities is that this inflexibility should disappear as the inflation rate declines toward zero (see the comments to Akerlof et al., 1996, and Ball and Mankiw, 1994). As we discussed in the introduction, there is now more evidence that downward wage rigidities persist even during low inflation periods. Nonetheless, it is valuable to explore the implications of a link between the degree of downward rigidities and inflation, by replacing the assumption  $dw_t(j, i) \geq 0$  with

$$dw_t(j, i) \geq -\kappa(\theta, \sigma^2(i))w_t(j, i)dt \quad (24)$$

which nests the previous model. Nominal wages are now allowed to fall, but the percentage decline cannot exceed  $\kappa(\theta, \sigma^2(i))$ , where  $\kappa(\theta, \sigma^2(i))$  is a decreasing function of the mean of nominal-spending growth,  $\theta$  (so that at lower inflation, wages can fall more), and also an increasing function of the variance of the aggregate and idiosyncratic shocks,  $\sigma^2(i)$  (with higher variance wages can fall more).<sup>27</sup> The solution of the model is similar to the previous case except that now  $\theta$  should be replaced by  $\lambda(\theta, \sigma^2(i)) \equiv \theta + \kappa(\theta, \sigma^2(i))$ .<sup>28</sup> In particular, the long-run Phillips curve becomes

$$E(y_\infty - y_\infty^f) = - \int_0^1 \ln c(\lambda(E[\pi_\infty^w], \sigma^2(i)), \sigma^2(i), \eta, \rho) di - \int_0^1 \frac{\sigma^2(i)}{2\lambda(E[\pi_\infty^w], \sigma^2(i))} di,$$

since it is still true that  $E[\pi_\infty^w] = \theta$ . Obviously the way in which the rigidities endogenously decline (i.e. the functional form of  $\kappa(\theta, \sigma^2(i))$ ) is crucial in shaping the Phillips curve. For example if the percentage decline could not exceed a fixed amount  $\kappa_1$  (hence  $\kappa(\cdot) = \kappa_1$ ), then the Phillips curve would simply shift down by  $\kappa_1$  (when compared to the one presented in Figure 2). Under more general assumptions for  $\kappa(\theta, \sigma^2(i))$ , the effect of inflation would be

<sup>27</sup>The relationship between wage setting and volatility is explored by Gray (1976).

<sup>28</sup>In this case, the condition ensuring that the probability distributions converge in the long run to a non-trivial distribution becomes  $\lambda(\theta, \sigma^2(i)) > 0$ . A supplementary appendix that presents the model solution under this general case is available upon request.

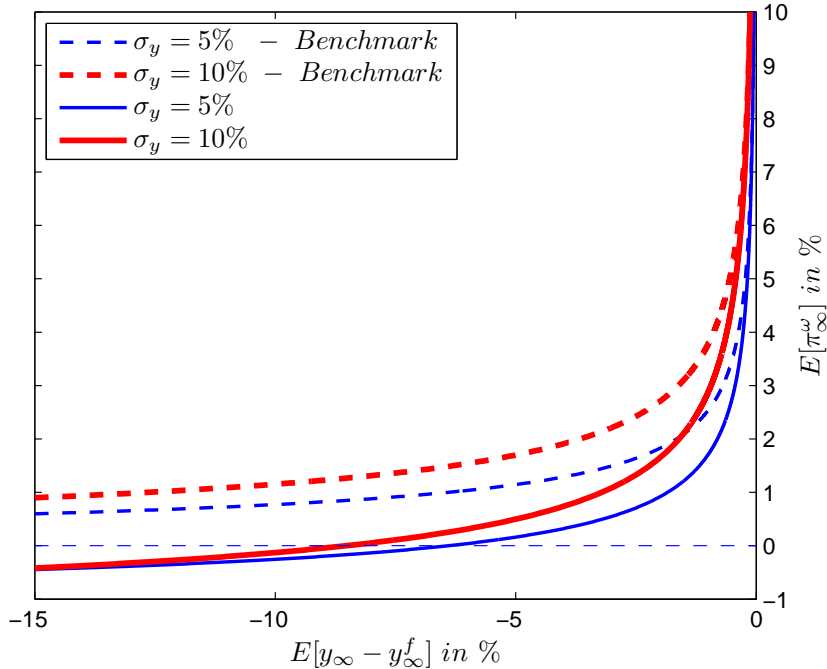


Figure 3: Long-run relationship between mean wage inflation rate,  $E[\pi_\infty^w]$ , and mean output gap,  $E[y_\infty - y_\infty^f]$ , for different standard deviations of nominal spending growth,  $\sigma_y$ , under both the benchmark case (wages cannot fall) and the alternative hypothesis in which wages can fall according to rules (24) and (25). Variables in % at annual rates;  $\eta = 2.5$ ,  $\rho = 0.01$ ,  $\kappa_1 = 0.0894$ ,  $\kappa_2 = 3.5777$  and  $\sigma_\xi(i) = \sigma_\xi = 10\%$ .

to tilt the Phillips curve counter clockwise at low inflation, while an increase in volatility would steepen the curve (as the downward wage rigidities become less binding).<sup>29</sup> For illustrative purposes, Figure 3 shows the Phillips curve resulting from equation (24) and the following function

$$\kappa(\theta, \sigma^2(i)) = \sqrt{\sigma^2(i)}(\kappa_1 - \kappa_2\theta) \quad (25)$$

for two different levels of volatility, and compare these curves with the benchmark ones from Figure 2.<sup>30</sup> The cost of low inflation in terms of output gap would decline, but would remain non negligible. Reducing inflation from 5% to 2% worsens the output gap by 0.6% when  $\sigma_y = 5\%$  and  $\sigma_\xi(i) = 10\%$  compared to the benchmark case in which the reduction

<sup>29</sup>Obviously, if  $\kappa(\theta, \sigma^2(i))$  were to be very large for any theta, then the Phillips curve would become virtually vertical. However, as discussed extensively in the introduction, there is substantial evidence that downward wage rigidities persist even at low inflation.

<sup>30</sup>We set  $\kappa_1$  and  $\kappa_2$  such that  $\kappa_1\sigma(i) = 1\%$  at annual rates and  $\kappa_2\sigma(i) = 0.1$  under the assumption  $\sigma_y = 5\%$  (for comparability, the same  $\kappa_1$  and  $\kappa_2$  are maintained when  $\sigma_y = 10\%$ ). Other parameters as in Figure 2. Note that the various Phillips curves associated with different levels of volatilities would now cross, as a change in volatility not only shifts the curve outwards, but also steepens it.

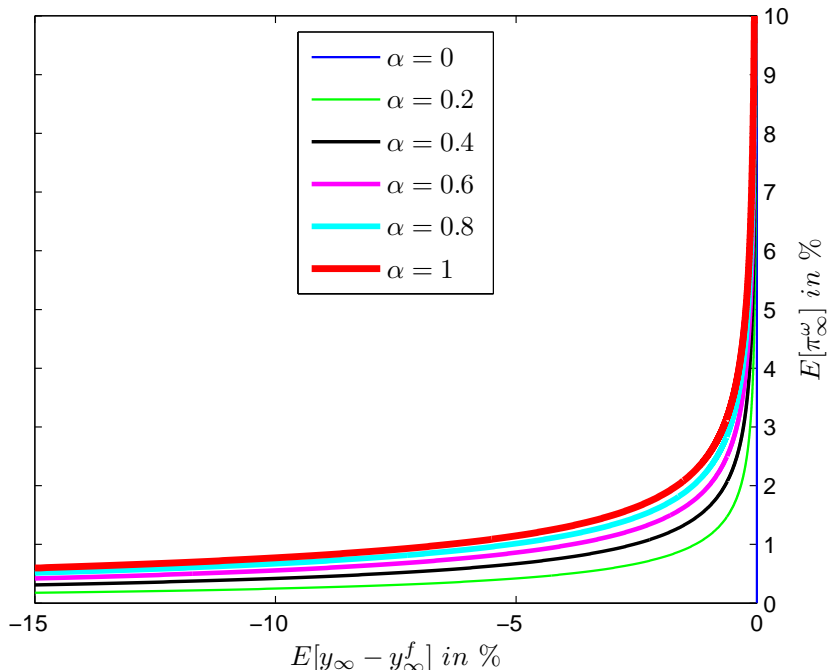


Figure 4: Long-run relationship between mean wage inflation rate,  $E[\pi_\infty^w]$ , and mean output gap,  $E[y_\infty - y_\infty^f]$ , for different fraction ( $\alpha$ ) of sectors which are affected by the downward rigidity constraint;  $(1 - \alpha)$  is the fraction of sectors in which wages are flexible. All variables in % and at annual rates;  $\eta = 2.5$ ,  $\rho = 0.01$ ,  $\sigma_y = 5\%$  and  $\sigma_\xi(i) = 10\%$ .

was 1.4%, and by 1.1% when  $\sigma_y = 10\%$  compared to the benchmark case in which the reduction was 3.1%.

## 6.2 Heterogeneous rigidities

This subsection allows for some heterogeneity in the way the rigidity affects agents, in line with recent findings of Barattieri, Basu and Gottschalk (2009) suggesting the presence of heterogeneity across occupations. To preserve simplicity, we make the assumption that a fraction of wage setters, of type  $i$  and measure  $\alpha$  ( $0 \leq \alpha \leq 1$ ), is constrained by downward rigidities while the remaining fraction  $1 - \alpha$  can set wages flexibly. It can be easily shown that the long-run Phillips curve in this case becomes

$$E(y_\infty - y_\infty^f) = - \int_0^\alpha \ln c(E[\pi_\infty^w], \sigma^2(i), \eta, \rho) di - \int_0^\alpha \frac{\sigma^2(i)}{2E[\pi_\infty^w]} di$$

where the only difference is that integrals are taken over a different interval  $[0, \alpha)$ , i.e. across the sectors which are affected by downward-wage rigidities. The presence of some

flexible wages generates a more vertical Phillips curve (see Figure 4 for various degrees of wage flexibility in the case of moderate volatility,  $\sigma_y = 5\%$ ). Still the costs are significant even when  $\alpha$  is small. For example, when  $\alpha$  is just 0.2, meaning that 20% of firms are constrained by downward wage rigidities, then lowering inflation from 5% to 2% still produce costs equal to 0.3% which are obviously smaller than the 1.4% found in the benchmark case, but not negligible. The two boundary values for  $\alpha$  nest the models presented in Sections 3 and 4: the flexible case when  $\alpha = 0$ , and the rigidity constraint case when  $\alpha = 1$ .

### 6.3 Adjustment under high-variance shocks

This subsection extends the benchmark model to the case in which high-variance shocks warrant a wage adjustment, by introducing two additional features. First, we assume, on top of the aggregate and idiosyncratic shocks, the presence of additional idiosyncratic shocks that hit the individual wages less frequently but with large variations. When wages are affected by such high-variance idiosyncratic shocks, wage setters can adjust their wages either upward or downward in an optimal way. When instead agents do not face these infrequent idiosyncratic shocks, they are subject to the usual downward wage rigidity constraint.<sup>31</sup>

Second, we introduce the probability of switching between the low and the high probability regime, which captures the frequency of occurrence of high-variance shocks. This is indeed an important parameter in order to study the relevance of the real effects of monetary policy.<sup>32</sup> If the large shocks were occurring very frequently, then wages would adjust often and the Phillips curve would be quite vertical. With infrequent large shocks, wages would be more subject to the downward wage rigidity constraint and the Phillips curve would be flatter, as in the benchmark model. We will discuss below how micro-data evidence on the frequency of wage adjustment and on the wage distribution can help to discriminate between these two views.

To model such probability of switching, we add a process  $\{s_t\}$  that follows a two-state

---

<sup>31</sup>The idea that wages can adjust in a state-contingent way following high-variance shocks is borrowed from the menu-cost literature on firms' pricing (see in particular Gertler and Leahy, 2008, and Golosov and Lucas, 2007). To preserve simplicity, we approximate the implications of an Ss model by introducing a regime-switching model for the idiosyncratic shocks between a low and a high volatility regime. The approximation is accurate to the extent to which an Ss model would trigger an adjustment for most of the shocks of the high-volatility regime, which is more likely when the variance of such shocks is high.

<sup>32</sup>In the Golosov and Lucas (2007) model, large shocks are very frequent so the real effects of monetary policy are small. On the contrary, Gertler and Leahy (2008) shows that with infrequent idiosyncratic shocks is still possible to characterize the response of the economy to aggregate shocks through a Phillips curve.

Markov chain taking values 1 and 2. These two states are associated, respectively, with the benchmark situation of downward wage rigidities and with the case in which wages can freely adjust. We assume that the process  $\{s_t\}$  has matrix of transition probabilities between time  $t$  and  $t + dt$  given by

$$\begin{bmatrix} 1 - \lambda dt & \lambda dt \\ \phi dt & 1 - \phi dt \end{bmatrix},$$

where  $\lambda dt$  is the inter-period probability of switching from state 1 to state 2;  $1 - \lambda dt$  is the probability of remaining in state 1;  $\phi dt$  is the probability of switching from state 2 to 1; and  $1 - \phi dt$  is the probability of remaining in state 2.<sup>33</sup> Given this structure, we assume that the idiosyncratic shock  $\xi_t(i)$  is now given by two multiplicative components,  $\xi_t(i) = \xi_{v,t}(i)\varepsilon_t(i)$  where  $\xi_{v,t}(i)$ , as in the benchmark model, exhibits its logarithmic distributed as a Brownian motion with zero drift and variance  $\sigma_\xi^2(i)$

$$d \ln \xi_{v,t}(i) = \sigma_\xi(i) dB_{\xi,t}(i)$$

while the additional term is given by the shock  $\varepsilon_t(i)$  whose log is distributed as

$$d \ln \varepsilon_t(i) = \sigma_\varepsilon(i, s) dB_{v,t}(i)$$

where

$$\begin{aligned} \sigma_\varepsilon(i, s = 1) &= 0 \\ \sigma_\varepsilon(i, s = 2) &> 0, \end{aligned}$$

$dB_{v,t}(i)$  might be correlated with  $dB_{\xi,t}(i)$ , and both are standard Brownian motion with zero mean and unitary variance. In state 1, the time-variation of the shock  $\varepsilon_t$  is zero so that it does not move; in state 2, instead, its variation follows a Brownian motion with variance  $\sigma_\varepsilon^2(i)$ .

In light of these two additions to the model, wage setters still maximize the objective function (14) but now they take into account the possibility of freely adjusting wages when state 2 occurs, while in state 1 they continue to face the downward rigidity constraint; moreover, they anticipate the possibility of switching across states. Optimality conditions requires that the derivative of the value function with respect to wages in state 2 is equal to zero, i.e.  $V_w(w_t(j, i), W_t(i), \tilde{Y}_t(i), s = 2) = 0$ , since in this state is possible to relax

---

<sup>33</sup>It is assumed that  $0 \leq \lambda dt \leq 1$  and  $0 \leq \phi dt \leq 1$ .



the downward rigidity constraint, where now we have defined  $\tilde{Y}_t(i) \equiv \tilde{Y}_t \xi_{v,t}(i) \varepsilon_t(i)$ . In state 1, instead,  $V_w(w_t(j, i), W_t(i), \tilde{Y}_t(i), s = 1) \cdot dw_t(j, i) = 0$  and  $dw_t(j, i) \geq 0$  as in the benchmark case since the downward wage rigidity constraint applies.

In state 1, the value function follows the following functional equation (see the Appendix)<sup>34</sup>

$$(\lambda + \rho)v_1(\cdot)dt = \pi_w(\cdot)dt + v_{1,y}(\cdot)\theta dt + \frac{1}{2}v_{1,yy}(\cdot)\sigma^2(i)dt \quad (26)$$

under the appropriate boundary conditions, where we have defined the derivative of the value function with respect to wages as  $v_1(\cdot) \equiv V_w(W_t(i), W_t(i), \tilde{Y}_t(i), s = 1)$ . By inspection, this is similar to the functional equation characterizing the benchmark model and is associated with the same boundary conditions. The only difference is in the discount factor which is now higher and given by  $(\lambda + \rho)$  because workers internalize the probability of switching to the flexible-wage regime.<sup>35</sup> It follows that in state 1, wages are set at the level  $W_t(i) = c(\theta, \sigma^2(i), \eta, \lambda + \rho) \cdot \mu^{\frac{1}{1+\eta}} \tilde{Y}_t \xi_{v,t}(i) \varepsilon_{t_1}(i)$  whenever  $dW_t(i) \geq 0$ , where  $\varepsilon_{t_1}(i)$  represents the realization of  $\varepsilon_t(i)$  at time  $t_1$ , with  $t_1 < t$ , which is the last time before  $t$  at which state 2 occurred. In other words, desired wages are again proportional to the flexible wages, but with a higher proportional factor: the same function  $c_i(\cdot)$  now depends on a higher discount factor  $(\lambda + \rho)$ .

In state 2, instead, wages can be freely adjusted so that the derivative of the value function with respect to wages is set to zero,  $v_2(\cdot) = 0$ , and the optimality condition in this state simplifies to

$$\pi_w(\cdot)dt + \phi v_1(\cdot)dt = 0, \quad (27)$$

as it is shown in the appendix.<sup>36</sup> However, this does not correspond to the optimality condition under fully flexible wages since in state 2 wage setters take into account the probability of reverting to state 1, given by  $\phi dt$ . In the appendix, we show that wages in state 2 are set proportionally to the level that would prevail in the permanently flexible-wage case ( $W_t^f(i)$ ) and such that  $W_t(i) = \tilde{c}_i(\cdot) \mu^{\frac{1}{1+\eta}} \tilde{Y}_t \xi_t(i) \varepsilon_t(i)$ , where now  $c_i(\cdot) < \tilde{c}_i(\cdot)$ .<sup>37</sup>

The results are quite intuitive. In state 1, i.e. when the downward rigidities are binding, the desired wage is closer to the flexible-wage case than in the benchmark case of Section 4, because agents internalize the positive probability of a readjustment when

<sup>34</sup>These are standard optimality conditions associated with problems of switching regimes. (See Øksendal and Sulem, 2004, pp. 52-57.) See Driffil et al. (2003) and Guo et al. (2005) for related problems in the irreversible investment literature.

<sup>35</sup>The value function in state 2 does not enter into (26) because wages can freely adjust in that state.

<sup>36</sup>Notice that the composite state variable  $\tilde{Y}_t(i)$  is continuous when switching from state 2 to state 1, but jumps from state 1 to state 2.

<sup>37</sup>We further note that the model of this section nests the benchmark model under the assumption that  $\lambda dt = 0$  and the flexible-wage model under the assumption that  $\phi dt = 0$ .

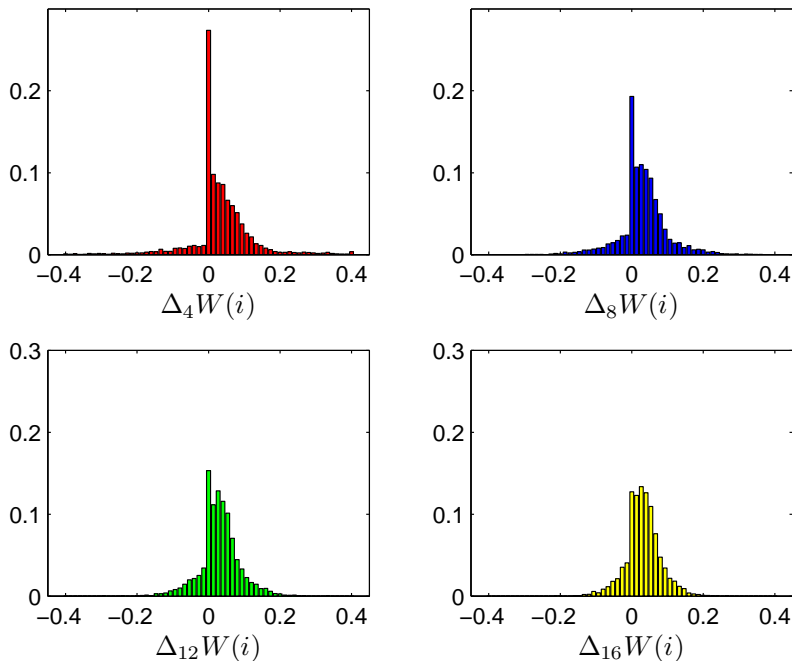


Figure 5: Frequency distribution function for wage changes, at annual rates, over a 4-quarter horizon ( $\Delta_4 W_t(i)$ ), 8-quarter horizon ( $\Delta_8 W_t(i)$ ), 12-quarter horizon ( $\Delta_{12} W_t(i)$ ) and 16-quarter horizon ( $\Delta_{16} W_t(i)$ ). Model with Markov-switching regime,  $\lambda dt = 0.06$ ,  $\phi dt = 1$ .  $\theta = 0.04$  (annual rate)  $\eta = 2.5$ ,  $\rho = 0.01$ ,  $\sigma_y = 5\%$  (annual rate),  $\sigma_\xi(i) = 10\%$  (annual rate),  $\sigma_\varepsilon(i, s = 2) = 65\%$  (annual rate).

the state switches. In state 2, i.e. when the downward rigidities are not binding, wage setters will also internalize the fact that with positive probability they will enter state 1 in which the downward wage rigidity constraint is binding (indeed, as  $v_1(\cdot) \leq 0$ , we obtain  $\pi_w(\cdot) \geq 0$ ); hence they will set wages below the flexible-wage level, but above the case in state 1.

The implications of this model for the steepness of the Phillips curve and for the output gap-inflation trade-off depend crucially on  $\lambda dt$ , i.e. the probability of switching from the normal state where downward wage rigidities are binding to an exceptional state where major shocks warrant wage flexibility. One can expect this parameter to be quite low. For example,  $\lambda dt = 0.1$  would imply that wages become flexible during one quarter out of two and a half years, while  $\lambda dt = 0.01$  would imply that wages becomes flexible during one quarter out of twenty-five years.

One way to calibrate  $\lambda dt$  is to ask the model to match some key empirical patterns uncovered by the micro literature on individual wage setting. For example, Card and Hyslop (1997, table 2) show that in the presence of low inflation the fraction of rigid

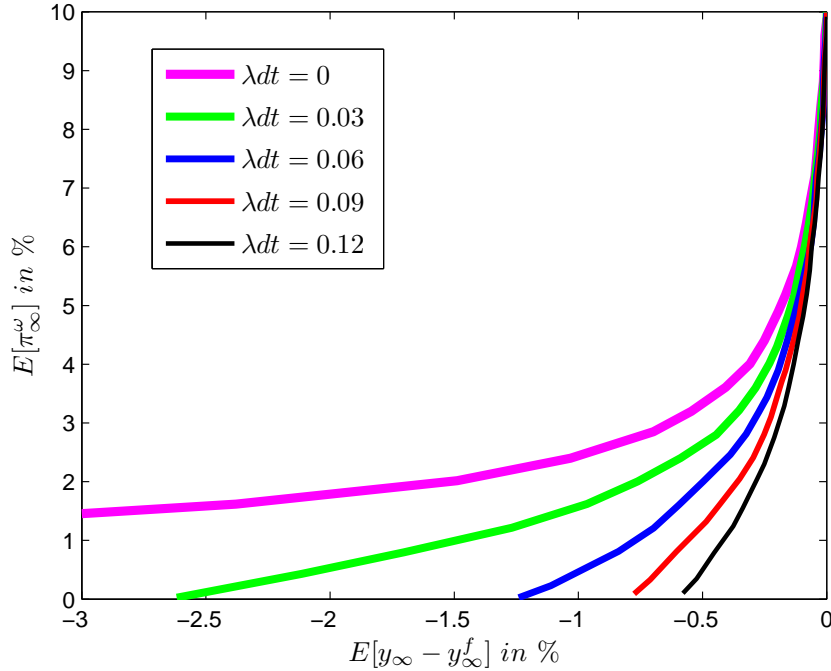


Figure 6: Long-run relationship between mean wage inflation rate,  $E[\pi_\infty^w]$ , and mean output gap,  $E[y_\infty - y_\infty^f]$ , for different probability,  $\lambda dt$ , of switching from state 1, in which all sectors are subject to the downward rigidity constraint, to state 2 in which wages can be adjusted freely. All variables in % and at annual rates;  $\eta = 2.5$ ,  $\rho = 0.01$ ,  $\sigma_y = 5\%$ ,  $\sigma_\xi(i) = 10\%$ ,  $\sigma_\varepsilon(i, s = 2) = 65\%$ ,  $\phi dt = 1$ .

wages (zero change) at a one-year horizon is around 16%. The fraction decreases to 8% at a two-year horizon and to 5% at a three-year horizon (during the period 1985-88, when inflation was about 3 percent). Moreover there are negative wage changes. In Figure 5 we show the frequency distribution implied by our model for the wage changes over one-year, two-year, three-year, four-year horizons, when we adopt the following calibration:  $\theta = 4\%$ ,  $\sigma_y = 5\%$ ,  $\sigma_\xi = 10\%$ ,  $\sigma_\varepsilon(i, s = 2) = 65\%$ , all at annual rates,  $\phi dt = 1$ ,  $\rho = 0.01$  on a quarterly basis, and  $\eta = 2.5$ . The fraction of zero wage changes implied by the model over the four horizons considered is 16.5%, 8.6%, 4.9%, and 3.8%, respectively, which is in line with the evidence presented by Card and Hyslop. Moreover, the fraction of negative wage changes on a year horizon is equal to 11% (or less than 3% on a quarterly basis), so that our model is consistent with some wage decreases. To get these results, we calibrate  $\lambda dt = 0.06$ .

In Figure 6, we allow  $\lambda dt$  to vary in the (0.00, 0.12) interval, i.e. a range surrounding the value calibrated above, in order to study the implications of this model for the shape

of the long-run Phillips curve.<sup>38</sup> When the probability of switching to state 2 increases, wages are on average more flexible: the Phillips curve moves inward and becomes more vertical. In the case of  $\lambda dt = 0.06$ , reducing inflation from 5% to 2% would increase the output gap by about 0.3 percent of GDP, about 1 percentage point less than in the benchmark case, but still by a sizable amount. For countries or during period where the high variance shocks are more (less) frequent, hence  $\lambda dt$  is higher (lower), the trade-off would be better (worse) and the costs would be lower (higher).

## 7 Conclusions

This paper offers a theoretical foundation for the long-run Phillips curve, by introducing downward nominal wage rigidities in a dynamic stochastic general equilibrium model with forward-looking agents and flexible-goods prices. Downward nominal rigidities (the main difference with respect to current monetary models) have been advocated for a long time as a justification for the Phillips curve, and have recently received theoretical and empirical support (see discussion in the introduction).

The model generates a closed-form solution uncovering a highly non-linear relationship for the long-run trade-off between average wage inflation and output gap: the trade-off is virtually inexistent at high inflation rates, while it becomes relevant in a low inflation environment. The relation shifts with several factors, and in particular with the degree of macroeconomic volatility.<sup>39</sup> In a country with significant macroeconomic stability, the Phillips curve is virtually vertical also at low inflation. However, a country with moderate to high volatility may face a substantial costs in terms of output and employment if attempting to reach price stability. Higher productivity growth would tend to make the Phillips curve more vertical, as it would feed into higher nominal spending growth. The Phillips curve would also steepen if the degree of wage rigidities declines. Indeed, the benchmark model is extended to allow for the possibility that downward wage rigidities may be heterogenous across agents, and may be endogenous to inflation, macro-volatility, or to the occurrence of large shocks. Nonetheless, for reasonable parameter values, downward rigidities continue to generate a non-negligible long run trade off between inflation and the output gap. Further work would be necessary to achieve a deeper understanding

---

<sup>38</sup>In particular we assume that  $\sigma_y = 5\%$  and  $\sigma_\xi = 10\%$  at annual rates whereas  $\sigma_\varepsilon(i, s = 2) = 65\%$  at annual rates. Note that the latter assumption does not affect the shape of the long-run Phillips curve. We also assume that  $\phi dt = 1$  meaning that that state 2 is not persistent at all and once a high-variance shock occurs then the state switches back immediately to state 1.

<sup>39</sup>With respect to the other parameters of the model, the Phillips curve would flatten when labor elasticity is lower and agents heavily discount the future; and it would shift outward if labor and goods market competition weakens.

of the labor market and of the wage setting behavior, which is crucial to assess the extent and the implications of downward wage rigidities.

Several important implications arise. First, the optimal inflation rate may not be zero, but positive, as inflation helps achieving the intratemporal and intertemporal relative price adjustments, especially in countries with substantial macroeconomic volatility. Second, the ideal inflation rate would differ across countries (and in particular it would be higher in countries with larger macroeconomic volatility), and may change over time. Third, stabilization policies, can play a crucial role, as they can improve the inflation-output trade-off.

Additional theoretical implication arise. First, the overall degree of wage rigidity is endogenously stronger at low inflation rates and disappears at high inflation rates, unlike in time-dependent models of price rigidities where prices remain sticky even in a high-inflation environment. This arises from the endogenous tendency for upward wage rigidities (as in Elsby, 2009), resulting from forward looking agents anticipating the effect of downward rigidities on their future employment opportunities. Second, this endogenous wage rigidity introduces a trade-off also between the volatility of the output gap and the volatility of inflation, as at low inflation adjustments occurs mainly via changes in output and at high inflation via change in wages. Third, the Phillips curve may arise not only from the need for intratemporal relative price adjustment across sectors in the presence of downward rigidities (as in the traditional view), but also from the need for intertemporal relative price adjustment, which opens the way for the important role of macroeconomic stabilization policies discussed above. Fourth, nominal shocks can have high persistent real effects, suggesting that introducing downward wage inflexibility in menu-cost model á la Golosov and Lucas (2007) would likely change their conclusion that nominal shocks have only transient effects on real activity at any level of inflation. Fifth, prolonged periods of low inflation or deflation may prove very costly in terms of output and possibly employment, a result which is consistent with the Japanese experience according to Yasui and Takenaka (2005).

Regarding the empirical implications, the long run output gap with respect to the flexible-wage output is not zero in our model, but depends on the extent of inflation and volatility of the economy. This implies that standard empirical methods deriving an estimate of the output gap as a deviation from filtering series may be misleading, as such a measure would, by construction, average out to about zero in the long run. Indeed, in our model, the long run output gap should simply be a mirror image of the unemployment rate above the frictionless unemployment rate. Moreover, empirical studies of the Phillips curve might prove inaccurate unless they properly account for macroeconomic volatility,

especially in a low inflation environment. For example, the “Great Moderation” experienced by the U.S. until recently may have significantly steepened the Phillips curve over the past two decades, thus potentially strengthening the case for the conventional view of a vertical long-run curve in this country. However, this does not need to apply to periods where volatility becomes persistently higher or to countries with generally higher macroeconomic instability.

## References

- [1] Agell, Jonas and Per Lundborg (2003), "Survey Evidence on Wage Rigidity: Sweden in the 1990s," *Scandinavian Journal of Economics*, Vol. 105, No.1, pp. 15-29.
- [2] Akerlof, George A. (2007), "The Missing Motivation in Macroeconomics," *American Economic Review*, vol. 97(1), pp. 5-36.
- [3] Akerlof, George A., William T. Dickens and George L. Perry (1996), "The Macroeconomics of Low Inflation," *Brookings Papers on Economic Activity*, Vol. 1996, No. 1, pp. 1-76.
- [4] Andersen, Torben M. (2001), "Can Inflation Be Too Low?," *Kyklos*, Volume 54, Number 4, pp. 591-602(12).
- [5] Ball, Laurence and Gregory Mankiw (1994), "Asymmetric Price Adjustment and Economic Fluctuations," *The Economics Journal*, Vol. 104, No. 423, pp. 247-61.
- [6] Ball, Laurence, Gregory Mankiw and David Romer (1988), "The New Keynesian Economics and the Output-Inflation Trade-Off," *Brookings Papers on Economic Activity*, pp. 1-82.
- [7] Barattieri, Alessandro, Susantu Basu, and Peter Gottschalk (2009), "Some Evidence on the Importance of Sticky Wages," mimeo, Boston College.
- [8] Barro, Robert J. and David B. Gordon (1983), "A Positive Theory of Monetary Policy in a Natural Rate Model," *The Journal of Political Economy*, Vol. 91, No. 4, pp. 589-610.
- [9] Benigno, Pierpaolo and Luca Antonio Ricci (2008), "The Inflation-Unemployment Trade-Off as Low Inflation," NBER Working Paper 13986.
- [10] Bertola, Giuseppe and Ricardo Caballero (1994) "Irreversibility and Aggregate Investment," *The Review of Economic Studies* Vol. 61, No. 2, pp. 223-246.
- [11] Bewley Truman F. (1999), *Why Wages Do Not Fall During a Recession?* Cambridge, MA, Harvard University Press.
- [12] Bhaskar, V. (2003), "Asymmetric Price Adjustment: Micro-foundations and Macroeconomic Implications," unpublished manuscript, UCL.
- [13] Blanchard, Olivier (2008), "The State of Macro," NBER Working Paper No. 14259.
- [14] Borio, Claudio E V and Andrew Filardo (2006), "Globalization and inflation: New Cross-country Evidence on the Global Determinants of Domestic Inflation". BIS Working Papers No 227.
- [15] Card, David and Dean Hyslop (1997), "Does Inflation "Grease the Wheels" of the Labor Market?," in Christina Romer and David Romer (eds.) *Reducing Inflation: Motivation and Strategy*, Chicago: The University of Chicago Press.
- [16] Cox, D.R. and H.D. Miller (1990), *The Theory of Stochastic Processes*, Chapman and Hall.
- [17] Dickens, William T., Goette, Lorenz F., Groshen, Erica L., Holden, Steinar, Messina, Julián, Schweitzer, Mark E., Turunen, Jarkko and Melanie E. Ward-Warmedinger (2007), "How Wages Change: Micro Evidence from the International Wage Flexibility Project," *Journal of Economic Perspectives*, 21, 2, 195-214.

- [18] Dickens, William T., Goette, Lorenz F., Groshen, Erica L., Holden, Steinar, Messina, Julián, Schweitzer, Mark E., Turunen, Jarkko and Melanie E. Ward-Warmedinger (2008), “Downward Real and Nominal Rigidity: Micro Evidence from the International Wage Flexibility Project”, unpublished manuscript, Eurosystem Wage Dynamics Network.
- [19] Driffill John, Marzia Raybaudi, and Martin Sola (2003), “Investment Under Uncertainty with Stochastically Switching Profit Streams: Entry and Exit over the Business Cycle,” *Studies in Nonlinear Dynamics & Econometrics*: Vol. 7: No. 1, Article 1.
- [20] Elsby Michael W. L. (2009), “Evaluating the Economic Significance of Downward Nominal Wage Rigidity,” *Journal of Monetary Economics*, forthcoming.
- [21] Fagan Gabriel and Julian Messina (2008), “Downward Wage Rigidity and Optimal Steady State Inflation,” unpublished manuscript, Eurosystem Wage Dynamics Network.
- [22] Fahr Stephan and Frank Smets (2008), “Downward Wage Rigidities and Optimal Monetary Policy in a Monetary Union,” unpublished manuscript, Eurosystem Wage Dynamics Network.
- [23] Fehr, Ernst and Lorenz Gotte (2005), “The Robustness and Real Consequences of Nominal Wage Rigidity,” *Journal of Monetary Economics*, Vol. 52, Issue 4, pp. 779-804.
- [24] Friedman, Milton (1968), “The Role of Monetary Policy,” *The American Economic Review*, Vol. 58 No. 1, pp. 1-17.
- [25] Gertler, Mark and John Leahy (2008), “A Phillips Curve with an Ss Foundation,” *Journal of Political Economy*, vol. 116, no. 3.
- [26] Gottschalk, Peter (2004), “Downward Nominal Wage Flexibility: Real or Measurement Error?” IZA Discussion Paper No. 1327.
- [27] Gray, Jo Anna (1976), “Wage Indexation: A Macroeconomic Approach,” *Journal of Monetary Economics* 2, pp. 221-235.
- [28] Golosov, Mikhail and Robert E. Lucas (2007), “Menu Costs and Phillips Curve,” *Journal of Political Economy*, vol. 115, no.2, pp. 171-199.
- [29] Goodfriend, Martin S. and Robert G. King (1997), “The New Neoclassical Synthesis and the Role of Monetary Policy,” in Bernanke, B.S., Rotemberg, J., (Eds.), *NBER Macroeconomic Annual 1997*. MIT Press, Cambridge, pp. 231–82.
- [30] Guo, Xin, Jianjun Miao and Erwan Morellec (2005), “Irreversible Investment with Regime Shifts,” *Journal of Economic Theory* 122, 37-59.
- [31] Holden Steinar (2004), “The Cost of Price Stability: Downward Nominal Wage Rigidity in Europe,” *Economica*, Vol. 71, pp. 183-208.
- [32] International Monetary Fund (2006), “How Has Globalization Changed Inflation?” *World Economic Outlook*, Washington, D.C.: IMF, April, pp. 97-134.
- [33] Khan Aubhik, Robert G. King, and Alexander L. Wolman (2003), “Optimal Monetary Policy,” *Review of Economic Studies*, Vol. 70, pp. 825-60.
- [34] Kim, Jinill and Francisco L. Ruge-Murcia (2007), “How Much Inflation is Necessary to Grease the Wheels?,” *Cahiers de recherche 2007-10*, Université’ de Montreal, Département de sciences économiques.



- [35] Knoppik Christoph and Thomas Beissinger (2003), “How Rigid Are Nominal Wages? Evidence and Implications for Germany,” *Scandinavian Journal of Economics*, Vol. 105, No.4, pp. 619-41.
- [36] Kydland, Finn E. and Edward C. Prescott (1977), “Rules Rather than Discretion: The Inconsistency of Optimal Plans,” *The Journal of Political Economy*, Vol. 85, No. 3, pp. 473-492.
- [37] Lebow, David E., Raven E. Saks, and Beth A. Wilson (2003) “Downward Nominal Wage Rigidity: Evidence from the Employment Cost Index,” *Advances in Macroeconomics*, Vol.3, N.1.
- [38] Loboguerrero, Ana Maria and Ugo Panizza (2006), “Does Inflation Grease the Wheels of the Labor Market?,” *Contributions to Macroeconomics*, Berkeley Electronic Press, vol. 6(1), pages 1450-1450.
- [39] Lucas, Robert E. (1973), “Some International Evidence on Output-Inflation Trade-offs,” *American Economic Review* 63, pp. 326-334.
- [40] Lucas, Robert E. (1987), *Models of Business Cycles*, Blackwell, Oxford.
- [41] Lucas, Robert E. (2003), “Macroeconomic Priorities,” *The American Economic Review*, Vol 93(1) pp. 1-14.
- [42] Messina, Julián, Du Caju, Philip, Claudia Filipa Duarte, Mario Izquierdo, and Niels Lynggård Hansen (2008), “The Causes and Consequences of Nominal and Real Wage Rigidity,” unpublished manuscript, Eurosystem Wage Dynamics Network.
- [43] Øksendal, Bernt and Agnes Sulem (2004), *Applied Stochastic Control of Jump Diffusions*, Springer.
- [44] Phillips, Alban W. (1958), “The Relation between Unemployment and the Rate of Change of Money Wage Rates in the United Kingdom, 1861-1957,” Vol. 25, No. 100, pp. 283-299.
- [45] Samuelson, Paul A., and Robert M. Solow (1960), “Problems of Achieving and Maintaining a Stable Price Level: Analytical Aspects of Anti-inflation Policy,” *American Economic Review, Papers and Proceedings* 50(2): 177-194.
- [46] Schmitt-Grohe, Stephanie and Martin Uribe (2004), “Optimal Fiscal and Monetary Policies under Sticky Prices,” *Journal of Economic Theory*, vol. 114, Issue 2, pp. 198-230.
- [47] Smets, Frank and Raf Wouters (2003), “An Estimated Dynamic Stochastic General Equilibrium Model of the Euro Area,” *Journal of the European Economic Associations* Vol. 1, No. 5, pp. 1123-1175.
- [48] Tobin, James (1972), “Inflation and Unemployment,” *The American Economic Review*, vol. 62, No. 1 /2, pp. 1-18.
- [49] Woodford, Michael (2003), *Interest and Prices*, Princeton University Press.
- [50] Wyplosz, Charles (2001), “Do We Know How Low Inflation Should Be?” CEPR Discussion Paper No. 2722.
- [51] Yasui, Kengo and Shinji Takenaka, (2005) “Deflation and Downward Nominal Wage Rigidity: Evidence from Japan”, Graduate School of Economics and Osaka School of International Public Policy, Discussion Paper 05-21.

# A Appendix

## A.1 Derivation of conditions (17)

Let  $\mathcal{W}$  the space of non-decreasing non-negative stochastic processes  $\{w_t(j, i)\}$ . This is the space of processes that satisfy the constraint (16). First we show that the objective function is concave over a convex set. To show that the set is convex, note that if  $\mathbf{x} \in \mathcal{W}$  and  $\mathbf{y} \in \mathcal{W}$  then  $\tau\mathbf{x} + (1 - \tau)\mathbf{y} \in \mathcal{W}$  for each  $\tau \in [0, 1]$ . Since the objective function is

$$E_{t_0} \left\{ \int_{t_0}^{\infty} e^{-\rho(t-t_0)} \pi(w_t(j, i), W_t(i), \tilde{Y}_t(i)) dt \right\}$$

and  $\pi(\cdot)$  is concave in the first-argument, the objective function is concave in  $\{w_t(j, i)\}$  since it is the integral of concave functions.

Let  $\{w_t^*(j, i)\}$  be a process belonging to  $\mathcal{W}$  that maximizes (14) and  $V(\cdot)$  the associated value function defined by

$$V(w_t(j, i), W_t(i), \tilde{Y}_t(i)) = \max_{\{w_\tau(j, i)\} \in \mathcal{W}} E_t \left\{ \int_t^{\infty} e^{-\rho(\tau-t)} \pi(w_\tau(j, i), W_\tau(i), \tilde{Y}_\tau(i)) d\tau \right\}.$$

We now characterize the properties of the optimal process  $\{w_t^*(j, i)\}$ . The Bellman equation for the wage-setter problem can be written as

$$\rho V(w_t(j, i), W_t(i), \tilde{Y}_t(i)) dt = \max_{dw_t(j, i)} \pi(w_t(j, i), W_t(i), \tilde{Y}_t(i)) dt + E_t \{ dV(w_t(j, i), W_t(i), \tilde{Y}_t(i)) \} \quad (\text{A.1})$$

subject to

$$dw_t(j, i) \geq 0. \quad (\text{A.2})$$

At optimum we search for a process  $\{w_t^*(j, i)\}$  that satisfies

$$V_w(w_t(j, i), W_t(i), \tilde{Y}_t(i)) = 0 \quad \text{if } dw_t(j, i) > 0,$$

$$V_w(w_t(j, i), W_t(i), \tilde{Y}_t(i)) \leq 0 \quad \text{if } dw_t(j, i) = 0.$$

Differentiating (A.1) with respect to  $w_t(j, i)$  we get

$$\rho V_w(w_t(j, i), W_t(i), \tilde{Y}_t(i)) dt = \pi_w(w_t(j, i), W_t(i), \tilde{Y}_t(i)) dt + E_t \{ dV_w(w_t(j, i), W_t(i), \tilde{Y}_t(i)) \} \quad (\text{A.3})$$

where

$$\begin{aligned} \pi_w(w_t(j, i), W_t(i), \tilde{Y}_t(i)) &= k_w \left[ \left( \frac{w_t(j, i)}{W_t(i)} \right)^{1-\theta} \frac{1}{w_t(j, i)} + \right. \\ &\quad \left. - \mu \left( \frac{w_t(j, i)}{W_t(i)} \right)^{-(1+\eta)\theta} \left( \frac{\tilde{Y}_t(i)}{W_t(i)} \right)^{1+\eta} \frac{1}{w_t(j, i)} \right], \end{aligned}$$

with  $k_w \equiv 1 - \theta_w$ . Since the objective is concave and the set of constraints is convex and each household  $j$  faces the same problem in supplying variety  $i$ , the optimal choice for  $w_t(j, i)$  is unique. It follows that  $w_t(j, i) = W_t(i)$  for each  $j$ . We can then write (A.3) as

$$\rho v(W_t(i), \tilde{Y}_t(i)) dt = \pi_w(W_t(i), \tilde{Y}_t(i)) dt + E_t \{ dv(W_t(i), \tilde{Y}_t(i)) \} \quad (\text{A.4})$$

where

$$\pi_w(W_t(i), \tilde{Y}_t(i)) \equiv k_w \left[ \frac{1}{W_t(i)} - \mu \left( \frac{\tilde{Y}_t(i)}{W_t(i)} \right)^{1+\eta} \frac{1}{W_t(i)} \right],$$

and we have defined  $v(W_t, \tilde{Y}_t) \equiv V_w(W_t, W_t, \tilde{Y}_t)$ . Using Ito's Lemma we can write

$$\begin{aligned} E_t \{ dv(W_t(i), \tilde{Y}_t(i)) \} &= v_w(W_t(i), \tilde{Y}_t(i)) dW_t(i) + v_y(W_t(i), \tilde{Y}_t(i)) \tilde{Y}_t(i) \theta'(i) + \\ &\quad + \frac{1}{2} v_{yy}(W_t(i), \tilde{Y}_t(i)) \tilde{Y}_t^2(i) \sigma^2(i) \\ &= v_y(W_t(i), \tilde{Y}_t(i)) \tilde{Y}_t(i) \theta'(i) + \frac{1}{2} v_{yy}(W_t(i), \tilde{Y}_t(i)) \tilde{Y}_t^2(i) \sigma^2(i) \end{aligned}$$

since  $dw_t(j, i)$  has finite variation and so also  $dW_t(i)$  implying  $(dW_t(i))^2 = dW_t(i) d\tilde{Y}_t = 0$ . We have defined  $\theta'(i) \equiv \theta + \frac{1}{2} \sigma^2(i)$  and  $\sigma^2(i) \equiv \sigma_y^2 + \sigma_\xi^2(i)$ . From the first to the second line, we have used the super-contact conditions (see Dixit, 1991, and Dumas, 1991) requiring

$$v_w(W_t(i), \tilde{Y}_t(i)) dW_t(i) = 0.$$

It follows that we can write (A.4) as

$$\rho \tilde{v}(\tilde{Y}_{w,t}(i)) = \tilde{\pi}_w(\tilde{Y}_{w,t}(i)) + \tilde{v}_y(\tilde{Y}_{w,t}(i)) \tilde{Y}_{w,t}(i) \theta' + \frac{1}{2} \tilde{v}_{yy}(\tilde{Y}_{w,t}(i)) \tilde{Y}_{w,t}^2(i) \sigma_y^2(i) \quad (\text{A.5})$$

since we have noticed that  $v(W_t(i), \tilde{Y}_t(i)) = \tilde{v}(\tilde{Y}_{w,t}(i))/W_t$  with  $\tilde{Y}_{w,t}(i) \equiv \tilde{Y}_t(i)/W_t$  and  $\pi_w(W_t(i), \tilde{Y}_t(i)) = \tilde{\pi}_w(\tilde{Y}_{w,t}(i))/W_t$  where

$$\tilde{\pi}_w(\tilde{Y}_{w,t}(i)) \equiv k_w \left[ 1 - \mu \left( \tilde{Y}_{w,t}(i) \right)^{1+\eta} \right].$$

The problem boils down to looking for a function  $\tilde{v}(\tilde{Y}_{w,t}(i))$  and a regulating barrier  $\hat{c}(i)$  such that  $\tilde{v}(\tilde{Y}_{w,t}(i)) \leq 0$  and

$$\tilde{v}(1/\hat{c}(i)) = 0 \quad (\text{A.6})$$

$$\tilde{v}_y(1/\hat{c}(i)) = 0. \quad (\text{A.7})$$

A particular solution to (A.5) is given by

$$\tilde{v}^p(\tilde{Y}_{w,t}(i)) = \frac{k_w}{\rho} - \frac{k_w}{\rho - \theta'(1 + \eta) - \frac{1}{2}(1 + \eta)\eta\sigma^2(i)} \mu \left( \tilde{Y}_{w,t}(i) \right)^{1+\eta}$$

while in this case the complementary solution has the form

$$v^c(\tilde{Y}_{w,t}(i)) = \tilde{Y}_{w,t}^{\gamma(i)}(i)$$

where  $\gamma(i)$  is a root that satisfies the following characteristic equation

$$\frac{1}{2}\gamma^2(i)\sigma^2(i) + \gamma(i)\theta - \rho = 0 \quad (\text{A.8})$$

i.e.

$$\gamma(i) = \frac{-\theta + \sqrt{\theta^2 + 2\rho\sigma^2(i)}}{\sigma^2(i)}.$$

When  $\tilde{Y}_{w,t}(i) \rightarrow 0$ , the length of time until the next wage adjustment can be made arbitrarily long with probability arbitrarily close to one, then it should be the case that

$$\lim_{\tilde{Y}_{w,t}(i) \rightarrow 0} [\tilde{v}(\tilde{Y}_{w,t}(i)) - \tilde{v}^p(\tilde{Y}_{w,t}(i))] = 0$$

which requires that  $\gamma(i)$  should be positive. The general solution is then given by the sum of the particular and the complementary solution

$$\tilde{v}(\tilde{Y}_{w,t}(i)) = \frac{k_w}{\rho} - \frac{k_w}{\rho - \theta'(i)(1 + \eta) - \frac{1}{2}(1 + \eta)\eta\sigma^2(i)} \mu \left( \tilde{Y}_{w,t}(i) \right)^{1+\eta} + k(i)\tilde{Y}_{w,t}^{\gamma(i)}(i), \quad (\text{A.9})$$

for a constant  $k(i)$  to be determined. Moreover

$$\tilde{v}_y(\tilde{Y}_{w,t}(i)) = -\frac{k_w(1 + \eta)}{\rho - \theta'(i)(1 + \eta) - \frac{1}{2}(1 + \eta)\eta\sigma^2(i)} \mu \left( \tilde{Y}_{w,t}(i) \right)^{\eta+1} + \gamma k(i)\tilde{Y}_{w,t}^{\gamma(i)-1}(i), \quad (\text{A.10})$$

the boundary conditions (A.6)–(A.7) imply

$$\frac{k_w}{\rho} - \frac{k_w}{\rho - \theta'(i)(1 + \eta) - \frac{1}{2}(1 + \eta)\eta\sigma^2(i)} \mu \hat{c}(i)^{-(1+\eta)} + k_i \hat{c}(i)^{-\gamma(i)} = 0, \quad (\text{A.11})$$

$$-k_w \frac{1 + \eta}{\rho - \theta'(i)(1 + \eta) - \frac{1}{2}(1 + \eta)\eta\sigma^2(i)} \mu \hat{c}(i)^{-(1+\eta)} + \gamma k(i) \hat{c}(i)^{-\gamma(i)} = 0. \quad (\text{A.12})$$

From the last two set of conditions we can determine  $k(i)$  and  $\hat{c}(i)$ . In particular,  $\hat{c}(i) = (\mu)^{\frac{1}{1+\eta}} c(i)$  where  $c(i)$  is given by

$$c_i(\cdot) \equiv \left( \frac{\gamma - \eta - 1}{\gamma} \frac{\rho}{\rho - \theta'(i)(1 + \eta) - \frac{1}{2}(1 + \eta)\eta\sigma^2(i)} \right)^{\frac{1}{1+\eta}}.$$

Using (A.8), we can write

$$c(\theta, \sigma^2(i), \eta, \rho) = \left( \frac{\theta + \frac{1}{2}\gamma(\theta, \sigma^2(i), \rho)\sigma^2(i)}{\theta + \frac{1}{2}(\gamma(\theta, \sigma^2(i), \rho) + \eta + 1)\sigma^2(i)} \right)^{\frac{1}{1+\eta}}$$

which shows that  $0 < c(\theta, \sigma^2(i), \eta, \rho) \leq 1$ .

## A.2 Derivation of equations (26) and (27).

The Hamilton-Jacobi-Bellman equation in state 1 is given by

$$\begin{aligned} \rho V_1(\cdot)dt &= \pi(w_t(j, i), W_t(i), \tilde{Y}_t(i))dt + V_{1,w}(w_t(j, i), W_t(i), \tilde{Y}_t(i))dw_t(j, i) \\ &+ V_{1,W}(w_t(j, i), W_t(i), \tilde{Y}_t(i))E_t dW_t(i) + V_{1,y}(w_t(j, i), W_t(i), \tilde{Y}_t(i))\tilde{Y}_t(i)\theta'(i)dt \\ &\frac{1}{2}V_{1,yy}(w_t(j, i), W_t(i), \tilde{Y}_t(i))\tilde{Y}_t^2(i)\sigma^2(i)dt + \frac{1}{2}V_{1,WW}(w_t(j, i), W_t(i), \tilde{Y}_t(i))E_t(dW_t(i))^2 \\ &+ V_{1,yW}(w_t(j, i), W_t(i), \tilde{Y}_t(i))E_t dW_t(i)d\tilde{Y}_t(i) + \lambda V_2(w_t(j, i), W_t(i), \tilde{Y}_t'(i))dt + \\ &- \lambda V_1(w_t(j, i), W_t(i), \tilde{Y}_t(i))dt \end{aligned}$$

where  $V_1(\cdot) = V_1(w_t(j, i), W_t(i), \tilde{Y}_t(i))$  which results from the standard application of Ito's Lemma, with the addition of the last two terms that account for the possibility of switching to state 2 where  $\tilde{Y}_t'(i)$  denotes the level of the state variable  $\tilde{Y}_t(i)$  in state 2. In deriving the above equation, we have used the fact that in state 1,  $dw_t(j, i)$  has finite variation implying  $(dw_t(j, i))^2 = dw_t(j, i)dW_t(i) = dw_t(j, i)d\tilde{Y}_t(i) = 0$ . At the optimum,  $V_{1,w}(w_t(j, i), W_t(i), \tilde{Y}_t(i))dw_t(j, i) = 0$ . Differentiating the above equation with respect to  $w_t(j, i)$ , we obtain

$$\begin{aligned} \rho V_{1,w}(\cdot)dt &= \pi_w(w_t(j, i), W_t(i), \tilde{Y}_t(i))dt + V_{1,Ww}(w_t(j, i), W_t(i), \tilde{Y}_t(i))E_t dW_t(i) \\ &+ V_{1,yw}(w_t(j, i), W_t(i), \tilde{Y}_t(i))\tilde{Y}_t(i)\theta'(i)dt + \frac{1}{2}V_{1,yyw}(w_t(j, i), W_t(i), \tilde{Y}_t(i))\tilde{Y}_t^2(i)\sigma^2(i)dt \\ &+ \frac{1}{2}V_{1,WWw}(w_t(j, i), W_t(i), \tilde{Y}_t(i))E_t(dW_t(i))^2 + \\ &+ V_{1,yWw}(w_t(j, i), W_t(i), \tilde{Y}_t(i))E_t dW_t(i)d\tilde{Y}_t(i) + \\ &\lambda V_{2,w}(w_t(j, i), W_t(i), \tilde{Y}_t'(i))dt - \lambda V_{1,w}(w_t(j, i), W_t(i), \tilde{Y}_t(i))dt. \end{aligned}$$

We can now use the fact that the equilibrium will be symmetric across all  $j$ , so that  $dw_t(j, i) = dW_t(i)$  which implies that also  $dW_t(i)$  has finite variation. We can then simplify the above expression to

$$\begin{aligned} \rho v_{1,w}(W_t(i), \tilde{Y}_t(i)) &= \pi_w(W_t(i), \tilde{Y}_t(i)) + v_{1,y}(W_t(i), \tilde{Y}_t(i))\tilde{Y}_t(i)\theta'(i) \\ &+ \frac{1}{2}v_{1,yy}(W_t(i), \tilde{Y}_t(i))\tilde{Y}_t^2(i)\sigma^2(i) + \lambda v_{2,w}(W_t(i), \tilde{Y}_t'(i)) + \\ &- \lambda v_{1,w}(W_t(i), \tilde{Y}_t(i)), \end{aligned}$$

where we have defined  $v_{1,w}(W_t(i), \tilde{Y}_t(i)) \equiv V_{1,w}(w_t(j, i), W_t(i), \tilde{Y}_t(i))$  and used the smooth-pasting condition  $v_{1,w}(W_t(i), \tilde{Y}_t(i))dW_t(i) = 0$ . Finally, noting that  $v_{2,w}(W_t(i), \tilde{Y}_t'(i)) = 0$  in state 2 because wage setters can adjust their wages, we can then obtain equation (26) in the text.

The Hamilton-Jacobi-Bellman equation in state 2 is given by

$$\begin{aligned}
\rho V_2(\cdot)dt &= \pi(w_t(j, i), W_t(i), \tilde{Y}'_t(i))dt + V_{2,w}(w_t(j, i), W_t(i), \tilde{Y}'_t(i))E_t dw_t(j, i) \\
&+ V_{2,W}(w_t(j, i), W_t(i), \tilde{Y}'_t(i))E_t dW_t(i) + V_{2,y}(w_t(j, i), W_t(i), \tilde{Y}'_t(i))\tilde{Y}'_t(i)\theta''(i)dt \\
&+ \frac{1}{2}V_{2,yy}(w_t(j, i), W_t(i), \tilde{Y}'_t(i))(\tilde{Y}'_t(i))^2\sigma_a^2(i)dt + \\
&+ \frac{1}{2}V_{2,WW}(w_t(j, i), W_t(i), \tilde{Y}'_t(i))E_t(dW_t(i))^2 + \\
&+ \frac{1}{2}V_{2,ww}(w_t(j, i), W_t(i), \tilde{Y}'_t(i))E_t(dw_t(j, i))^2 + \\
&V_{2,wW}(w_t(j, i), W_t(i), \tilde{Y}'_t(i))E_t(dw_t(j, i)dW_t(i)) \\
&+ V_{2,yW}(w_t(j, i), W_t(i), \tilde{Y}'_t(i))E_t dW_t(i)d\tilde{Y}'_t(i) + \\
&V_{2,wy}(w_t(j, i), W_t(i), \tilde{Y}'_t(i))E_t(dw_t(j, i)d\tilde{Y}'_t(i)) \\
&+ \phi V_1(w_t(j, i), W_t(i), \tilde{Y}'_t(i))dt - \phi V_2(w_t(j, i), W_t(i), \tilde{Y}'_t(i))dt.
\end{aligned}$$

where we have defined  $V_2(\cdot) = V_2(w_t(j, i), W_t(i), \tilde{Y}'_t(i))$ ,  $\theta''(i) = \theta + 1/2 \cdot \sigma_a^2(i)$  and  $\sigma_a^2(i) = \sigma_\xi^2(i) + \sigma_y^2 + \sigma_v^2(i)$  and noted that the state variable  $\tilde{Y}'_t(i)$  from state 2 to 1 is continuous.

Optimality condition requires  $V_{2,w}(w_t(j, i), W_t(i), \tilde{Y}'_t(i)) = 0$  (and so they are zero also the second derivatives) and simplifies the above condition to

$$\begin{aligned}
\rho V_2(\cdot)dt &= \pi(w_t(j, i), W_t(i), \tilde{Y}'_t(i))dt + V_{2,W}(w_t(j, i), W_t(i), \tilde{Y}'_t(i))E_t dW_t(i) + \\
&+ V_{2,y}(w_t(j, i), W_t(i), \tilde{Y}'_t(i))\tilde{Y}'_t(i)\theta''(i)dt + \frac{1}{2}V_{2,yy}(w_t(j, i), W_t(i), \tilde{Y}'_t(i))(\tilde{Y}'_t(i))^2\sigma_a^2(i)dt \\
&+ \frac{1}{2}V_{2,WW}(w_t(j, i), W_t(i), \tilde{Y}'_t(i))E_t(dW_t(i))^2 + \\
&+ V_{2,yW}(w_t(j, i), W_t(i), \tilde{Y}'_t(i))E_t dW_t(i)d\tilde{Y}'_t(i) + \\
&+ \phi V_1(w_t(j, i), W_t(i), \tilde{Y}'_t(i))dt - \phi V_2(w_t(j, i), W_t(i), \tilde{Y}'_t(i))dt.
\end{aligned}$$

By taking the derivative with respect to  $w_t(j, i)$  and noting that the resulting equilibrium is symmetric we can obtain

$$\begin{aligned}
\rho v_2(W_t(i), \tilde{Y}'_t(i))dt &= \pi_w(W_t(i), \tilde{Y}'_t(i))dt + v_{2,w}(W_t(i), \tilde{Y}'_t(i))E_t dW_t(i) + \\
&v_{2,y}(W_t(i), \tilde{Y}'_t(i))\tilde{Y}'_t(i)\theta''(i)dt + \frac{1}{2}v_{2,yy}(W_t(i), \tilde{Y}'_t(i))(\tilde{Y}'_t(i))^2\sigma_a^2(i)dt \\
&+ \frac{1}{2}v_{2,WW}(W_t(i), \tilde{Y}'_t(i))E_t(dW_t(i))^2 \\
&+ v_{2,yW}(W_t(i), \tilde{Y}'_t(i))E_t dW_t(i)d\tilde{Y}'_t(i) + \\
&+ \phi v_1(W_t(i), \tilde{Y}'_t(i))dt - \phi v_2(W_t(i), \tilde{Y}'_t(i))dt,
\end{aligned}$$

where we have defined  $v_2(W_t(i), \tilde{Y}'_t(i)) \equiv V_{2,w}(w_t(j, i), W_t(i), \tilde{Y}'_t(i))$ . Since  $v_2(W_t(i), \tilde{Y}'_t(i)) =$

0 together with all the derivatives we can get

$$\pi_w(W_t(i), \tilde{Y}'_t(i)) + \phi v_1(W_t(i), \tilde{Y}'_t(i)) = 0 \quad (\text{A.13})$$

which is condition (27) in the text.

We can further elaborate on equation (A.13) noting that we can write it as

$$\left[ 1 - \mu \left( \frac{\tilde{Y}'_t(i)}{W_t(i)} \right)^{1+\eta} \right] + \frac{\phi}{(\rho + \lambda)} - \frac{\phi\mu}{(\rho + \lambda) - \theta'(1 + \eta) - \frac{1}{2}(1 + \eta)\eta\sigma_y^2(i)} \left( \frac{\tilde{Y}'_t(i)}{W_t(i)} \right)^{1+\eta} + \frac{k(i)}{k_w} \left( \frac{\tilde{Y}'_t(i)}{W_t(i)} \right)^{\gamma(i)} = 0$$

where we have used the results of the previous subsection of the appendix. Indeed they still apply to derive  $v_1(W_t(i), \tilde{Y}'_t(i))$  as discussed in the text with the caveat that now the total discount factor is  $(\rho + \lambda)$  instead of  $\rho$ . Clearly, a solution of the above equation is of the form

$$W_t(i) = \tilde{c}(i)\tilde{Y}_t\xi_t(i)\varepsilon_t(i)$$

which determines the wages in sector  $i$  in state 2 where  $\tilde{c}_i$  solves the equation

$$\left[ 1 - \mu\tilde{c}(i)^{-(1+\eta)} \right] + \frac{\phi}{(\rho + \lambda)} - \frac{\phi\mu}{(\rho + \lambda) - \theta'(i)(1 + \eta) - \frac{1}{2}(1 + \eta)\eta\sigma^2(i)} \tilde{c}(i)^{-(1+\eta)} + \frac{k(i)}{k_w} \tilde{c}(i)^{-\gamma(i)} = 0,$$

where

$$\frac{k(i)}{k_w} = \frac{(1 + \eta)\mu}{\gamma(i) \left[ (\rho + \lambda) - \theta'(i)(1 + \eta) - \frac{1}{2}(1 + \eta)\eta\sigma^2(i) \right]} \hat{c}(i)^{\gamma(i)-(1+\eta)}.$$

Note again that in state 1, in the case of adjustment, wages are adjusted to

$$W_t(i) = \hat{c}(i)\tilde{Y}_t\xi_t(i)\varepsilon_{t_1}(i)$$

where  $\varepsilon_{t_1}(i)$  represent the realization of  $\varepsilon_t$  at time  $t_1 < t$ , which is the last time before  $t$  at which state 2 occurred. In particular  $\hat{c}(i)$  solves the following equation

$$\hat{c}(\theta, \sigma^2(i), \eta, \rho) = (\mu)^{\frac{1}{1+\eta}} c(\theta, \sigma^2(i), \eta, \rho) = \left( \frac{\theta + \frac{1}{2}\gamma(\theta, \sigma^2(i), \rho + \lambda)\sigma^2(i)}{\theta + \frac{1}{2}(\gamma(\theta, \sigma^2(i), \rho + \lambda) + \eta + 1)\sigma^2(i)} \right)^{\frac{1}{1+\eta}} (\mu)^{\frac{1}{1+\eta}}.$$