






Mapping New England

The Caregiver Crunch

Number of People over 85 Years Old per Each Woman Aged 25-44

First Quintile		0.07-0.10
Second Quintile		0.10-0.12
Third Quintile		0.12-0.14
Fourth Quintile		0.14-0.16
Fifth Quintile		0.16-0.31

The typical caregiver for people over 85, a growing cohort, is a woman between the ages of 25 and 44. Because the numbers in the first group are growing faster than the numbers in the second, there may be a shortage of caregivers, particularly in the areas with the darkest colors on the maps.

