

FEDERAL RESERVE BANK OF SAN FRANCISCO

WORKING PAPER SERIES

Optimal Reserve Management and Sovereign Debt

Laura Alfaro
Harvard Business School

Fabio Kanczuk
Universidade de São Paulo

May 2007

Working Paper 2007-29

<http://www.frbsf.org/publications/economics/papers/2007/wp07-29bk.pdf>

The views in this paper are solely the responsibility of the authors and should not be interpreted as reflecting the views of the Federal Reserve Bank of San Francisco or the Board of Governors of the Federal Reserve System. This paper was produced under the auspices of the Center for Pacific Basin Studies within the Economic Research Department of the Federal Reserve Bank of San Francisco.

Optimal Reserve Management and Sovereign Debt^{*}

Laura Alfaro
Harvard Business School

Fabio Kanczuk
Universidade de São Paulo

May 2007

Abstract

Most models currently used to determine optimal foreign reserve holdings take the level of international debt as given. However, given the sovereign's willingness-to-pay incentive problems, reserve accumulation may reduce sustainable debt levels. In addition, assuming constant debt levels does not allow addressing one of the puzzles behind using reserves as a means to avoid the negative effects of crisis: why do not sovereign countries reduce their sovereign debt instead? To study the joint decision of holding sovereign debt and reserves, we construct a stochastic dynamic equilibrium model calibrated to a sample of emerging markets. We obtain that the optimal policy is not to hold reserves at all. This finding is robust to considering interest rate shocks, sudden stops, contingent reserves and reserve dependent output costs.

JEL classification: JEL classification: F32, F33, F34, F4.

Key words: foreign reserves, sovereign debt, default, sudden stops.

^{*} lalfaro@hbs.edu. Harvard Business School, Boston, MA 02163, Tel: 617-495-7981, Fax: 617-495-5985; kanczuk@usp.br. Department of Economics, Universidade de São Paulo, Brazil. We thank Joshua Aizenman and conversations with Julio Rotemberg for valuable comments and suggestions.

1 Introduction

There is a renewed interest in policy and academic circles about the optimal level of foreign reserves sovereign countries should hold. This recent interest follows the rapid rise in international reserves held by developing countries. In 2005, for example, reserve accumulation amounted to 20% of GDP in low- and middle-income countries; whereas this number was close to 5% in high-income countries. This practice has raised interesting questions in the literature regarding the cost and benefits of reserve accumulation. The cost of holding reserves has been estimated at close to 1% of GDP for all developing countries (Rodrik 2006).¹ Against this cost, an explanation commonly advanced is that countries may have accumulated reserves as an insurance mechanism against the risk of an external crisis—self protection through increased liquidity.²

Recently, researchers have undertaken the task of writing analytical models to characterize and quantify the optimal level of reserves and provide policy advice to countries.³ Most of the formal models used in the current analysis tend to take the level of international debt as given and solve for the optimal liquidity-insurance services that reserves can provide. In other words, the literature has set aside the joint decision of holding sovereign debt and reserves. Although this strategy has allowed for a better understanding of the interplay between foreign reserves and a sovereign's access to international markets, there are several concerns with this approach. First, some of the implications of this assumption may not be generalized once one considers the joint decision by a sovereign to hold foreign debt and reserves. For example, in models a la Eaton and Gersovitz (1981), international debt serves an “insurance” role. That is, the demand for international loans derives from a desire to smooth consumption. Hence, given the sovereign's willingness-to-pay incentive problems, additional reserves in this type of models tend to reduce sustainable debt levels.⁴ Second, the strategy of assuming constant debt levels does not address one of the

¹ Rodrik (2006) estimates the cost of reserves as the spread between the private sector's cost of short-term borrowing abroad and the yield the Central Bank earns on its liquid foreign assets.

² For policy advice in this direction, see Feldstein (1999) and Caballero (2003). The “Greensan-Guidotti-IMF” rule proposes full coverage of short-term external liabilities to mitigate the risk of currency crises.

³ See for example Aizenman and Lee (2005), Caballero and Panageas (2004), Jeanne (2007), Jeanne and Ranciere (2006), Lee (2004).

⁴ In this type of model, the cost to a sovereign of the denial of foreign credit is that the country must resort to other methods for consumption smoothing (such as building stock piles) or it must accept a greater fluctuation in its consumption. This penalty and hence the sustainable levels of foreign debt are higher the greater the cost to the

puzzles behind the current accumulation of reserves. Sovereign countries have an alternative way of reducing the probability and negative effects of external crisis: to reduce the level of sovereign debt. That is, even in the case where reserve accumulation has positive liquidity benefits in terms of reducing the probability of suffering financial crises and the output costs associated with it, a similar net asset position can be obtained by reducing instead the level of foreign debt.⁵

In this paper, we address these concerns by incorporating debt sustainability issues into the optimal reserve management analysis. Our main objective is to study the implications of the joint decision of holding sovereign debt and reserves. We construct a stochastic dynamic equilibrium model of a small open economy with non contingent debt and reserve assets. Our starting setup is a model a la Eaton-Gersovitz and similar to Arellano (2006) and Aguiar and Gopinath (2006), but where the sovereign has the choice to hold reserves. We assess the quantitative implication of the model by calibrating a sample of emerging markets. A robust result that emerges from our numerical exercises is that the optimal policy is not to accumulate reserves.

We extend the model in several ways. Most of the recent papers advancing the insurance motive behind reserve accumulation have been motivated by the sudden loss of access to international capital markets and the collapse of domestic production which have characterized the emerging markets crises of the nineties—a phenomenon Calvo (1998) labeled as “sudden stops.”⁶ In line with the sudden stops literature, most of the formal analysis studying optimal reserve management model reserve accumulation as a cushion against external shocks and capital flows reversals while the level of international debt is taken as given. That is, in these models countries engage in reserve accumulation to seek self-insurance against the potential tightening of international financial constraints rather than income fluctuation per se as in more standard debt models. These models have made important progress in providing an integral framework to analyze quantitatively some of the limitations and risks of the integration of developing countries to

borrower of exclusion. This cost in turn is higher the more limited domestically available options for smoothing consumption are and the lower the cost of smoothing via the international capital markets is (i.e. the lower the world interest rate). See Eaton et al. (1986).

⁵ Rodrik (2006) mentions that countries could choose instead to reduce short-term debt in order to gain liquidity. More generally, countries can reduce foreign debt.

⁶ Additional empirical regularities include the sharp contractions in domestic production and consumption and the collapse of the real exchange rate and asset prices. See Arellano and Mendoza (2003) and Edwards (2004) for overviews of the stylized facts and the literature studying the “sudden stops” phenomena.

international financial markets.⁷ But by taking the level of debt as given, they have abstracted from willingness-to-pay concerns associated with sovereign debt and the sovereign's choice over the composition of its assets and liabilities.

In order to analyze the interplay of both effects, we study an economy that is (i) hit by random shocks in the interest rate (which we take to be “contagion shocks”), and (ii) in addition to the interest rate shocks, the economy faces additional output costs associated with abrupt current account reversals (which we take to mean “sudden stops”). However, as mentioned, our model retains willingness-to-pay concerns. Note that since we focus on debt and reserve management problems, in this paper we do not attempt to advance the understanding of the contagion or sudden stops phenomena.⁸ Instead we incorporate them into the analysis in a highly stylized form. Our approach, nevertheless, reveals interesting results. Once again the optimal policy does not involve accumulating reserves. Rather, the government reacts by reducing the amount of outstanding debt. Moreover, these results are robust to the possibility of holding contingent reserves, which, as suggested by Caballero and Panageas (2005), are a more efficient device to insulate the country from sudden stops.

We then study the role of output costs. The sovereign debt literature has found output costs to play an important quantitative role even in models where debt should otherwise be sustainable (see Alfaro and Kanczuk (2005)). Although these output losses are well documented, their micro-foundation remains to be understood.⁹ Nevertheless, some empirical evidence suggests that reserves may reduce the output costs associated with sudden stops (see Frankel and Cavallo (2004)). In order to incorporate these stylized facts in our analysis, we consider a case where foreign reserves reduce output costs exogenously. Interestingly, in this case, if reserves reduce output costs, they reduce sustainability. For this reason, we obtain once again that it is optimal not to hold reserves.

⁷ See for example Caballero and Panageas (2004). Estimates by Rodrik (2006) and Jeanne and Ranciere (2006) find reserves holdings to be consistent with a government's desire to insure against the probability and cost of currency crises. Lee (2004) quantifies the insurance value of reserves.

⁸ See Mendoza (2004) for important work on this direction. As the author explains, the economics behind sudden stops remains to be understood. The standard real business cycle models do not seem to account for the main stylized facts of these events. Durdu, Mendoza and Terrones (2007) quantitatively analyze the role of foreign reserves in a model of incomplete asset markets in which precautionary saving affects asset holding via business cycle volatility, financial globalization and sovereign risk.

⁹ See Dooley (2000) and Calvo (2000) for theoretical explanations.

The main implication that emerges from our work is that greater attention should be given to the explicit modeling of additional constraints limiting the sovereign's ability to reduce debt levels (or more generally political economy rationales) as they seem necessary towards the understanding of the observed levels of foreign reserve holdings. To be sure, scholars have considered additional motives for holding reserves. In an earlier literature, reserve holdings were associated with exchange rate management policies.¹⁰ More recently, it has been argued that the rapid rise in reserves has little to do with self insurance, but instead with the policymaker's desire to prevent the appreciation of the currency and maintain the competitiveness of the exporting sector (the mercantilist view by Dooley et al. (2003)).¹¹ Yet, another strand of the literature has considered political economy issues. Aizenman and Marion (2003), for example, analyze the role of interest groups, corruption and opportunistic behavior by future policy makers. In their setup, a policy recommendation to increase international reserve holdings may be welfare reducing as it may increase the chance of a financial crisis. More generally, our work suggests that policy recommendations may differ from the consensus once sovereign debt issues are considered. This, is in line with Rogoff's (1999) critical remark: "Whereas the debate over why countries repay may seem rather philosophical, it is quite dangerous to think about grand plans to restructure the world financial system without having a concrete view on it."

The rest of the paper is organized as follows. Section 2 presents the benchmark model. Section 3 defines the data and calibration. The results are discussed in section 4, which is complemented by a comment about the role of reserves as collateral. Section 5 concludes.

2 Model

Our economy is populated by a sovereign country that borrows funds from a continuum of international risk-neutral investors. The economy faces uncertainty in output. As preferences are concave in consumption, households prefer a smooth consumption profile. In order to smooth consumption, the benevolent government may choose optimally to default on its international commitments. As in Arellano

¹⁰ See Frenkel and Jovanovic (1981), Edwards (1983) and Aizenman (2005) and Flood and Marion (2002) for recent reviews of the literature.

¹¹ See Aizenman and Lee (2005) for a test of the importance of precautionary and mercantilist motives in accounting for the hoarding of international reserves by developing countries.

(2006) and Aguiar and Gopinath (2006), if the government defaults on its debts, it is assumed to be temporarily excluded from borrowing in the international markets. The novelty of our model is that the government has available another device to smooth consumption: in addition to issuing debt, the government can hold international reserves. And even when the government is excluded from borrowing international funds, a reserve buffer can be used to reduce consumption volatility.

In more precise terms, we assume the sovereign's preferences are given by

$$U = E \sum_{t=0}^{\infty} \beta^t u(c_t)$$

with,

$$u(c) = \frac{c^{1-\sigma} - 1}{(1-\sigma)} \quad (1)$$

where $\sigma > 0$ measures the curvature of the utility, $\beta \in (0, 1)$ is the discount factor, and c_t denotes household consumption.

If the government chooses to repay its debt, the country's budget constraint is given by

$$c_t = \exp(z_t) - (B_t - q_t^B B_{t+1}) + (R_t - q_t^R R_{t+1}) \quad (2)$$

where B_t denotes the debt level in period t , R_t denotes the reserve level in period t , and z_t is the technology state in this period, which determines the output level. The debt and reserve price functions, $q^B(s_t)$ and $q^R(s_t)$, are endogenously determined in the model, and potentially depend on all the states of the economy, s_t , which will be described in each of the different scenarios we study. In the benchmark version of the model, the state of the economy is completely defined by the ordered set $s_t = (B_t, R_t, z_t)$.

We assume the technology state z_t can take a finite number of values and evolves over time according to a Markov transition matrix with elements $\pi(z_i, z_j)$. That is, the probability that $z_{t+1} = z_j$ given that $z_t = z_i$ is given by the matrix π element of row i and column j .

When the government chooses to default, the economy's constraint is

$$c_t = (1 - \delta) \exp(z_t) + (R_t - q_t^R R_{t+1}) \quad (3)$$

where the parameter δ governs the additional loss of output in autarky, a common feature in sovereign debt models (see Alfaro and Kanczuk (2005a)). After defaulting, the sovereign is temporarily excluded from

issuing debt. In particular, we assume that θ is the probability that it regains full access to the international credit markets.

To grasp some intuition, consider a sovereign's choice to default, and compare expressions (2) and (3). On the one hand, defaulting entails an instantaneous reduction in the costs of rolling debt. This means higher consumption, particularly when the debt service is large. On the other hand, defaulting implies a lower output, and a reduction in the possibilities of smoothing consumption in future periods. This is because the sovereign loses access to credit markets. Reserves should have a role in such circumstances, because they allow for some consumption smoothing even when the sovereign cannot issue debt.

International investors are risk neutral and have an opportunity cost of funds given by ρ_t , which denotes the risk-free rate. The investors' actions are to choose the debt price q_t^B which depends on the perceived likelihood of default, and the reserves price q_t^R .

For these investors to be indifferent between the riskless asset and lending to a country, it must be that

$$q_t^B = \frac{(1 - \psi_t)}{(1 + \rho_t)} \quad (4)$$

and

$$q_t^R = \frac{1}{(1 + \rho_t)} \quad (5)$$

where ψ_t is the probability of default, which is endogenously determined and depends on the sovereign incentives to repay debt.

The timing of the decisions is as follows. In the beginning of each period, the sovereign starts with debt level B_t and reserve levels R_t , and receives the endowment $\exp(z_t)$. She faces the reserve price schedule, $q_t^R(s_t)$, and the bond price schedule $q_t^B(s_t)$. Taking these two schedules as given, the sovereign simultaneously makes three decisions: (i) she chooses the next level of reserves, R_{t+1} ; (ii) she decides whether to default on her debt or not; and (iii) if she decides not to default, she chooses the next level of debt, B_{t+1} .

The model described is a stochastic dynamic game. We focus exclusively on the Markov perfect equilibria. In these equilibria, the sovereign does not have commitment, and players act sequentially and rationally.

In order to describe the equilibrium, notice first that the international investors are passive, and their actions can be completely described by equations (4) and (5). In order to write the sovereign problem recursively, let v^G denote the value function of the sovereign if she decides to maintain a good credit history this period (G stands for good credit history). Similarly let v^B denote the value function of the sovereign once it defaults (B stands for bad credit history). The value of being in a good credit standing at the start of a period can then be defined as,

$$v = \text{Max}\{v^G, v^B\} \quad (6)$$

This indicates that the sovereign defaults if $v^G < v^B$. The value functions v^G can be written as,

$$v^G(s_t) = \text{Max}\{u(c_t) + \beta E v(s_{t+1})\} \quad (7)$$

subject to (2), and the value function v^B by

$$v^B(s_t) = \text{Max}\{u(c_t) + \beta[\theta E v^G(s_{t+1}) + (1-\theta) E v^B(s_{t+1})]\} \quad (8)$$

subject to (3).

To compute the equilibrium, it is useful to define a default set as the states of the economy in which the sovereign chooses to default. The default set in turn determines the prices q^B and q^R , through expressions (4) and (5). With these prices at hand, one can solve the sovereign problem (6), (7), and (8). The solution for (7) determines a default, which can be used in the next iteration.

3 Calibration

We calibrate our model so that each period corresponded to one year. Our list of 28 emerging economies is composed of those countries classified as such by *The Economist*.¹² We use available data

¹² Argentina, Brazil, Chile, China, Colombia, Czech Republic, Egypt, Estonia, Hong Kong, India, Indonesia, Israel, South Korea, Latvia, Lithuania, Malaysia, Mexico, Pakistan, Peru, Philippines, Russia, Saudi Arabia, Singapore, Slovak Republic, Slovenia, South Africa, Turkey, Venezuela.

since 1965. To calibrate the technology state z , we estimate an $AR(1)$ process for the (logarithm) of the GDP for each country i , that is,

$$\ln(y_{i,t+1}) = \alpha_i \ln(y_{i,t}) + \varepsilon_{i,t+1}, \text{ where } \varepsilon_{i,t} \approx N(0, \sigma_{\varepsilon_i})$$

We obtain that the GDP weighted average (across countries) parameters are $\alpha = 0.85$ and $\sigma_{\varepsilon} = 0.044$, and the dispersion around these values is fairly small. We then assume the technology state can be discretized into three possible values, z^{low} , z^{avg} and z^{high} . They are spaced so that the extreme values are 2.5 standard deviations away from the mean. We use the Quadrature Method (Tauchen, 1986) to calculate the transition probabilities. We also discretized the space state of debt and reserves, assuming they could take values from zero to 60% of GDP. We assumed these grids were large and fine enough not to affect the decision rules.

We set the probability of redemption $\theta = 0.5$, which implies an average stay in autarky of 2 years, in line with the estimates by Gelos et al. (2003). In the benchmark case, the output cost is set equal to $\delta = 10\%$, but we experiment with other values as well, $\delta = 5\%$ and $\delta = 20\%$ as in Alfaro and Kanczuk (2005a).¹³ Following the Real Business Cycle literature, we can calibrate the parameter of preference curvature $\sigma = 2$ and the risk free rate $\rho = 0.04$, which corresponds to the U.S. interest rate. As Arellano (2006) and Aguiar and Gopinath (2006) note, high impatience is necessary for generating reasonable default in equilibrium. Correspondingly we set the time preference factor equal to $\beta = 0.50$. A summary of the calibration parameters is found in Table 1.

4 Results

4.1 The Model with No Reserves

In order to compare our results with the literature, we first solve for an economy without reserves. That is, we assume that $R_t = 0$ for any t , and solve, given the state, for the optimal default choice and for the optimal level of debt. In this simple case, the state of the economy is completely defined by the asset level and the technology, $s_t = (B_t, z_t)$.

¹³ Note that for lower values of δ , the model can sustain very low debt levels relative to the stylized facts.

Figures 1a and 1b depict, respectively, the sovereign’s default decision and the choice of the next period debt level contingent on the sovereign not defaulting during this period. The curve denoted by “base” refers to the most favorable situation: one where the sovereign is hit by the high technology shock, z^{high} . The curve denoted by “low technology” refers to the case where the sovereign suffers a bad technology shock, z^{low} .

Figure 1a indicates that when the technology shock is high (“base”) the sovereign defaults when the debt level is higher than 50.5% of GDP. If the technology shock is low (“low technology”), the maximum amount of sustainable debt is 41.1%. Since, as expected, default is used as a means to smooth consumption, default is more likely the lower the output levels.

Figure 1b shows that the next period debt level is higher the better the technology state and the higher this period debt. The positive relationship between consecutive debt levels was anticipated because, for a given technology shock, the sovereign would attempt to avoid sharp changes in the level of debt as these imply higher consumption volatility. The positive relationship between technology and debt is a fairly surprising result, although already discussed by other researchers (see Arellano (2006)). It means that the sovereign does not use debt primarily as a way to smooth consumption, a departure from the “pure” Eaton and Gersovitz (1981) framework. Instead, debt is predominantly used to front-load consumption, given that the discount factor β is lower than the inverse of the risk free interest rate. As mentioned, consumption smoothing is mostly achieved through default, as in contingent debt service models, such as Grossman and Van Huyck (1988).

Calculating the invariant distribution of the states, we determine that the sovereign is excluded from the market 1.29% of the time, and the average debt is 46.0% of output, as reported in Table 2. These results are broadly consistent with the stylized facts.

4.2 The Role of Reserves

In our benchmark model, we allow the sovereign to hold reserves. The state of the economy is defined by $s_t = (B_t, R_t, z_t)$. We solve again for the equilibrium and obtain the optimal choices of defaulting, holding of debt, and reserves, which are reported in figures 2a to 2d. These figures contain 3 curves each. As

before, we report the decision rules for the cases named “base” and “low technology,” which refer respectively to situations with good and bad technology shock, and reserves kept equal to zero ($R_t = 0$). But, in addition, these figures report the decision rule for the case named “high reserves,” which correspond to a situation with the worst technology state (z^{low}) and the maximum level of reserves in the grid chosen in our computer implementation ($R_t = 60\%$ of GDP).

Figure 2a should be compared with Figure 1a. It shows that the decision to default is the same for the cases “base” and “low technology.” The effect of holding reserves (“high reserves”) is to reduce the amount of sustainable debt. This is expected because reserve holdings reduce the cost of exclusion from the capital markets. Figure 2b is very similar to Figure 1b. It indicates that holding reserves reduces the next period level of debt.

Figures 2c and 2d show the decision to hold reserves in the next period when the sovereign has and does not have access to the capital markets, respectively. These figures are not particularly interesting, because most of the curves (precisely the “base” and “low technology” ones) coincide with the horizontal axis. The important result one draws from Figures 2c and 2d is that the sovereign chooses to hold low levels of reserves in the next period, whatever the state of the economy in this period. In particular, she decides to deplete her reserves holdings whenever her outstanding debt level is lower than 6.3% of GDP. Furthermore, and more interestingly, by jointly analyzing the “high reserves” curves from Figures 2b and 2c, one can see that the sovereign would tend to use her reserve holdings to repay part of her debt.

Calculating the invariant distribution of the states, we obtain that the sovereign is excluded from the market 1.29% of the time, the average debt is 46.0% of output, and the average reserve level is zero (see Table 2). Notice that the debt level and the frequency of default results are the same that we obtained in the economy without reserves. This is consistent with the fact that reserve holdings are equal to zero.

Indeed, the main lesson from this experiment is that it is optimal not to hold reserves at all. To appreciate the intuition behind this result, consider first the benefits and costs of holding reserves. As discussed before, the benefits of holding reserves are associated with the consumption smoothing they allow in case the country defaults. Reserve holding are also costly, as the sovereign impatience is higher than the

reserves remuneration. Or, in other words, in order to build its stock of reserves, an economy has to consume less.

But, more importantly, reserve holdings endogenously affect the willingness to default of the sovereign. As a consequence, reserve holdings reduce the amount of “sustainable” debt, or, more precisely, increases debt services for a given level of debt. Thus, reserve holdings make debt more costly to the sovereign.

Holding reserves may seem to be suboptimal because the sovereign can, instead, reduce the amount of outstanding debt. The idea here is that both reserve holdings and less outstanding debt are alternative ways of achieving consumption smoothing. In bad times, when the economy is hit by a bad output shock, in order to smooth consumption, the sovereign can increase the amount of debt to its maximum sustainable level. But in the case when the sovereign has outstanding debt levels lower than the maximum sustainable level, there is “more room” to borrow before debt becomes unsustainable. (More precisely, since default is less likely when outstanding debt is smaller, borrowing is relatively cheaper).

However, this logic is too simplistic for many reasons. First, reserves are a device to smooth consumption even after the country has defaulted, a circumstance in which the country cannot increase debt. Second, reserves affect the sovereign’s willingness-to-pay in complex ways. And, in particular, there is no reason for the amount of sustainable debt to vary linearly and uniformly with the amount of reserve holdings. In other words, there is no guarantee that reducing outstanding debt by, say, X dollars, increases the ability to smooth the same amount that holding X dollars as reserves does. Third, as Grossman and Han (1999) show, smoothing consumption through increasing debt is less effective than smoothing consumption through defaulting. Or, using their typology, “contingent service” generates more consumption smoothing than “contingent debt.” And since reserves are useful even after defaulting, they can be even more so when the sovereign opts to pay service contingently.

Taking all these together, one can conclude that there are many reasons why reserves holdings and less debt outstanding are not perfect substitutes. Consequently, it is not possible to say, *a priori*, that the optimal reserve holding is zero. Our result is, therefore, a quantitative one, which depends on the model and calibration.

4.3 Contagion

Is it always optimal to hold no reserves at all? The first robustness for this result we undertake is to consider the existence of “contagion effects,” or shocks to the international interest rate. The intuition here is that interest rate shocks may be an additional motivation to default on debt; debt services may become too costly to the sovereign. And, in as much as defaulting becomes a good alternative, holding reserves becomes a useful device to smooth consumption in the periods the sovereign is excluded from the international capital markets.

In order to simulate contagion, we modify equations (4) and (5) of the model to the following expressions

$$q_t^B = \frac{(1 - \psi_t)}{(1 + \rho_t^B)} \quad (4')$$

and

$$q_t^R = \frac{1}{(1 + \rho_t^R)} \quad (5')$$

where we now denote the risk free rate by both ρ^B and ρ^R . This notation may initially appear awkward, as there should be only one rate. But, as we discuss next, this is a useful way to consider “irrational” contagion effects in the model.

We then assume that the risk free interest rate associated with the debt can take on of two values: $\rho^B \in \{0.04, 0.20\}$. The low value corresponds to tranquil times and the high value to nervous times. We further assume that ρ^B evolves over time according to a Markov process. We calibrate the transition matrix that describes this process such that, on average, a contagion occurs every ten years and lasts for two years. This is in line with the stylized facts about sudden stops (see Edwards (2004) and Mendoza (2004)).

The idea of the model is that in nervous times there is some type of “irrational” contagion, which makes the emerging market face a high international rate, regardless of the risk of default. It is useful to remember that, in our model the probability of default is endogenously determined and affects the equilibrium bond price q^B even for a constant ρ^B . The occurrence of contagion is thus something else. It

represents a situation in which the emerging market faces a higher international rate even if it does not default.

Whereas the risk free rate associated with the debt oscillates, we assume the risk-free rate associated with reserves is constant and equal to $\rho^R = 0.04$. That is, the emerging markets always get the regular (and thus lower) interest rate remuneration on their reserves, and hence reserve accumulation does not benefit from the higher interest rates associated with contagion.

In this specification, the state of the economy is defined by $s_t = (B_t, R_t, z_t, \rho_t^B)$. After solving for the equilibrium, we can again analyze the policy functions. Figures 3a and 3b depict the default and the next period of debt choices, and are analogous to Figures 2a and 2b. The curves “base,” “low technology,” and “high reserves” are defined as before, and refer to the case in which $\rho^B = 0.04$, that is, tranquil times. The additional curve, “high interest,” corresponds to the case with the worst technology shock, with the highest reserve holdings and with the high international interest rate $\rho^B = 0.20$. That is, this curve carries the same hypotheses of the curve labeled “high reserves” in addition to the interest rate shock or contagion assumptions.

Notice that the results for the cases “base,” “low technology,” and “high reserves” are the same as before. The case “high interest” shows that contagion implies that the sovereign opts to default at smaller debt levels. This could imply more defaults, as one would have expected. However, at the same time, contagion implies an abrupt reduction in the amount of debt outstanding. Thus, it is not possible, by looking only at these figures, to know the true impact of contagion on the frequency of defaults.

When we calculate the invariant distribution of the states, we obtain that the sovereign is excluded from the market only 0.52% of the time, the average debt is 25.1% of output, and the average reserve level is zero (see Table 2). Thus, contrary to our initial intuition, the sovereign optimally responds to the existence of contagion by reducing the outstanding debt and defaulting less frequently instead of defaulting more often. And, as a consequence, reserves again play no role. We chose not to report the decision of reserve holding (the analogs to curves 2c and 2d) because they do not add additional information. As before, it suffices to know that the sovereign opts to deplete her reserve holdings for any relevant state of the economy.

4.4 Sudden Stops

A pertinent criticism of our contagion experiment is that it fails to capture some of the most crucial characteristics of sudden stops. In particular, although we assumed sudden increases in the lending rate, we have not considered that there might be output costs associated with abrupt reversals in the current account (or, equivalently, sharp reduction of debt holdings). Maybe because of this, our solution pointed out that the sovereign would choose to reduce its debt holdings, instead of defaulting.

This criticism motivates us to modify the model and include exogenous output costs associated with sudden stops. This amounts to changing our equation (2) to

$$c_t = (1 - \Delta) \exp(z_t) - (B_t - q_t^B B_{t+1}) + (R_t - q_t^R R_{t+1}) \quad (2')$$

where Δ are the sudden-stop output costs. We set $\Delta = 10\%$ if $B_{t+1} < B_t - 0.05$, and $\Delta = 0$ otherwise. By doing so, we are calibrating output costs equal to 10% every time there is a current account reversal greater than 5% of GDP (see Calvo et al. (2006)).

Figures 4a and 4b are the analogs to figures 3a and 3c, once the sudden stop output costs are introduced in the model. Comparing Figure 4a with 3a, one notices that additional output costs associated with sudden stops reduce debt sustainability. The reason is such output costs reduce the benefits associated with the access to the international capital market, and thus make default more appealing. Figure 4b is surprising for the non-monotonicity of the policy functions, for which we do not have good intuition. But it reveals, as expected, that interest rate shocks do not imply in abrupt reductions of debt.

In line with these observations, the invariant distribution of the states (Table 2) reveals that the sudden-stop economy has more debt outstanding than the contagion economy (30.7% against 25.1% of GDP respectively), and is associated with more default episodes (1.54%). Noticeably, there are more defaults and less debt in the sudden-stop economy than in the benchmark economy. However, once again we obtained that reserve holdings are equal to zero.

We experimented with the sudden-stop economy using other parameters (higher output costs and smaller current account reversal tolerance), and obtained that the optimality of holding no reserves seems to be very robust to different calibrations. Our general reading of this experiment is that, in order to respond to

sudden-stop shocks, the sovereign does not increase the default frequency much but, instead, reduces the amount of outstanding debt (when compared to the “benchmark” economy outcomes). This, in turn, implies that sudden-stops are not quantitatively important to rationalize building a reserve buffer.

4.5 Contingent Reserves

In a series of papers, Caballero advocates that emerging markets should hold contingent reserves.¹⁴ The intuition is fairly simple. Contingent reserves, which pay higher rates during “sudden stops,” should be better than non-contingent reserves since they allow for more consumption smoothing. The authors also describe the conditions for a contingent asset to qualify for this use (it cannot be controlled by the individual country, and its payoff has to be correlated with the occurrence of sudden stops) and quantify the gains from its use.¹⁵ For the purpose of this paper, the possibility of holding contingent reserves should be seen as an additional reason to holding a reserve buffer, as it increases its benefits.

In order to simulate the existence of contingent reserves in our economy, we let the price of reserves take on two values: $\rho^R \in \{\rho_{LOW}, \rho_{HIGH}\}$. We also assume that there is a perfect correlation between ρ^R and ρ^B , that is, $\rho^R = \rho_{LOW}$ when $\rho^B = 0.04$, and $\rho^R = \rho_{HIGH}$ when $\rho^B = 0.20$. We keep the rest of the model and calibration identical to the sudden-stop economy.

The fact that international investors are risk neutral implies that there is a restriction on the values of ρ_{LOW} and ρ_{HIGH} . Since the expected value of the contingent reserves should be equal to the risk less interest rate, this pins down ρ_{LOW} for a given value of ρ_{HIGH} . In order to simulate the economy, we experiment for different values for ρ_{HIGH} . In fact, the choice of ρ_{HIGH} corresponds to different leverages, or different blends of contingent and non-contingent reserves.

However, regardless of the choice of ρ_{HIGH} , the result was the same and identical to the case with non-contingent reserves. That is, the invariant distribution results in the economy with contingent reserves are equal to those obtained with the sudden-stop economy in the previous subsection. The policy functions

¹⁴ See Caballero (2003) and Caballero and Panageas (2004).

¹⁵ Caballero and Panageas (2004) have in mind concrete examples of instruments with contingent payoffs. However, more generally one can think that if capital outflows and sudden stops are associated with devaluations, the payoff of reserves (usually denominated in foreign currency) will be negatively correlated with these events.

obtained are also identical to those reported in figures 4a and 4b. The contribution of this experiment is that the benefits from contingent reserves are not quantitatively important enough to reverse to the previous result. Once again, the optimal reserve holding is zero.

4.6 Output Costs Reduction

Defaulting countries experience output costs beyond the observed reduction in investment and labor. Alfaro and Kanczuk (2005) find that additional output costs of defaulting are necessary to sustain the debt levels observed in emerging markets even in a model of contingent services.¹⁶ Although these additional output losses are well documented, their micro-foundation remains to be understood. One possibility, pointed out by Dooley (2000), is that the loss in output is caused by the inability of debtors and creditors to quickly renegotiate contracts and the inability to condition the loss of output ex-ante by reasons of nonpayment. This creates a time interval during which residents of the country in default are unable to borrow from locals or foreigners, for example, due to the inability of new credits to be credibly senior to existing credits. If this is factually relevant, then reserves could potentially be used to mitigate the output costs of default. The empirical evidence provided by Frankel and Cavallo (2004) suggest that reserves may reduce output costs following a default.¹⁷

To investigate the possibility that this could affect our results, we analyze a case where reserves reduce output costs in an exogenous fashion. To implement this in the model, we change equation (3) to

$$c_t = \left(1 - \frac{\delta}{1 + \omega_1 R_t^{\omega_2}}\right) \exp(z_t) + (R_t - q_t^R R_{t+1}) \quad (3')$$

Note that the output cost δ was substituted by the expression $\delta/(1 + \omega_1 R_t^{\omega_2})$, where ω_1 and ω_2 are positive parameters and R_t is the level of reserves (measured in percentage of output). As our benchmark, we set $\omega_1 = 100$ and $\omega_2 = 1$, which implies that, when reserves amount to 10% of GDP, the costs from

¹⁶ As Grossman and Han (1999) point out, in contingent service models debt is sustainable even if the sovereign can save after defaulting and regardless the existence of additional output costs.

¹⁷ Note that although there is a view that foreign reserves might reduce the probability of sudden stops, the overall empirical evidence on this relation is not conclusive (see Calvo et al. (2004), Edwards (2004), Frankel and Cavallo (2004) and Rodrik and Velasco (2000)).

defaulting halves. We also experimented with $\omega_2 < 1$, for which the marginal reduction in the output cost of the first unit of reserves tends to infinity.¹⁸

From the solution of the model, we obtain again the policy functions for the default choice and the next period level of debt, which we depict in Figures 5a and 5b. The most noticeable change is that debt is now less sustainable than before, as one would expect. The invariant distribution points out to lower debt levels and fewer defaults (see Table 2). Once again, we obtain that reserve holdings are equal to zero. This was robust to all values of ω_1 and ω_2 we tried, including choices such as $\omega_1 = 10000$ and $\omega_2 = .5$. Paradoxically, as before, adding a new role for reserves implies in fewer defaults and, thus, no need for reserves.

4.7 Discussion: Reserves as Collateral

From the point of view of our framework, the main role of reserves is to act as a buffer stock, useful for consumption smoothing even when the sovereign is excluded from capital markets. As we discussed, and the quantitative exercises show, according to this view, reserve holdings are consistent with less debt sustainability. A completely different view, sometimes advanced in the literature, is that reserves can be used as collateral, thus increasing debt sustainability.

But can reserves really be used as collateral? Our view is that this role, if it exists, is at best very limited. Reserves are legally protected against attachment by creditors. Under the Foreign Sovereign Immunities Act of 1976 of the United States and similar laws in other countries, central bank assets, including international reserves, are usually protected against attachment.¹⁹ Hence, reserves work as collateral only in the case where governments willingly, and more importantly credibly, pledge them as such.²⁰ Most governments, however, are generally careful to keep their reserve assets untouchable, thus limiting their role as collateral. As Eaton et al. (1986) note, “if the collateral is retained in the borrowing

¹⁸ We thank Joshua Aizenman for this suggestion.

¹⁹ This is also the case even when the central bank is the issuer of the debt. The Bank for International Settlements (BIS) in Switzerland is also protected against attachment proceedings; governments and central banks in many cases place assets with the BIS. This, however, is not the case in Germany, where under German law, reserves are open for attachment. See Scott (2005) and Sturzenegger and Zettelmeyer (2006).

²⁰ Reserves, however, can affect the bargaining position of a country in a negotiation. See Detragiache (1996) for a bargaining model that incorporates reserves along these lines.

country, there is no mechanism by which the creditor can seize it, and if the collateral is moved outside the country, where the creditor can seize it, the value of the loan is effectively reduced by the value of the collateral. A fully and effectively collateralized loan would then be of no value to the borrower.”

5. Conclusions

On the one hand, reserve accumulation is costly because it implies in less current consumption. On the other hand, holding reserves may be beneficial. Reserves can be used to smooth consumption when a country (i) is excluded from capital markets after defaulting, (ii) is hit by “irrationally” high interest rates due to international contagion, or (iii) suffers from a so-called “sudden-stop” phenomenon. In addition, reserves may be particularly useful (iv) if their payoff is contingent on the state of nature, or (v) if they can mitigate the output costs associated with a default.

We study the optimal reserve policy in a stochastic dynamic general equilibrium model which is calibrated to match a typical emerging market economy. The model is general enough to contemplate the potential benefits of reserves mentioned above and, importantly, endogenously determine the optimal debt level. We obtain that the optimal policy is not to hold reserves at all.

To obtain our results we resorted to many simplifications. In particular we acknowledge the lack of micro foundations related to the sudden stop phenomenon. More generally, why countries hold debt remains to be understood in the literature. We believe that a better understanding of these issues could improve the analysis, but we do not expect that doing so would change our results qualitatively in terms of the desirability of reducing the amount of outstanding debt as opposed to increasing reserves.

Overall, our paper contributes to the existing debate by arguing that current reserve holding do not seem to correspond to the optimal behavior of a sovereign that can both choose the levels of debt and hold reserves. Some form of transaction costs, which were not considered in our model, could rationalize countries holding some small amount of reserves, say, to cover for their very short-term debt. But this cannot account for large reserve stocks. We believe the recent reserve accumulation observed in emerging markets is better explained by political economy reasons. Exploring these rationales further is an important topic for future research.

6 References

- Aguiar, M. and G. Gopinath. 2006. "Defaultable Debt, Interest Rates and the Current Account," *Journal of International Economics* 69, 64-83.
- Aizenman, J. 2005. "International Reserves." In S. N. Durlauf and L. E. Blume, *The New Palgrave Dictionary of Economics*, forthcoming.
- Aizenman, J. and J. Lee 2005. "International Reserves: Precautionary Versus Mercantilist Views, Theory and Evidence," IMF Working Paper 01/198.
- Aizenman, J. and N. Marion 2003. "International Reserve Holdings with Sovereign Risk and Costly Tax Collection," *The Economic Journal* 114, 569-591.
- Alfaro, L. and F. Kanczuk. 2005. "Sovereign Debt as a Contingent Claim: A Quantitative Approach." *Journal of International Economics* 65, 297-314.
- Arellano, C. 2006. "Default Risk and Income Fluctuations in Emerging Markets," mimeo.
- Arellano, C. and E. Mendoza. 2003. "Credit Frictions and 'Sudden Stops' in Small Open Economies: an Equilibrium Business Cycle Framework for emerging Market Crises," in *Dynamic Macroeconomics Analysis: Theory and Policy in General Equilibrium*, Ed. By Altug, Chandha and Nolan, Cambridge University Press.
- Calvo, G. 1998. "Capital Flows and Capital Market Crises: The Simple Economics of Sudden Stops," *Journal of Applied Economics* 1, 35-34.
- Calvo, G. 2000. "Balance of Payments Crises in Emerging Markets: Large Capital Inflows and Sovereign Governments," in *Currency Crises*, edited by Paul Krugman. Chicago: The University of Chicago Press.
- Calvo, G., A. Izquierdo and L. Mejia. 2004. "On the Empirics of Sudden Stops: The Relevance of Balance-Sheet Effects," NBER Working Paper 10520.
- Calvo, G., A. Izquierdo and E. Talvi. 2006. "Phoenix Miracles in Emerging Markets: Recovering without Credit from Systemic Financial Crises," NBER Working Paper 12101.
- Caballero, R. 2003. "On the International Financial Architecture: Insuring Emerging Markets," NBER Working Paper 9570.

- Caballero, R. and S. Panageas. 2004. "Contingent Reserves Management: An Applied Framework," mimeo.
- Detragiache, E. 1996. "Fiscal Adjustment and Official Reserves in Sovereign Debt Negotiations," *Economica* 63, 81-95.
- Dooley, M. 2000. "Can Output Losses Following International Financial Crises be Avoided?" NBER Working Paper 7531.
- Dooley, M., D. Folkerts-Landau and P. Garber. 2003. "An Essay on the Revived Bretton Woods System," NBER Working Paper 9971.
- Durdu, B., E. Mendoza, and M. Terrones, 2007. "Precautionary Demand for Foreign Assets in Foreign Stop Economies: An Assessment of the New Mercantilism." Mimeo.
- Eaton, J. and M. Gersovitz. 1981. "Debt with Potential Repudiation: Theoretical and Empirical Analysis," *The Review of Economic Studies* 48, 289-309.
- Eaton, J., M. Gersovitz and J. E. Stiglitz. 1986. "The Pure Theory of Country Risk," *European Economic Review* 30, 481-513.
- Edwards, S. 1983. "The Demand for International Reserves and Exchange Rate Adjustments: The Case of LDCs. 1964-1972," *Economica* 50, 269-80.
- Edwards, S. 2004. "Thirty years of Current Account Imbalances, Current Account Reversals and Sudden Stops," IMF Staff Papers 51 (Special Issues), 1-49.
- Feldstein, M. 1999. "A Self-Help Guide for Emerging Markets," *Foreign Affairs*, March/April 1999.
- Flood, R. and P. Marion. 2002. "Holding International Reserves in an Era of High Capital Mobility," In *Brookings Trade Forum* 2001, ed. S. Collins and D. Rodrik. Washington, DC: Brookings Institution Press.
- Frankel, J. and E. A. Cavallo. 2004. "Does Openness to Trade Make Countries More Vulnerable to Sudden Stops, Or Less? Using Gravity to Establish Causality," NBER Working Paper 10957.
- Frenkel, J. and B. Jovanovic. 1981. "Optimal International Reserves: A Stochastic Framework," *Economic Journal* 91, 507-514.
- Gelos, G. R., R. Sahay and G. Sandleris. 2003. "Sovereign Borrowing by Developing Countries. What Determines Market Access? IMF Working Paper 04/221.

- Grossman, H. I. and T. Han. 1999. "Sovereign Debt and Consumption Smoothing," *Journal of Monetary Economics* 44, 49-58.
- Grossman, H. I. and J. B. Van Huyck. 1988. "Sovereign Debt as a Contingent Claim: Excusable Default, Repudiation, and Reputation," *American Economic Review* 78, 1088-1097.
- Jeanne, O. 2007. "International Reserves in Emerging Market Countries: Too Much of a Good Thing." *Brookings Papers on Economic Activity*, forthcoming.
- Jeanne, O. and R. Ranciere. 2006. "The Optimal Level of International Reserves for Emerging Market Economies: Formulas and Applications," IMF Research Department.
- Lee, J. 2004. "Insurance Value of International Reserves: An Option Pricing Approach" IMF Working Paper 04/175.
- Mendoza, E. 2004. "Sudden Stops in a Business Cycle Model with Credit Constraints: A Fisherian Deflation of Tobin's Q," mimeo.
- Rodrik, D. 2006. "The Social Cost of Foreign Exchange Reserves," NBER Working Paper 11952.
- Rodrik, D. and A. Velasco. 1999. "Short-Term Capital Flows," NBER Working Paper 7364.
- Rogoff, K. 1999. "Institutions for Reducing Global Financial Instability," *Journal of Economic Perspectives* 13, 21-42.
- Scott, Hal S. 2005. *International Finance: Transactions, Policy, and Regulation*, 12th Edition. New York: Foundation Press.
- Tauchen, G. 1986. "Finite State Markov-Chain Approximations to Univariate and Vector Autoregressions" *Economics Letters* 20, 177-181.

Table 1: Calibration of Benchmark Model

Technology autocorrelation	$\alpha = 0.85$
Technology standard deviation	$\sigma_\varepsilon = 0.044$
Probability of redemption	$\theta = 0.50$
Output costs	$\delta = 0.10$
Risk aversion	$\sigma = 2.00$
Risk free interest rate	$\rho = 0.04$
Discount Factor	$\beta = 0.50$

Table 2: Properties of Invariant Distribution

Model Specification	Exclusion from Market (% time)	Debt if not excluded (% GDP)	Reserves if not excluded (% GDP)	Reserves if excluded (% GDP)
No Reserves	1.29	46.0	0	0
Benchmark	1.29	46.0	0	0
Contagion	0.52	25.1	0	0
Sudden-Stops	1.54	30.7	0	0
Contingent Reserves	1.54	30.7	0	0
Output Reduction	0.54	28.7	0	0

Figure 1a: Default Decision in the “No Reserves” Economy

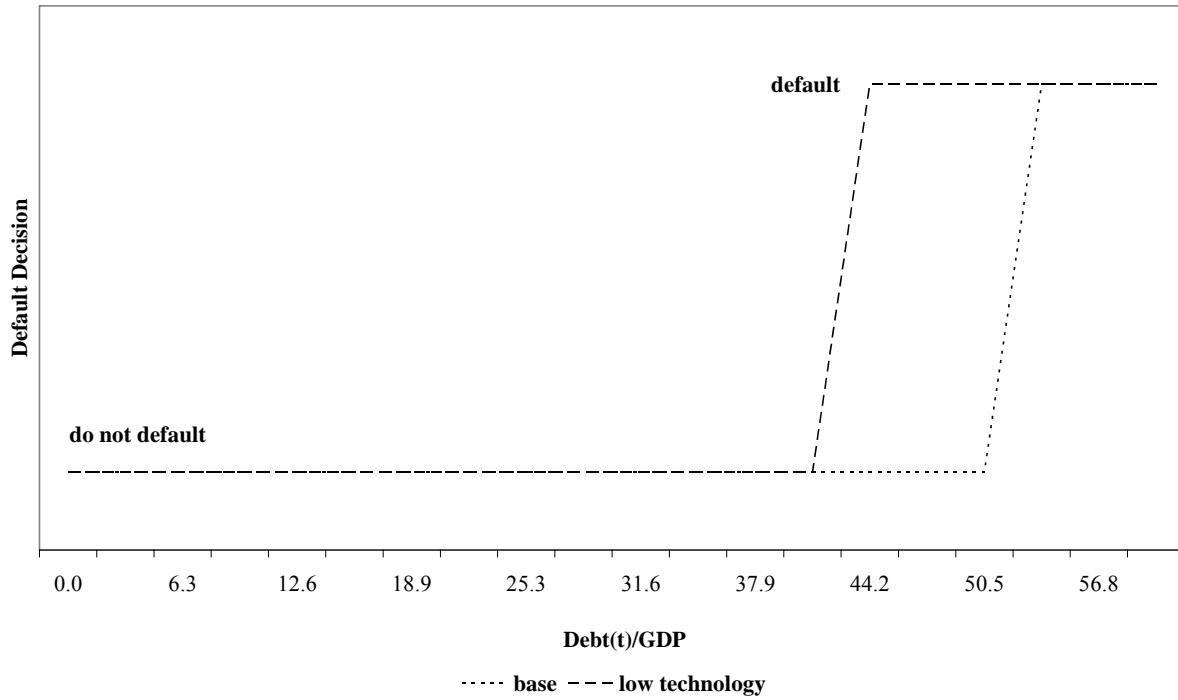


Figure 1b: Debt Decision in the “No Reserves” Economy

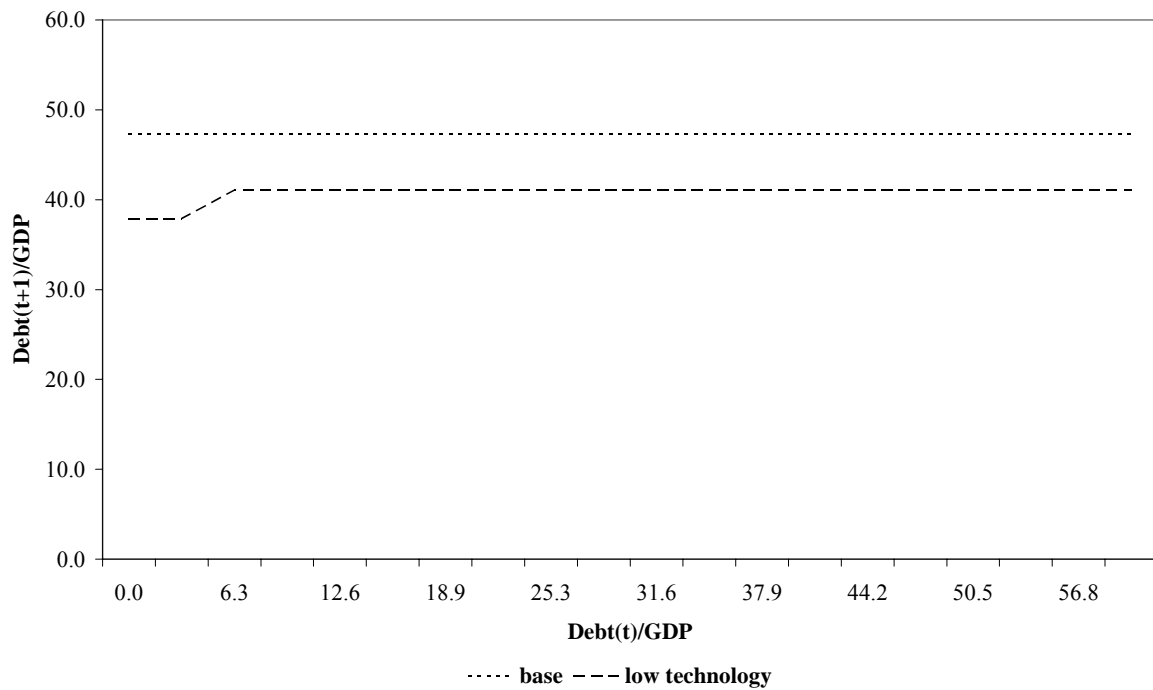


Figure 2a: Default Decision in the “Benchmark” Economy

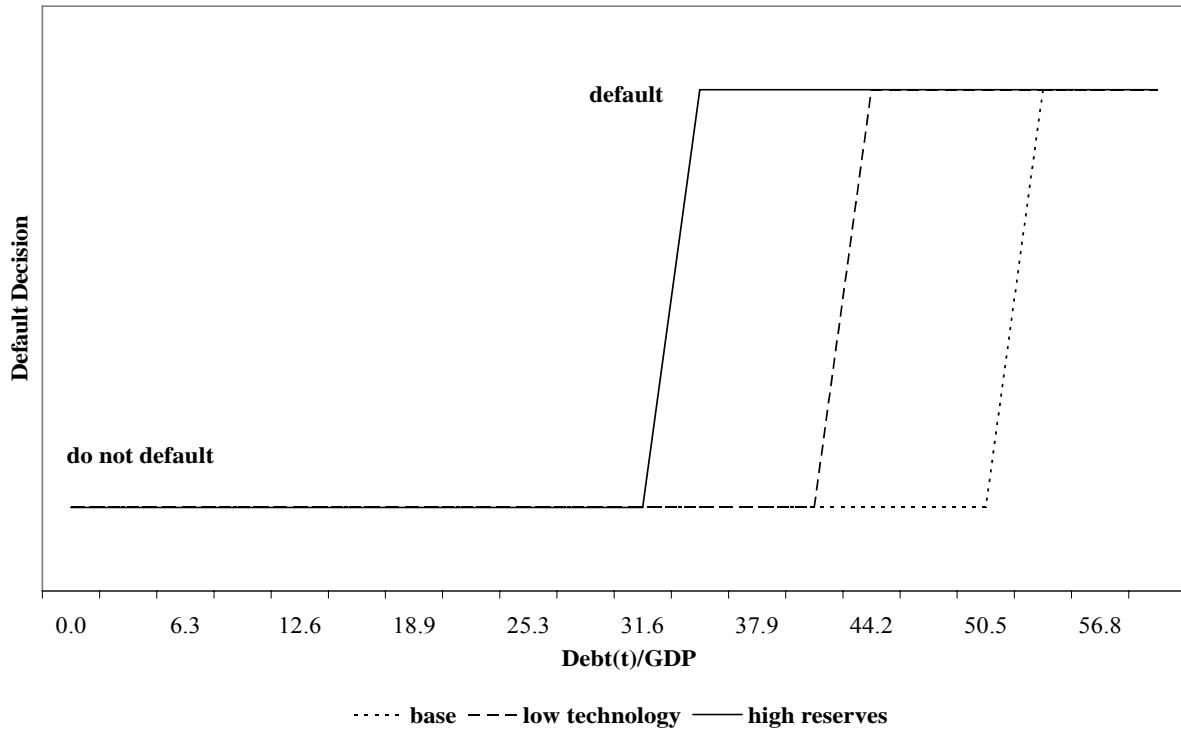


Figure 2b: Debt Decision in the “Benchmark” Economy

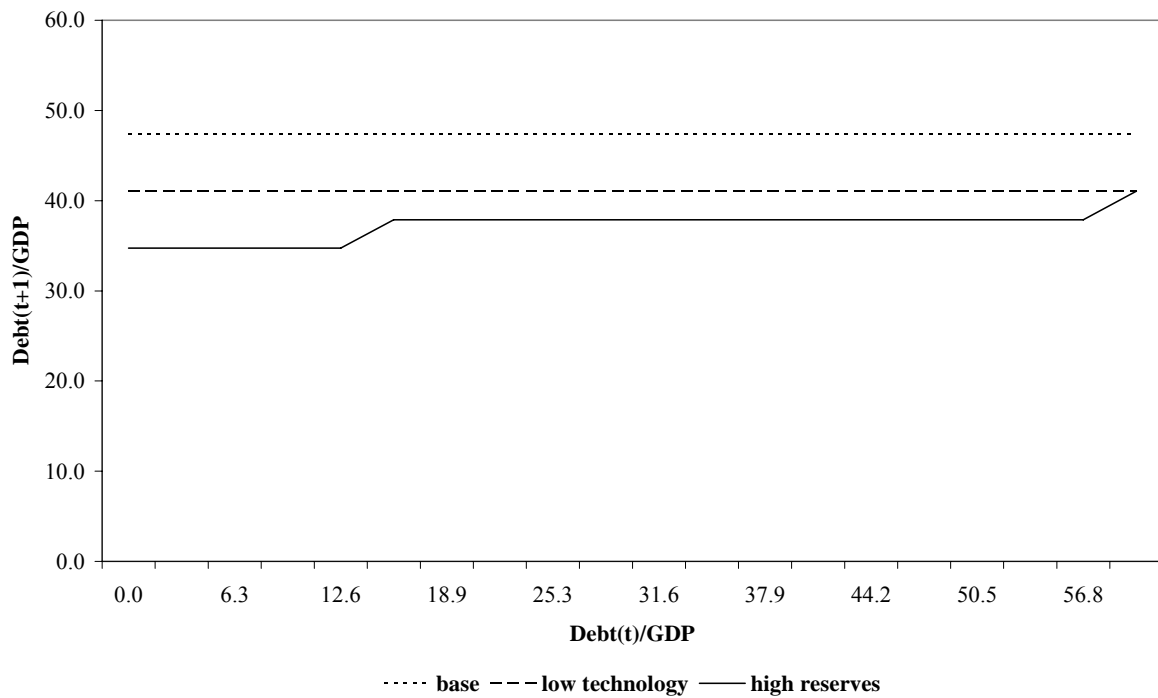


Figure 2c: Reserve Decision in the “Benchmark” Economy, with Access to the International Capital Market

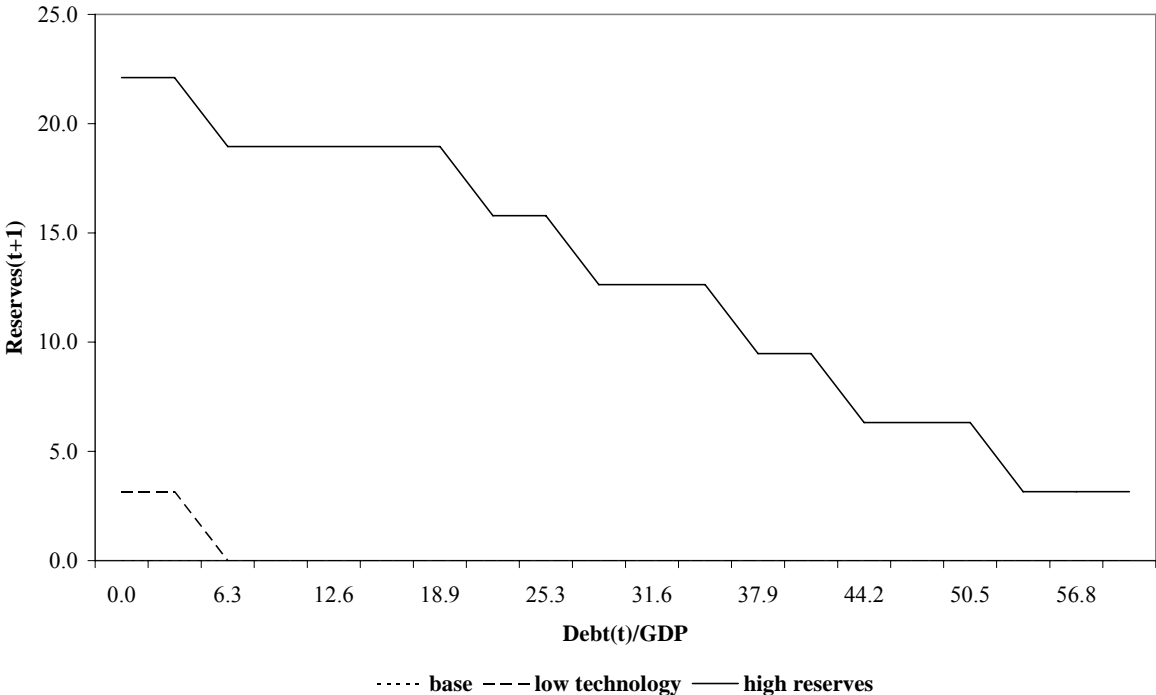


Figure 2d: Reserve Decision in the “Benchmark” Economy, with No Access to the International Capital Market

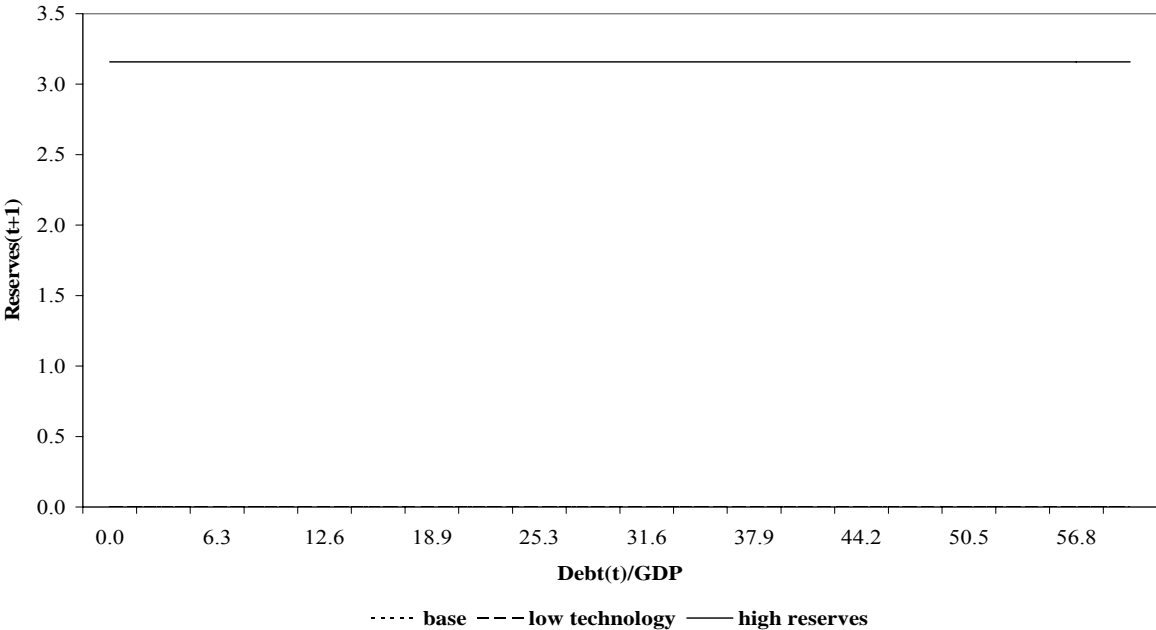


Figure 3a: Default Decision in the “Contagion” Economy

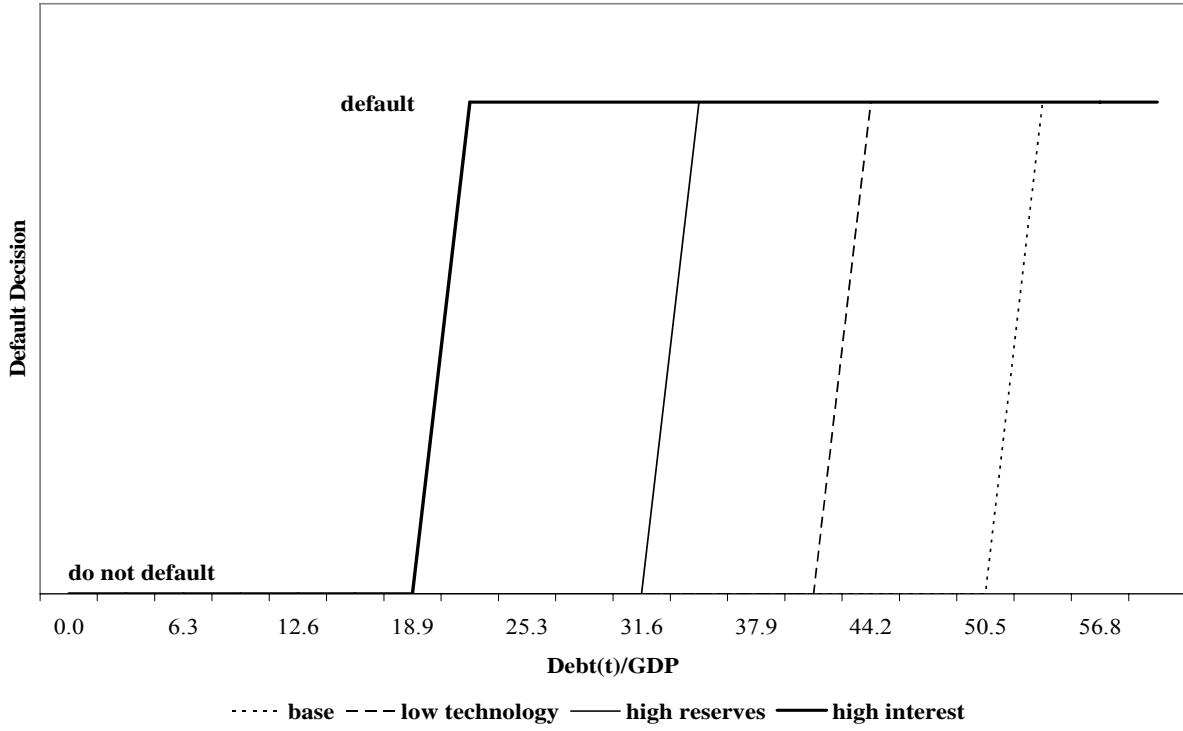


Figure 3b: Debt Decision in the “Contagion” Economy

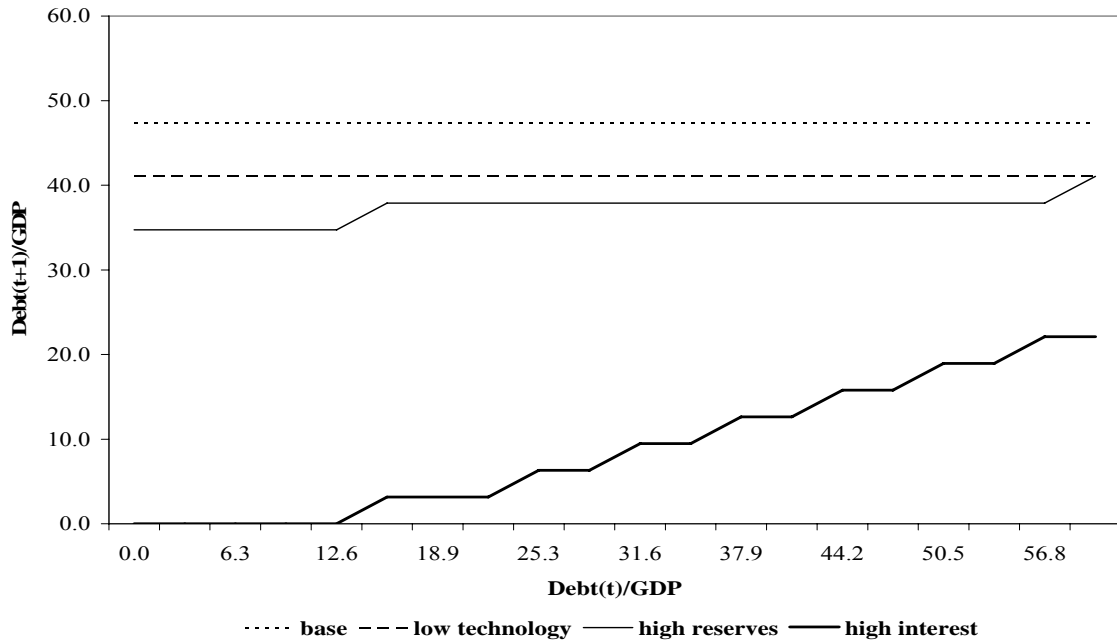


Figure 4a: Default Decision in the “Sudden-Stop” Economy

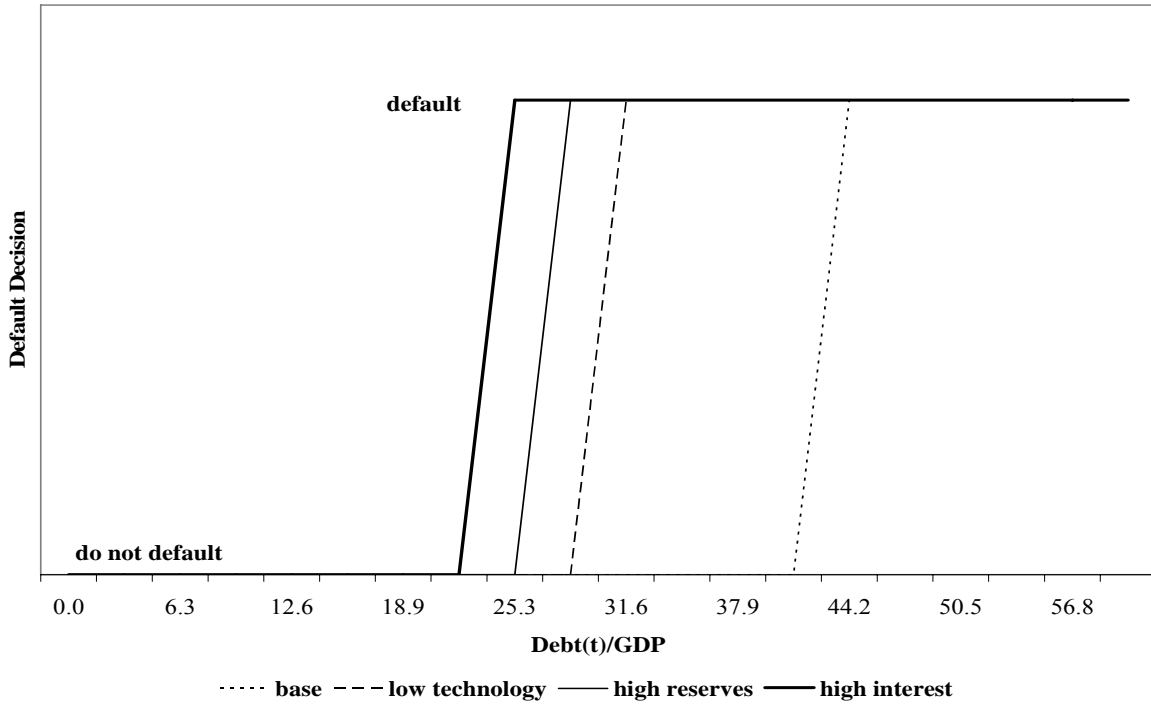


Figure 4b: Debt Decision in the “Sudden-Stop” Economy

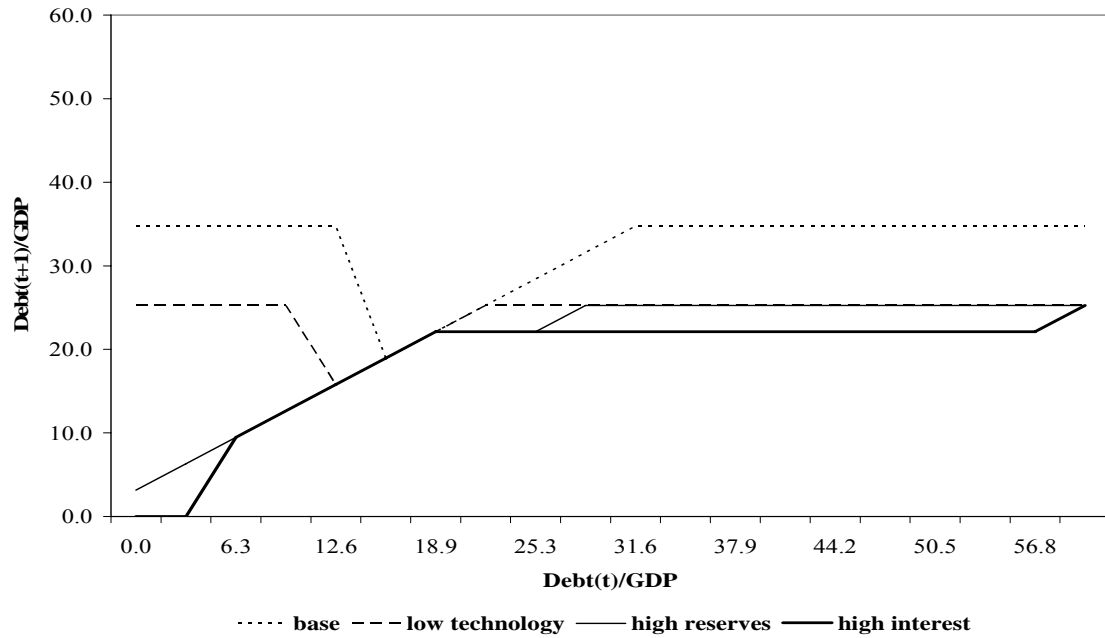


Figure 5a: Default Decision in the “Output Reduction” Economy

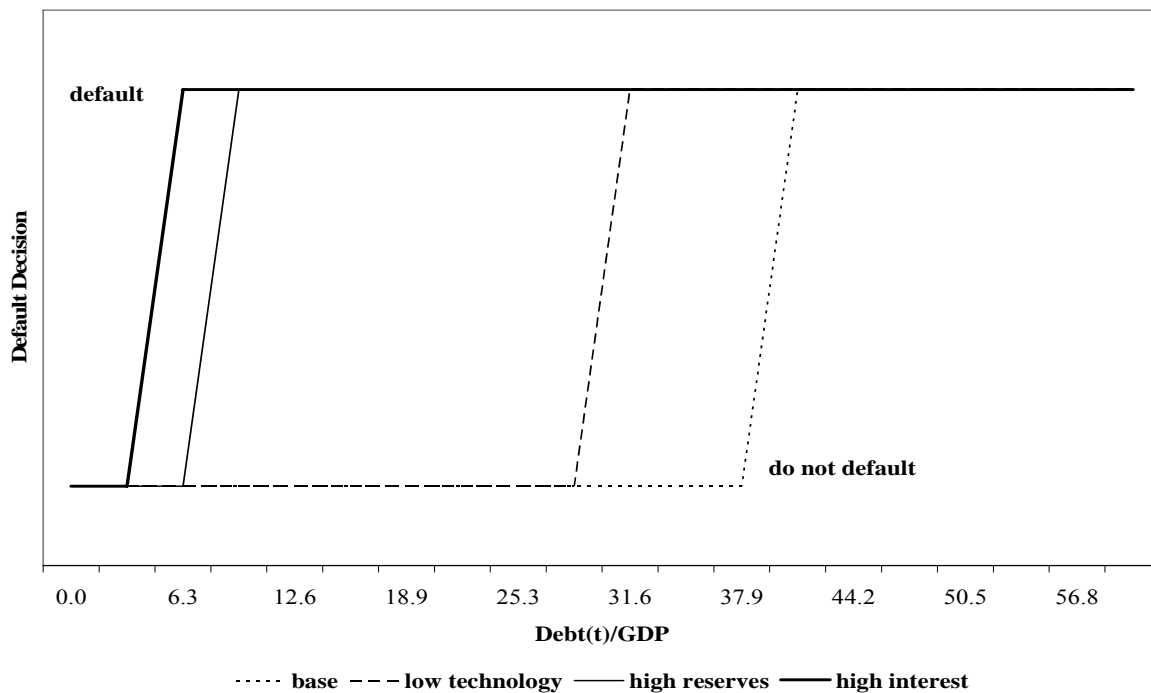


Figure 5b: Debt Decision in the “Output Reduction” Economy

