

IOWA STATE UNIVERSITY

What do Information Frictions do?

Joydeep Bhattacharya, Shankha Chakraborty

March 2003

Working Paper # 03014

**Department of Economics
Working Papers Series**

Ames, Iowa 50011

Iowa State University does not discriminate on the basis of race, color, age, national origin, sexual orientation, sex, marital status, disability or status as a U.S. Vietnam Era Veteran. Any persons having inquiries concerning this may contact the Director of Equal Opportunity and Diversity, 3680 Beardshear Hall, 515-294-7612.

WHAT DO INFORMATION FRICTIONS DO?*

Joydeep Bhattacharya[†]

Iowa State University and CentER, Tilburg University

Shankha Chakraborty[‡]

University of Oregon

Revised October 24, 2003

Abstract

Researchers have incorporated labor or credit market frictions in isolation within simple neoclassical models to open up a role for institutions, inject realism into their models and examine the impact of these distortions on output and employment. We present an overlapping generations model with production in which a labor market friction (moral hazard) coexists with a credit market friction (costly state verification). The simultaneous presence and interaction of these two frictions is studied. Our main results are: (i) while credit market frictions affect real activity and employment both in the short and long run, labor market frictions typically have only short-run effects unless they also affect the volume of investment per worker, (ii) the two frictions amplify each other to produce higher long-run unemployment than would result from only labor market frictions, (iii) these distortions have the ability to prolong the effect of temporary shocks, and (iv) the dynamical properties of economies with both frictions are, somewhat surprisingly, qualitatively similar to their frictionless counterparts.

Keywords and Phrases: moral hazard, costly state verification, contracts, dynamics, growth models

JEL Classifications: E13, E 24, O 41, O 17

*Much of the early work on this paper was done while Bhattacharya was visiting the University of Texas at Austin. For helpful comments and suggestions we thank Valerie Bencivenga, Dean Corbae, Scott Freeman, Rajesh Singh, participants at the Macro Tea in Austin, and especially, an anonymous referee of this journal. The usual caveat applies.

[†]Please address all correspondence to Joydeep Bhattacharya, Department of Economics, Iowa State University, Ames IA 50011-1070. Phone: (515) 294 5886, Fax: (515) 294 0221; E-mail: joydeep@iastate.edu

[‡]Department of Economics, 435 PLC, 1285 University of Oregon, Eugene, OR 97403-1285. Phone: (541) 346-4678; Fax: (541) 346-1243; E-mail: shankhac@uoregon.edu

1 Introduction

This paper studies multiple information frictions in a neoclassical growth model with the objective of understanding how credit and labor market frictions interact to contribute to persistent involuntary unemployment and relative income gaps across nations. To that end, an overlapping generations economy with production is analyzed in which a labor market friction (moral hazard) coexists with a credit market friction (costly state verification). The simultaneous presence and interaction of these two frictions is studied. An increase in the severity of credit market distortions is shown to increase long-run unemployment, while a worsening of the labor market friction results in lower income per capita than would obtain otherwise.

Researchers have incorporated labor and credit market imperfections within simple neoclassical models principally to facilitate quick departures from the Arrow-Debreu world thereby opening up a role for institutions and injecting a healthy dose of realism into their models. For instance, the importance of credit frictions in the analysis of growth, development and business cycles has been highlighted by a number of papers including Bernanke and Gertler (1989), Tsiddon (1992), Bencivenga and Smith (1993), Boyd and Smith (1997, 1998), Carlstrom and Fuerst (1997), Williamson (1987b), Azariadis and Chakraborty (1998), and Khan (2001). Concurrently another branch of the literature, Smith (1989, 1995), Bencivenga and Smith (1997), Jullien and Picard (1998) for example, has studied the effect of labor market frictions on aggregate outcomes. Almost the entire existing literature, however, treats these frictions in isolation. Yet there is good reason to believe that credit and labor markets are tightly interlinked and that effects in one market often spill over into the other, either dampening or amplifying them. A major focus of this paper is to demonstrate that the “value added” to a joint analysis of these frictions is substantial.

The empirical relevance of these aforementioned frictions, not just for poor countries but also for the richer ones, is well-documented. For instance, Jappelli (1990) provides systematic evidence of widespread credit rationing in a country as financially evolved as the US. Evans and Jovanovic (1989) and Blanchflower and Oswald (1998) note that the probability of self-employment in the US and UK depends positively upon whether the individual ever received an inheritance, compelling evidence of the imperfectness of capital markets. About a fifth of respondents in a 1987 UK survey on the self-employed rated *where* to get finance as their biggest difficulty (Blanchflower and Oswald, 1998). In recent years, tight credit market conditions in

Japan have been partially blamed for the lack of employment growth there.¹ In a recent paper, Banerjee, Duflo, and Munshi (2002) find that “the gap between the marginal product of capital and the market interest rate [in India] seems to be at least 70 percentage points, and the gap between the marginal product of capital and the rate paid to savers is even larger.” Rajan and Zingales (1998) use industry-level data to show how greater credit frictions in Europe, compared to the US, have subdued growth in industries more dependent on external finance. Similarly labor market frictions have received ample attention from researchers analyzing the marked rise of European unemployment during the past three decades (see Rogerson, 2000, for comprehensive and up-to-date evidence).

There is persuasive evidence that credit market conditions have strong effects on employment.² Nearly 40% of jobs in the US, for example, are held in small firms (with less than 100 employees) while 58.1% of private sector workers work in firms with less than 500 employees (BLS, 2000). Small businesses are also the primary source of *new* jobs in the US economy. As Berkowitz and White (2002) note, “from 1990 to 1995, businesses with fewer than 500 employees accounted for 76.5 percent of net new jobs. But small businesses have a very high turnover rate compared to large businesses. Over 13 percent of U.S. jobs in 1995 were in firms that did not exist before 1990 and over 12 percent of jobs in 1990 were in firms that had ceased to exist by 1995”. These small firms, the ones most likely to face the greatest difficulties in raising finance, therefore contribute significantly to job creation and destruction. Similarly, in the case of Europe, Acemoglu (2000) notes how the fraction of employment in the most credit-dependent industries has been lower there than in the US.³

Our analysis bridges the gap between the credit and labor friction literatures. On the credit side, we adopt Townsend (1979) and Gale and Hellwig’s (1985) costly state verification approach

¹The IMF in its 1999 report on Japan noted: “The drop of business investment over the past two years has been particularly severe. ...reduced expectations of long-term growth encouraged firms to cut-back plans for capital accumulation. Limits on the availability of bank credit also seem to have been a negative factor...expectations of future earnings have been undermined by a rising unemployment rate and by prospects for further increases in the period ahead as a number of major corporations have announced employment reduction plans.”

²The simple correlation between the unemployment rate in 20 OECD countries and the net interest margin (a measure of credit market efficiency, it is the the accounting value of a bank’s net interest revenue as a share of its total assets) in those countries is about 0.37. The unemployment data are standardized averages from 1991-97 from the OECD, and the net interest margin data are time-averaged over the same period from the Beck, Demirguc-Kunt and Levine (1999) dataset. Note that net interest data likely understate true costs of credit because they are computed *ex post*, net of losses on non-performing loans.

³Economic historians too have touched upon similar issues. Williamson (1984) notes that during the British Industrial Revolution, certain industries like construction contributed heavily to GDP (and employment) and yet were severely credit constrained by the high interest rates at the time. Hamilton (1999) argues that white landowners in the South around the time of the Civil War were often so credit strapped that they could not pay their black slaves any cash wages, and this affected the employment situation and well-being of many black families at the time.

to provide a clear channel through which borrowing constraints and related distortions affect investment decisions. On the labor market side, we adapt the Shapiro and Stiglitz (1984) moral hazard and efficiency wages framework.⁴ We prefer this over an adverse selection model partly because the empirical relevance of the efficiency wage model is fairly well-documented (Huang et al, 1998), but also because it facilitates a rich and tractable analysis.

In our model, workers suffer disutility costs of working and of exerting effort. Firms receive a noisy signal about how averse workers are to exerting full effort. Consequently, they hire only those who have ‘low enough’ disutility costs of working, while others remain *involuntarily* unemployed. Incentive compatible wage payments are also tailored to elicit full effort from employees. The higher is the wage rate, the less incentive do workers have to shirk and hence, lower is the equilibrium unemployment needed to ‘discipline’ the workers. In such a setting, credit frictions lower wages by hurting capital accumulation, thereby aggravating unemployment problems.

Labor frictions, at the same time, resonate in the credit market. Since investment projects are indivisible and subject to idiosyncratic shocks that are observed by lenders at a cost, agency costs determine the number of potential entrepreneurs who obtain loans and produce capital. More severe incentive problems in the labor market lower employment and constrict the pool of potential capitalists. They may also reduce the supply of loanable funds. Relative to a frictionless world, less investment is undertaken and capital production per capita is also lower in the long run. In this context, our analysis suggests that high European unemployment, for example, may be better understood as the joint outcome of credit and labor market imperfections rather than the latter in isolation.

We also investigate the short-run dynamic effects of frictions. In general, we find that external shocks, for instance to the Solow residual, get amplified when credit and labor markets are distorted. These frictions may also prolong the effects of such shocks. Credit frictions, in particular, slow down steady-state convergence indicating their possible role in explaining the duration and persistence of business cycles. Labor frictions have a similar effect but, interestingly, only when they do not affect investment per worker.⁵

The *interplay* of information frictions in the credit and labor markets is an important new

⁴The moral hazard and efficiency wage hypothesis is at the center of many papers analyzing labor market dynamics in the general equilibrium tradition, notably, Danthine and Donaldson (1990), Kahn and Mookherjee (1987), Coimbra (1996), Gomme (1999), among others.

⁵In an extension of the model [see Section 7 below] we show that if heightened distortions in the labor market increased investment per worker through a reallocation of labor across two sectors (one of them unaffected by these frictions), then temporary shocks would be less persistent.

contribution to the literature. Three papers that present an unidirectional connection and relate most closely to our work are Betts and Bhattacharya (1998), Acemoglu (2000) and Wasmer and Weil (2001). Betts and Bhattacharya (1998) study how adverse selection problems in the labor market in the presence of credit market frictions can lead to complex dynamics, cycles and development traps. However, in their setup, since all capitalists remain unemployed and receive a constant “home production output”, labor market wages really have no direct effect on the credit market, except through the supply of funds. In contrast, in this paper, wages are used as collateral by employed capitalists which determine the terms of credit they receive on bank loans. Wasmer and Weil (2001) model specificity in credit relationships, and assume that credit to potential loan-seekers is rationed due to search frictions. Similarly, search frictions in the labor market produce equilibrium unemployment. They too find that credit frictions exacerbate labor market frictions and further increase unemployment. In contrast, we focus on credit rationing and unemployment problems arising out of informational asymmetries. Acemoglu (2000) uses a simple model in which Europe and the US are identical except for higher credit market frictions in the former. He considers the response of these two economies to a common shock, the arrival of a new set of technologies, and shows how the US economy responds to the arrival of new technologies without an increase in unemployment. In contrast, the technological change can have a persistent adverse effect on European unemployment because, in the absence of efficient credit markets, agents who need funds for startups cannot borrow the necessary amount.

The rest of the paper is organized as follows. In the next section, we outline the model environment, preferences and technology. In Section 3, we study the efficiency wage contract and in Section 4, we spell out details of the credit market contract under costly state verification. General equilibrium analysis in Section 5 studies the short- and long-run effects of the two frictions. Section 6 briefly compares the four models that are nested within our two-frictions model. Section 7 studies an extension to the model, and we conclude in section 8 with ideas for future research.

2 Environment

We analyze a production economy inhabited by an infinite sequence of two-period lived overlapping generations, plus an initial old generation. At each date, $t = 1, 2, 3, \dots$, a new generation is born, consisting of a continuum of agents with mass 1. Thus, the measure of total population at any date t is 2.

All agents are *ex ante* identical. They are risk-neutral and care only for their second period consumption (c_2). Specifically, we assume that the utility function is given by $U(c_2) = \beta c_2$, gross of any work-related disutilities (see below). Individuals are endowed with unit labor time in youth and are retired when old. They may either supply it to the labor market for a wage w_t , or, remain unemployed. Some of the workers subsequently obtain an opportunity to become capitalists and create capital, the details of which we discuss below. Letting S_t denote an agent's saving and R_{t+1} the gross return on it, we note that $c_{2,t+1} = R_{t+1}S_t$ and that indirect lifetime utility is simply $\beta R_{t+1}S_t$, gross of work-related disutilities.⁶

A worker can either work the entire one unit of time or shirk completely, choosing effort level $e \in \{0, 1\}$. Let $v > 0$ and $a > 0$ represent the disutilities from being employed by a firm and from actually working. We assume that v is identical for all young agents but that a differs. In particular, $a \sim F(a)$ with support $[\underline{a}, \infty]$, $\underline{a} > 0$. A worker's utility from full effort ($e = 1$) is given by $\beta c_2 - (v + a)$, from shirking ($e = 0$) by $\beta c_2 - v$, and by $\beta c_2 \geq 0$ if unemployed.

The economy produces a perishable good every period which may be consumed or invested. This good is produced by the old capitalists (firms) who have access to a constant returns technology that combines capital, K , with effective labor, $(1 - \zeta)L$, to produce output $H(K, (1 - \zeta)L)$. Here ζ is the fraction of employees who exert no effort (shirk) and L is the total number of employees. To foreshadow, firms will write efficiency wage contracts in equilibrium that optimally set $\zeta = 0$, that is, in equilibrium, only non-shirkers are employed.

Let $k_t \equiv K_t/[(1 - \zeta)L_t]$ denote the capital to effective-labor ratio, and $h(k_t) \equiv H(k_t, 1)$, denote the associated intensive production function where h satisfies $h(0) = 0$, $h' > 0 > h''$, and standard Inada conditions. For much of what we do below, we assume that

$$h(k) = Ak^\alpha, \quad A > 0, \quad \alpha \in (0, 1). \quad (1)$$

Standard factor pricing relationships imply that the gross real return to capital is given by

$$\rho_t \equiv \rho(k_t) = h'(k_t) = \alpha Ak_t^{\alpha-1}, \quad (2)$$

and the wage rate by

$$\omega_t \equiv \omega(k_t) = h(k_t) - k_t h'(k_t) = (1 - \alpha)Ak_t^\alpha. \quad (3)$$

Employed workers enter a lottery that assigns some of them access to a capital investment technology. The capital investment technology (project) is an indivisible risky linear stochastic technology in that $q > 0$ units of the final good invested in a project at date t yield zq units of

⁶The initial old generation is endowed with an aggregate capital stock of $K_1 > 0$.

new capital at $t + 1$, where z is an *i.i.d.* (across capitalists and dates) random variable, which is realized at $t + 1$. We let G denote the probability distribution of z , and assume that G has a differentiable density function g with finite support $[0, \bar{z}]$, $\bar{z} < \infty$. We denote by \hat{z} the mean of z .

The aforementioned indivisibility in investment implies that external finance may be needed to operate this technology. The source of this external finance, as will be made clear below, is savings of workers who did not become capitalists. In an environment with credit rationing, it is possible that some potential capitalists may remain unfunded.

The amount of capital actually produced by a project is private information to the project owner. Any other agent can perfectly witness the return on that project only by incurring a *fixed* cost of $\gamma > 0$ units of capital.⁷ This informational asymmetry embedded in the capital investment technology is the source of credit market frictions. Finally, we assume that once the new capital produced by a project between t and $t + 1$ has been used in the production of final goods at $t + 1$, it depreciates completely.

We summarize our discussion of the environment by providing the reader with the following time line of events. At birth, an agent finds out her disutility of effort, a . As we establish below, firms (old capitalists) observe a and offer incentive compatible wage-employment contracts that employ young agents with disutility $a < \hat{a}$. The rest are unemployed and earn zero income. All employed agents save their entire income and use them in one of two possible ways. Some of them will receive an opportunity to become a capitalist in which case they will use their saving as internal finance on their capital production projects, pending receipt of external finance. If they get funding, they produce capital and earn a return from this activity. If not, they, along with all the employed workers who did not get an opportunity to become a capitalist, save their young incomes with an intermediary that promises them a market-determined return. As will be evident below, the possibility of becoming a capitalist in the future affects the decisions of workers in the present.

3 Labor Market Contracts

The basic formulation of the labor market closely follows Coimbra (1999) and Jullien and Picard (1998). Firms observe a , but receive an imperfect verifiable signal about a worker's effort. The signal takes binary values, high or low. Let θ denote the conditional probability that it takes on a high value even when effort is zero.

⁷We follow Bernanke and Gertler (1989) and Boyd and Smith (1998) in using this standard assumption.

As Jullien and Picard (1998) show, firms offer a wage contract $\{\omega_1(a), \omega_0(a)\} \in \mathfrak{R}_+^2$ to each worker of type a , where $\omega_1(a)$ is the wage for a high value of the signal and $\omega_0(a)$ the wage for a low value. Recall R_{t+1} denotes the expected return on a unit of funds between t and $t+1$. Firms want all workers to exert full effort. The wage contract they offer will be incentive compatible as long as

$$\begin{aligned} \beta R_{t+1} \omega_{1t}(a) - v - a &> [\theta \omega_{1t}(a) + (1 - \theta) \omega_{0t}(a)] \beta R_{t+1} - v \\ \Leftrightarrow \beta R_{t+1} (1 - \theta) [\omega_{1t}(a) - \omega_{0t}(a)] &\geq a \end{aligned} \quad (4)$$

Since the unemployed receive nothing, it is rational for a type a worker to sign such a wage contract if

$$\begin{aligned} \beta R_{t+1} \omega_{1t}(a) - v - a &\geq 0 \\ \Leftrightarrow \beta R_{t+1} \omega_{1t}(a) &\geq v + a. \end{aligned} \quad (5)$$

This is the worker's participation constraint. Note that the worker's participation constraint (5) is endogenous since it depends upon endogenously determined prices.

Assume without loss of generality that $\omega_0(a) = 0$. Then all unemployment is *involuntary* if (4) implies (5) and the latter is not binding.⁸ A sufficient condition for this is

Assumption 1

$$\frac{a\theta}{(1-\theta)} \geq v > 0,$$

which we henceforth maintain. In equilibrium the incentive constraint (4) will bind and

$$\hat{a}_t = \beta(1 - \theta)\omega_{1t}R_{t+1}, \quad (6)$$

determines the cut-off disutility level \hat{a}_t , given prices, above which no worker is hired. Since full effort by any worker produces the same output, each employed worker earns the same wage, irrespective of a . Equation (6) shows that, *ceteris paribus*, an increase in θ (noisiness of the output signal) increases unemployment while an increase in wages is associated with higher employment.

Proposition 1 (Jullien and Picard, 1998) *An optimal labor contract is a triple $\{\omega_0(a_t), \omega_1(a_t), \hat{a}_t\}$ such that (i) $\omega_0(a_t) = 0$ for all $a_t > \hat{a}_t$, (ii) $\omega_1(a_t) = \omega_t$ [see eq. (3)] for all $a_t \leq \hat{a}_t$, and, (iii) all workers with disutility cost of working less than \hat{a}_t , determined by eq. (6), are employed and exert full effort.*

⁸Workers do not self-select into and out of jobs; what they select into is exerting full effort, conditional on finding a job. If a is unobservable, then involuntary unemployment is not possible.

It follows that total employment is

$$L_t = F(\hat{a}_t) = F(\beta(1 - \theta)\omega_t R_{t+1}), \quad (7)$$

and the unemployment rate

$$u_t \equiv 1 - F(\hat{a}_t). \quad (8)$$

The aggregate capital-labor ratio is given by

$$k_t \equiv \frac{K_t}{L_t} = \frac{K_t}{F(\hat{a}_t)} \quad (9)$$

for an aggregate capital stock K_t , and output per young person by

$$\tilde{y}_t \equiv Y_t = h(k_t)F(\hat{a}_t). \quad (10)$$

4 Credit Markets

We now turn to the credit market. As mentioned earlier, after labor market outcomes are realized and compensation received, employed workers are allocated a production opportunity with probability $\varphi \in (0, 1)$ as in Khan (2001). This opportunity enables a young employed worker to become a capitalist and produce capital using the risky, indivisible technology described above. By the law of large numbers, a φ fraction of the employed workers receive this opportunity in any period.⁹ Under the terms of the labor contract each worker receives a real income ω_t when young. A measure of workers L_t given by (7) find jobs, the rest remain unemployed and receive zero lifetime utility. Among these employed workers, φL_t have the potential to become capitalists. In an environment with credit rationing, some of these (a fraction μ) potential capitalists receive funding. The rest simply invest their savings in alternative means.

Since employed workers can ultimately become capitalists, the expected return to saving must take account of that possibility. Let R^c denotes the one-period return to becoming a capitalist, R^{fc} denotes the one-period return accruing to a funded capitalist, and R^w denotes the one-period return to saving as a worker. Then, it must be that

$$R = \varphi R^c + (1 - \varphi)R^w,$$

⁹We do not allow unemployed workers to get access to any capital production opportunity. Our assumption captures, albeit in an extreme manner, the notion that people with a high propensity to shirk as workers cannot possibly be great capitalists. There is a technical reason for this assumption. Since unemployed workers in the model earn no income at all, they can provide no internal finance, unlike the employed who can supply their wages as internal finance. Were we to allow the unemployed to also become capitalists, we would have created two kinds of capitalists with two levels of internal finance, and hence two kinds of loan contracts, an unnecessary complication in our opinion.

and

$$R^c = \mu R^{fc} + (1 - \mu)R^w.$$

It follows that

$$R_{t+1} = p_t R_{t+1}^{fc} + (1 - p_t)R_{t+1}^w,$$

where $p_t = \varphi\mu_t$ is the probability of becoming a funded capitalist. Equilibrium values of p_t , R^c and R^w will be determined below.

Following Williamson (1986) we assume that all lending is intermediated. In other words, workers who do not receive the capital production opportunity simply deposit their savings with an intermediary who pools these deposits and makes loans on their behalf. In addition, following Diamond (1984), intermediaries perform the role of delegated monitors, verifying project returns as per the terms of loan contracts. We assume that any lender may establish an intermediary. In equilibrium, with unrestricted entry into the market for intermediation services, all intermediaries must offer a common competitively determined deposit return, r_{t+1} , must hold perfectly diversified loan and deposit portfolios, and must earn zero profits. In this context, it is important to note that project returns are *i.i.d.* across a continuum of capitalists and hence there is no aggregate randomness. Consequently, an intermediary with a perfectly diversified loan portfolio earns a non-stochastic return on its assets and need not be monitored by its depositors.

4.1 Loan Contracts

The capital investment technology (project) is an indivisible technology that can only be operated at the scale q .¹⁰ We assume that *all* capitalists need some amount of external financing to operate their individual projects. Equivalently, we assume that

Assumption 2

$$q > \omega_t$$

holds at all dates. All capitalists therefore need external financing of the amount

$$b_t = q - \omega_t > 0.$$

Potential borrowers, wishing to obtain external funding, announce loan contracts that may be accepted or rejected by lenders (banks). Borrowers whose contracts are accepted receive external funding of the amount b_t after which they operate their projects.

¹⁰Boyd and Smith (1998) discuss how the determination of the equilibrium capital stock is unaffected by abandoning the assumption that project scale is fixed at q .

Under this costly state verification setup and deterministic monitoring, Gale and Hellwig (1985) and Williamson (1986) show that optimal loan contracts take a simple form. In particular, the state space $[0, \bar{z}]$ is divided into two subsets \mathcal{A}_t and \mathcal{B}_t . For all realizations of $z \in \mathcal{A}_t$, intermediaries verify project returns for sure. But if $z \in \mathcal{B}_t \equiv [0, \bar{z}] - \mathcal{A}_t$, no verification occurs. Let $\mathcal{R}_t(z)$ denote the promised real payment per unit borrowed for all $z \in \mathcal{A}_t$. Since no verification occurs on \mathcal{B}_t , incentive compatible payments would have to be independent of realizations of z . Let x_t denote this uncontingent payment (per unit borrowed) for all $z \in \mathcal{B}_t$.

Intermediaries take the return to be paid on deposits between t and $t + 1$, r_{t+1} , as given and act as if there is a perfectly elastic demand for deposits at this rate. Hence, they agree to the terms of such a loan contract only if the expected return on lending is at least as great as r_{t+1} . Formally, this participation constraint can be written as

$$\int_{\mathcal{A}_t} [\mathcal{R}_t(z)b_t - \rho_{t+1}\gamma] g(z)dz + x_t b_t \int_{\mathcal{B}_t} g(z)dz \geq r_{t+1}b_t, \quad (11)$$

where $\rho_{t+1}\gamma \int_{\mathcal{A}_t} g(z)dz$ is the real expected monitoring cost. In addition, all contracts must be incentive compatible, that is,

$$\mathcal{R}_t(z) \leq x_t \text{ for } z \in \mathcal{A}_t \quad (12)$$

must hold. Finally, it must be feasible for borrowers to repay (limited liability),

$$\mathcal{R}_t(z) \leq \left\lceil \frac{\rho_{t+1}zq}{b_t} \right\rceil \text{ for } z \in \mathcal{A}_t \quad (13)$$

and

$$x_t \leq \inf_{z \in \mathcal{B}_t} \left\lceil \frac{\rho_{t+1}zq}{b_t} \right\rceil. \quad (14)$$

Potential capitalists simply maximize their own expected utility by choosing the contractual obligations optimally subject to the constraints (11)-(14). The solution to this problem is a standard debt contract. When the capitalist realizes a return $z \in \mathcal{B}_t$, he pays x_t (principal plus interest) to the lender. When $z \in \mathcal{A}_t$, he defaults; in this case, the intermediary monitors the project and retains the entire proceeds (rental income from whatever capital is produced) net of monitoring costs.¹¹

Proposition 2 (*Williamson, 1986, 1987a*) *The optimal loan contract satisfies*

$$\mathcal{R}_t(z) = \left\lceil \frac{\rho_{t+1}q}{b_t} \right\rceil z \text{ for } z \in \mathcal{A}_t,$$

¹¹Such monitoring or auditing costs can be fairly substantial even in developed countries. For example, Del Boca and Lusardi (1998) quote a Bank of Italy estimate that it took 5.5 years on average for an Italian bank to repossess the collateral.

$$\mathcal{A}_t = \left[0, \frac{x_t b_t}{q \rho_{t+1}}\right),$$

and

$$r_{t+1} = \int_{\mathcal{A}_t} \left[\mathcal{R}_t(z) - \frac{\rho_{t+1} \gamma}{b_t} \right] g(z) dz + x_t \int_{\mathcal{B}_t} g(z) dz.$$

Using Proposition 2, it is also easy to show the following:

$$r_{t+1} = x_t - \left(\frac{\rho_{t+1} \gamma}{b_t} \right) G \left(\frac{x_t b_t}{q \rho_{t+1}} \right) - \left(\frac{\rho_{t+1} q}{b_t} \right) \int_0^{\frac{x_t b_t}{q \rho_{t+1}}} G(z) dz \equiv \Phi \left[x_t; \frac{b_t}{\rho_{t+1}} \right],$$

where the function Φ gives the expected return to the lender as a function of the gross loan rate, x_t , the amount borrowed, b_t , and the future relative price of capital, ρ_{t+1} . Following Williamson (1986, 1987), we impose the following assumptions:

Assumption 3

$$g(z) + \left(\frac{\gamma}{q} \right) g'(z) \geq 0 \text{ for } z \in [0, \bar{z}]$$

and

Assumption 4

$$\Phi_1 \left[0, \left(\frac{b_t}{\rho_{t+1}} \right) \right] \equiv 1 - \frac{\gamma}{q} g(0) - G(0) > 0.$$

Assumption 3 ensures the concavity of Φ , that is, $\Phi_{11} < 0$. In addition, if assumption 4 holds, Φ is inverse U -shaped. Hence there will be a unique x_t depending upon b_t/ρ_{t+1} which maximizes the expected return to a lender. We denote this value by $\hat{x} \left(\frac{b_t}{\rho_{t+1}} \right)$ where

$$\Phi_1 \left[\hat{x} \left(\frac{b_t}{\rho_{t+1}} \right), \left(\frac{b_t}{\rho_{t+1}} \right) \right] \equiv 1 - \left(\frac{\gamma}{q} \right) g \left[\hat{x} \left(\frac{b_t}{\rho_{t+1}} \right) \frac{b_t}{q \rho_{t+1}} \right] - G \left[\hat{x} \left(\frac{b_t}{\rho_{t+1}} \right) \frac{b_t}{q \rho_{t+1}} \right] = 0 \quad (15)$$

Equation (15) and assumption 3 imply that

$$\hat{x} \left(\frac{b_t}{\rho_{t+1}} \right) \frac{b_t}{q \rho_{t+1}} \equiv \delta \quad (16)$$

where $\delta > 0$ is a constant satisfying

$$1 - (\gamma/q) g(\delta) - G(\delta) \equiv 0.$$

The object δ has a straightforward implication: the set \mathcal{A}_t is now defined by $z \in [0, \delta)$. That is, when all potential borrowers are offering the interest rate that maximizes a prospective lender's expected rate of return, δ is the critical project return for which a borrower's project income exactly covers loan principal plus interest.

4.2 Credit Rationing

In the environment specified above, it is quite possible to have an unsatisfied demand for credit as originally noted by Gale and Hellwig (1985) and Williamson (1986, 1987a). If all capitalists want to run their projects at any date t then the total demand for credit is just $\varphi(q - \omega_t)L_t$. Aggregate supply of funds comes from the saving of all employed workers, $(1 - \varphi)\omega_t L_t$. Then a necessary condition for credit rationing for all t is

$$(1 - \varphi)\omega_t L_t < \varphi(q - \omega_t)L_t \Leftrightarrow \varphi q > \omega_t. \quad (17)$$

If (17) is satisfied, there will be credit rationing in equilibrium and

$$x_t \equiv \hat{x} \left(\frac{b_t}{\rho_{t+1}} \right)$$

must hold. This implies that under credit rationing, all potential borrowers are offering the interest rate that maximizes a prospective lender's expected rate of return. No borrower can therefore obtain credit by changing the interest rate and other loan terms without reducing the expected return for all lenders. In this setting, some borrowers must remain unsatisfied, or in other words, credit rationing will obtain in equilibrium. Below, we focus on economies where rationing occurs at all dates.

The following lemma summarizes information about the payoffs to lenders and all funded borrowers.

Lemma 1 (*Boyd and Smith, 1998*) *Suppose*

$$\hat{z} > \left(\frac{\gamma}{q} \right) G(\delta)$$

holds. Then (a) the expected return on deposits that the intermediary offers, r_{t+1} , is given by

$$r_{t+1} = \psi \frac{\rho_{t+1}}{b_t} \quad (18)$$

where

$$\psi \equiv q \left[\delta - \left(\frac{\gamma}{q} \right) G(\delta) - \int_0^\delta G(z) dz \right],$$

and (b) the expected utility of a funded borrower under credit rationing is given by

$$\rho_{t+1} q \phi - r_{t+1} b_t,$$

where

$$\phi \equiv \hat{z} - \left(\frac{\gamma}{q} \right) G(\delta).$$

The proof of this lemma follows directly from the arguments in Boyd and Smith (1997, 1998). It must also be the case that any potential capitalist actually prefers borrowing and operating his project to simply depositing his income with the intermediary. Boyd and Smith (1998) prove that a sufficient condition for all capitalists to operate their projects using external finance is

Assumption 5

$$(1 - \alpha) \phi q \geq \psi.$$

5 General Equilibrium

We turn to an analysis of the general equilibrium. Equilibrium in the credit market under rationing implies that only a fraction $\mu_t < 1$ of capitalists get external funding at each date t . Each funded borrower borrows an amount b_t . Therefore, the total volume of loans granted is $\mu_t \varphi L_t b_t$. The total supply of savings is the sum of the wage incomes of employed workers who did not receive a production opportunity. These are the natural lenders of our economy. Additionally, unfunded capitalists also deposit their funds with an intermediary and, in effect, become lenders. The total supply of loanable funds is then given by

$$[(1 - \varphi) + \varphi(1 - \mu_t)] L_t \omega_t. \tag{19}$$

Equality between sources and uses requires that

$$\varphi \mu_t b_t L_t = (1 - \varphi) \omega_t L_t + \varphi(1 - \mu_t) \omega_t L_t \tag{20}$$

holds for all t . This simplifies to

$$\mu_t = \frac{\omega_t}{\varphi q}, \tag{21}$$

which is less than one (as is evident from (17) above).

As discussed earlier, there is no aggregate randomness in this economy. Consequently, the capital stock at date $t + 1$ will be the amount of capital produced, $(\mu_t \varphi L_t) \hat{z} q$, less the amount spent on monitoring bankrupt projects. Recall that monitoring occurs for sure when realizations of the idiosyncratic productivity shock z fall below δ . Monitoring costs then amount to $\gamma G[x_t b_t / (\rho_{t+1} q)] \mu_t \varphi L_t \equiv \gamma G(\delta) \mu_t \varphi L_t$. Hence, the aggregate capital stock at $t + 1$ is

$$K_{t+1} = \mu_t \varphi \phi q L_t, \tag{22}$$

where the constant ϕ was defined in Lemma 1 above. Using (21) and noting that $L_t = F(\hat{a}_t)$, we can eliminate μ_t to obtain

$$K_{t+1} = \phi\omega_t F(\hat{a}_t). \quad (23)$$

It follows that asset market equilibrium satisfies

$$k_{t+1} \equiv \frac{K_{t+1}}{L_{t+1}} = \frac{\phi\omega(k_t)F(\hat{a}_t)}{F(\hat{a}_{t+1})} = \phi\omega(k_t) \frac{F(\hat{a}_t)}{F(\hat{a}_{t+1})}, \quad (24)$$

a difference equation in (k_t, \hat{a}_t) .

The second piece describing general equilibrium comes from the labor market, specifically the worker's incentive constraint (6). First we use equilibrium prices and quantities to simplify this expression. Evidently $p_t = \varphi\mu_t$ and $R_{t+1}^w = r_{t+1}$ as defined in Lemma 1. By Lemma 1(b), an entrepreneur's expected return from investing ω_t of his own funds into the capital production process yields $\rho_{t+1}q\phi - r_{t+1}b_t$, so that $R_{t+1}^{fc} = (\rho_{t+1}q\phi - r_{t+1}b_t)/\omega_t$ is the expected return to being a funded capitalist. Substituting these expressions into (6) and simplifying gives us

$$\begin{aligned} \hat{a}_t &= \beta(1-\theta)\omega_t[p_t R_{t+1}^{fc} + (1-p_t)R_{t+1}^w] \\ &= \beta\phi(1-\theta)\omega(k_t)\rho(k_{t+1}), \end{aligned} \quad (25)$$

where the expected gross return on savings, R_{t+1} , equals $\phi\rho_{t+1}$, the marginal product of capital net of monitoring costs incurred per unit invested.

5.1 Stationary and Non-Stationary Equilibria

Using (24) and (25), dynamic equilibria may be expressed as a second-order difference equation in the capital-labor ratio:

$$k_{t+1} = \phi\omega(k_t) \frac{F[\beta\phi(1-\theta)\omega(k_t)\rho(k_{t+1})]}{F[\beta\phi(1-\theta)\omega(k_{t+1})\rho(k_{t+2})]} \quad (26)$$

when credit is rationed at all dates. Given an initial value for K_1 , equation (26) describes the subsequent evolution of any potentially valid equilibrium sequence $\{k_t\}_{t=2}^\infty$. From such a sequence, it is easy to compute the equilibrium sequences for $\{\mu_t\}_{t=1}^\infty$, $\{\hat{a}_t\}_{t=1}^\infty$, $\{u_t\}_{t=1}^\infty$ etc. Stationary equilibria will be time-invariant solutions to

$$k = \phi\omega(k). \quad (27)$$

To examine stationary and non-stationary equilibria more closely it will be more convenient to work with the two-dimensional system:

$$k_{t+1} = \phi\omega(k_t) \frac{F(\hat{a}_t)}{F(\hat{a}_{t+1})}, \quad (28)$$

$$\hat{a}_t = \beta\phi(1-\theta)\omega(k_t)\rho(k_{t+1}). \quad (29)$$

Using (3), we can then write

$$k_{t+1} = \phi(1 - \alpha)Ak_t^\alpha \frac{F(\hat{a}_t)}{F(\hat{a}_{t+1})}, \quad (30)$$

$$\hat{a}_t = \alpha\beta\phi(1 - \theta)(1 - \alpha)A^2k_t^\alpha k_{t+1}^{\alpha-1}. \quad (31)$$

Rewriting (31) as

$$k_{t+1} = \eta k_t^{\alpha/(1-\alpha)} \hat{a}_t^{-1/(1-\alpha)}, \quad (32)$$

where $\eta \equiv [\alpha\beta\phi(1 - \theta)(1 - \alpha)A^2]^{1/(1-\alpha)}$, and substituting it into (30) we get

$$F(\hat{a}_{t+1}) = \sigma k_t^{-\alpha^2/(1-\alpha)} \hat{a}_t^{1/(1-\alpha)} F(\hat{a}_t), \quad (33)$$

where $\sigma \equiv [\phi(1 - \alpha)A]/\eta$. Steady-states (k^*, \hat{a}^*) solve a pair of equations

$$\begin{aligned} k^* &= \eta(k^*)^{\alpha/(1-\alpha)} (\hat{a}^*)^{-1/(1-\alpha)}, \\ 1 &= \sigma(k^*)^{-\alpha^2/(1-\alpha)} (\hat{a}^*)^{1/(1-\alpha)}. \end{aligned}$$

Below, we establish the local stability properties of the unique non-trivial steady state.

Proposition 3 *The non-trivial steady-state (k^*, \hat{a}^*) is a saddle.*

Proposition 3 (see Appendix A for a proof) suggests that the unique equilibrium path of $\{k_t, a_t\}$ asymptotically converges to the stationary equilibrium (k^*, \hat{a}^*) . Unlike in the standard Diamond (1965) model, where all young agents work in youth, here the initial capital stock per worker (k_1) is not given. What is given is the initial *aggregate* capital stock, K_1 . Define $k_1 \equiv K_1/F(\hat{a}_1)$. With perfect foresight, the initial \hat{a}_1 is determined such that the configuration (k_1, \hat{a}_1) places the economy on the stable manifold approaching the stationary equilibrium (k^*, \hat{a}^*) .

5.2 Comparative Statics

We undertake a bunch of comparative statics exercises to illustrate the effects of the two frictions, parameterized by γ and θ [the agency cost parameter and the informativeness of the effort signal] on steady-state capital per worker, output and unemployment. The starting point is the steady-state capital-labor ratio derived for a Cobb-Douglas technology defined in (1) using (27)

$$k^* = [(1 - \alpha)\phi A]^{\frac{1}{1-\alpha}} = [(1 - \alpha)A]^{\frac{1}{1-\alpha}} \left[\hat{z} - \left(\frac{\gamma}{q} \right) G(\delta) \right]^{\frac{1}{1-\alpha}}, \quad (34)$$

and the steady-state employment level $L^* = F(\hat{a}^*)$ determined, from (33), by

$$\hat{a}^* = \alpha\beta(1 - \theta)(1 - \alpha)^\alpha A^{1+\alpha} \phi^\alpha (k^*)^{\alpha^2}. \quad (35)$$

Steady-state output per worker, $y^* = A(k^*)^\alpha$, depends upon k^* , while output per capita (more accurately, per young person), $\tilde{y}^* = A(k^*)^\alpha F(\hat{a}^*)$, also depends on steady-state employment.

Consider first γ , our proxy for agency costs or the costs of acquiring private information. A higher γ has two effects. It implies larger deadweight losses from monitoring. At the same time, higher monitoring costs induce banks to monitor less often, i.e., over a smaller set of bankruptcy states (lower δ). For unit monitoring costs $\gamma G(\delta)/q$ to be increasing in γ , following Azariadis and Chakraborty (1999), we require that

Assumption 6

$$1 - \frac{\gamma}{q}g(\delta) \left[1 + \frac{g(\delta)}{\gamma g'(\delta)/q + g(\delta)} \right] > 0.$$

As long as this is satisfied, the steady-state capital per worker decreases with higher monitoring costs, $\partial k^*/\partial \gamma < 0$.¹² Output per worker is hence lower the higher are agency costs in the credit market. From (21), it is also apparent that credit is more intensely rationed – fewer capitalists are funded because the aggregate cost of monitoring them is greater.

On the employment side, a decline in k^* lowers the steady-state wage rate. *Ceteris paribus*, a lowering of the efficiency wage can be sustained only if the unemployment rate is kept high enough to ‘discipline’ workers and dissuade shirking. Consequently, u^* rises. With the decline in employment, output per capita falls because each worker is now less productive and secondly, because there are fewer workers earning an income.

Turn next to the effect of an increase in θ . Recall that θ is the conditional probability of receiving a signal that a worker has exerted high effort when he has not. A higher θ makes it harder for firms to judge their workers’ actions and this increases the severity of the labor market friction. Somewhat surprisingly, as (34) reveals, labor frictions have no effect on the long-run capital per worker k^* , and therefore, leave steady-state credit rationing μ^* unaffected. At the same time, a higher θ leads to lower long-run employment as is evident from (35).

It is instructive to lay out the adjustment process following a change in θ . From eq. (29), given an aggregate capital stock, an increase in θ increases unemployment, thereby increasing capital per worker. The resulting increase in wages raises the incentive of workers to supply

¹²See Carlstrom and Fuerst (1997) and Azariadis and Chakraborty (1999) for two examples of $g(\cdot)$ that satisfy this assumption.

high effort. This induces firms to hire more workers and the initial decline in unemployment is partially offset. The net result of lower employment is to reduce the aggregate flow of savings and loanable funds into the capital market, $\omega_t L_t$. Investment declines as does the aggregate capital stock which via the wage rate elicits more unemployment. Since the size of the workforce (= savers) is constant in steady-state, the long-run effect is to leave the capital-labor ratio unaffected with employment and the aggregate capital stock falling proportionately, by the full increase in θ . Of course this means output per worker y^* remains unchanged. But since the unemployed do not consume anything in our model, a better yardstick of welfare is output per capita, \widehat{y}^* , which clearly declines as labor frictions worsen.

To summarize, while γ has long-run effects on capital and output per worker and on employment, θ affects only employment and the aggregate capital stock in the long-run. But as our preceding discussion indicates, labor frictions have short-run effects as the economy adjusts to its new steady-state.

As Appendix A below shows, the Jacobian of the linearized dynamic system depends on both γ and θ via \hat{a}^* . The relative effect of the severity of these two frictions along the saddle path is of interest here. Consider small deviations from the steady-state (k^*, \hat{a}^*) . The behavior of (k_t, \hat{a}_t) for such small departures will be governed by the stable eigenvalue of the Jacobian \mathbf{Q} for the linearized dynamic system. In other words, if λ_1 denotes this eigenvalue, we have

$$\tilde{k}_t = \lambda_1^t \tilde{k}_0 \text{ and } \tilde{a}_t = \lambda_1^t \tilde{a}_0,$$

where $\tilde{z}_t \equiv (z_t - z^*)/z^*$ denotes deviation from steady-state. The smaller is λ_1 , the faster is convergence since the more rapidly does z_t approach z^* . As we prove near the end of Appendix A, more severe credit and labor market frictions, that is, increases in γ and θ , are both associated with higher values of λ_1 . Hence, convergence to steady-state is slower the greater are frictions in the two markets.

These results have interesting implications for high- and low-frequency movements. A number of researchers, Barro and Sala-i-Martin (1992) and Ortigueira and Santos (1997) for example, have deliberated on the speed of convergence in the context of development. Whether or not this speed is high determines the relative emphasis we should place on the dynamics of convergence versus the properties of the steady-state in analyzing the sources of long-run growth. The slower speed of convergence in our model is one possible explanation as to why so many countries, particularly those in Africa, have lagged behind even as a few have made enormous strides in the past half-century.

Although our analysis is conducted in an overlapping generations model, it is not inconceivable that the underlying economic mechanisms are generalizable to an RBC-type economy (similar to how Carlstrom and Fuerst (1997) adapt Bernanke and Gertler (1989) in an infinite horizon model). To the extent that this can be done, frictions have interesting implications for business cycle movements too: labor market frictions in conjunction with credit frictions have the ability to amplify temporary shocks and exacerbate recessions. RBC models have often been critiqued for requiring relative large and persistent exogenous shocks to generate business cycle behavior. Our economy with frictions would require these shocks to be of smaller magnitude (since frictions amplify them) and less persistent (since frictions slow down convergence speed) to match the same business cycle facts. Consider, for example, a one-time (exogenous) adverse shock to the Solow-residual A at time t . This would lower the wage rate ω_t , and reduce the flow of loanable funds. At the same time, it lowers borrower net worth, leading to a greater fraction of capitalists being credit-constrained. The credit friction margin, working through borrowing constraints, amplifies the temporary shock on its own (Bernanke and Gertler, 1989). But the presence of labor frictions worsens the impact: a lower wage rate leads to greater unemployment, lesser flow of savings and elicits an even steeper decline in investment.

Furthermore, the rate at which the economy bounces back from such a temporary adverse shock depends upon the severity of these frictions. The two frictions work together to prolong the effects of a recession the more distorted credit and labor markets are. How strong these amplification and persistence effects are, of course, requires a full-fledged quantitative analysis. But at the least, our model indicates the potential role frictions may play in explaining properties of business cycles across countries, or even within a country at different points in time.

6 The Underlying Nested Models

The model described thus far in fact nests three different models, one where only the labor market friction is active (as in, say, Jullien and Picard, 1998), one where only the credit market friction is active (as in, Boyd and Smith, 1998, for example), and of course, the full-information frictionless Diamond (1965) model. We briefly sketch each of the nested models with the purpose of uncovering the exact influence of each friction on the models' deeper features.

To facilitate comparisons, we set $\hat{z} = 1$ and restrict ourselves to $\phi \in [0, 1]$. When $\gamma = 0$ we have $\phi = 1$, the case where all information is effectively public and credit markets work frictionless. Similarly, setting $\theta = 0$ gives us a frictionless labor market since firms can perfectly

deduce their employees' work efforts. In order that our model behaves exactly like the full-information Diamond model when $\gamma = \theta = 0$, we require that

$$A \geq \max \left\{ \frac{(\varphi q)^{1-\alpha}}{1-\alpha}, \left(\frac{\bar{a}}{\alpha\beta} \right)^{1-\alpha} \left(\frac{1}{1-\alpha} \right)^\alpha \right\},$$

which guarantees that all borrowers are funded and all workers employed when credit and labor markets are free of frictions.¹³

6.1 Nested models

Model with Only Labor Friction

In most respects this is the classic Diamond model except that workers are of heterogeneous types and firms issue efficiency wage contracts that keep the shirkers away at the cost of some unemployment. With employed agents saving their entire wage income, we have $K_{t+1} = L_t \omega_t$ and hence

$$k_{t+1} = \omega(k_t) \frac{F(\hat{a}_t)}{F(\hat{a}_{t+1})}. \quad (36)$$

The equilibrium consists of sequences of $\{k_t, \hat{a}_t\}$ that satisfy equation (36) above and (37) below

$$\hat{a}_t = \beta(1-\theta)\omega(k_t)f'(k_{t+1}). \quad (37)$$

The positive stationary equilibrium can be shown to be unique and saddle-path stable.

Model with Only Credit Friction

As in the standard Diamond model, there will be full employment, $L_t = 1$ for all t , in this case. The active CSV friction affects returns on loans and deposits as defined in Lemma 1: $R_{t+1} = \psi f'(k_{t+1}) / \{q - \omega(k_t)\}$ and also results in credit rationing. Under our assumption of zero first period consumption, using (23), it follows that $k_{t+1} = \phi \omega(k_t)$. Standard arguments establish the existence of a unique asymptotically stable steady state (see Boyd and Smith, 1998).

Full-information Diamond model

¹³The frictionless ($\gamma = \theta = 0$) version of our model does not reduce to the textbook Diamond model because we have assumed fixed project size (q) and worker disutility from exerting effort (a). Even without frictions, it may still be the case that workers with very high a do not find exerting effort to be in their best interest. In such a setting, wages have to be sufficiently high to align these workers' incentives with the firms', or else these workers would remain unemployed. Similarly, wages have to be high enough for aggregate savings to fund all entrepreneurs. A high A is sufficient to get high wages.

The law-of-motion for capital per worker will be $k_{t+1} = \omega(k_t)$ here, which possesses a unique and asymptotically stable positive steady-state.

It is clear that adding the two frictions does not fundamentally alter the stability properties of the steady-states, nor does it contribute to multiple equilibria of the kind that Betts and Bhattacharya (1998) and Acemoglu (2001) note.

6.2 Model comparisons

To examine how each type of friction impacts the steady-states, define k_D^* to be the steady state capital-labor ratio in the full-information Diamond model, k_L^* to be the same in the model with the labor market friction, k_C^* for the model with just the credit market friction, and k_{LC}^* , the stationary capital-labor ratio for the model with both frictions.

Lemma 2 *Under the assumption of Cobb-Douglas technology,*

$$\begin{aligned} k_D^* &= [A(1 - \alpha)]^{\frac{1}{1-\alpha}}, & k_L^* &= [A(1 - \alpha)]^{\frac{1}{1-\alpha}}, \\ k_C^* &= [\phi A(1 - \alpha)]^{\frac{1}{1-\alpha}}, & k_{LC}^* &= [\phi A(1 - \alpha)]^{\frac{1}{1-\alpha}}, \end{aligned}$$

where, ϕ is defined in Lemma 1. The corresponding employment rate in the presence of labor frictions is given by equation (35).

Recalling equation (21), the fraction borrowers who are funded in steady-state is $\mu^* = \omega(k^*)/(\varphi q)$ as long as $\gamma > 0$ (all borrowers are funded for $\gamma = 0$). Since only employed workers obtain production opportunities in our model, we may also want to think about economy-wide access to credit, that is, fraction of young agents who are able to obtain loans, $\tilde{\mu}^* = \varphi \mu^* F(a(k^*))$.

Comparing steady-states across these four nested economies we note that:

Proposition 4 *a) $k_{LC}^* = k_C^* < k_L^* = k_D^*$: the steady-state capital per worker is lowest for economies with credit market frictions and moreover does not depend upon frictions in the labor market.*

b) $\mu_{LC}^ = \mu_C^* < \mu_L^* = \mu_D^* = 1$: the extent of credit rationing is identical in the economy with both frictions and in the economy with only credit market frictions. However, the fraction of the population with access to credit is higher in the former: $\tilde{\mu}_{LC}^* < \tilde{\mu}_C^*$.*

c) $\hat{a}^ < \hat{a}^*$: long-run unemployment is higher in the economy with both frictions than in the economy with only the labor market friction.*

Proposition 4 (a) and (b) follow directly from our earlier discussions. For (c), note that credit frictions affect worker’s incentives through the wage rate. In the presence of these frictions, capital accumulation is lower and so is the wage that workers are offered in equilibrium. The lower wage increases worker incentives to shirk; employers respond by cutting back on employment.

Proposition 4 carries an important implication. It suggests that instead of cancelling out each other’s effects, frictions reinforce each other to weigh down on real activity along the growth path. In particular, the presence of the credit market friction worsens the severity of the labor market friction and raises long-run unemployment. Several caveats notwithstanding, our analysis suggests that employment policies designed to reduce unemployment may perform better if other policies concurrently lower the severity of the credit market friction. There is evidence to suggest that both credit and labor market frictions are more acute in Europe relative to the US. The model indicates that institutional imperfections in both markets may be vital for explaining Europe’s deeper unemployment problems.¹⁴

7 Extensions

As we noted in section 5, a surprising feature of our setup is that labor market frictions do not affect long-run real activity per worker. As will be evident below, this result hinges on a previously made assumption that precludes the unemployment rate from affecting saving and investment per worker. In this section, we discuss a simple modification to our earlier setup in which this assumption does not hold.

Suppose we allow unemployed workers to receive an alternate means of income. In particular, suppose we posit that the unemployed can ultimately engage in household production, converting their youthful labor time into τ units of the consumption good.¹⁵ We assume $\tau < \omega(k)$ for all “relevant” values of k . Just as before, these workers do not receive any other production opportunity, but can now deposit their savings with the same intermediary that the employed workers access. Since savings of the unemployed flows into the credit market, effective savings per worker will now depend on labor market frictions via the size of the unemployed pool.¹⁶

¹⁴Wasmer and Weil (2002) also argue that recent evidence suggests European unemployment to be more than simply a labor market phenomenon. They point out that Europe’s unemployment problems have persisted and economic activity remained sluggish even after European labor markets eliminated many of the rigidities widely blamed for its problems.

¹⁵The income τ may be interpreted as home production, as in the real business cycle literature. Alternatively, we can view it as legal informal sector activity, as in the development economics literature.

¹⁶As an alternative, consider a model where people potentially work in both periods of life (wage contracts are still one period long). If agents can become unemployed when old, then their saving behavior would depend upon

Without presenting a full reworking of the model, we highlight some of the basic changes to the analysis. The specifics of the loan contracts remain as in section 4, but credit market outcomes are affected. Total demand for credit, when all capitalists want to operate their projects, is $\varphi(q - \omega_t)L_t$. Aggregate supply of funds now comes from the savings of employed workers who did not receive a production opportunity, $(1 - \varphi)\omega_t L_t$, and of the unemployed, $\tau(1 - L_t)$. Then a necessary condition for credit rationing to hold for all t is

$$(1 - \varphi)\omega_t L_t + \tau(1 - L_t) < \varphi(q - \omega_t)L_t \Leftrightarrow \varphi q > \omega_t + l_t \tau,$$

where $l \equiv (1 - L)/L$ is the fraction of workforce engaged in household production. Equating supply and demand for loanable funds under rationing, we find the fraction of funded capitalists to be

$$\mu_t = \frac{\omega_t + l_t \tau}{\varphi q}.$$

Compared to (21), *ceteris paribus*, credit rationing will now be less pervasive since the unemployed have positive savings invested in the capital market. What is key, however, is that labor frictions now *directly* affect credit rationing through l_t .

Turning to the labor market, we reconsider a worker's incentive compatibility constraint. We normalize the wage that firms pay to shirking workers as $\omega_{0t} = 0$ and to non-shirkers as $\omega_{1t} = \omega_t$, as before. Workers exert full effort iff

$$\beta R_{t+1} (1 - \theta) \omega_t(a) \geq a, \tag{38}$$

a condition similar to (4). Since unemployed workers earn τ from household production, it is rational for a type a worker to sign such a contract if

$$\beta R_{t+1} \omega_t(a) - v - a \geq \beta R_{t+1}^w \tau.$$

All unemployment is involuntary if the first constraint implies the second and the latter is not binding, that is, as long as

$$a \geq (1 - \theta) [v + a - \beta \tau R_{t+1}^w] > 0.$$

A sufficient condition for this is

$$\frac{\theta}{1 - \theta} a > v - \beta \tau R^w(k_1)$$

that possibility. It is possible to have labor market frictions affect steady-state real activity in this environment. Of course, this reformulation would require some risk aversion on the part of agents; however, this requirement would preclude the possibility of deriving a standard debt contract in the credit market.

anticipating that starting from a initial $k_1 < k^*$, return to savings will monotonically decline as the economy approaches its steady-state. We assume parameter values, including the initial capital stock k_1 , which satisfy this condition.¹⁷

Equilibrium employment is determined by (38) holding as an equality. Again, since expected utility of a funded borrower under credit rationing is $\rho_{t+1}q\phi - r_{t+1}b_t$, his expected return on savings is $R_{t+1}^{fc} = [\rho_{t+1}q\phi - r_{t+1}b_t]/\omega_t$. Given the probability of becoming a capitalist $p_t = \varphi\mu_t$, expected return on savings is given by

$$\begin{aligned} R_{t+1} &= [p_t R_{t+1}^{fc} + (1 - p_t) R_{t+1}^w] \omega_t \\ &= \phi \rho_{t+1} + l_t \left(\frac{\tau}{\omega_t} \right) (\phi \rho_{t+1} - r_{t+1}), \end{aligned}$$

which now depends on the allocation of labor between the formal and household activities (l_t) and on returns to household production relative to formal sector earnings (τ/ω_t). Equilibrium employment is determined by \hat{a}_t according to

$$\begin{aligned} \hat{a}_t &= \beta(1 - \theta)[\phi \rho_{t+1} \omega_t + l_t \tau (\phi \rho_{t+1} - r_{t+1})] \\ &= \beta(1 - \theta) h'(k_{t+1}) \left[\phi \omega(k_t) + \tau \left(\frac{1 - F(\hat{a}_t)}{F(\hat{a}_t)} \right) \left\{ \phi - \frac{\psi}{q - \omega(k_t)} \right\} \right]. \end{aligned} \quad (39)$$

In the capital market, aggregate flow of loanable funds now comprises of the savings of the employed workers, $\omega_t L_t$, and of the unemployed, $\tau(1 - L_t)$. The capital market clearing condition becomes:

$$k_{t+1} = \phi \omega_t \frac{F(\hat{a}_t)}{F(\hat{a}_{t+1})} + \phi \tau \frac{1 - F(\hat{a}_t)}{F(\hat{a}_{t+1})}. \quad (40)$$

Equations (39) and (40) comprise the new dynamical system whose steady states satisfy

$$\begin{aligned} k &= \phi \omega(k) + \phi \tau \left[\frac{1 - F(\hat{a})}{F(\hat{a})} \right], \\ \hat{a} &= \beta(1 - \theta) h'(k) \left[\phi \omega(k) + \tau \left(\frac{1 - F(\hat{a})}{F(\hat{a})} \right) \left\{ \phi - \frac{\psi}{q - \omega(k)} \right\} \right]. \end{aligned}$$

This dynamical system is a lot more complicated than the one in (24) and (25). It is harder to establish stability and comparative statics results analytically in this case. Per force we opt for numerical simulations. We report results for one parameterization, but qualitatively similar results were obtained for other sets of parameter values. We choose $h(k) = 6k^{0.33}$, $\phi = 0.9$, $\tau = 1$, $\psi = 2$, $\varphi = 0.75$, $\theta = 0.2$, $q = 20$, and $f \sim$ uniform on $[0.2, 3.2]$. Directly assuming a value for ϕ

¹⁷Alternatively, we can set $v = 0$ and automatically satisfy the involuntary unemployment condition for all $a \geq 0$. We could not have done so in section 2, because $v > 0$ is required to ensure that all unemployed workers are involuntarily unemployed.

and ψ is convenient especially since it does not require us to specify a distribution function g ; it also allows a more direct interpretation of the credit market distortion.

For these parameter values, the non-trivial steady state is unique, as in the baseline model with no household production. In particular, $(k^*, \hat{a}^*) = (6.9, 3.0)$, with an associated unemployment rate of about 6.9%, $\omega(k^*)/\tau \simeq 7.6$, and roughly half of the set of potential capitalists are funded.¹⁸ To examine stability, we log-linearized equations (39) and (40) around this steady-state. The eigenvalues of the Jacobian were 7.55 and 0.45 indicating that (k^*, \hat{a}^*) is a saddle-point.

We are interested in how the steady-state adjusts (and how fast it adjusts) to changes in the severity of the two frictions. Again we rely on numerical simulations and present comparative statics results in Figures 1-3 below. In Figure 1, raising ϕ , that is improving credit market efficiency, raises k^* , reduces unemployment and increases the availability of finance to capitalists. These effects are intuitive and similar to those obtained analytically in section 5 above.

However, unlike section 5, labor frictions now have long-run effects. As Figure 2 illustrates, raising θ (worsening labor market conditions) increases unemployment, and interestingly, raises k^* as well as the fraction of capitalists who receive funding. What is at work here are the disparate effects of labor frictions on the demand and supply of loanable funds. When θ goes up, fewer workers are employed, receive production opportunities, and subsequently, apply to banks for loans. At the same time, a decline in employment reduces the flow of savings from the formal sector. The decline in the pool of applicants and formal sector savings are proportional, for a given capital-labor ratio. What mitigates the situation, a channel absent before, is the additional flow of savings from a larger pool of unemployed households. This flow increases the overall supply of credit relative to demand. Not surprisingly, a greater proportion of the potential capitalists now get funded, increasing the availability of capital per worker.¹⁹

Although this means output per worker y^* is higher when labor markets are more distorted, output per capita need not be. Specifically, per capita income derives from the formal sector as well from household production, $\tilde{y}^* = y^*F(\hat{a}^*) + \tau[1 - F(\hat{a}^*)]$. More severe labor market frictions tilt economic activity in favor of lower paying household (informal) activities. Under plausible assumptions regarding the low-productivity of such activities, income per capita would surely decline.

Next we examine how income from household production affects steady-states. As illustrated

¹⁸We checked to ensure that all assumptions of the model are satisfied at these values.

¹⁹A similar effect would be present in the alternative framework proposed in footnote 16. When labor frictions worsen and steady-state unemployment rises, each risk-averse worker would save more, leading to a higher steady-state capital per worker. Of course the nature of this relationship would also depend on the availability of unemployment insurance and whether jobless young agents can borrow against an uncertain future income.

in Figure 3, an increase in τ reduces unemployment and raises the steady-state capital per worker as well as the fraction of capitalists receiving funding. Higher τ makes home production more attractive and reduces the cutoff \hat{a} for firms. Hence, fewer are unemployed, and the supply of loanable funds goes up. This reduces the severity of credit rationing, and increases capital production.²⁰

Finally, we turn to the dynamic effects of credit and labor market frictions. As in the baseline model these frictions affect the speed with which the economy adjusts along the saddle-path to its steady-state. Figure 4 reports simulation results of the effect of ϕ and θ on the smaller (non-explosive) eigenvalue which drives the convergence dynamics. Since the eigenvalue comes from the linearized dynamic system, these effects are to be understood as being relevant for small departures from the steady-state.

With an increase in ϕ (lessening severity of credit frictions), the stable eigenvalue falls in absolute value. Not only is the steady-state now higher, the speed of convergence is faster too. All else being equal, two economies with different credit market distortions would respond differently to exogenous one-time shocks – the more distorted one will take longer to bounce back.

Higher values of θ , in contrast to what we obtained earlier, are now associated with smaller eigenvalues: an economy with more distorted labor markets actually adjusts to its steady-state faster. Recall that changes in θ lead to proportional changes in the demand for credit and the supply of formal sector savings. With more distorted labor markets, a greater fraction of the population is involved in household production. On a per worker basis, their supply of savings to the credit market is higher. Consequently, there is more investment per worker, and the associated rate of capital accumulation is more rapid, leading to faster convergence.

Finally Figure 5 illustrates how increases in τ reduce the stable eigenvalue, speeding up the convergence process. The mechanism here is similar to that of an increase in θ in that higher savings from household production allows for larger investment than would be possible, speeding up capital accumulation and leading to faster convergence to the steady-state.

²⁰It is interesting to note that the traditional development economics literature has portrayed the informal sector as a drag on development and actively discouraged its presence and growth. In contrast, our analysis (much like de Soto (2000)) finds redeeming aspects to actively encouraging it. Note however that we treat τ as strictly exogenous, i.e., unconnected with the state of the economy.

8 Concluding Remarks

In this paper, we have studied credit and labor market frictions in a two-period overlapping generations model. We embedded a costly state verification problem in the credit market and in the labor market an agency problem where worker effort is imperfectly observed. Compared to the no-frictions overlapping generations model, these frictions give rise to equilibrium credit rationing and involuntary unemployment. We examined how the two frictions interact and affect stationary and non-stationary equilibria.

The economy possesses a unique asymptotically stable positive steady-state to which equilibrium sequences of the capital-labor ratio and employment monotonically converge. The speed of convergence and the steady-state itself are affected by market imperfections. Higher credit frictions lead to greater deadweight losses and more pervasive credit rationing, discouraging capital accumulation and worsening unemployment problems. Distortions in the labor market, on the other hand, increase unemployment but affect steady-state capital and output per worker only when the unemployed have alternative sources of income. Comparative dynamics exercises suggest that credit frictions prolong convergence to the stationary equilibrium, while the effect of labor frictions depend upon whether or not unemployment affects the flow of savings per worker.

The simplicity of our model with strong microfoundations of credit and labor market frictions and its attractive dynamic properties make it particularly suitable for quantitative studies. One avenue we would like to explore is how well the two frictions explain cross-country unemployment problems, especially between Europe and the US. Another research question is the importance of information frictions in explaining business cycle movements (Greenwald and Stiglitz, 1994, Arnold, 2002). Obviously our overlapping generations framework would have to be abandoned in favor of the infinite-horizon model. As Carlstrom and Fuerst (1997) have demonstrated, the credit friction margin is easily extended to such an environment. Similarly Gomme (1999) offers a way to incorporate the efficiency wage model into an infinite-horizon economy. It is conceivable that these settings can be profitably married to study the joint influence of the two frictions on variables at business cycle frequencies. This would be an interesting issue for future research.

Appendix

A Proof of Proposition 3

To investigate stability of the steady-states, we log-linearize the system described by equations (32) and (33) using the approximation $(z_t - z^*)/z^* = (z_t/z^*) - 1 \simeq \ln(z_t/z^*) \equiv \tilde{z}_t$.

Begin by linearizing equation (32):

$$\begin{aligned} k_{t+1} - k^* &= \frac{\alpha}{1-\alpha} \eta(k^*)^{\alpha/(1-\alpha)} (\hat{a}^*)^{-1/(1-\alpha)} \left[\frac{k_t - k^*}{k^*} \right] \\ &\quad - \frac{1}{1-\alpha} \eta(k^*)^{\alpha/(1-\alpha)} (\hat{a}^*)^{-1/(1-\alpha)} \left[\frac{\hat{a}_t - \hat{a}^*}{\hat{a}^*} \right] \end{aligned}$$

which, using the expression for k^* , becomes

$$\begin{aligned} \frac{k_{t+1} - k^*}{k^*} &= \frac{\alpha}{1-\alpha} \left[\frac{k_t - k^*}{k^*} \right] - \frac{1}{1-\alpha} \left[\frac{\hat{a}_t - \hat{a}^*}{\hat{a}^*} \right] \\ \Rightarrow \tilde{k}_{t+1} &= \frac{\alpha}{1-\alpha} \tilde{k}_t - \frac{1}{1-\alpha} \tilde{a}_t \end{aligned} \tag{41}$$

Similarly, linearizing (33) we get

$$\begin{aligned} f(\hat{a}^*)(\hat{a}_{t+1} - \hat{a}^*) &= -\frac{\alpha^2}{1-\alpha} [\sigma(k^*)^{-\alpha^2/(1-\alpha)} (\hat{a}^*)^{1/(1-\alpha)} F(\hat{a}^*)] \left[\frac{k_t - k^*}{k^*} \right] \\ &\quad + \frac{1}{1-\alpha} [\sigma(k^*)^{-\alpha^2/(1-\alpha)} (\hat{a}^*)^{1/(1-\alpha)} F(\hat{a}^*)] \left[\frac{\hat{a}_t - \hat{a}^*}{\hat{a}^*} \right] \\ &\quad + [\sigma(k^*)^{-\alpha^2/(1-\alpha)} (\hat{a}^*)^{1/(1-\alpha)} F(\hat{a}^*)] \frac{\hat{a}^* f(\hat{a}^*)}{F(\hat{a}^*)} \left[\frac{\hat{a}_t - \hat{a}^*}{\hat{a}^*} \right], \end{aligned}$$

or,

$$f(\hat{a}^*)(\hat{a}_{t+1} - \hat{a}^*) = -\frac{\alpha^2}{1-\alpha} F(\hat{a}^*) \tilde{k}_t + \frac{1}{1-\alpha} F(\hat{a}^*) \tilde{a}_t + F(\hat{a}^*) \frac{\hat{a}^* f(\hat{a}^*)}{F(\hat{a}^*)} \tilde{a}_t$$

or,

$$\tilde{a}_{t+1} = \frac{F(\hat{a}^*)}{\hat{a}^* f(\hat{a}^*)} \left[-\frac{\alpha^2}{1-\alpha} \tilde{k}_t + \left\{ \frac{1}{1-\alpha} + \frac{\hat{a}^* f(\hat{a}^*)}{F(\hat{a}^*)} \right\} \tilde{a}_t \right] \tag{42}$$

Equations (41) and (42) can be written in matrix notation as

$$\mathbf{x}_{t+1} = \mathbf{Q} \mathbf{x}_t,$$

where $\mathbf{x}_t = (k_t \ a_t)'$ and the elements of the Jacobian \mathbf{Q} are

$$\begin{aligned} q_{11} &= \frac{\alpha}{1-\alpha}, & q_{12} &= -\frac{1}{1-\alpha}, \\ q_{21} &= -\left(\frac{\alpha^2}{1-\alpha} \right) \left(\frac{F}{\hat{a}^* f} \right), & q_{22} &= 1 + \frac{1}{1-\alpha} \left(\frac{F}{\hat{a}^* f} \right). \end{aligned}$$

Eigenvalues of \mathbf{Q} satisfy the characteristic equation

$$p(\lambda) \equiv \lambda^2 - T\lambda + D = 0,$$

where

$$T = q_{11} + q_{22} = \frac{1}{1-\alpha} \left[1 + \left(\frac{F}{\hat{a}^* f} \right) \right] > 0,$$

$$D = q_{11}q_{22} - q_{12}q_{21} = \frac{\alpha}{1-\alpha} \left[1 + \left(\frac{F}{\hat{a}^* f} \right) \right] > 0.$$

Therefore,

$$p(0) = D > 0$$

indicating that the two roots (λ_1, λ_2) fall on the same side of 0. Moreover,

$$p(1) = 1 - T + D = - \left(\frac{F}{\hat{a}^* f} \right) \left[\frac{1}{1-\alpha} - \frac{\alpha}{1-\alpha} \right] = - \left(\frac{F}{\hat{a}^* f} \right) < 0$$

which implies that (λ_1, λ_2) fall on either sides of 1. Hence, we have $\lambda_1 > 1$ and $0 < \lambda_2 < 1$ so that the steady-state (k^*, \hat{a}^*) is a saddle-point.

Now define $m(\hat{a}^*) \equiv 1 + F/(\hat{a}^* f)$ so that $T = m/(1-\alpha)$ and $D = \alpha m/(1-\alpha)$. The smaller (stable) eigenvalue of \mathbf{Q} is given by

$$\lambda_1 = \frac{T - \sqrt{T^2 - D}}{2}.$$

Straightforward differentiation shows that $\partial\lambda_1/\partial m < 0$. We are interested in $\partial\lambda_1/\partial\gamma$ and $\partial\lambda_1/\partial\theta$. This depends upon whether $\partial m/\partial\gamma$ and $\partial m/\partial\theta \gtrless 0$. For a uniform distribution $a \sim U[\underline{a}, \bar{a}]$, $F/(\hat{a}^* f) = 1 - \underline{a}/\hat{a}^*$ is increasing in \hat{a}^* . Hence, anything that decreases \hat{a}^* would decrease m , in turn increasing λ_1 . From section 5.2, we know that $\partial\hat{a}^*/\partial\gamma < 0$ and $\partial\hat{a}^*/\partial\theta < 0$. Therefore, higher credit and labor market frictions both decrease the speed of convergence via λ_1 . ■

References

- [1] Acemoglu, D. (2001) “Credit Market Imperfections and Persistent Unemployment”, *European Economic Review*, 45, 4(6), 665-679.
- [2] Arnold, Lutz G. (2002), “Financial Market Imperfections, Labor Market Imperfections and Business Cycles”, *Scandinavian Journal of Economics*, 104, 105-124.
- [3] Azariadis, C. and S. Chakraborty (1999) “Agency Costs in Dynamic Economic Models”, *Economic Journal*, 109, 222-241.
- [4] Banerjee, A., E. Duflo, and K. Munshi (2002) “The (mis)allocation of capital”, mimeo MIT.
- [5] Barro, R. J. and X. Sala-i-Martin (1992), “Convergence”, *Journal of Political Economy*, 100(2), 223-51.
- [6] Beck, T., A. Demirguc-Kunt, and R. Levine (1999) “A New Database on Financial Development and Structure”, World Bank, available from <http://www.worldbank.org/research/projects/finstructure>
- [7] Bencivenga, V., and B. D. Smith (1993), “Some Consequences of Credit Rationing in an Endogenous Growth Model”, *Journal of Economic Dynamics and Control*, 17, 97-122.
- [8] Bencivenga, V., and B. D. Smith (1997), “Unemployment, Migration, and Growth”, *Journal of Political Economy*, 105 (3), 582-608.
- [9] Bernanke, B, and M. Gertler (1989), “Agency Costs, Net Worth, and Business Fluctuations”, *American Economic Review*, 79(1), 14-31.
- [10] Betts, C, and J. Bhattacharya (1998), “Unemployment, Credit Rationing, and Capital Accumulation: A Tale of Two Frictions”, *Economic Theory*, 12, 489-517.
- [11] Berkowitz, Jeremy, and Michelle J. White, (2002), “Bankruptcy and Small Firms’ Access to Credit,” NBER working paper 9010, *forthcoming*, Rand Journal of Economics.
- [12] Blanchflower D., and A.J. Oswald (1998), “What Makes an Entrepreneur?”, *Journal of Labor Economics*, 161 (1), 26-60.
- [13] Boyd, J.H., and B.D. Smith (1997), “Capital Market Imperfections, International Credit Markets, and Nonconvergence”, *Journal of Economic Theory*, 73 (2), 335-64.
- [14] Boyd, J.H, and B.D. Smith (1999), “Capital Market Imperfections in a Monetary Growth Model”, *Economic Theory*, 11(2), 241-273.
- [15] Carlstrom, C. and Fuerst, T. (1997), “Agency Costs, Net Worth and Business Fluctuations: A Computable General Equilibrium Analysis”, *American Economic Review*, 87, 893-910.
- [16] Coimbra R. (1999), “Efficiency Wages, Increasing Returns, and Endogenous Fluctuations”, mimeo, University of York, 1999-06.
- [17] de Soto, Hernando (2000), *The Mystery of Capital: Why Capitalism Triumphs in the West and Fails Everywhere Else*, Basic Books.

- [18] Del Boca, D. and Lusardi A. (1998) “Credit market regulations changes and labor market decisions”, CHILD working paper 22/2001.
- [19] Diamond, D. (1984), “Financial Intermediation and Delegated Monitoring”, *Review of Economic Studies*, 51, 393-414.
- [20] Diamond, P.A. (1965), “National Debt in a Neoclassical Growth Model”, *American Economic Review*, 55 (5), 1126-1150.
- [21] Evans, David S., and Boyan Jovanovic (1989), “An Estimated Model of Entrepreneurial Choice Under Liquidity constraints,” *Journal of Political Economy* 97, 808-827.
- [22] Gale, D., and M. Hellwig (1985), “Incentive Compatible Debt Contracts: The One-Period Problem”, *Review of Economic Studies*, 52, 647-663.
- [23] Gomme, P. (1999) “Shirking, Unemployment and Aggregate Fluctuations”, *International Economic Review* 40 (1), 3-21.
- [24] Greenwald, Bruce C. and Joseph E. Stiglitz (1994), “Imperfect Information, Credit Markets and Unemployment”, *European Economic Review*, 31, 444-456.
- [25] Hamilton K. M. (1999) “White Wealth and Black Repression in Harrison County, Texas: 1865-1868,” *Journal of Negro History*, 84 (4), 340-359.
- [26] Headd, Brian (2000) “The characteristics of small-business employees”, *BLS Monthly Review*, 123 (4), 13-18.
- [27] Huang, Tzu-Ling, Hallam, Arne, Orazem, Peter and Elizabeth Paterno (1998), “Empirical Tests of Efficiency Wage Models”, *Economica*, 165, 125-43.
- [28] ILO (2001) “Key indicators of the Labor Market”, available from <http://www.ilo.org/public/english/employment/strat/kilm/index.htm>
- [29] IMF Press Information Notice (PIN) No. 99/75 August 13 (1999).
- [30] Japelli, T. (1990), “Who is Credit Constrained in the U.S. Economy?”, *Quarterly Journal of Economics*, 105, 219-34.
- [31] Jullien, B. and Picard, P. (1998) “A Classical Model of Involuntary Unemployment: Efficiency Wages and Macroeconomic Policy”, *Journal of Economic Theory*, 78(2), 263-285.
- [32] Khan, A. (2001), “Financial Development and Economic Growth”, *Macroeconomic Dynamics*, 5, 413-433.
- [33] Ortigueira, S. and Santos, M. S. (1997), “On the Speed of Convergence in Endogenous Growth Models”, *American Economic Review*, 87(3), 383-99
- [34] Rajan, R., and Zingales, L (1998) “Financial Dependence and Growth”, *American Economic Review*, 88, 559-586.
- [35] Shaw, E.S. (1973), *Financial Deepening in Economic Development*, Oxford University Press, New York.

- [36] Smith B. D. (1989), “A Business Cycle Model with Private Information,” *Journal of Labor Economics*, 7, 210–237.
- [37] Smith, B. D. (1995), “Sectoral Employment and Cyclical Fluctuations in an Adverse Selection Model,” *International Economic Review* 36, 261-281.
- [38] Tsiddon, D. (1992), “A Moral Hazard Trap to Growth”, *International Economic Review*, 33 (2), 299-321.
- [39] Wasmer, E. and P. Weil (2002), “The Macroeconomics of Labor and Credit Market Imperfections”, ECARES working paper.
- [40] World Bank (2000), “The World Business Environment Survey (WBES) Interactive Dataset”, available at <http://info.worldbank.org/governance/wbes/>.
- [41] Williamson J. G. (1984), “Why Was British Growth So Slow During the Industrial Revolution? *Journal of Economic History*, 44(3),687-712.
- [42] Williamson, S.D. (1986), “Costly Monitoring, Financial Intermediation, and Equilibrium Credit Rationing”, *Journal of Monetary Economics*, XVIII, 159-79.
- [43] Williamson, S.D. (1987a), “Costly Monitoring, Loan Contracts, and Equilibrium Credit Rationing”, *Quarterly Journal of Economics*, 102, 135-45.
- [44] Williamson, S.D. (1987b), “Financial Intermediation, Business Failures, and Real Business Cycles”, *Journal of Political Economy* 95(6), 1196- 1216.

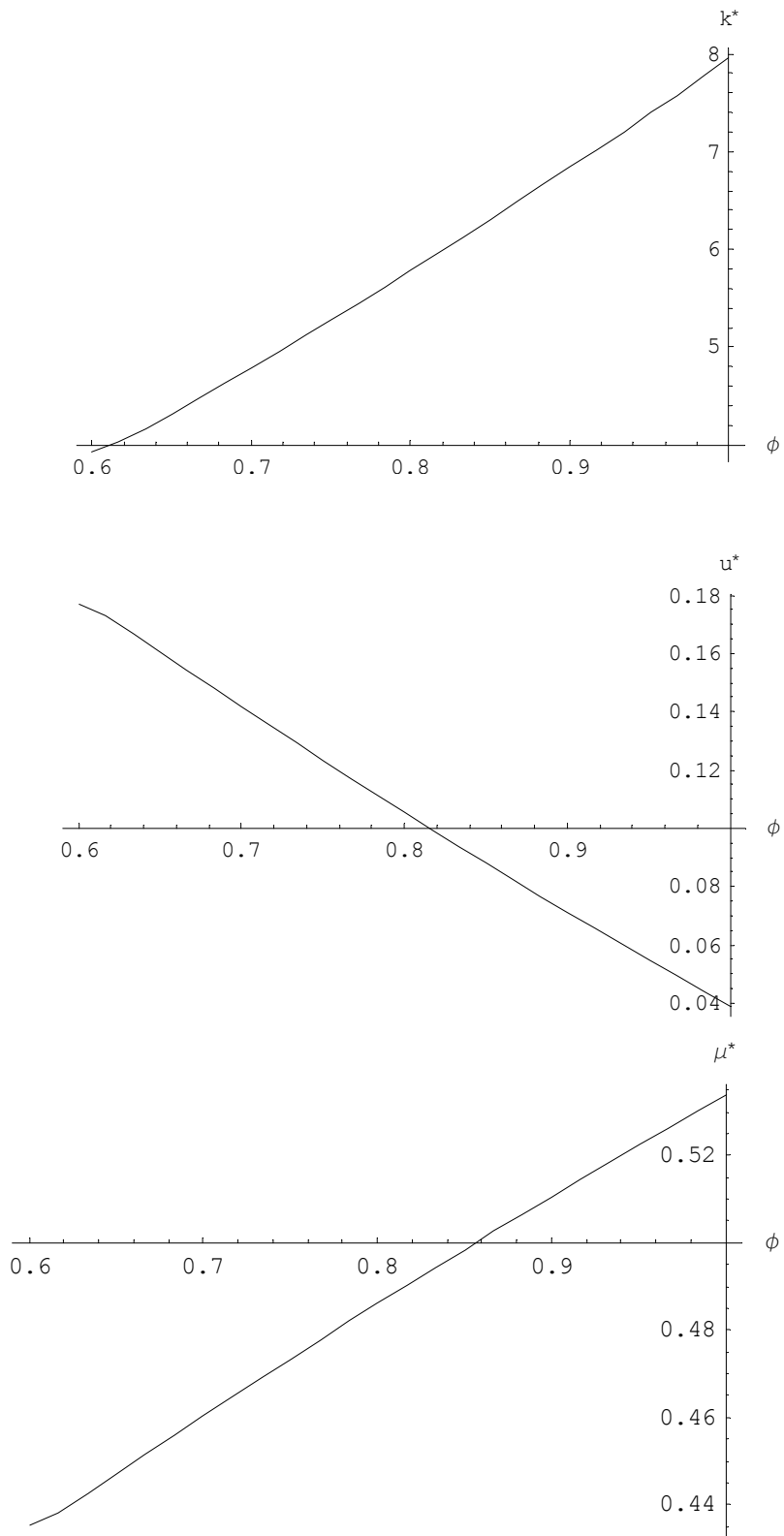


Figure 1: Effect of credit friction on steady-states

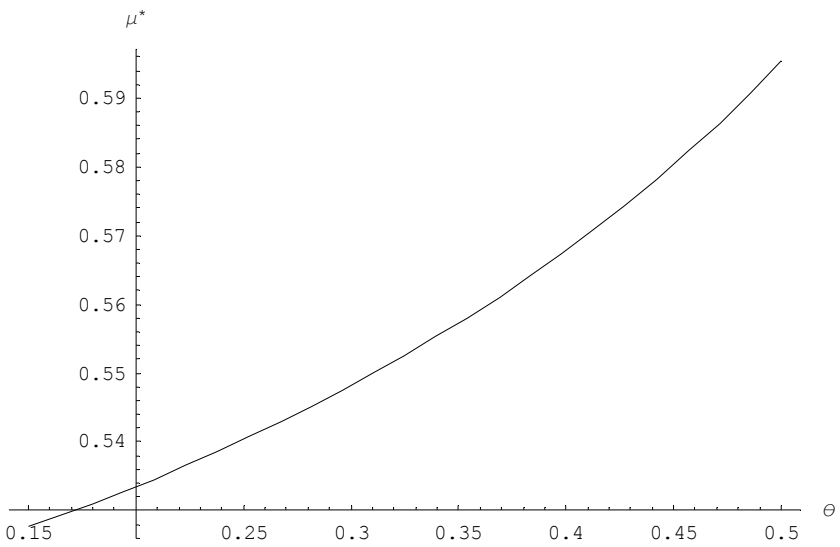
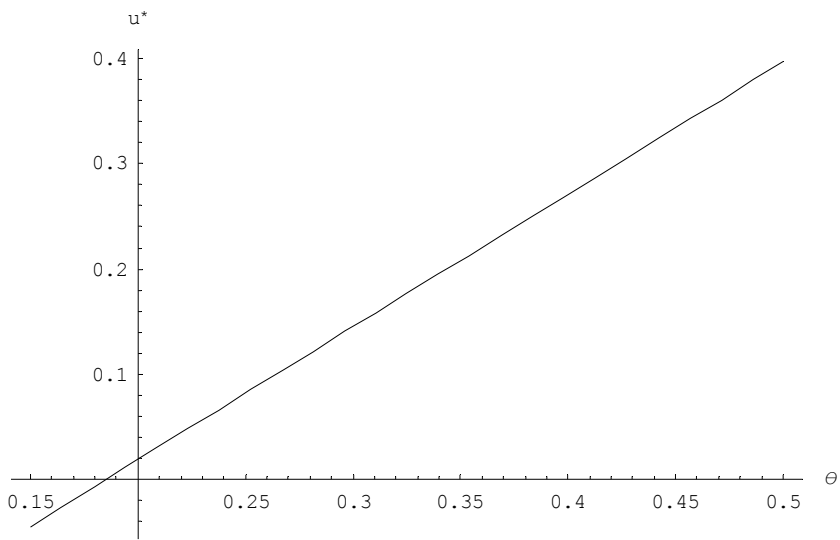
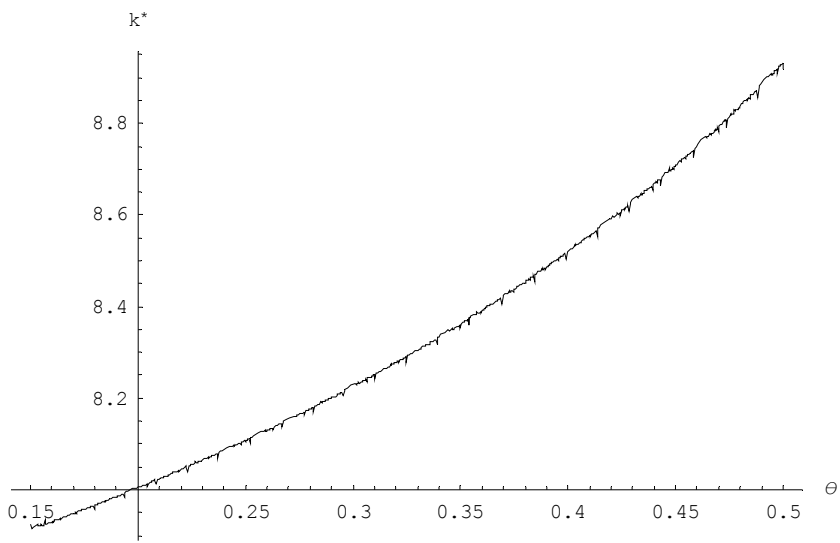


Figure 2: Effect of labor friction on steady-states

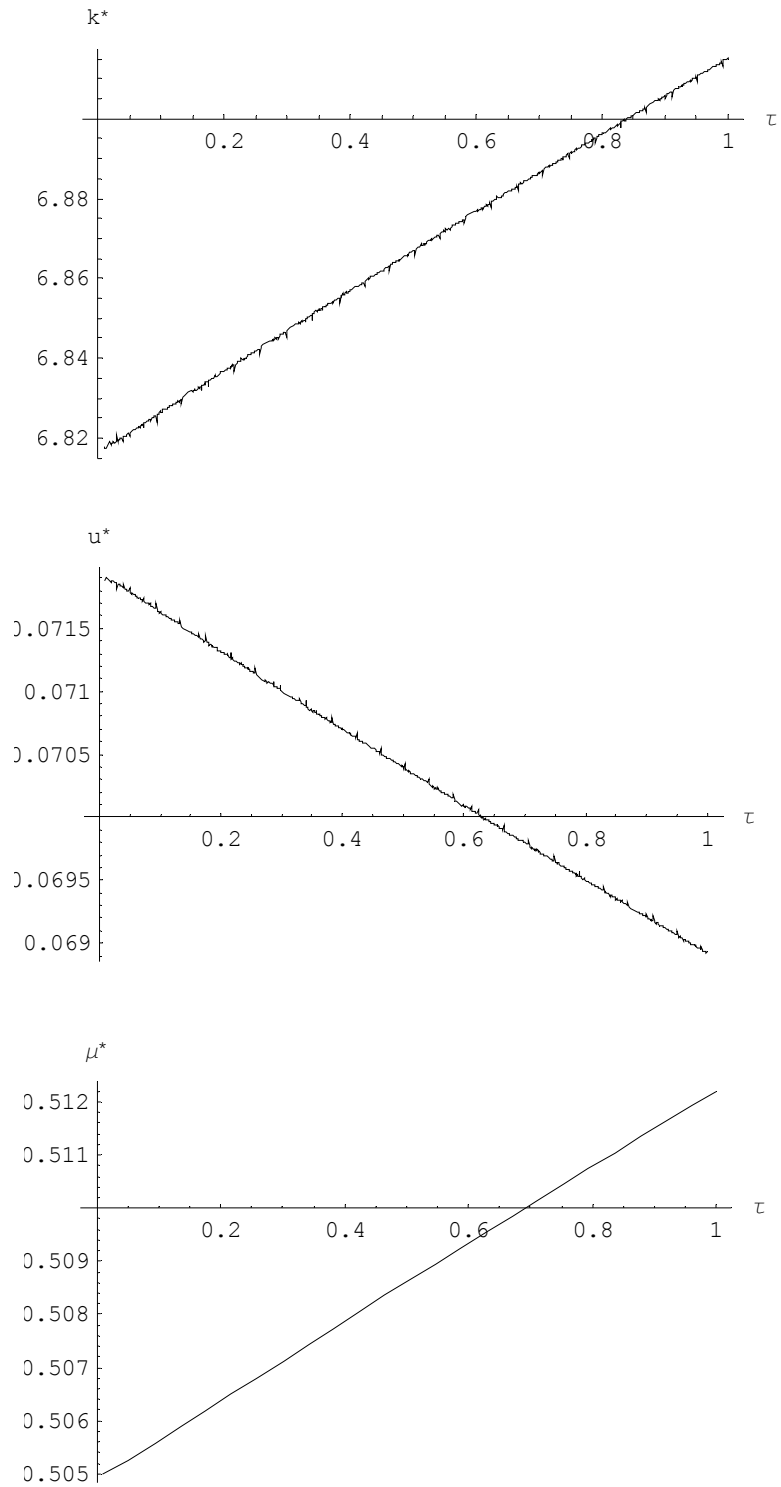


Figure 3: Effect of household production on steady-states

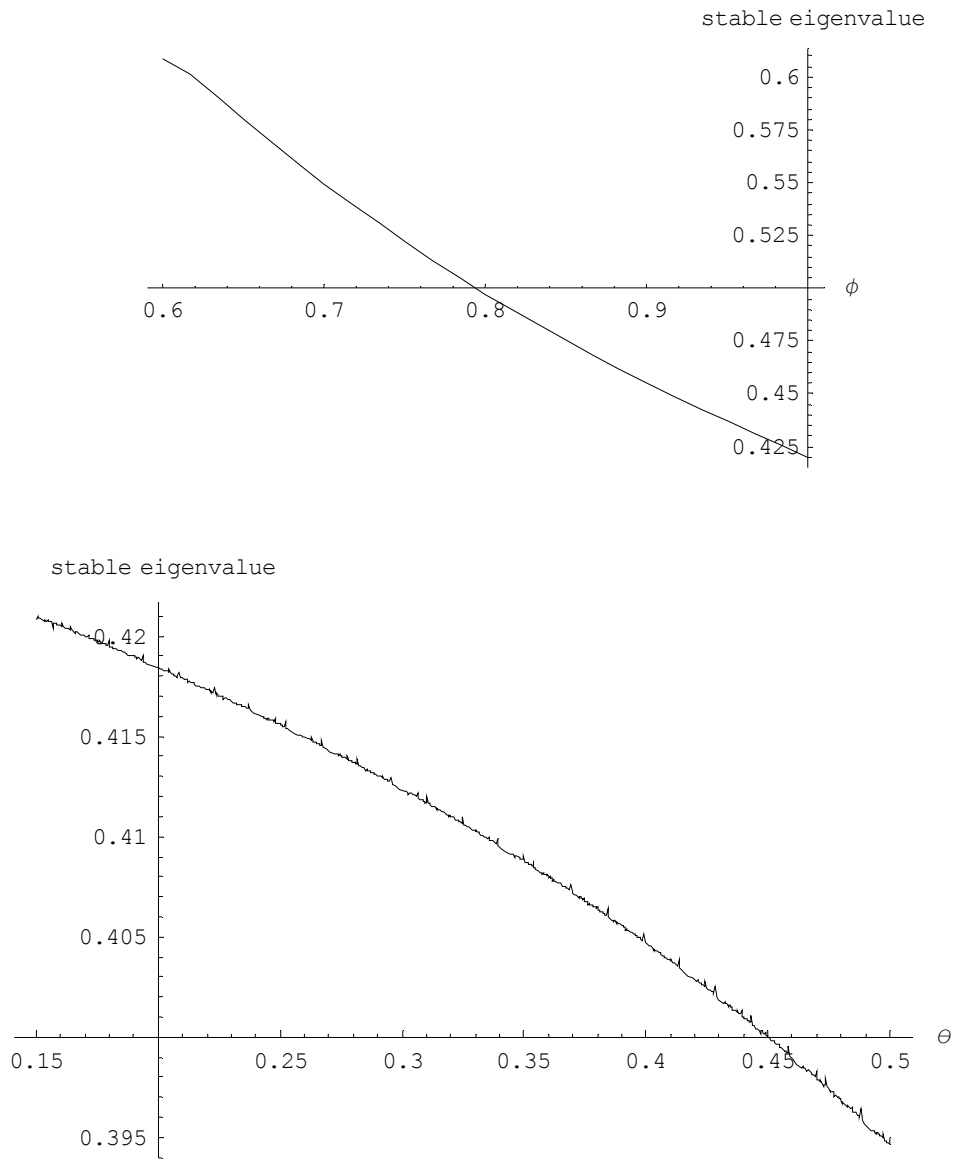


Figure 4: Effect of frictions on convergence dynamics

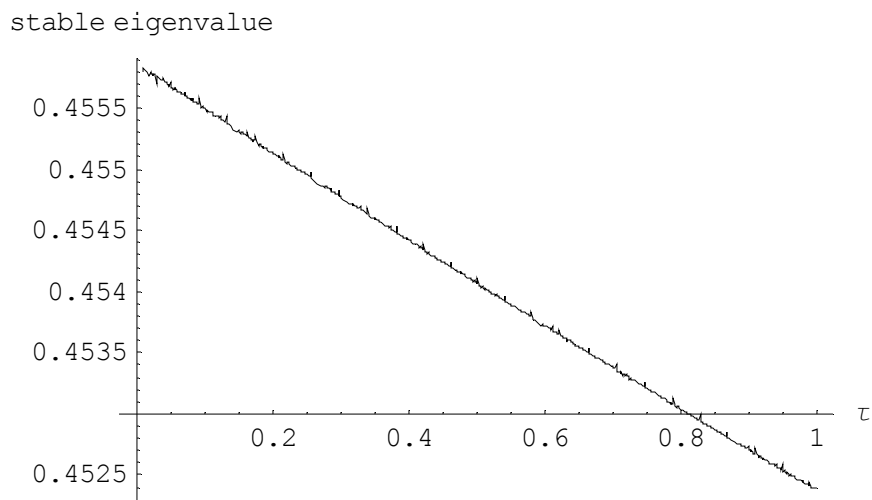


Figure 5: Effect of household production on convergence dynamics