

**Research Division**  
**Federal Reserve Bank of St. Louis**  
*Working Paper Series*



**The Optimal Inflation Target in an Economy with Limited Enforcement**

**Gaetano Antinolfi**  
**Costas Azariadis**  
**and**  
**James Bullard**

Working Paper 2007-037C  
<http://research.stlouisfed.org/wp/2007/2007-037.pdf>

September 2007  
Revised January 2010

FEDERAL RESERVE BANK OF ST. LOUIS  
Research Division  
P.O. Box 442  
St. Louis, MO 63166

---

The views expressed are those of the individual authors and do not necessarily reflect official positions of the Federal Reserve Bank of St. Louis, the Federal Reserve System, or the Board of Governors.

Federal Reserve Bank of St. Louis Working Papers are preliminary materials circulated to stimulate discussion and critical comment. References in publications to Federal Reserve Bank of St. Louis Working Papers (other than an acknowledgment that the writer has had access to unpublished material) should be cleared with the author or authors.

# The Optimal Inflation Target in an Economy with Limited Enforcement

**Gaetano Antinolfi\***

Washington University

and

Federal Reserve Bank of St. Louis

**Costas Azariadis<sup>†</sup>**

Washington University

and

Federal Reserve Bank of St. Louis

**James Bullard<sup>‡</sup>**

Federal Reserve Bank of St. Louis

17 December 2009<sup>§</sup>

## Abstract

We formulate the central bank's problem of selecting an optimal long-run inflation rate as the choice of a distorting tax by a planner who wishes to maximize discounted stationary utility for a heterogeneous population of infinitely-lived households in an economy with constant aggregate income and public information. Households are segmented into cash agents, who store value in currency alone, and credit agents who have access to both currency and loans. The planner's problem is equivalent to choosing inflation and nominal interest rates consistent with a resource constraint, and with an incentive constraint that ensures credit agents prefer the superior consumption-smoothing power of loans to that of currency. We show that the optimum inflation rate is positive, because inflation reduces the value of the outside option for credit agents and raises their debt limits.

*Keywords:* Deflation, debt constraints, limited participation, monetary policy, Friedman rule.

*JEL codes:* E31, E42, E58.

---

\*Email: gaetano@artsci.wustl.edu

<sup>†</sup>Email: azariadi@artsci.wustl.edu

<sup>‡</sup>Email: bullard@stls.frb.org. Any views expressed are those of the authors and do not necessarily reflect the views of the Federal Reserve Bank of St. Louis or of the Federal Reserve System.

<sup>§</sup>First draft: 15 May 2007.

# 1 Introduction<sup>1</sup>

## 1.1 Overview

Central bankers have comfort zones for long-run inflation and nominal interest rates which deviate substantially from the prescriptions of economic theory. For example, Federal Reserve officials have at times stated a preference for core inflation in the one-to-two percent annual range, in general agreement with the more explicit inflation targets of the European Central Bank, the Bank of England, the Reserve Bank of New Zealand and other institutions. This target is typically achieved with a nominal interest rate near five percent.

Economic theory, on the other hand, calls for an inflation target that is consistent with the Friedman rule of a zero nominal interest rate. That inflation target is minus the growth rate of real income in life cycle economies (Freeman (1993), Abel (1987)), or minus the sum of the rate of time preference plus an adjustment for income growth in representative household economies (Friedman (1969), Foley and Sidrauski (1969), Woodford (1990)).

Why do central banks prefer low inflation rates to outright deflation? One argument is that deflation subsidizes the holding of money at the expense of deposits and loans, causing disintermediation and a weakening of financial markets, as in Smith (2002). Another argument concerns the impact of the zero bound on nominal interest rates in environments where the central bank is committed to lower interest rates when economic activity weakens, as suggested by Summers (1991); for an analysis see Eggertsson and Woodford (2003) or Adam and Billi (2006).

In this paper we take the disintermediation argument seriously and use it in reverse: if a small deflation hurts asset markets, then a small inflation may help them. We explore an economy in which moderate inflation loosens debt constraints, deepens financial markets and improves the abil-

---

<sup>1</sup>For helpful comments on earlier versions of this research we thank Marcus Berliant, Steve Williamson, Randy Wright, and audiences at various universities and conferences. We thank Geetanjali Pande for research assistance. All errors are the responsibility of the authors.

ity of asset-trading households to smooth consumption. At the same time, inflation imposes a distortionary tax on money-trading households which works in the opposite direction. The central bank must choose the inflation rate to balance improvements in financial markets with deadweight losses from inflation.

## 1.2 What we do

We analyze an endowment economy with constant aggregate income, populated by a continuum of infinitely-lived households whose income shares fluctuate over time. All individual characteristics are public information. There are two asset markets, for currency and consumption loans. Households are exogenously divided into two groups, called *cash* agents and *credit* agents. Members of the first group are anonymous and can store value only in currency of which they hold nonnegative amounts. This group is made up of individuals who do not or cannot trade in asset markets, because they have defaulted in the past or face prohibitive transaction costs.

Members of the second group can participate in either market subject to endogenous participation or debt constraints that successfully deter default: This group may hold assets in positive or negative amounts. Default is punished with perpetual exclusion from the loan market but still permits households to take long positions in currency.

In this environment, deflation raises the payoff from using money and makes default more attractive for borrowers. That, in turn, tightens the participation constraint (lowers debt limits) and weakens the loan market. Conversely, inflation raises debt limits and deepens the loan market up to the point where constraints cease to bind.<sup>2</sup>

---

<sup>2</sup>Levine (1990) was probably the first to argue that positive inflation may be optimal in the presence of individual income volatility and credit constraints.

### 1.3 Main results

We formulate the central bank's problem of selecting an optimal long-run inflation rate as the choice of a distorting tax by a benevolent central planner who wishes to maximize a convex combination of discounted utilities for cash and credit agents, subject to a participation constraint that keeps credit agents from renouncing the loan market and switching to currency.<sup>3</sup>

When aggregate income is constant, the deflation required by the Friedman rule turns out to be an infeasible choice for any planner who assigns positive weight to credit households. Deflation subsidizes currency at the expense of consumption loans, and increases the payoff from cash-holding above the payoff to loan-trading, leading credit agents to default on their loans and forcing the credit market to shut down.

At the other end of possible inflation targets, an inflation rate higher than the minimum required to slacken debt constraints is equivalent to a distortionary income transfer from lower-welfare cash agents to higher-welfare credit agents. Planners who do not assign extraordinarily high weight to credit agents will reject inflation rates above the value needed to relax debt constraints on credit agents.

If the relative weight of credit households in the social welfare function is above zero and less than or equal to their population weight, we show that the optimum rate of inflation is positive and moderate. We interpret these findings to be consistent with the comfort zones articulated by some of the world's leading central banks, and explain why fiscal tools cannot achieve constrained efficient outcomes.

### 1.4 Recent related literature

Several recent papers in the monetary theory literature have themes related to the ones in this paper.<sup>4</sup> The central theme in much of this literature is the

---

<sup>3</sup>Appendix D provides the set up of the corresponding competitive economy where the inflation rate selected by the planner can be sustained as an equilibrium.

<sup>4</sup>The intellectual origins of this literature date back to Bewley (1980) who showed that the Friedman rule is inconsistent with competitive equilibrium in an exchange economy

infeasibility of the Friedman rule for monetary policy in economic environments with broadly defined private information like hidden action, hidden information, lack of commitment, or search frictions. In all of these environments, households are able to evade the taxes required to implement the Friedman rule by withholding information about their type or by simply defaulting on their tax or loan obligations.

The Friedman rule typically turns out to violate truth-telling or participation constraints in economies with private information and related frictions. Small positive amounts of inflation, on the other hand, help relax these constraints by strengthening incentives to repay loans, lowering the real rate of interest, or by encouraging the use of credit at the expense of currency.

An early example of this line of work is Aiyagari and Williamson (2000), who study an environment with unobservable random endowments in which financial intermediaries sell debt contracts to households. These authors find that an increase in inflation raises the penalty for default but they do not define an optimum rate of inflation.

Optimum inflation is well-defined in a recent paper by Berentsen, Camera, and Waller (2007) who study the role of credit in the search-theoretic framework of Lagos and Wright (2005). They analyze an environment with search frictions in which money is essential for exchange and financial intermediaries cannot enforce the repayment of loan contracts; they can only refuse future credit to defaulters. An increase in inflation again raises the penalty for default because it lowers the payoff to using money. Berentsen, *et al.* (2007) show that the optimal rate of inflation is positive if the rate of time preference is less than the fraction of sellers in the total population of agents.

A related result appears in Andolfatto (2007), who looks at the search model of money without credit. Here the Friedman rule is feasible and optimal if agents are sufficiently patient, infeasible otherwise. In the latter case, the optimum rate of inflation is again positive. Broadly similar con-  

---

with uninsurable idiosyncratic risks when currency is the only store of value.

clusions are reached by Ragot (2006), who studies a two-period life cycle growth model with money in the utility function, and private information about the technology of intermediate goods production. Only producers of intermediate goods are constrained in this environment; households are not.

Deviatov and Wallace (2007) is a computational study of a Lagos and Wright (2005) environment with features similar to the ones emphasized in the present paper. In particular, an exogenous fraction of agents are monitored and hence have known histories, while the remainder are anonymous; in addition, aggregate productivity has periodicity two, resembling the alternating endowment process in the present paper. Defaulters in credit arrangements become anonymous agents. The optimal monetary policy is relatively complicated and takes incentive constraints into account as in the present paper, but the analysis is not concerned with an optimal inflation target as is present paper.<sup>5</sup>

The key difference between recent literature and our paper is that we study monetary policy in economies with *public information and complete markets* in which money is a store of value and limited enforcement is the only friction allowed. An optimum inflation target in our class of environments is associated with a constrained optimum allocation achieved by a planner who can only extract voluntary taxes from households. This constrained optimum duplicates the competitive equilibrium outcome at an efficient steady state.<sup>6</sup>

A different but related literature on taxation considers the effects of in-

---

<sup>5</sup>The idea that an increase in inflation may deter activity in certain sectors of the economy, and through this effect produce desirable consequences in the economy as a whole, is a theme that has been analyzed from other points of view. For example, Huang, He, and Wright (2006) study banking in an environment where money is essential for exchange, and in addition theft is possible. Here banks have an additional safekeeping role; positive inflation may then be desirable because it taxes thieves.

<sup>6</sup>We leave for a future paper the question of how a market economy reaches this desirable steady state. An earlier paper of ours, Antinolfi, Azariadis, and Bullard (2007), shows that economies with limited enforcement typically have many Pareto-ranked equilibrium outcomes when monetary policy is passive, and that active monetary policy may serve as an equilibrium selection device.

flation on the redistribution of income and not, as we do, on its allocation over time. For example, da Costa and Werning (2007) study the interaction between labor income taxation and the inflation tax, and determine conditions under which the combination of these two forms of taxation is Pareto efficient. Erosa and Ventura (2002), and Albanesi (2005) study the welfare costs of inflation in models where low-income agents tend to use cash more often than high-income agents; they assess the welfare costs of inflation and the time consistency of monetary and fiscal policies. Bhattacharya, Haslag, and Martin (2005) study economies in which the redistribution effects of inflation dominate, in a welfare sense, the direct effect of inflation on the desirability of money as a store of value, thus justifying departures from the Friedman rule.

## 2 Environment

We describe the optimal rate of long-run inflation and analyze the associated optimal consumption plans in an endowment economy populated by four types of infinitely-lived household types, indexed by  $i = 0, 1, 2, 3$ . Household types 0 and 1 have mass  $\lambda/2$  each, and households 2 and 3 have mass  $1 - \lambda/2$  each, where  $0 \leq \lambda \leq 1$ . Individual income shares fluctuate deterministically and total income is constant. Time is discrete and is denoted by  $t = 0, 1, 2, \dots$ . Agents have identical preferences given by

$$\sum_{t=0}^{\infty} \beta^t u(c_t^i) \tag{1}$$



with  $0 < \beta < 1$ . Individual endowments and income shares are periodic,<sup>7</sup> given by,

$$\left(\omega_t^0, \omega_t^1\right) = \left(\omega_t^2, \omega_t^3\right) = \begin{cases} (1 + \alpha, 1 - \alpha) & \text{if } t = 0, 2, \dots \\ (1 - \alpha, 1 + \alpha) & \text{if } t = 1, 3, \dots \end{cases} \quad (2)$$

with  $\alpha \in (0, 1)$ . This endowment pattern means that type 0 and type 1 agents have negatively correlated income shares, as do agents 2 and 3. We introduce a critical difference between these two agent-pairs: We call agents 0 and 1 *credit* agents, and agents 2 and 3 *cash* agents. Cash agents are anonymous households who may only use currency to smooth income fluctuations, as in Bewley (1980). No claims can be enforced on them or by them. Credit agents may enter into loan arrangements to smooth consumption subject to endogenous debt limits that give them proper incentives to repay, as in Kehoe and Levine (1993).<sup>8</sup>

Incentives to repay loans are strongest, and debt limits are highest, when the payoff to default is lowest. We assume that credit agents who default are forever excluded from the loan market and must instead use money as a store of value. Clearly, the payoff to default at any point in time depends on future inflation rates.

The government acts as a benevolent central planner who chooses a constant inflation tax at which cash agents can trade currency across periods, and directly selects consumption vectors for credit agents who may

---

<sup>7</sup>In a growing economy, individual incomes need not be negatively correlated but income *shares* must be. This simple deterministic endowment process is the degenerate case of a stochastic economy with two Markovian states and a zero probability of remaining in the same state. Markovian endowments with two states are a straightforward and interesting extension which permits persistent shocks to individual incomes. The assumption of two states or dates has obvious geometric advantages, but it is not innocuous where policy is concerned. We discuss this point further in the concluding section.

<sup>8</sup>One interpretation of the model is that the cash agents correspond to an “unbanked sector” in actual economies, and that the credit agents correspond to the remainder of the population which has better access to unsecured credit facilities. Recent studies suggest that the proportion of households which are unbanked is perhaps 9 to 15 percent of the U.S. population, although this can be higher depending on the definition of “unbanked.” For a discussion of these issues, see Caskey, Duran, and Solo (2006) and Vermilyea and Wilcox (2002). In Mexico City, the proportion is much higher; 76.4 percent according to Caskey, et al. (2006). Respondents in surveys often cite factors related to anonymity as to why they do not use a bank account.

either accept their allocations or behave like cash agents in perpetuity. The inflation target in this economy is similar to choosing an optimal tax subject to an incentive constraint. When the government chooses a positive rate of inflation, it imposes a tax on cash agents and confers two benefits on credit agents: a transfer of resources from the cash sector as well as a reduction in the default payoff which brings about higher debt limits. Inflation, up to a point, deepens the credit market.

### 3 Inflation targeting as a planning problem

#### 3.1 Overview

We now analyze inflation targeting as the solution to a particular stationary equal-treatment planning problem in which similar households are allocated similar consumption bundles independently of time. Allocations depend on household type only. To begin with, we suppose that the planner knows the following data:

(a) The common utility function and common income process of all households.

(b) The ability to identify agents  $i = 0$  and  $i = 1$ , that is, to recognize all credit agents as well as their current income.

However,

(c) The planner does not know the current income of cash households and cannot discriminate between agent types  $i = 2$  and  $i = 3$ .

A complete list of feasible actions for the planner and households is as follows.

(i) No household can be forced to pay a tax or surrender any part of its endowment against its will.

(ii) Any cash agent may purchase from the planner a non-negative stock of enforceable IOU's. Each IOU costs one unit of current consumption and pays off  $1/\pi$  units of consumption next period. We call the constant parameter  $\pi > 0$  the implied "inflation factor."

(iii) Given the tax rate  $1 - \frac{1}{\pi}$ , cash agents choose the amount of IOU's they wish to buy from the planner. One option is zero IOU's, which amounts to autarky, that is, to consuming one's own endowment in perpetuity.

(iv) The planner collects all revenues from the "inflation tax," and asks all credit agents to surrender their endowments in return for a binding commitment from the planner to allocate forever  $c_H > 0$  units of consumption to each high income credit agent, and  $c_L > 0$  units of consumption to each low income credit agent. The planner's overall commitments to credit agents cannot exceed the combined endowment of that group plus the net revenue from the implied inflation tax. We call the marginal rate of substitution  $u'(c_H) / [\beta u'(c_L)]$  the implied "real interest yield."

(v) Credit households reserve the right to reject the planner's proposal and behave instead like cash households. This includes the option to remain autarkic in perpetuity.

Next we describe the planning problem in three steps:

- The monetary authority sets a constant inflation factor  $\pi$ , or a tax rate  $1 - \frac{1}{\pi}$ .
- Given  $\pi$ , high income cash agents choose a periodic consumption vector  $(x_H, x_L) \geq 0$  to maximize stationary discounted utility

$$\frac{1}{1 - \beta^2} [u(x_H) + \beta u(x_L)] \quad (3)$$

subject to

$$x_H \leq 1 + \alpha, \quad (4)$$

$$x_H + \pi x_L = 1 + \alpha + \pi(1 - \alpha), \quad (5)$$

and

$$u(x_H) + \beta u(x_L) \geq u(1 + \alpha) + \beta u(1 - \alpha). \quad (6)$$

The first inequality restricts excess demand for goods by high income cash agents to be nonpositive, and purchases of IOU's from the planner to be nonnegative. The second relation is a two-period budget

constraint which assumes that credit households completely use up the planner IOU's or "money balances" to smooth consumption in low income dates. The third inequality allows households who dislike the announced inflation rate to renounce forever the use of IOU's and consume their endowments in perpetuity.

- Let  $x_H(\pi)$  and  $x_L(\pi)$  solve the previous problem. Given  $\pi$ , the planner now chooses consumption values  $(c_H, c_L) \geq 0$  for credit households to maximize the equal-treatment welfare function

$$\frac{1}{1 - \beta^2} [u(c_H) + u(c_L)] \quad (7)$$

of the credit community, subject to the resource constraint

$$\lambda(c_H + c_L) + (1 - \lambda)[x_H(\pi) + x_L(\pi)] = 2, \quad (8)$$

and the participation constraint

$$u(c_H) + \beta u(c_L) \geq u[x_H(\pi)] + \beta u[x_L(\pi)]. \quad (9)$$

Equal treatment of high income and low income households means that the discounted utilities are weighted equally. High income households are given the infinite periodic consumption vector  $(c_H, c_L, \dots)$  with payoff

$$\frac{u(c_H) + \beta u(c_L)}{1 - \beta^2}.$$

Low income households consume the periodic vector  $(c_L, c_H, \dots)$  with discounted value

$$\frac{u(c_L) + \beta u(c_H)}{1 - \beta^2}.$$

The welfare function in equation (7) is a linear combination of these two discounted utilities with each group's weight equal to  $1/(1 + \beta)$ . In addition, note that the resource constraint equates aggregate consumption with aggregate income. In other words, the planner allocates to the credit group the combined endowment of all credit house-

holds *plus* current revenue from IOU's just issued *minus* the redemption value of IOU's sold last period. Finally, the participation constraint ensures that high income credit agents prefer the planner's proposed allocation to using planner IOU's, that is, prefer to smooth their consumption through "credit" rather than through "money."

- If  $c_H(\pi)$  and  $c_L(\pi)$  solve the previous problem for a given  $\pi > 0$ , the planner selects the stationary implied inflation factor  $\pi$  to maximize the social welfare function

$$\mathcal{W}(\pi, \delta) = \delta \{u[c_H(\pi)] + u[c_L(\pi)]\} + (1 - \delta) \{u[x_H(\pi)] + u[x_L(\pi)]\}.$$

This social welfare function assigns equal weights to members of the same group but potentially different weights to different groups. In particular, it weighs each credit community member by  $\delta / (1 + \beta)$ , where  $\delta \in (0, 1)$ , and cash community member by  $(1 - \delta) / (1 + \beta)$ . A strictly utilitarian welfare function, like the one used by Deviatov and Wallace (2007), would have equal weights for all households, that is,  $\delta = \lambda$ .

### 3.2 Optimum inflation without incentive constraints

To build up intuition, we solve the planner's problem outlined in section 3.1, ignoring for the moment the incentive constraints laid out in equations (6) and (9). As a first step we allow lump-sum income transfers from cash agents to credit agents which permits us to also ignore the cash agents' budget constraints (4) and (5). All the planner has to do is maximize the social welfare function

$$\mathcal{W}(\pi, \delta) = \delta [u(c_H) + u(c_L)] + (1 - \delta) [u(x_H) + u(x_L)] \quad (10)$$

subject to the economy's overall resource constraint

$$\lambda (c_H + c_L) + (1 - \lambda) (x_H + x_L) = 2. \quad (11)$$

The obvious solution is  $(c_H, c_L, x_H, x_L) = (c^*, c^*, x^*, x^*)$  where  $c^*$  and  $x^*$  solve the following pair of equations:

$$\delta u'(c) = (1 - \delta) u'(x)$$

$$\lambda c + (1 - \lambda) x = 1.$$

We call this solution the *first best*. The implied optimal inflation and nominal interest rates can be inferred from the consumption Euler equation for the two household types, that is, from

$$\frac{\beta R^N}{\pi} = 1 \tag{12}$$

$$\frac{\beta}{\pi} = 1. \tag{13}$$

The *first-best allocation* is thus supported by Friedman's rule, that is, by  $(\pi, R^N) = (\beta, 1)$ .

Suppose next that the planner cannot impose a lump-sum tax on any agent but must instead use inflation or deflation, and redistribute the resulting seigniorage from one group to another. Inflation is a proportional tax on the excess supply of goods by high income cash agents; it transfers resources from cash to credit households. Deflation does the exact opposite. The planner must now choose  $(\pi, c_H, c_L)$  to solve the problem outlined in section 3.1 subject to all constraints except (6) and (9). We call this outcome the *second best*.

To understand the optimum rate of inflation at the second best allocation, we examine the two polar cases  $\delta = 1$  and  $\delta = 0$ . The first case, which assigns no welfare weight to the cash-using community, leads the planner to select that value of  $\pi$  which minimizes the consumption of that community. The maximum possible amount of seigniorage is transferred to the credit community, and the consumption of credit agents is smoothed completely.

Define the *maximal seigniorage inflation factor* from

$$\tilde{\pi} = \arg \min_{\pi \geq 1} [x_H(\pi) + x_L(\pi)] > 1. \tag{14}$$

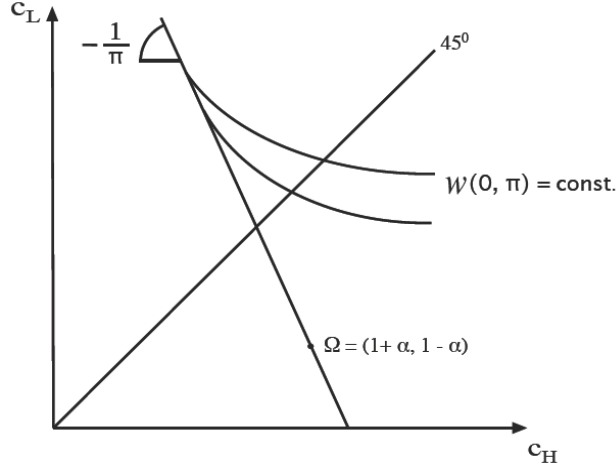


Figure 1: Social indifference curves for  $\delta = 0$ .

Then the planner sets  $(\pi, c_H, c_L) = (\tilde{\pi}, \tilde{c}, \tilde{c})$  where  $\tilde{c}$  can be read from the resource constraint

$$2\lambda\tilde{c} + (1 - \lambda) [x_H(\tilde{\pi}) + x_L(\tilde{\pi})] = 2. \quad (15)$$

In addition,  $c_H = c_L$  implies  $\beta R^N = \tilde{\pi}$ . The second best allocation turns out to be supported by high rates of inflation and nominal interest, that is

$$(\pi, R^N) = (\tilde{\pi}, \tilde{\pi}/\beta). \quad (16)$$

At the other extreme,  $\delta = 0$  describes a society in which the planner cares about the cash community only. This planner will deflate the economy in order to reduce the aggregate consumption of credit households, pushing the inflation factor as close to zero as possible. That is obvious from Figure 1 below, which superimposes the budget constraint of the high income cash household against social indifference curves that turn out to be symmetric about the diagonal.

A utilitarian social welfare function with  $\delta = \lambda$  represents a sensible compromise between the extremes just described. A planner endowed with

a utilitarian social welfare function will choose a *second best rule* that combines mild deflation with a small positive interest rate to guarantee smooth consumption for credit agents. The following result is proved in the Appendix.

**Theorem 1** *The second best optimum allocation under a utilitarian social welfare function satisfies  $(c_H, c_L, x_H, x_L) = (c^{**}, c^{**}, x_H(\pi^{**}), x_L(\pi^{**}))$ . It is supported by a second best rule for some inflation factor  $\pi^{**} \in (\beta, 1)$ , and a nominal yield such that  $R^N = \pi^{**}/\beta > 1$ .*

**Proof.** See Appendix. ■

## 4 The role of incentive constraints

### 4.1 Basic assumptions

We suppose in what follows that the incentive constraints are restrictive enough to rule out both the first-best and the second-best allocations described in the previous section, and defeat the planner's desire to smooth completely the consumption profile for both the credit and the cash community. Define  $y(\pi)$  to be the combined consumption of a pair of high income and low income credit agents. This consumption is maximal when the implied inflation factor  $\pi$  is equal to the maximal seigniorage inflation factor  $\tilde{\pi}$ . From the resource constraint we obtain

$$c_H + c_L = y(\pi) \equiv \frac{1}{\lambda} [2 - (1 - \lambda)(x_H(\pi) + x_L(\pi))].$$

Our key assumptions are these:

- A1.**  $\bar{R} \equiv \frac{u'(1+\alpha)}{\beta u'(1-\alpha)} < 1,$
- A2.**  $u(1+\alpha) + \beta u(1-\alpha) > (1+\beta)u(1),$  and
- A3.**  $(1+\beta)u\left[\frac{y(\tilde{\pi})}{2}\right] > u[x_H(\tilde{\pi})] + \beta u[x_L(\tilde{\pi})].$



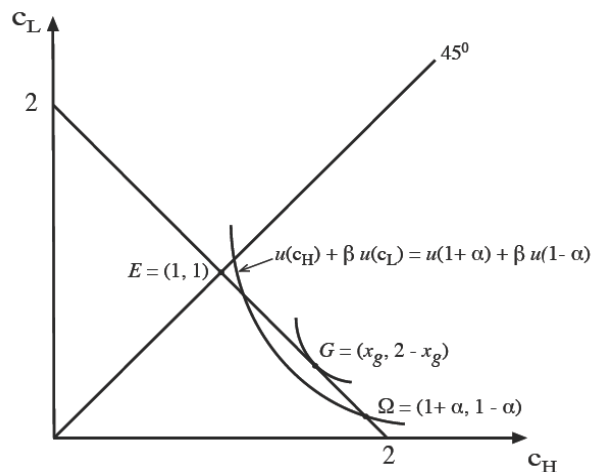


Figure 2: Assumptions A1 and A2.

Assumptions **A1** and **A2** state that individual income shares are neither very stable nor highly variable. In particular, **A1** asserts that autarky is an allocation with a low implied rate of interest  $\bar{R}$  and therefore cannot be a constrained efficient allocation for the credit community.<sup>9</sup> Geometrically, we require the initial endowment point  $\Omega = (1 + \alpha, 1 - \alpha)$  in Figure 2 to lie below the tangency point  $G$  on the budget line  $c_H + c_L = 2$ . This assertion is innocuous. It means that the income variability parameter  $\alpha$  is large relative to the consumer's rate of time preference if  $\alpha$  is the same for all households. If, however,  $\alpha$  should vary across households, then autarky is a low interest rate equilibrium whenever the rate of time preference is small relative to the *largest*  $\alpha$  in the population.<sup>10</sup> Roughly speaking, **A1** amounts to asserting that there is at least one household in the economy whose income share fluctuates more than three or four percent per year.

<sup>9</sup>On this point, see Alvarez and Jermann (2000).

<sup>10</sup>That is so because an autarkic allocation is decentralized as a competitive equilibrium by assigning a zero debt limit to all agents except the one with the lowest income growth rate, and by a competitive interest factor that exactly matches the autarkic marginal rate of substitution of the household with the lowest income growth rate.

The next assumption, **A2**, rules out plans that combine perfect consumption smoothing for credit agents with a zero rate of inflation, which would decentralize the golden rule allocation for cash agents. Zero implied inflation means no transfers of income between groups. Perfect consumption smoothing for credit agents is achieved by the allocation  $c_H = c_L = 1$  whose payoff is below autarky by assumption **A2**. In Figure 2, the flat-consumption allocation point  $E$  lies below the indifference curve that goes through the initial endowment point  $\Omega$ .

This assumption, too, is empirically innocuous: It holds automatically for values of  $\alpha$  near zero. If  $\alpha$  were to vary across households, assumptions **A1** and **A2** would assert that income shares are nearly constant for some agents and quite variable for others. But since we have only one endowment profile in the entire economy, we need to assume that income shares are neither too smooth nor too variable. That is what is embodied in assumptions **A1** and **A2**.

It is worth noting that assumption **A2** is inconsistent with the Friedman rule for reasons similar to those advanced by Aiyagari and Williamson (2000), Berentsen, *et al.*, (2007), and Andolfatto (2007). Any constant, resource-feasible consumption plan  $(c_H, c_L, x_H, x_L) = (c^*, c^*, 2 - c^*, 2 - c^*)$  will be vetoed by high-income credit agents who will refuse to pay the implied deflation tax.

The last assumption is a bit more controversial. It claims that credit agents can achieve perfectly smooth consumption albeit at higher rates of inflation. **A3** asserts that it is within the power of the central planner, and of the central bank, to lower the rate of return facing users of cash to the point where the incentive constraint on credit users becomes slack. **A3** states that allocations with perfectly smooth consumption,  $c_H = c_L = y(\pi)/2$ , are feasible at the maximum seigniorage rate of inflation and also at lower rates. For all of these implied inflation rates, the payoff from credit use exceeds the payoff from cash use. Figure 3 illustrates.

Let

$$v(\pi) \equiv u[x_H(\pi)] + \beta u[x_L(\pi)]$$

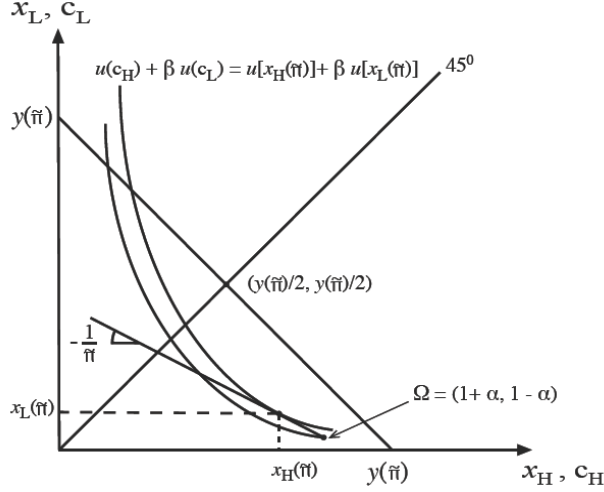


Figure 3: Assumption A3.

denote the two period payoff to any high income household using planner IOU's or "money." Then, for any isoelastic utility function  $u : \mathbb{R}_+ \rightarrow \mathbb{R}$  for which  $c_H$  and  $c_L$  are gross substitutes, the seigniorage function  $y(\pi)$  is continuous, positive, and increasing in  $\pi$  for all  $\pi \in (1, \bar{\pi})$ ; positive and decreasing in  $\pi$  for all  $\pi \in (\bar{\pi}, 1/\bar{R})$ ; and zero at  $\pi = 1$  and  $\pi = 1/\bar{R}$ . The demand for money by cash agents vanishes at  $\pi = 1/\bar{R}$  as households switch to autarky.

Assumption A3, together with the continuity of the function  $y(\pi)$ , guarantees the existence of an inflation factor  $\bar{\pi}$  in the open interval  $(1, \bar{\pi})$  for which

$$(1 + \beta) u [y(\bar{\pi}) / 2] = v(\bar{\pi}). \quad (17)$$

High income credit households are indifferent between cash and credit at  $\pi = \bar{\pi}$ , and the participation constraint (9) becomes slack when inflation reaches that value. In a decentralized economy, debt constraints will cease to bind, and the loan market will smooth consumption perfectly, when inflation is in the closed interval  $[\bar{\pi}, \bar{\pi}]$ .

Figure 4 illustrates the relationship between credit rationing and inflation by graphing the payoffs to “credit” and “money” users when the credit community enjoys constant consumption. These payoffs are exactly equal at  $\pi = \bar{\pi}$  and again at some higher  $\pi_m \in (\bar{\pi}, 1/\bar{R})$ . Discounted utility  $v(\pi)$  from the use of money is a monotonically decreasing function of the inflation tax  $\pi$  for any  $\pi$  less than  $1/\bar{R}$ . When  $\pi$  reaches or exceeds  $1/\bar{R}$ , the rate of return on money falls below the implied yield on autarky, and the demand for money as a store of value vanishes altogether.

Constant consumption for credit households rises as the inflation factor increases from 1 to  $\bar{\pi}$ , then falls as  $\pi$  increases further from  $\bar{\pi}$  to  $1/\bar{R}$ . Seigniorage dries up at that point, and  $c_H = c_L = 1$  for all  $\pi \geq 1/\bar{R}$ . However, for implied inflation factors in the interval  $(\bar{\pi}, \pi_m)$ , “credit” pays off more than “money.” This means that imposing the incentive or participation constraint (9) on credit households improves the planner’s ability to smooth the consumption profile of the credit community.<sup>11</sup>

## 4.2 Inflation and social welfare

We are now ready to deal with the complete planning problem described in Section 3.1. Our strategy is to show that the social welfare function  $\mathcal{W}(\pi, \delta)$ :

- Is continuously differentiable for all  $\pi \geq 1$ ;
- Is undefined for  $\pi < 1$  because deflation contradicts the participation constraint (9);
- Increases rapidly in  $\pi$  at  $\pi = 1$ ;
- Decreases in  $\pi$  for all  $\pi \in [\bar{\pi}, 1/\bar{R}]$  if  $\delta \leq \lambda$ ;

---

<sup>11</sup>The planner may in principle attempt to smooth the credit community’s consumption vector by transfers of “money,” that is, by selling IOU’s to credit agents. However, nonnegative IOU balances will not be demanded by rationed low income credit agents who wish to go short or by unconstrained high income credit agents for whom money as a store of value yields less than loans.

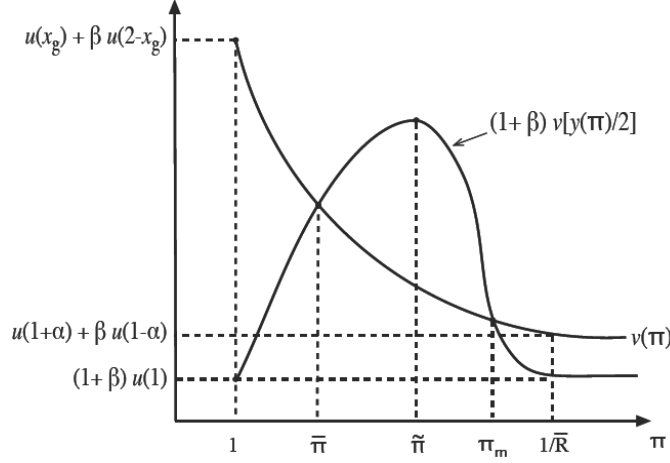


Figure 4: Inflation and credit rationing.

- Is constant for  $\pi$  larger than  $1/\bar{R}$ .

These properties guarantee the existence of an optimum inflation factor

$$\pi^*(\delta) = \arg \max_{\pi \in [1, 1/\bar{R}]} \mathcal{W}(\pi, \delta) \geq 1, \quad > 1 \text{ if } \delta > 0.$$

The appendix contains a proof of the following result.

**Lemma 2** Define  $\mathcal{W}_\pi(\pi, \delta) = \partial \mathcal{W} / \partial \pi$ . Then (a)  $\mathcal{W}_\pi(\pi, \delta) < 0 \forall (\pi, \delta) \in [\bar{\pi}, \tilde{\pi}] \times [0, \lambda]$ ; (b)  $\mathcal{W}_\pi(\pi, \delta)$  is increasing in  $\delta \forall \pi \in [\bar{\pi}, \tilde{\pi}]$ ; and (c)  $\lim_{\pi \rightarrow 1} \mathcal{W}_\pi(\pi, \delta) = +\infty$  when  $\pi$  converges from above.

The intuition for part (a) is fairly simple. For any  $\pi > \bar{\pi}$ , assumption **A3** says that smoothing the consumption of credit households is consistent with the participation constraint. To raise  $\pi$  above  $\bar{\pi}$  does not improve the ability of the planner to smooth the consumption of the credit community any further. Doing so merely transfers income from the cash community, who are consuming less than two units of total income, to the credit community who are consuming more. This transfer will reduce social welfare

except in cases where the favored credit households are extraordinarily important to the central planner, that is, when  $\delta > \lambda$ .

Part (b) can be understood in a similar way. At very small positive rates of inflation, the aggregate consumption of each community is proportional to its population weight and, by assumption **A2**,  $c_H$  is substantially different from  $c_L$ . A tiny increase in the inflation tax transfers a tiny amount of resources between two groups with roughly the same marginal utility of income. This insignificant transfer would have essentially no impact on the social welfare function except that it lowers the discounted utility of money for the credit community, allowing the central planner to dramatically smooth the consumption vector  $(c_H, c_L)$ . The reason for this improvement is that the planner is able to set up at a zero inflation rate a credit market which cannot function under deflation.

Next we prove, again in the appendix, Lemma 3.

**Lemma 3**  $\mathcal{W}(\pi, \delta)$  is not defined for  $\pi < 1$ . It is decreasing in  $\pi$  for  $\pi \in (\tilde{\pi}, 1/\bar{R})$  and constant for  $\pi \geq 1/\bar{R}$ .

The key part of Lemma 3 is understanding why the reduced-form social welfare function  $\mathcal{W}(\pi, \delta)$ , defined at the end of Section 3.1, does not exist for  $\pi < 1$  or, equivalently, why deflation violates the participation constraint for high income credit households. Deflation means that each high income cash household will consume a vector  $(x_H, x_L)$  such that  $x_H + x_L > 2$ , attaining a point above the budget line  $x_H + x_L = 2$ . The corresponding high income credit household will consume  $(c_H, c_L)$  such that  $c_H + c_L < 2$ , reaching a point below the previous budget line. The outcome of any deflation is that money has a higher payoff than credit.<sup>12</sup>

The main result of this section, which follows directly Lemma 2 and Lemma 3, is stated below.

---

<sup>12</sup>Money is less useful as an asset in a growing economy which permits the planner to let the inflation rate drop below zero when the growth rate of aggregate income is positive. See Section 5 for details.

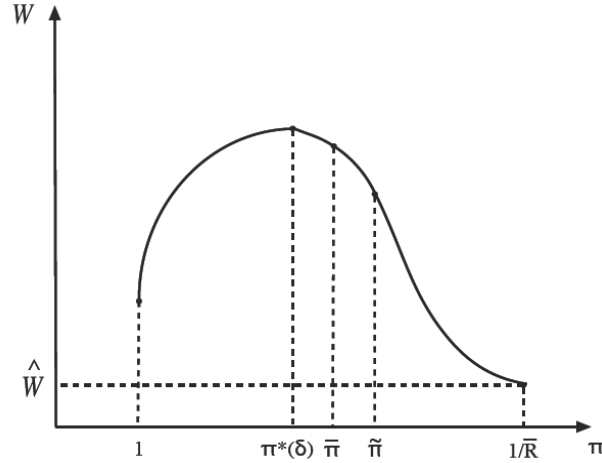


Figure 5: Inflation and social welfare.

**Theorem 4** Suppose assumptions **A1**, **A2**, and **A3** hold, and  $\delta > 0$ . Then the optimum inflation factor is  $\pi^*(\delta) > 1$ . Optimum inflation is an increasing function of the welfare weight  $\delta$  of credit agents and such that  $\pi(0) = 1, \pi(1) = \tilde{\pi}$ .

Figure 5 uses Lemmas 2 and 3 to illustrate the planner's SWF for some welfare weight  $\delta \in (0, \lambda)$  and any inflation factor  $\pi \geq 1$ . Assumption **A3** generates large improvements in the planner's consumption smoothing power from relatively small inflation rates. As inflation goes up, these improvements taper off, and beyond the optimum value  $\pi^*(\delta)$  they are negated by the deadweight loss of the inflation tax.

A related result in a search-theoretic framework is Proposition 5 in Berentsen, *et al.* (2007) where the optimum inflation rate is  $\tilde{\pi}$ , that is, the rate at which borrowers become unrationed. This result obtains when the rate of time preference is less than the population fraction of agents who are selling consumption goods for money.

## 5 Extensions and conclusions

What factors should a benevolent, independent central bank consider when it sets a long run inflation target? Summers (1991) has expressed the view that the zero lower bound on nominal interest rates dictates an inflation target above zero. This paper suggests that a very different mechanism may be at work. In particular, Theorem 4 shows that, for an economy with limited enforcement, constant aggregate income and no collateral, the inflation target should strike a balance between the deadweight loss from inflation and the potential improvement in credit market conditions.

How does economic growth affect inflation targets? Suppose, for example, that all the endowments described in equation (2) are multiplied by a growth factor  $g \geq 1$ , and that the utility function is isoelastic, that is,

$$u(c) = \frac{c^{1-\gamma} - 1}{1-\gamma}$$

where  $\gamma \geq 0$ , and  $\beta_g \equiv \beta g^{1-\gamma} < 1$ . In this growing economy the mathematical structure of the planning problem, defined in Section 3.1, remains the same if we replace the original discount factor  $\beta$  with a modified  $\beta_g$  and the original inflation factor  $\pi$  with the modified inflation factor  $\pi_g \equiv g\pi$ .

For any utility function with  $\gamma \leq 1$  (which implies gross substitutability of intertemporal consumption goods), increases in  $g$  effectively raise the planner's patience and slacken the incentive constraints. We conjecture that this increase in effective patience will allow the planner to smooth consumption better at any given rate of inflation, and will lessen the need to subsidize the loan market at the expense of the currency market. The outcome should be a lower inflation target  $\pi^*$  for any given welfare weight  $\delta$ . This conjecture is easily verified for the logarithmic utility function with  $\gamma = 1$ . In this case, the planner's effective discount rate remains at  $\beta$  and by Theorem 4 the optimum inflation rate should be  $\pi_g = \pi^*(\delta)$  or  $\pi = \pi^*(\delta) / g$ . In other words, the sum of the inflation target plus the growth rate is a constant independent of the growth rate itself.

We also conjecture that collateral borrowing should have an effect on



inflation targets similar to that of higher growth rates. Collateral improves the ability of credit agents to smooth consumption in a state of default by combining long positions in currency with short positions in collateralized loans. This will raise the payoff to default for cash agents and reduce the debt limits on non-collateral loans. Total borrowing, however, should improve as income becomes better collateral, and so will the planner's ability to smooth consumption without relying too much on the intermediating effect of higher inflation.<sup>13</sup>

We expect the opposite conclusions to obtain when the variability of individual income shares, as measured by the parameter  $\alpha$ , goes up. This change should raise the payoff from market participation and relax debt constraints. Nevertheless, some of this additional idiosyncratic risk will have to be borne by credit agents in the form of higher consumption variability. The appropriate response of the central planner in this situation is likely to be a higher inflation target, that is, an attempt to subsidize the credit mechanism at the expense of money holding.

In principle, fiscal policy alone can achieve socially optimal outcomes just as well as monetary policy can, but the required lump-sum policies bear no resemblance to the linear or progressive income taxes we observe in practice. For example, debt limits on credit agents improve if we redistribute income from low to high endowments and thus raise the gains from trading in loan markets. Optimal outcomes can also be supported directly if we replace pre-tax endowments with the constrained efficient allocations desired by the planner. In this case, the demands for money and loans vanish and asset markets become superfluous.

The main conclusion of this paper is that independent central banks will set low positive inflation targets in economies that possess highly developed financial markets. This finding seems to be broadly consistent with the comfort zones articulated by some of the world's leading central

---

<sup>13</sup>A calibration exercise in Ragot (2006) suggests that the optimum annual inflation rate is only 1.5 percent if 10 percent of intermediate goods producers are rationed, but rises to 4 percent when rationing affects 50 percent of those producers.

bankers. Less fortunate societies with relatively undeveloped asset markets will choose higher inflation targets to improve credit market performance. Slower growth tends to raise inflation targets, and the highest targets should be expected from stagnating economies with poorly developed financial institutions.

## References

- [1] Abel, A. 1987. Optimal monetary growth. *Journal of Monetary Economics* 19: 437-450.
- [2] Adam, K., and R. Billi. 2006. Optimal monetary policy under commitment with a zero bound on nominal interest rates. *Journal of Money, Credit, and Banking* 38(7): 1877-1905.
- [3] Aiyagari, S.R., and S. Williamson. 2000. Money and dynamic credit arrangements with private information. *Journal of Economic Theory* 91: 248-279.
- [4] Albanesi, S., 2005. Optimal and time consistent monetary and fiscal policy with heterogeneous agents. Manuscript, Columbia University.
- [5] Alvarez, F., and U. Jermann. 2000. Efficiency, equilibrium, and asset pricing with risk of default. *Econometrica* 68(4): 775-797.
- [6] Andolfatto, D. 2007. Incentives and the limits to deflationary policy. Manuscript, Simon Fraser University.
- [7] Antinolfi, G., C. Azariadis, and J. Bullard. 2007. Monetary policy as equilibrium selection. *Federal Reserve Bank of St. Louis Review*, July/August, 89(4): 331-341.
- [8] Berentsen, A., G. Camera, and C. Waller. 2007. Money, credit, and banking. *Journal of Economic Theory* 135(1): 171-195.

- [9] Bewley, T. 1980. The optimum quantity of money. In J. Kareken and N. Wallace, eds., *Models of Monetary Economies*, Federal Reserve Bank of Minneapolis.
- [10] Bhattacharya, J. Haslag, and A. Martin. 2005. Heterogeneity, redistribution, and the Friedman rule. *International Economic Review* 46(2): 437-454.
- [11] Caskey, J., C.R. Duran, and T.M. Solo. 2006. The urban unbanked in Mexico and the United States. World Bank Policy Research Working Paper #3835.
- [12] da Costa, C., and I. Werning. 2008. On the optimality of the Friedman rule with heterogeneous agents and non-linear income taxation. *Journal of Political Economy* 116(1), 82-112.
- [13] Deviatov, A., and N. Wallace. 2007. Optimal central-bank intervention: an example. Manuscript, New Economic School, Moscow, and Pennsylvania State University.
- [14] Eggertsson, G., and M. Woodford. 2003. The zero bound on interest rates and optimal monetary policy. *Brookings Papers on Economic Activity* 2003(1): 139-211.
- [15] Erosa, A., and G. Ventura. 2002. On inflation as a regressive consumption tax. *Journal of Monetary Economics* 49(4), 761-795.
- [16] Foley, D., and M. Sidrauski. 1969. Optimal fiscal and monetary policy and economic growth. *Journal of Political Economy* 77(4): 698-719.
- [17] Freeman, S. 1993. Resolving differences over the optimal quantity of money. *Journal of Money, Credit, and Banking* 25(4): 801-811.
- [18] Friedman, M. 1969. The optimum quantity of money. In *The Optimum Quantity of Money*. New York: Aldine.

- [19] He, P., L. Huang, and R. Wright. 2006. Money, banking, and monetary policy. Working paper, University of Illinois at Chicago, City University of Hong Kong, and University of Pennsylvania.
- [20] Kehoe, T., and D. Levine. 1993. Debt-constrained asset markets. *Review of Economic Studies* 60: 868-888.
- [21] Lagos, R., and R. Wright. 2005. A unified framework for monetary theory and policy analysis. *Journal of Political Economy* 113(3): 463-484.
- [22] Levine, D. 1990. Asset trading mechanisms and expansionary policy. *Journal of Economic Theory* 54(1): 148-164.
- [23] Ragot, X. 2006. A theory of low inflation with credit constraints. Manuscript, PSE-Paris Jourdan.
- [24] Smith, B. D. 2002. Monetary policy, banking crises, and the Friedman rule. *American Economic Review* 92(2): 128-134.
- [25] Summers, L. 1991. How should long term monetary policy be determined? *Journal of Money, Credit, and Banking* 23: 625-631.
- [26] Vermilyea, T., and J.A. Wilcox. 2002. Who is unbanked, and why: results from a large, new survey of low-and-moderate income adults. *Conference on Bank Structure and Competition, Proceedings*, Federal Reserve Bank of Chicago, May, pp. 442-468.
- [27] Woodford, M. 1990. The optimum quantity of money. In B. Friedman and F. Hahn, eds., *Handbook of Monetary Economics*, Volume II. Amsterdam: North-Holland.

## A Proof of Theorem 1

The planner chooses  $(\pi, c_H, c_L)$  to maximize the utilitarian SWF

$$\mathcal{W}(\pi, c_H, c_L, \lambda) = \lambda [u(c_H) + u(c_L)] + (1 - \lambda) [u(x_H(\pi)) + u(x_L(\pi))]$$

subject to the resource constraint (8) and the definitions of  $x_H(\pi)$ ,  $x_L(\pi)$  from equations (3), (4), and (5). The solution will clearly satisfy  $c_H = c_L = c$ . Using the resource constraint, we rewrite the SWF in the form

$$\mathcal{W}(\pi, \lambda) = 2\lambda u \left[ \frac{2 - (1 - \lambda)(x_H + x_L)}{2\lambda} \right] + (1 - \lambda) [u(x_H) + u(x_L)].$$

Denoting  $\mathcal{W}_\pi = \partial \mathcal{W} / \partial \pi$ , we differentiate the SWF with respect to  $\pi$  and obtain

$$\frac{\mathcal{W}_\pi(\pi, \lambda)}{1 - \lambda} = -u'(c) [x'_H(\pi) + x'_L(\pi)] + u'(x_H) x'_H(\pi) + u'(x_L) x'_L(\pi)$$

where  $u'(x_H) = (\beta/\pi) u'(x_L)$  is the consumption Euler equation of the cash group. Therefore,

$$\frac{\mathcal{W}_\pi(\pi, \lambda)}{1 - \lambda} = -u'(c) (x'_H + x'_L) + u'(x_L) \left( \frac{\beta}{\pi} x'_H + x'_L \right). \quad (18)$$

Next we show that  $\mathcal{W}$  is an increasing function of  $\pi$  at  $\pi = \beta$ , and a decreasing one for all  $\pi \geq 1$ . Since  $\mathcal{W}$  is continuous in  $\pi$ , the intermediate value theorem implies that it attains a maximum in the interval  $(\beta, 1)$ . To check this, we note from (18) that

$$\frac{\mathcal{W}_\pi(\beta, \lambda)}{1 - \lambda} = [x'_H(\beta) + x'_L(\beta)] [u'(x_L) - u'(c)]$$

where  $x_H(\beta) = x_L(\beta) > 1 > c$  from the budget constraints, and  $x'_H(\pi) + x'_L(\pi) < 0$  for all  $\pi$ , as shown by Figure 1. It follows that  $\mathcal{W}$  is increasing in  $\pi$  at  $\pi = \beta$ .

Continuing along this line of argument, we observe that  $\beta/\pi$  is less than or equal to  $\beta$  for any  $\pi \geq 1$ , and  $x'_H(\pi) > 0$  for all  $\pi$  if dated consumption goods are normal. Therefore, for any  $\pi \geq 1$ , we have

$$\frac{\mathcal{W}_\pi(\pi, \lambda)}{1 - \lambda} \leq -u'(c) (x'_H + x'_L) + u'(x_L) (\beta x'_H + x'_L). \quad (19)$$

Next, we differentiate the budget constraint in equation (5) and obtain

$$x'_H = 1 - \alpha - x_L - \pi x'_L. \quad (20)$$

Substituting (20) into (19) yields

$$\begin{aligned} \frac{\mathcal{W}_\pi(\pi, \lambda)}{1 - \lambda} &\leq -u'(c) [1 - \alpha - x_L + (1 - \pi) x'_L] + \\ &\quad u'(x_L) [\beta(1 - \alpha - x_L) + (1 - \beta\pi) x'_L]. \end{aligned} \quad (21)$$

Here, for any  $\pi \geq 1$ , the budget constraints and the consumption Euler equation for cash agents jointly imply  $c > 1 > x_L$  and  $1 - \alpha - x_L < 0$ . Therefore, equation (21) leads to

$$\begin{aligned} \frac{\mathcal{W}_\pi(\pi, \lambda)}{1 - \lambda} &\leq [x_L - (1 - \alpha)] [u'(c) - \beta u'(x_L)] \\ &\quad - x'_L(\pi) [(1 - \pi) u'(c) - (1 - \beta\pi) u'(x_L)] \\ &\leq [x_L - (1 - \alpha)] (1 - \beta) u'(x_L) \\ &\quad - x'_L(\pi) u'(x_L) [1 - \pi - 1 + \beta\pi] \end{aligned}$$

because  $u'(c) < u'(x_L)$ . Continuing,

$$\begin{aligned} \frac{\mathcal{W}_\pi(\pi, \lambda)}{1 - \lambda} &\leq (1 - \beta) u'(x_L) [x_L - (1 - \alpha) + \pi x'_L] \\ &= -(1 - \beta) u'(x_L) x'_H(\pi) \end{aligned}$$

by equation (20). Since  $x'_H(\pi)$  is positive for all  $\pi$ ,  $\mathcal{W}_\pi(\pi, \lambda) < 0$  for all  $\pi \geq 1$ . This completes the proof.

## B Proof of Lemma 2

Part (a). The Lemma is trivial for large  $\pi \in [\bar{\pi}, 1/\bar{R}]$ . We focus on  $\pi \in [\bar{\pi}, \tilde{\pi}]$ . Now note that the derivative

$$\begin{aligned} \mathcal{W}_\pi(\pi, \delta) &= \delta [u'(c_H) c'_H + u'(c_L) c'_L] + \\ &\quad (1 - \delta) [u'(x_H) x'_H + u'(x_L) x'_L] \end{aligned}$$

can be written as

$$\mathcal{W}_\pi(\pi, \delta) = \delta u' [y(\pi) / 2] y'(\pi) + (1 - \delta) u'(x_L) \left[ \frac{\beta}{\pi} x'_H + x'_L \right]$$

because  $y(\pi) / 2 = c_L = c_H$  and  $u'(x_H) = (\beta / \pi) u'(x_L)$ . Continuing, recall that  $x'_H > 0$  by gross substitutes,  $\beta / \pi < 1$  by assumption, and  $x'_H + x'_L < 0$  because seigniorage is increasing in the interval  $[1, \bar{\pi}]$ . Therefore,  $(\beta / \pi) x'_H < x'_H$  and

$$\begin{aligned} \mathcal{W}_\pi(\pi, \delta) &< \delta u'(c_L) y'(\pi) + (1 - \delta) u'(x_L) (x'_H + x'_L) \\ &= \delta u'(c_L) \left[ -\frac{1 - \lambda}{\lambda} (x'_H + x'_L) \right] + (1 - \delta) u'(x_L) (x'_H + x'_L) \\ &= -(x'_H + x'_L) \left[ \frac{\delta(1 - \lambda)}{\lambda} u'(c_L) - (1 - \delta) u'(x_L) \right] \\ &< -(x'_H + x'_L) [(1 - \delta) u'(c_L) - (1 - \delta) u'(x_L)] \end{aligned}$$

since  $\delta \leq \lambda$ . Therefore,

$$\frac{-\mathcal{W}_\pi}{(x'_H + x'_L) (1 - \delta)} < u'(c_L) - u'(x_L). \quad (22)$$

Note next that  $\beta < \pi$  implies  $x_L < x_H$ ;  $c_L \leq c_H$  by assumption, and also  $c_L + c_H > 2 > x_L + x_H$  for all  $\pi \in (\bar{\pi}, \tilde{\pi})$ . It follows that  $c_L > x_L$  and therefore that the right hand side of inequality (22) is negative. From this and the fact that  $x'_H + x'_L < 0$  we infer that  $\mathcal{W}_\pi(\pi, \delta) < 0$  for all  $\pi \in (\bar{\pi}, \tilde{\pi})$  and all  $\delta \in (0, \lambda]$ .

Part (b). Recall that  $\mathcal{W}_\pi$  is proportional to the expression  $\frac{\delta(1-\lambda)}{\lambda} u'(c_L) - (1 - \delta) u'(x_L)$  which is an increasing function of  $\delta$  for all  $(\delta, \lambda)$ .

Part (c). Assumption **A3** asserts that the central planner cannot set  $c_H = c_L$  for any  $\pi \in (1, \bar{\pi})$  without violating the participation constraint (9). For any  $\pi$  in that interval, the planner will smooth consumption as much as the participation constraint allows, choosing  $c_H(\pi)$  to be the smallest solution to the equation

$$\begin{aligned} u(c_H) + \beta u[y(\pi) - c_H] &= v(\pi) \\ &\equiv u[x_H(\pi)] + \beta u[x_L(\pi)], \end{aligned} \quad (23)$$

where  $c_L(\pi) = y(\pi) - c_H(\pi)$ . Differentiate (23) with respect to  $\pi$  and obtain

$$c'_H(\pi) = \frac{v'(\pi) - \beta u'(c_L) y'(\pi)}{u'(c_H) - \beta u'(c_L)}. \quad (24)$$

Note also that, at  $\pi = 1$ , we have

$$\begin{aligned} c_H(1) &= x_H(1), \\ c_L(1) &= x_L(1), \\ c_H(1) + c_L(1) &= x_H(1) + x_L(1) = 2. \end{aligned}$$

Next we compute

$$\begin{aligned} \mathcal{W}_\pi(1, \delta) &= u'(x_H(1)) [\delta c'_H(1) + (1 - \delta) x'_H(1)] + \\ &\quad u'(x_L(1)) [\delta c'_L(1) + (1 - \delta) x'_L(1)] \end{aligned}$$

where

$$u'(x_H(1)) = \beta u'(x_L(1)).$$

Continuing we obtain

$$\begin{aligned} \frac{\mathcal{W}_\pi(1, \delta)}{u'(x_L(1))} &= \beta [\delta c'_H(1) + (1 - \delta) x'_H(1)] + \\ &\quad \delta [y'(1) - c'_H(1)] + (1 - \delta) x'_L(1) \\ &= Q + (\beta - 1) \delta c'_H(1) \end{aligned}$$

where

$$Q \equiv \beta(1 - \delta) x'_H(1) + \delta y'(1) + (1 - \delta) x'_L(1).$$

Note now that

$$c'_H(1) = \lim_{\pi \searrow 1} c'_H(\pi) = -\infty$$

by equation (24) because

$$v'(1) - \beta u'(c_L(1)) y'(1) < 0$$

as the sum of two negative terms, and

$$u'(c_H(1)) = \beta u'(c_L(1)).$$

Therefore  $\lim_{\pi \searrow 1} \mathcal{W}_\pi(1, \delta) = +\infty$ . This completes the proof.



## C Proof of Lemma 3

The proof of this lemma is straightforward as shown in Figure 5. Note, however, that for  $\pi > 1/\bar{R}$  the payoff to money is just autarky. Therefore, we have

$$\begin{aligned}\mathcal{W}(\pi, \delta) &= \delta [u(\hat{x}) + u(2 - \hat{x})] + (1 - \delta) [u(1 + \alpha) + \beta u(1 - \alpha)] \\ &\equiv \hat{W},\end{aligned}$$

where  $\hat{x} \in (1, 1 + \alpha)$  is the smallest solution to the equation

$$u(x) + \beta u(2 - x) = u(1 + \alpha) + \beta u(1 - \alpha).$$

## D The Competitive Economy

In the competitive economy agents maximize lifetime utility subject to resource, participation, and debt constraints. Specifically, cash agents maximize utility taking the return on money as given, and subject to a standard budget constraint as well as a participation constraint which keeps the payoff from using money at least as large as the payoff from autarky. Credit agents also maximize lifetime utility subject to standard budget and participation constraints, but must also satisfy additional constraints that limit debt. Credit agents take as given these debt limits, which are designed to deter default by equating the payoff from solvency to the payoff from default. In particular, debt limits will depend on equilibrium intertemporal prices, that is, on inflation and the interest rate. Thus, they are endogenous to the economy even though credit agents take them as given. Finally, an equilibrium in the competitive economy is a set of consumption allocations that solves the agents' maximization problems, and a set of debt limits and prices such that debts are repaid and consumption good, credit, and money markets clear. We now describe formally the competitive economy.

High-income cash agents maximize the present value of a periodic utility flow given by

$$\frac{1}{1 - \beta^2} (u(x_H) + \beta u(x_L))$$

subject to

$$\begin{aligned}x_H &= 1 + \alpha - m, \\x_L &= 1 - \alpha + m \frac{p_t}{p_{t+1}},\end{aligned}$$

and  $m \geq 0$ . Here  $p_t$  is the money price of the consumption good. The budget constraints reduce immediately to

$$x_H + \pi x_L = 1 + \alpha + \pi(1 - \alpha)$$

with

$$x_H \leq 1 + \alpha.$$

Cash agents must also satisfy the incentive compatibility constraint

$$u(x_H) + \beta u(x_L) \geq u(1 + \alpha) + \beta u(1 - \alpha),$$

which states that money is weakly preferred to autarky, and the non-negativity constraint  $m_t \geq 0$  that imposes non-negative savings on all cash agents. The first-order conditions for a high-income agent are given by

$$u'(x_H) = \frac{\beta}{\pi} u'(x_L), \tag{25}$$

where  $\pi = p_{t+1}/p_t$ . The corresponding condition for a low-income cash agent at time  $t$  is

$$u'(x_L) \geq \frac{\beta}{\pi} u'(x_H). \tag{26}$$

At any equilibrium where  $\pi > \beta$ , we obtain  $x_H > x_L$ . As long as the inflation rate is such that the incentive compatibility constraint is not binding both (25) and (26) will hold. In particular, (26) implies that low-income cash agents are constrained, in the sense that they would like to increase consumption at time  $t$ , but cannot borrow against future income.

The problem that credit agents solve is similar. They maximize the same utility flow but have different budget and incentive compatibility constraints. The budget constraints of an agent reflect the possibility of

buying new claims,  $s_H$  and  $s_L$ , and repaying maturing claims,  $Rs_H$  and  $Rs_L$ :

$$c_H = 1 + \alpha - s_H + Rs_L, \quad (27)$$

$$c_L = 1 - \alpha + Rs_H - s_L. \quad (28)$$

In equilibrium  $0 \leq s_H = -s_L$ ; high-income agents lend, and low-income agents borrow. The incentive compatibility constraints take the form of a voluntary credit-market participation constraint

$$u(c_H) + \beta u(c_L) \geq u(x_H) + \beta u(x_L),$$

or, equivalently, of borrowing constraints for each agent:

$$s_L + b_L \geq 0,$$

$$s_H + b_H \geq 0.$$

Here  $(b_L, b_H) > 0$  are the largest debt limits consistent with borrowers not defaulting. These limits are defined indirectly by equating the payoffs from solvency and default for high-income agents as they prepare to repay past loans. In particular, we put  $s_H = -s_L = b_L$  in the budget constraints (27) and (28), and substitute the outcome into the payoff equality relationship

$$\frac{1}{1 - \beta^2} (u(1 + \alpha) + \beta u(1 - \alpha)) = \frac{1}{1 - \beta^2} (u(c_H) + \beta u(c_L)).$$

By analogy with equations (25) and (26), first-order conditions hold at equality for the unrationed high-income credit agent, that is

$$u'(c_H) = \beta R u'(c_L),$$

but at inequality for the credit-rationed low-income agent:

$$u'(c_L) \geq \beta R u'(c_H).$$

The consumption good market clears if

$$\lambda (c_H + c_L) + (1 - \lambda) (x_H + x_L) = 2.$$

The economy as described has many equilibria. For example, there are always undesirable equilibria at relative prices which shut down either the loan market or the money market or both. Among them is one in which all agents are in autarky. In this paper, we focused on socially desirable equilibria in which both markets are active, and asked the question of which stationary inflation rate a policy maker would choose in order to maximize welfare.