

Reciprocity in Free Trade Agreements

Caroline Freund

The World Bank
Development Research Group
Trade
May 2003



Abstract

Freund uses detailed trade, tariff, and income data for countries involved in 91 trade agreements negotiated since 1980 to test for reciprocity in free trade agreements. The results offer strong evidence of reciprocity in North-North and South-South free trade agreements, but there is little empirical support for reciprocity in North-South trade agreements. In particular, after controlling for other determinants of trade preferences, the results suggest that a one percent increase in preferences offered leads to about a one-half of a percent increase in preferences received in North-North and South-South trade agreements. Freund also finds evidence that large countries extract greater trade concessions from small countries. This leads to a modified form of reciprocity in North-South agreements. A large increase in access to a developing country market leads to only a small increase in access to a rich country market.

The results imply that there are incentives for countries to maintain protection in order to extract more concessions from trade partners. But in general, such perverse incentives should be less of a concern in developing countries involved in North-South

agreements because the value of a developing country tariff preference in terms of its effect on trade preferences from a rich country is quite small. The gains from unilateral liberalization are likely to far outweigh potential gains from using protection as a bargaining chip in trade negotiations.

The evidence is consistent with a repeated game model of trade liberalization. The model presented shows that trade preferences granted are increasing in trade preferences received. This implies that countries can extract greater concessions from trade agreement members if they have higher external trade barriers. However, if a country's trade barriers are very large then the gains from reneging on the agreement in the short run will be high, making the agreement unenforceable despite offering long-term gains. So, there is a reciprocity-credibility tradeoff. High tariffs may allow countries to extract more concessions from potential trade agreement partners, but they also make the country less credible in actually implementing agreed tariff concessions. If a country's external tariff is very high relative to other countries, then it will not be able to commit credibly to any free trade agreement.

This paper is a product of Trade, Development Research Group. Copies of the paper are available free from the World Bank, 1818 H Street NW, Washington, DC 20433. Please contact Paulina Flewitt, room MC3-333, telephone 202-473-2727, fax 202-522-1159, email address pflewitt@worldbank.org. Policy Research Working Papers are also posted on the Web at <http://econ.worldbank.org>. The author may be contacted at cfreund@worldbank.org. May 2003. (34 pages)

The Policy Research Working Paper Series disseminates the findings of work in progress to encourage the exchange of ideas about development issues. An objective of the series is to get the findings out quickly, even if the presentations are less than fully polished. The papers carry the names of the authors and should be cited accordingly. The findings, interpretations, and conclusions expressed in this paper are entirely those of the authors. They do not necessarily represent the view of the World Bank, its Executive Directors, or the countries they represent.

Reciprocity in Free Trade Agreements

Caroline Freund*
The World Bank

*** I have benefited from comments by Daniel Lederman, Nuno Limão, Marcelo Olarreaga, John Romalis, Kamal Saggi, Maurice Schiff, Robert Staiger and participants at presentations at the 2003 AEA meetings in Washington, the World Bank, the University of Maryland, and the Regional Integration Network conference in Punta del Este, Uruguay. Correspondence: 1818 H Street, NW, Washington D.C. 20433, e-mail cfreund@worldbank.org, ph: (202)473-7102, fax: (202)522-1159.**

Reciprocity in Free Trade Agreements

I. Introduction

The two pillars of the GATT are nondiscrimination and reciprocity. Article XXIV of the GATT, which allows for the formation of trade blocs, has been derided as antithetical to the GATT because it permits members of a trade bloc to discriminate against nonmembers. What is less clear, however, is whether article XXIV is in sync with the other pillar of GATT—reciprocity. The language on reciprocity in the body of the GATT is clear: governments seek a "balance of concessions" and when presented with the withdrawal of a trade concession, its trade partner is permitted to withdraw a "substantially equivalent concession". Article XXIV also includes language that could be interpreted as pertaining to reciprocity, in that it calls for trade barriers "to be eliminated with respect to substantially all trade between the constituent territories." Thus, by definition, preferential trade agreements involve some degree of reciprocity because both sides are expected to make full trade concessions. But, unlike traditional multilateral negotiations, this does not necessarily yield *equivalent* concessions since an agreement can involve members of various sizes with vastly different trade barriers, yielding gains in market access that are far from symmetric. In addition, some sensitive sectors are typically excluded, and many other types of trade barriers, such as antidumping claims or technical standards can remain in place, or even increase to offset tariff concessions.

The purpose of this paper is to examine theoretically and empirically what role reciprocity has played in regional integration agreements. The application of reciprocity in multilateral tariff negotiations has strong theoretical foundations. In a series of papers, Bagwell and Staiger show that terms-of-trade motives provide countries with incentives

to have positive tariffs, creating a prisoner's dilemma, whereby all countries would be better off if they could cooperate and reciprocally lower tariffs.¹ They argue that the articles of the GATT offer negotiating rules that help governments undo inefficient trade restrictions generated by the terms-of-trade externality. In other words, reciprocal tariff reduction allows countries to credibly commit to lower tariffs and reach a higher welfare level. Finger, Reincke, and Castro (1999) find some evidence of reciprocity in terms of tariff cuts offered in the Uruguay Round negotiations.²

The value of reciprocity in regional agreements is less clear. Unlike in multilateral negotiations, where reciprocity enhances overall trade liberalization, reciprocity in regional agreements (by definition) furthers discriminatory tariff reduction. Reciprocity may be especially damaging in North-South agreements, where asymmetries in size suggest that low-income countries will have to make relatively larger trade concessions to achieve an agreement with a high-income country. A need for reciprocity also implies that some agreements should be infeasible; for example, a large country would gain too little from a free trade agreement with a very small low-tariff country to make the agreement worthwhile. Finally, reciprocity could provide incentives for low-income countries to maintain higher trade barriers in order to obtain preferences from high-income countries, and as a result generate greater trade diversion.

In this paper, we first examine the theoretical foundations for reciprocity in free trade agreements. We follow Bagwell and Staiger and use a repeated game model to analyze the question of what types of regional agreements are sustainable. In order to achieve a trade agreement, countries must have an incentive to sign the agreement and

¹ See Bagwell and Staiger (2000) for a summary of the literature.

² About 30 percent of concessions given are matched by concessions received.

the agreement must be self-enforcing. Using an oligopolistic model of trade, we show that it is easier to form an agreement with a large country, a high-cost country, or with one that has high tariffs. However, we also find that a country's credibility in enforcing the agreement is decreasing in its tariff level. Thus, there is a reciprocity-credibility trade-off; larger tariff reductions at home yield larger trade concessions abroad, but larger tariff cuts are less likely to be self-enforcing. The model also predicts that reciprocity should be more important in agreements between countries with similar cost structures. The intuition is that when costs differ, in addition to enhancing competition, a preferential agreement shifts production to the low-cost country, enhancing overall welfare gains and making the agreement easier to sustain.

To examine reciprocity empirically, we use three measures of trade preferences. The first uses detailed tariff and trade data to calculate the bilateral trade-weighted tariff for each country pair in a trade agreement. The second uses the same data to calculate the tariff revenue that will be lost as a result of a trade agreement; it is effectively a measure of the gain in producer surplus in the exporting country. The third focuses on changes in market access subsequent to the formation of a trade agreement, where market access is measured as changes in trade intensity indices (essentially trade shares adjusted for income growth) following a regional agreement. Using all three measures, we find that the trade preferences granted in a regional agreement are highly correlated across country pairs. Controlling for relative country size and separately also for country fixed effects, we find that preferential access is the single most important variable determining preferences granted. Because of issues of simultaneity, we also instrument for preferences with country-fixed effects. The results are robust to this innovation.

We also examine whether reciprocity in North-South agreements is different from reciprocity in other agreements. The model implies that countries with similar costs structures are more likely to require reciprocity to be self-enforcing. The variation in costs is likely to be greater when agreements are formed between North and South countries, suggesting that reciprocity would be less important in North-South agreements. In addition, work by John Whalley and various coauthors shows that concessions in North-South trade agreements, such as NAFTA, tend to be in areas other than tariffs.³ In particular, the South gains insurance for its access to the North's market, while the North gains concessions on environment and other non-tariff areas. Similarly, Staiger (1998) notes that GATT language does not require reciprocity by small countries, suggesting that reciprocity in preferential agreements between North and South countries is unlikely to be driven by the same underlying forces as reciprocity in the GATT.⁴

Our results show little evidence of reciprocity in North-South agreements. In particular, among North-South partners, preferences in one country are not correlated with preferences in the other country. There is, however, a modified form of reciprocity; North countries extract significantly more market access in South countries than South countries extract from the North. Specifically, a ten percent reduction in the developing-country tariff yields only about a 2 percent reduction in the rich-country tariff; in

³ Perroni and Whalley (2000) and Abrego et al. (1997).

⁴ Staiger's comment was made in reference to a paper by Davis and Kowalczyk (1998). They examine tariff phase-outs in Mexico and United States following NAFTA and look for evidence of reciprocity. Their main finding is that the length of tariff phase-outs by sector in both Mexico and United States is increasing in the U.S. tariff. The paper, however, analyzes a very narrow form of reciprocity because we typically think of reciprocity as being intersectoral. That is, we would expect the main trade concessions that Mexico gives the United States to be in different sectors from the concessions that the United States gives Mexico.

contrast, a 10 percent reduction in the large country tariff leads to an 33 percent reduction in the poor country tariff.

The paper is organized as follows. The next section provides the theoretical framework. Section 3 examines the empirical importance of reciprocity in trade agreements. Section 4 concludes.

II. The Theoretical Framework

We use a three-country oligopolistic model of trade to evaluate the importance of reciprocity in free trade agreements. This model is appropriate for analyzing trade bloc questions because optimal tariffs are non-zero and because regional agreements expand the members' share of the world market and hence enhance profits abroad. Gaining preferential market access is an important and often clearly stated purpose of trade agreements.⁵ The model is meant to be illustrative and highlight the importance of country size, market structure, and reciprocity in achieving a free trade agreement.

There is one good, which is produced by a single profit-maximizing firm in each country and segmented markets lead to trade in this good (as in Brander and Krugman (1983)). Since large markets are likely to have more firms, the one-firm assumption would be strong if we did not allow variation in production costs. Lower domestic production costs and more intense domestic competition will both have similar effects on trade. They will reduce the extent to which consumers benefit from international trade and will also depress the profits of foreign firms.

⁵ For example, the U.S. Trade Representative argues that because Canada and Mexico have trade agreements with other countries in the region "U.S. businesses are losing marketshare. U.S. wheat and potato farmers, for example, are now losing markets in Chile to Canadian exports" (Robert Zoellick, May 7, 2001)

We assume that the inverse demand function, $P^i(Q)$, in each country (X, Y, and Z) is linear. Specifically, $P^i(Q^i) = 1 - a^i Q^i$, and $Q^i = q_x^i + q_y^i + q_z^i$, where Q^i is the total quantity consumed in country i , q_j^i is the quantity produced by the firm in j for market i , and a^i varies with the size of the market, smaller countries have larger a^i 's.

Competition is Cournot. Profits to the firm from country X , in country i , π^i , are

$$(1) \quad \pi^i = q_x^i P^i(Q^i) - c_x q_x^i - t_x^i q_x^i,$$

where, c_i is the constant marginal cost of production in country i , and t_j^i is the tariff that the firm from country j faces in market i . Solving for the profit maximizing quantity of a firm from country X in market i , we have

$$(2) \quad q_x^i = \frac{(1 - 3(c_x + t_x^i) + c_y + c_z + t_y^i + t_z^i)}{4a^i}.$$

Equation (2) shows that higher domestic costs reduce quantity, while higher foreign costs increase quantity. A sufficient condition for each firm to sell in each market is that

$t_j^i < (1 - 3c_x + c_z + c_y)/3$, which we assume holds.

The government's welfare function, W , in country X , is the sum of consumer surplus, producer surplus, and tariff revenue.

$$(3) \quad W = U(Q^x) - P^x Q^x + \sum_{x,y,z} (q_x^i P^i - c_x q_x^i - t_x^i q_x^i) + t_y^x q_y^x + t_z^x q_z^x.$$

If there are no free trade agreements then the government maximizes welfare, equation (3) over t_y^x and t_z^x , taking other countries' tariffs as given. Under MFN, the tariff on Y must be equivalent to the tariff on Z , resulting in an optimal tariff of

$t = \frac{3 - c_x - c_y - c_z}{10}$. Note that in this model the optimal tariff in one country is not a

function of the tariffs implemented abroad or of the size of the market (a^i). But it is a function of marginal production costs—higher costs are associated with lower tariffs in all countries. Regardless of what policy other countries follow, a single country is always better off with a positive tariff. However, if each country installs its optimal tariff then all countries are worse off than they would be at free trade. Each country is made better off if some reciprocal bilateral or multilateral tariff reduction is achievable.

III. A Free Trade Agreement

Two conditions must be met in order for countries to participate in a free trade agreement. First, an incentive constraint must be satisfied, the agreement must make countries better off. Second, the agreement must be self-enforcing, long-run gains must make it worthwhile for countries to commit to the agreement, as opposed to maintaining tariffs.

Incentive constraint

A free trade agreement will only be approved if the welfare of the member countries is improved. That is, it must be the case that welfare after the bilateral tariff reduction exceeds welfare with ex ante tariffs. Using the welfare function above, substituting quantities in from Equation (2) and solving yields the incentive constraint for an agreement between country X and country Y . Specifically the constraint is:

$$(4) \quad \frac{(-6 + 18c_y + 2c_x - 14c_z)t^x - t^{x^2}}{32a^x} + \frac{6(1 - 3c_x + c_y + c_z)t^y - 3t^{y^2}}{16a^y} > 0$$

The first term in equation (4) represents the net domestic loss that results from the decline in a country's own tariff, the increase in consumer surplus and the loss in domestic profits

and tariff revenue. The second term is the gain in profits abroad that results from the decline in the foreign tariff. An agreement is more likely to be welfare improving when α^x is large and α^y is small—i.e. the small country gains more from the agreement. In addition, it is more welfare enhancing when the cost in the other member country, c_y , is relatively large—that is, the low-cost country gains more from the agreement. A low domestic tariff, t^x , and a high partner-country tariff, t^y , also increase the value of the agreement. The incentive constraint will always be satisfied for both countries, when countries are similar in size, cost structure, trade policy, and the extent of the tariff reduction—as is more likely to be the case in a North-North or a South-South agreement. Alternatively, the incentive constraint may be satisfied for both parties if the smaller country or the low-cost country offers greater trade concessions.

Sustainability

We use a repeated game framework to evaluate the extent to which a trade agreement between two countries is self-enforcing.⁶ In order for a bilateral agreement to be sustainable, the welfare gain from cheating on the agreement and then returning to the MFN tariff equilibrium forever must not exceed the welfare level from committing to the agreement. We consider cheating and punishment to consist of failing to install the preferences (i.e. maintaining status quo tariff) and returning to the ex ante tariff level forever. Alternatively, we could use the Nash tariff level as punishment, which would further the extent to which tariff reduction is achievable since the punishment phase would be more severe. However, since countries are constrained by the WTO, using the more conservative status quo punishment is more realistic. Specifically,

⁶ See Freund (2000) for more details on the repeated game analysis in this type of model.

$$(4) \quad W_{deviate} + \frac{\delta}{1-\delta} W_{punishment} \leq \frac{1}{1-\delta} W_{bilateral}.$$

Where δ is the discount rate. We can solve this equation for maximum size of the tariff cut that is achievable between any two partners.

Using the welfare function above and substituting quantities in from Equation (2)

and solving yields the cutoff discount rate ($\bar{\delta}$) such that a free trade agreement is feasible.

$$(5) \quad \delta \geq \frac{6 - 18c_y - 2c_x + 14c_z + t^x}{6 - 18c_x + 6c_y + 6c_z - 3t^y} \cdot \frac{a^y t^x}{2a^x t^y} = \bar{\delta}.$$

Equation (5) implies that the cutoff discount rate that X needs to achieve an agreement with Y is lower, i.e. commitment is easier, if Y 's market is relatively large (a^y/a^x is small), y is a relatively high cost country (c_y is high relative to c_x), and the preferential treatment Y offers is relatively large (t^x/t^y is small). The intuition is that if the foreign market is large, the foreign producer has high costs, and/or the foreign preferential treatment granted is extensive then preferential market access is worth more and countries have less incentive to cheat on the agreement.

This implies that there is a credibility-reciprocity tradeoff with respect to trade policy and participation in free trade agreements. Countries have an easier time committing to free trade agreements when the preferential access offered is relatively small, but countries can extract greater market access abroad by offering more preferential treatment in return. This provides an intuition for why some agreements may never be implemented. Countries offer more to get more, but their concessions are simply not credible in equilibrium.

To examine the set of possible agreements we rewrite equation (5) in terms of the cutoff tariff level needed to make an agreement feasible.

$$(6) \quad t^x \leq \frac{6 - 18c_x + 6c_y + 6c_z - 3t^y}{6 - 18c_y - 2c_x + 14c_z + t^x} \cdot \delta \frac{2a^x t^y}{a^y}$$

If tariffs are low, the first term will be determined largely by cost structure and we can rewrite equation (6) as

$$(7) \quad t^x \leq \delta f(c_x, c_y) \frac{2a^x t^y}{a^y}.$$

Equation (7) says that the maximum tariff level such that an agreement is feasible is nearly proportional to the tariff level abroad, the market structure, the relative size of the two countries, and the discount rate. Taking logs of both sides yields

$$(8) \quad \ln t^x \leq \ln(2\delta) + \ln(f(c_x, c_y)) + \ln\left(\frac{a^x}{a^y}\right) + \ln t^y = \bar{t}_x$$

By symmetry, a similar equation will also maintain for country Y.

$$(9) \quad \ln t^y \leq \ln(2\delta) + \ln(f(c_y, c_x)) + \ln\left(\frac{a^y}{a^x}\right) + \ln t^x = \bar{t}_y$$

Equation (9) implies that there is a range of preferences for each country such that agreements are feasible. Figure 1 presents this range graphically. Country X's constraint shows the minimum tariff preference that country Y must grant country X for a given level of preference in X's market. Any point above this constraint is feasible from country X's perspective since it gets more from country Y than is required for the agreement to be self-enforcing. Similarly, country Y's constraint shows the minimum preference that Y requires from X, for any given level of preference Y offers. From Y's perspective, any point to the right of country Y's locus is feasible. The area between the

two lines displays the range of feasible agreements, and points A, B and C all represent feasible agreements. In contrast, the agreement represented by point D is not feasible from Y's perspective since the preferential treatment that X offers Y is not enough to justify granting such large preferences to X in return.

The model shows that preferences granted will be increasing in the level of preferences received. However, small changes in preferences granted may have no effect on the level of preferences received, provided both constraints are satisfied. For example, points A and B in Figure 1 represent two feasible agreements, but point B is better for country X than point A because it gets more in return. This implies that point B might be the more likely agreement if X has more bargaining power, and point A the outcome if Y has more bargaining power.

The closer the enforceability constraints are to each other, the smaller is the range of feasible agreements and the more important is reciprocity in determining outcomes. If the constraints are very far apart then reciprocity may not be as important in determining preferences; outcomes will depend much more on other things, such as country characteristics, relative bargaining power, and political issues.

Equations (8) and (9) imply that there is a range of tariff pairs where agreements are feasible, and the range is increasing in the discount rate. If δ is very small, then it is possible that there are no agreements that are self-enforcing, as shown in Figure 2. The intuition is that countries care very little about the future so they will cheat on any agreement.

The distance between the constraints also depends on relative costs. The more similar are the costs the more likely it is that the constraints are close to each other. To

see this, note that country X faces a constraint with $f(c_x, c_y)$ and by symmetry, country Y

faces a constraint $f(c_y, c_x)$. For feasible values of c_x , c_y and c_z , $\frac{\partial \bar{t}_x}{\partial c_x}$ is negative, $\frac{\partial \bar{t}_x}{\partial c_y}$ is

positive, and $\left| \frac{\partial \bar{t}_x}{\partial c_x} \right| < \left| \frac{\partial \bar{t}_x}{\partial c_y} \right|$. This implies that when costs structures are different, the

constraints are more likely to be far apart, all else equal. The intuition is that when costs are different, a regional agreement not only increases production but also shifts more to the low-cost producer, which magnifies the output effect. This cost-shifting effect makes the agreement more welfare improving and hence easier to enforce.

By contrast, market size does not effect the extent to which the constraints bind

$\frac{\partial \bar{t}_x}{\partial a_x} = -\frac{\partial \bar{t}_x}{\partial a_y}$. Relative to countries of an equal size, the small-country constraint shifts

out, indicating that it can support more concessions for a given level of preferences received. The large country constraint shifts in by an identical amount, indicating that it can grant less preferences for a given level of preferences received. Thus, both constraints shift, but the distance between them is unaffected.

IV. Empirical Analysis

In this section, we test the extent to which reciprocity is important in determining preferences offered in free trade agreements. The model shows that reciprocity plays a critical role in determining the set of feasible regional agreements. This role is heightened if the feasibility constraints are close together, as in Figure 3, where more preferential treatment by one party must be reciprocated in order for an agreement to be

sustainable. In this case, reciprocity determines actual outcomes. In contrast, Figure 4 shows a case where reciprocity is important in determining the set of feasible agreements, but where reciprocity has little influence on precise outcomes. The circles represent the space of possible agreements, and the filled circles are actual agreements. In this case, reciprocity determines which agreements are feasible, but observed outcomes are more closely related to other variables. If the incentive constraints tend to be close together then we should find that reciprocity is important in regional agreements.

To look for evidence of reciprocity we use three measures of actual trade preferences that counties grant one another. First, using detailed trade and tariff data, we calculate ex ante trade-weighted average bilateral tariffs. Second, we use tariff data and exports before the agreement to estimate lost tariff revenue. The second measure also captures the transfer of tariff revenue from the importing country to producer surplus in the exporting country. Third, we create an index of the change in market share from the agreement. This measures the extent to which the regional agreement led to increased bilateral trade in each country. More specific descriptions of each measure follow.

The most basic measure of preferences is the trade-weighted tariff.

$$(7) \quad tariff_{ij} = \sum_k (MFN_j^k * \frac{exp\ or\ ts_{ij}^k}{exp\ or\ ts_{ij}}),$$

where MFN_j^k is the tariff in county j on industry k , $exp\ or\ ts_{ij}^k$ are exports from i to j in industry k , and $exp\ or\ ts_{ij}$ are total exports. Bilateral tariffs are available from the TRAINS database and total bilateral exports are from the IMF International Financial Statistics.

Using this measure, the triangles in Figure 5 represent the preferences offered by one party of a trade agreement versus the preferences received. The scatter plot offers some evidence that reciprocity is important—the bilateral concessions of one trade partner seem to be increasing in the concessions granted by the other partner—even without controlling for country size and income levels. As a control, the diamonds show preferences of each country in an agreement relative to the world, where preferences are measured as the trade-weighted tariff via the *world*. Therefore, the diamonds represent preference pairs if regional agreement members granted each other the preference that an exporter with the world export structure would receive. The diamonds appear to be uniformly distributed within a range, suggesting that if bilateral agreements involved tariffs reductions to an average world partner then reciprocity would not be important. The graph suggests that countries in regional agreements tend to offer bilateral preferences that are more similar to each other than they are to the rest of the world.

One problem with the simple trade-weighted tariff is that it does not capture the relative importance of an export market. For example, the U.S. and Canadian trade-weighted tariffs on Mexican imports could be very similar, but since the United States is a much larger market for Mexican goods, U.S. preferences are worth more to Mexico. This relates to the notion in the GATT that reciprocity involves trade policy affecting an *equivalent* amount of trade. Including GDP in the equation will control for this to the extent that it is only market size that matters. But, it could also be tastes, proximity, and endowments.

The second measure controls for this market relevance effect. It is a measure of gain in producer surplus in the exporting country, or the forgone tariff revenue in the

importing country. It is the bilateral tariff in a six-digit sector multiplied by the trade in that sector, summed across all sectors. It is calculated as follows:

$$(8) \quad \text{producer surplus}_{ij} = \text{tariff}_{ij} * \text{exports}_{ij},$$

It is thus the amount of tariff revenue that the importing country will forgo collecting as a result of the trade agreement, assuming that all tariffs are removed.⁷ To the extent that prices remain roughly unchanged, it also represents a gain in producer surplus to the exporting country. Hence, the measure will be increasing in exports and also in tariffs, provided the elasticity of trade to tariffs does not exceed one in absolute value.

While these measures provide a good proxy for the extent to which firms gain from liberalization in the other country, and hence how balanced the agreement is, there are some problems with both measures. First, as previously noted, not all tariffs are necessarily removed when the agreement is signed, so they might overstate the gains in some cases and perhaps fail to show reciprocity, even though reciprocity is actually present. Second, tariffs are not the only trade barriers. Third, the data required to calculate this measure are only available for 52 agreements concluded after 1989. Still, if agreements at least approach genuine free trade agreements and tariffs are the primary barriers that are negotiated, then only agreements that offer similar return should be signed. In this case, this measure should roughly capture the extent of reciprocity.

The third measure focuses on increases in trade to capture the extent to which concessions are actually made. It attempts to estimate the magnitude of all barriers, not

⁷ More specifically, it is calculated as the average trade-weighted tariff in the year before the agreement, or if that is not available the closest year to that year. We also attempt to match as closely as possible the year of the tariff data in the partner countries. The trade weighted tariff is then multiplied by average trade in the four-year period before the agreement was concluded in order to control for possible anomalies in trade flows in a particular year.

just tariffs, that are lowered. It uses data on bilateral trade among members of 91 regional agreements negotiated between 1980 and 1999 to estimate changes in market share, where market share is estimated using the so-called “export intensity index”, I_{ij} .

$$(6) \quad I_{ij} = \frac{X_{ij}}{X_{ROW,j}}.$$

The numerator in Equation (6) is j 's share of i 's exports, and the denominator is j 's share of the rest-of-the-world's exports.⁸ The export intensity index describes how much i exports to j relative to how much the rest of the world exports to j . An export intensity index of unity implies that j 's share of i 's exports is identical to j 's share of rest-of-the-world exports. The important feature of this index is that, with constant income elasticity of trade across countries, it will not increase as a result of regional income growth in the importing country. This is because j 's share of i 's exports (the numerator of the index) increases in exactly the same proportion as j 's of world exports (the denominator of the index). This measure of market access is defined as the average intensity in the four-year period following the agreement less the average intensity in the four-year period preceding the agreement and denoted it as ΔI_{ij} . Trade intensity indices are constructed from the f.o.b. bilateral trade data recorded in the IMF Direction of Trade Statistics.

For the purposes of computing all three indices, for the members of a new union (eg MERCOSUR), we examine all bilateral pairs; for countries acceding to a well-established union (eg. Austria to the EU), we consider only exports from the new member to the union and vice versa, not each pair of countries. The intuition is that negotiations for a new union take place at a country-to-country level, but negotiations between a

⁸ See Anderson and Norheim (1993) for a detailed description of trade intensity indices.

country and a union take place at a country-to-union level. Table 1 in the appendix lists all of the agreements used for each measure.

In the first stage, we look at partial correlations between t_{ij} and t_{ji} , PS_{ij} and PS_{ji} and ΔI_{ij} and ΔI_{ji} . In addition to measures of preferences, theory suggests that preferences granted should be a function of country size and market structure. Bigger countries should get a relatively greater increase in market access abroad since the value of their tariff reduction to other countries is worth relatively more. However, if there are increasing returns to scale, or bigger countries simply have lower cost (or more) firms, then the market-size effect will be dampened. The basic regression equation that we estimate, for each measure, is:

$$(7) \quad preference_{ij} = \alpha + \beta_1 preference_{ji} + \beta_2 gdp_i + \beta_3 gdp_j + \varepsilon_{ij},$$

where preference is one of the three measures ($\ln(\text{tariff})$, $\ln(\text{producer surplus})$, or the change in the intensity index), and small letters denote the natural log of the variables. Theory predicts that β_1 should be positive; an increase in preferences granted should lead to an increase in preference received. Indeed, with perfect reciprocity the coefficient should be unity. The null hypothesis is that β_1 is zero—representing the case where the gains to one country are uncorrelated with the gains to the other country. This would be the self-enforcing constraints never bind, i.e. the gap between them is very wide, and agreements are much more a function of other factors. For example, countries may have varying bilateral trade barriers, join trade agreements at random, and give full trade concessions. In this case, countries would get greater concessions from an agreement with a high-tariff country and less from an agreement with a low-tariff country. Since agreements are chosen randomly there is no reason to think that the preferences measures

should be correlated—country-fixed effects (used below) should account for most of the variation in the measure of preferences.

The signs of β_2 and β_{13} depend on the relative importance of market size effects. If market size is very important then β_2 should be positive and β_3 should be negative—and they should be of a similar magnitude. If costs (and extent of domestic competition) play an important role then the signs of the coefficients is ambiguous.⁹

One econometric problem with this regression is that errors are likely to be correlated across bilateral pairs. Each agreement enters as two observations, for example, CUSFTA enters once with the US preferences in Canada as a dependent variable and once with Canadian preferences in the US as a dependent variable. We correct the errors for pairwise correlation as well as heteroskedasticity using Rogers (1993) and White (1980), respectively.

The results are reported in the columns (1), (4), and (7) of Table 1. All of the signs are as predicted, but only the coefficient on the preference variable is significant in all of the specifications at standard confidence levels. In particular, the coefficient of about .6 on the tariff variable implies that a 10 percent bilateral tariff cut in one country leads to about a 6 percent cut in the other country's tariff. The coefficient of .5 on the producer surplus variable implies that a ten percent increase in tariff revenue lost leads to a 5 percent increase in producer surplus gained. The coefficient of .3 on the share variable implies that a 10 percent increase in i 's access to j 's market is associated with about a 3 percent increase in j 's access to i 's market. These estimates are somewhat

⁹ We also try including log population in the regression equation, to see if level of development is important, but it was not significant and the coefficients on the preferences were unchanged (not reported).

higher than estimates by Finger, Reincke, and Castro (1999) for tariff concessions in the Uruguay Round; they find that 29 percent of concessions were reciprocated.

The coefficient on GDP_i and GDP_j in the tariff and intensity indices regressions are positive and negative, respectively, as market size effects would predict—implying that the market access that a country receives for a given level of preferences granted is increasing in its relative size—but the coefficients are not significant.¹⁰

Columns (2), (5) and (7) of Table 1 augment the basic specification to include importer and exporter country-fixed effects, instead of GDP. Country-fixed effects will capture the extent to which certain countries always give/receive the same access, due to market size and market structure effects. While these turn out to be important determinants of preferences, they do not appear to be correlated with reciprocity since the coefficients on $preference_{ji}$ remain almost unchanged in each of the three cases.¹¹ On average, the R-squares in the regressions suggests that about half of the explained variation is due to reciprocity and about half is due to country fixed effects. The remaining variation among agreements could be a result of bargaining, mis-measurement, or other agreement issues that are not in the model such as labor, the environment or investment treaties.

This simple regression implies that the null hypothesis—there is no correlation between preferences granted and preferences received—can be eliminated. But, there are

¹⁰ We also test joint significance and in most cases the coefficients are not jointly significant at standard levels.

¹¹ One additional concern is that the results could be generated by the type of trade agreement; for instance, some agreements are deeper than others, and as a result might produce greater changes in trade. To some extent this would be evidence of reciprocity, since countries choose how far to go, but it would be a different kind of reciprocity—at the bloc level instead of the country level. To test for this, we augment the analysis to include bloc fixed effects. Again, the results remain robust (not reported), suggesting that bilateral reciprocity plays an important role in trade agreements.

still some econometric issues that need to be addressed. If the model is correct, the estimated coefficient on preferences is biased because preferences are jointly determined and because of measurement error. Specifically, since preferences in i are an increasing function of preferences in j , and vice versa, the coefficient estimate is likely to be overstated. On the other hand, since we are using tariffs and outcomes to proxy for true preferential policy, both the dependent and independent variables are likely to be measured with error. Assuming the measurement error in the dependent and independent variables are normally distributed and uncorrelated with each other, the error in the explanatory variable would tend to bias the coefficient on preferences towards zero.

To deal with these problems we use instrumental variables technique.¹² We instrument for preferences with importer and exporter fixed effects. Country fixed effects make ideal instruments because they are exogenous and are highly correlated with preferences. Moreover, they should also be uncorrelated with the measurement error in preferences. The results are reported in Columns (3), (6) and (9) of Table 1. In each case, the coefficient on the preference variable is almost unchanged, suggesting that the two effects roughly offset each other in the OLS regressions.

North-South Agreements: Are Some Agreements Less Equal than Others?

The model shows that agreements where marginal costs are very different are less likely to require reciprocity. In this section, we consider this prediction by evaluating North-South agreements, where costs structures are likely to be very different, implying that reciprocity is less likely to prevail in North-South agreements.

¹² The parameter in question is not identified in a simultaneous equations approach.

This prediction is also supported by other work on North-South agreements.

Staiger (1998) notes that the notion of reciprocity as intended in the GATT may not carry over to North-South regional agreements, since even in multilateral negotiations small countries have not been required to offer reciprocal concessions to large countries. The 1979 Enabling Clause encourages industrialized countries not to seek reciprocal concessions that are “inconsistent with their individual development, financial, and trade needs”. In addition, industrialized countries may have other motivations for signing free trade agreements with developing countries. The concessions by developing countries may not directly relate to trade, but involve issues like investment, technical standards, intellectual property rights, and competition policy.¹³ Additional evidence that such agreements may be different comes from the number of programs designed to unilaterally give preferences to developing countries, such as Europe’s Everything-But-Arms initiative and the Africa Growth and Opportunity Act in the United States. On the other hand, there has also been a recent emergence of agreements that are less one-sided. The Cotonou Agreement, for example, rescinds the one-way preferences that Europe gave countries in Africa and the Caribbean and replaces them with free trade agreements. An alternative to Staiger’s argument may be that precisely because small countries have not been required to make reciprocal concessions in multilateral negotiations, large countries are using regional agreements to extract concessions.

In this section, we examine whether North-South agreements are different. South countries are defined as those with per-capita income below \$10,000 in 1995. Table 2 reports the results from running the regressions separately on North-South country pairs.

¹³ See Limão for a model of how such agreements could be negotiated simultaneously with a trade agreement.

For both the tariff and the producer surplus measures there is no evidence of reciprocity in North-South agreements. However, market share changes are correlated in the OLS regressions, though this result is not robust for North-South country pairs in the instrumental variables regression. This could suggest that country-fixed effects are not good predictors of preferences in North-South agreements. However, results from a regression of preferences on country fixed effects in North-South agreements have an R-square of 0.41. The implications of this are not clear. One possibility is that since preferences are measured with error, there could be a spurious correlation in preferences.

To examine this question in more detail we split each sample according to the size of the market, and use seemingly unrelated regressions techniques. Specifically, in one sample the dependent variable is the increased market access the smaller country (the South) gives to the larger country (North) and the other sample has the opposite. This specification allows big countries and small countries to have different coefficients on the preference variable. For example, if the North has most of the bargaining power then for a given change in access to its market, the North should be able to extract relatively more, i.e. the coefficient on North access offered should be greater than the coefficient on South access offered. The results are reported in Table 3. For both the tariff and the market access measures they suggest that South countries have relatively less bargaining power than North countries. For example, for a 10 percent increase in the South's access to the North, the North extracts 15 percent increase in access to the South. In contrast, for a 10 percent increase in access to the South, the South extracts only about a 5 percent increase in access to the North. The asymmetry can not be a result of a higher average tariffs in the South than in the North because the constant will pick up average tariffs. It is worth

noting that doing a similar exercise on other agreements produces somewhat different results. Columns 5 and 6 of Table 3 report the results for these other agreements.

Conclusion

This paper has shown that reciprocity is important in free trade agreements. In particular, the results suggest that a one percent increase in preferences offered leads to about a one-half of a percent increase in preferences received. One exception is in North-South agreements, where we find a modified form of reciprocity that is related to country size: a one percent increase in preferences offered by the big (small) country leads to more (less) than a one percent increase in preferences received.

From a policy perspective, the results suggest that incentives to maintain protection to extract more concessions in a trade agreement are of concern. In general, however, they should be less of a concern in North-South agreements since the marginal value of a developing-country tariff reduction in terms of its effect on reciprocal reduction is very small. The gains from unilateral liberalization are likely to far outweigh potential gains from using protection as a bargaining chip.

References

Abrego, L, C. Perroni, J. Whalley, and R. Wigle (1997) "Trade and Environment: Bargaining Outcomes from Linked Negotiations" NBER Working Paper #6216.

Anderson, K. and H. Norheim (1993) "History Geography and Regional Economic Integration." In *Regional Integration and the Global Trading System*. New York: St. Martin's Press, 19-51.

Bagwell K. and R. Staiger (2000) "GATT Think" NBER Working Paper 8005.

Brander J. and P. Krugman (1983) "A 'Reciprocal Dumping' Model of International Trade." *Journal of International Economics*, 15, 313-323.

Davis D. and C. Kowalczyk (1998) "Tariff Phase-Outs: Theory and Evidence from GATT and NAFTA" In *The Regionalization of the World Economy*, NBER Project Report Series. Chicago and London: University of Chicago Press, 227:250.

Finger, J.M., U. Reincke, and A. Castro (1999) "Market Access Bargaining in the Uruguay Round: Rigid or Relaxed Reciprocity?" World Bank Working Paper #2258.

Freund C. (2000) "Multilateralism and the Endogenous Formation of Preferential Trade Agreements," *Journal of International Economics*.

Limão, Nuno (2002) "Are Preferential Trade Agreements with Non-Trade Objectives a Sumbing Bloc for Multilateral Liberalization" University of Maryland Center for International Economics Working Paper 02-02.

Rogers, W. H. (1993) "Regression Standard Errors in Clustered Samples." *Statistical Technical Bulletin* 13: 19-23.

Staiger R. (1998) "Tariff Phase-Outs: Theory and Evidence from GATT and NAFTA: Comment" In *The Regionalization of the World Economy*, NBER Project Report Series. Chicago and London: University of Chicago Press, 253:258.

Perroni, C. and J. Whalley (2000) "The New Regionalism: Trade Liberalization or Insurance?" *Canadian Journal of Economics*, 1-24.

White, H. (1980) "A Heteroskedasticity-Consistent Covariance Matrix Estimator and a Direct Test for Heteroskedasticity." *Econometrica* 48:817-830.

Figure 1: Feasible Trade Agreements

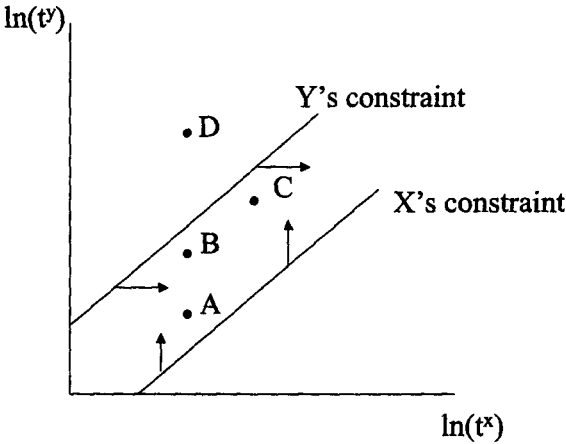


Figure 2: No Feasible Agreements

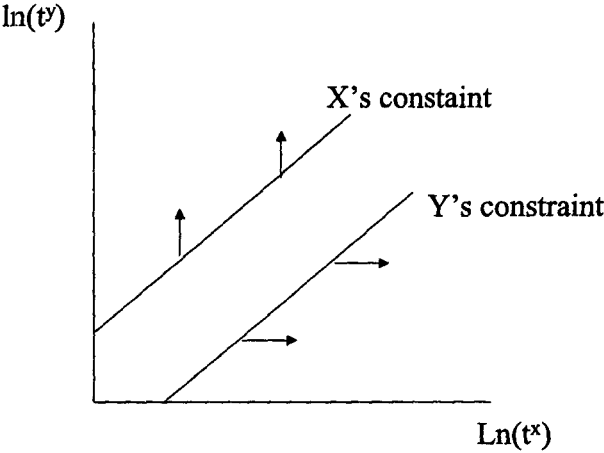


Figure 3: Enforceability Constraints Identifiable

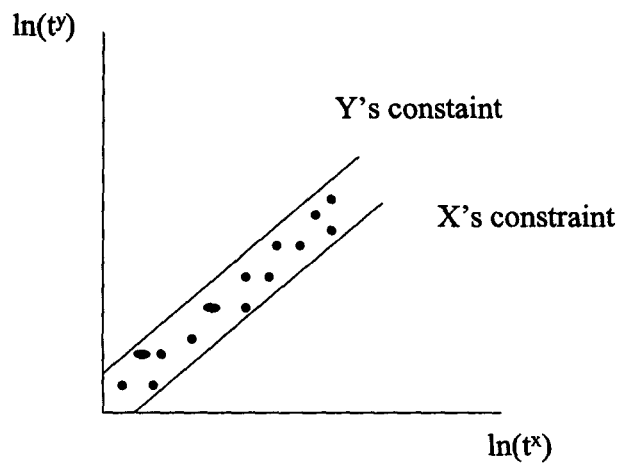


Figure 4: Enforceability Constraints Not Identified

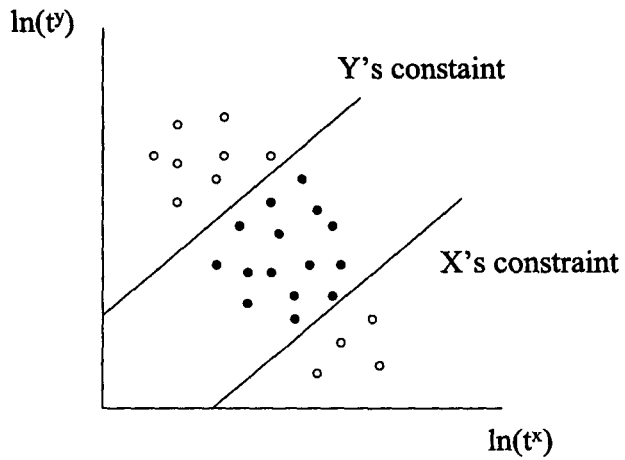


Figure 5: Preferences in Actual Agreements

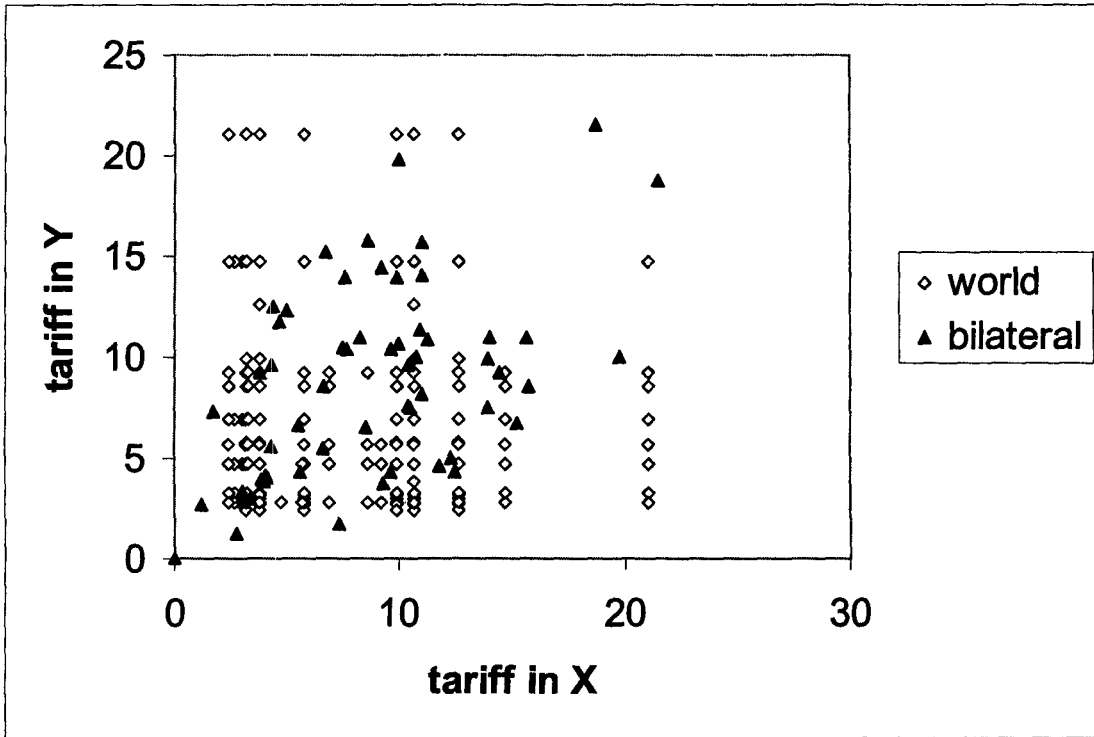


Table 1: Determinants of Trade Preferences

	t_{ij} (1)	t_{ij} (2)	t_{ij} (3)	ps_{ij} (4)	ps_{ij} (5)	ps_{ij} (6)	ΔI_{ij} (7)	ΔI_{ij} (8)	ΔI_{ij} (9)
t_{ji}	0.58** (4.40)	0.63** (3.47)	0.57** (6.02)						
ps_{ji}				0.51** (11.68)	0.40** (3.91)	0.56** (9.12)			
ΔI_{ji}							.31** (3.82)	0.31* (2.33)	0.29** (2.54)
gdp_i	0.06 (1.06)		0.06 (1.06)	0.43** (2.97)		0.38 (2.49)	0.02 (0.80)		0.02 (0.79)
gdp_j	-0.02 (-0.39)		-0.02 (-0.37)	0.47** (6.65)		0.42 (5.45)	-0.02 (0.92)		-0.02 (-0.83)
Country fixed effects	No	Yes	No	No	Yes	No	No	Yes	No
Method	OLS	OLS	IV	OLS	OLS	IV	OLS	OLS	IV
NOB	104	104	104	104	104	104	182	182	182
R-Square	0.35	0.87	0.35	0.68	0.88	0.68	0.10	.44	0.10

ΔI_{ij} is the percentage change in i 's export intensity to j . Errors corrected for heteroskedasticity and pairwise correlation. All regressions include a constant term, values for the constant not reported. **Significant at the 1 percent level.*Significant at the 5 percent level. In columns (3) and (4) country fixed effects are used as instruments for ΔI_{ji} .

Table 2: Reciprocity in North-South Agreements

	t_{ij}		PS_{ij}		ΔI_{ij}			
	North-South (1)	Other (2)	North-South (3)	Other (4)	North-South (5)	Other (6)	North-South (7)	Other (8)
t_{ji}	-0.05 (-0.45)	0.68** (6.53)						
PS_{ji}			-0.12 (-0.36)	0.50** (11.98)				
ΔI_{ji}					.39** (3.02)	0.25* (2.55)	-0.11 (-0.54)	0.37** (3.87)
$\ln(GDP_i)$	0.29 (1.42)	0.42 (0.67)	1.66** 3.09	0.43* (2.04)	0.03 (0.72)	0.02 (0.44)	0.04 (0.63)	0.02 (0.58)
$\ln(GDP_j)$	0.23 (1.69)	-0.00 (-0.03)	1.63** (3.38)	0.55** (5.68)	0.00 (0.11)	-0.04 (-1.59)	0.02 (0.39)	-0.04 (-1.67)
Method	OLS	OLS	OLS	OLS	OLS	OLS	IV	IV
NOB	22	82	22	82	58	124	58	124
R-Square	0.21	0.45	0.88	0.62	0.16	.07	0.00	.06

A constant is included in all regressions, value not reported. Errors corrected for heteroskedasticity and pairwise correlation. *Significant at the 5% level. ** Significant at the 1% level.

Table 3: Determinants of Large and Small Country Preferences

	Total		North-South		Other	
	Large Access to Small (1)	Small Access to Large (2)	Large Access to Small (3)	Small Access to Large (4)	Large Access to Small (5)	Small Access to Large (6)
t_{ji}	1.39** (9.71)	0.58** (9.71)	3.31** (3.12)	0.17** (3.12)	1.38** (9.98)	0.63** (9.98)
ps_{ji}	2.11** (11.04)	.41** (11.04)	1.00 (1.05)	0.10 (1.05)	2.25** (10.05)	0.39** (10.05)
ΔI_{ji}	.64** (6.07)	.52** (6.07)	1.59** (5.89)	.43** (5.89)	0.42** (4.11)	0.56** (4.11)

All regressions run with a constant and gdp_i and gdp_j using SUR. Only the coefficients on preference variables from each regression are reported. Columns (1), (3), and (5) report the results when the small country's preferences granted is the dependent variable. Columns (2), (4), and (6) report the results when the large country's preferences granted is the dependent variable.

Appendix Table 1: Regional Integration Agreements

Agreement	Date of entry into force	Type of agreement	Used in Tariff and Producer Surplus Measure
CER/ Australia-New Zealand	1-Jan-83	Free trade agreement	No
United States — Israel	19-Aug-85	Free trade agreement	No
EC accession of Portugal and Spain	1-Jan-86	Accession to customs union	No
Mercosur/ Argentina Brazil Paraguay Uruguay	29-Nov-91	Customs union	Yes
EC — Czech Republic	1-Mar-92	Free trade agreement	Yes
EC — Slovak Republic	1-Mar-92	Free trade agreement	Yes
EC — Hungary	1-Mar-92	Free trade agreement	Yes
EC — Poland	1-Mar-92	Free trade agreement	Yes
EFTA — Turkey	1-Apr-92	Free trade agreement	No
EFTA — Czech Republic	1-Jul-92	Free trade agreement	No
EFTA — Slovak Republic	1-Jul-92	Free trade agreement	No
Czech Republic — Slovak Republic	1-Jan-93	Customs union	No
EFTA — Israel	1-Jan-93	Free trade agreement	No
CEFTA/ Bulgaria Czech Republic Hungary Poland Romania Slovak Republic Slovenia	1-Mar-93	Free trade agreement	Yes/ except Bulgaria
EC — Romania	1-May-93	Free trade agreement	Yes
EFTA — Romania	1-May-93	Free trade agreement	No
Chile — Venezuela	1-July-93	Free trade agreement	Yes
EFTA — Bulgaria	1-Jul-93	Free trade agreement	No
EFTA — Hungary	1-Oct-93	Free trade agreement	No
EFTA — Poland	15-Nov-93	Free trade agreement	No

EC — Bulgaria	31-Dec-93	Free trade agreement	No
Chile — Colombia	1-Jan-94	Free Trade Agreement	Yes
NAFTA	1-Jan-94	Free trade agreement	Yes
BAFTA/ Estonia Latvia Lithuania	1-Apr-94	Free trade agreement	No
Bolivia— Mexico	1-Jan-95	Free trade agreement	Yes
Colombia-Mexico-Venezuela	1-Jan-95	Free trade agreement	Yes
Costa Rica —Mexico	1-Jan-95	Free trade agreement	Yes
EC — Lithuania	1-Jan-95	Free trade agreement	Yes
EC — Estonia	1-Jan-95	Free trade agreement	Yes
EC — Latvia	1-Jan-95	Free trade agreement	Yes
EC accession of Austria, Finland and Sweden	1-Jan-95	Accession to customs union	Yes
EFTA — Slovenia	1-Jul-95	Free trade agreement	No
CEFTA accession of Slovenia	1-Jan-96	Accession to free trade agreement	No
EC — Turkey	1-Jan-96	Customs union	Yes
EFTA — Estonia	1-Jun-96	Free trade agreement	No
EFTA — Latvia	1-Jun-96	Free trade agreement	No
Slovenia — Latvia	1-Aug-96	Free trade agreement	No
EFTA — Lithuania	1-Aug-96	Free trade agreement	No
Chile — Mercosur	1-Oct-96	Free trade agreement	Yes
Slovak Republic — Israel	1-Jan-97	Free trade agreement	Yes
Poland — Lithuania	1-Jan-97	Free trade agreement	Yes
Slovenia — Estonia	1-Jan-97	Free trade agreement	No
Canada — Israel	1-Jan-97	Free trade agreement	Yes
EC — Slovenia	1-Jan-97	Free trade agreement	No

Slovenia — Lithuania	1-Mar-97	Free trade agreement	No
Bolivia — Mercosur	2-Mar-97	Free trade agreement	Yes
Israel — Turkey	1-May-97	Free trade agreement	Yes
CEFTA accession of Romania	1-Jul-97	Accession to free trade agreement	Yes
Slovak Republic — Latvia	1-Jul-97	Free trade agreement	No
Slovak Republic — Lithuania	1-Jul-97	Free trade agreement	No
Czech Republic — Latvia	1-Jul-97	Free trade agreement	Yes
Canada — Chile	5-Jul-97	Free trade agreement	Yes
Czech Republic — Lithuania	1-Sep-97	Free trade agreement	Yes
Czech Republic — Israel	1-Dec-97	Free trade agreement	Yes
Romania — Turkey	1-Feb-98	Free trade agreement	Yes
Hungary — Israel	1-Feb-98	Free trade agreement	Yes
Czech Republic — Estonia	12-Feb-98	Free trade agreement	Yes
Slovak Republic — Estonia	12-Feb-98	Free trade agreement	No
Poland — Israel	1-Mar-98	Free trade agreement	Yes
Lithuania — Turkey	1-Mar-98	Free trade agreement	Yes
Hungary — Turkey	1-Apr-98	Free trade agreement	Yes
Estonia — Turkey	1-Jun-98	Free trade agreement	Yes
Chile — Peru	1-Jul-98	Free Trade agreement	Yes
Mexico — Nicaragua	1-Jul-98	Free Trade Agreement	Yes
Czech Republic — Turkey	1-Sep-98	Free trade agreement	Yes
Slovak Republic — Turkey	1-Sep-98	Free trade agreement	No
Slovenia — Israel	1-Sep-98	Free trade agreement	No

Bulgaria — Turkey	1-Jan-99	Free trade agreement	No
CEFTA accession of Bulgaria	1-Jan-99	Accession to free trade agreement	No
Poland — Latvia	1-Jun-99	Free trade agreement	Yes
Chile — Mexico	1-Aug-99	Free trade agreement	Yes
EFTA — Morocco	1-Dec-99	Free trade agreement	No

Policy Research Working Paper Series

	Title	Author	Date	Contact for paper
WPS3043	The Incentive-Compatible Design of Deposit Insurance and Bank Failure Resolution: Concepts and Country Studies	Thorsten Beck	May 2003	K. Labrie 31001
WPS3044	Impregnated Nets Cannot Fully Substitute for DDT: Field Effectiveness of Malaria Prevention in Solomon Islands	Mead over Bernard Bakote'e Raman Velayudhan Peter Wilikai Patricia M. Graves	May 2003	H. Sladovich 37698
WPS3045	Causes and Consequences of Civil Strife: Micro-Level Evidence from Uganda	Klaus Deininger	May 2003	M. Fernandez 33766
WPS3046	Migration, Spillovers, and Trade Diversion: The Impact of Internationalization on Stock Market Liquidity	Ross Levine Sergio L. Schmukler	May 2003	E. Khine 37471
WPS3047	Comparing Mortgage Credit Risk Policies: An Options-Based Approach	Robert Buckley Gulmira Karaguishiyeva Robert Van Order Laura Vecvagare	May 2003	O. Himid 80225
WPS3048	Targeted Transfers in Poor Countries: Revisiting the Tradeoffs and Policy Options	Martin Ravallion	May 2003	P. Sader 33902
WPS3049	Hidden Impact? Ex-Post Evaluation of an Anti-Poverty Program	Shaohua Chen Martin Ravallion	May 2003	P. Sader 33902
WPS3050	The Changing Financial Landscape: Opportunities and Challenges for the Middle East and North Africa	Wafik Grais Zeynep Kantur	May 2003	R. Vo 33722
WPS3051	Regional, Multilateral, and Unilateral Trade Policies of MERCOSUR for Growth and Poverty Reduction in Brazil	Glenn W. Harrison Thomas F. Rutherford David G. Tarr Angelo Gurgel	May 2003	P. Flewitt 32724
WPS3052	Long-Run Impacts of China's WTO Accession on Farm-Nonfarm Income Inequality and Rural Poverty	Kym Anderson Jikun Huang Elena Ianchovichina	May 2003	S. Lipscomb 87266
WPS3053	Economic Impacts of China's Accession to the World Trade Organization	Elena Ianchovichina William Martin	May 2003	S. Lipscomb 87266
WPS3054	The New Comparative Economics	Simeon Djankov Edward Glaeser Rafael La Porta Florencio Lopez-de-Silanes Andrei Shleifer	May 2003	G. Sorensen 37088
WPS3055	The Global Growth of Mutual Funds	Deepthi Fernando Leora Klapper Viktor Sulla Dimitri Vittas	May 2003	A. Yaptenco 31823

Policy Research Working Paper Series

Title	Author	Date	Contact for paper
WPS3056 Avoiding the Pitfalls in Taxing Financial Intermediation	Patrick Honohan	May 2003	A. Yaptenco 31823
WPS3057 Teaching Adults to Read Better and Faster: Results from an Experiment in Burkina Faso	Helen Abadzi	May 2003	H. Abadzi 80375
WPS3058 Working for God? Evaluating Service Delivery of Religious Not-for-Profit Health Care Providers in Uganda	Ritva Reinikka Jakob Svensson	May 2003	H. Sladovich 37698
WPS3059 Do Capital Flows Respond to Risk and Return?	César Calderón Norman Loayza Luis Servén	May 2003	T. Tourougui 87431
WPS3060 World Market Integration through the Lens of Foreign Direct Investors	Rui Albuquerque Norman Loayza Luis Servén	May 2003	T. Tourougui 87431