

Der Open-Access-Publikationsserver der ZBW – Leibniz-Informationzentrum Wirtschaft
The Open Access Publication Server of the ZBW – Leibniz Information Centre for Economics

Eckel, Carsten

Working Paper

International trade and retailing

BERG Working paper series on government and growth, No. 63

Provided in cooperation with:

Otto-Friedrich-Universität Bamberg

Suggested citation: Eckel, Carsten (2009) : International trade and retailing, BERG Working paper series on government and growth, No. 63, <http://hdl.handle.net/10419/38761>

Nutzungsbedingungen:

Die ZBW räumt Ihnen als Nutzerin/Nutzer das unentgeltliche, räumlich unbeschränkte und zeitlich auf die Dauer des Schutzrechts beschränkte einfache Recht ein, das ausgewählte Werk im Rahmen der unter

→ <http://www.econstor.eu/dspace/Nutzungsbedingungen> nachzulesenden vollständigen Nutzungsbedingungen zu vervielfältigen, mit denen die Nutzerin/der Nutzer sich durch die erste Nutzung einverstanden erklärt.

Terms of use:

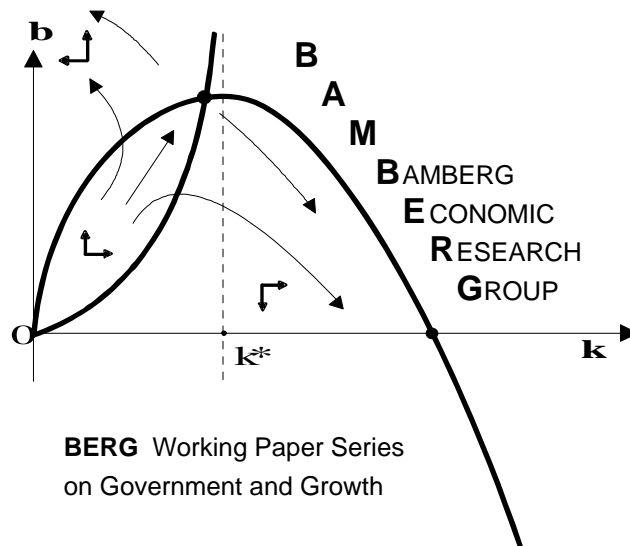
The ZBW grants you, the user, the non-exclusive right to use the selected work free of charge, territorially unrestricted and within the time limit of the term of the property rights according to the terms specified at

→ <http://www.econstor.eu/dspace/Nutzungsbedingungen>
By the first use of the selected work the user agrees and declares to comply with these terms of use.

International Trade and Retailing

Carsten Eckel

Working Paper No. 63
April 2009



Bamberg Economic Research Group
on Government and Growth
Bamberg University
Feldkirchenstraße 21
D-96045 Bamberg
Telefax: (0951) 863 5547
Telephone: (0951) 863 2547
E-mail: public-finance@sowi.uni-bamberg.de
<http://www.uni-bamberg.de/vwl-fiwi/forschung/berg/>

ISBN 978-3-931052-70-6

Reihenherausgeber: BERG
Heinz-Dieter Wenzel

Redaktion
Felix Stübben *

* felix.stuebben@uni-bamberg.de

International Trade and Retailing*

Carsten Eckel
University of Bamberg[†]

March 16, 2009

Abstract

The New Trade Theory predicts that international trade lowers prices for consumers and expands the choices available to them. This study shows that both predictions may no longer hold once adjustments in the retail sector are taken into account. I present a new model of retailing in general equilibrium and explore its implications for a number of different shocks. The results demonstrate that retail assortments may remain constant if consumers have a low preference for diversity, and that consumer prices can even rise if the retail density is sufficiently low.

Keywords: International Trade, Retailing, Diversity, Market Structure, Welfare, Monopolistic Competition.

JEL Classification: F12, L11, L81

*I gratefully acknowledge research support from the German Science Foundation (DFG grant number EC 216/5-1). Thanks also to James Anderson, Ronald Davies, Hartmut Egger, Beata Javorcik, James Markusen, Peter Neary, Volker Nocke, Michael Pflüger, Horst Raff, Jens Südekum and Karl Whelan for helpful comments and discussions. A previous version of this paper circulated with the subtitle "Diversity versus Accessibility and the Creation of 'Retail Deserts'".

[†]Department of Economics, D-96045 Bamberg, Germany; tel.: (+49) 951-863-2583; e-mail: carsten.eckel@uni-bamberg.de; internet: <http://www.uni-bamberg.de/sowi/eckel>.

1 Introduction

The modern theory of international trade identifies an expansion in the choices for consumers and an increase in their real income as the key gains from trade (Krugman, 1979, 1980, for the seminal theoretical contributions; Broda and Weinstein, 2006, for a recent empirical investigation). Because international trade enlarges the markets for manufacturers, the equilibrium number of firms in an integrated global economy is larger than the number of firms in any national economy under autarky. As a consequence, product diversity rises and consumers can choose from a larger menu of differentiated varieties. In addition, demand becomes more elastic and firms can realize economies of scale, so that producer prices fall and real incomes rise.

However, consumers typically do not buy their products directly from manufacturers but travel to local retail outlets for their purchases. Hence, the choices available to consumers and the prices paid are also affected by the market structure in retailing, in particular by the local availability of retail outlets, by the assortment sizes of local retailers, and by their mark-ups. Thus, for a full assessment of the impact of international trade on a country's welfare we have to take into account how the market structure in retailing is affected.

Surprisingly, the retail sector has received very little attention in the theory of international trade. Some recent studies have focused on contracting issues between manufacturers and retailers (Richardson, 2004; Raff and Schmitt, 2005, 2006, 2007), others on the pass-through of import into retail prices (Hellerstein, 2008; Raff and Schmitt, 2008), on the role of "big box" retailers for import volumes (Javorcik et al., 2008; Basker and Van, 2008), or on the role of intermediaries in overcoming informational barriers in international markets (Rauch, 2001; Rauch and Casella, 2003; Feenstra and Hanson, 2004). All of these studies emphasize that the interactions between retailers and manufacturers are important for the effects of international trade. However, because they are all conducted in partial equilibrium, they cannot yield any predictions as to how adjustments in retailing affect an economy's real income or the choices available to its consumers.

This paper establishes a link between international trade in monopolistically competitive industries and the market structure in retailing in a general equilibrium framework. It addresses two questions: First, how does international trade affect local retail market structures? And second, do these adjustments in the retail industries alter our predictions regarding the welfare implications of international trade? Our model's predictions are in line with a number of stylized facts. The retail industries in most industrialized countries have gone through immense structural changes over the past decades. There is overwhelming evidence that the level of concentration has increased significantly and that the overall number of retail outlets has declined (Dobson and Waterson, 1999; Clarke, 2000; Dawson, 2001; Dobson et al., 2001; Blanchard and Lyson, 2002, 2003; Weiss and Wittkopp, 2005; U.S. Department of Commerce, 2006). At the same time, retail assortments (the number of products stocked) have risen significantly (Competition Commission, 2000; Richards and Hamilton, 2006) and the number of gigantic retailers, so-called superstores, has even increased in absolute terms despite the overall decline in retail outlets (Dobson et al., 2001; Dobson et al., 2003). These changes were accompanied by an increase in retail gross margins (Dobson et al., 1998; Dobson and Waterson, 1999, Competition Commission, 2000; U.S. Census Bureau, 2008). Naturally, international trade is not *solely* responsible for the changes in the retail

market structures. But I argue that it is a *distinct force* in these developments, and that the adjustments triggered in the retailing industries have to be taken into account when assessing the welfare implications of international trade.

By incorporating a retailing sector into a general equilibrium model of intra-industry trade we are able to isolate mechanisms through which international trade can affect the market structure in retailing, calculate their welfare implications, and compare them to the traditional gains from trade. This paper makes two main points: First, the provision of goods is costly for retailers, and this creates a trade-off between the size of retail assortments and the density of retail outlets. Because of this trade-off, a trade-induced increase in product diversity can contribute to the consolidation in retailing, leading to higher retail mark-ups and potentially lowering real incomes. And second, retailers may find it profitable to limit their assortment sizes and charge slotting allowances for the scarce retail shelf space. In our framework, this is a viable strategy if consumers have a low preference for diversity. In this case, international trade may lead to an increase in imported varieties, but local product diversity remains constant.

The model presented here takes the general setup of a Krugman (1979, 1980)-type model of intra-industry trade with regard to consumer preferences (Dixit-Stiglitz) and manufacturing firms (horizontally differentiated, with fixed and variable labor costs) and adds a spatial component for the retailing industry based on the monocentric city model à la Alonso (1964) and the spatial model by Salop (1979) used in industrial organization. The economy has a circular structure where consumers (who are also workers) live on a circle around a Central Business District (CBD) and travel to the nearest local retailer for their purchases. The modeling of retailing, in particular the modeling of a retailer's cost function builds on recent contributions in industrial organization and agricultural economics, in particular on Sullivan (1997), Smith (2004), Ellickson (2006, 2007), and Richards and Hamilton (2006), as well as on an industry study by the UK Competition Commission (2000). Retailers can locate freely anywhere on the circumference of this circle and make the following simultaneous decisions: Whether to enter or not, what mark-ups to charge, and how many products to offer. Under some circumstances, the retailers will also charge slotting fees from manufacturing firms. Because the market structure in retailing is determined endogenously, this framework allows us to study how international trade affects not only retail prices but also the equilibrium number of retailers, their catchment areas and assortment sizes.

The base model is described in great detail in the next section. Then we conduct three comparative static exercises: International trade in the form of an increase in the number of countries integrated in the global economy (section 3), internal economic growth in the form of an increase in the labor supply and an increase in consumer mobility in the form of a fall in travel costs for consumers (section 4). In section 5 we show that when consumers have a very low preference for diversity, retailers have an incentive to limit the number of products stocked. This leads to the payment of slotting allowances and changes the way the economy adjusts to shocks. Finally, we present a number of extensions to the base model that illustrate how the framework can accommodate asymmetries or address policy issues.

2 A General Equilibrium Model of Retailing

Let us begin by outlining the geographical structure of our framework (Figure 1). Suppose that the economy of a country is populated by a mass of L consumers who live on a circle with circumference Ω around a central business district (CBD). The mass of consumers is uniformly distributed across the circumference of this circle, so that the population density is identical at all points and given by L/Ω .

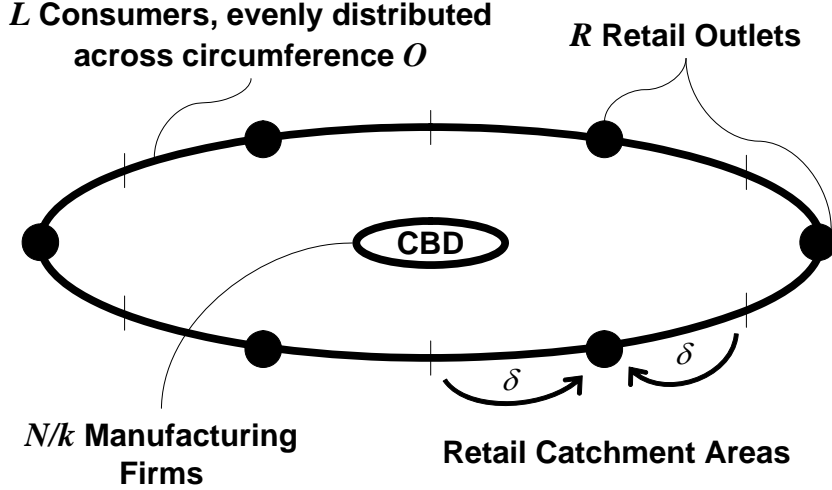


Figure 1: The Symmetric Retailing Equilibrium

In order to purchase manufactured goods, consumers travel to one of R retail outlets that are located on various points on this circle. This travel is costly so that consumers will restrict their shopping spree to a single outlet ("one-stop shopping"). The catchment areas of retailers (2δ) are determined endogenously by the marginal consumer who is just indifferent between two retail outlets. In a symmetric equilibrium, catchment areas are related to the number of retail outlets because the sum of all catchment areas must add up to the circumference of the circle:

$$2\delta R = \Omega \quad (1)$$

Retailers buy goods at wholesale prices from manufacturing firms located in the CBD (or abroad) and sell them to consumers at a margin. There are N manufacturing firms in the global economy and k identical countries. We restrict our analysis to symmetric equilibria and discuss the impact of asymmetries in chapter 6.

2.1 Consumers

Consumers maximize the following CES utility function:

$$U_i = \frac{1}{t_i} N^{1+\rho-\frac{\sigma}{\sigma-1}} \left(\sum_{i=1}^N x(i)^{\frac{\sigma-1}{\sigma}} \right)^{\frac{\sigma}{\sigma-1}}, \quad (2)$$

where $x(i)$ are differentiated varieties of manufactured goods, $\sigma > 1$ is the elasticity of substitution between these varieties, $\rho > 0$ captures the "love of variety",¹ and t_ι denotes iceberg travel costs for consumer ι . These travel costs arise because consumers have to travel to a retail outlet to buy goods for consumption.² The size of these travel costs depends on the distance δ_ι between the location of a particular retail outlet and the residence of consumer ι , so that $t_\iota = t(\delta_\iota)$. Because of these travel costs, consumers have a strong preference for "one-stop shopping" and in a symmetric equilibrium run all their errands in a single shopping trip (Stahl, 1987; Competition Commission, 2000; Smith and Hay, 2005). We assume that travel costs are convex and use the following specific functional form:

$$t_\iota = \exp(\tau\delta_\iota). \quad (3)$$

The retail outlets are located on various points on the circumference of the circle, so that the distance δ_ι can be expressed as the shortest arcdistance between the residence of the consumer and the location of the retail outlet. Note that (3) implies $t_\iota(0) = 1$ and $d \ln t_\iota / d \ln \delta_\iota = \tau\delta_\iota > 0$. The parameter τ is a technological parameter that captures all exogenous influences on consumer travel costs, such as infrastructure and consumer mobility.

Each consumer/worker household supplies one unit of labor. We use labor as our numeraire so that the wage rate and a household's income is normalized to one. Then, maximization of (2) subject to the budget constraint $\sum_N p(i) x(i) \leq 1$ yields demand for individual varieties $x(i)$:

$$x(i) = p(i)^{-\sigma} \left(\sum_{\varphi=1}^N p(\varphi)^{1-\sigma} \right)^{-1}. \quad (4)$$

We assume that N is large, but not large enough for producers to disregard the price index effect (Yang and Heijdra, 1993).³ Hence, the value of the price elasticity of demand is given by $-d \ln x(i) / d \ln p(i) = \sigma + (1 - \sigma) p(i)^{1-\sigma} / \left(\sum_{\varphi=1}^N p(\varphi)^{1-\sigma} \right)$, which reduces to

$$-\frac{d \ln x}{d \ln p} = \sigma \left(1 - \frac{1}{N} \right) + \frac{1}{N} \quad (5)$$

in a symmetric equilibrium. The price elasticity is a weighted average of the substitution effect (σ) and the income effect (1), and its value rises when N rises. The consideration of the price index effect is important for two reasons. First and foremost, it provides a rationale for retailers to select only competitive products for their assortments in order to make their outlets more attractive to consumers. Second, it eliminates the unsatisfactory result that

¹Some readers may be more familiar with a reduced variant of U where $\rho = \frac{1}{\sigma-1}$. The advantage of this approach here is that it distinguishes explicitly between the "love-of-variety" effect ρ and the elasticity of substitution between varieties σ (Benassy, 1996; Neary, 2003).

²Throughout the analysis, we assume that direct marketing is not an option, so that manufacturing firms need to sell their products through retailing firms.

³D'Aspremont, Dos Santos Ferreira and Gérard-Varet (1996) have pointed out that a third effect exists, the so-called income or "Ford" effect. But since the price-index effect and the income effect work in the same direction, we can safely ignore the latter for brevity. Instead, we assume that firms take economy-wide parameters as given. One way to rationalize such a behavior is to think of the economy as consisting of a continuum of identical industries.

the mark-up charged by manufacturing firms is unaffected by the degree of competition.

2.2 Manufacturing

Manufacturing firms produce single varieties of the differentiated good under increasing returns to scale.⁴ Their profits (in units of labor) are given by

$$\Pi_M = (p_W - \beta) Q - \alpha, \quad (6)$$

where α and β denote the fixed and variable labor requirements, p_W is the wholesale price and Q denotes world market demand.

International trade is free and there are no trade costs associated with exporting to foreign markets. Any transportation costs arising from getting products from manufacturers to retailers can be thought of as being included in the variable cost component β . World market demand comes from a mass of L consumers in k identical countries. Hence,

$$Q = kLx. \quad (7)$$

Because retailers charge a mark-up μ , retail prices differ from wholesale prices:

$$p = (1 + \mu) p_W. \quad (8)$$

Manufacturing firms treat the retail mark-up as given. Then, using equations (5), (6) and (7), the profit maximizing wholesale price is

$$p_W = \beta \left[1 + \frac{N}{(\sigma - 1)(N - 1)} \right]. \quad (9)$$

Note that the mark-up charged by manufacturing firms ($p_W/\beta - 1$) depends on the elasticity of substitution between varieties (σ) and on the number of manufacturing firms in the global economy (N). The mark-up falls when N rises because demand becomes more elastic when the number of competitors rises.

Manufacturing firms enter or exit the global market until profits are driven down to zero. Using (4), (6), (7), (8) and (9), the condition for a free-entry profit-maximizing equilibrium in the manufacturing industry is

$$kL = \alpha (1 + \mu) (\sigma N - \sigma + 1). \quad (10)$$

2.3 Retailing

Retailers buy products from manufacturers at the wholesale price p_W and sell them with a mark-up (8) to local consumers. The profits of a retailer j are given by

$$\Pi_R(j) = 2\delta_j \frac{L}{\Omega} \sum_{i=1}^{N_j} [p(i) - p_W] x(i) - \gamma N_j \quad (11)$$

⁴The analysis is limited to symmetric equilibria and indices are suppressed for simplicity.

The first term on the right hand side of (11) denotes a retailer's gross profits. They consist of gross profits per consumer $\sum_{i=1}^{N_j} [p(i) - p_W] x(i)$ times population density L/Ω over its catchment area $2\delta_j$.

The second term, γN_j , is the labor requirement necessary to provide N_j goods. We will refer to these costs as the costs of provision. The costs of provision depend positively on the number of varieties in the assortment (Competition Commission, 2000, in particular chapter 10 and its appendix), but are sunk in the sense that once a retailer has decided upon its product assortment, the costs of providing these goods do not depend on the actual sales. One can think of these costs as expenditures for in-store service personnel or labor services in departments such as purchasing or storage (Sullivan, 1997).⁵ Equation (11) does not exhibit any marginal costs of retailing. Their relevance is limited with respect to the mechanisms described here, so we can safely ignore them.

Given the utility of consumers and their "love of variety", the product assortment offered by a retailer can be interpreted as an index of the quality of a retail outlet (Ellickson, 2006, 2007). A trip to a retail outlet with a larger assortment of products allows a consumer to purchase a larger variety of goods and realize a higher utility. Hence, our model can be interpreted as a model with both vertical (quality) and horizontal (location) differentiation.

Retailers maximize profits by choosing the optimal mark-up μ . In a symmetric equilibrium, the profit-maximizing mark-up is identical across all products and retailers and satisfies (see Appendix 8.1)

$$\mu = -\frac{1}{N} \left(\frac{d \ln \delta}{d \ln \mu} \right)^{-1} - 1. \quad (12)$$

Note that the profit-maximizing mark-up does not depend on the price elasticity of individual products [equation (5)], but solely on the elasticity of the retailers' catchment area ($d \ln \delta / d \ln \mu$). This is because, in contrast to (single-product) manufacturing firms, retailing firms sell a basket of goods and internalize demand linkages between these goods. A reduction in the price of one product may increase revenues on this product, but with a binding budget constraint consumers must finance the extra expenditures through a reduction in expenditures on other products. This is known as the "cannibalization effect" and it is particularly relevant in the context of retailing because it implies that inframarginal revenues (from sales to customers within a retailer's catchment area) are independent of the retailer's mark-up. However, changes in the mark-up do affect a retailer's external margin, i.e. its catchment area. A higher mark-up makes a retail outlet less attractive to consumers and reduces the retailer's catchment area. This is why the profit-maximizing mark-up in (12) depends on the elasticity of the catchment area δ .

The elasticity of the catchment area can be calculated by looking at the marginal consumer who is just indifferent between two retail outlets. Given (2), (4) and (9), the elasticity of the catchment area with respect to a retailer's mark-up is (see Appendix 8.1)

$$\frac{d \ln \delta}{d \ln \mu} = -\frac{1}{N} \frac{\mu}{(1 + \mu)} \frac{1}{2\delta\tau}. \quad (13)$$

⁵More complex specifications for the costs of provision lead to qualitatively similar results as long as the number of varieties remains an independent argument in the cost function.

In a symmetric equilibrium, the catchment areas of all retail outlets must cover the circumference of the circle. By substituting (13) into (12) and using (1) we can express the optimal mark-up as a function of the mobility of consumers (τ) and the density of retail outlets (R/Ω):

$$\mu = \tau \frac{\Omega}{R}. \quad (14)$$

An increase in either the mobility of consumers (a fall in τ) or the density of retail outlets (an increase in R/Ω) reduces the local monopoly power of a retailer and leads to a lower mark-up.

There is free entry in retailing, too. Hence, in equilibrium retail profits are zero: $\Pi_R = 0$. Using equations (1), (11) and (14), the zero profit condition can be expressed as

$$\frac{\tau\Omega}{R + \tau\Omega} L = R\gamma N. \quad (15)$$

Note that we use the same symbol N for the product assortment of a retailer and for the number of manufacturing firms and that the latter is determined by the zero profit condition (10) in manufacturing. Hence, we implicitly assume that retailers take all products available on the world market into their assortments. This is not trivial because providing products is costly for retailers and we need to make sure that they do not find it profitable to restrict their assortment. Technically, this implies that $d\Pi_R(j)/d\ln N_j$ is positive when evaluated at zero profits. For the moment, we simply assume that this condition is satisfied and treat the retailers' assortments as being determined by the zero profit condition in manufacturing. We will come back to this in section 5 where we discuss the implications of this assumptions and how the equilibrium is determined when this condition is not satisfied.

2.4 The General Equilibrium

Equations (10), (14) and (15) determine the retail mark-up μ , the number of manufacturing firms N and the number of retailers R . Wholesale and retail prices (in units of labor, p_W and p) as well as the real wage ($1/p$) are then given by (8) and (9), and consumption and output levels by (4) and (7). The labor market is in equilibrium as well. Let national labor markets be perfectly competitive and completely segregated. The supply of labor is exogenously given by the number of consumers/workers L . The demand for labor consists of demand for manufacturing (N/k) ($\alpha + \beta Q$) and demand for retailing ($R\gamma N$). Using the equilibrium values for N , R and Q , we find that labor markets are in equilibrium, too:

$$\frac{N}{k} (\alpha + \beta Q) + R\gamma N = \left(N p_W x + \frac{\mu}{1 + \mu} \right) L = L \quad (16)$$

In order to illustrate the equilibrium graphically we reduce the system of equations to two equations in the number of manufacturing firms N and the number of retailers R . The first of these two is the zero profit condition in the retailing industry (15). The second equation is derived by substituting the retail mark-up (14) into the zero profit condition in the manufacturing industry (10):

$$kL = \alpha \left(1 + \frac{\tau\Omega}{R} \right) (\sigma N - \sigma + 1). \quad (17)$$

The equilibrium is illustrated in Figure 2. The upward sloping curve is the zero profit condition in the manufacturing industry ($\Pi_M^{\max} = 0$). The downward sloping curve represents the zero profit condition in the retailing industry ($\Pi_R^{\max} = 0$).

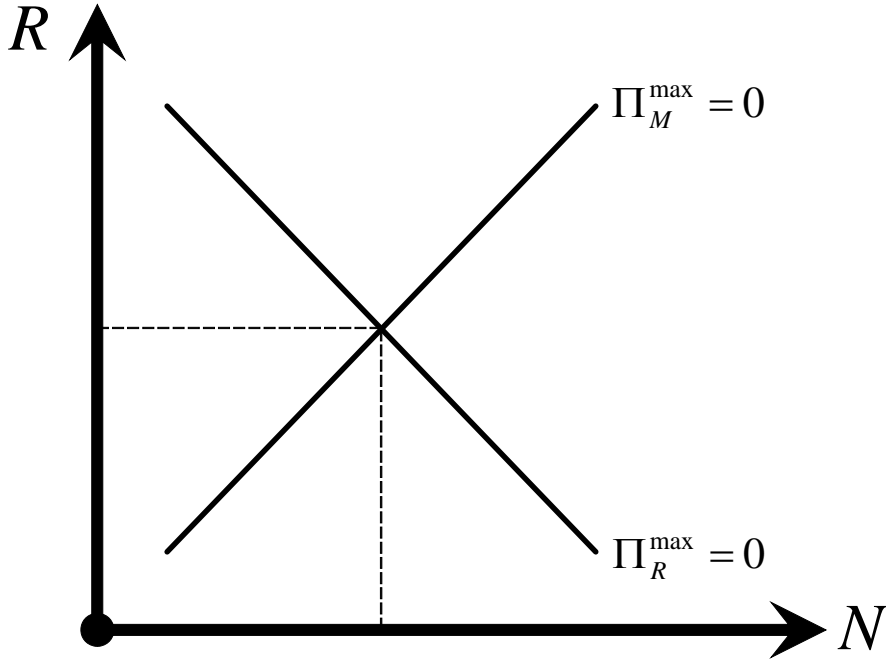


Figure 2: The General Equilibrium

The two zero profit conditions in Figure 2 highlight an important difference in the relationship between manufacturing firms and retailers. Retailers are the "friends" of manufacturing firms in the sense that profits in manufacturing are increasing in the number of retailing firms. The reason for this is that an increase in the number of retailers lowers retail mark-ups, and this boost consumer demand for manufacturing products. The reverse relationship has the opposite effect: Manufacturing firms are the "enemies" of retailers. An increase in the supply of differentiated manufacturing products raises the retailers' costs of provision, and this cost increase leads to a consolidation in the retailing industry. Hence, the zero profit condition in the retail industry creates a trade-off between diversity (the number of products offered) and the retail density.

3 International Trade

Let us think of international trade as an enlargement of the global market in the form of an increase in the number of countries integrated in the global economy (an increase in k).

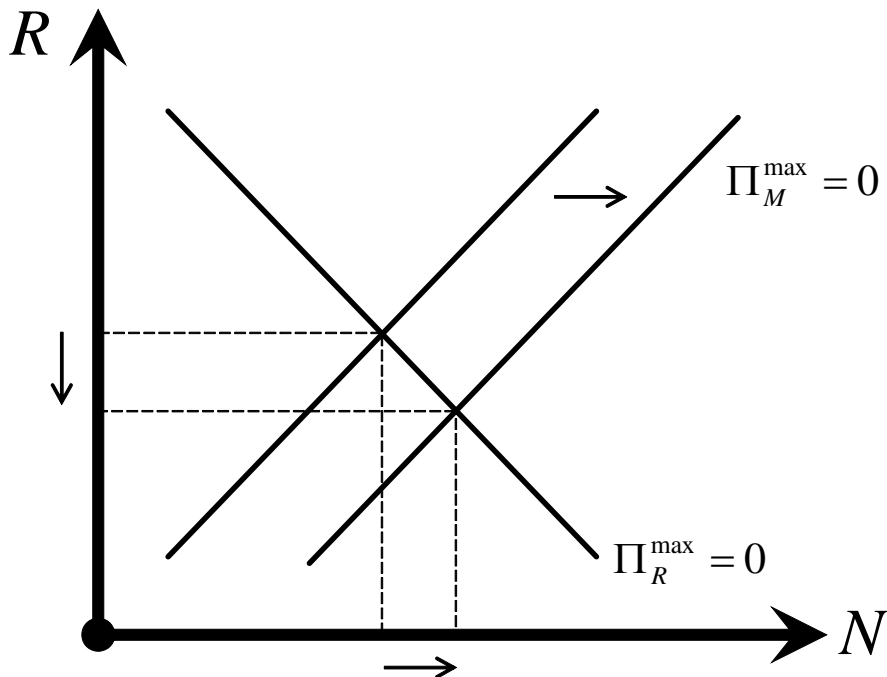


Figure 3: International Trade

Graphically, the manufacturing zero profit condition ($\Pi_M^{\max} = 0$) shifts to the right. This shift resembles the traditional result of the new trade theory: For a given market structure in retailing ($R = \bar{R}$), an increase in the global market clearly raises the number of firms and, thus, the number of differentiated products available for consumption. Note, however, that N rises by less than k in relative terms: $d \ln N / d \ln k |_{\substack{\Pi_M^{\max}=0 \\ R=\bar{R}}} = (\sigma N - \sigma + 1) / (\sigma N) < 1$. Hence, the number of firms per country, N/k , falls. There are two effects: First, an increase in k implies a larger demand (and a larger labor supply to satisfy demand), so that the aggregate number of firms supported in the global market rises. Second, the accompanying increase in the number of differentiated products makes demand more elastic, so that all firms have to lower their mark-ups. Consequently, firm output rises and the increase in the number of firms is less than proportionate to the increase in the size of the global market.

The retailing zero profit condition is not directly affected by an increase in k . Technically, this can be checked by verifying that equation (15) is indeed independent of k . Intuitively, the retailing equilibrium is not affected because retailers sell only locally and compete only against other local retailers. Hence, an increase in the size of the global market has no direct effect on the market structure in retailing.

Figure 3 illustrates that the new equilibrium is at a higher N and a lower R . The reason for the increase in the number of manufacturing firms is still the increase in global demand (and labor supply) described above, only that this increase is now even further dampened by adjustments in the retailing industry. These adjustments are triggered by the increase in the number of manufactured products available on the world market. As retailers

add new products to their assortments, their costs of provision rise, and this cost increase leads to a consolidation in the local retail market. Hence, the number of local retailers R falls. The increase in N is dampened by the fall in R because retail mark-ups rise, and the accompanying increase in consumer prices partly offsets the initial increase in demand.

Mathematically, we obtain the following solutions (see Appendix 8.2):

$$\frac{d \ln R}{d \ln k} = -\frac{1}{\Delta} < 0, \quad \frac{d \ln N}{d \ln k} = \frac{1}{\Delta} \frac{(2R + \tau\Omega)}{(R + \tau\Omega)} > 0, \quad (18)$$

where $\Delta \equiv \frac{(2R + \tau\Omega)}{(R + \tau\Omega)} \frac{\sigma N}{(\sigma N - \sigma + 1)} + \frac{\tau\Omega}{(R + \tau\Omega)} > 1$. The mathematical solutions prove that the number of retailers falls and that the increase in the number of manufacturing firms is less pronounced than without adjustments in the retailing industry. This latter point can be seen by rearranging $d \ln N/d \ln k$ in (18):

$$\frac{d \ln N}{d \ln k} = \left(\frac{\sigma N}{\sigma N - \sigma + 1} + \frac{\tau\Omega}{2R + \tau\Omega} \right)^{-1} < \left(\frac{\sigma N}{\sigma N - \sigma + 1} \right)^{-1} < 1.$$

Proposition 1 *International trade leads to a fall in the number of local retailers. The aggregate number of manufacturing firms in the global economy rises.*

The changes in the retail mark-up and the wholesale prices follow from (14) and (9):

$$\frac{d \ln \mu}{d \ln k} = \frac{1}{\Delta} > 0, \quad \frac{d \ln p_W}{d \ln k} = -\frac{1}{\Delta} \frac{N(2R + \tau\Omega)}{(N - 1)(\sigma N - \sigma + 1)(R + \tau\Omega)} < 0. \quad (19)$$

As equation (14) shows, the retail mark-up is inversely proportionally related to the number of retailers. Hence, as the number of retailers falls, and the distance between retailers grows [$d \ln \delta = -d \ln R$ because of (1)], the local monopoly power of retailers rises. As a consequence, retailers are able to raise their mark-ups. In manufacturing, wholesale prices and mark-ups fall even though the number of manufacturing firms per country decreases, too ($d \ln N/d \ln k < 1$). But in contrast to retailers, manufacturing firms are competing globally and their mark-ups depend on the degree of competition in the global economy. As the aggregate number of manufacturing firms rises, demand becomes more elastic and manufacturers are forced to lower their prices.

Proposition 2 *International trade raises the mark-ups in retailing while mark-ups in manufacturing fall.*

The results in (19) convey an important message. The manufacturing industry and the retailing industry are affected in a fundamentally different way by international trade. Because manufacturing firms compete globally, they are confronted with a *more competitive* environment when new countries join the global market. Retailers compete only locally. Therefore, they are only indirectly affected through a larger availability of manufactured products worldwide. Because this raises their costs of provision, some retailers have to exit, and the remaining retailers face a *less competitive* environment. As a consequence, the mark-ups in manufacturing fall and those in retailing rise.

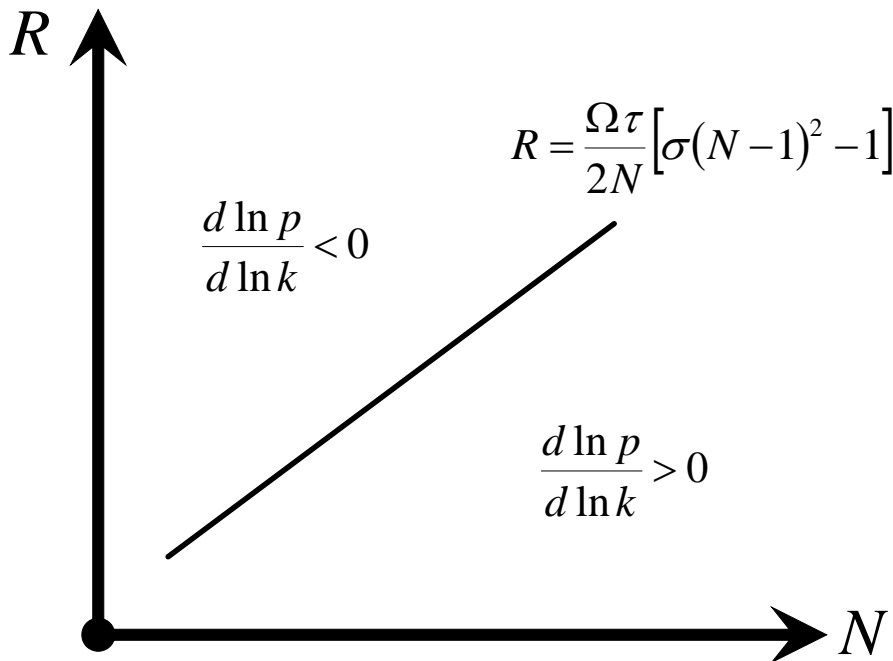


Figure 4: The Effect on Consumer Prices

The fact that retail mark-ups rise is not only interesting in itself, it is also highly relevant for the impact of international trade on consumer prices. One of the potential gains from trade that is frequently cited from the textbook theory is that international trade lowers prices for consumers. We have seen that wholesale prices fall indeed, but consumer (or retail) prices (p) depend on retail mark-ups, too. And with retail mark-ups rising, the total impact on consumer prices is ambiguous.

The mathematical solution for the impact on consumer prices can be derived from (8):

$$\frac{d \ln p}{d \ln k} = \frac{\mu}{1 + \mu} \frac{d \ln \mu}{d \ln k} + \frac{d \ln p_W}{d \ln k} = \frac{[\sigma(N-1)^2 - 1] \tau \Omega - 2NR}{\Delta(R + \tau \Omega)(N-1)(\sigma N - \sigma + 1)} \begin{matrix} \geq \\ \leq \end{matrix} 0. \quad (20)$$

Obviously, equation (20) can be either positive or negative, depending on, among other variables, the market structures in retailing and in manufacturing, R and N . If $R > \frac{\tau \Omega}{2N} [\sigma(N-1)^2 - 1]$, then $d \ln p / d \ln k < 0$ and vice versa.

Figure 4 illustrates that consumer prices fall when the retail market is relatively competitive compared to the manufacturing industry and rise when the manufacturing industry is relatively more competitive. The reason for why relative competitiveness in the two industries matters for the impact of international trade on consumer prices is because it affects the size of the adjustments in the mark-ups of these two industries. The more competitive an industry is, the less mark-ups will respond to changes in the market structure. Take for example the Dixit-Stiglitz approximation: If $N \rightarrow \infty$, mark-ups in manufacturing are essentially fixed by the elasticity of substitution σ . In this case, wholesale prices do not fall

at all, and the rise in the retail mark-up translates directly into an increase of consumer prices:

$$\lim_{N \rightarrow \infty} \frac{d \ln p}{d \ln k} = \frac{1}{2} \frac{\tau \Omega}{R + \tau \Omega} > 0.$$

Since we use labor as our numeraire, the real wage is given by the inverse of consumer prices ($1/p$). Therefore, when consumer prices rise, the real wage falls and vice versa. This implies that as a result of the adjustments in the retail industry, international trade can actually lower real wages.

Proposition 3 *The impact of international trade on consumer prices and on the real wage is ambiguous. The real wage falls if the retail market is relatively less competitive compared to the market structure in manufacturing.*

Finally, let us address the welfare effects of international trade. The fact that real wages may fall is an important first step in this direction. However, consumers do not only value real income, they also value diversity. In addition, there are travel costs that differ between consumers depending on their distance to the nearest retail outlet. Average utility can be defined as $\tilde{U} \equiv \frac{1}{\delta} \int_0^\delta U_\iota d\iota$ and, given (2), can be expressed as $\tilde{U} = N^\rho / (p\tilde{t})$, where \tilde{t} is the harmonic mean of travel costs $\tilde{t} \equiv \delta \left(\int_0^\delta (t_\iota)^{-1} d\iota \right)^{-1}$. The relative change in average utility is

$$d \ln \tilde{U} = \rho d \ln N - d \ln p - d \ln \tilde{t}. \quad (21)$$

Equation (21) nicely illustrates the three factors determining the relative change in average utility: The first term ($\rho d \ln N$) is the love-of-variety effect. It depends on the relative change in the number of varieties ($d \ln N$) weighed by the consumers' preference for diversity (the parameter ρ). The second term is the relative change in the real wage ($-d \ln p$) and the third term is the relative change in mean travel costs ($d \ln \tilde{t}$).

The last term, the relative change in mean travel costs, depends on changes in the size of the catchment area (δ) and on changes in the mobility of consumers (τ). Since there is a strictly inverse relationship between catchment areas and the number of retailers [equation (1)], a consolidation in retailing will raise mean travel costs. Given (3), the relative change in \tilde{t} can be expressed as $d \ln \tilde{t} = -\frac{t(\delta) - \tilde{t}}{t(\delta)} (d \ln R - d \ln \tau)$, where $\frac{t(\delta) - \tilde{t}}{t(\delta)} = 1 - \tau \delta (e^{\tau \delta} - 1)^{-1} \in (0, 1)$ can be interpreted as a global measure of the curvature of travel costs.

The total impact of international trade on average utility is given by $\frac{d \ln \tilde{U}}{d \ln k} = \rho \frac{d \ln N}{d \ln k} - \frac{d \ln p}{d \ln k} - \frac{d \ln \tilde{t}}{d \ln k}$ and is ambiguous. The first term on the right hand side, the love-of-variety effect, is clearly positive. The last term, the travel cost effect, is clearly negative. And the term in the middle, the change in the real wage, is itself ambiguous.

By substituting previous results we obtain

$$\frac{d \ln \tilde{U}}{d \ln k} = \underbrace{\left[\rho + \frac{N}{(N-1)(\sigma N - \sigma + 1)} \right] \frac{d \ln N}{d \ln k}}_{\text{positive}} + \underbrace{\left[\frac{\mu}{1 + \mu} + \frac{t(\delta) - \tilde{t}}{t(\delta)} \right] \frac{d \ln R}{d \ln k}}_{\text{negative}}. \quad (22)$$

Equation (22) shows that the change in average utility can be traced back to the underlying changes in the market structure in manufacturing and retailing. The first term, the

increase in the global number of manufacturing firms, clearly raises average utility because of two effects: First, the increase in the number of firms raises the number of differentiated products available in the world market, and consumers value diversity (*love-of-variety effect*). Second, the increase in competition among manufactured firms lowers manufacturing mark-ups, and this tends to lower prices and raise real wages (*competition effect*). These two effects are well known from the New Trade Theory. The second term in (22), the decrease in the number of local retailers, is new. Again, there are two effects, both of which lower average utility: First, the consolidation in retailing allows retailers to increase their mark-ups. This tends to raise prices and lower real wages (*retail mark-up effect*). And second, the average distance between retailers rises, so that consumers have to travel longer distances to run their errands (*travel cost effect*). The sum of all these effects may be positive or negative, depending on their relative sizes.

Proposition 4 *The aggregate welfare effect of international trade is ambiguous. The love-of-variety effect and the competition effect in manufacturing tend to raise welfare, while the retail mark-up effect and the travel cost effect tend to lower welfare.*

4 Internal Economic Growth and Increase in Consumer Mobility

Aside from analyzing the impact of international trade, we are also able to study how (a) internal economic growth (in the form of an increase in the population L) and (b) an increase in consumer mobility (a fall in τ) affect the retailing industry.

(a) We begin by looking at an increase in L . In our $R-N$ diagram, an increase in L leads to an outward shift of both zero profit conditions, but the shift of the retail locus is larger than the shift of the manufacturing locus: $\frac{d \ln N}{d \ln L} \Big|_{R=\bar{R}}^{\Pi_R^{\max}=0} = 1$ and $\frac{d \ln N}{d \ln L} \Big|_{R=\bar{R}}^{\Pi_M^{\max}=0} = \frac{\sigma N - \sigma + 1}{\sigma N} < 1$. The new equilibrium is at a larger number of manufacturing firms and a larger number of retailers.

In many models of intra-industry trade, an increase in the size of the global market and an increase in the size of a local market have isomorphic effects on the market structure in manufacturing (Krugman, 1979). Our analysis shows that the two shocks are quite different in their effect on the retail market. The reason for this is that internal economic growth affects retailers directly by affecting local demand for retail services, whereas external growth affects retailing only indirectly. Specifically, an increase in L raises the population density and boosts local sales. As a consequence, local retailers make more profits (c.p.), and this leads to additional entry in retailing.

The manufacturing locus shifts outwards, too, because the increase in L implies also an increase in demand for manufacturing products. However, a note of caution is in order: In the symmetric setup chosen here (and in the mathematical derivative of the outward shift above), an increase in L implies that the population in *all* countries increases. This is in a way unsatisfactory because it combines internal economic growth (an increase in the local population) with external growth (an increase in the population in all other countries). Thus, the outward shift of the manufacturing locus shown here is stronger than it would be if only the population of a single country increased. In fact, in the extreme case with a continuum

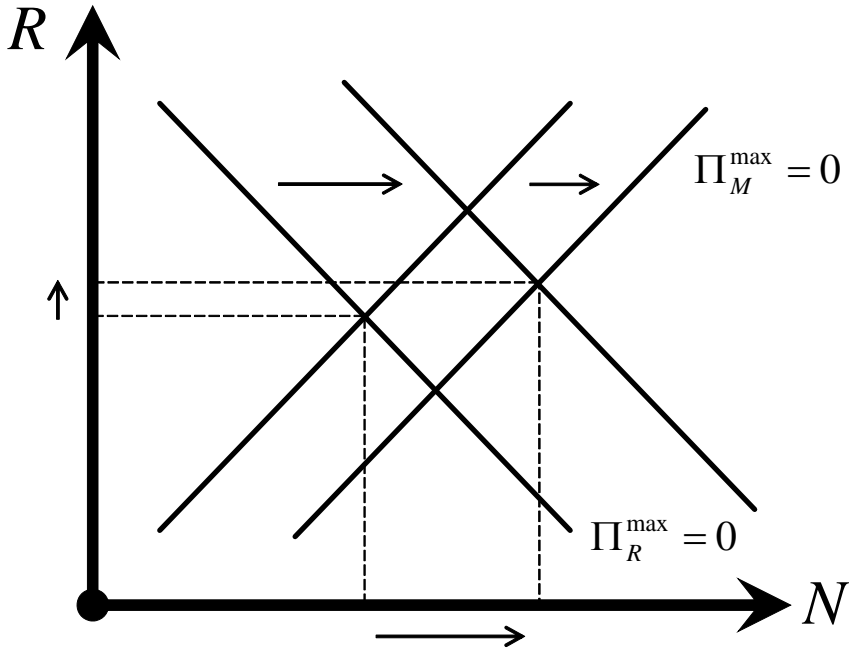


Figure 5: Internal Economic Growth

of countries, the increase in L in a single country would have no effect on aggregate demand for manufacturing firms in the global economy, and the manufacturing locus would remain unaffected in this case. However, a quick glance at Figure 5 also reveals that making this differentiation is only important quantitatively and not qualitatively.

Because the equilibrium numbers of both manufacturers and retailers rise, the mark-ups in the two industries fall. In this case, the impact on consumer prices is unambiguously negative and the real wage rises. Since mean travel costs also fall in response to an increase in the number of retailers, the welfare effect of an increase in L is unambiguously positive:

$$\frac{d \ln \tilde{U}}{d \ln L} = \rho \underbrace{\frac{d \ln N}{d \ln L}}_{(+)} - \underbrace{\frac{d \ln p}{d \ln L}}_{(-)} - \underbrace{\frac{d \ln \tilde{t}}{d \ln L}}_{(-)} > 0. \quad (23)$$

Proposition 5 *Internal economic growth raises the number of both retailers and manufacturers. Mark-ups in both industries fall and the real wage as well as welfare rise unambiguously.*

The core difference between an increase in the number of countries in the global economy (k) and an increase in the size of the population (L) is that the former has no direct impact on the retailing industry whereas the latter affects retailers directly through an increase in local sales.

(b) Let us now consider an increase in the mobility of consumers in the form of a fall in τ . According to (3), a fall in τ flattens the travel cost curve, so that consumers have

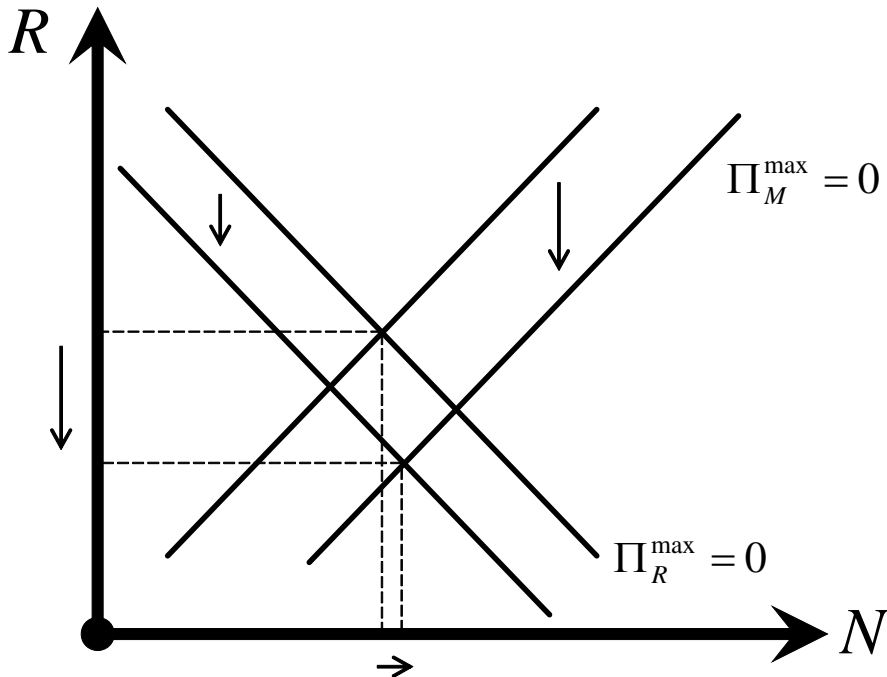


Figure 6: Increase in Consumer Mobility

lower absolute and marginal travel costs for any $\delta_i > 0$. A fall in τ shifts both zero profit conditions downwards in our $R - N$ diagram. The shift of the manufacturing locus is larger than the shift of the retailing locus ($d \ln R / d \ln \tau|_{N=\bar{N}}^{\Pi_M^{\max}=0} = -1$ and $d \ln R / d \ln \tau|_{N=\bar{N}}^{\Pi_R^{\max}=0} = -R / (2R + \tau\Omega) > -1$), so that the new equilibrium is at a higher N and a lower R .

The market structure effects of an increase in consumer mobility are similar to those of international trade. Both lead to an expansion in the aggregate number of manufacturing firms (and products) and a consolidation in the retailing industry. Wholesale prices (p_W) also fall in both scenarios. However, there is a decisive difference in how these two shocks affect retail margins. While retail margins rise when the global economy grows, they actually fall when consumers become more mobile. To see this note first that the decrease in the number of retailers is less than proportionate: $d \ln R / d \ln \tau < 1$. Then, (14) implies that $d \ln \mu / d \ln \tau = 1 - d \ln R / d \ln \tau > 0$. Hence, a fall in τ pushes retail margins down.

The reason for why retail margins fall when consumer mobility rises is that a fall in travel costs makes a retailer's demand more elastic. When consumers are more mobile, they respond more easily to changes in prices. As a consequence, a retailer's optimal mark-up falls. This leads to a consolidation in the retail industry until the surviving retailers can make up in catchment areas for what they lost in margins.

An increase in consumer mobility leads to a consolidation in the retail sector because it lowers retail margins by raising the price elasticity of demand. This is a demand side shock. International trade leads to higher retail margins because the increase in the costs of provision lead to a consolidation in the retail sector. This is a supply side shock. Therefore,

even though both shocks have the same impact on the market structure in retailing, their impact on mark-ups is distinctly different.

Having established that a fall in τ leads to lower mark-ups, the analysis of consumer prices and welfare is essentially straightforward. Since wholesale prices fall in response to the increase in N , consumer prices must also fall. Finally, the indirect effect of larger catchment areas on travel costs is dominated by the direct effect of a lower τ ($d \ln \tilde{t} / d \ln \tau = d \ln R / d \ln \tau - 1 > 0$). Therefore, welfare rises unambiguously:

$$\frac{d \ln \tilde{U}}{d \ln \tau} = \left[\rho + \frac{N}{(N-1)(\sigma N - \sigma + 1)} \right] \underbrace{\frac{d \ln N}{d \ln \tau}}_{(-)} + \left[\frac{\mu}{1 + \mu} + \frac{t(\delta) - \tilde{t}}{t(\delta)} \right] \underbrace{\left(\frac{d \ln R}{d \ln \tau} - 1 \right)}_{(-)} < 0 \quad (24)$$

Proposition 6 *An increase in consumer mobility leads to an increase in the number of manufacturing firms and a decrease in the number of retailers. Mark-ups fall in both industries, so that consumer prices also fall (the real wage rises) and welfare rises unambiguously.*

When comparing our results in the previous two sections with the stylized facts presented in the introduction we notice that two shocks appear to match our observations. Both international trade and an increase in consumer mobility are predicted to lead to a simultaneous increase in the number of products stocked and a fall in the number of retail outlets. But only our international trade shock is also consistent with an increase in retail margins. Naturally, this is no proof that international trade is responsible (let alone solely responsible) for the developments in the retail industries. This is ultimately an empirical question. However, we can conjecture that international trade may be an important driver of these phenomena.

5 Assortment Sizes and Slotting Allowances

In section 2.3 we assumed that retailers find it always profitable to add products to their assortments when they become available on the world market. We have already pointed out that this assumption is not trivial because the provision of goods is costly. In this section we want to discuss the conditions under which this assumption is valid and how the equilibrium is determined when retailers wish to restrict their assortment sizes.

First, we calculate the profit maximizing product assortment of a retailer by assuming that retailers choose mark-ups and assortments simultaneously. An increase in a retailer's assortment raises its costs of provision, but it also makes the outlet more attractive for consumers because it offers more choices. These two effects must be weighed against each other. The profit maximizing assortment size (denoted by an asterisk) N^* and the corresponding equilibrium number of retailers R^* as well as their mark-ups μ^* are then given by (see Appendix 8.3)

$$N^* = \frac{\rho^2 L}{(1 + \rho) \gamma \tau \Omega}, \quad R^* = \frac{\tau \Omega}{\rho} \quad \text{and} \quad \mu^* = \rho. \quad (25)$$

In a symmetric equilibrium, the assortment size in retailing must be identical to the

number of manufacturing firms in the global economy.⁶ Hence, the profit maximizing product assortment in retailing and the zero profit condition in manufacturing are two competing conditions for the determination of N , only one of which can be binding. By comparing (25) with (15) and (17) we find that the profit maximizing assortment is binding if ρ is below a certain threshold $\rho < \check{\rho}$.⁷ If consumers have a high "love of variety" ($\rho > \check{\rho}$), they respond strongly in their outlet decisions to changes in a retailer's assortment size. In this case, retailers find it profitable to take as many products as possible into their assortments and the number of manufactured products is determined by the zero profit condition in manufacturing. But if consumers have a low "love of variety" ($\rho < \check{\rho}$), they look primarily for low retail prices. In that case, the costs of adding products to a retailer's assortment dominate the advantage of a larger assortment, so that retailers find it profitable to limit the range of products offered.

If the profit maximizing assortment is binding ($\rho < \check{\rho}$), retailing firms create an artificial bottleneck that generates scarcity rents for manufacturing firms because the number of products listed in the retail assortment is smaller and the wholesale price is higher than in the equilibrium with zero profits. However, these scarcity rents cannot be appropriated by the manufacturers. Without barriers to entry, manufacturing firms not listed will find it profitable to offer "slotting allowances"⁸ to retailers in order to have their products placed on their shelves. The ensuing competition between manufacturers for the scarce retail shelf space raises these slotting allowances until profits in manufacturing are driven down to zero.

The payment of slotting allowances by manufacturing firms to retailers suggests that the scarcity rents are passed on to the retailing firms. However, these rents cannot be appropriated by retailers, either. Without barriers to entry in retailing, retailers are not only competing against their neighboring rivals, they are also competing against potential entry at their own location. Hence, the slotting allowances paid by manufacturing firms are passed on to final consumers.

In reality, slotting allowances usually take the form of either cash payments or free goods. Here, it is most convenient to think of slotting allowances as of the "iceberg" type, i.e. manufacturing firms ship out a larger quantity of goods than what they get paid for: $\Pi_M(i) = [p_W(i) - \beta s(i)] Q(i) - \alpha$, where $s(i) > 1$ are the iceberg slotting allowances. Note, however, that in contrast to transportation costs, slotting allowances are not variable costs but fixed payments in units of goods. As a type of market entry fee they do not enter into the firm's pricing decision, so that the wholesale price $p_W(i)$ continues to be determined by equation (9).

Technically, we assume that manufacturing firms choose prices and slotting allowances simultaneously. While final consumers perceive the various manufactured products as differentiated and care about the diversity offered by local retailers, they do not care about the composition of this diversity. Hence, when it comes to adding varieties to a retailer's

⁶Because of economies of scale, a manufacturer serving all retailers can always charge a price below the average costs of a manufacturer serving only a subset of retailers. Therefore, in equilibrium all manufacturing products are listed with all retailers.

⁷See equation (46) in Appendix 8.4.

⁸"Slotting allowances' are one class of payments that may be made for shelf access. They are lump-sum, up-front payments from a manufacturer (...) to a retailer to have a new product carried by the retailer and placed on its shelves." (Federal Trade Commission, 2001, p.1).

assortment, the different manufactured products are essentially perfect substitutes. As a consequence, the competition between manufacturers for the scarce retail space is Bertrand in nature and slotting allowances rise until effective prices (net of slotting allowances, p_W/s) are down to average costs. The equilibrium slotting allowances are given by (see Appendix 8.4):

$$s^* = \left[1 - (1 + \rho) \frac{\alpha N^*}{kL} \right] \frac{\sigma(N^* - 1) + 1}{(\sigma - 1)(N^* - 1)}. \quad (26)$$

Consumers are the beneficiaries of these slotting allowances. For every unit they purchase they get $s - 1$ units for free ("take one, get $s - 1$ for free" offers). Average utility is then given by $\tilde{U} = N^\rho (s/p) / \tilde{t}$, where s/p is the effective real wage (including slotting allowances): $s/p = \left[1 - (1 + \rho) \frac{\alpha N^*}{kL} \right] / [(1 + \rho) \beta]$.

We see that if the profit maximizing assortment is binding, the determination of the equilibrium is quite different. It also has profound effects on how the markets respond to shocks:

Proposition 7 *International trade: If consumers have a low "love of variety" ($\rho < \check{\rho}$), an increase in the number of countries (k) has no impact on the market structure in retailing or in manufacturing. However, consumers are better off because of larger slotting allowances.*

From the explicit solutions of N^* , R^* and μ^* in (25) it is immediately obvious that all three parameters are unaffected by changes in k . Just as in the previous section there is no direct effect of a change in k on the retailing sector because retailers sell only locally. But in contrast to the previous section, there is no indirect effect via entry in the manufacturing industry, either, because the equilibrium number of products and firms is determined in the retailing sector as well. An increase in k still makes manufacturing more profitable, but this does not lead to entry but to an increase in slotting allowances. Log differentiation of (26) yields $d \ln s^* / d \ln k = (1 + \rho) \frac{\alpha N^*}{kL} / \left[1 - (1 + \rho) \frac{\alpha N^*}{kL} \right] > 0$. As a consequence, average utility rises even though N , p and \tilde{t} all remain constant: $d \ln \tilde{U} / d \ln k = d \ln s^* / d \ln k > 0$.

This is an important result. It shows that a larger international market does not necessarily lead to an increase in the local choices for consumers. This depends on whether local retailers find it profitable to expand their assortments. If they do, we have seen in the previous section that this may lead to a consolidation in the retailing industry with ambiguous welfare effects. If they do not, then the analysis in this section shows that market structures and prices in both retailing and manufacturing remain unaffected. However, consumers are better off because they benefit from the fiercer global competition between manufacturers for the scarce retail space that leads to an increase in slotting allowances.

Note that the result of locally constant assortments does not contradict studies emphasizing the growth in *imported* varieties (e.g., Broda and Weinstein, 2006). In our symmetric setup the share of imported varieties is given by $(k - 1) / k$, and this is clearly increasing in k irrespective of how the market structure in manufacturing adjusts. In the case where assortments remain constant, an increase in k leads to a proportional decrease in N/k . Hence, an increase in the share of imported varieties leads to a change in the composition of local retail assortments. However, our results also indicate that one must exercise extreme caution when drawing welfare implications from the fact that more varieties are imported.

Analyzing other shocks (internal growth, mobility) is also straightforward:

Proposition 8 (a) *Internal growth: An increase in L leads to larger assortments and higher slotting allowances, but leaves the market structure in retailing unaffected.* (b) *Mobility: A fall in τ leads to larger assortments and a consolidation in the retailing sector. Slotting allowances fall.*

Proof. Log differentiation of (25) and (26) yields (a) $d \ln N^*/d \ln L = 1$, $d \ln R^*/d \ln L = 0$, and $d \ln s^*/d \ln L > 0$; (b) $d \ln N^*/d \ln \tau = -1$, $d \ln R^*/d \ln \tau = 1$, and $d \ln s^*/d \ln \tau > 0$. ■

We see that shocks that have a direct impact on the retailing sector also have an impact on the size of the assortments. An increase in L raises local demand for retailing services, and this leads to a corresponding increase in the size of assortments. A fall in τ reduces travel costs and makes demand for retailing services more elastic. This leads to a consolidation in the retailing sector that in turn allows retailers to increase their assortment sizes. These results are qualitatively similar to the results in the previous section.

6 Extensions

This framework can be extended in various directions. Following Melitz (2003), a by now popular extension is to introduce heterogeneity in the productivity of manufacturing firms. In principal, this could be done here as well, but would not lead to new insights regarding the adjustments in the retailing industry.⁹ Instead, we focus on two asymmetries that have a direct impact on the retailing industries: Consumers' preference for diversity and zoning regulations. In addition, we present a simple extension with a market for housing and rents.

6.1 Asymmetric Preferences for Diversity

Suppose that all countries are identical except for their consumers' "love of variety", so that the parameter $\rho = \rho(i)$ is country specific. Then, countries with a high ρ are governed by the regime described in section 2.4 and countries with a low ρ are governed by the regime described in the previous section. The critical country \check{k} is determined in Figure 7, where $\kappa(\rho)$ is the sum of all countries with a $\rho(i) \geq \rho$, and $\check{\rho}(k)$ is taken from equation (46) in Appendix 8.4. We will refer to the countries with a high "love of variety" [$\rho(i) > \check{\rho}(\check{k})$] as diversity-loving countries, or just D countries, and countries with a low "love of variety" [$\rho(i) < \check{\rho}(\check{k})$] as sales-loving countries (S countries).

The market structures in manufacturing and in retailing in all D countries are given by equations (15) and (17) with $k = \check{k}$. In these countries, retailers find it profitable to include all products available on the world market into their assortments. Hence, their market structures are all identical. The number of manufacturing firms (and products) in these countries is constrained by the size of the market (\check{k}) and by the fixed costs in manufacturing.

⁹Because of complete cannibalization, neither retail mark-ups nor assortment sizes depend on the costs in manufacturing. Hence, introducing heterogeneous manufacturers leads to the well known selection effects in manufacturing, but has no impact on the adjustment processes in the retailing sector.

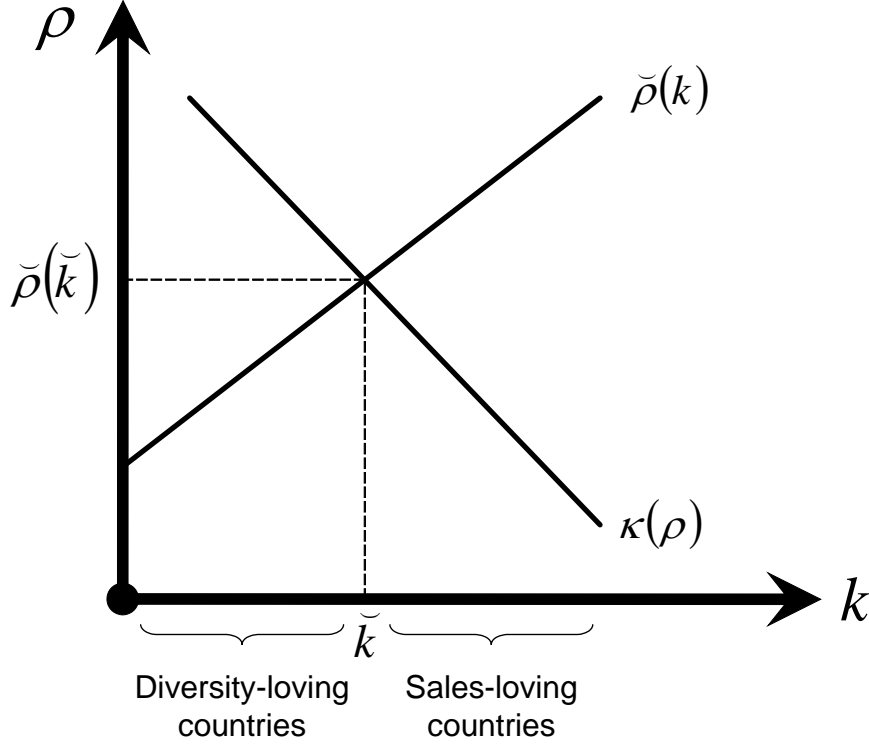


Figure 7: Mixed Regime

The market structures in all S countries is given by equations (25) with $\rho = \rho(i)$ for each country i . Note that if $\rho(i) < \check{\rho}(\check{k})$ then the size of retail assortments and the market structure in retailing depend on ρ and are thus different across countries. Countries with a strictly lower "love of variety" [$\rho(i) < \rho(j)$] have strictly smaller retail assortments [$N(i) < N(j)$] and strictly more competitive retail markets [$R(i) > R(j)$ and $\mu(i) < \mu(j)$]. The market structures in the two types of countries are illustrated in Figure 8.

The diagram on the left illustrates the market structure in D countries where the $\Pi_M^{\max}(\check{k}) = 0$ locus is given by $\check{k}L = \alpha \left(1 + \frac{\tau\Omega}{R}\right) (\sigma N - \sigma + 1)$ [the $\Pi_R^{\max} = 0$ locus is as in (15)]. The diagram on the right illustrates the market structure of one particular S economy i . Here, the $d\Pi_R/dN = 0$ locus is given by $\gamma N(i) [R(i) + \tau\Omega] = \rho(i) L$.¹⁰ Note that the location of the $d\Pi_R/dN = 0$ curve depends on the country specific parameter $\rho(i)$. A lower $\rho(i)$ implies that this locus shifts to the left as indicated by the grey dashed lines.

Because entry into the S markets is restricted, manufacturing firms have to cover their fixed costs (α) in the D markets and pay slotting allowances to retailers in the S markets. With fixed costs covered in D , slotting allowances in S will rise until effective prices are down to marginal costs:

$$s(i) = \frac{\sigma [N(i) - 1] + 1}{(\sigma - 1) [N(i) - 1]} \quad \text{and} \quad \frac{p_W(i)}{s(i)} = \beta. \quad (27)$$

¹⁰See equation (44) in Appendix 8.3.

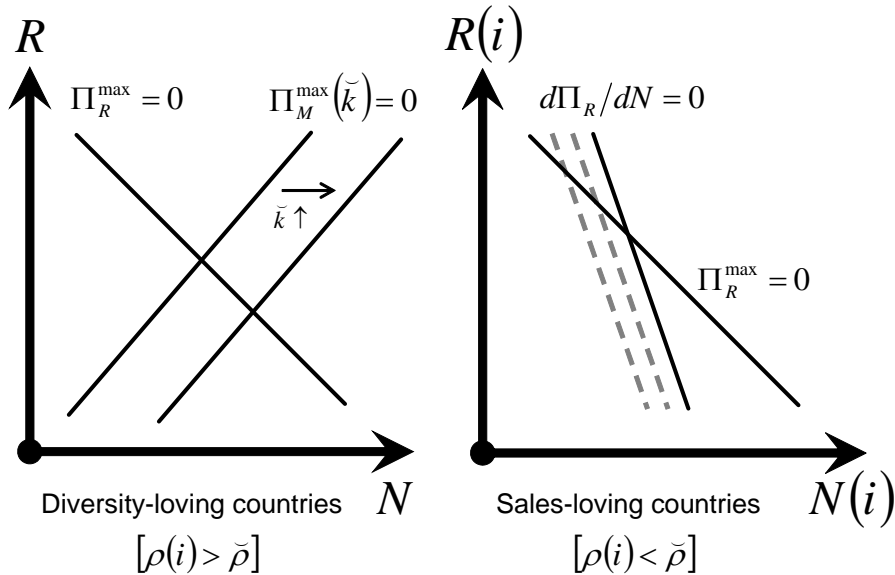


Figure 8: Market Structures in the Mixed Regime

Note, however, that the fact that fixed costs are covered in D does not mean that firms are located in D . It simply means that fixed costs are paid out of revenues generated in these markets. Since labor is immobile internationally, and labor markets have to clear at a national level, an equilibrium with agglomeration is not possible and firms remain spread out across all countries.

The effects of international trade now depend on the type of countries integrated:

Proposition 9 (a) *An increase in the number of D countries (an increase in \check{k}) has asymmetric effects on the two types of countries. In all D countries, the number of manufactured products available to consumers rises and the number of retail outlet falls. The impact on welfare is ambiguous depending on the four effects described in (22). In S countries, the market structure in retailing and the sizes of assortments are unaffected. As slotting allowances do not change, either, welfare is unaffected.* (b) *An increase in the number of S countries (an increase in $k - \check{k}$ while \check{k} remains constant) has neither market structure effects nor welfare effects in either type of country. Irrespective of the different market structure effects, the share of imported varieties in local assortments increases in all cases.*

Proof. (a) An increase in \check{k} leads to an outward shift of the $\Pi_M^{\max}(\check{k}) = 0$ locus in Figure 8. The $\Pi_R^{\max} = 0$ and $d\Pi_R/dN = 0$ loci are unaffected. As shown in (27), slotting allowances are independent of \check{k} . (b) If $k - \check{k}$ rises but \check{k} remains constant, the $\Pi_M^{\max}(\check{k}) = 0$ locus is not shifted, either. Then, the increase in $k - \check{k}$ has no effect on the market structures in either type of country. ■

These results illustrate how (endogenously determined) differences in retail market structures affect how countries adjust to increasing global markets. It also shows that neither an increase in the number of globally active manufacturing firms nor an increase in the number

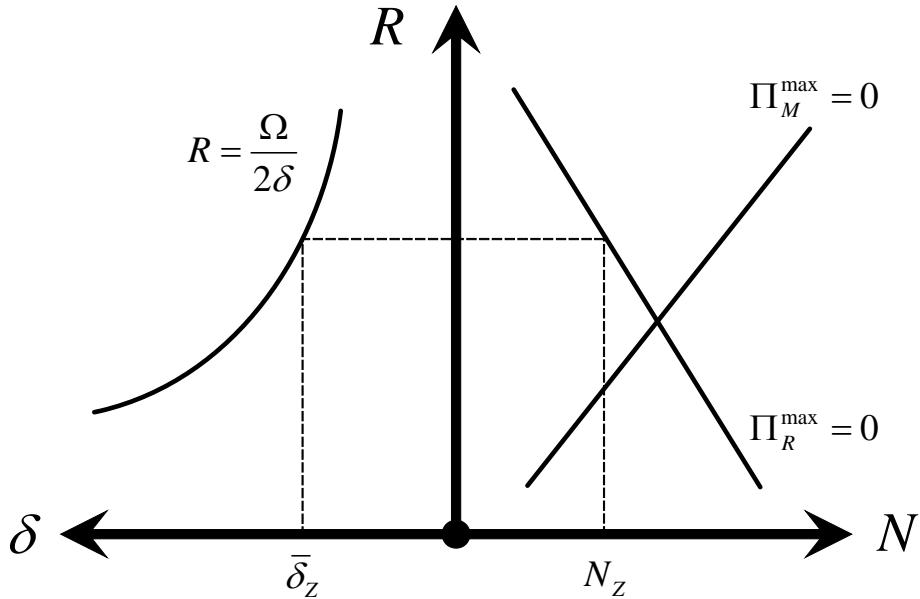


Figure 9: Zoning Regulations

of traded varieties are sufficient conditions for the realization of gains from diversity by local consumers.

6.2 Zoning Regulations

Many countries use zoning regulations to regulate the land use in primarily urban areas. These zoning regulations can act as a barrier to entry and affect the market structure in national retail markets (Gable et al., 1995; OECD, 2000; Boylaud and Nicoletti, 2001).

Suppose that a national or regional zoning regulation aims at ensuring a high local retail density. For this purpose, it specifies a maximum distance between two retailers. In our setup this is equivalent to regulating the maximum catchment areas of individual retail outlets. Hence, let us assume that an administration sets a $\bar{\delta}_Z$ and that this zoning regulation is binding in the sense that $\bar{\delta}_Z < \delta^{\text{equilibrium}}$. This situation is illustrated graphically in Figure 9 for a diversity-loving country.

The diagram on the left is a graphical illustration of equation (1) in a $\delta - R$ space. The diagram on the right is basically a replica of Figure 2. The main insight to be gained from this diagram is that zoning regulations do not only regulate the spatial distribution of retailing, but they also affect the market structure in retailing and the number of products stocked by retailers. If the zoning regulation is binding, the distance between retailers is smaller than it would be without the regulation. This implies that there are more retailers with lower retail mark-ups. As a consequence, each retailer has a smaller assortment than without the zoning regulation.

Since the zoning regulation determines the market structure in the retailing industry, this market structure can no longer adjust to shocks. Hence, if the zoning regulation is binding,

the impact of international trade on the local availability of goods is similar in nature to the case where retailers limit the number of goods. It has no effects on the number of products stocked or on the retail density. It only changes the composition of assortments and the slotting allowances paid by manufacturers.

6.3 Market for Housing and Rents

The last extension deals with our geographical framework. In section 2 we assume that consumers are uniformly distributed across the circumference of the circle. What we do not state explicitly but assume implicitly is that consumers cannot move to other locations. Let us now consider to what extent our results depend on this particular assumption by introducing a market for housing and allowing consumers to move.

Let consumers choose their location based on the utility of living in this location and the rental price of housing. Assume that each consumer requires one unit of housing and that he or she pays a rent of r to a housing society. Ownership of this society is dispersed among the population so that rent income stays within the country. We assume that housing requires land of zero mass in order to ensure that demand for land by a mass of consumers (L) is finite.

The log of utility of a consumer living in location ι is then given by $\ln U_\iota = \rho \ln N - \ln p - \ln t_\iota - \ln r_\iota$. A moving equilibrium requires that utility is identical across locations:

$$\ln r_\iota - \ln r_\kappa = \ln t_\iota - \ln t_\kappa \quad \forall \iota \neq \kappa. \quad (28)$$

The economic intuition is straightforward: Since travel costs are the only differences between locations, they determine the differences in rental prices.

Given equation (28), it is clear that any change in travel costs for a particular location will be offset by corresponding changes in land rents. If the distance between retailers rises as a consequence of international trade, then this will not lower the utility of consumers because they are compensated for the increase in travel costs by lower rental prices for housing. Hence, the travel cost effect disappears.

The disappearance of the travel cost effect does not resolve the ambiguity of the welfare effects. As the negative retail mark-up effect prevails, there are still positive and negative effects pulling in different directions. But the explicit consideration of a housing market does make a positive welfare effect more likely.

7 Conclusion

This study analyzes how the retail industry adjusts to global shocks and how these adjustments affect the welfare implications of those shocks. The starting point of the analysis is the realization that a free entry equilibrium in retailing creates a trade-off between diversity (the number of products stocked) and the retail density (the number of retail outlets in a given geographical area). This trade-off is caused by the fact that providing goods is costly for retailers and that an increase in these costs of provision reduces the number of retailers that a given market can support.

The New Trade Theory predicts that an enlargement of the global market lowers prices for consumers and expands the choices available to them. Our results show that both predictions do not necessarily hold if adjustments in the retail industry are taken into account. First of all, the choices available to local consumers may not rise even if the number of manufacturing firms in the global market rises because local retailers may not find it profitable to expand their assortment sizes. Our analysis shows that this is the case if local consumers have a low preference for diversity. Second, consumer prices may rise even though producer prices fall because retail mark-ups rise in response to a consolidation in the retail industry. Our analysis shows that this can happen when the market structure in retailing is less competitive relative to the market structure in manufacturing.

In the introduction we presented a number of stylized facts concerning the recent developments in the retailing industries of industrialized countries. Among those were an increase in the assortment sizes and a fall in the number of outlets. Our analysis provides two possible explanations for these outcomes: International trade and consumer mobility. Both shocks lead to an increase in the number of products stocked (at least for countries with a high preference for diversity) and a reduction in the number of retail outlets. Which one of these two shocks is ultimately driving our observations is, of course, an empirical question. However, our theoretical results enable us to identify an important difference between the two shocks: International trade tends to raise mark-ups in retailing while consumer mobility tends to lower them. Since there is evidence that retail gross margins have indeed risen over the past decades, we can conjecture that international trade may be an important driver of the developments in the retailing sectors.

In order to integrate retailing into a general equilibrium model of international trade we have to greatly simplify the way retailers interact with both consumers and manufacturers. In particular, our assumption of a monopolistically competitive retail industry circumvents all strategic issues between retailers and suppliers, and the assumption of Dixit-Stiglitz preferences in combination with one-stop shopping prevents an analysis of vertical differentiation in retail formats (discounters, specialty shops etc.). These issues are certainly important and should take center stage for future research. But in exchange for leaving out these issues we obtain a fairly simple framework that allows us to study how the market structure in retailing interacts with the market structure in manufacturing. Our results help to gain a better understanding of how globalization affects consumers.

8 Appendix

8.1 Retail Mark-up

Given $p(i) = [1 + \mu_j(i)] p_W(i)$ and equations (4) and (9), a retailer's revenues on individual varieties can be expressed as

$$p(i) x(i) = \frac{[1 + \mu_j(i)]^{1-\sigma}}{\sum_{\varphi=1}^{N_j} [1 + \mu_j(\varphi)]^{1-\sigma}}. \quad (29)$$

By substituting (29) into (11), the profits of a retailer can be expressed as

$$\Pi_R(j) = 2\delta_j \frac{L}{\Omega} \sum_{i=1}^{N_j} \frac{\mu_j(i) [1 + \mu_j(i)]^{-\sigma}}{\sum_{\varphi=1}^{N_j} [1 + \mu_j(\varphi)]^{1-\sigma}} - \gamma N_j \quad (30)$$

By taking the derivative of the retailer's profits with respect to the mark-up of an individual variety $d\Pi_R(j)/d\mu_j(i)$ and setting this derivative equal to zero, we obtain

$$\begin{aligned} \frac{d \ln \delta_j}{d \ln \mu_j(i)} &= \left[\frac{\sigma \mu_j(i)}{1 + \mu_j(i)} - 1 \right] \frac{\mu_j(i) [1 + \mu_j(i)]^{-\sigma}}{\sum_{\varphi=1}^{N_j} \mu_j(\varphi) [1 + \mu_j(\varphi)]^{-\sigma}} \\ &+ \frac{(1 - \sigma) \mu_j(i)}{1 + \mu_j(i)} \frac{[1 + \mu_j(i)]^{1-\sigma}}{\sum_{\varphi=1}^{N_j} [1 + \mu_j(\varphi)]^{1-\sigma}}. \end{aligned} \quad (31)$$

In a symmetric equilibrium, where $\frac{\mu_j(i)[1+\mu_j(i)]^{-\sigma}}{\sum_{\varphi=1}^{N_j} \mu_j(\varphi)[1+\mu_j(\varphi)]^{-\sigma}} = \frac{[1+\mu_j(i)]^{1-\sigma}}{\sum_{\varphi=1}^{N_j} [1+\mu_j(\varphi)]^{1-\sigma}} = \frac{1}{N_j}$, this reduces to

$$\frac{d \ln \delta_j}{d \ln \mu_j} = \frac{1}{N_j} \left(\frac{\mu_j}{1 + \mu_j} - 1 \right) \quad (32)$$

and can be rearranged as in (12).

The elasticity of the catchment area with respect to the mark-up and the assortment size can be calculated by adapting the approach in Helpman (1981). Using (4) and (9), the utility of a particular consumer shopping at retailer j can be expressed as

$$U(j) = \frac{1}{e^{\tau \delta_j}} N_j^{\rho - \frac{1}{\sigma-1}} \left\{ \sum_{\varphi=1}^{N_j} [1 + \mu_j(\varphi)]^{1-\sigma} \right\}^{\frac{1}{\sigma-1}} \quad (33)$$

The marginal consumer is just indifferent between two adjacent retail outlets j and $j+1$. We obtain

$$\frac{N_j^{\rho - \frac{1}{\sigma-1}}}{e^{\tau \delta_j}} \left\{ \sum_{\varphi=1}^{N_j} [1 + \mu_j(\varphi)]^{1-\sigma} \right\}^{\frac{1}{\sigma-1}} = \frac{N_{j+1}^{\rho - \frac{1}{\sigma-1}}}{e^{\tau(D-\delta_j)}} \left\{ \sum_{\varphi=1}^{N_{j+1}} [1 + \mu_{j+1}(\varphi)]^{1-\sigma} \right\}^{\frac{1}{\sigma-1}}, \quad (34)$$

where D is the distance between retailers j and $j + 1$, so that $\delta_{j+1} = D - \delta_j$. By taking logs and rearranging we can solve for the distance δ_j between retailer j and the marginal consumer:

$$\delta_j = \frac{D}{2} + \frac{1}{2\tau} \left(\rho - \frac{1}{\sigma - 1} \right) \ln N_j + \frac{1}{2\tau(\sigma - 1)} \ln \left\{ \sum_{\varphi=1}^{N_j} [1 + \mu_j(\varphi)]^{1-\sigma} \right\} - \ln \Phi, \quad (35)$$

where $\Phi \equiv N_{j+1}^{\rho - \frac{1}{\sigma-1}} \left(\sum_{\varphi=1}^{N_{j+1}} [1 + \mu_{j+1}(\varphi)]^{1-\sigma} \right)^{\frac{1}{\sigma-1}}$ is taken as constant by retailer j . In a symmetric equilibrium, the total derivative of (35) reduces to

$$\rho d \ln N_j - \sum_{\varphi=1}^{N_j} \frac{1}{N_j} \frac{\mu_j(\varphi)}{[1 + \mu_j(\varphi)]} d \ln \mu_j(\varphi) = 2\tau \delta_j d \ln \delta_j, \quad (36)$$

which allows us to calculate the elasticity of δ_j with respect to an individual mark-up $\mu_j(i)$:

$$\frac{d \ln \delta_j}{d \ln \mu_j(i)} = - \frac{1}{N_j} \frac{\mu_j(i)}{[1 + \mu_j(i)]} \frac{1}{2\delta_j \tau}, \quad (37)$$

8.2 Comparative Statics

By taking log-differentials of equations (15) and (17) we obtain the following set of equations:

$$\begin{bmatrix} \frac{(2R+\tau\Omega)}{(R+\tau\Omega)} & 1 \\ -\frac{\tau\Omega}{(R+\tau\Omega)} & \frac{\sigma N}{(\sigma N - \sigma + 1)} \end{bmatrix} \begin{pmatrix} d \ln R \\ d \ln N \end{pmatrix} = \vec{\Psi} \quad (38)$$

where

$$\vec{\Psi} \equiv \begin{pmatrix} 0 \\ 1 \end{pmatrix} d \ln k + \begin{pmatrix} 1 \\ 1 \end{pmatrix} d \ln L + \begin{pmatrix} \frac{R}{(R+\tau\Omega)} \\ -\frac{\tau\Omega}{(R+\tau\Omega)} \end{pmatrix} d \ln \tau$$

and

$$\Delta \equiv \begin{vmatrix} \frac{(2R+\tau\Omega)}{(R+\tau\Omega)} & 1 \\ -\frac{\tau\Omega}{(R+\tau\Omega)} & \frac{\sigma N}{(\sigma N - \sigma + 1)} \end{vmatrix} = \frac{(2R + \tau\Omega)}{(R + \tau\Omega)} \frac{\sigma N}{(\sigma N - \sigma + 1)} + \frac{\tau\Omega}{(R + \tau\Omega)} > 1.$$

By applying Cramer's rule we obtain the solutions shown in the text.

The result for the change in the retail mark-up follows from (14):

$$d \ln \mu = d \ln \tau - d \ln R. \quad (39)$$

The percentage change in the wholesale price is derived from taking log-differentials of (9):

$$d \ln p_W = - \frac{N}{(N - 1)(\sigma N - \sigma + 1)} d \ln N. \quad (40)$$

8.3 Profit Maximizing Assortment Size

Given $\mu_j(i) = \mu_j$, the derivative of $\Pi_R(j)$ with respect to $\ln N_j$ is

$$\frac{d\Pi_R(j)}{d\ln N_j} = 2\delta_j \frac{L}{\Omega} \frac{\mu_j}{1 + \mu_j} \frac{d\ln \delta_j}{d\ln N_j} - \gamma N_j \quad (41)$$

By using (1) and (14) and imposing symmetry, the optimal assortment size $d\Pi_R(j)/d\ln N_j = 0$ can be expressed as

$$\gamma N = \frac{L}{R} \frac{\tau\Omega}{R + \tau\Omega} \frac{d\ln \delta}{d\ln N}. \quad (42)$$

Here, on the left hand side are a retailer's marginal costs of a percentage increase in N (the costs of provision) and on the right hand side are marginal revenues (due to a larger catchment area).

The elasticity of the catchment area with respect to the assortment size ($d\ln \delta/d\ln N$) can be calculated from (36):

$$\frac{d\ln \delta}{d\ln N} = \frac{\rho R}{\tau\Omega}. \quad (43)$$

Combining (42) and (43) yields

$$\gamma N = \frac{\rho L}{R + \tau\Omega}. \quad (44)$$

Equations (15) and (44) can be solved for the optimal N^* and R^* . The corresponding mark-up μ^* then follows from (14).

8.4 Slotting Allowances

A manufacturer's profits without slotting allowances are given by $\Pi_M = [p_W(i) - \beta] Q(i) - \alpha$ and can be expressed in a symmetric equilibrium as

$$\Pi_M = \frac{kL}{(1 + \mu)(\sigma N - \sigma + 1)} - \alpha \quad (45)$$

If the profit maximizing assortment is binding, then these profits are positive when evaluated at μ^* and N^* from (25). This is the case if $kL > \alpha \left[\frac{\sigma \rho^2 L}{\gamma \tau \Omega} - (\sigma - 1)(1 + \rho) \right]$, or

$$\rho < \check{\rho} \equiv \frac{1}{2} \frac{(\sigma - 1) \tau \Omega}{\sigma} \frac{\tau \Omega}{L} \gamma + \sqrt{\frac{\gamma \tau \Omega k}{\sigma \alpha} + \frac{(\sigma - 1) \tau \Omega}{\sigma} \frac{\tau \Omega}{L} \gamma \left(1 + \frac{1}{4} \frac{(\sigma - 1) \tau \Omega}{\sigma} \frac{\tau \Omega}{L} \gamma \right)} \quad (46)$$

If condition (46) holds, manufacturing firms are willing to offer slotting allowances in order to be listed with the retailing firms. These slotting allowances are paid in free goods, so that a manufacturer agrees to deliver $s - 1$ units for free in order to get access to the retailing shelves: $\Pi_M = [p_W - \beta] Q - \alpha - (s - 1) \beta Q$. Profits can then be expressed as

$$\Pi_M(s, N, kL, \mu, \alpha) = \frac{[(1 - s)(\sigma - 1)(N - 1) + N] kL}{[(\sigma - 1)(N - 1) + N](1 + \mu)N} - \alpha. \quad (47)$$

These profits are positive when evaluated at N^* and μ^* and are decreasing in s . The equilibrium slotting allowances push profits down to zero, $\Pi_M(s^*, N^*, kL, \mu^*, \alpha) = 0$, and can be calculated explicitly from (47):

$$s^* = \left[1 - (1 + \rho) \frac{\alpha N^*}{kL} \right] \frac{\sigma (N^* - 1) + 1}{(\sigma - 1) (N^* - 1)} \quad (48)$$

With s^* the labor market is in equilibrium as well. Because slotting allowances are paid in goods, they have to be taken into account when calculating labor demand:

$$\frac{N^*}{k} (\alpha + \beta s^* Q) + R^* \gamma N^* = \frac{N^* p x}{1 + \rho} L + \frac{\rho}{1 + \rho} L = L \quad (49)$$

References

- [1] Alonso, William (1964): *Location and Land Use*, Harvard University Press: Cambridge, Mass.
- [2] d'Aspremont, Claude; Dos Santos Ferreira, Rodolphe; Gérard-Varet, Louis-André (1996): "On the Dixit-Stiglitz Model of Monopolistic Competition," *American Economic Review*, **86** (3), 623-629.
- [3] Basker, Emek; Van, Pham Hoang (2008): "Wal-Mart as Catalyst to U.S.-China Trade", Mimeo.
- [4] Benassy, Jean-Pascal (1996): "Taste for variety and optimum production patterns in monopolistic competition," *Economics Letters*, **52**, 41-47.
- [5] Blanchard, Troy; Lyson, Thomas (2002): "Access to Low Cost Groceries in Non-metropolitan Counties: Large Retailers and the Creation of Food Deserts", Measuring Rural Diversity Conference Proceedings, November 21-22, 2002, Economic Research Service, Washington, D.C., <http://srdc.msstate.edu/measuring/blanchard.pdf>.
- [6] Blanchard, Troy; Lyson, Thomas (2003): *Retail Concentration, Food Deserts, and Food Disadvantaged Communities in Rural America*, Final Report for Southern Rural Development Center-Economic Research Service Food Assistance Grant Program, http://srdc.msstate.edu/focusareas/health/fa/blanchard02_final.pdf.
- [7] Boylaud, Olivier; Nicoletti, Giuseppe (2001): "Regulatory Reform in Retail Distribution", *OECD Economic Studies*, **32**, 253-274.
- [8] Broda, Christian; Weinstein, David E. (2006): "Globalization and the Gains from Variety", *Quarterly Journal of Economics*, **121**(2), 541-585.
- [9] Clarke, Ian (2000): "Retail power, competition and local consumer choice in the UK grocery sector", *European Journal of Marketing*, **34**(8), 975-1002.
- [10] Competition Commission (2000): "Supermarkets. A report on the supply of groceries from multiple stores in the United Kingdom", Presented to Parliament by the Secretary of State for Trade and Industry by Command of Her Majesty, <http://www.Competition-Commission.org.uk>.
- [11] Dawson, John (2001): "Strategy and Opportunism in European Retail Internationalization", *British Journal of Management*, **12**, 253-266.
- [12] Dobson, Paul W.; Clarke, Roger; Davies, Stephen; Waterson, Michael (2001): "Buyer Power and its Impact on Competition in the Food Retail Distribution Sector of the European Union", *Journal of Industry, Competition and Trade*, **1:3**, 247-281.
- [13] Dobson, Paul W.; Waterson, Michael (1999): "Retailer power: recent developments and policy implications", *Economic Policy*, **28**, 135-164.

- [14] Dobson, Paul W.; Waterson, Michael; Chu, A. (1998): "The welfare consequences of the exercise of buyer power", Research Paper No. 16, Office of Fair Trading, London.
- [15] Dobson, Paul W.; Waterson, Michael; Davies, Stephen W. (2003): "The Patterns and Implications of Increasing Concentration in European Food Retailing", *Journal of Agricultural Economics*, 54(1), 111-125
- [16] Ellickson, Paul B. (2006): "Quality Competition in Retailing: A Structural Analysis", *International Journal of Industrial Organization*, 24 (3), 521-540.
- [17] Ellickson, Paul B. (2007): "Does Sutton Apply to Supermarkets?" *Rand Journal of Economics*, 38 (1), 43-59.
- [18] Federal Trade Commission (2001): "Report on the Federal Trade Commission Workshop on Slotting Allowances and Other Marketing Practices in the Grocery Industry", Washington.
- [19] Feenstra, Robert C.; Hanson, Gordon H. (2004): "Intermediaries in Entrepôt Trade: Hong Kong Re-exports of Chinese Goods", *Journal of Economics & Management Strategy*, 13 (1), 3-35.
- [20] Gable, Myron; Topol, Martin T.; Mathis, Stephen; Fisher, Melvyn E. (1995): "Entry barriers in retailing", *Journal of Retailing and Consumer Services*, 2 (4), 211-221.
- [21] Helpman, Elhanan (1981): "International Trade in the Presence of Product Differentiation, Economies of Scale and Monopolistic Competition", *Journal of International Economics*, 11, 305-340.
- [22] Hellerstein, Rebecca (2008): "Who bears the cost of a change in the exchange rate? Pass-through accounting for the case of beer", *Journal of International Economics*, 76, 14-32
- [23] Javorcik, Beata; Keller, Wolfgang; Tybout, James (2008): "Openness and Industrial Responses in a Wal-Mart World: A Case Study of Mexican Soaps, Detergents and Surfactant Producers", *The World Economy*, 31 (12), 1558-1580.
- [24] Krugman, Paul R. (1979): "Increasing Returns, monopolistic competition, and international trade", *Journal of International Economics*, 9, 469-480.
- [25] Krugman, Paul R. (1980): "Scale Economies, Product Differentiation, and the Pattern of Trade", *American Economic Review*, 70, 950-959.
- [26] Melitz, Marc J. (2003): "The impact of trade on intra-industry reallocations and aggregate industry productivity", *Econometrica*, 71, 1695-1725.
- [27] Neary, J. Peter (2003): "Monopolistic Competition and International Trade Theory", in: S. Brakman, B.J. Heijdra (eds.): *The Monopolistic Competition Revolution in Retrospect*, Cambridge: Cambridge University Press, 159-184.

- [28] OECD (2000): "Assessing Barriers to Trade in Services: Retail Trade Services", TD/TC/WP(99)41, Paris.
- [29] Raff, Horst; Schmitt, Nicolas (2005): "Endogenous vertical restraints in international trade", *European Economic Review*, 49, 1877-1889.
- [30] Raff, Horst; Schmitt, Nicolas (2006): "Exclusive dealing and common agency in international markets", *Journal of International Economics*, 68, 485-503.
- [31] Raff, Horst; Schmitt, Nicolas (2007): "Buyer Power in International Trade", Mimeo.
- [32] Raff, Horst; Schmitt, Nicolas (2008): "International Trade with Heterogeneous Retailers", Mimeo.
- [33] Rauch, James E. (2001): "Business and Social Networks in International Trade", *Journal of Economic Literature*, 39, 1177-1203.
- [34] Rauch, James E.; Casella, Alessandra (2003): "Overcoming Informational Barriers to International Resource Allocation: Prices and Ties", *The Economic Journal*, 113, 21-42.
- [35] Richards, Timothy J.; Hamilton, Stephen F. (2006): "Rivalry in Price and Variety among Supermarket Retailers", *American Journal of Agricultural Economics*, 88(3), 710-726.
- [36] Richardson, Martin (2004): "Trade Policy and Access to Retail Distribution", *Review of International Economics*, 12 (4), 676-688.
- [37] Salop, Steven C. (1979): "Monopolistic Competition with Outside Goods", *Bell Journal of Economics*, 10, 141-156.
- [38] Smith, Howard (2004): "Supermarket Choice and Supermarket Competition in Market Equilibrium", *Review of Economic Studies*, 71, 235-263.
- [39] Smith, Howard; Hay, Donald (2005): "Streets, Malls, and Supermarkets", *Journal of Economics & Management Strategy*, 14 (1), 29-59.
- [40] Stahl, Konrad (1987): "Urban Business Location", in: E.S. Mills (ed.), *Handbook of Regional and Urban Economics*, Vol. II, Elsevier.
- [41] Sullivan, Mary W. (1997): "Slotting allowances and the market for new products", *Journal of Law and Economics*, 40, 461-493.
- [42] U.S. Census Bureau (2008): "2006 Annual Retail Trade Survey", March 7th, 2008, <http://www.census.gov/svsd/www/artstbl.html>
- [43] U.S. Department of Commerce (2006): Comparative Statistics: 2002 Economic Census, Core Business Statistics Series, EC02-00C-COMP.
- [44] Weiss, Christoph R.; Wittkopp, Antje (2005): "Retailer concentration and product innovation in food manufacturing", *European Review of Agricultural Economics*, 32(2), 219-244.

- [45] Yang, Xiaokai; Heijdra, Ben J. (1993): "Monopolistic Competition and Optimum Product Diversity: Comment", *American Economic Review*, 83 (1), 295-301.

BERG Working Paper Series on Government and Growth

- 1 Mikko **Puhakka** and Jennifer P. **Wissink**, Multiple Equilibria and Coordination Failure in Cournot Competition, December 1993
- 2 Matthias **Wrede**, Steuerhinterziehung und endogenes Wachstum, December 1993
- 3 Mikko **Puhakka**, Borrowing Constraints and the Limits of Fiscal Policies, May 1994
- 4 Gerhard **Illing**, Indexierung der Staatsschuld und die Glaubwürdigkeit der Zentralbank in einer Währungsunion, June 1994
- 5 Bernd **Hayo**, Testing Wagner`s Law for Germany from 1960 to 1993, July 1994
- 6 Peter **Meister** and Heinz-Dieter **Wenzel**, Budgetfinanzierung in einem föderalen System, October 1994
- 7 Bernd **Hayo** and Matthias **Wrede**, Fiscal Policy in a Keynesian Model of a Closed Monetary Union, October 1994
- 8 Michael **Betten**, Heinz-Dieter **Wenzel**, and Matthias **Wrede**, Why Income Taxation Need Not Harm Growth, October 1994
- 9 Heinz-Dieter **Wenzel** (Editor), Problems and Perspectives of the Transformation Process in Eastern Europe, August 1995
- 10 Gerhard **Illing**, Arbeitslosigkeit aus Sicht der neuen Keynesianischen Makroökonomie, September 1995
- 11 Matthias **Wrede**, Vertical and horizontal tax competition: Will uncoordinated Leviathans end up on the wrong side of the Laffer curve? December 1995
- 12 Heinz-Dieter **Wenzel** and Bernd **Hayo**, Are the fiscal Flows of the European Union Budget explainable by Distributional Criteria? June 1996
- 13 Natascha **Kuhn**, Finanzausgleich in Estland: Analyse der bestehenden Struktur und Überlegungen für eine Reform, June 1996
- 14 Heinz-Dieter **Wenzel**, Wirtschaftliche Entwicklungsperspektiven Turkmenistans, July 1996
- 15 Matthias **Wrede**, Öffentliche Verschuldung in einem föderalen Staat; Stabilität, vertikale Zuweisungen und Verschuldungsgrenzen, August 1996

- 16 Matthias **Wrede**, Shared Tax Sources and Public Expenditures, December 1996
- 17 Heinz-Dieter **Wenzel** and Bernd **Hayo**, Budget and Financial Planning in Germany, February 1997
- 18 Heinz-Dieter **Wenzel**, Turkmenistan: Die ökonomische Situation und Perspektiven wirtschaftlicher Entwicklung, February 1997
- 19 Michael **Nusser**, Lohnstückkosten und internationale Wettbewerbsfähigkeit: Eine kritische Würdigung, April 1997
- 20 Matthias **Wrede**, The Competition and Federalism - The Underprovision of Local Public Goods, September 1997
- 21 Matthias **Wrede**, Spillovers, Tax Competition, and Tax Earmarking, September 1997
- 22 Manfred **Dauses**, Arsène **Verny**, Jiri **Zemánek**, Allgemeine Methodik der Rechtsangleichung an das EU-Recht am Beispiel der Tschechischen Republik, September 1997
- 23 Niklas **Oldiges**, Lohnt sich der Blick über den Atlantik? Neue Perspektiven für die aktuelle Reformdiskussion an deutschen Hochschulen, February 1998
- 24 Matthias **Wrede**, Global Environmental Problems and Actions Taken by Coalitions, May 1998
- 25 Alfred **Maußner**, Außengeld in berechenbaren Konjunkturmodellen – Modellstrukturen und numerische Eigenschaften, June 1998
- 26 Michael **Nusser**, The Implications of Innovations and Wage Structure Rigidity on Economic Growth and Unemployment: A Schumpeterian Approach to Endogenous Growth Theory, October 1998
- 27 Matthias **Wrede**, Pareto Efficiency of the Pay-as-you-go Pension System in a Three-Period-OLG Modell, December 1998
- 28 Michael **Nusser**, The Implications of Wage Structure Rigidity on Human Capital Accumulation, Economic Growth and Unemployment: A Schumpeterian Approach to Endogenous Growth Theory, March 1999
- 29 Volker **Treier**, Unemployment in Reforming Countries: Causes, Fiscal Impacts and the Success of Transformation, July 1999
- 30 Matthias **Wrede**, A Note on Reliefs for Traveling Expenses to Work, July 1999
- 31 Andreas **Billmeier**, The Early Years of Inflation Targeting – Review and Outlook –, August 1999

- 32 Jana **Kremer**, Arbeitslosigkeit und Steuerpolitik, August 1999
- 33 Matthias **Wrede**, Mobility and Reliefs for Traveling Expenses to Work, September 1999
- 34 Heinz-Dieter **Wenzel** (Herausgeber), Aktuelle Fragen der Finanzwissenschaft, February 2000
- 35 Michael **Betten**, Household Size and Household Utility in Intertemporal Choice, April 2000
- 36 Volker **Treier**, Steuerwettbewerb in Mittel- und Osteuropa: Eine Einschätzung anhand der Messung effektiver Grenzsteuersätze, April 2001
- 37 Jörg **Lackenbauer** und Heinz-Dieter **Wenzel**, Zum Stand von Transformations- und EU-Beitrittsprozess in Mittel- und Osteuropa – eine komparative Analyse, May 2001
- 38 Bernd **Hayo** und Matthias **Wrede**, Fiscal Equalisation: Principles and an Application to the European Union, December 2001
- 39 Irena Dh. **Bogdani**, Public Expenditure Planning in Albania, August 2002
- 40 Tineke **Haensgen**, Das Kyoto Protokoll: Eine ökonomische Analyse unter besonderer Berücksichtigung der flexiblen Mechanismen, August 2002
- 41 Arben **Malaj** and Fatmir **Mema**, Strategic Privatisation, its Achievements and Challenges, Januar 2003
- 42 Borbála **Szüle** 2003, Inside financial conglomerates, Effects in the Hungarian pension fund market, January 2003
- 43 Heinz-Dieter **Wenzel** und Stefan **Hopp** (Herausgeber), Seminar Volume of the Second European Doctoral Seminar (EDS), February 2003
- 44 Nicolas Henrik **Schwarze**, Ein Modell für Finanzkrisen bei Moral Hazard und Überinvestition, April 2003
- 45 Holger **Kächelein**, Fiscal Competition on the Local Level – May commuting be a source of fiscal crises?, April 2003
- 46 Sibylle **Wagener**, Fiskalischer Föderalismus – Theoretische Grundlagen und Studie Ungarns, August 2003
- 47 Stefan **Hopp**, J.-B. Say's 1803 *Treatise* and the Coordination of Economic Activity, July 2004

- 48 Julia **Bersch**, AK-Modell mit Staatsverschuldung und fixer Defizitquote, July 2004
- 49 Elke **Thiel**, European Integration of Albania: Economic Aspects, November 2004
- 50 Heinz-Dieter **Wenzel**, Jörg **Lackenbauer**, and Klaus J. **Brösamle**, Public Debt and the Future of the EU's Stability and Growth Pact, December 2004
- 51 Holger **Kächelein**, Capital Tax Competition and Partial Cooperation: Welfare Enhancing or not? December 2004
- 52 Kurt A. **Hafner**, Agglomeration, Migration and Tax Competition, January 2005
- 53 Felix **Stübben**, Jörg **Lackenbauer** und Heinz-Dieter **Wenzel**, Eine Dekade wirtschaftlicher Transformation in den Westbalkanstaaten: Ein Überblick, November 2005
- 54 Arben **Malaj**, Fatmir **Mema** and Sybi **Hida**, Albania, Financial Management in the Education System: Higher Education, December 2005
- 55 Osmat **Azzam**, Sotiraq **Dhamo** and Tonin **Kola**, Introducing National Health Accounts in Albania, December 2005
- 56 Michael **Teig**, Fiskalische Transparenz und ökonomische Entwicklung: Der Fall Bosnien-Herzegowina, März 2006
- 57 Heinz-Dieter **Wenzel** (Herausgeber), Der Kaspische Raum: Ausgewählte Themen zu Politik und Wirtschaft, Juli 2007
- 58 Tonin **Kola** and Elida **Liko**, An Empirical Assessment of Alternative Exchange Rate Regimes in Medium Term in Albania, Januar 2008
- 59 Felix **Stübben**, Europäische Energieversorgung: Status quo und Perspektiven, Juni 2008
- 60 Holger **Kächelein**, Drini **Imami** and Endrit **Lami**, A new view into Political Business Cycles: Household Expenditures in Albania, July 2008
- 61 Frank **Westerhoff**, A simple agent-based financial market model: direct interactions and comparisons of trading profits, January 2009
- 62 Roberto **Dieci** and Frank **Westerhoff**, A simple model of a speculative housing market, February 2009
- 63 Carsten **Eckel**, International Trade and Retailing, April 2009.