

Collegio Carlo Alberto

Oligarchic Versus Democratic Societies

Daron Acemoglu

Working Paper No. 47

July 2007

www.carloalberto.org

Oligarchic Versus Democratic Societies¹

Daron Acemoglu
Department of Economics
Massachusetts Institute of Technology

February 2007²

¹I thank Robert Barro, Timothy Besley, Olivier Blanchard, Jordi Gali, Simon Johnson, James Robinson, an anonymous referee, and participants at the Canadian Institute for Advanced Research conference, the NBER Summer Institute Income Distribution and Economic Growth groups, Brown University, California Institute of Technology, Columbia, Harvard University, MIT and Stanford seminars for useful comments and Alexandre Debs for excellent research assistance.

²© 2007 by Daron Acemoglu. Any opinions expressed here are those of the authors and not those of the Collegio Carlo Alberto.

Abstract

This paper develops a model to analyze economic performance under different political regimes. An oligarchic society, where political power is in the hands of major producers, protects their property rights, but also tends to erect significant entry barriers against new entrepreneurs. Democracy, where political power is more widely distributed, imposes redistributive taxes on producers, but tends to avoid entry barriers. When taxes in democracy are high and the distortions caused by entry barriers are low, an oligarchic society achieves greater efficiency. Nevertheless, because comparative advantage in entrepreneurship shifts away from the incumbents, the inefficiency created by entry barriers in oligarchy deteriorates over time. The typical pattern is therefore one of rise and decline of oligarchic societies: of two otherwise identical societies, the one with an oligarchic organization will first become richer, but later fall behind the democratic society. I also discuss how democratic societies may be better able to take advantage of new technologies, how an oligarchic society might transition to democracy because of within-elite conflict, and how the unequal distribution of income in oligarchy supports the oligarchic institutions and may keep them in place even when they become significantly costly to society.

Keywords: democracy, economic growth, entry barriers, oligarchy, political economy, redistribution, sclerosis.

JEL Classification: P16, O10.

1 Introduction

There is now a growing consensus that institutions protecting the property rights of producers are essential for successful long-run economic performance.¹ Nevertheless, “protection of property rights” is not a panacea; many *oligarchic* societies where political power is in the hands of the economic elite, for example, the major producers/investors in the economy, provide a high degree of protection to these asset holders, but do not always achieve successful economic growth.² Perhaps the clearest example is provided by the Caribbean plantation colonies, where political power was concentrated in the hands of the monopoly of plantation owners; while the elite’s property rights were highly secure, the large majority of the population—the slaves—had few political or economic rights. Despite a relatively high level of income per capita during the 18th century, these plantation colonies failed to grow during the 19th century and today many of them are among the poorer nations in the world (see the discussion below).

An alternative political organization is *democracy*, where political power is more equally distributed.³ Although democratic political institutions have many attractive features, democracies often exhibit populist tendencies, which may lead to high levels of income redistribution, a variety of inefficient policies and in extreme cases, expropriation of assets from certain groups in society. In fact, cross-country evidence suggests that, despite the presence of some very unsuccessful dictatorships, democratic countries have not experienced faster growth than non-democratic countries in the postwar era (see, e.g., Barro, 1999).

This paper constructs a simple model to analyze the trade-off between oligarchic and democratic societies, focusing not only on “property rights enforcement,” but also on the use of political power to create various barriers against new entrants. The model economy features two policy distortions: taxation and entry barriers. Taxes, which redistribute income from entrepreneurs to workers, are distortionary because they discourage entrepreneurial investment. Entry barriers, which redistribute income towards the entrepreneurs by reducing labor demand and wages, also distort the allocation of resources because they prevent the entry of more pro-

¹See North (1981) for the emphasis on property rights, and also the related discussions in Jones (1981) and Olson (1982). For the empirical evidence, see, among others, De Long and Shleifer (1993), Knack and Keefer (1995), Barro (1999), Hall and Jones (1999), and Acemoglu, Johnson and Robinson (2001, 2002).

²This definition of oligarchy goes back to Aristotle, who wrote “oligarchy is when men of property have the government in their hands; democracy, the opposite, where the indigent, and not the men of property are the rulers ... Whenever men rule by reason of their wealth ... that is an oligarchy, and where the poor rule, that is democracy” (1996, p. 72).

³It is also useful to distinguish between oligarchy and dictatorship. While some dictatorships correspond to the rule by the economic elite, some electoral democracies may also be “oligarchic” because the elite controls the parties or the electoral agenda. Other dictatorships are more appropriately classified as “kleptocracies,” highly predatory states, controlled either by an individual or the political elite, best exemplified by Zaire under Mobutu. A full taxonomy of regimes distinguishing these various types is not my objective here.

ductive agents into entrepreneurship.⁴ Oligarchic societies not only protect the property rights of producers and prevent high levels of distortionary taxation, but also enable the politically-powerful elites to create a non-level playing field and a monopoly position for themselves. In contrast, democratic societies eschew the entry barriers protecting incumbent elites, but create economic distortions in order to achieve a more egalitarian distribution of resources.

Which of these two types of distortions are more costly for economic activities determines whether an oligarchic or a democratic society generates greater aggregate output. Oligarchy avoids the disincentive effects of taxation, but suffers from the distortions introduced by entry barriers.⁵ In particular, in an oligarchy the politically powerful producers use entry barriers as a way of reducing the labor demand generated by new entrants and thus keep wages low, which tends to increase their profits. Democracy imposes higher redistributive taxes, but also tends to create a relatively level playing field.⁶ When the taxes that a democratic society will impose are high and the distortions caused by entry barriers are low, oligarchy achieves greater efficiency and generates higher output; when democratic taxes are relatively low and entry barriers create significant misallocation of resources, a democratic society achieves greater aggregate output. In addition, a democratic society generates a more equal distribution of income than an oligarchic society, because it redistributes income from entrepreneurs to workers, while an oligarchic society adopts policies that reduce labor demand, depress wages and increase the profits of entrepreneurs.

The more interesting results of the paper concern the dynamic trade-offs between these political regimes. Initially, entrepreneurs tend to be those with greater productivity, so an oligarchic society generates only limited distortions. However, as long as comparative advantage in entrepreneurship changes over time, it will eventually shift away from the incumbents, and the entry barriers erected in oligarchy will become increasingly costly. In the model, changes in

⁴Entry barriers may take the form of direct regulation, or may reduce the costs of inputs, especially of capital, for the incumbents, while raising them for potential rivals. Cheap loans and subsidies to the chaebol appear to have been a major entry barrier for new firms in South Korea (see, for example, Kang, 2002). See also La Porta, Lopez-de-Silanes and Shleifer (2003) on the implications of government ownership of banks, which often enables incumbents to receive subsidized credit, thus creating entry barriers for potential entrants. An interesting case in this context is Mexico at the end of the 19th century, where the rich elite controlled a highly concentrated banking system protected by entry barriers, and the resulting lack of loans for new entrants enabled the elite to maintain a monopoly position in other sectors. See Haber (1991, 2002) and Haber, Razo and Maurer (2003)

⁵The evidence presented in Djankov et al. (2002, Table 7) shows that there are more entry barriers in non-democracies than in democracies. Section 5 discusses a number of historical examples of oligarchic societies with entry barriers protecting incumbents.

⁶Rodrik (1999) documents that the share of national income accruing to labor is higher in democracies and that this relationship holds both in the cross-section and in time-series. Appendix B, which is available upon request, presents evidence that tax revenues as a share of GDP are also significantly higher in democracies than in nondemocracies.

in comparative advantage are captured by changes in the productivity of each individual over time. This corresponds not only to changes in productivity over the lifetime of an individual or over the life of a dynasty, but also to variation in which sectors present the major opportunities for growth. For example, new investment opportunities may be in industry, while existing elites specialize in agriculture. This type of changes in the productivity structure of the economy also leads to similar dynamic trade-offs. In particular, oligarchic societies will tend to create entry barriers into new sectors to reduce their labor demand and keep wages low.

Consequently, a typical equilibrium path in our economy will be one where, of two otherwise identical societies, the oligarchy will first become richer, but later fall behind the democratic society. Thus, under some parameter configurations, despite its potential economic distortions democracy is better for long-run economic performance than the alternative.

Another interesting implication of the model is that democracies may be able to take better advantage of new technologies than oligarchic societies. This is because democracy allows agents with comparative advantage in the new technology to enter entrepreneurship, while oligarchy typically blocks new entry.

The model also illustrates a new mechanism for potential regime change; oligarchic societies might smoothly transition to democracy because of within-elite conflict; under certain conditions, low-skill elites may prefer to disband the oligarchic regime and create a democratic one instead. When this is the case, a smooth transition to democracy takes place when low-skill elites become the majority within an oligarchy. Finally, I briefly discuss the potential for change from oligarchy to democracy when both high-skill and low-skill elites prefer oligarchy to democracy. In this case, regime change can only result from conflict between elites and the rest of the society. I provide a brief analysis of this issue by embedding the basic setup in a simple (reduced-form) model of conflict where groups with greater economic power are also more likely to prevail politically. Social groups that become substantially richer in a given political regime may be able to successfully sustain that regime and protect their privileged position. In oligarchy, incumbents have the political power to erect entry barriers to raise their profits. These greater profits, in turn, increase their political power, making a switch from oligarchy to democracy more difficult, even when entry barriers become significantly costly.

Although the model economy analyzed in this paper is abstract, Section 5 shows that it nonetheless sheds light on a number of interesting questions. In addition to the issues of economic performance under democracy and oligarchy discussed above, the model may shed light on questions related to the rise and decline of nations. A common conjecture in social sciences is that economic success also lays the seeds of future failures (e.g., Kennedy, 1987, Olson, 1982).

The analysis in this paper suggests a specific mechanism that formalizes this conjecture: early success might often come from providing security to major producers, who then use their political power to prevent entry by new groups, creating dynamic distortions. Consequently, the most interesting configuration in the model is one where an oligarchic society first prospers, but then falls behind a similar society with more democratic institutions. This possibility is illustrated by the contrast between the economic histories of the Northeastern United States and the Caribbean between the 17th and the 19th centuries. The Northeastern United States developed as a typical settler colony, approximating a democratic society with significant political power in the hands of smallholders. In contrast, as mentioned above, the Caribbean colonies were highly oligarchic, with political power in the monopoly of plantation owners, and few rights for the slaves that made up the majority of the population. In both the 17th and 18th centuries, the Caribbean societies were among the richest places in the world (see, e.g., Coatsworth, 1993, Eltis, 1995, Engerman, 1981). Caribbean societies were able to achieve these levels of productivity because the planters had every incentive to invest in the production, processing and export of sugar. But starting in the late 18th century, the Caribbean economies lagged behind the United States and many other more democratic societies, which took advantage of new investment opportunities, particularly in industry and commerce (e.g., Engerman and Sokoloff, 1997, Acemoglu, Johnson and Robinson, 2002). While new entrepreneurs in the United States and Western Europe invested in these areas, power in the Caribbean remained in the hands of the planters, who had no interest in encouraging entry by new groups.

Many studies on economic growth and the political economy of development have pointed out the costs of entry barriers, while others have emphasized the disincentive effects of redistributive taxation. For example, the classic by North and Thomas forcefully articulates the view that monopoly arrangements are the most important barrier to growth, and cite “the elimination of many of the remnants of feudal servitude,..., the joint stock company, replacing the old regulated company” and “the decay of industrial regulation and the declining power of guilds” as key foundations for the Industrial Revolution in Britain (1973, p. 155). This point of view is also developed in Parente and Prescott (1999), and in the recent book by Rajan and Zingales (2003). An even larger literature focuses on the costs of redistribution. For example, Romer (1975), Roberts (1977), Meltzer and Richard (1981), Persson and Tabellini (1994), and Alesina and Rodrik (1994) construct models in which the median voter chooses high levels of redistributive taxation, distorting savings, investment or labor supply decisions. Despite these works, I am not aware of any systematic comparison of the distortions created by redistribution in democracy to those caused by entry barriers in oligarchy nor of any analysis of the dynamic costs of oligarchy.

Other related papers include Krusell and Rios-Rull (1996), Leamer (1998), Bourguignon and Verdier (2000), Robinson and Nugent (2001), Acemoglu, Aghion and Zilibotti (2003), Caselli and Gennaioli (2003), Galor, Moav and Vollrath (2003), and Sonin (2003). Krusell and Rios-Rull (1996), Bourguignon and Verdier (2000) and Sonin (2003) analyze models with vested interests potentially opposed to economic development. Acemoglu, Aghion and Zilibotti (2003) develop a theory where protecting large firms at the early stages of development is beneficial because it relaxes potential credit constraints, but such protection becomes more costly as the economy approaches the world technology frontier and selecting the right entrepreneurs becomes more important. Leamer (1998), Robinson and Nugent (2001) and Galor, Moav and Vollrath (2003) discuss the potential opposition of landowners to investment in human capital. For example, Galor et al. emphasize how land abundance may initially lead to greater income per capita, but later retard human capital accumulation and economic development. Finally, recent independent work by Caselli and Gennaioli (2003) constructs a model of dynastic management, where credit constraints keep firms in the hands of low-skill offsprings of high-skill entrepreneurs, which is similar to the inefficiencies created by oligarchies in this model. None of these papers contrasts the trade-offs between democracy and oligarchy or identifies the dynamic costs of oligarchy.

The rest of the paper is organized as follows. Section 2 describes the economic environment, and characterizes the equilibrium for a given sequence of policies. Section 3 analyzes the political equilibrium in democracy and oligarchy, and compares the outcomes. Section 4 discusses regime changes. Section 5 briefly discusses potential extensions and historical applications, and concludes. Appendix A contains some technical details not provided in the text. Appendix B, which is available at http://econ-www.mit.edu/faculty/index.htm?prof_id=acemoglu contains a number of extensions and further results.

2 The Model

2.1 The Environment

I consider an infinite horizon economy populated by a continuum 1 of risk neutral agents, with discount factor equal to $\beta < 1$. There is a unique non-storable final good denoted by y . The expected utility of agent j at time 0 is given by:

$$U_0^j = E_0 \sum_{t=0}^{\infty} \beta^t c_t^j, \quad (1)$$

where $c_t^j \in \mathbb{R}$ denotes the consumption of agent j at time t and E_t is the expectations operator conditional on information available at time t .

I assume that each individual dies with a small probability ε in every period, and a mass ε of new individuals are born (with the convention that after death there is zero utility and β is the discount factor inclusive of the probability of death). I will consider the limit of this economy with $\varepsilon \rightarrow 0$. The reason for introducing the possibility of death is to avoid the case where the supply of labor is exactly equal to the demand for labor for a range of wage rates, which can otherwise arise in the oligarchic equilibrium. In other words, in the economy with $\varepsilon = 0$, there may also exist other equilibria, and in this case, the limit $\varepsilon \rightarrow 0$ picks a specific one from the set of equilibria.

The key distinction in this economy is between production workers and entrepreneurs. Each agent can either be employed as a worker or set up a firm to become an entrepreneur. While all agents have the same productivity as workers, their productivity in entrepreneurship differs. In particular, agent j at time t has entrepreneurial talent/skills $a_t^j \in \{A^L, A^H\}$ with $A^L < A^H$. To become an entrepreneur, an agent needs to set up a firm, if he does not have an active firm already. Setting up a new firm may be costly because of entry barriers created by existing entrepreneurs.

Each agent therefore starts period t with skill level $a_t^j \in \{A^H, A^L\}$ and $s_t^j \in \{0, 1\}$ which denotes whether the individual has an active firm. I refer to an agent with $s_t^j = 1$ as an “incumbent” or as a member of the “elite” (since he will have an advantage in becoming an entrepreneur when there are entry barriers, and in an oligarchic society, he may be politically more influential than non-elite agents).

Within each period, each agent makes the following decisions: an occupation choice $e_t^j \in \{0, 1\}$, and in addition if $e_t^j = 1$, i.e., if he becomes an entrepreneur, he also makes investment, employment, and hiding decisions, $k_t^j \in \mathbb{R}_+$, $l_t^j \in \mathbb{R}_+$ and $h_t^j \in \{0, 1\}$, where h_t^j denotes whether he decides to hide his output in order to avoid taxation (since the final good is not storable, the consumption decision is simply given by the budget constraint).

Agents also make the policy choices in this society. How the preferences of various agents map into policies differs depending on the political regime, which will be discussed below. There are three policy choices: a tax rate $\tau_t \in [0, 1]$ on output (the results are identical if τ_t is a tax on earned income, see footnote 15), lump-sum transfers to all agents denoted by $T_t \in [0, \infty)$, and a cost $B_t \in [0, \infty)$ to set up a new firm. I assume that the entry barrier B_t is pure waste, for example corresponding to the bureaucratic procedures that individuals have to go through to open a new business (see, e.g., De Soto, 1989, or Djankov et al., 2002). As a result, lump-sum transfers are financed only from taxes.

An entrepreneur with skill level a_t^j can produce

$$y_t^j = \frac{1}{1-\alpha} (a_t^j)^\alpha (k_t^j)^{1-\alpha} (l_t^j)^\alpha \quad (2)$$

units of the final good, where $l_t^j \in \mathbb{R}_+$ is the amount of labor hired by the entrepreneur and $k_t^j \in \mathbb{R}_+$ is the capital stock of the entrepreneur. To simplify the analysis (and to prevent the introduction of additional state variables), I assume that there is full depreciation of capital at the end of the period, so k_t^j is also the level of investment of entrepreneur j at time t , which is in terms of the unique final good of the economy. Moreover, recall that $c_t^j \in \mathbb{R}$, i.e., consumption can be negative. Hence, entrepreneurs can invest in capital “out of pocket,” which avoids issues related to the modeling of credit markets and implies that the cost of capital (the price of capital relative to final output) is equal to 1.⁷

I further simplify the analysis by assuming that all firms have to operate at the same size, λ , so $l_t^j = \lambda$.⁸ Finally, I adopt the convention that the entrepreneur himself can work in his firm as one of the workers, which implies that the opportunity cost of becoming an entrepreneur is 0.

The most important assumption here is that each entrepreneur has to run the firm himself, so it is his productivity, a_t^j , that matters for output. An alternative would be to allow costly delegation of managerial positions to other, more productive agents. In this case, low-productivity entrepreneurs may prefer to hire more productive managers. If delegation to managers can be done costlessly, entry barriers would create no distortions. Throughout I assume that delegation is prohibitively costly.

To simplify the expressions below, I define $b_t \equiv B_t/\lambda$. Profits (the returns to entrepreneur j gross of the cost of entry barriers) are then equal to $\pi_t^j = (1 - \tau_t) y_t^j - w_t l_t^j - k_t^j$. Intuitively, the entrepreneur produces y_t^j , pays a fraction τ_t of this in taxes, pays a total wage bill of $w_t l_t^j$, and incurs an investment cost of k_t^j . Given a tax rate τ_t and a wage rate $w_t \geq 0$ and using the fact that $l_t^j = \lambda$, the net profits of an entrepreneur with talent a_t^j at time t are:

$$\pi(k_t^j | a_t^j, w_t, \tau_t) = \frac{1 - \tau_t}{1 - \alpha} (a_t^j)^\alpha (k_t^j)^{1-\alpha} \lambda^\alpha - w_t \lambda - k_t^j, \quad (3)$$

⁷Alternatively, k could be taken to be an intermediate good produced one-to-one from the final good and used in the production of the final good, with identical results. Introducing a credit market in which entrepreneurs borrow from others also leads to identical results, since there is no risk of default. But credit market relations are not the main focus here and their description would introduce additional notation.

⁸It is essential to have a maximum size or some decreasing returns; otherwise one of the more productive entrepreneurs would employ all workers, and issues of allocation of talent would not arise. It is also important to have a minimum size, since otherwise all entrepreneurs would remain active by employing an infinitesimal workforce (and working for other firms themselves), so as not to lose their license and have the option to reenter without incurring the entry cost. Setting the minimum and maximum sizes equal to each other is only a simplification. Similar results would also hold if each firm has an inverse-U-shaped average cost curve, so that average costs are high when the firm is either too small or too large.

as long as the entrepreneur chooses $h_t^j = 0$. If he instead hides his output ($h_t^j = 1$), he avoids the tax, but loses a fraction $0 < \delta < 1$ of his revenues, so his profits are:

$$\tilde{\pi} \left(k_t^j \mid a_t^j, w_t, \tau_t \right) = \frac{1 - \delta}{1 - \alpha} (a_t^j)^\alpha (k_t^j)^{1-\alpha} \lambda^\alpha - w_t \lambda - k_t^j.$$

The comparison of these two expressions immediately implies that if $\tau_t > \delta$, all entrepreneurs will hide their output, and there will be no tax revenue. Therefore, the relevant range of taxes will be

$$0 \leq \tau_t \leq \delta.$$

The (instantaneous) gain from entrepreneurship for an agent of talent $z \in \{L, H\}$ as a function of the tax rate τ_t , and the wage rate, w_t , is:

$$\Pi^z(\tau_t, w_t) = \max_{k_t^j} \pi \left(k_t^j \mid a_t^j = A^z, w_t, \tau_t \right). \quad (4)$$

Note that this is the *net gain* to entrepreneurship since the agent receives the wage rate w_t irrespective (either working for another entrepreneur when he is a worker, or working for himself—thus having to hire one less worker—when he is an entrepreneur). More importantly, the gain to becoming an entrepreneur for an agent with $s_t^j = 0$ and ability $a_t^j = A^z$ is $\Pi^z(\tau_t, w_t) - B_t = \Pi^z(\tau_t, w_t) - \lambda b_t$, since this agent will have to pay the additional cost imposed by the entry barriers.⁹

With this notation we can also define the budget constraint of workers as $c_t^j \leq w_t + T_t$ and that for an entrepreneur of ability A^z as $c_t^j \leq w_t + T_t + \Pi^z(\tau_t, w_t)$, where T_t is the level of lump-sum transfer.

Labor market clearing requires the total demand for labor not to exceed the supply. Since entrepreneurs also work as production workers, the supply is equal to 1, so:

$$\int_0^1 e_t^j l_t^j dj = \int_{j \in S_t^E} \lambda dj \leq 1, \quad (5)$$

where S_t^E is the set of entrepreneurs at time t .

It is also useful at this point to specify the law of motion of the vector $\left(s_t^j, a_t^j \right)$ which determines the “type” of agent j at time t . The transition rule for s_t^j is straightforward: if agent j at time t sets up a firm, then at time $t + 1$ he is an incumbent entrepreneur, so

$$s_{t+1}^j = e_t^j, \quad (6)$$

⁹Private sales of firms from agents with $s_t^j = 1$ to those with $s_t^j = 0$ are also subject to the “procedural” entry cost B_t . Private sales of firms without any entry barrier-related costs would circumvent the inefficiencies from entry barriers. The absence of such sales, and consequently the existence of real effects of entry barriers, seems plausible in practice (see, for example, Djankov et al., 2002, on the relationship between entry barriers and various economic outcomes).

with $s_0^j = 0$ for all j , and also $s_t^j = 0$ if an individual j is born at time t . The important assumption here is that if an individual does not operate his firm, he loses “the license”, so next time he wants to set up a firm, he needs to incur the entry cost (and the assumption that $l_t^j = \lambda$ rules out the possibility of operating the firm at a much smaller scale).

Finally, I assume that there is imperfect correlation between the entrepreneurial skill over time with the following Markov structure:

$$a_{t+1}^j = \begin{cases} A^H & \text{with probability } \sigma^H & \text{if } a_t^j = A^H \\ A^H & \text{with probability } \sigma^L & \text{if } a_t^j = A^L \\ A^L & \text{with probability } 1 - \sigma^H & \text{if } a_t^j = A^H \\ A^L & \text{with probability } 1 - \sigma^L & \text{if } a_t^j = A^L \end{cases}, \quad (7)$$

where $\sigma^H, \sigma^L \in (0, 1)$. Here σ^H is the probability that an agent has high skill in entrepreneurship conditional on being high skill in the previous period, and σ^L is the probability transitioning from low skill to high skill. It is natural to suppose that $\sigma^H \geq \sigma^L > 0$, so that skills are persistent and low skill is *not* an absorbing state. What is essential for the results is imperfect correlation of entrepreneurial talent over time, i.e., $\sigma^H < 1$, so that the identities of the entrepreneurs necessary to achieve productive efficiency change over time. This feature can be interpreted in two alternative and complementary ways. First, the productivity of an individual or of a dynasty is not constant over time, and changes in comparative advantage necessitate changes in the identity of entrepreneurs. Second, it may be that each individual has a fixed competence across different activities, and comparative advantage in entrepreneurship changes as the importance of different activities evolves over time. For example, some individuals may be better in industrial entrepreneurship, while some are better in agriculture, and as industrial activities become more profitable than agriculture, individuals who have a comparative advantage in industry should enter into entrepreneurship and those who have a comparative advantage of agriculture should exit. Both of these stories are parsimoniously captured by the Markov process for talent given in (7).

This Markov process also implies that the fraction of agents with high skill in the stationary distribution is:¹⁰

$$M \equiv \frac{\sigma^L}{1 - \sigma^H + \sigma^L} \in (0, 1).$$

Since there is a large number (continuum) of agents, the fraction of agents with high skill at any point is M . Throughout I assume that

$$M\lambda > 1,$$

¹⁰This follows easily by setting entry into and exit from high skill status equal to each other, i.e., $(1 - M)\sigma^L = M(1 - \sigma^H)$.

so that, without entry barriers, high-skill entrepreneurs generate more than sufficient demand to employ the entire labor supply. Moreover, I think of M as small and λ as large; in particular, I assume $\lambda > 2$, which ensures that the workers are always in the majority and simplifies the political economy discussion below.

Finally, the timing of events within every period is:

1. Entrepreneurial talents/skills, $[a_t^j]$, are realized.
2. The entry barrier for new entrepreneurs b_t is set.
3. Agents make occupational choices, $[e_t^j]$, and entrepreneurs make investment decisions, $[k_t^j]$.
4. The labor market clearing wage rate, w_t , is determined.
5. The tax rate on entrepreneurs, τ_t , is set.
6. Entrepreneurs make hiding decisions, $[h_t^j]$.

Note that I used the notation $[a_t^j]$ to describe the whole set $[a_t^j]_{j \in [0,1]}$, or more formally, the mapping $\mathbf{a}_t : [0, 1] \rightarrow \{A^L, A^H\}$, which assigns a productivity level to each individual j , and similarly for $[e_t^j]$, etc.

Entry barriers and taxes will be set by different agents in different political regimes as will be specified below. Notice that taxes are set after the investment decisions, which can be motivated by potential commitment problems whereby entrepreneurs can be “held up” after they make their investments decision. Once these investments are sunk, it is in the interest of the workers to tax and redistribute entrepreneurial income. It is important to note that this timing of events is adopted to simplify the exposition. Appendix A (available upon request) shows that the main results generalize to an environment where there are more than two levels of entrepreneurial productivity and where voters set taxes τ_t at the same time as b_t , i.e., before investment decisions. In this case, voters choose $\tau_t > 0$, trading off redistribution and the disincentive effects of taxation, as in, among others, the models by Romer (1975), Roberts (1977), and Meltzer and Richard (1981).

2.2 Analysis

Throughout the analysis I focus on the Markov Perfect Equilibrium (MPE), where strategies are only a function of the payoff relevant states. For individual j the payoff relevant state at time t

includes his own state (s_t^j, a_t^j) , and potentially the fraction of entrepreneurs that are high skill, denoted by μ_t , and defined as

$$\mu_t = \Pr(a_t^j = A^H \mid e_t^j = 1) = \Pr(a_t^j = A^H \mid j \in S_t^E).$$

The MPE can be characterized by considering the appropriate Bellman equations, and characterizing the optimal strategies within each time period by backward induction. I start with the “economic equilibrium,” which is the equilibrium of the economy described above given a policy sequence $\{b_t, \tau_t\}_{t=0,1,\dots}$.¹¹ Let $x_t^j = (e_t^j, k_t^j, h_t^j)$ be the vector of choices of agent j at time t , $x_t = [x_t^j]_{j \in [0,1]}$ denote the choices for all agents, and $p_t = (b_t, \tau_t)$ denote the vector of policies at time t . Moreover, let $p^t = \{p_n\}_{n=t}^\infty$ denote the infinite sequence of policies from time t onwards, and similarly w^t and x^t denote the sequences of wages and choices from t onwards. Then \hat{x}^t and a sequence of wage rates \hat{w}^t constitute an economic equilibrium given a policy sequence p^t if, given \hat{w}^t and p^t and his state (s_t^j, a_t^j) , \hat{x}_t^j maximizes the utility of agent j , (1), and \hat{w}_t clears the labor market at time t , i.e., equation (5) holds. Each agent’s type in the next period, (s_{t+1}^j, a_{t+1}^j) , then follows from equations (6) and (7) given x^t .

I now characterize this equilibrium. Since $l_t^j = \lambda$ for all $j \in S_t^E$ (where, recall that, S_t^E is the set of entrepreneurs at time t), profit-maximizing investments are given by:

$$k_t^j = (1 - \tau_t)^{1/\alpha} a_t^j \lambda, \tag{8}$$

so that the level of investment is increasing in the skill level of the entrepreneur, a_t^j , and the level of employment, λ , and decreasing in the tax rate, τ_t . (Alternatively, (8) can be written as $k_t^j = (1 - \hat{\tau}_t)^{1/\alpha} a_t^j \lambda$ where $\hat{\tau}_t$ is the tax rate expected at the time of investment; in equilibrium, $\hat{\tau}_t = \tau_t$).

Now using (8), the net current gain to entrepreneurship for an agent of type $z \in \{L, H\}$ (i.e., of skill level A^L or A^H) can be obtained as:

$$\Pi^z(\tau_t, w_t) = \frac{\alpha}{1 - \alpha} (1 - \tau_t)^{1/\alpha} A^z \lambda - w_t \lambda. \tag{9}$$

Moreover, the labor market clearing condition (5) implies that the total mass of entrepreneurs at any time is $\int_{j \in S_t^E} dj = 1/\lambda$. Tax revenues at time t and the per capita lump-sum transfers are then given as:

$$T_t = \sum_{j \in S_t^E} \tau_t y_t^j = \frac{1}{1 - \alpha} \tau_t (1 - \tau_t)^{\frac{1-\alpha}{\alpha}} \lambda \sum_{j \in S_t^E} a_t^j. \tag{10}$$

¹¹For the economic equilibrium (given the policy sequence), there is no difference between subgame perfect equilibria and MPE, since each agent is infinitesimal and would thus ignore his effect on equilibrium prices and policies. The restriction to MPE does matter for the political equilibrium.

To economize on notation, let us now denote the sequence of future policies and equilibrium wages by $q^t \equiv (p^t, w^t)$. Then the value of an entrepreneur with skill level $z \in \{L, H\}$ as a function of future policies and wages, $V^z(q^t)$, and the value of a worker of type z in the same situation, $W^z(q^t)$,¹² are given as follows:

$$W^z(q^t) = w_t + T_t + \beta CW^z(q^{t+1}), \quad (11)$$

where $CW^z(q^{t+1})$ is the continuation value for a worker of type z from time $t + 1$ onwards, given by

$$CW^z(q^{t+1}) = \sigma^z \max \{W^H(q^{t+1}); V^H(q^{t+1}) - \lambda b_{t+1}\} + (1 - \sigma^z) \max \{W^L(q^{t+1}); V^L(q^{t+1}) - \lambda b_{t+1}\}. \quad (12)$$

The expressions for both (11) and (12) are intuitive. A worker of type $z \in \{L, H\}$ receives a wage income of w_t (independent of his skill), a transfer of T_t , and the continuation value $CW^z(q^{t+1})$. To understand this continuation value, note that a worker of type $z \in \{L, H\}$ today will be high skill in the next period with probability σ^z , and in this case, he can either choose to remain a worker, receiving value W^H , or decide to become an entrepreneur by incurring the entry cost λb_{t+1} , receiving the value of a high-skill entrepreneur, V^H . The max operator makes sure that he chooses whichever option gives higher value. With probability $1 - \sigma^z$, he will be low skill, and receives the corresponding values.

Similarly, the value functions for entrepreneurs are given by:

$$V^z(q^t) = w_t + T_t + \Pi^z(\tau_t, w_t) + \beta CV^z(q^{t+1}), \quad (13)$$

where Π^z is given by (9) and now crucially depends on the skill level of the agent, and $CV^z(q^{t+1})$ is the continuation value for an entrepreneur of type z :

$$CV^z(q^{t+1}) = \sigma^z \max \{W^H(q^{t+1}); V^H(q^{t+1})\} + (1 - \sigma^z) \max \{W^L(q^{t+1}); V^L(q^{t+1})\}. \quad (14)$$

An entrepreneur of ability A^z also receives the wage w_t (working for his own firm) and the transfer T_t , and in addition makes profits equal to $\Pi^z(\tau_t, w_t)$. The following period, this entrepreneur has high skill with probability σ^z and low skill with probability $1 - \sigma^z$, and conditional on the realization of this event, he decides whether to remain an entrepreneur or become a worker. Two points are noteworthy here. First, in (14), in contrast to the expression in (12), there is no additional cost of becoming an entrepreneur since this individual already owns a firm. Second,

¹²The value functions W^z and V^z should also be conditioned on the sequence of μ_t 's, but because this does not play an important role in the text and does not affect any of the key decisions or analysis (only influences the level of transfers, which are additive), I suppress this dependence.

if an entrepreneur decides to become a worker, he obtains the value as given by the expressions in (12) so that the next time he wishes to operate a firm, he has to incur the cost of doing so.

Inspection of (12) and (14) immediately reveals that the occupational choices of individuals will depend on the *net value* of entrepreneurship,

$$NV \left(q^t \mid a_t^j = A^z, s_t^j = s \right) = V^z(q^t) - W^z(q^t) - (1-s)\lambda b_t,$$

which is defined as a function of an individual's skill a and ownership status, s . The last term is the entry cost incurred by agents with $s = 0$. The max operators in (12) and (14) imply that if $NV > 0$ for an agent, then he prefers to become an entrepreneur.

Who will become an entrepreneur in this economy? The answer depends on the NV 's. Standard arguments (combined with the fact that instantaneous payoffs are strictly monotonic, see, for example, Stokey, Lucas and Prescott, 1989) immediately imply that $V^z(q^t)$ is strictly monotonic in w_t , T_t and $\Pi^z(\tau_t, w_t)$, so that $V^H(q^t) > V^L(q^t)$. By the same arguments, $NV \left(q^t \mid a_t^j = A^z, s_t^j = s \right)$ is also increasing in $\Pi^z(\tau_t, w_t)$. This in turn implies that for all a and s ,

$$NV \left(q^t \mid a_t^j = A^H, s_t^j = 1 \right) \geq NV \left(q^t \mid a_t^j = a, s_t^j = s \right) \geq NV \left(q^t \mid a_t^j = A^L, s_t^j = 0 \right).$$

In other words, the net value of entrepreneurship is highest for high-skill existing entrepreneurs, and lowest for low-skill workers. However, it is unclear ex ante whether $NV \left(q^t \mid a_t^j = A^H, s_t^j = 0 \right)$ or $NV \left(q^t \mid a_t^j = A^L, s_t^j = 1 \right)$ is greater, that is, whether entrepreneurship is more profitable for incumbents with low skill or for outsiders with high skill, who will have to pay the entry cost.

We can then define two different types of equilibria:

1. *Entry equilibrium* where all entrepreneurs have $a_t^j = A^H$.
2. *Sclerotic equilibrium* where agents with $s_t^j = 1$ remain entrepreneurs irrespective of their productivity.

An entry equilibrium requires the net value of entrepreneurship to be greater for a non-elite high skill agent than for a low-skill elite. Let us define w_t^H as the threshold wage rate such that high-skill non-elite agents are indifferent between entering and not entering entrepreneurship. That is, w_t^H has to be such that $NV \left(q^t \mid a_t^j = A^H, s_t^j = 0 \right) = 0$. Using (11) and (13), we obtain this threshold as:

$$w_t^H \equiv \max \left\{ \frac{\alpha}{1-\alpha} (1-\tau_t)^{1/\alpha} A^H - b_t + \frac{\beta (CV^H(q^{t+1}) - CW^H(q^{t+1}))}{\lambda}; 0 \right\}. \quad (15)$$

Similarly, define w_t^L as the wage such that low-skill incumbent producers are indifferent between existing entrepreneurship or not, i.e., w_t^L is such that defined by $NV(q^t | a_t^j = A^L, s_t^j = 1) = 0$:

$$w_t^L \equiv \max \left\{ \frac{\alpha}{1-\alpha} (1-\tau_t)^{1/\alpha} A^L + \frac{\beta (CV^L(q^{t+1}) - CW^L(q^{t+1}))}{\lambda}; 0 \right\}. \quad (16)$$

Both expressions are intuitive. For example, in (15), the term $\alpha(1-\tau_t)^{1/\alpha} A^H / (1-\alpha)$ is the per worker profits that a high-skill entrepreneur will make before labor costs. b_t is the per worker entry cost (λb_t divided by λ). Finally, the term $\beta (CV^H(q^{t+1}) - CW^H(q^{t+1}))$ is the indirect (dynamic) benefit, the additional gain from changing status from a worker to a member of the elite for a high-skill agent. Naturally, this benefit will depend on the sequence of policies, for example, it will be larger when there are greater entry barriers in the future. Consequently, if $w_t < w_t^H$, the total benefit of becoming an entrepreneur for a non-elite high-skill agent exceeds the cost. Equation (16) is explained similarly. Evidently, a wage rate lower than both w_t^H and w_t^L would lead to excess demand for labor and could not be an equilibrium. Consequently, the condition for an entry equilibrium to exist at time t can simply be written as a comparison of the two thresholds determined above:

$$w_t^H \geq w_t^L. \quad (17)$$

A sclerotic equilibrium emerges, on the other hand, when the converse of (17) holds.

Moreover, in an entry equilibrium, i.e., when (17) holds, we must have that $NV(q^t | a_t^j = A^H, s_t^j = 0) = 0$. If it were strictly positive, or in other words, if the wage were less than w_t^H , all agents with high skill would strictly prefer to become entrepreneurs, which is not possible since, by assumption, $M\lambda > 1$. This argument also shows that the total number (measure) of entrepreneurs in the economy will be $1/\lambda$. Then, from (9), (11) and (13), the equilibrium wage must be

$$w_t^e = w_t^H. \quad (18)$$

Note also that when (17) holds, naturally $NV(q^t | a_t^j = A^L, s_t^j = 1) \leq 0$, so low-skill incumbents would be worse off if they remained as entrepreneurs at the wage rate w_t^H .

Figure 1 illustrates the entry equilibrium diagrammatically by plotting labor demand and supply in this economy. Labor supply is constant at 1, while labor demand is decreasing as a function of the wage rate. This figure is drawn for the case where condition (17) holds, so that there exists an entry equilibrium. The first portion of the curve shows the willingness to pay of high-skill incumbents, i.e., agents with $a_t^j = A^H$ and $s_t^j = 1$, which is $w_t^H + b_t$ (since entrepreneurship is as profitable for them as for high-skill potential entrants and they do not

have pay the entry cost). The second portion is for high-skill potential entrants, i.e., those with $a_t^j = A^H$ and $s_t^j = 0$, which is by definition w_t^H . These two groups together demand $M\lambda > 1$ workers, ensuring that labor demand intersects labor supply at the wage given in (18).

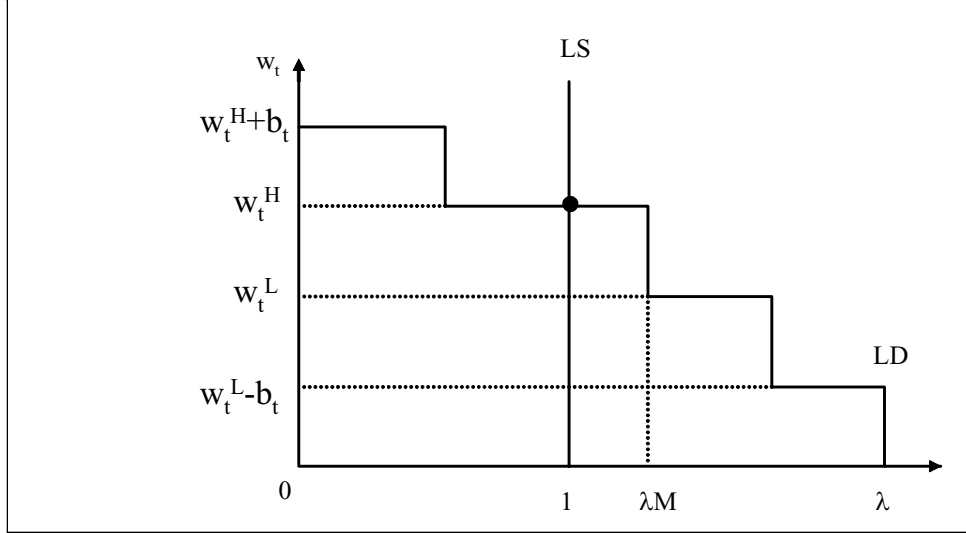


Figure 1: Labor supply and labor demand when (17) holds and there exists an entry equilibrium.

In a sclerotic equilibrium, on the other hand, $w_t^H < w_t^L$, and low-skill incumbents remain in entrepreneurship, i.e., $s_t^j = s_{t-1}^j$. If there were no deaths so that $\varepsilon = 0$, the total number of entrepreneurs would be $1/\lambda$ and for any $w_t \in [w_t^H, w_t^L]$, labor demand would exactly equal labor supply (i.e., $1/\lambda$ agents demanding exactly λ workers each, and a total supply of 1). Hence, there would be multiple equilibrium wages. In contrast, when $\varepsilon > 0$, the total number of entrepreneurs who could pay a wage of w_t^L will be less than $1/\lambda$ for all $t > 0$, thus there would be excess supply of labor at this wage, or at any wage above the lower support of the above range. This implies that the equilibrium wage must be equal to this lower support, w_t^H , which is identical to (18). Since at this wage agents with $a_t^j = A^H$ and $s_t^j = 0$ are indifferent between entrepreneurship and production work, in equilibrium a sufficient number of them enter entrepreneurship, so that total labor demand is equal to 1. In the remainder, I focus on the limiting case of this economy where $\varepsilon \rightarrow 0$, which picks w_t^H as the equilibrium wage even when labor supply coincides with labor demand for a range of wages.¹³

¹³In other words, the wage w_t^H at $\varepsilon = 0$ is the only point in the equilibrium set where the equilibrium correspondence is (lower-hemi) continuous in ε .

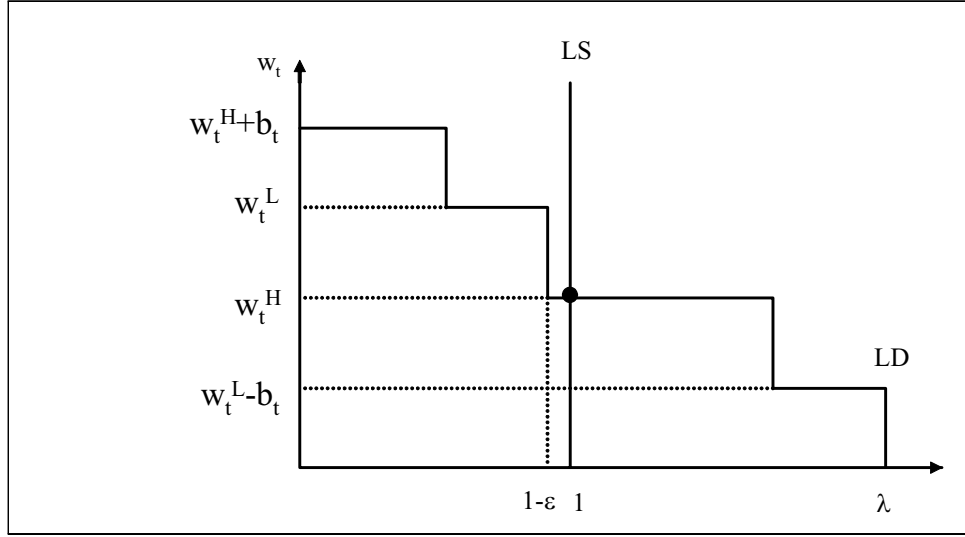


Figure 2: Labor supply and labor demand when (17) does not hold and there exists a sclerotic equilibrium.

Figure 2 illustrates this case diagrammatically. Because (17) does not hold in this case, the second flat portion of the labor demand curve is for low-skill incumbents ($a_t^j = A^L$ and $s_t^j = 1$) who, given the entry barriers, have a higher marginal product of labor than high-skill potential entrants.

The equilibrium law of motion of the fraction of high-skill entrepreneurs, μ_t , is:¹⁴

$$\mu_t = \begin{cases} \sigma^H \mu_{t-1} + \sigma^L (1 - \mu_{t-1}) & \text{if (17) does not hold} \\ 1 & \text{if (17) holds} \end{cases}, \quad (19)$$

starting with some μ_0 . The exact value of μ_0 will play an important role below. If we have $s_0^j = 0$ for all j , then any b_0 would apply equally to all potential entrants and as long as it is not so high as to shut down the economy, the equilibrium would involve $\mu_0 = 1$. I consider $\mu_0 = 1$ to be the baseline case in the analysis below. Nevertheless, we may also imagine an economy in which $s_0^j = 1$ for some j or one in which there is some other process of selection into entrepreneurship in the initial period, so that not all initial entrants have high skills. I discuss this issue further below.

¹⁴For $\varepsilon > 0$, this equation is modified to:

$$\mu_t = \begin{cases} \varepsilon + (1 - \varepsilon) (\sigma^H \mu_{t-1} + \sigma^L (1 - \mu_{t-1})) & \text{if (17) does not hold} \\ 1 & \text{if (17) holds} \end{cases}$$

3 Political Equilibrium

To obtain a full political equilibrium, we need to determine the policy sequence p^t . I consider two extreme cases: (1) Democracy: the policies b_t and τ_t are determined by majoritarian voting, with each agent having one vote. (2) Oligarchy (elite control): the policies b_t and τ_t are determined by majoritarian voting among the elite at time t .

3.1 Democracy

A democratic equilibrium is an MPE where b_t and τ_t are determined by majoritarian voting at time t . The timing of events implies that the tax rate at time t , τ_t , is decided after investment decisions, whereas the entry barriers are decided before. The assumption $\lambda > 2$ above ensures that workers (non-elite agents) are always in the majority.

At the time taxes are set, investments are sunk, agents have already made their occupation choices, and workers are in the majority. Therefore, taxes will be chosen to maximize per capita transfers. We can use equation (10) to write tax revenues as:

$$T_t(b_t, \tau_t | \hat{\tau}_t) = \begin{cases} \frac{1}{1-\alpha} \tau_t (1 - \hat{\tau}_t)^{\frac{1-\alpha}{\alpha}} \lambda \sum_{j \in S_t^E} a_t^j & \text{if } \tau_t \leq \delta \\ 0 & \text{if } \tau_t > \delta \end{cases}, \quad (20)$$

where $\hat{\tau}_t$ is the tax rate expected by entrepreneurs and τ_t is the actual tax rate set by voters. This expression takes into account that if $\tau_t > \delta$, entrepreneurs will hide their output, and tax revenue will be 0. T_t is a function of the entry barrier, b_t , since this can affect the selection of entrepreneurs, and thus the $\sum_{j \in S_t^E} a_t^j$ term.

The entry barrier, b_t , is set before occupational choices. Low-productivity workers (with $s_t^j = 0$ and $a_t^j = A^L$) know that they will remain workers, and in MPE, the policy choice at time t has no influence on strategies in the future except through its impact on payoff relevant variables. Therefore, the utility of agent j with $s_t^j = 0$ and $a_t^j = A^L$ depends on b_t and τ_t only through the equilibrium wage, $w_t^H(b_t | \hat{\tau}_t)$, and the transfer, $T_t(b_t, \tau_t | \hat{\tau}_t)$, where I have written the equilibrium wage explicitly as a function of the current entry barrier, b_t , and anticipated taxes, $\hat{\tau}_t$. The equilibrium wage depends on $\hat{\tau}_t$ because the labor market clears before tax decisions (in equilibrium, naturally, $\tau_t = \hat{\tau}_t$). Thus $w_t^H(b_t | \hat{\tau}_t)$ is given by (18) with the anticipated tax, $\hat{\tau}_t$, replacing τ_t .

High-productivity workers (with $s_t^j = 0$ and $a_t^j = A^H$) may become entrepreneurs, but as the above analysis shows, in this case, $NV(q^t | a_t^j = A^H, s_t^j = 0) = 0$, we have $W^H = W^L$, so their utility is also identical to those of low-skill workers. Consequently, all workers prefer a level of

b_t that maximizes $w_t^H(b_t | \hat{\tau}_t) + T_t(b_t, \tau_t | \hat{\tau}_t)$. Since the preferences of all workers are the same and they are in the majority, the democratic equilibrium will maximize these preferences.

A democratic equilibrium is therefore given by policy, wage and economic decision sequences \hat{p}^t , \hat{w}^t , and \hat{x}^t such that \hat{w}^t and \hat{x}^t constitute an economic equilibrium given \hat{p}^t , and \hat{p}^t is such that:

$$\left(\hat{b}_t, \hat{\tau}_t\right) \in \arg \max_{b_t, \tau_t} \left\{ w_t^H(b_t | \hat{\tau}_t) + T_t(b_t, \tau_t | \hat{\tau}_t) \right\}.$$

Since $T_t(b_t, \tau_t | \hat{\tau}_t)$ is maximized at $\tau_t = \delta$ and $w_t^H(b_t | \hat{\tau}_t)$ does not depend on τ_t , workers will choose $\tau_t = \delta$.¹⁵ Inspection of (18) and (20) also shows that wages and tax revenue are both maximized when $b_t = 0$, so the democratic equilibrium will not impose any entry barriers. This is intuitive; workers have nothing to gain by protecting incumbents, and a lot to lose, since such protection reduces labor demand and wages. Since there are no entry barriers, only high-skill agents will become entrepreneurs, or in other words $e_t^j = 1$ only if $a_t^j = A^H$. Given this stationary sequence of MPE policies, we can use the value functions (11) and (13) to obtain

$$V^H = W^H = W^L = W = \frac{w^D + T^D}{1 - \beta}, \quad (21)$$

where w^D is the equilibrium wage in democracy, and T^D is the level of transfers, given by δY^D . Since there are no entry barriers now or in the future and $\tau_t = \delta$, equation (15) then implies that $w^D = \alpha(1 - \delta)^{1/\alpha} A^H / (1 - \alpha)$. The following proposition therefore follows immediately (proof in the text):

Proposition 1 There exists a unique democratic equilibrium, which features $\tau_t = \delta$ and $b_t = 0$. Moreover, we have $e_t^j = 1$ if and only if $a_t^j = A^H$, so $\mu_t = 1$. The equilibrium wage rate is given by

$$w_t^D = w^D \equiv \frac{\alpha}{1 - \alpha} (1 - \delta)^{1/\alpha} A^H, \quad (22)$$

and the aggregate output is

$$Y_t^D = Y^D \equiv \frac{1}{1 - \alpha} (1 - \delta)^{\frac{1-\alpha}{\alpha}} A^H. \quad (23)$$

An important feature of the democratic equilibrium is that aggregate output is constant over time, which will contrast with the oligarchic equilibrium. Another noteworthy feature is that

¹⁵The results are identical when taxes are on income rather than output (with the standard definition of income, without subtracting the investment expenses for entrepreneurs). In this case, the objective function of the median voter would be: $(1 - \tau_t) \tilde{w}_t^H(b_t | \hat{\tau}_t) + T_t(b_t, \tau_t | \hat{\tau}_t)$ (plus continuation value), where $\tilde{w}_t^H(b_t | \hat{\tau}_t)$ is the equilibrium wage rate when there is income taxation and $T_t(b_t, \tau_t | \hat{\tau}_t)$ is the tax revenue, which is unchanged (this is because tax revenues now include taxes from wage income, but this is offset by the lower tax revenue from entrepreneurs, who are now paying taxes only on their output minus wage bill). It can be verified that $\tilde{w}_t^H(b_t | \hat{\tau}_t) = w_t^H(b_t | \hat{\tau}_t) / (1 - \hat{\tau}_t)$, which implies that $\tau_t = \delta$ is the most preferred tax rate of the median voter.

there is perfect equality because the excess supply of high-skill entrepreneurs ensures that they receive no rents.

It is useful to note that Y^D corresponds to the level of output inclusive of consumption and investment. “Net output” and consumption can be obtained by subtracting investment costs from Y^D , and in this case, they will be given by $Y^D \equiv ((\alpha + \delta(1 - \delta))(1 - \delta)^{(1-\alpha)/\alpha}) A^H / (1 - \alpha)$. It can be verified easily that all the results stated for output in this paper also hold for net output. I focus on output only because the expressions are slightly simpler.

3.2 Oligarchy

In oligarchy, policies are determined by majoritarian voting among the elite. At the time of voting over the entry barriers, b_t , the elite consist of those with $s_t = 1$, and at the time of voting over the taxes, τ_t , the elite are those with $e_t = 1$.¹⁶

Let us start with the taxation decision among those with $e_t = 1$. Appendix A proves that as long as

$$\lambda \geq \frac{1}{2} \frac{A^H}{A^L} + \frac{1}{2}, \quad (24)$$

both high-skill and low-skill entrepreneurs prefer zero taxes, i.e., $\tau_t = 0$. In the text, I present the analysis when this condition is satisfied, and leave its derivation and the characterization of the equilibrium when it does not hold to the Appendix. Intuitively, condition (24) requires the productivity gap between low and high-skill elites not to be so large that low-skill elites wish to tax profits in order to indirectly transfer resources from high-skill entrepreneurs to themselves.

When condition (24) holds, the oligarchy will always choose $\tau_t = 0$. Then, at the stage of deciding the entry barriers, high-skill entrepreneurs would like to choose b_t to maximize V^H , and low-skill entrepreneurs would like to maximize V^L (both groups anticipating that $\tau_t = 0$). Both of these expressions are maximized by setting a level of the entry barrier that ensures the minimum level of equilibrium wages.¹⁷ Recall from (18) that equilibrium wages in this case are still given by $w_t^e = w_t^H$, so they will be minimized by ensuring that $w_t^H = 0$, i.e., by choosing any

$$b_t \geq b_t^E \equiv \frac{\alpha}{1 - \alpha} A^H + \beta \left(\frac{CV^H(q^{t+1}) - CW^H(q^{t+1})}{\lambda} \right). \quad (25)$$

¹⁶An alternative modeling assumption would be to limit the decision on the tax rate only to agents with $s_t = 1$. In this case, analyzed in the working paper version, the equilibrium here arises if a simple parameter condition is satisfied, and otherwise there are equilibrium cycles. Though these cycles are of theoretical interest, in this version I decided to simplify the analysis by focusing on the case discussed in the text.

¹⁷This is clearly optimal for low-skill entrepreneurs conditional on remaining as entrepreneurs. If they were to leave entrepreneurship, they would at most obtain W^L , which is strictly less than V^L for b_t^E defined in (28) below. The crucial point here is that low-skill elites do not have an option to end the oligarchic regime (see Proposition 4 below).

Without loss of any generality, I set $b_t = b_t^E$.

An oligarchic equilibrium then can be defined as a policy sequence \hat{p}^t , wage sequence \hat{w}^t , and economic decisions \hat{x}^t such that \hat{w}^t and \hat{x}^t constitute an economic equilibrium given \hat{p}^t , and \hat{p}^t is such $\tau_{t+n} = 0$ and $b_{t+n} = b_{t+n}^E$ for all $n \geq 0$. In the oligarchic equilibrium, there is no redistributive taxation and entry barriers are sufficiently high to ensure a sclerotic equilibrium with zero wages.

Imposing $w_{t+n}^e = 0$ for all $n \geq 0$, we can solve for the equilibrium values of high- and low-skill entrepreneurs from the value functions (13) as

$$\tilde{V}^L = \frac{1}{1-\beta} \left[\frac{\alpha\lambda}{1-\alpha} \frac{(1-\beta\sigma^H)A^L + \beta\sigma^L A^H}{(1-\beta(\sigma^H - \sigma^L))} \right], \quad (26)$$

and

$$\tilde{V}^H = \frac{1}{1-\beta} \left[\frac{\alpha\lambda}{1-\alpha} \frac{(1-\beta(1-\sigma^L))A^H + \beta(1-\sigma^H)A^L}{(1-\beta(\sigma^H - \sigma^L))} \right]. \quad (27)$$

These expressions are intuitive. First, consider \tilde{V}^L and the case where $\beta \rightarrow 1$; then, starting in the state L , an entrepreneur will spend a fraction $\sigma^L / (1 - \sigma^H + \sigma^L)$ of his future with low skill A^L and a fraction $(1 - \sigma^H) / (1 - \sigma^H + \sigma^L)$ with high skill A^H . $\beta < 1$ implies discounting and the low-skill states which occur sooner are weighed more heavily (since the agent starts out as low skill). The intuition for \tilde{V}^H is identical.

Since there will be zero equilibrium wages and no transfers, it is clear that $W = 0$ for all workers. Therefore, for a high-skill worker, $NV = \tilde{V}^H - b$, implying that

$$b_t = b^E \equiv \frac{1}{1-\beta} \left[\frac{\alpha\lambda}{1-\alpha} \frac{(1-\beta(1-\sigma^L))A^H + \beta(1-\sigma^H)A^L}{(1-\beta(\sigma^H - \sigma^L))} \right] \quad (28)$$

is a sufficient to ensure zero equilibrium wages.

In this oligarchic equilibrium, aggregate output is:

$$Y_t^E = \mu_t \frac{1}{1-\alpha} A^H + (1-\mu_t) \frac{1}{1-\alpha} A^L, \quad (29)$$

where $\mu_t = \sigma^H \mu_{t-1} + \sigma^L (1 - \mu_{t-1})$ as given by (19), starting with some μ_0 .

As noted above, if all individuals start with $s_0^j = 0$, the equilibrium will feature $\mu_0 = 1$. In this case, and in fact, for any $\mu_0 > M$, μ_t will be a decreasing sequence converging to M and aggregate output Y_t^E is also decreasing over time with:¹⁸

$$\lim_{t \rightarrow \infty} Y_t^E = Y_\infty^E \equiv \frac{1}{1-\alpha} (A^L + M(A^H - A^L)). \quad (30)$$

¹⁸For the case where $\varepsilon > 0$, we have $\mu_t = \varepsilon + (1-\varepsilon)(\sigma^H \mu_{t-1} + \sigma^L (1 - \mu_{t-1}))$ and $Y_t^E = \mu_t \frac{1}{1-\alpha} A^H + (1 - \mu_t) \frac{1}{1-\alpha} A^L$ and $Y_\infty^E \equiv \frac{1}{1-\alpha} \left(A^L + \frac{\varepsilon + (1-\varepsilon)\sigma^L}{1 - (1-\varepsilon)(\sigma^H - \sigma^L)} (A^H - A^L) \right)$.

Intuitively, the comparative advantage of the members of the elite in entrepreneurship gradually disappears because of the imperfect correlation between ability over time.

Nevertheless, it is also possible to imagine societies in which $\mu_0 < M$, because there is some other process of selection into the oligarchy in the initial period that is *negatively* correlated with skills in entrepreneurship. In this case, somewhat paradoxically, μ_t and thus Y_t^E would be increasing over time. While interesting in theory, this case appears less relevant in practice, where we would expect at least some positive selection in the initial period, so that high-skill agents are more likely to become entrepreneurs at time $t = 0$ and $\mu_0 > M$.

Another important feature of the oligarchic equilibrium is that there is a high degree of (income) inequality. Wages are equal to 0, while entrepreneurs earn positive profits—in fact, each entrepreneur earns λY_t^E (gross of investment expenses), and their total earnings equal aggregate output. This contrasts with relative equality in democracy.

Proposition 2 Suppose that condition (24) holds. Then there exists a unique oligarchic equilibrium, with $\tau_t = 0$ and $b_t = b^E$ as given by (28). The equilibrium is sclerotic, with equilibrium wages $w_t^e = 0$, and the fraction of high-skill entrepreneurs given by $\mu_t = \sigma^H \mu_{t-1} + \sigma^L (1 - \mu_{t-1})$ starting with μ_0 . Aggregate output is given by (29) and satisfies $\lim_{t \rightarrow \infty} Y_t^E = Y_\infty^E$ as in (30). Moreover, as long as $\mu_0 > M$, aggregate output is decreasing over time.

Appendix A completes the proof of this proposition and also characterizes the equilibrium when condition (24) does not hold.

3.3 Comparison Between Democracy and Oligarchy

The first important result in the comparison between democracy and oligarchy is that if initial selection into entrepreneurship is on the basis of entrepreneurial skills (e.g., because $s_0^j = 0$ for all j) so that $\mu_0 = 1$, then aggregate output in the initial period of the oligarchic equilibrium, Y_0^E , is greater than the constant level of output in the democratic equilibrium, Y^D . In other words,

$$Y^D = \frac{1}{1 - \alpha} (1 - \delta)^{\frac{1 - \alpha}{\alpha}} A^H < Y_0^E = \frac{1}{1 - \alpha} A^H.$$

Therefore, oligarchy initially generates greater output than democracy, because it is protecting the property rights of entrepreneurs. However, the analysis also shows that, in this case, Y_t^E declines over time, while Y^D is constant. Consequently, the oligarchic economy may subsequently fall behind the democratic society. Whether it does so or not depends on whether Y^D is greater than Y_∞^E as given by (30). This will be the case if $(1 - \delta)^{\frac{1 - \alpha}{\alpha}} A^H / (1 - \alpha) >$

$(A^L + M(A^H - A^L)) / (1 - \alpha)$, or if

$$(1 - \delta)^{\frac{1-\alpha}{\alpha}} > \frac{A^L}{A^H} + M \left(1 - \frac{A^L}{A^H} \right). \quad (31)$$

If condition (31) holds, then at some point the democratic society will overtake (“leapfrog”) the oligarchic society.

As noted above, it is possible to imagine societies in which even in the initial period, there are “elites” that are not selected into entrepreneurship on the basis of their skills. In this case, we will typically have $\mu_0 < 1$. In the extreme case where there is negative selection into entrepreneurship in the initial period, we have $\mu_0 < M$. To analyze these cases, define

$$\bar{\mu}_0 \equiv \frac{(1 - \delta)^{\frac{1-\alpha}{\alpha}} - A^L/A^H}{1 - A^L/A^H}. \quad (32)$$

It can be verified that as long as $\mu_0 > \bar{\mu}_0$, oligarchy will generate greater output than democracy in the initial period. Notice also that $\bar{\mu}_0 > M$ if and only if (31) holds.

This discussion and inspection of (31) establish the following result (proof in the text):

Proposition 3 Assume that condition (24) holds.

1. Suppose also that $\mu_0 = 1$. Then at $t = 0$, aggregate output is higher in an oligarchic society than in a democratic society, i.e., $Y_0^E > Y^D$. If (31) does not hold, then aggregate output in oligarchy is always higher than in democracy, i.e., $Y_t^E > Y^D$ for all t . If (31) holds, then there exists $t' \in \mathbb{N}$ such that for $t \leq t'$, $Y_t^E \geq Y^D$ and for $t > t'$, $Y_t^E < Y^D$, so that the democratic society leapfrogs the oligarchic society. Leapfrogging is more likely when δ , A^L/A^H and M are low.
2. Suppose next that $\mu_0 < 1$. If $\mu_0 > \max\{M, \bar{\mu}_0\}$, then the results from part 1 apply. If (31) holds and $\mu_0 < \bar{\mu}_0$, then aggregate output in oligarchy, Y_t^E , is always lower than that in democracy, Y^D . If (31) does not hold and $\mu_0 < M$, then aggregate output in oligarchy, Y_t^E , is always higher than that in democracy, Y^D .

This proposition implies that when μ_0 is not excessively low (i.e., when there is no *negative* correlation between initial entry into entrepreneurship and skills), an oligarchic society will start out as more productive than a democratic society, but will decline over time.¹⁹ There are three important conclusions that follow from the limiting behavior of output in oligarchy. In particular, oligarchies are more likely to be relatively inefficient in the long run:

¹⁹Proposition 3 compares the income and consumption levels, and not the welfare levels in the two regimes. Since in oligarchy there are high levels of consumption early on, the average expected discounted utility at time $t = 0$ could be higher than in democracy, even when (31) holds.

1. when δ is low, meaning that democracy is unable to pursue highly populist policies with a high degree of redistribution away from entrepreneurs/capitalists. The parameter δ may correspond both to certain institutional impediments limiting redistribution, or more interestingly, to the specificity of assets in the economy; with greater specificity, taxes will be limited, and redistributive distortions may be less important.
2. when A^H is high relative to A^L , so that comparative advantage and thus selecting the high-skill agents for entrepreneurship are important for the efficient allocation of resources.²⁰
3. M is low, so that a random selection of agents contains a small fraction of high-skill agents, making oligarchic sclerosis highly distortionary. Alternatively, M is low when σ^H is low, so oligarchies are more likely to lead to low output in the long run when the efficient allocation of resources requires a high degree of “churning” in the ranks of entrepreneurs.

On the other hand, if the extent of taxation in democracy is high and the failure to allocate the right agents to entrepreneurship only has limited costs, then an oligarchic society will generate greater output than a democracy in the long run.

These comparative static results may be useful in interpreting why, as discussed in the Introduction, the Northeastern United States so conclusively outperformed the Caribbean plantation economies during the 19th century. First, the American democracy was not highly redistributive, corresponding to low δ in terms of the model here. More important, the 19th century was the age of industry and commerce, where the allocation of high-skill agents to entrepreneurship was probably quite important, and potentially only a small fraction of the population were really talented as inventors and entrepreneurs. This can be thought of as a low value of A^L/A^H and M .

²⁰ Another reason why a large gap between A^H and A^L will make oligarchy less desirable is that in this case, condition (24) would not hold, which, as shown in Appendix A, makes oligarchy more inefficient.

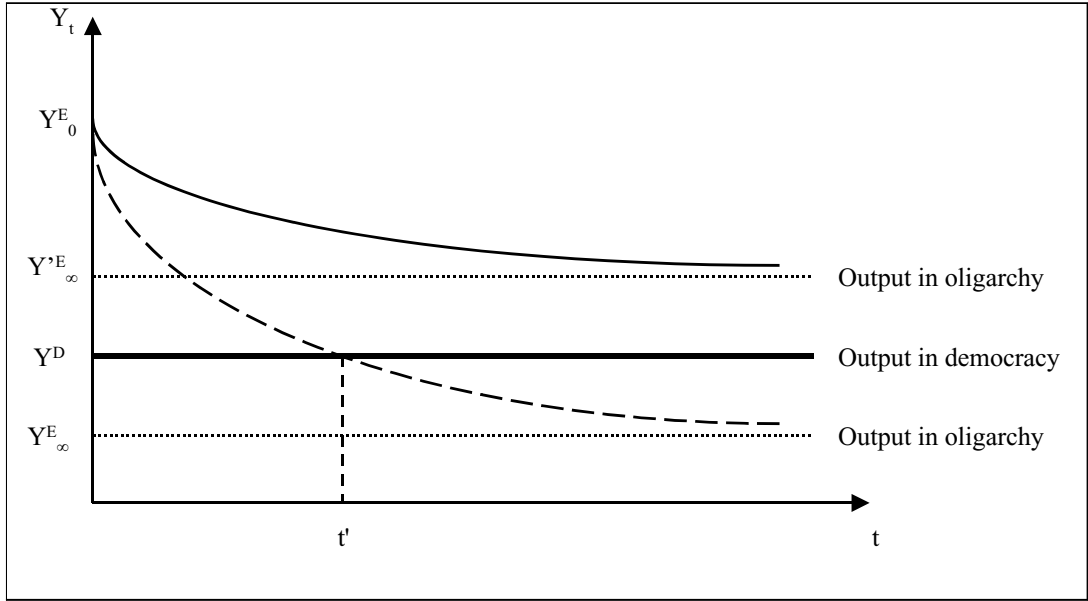


Figure 3: Comparison of aggregate output in democracy and oligarchy. The dashed curve depicts output in oligarchy when (31) holds, and the solid line when it does not.

Figure 3 illustrates the case with $\mu_0 = 1$ (or $\mu_0 > \max\{M, \bar{\mu}_0\}$), and depicts both the situation in which (31) holds and the converse. The thick flat line shows the level of aggregate output in democracy, Y^D . The other two curves depict the level of output in oligarchy, Y_t^E , as a function of time for the case where (31) holds and for the case where it does not. Both of these curves asymptote to some limit, either Y_∞^E or $Y^{\prime\infty}_E$, which may lie below or above Y^D . The dashed curve shows the case where (31) holds, so after date t' , oligarchy generates less aggregate output than democracy. When (31) does not hold, the solid curve applies, and aggregate output in oligarchy asymptotes to a level higher than Y^D .

Naturally, both of these major results, the greater short-term efficiency and the dynamic costs of oligarchy, are derived from the underlying assumptions of the model. In addition to μ_0 being sufficiently large, the first result is a consequence of the assumption that the only source of distortion in oligarchy is the entry barriers. In practice, an oligarchic society could pursue other distortionary policies to reduce wages and increase profits, in which case it might generate lower output than a democratic society even at time $t = 0$. The dynamic costs of oligarchy are also stark in this model, since output and distortions in democracy are constant, whereas the allocation of talent deteriorates in oligarchy because of the entry barriers. In more general models, democracy may also create intertemporal distortions. For example, if democracy is expected to tax capital incomes in the future, this will create dynamic distortions, though in

this case, it is also reasonable to think that oligarchy may tax human capital more, creating similar distortions. Which set of distortions dominate is an empirical question. Nevertheless, the dynamic distortions of oligarchy emphasized in this paper are new and potentially important, and thus need to be considered in evaluating the allocative costs of these regimes.²¹

The second part of the proposition also highlights the role of selection of individuals into entrepreneurship (and oligarchy) in the initial period. It shows that the results highlighted so far hold even if μ_0 is less than one, as long as it is not very small. On the other hand, if μ_0 is very small to start with, oligarchy may always generate less output than democracy, and in fact, if μ_0 starts out less than M , oligarchy may even have increasing level of output. A very low level of μ_0 may emerge if the oligarchy is started by individuals that are talented in non-economic activities (e.g., elites specialized in fighting in pre-modern times) and these non-economic talents are negatively correlated with entrepreneurial skills. Nevertheless, as noted above, a significant amount of positive selection on the basis of skills even in the initial period seems to be the more reasonable case.

What about inequality and the preferences of different groups over regimes? First, it is straightforward to see that oligarchy always generates more (consumption) inequality relative to democracy, since the latter has perfect equality—the net incomes and consumption of all agents are equalized in democracy because of the excess supply of high-skill entrepreneurs.

Moreover, non-elites are always better off in democracy than in oligarchy, where they receive zero income. In contrast, and more interestingly, it is possible for low-skill elites to be better off in democracy than in oligarchy (though high-skill elites are always better off in oligarchy). This point will play a role in Section 4, so it is useful to understand the intuition. Recall that the utility of low-skill elites in oligarchy is given by (26) above, whereas combining (21), (22) and (23), these low-skill agents in democracy would receive:

$$W^L = \frac{1}{1-\beta} \left[\left(\frac{\alpha(1-\delta) + \delta}{1-\alpha} (1-\delta)^{(1-\alpha)/\alpha} \right) A^H \right].$$

Comparing this expression to (26) makes it clear that if δ , A^L/A^H , σ^L and/or λ are sufficiently low, these low-skill elites would be better off in democracy than in oligarchy. More specifically,

²¹It is also useful to point out that some alternative institutional arrangements would dominate both democracy and oligarchy in terms of aggregate output performance. For example, a society may restrict the amount of redistribution by placing a constitutional limit on taxation, and let the decisions on entry barriers be made democratically. Alternately, it may prevent entry barriers constitutionally, and place the taxation decisions in the hands of the oligarchy. The perspective here is that these arrangements are not possible in practice because of the inherent commitment problem in politics: those with the political power in their hands make the policy decisions, and previous promises are not necessarily credible. Consequently, it is not possible to give political power to incumbent producers, and then expect them not to use their political power to erect entry barriers, or to vest political power with the poorer agents and expect them not to favor redistribution.

we have (proof in the text):

Proposition 4 If

$$\alpha\lambda \frac{(1 - \beta\sigma^H) A^L/A^H + \beta\sigma^L}{(1 - \beta(\sigma^H - \sigma^L))} < ((\alpha(1 - \delta) + \delta)(1 - \delta)^{(1-\alpha)/\alpha}), \quad (33)$$

then low-skill elites would be better off in democracy.

Despite this result low-skill elites, even when (33) holds, prefer to remain in entrepreneurship.²² This is because, given the structure of the political game, if the low-skill incumbent elites give up entrepreneurship, the new entrepreneurs will make the political choices, and they will naturally choose high entry barriers and no redistribution. Therefore, by quitting entrepreneurship, low-skill elites would be giving up their political power. Consequently, they are choosing between being elites and being workers in oligarchy, and clearly, the former is preferred. In Section 4, we will see how, under different assumptions on the political game, a smooth transition from oligarchy to democracy can be possible when (33) holds.

3.4 New Technologies

The Introduction discussed the possibility of a more democratic society, such as the United States at the end of the eighteenth century, adapting better to the arrival of new investment or technological opportunities than an oligarchy, such as those in the Caribbean. The model here provides a potential explanation for this pattern.

Suppose that at some date $t' > 0$, there is an unanticipated and exogenous arrival of a new technology,²³ enabling entrepreneur j to produce:

$$y_t^j = \frac{1}{1 - \alpha} (\psi \hat{a}_t^j)^\alpha (k_t^j)^{1-\alpha} (l_t^j)^\alpha,$$

where $\psi > 1$ and \hat{a}_t^j is the talent of this entrepreneur with the new technology. Assuming that $l_t^j = \lambda$ for the new technology as well, entrepreneur j 's output can be written as

$$\max \left\{ \frac{1}{1 - \alpha} (\psi \hat{a}_t^j)^\alpha (k_t^j)^{1-\alpha} \lambda^\alpha, \frac{1}{1 - \alpha} (a_t^j)^\alpha (k_t^j)^{1-\alpha} \lambda^\alpha \right\}.$$

Also to simplify the discussion, assume that the law of motion of \hat{a}_t^j is similar to that of a_t^j , given by

$$\hat{a}_{t+1}^j = \begin{cases} A^H & \text{with probability } \sigma^H & \text{if } \hat{a}_t^j = A^H \\ A^H & \text{with probability } \sigma^L & \text{if } \hat{a}_t^j = A^L \\ A^L & \text{with probability } 1 - \sigma^H & \text{if } \hat{a}_t^j = A^H \\ A^L & \text{with probability } 1 - \sigma^L & \text{if } \hat{a}_t^j = A^L \end{cases}, \quad (34)$$

²²It is straightforward to verify that (33) may fail to hold even though (24) above holds.

²³An interesting question is whether democratic and oligarchic societies would have different propensities to invent new technologies, which is sidestepped here by assuming exogenous arrival of the new technology.

for all $t > t'$ and $Pr(\hat{a}_t^j = A^H | a_t^j) = M$ for any t, \tilde{t} and a_t^j . In other words, \hat{a}_t^j , and in particular $\hat{a}_{t'}^j$, is independent of past and future a_t^j 's. This implies that $\hat{a}_{t'}^j = A^H$ with probability M and $\hat{a}_{t'}^j = A^L$ with probability $1 - M$ irrespective of the talent of the individual with the old technology. This is reasonable since new technologies exploit different skills and create different comparative advantages than the old ones.

It is straightforward to see that the structure of the democratic equilibrium is not affected, and at the time t' , agents with comparative advantage for the new technology become the entrepreneurs, so aggregate output jumps from Y^D as given by (23) to

$$\hat{Y}^D \equiv \frac{\psi}{1 - \alpha} (1 - \delta)^{\frac{1-\alpha}{\alpha}} A^H.$$

In contrast, in oligarchy, the elites are in power at time t' , and they would like to remain the entrepreneurs even if they do not have comparative advantage for working with the new technology. How aggregate output in the oligarchic equilibrium changes after date t' depends on whether $\psi A^L > A^H$ or not. If it is, then all incumbents switch to the new technology and aggregate output in the oligarchic equilibrium at date t' jumps up to

$$\hat{Y}_\infty^E \equiv \frac{\psi}{1 - \alpha} (A^L + M(A^H - A^L)),$$

and remains at this level thereafter. This is because \hat{a}_t^j and a_t^j are independent, so applying the weak law of large numbers, exactly a fraction M of the elite have high skill with the new technology, and the remainder have low skill.

If, on the other hand, $\psi A^L < A^H$, then those elites who have high skill with the old technology but turn out to have low skill with the new technology prefer to use the old technology, and aggregate output after date t' follows the law of motion

$$\tilde{Y}_t^E = \frac{1}{1 - \alpha} [M\psi A^H + \mu_t(1 - M)A^H + (1 - \mu_t)(1 - M)\psi A^L],$$

with μ_t given by (19) as before. Intuitively, now the members of the elite who have high skill with the new technology and those who have low skill with the old technology switch to the new technology, while those with high skill with the old and low skill with the new remain with the old technology (they switch to new technology only when they lose their high-skill status with the old technology). As a result, we have that \tilde{Y}_t^E , just like Y_t^E before, is decreasing over time, with

$$\lim_{t \rightarrow \infty} \tilde{Y}_t^E = \frac{1}{1 - \alpha} [M\psi A^H + M(1 - M)A^H + (1 - M)^2 \psi A^L].$$

It is also straightforward to verify that, as long as $Y_\infty^E \leq Y^D$, the gap $\hat{Y}^D - \hat{Y}^E$ or $\hat{Y}^D - \tilde{Y}_t^E$ (or whichever is relevant) is always greater than the output gap before the arrival of the new

technology, $Y^D - Y_t^E$ (for $t > t'$). In other words, the arrival of a new technology creates a further advantage for democracy. In fact, it may have been the case that $Y^D - Y_t^E < 0$, i.e., before the arrival of the new technology, the oligarchic society was richer than the democratic society, but the ranking is reversed after the arrival of the new technology at date t' . Intuitively, this is because the democratic society immediately makes full use of the new technology by allowing those who have a comparative advantage to enter entrepreneurship, while the oligarchic society typically fails to do so, and therefore has greater difficulty adapting to technological change.²⁴

4 Regime Changes

The previous section characterized the political equilibrium under two different scenarios; democracy and oligarchy. Which political system prevails in a given society was treated as exogenous. Why are certain societies democratic, while others are oligarchic, with the elite in control of political power? One possibility at this point is to appeal to historical accident, while another is to construct a “behind-the-veil” argument, whereby whichever political system leads to greater efficiency or ex ante utility would prevail. Neither of these two approaches are entirely satisfactory, however. First, since the prevailing political regime influences economic outcomes, rational agents should have preferences over these regimes as well, thus boding against a view which treats differences in regimes as exogenous. Second, political regimes matter precisely because they regulate the conflict of interest between different groups (in this context, between workers and entrepreneurs). The behind-the-veil argument is unsatisfactory, since it recognizes and models this conflict to determine the equilibrium within a particular regime, but then ignores it when there is a choice of regime. Finally, neither of these two approaches provides a framework for analyzing changes in regime, which are ubiquitous.

A more satisfactory approach would be to let the same trade-offs emphasized above also govern which regimes will emerge and persist in equilibrium. In this section, I make a preliminary attempt in this direction.²⁵ I first discuss how a natural modification of the above framework leads to a novel type of regime transition whereby, after a certain stage, an oligarchy disbands itself transitioning to a democratic regime. Next, I consider an extension where the distribution of income affects political power and the equilibrium regime choice. To simplify the discussion, in this section I assume that $\mu_0 = 1$.

²⁴In practice, it may also be the case that entrepreneurial talent matters more for new technologies than for old technologies, creating yet another reason for democratic societies to take better advantage of new technologies.

²⁵See Acemoglu and Robinson (2000, 2004) for a class of models of equilibrium political institutions, with an emphasis on shifts in political power between poorer and richer segments of the society. These models do not consider the economic trade-offs between distortionary taxation and entry barriers.

4.1 Smooth Transition from Oligarchy to Democracy

To discuss how oligarchy may “voluntarily” transform itself into a democracy, let us change one assumption from the baseline model: the current elite can now also vote to disband oligarchy, upon which a permanent democracy is established. I denote this choice by $d_t \in \{0, 1\}$, with 0 standing for continuation with the oligarchic regime. To describe the law of motion of the political regime, let us denote oligarchy by $D_t = 0$ and democracy by $D_t = 1$. Since transition to democracy is permanent, we have

$$D_t = \begin{cases} 0 & \text{if } d_{t-n} = 0 \text{ for all } n \geq 0 \\ 1 & \text{if } d_{t-n} = 1 \text{ for some } n \geq 0 \end{cases} .$$

Voting over d_t in oligarchy is at the same time as voting over b_t (there are no votes over d_t in democracy, since a transition to democracy is permanent), so agents with $s_t = 1$ vote over these choices (recall the timing of events in subsection 2.1). I assume that after the vote for $d_t = 1$, there is immediate democratization and all agents participate in the vote over taxes starting in period t .

First, imagine a situation where condition (33) does not hold so that even low-skill elites are better off in oligarchy. Then all elites will always vote for $d_t = 0$, and also choose $b_t = b^E$ and $\tau_t = 0$ (as in Proposition 2). Hence, in this case, the equilibrium remains oligarchic throughout.

What happens when (33) holds? Current low-skill elites, i.e., those with $s_t = 1$ and $a_t = A^L$, would be better off in democracy (recall Proposition 4). If they vote for $d_t = 0$, they stay in oligarchy, which gives them a lower payoff. If instead they vote for $d_t = 1$ and $b_t = 0$, then this will immediately take us to a democratic equilibrium; following this vote, high-skill agents enter entrepreneurship and there are redistributive taxes at the rate $\tau_t = \delta$ as in Proposition 1.

Consequently, when they are in the majority, low-skill elites prefer to transition to a permanent democracy by voting for $d_t = 1$. Since $\mu_0 = 1$, they are initially in the minority, and the oligarchic equilibrium applies. However, because in the oligarchic equilibrium the fraction of high-skill elites decreases over time, the low-skill agents eventually become the majority and choose to disband the oligarchy. This discussion immediately leads to the following proposition:

Proposition 5 Suppose that (24) holds and the society starts as oligarchic. If (33) does not hold, then for all t the society remains oligarchic with $d_t = 0$; the equilibrium involves no redistribution, $\tau_t = 0$ and high entry barriers, $b_t = b^E$ as given by (28), and the fraction of high-skill entrepreneurs is given by $\mu_t = \sigma^H \mu_{t-1} + \sigma^L (1 - \mu_{t-1})$ starting with $\mu_0 = 1$. If (33) holds, then the society remains oligarchic, $d_t = 0$, with no redistribution, $\tau_t = 0$ and high entry barriers, $b_t = b_t^E$ as given by (25) until date $t = \tilde{t}$ where $\tilde{t} = \min t' \in \mathbb{N}$ such that $\mu_{t'} \leq 1/2$

(whereby $\mu_t = \sigma^H \mu_{t-1} + \sigma^L (1 - \mu_{t-1})$ for $t < \tilde{t}$ starting with $\mu_0 = 1$). At \tilde{t} , the society transitions to democracy with $d_{\tilde{t}} = 1$, and for $t \geq \tilde{t}$, we have $\tau_t = \delta$, $b_t = 0$ and $\mu_t = 1$.

Intuitively, when (33) holds, low-skill entrepreneurs are better off transitioning to democracy than remaining in the oligarchic society, while high-skill entrepreneurs are always better off in oligarchy. As a result, the society remains oligarchic as long as high-skill entrepreneurs are in the majority, i.e., as long as $t < \tilde{t}$, and the first period in which low-skill entrepreneurs become majority within the oligarchy, i.e., at \tilde{t} such that $\mu_t < 1/2$ for the first time, the oligarchy disbands itself transitioning to a democratic regime (and at that point μ_t jumps up to 1).²⁶

This configuration is especially interesting when (31) holds such that oligarchy ultimately leads to lower output than democracy. In this case, as long as (33) holds, oligarchy transitions into democracy avoiding the long-run adverse efficiency consequences of oligarchy (though when this condition does not hold, oligarchy survives forever with negative consequences for efficiency and output). This extension therefore provides a simple framework for thinking about how a society can transition from oligarchy to a more democratic system, before the oligarchic regime becomes excessively costly. Interestingly, however, the reason for the transition from oligarchy to democracy is *not* increased inefficiency in the oligarchy, but conflict between high and low-skill agents *within* the oligarchy; the transition takes place when the low-skill elites become the majority.

4.2 Conflict Over Regimes

Finally, I consider an extension where the distribution of income affects the conflict over political regime. In particular, suppose that (33) does not hold, so that while non-elites would like to switch from oligarchy to democracy, both high-skill and low-skill elites would like to preserve the oligarchic system. How will these conflicting interests between elites and non-elites be mediated? A plausible answer is that there is no easy compromise, and whichever group is politically or militarily more powerful will prevail. This is the perspective adopted in this subsection, and the political or military power of a group is linked to its economic power. In other words, in the conflict between the elite and the non-elites, the likelihood that the elite will prevail is increasing in their relative economic strength. This assumption is plausible: a non-democratic regime often transforms itself into a more democratic one in the face of threats or unrest, and the degree to which the regime will be able to protect itself depends on the resources available to it.

²⁶Notice also that when (33) holds, the level of entry barriers in oligarchy is no longer given by b^E as in (28). This is because the oligarchy is anticipated to end, and hence there are fewer benefits from joining the elite, so a lower entry barrier, b_t^E , is enough to induce $w_t^e = 0$. Of course, $b_t = b^E > b_t^E$ would also induce $w_t^e = 0$.

I model the effect of economic power on political power in a reduced-form way, and assume that the probability that an oligarchy switches to democracy is $\zeta_t^D = \zeta^D(\Delta\mathcal{W}_{t-1})$, where $\Delta\mathcal{W}_{t-1} = \mathcal{W}_{t-1}^E - \mathcal{W}_{t-1}^W$ is the wealth gap, the difference between the levels of wealth of the elite and the citizens at time $t - 1$. The assumption that economic power buys political power is equivalent to $\zeta^D(\cdot)$ being decreasing. I also assume that when democratic, a society becomes oligarchic with probability

$$\zeta_t^O = \zeta^O(\Delta\mathcal{W}_{t-1})$$

where now $\zeta^O(\cdot)$ is a non-decreasing function, with $\zeta^O(0) = 0$, so that with perfect equality, there is no danger of switching back to oligarchy. Here $\Delta\mathcal{W}_t$ refers to the income gap between the initial elite (those with $s_1^j = 1$) and the citizens.²⁷ This discussion immediately leads to the following law of motion for D_t :

$$D_t = \begin{cases} 0 & \text{with probability } 1 - \zeta^D(\Delta\mathcal{W}_{t-1}) & \text{if } D_{t-1} = 0 \\ 1 & \text{with probability } \zeta^D(\Delta\mathcal{W}_{t-1}) & \text{if } D_{t-1} = 0 \\ 0 & \text{with probability } \zeta^O(\Delta\mathcal{W}_{t-1}) & \text{if } D_{t-1} = 1 \\ 1 & \text{with probability } 1 - \zeta^O(\Delta\mathcal{W}_{t-1}) & \text{if } D_{t-1} = 1 \end{cases}, \quad (35)$$

To simplify the analysis, let us assume that each agent saves out of current income at a constant (exogenous) rate $\nu < 1$.²⁸ First consider an oligarchy, $D_{t-1} = 0$. Since citizens earn zero income in oligarchy, when we have $\mathcal{W}_t^W = 0$ and $\Delta\mathcal{W}_t = \mathcal{W}_t^E$ for all t . Therefore,

$$\Delta\mathcal{W}_t = \nu(\Delta\mathcal{W}_{t-1} + \lambda Y_{t-1}^E). \quad (36)$$

This implies

$$\Delta\mathcal{W}_t = \lambda \sum_{n=1}^t \nu^n Y_{t-n}^E, \text{ and } \lim_{t \rightarrow \infty} \Delta\mathcal{W}_t = \Delta\mathcal{W}_\infty \equiv \frac{\lambda Y_\infty^E}{1 - \nu} \text{ if } D_{t-1} = 0, \quad (37)$$

where Y_∞^E is given by (30). Appendix C proves that Y_t^E is still given by (29) above. In addition, let us assume that \mathcal{W}_0^E is small, in particular, less than $\Delta\mathcal{W}_\infty$, which amounts to assuming that the wealth of the elite, and thus the wealth gap, will be increasing over time

Now two interesting cases can be distinguished:²⁹ (1) There exists $\overline{\Delta\mathcal{W}} < \Delta\mathcal{W}_\infty$ such that $\zeta^D(\overline{\Delta\mathcal{W}}) = 0$. (2) $\zeta^D(\Delta\mathcal{W}_\infty) > 0$. In the former case, there also exists \bar{t} such that for all $t \geq \bar{t}$, we have $\Delta\mathcal{W}_t \geq \overline{\Delta\mathcal{W}}$, so if the economy does not switch to democracy before \bar{t} , it will be

²⁷The alternative would be for the agents who currently have $s_t = 1$ to become the elite. This would require us to keep track of the entire wealth distribution, which becomes quite involved.

²⁸This can be endogenized in a variety of ways, but this added level of analysis does not generate new insights. The important point here is that, since individuals are small in their economic decisions, they will ignore the effect of their savings on aggregate transition probabilities.

²⁹A third possibility is $\lim_{t \rightarrow \infty} \zeta^D(\Delta\mathcal{W}_t) = 0$, in which case the nature of the limiting equilibrium depends on the rate at which $\zeta^D(\Delta\mathcal{W}_t)$ converges to 0.

permanently stuck in oligarchy. In the second case, as time passes, the economy will switch out of oligarchy into democracy with probability 1.

In contrast to oligarchy, in democracy, all agents earn the same amount, so when $D_{t+k} = 1$ for all $k \geq 0$,

$$\Delta\mathcal{W}_{t+1} = \nu\Delta\mathcal{W}_t \text{ and } \lim_{t \rightarrow \infty} \Delta\mathcal{W}_t = 0. \quad (38)$$

Consequently, an equilibrium with regime changes is a policy sequence \hat{p}^t , a wage sequence \hat{w}^t and economic decisions \hat{x}^t such that \hat{w}^t and \hat{x}^t constitute an economic equilibrium given \hat{p}^t , and if $D_t = 0$, then \hat{p}^t is the oligarchic equilibrium policy sequence and $\Delta\mathcal{W}_{t+1}$ is given by (36), and if $D_t = 1$, then \hat{p}^t is the democratic equilibrium policy sequence and $\Delta\mathcal{W}_{t+1}$ is given by (38). D_t is in turn given by (35) with $D_0 = 0$. The following proposition then follows from the description here (the details are provided in Appendix B, available upon request):

Proposition 6 Suppose that (24) holds, (33) does not hold, and there exists $\overline{\Delta\mathcal{W}} < \Delta\mathcal{W}_\infty$ such that $\zeta^O(\overline{\Delta\mathcal{W}}) = 0$ where $\Delta\mathcal{W}_\infty$ is given by (37), and let $\bar{t} = 1 + \min t \in \mathbb{N} : \Delta\mathcal{W}_t \geq \overline{\Delta\mathcal{W}}$. Then:

- If $D_0 = 0$ and $D_t = 0$ for all $t \leq \bar{t}$, then $D_t = 0$ for all t ; i.e., if a society starts oligarchic and remains oligarchic until \bar{t} , it will always remain oligarchic.
- If $D_0 = 0$ and $D_{t'} = 1$ for the first time in $t' \geq 0$ then $D_t = 1$ for all $t \geq t'$; i.e., if a society becomes democratic at t' , it will remain democratic thereafter, and if it starts as democratic, it will always remain democratic.
- If $D_0 = 0$ and $D_{t'} = 1$, then the probability of switching back to oligarchy for the first time at time $t > t'$ after the switch to democracy at t' , $Z_{t|t'}$ is non-increasing in t and non-decreasing in t' , with $\lim_{t \rightarrow \infty} Z_{t|t'} = 0$ —i.e., a society faces the highest probability of switching back to oligarchy immediately after the switch from oligarchy to democracy, and this probability is higher if it has spent a longer time in oligarchy.

The most interesting result contained in this proposition is that of *path dependence*. Of two identical societies, if one starts oligarchic and the other as democratic, they can follow very different political and economic trajectories. The initial democracy will always remain democratic, generate an income level Y^D and an equal distribution of income, ensuring that $\Delta Y_t = 0$ and therefore $\zeta^O = 0$. On the other hand, if it starts oligarchic, it will follow the oligarchic equilibrium, with an unequal distribution of income. The greater income of the elites will enable them to have the power to sustain the oligarchic equilibrium, and if there is no transition to democracy until some date \bar{t} (which may be $t = 0$), they will be sufficiently richer

than the workers to be able to sustain the oligarchic regime forever. This type of path dependence provides a potential explanation for the different development experiences in the Americas and in the former European colonies, discussed by Engerman and Sokoloff (1997). Similar path dependence also results when we compare two societies that start out as oligarchies, but one of them switches to democracy early on, while the other remains oligarchic until income inequality is wide enough to prevent a transition to democracy.³⁰ Finally, the analysis also shows that newly-created democracies will have the greatest instability and danger of switching back to oligarchy, because wealth inequality between the previous elite and citizens is highest. This inequality disappears over time, and democracy becomes more likely to be consolidated.

5 Discussion and Conclusions

There is now a general consensus that “institutions” have an important effect on economic development. But we are far from understanding what these institutions are. Many economists and political scientists, following Douglass North’s emphasis, believe that the extent of property rights enforcement is an important element of this set of institutions, but even here there are fundamental unanswered questions. Most notably, whose property rights should be protected and how? These questions become particularly pertinent when there is a conflict between protecting the property rights of various different groups.

This paper develops a model where protecting the property rights of current producers comes at the cost of weakening the economic opportunities available to future (potential) producers. This is because effective protection of the property rights of current producers requires them to have political power, which they can, in turn, use to erect entry barriers to protect not their property rights but their incumbency advantage (and thus manipulate factor prices to their advantage). This pattern of well-enforced property rights for current producers and monopoly-creating entry barriers in an oligarchic society contrasts with relatively high taxes on current producers but low entry barriers in a democratic society.

I develop a simple framework to analyze this trade-off. I show that an oligarchic society first generates greater efficiency, because agents who are selected into entrepreneurship are often those with a comparative advantage in that sector, and oligarchy avoids the distortionary effects of redistributive taxation. But, as time goes by and comparative advantage in entrepreneurship shifts away from the incumbents to new agents, the allocation of resources in oligarchy worsens.

³⁰See also Benabou (2000) for a model featuring multiple steady-state equilibria, one with high inequality and policies that are more favorable to the rich, and another with lower inequality and greater redistribution towards the poor.

Contrasting with this, democracy creates distortions because of the disincentive effects of taxation, but these distortions do not worsen over time. Therefore, a possible path of development for an oligarchic society is to first rise and then fall relative to a more democratic society.

The model therefore provides a potential explanation for relatively high growth rates of many societies with oligarchic features, both historically and during the postwar era. It also suggests a reason for why oligarchic societies often run into significant growth slowdowns. In addition, it predicts that oligarchic societies may fail to take advantage of new growth opportunities, as was the case with the highly oligarchic and relatively prosperous Caribbean plantation economies, which failed to invest in industry and new technology, while the initially-less-prosperous North American colonies industrialized.

This framework can also be used to study endogenous regime transitions, in particular, to highlight both the possibility of an oligarchy disbanding itself and transitioning to democracy and of path dependence. The more interesting result here is the possibility of a smooth transition from oligarchy to democracy. Such a transition occurs as a result of within-elite conflict; under certain conditions, low-skill elites do not find entrepreneurship sufficiently profitable, and they choose to end the oligarchic regime when they become the majority within the elite. Path dependence, on the other hand, may arise because those enriched by the oligarchic regime can use their resources to sustain the system that serves their interests. As a result, two otherwise-identical societies that start with different political regimes may generate significantly different income distributions, which in turn sustain different political regimes and hence economic outcomes.

It is useful to step back at this point and discuss how the model, despite its abstract nature, can be mapped to reality. The most promising avenue for this is to classify regimes into oligarchic versus democratic, and then empirically investigate whether distortions in oligarchic societies are introduced by entry barriers, while those in democracies are caused by anti-business and redistributive policies, and whether there are any systematic patterns related to the rise and decline of oligarchies different from the dynamics of democratic societies. A major difficulty here is to classify societies into “democratic” and “oligarchic” categories, since these do not necessarily overlap with the democracy scores used in the empirical literature. Leaving a detailed empirical study to future work, it may be useful to look briefly at some country experiences.

Japan both in the prewar and the postwar periods and South Korea in the postwar era could be considered as examples of oligarchic societies, pursuing pro-business policies and protecting incumbent firms. In Japan, the pre-war era is commonly recognized as highly oligarchic, with the conglomerates known as the *zaibatsu* dominating both politics and the economy (the title of the book on pre-war Japanese politics by Ramseyer and Rosenbluth, 1995, is *Politics of Oligarchy*).

The postwar politics in Japan, on the other hand, have been dominated by the Liberal Democratic Party (LDP), which is closely connected to the business elite (see, for example, Ramseyer and Rosenbluth, 1997, and Jansen, 2000). In the Korean case, the close links between the large family-run conglomerates, the *chaebol*, and the politicians are well-documented (see, for example, Kang, 2002). In both cases, government policy has been favorable to major producers and provided them with subsidized loans and protected internal markets as well as secure property rights (e.g., Johnson, 1982, Evans, 1995). For example, in Japan, the Antimonopoly Act of 1947 imposed by the Americans was soon relaxed, and the LDP introduced various anticompetitive statutes to protect existing businesses. Ramseyer and Rosenbluth report that in 1980 there were 491 cartels, and “almost half [of those] had been in effect for twenty-five years and over two-thirds for more than twenty years” (1997, p. 132).³¹ Interestingly, both Japan and South Korea have experienced rapid growth during the postwar era, but notably, their economic systems appear to have run into severe problems over the past 10 or 20 years.

The development experiences of Brazil and Mexico, on the other hand, illustrate both the potential gains and significant costs of oligarchic regimes. Haber (2003), for example, explains how import-substitution policies in these countries were adopted to protect the businesses of the rich elite aligned with the government. He further documents how these import-substitution policies enabled rapid industrialization both before and after World War II, but also created significant distortions and economic problems. For example, he describes the formulation of policies in early 20th-century Mexico as “Manufacturers who were part of the political coalition that supported the dictator Porfirio Diaz were granted protection, everyone else was out in the cold...” (p. 18), and during the later era, “manufacturers could lobby the executive branch of government, which could then, without the need to seek legislative approval, restrict the importation of competing products...” (p. 48).

Perhaps, the most interesting implication of the analysis here is the possibility of an oligarchic society initially growing more rapidly than a similar democratic society, and then falling behind. The divergent economic fortunes of the Northeastern United States and the Caribbean colonies provide a possible illustration. As Galenson (1996) and Keyssar (2000) describe, Northeastern United States developed as a settler colony, approximating a democratic society with significant political power in the hands of smallholders (though naturally those rights were non-existent for the slaves in the South). In contrast, the Caribbean colonies were clear examples of oligarchic

³¹However, it should also be noted that inequality of income in both cases has been limited, most likely because of other historical reasons, for example, the extensive land reforms in South Korea undertaken to defuse rural unrest fanned by the Communist regime in the North (e.g., Haggard, 1990).

societies, with political power in the monopoly of plantation owners, and few rights for the slaves that made up the majority of the population (see, e.g., Beckford, 1972, and Dunn, 1972). In both the 17th and 18th centuries, the Caribbean societies were among the richest places in the world, and almost certainly richer and more productive than the Northeastern United States (see, e.g., Coatsworth, 1993, Eltis, 1995, Engerman, 1981, and Engerman and Sokoloff, 1997). Although the wealth of the Caribbean undoubtedly owed much to the world value of its main produce, sugar, it seems that Caribbean societies were able to achieve these levels of productivity because the planters had every incentive to invest in the production, processing and export of sugar. But starting in the late 18th century, the Caribbean economies lagged behind the United States and many other more democratic societies, which took advantage of new investment opportunities, particularly in industry and commerce (Acemoglu, Johnson and Robinson, 2002, and Engerman and Sokoloff, 1997). In addition, Sokoloff and Kahn (1990) and Kahn and Sokoloff (1993) show that many of the major U.S. inventors in the 19th century were not members of the already-established economic elite, but newcomers with diverse backgrounds. This is consistent with the view that new entrepreneurs, which were important to spearhead the process of growth in the United States, did not emerge or were blocked in the Caribbean, where power remained in the hands of the planters.

Other historical examples of oligarchic societies that have grown rapidly and then run into stagnation include the Dutch Republic between the 16th and 18th century (e.g., Israel, 1995, or de Vries and van der Woude, 1997) and the Republic of Venice between the 14th and 16th centuries (e.g., Lane, 1973, or Rapp, 1976). Both of these societies achieved remarkable economic success with political power in the hands of a select group of merchants. In both cases, the policies were generally favorable to the merchants, but consistent with the idea here, they subsequently stagnated, especially because there was only limited entry of new individuals into the ranks of the leading merchants, partly due to the same policies protecting the incumbents that had previously fueled economic growth. In the meantime, Britain, which can be thought as less oligarchic than these societies after the Civil War and the Glorious Revolution, was initially behind but then became more prosperous than these republics (see, for example, Davis, 1973, Acemoglu, Johnson and Robinson, 2004). A more in-depth analysis of the rise and decline of oligarchic societies in history is a very interesting area which is open for future research.

Appendix A: Preferences over Taxes in Oligarchy

In this Appendix, I derive condition (24) and show that when it holds, low-skill elites prefer no redistribution. I will then provide a proof of Proposition 2 and also present the analysis for the case in which this condition does not hold.

Recall that at this point, the entry barriers b_t , is set, investments have been undertaken expecting the tax rate $\hat{\tau}_t$, and the fraction of the entrepreneurs who are high skill, μ_t , and the equilibrium wage level, w_t , are already determined. Let us use the notation $q^t \equiv ([b_t, \tau_t, w_t], q^t)$ and also condition value functions on current fraction of high-skill entrepreneurs, μ_t . Then, the payoff to an entrepreneur of skill level A^z as a function of the actual tax rate, τ_t , and of μ_t is:

$$\begin{aligned}
 V^z((b_t, \tau_t, w_t), q^{t+1} | \mu_t) &= \frac{(1 - \tau_t)(1 - \hat{\tau}_t)^{\frac{1-\alpha}{\alpha}} A^z \lambda}{1 - \alpha} - (1 - \hat{\tau}_t)^{\frac{1}{\alpha}} A^z \lambda - w_t \lambda \\
 &+ w_t + \frac{\tau_t(1 - \hat{\tau}_t)^{(1-\alpha)/\alpha} (\mu_t A^H + (1 - \mu_t) A^L)}{1 - \alpha} \\
 &+ \beta CV^z(q^{t+1}), \tag{A1}
 \end{aligned}$$

where the first line of (A1) is the net revenue of an entrepreneur of skill level A^z , who has invested expecting a tax rate of $\hat{\tau}_t$, but is now subject to the tax rate of τ_t . The second line is the wage plus the redistribution, when a fraction μ_t of entrepreneurs are high skill and all entrepreneurs have invested expecting a tax rate of $\hat{\tau}_t$ and are being taxed at the rate τ_t .³² Finally, the third line, $CV^z(q^{t+1})$, is the continuation value of an elite agent as defined in (14). Notice that I have now explicitly conditioned on μ_t , which was unnecessary in the text, but is important now.

The most preferred tax rate for an agent of skill level A^z at the stage of voting over taxes can be found by maximizing (A1). High-skill entrepreneurs will clearly prefer $\tau_t = 0$. To see whether low-skill entrepreneurs prefer $\tau_t = 0$ over positive taxes, differentiate (A1) with respect to τ_t for $A^z = A^L$. This immediately shows that, irrespective of the value of $\hat{\tau}_t$, low-skill elites prefer positive taxes when

$$\lambda A^L < \mu_t A^H + (1 - \mu_t) A^L. \tag{A2}$$

Intuitively, if taxing the average entrepreneur, who has productivity $\mu_t A^H + (1 - \mu_t) A^L$, is sufficiently beneficial, low-skill entrepreneurs may support high taxes even though they also have to pay these taxes. The reason why λ matters in this expression is that taxing profits and

³²Alternatively, we can also allow deviations where a low-skill entrepreneur anticipates his vote for high taxes later, and then modifies his investment accordingly. This does not affect anything, since this will only matter for an agent who is pivotal, which means that a sufficient number of other agents already need to prefer positive taxes.

rebating through lump-sum taxes redistributes not only to the elite but also to the workers (and there are $1/\lambda$ elites, and $(\lambda - 1)/\lambda$ non-elites).

However, even if (A2) holds, the preferences of low-skill entrepreneurs will not have an influence on policies when they are in the minority. So the question is whether (A2) holds when $\mu_t < 1/2$. It is clear that this condition is more likely to hold when μ_t is large. So if (A2) does not hold when $\mu_t = 1/2$, it will never hold, and therefore, condition (24) in the text is sufficient to ensure that an oligarchy will always choose zero taxes. The rest of the proof of Proposition 2 follows from the discussion in the text.

What happens if (24) does not hold? The analysis above implies that until the low-skill entrepreneurs are the majority within the elite, an oligarchic equilibrium as in Proposition 2 will apply. But after the low-skill entrepreneurs are the majority, they will choose the maximum tax rate to redistribute income from the high-skill elites to themselves. As long as they do not have the option to abolish the oligarchic system (as in subsection 4.1), they will erect entry barriers to maintain their elite status. These entry barriers will be lower than before, since profits are now lower and entrepreneurship less desirable because of the redistributive taxes. They will continue to redistribute until μ_t is sufficiently low. In particular, it is useful to distinguish two cases. If

$$\lambda A^L \leq M A^H + (1 - M) A^L, \quad (\text{A3})$$

then low-skill elites will always want to impose high taxes. On the other hand if (A3) does not hold, then there exists $\hat{\mu}$ such that

$$\lambda A^L = \hat{\mu} A^H + (1 - \hat{\mu}) A^L, \quad (\text{A4})$$

after $\mu_t < \hat{\mu}$, it is no longer beneficial for a low-skill elite to impose taxes because the average entrepreneur is not much more skilled than he is.

Therefore, summarizing this discussion:

Proposition 7 Suppose (24) does not hold.

- Then until date $t = \tilde{t} > 0$, an oligarchic equilibrium features $\tau_t = 0$ and $b_t = b_t^E$ as given by (25), and the equilibrium is sclerotic, with equilibrium wages $w_t^e = 0$, and the fraction of high-skill entrepreneurs is $\mu_t = \sigma^H \mu_{t-1} + \sigma^L (1 - \mu_{t-1})$ starting with $\mu_0 = 1$. Date \tilde{t} is defined as $\tilde{t} = \min t' \in \mathbb{N}$ such that $\mu_{t'} \leq 1/2$.
- If (A3) holds, then after date \tilde{t} , we have $\tau_t = \delta$ and $b_t = b_t^E$ as given by (25) forever.

- If (A3) does not hold, then between dates \tilde{t} and \bar{t} where $\tilde{t} = \min t' \in \mathbb{N}$ such that $\mu_{t'} \leq \hat{\mu}$ where $\hat{\mu}$ is given by (A4), $\tau_t = \delta$ and $b_t = b_t^E$, and after \bar{t} , we again have $\tau_t = 0$ and $b_t = b^E$ as given by (28).

Aggregate output is given by (29) starting at $Y_0^E = \frac{1}{1-\alpha}A^H$ until \tilde{t} , and after \tilde{t} , by $Y_t^E = (1-\delta)^{(1-\alpha)/\alpha} [\mu_t A^H + (1-\mu_t)A^L] / (1-\alpha)$, and if (A3) does not hold, after \bar{t} , it is again given by (29) with $\lim_{t \rightarrow \infty} Y_t^E = Y_\infty^E$ as given by (30). If (A3) holds, then $\lim_{t \rightarrow \infty} Y_t^E = (1-\delta)^{(1-\alpha)/\alpha} [MA^H + (1-M)A^L] / (1-\alpha)$.

An important implication of this result is that if (24) does not hold, then oligarchy is more inefficient than the analysis in the text suggests. This is because the conflict over redistribution within the oligarchy induces distortionary taxation.

References

- Acemoglu, Daron (2003)** “The Form of Property Rights : Oligarchic Versus Democratic Societies” NBER Working Paper No. 10037.
- Acemoglu, Daron, Philippe Aghion and Fabrizio Zilibotti (2003)** “Distance to Frontier, Selection and Economic Growth” MIT mimeo.
- Acemoglu, Daron, Simon Johnson and James A. Robinson (2001)** “The Colonial Origins of Comparative Development: An Empirical Investigation,” *American Economic Review*, volume 91, No. 5, 1369-1401.
- Acemoglu, Daron, Simon Johnson, and James A. Robinson (2002)** “Reversal of Fortune: Geography and Institutions in the Making of the Modern World Income Distribution,” *Quarterly Journal of Economics* vol 117, November, 1231-1294.
- Acemoglu, Daron; Johnson, Simon and James A. Robinson (2004)** “The Rise of Europe: Atlantic Trade, Institutional Change and Economic Growth,” forthcoming *American Economic Review*.
- Acemoglu, Daron and James A. Robinson (2000)** “Why did the West Extend the Franchise? Democracy, Inequality and Growth in Historical Perspective,” *Quarterly Journal of Economics*, CXV, 1167-1199.
- Acemoglu, Daron and James A. Robinson (2004)** *Economic Origins of Dictatorship and Democracy*, forthcoming Cambridge University Press.
- Alesina, Alberto and Dani Rodrik (1994)** “Distributive Politics and Economic Growth,” *Quarterly Journal of Economics*, 109, 465-490.
- Aristotle (1996)** *The Politics and the Constitution of Athens*, Cambridge University Press; New York.
- Banerjee, Abhijit and Andrew Newman (1993)** “Occupational Choice and the Process of Development” *Journal of Political Economy*, 101, 274-298.
- Barro, Robert (1999)** *Determinants of Economic Growth: A Cross-country Empirical Study*, MIT University Press, Cambridge MA.
- Beard, Charles A. (1952)** *An Economic Interpretation of the Constitution of the United States*, Macmillan New York.
- Beckford, George L. (1972)** *Persistent Poverty: Underdevelopment in Plantation Economies of the Third World*, New York; Oxford University Press.
- Bénabou, Roland (2000)** “Unequal Societies,” *American Economic Review*
- Besley, Timothy and Robin Burgess (2003)** “Can Labor Regulation Hinder Economic

Performance: Evidence from India” London School of Economics Mimeo.

Bourguignon, François and Thierry Verdier (2000) “Oligarchy, democracy, inequality and growth,” *Journal of Development Economics*, 62, 285-313.

Brezis Elise, Paul Krugman and Dani Tsiddon, (1994) “Leapfrogging International Competition: A Theory of Cycles and National Technological Leadership” *American Economic Review*, volume 83,1211-1219.

Caselli, Francesco and Nicola Gennaioli (2003) “Dynastic Management” NBER Working Paper No. 9442.

Coatsworth, John H. (1993) “Notes on the Comparative Economic History of Latin America and the United States,” in Walter L. Bernecker and Hans Werner Tobler eds. *Development and Underdevelopment in America: Contrasts in Economic Growth in North and Latin America in Historical Perspective*, Walter de Gruyter, New York.

Dahl, Robert A. (1961) *Who Governs? Democracy and Power in an American City*, Yale University Press, New Haven.

Davis, Ralph (1973) *The Rise of the Atlantic Economies*, Ithaca: Cornell University Press.

De Long, J. Bradford and Andrei Shleifer (1993) “Princes and Merchants: European City Growth before the Industrial Revolution,” *Journal of Law and Economics*, 36, October, 671-702.

De Soto, Hernando (1989) *The Other Path: The Invisible Revolution in the Third World*. New York, Harper.

de Vries, Jan and Ad van der Woude (1997) *The First Modern Economy: Success, Failure, and Perseverance of the Dutch Economy, 1500-1815*, New York; Cambridge University Press.

Djankov, Simeon, Rafael La Porta, Florencio Lopez-de-Silanes, and Andrei Shleifer (2002) “The Regulation of Entry,” *Quarterly Journal of Economics*, 117(1), 1-37.

Djankov, Simeon, Rafael La Porta, Florencio Lopez-de-Silanes, and Andrei Shleifer (2003) “The Regulation of Labor,” Harvard University Mimeo.

Dunn, Richard S. (1972) *Sugar and Slaves: The Rise of the Planter Class in the English West Indies 1624-1713*, University of North Carolina Press, Chapel Hill.

Eltis, David (1995) “The Total Product of Barbados, 1664-1701,” *Journal of Economic History*, 55, 321-336.

Engerman, Stanley L. (1981) “Notes on the Patterns of Economic Growth in the British North America Colonies in the Seventeenth, Eighteenth and Nineteenth Centuries” in *Disparities in Economic Development since the Industrial Revolution*, Paul Bairoch and Maurice Levy-

Leboyer, eds., St. Martin's Press, 1981, New York.

Engerman, Stanley L. and Kenneth L. Sokoloff (1997) "Factor Endowments, Institutions, and Differential Paths of Growth among New World Economies," in S.H. Haber ed. *How Latin America Fell Behind*, Stanford University Press, Stanford CA.

Evans, Peter, (1995) *Embedded Autonomy: States and Industrial Transformation*, Princeton University Press.

Galenson, David W. (1996) "The Settlement and Growth of the Colonies: Population, Labor and Economic Development," in Stanley L. Engerman and Robert E. Gallman eds. *The Cambridge Economic History of the United States*, Volume I, The Colonial Era, Cambridge University Press, New York.

Galor, Oded, Omer Moav and Dietrich Vollrath (2003) "Land Inequality and the Origin of Divergence in Overtaking in the Growth Process: Theory and Evidence" Brown University Mimeo.

Haber, Stephen (1991) "Industrial Concentration and the Capital Markets: the Comparative Study of Brazil, Mexico and the United States" *Journal of Economic History*, Vol. 51, pp. 559-580.

Haber, Stephen (2002) "Political Institutions and Banking Systems: Lessons from the Economic Histories of Mexico and the United States, 1790-1914" Stanford University Mimeo.

Haber, Stephen (2003) "It Wasn't All Prebisch's Fault: The Political Economy of Latin American Industrialization" Stanford University Mimeo.

Haber, Stephen, Armando Razo and Noel Maurer (2003) *The Politics of Property Rights: Political Instability, Credible Commitment and Economic Growth in Mexico 1876-1929*, Cambridge University Press, Cambridge UK.

Haggard, Stephan (1990) *Pathways from the Periphery: The Politics of Growth in the Newly Industrializing Countries*, Cornell University Press, Ithaca NY.

Hall, Robert E. and Charles I. Jones (1999) "Why Do Some Countries Produce so Much More Output per Worker than Others?," *Quarterly Journal of Economics*, CXIV, 83-116.

Israel, Jonathan I. (1995) *The Dutch Republic: Its Rise, Greatness, and Fall 1477-1806*, The Oxford History of Further Modern Europe, Oxford University Press, Oxford UK.

Jansen, Marius (2000) *The Making of Modern Japan*, Cambridge MA, Harvard University Press.

Johnson, Chalmers, (1982) *MITI and the Japanese Miracle: The Growth of Industrial Policy, 1925-75*, Stanford University Press.

Jones, Eric L. (1981) *The European Miracle: Environments, Economies, and Geopolitics in the History of Europe and Asia*, Cambridge University Press, New York.

Kahn, Zorina and Kenneth Sokoloff (1993) "Schemes of Practical Utility: Entrepreneurship and Innovation Among Great Inventors in the United States, 1790-1865" *Journal of Economic History*, 53, 289-307.

Kang, David (2002) *Crony Capitalism: Corruption and Development and South Korea in the Philippines*, Cambridge, Cambridge University Press.

Kennedy, Paul M. (1987) *The Rise and Fall of the Great Powers: Economic Change and Military Conflict from 1500 to 2000*, Random House, New York.

Keysser, Alexander (2000) *The Right to Vote: The Contested History of Democracy in the United States*, Basic Books; New York.

Knack, Steven and Philip Keefer (1995) "Institutions and Economic Performance: Cross-Country Tests Using Alternative Measures," *Economics and Politics*, 7, 207-227.

Krusell, Per and José-Victor Ríos-Rull (1996) "Vested Interests in a Theory of Growth and Stagnation," *Review of Economic Studies*, 63, 301-329.

Lane, Frederic C. (1973) *Venice: A Maritime Republic*, Baltimore; Johns Hopkins University Press, Baltimore.

La Porta, Rafael, Florencio Lopez-de-Silanes, and Andrei Shleifer (2002) "Government Ownership of Banks" *Journal of Finance*.

Leamer, Edward (1998) "Does Natural Resource Abundance Increase Latin American Income Inequality?" *Journal of Development Economics*, vol. 59, 3-42.

Meltzer, Allan H. and Scott Richard (1981) "A Rational Theory of the Size of Government" *Journal of Political Economy* volume 89, #5, 914-927.

North, Douglass C. (1981) *Structure and Change in Economic History*, W.W. Norton & Co., New York.

North, Douglass C. and Robert P. Thomas (1973) *The Rise of the Western World: A New Economic History*, Cambridge University Press, Cambridge UK.

Olson, Mancur (1982) *The Rise and Decline of Nations: Economic Growth, Stagflation, and Economic Rigidities*, Yale University Press, New Haven and London.

Parente, Stephen L. and Edward C. Prescott (1999) "Monopoly Rights: A Barrier to Riches," *American Economic Review*, 89, 1216-1233.

Persson, Torsten and Guido Tabellini (1994) "Is Inequality Harmful for Growth? Theory and Evidence," *American Economic Review*, 84, 600-621.

Rajan, Raghuram and Luigi Zingales (2003) *Saving Capitalism from the Capitalists:*

Unleashing the Power of Financial Markets to Create Wealth and Spread Opportunity, Crown Business, New York.

Ramseyer, Mark and Frances M. Rosenbluth (1995) *The Politics of Oligarchy: Institutional Choice in Imperial Japan*

Ramseyer, Mark and Frances M. Rosenbluth (1997) *Japan's Political Marketplace*, Harvard University Press, Cambridge MA.

Rapp, Richard T. (1976) *Industry and Economic Decline in Seventeenth-Century Venice*, Cambridge MA; Harvard University Press.

Roberts, Kevin (1977) "Voting Over Income Tax Schedules" *Journal of Public Economics*, 8, 329-40.

Robinson, James and Jeffrey Nugent (2001) "Are Endowment's Fate?" University of California, Berkeley mimeo.

Rodrik, Dani (1999) "Democracies Pay Higher Wages," *Quarterly Journal of Economics*, CXIV, 707-738.

Romer, Thomas (1975) "Individual Welfare, Majority Voting and the Properties of a Linear Income Tax" *Journal of Public Economics*, 7, 163-68.

Sokoloff, Kenneth and Zorina Kahn (1990) "The Democratization of Invention during Early Industrialization: Evidence from the United States, 1790-1846" *Journal Economic History*, 50, 363-378.

Sonin, Konstantin (2003) "Why the Rich May Favor Poor Protection of Property Rights" *Journal of Comparative Economics*, 31, 715-731.

Stokey, Nancy, Robert E. Lucas and Edward Prescott (1989) *Recursive Methods in Economic Dynamics*, Harvard University Press, Cambridge.

Appendix B: Further Results Not For Publication

5.1 Appendix B1: A More General Model With Simultaneous Choices of Taxes and Entry Barriers

Here I briefly outline a simple generalization which ensures that even if voters choose taxes at the beginning of the period, i.e., before investment decisions, they would set a positive tax rate, and all the results of the main analysis generalize. In addition, in this model, we can dispense with the hiding decisions, h_t^j , since the tax rate preferred by the median voter, which trades off redistribution versus disincentive effects, is always less than 1.

Consider an economy similar to the one analyzed above, with the same technology and preferences, but with three levels of productivity, $A^V \geq A^H > A^L$. The law of motion of productivity is a generalization of (7). Define M^V as the fraction of very high-skill agents in the society and M^H as the fraction of high-skill agents. Assume that

$$\lambda M^V < 1 < \lambda (M^V + M^H), \quad (\text{B1})$$

which implies that the “marginal” entrepreneur is the high-skill type, because, even if there are no entry barriers, the very high-skill entrepreneurs by themselves cannot hire the entire labor force.

Let us now assume that the timing of events is as follows:

1. Entrepreneurial talents, $[a_t^j]$, are realized.
2. The entry barrier for new entrepreneurs b_t and the tax rate, τ_t , are set.
3. Agents make occupational choices, $[e_t^j]$, and entrepreneurs make investment decisions, $[k_t^j]$.
4. The labor market clearing wage rate, w_t , is determined.

Most importantly, taxes, τ_t , are now set before the investment decisions, exactly at the same time as the entry barriers, b_t . Moreover, there is no hiding decision (in fact, no commitment problem). Let us focus on a democratic equilibrium where $\tau_t = \tau^D$ (it can be shown that they cannot be any other type of democratic MPE).

Assumption (B1) implies that, in democracy, the equilibrium wage will be

$$w_t^e = \max \left\langle \frac{\alpha}{1-\alpha} (1 - \tau^D)^{1/\alpha} A^H; 0 \right\rangle,$$

while tax revenues are:

$$T^D = \frac{1}{1-\alpha} \tau^D (1-\tau^D)^{\frac{1-\alpha}{\alpha}} \bar{A},$$

where \bar{A} is a weighted average of A^V and A^H , reflecting the ratio of very high to high skill entrepreneurs. In particular,

$$\bar{A} = \lambda M^V A^V + (1 - \lambda M^V) A^H \geq A^H.$$

Next note that in democracy, i.e., once entry barriers are 0, the preferences of agents with productivity equal to either A^L or A^H are given by

$$\frac{\alpha}{1-\alpha} (1-\tau^D)^{1/\alpha} A^H + \frac{1}{1-\alpha} \tau^D (1-\tau^D)^{\frac{1-\alpha}{\alpha}} \bar{A}, \quad (\text{B2})$$

because, in equilibrium, their utility is given by the wage rate plus redistribution (plus the bequest they have inherited)—agents with $a_t^j = A^H$ may become entrepreneurs, but they receive the same utility in this case. Since $M^V < 1/2$, the democratic tax rate will maximize (B2). The first-order condition for this maximization problem is

$$\frac{1}{1-\alpha} (1-\tau)^{\frac{1-\alpha}{\alpha}} \bar{A} - \frac{1}{1-\alpha} (1-\tau)^{\frac{1-\alpha}{\alpha}} A^H - \frac{1}{\alpha} \tau (1-\tau)^{\frac{1-\alpha}{\alpha}-1} \bar{A} \leq 0 \text{ and } \tau \geq 0$$

with complementary slackness. Inspection of this condition shows that if $\bar{A} = A^H$, then $\tau = 0$, which justifies the claim made in footnote ?? that with two levels of entrepreneurial talent and precommitment to taxes, the equilibrium will involve $\tau = 0$. However, as long as $\bar{A} > A^H$, the solution to this problem is strictly positive, and voters set a positive tax rate,

$$\tau^D = \frac{\bar{A} - A^H}{\bar{A}/\alpha - A^H} < 1, \quad (\text{B3})$$

to redistribute income from the entrepreneurs to themselves.

The rest of the analysis in the text applies, with the democratic equilibrium tax rate given by (A3), and the oligarchic equilibrium unchanged. As a result, output in democracy is now:

$$Y_t^D = Y^D \equiv \frac{1}{1-\alpha} (1-\tau^D)^{\frac{1-\alpha}{\alpha}} \bar{A},$$

whereas output in oligarchy in the initial period is (assuming that $s_0^j = 0$ for all j so that $\mu_0 = 1$):

$$Y_0^E = \frac{1}{1-\alpha} \bar{A} > Y^D,$$

but then limits to

$$\lim_{t \rightarrow \infty} Y_t^E = Y_\infty^E \equiv \frac{1}{1-\alpha} (A^L + M^H(A^H - A^L) + M^V(A^V - A^L)) < Y_0^E.$$

Whether Y_∞^E is lower than Y^D or not is determined by a similar analysis to that in the text, with the only interesting twist being that now the equilibrium tax rate, τ^d , is higher precisely when there is greater inequality among the entrepreneurs in terms of productivity. This implies that, somewhat paradoxically, oligarchy may be more efficient in societies with *greater* inequality in terms of productivity.

5.2 Appendix B2: Analysis of Equilibrium with Regime Change

With regime change, the dynamic programming problems become more involved. In particular, let \widetilde{W} , \widetilde{V} and \widetilde{CW} denote the value functions in oligarchy and \widehat{W} , \widehat{V} and \widehat{CW} those in democracy. Also, now let $q \equiv (p, w)$ denote the sequences of policies and wages both in oligarchy and democracy. In addition, the value functions now need to be conditional on the future sequences of income gaps between entrepreneurs and workers in democracy and oligarchy. To do this, let us denote this by ΔY^t . Since in democracy, there will be perfect equality and $\zeta^O(0) = 0$, the value functions (11) and (12) in democracy become:

$$\widehat{W}^z(q^t, \Delta Y^t) = w_t + T_t + \beta \widehat{CW}^z(q^{t+1}, \Delta Y^{t+1}),$$

with

$$\begin{aligned} & \widehat{CW}^z(q^{t+1}, \Delta Y^{t+1}) \\ = & \sigma^z \max \left\{ \widehat{W}^H(q^{t+1}, \Delta Y^{t+1}), \widehat{V}^H(q^{t+1}, \Delta Y^{t+1}) - \lambda \widehat{b}_{t+1} \right\} \\ & + (1 - \sigma^z) \max \left\{ \widehat{W}^L(q^{t+1}, \Delta Y^{t+1}), \widehat{V}^L(q^{t+1}, \Delta Y^{t+1}) - \lambda \widehat{b}_{t+1} \right\}. \end{aligned}$$

The value functions in oligarchy are:

$$\widetilde{W}^z(q^t, \Delta Y^t) = w_t + T_t + \beta \widetilde{CW}^z(q^{t+1}, \Delta Y^{t+1}),$$

with

$$\begin{aligned} & \widetilde{CW}^z(q^{t+1}, \Delta Y^{t+1}) \\ = & \zeta^D(\Delta Y_{t-1}) \times \left[\sigma^z \max \left\{ \widehat{W}^H(q^{t+1}, \Delta Y^{t+1}), \widehat{V}^H(q^{t+1}, \Delta Y^{t+1}) - \lambda \widehat{b}_{t+1} \right\} \right. \\ & \left. + (1 - \sigma^z) \max \left\{ \widehat{W}^L(q^{t+1}, \Delta Y^{t+1}), \widehat{V}^L(q^{t+1}, \Delta Y^{t+1}) - \lambda \widehat{b}_{t+1} \right\} \right] \\ & \cdot + [1 - \zeta^D(\Delta Y_{t-1})] \times \left[\sigma^z \max \left\{ \widetilde{W}^H(q^{t+1}, \Delta Y^{t+1}), \widetilde{V}^H(q^{t+1}, \Delta Y^{t+1}) - \lambda \widetilde{b}_{t+1} \right\} \right. \\ & \left. (1 - \sigma^z) \max \left\{ \widetilde{W}^L(q^{t+1}, \Delta Y^{t+1}), \widetilde{V}^L(q^{t+1}, \Delta Y^{t+1}) - \lambda \widetilde{b}_{t+1} \right\} \right]. \end{aligned}$$

These value functions take into account the possibility of switching from oligarchy to democracy.

The value functions for the entrepreneurs (13) and (14) change accordingly.

Although these value functions are complicated to calculate, the same arguments in the text established that in an oligarchic MPE, there will be no redistributive taxation and the entry barriers will be set so as to reduce equilibrium wages to zero, i.e., $b_t = \tilde{b}_t^E$ (where \tilde{b}_t^E is now a more complicated function, depending on the future probabilities of switching from oligarchy to democracy). In addition, it is clear that nothing has changed in democracy, since $\zeta^O = 0$, and there will be no entry barriers and the tax rate will be $\tau = \delta$. This immediately implies that aggregate output dynamics in oligarchy are given by (29), and the rest of the proof of Proposition 6 follows by noting that $\Delta \mathcal{W}_{t-1}$ is increasing over time in oligarchy and decreasing in democracy.

5.3 Appendix B3: Tax Revenues and Democracy

Here I briefly discuss the empirical relationship between tax revenues and democracy, shown in Figure B1. This figure shows a significant positive correlation between tax revenue over GDP against the Freedom House measure of democracy, once the effect of log GDP per capita has been taken out from both variables.

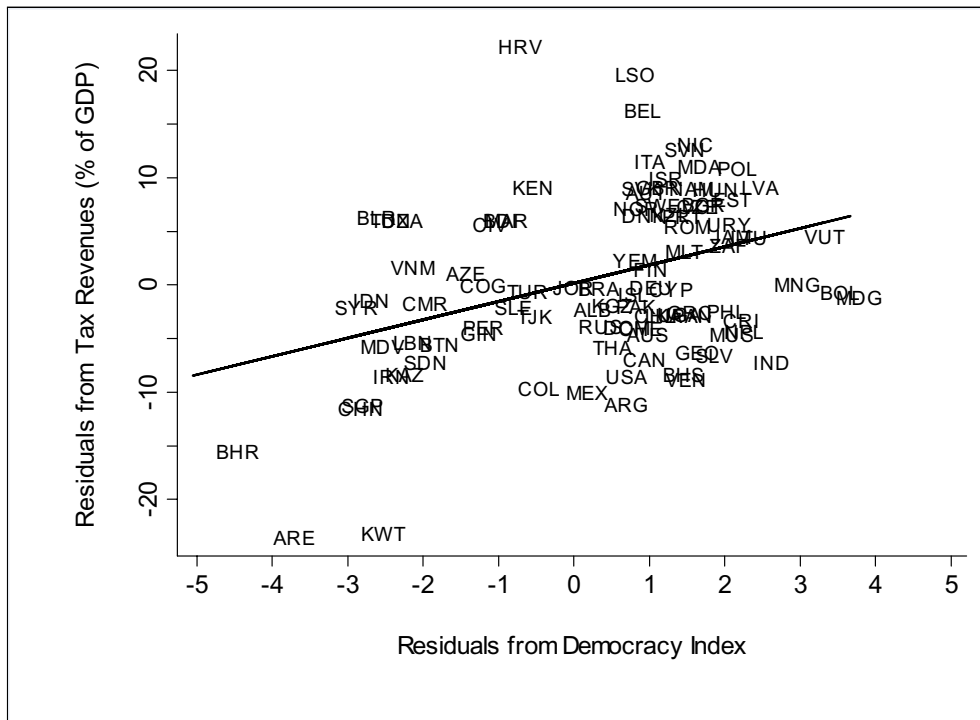


Figure B1: Residuals of tax revenues as a percentage of GDP in 1998 vs. residuals of Freedom House democracy index in 1997-98. Both residuals are from a regression of the corresponding variables on log GDP per capita in 1998.

Appendix Table B1 includes regressions of tax revenues as a percentage of GDP in 1998 on the democracy index and various controls and shows that the pattern shown in Figure B1 is robust. All economic variables, unless otherwise indicated, are from the World Development Indicators 2002 dataset, and the democracy index is from the Freedom House for 1997-98 or from the Polity IV dataset for 1998. The Freedom House measure is transformed so that both indices assign higher scores to greater democracy. It is important to note that tax revenue as a percentage of GDP refers only to the revenues of the central government.

Column 1 shows a strong raw correlation. The magnitude, 2.5 (standard error = 0.3) indicates that a change in democracy from the level of that in Myanmar (7) to the best score (1) would increase tax revenues over GDP by 15 percentage points. Column 2 shows that this relationship is robust to using the Polity index.

Since democracies are typically richer than nondemocracies the relationship in columns 1 and 2 may reflect the fact that taxes as a percentage of GDP increase with economic development. To control for this, columns 3 and 4 add log GDP per capita. Even though this reduces the coefficient on democracy a little, and log GDP per capita itself is significant, the overall relationship is unchanged, and there remains a statistically and economically significant correlation between democracy and tax revenues.

The remaining columns focus on the Freedom House index and add additional controls, including log of total population in 1998, average years of schooling in 1995 (from the Barro and Lee dataset), continent dummies, and dummies for OPEC member and formerly communist countries, and finally, column 10 adds all of these variables at the same time. The relationship remains strong and significant in all cases, though the addition of the continent dummies somewhat reduces the magnitude of the relationship.

Column 11 repeats the regression of column 3 excluding the formerly communist countries, and finally, column 12 excludes all federal countries (according to the list from Handbook of Federal Countries, 2002). None of these affect that the correlation between tax revenues and democracy.

Appendix Table B1

Dependent Variable Tax Revenues as Percentage of GDP

	(1)	(2)	(3)	(4)	(5)	(6)	(7)	(8)	(9)	(10)	Excluding ex communist countries (11)	Excluding federal countries (12)
Political rights	2.537 (0.301)		1.714 (0.487)		1.666 (0.517)	1.591 (0.591)	1.266 (0.465)	1.345 (0.437)	1.679 (0.467)	1.315 (0.573)	1.597 (0.522)	1.612 (0.482)
Polity democracy index		1.292 (0.234)		0.717 (0.366)								
Log GDP per capita			2.515 (1.090)	3.466 (1.226)	2.506 (1.105)	2.119 (1.764)	2.069 (0.982)	3.088 (0.982)	2.694 (1.057)	1.511 (1.463)	2.274 (1.109)	3.420 (1.154)
Log population					-0.472 (0.413)					-0.319 (0.570)		
Avg. years of schooling						0.395 (0.624)				0.182 (0.488)		
America								-9.725 (1.874)		-10.098 (2.571)		
Africa								-3.566 (3.081)		-3.842 (4.899)		
Asia								-9.835 (2.474)		-9.788 (3.657)		
Oceania								-4.902 (2.899)		-5.018 (4.301)		
OPEC								-7.523 (4.436)		-1.474 (4.142)		
Ex-communist									4.510 (1.749)	0.351 (2.546)		
N	100	91	97	89	97	62	97	97	97	62	75	82
R-squared	0.347	0.285	0.375	0.357	0.383	0.403	0.571	0.408	0.416	0.598	0.365	0.449

Robust standard errors in parentheses. Tax revenues, GDP per capita, and population are for 1998 and come from the World Bank's WDI 2002. Tax revenues are for the central government or Political rights from Freedom House for 1997-98 and Polity IV for 1998, between 1 and 7, transformed so that 7 corresponds to most democratic.

Average years of schooling of the population over age 15 is for 1995, from the Barro-Lee Data Set.