

2011/4



Nonparametric Beta kernel estimator
for long memory time series

Taoufik Bouezmarni and Sébastien Van Bellegem



CORE

DISCUSSION PAPER

Center for Operations Research
and Econometrics

Voie du Roman Pays, 34
B-1348 Louvain-la-Neuve
Belgium

<http://www.uclouvain.be/core>

CORE DISCUSSION PAPER
2011/4

**Nonparametric Beta kernel estimator
for long memory time series**

Taoufik BOUEZMARNI¹ and Sébastien VAN BELLEGEM²

January 2011

Abstract

The paper introduces a new nonparametric estimator of the spectral density that is given in smoothing the periodogram by the probability density of Beta random variable (Beta kernel). The estimator is proved to be bounded for short memory data, and diverges at the origin for long memory data. The convergence in probability of the relative error and Monte Carlo simulations suggest that the estimator automatically adapts to the long- or the short-range dependency of the process. A cross-validation procedure is also studied in order to select the nuisance parameter of the estimator. Illustrations on historical as well as most recent returns and absolute returns of the S&P500 index show the reasonable performance of the estimation, and show that the data-driven estimator is a valuable tool for the detection of long-memory as well as hidden periodicities in stock returns.

Keywords: spectral density, long range dependence, nonparametric estimation, periodogram, kernel smoothing, Beta kernel, cross-validation.

JEL Classification: primary C14, secondary C22, C58

¹ University of Sherbrooke, Canada.

² Université catholique de Louvain, CORE, B-1348 Louvain-la-Neuve, Belgium; Toulouse School of Economics, France. E-mail: sebastien.vanbellegem@uclouvain.be

This work was supported by the "Agence Nationale de la Recherche" under contract ANR-09-JCJC-0124-01.

This paper presents research results of the Belgian Program on Interuniversity Poles of Attraction initiated by the Belgian State, Prime Minister's Office, Science Policy Programming. The scientific responsibility is assumed by the authors.

1 Introduction

The estimation of a spectral density often requires to know whether the observed stationary time series is short or long memory. Long memory, or long range dependent time series is characterized by a spectral density that is unbounded at frequency zero, therefore the choice of an optimal nonparametric estimator will be different if the spectral density is bounded or not. It is one goal of the present paper to go beyond that limitation and to propose an estimator that is applicable to any stationary data, being long range dependent or not.

A well-established nonparametric estimation procedure consists in estimating first the parameter d_0 of the long memory process. In that approach, the spectral density f is assumed to behave like

$$f(\lambda) = |\lambda|^{-2d_0} L(\lambda) \tag{1}$$

as $\lambda \rightarrow 0+$, for $d_0 \in (0, 1/2)$, where $L(\lambda)$ is slowly varying and such that $0 < L(0) < \infty$. Many papers study the estimation of d_0 . Among recent advances we can cite the approaches of Andrews & Sun (2004), Robinson & Henry (2003) or Henry (2007) to name but a few. See also the recent surveys in Doukhan et al. (2003); Robinson (2003); Palma (2007).

Inference on d_0 allows to test whether that parameter is significantly larger than zero, that is if the process is long memory, see Lobato & Robinson (1998), Lobato & Velasco (2000) or Ohanissian et al. (2008). The testing step is important because the asymptotic distribution of the spectral density estimator is usually not the same if $d_0 = 0$ or if $d_0 > 0$. If the process is short memory, the nonparametric estimation of its spectral density becomes a classical problem of inference. If not, it has been proposed to estimate the spectrum for λ close to zero by $\hat{C}|\lambda|^{-2\hat{d}_0}$ for a consistent estimator of \hat{d}_0 and where \hat{C} is another estimator that makes the overall estimation consistent (the procedure is recalled with more details in Section 3.3 below). Away from the origin, another nonparametric estimation must be used in order to evaluate the spectrum for $\lambda > 0$.

In this paper we study a new nonparametric estimator of the spectral density that is given by a smoothing of the periodogram by a Beta kernel. The Beta kernel is the probability density function of a Beta random variable. It is not a symmetric kernel, and its shape varies according to the frequency where the spectrum is estimated, see Section 2 below. Beta kernel smoothing was introduced by Brown & Chen (1999) in the context of smoothing the Bernstein polynomials in order to estimate compactly supported regression curves. It has then been used in order to address the boundary bias problem in the context of regression or probability density estimation, see Chen (1999); Chen (2000).

Because the Beta kernel diverges at zero when its bandwidth shrinks, it is an appealing smoother of the periodogram when the process is long memory. In fact, we show below that it adapts automatically to the memory of the time series: If the process is short memory, the resulting estimation of the spectral density is automatically bounded, whereas the estimator diverges at the origin when it is applied to long range dependent data.

The paper is organized as follows. In Section 2 we define the Beta kernel estimator of the spectral density, and provide an illustration in the estimation of the returns and absolute returns of the S&P500 index. The properties of the estimator are discussed in Section 3. First, we study its behavior outside the origin and establish its uniform convergence over any compact set of frequencies. Then we consider what happens at the origin, and show that the estimator is unbounded in probability at the origin for long range data, and it is bounded for short memory processes. We also derive a stronger result that is the relative convergence of the estimator at the origin. Next, we study the finite sample performance of

the estimator. A Monte Carlo study on three parametric (ARFIMA) models confirms the reasonable adaptation of the proposed estimator to the range of memory of the process. We compare the empirical performances of our estimator with the semi-nonparametric estimator of Robinson (1995) and show the merits of both methods.

The last Section addresses more practical aspects of the estimation procedure. As every nonparametric estimator, the Beta kernel smoother depends on a nuisance parameter. In Section 4 we study a cross-validation method to select that parameter following the general method of Hurvich (1980). Another Monte Carlo study demonstrates the good performance of the fully data-driven Beta kernel estimator, which is also illustrated on more recent paths of the S&P500 index. An appendix contains the proofs of all results.

2 The Beta kernel estimator of the spectral density

2.1 Construction of the estimator

Beta kernel estimators were studied by Chen (2000) in the context of the estimation of regression curves. The motivation was to develop a kernel smoothing technique that is free of boundary bias. In the context of time series analysis, this property is valuable since the nonparametric kernel estimator of the periodogram is not necessarily adapted at the border, especially if there is a pole at frequency $\lambda = 0$.

We first construct the estimator. Suppose we observe X_1, \dots, X_T from a stationary process with spectral density $f(\lambda) = \sum_k \gamma(k) \exp(-2\pi i \lambda k)$, $\lambda \in (0, 1)$ where $\gamma(k)$ is the covariance function of X_t . For the sake of simplicity, we assume the stationary process to be zero mean. The periodogram

$$I_T(\omega_j) = \frac{1}{T} \left| \sum_{t=1}^T X_t \exp(-2\pi i \omega_j t) \right|^2 \quad \omega_j = \frac{j}{T}, \quad j = 1, 2, \dots, T. \quad (2)$$

is known to be an asymptotically unbiased, not consistent estimator of the spectral density f . A consistent estimator is found after an appropriate smoothing of I_T over frequencies. In this paper, we study the estimator

$$\hat{f}(\lambda) = \frac{1}{T} \sum_j K_{b,\lambda}(\omega_j) I_T(\omega_j) \quad (3)$$

where $K_{b,\lambda}$ is a *Beta kernel* defined as

$$K_{b,\lambda}(\omega) = \frac{\omega^{\lambda/b} (1-\omega)^{(1-\lambda)/b}}{B\left(\frac{\lambda}{b} + 1, \frac{1-\lambda}{b} + 1\right)} \mathbb{1}_{0 \leq \omega \leq 1} \quad (4)$$

for the beta function B and the smoothing parameter b . The Beta kernel is the probability density function of a $\text{Beta}\{1 + \lambda/b, 1 + (1 - \lambda)/b\}$ random variable.

In contrast to most kernel estimators, the estimator $\hat{f}(\lambda)$ does not use a symmetric kernel but a kernel whose shape varies with λ . That property is illustrated at Figure 1, where the function $K_{b,\lambda}(\cdot)$ is displayed for some frequencies λ . This varying shape kernel implies that the amount of smoothing changes according to the frequency where spectrum is estimated. As noticed by Chen (1999), the variance of the $\text{Beta}\{1 + \lambda/b, 1 + (1 - \lambda)/b\}$ random variable is of order

$$b\lambda(1 - \lambda) + O(b^2) \quad (5)$$

suggesting that the amount of smoothing is small at the border of the support. Note also that the Beta kernel does not put any weight outside the support of $f(\lambda)$.

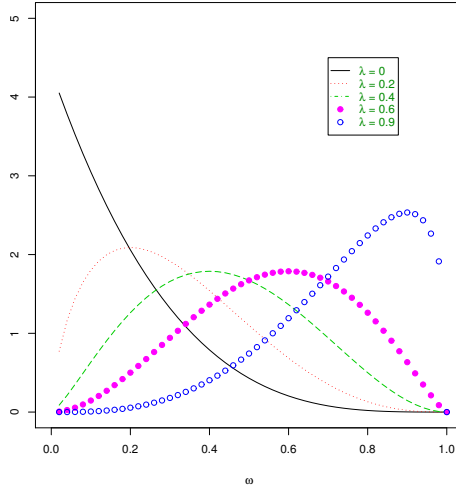


Figure 1: Beta kernel $K_{b,\lambda}(\cdot)$ used to estimate the spectral density $f(\lambda)$. The shape of that kernel varies according to the frequency λ where the spectral density is estimated ($b = 0.3$).

2.2 Empirical illustration

An eminent feature of the Beta kernel estimator is its adaptivity to the boundness or unboundness of the spectrum at the origin $\lambda = 0$. To illustrate that property, we consider in Figure 2 a segment of the daily absolute returns of the S&P500 that was analysed by Lobato & Savin (1998). Using a Lagrange multiplier test, they later conclude that there is no evidence of long memory in the levels of the returns, whereas their analysis favors long memory of the squared returns.

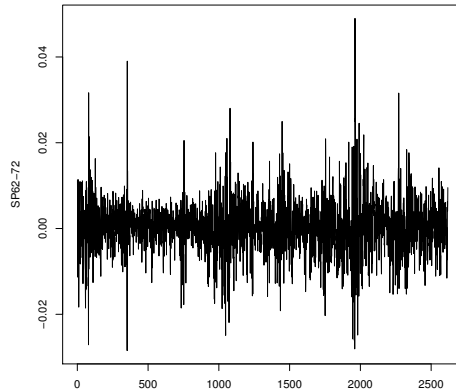


Figure 2: Daily log returns of S&P500, July 1962 to December 1972, 2616 data

In Figure 3(a) and (b), we display the empirical autocorrelation function of the log returns, and absolute log returns respectively. Those pictures illustrate the conclusions of Lobato & Savin (1998) recalled above.

Estimation of the log-spectrum by Beta kernel of the log returns and the absolute log returns is proposed in Figures 3(c) and (d) respectively. The estimator is drawn for several

values of the smoothing parameters, $b = 0.005, 0.01$ and 0.05 . We observe that smaller b is, more oscillating is the estimator. We therefore recover the usual regularity properties of the estimator with respect to b . A data-driven choice of b is proposed in Section 4 below.

Figures 3(c) and (d) also show that the Beta kernel estimator of the spectrum is bounded for the log returns, and is diverging for the absolute log returns. This illustrates how the estimator automatically adapts to the unknown memory structure of the process. In other words, the estimator can be applied to time series of any type of memory, in contrast to most estimators who are applicable either to short or to long memory processes.

For the sake of comparison, other kernel smoothing of the periodogram are displayed in Figures 3(e) and (f), respectively for the log-returns and the absolute log returns. Three kernel smoothing are superimposed: (i) The symmetric Daniell kernel estimator with bandwidth 0.036; (ii) a rectangular kernel estimator with bandwidth 0.043 and (iii) an asymmetric triangular kernel. For exact definitions, we refer e.g. to Brillinger (2001) or many other textbooks. Although the standard kernel methods show a peak close to the frequency zero in Figure 3(f), it is apparent that the unboundness of the spectrum is more difficult to display with classical methods. We could vary the bandwidth in order to underline the peak close to the pole, but, in such a case, the quality of estimation far from frequency zero would be very weak.

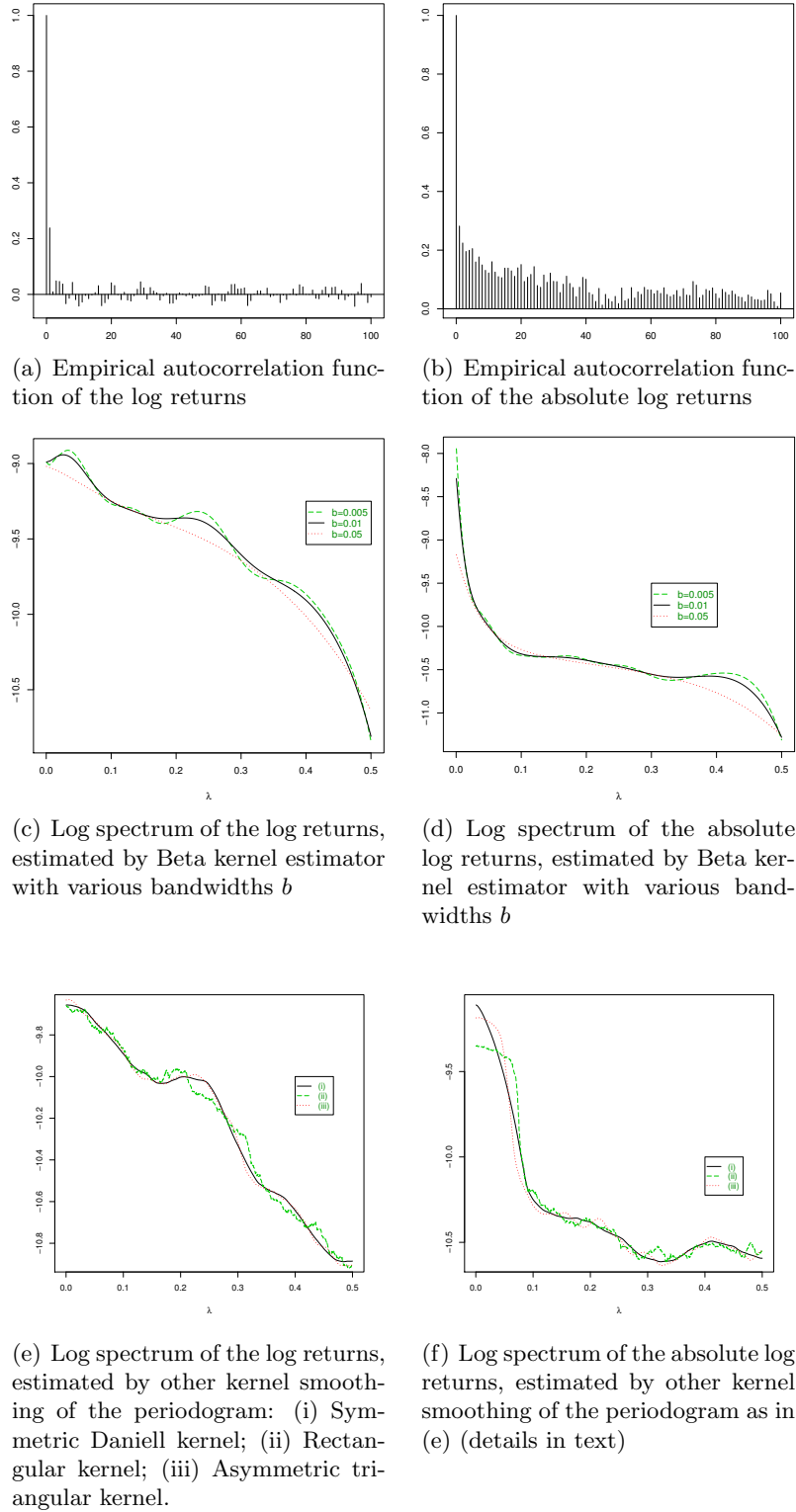


Figure 3: Empirical autocorrelation function and Log spectrum estimation of the daily log returns of S&P500 (July 1962 to December 1972)

3 Properties of the estimator

In this section, we explore the asymptotic and the finite sample properties of the estimator. Overall, we assume that the process can be long memory, in the sense that it may have a pole at the origin:

ASSUMPTION 3.1. *The spectral density f is such that¹ $f(\lambda) \sim \lambda^{-\beta}$ as $\lambda \rightarrow 0+$, for $0 \leq \beta < 1$. For $\lambda > 0$, f is a Lipschitz, continuous, bounded, strictly positive function on $[\lambda, 1)$.*

We start our discussion by studying the behavior of the estimator outside the origin.

3.1 Behavior of the estimator outside the origin

Given a stationary, zero mean time series $\{X_t; t = 1, \dots, T\}$ with a spectral density $f(\lambda)$ that is two times differentiable, we derive below the appropriate rate of convergence of the bandwidth $b = b(T)$ such that the bias and the variance of the Beta kernel estimator vanish asymptotically. We also prove the uniform convergence of the estimator on any compact set in $(0, 1)$.

PROPOSITION 3.1. *Let f be a spectral density function that is twice differentiable and such that Assumption 3.1 is fulfilled, and \hat{f} be the Beta kernel spectral estimator (3). The expectation of \hat{f} at frequency $\lambda \neq 0$ is given by*

$$\mathbb{E}(\hat{f}(\lambda)) = f(\lambda) - b\{(1 - 2\lambda)f'(\lambda) + \frac{1}{2}\lambda(1 - \lambda)f''(\lambda)\} + o\left(b + \frac{1}{T^{1/2}b^{1/4}}\right).$$

where f' and f'' are the first, resp. the second derivative of f . The variance of \hat{f} is such that

$$\text{Var}(\hat{f}(\lambda)) = \frac{1}{T\sqrt{b}} \frac{f(\lambda)^2}{2\sqrt{\pi\lambda(1-\lambda)}} + o((Tb^{1/2})^{-1}) + \rho_T$$

with $\rho_T = O(\log^r(T)/(bT^{2-2\beta}))$ for some $r > 0$ if λ/b and $(1 - \lambda)/b \rightarrow \infty$, and

$$\text{Var}(\hat{f}(\lambda)) = \frac{C(\kappa)}{Tb} \{f(\lambda)^2 + O(T^{-1})\} + \rho_T$$

if λ/b or $(1 - \lambda)/b \rightarrow \kappa$, for a strictly positive constant κ and

$$C(\kappa) = \frac{\Gamma(2\kappa + 1)}{2^{1+2\kappa}\Gamma(\kappa + 1)^2}.$$

Considering the bias and the variance convergences, we check that outside the origin the Beta kernel estimator is an asymptotically unbiased estimator with vanishing variance if $\beta < 1/2$ and if the bandwidth $b = b(T)$ satisfies

$$b + \frac{1}{T\sqrt{b}} \rightarrow 0 \tag{6}$$

for some $\alpha > 0$. The constraint on β imposes that the spectrum is still square integrable around the pole, and therefore the mean square error is invariant to the explicit variation of f around frequency 0. Following Robinson (1994a), it is possible to go beyond that

¹For two functions $h_1(\lambda)$ and $h_2(\lambda)$, we write $h_1(\lambda) \sim h_2(\lambda)$ if there exists two nonnegative, finite constant c_1 and c_2 such that $c_1 \leq h_1(\lambda)/h_2(\lambda) \leq c_2$ for all λ .

constraint under more assumptions on f , but leading to different expressions for the mean square error.

In the next result, we state the uniform convergence of the estimator on a compact set outside the origin.

PROPOSITION 3.2. *Let f be the spectral density function such that Assumption 3.1 is fulfilled with $\beta \in [0, 1/2)$. For any compact set I in $(0, 1)$ and if the bandwidth satisfies (6) and is such that $(b^{2+\epsilon}T) \rightarrow \infty$ for some $\epsilon > 0$, then the beta kernel spectral estimator is uniformly convergent over I , i.e.*

$$\sup_{\lambda \in I} \left| \hat{f}(\lambda) - f(\lambda) \right| \xrightarrow{P} 0.$$

The proof of the proposition is to be found in the Appendix. Note that the result is also valid in the particular case where $\beta = 0$, that is the process is short memory.

3.2 Behavior of the estimator close to the pole

One special interest is to study the behavior of the estimator close to the zero frequency, where the spectrum is not bounded. The first result shows that the Beta kernel estimator for long memory time series is unbounded at the origin.

PROPOSITION 3.3. *Let f be the spectral density function such that Assumption 3.1 is fulfilled with $\beta \in (0, 1/2)$ and consider the Beta kernel estimator (3) with a bandwidth that satisfies (6) and $T^{1-2\beta}b \rightarrow \infty$. Then the estimator is such that $\hat{f}(0) \xrightarrow{P} +\infty$ as $T \rightarrow \infty$.*

The next corollary states the consistency of the estimator at $\lambda = 0$ for short time series.

COROLLARY 3.1. *Let f be the spectral density function such that Assumption 3.1 is fulfilled with $\beta = 0$ (short memory process). If b satisfies (6) and $Tb \rightarrow \infty$, then the Beta kernel spectral estimator (3) is such that $\hat{f}(0) \xrightarrow{P} f(0)$.*

We conclude that the Beta kernel estimator is automatically adapted to the “type of memory” of the spectral density (long vs short range). This result has been already illustrated in Figure 3.

However, even if the estimator is consistent at the pole, the last proposition does not give any information about the closeness of the estimator to the true value close to the origin. In order to have an idea about that closeness, the next proposition tells more about the *relative* convergence of the Beta kernel estimator when the spectral density is estimated near the origin. In the next section, we also show empirically the reasonable relative rate of convergence of the estimator close to the pole.

PROPOSITION 3.4. *Let f be the spectral density function such that Assumption 3.1 is fulfilled with $\beta \in [0, 1/2)$ and consider the Beta kernel estimator (3) with a bandwidth that satisfies (6) and $Tb \rightarrow \infty$. Then the Beta kernel spectral estimator (3) is such that*

$$\left| \frac{\hat{f}(\lambda)}{f(\lambda)} - 1 \right| \xrightarrow{P} 0$$

when λ tends to zero such that $\lambda/b \rightarrow \kappa > 0$.

3.3 Finite sample properties

In this section, we examine the properties of the estimator through Monte Carlo simulations.

In order to judge quality of the estimator, we provide a comparison with the semiparametric estimator of Robinson (1994b). That approach assumes that the spectrum is such that $f(\lambda) \sim C_f \lambda^{1-2H}$ as $\lambda \rightarrow 0+$, and proposes consistent estimates of H and C_f that we recall now. Observing that the spectral distribution, $F(\lambda) = \int_0^\lambda f$, is such that $F(q\lambda)/F(\lambda) \sim q^{2(1-H)}$ for all $q \in (0, 1)$, Robinson (1994b) has suggested to estimate H by

$$\hat{H} = 1 - \frac{\log(\hat{F}(q\lambda_m)/F(\lambda_m))}{2 \log q}$$

for a given q and frequency $\lambda_m = m/T$. Similarly, observing that the spectral distribution is $F(\lambda) = \frac{C_f}{2-2H} \lambda^{2-2H}$, an estimate of C_f is given by

$$\hat{C}_f = 2(1 - \hat{H})\hat{F}(\lambda_m)\lambda_m^{2(\hat{H}-1)}.$$

Finally, an estimator of the spectrum close to the origin is given by $\hat{f}(\lambda) = \hat{C}_f \lambda^{1-2\hat{H}}$.

The semiparametric estimator depends on the choice of two parameters, q and m . In our computations below, we set $q = 0.5$ as it is often observed in the literature. The choice of m is however more delicate. Based on the expansion of the asymptotic mean square error, some rules for the choice of m have been proposed in Robinson (1994a). They were the starting point of the feasible, data-driven proposal of Delgado & Robinson (1996a) and Delgado & Robinson (1996b).

In order to facilitate the comparison between the semiparametric estimator and the Beta kernel estimator, we have simulated below three ARFIMA models that are also studied in Delgado & Robinson (1996a). ARFIMA models provide a well-established parametric specification of long memory. It is given by the fractional autoregressive integrated moving average FARIMA (p, d, q) model that has spectral density

$$f(\lambda) = |1 - \exp(i\lambda)|^{1-2H} h(\lambda), \quad -1 \leq \lambda \leq 1, \quad H \in [0, 1] \quad (7)$$

where

$$h(\lambda) = \sigma^2 \frac{|b(\exp(i\lambda))|^2}{|a(\exp(i\lambda))|^2}$$

with $a(z) = 1 - \sum_{j=1}^p a_j z^j$ and $b(z) = 1 - \sum_{j=1}^q b_j z^j$. In that model, $H = 1/2$ corresponds to short memory if we assume $0 < h(\lambda) < \infty$, whereas $H > 1/2$ leads to a long memory process. Figure 4 displays the logarithm of the spectral density of the three ARFIMA generating models used in the simulation below.

The estimators were computed on 1000 Monte Carlo simulations of the models, for sample sizes $T = 400, 600, 1000$. Since the semiparametric estimator is a local estimator around the pole, we do not compare with the Beta kernel estimator over all frequencies but only in a neighbourhood of the frequency zero. According to the theory of Robinson (1994b), we compute the error of estimation on the frequencies in $(\lambda_{j_0}, \lambda_{j_1})$, where $j_0 = \lfloor \sqrt[5]{T} \rfloor$ and $j_1 = \lfloor \sqrt{T} \rfloor$. The empirical error that we compute is the relative mean absolute deviation, i.e.

$$\text{RMAD}_{[j_0, j_1]} = \frac{1}{j_1 - j_0 + 1} \sum_{j=j_0}^{j_1} \frac{|\hat{f}\left(\frac{j}{T}\right) - f\left(\frac{j}{T}\right)|}{f\left(\frac{j}{T}\right)}$$

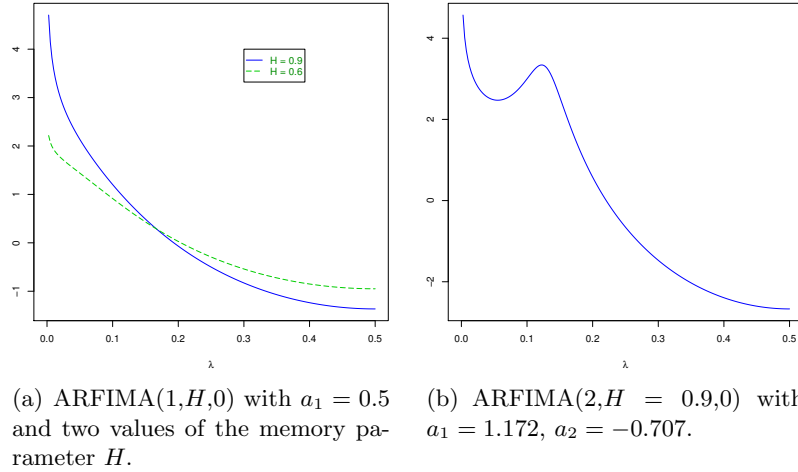


Figure 4: Logarithm of the three spectral densities of the ARFIMA used in the simulations.

where \hat{f} denotes the considered estimator of the spectrum. Taking the relative MAD instead of the MAD is motivated by the unboundness of the spectral density at frequency zero.

Note that, because j_0 and j_1 depend on T , the range of frequencies where the error is computed is different for each sample size. Therefore the MAD presented in the empirical study below are only comparable for a given sample size.

Tables 1 to 3 display the results of the Monte Carlo study. The ARFIMA time series were generated via the library ‘fracdiff’ in R. In order to avoid the dependence of our conclusions to the choice of the bandwidths, we have computed the RMAD for a range of bandwidths. The range of bandwidths b of the Beta kernel estimator is $[0.01, 0.5]$, and range of m in the semiparametric estimation is $[T^{1/2}, T^{4/5}]$. The tables display the five results that were the closest to the best RMAD found. (In the next section, we also address the question of the data driven choice of b .)

$T = 400$			$T = 600$			$T = 1000$		
<i>Beta kernel:</i>								
b	RMAD		b	RMAD		b	RMAD	
0.08	0.416	(0.190)	0.08	0.364	(0.144)	0.08	0.324	(0.104)
0.115	0.339	(0.130)	0.115	0.302	(0.091)	0.115	0.288	(0.059)
0.15	0.307	(0.089)	0.15	0.287	(0.061)	0.15	0.298	(0.052)
0.185	0.299	(0.066)	0.185	0.296	(0.055)	0.185	0.329	(0.065)
0.22	0.304	(0.060)	0.22	0.317	(0.063)	0.22	0.366	(0.077)
<i>Semiparametric:</i>								
m	RMAD		m	RMAD		m	RMAD	
63	0.173	(0.124)	95	0.146	(0.102)	157	0.145	(0.107)
70	0.132	(0.090)	105	0.109	(0.080)	172	0.103	(0.082)
77	0.123	(0.081)	116	0.099	(0.070)	188	0.086	(0.062)
84	0.133	(0.087)	126	0.112	(0.077)	204	0.087	(0.058)
91	0.151	(0.089)	136	0.139	(0.081)	219	0.101	(0.062)

Table 1: Results of the Monte Carlo simulation for an ARFIMA(1, $H = 0.9$,0) model with $a_1 = 0.5$. Standard errors of the relative mean absolute deviation (RMAD) are in parenthesis.

Table 1 reports the results for an ARFIMA(1, $H = 0.9$,0) model with $a_1 = 0.5$. In that

$T = 400$			$T = 600$			$T = 1000$		
<i>Beta kernel:</i>								
b	RMAD		b	RMAD		b	RMAD	
0.08	0.292	(0.160)	0.08	0.250	(0.132)	0.08	0.218	(0.102)
0.115	0.178	(0.106)	0.115	0.144	(0.078)	0.115	0.119	(0.053)
0.15	0.130	(0.067)	0.15	0.113	(0.048)	0.15	0.105	(0.039)
0.185	0.127	(0.058)	0.185	0.129	(0.057)	0.185	0.142	(0.056)
0.22	0.148	(0.068)	0.22	0.167	(0.070)	0.22	0.194	(0.061)
<i>Semiparametric:</i>								
m	RMAD		m	RMAD		m	RMAD	
91	0.554	(0.183)	126	0.710	(0.192)	62	0.867	(0.255)
99	0.535	(0.174)	136	0.703	(0.184)	78	0.858	(0.242)
106	0.517	(0.165)	146	0.694	(0.176)	94	0.856	(0.235)
113	0.504	(0.160)	156	0.686	(0.168)	110	0.860	(0.229)
120	0.487	(0.150)	166	0.676	(0.163)	125	0.863	(0.223)

Table 2: Results of the Monte Carlo simulation for an ARFIMA(1, $H = 0.6,0$) model with $a_1 = 0.5$. Standard errors of the relative mean absolute deviation (RMAD) are in parenthesis.

$T = 400$			$T = 600$			$T = 1000$		
<i>Beta kernel:</i>								
b	RMAD		b	RMAD		b	RMAD	
0.0011	0.9429	(0.396)	0.0062	1.3882	(0.428)	0.0415	1.8211	(0.341)
0.0016	0.9383	(0.394)	0.0071	1.3874	(0.422)	0.0432	1.8094	(0.338)
0.0021	0.9381	(0.391)	0.0076	1.3872	(0.419)	0.0449	1.7974	(0.334)
0.0027	0.9395	(0.388)	0.0085	1.3875	(0.413)	0.0466	1.7852	(0.330)
0.0032	0.9419	(0.384)	0.0095	1.3886	(0.408)	0.0483	1.7727	(0.327)
<i>Semiparametric:</i>								
m	RMAD		m	RMAD		m	RMAD	
63	1.401	(0.475)	85	1.792	(0.605)	125	2.440	(0.698)
70	1.354	(0.451)	95	1.693	(0.589)	141	2.243	(0.712)
77	1.310	(0.434)	105	1.656	(0.568)	157	2.125	(0.688)
84	1.344	(0.409)	116	1.719	(0.542)	172	2.140	(0.675)
91	1.345	(0.381)	126	1.810	(0.512)	188	2.230	(0.655)

Table 3: Results of the Monte Carlo simulation for an ARFIMA(2, $H = 0.9,0$) model with $a_1 = 1.172$, $a_2 = -0.707$. Standard errors of the relative mean absolute deviation (RMAD) are in parenthesis.

situation, the semiparametric estimator provides the best results whatever the sample size is. The corresponding value of m varies with the sample size; the ratio between m and the sample size is around $\lambda_m \approx 0.19$. Note that for $T = 1000$, the adaptive value of m found in Delgado & Robinson (1996a) converges to 81 (in the conventions of the latter, it corresponds to the frequency $\lambda_m = (2\pi) \times 81/1000 \approx 0.51$). The contrast with the optimal value of m found here is explained by our different objective function: whereas Delgado & Robinson (1996a) concentrates on the mean square error, we consider the RMAD.

In Table 2 we consider the same process except that $H = 0.6$, that is our simulated time series still has a long range dependence, but now with a memory that is “shorter”. In that situation, the Beta kernel shows a dramatic improvement when it is compared to the semiparametric estimator. This was expected, because one of our motivations in introducing the Beta kernel is its adaptivity to the memory of the time series.

Another strongly dependent process with $H = 0.9$ is considered in Table 3, however with a more complex dynamical structure. As it is showed in Figure 4(b), the spectral density of that process is not monotone and presents a cycle between frequencies 0.1 and 0.2. The semiparametric estimator is not well-fitted to that situation of non monotone spectrum, as it is confirmed by the results of the Monte Carlo simulation. In contrast, the performance of the Beta kernel is better and demonstrates the good finite sample behavior of the estimator outside the origin. The spectral density of this ARFIMA(2, $H = 0.9, 0$) appeared to be very difficult to estimate and it was not straightforward to select the bandwidth of the Beta kernel estimator. In the next section, we give a fully adaptive estimator computed with a data-driven bandwidth b .

4 Empirical results

4.1 Data-driven choice of the bandwidth parameter

The selection of the bandwidth parameter from the data is a relevant question that is addressed in the literature. In our empirical exercise below, we use the generalized leave-one-out spectral technique of Hurvich (1980). In that approach, the function

$$I_T^{-j}(\omega_k) = \begin{cases} I_T(\omega_k) & k \neq j \\ \{I_T(\omega_{j-1}) + I_T(\omega_{j+1})\}/2 & k = j \end{cases}$$

is defined for each $j = 1, \dots, T$. The Beta kernel smoothing with bandwidth b is applied to $I_T^{-j}(\omega_k)$ and is denoted $\hat{f}_b^{-j}(\lambda)$. The cross-validation is motivated by the approximate independence between $\hat{f}_b^{-j}(\omega_j)$ and $I_T(\omega_j)$. In our context of estimation under the L^1 loss, it takes the following form:

$$CV(b) = \sum_{j \in \mathcal{J}} |\hat{f}_b^{-j}(\omega_j) - I_T(\omega_j)| \quad (8)$$

where \mathcal{J} denotes a given discrete range of frequencies.

In order to evaluate the performance of $CV(b)$ for the choice of the bandwidth, Table 4 reports the results of a Monte Carlo simulation on the three ARFIMA models given in Figure 4. For each sample size T , the bandwidth minimizing (8) is found and the table gives the average and standard deviation of the selected bandwidths over 1000 simulations. As expected the adaptive bandwidth is decreasing as the sample size increases. In the simulations, the set \mathcal{J} is chosen to be 100 equidistant points in the interval $\mathcal{J} = [T^{1/5}, \frac{T}{2} - \sqrt{T}]$. For each simulated time series, we focus on the adaptive estimator, that is the Beta kernel estimator computed at the bandwidth minimizing the Cross Validation (8). In Table 4 we also estimate the error of the adaptive estimator. The measure of the error considered here is the RMAD computed over \mathcal{J} (denoted by $\text{RMAD}_{\mathcal{J}}$ in Table 4), and the RMAD computed over all discrete frequencies in the interval $(0, 0.5)$ (denoted by RMAD_{\circ} in the table).

The deviation found by RMAD_{\circ} is of course larger than the one based on $\text{RMAD}_{\mathcal{J}}$ because the bandwidth was optimized on frequencies \mathcal{J} . Because RMAD_{\circ} is computed over a fixed range of frequencies $(0, 0.5)$, it is comparable over sample size and Table 4 shows the improvement of the estimator with that respect.

	$T = 400$		$T = 600$		$T = 1000$	
ARFIMA(1, $H = 0.9, 0$) model:						
\hat{b}_{cv}	0.118	(0.094)	0.107	(0.090)	0.089	(0.086)
RMAD $_{\mathcal{J}}$	0.503	(0.320)	0.504	(0.354)	0.549	(0.361)
RMAD $_{\circ}$	1.466	(0.421)	1.412	(0.413)	1.340	(0.384)
ARFIMA(1, $H = 0.6, 0$) model:						
\hat{b}_{cv}	0.421	(0.125)	0.411	(0.131)	0.394	(0.139)
RMAD $_{\mathcal{J}}$	0.335	(0.132)	0.370	(0.128)	0.400	(0.154)
RMAD $_{\circ}$	1.056	(0.148)	1.045	(0.139)	1.039	(0.109)
ARFIMA(2, $H = 0.9, 0$) model:						
\hat{b}_{cv}	0.280	(0.199)	0.250	(0.200)	0.213	(0.196)
RMAD $_{\mathcal{J}}$	0.537	(0.419)	0.500	(0.419)	0.584	(0.398)
RMAD $_{\circ}$	13.291	(8.090)	12.203	(8.233)	10.791	(8.16)

Table 4: The performance of the adaptive Beta kernel estimator from 1000 Monte Carlo simulations on the three ARFIMA models. The line \hat{b}_{cv} gives the averages and the standard deviations of the adaptive bandwidth. The line RMAD $_{\mathcal{J}}$ gives the averages and s.d. of the RMAD adaptive estimator over $J = [T^{1/5}, (T/2) - \sqrt{T}]$. The line RMAD $_{\circ}$ gives the same statistic over all discrete frequencies in $(0, 0.5)$.

4.2 Nonparametric analysis of S&P 500

We end this study by an application of the data driven estimator on the absolute value of the log returns of the S&P 500 index. In Section 2.2, we already show the use of the estimator on some paths of the stock price that were analysed in Lobato & Savin (1998). Below we consider the path between January 1973 and December 1994, but we also consider two more recent segments of data: from January 1995 and December 2001, and from January 2002 and May 2009.

In Figure 5 we superimpose the logarithm of the data-driven estimator obtained from the three periods of time. In each segment of time, the data are standardised by their standard deviation for the sake of comparison. The bandwidth that is selected by the Cross-validation method is $b = 1.514 \times 10^{-4}$ for the period 1973–1994, $b = 7.475 \times 10^{-4}$ for the period 1995–2001, and $b = 2.815 \times 10^{-5}$ for the period 2002–2009. Note that the Cross-validation do not provide a clear minimum for the period 1995–2001 because it is flat for $b > 7.475 \times 10^{-4}$.

From the estimation, it is apparent that the spectrum over periods 1973–1994 and 1995–2001 shows clear similarities, whereas the most recent data shows a different behavior for low frequencies. Beyond the frequency zero, the spectrum shows local minima corresponding to various periodicities in the absolute returns. Some periodicities are coherent between the three segments of time. Because the Beta kernel spectral estimator is consistent whatever is the memory of the time series, this empirical example shows that it might be a valuable ingredient in the economic study of the hidden seasonality stock prices.

A Appendix: Proofs

In the proofs, we denote by $K(\cdot, \alpha, \beta)$ the probability density of a Beta(α, β) random variable.

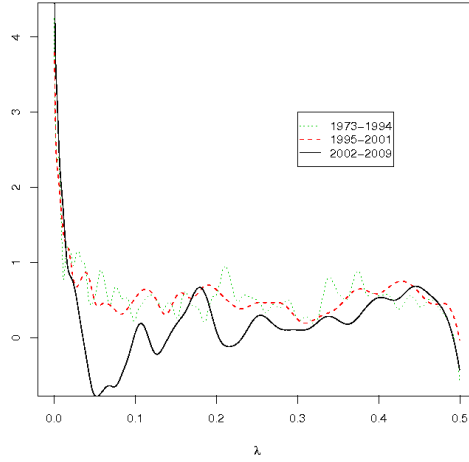


Figure 5: The data-driven log-spectral estimator of the standardized absolute value of the S&P 500 log returns is superimposed for three different periods of time.

Proof of Proposition 3.1. The expectation of the Beta kernel estimator at frequency $\lambda \neq 0$ is given by

$$\mathbb{E}(\hat{f}(\lambda)) = \int_0^1 K_{b,\lambda}(u) f(u) du + R_1 + R_2$$

where R_1 and R_2 are two approximation terms that are given by

$$R_1 = \frac{1}{T} \sum_j K_{b,\lambda}(\omega_j) f(\omega_j) - \int_0^1 K_{b,\lambda}(u) f(u) du$$

and

$$R_2 = \mathbb{E} \left[\frac{1}{T} \sum_j K_{b,\lambda}(\omega_j) (I_T(\omega_j) - f(\omega_j)) \right].$$

By the smoothness conditions assumed on f it is straightforward to check that the approximation term R_1 has rate $O(T^{-1})$. The term R_2 pools the periodogram over frequencies. After calculation, R_2 is also written

$$R_2 = \frac{1}{T} \sum_j K_{b,\lambda}(\omega_j) A_{j,T}((0, 1)) \quad \text{with } A_{j,T}(I) := \int_I \mathcal{K}_T(u) \{f(u + \omega_j) - f(\omega_j)\} du$$

where $\mathcal{K}_T(u) := (2\pi T)^{-1} |\sum_s \exp(2\pi ius)|^2$ is the Fejér kernel. If $\beta \neq 0$, choose a sequence $m = m(T)$ such that $\log(m)/T = O(1)$ and $m/T^\beta = o(1)$ and R_2 is bounded by the the

sum of the three following terms:

$$\begin{aligned} R_{21} &= \frac{1}{T} \sum_j K_{b,\lambda}(\omega_j) A_{j,T}((\epsilon, 1 - \epsilon)) \\ R_{22} &= \frac{1}{T} \sum_j K_{b,\lambda}(\omega_j) A_{j,T}((\omega_m, \epsilon] \cup [1 - \epsilon, 1 - \omega_m)) \\ R_{23} &= \frac{1}{T} \sum_j K_{b,\lambda}(\omega_j) A_{j,T}((0, \omega_m] \cup [1 - \omega_m, 1)) . \end{aligned}$$

If $\beta = 0$, set $m \equiv 0$ and $R_{23} \equiv 0$. The Fejér kernel is such that

$$\mathcal{K}_T(u) = O\left(\frac{T}{1 + T^2 u^2}\right), \quad 0 < |u| \leq 1, \quad \int_0^1 \mathcal{K}_T(u) du = 2\pi,$$

see e.g. Robinson (1994b). Moreover the Beta kernel satisfies $K_{b,\lambda}(u) \leq c_1 b^{-1/2} \{\lambda(1 - \lambda)\}^{-1/2}$ where c_1 is a positive constant, see Chen (2000). Therefore,

$$R_{21} = O\left(\frac{1}{T\epsilon^2\sqrt{b}} \int_0^1 f(\omega) d\omega\right) = O\left(\frac{1}{T\sqrt{b}}\right).$$

The Lipschitz property assumed on the spectral density implies for $u > 0$ that $|f(u + \omega_j) - f(\omega_j)| \leq C u \omega_j^{-\beta}$ for some constant C . When $\beta \neq 0$ and by choice of the sequence m ,

$$R_{22} = O\left(\frac{1}{T^2\sqrt{b}} \sum_j \omega_j^{-\beta} \int_{(\omega_m, \epsilon] \cup [1 - \epsilon, 1 - \omega_m)} u^{-1} du\right) = O\left(\frac{|\log(m/T)|}{T\sqrt{b}}\right),$$

and

$$R_{23} = O\left(\frac{\omega_m}{T\sqrt{b}} \sum_j \omega_j^{-\beta} \int_0^1 \mathcal{K}(u) du\right) = O\left(\frac{m}{T\sqrt{b}}\right).$$

We choose the sequence $m = m(T)$ so that $m/(T^{1/2}b^{1/4}) \rightarrow 0$ as $T \rightarrow \infty$, and therefore R_2 has the rate $o(1/(T^{1/2}b^{1/4}))$. We can now write

$$\begin{aligned} \mathbb{E}(\hat{f}(\lambda)) &= \int_0^1 K_{b,\lambda}(u) f(u) du + R_2 \\ &= \mathbb{E}(f(\xi_\lambda)) + R_2 \end{aligned} \tag{9}$$

where ξ_λ is a Beta $\{1 + \lambda/b, 1 + (1 - \lambda)/b\}$ random variable. A general approximation bias of $\mathbb{E}(f(\xi_\lambda))$ has been derived in Chen (2000) and leads to

$$f(\lambda) - \mathbb{E}(\hat{f}(\lambda)) = b\{(1 - 2\lambda)f'(\lambda) + \frac{1}{2}\lambda(1 - \lambda)f''(\lambda)\} + o(b) + R_2.$$

This ends the calculation of the expectation of the Beta kernel.

The variance of the estimator is

$$\text{Var} \hat{f}(\lambda) = \frac{1}{T^2} \sum_{s,t=1}^T K_{b,\lambda}(\omega_s) K_{b,\lambda}(\omega_t) \text{Cov}(I_T(\omega_s), I_T(\omega_t))$$

For $t \neq s$ we use that $\text{Cov}(I_T(\omega_s)/f(\omega_s), I_T(\omega_t)/f(\omega_t)) = r_{st}$ where $\sum_{s < t} r_{st} = O(\log^r(T))$ for some $r > 0$ (e.g. Moulines & Soulier (2003)). Recalling that the Beta kernel satisfies $K_{b,\lambda}(u) \leq c_1 b^{-1/2} \{\lambda(1-\lambda)\}^{-1/2}$, the sum over $s \neq t$ is of order

$$\frac{1}{bT} \sum_{s < t} r_{st} f(\omega_s) f(\omega_t)$$

The control of this rate is different for ω_s close to 0 or far from 0. For s such that $\omega_s > \omega_{s_0} > 0$ the rate is $\log^r(T)/(bT^2)$. Let the sequence s_T such that $s_T^{-1} + Ts_T^{-1} \rightarrow 0$. For s such that $\omega_{s_T} > \omega_s$ we need to control

$$\frac{1}{bT} \sum_{s=1}^{s_T} \sum_{t=s+1}^{s_T} r_{st} f(\omega_s) f(\omega_t) + \frac{1}{bT} \sum_{s=1}^{s_T} \sum_{t=s_T}^T r_{st} f(\omega_s) f(\omega_t).$$

The first term is the dominant term and has a rate given by

$$O\left(\frac{1}{bT^{2-2\beta}} \sum_{s=1}^{s_T} \sum_{t=s+1}^{s_T} s^{-\beta} t^{-\beta} r_{st}\right) = O\left(\frac{\log^r(T)}{bT^{2-2\beta}}\right).$$

The control is similar for s such that $\omega_0 > \omega_s > \omega_{s_T}$.

For $t = s$ we use that $\text{Var}(I_T(\omega_s)/f(\omega_s))$ is asymptotically uniformly bounded (e.g. Deo (1997)) so that the order for this sum is

$$\frac{1}{T^2} \sum_s K_{b,\lambda}(\omega_s)^2 f(\omega_s)^2 = \frac{1}{T} G(\lambda) \mathbb{E}(f(\rho_\lambda)^2)$$

where ρ_λ is a Beta $\{1 + 2\lambda/b, 1 + 2(1-\lambda)/b\}$ random variable and

$$G(\lambda) = \frac{B\left(\frac{2\lambda}{b} + 1, \frac{2(1-\lambda)}{b} + 1\right)}{B\left(\frac{\lambda}{b} + 1, \frac{1-\lambda}{b} + 1\right)^2}.$$

The final result is derived from a Taylor expansion and the asymptotic properties of $G(\lambda)$, which is very analogous to Chen (2000) and therefore we skip the detail. \square

The following lemma establishes the uniform convergence of the bias of the Beta kernel estimator.

LEMMA A.1. *If the spectral density f is a continuous function on the interval $(0, 1)$, then for any compact I in $(0, 1)$, the Beta kernel estimator (3) is such that*

$$\sup_{\lambda \in I} \left| \mathbb{E}(\hat{f}(\lambda)) - f(\lambda) \right| \longrightarrow 0 \quad \text{as } T \rightarrow \infty$$

provided that $b = b(T) \rightarrow 0$.

Proof. If μ_λ and σ_λ^2 denote respectively the mean and the variance of the random variable Z where Z has a Beta $\{1 + \lambda/b, 1 + (1-\lambda)/b\}$ distribution, then there exists a positive, finite constant M such that $\mu_x = \lambda + b(1-2\lambda) + \Delta_1(\lambda)$, $\sigma_\lambda^2 = b\lambda(1-\lambda) + \Delta_2(\lambda)$ and $|\Delta_j(\lambda)| \leq Mb^2$ for $j = 1$ and 2 (see e.g. Johnson et al. (2000)).

To prove the lemma, we first consider the approximation $\mathbb{E}(\hat{f}(\lambda))$ by $\int_0^1 K_{b,\lambda}(u)f(u)du$ given in (9). Consider the following decomposition of the dominant term in (9):

$$\begin{aligned} & \left| \int_0^1 \{f(t) - f(\lambda)\} K\{t, \lambda/b + 1, (1 - \lambda)/b + 1\} dt \right| \\ & \leq 2 \int_{|t - \mu_\lambda| < \delta} |f(t) - f(\lambda)| K\{t, \lambda/b + 1, (1 - \lambda)/b + 1\} dt + 2 \int_{\mu_\lambda + \delta}^{1/2} (\dots) + 2 \int_0^{\mu_\lambda - \delta} (\dots) \\ & = \text{I} + \text{II} + \text{III}. \end{aligned}$$

and we now show the convergence to zero of the three terms.

Since f is uniformly continuous on I , for any $\epsilon > 0$ there exists a $\delta > 0$ such that $|f(t) - f(\lambda)| < \epsilon$ for $|\lambda - t| < \delta$. Therefore $\text{I} \leq \epsilon$ for all $b \leq b_\epsilon^{\text{I}}$.

Using Chebyshev's inequality and the above bound for σ_λ^2 we also get

$$\begin{aligned} \text{II} & \leq 4 \Pr(Z - \mu_\lambda > \delta) \sup_{t > \mu_\lambda + \delta} |f(t)| \\ & \leq \frac{4}{\delta^2} \sigma_\lambda^2 \sup_t |f(t)| \\ & \leq \frac{1}{\delta^2} (b + 4Mb^2) \sup_t |f(t)| \\ & \leq \epsilon \end{aligned}$$

for all $b \leq b_\epsilon^{\text{II}}$.

To address the convergence of III we assume without loss of generality that $f(t) > f(\lambda)$ and that $f(t) \sim t^{-\beta}$ for t close to the origin. If ξ denotes the Beta $\{\lambda/b - \beta + 1, (1 - \lambda)/b + 1\}$ random variable, we then write

$$\begin{aligned} \text{III} & \leq 4 \int_0^{\mu_\lambda - \delta} t^{-\beta} K\{t, \lambda/b + 1, (1 - \lambda)/b + 1\} dt \\ & = \frac{4B\{\lambda/b - \beta + 1, (1 - \lambda)/b + 1\}}{B\{\lambda/b + 1, (1 - \lambda)/b + 1\}} \int_0^{\mu_\lambda - \delta} K\{t, \lambda/b - \beta + 1, (1 - \lambda)/b + 1\} dt \\ & \leq \frac{4B\{\lambda/b - \beta + 1, (1 - \lambda)/b + 1\}}{B\{\lambda/b + 1, (1 - \lambda)/b + 1\}} \frac{\text{Var}(\xi)}{\delta^2} \\ & \leq \epsilon \end{aligned}$$

for $b \leq b_\epsilon^{\text{III}}$, and because it is easy to show that $\text{Var}(\xi) = b\lambda(1 - \lambda) + O(b^2)$.

Combining the three convergence that have been proved we get $\sup_{x \in [0, 1]} |\mathbb{E}\{f_b(x)\} - f(x)| < 3\epsilon$ for all $b \leq \min(b_\epsilon^{\text{I}}, b_\epsilon^{\text{II}}, b_\epsilon^{\text{III}})$. \square

Proof of Proposition 3.2. Since Lemma A.1 establishes a sufficient control of the bias term, it remains to prove the weak convergence of the variation term $\sup_{\lambda \in I} |\hat{f}(\lambda) - \mathbb{E}(\hat{f}(\lambda))|$. Without loss of generality, we suppose that $I = [\eta_1, \eta_2]$ where $0 < \eta_1 < \eta_2 < 1$. The derivative with respect to $\lambda \in I$ of the beta kernel is given by

$$\frac{dK_{b,\lambda}(t)}{d\lambda} = \frac{1}{b} K_{b,\lambda}(t) \left\{ \ln\left(\frac{t}{1-t}\right) + \psi\left(\frac{1-\lambda}{b} + 1\right) - \psi\left(\frac{\lambda}{b} + 1\right) \right\}$$

where ψ is the digamma function and satisfies $\psi(x+1) = \ln(x) + (2x)^{-1} - \sum_{j=1}^{\infty} (2j x^{2j})^{-1} B_{2j}$ with B_{2j} being Bernoulli numbers (see Abramowitz & Stegun (1972) for more details).

Also, from Chen (2000) there exists a positive, finite constant c_1 such that $K_{b,\lambda}(t) \leq c_1 b^{-1/2} \{\lambda(1-\lambda)\}^{-1/2}$. We conclude that,

$$\begin{aligned} \left| \frac{dK_{b,\lambda}(t)}{d\lambda} \right| &= \frac{1}{b} K_{b,\lambda}(t) \left| \ln \left(\frac{t}{1-t} \right) + \ln \left(\frac{1-\lambda}{\lambda} \right) + \frac{b}{2} \left(\frac{1}{1-\lambda} - \frac{1}{\lambda} \right) + O(b^2) \right| \\ &\leq \frac{C}{b^{3/2}} \end{aligned}$$

for some constant C depending on η_1 and η_2 . Therefore, for λ and $\lambda' \in I$ we can write

$$\begin{aligned} |\hat{f}(\lambda) - \hat{f}(\lambda')| &= \frac{1}{T} \sum_{j=1}^T |K_{b,\lambda}(\omega_j) - K_{b,\lambda'}(\omega_j)| I_T(\omega_j) \\ &\leq \frac{C}{b^{3/2}T} |\lambda - \lambda'| \sum_{j=1}^T I_T(\omega_j). \end{aligned}$$

Hence, if we control as above the smaller order approximation terms in the expectation,

$$\begin{aligned} |\mathbb{E}\hat{f}(\lambda) - \mathbb{E}\hat{f}(\lambda')| &\leq \mathbb{E}|\hat{f}(\lambda) - \hat{f}(\lambda')| \\ &\leq \frac{C}{b^{3/2}} |\lambda - \lambda'| \{\gamma(0) + o(1)\} \end{aligned}$$

Let $\epsilon > 0$ and consider a partition of the interval $[\eta_1, \eta_2]$ into $N = \lfloor b^{-\epsilon-3/2} \rfloor$ subintervals $\{I_j\}$ of equal length, with center λ_j . Then

$$\sup_{\lambda \in I_j} |\hat{f}(\lambda) - \mathbb{E}\hat{f}(\lambda)| \leq |\hat{f}(\lambda_j) - \mathbb{E}\hat{f}(\lambda_j)| + \frac{C}{Nb^{3/2}} \{\gamma(0) + o_p(1)\}$$

Therefore,

$$\sup_{\lambda \in I} |\hat{f}(\lambda) - \mathbb{E}\hat{f}(\lambda)| \leq \max_{1 \leq j \leq N} |\hat{f}(\lambda_j) - \mathbb{E}\hat{f}(\lambda_j)| + \frac{C}{Nb^{3/2}} \{\gamma(0) + o_p(1)\}.$$

Using Proposition 3.1 and the Chebychev inequality, we also note that $\hat{f}(\lambda) - \mathbb{E}\hat{f}(\lambda) = O_P(b^{-1/2}T^{-1})$ for all $\lambda \in I$, and therefore $\max_j |\hat{f}(\lambda_j) - \mathbb{E}\hat{f}(\lambda_j)| = O_P(Nb^{-1/2}T^{-1}) = O_P(b^{-2-\epsilon}T^{-1/2})$ which gives the result. \square

Proof of Proposition 3.3. The divergence of the spectral density at the origin implies that for any $C > 0$ there exists $\delta > 0$ such that $f(t) > C$ for all $t < \delta$. We first show that the expectation of the Beta kernel estimator diverges at frequency zero when there is a pole at the origin of the spectrum. In (9) we have computed the expectation for $\lambda \neq 0$; the situation is slightly different at $\lambda = 0$. Still, we can write that

$$\mathbb{E}(\hat{f}(0)) = \int_0^1 K_{b,0}(u)f(u)du + R_1 + R_2$$

where $R_1 = O(T^{-1})$. To evaluate R_2 we note that $K_{b,0}(\omega_j) = b^{-1}(1+b)(1-j/T)^{1/b}$ which is bounded by $b^{-1}(1+b)$ and then we can apply the arguments of the above proof

of Proposition 3.1 on the pooled periodogram in order to show that $R_2 = o(1)$ under the constraints on b stated in the proposition. Therefore, for δ sufficiently small,

$$\begin{aligned}\mathbb{E}(\hat{f}(0)) &= b^{-1}(1+b) \int_0^1 (1-u)^{1/b} f(u) du + o(1) \\ &> b^{-1}(1+b)C \int_0^\delta (1-u)^{1/b} du + o(1) \\ &> C(1 - (1-\delta)^{1/b+1}) + o(1).\end{aligned}$$

The first term of the last expression converges to C as b tends to zero, which proves the divergence of $\mathbb{E}(\hat{f}(0))$. To show the convergence in probability, we again use the Chebychev inequality and Proposition 3.1: for any $\epsilon > 0$ and for a sequence λ such that $\lambda/b \rightarrow \kappa$,

$$P(|\hat{f}(\lambda) - \mathbb{E}\hat{f}(\lambda)| > \epsilon) = O\left(\frac{1}{Tb^{1+2\beta}}\right) = o(1).$$

Now using the fact that $K_{b,\lambda}(t) \rightarrow K_{b,0}(t)$, as $\lambda \rightarrow 0$, we obtain

$$\left| \int_0^1 K_{b,\lambda}(u) f(u) du - \int_0^1 K_{b,0}(u) f(u) du \right| = o(1), \text{ as } \lambda \rightarrow 0.$$

Hence, $\mathbb{E}\hat{f}(\lambda) \rightarrow \mathbb{E}\hat{f}(0)$, as $\lambda \rightarrow 0$. Which proves the announced result. \square

Proof of Corollary 3.1. Using again that $K_{b,0}(\omega_j) = b^{-1}(1+b)(1-j/T)^{1/b}$ we can write

$$|\mathbb{E}(\hat{f}(0)) - f(0)| \leq \frac{b+1}{b} \int_0^1 (1-t)^{1/b} |f(t) - f(0)| + o(1).$$

Since f is continuous on the right side of 0, for any $\epsilon > 0$ there exists a $\delta > 0$ such that $|f(t) - f(0)| < \epsilon$ for $t < \delta$. Splitting the integral over $[0, 1]$ in $[0, \delta] \cup [\delta, 1]$, we get the bound

$$\epsilon \frac{b+1}{b} [1 - (1-\delta)^{1+1/b}] + 2M(1-\delta)^{1+1/b}$$

where $M := \sup_{t \in [0,1]} |f(t)|$. Since $b \rightarrow 0$ and the bound holds for every $\epsilon > 0$, we get $|\mathbb{E}(\hat{f}(0)) - f(0)| = o(1)$. Finally, as in the proof Proposition 3.3, we conclude with the Chebychev inequality and Proposition 3.1 that lead to $P(|\hat{f}(0) - \mathbb{E}\hat{f}(0)| > \epsilon) = O(b^{-1}T^{-1})$, and get the stated result. \square

Proof of Proposition 3.4. We start by proving the relative convergence of the bias term, that is $|\{\mathbb{E}(\hat{f}(\lambda)) - f(\lambda)\}/f(\lambda)| \rightarrow 0$ as $\lambda/b \rightarrow \kappa$. We proceed as in the beginning of the proof of Lemma A.1. Omitting the negligible terms, we use the decomposition

$$\begin{aligned}& \left| \frac{\mathbb{E}(\hat{f}(\lambda)) - f(\lambda)}{f(\lambda)} \right| \\ & \leq 2 \int_{|t-\mu_\lambda| < \delta} \frac{|f(t) - f(\lambda)|}{f(\lambda)} K\{t, \lambda/b + 1, (1-\lambda)/b + 1\} dt + 2 \int_{\mu_\lambda + \delta}^1 (\dots) + 2 \int_0^{\mu_\lambda - \delta} (\dots) \\ & = \text{I} + \text{II} + \text{III}.\end{aligned}$$

in which $I \leq \epsilon$ for all $b \leq b_\epsilon^I$ and $II \leq \epsilon$ for all $b \leq b_\epsilon^{II}$. The treatment of the term III is not as in Lemma A.1. Using Taylor expansion around λ and that $f'(\lambda) = O(\lambda^{-\beta-1})$ for small value of λ , we obtain

$$\begin{aligned} \text{III} &\simeq \frac{|f'(\lambda)|}{f(\lambda)} \int_0^{\mu\lambda - \delta_\epsilon} (\lambda - t) K\{t, \lambda/b + 1, (1 - \lambda)/b + 1\} dt \\ &\leq \frac{|\lambda f'(\lambda)| \text{Var}(\xi_\lambda)}{f(\lambda) \delta_\epsilon^2} \quad (\text{Chebyshev inequality}) \\ &\leq \epsilon \end{aligned}$$

for all $b \leq b_\epsilon^{III}$, where ξ is a Beta $\{\lambda/b - \beta + 1, (1 - \lambda)/b + 1\}$ random variable which is such that $\text{Var}(\xi) = b\lambda(1 - \lambda) + O(b^2)$. By combining the three terms, the bias term is bounded by 3ϵ for all $b \leq \min(b_\epsilon^I, b_\epsilon^{II}, b_\epsilon^{III})$.

Finally, we control the convergence of the variation term using the Chebychev's inequality. Indeed for λ such that $\lambda/b \rightarrow \kappa$

$$\begin{aligned} P\left(\frac{|\hat{f}(\lambda) - \mathbb{E}(\hat{f}(\lambda))|}{f(\lambda)} > \epsilon\right) &\leq \frac{\text{Var}(\hat{f}(\lambda))}{f(\lambda)^2 \epsilon^2} \\ &= \frac{C(\kappa)}{Tb f(\lambda)^2 \epsilon^2} \{f(\lambda)^2 + O(T^{-1})\} \\ &= O_P(b^{-1} T^{-1}), \end{aligned}$$

which implies the weak convergence of the variation term, and therefore ends the proof. \square

References

- Abramowitz, M. & Stegun, I.-A. (1972), *Handbook of Mathematical Functions: with Formulas, Graphs, and Mathematical Tables*, Dover.
- Andrews, D. W. & Sun, Y. (2004), 'Adaptive local polynomial whittle estimation of long-range dependence', *Econometrica* **72**, 569–614.
- Brillinger, D. R. (2001), *Time series: Data analysis and theory*, SIAM.
- Brown, B. & Chen, S. X. (1999), 'Beta-bernstein smoothing for regression curves with compact supports', *Scand. J. Statist.* **26**, 47–59.
- Chen, S. X. (1999), 'Beta kernel estimators for density functions', *Comput. Statist. Data Anal.* **31**, 131–145.
- Chen, S. X. (2000), 'Beta kernel smoothers for regression curves', *Statist. Sinica* **10**, 73–91.
- Delgado, M. & Robinson, P. M. (1996a), 'Optimal spectral bandwidth for long memory', *Statist. Sinica* **6**, 97–112.
- Delgado, M. & Robinson, P. M. (1996b), 'Optimal spectral kernel for long-range dependent time series', *Statistics and Probability Letters* **30**, 37–43.
- Deo, R. (1997), 'Asymptotic theory for certain regression models with long memory errors', *Journal of Time Series Analysis* **18**, 385–393.

- Doukhan, P., Oppenheim, G. & Taqqu, M. S., eds (2003), *Theory of Long Range Dependence*, Birkhäuser, Boston.
- Henry, M. (2007), Bandwidth choice, optimal rates and adaptivity in semiparametric estimation of long memory, *in* G. Teyssière & A. P. Kirman, eds, ‘Long Memory in Economics’, Springer, pp. 157–172.
- Hurvich, C. M. (1980), ‘Data-driven choice of a spectrum estimate: Extending the applicability of cross-validation methods’, *J. Amer. Statist. Assoc.* **14**, 227–238.
- Johnson, N. L., Kotz, S. & Balakrishnan, N. (2000), *Continuous Univariate Distributions*, 2nd edn, Wiley-Interscience.
- Lobato, I. & Robinson, P. M. (1998), ‘A nonparametric test for $I(0)$ ’, *Review of Economic Studies* **65**, 475–495.
- Lobato, I. & Savin, N. (1998), ‘Real and spurious long memory properties of stock market data’, *J. Bus. Econ. Statist.* **16**, 261–283.
- Lobato, I. & Velasco, C. (2000), ‘Long memory in stock-market trading volume’, *J. Bus. Econ. Statist.* **18**, 410–427.
- Moulines, E. & Soulier, P. (2003), Semiparametric spectral estimation for fractional processes, *in* Doukhan et al. (2003), pp. 251–302.
- Ohanissian, A., Russel, J. R. & Tsay, R. A. (2008), ‘True of spurious long memory? A new test’, *J. Bus. Econ. Statist.* **26**, 161–175.
- Palma, W. (2007), *Long-Memory Time Series: Theory and Methods*, Wiley Series in Probability and Statistics, Wiley.
- Robinson, P. M. (1994a), ‘Rates of convergence and optimal spectral bandwidth for long range dependence’, *Probab. Theory Related Fields* **99**, 443–473.
- Robinson, P. M. (1994b), ‘Semiparametric analysis of long-memory time series’, *Ann. Statist.* **22**, 515–539.
- Robinson, P. M. (1995), ‘Gaussian semiparametric estimation of long range dependence’, *Ann. Statist.* **23**, 1630–1661.
- Robinson, P. M., ed. (2003), *Time Series with Long Memory*, Oxford University Press.
- Robinson, P. M. & Henry, M. (2003), ‘Higher-order kernel semiparametric M -estimation of long memory’, *J. Econometrics* **114**, 1–27.

Recent titles

CORE Discussion Papers

- 2010/52. Yves SMEERS, Giorgia OGGIONI, Elisabetta ALLEVI and Siegfried SCHAIBLE. Generalized Nash Equilibrium and market coupling in the European power system.
- 2010/53. Giorgia OGGIONI and Yves SMEERS. Market coupling and the organization of counter-trading: separating energy and transmission again?
- 2010/54. Helmuth CREMER, Firouz GAHVARI and Pierre PESTIEAU. Fertility, human capital accumulation, and the pension system.
- 2010/55. Jan JOHANNES, Sébastien VAN BELLEGEM and Anne VANHEMS. Iterative regularization in nonparametric instrumental regression.
- 2010/56. Thierry BRECHET, Pierre-André JOUVET and Gilles ROTILLON. Tradable pollution permits in dynamic general equilibrium: can optimality and acceptability be reconciled?
- 2010/57. Thomas BAUDIN. The optimal trade-off between quality and quantity with uncertain child survival.
- 2010/58. Thomas BAUDIN. Family policies: what does the standard endogenous fertility model tell us?
- 2010/59. Nicolas GILLIS and François GLINEUR. Nonnegative factorization and the maximum edge biclique problem.
- 2010/60. Paul BELLEFLAMME and Martin PEITZ. Digital piracy: theory.
- 2010/61. Axel GAUTIER and Xavier WAUTHY. Competitively neutral universal service obligations.
- 2010/62. Thierry BRECHET, Julien THENIE, Thibaut ZEIMES and Stéphane ZUBER. The benefits of cooperation under uncertainty: the case of climate change.
- 2010/63. Marco DI SUMMA and Laurence A. WOLSEY. Mixing sets linked by bidirected paths.
- 2010/64. Kaz MIYAGIWA, Huasheng SONG and Hylke VANDENBUSSCHE. Innovation, antidumping and retaliation.
- 2010/65. Thierry BRECHET, Natali HRITONENKO and Yuri YATSENKO. Adaptation and mitigation in long-term climate policies.
- 2010/66. Marc FLEURBAEY, Marie-Louise LEROUX and Gregory PONTHERE. Compensating the dead? Yes we can!
- 2010/67. Philippe CHEVALIER, Jean-Christophe VAN DEN SCHRIECK and Ying WEI. Measuring the variability in supply chains with the peakedness.
- 2010/68. Mathieu VAN VYVE. Fixed-charge transportation on a path: optimization, LP formulations and separation.
- 2010/69. Roland Iwan LUTTENS. Lower bounds rule!
- 2010/70. Fred SCHROYEN and Adekola OYENUGA. Optimal pricing and capacity choice for a public service under risk of interruption.
- 2010/71. Carlotta BALESTRA, Thierry BRECHET and Stéphane LAMBRECHT. Property rights with biological spillovers: when Hardin meets Meade.
- 2010/72. Olivier GERGAUD and Victor GINSBURGH. Success: talent, intelligence or beauty?
- 2010/73. Jean GABSZEWICZ, Victor GINSBURGH, Didier LAUSSEL and Shlomo WEBER. Foreign languages' acquisition: self learning and linguistic schools.
- 2010/74. Cédric CEULEMANS, Victor GINSBURGH and Patrick LEGROS. Rock and roll bands, (in)complete contracts and creativity.
- 2010/75. Nicolas GILLIS and François GLINEUR. Low-rank matrix approximation with weights or missing data is NP-hard.
- 2010/76. Ana MAULEON, Vincent VANNETELBOSCH and Cecilia VERGARI. Unions' relative concerns and strikes in wage bargaining.
- 2010/77. Ana MAULEON, Vincent VANNETELBOSCH and Cecilia VERGARI. Bargaining and delay in patent licensing.
- 2010/78. Jean J. GABSZEWICZ and Ornella TAROLA. Product innovation and market acquisition of firms.
- 2010/79. Michel LE BRETON, Juan D. MORENO-TERNERO, Alexei SAVVATEEV and Shlomo WEBER. Stability and fairness in models with a multiple membership.

Recent titles

CORE Discussion Papers - continued

- 2010/80. Juan D. MORENO-TERNERO. Voting over piece-wise linear tax methods.
- 2010/81. Jean HINDRIKS, Marijn VERSCHELDE, Glenn RAYP and Koen SCHOORS. School tracking, social segregation and educational opportunity: evidence from Belgium.
- 2010/82. Jean HINDRIKS, Marijn VERSCHELDE, Glenn RAYP and Koen SCHOORS. School autonomy and educational performance: within-country evidence.
- 2010/83. Dunia LOPEZ-PINTADO. Influence networks.
- 2010/84. Per AGRELL and Axel GAUTIER. A theory of soft capture.
- 2010/85. Per AGRELL and Roman KASPERZEC. Dynamic joint investments in supply chains under information asymmetry.
- 2010/86. Thierry BRECHET and Pierre M. PICARD. The economics of airport noise: how to manage markets for noise licenses.
- 2010/87. Eve RAMAEKERS. Fair allocation of indivisible goods among two agents.
- 2011/1. Yu. NESTEROV. Random gradient-free minimization of convex functions.
- 2011/2. Olivier DEVOLDER, François GLINEUR and Yu. NESTEROV. First-order methods of smooth convex optimization with inexact oracle.
- 2011/3. Luc BAUWENS, Gary KOOP, Dimitris KOROBILIS and Jeroen V.K. ROMBOUTS. A comparison of forecasting procedures for macroeconomic series: the contribution of structural break models.
- 2011/4. Taoufik BOUEZMARNI and Sébastien VAN BELLEGEM. Nonparametric Beta kernel estimator for long memory time series.

Books

- J. GABSZEWICZ (ed.) (2006), *La différenciation des produits*. Paris, La découverte.
- L. BAUWENS, W. POHLMEIER and D. VEREDAS (eds.) (2008), *High frequency financial econometrics: recent developments*. Heidelberg, Physica-Verlag.
- P. VAN HENTENRYCKE and L. WOLSEY (eds.) (2007), *Integration of AI and OR techniques in constraint programming for combinatorial optimization problems*. Berlin, Springer.
- P-P. COMBÈS, Th. MAYER and J-F. THISSE (eds.) (2008), *Economic geography: the integration of regions and nations*. Princeton, Princeton University Press.
- J. HINDRIKS (ed.) (2008), *Au-delà de Copernic: de la confusion au consensus ?* Brussels, Academic and Scientific Publishers.
- J-M. HURIOT and J-F. THISSE (eds) (2009), *Economics of cities*. Cambridge, Cambridge University Press.
- P. BELLEFLAMME and M. PEITZ (eds) (2010), *Industrial organization: markets and strategies*. Cambridge University Press.
- M. JUNGER, Th. LIEBLING, D. NADDEF, G. NEMHAUSER, W. PULLEYBLANK, G. REINELT, G. RINALDI and L. WOLSEY (eds) (2010), *50 years of integer programming, 1958-2008: from the early years to the state-of-the-art*. Berlin Springer.

CORE Lecture Series

- C. GOURIÉROUX and A. MONFORT (1995), *Simulation Based Econometric Methods*.
- A. RUBINSTEIN (1996), *Lectures on Modeling Bounded Rationality*.
- J. RENEGAR (1999), *A Mathematical View of Interior-Point Methods in Convex Optimization*.
- B.D. BERNHEIM and M.D. WHINSTON (1999), *Anticompetitive Exclusion and Foreclosure Through Vertical Agreements*.
- D. BIENSTOCK (2001), *Potential function methods for approximately solving linear programming problems: theory and practice*.
- R. AMIR (2002), *Supermodularity and complementarity in economics*.
- R. WEISMANTEL (2006), *Lectures on mixed nonlinear programming*.