

25295



The World Bank and Children: A Review of Activities

Iqbal Kaur and
Zafiris Tzannatos

July 2002

The World Bank and Children: A Review of Activities

Iqbal Kaur

Zafiris Tzannatos

July 2002

The World Bank and Children: A Review of Activities

Summary

This paper reviews interventions in the broader area of children which have been supported by the Bank during the last decade. Though the World Bank has always addressed children's development and protection through its focus of broader economic development and social protection, it has recently intensified its efforts to address more directly children's issues in the context of a broader international effort to improve the welfare of the child in general and more specifically to reduce child labor.¹ The Bank is not alone in this areas: in fact, a much larger number of interventions has been undertaken by various national and international agencies, from the broader UN family to local NGO's, and governments. Most noteworthy contributions have been made by UNICEF ("child") and ILO ("labor") which include respectively the Convention on the Rights of the Child (1989) and Convention 182 on worst forms of child labor - both conventions have been practically universally endorsed. The directions in which World Bank activities is moving in the area of child labor are outlined elsewhere² but, in a nutshell, the Bank, consistent with its focus on development and poverty reduction and working together and closely with its partners, assists governments in addressing the causes of child labor and, more generally, aims to create the environment for broad based social and economic growth, which is an essential element for the elimination of child labor.

It would be interesting to evaluate policies, programs and projects by governments and donors which affect the status and development of children (including child labor). But at this initial stage of what is anticipated to be a broader undertaking, the aim of the current review is a more humble one, that is, to identify World Bank activities in the Human Development (HD) area which address children's issues. Within this broad area, we focus on projects which stated they had an objective relating to children or are expected to have an indirect but non-trivial impact on children. Among the latter, we included, for example, education projects which promote access to basic education but can also reduce schools drop outs and child labor as well social protection projects which facilitate action for children in difficult circumstances such as street children or children at-risk. For practical purposes we restrict our review to projects approved in the FY1990-FY2000 period³ and to children below the age of 14.

Interventions can be typically classified as direct and indirect. In the case of children, we consider direct interventions (fro example, for child labor) those that remove children from the labor market and indirect interventions those which can help change the socio-economic setting in the desired direction, although not directly aimed at reducing child labor. Many of the World Bank projects address children directly (for example, early childhood development, basic education, immunization, key services such as institutionalization and so on). Most of the World Bank's interventions in the area of child labor can be classified as indirect, for example, easier school access (formal education) can induce a switch from child labor to education while raising the education level of adult women (informal education) can improve health outcomes

¹ Similar reviews are undertaken by ILO and UNICEF as part of a join ILO/UNICEF/World Bank project which aims to increase cooperation among the three agencies in the areas of data collection, analysis and evaluation of policies. For more information see <http://www.ucw-project.org>

² P Fallon and Z Tzannatos (1998), *Child Labor: Issues and Directions for the World Bank*. The World Bank

³ The World Bank's FY(Fiscal Year) starts in July and finishes in June e.g. FY2000 started on July 1st 1999 and ended on June 30th 2001

within the family. However, there are also some interventions which can have a direct effect on child labor, for example, an income subsidy conditional on the child's attendance to school can buy children's time away from work.

In the last decade (FY1990-2000) the World Bank financed close to 635 Human Development projects, of which 302 projects fully or partially supported child welfare, development and protection as defined above. More specifically:

- In education sector, the Bank financed 264 projects between FY1990-2000, of which 90 projects supported interventions related to facilitating access to basic (compulsory) education.
- In health, the Bank financed close to 214 projects, of which 143 projects fully or partially supported direct improvements in the health and nutrition outcomes of children and mothers.
- In social protection, the Bank financed supported 157 social protection projects, 69 of which of them fully or partially supported interventions that directly or indirectly targeted children in the most deprived areas and in very difficult circumstances including support for their families.

These 302 projects which dealt with children represented 48 percent of total World Bank's lending in the HD sectors (that is, education, health and social protection). Education accounted for 14 percent, social protection for 11 percent and health for the remaining 23 percent.

These numbers are underestimates of the World Bank involvement in children's issues as they exclude (i) non-investment lending; (ii) investment lending by sectors other than Human Development (for example, a project by the Urban Sector may address street children's issues); and (iii) activities which have generic, albeit essential, effects on poor people (from a rural road construction to the construction of a clinic)⁴. In addition to the need for better measurement, it is imperative to expand the current work to include regular and well designed assessments of the effectiveness of interventions impacting children. For example in the area of child labor,

- the incidence and conditions of child labor should be included as a monitorable indicator in programs and projects;
- assessments should focus on impacts, for example, education projects should measure not only how many children went to school but also what they learnt,
- children's interventions should be seen in a broader perspective given the multisectoral nature of the problem. For example, child labor cuts across many policy boundaries from health, education, income distribution, labor regulation, capital markets, social security, criminal law to international cooperation. Child labor reduction cannot thus be regarded as just another policy issue alongside others. It is a dimension of many, possibly all, policies in the field of development; and
- working children should be treated as *stakeholders* in the dialogue and social assessments.

⁴ Also, activities of IFC have been excluded in the present review.

Finally, the World Bank also provides its clients with analytical and advisory service through economic and sector work. In most cases this work underpins lending operations. The Bank supported close to 924 research studies (includes ESW and AAA) in the last decade (FY1990-2000) carried out by Human Development Sectors (Education, Health and Social Protection). An assessment of 924 studies during this period shows that 355 of these studies were undertaken to expand knowledge of children's issues and to strengthen operational lending program. The findings show that much of the analytical work on children is undertaken jointly with other sectors, for example, poverty assessments. The recent emphasis of the Bank on more comprehensive approaches to development (such as CDF and PRSP) may imply fewer direct operations in each sector but, at the same time, it may also create greater opportunities for mainstreaming interventions for children.

THE WORLD BANK AND CHILDREN: A REVIEW OF ACTIVITIES⁵

I. INTRODUCTION

The World Bank's support for children takes several forms. Although operational lending is core, additional activities include analytical, economic and sector work, and broader forms of technical assistance and capacity enhancement.

For current purposes, our review is limited to:

- Studies and lending aimed at children aged 14 years old or less
- Studies include economic and sector work undertaken to expand knowledge of child related issues including health, nutritional and educational outcomes and its relationship to poverty as analyzed in poverty assessments.
- Lending refers to investment projects (therefore support through adjustment lending or other lending is not included in this review). Lending targeted at children is primarily provided through education, health and social protection projects. Such projects include support for increasing access to basic education, improving learning outcomes, reducing child mortality, improving maternal health care, increasing immunization coverage, improving basic nutrition, and providing support to families and communities (in kind or cash or through income generating or income transfer schemes) which can create better outcomes for children⁶

⁵ Acknowledgements: the authors would like to thank, without implicating, Stephen Commins, Jo Ritzen (HDNVP), Amit Dar, David Harding, Robert Holzmann, Bona Kim (HDNSP), Flavia Bustreo, Mariam Claeson, James Christopher Lovelace (HDNHE), Ruth Kagia, Mary Eming Young (HDNED); Maurizia Tovo (LCSHS); Jacques Baudouy, Regina Bendokat, George Schieber, David Steel (MNSHD); Stephanie Cohn (Ex-MNSHD consultant); Furio Rosati (Project Coordinator, Interagency Project on Child Labor, UNICEF, Florence, Italy); and members of the Social Protection Board.

⁶ When a project supported general sector-wide initiatives which could in theory help children but did not contain any specific interventions addressing children's issues, it was not attributed as being for children. For example, under Education we excluded projects on Upper Secondary and Technical Training, Higher Education, Vocational and Technical Education and Training, projects whose main objective was to support learning and use of technology in high schools or universities or those that supported overall education sector reform such as systematic reform including standards, curriculum and assessment and governance. Health projects which we excluded were those which enhance the general performance of health care systems nationwide, promote coverage of basic health services for all or support prevention of diseases in general and not necessarily focusing on prevention of childhood diseases. Finally, we excluded projects in Social Protection which dealt with pre-and in-service skills, labor markets reforms, and pension reforms, unemployment insurance and other active or passive labor programs

A project has been classified a “child-related” if it:

- Supported exclusively children issues such as increase in basic education, reduction of infant mortality, prevention of childhood diseases, provision of family or community support to keep children in school and out of work and so on.
- Contained interventions targeting children in the context of broader initiatives such as in education, improving physical access, enhancing school quality and learning outcomes, or supporting policy change and institutional/capacity building to achieve the desired outcomes; in health, facilitating mass immunization, supplying safe drinking water, improving nutrition, increasing coverage and access to basic health services, and/or strengthening maternal and reproductive health services; and in social protection, promoting access to basic services, and/or providing income support system for the poor families⁷

Obviously, this approach yields only an approximate extent (in fact, an underestimate) of Bank support for children.

II. BANK LENDING FOR CHILDREN

In the last decade (FY1990-2000) the Bank financed 635 Human Development (HD) projects (Education, Health and Social Protection) in all regions, of these 302 fully or partially supported education, health and child protection, welfare and development.

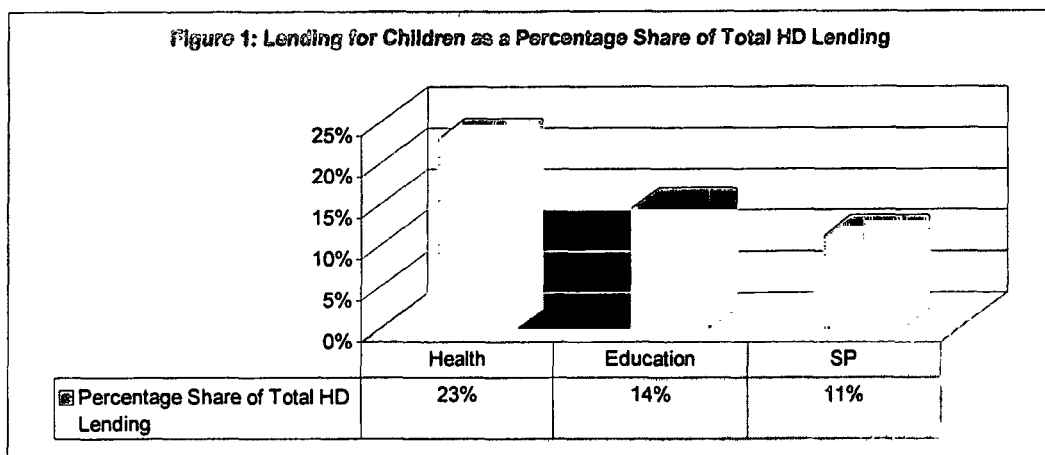
In Tables 1, below, “All” (projects) refer to projects irrespective of their target group and types of interventions. “Children” refer only those activities which fully or partially supported child development, welfare and/or protection.

Table 1: Bank-Wide HD Lending by Sectors (FY1990-2000)

| | Social Protection | HNP | Education | Total |
|-------------------------------|-------------------|------|-----------|-------|
| All | | | | |
| No. of Operations* | 157 | 214 | 264 | 635 |
| Lending Amount (US\$ billion) | 10.6 | 13.8 | 17.7 | 42.1 |
| Children | | | | |
| No of Operations * | 69 | 143 | 90 | 302 |
| Lending Amount (US\$ billion) | 3.8 | 9.6 | 6.6 | 20.0 |

- approved by the Board between FY1990 and May 2000

In the 1990s, 14 percent of total HD lending was allocated to children’s education, followed by 11 percent on providing social protection interventions for children and their families and 23 percent on children’s survival and basic health care. In all, 50 percent of HD lending in terms of financial resources was devoted to children. This 50 percent includes family based support, support for policy change, capacity building and future program development related to children.



Which part of this support reaches specifically children (for example, in health projects where a basic health care package is provided for the entire family) is hard to calculate. Nevertheless, a detailed breakdown of interventions is included in Annex 1.

Below we list the type of child activities supported by the Bank by sector and project components.

A. Education

World Bank projects in this area facilitate access to education that suits the learning needs and development of children. They are typically concentrated on the poorest, most excluded, and discriminated against. They are often designed and implemented in cooperation with NGOs and the broader civil society, employers and workers organizations, community leaders, media, families and children themselves.

In Table 2 below, “**Education All**” indicates the number of projects that supported initiatives for *all levels* of education (basic, secondary and tertiary) including (i) early childhood development, (ii) basic education, (iii) school health programs, (iii) innovative delivery such as

distance education, open learning and the use of new technologies, (iv) systematic reform including standards, curricula and assessment, governance and decentralization, and (v) expanding the education supply by identifying potential providers and financiers outside of education.

“**Education Children**” includes lending activities that supported only those education initiatives which targeted interventions such as early childhood development and activities related to increasing school enrolments and improving learning outcomes in basic education.

In the 1990s (FY1990-FY2000) the World Bank provided in total 264 education projects of which 90 supported interventions related to facilitating access to basic education (and are within the scope of this paper).

TABLE 2: NUMBER OF EDUCATION PROJECTS, 1990-2000

| | Education 'All' Projects | Education 'Children' Projects |
|--------------|---|--|
| FY | | |
| 1990 | 19 | 3 |
| 1991 | 22 | 10 |
| 1992 | 23 | 8 |
| 1993 | 28 | 16 |
| 1994 | 20 | 10 |
| 1995 | 24 | 11 |
| 1996 | 29 | 8 |
| 1997 | 18 | 8 |
| 1998 | 35 | 6 |
| 1999 | 25 | 7 |
| 2000 | 21 | 3* |
| TOTAL | 264 | 90 |

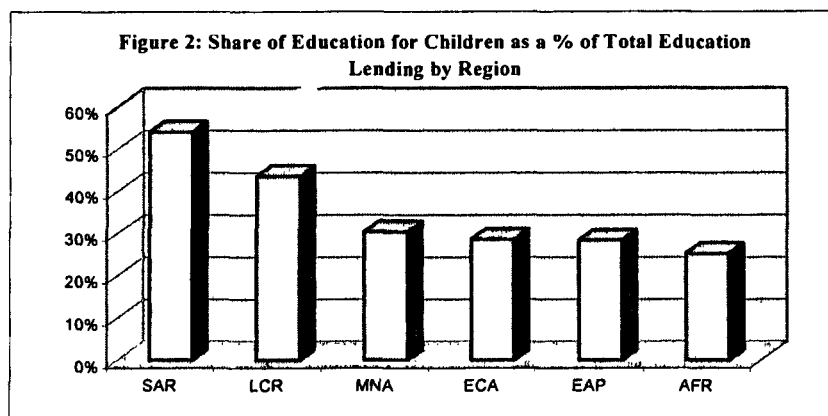
Source: Bank's Internal Document Database

* indicates ESW and projects approved by the Board before May 2000

TABLE 3: TOTAL EDUCATION LENDING BY REGION, 1990-2000 (US\$MILLION)

| | Education "All" | Education "Children"* | % Share for Children |
|--------------|------------------------|----------------------------------|---------------------------------|
| AFR | 2,398 | 607 | 25% |
| EAP | 4,177 | 1,186 | 28% |
| ECA | 1,049 | 300 | 29% |
| LCR | 5,803 | 2,528 | 44% |
| MNA | 1,275 | 388 | 30% |
| SAR | 2,952 | 1,597 | 54% |
| TOTAL | 17,651 | 6,605 | 37% |

*The total amount given here for these projects may differ from the total amount calculated for components. This is so because the resource allocation was calculated for major sectoral activities and program areas and did not include the project management and operational costs. Therefore, the total amount indicated for components will be less than the total amount of projects.

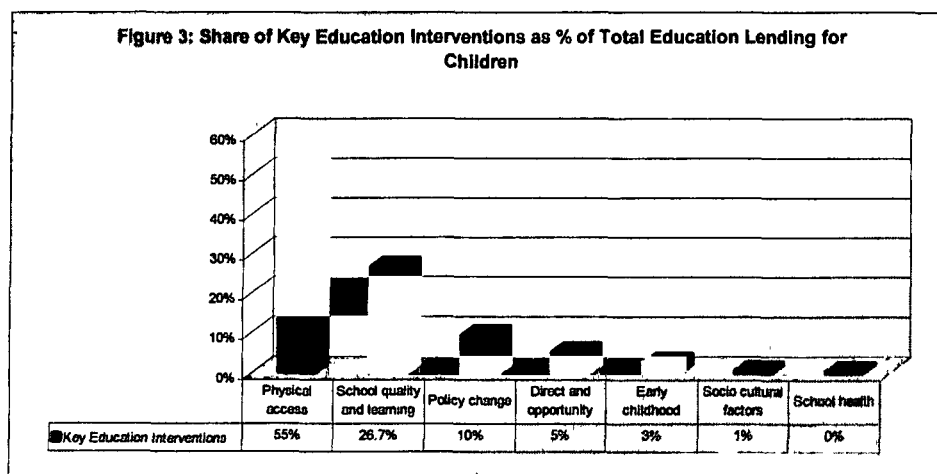


As for regional allocations, South Asia committed the largest percentage of its resources allocated for education on basic education (as primarily considered for children) followed by Latin America.

Key Education Interventions for Children

A review of the 90 “education children” projects indicates that these projects dealt primarily with the following interventions: (i) supporting early childhood development; (ii) promoting school health; (iii) increasing physical access; (iv) improving learning outcomes; (v) paying for direct and opportunity costs; (vi) supporting adjustment to local social and cultural values; (vii) supporting policy change and capacity building to accomplish these six interventions successfully.

As shown in the chart below, a large share of resources allocated to education projects was spent on increasing physical access followed by support for quality and learning outcomes.



For further breakdown of interventions and resource allocation by regions and countries, see Annex 2.

B. Health, Nutrition and Population (HNP)

The interventions under HNP aim at expanding access to health services, especially in rural areas or through broad system improvements and reforms. As described in the table below, “**Health All**” indicates the number of projects that supported all types of HNP initiatives including (i) improving the health, nutrition and population outcomes of the entire population or entire vulnerable groups without distinguishing between children and adults, (ii) enhancing the performance of health care systems, and (iii) securing sustainable health care financing.

HNP “Children” includes only those HNP projects which have supported direct improvements in the health and nutrition outcomes of children, and capacity building of the institutions involved in policy making and delivery of services to children and families of children.

As described in Table 4, the World Bank supported 214 projects during the 1990s, of which 143 projects fully or partially supported direct improvements in the health and nutrition outcomes of children and mothers.

TABLE 4: NUMBER OF HNP PROJECTS, 1990-2000

| | HNP ‘ALL’ | HNP ‘Children’ |
|--------------|------------------|---------------------------|
| FY | Projects | Projects |
| 1990 | 14 | 7 |
| 1991 | 23 | 11 |
| 1992 | 13 | 6 |
| 1993 | 20 | 12 |
| 1994 | 16 | 10 |
| 1995 | 24 | 18 |
| 1996 | 23 | 15 |
| 1997 | 14 | 11 |
| 1998 | 24 | 22 |
| 1999 | 22 | 12 |
| 2000 | 21 | 19 |
| Total | 214 | 143 |

Source: Bank’s Internal Document Database

* indicates projects approved by the Board before May 2000

As for regional allocations, described in Table 5, the European and Central Asia region committed the largest percentage of its resources allocated for health on improving health and nutrition outcomes of children and mothers, followed by the Middle East and North Africa region.

Table 5: Total HNP Lending by Region, 1990-2000 (US\$ million)

| Region | HNP All | HNP Children* | % share for Children |
|--------------|---------------|---------------|----------------------|
| AFR | 1,948 | 1,315 | 68% |
| EAP | 1,772 | 1,301 | 73% |
| ECA | 1,327 | 1,176 | 89% |
| LCR | 3,941 | 2,390 | 61% |
| MNA | 865 | 681 | 79% |
| SAR | 3,966 | 2,703 | 68% |
| TOTAL | 13,819 | 9,566 | 69% |

* The total amount given here for these projects may differ from the total amount calculated for components. This is so because the resource allocation was calculated for major sectoral activities and program areas and did not include the project management and operational costs. Therefore, the total amount indicated for components will be less than the total amount of projects

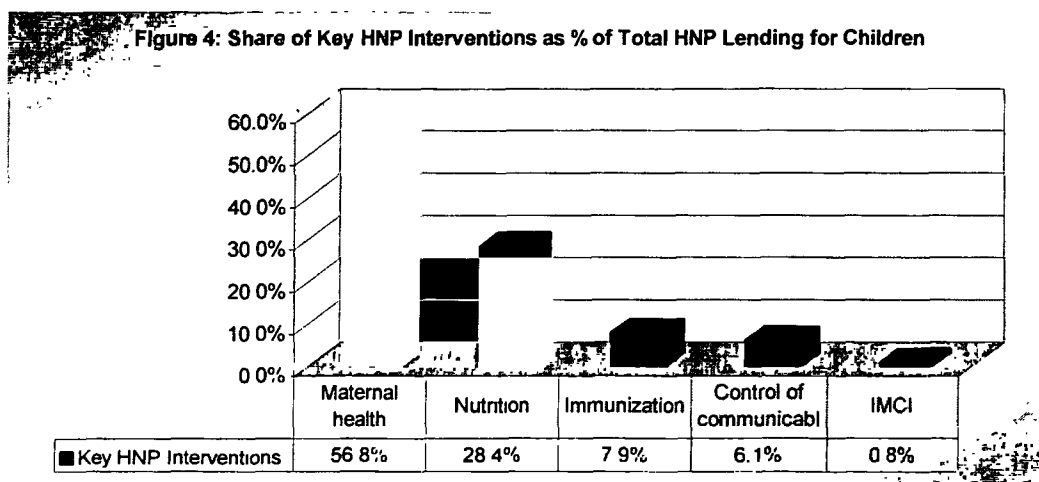
Cross-sectoral Support for Child Health and Nutrition Outcomes

The World Bank also addressed child health issues through projects in sectors other than HNP, particularly integrated early childhood development projects, within the education sector, social funds and other cross-sectoral projects. Between fiscal years 1990-2000, 17 cross-sectoral projects supported improvements in health and nutrition outcomes of children. The total lending amount for these projects were US\$2,320 million while US\$510 million supported child health and nutrition outcomes. These projects are listed in Annex 2.

Key HNP Interventions for Children

A review of the 143 “HNP children” projects indicates that these projects dealt primarily with the following key HNP interventions to improve child health and nutrition outcomes: (i) maternal health; (ii) nutrition; (iii) immunization; (iv) control of communicable diseases; (v) Integrated Management of Childhood Illness (IMCI). The definition of the key HNP interventions is included in Annex 1. The estimates of the actual investments are tentative and in some projects it was not possible to clearly separate the different interventions. Therefore, a certain degree of overlap is present.

Annex 2 provides the distribution of interventions and the financing by region. Annex 3 summarizes the investments in the HNP portfolio by key HNP interventions for children. The distribution of the key HNP interventions for children is illustrated in Fig 4.



For further breakdown of interventions and resource allocation by regions and countries, see Annex 2.

C. Social Protection

The Social Protection (SP) sector in the Bank is a relatively recent but rapidly increasing sector. Most often, SP interventions are multisectoral (see also next section on broader multisectoral projects) and it is less easy to single out separate groups of beneficiaries in SP activities than in the cases of education and health interventions for only children. For example, a social protection project may aim to increase the provision of social services provided for the entire community, village or an urban slum and can include a range of education and health services as well as activities in the area of water and sanitation. Alternatively, support for children can be included in investment programs which aim to improve the poor people's accumulation of human capital and access to markets, community and/or family based outcomes.

In table "SP All" indicates the projects which supported interventions in all areas of social protection (such as employment and broader labor markets, social assistance, pensions and broader social insurance, social funds and so on). These are projects which can help individuals, families and communities better manage risks which can adversely affect the development and welfare.

“SP Children” refers to those projects that dealt with street children, child labor, institutionalized child and more generally supported children’s access to basic social services, including specialized services for children in very difficult circumstances as well as support to their families. These projects are often meant to continue providing basic social services to the most vulnerable segment of the population in times of economic shocks, and to protect children from risky and abusive working and household environments by building family and community based support.

Table 6: Number of Social Protection Projects, 1990-2000

| | Social Protection 'All' | Social Protection 'Children' |
|--------------|----------------------------|---------------------------------|
| FY | Projects | Projects |
| 1990 | 5 | 7 |
| 1991 | 12 | 6 |
| 1992 | 7 | 7 |
| 1993 | 11 | 5 |
| 1994 | 10 | 2 |
| 1995 | 12 | 11 |
| 1996 | 17 | 0 |
| 1997 | 19 | 2 |
| 1998 | 16 | 14 |
| 1999 | 33 | 9 |
| 2000 | 15 | 6* |
| TOTAL | 157 | 69 |

Source Bank’s Internal Document Database

* indicates projects approved by the Board before May 2000

The Bank supported close to 157 social protection projects, 69 of which fully or partially supported interventions that directly or indirectly targeted children.

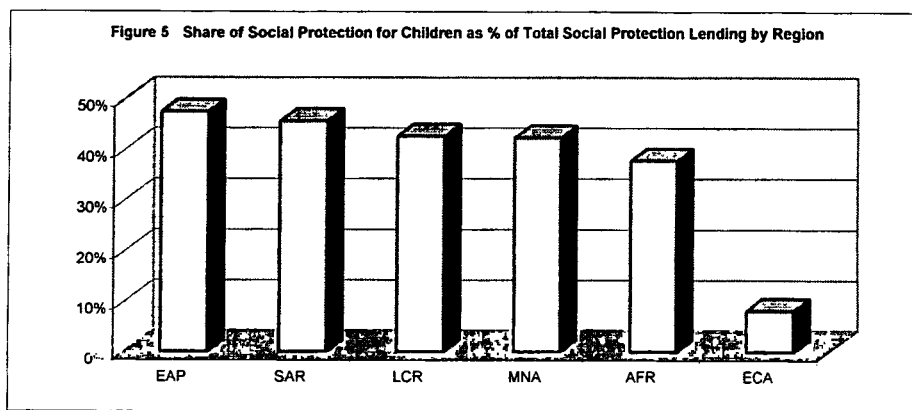
Table 7: Total Social Protection Lending by Region, 1990-2000 (US\$ Million)

| | Social Protection All | Social Protection for Children | % Share for Children |
|--------------|-----------------------|-----------------------------------|-------------------------|
| AFR | 1,181 | 446 | 38% |
| EAP | 1,718 | 813 | 47% |
| ECA | 2,170 | 177 | 8% |
| LCR | 3,739 | 1,591 | 43% |
| MNA | 556 | 235 | 42% |
| SAR | 1,232 | 561 | 46% |
| TOTAL | 10,596 | 3,823 | 36% |

* The total amount given here for these projects may differ from the total amount calculated for components.

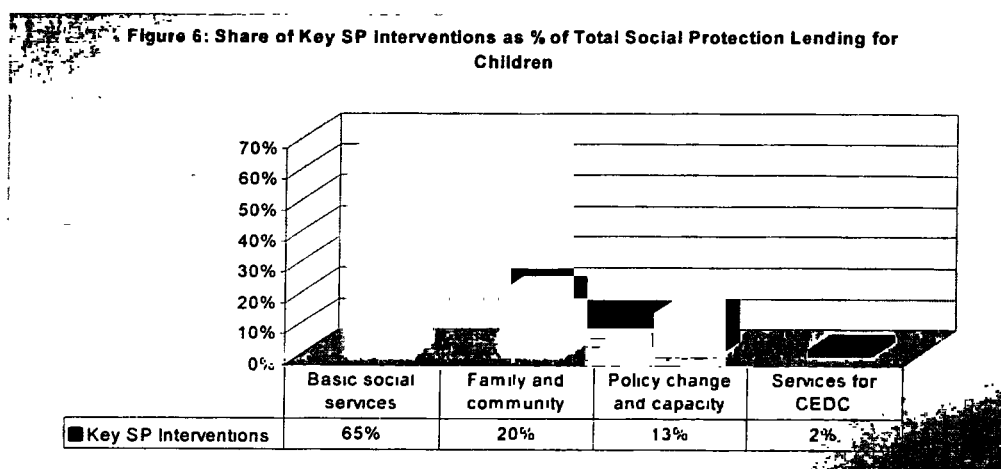
This is so because the resource allocation was calculated for major sectoral activities and program areas and did not include the project management and operational costs. Therefore, the total amount indicated for components will be less than the total amount of projects.

With the exception of Eastern Europe and Central Asian Region (which spent more or less 8 percent) all other Regions spent approximately 50 percent of their SP resources on initiatives which supported children in one form or another.



Key Social Protection Interventions for Children

The key interventions for children in social protection projects include (i) providing basic social services; (ii) providing services for children in difficult circumstances; (iii) providing family and community based support; and (iv) supporting capacity and institutional building to implement successfully the above interventions. As shown in the graph below, most resources were allocated to providing basic social services, which mostly include basic education, health and sanitation in most deprived areas.



There may be a presumed overlap between services provided through traditional education and health projects, and basic social services provided through social protection projects. But

often Social Protection projects target areas where traditional education and health projects have failed to provide services. These include very deprived areas such as rural areas, communities in unreachable locations and urban slums. Compared to education and health interventions, social protection interventions are most closely related to protection of children in difficult circumstances including working children.

For further breakdown of interventions and resource allocation by regions and countries, see Annex 2.

D. Multi-Sectoral HD Projects

The earlier discussion suggests the presence of multi and cross-sectoral types of projects. This is expected given the emphasis of the World Bank and its partners on a more comprehensive approach to development. In fact, multisectoral projects are becoming more common over time, hence, the increase in social protection projects which are by their nature broader than the more conventional sectoral approaches of education or health.

This creates a difficulty on how to classify projects for current purposes. For example, a social fund project which provides financial and institutional support for building school can be coded under SP or Education. In fact, there can be overlap between the two sectors other than SP: for example, early childhood development projects may deal with health interventions though they are typically coded under the Education.

The list of such projects is given in Annex 4

E. Financing of Children Components in Projects

World Bank's projects are co-financed by the national governments and often by other donors. In some cases, these three sources of funds support the same components in a project or the totality of the project. In other cases, different components are "earmarked" by different sources. Thus it is difficult to have an accurate assessment of the share of specific activities financed by the Bank and others. In fact, it is difficult to accurately measure the amount spent on various activities within the components (i.e. program areas), since project costs for specific activities are often unavailable within components.

Overall, the loans granted in the 302 projects which exclusively or partially addressed children's issues in the 1990s amounted to US\$20.0 billion which represents approximately 50 percent of the total HD lending (US\$42.1 billion).

Lending for children in both health and social protection projects was respectively 23 and 11 percent of the total HD lending. Lending for children in education amounted to 14 percent of the total HD lending.

III. STUDIES AND RESEARCH ON CHILDREN (ESW/AAA)

The World Bank also provides its clients with analytical and advisory service through economic and sector work. In most cases this work underpins lending operations. The findings show that much of the analytical work on children is undertaken jointly with other sectors, for example, poverty assessments. The recent emphasis of the Bank on more comprehensive approaches to development (such as CDF and PRSP) may imply fewer direct operations in each sector but, at the same time, it may also create greater opportunities for mainstreaming interventions for children.

The Bank supported close to 924 research studies (includes ESW and AAA) in the last decade (FY1990-2000) carried out by Human Development Sectors (Education, Health and Social Protection). An assessment of 924 studies during this period shows that 355 of these studies were undertaken to expand knowledge of children’s issues and to strengthen operational lending program.

TABLE 8: BANK-WIDE HD NON LENDING (FY1990-2000)

| | Social Protection | HNP | Education |
|----------|--------------------------|------------|------------------|
| All | 413 | 137 | 374 |
| Children | 251 | 39 | 65 |

*The number of ESW given here was obtained from the Bank’s central electronic database “Image Bank”. However, this number was found slightly different when cross checked with other sectoral databases. Therefore, it is particularly difficult to capture the accurate count of ESW since most of it takes place in various forms and both inside and outside the Bank jointly with other research institutions

IV. FOCUSED ACTIVITIES ON CHILDREN

A. Early Childhood Development

Early Childhood Development (ECD) projects have already been included in the previous figures (most often under education or health projects) but we aggregate them separately below as they constitute a distinct class of interventions. It is becoming increasingly clear that the development of children’s brains in their early years affects their physical and mental health, learning, and behavior throughout their life cycle. The first few years of a child’s life have a multiplier effect for society. Children who are well nurtured during this period tend to do better

in school, stay in school longer, and stand a better chance of developing the skills required to contribute productively to social and economic development.

The World Bank's portfolio on ECD lending is increasing in all regions. By 2000, the Bank had lent US\$1.1 billion for ECD projects.

- 13 free-standing projects in 11 countries (US\$730 million)
- 38 social sector projects in 26 countries with ECD components (US\$370 million)
- 11 projects in preparation or in the pipeline

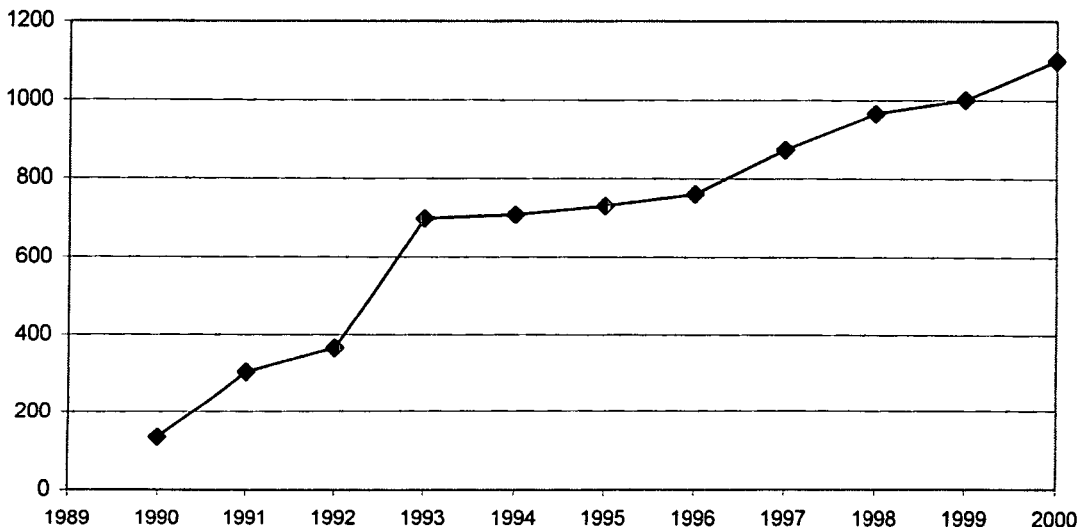
ECD projects have complementary objectives, requiring innovative designs and diverse target groups. The various types of interventions include educating and supporting parents, delivering services to children, developing capacities of caregivers and teachers, and using mass communications to enhance people's knowledge and practices. A key approach is to educate communities and hence increase their demand for early childhood interventions. Besides involving the Bank's traditional partners--governments and multilateral agencies (UNICEF, UNESCO, regional Development Banks), ECD projects are delivered in close partnership with NGOs and civil society.

Key activities in ECD projects include

- Decentralizing implementation, e.g., through the Ministry of Local Government or municipalities.
- Increasing the role of NGOs and communities in implementation.
- Increasing local capacity through training and the use of information technology.
- Piloting new lending mechanisms, such as Social Funds, to implement ECD project components.
- Strengthening partnerships with local and international NGOs and private sector, e.g., Bernard van Leer Foundation, Aga Khan Foundation, Save the Children Fund, Association for the Development of Education in Africa, Catholic Relief Services, Action Aid, CARE, World Vision, Banyan Tree Foundation, AMREF, Smith Kline Beecham.
- Applying communication strategies for awareness raising and reinforcing developmentally appropriate indigenous childrearing practices.
- Establishing linkages with school health and nutrition programs.

As is indicated in the next section (on ESW and AAA), not all the Bank's support is through lending: The Bank also serves as a center for knowledge sharing, capacity building, technical assistance, and advice on policies that affect young children

Figure 7: Cumulative Lending for ECD
(in US\$ million)



B. HIV/AIDS and Orphans

The fall out of the HIV/AIDS epidemic on children is significant. For example, while in the early 1980's barely 2% of African children were orphaned, that proportion has reached 14-17% in some African countries. By 2000, Sub-Saharan Africa had an estimated 12 million orphans and by 2010 it is estimated that the number will grow to 35 million (attachment 2). Orphans are less likely to receive immunizations or health care, they are usually very poor and have low school enrollment; are more malnourished than non-orphans and are more likely to be short for their age; often end up on the streets, where they are seen as street children or use survival strategies which put them at risk of contracting HIV. In short, traditional coping mechanisms are under serious strain and it is increasingly difficult for countries to respond on the scale needed to match the severity of the crisis.

From 1986 to date, the World Bank has committed over US\$2 billion in over 90 countries. In the last two years, the Bank has allocated US\$1.155 billion to multisectoral and multi-country programs in Sub-Saharan Africa and the Caribbean. The Bank has put HIV/AIDS at the center of its development agenda and has adopted a multisectoral approach to fighting HIV/AIDS. In

addition, increasing attention is paid to children. For example, in Ethiopia funds were channeled for use of educational materials, education, and scholarships to orphans. There is a pipeline Multisectoral HIV/AIDS Control and Orphans Project for Burundi. The project will support community-led HIV control activities directly carried out, or contracted out, by community-based organizations, such as targeted support to orphans, guardians of poor orphans and AIDS stricken impoverished households. In addition, pre-school, in-school and out-of-school orphans will be supported to attend day care centers, formal schooling and vocational training.

C. Understanding Child Work⁸

As part of broader efforts to develop effective and long-term solutions to combat child labour, the International Labour Organisation (ILO), UNICEF and the World Bank initiated the joint interagency research program 'Understanding Children's Work and its Impact', the UCW Project, in December 2000. Financed by the governments of Norway, Finland, and Sweden, the UCW Project is based at the UNICEF Innocenti Research Centre (IRC) in Florence, Italy.

The Project is guided by the Oslo Agenda for Action, unanimously adopted at the 1997 International Conference on Child Labour, which laid out key priorities for the international community in the fight against child labour. The Agenda specifically identified the crucial need to improve data collection, research capacity and monitoring systems related to child labour, and called for stronger co-operation amongst international agencies involved in addressing child labour.

The objective of the project is, through a variety of data collection and analysis, research and assessment activities, to increase global- and local-level understanding of child labour, its causes and effects, how it can be best measured, and how it can be effectively addressed. The project also seeks to improve synergies and collaboration between the three partner agencies, to increase the effectiveness of their current and future efforts in addressing child labour.

A number of specific outputs are envisaged, all contributing to the overall goals of improving understanding of, and stimulating action on, the child labour phenomenon. These include:

⁸ <http://www.ucw-project.org>

a) outputs designed to improve the availability and accessibility of current child labour-related information:

- Survey and statistical information base, presenting in an ordered and cohesive manner the spectrum of information currently available on child labour.
- Activity and project database, presenting the range of child labour-related activities supported by the three partner agencies, classified according to approach, target groups and other basic selection criteria.

b) Outputs designed to strengthen data collection and analysis capabilities:

- New child labour survey instrument, extending and standardising the data on child labour generated by existing survey tools.
- Capacity building materials, for use in the training of child labour researchers and policymakers.

c) outputs designed to extend current knowledge about child labour and policies addressing it:

- Findings of pilot research and analyses, filling gaps in current knowledge relating to child labour determinants and consequences.
- Findings and lessons learned from country-level impact assessments, promoting improved understanding of the impact of specific interventions against child labour, and helping to identify effective policy approaches.

D. Changing Minds, Policies and Lives⁹

Another partnership involves the campaign to promote community services for children deprived of parental care persons with disabilities, and the aging. The origins of this partnership (this time with UNICEF) stem from the urgency for deinstitutionalization and development of community based services in the Eastern Europe and Central Asia (ECA) Region. In addition to the World Bank and UNICEF, financial support to the project has been provided by the Swedish Government (Sida), and the Finnish Government.

Governments are spending 1-2% of GDP on warehousing of vulnerable individuals – this has been one of the main responses to increased poverty and family distress in the region. These funds are often a bad investment, as the institutions are destroying human capital. Countries have

⁹ <http://www.eurochild.gla.ac.uk/changing/>

been unable to break the vicious cycle, as they do not have national strategies for change. Advocacy groups have led awareness-raising campaigns focused on violations of human rights in institutional settings. Donors and the Bank have financed model projects, many of which are showing signs of being sustainable. However, these efforts have not effected systemic change.

The objective of “Changing Minds Policies and Lives” (CMPL) is to support systemic reforms in child welfare systems in ECA countries. The ultimate goal is a permanent shift towards provision of rights based, family and community based care for vulnerable individuals, including children deprived of parental care. The focus is on supporting the implementation of a comprehensive national strategy, grounded in both human rights (UN Convention on the Rights of the Child) and cost-effectiveness concerns. In the process a unique network is being established, bringing together natural constituencies for change, including families associations, NGOs, funding agencies, and policymakers.

Outputs will be:

(i) *A functioning electronic link/network* accessible to all agents of change in each country in the ECA Region, providing knowledge and up-to-date information on good models and toolkits for change and communication channels for exchanges between governments, NGOs, academics, multilateral agencies, etc. (*achieved*).

(ii) *Toolkits* to support systemic change:

- *Ensuring Family-centered Outcomes,*
- *Redirecting Resources to Community-based Services and*
- *Reshaping the Gatekeeping System.*

The main impact will be the unification of change agents into a unique network capable of supporting systemic change, with a supporting knowledge base, able to effect a permanent shift of towards the provision of humane family services and community care for vulnerable individuals.

E. Children and Youth at Risk on the Streets¹⁰

The Program for Children and Youth at Risk on the Streets was initially established in 1998 and represents a partnership between the World Bank, the George Soros Foundation and the King

¹⁰ See <http://www.worldbank.org/childrenandyouth> and <http://www.worldbank.org/wbi/education/streetchildren/>

Baudouin Foundation. Its principal objective is to assist member governments and civil society in the ECA Region to alleviate and eventually resolve the pervasive problems confronted by street children. To this end, it targets key groups within the participating countries, and Bank staff working with them, via a multi-pronged strategy: (i) fostering of public debate and advocacy; (ii) needs-based training on promising approaches and systematic sharing of such knowledge among participating countries via establishment of national and regional networks; (iii) provision of grants to assist local nongovernmental organizations to design and deliver cost-effective services for street children appropriate to and viable within local settings, taking into account existing services, networks and child protection policies; and (iv) technical assistance to strengthen NGO management and administrative capacity as well as to adopt more participatory programmatic approaches in its work with children and their families. To support this initiative, the Partnership has funded the development of two web sites on children and youth at risk, including the World Bank umbrella Children and Youth and Risk site and the World Bank Children and Youth Children at Risk on the Streets web site.

Upon completion of the first phase of the Program which encompassed activities in Bulgaria, Czech Republic, Estonia, Hungary, Latvia, Lithuania, Macedonia, Poland, Romania, and Slovak Republic, the Program has been expanded to include Albania, Bosnia, Croatia, and Yugoslavia. A coordinating organization in each country designs and implements a national program comprising local and national activities with full involvement and participation of key stakeholders.

Annex 1: Review of The Key Interventions

The following section defines various children components in all three sectors, and classifies projects by child components. A component is defined as lending for children in projects if it supports the following activities.

Key Interventions for Children in “Education” Projects

◆ Early Interventions

Early Childhood Development may be comprised of one or more of the following activities: strengthening early child care centers through teacher training, health and nutrition schemes, improve children's readiness for school. It is to be noted that this intervention could be a project in itself or a part of a greater project. If it is an independent project, it mostly includes physical access, quality improvements, paying for direct and opportunity costs and institutional/capacity building.

School Health may be comprised of one or more of the following activities: promoting and helping to design and implement cost-effective school-based health services such as deworming, micronutrient (e.g. iron) supplements, and promoting a healthy lifestyle in and out of school.

◆ Basic Education

Physical Access may be comprised of one or more of the following activities: school construction, priority funding for low enrolment areas; subsidized private provision, adequate supplies and materials, supply of water pumps, funds for minor repairs and maintenance to parent committees, boundary walls to be made a priority for all girls' schools, and phased in for all boys's schools, basic supplies to be available before the beginning of the school year.

School Quality and Learning Outcomes may be comprised of one or more of the following activities: extra tutoring, non formal education programs, pay and professional opportunities for staff using existing and new technological possibilities (distance education using print and radio, TV, and the Internet) to expand range and quality of education and training opportunities; providing technical assistance for institution building, EMIS, monitoring system, and training of school administrators and managers.

Support for direct and opportunity costs may be comprised of one or more of the following activities: scholarships, school meals, basic health care, provision of textbooks, flexible school calendars, and subsidized texts and materials. This may also include paying for teachers salaries and other incentives.

Socio-Cultural Factors may be comprised of one or more of the following activities: awareness campaigns, gender and religious sensitive curricula, escort services for girls to travel to school, and hiring female teachers locally.

Policy Change and Institutional/Capacity Building may be comprised of one or more of the following activities: reducing school admission age, expanded community involvement, reentry of drop outs and young mothers, cost-benefit analysis of different interventions, analysis of education finance, balance of salary and non-salary costs, balance between capital and recurrent costs, sources of revenue including public vs. private and community contribution, support for decentralization, capacity building and coordination between local and central government.

Key Interventions for Children in “HNP” Projects

Maternal Health This includes counseling for women who are of childbearing age (15-49) on prenatal and postnatal care, birth-spacing/family planning, child care, and hygiene. The Bank works to strengthen maternal and reproductive health services through prenatal care, clean/safe delivery by skilled birth attendants, postnatal care, and emergency obstetric care.

Nutrition A majority of nutrition interventions done by the Bank are targeted at children, specially children under 5, more recently under 3. Nutrition interventions for children include growth promotion at the community level, micro-nutrient supplementation (Vitamin A, Iron, and iodine), promotion of exclusive breast-feeding for children under six months, and supporting continued breast-feeding with appropriate complementary feeding for children between 6-24 months. Strengthening maternal health services, and prenatal care intervention includes providing timely micro-nutrient supplementation for pregnant and lactating women, and food supplementation in some cases. Nutrition education and counseling on behavior change (feeding practices) are key activities undertaken to improve the nutritional status of both the mother and the child.

Immunization World Bank lending for childhood immunization includes strengthening immunization programs against diseases like measles, tetanus, pertussis (whooping cough), diphtheria and polio. The Bank is working with global health partners to stimulate development of new vaccines against other key infectious diseases, like bacterial meningitis and pneumonia. The Bank is also working with governments to strengthen national immunization systems, and promote financially sustainable plans and budgets for immunization and other health programs. Finally, the Bank is engaged in closer collaboration with public and private partners through participation in the Global Alliance for Vaccines and Immunization (GAVI) at the global, regional and national level, and by working with partners to identify new incentives for investment in priority vaccines.

Control of Communicable Diseases This intervention includes support for improving access to basic health care services for children, with specific focus on communicable diseases that are major killers of children under five years of age, such as acute respiratory infections, diarrhoeal diseases, and malaria. The Bank works to support basic health care services through the improvement of health care coverage and quality of care, provision of drugs and medical supplies, particularly for major conditions affecting children.

Integrated Management of Childhood Illness (IMCI) The Integrated Management of Childhood Illness (IMCI) is a broad strategy to improve child health outcomes which encompasses interventions at home and in the health system. It aims at reducing childhood deaths, illnesses, and disability and at improving growth and development. It includes the following interventions: case management of acute respiratory infections, diarrhea, malaria, measles, and malnutrition and referral; immunization, micronutrient and iron supplementation, feeding/breastfeeding counseling, antihelminthic treatment. More recently, psycho-social development and stimulation has been added on optionally.

Key Interventions for Children in “Social Protection” Projects

Basic social services are provided in addition to traditional government’s health and education programs to protect vulnerable population groups from the adverse social effects of a deteriorating economic situation. It may be comprised of one or more of the following activities: maintaining essential public health, nutrition as well as pre school and basic education by appropriately investing in construction/rehabilitation of education and health facilities; providing social assistance for disadvantaged groups to support the refurbishment and equipping of some

existing constructions and new kindergartens for poor children, and support training of their teachers. Also, it may include support to small contractors to generate employment for their families and communities.

Services for children in difficult circumstances may be comprised of one or more of the following activities: support for working and at-risk children by financing small innovative micro-project/programs to address the programs associated with the institutionalization of children and the evolving problems of children caused by economic or social dislocations including parental neglect; rehabilitation services for disabled and at-risk youth; providing technical assistance for the design and evaluation of local multi-sectoral programs for low-income youth in collaboration with NGOs and research organizations to prevent child abandonment and institutionalization; and de-institutionalizing and improving the quality of residential care by alternative community-based services

Capacity and institutional building may be comprised of one or more of the following activities: institutional strengthening at the local level, building capacity and providing technical assistance to local governments and community-based organizations to help deliver services for these children and mothers.

Family and community based support may be comprised of one or more of the following activities: empowering poor households in selected poor areas to raise their incomes to meet the basic needs of food and clothing; supporting safety net programs by creating temporary employment for the very poor and financing initiatives to assist the most vulnerable groups such as orphans, street children, persons with disabilities in the form of social assistance and programs for indigenous communities; providing family counseling to educate young parents, providing temporary shelter for young single mothers and their babies, providing day care for children at risk as well as therapeutic care for children with special needs, and setting up small group homes that are community-integrated alternative residential care facilities providing short/medium term care, and aid foster care training services. This may also include mobilizing the labor market, And unemployment benefits for targeted groups.

Annex 2: Distribution and Financing of Components by Region and Sectors

East Asia And Pacific (EAP)

EAP (Education)

| Project | Date | Loan/ Credit | Total Project Amount US\$ million | Early Childhood Development | Providing School Health | Improving Physical Access | Supporting Quality and Learning Outcomes | Paying for Direct and Opportunity Costs | Socio- Cultural Factors | Supporting Policy Change and Capacity Building |
|--|----------|--------------------|---|-----------------------------------|-------------------------------|---------------------------------|---|--|-------------------------------|---|
| Philippines - Second Elementary Education Project | 5/30/90 | Loan | 200 | | | 160 | 8 | | | |
| Indonesia - Third Nonformal Education Project | 11/8/91 | Loan | 70 | | | | 49 | 16 | 1 | |
| Indonesia - Primary Education Quality Improvement Project | 2/6/92 | Loan | 37 | | | | 22 | 4 | | 8 |
| China - Education Development in Poor Provinces Project | 2/11/92 | Credit | 130 | | | 85 | 6 | | | |
| Malaysia - Third Primary and Secondary Education Sector Project | 11/9/92 | Loan | 141 | | | 89 | 24 | 7 | | 9 |
| Solomon Islands - Third Education and Training Project | 4/26/93 | | | | | - | - | | - | - |
| Vietnam - Primary Education Project | 10/5/93 | Credit | 70 | | | 57 | 5 | | | 8 |
| China - Basic Education in Poor and Minority Areas Project | 8/8/94 | Credit | 100 | | | 90 | | 8 | 2 | |
| China - Third Basic Education Project | 2/23/96 | Credit | 100 | | | 68 | 23 | 2 | | 7 |
| Philippines - Third Elementary Education Project | 10/25/96 | Loan | 113 | | | 51 | 58 | | | 4 |
| China - Fourth Basic Education Project | 5/6/97 | Credit | 85 | | | 78 | 6 | | 1 | |
| Turkey - Basic Education Project | 6/1/98 | | | | | | - | | | |
| Indonesia - Early Child Development Project | 7/7/98 | Loan | 22 | 20 | | 7 | 2 | 11 | | 2 |
| Indonesia - Sumatera Basic Education Project | 3/17/99 | Loan | 55 | | | 14 | 20 | 24 | | 5 |
| Indonesia - Sulawesi and Eastern Islands Basic Education Project Loan 47.9 and Credit 15.93 | 3/17/99 | Loan and Credit | 64 | | | 11 | 17 | 29 | | 8 |
| TOTAL Lending | | | 1186¹¹ | 20 | 0 | 711 | 239 | 100 | 5 | 50 |

¹¹ Includes Project Management and Administration Costs

EAP (Health)

| Country / Project | Fiscal Year* | Date** | Loan/ Credit | Total Project Amount (US\$ million) | Maternal Health | Nutrition | Immunization | Control of Communicable Diseases | IMCI |
|---|--------------|----------|------------------|---|--------------------|------------|--------------|--|----------|
| China – Infectious Disease Control | 1992 | 11/15/91 | Credit | 130 | | | 1 0 | | |
| Indonesia – Third Health and Community Nutrition Project | 1993 | 12/4/92 | Loan | 94 | 9.4 | 28.0 | | | 0 2 |
| Philippines – Urban Health and Nutrition Project | 1993 | 5/14/93 | Credit | 70 | 17.5 | 12.0 | | 4.4 | |
| China – Rural Health Workers Development Project | 1994 | 7/12/93 | Credit | 110 | 8 9 | | | 1.4 | |
| Malaysia – Health Development Project | 1994 | 11/15/93 | Loan | 50 | 0 5 | 0.3 | | | |
| China – Comprehensive Maternal and Child Health Project | 1995 | 9/21/94 | Credit | 90 | 45.0 | 36 0 | | 9.0 | |
| Laos – Health Systems Reform and Malaria Project | 1995 | 12/5/94 | Credit | 19 | 4.8 | 1.4 | | 3.1 | |
| Philippines – Women’s Health and Safe Motherhood Project | 1995 | 1/27/95 | Loan | 18 | 13 0 | 3.5 | | | |
| Indonesia – Fourth Health Project | 1995 | 5/22/95 | Loan | 88 | 22 0 | 8.8 | | | |
| China – Disease Prevention Project | 1996 | 11/8/95 | Credit | 100 | | | 59.1 | | |
| Vietnam – National Health Support Project | 1996 | 12/22/95 | Credit | 101 | 39 6 | | | 4 8 | |
| Vietnam – Population and Family Health Project | 1996 | 12/22/95 | Credit | 50 | 40.0 | | | 7 2 | |
| Cambodia – Disease Control and Health Development Project | 1997 | 11/15/96 | Credit | 30 | 6.1 | | | | |
| Indonesia - Intensified Iodine Deficiency Control Project | 1997 | 11/18/96 | Loan | 29 | 1.9 | 20 0 | | | |
| Indonesia - Safe Motherhood Project. a Partnership and Family Approach | 1998 | 6/3/97 | Loan | 43 | 42.5 | 0.1 | | | |
| Philippines – Early Childhood Development Project | 1998 | 2/27/98 | Loan | 19 | 2.0 | 2 3 | 2.0 | | 0.8 |
| China – Basic Health Services Project | 1998 | 4/30/98 | Credit | 85 | 6 1 | | 3 7 | 3 9 | |
| China - Ninth Health Project | 1999 | 4/14/99 | Loan + Credit | 60 | 32.1 | 8 9 | 1.4 | | 5.0 |
| Indonesia – Provincial Health | 2000 | 5/10/00 | Credit | 38 | 12 3 | | | | |
| Indonesia – Second Water Supply and Sanitation for Low Income Communities Project | 2000 | 5/16/00 | Credit | 77 | | | | 2.5 | |
| Total | | | | 1,301 | 304 | 121 | 67 | 36 | 6 |

* Fiscal Year = From the HNP project database.

** Date = Date of project document.

EAP (Social Protection)

| Project | DATE | Loan/Credit | Total Project Amount (US\$million) | Basic Social Services | Services for children in difficult circumstances | Supporting Policy Change and Capacity Building | Family and community based support |
|--|---------|---------------|------------------------------------|-----------------------|--|--|------------------------------------|
| Cambodia - Social Fund Project | 5/11/95 | Credit | 25 | 22 | | 3 | |
| China - Southwest Poverty Reduction Project ** | 5/18/95 | Credit + Loan | 248 | 45 | | 6 | 45 |
| Mongolia - Poverty Alleviation for Vulnerable Groups Project | 5/22/95 | Credit | 10 | 4 | 0 | 0 | 6 |
| Philippines - SZOPAD Social Fund Project | 2/26/98 | Loan | 10 | 8 | | 2 | 0 |
| Thailand - Social Investment Project | 6/15/98 | Loan | 300 | 159 | | 5 | 29 |
| Malaysia - Social Sector Support Project | 3/3/99 | Loan | 60 | 26 | | | 13 |
| China - Western Poverty Reduction Project | 6/1/99 | Credit + Loan | 160 | 12 | | 6 | 8 |
| Total Lending Amount | | | 813 | 275 | 0 | 22 | 101 |

East Europe And Central Asia (ECA)

ECA (Education)

| Project | Date | Loan/ Credit | Total Project Amount (US\$ million) | Early Childhood Development | Providing School Health | Improving Physical Access | Supporting Quality and Learning Outcomes | Paying for Direct and Opportunity Costs | Socio- Cultural Factors | Supporting Policy Change and Capacity Building |
|----------------------------------|--------|-----------------|---|-----------------------------------|-------------------------------|---------------------------------|--|---|-------------------------------|--|
| Turkey – Basic Education Program | 6/1/98 | Loan | 300 | | | 48.4 | 233.5 | | | 3 |

ECA (Health)

| Country / Project | Fiscal Year | Date | Loan/ Credit | Total Project Amount (US\$ million) | Maternal Health | Nutrition | Immuni- zation | Control of Communicable Diseases | IMCI |
|--|----------------|----------|-----------------|---|--------------------|-----------|-------------------|--|----------|
| Poland – Health Project | 1992 | 3/27/92 | Loan | 130 | 6.5 | | | | |
| Romania – Health Services Rehabilitation | 1992 | | | 150 | 40.1 | | | | |
| Croatia – Health Project | 1995 | 1/26/95 | Loan | 40 | 1.6 | | | | |
| Estonia – Health Project | 1995 | 1/19/95 | Loan | 18 | 0.2 | | | | |
| Turkey – Second Health Project: Eastern and Southeastern Anatolia | 1995 | 8/25/94 | Loan | 150 | 37.5 | 13.0 | | 2.9 | |
| Bulgaria – Health Sector Restructuring Project | 1996 | 3/15/96 | Loan | 26 | 9.5 | | | | |
| Georgia - Health Project | 1996 | 4/2/96 | Credit | 14 | 8.1 | | | | |
| Kyrgyz Republic – Health Sector Reform Project | 1996 | 4/22/96 | Credit | 19 | 4.2 | | | 1.5 | |
| Russian Federation Medical Equipment Project | 1996 | 5/16/96 | Loan | 270 | 90.0 | | | | |
| Bosnia-Herzegovina- Essential Hospital Services Project | 1997 | 11/19/96 | Credit | 15 | 2.0 | | | | |
| Russian Federation – Health Reform Pilot Project | 1997 | 1/17/97 | Loan | 66 | 19.7 | 1.0 | | | |
| Turkey – Primary Health Care Services Project | 1997 | 6/3/97 | Loan | 15 | | | 0.3 | | |
| Armenia – Health Financing and Primary Health Care Development Project | 1998 | 6/30/97 | Credit | 10 | 2.7 | | 0.2 | | |
| Uzbekistan –Health I Project | 1999 | 8/27/98 | Loan | 30 | 3.7 | 0.2 | 1.0 | | 0.3 |
| Latvia – Health Reform Project | 1999 | 10/14/98 | Loan | 12 | | | 0.2 | | |
| Kazakhstan – Health Reform Project | 1999 | 2/22/99 | Loan | 43 | | | | 4.7 | 1.9 |
| Boznia-Herzegovina – Basic Health Project | 1999 | 4/15/99 | Credit | 10 | | 0.1 | 0.1 | | |
| Tajikistan – Primary Health Care Project | 2000 | 2/15/00 | Credit | 5 | 0.5 | | 0.4 | | 0.5 |
| Croatia – Health System Project | 2000 | | | 29 | | | | | |
| Lithuania – Health Project | 2000 | 11/5/99 | Loan | 21 | 2.1 | | | | |
| Bulgaria – Health Sector Reform Project | 2000 | 5/30/00 | Loan | 63 | 6.3 | | | | |
| Romania – Health Sector Reform Project | 2000 | 5/26/00 | Loan | 40 | 2.0 | | | | |
| Total | | | | 1,176 | 237 | 14 | 2 | 9 | 3 |

ECA (Social Protection)

| Project | Report Date | Loan or Credit | Total Project Amount (US\$) | Basic Social Services | Services for children in difficult circumstances | Supporting Policy Change and Capacity Building | Family and community based support |
|---|-------------|----------------|-----------------------------|-----------------------|--|--|------------------------------------|
| Russian Federation - Employment Services and Social Protection Project | 10/28/92 | Loan | 70 | 26 | | 69 | |
| Kazakstan - Social Protection Project (Vol.2) | 5/1/95 | Loan | 41 | 8 | | 3 | 13 |
| Armenia - Social Investment Fund Project | 10/23/95 | Credit | 12 | | 0 | 1 | |
| Lithuania - Social Policy and Community Social Services Development Project | 1/15/97 | Loan | 4 | | 1 | 2 | |
| Romania - Child Welfare Reform Project | 6/9/98 | Loan | 5 | | | 0 | 1 |
| Romania - Social Development Fund Project | 12/23/98 | Loan | 10 | 8 | | 1 | 4 |
| Moldova - Social Investment Fund Project | 1/11/99 | Credit | 15 | 13 | | 1 | 1 |
| Armenia - Second Social Investment Fund Project | 4/18/00 | Credit | 20 | 17 | | 3 | |
| Total | | | 177 | 71 | 1 | 79 | 20 |

Latin America and Caribbean Region (LAC)

LAC (Education)

| Project | Date | Loan/ Credit | Total Project Amount (US\$) | Early Childhood Development | Providing School Health | Improving Physical Access | Supporting Quality and Learning Outcomes | Paying for Direct and Opportunity Costs | Socio-Cultural Factors | Supporting Policy Change and Capacity Building |
|--|----------|--------------|-----------------------------|-----------------------------|-------------------------|---------------------------|--|---|------------------------|--|
| Dominican Republic - Primary Education Development Project | 5/23/91 | Loan | 15 | | 2 | 3 | 6 | | | 5 |
| Brazil - Innovations in Basic Education Project | 6/4/91 | Loan | 245 | 41 | 17 | 160 | 10 | 7 | | 6 |
| Me-ico - Primary Education Project | 8/28/91 | Loan | 250 | | | 154 | 45 | 51 | | |
| Chile - Primary Education Improvement Project | 9/11/91 | | | - | | - | | | | - |
| Costa Rica - Basic Education Rehabilitation Project | 10/18/91 | Loan | 23 | | | 9 | 10 | | | 1 |
| Belize - Primary Education Development Project | 11/8/91 | Loan | 170 | 28 | 5 | 34 | 82 | | | 12 |
| Me-ico - Initial Education Project | 8/10/92 | Loan | 80 | | | | 74 | | | 6 |
| Brazil - Second Northeast Basic Education Project | 4/20/93 | Loan | 212 | | | 186 | | | | 26 |
| Bolivia - Integrated Child Development Project | 6/7/93 | | | - | | | | | | |

Latin America and Caribbean Region (LAC) (Cont'd)

LAC (Education)

| Project | Date | Loan/ Credit | Total Project Amount (US\$) | Early Childhood Development | Providing School Health | Improving Physical Access | Supporting Quality and Learning Outcomes | Paying for Direct and Opportunity Costs | Socio- Cultural Factors | Supporting Policy Change and Capacity Building |
|--|-------------|-------------------------|--|--|--|--|---|--|--|---|
| Venezuela - Basic Education Project | 10/13/93 | Loan | 89 | | | 40 | 16 | | | 31 |
| Brazil - Third Northeast Basic Education Project | 10/29/93 | Loan | 206 | | | 192 | | | | 15 |
| Mexico - Second Primary Education Project (27.5 allocated to incremental operating costs) | 3/11/94 | Loan | 412 | | | 208 | 97 | 55 | | 9 |
| Uruguay - Basic Education Quality Improvement Project | 3/25/94 | Loan | 32 | 12 | | 8 | 5 | 8 | | 2 |
| Brazil - State of Minas Gerais : Basic Education Quality Improvement Project | 4/5/94 | Loan | 150 | | | 92 | 43 | | | 15 |
| Brazil - Parana Basic Education Quality Project | 6/8/94 | Loan | 96 | | | 65 | 18 | | | 11 |
| Peru - Primary Education Quality Project | 11/14/94 | Loan | 146 | | | 121 | 2 | | | 24 |
| Saint Lucia - Basic Education Reform Project | 12/22/94 | Ln /Cr | 6.7 | | | 4 | 2 | | | 1 |
| Nicaragua - Basic Education Project | 2/22/95 | Credit | 34 | 5 | | 19 | | 2 | | 6 |
| Honduras - Basic Education Project | 3/8/95 | Credit | 30 | | | 5 | 2 | 16 | | 6 |
| El Salvador - Basic Education Modernization Project | 9/8/95 | Loan | 34 | 7 | | 11 | 4 | | | 8 |
| Dominican Republic - Second Basic Education Development Project | 10/17/95 | Loan | 37 | | 1 | 23 | 6 | 1 | 1 | 4 |
| Trinidad and Tobago - Basic Education Project | 10/26/95 | Loan | 51 | 4 | 1 | 20 | 15 | | | 13 |
| Dominica - Basic Education Reform Project | 11/29/95 | Ln./Cr | 7.4 | | | 3 | 2 | | | 1 |
| Grenada - Basic Education Reform Project | 11/29/95 | Ln./Cr | 7.6 | | | 4 | 2 | | | 2 |
| Panama - Basic Education Project | 2/29/96 | Loan | 35 | 1 | | 17 | 10 | | | 6 |
| Guatemala - Basic Education Reform Project | 4/30/97 | Loan | 33 | | | 4 | 6 | 12 | | 8 |
| Colombia - Antioquia Basic Education Project | 10/17/97 | Loan | 40 | | | 6 | 21 | | | 14 |
| Colombia - Pasto Education Project | 10/17/97 | Loan | 7 | | | 3 | | 3 | | 1 |
| Uruguay - Second Basic Education Quality Improvement Project | 7/6/98 | Loan | 28 | 10 | | 16 | 1 | 0 | | |
| Nicaragua - Second Basic Education Project | 8/10/99 | Credit | 53 | 6 | | 24 | 7 | 1 | 1 | 10 |
| Colombia - Rural Education Project | 3/10/00 | Loan | 20 | | | | 13 | | 2 | 3 |
| TOTAL | | | 2528 | 114 | 26 | 1429 | 498 | 156 | 4 | 244 |

LAC (Health)

| Country / Project | Fiscal Year | Date | Loan/ Credit | Total Project Amount (US\$ million) | Maternal Health | Nutrition | Immuni- zation | Control of Commu- nicable Diseases | IMCI |
|---|-------------|----------|-----------------|---|--------------------|------------|-------------------|---|----------|
| Brazil – Second Northeast Basic Health Services Project | 1990 | 10/25/89 | Loan | 267 | 13.4 | 3.2 | | | |
| Bolivia – Integrated Health Development Project | 1990 | 12/20/89 | Credit | 20 | | 1.3 | | | |
| Mexico – Basic Health Project | 1991 | 11/8/90 | Loan | 180 | 3.5 | | | | |
| Chile – Health Sector Reform | 1993 | 10/23/92 | Loan | 90 | 0.9 | | | | |
| Ecuador - Second Social Development: Health and Nutrition Project | 1993 | 6/29/92 | Loan | 70 | 23.1 | 4.6 | 4.0 | 12.2 | 0.5 |
| Honduras - Nutrition and Health Project | 1993 | 12/14/92 | Credit | 25 | 1.0 | 8.0 | 0.5 | | |
| Colombia – Municipal Health Services Project | 1993 | 5/14/93 | Loan | 50 | 10.0 | 16.5 | | 4.0 | |
| Argentina – Maternal and Child Health and Nutrition Project | 1994 | 7/14/93 | Loan | 100 | 12.0 | 44.0 | | 25.0 | |
| Nicaragua – Health Sector Reform Project | 1994 | 11/24/93 | Credit | 15 | 0.6 | 0.6 | | 1.3 | |
| Peru – Basic Health and Nutrition Project | 1994 | 1/7/94 | Loan | 34 | 10.5 | 10.0 | | 7.6 | 0.2 |
| Panama – Rural Health Project | 1995 | 12/16/94 | Loan | 25 | 4.0 | 9.0 | | | |
| Mexico – Second Basic Health Care Project | 1996 | 8/30/95 | Loan | 310 | 111.8 | 1.0 | | 22.5 | |
| Paraguay - Maternal Health and Child Development Project | 1997 | 8/13/96 | Loan | 22 | 16.2 | 2.3 | 1.9 | | |
| Argentina - Second Maternal and Child Health and Nutrition Project | 1997 | 4/27/97 | Loan | 100 | 33.3 | 19.0 | | 23.5 | 1.0 |
| Dominican Republic - Provincial Health Services Project | 1998 | 12/15/97 | Loan | 30 | 14.4 | 2.4 | 2.7 | | 1.0 |
| Nicaragua - Health Sector Modernization Project | 1998 | 5/11/98 | Credit | 24 | 6.0 | 7.0 | 0.9 | 2.1 | 0.8 |
| Ecuador – Health Services Modernization Project | 1998 | 5/20/98 | Loan | 45 | 7.8 | | 2.6 | 7.0 | 1.0 |
| Mexico – Health System Reform Project | 1998 | 5/18/98 | Loan | 700 | 70.0 | | | | |
| Brazil – Disease Surveillance and Control Project | 1999 | 8/6/98 | Loan | 100 | | | 2.3 | | |
| Bolivia - Health Sector Reform Project (APL I) | 1999 | 3/31/99 | Credit | 25 | 5.0 | 4.0 | 6.1 | | 1.2 |
| Ecuador – Second Social Development Health and Nutrition – Supplement | 2000 | 9/15/99 | Loan | 20 | 5.0 | 0.9 | 4.0 | | |
| Argentina – Health Insurance Project | 2000 | 11/30/99 | Loan | 5 | 0.5 | | | | |
| Argentina – Public Health Surveillance and Disease Control Project | 2000 | 9/24/99 | Loan | 53 | 5.3 | | | 2.9 | |
| Peru - Health Reform Program Project | 2000 | 11/22/99 | Loan | 80 | 50.0 | 4.0 | 3.5 | | |
| Total | | | | 2,390 | 404 | 138 | 29 | 108 | 6 |

LAC (Social Protection)

| Project | Date | Loan / Credit | Total Project Amount (US\$) | Basic Social Services | Services for children in difficult circumstances | Supporting Policy Change and Capacity Building | Family and community based support |
|--|----------|---------------|-----------------------------|-----------------------|--|--|------------------------------------|
| Bolivia - Social Investment Fund Project | 3/26/90 | Credit | 20 | 17 | | 3 | |
| Venezuela - Social Development Project | 10/30/90 | | | - | | | - |
| Haiti - Economic and Social Fund Project | 12/17/90 | | | - | | - | - |
| Honduras - Social Investment Fund Project | 2/6/91 | Credit | 20 | 15 | | 3 | 1 |
| El Salvador - Social Sector Rehabilitation Project | 5/31/91 | Loan | 26 | 14 | | 9 | |
| Ecuador - First Social Development Project : Education and Training | 11/19/91 | Loan | 89 | - | | - | |
| Guyana - Social Impact Amelioration Program | 4/2/92 | | | - | | - | - |
| Honduras - Second Social Investment Fund Project | 5/18/92 | Credit | 10 | 7 | | 2 | 1 |
| Ecuador - Second Social Development : Health and Nutrition Project | 6/29/92 | Loan | 70 | 57 | | 9 | 4 |
| Nicaragua - Social Investment Fund Project | 10/26/92 | Credit | 25 | 22 | | 3 | |
| Guatemala - Social Investment Fund Project | 11/5/92 | | | | | | - |
| Bolivia - Integrated Child Development Project | 6/7/93 | Credit | 51 | 29 | | 7 | 8 |
| Bolivia - Second Social Investment Fund Project | 6/8/93 | Credit | 40 | 33 | 2 | 5 | |
| Peru - Social Development and Compensation Fund (FONCODES) Project | 11/16/93 | | 100 | 96 | | 5 | |
| Ecuador - Third Social Development Project | 1/26/94 | Loan | 30 | 24 | | 4 | - |
| Mexico - Program of Essential Social Services (PROSSE) Project | 5/22/95 | | 500 | 329 | 3 | | 167 |
| Honduras - Third Social Investment Fund Project (FHIS Second Stage) | 6/16/95 | Credit | 30 | 25 | 1 | 0 | |
| Chile - Secano Rural Poverty Alleviation and Natural Resource Management Project | 12/5/95 | | | | | | |
| Argentina - Second Social Protection Project (TRABAJAR program) | 6/2/97 | Loan | 200 | | | 7 | 192 |
| Honduras - Fourth Social Investment Project | 6/19/98 | Credit | 45 | 33 | 5 | 1 | 3 |
| Colombia - Youth Development Project | 7/10/98 | Loan | 5 | 3 | | 2 | |
| Argentina - Fourth Social Protection Project | 9/23/98 | Loan | 91 | 70 | | 20 | |
| Nicaragua - Third Social Investment Fund Project | 10/22/98 | | | - | | - | - |
| Guatemala - Second Social Investment Fund Project | 10/26/98 | | 20 | 12 | | 3 | 5 |
| Argentina - Integrated Drug Prevention Pilot Project (LIL) | 4/30/99 | | 5 | | | 4 | 0 |
| Columbia - Community Works and Employment Project | 4/18/00 | | 100 | 90 | | 6 | |
| Nicaragua - emergency social fund | No date | | 40 | 33 | | 5 | |
| Total | | | 1591.4 | 974.9 | 10.2 | 98.1 | 387.3 |

Middle East and North Africa Region (MENA)

MENA (Education)

| Project | Date | Loan/ Credit | Total Project Amount (US\$) | Early Childhood Development | Providing School Health | Improving Physical Access | Supporting Quality and Learning Outcomes | Paying for Direct and Opportunity Costs | Socio- Cultural Factors | Supporting Policy Change and Capacity Building |
|--|----------|-----------------|--------------------------------------|-----------------------------------|-------------------------------|---------------------------------|---|--|-------------------------------|---|
| Morocco - Rural Basic Education Development Project (unallocated 14.0) | 1/28/91 | Loan | 145 | | | 105 | 24 | 2 | | |
| Republic of Yemen - Basic Education Project | 6/16/92 | Credit | 20 | | | 11 | 5 | 4 | 1 | |
| Algeria - Basic and Secondary Education Support Project | 2/22/93 | Loan | 40 | | | | 32 | | | 1 |
| Egypt - Basic Education Improvement Project | 3/5/93 | Credit | 54 | | | 46 | 10 | 0 | | |
| West Bank and Gaza - Education and Health Rehabilitation Project | 5/23/95 | | | | | - | - | | | |
| Morocco - Social Priorities Program : Basic Education Project | 5/9/96 | Loan | 54 | | | 29 | 12 | | 10 | 3 |
| Egypt - Education Enhancement Program Project | 10/21/96 | Credit | 75 | | | 18 | 52 | | | 6 |
| Yemen - Child Development Project | 2/29/00 | | | 0 | | 2 | | | | 1 |
| Total | | | 388 | 0 | 0 | 211 | 134 | 6 | 10 | 11 |

MENA (Health)

| Country / Project | Fiscal Year | Date | Loan/ Credit | Total Project Amount (US\$ million) | Maternal Health | Nutrition | Immunization | Control of Communicable Diseases | IMCI |
|--|-------------|---------|-----------------|---|--------------------|-----------|--------------|--|----------|
| Yemen – Health II Project | 1990 | | | 15 | 1 5 | | | | |
| Morocco – Health Sector Investment Project | 1990 | 1/8/90 | Loan | 104 | 10 4 | | 1.5 | | |
| Tunisia – Population and Family Health Project | 1991 | 2/19/91 | Loan | 26 | 24.0 | 1 4 | | | |
| Iran – Primary Health and Family Planning Project | 1993 | 3/5/93 | Loan | 141 | 59 5 | | | | |
| Jordan – Health Management Project | 1993 | 2/23/93 | Loan | 20 | 6.6 | | | 0.9 | |
| Yemen - Family Health Project | 1993 | 6/4/93 | Credit | 27 | 13 3 | | | 2 6 | |
| Lebanon – Health Sector Rehabilitation Project | 1995 | 12/1/94 | Loan | 36 | 8 9 | 1 8 | | | |
| Egypt - Population Project | 1996 | 2/26/96 | Credit | 17 | 15 0 | | | | |
| Morocco - Social Priorities Program . Basic Health Project | 1996 | 5/9/96 | Loan | 68 | 20 3 | 3 0 | 2 0 | 6 0 | |
| Egypt – Health Sector Reform Project | 1998 | 4/24/98 | Credit | 90 | 33 0 | | | 3 5 | 2 0 |
| Tunisia – Health Sector Loan Project | 1998 | 2/13/98 | Loan | 50 | 5 0 | | | | |
| Iran - Second Primary Health Care and Nutrition Project | 2000 | 4/3/00 | Loan | 87 | 26 7 | 19 0 | | | |
| Total | | | | 681 | 224 | 25 | 4 | 13 | 2 |

MENA (Social Protection)

| Project | Date | Loan/ Credit | Total Project Amount (US\$) | Basic Social Services | Services for Children in Difficult Circumstances | Supporting Policy Change and Capacity Building | Family and community based support |
|--|-------------|-------------------------|--|----------------------------------|---|---|---|
| Egypt - Social Fund Project | 5/29/91 | Credit | 140 | 54 | | 28 | 54 |
| Algeria - Low-income Housing Project | 6/1/98 | | | | | | x |
| Egypt - Social Protection Initiatives Project | 6/16/99 | Credit | 5 | | 2 | | 3 |
| Yemen - Second Social Fund for Development Project | 4/11/00 | Credit | 75 | 60 | | 10 | 5 |
| Djibouti - Social Development and Public Works Project | 5/5/99 | Credit | 15 | 9 | | 0 | 2 |
| Total | | | 235 | 123 | 2 | 38 | 64 |

South Asia Region (SA)

SA (Education)

| Project | Date | Loan/ Credit | Total Project Amount (US\$) | Early Childhood Development | Providing School Health | Improving Physical Access | Supporting Quality and Learning Outcomes | Paying for Direct and Opportunity Costs | Socio- Cultural Factors | Supporting Policy Change and Capacity Building |
|--|----------|-----------------|--------------------------------------|-----------------------------------|-------------------------------|---------------------------------|---|--|-------------------------------|--|
| Pakistan - Sindh Primary Education Development Program Project (FY91-95) the amounts here represent cost of the entire project including cofinancing Total project amount is 196 4 | 2/6/90 | Credit | 113 | | | 128 | 25 | 4 | | 2 |
| Nepal - Basic and Primary Education Project | 3/27/92 | Credit | 31 | | | 12 | 15 | | | 4 |
| India - Second Integrated Child Development Services Project | 1/22/93 | Credit | 194 | | | | | | | |
| Bangladesh - Female Secondary School Assistance Project | 2/16/93 | Credit | 68 | | | 1 | 8 | 42 | 5 | 13 |
| Pakistan - Balochistan Primary Education Program Project | 3/10/93 | Credit | 106 | - | | 80 | 21 | | | 6 |
| India - Uttar Pradesh Basic Education Project | 5/20/93 | | | | | - | - | | | |
| India - District Primary Education Project | 11/2/94 | | | | | | | | | - |
| Pakistan - North-West Frontier Province Primary Education Program Project | 2/16/95 | Credit | 150 | | | 136 | 9 | | 2 | 3 |
| Bangladesh - Nonformal Education Project | 2/2/96 | Credit | 11 | | | 1 | 8 | | | |
| India - Second District Primary Education Project | 5/9/96 | Credit | 260 | | | 90 | 112 | | | 58 |
| Pakistan - Northern Education Project | 9/30/97 | Credit | 23 | | | 11 | 6 | | 3 | 3 |
| India - Uttar Pradesh Second Basic Education Project | 10/27/97 | Credit | 59 | | | 19 | 36 | | | |
| India - Third District Primary Education Project | 10/27/97 | Credit | 152 | | | 79 | 57 | | | 16 |
| Bangladesh - Primary Education Development Project | 3/5/98 | Credit | 150 | | | 64 | 63 | 9 | 5 | 9 |
| Nepal - Basic and Primary Education Project (APL-I) | 3/3/99 | Credit | 13 | | | 5 | 3 | | | 4 |
| India - Rajasthan District Primary Education Project | 3/29/99 | Credit | 86 | | | 17 | 39 | | | 30 |
| India - Uttar Pradesh Third District Primary Education Project | 11/15/99 | Credit | 182 | | | 67 | 55 | | | 61 |
| Total | | | 1597 | 0 | 0 | 710 | 455 | 55 | 16 | 207 |

SA (Health)

| Country / Project | Fiscal Year | Date | Loan/ Credit | Total Project Amount (US\$ million) | Maternal Health | Nutrition | Immuni- zation | Control of Communicable Diseases | IMCI |
|--|-------------|----------|-----------------|---|--------------------|------------|-------------------|--|----------|
| India – Second Tamil Nadu Nutrition Project | 1990 | 5/10/90 | Credit | 96 | | 95.8 | | | |
| India – Integrated Child Development Services Project | 1991 | 6/1/90 | Credit + Loan | 106 | | 106.0 | | | |
| Pakistan - Family Health Project | 1991 | 4/12/91 | Credit | 45 | 13.5 | 0.4 | | | |
| Bangladesh – Fourth Population and Health Project | 1991 | 5/20/91 | Credit | 180 | 61.5 | 3.3 | | | |
| India - Second Integrated Child Development Services Project | 1993 | 1/22/93 | Credit | 194 | 19.4 | 106.0 | | | |
| Pakistan - Second Family Health Project | 1993 | 1/25/93 | Credit | 48 | 19.2 | 2.4 | | | |
| Nepal - Population and Family Health Project | 1994 | 3/18/94 | Credit | 27 | 21.4 | | | 5.9 | |
| Bangladesh – Integrated Nutrition Project | 1995 | 4/26/95 | Credit | 60 | 14.9 | 40.0 | | | |
| India – Andhra Pradesh First Referral Health System Project | 1995 | 11/2/94 | Credit | 133 | 26.6 | | | | |
| Pakistan – Population Welfare Program | 1995 | 2/10/95 | Credit | 65.1 | 65.1 | | | | |
| Pakistan – Northern Health Program Project | 1996 | 5/15/96 | Credit | 27 | 20.0 | 0.5 | | 4.7 | |
| India – Second Health Systems Development Project | 1996 | 2/20/96 | Credit | 350 | 56.0 | | | | |
| Sri Lanka – Health Services Project | 1997 | 11/21/96 | Credit | 19 | 7.6 | 3.0 | | | |
| India - Reproductive and Child Health Care Project | 1997 | 4/29/97 | Credit | 248 | 132.0 | | | | |
| India – Orissa Health Systems Development Project | 1998 | 5/4/98 | Credit | 76 | 7.0 | | 1.1 | | |
| India - Woman and Child Development Project | 1998 | 5/27/98 | Credit | 300 | 80.0 | 200.0 | 5.6 | | |
| Bangladesh – Health and Population Program | 1998 | 6/1/98 | Credit | 250 | 84.0 | 27.0 | 7.0 | | 1.6 |
| India – Maharashtra Health Systems Development Project | 1999 | 11/5/98 | Credit | 134 | 2.6 | | 1.3 | 5.2 | |
| India – Uttar Pradesh Health Systems Development Project | 2000 | 3/30/00 | Credit | 110 | 11.0 | | 3.0 | | |
| India - Immunization Strengthening Project | 2000 | 3/30/00 | Credit | 143 | | | 143.0 | | |
| Bangladesh - National Nutrition Project | 2000 | 4/25/00 | Credit | 92 | 25.0 | 65.0 | | | |
| Total | | | | 2,703 | 667 | 649 | 161 | 16 | 2 |

SA (Social Protection)

| Project | Date | Loan / Credit | Total Project Amount (US\$) | Basic Social Services | Services for children in difficult circumstances | Supporting Policy Change and Capacity Building | Family and community based support |
|---|-------------|--------------------------|--|----------------------------------|---|---|---|
| Pakistan - Social Action Program Project | 3/8/94 | Credit | 200 | 149 | | 51 | |
| Pakistan - Second Social Action Program Project | 2/27/98 | Credit | 250 | 218.7 | | 31.3 | |
| India - Andhra Pradesh District Poverty Initiatives Project | 3/20/00 | Credit | 111 | 67.17 | 22 | 18.1 | |
| Total | | | 561 | 434.87 | 22 | 100.4 | |

Sub Saharan African Region (SSA)

SSA (Education)

| Project | Date | Loan/ Credit | Total Project Amount (US\$) | Early Childhood Development | Providing School Health | Improving Physical Access | Supporting Quality and Learning Outcomes | Paying for Direct and Opportunit y Costs | Socio- Cultural Factors | Supporting Policy Change and Capacity Building |
|--|-------------|-------------------------|--|--|--|--|---|---|--|---|
| Nigeria - Primary Education Project | 11/20/90 | Credit | 120 | | | 86 | 12 | | | 24 |
| Rwanda - First Education Sector Project | 3/1/91 | Credit | 23 | | - | 10 | 10 | | | 2 |
| Burkina Faso - Fourth Education Project | 4/24/91 | | | | | | | | | |
| Sao Tome and Principe - Health and Education Project | 2/20/92 | | | | | | | - | | - |
| Angola - First Education Project | 5/1/92 | Credit | 27 | | | 13 | 2 | | | 5 |
| Senegal - Second Human Resources Development Project (Education 5) | 2/11/93 | Credit | 40 | | | | - | | - | |
| Uganda - Primary Education and Teacher Development Project | 3/1/93 | Credit | 53 | | | 29 | 5 | | | 19 |
| Chad - Basic Education Project (Education 5) | 4/16/93 | Credit | 19 | | | 7 | 9 | | 1 | 2 |
| Ghana - Primary School Development Project | 5/17/93 | Credit | 65 | | | 53 | | | | 5 |
| Benin - Education Development (Third Education) Project | 3/29/94 | Credit | 18 | | | 3 | 1 | 7 | 2 | 4 |
| Cape Verde - Basic Education and Training Project | 12/19/94 | Credit | 12 | | | 6 | 1 | | | 1 |
| Guinea - Equity and School Improvement Project | 4/7/95 | Credit | 43 | | | 23 | 15 | | | 4 |
| Malawi - Primary Education Project | 12/21/95 | Credit | 23 | | | 12 | 5 | 3 | | |
| Ghana - Basic Education Sector Improvement Program Project | 5/24/96 | Credit | 50 | | | 22 | 22 | | | 2 |
| Guinea-Bissau - Basic Education Support Project | 5/13/97 | | | | | - | - | | - | |
| Gambia - Third Education Sector Program Project (APL I) | 8/7/98 | Credit | 20 | | | 8 | 5 | | 0 | 2 |
| Zambia - Basic Education Subsector Investment Program (BESSIP) Project (APL I) | 3/5/99 | Credit | 40 | | | 27 | | 0 | | 1 |
| Nigeria - Second Primary Education Project | 4/12/00 | Credit | 55 | | 1 | 26 | 23 | | | 9 |
| TOTAL | | | 607 | 0 | 1 | 325 | 110 | 10 | 3 | 80 |

SSA (Health)

| Project | Fiscal Year | Date | Loan/ Credit | Total Project Amount (US\$ million) | Maternal Health | Nutrition | Immuni- zation | Control of Communi- cable Diseases | IMCI |
|--|-------------|----------|-----------------|---|--------------------|-----------|-------------------|---|------|
| Lesotho – Second Population, Health, and Nutrition Project | 1990 | 6/10/89 | Credit | 12 | 1.2 | 0.3 | | | |
| Tanzania – Health and Nutrition Project | 1990 | 2/5/90 | Credit | 48 | 9.5 | 24.0 | | | |
| Ghana – Second Health and Population Project | 1991 | 11/16/90 | Credit | 27 | 4.9 | | 2.9 | | |
| Malawi - Population, Health and Nutrition Sector Credit Project | 1991 | 2/1/91 | Credit | 56 | 5.8 | | | 5.6 | |
| Mali - Second Health, Population and Rural Water Supply Project | 1991 | 2/22/91 | Credit | 27 | 3.0 | 2.2 | | | |
| Senegal – Human Resources Development Project: Population and Health | 1991 | 3/12/91 | Credit | 35 | 14.8 | 1.5 | | | |
| Zimbabwe - Second Family Health Project | 1991 | 4/30/91 | Loan | 25 | | 1.1 | | | |
| Madagascar - Health Sector Improvement Project | 1991 | 5/7/91 | Credit | 31 | 4.4 | 0.2 | 1.8 | | |
| Niger – Population Project | 1992 | 4/3/92 | Credit | 18 | 14.6 | 2.4 | | | |
| Mauritania – Health and Population Project | 1992 | 10/28/91 | Credit | 16 | 6.9 | | | | |
| Equatorial Guinea – Health Improvement Project | 1992 | 2/6/92 | Credit | 6 | 0.2 | | | | |
| Guinea-Bissau – Social Sector Project | 1993 | 1/29/93 | Credit | 9 | 0.9 | | | 2.3 | |
| Comoros – Population and Human Resources Project | 1994 | 11/19/93 | Credit | 13 | 4.3 | | | 1.4 | |
| Guinea – Health and Nutrition Sector Project | 1994 | 12/22/93 | Credit | 25 | 2.5 | 3.0 | 0.9 | 2.0 | |
| Burkina Faso – Health and Nutrition Project | 1994 | 3/11/94 | Credit | 29 | 7.5 | 4.0 | 1.0 | | |
| Chad – Health and Safe Motherhood Project | 1994 | 5/13/94 | Credit | 19 | 6.1 | 4.0 | | | |
| Uganda – District Health Services Pilot and Demonstration Project | 1995 | 12/28/94 | Credit | 45 | 11.3 | | 6.0 | 0.5 | 1.0 |
| Cameroon – Health, Fertility and Nutrition Project | 1995 | 2/7/95 | Credit | 43 | 18.5 | 11.0 | 1.2 | 7.8 | |
| Burundi – Second Health and Population Project | 1995 | 4/25/95 | Credit | 21 | 8.0 | 4.0 | | 3.8 | |
| Senegal – Community Nutrition Project | 1995 | 4/26/95 | Credit | 18 | 1.8 | 15.0 | | | |
| Benin – Health and Population Project | 1995 | 5/10/95 | Credit | 28 | 13.9 | 10.0 | | 2.7 | |
| Zambia – Health Sector Support Project | 1995 | 10/14/94 | Credit | 56 | 28.0 | | | | |
| Mozambique – Health Sector Recovery Project | 1996 | 11/7/95 | Credit | 99 | 35.9 | | 7.0 | | |
| Sierra Leone - Integrated Health Sector Investment Project | 1996 | 2/6/96 | Credit | 20 | 2.0 | 1.0 | 0.6 | 2.0 | |
| Cote d'Ivoire – Integrated Health Services Development Project | 1996 | 6/5/96 | Credit | 40 | 13.5 | 0.4 | | | |

SSA (Health) (Cont'd)

| Project | Fiscal Year | Date | Loan/ Credit | Total Project Amount (US\$ million) | Maternal Health | Nutrition | Immuni- zation | Control of Commu- nicable Diseases | IMCI |
|---|--------------------|-------------|-------------------------|--|----------------------------|------------------|---------------------------|---|-------------|
| Niger – Health Sector Development Project | 1997 | 8/6/96 | Credit | 40 | 1.7 | | 1.2 | 8.8 | |
| Senegal - Endemic Disease Control Project | 1997 | 4/11/97 | Credit | 15 | | | | | |
| Senegal – Integrated Health Sector Development Project | 1998 | 8/8/97 | Credit | 50 | 20.0 | | | 1.2 | |
| Ghana – Health Sector Support Program Project | 1998 | 9/25/97 | Credit | 35 | 7.0 | | 2.2 | 3.5 | |
| Guinea-Bissau - National Health Development Program Project | 1998 | 10/21/97 | Credit | 12 | 9.3 | | 2.4 | | |
| Eritrea - Health Project | 1998 | 11/17/97 | Credit | 18 | 9.9 | | 0.8 | 3.8 | |
| Uganda – Nutrition and Early Childhood Development Project | 1998 | 12/15/97 | Credit | 34 | | 17.0 | | | 1.8 |
| Comoros - Health Project | 1998 | 1/30/98 | Credit | 8 | | | | 1.6 | |
| Mauritania - Health Sector Investment Project | 1998 | 2/24/98 | Credit | 24 | 8.0 | 2.0 | 0.8 | | 1.0 |
| Gambia – Participatory Health, Population and Nutrition | 1998 | 3/2/98 | Credit | 18 | 5.8 | 2.0 | | | 0.9 |
| Madagascar – Second Community Nutrition Project | 1998 | 3/24/98 | Credit | 28 | 5.0 | 20.0 | | | 0.3 |
| Ethiopia – Health Sector Development Project | 1999 | 9/24/98 | Credit | 100 | 10.0 | 3.8 | 2.0 | | 5.0 |
| Guinea - Population and Reproductive Health Project | 1999 | 10/26/98 | Credit | 11 | 8.3 | 0.5 | 0.6 | | 1.0 |
| Mali – Health Sector Development Project | 1999 | 11/17/98 | Credit | 40 | 4.0 | 0.6 | 1.0 | 1.8 | 0.3 |
| Mauritania – Nutrition, Food Security and Social Mobilization Project | 1999 | 2/16/99 | Credit | 5 | | 4.0 | | | |
| Madagascar – Second Health Sector Support Project | 2000 | 11/4/99 | Credit | 40 | 6.0 | 1.0 | 0.3 | | |
| Chad – Health Sector Support Project | 2000 | 3/30/00 | Credit | 42 | 14.9 | 2.5 | 2.6 | | |
| Tanzania – Health Sector Development Project | 2000 | 5/10/00 | Credit | 22 | 4.5 | | 4.5 | 1.7 | 0.5 |
| Lesotho – Health Sector Reform Project | 2000 | 5/11/00 | Credit | 7 | 2.0 | | | | 0.5 |
| Total | | | | 1,315 | 336 | 138 | 40 | 51 | 12 |

SSA (Social Protection)

| Project | Date | Loan / Credit | Total Project Amount (US\$ million) | Basic Social Services | Services for children in difficult circumstances | Supporting Policy Change and Capacity Building | Family and community based support |
|---|----------|---------------|-------------------------------------|-----------------------|--|--|------------------------------------|
| Uganda - Alleviation of Poverty and the Social Costs of Adjustment Project (PAPSCA) | 1/10/90 | Credit | 28 | 15 | 3 | 5 | 1 |
| Cameroon - Social Dimensions of Adjustment Project | 4/24/90 | Loan | 22 | 16 | | 3 | 3 |
| Chad - Social Development Action Project | 5/2/90 | Credit | 13 | 12 | | 2 | 3 |
| Cameroon - Food Security Project | 5/1/91 | Loan | 23 | | 2 | 5 | 15 |
| Zambia - Social Recovery Project | 5/21/91 | Credit | 20 | 18 | | 2 | |
| Rwanda - Food Security and Social Action Project | 5/1/92 | Credit | 19 | | | 1 | 10 |
| Guinea-Bissau - Social Sector Project | 1/29/93 | Credit | 9 | 4 | 7 | 2 | 0 |
| Burundi - Social Action Project (Twitezimbere) | 4/20/93 | Credit | 10 | 7 | | 2 | |
| Zambia - Second Social Recovery Project | 6/5/95 | Credit | 30 | 20 | | 5 | |
| Madagascar - Second Social Fund Project | 8/15/95 | Credit | 40 | x | | | x |
| Angola - Social Action Project | 11/28/95 | Credit | 24 | 21 | | 3 | |
| Madagascar - Second Community Nutrition Project | 3/24/98 | Credit | 28 | 5 | | 8 | 15 |
| Benin - Social Fund Project | 4/22/98 | Credit | 17 | 8 | | 5 | 4 |
| Malawi - Second Social Action Fund Project | 9/17/98 | Credit | 66 | 43 | 1 | 4 | 13 |
| Togo - Pilot Social Fund Project | 4/14/99 | Credit | 5 | 2 | | 2 | 1 |
| Cape Verde - Social Sector Development Project | 4/30/99 | Credit | 16 | 15 | | | 1 |
| Burundi - Second Social Action Project | 7/7/99 | Credit | 12 | 7 | 2 | 1 | 1 |
| Zambia - Social Investment Fund Project (ZAMSIF) | 5/1/00 | Credit | 65 | 38 | | 30 | |
| Total | | | 446 | 229 | 14 | 78 | 66 |

Annex 3: Classification of Projects by Components

In this section, a more detailed description of project with children's component grouped by the type of issue that they covered are presented. Some projects are listed more than once (for example Integrated Childhood Development type of projects includes both education and health components so they will appear both in Education and Health projects but the amounts will not be repeated).

EDUCATION

Early Childhood Development

| Project | Report Date | Loan/Credit | Component Amount (US\$ million) |
|---|-------------|-------------|---------------------------------|
| EAP | | | |
| Indonesia - Early Child Development Project | 7/7/98 | Loan | 20 |
| Philippines - Early Childhood Development Project | 2/27/98 | Loan | |
| LAC | | | |
| Brazil - Innovations in Basic Education Project | 6/4/91 | Loan | 41 |
| Belize - Primary Education Development Project | 11/8/91 | Loan | 28 |
| Uruguay - Basic Education Quality Improvement Project | 3/25/94 | Loan | 12 |
| Nicaragua - Basic Education Project | 2/22/95 | Credit | 5 |
| El Salvador - Basic Education Modernization Project | 9/8/95 | Loan | 7 |
| Trinidad and Tobago - Basic Education Project | 10/26/95 | Loan | 4 |
| Panama - Basic Education Project | 2/29/96 | Loan | 1 |
| Uruguay - Second Basic Education Quality Improvement Project | 7/6/98 | Loan | 10 |
| Nicaragua - Second Basic Education Project | 8/10/99 | Credit | 6 |
| MNA | | | |
| Yemen - Child Development Project (Education Component) | 2/29/00 | | 0 |
| SSA | | | |
| Kenya - Early Childhood Development Project | 3/10/97 | Credit | 28 |
| Uganda - Nutrition and Early Childhood Development Project | 12/15/97 | Credit | |
| Total Amount Allocated for Early Childhood Development | | | 162 |

School Health

| Project | Report Date | Loan/Credit | Component Amount (US\$ million) |
|---|-------------|-------------|---------------------------------|
| Dominican Republic - Primary Education Development Project | 5/23/91 | Loan | 2 |
| Brazil - Innovations in Basic Education Project | 6/4/91 | Loan | 17 |
| Belize - Primary Education Development Project | 11/8/91 | Loan | 5 |
| Dominican Republic - Second Basic Education Development Project | 10/17/95 | Loan | 1 |
| Trinidad and Tobago - Basic Education Project | 10/26/95 | Loan | 1 |
| Total Amount Allocated for School Health | | | 26 |

Physical Access

| Project | Date | Loan/Credit | Component Amount (US\$ million) |
|--|----------|-------------|------------------------------------|
| EAP | | | |
| Philippines - Second Elementary Education Project | 5/30/90 | Loan | 160 |
| China - Education Development in Poor Provinces Project | 2/11/92 | Credit | 85 |
| Malaysia - Third Primary and Secondary Education Sector Project | 11/9/92 | Loan | 89 |
| Vietnam - Primary Education Project | 10/5/93 | Credit | 57 |
| China - Basic Education in Poor and Minority Areas Project | 8/8/94 | Credit | 90 |
| China - Third Basic Education Project | 2/23/96 | Credit | 68 |
| Philippines - Third Elementary Education Project | 10/25/96 | Loan | 51 |
| China - Fourth Basic Education Project | 5/6/97 | Credit | 78 |
| Indonesia - Early Child Development Project | 7/7/98 | Loan | 7 |
| Indonesia - Sumatera Basic Education Project (loan 54.5 plus 20.1 credit = 74.6) | 3/17/99 | Loan | 14 |
| Indonesia - Sulawesi and Eastern Islands Basic Education Project Loan 47.9 and Credit 15.93 | 3/17/99 | Ln and Cr. | 11 |
| ECA | | | |
| Turkey - Basic Education Program | 6/1/98 | Loan | 48 |
| LAC | | | |
| Dominican Republic - Primary Education Development Project | 5/23/91 | Loan | 3 |
| Brazil - Innovations in Basic Education Project | 6/4/91 | Loan | 160 |
| Me-ico - Primary Education Project | 8/28/91 | Loan | 154 |
| Costa Rica - Basic Education Rehabilitation Project | 10/18/91 | Loan | 9 |
| Belize - Primary Education Development Project | 11/8/91 | Loan | 34 |
| Brazil - Second Northeast Basic Education Project | 4/20/93 | Loan | 186 |
| Venezuela - Basic Education Project | 10/13/93 | Loan | 40 |
| Brazil - Third Northeast Basic Education Project | 10/29/93 | Loan | 192 |
| Me-ico - Second Primary Education Project | 3/11/94 | Loan | 208 |
| Uruguay - Basic Education Quality Improvement Project | 3/25/94 | Loan | 8 |
| Brazil - State of Minas Gerais : Basic Education Quality Improvement Project | 4/5/94 | Loan | 92 |
| Brazil - Parana Basic Education Quality Project | 6/8/94 | Loan | 65 |
| Peru - Primary Education Quality Project | 11/14/94 | Loan | 121 |
| Saint Lucia - Basic Education Reform Project | 12/22/94 | Ln and Cr. | 4 |
| Nicaragua - Basic Education Project | 2/22/95 | Credit | 19 |
| Honduras - Basic Education Project | 3/8/95 | Credit | 5 |
| El Salvador - Basic Education Modernization Project | 9/8/95 | Loan | 11 |
| Dominican Republic - Second Basic Education Development Project | 10/17/95 | Loan | 23 |
| Trinidad and Tobago - Basic Education Project | 10/26/95 | Loan | 20 |
| Dominica - Basic Education Reform Project | 11/29/95 | Ln and Cr. | 3 |
| Grenada - Basic Education Reform Project | 11/29/95 | Ln and Cr. | 4 |
| Panama - Basic Education Project | 2/29/96 | Loan | 17 |
| Guatemala - Basic Education Reform Project | 4/30/97 | Loan | 4 |
| Colombia - Antioquia Basic Education Project | 10/17/97 | Loan | 6 |
| Colombia - Pasto Education Project | 10/17/97 | Loan | 3 |
| Uruguay - Second Basic Education Quality Improvement Project | 7/6/98 | Loan | 16 |

Physical Access (Cont'd)

| Project | Date | Loan/Credit | Component Amount (US\$ million) |
|--|-------------|--------------------|--|
| MENA | | | |
| Nicaragua - Second Basic Education Project | 8/10/99 | Credit | 24 |
| Morocco - Rural Basic Education Development Project | 1/28/91 | Loan | 105 |
| Republic of Yemen - Basic Education Project | 6/16/92 | Credit | 11 |
| Egypt - Basic Education Improvement Project | 3/5/93 | Credit | 46 |
| Morocco - Social Priorities Program : Basic Education Project | 5/9/96 | Loan | 29 |
| Egypt - Education Enhancement Program Project | 10/21/96 | Credit | 18 |
| Yemen - Child Development Project | 2/29/00 | | 2 |
| SA | | | |
| Pakistan - Sindh Primary Education Development Program Project (FY91-95) | 2/6/90 | Credit | 128 |
| Nepal - Basic and Primary Education Project | 3/27/92 | Credit | 12 |
| Bangladesh - Female Secondary School Assistance Project | 2/16/93 | Credit | 1 |
| Pakistan - Balochistan Primary Education Program Project | 3/10/93 | Credit | 80 |
| Pakistan - North-West Frontier Province Primary Education Program Project | 2/16/95 | Credit | 136 |
| Bangladesh - Nonformal Education Project | 2/2/96 | Credit | 1 |
| India - Second District Primary Education Project | 5/9/96 | Credit | 90 |
| Pakistan - Northern Education Project | 9/30/97 | Credit | 11 |
| India - Uttar Pradesh Second Basic Education Project | 10/27/97 | Credit | 19 |
| India - Third District Primary Education Project | 10/27/97 | Credit | 79 |
| Bangladesh - Primary Education Development Project | 3/5/98 | Credit | 64 |
| Nepal - Basic and Primary Education Project (APL-I) | 3/3/99 | Credit | 5 |
| India - Rajasthan District Primary Education Project | 3/29/99 | Credit | 17 |
| India - Uttar Pradesh Third District Primary Education Project | 11/15/99 | Credit | 67 |
| SSA | | | |
| Nigeria - Primary Education Project | 11/20/90 | Credit | 86 |
| Rwanda - First Education Sector Project | 3/1/91 | Credit | 10 |
| Angola - First Education Project | 5/1/92 | Credit | 13 |
| Uganda - Primary Education and Teacher Development Project | 3/1/93 | Credit | 29 |
| Chad - Basic Education Project (Education 5) | 4/16/93 | Credit | 7 |
| Ghana - Primary School Development Project | 5/17/93 | Credit | 53 |
| Benin - Education Development (Third Education) Project | 3/29/94 | Credit | 3 |
| Cape Verde - Basic Education and Training Project | 12/19/94 | Credit | 6 |
| Guinea - Equity and School Improvement Project | 4/7/95 | Credit | 23 |
| Malawi - Primary Education Project | 12/21/95 | Credit | 12 |
| Ghana - Basic Education Sector Improvement Program Project | 5/24/96 | Credit | 22 |
| Gambia - Third Education Sector Program Project (APL I) | 8/7/98 | Credit | 8 |
| Zambia - Basic Education Subsector Investment Program (BESSIP) Project (APL I) | 3/5/99 | Credit | 27 |
| Nigeria - Second Primary Education Project | 4/12/00 | Credit | 26 |
| Total Amount Allocated for Physical Access | | | 3433 |

School Quality and Learning Outcomes

| Project | Date | Loan or Credit | Component Cost (US\$ million) |
|--|----------|----------------|-------------------------------|
| EAP | | | |
| Philippines - Second Elementary Education Project | 5/30/90 | Loan | 8 |
| Indonesia - Third Nonformal Education Project | 11/8/91 | Loan | 49 |
| Indonesia - Primary Education Quality Improvement Project | 2/6/92 | Loan | 22 |
| China - Education Development in Poor Provinces Project | 2/11/92 | Credit | 6 |
| Malaysia - Third Primary and Secondary Education Sector Project | 11/9/92 | Loan | 24 |
| Vietnam - Primary Education Project | 10/5/93 | Credit | 5 |
| China - Third Basic Education Project | 2/23/96 | Credit | 23 |
| Philippines - Third Elementary Education Project | 10/25/96 | Loan | 58 |
| China - Fourth Basic Education Project | 5/6/97 | Credit | 6 |
| Indonesia - Early Child Development Project | 7/7/98 | Loan | 2 |
| Indonesia - Sumatera Basic Education Project | 3/17/99 | Loan | 20 |
| Indonesia - Sulawesi and Eastern Islands Basic Education Project | 3/17/99 | Ln. & Cr. | 17 |
| ECA | | | |
| Turkey - Basic Education Program | 6/1/98 | Loan | 234 |
| LAC | | | |
| Dominican Republic - Primary Education Development Project | 5/23/91 | Loan | 6 |
| Brazil - Innovations in Basic Education Project | 6/4/91 | Loan | 10 |
| Mexico - Primary Education Project | 8/28/91 | Loan | 45 |
| Costa Rica - Basic Education Rehabilitation Project | 10/18/91 | Loan | 10 |
| Belize - Primary Education Development Project | 11/8/91 | Loan | 82 |
| Mexico - Initial Education Project | 8/10/92 | Loan | 74 |
| Venezuela - Basic Education Project | 10/13/93 | Loan | 16 |
| Mexico - Second Primary Education Project | 3/11/94 | Loan | 97 |
| Uruguay - Basic Education Quality Improvement Project | 3/25/94 | Loan | 5 |
| Brazil - State of Minas Gerais : Basic Education Quality Improvement Project | 4/5/94 | Loan | 43 |
| Brazil - Parana Basic Education Quality Project | 6/8/94 | Loan | 18 |
| Peru - Primary Education Quality Project | 11/14/94 | Loan | 2 |
| Saint Lucia - Basic Education Reform Project | 12/22/94 | Ln. & Cr. | 2 |
| Honduras - Basic Education Project | 3/8/95 | Credit | 2 |
| El Salvador - Basic Education Modernization Project | 9/8/95 | Loan | 4 |
| Dominican Republic - Second Basic Education Development Project | 10/17/95 | Loan | 6 |
| Trinidad and Tobago - Basic Education Project | 10/26/95 | Loan | 15 |
| Dominica - Basic Education Reform Project | 11/29/95 | Ln. & Cr. | 2 |
| Grenada - Basic Education Reform Project | 11/29/95 | Ln. & Cr. | 2 |
| Panama - Basic Education Project | 2/29/96 | Loan | 10 |
| Guatemala - Basic Education Reform Project | 4/30/97 | Loan | 6 |
| Colombia - Antioquia Basic Education Project | 10/17/97 | Loan | 21 |
| Uruguay - Second Basic Education Quality Improvement Project | 7/6/98 | Loan | 1 |
| Nicaragua - Second Basic Education Project | 8/10/99 | Credit | 7 |
| Colombia - Rural Education Project | 3/10/00 | Loan | 13 |

School Quality and Learning Outcomes (Cont'd)

| Project | Date | Loan or Credit | Component Cost (US\$ million) |
|---|----------|----------------|-------------------------------|
| MENA | | | |
| Morocco - Rural Basic Education Development Project | 1/28/91 | Loan | 24 |
| Republic of Yemen - Basic Education Project | 6/16/92 | Credit | 5 |
| Algeria - Basic and Secondary Education Support Project | 2/22/93 | Loan | 32 |
| Egypt - Basic Education Improvement Project | 3/5/93 | Credit | 10 |
| Morocco - Social Priorities Program : Basic Education Project | 5/9/96 | Loan | 12 |
| Egypt - Education Enhancement Program Project | 10/21/96 | Credit | 52 |
| SA | | | |
| Pakistan - Sindh Primary Education Development Program Project | 2/6/90 | Credit | 25 |
| Nepal - Basic and Primary Education Project | 3/27/92 | Credit | 15 |
| Bangladesh - Female Secondary School Assistance Project | 2/16/93 | Credit | 8 |
| Pakistan - Balochistan Primary Education Program Project | 3/10/93 | Credit | 21 |
| Pakistan - North-West Frontier Province Primary Education Program Project | 2/16/95 | Credit | 9 |
| Bangladesh - Nonformal Education Project | 2/2/96 | Credit | 8 |
| India - Second District Primary Education Project | 5/9/96 | Credit | 112 |
| Pakistan - Northern Education Project | 9/30/97 | Credit | 6 |
| India - Uttar Pradesh Second Basic Education Project | 10/27/97 | Credit | 36 |
| India - Third District Primary Education Project | 10/27/97 | Credit | 57 |
| Bangladesh - Primary Education Development Project | 3/5/98 | Credit | 63 |
| Nepal - Basic and Primary Education Project (APL-I) | 3/3/99 | Credit | 3 |
| India - Rajasthan District Primary Education Project | 3/29/99 | Credit | 39 |
| India - Uttar Pradesh Third District Primary Education Project | 11/15/99 | Credit | 55 |
| SSA | | | |
| Nigeria - Primary Education Project | 11/20/90 | Credit | 12 |
| Rwanda - First Education Sector Project | 3/1/91 | Credit | 10 |
| Angola - First Education Project | 5/1/92 | Credit | 2 |
| Uganda - Primary Education and Teacher Development Project | 3/1/93 | Credit | 5 |
| Chad - Basic Education Project (Education 5) | 4/16/93 | Credit | 9 |
| Benin - Education Development (Third Education) Project | 3/29/94 | Credit | 1 |
| Cape Verde - Basic Education and Training Project | 12/19/94 | Credit | 1 |
| Guinea - Equity and School Improvement Project | 4/7/95 | Credit | 15 |
| Malawi - Primary Education Project | 12/21/95 | Credit | 5 |
| Ghana - Basic Education Sector Improvement Program Project | 5/24/96 | Credit | 22 |
| Gambia - Third Education Sector Program Project (APL I) | 8/7/98 | Credit | 5 |
| Nigeria - Second Primary Education Project | 4/12/00 | Credit | 23 |
| Total Amount Allocated for Quality and Learning Outcomes | | | 1669 |

Direct And Opportunity Costs

| Project | Date | Loan or Credit | Component Cost (US\$ million) |
|--|----------|-----------------|-------------------------------|
| EAP | | | |
| Indonesia - Third Nonformal Education Project | 11/8/91 | Loan | 16 |
| Indonesia - Primary Education Quality Improvement Project | 2/6/92 | Loan | 4 |
| Malaysia - Third Primary and Secondary Education Sector Project | 11/9/92 | Loan | 7 |
| China - Basic Education in Poor and Minority Areas Project | 8/8/94 | Credit | 8 |
| China - Third Basic Education Project | 2/23/96 | Credit | 2 |
| Indonesia - Early Child Development Project | 7/7/98 | Loan | 11 |
| Indonesia - Sumatera Basic Education Project | 3/17/99 | Loan | 24 |
| Indonesia - Sulawesi and Eastern Islands Basic Education Project Loan 47.9 and Credit 15.93 | 3/17/99 | Loan and Credit | 29 |
| ECA | | | |
| Brazil - Innovations in Basic Education Project | 6/4/91 | Loan | 7 |
| Mexico - Primary Education Project | 8/28/91 | Loan | 51 |
| Mexico - Second Primary Education Project | 3/11/94 | Loan | 55 |
| Uruguay - Basic Education Quality Improvement Project | 3/25/94 | Loan | 8 |
| Nicaragua - Basic Education Project | 2/22/95 | Credit | 2 |
| Honduras - Basic Education Project | 3/8/95 | Credit | 16 |
| Dominican Republic - Second Basic Education Development Project | 10/17/95 | Loan | 1 |
| Guatemala - Basic Education Reform Project | 4/30/97 | Loan | 12 |
| Colombia - Pasto Education Project | 10/17/97 | Loan | 3 |
| Uruguay - Second Basic Education Quality Improvement Project | 7/6/98 | Loan | 0.1 |
| Nicaragua - Second Basic Education Project | 8/10/99 | Credit | 1 |
| MENA | | | |
| Morocco - Rural Basic Education Development Project | 1/28/91 | Loan | 2 |
| Republic of Yemen - Basic Education Project | 6/16/92 | Credit | 4 |
| Egypt - Basic Education Improvement Project | 3/5/93 | Credit | 0.4 |
| Pakistan - Sindh Primary Education Development Program Project | 2/6/90 | Credit | 4 |
| Bangladesh - Female Secondary School Assistance Project | 2/16/93 | Credit | 42 |
| Bangladesh - Primary Education Development Project | 3/5/98 | Credit | 9 |
| SSA | | | |
| Benin - Education Development (Third Education) Project | 3/29/94 | Credit | 7 |
| Malawi - Primary Education Project | 12/21/95 | Credit | 3 |
| Zambia - Basic Education Subsector Investment Program (BESSIP) Project (APL I) | 3/5/99 | Credit | 0.1 |
| Total Amount Allocated | | | 326 |

Considering Socio-Cultural Factors

| Project | Date | Loan or Credit | Component Cost (US\$ million) |
|---|----------|----------------|-------------------------------|
| EAP | | | |
| Indonesia - Third Nonformal Education Project | 11/8/91 | Loan | 1 |
| China - Basic Education in Poor and Minority Areas Project | 8/8/94 | Credit | 2 |
| China - Fourth Basic Education Project | 5/6/97 | Credit | 1 |
| ECA | | | |
| Dominican Republic - Second Basic Education Development Project | 10/17/95 | Loan | 1 |
| Nicaragua - Second Basic Education Project | 8/10/99 | Credit | 1 |
| Colombia - Rural Education Project | 3/10/00 | Loan | 12 |
| MENA | | | |
| Republic of Yemen - Basic Education Project | 6/16/92 | Credit | 1 |
| Morocco - Social Priorities Program - Basic Education Project | 5/9/96 | Loan | 10 |
| SA | | | |
| Bangladesh - Female Secondary School Assistance Project | 2/16/93 | Credit | 5 |
| Pakistan - North-West Frontier Province Primary Education Program Project | 2/16/95 | Credit | 2 |
| Pakistan - Northern Education Project | 9/30/97 | Credit | 3 |
| Bangladesh - Primary Education Development Project | 3/5/98 | Credit | 5 |
| SSA | | | |
| Chad - Basic Education Project (Education 5) | 4/16/93 | Credit | 1 |
| Benin - Education Development (Third Education) Project | 3/29/94 | Credit | 2 |
| Gambia - Third Education Sector Program Project (APL I) | 8/7/98 | Credit | 0.4 |
| Total Amount Allocated to Support Socio-Cultural Factors | | | 37 |

Policy Change and Institutional Building

| Project | Date | Loan or Credit | Component Cost (US\$ million) |
|--|----------|----------------|-------------------------------|
| EAP | | | |
| Indonesia - Primary Education Quality Improvement Project | 2/6/92 | Loan | 8 |
| Malaysia - Third Primary and Secondary Education Sector Project | 11/9/92 | Loan | 9 |
| Vietnam - Primary Education Project | 10/5/93 | Credit | 8 |
| China - Third Basic Education Project | 2/23/96 | Credit | 7 |
| Philippines - Third Elementary Education Project | 10/25/96 | Loan | 4 |
| Indonesia - Early Child Development Project | 7/7/98 | Loan | 2 |
| Indonesia - Sumatera Basic Education Project (loan 54.5 plus 20.1 credit = 74.6) | 3/17/99 | Ln & Cr. | 5 |
| Indonesia - Sulawesi and Eastern Islands Basic Education Project Loan 47.9 and Credit 15.93 | 3/17/99 | Ln. & Cr. | 8 |
| ECA | | | |
| Turkey - Basic Education Program | 6/1/98 | Loan | 3 |

Policy Change and Institutional Building

| Project | Date | Loan or Credit | Component Cost (US\$ million) |
|--|----------|----------------|-------------------------------|
| LAC | | | |
| Dominican Republic - Primary Education Development Project | 5/23/91 | Loan | 5 |
| Brazil - Innovations in Basic Education Project | 6/4/91 | Loan | 6 |
| Costa Rica - Basic Education Rehabilitation Project | 10/18/91 | Loan | 1 |
| Belize - Primary Education Development Project | 11/8/91 | Loan | 12 |
| Mexico - Initial Education Project | 8/10/92 | Loan | 6 |
| Brazil - Second Northeast Basic Education Project | 4/20/93 | Loan | 26 |
| Venezuela - Basic Education Project | 10/13/93 | Loan | 31 |
| Brazil - Third Northeast Basic Education Project | 10/29/93 | Loan | 15 |
| Mexico - Second Primary Education Project | 3/11/94 | Loan | 9 |
| Uruguay - Basic Education Quality Improvement Project | 3/25/94 | Loan | 2 |
| Brazil - State of Minas Gerais : Basic Education Quality Improvement Project | 4/5/94 | Loan | 15 |
| Brazil - Parana Basic Education Quality Project | 6/8/94 | Loan | 11 |
| Peru - Primary Education Quality Project | 11/14/94 | Loan | 24 |
| Saint Lucia - Basic Education Reform Project | 12/22/94 | Ln. & Cr. | 1 |
| Nicaragua - Basic Education Project | 2/22/95 | Credit | 6 |
| Honduras - Basic Education Project | 3/8/95 | Credit | 6 |
| El Salvador - Basic Education Modernization Project | 9/8/95 | Loan | 8 |
| Dominican Republic - Second Basic Education Development Project | 10/17/95 | Loan | 4 |
| Trinidad and Tobago - Basic Education Project | 10/26/95 | Loan | 13 |
| Dominica - Basic Education Reform Project | 11/29/95 | Ln. & Cr. | 1 |
| Grenada - Basic Education Reform Project | 11/29/95 | Ln. & Cr. | 2 |
| Panama - Basic Education Project | 2/29/96 | Loan | 6 |
| Guatemala - Basic Education Reform Project | 4/30/97 | Loan | 8 |
| Colombia - Antioquia Basic Education Project | 10/17/97 | Loan | 14 |
| Colombia - Pasto Education Project | 10/17/97 | Loan | 1 |
| Nicaragua - Second Basic Education Project | 8/10/99 | Credit | 10 |
| Colombia - Rural Education Project | 3/10/00 | Loan | 3 |
| MENA | | | |
| Algeria - Basic and Secondary Education Support Project | 2/22/93 | Loan | 1 |
| Morocco - Social Priorities Program : Basic Education Project | 5/9/96 | Loan | 3 |
| Egypt - Education Enhancement Program Project | 10/21/96 | Credit | 6 |
| Yemen - Child Development Project | 2/29/00 | | 1 |
| SA | | | |
| Pakistan - Sindh Primary Education Development Program Project (FY91-95) | 2/6/90 | Credit | 2 |
| Nepal - Basic and Primary Education Project | 3/27/92 | Credit | 4 |
| Bangladesh - Female Secondary School Assistance Project | 2/16/93 | Credit | 13 |
| Pakistan - Balochistan Primary Education Program Project | 3/10/93 | Credit | 6 |
| Pakistan - North-West Frontier Province Primary Education Program Project | 2/16/95 | Credit | 3 |
| India - Second District Primary Education Project | 5/9/96 | Credit | 58 |
| Pakistan - Northern Education Project | 9/30/97 | Credit | 3 |
| India - Third District Primary Education Project | 10/27/97 | Credit | 16 |
| Bangladesh - Primary Education Development Project | 3/5/98 | Credit | 9 |

Policy Change and Institutional Building (Cont'd)

| Project | Date | Loan or Credit | Component Cost (US\$ million) |
|--|-------------|-----------------------|--------------------------------------|
| SA | | | |
| Nepal - Basic and Primary Education Project (APL-I) | 3/3/99 | Credit | 4 |
| India - Rajasthan District Primary Education Project | 3/29/99 | Credit | 30 |
| India - Uttar Pradesh Third District Primary Education Project | 11/15/99 | Credit | 61 |
| SSA | | | |
| Nigeria - Primary Education Project | 11/20/90 | Credit | 24 |
| Rwanda - First Education Sector Project | 3/1/91 | Credit | 2 |
| Angola - First Education Project | 5/1/92 | Credit | 5 |
| Uganda - Primary Education and Teacher Development Project | 3/1/93 | Credit | 19 |
| Chad - Basic Education Project (Education 5) | 4/16/93 | Credit | 2 |
| Ghana - Primary School Development Project | 5/17/93 | Credit | 5 |
| Benin - Education Development (Third Education) Project | 3/29/94 | Credit | 4 |
| Cape Verde - Basic Education and Training Project | 12/19/94 | Credit | 1 |
| Guinea - Equity and School Improvement Project | 4/7/95 | Credit | 4 |
| Ghana - Basic Education Sector Improvement Program Project | 5/24/96 | Credit | 2 |
| Gambia - Third Education Sector Program Project (APL I) | 8/7/98 | Credit | 2 |
| Zambia - Basic Education Subsector Investment Program (BESSIP) Project (APL I) | 3/5/99 | Credit | 1 |
| Nigeria - Second Primary Education Project | 4/12/00 | Credit | 9 |
| Total Amount Allocated to support Policy Change and Capacity Building | | | 595 |

HEALTH

Maternal Health

| Country / Project | Fiscal Year | Date | Loan / Credit | Component (US \$ million) |
|--|-------------|----------|---------------|---------------------------|
| Brazil – Second Northeast Basic Health Services Project | 1990 | 10/25/89 | Loan | 13.4 |
| Yemen – Health II Project | 1990 | | | 1.5 |
| Morocco – Health Sector Investment Project | 1990 | 1/8/90 | Loan | 10.4 |
| Lesotho – Second Population, Health, and Nutrition Project | 1990 | 6/10/89 | Credit | 1.2 |
| Tanzania – Health and Nutrition Project | 1990 | 2/5/90 | Credit | 9.5 |
| Mexico – Basic Health Project | 1991 | 11/8/90 | Loan | 3.5 |
| Tunisia – Population and Family Health Project | 1991 | 2/19/91 | Loan | 24.0 |
| Pakistan - Family Health Project | 1991 | 4/12/91 | Credit | 13.5 |
| Bangladesh – Fourth Population and Health Project | 1991 | 5/20/91 | Credit | 61.5 |
| Ghana – Second Health and Population Project | 1991 | 11/16/90 | Credit | 4.9 |
| Malawi - Population, Health and Nutrition Sector Credit Project | 1991 | 2/1/91 | Credit | 5.8 |
| Mali - Second Health, Population and Rural Water Supply Project | 1991 | 2/22/91 | Credit | 3.0 |
| Senegal – Human Resources Development Project: Population and Health | 1991 | 3/12/91 | Credit | 14.8 |
| Madagascar - Health Sector Improvement Project | 1991 | 5/7/91 | Credit | 4.4 |
| Poland – Health Project | 1992 | 3/27/92 | Loan | 6.5 |
| Romania – Health Services Rehabilitation | 1992 | | | 40.1 |
| Niger – Population Project | 1992 | 4/3/92 | Credit | 14.6 |
| Mauritania – Health and Population Project | 1992 | 10/28/91 | Credit | 6.9 |
| Equatorial Guinea – Health Improvement Project | 1992 | 2/6/92 | Credit | 0.2 |
| Indonesia – Third Health and Community Nutrition Project | 1993 | 12/4/92 | Loan | 9.4 |
| Philippines – Urban Health and Nutrition Project | 1993 | 5/14/93 | Credit | 17.5 |
| Chile – Health Sector Reform | 1993 | 10/23/92 | Loan | 0.9 |
| Ecuador - Second Social Development Health and Nutrition Project | 1993 | 6/29/92 | Loan | 23.1 |
| Honduras - Nutrition and Health Project | 1993 | 12/14/92 | Credit | 1.0 |
| Colombia – Municipal Health Services Project | 1993 | 5/14/93 | Loan | 10.0 |
| Iran – Primary Health and Family Planning Project | 1993 | 3/5/93 | Loan | 59.5 |
| Jordan – Health Management Project | 1993 | 2/23/93 | Loan | 6.6 |
| Yemen - Family Health Project | 1993 | 6/4/93 | Credit | 13.3 |
| India - Second Integrated Child Development Services Project | 1993 | 1/22/93 | Credit | 19.4 |
| Pakistan - Second Family Health Project | 1993 | 1/25/93 | Credit | 19.2 |
| Guinea-Bissau – Social Sector Project | 1993 | 1/29/93 | Credit | 0.9 |
| China – Rural Health Workers Development Project | 1994 | 7/12/93 | Credit | 8.9 |
| Malaysia – Health Development Project | 1994 | 11/15/93 | Loan | 0.5 |
| Argentina – Maternal and Child Health and Nutrition Project | 1994 | 7/14/93 | Loan | 12.0 |
| Nicaragua – Health Sector Reform Project | 1994 | 11/24/93 | Credit | 0.6 |
| Peru – Basic Health and Nutrition Project | 1994 | 1/7/94 | Loan | 10.5 |
| Nepal - Population and Family Health Project | 1994 | 3/18/94 | Credit | 21.4 |
| Comoros – Population and Human Resources Project | 1994 | 11/19/93 | Credit | 4.3 |
| Guinea – Health and Nutrition Sector Project | 1994 | 12/22/93 | Credit | 2.5 |
| Burkina Faso – Health and Nutrition Project | 1994 | 3/11/94 | Credit | 7.5 |
| Chad – Health and Safe Motherhood Project | 1994 | 5/13/94 | Credit | 6.1 |
| China – Comprehensive Maternal and Child Health Project | 1995 | 9/21/94 | Credit | 45.0 |
| Laos – Health Systems Reform and Malaria Project | 1995 | 12/5/94 | Credit | 4.8 |
| Philippines – Women's Health and Safe Motherhood Project | 1995 | 1/27/95 | Loan | 13.0 |

Maternal Health (Cont'd)

| Country / Project | Fiscal Year | Date | Loan / Credit | Component (US \$ million) |
|--|-------------|----------|---------------|---------------------------|
| Indonesia – Fourth Health Project | 1995 | 5/22/95 | Loan | 22.0 |
| Croatia – Health Project | 1995 | 1/26/95 | Loan | 1.6 |
| Estonia – Health Project | 1995 | 1/19/95 | Loan | 0.2 |
| Turkey – Second Health Project. Eastern and Southeastern Anatolia | 1995 | 8/25/94 | Loan | 37.5 |
| Panama – Rural Health Project | 1995 | 12/16/94 | Loan | 4.0 |
| Lebanon – Health Sector Rehabilitation Project | 1995 | 12/1/94 | Loan | 8.9 |
| Bangladesh – Integrated Nutrition Project | 1995 | 4/26/95 | Credit | 14.9 |
| India – Andhra Pradesh First Referral Health System Project | 1995 | 11/2/94 | Credit | 26.6 |
| Pakistan – Population Welfare Program | 1995 | 2/10/95 | Credit | 65.1 |
| Uganda – District Health Services Pilot and Demonstration Project | 1995 | 12/28/94 | Credit | 11.3 |
| Cameroon – Health, Fertility and Nutrition Project | 1995 | 2/7/95 | Credit | 18.5 |
| Burundi – Second Health and Population Project | 1995 | 4/25/95 | Credit | 8.0 |
| Senegal – Community Nutrition Project | 1995 | 4/26/95 | Credit | 1.8 |
| Benin – Health and Population Project | 1995 | 5/10/95 | Credit | 13.9 |
| Zambia – Health Sector Support Project | 1995 | 10/14/94 | Credit | 28.0 |
| Vietnam – National Health Support Project | 1996 | 12/22/95 | Credit | 39.6 |
| Vietnam – Population and Family Health Project | 1996 | 12/22/95 | Credit | 40.0 |
| Bulgaria – Health Sector Restructuring Project | 1996 | 3/15/96 | Loan | 9.5 |
| Georgia - Health Project | 1996 | 4/2/96 | Credit | 8.1 |
| Kyrgyz Republic – Health Sector Reform Project | 1996 | 4/22/96 | Credit | 4.2 |
| Russian Federation Medical Equipment Project | 1996 | 5/16/96 | Loan | 90.0 |
| Mexico – Second Basic Health Care Project | 1996 | 8/30/95 | Loan | 111.8 |
| Egypt - Population Project | 1996 | 2/26/96 | Credit | 15.0 |
| Morocco - Social Priorities Program - Basic Health Project | 1996 | 5/9/96 | Loan | 20.3 |
| Pakistan – Northern Health Program Project | 1996 | 5/15/96 | Credit | 20.0 |
| India – Second Health Systems Development Project | 1996 | 2/20/96 | Credit | 56.0 |
| Mozambique – Health Sector Recovery Project | 1996 | 11/7/95 | Credit | 35.9 |
| Sierra Leone - Integrated Health Sector Investment Project | 1996 | 2/6/96 | Credit | 2.0 |
| Cote d'Ivoire – Integrated Health Services Development Project | 1996 | 6/5/96 | Credit | 13.5 |
| Cambodia – Disease Control and Health Development Project | 1997 | 11/15/96 | Credit | 6.1 |
| Indonesia - Intensified Iodine Deficiency Control Project | 1997 | 11/18/96 | Loan | 1.9 |
| Bosnia-Herzegovina- Essential Hospital Services Project | 1997 | 11/19/96 | Credit | 2.0 |
| Russian Federation – Health Reform Pilot Project | 1997 | 1/17/97 | Loan | 19.7 |
| Paraguay – Maternal Health and Child Development Project | 1997 | 8/13/96 | Loan | 16.2 |
| Argentina - Second Maternal and Child Health and Nutrition Project | 1997 | 4/27/97 | Loan | 33.3 |
| Sri Lanka – Health Services Project | 1997 | 11/21/96 | Credit | 7.6 |
| India - Reproductive and Child Health Care Project | 1997 | 4/29/97 | Credit | 132.0 |
| Niger – Health Sector Development Project | 1997 | 8/6/96 | Credit | 1.7 |
| Indonesia - Safe Motherhood Project a Partnership and Family Approach | 1998 | 6/3/97 | Loan | 42.5 |
| Philippines – Early Childhood Development Project | 1998 | 2/27/98 | Loan | 2.0 |
| China – Basic Health Services Project | 1998 | 4/30/98 | Credit | 6.1 |
| Armenia – Health Financing and Primary Health Care Development Project | 1998 | 6/30/97 | Credit | 2.7 |
| Dominican Republic - Provincial Health Services Project | 1998 | 12/15/97 | Loan | 14.4 |
| Nicaragua - Health Sector Modernization Project | 1998 | 5/11/98 | Credit | 6.0 |

Maternal Health (Cont'd)

| Country / Project | Fiscal Year | Date | Loan / Credit | Component (US \$ million) |
|---|-------------|----------|---------------|---------------------------|
| Ecuador – Health Services Modernization Project | 1998 | 5/20/98 | Loan | 7.8 |
| Mexico – Health System Reform Project | 1998 | 5/18/98 | Loan | 70.0 |
| Egypt – Health Sector Reform Project | 1998 | 4/24/98 | Credit | 33.0 |
| Tunisia – Health Sector Loan Project | 1998 | 2/13/98 | Loan | 5.0 |
| India – Orissa Health Systems Development Project | 1998 | 5/4/98 | Credit | 7.0 |
| India - Woman and Child Development Project | 1998 | 5/27/98 | Credit | 80.0 |
| Bangladesh – Health and Population Program | 1998 | 6/1/98 | Credit | 84.0 |
| Senegal – Integrated Health Sector Development Project | 1998 | 8/8/97 | Credit | 20.0 |
| Ghana – Health Sector Support Program Project | 1998 | 9/25/97 | Credit | 7.0 |
| Guinea-Bissau - National Health Development Program Project | 1998 | 10/21/97 | Credit | 9.3 |
| Eritrea - Health Project | 1998 | 11/17/97 | Credit | 9.9 |
| Mauritania - Health Sector Investment Project | 1998 | 2/24/98 | Credit | 8.0 |
| Gambia – Participatory Health, Population and Nutrition | 1998 | 3/2/98 | Credit | 5.8 |
| Madagascar - Second Community Nutrition Project | 1998 | 3/24/98 | Credit | 5.0 |
| China - Ninth Health Project | 1999 | 4/14/99 | Loan + Credit | 32.1 |
| Uzbekistan –Health I Project | 1999 | 8/27/98 | Loan | 3.7 |
| Bolivia - Health Sector Reform Project (APL I) | 1999 | 3/31/99 | Credit | 5.0 |
| India – Maharashtra Health Systems Development Project | 1999 | 11/5/98 | Credit | 2.6 |
| Ethiopia – Health Sector Development Project | 1999 | 9/24/98 | Credit | 10.0 |
| Guinea - Population and Reproductive Health Project | 1999 | 10/26/98 | Credit | 8.3 |
| Mali – Health Sector Development Project | 1999 | 11/17/98 | Credit | 4.0 |
| Indonesia – Provincial Health | 2000 | 5/10/00 | Credit | 12.3 |
| Tajikistan – Primary Health Care Project | 2000 | 2/15/00 | Credit | 0.5 |
| Lithuania – Health Project | 2000 | 11/5/99 | Loan | 2.1 |
| Bulgaria – Health Sector Reform Project | 2000 | 5/30/00 | Loan | 6.3 |
| Romania – Health Sector Reform Project | 2000 | 5/26/00 | Loan | 2.0 |
| Ecuador – Second Social Development Health and Nutrition – Supplement | 2000 | 9/15/99 | Loan | 5.0 |
| Argentina – Health Insurance Project | 2000 | 11/30/99 | Loan | 0.5 |
| Argentina – Public Health Surveillance and Disease Control Project | 2000 | 9/24/99 | Loan | 5.3 |
| Peru - Health Reform Program Project | 2000 | 11/22/99 | Loan | 50.0 |
| Iran - Second Primary Health Care and Nutrition Project | 2000 | 4/3/00 | Loan | 26.7 |
| India – Uttar Pradesh Health Systems Development Project | 2000 | 3/30/00 | Credit | 11.0 |
| Bangladesh - National Nutrition Project | 2000 | 4/25/00 | Credit | 25.0 |
| Madagascar - Second Health Sector Support Project | 2000 | 11/4/99 | Credit | 6.0 |
| Chad – Health Sector Support Project | 2000 | 3/30/00 | Credit | 14.9 |
| Tanzania – Health Sector Development Project | 2000 | 5/10/00 | Credit | 4.5 |
| Lesotho – Health Sector Reform Project | 2000 | 5/11/00 | Credit | 2.0 |
| Total | | | | 2,172 |

Nutrition

| Country / Project | Fiscal Year | Date | Loan / Credit | Component (US \$ million) |
|--|-------------|----------|---------------|---------------------------|
| Brazil – Second Northeast Basic Health Services Project | 1990 | 10/25/89 | Loan | 3.2 |
| Bolivia – Integrated Health Development Project | 1990 | 12/20/89 | Credit | 1.3 |
| India – Second Tamil Nadu Nutrition Project | 1990 | 5/10/90 | Credit | 95.8 |
| Lesotho – Second Population, Health, and Nutrition Project | 1990 | 6/10/89 | Credit | 0.3 |
| Tanzania – Health and Nutrition Project | 1990 | 2/5/90 | Credit | 24.0 |
| Mali - Second Health, Population and Rural Water Supply Project | 1991 | 2/22/91 | Credit | 2.2 |
| Senegal – Human Resources Development Project. Population and Health | 1991 | 3/12/91 | Credit | 1.5 |
| Zimbabwe - Second Family Health Project | 1991 | 4/30/91 | Loan | 1.1 |
| Madagascar - Health Sector Improvement Project | 1991 | 5/7/91 | Credit | 0.2 |
| India – Integrated Child Development Services Project | 1991 | 6/1/90 | Credit + Loan | 106.0 |
| Pakistan - Family Health Project | 1991 | 4/12/91 | Credit | 0.4 |
| Bangladesh – Fourth Population and Health Project | 1991 | 5/20/91 | Credit | 3.3 |
| Tunisia – Population and Family Health Project | 1991 | 2/19/91 | Loan | 1.4 |
| Niger – Population Project | 1992 | 4/3/92 | Credit | 2.4 |
| Ecuador - Second Social Development: Health and Nutrition Project | 1993 | 6/29/92 | Loan | 4.6 |
| Honduras - Nutrition and Health Project | 1993 | 12/14/92 | Credit | 8.0 |
| Colombia – Municipal Health Services Project | 1993 | 5/14/93 | Loan | 16.5 |
| Indonesia – Third Health and Community Nutrition Project | 1993 | 12/4/92 | Loan | 28.0 |
| Philippines – Urban Health and Nutrition Project | 1993 | 5/14/93 | Credit | 12.0 |
| India - Second Integrated Child Development Services Project | 1993 | 1/22/93 | Credit | 106.0 |
| Pakistan - Second Family Health Project | 1993 | 1/25/93 | Credit | 2.4 |
| Malaysia – Health Development Project | 1994 | 11/15/93 | Loan | 0.3 |
| Argentina – Maternal and Child Health and Nutrition Project | 1994 | 7/14/93 | Loan | 44.0 |
| Nicaragua – Health Sector Reform Project | 1994 | 11/24/93 | Credit | 0.6 |
| Peru – Basic Health and Nutrition Project | 1994 | 1/7/94 | Loan | 10.0 |
| Guinea – Health and Nutrition Sector Project | 1994 | 12/22/93 | Credit | 3.0 |
| Burkina Faso – Health and Nutrition Project | 1994 | 3/11/94 | Credit | 4.0 |
| Chad – Health and Safe Motherhood Project | 1994 | 5/13/94 | Credit | 4.0 |
| Cameroon – Health, Fertility and Nutrition Project | 1995 | 2/7/95 | Credit | 11.0 |
| Burundi – Second Health and Population Project | 1995 | 4/25/95 | Credit | 4.0 |
| Senegal – Community Nutrition Project | 1995 | 4/26/95 | Credit | 15.0 |
| Benin – Health and Population Project | 1995 | 5/10/95 | Credit | 10.0 |
| Panama – Rural Health Project | 1995 | 12/16/94 | Loan | 9.0 |
| China – Comprehensive Maternal and Child Health Project | 1995 | 9/21/94 | Credit | 36.0 |
| Laos – Health Systems Reform and Malaria Project | 1995 | 12/5/94 | Credit | 1.4 |
| Philippines – Women’s Health and Safe Motherhood Project | 1995 | 1/27/95 | Loan | 3.5 |
| Indonesia – Fourth Health Project | 1995 | 5/22/95 | Loan | 8.8 |
| Turkey – Second Health Project. Eastern and Southeastern Anatolia | 1995 | 8/25/94 | Loan | 13.0 |
| Lebanon – Health Sector Rehabilitation Project | 1995 | 12/1/94 | Loan | 1.8 |
| Bangladesh – Integrated Nutrition Project | 1995 | 4/26/95 | Credit | 40.0 |
| Pakistan – Northern Health Program Project | 1996 | 5/15/96 | Credit | 0.5 |
| Morocco - Social Priorities Program . Basic Health Project | 1996 | 5/9/96 | Loan | 3.0 |
| Mexico – Second Basic Health Care Project | 1996 | 8/30/95 | Loan | 1.0 |
| Sierra Leone - Integrated Health Sector Investment Project | 1996 | 2/6/96 | Credit | 1.0 |
| Cote d’Ivoire – Integrated Health Services Development Project | 1996 | 6/5/96 | Credit | 0.4 |
| Paraguay - Maternal Health and Child Development Project | 1997 | 8/13/96 | Loan | 2.3 |
| Argentina – Second Maternal and Child Health and Development | 1997 | 4/27/97 | Loan | 19.0 |

Nutrition (Cont'd)

| Country / Project | Fiscal Year | Date | Loan / Credit | Component (US \$ million) |
|--|-------------|----------|---------------|---------------------------|
| Indonesia - Intensified Iodine Deficiency Control Project | 1997 | 11/18/96 | Loan | 20.0 |
| Russian Federation - Health Reform Pilot Project | 1997 | 1/17/97 | Loan | 1.0 |
| Sri Lanka - Health Services Project | 1997 | 11/21/96 | Credit | 3.0 |
| Uganda - Nutrition and Early Childhood Development Project | 1998 | 12/15/97 | Credit | 17.0 |
| India - Woman and Child Development Project | 1998 | 5/27/98 | Credit | 200.0 |
| Bangladesh - Health and Population Program | 1998 | 6/1/98 | Credit | 27.0 |
| Indonesia - Safe Motherhood Project: a Partnership and Family Approach | 1998 | 6/3/97 | Loan | 0.1 |
| Philippines - Early Childhood Development Project | 1998 | 2/27/98 | Loan | 2.3 |
| Dominican Republic - Provincial Health Services Project | 1998 | 12/15/97 | Loan | 2.4 |
| Nicaragua - Health Sector Modernization Project | 1998 | 5/11/98 | Credit | 7.0 |
| Mauritania - Health Sector Investment Project | 1998 | 2/24/98 | Credit | 2.0 |
| Gambia - Participatory Health, Population and Nutrition | 1998 | 3/2/98 | Credit | 2.0 |
| Madagascar - Second Community Nutrition Project | 1998 | 3/24/98 | Credit | 20.0 |
| Ethiopia - Health Sector Development Project | 1999 | 9/24/98 | Credit | 3.8 |
| Guinea - Population and Reproductive Health Project | 1999 | 10/26/98 | Credit | 0.5 |
| Mali - Health Sector Development Project | 1999 | 11/17/98 | Credit | 0.6 |
| Mauritania - Nutrition, Food Security and Social Mobilization Project | 1999 | 2/16/99 | Credit | 4.0 |
| Bolivia - Health Sector Reform Project (APL I) | 1999 | 3/31/99 | Credit | 4.0 |
| China - Ninth Health Project | 1999 | 4/14/99 | Loan + Credit | 8.9 |
| Uzbekistan - Health I Project | 1999 | 8/27/98 | Loan | 0.2 |
| Boznia-Herzegovina - Basic Health Project | 1999 | 4/15/99 | Credit | 0.1 |
| Ecuador - Second Social Development Health and Nutrition - Supplement | 2000 | 9/15/99 | Loan | 0.9 |
| Peru - Health Reform Program Project | 2000 | 11/22/99 | Loan | 4.0 |
| Iran - Second Primary Health Care and Nutrition Project | 2000 | 4/3/00 | Loan | 19.0 |
| Bangladesh - National Nutrition Project | 2000 | 4/25/00 | Credit | 65.0 |
| Madagascar - Second Health Sector Support Project | 2000 | 11/4/99 | Credit | 1.0 |
| Chad - Health Sector Support Project | 2000 | 3/30/00 | Credit | 2.5 |
| Total | | | | 1,086 |

Immunization

| Country / Project | Fiscal Year | Date | Loan / Credit | Component (US \$ million.) |
|--|-------------|----------|---------------|-------------------------------|
| Morocco – Health Sector Investment Project | 1990 | 1/8/90 | Loan | 1.5 |
| Ghana – Second Health and Population Project | 1991 | 11/16/90 | Credit | 2.9 |
| Madagascar - Health Sector Improvement Project | 1991 | 5/7/91 | Credit | 1.8 |
| China – Infectious Disease Control | 1992 | 11/15/91 | Credit | 1.0 |
| Ecuador - Second Social Development. Health and Nutrition Project | 1993 | 6/29/92 | Loan | 4.0 |
| Honduras - Nutrition and Health Project | 1993 | 12/14/92 | Credit | 0.5 |
| Guinea – Health and Nutrition Sector Project | 1994 | 12/22/93 | Credit | 0.9 |
| Burkina Faso – Health and Nutrition Project | 1994 | 3/11/94 | Credit | 1.0 |
| Uganda – District Health Services Pilot and Demonstration Project | 1995 | 12/28/94 | Credit | 6.0 |
| Cameroon – Health, Fertility and Nutrition Project | 1995 | 2/7/95 | Credit | 1.2 |
| China – Disease Prevention Project | 1996 | 11/8/95 | Credit | 59.1 |
| Morocco - Social Priorities Program · Basic Health Project | 1996 | 5/9/96 | Loan | 2.0 |
| Mozambique – Health Sector Recovery Project | 1996 | 11/7/95 | Credit | 7.0 |
| Sierra Leone - Integrated Health Sector Investment Project | 1996 | 2/6/96 | Credit | 0.6 |
| Niger – Health Sector Development Project | 1997 | 8/6/96 | Credit | 1.2 |
| Turkey – Primary Health Care Services Project | 1997 | 6/3/97 | Loan | 0.3 |
| Paraguay - Maternal Health and Child Development Project | 1997 | 8/13/96 | Loan | 1.9 |
| Dominican Republic - Provincial Health Services Project | 1998 | 12/15/97 | Loan | 2.7 |
| Nicaragua - Health Sector Modernization Project | 1998 | 5/11/98 | Credit | 0.9 |
| Philippines – Early Childhood Development Project | 1998 | 2/27/98 | Loan | 2.0 |
| China – Basic Health Services Project | 1998 | 4/30/98 | Credit | 3.7 |
| Armenia – Health Financing and Primary Health Care Development Project | 1998 | 6/30/97 | Credit | 0.2 |
| Ecuador – Health Services Modernization Project | 1998 | 5/20/98 | Loan | 2.6 |
| India – Orissa Health Systems Development Project | 1998 | 5/4/98 | Credit | 1.1 |
| India - Woman and Child Development Project | 1998 | 5/27/98 | Credit | 5.6 |
| Bangladesh – Health and Population Program | 1998 | 6/1/98 | Credit | 7.0 |
| Ghana – Health Sector Support Program Project | 1998 | 9/25/97 | Credit | 2.2 |
| Guinea-Bissau - National Health Development Program Project | 1998 | 10/21/97 | Credit | 2.4 |
| Eritrea - Health Project | 1998 | 11/17/97 | Credit | 0.8 |
| Mauritania - Health Sector Investment Project | 1998 | 2/24/98 | Credit | 0.8 |
| Ethiopia – Health Sector Development Project | 1999 | 9/24/98 | Credit | 2.0 |
| Guinea - Population and Reproductive Health Project | 1999 | 10/26/98 | Credit | 0.6 |
| Mali – Health Sector Development Project | 1999 | 11/17/98 | Credit | 1.0 |
| India – Maharashtra Health Systems Development Project | 1999 | 11/5/98 | Credit | 1.3 |
| Brazil – Disease Surveillance and Control Project | 1999 | 8/6/98 | Loan | 2.3 |
| Bolivia - Health Sector Reform Project (APL I) | 1999 | 3/31/99 | Credit | 6.1 |
| China - Ninth Health Project | 1999 | 4/14/99 | Loan + Credit | 1.4 |
| Uzbekistan –Health I Project | 1999 | 8/27/98 | Loan | 1.0 |
| Latvia – Health Reform Project | 1999 | 10/14/98 | Loan | 0.2 |
| Boznia-Herzegovina – Basic Health Project | 1999 | 4/15/99 | Credit | 0.1 |
| Tajikistan – Primary Health Care Project | 2000 | 2/15/00 | Credit | 0.4 |
| Ecuador – Second Social Development Health and Nutrition – Supplement | 2000 | 9/15/99 | Loan | 4.0 |
| Peru - Health Reform Program Project | 2000 | 11/22/99 | Loan | 3.5 |
| India – Uttar Pradesh Health Systems Development Project | 2000 | 3/30/00 | Credit | 3.0 |
| India - Immunization Strengthening Project | 2000 | 3/30/00 | Credit | 143.0 |
| Madagascar - Second Health Sector Support Project | 2000 | 11/4/99 | Credit | 0.3 |
| Chad – Health Sector Support Project | 2000 | 3/30/00 | Credit | 2.6 |
| Tanzania – Health Sector Development Project | 2000 | 5/10/00 | Credit | 4.5 |
| Total | | | | 302 |

Control of Communicable Diseases

| Country / Project | Fiscal Year | Date | Loan / Credit | Component (US \$ million) |
|---|-------------|----------|---------------|---------------------------|
| Malawi - Population, Health and Nutrition Sector Credit Project | 1991 | 2/1/91 | Credit | 5.6 |
| Philippines - Urban Health and Nutrition Project | 1993 | 5/14/93 | Credit | 4.4 |
| Ecuador - Second Social Development Health and Nutrition Project | 1993 | 6/29/92 | Loan | 12.2 |
| Colombia - Municipal Health Services Project | 1993 | 5/14/93 | Loan | 4.0 |
| Jordan - Health Management Project | 1993 | 2/23/93 | Loan | 0.9 |
| Yemen - Family Health Project | 1993 | 6/4/93 | Credit | 2.6 |
| Guinea-Bissau - Social Sector Project | 1993 | 1/29/93 | Credit | 2.3 |
| Comoros - Population and Human Resources Project | 1994 | 11/19/93 | Credit | 1.4 |
| Guinea - Health and Nutrition Sector Project | 1994 | 12/22/93 | Credit | 2.0 |
| Argentina - Maternal and Child Health and Nutrition Project | 1994 | 7/14/93 | Loan | 25.0 |
| Nicaragua - Health Sector Reform Project | 1994 | 11/24/93 | Credit | 1.3 |
| Peru - Basic Health and Nutrition Project | 1994 | 1/7/94 | Loan | 7.6 |
| China - Rural Health Workers Development Project | 1994 | 7/12/93 | Credit | 1.4 |
| Nepal - Population and Family Health Project | 1994 | 3/18/94 | Credit | 5.9 |
| China - Comprehensive Maternal and Child Health Project | 1995 | 9/21/94 | Credit | 9.0 |
| Laos - Health Systems Reform and Malaria Project | 1995 | 12/5/94 | Credit | 3.1 |
| Turkey - Second Health Project: Eastern and Southeastern Anatolia | 1995 | 8/25/94 | Loan | 2.9 |
| Uganda - District Health Services Pilot and Demonstration Project | 1995 | 12/28/94 | Credit | 0.5 |
| Cameroon - Health, Fertility and Nutrition Project | 1995 | 2/7/95 | Credit | 7.8 |
| Burundi - Second Health and Population Project | 1995 | 4/25/95 | Credit | 3.8 |
| Benin - Health and Population Project | 1995 | 5/10/95 | Credit | 2.7 |
| Sierra Leone - Integrated Health Sector Investment Project | 1996 | 2/6/96 | Credit | 2.0 |
| Kyrgyz Republic - Health Sector Reform Project | 1996 | 4/22/96 | Credit | 1.5 |
| Vietnam - National Health Support Project | 1996 | 12/22/95 | Credit | 4.8 |
| Vietnam - Population and Family Health Project | 1996 | 12/22/95 | Credit | 7.2 |
| Mexico - Second Basic Health Care Project | 1996 | 8/30/95 | Loan | 22.5 |
| Morocco - Social Priorities Program - Basic Health Project | 1996 | 5/9/96 | Loan | 6.0 |
| Pakistan - Northern Health Program Project | 1996 | 5/15/96 | Credit | 4.7 |
| Argentina - Second Maternal and Child Health and Nutrition Project | 1997 | 4/27/97 | Loan | 23.5 |
| Niger - Health Sector Development Project | 1997 | 8/6/96 | Credit | 8.8 |
| Senegal - Integrated Health Sector Development Project | 1998 | 8/8/97 | Credit | 1.2 |
| Ghana - Health Sector Support Program Project | 1998 | 9/25/97 | Credit | 3.5 |
| Eritrea - Health Project | 1998 | 11/17/97 | Credit | 3.8 |
| Comoros - Health Project | 1998 | 1/30/98 | Credit | 1.6 |
| Nicaragua - Health Sector Modernization Project | 1998 | 5/11/98 | Credit | 2.1 |
| Ecuador - Health Services Modernization Project | 1998 | 5/20/98 | Loan | 7.0 |
| China - Basic Health Services Project | 1998 | 4/30/98 | Credit | 3.9 |
| Egypt - Health Sector Reform Project | 1998 | 4/24/98 | Credit | 3.5 |
| Kazakhstan - Health Reform Project | 1999 | 2/22/99 | Loan | 4.7 |
| India - Maharashtra Health Systems Development Project | 1999 | 11/5/98 | Credit | 5.2 |
| Mali - Health Sector Development Project | 1999 | 11/17/98 | Credit | 1.8 |
| Argentina - Public Health Surveillance and Disease Control Project | 2000 | 9/24/99 | Loan | 2.9 |
| Tanzania - Health Sector Development Project | 2000 | 5/10/00 | Credit | 1.7 |
| Indonesia - Second Water Supply and Sanitation for Low Income Communities Project | 2000 | 5/16/00 | Credit | 2.5 |
| Total | | | | 233 |

IMCI

| Country / Project | Fiscal Year | Date | Loan / Credit | Component (US \$ million) |
|--|-------------|----------|---------------|---------------------------|
| Ecuador - Second Social Development. Health and Nutrition Project | 1993 | 6/29/92 | Loan | 0.5 |
| Indonesia – Third Health and Community Nutrition Project | 1993 | 12/4/92 | Loan | 0.2 |
| Peru – Basic Health and Nutrition Project | 1994 | 1/7/94 | Loan | 0.2 |
| Uganda – District Health Services Pilot and Demonstration Project | 1995 | 12/28/94 | Credit | 1.0 |
| Argentina - Second Maternal and Child Health and Nutrition Project | 1997 | 4/27/97 | Loan | 1.0 |
| Dominican Republic - Provincial Health Services Project | 1998 | 12/15/97 | Loan | 1.0 |
| Uganda – Nutrition and Early Childhood Development Project | 1998 | 12/15/97 | Credit | 1.8 |
| Philippines – Early Childhood Development Project | 1998 | 2/27/98 | Loan | 0.8 |
| Egypt – Health Sector Reform Project | 1998 | 4/24/98 | Credit | 2.0 |
| Ecuador – Health Services Modernization Project | 1998 | 5/20/98 | Loan | 1.0 |
| Bangladesh – Health and Population Program | 1998 | 6/1/98 | Credit | 1.6 |
| Mauritania – Health Sector Investment Project | 1998 | 2/24/98 | Credit | 1.0 |
| Gambia – Participatory Health, Population and Nutrition | 1998 | 3/2/98 | Credit | 0.9 |
| Madagascar – Second Community Nutrition Project | 1998 | 3/24/98 | Credit | 0.3 |
| Nicaragua - Health Sector Modernization Project | 1998 | 5/11/98 | Credit | 0.8 |
| Uzbekistan –Health I Project | 1999 | 8/27/98 | Loan | 0.3 |
| Ethiopia – Health Sector Development Project | 1999 | 9/24/98 | Credit | 5.0 |
| Guinea - Population and Reproductive Health Project | 1999 | 10/26/98 | Credit | 1.0 |
| Mali – Health Sector Development Project | 1999 | 11/17/98 | Credit | 0.3 |
| Kazakhstan – Health Reform Project | 1999 | 2/22/99 | Loan | 1.9 |
| Bolivia - Health Sector Reform Project (APL I) | 1999 | 3/31/99 | Credit | 1.2 |
| China - Ninth Health Project | 1999 | 4/9/99 | Loan + Credit | 5.0 |
| Tajikistan – Primary Health Care Project | 2000 | 2/15/00 | Credit | 0.5 |
| Tanzania – Health Sector Development Project | 2000 | 5/10/00 | Credit | 0.5 |
| Lesotho – Health Sector Reform Project | 2000 | 5/11/00 | Credit | 0.5 |
| Total | | | | 30 |

SOCIAL PROTECTION

Basic Social Services

| Project | Date | Loan or Credit | Component Costs (US\$) |
|--|----------|----------------|------------------------|
| EAP | | | |
| Cambodia - Social Fund Project | 5/11/95 | | 22 |
| China - Southwest Poverty Reduction Project | 5/18/95 | | 45 |
| Mongolia - Poverty Alleviation for Vulnerable Groups Project | 5/22/95 | | 4 |
| Philippines - SZOPAD Social Fund Project | 2/26/98 | | 8 |
| Thailand - Social Investment Project | 6/15/98 | | 159 |
| Malaysia - Social Sector Support Project | 3/3/99 | | 26 |
| China - Western Poverty Reduction Project | 6/1/99 | | 12 |
| ECA | | | |
| Russian Federation - Employment Services and Social Protection Project | 10/28/92 | Loan | 26 |
| Kazakstan - Social Protection Project (Vol.2) | 5/1/95 | Loan | 8 |
| Romania - Social Development Fund Project | 12/23/98 | Loan | 8 |
| Moldova - Social Investment Fund Project | 1/11/99 | Credit | 13 |
| Armenia - Second Social Investment Fund Project | 4/18/00 | Credit | 17 |
| LAC | | | |
| Bolivia - Social Investment Fund Project | 3/26/90 | Credit | 17 |
| Honduras - Social Investment Fund Project | 2/6/91 | Credit | 15 |
| El Salvador - Social Sector Rehabilitation Project | 5/31/91 | Loan | 14 |
| Honduras - Second Social Investment Fund Project | 5/18/92 | Credit | 7 |
| Ecuador - Second Social Development : Health and Nutrition Project | 6/29/92 | Loan | 57 |
| Nicaragua - Social Investment Fund Project | 10/26/92 | Credit | 22 |
| Bolivia - Integrated Child Development Project | 6/7/93 | Credit | 29 |
| Bolivia - Second Social Investment Fund Project | 6/8/93 | Credit | 33 |
| Ecuador - Third Social Development Project | 1/26/94 | Loan | 24 |
| Honduras - Third Social Investment Fund Project (FHIS Second Stage) | 6/16/95 | Credit | 25 |
| Honduras - Fourth Social Investment Project | 6/19/98 | Credit | 33 |
| Colombia - Youth Development Project | 7/10/98 | Loan | 3 |
| Argentina - Fourth Social Protection Project | 9/23/98 | Loan | 70 |
| Guatemala - Second Social Investment Fund Project | 10/26/98 | | 12 |
| Columbia - Community Works and Employment Project | 4/18/00 | | 90 |
| Nicaragua – emergency social fund | No date | | 33 |
| MENA | | | |
| Egypt - Social Fund Project | 5/29/91 | Credit | 54 |
| Yemen - Second Social Fund for Development Project | 4/11/00 | Credit | 60 |
| Djibouti - Social Development and Public Works Project | 5/5/99 | Credit | 9 |
| SA | | | |
| Pakistan - Social Action Program Project | 3/8/94 | Credit | 149 |
| Pakistan - Second Social Action Program Project | 2/27/98 | Credit | 219 |
| India - Andhra Pradesh District Poverty Initiatives Project | 3/20/00 | Credit | 67 |

Basic Social Services (Cont'd)

| Project | Date | Loan or Credit | Component Costs (US\$) |
|---|----------|----------------|------------------------|
| SSA | | | |
| Uganda - Alleviation of Poverty and the Social Costs of Adjustment Project (PAPSCA) | 1/10/90 | Credit | 15 |
| Cameroon - Social Dimensions of Adjustment Project | 4/24/90 | Loan | 16 |
| Chad - Social Development Action Project | 5/2/90 | Credit | 12 |
| Zambia - Social Recovery Project | 5/21/91 | Credit | 18 |
| Guinea-Bissau - Social Sector Project | 1/29/93 | Credit | 4 |
| Burundi - Social Action Project (Twitezimbere) | 4/20/93 | Credit | 7 |
| Zambia - Second Social Recovery Project | 6/5/95 | Credit | 20 |
| Angola - Social Action Project | 11/28/95 | Credit | 21 |
| Madagascar - Second Community Nutrition Project | 3/24/98 | Credit | 5 |
| Benin - Social Fund Project | 4/22/98 | Credit | 8 |
| Malawi - Second Social Action Fund Project | 9/17/98 | Credit | 43 |
| Togo - Pilot Social Fund Project | 4/14/99 | Credit | 2 |
| Cape Verde - Social Sector Development Project | 4/30/99 | Credit | 15 |
| Burundi - Second Social Action Project | 7/7/99 | Credit | 7 |
| Zambia - Social Investment Fund Project (ZAMSIF) | 5/1/00 | Credit | 38 |
| Total Amount Allocated To Support Basic Social Services | | | 2046 |

Services For Children In Difficult Circumstances

| Project | Date | Loan or Credit | Component Cost (US\$) |
|---|----------|----------------|-----------------------|
| EAP | | | |
| Mongolia - Poverty Alleviation for Vulnerable Groups Project | 5/22/95 | | 0.2 |
| ECA | | | |
| Armenia - Social Investment Fund Project | 10/23/95 | Credit | 0.4 |
| LAC | | | |
| Lithuania - Social Policy and Community Social Services Development Project | 1/15/97 | Loan | 1 |
| Bolivia - Second Social Investment Fund Project | 6/8/93 | Credit | 2 |
| Mexico - Program of Essential Social Services (PROSSE) Project | 5/22/95 | | 3 |
| Honduras - Third Social Investment Fund Project (FHIS Second Stage) | 6/16/95 | Credit | 1 |
| Honduras - Fourth Social Investment Project | 6/19/98 | Credit | 5 |
| MENA | | | |
| Egypt - Social Protection Initiatives Project | 6/16/99 | Credit | 2 |
| SA | | | |
| India - Andhra Pradesh District Poverty Initiatives Project | 3/20/00 | Credit | 22 |
| SSA | | | |
| Uganda - Alleviation of Poverty and the Social Costs of Adjustment Project (PAPSCA) | 1/10/90 | Credit | 3 |
| Cameroon - Food Security Project | 5/1/91 | Loan | 2 |
| Guinea-Bissau - Social Sector Project | 1/29/93 | Credit | 7 |
| Malawi - Second Social Action Fund Project | 9/17/98 | Credit | 1 |
| Burundi - Second Social Action Project | 7/7/99 | Credit | 2 |
| Total Amount Allocated To Support Services For Children In Difficult Circumstances | | | 49 |

Capacity and Institutional Building

| Project | Date | Loan or Credit | Component Cost (US\$) |
|---|----------|----------------|-----------------------|
| EAP | | | |
| Cambodia - Social Fund Project | 5/11/95 | | 3 |
| China - Southwest Poverty Reduction Project | 5/18/95 | | 6 |
| Mongolia - Poverty Alleviation for Vulnerable Groups Project | 5/22/95 | | 0 |
| Philippines - SZOPAD Social Fund Project | 2/26/98 | | 2 |
| Thailand - Social Investment Project | 6/15/98 | | 5 |
| Malaysia - Social Sector Support Project | 3/3/99 | | |
| China - Western Poverty Reduction Project | 6/1/99 | | 6 |
| ECA | | | |
| Russian Federation - Employment Services and Social Protection Project | 10/28/92 | Loan | 69 |
| Kazakstan - Social Protection Project (Vol.2) | 5/1/95 | Loan | 3 |
| Armenia - Social Investment Fund Project | 10/23/95 | Credit | 1 |
| Lithuania - Social Policy and Community Social Services Development Project | 1/15/97 | Loan | 2 |
| Romania - Child Welfare Reform Project | 6/9/98 | Loan | 0 |
| Romania - Social Development Fund Project | 12/23/98 | Loan | 1 |
| Moldova - Social Investment Fund Project | 1/11/99 | Credit | 1 |
| Armenia - Second Social Investment Fund Project | 4/18/00 | Credit | 3 |
| LAC | | | |
| Bolivia - Social Investment Fund Project | 3/26/90 | Credit | 3 |
| Honduras - Social Investment Fund Project | 2/6/91 | Credit | 3 |
| El Salvador - Social Sector Rehabilitation Project | 5/31/91 | Loan | 9 |
| Honduras - Second Social Investment Fund Project | 5/18/92 | Credit | 2 |
| Ecuador - Second Social Development : Health and Nutrition Project | 6/29/92 | Loan | 9 |
| Nicaragua - Social Investment Fund Project | 10/26/92 | Credit | 3 |
| Bolivia - Integrated Child Development Project | 6/7/93 | Credit | 7 |
| Bolivia - Second Social Investment Fund Project | 6/8/93 | Credit | 5 |
| Peru - Social Development and Compensation Fund (FONCODES) Project | 11/16/93 | | 5 |
| Ecuador - Third Social Development Project | 1/26/94 | Loan | 4 |
| Honduras - Third Social Investment Fund Project (FHIS Second Stage) | 6/16/95 | Credit | 0 |
| Argentina - Second Social Protection Project (TRABAJAR program) | 6/2/97 | Loan | 7 |
| Honduras - Fourth Social Investment Project | 6/19/98 | Credit | 1 |
| Colombia - Youth Development Project | 7/10/98 | Loan | 2 |
| Argentina - Fourth Social Protection Project | 9/23/98 | Loan | 20 |
| Guatemala - Second Social Investment Fund Project | 10/26/98 | | 3 |
| Argentina - Integrated Drug Prevention Pilot Project (LIL) | 4/30/99 | | 4 |
| Columbia - Community Works and Employment Project | 4/18/00 | | 6 |
| Nicaragua - emergency social fund | No date | | 5 |
| MENA | | | |
| Egypt - Social Fund Project | 5/29/91 | Credit | 28 |
| Yemen - Second Social Fund for Development Project | 4/11/00 | Credit | 10 |
| Djibouti - Social Development and Public Works Project | 5/5/99 | Credit | 0 |
| SA | | | |
| Pakistan - Social Action Program Project | 3/8/94 | Credit | 51 |
| Pakistan - Second Social Action Program Project | 2/27/98 | Credit | 31 |
| India - Andhra Pradesh District Poverty Initiatives Project | 3/20/00 | Credit | 18 |

Capacity and Institutional Building

| Project | Date | Loan or Credit | Component Cost (US\$) |
|---|----------|----------------|-----------------------|
| SSA | | | |
| Uganda - Alleviation of Poverty and the Social Costs of Adjustment Project (PAPSCA) | 1/10/90 | Credit | 5 |
| Cameroon - Social Dimensions of Adjustment Project | 4/24/90 | Loan | 3 |
| Chad - Social Development Action Project | 5/2/90 | Credit | 2 |
| Cameroon - Food Security Project | 5/1/91 | Loan | 5 |
| Zambia - Social Recovery Project | 5/21/91 | Credit | 2 |
| Rwanda - Food Security and Social Action Project | 5/1/92 | Credit | 1 |
| Guinea-Bissau - Social Sector Project | 1/29/93 | Credit | 2 |
| Burundi - Social Action Project (Twitezimbere) | 4/20/93 | Credit | 2 |
| Zambia - Second Social Recovery Project | 6/5/95 | Credit | 5 |
| Angola - Social Action Project | 11/28/95 | Credit | 3 |
| Madagascar - Second Community Nutrition Project | 3/24/98 | Credit | 8 |
| Benin - Social Fund Project | 4/22/98 | Credit | 5 |
| Malawi - Second Social Action Fund Project | 9/17/98 | Credit | 4 |
| Togo - Pilot Social Fund Project | 4/14/99 | Credit | 2 |
| Burundi - Second Social Action Project | 7/7/99 | Credit | 1 |
| Zambia - Social Investment Fund Project (ZAMSIF) | 5/1/00 | Credit | 30 |
| Total Amount Allocated To Support Capacity and Institutional Building | | | 416 |

Family and Community Based Support

| Project | Date | Loan or Credit | Component Cost (US\$) |
|---|----------|----------------|-----------------------|
| EAP | | | |
| China - Southwest Poverty Reduction Project ** | 5/18/95 | | 45 |
| Mongolia - Poverty Alleviation for Vulnerable Groups Project | 5/22/95 | | 6 |
| Philippines - SZOPAD Social Fund Project | 2/26/98 | | 0.3 |
| Thailand - Social Investment Project | 6/15/98 | | 29 |
| Malaysia - Social Sector Support Project | 3/3/99 | | 13 |
| China - Western Poverty Reduction Project | 6/1/99 | | 8 |
| ECA | | | |
| Kazakstan - Social Protection Project (Vol.2) | 5/1/95 | Loan | 13 |
| Romania - Child Welfare Reform Project | 6/9/98 | Loan | 1 |
| Romania - Social Development Fund Project | 12/23/98 | Loan | 4 |
| Moldova - Social Investment Fund Project | 1/11/99 | Credit | 1 |
| LAC | | | |
| Colombia - Rural Development Investment Program (RDIP) does not belong here | 7/5/90 | Loan | 6 |
| Honduras - Social Investment Fund Project | 2/6/91 | Credit | 1 |
| Honduras - Second Social Investment Fund Project | 5/18/92 | Credit | 1 |
| Ecuador - Second Social Development : Health and Nutrition Project | 6/29/92 | Loan | 4 |
| Bolivia - Integrated Child Development Project | 6/7/93 | Credit | 8 |
| Mexico - Program of Essential Social Services (PROSSE) Project | 5/22/95 | | 167 |
| Argentina - Second Social Protection Project (TRABAJAR program) | 6/2/97 | Loan | 192 |
| Honduras - Fourth Social Investment Project | 6/19/98 | Credit | 3 |
| Guatemala - Second Social Investment Fund Project | 10/26/98 | | 5 |
| Argentina - Integrated Drug Prevention Pilot Project (LIL) | 4/30/99 | | 0 |

Family and Community Based Support (Cont'd)

| Project | Date | Loan or Credit | Component Cost (US\$) |
|---|---------|----------------|-----------------------|
| MENA | | | |
| Egypt - Social Fund Project | 5/29/91 | Credit | 54 |
| Egypt - Social Protection Initiatives Project | 6/16/99 | Credit | 3 |
| Yemen - Second Social Fund for Development Project | 4/11/00 | Credit | 5 |
| Djibouti - Social Development and Public Works Project | 5/5/99 | Credit | 2 |
| SSA | | | |
| Uganda - Alleviation of Poverty and the Social Costs of Adjustment Project (PAPSCA) | 1/10/90 | Credit | 1 |
| Cameroon - Social Dimensions of Adjustment Project | 4/24/90 | Loan | 3 |
| Chad - Social Development Action Project | 5/2/90 | Credit | 3 |
| Cameroon - Food Security Project | 5/1/91 | Loan | 15 |
| Rwanda - Food Security and Social Action Project | 5/1/92 | Credit | 10 |
| Guinea-Bissau - Social Sector Project | 1/29/93 | Credit | 0 |
| Madagascar - Second Community Nutrition Project | 3/24/98 | Credit | 15 |
| Benin - Social Fund Project | 4/22/98 | Credit | 4 |
| Malawi - Second Social Action Fund Project | 9/17/98 | Credit | 13 |
| Togo - Pilot Social Fund Project | 4/14/99 | Credit | 1 |
| Cape Verde - Social Sector Development Project | 4/30/99 | Credit | 1 |
| Burundi - Second Social Action Project | 7/7/99 | Credit | 1 |
| Total Amount Allocated To Provide Family And Community Based Support | | | 639 |

ANNEX 4: HEALTH COMPONENTS IN MULTI-SECTORAL PROJECTS

| Country / Project | Date | Loan/ Credit | Total Project Amount (US\$ million) |
|---|----------|--------------|-------------------------------------|
| Zaire - Social Sector Project | 11/15/90 | Credit | 30 |
| Guyana - Health, Nutrition and Sanitation Project | | | 10 |
| India - Family Welfare Project | | | 79 |
| India - Child Survival and Safe Motherhood Project | 8/27/91 | Credit | 215 |
| Sao Tome and Principe - Health and Education Project | 2/20/92 | Credit | 11 |
| India - Social Safety Net Sector Adjustment Program | | | 500 |
| Madagascar - Food Security and Nutrition Project | 2/28/93 | Credit | 21 |
| Bolivia - Integrated Child Development Project | 6/7/93 | Credit | 51 |
| Pakistan - Social Action Program Project | 3/8/94 | Credit | 200 |
| India - Family Welfare (Assam, Rajasthan and Karnataka) Project | 5/26/94 | Credit | 89 |
| Mexico - Program of Essential Social Services Project | | | 500 |
| Kenya - Early Childhood Development Project | 3/10/97 | Credit | 28 |
| Pakistan - Second Social Action Program Project | 2/27/98 | Credit | 250 |
| India - Andhra Pradesh Economic Restructuring Project | 5/28/98 | Credit | 242 |
| Romania - Child Welfare Reform Project | 6/9/98 | Loan | 5 |
| Malaysia - Social Sector Support Project | 3/3/99 | Loan | 60 |
| Yemen - Child Development Project | 2/29/00 | Credit | 29 |
| Total | | | 2,320 |

Social Protection Discussion Paper Series Titles

| <u>No.</u> | <u>Title</u> |
|-------------------|---|
| 0220 | The World Bank and Children: A Review of Activities by Iqbal Kaur and Zafiris Tzannatos |
| 0219 | Managing Public Pension Reserves Part II: Lessons from Five Recent OECD Initiatives by Robert Palacios |
| 0218 | Guidelines for Assessing the Sources of Risk and Vulnerability by Karin Heitzmann, R. Sudharshan Canagarajah and Paul B. Siegel |
| 0217 | Czech Pension System: Challenges and Reform Options by Esperanza Lasagabaster, Roberto Rocha and Patrick Wiese |
| 0216 | Extending Social Protection to Informal Workers in the Horticulture Global Value Chain by Armando Barrientos and Stephanie Ware Barrientos |
| 0215 | Social Fund Support of Microfinance: A Review of Implementation Experience by Alexandra Gross and Samantha de Silva |
| 0214 | Income Support Systems for the Unemployed: Issues and Options by Milan Vodopivec and Dhushyanth Raju |
| 0213 | Social Protection @ Your Fingertips. Using Information & Communications Technologies in Social Protection by Knut Leipold |
| 0212 | Short-and Long-term Impacts of Economic Policies on Child Labor and Schooling in Ghana by Niels-Hugo Blunch, Sudharshan Canagarajah and Sangeeta Goyal |
| 0211 | Supporting and Expanding Community-Based HIV/AIDS Prevention and Care Responses: A Report on Save the Children (US) Malawi COPE Project by Susan S. Hunter |
| 0210 | World Vision's Experience Working with HIV/AIDS Orphans in Uganda – 1990-1995 by Joe Muwonge |
| 0209 | The Reformed Pension Systems in Latin America by José E. Devesa-Carpio and Carlos Vidal-Meliá |

Social Protection Discussion Paper Series Titles continued

| <u>No.</u> | <u>Title</u> |
|-------------------|---|
| 0208 | Mandatory Annuity Design in Developing Economies by Suzanne Doyle and John Piggott |
| 0207 | Long-Term Welfare and Investment Impact of AIDS-Related Changes in Family Composition: Evidence from Uganda by Klaus Deininger, Anja Crommelynck and Gloria Kempaka |
| 0206 | Child Labor Handbook by Alessandro Cigno, Furio C. Rosati and Zafiris Tzannatos |
| 0205 | An Overview of Labor Markets World-Wide: Key Trends and Major Policy Issues by Gordon Betcherman |
| 0204 | Options of Public Income Support for the Unemployed in the Philippines and Social Protection by Jude H. Esguerra, Makoto Ogawa, and Milan Vodopivec |
| 0203 | Unemployment Insurance and Unemployment Assistance: A Comparison by Wayne Vroman |
| 0202 | Does Eurosclerosis Matter? Institutional Reform and Labor Market Performance in Central and Eastern European Countries in the 1990s. by Michelle Riboud, Carolina Sánchez-Páramo and Carlos Silva-Jáuregui |
| 0201 | Pension Reform and Capital Markets: Are There Any (Hard) Links? by Eduardo Walker and Fernando Lefort |
| 0131 | Child Labor, Nutrition and Education in Rural India: An Economic Analysis of Parental Choice and Policy Options by Alessandro Cigno, Furio Camillo Rosati and Zafiris Tzannatos |
| 0130 | Social Protection and the Informal Sector in Developing Countries: Challenges and Opportunities by Sudharshan Canagarajah and S.V. Sethuraman |
| 0129 | Chile's Pension Reform After 20 Years by Rodrigo Acuña R. and Augusto Iglesias P. |
| 0128 | Labor Market Regulation: International Experience in Promoting Employment and Social Protection by Gordon Betcherman, Amy Luinstra, and Makoto Ogawa |

Social Protection Discussion Paper Series Titles continued

| <u>No.</u> | <u>Title</u> |
|-------------------|---|
| 0127 | Generational Accounting and Hungarian Pension Reform by Róbert I. Gál, András Simonovits and Géza Tarcali |
| 0126 | Orphans and Other Vulnerable Children: What role for social protection? edited by Anthony Levine |
| 0125 | Child Farm Labour: The Wealth Paradox by Sonia Bhalotra |
| 0124 | What Can Be Done about Child Labor? An overview of recent research and its implications for designing programs to reduce child labor by Bjørne Grimsrud |
| 0123 | Measuring and Analyzing Child Labor: Methodological Issues by Bjørne Grimsrud |
| 0122 | Family-Controlled Child Labor in Sub-Saharan Africa-A Survey of Research by Jens Christopher Andvig |
| 0121 | Is Child Work Necessary? by Sonia Bhalotra |
| 0120 | The Cost and Benefits of Collective Bargaining: A Survey by Toke Aidt and Zafiris Tzannatos |
| 0119 | The Informal Sector Revisited: A Synthesis Across Space and Time by Niels-Hugo Blunch, Sudharshan Canagarajah and Dhushyanth Raju |
| 0118 | Social Services Delivery through Community-Based Projects by Dinah McLeod and Maurizia Tovo (available in Spanish) |
| 0117 | Earnings Inequality in Transition Economies of Central Europe Trends and Patterns During the 1990s by Jan J. Rutkowski |
| 0116 | Viewing Microinsurance as a Social Risk Management Instrument by Paul B. Siegel, Jeffrey Alwang and Sudharshan Canagarajah |
| 0115 | Vulnerability: A View from Different Disciplines by Jeffrey Alwang, Paul B. Siegel and Steen L. Jorgensen |
| 0114 | Individual Accounts as Social Insurance: A World Bank perspective by Robert Holzmann and Robert Palacios |

Social Protection Discussion Paper Series Titles continued

| <u>No.</u> | <u>Title</u> |
|-------------------|---|
| 0113 | Regulating Private Pension Funds' Structure, Performance and Investments: Cross-country Evidence by P.S. Srinivas, Edward Whitehouse and Juan Yermo |
| 0112 | The World Bank and the Provision of Assistance to Redundant Workers: Experience with Enterprise Restructuring and Future Directions by Yi Chen |
| 0111 | Labor Markets in Transition Economies: Recent Developments and Future Challenges by Mansoor Rashid and Jan Rutkowski |
| 0110 | A Review of Social Investment Fund Operations Manuals by Juliana Weissman |
| 0109 | Risk and Vulnerability: The Forward Looking Role of Social Protection in a Globalizing World by Robert Holzmann |
| 0108 | Australia's Mandatory Retirement Saving Policy: A View from the New Millennium by Hazel Bateman and John Piggott |
| 0107 | Annuity Markets and Benefit Design in Multipillar Pension Schemes: Experience and Lessons from Four Latin American Countries by Robert Palacios and Rafael Rofman |
| 0106 | Guide for Task Teams on Procurement Procedures Used in Social Funds by Jorge A. Cavero Uriona |
| 0105 | Programmes Actifs Pour Le Marche Du Travail: Un Aperçu General Des Evidences Resultant Des Evaluations by Zafiris Tzannatos and Amit Dar |
| 0104 | Kazakhstan: An Ambitious Pension Reform by Emily S. Andrews |
| 0103 | Long-term Consequences of an Innovative Redundancy-retraining Project: The Austrian Steel Foundation by Rudolf Winter-Ebmer |
| 0102 | Community Based Targeting Mechanisms for Social Safety Nets by Jonathan Conning and Michael Kevane (available in Spanish) |

Social Protection Discussion Paper Series Titles continued

| <u>No.</u> | <u>Title</u> |
|-------------------|---|
| 0101 | Disability and Work in Poland by Tom Hoopengardner |
| 0024 | Do Market Wages Influence Child Labor and Child Schooling? by Jackline Wahba |
| 0023 | Including the Most Vulnerable: Social Funds and People with Disabilities by Pamela Dudzik and Dinah McLeod |
| 0022 | Promoting Good Local Governance through Social Funds and Decentralization by Andrew Parker and Rodrigo Serrano |
| 0021 | Creating Partnerships with Working Children and Youth by Per Miljeteig |
| 0020 | Contractual Savings or Stock Market Development. Which Leads? by Mario Catalan, Gregorio Impavido and Alberto R. Musalem |
| 0019 | Pension Reform and Public Information in Poland by Agnieszka Chlon |
| 0018 | Worker Reallocation During Estonia's Transition to Market: How Efficient and How Equitable? by Milan Vodopivec |
| 0017 | How Poor are the Old? A Survey of Evidence from 44 Countries by Edward Whitehouse |
| 0016 | Administrative Charges for Funded Pensions: An International Comparison and Assessment by Edward Whitehouse |
| 0015 | The Pension System in Argentina: Six years after the Reform by Rafael Rofman |
| 0014 | Pension Systems in East Asia and the Pacific: Challenges and Opportunities by Robert Holzmann, Ian W. Mac Arthur and Yvonne Sin |
| 0013 | Survey of Disability Projects. The Experience of SHIA, Swedish International Aid for Solidarity and Humanity by Kaj Nordquist |

Social Protection Discussion Paper Series Titles continued

| <u>No.</u> | <u>Title</u> |
|-------------------|--|
| 0012 | The Swedish Pension Reform Model: Framework and Issues by Edward Palmer |
| 0011 | Ratcheting Labor Standards: Regulation for continuous Improvement in the Global Workplace by Charles Sabel, Dara O'Rourke and Archon Fung |
| 0010 | Can Investments in Emerging Markets Help to Solve the Aging problem? by Robert Holzmann |
| 0009 | International Patterns of Pension Provision by Robert Palacios and Montserrat Pallarès-Miralles |
| 0008 | Regulation of Withdrawals in Individual Account Systems by Jan Walliser |
| 0007 | Disability Issues, Trends and Recommendations for the World Bank by Robert L. Metts |
| 0006 | Social Risk Management: A New Conceptual Framework for Social Protection and Beyond by Robert Holzmann and Steen Jørgensen |
| 0005 | Active Labor Market Programs: Policy Issues for East Asia by Gordon Betcherman, Amit Dar, Amy Luinstra, and Makoto Ogawa |
| 0004 | Pension Reform, Financial Literacy and Public Information: A Case Study of the United Kingdom by Edward Whitehouse |
| 0003 | Managing Public Pension Reserves Part I: Evidence from the International Experience by Augusto Iglesias and Robert J. Palacios |
| 0002 | Extending Coverage in Multi-Pillar Pension Systems: Constraints and Hypotheses, Preliminary Evidence and Future Research Agenda by Robert Holzmann, Truman Packard and Jose Cuesta |
| 0001 | Contribution pour une Stratégie de Protection Sociale au Bénin by Maurizia Tovo and Regina Bendokat |

Social Protection Discussion Paper Series Titles continued

| <u>No.</u> | <u>Title</u> |
|-------------------|---------------------|
|-------------------|---------------------|

* The papers below (No. 9801-9818 and 9901-9934) are no longer being printed, but are available for download from our website at www.worldbank.org/sp

- | | |
|------|--|
| 9934 | Helping the Poor Manage Risk Better: The Role of Social Funds by Steen Jørgensen and Julie Van Domelen |
| 9933 | Coordinating Poverty Alleviation Programs with Regional and Local Governments: The Experience of the Chilean Social Fund – FOSIS by Jorge C. Barrientos |
| 9932 | Poverty and Disability: A Survey of the Literature by Ann Elwan |
| 9931 | Uncertainty About Children’s Survival and Fertility: A Test Using Indian Microdata by Vincenzo Atella and Furio Camillo Rosati |
| 9930 | Beneficiary Assessment of Social Funds by Lawrence F. Salmen |
| 9929 | Improving the Regulation and Supervision of Pension Funds: Are there Lessons from the Banking Sector? by Roberto Rocha, Richard Hinz, and Joaquin Gutierrez |
| 9928 | Notional Accounts as a Pension Reform Strategy: An Evaluation By Richard Disney |
| 9927 | Parametric Reforms to Pay-As-You-Go Pension Systems by Sheetal K. Chand and Albert Jaeger |
| 9926 | An Asset-Based Approach to Social Risk Management: A Conceptual Framework by Paul Siegel and Jeffrey Alwang |
| 9925 | Migration from the Russian North During the Transition Period by Timothy Heleniak |
| 9924 | Pension Plans and Retirement Incentives by Richard Disney and Edward Whitehouse |

Social Protection Discussion Paper Series Titles continued

| <u>No.</u> | <u>Title</u> |
|-------------------|---|
| 9923 | Shaping Pension Reform in Poland: Security Through Diversity by Agnieszka Chlon, Marek Góra and Michal Rutkowski |
| 9922 | Latvian Pension Reform by Louise Fox and Edward Palmer |
| 9921 | OECD Public Pension Programmes in Crisis: An Evaluation of the Reform Options by Richard Disney |
| 9920 | A Social Protection Strategy for Togo by Regina Bendokat and Maurizia Tovo |
| 9919 | The Pension System in Singapore by Mukul G. Asher |
| 9918 | Labor Markets and Poverty in Bulgaria by Jan J. Rutkowski |
| 9917 | Taking Stock of Pension Reforms Around the World by Anita M. Schwarz and Asli Demirguc-Kunt |
| 9916 | Child Labor and Schooling in Africa: A Comparative Study by Sudharshan Canagarajah and Helena Skyt Nielsen |
| 9915 | Evaluating the Impact of Active Labor Programs: Results of Cross Country Studies in Europe and Central Asia by David H. Fretwell, Jacob Benus, and Christopher J. O'Leary |
| 9914 | Safety Nets in Transition Economies: Toward a Reform Strategy by Emily S. Andrews and Dena Ringold |
| 9913 | Public Service Employment: A Review of Programs in Selected OECD Countries and Transition Economies by Sandra Wilson and David Fretwell |
| 9912 | The Role of NPOs in Policies to Combat Social Exclusion by Christoph Badelt |
| 9911 | Unemployment and Unemployment Protection in Three Groups of Countries by Wayne Vroman |

Social Protection Discussion Paper Series Titles continued

| <u>No.</u> | <u>Title</u> |
|-------------------|---|
| 9910 | The Tax Treatment of Funded Pensions by Edward Whitehouse |
| 9909 | Russia's Social Protection Malaise: Key Reform Priorities as a Response to the Present Crisis edited by Michal Rutkowski |
| 9908 | Causalities Between Social Capital and Social Funds by Jesper Kammersgaard |
| 9907 | Collecting and Transferring Pension Contributions by Rafael Rofman and Gustavo Demarco |
| 9906 | Optimal Unemployment Insurance: A Guide to the Literature by Edi Karni |
| 9905 | The Effects of Legislative Change on Female Labour Supply: Marriage and Divorce, Child and Spousal Support, Property Division and Pension Splitting by Antony Dnes |
| 9904 | Social Protection as Social Risk Management: Conceptual Underpinnings for the Social Protection Sector Strategy Paper by Robert Holzmann and Steen Jorgensen (available in Russian) |
| 9903 | A Bundle of Joy or an Expensive Luxury: A Comparative Analysis of the Economic Environment for Family Formation in Western Europe by Pierella Paci |
| 9902 | World Bank Lending for Labor Markets: 1991 to 1998 by Amit Dar and Zafiris Tzannatos |
| 9901 | Active Labor Market Programs: A Review of the Evidence from Evaluations by Amit Dar and Zafiris Tzannatos |
| 9818 | Child Labor and School Enrollment in Thailand in the 1990s By Zafiris Tzannatos |
| 9817 | Supervising Mandatory Funded Pension Systems: Issues and Challenges by Gustavo Demarco and Rafael Rofman |
| 9816 | Getting an Earful: A Review of Beneficiary Assessments of Social Funds by Daniel Owen and Julie Van Domelen |

Social Protection Discussion Paper Series Titles continued

| <u>No.</u> | <u>Title</u> |
|-------------------|--|
| 9815 | This paper has been revised, see Discussion Paper No. 9923 |
| 9814 | Family Allowances by Suzanne Roddis and Zafiris Tzannatos |
| 9813 | Unemployment Benefits by Zafiris Tzannatos and Suzanne Roddis |
| 9812 | The Role of Choice in the Transition to a Funded Pension System by Robert Palacios and Edward Whitehouse |
| 9811 | An Alternative Technical Education System: A Case Study of Mexico by Kye Woo Lee |
| 9810 | Pension Reform in Britain by Edward Whitehouse |
| 9809 | Financing the Transition to Multipillar by Robert Holzmann |
| 9808 | Women and Labor Market Changes in the Global Economy: Growth Helps, Inequalities Hurt and Public Policy Matters by Zafiris Tzannatos |
| 9807 | The World Bank Approach to Pension Reform by Robert Holzmann |
| 9806 | Government Guarantees on Pension Fund Returns by George Pennacchi |
| 9805 | The Hungarian Pension System in Transition by Robert Palacios and Roberto Rocha |
| 9804 | Risks in Pensions and Annuities: Efficient Designs by Salvador Valdes-Prieto |
| 9803 | Building an Environment for Pension Reform in Developing Countries by Olivia S. Mitchell |

Social Protection Discussion Paper Series Titles continued

| <u>No.</u> | <u>Title</u> |
|-------------------|--|
| 9802 | Export Processing Zones: A Review in Need of Update by Takayoshi Kusago and Zafiris Tzannatos |
| 9801 | World Bank Lending for Labor Markets: 1991 to 1996 by Amit Dar and Zafiris Tzannatos |



Summary Findings

This paper reviews World Bank interventions that supported the welfare of children in the last decade. Though the World Bank has always addressed children's development and protection through its focus of broader economic development and social protection, it has recently intensified its efforts to directly address children's issues in the context of a broader international effort to improve the general welfare of children and, more specifically, to reduce child labor. This paper focuses on Human Development projects with an objective relating to children or that are expected to have an indirect, but non-trivial impact on children. In the last decade (FY1990–2000), the World Bank financed close to 635 Human Development projects, of which 302 projects fully or partially supported child welfare, development and protection – and the focus of these interventions is discussed in this paper.

HUMAN DEVELOPMENT NETWORK

About this series...

Papers in this series are not formal publications of the World Bank. They present preliminary and unpolished results of analysis that are circulated to encourage discussion and comment; citation and the use of such a paper should take account of its provisional character. The findings, interpretations, and conclusions expressed in this paper are entirely those of the author(s) and should not be attributed in any manner to the World Bank, to its affiliated organizations or to members of its Board of Executive Directors or the countries they represent. For free copies of this paper, please contact the Social Protection Advisory Service, The World Bank, 1818 H Street, N.W., Room G8-138, Washington, D.C. 20433-0001 USA. Telephone: (202) 458-5267, Fax: (202) 614-0471, E-mail: socialprotection@worldbank.org or visit the Social Protection website at www.worldbank.org/sp.