

Vintage capital and the dynamics of the AK model*

Raouf Boucekkine

IRES and CORE

Université catholique de Louvain

Omar Licandro

European University Institute

and FEDEA

Luis A. Puch

Universidad Complutense de Madrid

and ICAE

Fernando del Rio

Universidad Santiago de Compostela

November 2003

Abstract

This paper analyzes the equilibrium dynamics of an AK-type endogenous growth model with vintage capital. The inclusion of vintage capital leads to oscillatory dynamics governed by replacement echoes, which additionally influence the intercept of the balanced growth path. These features, which are in sharp contrast to those from the standard AK model, can contribute to explaining the short-run deviations observed between investment and growth rates time series. To characterize the optimal solutions of the model we develop analytical and numerical methods that should be of interest for the general resolution of endogenous growth models with vintage capital.

Key words: Endogenous growth, Vintage capital, AK model, Difference-differential equations

JEL classification numbers: E22, E32, O40

Running title: Vintage capital AK dynamics

*We thank Antoine d'Autume, Jess Benhabib, Rafael Repullo and Emanuelle Augeraud for their useful comments. We are especially grateful to Cuong Le Van and to an associate editor of this journal for their numerous suggestions which have markedly improved the paper. We acknowledge the financial support of the Spanish Ministry of Sciences and Technology (SEC 2000-026). Correspondence author: Omar Licandro, Economics Department, European University Institute, Villa San Paolo, Via della Piazzuola 43, I-50133 Florence, Italy, tel: 39 055 4685 953, fax: 39 055 4685 902, e-mail: omar.licandro@iue.it. e-mail addresses: Boucekkine, boucekkine@core.ucl.ac.be; Puch, lpuch@ccee.ucm.es; del Rio, aedelrio@usc.es.

1 Introduction

This paper focuses on the equilibrium dynamics of an AK-type endogenous growth model with vintage capital. Vintage capital has become a key feature to be incorporated into growth models toward a satisfactory account of the postwar growth experience of the United States.¹ However, existing endogenous growth models with vintage capital (e.g. Aghion and Howitt (1994), Parente (1994), Jovanovic and Rob (1997), Gort, Greenwood and Rupert (1999)) restrict the analysis to balanced growth paths. The main reason underlying this circumstance is not the lack of interest in the off-balanced growth path properties of this type of models, but rather a lack of tools to completely characterize their dynamics. These difficulties arise because dynamic general equilibrium models with vintage technology often collapse into a mixed delay differential equation system, which cannot in general be solved either mathematically or numerically.²

The main aim of this paper is to propose a first attempt towards the complete resolution to endogenous growth models with vintage capital. In doing so we incorporate a simple depreciation rule into the simplest approach to endogenous growth, namely the AK model (see Rebelo (1991)). More precisely, by assuming that machines have a finite lifetime, the one-hoss shay depreciation assumption, we add to the AK model the minimum structure needed to make the vintage capital technology economically relevant. This small departure from the standard model of exponential depreciation modifies dramatically the dynamics of the standard AK class of models. Indeed, convergence to the balanced growth path is no longer monotonic and the initial reaction to a shock affects the position of the balanced growth path.

The finding of persistent oscillations in investment is somewhat an expected result once non-exponential depreciation structures are incorporated into growth models. Indeed, the possibility of cyclical growth in the presence of vintage capital was pointed out by the earlier studies such as Johansen (1959). However, the literature in the 1960's dealt with growth models under neoclassical production technology and constant saving rates. Recognition that persistent and robust oscillations in investment can occur in models of vintage capital due to the effects of variable depreciation rates was first made by Benhabib and Rustichini (1991). These authors study the dynamic properties of the solution to an optimal growth model with

¹For a recent review see Greenwood and Jovanovic (1998). These authors stress the embodied nature of technical progress implicit in the permanent decline in equipment prices as well as the productivity slowdown, among other facts.

²For this reason, most of the theoretical literature on this ground has concentrated in some particular vintage technologies. First of all, Arrow (1962) proposes a vintage capital model in which learning-by-doing depends on cumulative past investment. Thus, integration with respect to time is substituted by integration with respect to knowledge and explicit results can be brought out. A second example is provided by Solow (1960) in a neoclassical framework where each vintage technology has a Cobb-Douglas specification. Under this assumption it is possible to derive an aggregate Cobb-Douglas technology, with a well defined aggregator for capital.

vintages under linear utility and neoclassical technology. As in Benhabib and Rustichini (1991), we characterize the optimal path of a growth model with vintages after establishing its existence, and then we study the dynamic properties of the optimal solution. Differently from them, we depart from the assumptions of linear utility and strict concavity of technology, and we fully implement Pontryagin's principle to deal explicitly with the system of optimal conditions, which features leads and lags. This amounts to a complete characterization of necessary and sufficient conditions for optimal solutions to occur including transversality conditions as well as the treatment of interior and corner solutions. Indeed, the problem is not trivial due to the presence of lagged controls in the state equation. Further, the optimization problem yields an advanced time argument under concave utility. Finally, in our endogenous growth framework, the long-run dynamics are determined as well by initial conditions. Our goal is to precisely characterize how the endogenous growth rate is affected by the determinants of the vintage structure of capital as well as to analyze the role of replacement echoes for the short-run dynamics.

To achieve these objectives it turns out to be useful to proceed in two stages. We start by specifying a Solow-Swan version of the model where explicit results can be brought about. Then, we incorporate our technological assumptions into an otherwise standard AK growth framework. There are important insights we get from the Solow-Swan version of the model that we apply and extend in characterizing the dynamics in the optimal growth version. Building upon some stability properties of the roots of exponential polynomials [e.g. Bellman and Cooke (1963)] as well as on some basic results on problems of control for functional differential equations [e.g. Kolmanovskii and Myshkis (1998)] we present here a complete characterization of optimal trajectories. In addition, we apply a numerical procedure developed by Boucekkine, Germain, Licandro and Magnus (2001) to overcome the simultaneous occurrence of leads and lags by operating directly on the optimization problem without using the optimal conditions. Consequently, the analytical and numerical methods we present should be of interest in related applications.

Besides the methodological contribution, there are some features we can learn from the AK vintage capital growth model, notwithstanding its simplicity as a theory of endogenous growth.³ On the empirical side, Jones (1995) uses the lack of large, persistent upward movements in growth rates in the post-World War II era for OECD economies to suggest apparent empirical rejection of endogenous growth theories, because during that period rates of investment have increased significantly, especially for equipment. On the basis of this statistical evidence Jones conclude that the

³The AK class of models has been criticized as having little empirical support its main assumption: the absence of diminishing returns. This critique vanishes once technological knowledge is assumed to be part of an aggregate of different sorts of capital goods. Furthermore, as stressed by Kocherlakota and Yi (1995), if exogenous technological shocks are introduced even an AK model may satisfy the convergence hypothesis claimed by the neoclassical growth theory. As stated below, more serious critiques [e.g. Jones (1995), Kocherlakota and Yi (1997), among others] analyze the testable predictions of this type of models.

early AK-style growth models, as well as subsequent models focusing more explicitly on endogenous technological change are confronted with a strong restriction: the rejection of “rate-of-growth” effects. However, McGrattan (1998), by using historical data going back to the 19th century, shows that the patterns Jones (1995) points to were short-lived and that the longer time series show evidence that periods of high investment rates roughly coincide with periods of high growth rates, just as AK models predict. She suggests variants of AK-style models in which changes in policy variables directly affecting capital/output ratios and the labor/leisure trade-off can be consistent with the long-run evidence she finds and the short-lived evidence Jones found.

Therefore, the evidence on short-run deviations in trends of investment rates and growth rates could not be an appropriate criterion to distinguish exogenous from endogenous growth. We shall illustrate below that the vintage version of an endogenous growth model we discuss gives some implications for this controversy through comparison with its Benhabib and Rustichini’s (1991) exogenous growth vintage counterpart. Also, even though growth rate and level of income and investment exhibit cyclical behaviors on the converging path towards the balanced-growth equilibrium it goes without saying our specification cannot be seen as a model of the business cycle. Instead, our model specification allows us to analyze the relative independence between the volatility of investment and the growth rate as well as their interaction with the length of duration of capital. Likewise, we would like to emphasize that we can build a case in favor of AK theory as far as deviations in trends of investment rates and growth rates are consistent with the patterns in postwar data, a testable prediction of our model specification of a different nature than those suggested in McGrattan (1998).

The paper is organized as follows. We first specify in Section 2 the AK one-hoss shay depreciation technology. In Section 3, we solve for the constant saving rate growth model, we characterize the balanced growth path and we prove non-monotonic convergence. An example is provided to explain the short-run economic properties of this type of model. In Section 4, we present our main analytical results for the characterization of optimal solutions in the context of an aggregate growth model. Again, an example illustrates on the short-run dynamics of optimal growth with vintage capital and linear technology. Based on the results presented in the previous section, some potentially interesting empirical implications of the model are suggested in Section 5. In particular, some ways to recast the model with decreasing returns to capital and embodied technological progress are discussed. Finally, in Section 6 some concluding remarks are made.

2 Technology

We propose a very simple AK technology with vintage capital:

$$y(t) = A \int_{t-T}^t i(z) dz, \quad (1)$$

where $y(t)$ represents production at time t and $i(z)$ represents investment at time z , which corresponds to the vintage z . As in the AK model, the productivity of capital A is constant and strictly positive, and only capital goods are required to produce. Machines depreciate suddenly after $T > 0$ units of time, the one-hoss shay depreciation assumption. As we show below, the introduction of an exogenous life time for machines changes dramatically the behavior of the AK model.

Technology (1) has some interesting properties. First, let us denote by $k(t)$ the integral in the right hand side of (1). It can be interpreted as the stock of capital. Assume that $i(z)$ is continuous at any t , one can differentiate with respect to time and get:

$$k'(t) = i(t) - i(t - T) = i(t) - \delta(t)k(t),$$

where $\delta(t) = \frac{i(t-T)}{k(t)}$. In the standard AK model, the depreciation rate is assumed to be constant. However, in the one-hoss shay version, the depreciation rate depends on delayed investment, which shows the vintage capital nature of the model.

Secondly, this specification of the production function does not introduce any type of technological progress. However, as in the standard AK model, the fact that returns to capital are constant results in sustained growth. Consequently, we have an endogenous growth model of vintage capital without (embodied) technical change. Notice that, even if vintage capital is a natural technological environment for the analyses of embodied technical progress these are two distinct concepts. Section 5.2 provides an interpretation of equation (1) in terms of human capital accumulation, which gives place to some type of embodied technological progress.

3 Constant saving rate

Let us start by analyzing an economy of the Solow-Swan type, where the saving rate, $0 < s < 1$, is supposed to be constant. The equilibrium for this economy can be written as a delayed integral equation on $i(t)$, i.e., $\forall t \geq 0$,

$$i(t) = sA \int_{t-T}^t i(z) dz \quad (2)$$

with initial conditions $i(t) = i_0(t) \geq 0$ for all $t \in [-T, 0[$. We shall assume that $i_0(t)$ is continuous on $[-T, 0[$. Given the integral equation just above, this means

that $i(t)$ is differentiable on $]0, T[$. Given that $i(t)$ is differentiable on $]0, T[$, $i(t)$ is twice differentiable on $]T, 2T[$...and so on. Henceforth, the solution path is always differentiable except at a finite number of points, the so-called meshpoints, kT , with $k = 0, 1, 2, \dots$. Therefore, except eventually at the meshpoints, one can rewrite the equilibrium of this economy as a delayed differential equation (DDE) on $i(t)$, $\forall t \geq 0$,

$$i'(t) = sA (i(t) - i(t - T)) \quad (3)$$

with $i(t) = i_0(t) \geq 0$ for all $t \in [-T, 0[$ and

$$i(0) = sA \int_{-T}^0 i_0(z) dz.$$

The required analysis for the study of the discontinuity and non-differentiability of the solutions of such an equation is quite simple (see Bellman and Cooke [5, Section 3.4, 49-52]). For example, to check continuity at the first meshpoint $t = 0$, one has first to compare the one-sided limit of the initial profile, $i_0(t)$, when t tends to zero, and $i(0)$. In the general case, they are different and the solution has a discontinuity in $t = 0$. From (2), $i(t)$ is C^0 in $t = kT$ for $k = 0, 1, 2, \dots$. A similar argument applies to differentiability. Consequently, under our conditions on the initial investment profile, there exists a unique continuous solution $i(t)$ which is indeed C^1 for $t > 0$ except at $t = T$, C^2 for $t > T$ except at $t = 2T$, and so on.

Finally, notice that from the definition of technology in (1), we know that changes in output depend linearly on the difference between *creation* (current investment) and *destruction* (delayed investment). Since investment is a constant fraction of total output, changes in investment are also a linear function of creation minus destruction, as specified in equation (3). This type of dynamics are expected to be non monotonic and to be governed by echo effects.

3.1 Balanced growth path

Let us define the growth rate as $g(t) = \frac{i'(t)}{i(t)}$. A balanced growth path (hereafter BGP) solution to equation (2) is a constant growth rate $g \neq 0$, such that

$$g = sA (1 - e^{-gT}) < sA. \quad (4)$$

The growth rate corresponding to the standard case $T = \infty$ is sA . For T finite, machines depreciate implying that the growth rate g is smaller than the growth rate in the standard case of infinite life time. In this section, $g = g(T)$ refers to the implicit BGP relation in (4) between g and T , for given values of s and A .

Proposition 1 $g > 0$ exists and is unique iff $T > \frac{1}{sA}$

Proof. From (4), we can write for $g > 0$

$$H(g) = \frac{1}{sA},$$

where $H(g) \equiv \frac{1 - e^{-gT}}{g}$. By l'Hôpital rule, we can prove that $\lim_{g \rightarrow 0^+} H(g) = T$. Moreover, $\lim_{g \rightarrow \infty} H(g) = 0$. Additionally, $H'(g) = \frac{(1+gT)e^{-gT} - 1}{g^2} < 0$, because the numerator $h(g) \equiv (1+gT)e^{-gT} - 1$ is such that $h(0) = 0$ and $h'(g) = -gT^2 e^{-gT} < 0$ iff $g > 0$. Consequently, as it can be seen in Figure 1, if $T > \frac{1}{sA}$ there exists a unique $g > 0$ satisfying (4). ■

In what follows, we impose the restriction on parameters $T > \frac{1}{sA}$. Notice that a machine produces AT units of output during all its productive live and, given individuals' saving behavior, produces sAT units of capital. To have positive growth each machine must produce more than the one unit of good needed to produce it, i.e., sAT should be greater than one.

Proposition 2 Under $T > \frac{1}{sA}$, $\frac{\partial g}{\partial s}$, $\frac{\partial g}{\partial A}$ and $\frac{\partial g}{\partial T}$ are all positive

Proof. As we can see in Figure 1, the two first results are immediate. If $T > T'$, then $\frac{1 - e^{-gT}}{g} > \frac{1 - e^{-gT'}}{g}$, and we can still use Figure 1 to directly show that $\frac{\partial g}{\partial T} > 0$. ■

Therefore, as it is shown in Figure 2, there is a positive relation between the lifetime of machines and the growth rate. Since machines from all generations are equally productive, an increase on T is equivalent to a decrease in the depreciation rate in the AK model, which is positive for growth. Indeed, as T goes to infinity, $g(T)$ is bounded above by sA which is the limit case for the AK model with zero depreciation rate: (4) reduces to $g = sA$. It turns out to be the case that property $\frac{\partial g}{\partial T} > 0$ is crucial for the statement of the stability results below. Finally, the positive effect on growth of both the saving rate and the productivity of capital are obvious and they are present in the AK model as well.

3.2 Investment and output dynamics

In this section we study the dynamic properties of the solution to the structural integral equation (2) by studying the solutions to the DDE (3). First we discuss the asymptotic behavior of the solution as $t \rightarrow \infty$. It turns out that we can predict stability directly from the coefficients of the given equation. Once we have established the stability of a fixed point of our linear DDE we solve for the dynamics of detrended investment by direct application of the method of steps.

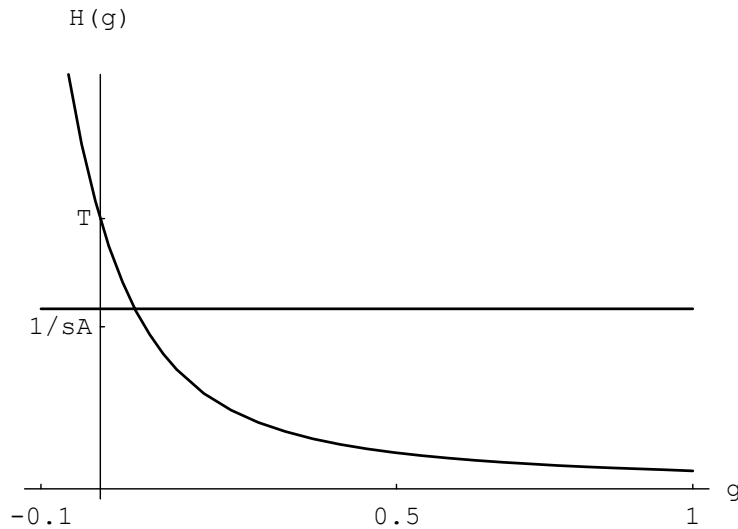


Figure 1: Determination of the growth rate on the BGP

3.2.1 Theoretical results on stability

In analyzing the stability properties of the DDE (3) we make use of a result in Hayes (1950).⁴ Let us define detrended investment as $\hat{i}(t) = i(t) e^{-gt}$. From equations (3) and (4),

$$\hat{i}'(t) = (sA - g) [\hat{i}(t) - \hat{i}(t - T)]. \quad (5)$$

Any solution to a linear autonomous DDE can be written into the form:

$$\sum_r a_r(t) e^{s_r t}, \quad (6)$$

where s_r is a root of the characteristic function associated with the DDE and $a_r(t)$ a polynomial of degree less than the multiplicity of s_r (see Theorem 3.4, p. 55, and Theorem 4.2, p. 109, in Bellman and Cooke (1963)). As for ordinary differential equations, the characteristic function is obtained by assuming that e^{zt} is a solution to the DDE and by computing the induced restriction on z . In our case, the characteristic function is

$$G(\tilde{z}) = \tilde{z} - (sA - g) + (sA - g)e^{-\tilde{z}T}. \quad (7)$$

In contrast to ordinary differential equations, this characteristic function is no longer a polynomial, and admits an infinity of roots in the set of complex numbers.

⁴The basic Hayes theorem (see Theorem 13.8, Bellman and Cooke (1963) is a set of two necessary and sufficient conditions for the real parts of all the roots of the characteristic equation to be strictly negative. The complete bifurcation diagram for DDEs of the Hayes form is given, among others, by Hale (1977), p. 109.

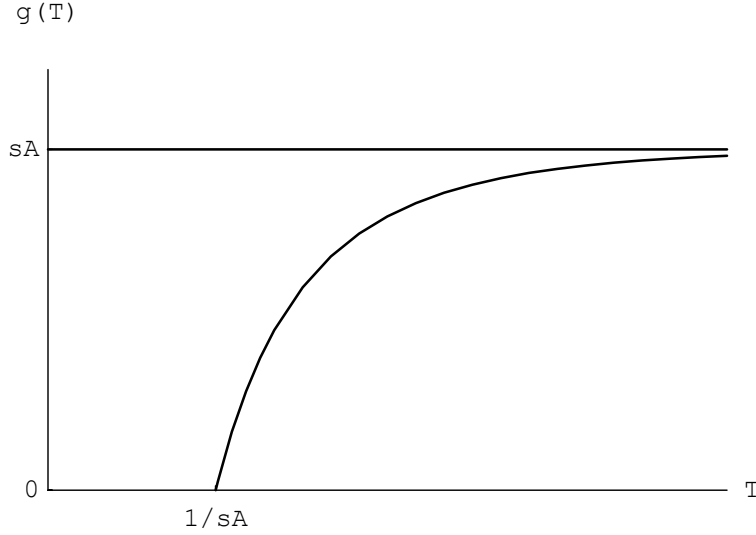


Figure 2: The BGP growth rate

Lemma 3 *All roots of $G(z) = 0$ are simple*

Proof. A multiple root exists if $G(z) = G'(z) = 0$. From (7), $G'(z) = 0$ iff $e^{-zT} = \frac{1}{T(sA-g)}$. Substituting e^{-zT} by this expression in $G(z) = 0$ gives $zT = (sA - g)T - 1$. Coming back to $G'(z) = 0$, z is a multiple root iff $e^{(sA-g)T-1} = (sA - g)T$. Notice that $e^{x-1} = x$ has $x = 1$ as the unique real root. Then, a multiple root exists iff $(sA - g)T = 1$.

From (4), $(sA - g)T = sAT e^{-gT}$. Moreover, the first derivative of the implicit function $g(T)$ in (4) is

$$g'(T) = \frac{sgT e^{-gT}}{1 - sAT e^{-gT}},$$

By Proposition 2 $g'(T) > 0$. Then $sAT e^{-gT} < 1$, which completes the proof. ■

Proposition 4 *For $g \in]0, sA[$, zero is a simple root of $G(\tilde{z}) = 0$, and all the nonzero roots are stable*

Proof. $z = 0$ is a root of $G(z) = 0$, and from Lemma 3 it is a simple root.

By defining $z = \tilde{z}T$ in (7) we obtain Hayes form: $p e^z - p - z e^z = 0$, with $p \equiv (sA - g)T < 1$. The last inequality was shown in the proof of Lemma 3. From Hayes' theorem all the nonzero roots of $G(\tilde{z})$ have strictly negative real parts, which completes the proof. ■

Given that all the characteristic roots but $z = 0$ are complex numbers with a strictly negative real part⁵ and as every solution of the DDE can be written as in equation (6), it follows that, as in Benhabib and Rustichini (1991) example 4, $\hat{i}(t)$ tends to a constant when t goes to infinity. Indeed, we are in the case of Lyapunov (uniform) stability of the 0-solution as depicted in Bellman and Cooke (1963), Theorem 4.4, 118-119: All characteristic roots have non-positive real part and all the roots are simple (including those with a zero real part). This means that we can make the solution path as close as we wish to 0 if we pick an initial investment profile close enough to 0; see the definition of stability and uniform stability in the case of DDEs in Bellman-Cooke [5, 117-118]. Therefore, the solution path, specially its asymptotic behavior, depends crucially on the initial profile. But in our case, we have more than stability of the 0-solution: all the characteristic roots but $z = 0$ have a strictly negative real part, meaning that we do not have any purely imaginary root. Henceforth, and given (6), the solution path should converge to a strictly positive constant. As in most endogenous growth models, this constant depends on initial conditions. Notice also that since all the eigenvalues except $z = 0$ are complex non-real, the converging paths are generally non-monotonic, which is a well-known property of vintage capital models (as reflected in Boucekkine, Germain and Licandro, 1997).

3.2.2 Numerical resolution to the dynamics

The DDE (5) can be solved using the method of steps described in Bellman and Cooke [5, p. 45]. To this end, we now single out a numerical exercise by choosing parameter values as reported in Table 1. In the BGP, the growth rate is equal to 0.0296. Concerning initial conditions, we have assumed $i_0(t) = e^{g_0 t}$ for all $t < 0$, $g_0 = 0.0282$. Exponential initial conditions are consistent with the economy being in a different BGP before $t = 0$. In this sense, this exercise is equivalent to a permanent shock in s , A or T , which increases the BGP growth rate in a 5%. The nature of the shock has no effect on the solution, but it associates to $i_0(t)$ different output histories. Figures 3 and 4 show the solution to detrended output and the growth rate. It is worth to remark that alternative specifications of initial conditions should have consequences for the transitional dynamics.

A first important observation from Figure 4 is that the growth rate is non constant from $t = 0$, as it is in the standard AK model. It jumps at $t = 0$, is initially smaller than the BGP solution, increases monotonically over the first interval of

⁵The real roots are obtained by solving (7) in \mathbb{R} . In addition to the zero root, note that $\tilde{z} = -g$ is also a root of the characteristic function of the DDE describing detrended investment dynamics. Since under Proposition 1, $g > 0$, the latter solution paths are incompatible with the structural integral equation (2), so that we have to disregard this root. The differentiation of equation (2) cause loss of information and introduces this solution, which is not a solution of the original problem.

Table 1: Parameter values

s	A	T	i_0	g_0	g
0.2751	0.30	15	1	0.0282	0.0296

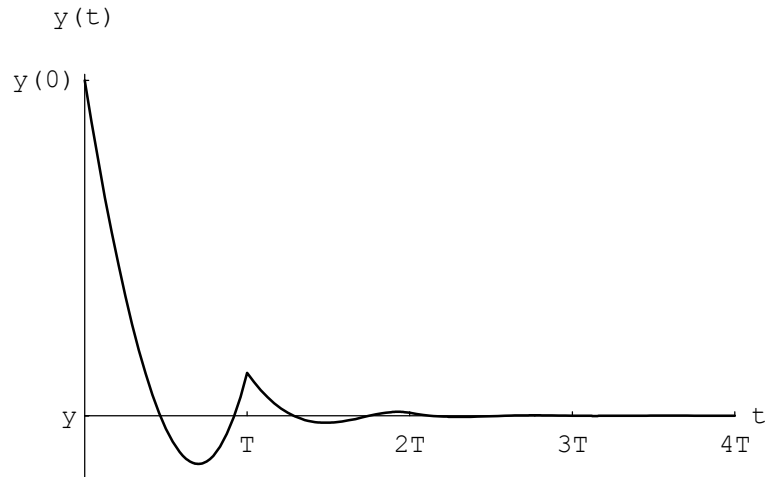


Figure 3: Constant saving rate: Detrended output

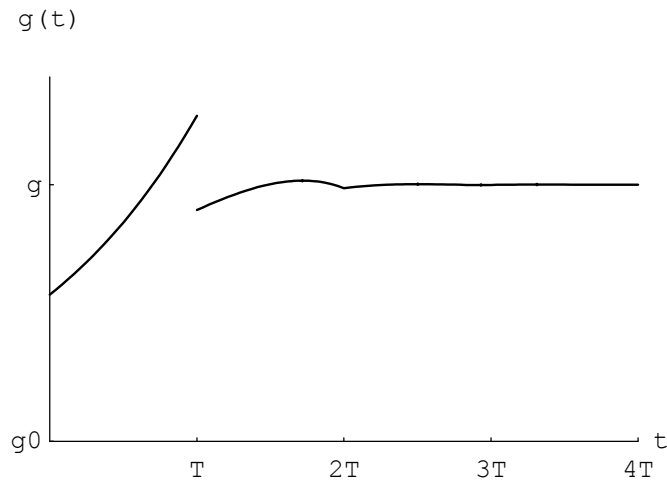


Figure 4: Constant saving rate: The growth rate

length T , and has a discontinuity in $t = T$. After this point the growth rate converges to its BGP value by oscillations. The behavior of the growth rate in the interval $[0, T[$, observed in Figure 4, is mathematically established in the following proposition:

Proposition 5 *If $g_0 < g$, then*

- (a) $g_0 < g(0) < g$
- (b) $g'(t) > 0$ for all $t \in [0, T[$
- (c) $g(t)$ is discontinuous at $t = T$
- (d) $g - g(0)$ is increasing in g

The Proposition is proved in the Appendix.

A permanent shock in A or in T makes output to jump at $t = 0$, thus investment also jumps. A permanent shock in s does affect investment directly. We have an equivalent jump in the AK model: under the same initial conditions but $T = \infty$, $g_0 < g$ iff $s_0 A_0 < sA$, then $i(0) = \frac{sA}{g_0} > \frac{s_0 A_0}{g_0} = 1 = i_0$. Investment jumps in order to allow the growth rate of the capital stock to jump at $t = 0$.

Output at $t = 0$ is totally determined by initial conditions for investment. Moreover, the level of the new BGP solution depends crucially on the initial level of output. Since the adjustment is not instantaneous, the evolution of output on the adjustment period also influences the output level on the BGP as we can observe in Figure 3.

Finally, we have performed numerical exercises for different values of the parameters. They indicate that the profiles of both detrended output and the growth rate do not depend on g_0 (of course, if $g_0 > g$ the solution profile is inverted but symmetric) or on s , A or T , provided that condition $T > \frac{1}{sA}$ holds. Only the initial jump on the growth rate, the BGP level of detrended output and the amplitude of fluctuations depend on these parameters. As stated in part (d) of Proposition 5, the greater is g with respect to g_0 the larger the distance between $g(0)$ and g . When the permanent shock is important, the economy starts relatively far from the BGP growth rate and this initial distance reduces the level of the BGP. Consequently, the greater is a positive shock, the larger is the slope of the BGP but the smaller is the intercept.

4 Optimal growth

In the previous section, we have fully characterized the dynamics of the one-hoss shay AK model under the assumption of a constant saving rate. In this section we

generalize these results for an optimal growth model, under the same technological assumptions. In this economy, a social planner chooses at each moment in time the amounts of consumption and investment so as to maximize the infinite stream of discounted instantaneous utilities derived from consumption, subject to the resource constraint

$$c(t) + i(t) = y(t), \quad (8)$$

and a given initial investment function $i_0(t)$. The aggregate production $y(t)$ is given by (1).

By using the capital variable $k(t)$ as defined in Section 2, the equilibrium of this optimal growth model is the solution to the following optimal control problem⁶

$$\max \int_0^\infty \frac{[Ak(t) - i(t)]^{1-\sigma}}{1-\sigma} e^{-\rho t} dt \quad (P)$$

subject to

$$k'(t) = i(t) - i(t - T), \quad (9)$$

$$0 \leq i(t) \leq Ak(t), \quad (10)$$

given $i(t) = i_0(t) \geq 0$ for all $t \in [-T, 0[$, and

$$k(0) = \int_{-T}^0 i_0(z) dz. \quad (11)$$

with $\sigma > 0$, $\sigma \neq 1$, $\rho > 0$, and where all variables are assumed to be non-negative.

Let us assume that the initial function $i_0(t)$ is piecewise continuous. Optimal solutions are defined as follows:

Definition 1 *A trajectory $(i(t), k(t))$, $t \geq 0$, with $i(t)$ piecewise continuous and $k(t)$ piecewise differentiable, is admissible if it checks (9) and (10), and if the integral objective function (P) converges. A trajectory $(i^*(t), k^*(t))$, $t \geq 0$, is an optimal solution if it is admissible and it is optimal in the set of admissible trajectories, ie. for any admissible trajectory $(i(t), k(t))$, the value of the integral (P) is not greater than its value corresponding to $(i^*(t), k^*(t))$.*

⁶In endogenous growth models with constant returns, the existence of a balanced growth path requires that preferences belong to the family of utility functions with constant elasticity of substitution.

We first show that this problem has a solution under the following condition:

$$A(1 - \sigma) < \rho, \tag{12}$$

We shall precisely interpret this condition in Section 4.2. Notice that the condition is automatically checked if $\sigma > 1$. We now state the existence result.

Proposition 6 *Under Assumption (12), the problem (P) subject to the constraints (9) to (11) has a solution in the sense of Definition 1.*

The proof is in the Appendix. It uses a direct “topological” argument put forward by Askenazy and Le Van (1999). Unfortunately, it does not say that the constraints are binding or not, that the solution is always interior or corner. Notice that because our utility function is iso-elastic, it checks the usual Inada condition: marginal utility goes to infinity when consumption goes to zero. In such a case, optimal consumption cannot be zero on non-zero measure time intervals. Nonetheless, there is no immediate reason to believe that optimal (gross) investment should exhibit the same property, namely not be nil on non-zero measure time intervals. Our model may well produce optimal zero investment for non-zero measure time intervals if the economy starts with too much capital with respect to the balanced growth path and the utility function is quasi-linear, ie. when σ is close to zero. We are unable to come with a complete analytical characterization of this occurrence, but we can prove a very important result: the optimal capital stock cannot tend to zero under certain conditions. Given the one-hoss shay technology, investment should also fulfill the same property. This result will be also most useful in finding out the necessary and sufficient optimality conditions in the next section.

Lemma 7 *Assume $k(0) > 0$. Let $k^*(t)$, $t > 0$, be an optimal path. Then $k^*(t)$ cannot tend to zero when t tends to infinity, provided $A T \geq B^0$ where B^0 is a constant bigger than or equal to 1.*

The proof is in the Appendix. The intuition is quite simple here: if capital tends to zero, then both investment and consumption will do so, given our technological assumptions. If investment goods were productive enough, then allocating more output to investment at the expense of current consumption might be welfare improving, due to the future gains in output and consumption. Lemma 7 is a generalization of the property of the standard AK model, the particular case $T = \infty$, that a path converging to $k(t)$ equal to zero is never optimal. In our one-hoss shay model, one has to account for the finite lifetime of machines, and the condition should be set on the product of marginal productivity of capital times the lifetime of machines. We shall assume hereafter that the condition of Lemma 7 is always checked.

The next section is devoted to provide necessary and sufficient conditions for optimal solutions to occur. Notice that the problem is not trivial due to the presence of lagged controls in the state equation. Methods for the characterization of optimal solutions in dynamic optimization with both retarded controls and state variables are presented in Kolmanovskii and Myshkis (1998). We shall use more traditional tools to get our results by exploiting the special form of our state equation.

4.1 Necessary and sufficient conditions

The following proposition lists the necessary conditions of our optimisation problem:

Proposition 8 *Let $(i(t), k(t))$ be an optimal solution for $t \geq 0$. Then there exist a piecewise differentiable function $\lambda(t)$, and two piecewise continuous functions $\omega_1(t)$ and $\omega_2(t)$ such that:*

$$[Ak(t) - i(t)]^{-\sigma} e^{-\rho t} = \lambda(t) - \lambda(t + T) + \omega_1(t) - \omega_2(t) \quad (13)$$

$$A[Ak(t) - i(t)]^{-\sigma} e^{-\rho t} + A\omega_2(t) = -\lambda'(t) \quad (14)$$

with the slackness conditions, for all $t \geq 0$:

$$i(t) \geq 0, \quad \omega_1(t) \geq 0, \quad \omega_1(t)i(t) = 0, \quad (15)$$

$$Ak(t) - i(t) \geq 0, \quad \omega_2(t) \geq 0, \quad \omega_2(t)(Ak(t) - i(t)) = 0, \quad (16)$$

and the transversality conditions:

$$\lim_{t \rightarrow \infty} \lambda(t) \geq 0 \quad \text{and} \quad \lim_{t \rightarrow \infty} \lambda(t)k(t) = 0 \quad (17)$$

Proof. In order to clarify the incidence of the lagged control in the state equation, let us start with the finite horizon counterpart of our problem. Denote $V_h = \int_0^h \frac{[Ak(t) - i(t)]^{1-\sigma}}{1-\sigma} e^{-\rho t} dt$, with $h > T$. Now, as usual in the calculus of variations approach, let us assign a multiplier $\lambda(t)$ to (9), and two multipliers $\omega_1(t)$ and $\omega_2(t)$ so that $\omega_1(t) \geq 0$, $\omega_1(t)i(t) = 0$, and $\omega_2(t) \geq 0$, $\omega_2(t)(Ak(t) - i(t)) = 0$, $\forall t \in [0, h]$. Then, V_h can be rewritten as follows:

$$V_h = \int_0^h \left\{ \frac{[Ak(t) - i(t)]^{1-\sigma}}{1-\sigma} e^{-\rho t} + \lambda(t) (i(t) - i(t - T) - k'(t)) \right. \\ \left. + \omega_1(t)i(t) + \omega_2(t)(Ak(t) - i(t)) \right\} dt.$$

Integration of the term $\lambda(t)k'(t)$ by parts yields:

$$V_h = \int_0^h \left\{ \frac{[Ak(t) - i(t)]^{1-\sigma}}{1-\sigma} e^{-\rho t} + \lambda'(t) k(t) + \lambda(t) (i(t) - i(t-T)) \right. \\ \left. + \omega_1(t)i(t) + \omega_2(t)(Ak(t) - i(t)) \right\} dt \\ + \lambda(0)k(0) - \lambda(h)k(h).$$

Computing the first variation of V_h gives:

$$\delta V_h = \int_0^h (A[Ak(t) - i(t)]^{-\sigma} e^{-\rho t} + \lambda'(t) + A\omega_2(t)) \delta k(t) dt \\ + \int_0^h (-[Ak(t) - i(t)]^{-\sigma} e^{-\rho t} + \lambda(t) + \omega_1(t) - \omega_2(t)) \delta i(t) dt \\ - \int_0^h \lambda(t) \delta i(t-T) dt - \lambda(h) \delta k(h).$$

Notice that there is an unusual term depending on $\partial i(t-T)$. However, it is quite easy to handle it by a straight forward integration variable change. Indeed

$$\int_0^h \lambda(t) \partial i(t-T) dt = \int_{-T}^{h-T} \lambda(s+T) \partial i(s) ds = \int_0^{h-T} \lambda(s+T) \partial i(s) ds,$$

since the path for $i(t)$ is given for all $t < 0$. Substituting the last equality in the first variation δV_h , one gets a more traditional picture. For an optimal path $(i(t), k(t))$, the first variation must check $\delta V_h \leq 0$ for all feasible modification $(\delta i(t), \delta k(t))$, for all $t \in [0, h]$. As usual, we choose the co-state $\lambda(t)$ such that for all $t \in [0, h]$

$$A[Ak(t) - i(t)]^{-\sigma} e^{-\rho t} + A\omega_2(t) = -\lambda'(t).$$

Since $k(h) \geq 0$, the modification $\delta k(h)$ is sign constrained if $k(h) = 0$. In this case, $\delta k(h) \geq 0$. Hence, we require $\lambda(h) \geq 0$ to check $\delta V_h \leq 0$ for all admissible modifications $\delta k(h)$. Overall we necessarily have: $\lambda(h) \geq 0$ and $\lambda(h)k(h) = 0$.

With respect to the control $i(t)$, the necessary optimality condition is

$$[Ak(t) - i(t)]^{-\sigma} e^{-\rho t} = \lambda(t) - \lambda(t+T) + \omega_1(t) - \omega_2(t),$$

for $t \in [0, h-T)$, and

$$[Ak(t) - i(t)]^{-\sigma} e^{-\rho t} = \lambda(t) + \omega_1(t) - \omega_2(t),$$

for $t \in [h-T, h]$. Hence, the finite horizon counterpart of our problem is completely standard except the condition with respect to the control. Due to the lagged control in the state equation, an advanced term $\lambda(t+T)$ appears when $t \in [0, h-T)$.

Taking the limit when h tends to infinity, the necessary conditions with respect to the control get simpler and reduce into the single condition (13). By using the framework of Michel (1982),⁷ we are able to say more about the transversality conditions. Actually, the transversality conditions become (17): we are in a case where the transversality conditions for the limit problem are the limit of the transversality conditions for the finite horizon sub-problem. The Corollary in Michel (1982), p. 979, applies here *a fortiori*. The objective function is positive and the set of admissible speeds of the optimal state variable, namely $k'(t) = i(t) - i(t - T)$, for all possible controls $i(t)$ trivially contains a neighborhood of 0 for t large enough. Indeed, $k'(t) \in [-Ak^*(t - T), Ak^*(t)]$ and $k^*(t)$ does not tend to 0 by Lemma 7 (under the assumptions of this lemma). ■

Consequently, the first-order conditions are standard except for equation (13), which includes the advanced term $\lambda(t + T)$. We show next that the necessary conditions, plus the positivity of the co-state variable, are sufficient for a maximum by use of a Mangasarian type of argument.

Proposition 9 *Assume that $(k^*(t), i^*(t))$ for $t \geq 0$ solves the system (9) and (13) - (17). Then if $\lambda(t) \geq 0, \forall t \geq 0, (k^*(t), i^*(t))$ is a solution to problem (P).*

Proof. Let $V^* = \int_0^\infty \frac{[Ak^*(t) - i^*(t)]^{1-\sigma}}{1-\sigma} e^{-\rho t} dt$, where $(k^*(t), i^*(t))$ solves (13)-(17) for $t \geq 0$. Let $V = \int_0^\infty \frac{[Ak(t) - i(t)]^{1-\sigma}}{1-\sigma} e^{-\rho t} dt$ for $(k(t), i(t))$, $t \geq 0$, being any admissible path satisfying (9) to (11). Let both paths have the same initial conditions $i(t) = i_0(t)$, for $t < 0$. It follows then from concavity of the objective function that

$$V - V^* \leq \int_0^\infty \{A[Ak^*(t) - i^*(t)]^{-\sigma} (k(t) - k^*(t)) - [Ak^*(t) - i^*(t)]^{-\sigma} (i(t) - i^*(t))\} e^{-\rho t} dt,$$

which implies by (13) and (14):

$$V - V^* \leq \int_0^\infty \{(-\lambda'(t) - A\omega_2(t)) (k(t) - k^*(t)) + (\lambda(t + T) - \lambda(t)) + \omega_2(t) - \omega_1(t)(i(t) - i^*(t))\} dt.$$

Integration by parts yields

$$\begin{aligned} \int_0^\infty -\lambda'(t)(k(t) - k^*(t)) dt &= [-\lambda(t)(k(t) - k^*(t))]_0^\infty + \int_0^\infty \lambda(t)(k'(t) - k'^*(t)) dt \\ &= -\lim_{t \rightarrow \infty} \lambda(t) [k(t) - k^*(t)] \\ &\quad + \int_0^\infty \lambda(t) [i(t) - i^*(t) - i(t - T) + i^*(t - T)] dt, \end{aligned}$$

⁷This could be trivially done by formally treating the delayed control as a second control variable of the problem, as we have just done in the derivation of the necessary conditions and as we will do when establishing the sufficiency of these conditions in the next proposition. Michel's setting is a very general setting with any number of controls taken in any topological space.

where the last expression in the right-hand side follows from the state equation (9) since $k(0) = k^*(0)$. Using the integration by part just above and the conditions (15)-(16), one ends with the inequality:

$$V - V^* \leq - \lim_{t \rightarrow \infty} \lambda(t) [k(t) - k^*(t)] \\ + \int_0^\infty \{ \lambda(t+T) [i(t) - i^*(t)] - \lambda(t) [i(t-T) - i^*(t-T)] \} dt.$$

We show now that the last integral equals zero. Write

$$\int_0^\infty \lambda(t) [i(t-T) - i^*(t-T)] dt = \int_T^\infty \lambda(t) [i(t-T) - i^*(t-T)] dt,$$

since $i(t-T) = i^*(t-T) = i_0(t-T)$, for all $t \in [0, T[$. A simple change of variable implies

$$\int_T^\infty \lambda(t) [i(t-T) - i^*(t-T)] dt = \int_0^\infty \lambda(t+T) [i(t) - i^*(t)] dt,$$

and hence the announced result. It follows that

$$V - V^* \leq - \lim_{t \rightarrow \infty} \lambda(t) [k(t) - k^*(t)] \leq - \lim_{t \rightarrow \infty} \lambda(t)k(t),$$

as $\lim_{t \rightarrow \infty} \lambda(t)k^*(t) = 0$ by (17). If $\lambda(t) \geq 0 \forall t \geq 0$, and since $k(t) \geq 0$, we get $\lim_{t \rightarrow \infty} \lambda(t)k(t) \geq 0$, which implies $V \leq V^*$. ■

We turn now to solve the system (9) and (13) - (17). We shall focus on interior solutions, $\omega_1(t) = \omega_2(t) = 0, \forall t$. As mentioned above, our model may well produce optimal zero investment for non-zero measure time intervals under certain circumstances. However, we are unable to come with a complete analytical characterization of this occurrence. Therefore, we choose to focus on interior solutions, $\omega_1(t) = \omega_2(t) = 0, \forall t$.

4.2 Balanced growth path

The long-run values for an interior solution are determined from the equation system (9), (13) and (14). It is readily shown that at a steady state equilibrium $i(t)$ and $k(t)$ must both grow at the same rate g , where $\lambda(t)$ must grow at the rate $g_\lambda = -(\sigma g + \rho)$. The growth rate g is determined by

$$\sigma g + \rho = A (1 - e^{-(\sigma g + \rho)T}). \quad (18)$$

Further,

$$g = \frac{i}{k} (1 - e^{-gT}). \quad (19)$$

Notice that equation (19) is equivalent to (4) if $\frac{iA}{k} = s$. However, g is determined in equation (18), given the parameters σ , ρ , A and T , and (19) determines the investment to output ratio $\frac{i}{y} = \frac{iA}{k}$.

Proposition 10 $g > 0$ exists and is unique if and only if $H(\rho) > \frac{1}{A}$. Moreover under the same condition, $0 < i < y$.

Proof. Using the function $H(x) \equiv \frac{(1 - e^{-xT})}{x}$, whose properties were analyzed in the proof of Proposition 1, we can easily show that this proposition is true. Finally, the transversality conditions (17) along the BGP requires $(1 - \sigma)g < \rho$. This condition guarantees that along the BGP the objective function cannot get unbounded and $\frac{i}{y} < 1$, $i > 0$ deriving directly from $g > 0$. ■

In what follows, we still use the notation $g = g(T)$ to refer to the equilibrium relation between g and T implicit now in equation (18). Moreover, as in the Solow-Swan version of the model (see Proposition 2) it can be easily checked that $g'(T) > 0$. When T goes to infinity, we recover exactly the growth rate of the standard AK model (without capital depreciation), namely $g_{AK} = (A - \rho)/\sigma$.

One should keep in mind this property in order to get an accurate interpretation of our condition (12), $A(1 - \sigma) < \rho$, ensuring the existence of a solution to our optimization problem (P). Indeed for the transversality conditions to hold along the BGP, one needs to ensure that $(1 - \sigma)g < \rho$. This condition also guarantees that along the BGP, the objective function of problem (P) cannot get unbounded as well as $\frac{i}{y} < 1$. Now, notice that substituting g by g_{AK} in the inequality $(1 - \sigma)g < \rho$ gives exactly the existence condition (12). Given that $g \leq g_{AK}$, condition (12) ensures indeed the existence of solutions for the optimization problem (P) as well as the asymptotic “admissibility” of the BGP, whatever the value of the lifetime of machines, T .

4.3 Investment and output dynamics

We first proceed with a re-scaling of variables in order to render the dynamic problem time invariant. Let $\hat{x}(t) = x(t) e^{-g_x t}$, where g_x is the rate of growth of variable $x \in \{k, i, \lambda\}$ along the BGP. From the previous section, $g_k = g_i = g$ and $g_\lambda = -(\sigma g + \rho)$. The feasibility constraint (9) and the first-order conditions (13) and (14) may be written as

$$\hat{k}'(t) = \hat{i}(t) - e^{-gT}\hat{i}(t-T) - g\hat{k}(t) \quad (20)$$

$$\left[A\hat{k}(t) - \hat{i}(t) \right]^{-\sigma} = \hat{\lambda}(t) - \hat{\lambda}(t+T) e^{g\lambda T} \quad (21)$$

$$A \left[A\hat{k}(t) - \hat{i}(t) \right]^{-\sigma} = - \left[\hat{\lambda}'(t) + g_\lambda \hat{\lambda}(t) \right] \quad (22)$$

with $\hat{i}(t) = i_0(t) e^{-gt}$ given for $t \in [-T, 0[$, and $\hat{k}(0) = k(0) > 0$.

Using (18), (21), (22) and the definition of g_λ we obtain an advanced differential equation (ADE) only in terms of $\hat{\lambda}(t)$

$$\hat{\lambda}'(t) = \beta \left(\hat{\lambda}(t+T) - \hat{\lambda}(t) \right), \quad (23)$$

where $\beta \equiv A + g_\lambda$ is strictly positive from (18). The solutions to (23) correspond to detrended optimal trajectories of the optimal control problem (P). Next, we establish the optimality of a constant path of the detrended costate $\hat{\lambda}(t)$.

Proposition 11 *An optimal $\hat{\lambda}(t)$ trajectory is constant: $\hat{\lambda}(t) = \hat{\lambda} > 0$ all $t \geq 0$*

The proof of Proposition 11 stems from Lemmas 12, 13 and 14 below.

Lemma 12 *Any solution of (23) is a strictly positive constant or $\lim_{t \rightarrow \infty} \hat{\lambda}(t) = +\infty$*

Proof. The characteristic equation associated with (23) is $\tilde{z} - \beta e^{\tilde{z}T} + \beta = 0$. Following the same arguments as in the proof of Lemma 3, it can be easily shown that all the roots of this characteristic equation are simple. By defining $z = -\tilde{z}T$ we can easily obtain Hayes' form $p e^z - p - z e^z = 0$, with $p = \beta T$. Following a similar argument as in Proposition 2, it is easy to show that $\frac{dg}{dT}$ implicit in (18) is strictly positive. From (18),

$$\frac{dg}{dT} = \frac{-g_\lambda A e^{g_\lambda T}}{\sigma(1 - \beta T)}.$$

It follows that $p < 1$. As in Proposition 3, $z = 0$ is a root, and all remaining roots have strictly negative real parts. Note this result is obtained for $z = -\tilde{z}T$, so that all the roots \tilde{z} , apart from the zero root, have strictly positive real parts.

Using the finite Laplace transform method developed in Bellman and Cooke [5, 197-205], it is possible to write any solution of (23) as in equation (6) (see Theorem

6.10, Bellman and Cooke [5, p. 204]).⁸ Hence, as all the characteristic roots but $z = 0$ have strictly positive real parts, the solutions are all explosive unless they are constant over time. Notice that by (21), only strictly positive constants are allowed. ■

We show next that all explosive roots are ruled out by transversality conditions (17). To this end we first provide a stability result for the ADE characterizing the dynamics of $\lambda(t)$. Indeed, combining (13) and (14) we get

$$\lambda'(t) = A(\lambda(t+T) - \lambda(t)). \quad (24)$$

The associated characteristic equation can be written as $z' - Ae^{z'T} + A$. It turns out to be useful to define the transformation $z = -z' - g$ to write

$$K(z) = z - (A - g) + A e^{-gT} e^{-zT}.$$

From (18), it follows that $z_0 = -(g + g_\lambda)$ is a root of $K(z)$. Hence, we can state the following Lemma:

Lemma 13 $K(z) = 0$ does not admit any root s_r such that $0 \leq \text{Re}(s_r) < z_0$.

Proof. Decomposing the eigenvalue z into real and imaginary parts, $z = x + iy$, $x, y \in \mathbb{R}$, yields a pair of transcendental equations which describe stability

$$\begin{aligned} x - (A - g) + A e^{-gT} e^{-xT} \cos(yT) &= 0 \\ y - A e^{-gT} e^{-xT} \sin(yT) &= 0 \end{aligned}$$

Denote $f_m(x) = x - (A - g) + A e^{-gT} e^{-xT} m$, where $-1 \leq m \leq 1$. We are going to prove that $f_m(x)$ has no root for $x \in [0, z_0[$. Indeed consider four cases:

- $m = 1$ (real roots)

$f_1(0) = g - A(1 - e^{-gT})$. From (18), $H(\rho + \sigma g) = \frac{1}{A}$, with $H(x)$ defined in the proof of Proposition 1. From the same proof, $H'(x) < 0$. Since $g < \rho + \sigma g$ is required for the transversality conditions to hold along the BGP, then $f_1(0) < 0$. Additionally, from (18) $f_1(z_0) = 0$. The derivative $f_1'(x) = 1 - AT e^{-gT} e^{-xT}$ is negative for $x < x_0 = (\ln(AT) - gT)/T$, and positive for $x > x_0$. It follows then that $f_1(x)$ has no root on the interval $[0, z_0[$.

⁸It should be noted that the exponential series associated with the solutions to the ADEs are not obtained by the same Laplace transforms techniques as for DDEs. Indeed, the ADEs generate characteristic roots with arbitrarily large real parts, which cause the Laplace integrals to be divergent. The so called finite Laplace transform allows to get rid of this problem [cf. Bellman and Cooke (1963), Ch. 6].

- $-1 \leq m < 0$

$f'_m(x) = 1 - mAT e^{-gT} e^{-xT} > 0$, for all x . $f_m(z_0) = z_0 + g - A(1 - m e^{-gT} e^{-z_0T}) \equiv d(m)$. Note $d'(m)$ is strictly positive. Since $d(1) = 0$, it follows that $d(m) < 0$ for any $m < 1$. So for $m < 0$, $f_m(x)$ is increasing to a strictly negative value. So $f_m(x)$ has no root on this interval.

- $0 < m < 1$

For $g > 0$, $f_m(0) < 0$, since $1 - m e^{-gT} > 1 - e^{-gT}$. By the same argument as just above $f_m(z_0) < 0$. Moreover, $f_m(x)$ is decreasing for $x < \frac{\ln(mAT) - gT}{T}$, increasing otherwise. So $f_m(x)$ has no root on this interval.

- $m = 0$

$f_0(x) = 0$ implies $x_1 = A - g$. But $x_1 - z_0 = \beta > 0$. So $f_0(x)$ has no root on this interval.

These four cases complete the proof. ■

We are now in a position to break the optimality of unstable trajectories of $\hat{\lambda}(t)$. This is stated in the following lemma:

Lemma 14 *If $\hat{\lambda}(t)$ solves (23) and $\lim_{t \rightarrow \infty} \hat{\lambda}(t) = +\infty$, then $\hat{\lambda}(t)$ is not optimal.*

Proof. From Lemma 12,

$$\hat{\lambda}(t) = \hat{\lambda} + \sum_r a_r e^{s_r t}, \quad (25)$$

where $\hat{\lambda}$ and a_r are real numbers and the real part of s_r is strictly positive for all r . Let us assume that $\lim_{t \rightarrow \infty} \hat{\lambda}(t) \rightarrow +\infty$, or equivalent that exists r such that $a_r > 0$. Let us define

$$\eta(t) = \frac{\hat{\lambda}(t+T)}{\hat{\lambda}(t)} \geq 0,$$

and denote $\eta = \lim_{t \rightarrow \infty} \eta(t)$. From (23),

$$\lim_{t \rightarrow \infty} \frac{\hat{\lambda}'(t)}{\hat{\lambda}(t)} = \beta(\eta - 1). \quad (26)$$

From (22) and $\lim_{t \rightarrow \infty} \hat{\lambda}(t) \rightarrow +\infty$, η must be finite. Otherwise, $\lim_{t \rightarrow \infty} \hat{c}(t)^{-\sigma} \rightarrow -\infty$. From (25) and (26), $\hat{\lambda}(t)$ is asymptotically driven by the root $s_r = \beta(\eta - 1)$.

Moreover, $\eta < 1$ is excluded because apart from zero all roots have a strictly positive real part, and $\eta = 1$ contradicts $\lim_{t \rightarrow \infty} \hat{\lambda}(t) \rightarrow +\infty$. It implies $\eta > 1$.

From the definition of $\eta(t)$, $\eta = e^{\beta(\eta-1)T}$. The unique solution to this equation for $\eta > 1$ is $\eta = e^{-g_\lambda T}$. It implies $\lim_{t \rightarrow \infty} \frac{\hat{\lambda}'(t)}{\hat{\lambda}(t)} = -g_\lambda$. It can be easily checked that $-g_\lambda$ is a root of the ADE (24). This means that $\hat{\lambda}(t)$ is asymptotically driven by the exponential term $e^{-g_\lambda t}$. By definition of $\hat{\lambda}(t)$, $\lim_{t \rightarrow \infty} \lambda(t) = \lambda > 0$. By the transversality condition (17), it follows that $\lim_{t \rightarrow \infty} k(t) = 0$, which implies that $\lim_{t \rightarrow \infty} c(t) = 0$. We shall prove that it is not optimal.

Indeed, as the roots of the characteristic function associated to (23) are simple, those associated to (24) are simple too, since they are derived by adding g_λ to the former. Hence, $\lambda(t)$ admits a decomposition of the type of $\hat{\lambda}(t)$:

$$\lambda(t) = \lambda + \sum_r a_r e^{s_r t},$$

In order to $\lambda(t)$ converges to a constant, the a_r terms associated with all roots with positive real part must be zero.

There exist at least one r with nonzero a_r . Otherwise, $\lambda(t) = \lambda$ for every t , which contradicts (13), since it would imply $c(0) \rightarrow \infty$ which is not feasible by $k(0) < \infty$.

It is easy to check that g_λ is a root of the characteristic equation associated with (24). By the transformation $z = -z' - g$ we can apply Lemma 13 and show that $\text{Re}(z) > -(g + g_\lambda)$ so that $\text{Re}(z') < g_\lambda$. Substituting the polynomial expansion for $\lambda(t)$ in (13), we get

$$c(t)^{-\sigma} = \sum_r a_r (1 - e^{s_r T}) e^{(s_r + \rho)t}.$$

Since the real part of s_r is smaller than $g_\lambda = -(\rho + \sigma g)$, we get an exponential expansion with all the roots having a strictly negative real part. Therefore, $c(t)^{-\sigma}$ converges to zero which contradicts $c(t)$ goes to zero. This completes the proof. ■

Having proved in Lemma 14, by use of Lemma 13, that $\hat{\lambda}(t) \rightarrow \infty$ is not an optimal solution to (23), and in Lemma 12 that the solutions to (23) are all explosive unless they are constant over time, we have established Proposition 11. Consequently, $\hat{\lambda}(t) = \hat{\lambda}$ for all t , and $\hat{\lambda}'(t) = 0$, so that (22) can be written

$$A \left[A\hat{k}(t) - \hat{i}(t) \right]^{-\sigma} = (\sigma g + \rho)\hat{\lambda}. \quad (27)$$

Therefore, it is immediate from (8) and (27) that $\hat{c}(t) = \hat{c} = A^{1/\sigma} \left[(\sigma g + \rho)\hat{\lambda} \right]^{-1/\sigma}$, and $\hat{i}(t) = A\hat{k}(t) - \hat{c}$ where the state variable $k(t)$ is piecewise differentiable on

$[0, +\infty[$. Assume that the interior solution is implementable from $t = 0$. Provided the latter, the constancy of optimal detrended consumption leads to the following corollaries:

Corollary 15 *Detrended consumption is constant over time.*

Corollary 16 *Optimal $\hat{i}(t)$ is piecewise differentiable.*

Differentiating $\hat{i}(t) = Ak(t) - \hat{c}$ and using (20), we can show that the dynamics of detrended investment are given by:

$$\hat{i}'(t) = -g\hat{c} + (A - g)\hat{i}(t) - A e^{-gT} \hat{i}(t - T) \quad (28)$$

with initial conditions $\hat{i}(t) = i_0(t) e^{-gt}$ for all $t \in [-T, 0[$ and $\hat{i}(0) = Ak(0) - \hat{c}$.

Since the constant $-g\hat{c}$ adds only constant partial solutions, the principle of superposition still holds and any solution to (28) can be written as in equation (6). The characteristic equation associated with (28) is $K(z) = z - (A - g) + A e^{-gT} e^{-zT}$, which was previously studied in Lemma 13. The following proposition establishes the stability properties of detrended optimal investment.

Proposition 17 *Optimal detrended investment converges asymptotically to a constant.*

Proof. For an investment trajectory to be asymptotically stable, it should be generated by roots (of $K(z) = 0$) with a strictly negative real part. From Lemma 13, $K(z)$ does not admit any root with real part in $[0, z_0[$, with $z_0 = -(g + g_\lambda) > 0$. From Lemma 7, $\lambda(t)$ grows at the constant rate g_λ for all $t \geq 0$, which implies that the transversality condition (17) can be written as

$$\lim_{t \rightarrow \infty} e^{g_\lambda t} \int_{t-T}^t \hat{i}(z) e^{gz} dz = 0.$$

Then, any root with a real part larger than or equal to z_0 is eliminated by the transversality condition, which completes the proof. ■

Let us come back finally to the issue of the implementability of the interior solution from $t = 0$. Notice that if the interior solution holds from $t = 0$, then optimal investment is given by (28), and it can be expressed as an expansion, involving constant terms a_r and the consumption term \hat{c} . As usual in DDE frameworks, these constants cannot be fully determined if no initial function $\hat{i}_0(t)$, $t \in [-T, 0[$ is specified. Therefore, as in the Solow case seen before, the optimal paths for consumption and investment, including their limit values when t goes to infinity, are determined

by the initial investment profile. Again, notice that this property is standard in endogenous growth theory.

It should be noted that an unconstrained computation of the expansion coefficients of the solutions of (28) does not ensure that $0 \leq \hat{c} \leq Ak(t)$, for any $t \geq 0$, since these coefficients are computed to fit the initial investment profile. As a consequence, it might be the case that the interior solution is not admissible from $t = 0$ for some initial investment profiles $\hat{i}_0(t)$, $t \in [-T, 0[$. In such a case, the economy typically starts in a corner regime. Unfortunately, we are unable to say more analytically on this precise issue. We switch to a computational appraisal. Indeed, notice that even if an initial investment function was specified, we would not be able to compute analytically the solution paths since this would require the computation of the entire set of the stable roots of function $K(z)$, which is typically infinite.

4.3.1 Numerical resolution to the dynamics

The computational procedure that we use to find the equilibrium paths of the optimal growth model is of the cyclic coordinate descent type (see Luenberger (1973), p. 158) and operates directly on the optimization problem. It is an extension of the algorithm proposed by Boucekkine, Germain, Licandro and Magnus (2001). The Appendix contains a description of the algorithm used to compute the optimal solution. Roughly, it consists of finding a fixed point vector $i(t)$ by sequentially maximizing the objective with respect to coordinate variables at time t . This methodological approach is of particular interest when both continuous time and discrete time phenomena are to be considered, as in certain optimal replacement investment problems.⁹ It is also useful to deal with the class of continuous time optimal growth models with Kaleckian lags (e.g. Asea and Zak (1999)).

We perform a comparable experiment to that of the Solow-Swan version of the model and parameter values are chosen correspondingly. This implies parameter values as those reported in Table 2. We set σ and ρ that correspond at the BGP value for s (0.2751) used in Section 3. Notice that the implied value of σ is relatively high. This quantitative peculiarity comes from the AK structure of our model: if we let $T = \infty$ and we introduce a depreciation rate of about $\frac{1}{15}$ (to be consistent with a mean life time of 15 years), we need $\sigma = 5.9$ to generate an endogenous growth rate of around 0.0296. The solution is plotted in Figures 5 and 6, which are in the same scale as Figures 3 and 4 above, respectively.

A further analysis on stability can be achieved by computing numerically a subset of the infinite roots of the homogeneous part of (28), those with a negative real part

⁹See Benhabib and Rustichini (1991) and Boucekkine, Germain and Licandro (1997). More recently, Whelan (2000) argues that the working of the information technologies is better captured in continuous time (flow of services in real time) while it certainly involves some crucial discrete timing variables as the scrapping of computers and softwares and the time length of the patent protection of new products.

Table 2: Parameter values

σ	ρ	A	T	i_0	g_0	g
8.0	0.06	0.30	15	1	0.0282	0.0296

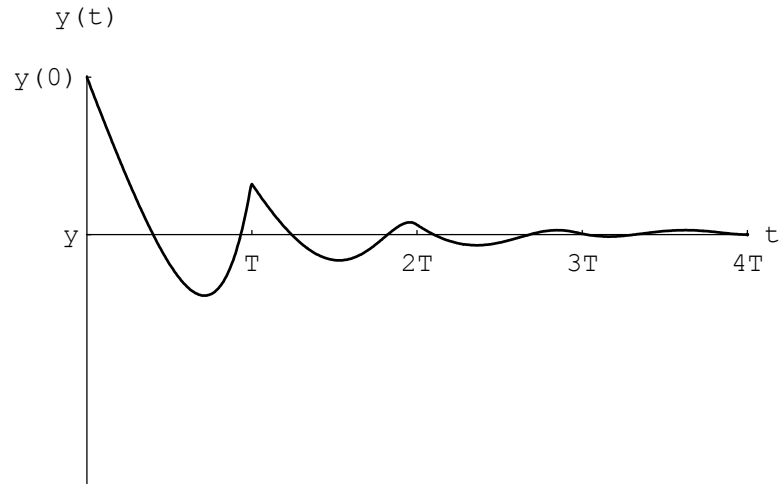


Figure 5: Optimal growth model: Detrended output

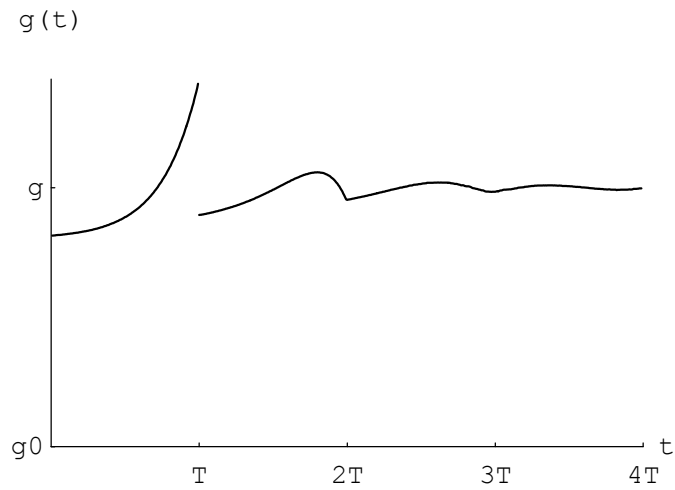


Figure 6: Optimal growth model: The growth rate

near to zero. This analysis is related to work by Engelborghs and Roose (1999), which allows not only to detect Hopf bifurcations but also to estimate the subset of rightmost roots of a DDE. We have found that this subset is non empty and therefore supports the convergence by oscillations result in Figures 5 and 6. For the optimal growth model and the parameter values in Table 2, Figure 7 shows the real parts in the x axis and the imaginary parts in the y axis. Figure 8 does the same for the constant saving rate model and parameters in Table 1. We can evaluate the convergence speed of the economy using the computed roots: the closer to zero is the smallest real part of the nonzero computed eigenvalues, the slower is convergence. These figures confirm that the Solow-Swan version of the model converges more rapidly.

Figures 5 and 6 depict the solution path for output and the growth rate, which behave very similar as in the constant saving rate model. From Lemma 7, we know that the planner optimally chooses to have a constant detrended consumption, which level is determined by initial conditions. For this reason, the saving rate rises at the beginning, increasing the growth rate (with respect to the Solow-Swan case) and therefore allowing output and consumption to converge to a higher long-run level. The price to pay for having such a higher long-run consumption is that the planner must accept to have longer lasting fluctuations than those obtained in the constant saving rate model. Indeed, in the optimal growth model it is the saving rate that bears most of the adjustment to the BGP. Figure 9 compares the numerical solution obtained for detrended consumption in both models, the dashed line corresponds to the optimal growth solution and the solid line to the constant saving rate model. In the optimal growth model our numerical procedure illustrates on the fact that the planner is optimally choosing the stable solution, and the algorithm succeeds in calculating the constant detrended consumption level. In order to have a constant detrended consumption, the saving rate must increase at the beginning and fluctuate around its BGP solution afterward, as it is shown in Figure 10. Alternatively, in the Solow-Swan version of the model detrended consumption is just a constant fraction of output and fluctuates likewise.

5 Implications of the model

The introduction of vintage capital into an otherwise standard AK-type optimal growth model leads to three main conclusions. First, persistent oscillations in investment can occur with concave utility when we allow for some non-smooth depreciation scheme. Second, since investment involves creation and destruction as separate activities, those oscillations are the result of replacement echoes. Third, there is a trade-off between rapid expansion and hence rapid net investment and longer lasting fluctuations; thus changes in the rate of growth will have the same qualitative effects as when the saving rate is exogenous, but these effects will be

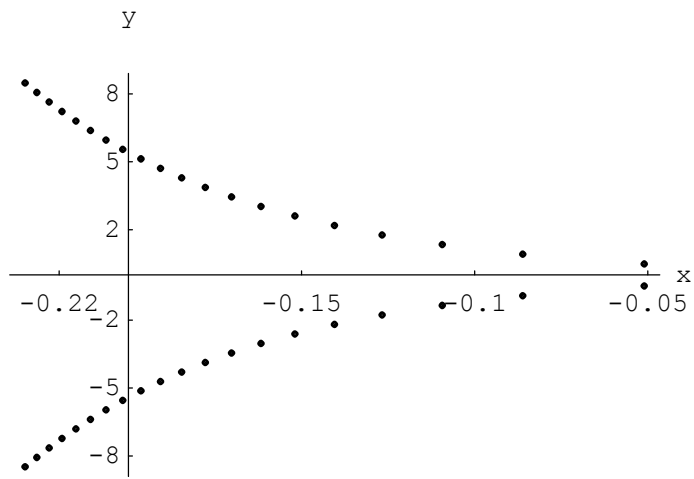


Figure 7: Eigenvalues of the optimal growth model

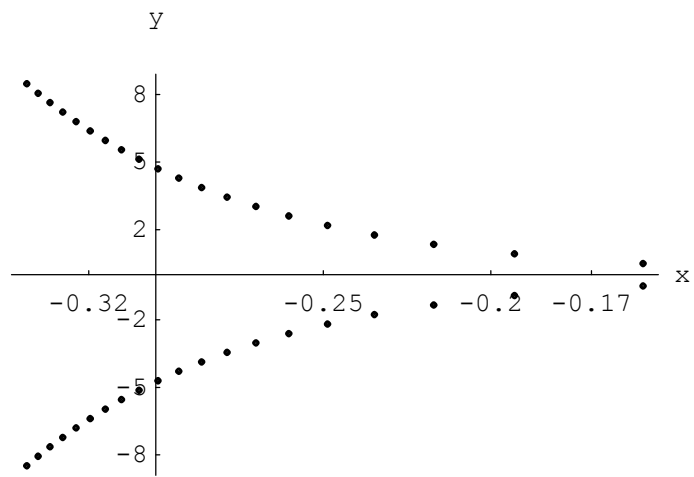


Figure 8: Eigenvalues of the constant saving rate model

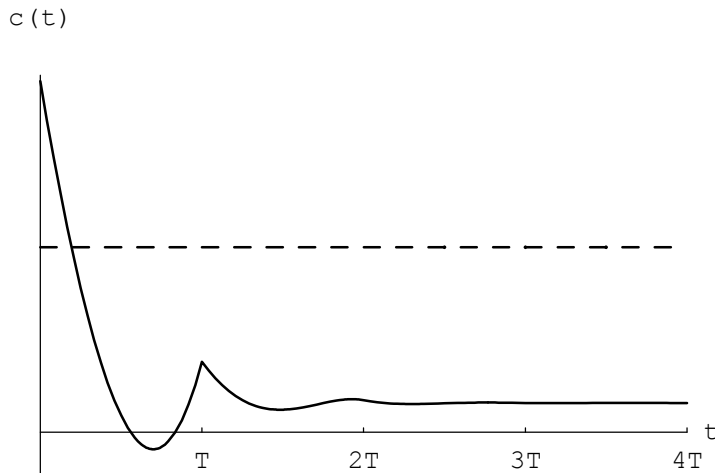


Figure 9: Consumption: optimal growth vs constant saving rate

more persistent although quantitatively smaller. We now proceed to a more formal analysis of these three conclusions.

5.1 Investment and growth

The dynamic properties of the vintage AK model are very different from those of the early AK-style growth models. The question remains of whether our model can do better than the standard model in explaining some features of the empirical data. In particular, can the vintage AK model contribute to explaining deviations in trends of investment rates and growth rates consistent with the patterns in data? Jones (1995) finds in a sample of OECD countries for the 1950-1989 period that investment rate increases do not coincide with increases in GDP growth rates. In fact, for some countries the investment rate increases coincide with decreases in GDP growth rates. McGrattan (1998) argues that using only postwar data for countries at similar stages of development is likely to emphasize temporary movements in the data and so hide trends, not reveal them. By using historical data she finds that Jones deviations from investment and growth trends are relatively short-lived, and long-lived periods of high investment rates roughly do coincide with periods of high growth. Furthermore, by looking at cross-country data in a wider range of development experiences than that in the relatively advanced OECD countries she finds evidence consistent with long-run common trends.

Figure 10 summarizes the short-run dynamics of the investment share (dashed line) and the growth rate (solid line) in our model. Indeed, investment rates do not move in lock step with growth rates. The intuition is straightforward. In the standard AK model, the depreciation rate is constant and there is a linear relation

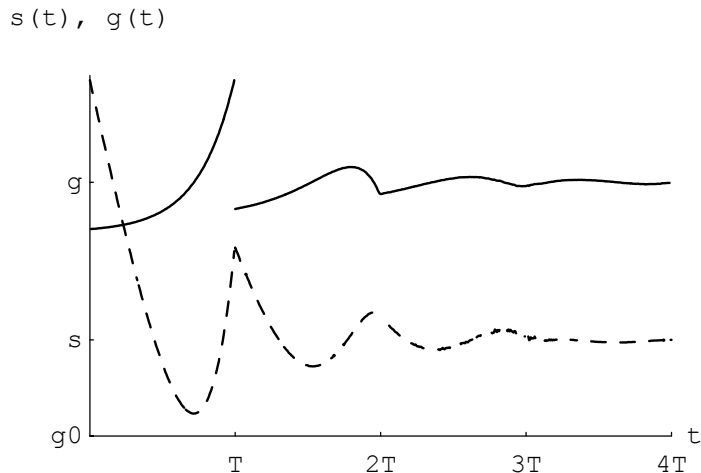


Figure 10: The growth and the saving rates

between the growth and the investment rates: $g(t) = A \frac{i(t)}{y(t)} - \delta$. Consequently, both rates move in the same direction in the long and in the short-run. However, in the vintage AK model this relation is non-linear:

$$g(t) = A \frac{i(t)}{y(t)} - \delta(t),$$

$\delta(t)$ being $A i(t-T)/y(t)$. In the long-run the relation between both rates is positive, but in the short-run the growth rate depends also upon delayed investment. Consider for instance a permanent increase in A at $t = 0$, and let us analyze the behavior of both the investment and the growth rates in the transition from a BGP to another. Initially, there is a shortage of capital that makes more profitable to save and invest: $s(0) > s$. As the capital stock increases, the incentives to save and the investment rate decrease. Concerning the growth rate, for $t \in [0, T[$ creation is larger than destruction, which makes the capital stock to increase at a rate larger than g_0 . This reduces the depreciation rate and increases the growth rate.

It should be stressed that the sort of fluctuations the model generates is not merely a mathematical property but derives testable implications for the vintage AK theory. Interestingly, only technological reasons are in action here. It is the echo effect due to the non-exponential depreciation assumption that explains the short-run deviations between saving rates and growth rates. In contrast, the argument suggested by McGrattan (1998) in explaining these deviations relies on fiscal policy changes affecting the capital-output ratio. In our model the output-capital ratio A remains constant by construction. Consequently, the prediction of our model is of a very different nature than the one she proposes.

Finally, our model can be seen as a limit case of the sort of specification that

Benhabib and Rustichini (1991) have analyzed under the assumption of decreasing returns to capital and one-hoss shay depreciation. Recognition that persistent and robust oscillations in investment can occur in models of vintage capital due to echo effects was first made by these authors. Indeed, when returns to capital are close to unity, a one-hoss shay depreciation scheme will generate a similar behavior to our vintage AK model in the short-medium run. Consequently, as McCallum (1996) has emphasized for constant depreciation rate technologies, there is no such a quantitative difference between the one-hoss shay exogenous growth model and our AK model.¹⁰ However, when decreasing returns to capital are far from unity, the long-run behavior of the model of Benhabib and Rustichini implies that increases in the saving rate are not associated with a long-run increase in the growth rate, which is exogenously given by definition.

5.2 Physical and human capital

The vintage AK model can also be seen as a reduced form of a more general economy with both physical and human capital. This result is obtained in a one sector model using a constant returns to scale technology in both types of capital, in which output is allocated on a one-for-one basis to consumption, investment in physical capital and human capital accumulation.

As in Section 2, vintages aged less than T are operative. Technology of a vintage $z \in]t - T, T]$ is given by

$$y(z) = B i(z)^{1-\alpha} h(z)^\alpha, \quad (29)$$

where $B > 0$ and $0 < \alpha < 1$. $h(z)$ represents human capital associated with vintage z . Let us assume that both physical and human capital are vintage specific and have the same lifetime $T > 0$. Machines use specific human capital, which is destroyed when machines are scrapped.

Given that both forms of capital face the same user cost, it is very easy to show that the optimal ratio of physical to human capital is $\frac{1-\alpha}{\alpha}$, the same for all vintages. Substituting it in (29), and aggregating over all operative plants at time t , we get (1) as the aggregate technology, where $A \equiv B \left(\frac{\alpha}{1-\alpha}\right)^\alpha$.

We can now interpret our vintage AK model in terms of embodied technological progress. On a BGP, human capital is growing at the positive rate g . Consequently, labor associated with the representative plant of vintage z has $h(z)$ as human capital, which is larger than the human capital of all previous vintages. Under this

¹⁰With $y(t) = Ak(t)^\alpha$ and $\alpha = 0.99$, under parameter values as in Table 1, the behavior of the growth rate is very similar to that depicted in Figure 4 and it takes many periods to observe the convergence of the growth rate to zero. The main reason is that the steady state is well above initial conditions; thus the economy needs to grow for a long time to reach it. For small returns to capital and sufficiently low initial conditions, the growth rate is initially very high and converges monotonically (with a discontinuity at $t=T$) and very fast to zero.

interpretation, technical progress is embodied in new plants. Moreover, the life time of capital can be interpreted as capturing some smoothing in adoption. More precisely, T introduces a lag in the diffusion of new technologies through variable depreciation. Even though it is optimal to increase the saving rate in order to profit from a rapid embodied technical progress, new technologies are only adopted by a small fraction of firms and the destruction of old technologies takes time.

When the economy faces a positive shock in A , to invest in human capital becomes more profitable, which increases the rate of technological progress and the incentives to save. It makes both the saving rate and the growth rate jump at the time of the shock. Afterwards, the saving rate decreases and converges by oscillations to its balance growth path value. The growth rate is however affected by the diffusion process of new technologies, through the simultaneous occurrence of creation and destruction. Since the capital stock is initially growing faster than during the time previous to the shock, the destruction process implies a decrease in the depreciation rate which makes the growth rate to increase even if the saving rate is decreasing.

6 Conclusions

Recent discussions on growth theory emphasize the ability of vintage capital models to explain growth facts. However, there is a small number of contributions endogenizing growth in vintage models, and most of them focus on the analysis of BGP. The model analyzed here goes part way toward developing the methods for a complete resolution of endogenous growth models with vintage capital. For analytical convenience it is limited to a case in which the engine of growth is simple: returns to capital are bounded below. However, the basic properties of the model are common to most endogenous growth models. Our framework represents a minimal departure from the standard model with linear technology: we impose a constant lifetime for machines. Under this assumption we show that some key properties of the AK model change dramatically. In particular, convergence to the BGP is no more instantaneous. Instead, convergence is non monotonic due to the existence of replacement echoes. As a consequence, investment rates do not move in lock step with growth rates.

These findings indicate that there is much to be learned from the explicit modeling of variable depreciation rates. An obvious immediate extension of this line of research is to include an endogenous decision for the scrapping time. This is so since our numerical algorithm can be used to deal with time dependent and state dependent leads and lags. Also, a lot of our procedures should be at work when reducing the level of aggregation by thinking more carefully about the economics of technology and knowledge. Yet a model economy that includes both of these features would provide a significantly better framework for useful policy analysis.

The findings obtained here should constitute an important first step toward the understanding and resolution to these more elaborate models.

Appendix

In this appendix we prove propositions 5 and 6, and Lemma 7. Also, we present an outline of the algorithm used to compute equilibrium paths of the optimal growth model.

Proof of Proposition 5.

(a) From (2) we can show that

$$g(0) = sA - \frac{g_0 e^{-g_0 T}}{1 - e^{-g_0 T}}. \quad (\text{A1})$$

From (4), we can show that

$$g = sA - \frac{g e^{-g T}}{1 - e^{-g T}}. \quad (\text{A2})$$

Since $G(g) \equiv \frac{g e^{-g T}}{1 - e^{-g T}}$ is such that $G'(g) < 0$, then $g(0) < g$. Finally, from Proposition 2, we know that the relation between g and s , implicit in (4), is decreasing. Consequently, there exists $a < sA$, such that

$$g_0 = a(1 - e^{-g_0 T}) = a - \frac{g_0 e^{-g_0 T}}{1 - e^{-g_0 T}} < g(0).$$

(b) From (3)

$$g(t) \equiv \frac{i'(t)}{i(t)} = sA - \frac{i(t - T)}{i(t)}.$$

Differentiating with respect to time gives, for all $t \in [0, T[$

$$g'(t) = g(t) - g_0.$$

Since $g(0) > g_0$, $g'(t) > 0 \forall t \in [0, T[$.

(c) Given that $H'(g) < 0$ and $g_0 < g$, from (2) and (4), $i(0) > \lim_{t \rightarrow 0^-} i_0(t) = 1$. From (3), $i'(t)$ has a discontinuity at $t = T$.

(d) Combining (A1) and (A2), we get

$$g - g(0) = G(g_0) - G(g) > 0.$$

At given g_0 , an increase in g rises $g - g(0)$ since $G'(g) < 0$. ■

Proof of Proposition 6.

The proof follows the strategy developed in Askenazy and Le Van (1999), in particular Lemma 2, p. 50. First, let us denote by $L^1(e^{-\psi t})$ the set of functions such that $\int_0^\infty |f(t)| e^{-\psi t} < \infty$, for a given $\psi > 0$, and by $L^1_+(e^{-\psi t})$ the set of positive functions of $L^1(e^{-\psi t})$. A sequence f_n in $L^1(e^{-\psi t})$ converges to f in $L^1(e^{-\psi t})$ for the topology $\sigma(L^1, L^\infty)$ if and only if for every g in L^∞ , $\int_0^\infty f_n g e^{-\psi t} dt$ converges to $\int_0^\infty f g e^{-\psi t} dt$.

We also need the following compactness criterion (in our infinite functional spaces), namely the Dunford-Pettis criterion (again see Askenazy and Le Van, 1999, p. 50).

Dunford-Pettis criterion. Let G be a bounded subset of $L^1(e^{-\psi t})$. G is relatively compact for the topology $\sigma(L^1, L^\infty)$ if and only if: $\forall \epsilon > 0$, there exists $\delta > 0$ such that $\int_I |f(t)| e^{-\psi t} dt < \epsilon$, $\forall f \in G$, and $\forall I$ verifying $\int_I e^{-\psi t} dt < \delta$.

Denote by $V(c) = \int \frac{c(t)^{1-\sigma}}{1-\sigma} e^{-\rho t} dt$. Our problem consists in finding a maximum for this function under the constraints (9) to (11). This would be the case if $V(\cdot)$ is continuous on $L^1_+(e^{-\psi t})$, and hence, $\sigma(L^1, L^\infty)$ - upper hemi-continuous, and the feasibility set is compact for the same topology. We prove hereafter that we can find a $\psi > 0$ ensuring the latter requirements. Indeed, since investment $i(t)$ is required to be positive, and given that the initial investment profile is also positive, the law of motion of capital (9) implies that $k'(t) \leq i(t)$. By the resource constraint (8), this means that $k'(t) \leq Ak(t)$. Integrating this inequality gives: $k(t) \leq Be^{At}$, for a well-chosen $B > 0$. Similarly, $c(t) \leq B'e^{At}$ and $i(t) \leq B'e^{At}$, with $B' = AB$. Adding the positivity requirements, feasible k , c and i must check: $0 \leq k(t) \leq Be^{At}$, $0 \leq c(t) \leq B'e^{At}$, and $0 \leq i(t) \leq B'e^{At}$.

Now, let us use the assumption: $A(1 - \sigma) < \rho$. Denote by $\psi = A(1 - \sigma) - \rho < 0$. Using the upper bounds found just above for feasible k , c and i , it follows that these variables are in balls of $L^1(e^{-\psi t})$. The $\sigma(L^1, L^\infty)$ - upper hemi-continuity of the operator V can be then established closely following (the more general) Lemma 2 of Askenazy and Le Van (1999). The positivity of feasible investment ensures the applicability of Dunford-Pettis criterion, which gives us the needed compactness property of the feasible set, and completes the existence proof. ■

Proof of Lemma 7.

We show it by contradiction. Let $(k^*(t), c^*(t), i^*(t))$ be some optimal paths $\forall t \geq 0$, with $\lim_{t \rightarrow \infty} k^*(t) = 0$. From the feasibility constraint $c^*(t) + i^*(t) = Ak^*(t)$ and the positivity constraints $c^*(t) \geq 0$ and $i^*(t) \geq 0$, then $\lim_{t \rightarrow \infty} i^*(t) = 0$. Henceforth,

$$\forall \epsilon > 0, \exists T^0 > 0, \text{ such that } \forall t \geq T^0, \text{ we have } 0 \leq i^*(t) \leq \epsilon.$$

Without any loss of generality, we can assume that $c^*(T^0) > 0$, and $c^*(t)$ is continuous at T^0 . Indeed, as the utility function checks the Inada conditions, *i.e.* marginal

utility tends to infinity when consumption tends to zero, optimal consumption cannot be zero on a non-zero measure time interval. Moreover, $c^*(t)$ is continuous except at a countable number of points. Therefore, it is always possible to choose a date T^0 so that $c^*(T^0) > 0$ and $c^*(t)$ is continuous at T^0 .

We now construct a paths $(k(t), c(t), i(t))$, such that:

$$i(t) = i^*(t) + h(t),$$

where $h(t) = 0, \forall t < T^0$, and $h(t) \geq 0 \forall t \geq T^0$. We show below that for AT large enough, there exists a constant h_0 such that $(k(t), c(t), i(t))$ is admissible and dominates $(k^*(t), c^*(t), i^*(t))$ in terms of welfare.

1. $(k(t), c(t), i(t))$ is admissible.

For the new paths to be admissible we need: $i(t) \geq 0$ and $c(t) \geq 0, \forall t \geq 0$. By the positivity of $h(t)$, the positivity of $i(t)$ is obvious. The following restriction on function $h(t)$ is necessary for the positivity of $c(t)$:

$$\forall t \geq T^0, \quad -\Delta(t) = h(t) - A \int_{t-T}^t h(\tau) d\tau \leq c^*(t), \quad (\text{A2})$$

where $\Delta(t) \equiv A [k(t) - k^*(t)] - [i(t) - i^*(t)]$.

Since $h(t) = 0, \forall t < T^0$, $\Delta(t) = 0$ in this interval and $c(t) \geq 0$.

Let us assume $AT > 1$, denote by m_0 a real number such that $0 < m_0 < c^*(T^0)$, and define

$$\text{Supp}(c^*(t)) = \left(t \in \left[T^0, T^0 + \frac{1}{A} \right], \text{ such that } c^*(t) \geq m_0 \right).$$

Note that assumption $AT > 1$ implies that $T^0 + \frac{1}{A} < T^0 + T$.

We choose $h(t) = m_0$ for $t \in \text{Supp}(c^*(t))$, $h(t) = 0$ otherwise in $t \in [T^0, T^0 + \frac{1}{A}]$ and $h(t) = h_0 < m_0$ for $t > T^0 + \frac{1}{A}$.

By construction, the admissibility condition holds in $[T^0, T^0 + \frac{1}{A}]$, since $-\Delta(t) \leq m_0 \leq c^*(t)$.

By continuity of $c^*(t)$ at T^0 , $\text{Supp}(c^*(t))$ is of non-zero measure. Then, there exists a real number $0 < h_0 < m_0$ such that $\Delta(t) > 0$ for $t \geq T^0 + \frac{1}{A}$, which implies that the admissibility condition holds for $t \geq T^0 + \frac{1}{A}$. This completes the proof of admissibility.

2. $(k(t), c(t), i(t))$ dominates $(k^*(t), c^*(t), i^*(t))$ in terms of welfare.

From our definition of $(k(t), c(t), i(t))$, it is easy to show that

$$\Delta(t) = c(t) - c^*(t) = A \int_{t-T}^t h(\tau) d\tau - h(t).$$

As a consequence, $c^*(t) \geq c(t)$ on the interval $[T^0, T^0 + \frac{1}{A})$, and $c^*(t) \leq c(t)$ for $t \geq T^0 + \frac{1}{A}$. The difference is nil if $t < T^0$ since $h(t)$ is zero before T^0 .

We can readily write the difference between the objective functions obtained successively for $c(t)$ and $c^*(t)$ as:

$$\int_{T^0}^{T^0 + \frac{1}{A}} \frac{c(t)^{1-\sigma} - c^*(t)^{1-\sigma}}{1-\sigma} e^{-\rho t} dt + \int_{T^0 + \frac{1}{A}}^{\infty} \frac{c(t)^{1-\sigma} - c^*(t)^{1-\sigma}}{1-\sigma} e^{-\rho t} dt.$$

The first integral is negative and the second is positive. Using the mean value theorem to function $x^{1-\sigma}$ between $c(t)$ and $c^*(t)$, for every t , one can rewrite the above welfare difference as:

$$\int_{T^0}^{T^0 + \frac{1}{A}} \Delta(t) c_0(t)^{-\sigma} e^{-\rho t} dt + \int_{T^0 + \frac{1}{A}}^{\infty} \Delta(t) c_1(t)^{-\sigma} e^{-\rho t} dt,$$

where $c(t) < c_0(t) < c^*(t)$ for $t \in [T^0, T^0 + \frac{1}{A}[$, and $c^*(t) < c_1(t) < c(t)$ for $t \geq T^0 + \frac{1}{A}$. Denote by I_1 the opposite of the first integral. Using the expression of $h(t)$, an obvious upper bound of this integral is:

$$I_1 < h_0 \int_{T^0}^{T^0 + \frac{1}{A}} c_0(t)^{-\sigma} e^{-\rho t} dt.$$

An obvious lower bound for the second integral, I_2 , is:

$$I_2 > h_0 (AT - 1) \int_{T^0 + \frac{1}{A}}^{\infty} c_1(t)^{-\sigma} e^{-\rho t} dt.$$

For any values of A and T with $AT > 1$, both integrals involved in the right hand sides of the inequalities are nonzero because $c_0(t)$ and $c_1(t)$ are bounded by integrable functions, namely $c(t)$ and $c^*(t)$, which cannot be zero on nonzero measure intervals due to the Inada conditions on the utility function. Now, notice that when A tends to infinity, I_1 goes to zero while I_2 goes to infinity. The same happens when T tends to infinity. Overall, when the product AT is high enough, the new consumption path $c(t)$ welfare-dominates the initial one, $c^*(t)$. ■

Algorithm

The planner's problem can be redefined in terms of variables for which its long-run is known.

Let define $\Gamma(t) = \frac{i(t)}{i_0(-T)}$ and $z(t) = \frac{y(t)}{i(t)}$, then (P) reads:

$$\max \int_0^{\infty} \frac{[z(t) - 1]^{1-\sigma}}{1-\sigma} \Gamma(t)^{1-\sigma} e^{-\rho t} dt$$

subject to

$$z(t) = A \int_{t-T}^t \frac{\Gamma(z)}{\Gamma(t)} dz \quad (\text{A4})$$

$$\frac{\Gamma'(t)}{\Gamma(t)} = g(t) \quad (\text{A5})$$

given initial conditions $\Gamma(t) = \Gamma_0(t) = \frac{i_0(t)}{i_0(-T)} \geq 0$ for all $t < 0$

The numerical procedure operates on this transformation of the problem and the optimization relies upon the objective. In line with the cyclic coordinate descent algorithm proposed by Boucekkine, Germain, Licandro and Magnus (2001), the unknowns are replaced by piecewise constants on intervals $(0, \Delta)$, $(\Delta, 2\Delta)$, ..., and iterations are performed to find a fixed-point $g(t)$ (and/or state variable $i(t), y(t)$) vector up to tolerance parameter ‘‘Tol.’’ An outline of the algorithm used to compute an approximate solution to problem above is the following:

Step 1: Initialize $g^0(t)$, the base of the relaxation, with dimension K sufficiently large. For $t \in [K, N[$, $N > K$ and large enough, set $g(t) = g$ (the BGP solution). Notice that knowing $g(t)$ we can compute $\Gamma(t)$ and $z(t)$ using (A4) and (A5).

Step 2: Maximization step by step:

- Step 2.0: maximize with respect to coordinate g_0 keeping unchanged coordinates g_i , $i > 0$
- Step 2. k : maximize with respect to coordinate g_k keeping unchanged coordinates g_i , $i > k$, with coordinates g_l , $0 \leq l \leq k - 1$ updated
- Step 2. K : last $k < K$ step, get $g^1(t)$

Note that at each k step states must be updated.

Step 3: If $g^1(t) = g^0(t)$, we are done. Else update $g^0(t)$ and go to Step 2.

Table 3: Algorithm parameters

N	K	Δ	Tol
$10 T$	$4 T$	0.1	10^{-5}

References

- [1] P. Aghion and P. Howitt (1994), “Growth and unemployment,” *Review of Economic Studies* **61**, 477-494.
- [2] K. Arrow (1962), “The economic implications of learning by doing,” *Review of Economic Studies* **29**, 155-173.
- [3] P. Asea and P. Zak (1999), “Time to build and cycles,” *Journal of Economic Dynamics and Control* **23**, 1155-1175.
- [4] P. Askenazy and C. Le Van (1999), “A model of optimal growth strategy,” *Journal of Economic Theory* **85**, 24-51.
- [5] R. Bellman and K. Cooke (1963), *Differential-Difference Equations*. Academic Press.
- [6] J. Benhabib and A. Rustichini (1991), “Vintage capital, investment, and growth,” *Journal of Economic Theory* **55**, 323-339.
- [7] R. Boucekkine, M. Germain and O. Licandro (1997), “Replacement echoes in the vintage capital growth model,” *Journal of Economic Theory* **74**, 333-348.
- [8] R. Boucekkine, M. Germain, O. Licandro and A. Magnus (2001), “Numerical solution by iterative methods of a class of vintage capital models,” *Journal of Economic Dynamics and Control*, **25**(5), 655-699.
- [9] K. Engelborghs and D. Roose (1999), “Numerical computation of stability and detection of Hopf bifurcations of steady state solutions of delay differential equations,” *Advances in Computational Mathematics* **10**, 271-289.
- [10] M. Gort, J. Greenwood and P. Rupert (1999), “Measuring the rate of technological progress in structures,” *Review of Economic Dynamics* **2**, 207-230.
- [11] J. Greenwood, Z. Hercowitz and P. Krusell (1998), “Long-run implications of investment-specific technological change,” *American Economic Review* **87**, 342-362.
- [12] J. Greenwood and B. Jovanovic (1998), “Accounting for growth,” NBER 6647.
- [13] J. Hale (1977), *Theory of Functional Differential Equations*. Springer-Verlag.
- [14] N. Hayes (1950), “Roots of the transcendental equation associated with a certain difference-differential equation,” *Journal of the London Mathematical Society* **25**, 226-232.
- [15] L. Johansen (1959), “Substitution vs. fixed production coefficients in the theory of economic growth: a synthesis,” *Econometrica* **27**(2), 157-176.

- [16] C. Jones (1995), "Time series tests of endogenous growth models," *Quarterly Journal of Economics* **110**, 495-525.
- [17] B. Jovanovic and R. Rob (1997), "Solow vs. Solow: Machine Prices and Development," NBER 5871.
- [18] N. Kocherlakota and K. Yi (1995), "Can convergence regressions distinguish between exogenous and endogenous growth models," *Economics Letters* **49**, 211-215.
- [19] N. Kocherlakota and K. Yi (1997), "Is there endogenous long-run growth? Evidence from the United States and the United Kingdom," *Journal of Money, Credit, and Banking* **29**, 235-262.
- [20] V. Kolmanovskii and A. Myshkis (1998), *Introduction to the Theory and Applications of Functional Differential Equations*. Kluwer Academic Publishers.
- [21] D.G. Luenberger (1973), *Introduction to Linear and Nonlinear Programming*. Addison-Wesley.
- [22] P. Michel (1982), "On the Transversality Condition in Infinite Horizon Optimal Problems," *Econometrica*, **50**(4), 975-986
- [23] B. McCallum (1996), "Neoclassical vs. endogenous growth analysis," *Federal Reserve Bank of Richmond Economics Quarterly* **2/4**.
- [24] E. McGrattan (1998), "A defense of AK growth models," *Quarterly Review of the Federal Reserve Bank of Minneapolis* Fall 1998.
- [25] S. Parente (1994), "Technology adoption, learning by doing, and economic growth," *Journal of Economic Theory* **63**, 346-369.
- [26] S. Rebelo (1991), "Long-run Policy Analysis and Long-run Growth," *Journal of Political Economy* **99**(3), 500-521.
- [27] R. Solow (1960), "Investment and Technological Progress" in K. J. Arrow, S. Karlin and P. Suppe, eds., *Mathematical Methods in the Social Sciences 1959*, Stanford CA, Stanford University Press.
- [28] K. Whelan (2000), "Computers, obsolescence and productivity" Federal Reserve Board, Finance and Economics DS 2000 -6.