

2 **Defensive plant responses induced by *Nesidiocoris tenuis***
3 **(Hemiptera: Miridae) on tomato plants**4 **Meritxell Pérez-Hedo · Pablo Urbaneja-Bernat ·**
5 **Josep A. Jaques · Víctor Flors · Alberto Urbaneja**6 Received: 18 September 2014/Revised: 14 December 2014/Accepted: 22 December 2014
7 © Springer-Verlag Berlin Heidelberg 20158 **Abstract** In the last decade, biological control programs
9 for greenhouse tomatoes and other crops have been suc-
10 cessfully implemented using zoophytophagous plant bugs
11 (Miridae), which can feed on both plant tissues and insect
12 prey. It is well known that plants respond to herbivore
13 attacks by releasing volatile compounds through diverse
14 pathways triggered by phytohormones. These herbivore-
15 induced plant volatiles can alert neighboring plants, repel
16 or attract herbivores, and attract natural enemies of these
17 herbivores. Nevertheless, the possible benefits of induced
18 plant responses by zoophytophagous predators that could
19 add to their usefulness as biocontrol agents have not been
20 studied until now. Here we show that the zoophytophagous
21 predator *Nesidiocoris tenuis* activated abscisic acid and
22 jasmonic acid (JA) signaling pathways in tomato plants,
23 which made them less attractive to the whitefly *Bemisia*
24 *tabaci*, a major tomato pest worldwide, and more attractive
25 to the whitefly parasitoid, *Encarsia formosa*. We also found
26 that intact tomato plants exposed to volatiles from *N. ten-*
27 *uis*-punctured plants activated the JA pathway, and as aconsequence, *E. formosa* was also attracted to these intact 28
plants with activated defense systems. Thus, our results 29
demonstrate that *N. tenuis* not only benefits tomato plants 30
directly by entomophagy but also indirectly by phyto- 31
phagy, which induces a physiological response in the 32
tomato plant. **AQ1** 34**Keywords** *Bemisia tabaci* · *Encarsia formosa* · 35
Induced plant responses · Biological control 36**Key message** 37We have proved that the zoophytophagous predator *Nesi-* 38
diocoris tenuis induces plant benefits directly by its ento- 39
mophagy and also indirectly by its phytophagy, which 40
induces the attraction of a whitefly parasitoid (*Encarsia* 41
formosa) and antixenosis to the whitefly *Bemisia tabaci*. 42
Furthermore, *N. tenuis*-punctured plants induce plant 43
defenses in intact plants that result in attraction of *E. for-* 44
mosa. Our results might be one reasonable explanation for 45
the great success achieved by *N. tenuis* as a key biocontrol 46
agent in tomatoes. 47

A1 Communicated by D.C. Weber.

A2 **Electronic supplementary material** The online version of this
A3 article (doi:10.1007/s10340-014-0640-0) contains supplementary
A4 material, which is available to authorized users.A5 M. Pérez-Hedo (✉) · P. Urbaneja-Bernat · A. Urbaneja
A6 Centro de Protección Vegetal y Biotecnología, Instituto
A7 Valenciano de Investigaciones Agrarias (IVIA), Unidad
A8 de Entomología UJI-IVIA-CIB CSIC, Carretera de
A9 Moncada-Náquera Km. 4,5, 46113 Moncada, Valencia, Spain
A10 e-mail: meritxell_p@hotmail.comA11 J. A. Jaques · V. Flors
A12 Unitat Associada d'Entomologia UJI-IVIA, Departament de
A13 Ciències Agràries i del Medi Natural, Universitat Jaume I, UJI,
A14 Campus del Riu Sec, 12071 Castelló de la Plana, Spain**Introduction** 48In plants, arthropod herbivory activates different responses 49
that are generally triggered by receptor complexes that 50
recognize herbivore-associated elicitors (HAEs) and fatty 51
acid-amino acid conjugates (FACs) (Bonaventure et al. 52
2011). Once the plant has identified an attack, it can 53
respond through the activation of diverse signaling path- 54
ways. One set produces antibiotic and antixenotic com- 55
pounds that exert a negative effect on the herbivore 56

57 (Bennett and Wallsgrove 1994; Chen 2008) and systemic
58 signals that warn other parts of the plant (Davis et al. 1991;
59 Zhang and Baldwin 1997; Stratmann 2003). Another set
60 causes the release of volatiles (so-called herbivore-induced
61 plant volatiles or HIPVs) that play a double role in defense
62 by priming both distal parts of the same plant and its
63 neighbors (Frost et al. 2008) and attracting secondary
64 consumers such as parasitoids and predators (Heil and Ton
65 2008) or repelling herbivores. Indeed, these HIPVs may
66 increase plant productivity through a trophic cascade
67 effect, which constitutes the basis of modern biological
68 control science (Hairston et al. 1960; Oksanen et al. 1981).

69 Zoophytophagous predators are a special case of natural
70 enemies (Coll and Guershon 2002). These omnivorous
71 predators feed on plants and prey during the same devel-
72 opmental stage (Castañé et al. 2011). Interestingly, under
73 certain conditions, omnivory has been demonstrated to be a
74 stabilizing feature of complex natural systems (Kratina
75 et al. 2012). Indeed, this plasticity facilitates the estab-
76 lishment of zoophytophagous predators in the crop prior to
77 pest infestation and their conservation in periods of prey
78 scarcity. As a result, crops in which zoophytophagous
79 predators have been established become highly resilient to
80 pest invasions (Ramakers and Rabasse 1995; Messelink
81 et al. 2008; Lu et al. 2012). Zoophytophagous predators
82 such as Miridae and Anthocoridae (Heteroptera) are
83 becoming increasingly important for the biological control
84 of important agricultural pests (Bueno et al. 2013; Pérez-
85 Hedo and Urbaneja 2014) even though they exploit plants
86 for both feeding and oviposition (Coll 1996; Coll and
87 Guershon 2002). They use their flexible stylets to extract
88 liquid food from their prey and the plants on which they
89 live. Females use their ovipositor to insert their eggs in the
90 same plants. By wounding, these natural enemies can
91 activate the same defense mechanisms as strict herbivores
92 (Kessler and Baldwin 2004; Halitschke et al. 2011).
93 Indeed, De Puyseleer et al. (2011) demonstrated that
94 *Orius laevigatus* (Fieber) (Heteroptera: Miridae), a widely
95 used biological control agent for Thripidae, which are of
96 economic importance, increased tomato (*Solanum lyc-*
97 *opersicum* L.) resistance to pestiferous *Frankliniella occi-*
98 *dentalis* (Pergande) (Thysanoptera: Thripidae) feeding by
99 inducing jasmonic acid (JA)-mediated wound response
100 during oviposition. However, the same authors noted that
101 *O. laevigatus* is not naturally occurring or commercially
102 used in tomato crops.

103 Among the different mirid bugs that can be found natu-
104 rally feeding on tomato plants (Zappala et al. 2013), the
105 cosmopolitan *Nesidiocoris tenuis* (Reuter) (Hemiptera: Mir-
106 idae) has been extremely effective in controlling the inva-
107 sive South American tomato pinworm *Tuta absoluta*
108 (Meyrick) (Lepidoptera: Gelechiidae), an important tomato
109 pest first detected in the Old World in 2007 (Desneux et al.

2010). Furthermore, the most threatening whitefly world-
wide, *Bemisia tabaci* (Gennadius) (Hemiptera: Aleyrodidae),
is also effectively controlled by this mirid bug (Calvo et al.
2012a; Urbaneja et al. 2012). Our research group has regu-
larly observed over the last few years that the incidence of
whiteflies, in particular *B. tabaci*, was very low in both
protected and open-field tomato crops where *N. tenuis* was
successfully established. At first, we attributed this result to
active predation by *N. tenuis*, which typically lives in and
feeds on the upper growing parts of tomato plants, on
immature *B. tabaci* and, to a lesser extent, on *B. tabaci*
adults (Calvo et al. 2009). However, we thought that pre-
dation alone could not explain the extremely low densities of
B. tabaci adults landing on the apical parts of plants com-
pared to conventional crops where pesticides were used.
This observation led us to hypothesize that the presence of
N. tenuis on plants could be the result of not only direct
predation of this mirid on *B. tabaci* populations but also of
indirect defense mechanisms, such as the attraction of other
natural enemies, and the induction of plant defenses (anti-
xenosis and antibiosis). However, to our knowledge, whe-
ther *N. tenuis*, which is not a strict herbivore, can activate
plant responses and whether these responses can be an added
benefit to its effectiveness as an arthropod predator remain
unknown.

In this work, we hypothesized that tomato plants with *N.*
tenuis were less attractive to the whitefly *B. tabaci* than
plants without *N. tenuis*. Therefore, we studied whether the
plant-feeding activity of *N. tenuis* could induce plant
responses in tomato plants using hormonal profiling and
gene-expression analysis of the main defensive signaling
pathways. We also studied the role of selected phytohor-
mones on host plant selection by the whitefly *B. tabaci* and
the parasitoid *Encarsia formosa* (Gahan) (Hymenoptera:
Aphelinidae), which is used commercially worldwide to
control whiteflies in tomato crops (van Lenteren 2012)
using hormone-deficient mutant tomato plants. Finally,
because HIPVs can activate rapid defense responses in both
distal plant parts and neighboring conspecific plants (Choh
and Takabayashi 2006; Frost et al. 2008), we investigated
whether HIPVs from *N. tenuis*-infested plants induce
defensive responses in neighboring, uninfested tomato
plants.

Materials and methods

Plant material and insects

S. lycopersicum (cv. Optima), abscisic acid (ABA)-defi-
cient (*Sitiens*) and jasmonic acid (JA)-deficient tomato
mutants (*def-1*) and their respective near-isogenic wild-
type (cvs. Rheinlands Rhum and Castlemart) parental lines

159 were used to determine the responses of *B. tabaci* and the
160 whitefly parasitoid *E. formosa* to the different experimental
161 treatments described below. Plants were used for experi-
162 ments at 6 weeks of age, when they had seven to eight fully
163 expanded leaves. All plant genotypes were germinated in
164 soil, and 2 weeks after germination, the seedlings were
165 individually transferred to pots and maintained at
166 25 ± 2 °C and high relative humidity (>60 %) under a
167 16:8 h L:D photoperiod.

168 *B. tabaci*, *E. formosa* and *N. tenuis* individuals were
169 directly provided from the mass rearings of Koppert Bio-
170 logical Systems, S.L. (Águilas, Murcia, Spain). *E. formosa*
171 pupae were isolated in a petri dish (9 cm diameter) where a
172 small drop of honey was provided on the sides of the dish
173 as a food source. Adult females less than 2 days old were
174 used in all trials. In the case of *B. tabaci*, newly emerged
175 adults were released on four tomato plants placed in a
176 $60 \times 60 \times 60$ -cm plastic cage (BugDorm-2; MegaView
177 Science Co., Ltd.; Taichung, Taiwan) for 48 h. Female
178 adults less than 5 days old were collected from those plants
179 and used in all trials.

180 Y-tube bioassays

181 The behavioral responses of *B. tabaci* and *E. formosa*
182 females to plant volatiles were investigated in a Y-tube
183 olfactometer (Analytical Research Systems, Gainesville,
184 FL) consisting of a 2.4-cm-diameter Y-shaped glass tube
185 with a 13.5-cm-long base and two 5.75-cm-long arms. The
186 base of the Y-tube was connected to an air pump that
187 produced a unidirectional airflow at 150 ml/min from the
188 arms to the base of the tube. The arms were connected via
189 plastic tubes to two identical glass jars (5-l volume), each
190 of which contained a test odor source. Each odor source
191 vial was connected to a flow meter and a water filter. Four
192 60-cm-long fluorescent tubes (OSRAM, L18 W/765, OS-
193 RAM GmbH, Germany) were positioned 40 cm above the
194 arms. The light intensity over the Y-tube was measured
195 with a ceptometer (LP-80 AccuPAR, Decagon Devices,
196 Inc., Pullman, WA) at 2,516 lux. The environmental con-
197 ditions in the Y-tube experiments were 23 ± 2 °C and
198 60 ± 10 % RH.

199 Each female was observed until she had walked at least
200 3 cm up one of the side arms or until 15 min had elapsed.
201 Females that did not choose a side arm within 15 min
202 were considered to be 'non-responders' and were not
203 included in the subsequent data analysis. Each individual
204 was used only once. After five individual females had
205 been tested, the olfactometer arms were flipped around
206 (180°) to minimize the spatial effect on arm choice. After
207 ten females had been bioassayed, the olfactometer setup
208 was rinsed with soap, water and acetone and then air
209 dried.

B. tabaci plant selection mediated by *N. tenuis*

210
211 To confirm our initial hypothesis that tomato plants with *N.*
212 *tenuis* were less attractive to the whitefly *B. tabaci* than
213 plants without *N. tenuis*, two different two-choice experi-
214 ments were conducted. The first took place in the Y-tube
215 olfactometer described above. A combination of the fol-
216 lowing experimental treatments was assayed: (1) intact
217 plants, (2) *N. tenuis*-bagged plants, which were tomato
218 plants holding two double-layer gauze bags (to prevent
219 plant feeding) containing two *N. tenuis* pairs each, and (3)
220 *N. tenuis*-punctured plants, which were obtained by
221 enclosing four intact tomato plants in a $60 \times 60 \times 60$ -cm
222 plastic cage (BugDorm-2; MegaView Science Co., Ltd.;
223 Taichung, Taiwan) in which 100 *N. tenuis* had been pre-
224 viously introduced for 24 h. All *N. tenuis* specimens were
225 removed from *N. tenuis*-punctured plants before being
226 subjected to this Y-tube choice assay.

227 The second choice experiment consisted of releasing
228 100 *B. tabaci* in the middle of a $60 \times 60 \times 60$ -cm plastic
229 cage (BugDorm-2, MegaView Science Co., Ltd.; Tai-
230 chung, Taiwan) containing three intact plants and three
231 plants that had each been previously in contact with two
232 pairs of *N. tenuis* for 7 days. *N. tenuis*-punctured plants
233 were obtained simulating the standard commercial method
234 of *N. tenuis* release in which 0.25–0.5 *N. tenuis* pairs per
235 plant are inoculated in the nursery for 7 days before
236 transplanting to the greenhouse (Calvo et al. 2012a;
237 Urbaneja et al. 2012). Twenty-four hours after the release
238 of *B. tabaci*, the number of whitefly individuals per plant
239 was counted. The experiment was replicated five times.
240 This experiment was conducted in a glasshouse located at
241 the Instituto Valenciano de Investigaciones Agrarias IVIA
242 (Moncada, Valencia, Spain). The climatic conditions were
243 25 ± 2 °C and 65 ± 10 % RH and a natural photoperiod
244 (approximately 14L:10D).

Phytohormone analysis

245
246 Because HIPV release is the result of a signaling cascade in
247 response to an herbivore attack that triggers the activation
248 of diverse defensive signaling pathways controlled by
249 phytohormones, we determined the levels of different
250 phytohormones in the apical part (apical bud with tender
251 developing stem and leaves) of *N. tenuis*-punctured tomato
252 plants (plants exposed to 25 *N. tenuis* adults for 24 h prior
253 to the assay) compared to intact plants. The hormones
254 ABA, indole-3-acetic acid (IAA), salicylic acid (SA), JA,
255 12-oxo-phytodienoic acid (OPDA) and JA-isoleucine (JA-
256 Ile) were analyzed by ultra-performance liquid chroma-
257 tography coupled to mass spectrometry (UPLC-MS) (Flors
258 et al. 2008; Forcat et al. 2008). Fresh material from intact
259 and *N. tenuis*-punctured plants was frozen in liquid

260 nitrogen and lyophilized. Before extraction, a mixture of
261 internal standards containing 100 ng d6ABA, 100 ng
262 d6IAA and 100 ng dhJA was added. Dry tissue (0.05 g)
263 was immediately homogenized in 2.5 ml of ultrapure
264 water.

265 After centrifugation (5,000×g, 40 min), the supernatant
266 was recovered and adjusted to pH 2.8 with 6 % acetic acid
267 and subsequently partitioned twice against an equal volume
268 of diethyl ether. The aqueous phase was discarded, and the
269 organic fraction was evaporated in a Speed Vacuum Con-
270 centratator (Eppendorf; <http://www.eppendorf.com>) at room
271 temperature. The solid residue was re-suspended in 1 ml of a
272 methanol/water (10:90) solution and filtered through a 0.22-
273 μm cellulose acetate filter (13 mm pk/100 TR-200430.
274 Olimpeak. Teknokroma, Barcelona, Spain). A 20-μl aliquot
275 of this solution was then directly injected into the HPLC
276 system. Analyses were carried out using a Waters Alliance
277 2690 HPLC system (Waters, <http://www.waters.com/>) with a
278 Kromasil reversed phase column (100 2 mm i.d.; 5 μm;
279 Scharlabl, <http://www.scharlab.es>). The chromatographic
280 system was interfaced with a Quatro LC (quadrupole-hexa-
281 pole-quadrupole) mass spectrometer (Micromass; [http://](http://www.micromass.co.uk)
282 www.micromass.co.uk). MASSLYNX NT software version
283 4.1 (Micromass) was used to process the quantitative data
284 from calibration standards and the plant samples. The cali-
285 bration curves were obtained by using solutions containing
286 increasing amounts of ABA, JA, SA, IAA and OPDA
287 commercial standards (Sigma-Aldrich, [http://www.sigma-](http://www.sigma-aldrich.com/)
288 [aldrich.com/](http://www.sigma-aldrich.com/)) and JA-Ile (kindly provided by Edward
289 Farmer, University of Lausanne, Switzerland) and a fixed
290 amount of the corresponding internal standard.

291 ABA- and JA-induced responses

292 Because the ABA pathway is mainly activated in response
293 to abiotic stresses such as water stress or desiccation (Kahn
294 et al. 1993; Maskin et al. 2001; Ramirez et al. 2009), and
295 this is a symptom that *N. tenuis* produces in tomato plants
296 (Calvo et al. 2009), we decided to explore the effect of
297 ABA-induced responses on the preference of the herbivore
298 *B. tabaci*. For this purpose, the ABA-deficient tomato
299 mutant *Sitiens* and its near-isogenic wild-type (*wt*) parental
300 line were assessed (Asselbergh et al. 2007; Rodriguez et al.
301 2010) in the laboratory using an olfactometer. We also
302 compared the response of whiteflies to the volatiles emitted
303 from intact *wt* tomato plants and intact *wt* tomato plants
304 treated with exogenous ABA. Ten milliliters of 100 μM
305 ABA solution (Sigma, St Louis, MO, USA) per plant was
306 applied as a soil drench to 6-week-old plants to mimic the
307 response induced by *N. tenuis*-punctured plants. Twenty-
308 four hours later, plants were used for the Y-tube experi-
309 ments. Additionally, the *ASRI* (abscisic acid stress ripening
310 protein) transcriptional response of the apical part of intact

wt and *N. tenuis*-punctured tomato plants (var. Rheinlands) 311
was obtained. Total RNA was extracted from the leaves of 312
three plants, converted to cDNA and subjected to quanti- 313
tative RT-PCR analysis (see below for more details). 314

315 Because many previous studies have demonstrated that 315
the JA signaling pathway is involved in the attraction of 316
natural enemies (Erb et al. 2012), we decided to investigate 317
whether the JA signaling pathway induced by the plant- 318
feeding behavior of *N. tenuis* might be attractive to the 319
whitefly parasitoid *E. formosa*. For this purpose, we used 320
the JA-deficient tomato mutant *def-1* and its near-isogenic 321
wild-type (*wt*) parental line (Vicedo et al. 2009; O'Donnell 322
et al. 2003) with or without *N. tenuis* feeding punctures. 323
Additionally, the *PIN2* (a JA-regulated defense protein) 324
transcriptional response of the apical part of intact *wt* and 325
N. tenuis-punctured tomato plants (var. Castlemart) was 326
determined. Total RNA was extracted from the leaves of 327
three plants, converted to cDNA and subjected to quanti- 328
tative RT-PCR analysis (see below for more details). 329

330 Induction of defensive responses in neighboring plants

331 The preference of *B. tabaci* and *E. formosa* for plants that 331
had not been in contact with the mirid but had been placed 332
in close contact with *N. tenuis*-punctured plants or intact 333
plants was investigated in the laboratory using an olfacto- 334
meter. We placed tomato plants that had been exposed to 335
N. tenuis the day prior together with tomato plants that had 336
not been exposed to *N. tenuis* (hereafter HIPV-exposed 337
plants) for 24 h following the methodology described 338
above. Five independent replicates were performed. The 339
ASRI (abscisic acid stress ripening protein) and *PIN2* (a 340
JA-regulated defense protein) transcriptional response of 341
the apical part of intact, HIPV-exposed and *N. tenuis*- 342
punctured tomato plants was determined. Total RNA was 343
extracted from the apical part of the plants, converted to 344
cDNA and subjected to quantitative RT-PCR analysis (see 345
the following section for more details). 346

347 Quantification of plant gene expression

348 Transcription of the genes *ASRI* and *PIN2*, a proteinase 348
inhibitor, was analyzed (Lopez-Raez et al. 2010). The 349
apical part of the tomato plants (as explained above) was 350
ground in liquid nitrogen, and a portion was used for RNA 351
extraction. Total RNA (1.5 μg) extracted by the Plant RNA 352
Kit (Omega Bio-Tek Inc., Doraville, GA, USA) was treated 353
with RNase-free DNase (Promega Corp., Madison, WI, 354
USA) to eliminate genomic DNA contamination. The RT 355
reaction was performed by adding 2 μl of RT buffer, 2 μl 356
of 5 mM dNTP, 2 μl of 10 μM Oligo(dT) 15 primer 357
[Promega, Oligo(dT)15 Primer], 1 μl of 10 U/μl RNase 358
inhibitor (Promega RNasin RNase inhibitor) and 1 μl of 359

360 Omniscript reverse transcriptase (Qiagen, Barcelona,
361 Spain). The reaction mixture was incubated at 37 °C for
362 60 min. Complementary DNA from the RT reaction,
363 diluted ten-fold, was used for qPCR. Forward and reverse
364 primers (0.3 μM) were added to 12.5 μl of PCR SYBR
365 reaction buffer and 2 μl of cDNA, then brought to 25 μl
366 total volume by Milli-Q sterile water (Takara Bio, Kyoto,
367 Japan). Quantitative PCR was carried out using the Smart
368 Cycler II (Cepheid, Sunnyvale, CA USA) sequence
369 detector with standard PCR conditions. There were dif-
370 ferences in the cycle numbers during the linear amplifica-
371 tion phase for different samples. The data were transformed
372 with the formula $2\Delta Ct$. RT-qPCR analysis was performed
373 at least three times using sets of cDNA samples of inde-
374 pendent experiments. Expression of *EFL* (elongation fac-
375 tor-1) was used as a standard control gene for
376 normalization. The nucleotide sequences of the gene-spe-
377 cific primers are described in Table S1.

378 Data analyses

379 χ^2 Tests were used to test the hypothesis that the distri-
380 bution of side-arm choices between pairs of odors deviated
381 from a null model where odor sources were chosen with
382 equal frequency. Females that did not make a choice were
383 excluded from the statistical analysis. The results were
384 expressed as the mean \pm SE. Significant differences
385 ($P < 0.05$) were determined with a one-tailed Student's
386 t test performed in a pairwise manner for the concentration
387 of each phytohormone. One-way ANOVA followed by a
388 comparison of means (Tukey's test) was applied to identify
389 differences in the transcriptional responses of the *ASR1* and
390 *PIN2* genes in the apical parts of intact, induced and *N.*
391 *tenuis*-feeding punctured tomato plants.

392 Results

393 *N. tenuis* feeding influences *B. tabaci* plant selection

394 Whitefly females were attracted to the odor of tomato plants
395 over clean air ($\chi^2 = 18.29$, $P < 0.0001$; Fig. 1a) in a Y-tube
396 olfactometer. Plants experiencing *N. tenuis* feeding activity
397 proved to be less attractive to *B. tabaci* than intact plants
398 ($\chi^2 = 6.25$, $P = 0.0124$; Fig. 1a). The repellence effect of
399 *N. tenuis* per se was discarded based on the results of the
400 first test where whitefly females were offered intact tomato
401 plants that were either empty or contained two couples of
402 *N. tenuis* each in two double-layer gauze bags (to prevent
403 plant feeding) ($\chi^2 = 1.724$, $P = 0.1892$; Fig. 1a), indicating
404 that whiteflies were not able to detect the mere presence of

N. tenuis on plants. Furthermore, intact plants on which *N.*
tenuis was bagged were preferred relative to *N. tenuis*-
punctured plants ($\chi^2 = 16.20$, $P < 0.0001$; Fig. 1a).

408 An additional semi-field choice test simulating com-
409 mercial *N. tenuis* releases in tomato crops confirmed that
410 whiteflies avoided *N. tenuis*-punctured tomato plants
411 ($t = 5.724$, $P < 0.0001$; Fig. 1b).

412 *N. tenuis* plant feeding modifies the plant 413 phytohormone profile

414 The endogenous levels of ABA ($t = 3.459$, $P = 0.0086$;
415 Fig. 2a) and the components of the JA pathway 12-oxo-
416 phytodienoic acid (OPDA, a precursor of JA; Fig. 2b) and
417 isoleucine conjugate of JA (JA-Ile, the bioactive form of
418 JA; Fig. 2c) were higher in the apical part of *N. tenuis*-
419 punctured plants ($t = 2.472$; $P = 0.0386$ and $t = 3.936$;
420 $P = 0.0043$ for OPDA and JA-Ile, respectively). Despite
421 the trend of increased JA concentration in *N. tenuis*-
422 punctured plants, the difference was not significant
423 ($t = 1.410$, $P = 0.1962$; Fig. 2d), probably as a conse-
424 quence of its conversion to other metabolic sinks such as
425 JA-Ile (Fig. 2c). The levels of salicylic acid (SA) were
426 similar in both treatments ($t = 0.9849$, $P = 0.1760$;
427 Fig. 2f). In contrast, the indole-3-acetic acid (IAA) content
428 was lower in *N. tenuis*-punctured plants ($t = 2.662$,
429 $P = 0.0287$; Fig. 2e). Therefore, alteration of the phyto-
430 hormone profiling of tomato plants by *N. tenuis* activity
431 was demonstrated.

432 ABA-induced repellence on whiteflies

433 Given a choice between intact *wt* plants and *N. tenuis*-
434 punctured *wt* plants, *B. tabaci* chose the plant not in contact
435 with the mirid ($\chi^2 = 22.22$, $P < 0.001$; Fig. 3a), as
436 expected from the results above. The ABA mutant tomato
437 plants were preferred over the intact *wt* plants by whiteflies
438 ($\chi^2 = 10.29$, $P = 0.0013$; Fig. 3a). Accordingly, whiteflies
439 did not show a significant preference ($\chi^2 = 0.2857$,
440 $P = 0.5930$; Fig. 3a) for ABA-mutant plants that were or
441 were not exposed to mirids. The ABA-mutant tomato
442 plants with *N. tenuis* feeding punctures were preferred over
443 *N. tenuis*-punctured *wt* plants ($\chi^2 = 18.00$, $P < 0.001$;
444 Fig. 3a). A strongly significant *B. tabaci* preference was
445 observed for plants that were not watered with exogenous
446 ABA ($\chi^2 = 30.41$, $P < 0.001$; Fig. 3a). Transcriptional
447 analysis showing that *N. tenuis*-punctured plants expressed
448 higher levels of the ABA-responsive *ASR1* gene than intact
449 plants confirmed that the insect-infested plants contained
450 higher levels of the phytohormone ABA ($t = 2.228$,
451 $P = 0.0449$; Fig. 3b).

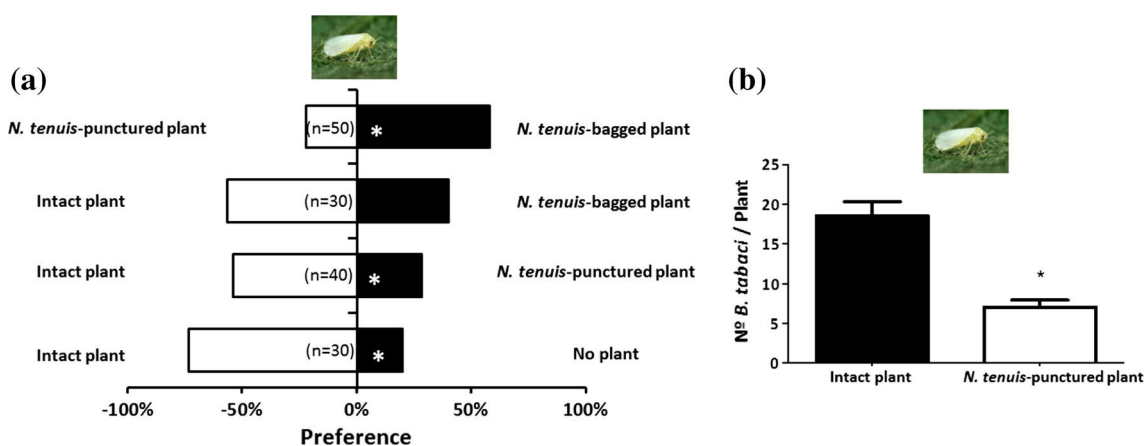


Fig. 1 *Bemisia tabaci* plant selection mediated by *Nesidiocoris tenuis*. **a** Response of the herbivore *B. tabaci* females in a Y-tube olfactometer when exposed to intact tomato plants, intact tomato plants containing two pairs of the zoophytophagous *N. tenuis* in two double-layer gauze bags (to prevent plant feeding and oviposition) (*N. tenuis*-bagged plant) or tomato plants that had been exposed to 25 *N. tenuis* adults for 24 h prior to the assay (*N. tenuis*-punctured plants).

Significant differences based on a χ^2 test are marked with (*) ($P < 0.001$). **b** Number of *B. tabaci* adults per plant ($X \pm SE$) captured 24 h after releasing 100 *B. tabaci* in the center of a circle in which three intact plants and three *N. tenuis*-punctured plants were evenly distributed inside a cage. Significant differences based on a *t* test are marked with (*) ($P < 0.001$)

452 JA-induced attraction of the parasitoid *Encarsia*
453 *formosa*

454 The wasp *E. formosa* significantly chose *N. tenuis*-punctured *wt* plants or intact *wt* plants (Fig. 4a; $\chi^2 = 30.41$,
455 $P < 0.001$) over JA-deficient mutant plants whether in
456 contact with the mirids ($\chi^2 = 30.41$, $P < 0.001$; Fig. 4a) or
457 not ($\chi^2 = 30.41$, $P < 0.001$; Fig. 4a). To confirm that *N.*
458 *tenuis*-punctured plants had higher JA expression, the *PIN2*
459 transcriptional response of the apical part of both types of
460 tomato plants was analyzed ($t = 5.112$, $P = 0.035$;
461 Fig. 4b). This clear effect showed that *N. tenuis* activity
462 resulted in attraction of the parasitoid *E. formosa*.
463

464 *N. tenuis*-punctured plants induce plant defenses
465 in intact plants

466 The whitefly *B. tabaci* did not show any preference between
467 HIPV-exposed plants or intact plants ($\chi^2 = 0.00$, $P = 1$;
468 Fig. 5a). However, the parasitoid *E. formosa* was significantly
469 attracted to HIPV-exposed tomato plants relative to intact ones
470 ($\chi^2 = 14.00$, $P = 0.0002$; Fig. 5a). To confirm the hypothesis
471 that exposure to HIPVs from *N. tenuis*-damaged plants indu-
472 ces defenses of intact plants, we measured the transcriptional
473 response of the genes *ASR1* and *PIN2* as a measure of ABA
474 and JA expression, respectively, for intact, HIPV-exposed and
475 *N. tenuis*-punctured plants as in the above experiments. The
476 two studied genes, *ASR1* ($F = 19.33$, $P = 0.0009$; Fig. 5b)
477 and *PIN2* ($F = 20.79$, $P = 0.0004$; Fig. 5c), were upregu-
478 lated when the tomato plant was exposed to HIPVs from *N.*
479 *tenuis*-damaged plants, as demonstrated above. More inter-
480 estingly, and in accordance with the results obtained in the

481 olfactometer, the amounts of these two transcripts of defense-
482 related genes were different in HIPV-exposed plants com-
483 pared to *N. tenuis*-punctured plants. The induction of defenses
484 had no effect on *ASR1* expression compared with intact plants,
485 while *PIN2* reached the same levels in HIPV-exposed and *N.*
486 *tenuis*-punctured plants, confirming the potential of HIPVs
487 from *N. tenuis*-damaged plants to activate plant defenses in
488 neighboring, undamaged plants via JA, resulting in attraction
489 of parasitoids.

490 Discussion

491 During the last decade, biological control programs using
492 mirids (Calvo et al. 2012a), which can feed on both plant
493 tissues and insect prey (Castañé et al. 2011), have been
494 effectively implemented in greenhouse tomatoes and other
495 crops. To date, the success of these predators has been
496 mainly attributed to their efficient predation of a wide
497 range of important pests (Urbaneja et al. 2009; Calvo et al.
498 2012b; Pérez-Hedo and Urbaneja 2014) and to their phy-
499 topathy (Calvo et al. 2009), which allows them to become
500 established prior to pest appearance and to maintain their
501 populations in periods of prey scarcity. Remarkably, *N.*
502 *tenuis* was formerly considered a tomato pest because of
503 feeding-based damage such as necrotic rings in apical
504 stems (Raman and Sanjayan 1984; Calvo et al. 2009) when
505 prey is scarce. However, thanks to proper management
506 (exhaustive monitoring and adoption of corrective mea-
507 sures when needed), this predator has shifted from being
508 considered a pest to becoming a key biological control
509 agent for successful pest management (Calvo et al. 2012a).

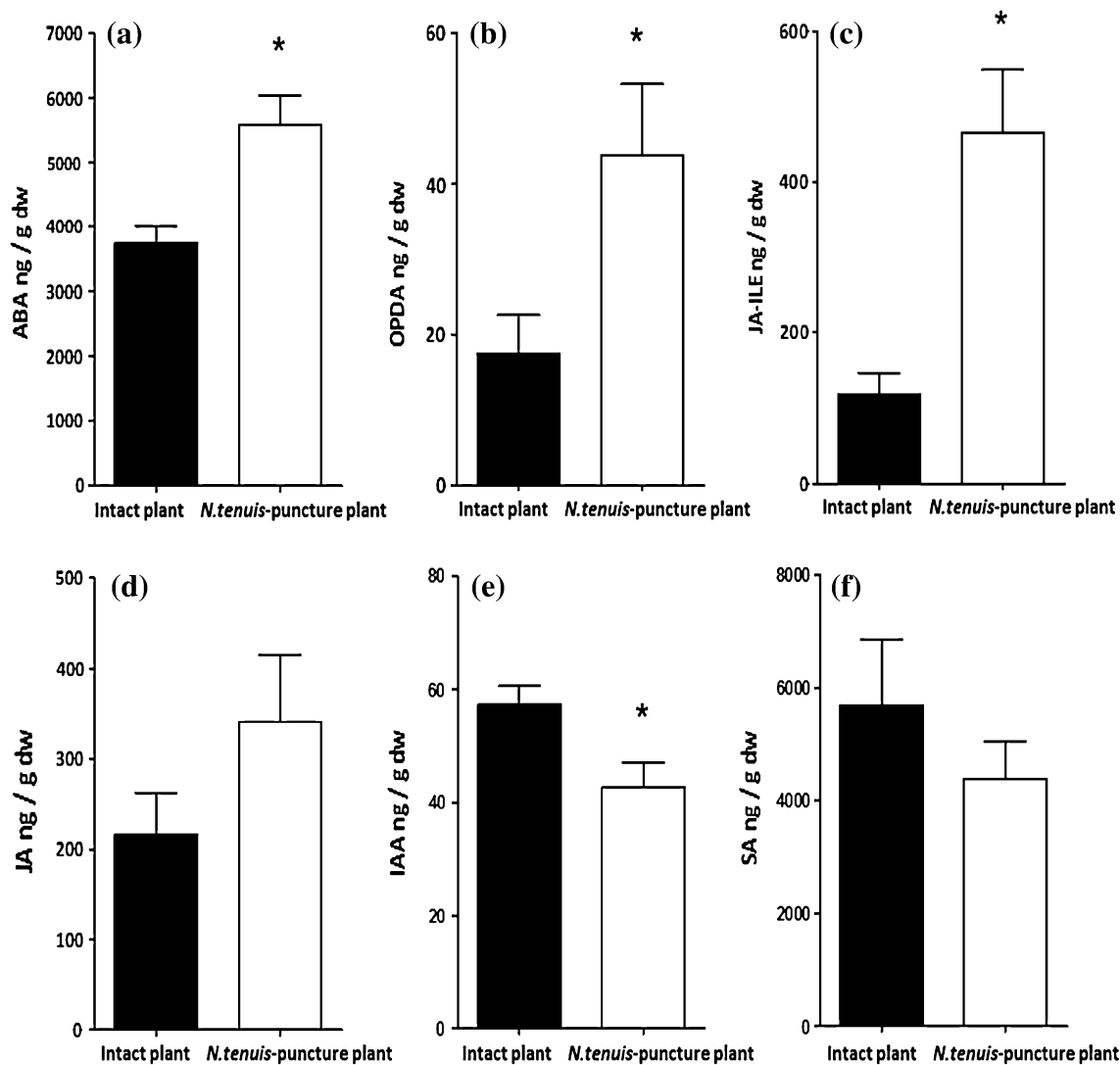


Fig. 2 Effect of *Nesidiocoris tenuis* injury on different phytohormone levels of **a** ABA, **b** OPDA, **c** JA-Ile **d** JA, **e** IAA and **f** SA in the apical part of tomato plants. The results shown are mean hormone

levels of five independent analyses \pm SE ($n = 5$). Significant differences based on a *t* test are marked with (*) ($P < 0.05$)

510 Our results (see Fig. 6 for a graphical summary) confirm
 511 that the activity of a zoophytophagous insect induces a
 512 physiological response in plants (Kessler and Baldwin
 513 2004; Halitschke et al. 2011) similar to that induced by
 514 strictly phytophagous mirid species (Rodriguez-Saona
 515 et al. 2002). Specifically, the insect triggers synthesis of
 516 HIPVs, which make plants less attractive to herbivores,
 517 attract natural enemies and induce defenses in neighboring
 518 plants, which undoubtedly strongly contribute to the suc-
 519 cess of these predators as invertebrate biological control
 520 agents.

521 Our results confirmed that the plant-feeding behavior of
 522 *N. tenuis* significantly changed the phytohormone levels of
 523 tomato plants. The zoophytophagous predator activates the
 524 ABA, IAA and JA signaling pathways. However, levels of

the phytohormone SA, which has been considered an her-
 525 bivore repellent in many previous studies (Erb et al. 2012),
 526 were not significantly different between *N. tenuis*-punc-
 527 tured plants and intact plants. Wei et al. (2014) demon-
 528 strated that there are antagonistic effects of SA-mediated
 529 responses on JA-mediated responses and vice versa. In
 530 addition, the dose and timing of phytohormone levels may
 531 affect the behavioral responses of an herbivore. Therefore,
 532 the crosstalk between SA- and JA-dependent defense
 533 responses to plant feeding by *N. tenuis* deserves further
 534 research.
 535

536 Although ABA involvement in multiple physiological
 537 processes in response to abiotic stresses and pathogen
 538 attacks has been shown (Leung and Giraudat 1998; Erb
 539 et al. 2012), its relationship to herbivory is still poorly

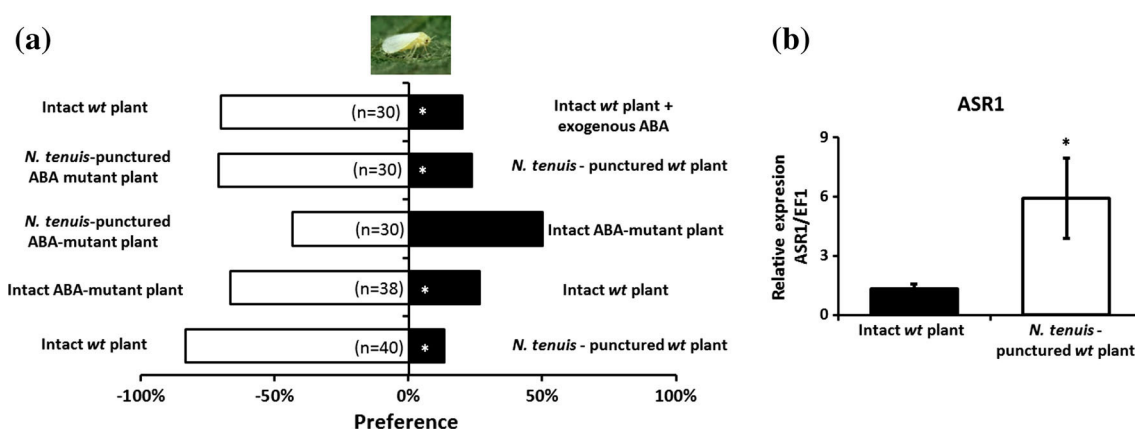


Fig. 3 ABA-induced non-attraction of whiteflies. **a** Response of the herbivore *Bemisia tabaci* females in a Y-tube olfactometer when exposed to ABA-deficient mutant tomato plants or their near isogenic wild type (*wt* plant), which were with the zoophytophagous *Nesidiocoris tenuis* (*N. tenuis*-punctured plants) or without (intact plants) contact with *N. tenuis* or *wt* plant irrigated with 10 ml of 100 μ M ABA 24 h before the assay. Significant differences using a χ^2 test are marked with (*) ($P < 0.001$). **b** Transcriptional response of the apical

part of intact *wt* and *N. tenuis*-punctured tomato plants (var. Rheinlands) for the *ASR1* gene, which is ABA responsive. Transcript levels were normalized to the expression of *EF1 α* measured in the same sample. Data are presented as a mean of three independent analyses of transcript expression relative to the housekeeping gene plants \pm SE ($n = 3$). Significant differences using a *t* test are marked with (*) ($P < 0.05$)

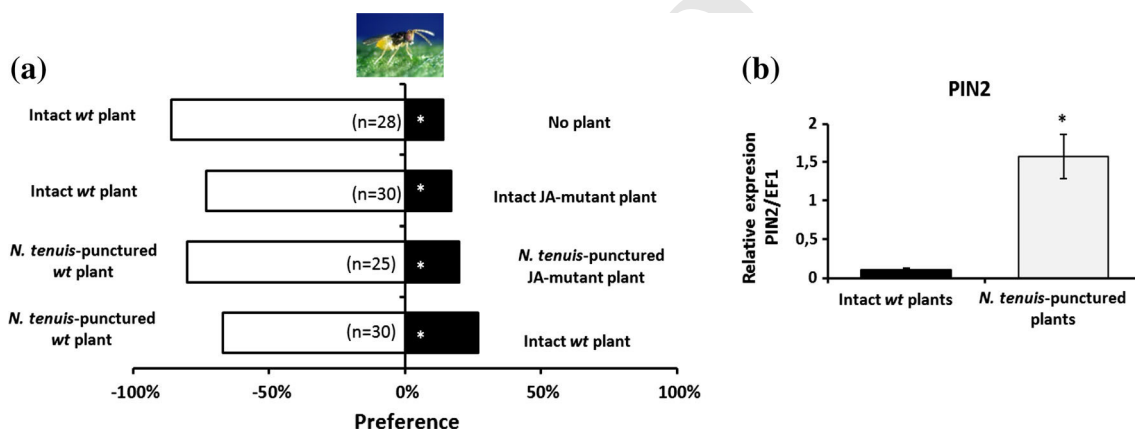


Fig. 4 JA-induced attraction to the parasitoid *Encarsia formosa*. **a** Response of *E. formosa* females in a Y-tube olfactometer when exposed to JA-mutant tomato plants or their near isogenic wild type (*wt* plants) in contact with the zoophytophagous *Nesidiocoris tenuis* (*N. tenuis*-punctured plants) or not in contact (intact plants) with *N. tenuis*. Significant differences using a χ^2 test are marked with (*)

($P < 0.001$). **b** *PIN2* transcriptional response, which is JA responsive, in the apical part of intact *wt* and *N. tenuis*-punctured tomato plants (var. Castlemart). The data are presented as the mean of three independent analyses of transcript expression relative to housekeeping gene plants \pm SE ($n = 3$). Significant differences based on a *t* test are marked with (*) ($P < 0.05$)

540 documented (Bodenhausen and Reymond 2007). Our
541 results show that *B. tabaci* did not reject induced tomato
542 plants where the ABA pathway, as opposed to the JA
543 pathway, had not been altered. We have demonstrated that
544 an intact ABA pathway, which is the pathway activated by
545 *N. tenuis* activity, is needed to make the plant less attrac-
546 tive to whiteflies, while JA is not directly related to this
547 antixenotic response. The ABA pathway is mainly acti-
548 vated in response to abiotic stresses such as water stress or
549 desiccation (Kahn et al. 1993; Maskin et al. 2001; Ramirez

et al. 2009). Therefore, the ABA pathway signaling acti- 550
vated by *N. tenuis* could simply be the response of the 551
tomato plant to water-content reduction (and logically 552
other supplementary nutrients) caused by feeding of *N.* 553
tenuis, which is mostly detectable in the form of necrotic 554
rings in the apical stems of the plant (Castañé et al. 2011). 555
Therefore, it might be reasonable that whiteflies recognize 556
plants emitting HIPVs triggered through the ABA pathway 557
as stressed plants and consequently as less suitable for the 558
progeny. Another possible explanation for *B. tabaci* 559

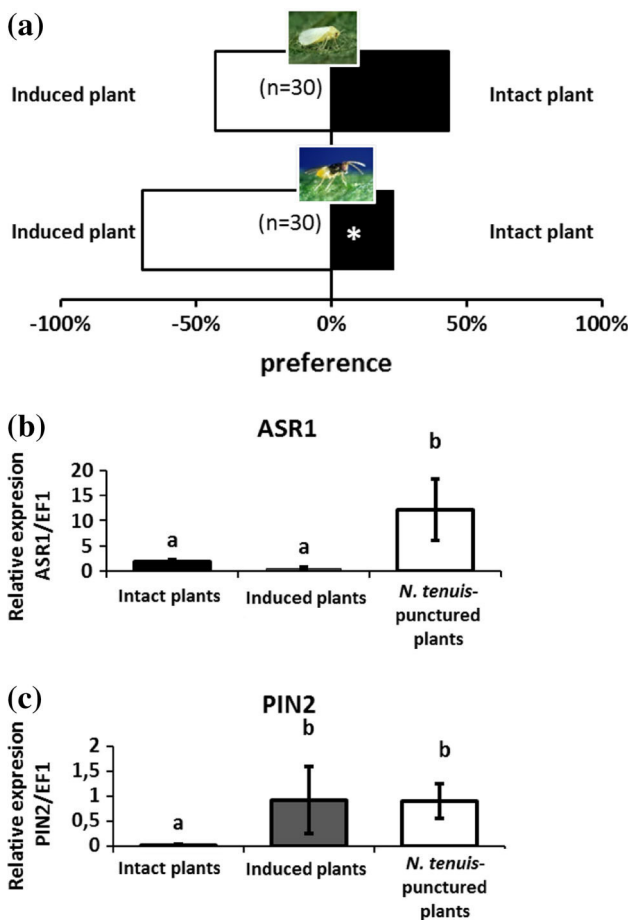


Fig. 5 *Nesidiocoris tenuis*-punctured plant induces plant defenses in intact plants. **a** Response of the herbivore *Bemisia tabaci* and the parasitoid *Encarsia formosa* females in a Y-tube olfactometer when exposed to intact and induced (plants that had not been in contact with the mirid but had been placed in close contact with *N. tenuis*-punctured plants for 24 h) tomato plants. Significant differences based on a χ^2 test are marked with (*) ($P < 0.001$). **b** and **c** *ASR1* (**b**) and *PIN2* (**c**) transcriptional responses, which are ABA and JA responsive, respectively, in the apical part of intact, induced and *N. tenuis*-punctured tomato plants. Data are presented as the mean of four independent analyses of transcript expression relative to a housekeeping gene \pm SD ($n = 4$). Different letters over the bars indicate significant differences ($P < 0.05$) based on Tukey comparisons

560 rejection is that heavily *B. tabaci*-infested tomato plants
 561 could induce a plant response similar to that caused by *N.*
 562 *tenuis*, i.e., activation of the ABA pathway, given that both
 563 hemipterans have piercing-sucking mouthparts and feed on
 564 vascular bundles, particularly phloem tissue and the
 565 neighboring parenchyma cells (Raman and Sanjayan 1984;
 566 Walker 2010). Thus, whiteflies could also identify plants
 567 emitting HIPVs triggered by the ABA pathway signaling as
 568 plants already highly populated by conspecific whiteflies,
 569 which would impair the successful development of their
 570 progeny through increased competition. However, further
 571 research is required to distinguish between these two
 572 **AQ2** hypotheses.

The endogenous JA levels of the tomato plant strongly
 affected the response of the parasitoid *E. formosa*. This
 parasitoid significantly exhibited a preference for *N. tenuis*-
 punctured plants, which have higher JA expression
 relative to intact plants. Previous studies have demon-
 strated the role of JA in indirect defense mechanisms,
 which results in attraction of natural enemies to plants
 (Heil 2008; Dicke 2009). The reason why this whitefly
 parasitoid is capable of detecting *N. tenuis*-punctured
 plants is unlikely to be related to the presence of the
 zoophytophagous predator, given that on those plants the
 parasitoid would encounter a lower whitefly population.
 Therefore, we believe that the parasitoid is able to relate
 the presence of HIPVs triggered by the activation of JA
 pathway with a high presence of suitable hosts on these
 plants, which induces physiological defense responses as
 we hypothesized above.

We have observed that tomato plants activate defense
 systems because of the wounding by *N. tenuis*. It is known
 that some plants appear to respond to environmental cues
 that reliably indicate an increased probability of attack
 before they actually experience an herbivore or pathogen
 (Frost et al. 2008; Muroi et al. 2011; Shiojiri et al. 2012).
 We initially wondered whether HIPVs from *N. tenuis*-
 infested plants could induce plant defenses in neighboring,
 uninfested tomato plants and therefore could activate the
 mechanisms of avoidance of *B. tabaci* and attraction of *E.*
formosa. As noted earlier, our results show that *B. tabaci*
 did not reject HIPV-exposed plants, while the parasitoid
 was strongly attracted by HIPV-exposed plants. Further
 research is needed to better understand the variables
 associated with this interesting phenomenon both from a
 basic point of view (why only the JA pathway is activated)
 and for application in crop protection practices (how long
 the plant's response to HIPVs is effective).

The apical IAA content was also increased in *N. tenuis*-
 punctured plants. This phytohormone coordinates devel-
 opment in plants (Sachs and Thimann 1967). Therefore, we
 hypothesize that *N. tenuis* feeding on the apex, which may
 affect plant growth, partially blocks auxin-mediated apical
 dominance. However, whether IAA is mediating an effect
 (repellence or attraction) on herbivores or natural enemies
 needs further research.

In summary, we have proven that the zoophytophagous
 predator *N. tenuis* induces plant benefits not only directly
 by its entomophagy but also indirectly by its phytophagy
 through an increase in the attraction of the whitefly para-
 sitoid *E. formosa* (an indirect mechanism of defense) and
 antixenosis to *B. tabaci* (a direct mechanism of resistance).
 Furthermore, chemical attraction of a natural enemy could
 be induced in neighboring plants. Our results might be one
 reasonable explanation for the great success achieved by *N.*
tenuis as a key biocontrol agent in tomatoes.

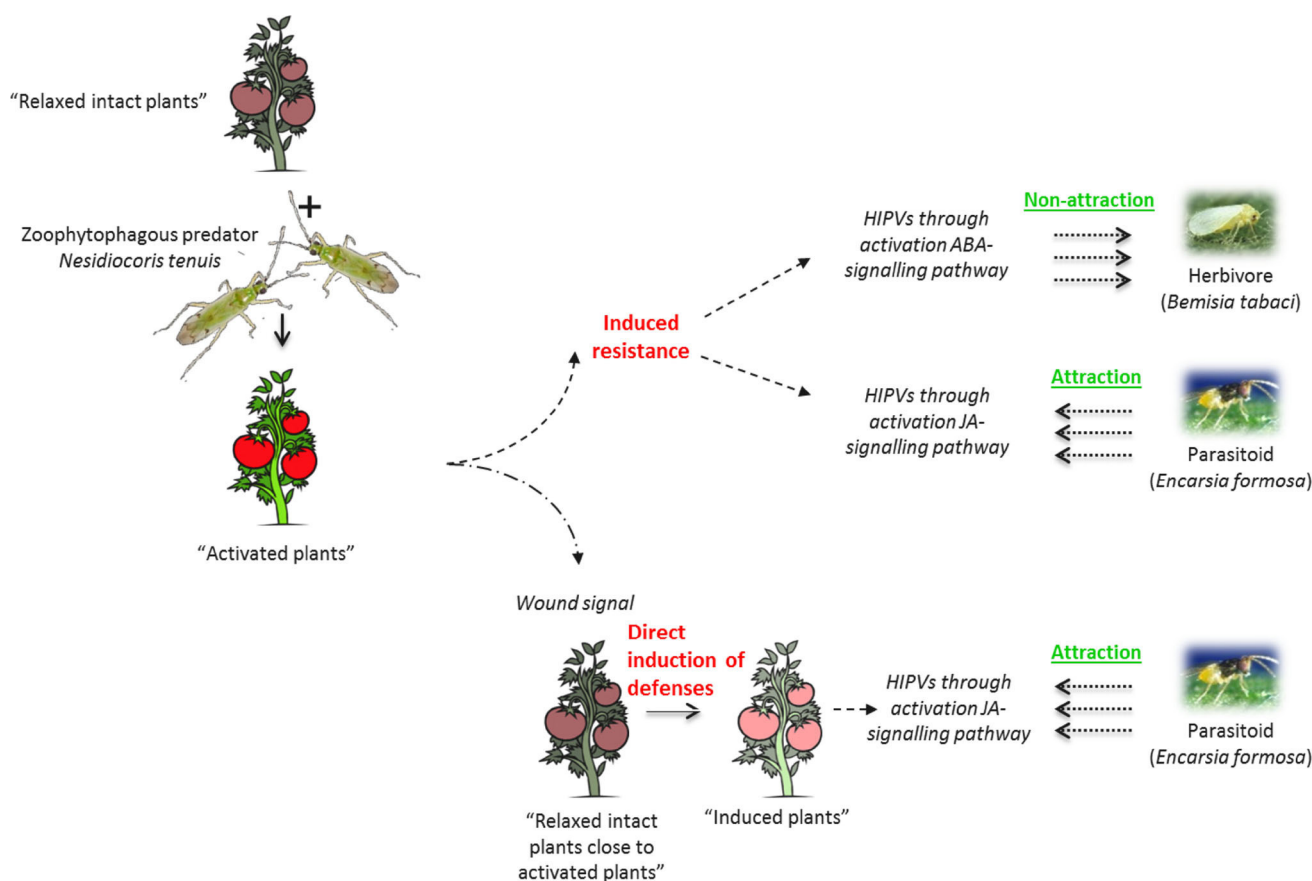


Fig. 6 A conceptual model of plant benefits indirectly caused by the zoophytophagous predator *Nesidiocoris tenuis*. At the top left of the flow chart, a relaxed tomato plant is induced by *N. tenuis* feeding. *N. tenuis* feeding activated abscisic acid (ABA) and jasmonic acid (JA)-signaling pathways in tomato plants, which resulted in a non-

preference effect on the whitefly *B. tabaci* and in attraction of the whitefly parasitoid *Encarsia formosa*. Some of the chemical changes in the punctured plant may act as wound signals to undamaged adjacent tomato plants. The JA pathway is activated in induced tomato plants, which results in attraction to the parasitoid *E. formosa*

626 Author contribution statement

627 MP-H and AU designed the research. All authors per-
628 formed the research, and MP-H and AU wrote the paper.
629 MP-H, VF and AU analyzed the data. All authors com-
630 mented on the manuscript.

631 **Acknowledgments** The research leading to these results was funded
632 by the European Union Seventh Framework Programme (FP7/
633 2007–2013) under grant agreement no. 265865, the Spanish Ministry
634 of Science and Innovation (AGL2011-30538-C03) and the Con-
635 selleria d'Agricultura, Pesca i Alimentació de la Generalitat Valen-
636 ciana. The authors thank Virginia Pedroche (IVIA) and Blas Agut
637 (UJI) for their technical assistance, Javier Calvo (KOPPERT BS) for
638 the supply of insects, Universitat Jaume I-SCIC for technical support
639 and two anonymous reviewers for their valuable comments on a
640 previous version of this manuscript.

641 **Conflict of interest** The authors declare that they have no conflict
642 of interest.
643

References

- 644
645 Asselbergh B, Curvers K, Franca SC, Audenaert K, Vuylsteke M, Van
646 Breusegem F, Hofte M (2007) Resistance to *Botrytis cinerea* in
647 sitiens, an abscisic acid-deficient tomato mutant, involves timely
648 production of hydrogen peroxide and cell wall modifications in
649 the epidermis. *Plant Physiol* 144:1863–1877
650 Bennett RN, Wallsgrave RM (1994) Secondary metabolites in plant
651 defense-mechanisms. *New Phytol* 127:617–633
652 Bodenhausen N, Reymond P (2007) Signaling pathways controlling
653 induced resistance to insect herbivores in *Arabidopsis*. *Mol Plant*
654 *Microbe Interact* 20:1406–1420
655 Bonaventure G, VanDoom A, Baldwin IT (2011) Herbivore-associated
656 elicitors: FAC signaling and metabolism. *Trends Plant Sci* 16:294–299
657 Bueno VHP, van Lenteren JC, Lins JC, Calixto AM, Montes FC,
658 Silva DB, Santiago LD, Pérez LM (2013) New records of *Tuta*
659 *absoluta* (Meyrick) (Lepidoptera:Gelechiidae) predation by
660 Brazilian Hemipteran predatory bugs. *J App Entomol* 137:29–34
661 Calvo J, Blockmans K, Stansly PA, Urbaneja A (2009) Predation by
662 *Nesidiocoris tenuis* on *Bemisia tabaci* and injury to tomato.
663 *Biocontrol* 54:237–246

- 664 Calvo FJ, Lorente MJ, Stansly PA, Belda JE (2012a) Preplant release
665 of *Nesidiocoris tenuis* and supplementary tactics for control of
666 *Tuta absoluta* and *Bemisia tabaci* in greenhouse tomato. Entomol
667 Exp Appl 143:111–119
- 668 Calvo FJ, Soriano J, Bolckmans K, Belda JE (2012b) A successful
669 method for whitefly and *Tuta absoluta* control in tomato.
670 Evaluation after two years of application in practice. IOBC/
671 WPRS Bull 80:237–244
- 672 Castañé C, Arnó J, Gabarra R, Alomar O (2011) Plant damage to
673 vegetable crops by zoophytophagous mirid predators. Biol
674 Control 59:22–29
- 675 Chen MS (2008) Inducible direct plant defense against insect
676 herbivores: a review. Insect Sci 15:101–114
- 677 Choh Y, Takabayashi J (2006) Herbivore-induced extrafloral nectar
678 production in lima bean plants enhanced by previous exposure to
679 volatiles from infested conspecifics. J Chem Ecol 32:2073–2077
- 680 Coll M (1996) Feeding and ovipositing on plants by an omnivorous
681 insect predator. Oecologia 105:214–220
- 682 Coll M, Guershon M (2002) Omnivory in terrestrial arthropods:
683 mixing plant and prey diets. Annu Rev Entomol 47:267–297
- 684 Davis JM, Gordon MP, Smit BA (1991) Assimilate movement
685 dictates remote sites of wound-induced gene-expression in
686 poplar leaves. Proc Natl Acad Sci USA 88:2393–2396
- 687 De Puyssseleyr V, Hofte M, De Clercq P (2011) Ovipositing *Orius*
688 *laevigatus* increase tomato resistance against *Frankliniella*
689 *occidentalis* feeding by inducing the wound response. Arth-
690 Plant Int 5:71–80
- 691 Desneux N, Wajnberg E, Wyckhuys K, Burgio G, Arpaia S, Narváez-
692 Vasquez C, González-Cabrera J, Catalán-Ruescas D, Tabone E,
693 Frandon J, Pizzol J, Poncet C, Cabello T, Urbaneja A (2010)
694 Biological invasion of European tomato crops by *Tuta absoluta*:
695 ecology, geographic expansion and prospects for biological
696 control. J Pest Sci 83:197–215
- 697 Dicke M (2009) Behavioural and community ecology of plants that
698 cry for help. Plant Cell Environ 32:654–665
- 699 Erb M, Meldau S, Howe GA (2012) Role of phytohormones in insect-
700 specific plant reactions. Trends Plant Sci 17(5):250–259
- 701 Flors V, Ton J, van Doorn R, Jakab G, Garcia-Agustin P, Mauch-
702 Mani B (2008) Interplay between JA, SA and ABA signalling
703 during basal and induced resistance against *Pseudomonas*
704 *syringae* and *Alternaria brassicicola*. Plant J 54:81–92
- 705 Forcat S, Bennett MH, Mansfield JW, Grant MR (2008) A rapid and
706 robust method for simultaneously measuring changes in the
707 phytohormones ABA, JA and SA in plants following biotic and
708 abiotic stress. Plant Methods 4:16
- 709 Frost CJ, Mescher MC, Carlson JE, De Moraes CM (2008) Plant
710 defense priming against herbivores: getting ready for a different
711 battle. Plant Physiol 146:818–824
- 712 Hairston NG, Smith FE, Slobodkin LB (1960) Community structure,
713 population control, and competition. Am Nat 94:421–425
- 714 Halitschke R, Hamilton JG, Kessler A (2011) Herbivore-specific
715 elicitation of photosynthesis by mirid bug salivary excretions in
716 the wild tobacco *Nicotiana attenuata*. New Phytol 191:528–535
- 717 Heil M (2008) Indirect defence via tritrophic interactions. New Phytol
718 178:41–61
- 719 Heil M, Ton J (2008) Long-distance signalling in plant defence.
720 Trends Plant Sci 13:264–272
- 721 Kahn TL, Fender SE, Bray EA, Oconnell MA (1993) Characterization
722 of expression of drought and abscisic acid-regulated tomato
723 genes in the drought-resistant species *Lycopersicon pennellii*.
724 Plant Physiol 103:597–605
- 725 Kessler A, Baldwin I (2004) Herbivore-induced plant vaccination.
726 Part I. The orchestration of plant defenses in nature and their
727 fitness consequences in the wild tobacco *Nicotiana attenuata*.
728 The Plant J 38:639–649
- Kratina P, LeCraw RM, Ingram T, Anholt BR (2012) Stability and
729 persistence of food webs with omnivory: is there a general
730 pattern? Ecosphere 3:50
- 731 Leung J, Giraudat J (1998) Abscisic acid signal transduction. Annu
732 Rev Plant Phys 49:199–222
- 733 Lopez-Raez JA, Verhage A, Fernandez I, Garcia JM, Azcon-Aguilar
734 C, Flors V, Pozo MJ (2010) Hormonal and transcriptional
735 profiles highlight common and differential host responses to
736 arbuscular mycorrhizal fungi and the regulation of the oxylipin
737 pathway. J Exp Bot 61:2589–2601
- 738 Lu YH, Wu KM, Jiang YY, Guo YY, Desneux N (2012) Widespread
739 adoption of Bt cotton and insecticide decrease promotes
740 biocontrol services. Nature 487:362–365
- 741 Maskin L, Gudesblat GE, Moreno JE, Carrari FO, Frankel N,
742 Sambade A, Rossi M, Iusem ND (2001) Differential expression
743 of the members of the Asr gene family in tomato (*Lycopersicon*
744 *esculentum*). Plant Sci 161:739–746
- 745 Messelink GJ, van Maanen R, van Steenpaal SEF, Janssen A (2008)
746 Biological control of thrips and whiteflies by a shared predator:
747 two pests are better than one. Biol Control 44:372–379
- 748 Muroi A, Ramadan A, Nishihara M, Yamamoto M, Ozawa R,
749 Takabayashi J, Arimura G (2011) The composite effect of
750 transgenic plant volatiles for acquired immunity to herbivory
751 caused by inter-plant communications. PLoS One
752 6:e24594
- 753 O'Donnell PJ, Schmelz E, Block A, Miersch O, Wasternack C, Jones
754 JB, Klee HJ (2003) Multiple hormones act sequentially to
755 mediate a susceptible tomato pathogen defense response. Plant
756 Physiol 133:1181–1189
- 757 Oksanen L, Fretwell SD, Arruda J, Niemela P (1981) Exploitation
758 ecosystems in gradients of primary productivity. Am Nat
759 118:240–261
- 760 Pérez-Hedo M, Urbaneja A (2014) Prospects for predatory mirid bugs
761 as biocontrol agents of aphids in sweet peppers. J Pest Sci.
762 doi:10.1007/s10340-014-0587-1
- 763 Ramakers PMJ, Rabasse JM (1995) Integrated pest management in
764 protected cultivation. Novel approaches to integrated pest
765 management. CRC Press, Florida
- 766 Raman K, Sanjayan KP (1984) Histology and Histopathology of the
767 Feeding Lesions by *Cyrtopeltis tenuis* Reut (Hemiptera, Miri-
768 dae) on *Lycopersicon esculentum* Mill (Solanaceae). Proc Indian
769 Acad Sci Anim Sci 93:543–547
- 770 Ramirez V, Coego A, Lopez A, Agorio A, Flors V, Vera P (2009)
771 Drought tolerance in Arabidopsis is controlled by the OCP3
772 disease resistance regulator. Plant J 58:578–591
- 773 Rodriguez JAM, Morcillo RL, Vierheilig H, Ocampo JA, Ludwig-
774 Muller J, Garrido JMG (2010) Mycorrhization of the notabilis
775 and sitiens tomato mutants in relation to abscisic acid and
776 ethylene contents. J Plant Physiol 167:606–613
- 777 Rodriguez-Saona C, Crafts-Brandner SJ, Williams L III, Paré PW
778 (2002) *Lygus hesperus* feeding and salivary gland extracts
779 induce volatile emissions in plants. J Chem Ecol 28:1733–1747
- 780 Sachs T, Thimann V (1967) Role of auxins and cytokinins in release
781 of buds from dominance. Am J Bot 54(1):136–144
- 782 Shiojiri K, Ozawa R, Matsui K, Sabelis MW, Takabayashi J (2012)
783 Intermittent exposure to traces of green leaf volatiles triggers a
784 plant response. Sci Rep 2:378
- 785 Stratmann JW (2003) Long distance run in the wound response—
786 jasmonic acid is pulling ahead. Trends Plant Sci 8:247–250
- 787 Urbaneja A, Monton H, Molla O (2009) Suitability of the tomato
788 borer *Tuta absoluta* as prey for *Macrolophus pygmaeus* and
789 *Nesidiocoris tenuis*. J Appl Entomol 133:292–296
- 790 Urbaneja A, Gonzalez-Cabrera J, Arno J, Gabarra R (2012) Prospects
791 for the biological control of *Tuta absoluta* in tomatoes of the
792 Mediterranean basin. Pest Manag Sci 68:1215–1222
- 793

- 794 van Lenteren JC (2012) The state of commercial augmentative
795 biological control: plenty of natural enemies, but a frustrating
796 lack of uptake. *Biocontrol* 57:1–20
- 797 Vicedo B, Flors V, Leyva MD, Finiti I, Kravchuk Z, Real MD,
798 Garcia-Agustin P, Gonzalez-Bosch C (2009) Hexanoic acid-
799 induced resistance against *Botrytis cinerea* in tomato plants. *Mol*
800 *Plant Microbe Interact* 22:1455–1465
- 801 Walker GPP, TM, Freeman, TP (2010) Life history, functional
802 anatomy, feeding and mating behavior. In: Stanly PAN, S.E.
803 (ed) *Bemisia*: bionomics and management of global pest.
804 Springer Dordrecht
- 805 Wei JN, van Loon JJA, Gols R, Menzel TR, Li N, Kang L, Dicke M
806 (2014) Reciprocal crosstalk between jasmonate and salicylate
807 defence-signalling pathways modulates plant volatile emission
808 and herbivore host-selection behaviour. *J Exp Bot* 65:3289–3298
- Zappala L, Biondi A, Alma A, Al-Jboory IJ, Arno J, Bayram A, 809
Chailleux A, El-Arnaouty A, Gerling D, Guenaoui Y, Shaltiel- 810
Harpaz L, Siscaro G, Stavrinides M, Tavella L, Aznar RV, 811
Urbaneja A, Desneux N (2013) Natural enemies of the South 812
American moth, *Tuta absoluta*, in Europe, North Africa and 813
Middle East, and their potential use in pest control strategies. 814
J Pest Sci 86:635–647 815
- Zhang ZP, Baldwin IT (1997) Transport of [2-C-14] jasmonic acid 816
from leaves to roots mimics wound-induced changes in endog- 817
enous jasmonic acid pools in *Nicotiana sylvestris*. *Planta* 818
203:436–441 819

UNCORRECTED PROOF