

This is a repository copy of *Nonresonant self-injection seeding of a gain-switched diode laser*.

White Rose Research Online URL for this paper:  
<http://eprints.whiterose.ac.uk/658/>

---

**Article:**

Rafailov, E U, Birkin, D J L, Sibbett, W et al. (1 more author) (2001) Nonresonant self-injection seeding of a gain-switched diode laser. *IEEE Journal of Selected Topics in Quantum Electronics*. pp. 287-292. ISSN 1077-260X

<https://doi.org/10.1109/2944.954141>

---

**Reuse**

Unless indicated otherwise, fulltext items are protected by copyright with all rights reserved. The copyright exception in section 29 of the Copyright, Designs and Patents Act 1988 allows the making of a single copy solely for the purpose of non-commercial research or private study within the limits of fair dealing. The publisher or other rights-holder may allow further reproduction and re-use of this version - refer to the White Rose Research Online record for this item. Where records identify the publisher as the copyright holder, users can verify any specific terms of use on the publisher's website.

**Takedown**

If you consider content in White Rose Research Online to be in breach of UK law, please notify us by emailing [eprints@whiterose.ac.uk](mailto:eprints@whiterose.ac.uk) including the URL of the record and the reason for the withdrawal request.

# Nonresonant Self-Injection Seeding of a Gain-Switched Diode Laser

Edik U. Rafailov, *Member, IEEE*, David J. L. Birkin, Wilson Sibbett, and Eugene A. Avrutin, *Member, IEEE*

**Abstract**—We demonstrate step-tunable single-mode operation of a gain-switched diode laser by nonresonant self-injection seeding from an uncoated glass slide used as an external cavity reflector. A spectral bandwidth reduction from 11 nm to 0.05 nm and wavelength tunability has been achieved for picosecond (near-transform-limited) pulses with little effect on other laser characteristics. Good agreement with numerical simulations based on a compound-cavity laser model is also reported.

**Index Terms**—Gain-switching, laser diode, self-injection seeding.

## I. INTRODUCTION

**N**ARROWING the spectral bandwidth from a pulsed diode laser and broad spectral tuning of the output is of particular interest because of the potential for increasing second harmonic [1] and optical parametric oscillation [2] efficiencies. A number of semiconductor laser constructions have been developed specifically for the production of short optical pulses in practical configurations. A convenient way to obtain short-pulse generation with high average power is the direct modulation of a ridge-waveguide laser diode [3].

## II. EXPERIMENTAL

With this objective in mind, we assessed the performance of commercial, 980 nm, InGaAs–GaAs single transverse mode ridge waveguide lasers under the condition of large-signal modulation. The laser has a stripe-width of 3  $\mu\text{m}$  and a cavity length of 750  $\mu\text{m}$ , with high-reflectivity (HR,  $R > 95\%$ ) and low-reflectivity (AR,  $R < 3\%$ ) coatings on the facets. The laser was mounted p-side up on a sapphire heatsink and maintained at a constant room temperature using a thermoelectric cooler.

The laser was operated with dc bias and supplementary RF-modulated injection currents. The RF signal was supplied by an Anritsu MG36933A synthesized signal generator, which had a frequency limit of 2.7 GHz. An electronic amplifier was incorporated to provide a RF power up to 35 dBm. The output optical pulses were detected using a fast InGaAs photodiode, which had a time response full-width at half-maximum (FWHM) of 12.5 ps, and displayed using a 50-GHz sampling oscilloscope.

Manuscript received October 20, 2000; revised June 11, 2001. This work was supported by the U.K. Engineering and Physical Sciences Research Council.

E. U. Rafailov, D. J. L. Birkin, and W. Sibbett are with the School of Physics and Astronomy, University of St. Andrews, North Haugh, St. Andrews, Fife, KY16 9SS, U.K.

E. A. Avrutin is with the Department of Electronics, University of York, Heslington, York YO10 5DD, U.K.

Publisher Item Identifier S 1077-260X(01)08029-7.

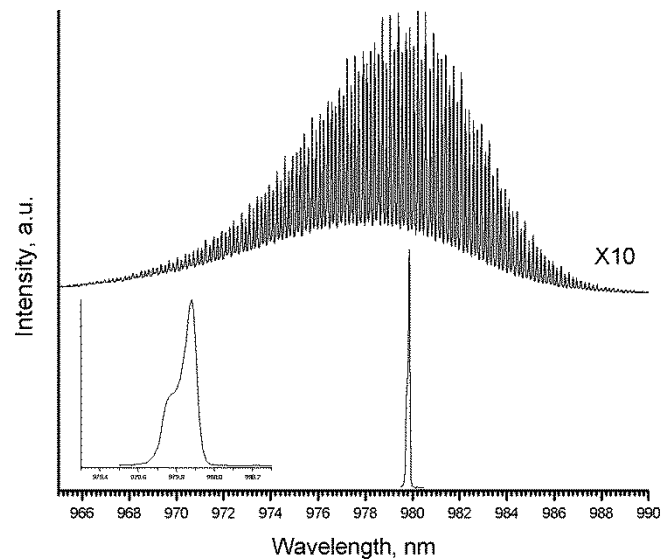


Fig. 1. Experimentally measured spectral characteristics for (a) no external cavity and (b) with nonresonant external cavity with a gain-switched laser ( $L_{\text{ext}} = 6.3$  cm,  $F_{\text{mod}} = 2$  GHz). Insert shows the high-resolution spectrum for (b).

For a given RF signal amplitude we adjusted the dc bias and the signal frequency to obtain the shortest output pulses. These were observed in the frequency range of 1.8–2.7 GHz and RF power of 35 dBm for a dc bias up to 100 mA, and the shortest durations was 27-ps FWHM. The average output power at this bias level was over 75 mW. The typical durations of the gain-switched pulses for a dc bias up to 150 mA were  $\sim 30$  ps at user-defined pulse repetition frequencies range. The average output power at this bias level was over 120 mW (corresponding to a peak power of  $\sim 1.5$  W) [the maximum RF signal amplitude was limited only by the RF power amplifier used in this work]. The spectral bandwidth of these pulses was  $\sim 11$  nm with a corresponding time-bandwidth product of 103.

For the purposes of nonresonant self-injection seeding, the laser emission was collimated with an AR-coated X30 lens and an uncoated microscope glass slide was positioned at variable distances between 87–63 mm from the laser diode facet. This range which corresponds to an external cavity frequency ( $f_{\text{ext}}$ ) from 1.72 to 2.38 GHz was chosen to be approximately centered around 2.00 GHz, the typical modulation frequency ( $f_{\text{mod}}$ ). Once aligned, the small amount of feedback (less than 4%) from the glass slide was sufficient to reduce significantly the spectral bandwidth (Fig. 1). With this spectral narrowing the pulse duration increased from 30 to 39 ps (Fig. 2) but it had a negligible effect on the spatial characteristics and the output power of the laser. A time-bandwidth product of 0.60

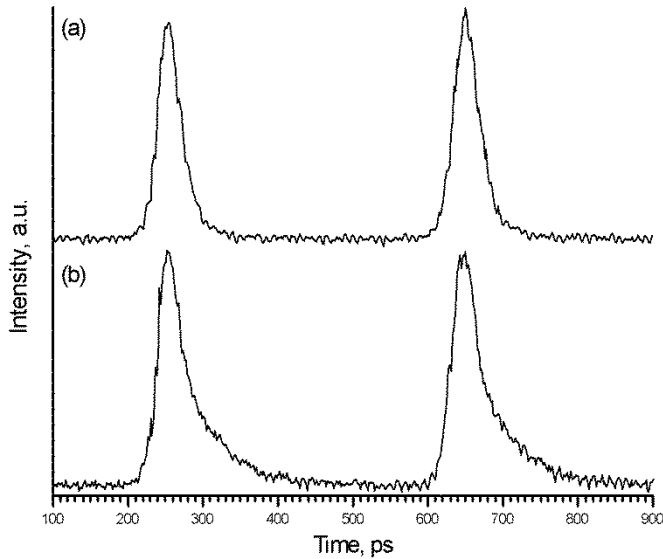


Fig. 2. Experimentally measured pulse duration for (a) no external cavity and (b) with nonresonant external cavity ( $L_{\text{ext}} = 6.3$  cm,  $F_{\text{mod}} = 2$  GHz).

represented a reduction factor of 170, and corresponded to near-transform-limited pulses. Under optimum alignment the spectrum was reproducible and much more stable than that observed in CW operation.

Spectral narrowing was also observed with different external cavity lengths (20–170 mm) where the shorter cavities afforded superior spectral stability. We believe that the increased stability can be attributed mainly to the enhanced feedback caused by a decreased laser to glass slide distance. A reduction in the length of the external cavity increased  $f_{\text{ext}}$ , which ensured that the range of  $f_{\text{ext}}$  did not coincide with any harmonics of  $f_{\text{mod}}$ , thereby increasing the range of  $f_{\text{mod}}$  over which spectral narrowing could be observed.

The output wavelength may be spectrally step-tuned by varying the modulation frequency, though this tuning method had a disadvantage of the spectral jumps being *a periodic*. More periodic step-tuning over 6 nm was achieved by a small variation of the angle of the glass slide in either direction. Illustrated in Fig. 3 is the center wavelength versus glass slide angle. Beyond the two extremes shown in Fig. 3 the glass slide angle was such that feedback was lost and the distinctive broad gain-switched spectrum was observed. Given that the bandwidth of the noninjection-locked laser increases with drive current, the spectral range over which the output may be tuned is also increased. We note that a similar tunable operation was previously reported in a more complex laser system using coherent photon seeding in actively mode-locked laser diodes [4].

### III. THEORY AND DISCUSSION

There are two significant differences between our results and those reported earlier for the well-known technique of self-seeding in gain-switched lasers (see, e.g., [5]–[8] and references therein). First, we only observed the spectral narrowing under *nonresonant* operation, when the round-trip period of the external cavity was significantly detuned from

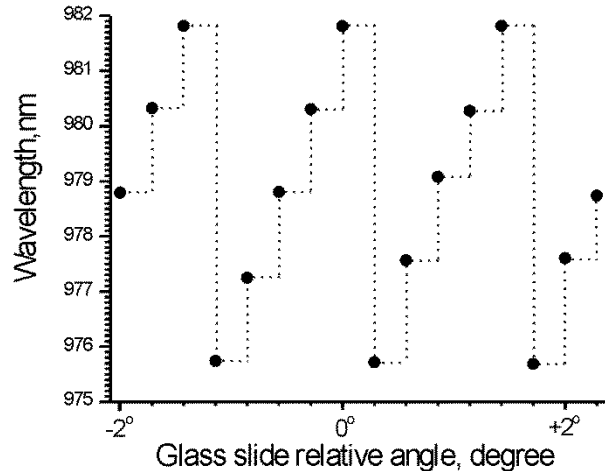


Fig. 3. Glass-slide angle tuning of a diode laser output operated under nonresonant injection optical feedback.

the modulation period. The external cavity had no observed effect on the spectra for a  $f_{\text{mod}}$  of equal  $f_{\text{ext}} \pm 200$  MHz. This was also true within approximately the same frequency range around the second and fourth harmonics from both side of  $f_{\text{ext}}$ . Secondly, the single-mode operation in our case was possible in a simple cavity *without any deliberate spectral selectivity* (Fabry–Pérot etalon properties of the glass slide may be ruled out because linewidth narrowing was also achieved with a thick uncoated glass wedge as an external reflector). With standard self-seeding, strong spectral selectivity is always introduced either explicitly [7], by using a selective external reflector, or implicitly [8], by using a dispersive fiber in the external cavity and thus making the crucial timing of the seeding pulse spectrally dependent.

To explain these results, we note that the external cavity length  $L_{\text{ext}}$  in our case is several (at least 2–3) orders of magnitude smaller (and the external-cavity round-trip frequency  $f_{\text{ext}} = c/2L_{\text{ext}}$  therefore greater by the same factor) than that typically used in the cavity configuration described in [5]–[8]. It has been shown [6], [7] that a timing detuning  $\Delta t$  between the seeding and lasing pulses, within a certain window of the order of several tens of picoseconds, is required for successful self-seeding. The frequency detuning  $\Delta f$  corresponding to this timing detuning may be estimated as

$$\Delta f = f_{\text{mod}} - N f_{\text{ext}} \approx f_{\text{mod}} f_{\text{ext}} \Delta t. \quad (1)$$

Here,  $N$  is the modulation harmonic number (assuming  $f_{\text{mod}} > f_{\text{ext}}$ ,  $N = [f_{\text{mod}}/f_{\text{ext}}]$ ,  $[x]$  standing for the integer part of  $x$ ). For a given timing detuning  $\Delta t$ , the frequency detuning  $\Delta f$  increases linearly with  $f_{\text{ext}}$ . With, say,  $\Delta t = 50$  ps,  $N = 1$  (i.e.,  $f_{\text{mod}} \approx f_{\text{ext}}$ ) and  $f_{\text{ext}} = 2$  GHz, we get  $\Delta f = 200$  MHz, consistent with the nonresonant nature of operation in our short external cavity.

Also, as the optical lengths of the laser and the external cavity become closer, this makes the spectral selectivity in the compound cavity formed by the external and intrinsic (facet) reflectors more important. Indeed, the output loss of the  $k$ th (intrinsic)

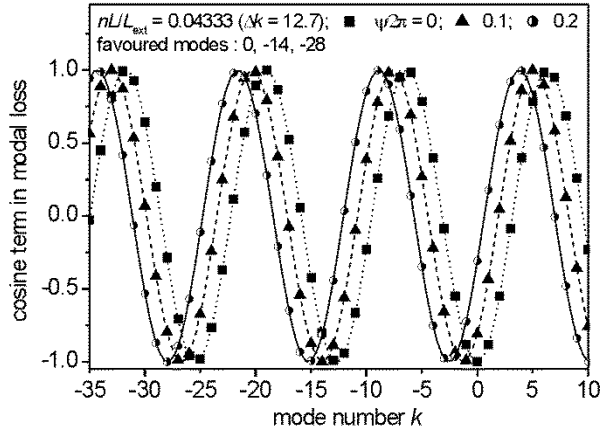


Fig. 4. Calculated spectral variation of the cavity output losses ( $a_c$ ) in a weak external cavity.

laser cavity mode in the presence of the short external cavity terminated by a weak reflector (with an effective intensity reflectance  $R_{\text{ext}} \ll 1$ ) may be estimated as [9]:

$$a_{ck} \approx a_0 + \Delta a_{ck} \quad (2)$$

where

$$a_0 = \frac{1}{2L} \ln \frac{1}{R_1 R_2} + a_i$$

is the usual cavity loss without the external reflector. The first term here, as usual, is the outcoupling loss, with  $R_{1,2}$  the higher and lower reflectances, respectively,  $L$  the intrinsic laser cavity length, and  $a_i$  is the dissipative loss. This intrinsic loss is of course independent on the mode number  $k$ . The spectral variation is introduced by the presence of the external reflector, described by the second term in (2):

$$\begin{aligned} \Delta a_{ck} &= -\frac{1-R_2}{L\sqrt{R_2}} \sqrt{R_{\text{ext}}} \cos\left(\frac{2\pi k L_{\text{ext}}}{nL} + \psi\right) \\ &= -\frac{1-R_2}{L\sqrt{R_2}} \sqrt{R_{\text{ext}}} \cos\left(\frac{2\pi k}{\Delta k} + \psi\right). \end{aligned} \quad (3)$$

The factor at the cosine term describes the strength of coupling to the external cavity. If  $L_{\text{ext}}/nL > 1$  is not an integer, the expression (3) describes spectral selectivity with a characteristic period of

$$\Delta k = 1 / \left\{ \frac{L_{\text{ext}}}{nL} \right\} \quad (4)$$

with  $\{x\} = x - [x]$  being the fractional part of  $x$ . Depending on the precise values of optical lengths,  $\Delta k$  can span a range of values from several units to infinity, the latter case corresponding to the absence of selectivity for an integer ratio  $L_{\text{ext}}/nL$ . However, the most typical value with  $L$  and  $L_{\text{ext}}$  of the order used in our experiments is  $\Delta k N \sim 10$ , as seen in Fig. 4. This is consistent with the experimentally observed mode hopping range (the vertical step magnitude in Fig. 3).

The phase  $\psi$  in (3) is

$$\psi = 2L_{\text{ext}}\omega_0/c \quad (5)$$

( $\omega_0$  being the reference optical frequency, usually taken to be close to the frequency of the mode with  $k = 0$ ). The phase therefore changes strongly with subwavelength variations in the external reflector position—which can occur when the mirror is tilted. As seen from Fig. 4, these variations in phase may result in the global spectral minimum in threshold losses shifting from one local minimum to another, implying a possibility of step tuning.

The simple estimates (2)–(4) are only valid, first, for very small  $R_{\text{ext}}$  and, second, in the absence of modulation. Experimentally, spectrum narrowing and mode hopping due to external cavity adjustments are indeed observed during CW lasing—but are plagued by very poor stability and repeatability, in stark contrast to the very robust tuning of modulated lasers. This implies that the spectral selectivity mechanism is significantly modified by (and benefits from) modulation. We believe that qualitatively this modification may be understood as follows. Under the modulation conditions, gain (and refractive index, due to the SPM) of the solitary laser are modulated at the modulation frequency  $f_{\text{mod}}$ . As the precise value of the refractive index is important for the selectivity mechanism (3), this would make the spectral selectivity dynamic, i.e., dependent on  $f_{\text{mod}}$  (and other modulation parameters).

Unfortunately, the nature of the experimental situation (large-signal modulation at a frequency commensurate with, but not equal to, the external cavity round-trip frequency) makes frequency-domain analysis, of the type that led to closed-form analytical expressions (2)–(4) for spectral selectivity, very difficult in the case of the modulated laser. For this reason and also to perform more quantitative comparison with the experiments, we analyzed this situation numerically in time domain, using the distributed time-domain model (DTDM) adapted to compound cavities [12], [13]. The model calculates one-dimensional (1-D) propagation, along the longitudinal coordinate  $z$ , of slow amplitudes  $E_{R,L}$  of right- (forward) and left- (reverse) travelling light:

$$\begin{aligned} \mp \frac{\partial E_{L,R}}{\partial z} + \frac{1}{v_g} \frac{\partial E_{L,R}}{\partial t} \\ = \frac{v_g}{2} ((\Gamma \hat{g} - a_1) E_{L,R} + i\Gamma \alpha (g - g_{\text{th}}) E_{L,R}) \\ + F_{\text{spont}}(z, t). \end{aligned} \quad (6)$$

Here,  $v_g$  is the group velocity of light,  $\Gamma$  the carrier confinement factor,  $g$  and  $a_i$  stand for the optical gain and the internal dissipative loss ( $g_{\text{th}}$  being the threshold gain),  $\alpha$  is the Henry linewidth enhancement factor,  $g_{\text{th}}$  is the threshold gain, and  $F_{\text{spont}}$  is the Langevin spontaneous source that ensures self-starting of the model and introduces noise. The operator nature of  $\hat{g}$  represents gain dispersion; in the model version we used [12], [13], it simulates a Lorentzian curve using an integral relation

$$\hat{g} E_{R,L} = g(N, S) \Delta \Omega \int_0^\infty E_{R,L}(z, t - \tau) \exp(-\Delta \Omega \tau) d\tau \quad (7)$$

TABLE I  
THE MAIN PARAMETERS USED IN THE CALCULATIONS

notation	meaning	value	units
$L$	Intrinsic laser cavity length	750	$\mu\text{m}$
$R_1$	Intensity reflectance, HR coated side	0.95	
$R_2$	Intensity reflectance, AR coated side	0.1	
$d$	Active layer thickness	0.01	$\mu\text{m}$
$\Gamma$	Confinement factor	0.02	
$a_i$	Internal (dissipative) loss	2.5	1/cm
$v_g=c/n_g$	Group velocity	$0.857 \cdot 10^{10}$	cm/s
$N_0$	Transparency carrier density	$1.2 \cdot 10^{18}$	$\text{cm}^{-3}$
$A_0$	Gain cross-section at transparency	$1.06 \cdot 10^{-15}$	$\text{cm}^2$
$\alpha$	Linewidth enhancement factor	3	
$\epsilon$	Gain compression coefficient	$10^{-7}$	$\text{cm}^3$
$B$	Bimolecular recombination coefficient	$2.5 \cdot 10^{-10}$	$\text{cm}^3/\text{s}$
$\tau_{nr}$	Nonradiative recombination time	10	ns
$\Delta\Omega$	Gain spectrum width parameter	$5 \cdot 10^{13}$	1/s
$\Delta z$	simulation length step (time step $\Delta t = \Delta z/v_g$ )	2	$\mu\text{m}$

with  $\Delta\Omega$  being the gain curve width parameter and  $g(N, S)$  the peak gain value, determined by the local carrier density  $N(z, t)$  and photon density  $S(z, t) = E_R^2(z, t) + E_L^2(z, t)$ . We used the usual logarithmic approximation for QW lasers:

$$g(N, S) = \frac{AN_0}{1 + \epsilon S} \ln \frac{N}{N_0} \quad (8)$$

where  $N_0$  and  $A$  are the carrier density and gain cross section at transparency, and  $\epsilon$  the gain compression factor. In the passive part of the cavity, of course,  $g = 0$ .

At the laser facets and the external reflector, standard reflection/transmission boundary conditions are imposed on  $E_{R,L}$ ; the reflectance of the external reflector was, in general, represented by a complex number whose phase could be adjusted to model subwavelength variation of the cavity length as in (5).

The field propagation equations are coupled with coordinate-dependent rate equations for the carrier density:

$$\frac{d}{dt} N(z, t) = \frac{J(z, t)}{ed} - N \left( BN + \frac{1}{\tau_{nr}} \right) - v_g \text{Re} (E_L^* \hat{g} E_L + E_R^* \hat{g} E_R). \quad (9)$$

Here,  $J(ed)$  is the pumping term, with  $J$  the current density (carrier capture dynamics is not taken into account in this version of the model, as we verified previously [3] that it is not important at the relatively slow modulation rates we use),  $e$  the elementary charge,  $d$  the active layer thickness,  $B$  the bimolecular recombination constant, and  $\tau_{nr}$  the nonradiative recombination rate (Auger recombination can be neglected in the relatively broad gap materials used). The main parameter values used are summarized in Table I; the values were similar to those that were used previously to simulate similar lasers, in a simpler model, with good agreement with experiments [3].

Lasing spectra are calculated by fast Fourier transform of the resulting temporal profiles, after discarding the initial turn-on transient. The results are shown in Fig. 5–8.

Under CW operation, the simulated lasing spectra are narrow, as are the experimentally observed spectra, but reliable single-frequency operation is not obtained either with or without the external reflector. With large-signal modulation applied to a solitary laser to achieve gain-switching, the experi-

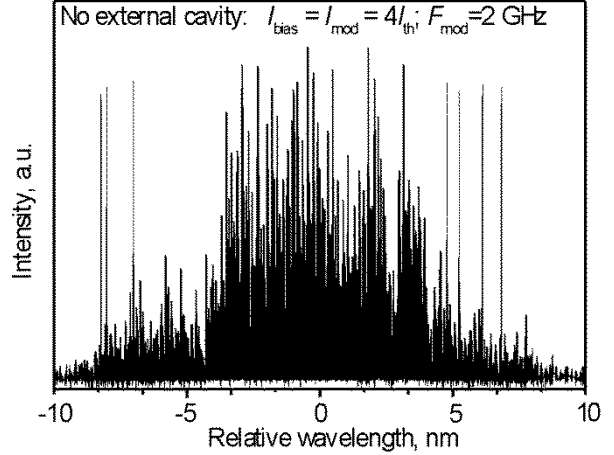


Fig. 5. Simulated spectral characteristics for a gain-switched laser without an external cavity. Geometrical parameters as in the experiment.

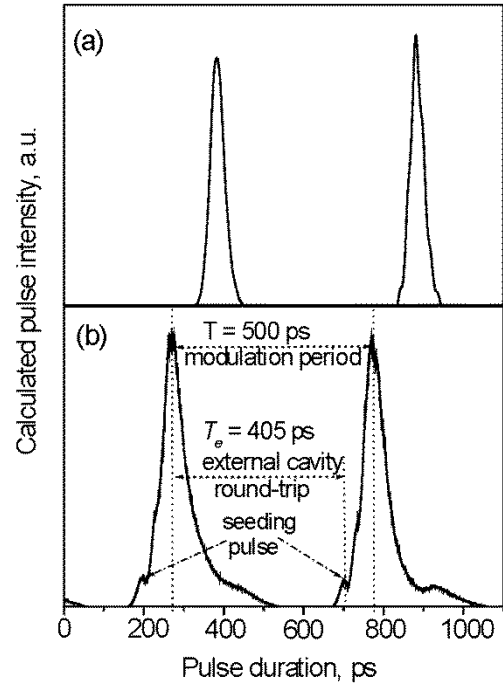


Fig. 6. Simulated optical pulses for a gain-switched laser diode (a) without external cavity (envelope intensity, with fast variations due to multimode lasing filtered out) and (b) with nonresonant external cavity ( $L_{\text{ext}} = 6.0592$  cm,  $R_{\text{ext}} = 0.002$ ).

mentally observed broad spectrum is reproduced theoretically (Fig. 5). Also in agreement with the experiment, no spectral narrowing is seen in the external-cavity configuration under the conditions of resonant modulation (Fig. 7).

However, under nonresonant modulation and with  $R_{\text{ext}} \sim 0.001$ , consistent with the experimental conditions, simulations predict a dramatic spectral narrowing with only one intrinsic cavity mode remaining in the spectrum (Fig. 8). This is in good agreement with the experimentally observed behavior.

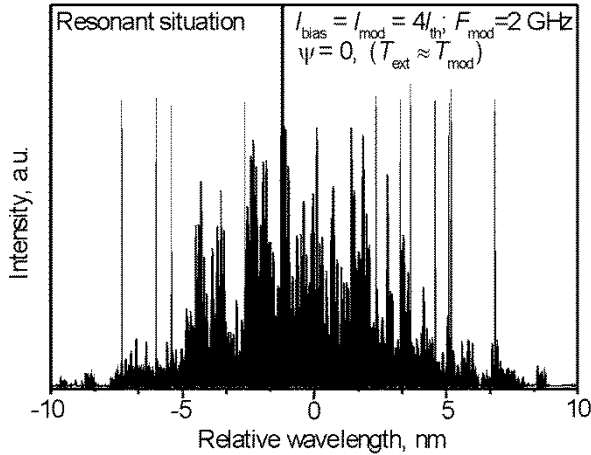


Fig. 7. Simulated spectral characteristics for the resonant external cavity ( $L_{\text{ext}} = 6.11$  cm) gain-switched laser.

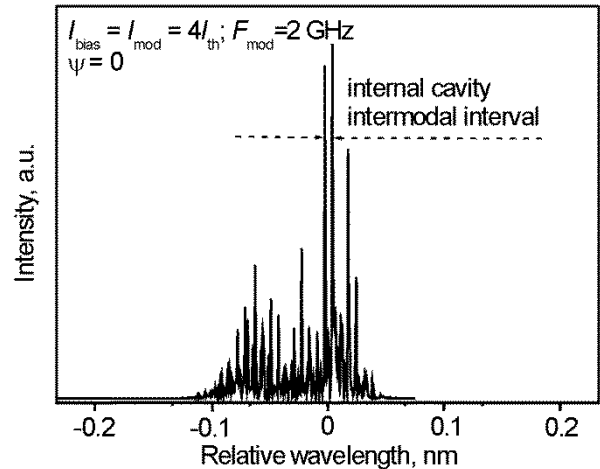


Fig. 9. Theoretical spectral characteristics for nonresonant external cavity ( $L_{\text{ext}} = 6.0592$  cm,  $R_{\text{ext}} = 0.002$ ) gain-switched laser.

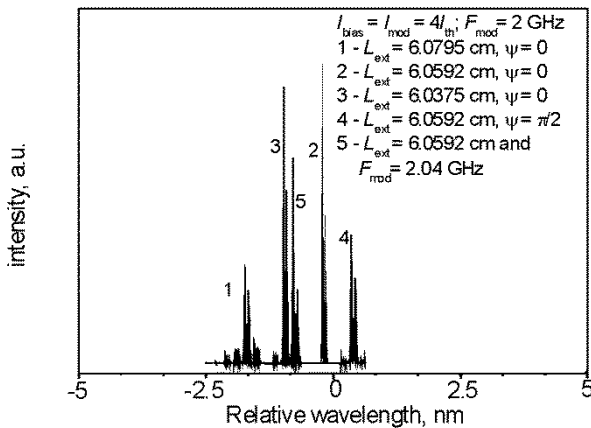


Fig. 8. Simulated spectral characteristics for nonresonant modulation under different operating conditions.

Spectral narrowing is accompanied by an increase of 30%–40% in the FWHM pulse duration, as seen experimentally. The seeding pulse forms a precursor for each of the lasing pulses in the simulated pulse sequence, and the expected position of the lasing pulse without seeding appears as a shoulder following the pulse maximum (Fig. 6).

On a logarithmic scale, additional peaks suppressed by 30–40 dB may be seen in the narrowed spectrum several intrinsic cavity modes away from the lasing mode. This is most probably due to the spectral selectivity characteristics of the compound cavity. Furthermore, the simulations show, in qualitative agreement with the experiment, that mode hopping by several (4 to 12) intrinsic cavity modes may occur with variations in either  $f_{\text{mod}}$ ,  $L_{\text{ext}}$  (of the order of 10–20  $\mu\text{m}$ ), or the phase of the external mirror reflectance (Fig. 8). The detailed shape of the step-tuning curve (Fig. 3) was, unfortunately, not reproduced in the simulations. This is possibly due to the numerical inaccuracy in modeling signals that are detuned

significantly in frequency from the reference point, although the effects not taken into account by the model (such as thermal changes in refractive index and gain) may also play a part.

The conditions for single-mode operation in simulations strongly depend on the linewidth enhancement factor, supporting the dynamic compound cavity explanation. The importance of SPM manifests itself also in the characteristic asymmetric shape of the spectrally narrowed line which is seen clearly both in experiments (Fig. 1) and in the modeling (Fig. 9).

As regards the dynamics of the spectral narrowing, in a typical simulation it takes 25–40 ns, depending on the cavity length and external mirror reflectance, from the moment of the laser turn-on for the single-frequency spectrum to be established. This constitutes 50–80 external cavity round-trip periods as compared to several periods reported in [7]; the difference probably being due to the weaker spectral selectivity in our construction. In absolute units it may still be faster, as the round-trip period itself is much smaller in our case. In any case, for many applications such as those mentioned earlier, it is the steady-state operation that matters and the speed of spectral narrowing is therefore not critical.

#### IV. CONCLUSION

We used the reflection from a glass slide to form an external cavity for self-injection seeding of a gain switched diode laser. Spectral narrowing from 11 to 0.05 nm represents a time-bandwidth product reduction of 170, and periodic step-tuning over 6 nm was observed. We believe that due to its low cost and simplicity the use of a glass slide is an attractive method for enhancing the average and peak powers of pulsed, spectrally refined diode lasers.

#### ACKNOWLEDGMENT

The authors wish to thank JDS Uniphase (Zurich) for supplying the diode lasers used in this paper.

## REFERENCES

- [1] D. J. L. Birkin, E. U. Rafailov, G. S. Sokolovskii, W. Sibbett, G. W. Ross, P. G. R. Smith, and D. C. Hanna, "Efficient direct frequency-doubling of a 980nm diode laser using an aperiodically-poled LiNbO<sub>3</sub> crystal," in *Tech. Dig., CLEO/Eur.'00*, Nice, France, 2000, CThB4.
  - [2] A. J. Henderson, P. M. Roper, L. A. Borschowa, and R. D. Mead, "Stable, continuously tunable operation of a diode-pumped double resonant optical parametric oscillator," *Opt. Lett.*, vol. 25, no. 17, pp. 1264–1266, 2000.
  - [3] E. U. Rafailov, D. J. L. Birkin, E. A. Avrutin, W. E. Sleat, and W. Sibbett, "High average power short-pulse generation from single-mode InGaAs/GaAs laser diodes," *IEE Proc. Optoelectron.*, vol. 146, no. 1, pp. 51–54, 1999.
  - [4] H. Kawaguchi and K. S. Abedin, "Coherent photon seeding of actively modelocked laser diodes," *Appl. Phys. Lett.*, vol. 62, no. 18, pp. 2164–2166, 1993.
  - [5] S. Lundquist, T. Anderson, and S. T. Eng, "Generation of tunable single-mode picosecond pulses from an AlGaAs semiconductor laser with grating feedback," *Appl. Phys. Lett.*, vol. 43, no. 8, pp. 715–717, 1983.
  - [6] S. Bouchoule, N. Stelmakh, M. Cavalier, and J.-M. Lourtioz, "Highly attenuating external cavity for picosecond tunable pulse generation from gain/Q-switched laser diodes," *IEEE J. Quantum Electron.*, vol. 29, pp. 1693–1700, June 1993.
  - [7] M. Schell, D. Huhse, W. Utz, J. Kaessner, D. Bimberg, and I. S. Tarasov, "Jitter and dynamics of self-seeded Fabry–Pérot laser-diodes," *IEEE J. Select. Topics Quantum Electron.*, vol. 1, no. 2, pp. 528–534, 1995.
  - [8] D. Huhse, M. Schell, J. Kaessner, D. Bimberg, I. S. Tarasov, A. V. Gorbachov, and D. Z. Garbuzov, "Generation of electrically wavelength tunable ( $\Delta\lambda = 40\text{nm}$ ) single-mode laser-pulses from a  $1.3\mu\text{m}$  Fabry–Pérot laser by self-seeding in a fiberoptic configuration," *Electron. Lett.*, vol. 30, no. 2, pp. 157–158, 1994.
  - [9] M. W. Street, E. A. Avrutin, D. Yanson, S. D. McDougall, I. G. Thayne, J. H. Marsh, and J. S. Roberts, "Sub-THz passive harmonic mode-locking effects in external reflector compound cavity laser diodes," in *12th LEOS Annu. Meet.*, San Francisco, CA, Nov. 8–13, 1999, paper CThF3.
  - [10] E. A. Avrutin, J. H. Marsh, J. M. Arnold, T. F. Krauss, H. Pottinger, and R. M. DeLaRue, "Analysis of harmonic (sub-) THz passive mode locking in monolithic compound cavity Fabry–Pérot and ring laser diode," *Proc. Inst. Elect. Eng. Optoelectron.*, vol. 146, no. 1, pp. 55–61, 1999.
  - [11] E. A. Avrutin, J. H. Marsh, and E. L. Portnoi, "Monolithic and multi-gigahertz mode-locked semiconductor lasers: Constructions, experiment, models and applications," *Proc. Inst. Elect. Eng. Optoelectron.*, vol. 147, no. 4, pp. 251–278, 2000.
  - [12] E. A. Avrutin, J. H. Marsh, J. M. Arnold, T. F. Krauss, H. Pottinger, and R. M. DeLaRue, "Analysis of harmonic (sub-) THz passive mode locking in monolithic compound cavity Fabry–Pérot and ring laser diode," *Proc. Inst. Elect. Eng. Optoelectron.*, vol. 146, no. 1, pp. 55–61, 1999.
  - [13] E. A. Avrutin, J. H. Marsh, and E. L. Portnoi, "Monolithic and multi-gigahertz mode-locked semiconductor lasers: Constructions, experiment, models and applications," *Proc. Inst. Elect. Eng. Optoelectron.*, vol. 147, no. 4, pp. 251–278, 2000.
- Edik U. Rafailov** received the M.Sc. degree (Diploma with Honors) in physics from the Samarkand State University, Samarkand, U.S.S.R., in 1986. In January 1992, he received the Ph.D. degree in the physics of semiconductors and dielectrics at A.F. Ioffe Institute, St. Petersburg, Russia.
- He stayed as a Senior Researcher at the Institute until 1997 when he moved to St. Andrews, Scotland, as a Research Fellow. His main research interests include high-power CW, short and ultrashort-pulse laser diodes, integrated and nonlinear/waveguide optics, diode laser applications. He has authored and coauthored more than 60 articles in refereed journals and conference proceedings in this research field and has been awarded two U.K. patents.
- David J. L. Birkin** received the M.Eng. degree in optoelectronics and laser systems engineering at the University of Hull in 1996.
- He is currently pursuing the Ph.D. degree in laser physics at the University of St. Andrews. The research focuses on the production and characterization of high average power, short pulses from laser diodes. He has coauthored 14 publications.
- Wilson Sibbett** received the B.Sc. degree in physics from the Queen's University, Belfast, in 1970 and carried out graduate research studies for the Ph.D. degree in laser physics at Queen's University and later at the Blackett Laboratory of Imperial College in London where he subsequently became a lecturer and reader in physics.
- In 1985, he moved to the University of St. Andrews in Scotland as the Professor of Natural Philosophy and Head of the Department of Physics and where, since 1994, he has been the Director of Research. His main research interests include ultrashort-pulse lasers, diode lasers and diode-pumped minilasers, nonlinear/waveguide optics, and applications in photomedicine. He has coauthored more than 250 journal publications on these topics.
- Prof. Sibbett is a Fellow of the Royal Society (London), a Fellow of the Royal Society of Edinburgh and has Fellowships from the Institute of Physics and the Optical Society of America.
- Eugene A. Avrutin** (M'96) was born in St. Petersburg (then Leningrad), Russia, in 1963. He received the M.Sc. degree with distinction in 1986 from St. Petersburg Technical University (then Leningrad Polytechnical Institute) and the Ph.D. degree in February 1994 from A.F. Ioffe Physico-Technical Institute, St. Petersburg.
- From 1986 to 1993, he was with the Integrated Optics Laboratory at the Ioffe Physico-Technical Institute, working mainly on the theory and modeling of spectral, dynamic, and polarization properties of advanced semiconductor lasers. This work included an exchange fellowship, in 1992, spent at the Department of Electronic and Electrical Engineering, University of Bath, U.K. From 1994 to 1999, he was with the Department of Electrical and Electronic Engineering, University of Glasgow, Scotland, where his research centered on theoretical and numerical analysis of ultrafast diode lasers and new materials for semiconductor optoelectronics. He is currently a member of academic staff at the Department of Electronics, University of York, U.K., where his research interests are the theory, modeling, and design of optoelectronic devices and the advancement of CAD techniques for photonics.