

Chapter (non-refereed)

---

**Bailey-Watts, A.E.; Jones, D.H.; May, L.; Kirika, A.. 1983  
The plankton ecology of Loch Leven. In: *Annual Report of  
the Institute of Terrestrial Ecology 1982*. NERC/ITE, 14-19**

Copyright © 1983 NERC

This version available at <http://nora.nerc.ac.uk/10396/>

NERC has developed NORA to enable users to access research outputs wholly or partially funded by NERC. Copyright and other rights for material on this site are retained by the authors and/or other rights owners. Users should read the terms and conditions of use of this material at <http://nora.nerc.ac.uk/policies.html#access>

**If you wish to cite this item please use the reference above or cite the NORA entry**

Contact CEH NORA team at  
[nora@ceh.ac.uk](mailto:nora@ceh.ac.uk)

species produce adequate supplies of long-lived seeds, it is possible that their performance could be improved by replacing unimproved seed with blends of selected clones.

If negotiations are concluded successfully, this problem will be investigated by a Regional Project embracing Sierra Leone, Liberia, Ivory Coast, Ghana, Nigeria and Cameroon, a set of countries spanning many of the natural ranges of the species already mentioned. It is intended to have a phased programme of development in which the immediate implementation of existing knowledge about *T. scleroxylon* will be the focus of Phase 1, followed by a consideration of species of *Lovoa*, *Nauclea* and *Terminalia* in Phase 2, and species of *Khaya*, *Entandrophragma* and *Chlorophora* in Phase 3. However, in searching for superior clones, sometimes with tolerance to pests (eg to stem borers in *Entandrophragma* and *Khaya*), attention will not be diverted away from the development of more appropriate silvicultural practices than the oft-exploited methods of clear-felling. The conservation of trees should be linked with the conservation of water, soil, flora, and fauna, while retaining commercial advantages.

R R B Leakey and F T Last

## Freshwater and marine ecology

### THE PLANKTON ECOLOGY OF LOCH LEVEN

#### *Why study plankton?*

Populations of plankton are an important part of our natural environment. In energetic terms, the primary (photosynthetic) production of some lake ecosystems (Le Cren & Lowe-McConnell 1980) compares favourably with that of the most productive systems of all, tropical rain forests (see, for example, Odum 1971). Production at secondary and tertiary levels (herbivores, carnivores) is correspondingly high. Consequently, freshwater systems have considerable potential as a source of food for man, especially in Third World countries. To utilize this resource to the full, we need to understand the factors which control plankton species composition and abundance.

Man also depends on freshwater lakes for domestic water supply, power generation, irrigation, fisheries and tourism. As water quality is affected by the plankton it contains, it is, again, important that plankton be assessed and its behaviour understood.

The composition and abundance of plankton populations change rapidly. Plankton thus provides almost unlimited opportunities to study a wide range of ecological relationships over shorter periods than are possible with higher organisms with much longer life cycles.

#### *Why study Loch Leven?*

Until relatively recently, most of our limnological knowledge was based on deep stratifying lakes, and only in the last 15 years have shallow well-mixed water bodies received much attention. Nevertheless, these 2 types of lake are very different. Deeper lakes generally show a well-defined annual cycle of overturn and stratification, which tends to reduce variability within the system. In contrast, shallow exposed lakes respond rapidly to changing weather conditions, and are rather less predictable in their behaviour. Loch Leven is a good example of this type of lake.

The study of community ecology in Loch Leven has several advantages over similar studies in deeper stratifying systems. First, fewer samples need to be taken to obtain reasonable estimates of population densities, thus reducing the need for extensive, time-consuming spatial surveys and allowing sampling at more frequent intervals. Second, uniformity of the environment from which samples are collected simplifies data interpretation, particularly with respect to temperature and oxygen saturation. For example, it is almost impossible to estimate temperature-dependent rate coefficients for populations which constantly migrate through a temperature gradient. Finally, in deeper lakes, there are numerous problems in studying the population dynamics of organisms in an epilimnion which is periodically diluted by hypolimnetic water during storm conditions. These problems do not arise in shallow well-mixed lakes.

Loch Leven is also a valuable site for investigating the effects of eutrophication (nutrient enrichment). Enrichment has increased in recent years as a result of the more intensive use of agricultural fertilizers on surrounding farm land, and the increased discharge of treated sewage into the loch. Annual nutrient loadings of 2.0 g N and 0.2 g P per square metre of loch surface have been recorded. Such levels are classified as 'dangerous' for shallow lakes by Vollenweider (1968).

In Loch Leven, many biological changes have been recorded which appear to be associated with eutrophication. Walker (1970) and Johnson and Walker (1974) describe long term changes in the zooplankton, including the disappearance of the cladoceran *Daphnia hyalina* between the mid-1950's and 1970. Maitland and Hudspith (1974) comment on the decrease in species diversity of bottom-living invertebrates, especially insects, while Morgan (1974) notes the disappearance of one species of fish (the charr, *Salvelinus alpinus*), and Jupp *et al.* (1974) describe changes in the rooted vegetation. Concern over these changes and their possible effect on the world-famous brown trout fishery and wildfowl populations earned Loch Leven the status of National Nature Reserve in 1964.

In 1967, the loch was chosen for special study as a UK contribution to the International Biological Programme (Royal Society 1967). The research emphasized pro-

ductivity measurements, with the main effort in plankton studies concentrating on phytoplankton, associated physical conditions, and water chemistry. Since then, the work has continued and a virtually unbroken record of 15 years' data is now available. Crustacean zooplankton records are less continuous, with only 2 short studies before 1974 (1969-70, 1972-73). Since then, however, the records are complete. A detailed study of the Rotifera was started in 1977.

#### Methods

In general, 2 fixed stations (Figure 5) have been sampled at more or less weekly intervals, as weather permits. However, in some years, the sampling has been fortnightly from November to February. This short interval sampling schedule is necessary because plankton communities change rapidly, especially at higher water temperatures.

To provide sufficient data for the detailed analysis of complex interactions within the plankton, an extensive sampling programme must be maintained. The meteorological, physical, chemical and biological parameters routinely measured are summarized in Table 5 with some notes on techniques. Further details of the methods can be found in the literature cited.

#### Results

In the long term, our sampling programme has revealed several important trends. One of the most striking examples concerns the disappearance of *Daphnia hyalina* (see above). The return of this species to the loch was marked by the collection of a single individual in 1970. In 1971 and in subsequent years, the species was abundant, and population maxima of 75-100 individuals  $l^{-1}$  were regularly recorded (Johnson & Walker 1974; D G George, D H Jones, unpublished data).

A general decline in phytoplankton abundance has also been recorded (Bailey-Watts 1978, 1982). Mean annual chlorophyll values of  $35 \text{ mg m}^{-3}$  from 1979-1982 contrast markedly with concentrations of  $80 \text{ mg m}^{-3}$  for the period 1968-1971 (Figure 6). In addition, certain chemical features have changed; nitrate levels have increased over the past 14 years, while phosphorus loadings have decreased significantly (Holden & Caines 1974; Holden 1976; L A Caines, R Harriman and A Kirika, unpublished data).

The changes in zooplankton, phytoplankton and chemistry described above are undoubtedly interrelated. For instance, it is likely that the long term decrease in algal biomass is due, at least in part, to reduced phosphorus

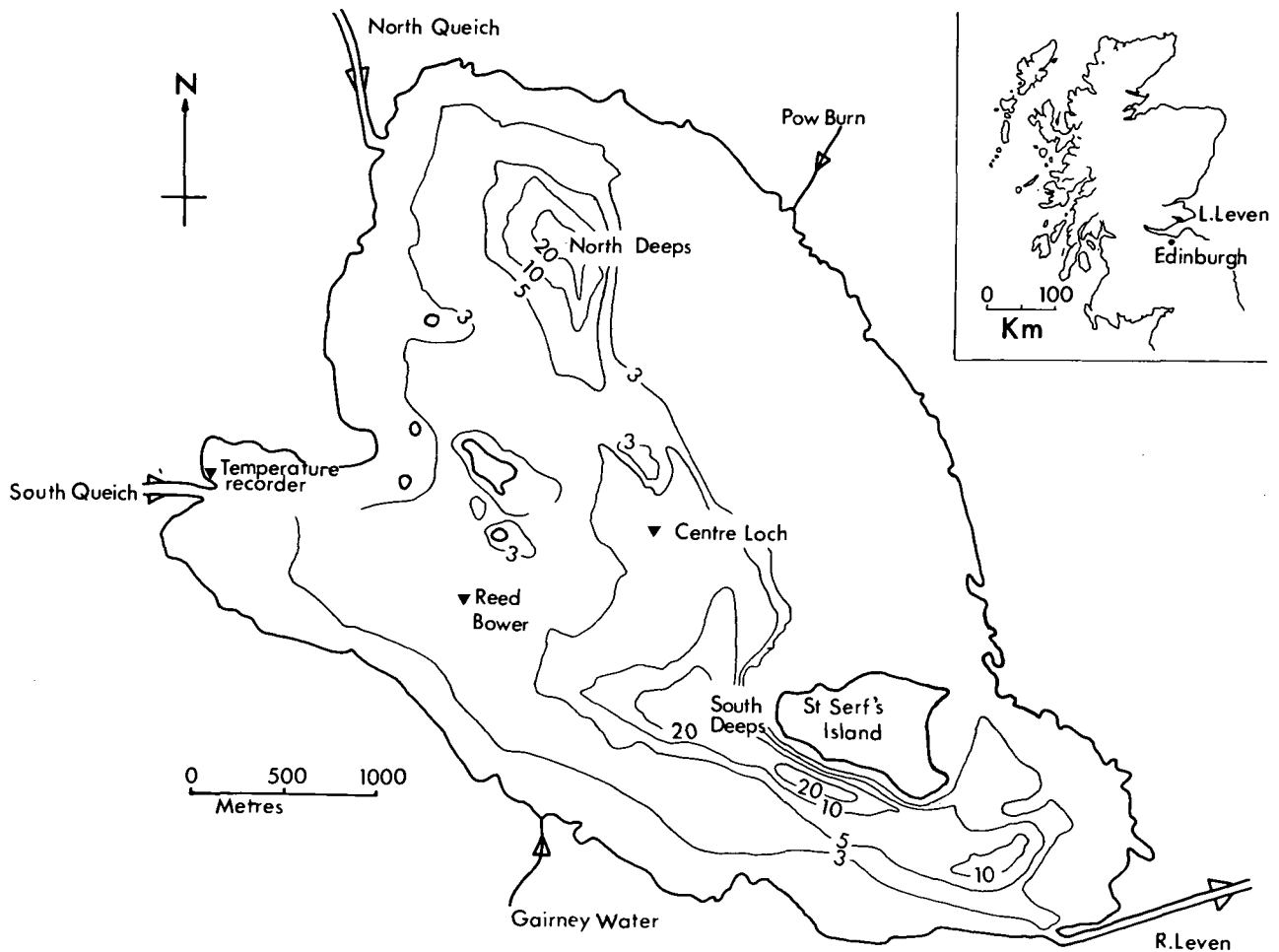


Figure 5 Map of Loch Leven showing the position of inflows, outflow, the 2 main sampling stations (▼) and major depth contours (in metres): inset shows the position of the loch in Scotland.

Table 5. Parameters measured and techniques used in the routine surveillance of Loch Leven plankton

	Parameter measured	Technique	Reference		Parameter measured	Technique	Reference
Meteorological	Wind speed	(i) Continuously recording anemometer (ii) Visual assessment according to Beaufort scale	Smith 1973	Chemical	Oxygen saturation	Mackereth type oxygen probe	Mackereth 1964 Benham & George 1981
	Wind direction	Visual assessment			Conductivity	Platinum-in-glass electrode	Benham & George 1981
	Cloud cover	Visual assessment in accordance with Meteorological Office scale			Nitrate	Hydrazine reduction to nitrate and analysis on Technicon Autoanalyser II	Downes 1978
	Solar radiation	Continuously recording solarimeter			Soluble reactive (ortho-) phosphorus (SRP)	Phospho-molybdate reaction with ascorbic acid	Murphy & Riley 1962
	Hours of bright sunshine	Kinross weather station reports			Total phosphorus and total soluble phosphorus	As for SRP after acid digestion to convert all forms of phosphorus to ortho-phosphate	
	Daily min/max air temperature	Kinross weather station reports			Soluble reactive silica	Silico-molybdate reduction with metal	Strickland & Parsons 1968
	Physical	Loch level	Loch-side staff gauge			Biological	Phytoplankton a) Chlorophyll <i>a</i> and eopigments
Inflow		Continuous river level recorder		b) Species composition and abundance	Tube sampling, sedimentation, identification & counting		Bailey-Watts 1978
Outflow		Forth River Purification Board gauging records		c) Size	Vickers image-shearing module		Bailey-Watts & Kirika 1981
Surface water movement		Visual assessment of wave conditions		d) Total weight and C, N, P and opal content	Centrifugal concentration and analysis of dried slurry		Bailey Watts & Lund 1973, Bailey-Watts 1976
Ice cover		Continual visual mapping (Nature Conservancy Warden - G Wright)	Lyle 1981	Zooplankton a) Rotifera	Collection with weighted tube, arcotization, preservation and counting of animals and eggs		May 1980a
Water temperature a) Sub-surface		Mercury-in-glass thermometer		b) Crustacea	Collection by tube sampler, identification, counts by instar or size groups. Egg counts		George & Owen 1978
b) Depth profile		Submersible thermistor	Benham & George 1981				
c) Harbour mouth		Continuously recording mercury-in-steel thermograph					

availability, and increased grazing pressure by *Daphnia*; such considerations emphasize the need for integrated studies of the whole system, if we are to understand the factors regulating species composition and abundance of plankton communities.

Although plankton in Loch Leven varies from year to year, a certain underlying seasonal regularity in its behaviour has been identified in recent years. Data from 1981 are used here to illustrate this regularity. In early

spring, when water temperatures are low (<6°C) and nutrients are abundant, algal growth is usually vigorous (Figure 7). Population doubling times of less than 3 days are not uncommon (Bailey-Watts 1974). The dominant organisms at this time are centric diatoms. These algae continue to grow rapidly until checked by a shortage of dissolved silica in mid-March. The diatoms are small (less than 20 µm in diameter), and appear to be a suitable food source for herbivorous zooplankton, but they escape heavy grazing and attain high population

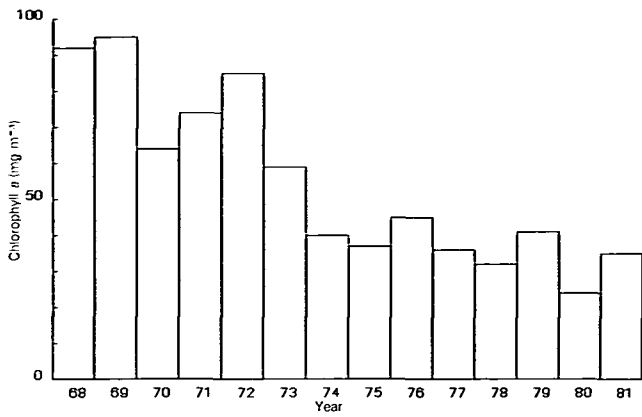


Figure 6 Bar chart showing the annual mean chlorophyll a concentrations in Loch Leven, 1968-1981.

densities because zooplankton reproduces slowly at this time of the year and its population densities remain low.

As the water temperature increases, the crustacean zooplankton becomes more abundant (Figure 8). These animals feed predominantly on phytoplankton, and it is possibly their grazing activity which prevents the accumulation of substantial algal populations from April to June.

Figure 8 shows that the crustacean population is in decline by mid-June, and total phytoplankton abundance begins to increase, followed closely by an increase in rotifer densities. It seems likely that, earlier

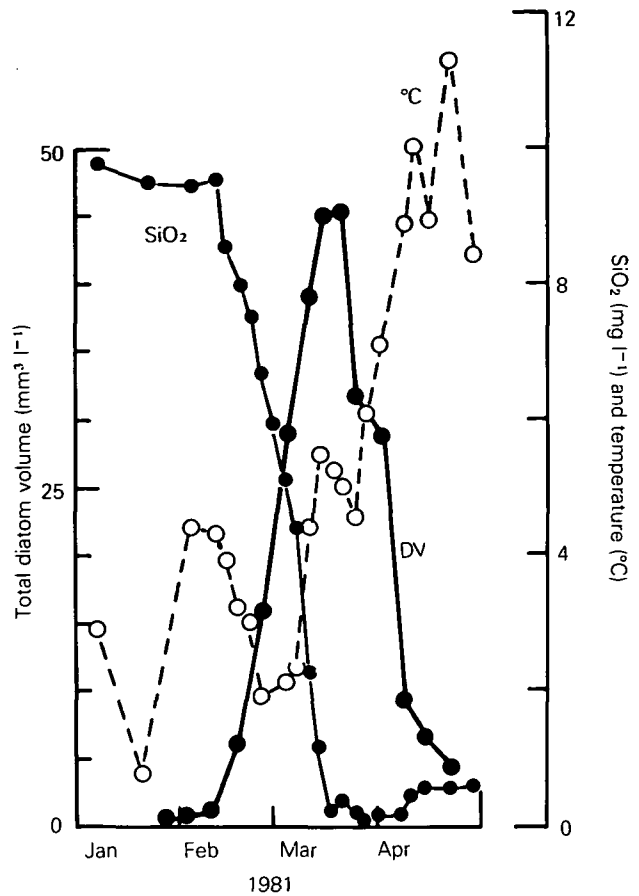


Figure 7 Fluctuations in water temperature (°C) and the concentrations of dissolved reactive silicate (SiO<sub>2</sub>) and diatoms, expressed as total cell volume (DV) in Loch Leven during the first months of 1981.

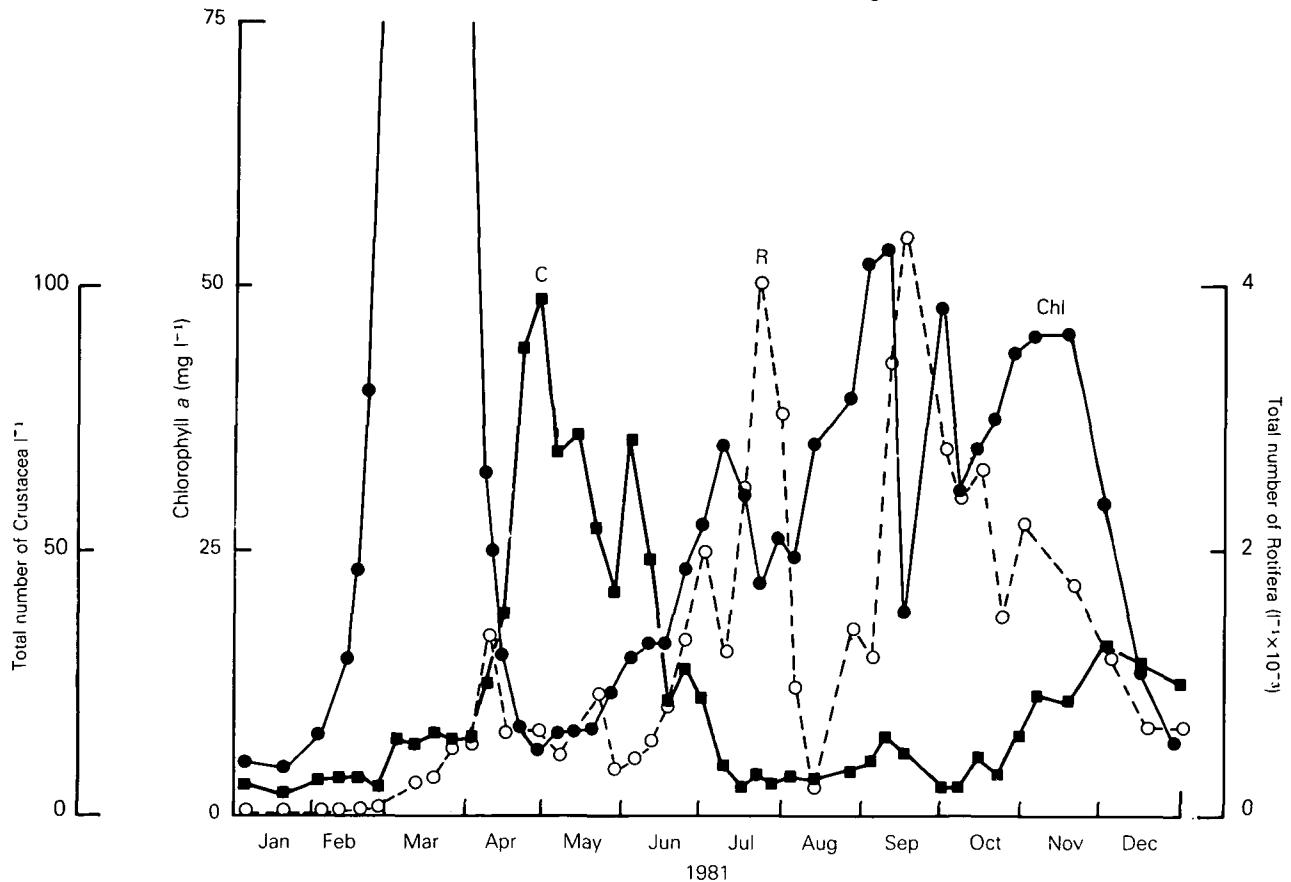


Figure 8 Seasonal changes in phytoplankton abundance (expressed as chlorophyll concentration—Chl), and the total numbers of crustacean (C) and rotifer (R) zooplankton in Loch Leven during 1981.

in the year, rotifers compete unsuccessfully with the Crustacea for food and only become abundant when crustacean densities are low. In addition, rotifers are also preyed upon by some Crustacea, particularly the cyclopoid copepod *Cyclops strenuus abyssorum* (Rutkowski 1980), which will also tend to reduce their population densities.

Rotifer numbers continue to increase until late July, when an abrupt decrease occurs, mainly as a result of the sudden reduction in abundance of the dominant species *Trichocerca pusilla*. Although chlorophyll tends to increase at this time, *Melosira granulata*, the food of this rotifer (May in press), is in decline. By the end of September, rotifer numbers are again high, and throughout the autumn their abundance tends to vary in a manner which reflects changes in algal abundance (Figure 8).

The causal relationships between variations in abundance are not easily explained by field studies alone.

For this reason, we intend to reduce our routine work to a monitoring watch, and increase laboratory studies to test hypotheses suggested by the field data. Experiments are planned to investigate the effects of physical and chemical conditions on the growth and development of plankton populations, and to evaluate biological interactions such as grazing, predation and competition.

An example of the way in which experimental data can increase our understanding of the field situation is described below. It concerns the relationship between water temperature, the rotifer *Notholca squamula*, and its food, the diatom *Asterionella formosa*. In spring

and autumn 1981, dense crops of *A. formosa* were followed by an increased abundance of *N. squamula*. A simple grazing interaction seemed the most likely explanation. However, when high densities of the diatom were recorded in mid-summer, *N. squamula* did not reappear (Figure 9). Clearly, food availability was not the only environmental factor limiting the occurrence of this rotifer. Laboratory experiments showed that *N. squamula* is unable to reproduce successfully at temperatures above 10°C in culture (May 1980b). On re-examination, the field data confirmed that the abundance of *N. squamula* in the loch was related to that of *A. formosa* only at temperatures below 10°C. Above this temperature, the rotifer was absent irrespective of food availability.

Similar species-specific investigations are planned for the future. In addition, it is hoped that manipulation of natural plankton assemblages transferred to the laboratory, or enclosed *in situ* within Butylite containers, will provide an intermediate step between laboratory and field conditions.

#### Concluding remarks

It is evident from the above that a large amount of data describing the plankton and physical and chemical environment of Loch Leven has been compiled since 1968. This information is now held as a computer data bank. In the past, analyses have been restricted almost entirely to the comparison of time-abundance curves generated from the field results. In the future, the data will be subjected to a more rigorous and comprehensive statistical analysis and re-examined in the light of experimental results.

A E Bailey-Watts, D H Jones, Linda May and A Kirika

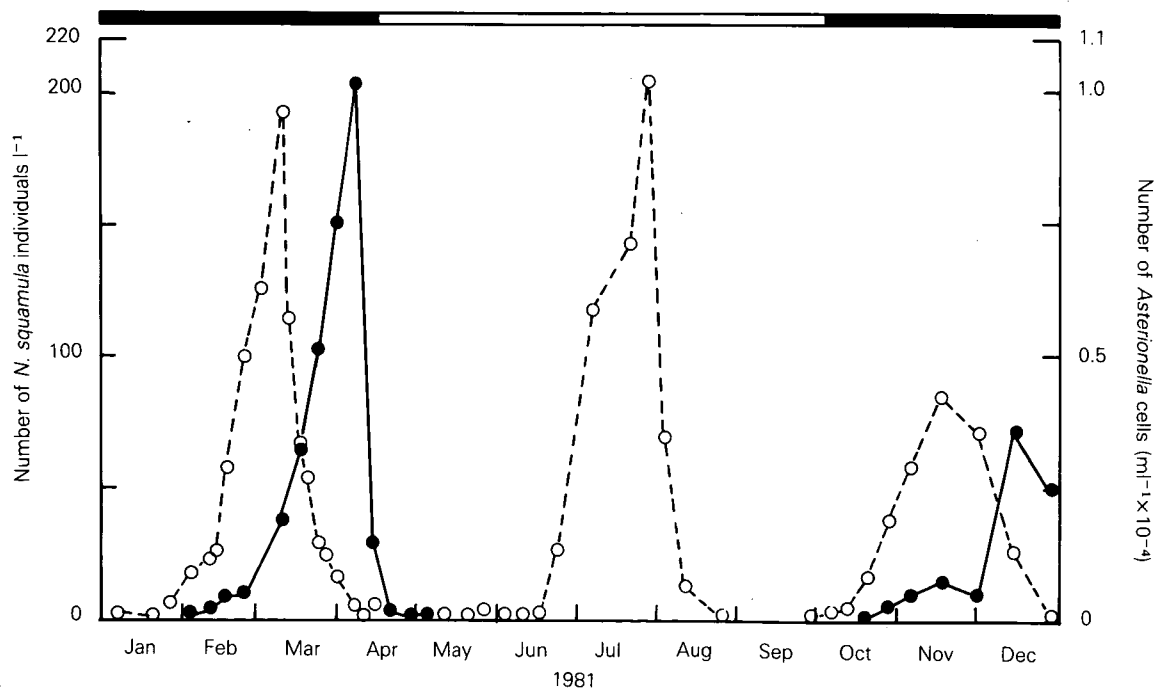


Figure 9 Seasonal variation in the abundance of *Notholca squamula* (*N*) in relation to *Asterionella formosa* numbers (*A*) and water temperature (shaded area indicates periods during which the temperature was less than 10°C) in Loch Leven during 1981.

## References

- Bailey-Watts, A. E.** 1973. *Observations on the phytoplankton of Loch Leven, Kinross, Scotland*. PhD thesis, University of London.
- Bailey-Watts, A. E.** 1974. The algal plankton of Loch Leven, Kinross. *Proc. R. Soc. Edinb. B*, **74**, 135–156.
- Bailey-Watts, A. E.** 1976. Planktonic diatoms and some diatom-silica relations in a shallow eutrophic Scottish loch. *Freshwater Biol.*, **6**, 69–80.
- Bailey-Watts, A. E.** 1978. A nine-year study of the phytoplankton of the eutrophic and non-stratifying Loch Leven (Kinross, Scotland). *J. Ecol.*, **66**, 741–771.
- Bailey-Watts, A. E.** 1982. The composition and abundance of phytoplankton in Loch Leven (Scotland) 1977–79 and a comparison with the succession in earlier years. *Int. Revue ges. Hydrobiol. Hydrogr.*, **50**, 421–463.
- Bailey-Watts, A. E. & Kirika, A.** 1981. The assessment of size variation in Loch Leven phytoplankton: methodology and some of its uses in the study of factors influencing size. *J. Plankton Res.*, **3**, 261–282.
- Bailey-Watts, A. E. & Lund, J. W. G.** 1973. Observations on a diatom bloom in Loch Leven, Scotland. *Biol. J. Linn. Soc. Lond.*, **5**, 235–253.
- Benham, D. G. & George, D. G.** 1981. A portable system for measuring water temperature, dissolved oxygen, light attenuation and depth of sampling. *Freshwater Biol.*, **11**, 459–471.
- Downes, M. T.** 1978. An improved hydrazine reduction method for the automated determination of low nitrate levels in freshwater. *Wat. Res.*, **12**, 673–675.
- George, D. G. & Owen, G. H.** 1978. A new tube sampler for crustacean zooplankton. *Limnol. Oceanogr.*, **23**, 563–566.
- Holden, A. V.** 1976. The relative importance of agricultural fertilizers as a source of nitrogen and phosphorus in Loch Leven. *Tech. Bull. Ministr. Agric. Fish. Fd*, no. 32, 306–314.
- Holden, A. V. & Caines, L. A.** 1974. Nutrient chemistry of Loch Leven, Kinross. *Proc. R. Soc. Edinb. B*, **74**, 101–121.
- Johnson, D. & Walker, A. F.** 1974. The zooplankton of Loch Leven, Kinross. *Proc. R. Soc. Edinb. B*, **74**, 285–294.
- Jupp, B. P., Spence, D. H. N. & Britton, R. H.** 1974. The distribution and production of submerged macrophytes in Loch Leven, Kinross. *Proc. R. Soc. Edinb. B*, **74**, 195–208.
- Le Cren, E. D. & Lowe-McConnell, R. H.**, eds. 1980. *The functioning of freshwater ecosystems*. Cambridge: Cambridge University Press.
- Lyle, A. A.** 1981. Ten years ice records at Loch Leven, Kinross. *Weather, Lond.*, **36**, 116–125.
- Mackereth, F. J. H.** 1964. An improved galvanic cell for determination of oxygen concentrations in fluids. *J. scient. Instrum.*, **41**, 38–41.
- Maitland, P. S. & Hudspith, P. M. G.** 1974. Production studies of larval Chironomidae and other zoobenthos in the sandy littoral area of Loch Leven, Kinross. *Proc. R. Soc. Edinb. B*, **74**, 219–239.
- May, L.** 1980a. *Ecology of planktonic rotifers at Loch Leven, Kinross-shire*. PhD thesis, Paisley College of Technology.
- May, L.** 1980b. On the ecology of *Notholca squamula* Müller in Loch Leven, Kinross, Scotland. *Hydrobiologia*, **73**, 177–180.
- May, L.** In press. Rotifer occurrence in relation to water temperature in Loch Leven, Scotland. *Proc. int. Rotifer Symposium, 3rd, Uppsala, Sweden, 1982*.
- Morgan, N. C.** 1974. Historical background to the International Biological Programme project at Loch Leven, Kinross. *Proc. R. Soc. Edinb. B*, **74**, 45–55.
- Murphy, J. & Riley, J. P.** 1962. A modified single-solution method for the determination of phosphate in natural waters. *Analytica chim. acta*, **27**, 31–36.
- Odum, E. P.** 1971. *Fundamentals of ecology*. 3rd ed. Philadelphia: Saunders.
- Royal Society.** 1967. *The United Kingdom contribution to the International Biological Programme*. London: The Royal Society.
- Rutkowski, E.** 1980. *Studies on feeding of Cyclops abyssorum, Sars 1862 in Loch Leven, Kinross-shire, Scotland*. MSc thesis, University of Stirling.
- Smith, I. R.** 1973. The assessment of winds at Loch Leven, Kinross. *Weather, Lond.*, **28**, 202–210.
- Strickland, J. D. H. & Parsons, T. R.** 1968. A practical handbook of seawater analysis. *Bull. Fish. Res. Bd Can.*, no. 167.
- Vollenweider, R. A.** 1968. Scientific fundamentals of the eutrophication of lake and flowing waters, with particular reference to nitrogen and phosphorus as factors in eutrophication. *OECD Tech. Rep. Wat. Mgmt Res. DAS/CS1 68.27*.
- Walker, A. F.** 1970. *The zooplankton of Loch Leven*. MSc thesis, University of Stirling.

## METALS IN FRESHWATER MUSSELS

Three species of freshwater mussel — *Anodonta anatina*, *Unio pictorum* and *Unio tumidus* — were collected for study from several sites along the river Great Ouse in the Cambridgeshire/Bedfordshire area. In particular, a large population of mussels from one area was sampled at about monthly intervals for 16 months. Concentrations of zinc, iron, cadmium and copper in the soft tissues of these animals were measured using atomic absorption spectrophotometry (Bull & Leach 1981).

Results indicate that copper concentrations are independent of size (or age) of mussel for *A. anatina* (Figure 10) at all times of the year sampled, and thus support the suggestion that copper may be 'regulated' in this species (Manley & George 1977). Seasonal changes of concentration do occur, however, and these are easily observed because copper concentrations are independent of size. Almost a 2-fold increase in copper concentrations occurs during the winter months (Figure 11), probably caused by weight changes in soft tissue, which also occur seasonally.

Zinc, iron and cadmium have a more complex pattern of accumulation in *A. anatina*. Concentrations of these metals show significant increases with size and age, at all times of the year. Furthermore, these increases are non-linear, even when plotted logarithmically (Figure 10). These metals do, however, follow similar accumulation patterns, and therefore show a highly significant correlation with one another (Figure 12).



Figure 11 Mean log soft tissue copper concentrations ( $\text{mg kg}^{-1}$  dry weight) for *A. anatina*—March 1979–June 1980.