



# Spatial Modulation for Generalized MIMO: Challenges, Opportunities and Implementation

Marco Di Renzo, Harald Haas, A. Ghrayeb, S. Sugiura, L. Hanzo

► **To cite this version:**

Marco Di Renzo, Harald Haas, A. Ghrayeb, S. Sugiura, L. Hanzo. Spatial Modulation for Generalized MIMO: Challenges, Opportunities and Implementation. A video presenting this paper is available in YouTube here: <http://www.youtube.com/watch?v=cNgCJK..> 2013. <hal-00840278v2>

**HAL Id: hal-00840278**

**<https://hal-supelec.archives-ouvertes.fr/hal-00840278v2>**

Submitted on 20 Oct 2013

**HAL** is a multi-disciplinary open access archive for the deposit and dissemination of scientific research documents, whether they are published or not. The documents may come from teaching and research institutions in France or abroad, or from public or private research centers.

L'archive ouverte pluridisciplinaire **HAL**, est destinée au dépôt et à la diffusion de documents scientifiques de niveau recherche, publiés ou non, émanant des établissements d'enseignement et de recherche français ou étrangers, des laboratoires publics ou privés.

# Spatial Modulation for Generalized MIMO: Challenges, Opportunities and Implementation

Marco Di Renzo, *Member, IEEE*, Harald Haas, *Member, IEEE*,  
Ali Ghrayeb, *Senior Member, IEEE*, Shinya Sugiura, *Senior Member, IEEE*, and  
Lajos Hanzo, *Fellow, IEEE*

## Abstract

A key challenge of future mobile communications research is to strike an attractive compromise between wireless network's area spectral-efficiency and energy-efficiency. This necessitates a clean-slate approach to wireless system design, embracing the rich body of existing knowledge especially on Multiple-Input-Multiple-Output (MIMO) technologies.

This motivates the proposal of an emerging wireless communications concept conceived for single-RF large-scale MIMO communications, which is termed as Spatial Modulation (SM). The concept of SM has established itself as a beneficial transmission paradigm, subsuming numerous members of the MIMO system-family. The research of SM has reached sufficient maturity to motivate its comparison to state-of-the-art MIMO communications, as well as to inspire its application to other emerging wireless systems such as relay-aided, cooperative, small-cell, optical wireless and power-efficient communications. Furthermore, it has received sufficient research attention to be implemented

Manuscript received July 2, 2013. Revised October 12, 2013.

M. Di Renzo is with the Laboratory of Signals and Systems (L2S), French National Center for Scientific Research (CNRS) - École Supérieure d'Électricité (SUPÉLEC) - University of Paris-Sud XI, 3 rue Joliot-Curie, 91192 Gif-sur-Yvette, France (e-mail: marco.direnzo@lss.supelec.fr). His work was supported in part by the European Commission under the auspices of the FP7-PEOPLE ITN-GREENET project (grant 264759).

H. Haas is with The University of Edinburgh, Institute for Digital Communications (IDCOM), Mayfield Road, Edinburgh, EH9 3JL, United Kingdom (e-mail: h.haas@ed.ac.uk). His work was partially supported by the FP7-PEOPLE ITN-GREENET project (grant 264759) and the Engineering and Physical Sciences Research Council (EPSRC) Fellowship (EP/K008757/1)

A. Ghrayeb is with the Department of Electrical and Computer Engineering, Texas A&M University at Qatar (on leave from Concordia University, Montreal, Quebec, Canada) (e-mail: aghrayeb@ece.concordia.ca).

S. Sugiura is with the Department of Computer and Information Sciences, Tokyo University of Agriculture and Technology, Tokyo, 184-8588, Japan (e-mail: sugiura@ieee.org).

L. Hanzo is with The University of Southampton, Communications, Signal Processing, and Control Group, Department of Electronics and Computer Science, SO17 1BJ, United Kingdom (e-mail: lh@ecs.soton.ac.uk). His work was supported in part by the European Research Council's Advanced Fellow Grant.

in testbeds, and it holds the promise of stimulating further vigorous inter-disciplinary research in the years to come.

This tutorial paper is intended to offer a comprehensive state-of-the-art survey on SM-MIMO research, to provide a critical appraisal of its potential advantages, and to promote the discussion of its beneficial application areas and their research challenges leading to the analysis of the technological issues associated with the implementation of SM-MIMO. The paper is concluded with the description of the world's first experimental activities in this vibrant research field.

### **Index Terms**

Multi-Antenna Wireless Systems, Spatial Modulation, Large-Scale Multi-Antenna Systems, Single-RF Multi-Antenna Systems, Relay-Aided Wireless Communications, Network-Coded Cooperative Wireless Networks, Heterogenous Cellular Networks, Green and Sustainable Wireless Communications, Visible Light Communications, Testbed Implementation.

## **I. INTRODUCTION AND MOTIVATION: THE ROOTS OF SPATIAL MODULATION (SM)**

### *A. Ubiquitous Mobility and Connectivity: The Societal Change*

Since the turn of the century, there has been a tremendous growth in the cellular market. The number of subscribers and the demand for wireless services has escalated. Indeed, the penetration of mobile services exceeded that of the power grid. There are 48 million people in the world who have mobile phones, even though they do not have electricity at home [1].

In this context, mobile communications may be allowed to be an indispensable commodity by most, and mobile data, video as well as television services are also becoming an essential part of everyday life. With the introduction of the Android operating system and the iPhone, the use of ebook readers such as the iPad, and the success of social networking using Facebook, the demand for cellular data traffic has grown significantly in recent years. Thus, communications on the move has proven to be transformational, and mobile operators struggle to satisfy the data traffic demands in wireless cellular networks, while keeping their costs at minimum to maintain profitability.

### *B. Mobile Data Traffic: The Forecast*

A further explosion of mobile data traffic is predicted. According to CISCO's estimates predicted in February 2011 [1], the 2010 mobile data traffic growth rate was higher than anticipated. The global mobile data traffic grew 2.6-fold in 2010, nearly tripling for the third year in a row. Furthermore, according to CISCO's estimates published in February 2013 [2], the global mobile data traffic grew 70% in 2012, and it reached 885 petabytes per month at the end of 2012, up from 520 petabytes per month at the end of 2011. These growth rates of mobile data traffic resemble those of the fixed network observed during 1997-2001, when the average yearly growth was 150%. The overall mobile data traffic is expected to grow to 11.2 exabytes per month by 2017, a 13-fold increase over 2012, which corresponds to a Compound Annual Growth Rate (CAGR) of 66% from 2012 to 2017. More particularly, the Asia Pacific and North America regions will account for almost two-thirds of the global mobile traffic by 2017. Middle East and Africa will experience the highest CAGR of 77%, increasing 17.3-fold over the forecast period. The Asia Pacific region will have the second highest CAGR of 76%, increasing 16.9-fold over the forecast period. The emerging regions of Latin America as well as Central and Eastern Europe will have CAGRs of 67% and 66%, respectively. When combined with the Middle East and Africa, the above-mentioned emerging market will represent an increasing share of the total mobile data traffic, which is expected to be up from 19% at the end of 2012 to 22% by 2017 [2].

### *C. Mobile Data Traffic: The In-Home Scenario*

Furthermore, a survey conducted by the CISCO Internet Business Solutions Group (IBSG) indicates that much of the mobile data activity takes place in the home. In particular, it has been estimated that the percentage of time spent using the mobile Internet at home is approximately 40%. The amount of mobile data traffic on the move is approximately 35%, while the remaining 25% of mobile Internet use occurs at work. The relatively high percentage of home-based mobile data use suggests that next-generation cellular networks require specific data access points installed by home users to satisfy the huge demand for data traffic, and, at the same

time, to get improved indoor voice and data coverage. By using these home access points, the telecommunications operators may be able to offload, in a cost- and energy-effective manner, the data traffic onto a fixed network, either by offering their subscribers dual-mode mobile phones or through the employment of femtocells, which are considered the key enabling technology to handle the growing demands for mobile data traffic in the home [3]. In particular, to meet the demand of massive mobile data growth, IDATE Research & Consulting and Infonetics Research has forecast the employment of 39.4 million femtocell units and a \$2.98 billion market by 2015 [4].

#### *D. Next-Generation Cellular Networks: The Compelling Need to be “Green”*

The unprecedented surge of mobile data traffic in the cellular industry has motivated telecommunications operators and researchers to develop new transmission technologies, protocols and network infrastructure solutions for maximizing both the achievable throughput and the spectral efficiency. On the other hand, little or no attention has been devoted to energy consumption and complexity issues. As a result, the Information and Communication Technology (ICT) sector contributes substantially to the global carbon emissions.

In particular, at the time of writing the ICT sector represents around 2% of the global carbon emissions already, of which mobile networks contribute about 0.2%. This is comparable to the worldwide carbon emissions of airplanes, and about a quarter of the worldwide carbon emissions of cars. Furthermore, this amount is expected to increase every year at a rapid pace due to the massive increase of the mobile data traffic. Currently, there are more than 5 million Base Stations (BSs) serving mobile users, each consuming an average of 25 mega watts hour per year [5], [6]. In addition to the environmental aspects, the energy costs represent a significant portion of the network operators Operating EXpenditure (OPEX). While each BS connected to the electrical grid may cost approximately \$3000 per year to operate, off-grid BSs operating in remote areas generally run on diesel power generators and may cost ten times more [5]. Furthermore, with the advent of data-intensive cellular standards, such as the Long Term Evolution Advanced (LTE-A) system, the energy consumption of each BS can increase up to 1400 watts, and the energy cost

of each BS may reach \$3200 per annum with a carbon footprint of 11 tons of carbon emissions [7]. The radio network itself adds up to 80% of an operator's entire energy consumption.

In this context, the development of revolutionary clean-slate wireless communications technologies that are capable of meeting the forecast mobile data traffic growth whilst reducing the carbon-footprint of next-generation cellular networks is a compelling necessity.

#### *E. Addressing the Energy Efficiency Challenge: Green Small-Cell Assisted Networks*

The rising energy cost and carbon footprint of operational cellular networks have motivated both network operators and regulatory bodies, such as the 3rd Generation Partnership Project (3GPP) and the International Telecommunication Union (ITU), to develop innovative solutions for improving the energy efficiency of cellular systems. This emerging trend has attracted the interest of researchers worldwide to develop "green small-cell assisted networks" [8].

Numerous collaborative projects have been launched worldwide for addressing the energy efficiency of mobile communications systems. Notable examples are:

- the "Energy Aware Radio and NeTwork TecHnologies" (EARTH) [9] project;
- the "Towards Real Energy-efficient Network Design" (TREND) [10] project;
- the "Cognitive Radio and Cooperative strategies for Power saving in multi-standard wireless devices" (C2POWER) [11] project;
- the "GREENET - An early stage training network in enabling technologies for green radio" [12] project;
- the "Green Terminals for next generation wireless systems" (GREEN-T) [13] project;
- the GreenTouch consortium [14], whose mission is to deliver the architecture, the specifications, and the roadmap to increase, by 2015, the network's energy efficiency by a factor of 1000 compared to the 2010 levels.

Furthermore, in recent press releases (*e.g.*, IP/09/393 [15]), ICT players have been warmly invited to develop innovative technologies in support of a greener world and to make people more aware of how they use energy. In this context, "Green Radio" constitutes a wide-ranging research discipline that intends to cover all layers of the protocol stack and various system

architectures, as well as to identify the fundamental trade-offs between energy efficiency and system-wide performance.

#### *F. The Emerging Paradigm-Shift: From Spectral Efficiency (SE) to Energy Efficiency (EE)*

The conventional response to the surge of mobile data traffic is the proposal of advanced transmission technologies and protocols designed for maximizing the SE. In fact, since the SE is directly linked to the notion of Shannon capacity [16], until recently it has been considered to be the main performance indicator fueling the design and optimization of wireless communications systems in general and cellular networks in particular. As a result, the vast majority of transmission technologies and protocols used in the operational cellular and mobile networks have been designed by taking into account diverse factors, such as throughput, Quality-of-Service (QoS), availability, scalability, *etc.*, without paying specific attention to the energy consumption. With this design methodology, the operational cellular systems can only achieve energy savings at the cost of a performance and/or throughput degradation. Explicitly, it is crucial to develop power-efficient, low-complexity solutions that still satisfy the target QoS and throughput requirements.

To this end, transmission technologies and protocols should be designed and optimized for next-generation cellular networks by using more appropriate performance indicators, which explicitly take the energy consumption and the system's complexity into account. A metric that is often used to this end is the EE, which provides an indication of the throughput per unit energy [16], [17]. When using this metric for system design, the first important conclusion is that current solutions that are spectral-efficient turn out to be sub-optimal in terms of energy-efficiency [16], [18]. More specifically, the EE metric decreases monotonically with the throughput, which leads to the conclusion that energy efficient solutions are expected to operate relatively far from the Shannon capacity. This fundamental trade-off emerges even for the basic point-to-point Additive White Gaussian Noise (AWGN) channel, where the SE vs. EE trade-off may be formulated as  $\eta_{EE} = \eta_{SE} [N_0 (2^{\eta_{SE}} - 1)]^{-1}$  [16], [18], with  $N_0$  being the receiver noise power spectral density, while  $\eta_{SE}$  and  $\eta_{EE}$  denote the SE and EE, respectively. This simple formula highlights that the EE is monotonically decreasing when increasing the SE. However, improving the EE at the cost

of the QoS (SE/throughput) for the end-user may be unacceptable in commercial networks.

In summary, the development of beneficial wireless communications techniques striking an attractive SE vs. EE trade-off for next-generation cellular networks is a compelling necessity [18].

## II. SINGLE-RF LARGE-SCALE SM-MIMO: AN IDEA WHOSE TIME HAS COME

### A. *The Cellular Network of the Future*

The traditional cellular network fails to keep pace with the mobile data explosion forecasts. We need innovative technologies and cellular topologies that can meet these demands in an energy efficient and sustainable manner. To address this challenge, and, thereby, to maintain profitability, it is crucial to develop energy-efficient wireless architectures, transmissions schemes, protocols, cooperative relaying and heterogeneous network solutions based on smaller cells [3], [8].

More specifically, competing forces, *i.e.*, spectral efficiency and throughput vs. energy efficiency and low-complexity, are rapidly changing the topology of operational cellular networks, which are undergoing a major change: the migration from voice-centric, circuit switched and centrally optimized networks towards data centric, packet switched and high-throughput networks [3]. The cellular network of the future will be:

- **Heterogeneous** and characterized by a **small cell infrastructure** relying on inexpensive and low-power BSs (femtocells) in order to achieve high data rates [3], [8];
- **Green**, by evolving from a throughput optimized scenario towards throughput *and* energy optimized networks [5], [16], [18];
- **Interference-aware**, by exploiting (instead of tolerating) interference and, thus, realizing the expected benefits of small-cell-based heterogeneous networking [19];
- Characterized by a high level of **cooperation among BSs and user terminals**, by achieving improved coverage and reduced energy consumption through relay-aided transmission, as well as an improved reliability and reduced packet transmissions/retransmissions through distributed diversity and Network Coding (NC), respectively [20], [21], [22];



- Relying upon **new air-interface techniques and physical-layer standards** for increasing the EE, reducing the implementation and signal processing complexity, whilst meeting the required SE. This important issue is extensively addressed in the present paper.

The advantages of the emerging heterogeneous cellular network architecture are numerous. Heterogeneity expands the coverage, improves the network capacity, reduces the energy consumption and enhances the link reliability through a more dense deployment of low-cost and low-power access points. The reason behind all these potential advantages is simple: the densification of access points inherently reduces the distance between the network elements. Since, based on electromagnetic laws, the received power falls off exponentially with the transmission distance, this implies that reducing the distance has a beneficial impact on both the achievable capacity and on the transmission power. In addition, unlike macro BSs that are usually heavily loaded most of time, the femto BSs are expected to be lightly loaded, which leads to further reduction of the power consumption since they will not be transmitting all the time, hence facilitating sleep-mode based operation.

### *B. A Physical-Layer Perspective*

It is widely recognized that the two most promising physical-layer standards of fourth generation (4G) cellular networks are the Mobile WiMAX (Worldwide Interoperability for Microwave Access) Release 2 based on the 802.16m-2011 protocol [23], [24], and, especially, LTE-A [25], [26]. The power-efficiency of the ICT industry in the next decade will highly depend on the EE of these physical-layer standards. However, at the current stage, both standards may be deemed to be conceived, designed and optimized based on the SE, with limited [27] consideration of the EE issues. In fact, especially at the physical-layer, the primary focus has been on achieving high data rates, without giving much cognizance to the EE and implementation complexity. However, this approach is no longer applicable to future cellular networks.

Both the WiMAX and LTE-A physical-layer standards heavily rely on Multiple-Input-Multiple-Output (MIMO) technology for realizing their achievable throughput [28], [29]. MIMO communications constitute promising techniques for the design of future wireless communications

systems, including the fifth generation (5G) cellular networks. In simple terms, the capacity of MIMO systems is proportional to  $\min\{N_t, N_r\}$  under some benign propagation conditions [29, Eq. (1.17)], where  $N_t$  and  $N_r$  represent the number of transmit and receive antennas. In particular, this theoretical limit can be achieved if channel side information is available at both the transmitter and receiver, the transmit-to-receive links are sufficiently independent, as well as the Signal-to-Noise-Ratio (SNR) is sufficiently high. Under these favorable conditions, the throughput may be increased linearly with the number of antennas. As a consequence, MIMO techniques are capable of providing high data rates without increasing the spectrum utilization and the *transmit* power.

However, in practice, MIMO systems need a multiplicity of associated circuits, such as power amplifiers, RF chains, mixers, synthesizers, filters, *etc.*, which substantially increase the *circuit* power dissipation of the BSs [5], [30], [31], [32]. More explicitly, recent studies have clearly shown that the EE gain of MIMO communications increases with the number of antennas, provided that only the transmit power of the BSs is taken into account and their circuit power dissipation is neglected. On the other hand, the EE gain of MIMO communications remains modest and decreases with the number of active transmit-antennas, if realistic power consumption models are considered for the BSs [33]. These results highlight that the design of EE-MIMO communications conceived for multi-user multi-cell networks is a fairly open research problem, where many system parameters have to be considered, such as the bandwidth, the transmit power, the number of active transmit/receive antennas, the number of active users, *etc.*, which all contribute to the fundamental transmit power vs. circuit power dissipation and multiplexing gain vs. inter-user interference trade-offs [34].

As a result, while the SE advantages of MIMO communications are widely recognized, the EE potential of MIMO communications for cellular networks is not well understood. For example, recent results have shown that, under a total consumed power optimization constraint for the power amplifiers, the transmit-antennas with the weakest channel gains should be turned off [35]. This allows the BSs to turn off the related RF chains with filters and mixers, which saves additional power. Furthermore, the signal processing complexity of optimal signal detection

algorithms to be used at the mobile terminals makes the practical implementation of MIMO systems a challenge [28], [36]. Hence, new air-interface transmission techniques have to be developed that are capable of striking an attractive trade-off between the SE and EE, rather than aiming for SE optimization only.

As far as the physical-layer design is concerned, radical new transmission techniques have to be conceived considering both EE and SE optimization.

### C. From MIMO to SM-MIMO

Conventional MIMO communications take advantage of all the antennas available at the transmitter by simultaneously transmitting multiple data streams from all of them. Thus, all transmit-antennas are active at any time instance. By appropriately choosing the transmission/precoding matrices, both multiplexing and transmit-diversity gains can be obtained using MIMOs [28]. The reason behind this choice is that simultaneously activating all transmit-antennas results in SE optimization [37]. Unfortunately, this choice does not lead to EE optimization [34], [37], [38], [39]. For example, in [33] it is shown that, under realistic BSs power consumption models, MIMO systems equipped with more than two active transmit-antennas unlikely provide any total EE gains at the current state-of-the-art.

Compared to baseline single-antenna transmissions, MIMO communications obtain higher data rates and improved error performance at the cost of:

- Increasing the **signal processing complexity** at the receiver, which is caused by the need for counteracting the interference imposed by simultaneously transmitting many data streams;
- More **stringent synchronization requirements** among the transmit-antennas to exploit the benefits of space-time-coded and multi-user MIMO transmissions;
- **Multiple RF chains** at the transmitter to be able to simultaneously transmit many data streams, which do not scale with Moore's law and make the transmitter bulky [36];
- **Independent power amplifiers for each RF chain**, which dissipate the majority of the power consumed at the transmitter, since they are power inefficient due to the stringent linearity requirements of state-of-the-art phase/amplitude modulations [5].

These considerations imply that a major challenge of next-generation MIMO-aided cellular networks is the design of multi-antenna transmission schemes with a limited number of active RF chains aiming for reducing the complexity, to relax the inter-antenna synchronization requirements, and inter-channel interference, as well as the signal processing complexity at the receiver, whilst aiming for improving the EE.

In this context, single-RF MIMO design is currently emerging as a promising research field [36]. The fundamental idea behind single-RF MIMO is to realize the gains of MIMO communications, *i.e.*, spatial multiplexing and transmit-diversity, with the aid of many antenna-elements, of which only a few, possibly a single, activated antenna-elements (single-RF front-end) at the transmitter at any modulation instant [40]. The rationale behind the multi-RF to single-RF paradigm shift in MIMO design originates from the consideration that large numbers of transmit-antennas (radiating elements) may be accommodated at the BSs (large-scale MIMO design) [41], [42], especially in the emerging millimeter-wave band [43], [44], [45], [46], bearing in mind that the complexity and power consumption/dissipation of MIMO communications are mainly determined by the number of simultaneously active transmit-antennas, *i.e.*, by the number of active RF chains [40], [47].

Fueled by these considerations, SM has recently established itself as a promising transmission concept, which belongs to the single-RF [36] large-scale [41] MIMO wireless systems family, whilst exploiting the multiple antennas in a novel fashion compared to state-of-the-art high-complexity and power-hungry classic MIMOs [48]. In simple terms, SM can be regarded as a MIMO concept that possesses a larger set of radiating elements than the number of transmit-electronics. SM-MIMO takes advantage of the whole antenna-array at the transmitter, whilst using a limited number of RF chains. The main distinguishing feature of SM-MIMOs is that they map additional information bits onto an “SM constellation diagram,” where each constellation element is constituted by either one or a subset of antenna-elements. These unique characteristics facilitate high-rate MIMO implementations to have reduced signal processing and circuitry complexity, as well as an improved EE [49]. Recent analytical and simulation studies have shown that SM-MIMOs have the inherent potential of outperforming many state-of-the-art MIMO schemes,

provided that a sufficiently large number of antenna-elements is available at the transmitter, while just few of them are simultaneously active [50].

In a nutshell, the rationale behind SM-MIMO communications design for spectral- and energy-efficient cellular networks is centered upon two main pillars:

- 1) Given the performance constraints, minimize the number of active antenna-elements in order to increase the EE by reducing the circuit power consumption at the transmitter (single-RF MIMO principle);
- 2) Given the implementation and size constraints, maximize the number of passive antenna-elements in order to increase both the SE and the EE by reducing the transmit power consumption (large-scale MIMO principle). This is realized by capitalizing on the multiplexing gain introduced by mapping additional bits onto the “SM constellation diagram”.

#### *D. Paper Organization*

The present paper is intended to offer a comprehensive state-of-the-art survey on SM-MIMO research, a critical appraisal of its beneficial application areas and their research challenges, an analysis of the technological issues associated with the implementation of SM-MIMO, and, finally, a description of the world’s first experimental activities in this research field.

The remainder of this paper is divided in five interlinked parts:

- 1) We commence by providing a detailed description of the operating principle of SM-MIMO, the analysis of its advantages and disadvantages compared to state-of-the-art MIMOs, along with a generalized MIMO transceiver concept, which exploits SM for achieving a better spectral efficiency and system performance. Furthermore, a survey of the current single-RF and large-scale MIMO research is provided for the sake of achieving energy savings and for reducing the system’s complexity. These research activities corroborate the potential benefits of SM-MIMO communications.
- 2) Secondly, a comprehensive survey of state-of-the-art research in the field is offered, by addressing the initial research attempts commencing from 2001 and including the latest trends emerging from the most recent achievements.

- 3) Thirdly, an in-depth description of the range of potential application areas for SM-MIMO communications is provided, which goes beyond the physical-layer and encompasses green cellular networks, relaying and network-coded cooperative networking, as well as Visible Light Communications (VLC).
- 4) Fourthly, a critical appraisal of a range of unexplored application domains and open research challenges for SM-MIMO research is offered, including its practical implementation aspects that should be addressed for industrial exploitation.
- 5) Finally, experimental activities are presented, which contribute towards the implementation of SM-MIMO in a testbed platform.

### III. PART I - SM-MIMO: OPERATING PRINCIPLE AND GENERALIZED TRANSCEIVER DESIGN

#### A. SM-MIMO: How It Works

In this section, we commence by introducing the SM-MIMO concept, illustrating it with the aid of some simple examples. Again, we denote by  $N_t$  and  $N_r$  the number of Transmit-Antennas (TAs) and Receive-Antennas (RAs), respectively. The cardinality of the signal-constellation diagram is denoted by  $M$ . Either Phase Shift Keying (PSK) or Quadrature Amplitude Modulation (QAM) are considered. In general,  $N_t$ ,  $N_r$  and  $M$  can be chosen independently of each other. At the receiver, optimum Maximum-Likelihood (ML) demodulation is considered. Thus,  $N_r$  can be chosen independently of  $N_t$  [28]. For ease of exposition, we assume  $N_t = 2^{n_t}$  and  $M = 2^m$  with  $n_t$  and  $m$  being two positive integers. In Section IV, we describe general SM-MIMO encodings as well as some sub-optimal (non-ML) demodulation schemes.

In Fig. 1, the SM-MIMO concept is illustrated for  $N_t = M = 2$  and it is compared to the conventional Spatial Multiplexing (SMX) scheme [28, Sec. II] and the Orthogonal Space-Time Block Coding (OSTBC) scheme designed for transmit-diversity [28, Sec. III]. In the latter case, the Alamouti scheme is considered as an example [51].

- 1) In SMX-MIMO, two PSK/QAM symbols ( $S_1$  and  $S_2$ ) are simultaneously transmitted from a pair of TAs in a single channel use. For arbitrary  $N_t$  and  $M$ , the rate of SMX is

$R_{\text{SMX}} = N_t \log_2(M)$  bits per channel use (bpcu) [28, Sec. II].

- 2) In OSTBC-MIMO, two PSK/QAM symbols ( $S_1$  and  $S_2$ ) are first encoded and then simultaneously transmitted from a pair of TAs in two channel uses. For arbitrary  $N_t$  and  $M$ , the rate of OSTBC is  $R_{\text{OSTBC}} = R_c \log_2(M)$  bpcu, where  $R_c = N_M/N_{cu} \leq 1$  is the rate of the space-time block code and  $N_M$  is the number of information symbols transmitted in  $N_{cu}$  channel uses [28, Sec. III], [52]. If, as shown in Fig. 1, the Alamouti code is chosen, then we have  $R_c = 1$ .
- 3) In SM-MIMO, only one ( $S_1$ ) out of the two symbols is *explicitly* transmitted, while the other symbol ( $S_2$ ) is *implicitly* transmitted by determining the index of the active TA in each channel use. In other words, in SM-MIMO the information symbols are modulated onto two information carrying units: 1) one PSK/QAM symbol; and 2) a single active TA via an *information-driven* antenna-switching mechanism. For arbitrary  $N_t$  and  $M$ , the rate of SM is  $R_{\text{SM}} = \log_2(M) + \log_2(N_t)$  bpcu [48], [53].

In Fig. 2 and Fig. 3, the encoding mechanism of SM-MIMO is illustrated for  $N_t = M = 4$  by considering two generic channel uses, where the concept of ‘‘SM or spatial-constellation diagram’’ is also introduced. The rate of this MIMO setup is  $R_{\text{SM}} = \log_2(M) + \log_2(N_t) = 4$  bpcu, hence the encoder processes the information bits in blocks of 4 bits each. In the first channel use shown in Fig. 2, the block of bits to be encoded is ‘‘1100’’. The first  $\log_2(N_t) = 2$  bits, ‘‘11,’’ determine the single active TA ( $\text{TX}_3$ ), while the second  $\log_2(M) = 2$  bits, ‘‘00,’’ determine the transmitted PSK/QAM symbol. Likewise, in the second channel use shown in Fig. 3, the block of bits to be encoded is ‘‘0001’’. The first  $\log_2(N_t) = 2$  bits, ‘‘00,’’ determine the single active TA ( $\text{TX}_0$ ), while the second  $\log_2(M) = 2$  bits, ‘‘01,’’ determine the transmitted PSK/QAM symbol.

The illustrations shown in Fig. 2 and Fig. 3 highlight a pair of unique characteristics of SM-MIMO:

- 1) The activated TA may change every channel use according to the input information bits. Thus, TA switching is an effective way of mapping the information bits to TA indices and of increasing the transmission rate. It is worth mentioning here that the idea of increasing

the rate of wireless communications using TA switching has been alluded in pioneering MIMO papers under the concept of “spatial cycling using one transmitter at a time” [54, p. 317].

- 2) The information bits are modulated onto a three-dimensional constellation diagram, which generalizes the known two-dimensional (complex) signal-constellation diagram of PSK/QAM modulation schemes. The third dimension is provided by the antenna-array, where some of the bits are mapped to the TAs. In SM-MIMO research, this third dimension is termed as the “spatial-constellation diagram” [48].

In simple mathematical terms, the signal model of SM-MIMO, assuming a frequency-flat channel model, is as follows:

$$\mathbf{y} = \mathbf{H}\mathbf{x} + \mathbf{n} \quad , \quad (1)$$

where: i)  $\mathbf{y} \in \mathbb{C}^{N_r \times 1}$  is the complex received vector; ii)  $\mathbf{H} \in \mathbb{C}^{N_r \times N_t}$  is the complex channel matrix; iii)  $\mathbf{n} \in \mathbb{C}^{N_r \times 1}$  is the complex AWGN at the receiver; and iv)  $\mathbf{x} = \mathbf{e}s \in \mathbb{C}^{N_t \times 1}$  is the complex modulated vector with  $s \in \mathcal{M} \subseteq \mathbb{C}^{1 \times 1}$  being the complex (scalar) PSK/QAM modulated symbol belonging to the signal-constellation diagram and  $\mathbf{e} \in \mathcal{A}$  being the  $N_t \times 1$  vector belonging to the spatial-constellation diagram  $\mathcal{A}$  as follows:

$$\mathbf{e}_t = \begin{cases} 1 & \text{if the } t\text{-th TA is active} \\ 0 & \text{if the } t\text{-th TA is not active} \end{cases} \quad , \quad (2)$$

where  $\mathbf{e}_t$  is the  $t$ th entry of  $\mathbf{e}$  for  $t = 1, 2, \dots, N_t$ . In other words, the points ( $N_t$ -dimensional vectors) of the spatial-constellation diagram are the  $N_t$  unit vectors of the natural basis of the  $N_t$ -dimensional Euclidean space.

If  $N_t = 1$ , SM-MIMO reduces to conventional single-antenna communications, where the information bits are encoded only onto the signal-constellation diagram. In this case, the rate is  $R_0 = \log_2(M)$ . On the other hand, if  $M = 1$  the information is encoded only onto the spatial-constellation diagram by providing a rate equal to  $R_{\text{SSK}} = \log_2(N_t)$ . In the literature, this transmission scheme is known as Space Shift Keying (SSK) modulation [55], which is detailed



in Section IV. In particular, SSK modulation is a MIMO scheme, where data transmission takes place only through the information-driven TA switching mechanism. It is apparent that SM-MIMO can be viewed as the combination of single-antenna PSK/QAM and SSK-MIMO modulations.

### B. SM-MIMO: Why It Works

From III-A, we have learned that the fundamental operational principle of SM-MIMO relies on transmitting part of the information bits via an implicit information-driven antenna-switching mechanism. In this section, we provide some insights on how the receiver becomes capable of retrieving the information bits encoded into the TA-indices. This, in fact, showcases the underlying “essence” that equips SM-MIMO with its innate properties. Let us consider Figs. 4–6, which illustrates the bit-to-symbol mapping and the transmission process through the communication channel as well as the decoding process of SM-MIMO transmission, respectively. Figure 4 is similar to Figs. 2 and 3, but  $N_t = 4$  and  $M = 2$  are considered for ease of illustration. Let “101” be the triplet of bits at the input of the SM modulator. Then the TA-element  $TX_2$  is activated and the “-1” PSK bit is transmitted from it.

The signal emitted by the active TA then traverses through a generic wireless channel, whose channel impulse responses are illustrated in Fig. 5. Owing to the different spatial locations occupied by the TAs in the antenna-array, the signal transmitted by the active TA experiences different propagation conditions due to the different interacting environmental objects along any transmitter-to-receiver wireless links. As such, the same “-1” PSK symbol emitted by the TA-element  $TX_2$  travels through a communication channel, which introduces a specific “channel signature or fingerprint”, *i.e.*, the channel impulse response, that makes it unique compared to the same symbol emitted by any other TAs. This constitutes the fundamental essence of SM-MIMO: the more different the channel signatures/fingerprints are from each other, the simpler it becomes to distinguish the signals at the receiver. In the sequel, we refer to this condition to as “favorable propagation conditions”. In simple terms, the communication channel may be deemed to play, especially for SSK-MIMO, the role of a “modulation unit”, where the channel

impulse responses are the actual messages being transmitted.

At the receiver, the demodulation unit exploits the unique fingerprint introduced by the wireless channel for retrieving the information bits. This is illustrated in Fig. 6, where a coherent demodulation scheme based on the minimum Euclidean distance is considered [56]. The receiver is assumed to be aware of the  $N_t$  channel impulse responses, however the actual channel impulse response that is received in each channel use depends on the index of the active TA. The demodulator performs an exhaustive search among all the possible combinations of channel impulse responses and modulation symbols, and makes a decision in favor of the hypothesis associated with the lowest Euclidean distance. In a nutshell, due to the information-driven antenna-switching mechanism of SM-MIMO transmission, the  $N_t$  channel impulse responses become part of the search space of the hypothesis-testing problem solved by the receiver. Based on the estimated channel impulse response, the demodulator is capable of retrieving the information bits associated with it. In summary, the essence of SM-MIMO transmission is all about exploiting the TA-specific property of the wireless channel, *i.e.*, the uniqueness of each transmit-to-receive wireless link, for data communication.

### C. Potential Advantages and Disadvantages of SM-MIMO

In the light of the encoding principle described in Section III-A, SM-MIMO provides the following potential advantages compared to state-of-the-art MIMO communications:

- **Higher throughput.** Thanks to the three-dimensional constellation diagram and to the introduction of the spatial-constellation, the SE of SM-MIMO is higher than that of single-antenna and OSTBC-MIMO transmission. This improved SE (MIMO gain) translates into the reduction of the RF output power [28].
- **Simpler receiver design.** Since only a single TA is active in every channel use, SM-MIMO is not affected by Inter-Channel Interference (ICI), hence it provides ML-optimum performance at a single-stream decoding complexity [56].
- **Simpler transmitter design.** Due to the single TA transmission, SM-MIMO can be implemented by using a single active RF chain and many inactivated TAs, which is inexpensive

and easy to deploy [36]. Thus, the employment of multiple expensive and bulky power amplifiers, RF filters/mixers, analog-to-digital converters, and RF coaxial cables can be avoided. For example, the typical RF coaxial cables used in current tower-mounted BSs are more than four centimeters in diameter [42].

- **Lower transmit power supply.** Since the multiplexing gain is achieved by a single-RF source, SM-MIMO reduces the total consumed power required for the same RF output power. In particular, the power dissipation is independent of the number of TAs. This results in EE gains, especially for low/medium and medium/high SEs [33].
- **Better efficiency of the power amplifiers.** The power efficiency of current power amplifiers decreases when increasing the linearity requirements of the modulation scheme (*e.g.*, QAM) [5]. Recent results have shown that SM-MIMO associated with constant-envelope modulation (*e.g.*, PSK modulation) is capable of providing similar or even better performance than amplitude modulation schemes (*e.g.*, QAM) [57]. The reduced linearity requirements of constant-envelope modulation increase the efficiency of power amplifiers, which, in turn, reduce the total power consumption of the transmitters [5]. This power efficiency can be further improved if SSK modulation is used.

These important advantages of SM-MIMO introduce, however, some fundamental trade-offs:

- **SE sub-optimality.** Since some TA-elements remain inactive in every channel use, SM-MIMO offers a lower throughput than SMX-MIMO. In particular,  $R_{\text{SMX}}$  increases linearly with  $N_t$ , while  $R_{\text{SM}}$  increases logarithmically with  $N_t$ . This implies that SM-MIMO requires a larger number of TA-elements for achieving the same SE as capacity-achieving SMX-MIMO communications. This potential disadvantage may, however, be offset by the emerging large-scale MIMO and millimeter-wave cellular communications paradigms [41], [42], [43], [44], [45], [46], which foresee the future employment of compact transmitters and receivers having hundreds of TA-elements. For example, in the 28 GHz band, the size of a  $12 \times 4 = 48$  horn antenna-array occupies only  $11.66 \text{ cm} \times 6.81 \text{ cm}$  in area [45]. In this context, however, important practical issues, such as the training overhead for channel estimation and feedback for large-scale MIMO implementations and the need for

directional beamforming gains for application to millimeter-wave frequencies, need to be carefully investigated, as described below in this section.

- **Fast antenna switching.** Due to its specific encoding mechanism, in SM-MIMO the active TA changes in every channel use. As a consequence, a single-RF implementation needs a sufficiently fast RF switch operating at the symbol rate that introduces low insertion/switching losses. Thus, high-speed RF switches constitute a critical part of the transmitter design. Fortunately, several examples of RF switches capable of switching at nanosecond or even at sub-nanosecond speeds with low insertion loss and with good isolation properties are available in the literature for a wide range of frequency bands [58], [59], [60], [61].
- **Time-limited pulse shaping.** The operational wireless communications standards require the transmitted signals to obey a well-defined spectral mask. More specifically, the transmitted signals are usually designed to have a flat spectrum in the transmission band for improving the energy efficiency, as well as a fast roll-off in order to reduce the out-of-band interference and to enhance the associated coexistence capabilities. To this end, appropriate shaping filters have to be used before transmission. Commonly adopted shaping filters satisfy the Nyquist criterion, thus they are bandwidth-limited and hence have an infinite-duration impulse response. On the other hand, the SM-MIMO encoding based on a symbol-time switching mechanism is better suited for time-limited pulse shapes [55], which results in a bandwidth expansion. Thus, in SM-MIMO systems pulse shaping should be realized with the objective of striking a good trade-off between a limited time-duration and a practical bandwidth occupancy in order to ease the implementation of the switching mechanism, whilst meeting the practical coexistence requirements. Fortunately, various methods are available in the literature for generating practical time- and bandwidth-limited pulse shaping filters [62].
- **Favorable propagation conditions.** The efficiency of SM-MIMO communications depends on the radio environment, which is termed in the large-scale MIMO literature as *favorable propagation* [63]. Briefly, this implies that the channel impulse responses of the transmit-to-receive links are sufficiently different from each other [48]. In fact, the channel impulse

responses represent the unique points/signatures of the spatial-constellation diagram, which implies that the more different they are, the easier for the demodulator to distinguish them is. This leads to an improved error performance and EE. As a consequence, the lack of scattering in the propagation environment may result in a poor error probability and EE. However, adequate transmit-preprocessing, such as orthogonal pulse shaping, is capable of alleviating these problems [64]. Furthermore, the routinely encountered practical design issues of conventional MIMO communications, such as RF power imbalance, may no longer be a serious problem in SM-MIMO, since they in fact assist in making the channel impulse responses more different from each other [66].

- **Training overhead.** The achievable throughput of SM-MIMO systems with a single RF chain increases logarithmically with the number of TAs. Furthermore, even though conventional SM-MIMO schemes are open-loop and do not need the knowledge of the Channel State Information at the Transmitter (CSIT), the receiver still needs to estimate the channel impulse responses of all the TAs for ML-optimum demodulation. As a consequence, large-scale SM-MIMO implementations may incur in a non-negligible training overhead for channel estimation. Moreover, the constraint (for complexity reduction and EE improvement) on a limited number of RF chains may increase further the training overhead, since the channel gains of all the TAs cannot be estimated simultaneously. The assessment of the potential gains of SM-MIMO schemes compared to conventional MIMO schemes need to accurately take into account this training overhead [65]. If closed-loop SM-MIMO schemes are considered (see Section IV-B), the feedback overhead for CSIT reporting needs to be taken into account as well. These important aspects for the design of SM-MIMO systems are discussed in Sections IV-F, IV-I, and more in detail in Section VI-B.
- **Directional beamforming.** To achieve the same throughput as conventional SMX-MIMO systems with a reduced number of RF chains, SM-MIMO systems need large-scale implementations with tens/hundreds of TAs. The emerging millimeter-wave frequency band for cellular communications offers the opportunity of compactly packing many TAs at both the transmitter and receiver, thanks to the decrease in wavelength. Thus, SM-MIMO commu-

nications may be deemed to be suitable for application to millimeter-wave frequencies. In this frequency band, however, directional beamforming is a compelling necessity in order to overcome the higher path-loss and the higher noise level compared to the frequency bands currently used by operational cellular systems. As a consequence, for application to the millimeter-wave frequency band, SM-MIMO systems need to simultaneously provide a multiplexing gain and a directional beamforming gain, while retaining their low-complexity implementation. This important issue is discussed in detail in Section VI-D.

#### D. Generalized MIMO Transceiver Based on SM

The ratification of widely accepted new wireless communications standards is typically based on years of research by standardization bodies. In that regard, SM-MIMO is a new concept, which would require major changes in the state-of-the-art air-interface standards, such as the LTE-A standard, where, at most, eight and four antenna ports are available at the BS and at the mobile terminal, respectively [26]. However, we believe that SM-MIMO should not necessarily be considered as a competing MIMO technique in the LTE-A standard, but, rather, as an enhancement towards spectral- *and* energy-efficient 5G cellular networks.

To put forth this view, in this section we introduce a generalized MIMO transceiver based on the SM principle and we show that it may be harmonized with the fundamental transmission modes of the LTE-A standard. More specifically, by “switching off” the spatial-constellation diagram, the proposed SM-MIMO transceiver reduces to the LTE-A space-time coded transmission. On the other hand, by “switching on” the spatial-constellation diagram, we can improve the throughput, the error performance and/or the power efficiency without imposing an excessive complexity to the transmitter and to the receiver. The interested reader can find further details about this generalized SM-MIMO transceiver in [50].

1) **Signal Model:** Consider a generic MIMO system associated with  $N_t$  and  $N_r$  antenna-elements at the transmitter and at the receiver, respectively. Transmission occurs over a frame duration of  $N_s$  time-slots. The time-slot duration is denoted by  $T_s$ . The channel is assumed to be flat-fading and the complex path gain from the  $t$ th TA to the  $r$ th RA is denoted by  $\mathbf{H}_{r,t}$ . These

path gains are collected in an  $(N_r \times N_t)$ -element matrix denoted by  $\mathbf{H}$ . The wireless channel is assumed to be quasi-static during the transmission frame, so that the path gains remain constant over  $N_s$  time-slots, while they change independently from one transmission frame to another.

The following notation is used. Matrices and column vectors are shown in boldface uppercase and lowercase letters, respectively. The  $i$ th entry of vector  $\mathbf{x}$  is denoted by  $x_i$ . The  $(i, j)$ th entry of matrix  $\mathbf{X}$  is denoted by  $\mathbf{X}_{i,j}$ . Transpose, Hermitian, complex conjugate, and square absolute value are denoted by  $(\cdot)^T$ ,  $(\cdot)^H$ ,  $(\cdot)^*$ , and  $|\cdot|^2$ , respectively. The Frobenius norm is denoted by  $\|\cdot\|_F$ . The cardinality of a set is denoted by  $\text{card}\{\cdot\}$ . The operator  $x \circ y = \text{mod}(x - 1, y) + 1$  is introduced, where  $x$  and  $y$  are positive integer numbers and  $\text{mod}(\cdot, \cdot)$  is the remainder operator.

The signal received at the  $r$ th RA and at the  $s$ th time-slot is  $((s - 1)T_s \leq \xi < sT_s)$ :

$$z_{s,r}(\xi) = \begin{cases} \sqrt{\frac{E_s}{\|\mathbf{a}^{(\alpha)}\|_F^2}} \sum_{t=1}^{N_t} [\mathbf{X}_{s,t}^{(\alpha)}(\boldsymbol{\mu}) \mathbf{H}_{r,t} w_t(\xi)] + n_{s,r}(\xi) & \text{if } \|\mathbf{a}^{(\alpha)}\|_F^2 \neq 0 \\ n_{s,r}(\xi) & \text{if } \|\mathbf{a}^{(\alpha)}\|_F^2 = 0 \end{cases}, \quad (3)$$

where we have defined:

$$\begin{aligned} \mathbf{X}_{s,t}^{(\alpha)}(\boldsymbol{\mu}) &= \mathbf{a}_t^{(\alpha)} \mathbf{M}_{s,t \circ N_\alpha}(\boldsymbol{\mu}) \\ &= \begin{cases} 0 & \text{if } \mathbf{a}_t^{(\alpha)} = 0 \\ \mathbf{M}_{s,t \circ N_\alpha}(\boldsymbol{\mu}) & \text{if } \mathbf{a}_t^{(\alpha)} = 1 \end{cases} \end{aligned} \quad (4)$$

and: i)  $\mathbf{a}^{(\cdot)}$  is an  $(N_t \times 1)$ -element vector whose  $t$ -entry is  $\mathbf{a}_t^{(\cdot)} \in \{0, 1\}$ . It identifies the TAs that are active over the frame duration of  $N_s$  time-slots. The number of active antennas in  $\mathbf{a}^{(\cdot)}$  is equal to the number of its non-zero entries, *i.e.*,  $N_\alpha = \|\mathbf{a}^{(\alpha)}\|_F^2$ . The ensemble of vectors  $\mathbf{a}^{(\cdot)}$  is the spatial-constellation diagram, which is denoted by  $\mathcal{A} = \{\mathbf{a}^{(\alpha)} \mid \alpha = 1, 2, \dots, A\}$ , where  $A = \text{card}\{\mathcal{A}\}$ ; ii)  $\mathbf{M}(\cdot)$  is the  $N_s \times N_\alpha$  transmission matrix of a mother space-time code, which uses the  $N_\alpha$  active TAs over the frame duration of  $N_s$  time-slots. The entries of  $\mathbf{M}(\boldsymbol{\mu})$  contain specific linear combinations of the entries of  $\boldsymbol{\mu} = [\mu_1, \mu_2, \dots, \mu_{N_M}]^T$ , where each element of  $\boldsymbol{\mu}$  is a multi-level amplitude and phase modulated complex symbol, *e.g.*, PSK/QAM, and  $N_M$  is the number of information symbols transmitted from the  $N_\alpha$  active TAs over the frame duration

of  $N_s$  time-slots [28], [51], [52]. The set  $\mathcal{M}$  of  $M = \text{card}\{\mathcal{M}\}$  complex symbols is the signal-constellation diagram, where  $\mu_m \in \mathcal{M}$  for  $m = 1, 2, \dots, N_M$ ; iii)  $w_t(\cdot)$  is the shaping filter at the  $t$ th TA before transmission. The shaping filters are assumed to be real-valued functions with unit-energy and a finite duration, which is equal to the time-slot  $T_s$ ; iv)  $E_S$  denotes the average transmitted energy per time-slot (channel use), and the normalization by  $\|\mathbf{a}^{(\alpha)}\|_F^2$  ensures the total energy constraint is obeyed by the active TAs. Since no channel state information is considered at the transmitter,  $E_S$  is equally split among the active TAs; and v)  $n_{s,r}(\cdot)$  is the AWGN at the input of the  $r$ th RA and at the  $s$ th time-slot. The noise samples are circularly symmetric complex Gaussian random variables with zero mean and variance  $N_0$  per real dimension, after filtering with  $w_t(\cdot)$ . The noise samples across the RAs and time-slots are assumed to be independent.

2) **SM-MIMO Transmission Modes (TM):** As an illustrative example, two specific transmission modes are depicted in Fig. 7:

- 1) In TM1 (SSK-like transmission [55]), the information bits are conveyed only via the spatial-constellation diagram. Accordingly,  $M = 1$  and, thus,  $\mathcal{M}$  is a degenerate set. In this case,  $N_\alpha$  for  $\alpha = 1, 2, \dots, A$  can assume all possible values in the range  $0 \leq N_\alpha \leq N_t$ , and, thus, a different number of TAs can be active over different frames. This offers a flexible trade-off between SE and EE by judiciously choosing the number of RF chains. As mentioned in Section III-C, neglecting the signal-constellation diagram for data modulation reduces the achievable peak throughput but it can significantly simplify the design and can increase the efficiency of the power amplifiers thanks to the constant-envelope nature of SSK-MIMO communications.
- 2) In TM2 (SM-like transmission [53]), the information bits are conveyed via both the spatial- and signal-constellation diagrams. In this case, it is convenient to restrict the choice of the spatial-constellation diagram to having elements,  $\mathbf{a}^{(\cdot)}$ , with the same number of non-zero entries, *i.e.*,  $N_\alpha = N_{\bar{\alpha}}$  for  $\alpha = 1, 2, \dots, A$  and  $1 \leq N_{\bar{\alpha}} \leq N_t$ . This assumption is useful for two main reasons: i) it allows SM-MIMO to use a single mother space-time code, which is a reasonable choice for simplifying the system design and optimization; and ii) it allows SM-MIMO to transmit a fixed number of bits per frame, which simplifies demodulation



at the receiver. The setup associated with  $N_{\bar{\alpha}} = 0$  is not considered, since this would lead to decoding ambiguities of the signal-constellation diagram when no TA is active. On the other hand, the setup associated with  $N_{\bar{\alpha}} = N_t$  is a degenerate case, since it corresponds to  $A = 1$  and, thus, data cannot be modulated onto the spatial-constellation diagram. In this case, SM-MIMO in (3) reduces to conventional MIMO communications. This highlights the backward compatibility of SM-MIMO communications: SM-MIMO reduces to standardized MIMO by neglecting the excess (inactive) TA-elements. It is important to note that equipping conventional MIMO schemes with the SM functionality comes at a moderate cost since only passive TA-elements and a fast RF switch are needed. Thus, SM-MIMO is much less invasive and may be deemed to require less time-to-market than other single-RF [36] and large-scale [63] MIMO solutions.

3) **Encoding Algorithm:** Given the transmission model in (3), the encoding at the transmitter can be summarized as follows. The information bits are processed in blocks of  $\log_2(A) + N_M \log_2(M)$  bits, where  $N_M = 0$  for TM1 and  $N_M \geq 1$  for TM2.  $\log_2(A)$  bits are used to choose a vector,  $\mathbf{a}^{(\cdot)} \in \mathcal{A}$ , of the spatial-constellation diagram. Furthermore,  $N_M \log_2(M)$  bits are used to choose  $N_M$  complex symbols,  $(\mu_1 \in \mathcal{M}, \mu_2 \in \mathcal{M}, \dots, \mu_{N_M} \in \mathcal{M})$ , of the signal-constellation diagram. These complex symbols are simultaneously transmitted from the  $N_{\alpha}$  active TAs over  $N_s$  time-slots according to the mother space-time code chosen. On the other hand, the symbol,  $\mathbf{a}^{(\cdot)}$ , of the spatial-constellation diagram does not change over a frame. The active TAs are kept the same for a frame duration. From one frame to another, the active TAs change according to the incoming  $\log_2(A)$  bits and to the spatial-constellation diagram.

Since  $N_s$  time-slots are used to transmit  $\log_2(A) + N_M \log_2(M)$  bits, the system's rate is  $R = (\log_2(A) + N_M \log_2(M))/N_s$  bpcu. In TM2, even though it is clear that OSTBCs have a normalized rate of  $N_M/N_s \leq 1$ , if the spatial-constellation diagram is a non-degenerate set, *i.e.*, we have  $A > 1$ , then the normalized rate  $\tilde{R} = R/\log_2(M) = \log_2(A)/[N_s \log_2(M)] + (N_M/N_s)$  can be higher than one. Likewise, SM-MIMO is capable of offering rates higher than spatial-multiplexing MIMO with the same number of active RF chains. In fact, if we have  $N_M = N_{\bar{\alpha}}$  and  $N_s = 1$ , then  $R_{SM} = \log_2(A) + N_{\bar{\alpha}} \log_2(M)$  bpcu and  $R_{SMX} = N_{\bar{\alpha}} \log_2(M)$  bpcu. In summary,

high-rate MIMO systems can be designed by appropriately configuring the spatial-constellation diagram and the number of RF sources.

In particular, the proposed spatially-modulated space-time-coded generalized SM-MIMO system subsumes several multiple-antenna schemes. For example, assuming  $w_t(\xi) = w_0(\xi)$  for  $t = 1, 2, \dots, N_t$ , we have:

- 1) In TM2, if  $A = 1$ , *i.e.*,  $\mathcal{A}$  is a degenerate set, then (3) reduces to a conventional space-time-coded MIMO system with a rate of  $R = (N_M/N_s) \log_2(M)$  bpcu [51], [52].
- 2) In TM2, if  $A = 1$ , *i.e.*,  $\mathcal{A}$  is a degenerate set,  $N_s = 1$ ,  $N_M = N_{\bar{\alpha}}$ , and  $\mathbf{M}(\cdot)$  contains  $N_M = N_{\bar{\alpha}}$  independent symbols, then (3) reduces to a conventional spatial-multiplexing MIMO system associated with independently encoded streams and a rate of  $R = N_{\bar{\alpha}} \log_2(M)$  bpcu [29, Sec. 2.2.3].
- 3) In TM2, if  $N_s = 1$ ,  $N_M = 1$ , and  $N_{\alpha} = 1$  for every  $\mathbf{a}^{(\alpha)} \in \mathcal{A}$ , then (3) reduces to SM with a rate of  $R = \log_2(N_t) + \log_2(M)$  bpcu [53].
- 4) In TM1, if  $N_s = 1$  and  $N_{\alpha} = 1$  for every  $\mathbf{a}^{(\alpha)} \in \mathcal{A}$ , then (1) reduces to SSK modulation with a rate of  $R = \log_2(N_t)$  bpcu [55].

Several other design options are also possible, when appropriately choosing the spatial-constellation diagram. These advanced encoding schemes are introduced and discussed in Section IV-B. Finally, it is worth mentioning that an important component of the generalized SM-MIMO in (3) is the adoption of the shaping filters  $w_t(\cdot)$  for  $t = 1, 2, \dots, N_t$ . The adequate choice of these filters is essential for providing a wide range of multiplexing-diversity gains at a low (single-stream) signal processing decoding complexity. Further information is available in [50, Table I] and in Section IV-E, where various transmit-diversity schemes designed for SM-MIMO are discussed.

**4) ML-Optimum Decoding:** Assuming that perfect synchronization and channel state information are available at the receiver, the ML-optimum decoding rule of SM-MIMO formulated in (3) is as follows:

$$(\hat{\alpha}, \hat{\boldsymbol{\mu}}) = \underset{\mathbf{a}^{(\hat{\alpha})} \in \mathcal{A}, \tilde{\boldsymbol{\mu}} = [\tilde{\mu}_1 \in \mathcal{M}, \tilde{\mu}_2 \in \mathcal{M}, \dots, \tilde{\mu}_M \in \mathcal{M}]^T}{\arg \min} \left\{ \Lambda(\tilde{\alpha}, \tilde{\boldsymbol{\mu}}) = \sum_{s=1}^{N_s} \sum_{r=1}^{N_r} \int_{(s-1)T_s}^{sT_s} |z_{s,r}(\xi) - \tilde{z}_{s,r}(\xi)|^2 d\xi \right\} \quad (5)$$

and

$$\tilde{z}_{s,r}(\xi) = \begin{cases} \sqrt{\frac{E_s}{\|\mathbf{a}^{(\hat{\alpha})}\|_F^2}} \sum_{t=1}^{N_t} [\mathbf{X}_{s,t}^{(\hat{\alpha})}(\tilde{\boldsymbol{\mu}}) \mathbf{H}_{r,t} w_t(\xi - (s-1)T_s)] & \text{if } \|\mathbf{a}^{(\hat{\alpha})}\|_F^2 \neq 0 \\ 0 & \text{if } \|\mathbf{a}^{(\hat{\alpha})}\|_F^2 = 0 \end{cases}, \quad (6)$$

where: i)  $\mathbf{X}^{(\hat{\alpha})}(\tilde{\boldsymbol{\mu}})$  is the hypothesis at the receiver, which is defined as the  $(N_s \times N_t)$ -element matrix whose  $(s, t)$ th entry is  $\mathbf{X}_{s,t}^{(\hat{\alpha})}(\tilde{\boldsymbol{\mu}})$ ; and ii)  $(\hat{\alpha}, \hat{\boldsymbol{\mu}})$  is the pair of estimated symbols belonging to the spatial- and classic signal-constellation diagrams.

A brute-force implementation of the decoder characterized in (5) needs the computation of  $\text{AM}^{N_M}$  hypotheses (decision metrics  $\Lambda(\cdot, \cdot)$ ). Thus, as expected, the complexity of a brute-force search is exponential with the number of information symbols/streams  $N_M$ . The interested reader is referred to [50, Sec. IV] and to Section IV-E for some sufficient conditions of choosing spatial-constellation diagram and shaping filters for ML-optimum single-stream demodulation. Furthermore, it is worth mentioning that for those setups for which the SM-MIMO scheme of (3) reduces to conventional MIMOs, *e.g.*, OSTBCs, the decoder formulated in (5) can be simplified and ML-optimum single-stream decoding can be obtained [67].

Finally, we close this section by exploring Fig. 8 and Fig. 9, which are reproduced from [50] with permission. These figures compare the proposed generalized SM-MIMO transceiver having a single-stream decoding complexity to many state-of-the-art MIMO schemes relying, in general, on multi-stream decoding complexity. The figures clearly show the potential performance gain of SM-MIMO, despite its low decoding complexity.

### E. SM-MIMO and its Relatives: Single-RF and Large-Scale MIMO Research

As stated in Section II-C, SM-MIMO judiciously combines, with the introduction of the spatial-constellation diagram, the advantages of two promising fields of research in multi-antenna communications: single-RF and large-scale MIMO design. In this section, we intend to deepen the connection of SM-MIMO and single-RF/large-scale MIMO research with a twofold objective.

1) On the one hand, we wish to highlight that, in recent years, many solutions have been proposed independently with the aim of simplifying the design of MIMO communications. We believe that this trend reinforces the potential impact of SM-MIMO research in the context of next-generation

wireless systems. 2) On the other hand, we wish to harmonize the efforts of independent research for a more fruitful cross-fertilization of ideas and results. We believe that this may contribute to a more synergic effort towards the development of a new air-interface, which is capable of offering a flexible trade-off among EE, SE, error probability, and complexity.

The following MIMO communications paradigms are some notable examples of close relatives of the SM-MIMO principle:

- **BSs with a variable number of TAs.** Limiting the number of active RF chains for the sake of reducing the power consumption of BSs has been actively discussed within 3GPP standardization bodies. In particular, power amplifier switching methods have been proposed in [68]. The main idea is to enable the BSs to use only a subset of the available TAs in order to reduce the power consumption. SM-MIMO shares the same principle, but it still exploits the inactive TA-elements either for better SE or for reducing the RF output power.
- **Parasitic single-RF MIMO.** New multiple-antenna designs based on compact parasitic architectures have been proposed for achieving multiplexing gains with the aid of a single active RF source and many passive TA-elements. The key idea is to change the radiation pattern of the antenna-array at symbol rate and to encode independent information streams onto the angular variations of the far-field in the wave-vector domain [40], [69]. Recently, parasitic MIMO systems have been implemented and tested in indoor environments [70], [71]. SM-MIMO shares the single-RF structure of parasitic MIMOs but the information is encoded onto the TA switching mechanism, rather than onto the radiation pattern of the antenna-array.
- **Incremental single-RF MIMO.** New MIMO schemes jointly combining multiple-antenna transmission and the Automatic Repeat reQuest (ARQ) feedback have been proposed to avoid keeping all available antennas active. The main idea is to achieve MIMO gains with the aid of a single-RF chain and a single power amplifier, as well as to reduce encoding and decoding complexity. In particular, in [72] the authors propose a scheme that reduces the system complexity by having a single active antenna at a time, but exploiting the ARQ feedback flag to randomly cycle through the available TAs in case of incorrect data reception.

The SM-MIMO philosophy is motivated by the same low-complexity implementation principle, but SM-MIMO has the benefit of being an open loop scheme, while the incremental single-RF MIMO is a closed-loop scheme using ARQ feedback.

- **Antenna Subset Modulation (ASM).** New directional modulation schemes have been proposed for Millimeter-wave Mobile Broadband (MMB) systems to enable secure and low-complexity wireless communications. The main concept is to develop modulation schemes that randomize the transmitted symbols received by eavesdroppers, while facilitating the reception of the intended users. In particular, in [73] the authors introduce an antenna-level modulation technique that eliminates conventional baseband circuitry and takes advantage of the full antenna-array with the need for a limited number of RF chains. The idea is to modulate the radiation pattern at symbol rate by driving only a subset of TAs in the array. While randomly switching antenna subsets does not affect the symbol modulation for a desired receiver along the main direction, it effectively randomizes the amplitude and phase of the received symbol for an eavesdropper along a sidelobe. SM-MIMO shares many of the benefits of ASM [73], but it targets higher rates rather than secure communications. Furthermore, ASM exploits directional beamforming to overcome the path loss, the atmospheric absorption, and the high noise levels observed at millimeter-wave frequencies, while state-of-the-art SM-MIMO schemes are not designed to provide beamforming gains. Finally, similar to SM-MIMO, ASM advocates the adoption of constant-envelope transmit-signals in order to minimize the linearity requirements of the power amplifiers and to enable high power efficiency by operating near the saturation region.
- **Low-complexity precoding for millimeter-wave communications.** In MMB system design, the cost of implementing one RF chain for every TA can be prohibitive [47]. For this reason, analog baseband beamforming or RF beamforming with one or a few RF chains can be a promising alternative for low-complexity solutions. In particular, in [74], [75] (and references therein) the authors propose low-complexity hybrid RF/baseband precoding schemes where large antenna-arrays are driven by a limited number of transmit/receive RF chains. At the transmitter, for example, precoding is split in two parts: first a digital

baseband precoding is applied by assuming a limited number of RF chains and, then, a constrained RF precoding is implemented by using simple RF phase shifters. SM-MIMO can be a viable low-complexity modulation scheme for MMB systems for two main reasons: i) it reduces the number of RF chains compared to conventional MIMOs; and ii) it increases the throughput by capitalizing on the benefits of large antenna-arrays that can be packed compactly at both the transmitter and receiver due to the decrease in wavelength. However, the application of SM-MIMO to millimeter-wave frequencies is not without challenges. In fact, state-of-the-art SM-MIMO schemes provide limited beamforming gains, which, on the other hand, are essential in these frequency bands. Thus, enhanced SM-MIMO schemes, jointly providing multiplexing and beamforming gains, are needed for application to millimeter-wave frequencies.

- **Large-scale (massive) MIMO.** Large-scale MIMO is an emerging technology, where BSs with hundreds of antennas serve a few mobile terminals per channel use [41]. The main idea behind large-scale MIMO is to reap all the benefits of conventional MIMO, but on a much greater scale [42]. SM belongs to the family of large-scale MIMO systems, since it needs sufficiently large antenna-arrays to provide high multiplexing gains. However, SM-MIMO is implemented with far fewer RF chains than the number of available TAs in order to reduce the system complexity and to improve the EE. As a consequence, in SM-MIMO the number of data streams that can be simultaneously transmitted is smaller than in conventional large-scale MIMOs, since it is limited by the number of RF chains. Accordingly, the peak throughput of large-scale MIMOs is expected to be higher than in SM-MIMO. However, SM-MIMO may trade-off this SE sub-optimality by avoiding two fundamental problems in large-scale MIMO research [63, Sec. 5]: 1) internal power consumption/dissipation; and 2) economy of scale and low-cost hardware design. In fact, as stated in Section III-C, SM-MIMO reduces both the transmit power and the circuit power consumption, as well as the number of hardware components since only a few RF chains are needed. In that regard, SM-MIMO offers a fundamental SE vs. EE/complexity trade-off, which can be optimized by judiciously choosing the number of active TA-elements to meet the desired

QoS requirements [76], [77].

#### IV. PART II - SM-MIMO: A COMPREHENSIVE SURVEY

##### A. *Historical Perspective*

Although SM-MIMO has received widespread attention from the research community only in the last 4/5 years (about 11 papers were available in the open technical literature in 2008), it is a 13-year old technology. In this section, we briefly describe the history of SM-MIMO research with a focus on some pioneering papers, where the concept of SM is first proposed and studied. From this short glimpse into the historical development of SM-MIMO, it is evident that during the years 2001-2008 various researchers independently developed transmission concepts closely-related to the SM-MIMO scheme described in Section III-A, which were nicknamed with different acronyms.

The “space modulation” principle appeared for the first time in 2001 [81]. The scheme is called SSK modulation and it exploits the differences in the signals received from different TAs to discriminate the transmitted information messages. In [81], a two-antenna MIMO setup providing 1 bpcu transmission is investigated. The information bits are encoded by keeping one TA active all the time, while activating the second TA only for one of the two possible information bits. The authors also propose a two-antenna MIMO setup that combines spatial and 2-PSK modulations, thus providing 2 bpcu transmission. The scheme employs 2-PSK modulation, when the TAs are active.

A year later in 2002, in [82] the authors proposed a multi-antenna modulation scheme, where a number of bits that is equal to that of the TA-elements is multiplexed in an orthogonal fashion. A special property of the encoding scheme is that only one out of the available TAs is active in every channel use. The scheme is developed for 2-PSK modulation and some bits are used as parity checks. The authors show that it provides the same spectral efficiency as 8-PSK, but with a better error probability.

Two years later in 2004, in [83] the authors proposed a modulation scheme termed as “channel hopping technique,” which is exactly what is known today as SM-MIMO. The idea is portrayed

in [83, Fig. 1], and it foresees the transmission of two information streams: the first is explicitly transmitted by using conventional PSK/QAM and the second is implicitly transmitted by activating a single TA of the available antenna-array.

In 2005, the authors of [84] independently proposed the same modulation scheme as in [83]. The main motivation behind [84] is to develop an ICI-free multi-antenna modulation scheme, which is realized by activating one TA in every channel use and by encoding some information bits using the TA switching process. The authors also show that the proposed scheme significantly relaxes the signal processing complexity at the receiver.

In 2006, the same authors further investigated the scheme proposed in [84] and they used for the first time the terminology of “Spatial Modulation” to identify this encoding mechanism [85], [86], [87], [88].

Two years later in 2008, various papers were published by improving and further investigating the SM-MIMO concepts presented in the previous years. In [89], the authors move from [83] and study the channel capacity. In this paper, the parlance of Information-Guided Channel-Hopping (IGCH) is coined. It is shown that IGCH provides better spectral efficiencies than OSTBCs. In [53], the SM-MIMO concept introduced in [84], [85], [86], [87], [88] is comprehensively studied by using a low-complexity two-step demodulator. This paper shows the potential advantages of SM-MIMO compared to state-of-the-art spatial-multiplexing and Alamouti schemes. In [56], the authors develop the ML-optimum demodulator for SM-MIMO and they show that some performance improvements can be expected compared to the sub-optimal demodulator introduced in [53]. In [55], the SM-MIMO scheme is simplified by generalizing the SSK concept originally proposed in [81] to arbitrary numbers of TAs. In particular, only the spatial-constellation diagram is used to transmit information bits. This encoding scheme is today known as SSK-MIMO. In [90], a framework is introduced for the performance analysis of SM-MIMO by using results from ordered statistics. In [91], the authors extend [55] by allowing more than one TA to be active in every channel use and by encoding the information bits onto various combinations of multiple active TAs. They show that for the same number of TA-elements the rate can be improved at the cost of increasing the number of RF chains, whilst tolerating some performance



loss. This modulation scheme is referred to as Generalized SSK (GSSK).

We conclude this glimpse into the history of SM-MIMO by mentioning that the first (and only available) survey papers on the SM concept were published in December 2011 and in mid 2012 in [48] and [92], respectively. On the other hand, the world's first measurement campaign and experimental testbed substantiating the benefits of the SM principle in realistic outdoor and indoor propagation environments appeared in May 2013 in [93] and [94], respectively.

### B. Transmitter Design

At the time of writing, more and more modulation schemes emerge with a focus on exploiting either a single TA-index or combinations of TA-indices to convey data. All these schemes are generalizations of the solutions in [53], [55], [91] and discussed in Section IV-A. They strike, in general, a trade-off between the achievable rate, the system performance, the encoding/decoding complexity, as well as the number of active RF chains and, thus, the overall EE. For example, let us again denote by  $N_t$  the number of TA-elements at the transmitter, by  $N_{\text{RF}}$  the number of available RF chains, and by  $M$  the signal modulation order. Recall from Section III that the rate is  $R = \log_2(N_t) + \log_2(M)$  bpcu for SM-MIMO and  $R = \log_2(N_t)$  bpcu for SSK-MIMO, respectively. Furthermore, in both cases we have  $N_{\text{RF}} = 1$ . On the other hand, the GSSK-MIMO scheme proposed in [91] encodes the information bits onto combinations of multiple active TAs. This hence results in a rate equal to  $R = \lfloor \log_2(N_{\text{comb}}) \rfloor$  bpcu, where  $\lfloor \cdot \rfloor$  is the floor-function and  $N_{\text{comb}} = \binom{N_t}{N_{\text{RF}}}$  with  $\binom{\cdot}{\cdot}$  denoting the binomial coefficient. Thus, at the cost of increasing the number of RF chains, GSSK-MIMO provides higher rates than SSK-MIMO. However, this encoding scheme still preserves the ICI-free advantage even though more than one TAs are active. In general, the choice of the spatial-constellation diagram is not unique in GSSK-MIMO and it can be optimized in order to minimize the error probability [91]. Inspired by [53], [55], [91], various encoding mechanisms, link-adaptation schemes, and transmit-preprocessing solutions have been proposed [95]-[142].

In [102] and [104], the authors combine the SM-MIMO and GSSK-MIMO concepts to further improve the achievable spectral efficiency. The proposed modulation scheme is termed as

Generalized Spatial Modulation (GSM-) MIMO. The main idea is to modulate the information bits onto both the signal-constellation diagram and combinations of multiple active TAs. The price to pay is a higher decoding complexity, but the ICI-free transmission is still preserved.

In [114] and [141], the authors propose some encoding schemes, where the number of active TAs can be different in different channel uses. The modulation proposed in [114] is SSK-like, hence no signal modulation is used. On the other hand, both the signal- and spatial-constellation diagrams are used in [141]. However, the ICI is avoided in both cases, since a single point of the signal-constellation diagram is transmitted in every channel use. By allowing a variable number of TAs to be active, the rate can be significantly increased. For example, by assuming that the number of active TAs can span the whole range  $0 \leq N_{RF} \leq N_t$ , the SSK-like modulation schemes of [114] and [141] can offer a rate equal to  $R = N_t$  bpcu, which shows that the rate no longer increases logarithmically but linearly with  $N_t$ . By adding the signal-constellation diagram [141], higher rates can be obtained. The main drawback of these schemes is that in order to achieve these peak rates, the transmitter must be equipped with a number of RF chains that is equal to  $N_{RF} = N_t$ . This implies that a more modest reduction of the static power consumption is expected [30]. Furthermore, the encoding and decoding complexity are increased. In [118], SM-MIMO is combined with spatial-multiplexing for further increasing the rate at the cost of increasing the decoding complexity. The main idea is to allow the transmission of multiple symbols of the signal-constellation diagram during the same channel use, and, at the same time, to encode some bits onto the indices of the active TAs. The main advantage of this transmission scheme is its increased rate achieved at the cost of adding ICI. In [138], it has been recently shown that, given  $N_t$ , an optimal number of RF chains may exist that maximizes the rate, while obeying  $N_{RF} < N_t$ .

The encoding schemes of [53] and [55] require that the number of TAs is a power of two. This restriction can be avoided by using the generalized SSK/SM-like modulation schemes of [91] and [102]. However, the price to pay is the need for multiple active TAs, and, thus, RF chains. In [98], this problem is avoided by introducing a non-integer-based encoding mechanism, which relies on the application of modulus conversion to achieve fractional bit rates. The main

drawback of this solution is the presence of an error propagation effect. This issue is solved in [105] by proposing a bit padding method. The idea is to map different bit-lengths onto the indices of the TAs and then to use padding techniques for avoiding error propagation. This approach can be used for arbitrary numbers of TAs without error propagation.

As mentioned in Section III-C, SM-MIMO requires the impulse responses of the transmit-to-receive links to be sufficiently different from each other for the sake of low demodulation error probability. For example, in the presence of spatial correlation the channel impulse responses may be too similar to each other to guarantee a good detection performance. In [100] and [111], an encoding mechanism based on Trellis-Coded Modulation (TCM) is proposed for reducing the impact of channel correlation on the system's performance. The proposed scheme is termed as Trellis Coded Spatial Modulation (TCSM). In particular, TCM is used in conjunction with SM to partition the TAs into subsets by maximizing the spacing between TAs of the same subset. In this approach, only the specific information bits that determine the TA-index are convolutionally encoded. The main advantage of this encoding is that it offers better performance in correlated channels. However, it does not provide any error probability advantage in uncorrelated channel conditions, compared to uncoded SM-MIMO. This limitation is circumvented in [111], where the authors propose a different TCM-based method, which benefits from the advantages of trellis coding in both uncorrelated and correlated fading channels.

Recently, various encoding methods have been proposed that aim for improving the performance of SM-MIMO by exploiting CSIT. In [96], the authors generalize SM-MIMO by proposing an encoding scheme, where a beamforming vector is chosen from a given codebook based on the bits to be transmitted, rather than a single TA. The optimal precoding matrix is chosen by minimizing the average error probability, which depends on the CSIT. The authors show a promising performance improvement, which is achieved at the cost of activating multiple TAs. In [99], the authors solve the optimal power allocation problem for SSK-MIMO with two TAs. They show that if the average CSIT knowledge is available, the optimal transmission scheme results in an on-off encoding, where the transmit-power should be chosen as a function of the power imbalance ratio and correlation coefficient of the wireless links. In [140], the system model of

[96] and [99] is generalized and the optimal constellation design associated with instantaneous CSIT knowledge is solved for general MIMO setups. The authors consider both perfect and imperfect CSIT, and solutions with one and many active TAs are studied. Substantial performance gains are obtained compared to the CSIT-unaware scenario. In [110] and [128], link-adaptive solutions are introduced and studied. In particular, in [128] the authors study transmission modes for SM-MIMO communications where, given a specific constraint on the desired rate, various modulation orders and number of active TAs can be chosen. Diverse solutions are proposed in order to trade-off the feedback overhead against the performance gain. Overall, the authors show a significant improvement in the system performance.

To further improve the performance of SM-MIMO, various transmit-preprocessing schemes are proposed in [107], [119], and [121]. In contrast to the SM- and SSK-MIMO schemes, which carry information using the indices of the TAs and assume the availability of Channel State Information at the Receiver (CSIR), these papers propose to encode the information bits onto the indices of the RAs and assume CSIT. To this end, precoding/beamforming matrices are designed by using CSIT in order to focus all the transmit-power onto a single RA in every channel use. The first paper proposing the idea is [107], and the author shows that the proposed scheme may provide a better performance than open-loop schemes. In [119], the proposal of [107] is further generalized by assuming imperfect CSIT and two new precoders are proposed. In [121], the scheme is studied in the presence of frequency-selective fading channels, and it is shown that the larger the number of TAs the better the performance. The main limitation of these schemes is the need for a large number of TAs and RF chains compared to the small number of RAs. In fact, the multiplexing gain depends on the number of RAs.

Inspired by the SM-MIMO principle, [103] and [106] propose an encoding scheme based on a dispersion matrix approach. In particular, rather than mapping the information bits onto TA-indices, the dispersion matrix approach of [103] spreads the bits with the aid of space-time-domain matrices, which are appropriately optimized to provide the desired performance. The authors show that the dispersion matrices can be chosen in order to satisfy a specific ICI constraint at the receiver in order to facilitate ML-optimum single-stream detection. Furthermore,

they show that either multiple or a single active TA can be accommodated by trading-off performance against complexity. If the transmission spans more than one time-slot, the authors show that transmit-diversity gains can also be achieved. The adoption of the dispersion matrix approach requires the appropriate design of spreading matrices with specific characteristics in order to provide the desired performance. In [103], a Monte Carlo simulation based random search algorithm is employed for the sake of simplicity. However, due to the large number of parameters to be optimized, the computational complexity can be quite high. For this reason, more recently various authors have proposed more efficient approaches for the construction of such matrices [143]-[149]. Specifically, in [143], the coding gain is used as the metric to be maximized, while maintaining the diversity order. In [145], genetic algorithms are proposed in order to efficiently guide the random search algorithm through the associated large design space. In [147], the dispersion matrices are jointly designed with the signal constellation, by allowing a substantial reduction of the computational complexity. In [149], a systematic approach is proposed for the design of the dispersion matrices, which does not require any numerical search and it is applicable to MIMO systems with more than three TAs. The dispersion matrices provide a second-order transmit-diversity.

### *C. Receiver Design*

The demodulation algorithm originally proposed in [53] for estimating both the active TA-index and the transmitted symbol from the signal-constellation diagram is based on a two-step approach: i) first, the TA-index is estimated; and ii) then, based on the estimated active TA, the signal-constellation symbol is demodulated. This approach offers low-complexity demodulation. However, it is sub-optimum and it is affected by a high sensitivity to demodulating the TA-index. To overcome these limitations, in [56] the authors propose the ML-optimum demodulator that jointly decodes both the TA-index and the transmitted symbol. Recently, various demodulation schemes have been proposed with the main objective of attaining near ML-optimum performance at a low demodulation complexity [150]-[170].

In [155], the authors advocate low-complexity demodulation schemes based on the Sphere

Decoding (SD) principle. Two SDs, namely the Rx-SD and Tx-SD, are proposed, which aim for reducing the search space of the number of RAs and TAs, respectively. Via a proper choice of the parameters, it is shown that both demodulators provide a substantial reduction of the computational complexity, while retaining the same performance as ML-optimum decoding. Simulation results show that no SD is superior to each other and for every MIMO setup, but the best SD to choose depends on the number of TAs and RAs, as well as on the received SNR. The rule of thumb is that the Rx-SD is more suited for low spectral efficiencies, while the Tx-SD is the best choice for high spectral efficiencies. The SDs are useful for arbitrary numbers of TAs and RAs. Similar SDs have been recently proposed in [159] for SM-MIMO.

In [162], the authors propose an ML-optimum demodulator for SM-MIMO, whose complexity is independent of the size of the signal-constellation diagram. The solution is applicable to either square or rectangular lattice constellations, such as QAM. The idea is to perform hard-limiting directly on the received signal without the need for searching through the signal-constellation diagram. The demodulator is applicable to general MIMO setups associated with a single active TA. Furthermore, the authors combine the proposed hard-limiting demodulator with SD in order to further reduce the complexity of demodulating the spatial-constellation diagram.

In [165], the authors conceive a low-complexity demodulator for SSK-MIMO systems based on the Compressed Sensing (CS) principle [171], [172]. The idea is especially suitable for large-scale MIMO implementations with a very large number of TAs, while only a few of them are active in each channel use. The idea originates from the observation that for these MIMO setups the transmission vector of SSK-MIMO is sparse, *i.e.*, there are many zero entries that correspond to the inactive TA-elements. Thus, sparse signal processing methods based on CS can be exploited. For example, demodulation can be performed by minimizing the 1-norm and by applying the Orthogonal Matching Pursuit (OMP) algorithm [173]. The authors show that the performance can be significantly reduced at the cost of some performance degradation. The key parameter to be carefully chosen in order to strike a flexible trade-off between performance and complexity is the number of RAs: the larger the number of RAs, the better the performance.

The two-step Matched Filter (MF-) based and ML-optimum demodulators introduced in [53]

and [56] cater for two extreme situations: the first demodulator offers a low computational complexity, while the second offers the best performance. Recently, various demodulators have been proposed for striking the right trade-off between these two extremes. In [154], the authors propose two improved versions of the MF-based demodulator of [53]: the Exhaustive-Search MF (EMF) and the Near-Optimal MF (NMF) detectors. Both detectors provide better performance than the conventional MF detector. In particular, the EMF demodulator offers a better performance than the NMF demodulator at the cost of increasing the signal processing complexity. More recently, in [161] the authors further improve the solutions proposed in [154] by carefully choosing a design parameter, *i.e.*, the number of most probable TA-indices that can trade-off performance against signal processing complexity.

The reason behind the performance difference between the two-step and the ML-optimum demodulation in [53] and [56], respectively, originates from the fact that even though the TA-index and PSK/QAM symbol are encoded independently in SM-MIMO, they fade together during transmission through the channel. As a consequence, any attempt of demodulating them independently results in a non-negligible performance loss. To overcome this limitation, while dispensing the receiver with the signal processing complexity of ML-optimum demodulation, in [169] the authors develop a decoding algorithm that allows separate decoding of the spatial- and signal-constellation diagrams, while taking into account their correlation. The authors propose both hard- and soft-decision solutions and they show that the optimal performance can still be retained, despite its low demodulation complexity.

#### *D. Error Performance and Capacity Analysis over Fading Channels*

Being a new modulation concept conceived for MIMO communications, the performance of SM-MIMO has been studied extensively in the last few years [53], [55], [56], [64], [66], [90], [96], [174]-[193]. The main goal has been four-fold: i) to understand the impact of wireless propagation on the end-to-end error probability and achievable rate; ii) to identify those propagation scenarios, where the adoption of SM-MIMO is a suitable choice; iii) to provide guidelines for new system designs and transmission concepts based on the SM-MIMO principle;

and iv) to shed light on the fundamental properties such as the achievable diversity order.

The first attempts to study the performance of SM-MIMO were reported in [90], which were later generalized and extended in [53]. Therein, the authors use ordered statistics to propose a framework that computes the error probability of the two-step demodulator of [53] for transmission over Rayleigh fading channels. The framework is semi-analytical and requires the calculation of some integrals. This framework is generalized in [175] for transmission over Nakagami- $m$  fading channels.

In [55] and [56], the authors propose a framework for studying the performance of the ML-optimum demodulator for transmission over Rayleigh fading channels. In particular, the framework of [55] is applicable to SSK-like modulation schemes, while the framework of [56] is applicable to SM-like schemes associated with a real-valued signal-constellation diagram. These frameworks highlight that the error probability of SM-MIMO depends on the Euclidean distance of pairs of channel impulse responses, as well as that SM-MIMO may exploit the receive diversity better than conventional single-antenna communications. Furthermore, the diversity order is shown to be equal to the number of RAs regardless of the number of TAs.

In [96], the authors propose a general framework for studying the performance of SM-MIMO for transmission over correlated Rician fading channels. They use random matrix theory for computing the pairwise error probability and then exploit the union-bound based method for evaluating the error probability. The framework is applicable to general signal-constellation diagrams. The main insight of this framework is that SM-MIMO is unable to achieve any transmit-diversity gain even though multiple TAs are simultaneously activated. A similar result is obtained in [178] for various SM-MIMO schemes. Therein, some initial solutions are provided for achieving transmit-diversity. These results motivated many researchers to propose improved SM-MIMO schemes providing both receive- and transmit-diversity, as described in Section IV-E.

In [55], [100], [177], the authors study the performance of channel-coded SM-MIMO communications. In particular, in [55] Bit Interleaved Coded Modulation (BICM) aided schemes are studied. The authors show that the achievable diversity is still independent of the number of TAs, but it depends on the number of RAs and on the Hamming weight of the code. In [100], [177], the



authors study the performance of TCSM using hard-decision Viterbi decoding. The mathematical framework is applicable to convolutional coding and it exploits the augmented transfer function method for performance analysis. As such, it is applicable to general convolutional codes. The analysis reveals that the diversity order of TCSM depends on the free distance of the convolutional code adopted.

In [64], [66], [182], a comprehensive mathematical framework is introduced to study the performance of SSK-MIMO communications for transmission over Nakagami- $m$  and Rician correlated fading channels. The fundamental performance trends of SSK-MIMO systems are unveiled. More specifically, the following performance trends are derived analytically: i) the error probability improves if there is power-imbalance among the TAs. This result originates from the fact that the error probability depends on the difference between pairs of channel impulse responses. This outcome has been recently exploited for developing optimal power allocation schemes for performance improvement [99], [140]; ii) the error probability over identically distributed fading channels in the absence of power-imbalance typically degrades if the channel correlation increases. This result is expected since the channel impulse responses are similar to each other and hence demodulation becomes less reliable; iii) on the other hand, for transmission over non-identically distributed fading channels subject to power-imbalance, the error probability may improve in the presence of channel correlation. More specifically, the trend depends on how deep the channel fluctuations are. In general, the less deep the fading, the better the performance. The intuitive reason behind this trend is that power-imbalance makes the channel impulse responses different from each other and that random channel fluctuations reduce the Euclidean distance; iv) over Rician fading channels, the performance of SSK-MIMO degrades when increasing the Rician factor. This behavior is in contrast to conventional modulation schemes transmitting over Rician fading, where the higher the Rician factor the better the performance. The reason behind this trend is that the higher the Rician factor, the less different the channel impulse responses, thus the worse the error probability; and v) over Nakagami- $m$  fading channels, the diversity order is independent of the fading severity  $m$ . Once again, this result is different from the trends in conventional modulation, where the diversity order linearly

increases with  $m$ . These results clearly show that some channels are more suitable than others for SSK-MIMO communications, and that improved schemes may be needed for counteracting the impact of adverse fading conditions.

In [57], the study of [64], [66], [182] is extended to SM-MIMO communications over generalized fading channels. The proposed framework is conveniently formulated as the summation of three terms: the first depending on the signal-constellation diagram only; the second depending on the spatial-constellation diagram only; and the third being a function of both constellation diagrams. This desired-form analytical formulation unveils the following fundamental performance trends: i) SM-MIMO has the inherent potential of providing a better performance than single-antenna communications if the required throughput is greater than 2 bpcu and at least two antennas are available at the receiver; ii) the larger the number of TAs, the higher the gain compared to single-antenna communications; iii) the diversity order for transmission over Rician fading is determined by the number of RAs  $N_r$ , while it is equal to  $\min\{N_r, mN_r\}$  for transmission over Nakagami- $m$  fading. This result shows that for fading channels that are less severe than Rayleigh fading ( $m > 1$ ), SM-MIMO offers a more modest diversity order than single-antenna systems. On the other hand, it provides a higher diversity order and thus a better performance for more severe fading channels ( $0.5 \leq m < 1$ ); and iv) the adoption of PSK modulation for the signal-constellation diagram may provide a better performance than QAM for diverse MIMO setups. This outcome is in contrast to conventional modulation schemes, where QAM is always superior to PSK modulation. This finding is important because it brings to our attention that constant-envelope modulation may be a suitable choice for SM-MIMO communications since it may offer an improved power efficiency and a reduced complexity, whilst mitigating the linearity requirements of the power amplifiers [5], without any performance degradation compared to amplitude modulation schemes. The beneficial impact of using constant-envelope modulation is a topic of current research interest in the context of large-scale MIMO design aiming at reducing the implementation complexity and at improving the EE [194], [195]. Overall, the main outcome of [57] is that, for a given throughput in bpcu, the optimal size of signal- and spatial-constellation diagrams should be chosen as a function of the channel

characteristics. For example, if  $m \gg 1$  more bits should be modulated on the signal-constellation diagram in order to exploit the benign fading of the channel. On the other hand, if  $m \leq 1$  more bits should be modulated onto the spatial-constellation diagram in order to improve both the coding and diversity gains. Some results concerning this optimization and adaptive transceiver design are available in [132].

In addition to the error probability, many authors have focused their attention on investigating the information-theoretic limits of SM-MIMO communications, by considering both data and secrecy capacity performance metrics. In [190], the authors compute the channel capacity of SM-MIMO for Gaussian input signals. The capacity is expressed as the summation of two terms, which account for both signal- and spatial-constellation diagrams. The authors highlight that the channel capacity is almost the same as that of the transmission concept known as “spatial cycling using one transmitter at a time” [54, p. 317]. Accordingly, they show that the information-theoretic capacity is higher than that of single-antenna communications and STBCs equipped with more than two TAs. In [191] and [192], the authors focus their attention to the secrecy rate of SM-MIMO systems in the presence of an eavesdropper. The analysis in [191] shows that the outage secrecy capacity of SM can be better than that of its single-antenna counterpart. In particular, the gains increase upon increasing the number of TAs. Furthermore, in [192] the effect of the constellation size is investigated. It is shown that its effect depends on the values of both the desired user’s and on the eavesdropper’s SNRs. For a low eavesdropper SNR, smaller constellations perform better than larger ones for most of the SNR range, while for a high eavesdropper SNR, larger constellations provide larger secrecy capacities. Finally, evolving from [107], in [193] advanced transmit-preprocessing methods are conceived for physical-layer security based on SM-MIMO transmission. The authors develop three approaches for designing preprocessing weights, including channel diagonalization, eigen-value based decomposition, and generalized SM. It is shown that they can strike different trade-offs between the achievable performance and security. Overall, these results show that SM-MIMO is indeed capable of improving both the spectral efficiency and the secrecy rate, thanks to its unique transmission principle.

### *E. Transmit-Diversity and Space-Time-Coded Transmission*

As mentioned in Section IV-D, the performance analysis of SM-MIMO for transmission over various fading channel models has revealed that no transmit-diversity gains can be expected [96]. This result has motivated researchers to investigate new encoding mechanisms that are capable of improving the performance with the aid of transmit-diversity, whilst still guaranteeing low-complexity single-stream demodulation [50], [64], [80], [103], [106], [178], [196]-[207].

In [80], the authors combine the SM-MIMO concept with the Alamouti code [51] for the sake of proposing a modulation scheme that can take advantage of the multiplexing gain of SM and the second-order diversity of the Alamouti code. The proposal advocates the transmission of an Alamouti code from pairs of active TAs chosen from a spatial-constellation diagram. The second-order diversity is guaranteed by the appropriate optimization of the spatial-constellation diagram. To this end, some rotation angles are introduced and optimized for ensuring both the maximum diversity order and coding gain. The authors show that the proposed SM-aided STBC scheme offers a normalized rate higher than one and can be decoded at a single-stream complexity, while still guaranteeing ML-optimum performance. Numerical results show that it provides a better performance than other state-of-the-art space-time-coded MIMO schemes at the cost of a larger number of TAs without increasing the number of RF chains.

In [103] and [106], the authors introduce the dispersion matrix approach described in Section IV-B. The rate of this scheme is not limited by the number of physical TA-elements but by the number of available dispersion matrices. The authors prove that the achievable diversity is equal to  $N_r \min\{N_t, N_s\}$ , where  $N_t$  is the number of TAs,  $N_r$  is the number of RAs, and  $N_s$  is the number of time-slots. This results in a transmit-diversity order equal to  $\min\{N_t, N_s\}$ , which implies that increasing  $N_s$  beyond  $N_t$  does not result in any further transmit-diversity improvement. By contrast, a lower  $N_s$  value may have the twofold merit of a low computational complexity and of a high transmission rate.

In [198], transmit-diversity schemes are conceived for SSK-MIMO communications with a single active TA per channel use. The encoding scheme is configured for transmission over  $N_s$  time-slots. If the number of TAs is higher than two ( $N_t > 2$ ), the authors show that the

achievable transmit-diversity order cannot be higher than  $N_t - 1$ . Furthermore, they provide necessary and sufficient conditions for achieving a transmit-diversity order equal to  $N_s$ . Specific bit-to-antenna mapping functions are constructed for providing transmit-diversity order equal to  $N_s$ , if  $N_s \leq N_t - 1$ . If  $N_t = 2$ , the authors propose a closed-loop scheme based on phase rotations that provides second-order transmit-diversity. This closed-loop scheme has recently been extended in [137], [199] to more than two TAs. It is shown in [137] that for some rates and antenna setups, full transmit-diversity can be achieved by using co-phasing and phase-rotation. However, accurate CSIT is required.

In [50], [64], [178], [196], [197], the authors propose a transmit-diversity scheme for SSK- and SM-MIMO communications that exploits the concept of time-orthogonal shaping filters, and they show that transmit-diversity can be obtained without reducing the rate. More specifically, it is shown in [64] that the SSK-MIMO relying on time-orthogonal shaping filters, henceforth denoted by TOSD-SSK-MIMO, is capable of providing second-order transmit-diversity, while using a single time-slot transmission and a single active TA-element. The authors show that while the error probability of SSK-MIMO degrades upon increasing the Rician factor, the error probability of TOSD-SSK-MIMO significantly improves. This makes TOSD-SSK-MIMO a more suitable transmission scheme for line-of-sight scenarios. The TOSD principle is generalized in [50], [196], [197] for achieving transmit-diversity gains higher than two and for application to SM-MIMO communications. In particular, in [50] the generalized SM-MIMO transceiver introduced in Section III-D is detailed and it is analytically shown that a wide range of transmit-diversity and multiplexing gains can be obtained, while still requiring single-stream decoding complexity and still guaranteeing ML-optimum performance. More specifically, two main results are proven: 1) if the information bits are conveyed by only the spatial-constellation diagram (SSK-MIMO), a transmit-diversity order equal to twice the number of active TA-elements can be obtained without any rate reduction by using time-orthogonal shaping filters across all the TAs and by constructing the spatial-constellation diagram as a partition, *i.e.*, the points of the spatial-constellation diagram have no TA-elements in common; and 2) if the information bits are conveyed by both spatial- and signal-constellation diagrams, SM-MIMO relying on time-orthogonal shaping filters and

a partitioned spatial-constellation diagram may be combined with OSTBCs for the sake of achieving the same transmit-diversity as the mother OSTBC, whilst offering a higher normalized rate. Also, the adoption of time-orthogonal shaping filters facilitates ML-optimum single-stream decoding performance at a low-complexity. Furthermore, a simulation comparison with many state-of-the-art space-time-coded MIMO systems is conducted and it is shown that the SM-MIMO scheme provides an improved performance with the same number of RF chains and lower decoding complexity.

In [203], an open-loop transmit-diversity scheme is designed for SM-MIMO communications that has the beneficial property of providing transmit-diversity gains with the aid of a single active TA-element. The proposal is based on the so-called Complex Interleaved Orthogonal Design (CIOD), which refers to a class of symbol-by-symbol decodable codes that offer full-rate (one complex symbol per channel use) for MIMO systems having up to four TAs. The authors combine SM with CIOD and prove that the proposed scheme guarantees second-order diversity at the same rate as SM-MIMO. This is achieved by using a two-slot transmission scheme and by introducing phase rotations for the sake of guaranteeing full-diversity. Furthermore, the authors propose low-complexity decoding schemes.

In [206] and [207], the authors combine SM-MIMO with TA-selection in order to exploit the advantages of both technologies, resulting in both spatial-multiplexing and transmit-diversity, respectively. The authors study two criteria for TA selection based on the Euclidean distance and on capacity-based performance metrics. It is shown that capacity-based TA selection provides a better performance and a higher transmit-diversity order.

#### *F. Analysis and Design with Imperfect Channel Knowledge at the Receiver*

The vast majority of demodulators presented in Section IV-C relies on the simplifying assumption of having perfect CSIR for their correct operation. However, CSIR is usually affected by Channel Estimation (CE) errors, thus the demodulation performance depends on its accuracy, which is determined by the number of pilot symbols that can be allocated for CE. In addition, due to the encoding mechanism that maps information bits onto TA-indices, SM-MIMO may be

less robust to CE errors than conventional modulation. To shed light on these fundamental issues, many researchers have investigated the performance of SM-MIMO in the presence of CE errors [55], [62], [208]-[215]. The important conclusion from all these independent research activities is that SM-MIMO may in fact be more robust to CE errors than conventional modulation. This result is quite relevant since it contradicts the basic intuition concerning the effects of CE errors on the performance of SM-MIMO communications.

In [208], the authors study the performance of SM-MIMO by simulation with the aid of recursive least-squares adaptive CE and compare it to spatial-multiplexing MIMO systems. The results show that a gain between 1.5-3 dB can be expected.

In [212], the authors corroborate the results obtained in [208] with the aid of an analytical framework. In particular, two receivers are studied in the presence of Gaussian CE errors: i) the optimal demodulator that exploits the knowledge of the correlation coefficient between the true and estimated channels, and ii) the mismatched demodulator that uses the same decision metric as for perfect CSIR. Both the analysis and the simulations show that SM-MIMO is more robust than spatial-multiplexing MIMOs for practical values of CE errors. The authors also show that the impact of CSIR depends on whether the CE error is dependent or independent of the SNR at the receiver, which actually depends on the specific choice of the channel estimator.

In [213], the authors study the performance of SSK-MIMO over Rayleigh fading channels in the presence of Gaussian CE errors at the receiver. A closed-form expression of the error probability is provided for arbitrary MIMO configurations. Based on their analytical framework, the authors draw conclusions similar to these of [212]: the diversity order of SSK-MIMO relying on multiple RAs is preserved, if the CE error decreases with the operating SNR. Otherwise, an error-floor emerges.

In [62], the authors develop a general analytical framework for the performance of SSK-MIMO and TOSD-SSK-MIMO schemes for transmission over general fading channels and in the presence of a pilot-based ML-optimum channel estimator. The receiver is assumed to be equipped with a mismatched detector, thus resulting in a worst-case scenario. The analytical framework clearly shows that SSK-MIMO has the same robustness to CE errors as single-

antenna systems. On the other hand, it is shown that TOSD-SSK-MIMO is more robust to CE errors than the Alamouti scheme. Furthermore, it is pointed out that only a low training overhead is required for achieving sufficiently reliable channel estimates for data detection, and that the transmit- and receive-diversity orders of the SSK-MIMO and TOSD-SSK-MIMO schemes are preserved even with imperfect channel knowledge. This conclusion is conditioned on using an ML-optimum channel estimator, which is unbiased and whose CE error variance monotonically decreases with both the operating SNR and the number of pilot symbols transmitted.

### *G. Performance and Design for Dispersive Channels*

In the previous sections, we have provided a comprehensive overview of the research activities dedicated to the analysis and design of SM-MIMO communications over a wide variety of fading channels. Furthermore, diverse demodulation options have been presented. As far as the channel is concerned, the research results presented so far are based on a frequency-flat or narrow-band channels. However, in many practical applications conceived for future cellular communications the wireless channel may be highly frequency-selective. This results in a dispersive-channel-induced Inter-Symbol Interference (ISI) that may significantly deteriorate the system error probability, if the transceivers are not appropriately designed. Motivated by this consideration, some researchers have recently proposed SM-MIMO transceivers that are robust to frequency-selective fading channels [216]-[221].

In [216], a pair of modulation schemes referred to as Space-Frequency Shift Keying (SFSK) and Space-Time-Frequency Shift Keying (STFSK) modulations are conceived, which represent a generalization of the Space-Time Shift Keying (STSK) modulation scheme relying on the dispersion matrix approach of [103]. The main idea behind these transmission schemes is to spread the transmitted signal not only across the space-time domain, but also across the frequency domain. This has the additional benefit that more bits can be encoded onto the space-time-frequency domain, and thus the achievable throughput may be increased. Furthermore, provided that the channel fading in the the space-time-frequency domain is independent, the diversity is increased. The authors show that while the performance of STSK modulation is degraded by



about 2 dB, when the channel changes from uncorrelated frequency-flat fading to frequency-selective fading, the proposed SFSK and STFSK schemes are capable of maintaining their performance also in frequency-selective fading environments. It is also shown that the STSK and SFSK schemes are special cases of STFSK modulation.

In [217], the authors then combine the STFSK modulation concept introduced in [216] with Slow-Frequency-Hopping Multiple-Access (SFHMA) in order to improve the attainable system performance by providing frequency diversity and by beneficially randomizing the impact of co-channel interference. The Area Spectral Efficiency (ASE) of the proposed transmission concept is studied by considering various frequency reuse structures adopted in cellular networks. The ASE of STFSK is then compared against that of state-of-the-art multiple-access techniques often used in cellular networks, including Gaussian Minimum Shift Keying (GMSK)-aided SFHMA, GMSK-assisted Time-Division and Frequency-Division Multiple Access (TDMA/FDMA), third-generation Wideband Code-Division Multiple-Access (WCDMA), and fourth-generation LTE. The results show that the ASE of the STFSK-aided SFHMA system is higher than that of GMSK-aided SFHMA, TDMA/FDMA and WCDMA systems, albeit it is only 60% of the ASE of LTE systems.

It is demonstrated in [218] that the performance of STSK modulation typically degrades in dispersive channels and the authors propose an improved scheme that jointly combines Orthogonal Frequency Division Multiplexing (OFDM) and STSK for the sake of avoiding this limitation. The authors show with the aid of Monte Carlo simulations that the proposed OFDM-aided STSK scheme offers a similar performance as single-carrier STSK modulation for transmission over low-mobility narrow-band channels. A good performance is observed also for transmission over correlated time-variant scenarios, provided that the parameters are appropriately selected. The authors also discuss the generalization of the proposed scheme to STFSK modulation.

In [219], the authors propose a novel Orthogonal Frequency-Division Multiple Access (OFDMA) Single-Carrier Frequency-Division Multiple-Access (SC-FDMA)-aided multiuser STSK-MIMO architecture for frequency-selective wireless channels, which strikes a flexible diversity vs.

multiplexing gain trade-off. The proposed scheme performs well in dispersive channels, while supporting multiple users in a multiple-antenna-aided wireless system. The philosophy of SC-FDMA is to circumvent the problem of high Peak Average Power Ratio (PAPR) with the aid of single-carrier transmission and hence use relatively power-efficient class-AB power amplifiers instead of a class-A power amplifier. Furthermore, SC-FDMA facilitates single-tap multiplicative channel equalization because each subcarrier of the parallel modem experiences a non-dispersive narrow-band channel. Thus, the overall STSK-based MIMO scheme exhibits a performance similar to that in case of narrow-band channels, despite operating in a wideband scenario. The authors also introduce an appropriate mapping of the users' symbols to the sub-carriers in order to support multi-user communications, while requiring low-complexity single-stream based demodulation.

In [221], the performance of single-carrier SM-MIMO communications is investigated for transmission over frequency-selective fading channels and it is compared to that of the classic cyclic-prefix and zero-padding based schemes. It is shown that zero-padded SM-MIMO is capable of achieving the maximum attainable multipath diversity provided that ML-optimum demodulation is used at the receiver. On the other hand, cyclic-prefix based SM-MIMO is not able to provide full diversity. Furthermore, it is shown that the complexity of zero-padded SM-MIMO is independent of the frame length and depends only on the number of multipath echoes.

#### *H. Performance and Design for Multi-User Scenarios*

In Sections IV-B-IV-F, many SM-MIMO schemes have been studied by implicitly assuming a single-user transmission. However, this operating scenario is quite restrictive for typical cellular deployments, where many users may simultaneously transmit over the same resource block, aiming at maximizing the aggregate throughput at the cost of increasing the interference. Motivated by this consideration, the performance of both optimal and sub-optimal receivers designed for SM-MIMO communications has been investigated in the presence of multiple-access interference [222]-[226]. The fundamental issue that these papers intend to address is whether both data modulation and multiple-access are possible by relying only on the differences of the TA-RA

channel impulse responses and to which extent this is determined by the receiver design.

The authors of [223] study the error probability of SSK-MIMO by considering two receivers: i) the single-user receiver, which is of low-complexity, but it is oblivious of the interference; and ii) the ML-optimum multi-user receiver, which is of relatively high-complexity, and has the benefit of being interference-aware. It is shown that the single-user receiver's performance is limited by an error-floor, while the multi-user receiver has no error-floor. These results confirm that both data modulation and multiple-access are possible by relying only on the differences of the TA-RA channel impulse responses. Furthermore, the authors show that the error-floor of the single-user receiver can be significantly reduced by increasing the number of RAs. In particular, if the number of RAs goes to infinity, the error probability goes asymptotically to zero. This behavior is today known as "massive" MIMO effect [41]. As far as the single-user receiver is concerned, the mathematical framework of [223] highlights the following trends for transmission over independent Rayleigh fading channels: i) SSK-MIMO is capable of outperforming PSK/QAM-based single-antenna communications, only if the number of TAs is higher than four, and the performance gain of SSK-MIMO exponentially increases with the number of RAs. This implies that SSK-MIMO should be used for rates higher than 2 bpcu per user; furthermore, ii) GSSK-MIMO never outperforms SSK-MIMO communications - in fact, the performance gap increases with the number of active TA-elements. This result is independent of the specific choice of the spatial-constellation diagram, and it implies that the number of active TAs should in fact be minimized. As far as multi-user receivers are concerned, the mathematical framework of [223] shows that each user is inflicted a performance degradation due to the multiple-access interference, even though no error-floor is present. For a generic user, this performance discrepancy increases with both the number of users and with the number of TAs, while it decreases with the number of RAs. Finally, the performance comparison with single-antenna PSK/QAM transmission shows that SSK-MIMO is capable of significantly improving the performance, provided that a sufficiently high number of TA-elements is available. The framework of [223] has recently also been generalized to SM-MIMO communications in [226].

In [225], the author proposes an agile antenna-hopping spatial-division multiple-access scheme,

which exploits antenna-hopping with the twofold objective of providing both transmit-diversity gains and multiple-access capabilities. The associated philosophy is to transmit the same SM-MIMO symbol both over several time-slots and from different TAs under the control of an appropriate antenna-hopping pattern. A class of antenna-hopping patterns obtained from fast-frequency hopping transmission is proposed for supporting multiple-access communications and for achieving transmit-diversity. The author shows analytically that the achievable diversity order of the ML-optimum demodulator increases linearly with both the number of time-slots and with the number of RAs. Furthermore, the author introduces both linear and non-linear detection schemes and investigates their achievable performance as well as complexity by simulations. The author provides precise guidelines for the design of the best demodulator as a function of the number of TAs, RAs, and of the number of time-slots in order to strike an attractive trade-off between the performance achieved and the decoding complexity imposed.

Some papers have also investigated the attainable performance of SM-MIMO communications in the presence of multiple-access interference for transmission over dispersive fading channels [217], [219], [220]. These papers are discussed in Section IV-G.

### *I. Non-Coherent Demodulation*

In Section IV-F, it is shown that SM-MIMO communications relying on coherent demodulation is quite robust to CSIR. However, pilot symbols are required for estimating the channel impulse responses of each wireless link. Even though it is shown in [62] that the number of pilot symbols per TA does not have to be very large, nevertheless SM-MIMO faces two main challenges: 1) it relies on large-scale MIMO configurations using a large number of TAs in order to increase the throughput. As such, the total number of pilot symbols required for estimating all the channel impulse responses may be quite large; and 2) it relies on using as few RF chains as possible in order to reduce both the power consumption and the complexity imposed at the transmitter. As such, the channel impulse responses of all the TA-elements cannot be estimated simultaneously, which is in contrast to conventional MIMO communications, where the number of RF chains is equal to that of the TA-elements. This implies that CE may require a long time, which is

disadvantageous in high-mobility environments. Additionally, the results of [210] have shown that avoiding the estimation of the channel phase may result in a poor demodulation performance. Motivated by these considerations, numerous researchers have investigated the design of non-coherent demodulation schemes conceived for SM-MIMO communications [103], [154], [215], [227], [228]. Further details about the training overhead for the estimation of the CSIR and CSIT are available in Section VI-B.

The authors of [103] propose a non-coherent detection scheme for STSK-MIMO communications relying on the Cayley unitary differential encoding. The authors show that a 3 dB performance penalty is imposed compared to coherent demodulation relying on perfect CSIR, as expected. This scheme is further investigated in [228], where the authors propose a demodulator that avoids the employment of the non-linear Cayley transform, thus facilitating the employment of arbitrary complex-valued constellations. These solutions employ multiple RF branches and simultaneous symbol transmissions at the transmitter. In [154], this multi-RF constraint associated with the simultaneous transmissions is eliminated and the authors illustrate that it is possible to activate a single TA in every symbol interval, while avoiding CSI estimation at the receiver.

In [227], a semi-blind scheme is conceived for STSK-MIMO systems, where CE and data detection are performed jointly. This approach aims for using the minimum number of STSK training blocks, which is related to the number of TAs. These training blocks are first used for providing a rough initial least-square channel estimate. Subsequently, single-stream ML-optimum data detection is carried out based on the initial estimate of the channel impulse responses and the detected data is used for decision-directed least-square CE. It is demonstrated that a relatively few iterations are sufficient for approaching the ML-optimum performance that can be achieved under the ideal conditions of having perfect CSIR. In [215], a similar joint channel and data detection scheme is proposed and studied under the assumption that only a single-RF chain is available at the transmitter.

### *J. Channel-Coded Transmission and Iterative Decoding*

Practical communications systems typically employ powerful channel coding schemes, such as turbo and low-density parity-check codes, which are usually detected by using iterative or turbo decoding. In general, the performance of iteratively-detected channel-encoded MIMO systems exhibits different trends in comparison to their uncoded counterparts. In this context, it is of particular importance to jointly optimize the channel encoder and the bit-to-symbol mapper for the sake of achieving area-capacity performance. Motivated by this consideration, researchers have investigated the benefits of combining SM-MIMO communications with powerful channel coding and have conceived low-complexity iterative decoding algorithms that account for the SM demodulator [55], [103], [106], [169], [229]-[234].

To elaborate a little further, in [55], the authors combine SSK-MIMO with Bit Interleaved Coded Modulation (BICM) and propose iterative decoding exchanging extrinsic soft-information with both convolutional and turbo codes. The decoder first computes the a posteriori Logarithm Likelihood Ratios (LLRs) of the transmitted bits, which are then input to a channel decoder. The channel decoder's LLR representing both the information and the parity bits are then processed as extrinsic information in successive iterations of the demodulator's LLR output. These steps are repeated until a satisfactory level of reliability and hence a low error probability is obtained. The authors show that substantial performance gain may be expected by using the BICM-SSK-MIMO scheme compared to single-antenna systems using BICM. Recently, the authors of [231] have applied BICM to SM-MIMO communications and have shown that BICM can be an effective remedy against both channel fading and against the channel's spatial correlation.

In [103] and [106], the authors propose a three-stage serially-concatenated transmitter for STSK-MIMO systems, where STSK is combined with multiple serially-concatenated codes. At the transmitter, the input source bits are channel-encoded by a half-rate Recursive Systematic Convolutional (RSC) code and then they are interleaved by a random bit interleaver. The interleaved bits are further encoded by an infinite-impulse response Unitary-Rate Coded (URC) encoder, which are then interleaved by a second random interleaver. Finally, the interleaved bits are input to the STSK modulator. At the receiver, a three-stage iterative decoding algorithm

is employed based on Soft-Input-Soft-Output (SISO) decoders. The iterative decoder obeys the carefully considered activation of all component decoders, namely of the STSK demodulator, of the URC decoder, as well as of the RSC decoder. By using EXtrinsic Information Transfer (EXIT) analysis [235], the system parameters are optimized and it is shown that the decoder is capable of achieving near-capacity performance.

In [229], a soft-decision aided low-complexity decoder is proposed for STSK-MIMO systems. The algorithm is based on a vector-by-vector based detector and uses a Maximum A Posteriori (MAP) symbol probability search algorithm, which exhibits a lower-complexity compared to the classic block-by-block based detector. Simulation results confirm that near-capacity performance can be obtained by combining the proposed vector-by-vector based detector with IRregular Convolutional Codes (IRCC) and Unity-Rate Codes.

A novel reduced-complexity soft-decision aided detector is conceived in [232] for STSK-MIMO systems, which is capable of closely approaching the performance of the optimal MAP detector. More specifically, the authors exploit a hybrid combination of a modified matched filtering concept and of a reduced-complexity exhaustive search for the sake of reducing the MAP decoding algorithm's complexity. Furthermore, the detector is extended to support the class of generalized STSK-MIMO arrangements in [92]. Monte Carlo simulations confirm that the proposed reduced-complexity detector imposes a significantly lower complexity than the MAP detector, while inflicting only a marginal performance degradation, which is in the range of 1-2 dB. Furthermore, the authors invoke the Markov Chain Monte Carlo (MCMC) algorithm for the sake of achieving a further complexity reduction.

Finally, the development of coded SM-MIMO communications relying on iterative decoding in the presence of multiple-access interference for transmission over dispersive fading channels is considered in [217], [219], [220], which is discussed in Section IV-G.

## V. PART III - SM-MIMO: PROMISING APPLICATION AREAS

In Section IV, the latest contributions on SM-MIMO research are summarized with emphasis on the associated physical-layer functionalities, such as encoding and decoding, along with the

analysis of the information-theoretic and communication-theoretic performance in a wide variety of realistic propagation environments. The aim of this (and the next) section is to highlight that the peculiarities of SM-MIMO transmission and, in particular, the data-driven antenna-hopping encoding technique, may be applied to diverse topical research areas. More specifically, in this section we focus our attention on those application scenarios where SM-MIMO techniques have been applied and encouraging results have been reported. Nevertheless, for the sake of projecting a realistic image, we also summarize the associated limitations and discuss a range of open research problems. On the other hand, we defer the discussion of further promising application areas to Section VI, which have hitherto received limited attention from the research community working on SM-MIMO communications.

#### *A. Green Wireless Networks: On the Bandwidth-Efficiency vs. Energy-Efficiency Trade-Off*

In Sections I and II, we have provided the motivation of the potential applications of SM-MIMO communications to green wireless networks, with the main objective of conceiving a new transmission concept that is capable of supporting high data rates, whilst reducing the total power consumption, which accounts for both the dynamic (RF) and static (circuit) power [30]. The EE potential of SM-MIMO communications is currently being investigated within the activities of the European project GREENET in the context of energy-efficient wireless networks design [12], [236].

The potential of SM-MIMO in green wireless communications is motivated by recent results on the fundamental limitations of conventional MIMO communications in the context of EE design. Conventional MIMO techniques are capable of reducing the power consumption of wireless communications as a benefit of their inherent multiplexing and diversity gains [28]. However, these considerations on their EE potential typically consider only their RF power consumption. On the other hand, they tend to neglect the static power consumption that is needed for the circuits, *e.g.*, the power amplifiers. In fact, various independent results have recently unveiled that conventional MIMO communications may be less power efficient than single-antenna transmission if the total power dissipated (RF and circuit) is taken into account



[31], [32], [33], [34], [37], [38], [39]. More specifically, it is shown in these papers that the power dissipation inefficiency originates from the increased amount of power dissipated by all the independent RF chains that are needed in conventional MIMO communications. The importance of considering the total power dissipated and not only the RF transmit-power in the EE evaluation framework is also acknowledged in emerging communications paradigms, such as large-scale MIMO systems. More explicitly, it is pointed out in [63] that the actual power consumption associated with supporting hundreds of active TAs will be determined by the economy of scale in manufacturing hundreds of RF chains, up/down converters, analog/digital converters, *etc.*, as well as by the development of highly parallel and dedicated hardware for baseband signal processing.

In this context, SM-MIMO transmission has the potential of representing a win-win alternative to the circuit power consumption inefficiency of conventional MIMO systems and to the technological challenges of implementing hundreds of small, low-power RF chains and power amplifiers, as envisaged by large-scale MIMO systems. On the one hand, SM-MIMO is capable of increasing the SE of conventional MIMO communications by incorporating numerous passive TA-elements without requiring extra RF chains and without significantly impacting the static energy consumption of the power amplifiers. On the other hand, SM-MIMO is also capable of reducing the RF power consumption by capitalizing on both the multiplexing and on the diversity gains originating from the TA-hopping encoding with the aid of using only a few active RF chains. Additionally, the generalized SM-MIMO transceiver proposed in Fig. 7 may be readily integrated into the current LTE-A standard and it is backward compatible with it. In fact, the transceiver of Fig. 7 employs the same space-time-coded transmission schemes as the LTE-A standard, but it requires a large number of TA elements and a fast RF switching mechanism, which are affordable requirements in the context of millimeter-wave communications [46], [47] (see Section VI-D for further details), and with the aid of currently-available RF technology [58]-[61].

Motivated by the promising potential of SM-MIMO for EE wireless communications, a range of interesting research contributions have been published, which confirm its benefits when

realistic power consumption models are considered that account for the total power dissipation [49], [237]-[240].

The authors of [239] design an energy-efficient transmission scheme based on the SSK-MIMO principle. The key idea is that energy efficient communications can be established by a non-equiprobable signaling alphabet, where the low-power modulated symbols are used more frequently for transmitting a given amount of information. The design of this energy efficient communication paradigm is formulated as a convex optimization problem, where the minimum achievable average symbol power consumption is derived under specific rate, performance and hardware constraints. More specifically, the authors formulate a general optimization problem that minimizes the energy consumption by imposing practical constraints that simultaneously include: i) the bandwidth efficiency; ii) the performance; and iii) the hardware complexity. More particularly, as far as the latter constraint is concerned, the proposed optimization problem includes the number of RF chains, and thus the static power consumption. It is imposed based on this power model that the larger the number of RF chains, the larger the static power consumption. The numerical results demonstrate that substantial energy gains are obtained.

In [49], [237], [240], the authors investigate the energy efficiency potential of SM-MIMO communications by focusing their attention on the power consumption reduction occurring from using a single-RF chain, which is in contrast to conventional MIMO communications relying on multiple active RF chains. In this study, the realistic power consumption model developed within the European project EARTH [9], [32] is considered. In this power consumption model, it is assumed that the static power consumption linearly increases with the number of active RF chains. Under the so-called SOTA-2010 power consumption model [31], [32], the EE of various types of BSs (macro, micro, pico, and femto) is investigated by comparing SM to conventional MIMO communications. The EE expressed in bits/Joule is computed as the ratio between the channel-capacity and the total power supply that includes both the RF and circuit power consumption. Some of the numerical results recorded for a BS equipped with four TAs ( $N_t = 4$ ) are depicted in Fig. 10, which is reproduced from [240] with permission. Four open-loop MIMO schemes are compared:

- 1) SM-MIMO using a single-RF chain;
- 2) STBCs transmission employing  $3/4$  code rate [52];
- 3) Multiple-Input-Single-Output (MISO) transmission designed for achieving a transmit-diversity only;
- 4) spatial-multiplexing aided MIMO transmission.

The numerical results clearly highlight the EE potential of SM-MIMO compared to the other MIMO transmission schemes, especially for medium throughput. For high throughput there is an intercept point between the curves of SM-MIMO and spatial-multiplexing MIMO, which is due to the limited number of TAs (only four) that is used for SM-MIMO. Large-scale implementations of SM-MIMO relying on a large number of passive TA-elements are capable of further increasing this promising EE gain.

These recent research results clearly accentuate the inherent potential of SM-MIMO communications in the context of green wireless networks. However, a significant amount of further research work is needed in order to prove the practical energy efficiency potential of SM-MIMO. In fact, the studies conducted so far are limited to a few conventional MIMO systems, as well as to the simplest implementation of SM-MIMO. Furthermore, the analysis is restricted to single-cell scenarios, where the other-cell interference is either neglected or implicitly treated as an additional source of noise. All these assumptions, although reasonable for preliminary analysis, constitute idealized simplifying assumptions for assessing the potential power savings in the context of green multi-cell networks, which are expected to be interference-limited and to exploit multi-user and coordinated multi-point MIMO techniques.

### *B. Distributed Wireless Networks: Relaying, User-Cooperation and Network Coding*

Relaying and user-cooperation have recently emerged as potential candidate technologies for future wireless applications and standards [20], [21]. The main idea behind cooperative communications is that some idle wireless nodes (relays) may help some other active wireless nodes (sources) by receiving and re-transmitting some data packets on their behalf for enhancing the reception of the destination. The fundamental design objective of efficient cooperative

communications is in fact to enhance the transmission of the sources, while minimizing: i) the extra bandwidth required; and ii) the resources of the network nodes (relays) willing to assist the sources [241]. Early transmission protocols conceived for cooperative diversity-aided communications were mainly based on the repetition coding principle relying on transmissions over orthogonal channels [21]. The main limitation of these protocols is that the diversity gain is achieved at the cost of reducing the bandwidth efficiency. Thus, in the last few years numerous solutions have been proposed for minimizing the throughput reduction of repetition-based orthogonal relaying protocols [241]. More recently, a new family of cooperative diversity protocols has been introduced for mitigating the throughput limitations of repetition-based protocols, while still introducing an affordable implementation complexity. They are known as network-coded cooperative diversity protocols [22] conceived for striking an attractive diversity vs. throughput trade-off [242]. The main idea is that multiple packets received by the same node can be jointly encoded by superimposing them in a manner reminiscent of multi-code CDMA using for example operations in a binary or a non-binary Galois field. They may then be transmitted during the same time-slot, while still providing the same diversity gain as conventional relaying [243], [244].

As far as MIMO communications are concerned, the advantages of user-cooperation are noteworthy. In fact, due to the associated size, cost, power consumption and hardware limitations, wireless transmitters may physically not be able to accommodate multiple TAs. In this context, the benefits of MIMO communications may be realized in a distributed fashion: single-antenna-aided transmitters may share their physical antennas and create an equivalent MIMO system constituted by virtual antennas, whilst having the same benefits as conventional MIMO systems associated with co-located TAs [20]. Furthermore, the distributed nature of the virtual MIMO scheme relieves the system from some of the limitations of conventional MIMO communications, such as the detrimental diversity-gain erosion imposed by the spatial correlation of the tightly-packed antenna-elements. Owing to the potential advantages of distributed MIMO implementations, researchers have investigated the possibility of amalgamating user-cooperation with SM-MIMO communications [245]-[259].

Indeed, SM-MIMO and relaying may be beneficially combined for exploiting their inherent

merits, while circumventing their limitations, as exemplified below:

- *Reduced transmit power and increased diversity.* Consider a relaying-aided MIMO system for application in the downlink of cellular networks relying on fixed Relay Stations (RSs), where both the BS and the RSs are equipped with multiple antennas [260]. In this scenario, SM-MIMO transmission may be used for replacing conventional MIMOs in order to improve the attainable performance over each wireless link with the aid of low-complexity single-RF implementations. Naturally, power gains may be expected due to the reduction of the transmission distance of relay-aided communications. Furthermore, if multiple RSs are available, an improved diversity gain can also be expected.
- *Spectral- and energy-efficient distributed uplink transmission.* In Section IV, it is shown that the gain of SM-MIMO communications benchmarked against conventional single-antenna-assisted and MIMO-assisted transmissions increases with the size of the spatial-constellation diagram. As a consequence, numerous passive TA-elements have to be available, which makes SM-MIMO an attractive candidate for downlink transmission<sup>1</sup>. On the other hand, even though only a single-RF chain is required for transmission, equipping a pocket-sized mobile terminal with hundreds of passive TA-elements may still be infeasible in the imminent future, albeit they may be accommodated in a laptop computer. In this context, a distributed implementation of SM-MIMO schemes may be beneficial in the uplink, where hundreds of mobile terminals may share their single antennas for creating a large-scale virtual MIMO system. The information bits can be encoded onto the spatial domain indices of the mobile terminals through a data-driven mobile terminal selection mechanism, similar to SM-MIMO implementations with co-located TAs.
- *Spectral- and energy-efficient relay-aided transmission.* Conventional half-duplex relaying protocols rely on exploiting that if a user is acting as a RS for another user of the network, it must delay the transmission of its own data frames [242]. This implies that the transmission of these users is delayed and that some of their power is not used for their own transmission,

<sup>1</sup>The interested reader is kindly referred to Section VI-B for discussion about the training overhead associated with the implementation of SM-MIMO communications in the both the downlink and the uplink.

but altruistically assigned for assisting other users. To circumvent this problem, advanced relaying protocols based on superposition modulation/coding and NC have been proposed in [243], [244]. These protocols allow the RS to superimpose its own data packet with those to be forwarded on behalf of the source. This may be viewed as a win-win protocol. In fact, the same channel use is jointly employed for the RS-data transmission and for the source-data relaying. As a further benefit, no excess power is required for source-data relaying. SM-MIMO is capable of offering a similar degree of freedom for the sake of improving the bandwidth efficiency of half-duplex relaying by exploiting the additional dimension provided by the spatial-constellation diagram. For example, the data of the source may be transmitted using the signal-constellation diagram, while the data of the RS may be transmitted via the spatial-constellation diagram. Thus, both data symbols may be transmitted within the same channel use hence improving both the spectral- and the energy-efficiency.

These potential applications of the SM-MIMO concept have been investigated by numerous researchers and encouraging results have been obtained [245]-[259].

In [246], a dual-hop MIMO-aided relaying channel is considered, where the transmitter, the RS, and the destination are equipped with multiple antennas. By assuming a demodulate-and-forward relaying protocol, the authors show that the end-to-end error probability can be improved with the aid of a SM-MIMO scheme compared to single-antenna-assisted demodulate-and-forward relaying. The performance trends associated with increasing the number of TAs is similar to those of point-to-point transmission [57]. The performance of dual-hop MIMO relaying protocols is analytically studied in [254] and [255].

In [247], the authors propose a distributed implementation of the STSK-MIMO principle. In particular, it is assumed that the source broadcasts a modulated signal to a set of single-antenna-aided RSs. Depending on either the success or the failure of the Cyclic Redundancy Check (CRC), the RSs are activated and re-transmit the received data using decode-and-forward relaying. At the relay, the STSK-MIMO principle is applied for re-encoding the received data onto a dispersion vector and onto a modulated symbol. The authors show that by taking advantage of the CRC, beneficial distributed diversity gains can be obtained because the CRC-based

scheme eliminates any potential relaying-induced error propagation. The authors also propose a differential implementation, which dispenses with CE. This scheme has recently been generalized in [258]. More specifically, with the aim of mitigating the throughput-loss of conventional half-duplex relaying, the authors exploit Successive Relaying (SR), where the messages ripple through a chain of RSs whilst avoiding the relaying-induced extra interference with the aid of orthogonal CDMA spreading codes. Explicitly, to mitigate the detrimental impact of SR-induced interference and the dispersive effects of the wireless channel, they adopt a multi-carrier CDMA scheme.

In [248], the authors propose a non-orthogonal relaying protocol that exploits the SM-MIMO principle for the sake of throughput enhancement. The protocol is constituted by two phases. In the first (listening) phase, the source node transmits its data to both a group of RSs and to the destination. In the second (cooperative) phase, the source node still transmits some data to the destination. On the other hand, the RSs that have successfully decoded the data transmitted during the first phase cooperatively re-transmit it by using the SM-MIMO principle. More specifically, some received bits are mapped onto the activated RSs, while the remaining bits are transmitted using conventional modulated symbols. The RSs that are activated depending on data received from the source. The authors also evaluate the capacity of the proposed protocol and compare it to state-of-the-art non-orthogonal relaying, demonstrating that an improved capacity can be obtained.

In [252], the SSK-MIMO principle is studied for the uplink of cellular networks. It is assumed that a mobile terminal is equipped with a single TA while the BS is equipped with two RAs. It is assumed that some single-antenna-aided RSs are available in the neighborhood of the source, which form a virtual MIMO system. Since the direct link between the source and destination is of low-quality, it is assumed to be unavailable. Hence the source communicates with the destination only through the RSs. Each RS is assigned a unique identifier, which allows us to exploit the distributed SSK-MIMO principle. More specifically, the source broadcasts its data packet to the available RSs. This data packet is decoded by each RS individually and each decoded symbol is compared against their own identifier. The specific RSs that demodulate the data coinciding with their own identifier become active and transmit the associated SSK symbol to the destination. In

summary, the set of RSs act as a distributed spatial-constellation diagram for the source, similar to the SSK-MIMO communications concept with co-located TAs. The destination is capable of decoding the received data due to the uniqueness of the channel impulse responses of the RS-to-destination links. Under ideal operating conditions, *i.e.*, when each RS decodes its data without errors, the data transmitted from the source activates a single RS. However, demodulation errors encountered at the RSs may result in the activation of either none or multiple relays. The main contribution of [252] is the development of the optimal demodulator to be used at the receiver, which is capable of correctly decoding the data, and, at the same time, exploiting receive-diversity. The authors confirm the performance advantage of the proposed demodulator by using Monte Carlo simulations.

The distributed encoding principle of [252] is extended in [256] with the objective of improving the achievable bandwidth efficiency of half-duplex relaying. The transmission protocol is similar to that of [252], apart from a main exception. Specifically, the active relays transmit the first data available in their buffers during the second phase. This enables each relay to transmit, during the same channel use, both the data received from the source (implicitly via the bit-to-relay mapping process during the relay activation process) and its own data (explicitly via conventional modulation). The authors analytically assess the attainable diversity gain and compare the resultant performance to that of other relaying protocols, including both a NC scheme and superposition coding/modulation. The results show that the adoption of a distributed SM-MIMO scheme is indeed capable of improving the performance.

As a further advance, a bidirectional SSK-MIMO arrangement is proposed for data transmission in [253]. At the relay, physical-layer NC is applied in order to reduce the number of channel uses needed for re-transmissions. The authors show with the aid of Monte Carlo simulations that the SSK-MIMO combined with NC is capable of further improving the attainable system performance. In [249], the authors address an important practical aspect of implementing distributed/cooperative SM-MIMO systems, namely that of ensuring accurate symbol-level synchronization among the cooperative relays for high-integrity demodulation. The authors propose an iterative Carrier Frequency Offset (CFO) compensation algorithm and show that an attractive



performance is achieved considering practical operating conditions.

As promising as they are, the results available for characterizing the SM-MIMO in distributed wireless networks require further practical verification of their merits and limitations. For example, the analysis proposed in [247] and [258] relies on using ideal CRC at the relays. The capacity analysis of [248] assumes the absence of demodulation errors at the relays. The channel quality-aware optimal demodulators of [252] and [256] are somewhat complex to be implemented in practice, whilst diversity-assisted but low-complexity demodulators have not as yet been proposed in the open literature. Furthermore, the achievable diversity analysis is only applicable to simple network topologies. On the other hand, low-complexity decoders and comprehensive diversity-analysis frameworks for both conventional and NC-aided relaying protocols exist in the literature [243], [244]. Moreover, there is a paucity of literature on the impact of CSI and synchronization errors. As far as the associated synchronization requirements are concerned, a promising solution for implementing distributed MIMO networks is the application of Loosely Synchronous (LS) spreading codes, which are capable of facilitating substantial cooperative spatial diversity gains even in the presence of large synchronization errors exceeding the symbol duration [261]. The practical roll-out of distributed SM-MIMO communications requires that all these open issues are addressed.

### *C. Visible Light Communications: Light Fidelity (LiFi) SM-MIMO*

Having discussed the potential merits of SM-MIMO communications, when the information is assumed to be transmitted within the RF spectrum, *i.e.*, by means of electromagnetic waves, let us now consider other applications. More specifically, in this section we show that SM-MIMOs may find successful application in the visible light spectrum as well, namely in the context of VLC or Optical Wireless Communications (OWC) [262].

The increasing interest in VLC mainly originates from the significant spectrum extension that it can offer compared to the rather congested RF spectrum used by state-of-the-art wireless communications systems. In fact, in addition to being free of license fees, the spectrum that the visible light offers is about 10,000 times higher than the entire RF spectrum, which is a beneficial prop-

erty in an era when the RF spectrum has become a scarce commodity. Although the concept of VLC originates from 1880 (Graham Bell, the photophone, <http://en.wikipedia.org/wiki/Photophone>, it was revived in 1979 [263]. However, it is only with the advent of solid-state lighting and high-brightness Light Emitting Diodes (LEDs) that the idea of using light for high-speed wireless communications has gained significant interest. However, many research challenges have to be solved and the SM-MIMO transmission principle may contribute towards this beneficial goal.

The available LEDs used for illumination produce non-coherent light. This implies that: i) the most viable modulation technique for VLC is Intensity Modulation (IM), where the desired waveform is simply imposed on the instantaneous power of an optical carrier by flickering it; and ii) the most practical down-conversion technique for VLC is Direct Detection (DD), where a photo-detector produces a current proportional to the received instantaneous power. The DD technique is simpler to be implemented than coherent detection, since it detects only the intensity of the optical wave (frequency and phase information of the optical carrier is lost). In fact, short-range indoor optical applications usually employ IM/DD modulation, as a practical transmission technique for achieving low-complexity, low-cost optical modulation and demodulation. Although efficient and practical, the adoption of IM/DD modems imposes a fundamental limitation on the achievable rate, because light sources can only handle real-valued and unipolar signals. Strictly speaking, this implies that the well-known Shannon theorem is not directly applicable in the VLC domain. The achievable information-rate of optical OFDM was quantified in [264].

In contrast to VLC schemes, the digital modulation techniques typically applied in the RF domain are based on complex-valued signals. As a consequence, the restriction of using IM/DD modems results in a 50% loss of transmission bandwidth compared to RF communications. This property also renders the employment of classical MIMO techniques used in RF communications a challenge. For example, spatial multiplexing MIMO transmissions for application to VLC require computationally complex ML-based detection and iterative interference cancellation techniques. Moreover, they are unsuitable for VLC due to the fact that the information is encoded onto the light-intensity and not on the electric field, as in traditional RF communications. On the other hand, IM does not suffer from destructive fading and light-intensities are superimposed

constructively. Thus, diversity gains may be achieved by transmitting the same signal from multiple LEDs, using a classic technique known as Repetition Coding (RC). However, multiplexing gains cannot be obtained by employing RC.

In this context, SM-MIMOs constitute a promising technique of realizing the spatial-multiplexing gains for VLC-MIMO systems with the aid of simple IM/DD modems. For example, SSK-MIMO schemes rely on encoding the information bits onto the index of a single LED. This principle perfectly suits IM/DD modems, since the receiver only has to detect the index of the active LED. In fact, no phase information is required and it is relatively straightforward to detect the power of the signals, with the aid of a photo-detector. Since numerous LEDs and photo-detectors can be compactly packed at the transmitter and at the receiver, respectively, SM-MIMO may be an effective and low-complexity solution for attaining significant multiplexing gains for VLC. Motivated by this inherent potential, researchers have studied the application of SM-MIMO to VLC [265]-[280].

In [269], the SM-MIMO concept for application to VLC is introduced, under the terminology of Optical Spatial Modulation (OSM). The associated principle is the same as for RF applications: the information data is mapped onto both the index of a single LED and onto a light intensity level. The attainable performance is studied by Monte Carlo simulations for transmission over MIMO channels that are modeled with the aid of ray tracing methods. The results show that the optical MIMO beams are highly correlated if the transmitter and receiver locations are not optimized, which potentially results in a significant power penalty. The power efficiency may be improved by increasing the number of photo-detectors and/or by using channel coding techniques. Conversely, it is shown that carefully aligning the LEDs and photo-detectors is capable of creating nearly uncorrelated channel paths and hence results in a substantial system performance enhancement. The resultant aligned scheme is shown to be both power and bandwidth efficient as compared to on-off keying modulation, pulse position modulation and pulse amplitude modulation. The impact of transmitter-to-receiver alignment is studied in [268] as well, and it is shown that aligned OSM systems significantly enhance the attainable performance compared to unaligned ones.

A low-complexity modulation scheme for application to VLC is designed in [276], which combines SSK-MIMO and Pulse Position Modulation (PPM). The active LED is used for transmitting a PPM signal pattern, rather than a constant optical power or a unipolar amplitude modulated power level. The simulation results provided show that the scheme benefits from both the simplicity of SSK modulation and from the energy efficiency of PPM. Compared to the conventional on-off keying modulation that transmits only a single bit/symbol, the proposed scheme is capable of increasing the data rate by a substantial factor. The achievable increase in data rate is proportional both to the number of transmitters and to the size of the signal-constellation diagram. Furthermore, the authors construct an experimental setup for the sake of measuring the dependence of the channel on the relative position of the transmitter and receiver. These measured channel parameters are used for evaluating the system's error probability. The proposed scheme is compared against classical SSK modulation and RC schemes, demonstrating an improved performance.

The performance of various MIMO schemes designed for VLC, including RC, spatial-multiplexing and SM, is compared in [279]. The results show that as a benefit of its diversity gain, RC is robust to diverse transmitter-to-receiver alignments. However, since RC does not provide spatial-multiplexing gains, it requires large signal-constellation sizes for providing high spectral efficiencies. By contrast, spatial-multiplexing enables high data rates at the cost of an increased SNR requirement. However, to provide these gains, spatial-multiplexing also requires sufficiently low correlation amongst the channels of the spatial streams. As a remedy, SM is shown to be more immune to the correlation amongst the different VLC paths compared to spatial-multiplexing, while supporting a higher throughput than RC. This is not unexpected, since either a single or a low number of LED transmitters is activated at any instant. Moreover, the authors investigate the effect of power imbalance among the LEDs. It is found that power imbalance may in fact substantially improve the performance of both spatial-multiplexing and of SM, as it mitigates the detrimental effects of correlation, *i.e.*, the coincident attenuation of the different LED transmitters' light-paths. This becomes particularly detrimental, when the LEDs of an array are tightly packed. Furthermore, the authors show that deactivating some of the LED

transmitters reduces the channel's correlation, which is hence capable of providing improved channel conditions for spatial-multiplexing and SM. Overall, the authors show that practical VLC systems may substantially benefit from employing MIMO techniques.

## VI. PART IV - SM-MIMO: THE ROAD AHEAD

In this section, we elaborate on a range of scenarios, where SM-MIMOs may become promising, albeit they have not as yet been addressed by the research community. Furthermore, we summarize a suite of important, open research issues that have to be addressed for the sake of fully appraising the potential advantages of SM-MIMO communications.

### A. *Appraising the Fundamental Trade-Offs of Single- vs. Multi-RF MIMO Designs*

As described in Sections II and III, unlike conventional spatial-multiplexing MIMOs, in SM-MIMOs some of the TAs remain inactive in every channel use. Hence they are sub-optimal in terms of their SE. On the other hand, this property makes them a promising candidate for those applications where the SE is not the prime requirement to be satisfied. Indeed, often a range of other performance metrics have more precedence, thus leading to fundamental design and performance trade-offs. In particular, when activating only a single of a few TA-elements, both the circuit-dissipation and the RF power consumption may be reduced. This is substantiated by recent results, showing that having many active TAs in MIMO-aided cellular networks may not be energy-efficient [33]. Recent SE vs. EE studies of SM-MIMOs relying on practical power consumption models have also corroborated this trend [240]. These pioneering studies further inspire the research community to draw definite conclusions about the SE vs. EE trade-off of single- vs. multi-RF MIMO-aided communications. First of all, sufficiently rich numerical results exist only for very basic SM-MIMO schemes associated with a single-RF chain. Hence it would be beneficial to extend them, by assessing the optimal number of active and inactive TAs in diverse operating conditions. Furthermore, more realistic scenarios should be considered. So far, only the baseline point-to-point single-cell cellular network has been studied, where the effect of other-cell interference is neglected and the characteristics of different types of BSs are not

taken into account. Thus, we believe that investigating the multi-user multi-cell cellular scenario is a mandatory step towards assessing the ultimate potential of SM-MIMO communications as an enabler of future green cellular networks, as well as to shed light on its advantages and disadvantages against other large-scale MIMO implementations [63].

*B. Large-Scale Implementations: Training Overhead for the Acquisition of Channel State Information at the Transmitter (CSIT) and Receiver (CSIR)*

In order to achieve a high throughput, SM-MIMO systems need a large number of TAs. Furthermore, to reduce the implementation complexity and to improve the EE, SM-MIMO systems are configured to operate with a limited number of RF chains compared to the available TAs. In general, the lower the number of RF chains, the higher the EE and the lower the complexity, but the larger the number of TAs needed for a given throughput constraint. As such, SM-MIMO systems would require large-scale MIMO implementations to meet the throughput requirements of next-generation cellular networks. In the context of large-scale MIMO design, an important issue to be considered for any practical deployments is the training and feedback overhead associated with the acquisition of the CSIT/CSIR [42], [63]. Because of that, researchers are currently investigating this problem [281]-[289]. A viable solution to reduce the training overhead is the adoption of a cellular network architecture based on Time Division Duplexing (TDD), as discussed in [283], [284], [286], [287], and [288]. In fact, the channel reciprocity property may be exploited in this case and the overhead related to the channel training scales linearly with the number of user terminals as well as it is independent of the number of antennas at the BS. Furthermore, if adequate beamforming schemes are used at the BS, the user terminals may not require CSIR. However, most existing cellular deployments are based on Frequency Division Duplexing (FDD), where the channel reciprocity property cannot be exploited and a feedback channel is needed for downlink transmission. For these reasons, researchers are currently investigating the design of FDD-based large-scale MIMO cellular systems with a limited training and feedback overhead [281], [285], [282], and [289]. In these papers, it is shown that efficient limited-feedback strategies may be designed, whose feedback overhead is

less than the number of TAs. As far as the design of SM-MIMO systems is concerned, the constraint on a limited number of RF chains and its unique encoding mechanism may further increase the training overhead compared to state-of-the-art large-scale MIMO implementations. More specifically: i) due to the limited number of RF chains compared to the TAs, the channel gains of all the TAs cannot be estimated simultaneously, *e.g.*, by using orthogonal pilot symbols. A simple but sub-optimal solution to this problem is to keep activated all the available TAs during the training phase, while switching off the RF chains that are not needed for payload transmission according to the SM-MIMO encoding principle. Accordingly, the transmitter has to be equipped with a number of RF chains equal to the number of TAs. However, this solution still allows us to significantly reduce the total consumed power during data transmission. Another solution is to exploit the spatial correlation among the channel impulse responses in order to reduce the training overhead, as recently proposed in [290]; and ii) due to the SM-based encoding mechanism, the CSIR may always be needed even in the downlink of TDD-based cellular architectures. A possible but sub-optimal solution may be to dispense the receiver from the CSIR by using the non-coherent demodulation schemes described in Section IV-I. In general, the impact of the training overhead for the design of SM-MIMO systems has received little attention at the time of writing, despite its importance for realizing, in practice, the potential gains of SM-MIMO systems at a low-complexity implementation and at an improved EE. Important contributions may be made in this unexplored research area.

### *C. From Single-User Point-to-Point to Multi-User Multi-Cell SM-MIMO Communications*

The state-of-the-art survey of Section IV highlights that many research groups from all around the globe are working towards the theoretical understanding and the practical assessment of SM-MIMO communications. However, it also highlights a fundamental limitation: the results available to date are mostly limited to point-to-point scenarios. Some results taking into account the degradation imposed by multiple-access interference are indeed available, as described in Section IV-H. However, they do not fully take into account the characteristics of cellular networks, which include the cell association mechanism and its impact on the coverage and sum-

rate performance metrics. Furthermore, network-wide performance metrics have to be analyzed, which go beyond the point-to-point single-user performance. In this context, multi-user MIMO downlink/uplink transmission, which is a fundamental enabling transmission mode of operational cellular networks, requires further investigation. The vast majority of SM-MIMO transmission techniques are open-loop and hence they are not directly comparable to state-of-the-art multi-user MIMO communications using precoding and beamforming. In fact, multi-user MIMOs are radically different from open-loop transmissions, since they are based upon the concept of spatial sharing of the channel among the users. In spatial multiple-access, the multi-user interference is handled by the multiple antennas, which, in addition to providing per-link diversity, also provide the necessary degrees of freedom for the spatial separation of the users. To be competitive against state-of-the-art multi-user and large-scale MIMO communications, SM-MIMO research has to rapidly move forward, by abandoning the idealized simplifying point-to-point assumption, and to realistically investigate its potential in multi-user multi-cell networks.

#### *D. Millimeter-Wave Communications: The Need for Beamforming Gains*

Millimeter-wave communications is a promising technology for future cellular systems, especially for the wide availability of license-free spectrum [44], [46], [47]. Thanks to the decrease in wavelength at these frequencies, large antenna-arrays can be packed compactly at both the transmitter and receiver. As a consequence, the millimeter-wave frequency band may be deemed a good candidate for SM-MIMO communications, since a large multiplexing gain may potentially be realized at a low-complexity and at a low-power consumption, by relying on a limited number of RF chains. Enabling millimeter-wave cellular systems in practice, however, requires appropriately dealing with the channel impairments and propagation characteristics of the high frequency bands. More specifically, the main propagation-related obstacles in realizing millimeter-wave cellular are that the free-space path-loss is much larger due to the higher carrier frequency, scattering is less significant hence reducing the available diversity, and non-line-of-sight paths are weaker making blockage and coverage holes more pronounced. Further, the noise power is larger due to the use of larger bandwidth channels. As a result, for achieving an adequate SNR



at the receiver, future millimeter-wave cellular networks must leverage high-gain electronically steerable directional antennas, which may be realized by beamforming or precoding data on large antenna-arrays. However, some practical constraints on the complexity of baseband signal processing and on the number of RF chains that is possible to use at these frequencies do exist, thus making the design and optimization of millimeter-wave cellular a challenge [73], [75]. In the light of these considerations, the application of SM-MIMO to the millimeter-wave frequency band needs the development of practical solutions, which can simultaneously guarantee a high multiplexing gain and a high beamforming gain, in order to offset the increased path-loss and noise power. In the design and optimization spaces of SM-MIMOs, this introduces another important constraint: the number of RF chains cannot be arbitrarily low in order to provide the necessary high beamforming gain. The number of RF chains has to be appropriately chosen by taking into account the required beamforming gain, the power consumption/dissipation of the power amplifiers, the implementation complexity of baseband signal processing and the need for low-complexity RF-based precoding schemes, as well as the required throughput. Furthermore, these design and optimization problems have to be studied by considering realistic propagation channel models for the millimeter-wave frequency band, which may differ significantly from conventional channel models [46], [73]. At the time of writing, the application of SM-MIMO to millimeter-wave frequencies has not as yet been investigated. Due to the large number of TAs that can be accommodated at these frequency bands, however, important practical contributions may be made in this unexplored research area.

#### *E. Small Cell Heterogeneous Cellular Networks: Towards Interference Engineering*

Cellular networks are undergoing a major shift in their deployment and optimization [291], [292]. New infrastructure elements, such as femto/pico BSs, fixed/mobile relays, cognitive radios, unlicensed millimeter-wave radios, and distributed antennas are being deployed, thus making future cellular systems more heterogeneous [293]. As a consequence, new cellular deployments are characterized by a more unplanned, irregular and random location of many infrastructure elements, whose positions may vary widely. As a result, the interference patterns are becoming

more complex making the evaluation and design of different communications technologies and protocols more challenging [294]. Therefore, accurately modeling the interference produced by randomly deployed network elements, understanding the impact on the system's performance and developing efficient techniques for mitigating it are three fundamental research facets. Furthermore, this new heterogeneous cellular topology poses fundamental questions about the best way of exploiting the access points and antenna-elements. Raising dilemmas, such as using a few BSs in combination with large-scale MIMOs, using many small cells illuminated by low-power BSs having a few TA-elements each, or whether to combine large-scale MIMOs and small cell networks, have to be addressed. In this context, SM-MIMO introduces another dimension to be investigated: the trade-off between the number of active and inactive TA-elements in each access point, in order to strike the desired SE vs. EE trade-off. Furthermore, the employment of low-power BSs has the beneficial effect of reducing the transmission distance between mobile terminals and access points, which results in performance improvements. This reduction of the transmission distance may be favorable to SM-MIMO communications, since the static power consumption may have a more pronounced impact compared to the RF power consumption. The success of the SM-MIMO transmission principle depends on its efficiency, flexibility and performance that it will be able to offer in this emerging heterogeneous cellular scenario. Some preliminary results about the assessment of SM-MIMO communications in the presence of heterogeneous interference have recently appeared in [295]. The authors capitalize on research advances in network interference modeling using stochastic geometry. However, these results are not directly applicable to cellular networks, since the cell association mechanism is not considered and only the impact of random interference is investigated. Owing to its unique working principle, SM-MIMO requires accurate interference models for ensuring that the interference is carefully managed for the sake of approaching the optimum performance. Thus, interference-aware transmitter and receiver designs are necessary.

### *F. Radio Frequency Energy Harvesting: Taking Advantage of the Idle Antennas*

In Sections II and III, we have extensively commented on the necessity of future cellular networks to become more energy-efficient. We have also shown that SM-MIMO constitutes a promising enabler of reducing the total power consumption of cellular networks, by deactivating some TAs. However, other solutions may be conceived for exploiting the available TAs and for improving the EE of cellular networks. An option that is currently gaining momentum in green networking is RF energy harvesting, which can provide additional energy supply for wireless devices [296]. The main idea is that RF signals may be used for transporting both information and energy simultaneously. In fact, the ambient RF radiation can be captured by the available RAs and may be converted into a direct-current voltage simply using appropriate circuits. In a cellular network, RF energy harvesting may be realized using new hybrid cellular deployments, where some stations often referred to as power beacons are overlaid onto the existing cellular network with the objective of charging wireless devices with the aid of microwave radiation links relying on microwave power transfer [297], [298]. In this context, SM-MIMO may be a suitable transmission technology for taking advantage of the RF energy harvesting principle and of the related shift in the topology of cellular networks for enabling joint information and power transfer. On the one hand, SM-MIMO inherently reduces the interference compared to conventional MIMOs, since many TAs are inactive. This reduction of the interference results in a better Signal-to-Interference-Ratio (SIR), which, in turn, reduces the transmit-power of the other radios in the network, hence increasing the overall EE. Furthermore, deactivating some TAs reduces the circuit power consumption quite considerably. On the other hand, the EE may also be improved by dispensing with switching off the TAs that are idle, instead switching them to receive mode. This way, the TAs that are not used for data transmission may be used for RF energy harvesting by capturing ambient RF radiation and converting it into power that can be used for subsequent transmissions. Since the number of available antennas may be high in SM-MIMO systems, all the inactive TAs may be switched to RAs for the sake of capturing a non-negligible amount of RF power. Of course, appropriate transceivers have to be implemented for enabling the simultaneous transmission of information and the reception of power in unison

with the symbol time switching mechanism of SM-MIMOs [299]. Although hitherto completely unexplored, the amalgamation of SM-MIMO and RF energy harvesting may be a promising research area for sustainable low-power networking.

### *G. Leveraging the Antenna Modulation Principle to a Larger Extent*

Throughout this article, we have advocated a new way of transmitting data by exploiting the unique and location-specific channel impulse responses associated with different TA-elements. More specifically, SM-MIMO maps some information bits onto the indices of the TAs. This modulation technique is efficient, since data demodulation is facilitated by exploiting the differences in the channel impulse responses of the TAs. Motivated by the SM-MIMO principle, some fundamental questions naturally arise: *Could other characteristics of the antenna-array be used for data modulation? May they be combined for the sake of realizing high multiplexing gains at a low-complexity, while relying on a limited number of RF chains for striking a flexible SE vs. EE trade-off?* We believe that the answers to these questions are affirmative and that the SM-MIMO principle is only a single specific example of exploiting some unique characteristics of the antenna-arrays for transmitting information. Let us deepen this concept a little further.

In Section IV-B, many transmitter designs closely-related to the SM-MIMO concept have been described, which do not encode the information bits onto the indices of the TAs. For example, the dispersion matrix aided approach of [103] maps the information onto the index of legitimate dispersion matrices. The larger the number of these matrices, the higher the multiplexing gain, albeit this is achieved at the cost of an increased detection complexity. In [139], an antenna-pattern modulation scheme is introduced, where the bits are mapped onto the TA-indices and onto a set of legitimate radiation patterns. In [40], the information bits are mapped onto orthogonal bases defined in the beam-space domain. Other options may include encoding information bits onto different antenna polarizations, onto beamforming vectors or onto the diverse combination of all the modulation techniques just mentioned. We believe that the promising achievable performance and low-complexity implementation of the original SM-MIMO concept suggests that every unique characteristic (or their combinations) of the antenna-array may be exploited for

data modulation, provided that the antennas may be appropriately designed and these uniquely distinguishable antenna features may be extracted at the receiver side. This approach to data modulation relies upon the design of new antenna-arrays and it goes beyond the common idea of simply feeding different TA-elements with diverse bitstreams for the sake of increasing the achievable throughput. On the other hand, multiple data streams may be used for choosing appropriate “features” of the TA-array and for transmitting a considerable amount of information bits without creating ICI.

#### *H. Open Physical-Layer Research Issues*

In Section VI-C, we have emphasized the urgent need for shifting the focus of SM-MIMO research from point-to-point to multi-user, multi-cell scenarios for assessing its advantages in comparison to the current trends in MIMO research. However, fundamental key aspects at the physical-layer have not as yet been addressed. In this context, a non-exhaustive list of open research issues may be formulated as follows.

- The design of single-RF SM-MIMO systems simultaneously providing both transmit-diversity and ML-optimum single-stream decoding complexity remains an open issue at the time of writing. The proposal in [50] still requires multiple RF chains and the design of adequate shaping filters for low-complexity detection. The proposal in [203] does provide a single-RF solution, but its low-complexity decoding as well as its comparison to state-of-the-art MIMO is still unexplored. The proposal in [103] relies on the numerical design of appropriate dispersion matrices, but this task is non-trivial for a large number of TAs. This problem is partially addressed in [149], where, however, many active TA-elements may be needed for achieving good performance. Furthermore, the amalgamation of multi-carrier LTE-style transceivers with the single-RF SM-MIMO architecture is still a fairly open research issue.
- By relying on a large number of TA-elements compared to the number of RF chains, SM-MIMOs are unable to estimate all the channel impulse responses of the antenna-array at the same time. This implies that the training overhead required for CE may increase with the ratio of the number of TAs and the number of available RF chains. Although SM-

MIMOs have been shown to be robust to CE errors and some non-coherent demodulators can dispense with CE at the receiver, demodulation schemes relying on coherent detection requires efficient CE algorithms for large-scale implementations.

- It is apparent from our state-of-the-art survey that using a fixed number of TAs and MIMO transmission modes regardless of the fading channel is a sub-optimal solution in terms of both spectral- and energy-efficiency performance metrics. On the other hand, link adaptive SM-MIMO schemes that adapt the number of active/inactive TAs and the number of information streams to be transmitted constitute a more promising option. Indeed, link-adaptive SM-MIMO communications have been proposed in [128]. However, the techniques advocated require a non-negligible feedback overhead and impose a high computational complexity. Furthermore, their achievable performance has not been analytically characterized, hence it has to be assessed through extensive simulations.
- The application of SM-MIMOs to distributed and relay-aided networks implies that adequate demodulation schemes have to be available at the destination for taking advantage of the inherent diversity gain offered by multi-relay transmission. The receivers available at the time of writing are computational demanding and rely on the assumption of idealized perfect CSI. In this context, new receiver architectures that are less complex but are robust to the knowledge of the CSI have to be developed. Furthermore, accurate symbol-level synchronization may be needed to fully benefit from the spatial-constellation diagram. Quasi-synchronous distributed designs may be investigated to this end [261].
- The heterogenous and ad hoc nature of future cellular networks requires transceivers that are no longer oblivious of the interference, but exploit different grades of coordination among the randomly distributed network elements, as well as the statistical characteristics of the aggregate interference for conceiving improved transmission and reception algorithms. Interference-aware SM-MIMO encoding and decoding schemes have not as yet been designed. Furthermore, the distribution of the aggregate other-cell interference of SM-MIMO cellular communications is still unknown. Advanced mathematical tools borrowed from the area of applied probability, such as stochastic geometry, may be used to this end [292].

### *I. Implementation Challenges of SM-MIMO Design*

In Section VII, we will summarize a recent activity related to the experimental testbed-based assessment of SM-MIMO communications. The experiments carried out to date have confirmed that the information bits mapped onto the TA-indices can be decoded with the expected performance in both outdoor and indoor environments. However, a range of further important implementation aspects related to the design of SM-MIMOs have to be solved for realizing the full potential of single-RF based large-scale MIMO implementations. Some important implementation issues are as follows.

- The single-RF implementation requires a fast RF switch. The switching has to be performed at the symbol rate and low insertion losses have to be guaranteed. Furthermore, the switch needs to be energy efficient for its application to power-efficient cellular networks.
- New large-scale antenna-array architectures have to be designed for enhancing the uniqueness of the channel signatures. Furthermore, reconfigurable antenna-array designs are needed for generalized modulation schemes that are capable of exploiting the features of the available TAs. Both the mutual coupling and the electromagnetic compatibility properties of these TAs have to be investigated.
- Switching at the symbol rate requires shaping filter designs that are capable of striking a beneficial trade-off between the practical bandwidth and the time-duration in order to avoid leakage losses and, at the same time, for complying with regulatory spectral emission masks.
- Combining single-RF MIMO designs and multi-carrier/filterbank modulation may necessitate sophisticated RF and baseband signal processing techniques.

## VII. PART V - SM-MIMO: FROM THEORY TO PRACTICE

In this section, we describe the world's first experimental assessment of SM-MIMO transmission with the aid of a testbed platform deployed in an indoor propagation environment. The results illustrated in this section are in part reproduced from [94] with permission.

### A. *Transmission Chain*

The transmission chain used in the testbed setup is shown in Fig. 11, which is constituted by hardware and software parts. The hardware consists of a National Instruments (NI)-PXIe-1075 chassis at the transmitter (PXIe-Tx) and another NI-PXIe-1075 chassis at the receiver (PXIe-Rx), each equipped with the relevant NI modules [300]. The software carries out the digital signal processing at the transmitter (DSP-Tx) and at the receiver (DSP-Rx). At the transmitter, the binary data is processed by the DSP-Tx block before being transmitted through the channel by the PXIe-Tx. At the receiver, the PXIe-Rx records the RF signal and outputs it to the DSP-Rx, where the original data stream is recovered.

### B. *Hardware Testbed*

Both the NI-PXIe-1075 chassis of the transmitter and of the receiver are equipped with a 1.8 GHz Intel-i7 processor relying on 4 GB RAM. The system has two TAs and two RAs. Each TA and RA contains two quarter-wave dipoles, and a half-wave dipole placed in the middle. All three dipoles are vertically polarized. Additionally, each antenna has a peak gain of 7 dBi in the azimuth plane, with an omnidirectional radiation pattern. The signals are transmitted at a carrier frequency of 2.3 GHz.

The PXIe-Tx transmitter hardware is composed of three interconnected hardware modules:

- 1) The NI-PXIe-5450 I/Q signal generator, which is fed with the transmit vector extracted from the binary file generated in MATLAB using the DSP-Tx encoding algorithm. The DSP-Tx module is described in Section VII-C.
- 2) The NI-PXIe-5652 RF signal generator, which is connected to the NI-PXIe-5611 frequency converter, which takes its input signal from the output of the NI-PXIe-5450 I/Q signal generator.
- 3) The NI-PXIe-5611 frequency converter, which outputs the analog waveform corresponding to the binary data at a carrier frequency of 2.3 GHz.

Likewise, the PXIe-Rx receiver hardware is composed of three interconnected hardware modules:



- 1) The NIPXIE-5601 RF down-converter, which is used for detecting the analog RF signal from the RAs.
- 2) The NI-PXIE-5652 on-board reference clock, which is used for synchronization.
- 3) The NI-PXIE-5622 IF digitizer, which applies its own bandpass filter and produces the received binary files that are processed in MATLAB by the DSP-Rx decoding algorithm. The DSP-Rx module is described in Section VII-C.

### C. Software Testbed

MATLAB is used for the digital signal processing required both at the transmitter and receiver, DSP-Tx and DSP-Rx, respectively. DSP-Tx processes the incoming information data and generates a file that can be transmitted by PXIE-Tx. DSP-Rx processes the data received by PXIE-Rx and recovers the original binary data stream. The processing algorithms at DSP-Tx and DSP-Rx are shown in Fig. 12.

The following operations are implemented at the DSP-Tx:

- 1) The binary data is first split into information segments of appropriate size.
- 2) The information in each segment is then modulated using SM-MIMO.
- 3) A pilot signal is incorporated for the sake of CE along with a frequency offset estimation section.
- 4) Then, zero-padding is performed, which permits up-sampling of the data, while maintaining the same signal power. The up-sampling ratio is set to four and the up-sampled data is passed through a root raised cosine finite impulse response filter with 40 taps and a roll-off factor of 0.75. A large roll-off factor and a long tap-delay are necessary for ensuring that the power is focused to a short time window, *i.e.*, for ensuring that only a single antenna is activated in every channel use.
- 5) The resultant vector is multiplied by a factor termed as the “Tuning Signal Power” for the sake of adjusting the desired transmit power required for the information sequence.
- 6) The frames are created such that the frame length multiplied by the sampling rate is less than the coherence time of the channel, which is typically about 7 ms for a stationary

indoor environment. This ensures that all channel estimates generated at the receiver are valid for the frame duration.

The following operations are implemented at DSP-Rx:

- 1) The raw data vectors received from the NI-PXIE-5622 digitizer are combined, in order to form the received matrix for data demodulation.
- 2) The detector first finds the beginning of the transmitted sequence by using the synchronization sequence (based on an autocorrelation algorithm).
- 3) The SNR for each vector is calculated using the “SNR section”.
- 4) Each raw vector is decomposed into its underlying frames.
- 5) Each frame is down-sampled and passed through a root raised cosine filter which completes the matched-filtering.
- 6) Frequency offset estimation, timing recovery and correction of each frame follow, which rely on using state-of-the-art algorithms.
- 7) The pilot signal is then used for CE.
- 8) The remaining data, along with the estimated channels, is finally used for recovering the estimated binary sequence (ML-optimum demodulation).

#### *D. Experimental Evaluation*

The physical layout of the experimental setup is shown in Fig. 13, and the relative antenna spacing is provided in Fig. 14. More particularly, the two TAs and two RAs are identical and are placed directly across each other. As such, the channel between the transmitter and receiver has a strong Line-of-Sight (LoS) component. Therefore, the transmit-to-receive channel exhibits a Rician distribution with a high Rician factor due to the short distance between transmitter and receiver. In order to confirm the Rician distribution and to estimate the Rician factor, some channel measurements are collected and studied with the help of the Chi-squared goodness of fit test. These measurements confirm that the channel is Rician distributed with a Rician factor in the range of 31-38 dB.

To assess the performance of the testbed, some measurements are performed and the error

probability is computed experimentally. Specifically, a stream of  $10^4$  information bits is transmitted. This data is split into 50 frames with 200 bits each. To implement coherent detection, the channel is estimated both at the beginning and at the end of every frame, resulting in 100 CEs per transmission. The experiment is repeated 1000 times for every SNR point and the error probability is computed. The results are shown in Fig. 15. A good agreement between the experiments and both the Monte Carlo simulations (“Sim”) and the analytical results (“Ana”) can be observed. Explicitly, the analytical results are obtained by considering a Rician distribution with a Rician factor equal to 33 dB and by taking into account some of the associated hardware imperfections, such as the power imbalance of the RF chains. The gap observed at low SNR can be attributed to a number of practical factors, including the imperfect frequency offset estimation, timing recovery errors, synchronization problems and inaccurate CE.

In summary, the preliminary results illustrated in this section for a simple  $(2 \times 2)$ -element MIMO testbed, including full transmit and reception chains and signal processing algorithms, confirm that the theoretical gain predicted by the analysis and simulations are substantiated by measurements performed in a controlled laboratory environment.

## VIII. CONCLUSIONS

The need for power-efficient MIMO-aided cellular networks requires a paradigm-shift in wireless systems design. This trend is irreversible and will have a profound impact on both the theory and practice of future heterogeneous cellular networks, which will no longer be purely optimized for approaching the attainable capacity, but will explicitly include the energy efficiency during the design and optimization of the entire protocol stack. In this article, we have critically appraised spatial modulation, which constitutes a promising transmission concept in the context of MIMO communications, and have described both a business case and the technical foundations for making it a suitable air-interface candidate for power-efficient, yet low-complexity MIMO cellular networks. We have conjectured that the spatial modulation concept can be further leveraged, by exploiting the beneficial features of large-scale antenna-arrays for low-complexity transceiver designs and for energy-efficient front-end concepts at the transmitter,

while relying on a limited number of RF chains. Preliminary experimental results substantiating the benefits of spatial modulation have also been illustrated. It is our hope that these promising results will inspire more research on spatial modulation in the years to come.

We close this article by directing interested readers to a collection of companion tutorial slides on spatial modulation research [295] and to some YouTube videos, where the theory and practice of spatial modulation are described [301]-[303]. Finally, we summarize in Table I the main takeaway messages and design guidelines for SM-MIMO systems, which can be inferred from the state-of-the-art survey of Sections IV and V.

#### ACKNOWLEDGEMENT

Marco Di Renzo and Harald Haas acknowledge colleagues and students participating in the European project GREENET (grant 264759), where part of the ideas and results presented in this paper have been developed. Special thanks go to Abdelhamid Younis, Nikola Serafimovski, Thilo Fath, Athanasios Stavridis, Xiping Wu, Sandeep Narayanan, Konstantinos Ntontin, and Dario De Leonardis for their long-lasting effort on SM-MIMO research. Harald Haas acknowledges partial support from the Engineering and Physical Sciences Research Council (EPSRC) under Established Career Fellowship grant EP/K008757/1. Lajos Hanzo would like to acknowledge the fiscal support of the European Research Council's Advanced Fellow Grant.

#### REFERENCES

- [1] Cisco visual networking index: Global mobile data traffic forecast update, 2010-2015, [Online]. Available: [http://newsroom.cisco.com/ekits/Cisco\\_VNI\\_Global\\_Mobile\\_Data\\_Traffic\\_Forecast\\_2010\\_2015.pdf](http://newsroom.cisco.com/ekits/Cisco_VNI_Global_Mobile_Data_Traffic_Forecast_2010_2015.pdf).
- [2] Cisco visual networking index: Global mobile data traffic forecast update, 2012-2017, [Online]. Available: [http://www.cisco.com/en/US/solutions/collateral/ns341/ns525/ns537/ns705/ns827/white\\_paper\\_c11-520862.pdf](http://www.cisco.com/en/US/solutions/collateral/ns341/ns525/ns537/ns705/ns827/white_paper_c11-520862.pdf).
- [3] J. G. Andrews, H. Claussen, M. Dohler, S. Rangan, and M. C. Reed, "Femtocells: Past, present, and future," *IEEE J. Sel. Areas Commun.*, vol. 30, no. 3, pp. 497–508, Apr. 2012.
- [4] Femtocells: Major telecom equipment vendors, operators showing greater interest in femtocell market. [Online]. Available: <http://www.idate.org/>.
- [5] Z. Hasan, H. Boostanimehr, and V. K. Bhargava, "Green cellular networks: A survey, some research issues and challenges," *IEEE Commun. Surveys Tuts.*, vol. 13, no. 4, pp. 524–540, Nov. 2011.

- [6] C. Han, T. Harrold, S. Armour, I. Krikidis, S. Videv, P. M. Grant, H. Haas, J. S. Thompson, I. Ku, C.-X. Wang, T. A. Le, M. R. Nakhai, J. Zhang, and L. Hanzo, "Green radio: Radio techniques to enable energy-efficient wireless networks," *IEEE Commun. Mag.*, vol. 49, no. 6, pp. 46–54, Jun. 2011.
- [7] Telecommunication Predictions 2010, Technology, Media & Telecommunications Industry Group, Deloitte. [Online]. Available: [http://www.deloitte.com/assets/Dcom-UnitedStates/Local Assets/Documents/TMT\\_us\\_tmt/us\\_tmt\\_telecompredictions2010.pdf](http://www.deloitte.com/assets/Dcom-UnitedStates/Local Assets/Documents/TMT_us_tmt/us_tmt_telecompredictions2010.pdf).
- [8] J. Hoydis, M. Kobayashi, and M. Debbah, "Green small-cell networks," *IEEE Veh. Technol. Mag.*, vol. 6, no. 1, pp. 37–43, Mar. 2011.
- [9] <https://www.ict-earth.eu/>.
- [10] <http://www.fp7-trend.eu/>.
- [11] <http://www.ict-c2power.eu/>.
- [12] <http://www.fp7-greenet.eu/>.
- [13] <http://greent.av.it.pt/>.
- [14] <http://www.greentouch.org/>.
- [15] [http://europa.eu/rapid/press-release\\_IP-09-393\\_en.htm](http://europa.eu/rapid/press-release_IP-09-393_en.htm).
- [16] G. Y. Li, Z. Xu, C. Xiong, C. Yang, S. Zhang, Y. Chen, and S. Xu, "Energy-efficient wireless communications: Tutorial, survey, and open issues," *IEEE Trans. Wireless Commun.*, vol. 18, no. 6, pp. 28–35, Dec. 2011.
- [17] X. Wang, A. V. Vasilakos, M. Chen, Y. Liu, and T. Kwon, "A survey of green mobile networks: Opportunities and challenges," *ACM/Springer Mobile Networks and Applications (MONET)*, vol. 17, no. 1, pp. 4–20, Feb. 2012.
- [18] Y. Chen, S. Zhang, S. Xu, and G. Y. Li, "Fundamental tradeoffs on green wireless networks," *IEEE Commun. Mag.*, vol. 49, no. 6, pp. 30–37, June 2011.
- [19] D. Gesbert, S. Hanly, H. Huang, S. Shamai (Shitz), O. Simeone and W. Yu, "Multi-cell MIMO cooperative networks: A new look at interference," *IEEE J. Sel. Areas Commun.*, vol. 28, no. 9, pp. 1380–1408, Dec. 2010.
- [20] A. Nosratinia, T. E. Hunter, and A. Hedayat, "Cooperative communications in wireless networks," *IEEE Commun. Mag.*, vol. 42, no. 10, pp. 74–80, Oct. 2004.
- [21] J. N. Laneman, D. N. C. Tse, and G. W. Wornell, "Cooperative diversity in wireless networks: Efficient protocols and outage behavior," *IEEE Trans. Inform. Theory*, vol. 50, no. 12, pp. 3062–3080, Dec. 2004.
- [22] R. Ahlswede, N. Cai, S.-Y. R. Li, and R. W. Yeung, "Network information flow," *IEEE Trans. Inform. Theory*, vol. 46, no. 4, pp. 1204–1216, July 2000.
- [23] <http://resources.wimaxforum.org/resources/documents/technical/release>.
- [24] J. G. Andrews, A. Ghosh, and R. Muhamed, *Fundamentals of WiMAX*, Prentice-Hall, June 2007.
- [25] <http://www.3gpp.org/lte-advanced>.
- [26] A. Ghosh, J. Zhang, J. G. Andrews, and R. Muhamed, *Fundamentals of LTE*, Prentice-Hall, June 2010.
- [27] 3GPP TSG-SA#50 SP-1008883GPP, 3GPP Work Item Description, *Study on system enhancements for energy efficiency*, 3GPP TSGSA, Istanbul, Turkey, Tech. Rep., Dec. 2010, agreed Work Item 500037 (Release 11).
- [28] J. Mietzner, R. Schober, L. Lampe, W. H. Gerstacker, and P. A. Hoeher, "Multiple-antenna techniques for wireless

- communications - A comprehensive literature survey," *IEEE Commun. Surveys Tuts.*, vol. 11, no. 2, pp. 87–105, 2nd quarter 2009.
- [29] H. Huang, C. B. Papadias, and S. Venkatesan, *MIMO Communication for Cellular Networks*, Springer, Nov. 2011.
- [30] S. D. Gray, "Theoretical and practical considerations for the design of green radio networks," *IEEE Veh. Technol. Conf. - Spring*, Keynote speech, May 2011. [Online]. Available: <http://www.ieeevtc.org/conf-admin/vtc2011spring/5.pdf>.
- [31] G. Auer, V. Giannini, I. Godor, P. Skillermark, M. Olsson, M. Imran, D. Sabella, M. Gonzalez, C. Desset, and O. Blume, "Cellular energy efficiency evaluation framework," *IEEE Veh. Technol. Conf. - Spring*, pp. 1–6, May 2011.
- [32] G. Auer, O. Blume, V. Giannini, I. Godor, M. Imran, Y. Jading, E. Katranaras, M. Olsson, D. Sabella, P. Skillermark, and W. Wajda, "D2.3: Energy efficiency analysis of the reference systems, areas of improvements and target breakdown," *EARTH: Energy Aware Radio and neTwork technologies*, Jan. 2012. [Online]. Available: [https://bscw.ict-earth.eu/pub/bscw.cgi/d71252/EARTH\\_WP2\\_D2.3\\_v2.pdf](https://bscw.ict-earth.eu/pub/bscw.cgi/d71252/EARTH_WP2_D2.3_v2.pdf).
- [33] F. Heliot, M. A. Imran, and R. Tafazolli, "On the energy efficiency-spectral efficiency trade-off over the MIMO Rayleigh fading channel," *IEEE Trans. Commun.*, vol. 60, no. 5, pp. 1345–1356, May 2012.
- [34] J. Xu, L. Qiu, and C. Yu, "Improving energy efficiency through multimode transmission in the downlink MIMO systems," *EURASIP J. Wireless Commun. Netw.*, vol. 2011, 12 pages, Dec. 2011.
- [35] D. Persson, T. Eriksson, and E. Larsson, "Amplifier-aware multiple-input multiple-output power allocation," *IEEE Commun. Lett.*, to appear. [Online]. Available: <http://ieeexplore.ieee.org/stamp/stamp.jsp?tp=&arnumber=6515206>.
- [36] A. Mohammadi and F. M. Ghannouchi, "Single RF front-end MIMO transceivers," *IEEE Commun. Mag.*, vol. 49, no. 12, pp. 104–109, Dec. 2011.
- [37] J. Xu and L. Qiu, "Energy efficiency optimization for MIMO broadcast channels," *IEEE Trans. Wireless Commun.*, vol. 12, no. 2, pp. 690–701, Feb. 2013.
- [38] H. Kim, C.-B. Chae, G. de Veciana, and R. W. Heath Jr., "A cross-layer approach to energy efficiency for adaptive MIMO systems exploiting spare capacity," *IEEE Trans. Wireless Commun.*, vol. 8, no. 8, pp. 2745–2753, Aug. 2009.
- [39] H. S. Kim and B. Daneshrad, "Energy-constrained link adaptation for MIMO OFDM wireless communication systems," *IEEE Trans. Wireless Commun.*, vol. 9, no. 9, pp. 2820–2832, Sep. 2010.
- [40] A. Kalis, A. G. Kanatas, and C. B. Papadias, "A novel approach to MIMO transmission using a single RF front end," *IEEE J. Select. Areas Commun.*, vol. 26, no. 6, pp. 972–980, Aug. 2008.
- [41] T. L. Marzetta, "Noncooperative cellular wireless with unlimited numbers of base station antennas," *IEEE Trans. Wireless Commun.*, vol. 9, no. 11, pp. 3590–3600, Nov. 2010.
- [42] F. Rusek, D. Persson, B. K. Lau, E. G. Larsson, T. L. Marzetta, O. Edfors, and F. Tufvesson, "Scaling up MIMO: Opportunities and challenges with very large arrays," *IEEE Signal Proces. Mag.*, vol. 30, no. 1, pp. 40–46, Jan. 2013.
- [43] F. Khan and J. Pi, "Millimeter-wave mobile broadband: Unleashing 3-300GHz spectrum," *IEEE Wireless Commun. Netw. Conf.*, tutorial slides, Mar. 2011. [Online]. Available: <http://www.ieee-wcnc.org/2011/tut/t1.pdf>.
- [44] T. S. Rappaport, J. Murdock, and F. Gutierrez Jr., "State of the art in 60-GHz integrated circuits and systems for wireless communications," *Proc. of the IEEE*, vol. 99, no. 8, pp. 1390–1436, Aug. 2011.
- [45] S. Rajagopal, S. Abu-Surra, Z. Pi, and F. Khan, "Antenna array design for multi-Gbps mmWave mobile broadband communication," *IEEE Global Commun. Conf.*, pp. 1–6, Dec. 2011.

- [46] T. S. Rappaport, S. Sun, R. Mayzus, H. Zhao, Y. Azar, K. Wang, G. N. Wong, J. K. Schulz, M. Samimi, and F. Gutierrez Jr., "Millimeter wave mobile communications for 5G cellular: It will work!," *IEEE Access Journal*, to appear. [Online]. Available: <http://ieeexplore.ieee.org/stamp/stamp.jsp?tp=&arnumber=6515173>.
- [47] Z. Pi and F. Khan, "An introduction to millimeter-wave mobile broadband systems," *IEEE Commun. Mag.*, vol. 49, no. 6, pp. 101–107, June 2011.
- [48] M. Di Renzo, H. Haas, and P. M. Grant, "Spatial modulation for multiple-antenna wireless systems: A survey," *IEEE Commun. Mag.*, vol. 49, no. 12, pp. 182–191, Dec. 2011.
- [49] A. Stavridis, S. Sinanovic, M. Di Renzo, H. Haas, and P. M. Grant, "An energy saving base station employing spatial modulation," *IEEE Int. Workshop on Computer-Aided Modeling Analysis and Design of Communication Links and Networks*, pp. 1–6, Sep. 2012.
- [50] M. Di Renzo and H. Haas, "On transmit-diversity for spatial modulation MIMO: Impact of spatial-constellation diagram and shaping filters at the transmitter," *IEEE Trans. Veh. Technol.*, to appear. [Online]. Available: <http://ieeexplore.ieee.org/stamp/stamp.jsp?tp=&arnumber=64287277>.
- [51] S. M. Alamouti, "A simple transmit diversity technique for wireless communications," *IEEE J. Sel. Areas Commun.*, vol. 16, no. 8, pp. 1451–1458, Oct. 1998.
- [52] V. Tarokh, H. Jafarkhani, and R. Calderbank, "Space-time block codes from orthogonal designs," *IEEE Trans. Inform. Theory*, vol. 45, no. 5, pp. 1456–1467, July 1999.
- [53] R. Y. Mesleh, H. Haas, S. Sinanovic, C. W. Ahn, and S. Yun, "Spatial modulation," *IEEE Trans. Veh. Technol.*, vol. 57, no. 4, pp. 2228–2241, July 2008.
- [54] G. J. Foschini and M. J. Gans, "On limits of wireless communications in a fading environment when using multiple antennas," *Wireless Pers. Commun.*, vol. 6, pp. 311–335, 1998.
- [55] J. Jeganathan, A. Ghrayeb, L. Szczecinski, and A. Ceron, "Space shift keying modulation for MIMO channels," *IEEE Trans. Wireless Commun.*, vol. 8, no. 7, pp. 3692–3703, July 2009.
- [56] J. Jeganathan, A. Ghrayeb, and L. Szczecinski, "Spatial modulation: Optimal detection and performance analysis," *IEEE Commun. Lett.*, vol. 12, no. 8, pp. 545–547, Aug. 2008.
- [57] M. Di Renzo and H. Haas, "Bit error probability of SM-MIMO over generalized fading channels," *IEEE Trans. Veh. Technol.*, vol. 61, no. 3, pp. 1124–1144, Mar. 2012.
- [58] Q. Li and Y. P. Zhang, "CMOS T/R switch design: Towards ultra-wideband and higher frequency," *IEEE J. Solid-State Circuits*, vol. 42, no. 3, pp. 563–570, Mar. 2007.
- [59] R. B. Lai, S. F. Chao, Z. M. Tsai, J. Lee, and H. Wang, "Topology analysis and design of passive HEMT millimeter-wave multiple-port switches," *IEEE Trans. Microw. Theory Tech.*, vol. 56, no. 7, pp. 1545–1554, July 2008.
- [60] J. H. Lee, S. Hong, W. K. Kim, J. W. An, and M. Y. Park, "A switched array antenna module for millimeter-wave wireless communications," *Global Symp. Millimeter Waves*, pp. 161–163, Apr. 2008.
- [61] M. Liu, R. Jin, J. Geng, and X. Liang, "Low-insertion loss pin diode switches using impedance-transformation networks," *Progress in Electromagnetics Research C*, vol. 34, pp. 195–202, 2013.
- [62] M. Di Renzo, D. De Leonardis, F. Graziosi, and H. Haas, "Space shift keying (SSK-) MIMO with practical channel estimates," *IEEE Trans. Commun.*, vol. 60, no. 4, pp. 998–1012, Apr. 2012.

- [63] E. G. Larsson, F. Tufvesson, O. Edfors, and T. L. Marzetta, "Massive MIMO for next generation wireless systems," *IEEE Commun. Mag.*, submitted. [Online]. Available: <http://arxiv.org/pdf/1304.6690v1.pdf>.
- [64] M. Di Renzo and H. Haas, "Space shift keying (SSK-) MIMO over correlated Rician fading channels: Performance analysis and a new method for transmit-diversity," *IEEE Trans. Commun.*, vol. 59, no. 1, pp. 116–129, Jan. 2011.
- [65] X. Wu, M. Di Renzo and H. Haas, "Channel estimation for spatial modulation", *Proc. of IEEE PIMRC'2013, 8-11 Sept. 2013, London*
- [66] M. Di Renzo and H. Haas, "A general framework for performance analysis of space shift keying (SSK) modulation for MISO correlated Nakagami- $m$  fading channels," *IEEE Trans. Commun.*, vol. 58, no. 9, pp. 2590–2603, Sep. 2010.
- [67] V. Tarokh, H. Jafarkhani, and A. R. Calderbank, "Space-time block coding for wireless communications: Performance results," *IEEE J. Sel. Areas Commun.*, vol. 17, no. 3, pp. 451–460, Mar. 1999.
- [68] 3GPP TSG-RAN WG2 #67, "eNB power saving by changing antenna number," [Online]. Available: <http://www.3gpp.org/ftp/Specs/html-info/TDocExMtg-R2-67-27297.htm>, contribution R2-094677 from Huawei.
- [69] O. N. Alrabadi, C. B. Papadias, A. Kalis, and R. Prasad, "A universal encoding scheme for MIMO transmission using a single active element for PSK modulation schemes," *IEEE Trans. Wireless Commun.*, vol. 8, no. 10, pp. 5133–5142, Oct. 2009.
- [70] O. N. Alrabadi, C. Divarathne, P. Tragas, A. Kalis, N. Marchetti, C. B. Papadias, and R. Prasad, "Spatial multiplexing with a single radio: Proof-of-concept experiments in an indoor environment with a 2.6 GHz prototypes," *IEEE Commun. Lett.*, vol. 15, no. 2, pp. 178–180, Feb. 2011.
- [71] O. N. Alrabadi, J. Perruisseau-Carrier, and A. Kalis, "MIMO transmission using a single RF source: Theory and antenna design," *IEEE Trans. Ant. Propag.*, vol. 60, no. 2, pp. 654–664, Feb. 2012.
- [72] P. Hesami and J. N. Laneman, "Incremental use of multiple transmitters for low-complexity diversity transmission in wireless systems," *IEEE Trans. Commun.*, vol. 60, no. 9, pp. 2522–2533, Sep. 2012.
- [73] N. Valliappan, A. Lozano, R. W. Heath Jr., "Antenna subset modulation for secure millimeter-wave wireless communication," *IEEE Trans. Commun.*, to appear. [Online]. Available: <http://www.dtic.upf.edu/~alozano/papers/Nachi.pdf>.
- [74] O. El Ayach, R. W. Heath Jr., S. Abu-Surra, S. Rajagopal, and Z. Pi, "Low complexity precoding for large millimeter wave MIMO systems," *IEEE Int. Conf. Commun.*, pp. 3724–3729, June 2012.
- [75] O. El Ayach, S. Rajagopal, S. Abu-Surra, Z. Pi, and R. W. Heath Jr., "Spatially sparse precoding in millimeter wave MIMO systems," *IEEE Trans. Wireless Commun.*, submitted. [Online]. Available: <http://arxiv.org/pdf/1305.2460.pdf>.
- [76] R. Y. Chang, S.-J. Lin, and W.-H. Chung, "Energy efficient transmission over space shift keying modulated MIMO channels," *IEEE Trans. Commun.*, vol. 60, no. 10, pp. 2950–2959, Oct. 2012.
- [77] P. Yang, Y. Xiao, L. Li, Q. Tang, Y. Yu, and S. Li, "Link adaptation for spatial modulation with limited feedback," *IEEE Trans. Veh. Technol.*, vol. 61, no. 8, pp. 3808–3813, Oct. 2012.
- [78] J.-C. Belfiore, G. Rekaya, and E. Viterbo, "The golden code: A  $2 \times 2$  full-rate space-time code with nonvanishing determinants," *IEEE Trans. Inform. Theory*, vol. 51, no. 4, pp. 1432–1436, Apr. 2005.
- [79] E. N. Onggosanusi, A. G. Dabak, and T. M. Schmidl, "High rate space-time block coded scheme: Performance and improvement in correlated fading channels," *IEEE Wireless Commun. Netw. Conf.*, pp. 194–199, Mar. 2002.



- [80] E. Basar, U. Aygolu, E. Panayirci, and H. V. Poor, "Space-time block coded spatial modulation," *IEEE Trans. Commun.*, vol. 59, no. 3, pp. 823–832, Mar. 2011.
- [81] Y. Chau and S.-H. Yu, "Space modulation on wireless fading channels," *IEEE Veh. Technol. Conf. - Fall*, pp. 1668–1671, Oct. 2001.
- [82] H. Haas, E. Costa, and E. Schultz, "Increasing spectral efficiency by data multiplexing using antennas arrays," *IEEE Int. Symp. Personal, Indoor, Mobile Radio Commun.*, pp. 610–613, Sep. 2002.
- [83] S. Song, Y. L. Yang, Q. Xiong, K. Xie, B.-J. Jeong, and B. L. Jiao, "A channel hopping technique I: Theoretical studies on band efficiency and capacity," *IEEE Int. Conf. Commun., Circuits and Systems*, pp. 229–233, June 2004.
- [84] R. Y. Mesleh, H. Haas, C. W. Ahn, and S. Yun "Interchannel interference avoidance in MIMO transmission by exploiting spatial information," *IEEE Int. Symp. Personal, Indoor, Mobile Radio Commun.*, pp. 141–145, Sep. 2005.
- [85] R. Y. Mesleh, H. Haas, C. W. Ahn, and S. Yun, "Spatial modulation - OFDM," *Int. OFDM Workshop*, pp. 288–292, Aug. 2006.
- [86] S. Ganesan, R. Y. Mesleh, H. Haas, C. W. Ahn, and S. Yun, "On the performance of spatial modulation OFDM," *Asilomar Conf. Signals, Systems Computers*, pp. 1825–1829, Oct. 2006.
- [87] R. Y. Mesleh, H. Haas, C. W. Ahn, and S. Yun, "Spatial modulation - A new low complexity spectral efficiency enhancing technique," *IEEE Int. Conf. Commun. Netw. in China*, pp. 1–5, Oct. 2006.
- [88] R. Y. Mesleh, S. Ganesan, and H. Haas, "Impact of channel imperfections on spatial modulation OFDM," *IEEE Int. Conf. Commun. Netw. in China*, pp. 1–5, Sep. 2007.
- [89] Y. Yang and B. Jiao, "Information-guided channel-hopping for high data rate wireless communication," *IEEE Commun. Lett.*, vol. 12, no. 4, pp. 225–227, Apr. 2008.
- [90] R. Y. Mesleh, S. Engelken, S. Sinanovic, and H. Haas, "Analytical SER calculation of spatial modulation," *IEEE Int. Symp. Spread Spectrum Tech. Applic.*, pp. 272–276, Aug. 2008.
- [91] J. Jeganathan, A. Ghayeb, and L. Szczecinski, "Generalized space shift keying modulation for MIMO channels," *IEEE Int. Symp. Personal, Indoor, Mobile Radio Commun.*, pp. 1–5, Sep. 2008.
- [92] S. Sugiura, S. Chen, and L. Hanzo, "A universal space-time architecture for multiple-antenna aided systems," *IEEE Commun. Surveys Tuts.*, vol. 14, no. 2, pp. 401–420, 2nd quarter 2012.
- [93] A. Younis, W. Thompson, M. Di Renzo, C.-X. Wang, M. A. Beach, H. Haas, and P. M. Grant, "Performance of spatial modulation using measured real-world channels," *IEEE Veh. Technol. Conf. - Fall*, 2013, to appear. [Online]. Available: <http://arxiv.org/pdf/1305.3437.pdf>.
- [94] N. Serafimovski, A. Younis, R. Mesleh, P. Chambers, M. Di Renzo, C.-X. Wang, P. M. Grant, M. A. Beach, and H. Haas, "Practical implementation of spatial modulation," *IEEE Trans. Veh. Technol.*, 2013, to appear. [Online]. Available: <http://arxiv.org/pdf/1305.0664.pdf>.
- [95] R. Abualhiga and H. Haas, "Subcarrier-index modulation OFDM," *IEEE Int. Symp. Personal, Indoor, Mobile Radio Commun.*, pp. 1–5, Sep. 2009.
- [96] T. Handte, A. Muller, and J. Speidel, "BER analysis and optimization of generalized spatial modulation in correlated fading channels," *IEEE Veh. Technol. Conf. - Fall*, pp. 1–5, Sep. 2009.

- [97] A. ElKalagy and E. Alsusa, "A novel two-antenna spatial modulation technique with simultaneous transmission," *IEEE Int. Conf. Software, Telecommun. and Computer Networks*, pp. 230–234, Sep. 2009.
- [98] N. Serafimovski, M. Di Renzo, S. Sinanovic, R. Y. Mesleh, and H. Haas, "Fractional bit encoded spatial modulation (FBE-SM)," *IEEE Commun. Lett.*, vol. 14, no. 5, pp. 429–431, May 2010.
- [99] M. Di Renzo and H. Haas, "Improving the performance of space shift keying (SSK) modulation via opportunistic power allocation," *IEEE Commun. Lett.*, vol. 14, no. 6, pp. 500–502, June 2010.
- [100] R. Y. Mesleh, M. Di Renzo, H. Haas, and P. M. Grant, "Trellis coded spatial modulation," *IEEE Trans. Wireless Commun.*, vol. 9, no. 7, pp. 2349–2361, July 2010.
- [101] A. ElKalagy and E. Alsusa, "A novel spatial modulation technique with interference free simultaneous transmission," *IEEE Int. Symp. Personal, Indoor, Mobile Radio Commun.*, pp. 809–814, Sep. 2010.
- [102] A. Younis, N. Serafimovski, R. Mesleh, and H. Haas, "Generalised spatial modulation," *IEEE Asilomar Conf. on Signals, Syst. and Comput.*, pp. 1498–1502, Nov. 2010.
- [103] S. Sugiura, S. Chen, and L. Hanzo, "Coherent and differential space-time shift keying: A dispersion matrix approach," *IEEE Trans. Commun.*, vol. 58, no. 11, pp. 3219–3230, Nov. 2010.
- [104] J. Fu, C. Hou, W. Xiang, L. Yan, and Y. Hou, "Generalised spatial modulation with multiple active transmit antennas," *IEEE Global Commun. Conf. - Workshops*, pp. 839–844, Dec. 2010.
- [105] Y. Yang and S. Aissa, "Bit-padding information guided channel hopping," *IEEE Commun. Lett.*, vol. 15, no. 2, pp. 163–165, Feb. 2011.
- [106] S. Sugiura, S. Chen, and L. Hanzo, "Generalized space-time shift keying designed for flexible diversity-, multiplexing- and complexity-tradeoffs," *IEEE Trans. Wireless Commun.*, vol. 10, no. 4, pp. 1144–1153, Apr. 2011.
- [107] L.-L. Yang, "Transmitter preprocessing aided spatial modulation for multiple-input multiple-output systems," *IEEE Veh. Technol. Conf. - Spring*, pp. 1–5, May 2011.
- [108] R. R. Gutierrez, L. Zhang, J. Elmighani, and R. Fa, "Generalized phase spatial shift keying modulation for MIMO channels," *IEEE Veh. Technol. Conf. - Spring*, pp. 1–5, May 2011.
- [109] E. Basar, U. Aygolu, and E. Panayirci, "Trellis code design for spatial modulation," *IEEE Int. Conf. Commun.*, pp. 1–5, June 2011.
- [110] P. Yang, Y. Xiao, Y. Yi, and S. Li, "Adaptive spatial modulation for wireless MIMO transmission systems," *IEEE Commun. Lett.*, vol. 15, no. 6, pp. 602–604, June 2011.
- [111] E. Basar, U. Aygolu, E. Panayirci, and H. V. Poor, "New trellis code design for spatial modulation," *IEEE Trans. Wireless Commun.*, vol. 10, no. 8, pp. 2670–2680, Aug. 2011.
- [112] P. Yang, Y. Xiao, L. Dan, and S. Li, "An improved gradient-based PAPR reduction method for space shift keying (SSK)-OFDM systems," *IEICE Trans. Commun.*, vol. E94-B, no. 12, pp. 3532–3539, Dec. 2011.
- [113] Q. Qu, A. Wang, Z. Nie, and J. Zheng, "Block mapping spatial modulation scheme for MIMO systems," *J. China Univ. Posts Telecommun.*, vol. 18, no. 5, pp. 30–36, 2011.
- [114] R. Y. Chang, S.-J. Lin, and W.-H. Chung, "New space shift keying modulation with Hamming code-aided constellation design," *IEEE Wireless Commun. Lett.*, vol. 1, no. 1, pp. 2–5, Feb. 2012.

- [115] D. K. Tripathi, S. Saravanan, and H. Upadhyay, "Fractional bit encoding and data dependency check based low power MIMO spatial modulator," *Int. J. Mobile Network Commun. and Telematics*, vol. 2, no. 1, pp. 13–20, Feb. 2012.
- [116] J. M. Luna-Rivera and M. G. Gonzalez-Perez, "An Improved spatial modulation scheme for MIMO channels," *IEEE European Conf. Ant. Propag.*, pp. 1–5, Mar. 2012.
- [117] R. M. Legnain, R. H. M. Hafez, and A. M. Legnain, "Improved spatial modulation for high spectral efficiency," *Int. J. Distributed and Parallel Systems*, vol. 3, no. 2, pp. 1–7, Mar. 2012.
- [118] J. Wang, S. Jia, and J. Song, "Generalised spatial modulation system with multiple active transmit antennas and low complexity detection scheme," *IEEE Trans. Wireless Commun.*, vol. 11, no. 4, pp. 1605–1615, Apr. 2012.
- [119] A. Stavridis, S. Sinanovic, M. Di Renzo, and H. Haas, "Transmit precoding for receive spatial modulation using imperfect channel knowledge," *IEEE Veh. Technol. Conf. - Spring*, pp. 1–5, May 2012.
- [120] W.-H. Chung and C.-Y. Hung "Multi-antenna selection using space shift keying in MIMO systems," *IEEE Veh. Technol. Conf.*, pp. 1–5, May 2012.
- [121] D. T. Phan Huya and M. Helard, "Receive antenna shift keying for time reversal wireless communications," *IEEE Int. Conf. Commun.*, pp. 1–5, June 2012.
- [122] W.-T. Lim, H. Singh, S. Sinanovic, and H. Haas, "An enhanced solutioning design for military tactical voice communication systems," *IEEE Conf. Industrial Electronics and Applications*, pp. 978–983, July 2012.
- [123] H.-W. Liang, C.-E. Chen, and W.-H. Chung, "A novel space-time shift keying and its reduced complexity detector," *IEEE Int. Wireless Commun. Mobile Comput. Conf.*, pp. 602–607, Aug. 2012.
- [124] R. Ramirez-Gutierrez, L. Zhang, J. Elmighani, and A. F. Almutairi, "Antenna beam pattern modulation for MIMO channels," *IEEE Int. Wireless Commun. Mob. Computing Conf.*, pp. 591–595, Aug. 2012.
- [125] N. Ma, A. Wang, C. Han, and Y. Ji, "Adaptive joint mapping generalised spatial modulation," *IEEE Int. Conf. Commun. China*, pp. 579–582, Aug. 2012.
- [126] H.-W. Liang, R. Y. Chang, W.-H. Chung, H. Zhang, and S.-Y. Kuo "Bi-space shift keying modulation for MIMO systems," *IEEE Commun. Lett.*, vol. 16, no. 8, pp. 1161–1164, Aug. 2012.
- [127] P. Som and A. Chockalingam, "Spatial modulation and space shift keying in single carrier communication," *IEEE Int. Symp. Personal, Indoor, Mob. Radio Commun.*, pp. 1991–1996, Sep. 2012.
- [128] P. Yang, Y. Xiao, L. Li, Q. Tang, Y. Yu, and S. Li, "Link adaptation for spatial modulation with limited feedback," *IEEE Trans. Veh. Technol.*, vol. 61, no. 8, pp. 3808–3813, Oct. 2012.
- [129] E. Basar, U. Aygolu, E. Panayirci, and H. V. Poor, "Super-orthogonal trellis-coded spatial modulation," *IET Commun.*, vol. 6, no. 17, pp. 2922–2932, Nov. 2012.
- [130] J. Wang, Y. Xiao, S. Li, L. Li, J. Zhang, "Performance evaluation of precoding in spatial modulation OFDM on a LTE channel," *IEEE Int. Conf. Commun. Technol.*, pp. 1188–1192, Nov. 2012.
- [131] P.-H. Kuo, "SCRAD modulation: high data rate space shift keying scheme permitting reduced-complexity detector," *IET Electronics Lett.*, vol. 48, no. 24, pp. 1567–1569, Nov. 2012.
- [132] X. Wu, S. Sinanovic, M. Di Renzo, and H. Haas, "Structure optimisation of spatial modulation over correlated fading channels," *IEEE Global Commun. Conf. - Workshops*, pp. 1–6, Dec. 2012.

- [133] B. M. Mthethwa and H. Xu, "Adaptive M-ary quadrature amplitude spatial modulation," *IET Commun.*, vol. 6, no. 18, pp. 3098–3108, Dec. 2012.
- [134] R. Rajashekar and K. V. S. Hari, "Spatial modulation in zero-padded single carrier communication," Dec. 2012. [Online]. Available: <http://arxiv.org/pdf/1212.1340v1.pdf>.
- [135] P. Zhang, D. Yuan, and H. Zhang, "A novel spatial modulation scheme over correlated fading channels," *J. Commun.*, vol. 7, no. 11, pp. 847–857, 2012.
- [136] D. K. Tripathi, S. Saravanan, and H. Upadhyay, "Low power spatial modulation scheme for wide band multiple input and multiple output wireless communication systems," *Lecture Notes of the Institute for Computer Sciences, Social Informatics and Telecommunications Engineering*, vol. 84, pp. 631–639, 2012.
- [137] K. Ntontin, M. Di Renzo, A. I. Perez-Neira, and C. Verikoukis, "Adaptive generalized space shift keying," *EURASIP J. Wireless Commun. Netw.*, vol. 43, Feb. 2013.
- [138] T. Datta and A. Chockalingam, "On generalized spatial modulation," *IEEE Wireless Commun. Networking Conf.*, pp. 1–6, Apr. 2013.
- [139] R. Ramirez-Gutierrez, L. Zhang, and J. Elmirghani, "Antenna pattern shift keying modulation for MIMO channels," *European Wireless*, pp. 1–5, Apr. 2013.
- [140] M. Maleki, H. R. Bahrami, S. Beygi, M. Kafashan, and N. H. Tran, "Space modulation with CSI: Constellation design and performance evaluation," *IEEE Trans. Veh. Technol.*, vol. 64, no. 4, pp. 1623–1634, May 2013.
- [141] J. M. Luna-Rivera, D. U. Campos-Delgado, and M. G. Gonzalez-Perez, "Constellation design for spatial modulation," *Procedia Technology*, vol. 7, pp. 71–78, 2013.
- [142] Y. Xiao, Q. Tang, L. Gong, P. Yang, Z. Yang, "Power scaling for spatial modulation with limited feedback". [Online]. Available: <http://downloads.hindawi.com/journals/ijap/aip/718482.pdf>.
- [143] S. Sugiura, "Dispersion matrix optimization for space-time shift keying," *IEEE Commun. Lett.*, vol. 15, no. 11, pp. 1152–1155, Nov. 2011.
- [144] R. Rajashekar, K. V. S. Hari, and L. Hanzo, "Field extension code based dispersion matrices for coherently detected space-time shift keying," *IEEE Global Commun. Conf.*, pp. 1–5, Dec. 2011.
- [145] F. Babich, A. Crismani, M. Driusso, and L. Hanzo, "Design criteria and genetic algorithm aided optimization of three-stage-concatenated space-time shift keying systems," *IEEE Trans. Sig. Process. Lett.*, vol. 19, no. 8, pp. 543–546, Aug. 2012.
- [146] R. Rajashekar, K. V. S. Hari, and L. Hanzo, "Structured dispersion matrices from space-time block codes for space-time shift keying," Oct. 2012. [Online]. Available: <http://arxiv.org/pdf/1210.2502v1.pdf>.
- [147] S. Sugiura and L. Hanzo, "On the joint optimization of dispersion matrices and constellations for near-capacity irregular precoded space-time shift keying," *IEEE Trans. Commun.*, vol. 12, no. 1, pp. 380–387, Jan. 2013.
- [148] R. Rajashekar, K. V. S. Hari, and L. Hanzo, "Structured dispersion matrices from division algebra codes for space-time shift keying," *IEEE Sig. Process. Lett.*, vol. 20, no. 4, pp. 371–374, Apr. 2013.
- [149] M.-T. Le, V.-D. Ngo, H.-A. Mai, X.-N. Tran, and M. Di Renzo, "Spatially modulated orthogonal space-time block codes with nonvanishing determinants," *IEEE Trans. Commun.*, 2013, submitted.

- [150] S. U. Hwang, S. Jeon, S. Lee, and J. Seo, "Soft-output ML detector for spatial modulation OFDM systems," *IEICE Electronics Express*, vol. 6, no. 19, pp. 1426–1431, Sep. 2009.
- [151] M. X. Guo, C. Jia, and Y. H. Shen, "Detection algorithm for spatial modulation system under unconstrained channel," *IEEE Int. Conf. Commun. Technol.*, pp. 458–461, Nov. 2010.
- [152] A. Younis, R. Y. Mesleh, and H. Haas, and P. Grant, "Reduced complexity sphere decoder for spatial modulation detection receivers," *IEEE Global Commun. Conf.*, pp. 1–5, Dec. 2010.
- [153] A. Younis, M. Di Renzo, R. Y. Mesleh, and H. Haas, "Sphere decoding for spatial modulation," *IEEE Int. Conf. Commun.*, pp. 1–6, June 2011.
- [154] S. Sugiura, C. Xu, S. X. Ng, and L. Hanzo, "Reduced-complexity coherent versus non-coherent QAM-aided space-time shift keying," *IEEE Trans. Commun.*, vol. 59, no. 11, pp. 3090–3101, Nov. 2011.
- [155] A. Younis, S. Sinanovic, M. Di Renzo, R. Y. Mesleh, and H. Haas, "Generalised sphere decoding for spatial modulation," *IEEE Trans. Commun.*, to appear. [Online]. Available: <http://arxiv.org/pdf/1305.1478v1.pdf>.
- [156] N. R. Naidoo, H. Xu, and T. Quazi, "Spatial modulation: Optimal detector asymptotic performance and multiple-stage detection," *IET Proc. Commun.*, vol. 5, no. 10, pp. 1368–1376, 2011.
- [157] J. Wang, S. Jia, and J. Song, "Signal vector based detection scheme for spatial modulation," *IEEE Commun. Lett.*, vol. 16, no. 1, pp. 19–21, Jan. 2012.
- [158] C. Vladeanu and S. El Assad, "Hybrid maximum-likelihood detector for trellis coded spatial modulation," *Revue Roumaine des Sciences Techniques - Serie Electrotechnique et Energetique, Romanian Academy*, vol. 57, no. 4, pp. 383–393, Feb. 2012.
- [159] R. Rajashekar and K. V. S. Hari, "Sphere decoding for spatial modulation systems with arbitrary  $N_t$ ," Feb. 2012. [Online]. Available: <http://arxiv.org/pdf/1202.5187v1.pdf>.
- [160] R. Rajashekar and K. V. S. Hari, "ML decoding complexity reduction in STBCs using time-orthogonal pulse shaping," Apr. 2012. [Online]. Available: <http://arxiv.org/pdf/1204.5652v1.pdf>.
- [161] P. Yang, Y. Xiao, L. Li, Q. Tang, and S. Li, "An improved matched-filter based detection algorithm for space-time shift keying systems," *IEEE Sig. Process. Lett.*, vol. 19, no. 5, pp. 271–274, May 2012.
- [162] R. Rajashekar and K. V. S. Hari, "Low complexity maximum likelihood detection in spatial modulation systems," June 2012. [Online]. Available: <http://arxiv.org/pdf/1206.6190v1.pdf>.
- [163] P. Yang, Y. Xiao, Q. Tang, B. Zhou, and S. Q. Li, "A low complexity ordered sphere decoding algorithm for spatial modulation," *IEICE Trans. Commun.*, vol. E95-B, no. 07, pp. 2494–2497, July 2012.
- [164] R. Y. Chang, W.-H. Chung, and S.-J. Lin, "Detection of space shift keying signaling in large MIMO systems," *IEEE Int. Wireless Commun. Mob. Comput. Conf.*, pp. 1185–1190, Aug. 2012.
- [165] C.-M. Yu, S.-H. Hsieh, H.-W. Liang, C.-S. Lu, W.-H. Chung, S.-Y. Kuo, and S.-C. Pei, "Compressed sensing detector design for space shift keying in MIMO systems," *IEEE Commun. Lett.*, vol. 16, no. 10, pp. 1556–1559, Oct. 2012.
- [166] L. Xiao, X. He, Y. Xiao, P. Yang, and S. Li, "Low-complexity non-coherent detection for spatial modulation OFDM systems," *IEEE Int. Conf. Commun. Technol.*, pp. 469–473, Nov. 2012.
- [167] H. Xu, "Simple low-complexity detection schemes for M-ary quadrature amplitude modulation spatial modulation," *IET Commun.*, vol. 6, no. 17, pp. 2840–2847, Nov. 2012.

- [168] H. Xu, "Simplified ML based detection schemes for M-QAM spatial modulation," *IET Commun.*, vol. 6, no. 11, pp. 1356–1363, 2012.
- [169] C. Xu, S. Sugiura, S. X. Ng, and L. Hanzo, "Spatial modulation and space-time shift keying: Optimal performance at a reduced detection complexity," *IEEE Trans. Commun.*, vol. 61, no. 1, pp. 206–216, Jan. 2013.
- [170] Q. Tang, Y. Xiao, P. Yang, Q. Yu, and S. Li, "A new low-complexity near-ML detection algorithm for spatial modulation," *IEEE Wireless Commun. Lett.*, vol. 2, no. 1, pp. 90–93, Feb. 2013.
- [171] D. L. Donoho, "Compressed sensing," *IEEE Trans. Inform. Theory*, vol. 52, no. 4, pp. 1289–1306, Apr. 2006.
- [172] E. J. Candes and M. B. Wakin, "An introduction to compressive sampling," *IEEE Sig. Process. Mag.*, vol. 21, no. 3, pp. 21–30, Mar. 2008.
- [173] J. A. Tropp and A. Gilbert, "Signal recovery from partial information by orthogonal matching pursuit," *IEEE Trans. Inform. Theory*, vol. 53, no. 12, pp. 4655–4666, Dec. 2007.
- [174] Alshamali and B. Quza, "Spatial modulation: Performance evaluation in Nakagami fading channels," *IEEE GCC Conf. and Exhibition*, pp. 1–4, Mar. 2009.
- [175] Alshamali and B. Quza, "Performance of spatial modulation in correlated and uncorrelated Nakagami fading channel," *J. Commun.*, vol. 4, no. 3, pp. 170–174, Apr. 2009.
- [176] M. Di Renzo and H. Haas, "On the performance of space shift keying MIMO systems over correlated Rician fading channels," *ITG Int. Work. Smart Antennas*, pp. 1–8, Feb. 2010.
- [177] M. Di Renzo, R. Y. Mesleh, H. Haas, and P. Grant, "Upper bounds for the analysis of trellis coded spatial modulation over correlated fading channels," *IEEE Trans. Veh. Technol. - Spring*, pp. 1–5, May 2010.
- [178] M. Di Renzo and H. Haas, "Performance comparison of different spatial modulation schemes in correlated fading channels," *IEEE Int. Conf. Commun.*, pp. 1–6, May 2010.
- [179] M. Di Renzo and H. Haas, "On the performance of SSK modulation over correlated Nakagami- $m$  fading channels," *IEEE Int. Conf. Commun.*, pp. 1–6, May 2010.
- [180] M. Di Renzo and H. Haas, "Performance analysis of spatial modulation (SM) over Nakagami- $m$  fading channels," *Int. Conf. Commun. and Networking in China*, pp. 1–6, Aug. 2010.
- [181] P. Yang, Y. Xiao, B. Zhou, and S. Li, "Initial performance evaluation of spatial modulation OFDM in LTE-based systems," *IEEE/ICST Int. Conf. Commun. Netw. China*, pp. 102–107, Aug. 2011.
- [182] M. Di Renzo and H. Haas, "Bit error probability of space modulation over Nakagami- $m$  fading: Asymptotic analysis," *IEEE Commun. Lett.*, vol. 15, no. 10, pp. 1026–1028, Oct. 2011.
- [183] M. Koca and H. Sari, "A general framework for performance analysis of spatial modulation over correlated fading channels," 2011. [Online]. Available: <http://arxiv.org/pdf/1109.5589v1.pdf>.
- [184] N. M. Shafik, "Performance of OFDM-CDMA system using modified space-shift keying technique," *Int. J. Inform. Commun. Technol.*, vol. 2, no. 2, pp. 174–181, Feb. 2012.
- [185] J. Dabi and K. Gupta, "Performance analysis of STBC spatial modulation under transmit diversity and multiplexing gain," *Int. J. Eng. Sci. and Mgmt.*, vol. 2, no. 2, pp. 189–195, Apr/June 2012.
- [186] A. A. Marzla and C. Runachalaperumal, "A study on spatial modulation based on performance and spectral efficiency," *Int. J. Research in Applied Physics*, vol. 1, no. 1, pp. 8–13, Aug. 2012.

- [187] M. Koca and H. Sari, "Performance analysis of spatial modulation over correlated fading channels," *IEEE Trans. Veh. Technol.* - Fall, pp. 1–5, Sep. 2012.
- [188] C. Arunachalaperumal, S. D. Kumar and C. Arun, "A comparative study of the performance of precoded MIMO using trellis and STBC," *IEEE Int. Conf. Advanced Computing*, pp. 1–4, Dec. 2012.
- [189] S. D. Kumar and C. Arun, "A comparative study of the performance of precoded MIMO using trellis and STBC," *Int. J. Emerging Technology and Advanced Engineering*, vol 3. no. 1, pp. 224–228, Jan. 2013.
- [190] Y. Yang and B. Jiao, "Information-guided channel-hopping for high data rate wireless communication," *IEEE Commun. Lett.*, vol. 12, no. 4, pp. 225–227, Apr. 2008.
- [191] S. Sinanovic, M. Di Renzo, and H. Haas, "Secrecy rate of time switched transmit diversity system," *IEEE Trans. Veh. Technol.* - Spring, pp. 1–5, May 2011.
- [192] S. Sinanovic, N. Serafimovski, M. Di Renzo, and H. Haas, "Secrecy capacity of space keying with two antennas," *IEEE Trans. Veh. Technol.* - Fall, pp. 1–5, Sep. 2012.
- [193] Q.-L. Li, "Information-guided randomization for wireless physical layer secure transmission," *IEEE Military Commun. Conf.*, pp. 1–6, Nov. 2012.
- [194] S. K. Mohammed and E. G. Larsson, "Single-user beamforming in large-scale MISO systems with per-antenna constant-envelope constraints: The doughnut channel," *IEEE Trans. Wireless Commun.*, vol. 11, no. 11, pp. 3992–4005, Nov. 2012.
- [195] S. K. Mohammed and E. G. Larsson, "Per-antenna constant envelope precoding for large multi-user MIMO systems," *IEEE Trans. Commun.*, vol. 61, no. 3, pp. 1059–1071, Mar. 2013.
- [196] M. Di Renzo and H. Haas, "Space shift keying (SSK) modulation: On the transmit-diversity/multiplexing trade-off," *IEEE Int. Conf. Commun.*, pp. 1–6, June 2011.
- [197] M. Di Renzo and H. Haas, "Transmit-diversity for spatial modulation (SM): Towards the design of high-rate spatially-modulated space-time block codes," *IEEE Int. Conf. Commun.*, pp. 1–6, June 2011.
- [198] D. Yang, C. Xu, L.-L. Yang, and L. Hanzo, "Transmit-diversity-assisted space-shift keying for colocated and distributed/cooperative MIMO elements," *IEEE Trans. Veh. Technol.*, vol. 60, no. 6, pp. 2864–2869, July 2011.
- [199] K. Ntontin, M. Di Renzo, A. Perez-Neira, and C. Verikoukis, "Adaptive generalized space shift keying (GSSK) modulation for MISO channels: A new method for high diversity and coding gains," *IEEE Veh. Technol. Conf.* - Fall, pp. 1-5, Sep. 2012.
- [200] T. Muramatsu, H. Ochiai, F. Ono, and R. Miura, "A space-time block code with temporal and spatial modulation," *IEEE Int. Sym. Wireless Pers. Multim. Commun.*, pp. 519–523, Sep. 2012.
- [201] M.-T. Le, V.-D. Ngo, H.-A. Mai, and X.-N. Tran, "High-rate space-time block coded spatial modulation," *IEEE Int. Conf. Adv. Technol. Commun.*, pp. 278–282, Oct. 2012.
- [202] W. Junling, A. I. Perez-Neira, Z. Qian, G. Meiguo, and B. Xiaoyan, "Closed-loop spatial modulation with antenna selection," *IEEE Int. Conf. Sig. Process.*, pp. 1291–1294, Oct. 2012.
- [203] R. Rajashekar and K. V. S. Hari, "Modulation diversity for spatial modulation using complex interleaved orthogonal design," *IEEE TENCON*, pp. 1–6, Nov. 2012.
- [204] S.-C. Ma, "Extended space-time multilevel coded spatial modulation," *J. of the Chinese Institute of Engineers*, pp. 1–6, Nov. 2012.

- [205] J. Dabi and K. Gupta, "A novel approach for diversity and multiplexing gain using SM-OSTBC," *Int. J. Emerging Technology and Advanced Engineering*, vol. 2, no. 12, pp. 218–221, Dec. 2012.
- [206] R. Rajashekar, K. V. S. Hari, and L. Hanzo, "Antenna selection in spatial modulation systems," *IEEE Commun. Lett.*, vol. 17, no. 3, pp. 521–524, Mar. 2013.
- [207] R. Rakshith K. V. S. Hari, K. Giridhar, and L. Hanzo, "Performance analysis of antenna selection algorithms in spatial modulation systems with imperfect CSIR," *European Wireless*, pp. 1–4, Apr. 2013.
- [208] M. M. Ulla Faiz, S. Al-Ghadhban, and A. Zerguine, "Recursive least-squares adaptive channel estimation for spatial modulation systems," *IEEE Malaysia Int. Conf. Commun.*, pp. 1–4, Dec. 2009.
- [209] M. Di Renzo and H. Haas, "Spatial modulation with partial-CSI at the receiver: Optimal detector and performance evaluation," *IEEE Sarnoff Symposium*, pp. 1–6, Apr. 2010.
- [210] M. Di Renzo and H. Haas, "Space shift keying (SSK) modulation with partial channel state information: Optimal detector and performance analysis over fading channels," *IEEE Trans. Commun.*, vol. 58, no. 11, pp. 3196–3210, Nov. 2010.
- [211] M. Di Renzo, D. De Leonardis, F. Graziosi, and H. Haas, "On the performance of space shift keying (SSK) modulation with imperfect channel knowledge," *IEEE Global Commun. Conf.*, pp. 1–6, Dec. 2011.
- [212] E. Basar, U. Aygolu, E. Panayirci, and H. V. Poor, "Performance of spatial modulation in the presence of channel estimation errors," *IEEE Commun. Lett.*, vol. 16, no. 2, pp. 176–179, Feb. 2012.
- [213] S. S. Ikki and R. Mesleh, "A general framework for performance analysis of space shift keying (SSK) modulation in the presence of gaussian imperfect estimations," *IEEE Commun. Lett.*, vol. 16, no. 2, pp. 228–230, Feb. 2012.
- [214] R. Y. Mesleh and S. S. Ikki, "On the effect of gaussian imperfect channel estimations on the performance of space modulation techniques," *IEEE Veh. Technol. Conf. - Spring*, pp. 1–5, May 2012.
- [215] S. Sugiura and L. Hanzo, "Effects of channel estimation on spatial modulation," *IEEE Signal Process. Lett.*, vol. 19, no. 2, pp. 805–808, Dec. 2012.
- [216] H. A. Ngo, C. Xu, S. Sugiura, and L. Hanzo, "Space-time-frequency shift keying for dispersive channels," *IEEE Sig. Proc. Lett.*, vol. 18, no. 3, pp. 177–180, Mar. 2011.
- [217] H. A. Ngo and L. Hanzo, "Area spectral efficiency of soft-decision space-time-frequency shift-keying-aided slow-frequency-hopping multiple access," *IEEE Trans. Veh. Technol.*, vol. 61, no. 3, pp. 1433–1439, Mar. 2012.
- [218] M. Driusso, F. Babich, M. I. Kadir, and L. Hanzo, "OFDM aided space-time shift keying for dispersive downlink channels," *IEEE Veh. Technol. Conf. - Fall*, pp. 1–5, Sep. 2012.
- [219] L. Hanzo, S. Chen, M. I. Kadir, S. Sugiura, J. Zhang, "OFDMA/SC-FDMA aided space-time shift keying for dispersive multi-user scenarios," *IEEE Trans. Veh. Technol.*, vol. 62, no. 1, pp. 408–414, Jan. 2013.
- [220] M. I. Kadir, S. Sugiura, S. Chen, and L. Hanzo, "MC-CDMA aided multi-user space-time shift keying in wideband channels," *IEEE Wireless Commun. Netw. Conf.*, pp. 1–6, Apr. 2013.
- [221] R. Rajashekar, K. V. S. Hari, and L. Hanzo, "Spatial modulation aided zero-padded single carrier transmission for dispersive channels," *IEEE Trans. Commun.*, 2013, to appear. [Online]. Available: <http://eprints.soton.ac.uk/352009/1/TCOM-13-0011.pdf>.
- [222] M. Di Renzo and H. Haas, "On the performance of SSK modulation over multiple-access Rayleigh fading channels," *IEEE Global Commun. Conf.*, pp. 1–6, Dec. 2010.



- [223] M. Di Renzo and H. Haas, "Bit error probability of space shift keying MIMO over multiple-access independent fading channels," *IEEE Trans. Veh. Technol.*, vol. 60, no. 8, pp. 3694–3711, Oct. 2011.
- [224] N. Serafimovski, S. Sinanovic, M. Di Renzo, and H. Haas, "2-user multiple access spatial modulation," *IEEE Global Commun. Conf. - Workshops*, pp. 343–347, Dec. 2011.
- [225] L.-L. Yang, "Signal detection in antenna-hopping space-division multiple-access systems with space-shift keying modulation," *IEEE Trans. Sig. Process.*, vol. 60, no. 1, pp. 351–366, Jan. 2012.
- [226] N. Serafimovski, S. Sinanovic, M. Di Renzo, and H. Haas, "Multiple access spatial modulation," *EURASIP J. Wireless Commun. and Networking*, Sep. 2012.
- [227] S. Chen, S. Sugiura, and L. Hanzo, "Semi-blind joint channel estimation and data detection for space-time shift keying systems," *IEEE Sig. Proc. Lett.*, vol. 17, no. 12, pp. 993–996, Dec. 2010.
- [228] C. Xu, S. Sugiura, S. X. Ng, and L. Hanzo, "Reduced-complexity noncoherently detected differential space-time shift keying," *IEEE Sig. Proc. Lett.*, vol. 18, no. 3, pp. 153–156, Mar. 2011.
- [229] C. Xu, S. Sugiura, S. X. Ng, and L. Hanzo, "Reduced-complexity soft-decision aided space-time shift keying," *IEEE Sig. Proc. Lett.*, vol. 18, no. 10, pp. 547–550, Oct. 2011.
- [230] H. A. Ngo, S. Sugiura, and L. Hanzo, "Iterative soft-detection of space-time-frequency shift keying," *IEEE Int. Conf. Commun.*, pp. 3964–3968, June 2012.
- [231] M. Koka and H. Sari, "Bit-interleaved coded spatial modulation," *IEEE Int. Symp. Personal, Indoor, Mob. Radio Commun.*, pp. 1949–1954, Sep. 2012.
- [232] S. Sugiura, C. Xu, S. X. Ng, and L. Hanzo, "Reduced-complexity iterative-detection aided generalized space-time shift keying," *IEEE Trans. Veh. Technol.*, vol. 61, no. 8, pp. 3656–3664, Oct. 2012.
- [233] C. Vlădeanu, A. Martian, A. F. Paun, and E. El Assad, "A new ML detector for trellis-coded spatial modulation using hard and soft estimates," *IEEE Int. Sym. Electronics and Telecommunications*, pp. 143–146, Nov. 2012.
- [234] P. Zhang, S. Chen, and L. Hanzo, "Reduced-complexity near-capacity joint channel estimation and three-stage turbo detection for coherent space-time shift keying," *IEEE Trans. Commun.*, to appear. [Online]. Available: <http://ieeexplore.ieee.org/stamp/stamp.jsp?tp=&arnumber=6480918>.
- [235] L. Hanzo, T. H. Liew, B. L. Yeap, and R. Y. S. Tee, *Turbo coding, turbo equalisation and space-time coding: EXIT-chart aided near-capacity designs for wireless channels*, John Wiley & Sons, Ltd, 613 pages, Mar. 2010.
- [236] M. Di Renzo, L. Alonso, F. H. P. Fitzek, A. Foglar, F. Granelli, F. Graziolsky, C. Gruet, H. Haas, G. Kormentzas, A. I. Perez, J. Rodriguez, J. Thompson, and C. Verikoukis, "GREENET - An early stage training network in enabling technologies for green radio," *IEEE Veh. Technol. Conf. - Workshops*, pp. 1–5, May 2011.
- [237] X. Wu, S. Sinanovic, M. Di Renzo, and H. Haas, "Base station energy consumption for transmission optimized spatial modulation (TOSM) in correlated channels," *IEEE Int. Workshop Comput.-Aided Model. Anal. Des. Commun. Links Netw.*, pp. 261–265, Sep. 2012.
- [238] K. Ntontin, M. Di Renzo, A. I. Perez-Neira, and C. Verikoukis, "Towards the performance and energy efficiency comparison of spatial modulation with conventional single-antenna transmission over generalized fading channels," *IEEE Int. Workshop Comput.-Aided Model. Anal. Des. Commun. Links Netw.*, pp. 120–124, Sep. 2012.

- [239] R. Y. Chang, S.-J. Lin, and W.-H. Chung, "Energy efficient transmission over space shift keying modulated MIMO channels," *IEEE Trans. Commun.*, vol. 60, no. 10, pp. 2950–2959, Oct. 2012.
- [240] A. Stavridis, S. Sinanovic, M. Di Renzo, and H. Haas, "Energy evaluation of spatial modulation at a multi-antenna base station," *IEEE Veh. Technol. Conf. - Fall*, pp. 1–5, Sep. 2013.
- [241] Z. Ding, I. Krikidis, B. Rong, J. S. Thompson, C. Wang, and S. Yang, "On combating the half-duplex constraint in modern cooperative networks: Protocols and techniques," *IEEE Wireless Commun. Mag.*, vol. 19, no. 6, pp. 20–27, Dec. 2012.
- [242] F. Rossetto and M. Zorzi, "Mixing network coding and cooperation for reliable wireless communications," *IEEE Wireless Commun. Mag.*, vol. 18, no. 1, pp. 15–21, Feb. 2011.
- [243] M. Di Renzo, M. Iezzi, and F. Graziosi, "On diversity order and coding gain of multi-source multi-relay cooperative wireless networks with binary network coding," *IEEE Trans. Veh. Technol.*, vol. 62, no. 3, pp. 1138–1157, March 2013.
- [244] M. Di Renzo, M. Iezzi, and F. Graziosi, "Error performance and diversity analysis of multi-source multi-relay wireless networks with binary network coding and cooperative MRC," *IEEE Trans. Wireless Commun.*, 2013, to appear. [Online]. Available: <http://ieeexplore.ieee.org/stamp/stamp.jsp?tp=&arnumber=6512544&tag=1>.
- [245] Y. Yang, "Information-guided relay selection for high throughput in half-duplex relay channels," *IEEE Global Commun. Conf.*, pp. 1–5, Nov./Dec. 2009.
- [246] N. Serafimovski, S. Sinanovic, M. Di Renzo, and H. Haas, "Dual-hop spatial modulation (Dh-SM)," *IEEE Veh. Technol. Conf. - Spring*, pp. 1–5, May 2011.
- [247] S. Sugiura, S. Chen, H. Haas, P. M. Grant, and L. Hanzo, "Coherent versus non-coherent decode-and-forward relaying aided cooperative space-time shift keying," *IEEE Trans. Commun.*, vol. 59, no. 6, pp. 1707–1719, June 2011.
- [248] Y. Yang and S. Aissa, "Information-guided transmission in decode-and-forward relaying systems: Spatial exploitation and throughput enhancement," *IEEE Trans. Wireless Commun.*, vol. 10, no. 7, pp. 2341–2351, July 2011.
- [249] B. Zhou, Y. Xiao, P. Yang, and S. Li, "An iterative CFO compensation algorithm for distributed spatial modulation OFDM systems," *IEEE Int. Conf. Wireless Commun., Netw. Mob. Comput.*, pp. 1–5, Sep. 2011.
- [250] R. Y. Mesleh, S. S. Ikki, and M. Alwakeel, "On the performance of dual-hop space shift keying with single amplify-and-forward relay," *IEEE Wireless Commun. Netw. Conf.*, pp. 776–780, Apr. 2012.
- [251] Z. Zhang, H. Ji, Y. Li, and H.-L. Zhang, "Novel incremental relaying protocol based on spatial modulation," *The Journal of China Universities of Posts and Telecommunications*, vol. 19, no. 4, pp. 73–79, Aug. 2012.
- [252] S. Narayanan, M. Di Renzo, F. Graziosi, and H. Haas, "Distributed space shift keying for the uplink of relay-aided cellular networks," *IEEE Int. Workshop on Computer-Aided Modeling Analysis and Design of Communication Links and Networks*, pp. 1–6, Sep. 2012.
- [253] X. Xie, Z. Zhao, M. Peng, and W. Wang, "Spatial modulation in two-way network coded channels: Performance and mapping optimization," *IEEE Int. Symp. Pers. Indoor Mob. Radio Commun.*, pp. 72–76, Sep. 2012.
- [254] R. Y. Mesleh, S. S. Ikki, E.-H. M. Aggoune, and A. Mansour, "Performance analysis of space shift keying (SSK) modulation with multiple cooperative relays," *EURASIP J. Adv. Sig. Process.*, vol. 2011, 10 pages, 2012.
- [255] R. Y. Mesleh and S. S. Ikki, "Space shift keying with amplify-and-forward MIMO relaying," *Trans Emerging Tel. Tech.*, 12 pages, Jan. 2013.

- [256] S. Narayanan, M. Di Renzo, F. Graziosi, and H. Haas, "Distributed spatial modulation for relay networks," *IEEE Veh. Technol. Conf.*, pp. 1–5, Sep. 2013.
- [257] P. Zhang, S. Chen, and L. Hanzo, "Differential space-time shift keying aided successive-relay-assisted decode-and-forward cooperative multiuser CDMA," *IEEE Trans. Veh. Technol.*, to appear. [Online]. Available: <http://ieeexplore.ieee.org/stamp/stamp.jsp?arnumber=06418051>.
- [258] M. I. Kadir, L. Li, S. Chen, and L. Hanzo, "Successive decode-and-forward relaying aided coherent versus non-coherent cooperative multi-carrier space-time shift keying," *IEEE Trans. Veh. Technol.*, to appear. [Online]. Available: <http://ieeexplore.ieee.org/stamp/stamp.jsp?tp=&arnumber=6461152>.
- [259] M. I. Kadir, L. Li, S. Chen, and L. Hanzo, "Successive-relaying-aided decode-and-forward coherent versus noncoherent cooperative multicarrier space-time shift keying," *IEEE Trans. Veh. Technol.*, to appear. [Online]. Available: <http://eprints.soton.ac.uk/349377/1/galley-proof.pdf>.
- [260] C. B. Chae, T. Tang, R. W. Heath Jr., and S. Cho, "Relaying with linear processing for multiuser transmission in fixed relay networks," *IEEE Trans. Sig. Process.*, vol. 56, no. 2, pp. 727–738, Feb. 2008.
- [261] S. Sugiura, S. X. Ng, L. Kong, S. Chen, and L. Hanzo, "Quasi-synchronous cooperative networks: A practical cooperative transmission protocol," *IEEE Veh. Technol. Mag.*, vol. 7, no. 4, pp. 66–76, Dec. 2012.
- [262] L. Hanzo, H. Haas, S. Imre, D. C. O'Brien, M. Rupp, and L. Gyongyosi, "Wireless myths, realities, and futures: From 3G/4G to optical and quantum wireless," *Proc. of the IEEE*, vol. 100, no. Centennial-Issue, pp. 1853–1888, May 2012.
- [263] F. R. Gfeller and U. Bapst, "Wireless in-house data communication via diffuse infrared radiation," *Proc. of the IEEE*, vol. 67, no. 11, pp. 1474–1486, Nov. 1979.
- [264] S. Dimitrov, H. Haas, "Information Rate of OFDM-Based Optical Wireless Communication Systems With Nonlinear Distortion", *Journal of Lightwave Technology*, Volume: 31 , Issue: 6, 2013, pp 918–929
- [265] R. Y. Mesleh, R. Mehmood, H. Elgala, and H. Haas, "Indoor MIMO optical wireless communication using spatial modulation," *IEEE Int. Conf. Commun.*, pp. 1–5, May 2010.
- [266] R. Y. Mesleh, H. Elgala, and H. Haas, "On the performance of coded optical spatial modulation," *IEEE Int. Symp. Pers. Indoor Mob. Radio Commun.*, pp. 820–824, Sep. 2010.
- [267] T. Fath, M. Di Renzo, and H. Haas, "On the performance of space shift keying for optical wireless communications," *IEEE Global Commun. Conf. - Workshops*, pp. 990–994, Dec. 2010.
- [268] R. Y. Mesleh, H. Elgala, R. Mehmood, and H. Haas, "Performance of optical spatial modulation with transmitters-receivers alignment," *IEEE Commun. Lett.*, vol. 15, no. 1, pp. 79–81, Jan. 2011.
- [269] R. Y. Mesleh, H. Elgala, and H. Haas, "Optical spatial modulation," *IEEE/OSA J. Opt. Commun. Netw.*, vol. 3, no. 3, pp. 234–244, Mar. 2011.
- [270] R. Y. Mesleh, H. Elgala, M. Hammouda, I. Stefan, and H. Haas, "Optical spatial modulation with transmitter-receiver alignments," *IEEE European Conf. Netw. Optical Commun.*, pp. 1–4, July 2011.
- [271] T. Fath, H. Haas, M. D. Renzo, and R. Y. Mesleh, "Spatial modulation applied to optical wireless communications in indoor LOS environments," *IEEE Global Commun. Conf. - Workshops*, pp. 1–5, Dec. 2011.
- [272] T. Ozbilgin and M. Koca, "Pulse position modulation based optical spatial modulation over atmospheric turbulence channels," *IEEE Sig. Process. Commun. Applications Conf.*, pp. 1–4, Apr. 2012.

- [273] T. Fath, J. Klaue, and H. Haas, "Coded spatial modulation applied to optical wireless communications in indoor environments," *IEEE Wireless Commun. Netw. Conf.*, pp. 1000–1004, Apr. 2012.
- [274] X. Zhang, S. Dimitrov, S. Sinanovic, and H. Haas, "Optimal power allocation in spatial modulation OFDM for visible light communications," *IEEE Veh. Technol. Conf. - Spring*, pp. 1–5, May 2012.
- [275] W. Popoola, E. Poves, and H. Haas, "Generalised space shift keying for visible light communications," *IEEE Sym. Commun. Syst. Netw. and Digital Sig. Process.*, pp. 1–4, July 2012.
- [276] W. Popoola, E. Poves, and H. Haas, "Spatial pulse position modulation for optical communications," *IEEE/OSA J. Lightw. Technol.*, vol. 30, no. 18, pp. 2948–2954, Sep. 2012.
- [277] E. Poves, W. Popoola, H. Haas, J. Thompson, and D. Cardenas, "Experimental results on the performance of optical spatial modulation," *IEEE Veh. Technol. Conf. - Fall*, pp. 1–5, Sep. 2012.
- [278] C. Vladeanu, R. Lucaciu, and A. Mihaescu, "Optical spatial modulation for indoor wireless communications in presence of inter-symbol interference," *IEEE Int. Sym. Electronics and Telecommun.*, pp. 183–186, Nov. 2012.
- [279] T. Fath and H. Haas, "Performance comparison of MIMO techniques for optical wireless communications in indoor environments," *IEEE Trans. Commun.*, vol. 61, no. 2, pp. 733–742, Feb. 2013.
- [280] W. Popoola, E. Poves, and H. Haas, "Error performance of generalised space shift keying for indoor visible light communications," *IEEE Trans. Commun.*, to appear. [Online]. Available: <http://ieeexplore.ieee.org/stamp/stamp.jsp?tp=&arnumber=6476612>.
- [281] J. Nam, J.-Y. Ahn, A. Adhikary, and G. Caire, "Joint spatial division and multiplexing: Realizing massive MIMO gains with limited channel state information," *IEEE Conf. Information Sciences and Systems*, pp. 1–6, Mar. 2012.
- [282] P.-H. Kuo, H. T. Kung, and P.-A. Ting, "Compressive sensing based channel feedback protocols for spatially-correlated massive antenna arrays," *IEEE Wireless Commun. Netw. Conf.*, pp. 1–6, Apr. 2012.
- [283] C. Shepard, H. Yu, N. Anand, L. E. Li, T. Marzetta, R. Yang, and L. Zhong, "Argos: Practical many-antenna base stations," *ACM Int. Conf. Mobile Computing and Networking*, pp. 53–64, Aug. 2012.
- [284] H. Huh, G. Caire, H. C. Papadopoulos, and S. A. Ramprasad, "Achieving "massive MIMO" spectral efficiency with a not-so-large number of antennas," *IEEE Trans. Wireless Commun.*, vol. 11, no. 9, pp. 3226–3239, Sep. 2012.
- [285] A. Adhikary, J. Nam, J.-Y. Ahn, and G. Caire, "Joint spatial division and multiplexing," Jan. 2013, submitted. [Online]. Available: <http://arxiv.org/pdf/1209.1402v2.pdf>.
- [286] H. Yang and T. L. Marzetta, "Performance of conjugate and zero-forcing beamforming in large-scale antenna systems," *IEEE J. Sel. Areas Commun.*, vol. 31, no. 2, pp. 172–179, Feb. 2013.
- [287] J. Hoydis, S. ten Brink, and M. Debbah, "Massive MIMO in the UL/DL of cellular networks: How many antennas do we need?," *IEEE J. Sel. Areas Commun.*, vol. 31, no. 2, pp. 160–171, Feb. 2013.
- [288] J. Hoydis "Massive MIMO and HetNets: Benefits and challenges," *Newcom# Summer School on Interference Management for Tomorrow's Wireless Networks*, May 2013. [Online]. Available: <http://euracon.org/attached/Hoydis%20-%20Massive%20MIMO%20and%20HetNets%20Benefits%20and%20Challenges.pdf>.
- [289] J. Choi, Z. Chance, D. J. Love, and U. Madhow, "Noncoherent trellis coded quantization: A practical limited feedback technique for massive MIMO systems," May 2013, submitted. [Online]. Available: <http://arxiv.org/pdf/1305.4976v1.pdf>.

- [290] X. Wu, M. Di Renzo, and H. Haas, "Channel estimation for spatial modulation," *IEEE Int. Symp. Pers. Indoor Mob. Radio Commun.*, submitted.
- [291] M. Di Renzo, C. Merola, A. Guidotti, F. Santucci, and G. E. Corazza, "Error performance of multi-antenna receivers in a Poisson field of interferers - A stochastic geometry approach," *IEEE Trans. Commun.*, 2013, to appear. [Online]. Available: <http://ieeexplore.ieee.org/stamp/stamp.jsp?tp=&arnumber=6468995>.
- [292] M. Di Renzo, A. Guidotti, and G. E. Corazza, "Average rate of downlink heterogeneous cellular networks over generalized fading channels - A stochastic geometry approach," *IEEE Trans. Commun.*, 2013, to appear. [Online]. Available: <http://ieeexplore.ieee.org/stamp/stamp.jsp?tp=&arnumber=6516171&tag=1>.
- [293] A. Ghosh, J. G. Andrews, N. Mangalvedhe, R. Ratasuk, B. Mondal, M. Cudak, E. Visotsky, T. A. Thomas, P. Xia, H. S. Jo, H. S. Dhillon, and T. D. Novlan, "Heterogeneous cellular networks: From theory to practice," *IEEE Commun. Mag.*, vol. 50, no. 6, pp 54–64, July 2012.
- [294] J. G. Andrews, "Seven ways that HetNets are a cellular paradigm shift," *IEEE Commun. Mag.*, vol. 51, no. 3, pp 136–144, Mar. 2013.
- [295] M. Di Renzo, H. Haas, and A. Ghayeb, "Tutorial T9: Spatial modulation for MIMO wireless systems," *IEEE Wireless Commun. Netw.*, tutorial slides, pp. 335–355, Apr. 2013. [Online]. Available: <http://wcnc2013.ieee-wcnc.org/WCNC.T9.Slides.pdf>.
- [296] S. Sudevalayam and P. Kulkarni, "Energy harvesting sensor nodes: Survey and implications," *IEEE Commun. Surveys and Tutorials*, vol. 13, no. 3, pp. 443–461, Third Quarter 2011.
- [297] K. Huang and V. K. N. Lau, "Enabling wireless power transfer in cellular networks: Architecture, modelling and deployment," July 2012, submitted. [Online]. Available: <http://arxiv.org/pdf/1207.5640.pdf>.
- [298] R. Zhang and C. K. Ho, "MIMO broadcasting for simultaneous wireless information and power transfer," Feb. 2013, to appear. [Online]. Available: <http://arxiv.org/pdf/1105.4999.pdf>.
- [299] I. Krikidis, H. A. Suraweera, S. Yang, and K. Berberidis, "Full-duplex relaying over block fading channel: A diversity perspective," *IEEE Trans. Wireless Commun.*, vol. 11, no. 2, pp. 4524–4535, Dec. 2012.
- [300] National Instruments, "NI PXIe-1075 User Manual and Specifications," [Online]. Available: <http://www.ni.com/pdf/manuals/372537b.pdf>
- [301] Spatial modulation. [Online]. Available: <http://www.youtube.com/watch?v=cPKIbxEEDho>
- [302] The advantages of spatial modulation. [Online]. Available: <http://www.youtube.com/watch?v=baKkBXzf4fY>
- [303] The world's first spatial modulation demonstration. [Online]. Available: <http://www.youtube.com/watch?v=a6yUuJFUtZ4>

PLACE  
PHOTO  
HERE

**Marco Di Renzo** (S'05-AM'07-M'09) was born in L'Aquila, Italy, in 1978. He received the Laurea (cum laude) and the Ph.D. degrees in Electrical and Information Engineering from the Department of Electrical and Information Engineering, University of L'Aquila, Italy, in April 2003 and in January 2007, respectively. In October 2013, he received the Habilitation à Diriger des Recherches (HDR) from the University of Paris-Sud XI, Paris, France.

From August 2002 to January 2008, he was with the Center of Excellence for Research DEWS, University of L'Aquila, Italy. From February 2008 to April 2009, he was a Research Associate with the Telecommunications Technological Center of Catalonia (CTTC), Barcelona, Spain. From May 2009 to December 2009, he was an EPSRC Research Fellow with the Institute for Digital Communications (IDCOM), The University of Edinburgh, Edinburgh, United Kingdom (UK).

Since January 2010, he has been a Tenured Researcher (“Chargé de Recherche Titulaire”) with the French National Center for Scientific Research (CNRS), as well as a faculty member of the Laboratory of Signals and Systems (L2S), a joint research laboratory of the CNRS, the École Supérieure d'Électricité (SUPÉLEC), and the University of Paris-Sud XI, Paris, France. His main research interests are in the area of wireless communications theory. He is a Principal Investigator of four European-funded research projects (Marie Curie ITN-GREENET, Marie Curie IAPP-WSN4QoL, Marie Curie ITN-CROSSFIRE and Marie Curie IAPP-SmartNRG).

Dr. Di Renzo is the recipient of a special mention for the outstanding five-year (1997-2003) academic career, University of L'Aquila, Italy; the THALES Communications fellowship for doctoral studies (2003-2006), University of L'Aquila, Italy; the Best Spin-Off Company Award (2004), Abruzzo Region, Italy; the Torres Quevedo award for research on ultra wide band systems and cooperative localization for wireless networks (2008-2009), Ministry of Science and Innovation, Spain; the “Dérogradation pour l'Encadrement de Thèse” (2010), University of Paris-Sud XI, France; the 2012 IEEE CAMAD Best Paper Award from the IEEE Communications Society; the 2012 Exemplary Reviewer Award from the IEEE WIRELESS COMMUNICATIONS LETTERS of the IEEE Communications Society; and the 2013 IEEE VTC-Fall Best Student Paper Award from the IEEE Vehicular Technology Society. He currently serves as an Editor of the IEEE COMMUNICATIONS LETTERS.

PLACE  
PHOTO  
HERE

**Harald Haas** (SM'98-AM'00-M'03) holds the Chair of Mobile Communications in the Institute for Digital Communications (IDCOM) at the University of Edinburgh, and he currently is the CTO of a university spin-out company pureVLC Ltd. His main research interests are in interference coordination in wireless networks, spatial modulation and optical wireless communication. Prof. Haas holds 23 patents. He has published more than 60 journal papers including a Science Article and more than 160 peer-reviewed conference papers. Nine of his papers are invited papers. Prof. Haas has co-authored a book entitled "Next Generation Mobile Access Technologies: Implementing TDD" with Cambridge University Press. Since 2007 Prof. Haas has been a Regular High Level Visiting Scientist supported by the Chinese 111-program at Beijing University of Posts and Telecommunications (BUPT). He was an invited speaker at the TED Global conference 2011, and his work on optical wireless communication was listed among the "50 best inventions in 2011" in Time Magazine. He recently has been awarded a prestigious Fellowship of the Engineering and Physical Sciences Research Council (EPSRC) in the UK.

PLACE  
PHOTO  
HERE

**Ali Ghrayeb** (S'97-M'00-SM'06) received the Ph.D. degree in electrical engineering from the University of Arizona, Tucson, USA in 2000. He is currently a Professor with the Department of Electrical and Computer Engineering, Concordia University, Montreal, QC, Canada. He is a co-recipient of the IEEE Globecom 2010 Best Paper Award. He holds a Concordia University Research Chair in Wireless Communications. He is the co-author of the book "Coding for MIMO Communication Systems" (Wiley, 2008). His research interests include wireless and mobile communications, error correcting coding, MIMO systems, wireless cooperative networks, and cognitive radio systems. Dr. Ghrayeb has instructed/co-instructed technical tutorials related to MIMO systems at several major IEEE conferences, including ICC, Globecom, WCNC and PIMRC. He served as a co-chair of the Communications Theory Symposium of IEEE Globecom 2011, Houston, Texas. He also served on many technical committees of IEEE conferences in different capacities. He serves as an Editor of the IEEE TRANSACTIONS ON WIRELESS COMMUNICATIONS, the IEEE TRANSACTIONS ON COMMUNICATIONS, and the Physical Communications Journal. He served as an Editor of the IEEE TRANSACTIONS ON SIGNAL PROCESSING, an Associate Editor of the IEEE TRANSACTIONS ON VEHICULAR TECHNOLOGY and the Wiley Wireless Communications and Mobile Computing Journal.

PLACE  
PHOTO  
HERE

**Shinya Sugiura** (M'06-SM'12) received the B.S. and M.S. degrees in aeronautics and astronautics from Kyoto University, Kyoto, Japan, in 2002 and 2004, respectively, and the Ph.D. degree in electronics and electrical engineering from the University of Southampton, Southampton, UK, in 2010. From 2004 to 2012, he was a Research Scientist with Toyota Central Research and Development Laboratories, Inc., Japan. Since January 2013, he has been an Associate Professor with the Department of Computer and Information Sciences, Tokyo University of Agriculture and Technology, Tokyo, Japan, where he heads the Wireless Communications Research Group. His research has covered a range of areas in wireless communications, networking, signal processing, and antenna design. He has authored or coauthored over 50 refereed research publications, including 30 IEEE journal and magazine papers.

Dr. Sugiura was the recipient of numerous awards, including the 28th Telecom System Technology Award from the Telecommunications Advancement Foundation in 2013, the 6th IEEE Communications Society Asia-Pacific Outstanding Young Researcher Award in 2011, the 13th Ericsson Young Scientist Award in 2011, and the 2008 IEEE Antennas and Propagation Society Japan Chapter Young Engineer Award. He was also certified as an Exemplary Reviewer of IEEE COMMUNICATIONS LETTERS in 2013.

PLACE  
PHOTO  
HERE

**Lajos Hanzo** Fellow of the Royal Academy of Engineering, received his first-class degree in electronics in 1976 and his doctorate in 1983. In 2004 he was awarded the Doctor of Sciences (DSc) degree by the University of Southampton, UK. During his career in telecommunications he held various research and academic posts in Hungary, Germany and the UK. Since 1986 he has been with the Department of Electronics and Computer Science, University of Southampton, UK, where he holds the Chair in Telecommunications. He co-authored 20 John Wiley and IEEE Press books totaling in excess of 10 000 pages on mobile radio communications and published 1200+ research papers and book chapters at IEEE Xplore. He is also active in organizing and chairing IEEE conferences, such as WCNC 2006, WCNC 2009, VTC 2010 Spring, VTC 2010 Fall, VTC 2011 Spring, ICC 2013, etc.. He also presented keynote and overview lectures and has been awarded a number of distinctions. Currently he heads a 100-strong academic research team, working on a range of research projects in the field of wireless multimedia communications sponsored by industry, the Engineering and Physical Sciences Research Council (EPSRC) UK, the European FP 7 Programme and the Mobile Virtual Centre of Excellence (VCE), UK. He is an enthusiastic supporter of industrial and academic liaison and he offers a range of industrial courses. Lajos is also an IEEE Distinguished Lecturer and a Governor of the Vehicular Technology Society, a Fellow of both the IEEE and the IET/IEE. He is an editorial board member of the Proceedings of the IEEE. During 2008-2012 he was the Editor-in-Chief of the IEEE Press.



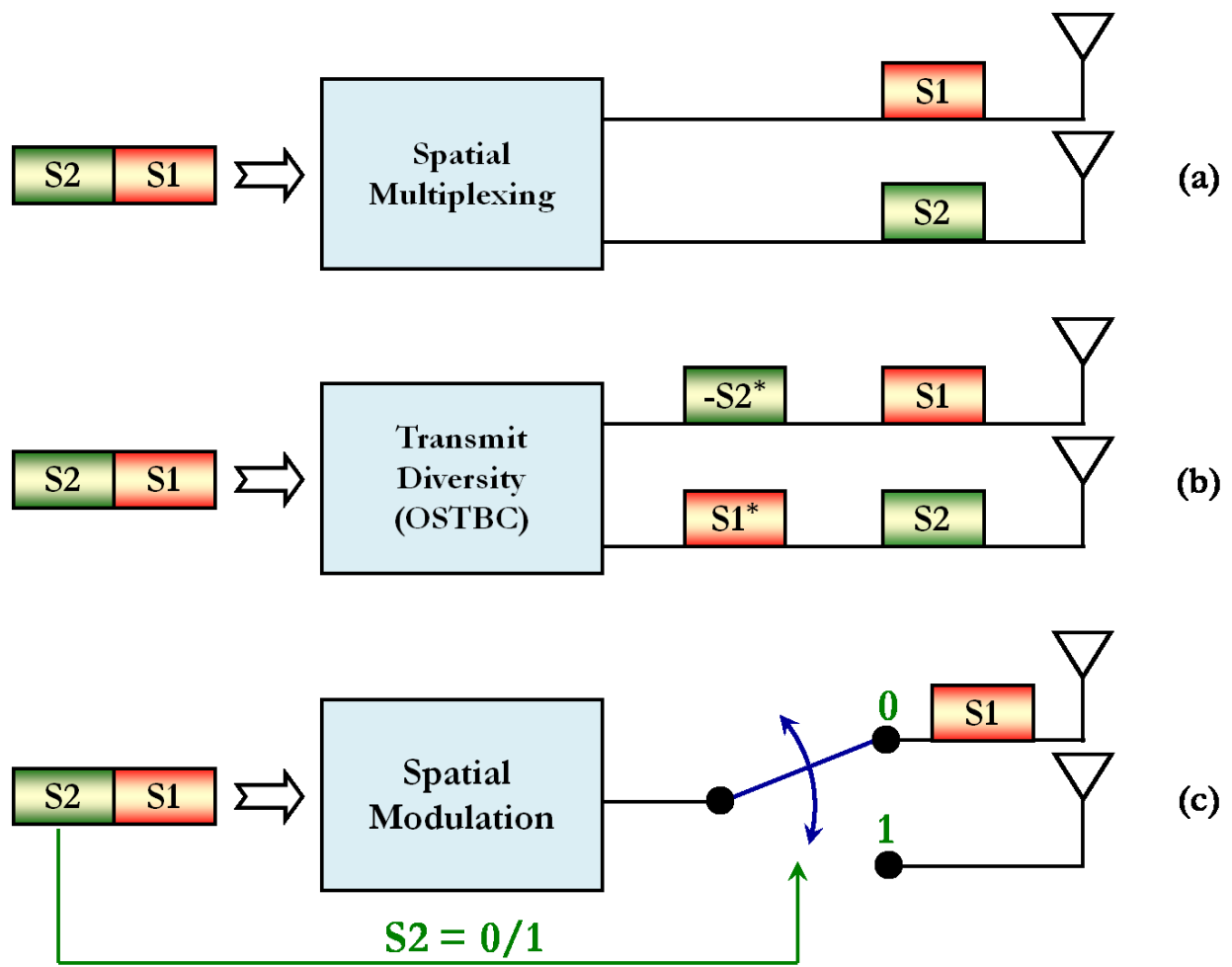


Fig. 1. Illustration of three MIMO concepts: (a) spatial-multiplexing; (b) transmit-diversity; and (c) spatial modulation.

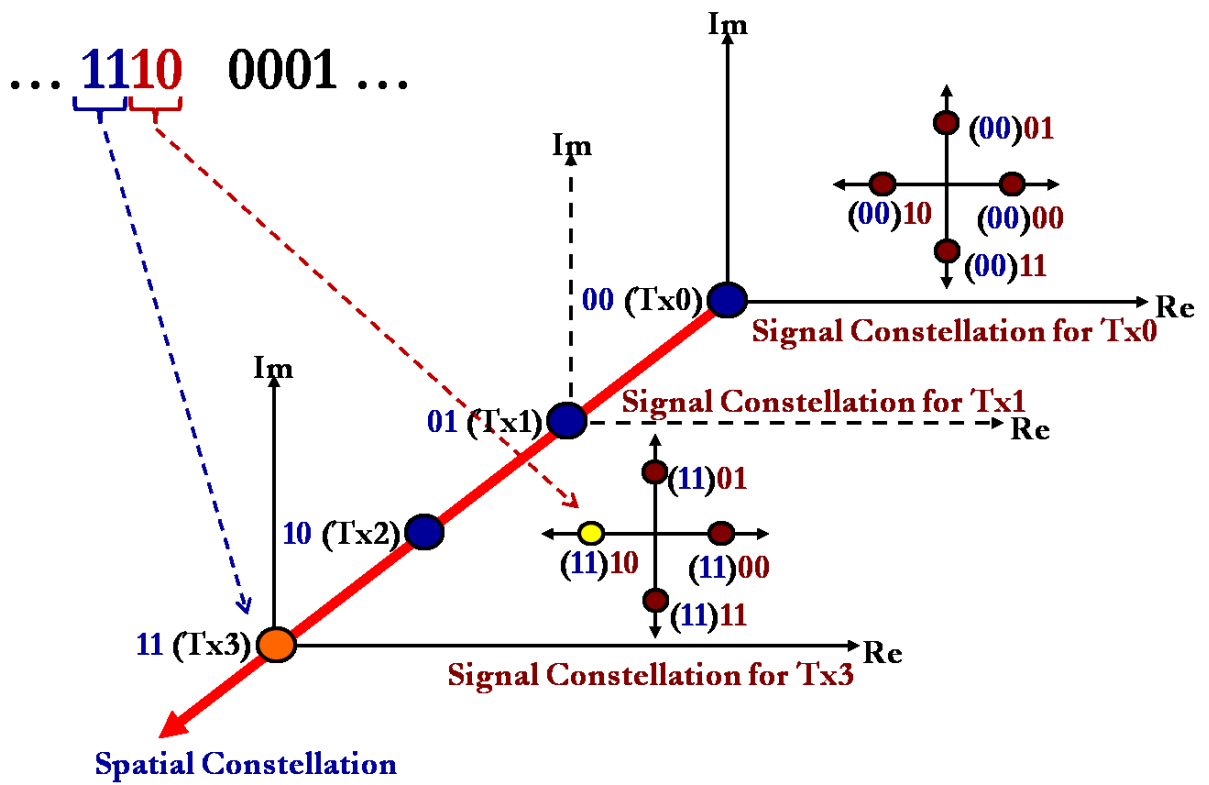


Fig. 2. Illustration of the three-dimensional encoding of spatial modulation (first channel use).

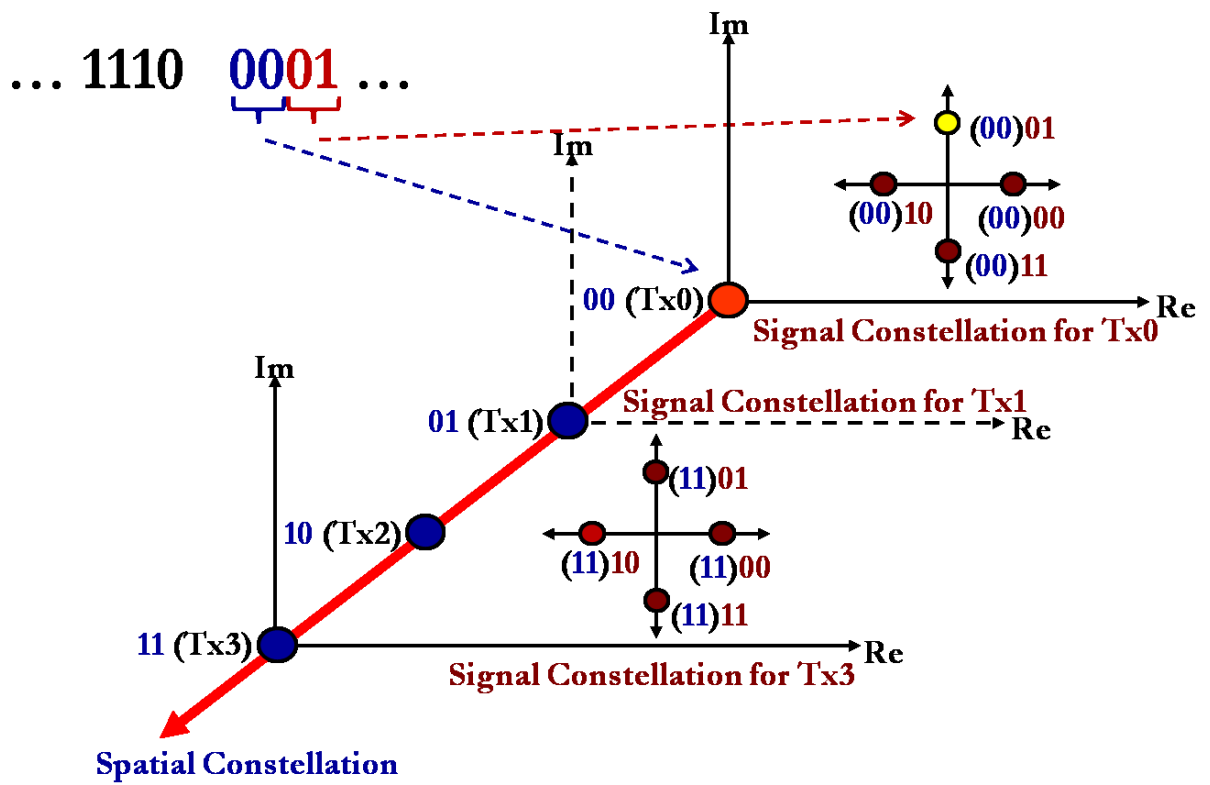


Fig. 3. Illustration of the three-dimensional encoding of spatial modulation (second channel use).

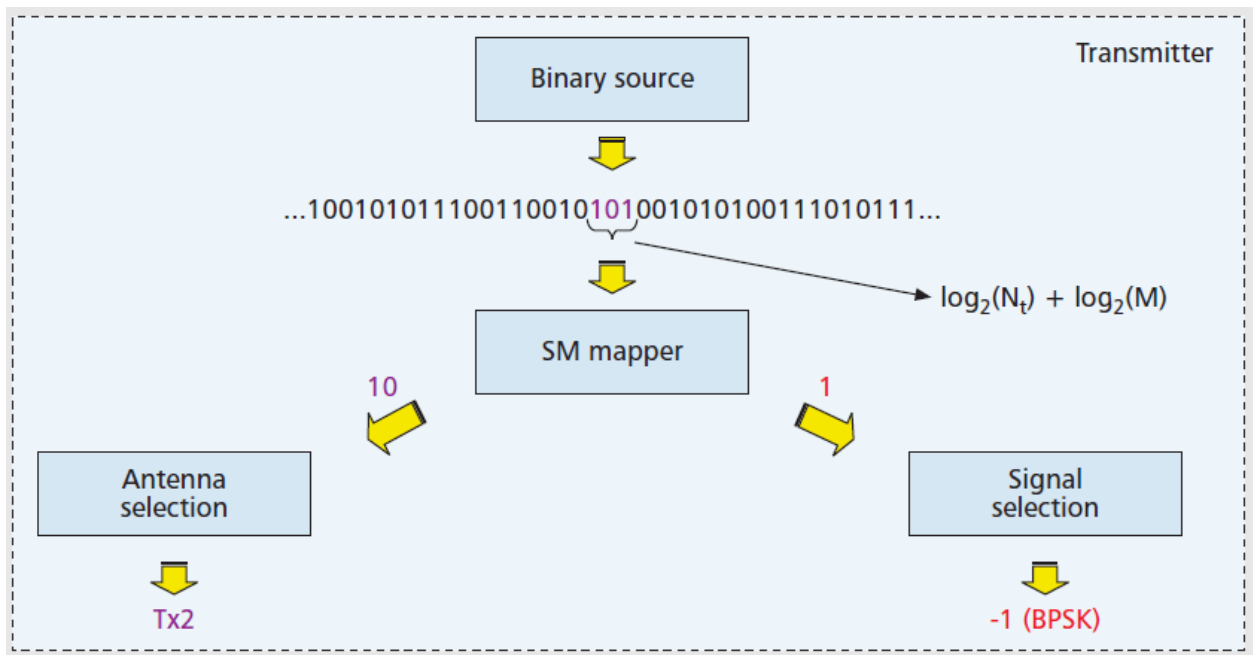


Fig. 4. SM-MIMO: How it works (encoding). Reproduced from [48] with permission.

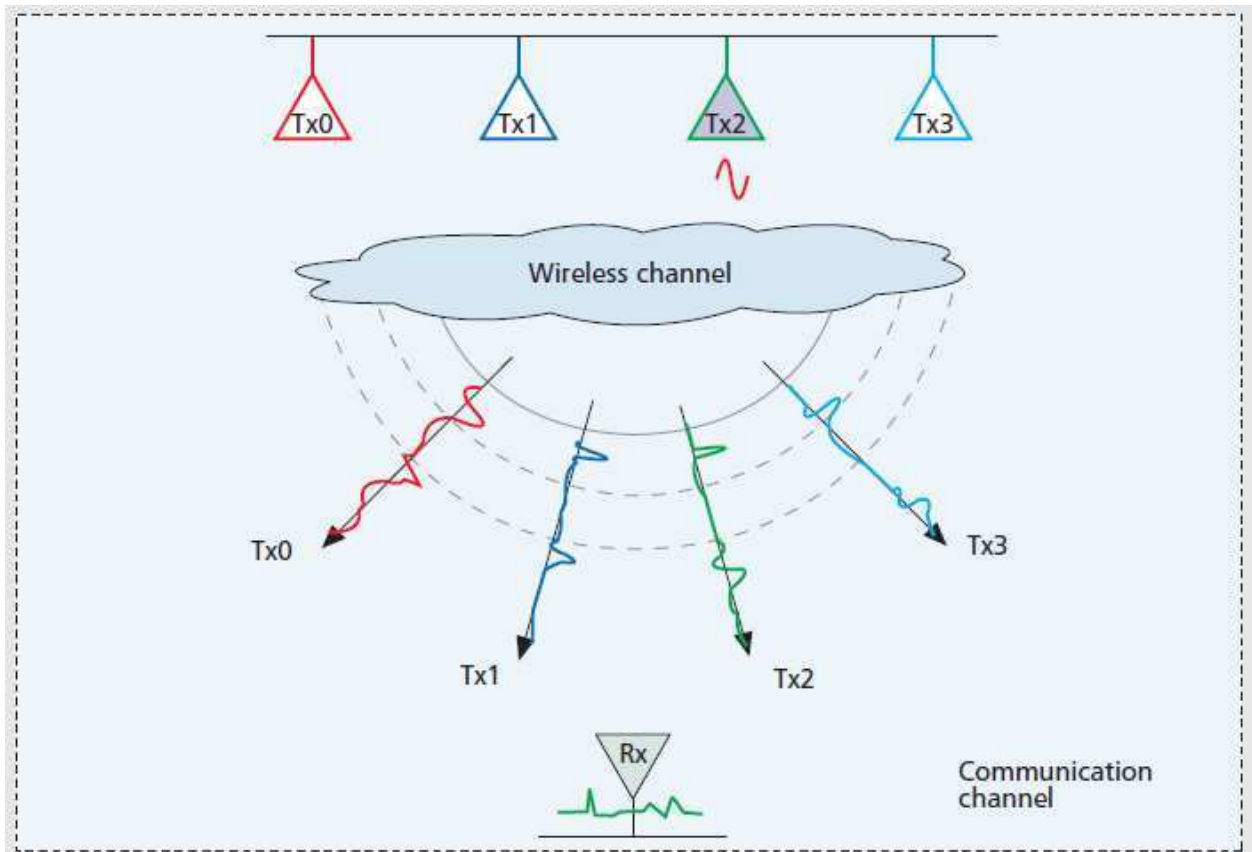


Fig. 5. SM-MIMO: How it works (communication channel). Reproduced from [48] with permission.

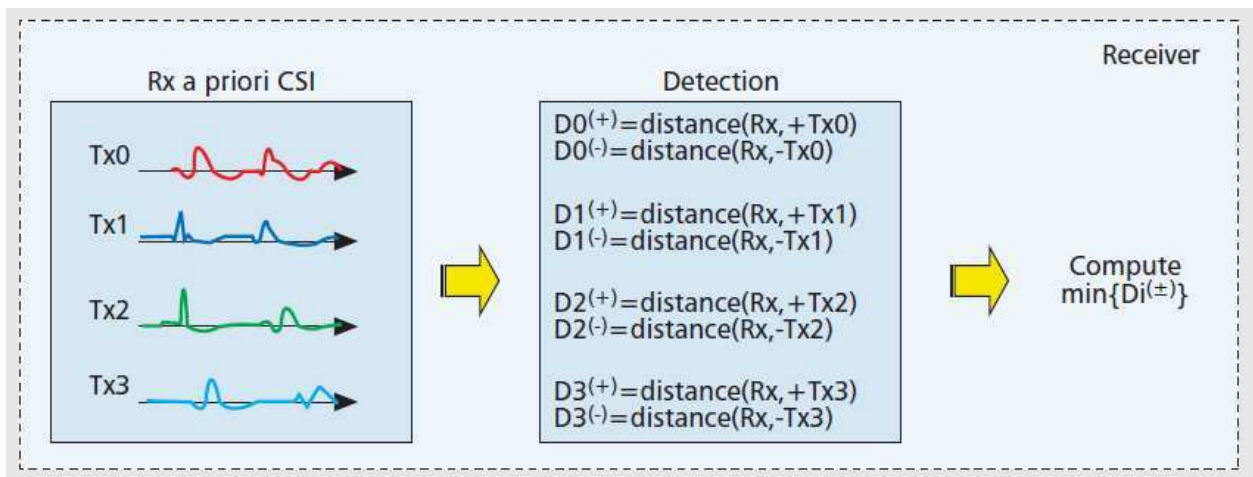


Fig. 6. SM-MIMO: How it works (decoding). Reproduced from [48] with permission.

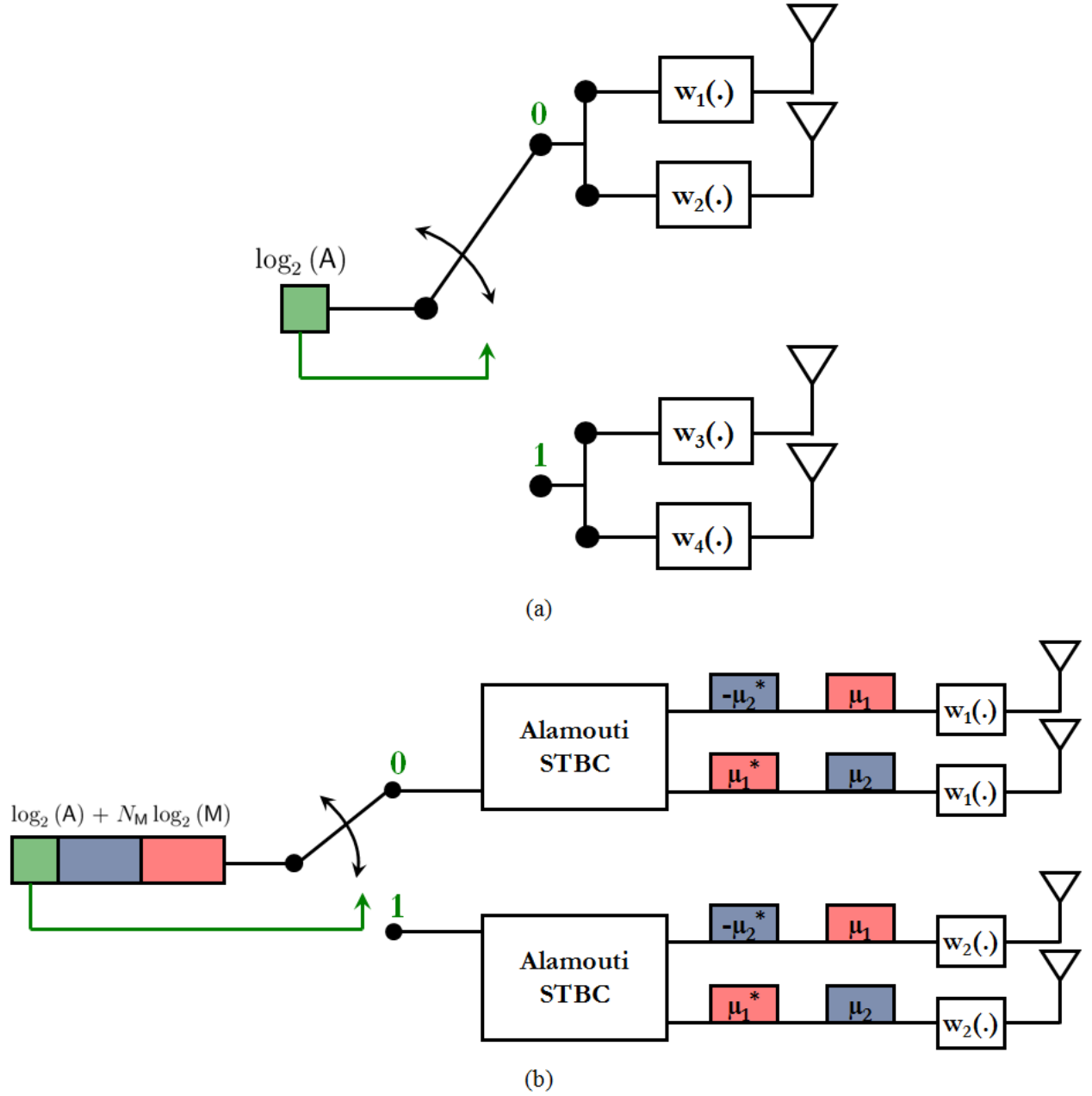


Fig. 7. Example of spatially-modulated space-time-coded MIMO encoder with  $\log_2(A)$  in (a) and  $\log_2(A) + N_M \log_2(M)$  in (b) information bits at its input. The setup shown in (a) is an example of TM1 (SSK-like transmission), and the setup shown in (b) is an example of TM2 (SM-like transmission). In particular, we have: i)  $N_t = 4$ ; ii)  $N_{\bar{\alpha}} = 2$ ; iii)  $N_M = 0$  in (a) and  $N_M = 2$  in (b); iv)  $N_s = 1$  in (a) and  $N_s = 2$  in (b); v)  $\log_2(A) = 1$ ; vi)  $\mathcal{A} = \left\{ [0, 0, 1, 1]^T, [1, 1, 0, 0]^T \right\}$  with the bit-to-symbol mapping '0'  $\mapsto \mathbf{a}^{(1)} = [1, 1, 0, 0]^T$  and '1'  $\mapsto \mathbf{a}^{(2)} = [0, 0, 1, 1]^T$ ; and vii)  $\mathbf{M}(\cdot)$  is the Alamouti code [51], i.e.,  $\mathbf{M}_{11}(\boldsymbol{\mu}) = \mu_1$ ,  $\mathbf{M}_{12}(\boldsymbol{\mu}) = \mu_2$ ,  $\mathbf{M}_{21}(\boldsymbol{\mu}) = -\mu_2^*$ ,  $\mathbf{M}_{22}(\boldsymbol{\mu}) = \mu_1^*$  in (b). Reproduced from [50] with permission.

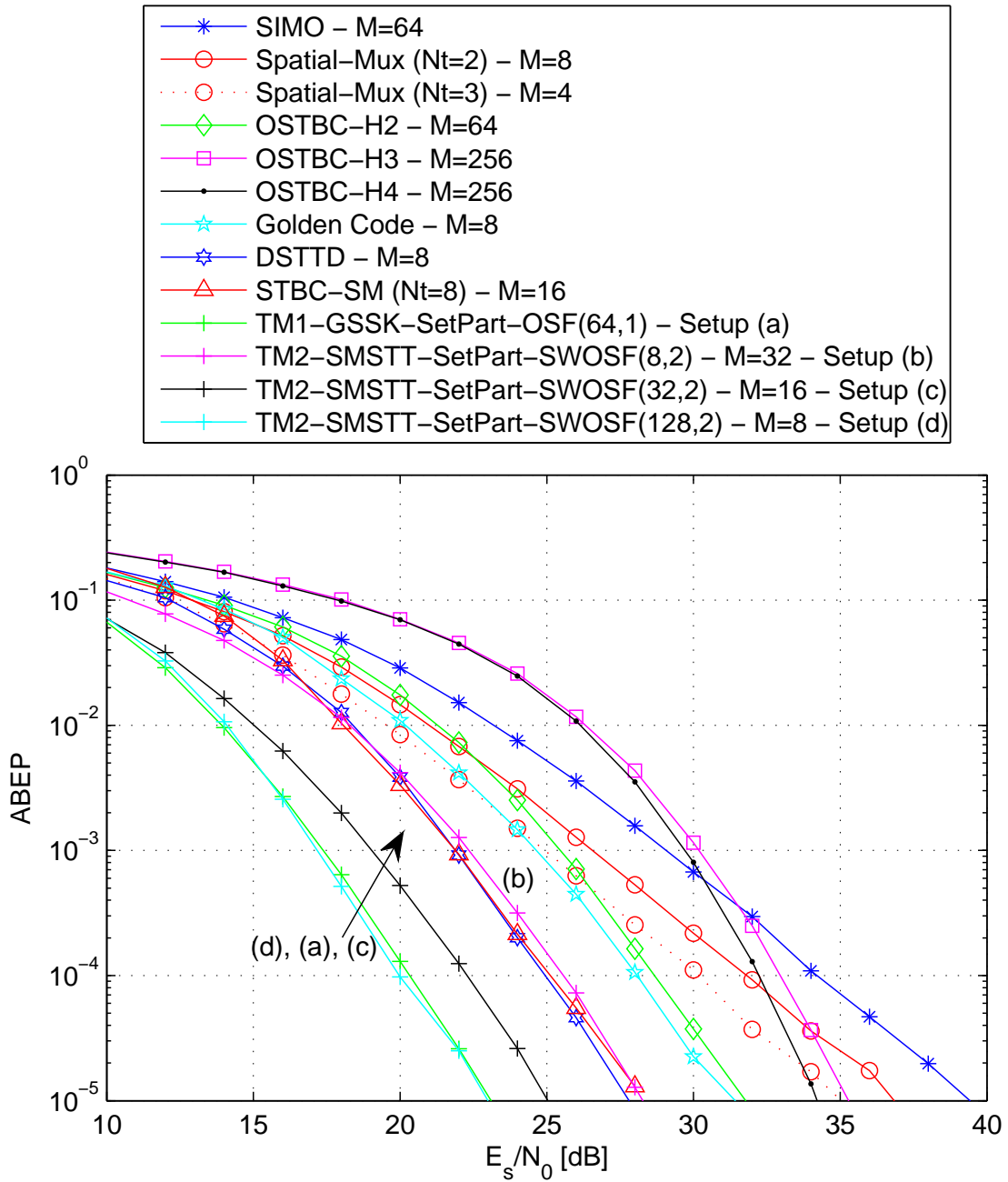


Fig. 8. Comparison with state-of-the-art MIMO for  $R = 6$  bpcu and  $N_r = 2$ . The figure shows the ABEP, obtained via Monte Carlo simulations, against  $E_s/N_0$  for independent fading channels. The following state-of-the-art MIMO schemes are considered: Single-Input-Multiple-Output (SIMO) [28], Spatial-Multiplexing (Spatial-Mux) [29], Orthogonal Space-Time Block Coding (OSTBC) [52], Golden Code [78], Double Space-Time Transmit-Diversity (DSTTD) [79], Space-Time Block Coded Spatial Modulation (STBC-SM) [80]. Further details about simulations setup and notation are available in [50]. Reproduced from [50] with permission.



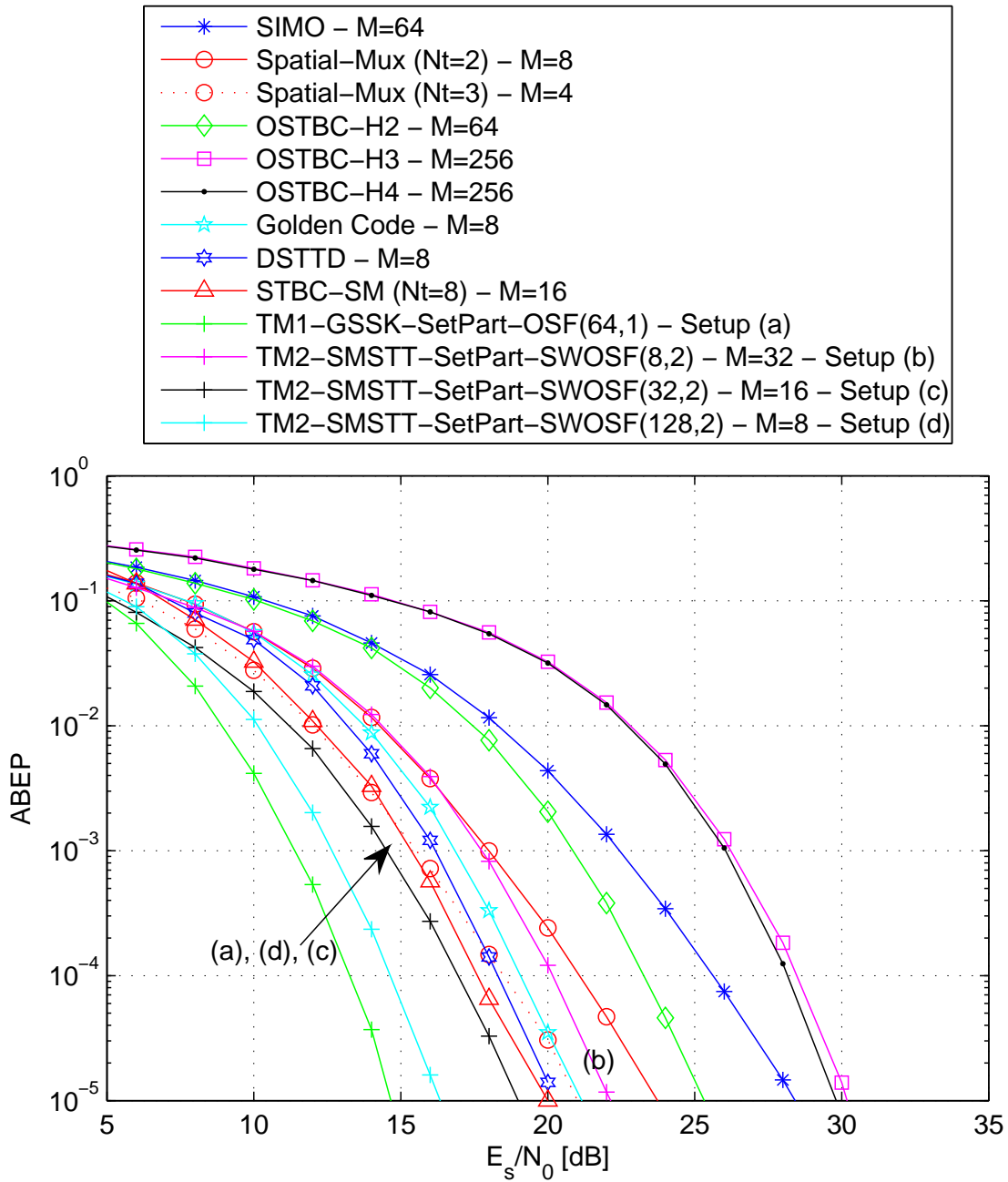


Fig. 9. Comparison with state-of-the-art MIMO for  $R = 6$  bpcu and  $N_r = 4$ . The figure shows the ABEP, obtained via Monte Carlo simulations, against  $E_s/N_0$  for independent fading channels. The following state-of-the-art MIMO schemes are considered: Single-Input-Multiple-Output (SIMO) [28], Spatial-Multiplexing (Spatial-Mux) [29], Orthogonal Space-Time Block Coding (OSTBC) [52], Golden Code [78], Double Space-Time Transmit-Diversity (DSTTD) [79], Space-Time Block Coded Spatial Modulation (STBC-SM) [80]. Further details about simulations setup and notation are available in [50]. Reproduced from [50] with permission.

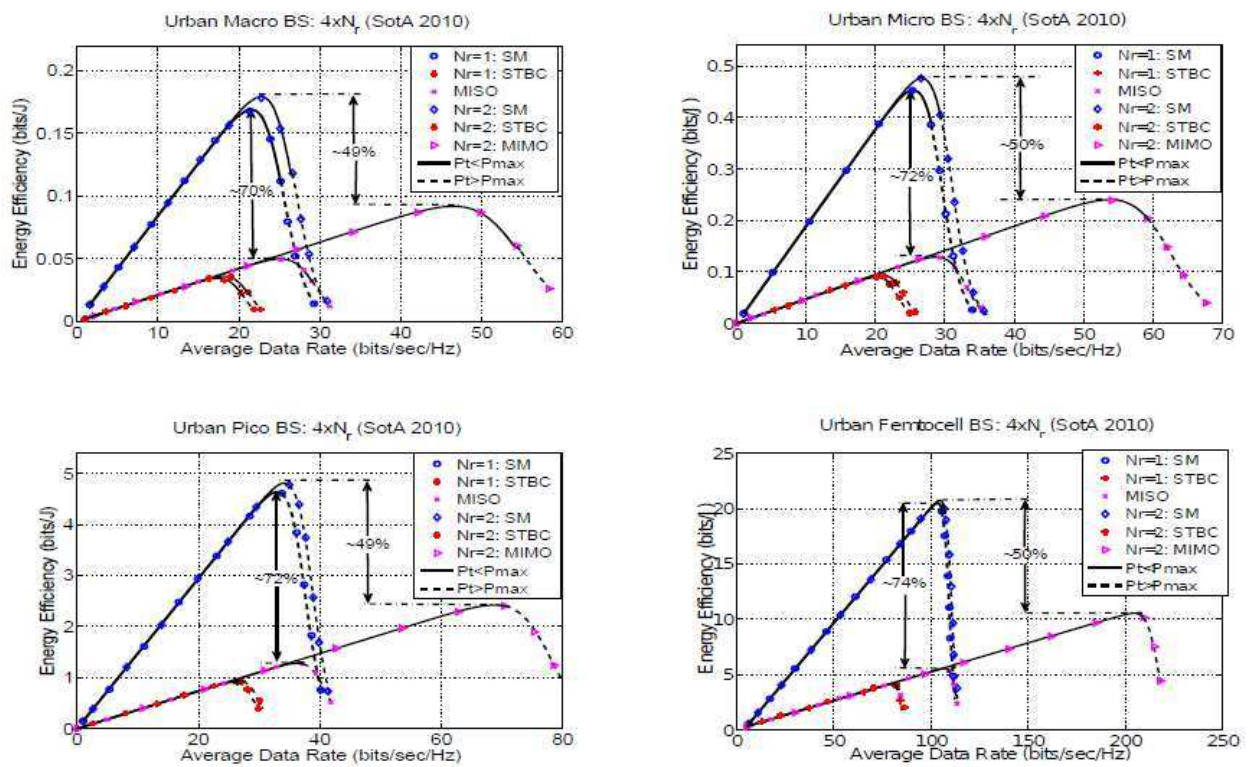


Fig. 10. Energy efficiency assessment of different MIMO concepts for different types of BSs: macro, micro, pico, and femto. Reproduced from [240] with permission.

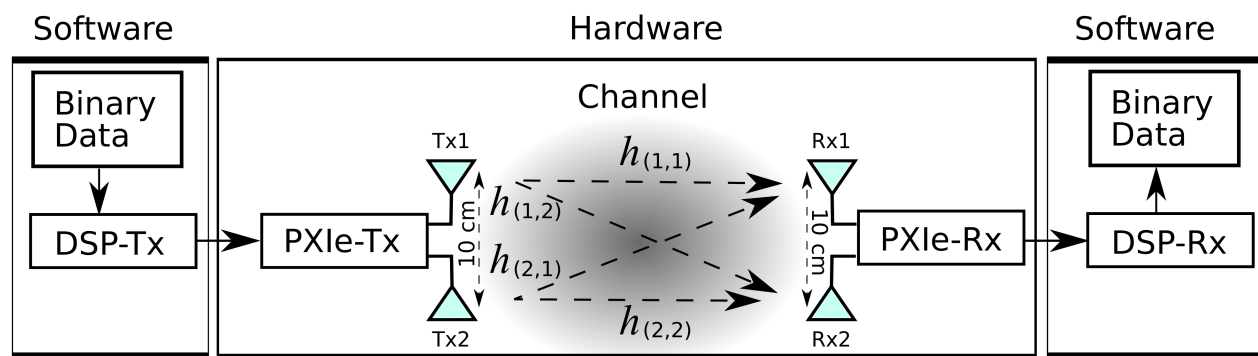


Fig. 11. Illustration of the hardware and software testbed setup. Reproduced from [94] with permission.

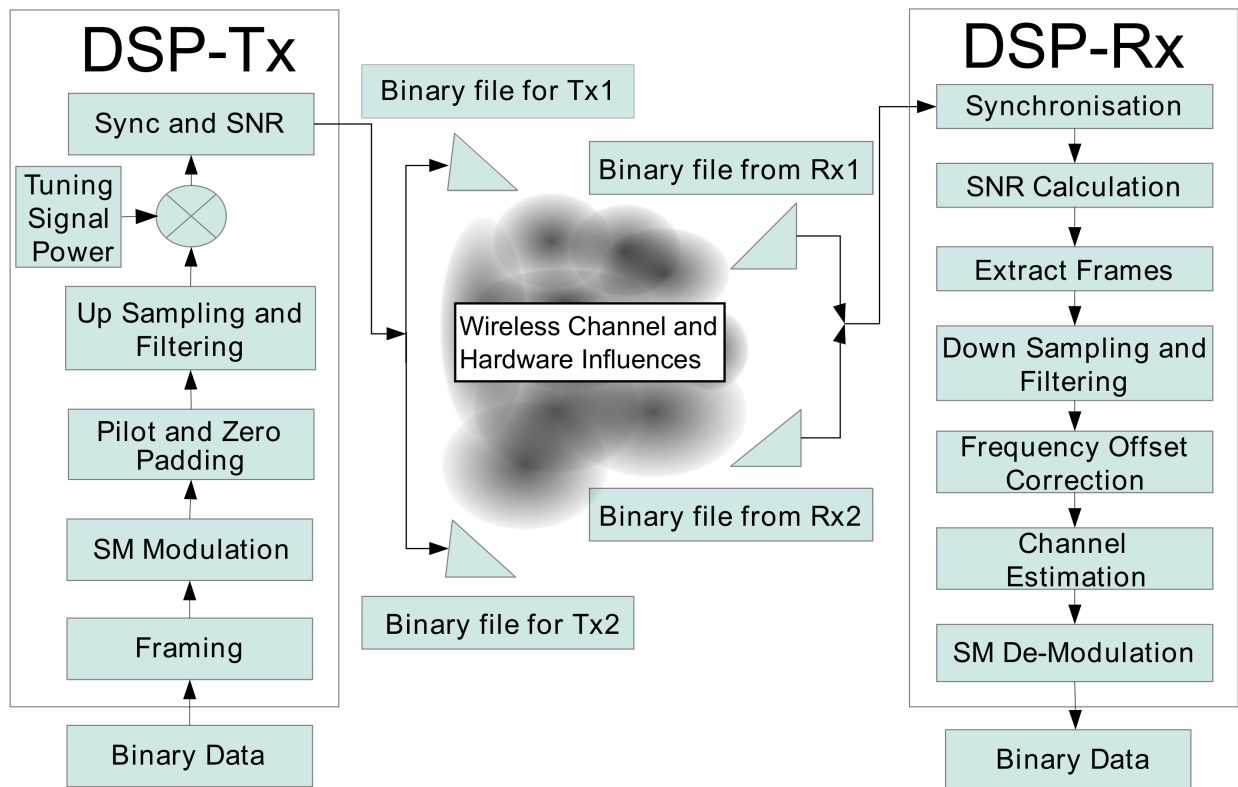


Fig. 12. Block-diagram of signal processing modules implemented at transmitter and receiver. Reproduced from [94] with permission.




Fig. 13. Illustration of the laboratory setup. Reproduced from [94] with permission.

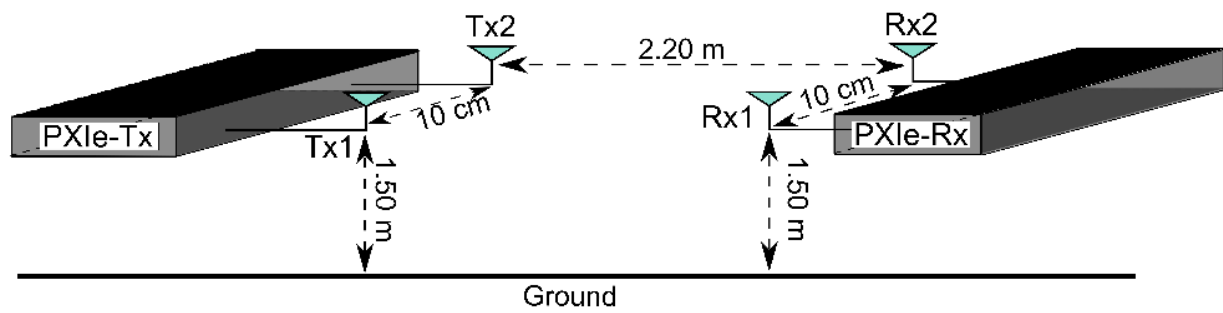


Fig. 14. Illustration of the measurement setup. The pair of receive and transmit antennas are set 2.2 m apart from each other with a direct line-of-sight. Each pair of antennas is 1.5 m above the ground floor. The spacing between the antennas in either pair is 10 cm, which corresponds to 0.77 times the wavelength at 2.3GHz. Reproduced from [94] with permission.

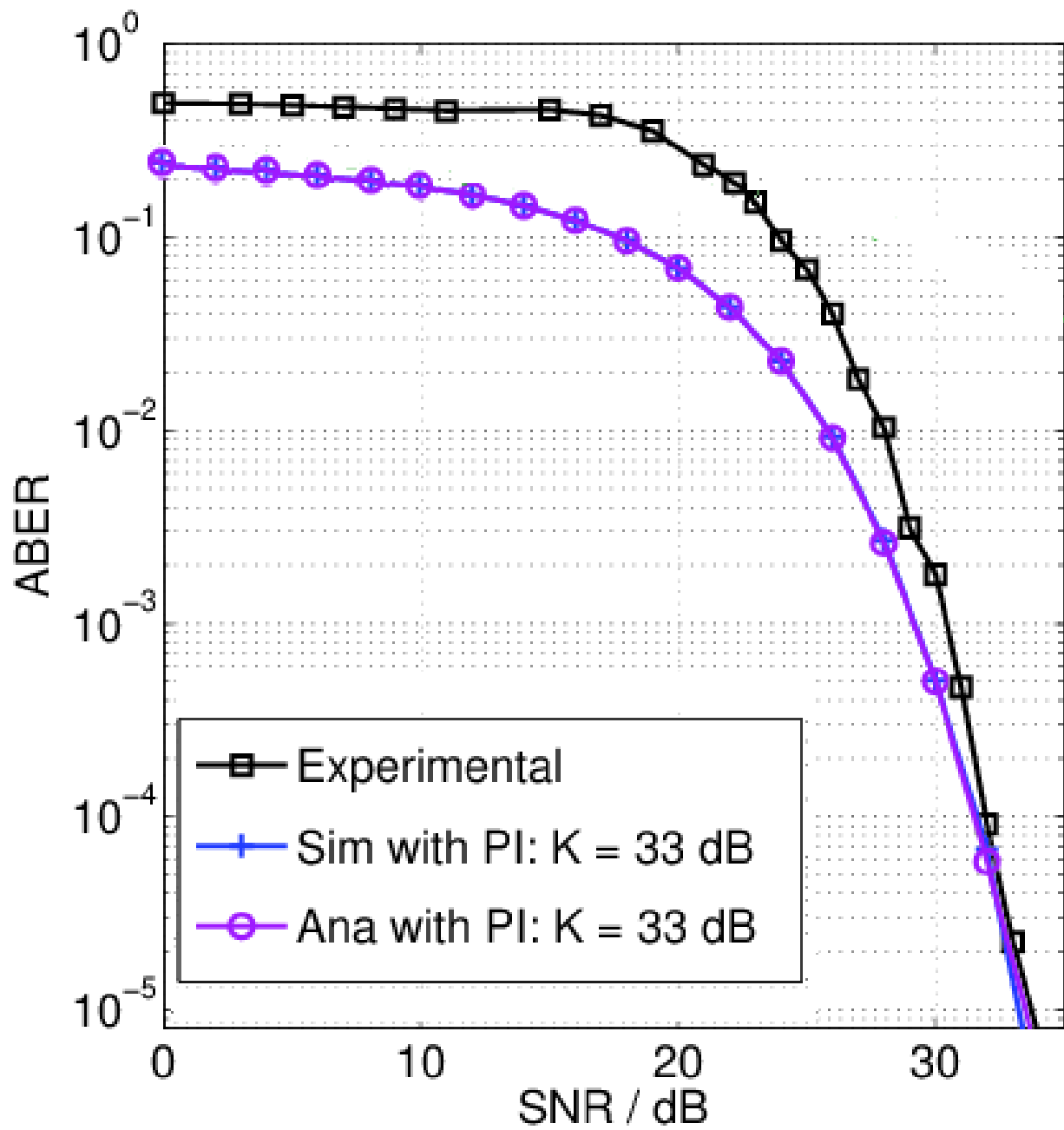


Fig. 15. Illustration of the experimental results and comparison with analysis and simulations. Reproduced from [94] with permission.

TABLE I

MAIN TAKEAWAY MESSAGES AND DESIGN GUIDELINES FOR SM-MIMO SYSTEMS, WHICH CAN BE INFERRED FROM THE STATE-OF-THE-ART SURVEY OF SECTIONS IV AND V.

Summary and Design Guidelines
<p><b>Rate:</b> The achievable rate of SM-MIMO transmission depends on the number of RF chains (<math>N_{\text{RF}}</math>). The higher <math>N_{\text{RF}}</math>, the higher the achievable rate, but the higher the transmitter complexity and power dissipation. If <math>N_{\text{RF}} &gt; 1</math>, ICI-free transmission is still possible, provided that a single data stream is encoded onto the signal-constellation diagram and the <math>N_{\text{RF}}</math>-tuple of TA-indices constitute the spatial-constellation diagram. The rate can be further increased by multiplexing <math>N_{\text{RF}}</math> data streams and encoding them onto the signal-constellation diagram. The price to pay is a higher receiver complexity imposed by the ICI-mitigation [295].</p>
<p><b>Capacity:</b> The mutual information of SM-MIMO systems configured with a single-RF chain (<math>N_{\text{RF}} = 1</math>) and Gaussian input signals depends on the number of TA-elements (<math>N_t</math>) [89], and it is almost the same as the capacity of the so-called “spatial cycling using a single transmitter at a time” MIMO scheme [54, p. 317]. For transmission over identically distributed fading channels, the ergodic capacity is almost the same as that of single-antenna aided transmission. On the other hand, the outage capacity increases with the number of TA-elements <math>N_t</math>.</p>
<p><b>Error Performance:</b> For transmission over independent and identically distributed Rayleigh fading channels, SM-MIMO transmission is capable of providing a better BER than single-antenna assisted transmission if <math>N_t &gt; 4</math> and the number of RA-elements is <math>N_r &gt; 1</math> [62], [57]. The higher the number of RA-elements, the higher the gain compared to single-antenna transmission. In general, SM-MIMO transmission takes better advantage of receiver diversity than single-antenna transmission [57]. For transmission over independent and identically distributed multiple-access Rayleigh fading channels, the multi-user interference asymptotically vanishes if <math>N_r \rightarrow \infty</math> [223], which is referred to in parlance as the “massive MIMO effect”. SM-MIMOs enhanced with space-time coding are capable of outperforming single-antenna transmission and conventional space-time-coded MIMO schemes even for <math>N_r = 1</math>, despite relying on low-complexity single-stream detection at the receiver [50].</p>
<p><b>Channel Fading:</b> The specific distribution of the channel fading significantly affects the achievable diversity gain and the associated BER of SM-MIMO transmissions [57]. For transmission over benign Nakagami and Rician fading channels, the less dramatic the fading, the higher the Rician and Nakagami fading factor and hence more bits should be encoded onto the signal-constellation diagram [57].</p>
<p><b>Channel State Information:</b> SM-MIMO transmission is robust to the imperfect knowledge of CSIR. If adequate channel estimators are used, SM-MIMOs are more robust to channel estimation errors than conventional MIMO transmission schemes. If low-complexity designs are sought, differentially encoded and non-coherently detected schemes constitute an attractive design option at the cost of a modest performance erosion.</p>
<p><b>Transmit-Preprocessing:</b> The performance of SM-MIMOs can be enhanced if CSIT is available through a feedback channel. Both signal- and spatial-constellation diagrams can be optimized and a wide range of pre-processing algorithms can be designed by trading-off performance for feedback overhead and complexity [99], [128], [140].</p>
<p><b>Demodulation:</b> A wide range of demodulation schemes are available for striking a flexible trade-off between the achievable performance and detection complexity imposed, ranging from the matched-filter that provides the worst performance at the lowest complexity [53] and the ML-optimum decoder that provides the best performance at the highest complexity [56]. Flexible demodulation schemes include near-optimum sphere decoding [155], low-complexity schemes based on compressed sensing [165], and enhanced matched-filter aided demodulators [154]. The best demodulator to use can be chosen in the light of the complexity constraints of the receiver.</p>
<p><b>Energy-Efficiency:</b> SM-MIMO transmission constitutes a promising power-efficient MIMO scheme for the following two reasons. 1) It is capable of reducing the total power dissipation of the power amplifiers by taking advantage of a single-RF implementation. 2) It is capable of reducing the RF transmit-power by taking advantage of the multiplexing gain offered by the spatial-constellation diagram. By using realistic power consumption models, SM-MIMO transmissions were shown to provide a better energy-efficiency than conventional MIMO schemes for medium/high rates [240]. The number of RF chains can be optimized for striking a flexible trade-off between the attainable throughput and the total power consumption.</p>