



## Global indirect aerosol effects: a review

U. Lohmann, J. Feichter

► **To cite this version:**

U. Lohmann, J. Feichter. Global indirect aerosol effects: a review. Atmospheric Chemistry and Physics Discussions, European Geosciences Union, 2004, 4 (6), pp.7561-7614. <hal-00301508>

**HAL Id: hal-00301508**

**<https://hal.archives-ouvertes.fr/hal-00301508>**

Submitted on 17 Nov 2004

**HAL** is a multi-disciplinary open access archive for the deposit and dissemination of scientific research documents, whether they are published or not. The documents may come from teaching and research institutions in France or abroad, or from public or private research centers.

L'archive ouverte pluridisciplinaire **HAL**, est destinée au dépôt et à la diffusion de documents scientifiques de niveau recherche, publiés ou non, émanant des établissements d'enseignement et de recherche français ou étrangers, des laboratoires publics ou privés.

**Indirect aerosol  
effects: a review**

U. Lohmann and  
J. Feichter

# Global indirect aerosol effects: a review

U. Lohmann<sup>1</sup> and J. Feichter<sup>2</sup>

<sup>1</sup>ETH Institute of Atmospheric and Climate Science, Schafmattstr. 30, CH-8093 Zurich, Switzerland

<sup>2</sup>Max Planck Institute for Meteorology, Bundesstr. 53, D-20146 Hamburg, Germany

Received: 7 October 2004 – Accepted: 8 November 2004 – Published: 17 November 2004

Correspondence to: U. Lohmann (ulrike.lohmann@env.ethz.ch)

© 2004 Author(s). This work is licensed under a Creative Commons License.

Title Page

Abstract

Introduction

Conclusions

References

Tables

Figures

◀

▶

◀

▶

Back

Close

Full Screen / Esc

Print Version

Interactive Discussion

EGU

## Abstract

Aerosols affect the climate system by changing cloud characteristics in many ways. They act as cloud condensation and ice nuclei, they may inhibit freezing and they could have an influence on the hydrological cycle. While the cloud albedo enhancement (Twomey effect) of warm clouds received most attention so far and traditionally is the only indirect aerosol forcing considered in transient climate simulations, here we discuss the multitude of effects. Different approaches how the climatic implications of these aerosol effects can be estimated globally as well as improvements that are needed in global climate models in order to better represent indirect aerosol effects are discussed in this paper.

## 1. Introduction

Anthropogenic aerosol particles such as sulfate and carbonaceous aerosols have substantially increased the global mean burden of aerosol particles from preindustrial times to the present-day. Aerosol particles affect the climate system via the following physical mechanisms: First, they scatter and can absorb solar radiation. Second, they can scatter, absorb and emit thermal radiation. Thirdly aerosol particles act as cloud condensation nuclei (CCN) and ice nuclei (IN). The first two mechanisms are referred to as direct effects and are not subject of this paper but are discussed in detail in e.g., [Haywood and Boucher \(2000\)](#). The last one is referred to as indirect effect. It will be the subject of this review together with other atmospheric properties influenced by aerosols (e.g. semi-direct effect, suppression of convection).

Clouds themselves are an important regulator of the Earth's radiation budget. About 60% of the Earth's surface is covered with clouds. Clouds cool the Earth-atmosphere system on a global average basis at the top-of-the-atmosphere. Losses of  $48 \text{ W m}^{-2}$  in the solar spectrum are only partially compensated ( $30 \text{ W m}^{-2}$ ) by trapped infrared radiation. Measurements of the Earth Radiation Budget Experiment (ERBE) ([Collins](#)

## Indirect aerosol effects: a review

U. Lohmann and  
J. Feichter

Title Page

Abstract

Introduction

Conclusions

References

Tables

Figures

◀

▶

◀

▶

Back

Close

Full Screen / Esc

Print Version

Interactive Discussion

**Indirect aerosol effects: a review**U. Lohmann and  
J. Feichter

Title Page

Abstract

Introduction

Conclusions

References

Tables

Figures

◀

▶

◀

▶

Back

Close

Full Screen / Esc

Print Version

Interactive Discussion

EGU

et al., 1994) indicate that small changes to macrophysical (coverage, structure, altitude) and microphysical properties (droplet size, phase) have significant effects on climate. For instance a 5% increase of the shortwave cloud forcing would compensate the increase in greenhouse gases between the years 1750–2000 (Ramaswamy et al., 2001).

Consequently the growing interest in the impact of aerosols on climate stimulated the development of better physically based parameterizations in climate models. However, the lack of understanding feedbacks of external forcings on clouds remains one of the largest uncertainties in climate modeling and climate change prediction (Cess et al., 1990; Houghton et al., 1996).

A summary of the different anthropogenic aerosol effects on clouds is given in Table 1 while the effects are discussed in detail in the subsequent chapters. Most transient climate model simulations allow for a cooling by aerosols in order to achieve a good agreement with the observed temperature record. However, these studies usually ignore aerosol indirect effects beyond the Twomey effect (Roeckner et al., 1999; Boer et al., 2000). Here we illustrate that radiative forcings of other indirect aerosol effects exist and need to be considered in future transient simulations. A positive forcing is associated with a warming or energy gain of the Earth-atmosphere system while a negative forcing represents a cooling or energy loss. When available from the literature, we focus on the global aspect of these various anthropogenic indirect aerosol effects as a review of all regional studies on indirect aerosol effects would be beyond the scope of this study. We concentrate on studies that have been published since the 2001 International Panel on Climate Change (IPCC) report.

## 2. Aerosol effects on water clouds

The IPCC Third Assessment Report concluded that the Twomey effect of anthropogenic aerosol particles amounts to 0 to  $-2 \text{ W m}^{-2}$  in the global mean (Ramaswamy et al., 2001). The Twomey effect refers to the enhanced reflection of solar radiation due to the more but smaller cloud droplets in a cloud whose liquid water content remains

**Indirect aerosol effects: a review**U. Lohmann and  
J. Feichter

Title Page

Abstract

Introduction

Conclusions

References

Tables

Figures

◀

▶

◀

▶

Back

Close

Full Screen / Esc

Print Version

Interactive Discussion

EGU

constant (Twomey, 1959). Based on studies since the 2001 IPCC report as shown in Fig. 1, the upper negative bound is slightly reduced to  $-1.9 \text{ W m}^{-2}$ . However, there is no climate model that suggests the Twomey effect to be close to zero, but the smallest cooling is  $-0.5 \text{ W m}^{-2}$  (Table 1).

In addition, the more but smaller cloud droplets reduce the precipitation efficiency and therefore enhance the cloud lifetime and hence the cloud reflectivity, which is referred to as the cloud lifetime effect (Albrecht, 1989). This effect is estimated to be roughly as large as the Twomey effect as will be discussed below. Absorption of solar radiation by aerosols leads to a heating of the air, which can result in an evaporation of cloud droplets. It is referred to as semi-direct effect (Graßl, 1979; Hansen et al., 1997). This warming can partially offset the cooling due to the indirect aerosol effect. However, as shown by Penner et al. (2003) and Johnson et al. (2004) and indicated in Table 1 the semi-direct effect can also result in a cooling depending on the location of the black carbon with respect to the cloud. Both the cloud lifetime effect and the semi-direct effect involve feedbacks because the cloud lifetime and cloud liquid water content change. Therefore they were not included in the radiative forcing bar chart of the IPCC (2001) assessment.

## 2.1. Evidence of aerosol effects on warm clouds from observational data

The indirect aerosol effect of changing cloud albedo and cloud lifetime due to anthropogenic emissions of aerosols and their precursors has been evaluated from observational studies, starting with observations of ship tracks perturbing marine stratus cloud decks off the coast of California, e.g. Ferek et al. (1998) and lately also over continental areas (Feingold et al., 2003; Penner et al., 2004). Investigations by Brenguier et al. (2000) and Schwartz et al. (2002) over the Atlantic Ocean showed that the cloud droplets were smaller in the polluted clouds than in the clean clouds. This contrast between polluted and clean clouds is partially offset because both papers found that the polluted clouds were thinner as they originated over the continents, which causes them to be drier than their counterpart marine clean clouds Lohmann and Lesins (2003).

---

**Indirect aerosol effects: a review**

U. Lohmann and  
J. Feichter

---

Title Page

Abstract

Introduction

Conclusions

References

Tables

Figures

◀

▶

◀

▶

Back

Close

Full Screen / Esc

Print Version

Interactive Discussion

EGU

Since the cloud albedo depends on both the cloud droplet size and the cloud thickness these competing effects partially cancel each other making it more difficult to detect an indirect aerosol effect.

These systematic differences in cloud thickness between clean and polluted clouds also affect the correlation between optical thickness and effective radius as investigated by Brenguier et al. (2003). This correlation is negative, as anticipated by Twomey (1977) if only cases of comparable values of geometrical thickness are considered. On the other hand, if the most polluted cases are also accounted for, the trend suggests a positive correlation, because the most polluted cloud systems sampled during ACE-2 were slightly drier, hence thinner, than the marine and intermediate cases. Some observations Peng et al. (2002) did find the expected overall enhancement in cloud albedo in polluted clouds as compared to clean clouds by analyzing data taken from different Canadian field studies. In their data set, the slope between optical thickness and effective radius is positive for polluted clouds due to the increase in liquid water content and absence of drizzle size drops and vice versa for clean clouds.

Feingold et al. (2003) studied the indirect aerosol effect from ground-based remote sensing at the Atmospheric Radiation Measurement (ARM) site in Oklahoma using observations of subcloud Raman lidar aerosol extinction  $\alpha$  at 355 nm and cloud droplet effective radius to define the aerosol indirect effect (IE) as the partial derivative of the logarithm of cloud droplet radius with respect to the logarithm of the aerosol extinction:

$$IE = -\frac{\partial \ln r_e}{\partial \ln \alpha} \quad (1)$$

Feingold et al. (2003) obtained IE values between 0.07 and 0.11 over the ARM site for liquid water paths between 100 and 130 g m<sup>-2</sup>. They showed that for a homogeneous cloud with a constant liquid water content for which cloud optical depth is proportional to  $N_d^{1/3}$ , one can bracket IE to be between 0 and 0.33. The upper bound is obtained from  $N_d \propto N_a^b$ , in case  $b=1$  which yields  $IE = \frac{b}{3} = 0.33$ . The estimate of the indirect effect by Feingold et al. (2003) at the ARM site is larger than estimated from POLDER

**Indirect aerosol effects: a review**U. Lohmann and  
J. Feichter

Title Page

Abstract

Introduction

Conclusions

References

Tables

Figures

◀

▶

◀

▶

Back

Close

Full Screen / Esc

Print Version

Interactive Discussion

EGU

satellite data by Bréon et al. (2002). Rosenfeld and Feingold (2003) pointed out that limitations of the POLDER satellite retrievals could explain this discrepancy. Penner et al. (2004) combined ARM data together with a Lagrangian parcel model at the ARM sites in Oklahoma as a surrogate for a polluted site and Alaska as a surrogate for a clean site to provide observational evidence of a change in radiative forcing due to the anthropogenic indirect aerosol effect.

Long-term observations from satellites over Europe and China show evidence for the semi-direct effect, i.e. a reduction in planetary albedo that can be attributed to absorbing aerosols in winter (Krüger and Graßl, 2002, 2004). In summer, on the other hand, when more sulfate is produced, the Twomey effect is larger. So far, none of these techniques permits estimates the anthropogenic indirect aerosol effect globally.

## 2.2. Global estimates of indirect aerosol effects on warm clouds

Aerosol indirect effects are estimated from general circulation models (GCMs) by conducting a present-day simulation and a pre-industrial simulation in which the anthropogenic emissions are set to zero. The difference in the top-of-the-atmosphere radiation budget of these multi-year simulations is then taken to be the anthropogenic indirect aerosol effect. The aerosol mass or aerosol number is then either empirically related to the cloud droplet number concentration (Boucher and Lohmann, 1995; Menon et al., 2002a) or is obtained by using a physically-based parameterization (Abdul-Razzak and Ghan, 2002; Nenes and Seinfeld, 2003). Warm clouds form precipitation-size particles by the collision/coalescence process. In GCMs this is divided into the autoconversion (collisions and coalescence among cloud droplets) and the accretion of rain drops with cloud droplets. The former is either solely a function of the liquid water content (Sundqvist, 1978) and the cloud droplet size or concentration (Khairoutdinov and Kogan, 2000; Liu et al., 2004). Once the autoconversion rate depends on the size or number of cloud droplets, the Twomey and cloud lifetime effect cannot be calculated separately any longer without changing the reference state. Estimates of the separate effects are then conducted by either prescribing a constant cloud droplet number con-

centration (Lohmann et al., 2000) or by calculating the cloud water content three times, once for advancing the model, and twice for diagnostic purposes. The difference in the latter two results from the different precipitation efficiencies of the clouds in response to pre-industrial and present-day aerosol concentrations (Kristjánsson, 2002).

5 The estimates of the global mean Twomey effect and its division into the Northern and Southern Hemisphere are shown in Fig. 1. Note that the definition of the Twomey effect is not unique. While Chuang et al. (2002) and Rotstajn and Liu (2003) define the Twomey effect as the net change in the shortwave flux at the top-of-the-atmosphere, Menon et al. (2002a) defined the Twomey effect in terms of the change in the net cloud  
10 radiative forcing at the top-of-the-atmosphere. The difference between these definitions is small because the contribution of the longwave radiation to the Twomey effect is below  $0.1 \text{ W m}^{-2}$  Menon et al. (2002a); Rotstajn and Penner (2001). Also the clear-sky radiation will remain the same in the absence of changes in temperature and differences in ice and snow cover between pre-industrial and present-day conditions. This  
15 latter constraint does not apply any longer when feedback processes are included. The ratio of cooling of the Northern Hemisphere to the cooling of the Southern Hemisphere is larger when only sulfate aerosols are considered because biomass burning is only a minor source for sulfate but a large source for carbonaceous aerosols.

Climate model estimates of the cloud lifetime effect and the semi-direct aerosol effect are at least as uncertain as of the Twomey effect. As shown in Fig. 2, Kristjánsson  
20 (2002) and Williams et al. (2001) concluded that the Twomey effect is four times as important as the cloud lifetime effect whereas Lohmann et al. (2000) and Ghan et al. (2001) simulated a cloud lifetime effect that is larger than the Twomey effect. This discrepancy is independent of the chemical nature of the anthropogenic aerosol species  
25 that are used in these different simulations. Likewise, the estimate of both indirect aerosol effects is smallest for the climate model that uses the most anthropogenic species (Fig. 2). One reason for the large aerosol indirect effects obtained by Menon et al. (2002a) could be due to their empirical treatment between the aerosol mass and the cloud droplet number because sensitivity simulations by Lohmann et al. (2000)

---

**Indirect aerosol effects: a review**U. Lohmann and  
J. Feichter

---

Title Page

Abstract

Introduction

Conclusions

References

Tables

Figures

◀

▶

◀

▶

Back

Close

Full Screen / Esc

Print Version

Interactive Discussion



**Indirect aerosol effects: a review**U. Lohmann and  
J. Feichter

Title Page

Abstract

Introduction

Conclusions

References

Tables

Figures

◀

▶

◀

▶

Back

Close

Full Screen / Esc

Print Version

Interactive Discussion

EGU

yielded a higher total indirect effect when an empirical relationship instead of a mechanistic relationship was used.

All models agree that the total indirect effect is larger over land than over oceans (Fig. 3). This, however, seems to be in disagreement with the estimate of the total indirect aerosol effect as derived from combining POLDER satellite data and ECHAM4 GCM results (Lohmann and Lesins, 2002). This either points to an insufficient understanding of the processes involved or could be caused by the limitations of the POLDER satellite which is limited to clouds with a rather narrow cloud droplet size distribution that produce a glory (Rosenfeld and Feingold, 2003).

The cooling from both indirect effects on water clouds of sulfate and carbonaceous aerosols has been estimated since the last IPCC report (Penner et al., 2001) by climate models to be  $-1$  to  $-4.4 \text{ W m}^{-2}$  in the global mean (Ghan et al., 2001; Jones et al., 2001; Lohmann and Feichter, 2001; Williams et al., 2001; Menon et al., 2002a). This is larger than estimated from inverse calculations which start from historical climate record data of oceanic and atmospheric warming. They typically use ensembles of simulations with climate models of reduced complexity and estimate a smaller anthropogenic indirect aerosol effect within the range of  $0$  to  $-2 \text{ W m}^{-2}$  (Forest et al., 2002; Knutti et al., 2002; Anderson et al., 2003). This constraint is not restricted to the indirect aerosol effect on water clouds only even though it is traditionally understood in this context. Instead, the range encompasses all indirect aerosol effects and other effects currently not included in climate models. We will revisit this issue in the conclusions and outlook section.

Sekiguchi et al. (2002) used different correlations between aerosol and cloud parameters derived from satellite remote sensing to estimate the radiative forcing of the aerosol indirect effect. Assuming that the column aerosol number concentration increased by 30%, the total global mean indirect effect on warm clouds is estimated to be between  $-0.6$  and  $-1.2 \text{ W m}^{-2}$ . A smaller indirect aerosol effect is also obtained when constraining the total indirect aerosol effect by taking the difference in the slope of the cloud droplet effective radius-aerosol index relationship between the POLDER

satellite data (Bréon et al., 2002) and the ECHAM GCM results into account (Lohmann and Lesins, 2002). This reduces the total global mean aerosol effect from  $-1.4 \text{ W m}^{-2}$  to  $-0.85 \text{ W m}^{-2}$ .

The agreement with the POLDER satellite data is worse when the cloud lifetime effect is ignored (Lohmann and Lesins, 2002; Quaas et al., 2004) which provides indirect evidence for the existence of a cloud lifetime effect on a global scale. Similar conclusions were reached by Suzuki et al. (2004) when comparing simulations with and without a cloud lifetime effect with AVHRR satellite data of liquid water path as a function of column aerosol number (Nakajima et al., 2001).

Liu and Daum (2002) estimated that the magnitude of the Twomey effect can be reduced by 10–80% by including the influence that an increasing number of cloud droplets has on the shape of the cloud droplet spectrum (dispersion effect). Taking this dispersion effect into account in global climate models, this reduction is rather moderate and amounts only to 15–35% (Peng and Lohmann, 2003; Rotstajn and Liu, 2003).

Lohmann and Feichter (2001); Kristjánsson (2002), and Penner et al. (2003) concluded that the semi-direct effect is only marginally important at the top of the atmosphere in the global mean whereas Jacobson (2002) points out that the climatic effect of black carbon is strongly positive. The influence of black carbon is dominated via its absorption of solar radiation within the atmosphere, which also leads to a large negative forcing at the surface. The net reduction in shortwave radiation at the surface from all aerosol direct and indirect effects is estimated to be between  $-1.8$  and  $-4 \text{ W m}^{-2}$  (Ramanathan et al., 2001; Lohmann and Feichter, 2001; Liepert et al., 2004).

In summary, the smaller estimates of the total of all indirect aerosol effects with an absolute value below  $-1.2 \text{ W m}^{-2}$  agree better with the inverse constraints on the indirect aerosol effect as well as with the observational-based approaches mentioned above.

**Indirect aerosol effects: a review**U. Lohmann and  
J. Feichter

Title Page

Abstract

Introduction

Conclusions

References

Tables

Figures

◀

▶

◀

▶

Back

Close

Full Screen / Esc

Print Version

Interactive Discussion

### 3. Aerosol effects on mixed-phase clouds

#### 3.1. Aerosol effects on large-scale mixed-phase clouds

Since most precipitation originates via the ice phase (Lau and Wu, 2003), aerosol effects on ice clouds might have larger consequences for the hydrological cycle than aerosol effects on water clouds. Precipitation originating from supercooled liquid water clouds where the temperatures are too warm for homogeneous freezing of supercooled aerosols or cloud droplets to occur ( $T > -35^{\circ}\text{C}$ ) requires an aerosol surface to provide a substrate for ice initiation. This influence of aerosol particles on changing the properties of ice forming nuclei (IN) is poorly understood because of the variety of heterogeneous ice crystal nucleation modes. Aerosols can act as IN by coming into contact with supercooled cloud droplets (contact freezing), or by initiating freezing from within a cloud droplet by immersion or condensation freezing, or by acting as deposition nuclei. Ice nuclei that initiate freezing are also referred to as freezing nuclei. Contact nucleation is usually the most efficient process at slight supercoolings, while at lower temperatures immersion freezing can be more prevalent. Deposition nuclei are generally least efficient because the energy barrier that needs to be overcome for the phase change of water vapor to ice is larger than that required for the freezing nuclei modes. Unlike CCN, ice nuclei are generally insoluble particles, such as certain mineral dusts, soot, as well as some biological materials, e.g., Levin and Yankofsky (1983); Diehl et al. (2001); Gorbunov et al. (2001). Ice nuclei may lose their nucleability, if foreign gases such as sulfur dioxide ( $\text{SO}_2$ ) or ammonia ( $\text{NH}_3$ ) occupy their active sites (Pruppacher and Klett, 1997).

If some cloud droplets freeze in a supercooled water cloud, then ice crystals will grow at the expense of cloud droplets because of the lower saturation vapor pressure over ice than over water (the so-called Bergeron-Findeisen process). This leads to a rapid glaciation of the supercooled water cloud. Because the precipitation formation via the ice phase is more efficient than in warm clouds, these glaciated clouds have a shorter

## Indirect aerosol effects: a review

U. Lohmann and  
J. Feichter

Title Page

Abstract

Introduction

Conclusions

References

Tables

Figures

◀

▶

◀

▶

Back

Close

Full Screen / Esc

Print Version

Interactive Discussion

lifetime than supercooled water clouds (Rogers and Yau, 1989).

Lohmann (2002a) showed that if, in addition to mineral dust, a fraction of the hydrophilic soot aerosol particles is assumed to act as contact ice nuclei at temperatures between 0°C and -35°C, then increases in aerosol concentration from pre-industrial times to present-day pose a new indirect effect, a “glaciation indirect effect”, on clouds as shown in Fig. 4. Here increases in contact ice nuclei in the present-day climate result in more frequent glaciation of supercooled clouds and increase the amount of precipitation via the ice phase. This reduces the cloud cover and the cloud optical depth of mid-level clouds in mid- and high latitudes and results in more absorption of solar radiation within the Earth-atmosphere system. Therefore, this effect can at least partly offset the cloud lifetime effect. Laboratory measurements by Gorbunov et al. (2001) yield evidence for hydrophilic soot as ice nuclei. In addition, evidence of effective ice nuclei was recently measured with the continuous flow diffusion chamber when sampling Asian dust particles (DeMott et al., 2003). In case of Saharan African dust, mildly supercooled clouds at temperatures between -5 to -9°C were already glaciated (Sassen et al., 2003).

Observations by Borys et al. (2003) in midlatitude orographic clouds show that for a given supercooled liquid water content, both the riming and the snowfall rates are smaller if the supercooled cloud has more cloud droplets as, for example, caused by anthropogenic pollution. Examination of this effect in global climate model simulations with pre-industrial and present-day aerosol concentrations showed that while the riming rate in stratiform clouds has indeed decreased due to the smaller cloud droplets in polluted clouds, the snowfall rate has actually increased (Fig. 5). This is caused by the pollution induced increase in aerosol and cloud optical thickness, which reduces the solar radiation and causes a cooling that favors precipitation formation via the ice phase (Lohmann, 2004).

### 3.2. Aerosol effects on deep convective clouds (thermodynamic effect)

Andronache et al. (1999) showed that an increase in sulfate loading during the TOGA-

## Indirect aerosol effects: a review

U. Lohmann and  
J. Feichter

Title Page

Abstract

Introduction

Conclusions

References

Tables

Figures

◀

▶

◀

▶

Back

Close

Full Screen / Esc

Print Version

Interactive Discussion

**Indirect aerosol effects: a review**U. Lohmann and  
J. Feichter

Title Page

Abstract

Introduction

Conclusions

References

Tables

Figures

◀

▶

◀

▶

Back

Close

Full Screen / Esc

Print Version

Interactive Discussion

EGU

COARE experiment causes a significant decrease of the effective radius of cloud droplets (changes up to  $2\ \mu\text{m}$  on average) and an increase in the number concentration of cloud droplets of  $5\text{--}20\ \text{cm}^{-3}$  over a limited domain of 500 km. The change in the average net shortwave (SW) radiation flux above the clouds was estimated to be on average  $-1.5\ \text{W m}^{-2}$ , with significant spatial and temporal variations. The changes in the average net longwave radiation flux above the clouds were negligible, but significant variations between  $-10\ \text{W m}^{-2}$  and  $10\ \text{W m}^{-2}$  near the surface associated with changes in cloud water path of about 10–20%.

Rosenfeld (1999) and Rosenfeld and Woodley (2000) analyzed aircraft data together with satellite data suggesting that pollution aerosols suppress precipitation by decreasing cloud droplet size. This hypothesis was confirmed by a modeling study with a cloud resolving model by Khain et al. (2001) who showed that aircraft observations of highly supercooled water in deep convective clouds can only be reproduced if large concentrations of small droplets exist but not if the cloud is rather clean. Taking these results to the global scale, Nober et al. (2003) evaluated the sensitivity of the general circulation to the suppression of precipitation by anthropogenic aerosols by implementing a simple warm cloud microphysics scheme into convective clouds. They found large instantaneous local aerosol forcings reducing the warm phase precipitation, but the precipitation change at the surface was guided by feedbacks within the system. Hence, no estimates on the pure aerosol forcing on convective clouds can be given.

Khain et al. (submitted, 2004)<sup>1</sup> postulate that smaller cloud droplets, such as originating from anthropogenic activity, would reduce the production of drizzle drops. When these droplets freeze, the associated latent heat release results in more vigorous convection. In a clean cloud, on the other hand, drizzle would have left the cloud so that less latent heat is released when the cloud glaciates resulting in less vigorous convection. Therefore, no squall line is formed under clean conditions, but the squall line arises under continental aerosol conditions and results in more precipitation after 2 h.

<sup>1</sup>Khain, A., Rosenfeld, D., and Pokrovsky, A.: Aerosol impact on the dynamics and microphysics of convective clouds, Q. J. R. Meteorol. Soc., submitted, 2004.

Similar conclusions were reached for different three-week periods over the ARM site in Oklahoma (Zhang et al., 2004).

Tropical biomass burning aerosols could have led to a reduction of ice crystal size in tropical deep convective clouds (Sherwood, 2002). These smaller and more numerous ice crystals would then lead to more scattering of solar radiation, i.e. exert a Twomey effect as discussed above. However, no global mean radiative forcing was deduced by Sherwood for this effect. He used this hypothesis to explain the increase in stratospheric water vapor, which by being a greenhouse gas, provides a positive radiative forcing that would partially offset the Twomey effect associated with the smaller ice crystal size in these deep convective clouds. This demonstrates the complex interactions between the different forcing agents that need to be understood and the difficulties to disentangle forcings and feedbacks. Both issues will be revisited in Sect. 7.

#### 4. Aerosol effects on ice clouds

Condensation (con) trails left behind jet aircrafts form when hot humid air from jet exhaust mixes with environmental air of low vapor pressure and low temperature. The mixing is a result of turbulence generated by the engine exhaust. Contrails cannot be distinguished any longer from cirrus clouds once they lose their line-shape. While there are only a few general studies on aerosol effects on cirrus, many investigations analyzed the effect of aircraft emissions on climate. Therefore we will discuss these two effects separately below.

##### 4.1. Aerosol effects on contrails

The IPCC aviation report (Penner et al., 1999) identified the effects of aircraft on upper tropospheric cirrus clouds as a potentially important climate forcing. One aspect may be described as the “direct” effect due to the formation of contrails as a result of super-saturated air from the aircraft. The “indirect” effect is due to the impact of an increase

---

**Indirect aerosol effects: a review**

U. Lohmann and  
J. Feichter

---

Title Page

Abstract

Introduction

Conclusions

References

Tables

Figures

◀

▶

◀

▶

Back

Close

Full Screen / Esc

Print Version

Interactive Discussion

**Indirect aerosol effects: a review**U. Lohmann and  
J. Feichter

Title Page

Abstract

Introduction

Conclusions

References

Tables

Figures

◀

▶

◀

▶

Back

Close

Full Screen / Esc

Print Version

Interactive Discussion

EGU

in FN (freezing nuclei) in the upper troposphere regions due to particulates from aircraft emissions. These FN act as nuclei for ice crystals which form cirrus clouds. First evidence of a climate effect by air traffic was provided by [Boucher \(1999\)](#) who used ship based measurements of cloud cover together with fossil fuel consumption data for aircraft to show that increases in air traffic fuel consumption in the 1980s are accompanied by an increase in cirrus cloudiness. Evaluation of a longer surface dataset over the United States from 1971 to 1995 by [Minnis et al. \(2004\)](#) confirmed an increase in cirrus over the northern oceans and the United States. Statistically significant increases in cirrus cloud cover of more than 2% per decade were found in the summertime over the North Atlantic and in the wintertime over North America by analyzing satellite data from the International Satellite Cloud Climatology Project (ISCCP) ([Zerefos et al., 2003](#)). A similar increase of 2% cirrus cloud cover per decade was identified from analyzing ISCCP data over Europe ([Stordal et al., 2004](#)).

[Ponater et al. \(2002\)](#) and [Marquart et al. \(2003\)](#) studied the climate effect of contrails using a global climate model, but so far related the contrail formation only to relative humidity but did not link it to aerosol properties. The study by [Lohmann and Kärcher \(2002\)](#) that parameterized homogeneous freezing of supercooled aerosols suggests that the impact of aircraft sulfur emissions on cirrus properties via homogeneous freezing of sulfate aerosols is small. Hence the question has been raised whether aircraft-generated black carbon particles serving as heterogeneous ice nuclei ([Ström and Ohlsson, 1998](#)) may have a significant impact on cirrus cloudiness and cirrus microphysical properties.

[Hendricks et al. \(2004\)](#) performed climate model simulations that revealed that the large-scale impact of aviation black carbon (BC) emissions on the upper troposphere/lower stratosphere (UTLS) BC mass concentration is small. Nevertheless, the simulations suggest a significant aviation impact on the number concentrations of UTLS BC particles and potential heterogeneous IN (BC and mineral dust particles). Large-scale increases of the potential heterogeneous IN number concentration of up to 50% were simulated. Provided that BC particles from aviation serve as efficient het-

erogeneous IN, maximum increases or decreases in ice crystal number concentrations of more than 40% were simulated assuming that the 'background' (no aviation impact) cirrus cloud formation is dominated by heterogeneous or homogeneous nucleation, respectively (Hendricks et al., 2003).

#### 5 4.2. Aerosol effects on cirrus clouds

An increase in the number of ice crystals in cirrus clouds would also exert a Twomey effect in the same way that the Twomey effect acts for water clouds. In addition, a change in the ice water content of cirrus clouds could exert a radiative effect in the infrared. The magnitude of these effects in the global mean is not known yet. Lohmann and Kärcher (2002) concluded that such an effect based solely on homogeneous freezing is small because the number of ice crystals is rarely limited by the number of supercooled aerosols. Exceptions are areas of large vertical updrafts, such as the upper tropical troposphere. A testbed for an aerosol effect on cirrus clouds is the Mt. Pinatubo eruption in 1991. Global climate model results suggest that effects from the Mt. Pinatubo eruption on clouds and climate considering only homogeneous freezing are small (Lohmann et al., 2003). These findings are consistent with the newer satellite analysis of three satellite-based cirrus datasets by Luo et al. (2002) who found that the Mt. Pinatubo volcanic aerosol did not have a significant systematic effect on cirrus cloud coverage and brightness temperature difference, which is a surrogate for cloud optical thickness.

10 (2002) concluded that such an effect based solely on homogeneous freezing is small because the number of ice crystals is rarely limited by the number of supercooled aerosols. Exceptions are areas of large vertical updrafts, such as the upper tropical troposphere. A testbed for an aerosol effect on cirrus clouds is the Mt. Pinatubo eruption in 1991. Global climate model results suggest that effects from the Mt. Pinatubo eruption on clouds and climate considering only homogeneous freezing are small (Lohmann et al., 2003). These findings are consistent with the newer satellite analysis of three satellite-based cirrus datasets by Luo et al. (2002) who found that the Mt. Pinatubo volcanic aerosol did not have a significant systematic effect on cirrus cloud coverage and brightness temperature difference, which is a surrogate for cloud optical thickness.

15 20 Kärcher and Lohmann (2003) developed a parameterization for heterogeneous immersion freezing of cirrus clouds. They concluded that if only one type of ice nuclei with saturation ratios over ice larger than 1.3–1.4 triggers cirrus formation, then the influence of aerosols on cirrus clouds is still small. However, a much stronger indirect aerosol effect on cirrus clouds is possible if several ice nuclei types with different freezing thresholds compete during the freezing process. Moreover, ice nuclei can significantly enhance the frequency of occurrence of subvisible cirrus clouds, even when present at concentrations as low as  $0.01 \text{ l}^{-1}$  (Kärcher, 2004).

---

**Indirect aerosol effects: a review**

U. Lohmann and  
J. Feichter

---

Title Page

Abstract

Introduction

Conclusions

References

Tables

Figures

◀

▶

◀

▶

Back

Close

Full Screen / Esc

Print Version

Interactive Discussion



## 5. Aerosol induced changes of the surface energy budget and aerosol effects on precipitation

By increasing aerosol and cloud optical depth, human emissions of aerosols and their precursors cause a reduction of solar radiation at the surface (“solar dimming”). Such a reduction is observed in the industrial regions of the Northern Hemisphere (Gilgen et al., 1998; Liepert, 2002; Stanhill and Cohen, 2001; Wild et al., 2004b). According to Liepert (2002) this decline of solar radiation from 1961 to 1990 amounts to 1.3% per decade over land surfaces of the Northern Hemisphere. In order for the surface energy balance to reach a new equilibrium state, the surface energy budget has to adjust:

$$F_{SW} = F_{lw} + F_l + F_s + F_{cond} \quad (2)$$

Here  $F_{SW}$  is the net shortwave radiation available at the surface. This incoming energy has to be balanced by the net outgoing longwave radiation ( $F_{lw}$ ), the latent heat flux ( $F_l$ ), the sensible heat flux ( $F_s$ ) and the conductive flux from below the surface ( $F_{cond}$ ).

As shown in model simulations by Liepert et al. (2004) and Feichter et al. (2004) that use a global climate model coupled to a mixed-layer ocean model with increasing aerosol particles and greenhouse gases due to human activity, the decrease in solar radiation at the surface resulting from the increases in optical depth due to the direct and indirect anthropogenic aerosol effects is more important for controlling the surface energy budget than the greenhouse gas induced increase in surface temperature. The conductive flux from below the surface is negligible in the long-term mean. The three other components of the surface energy budget decrease in response to the reduced input of solar radiation. This mechanism could explain the observations of decreased pan evaporation over the last 50 years reported by Roderick and Farquhar (2002). As evaporation has to equal precipitation on the global scale, a reduction in the latent heat flux leads to a reduction in precipitation. Recent surface observations show that the decline in solar radiation at land surfaces disappears in the 1990s (Wild et al., sub-

### Indirect aerosol effects: a review

U. Lohmann and  
J. Feichter

Title Page

Abstract

Introduction

Conclusions

References

Tables

Figures

◀

▶

◀

▶

Back

Close

Full Screen / Esc

Print Version

Interactive Discussion

**Indirect aerosol effects: a review**U. Lohmann and  
J. Feichter

Title Page

Abstract

Introduction

Conclusions

References

Tables

Figures

◀

▶

◀

▶

Back

Close

Full Screen / Esc

Print Version

Interactive Discussion

EGU

mitted, 2004<sup>2</sup>). This is in agreement with recent emission trends in the “old” industrial regions in the northern hemisphere (Krüger and Graßl, 2002) as well as with long-term black carbon trends in the Canadian Arctic (Sharma et al., 2004). Thus, the increasing greenhouse effect may no longer be masked by an aerosol induced decline in solar radiation, resulting in the enhanced warming observed during the 1990s.

On a regional scale, smoke from sugarcane and forest fires was shown to reduce cloud droplet sizes and therefore tends to inhibit precipitation (Warner and Twomey, 1967; Eagan et al., 1974). Heavy smoke from forest fires in the Amazon Basin has been observed to increase cloud droplet number concentrations and to reduce cloud droplet sizes (Reid et al., 1999; Andreae et al., 2004). Andreae et al. (2004) suggested that this delayed the onset of precipitation from 1.5 kilometers above cloud base in pristine clouds to more than 5 km in polluted clouds, and to more than 7 km in pyroclouds. They suggested also that elevating the onset of precipitation released latent heat higher in the atmosphere and allowed invigoration of the updrafts, causing intense thunderstorms and large hail. Together, these processes might affect the water cycle, the pollution burden of the atmosphere, and the dynamics of atmospheric circulation. Also, satellite data revealed plumes of reduced cloud particle size and suppressed precipitation originating from some major urban areas and from industrial facilities such as power plants (Rosenfeld, 2000). However, precipitation from similar polluted clouds over oceans appears to be much less affected, possibly because giant sea salt nuclei override the precipitation suppression effect of the large number of small pollution nuclei (Feingold et al., 1999; Rosenfeld et al., 2002). Here, large droplets initiated by large sea salt aerosols may grow to precipitation size by collecting small cloud droplets, thereby cleansing the air. If these giant CCN are however covered by film-forming compounds, then their impact would be less than previously estimated (Medina and Nenes (2004)).

<sup>2</sup>Wild, M., Gilgen, H., Rösch, A., and Ohmura, A.: From dimming to brightening: Recent trends in solar radiation inferred from surface observations, Science, submitted, 2004a.

**Indirect aerosol effects: a review**U. Lohmann and  
J. Feichter

Title Page

Abstract

Introduction

Conclusions

References

Tables

Figures

◀

▶

◀

▶

Back

Close

Full Screen / Esc

Print Version

Interactive Discussion

Observed precipitation trends over land for the period 1900–1998 show a complex pattern in the tropics but, when zonally averaged, a southward shift and a drying of the Sahel in North Africa is apparent (Hulme et al., 1998). Dry conditions in the Sahel are associated with a near-global, quasi-hemispheric pattern of contrasting sea surface temperature anomalies (cooler in the northern hemisphere and warmer in the southern hemisphere). Using a global climate model/mixed-layer ocean model Williams et al. (2001); Rotstayn and Lohmann (2002) showed that the dynamical and hydrological changes in this region in response to the indirect effect of anthropogenic sulfate aerosols are similar to the observed changes that have been associated with the Sahelian drought (Giannini et al., 2003). This is, the anthropogenic aerosol cooling dominates on the Northern Hemisphere, which causes a southward shift of the intertropical convergence zone.

**6. Aerosol effects on the vertical stability of the atmosphere**

Changes in the atmospheric lapse rate modify the longwave emission, affect the water vapor feedback (Hu, 1996) and the formation of clouds. Observations and model studies show that an increase in the lapse rate produces an amplification of the water vapor feedback (Sinha, 1995). As aerosols cool the Earth's surface and warm the aerosol layer the lapse rate will decrease and damp the water vapor feedback. Thus a more stable boundary layer damps the greenhouse gas warming and may enhance the aerosol cooling. Model simulations by Feichter et al. (2004) show that in the free troposphere aerosol cooling extends up to the tropopause but has a maximum in the boundary layer of the northern high latitudes. In the tropics aerosol cooling is at maximum in the upper troposphere. The trend of the lapse rate for the tropics and the mid-latitudes is shown in Fig. 6. Aerosol cooling near the surface in the polluted regions of the Northern Hemisphere stabilizes the lower atmosphere whereas the near surface changes of the lapse rate are close to zero in the tropics and the mid-latitudes of the Southern Hemisphere.

**Indirect aerosol effects: a review**U. Lohmann and  
J. Feichter[Title Page](#)[Abstract](#)[Introduction](#)[Conclusions](#)[References](#)[Tables](#)[Figures](#)[◀](#)[▶](#)[◀](#)[▶](#)[Back](#)[Close](#)[Full Screen / Esc](#)[Print Version](#)[Interactive Discussion](#)

EGU

A destabilization of the atmosphere above the boundary as a result of black carbon heating within the boundary layer was obtained in a climate model study by Menon et al. (2002b). Their GCM was driven by the observed aerosol optical depths over India and China. If the aerosols were assumed to be absorbing, the atmospheric stability above the boundary layer was reduced, resulting in enhanced vertical motion. This affected the large-scale circulation and produced precipitation pattern in China that resembled those associated with the floods and droughts that China has experienced in recent years. Additionally, absorbing aerosols can cause the evaporation of cloud droplets (semi-direct effect), as was shown in a large eddy model simulation study that used black carbon concentrations measured during the Indian Ocean Experiment (Ackerman et al., 2000).

## 7. Indirect aerosol effect - forcing or response?

Even though anthropogenic aerosol effects on the hydrological cycle through the aerosol lifetime effect or the surface energy budget involve feedbacks within the climate system and are therefore not considered a forcing in the “classical” sense, they pose a “forcing” on the hydrological cycle. Various ideas were brought forward to extend the classical forcing concepts in order to include processes that immediately imply a feedback, such as the semi-direct effect or the indirect aerosol effect.

IPCC has summarized the global and annual mean radiative forcing from 1750 to the present-day due to recognized human-related and natural processes. It includes the contribution of the well-mixed greenhouse gases (GHG), ozone, aerosols, aviation induced climate perturbations, and the solar contribution. Here the term radiative forcing of the climate system is defined as: “The radiative forcing of the surface-troposphere system due to the perturbation in or the introduction of an agent is the change in net irradiance at the tropopause after allowing for stratospheric temperatures to readjust to radiative equilibrium, but with the surface and tropospheric temperatures and state held fixed at the unperturbed values.” The definition of forcing is thus restricted to changes in

the radiation balance of the Earth-troposphere system imposed by external factors, with no changes in stratospheric dynamics, without any surface and tropospheric feedbacks in operation, and with no dynamically-induced changes in the amount and distribution of atmospheric water.

This definition of forcing only considers the radiative forcing at the top of the atmosphere  $F$ , which is then used to estimate the change in surface temperature  $\Delta T_{sfC}$ . These two quantities are linked by the climate sensitivity parameter  $\lambda$  defined as:  $\lambda = \Delta T_{sfC} / F$ . Provided that forcings due to different agents add linearly and that the climate sensitivity is constant, the response of surface temperature due to a wide range of forcings can easily be estimated. The uncertainty in aerosol forcing provided by IPCC (Ramaswamy et al., 2001; Schwartz, 2004) however implies that Earth's climate sensitivity may be substantially greater, or substantially less, than would be based on the observed temperature rise over the industrial period and estimate of aerosol forcing.

The concept of climate sensitivity holds for agents such as long-lived greenhouse gases and the direct effect of scattering aerosols. However, it breaks down once an absorbing aerosol such as black carbon is considered because its top-of-the-atmosphere forcing may be small, but because it absorbs large amounts of solar radiation, its surface forcing is disproportionately larger than one would extrapolate from the top-of-the-atmosphere forcing (Lohmann and Feichter, 2001; Ramanathan et al., 2001). This definition of forcing also precludes all aerosol effects that comprise microphysically-induced changes in the water substance.

Another avenue for calculating the top-of-the-atmosphere forcing is the concept of fixed sea surface temperatures, as introduced by Cess et al. (1990). This concept was extended by Shine et al. (2003) to fixing sea surface temperatures as well as land surface temperatures. They argue that changes in temperatures over land and ocean are related and thus it is more consistent to fix surface temperatures globally. Doing so enables to separate between forcings that change atmospheric parameters and those that invoke surface temperature changes. For example, the forcing of black carbon on reducing cloudiness (semi-direct effect) can now be isolated from the changes in

**Indirect aerosol effects: a review**U. Lohmann and  
J. Feichter

Title Page

Abstract

Introduction

Conclusions

References

Tables

Figures

◀

▶

◀

▶

Back

Close

Full Screen / Esc

Print Version

Interactive Discussion

surface temperature caused by black carbon.

The component of the indirect aerosol effect related to changes in precipitation efficiency (the cloud lifetime effect) is presently evaluated in climate models as the difference in net radiation at the top-of-the-atmosphere between a present-day and a preindustrial simulation using fixed sea surface temperatures. The approach gives a “quasi forcing”, which differs from a pure forcing in that fields other than the initially perturbed quantity have been allowed to vary. It is routinely used because, in contrast to the Twomey effect, there is no straightforward method of calculating a pure forcing for the cloud lifetime effect. For the global-mean direct and Twomey indirect effects, quasi forcings differed by less than 10% from the corresponding pure forcing (Rotstayn and Penner, 2001). Therefore the authors concluded that evaluation of the globally averaged cloud lifetime effect as a quasi forcing is satisfactory.

Joshi et al. (2003) and Hansen and Nazarenko (2004) introduced the concept of efficacies of different forcing agents. “Efficacy” is defined as the ratio of the climate sensitivity parameter  $\lambda$  for a given forcing agent to that for a doubling of  $\text{CO}_2$  ( $E = \lambda / \lambda_{\text{CO}_2}$ ) as shown in Table 2. The efficacy is then used to define an effective forcing  $F_e = F E$ . Table 2 evaluates this concept by summarizing the forcings, responses, efficacies and effective forcings of different forcing agents from equilibrium climate models simulations coupled to a mixed-layer ocean. The efficacy and thus effective forcing for tropospheric ozone is increased as compared to the forcing of  $2 \times \text{CO}_2$  (Table 2). On the other hand, scattering sulfate aerosols are less efficient than well-mixed greenhouse gases in changing the surface temperature for a given forcing. If all aerosol species are considered and both the direct and indirect effects on water clouds, the enhancement of the efficacy by black carbon as estimated by Hansen and Nazarenko (2004) is offset by the reduction in efficacy due to scattering aerosols and the Twomey and cloud lifetime effect.

The problem is that forcings are not necessarily additive. For instance, Feichter et al. (2004) showed that the global warming estimated from a global climate model/mixed layer ocean model due to a combined aerosol and greenhouse gas forcing is signif-

Indirect aerosol effects: a review

U. Lohmann and J. Feichter

Title Page

Abstract

Introduction

Conclusions

References

Tables

Figures

◀

▶

◀

▶

Back

Close

Full Screen / Esc

Print Version

Interactive Discussion

**Indirect aerosol effects: a review**U. Lohmann and  
J. Feichter

Title Page

Abstract

Introduction

Conclusions

References

Tables

Figures

◀

▶

◀

▶

Back

Close

Full Screen / Esc

Print Version

Interactive Discussion

EGU

icantly smaller (0.57 K) than that obtained by adding the individual changes (0.85 K). Even more drastically, the positive global hydrological sensitivity per 1 K surface temperature change ( $\Delta P/\Delta T$ ) in the scenarios with only aerosol forcing or greenhouse gas forcing changes into a negative hydrological sensitivity when both the aerosol and greenhouse gas forcings are applied simultaneously (see Table 3). Likewise if all aerosol effect and the greenhouse gas forcings are combined, then the efficacy is larger than expected from averaging the efficacy for greenhouse gases and for all aerosol effects individually showing again the non-linearity between forcing and response.

This is in contradiction to the results by Gillett et al. (2004) and Matthews et al. (2004) who did not find any non-linearities when adding the natural forcings volcanic aerosols, solar insolation variability and orbital changes and the anthropogenic forcings greenhouse gases and sulfate aerosols. Therefore, it appears that the non-linearity is caused by the aerosol effects that affect precipitation formation, on the hydrological cycle, because an enhanced cloud lifetime and reduced precipitation efficiency reduces the wet removal of aerosols, thus, prolonging the lifetime of aerosols. If, on the other side, it is argued that the cloud lifetime effect is not a forcing but encompasses a feedback, the forcing part may be additive. This, however, cannot be disentangled because the forcing of the cloud lifetime effect cannot be separated from its feedback. Along the same lines, Harshvardhan et al. (2002) concluded that in order to extract the indirect effect from observations, particularly those based on regional and global data sets, the response of cloud systems to their thermodynamic environments cannot be discarded. Thus, indirect aerosol forcing and cloud feedback are intimately coupled.

## 8. Uncertainties and needs for improvements in the representation of aerosol effects on clouds in global climate models

In order to narrow down the uncertainties associated with the indirect aerosol effects on climate, general circulation models need to be improved in many aspects:

## 8.1. Representation of aerosols

Since the pioneering study by [Langner and Rodhe \(1991\)](#) who used a coarse horizontal resolution chemical transport model based on climatological meteorology, the complexity of the aerosol precursor chemistry, of the treatment of transport processes, of the parameterization of particle dry deposition and wet removal has been increased. Recently attempts have been undertaken to calculate not just the aerosol mass but also the particle number concentration by parameterizing aerosol formation and dynamical processes. Two kinds of aerosol dynamics models were developed: spectral schemes and bin schemes. Spectral schemes have been applied for mineral dust ([Schulz et al., 1998](#)) and for sulfuric acid, soot and seasalt ([Wilson et al., 2001](#)). Bin schemes have been applied for mineral dust studies ([Tegen and Fung, 1994](#)) and for sea salt aerosols ([Gong et al., 1997](#)).

Most of the earlier studies concerned with the effect of aerosol particles on the climate system have just taken sulfate particles into account or have considered sulfate as a surrogate for all anthropogenic aerosols ([Jones et al., 1994](#); [Boucher and Lohmann, 1995](#)). Lately most major GCMs include also carbonaceous aerosols, dust and sea salt (for state of model development see: AEROCOM model intercomparison: <http://nansen.ipsl.jussieu.fr/AEROCOM/> and [Kinne et al., 2003](#)). Simulating nitrate aerosols is more difficult because of their semi-volatile nature ([Adams et al., 2001](#); [Metzger et al., 2002](#)). Aside from physical and microphysical processes the lack of time-resolved and accurate emission inventories introduces large uncertainties [Bond et al. \(2004\)](#). In particular, biogenic sources and emissions from biomass burning are highly uncertain. Both biogenic and biomass burning emissions depend on environmental conditions (e.g. weather) and exhibit high interannual variability, which has not been taken into account by climate studies. Probably the largest uncertainty is associated with organic aerosols because current measurement techniques cannot identify all organic species ([Kanakidou et al., 2004](#); [O'Dowd et al., 2004](#)). Thus, sources are not well identified and the chemical pathways in the atmosphere are complex and sim-

---

### Indirect aerosol effects: a review

U. Lohmann and  
J. Feichter

---

Title Page

Abstract

Introduction

Conclusions

References

Tables

Figures

◀

▶

◀

▶

Back

Close

Full Screen / Esc

Print Version

Interactive Discussion



**Indirect aerosol effects: a review**U. Lohmann and  
J. Feichter

Title Page

Abstract

Introduction

Conclusions

References

Tables

Figures

◀

▶

◀

▶

Back

Close

Full Screen / Esc

Print Version

Interactive Discussion

EGU

ulations are CPU-time consuming. Organic aerosols can either result from primary production or can originate from gas-to-particle conversion (secondary production). The estimates of the global emission strength of these volatile organic carbon aerosols are a major wildcard in simulations of future scenarios. Advances in measurement techniques for volatile aerosols will have to precede any improvement in modeling capabilities.

There is increasing evidence that aerosol particles are predominantly a conglomerate of different internally mixed chemical substances (Murphy and Thomson, 1997; Cziczo et al., 2004; Kojima et al., 2004). In contrast most GCMs still treat aerosols as external mixtures in terms of their optical properties (e.g., Feichter et al., 1997) because internal mixtures have more degrees of freedoms, are more complex and require an added computational burden. The mixing state of aerosols (externally versus internally mixed) is not only crucial for their optical properties (Haywood and Shine, 1995; Jacobson, 2001; Lesins et al., 2002) but also for their ability to act as CCN. That is, a slight coating of an only moderate soluble organic species can drastically increase its ability to act as a CCN (Broekhuizen et al., 2004; Lohmann et al., 2004). Therefore, treating the degree of mixing properly is essential for aerosol processing in GCMs, including aerosol-cloud interactions. It is the route that needs to be taken in order to improve the treatment of aerosols in GCMs. Advanced aerosol modules in some GCMs have been expanded to include aerosol mixtures (Ghan et al., 2001; Stier et al., 2004).

## 8.2. Cloud droplet formation

Linking aerosol particles to cloud droplets is probably the weakest point in estimates of the indirect aerosol effects. In order to treat cloud droplet formation accurately, the aerosol number concentration, its chemical composition and the vertical velocity on the cloud scale need to be known. Abdul-Razzak and Ghan (2002) developed a parameterization based on Köhler theory that can describe cloud droplet formation for a multi-modal aerosol. This approach has been extended by Nenes and Seinfeld (2003) to include kinetic effects, such that the largest aerosols do not have time to grow

to their equilibrium size.

Organic carbon is an important cloud condensation nuclei, especially if it is surface active (Shulman et al., 1996; Nenes et al., 2002; Russell et al., 2002). Facchini et al. (1999) indicated that a lowering of the surface tension of some surface-active organic aerosols as obtained from fog water samples would enhance the cloud droplet number concentration, cloud albedo and, hence, could lead to a negative forcing of up to  $-1 \text{ W m}^{-2}$ . On the other hand, Feingold and Chuang (2002) suggested that amphiphilic film-forming compounds retard cloud droplet formation. The delayed activation enables the growth of a mode of larger drops that formed earlier on and therefore leads to an increase in dispersion, and in drizzle formation. Recently Abdul-Razzak and Ghan (2004) also included the effect of organic surfactants on aerosol activation. However, other effects of organics, such as their film-forming ability are not considered yet.

In order to apply one of these parameterizations, the updraft velocity relevant for cloud formation needs to be known. Some GCMs apply a Gaussian distribution (Chuang et al., 1997) or use the turbulent kinetic energy as a surrogate for it (Lohmann et al., 1999). Other GCMs avoid this issue completely and use empirical relationships between aerosol mass and cloud droplet number concentration instead (Menon et al., 2002a). This method is limited because of scarce observational data base. At present, relationships can only be derived between sulfate aerosols, sea salt, organic carbon and cloud droplet number, but no concurrent data for dust or black carbon and cloud droplet number are available yet. Therefore, and because of their universality, the physically based approaches described formerly should be used in future studies of aerosol-cloud-interactions.

### 8.3. Treatment of large-scale clouds

Since the first IPCC assessment, large improvements in the description of cloud microphysics for large-scale clouds have been made. Whereas early studies diagnosed cloud amount based on relative humidity, most GCMs now predict cloud condensate in large-scale clouds. The degree of sophistication varies from predicting the sum of

---

**Indirect aerosol effects: a review**

U. Lohmann and  
J. Feichter

---

Title Page

Abstract

Introduction

Conclusions

References

Tables

Figures

◀

▶

◀

▶

Back

Close

Full Screen / Esc

Print Version

Interactive Discussion

**Indirect aerosol effects: a review**U. Lohmann and  
J. Feichter

Title Page

Abstract

Introduction

Conclusions

References

Tables

Figures

◀

▶

◀

▶

Back

Close

Full Screen / Esc

Print Version

Interactive Discussion

EGU

cloud water and ice (Rasch and Kristjánsson, 1998) to predicting cloud water, cloud ice, snow and rain as separate species (Fowler et al., 1996). Because the aerosol indirect effect is based on the change in cloud droplet number concentration, some GCMs predict cloud droplet number concentrations using one of the above described physically based aerosol activation schemes as a source term for cloud droplets (Ghan et al., 1997a; Lohmann et al., 1999). Likewise the number of ice crystals needs to be predicted in order to estimate the effect of aerosols on mixed-phase and ice clouds (Ghan et al., 1997b; Lohmann, 2002b).

#### 8.4. Treatment of convective clouds

There is currently a big discrepancy between the degree of sophistication in cloud microphysics in large-scale clouds (see above) and a very rudimentary treatment of cloud microphysics in convective clouds. Recently there is evidence emerging that biomass burning affects convective clouds (Rosenfeld, 1999; Sherwood, 2002; Roberts et al., 2003), which requires improvements in the treatment of convective clouds. A first study to this effect was conducted by Nober et al. (2003) as discussed above. They basically decreased the precipitation efficiency for warm cloud formation in convective clouds depending on the cloud droplet number concentration. Zhang et al. (2004) took this approach a step further and introduced the same microphysical processes (autoconversion, freezing, aggregation, etc) that are considered in large-scale clouds into convective clouds as well.

#### 8.5. Subgrid-scale variability and radiative transfer

A new approach to account for unresolved spatial variability and microphysical process rates is by considering probability distribution functions of the respective quantities (Pincus and Klein, 2000; Tompkins, 2002). This approach has been extended to account for subgrid-scale variability in cloud cover and cloud condensate in radiative transfer through inhomogeneous cloud fields by Pincus et al. (2003). Such a treat-

ment is necessary because errors originating from treating clouds as plane parallel homogeneous clouds can overpredict the Twomey effect by up to 50% (Barker, 2000).

## 9. Conclusions

In summary, the aerosol effects on clouds can be divided into the radiative effects and the effects on the hydrological cycle:

### 9.1. Aerosol radiative effects

The aerosol radiative effects can be further divided into those that exert a positive perturbation on the radiation budget and those that exert a negative perturbation:

- Both the Twomey and the cloud lifetime effect act to cool the Earth-atmosphere system by increasing cloud optical depth and cloud cover, respectively. This reduces the net solar radiation at the top-of-the atmosphere as well as at the surface.
- Carbonaceous aerosols and dust exert a positive forcing at the top-of-the atmosphere, at least in regions with high surface albedo, and can thus directly warm the atmosphere. This effect can be amplified if absorption of solar radiation of these aerosol particles occurs within cloud droplets (Chýlek et al., 1996). The resulting increase in temperature reduces the relative humidity and may result in the evaporation of cloud droplets. Resulting reduction of cloud cover and cloud optical depth further amplifies warming of the Earth-atmosphere system.
- Another way in which aerosols could contribute to a warming is by decreasing cloud amount due to increasing precipitation. As more aerosols generally lead to more and smaller cloud droplets, this effect is not very likely to happen but may occur if a few anthropogenic aerosol were to act as giant nuclei or as ice nuclei.

## Indirect aerosol effects: a review

U. Lohmann and  
J. Feichter

Title Page

Abstract

Introduction

Conclusions

References

Tables

Figures

◀

▶

◀

▶

Back

Close

Full Screen / Esc

Print Version

Interactive Discussion

**Indirect aerosol effects: a review**U. Lohmann and  
J. Feichter

Title Page

Abstract

Introduction

Conclusions

References

Tables

Figures

◀

▶

◀

▶

Back

Close

Full Screen / Esc

Print Version

Interactive Discussion

EGU

Traditionally estimates of the direct and indirect aerosol forcing are based on model studies in which the radiative forcing is the difference to an aerosol (component) free or less loaded (e.g. pre-industrial) reference state. Thus, a direct validation with measurements of the aerosol radiative forcing is basically impossible. Only a combination of satellite data with model simulations can advance the pure model based estimates of global indirect aerosol effects. While some pioneering studies using this approach exist (Lohmann and Lesins, 2002; Quaas et al., 2004; Suzuki et al., 2004), much more research needs to be done here.

Some attempts have been made to estimate the total radiative forcing since pre-industrial times including all quantitative radiative forcing estimates and uncertainties included in the IPCC 2001 bar chart (Boucher and Haywood, 2001; Schwartz, 2004). The resulting total radiative forcing (well-mixed greenhouse gases, solar activity, ozone, direct aerosol effects and Twomey effect) has a 75–97% probability of being positive. These estimates neglect the cloud lifetime effect and aerosol effects on mixed-phase and ice clouds because our knowledge about these latter effects is not sufficient to predict their magnitudes yet. Probably ranges, however, can be estimated from inverse simulations (Forest et al., 2002; Knutti et al., 2002; Anderson et al., 2003). They limit the sum of all indirect aerosol effect to between 0 to  $-2 \text{ W m}^{-2}$ . Given that the GCM estimates for the Twomey effect alone amount to  $-0.5$  to  $-1.9 \text{ W m}^{-2}$  (Table 1), either all other aerosol indirect effects cancel each other or the Twomey effect is smaller than current climate models predict. Schwartz (2004) concludes that uncertainties in aerosol forcing must be reduced at least three-fold for uncertainties in climate sensitivities to be meaningful reduced and bounded.

A problem for assessing the aerosol indirect effect from data is the shift in aerosol and aerosol precursor emissions. The decrease in emissions in eastern Europe in the 1990s was used by Krüger and Graßl (2002) to investigate the indirect versus the semi-direct effect. Towards the future the main emission centers will shift from the traditional industrial centers in mid-latitudes of the Northern Hemisphere to the subtropics and tropics. Kristjánsson (2002) predicted that the global mean aerosol radiative forcing

remains the same in 2100, but this is only one climate model study so far.

Finally, aerosol radiative forcing is regionally highly variable and differs also in sign from region to region (Ramanathan et al., 2001; Chameidis et al., 2002). Thus, it is questionable whether the global mean change in surface temperature is sufficient to characterize the radiative impact of aerosols. Changes in the hydrological cycle caused by aerosols are probably more important than the mere temperature change because they have consequences for fresh water supply and food production among others.

## 9.2. Aerosol effects on the hydrological cycle

Here the following effects can be distinguished:

- Suppression of drizzle is part of the cloud lifetime effect as being shown most clearly from ship track studies, e.g., Ferek et al. (1998). However, one remaining problem is that most climate models suggest an increase in liquid water when adding anthropogenic aerosols, whereas newer ship track studies show that polluted marine water clouds can have less liquid water than clean clouds (Platnick et al., 2000; Coakley Jr. and Walsh, 2002; Ackerman et al., 2004).
- Aerosols may change the occurrence and frequency of convection and thus could be responsible for droughts and flood simultaneously.
- Aerosols may cause reductions in the net solar radiation reaching the surface. In particular the direct sunlight is reduced. Thus, even in a (greenhouse gas induced) warmer climate the evaporation could decrease and the hydrological cycle could be expected to slow down.
- Aerosol induced cooling can have consequences in other parts on the world. It is believed that the cooling of the Northern Hemisphere causes a southward shift of the intertropical convergence zone, which could have been partly responsible for the Sahelian drought.

### Indirect aerosol effects: a review

U. Lohmann and  
J. Feichter

Title Page

Abstract

Introduction

Conclusions

References

Tables

Figures

◀

▶

◀

▶

Back

Close

Full Screen / Esc

Print Version

Interactive Discussion

**Indirect aerosol effects: a review**U. Lohmann and  
J. Feichter

Title Page

Abstract

Introduction

Conclusions

References

Tables

Figures

◀

▶

◀

▶

Back

Close

Full Screen / Esc

Print Version

Interactive Discussion

EGU

- Aerosols influence mixed-phase clouds by modifying the Bergeron-Findeisen process, the different freezing modes and the riming process. These aerosol influence are not studied well enough to predict their sign yet. However, this aerosol impact suggests a mechanism for a decreasing cloud water content with increasing aerosol load.

We are entering a new area of aerosol research by investigating the interactions between aerosols and the hydrological cycle. Research in this area started with cloud seeding research, as summarized in the overview article by [Bruintjes \(1999\)](#). Investigations in cloud seeding research could benefit from satellite-based microphysical retrievals that can be combined with in situ cloud sampling to monitor the effects of natural and anthropogenic aerosol or hygroscopic seeding material on cloud droplet size evolution, and the effects of ice-forming nuclei on ice-particle concentrations, both of which determine the efficiency of precipitation formation. The cloud seeding community, however, has traditionally not been interested in the climate impact of anthropogenic aerosols or their effect on the global hydrological cycle, but has focused on the influence of aerosols on precipitation on a local to regional scale. Thus, a knowledge exchange between the two research communities would be beneficial.

Our knowledge about aerosol effects on clouds and the hydrological cycle is still very rudimentary. The observations for the hydrological cycle are less complete than for global-mean temperature and the physical constraints are weaker so that it will be substantially harder to quantify the range of possible changes in the hydrological cycle [Allen and Ingram \(2002\)](#). Therefore, clearly more research in terms of field experiments, laboratory studies and modeling efforts is needed in order to understand and quantify the effect of anthropogenic aerosols on clouds and the hydrological cycle. This is especially important because cloud feedbacks in climate models still represent one of the largest uncertainties. As shown by [Stocker et al. \(2001\)](#) there is still no consensus on whether clouds provide a negative or positive climate feedback in response to a doubling of carbon dioxide. It is largely because of these uncertainties in cloud feedback that the uncertainty range of the increase in the global mean surface temperature

in response to a doubling of carbon dioxide varies between 1.5 and 4.5 K. The cloud feedback problem thus has to be solved in order to assess the aerosol indirect forcing more reliably.

*Acknowledgements.* The authors thank S. Kinne for useful comments and suggestions.

## 5 References

- Abdul-Razzak, H. and Ghan, S. J.: A parameterization of aerosol activation: 3. Sectional representation, *J. Geophys. Res.*, 107, doi:10.1029/2001JD000483, 2002. [7566](#), [7584](#)
- Abdul-Razzak, H. and Ghan, S. J.: Parameterization of the influence of organic surfactants on aerosol activation, *J. Geophys. Res.*, 109, doi:10.1029/2003JD004043, 2004. [7585](#)
- 10 Ackerman, A. S., Toon, O. B., Stevens, D. E., Heymsfield, A. J., Ramanathan, V., and Welton, E. J.: Reduction of tropical cloudiness by soot, *Science*, 288, 1042–1047, 2000. [7579](#)
- Ackerman, A. S., Kirkpatrick, M. P., Stevens, D. E., and Toon, O. B.: The impact of humidity above stratiform clouds on indirect climate forcing, *Nature*, 432, in press, 2004. [7589](#)
- 15 Adams, P. J., Seinfeld, J. H., Koch, D., Mickley, L., and Jacob, D.: General circulation model assessment of direct radiative forcing by the sulfate-nitrate-ammonium-water inorganic aerosol system, *J. Geophys. Res.*, 106, 1097–1111, 2001. [7583](#)
- Albrecht, B.: Aerosols, Cloud Microphysics, and Fractional Cloudiness, *Science*, 245, 1227–1230, 1989. [7564](#)
- Allen, M. R. and Ingram, W. J.: Constraints on future changes in climate and the hydrologic cycle, *Nature*, 419, 224–232, 2002. [7590](#)
- 20 Anderson, T. L., Charlson, R. J., Schwartz, S. E., Knutti, R., Boucher, O., Rodhe, H., and Heintzenberg, J.: Climate forcing by Aerosols – a hazy picture, *Science*, 300, 1103–1104, 2003. [7568](#), [7588](#)
- Andreae, M. O., Rosenfeld, D., Artaxo, P., Costa, A. A., Frank, G. P., Longo, K. M., and Silvas-Dias, M. A. F.: Smoking rain clouds over the Amazon, *Science*, 303, 1337–1342, 2004. [7577](#)
- 25 Andronache, C., Donner, L. J., Seman, C. J., Ramaswamy, V., and Hemler, R. S.: Atmospheric sulfur and deep convective clouds in tropical Pacific: A model study, *J. Geophys. Res.*, 104, 4005–4024, 1999. [7571](#)

---

## Indirect aerosol effects: a review

U. Lohmann and  
J. Feichter

---

Title Page

Abstract

Introduction

Conclusions

References

Tables

Figures

◀

▶

◀

▶

Back

Close

Full Screen / Esc

Print Version

Interactive Discussion



**Indirect aerosol effects: a review**U. Lohmann and  
J. Feichter

Title Page

Abstract

Introduction

Conclusions

References

Tables

Figures

◀

▶

◀

▶

Back

Close

Full Screen / Esc

Print Version

Interactive Discussion

EGU

- Barker, H. W.: Indirect aerosol forcing by homogeneous and inhomogeneous clouds, *J. Climate*, 13, 4042–4049, 2000. [7587](#)
- Boer, G. J., Flato, G., Reader, M. C., and Ramsden, D.: A transient climate change simulation with greenhouse gas and aerosol forcing: experimental design and comparison with the instrumental record for the twentieth century, *Climate Dyn.*, 16, 405–425, 2000. [7563](#)
- Bond, T. C., Streets, D. G., Yarber, K. F., Nelson, S. M., Woo, J.-H., and Klimont, Z.: A technology-based global inventory of black and organic carbon emissions from combustion, *J. Geophys. Res.*, 109, doi:10.1029/2003JD003697, 2004. [7583](#)
- Borys, R. D., Lowenthal, D. H., Cohn, S. A., and Brown, W. O. J.: Mountaintop and radar measurements of anthropogenic aerosol effects on snow growth and snowfall rate, *Geophys. Res. Lett.*, 30, doi:10.1029/2002GL016855, 2003. [7571](#)
- Boucher, O.: Air traffic may increase cirrus cloudiness, *Nature*, 397, 30–31, 1999. [7574](#)
- Boucher, O. and Haywood, J.: On summing the components of radiative forcing of climate change, *Climate Dyn.*, 18, 297–302, 2001. [7588](#)
- Boucher, O. and Lohmann, U.: The sulfate-CCN-cloud albedo effect: A sensitivity study with two general circulation models, *Tellus B*, 47, 281–300, 1995. [7566](#), [7583](#)
- Brenguier, J.-L., Pawlowska, H., Schüller, L., Preusker, R., Fischer, J., and Fouquart, Y.: Radiative properties of boundary layer clouds: Droplet effective radius versus number concentration, *J. Atmos. Sci.*, 57, 803–821, 2000. [7564](#)
- Brenguier, J.-L., Pawlowska, H., and Schüller, L.: Cloud microphysical and radiative properties for parameterization and satellite monitoring of the indirect effect of aerosol on climate, *J. Geophys. Res.*, 108, doi:10.1029/2002JD002682, 2003. [7565](#)
- Bréon, F.-M., Tanré, D., and Generoso, S.: Aerosol effect on cloud droplet size monitored from satellite, *Science*, 295, 834–838, 2002. [7566](#), [7569](#)
- Broekhuizen, K., Kumar, P. P., and Abbatt, J. P. D.: Partially soluble organics as cloud condensation nuclei: Role of trace soluble and surface active species, *Geophys. Res. Lett.*, 31, doi:10.1029/2003GL018203, 2004. [7584](#)
- Bruintjes, R. T.: A Review of Cloud Seeding Experiments to Enhance Precipitation and Some New Prospects, *Bulletin of the American Meteorological Society*, 80, 805–820, 1999. [7590](#)
- Cess, R. D., Potter, G. L., Blanchet, J. P., Boer, G. J., Del Genio, A. D., Déqué, M., Dymnikov, V., Galin, V., Gates, W. L., Ghan, S. J., Kiehl, J. T., Lacis, A. A., Le Treut, H., Li, Z.-X., Liang, X.-Z., McAvaney, B. J., Meleshko, V. P., Mitchell, J. F. B., Morcrette, J.-J., Randall, D. A., Rikus, L., Roeckner, E., Royer, J. F., Schlese, U., Sheinin, D. A., Slingo, A., Sokolov, A. P., Taylor,

**Indirect aerosol effects: a review**U. Lohmann and  
J. Feichter

Title Page

Abstract

Introduction

Conclusions

References

Tables

Figures

◀

▶

◀

▶

Back

Close

Full Screen / Esc

Print Version

Interactive Discussion

K. E., Washington, W. M., Wetherald, R. T., Yagal, I., and Zhang, M.-H.: Intercomparison and interpretation of climate feedback processes in 19 atmospheric general circulation models, *J. Geophys. Res.*, 95, 16 601–16 615, 1990. [7563](#), [7580](#)

Chameidis, W. L., Lou, C., Saylor, R., Streets, D., Huang, Y., Bergin, M., and Giorgi, F.: Correlation between model-calculated anthropogenic aerosols and satellite-derived cloud optical depths: Indication of indirect effect?, *J. Geophys. Res.*, 107, doi:10.1029/JD000208, 2002. [7589](#)

Chuang, C. C., Penner, J. E., Taylor, K. E., Grossmann, A. S., and Walton, J. J.: An assessment of the radiative effects of anthropogenic sulfate, *J. Geophys. Res.*, 102, 3761–3778, 1997. [7585](#)

Chuang, C. C., Penner, J. E., Prospero, J. M., Grant, K. E., Rau, G. H., and Kawamoto, K.: Cloud susceptibility and the first aerosol indirect forcing: Sensitivity to black carbon and aerosol concentrations, *J. Geophys. Res.*, 107, doi:10.1029/2000JD000215, 2002. [7567](#), [7608](#)

Chýlek, P., Lesins, G. B., Videen, G., Wong, J. G. D., Pinnick, R. G., Ngo, D., and Klett, J. D.: Black carbon and absorption of solar radiation by clouds, *J. Geophys. Res.*, 101, 23 365–23 371, 1996. [7587](#)

Coakley Jr., J. A. and Walsh, C. D.: Limits to the aerosol indirect radiative forcing derived from observations of ship tracks, *J. Atmos. Sci.*, 59, 668–680, 2002. [7589](#)

Collins, W. D., Conant, W. C., and Ramanathan, V.: Earth radiation budget, clouds, and climate sensitivity, in *The Chemistry of the Atmosphere: Its Impact on Global Change*, edited by Calvert, J. G., 207–215, Blackwell Scientific Publishers, Oxford, UK, 1994. [7562](#)

Cziczo, D. J., DeMott, P. J., Brooks, S. D., Prenni, A. J., Thomson, D. S., Baumgardner, D., Wilson, J. C., Kreidenweis, S. M., and Murphy, D. M.: Observations of organic species and atmospheric ice formation, *Geophys. Res. Lett.*, 31, doi:10.1029/2004GL019822, 2004. [7584](#)

DeMott, P. J., Sassen, K., Poellot, M. R., Baumgardner, D., Rogers, D. C., Brooks, S. D., Prenni, A. J., and Kreidenweis, S. M.: African dust aerosols as atmospheric ice nuclei, *Geophys. Res. Lett.*, 30, doi:10.1029/2003GL017410, 2003. [7571](#)

Diehl, K., Quick, C., Matthias-Maser, S., Mitra, S. K., and Jaenicke, R.: The ice nucleating ability of pollen, Part I: Laboratory studies in deposition and condensation freezing modes, *Atmos. Res.*, 58, 75–87, 2001. [7570](#)

Egan, R. C., Hobbs, P. V., and Radke, L. F.: Measurements of cloud condensation nuclei and cloud droplet size distributions in the vicinity of forest fires, *J. Appl. Meteor.*, 13, 553–557,

**Indirect aerosol effects: a review**U. Lohmann and  
J. Feichter

Title Page

Abstract

Introduction

Conclusions

References

Tables

Figures

◀

▶

◀

▶

Back

Close

Full Screen / Esc

Print Version

Interactive Discussion

EGU

1974. [7577](#)

Facchini, M. C., Mircea, M., Fuzzi, S., and Charlson, R. J.: Cloud albedo enhancement by surface-active organic solutes in growing droplets, *Nature*, 401, 257–259, 1999. [7585](#)

Feichter, J., Lohmann, U., and Schult, I.: The atmospheric sulfur cycle and its impact on the shortwave radiation, *Climate Dyn.*, 13, 235–246, 1997. [7584](#)

Feichter, J., Roeckner, E., Lohmann, U., and Liepert, B.: Nonlinear aspects of the climate response to greenhouse gas and aerosol forcing, *J. Climate*, 2384–2398, 2004. [7576](#), [7578](#), [7581](#), [7606](#)

Feingold, G. and Chuang, P. Y.: Analysis of the influence of film-forming compounds on droplet growth: Implications for cloud microphysical processes and climate, *J. Atmos. Sci.*, 59, 2006–2018, 2002. [7585](#)

Feingold, G., Cotton, W. R., Kreidenweis, S. M., and Davis, J. T.: The impact of giant cloud condensation nuclei on drizzle formation in stratocumulus: Implications for cloud radiative properties, *J. Atmos. Sci.*, 56, 4100–4117, 1999. [7577](#)

Feingold, G., Eberhard, W. L., Veron, D. E., and Previdi, M.: First measurements of the Twomey indirect effect using ground-based remote sensors, *Geophys. Res. Lett.*, 30, doi:10.1029/2002GL016633, 2003. [7564](#), [7565](#)

Ferek, R. J., Hegg, D. A., Hobbs, P. V., Durkee, P., and Nielsen, K.: Measurements of ship-induced tracks in clouds off the Washington coast, *J. Geophys. Res.*, 103, 23 199–23 206, 1998. [7564](#), [7589](#)

Forest, C. E., Stone, P. H., Sokolev, A. P., Allen, M. R., and Webster, M. D.: Quantifying uncertainties in climate system properties with the use of recent climate observations, *Science*, 295, 113–117, 2002. [7568](#), [7588](#)

Fowler, L. D., Randall, D. A., and Rutledge, S. A.: Liquid and ice cloud microphysics in the CSU general circulation model, Part I: Model description and simulated microphysical processes, *J. Climate*, 9, 489–529, 1996. [7586](#)

Ghan, S. J., Leung, L. R., Easter, R. C., and Abdul-Razzak, H.: Prediction of cloud droplet number in a general circulation model, *J. Geophys. Res.*, 102, 21 777–21 794, 1997a. [7586](#)

Ghan, S. J., Leung, L. R., and Hu, Q.: Application of cloud microphysics to NCAR community climate model, *J. Geophys. Res.*, 102, 16 507–16 527, 1997b. [7586](#)

Ghan, S. J., Easter, R. C., Chapman, E., Abdul-Razzak, H., Zhang, Y., Leung, R., Laulainen, N., Saylor, R., and Zaveri, R.: A physically-based estimate of radiative forcing by anthropogenic sulfate aerosols, *J. Geophys. Res.*, 106, 5279–5293, 2001. [7567](#), [7568](#), [7584](#), [7609](#)

**Indirect aerosol effects: a review**U. Lohmann and  
J. Feichter

Title Page

Abstract

Introduction

Conclusions

References

Tables

Figures

◀

▶

◀

▶

Back

Close

Full Screen / Esc

Print Version

Interactive Discussion

- Giannini, A., Saravanan, R., and Chang, P.: Oceanic forcing of Sahel rainfall on interannual to interdecadal time scales, *Science*, 302, 1027–1030, 2003. [7578](#)
- Gilgen, H., Wild, M., and Ohmura, A.: Means and trends of shortwave incoming radiation at the surface estimated from Global Energy Balance Archive data, *J. Climate*, 11, 2042–2061, 1998. [7576](#)
- 5 Gillett, N. P., Wehner, M. F., Tett, S. F. B., and Weaver, A. J.: Testing the linearity of the response to combined greenhouse gas and sulfate aerosol forcing, *Geophys. Res. Lett.*, 31, doi:10.1029/2004GL020111, 2004. [7582](#)
- Gong, S. L., Barrie, L. A., and Blanchet, J.-P.: Modeling sea-salt aerosols in the atmosphere, *J. Geophys. Res.*, 102, 3805–3818, 1997. [7583](#)
- 10 Gorbunov, B., Baklanov, A., Kakutkina, N., Windsor, H. L., and Toumi, R.: Ice nucleation on soot particles, *J. Aerosol Sci.*, 32, 199–215, 2001. [7570](#), [7571](#)
- Graßl, H.: Possible changes of planetary albedo due to aerosol particles, in *Man's Impact on Climate*, edited by Bach, K., Pankrath, Elsevier, Amsterdam, 1979. [7564](#)
- 15 Hansen, J. and Nazarenko, L.: Soot climate forcing via snow and ice albedos, *Proc. Nat. Acad. Sci.*, 101, 423–428, 2004. [7581](#)
- Hansen, J., Sato, M., and Ruedy, R.: Radiative forcing and climate response, *J. Geophys. Res.*, 102, 6831–6864, 1997. [7564](#)
- Harshvardhan, Schwartz, S. E., Benkovitz, C. M., and Guo, G.: Aerosol influence on cloud microphysics examined by satellite measurements and chemical transport modeling, *J. Atmos. Sci.*, 59, 714–725, 2002. [7582](#)
- 20 Haywood, J. M. and Boucher, O.: Estimates of the direct and indirect radiative forcing due to tropospheric aerosols: A review, *Rev. Geophys.*, 38, 513–543, 2000. [7562](#)
- Haywood, J. M. and Shine, K. P.: The effect of anthropogenic sulfate and soot aerosol on the clear sky planetary radiation budget, *Geophys. Res. Lett.*, 22, 603–606, 1995. [7584](#)
- 25 Hendricks, J., Kärcher, B., Döpelheuer, A., Feichter, J., and Lohmann, U.: Potential impact of aviation-induced black carbon on cirrus clouds: Global model studies with the ECHAM GCM, in *Proceedings of the AAC conference*, Friedrichshafen, Germany, 2003. [7575](#)
- Hendricks, J., Kärcher, B., Döpelheuer, A., Feichter, J., Lohmann, U., and Baumgardner, D.: Simulating the global atmospheric black carbon cycle: A revisit to the contribution of aircraft emissions, *Atmos. Chem. Phys. Discuss.*, 4, 3485–3533, 2004, [SRef-ID: 1680-7375/acpd/2004-4-3485](#). [7574](#)
- 30 Houghton, J. T., Filho, L. G. M., Callander, B. A., Harris, N., Kattenberg, A., and Maskell, K.:

**Indirect aerosol effects: a review**U. Lohmann and  
J. Feichter

Title Page

Abstract

Introduction

Conclusions

References

Tables

Figures

◀

▶

◀

▶

Back

Close

Full Screen / Esc

Print Version

Interactive Discussion

Climate Change 1995, The Science of Climate Change: Intergovernmental Panel on Climate Change, Cambridge Univ. Press, New York, 1996. [7563](#)

Hu, H.: Water vapour and temperature lapse rate feedbacks in the mid-latitude seasonal cycle, *Geophys. Res. Lett.*, 23, 1761–1764, 1996. [7578](#)

5 Hulme, M., Osborn, T. J., and Johns, T. C.: Precipitation sensitivity to global warming: Comparison of observations with HadCM2 simulations, *Geophys. Res. Lett.*, 25, 3379–3382, 1998. [7578](#)

Jacobson, M. Z.: Strong radiative heating due to the mixing state of black carbon in atmospheric aerosols, *Nature*, 409, 695–697, 2001. [7584](#)

10 Jacobson, M. Z.: Control of fossil-fuel particulate black carbon and organic matter, possibly the most effective method of slowing global warming, *J. Geophys. Res.*, 107, doi:10.1029/2001JD001376, 2002. [7569](#)

Johnson, B. T., Shine, K. P., and Forster, P. M.: The semi-direct aerosol effect: Impact of absorbing aerosols on marine stratocumulus, *Q. J. R. Meteorol. Soc.*, 130, 1407–1422, 2004. [7564](#)

15 Jones, A., Roberts, D. L., and Slingo, A.: A climate model study of indirect radiative forcing by anthropogenic sulphate aerosols, *Nature*, 370, 450–453, 1994. [7583](#)

Jones, A., Roberts, D. L., and Woodage, M. J.: Indirect sulphate aerosol forcing in a climate model with an interactive sulphur cycle, *J. Geophys. Res.*, 106, 20293–30310, 2001. [7568](#), [7609](#)

20 Joshi, M., Shine, K., Ponater, M., Stuber, N., Sausen, R., and Li, L.: A comparison of climate response to different radiative forcings in three general circulation models: towards an improved metric of climate change, *Climate Dyn.*, 20, 843–854, 2003. [7581](#)

Kanakidou, M., Seinfeld, J., Pandis, S., Barnes, I., Dentener, F., Facchini, M., van Dingenen, R., Ervens, B., Nenes, A., Nielsen, C., et al.: Organic aerosol and global climate modelling: A review, *Atmos. Chem. Phys. Discuss.*, 4, 5855–6024, 2004, [SRef-ID: 1680-7375/acpd/2004-4-5855](#). [7583](#)

Kärcher, B.: Cirrus clouds in the tropical tropopause layer: Role of heterogeneous ice nuclei, *Geophys. Res. Lett.*, 31, doi:10.1029/2004GL019774, 2004. [7575](#)

30 Kärcher, B. and Lohmann, U.: A parameterization of cirrus cloud formation: Heterogeneous freezing, *J. Geophys. Res.*, 108, doi:10.1029/2002JD003220, 2003. [7575](#)

Khain, A. P., Rosenfeld, D., and Pokrovsky, A.: Simulating convective clouds with sustained supercooled liquid water down to  $-37.5^{\circ}\text{C}$  using a spectral microphysics model, *Geophys.*

**Indirect aerosol effects: a review**U. Lohmann and  
J. Feichter

Title Page

Abstract

Introduction

Conclusions

References

Tables

Figures

◀

▶

◀

▶

Back

Close

Full Screen / Esc

Print Version

Interactive Discussion

Res. Lett., 28, 3887–3890, 2001. [7572](#)Khairoutdinov, M. and Kogan, Y.: A new cloud physics parameterization in a large-eddy simulation model of marine stratocumulus, *Mon. Wea. Rev.*, 128, 229–243, 2000. [7566](#)Kinne, S., Lohmann, U., Feichter, J., Schulz, M., Timmreck, C., Ghan, S., Easter, R., Chin, M., Ginoux, P., Takemura, T., Tegen, I., Koch, D., Herzog, M., Penner, J., Pitari, G., Holben, B., Eck, T., Smirnov, A., Dubovik, O., Slutsker, I., Tanre, D., Torres, O., Mishchenko, M., Geogdzhayev, I., Chu, D. A., and Kaufman, Y.: Monthly averages of aerosol properties: A global comparison among models, satellite data, and AERONET ground data, *J. Geophys. Res.*, 108, doi:10.1029/2001JD001253, 2003. [7583](#)Knutti, R., Stocker, T. F., Joos, F., and Plattner, G.-K.: Constraints on radiative forcing and future climate change from observations and climate model ensembles, *Nature*, 416, 719–723, 2002. [7568](#), [7588](#)Kojima, T., Buseck, P. R., Wilson, J. C., Reeves, J. M., and Mahoney, J.: Aerosol particles from tropical convective systems: Cloud tops and cirrus anvils, *J. Geophys. Res.*, 109, doi:10.1029/2003JD004504, 2004. [7584](#)Kristjánsson, J. E.: Studies of the aerosol indirect effect from sulfate and black carbon aerosols, *J. Geophys. Res.*, 107, doi:10.1029/2001JD000887, 2002. [7567](#), [7569](#), [7588](#), [7609](#), [7610](#)Krüger, O. and Graßl, H.: The indirect aerosol effect over Europe, *Geophys. Res. Lett.*, 29, doi:10.1029/2001GL014081, 2002. [7566](#), [7577](#), [7588](#)Krüger, O. and Graßl, H.: Albedo reduction by absorbing aerosols over China, *Geophys. Res. Lett.*, 31, doi:10.1029/2003GL019111, 2004. [7566](#)Langner, J. and Rodhe, H.: A global three-dimensional model of the global sulfur cycle, *J. Atmos. Chem.*, 13, 225–263, 1991. [7583](#)Lau, K. M. and Wu, H. T.: Warm rain processes over tropical oceans and climate implications, *Geophys. Res. Lett.*, 30, doi:10.1029/2003GL018567, 2003. [7570](#)Lesins, G., Chylek, P., and Lohmann, U.: A study of internal and external mixing scenarios and its effect on aerosol optical properties and direct radiative forcing, *J. Geophys. Res.*, 107, doi:10.1029/2001JD000973, 2002. [7584](#)Levin, Z. and Yankofsky, S. A.: Contact versus immersion freezing of freely suspended droplets by bacterial ice nuclei, *J. Climate Appl. Meteorol.*, 22, 1964–1966, 1983. [7570](#)Liepert, B. G.: Observed reductions of surface solar radiation at sites in the United States and worldwide from 1961 to 1990, *Geophys. Res. Lett.*, 29, doi: 10.1029/2002GL014910, 2002. [7576](#)

**Indirect aerosol effects: a review**U. Lohmann and  
J. Feichter

Title Page

Abstract

Introduction

Conclusions

References

Tables

Figures

◀

▶

◀

▶

Back

Close

Full Screen / Esc

Print Version

Interactive Discussion

EGU

Liepert, B. G., Feichter, J., Lohmann, U., and Roeckner, E.: Can aerosols spin down the water cycle in a warmer and moister world, *Geophys. Res. Lett.*, 31, doi:10.1029/2003GL019060, 2004. [7569](#), [7576](#)

Liu, Y. and Daum, P. H.: Indirect warming effect from dispersion forcing, *Nature*, 419, 580–581, 2002. [7569](#)

Liu, Y., Daum, P. H., and McGraw, R.: An analytical expression for predicting the critical radius in the autoconversion parameterization, *Geophys. Res. Lett.*, 31, doi:10.1029/2003GL019117, 2004. [7566](#)

Lohmann, U.: A glaciation indirect aerosol effect caused by soot aerosols, *Geophys. Res. Lett.*, 29, doi:10.1029/2001GL014357, 2002a. [7571](#), [7611](#)

Lohmann, U.: Possible aerosol effects on ice clouds via contact nucleation, *J. Atmos. Sci.*, 59, 647–656, 2002b. [7586](#)

Lohmann, U.: Can Anthropogenic Aerosols Decrease the Snowfall Rate?, *J. Atmos. Sci.*, 61, 2457–2468, 2004. [7571](#), [7613](#)

Lohmann, U. and Feichter, J.: Can the direct and semi-direct aerosol effect compete with the indirect effect on a global scale?, *Geophys. Res. Lett.*, 28, 159–161, 2001. [7568](#), [7569](#), [7580](#), [7606](#)

Lohmann, U. and Kärcher, B.: First interactive simulations of cirrus clouds formed by homogeneous freezing in the ECHAM GCM, *J. Geophys. Res.*, 107, doi:10.1029/2001JD000767, 2002. [7574](#), [7575](#)

Lohmann, U. and Lesins, G.: Stronger constraints on the anthropogenic indirect aerosol effect, *Science*, 298, 1012–1016, 2002. [7568](#), [7569](#), [7588](#), [7610](#)

Lohmann, U. and Lesins, G.: Comparing continental and oceanic cloud susceptibilities to aerosols, *Geophys. Res. Lett.*, 30, doi:10.1029/2003GL017828, 2003. [7564](#)

Lohmann, U., Feichter, J., Chuang, C. C., and Penner, J. E.: Predicting the number of cloud droplets in the ECHAM GCM, *J. Geophys. Res.*, 104, 9169–9198, 1999. [7585](#), [7586](#)

Lohmann, U., Feichter, J., Penner, J. E., and Leaitch, W. R.: Indirect effect of sulfate and carbonaceous aerosols: A mechanistic treatment, *J. Geophys. Res.*, 105, 12 193–12 206, 2000. [7567](#), [7609](#)

Lohmann, U., Kärcher, B., and Timmreck, C.: Impact of the Mt. Pinatubo Eruption on Cirrus Clouds Formed by Homogeneous Freezing in the ECHAM GCM, *J. Geophys. Res.*, 108, doi:10.1029/2002JD003185, 2003. [7575](#)

Lohmann, U., Broekhuizen, K., Leaitch, R., Shantz, N., and Abbatt, J.: How ef-

**Indirect aerosol effects: a review**U. Lohmann and  
J. Feichter

Title Page

Abstract

Introduction

Conclusions

References

Tables

Figures

◀

▶

◀

▶

Back

Close

Full Screen / Esc

Print Version

Interactive Discussion

EGU

ficient is cloud droplet formation of organic aerosols?, *Geophys. Res. Lett.*, 31, doi:10.1029/2003GL018999, 2004. [7584](#)

Luo, Z., Rossow, W. B., Inoue, T., and Stubenrauch, C. J.: Did the eruption of the Mt. Pinatubo volcano affect cirrus properties?, *J. Climate*, 15, 2806–2820, 2002. [7575](#)

5 Marquart, S., Ponater, M., Mager, F., and Sausen, R.: Future development of contrail cover, optical depth, and radiative forcing: Impacts of increasing air traffic and climate change, *J. Climate*, 16, 2890–2904, 2003. [7574](#)

Matthews, H. D., Weaver, A. J., Meissner, K., Gillett, N., and Eby, M.: Natural and anthropogenic climate change: incorporating historical land cover change, vegetation dynamics and the global carbon cycle, *Climate Dyn.*, 22, 461–479, 2004. [7582](#)

10 Medina, J. and Nenes, A.: Effects of film-forming compounds on the growth of giant cloud condensation nuclei: Implications of cloud microphysics and the aerosol indirect effect, *J. Geophys. Res.*, 109, doi:10.1029/2004JD004666, 2004. [7577](#)

Menon, S., DelGenio, A. D., Koch, D., and Tselioudis, G.: GCM Simulations of the Aerosol Indirect Effect: Sensitivity to Cloud Parameterization and Aerosol Burden, *J. Atmos. Sci.*, 59, 692–713, 2002a. [7566](#), [7567](#), [7568](#), [7585](#), [7608](#), [7609](#), [7610](#)

Menon, S., Hansen, J., Nazarenko, L., and Luo, Y.: Climate effects of black carbon aerosols in China and India, *Science*, 297, 2250–2253, 2002b. [7579](#)

Metzger, S., Dentener, F., Pandis, S., and Lelieveld, J.: Gas/aerosol partitioning: 1. A computationally efficient model, *J. Geophys. Res.*, 107, doi:10.1029/2001JD001102, 2002. [7583](#)

20 Minnis, P., Ayers, J. K., Palikonda, R., and Phan, D.: Contrails, Cirrus Trends, and Climate, *J. Climate*, 17, 1671–1685, 2004. [7574](#)

Murphy, D. M. and Thomson, D. S.: Chemical composition of single aerosol particles at Idaho Hill, *J. Geophys. Res.*, 102, 6341–6368, 1997. [7584](#)

25 Nakajima, T., Higuchi, A., Kawamoto, K., and Penner, J. E.: A possible correlation between satellite-derived cloud and aerosol microphysical parameters, *Geophys. Res. Lett.*, 28, 1171–1174, 2001. [7569](#)

Nenes, A. and Seinfeld, J. H.: Parameterization of cloud droplet formation in global climate models, *J. Geophys. Res.*, 108, doi:10.1029/2002JD002911, 2003. [7566](#), [7584](#)

30 Nenes, A., Charlson, R. J., Facchini, M. C., Kulmala, M., Laaksonen, A., and Seinfeld, J. H.: Can chemical effects on cloud droplet number rival the first indirect effect?, *Geophys. Res. Lett.*, 29, doi:10.1029/2002GL015295, 2002. [7585](#)

Nober, F. J., Graf, H.-F., and Rosenfeld, D.: Sensitivity of the global circulation to the suppres-



sion of precipitation by anthropogenic aerosols, *Global Planetary Change*, 37, 57–80, 2003. [7572](#), [7586](#)

O'Dowd, C. D., Facchina, M. C., Cavalli, F., Ceburnis, D., Mircea, M., Decesari, S., Fuzzi, S., Yoon, Y. J., and Putaud, J.-P.: Biogenically driven organic contribution to marine aerosols, *Nature*, 431, 676–680, 2004. [7583](#)

Peng, Y. and Lohmann, U.: Sensitivity study of the spectral dispersion of the cloud droplet size distribution on the indirect aerosol effect, *Geophys. Res. Lett.*, 30, doi:10.1029/2003GL017192, 2003. [7569](#)

Peng, Y., Lohmann, U., Leaitch, R., Banic, C., and Couture, M.: The cloud albedo-cloud droplet effective radius relationship for clean and polluted clouds from RACE and FIRE.ACE, *J. Geophys. Res.*, 107, doi:10.029/2000JD000281, 2002. [7565](#)

Penner, J. E., Lister, D. H., Griggs, D. J., Dokken, D. J., and McFarland, M. M. (Eds.): *Aviation and the Global Atmosphere*, Cambridge Univ. Press, New York, 373, 1999. [7573](#)

Penner, J. E., Andreae, M., Annegarn, H., Barrie, L., Feichter, J., Hegg, D., Jayaraman, Leaitch, R., Murphy, D., Nganga, J., and Pitari, G.: Aerosols, their Direct and Indirect Effects, in *Climate Change 2001: The Scientific Basis*, Contribution of working group I to the Third Assessment Report of the Intergovernmental Panel on Climate Change, edited by Houghton, J. T., Ding, Y., Griggs, D. J., Noguer, M., van der Linden, P. J., Dai, X., Maskell, K., and Johnson, C. A., 881, Cambridge Univ. Press, New York, 2001. [7568](#)

Penner, J. E., Zhang, S. Y., and Chuang, C. C.: Soot and smoke aerosol may not warm climate, *J. Geophys. Res.*, 108, doi:10.1029/2003JD003409, 2003. [7564](#), [7569](#)

Penner, J. E., Dong, X., and Chen, Y.: Observational evidence of a change in radiative forcing due to the indirect aerosol effect, *Nature*, 427, 231–234, 2004. [7564](#), [7566](#)

Pincus, R. and Klein, S. A.: Unresolved spatial variability and microphysical process rates in large scale models, *J. Geophys. Res.*, 105, 27 059–27 065, 2000. [7586](#)

Pincus, R., Barker, H. W., and Morcrette, J.-J.: A fast, flexible, approximate technique for computing radiative transfer in inhomogeneous cloud fields, *J. Geophys. Res.*, 108, doi:10.1029/2002JD003322, 2003.

Platnick, S., Durkee, P. A., Nielsen, K., Taylor, J. P., Tsay, S.-C., King, M. D., Ferek, R. J., Hobbs, P. V., and Rottman, J. W.: The role of background cloud microphysics in the radiative formation of ship tracks, *J. Atmos. Sci.*, 57, 2607–2624, 2000. [7589](#)

Ponater, M., Marquart, S., and Sausen, R.: Contrails in a comprehensive global climate model: Parameterization and radiative forcing results, *J. Geophys. Res.*, 107,

**Indirect aerosol effects: a review**

U. Lohmann and  
J. Feichter

Title Page

Abstract

Introduction

Conclusions

References

Tables

Figures

◀

▶

◀

▶

Back

Close

Full Screen / Esc

Print Version

Interactive Discussion

**Indirect aerosol effects: a review**U. Lohmann and  
J. Feichter

Title Page

Abstract

Introduction

Conclusions

References

Tables

Figures

◀

▶

◀

▶

Back

Close

Full Screen / Esc

Print Version

Interactive Discussion

doi:10.1029/2001JD000429, 2002. [7574](#)Pruppacher, H. R. and Klett, J. D.: Microphysics of Clouds and Precipitation, Kluwer Acad., Norwell, Mass., 1997. [7570](#)Quaas, J., Boucher, O., and Bréon, F.-M.: Aerosol indirect effects in POLDER satellite data and the Laboratoire de Météorologie Dynamique-Zoom (LMDZ) general circulation model, J. Geophys. Res., 109, doi:10.1029/2003JD004317, 2004. [7569](#), [7588](#)Ramanathan, V., Crutzen, P. J., Kiehl, J. T., and Rosenfeld, D.: Aerosols, climate and the hydrological cycle, Science, 294, 2119–2124, 2001. [7569](#), [7580](#), [7589](#)Ramaswamy, V., Boucher, O., Haigh, J., Hauglustaine, D., Haywood, J., Myhre, G., Nakajima, T., Shi, G. Y., and Solomon, S.: Radiative Forcing of Climate Change, in Climate Change 2001: The Scientific Basis, Contribution of working group I to the Third Assessment Report of the Intergovernmental Panel on Climate Change, edited by Houghton, J. T., Ding, Y., Griggs, D. J., Noguer, M., van der Linden, P. J., Dai, X., Maskell, K., and Johnson, C. A., 349–416, Cambridge Univ. Press, New York, 2001. [7563](#), [7580](#)Rasch, P. J. and Kristjánsson, J. E.: A comparison of the CCM3 model climate using diagnosed and predicted condensate parameterizations, J. Climate, 11, 1587–1614, 1998. [7586](#)Reid, J. S., Hobbs, P. V., Rangno, A. L., and Hegg, D. A.: Relationships between cloud droplet effective radius, liquid water content, and droplet concentration for warm clouds in Brazil embedded in biomass smoke, J. Geophys. Res., 104, 6145–6153, 1999. [7577](#)Roberts, G. C., Nenes, A., Seinfeld, J. H., and Andreae, M. O.: Impact of biomass burning on cloud properties in the Amazon Basin, J. Geophys. Res., 108, 4062, doi:10.1029/2001JD000985, 2003. [7586](#)Roderick, M. L. and Farquhar, G. D.: The cause of decreased pan evaporation over the past 50 years, Science, 298, 1410–1411, 2002. [7576](#)Roeckner, E., Bengtsson, L., Feichter, J., Lelieveld, J., and Rodhe, H.: Transient Climate Change Simulations with a Coupled Atmosphere-Ocean GCM Including the Tropospheric Sulfur Cycle, J. Climate, 12, 3004–3032, 1999. [7563](#)Rogers, R. R. and Yau, M. K.: A Short Course in Cloud Physics, Pergamon, Tarrytown, N. Y., 1989. [7571](#)Rosenfeld, D.: TRMM observed first direct evidence of smoke from forest fires inhibiting rainfall, Geophys. Res. Lett., 26, 3105–3108, 1999. [7572](#), [7586](#)Rosenfeld, D.: Suppression of rain and snow by urban and industrial air pollution, Science, 287, 1793–1796, 2000. [7577](#)

**Indirect aerosol effects: a review**U. Lohmann and  
J. Feichter

Title Page

Abstract

Introduction

Conclusions

References

Tables

Figures

◀

▶

◀

▶

Back

Close

Full Screen / Esc

Print Version

Interactive Discussion

Rosenfeld, D. and Feingold, G.: Explanation of discrepancies among satellite observations of the aerosol indirect effects, *Geophys. Res. Lett.*, 30, doi:10.1029/2003GL017684, 2003. [7566](#), [7568](#)

Rosenfeld, D. and Woodley, W. L.: Deep convective clouds with sustained supercooled liquid water down to  $-37.5^{\circ}\text{C}$ , *Nature*, 405, 440–442, 2000. [7572](#)

Rosenfeld, D., Lahav, R., Khain, A., and Pinsky, M.: The role of sea spray in cleansing air pollution over ocean via cloud processes, *Science*, 297, 1667–1670, 2002. [7577](#)

Rotstayn, L. D. and Liu, Y.: Sensitivity of the first indirect aerosol effect to an increase of cloud droplet spectral dispersion with droplet number concentration, *J. Climate*, 16, 3476–3481, 2003. [7567](#), [7569](#), [7608](#)

Rotstayn, L. D. and Lohmann, U.: Tropical rainfall trends and the indirect aerosol effect, *J. Climate*, 15, 2103–2116, 2002. [7578](#)

Rotstayn, L. D. and Penner, J. E.: Indirect aerosol forcing, quasi-forcing, and climate response, *J. Climate*, 14, 2960–2975, 2001. [7567](#), [7581](#), [7608](#), [7609](#)

Russell, L., Maria, S. F., and Myneni, C. B.: Mapping organic coatings on atmospheric particles, *Geophys. Res. Lett.*, 29, doi:10.1029/2002GL014874, 2002. [7585](#)

Sassen, K., DeMott, P. J., Prospero, J. M., and Poellot, M. R.: Saharan dust storms and indirect aerosol effects on clouds: CRYSTAL-FACE results, *Geophys. Res. Lett.*, 30, doi:10.1029/2003GL017371, 2003. [7571](#)

Schulz, M., Balkanski, Y. J., Guelle, W., and Dulac, F.: Role of aerosol size distribution and source location in a three-dimensional simulation of a Saharan dust episode tested against satellite-derived optical thickness, *J. Geophys. Res.*, 103, 10 579–10 592, 1998. [7583](#)

Schwartz, S. E.: Uncertainty requirements in radiative forcing of climate change, *J. Air Waste Management Assoc.*, in press, 2004. [7580](#), [7588](#)

Schwartz, S. E., Harshvardhan, and Benkovitz, C.: Influence of anthropogenic aerosol on cloud optical depth and albedo shown by satellite measurements and chemical transport modeling, *Proc. Nat. Acad. Sciences*, 99, 1784–1789, 2002. [7564](#)

Sekiguchi, M., Nakajima, T., Suzuki, K., Kawamoto, K., Higurashi, A., Rosenfeld, D., Sano, I., and Mukai, S.: A study of the direct and indirect effects of aerosols using global satellite data sets of aerosol and cloud parameters, *J. Geophys. Res.*, 108, doi:10.1029/2002JD003359, 2002. [7568](#)

Sharma, S., Lavoué, D., Cachier, H., Barrie, L. A., and Gong, S. L.: Long-term trends of the black carbon concentrations in the Canadian Arctic, *J. Geophys. Res.*, 109,

**Indirect aerosol effects: a review**U. Lohmann and  
J. Feichter

Title Page

Abstract

Introduction

Conclusions

References

Tables

Figures

◀

▶

◀

▶

Back

Close

Full Screen / Esc

Print Version

Interactive Discussion

doi:10.1029/2003JD004331, 2004. [7577](#)

Sherwood, S.: A microphysical connection among biomass burning, cumulus clouds, and stratospheric moisture, *Science*, 295, 1272–1275, 2002. [7573](#), [7586](#)

Shine, K. P., Cook, J., Highwood, E. J., and Joshi, M. M.: An alternative to radiative forcing for estimating the relative importance of climate change mechanisms, *Geophys. Res. Lett.*, 30, doi:10.1029/2003GL018141, 2003. [7580](#)

Shulman, M. L., Jacobson, M. C., Carlson, R. J., Synovec, R. E., and Young, T. E.: Dissolution behavior and surface tension effects of organic compounds in nucleating cloud droplets, *Geophys. Res. Lett.*, 23, 277–280, 1996. [7585](#)

Sinha, A.: Relative influence of lapse rate and water vapour on the greenhouse effect, *J. Geophys. Res.*, 100, 5095–5103, 1995. [7578](#)

Stanhill, G. and Cohen, S.: Global dimming a review of the evidence for a widespread and significant reduction in global radiation with discussion of its probable causes and possible agricultural consequences, *Agric. For. Meteorol.*, 107, 255–278, 2001. [7576](#)

Stier, P., Feichter, J., Kinne, S., Kloster, S., Vignati, E., Wilson, J., Ganzeveld, L., Tegen, I., Wener, M., Balkanski, Y., Schulz, M., and Boucher, O.: The aerosol-climate model ECHAM5-HAM, *Atmos. Chem. Phys. Discuss.*, 4, 5551–5623, 2004, [SRef-ID: 1680-7375/acpd/2004-4-5551](#). [7584](#)

Stocker, T. F., Clarke, G. K. C., LeTreut, H., Lindzen, R. S., Meleshko, V. P., Mugara, R. K., Palmer, T. N., Pierrehumbert, R. T., Sellers, P. J., Trenberth, K. E., and Willebrand, J.: Physical climate processes and feedbacks, in *Climate Change 2001: The Scientific Basis. Contribution of working group I to the Third Assessment Report of the Intergovernmental Panel on Climate Change*, edited by Houghton, J. T., Ding, Y., Griggs, D. J., Noguer, M., van der Linden, P. J., Dai, X., Maskell, K., and Johnson, C. A., 881, Cambridge Univ. Press, New York, 2001. [7590](#)

Stordal, F., Myhre, G., Arlander, D. W., Svendby, T., Stordal, E. J. G., Rossow, W. B., and Lee, D. S.: Is there a trend in cirrus cloud cover due to aircraft traffic?, *Atmos. Chem. Phys. Discuss.*, 4, 6473–6501, 2004, [SRef-ID: 1680-7375/acpd/2004-4-6473](#). [7574](#)

Ström, J. and Ohlsson, S.: In situ measurements of enhanced crystal number densities in cirrus clouds caused by aircraft exhaust, *J. Geophys. Res.*, 103, 11 355–11 361, 1998. [7574](#)

Sundqvist, H.: A Parameterization Scheme for Non-Convective Condensation Including Prediction of Cloud Water Content, *Q. J. R. Meteorol. Soc.*, 104, 677–690, 1978. [7566](#)

**Indirect aerosol effects: a review**U. Lohmann and  
J. Feichter

Title Page

Abstract

Introduction

Conclusions

References

Tables

Figures

◀

▶

◀

▶

Back

Close

Full Screen / Esc

Print Version

Interactive Discussion

- Suzuki, K., Nakajima, T., Numaguti, A., Takemura, T., Kawamoto, K., and Higurashi, A.: A study of the aerosol effect on a cloud field with simultaneous use of GCM modeling and satellite observations, *J. Atmos. Sci.*, 61, 179–194, 2004. [7569](#), [7588](#)
- Tegen, I. and Fung, I.: Modeling of mineral dust in the atmosphere: Sources, transport, and optical thickness, *J. Geophys. Res.*, 99D, 22 897–22 914, 1994. [7583](#)
- 5 Tompkins, A. M.: A prognostic parameterization for the subgrid-scale variability of water vapor and clouds in large-scale models and its use to diagnose cloud cover, *J. Atmos. Sci.*, 59, 1917–1942, 2002. [7586](#)
- Twomey, S. A.: The Nuclei of Natural Cloud Formation, Part II: The Supersaturation in Natural  
10 Clouds and the Variation of Cloud Droplet Concentrations, *Geophys. Pure Appl.*, 43, 227–242, 1959. [7564](#)
- Twomey, S. A.: The influence of pollution on the shortwave albedo of clouds, *J. Atmos. Sci.*, 34, 1149–1152, 1977. [7565](#)
- Warner, J. and Twomey, S.: The production of cloud nuclei by cane fires and the effect on cloud  
15 droplet concentration, *J. Atmos. Sci.*, 24, 704–706, 1967. [7577](#)
- Wild, M., Ohmura, A., Gilgen, H., and Rosenfeld, D.: On the consistency of trends in radiation and temperature records and implications for the global hydrological cycle, *Geophys. Res. Lett.*, 31, doi:10.1029/2003GL019188, 2004b. [7576](#)
- Williams, K. D., Jones, A., Roberts, D. L., Senior, C. A., and Woodage, M. J.: The response  
20 of the climate system to the indirect effects of anthropogenic sulfate aerosols, *Climate Dyn.*, 17, 845–856, 2001. [7567](#), [7568](#), [7578](#), [7609](#)
- Wilson, J., Cuvelier, C., and Raes, F.: A modelling study of global mixed aerosol fields, *J. Geophys. Res.*, 106, 34 081–34 108, 2001. [7583](#)
- Zerefos, C. S., Eleftheratos, K., Balis, D. S., Zanis, P., Tselioudis, G., and Meleti, C.: Evidence  
25 of impact of aviation on cirrus cloud formation, *Atmos. Chem. Phys.*, 3, 1633–1644, 2003, [SRef-ID: 1680-7324/acp/2003-3-1633](#). [7574](#)
- Zhang, J., Lohmann, U., and Stier, P.: A microphysical parameterization for convective clouds in the ECHAM5 climate model: 1. Single column results evaluated at the Oklahoma ARM site, *J. Geophys. Res.*, 109, in press, 2004. [7573](#), [7586](#)

## Indirect aerosol effects: a review

U. Lohmann and  
J. Feichter

**Table 1.** Overview of the different aerosol indirect effects and range the radiative budget perturbation at the top-of-the atmosphere ( $F_{TOA}$ ) [ $\text{W m}^{-2}$ ], at the surface ( $F_{SFC}$ ) and on the surface precipitation (P) as estimated from Fig. 2 and from the literature cited in the text.

Effect	Cloud type	Description	$F_{SFC}$	P	
Indirect aerosol effect for clouds with fixed water amounts (cloud albedo or Twomey effect)	All clouds	The more numerous smaller cloud particles reflect more solar radiation	-0.5 to -1.9	$F_{TOA}$	n/a
Indirect aerosol effect with varying water amounts (cloud lifetime effect)	All clouds	Smaller cloud particles decrease the precipitation efficiency thereby prolonging cloud lifetime	-0.3 to -1.4	similar to $F_{TOA}$	decrease
Semi-direct effect	All clouds	Absorption of solar radiation by soot may cause evaporation of cloud particles	+0.1 to -0.5	larger than $F_{TOA}$	decrease
Glaciation indirect effect	Mixed-phase clouds	More ice nuclei increase the precipitation efficiency	?	?	increase
Thermodynamic effect	Mixed-phase clouds	Smaller cloud droplets delay the onset of freezing	?	?	increase or decrease
Surface energy budget effect	All clouds	Increased aerosol and cloud optical thickness decrease the net surface solar radiation	n/a	-1.8 to -4	decrease

[Title Page](#)
[Abstract](#)
[Introduction](#)
[Conclusions](#)
[References](#)
[Tables](#)
[Figures](#)
[Back](#)
[Close](#)
[Full Screen / Esc](#)
[Print Version](#)
[Interactive Discussion](#)

## Indirect aerosol effects: a review

U. Lohmann and  
J. Feichter

**Table 2.** Instantaneous Forcings  $F$  ( $\text{W m}^{-2}$ ), surface temperature response  $T_{sfc}$  (K), climate sensitivities  $\lambda$  ( $\text{K m}^2 \text{W}^{-1}$ ), efficacies  $E$  and effective forcings  $F_e$  as defined in the text for different forcing agents and from different coupled equilibrium climate model/mixed-layer ocean simulations.

Experiment	$F$	$T_{sfc}$	$\lambda$	$E$	$F_e$	Reference
Well mixed greenhouse gases from 1860 to 1990	2.12	1.82	0.86	1	2.12	Roeckner, pers. comm.
Tropospheric ozone	0.37	0.34	0.91	1.06	0.39	Roeckner, pers. comm.
Sulfate aerosols, direct effect	-0.34	-0.24	0.71	0.83	-0.28	Roeckner, pers. comm.
Sulfate aerosols, Twomey effect	-0.89	-0.78	0.87	1.01	-0.90	Roeckner, pers. comm.
All aerosol effects (direct and indirect on water clouds)	-1.4	-0.87	0.62	0.72	-1.01	Feichter et al. (2004), Lohmann and Feichter (2001)
All aerosol effects and GHG effect	$-1.4+2.1=+0.7$	0.57	0.81	0.94	0.66	Feichter et al. (2004), Lohmann and Feichter (2001)

Title Page

Abstract

Introduction

Conclusions

References

Tables

Figures

◀

▶

◀

▶

Back

Close

Full Screen / Esc

Print Version

Interactive Discussion

EGU

## Indirect aerosol effects: a review

U. Lohmann and  
J. Feichter

**Table 3.** Hydrological sensitivity estimated from different pairs of coupled equilibrium ECHAM4 climate model/mixed-layer ocean simulations with an interactive aerosol module. Changes in global mean 2-m temperature  $\Delta T$  [K], precipitation  $\Delta P$  [%] and the hydrological sensitivity (change in precipitation per unit degree change in temperature)  $\Delta P/\Delta T$  [%/K] between a simulation for present-day conditions (representative for 1985) and of a simulation for pre-industrial conditions (representative for 1860) are given.

Experiment	$\Delta T$	$\Delta P$	$\Delta P/\Delta T$
present-day aerosol conc., varying GHG conc.	1.3	2.3	1.7
Varying aerosol conc., fixed GHG conc.	-0.9	-3.5	3.9
Varying aerosol and GHG conc.	0.6	-1.1	-1.9

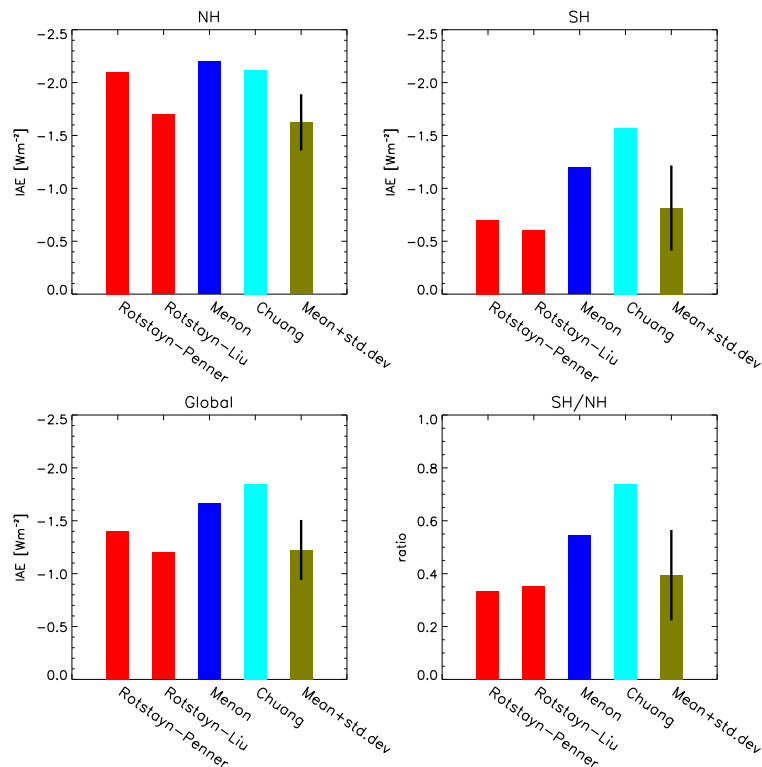
[Title Page](#)
[Abstract](#)
[Introduction](#)
[Conclusions](#)
[References](#)
[Tables](#)
[Figures](#)
[◀](#)
[▶](#)
[◀](#)
[▶](#)
[Back](#)
[Close](#)
[Full Screen / Esc](#)
[Print Version](#)
[Interactive Discussion](#)

EGU



## Indirect aerosol effects: a review

U. Lohmann and  
J. Feichter



**Fig. 1.** Global mean Twomey effect and its contribution on the Northern and Southern Hemisphere (NH, SH) and the ratio SH/NH of anthropogenic sulfate aerosols from Rotstajn and Penner (2001) and Rotstajn and Liu (2003) (red bars), of anthropogenic sulfate and organic carbon (blue bars) from Menon et al. (2002a), of anthropogenic sulfate and black, and organic carbon from Chuang et al. (2002) (turquoise bars) and the mean plus standard deviation from all simulations (olive bars). The results from Menon et al. (2002a) are averaged over both simulations of the Twomey effect.

Title Page

Abstract

Introduction

Conclusions

References

Tables

Figures

◀

▶

◀

▶

Back

Close

Full Screen / Esc

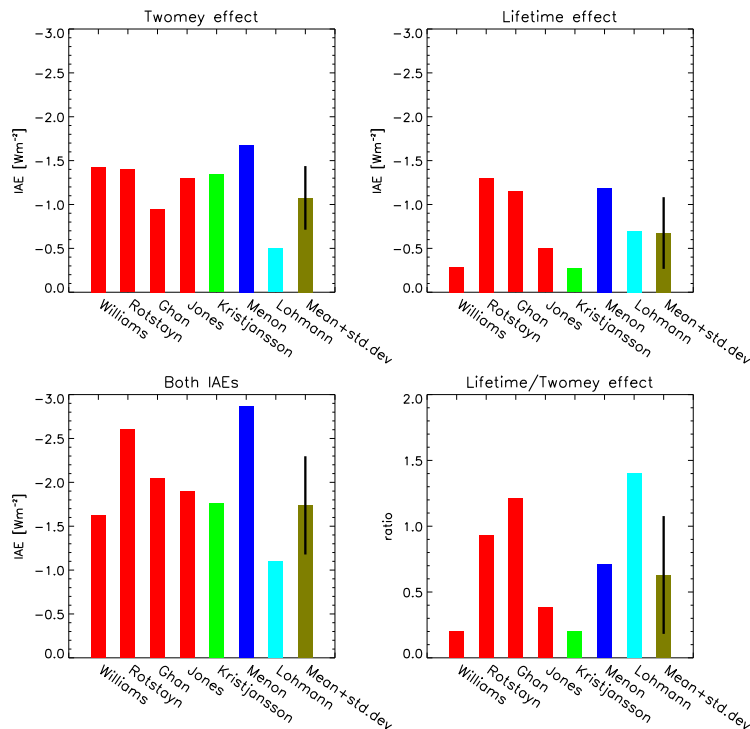
Print Version

Interactive Discussion

EGU

## Indirect aerosol effects: a review

U. Lohmann and  
J. Feichter



**Fig. 2.** Global mean Twomey effect, lifetime effect, both effect and the ratio lifetime effect/Twomey effect of anthropogenic sulfate aerosols from Williams et al. (2001), Rotstoy and Penner (2001), Ghan et al. (2001) and Jones et al. (2001) (red bars), of anthropogenic sulfate and black carbon (green bars) from Kristjánsson (2002), of anthropogenic sulfate and organic carbon (blue bars) from Menon et al. (2002a), of anthropogenic sulfate and black, and organic carbon from Lohmann et al. (2000) (turquoise bars) and the mean plus standard deviation from all simulations (olive bars). The results from Menon et al. (2002a) and Ghan et al. (2001) are taken to be the averages of the simulations for only the Twomey effect and for both effects.

Title Page

Abstract

Introduction

Conclusions

References

Tables

Figures

◀

▶

◀

▶

Back

Close

Full Screen / Esc

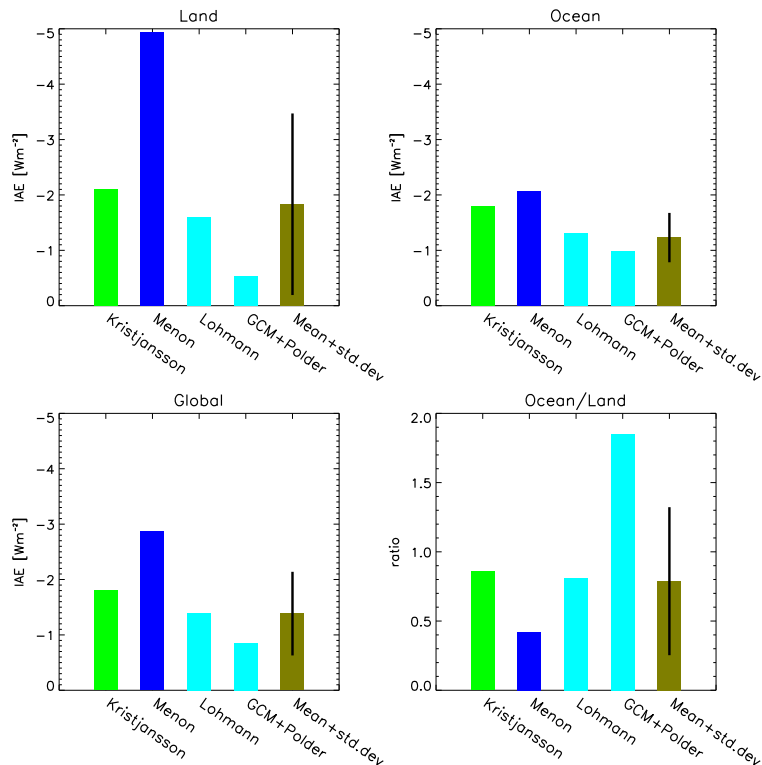
Print Version

Interactive Discussion

EGU

## Indirect aerosol effects: a review

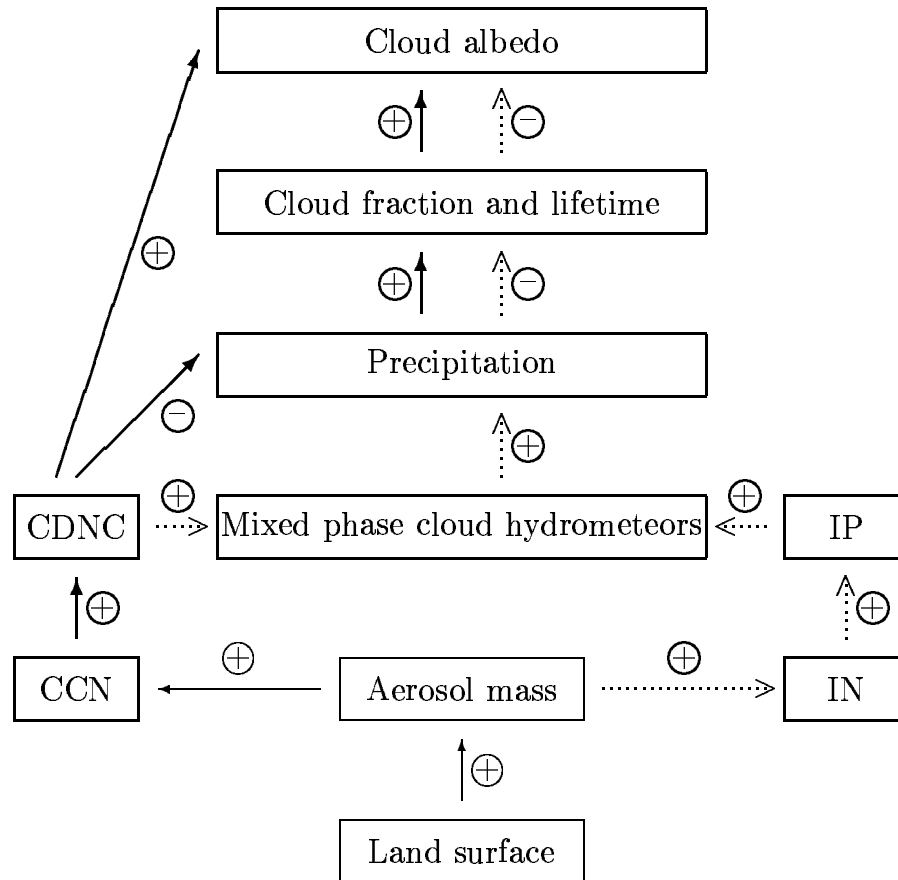
U. Lohmann and  
J. Feichter



**Fig. 3.** Global mean total indirect aerosol effects and their contribution over the oceans, over land and the ratio ocean/land of anthropogenic sulfate and black carbon (green bars) from Kristjánsson (2002), of anthropogenic sulfate and organic carbon (blue bars) from Menon et al. (2002a), of anthropogenic sulfate and black, and organic carbon from Lohmann and Lesins (2002), from a combination of ECHAM4 GCM and POLDER satellite results Lohmann and Lesins (2002) (turquoise bars) and the mean plus standard deviation from all simulations (olive bars). The results from Menon et al. (2002a) are averaged over the three simulations for both effects.

[Title Page](#)
[Abstract](#)
[Introduction](#)
[Conclusions](#)
[References](#)
[Tables](#)
[Figures](#)
[◀](#)
[▶](#)
[◀](#)
[▶](#)
[Back](#)
[Close](#)
[Full Screen / Esc](#)
[Print Version](#)
[Interactive Discussion](#)

**Indirect aerosol effects: a review**

 U. Lohmann and  
 J. Feichter


**Fig. 4.** Schematic diagram of the warm indirect aerosol effect (solid arrows) and glaciation indirect aerosol effect (dotted arrows) (adapted from Lohmann, 2002a). CDNC denotes the cloud droplet number concentration and IP the number concentration of ice particles.

[Title Page](#)
[Abstract](#)
[Introduction](#)
[Conclusions](#)
[References](#)
[Tables](#)
[Figures](#)
[◀](#)
[▶](#)
[◀](#)
[▶](#)
[Back](#)
[Close](#)
[Full Screen / Esc](#)
[Print Version](#)
[Interactive Discussion](#)

EGU

Indirect aerosol effects: a review

U. Lohmann and  
J. Feichter

Title Page

Abstract

Introduction

Conclusions

References

Tables

Figures

◀

▶

◀

▶

Back

Close

Full Screen / Esc

Print Version

Interactive Discussion

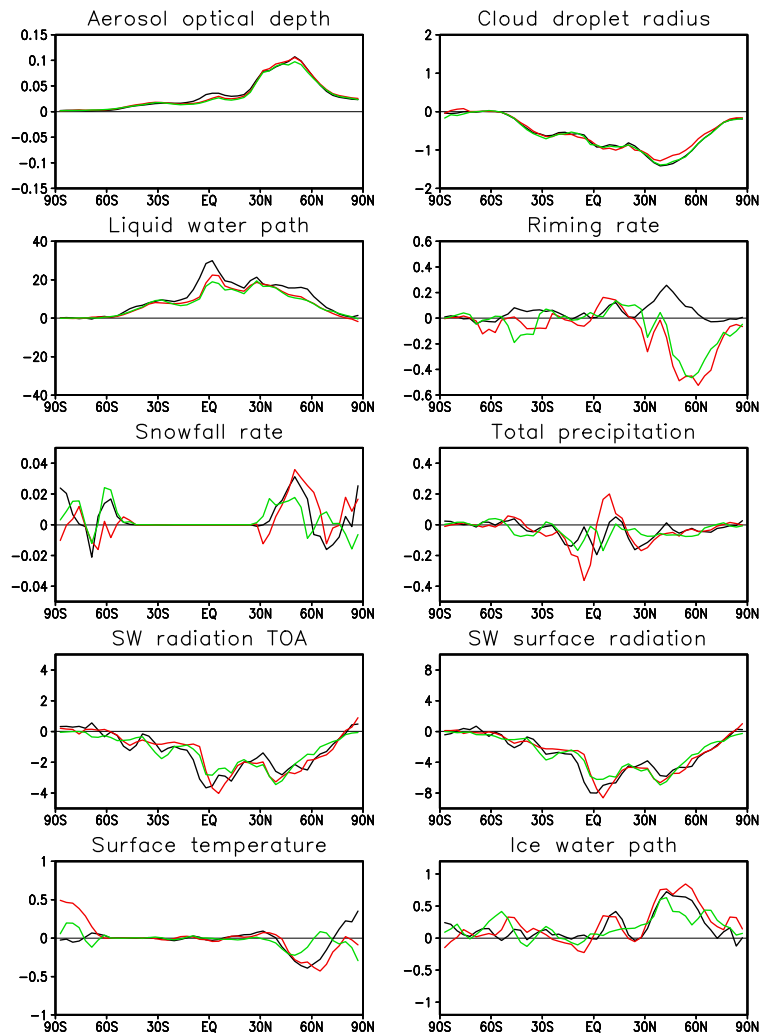


Fig. 5.

**Indirect aerosol effects: a review**U. Lohmann and  
J. Feichter

**Fig. 5.** Zonal, annual mean changes in aerosol optical depth, effective cloud droplet radius averaged over all liquid water cloud layers [ $\mu\text{m}$ ], liquid water path [ $\text{g m}^{-2}$ ], vertically integrated riming rate [ $\text{mg m}^{-2} \text{s}^{-1}$ ], snowfall rate [ $\text{mm d}^{-1}$ ], total precipitation [ $\text{mm d}^{-1}$ ], shortwave (SW) radiation at the top of the atmosphere (TOA) and at the surface [ $\text{W m}^{-2}$ ], surface temperature [K] and ice water path [ $\text{g m}^{-2}$ ] between pre-industrial and present day times for the control simulation with a constant riming efficiency (black line), and the simulations with size dependent riming efficiencies appropriate for planar crystals (red line) and aggregates (green line). In the pre-industrial simulations emissions of sulfate and carbonaceous (black carbon and organic carbon) aerosols from fossil fuel and biomass burning are set to zero. All simulations were conducted in T30 horizontal resolution ( $3.75^\circ \times 3.75^\circ$ ) and 19 vertical levels after an initial spin-up of three months using prescribed climatological sea surface temperatures and sea ice extent (adapted from [Lohmann, 2004](#)).

Title Page

Abstract

Introduction

Conclusions

References

Tables

Figures

◀

▶

◀

▶

Back

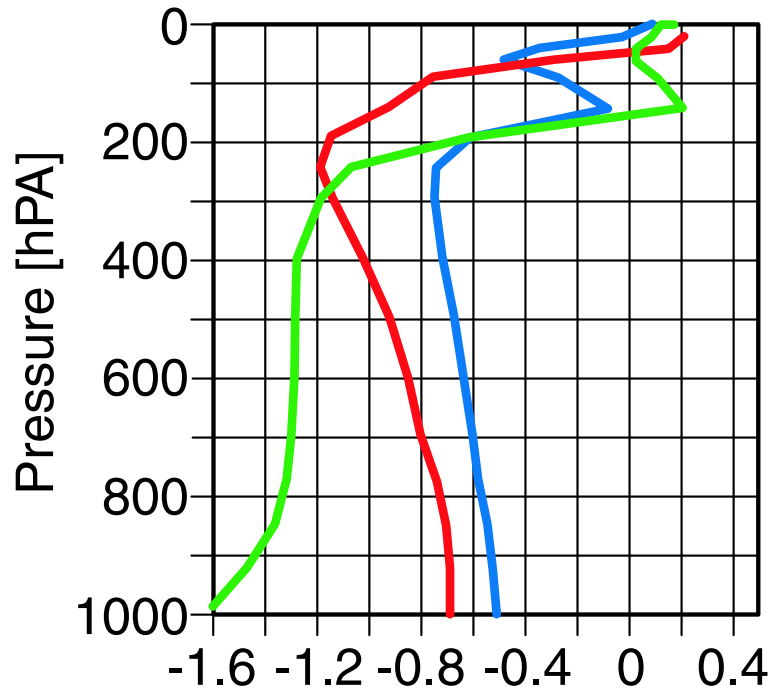
Close

Full Screen / Esc

Print Version

Interactive Discussion

EGU

**Indirect aerosol effects: a review**U. Lohmann and  
J. Feichter

**Fig. 6.** Lapse rate changes due to aerosol effects in K between pre-industrial and present-day conditions: 40° S–40° N (red), 40° N–90° N (green), 40° S–90° S (blue).

[Title Page](#)[Abstract](#)[Introduction](#)[Conclusions](#)[References](#)[Tables](#)[Figures](#)[◀](#)[▶](#)[◀](#)[▶](#)[Back](#)[Close](#)[Full Screen / Esc](#)[Print Version](#)[Interactive Discussion](#)

EGU