

Pricing Multivariate Currency Options with Copulas

Mark Salmon and Christoph Schleicher

Pricing Multivariate Currency Options with Copulas

Mark Salmon and Christoph Schleicher

Warwick Business School and Bank of England

INTRODUCTION

Multivariate options are widely used when there is a need to hedge against a number of risks simultaneously; such as when there is an exposure to several currencies or the need to provide cover against an index such as the FTSE100, or indeed any portfolio of assets. In the case of a basket option the payoff depends on the value of the entire portfolio or basket of assets where the basket is some weighted average of the underlying assets. The principal reason for using basket options is that they are cheaper to use for portfolio insurance than a corresponding portfolio of plain vanilla options on the individual assets. This cost saving depends on the correlation structure between the assets; the lower the correlation between currency pairs in a currency portfolio for instance, the greater the cost saving.

However, the accurate pricing of basket options is a non-trivial task when, as is generally the case, there is no accurate analytic expression of the distribution of the weighted sum of the underlying assets in the basket. Apart from using Monte Carlo methods, basket options are often priced by assuming the basket or index is a single underlying and then applying standard option pricing theory based on the Black-Scholes (1973) framework. However, a weighted sum of log-normals is not itself log-normally distributed and potentially significant errors are introduced through this approximation by ignoring the distributional characteristics of the individual underlying assets

and the nature of their dependencies beyond simple correlation. Recent surveys of pricing multiple contingent claims can be found for instance in Carmona and Durrleman (2003 and 2006).

In this paper we exploit recent developments in the use of copula methods by Hurd, Salmon and Schleicher (2005) to price multivariate currency options and in doing so we extend related approaches put forward in the limited literature in this area – for instance by Bennett and Kennedy (2004), Taylor and Wang (2005), Benerd and Baker (2005), van den Goorbergh, Genest and Werker (2005), and Cherubini and Luciano (2002). One property of copulas is that they split a complex task (modelling a joint-distribution) into two simpler tasks (modelling the margins and the dependence pattern). This property makes it substantially easier to construct multivariate distributions in general and hence to accurately price multivariate options as we demonstrate below.

In the next section we describe the approach we have taken to derive the prices for basket, spread and best of two options following the general procedure developed by Hurd, Salmon and Schleicher (2005). We first describe the theoretical argument for deriving the risk neutral measure consistent estimation of the implied joint density. Hurd et al. (2005) were unable to find suitable parametric copulas that closely fitted the data. We therefore use the Bernstein copula, which exhausts the space of all possible copula functions, as a general approximation procedure for copulas before turning to the application and drawing some conclusions.

THE METHODOLOGY

Our methodology builds on earlier unpublished work by Bikos (2000), who uses one-parameter copulas such as the Gaussian and the Frank copula to model the joint distribution of the dollar-sterling and euro-sterling exchange rates. The marginal distributions are given by univariate risk-neutral densities estimated using the Malz (1997) method and the parameter of the copula function is chosen in such a way that the empirical correlation coefficient (computed from the variances of the two bilateral exchange rates and the cross-rate) equals the implied correlation coefficient (computed from ATM volatilities). A very similar approach has been taken in a recent contribution by Taylor and Wang (2005), who also fit to the implied correlation coefficient, but use a more refined setup which ensures

that the implied joint density belongs to a common risk-neutral numeraire measure. Both studies (Bikos, and Taylor and Wang) suggest that one-parameter copulas provide a reasonable fit to the data but essentially use one observation to fit a single parameter.¹

A more general approach is taken by Bennett and Kennedy (2004), who use copulas in conjunction with a triangular no-arbitrage condition to price quanto FX options, i.e. FX options whose payout is in a third currency. Similar to Bikos and Taylor and Wang, they use option-implied densities as margins for the bivariate distribution. However, they estimate their copula function by fitting an entire set of option contracts in the third bilateral (over different strike prices) instead of fitting just the implied correlation coefficient. This additional information enables them to use a Gaussian copula which is perturbed by a cubic spline and which therefore allows for a more flexible dependence structure between the three currency pairs. In the context of the quanto pricing problem this approach is appealing because the perturbation function indicates the extent of departure from the standard Black Scholes model corresponding to a joint lognormal distribution.

Estimating copulas consistent with triangular no-arbitrage

We extend these previous methods by estimating a joint distribution that is consistent with the option-implied marginal distribution of the third bilateral *over its entire support*. In order to do this we proceed in the following steps:

Step 1 Let $S_t^{i,j}$ denote the price of one unit of currency j in terms of currency i at time t and $M_{t_1, t_2}^{i,j}$ the forward exchange rate at time t_1 with maturity at time $t_2 \geq t_1$. Next we define $z_{0,t,T}^{a,b}$, $z_{0,t,T}^{c,a}$, $z_{0,t,T}^{c,b}$ to be the logarithmic deviations of three triangular exchange rates $S_t^{a,b}$, $S_t^{c,a}$, $S_t^{c,b}$ from their respective forward rates $M_{0,T}^{a,b}$, $M_{0,T}^{c,a}$, $M_{0,T}^{c,b}$, i.e.

$$z_{0,t,T}^{i,j} \equiv \log S_t^{i,j} - \log M_{0,T}^{i,j} = \log \frac{S_t^{i,j}}{M_{0,T}^{i,j}}. \quad (1.1)$$

For ease of notation we will usually write $z^{i,j}$ instead of $z_{0,t,T}^{i,j}$, unless the time-subscripts are necessary to avoid ambiguity. Hurd et al. (2005) show that at any time $t \leq T$ the relationship between the univariate PDF of $z^{a,b}$ under the risk-neutral measure \mathbb{Q}_a ² and the bivariate PDF of $z^{c,a}$ and $z^{c,b}$ under the risk-neutral measure \mathbb{Q}_c

is given by

$$f_{z^{a,b}}^{\mathbb{Q}_a}(s) = \int_{-\infty}^{\infty} f_{z^{c,a}, z^{c,b}}^{\mathbb{Q}_c}(u, u+s)e^u du. \quad (1.2)$$

The additional term e^u is necessary, because the left hand side and the right hand side of equation (1.2) are expressed under different measures. Note also that triangular arbitrage implies that

$$z^{a,b} = z^{c,b} - z^{c,a}. \quad (1.3)$$

Step 2 By Sklar’s theorem there exists a copula $C(\cdot)$ with density $c(\cdot)$ which allows us to write the bivariate distribution of $z_T^{c,a}$ and $z_T^{c,b}$ in its canonical representation

$$f_{z^{c,a}, z^{c,b}}^{\mathbb{Q}_c}(u, v) = c\left(F_{z^{c,a}}^{\mathbb{Q}_c}(u), F_{z^{c,b}}^{\mathbb{Q}_c}(v)\right) f_{z^{c,a}}^{\mathbb{Q}_c}(u) f_{z^{c,b}}^{\mathbb{Q}_c}(v). \quad (1.4)$$

Step 3 We then estimate a parametric representation, $\hat{c}(\cdot; \hat{\theta})$, of the copula density by minimizing the L^2 -distance between the option-implied third bilateral $f_{z^{a,b}}^{\mathbb{Q}_a}$ and its copula-implied counterpart $\hat{f}_{z^{a,b}}^{\mathbb{Q}_a}(\cdot; \hat{\theta})$, where

$$\hat{\theta} = \operatorname{arginf}_{\theta} \left[\int_{-\infty}^{\infty} \left(f_{z^{a,b}}^{\mathbb{Q}_a}(s) - \hat{f}_{z^{a,b}}^{\mathbb{Q}_a}(s; \hat{\theta}(s; \theta)) \right)^2 ds \right]^{\frac{1}{2}}, \quad (1.5)$$

and

$$\hat{f}_{z^{a,b}}^{\mathbb{Q}_a}(s; \hat{\theta}) = \int_{-\infty}^{\infty} \hat{c}\left(F_{z^{c,a}}^{\mathbb{Q}_c}(u), F_{z^{c,b}}^{\mathbb{Q}_c}(u+s); \hat{\theta}\right) f_{z^{c,a}}^{\mathbb{Q}_c}(u) f_{z^{c,b}}^{\mathbb{Q}_c}(u+s)e^u du \quad (1.6)$$

is the distribution of the third bilateral implied by the estimated parameters $\hat{\theta}$.

The Bernstein copula

The underlying idea of the Bernstein copula is to define a function $\alpha(\omega)$ on a set of grid points and then use a polynomial expansion to extend the function to all points in the unit square. In our application we use an evenly spaced grid of $(m+1)^2$ points, $\omega = \frac{k}{m} \times \frac{l}{m}$, $k, l = 0, \dots, m$. The bivariate Bernstein copula or Bernstein(m) copula is then defined as

$$C^B(u, v) = \sum_{k=0}^m \sum_{l=0}^m \alpha\left(\frac{k}{m}, \frac{l}{m}\right) P_{k,m}(u) P_{l,m}(v), \quad (1.7)$$

where

$$P_{j,m}(x) = \binom{m}{j} x^j (1-x)^{m-j}$$

is the j -th Bernstein polynomial of order m (for $j = 0, \dots, m$). Sancetta and Satchell (2004) show that this function will be a copula as long as $\alpha(\omega)$ satisfies the basic three conditions of a copula (grounded, consistent with margins and two increasing³) for all points on the grid.

Similarly, the density of the bivariate Bernstein copula is given by

$$c^B(u, v) = m^2 \sum_{k=0}^{m-1} \sum_{l=0}^{m-1} \beta \left(\frac{k}{m}, \frac{l}{m} \right) P_{k,m-1}(u) P_{l,m-1}(v), \quad (1.8)$$

where

$$\begin{aligned} \beta \left(\frac{k}{m}, \frac{l}{m} \right) &= \alpha \left(\frac{k+1}{m}, \frac{l+1}{m} \right) - \alpha \left(\frac{k+1}{m}, \frac{l}{m} \right) \\ &\quad - \alpha \left(\frac{k}{m}, \frac{l+1}{m} \right) + \alpha \left(\frac{k}{m}, \frac{l}{m} \right). \end{aligned}$$

Note that the two-increasing property of α ensures that the density is non-negative.

The Bernstein copula allows us to compute the third marginal distribution in equation (1.2) as a linear combination of basis functions

$$\begin{aligned} f_{z^c, a, b}^{\mathbb{Q}_c}(s; \theta) &= \int_{-\infty}^{\infty} c \left(F_{z^c, a}^{\mathbb{Q}_c}(u), F_{z^c, b}^{\mathbb{Q}_c}(u+s); \theta \right) \\ &\quad \times f_{z^c, a}^{\mathbb{Q}_c}(u) f_{z^c, b}^{\mathbb{Q}_c}(u+s) e^u du \\ &= \sum_{k=0}^{m-1} \sum_{l=0}^{m-1} \theta_{k,l} \psi_{k,l}(s), \end{aligned} \quad (1.9)$$

where $\theta_{k,l} = \beta \left(\frac{k}{m}, \frac{l}{m} \right)$ and

$$\begin{aligned} \psi_{k,l}(s) &= m^2 \int_{-\infty}^{\infty} P_{k,m-1} \left(F_{z^c, a}^{\mathbb{Q}_c}(u) \right) P_{l,m-1} \left(F_{z^c, b}^{\mathbb{Q}_c}(u+s) \right) \\ &\quad \times f_{z^c, a}^{\mathbb{Q}_c}(u) f_{z^c, b}^{\mathbb{Q}_c}(u+s) e^u du. \end{aligned} \quad (1.10)$$

These basis functions have the property that $\psi_{k,l}(\cdot) \geq 0$ and $\int_{-\infty}^{\infty} \psi_{k,l}(s) ds = 1$, for all $k, l = 0, \dots, m-1$.

Due to the properties of α , the coefficients $\theta_{k,l}$ satisfy the following restrictions

$$\theta_{k,l} \geq 0, \quad k, l = 0, \dots, m-1, \quad (1.11)$$

$$\sum_{k=0}^{m-1} \theta_{k,l} = \frac{1}{m}, \quad l = 0, \dots, m-1, \quad \text{and} \quad (1.12)$$

$$\sum_{l=0}^{m-1} \theta_{k,l} = \frac{1}{m}, \quad k = 0, \dots, m-1. \quad (1.13)$$

These restrictions also imply that the sum of all coefficients equals unity.

The optimization problem (1.5) can be restated as

$$\inf_{\{\theta_{k,l}\}_{k,l=0}^{m-1}} \int_{-\infty}^{\infty} \left(\sum_{k=0}^{m-1} \sum_{l=0}^{m-1} \theta_{k,l} \psi_{k,l}(s) - f_z^{\mathbb{Q}^a}(s; \theta) \right)^2 ds$$

subject to restrictions on $\{\theta_{k,l}\}_{k,l=0}^{m-1}$, (1.14)

which can be simplified to

$$\inf_{\theta} \theta' \mathbf{H} \theta - 2\mathbf{g}\theta, \quad \text{subject to } \mathbf{R}_1 \theta \leq \mathbf{q}_1, \quad \mathbf{R}_2 \theta = \mathbf{q}_2, \quad (1.15)$$

where

$$\mathbf{H} = \int_{-\infty}^{\infty} \psi(s) \psi'(s) ds, \quad \mathbf{g} = \int_{-\infty}^{\infty} f_z^{\mathbb{Q}^a}(s) \psi'(s) ds,$$

$$\begin{aligned} \theta &= [\theta_{0,0}, \dots, \theta_{0,m-1}, \theta_{1,0}, \dots, \theta_{1,m-1}, \dots, \theta_{m-1,0}, \dots, \theta_{m-1,m-1}]', \\ \psi(s) &= [\psi_{0,0}(s), \dots, \psi_{0,m-1}(s), \psi_{1,0}(s), \dots, \psi_{1,m-1}(s), \dots, \\ &\quad \psi_{m-1,0}(s), \dots, \psi_{m-1,m-1}(s)]', \end{aligned}$$

and the matrices \mathbf{R}_j and vectors \mathbf{q}_j impose the equality ($j = 1$) and inequality ($j = 2$) constraints (1.11) to (1.13). Expression (1.15) is a standard quadratic programming problem that can be solved using a Lagrangian approach (see e.g. Greene (1993)).

PRICING MULTIVARIATE CURRENCY OPTIONS

Our empirical examples focus on options that depend on the relative performance of different currencies and for this purpose we define the gross-return of a currency as the ratio of the spot rate over the

forward-rate fixed at some time 0:

$$Z_{0,t,T}^{a,b} \equiv e^{z_{0,t,T}^{a,b}} = \frac{S_t^{a,b}}{M_{0,T}^{a,b}}. \quad (1.16)$$

With some abuse of notation we abbreviate this as $Z_t^{a,b}$. We then consider call options with strike price K and European exercise with payout $G(Z_T^{c,a}, Z_T^{c,b}, K)$ denominated in currency c . We consider three different options, given by the following payoff profiles:

$$G_1(Z_T^{c,a}, Z_T^{c,b}, K) = \max \left\{ (Z_T^{c,a})^{\omega_a} (Z_T^{c,b})^{\omega_b} - K, 0 \right\} \quad (1.17)$$

$$G_2(Z_T^{c,a}, Z_T^{c,b}, K) = \max \left\{ \omega_a Z_T^{c,a} + \omega_b Z_T^{c,b} - K, 0 \right\} \quad (1.18)$$

$$G_3(Z_T^{c,a}, Z_T^{c,b}, K) = \max \left\{ \max \left(Z_T^{c,a}, Z_T^{c,b} \right) - K, 0 \right\} \quad (1.19)$$

The first ($G_1(\cdot)$) represents an option on a geometric index. When $(\omega_a, \omega_b) = (1, -1)$ it becomes an option on a ratio. The second ($G_2(\cdot)$) corresponds to basket options which include the spread option $((\omega_a, \omega_b) = (1, -1))$ as a special case. Finally, $G_3(\cdot)$ is the payoff of a best-of-two-assets option.

Under the assumption of a non-stochastic discount rate for currency c , any of these options can be valued using the Feynman-Kač formula

$$V_0 = e^{-r_c T} \int_0^\infty \int_0^\infty G(u, v) f_{Z_T^{c,a}, Z_T^{c,b}}^{\mathbb{Q}_c}(u, v) du dv. \quad (1.20)$$

The bivariate returns distribution $f_{Z_T^{c,a}, Z_T^{c,b}}^{\mathbb{Q}_c}$ can be recovered from $f_{z_T^{c,a}, z_T^{c,b}}^{\mathbb{Q}_c}$ (equation (1.2)) by using the same copula and transforming the margins as

$$f_{Z_T^{c,a}}^{\mathbb{Q}_c}(s) = f_{z_T^{c,a}}^{\mathbb{Q}_c}(e^s) e^s. \quad (1.21)$$

Estimating the margins and the copula

For our empirical examples we use over-the-counter (OTC) quotes from the 13th of January 2006 provided by a major market maker. These data are described in Table 1 and contain at-the-money (ATM) contracts as well as 25 and 10 delta risk-reversals and butterflies for the three bilateral currencies JPY/EUR, JPY/USD and USD/EUR. The table also includes the discount rates for the three currencies. A positive sign on the risk-reversal indicates that the base currency is favored.

Table 1 One-month contracts for January 13, 2006.

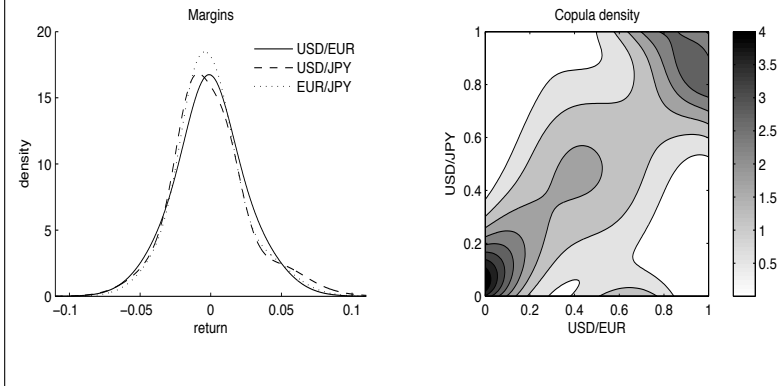
	JPY/EUR	JPY/USD	USD/EUR
ATM	9.30	9.15	8.95
25D RR	-0.70	-1.05	0.18
10D RR	-1.20	-1.75	0.28
25D Fly	0.20	0.20	0.15
10D Fly	0.65	0.80	0.40
	EUR	JPY	USD
discount rate	2.4811	0.0506	4.6171

Our method is independent of the way in which the margins are estimated. For example, we could use a mixture of log-normals (as in Bennett and Kennedy (2004), and Taylor and Wang (2005)) or the smoothing spline-method of Bliss and Panigirtzoglou (2002). Here we follow Hurd et al. (2005) and use an extension of Malz's (1997) smile interpolation method which is specifically tailored to the FX OTC market. Malz models the volatility smile as a function of delta by fitting a quadratic function to the three most liquid contracts (the ATM and 25 delta risk-reversal and butterfly). We include the additional two 10 delta contracts, which are liquid for major bilaterals at short horizons, by fitting a spline consisting of two cubics (in the intervals between 0.1 and 0.25 and 0.75 and 0.9) and a quartic (in the interval between 0.25 and 0.75). We impose the restriction that the first three derivatives are continuous. The marginal distributions are then obtained easily by converting the smile into the call-price function and taking the second derivative with respect to the strike price (Breedon and Litzenberger, 1978).

The left panel of Figure 1 shows the three margins $f_{z_{USD,EUR}}^{Q_{USD}}$, $f_{z_{USD,JPY}}^{Q_{JPY}}$, and $f_{z_{EUR,JPY}}^{Q_{EUR}}$.⁴ The width of the three distributions is very similar, however, the two yen-bilaterals are more leptokurtic and exhibit a marked skew towards yen appreciation. This is a reflection of the larger (absolute) value of yen-butterflies and risk-reversals.

We then apply the method described in the previous section to link the two dollar-bilaterals using a Bernstein copula. We find that we need at least an order of $m = 11$ for the Bernstein expansion to obtain a good fit for the EUR/JPY margin. The estimated Bernstein(11) copula is shown in the right-hand panel of Figure 1. It clearly exhibits the characteristics of positive dependence in the sense that most probability mass is concentrated near the (0,0) and

Figure 1 Marginal distributions of currency returns (left panel) and the estimated Bernstein(11) copula density (right panel).



(1,1) corners. However, there is a notable degree of asymmetry: First, large appreciations of the dollar against the euro and the yen are more likely to occur than large depreciations. Second, there is a third local peak of the density near (0.65,0) corresponding to a situation where the dollar appreciates strongly against the yen but moves little against the euro.

Options on geometric indexes: smiles and frowns

We first look at options on a geometric index (payoff function $G_1(\cdot)$), because a simple modification of the standard Black (1976) formula exists for this particular payoff.⁵ The Black-model is based on the assumption of joint (log)normality and takes as an input only the three (ATM) volatilities $\sigma_{c,a}$, $\sigma_{c,b}$, and $\sigma_{a,b}$. In Figure 2 we compare the familiar oval-shaped normal density assumed by the Black-model with the bivariate distribution of the option-implied margins linked by the Bernstein(11) copula. The distributions are drawn such that each line represents a decile. Both distributions clearly represent random variables with overall positive association, but the copula-based density differs in several aspects:

1. It has less probability mass in the center of the distribution.
2. There is little indication of positive association for small movements – the contour of the first decile is roughly circular, while that of the normal distribution is oval-shaped.

Figure 2 Multivariate densities corresponding to the Black model (a), the Bernstein copula model (b), and their difference (c).

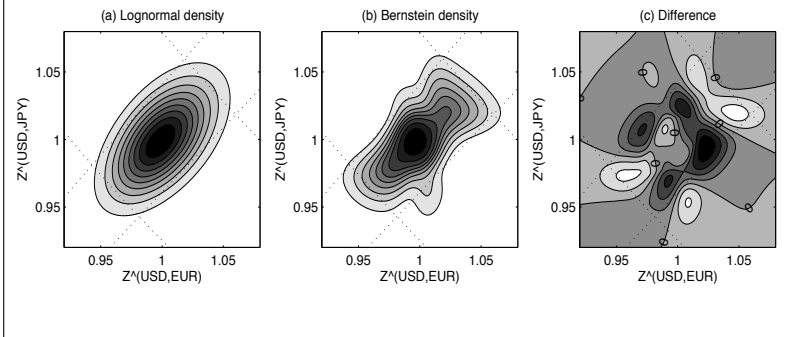
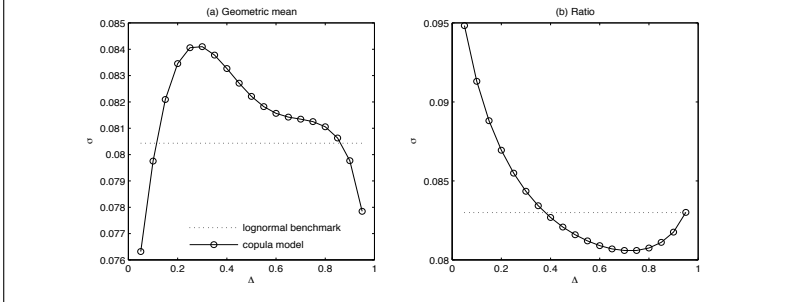


Figure 3 Smiles of an index option (weights $\omega_a = \omega_b = 0.5$) and a ratio option (weights $\omega_a = 1, \omega_b = -1$).



3. The copula-based density gives more probability to events in which either the euro or the yen can undergo large movements versus the dollar but changes little against the other currency.

We then use numerical evaluation of the Feynman-Kac formula to obtain the prices of an index option with weights $\omega_a = \omega_b = 0.5$ over a range of strikes. We compare these prices to the standard model by computing the Black-model implied volatilities which are shown in the first panel of Figure 3. We find that for most strikes, except those with deltas close to 0 and 1, the copula-based model predicts a higher payoff than the Black-model. Options with strikes far from the current level of the index are relatively cheap, however, leading to an implied-volatility “frown”. To understand the cause of this

inverted smile we superimpose the loci corresponding to 5 and 95 delta contracts on the bivariate densities in Figure 2 (downward-sloping dotted lines). We see that the integration regions for 5 delta puts (bottom line) and 5 delta calls (top line) both fall outside the areas where the Bernstein density has higher mass than the bivariate normal.

We then look at prices for an index option with weights $\omega_a = 1$ and $\omega_b = -1$, which corresponds to a ratio of cross returns. Here the implied volatility smile has a more usual convex shape (right panel in Figure 3) and for deltas larger than 0.35 the copula model yields lower option prices than the log-normal model. The loci of the 5 and 95 delta contracts are represented by the upward-sloping dotted lines in Figure 2. For put options that are out-of-the-money or near-the-money, the Bernstein-distribution has lower probability mass over the integration region (north-west of the strike). For out-of-the-money calls, on the other hand, the integration region includes the protuberance around the (1.1,0.95) outcome, and they are therefore relatively expensive compared to the Black-model.

Baskets, spreads and best-of-two-assets

Next we check whether our results for options with geometric payoff (G_1) also hold for the more common basket and spread options (G_2). In Table 2 we compare the prices of the copula model and the Black model for out-of-the-money (OTM), near-the-money (NTM) and in-the-money (ITM) calls. We find that options based on the arithmetic payoff follow a very similar pattern to those based on a geometric payoff, in the sense that the differences between the prices implied by the copula model and the log-normal benchmark always have the same sign. In general, the magnitude of the difference tends to be larger for baskets and spreads, indicating that smile effects are more pronounced. The only exception is the OTM spread call, for which the two models yield a very similar price (in contrast to the ratio option).

Finally we briefly look at best-of-two-asset options (payoff G_3). We find, similar to the case of ratios and spreads, that the ITM and NTM contracts are over-priced by the Black-model, while the OTM contract is underpriced.

Table 2 Option prices.

	Strike	Black-model	Copula-model	Difference
Index	0.98	2.2293	2.2339	-0.0046
$(G_1, w_a = w_b = 0.5)$	1.00	0.9191	0.9393	-0.0202
	1.02	0.2541	0.2785	-0.0244
Basket	0.98	2.2287	2.2395	-0.0108
$(G_2, w_a = w_b = 0.5)$	1.00	0.9132	0.9430	-0.0298
	1.02	0.2489	0.2807	-0.0318
Ratio	0.98	2.2796	2.2623	0.0173
$(G_1, w_a = 1, w_b = -1)$	1.00	0.9674	0.9505	0.0169
	1.02	0.2828	0.3132	-0.0304
Spread	-0.02	2.2880	2.2458	0.0422
$(G_2, w_a = 1, w_b = -1)$	0.00	0.9878	0.9352	0.0526
	0.02	0.2950	0.2996	-0.0046
Best-of-two-assets	0.98	3.1001	3.0465	0.0536
(G_3)	1.00	1.5365	1.5144	0.0221
	1.02	0.5556	0.5985	-0.0429

CONCLUSIONS

In this chapter we have presented a methodology for computing prices for bivariate currency options that are consistent with the observed quotes of univariate instruments on three triangular bilateral exchange rates. We first establish a relationship between the bivariate distribution of the two bilateral exchange rates involving the payout currency and the univariate distribution of the cross-rate. We then express this relationship, which constitutes a no-arbitrage condition, in terms of three option-implied margins and a Bernstein copula. The Bernstein copula has the important feature that it exhausts the space of all possible copula functions. We estimate the “copula-parameters” by minimizing the L^2 -distance between the option-implied distribution of the cross-rate and the distribution implied by the copula. We then apply the bivariate Feynman-Kač formula to compute the price of options with particular payoff functions corresponding to basket, spread and best of two options.

Compared to other copula-based approaches our method has the advantage that it uses *all* available information from the univariate contracts. The method is also flexible in the sense that it works independently of the way in which the margins are computed. Since the Bernstein copula may assume the shape corresponding to any

possible dependence function, a failure to find a good fit to the third distribution implies that the three margins violate triangular no-arbitrage in terms of higher moments.⁶

- 1 Rosenberg (2003) follows a different route by using a nonparametric method and a copula which is estimated from *historical* exchange rate movements.
- 2 More precisely the risk-neutral measure \mathbb{Q}_j is the equivalent martingale measure associated with a discount bond in currency j .
- 3 See Schmidt (2006) for details.
- 4 In the notation used so far, we have USD = c , EUR = a , and JPY = b .
- 5 By simple application of Itô's lemma to the bivariate geometric Brownian motion $[dZ_t^{c,a}, dZ_t^{c,b}]'$ the Black-price for an option on a geometric index is given by

$$V_0^{BS}(M_{0,T}^I, K, \sigma_I, T) = e^{-rc} \left(M_{0,T}^I \Phi(d_1) - K \Phi(d_2) \right), \quad (1.22)$$

where M^I and σ_I are the forward price and the volatility of the index

$$\begin{aligned} M^I &= \exp(0.5(\omega_a(\omega_a - 1)\sigma_{c,a}^2 + \omega_b(\omega_b - 1)\sigma_{c,b}^2 + \omega_a\omega_b(\sigma_{c,a}^2 + \sigma_{c,b}^2 - \sigma_{a,b}^2))), \\ \sigma_I &= \omega_a^2\sigma_{c,a}^2 + \omega_b^2\sigma_{c,b}^2 + \omega_a\omega_b(\sigma_{c,a}^2 + \sigma_{c,b}^2 - \sigma_{a,b}^2), \end{aligned}$$

d_1 and d_2 are defined as usual as

$$d_1 = \frac{\log \frac{M_{0,T}^I}{K} - 0.5\sigma_I^2 T}{\sigma_I \sqrt{T}}, \quad d_2 = d_1 - \sigma_I \sqrt{T},$$

and $\sigma_{i,j}$ is the volatility of currency pair $S^{i,j}$.

- 6 A simple example is the case where the three margins are log-normally distributed and the implied volatilities violate the Schwarz-inequality:

$$|\sigma_{a,b}^2 - \sigma_{c,a}^2 - \sigma_{c,b}^2| > 2\sigma_{c,a}\sigma_{c,b}.$$

REFERENCES

- Beneder, R., and G. Baker**, 2005, "Pricing Multi-Currency Options with Smile", *unpublished manuscript*.
- Bennett, M.N., and J.E. Kennedy**, 2004, "Quanto Pricing with Copulas", *Journal of Derivatives*, **12**(1), pp. 26–45.
- Bikos, A.**, 2000, "Bivariate FX PDFs: A Sterling ERI Application", *Bank of England, unpublished manuscript*.
- Black, F., and M. Scholes**, 1973, "The Pricing of Options and Corporate Liabilities", *Journal of Political Economy*, **81**, pp. 637–654.
- Black, F.**, 1976, "The Pricing of Commodity Contracts", *Journal of Financial Economics*, **3**, pp. 167–179.
- Bliss, R., and N. Panigirtzoglou**, 2002, "Testing the Stability of Implied probability Density Functions", *Journal of Banking and Finance*, **23**(2-3), pp. 381–651.
- Breeden, D., and R. Litzenberger**, 1978, "Prices of State-Contingent Claims Implicit in Option Prices", *Journal of Business*, **51**, pp. 621–651.

Carmona, R., and V. Durrleman, 2003, “Pricing and Hedging Spread Options”, *Siam Review*, **45**(4), pp. 627-685.

Carmona, R., and V. Durrleman, 2006, “Generalizing the Black-Scholes Formula to Multivariate Contingent Claims”. *Journal of Computational Finance*. **9**(2). pp. 627-685.

Cherubini, U., and E. Luciano, 2002, “Bivariate Option Pricing with Copulas”, *Applied Mathematical Finance*, **9**(2), pp. 69–86.

van den Goorbergh, R.W.J., C. Genest, and B.J.M. Werker, 2005, “Bivariate Option Pricing Using Dynamic Copula Models”, *unpublished manuscript*.

Greene, W.H., 1993, *Econometric Analysis* (New York: MacMillan).

Hurd, M., M. Salmon, and C. Schleicher, 2005, “Using Copulas to Construct Bivariate Foreign Exchange Distributions with an Application to the Sterling Exchange Rate Index”, *CEPR Discussion Paper*, No. 5114.

Malz, A., 1997, “Estimating the Probability Distribution of the Future Exchange Rate from Option Prices”, *Journal of Derivatives*, **5**, pp. 18–36.

Rosenberg, J.V., 2003, “Nonparametric Pricing of Multivariate Contingent Claims”, *Journal of Derivatives*, **10**(3), pp. 9–26.

Sancetta, A., and S.E. Satchell, 2004, “The Bernstein Copula and its Applications to Modelling and Approximations of Multivariate Distributions”. *Econometric Theory*, **20**(3), pp. 535–562.

Schmidt, T., 2006, “Coping with Copulas”, in: *Copulas - From Theory to Applications in Finance*, J. Rank (ed.), (London: Risk Books), pp. ???–???

Taylor, S.J., and Y.-H. Wang, 2005, “Option Prices and Risk-Neutral Densities for Currency Cross-Rates”, *unpublished manuscript*.

Index

- L^2 -distance, 4
- at-the-money volatility, 7
- basket option, 1, 7
- Bernstein copula, 2
- Bernstein polynomial, 5
- best-of-two-assets option, 7
- Black-Scholes model, 1
- butterflies, 7
- currency options, 1
- Feynman-Kač formula, 7
- foreign exchange, 1
- implied correlation (currency options), 2
- implied volatility, 9
- implied volatility smile, 9
- log-normality, 1
- mixture of log-normals, 8
- multivariate options, 1
- option delta, 10
- option-implied distributions, 3
- options, 1
- over-the-counter (OTC), 7
- quanto option, 3
- risk-neutral measure, 3
- risk-reversals, 7
- Sklar's theorem, 4
- spread option, 7
- triangular arbitrage, 3

List of other working papers:

2006

1. Roman Kozhan, Multiple Priors and No-Transaction Region, WP06-24
2. Martin Ellison, Lucio Sarno and Jouko Vilmunen, Caution and Activism? Monetary Policy Strategies in an Open Economy, WP06-23
3. Matteo Marsili and Giacomo Raffaelli, Risk bubbles and market instability, WP06-22
4. Mark Salmon and Christoph Schleicher, Pricing Multivariate Currency Options with Copulas, WP06-21
5. Thomas Lux and Taisei Kaizoji, Forecasting Volatility and Volume in the Tokyo Stock Market: Long Memory, Fractality and Regime Switching, WP06-20
6. Thomas Lux, The Markov-Switching Multifractal Model of Asset Returns: GMM Estimation and Linear Forecasting of Volatility, WP06-19
7. Peter Heemeijer, Cars Hommes, Joep Sonnemans and Jan Tuinstra, Price Stability and Volatility in Markets with Positive and Negative Expectations Feedback: An Experimental Investigation, WP06-18
8. Giacomo Raffaelli and Matteo Marsili, Dynamic instability in a phenomenological model of correlated assets, WP06-17
9. Ginestra Bianconi and Matteo Marsili, Effects of degree correlations on the loop structure of scale free networks, WP06-16
10. Pietro Dindo and Jan Tuinstra, A Behavioral Model for Participation Games with Negative Feedback, WP06-15
11. Ceek Diks and Florian Wagener, A weak bifurcation theory for discrete time stochastic dynamical systems, WP06-14
12. Markus Demary, Transaction Taxes, Traders' Behavior and Exchange Rate Risks, WP06-13
13. Andrea De Martino and Matteo Marsili, Statistical mechanics of socio-economic systems with heterogeneous agents, WP06-12
14. William Brock, Cars Hommes and Florian Wagener, More hedging instruments may destabilize markets, WP06-11
15. Ginestra Bianconi and Roberto Mulet, On the flexibility of complex systems, WP06-10
16. Ginestra Bianconi and Matteo Marsili, Effect of degree correlations on the loop structure of scale-free networks, WP06-09
17. Ginestra Bianconi, Tobias Galla and Matteo Marsili, Effects of Tobin Taxes in Minority Game Markets, WP06-08
18. Ginestra Bianconi, Andrea De Martino, Felipe Ferreira and Matteo Marsili, Multi-asset minority games, WP06-07
19. Ba Chu, John Knight and Stephen Satchell, Optimal Investment and Asymmetric Risk for a Large Portfolio: A Large Deviations Approach, WP06-06
20. Ba Chu and Soosung Hwang, The Asymptotic Properties of AR(1) Process with the Occasionally Changing AR Coefficient, WP06-05
21. Ba Chu and Soosung Hwang, An Asymptotics of Stationary and Nonstationary AR(1) Processes with Multiple Structural Breaks in Mean, WP06-04
22. Ba Chu, Optimal Long Term Investment in a Jump Diffusion Setting: A Large Deviation Approach, WP06-03
23. Mikhail Anufriev and Gulio Bottazzi, Price and Wealth Dynamics in a Speculative Market with Generic Procedurally Rational Traders, WP06-02
24. Simonae Alfarano, Thomas Lux and Florian Wagner, Empirical Validation of Stochastic Models of Interacting Agents: A "Maximally Skewed" Noise Trader Model?, WP06-01

2005

1. Shaun Bond and Soosung Hwang, Smoothing, Nonsynchronous Appraisal and Cross-Sectional Aggregation in Real Estate Price Indices, WP05-17

2. Mark Salmon, Gordon Gemmill and Soosung Hwang, Performance Measurement with Loss Aversion, WP05-16
3. Philippe Curty and Matteo Marsili, Phase coexistence in a forecasting game, WP05-15
4. Matthew Hurd, Mark Salmon and Christoph Schleicher, Using Copulas to Construct Bivariate Foreign Exchange Distributions with an Application to the Sterling Exchange Rate Index (Revised), WP05-14
5. Lucio Sarno, Daniel Thornton and Giorgio Valente, The Empirical Failure of the Expectations Hypothesis of the Term Structure of Bond Yields, WP05-13
6. Lucio Sarno, Ashoka Mody and Mark Taylor, A Cross-Country Financial Accelerator: Evidence from North America and Europe, WP05-12
7. Lucio Sarno, Towards a Solution to the Puzzles in Exchange Rate Economics: Where Do We Stand?, WP05-11
8. James Hodder and Jens Carsten Jackwerth, Incentive Contracts and Hedge Fund Management, WP05-10
9. James Hodder and Jens Carsten Jackwerth, Employee Stock Options: Much More Valuable Than You Thought, WP05-09
10. Gordon Gemmill, Soosung Hwang and Mark Salmon, Performance Measurement with Loss Aversion, WP05-08
11. George Constantinides, Jens Carsten Jackwerth and Stylianos Perrakis, Mispricing of S&P 500 Index Options, WP05-07
12. Elisa Luciano and Wim Schoutens, A Multivariate Jump-Driven Financial Asset Model, WP05-06
13. Cees Diks and Florian Wagener, Equivalence and bifurcations of finite order stochastic processes, WP05-05
14. Devraj Basu and Alexander Stremme, CAY Revisited: Can Optimal Scaling Resurrect the (C)CAPM?, WP05-04
15. Ginwestra Bianconi and Matteo Marsili, Emergence of large cliques in random scale-free networks, WP05-03
16. Simone Alfarano, Thomas Lux and Friedrich Wagner, Time-Variation of Higher Moments in a Financial Market with Heterogeneous Agents: An Analytical Approach, WP05-02
17. Abhay Abhayankar, Devraj Basu and Alexander Stremme, Portfolio Efficiency and Discount Factor Bounds with Conditioning Information: A Unified Approach, WP05-01

2004

1. Xiaohong Chen, Yanqin Fan and Andrew Patton, Simple Tests for Models of Dependence Between Multiple Financial Time Series, with Applications to U.S. Equity Returns and Exchange Rates, WP04-19
2. Valentina Corradi and Walter Distaso, Testing for One-Factor Models versus Stochastic Volatility Models, WP04-18
3. Valentina Corradi and Walter Distaso, Estimating and Testing Stochastic Volatility Models using Realized Measures, WP04-17
4. Valentina Corradi and Norman Swanson, Predictive Density Accuracy Tests, WP04-16
5. Roel Oomen, Properties of Bias Corrected Realized Variance Under Alternative Sampling Schemes, WP04-15
6. Roel Oomen, Properties of Realized Variance for a Pure Jump Process: Calendar Time Sampling versus Business Time Sampling, WP04-14
7. Richard Clarida, Lucio Sarno, Mark Taylor and Giorgio Valente, The Role of Asymmetries and Regime Shifts in the Term Structure of Interest Rates, WP04-13
8. Lucio Sarno, Daniel Thornton and Giorgio Valente, Federal Funds Rate Prediction, WP04-12
9. Lucio Sarno and Giorgio Valente, Modeling and Forecasting Stock Returns: Exploiting the Futures Market, Regime Shifts and International Spillovers, WP04-11
10. Lucio Sarno and Giorgio Valente, Empirical Exchange Rate Models and Currency Risk: Some Evidence from Density Forecasts, WP04-10
11. Ilias Tsiakras, Periodic Stochastic Volatility and Fat Tails, WP04-09
12. Ilias Tsiakras, Is Seasonal Heteroscedasticity Real? An International Perspective, WP04-08
13. Damin Challet, Andrea De Martino, Matteo Marsili and Isaac Castillo, Minority games with finite score memory, WP04-07
14. Basel Awartani, Valentina Corradi and Walter Distaso, Testing and Modelling Market Microstructure Effects with an Application to the Dow Jones Industrial Average, WP04-06

15. Andrew Patton and Allan Timmermann, Properties of Optimal Forecasts under Asymmetric Loss and Nonlinearity, WP04-05
16. Andrew Patton, Modelling Asymmetric Exchange Rate Dependence, WP04-04
17. Alessio Sancetta, Decoupling and Convergence to Independence with Applications to Functional Limit Theorems, WP04-03
18. Alessio Sancetta, Copula Based Monte Carlo Integration in Financial Problems, WP04-02
19. Abhay Abhayankar, Lucio Sarno and Giorgio Valente, Exchange Rates and Fundamentals: Evidence on the Economic Value of Predictability, WP04-01

2002

1. Paolo Zaffaroni, Gaussian inference on Certain Long-Range Dependent Volatility Models, WP02-12
2. Paolo Zaffaroni, Aggregation and Memory of Models of Changing Volatility, WP02-11
3. Jerry Coakley, Ana-Maria Fuertes and Andrew Wood, Reinterpreting the Real Exchange Rate - Yield Differential Nexus, WP02-10
4. Gordon Gemmill and Dylan Thomas, Noise Training, Costly Arbitrage and Asset Prices: evidence from closed-end funds, WP02-09
5. Gordon Gemmill, Testing Merton's Model for Credit Spreads on Zero-Coupon Bonds, WP02-08
6. George Christodoulakis and Steve Satchell, On the Evolution of Global Style Factors in the MSCI Universe of Assets, WP02-07
7. George Christodoulakis, Sharp Style Analysis in the MSCI Sector Portfolios: A Monte Carlo Integration Approach, WP02-06
8. George Christodoulakis, Generating Composite Volatility Forecasts with Random Factor Betas, WP02-05
9. Claudia Riveiro and Nick Webber, Valuing Path Dependent Options in the Variance-Gamma Model by Monte Carlo with a Gamma Bridge, WP02-04
10. Christian Pedersen and Soosung Hwang, On Empirical Risk Measurement with Asymmetric Returns Data, WP02-03
11. Roy Batchelor and Ismail Orgakcioglu, Event-related GARCH: the impact of stock dividends in Turkey, WP02-02
12. George Albanis and Roy Batchelor, Combining Heterogeneous Classifiers for Stock Selection, WP02-01

2001

1. Soosung Hwang and Steve Satchell, GARCH Model with Cross-sectional Volatility; GARCHX Models, WP01-16
2. Soosung Hwang and Steve Satchell, Tracking Error: Ex-Ante versus Ex-Post Measures, WP01-15
3. Soosung Hwang and Steve Satchell, The Asset Allocation Decision in a Loss Aversion World, WP01-14
4. Soosung Hwang and Mark Salmon, An Analysis of Performance Measures Using Copulae, WP01-13
5. Soosung Hwang and Mark Salmon, A New Measure of Herding and Empirical Evidence, WP01-12
6. Richard Lewin and Steve Satchell, The Derivation of New Model of Equity Duration, WP01-11
7. Massimiliano Marcellino and Mark Salmon, Robust Decision Theory and the Lucas Critique, WP01-10
8. Jerry Coakley, Ana-Maria Fuertes and Maria-Teresa Perez, Numerical Issues in Threshold Autoregressive Modelling of Time Series, WP01-09
9. Jerry Coakley, Ana-Maria Fuertes and Ron Smith, Small Sample Properties of Panel Time-series Estimators with I(1) Errors, WP01-08
10. Jerry Coakley and Ana-Maria Fuertes, The Felsdtein-Horioka Puzzle is Not as Bad as You Think, WP01-07
11. Jerry Coakley and Ana-Maria Fuertes, Rethinking the Forward Premium Puzzle in a Non-linear Framework, WP01-06
12. George Christodoulakis, Co-Volatility and Correlation Clustering: A Multivariate Correlated ARCH Framework, WP01-05

13. Frank Critchley, Paul Marriott and Mark Salmon, On Preferred Point Geometry in Statistics, WP01-04
14. Eric Bouyé and Nicolas Gaussel and Mark Salmon, Investigating Dynamic Dependence Using Copulae, WP01-03
15. Eric Bouyé, Multivariate Extremes at Work for Portfolio Risk Measurement, WP01-02
16. Erick Bouyé, Vado Durrleman, Ashkan Nikeghbali, Gael Riboulet and Thierry Roncalli, Copulas: an Open Field for Risk Management, WP01-01

2000

1. Soosung Hwang and Steve Satchell, Valuing Information Using Utility Functions, WP00-06
2. Soosung Hwang, Properties of Cross-sectional Volatility, WP00-05
3. Soosung Hwang and Steve Satchell, Calculating the Miss-specification in Beta from Using a Proxy for the Market Portfolio, WP00-04
4. Laun Middleton and Stephen Satchell, Deriving the APT when the Number of Factors is Unknown, WP00-03
5. George A. Christodoulakis and Steve Satchell, Evolving Systems of Financial Returns: Auto-Regressive Conditional Beta, WP00-02
6. Christian S. Pedersen and Stephen Satchell, Evaluating the Performance of Nearest Neighbour Algorithms when Forecasting US Industry Returns, WP00-01

1999

1. Yin-Wong Cheung, Menzie Chinn and Ian Marsh, How do UK-Based Foreign Exchange Dealers Think Their Market Operates?, WP99-21
2. Soosung Hwang, John Knight and Stephen Satchell, Forecasting Volatility using LINEX Loss Functions, WP99-20
3. Soosung Hwang and Steve Satchell, Improved Testing for the Efficiency of Asset Pricing Theories in Linear Factor Models, WP99-19
4. Soosung Hwang and Stephen Satchell, The Disappearance of Style in the US Equity Market, WP99-18
5. Soosung Hwang and Stephen Satchell, Modelling Emerging Market Risk Premia Using Higher Moments, WP99-17
6. Soosung Hwang and Stephen Satchell, Market Risk and the Concept of Fundamental Volatility: Measuring Volatility Across Asset and Derivative Markets and Testing for the Impact of Derivatives Markets on Financial Markets, WP99-16
7. Soosung Hwang, The Effects of Systematic Sampling and Temporal Aggregation on Discrete Time Long Memory Processes and their Finite Sample Properties, WP99-15
8. Ronald MacDonald and Ian Marsh, Currency Spillovers and Tri-Polarity: a Simultaneous Model of the US Dollar, German Mark and Japanese Yen, WP99-14
9. Robert Hillman, Forecasting Inflation with a Non-linear Output Gap Model, WP99-13
10. Robert Hillman and Mark Salmon, From Market Micro-structure to Macro Fundamentals: is there Predictability in the Dollar-Deutsche Mark Exchange Rate?, WP99-12
11. Renzo Avesani, Giampiero Gallo and Mark Salmon, On the Evolution of Credibility and Flexible Exchange Rate Target Zones, WP99-11
12. Paul Marriott and Mark Salmon, An Introduction to Differential Geometry in Econometrics, WP99-10
13. Mark Dixon, Anthony Ledford and Paul Marriott, Finite Sample Inference for Extreme Value Distributions, WP99-09
14. Ian Marsh and David Power, A Panel-Based Investigation into the Relationship Between Stock Prices and Dividends, WP99-08
15. Ian Marsh, An Analysis of the Performance of European Foreign Exchange Forecasters, WP99-07
16. Frank Critchley, Paul Marriott and Mark Salmon, An Elementary Account of Amari's Expected Geometry, WP99-06
17. Demos Tambakis and Anne-Sophie Van Royen, Bootstrap Predictability of Daily Exchange Rates in ARMA Models, WP99-05
18. Christopher Neely and Paul Weller, Technical Analysis and Central Bank Intervention, WP99-04
19. Christopher Neely and Paul Weller, Predictability in International Asset Returns: A Re-examination, WP99-03

20. Christopher Neely and Paul Weller, Intraday Technical Trading in the Foreign Exchange Market, WP99-02
21. Anthony Hall, Soosung Hwang and Stephen Satchell, Using Bayesian Variable Selection Methods to Choose Style Factors in Global Stock Return Models, WP99-01

1998

1. Soosung Hwang and Stephen Satchell, Implied Volatility Forecasting: A Comparison of Different Procedures Including Fractionally Integrated Models with Applications to UK Equity Options, WP98-05
2. Roy Batchelor and David Peel, Rationality Testing under Asymmetric Loss, WP98-04
3. Roy Batchelor, Forecasting T-Bill Yields: Accuracy versus Profitability, WP98-03
4. Adam Kurpiel and Thierry Roncalli, Option Hedging with Stochastic Volatility, WP98-02
5. Adam Kurpiel and Thierry Roncalli, Hopscotch Methods for Two State Financial Models, WP98-01