

Multi-asset minority games

Ginwestra Bianconi, Andrea De Martino,
Felipe Ferreira and Matteo Marsili

Multi-asset minority games

G. Bianconi¹, A. De Martino², F. F. Ferreira³ and M. Marsili¹

¹*The Abdus Salam ICTP, Strada Costiera 14, 34014 Trieste, Italy*

²*CNR-ISC, INFN-SMC and Dipartimento di Fisica,*

Università di Roma “La Sapienza”, p.le A. Moro 2, 00185 Roma, Italy and

³*EACH, Universidade De São Paulo, Av. Arlindo Btio 1000,03828-080 São Paulo,Brazil*

We study analytically and numerically Minority Games in which agents may invest in different assets (or markets), considering both the canonical and the grand-canonical versions. We find that the likelihood of agents trading in a given asset depends on the relative amount of information available in that market. More specifically, in the canonical game players play preferentially in the stock with less information. The same holds in the grand canonical game when agents have positive incentives to trade, whereas when agents payoff are solely related to their speculative ability they display a larger propensity to invest in the information-rich asset. Furthermore, in this model one finds a globally predictable phase with broken ergodicity.

PACS numbers: :

I. INTRODUCTION

The study of systems of heterogeneous adaptive agents through Minority Games (MGs) [1, 2] has attracted much interest from statistical physicists. Despite the simplicity of the interactions between agents, these models generate rich static and dynamical structures which can often be well understood at the mathematical level through the use of spin-glass techniques [3, 4]. While the MG has found applications in different types of problems (see for example [5]), it was originally designed to address the issue of how the microscopic behavior of traders – speculators in particular – may give rise to the anomalous global fluctuation phenomena observed empirically in financial markets. In this respect the most successful version of the MG has perhaps been the grand-canonical MG [6, 7], in which traders may abstain from investing, so that the traded volume fluctuates in time.

The core of MGs is the assumption that traders react to the receipt of an information pattern (be it exogenous or endogenous) by taking a simple trading decision such as buying or selling. The key control parameter is the ratio between the number of traders and the ‘complexity’ of the information space, measured by the number of possible patterns. In general, when this ratio exceeds a certain threshold MGs undergo a phase transition to a macroscopically efficient state where it is not possible to predict statistically whether a certain decision will be fruitful or not based on the received information alone.

Real markets are typically formed by different assets and are characterized by non trivial correlations [8–10]. These correlations arise from the underlying behavior of the economics (the fundamentals) but they are also “dressed” by the effect of financial trading. In this paper, we will use the Minority Game in order to investigate how speculative trading affects the different assets in a market. Versions of MG where agents are engaged in different contexts have already been introduced and studied [11, 12]. More precisely, we shall investigate how speculative trading contributes to financial correlations,

and how speculators distribute their trading volume depending on the information content of the different asset markets.

Our first result is that speculative trading does not contribute in a sensible manner to financial correlations, and if it does, it likely contributes a negative correlation. The reason is that, within the schematic picture of the MG, speculators are uniquely driven by profit considerations and totally disregard risk. The same cannot be said for strategies on lower frequencies (buy and hold) where risk minimization of the portfolio becomes important.

Our second main conclusion is that, when there are positive incentives to trade, speculators invest preferentially on the asset with the smallest information content. This apparently paradoxical conclusion is reverted when speculators have no incentive to trade, other than making a profit. This is due to the fact that speculators, when they are forced to trade also contribute to information asymmetries.

Finally, with respect to the usual classification in phases of the MG, we find a considerably richer phase diagram where different components of the market may be in different phases. These conclusions are derived for the case of a market composed of two assets, which allows for a simpler treatment and provides a more transparent picture. Their validity can be extended in straightforward ways to the case of markets with a generic number of assets.

The paper is articulated in three parts. Section II is dedicated to the study of a canonical MG where agents can choose on which of two assets to invest. In Section III we discuss the grand-canonical version of this model, where agents are also allowed to refrain from investing. Finally, we formulate our conclusions in Sec. IV. The mathematical analysis of the models we consider is a generalization of calculations abundantly discussed in the literature (see [3, 4] for recent reviews). We therefore won’t go into the details, limiting ourselves to stressing the main differences with the standard cases.

II. CANONICAL MINORITY GAME WITH TWO ASSETS

We consider the case of a market with two assets $\gamma \in \{-1, 1\}$ and N agents. At each time step t , agents receive two information patterns $\mu_\gamma \in \{1, \dots, P_\gamma\}$, chosen at random and independently with uniform probability. It is assumed that P_γ scales linearly with N , and their ratio is denoted by $\alpha_\gamma = P_\gamma/N$. Every agent i disposes of two ‘‘strategies’’ $\mathbf{a}_{i\gamma} = \{a_{i\gamma}^{\mu_\gamma}\}$ (one for each asset), that prescribe a binary action $a_{i\gamma}^{\mu_\gamma} \in \{-1, 1\}$ (buy/sell) for each possible information pattern. Each component $a_{i\gamma}^{\mu_\gamma}$ is assumed to be selected randomly and independently with uniform probability and is kept fixed throughout the game. Traders keep tracks of their performance in the different markets through a score function $U_{i\gamma}(t)$ which is updated with the following rule:

$$U_{i\gamma}(t+1) = U_{i\gamma}(t) - a_{i\gamma}^{\mu_\gamma(t)} A_\gamma(t) \quad (1)$$

where

$$A_\gamma(t) = \sum_{j=1}^N a_{j\gamma}^{\mu_\gamma(t)} \delta_{s_j(t), \gamma} \quad (2)$$

represents the ‘excess demand’ or the total bid on market γ (the factor $1/\sqrt{N}$ appears here for mathematical convenience) and is usually taken as a proxy of (log) returns, i.e. $\log p_\gamma(t+1) = \log p_\gamma(t) + \lambda A_\gamma(t)$. The Ising variable

$$s_i(t) = \text{sign} [U_{i,+1}(t) - U_{i,-1}(t)] \quad (3)$$

indicates the asset in which player i invests at time t , which is simply the one with the largest cumulated score. It is the minus sign on the right-hand side of (1) that enforces the minority-wins rule in both markets: Agents will invest in that market where their strategy provides a larger payoff $-a_{i\gamma}^{\mu_\gamma(t)} A_\gamma(t)$ (or a smaller loss).

It is possible to characterize the asymptotic behaviour of the multi-agent system (1) with a few macroscopic observables, such as the predictability H and the volatility σ^2 , defined respectively as [13]

$$H = \sum_{\gamma \in \{-1, 1\}} \frac{1}{NP_\gamma} \sum_{\mu_\gamma=1}^{P_\gamma} \langle A_\gamma | \mu_\gamma \rangle^2 = H_+ + H_- \quad (4)$$

$$\sigma^2 = \frac{1}{N} \sum_{\gamma} \langle A_\gamma^2 \rangle = \sigma_+^2 + \sigma_-^2 \quad (5)$$

with $\langle \cdot \rangle$ and $\langle \cdot | \mu_\gamma \rangle$ denoting time averages in the steady state, the latter conditioned on the occurrence of the information pattern μ_γ . Besides these, in the present case, it is also important to study the relative propensity of traders to invest in a given market, namely

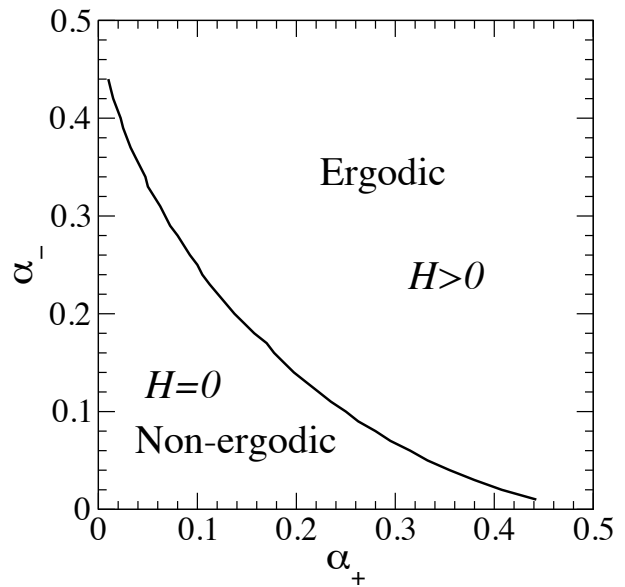


FIG. 1: Analytical phase diagram of the canonical two-asset Minority Game in the (α_+, α_-) plane.

$$m = \frac{1}{N} \sum_{i=1}^N \langle s_i \rangle \quad (6)$$

A positive (resp. negative) m indicates that agents invest preferentially in asset +1 (resp. -1).

It is clear, already at this stage, that if no *a priori* correlation is postulated between the news arrival processes on the two assets $\mu_\pm(t)$ or between the strategies adopted by agents in the two markets, no correlation is created by agents. Indeed

$$\langle A_+ A_- \rangle = \frac{1}{N} \sum_{i,j} \left\langle a_{i,+}^{\mu_+} a_{i,-}^{\mu_-} \frac{1+s_i}{2} \frac{1-s_j}{2} \right\rangle \quad (7)$$

and we know [14] that dynamical variables $U_{i\gamma}(t)$ evolve on timescales much longer (of order P_γ) than that over which μ_γ changes. Hence we can safely assume that the distribution of s_i in Eq. (7) is independent of μ_\pm , which allows to factor the average $\langle a_{i,+}^{\mu_+} a_{i,-}^{\mu_-} \rangle = \langle a_{i,+}^{\mu_+} \rangle \langle a_{i,-}^{\mu_-} \rangle$ over the independent information arrival processes $\mu_\pm(t)$. Given that $\langle a_{i,\pm}^{\mu_\pm} \rangle \approx 0$ we conclude that $\langle A_+ A_- \rangle \approx 0$ also. The reason for this is that traders behavior is aimed at detecting excess returns in the market with no consideration about the correlation among assets. The quantities defined above can be obtained both numerically and analytically (in the limit $N \rightarrow \infty$) as functions of α_+ and α_- . The phase structure of the model is displayed in Fig. 1. The (α_+, α_-) plane is divided in two regions separated by a critical line. In the ergodic regime, the system produces exploitable information, i.e. $H > 0$, and the dynamics is ergodic, that is the steady state turns out to be independent of the initialization $U_{i\gamma}(0)$ of (1). Below the critical line, instead, different initial conditions

lead to steady states with different macroscopic properties (e.g. different volatility). In this region traders manage to wash out the information and the system is unpredictable ($H = 0$). This scenario essentially reproduces the standard MG phase transition picture. The model can be solved analytically in two complementary ways and in both cases calculations are a straightforward generalization of those valid for the single-asset case. The static approach relies on the fact that the stationary state is described by the minima of the random function

$$H = \sum_{\gamma \in \{-1,1\}} \frac{1}{NP_\gamma} \sum_{\mu_\gamma=1}^{P_\gamma} \left[\sum_{j=1}^N a_{j\gamma}^{\mu_\gamma} \frac{1 + \gamma m_j}{2} \right]^2 \quad (8)$$

over the variables $-1 \leq m_i = \langle s_i \rangle \leq 1$. H coincides with the predictability in the steady state, which implies that speculators make the market as unpredictable as possible. The statistical mechanics approach proceeds by studying the properties of a system of soft spins m_i with Hamiltonian H at a fictitious inverse temperature β in the limit $N \rightarrow \infty$. The relevant order parameter is the overlap $Q_{ab} = (1/N) \sum_i m_{ia} m_{ib}$ between different minima a and b , which takes the replica-symmetric form $Q_{ab} = q + (Q - q)\delta_{ab}$. Phases where the minimum is unique, corresponding to $H > 0$, are described by taking $Q \rightarrow q$ (evidently) and $\chi = \beta(Q - q)$ finite in the limit $\beta \rightarrow \infty$. The condition $\chi \rightarrow \infty$ signals the phase transition to the unpredictable phase with $H = 0$.

The dynamical approach employs path-integrals to transform the N coupled single-agent processes for the variable $y_i(t) = U_{i,+1}(t) - U_{i,-1}(t)$ into a single stochastic process equivalent to the original N -agent system in the limit $N \rightarrow \infty$ [4]. The calculation is greatly simplified if one studies the ‘batch’ version [15], which roughly corresponds to a time re-scaling $t \rightarrow \tau = t/N$ and, apart from the value of σ^2 , has the same collective behavior. In this case, the effective process has the form

$$y(\tau+1) = y(\tau) - \sum_{\gamma, \tau'} \left[\mathbf{1} + \frac{\mathbf{G}}{2\alpha_\gamma} \right]^{-1} (\tau, \tau') \frac{\gamma + s(\tau')}{2} + z(\tau) \quad (9)$$

where $z(\tau)$ is a zero-average Gaussian noise $z(\tau)$ with correlation matrix $\langle z(\tau)z(\tau') \rangle = \Lambda(\tau, \tau')$ with

$$\Lambda = \sum_{\gamma} \left[\left(\mathbf{1} + \frac{\mathbf{G}}{2\alpha_\gamma} \right)^{-1} (n_\gamma \mathbf{D}_\gamma) \left(\mathbf{1} + \frac{\mathbf{G}^T}{2\alpha_\gamma} \right)^{-1} \right] \quad (10)$$

where

$$D_\gamma(\tau, \tau') = \frac{1}{4} [1 + \gamma m(\tau) + \gamma m(\tau') + C(\tau, \tau')] \quad (11)$$

$$m(\tau) = \langle s(\tau) \rangle \quad C(\tau, \tau') = \langle s(\tau)s(\tau') \rangle \quad (12)$$

while $G(\tau, \tau') = \left\langle \frac{\partial s(\tau)}{\partial h(\tau')} \right\rangle$ denotes the response to an infinitesimal probing field $h(\tau)$. Both H and σ^2 can be obtained from the asymptotic study of $\Lambda(\tau, \tau)$. Ergodic

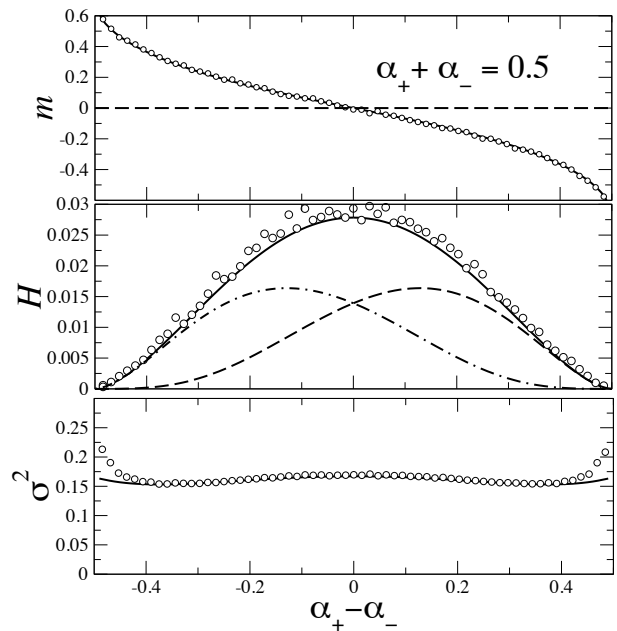


FIG. 2: Behavior of m (top), H (middle) and σ^2 (bottom) versus $\alpha_+ - \alpha_-$ for $\alpha_+ + \alpha_- = 0.5$. Markers correspond to simulations with $N = 256$ agents, averaged over 200 disorder samples per point. Lines are analytical results (see Appendices A and B for details). In the middle panel, the dashed line corresponds to H_+ and the dot-dashed line corresponds to H_- .

steady states, where $C(\tau, \tau') = c(\tau - \tau')$ and $G(\tau, \tau') = g(\tau - \tau')$, can be described in terms of three variables only, namely the ‘magnetization’ $m = \lim_{\tau \rightarrow \infty} \frac{1}{\tau} \sum_{\tau'} m(\tau')$, the persistent autocorrelation $q = \lim_{\tau \rightarrow \infty} \frac{1}{\tau} \sum_{\tau'} c(\tau')$ and the susceptibility $\chi = \lim_{\tau \rightarrow \infty} \sum_{\tau'} G(\tau')$, for which one derives closed equations that can be solved numerically. The results for m , q and χ coincide with those obtained in the static approach, thus providing a dynamic interpretation for these quantities. It turns out that χ diverges as the line in Fig. 1 is approached from above, signalling ergodicity breaking and the onset of a phase in which the steady state depends on the initial conditions of the dynamics. We find

$$H = \sum_{\gamma} \frac{\alpha_\gamma^2 (1 + 2\gamma m + q)^2}{[2\alpha_\gamma + \chi]^2} \quad (13)$$

which implies $H = 0$ in the non-ergodic phase.

For the volatility (of the original on-line case), one obtains instead the approximate expression

$$\sigma^2 = H + \frac{1 - q}{2} \quad (14)$$

which is very accurate in the ergodic phase. The behaviour of these quantities along a cut $\alpha_+ + \alpha_- = \text{constant}$ in the ergodic phase is reported in Fig. 2 together with that of the order parameter m .

A naïve argument would suggest that agents are attracted by information rich markets. Instead one sees

that, in a range of parameters, agents play preferentially in the market with smaller information complexity α_γ and with the smallest information content H_γ . For all those traders with $|m_i| < 1$, the conditions for the minimum of H give

$$m_i = -\langle a_{i+}^{\mu+} A_+^{(-i)} \rangle + \langle a_{i-}^{\mu-} A_-^{(-i)} \rangle \quad (15)$$

where $A_\gamma^{(-i)}$ stands for the contribution to A_γ of all traders except i . Hence m_i equals the difference in the payoffs of agent i against all other traders and this relation means that if $m_i > 0$ then agent i invests preferentially in asset + because that is more convenient. Therefore, Fig. 2 implies that the relation between payoffs and information is less obvious than the naïve argument above suggests.

This somewhat paradoxical result is due to the fact that agents are constrained to trade in one of the two markets. Rather than seeking the most profitable asset, agents escape the asset where their loss is largest.

III. GRAND CANONICAL MINORITY GAME WITH TWO ASSETS

In the grand-canonical framework players have the option not to play if their expected payoff doesn't beat a pre-determined benchmark (which represents for instance a fixed interest rate or an incentive to enter the market) [7]. As in the previous case, we consider two assets or markets, tagged by $\gamma \in \{-1, 1\}$ as before. Each trader disposes of one quenched random strategy $\mathbf{a}_{i\gamma} = \{a_{i\gamma}^{\mu_\gamma}\}$ per asset, which prescribes an action $a_{i\gamma}^{\mu_\gamma} \in \{-1, 1\}$ for each possible information pattern $\mu_\gamma \in \{1, \dots, P_\gamma\}$. Again $\mu_\gamma(t)$ are chosen at random independently for all t and $\gamma = \pm 1$. As in the one-asset grand-canonical MG, it is necessary to introduce a certain number of traders – so-called producers – who invest at every time step no matter what. These can be regarded as traders with a fixed strategy $b_{i\gamma}^{\mu_\gamma} = \pm 1$. The number of producers in market γ shall be denoted by $N_{p,\gamma}$ and their aggregate contribution to $A_\gamma(t)$ by $B_\gamma^{\mu_\gamma(t)} = \sum_{i=1}^{N_{p,\gamma}} b_{i,\gamma}^{\mu_\gamma(t)}$. Therefore Eq. (2) becomes

$$A_\gamma(t) = \sum_{j=1}^N a_{j\gamma}^{\mu_\gamma(t)} \delta_{s_j(t),\gamma} + B_\gamma^{\mu_\gamma(t)} \quad (16)$$

The rest of the traders, the speculators, have an adaptive behavior which is again governed by the dynamics (1) but now agents can also decide not to trade. This choice is equivalent to trading in a fictitious $\gamma = 0$ “asset” whose cumulated score is $U_{i,0}(t) = \epsilon t$. More precisely

$$s_i(t) = \arg \max_{\gamma \in \{0, \pm 1\}} U_{i,\gamma}(t) \quad (17)$$

The $\gamma = 0$ choice represents a fixed benchmark with a constant payoff. By Eq. (17) traders invest in $\gamma \neq 0$

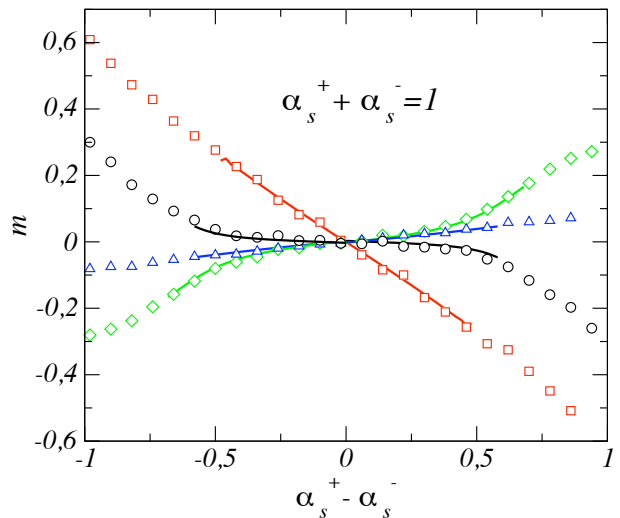


FIG. 3: Behavior of m versus $\alpha_s^+ - \alpha_s^-$ for $\alpha_s^+ + \alpha_s^- = 1$ and flat initial conditions. Markers correspond to simulations with $N_s = 200$ speculators, averaged over 200 disorder samples per point. Lines are analytical results (interrupted when the non-ergodic phase is met, see phase diagram). Other parameters are as follows: $\epsilon = 0.1$, $n_p = 1$ (\diamond); $\epsilon = 0.1$, $n_p = 0.1$ (\triangle); $\epsilon = -0.1$, $n_p = 1$ (\circ); $\epsilon = -0.1$, $n_p = 0.1$ (\square).

assets only if their score exceeds that of the benchmark, i.e. if the corresponding score $U_{i\gamma}$ grows at least as ϵt . Notice that agents are allowed to invest in at most one asset. If agents were allowed to invest in both $\gamma = \pm 1$ assets if $U_{i,\pm}(t) > U_{i,0}(t)$ then it is easy to see that the model becomes equivalent to two un-coupled GCMGs.

The arguments of the previous section show that also in this case no significant correlation between assets is introduced by the behavior of speculators. Again the collective properties of the stationary state can be characterized by the predictability H , Eq. (4), the volatility σ^2 , Eq. (5) and the “magnetization” m of Eq. (6). These parameters can be studied as before upon varying the parameters $\alpha^\gamma = P_\gamma/N$ and ϵ . We also introduce the relative number of producers $n_p = N_{p,\gamma}/P_\gamma$, which for simplicity is assumed to be the same for both assets. Notice that for $n_p = 0$ and $\epsilon \rightarrow -\infty$ we recover the model of the previous section where there are no producers and speculators are forced to trade.

We focus first on m (see Fig. 3). One sees that when traders have positive incentives to trade ($\epsilon < 0$) the market behaves as in the previous section, with speculators investing preferentially in the asset with less information. This tendency becomes less pronounced the larger is n_p , which is reasonable in view of our discussion above, because then the game becomes more and more profitable for speculators.

This scenario is qualitatively reproduced at all $\epsilon < 0$ and it changes drastically as soon as $\epsilon > 0$. In this case, traders concentrate most of their investments into the information-rich asset even if n_p is very low. The fact that traders can refrain from investing implies that trad-

ing is dominated by gain seeking rather than escaping losses.

The theory for this case is slightly more involved than for the canonical model. On the static side, the Hamiltonian is now

$$H_\epsilon = \sum_{\gamma=\pm 1} \frac{1}{NP_\gamma} \sum_{\mu_\gamma=1}^{P_\gamma} \left[\sum_{j=1}^N a_{j\gamma}^{\mu_\gamma} \pi_j^\gamma + B_\gamma^{\mu_\gamma} \right]^2 + \frac{2\epsilon}{N} \sum_{j=1}^N \pi_j^0 \quad (18)$$

where $\pi_i^\gamma = \langle \delta_{s_i, \gamma} \rangle$ denotes the frequency with which agent i invests in asset $\gamma = 0, \pm 1$ in the steady state. Notice that $H_0 = H$ is the predictability. As before, it is necessary to introduce a fictitious temperature $\beta > 0$ and turn to the replica trick to analyze the minima of H_ϵ over $\{\pi_i^\gamma\}$ considering the limit $\beta \rightarrow \infty$. The main difference with the canonical model lies in the fact that one must now consider an overlap order parameter per asset, namely $Q_{ab}^\gamma = (1/N) \sum_{i=1}^N \pi_{ia}^\gamma \pi_{ib}^\gamma$ ($a, b = 1, \dots, r$, $\gamma = \pm 1$) and, in the replica-symmetric Ansatz, one ‘susceptibility’ per asset, that is $\chi^\gamma = \beta(Q^\gamma - q^\gamma)$.

Again these quantities can be given a dynamic interpretation with the generating function approach [4]. This approach leads, in the batch approximation, to two effective processes (one per asset), namely

$$U_\gamma(\tau + 1) = U_\gamma(\tau) - \epsilon + z_\gamma(\tau) \sqrt{1 + \alpha_\gamma n_p} - (1 + \alpha_\gamma n_p) \sum_{\tau'} [1 + \lambda_\gamma \mathbf{G}_\gamma]^{-1}(\tau, \tau') \phi_\gamma(\tau') \quad (19)$$

where $\lambda_\gamma = \frac{1 + \alpha_\gamma n_p}{\alpha_\gamma}$ and the noise correlations are described by the matrices $\Lambda_\gamma(\tau, \tau') = \langle z_\gamma(\tau) z_\gamma(\tau') \rangle$ with

$$\Lambda_\gamma = \left[(\mathbf{1} + \lambda_\gamma \mathbf{G}_\gamma)^{-1} (\lambda_\gamma \mathbf{C}_\gamma) (\mathbf{1} + \lambda_\gamma \mathbf{G}_\gamma^T)^{-1} \right] \quad (20)$$

$$C_\gamma(\tau, \tau') = \langle \phi_\gamma(\tau) \phi_\gamma(\tau') \rangle \quad G_\gamma(\tau, \tau') = \left\langle \frac{\partial \phi_\gamma(\tau)}{\partial h_\gamma(\tau')} \right\rangle \quad (21)$$

In order to characterize time-translation invariant and ergodic steady states four quantities are now required, namely two persistent autocorrelations $q_\gamma = \lim_{\tau, \tau_0 \rightarrow \infty} \frac{1}{\tau} \sum_{\tau'=1}^{\tau} C_\gamma(\tau_0, \tau_0 + \tau')$ and two susceptibilities $\chi_\gamma = \lim_{\tau, \tau_0 \rightarrow \infty} \sum_{\tau'=1}^{\tau} G_\gamma(\tau_0, \tau_0 + \tau')$, $\gamma \in \{-1, 1\}$. For these, one obtains equations that can be solved numerically and the quantity m can be written in terms of the q_γ 's and the χ_γ 's. Now ergodicity breaking is connected to the divergence of at least one of the susceptibilities.

The behavior of the model is considerably richer than in the previous case: For $\epsilon \neq 0$ we find that H_ϵ has a unique non-degenerate minimum and both χ^γ 's are finite. The case $\epsilon = 0$ is peculiar as it marks the boundary between two different behaviors $\epsilon < 0$ and $\epsilon > 0$. For $\epsilon = 0$ and α_\pm large enough, both markets are predictable ($H_0 > 0$) and the susceptibility is finite. However, one of the susceptibilities diverges while the other stays finite for lower values of α_\pm . This signals the onset of a phase where one of the markets is unpredictable while

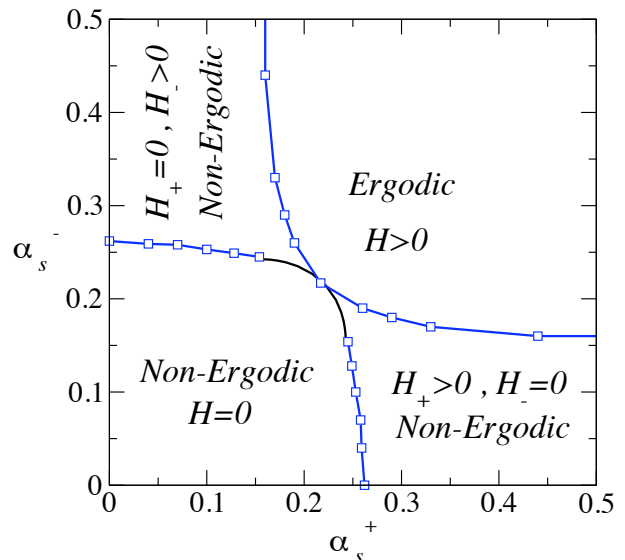


FIG. 4: Phase diagram of the $\epsilon = 0$, $n_p = 1$ grand-canonical two-asset Minority Game in the (α_s^+, α_s^-) plane. The continuous line is analytical, the other phase boundaries are obtained from numerical simulations (averages over 100 disorder samples per point).

still $H_0 > 0$, a situation with particularly striking dynamical consequences. As a result, the phase structure of this model is rather complex (see Fig. 4). We have been unable to obtain analytical lines for the complete phase structure at $\epsilon = 0$. The phase boundary separating the region with $H = 0$ from that with $H > 0$ has been calculated assuming that both susceptibilities diverge keeping a finite ratio χ_+/χ_- . The phase boundary of the non-ergodic region (which would correspond to the divergence of just one of the susceptibilities) has been instead estimated from numerical simulations and the corresponding lines must be considered a crude approximation.

Fig. 5 shows the magnetization as a function of $\alpha_+ - \alpha_-$ along the cut $\alpha_+ + \alpha_- = 0.4$ in the phase diagram. This line is entirely contained in the non-ergodic phase. While the market remains globally predictable ($H > 0$) the fact that one of the markets becomes unpredictable (e.g. $H_+ = 0$) implies that the steady state depends on initial conditions. It is finally worth mentioning that the non-ergodic regimes with one unpredictable market extend to large values of α_γ .

IV. CONCLUSIONS

We have studied a multi-asset version of the Minority Game in order to address the problem of how adaptive heterogeneous agents would diversify their investments when the different assets bear different levels of information. While the phase structure of the models is substantially a generalization of that of single-asset games, we

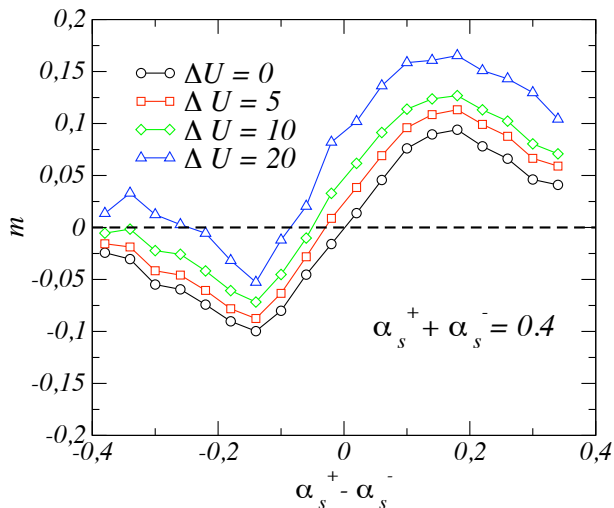


FIG. 5: Behavior of m versus $\alpha_s^+ - \alpha_s^-$ for $\alpha_s^+ + \alpha_s^- = 0.4$, $\epsilon = 0$, $n_p = 1$ and biased initial conditions ($\Delta U = U_{i+}(0) - U_{i-}(0)$). Markers correspond to simulations with $N = 200$ speculators, averaged over 200 disorder samples per point.

have found, in the grand-canonical model, a remarkable dependence of the probability to invest in a certain asset on the agent's incentives to trade (ϵ). Specifically, agents who have no incentives to trade other than the gains derived from it, invest preferentially in information-rich assets. On the contrary, when there are positive incentives to trade ($\epsilon < 0$) agents invest more likely in the information-poor asset. This same behaviour is found in the canonical model, where agents must choose one asset at each time step and cannot refrain from entering the market.

The generalization of our results to a larger number of assets or to a wider strategy pool for the agents is straightforward. The results discussed here are indicative of the generic qualitative behavior we expect.

Acknowledgments

This work was supported by the European Community's Human Potential Programs under contract COMPLEXMARKETS.

-
- [1] W. B. Arthur, *Amer. Econ. Assoc. Papers and Proc.* **84**, 406 (1994).
 - [2] D. Challet and Y.-C. Zhang, *Physica A* **246**, 407 (1997).
 - [3] D. Challet, M. Marsili and Y.-C. Zhang, *Minority Games* (Oxford University Press, Oxford, 2005).
 - [4] A.C.C. Coolen, *The mathematical theory of Minority Games* (Oxford University Press, Oxford, 2005).
 - [5] A. De Martino, M. Marsili and R. Mulet, *Europhys. Lett.* **65**, 283 (2004).
 - [6] N. F. Johnson, P. M. Hui, D. F. Zheng and M. Hart, *J. of Phys. A* **32**L427 (1999).
 - [7] D. Challet and M. Marsili, *Phys. Rev. E* **68**, 036132 (2003).
 - [8] R. N. Mantegna, *Eur. Phys. Jour. B* **11**, 193 (1999).
 - [9] M. Potters, J. P. Bouchaud and L. Laloux, *cond-mat/0507111* (2005).
 - [10] J. P. Onnela, A. Chakraborti, K. Kaski, J. Kertesz, A. Kanto, *Phys. Rev. E* **68** (5) 056110 (2003).
 - [11] R. D'Hulst and G. J. Rodgers, *adap-org/9904003* (1999).
 - [12] F. K. Chow and H. F. Chau, *Physica A* **319**, 601 (2003).
 - [13] D. Challet, M. Marsili and R. Zecchina, *Phys. Rev. Lett.* **84**, 1824 (2000).
 - [14] M. Marsili and D. Challet, *Phys. Rev. E* **64**, 056138 (2001).
 - [15] J.A.F. Heimerl and A.C.C. Coolen, *Phys. Rev. E* **63**, 056121 (2001).

List of other working papers:

2006

1. Roman Kozhan, Multiple Priors and No-Transaction Region, WP06-24
2. Martin Ellison, Lucio Sarno and Jouko Vilmunen, Caution and Activism? Monetary Policy Strategies in an Open Economy, WP06-23
3. Matteo Marsili and Giacomo Raffaelli, Risk bubbles and market instability, WP06-22
4. Mark Salmon and Christoph Schleicher, Pricing Multivariate Currency Options with Copulas, WP06-21
5. Thomas Lux and Taisei Kaizoji, Forecasting Volatility and Volume in the Tokyo Stock Market: Long Memory, Fractality and Regime Switching, WP06-20
6. Thomas Lux, The Markov-Switching Multifractal Model of Asset Returns: GMM Estimation and Linear Forecasting of Volatility, WP06-19
7. Peter Heemeijer, Cars Hommes, Joep Sonnemans and Jan Tuinstra, Price Stability and Volatility in Markets with Positive and Negative Expectations Feedback: An Experimental Investigation, WP06-18
8. Giacomo Raffaelli and Matteo Marsili, Dynamic instability in a phenomenological model of correlated assets, WP06-17
9. Ginestra Bianconi and Matteo Marsili, Effects of degree correlations on the loop structure of scale free networks, WP06-16
10. Pietro Dindo and Jan Tuinstra, A Behavioral Model for Participation Games with Negative Feedback, WP06-15
11. Ceek Diks and Florian Wagener, A weak bifurcation theory for discrete time stochastic dynamical systems, WP06-14
12. Markus Demary, Transaction Taxes, Traders' Behavior and Exchange Rate Risks, WP06-13
13. Andrea De Martino and Matteo Marsili, Statistical mechanics of socio-economic systems with heterogeneous agents, WP06-12
14. William Brock, Cars Hommes and Florian Wagener, More hedging instruments may destabilize markets, WP06-11
15. Ginestra Bianconi and Roberto Mulet, On the flexibility of complex systems, WP06-10
16. Ginestra Bianconi and Matteo Marsili, Effect of degree correlations on the loop structure of scale-free networks, WP06-09
17. Ginestra Bianconi, Tobias Galla and Matteo Marsili, Effects of Tobin Taxes in Minority Game Markets, WP06-08
18. Ginestra Bianconi, Andrea De Martino, Felipe Ferreira and Matteo Marsili, Multi-asset minority games, WP06-07
19. Ba Chu, John Knight and Stephen Satchell, Optimal Investment and Asymmetric Risk for a Large Portfolio: A Large Deviations Approach, WP06-06
20. Ba Chu and Soosung Hwang, The Asymptotic Properties of AR(1) Process with the Occasionally Changing AR Coefficient, WP06-05
21. Ba Chu and Soosung Hwang, An Asymptotics of Stationary and Nonstationary AR(1) Processes with Multiple Structural Breaks in Mean, WP06-04
22. Ba Chu, Optimal Long Term Investment in a Jump Diffusion Setting: A Large Deviation Approach, WP06-03
23. Mikhail Anufriev and Gulio Bottazzi, Price and Wealth Dynamics in a Speculative Market with Generic Procedurally Rational Traders, WP06-02
24. Simonae Alfarano, Thomas Lux and Florian Wagner, Empirical Validation of Stochastic Models of Interacting Agents: A "Maximally Skewed" Noise Trader Model?, WP06-01

2005

1. Shaun Bond and Soosung Hwang, Smoothing, Nonsynchronous Appraisal and Cross-Sectional Aggregation in Real Estate Price Indices, WP05-17

2. Mark Salmon, Gordon Gemmill and Soosung Hwang, Performance Measurement with Loss Aversion, WP05-16
3. Philippe Curty and Matteo Marsili, Phase coexistence in a forecasting game, WP05-15
4. Matthew Hurd, Mark Salmon and Christoph Schleicher, Using Copulas to Construct Bivariate Foreign Exchange Distributions with an Application to the Sterling Exchange Rate Index (Revised), WP05-14
5. Lucio Sarno, Daniel Thornton and Giorgio Valente, The Empirical Failure of the Expectations Hypothesis of the Term Structure of Bond Yields, WP05-13
6. Lucio Sarno, Ashoka Mody and Mark Taylor, A Cross-Country Financial Accelerator: Evidence from North America and Europe, WP05-12
7. Lucio Sarno, Towards a Solution to the Puzzles in Exchange Rate Economics: Where Do We Stand?, WP05-11
8. James Hodder and Jens Carsten Jackwerth, Incentive Contracts and Hedge Fund Management, WP05-10
9. James Hodder and Jens Carsten Jackwerth, Employee Stock Options: Much More Valuable Than You Thought, WP05-09
10. Gordon Gemmill, Soosung Hwang and Mark Salmon, Performance Measurement with Loss Aversion, WP05-08
11. George Constantinides, Jens Carsten Jackwerth and Stylianos Perrakis, Mispricing of S&P 500 Index Options, WP05-07
12. Elisa Luciano and Wim Schoutens, A Multivariate Jump-Driven Financial Asset Model, WP05-06
13. Cees Diks and Florian Wagener, Equivalence and bifurcations of finite order stochastic processes, WP05-05
14. Devraj Basu and Alexander Stremme, CAY Revisited: Can Optimal Scaling Resurrect the (C)CAPM?, WP05-04
15. Ginwestra Bianconi and Matteo Marsili, Emergence of large cliques in random scale-free networks, WP05-03
16. Simone Alfarano, Thomas Lux and Friedrich Wagner, Time-Variation of Higher Moments in a Financial Market with Heterogeneous Agents: An Analytical Approach, WP05-02
17. Abhay Abhayankar, Devraj Basu and Alexander Stremme, Portfolio Efficiency and Discount Factor Bounds with Conditioning Information: A Unified Approach, WP05-01

2004

1. Xiaohong Chen, Yanqin Fan and Andrew Patton, Simple Tests for Models of Dependence Between Multiple Financial Time Series, with Applications to U.S. Equity Returns and Exchange Rates, WP04-19
2. Valentina Corradi and Walter Distaso, Testing for One-Factor Models versus Stochastic Volatility Models, WP04-18
3. Valentina Corradi and Walter Distaso, Estimating and Testing Stochastic Volatility Models using Realized Measures, WP04-17
4. Valentina Corradi and Norman Swanson, Predictive Density Accuracy Tests, WP04-16
5. Roel Oomen, Properties of Bias Corrected Realized Variance Under Alternative Sampling Schemes, WP04-15
6. Roel Oomen, Properties of Realized Variance for a Pure Jump Process: Calendar Time Sampling versus Business Time Sampling, WP04-14
7. Richard Clarida, Lucio Sarno, Mark Taylor and Giorgio Valente, The Role of Asymmetries and Regime Shifts in the Term Structure of Interest Rates, WP04-13
8. Lucio Sarno, Daniel Thornton and Giorgio Valente, Federal Funds Rate Prediction, WP04-12
9. Lucio Sarno and Giorgio Valente, Modeling and Forecasting Stock Returns: Exploiting the Futures Market, Regime Shifts and International Spillovers, WP04-11
10. Lucio Sarno and Giorgio Valente, Empirical Exchange Rate Models and Currency Risk: Some Evidence from Density Forecasts, WP04-10
11. Ilias Tsiakras, Periodic Stochastic Volatility and Fat Tails, WP04-09
12. Ilias Tsiakras, Is Seasonal Heteroscedasticity Real? An International Perspective, WP04-08
13. Damin Challet, Andrea De Martino, Matteo Marsili and Isaac Castillo, Minority games with finite score memory, WP04-07
14. Basel Awartani, Valentina Corradi and Walter Distaso, Testing and Modelling Market Microstructure Effects with an Application to the Dow Jones Industrial Average, WP04-06

15. Andrew Patton and Allan Timmermann, Properties of Optimal Forecasts under Asymmetric Loss and Nonlinearity, WP04-05
16. Andrew Patton, Modelling Asymmetric Exchange Rate Dependence, WP04-04
17. Alessio Sancetta, Decoupling and Convergence to Independence with Applications to Functional Limit Theorems, WP04-03
18. Alessio Sancetta, Copula Based Monte Carlo Integration in Financial Problems, WP04-02
19. Abhay Abhayankar, Lucio Sarno and Giorgio Valente, Exchange Rates and Fundamentals: Evidence on the Economic Value of Predictability, WP04-01

2002

1. Paolo Zaffaroni, Gaussian inference on Certain Long-Range Dependent Volatility Models, WP02-12
2. Paolo Zaffaroni, Aggregation and Memory of Models of Changing Volatility, WP02-11
3. Jerry Coakley, Ana-Maria Fuertes and Andrew Wood, Reinterpreting the Real Exchange Rate - Yield Differential Nexus, WP02-10
4. Gordon Gemmill and Dylan Thomas, Noise Training, Costly Arbitrage and Asset Prices: evidence from closed-end funds, WP02-09
5. Gordon Gemmill, Testing Merton's Model for Credit Spreads on Zero-Coupon Bonds, WP02-08
6. George Christodoulakis and Steve Satchell, On the Evolution of Global Style Factors in the MSCI Universe of Assets, WP02-07
7. George Christodoulakis, Sharp Style Analysis in the MSCI Sector Portfolios: A Monte Carlo Integration Approach, WP02-06
8. George Christodoulakis, Generating Composite Volatility Forecasts with Random Factor Betas, WP02-05
9. Claudia Riveiro and Nick Webber, Valuing Path Dependent Options in the Variance-Gamma Model by Monte Carlo with a Gamma Bridge, WP02-04
10. Christian Pedersen and Soosung Hwang, On Empirical Risk Measurement with Asymmetric Returns Data, WP02-03
11. Roy Batchelor and Ismail Orgakcioglu, Event-related GARCH: the impact of stock dividends in Turkey, WP02-02
12. George Albanis and Roy Batchelor, Combining Heterogeneous Classifiers for Stock Selection, WP02-01

2001

1. Soosung Hwang and Steve Satchell, GARCH Model with Cross-sectional Volatility; GARCHX Models, WP01-16
2. Soosung Hwang and Steve Satchell, Tracking Error: Ex-Ante versus Ex-Post Measures, WP01-15
3. Soosung Hwang and Steve Satchell, The Asset Allocation Decision in a Loss Aversion World, WP01-14
4. Soosung Hwang and Mark Salmon, An Analysis of Performance Measures Using Copulae, WP01-13
5. Soosung Hwang and Mark Salmon, A New Measure of Herding and Empirical Evidence, WP01-12
6. Richard Lewin and Steve Satchell, The Derivation of New Model of Equity Duration, WP01-11
7. Massimiliano Marcellino and Mark Salmon, Robust Decision Theory and the Lucas Critique, WP01-10
8. Jerry Coakley, Ana-Maria Fuertes and Maria-Teresa Perez, Numerical Issues in Threshold Autoregressive Modelling of Time Series, WP01-09
9. Jerry Coakley, Ana-Maria Fuertes and Ron Smith, Small Sample Properties of Panel Time-series Estimators with I(1) Errors, WP01-08
10. Jerry Coakley and Ana-Maria Fuertes, The Felsdtein-Horioka Puzzle is Not as Bad as You Think, WP01-07
11. Jerry Coakley and Ana-Maria Fuertes, Rethinking the Forward Premium Puzzle in a Non-linear Framework, WP01-06
12. George Christodoulakis, Co-Volatility and Correlation Clustering: A Multivariate Correlated ARCH Framework, WP01-05

13. Frank Critchley, Paul Marriott and Mark Salmon, On Preferred Point Geometry in Statistics, WP01-04
14. Eric Bouyé and Nicolas Gaussel and Mark Salmon, Investigating Dynamic Dependence Using Copulae, WP01-03
15. Eric Bouyé, Multivariate Extremes at Work for Portfolio Risk Measurement, WP01-02
16. Erick Bouyé, Vado Durrleman, Ashkan Nikeghbali, Gael Riboulet and Thierry Roncalli, Copulas: an Open Field for Risk Management, WP01-01

2000

1. Soosung Hwang and Steve Satchell, Valuing Information Using Utility Functions, WP00-06
2. Soosung Hwang, Properties of Cross-sectional Volatility, WP00-05
3. Soosung Hwang and Steve Satchell, Calculating the Miss-specification in Beta from Using a Proxy for the Market Portfolio, WP00-04
4. Laun Middleton and Stephen Satchell, Deriving the APT when the Number of Factors is Unknown, WP00-03
5. George A. Christodoulakis and Steve Satchell, Evolving Systems of Financial Returns: Auto-Regressive Conditional Beta, WP00-02
6. Christian S. Pedersen and Stephen Satchell, Evaluating the Performance of Nearest Neighbour Algorithms when Forecasting US Industry Returns, WP00-01

1999

1. Yin-Wong Cheung, Menzie Chinn and Ian Marsh, How do UK-Based Foreign Exchange Dealers Think Their Market Operates?, WP99-21
2. Soosung Hwang, John Knight and Stephen Satchell, Forecasting Volatility using LINEX Loss Functions, WP99-20
3. Soosung Hwang and Steve Satchell, Improved Testing for the Efficiency of Asset Pricing Theories in Linear Factor Models, WP99-19
4. Soosung Hwang and Stephen Satchell, The Disappearance of Style in the US Equity Market, WP99-18
5. Soosung Hwang and Stephen Satchell, Modelling Emerging Market Risk Premia Using Higher Moments, WP99-17
6. Soosung Hwang and Stephen Satchell, Market Risk and the Concept of Fundamental Volatility: Measuring Volatility Across Asset and Derivative Markets and Testing for the Impact of Derivatives Markets on Financial Markets, WP99-16
7. Soosung Hwang, The Effects of Systematic Sampling and Temporal Aggregation on Discrete Time Long Memory Processes and their Finite Sample Properties, WP99-15
8. Ronald MacDonald and Ian Marsh, Currency Spillovers and Tri-Polarity: a Simultaneous Model of the US Dollar, German Mark and Japanese Yen, WP99-14
9. Robert Hillman, Forecasting Inflation with a Non-linear Output Gap Model, WP99-13
10. Robert Hillman and Mark Salmon, From Market Micro-structure to Macro Fundamentals: is there Predictability in the Dollar-Deutsche Mark Exchange Rate?, WP99-12
11. Renzo Avesani, Giampiero Gallo and Mark Salmon, On the Evolution of Credibility and Flexible Exchange Rate Target Zones, WP99-11
12. Paul Marriott and Mark Salmon, An Introduction to Differential Geometry in Econometrics, WP99-10
13. Mark Dixon, Anthony Ledford and Paul Marriott, Finite Sample Inference for Extreme Value Distributions, WP99-09
14. Ian Marsh and David Power, A Panel-Based Investigation into the Relationship Between Stock Prices and Dividends, WP99-08
15. Ian Marsh, An Analysis of the Performance of European Foreign Exchange Forecasters, WP99-07
16. Frank Critchley, Paul Marriott and Mark Salmon, An Elementary Account of Amari's Expected Geometry, WP99-06
17. Demos Tambakis and Anne-Sophie Van Royen, Bootstrap Predictability of Daily Exchange Rates in ARMA Models, WP99-05
18. Christopher Neely and Paul Weller, Technical Analysis and Central Bank Intervention, WP99-04
19. Christopher Neely and Paul Weller, Predictability in International Asset Returns: A Re-examination, WP99-03

20. Christopher Neely and Paul Weller, Intraday Technical Trading in the Foreign Exchange Market, WP99-02
21. Anthony Hall, Soosung Hwang and Stephen Satchell, Using Bayesian Variable Selection Methods to Choose Style Factors in Global Stock Return Models, WP99-01

1998

1. Soosung Hwang and Stephen Satchell, Implied Volatility Forecasting: A Comparison of Different Procedures Including Fractionally Integrated Models with Applications to UK Equity Options, WP98-05
2. Roy Batchelor and David Peel, Rationality Testing under Asymmetric Loss, WP98-04
3. Roy Batchelor, Forecasting T-Bill Yields: Accuracy versus Profitability, WP98-03
4. Adam Kurpiel and Thierry Roncalli, Option Hedging with Stochastic Volatility, WP98-02
5. Adam Kurpiel and Thierry Roncalli, Hopscotch Methods for Two State Financial Models, WP98-01