



NATIONAL AERONAUTICS AND SPACE ADMINISTRATION

DMS-DR-2032
NASA CR-128,794
VOLUME 14 of 18
RESULTS OF TESTS OA12 AND IA9 IN THE
AMES RESEARCH CENTER UNITARY PLAN WIND TUNNELS
ON AN 0.030-SCALE MODEL OF THE SPACE SHUTTLE
VEHICLE 2A TO DETERMINE AERODYNAMIC LOADS

SPACE SHUTTLE

AEROTHERMODYNAMIC DATA REPORT

JOHNSON SPACE CENTER
HOUSTON, TEXAS

DATA MANAGEMENT services
SPACE DIVISION  CHRYSLER CORPORATION

February, 1974

DMS-DR-2032
NASA CR-128,794

VOLUME 14 of 18

RESULTS OF TESTS OA12 AND IA9 IN THE
AMES RESEARCH CENTER UNITARY PLAN WIND TUNNELS
ON AN 0.030-SCALE MODEL OF THE SPACE SHUTTLE
VEHICLE 2A TO DETERMINE AERODYNAMIC LOADS

By

R. H. Spangler
Rockwell International

Prepared under NASA Contract Number NAS9-13247

By

Data Management Services
Chrysler Corporation Space Division
New Orleans, Louisiana 70189

for

Engineering Analysis Division

Johnson Space Center
National Aeronautics and Space Administration
Houston, Texas

WING TUNNEL TEST SPECIFICS:

Test Numbers: ARC 11-707 (A)
 ARC 97-707 (B)
 ARC 87-707 (C)
NASA Series Numbers: IA9A, B, C and
 OAL2A, C
Test Date: 2 April - 17 May, 1973

FACILITY COORDINATOR:

C. R. Nysmith
Ames Research Center
Mail Stop N-229-5
Moffett Field, California 94035

Phone: (415) 965-5274

PROJECT ENGINEERS:

R. H. Spangler, R. L. Gillins, E. Chee
Rockwell International, Space Division
12214 Lakewood Boulevard
Mail Code AC-07
Downey, California 90241

Phone: (213) 922-1432

J. J. Brownson, R. E. Fahey
Ames Research Center
Mail Stop 227-5
Moffett Field, California 94035

Phone: (415) 965-6262

DATA MANAGEMENT SERVICES:

This document has been prepared by:

for D. A. Sarver, Terry Mulkey
Liaison Operations

D. E. Poucher, H. C. Zimmerle
Data Operations

W. L. Morgan

D. E. Poucher / H. C. Zimmerle

This document has been reviewed and is approved for release.

for N. D. Kemp
Data Management Services

J. F. Blyden

Chrysler Corporation Space Division Assumes no responsibility for the data presented herein other than its display characteristics.

RESULTS OF TESTS OAL2 AND IA9 IN THE
AMES RESEARCH CENTER UNITARY PLAN WIND TUNNELS
ON AN 0.030-SCALE MODEL OF THE SPACE SHUTTLE
VEHICLE 2A TO DETERMINE AERODYNAMIC LOADS

By

R. H. Spangler
Rockwell International

ABSTRACT

Tests were conducted in the NASA/ARC Unitary Plan Wind Tunnels during April and May 1973, on an 0.030-scale replica of the Space Shuttle Vehicle Configuration 2A. Aerodynamic loads data were obtained at Mach numbers from 0.6 to 3.5.

The investigation included Tests IA9A, B and C on the integrated (launch) configuration and Tests OAL2A and C on the isolated orbiter (entry configuration). The integrated vehicle was tested at angles of attack and sideslip from -8 degrees to +8 degrees. The isolated orbiter was tested at angles of attack from -15 degrees to +40 degrees and angles of sideslip from -10 degrees to +10 degrees as dictated by trajectory considerations. The effects of orbiter/external tank incidence angle and deflected control surfaces on aerodynamic loads were also investigated.

(THIS PAGE INTENTIONALLY LEFT BLANK)

TABLE OF CONTENTS

	<u>Page</u>
ABSTRACT.....	iii
INDEX OF MODEL FIGURES.....	2
INDEX OF TABULATED PRESSURE DATA.....	3
INTRODUCTION.....	8
NOMENCLATURE.....	11
CONFIGURATIONS INVESTIGATED.....	15
TEST FACILITIES DESCRIPTION.....	18
DATA REDUCTION.....	19
TABLES	
I TEST CONDITIONS.....	20
II DATA SET COLLATIONS.....	21
III MODEL COMPONENT DIMENSIONAL DATA.....	33
IV PRESSURE ORIFICE LOCATIONS	
a. Orbiter Body.....	44
b. Orbiter Base, Body Flap Lower Surface, and Vertical Tail.....	45
c. Orbiter Wing.....	46
d. External Tank.....	47
e. Left SRM.....	48
FIGURES	
MODEL.....	49
TABULATED PRESSURE DATA.....	55

INDEX OF MODEL FIGURES

<u>Figure</u>	<u>Title</u>	<u>Page</u>
1.	Axis Systems.	49
2.	Model Sketches.	
	a. Orbiter, O _{2A}	50
	b. SRM, S ₃ , and External Tank, T ₉	51
	c. Integrated Vehicle	52
3.	Model Installation Photographs.	
	a. Integrated (Launch) Vehicle Mounted in the ARC 9 x 7 Ft. Tunnel	53
	b. Isolated Orbiter (Entry Configuration) Mounted in the ARC 8 x 7 Ft. Tunnel	54

INDEX OF TABULATED PRESSURE DATA

<u>COMPONENT</u>	<u>PAGES</u>
VOLUME 7	
<u>TEST IA9A</u>	
Orbiter Fuselage	1-646
Orbiter Base	647-718
Upper MPS Nozzle	719-904
VOLUME 8	
<u>TEST IA9A</u>	
OMS Nozzle	905-1029
Body Flap	1030-1146
OMS Pod Outside	1147-1263
Lower Wing Surface	1264-1896
VOLUME 9	
<u>TEST IA9A</u>	
Upper Wing Surface	1897-2529
Left Vertical Tail Surface	2530-2730
Right Vertical Tail Surface	2731-2931
APU Inlet	2932-3003
SRM Booster Base	3004-3132
VOLUME 10	
<u>TEST IA9A</u>	
SRM Booster	3133-3614

INDEX OF TABULATED PRESSURE DATA (Continued)

<u>COMPONENT</u>	<u>PAGES</u>
External Tank	3615-4128
External Tank Base	4129-4253
VOLUME 11	
<u>TEST IA9B</u>	
Orbiter Fuselage	1-326
Orbiter Base	327-382
Upper MPS Nozzle	383-467
OMS Nozzle	468-524
Body Flap	525-581
OMS Pod Outside	582-638
Lower Wing Surface	639-955
VOLUME 12	
<u>TEST IA9B</u>	
Upper Wing Surface	956-1272
Left Vertical Tail Surface	1273-1377
Right Vertical Tail Surface	1378-1482
APU Inlet	1483-1538
SRM Booster Base	1539-1610
SRM Booster	1611-1850
External Tank	1851-2119
External Tank Base	2120-2176

INDEX OF TABULATED PRESSURE DATA (Continued)

<u>COMPONENT</u>	<u>PAGES</u>
VOLUME 13	
<u>TEST IA9C</u>	
Orbiter Fuselage	1-416
Orbiter Base	417-470
Upper MPS Nozzle	471-575
OMS Nozzle	576-651
Body Flap	652-718
OMS Pod Outside	719-785
VOLUME 14	
<u>TEST IA9C</u>	
Lower Wing Surface	786-1185
Upper Wing Surface	1186-1585
Left Vertical Tail Surface	1586-1712
Right Vertical Tail Surface	1713-1839
VOLUME 15	
<u>TEST IA9C</u>	
APU Inlet	1840-1893
SRM Booster Base	1894-1974
SRM Booster	1975-2276
External Tank	2277-2616
External Tank Base	2617-2692

INDEX OF TABULATED PRESSURE DATA (Continued)

<u>COMPONENT</u>	<u>PAGES</u>
VOLUME 16	
<u>TEST OAL2A</u>	
Orbiter Fuselage	1-449
Orbiter Base	450-501
Upper MPS Nozzle	502-630
OMS Nozzle	631-717
Body Flap	718-796
OMS Pod Outside	797-875
VOLUME 17	
<u>TEST OAL2A</u>	
Lower Wing Surface	876-1269
Upper Wing Surface	1270-1663
Left Vertical Tail Surface	1664-1795
Right Vertical Tail Surface	1796-1927
APU Inlet	1928-1979
VOLUME 18	
<u>TEST OAL2C</u>	
Orbiter Fuselage	1-327
Orbiter Base	328-351
Upper MPS Nozzle	352-415
OMS Nozzle	416-459
Body Flap	460-501

INDEX OF TABULATED PRESSURE DATA (Concluded)

<u>COMPONENT</u>	<u>PAGES</u>
OMS Pod Outside	502-543
Lower Wing Surface	544-738
Upper Wing Surface	739-933
Left Vertical Tail Surface	934-997
Right Vertical Tail Surface	998-1061
APU Inlet	1062-1085

INTRODUCTION

The 0.030-scale Aero Loads Space Shuttle model was tested in the Unitary Plan Wind Tunnels at ARC starting April 2, and continuing through May 17, 1973 as follows:

IA9A	11-foot Transonic	April 2 to April 14, 1973
OAL2A	11-foot Transonic	April 16 to April 29, 1973
IA9C	8x7-foot Supersonic	April 23 to May 1, 1973
OAL2C	8x7-foot Supersonic	May 2 to May 8, 1973
IA9B	9x7-foot Supersonic	May 9 to May 17, 1973

The testing was conducted in all three legs of the Unitary Plan Wind Tunnels to obtain a Mach number range from 0.6 to 3.5. Aerodynamic loads data were obtained for the ascent and entry configurations. The effects of control surface deflections were also investigated.

This report consists of 3 volumes of force data and 15 volumes of pressure data for a total of 18 volumes arranged in the following manner:

<u>VOLUME NO.</u>	<u>CONTENTS</u>
1	IA9A force data
2	IA9B and IA9C force data
3	OAL2A and OAL2C force data
4	IA9A plotted pressure data
5	IA9B and IA9C plotted pressure data
6	OAL2A and OAL2C plotted pressure data
7	IA9A tabulated pressure data (a) orbiter fuselage (b) orbiter base (c) upper MPS nozzle
8	IA9A tabulated pressure data (a) OMS nozzle (b) body flap (c) OMS pod outside (d) lower wing surface
9	IA9A tabulated pressure data (a) upper wing surface (b) left vertical tail surface (c) right vertical tail surface (d) APU inlet (e) SRM booster base
10	IA9A tabulated pressure data (a) SRM booster (b) external tank (c) external tank base

INTRODUCTION (CONTINUED)

- 11 IA9B tabulated pressure data
 - (a) orbiter fuselage
 - (b) orbiter base
 - (c) upper MPS nozzle
 - (d) OMS nozzle
 - (e) body flap
 - (f) OMS pod outside
 - (g) lower wing surface
- 12 IA9B tabulated pressure data
 - (a) upper wing surface
 - (b) left vertical tail surface
 - (c) right vertical tail surface
 - (d) APU inlet
 - (e) SRM booster base
 - (f) SRM booster
 - (g) external tank
 - (h) external tank base
- 13 IA9C tabulated pressure data
 - (a) orbiter fuselage
 - (b) orbiter base
 - (c) upper MPS nozzle
 - (d) OMS nozzle
 - (e) body flap
 - (f) OMS pod outside
- 14 IA9C tabulated pressure data
 - (a) lower wing surface
 - (b) upper wing surface
 - (c) left vertical tail surface
 - (d) right vertical tail surface
- 15 IA9C tabulated pressure data
 - (a) APU inlet
 - (b) SRM booster base
 - (c) SRM booster
 - (d) external tank
 - (e) external tank base
- 16 OA12A tabulated pressure data
 - (a) orbiter fuselage
 - (b) orbiter base
 - (c) upper MPS nozzle
 - (d) OMS nozzle
 - (e) body flap
 - (f) OMS pod outside

INTRODUCTION (CONCLUDED)

- 17 OAl2A tabulated pressure data
 (a) lower wing surface
 (b) upper wing surface
 (c) left vertical tail surface
 (d) right vertical tail surface
 (e) APU inlet
- 18 OAl2C tabulated pressure data
 All components

NOMENCLATURE
General

<u>SYMBOL</u>	<u>SADSAC SYMBOL</u>	<u>DEFINITION</u>
a		speed of sound; m/sec, ft/sec
C_p	CP	pressure coefficient; $(p_1 - p_\infty)/q$
M	MACH	Mach number; V/a
p		pressure; N/m ² , psf
q	Q(NSM) Q(PSF)	dynamic pressure; $1/2\rho V^2$, N/m ² , psf
RN/L	RN/L	unit Reynolds number; per m, per ft
V		velocity; m/sec, ft/sec
α	ALPHA	angle of attack, degrees
β	BETA	angle of sideslip, degrees
ψ	PSI	angle of yaw, degrees
ϕ	PHI	angle of roll, degrees
ρ		mass density; kg/m ³ , slugs/ft ³

Reference & C.G. Definitions

A_b		base area; m ² , ft ²
b	BREF	wing span or reference span; m, ft
c.g.		center of gravity
$\frac{l}{c}$ _{REF}	LREF	reference length or wing mean aerodynamic chord; m, ft
S	SREF	wing area or reference area; m ² , ft ²
	MRP	moment reference point
	XMRP	moment reference point on X axis
	YMRP	moment reference point on Y axis
	ZMRP	moment reference point on Z axis

SUBSCRIPTS

b	base
l	local
s	static conditions
t	total conditions
∞	free stream

NOMENCLATURE (Continued)

Body-Axis System

<u>SYMBOL</u>	<u>SADSAC SYMBOL</u>	<u>DEFINITION</u>
C_N	CN	normal-force coefficient; $\frac{\text{normal force}}{qS}$
C_A	CA	axial-force coefficient; $\frac{\text{axial force}}{qS}$
C_Y	CY	side-force coefficient; $\frac{\text{side force}}{qS}$
C_{A_b}	CAB	base-force coefficient; $\frac{\text{base force}}{qS}$ $-A_b(p_b - p_\infty)/qS$
C_{A_f}	CAF	forebody axial force coefficient, $C_A - C_{A_b}$
C_m	CLM	pitching-moment coefficient; $\frac{\text{pitching moment}}{qS l_{REF}}$
C_n	CYN	yawing-moment coefficient; $\frac{\text{yawing moment}}{qS b}$
C_l	CBL	rolling-moment coefficient; $\frac{\text{rolling moment}}{qS b}$
<u>Stability-Axis System</u>		
C_L	CL	lift coefficient; $\frac{\text{lift}}{qS}$
C_D	CD	drag coefficient; $\frac{\text{drag}}{qS}$
C_{D_b}	CDB	base-drag coefficient; $\frac{\text{base drag}}{qS}$
C_{D_f}	CDF	forebody drag coefficient; $C_D - C_{D_b}$
C_Y	CY	side-force coefficient; $\frac{\text{side force}}{qS}$
C_m	CLM	pitching-moment coefficient; $\frac{\text{pitching moment}}{qS l_{REF}}$
C_n	CLN	yawing-moment coefficient; $\frac{\text{yawing moment}}{qS b}$
C_l	CSL	rolling-moment coefficient; $\frac{\text{rolling moment}}{qS b}$
L/D	L/D	lift-to-drag ratio; C_L/C_D
L/D _f	L/DF	lift to forebody drag ratio; C_L/C_{D_f}

NOMENCLATURE (CONTINUED)

ADDITIONS TO STANDARD LIST

<u>SYMBOL</u>	<u>PLOT SYMBOL</u>	<u>DEFINITION</u>
δ_R	RUDDER	rudder, surface deflection angle, positive deflection, trailing edge to the left; degrees.
δ_e	ELEVON	elevon, surface deflection angle, positive deflection, trailing edge down; degrees.
δ_{RF}	RUDFLR	rudder flare, split rudder deflection angle, left split rudder trailing edge left and right split rudder trailing edge right, $\delta_{RF} = (\delta_{RL} + \delta_{RR})/2$, positive deflection; degrees.
i_o	ORBINC	incidence angle between the orbiter and external tank, $i_o = \alpha_t - \alpha_t$; degrees.
β_T	BETAT	angle of sideslip of external tank.
α_T	ALPHAT	angle of attack of external tank.
l_B	LB	length of orbiter body; in.
l_T	LT	length of external tank; in.
l_s	LS	length of SRM booster; in.
l_{NM}	LMN	length of OMS nozzle, positive direction forward of exit plane; in.
l_{NP}	LNP	length of MPS nozzle, positive direction forward of exit plane; in.
$b/2$	BW	wing semi-span; in.
b_v	BV	vertical tail span; in.
x	X	distance from component nose; in.
y	Y	lateral distance from centerline; in.

NOMENCLATURE (CONCLUDED)

<u>SYMBOL</u>	<u>PLOT SYMBOL</u>	<u>DEFINITION</u>
z	Z	vertical distance measured from W.L. 500 (vertical tail reference root chord); in.
c_w	CW	local wing chord; in.
c_v	CV	local vertical tail chord; in.
x/l_B	X/LB	longitudinal position/orbiter body length.
x/l_T	X/LT	longitudinal position/external tank length.
x/l_S	X/LS	longitudinal position/booster length.
x/l_{NM}	X/LNM	longitudinal position/OMS nozzle length.
x/l_{NP}	X/LNP	longitudinal position/MPS nozzle length.
x/c_w	X/CW	local chordwise position/local wing chord length.
x/c_v	X/CV	local chordwise position/local vertical tail chord length.
$y/b/2$	Y/BW	local spanwise position/wing semi-span.
z/b_v	Z/BV	local spanwise position/vertical tail span.

CONFIGURATIONS INVESTIGATED

The 0.030-scale aero loads model was a replica of the Space Shuttle Vehicle 2A. It consisted of four major components: the orbiter, the external oxygen and hydrogen tank (ET) and two solid rocket boosters (SRB).

On the ascent configuration, the orbiter was strut mounted from the ET on a Task Corporation MK XVI 2.5-inch diameter internal balance. The left SRB was strut mounted from the ET on a Task Corporation MK XXII 1.5-inch diameter internal balance. No attempt was made to simulate actual inter-attachments. The ET was sting mounted to the tunnel model support system on a Task Corporation 4.0-inch diameter internal balance. The right SRB was strut mounted symmetrically to the left side, but did not contain a balance. The orbiter configuration, designated as O2A, consisted of B10C5D7W87V5R5M3F4.

The entry configuration consisted of the isolated orbiter, sting mounted to the tunnel model support system on a Task Corporation MK XXA 2.5-inch diameter internal balance. Midway through the OAL2C test, the MK XXA balance was damaged and was replaced by the MK XXB for the high angles of attack. The orbiter was provided with deflectable elevons by means of interchangeable brackets, deflectable rudder by means of a pin-indexed hinge, and interchangeable rudders to obtain different speed brake flare angles. The main propulsion system engines were removed during entry configuration testing to provide sting clearance. A cover plate was provided for the strut clearance hole.

The orbiter was instrumented with 374 pressure orifices on the left wing, left side of the fuselage, vertical tail, left OMS pod and engine, left and upper MPS engine and the base. The pressures were measured using eleven Scanivalve, Inc., S-type valve modules mounted internally (a five and a six gang unit). When tested in the entry configuration, the MPS pressures were not available for measurement.

The left side of the ET was instrumented with 136 pressure orifices. These pressures were measured by means of 7 Scanivalve, Inc., S-type valve modules configured as one unit of 6 modules and one single. These valves were mounted internally in the tank. The left SRB had one gang of six S-type modules to measure 102 pressures. The right SRB was not instrumented. The pressure transducers used in the valve modules were Statham PM 131 TC differential pressure transducers, with ranges of ± 10 psid, ± 12.5 psid and ± 15 psid. Reference and calibration pressures were measured by the ARC micro manometers.

Some modifications were made to the model at the test site prior to

CONFIGURATIONS INVESTIGATED (CONTINUED)

testing. These were as follows:

1. The forward tip of the ET containing the retro rocket package (Reference NR Drawing VL78-000018) was replaced with a flush 0.90 inch radius nose (Model scale). The new nose had five pressure taps; one in the nose and four more aft of the nose on the vertical and horizontal axis on a 0.315 inch radius.
2. The ET balance cavity was enlarged by one inch on the diameter (from 5 inches to 6 inches) to provide clearance for cable routing and eliminate balance interference.
3. The clearances around both the orbiter and the SRB struts were opened to approximately 1/8 inch to prevent interference.
4. An alternate rudder hinge pin was provided to give a rudder deflection of +15 degrees.

Before and during the tests various model discrepancies developed or were discovered. These were generally minor and had only a negligible, if any, effect on the data. Significant discrepancies are noted below:

1. Pressure orifices PL71 and PL73 on the OMS pod base were omitted.
2. During the test certain pressure taps developed leaks or became plugged. Data from these taps are questionable and should be used with caution. Difficulties in checking may have resulted in erroneous indications of leakage. Repairs were made to correct leaking or plugged pressure instrumentation, whenever possible, as the test progressed. The following list gives those taps that were indicated as bad on the various leak and response checks:

ARC Facility	Run Nos.	Orifice numbers with questionable pressure data
11'	2-4	72, 163, 427
↓	5-118	31, 100, 123, 163, 201, 427
	119-160	16, 98, 101, 107, 333, 427
	161-170	16, 98, 101, 107, 333, 427 + 306, 307, 327, 328, 336, 337, 356, 357, 375

CONFIGURATIONS INVESTIGATED (CONCLUDED)

<u>ARC Facility</u>	<u>Run Nos.</u>	<u>Orifice numbers with questionable pressure data</u>
11'	171-182	16, 47, 53, 75, 78, 98, 107, 201, 236, 237, 238, 307, 327, 365, 427
↓	183-189	Same as (171-182) + 7, 447, 525
	190-211	Same as (171-182)
8'x7'	220-234	20, 21, 24, 74, 326, 327, 336, 424, 427, 752, 868, 871
↓	235-285	74, 326, 327, 336, 424, 427, 752, 868, 871
	286-300	74, 107, 115, 124, 129, 138, 326, 327, 336, 427
	301-305	74, 326, 327, 336, 427
↓	306-333	74, 326, 327, 427
9'x7'	340-396	5, 325, 326, 327, 424, 427, 526, 752, 868, 871

TEST FACILITIES DESCRIPTION

Ames 11 x 11-Ft. Transonic

The Ames 11 x 11-Foot Transonic Wind Tunnel is a variable density, closed return, continuous flow type. This tunnel has an adjustable nozzle (two flexible walls) and a slotted test section to permit transonic testing over a Mach number range continuously variable from 0.4 to 1.4.

Ames 8 x 7-Ft. Supersonic

The Ames 8 x 7-Foot Supersonic Wind Tunnel is a closed-return, variable-density tunnel with a 8- by 7-foot rectangular test section. The nozzle has flexible side walls with fixed upper and lower surfaces. Mach number range is continuously variable from 2.45 to 3.5. Tunnel stagnation pressure can be varied from 0.3 to 2.0 atmospheres and Reynolds number per foot varies from 1.0×10^6 to 5.0×10^6 .

Ames 9 x 7-Ft. Supersonic

The Ames 9 x 7-Foot Supersonic Wind Tunnel is a variable density, continuous flow type with an adjustable nozzle to permit supersonic testing over a Mach number range continuously variable from 1.5 to 2.5. The nozzle is of the asymmetric, sliding-block type in which the variation of the test section Mach number is achieved by translating, in the streamwise direction, the fixed-contour block that forms the floor of the nozzle.

DATA REDUCTION

Standard procedures were utilized to reduce force and pressure data to coefficient form. The following dimensional constants were applied:

Reference Dimensions and Constants (Model Scale)

$$S_{\text{Ref.}} = 2.421 \text{ ft}^2$$

Orbiter reference area

$$L_{\text{Ref.}} = 39.849 \text{ in.}$$

Orbiter reference length

Base Areas (Model Scale)

$$A_{\text{BOI}} = 0.1903 \text{ Ft}^2$$

Orbiter base area, integrated

$$A_{\text{BOA}} = 0.2362$$

Orbiter base area, sting mounted

$$A_{\text{BMPSU}} = 0.0417$$

Orbiter upper MPS base area

$$A_{\text{BMPSL}} = 0.0853$$

Orbiter lower MPS base area

$$A_{\text{BACPS}} = 0.0310$$

Orbiter ACPS base area on OMS pod

$$A_{\text{BOMS}} = 0.0231$$

Orbiter OMS nozzle base area

$$A_{\text{BPOD}} = 0.0257$$

Orbiter OMS pod base area

$$A_{\text{CO}} = 0.0611$$

Orbiter sting cavity base area

$$A_{\text{BNOZ}} = 0.0564$$

SRM nozzle base area

$$A_{\text{BSKIRT}} = 0.1729$$

SRM nozzle skirt base area

$$A_{\text{BETI}} = 0.3189$$

ET Base area

$$A_{\text{CET}} = 0.1964$$

ET Sting cavity base area

TEST : OR12 / IA9

TABLE I.

DATE : May, 1973

TEST CONDITIONS

MACH NUMBER	REYNOLDS NUMBER (per unit length)	DYNAMIC PRESSURE (pounds/sq. foot)	STAGNATION TEMPERATURE (degrees Fahrenheit)
0.6	4.0×10^6	540	120° NOM.
0.9	4.5	800	
1.1	4.0	800	
1.25	3.0	630	
1.4	3.0	650	
1.55	2.8	600	
2.0	2.3	490	
2.5	1.5	300	
3.0	2.0	350	Y
3.5	2.0	300	

FIVE (5) TASK CORPORATION BALANCES
BALANCE UTILIZED: WITH CAPACITIES AS FOLLOWS:

	ISOLATED ORBITER		INTEGRATED VEHICLE		
	MARK IX A	MARK IX B	ORB MARK IX A	SRB MARK IX B	ET MARK IX B
NF	3000	3000	2400	1250	4000
NA	3000	3000	2400	1250	4000
YF	1500	1500	1200	500	2000
YA	1500	1500	1200	500	2000
X	600	600	1500	200	1000
R	4000	4000	4000	1000	10,000
SIZE	2.5"	2.5"	2.5"	1.5"	4.0"

COMMENTS: THE MARK ~~IX~~A, 2.5IN. DIA. BALANCE WAS DAMAGED AFTER RUN 319. THE MARK ~~IX~~B WAS SUBSTITUTED FOR RUN 320 AND SUBSEQUENT RUNS

TABLE II.

TEST: ARC 11-707(IA9A)		DATA SET/RUN NUMBER COLLATION SUMMARY						DATE: 4-27-73										
DATA SET IDENTIFIER	CONFIGURATION	SCHD.		PARAMETERS/VALUES				NO. OF RUNS	MACH NUMBERS (OR ALTERNATE INDEPENDENT VARIABLE)									
		α	β	δ_e	δ_R	δ_{FR}	L_0		0.6	0.9	1.1	1.25	1.4					
RBMx 01	$\phi_{2A} + S_3 + T_9$	A	0	0	0	0	1.5	4	3	5	6	7						
02		A	0	~	~	~	0.5	5	8	18	28	38	48					
03		-8	B					4	9	19	29	39						
04		-6	~					~	10	20	30	40						
05		-4							11	21	31	41						
06		-2						Y	12	22	32	42						
07		0						5	13	23	33	43	49					
08		2						4	14	24	34	44						
09		4						~	15	25	35	45						
10		6							16	26	36	46						
11		8	↓		↓			↓	17	27	37	47						
12		-8	C		-5			2			97	102						
13		-6	~		~			~			118	111						
14		-4									98	103						
15		-2									117	112						
16		0									99	104						
17		2									116	113						
18		4	↓	↓	↓	↓	↓	↓			100	105						

1	7	13	19	25	31	37	43	49	55	61	67	75	76
---	---	----	----	----	----	----	----	----	----	----	----	----	----

α OR β	$\alpha A = -8, -6, -4, -2, 0, 2, 4, 6, 8$	COEFFICENTS	$\beta C = -8, -4, 0, 4, 8$	IDVAR (1)	IDVAR (2)	NDV
SCHEDULES	$\beta B = -8, -6, -4, -2, 0, 2, 4, 6, 8$					

21

TEST RUN NUMBERS

TABLE II. CONTINUED

TEST: ARC - 11 - 707 (IA 9A)		DATA SET/RUN NUMBER COLLATION SUMMARY							DATE: 4/2/78									
DATA SET IDENTIFIER	CONFIGURATION	SCHD.		PARAMETERS/VALUES				NO. OF RUNS	MACH NUMBERS (OR ALTERNATE INDEPENDENT VARIABLE)									
		α	β	δe	δR	δFR	C_0		0.6	0.9	1.1	1.25						
RBMx 19	$\phi_{2A} + S_3 + T_7$	6	C	0	-5	0	0.5	2			115	114						
20		8	T	T	-5	T	T	T			101	106						
21		-8			-10						60	69						
22		-6			T						61	70						
23		-4									62	71						
24		-2									63	72						
25		0									64	73						
26		2									65	74						
27		4									66	75						
28		6									67	76						
29		8			↓						68	77						
30		-8			-15						78	88						
31		-6			T						79	89						
32		-4									80	90						
33		-2									81	91						
34		0									82	92						
35		2									83	93						
36		4	↓	↓	↓	↓	↓	↓			84	94						

22

TEST RUN NUMBERS

1 7 13 19 25 31 37 43 49 55 61 67 75 76

α OR β _____
 SCHEDULES _____
 COEFFICIENTS _____
 IDVAR (1) _____ IDVAR (2) _____ NDV _____

TABLE II. CONTINUED

TEST: ARC 97-707 (IA9B)		DATA SET/RUN NUMBER COLLATION SUMMARY							DATE: 5-17-73											
DATA SET IDENTIFIER	CONFIGURATION	SCHD.		PARAMETERS/VALUES				NO. OF RUNS	MACH NUMBERS (OR ALTERNATE INDEPENDENT VARIABLE)											
		α	β	δe	δR	l_0	$\delta R F$		1.55	2.0										
RBDx 01	$\theta_{2A} + S_3 + T_9$	A	0	0	0	0.5	0	2	341	351										
02		8	B	T	T	T	T	T	342	360										
03		6	T						343	359										
04		4							344	358										
05		2							345	357										
06		0							346	356										
07		-2							347	355										
08		-4							348	354										
09		-6							349	353										
10		-8							350	352										
11		-8	C		-15				361	367										
12		-4	T		T				362	368										
13		0							363	369										
14		4							364	370										
15		6							365	371										
16		8							366	372										
17		-8			-10				373	379										
18		-4			-10				374	380										

TEST RUN NUMBERS

24

1 7 13 19 25 31 37 43 49 55 61 67 75 76

α OR β SCHEDULES
 $\alpha(A) = -8, -6, -4, -2, 0, 2, 4, 5, 8$
 COEFFICIENTS
 $\beta(B) = 8, 6, 4, -4, -6, -8$
 IDVAR (1) IDVAR (2) NDV

TABLE II. CONTINUED

TEST: <u>ARC 97-707(IA9B)</u>			DATA SET/RUN NUMBER COLLATION SUMMARY						DATE: <u>5-17-73</u>									
DATA SET IDENTIFIER	CONFIGURATION	SCHD.		PARAMETERS/VALUES				NO. OF RUNS	MACH NUMBERS (OR ALTERNATE INDEPENDENT VARIABLE)									
		α	β	δe	δR	ζ_0	δR_F		1.55	2.0								
<u>RBDx19</u>	<u>$\theta_{2A} + S_3 + T_9$</u>	<u>0</u>	<u>C</u>	<u>0</u>	<u>-10</u>	<u>0.5</u>	<u>0</u>	<u>2</u>	<u>375</u>	<u>381</u>								
<u>20</u>		<u>4</u>	<u>T</u>	<u>T</u>	<u>T</u>	<u>T</u>	<u>T</u>	<u>T</u>	<u>376</u>	<u>382</u>								
<u>21</u>		<u>6</u>			<u>↓</u>				<u>377</u>	<u>383</u>								
<u>22</u>		<u>8</u>			<u>↓</u>				<u>378</u>	<u>384</u>								
<u>23</u>		<u>-8</u>			<u>+15</u>				<u>385</u>	<u>391</u>								
<u>24</u>		<u>-4</u>			<u>T</u>				<u>386</u>	<u>392</u>								
<u>25</u>		<u>0</u>							<u>387</u>	<u>393</u>								
<u>26</u>		<u>4</u>							<u>388</u>	<u>394</u>								
<u>27</u>		<u>6</u>							<u>389</u>	<u>395</u>								
<u>28</u>		<u>8</u>	<u>↓</u>	<u>↓</u>	<u>↓</u>	<u>↓</u>	<u>↓</u>	<u>↓</u>	<u>390</u>	<u>396</u>								

25

TEST RUN NUMBERS

1 7 13 19 25 31 37 43 49 55 61 67 75 76

α OR β _____
 SCHEDULES _____
 COEFFICIENTS _____
 IDVAR (1) _____ IDVAR (2) _____ NDV _____

TABLE II. CONTINUED

TEST: ARC 8x7-707 (IA9C)			DATA SET/RUN NUMBER COLLATION SUMMARY						DATE: 5-1-73												
DATA SET IDENTIFIER	CONFIGURATION	SCHD.		PARAMETERS/VALUES				NO. OF RUNS	MACH NUMBERS (OR ALTERNATE INDEPENDENT VARIABLE)												
		α	β	δ_e	δ_R	δ_{FR}	ζ_0		2.5	3.0	3.5										
RBNx01	$\delta_{2A} + S_3 + T_9$	A	0	0	0	0	0.5	3	240	230	220										
02		-8	B	T	T	T	T	T	241	231	221										
03		-6	T						242	232	222										
04		-4							243	233	223										
05		-2							244	234	224										
06		0							245	235	225										
07		2							246	236	226										
08		4							247	237	227										
09		6							248	238	228										
10		8	▼		▼				249	239	229										
11		-8	C		-15				267	256	250										
12		-4	T		T				266	257	251										
13		0							265	258	252										
14		4							264	259	253										
15		6	▼	▼	▼	▼	▼	▼	263	260	254										
16		8	▼	▼	▼	▼	▼	▼	262	261	255										

26

TEST RUN NUMBERS

1 7 13 19 25 31 37 43 49 55 61 67 75 76

α OR β SCHEDULES
 $\alpha A = -8, -6, -4, -2, 0, 2, 4, 6, 8$
 COEFFICIENTS
 $\beta B = -8, -6, -4, -2, 0, 2, 4, 6, 8$
 IDVAR (1) IDVAR (2) NDV
 $\beta C = -8, -6, -4, 0, 4, 6, 8$

TABLE II. CONTINUED

TEST: AMES 11-707 (0A12A)			DATA SET/RUN NUMBER COLLATION SUMMARY						DATE: 4-23-73										
DATA SET IDENTIFIER	CONFIGURATION	SCHD.		PARAMETERS/VALUES			NO. OF RUNS	MACH NUMBERS (OR ALTERNATE INDEPENDENT VARIABLE)											
		α	β	δ_e	δ_R	δ_{FR}		0.6	0.9										
RBPx01	B ₁₀ C ₅ D ₇ N ₂ F ₄ M ₃ N ₈ V ₅ R ₅ W ₇ E ₁₈	A	0	0	0	0	2	119	125										
02		0	B	↑	↑	↑	↑	120	126										
03		5	↑	↑	↑	↑	↑	121	127										
04		10	↑	↑	↑	↑	↑	122	128										
05		15	↑	↑	↑	↑	↑	123	129										
06		20	↓	↑	↓	↑	↑	124	130										
07		0	C	↑	-10	↑	↑	131	136										
08		5	↑	↑	↑	↑	↑	132	137										
09		10	↑	↑	↑	↑	↑	133	138										
10		15	↑	↑	↑	↑	↑	134	139										
11		20	↑	↑	↑	↑	↑	135	140										
12		0	↑	↑	-20	↑	↑	141	146										
13		5	↑	↑	↑	↑	↑	142	147										
14		10	↑	↑	↑	↑	↑	143	148										
15		15	↑	↑	↑	↑	↑	144	149										
16		20	↓	↓	↓	↓	↓	145	150										
17		0	D	10	0	↑	↑	151	156										
18		5	D	10	0	↓	↓	152	160										

28

TEST RUN NUMBERS

1 7 13 19 25 31 37 43 49 55 61 67 75 76

α OR β SCHEDULES
 α A = MAX, 0, 5, 10, 15, 20, 25
 COEFFICIENTS
 β B = -10, -5, 5, 10
 β C = 8, -4, 0, 4, 8
 IDVAR (1)
 IDVAR (2)
 NDV
 β D = -10, 0, 10
 β E = -5, 0, 5

TABLE II. CONTINUED

TEST: AMES 11-707 (0A12A)		DATA SET/RUN NUMBER COLLATION SUMMARY						DATE: 4-23-73											
DATA SET IDENTIFIER	CONFIGURATION	SCHD.		PARAMETERS/VALUES			NO. OF RUNS	MACH NUMBERS (OR ALTERNATE INDEPENDENT VARIABLE)											
		α	β	δe	δR	δFR		0.6	0.9										
RBPx19	B ₁₀ C ₅ D ₇ N ₂ F ₄ M ₃ N ₈ V ₅ R ₅ W ₈₇ E ₁₈	10	D	+10	0	0	2	153	157										
20		15	↓	↓	↓	↓	↓	154	159										
21		20	↓	↓	↓	↓	↓	155	158										
22		0	C	-10				161	166										
23		5	↓	↓	↓	↓	↓	162	167										
24		10	↓	↓	↓	↓	↓	163	168										
25		15	↓	↓	↓	↓	↓	164	169										
26		20	↓	↓	↓	↓	↓	165	170										
27		-4	E	-20				171	182										
28		0	C					172	181										
29		5	↓	↓	↓	↓	↓	173	180										
30		10	↓	↓	↓	↓	↓	174	179										
31		15	↓	↓	↓	↓	↓	175	178										
32		20	↓	↓	↓	↓	↓	176	177										
33		-4	E	0	0	40		183	189										
34		0	C	↓	↓	↓	↓	184	190										
35		5	↓	↓	↓	↓	↓	185	191										
36		10	↓	↓	↓	↓	↓	186	192										

TEST RUN NUMBERS

29

1	7	13	19	25	31	37	43	49	55	61	67	75	76	
α OR β		α A = -MAX, 0, 5, 10, 15, 20, 25					COEFFICIENTS			β C = -8, -4, 0, 4, 8		IDVAR (1)	IDVAR (2)	NDV
SCHEDULES		β B = -10, -5, 5, 10					β D = -10, 0, 10			β E = -5, 0, 5				

TABLE II. CONTINUED

TEST : AMES 11-707 (0A12A)			DATA SET/RUN NUMBER COLLATION SUMMARY					DATE : 4-23-73												
DATA SET IDENTIFIER	CONFIGURATION	SCHD.		PARAMETERS/VALUES			NO. OF RUNS	MACH NUMBERS (OR ALTERNATE INDEPENDENT VARIABLE)												
		α	β	δ_e	δ_R	δ_{FR}		0.6	0.9	1.1	1.25	1.4								
RBPx37	$\theta_{10} C_5 D_7 N_2 F_4 M_3 N_8 V_8 R_5 W_8 F_{18}$	15	C	0	0	40		187	193											
38		20	C			40		188	194											
39		F	O			0				199	197	195								
40		0.5	G							200	198	196								
41		-4	E		-10			201	202											
42		-4	E		-20			203	204											
43		-4	E	10	0	0		205	206											
44		-4	E	-10				207	208											
45		-4	E	0				210	209											
46		H	O					216	211											
47		-5	I					215	212											
48		-10	I					214	213											

30

TEST RUN NUMBERS

1 7 13 19 25 31 37 43 49 55 61 67 75 76

α OR β SCHEDULES
 $\alpha_F = -4.5, -3.5, -1.5, 0.5, 2.5, 4.5, 6.6, 8.6, 10, 15$
 COEFFICIENTS
 $\alpha_H = 0, -5, -10, -15$
 IDVAR (1) IDVAR (2) NDV
 $\beta_G = -8, -4, -2, 0, 2, 4, 8$
 $\beta_I = -10, -5, 5, 10$

TABLE II. CONTINUED

TEST: 87-707 (0A12C)		DATA SET/RUN NUMBER COLLATION SUMMARY						DATE: 5-9-73											
DATA SET IDENTIFIER	CONFIGURATION	SCHD.		PARAMETERS/VALUES			NO. OF RUNS	MACH NUMBERS (OR ALTERNATE INDEPENDENT VARIABLE)											
		α	β	δ_e	δ_R	δ_{FR}		2.5	3.5										
RBQx01	B10C5D7M2F2M3N3V3R5W3F _{97,98}	A	0	0	0	40	2	290	286										
02		0	B	T	T	T		293	289										
03		10	C					292	288										
04		20	C					291	287										
05		0	D			-20		297	294										
06		10	T					298	295										
07		20						299	296										
08		0		10	0			303	300										
09		10		T	T			304	301										
10		20						305	302										
11		0		-20				309	306										
12		10		T				310	307										
13		20						311	308										
14		0		-40				317	314										
15		10		T				318	315										
16		20						319	316										
17		E	0	0				322	320										
18		30	D	0				323	321										

31

TEST RUN NUMBERS

1 7 13 19 25 31 37 43 49 55 61 67 75 76

α OR β SCHEDULES: $\alpha A = 0, 5, 10, 15, 20$
 $\beta B = 3, -3$
 $\alpha E = 15, 20, 25, 30, 35, 40$

COEFFICIENTS: $\beta C = 6, 3, -3, -6$
 $\beta D = 6, 3, 0, -3, -6$

IDVAR (1) IDVAR (2) NDV

$\alpha E = 15, 20, 25, 30, 35, 40$

TABLE III. MODEL COMPONENT DIMENSIONAL DATA

MODEL COMPONENT: BLO Body

GENERAL DESCRIPTION: Fuselage, 2A Configuration, Lightweight Orbiter, per
Rockwell Lines VL70-000089 "B."

Scale Model = .030

DRAWING NUMBER: VL70-000089 "B"
VL70-000092, 93, 94 "A"

<u>DIMENSIONS:</u>	<u>FULL-SCALE</u>	<u>MODEL SCALE</u>
Length ~ IN	<u>1328.3</u>	<u>39.8490</u>
Max. Width ~ IN (@X ₀ = 1528.3)	<u>265.0</u>	<u>7.9500</u>
Max. Depth ~ IN. (@X ₀ = 1480.52)	<u>248.0</u>	<u>7.4400</u>
Fineness Ratio	<u>5.012</u>	<u>5.012</u>
Area ~ Ft ²		
Max. Cross-Sectional	<u>456.4</u>	<u>.41076</u>
Planform	<u> </u>	<u> </u>
Wetted	<u> </u>	<u> </u>
Base	<u> </u>	<u> </u>

TABLE III. (CONTINUED)

MODEL COMPONENT: Canopy - C5

GENERAL DESCRIPTION: 2A Configuration per Lines VL70-000092

Scale Model = .030

DRAWING NUMBER: VL70-000092

<u>DIMENSIONS:</u>	<u>FULL-SCALE</u>	<u>MODEL SCALE</u>
Length (STA FWD Bulkhead)	<u>391.0</u>	<u>11.730</u>
Max. Width (T.E. Bulkhead)	<u>560.0</u>	<u>16.800</u>
Max. Depth (WP = 42.9 22 to = 500)	<u> </u>	<u> </u>
Fineness Ratio	<u> </u>	<u> </u>
Area	<u> </u>	<u> </u>
Max. Cross-Sectional	<u> </u>	<u> </u>
Planform	<u> </u>	<u> </u>
Wetted	<u> </u>	<u> </u>
Base	<u> </u>	<u> </u>

TABLE III. (CONTINUED)

MODEL COMPONENT: Manipulator Housing D-7

GENERAL DESCRIPTION: 2A Configuration per Rockwell Lines VL70-000093

Scale Model = .030

DRAWING NUMBER: VL70-000093

<u>DIMENSIONS:</u>	<u>FULL-SCALE</u>	<u>MODEL SCALE</u>
Length ~ IN.	881.00	26.430
Max. Width ~ IN.	51.00	1.530
Max. Depth ~ IN.	23.00	.690
Fineness Ratio		
Area		
Max. Cross-Sectional		
Planform		
Wetted		
Base		
C Fuselage	BP = 0.00	
	WP = 500.0 IN. FS	
	X.426.0 to 1307.0 IN. FS	

TABLE III. (CONTINUED)

MODEL COMPONENT: WING-W87 New Light Weight Orbiter

GENERAL DESCRIPTION: Orbiter Configuration Per Lines VL70-000093.

NOTE: (Dihedral Angle is defined at the lower surface of the Wing at the 75.33% element line projected into a plane perpendiculary.

Scale Model = .030

TEST NO.

DWG. NO. VL70-000093

DIMENSIONS:

FULL-SCALE

MODEL SCALE

TOTAL DATA

Area (Theo.) Ft²

Planform

Span (Theo In.

Aspect Ratio

Rate of Taper

Taper Ratio

Dihedral Angle, degrees

Incidence Angle, degrees

Aerodynamic Twist, degrees

Sweep Back Angles, degrees

Leading Edge

Trailing Edge

0.25 Element Line

Chords:

Root (Theo) B.P.O.O.

Tip, (Theo) B.P. 46834

MAC

Fus. Sta. of .25 MAC

W.P. of .25 MAC

183.13 B.L. of .25 MAC

EXPOSED DATA

Area (Theo) Ft²

Span, (Theo) In. BP108 to 468.341

Aspect Ratio

Taper Ratio

Chords

Root BP108

Tip $1.00 \frac{b}{2}$

MAC

Fus. Sta. of .25 MAC

W.P. of .25 MAC

B.L. of .25 MAC

Airfoil Section (Rockwell Mod NASA)

XXXX-64

Root $\frac{b}{2} = .425$

Tip $\frac{b}{2} = 1.00$

Data for (1) of (2) Sides

Leading Edge Cuff

Planform Area Ft²

Leading Edge Intersects Fus M. L. @ Sta

Leading Edge Intersects Wing @ Sta

2690.00	2.42100
936.68	28.10040
2.265	2.265
1.177	1.177
0.200	0.2000
3.5000	3.500
3.000	+3.00
3.500	+3.000
45.00	45.00
-10.24	-10.24
35.209	35.209
689.24	20.67720
137.85	4.13550
474.81	14.24430
1136.89	34.10670
299.20	8.97840
182.13	5.46390
1752.29	1.57706
720.68	21.62040
2.058	2.058
.2451	.2451
562.40	16.8720
137.85	4.13550
393.03	11.79090
1185.31	35.55930
300.207	9.00621
143.76	4.31280
.10	.10
.12	.12
120.33	1.0830
560.0	16.80
1035.0	31.050

TABLE III. (CONTINUED)

MODEL COMPONENT: Elevon E-18

GENERAL DESCRIPTION: 2A Configuration Per W-87 Rockwell Lines VL 70-000093

Data for (1) of (2) Sides

Scale Model = .030

DRAWING NUMBER: VL 70-000093

<u>DIMENSIONS:</u>	<u>FULL-SCALE</u>	<u>MODEL SCALE</u>
Area ~ Ft ²	<u>205.52</u>	<u>.18497</u>
Span (equivalent) ~ IN.	<u>353.34</u>	<u>10.60020</u>
Inb'd equivalent chord	<u>114.78</u>	<u>3.44340</u>
Outb'd equivalent chord	<u>55.00</u>	<u>1.6500</u>
Ratio movable surface chord/ total surface chord		
At Inb'd equiv. chord	<u>.208</u>	<u>.208</u>
At Outb'd equiv. chord	<u>.400</u>	<u>.400</u>
Sweep Back Angles, degrees		
Leading Edge	<u>0.00</u>	<u>0.00</u>
Tailing Edge	<u>-10.24</u>	<u>-10.24</u>
Hingeline	<u>0.00</u>	<u>0.00</u>
Area Moment (Normal to hinge line) Ft ³	<u>1548.07</u>	<u>.04180</u>
Product of Area Moment		

TABLE III. (CONTINUED)

MODEL COMPONENT: VERTICAL - V5 (Light Weight Orbiter Configuration)GENERAL DESCRIPTION: Centerline Vertical Tail, Double Wedge Airfoil with Rounded
Leading Edge

Scale Model = .030

DRAWING NUMBER: VL70-000095DIMENSIONS:FULL-SCALEMODEL SCALETOTAL DATA

Area (Theo) Ft ²	413.25	.37192
Planform		
Span (Theo) In	315.72	9.47160
Aspect Ratio	1.675	1.675
Rate of Taper	0.507	0.507
Taper Ratio	.404	.404
Sweep Back Angles, degrees		
Leading Edge	45.000	45.000
Trailing Edge	26.249	26.249
0.25 Element Line	41.130	41.130
Chords:		
Root (Theo) WP	268.50	8.05500
Tip (Theo) WP	108.47	3.25410
MAC	199.81	5.99430
Fus. Sta. of .25 MAC	1463.50	43.90500
W. P. of .25 MAC	635.522	19.06566
B. L. of .25 MAC	0.00	0.00
Airfoil Section		
Leading Wedge Angle Deg	10.000	10.000
Trailing Wedge Angle Deg	14.920	14.920
Leading Edge Radius IN.	2.00	.06
Void Area Ft ²	13.17	.01185
Blanketed Area Ft ²	12.67	.01140

TABLE III. (CONTINUED)

MODEL COMPONENT: R-5 Rudder

GENERAL DESCRIPTION: ZA Configuration per Rockwell Lines VL 70-000095

Scale Model = .030

DRAWING NUMBER: VL 70-000095

<u>DIMENSIONS:</u>	<u>FULL-SCALE</u>	<u>MODEL SCALE</u>
Area ~ Ft ²	<u>106.38</u>	<u>.09574</u>
Span (equivalent) ~ IN.	<u>201.0</u>	<u>6.030</u>
Inb'd equivalent chord	<u>91.585</u>	<u>2.74755</u>
Outb'd equivalent chord	<u>50.833</u>	<u>1.52499</u>
Ratio movable surface chord/ total surface chord		
At Inb'd equiv. chord	<u>0.400</u>	<u>0.400</u>
At Outb'd equiv. chord	<u>0.400</u>	<u>0.400</u>
Sweep Back Angles, degrees		
Leading Edge	<u>34.83</u>	<u>34.83</u>
Tailing Edge	<u>26.25</u>	<u>26.25</u>
Hingeline	<u>34.83</u>	<u>34.83</u>
Area Moment (Normal to hinge line) ~ Ft ³	<u>526.13</u>	<u>.01421</u>
Product of Area and Mean Chord		

TABLE III. (CONTINUED)

MODEL COMPONENT: OMS Pod -M3

GENERAL DESCRIPTION: 2A Light Weight Configuration per Rockwell Lines

VL70-000094A

Scale Model = .030

DRAWING NUMBER:

VL70-000094A

DIMENSIONS:

	<u>FULL-SCALE</u>	<u>MODEL SCALE</u>
Length	<u>346.0</u>	<u>10.380</u>
Max. Width $X_{\underline{}}$ = 1450.0	<u>108.0</u>	<u>3.240</u>
Max. Depth X_{\circ} = 1500.0	<u>113.0</u>	<u>3.390</u>
Fineness Ratio	<u> </u>	<u> </u>
Area	<u> </u>	<u> </u>
Max. Cross-Sectional	<u> </u>	<u> </u>
Planform	<u> </u>	<u> </u>
Wetted	<u> </u>	<u> </u>
Base	<u> </u>	<u> </u>

E of OMS Pod

WP = 463.9 IN. FS WP 400 + 63.9 = 463.9

BP = 80.0 IN. FS

Length 1214.0 to 1560.0' = 346.0 IN. FS

TABLE III. (CONTINUED)

MODEL COMPONENT: FL Body Flap

GENERAL DESCRIPTION: 2A Configuration per Rockwell Lines VL70-000094A

Scale Model = .030

DRAWING NUMBER: VL70-000094A

<u>DIMENSIONS:</u>	<u>FULL-SCALE</u>	<u>MODEL SCALE</u>
Length	<u>84.70</u>	<u>2.541</u>
Max. Width	<u>265.00</u>	<u>7.950</u>
Max. Depth	<u> </u>	<u> </u>
Fineness Ratio	<u> </u>	<u> </u>
Area ~ Ft ²	<u> </u>	<u> </u>
Max. Cross-Sectional	<u> </u>	<u> </u>
Planform	<u>142.64</u>	<u>.12838</u>
Wetted	<u> </u>	<u> </u>
Base Ft ²	<u>38.65</u>	<u>.03478</u>

TABLE III. (CONTINUED)
MODEL DIMENSIONAL DATA

MODEL COMPONENT : S3-Booster Solid Rocket Motor

GENERAL DESCRIPTION : 2A Configuration Per Rockwell Lines VL77-000012
& VL72-000061 "B"

Body of Revolution; Data for (1) of (2) Sides

Scale Model = .030

DRAWING NUMBER : VL 77-000012

DIMENSIONS :	FULL SCALE	MODEL SCALE
Length ~IN.	<u>1732.0</u>	<u>51.96</u>
Max Width (DIA) IN. BSRM Tank	<u>142.0</u>	<u>4.260</u>
Max Depth (DIA) Aft Skirt	<u>259.0</u>	<u>7.77</u>
Fineness Ratio L/D	<u>6.687</u>	<u>6.687</u>
Area ~ Ft ²	<u> </u>	<u> </u>
Max. Cross-Sectional (Aft Skirt)	<u>365.87</u>	<u>.32928</u>
Planform	<u> </u>	<u> </u>
Wetted	<u> </u>	<u> </u>
Base	<u> </u>	<u> </u>

Ref.

FS (Orbiter) = 0.00 = 747.99 IN. FT = 200.0 IN. BSRM
 WP (BSRM) = WP 400(Orbiter) - 344.413 = 55.587 IN.
 BP (Orbiter) = 0.00 = 243.0 IN. BSRM

TABLE III. (CONCLUDED)

MODEL COMPONENT: EXTERNAL TANK - T9

GENERAL DESCRIPTION: 2A Configuration

NOTE: T9 identical to T8 W/O retro pkg., nose w/30"R F.S.

DRAWING NUMBER

NONE

DIMENSION:

FULL SCALE

MODEL SCALE

Length - IN.	<u>1858</u>	<u>55.740</u>
Max Width (Dia) - IN.	<u>324.0</u>	<u>9.720</u>
Max Depth	<u></u>	<u></u>
Fineness Ratio L/D	<u>5.73457</u>	<u>5.73457</u>
Area - FT ²		
Max Cross-Sectional	<u>572.56</u>	<u>0.51530</u>
Planform	<u></u>	<u></u>
Wetted	<u></u>	<u></u>
Base	<u></u>	<u></u>
Nose, Radius, IN.	<u>30.0</u>	<u></u>

ORBITER BODY

ORBITER STATION ~ X _o			RADIAL LOCATION θ ~ DEGREES																	
FULL	MODEL	X _o /l _o	0	20	40	55	70	90	105	110	120	135	142	150	157	162	165	169	172	180
200	6.00	0	20																	
210	6.30	.008	21					22												23
225	6.75	.019	24	25	26	27	28	29			30			31						32
245	7.35	.034	33	34	35	36	37	38			39			40						41
280	8.40	.060	42	43	44	45	46	47			48			49						50
380	11.40	.136	51	52	53	54	55	56			57			58						59
400	12.00	.151																	60	
410	12.30	.158													61					
430	12.90	.173	62	63	64	65	66	67			68			69		70		71		72
460	13.80	.196											73							
500	15.00	.226	74	75	76	77	78	79			80			81				82		83
560	16.80	.271	84		85		86	87			88			89				90		91
625	18.75	.320	92		93		94	95			96			97				98		99
725	21.75	.395	100		101		102	103			104			105				106		107
880	26.40	.512	108		109		110	111			112			113				114		115
980	29.40	.587	116		117															
1080	32.40	.662			118		119	120			121			122				123		124
1180	35.40	.738					125	126			127			128						129
1245	37.35	.787			130		131	132	133		134	135		136				137		138
1300	39.00	.828			139		140	141	142		143	144		145				146		
1375	41.25	.885			147		148	149	150		151	152		153				154		
1430	42.90	.926			155		156	157	158		159	160		161				162		
1480	44.40	.964	163				164	165	166		167	168		169				170		
1530 ^a	45.90	1.001								171	173									
1530 ^b	45.90	1.001								172	174									

77

- a OMS POD, INSIDE
- b OMS POD, OUTSIDE

a. Orbiter body

Table IV. Pressure Orifice Locations

ORBITER BASE

LOCATION	ORIFICE NUMBERS
ORBITER BASE (INTEGRATED)	1, 2, 3, 4
LEFT MPS NOZZLE BASE	5
UPPER MPS NOZZLE BASE	6
ACPS BASE AREA ON OMS POD	7
OMS NOZZLE BASE	8
OMS POD BASE	9
ORBITER BASE (STING MOUNT)	11, 12, 13, 14
ORBITER STING CAVITY	15, 16

BODY FLAP LWR SURFACE

ORB. STA. ~ X _o		θ ~ DEG	
FULL	MODEL	0	40
1580	47.40	175	176

MPS NOZZLE

X ~ IN. FWD BASE		θ ~ DEG.					
FULL	MODEL	0	90	135	180	225	270
25	0.75	181	182	183	184	185	186
50	1.50	187	188	189	190	191	192
75	225		193	194	195	196	197

OMS NOZZLE

X ~ IN FWD BASE		θ ~ DEG		
FULL	MODEL	135	180	225
10	0.30	177	178	179
20	0.60		180	

VERTICAL TAIL

WATER PLANE ~ Z _o				X/C ~ THEORETICAL VERTICAL CHORD							
FULL	MODEL	η _v		0	.05	.15	.30	.52	.65	.775	.90
525	15.75	.079		400							
550	16.50	.158	L	410	411	412	413	414	415	416	
			R		511	512	513	514	515	516	
600	18.00	.316	L	420	421	422	423	424	425	426	427
			R		521	522	523	524	525	526	527
690	20.70	.60	L	430	431	432	433	434	435	436	437
			R		531	532	533	534	535	536	537
765	22.95	.84	L	440	441	442	443	444	445	446	447
			R		541	542	543	544	545	546	547
792	23.76	.925	L	450	451	452	453	454	455	456	457
			R		551	552	553	554	555	556	557

b. Orbiter Base, Body Flap Lower Surface, and Vertical Tail

Table IV. Continued.

ORBITER WING

ORBITER B.P. ~ Y			X/C ~ THEORETICAL WING CHORD																						
FULL	MODEL	7		-.49	-.35	-.25	-.15	-.033	0.0	.05	.15	.25	.40	.55	.60	.65	.70	.725	.75	.775	.80	.85	.90	.95	
140	4.20	.299	U L	200	201 301		202 302			203 303		204 304		205 305					206 306		207 307	208 308		209 309	
170	5.10	.364	U L			210	211 311			212 312															
200	6.00	.427	U L					220		221 321	222 322		223 323	224 324					225 325		226 326	227 327	228 328	229 329	
250	7.50	.534	U L						230	231 331	232 332	233 333	234 334	235 335					236 336		237 337		238 338	239 339	240 340
315	9.45	.673	U L						250	251 351	252 352	253 353	254 354	255 355				256 356		257 357		258 358		259 359	
365	10.95	.780	U L						260	261 361	262 362	263 363						264 364		265 365		266 366		267 367	
415	12.45	.887	U L						270	271 371	272 372	273 373	274 374			275 375			276 376				277 377		

U - UPPER SURFACE

L - LOWER SURFACE

7	X/C LOCAL WING CHORD
.299	0, .094, .229, .362, .497, .700, .834, .865, .900, .965
.364	0, .086, .246
.427	0, .081, .177, .402, .565, .760, .808, .857, .905, .953
.534	SAME AS THEORETICAL CHORD
.673	
.780	
.887	

c. Orbiter Wing
Table IV. Continued.

EXTERNAL TANK

TANK STA ~ XT			θ ~ DEG									
FULL	MODEL	XT/LT	0	30	60	90	120	135	150	165	180	270
316.	9.48	0	610									
317.7	9.53	.001	611			614					619	620
400	12.00	.045	621	622	623	624	625		627		629	
520	15.60	.110	631	632	633	634	635		637	638	639	
640	19.20	.174	641	642	643	644	645		647	648	649	
670	20.10	.191	651	652	653	654	655		657	658	659	
710	21.30	.212	661	662	663	664	665		667	668	669	
750	22.50	.234	671	672	673	674	675	676	677	678	679	
850	25.50	.287	681	682	683	684	685		687	688	689	
950	28.50	.341	691	692	693	694	695	696	697	698	699	
1050	31.50	.395	701	702	703	704	705		707	708	709	
1150	34.50	.449	711	712	713	714	715	716	717		719	
1250	37.50	.503	721	722	723	724	725		727	728	729	
1350	40.50	.557	731	732	733	734	735	736	737		739	
1500	45.00	.637	741	742	743	744	745		747	748	749	
1700	51.00	.745	751	752	753		755	756	757		759	
1900	57.00	.853	761	762	763		765	766	767	768		
2040	61.20	.929	771	772	773	774	775	776	777	778		
STING CAVITY			601									
BASE			602			603					604	

L7

d. External Tank
Table IV. Continued.

LEFT SRM

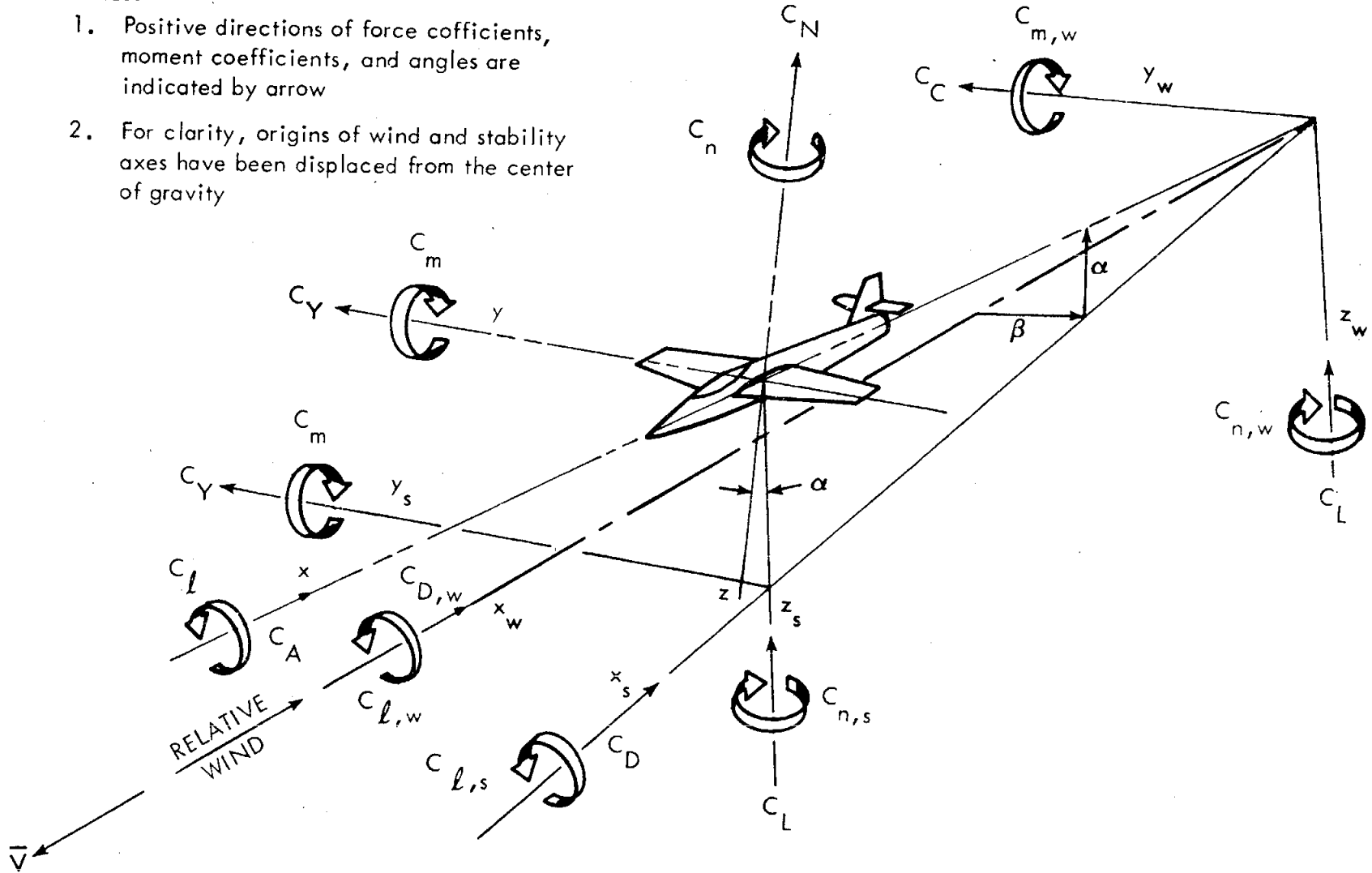
SRM STATION ~ XS			θ ~ DEG							
FULL	MODEL	XS/LS	0	45	90	135	180	225	270	315
200	6.00	0	810							
260	7.80	.034	811	812	813	814	815	816	817	818
370	11.10	.097	821	822	823	824	825	826	827	828
400	12.00	.114	831	832	833	834	835	836	837	838
450	13.50	.142	841	842	843	844	845	846	847	848
550	16.50	.199	851	852	853	854	855	856	857	858
700	21.00	.284	861		863		865	866	867	868
850	25.50	.370	871		873		875		877	
1050	31.50	.484	881		883		885			
1250	37.50	.597	891		893		895			
1450	43.50	.711	901		903		905		907	
1650	49.50	.825	911		913		915		917	
1750	52.50	.882	921	922	923	924	925	926	927	928
1790	53.70	.904	931	932	933	934	935	936	937	938
1850	55.50	.939	941	942	943	944	945	946	947	948
1900	57.00	.967	951	952	953	954	955	956	957	958
NOZZLE BASE			801							
SKIRT BASE			802		803		804		805	

e. Left SRM

Table IV. Concluded.

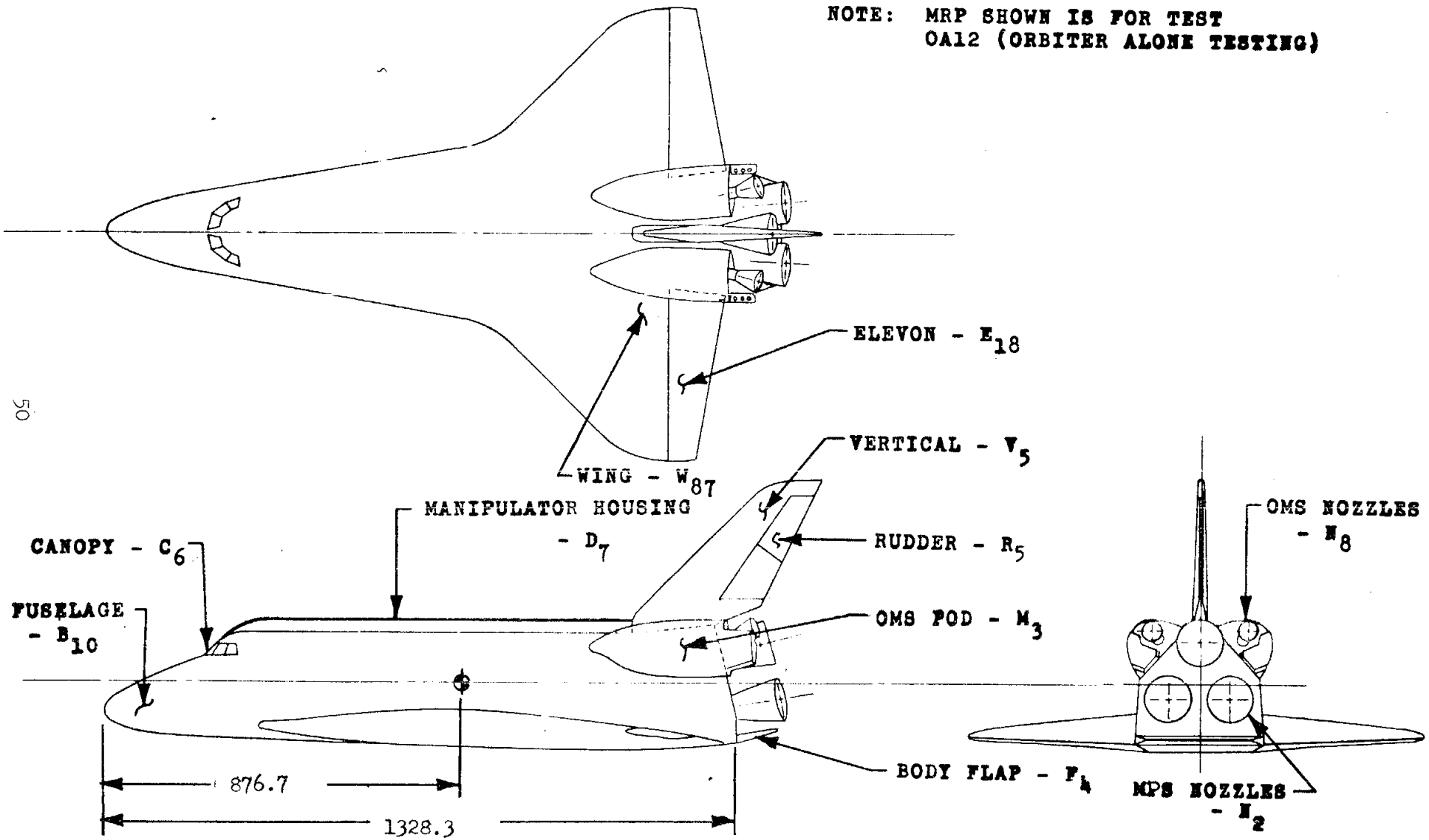
Notes:

1. Positive directions of force coefficients, moment coefficients, and angles are indicated by arrow
2. For clarity, origins of wind and stability axes have been displaced from the center of gravity



67

Figure 1. - Axis Systems.

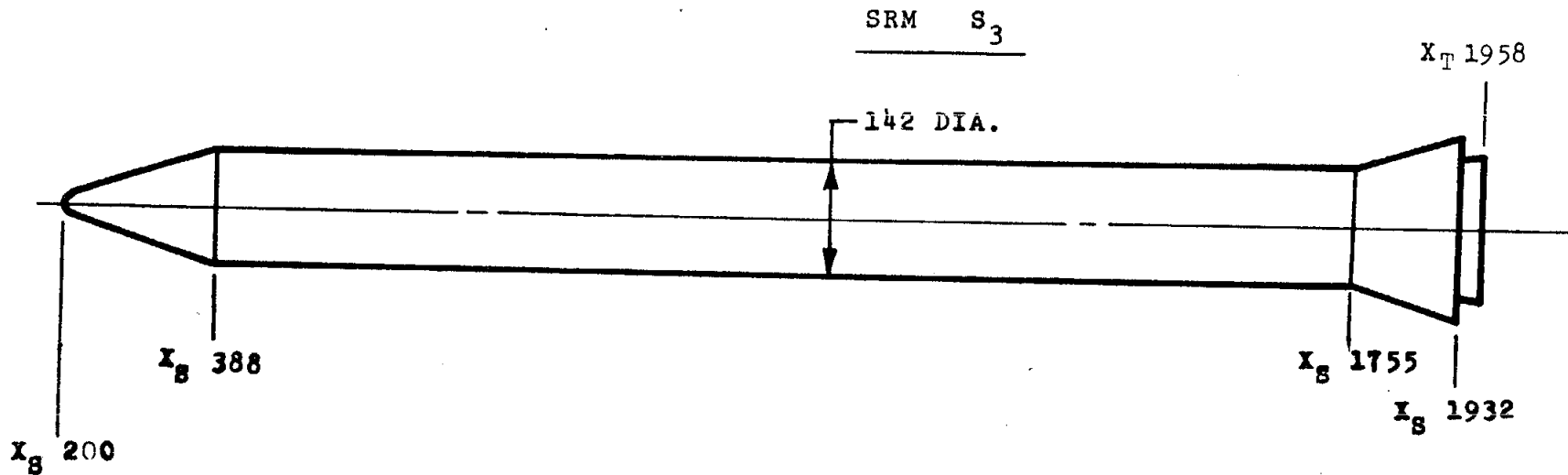


NOTE: MRP SHOWN IS FOR TEST
OAI2 (ORBITER ALONE TESTING)

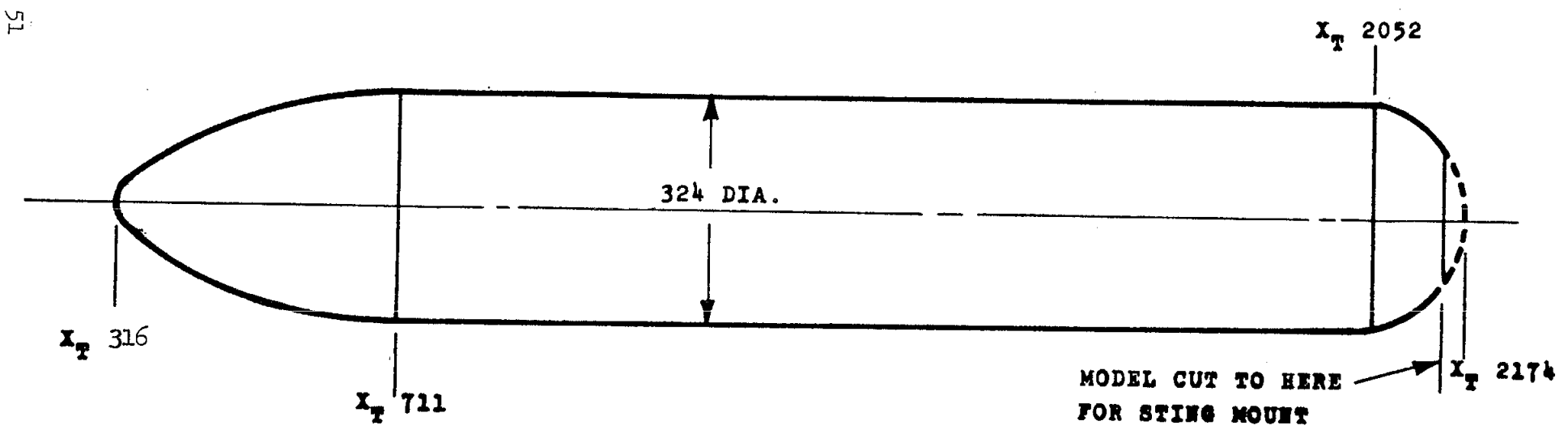
50

a. Orbiter, O_{2A}

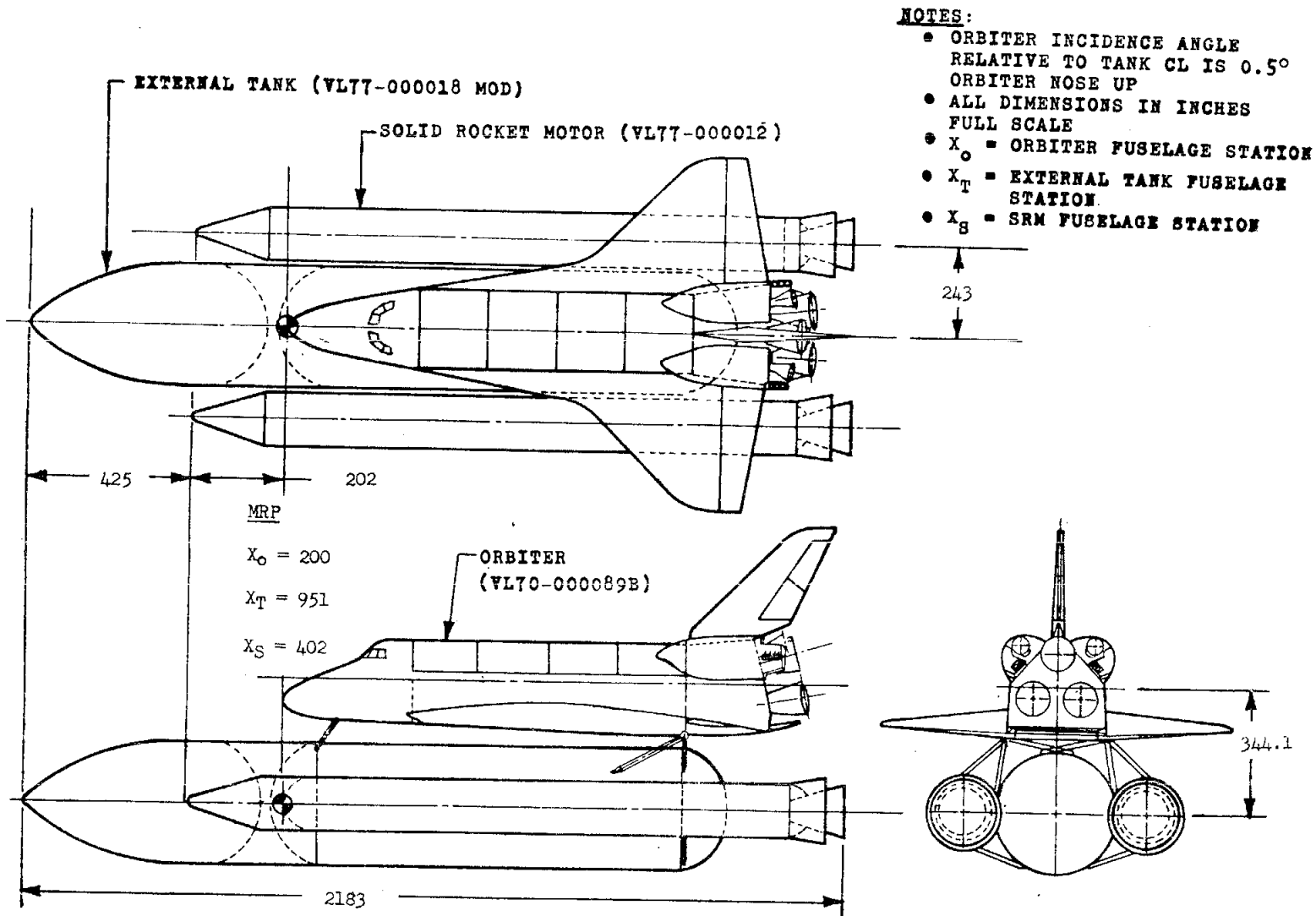
Figure 2. - Model Sketches.



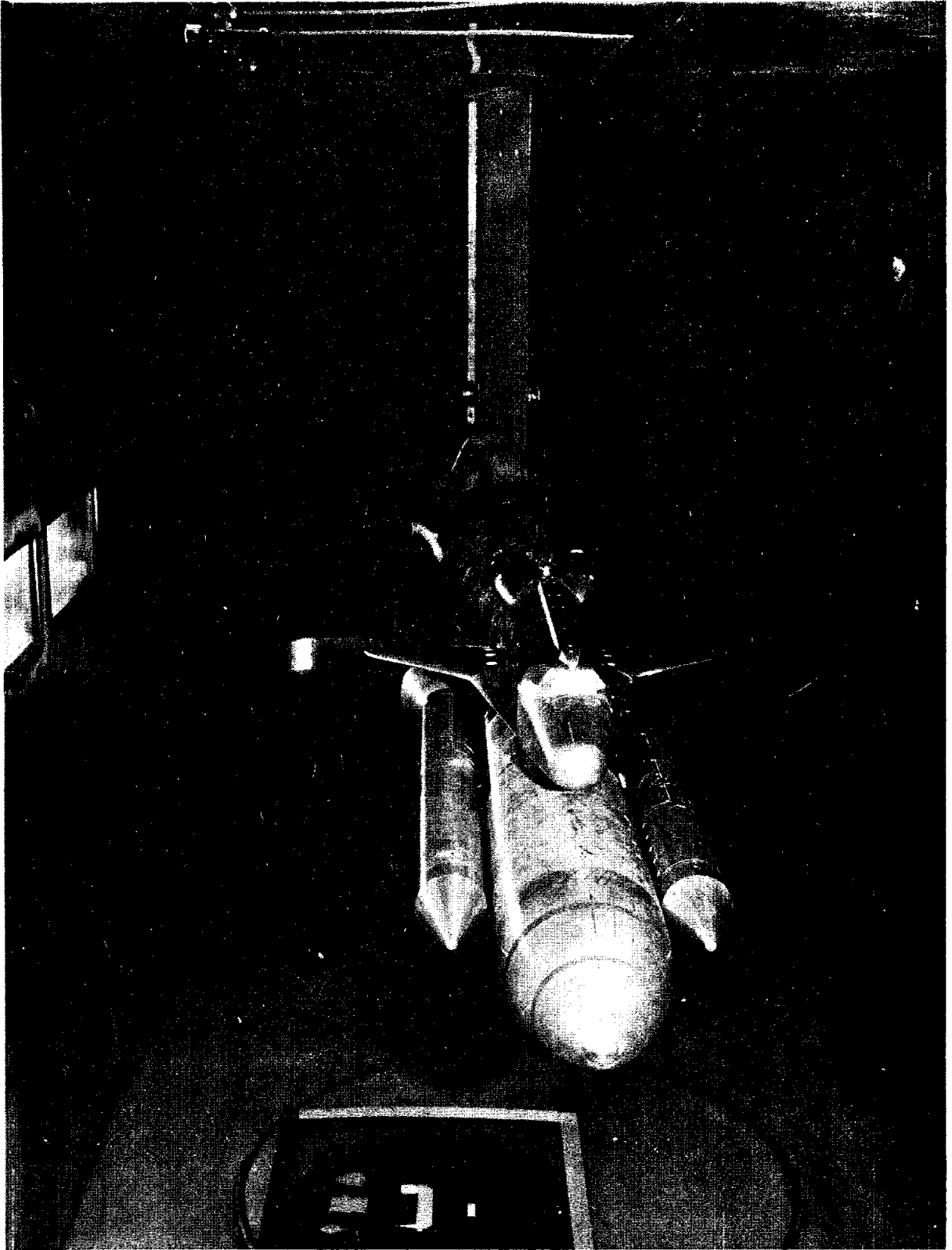
EXTERNAL TANK T₉



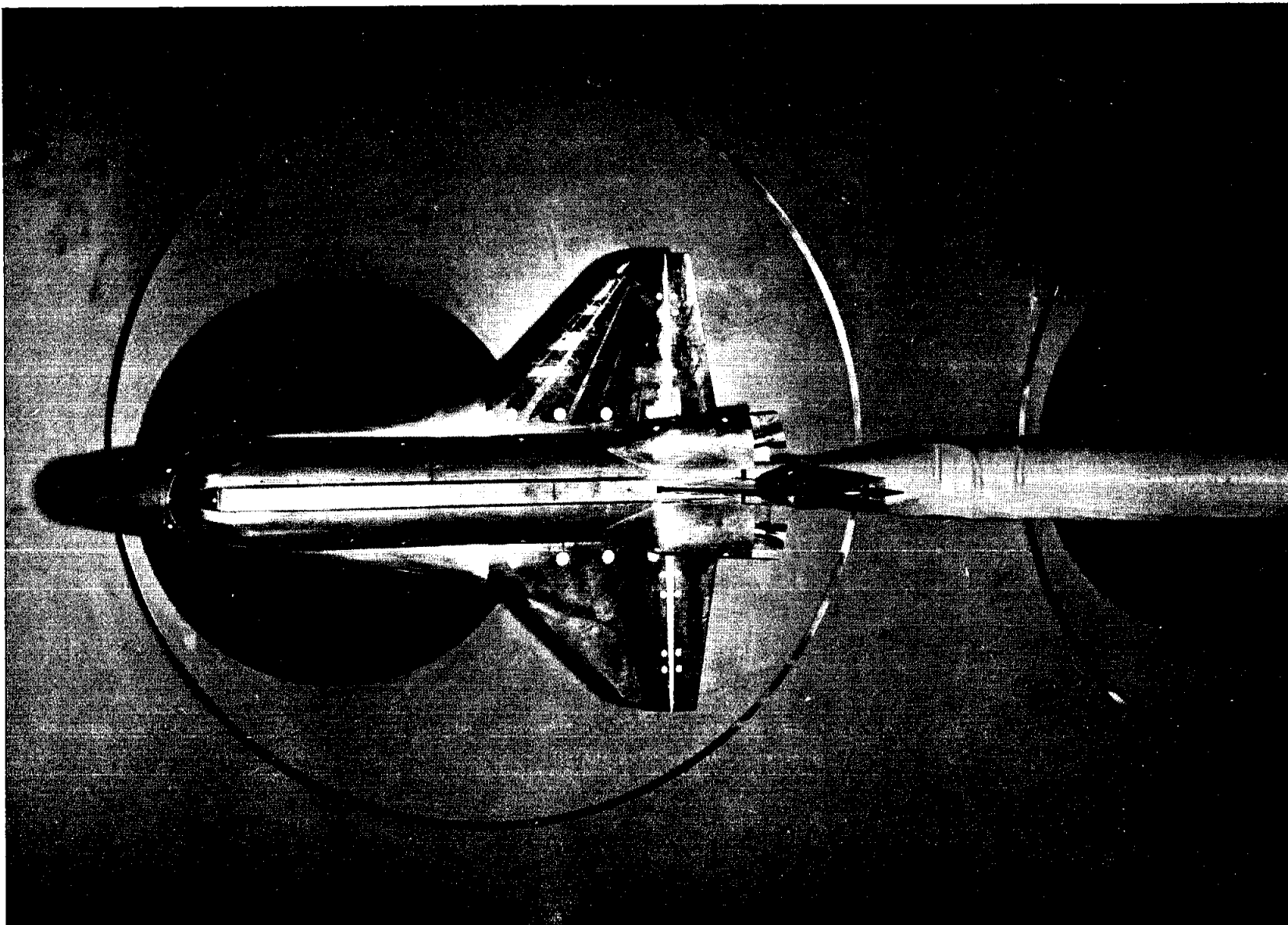
b. SRM, S₃, and External Tank, T₉
Figure 2. - Continued.



c. Integrated Vehicle
 Figure 2. - Concluded.



a. Integrated (Launch) Vehicle Mounted in the ARC 9x7 Ft. Tunnel
Figure 3. - Model Installation Photographs



b. Isolated Orbiter (Entry Configuration) Mounted in the ARC 8x7 Ft. Tunnel

Figure 3. - Concluded.

TABULATED PRESSURE DATA

AMES 87-707 IA9 O2A + S3 + T9 LOWER WING

(RBNL(1) (10 MAY 73)

REFERENCE DATA

SREF = 2.4210 SQ.FT. XMRP = 28.5300 INCHES
 LREF = 39.8490 INCHES YMRP = .0000 INCHES
 BREF = 39.8490 INCHES ZMRP = .0000 INCHES
 SCALE = .0300 SCALE

PARAMETRIC DATA

BETAT = .000 ORBINC = .500
 RUDDER = .000 ELEVON = .000
 RUDFLR = .000

SECTION (1) LOWER WING

DEPENDENT VARIABLE CP

MACH (1) = 2.498 ALPHAT(1) = -8.100

Y/BW	.299	.364	.427	.534	.673	.780	.887
X/CW							
.000	.0440	.0770	.2430	.7310	.6580	.6150	.6420
.050				-.0090	-.0390	-.0540	-.0510
.081			.0430				
.086		.0470					
.094	.0770						
.150				.0040	-.0190	-.0360	-.0340
.177			.0660				
.229	.0530						
.246		.0700					
.250				.0140	-.0310	-.0270	-.0350
.362	.0380			.0060	-.0110		-.0330
.400							
.402			.0770				
.497	.0360						
.550				.0410	-.0060		
.565			.0400				
.600							-.0600
.650						-.0450	
.700	.0320				-.0630		
.725				-.0380			
.750						-.0570	-.0920
.760			-.0460				
.775				-.0620	-.0750		
.808			-.0740				
.834	-.0610						
.850				-.0920	-.1130	-.0920	
.857			.0970				
.865	-.0870						
.900	-.0920						
.905			-.1080				-.1050
.950				-.1280	-.1160	-.1250	
.953			-.1290				
.965	-.1300						

MACH (1) = 2.498 ALPHAT(2) = -6.070

Y/BW	.299	.364	.427	.534	.673	.780	.887
X/CW							
.000	.0320	.0130	.2270	.7170	.6280	.6000	.6520
.050				.0010	-.0440	-.0330	-.0280
.081			.0500				
.086		.0400					
.094	.0120						

AMES 87-707 IA9 O2A + S3 + T9 LOWER WING

(RBNL01)

SECTION (1) LOWER WING		DEPENDENT VARIABLE CP							
MACH (1) = 2.498	ALPHAT(2) = -6.070	Y/BW	.299	.364	.427	.534	.673	.780	.887
		X/CW							
		.150				.0100	-.0130	-.0170	-.0100
		.177			.0410				
		.229	.0410						
		.246		.0590					
		.250				.0070	-.0200	-.0070	-.0070
		.362	.0210						
		.400				-.0010	.0020		-.0070
		.402			.0650				
		.497	.0240						
		.550				.0410	.0030		
		.565			.0370				
		.600							-.0440
		.650						-.0420	
		.700	.0210				-.0660		
		.725				-.0480			
		.750						-.0570	-.0870
		.760			-.0550				
		.775				-.0750	-.0740		
		.808			-.0800				
		.834	-.0650						
		.850				-.0940	-.1080	-.0910	
		.857			.0760				
		.865	-.0900						
		.900	-.0930			-.1100			-.1120
		.905			-.1080				
		.950				-.1270	-.1270	-.1260	
		.953			-.1290				
		.965	-.1300						
MACH (1) = 2.498	ALPHAT(3) = -4.030	Y/BW	.299	.364	.427	.534	.673	.780	.887
		X/CW							
		.000	.0170	-.0090	.2110	.7120	.5610	.6170	.7000
		.050				.0150	-.0250	-.0060	-.0160
		.081			.0620				
		.086		.0280					
		.094	-.0110						
		.150				.0240	.0340	.0070	.0050
		.177			.0340				
		.229	.0280						
		.246		.0540					
		.250				.0040	.0120	.0150	.0040
		.362	.0070						
		.400				-.0080	.0190		.0050
		.402			.0490				
		.497	.0050						

AMES 87-707 IA9 Q2A + S3 + T9 LOWER WING

(RBNLU1)

SECTION (1) LOWER WING

DEPENDENT VARIABLE CP

MACH (1) = 2.498	ALPHAT (3) = -4.030	Y/BW	.299	.364	.427	.534	.673	.780	.887
		X/CW							
		.550				.0580	-.0030		
		.565			.0280				
		.600							-.0290
		.650						-.0340	
		.700	.0180				-.0770		
		.725				-.0530			
		.750						-.0560	-.0730
		.760			-.0580				
		.775				-.0820	-.0700		
		.808			-.0840				
		.834	-.0660						
		.850				-.1000	-.1070	-.0880	
		.857			.0630				
		.865	-.0910						
		.900	-.0980			-.1180			-.1140
		.905			-.1150				
		.950				-.1330	-.1330	-.1190	
		.953			-.1290				
		.965	-.1370						
MACH (1) = 2.498	ALPHAT (4) = -2.000	Y/BW	.299	.364	.427	.534	.673	.780	.887
		X/CW							
		.000	.0020	-.0240	.2120	.7160	.5660	.6950	.7020
		.050				.0340	.0450	.0160	.0190
		.081			.0740				
		.086		.0470					
		.094	-.0250						
		.150				.0440	.0660	.0370	.0500
		.177			.0450				
		.229	-.0050						
		.246		.0440					
		.250				.0260	.0290	.0480	.0490
		.362	.0030						
		.400				.0090	.0340		.0490
		.402			.0360				
		.497	-.0070						
		.550				.0700	.0070		
		.565			.0390				
		.600							-.0020
		.650						-.0180	
		.700	.0230				-.0660		
		.725				-.0460			
		.750						-.0500	-.0520
		.760			-.0490				
		.775				-.0790	-.0610		

AMES B7-707 IA9 O2A + S3 + T9 LOWER WING

(RBNL01)

SECTION (1) LOWER WING

DEPENDENT VARIABLE CP

MACH (1) = 2.498 ALPHAT(4) = -2.000

Y/BW	.299	.364	.427	.534	.673	.780	.887
X/CW							
.808							
.834							
.850							
.857							
.865							
.900							
.905							
.950							
.953							
.965							

MACH (1) = 2.498 ALPHAT(5) = .000

Y/BW	.299	.364	.427	.534	.673	.780	.887
X/CW							
.000							
.050							
.081							
.086							
.094							
.150							
.177							
.229							
.246							
.250							
.362							
.400							
.402							
.497							
.550							
.565							
.600							
.650							
.700							
.725							
.750							
.760							
.775							
.808							
.834							
.850							
.857							
.865							
.900							
.905							
.950							
.953							

AMES B7-707 IA9 Q2A + S3 + T9 LOWER WING

(RBNL01)

SECTION (1) LOWER WING		DEPENDENT VARIABLE CP									
MACH (1) = 2.498	ALPHAT(5) = .000	Y/BW	.299	.364	.427	.534	.673	.780	.887		
		X/CW	.965	-.1270							
MACH (1) = 2.498	ALPHAT(6) = 1.930	Y/BW	.299	.364	.427	.534	.673	.780	.887		
		X/CW	.000	-.0350	-.0520	.2150	.7310	.6980	.7210	.7120	
			.050			.1190	.0730	.0800	.0780		
			.081			.1150					
			.086		.0630						
			.094	-.0520							
			.150			.0840	.1240	.1010	.1280		
			.177			.0650					
			.229	-.0120							
			.246		.0590						
			.250			.0580	.0830	.1110	.1230		
			.362	.0190							
			.400			.0380	.0950		.1230		
			.402			.0130					
			.497	-.0200							
			.550			.0950	.0310				
			.565		.0660						
			.600							.0570	
			.650					.0230			
			.700	.0340			-.0600				
			.725				-.0120				
			.750						-.0270	-.0060	
			.760								
			.775				-.0220	-.0400			
			.808				-.0530				
			.834	-.0360							
			.850				-.0570	-.0930	-.0570		
			.857				.0580				
			.865	-.0550							
			.900	-.0710			-.0880			-.0620	
			.905				-.0970				
			.950				-.1090	-.1040	-.0890		
			.953				-.1140				
			.965	-.1200							
MACH (1) = 2.498	ALPHAT(7) = 3.900	Y/BW	.299	.364	.427	.534	.673	.780	.887		
		X/CW	.000	-.0560	-.0640	.2180	.7740	.7080	.7410	.7250	
			.050			.1500	.1190	.1360	.1470		
			.081			.1320					
			.086		.0640						
			.094	-.0640							

AMES 87-707 IA9 O2A + S5 + T9 LOWER WING

(RBNL01)

SECTION (1) LOWER WING		DEPENDENT VARIABLE CP							
MACH (1) = 2.498	ALPHAT (7) = 3.900	Y/BW	.299	.364	.427	.534	.673	.780	.887
		X/CW							
		.150				.1100	.1730	.1750	.2000
		.177			.0850				
		.229	.0220						
		.246		.0720					
		.250				.0860	.1230	.1720	.1890
		.362	.0360						
		.400				.0630	.1360		.1850
		.402			.0730				
		.497	-.0110						
		.550				.0900	.0950		
		.565			.0770				
		.600							.1070
		.650						.0740	
		.700	.0410				-.0440		
		.725				.0280			
		.750						.0280	.0290
		.760			-.0100				
		.775				.0060	-.0190		
		.808			-.0390				
		.834	-.0260						
		.850				-.0350	-.0730	-.0220	
		.857			.0670				
		.865	-.0430						
		.900	-.0540			-.0680			-.0320
		.905			-.0690				
		.950				-.0880	-.0630	-.0660	
		.953			-.0770				
		.965	-.1030						
MACH (1) = 2.498	ALPHAT (8) = 5.950	Y/BW	.299	.364	.427	.534	.673	.780	.887
		X/CW							
		.000	-.0710	-.0690	.2190	.7870	.7300	.7530	.7270
		.050				.1900	.1720	.1930	.2210
		.081			.1390				
		.086		.0720					
		.094	-.0660						
		.150				.1360	.2170	.2280	.2670
		.177			.1020				
		.229	.0280						
		.246		.0770					
		.250				.1080	.1580	.2160	.2470
		.362	.0260						
		.400				.0990	.1950		.2440
		.402			.1270				
		.497	.0080						

AMES 87-707 IA9 O2A + S3 + T9 LOWER WING

(RBNLU1)

SECTION (1) LOWER WING

DEPENDENT VARIABLE CP

MACH (1) = 2.498 ALPHAT(8) = 5.950		Y/BW	.299	.364	.427	.534	.673	.780	.887
		X/CW							
		.550				.1200	.1340		
		.565			.1070				
		.600							.1600
		.650						.1220	
		.700	.0530				-.0180		
		.725				.0700			
		.750						.0600	.0700
		.760			.0220				
		.775				.0490	.0060		
		.808			-.0090				
		.834	-.0020						
		.850				-.0010	-.0140	.0020	
		.857			.0680				
		.865	-.0250						
		.900	-.0440			-.0330			.0020
		.905			-.0610				
		.950				-.0570	-.0040	-.0450	
		.953			-.0750				
		.965	-.0970						
MACH (1) = 2.498 ALPHAT(9) = 8.010		Y/BW	.299	.364	.427	.534	.673	.780	.887
		X/CW							
		.000	-.0840	-.0660	.2310	.7910	.7400	.7970	.7430
		.050				.2250	.2250	.2550	.3080
		.081			.1460				
		.086		.0450					
		.094	-.0580						
		.150				.1650	.2600	.2770	.3390
		.177			.1410				
		.229	-.0050						
		.246		.0900					
		.250				.1370	.1950	.2630	.3100
		.362	.0380						
		.400				.1280	.2570		.3040
		.402			.1310				
		.497	.0430						
		.550				.2040	.1520		
		.565			.1720				
		.600							.2070
		.650						.1560	
		.700	.0780				.0190		
		.725				.1050			
		.750						.0920	.1130
		.760			.0260				
		.775				.0600	.1310		

AMES 87-707 IA9 O2A + S3 + T9 LOWER WING

(RBNLU1)

SECTION (1) LOWER WING

DEPENDENT VARIABLE CP

MACH (1) = 2.498	ALPHAT(9) = 8.010	Y/BW	.299	.364	.427	.534	.673	.780	.887
		X/CW							
		.808			-.0130				
		.834	-.0030						
		.850				.0020	.0760	.0300	
		.857			.0670				
		.865	-.0260						
		.900	-.0360			-.0350			.0310
		.905			-.0610				
		.950				-.0580	.0170	.0040	
		.953			-.0610				
		.965	-.0800						
MACH (2) = 2.999	ALPHAT(1) = -8.070	Y/BW	.299	.364	.427	.534	.673	.780	.887
		X/CW							
		.000	.0540	.0190	.2370	.7860	.7170	.6890	.7210
		.050				.0230	.0110	.0010	.0020
		.081			.0670				
		.086		.0940					
		.094	.0110						
		.150				.0280	.0260	.0090	-.0030
		.177			.0590				
		.229	.0770						
		.246		.0750					
		.250				.0260	-.0050	.0120	.0170
		.362	.0550						
		.400				.0180	.0230		.0210
		.402			.0180				
		.497	.0250						
		.550				.0730	.0030		
		.565		.0690					
		.600							-.0170
		.650						-.0160	
		.700	.0670				-.0650		
		.725				-.0130			
		.750						-.0430	-.0360
		.760			-.0160				
		.775				-.0380	-.0400		
		.808			-.0410				
		.834	-.0300						
		.850				-.0600	-.0640	-.0700	
		.857		.0690					
		.865	-.0570						
		.900	-.0630			-.0780			-.0770
		.905			-.0750				
		.950				-.0930	-.0950	-.0720	
		.953			-.0950				

AMES 87-707 IA9 O2A + S3 + T9 LOWER WING

(RBNL01)

SECTION (1) LOWER WING		DEPENDENT VARIABLE CP							
MACH (2) = 2.999	ALPHAT(1) = -8.070	Y/BW	.299	.364	.427	.534	.673	.780	.887
		X/CW							
		.965	-.0790						
MACH (2) = 2.999	ALPHAT(2) = -6.100	Y/BW	.299	.364	.427	.534	.673	.780	.887
		X/CW							
		.000	.0440	.0150	.2170	.7460	.6870	.6130	.7380
		.050				.0220	.0180	.0050	.0030
		.081			.0470				
		.086		.0270					
		.094	-.0100						
		.150				.0180	.0280	.0160	.0010
		.177			.0330				
		.229	.0100						
		.246		.0480					
		.250				.0300	-.0040	.0260	.0190
		.362	.0250						
		.400				.0140	.0190		.0190
		.402			-.0190				
		.497	.0020						
		.550				.0580	.0090		
		.565		.0400					
		.600							-.0200
		.650						-.0160	
		.700	.0430				-.0690		
		.725				-.0240			
		.750						-.0520	-.0370
		.760			-.0380				
		.775				-.0460	-.0450		
		.808			-.0620				
		.834	-.0500						
		.850				-.0710	-.0800	-.0800	
		.857		.0480					
		.865	-.0780						
		.900	-.0840			-.0800			-.0740
		.905			-.0820				
		.950				-.0960	-.1050	-.0820	
		.953			-.0970				
		.965	-.1010						
MACH (2) = 2.999	ALPHAT(3) = -4.070	Y/BW	.299	.364	.427	.534	.673	.780	.887
		X/CW							
		.000	.0310	.0090	.2050	.7180	.6310	.6460	.7540
		.050				.0250	-.0010	.0350	.0180
		.081			.0510				
		.086		-.0100					
		.094	-.0090						

AMES 87-707 IA9 O2A + S3 + T9 LOWER WING

(RBNLU1)

SECTION (1) LOWER WING.

DEPENDENT VARIABLE CP

MACH (2) = 2.999	ALPHAT (3) = -4.070	Y/BW	.299	.364	.427	.534	.673	.780	.887
		X/CW							
		.150				.0210	.0300	.0400	.0110
		.177			.0340				
		.229	-.0080						
		.246		.0430					
		.250				.0240	.0240	.0370	.0410
		.362	.0180						
		.400				.0120	.0470		.0450
		.402			-.0110				
		.497	-.0060						
		.550				.0490	.0190		
		.565			.0360				
		.600							.0000
		.650						-.0020	
		.700	.0430				-.0640		
		.725				-.0290			
		.750						-.0390	-.0310
		.760			-.0360				
		.775				-.0550	-.0370		
		.808			-.0590				
		.834	-.0430						
		.850				-.0780	-.0740	-.0670	
		.857			.0260				
		.865	-.0690						
		.900	-.0770			-.0920			-.0670
		.905			-.0860				
		.950				-.1010	-.0990	-.0690	
		.953			-.1000				
		.965	-.0950						

MACH (2) = 2.999	ALPHAT (4) = -2.000	Y/BW	.299	.364	.427	.534	.673	.780	.887
		X/CW							
		.000	.0140	-.0010	.1390	.6900	.5900	.6950	.7600
		.050				.0410	.0570	.0390	.0390
		.081			.0500				
		.086		-.0300					
		.094	-.0220						
		.150				.0370	.0710	.0580	.0370
		.177			.0230				
		.229	-.0300						
		.246		.0290					
		.250				.0350	.0420	.0660	.0650
		.362	-.0350						
		.400				.0290	.0750		.0730
		.402			-.0130				
		.497	-.0240						

AMES 87-707 IA9 C2A + S3 + T9 LOWER WING

(RBNL(1))

SECTION (1) LOWER WING

DEPENDENT VARIABLE CP

MACH (2) = 2.999 ALPHAT(4) = -2.000		Y/BW	.299	.364	.427	.534	.673	.780	.887
		X/CW							
		.550				.0780	.0420		
		.565			.0220				
		.600							.0230
		.650						.0180	
		.700	.0290				-.0490		
		.725				-.0210			
		.750						-.0220	-.0170
		.760			-.0440				
		.775				-.0490	-.0200		
		.808			-.0670				
		.834	-.0520						
		.850				-.0750	-.0600	-.0520	
		.857			.0140				
		.865	-.0780						
		.900	-.0810						-.0540
		.905			-.0780				
		.950				-.0950	-.0890	-.0530	
		.953			-.0920				
		.965	-.1000						
MACH (2) = 2.999 ALPHAT(5) = -.010		Y/BW	.299	.364	.427	.534	.673	.780	.887
		X/CW							
		.000	.0000	-.0180	.1250	.6760	.6690	.7140	.7650
		.050				.0750	.0630	.0710	.0700
		.081			.0710				
		.086		-.0370					
		.094	-.0160						
		.150				.0540	.0930	.0900	.0740
		.177			.0390				
		.229	-.0370						
		.246		.0000					
		.250				.0430	.0640	.0890	.1000
		.362	-.0530						
		.400				.0370	.0890		.0960
		.402			-.0040				
		.497	-.0250						
		.550				.0640	.0580		
		.565			.0350				
		.600							.0470
		.650						.0300	
		.700	.0330				-.0630		
		.725				-.0110			
		.750						-.0090	.0090
		.760			-.0310				
		.775				-.0400	-.0090		

AMES 87-707 IA9 O2A + S3 + T9 LOWER WING

(RBNLU1)

SECTION (1) LOWER WING

DEPENDENT VARIABLE CP

MACH (2) = 2.999 ALPHAT(5) = -.010		Y/BW	.299	.364	.427	.534	.673	.780	.887
		X/CW							
		.808							-.0530
		.834	-.0420						
		.850				-.0680	-.0560	-.0540	
		.857							-.0020
		.865	-.0610						
		.900	-.0690			-.0870			-.0420
		.905							-.0760
		.950				-.0930	-.0790	-.0670	
		.953							-.0880
		.965	-.0880						
MACH (2) = 2.999 ALPHAT(6) = 1.930		Y/BW	.299	.364	.427	.534	.673	.780	.887
		X/CW							
		.000	-.0180	-.0330	.1160	.6640	.6990	.7370	.7610
		.050				.1270	.1030	.1230	.1130
		.081				.1090			
		.086		-.0480					
		.094	-.0180						
		.150				.0780	.1460	.1280	.1220
		.177				.0600			
		.229	-.0510						
		.246		.0340					
		.250				.0780	.0990	.1260	.1460
		.362	-.0460						
		.400				.0580	.1200		.1370
		.402				.0070			
		.497	-.0110						
		.550				.0560	.0650		
		.565				.0260			
		.600							.0770
		.650						.0520	
		.700	.0290				-.0600		
		.725				-.0130			
		.750						.0070	.0270
		.760			-.0180				
		.775				-.0430	.0020		
		.808			-.0400				
		.834	-.0320						
		.850				-.0690	-.0500	-.0310	
		.857				.0040			
		.865	-.0560						
		.900	-.0600			-.0800			-.0250
		.905			-.0680				
		.950				-.0840	-.0750	-.0600	
		.953			-.0850				

AMES 87-707 IA9 O2A + S3 + T9 LOWER WING

(RBNLU1)

SECTION (1) LOWER WING		DEPENDENT VARIABLE CP								
MACH (2) = 2.999	ALPHAT(6) = 1.930	Y/BW	.299	.364	.427	.534	.673	.780	.887	
		X/CW	.965	-.0850						
MACH (2) = 2.999	ALPHAT(7) = 3.960	Y/BW	.299	.364	.427	.534	.673	.780	.887	
		X/CW	.000	-.0340	-.0450	.1550	.7290	.7460	.7710	.7900
			.050			.1640	.1460	.1780	.1810	
			.081		.1170					
			.086	-.0550						
			.094	-.0310						
			.150			.1200	.1770	.1720	.2200	
			.177		.0750					
			.229	-.0620						
			.246		.0460					
			.250			.1010	.1330	.1700	.1900	
			.362	-.0260						
			.400			.0750	.1570		.1880	
			.402		.0220					
			.497	.0020						
			.550			.0760	.0950			
			.565		.0140					
			.600						.1210	
			.650					.0810		
			.700	.0190			-.0410			
			.725			-.0110				
			.750					.0350	.0530	
			.760		-.0100					
			.775			-.0380	.0020			
			.808		-.0310					
			.834	-.0290						
			.850			-.0660	-.0420	-.0050		
			.857		.0090					
			.865	-.0490						
			.900	-.0500			-.0770		.0070	
			.905		-.0630					
			.950			-.0810	-.0680	-.0350		
			.953		-.0790					
			.965	-.0800						
MACH (2) = 2.999	ALPHAT(8) = 5.990	Y/BW	.299	.364	.427	.534	.673	.780	.887	
		X/CW	.000	-.0520	-.0590	.1610	.7380	.7460	.7910	.8260
			.050			.2050	.1710	.2070	.2240	
			.081		.1200					
			.086	-.0530						
			.094	-.0550						

AMES 87-707 1A9 O2A + S3 + T9 LOWER WING

(RBNL01)

SECTION (1) LOWER WING

DEPENDENT VARIABLE CP

MACH (2) = 2.999 ALPHAT (8) = 5.990

Y/BW	.299	.364	.427	.534	.673	.780	.887
X/CW							
.150				.1350	.2210	.2150	.2690
.177			.1100				
.229	-.0650						
.246		.0260					
.250				.1140	.1600	.2120	.2380
.362	-.0230						
.400				.0920	.1820		.2330
.402			.0260				
.497	-.0080						
.550				.0880	.1170		
.565			.0100				
.600							.1560
.650						.1070	
.700	.0110				-.0340		
.725				-.0050			
.750						.0610	.0800
.760			-.0200				
.775				-.0340	.0110		
.808			-.0370				
.834	-.0280						
.850				-.0550	-.0380	.0170	
.857			.0140				
.865	-.0490						
.900	-.0570			-.0640			.0270
.905			-.0600				
.950				-.0690	-.0590	-.0220	
.953			-.0780				
.965	-.0890						

MACH (2) = 2.999 ALPHAT (9) = 8.000

Y/BW	.299	.364	.427	.534	.673	.780	.887
X/CW							
.000	-.0590	-.0610	.1890	.7210	.7400	.7960	.8230
.050				.1910	.1970	.2370	.2830
.081			.1030				
.086		-.0250					
.094	-.0530						
.150				.1360	.2340	.2430	.3160
.177			.0960				
.229	-.0700						
.246		.0240					
.250				.1120	.1690	.2300	.2760
.362	-.0280						
.400				.1000	.2110		.2720
.402			.0320				
.497	-.0030						

AMES 87-757 IA9 Q2A + S3 + T9 LOWER WING

(RBNL01)

SECTION (1) LOWER WING

DEPENDENT VARIABLE CP

MACH (2) = 2.999 ALPHAT (9) = 8.000		Y/BW	.299	.364	.427	.534	.673	.780	.887
		X/CW							
		.550				.0760	.1440		
		.565			.0100				
		.600							.1910
		.650						.1360	
		.700	.0250				-.0300		
		.725				-.0030			
		.750						.0860	.1110
		.760			-.0110				
		.775				-.0280	.0220		
		.808			-.0210				
		.834	-.0280						
		.850				-.0520	-.0260	.0330	
		.857			.0150				
		.865	-.0410						
		.900	-.0520			-.0620			.0460
		.905			-.0550				
		.950				-.0620	-.0460	-.0120	
		.953			-.0740				
		.965	-.0770						
MACH (3) = 3.502 ALPHAT (1) = -8.080		Y/BW	.299	.364	.427	.534	.673	.780	.887
		X/CW							
		.000	.0630	.0460	.2040	.8230	.7730	.7540	.6550
		.050				.0720	.0340	.0390	.0270
		.081			.1020				
		.086		.0220					
		.094	.0380						
		.150				.0510	.0480	.0300	.0290
		.177			.0760				
		.229	.0420						
		.246		.1010					
		.250				.0440	.0410	.0330	.0370
		.362	.0690						
		.400				.0440	.0580		.0350
		.402			.0290				
		.497	.0430						
		.550				.0310	.0190		
		.565		.0920					
		.600							.0070
		.650						.0010	
		.700	.0870				-.0490		
		.725				.0160			
		.750						-.0230	-.0200
		.760		.0090					
		.775				-.0060	-.0090		

AMES 87-707 IA9 O2A + S3 + T9 LOWER WING

(RBNL01)

SECTION (1) LOWER WING

DEPENDENT VARIABLE CP

MACH (3) = 3.502 ALPHAT(1) = -8.080		Y/BW	.299	.364	.427	.534	.673	.780	.887
		X/CW							
		.808			-.0180				
		.834	-.0020						
		.850			-.0340	-.0450	-.0430		
		.857			.0740				
		.865	-.0310						
		.900	-.0400		-.0530				-.0490
		.905			-.0440				
		.950			-.0640	-.0630	-.0590		
		.953			-.0610				
		.965	-.0480						
MACH (3) = 3.502 ALPHAT(2) = -6.080		Y/BW	.299	.364	.427	.534	.673	.780	.887
		X/CW							
		.000	.0480	.0360	.1530	.7440	.7290	.6360	.7020
		.050				.0730	.0270	.0280	.0310
		.081			.0970				
		.086		.0110					
		.094	.0270						
		.150				.0420	.0460	.0400	.0290
		.177			.0640				
		.229	.0230						
		.246		.0780					
		.250				.0370	.0300	.0480	.0310
		.362	.0420						
		.400				.0370	.0390		.0310
		.402			.0240				
		.497	.0300						
		.550				.0190	.0260		
		.565			.0730				
		.600							.0070
		.650						.0060	
		.700	.0730				-.0510		
		.725			.0050				
		.750						-.0250	-.0180
		.760			.0010				
		.775				-.0190	-.0010		
		.808			-.0270				
		.834	-.0090						
		.850				-.0410	-.0390	-.0490	
		.857			.0470				
		.865	-.0410						
		.900	-.0490			-.0600			-.0480
		.905			-.0530				
		.950			-.0710	-.0640	-.0640		
		.953			-.0670				

AMES 87-707 IA9 O2A + S3 + T9 LOWER WING

(RBNLU1)

SECTION (1) LOWER WING		DEPENDENT VARIABLE CP							
MACH (3) = 3.502	ALPHAT (2) = -6.585	Y/BW	.299	.364	.427	.534	.673	.780	.887
		X/CW	.965	-.0560					
MACH (3) = 3.502	ALPHAT (3) = -4.075	Y/BW	.299	.364	.427	.534	.673	.780	.887
		X/CW	.000	.0350	.0220	.1400	.6330	.6860	.7280
			.050			.0810	.0080	.0410	.0420
			.081		.0180				
			.086		-.0010				
			.094	.0140					
			.150			.0400	.0330	.0320	.0370
			.177		.0550				
			.229	.0080					
			.246		.0130				
			.250			.0280	.0420	.0430	.0360
			.362	-.0110					
			.400			.0330	.0530		.0330
			.402		.0160				
			.497	.0060					
			.550			.0230	.0250		
			.565		.0580				
			.600						.0130
			.650					.0120	
			.700	.0550			-.0500		
			.725			.0050			
			.750					-.0190	-.0130
			.760		-.0110				
			.775			-.0220	.0000		
			.808		-.0350				
			.834	-.0230					
			.850			-.0470	-.0380	-.0430	
			.857		.0240				
			.865	-.0490					
			.900	-.0580		-.0640			-.0450
			.905		-.0540				
			.950			-.0730	-.0620	-.0440	
			.953		-.0700				
			.965	-.0670					
MACH (3) = 3.502	ALPHAT (4) = -2.020	Y/BW	.299	.364	.427	.534	.673	.780	.887
		X/CW	.000	.0280	.0090	.1350	.5890	.6180	.6500
			.050			.0110	.0520	.0630	.0610
			.081		.0020				
			.086		.0030				
			.094	.0050					

AMES 87-707 IA9 O2A + S3 + T9 LOWER WING

(RBNLU1)

SECTION (1) LOWER WING

DEPENDENT VARIABLE CP

MACH (3) = 3.502 ALPHAT (4) = -2.020

Y/BW	.299	.364	.427	.534	.673	.780	.887
X/CW							
.150				.0360	.0490	.0520	.0620
.177			.0000				
.229	.0000						
.246		.0000					
.250				.0350	.0320	.0520	.0570
.362	-.0170						
.400				.0440	.0590		.0510
.402			.0170				
.497	-.0080						
.550				.0440	.0420		
.565			.0560				
.600							.0220
.650						.0240	
.700	.0470				-.0410		
.725				.0150			
.750						-.0060	-.0010
.760			-.0050				
.775				-.0160	.0080		
.808			-.0290				
.834	-.0260						
.850				-.0420	-.0250	-.0290	
.857			.0070				
.865	-.0460						
.900	-.0530			-.0580			-.0360
.905			-.0550				
.950				-.0700	-.0520	-.0510	
.953			-.0700				
.965	-.0600						

MACH (3) = 3.502 ALPHAT (5) = -.030

Y/BW	.299	.364	.427	.534	.673	.780	.887
X/CW							
.000	.0130	-.0060	.1090	.5980	.6120	.6610	.6670
.050				.0260	.0710	.0810	.0810
.081			.0040				
.086		-.0080					
.094	-.0040						
.150				.0400	.0730	.0760	.0850
.177			-.0090				
.229	-.0080						
.246		-.0100					
.250				.0460	.0520	.0720	.0810
.362	-.0270						
.400				.0500	.0710		.0770
.402			.0100				
.497	-.0250						

AMES 87-757 IA9 O2A + S3 + T9 LOWER WING

(RBNLU1)

SECTION (1) LOWER WING

DEPENDENT VARIABLE CP

MACH (3) = 3.502	ALPHAT (5) = -.030	Y/BW	.299	.364	.427	.534	.673	.780	.887
		X/CW							
		.550				.0400	.0440		
		.565			.0570				
		.600							.0410
		.650						.0360	
		.700	.0410				-.0400		
		.725				.0260			
		.750						.0540	.0120
		.760			-.0030				
		.775				-.0050	-.0130		
		.808			-.0250				
		.834	-.0220						
		.850				-.0360	-.0400	-.0210	
		.857			-.0060				
		.865	-.0420						
		.900	-.0520			-.0530			-.0260
		.905			-.0510				
		.950				-.0660	-.0450	-.0460	
		.953			-.0650				
		.965	-.0590						

MACH (3) = 3.502	ALPHAT (6) = 1.950	Y/BW	.299	.364	.427	.534	.673	.780	.887
		X/CW							
		.000	-.0060	-.0200	.1140	.5830	.6220	.6800	.6750
		.050				.0370	.1100	.1050	.1080
		.081			-.0040				
		.086		-.0170					
		.094	-.0110						
		.150				.0740	.1020	.0970	.1100
		.177			-.0010				
		.229	-.0180						
		.246		-.0180					
		.250				.0790	.0770	.0970	.1120
		.362	-.0340						
		.400				.0580	.0960		.1110
		.402			.0120				
		.497	-.0230						
		.550				.0470	.0750		
		.565			.0400				
		.600							.0800
		.650						.0620	
		.700	.0340				-.0350		
		.725				.0170			
		.750						.0220	.0330
		.760			-.0010				
		.775				-.0130	-.0070		

AMES 87-707 1A9 O2A + S3 + T9 LOWER WING

(RBNL01)

SECTION (1) LOWER WING

DEPENDENT VARIABLE CP

MACH (3) = 3.502	ALPHAT(6) = 1.950	Y/BW	.299	.364	.427	.534	.673	.780	.887
		X/CW							
		.808			-.0160				
		.834	-.0230						
		.850				-.0390	-.0340	-.0100	
		.857			-.0150				
		.865	-.0450						
		.900	-.0500			-.0570			-.0110
		.905			-.0500				
		.950				-.0660	-.0480	-.0390	
		.953			-.0670				
		.965	-.0560						
MACH (3) = 3.502	ALPHAT(7) = 3.960	Y/BW	.299	.364	.427	.534	.673	.780	.887
		X/CW							
		.000	-.0240	-.0280	.1010	.5990	.6680	.6990	.7190
		.050				.0750	.1010	.1220	.1420
		.081			.0130				
		.086		-.0320					
		.094	-.0080						
		.150				.1040	.1320	.1340	.1440
		.177			.0360				
		.229	-.0310						
		.246		-.0200					
		.250				.0790	.1200	.1600	.1470
		.362	-.0390						
		.400				.0810	.1290		.1620
		.402			.0170				
		.497	-.0200						
		.550				.0720	.0930		
		.565			.0360				
		.600							.1100
		.650						.0830	
		.700	.0250				-.0220		
		.725				.0110			
		.750						.0390	.0500
		.760			-.0120				
		.775				-.0160	.0150		
		.808			-.0270				
		.834	-.0300						
		.850				-.0420	-.0290	.0050	
		.857			-.0200				
		.865	-.0440						
		.900	-.0520			-.0590			.0010
		.905			-.0490				
		.950				-.0670	-.0480	-.0210	
		.953			-.0650				

AMES 87-707 IA9 O2A + S3 + T9 LOWER WING

(RBNL01)

SECTION (1) LOWER WING		DEPENDENT VARIABLE CP							
MACH (3) = 3.502	ALPHAT (7) = 3.960	Y/BW	.299	.364	.427	.534	.673	.780	.887
		X/CW	.965	-.0530					
MACH (3) = 3.502	ALPHAT (8) = 5.970	Y/BW	.299	.364	.427	.534	.673	.780	.887
		X/CW	.000	-.0370	-.0420	.1390	.6520	.6630	.7380
			.050			.1380	.1920	.1840	.1850
			.081			.0490			
			.086		-.0290				
			.094	-.0200					
			.150			.1040	.1730	.1910	.2110
			.177			.0510			
			.229	-.0390					
			.246		.0060				
			.250			.0890	.1320	.1800	.2060
			.362	-.0450					
			.400			.0810	.1470		.2000
			.402			.0150			
			.497	-.0250					
			.550			.0590	.1150		
			.565			.0190			
			.600						.1380
			.650					.1090	
			.700	.0200			-.0260		
			.725			.0020			
			.750					.0590	.0760
			.760			-.0130			
			.775			-.0190	.0050		
			.808			-.0320			
			.834	-.0340					
			.850			-.0410	-.0350	.0170	
			.857			-.0240			
			.865	-.0510					
			.900	-.0520		-.0570			.0210
			.905			-.0600			
			.950			-.0670	-.0490	-.0160	
			.953			-.0700			
			.965	-.0530					
MACH (3) = 3.502	ALPHAT (9) = 8.010	Y/BW	.299	.364	.427	.534	.673	.780	.887
		X/CW	.000	-.0400	-.0400	.1620	.7000	.7390	.7610
			.050			.1480	.1930	.2250	.2390
			.081			.0800			
			.086		-.0310				
			.094	-.0310					

AMES 87-707 IA9 O2A + S3 + T9 LOWER WING

(RBNLU1)

SECTION (1) LOWER WING

DEPENDENT VARIABLE CP

MACH (3) = 3.502	ALPHAT(9) = 8.010	Y/BW	.299	.364	.427	.534	.673	.780	.887
		X/CW							
		.150				.1110	.1890	.2210	.2540
		.177			.0530				
		.229	-.0500						
		.246		.0330					
		.250				.0910	.1560	.2140	.2540
		.362	-.0280						
		.400				.0760	.1670		.2460
		.402			.0120				
		.497	-.0260						
		.550				.0450	.1170		
		.565			-.0090				
		.600							.1790
		.650						.1310	
		.700	.0120				-.0190		
		.725				-.0030			
		.750						.0800	.1070
		.760			-.0320				
		.775				-.0230	.0230		
		.808			-.0430				
		.834	-.0310						
		.850				-.0410	-.0210	.0350	
		.857			-.0180				
		.865	-.0500						
		.900	-.0550			-.0580			.0460
		.905			-.0590				
		.950				-.0660	-.0360	-.0020	
		.953			-.0700				
		.965	-.0610						

AMES 87-707 IA9 Q2A + S3 + T9 LOWER WING

(RBNL02) (10 MAY 73)

REFERENCE DATA

SREF = 2.4210 SQ.FT. XMRP = 28.5300 INCHES
 LREF = 39.8490 INCHES YMRP = .0000 INCHES
 BREF = 39.8490 INCHES ZMRP = .0000 INCHES
 SCALE = .0300 SCALE

PARAMETRIC DATA

ALPHAT = -8.000 CRBINC = .500
 RUDDER = .000 ELEVON = .000
 RUDFLR = .000

SECTION (1) LOWER WING

DEPENDENT VARIABLE CP

MACH (1) = 2.498 BETAT (1) = -8.400

Y/BW	.299	.364	.427	.534	.673	.780	.887
X/CW							
.000	.0900	.0630	.4720	1.0190	.9830	.9840	.9860
.050				.0960	.0440	.0440	.0390
.081			.1780				
.086		.1220					
.094	.0310						
.150				.1170	.0910	.0700	.0690
.177			.1470				
.229	.1490						
.246		.2080					
.250				.0940	.0770	.0780	.0860
.362	.1430						
.400				.0890	.1010		.1000
.402			.1930				
.497	.1040						
.550				.1750	.0790		
.565		.1680					
.600							.0400
.650						.0280	
.700	.1720				.0060		
.725				.0670			
.750						-.0080	-.0210
.760			.0660				
.775				.0410	.0040		
.808		.0340					
.834	.0590						
.850				.0010	-.0420	-.0380	
.857			.1600				
.865	.0360						
.900	.0060			-.0240			-.0670
.905			-.0190				
.950				-.0510	-.0490	-.0730	
.953			-.0490				
.965	-.0690						

MACH (1) = 2.498 BETAT (2) = -6.280

Y/BW	.299	.364	.427	.534	.673	.780	.887
X/CW							
.000	.0650	.0330	.4020	.9070	.9150	.9060	.9070
.050				.0350	.0130	.0130	.0110
.081			.1360				
.086		.0960					
.094	.0090						

AMES 87-707 IA9 O2A + S3 + T9 LOWER WING

(RBNU2)

SECTION (1) LOWER WING

DEPENDENT VARIABLE CP

MACH (1) = 2.498 BETAT (2) = -6.280

Y/BW	.299	.364	.427	.534	.673	.780	.887
X/CW							
.150				.0850	.0550	.0360	.0370
.177			.1010				
.229	.1260						
.246		.1460					
.250				.0680	.0440	.0430	.0460
.362	.1090						
.400				.0500	.0590		.0570
.402			.1390				
.497	.0680						
.550				.1360	.0460		
.565			.1370				
.600							.0120
.650						-.0030	
.700	.1310				-.0180		
.725				.0200			
.750						-.0340	-.0450
.760			.0280				
.775				.0020	-.0210		
.808			-.0040				
.834	.0220						
.850				-.0270	-.0620	-.0590	
.857			.1380				
.865	-.0030						
.900	-.0230			-.0510			-.0880
.905			-.0460				
.950				-.0770	-.0800	-.0890	
.953			-.0680				
.965	-.0820						

MACH (1) = 2.498 BETAT (3) = -4.170

Y/BW	.299	.364	.427	.534	.673	.780	.887
X/CW							
.000	.0420	.0040	.3360	.8930	.7470	.8230	.8300
.050				.0130	-.0030	-.0070	-.0100
.081			.0860				
.086		.0770					
.094	-.0060						
.150				.0370	.0410	.0100	.0100
.177			.0810				
.229	.1060						
.246		.1310					
.250				.0390	.0250	.0200	.0180
.362	.0830						
.400				.0410	.0430		.0240
.402			.0850				
.497	.0580						

AMES 87-707 IA9 O2A + S3 + T9 LOWER WING

(RBNL02)

SECTION (1) LOWER WING

DEPENDENT VARIABLE CP

MACH (1) = 2.498 BETAT (3) = -4.170

Y/BW	.299	.364	.427	.534	.673	.780	.887
X/CW							
.550				.1150	.0280		
.565			.1080				
.600							-.0140
.650						-.0170	
.700	.1010				-.0360		
.725				-.0050			
.750						-.0440	-.0650
.760			.0050				
.775				-.0160	-.0390		
.808			-.0280				
.834	-.0160						
.850				-.0410	-.0840	-.0720	
.857			.1090				
.865	-.0350						
.900	-.0450			-.0620			-.1000
.905			-.0680				
.950				-.0910	-.0970	-.0970	
.953			-.0870				
.965	-.0990						

MACH (1) = 2.498 BETAT (4) = -2.060

Y/BW	.299	.364	.427	.534	.673	.780	.887
X/CW							
.000	.0370	.0090	.2890	.8200	.7100	.6990	.7330
.050				-.0020	-.0340	-.0310	-.0250
.081			.0740				
.086		.0600					
.094	.0180						
.150				.0220	.0040	-.0080	-.0100
.177			.0650				
.229	.0770						
.246		.0970					
.250				.0190	-.0010	.0020	-.0030
.362	.0470						
.400				.0160	.0240		.0030
.402			.0970				
.497	.0500						
.550				.1000	.0210		
.565			.0760				
.600							-.0360
.650						-.0320	
.700	.0590				-.0420		
.725				-.0230			
.750						-.0500	-.0760
.760			-.0210				
.775				-.0430	-.0470		

AMES 87-707 IA9 O2A + S3 + T9 LOWER WING

(RBNL02)

SECTION (1) LOWER WING

DEPENDENT VARIABLE CP

MACH (1) = 2.498 BETAT (4) = -2.060		Y/BW	.299	.364	.427	.534	.673	.780	.887
	X/CW								
	.808				-.0510				
	.834	-.0400							
	.850				-.0680	-.0900	-.0800		
	.857			.1020					
	.865	-.0630							
	.900	-.0800			-.0910				-.1000
	.905			-.0890					
	.950				-.1060	-.1240	-.1080		
	.953			-.1130					
	.965	-.1280							
MACH (1) = 2.498 BETAT (5) = 2.180		Y/BW	.299	.364	.427	.534	.673	.780	.887
	X/CW								
	.000	.0440	.0580	.2070	.6510	.5910	.5930	.5540	
	.050				-.0150	-.0660	-.0760	-.0730	
	.081			.0500					
	.086		.0310						
	.094	.0680							
	.150				-.0020	-.0340	-.0670	-.0630	
	.177			.0530					
	.229	.0360							
	.246		.0610						
	.250				-.0060	-.0360	-.0550	-.0570	
	.362	.0250							
	.400				.0070	-.0180		-.0530	
	.402			.0630					
	.497	.0260							
	.550				.0110	-.0160			
	.565		.0110						
	.600								-.0780
	.650							-.0590	
	.700	.0030					-.0840		
	.725				-.0580				
	.750						-.0820	-.1030	
	.760			-.0710					
	.775				-.0810	-.1010			
	.808			-.0960					
	.834	-.0860							
	.850				-.1090	-.1340	-.1110		
	.857			.0950					
	.865	-.1050							
	.900	-.1040			-.1310				-.1190
	.905			-.1250					
	.950				-.1430	-.1420	-.1370		
	.953			-.1400					

AMES 87-707 IA9 O2A + S3 + T9 LOWER WING

(RBNLU2)

SECTION (1) LOWER WING		DEPENDENT VARIABLE CP								
MACH (1) = 2.498	BETAT (5) = 2.180	Y/BW	.299	.364	.427	.534	.673	.780	.887	
		X/CW	.965	-.1390						
MACH (1) = 2.498	BETAT (6) = 4.320	Y/BW	.299	.364	.427	.534	.673	.780	.887	
		X/CW	.000	.0220	-.0300	-.1650	-.5700	-.5170	-.5110	-.5130
			.050				-.0290	-.0850	-.0930	-.0970
			.081		.0530					
			.086	.0180						
			.094	.0460						
			.150				-.0160	-.0550	-.0820	-.0900
			.177		.0360					
			.229	.0140						
			.246		.0580					
			.250				-.0210	-.0540	-.0660	-.0840
			.362	.0180						
			.400				.0340	-.0280		-.0790
			.402		.0430					
			.497	.0110						
			.550				-.0190	-.0230		
			.565		-.0250					
			.600							-.0970
			.650						-.0640	
			.700	-.0340				-.0960		
			.725				-.0840			
			.750						-.0930	-.1130
			.760			-.1030				
			.775				-.1060	-.1150		
			.808			-.1230				
			.834	-.0910						
			.850				-.1280	-.1470	-.1230	
			.857		.0980					
			.865	-.1110						
			.900	-.1260			-.1460			-.1260
			.905			-.1310				
			.950				-.1440	-.1580	-.1510	
			.953			-.1480				
			.965	-.1610						
MACH (1) = 2.498	BETAT (7) = 6.460	Y/BW	.299	.364	.427	.534	.673	.780	.887	
		X/CW	.000	.0030	.0070	.1380	.4840	.4460	.4400	.4310
			.050				-.0500	-.1050	-.1150	-.1180
			.081		.0330					
			.086	.0190						
			.094	.0170						

AMES 87-707 IA9 O2A + S3 + T9 LOWER WING

(RBNL02)

SECTION (1) LOWER WING		DEPENDENT VARIABLE CP							
MACH (1) = 2.498	BETAT (7) = 6.460	Y/BW	.299	.364	.427	.534	.673	.780	.887
		X/CW							
		.150				-.0290	-.0750	-.1020	-.1120
		.177			.0250				
		.229	-.0030						
		.246		.0380					
		.250				-.0270	-.0710	-.0830	-.1040
		.362	.0020						
		.400				.0310	-.0260		-.0980
		.402			.0320				
		.497	.0100						
		.550				-.0330	-.0290		
		.565			-.0520				
		.600							-.1100
		.650						-.0620	
		.700	-.0600				-.1130		
		.725				-.1080			
		.750						-.1010	-.1200
		.760			-.1110				
		.775				-.1280	-.1300		
		.808			-.1310				
		.834	-.1160						
		.850				-.1400	-.1570	-.1330	
		.857			.1330				
		.865	-.1380						
		.900	-.1440			-.1480			-.1450
		.905			-.1470				
		.950				-.1520	-.1710	-.1620	
		.953			-.1620				
		.965	-.1600						
MACH (1) = 2.498	BETAT (8) = 8.590	Y/BW	.299	.364	.427	.534	.673	.780	.887
		X/CW							
		.000	-.0190	-.0140	.1130	.4170	.3860	.3710	.3690
		.050				-.0560	-.1220	-.1320	-.1340
		.081			.0220				
		.086		.0030					
		.094	-.0010						
		.150				-.0410	-.0910	-.1120	-.1260
		.177			.0090				
		.229	-.0240						
		.246		.0190					
		.250				-.0420	-.0890	-.0940	-.1130
		.362	-.0150						
		.400				.0420	-.0200		-.1090
		.402			.0000				
		.497	.0200						

AMES 87-707 IA9 O2A + S3 + T9 LOWER WING

(RBNLU2)

SECTION (1) LOWER WING		DEPENDENT VARIABLE CP							
MACH (1) = 2.498	BETAT (8) = 8.590	Y/BW	.299	.364	.427	.534	.673	.780	.887
		X/CW							
		.550				-.0590	-.0330		
		.565			-.0940				
		.600							-.1200
		.650						-.0680	
		.700	-.0680				-.1370		
		.725			-.1230				
		.750						-.1140	-.1300
		.760		-.1350					
		.775			-.1340	-.1500			
		.808		-.1520					
		.834	-.1250						
		.850			-.1540	-.1770	-.1500		
		.857		.1410					
		.865	-.1550						
		.900	-.1700			-.1660			-.1440
		.905			-.1530				
		.950				-.1610	-.1700	-.1740	
		.953			-.1670				
		.965	-.1710						
MACH (2) = 2.999	BETAT (1) = -8.560	Y/BW	.299	.364	.427	.534	.673	.780	.887
		X/CW							
		.000	.1390	.0890	.4140	1.1150	1.1260	1.1070	1.2000
		.050				.1320	.1130	.1150	.0980
		.081			.1510				
		.086		.0450					
		.094	.0470						
		.150				.1380	.1340	.1340	.1230
		.177			.1970				
		.229	.0550						
		.246		.1870					
		.250				.1540	.1180	.1320	.1320
		.362	.1590						
		.400				.1480	.1780		.1440
		.402			.1120				
		.497	.1310						
		.550				.1220	.1160		
		.565			.2220				
		.600							.0840
		.650						.0700	
		.700	.2160				-.0310		
		.725				.0890			
		.750						.0280	.0280
		.760		.0960					
		.775				.0670	.0440		

AMES 87-707 IA9 O2A + S3 + T9 LOWER WING

(RBNLU2)

SECTION (1) LOWER WING		DEPENDENT VARIABLE CP							
MACH (2) = 2.999	BETAT (1) = -8.560	Y/BW	.299	.364	.427	.534	.673	.780	.887
		X/CW							
		.808			.0510				
		.834	.0970						
		.850				.0300	-.0080	-.0120	
		.857			.1620				
		.865	.0600						
		.900	.0510			-.0010			-.0140
		.905			.0100				
		.950				-.0230	-.0400	-.0400	
		.953			-.0100				
		.965	-.0110						
MACH (2) = 2.999	BETAT (2) = -6.400	Y/BW	.299	.364	.427	.534	.673	.780	.887
		X/CW							
		.000	.1110	.0540	.3620	1.0360	1.0260	.9880	1.0710
		.050				.0630	.0770	.0740	.0660
		.081			.1020				
		.086		-.0010					
		.094	.0100						
		.150				.0970	.1020	.0950	.0890
		.177			.1110				
		.229	.0190						
		.246		.1410					
		.250				.1290	.0870	.0950	.0950
		.362	.0970						
		.400				.1090	.1320		.1050
		.402			.0540				
		.497	.0770						
		.550				.0750	.0780		
		.565			.1590				
		.600							.0540
		.650						.0420	
		.700	.1580				-.0460		
		.725				.0530			
		.750						.0030	.0010
		.760			.0340				
		.775				.0300	.0140		
		.808			.0030				
		.834	.0380						
		.850				-.0100	-.0270	-.0340	
		.857			.1330				
		.865	.0100						
		.900	-.0030			-.0280			-.0330
		.905			-.0180				
		.950				-.0460	-.0560	-.0630	
		.953			-.0340				

AMES 87-707 IA9 O2A + S3 + T9 LOWER WING

(RBNL02)

SECTION (1) LOWER WING		DEPENDENT VARIABLE CP							
MACH (2) = 2.999	BETAT (2) = -6.400	Y/BW	.299	.364	.427	.534	.673	.780	.887
		X/CW	.965	-.0510					
MACH (2) = 2.999	BETAT (3) = -4.250	Y/BW	.299	.364	.427	.534	.673	.780	.887
		X/CW	.000	.0870	.0330	.3100	.9530	.7970	.8900
			.050			.0560	.0550	.0470	.0380
			.081		.0770				
			.086		-.0220				
			.094	.0030					
			.150			.0570	.0750	.0540	.0540
			.177		.0740				
			.229	.0070					
			.246		.1100				
			.250			.0590	.0590	.0630	.0610
			.362	.0630					
			.400			.0710	.1000		.0670
			.402		.0320				
			.497	.0460					
			.550			.0630	.0470		
			.565		.1300				
			.600						.0220
			.650					.0160	
			.700	.1210			-.0630		
			.725			.0380			
			.750					-.0210	-.0200
			.760		.0110				
			.775			.0100	-.0030		
			.808		-.0260				
			.834	.0040					
			.850			-.0310	-.0350	-.0520	
			.857		.1020				
			.865	-.0230					
			.900	-.0350		-.0560			-.0520
			.905		-.0420				
			.950			-.0660	-.0680	-.0740	
			.953		-.0580				
			.965	-.0750					
MACH (2) = 2.999	BETAT (4) = -2.100	Y/BW	.299	.364	.427	.534	.673	.780	.887
		X/CW	.000	.0640	.0240	.2830	.8890	.7960	.7230
			.050			.0390	.0140	.0270	.0140
			.081		.0780				
			.086	.0150					
			.094	.0130					

AMES 87-707 IA9 Q2A + S3 + T9 LOWER WING

(RBNLU2)

SECTION (1) LOWER WING

DEPENDENT VARIABLE Cp

MACH (2) = 2.999	BETAT (4) = -2.100	Y/BW	.299	.364	.427	.534	.673	.780	.887
		X/CW							
		.150				.0380	.0270	.0400	.0350
		.177			.0640				
		.229	.0410						
		.246		.0960					
		.250				.0420	.0200	.0420	.0370
		.362	.0620						
		.400				.0500	.0740		.0380
		.402			.0190				
		.497	.0350						
		.550				.0510	.0380		
		.565			.0170				
		.600							.0030
		.650						-.0020	
		.700	.0870				-.0640		
		.725				.0190			
		.750						-.0330	-.0350
		.760			-.0050				
		.775				-.0130	-.0130		
		.808			-.0370				
		.834	-.0100						
		.850				-.0500	-.0460	-.0610	
		.857			.0830				
		.865	-.0440						
		.900	-.0520			-.0720			-.0700
		.905			-.0570				
		.950				-.0850	-.0760	-.0770	
		.953			-.0750				
		.965	-.0840						
MACH (2) = 2.999	BETAT (5) = 2.230	Y/BW	.299	.364	.427	.534	.673	.780	.887
		X/CW							
		.000	.0530	.0260	.2000	.6890	.6460	.6570	.6600
		.050				.0160	-.0050	-.0060	-.0200
		.081			.0430				
		.086		.0450					
		.094	.0180						
		.150				.0140	.0060	-.0080	-.0050
		.177			.0290				
		.229	.0510						
		.246		.0450					
		.250				.0130	-.0040	-.0010	-.0070
		.362	.0240						
		.400				.0200	.0240		-.0040
		.402			.0200				
		.497	-.0050						

AMES 87-707 IA9 O2A + S3 + T9 LOWER WING

(RBNL02)

SECTION (1) LOWER WING

DEPENDENT VARIABLE CP

MACH (2) = 2.999 BETAT (5) = 2.230

Y/BW X/CW	.299	.364	.427	.534	.673	.780	.887
.550				.0600	.0000		
.565			.0320				
.600							-.0350
.650						-.0370	
.700	.0300				-.0660		
.725				-.0230			
.750						-.0630	-.0630
.760			-.0450				
.775				-.0490	-.0500		
.808			-.0700				
.834	-.0570						
.850				-.0700	-.0810	-.0690	
.857			.0890				
.865	-.0830						
.900	-.0880			-.0860			-.0910
.905			-.0800				
.950				-.1000	-.1030	-.0910	
.953			-.0950				
.965	-.1010						

MACH (2) = 2.999 BETAT (6) = 4.400

Y/BW X/CW	.299	.364	.427	.534	.673	.780	.887
.000	.0380	.0280	.1550	.5930	.5590	.5570	.6040
.050				.0070	-.0220	-.0220	-.0280
.081			.0440				
.086		.0350					
.094	.0210						
.150				.0070	-.0050	-.0190	-.0200
.177			.0300				
.229	.0430						
.246		.0430					
.250				.0090	-.0090	-.0140	-.0210
.362	.0170						
.400				.0100	-.0020		-.0190
.402			.0310				
.497	.0000						
.500				.0300	-.0060		
.565		.0180					
.600							-.0500
.650						-.0460	
.700	.0070				-.0780		
.725				-.0430			
.750						-.0590	-.0750
.760			-.0580				
.775				-.0630	-.0660		

AMES 87-707 IA9 O2A + S3 + T9 LOWER WING

(RBNL02)

SECTION (1) LOWER WING

DEPENDENT VARIABLE CP

MACH (2) = 2.999	BETAT (6) = 4.400	Y/BW	.299	.364	.427	.534	.673	.780	.887
		X/CW							
		.808			-.0780				
		.834	-.0690						
		.850			-.0820	-.0930	-.0740		
		.857			.0960				
		.865	-.0800						
		.900	-.0830		-.0960				-.1010
		.905			-.0920				
		.950			-.1030	-.1100	-.0980		
		.953			-.1030				
		.965	-.1040						
MACH (2) = 2.999	BETAT (7) = 6.580	Y/BW	.299	.364	.427	.534	.673	.780	.887
		X/CW							
		.000	.0110	.0190	.1250	.5020	.4820	.4790	.5120
		.050			-.0020	-.0300	-.0390	-.0430	
		.081			.0220				
		.086		.0030					
		.094	.0160						
		.150			-.0010	-.0140	-.0340	-.0340	
		.177			.0010				
		.229	.0070						
		.246		.0260					
		.250			.0010	-.0240	-.0320	-.0380	
		.362	-.0230						
		.400			-.0010	-.0160			-.0420
		.402			.0060				
		.497	-.0240						
		.550			.0180	-.0080			
		.565		-.0200					
		.600							-.0680
		.650					-.0540		
		.700	-.0310			-.0800			
		.725			-.0530				
		.750					-.0620	-.0810	
		.760		-.0870					
		.775			-.0720	-.0760			
		.808		-.1110					
		.834	-.0880						
		.850			-.0920	-.1050	-.0830		
		.857		.1150					
		.865	-.1000						
		.900	-.1130		-.1040				-.1020
		.905		-.1070					
		.950			-.1080	-.1190	-.1060		
		.953		-.1110					

AMES 87-707 IA9 O2A + S3 + T9 LOWER WING

(RBNL12)

SECTION (1) LOWER WING		DEPENDENT VARIABLE CP								
MACH (2) = 2.999	BETAT (7) = 6.580	Y/BW	.299	.364	.427	.534	.673	.780	.887	
		X/CW	.965	-.1360						
MACH (2) = 2.999	BETAT (8) = 8.750	Y/BW	.299	.364	.427	.534	.673	.780	.887	
		X/CW	.000	-.0110	.0040	.1040	.4150	.4070	.4070	.4330
			.050			-.0180	-.0460	-.0520	-.0580	
			.081		.0240					
			.086	-.0060						
			.094	.0150						
			.150			-.0040	-.0340	-.0510	-.0500	
			.177		.0160					
			.229	-.0280						
			.246		.0260					
			.250			-.0090	-.0340	-.0440	-.0530	
			.362	-.0630						
			.400			-.0010	-.0240		-.0570	
			.402		.0270					
			.497	-.0460						
			.550			.0020	-.0050			
			.565		-.0500					
			.600						-.0790	
			.650					-.0510		
			.700	-.0340			-.0910			
			.725			-.0610				
			.750					-.0650	-.0890	
			.760		-.0990					
			.775			-.0820	-.0860			
			.808		-.1140					
			.834	-.0650						
			.850			-.1030	-.1090	-.0880		
			.857		.1370					
			.865	-.0930						
			.900	-.1140			-.1170		-.1040	
			.905		-.0990					
			.950			-.1130	-.1180	-.1100		
			.953		-.1180					
			.965	-.1340						
MACH (3) = 3.502	BETAT (1) = -8.710	Y/BW	.299	.364	.427	.534	.673	.780	.887	
		X/CW	.000	.1740	.1140	.3690	1.1880	1.1870	1.2290	1.1940
			.050			.1510	.1420	.1380	.1470	
			.081		.0670					
			.086		.0450					
			.094	.0440						

AMES 87-707 IA9 Q2A + S3 + T9 LOWER WING

(RBNL02)

SECTION (1) LOWER WING

DEPENDENT VARIABLE CP

MACH (3) = 3.502 BETAT (1) = -8.710

Y/BW	.299	.364	.427	.534	.673	.780	.887
X/CW							
.150				.0920	.1460	.1380	.1410
.177			.1500				
.229	.0700						
.246		.1080					
.250				.1230	.1180	.1360	.1430
.362	.0810						
.400				.1550	.1590		.1440
.402			.1440				
.497	.1100						
.550				.1440	.1210		
.565			.2320				
.600							.0990
.650						.0870	
.700	.2540				-.0080		
.725				.1080			
.750						.0460	.0610
.760			.1270				
.775				.0760	.0350		
.808			.0810				
.834	.1160						
.850				.0340	.0050	.0120	
.857			.1390				
.865	.0780						
.900	.0670			.0090			.0100
.905			.0210				
.950				-.0030	-.0070	-.0190	
.953			-.0020				
.965	.0280						

MACH (3) = 3.502 BETAT (2) = -6.520

Y/BW	.299	.364	.427	.534	.673	.780	.887
X/CW							
.000	.1390	.0820	.3000	1.0870	1.0920	1.0840	1.0930
.050				.0900	.1040	.1090	.1100
.081			.0340				
.086		.0260					
.094	.0410						
.150				.0620	.0940	.1020	.0970
.177			.1350				
.229	.0420						
.246		.0750					
.250				.1060	.0910	.0970	.1020
.362	.0540						
.400				.1250	.1160		.1000
.402			.0980				
.497	.0750						

AMES 87-707 IA9 O2A + S3 + T9 LOWER WING

(RBNLU2)

SECTION (1) LOWER WING		DEPENDENT VARIABLE CP							
MACH (3) = 3.502	BETAT (2) = -6.520	Y/BW	.299	.364	.427	.534	.673	.780	.887
		X/CW							
		.550				.1070	.0960		
		.565		.1630					
		.600							.0580
		.650						.0590	
		.700	.2030				-.0200		
		.725				.0770			
		.750						.0190	.0250
		.760		.0900					
		.775			.0450	.0160			
		.808		.0470					
		.834	.0750						
		.850				.0080	-.0040	-.0110	
		.857		.1070					
		.865	.0400						
		.900	.0330			-.0160			-.0160
		.905				-.0060			
		.950				-.0330	-.0260	-.0370	
		.953				-.0280			
		.965	.0000						
MACH (3) = 3.502	BETAT (3) = -4.330	Y/BW	.299	.364	.427	.534	.673	.780	.887
		X/CW							
		.000	.1040	.0640	.2470	.9970	.8890	1.0140	.9790
		.050				.0770	.0820	.0690	.0770
		.081			.0200				
		.086		.0140					
		.094	.0330						
		.150				.0370	.0830	.0630	.0630
		.177			.1160				
		.229	.0290						
		.246		.0610					
		.250				.0700	.0680	.0660	.0650
		.362	.0370						
		.400				.0880	.0790		.0670
		.402			.0540				
		.497	.0520						
		.550				.0780	.0720		
		.565		.1340					
		.600							.0350
		.650						.0280	
		.700	.1500				-.0370		
		.725				.0720			
		.750						.0010	.0030
		.760		.0610					
		.775				.0370	-.0090		

AMES 87-707 IA9 O2A + S3 + T9 LOWER WING

(RBNLU2)

SECTION (1) LOWER WING		DEPENDENT VARIABLE CP							
MACH (3) = 3.502	BETAT (3) = -4.330	Y/BW	.299	.364	.427	.534	.673	.780	.887
		X/CW							
		.808			.0260				
		.834	.0450						
		.850			-.0020	-.0310	-.0260		
		.857			.0900				
		.865	.0100						
		.900	.0040			-.0260			-.0340
		.905			-.0250				
		.950				-.0450	-.0410	-.0490	
		.953			-.0380				
		.965	-.0280						
MACH (3) = 3.502	BETAT (4) = -2.140	Y/BW	.299	.364	.427	.534	.673	.780	.887
		X/CW							
		.000	.0820	.0540	.2070	.9030	.8680	.7970	.8570
		.050				.0640	.0380	.0520	.0530
		.081			.1190				
		.086		.0110					
		.094	.0370						
		.150				.0570	.0440	.0560	.0390
		.177			.0890				
		.229	.0240						
		.246		.1210					
		.250				.0520	.0340	.0590	.0430
		.362	.0780						
		.400				.0480	.0740		.0480
		.402			.0520				
		.497	.0650						
		.550				.0450	.0480		
		.565		.1080					
		.600							.0170
		.650						.0200	
		.700	.1130				-.0450		
		.725				.0480			
		.750						-.0100	-.0090
		.760			.0300				
		.775				.0210	-.0220		
		.808			-.0020				
		.834	.0250						
		.850				-.0130	-.0330	-.0370	
		.857			.0800				
		.865	-.0070						
		.900	-.0210			-.0370			-.0400
		.905			-.0340				
		.950				-.0550	-.0420	-.0580	
		.953			-.0510				

AMES 87-707 IA9 O2A + S3 + T9 LOWER WING

(RBNL12)

SECTION (1) LOWER WING		DEPENDENT VARIABLE CP								
MACH (3) = 3.502	BETAT (4) = -2.140	Y/BW	.299	.364	.427	.534	.673	.780	.887	
		X/CW	.965	-.0390						
MACH (3) = 3.502	BETAT (5) = 2.260	Y/BW	.299	.364	.427	.534	.673	.780	.887	
		X/CW	.000	.0450	.0390	.2030	.7290	.6470	.6450	.6350
			.050				.0560	.0400	.0220	.0160
			.081			.0710				
			.086		.0680					
			.094	.0340						
			.150				.0360	.0470	.0290	.0140
			.177			.0500				
			.229	.0500						
			.246		.0660					
			.250				.0280	.0210	.0330	.0130
			.362	.0470						
			.400				.0250	.0210		.0120
			.402			.0080				
			.497	.0240						
			.550				.0570	.0150		
			.565			.0620				
			.600							-.0130
			.650						-.0140	
			.700	.0570				-.0460		
			.725				.0040			
			.750						-.0380	-.0350
			.760			-.0090				
			.775				-.0200	-.0230		
			.808			-.0330				
			.834	-.0240						
			.850				-.0460	-.0550	-.0550	
			.857			.0820				
			.865	-.0500						
			.900	-.0570			-.0580			-.0640
			.905			-.0540				
			.950				-.0700	-.0740	-.0660	
			.953			-.0700				
			.965	-.0610						
MACH (3) = 3.502	BETAT (6) = 4.480	Y/BW	.299	.364	.427	.534	.673	.780	.887	
		X/CW	.000	.0390	.0160	.1330	.5900	.5810	.5620	.5400
			.050				.0330	.0110	.0140	.0020
			.081			.0540				
			.086		.0440					
			.094	.0170						

AMES 87-707 1A9 O2A + S3 + T9 LOWER WING

(RBNL02)

SECTION (1) LOWER WING

DEPENDENT VARIABLE CP

MACH (3) = 3.502 BETAT (6) = 4.480

Y/BW	.299	.364	.427	.534	.673	.780	.887
X/CW							
.150				.0160	.0140	.0070	.0060
.177			.0490				
.229	.0490						
.246		.0490					
.250				.0120	-.0010	.0080	.0080
.362	.0270			.0070	.0020		.0000
.400							
.402			-.0020				
.497	.0040						
.550				.0420	.0000		
.565			.0310				
.600							-.0280
.650						-.0200	
.700	.0240				-.0530		
.725				-.0170			
.750						-.0460	-.0440
.760			-.0310				
.775				-.0400	-.0380		
.808			-.0500				
.834	-.0370						
.850				-.0600	-.0660	-.0590	
.857			.0790				
.865	-.0540						
.900	-.0610			-.0720			-.0710
.905			-.0650				
.950				-.0800	-.0830	-.0740	
.953			-.0790				
.965	-.0730						

MACH (3) = 3.502 BETAT (7) = 6.690

Y/BW	.299	.364	.427	.534	.673	.780	.887
X/CW							
.000	.0100	.0040	.0850	.4750	.4810	.4800	.4700
.050				.0260	.0000	-.0060	-.0130
.081			.0440				
.086		.0260					
.094	.0170						
.150				.0170	.0010	-.0100	-.0110
.177			.0440				
.229	.0310						
.246		.0280					
.250				.0040	-.0080	-.0070	-.0120
.362	.0030						
.400				.0040	.0040		-.0150
.402			-.0010				
.497	-.0230						

AMES 87-707 IA9 Q2A + S3 + T9 LOWER WING

(R0NL02)

SECTION (1) LOWER WING

DEPENDENT VARIABLE CP

MACH (3) = 3.502 BETAT (7) = 6.690		Y/BW	.299	.364	.427	.534	.673	.780	.887
		X/CW							
		.550				.0370	-.0140		
		.565			.0220				
		.600							-.0390
		.650						-.0350	
		.700	-.0180				-.0590		
		.725				-.0260			
		.750						-.0520	-.0520
		.760			-.0380				
		.775				-.0500	-.0480		
		.808			-.0620				
		.834	-.0530						
		.850				-.0660	-.0730	-.0620	
		.857			.0840				
		.865	-.0710						
		.900	-.0800			-.0780			-.0770
		.905			-.0790				
		.950				-.0840	-.0880	-.0790	
		.953			-.0910				
		.965	-.0900						
MACH (3) = 3.502 BETAT (8) = 8.910		Y/BW	.299	.364	.427	.534	.673	.780	.887
		X/CW							
		.000	-.0120	-.0120	.0870	.3890	.4000	.4000	.3990
		.050				.0140	-.0190	-.0230	-.0390
		.081			.0240				
		.086		.0200					
		.094	-.0370						
		.150				.0050	-.0140	-.0250	-.0280
		.177			.0280				
		.229	-.0290						
		.246		-.0050					
		.250				-.0040	-.0060	-.0210	-.0280
		.362	-.0590						
		.400				-.0060	-.0160		-.0310
		.402			-.0050				
		.497	-.0480						
		.550				.0230	-.0220		
		.565			-.0320				
		.600							-.0530
		.650						-.0440	
		.700	-.0210				-.0640		
		.725				-.0390			
		.750						-.0540	-.0610
		.760			-.0690				
		.775				-.0590	-.0550		

DATE 18 SEP 73

TABULATED PRESSURE DATA - IA9C

PAGE 827

AMES 87-707 IA9 O2A + S3 + T9 LOWER WING

(RBNL02)

SECTION (1) LOWER WING

DEPENDENT VARIABLE CP

MACH (3) = 3.502 BETAT (8) = 8.910

Y/BW	.299	.364	.427	.534	.673	.780	.887
X/CW							
.808			-.0840				
.834	-.0550						
.850				-.0750	-.0810	-.0680	
.857			.1090				
.865	-.0690						
.900	-.0850			-.0880			-.0850
.905			-.0800				
.950				-.0940	-.0940	-.0850	
.953			-.0920				
.965	-.0970						

AMES 87-707 IA9 C2A + S3 + T9 LOWER WING

(R02L03) (10 MAY 73)

REFERENCE DATA

SREF = 2.4210 SQ.FT. XMRP = 28.5300 INCHES
 LREF = 39.8490 INCHES YMRP = .0000 INCHES
 BREF = 39.8490 INCHES ZMRP = .0000 INCHES
 SCALE = .0300 SCALE

PARAMETRIC DATA

ALPHAT = -6.000 ORBINC = .500
 RUDDER = .000 ELEVON = .000
 RUDFLR = .000

SECTION (1) LOWER WING

DEPENDENT VARIABLE CP

MACH (1) = 2.498 BETAT (1) = -8.420

Y/BW	.299	.364	.427	.534	.673	.780	.887
X/CW							
.000	.0850	.0690	.4700	1.1730	.9750	.9760	.9900
.050				.1140	.0680	.0630	.0560
.081			.1950				
.086		.1180					
.094	.0260						
.150				.1340	.1260	.0910	.0990
.177			.1590				
.229	.1120						
.246		.2110					
.250				.1060	.1000	.0970	.1040
.362	.1470						
.400				.0910	.1500		.1130
.402			.1750				
.497	.0990						
.550				.1790	.0710		
.565		.1770					
.600							.0510
.650						.0350	
.700	.1770				-.0300		
.725				.0680			
.750						-.0040	.0000
.760			.0760				
.775				.0410	-.0040		
.808			.0360				
.834	.0680						
.850				-.0010	-.0510	-.0330	
.857			.1470				
.865	.0420						
.900	.0110			-.0240			-.0510
.905			-.0260				
.950				-.0530	-.0590	-.0720	
.953			-.0480				
.965	-.0640						

MACH (1) = 2.498 BETAT (2) = -6.290

Y/BW	.299	.364	.427	.534	.673	.780	.887
X/CW							
.000	.0640	.0370	.3960	.8810	.8960	.8940	.9110
.050				.0870	.0370	.0290	.0270
.081			.1560				
.086		.0790					
.094	.0020						

AMES 87-707 IA9 O2A + S3 + T9 LOWER WING

(RBNL03)

SECTION (1) LOWER WING

DEPENDENT VARIABLE CP

MACH (1) = 2.498	BETAT (2) = -6.295	Y/BW	.299	.364	.427	.534	.673	.780	.887
		X/CW							
		.150				.0990	.0870	.0550	.0610
		.177			.1140				
		.229	.1030						
		.246		.1520					
		.250				.0790	.0670	.0620	.0670
		.362	.1180						
		.400				.0750	.0950		.0740
		.402			.0960				
		.497	.0600						
		.550				.1270	.0390		
		.565			.1410				
		.600							.0220
		.650						.0050	
		.700	.1380					-.0560	
		.725				.0260			
		.750						-.0280	-.0270
		.760			.0330				
		.775				.0090	-.0330		
		.808			.0000				
		.834	.0220						
		.850				-.0300	-.0790	-.0530	
		.857			.1200				
		.865	.0020						
		.900	-.0190			-.0520			-.0720
		.905			-.0510				
		.950				-.0730	-.0880	-.0910	
		.953			-.0710				
		.965	-.0820						

MACH (1) = 2.498	BETAT (3) = -4.180	Y/BW	.299	.364	.427	.534	.673	.780	.887
		X/CW							
		.000	.0350	.0040	.3360	.8720	.8030	.8230	.8320
		.050				.0180	.0160	-.0020	-.0030
		.081			.1010				
		.086		.0730					
		.094	-.0140						
		.150				.0700	.0590	.0220	.0240
		.177			.0800				
		.229	.1040						
		.246		.1250					
		.250				.0560	.0400	.0300	.0330
		.362	.0700						
		.400				.0410	.0530		.0390
		.402			.0550				
		.497	.0300						

AMES 87-707 IA9 Q2A + S3 + T9 LOWER WING

(RDNLD3)

SECTION (1) LOWER WING		DEPENDENT VARIABLE CP							
MACH (1) = 2.498	BETAT (3) = -4.180	Y/BW	.299	.364	.427	.534	.673	.780	.887
		X/CW							
		.550				.1160	.0220		
		.565			.1080				
		.600							-.0070
		.650						-.0170	
		.700	.0970				-.0550		
		.725				-.0020			
		.750						-.0470	-.0510
		.760			.0030				
		.775				-.0170	-.0500		
		.808			-.0290				
		.834	-.0120						
		.850				-.0550	-.0960	-.0740	
		.857			.0930				
		.865	-.0340						
		.900	-.0470			-.0780			-.0920
		.905			-.0720				
		.950				-.0900	-.1120	-.1110	
		.953			-.0910				
		.965	-.1070						
MACH (1) = 2.498	BETAT (4) = -2.070	Y/BW	.299	.364	.427	.534	.673	.780	.887
		X/CW							
		.000	.0330	.0050	.2850	.8040	.6480	.7240	.7560
		.050				.0130	-.0050	-.0070	-.0130
		.081			.0770				
		.086		.0670					
		.094	.0050						
		.150				.0390	.0470	.0080	.0090
		.177			.0590				
		.229	.0670						
		.246		.0740					
		.250				.0190	.0250	.0170	.0130
		.362	.0400						
		.400				.0230	.0370		.0200
		.402			.0820				
		.497	.0320						
		.550				.1020	.0170		
		.565			.0760				
		.600							-.0220
		.650						-.0290	
		.700	.0550				-.0620		
		.725				-.0240			
		.750						-.0510	-.0660
		.760			-.0210				
		.775				-.0520	-.0540		

AMES 87-707 IA9 O2A + S3 + T9 LOWER WING

(RBNL03)

SECTION (1) LOWER WING

DEPENDENT VARIABLE CP

MACH (1) = 2.498	BETAT (4) = -2.070	Y/BW	.299	.364	.427	.534	.673	.780	.887
		X/CW							
		.808				-.0560			
		.834	-.0430						
		.850				-.0740	-.0900	-.0810	
		.857			.0830				
		.865	-.0650						
		.900	-.0820			-.0950			-.1020
		.905				-.0910			
		.950				-.1070	-.1220	-.1090	
		.953				-.1140			
		.965	-.1240						
MACH (1) = 2.498	BETAT (5) = 2.180	Y/BW	.299	.364	.427	.534	.673	.780	.887
		X/CW							
		.000	.0260	.0350	.1880	.6280	.5760	.5510	.5510
		.050				-.0060	-.0550	-.0710	-.0610
		.081			.0340				
		.086		.0150					
		.094	.0240						
		.150				-.0060	-.0250	-.0540	-.0450
		.177			.0420				
		.229	.0200						
		.246		.0350					
		.250				-.0130	-.0390	-.0430	-.0430
		.362	.0050						
		.400				-.0020	-.0230		-.0410
		.402			.0540				
		.497	.0120						
		.550				.0060	-.0230		
		.565			-.0010				
		.600							-.0720
		.650						-.0560	
		.700	-.0110				-.0910		
		.725				-.0700			
		.750						-.0780	-.0960
		.760			-.0780				
		.775				-.0860	-.0980		
		.808			-.1020				
		.834	-.0900						
		.850				-.1130	-.1310	-.1080	
		.857			.0800				
		.865	-.1070						
		.900	-.1080			-.1340			-.1150
		.905				-.1280			
		.950				-.1470	-.1440	-.1350	
		.953				-.1430			

AMES B7-707 IA9 O2A + S3 + T9 LOWER WING

(RBNL03)

SECTION (1) LOWER WING		DEPENDENT VARIABLE CP							
MACH (1) = 2.498	BETAT (5) = 2.180	Y/BW	.299	.364	.427	.534	.673	.780	.887
		X/CW							
		.965	-.1470						
MACH (1) = 2.498	BETAT (6) = 4.310	Y/BW	.299	.364	.427	.534	.673	.780	.887
		X/CW							
		.000	.0080	.0110	.1450	.5460	.5030	.5100	.4940
		.050				-.0180	-.0750	-.0820	-.0880
		.081			.0450				
		.086		.0030					
		.094	.0250						
		.150				-.0200	-.0450	-.0710	-.0760
		.177			.0270				
		.229	.0050						
		.246		.0340					
		.250				-.0230	-.0530	-.0590	-.0670
		.362	-.0070						
		.400				.0170	-.0270		-.0630
		.402			.0400				
		.497	.0050						
		.550				-.0170	-.0340		
		.565			-.0300				
		.600							-.0880
		.650						-.0660	
		.700	-.0360				-.0920		
		.725				-.0880			
		.750						-.0920	-.1110
		.760			-.1020				
		.775				-.1080	-.1120		
		.808			-.1190				
		.834	-.0920						
		.850				-.1280	-.1480	-.1190	
		.857			.1060				
		.865	-.1100						
		.900	-.1260			-.1450			-.1220
		.905			-.1300				
		.950				-.1470	-.1580	-.1460	
		.953			-.1470				
		.965	-.1590						
MACH (1) = 2.498	BETAT (7) = 6.440	Y/BW	.299	.364	.427	.534	.673	.780	.887
		X/CW							
		.000	-.0200	-.0130	.1020	.4470	.4280	.4310	.4290
		.050				-.0410	-.0970	-.1020	-.1030
		.081			.0140				
		.086		-.0020					
		.094	.0040						

AMES 87-707 IA9 O2A + S3 + T9 LOWER WING

(RBNL53)

SECTION (1) LOWER WING

DEPENDENT VARIABLE CP

MACH (1) = 2.498 BETAT (7) = 6.440

Y/BW	.299	.364	.427	.534	.673	.780	.887
X/CW							
.150				-.0340	-.0710	-.0920	-.0940
.177			.0090				
.229	-.0170						
.246		.0100					
.250				-.0370	-.0710	-.0750	-.0920
.362	-.0190						
.400				.0210	-.0420		-.0880
.402			.0190				
.497	.0050						
.550				-.0340	-.0290		
.565			-.0610				
.600							-.1050
.650						-.0700	
.700	-.0640				-.1080		
.725				-.1130			
.750						-.0960	-.1180
.760			-.1120				
.775				-.1320	-.1270		
.808			-.1330				
.834	-.1250						
.850				-.1430	-.1590	-.1260	
.857			.1160				
.865	-.1420						
.900	-.1470			-.1500			-.1320
.905			-.1540				
.950				-.1560	-.1690	-.1560	
.953			-.1650				
.965	-.1620						

MACH (1) = 2.498 BETAT (8) = 8.570

Y/BW	.299	.364	.427	.534	.673	.780	.887
X/CW							
.000	-.0410	-.0370	.0860	.3700	.3600	.3580	.3640
.050				-.0500	-.1140	-.1250	-.1280
.081			.0070				
.086		-.0120					
.094	-.0100						
.150				-.0470	-.0850	-.1090	-.1180
.177			-.0050				
.229	-.0490						
.246		-.0040					
.250				-.0490	-.0820	-.0910	-.1070
.362	-.0360						
.400				.0330	-.0350		-.1010
.402			-.0270				
.497	-.0030						

AMES 87-707 IA9 O2A + S3 + T9 LOWER WING

(RBNL03)

SECTION (1) LOWER WING

DEPENDENT VARIABLE CP

MACH (1) = 2.498	BETAT (8) = 8.570	Y/BW	.299	.364	.427	.534	.673	.780	.887
		X/CW							
		.550				-.0620	-.0360		
		.565			-.1030				
		.600							-.1130
		.650						-.0680	
		.700	-.0680				-.1350		
		.725				-.1150			
		.750						-.1110	-.1270
		.760			-.1440				
		.775				-.1410	-.1490		
		.808				-.1550			
		.834	-.1240						
		.850				-.1610	-.1770	-.1480	
		.857				.1290			
		.865	-.1520						
		.900	-.1710						
		.905			-.1540		-.1750		-.1460
		.950				-.1620	-.1720	-.1740	
		.953				-.1670			
		.965	-.1760						

MACH (2) = 2.999	BETAT (1) = -8.570	Y/BW	.299	.364	.427	.534	.673	.780	.887
		X/CW							
		.000	.1230	.0820	.3430	1.1450	1.0930	1.0840	1.1700
		.050				.1090	.1160	.1180	.1110
		.081			.1360				
		.086		.0440					
		.094	.0400						
		.150				.1380	.1580	.1430	.1350
		.177			.1830				
		.229	.0450						
		.246		.1870					
		.250				.1540	.1280	.1490	.1450
		.362	.1440						
		.400				.1590	.2030		.1560
		.402			.1190				
		.497	.1390						
		.550				.1160	.1270		
		.565			.2250				
		.600							.0950
		.650						.0770	
		.700	.2230				-.0260		
		.725				.0860			
		.750						.0340	.0330
		.760			.0990				
		.775				.0650	.0500		

AMES 87-707 IA9 O2A + S3 + T9 LOWER WING

(RBNLU3)

SECTION (1) LOWER WING

DEPENDENT VARIABLE CP

MACH (2) = 2.999 BETAT (1) = -8.575

Y/BW	.299	.364	.427	.534	.673	.780	.887
X/CW							
.808			.0560				
.834	.0990						
.850				.0290	-.0030	-.0040	
.857			.1440				
.865	.0640						
.900	.0540			.0030			-.0150
.905			.0030				
.950				-.0190	-.0390	-.0380	
.953			-.0110				
.965	-.0040						

MACH (2) = 2.999 BETAT (2) = -6.420

Y/BW	.299	.364	.427	.534	.673	.780	.887
X/CW							
.000	.0980	.0500	.2760	.8860	.9760	.9690	1.0540
.050				.0830	.0810	.0820	.0780
.081			.1210				
.086		.0200					
.094	.0190						
.150				.0960	.1110	.1030	.0970
.177			.1250				
.229	.0230						
.246		.1520					
.250				.1180	.0890	.1080	.1050
.362	.1230						
.400				.1150	.1590		.1140
.402			.0780				
.497	.0860						
.550				.0740	.0910		
.565		.1790					
.600							.0610
.650						.0500	
.700	.1770				-.0500		
.725				.0460			
.750						.0120	.0080
.760			.0570				
.775				.0290	.0220		
.808			.0240				
.834	.0590						
.850				-.0080	-.0250	-.0260	
.857			.1130				
.865	.0280						
.900	.0200			-.0300			-.0360
.905			-.0260				
.950				-.0490	-.0580	-.0540	
.953			-.0390				

AMES 87-707 IA9 O2A + S3 + T9 LOWER WING

(RBNL03)

SECTION (1) LOWER WING		DEPENDENT VARIABLE CP							
MACH (2) = 2.999	BETAT (2) = -6.420	Y/BW	.299	.364	.427	.534	.673	.780	.887
		X/CW	.965	-.0240					
MACH (2) = 2.999	BETAT (3) = -4.260	Y/BW	.299	.364	.427	.534	.673	.780	.887
		X/CW	.000	.0770	.0290	.2190	.8930	.8710	.8600
			.050			.0440	.0520	.0540	.0520
			.081		.0970				
			.086	-.0090					
			.094	.0110					
			.150			.0660	.0720	.0700	.0660
			.177		.0890				
			.229	.0050					
			.246		.1200				
			.250			.0880	.0590	.0740	.0710
			.362	.0890					
			.400			.0740	.1050		.0780
			.402		.0500				
			.497	.0560					
			.550			.0520	.0620		
			.565		.1470				
			.600						.0320
			.650					.0270	
			.700	.1320			-.0590		
			.725			.0320			
			.750					-.0090	-.0140
			.760			.0270			
			.775			.0070	.0010		
			.808		-.0100				
			.834	.0180					
			.850			-.0290	-.0340	-.0440	
			.857		.0820				
			.865	-.0060					
			.900	-.0160		-.0570			-.0510
			.905						
			.950		-.0470				
			.950			-.0690	-.0630	-.0680	
			.953		-.0630				
			.965	-.0530					
MACH (2) = 2.999	BETAT (4) = -2.100	Y/BW	.299	.364	.427	.534	.673	.780	.887
		X/CW	.000	.0550	.0220	.2260	.8210	.6820	.7740
			.050			.0450	.0190	.0280	.0250
			.081		.0830				
			.086	.0030					
			.094	.0140					

AMES 87-707 IA9 O2A + S3 + T9 LOWER WING

(RBNLU3)

SECTION (1) LOWER WING

DEPENDENT VARIABLE CP

MACH (2) = 2.999	BETAT (4) = -2.100	Y/BW	.299	.364	.427	.534	.673	.780	.887
		X/CW							
		.150				.0520	.0670	.0410	.0390
		.177			.0600				
		.229	.0220						
		.246		.0970					
		.250				.0420	.0480	.0510	.0430
		.362	.0630						
		.400				.0430	.0910		.0510
		.402			.0250				
		.497	.0380						
		.550				.0320	.0330		
		.565			.1120				
		.600							.0110
		.650						.0040	
		.700	.0860				-.0660		
		.725				.0140			
		.750						-.0310	-.0280
		.760			.0040				
		.775				-.0150	-.0150		
		.808			-.0270				
		.834	-.0020						
		.850				-.0500	-.0500	-.0570	
		.857			.0580				
		.865	-.0350						
		.900	-.0440			-.0730			-.0640
		.905			-.0590				
		.950				-.0880	-.0770	-.0720	
		.953			-.0770				
		.965	-.0730						
MACH (2) = 2.999	BETAT (5) = 2.220	Y/BW	.299	.364	.427	.534	.673	.780	.887
		X/CW							
		.000	.0340	.0140	.1720	.6460	.6130	.6280	.5870
		.050				.0210	-.0020	-.0030	-.0010
		.081			.0440				
		.086		.0490					
		.094	.0190						
		.150				.0160	.0110	-.0110	.0110
		.177			.0340				
		.229	.0370						
		.246		.0430					
		.250				.0090	-.0020	-.0020	.0060
		.362	.0210						
		.400				.0110	.0250		.0040
		.402			.0120				
		.497	-.0050						

AMES 87-707 IA9 Q2A + S3 + T9 LOWER WING

(RBNL03)

SECTION (1) LOWER WING		DEPENDENT VARIABLE CP							
MACH (2) = 2.999	BETAT (5) = 2.220	Y/BW	.299	.364	.427	.534	.673	.780	.887
		X/CW							
		.550				.0480	-.0080		
		.565			.0320				
		.600							-.0260
		.650						-.0340	
		.700	.0310				-.0720		
		.725				-.0330			
		.750						-.0600	-.0550
		.760			-.0410				
		.775				-.0560	-.0610		
		.808			-.0620				
		.834	-.0530						
		.850				-.0780	-.0880	-.0670	
		.857			.0700				
		.865	-.0740						
		.900	-.0740			-.0910			-.0840
		.905			-.0870				
		.950				-.1030	-.1090	-.0880	
		.953			-.1020				
		.965	-.0930						
MACH (2) = 2.999	BETAT (6) = 4.390	Y/BW	.299	.364	.427	.534	.673	.780	.887
		X/CW							
		.000	.0190	.0070	.1360	.5560	.5380	.5420	.5850
		.050				.0140	-.0160	-.0190	-.0230
		.081			.0380				
		.086		.0280					
		.094	.0090						
		.150				.0070	-.0010	-.0150	-.0170
		.177			.0270				
		.229	.0310						
		.246		.0280					
		.250				.0040	-.0070	-.0080	-.0180
		.362	.0030						
		.400				.0030	-.0030		-.0160
		.402			.0070				
		.497	-.0120						
		.550				.0270	-.0200		
		.565		.0110					
		.600							-.0470
		.650						-.0450	
		.700	-.0010				-.0760		
		.725				-.0470			
		.750						-.0640	-.0700
		.760		-.0590					
		.775				-.0720	-.0690		

AMES 87-747 IA9 O2A + S3 + T9 LOWER WING

(RBNL03)

SECTION (1) LOWER WING		DEPENDENT VARIABLE CF								
MACH (2) = 2.999	BETAT (7) = 6.560	Y/BW	.299	.364	.427	.534	.673	.780	.887	
		X/CW	.965	-.1230						
MACH (2) = 2.999	BETAT (8) = 8.730	Y/BW	.299	.364	.427	.534	.673	.780	.887	
		X/CW	.000	-.0240	-.0150	.0810	.3610	.3710	.3830	.4110
			.050			-.0140	-.0530	-.0530	-.0570	
			.081			.0220				
			.086		-.0120					
			.094	-.0260						
			.150			-.0100	-.0350	-.0530	-.0530	
			.177			.0110				
			.229	-.0480						
			.246		.0220					
			.250			-.0220	-.0380	-.0470	-.0550	
			.362	-.0720						
			.400			-.0230	-.0330		-.0590	
			.402			.0140				
			.497	-.0540						
			.550			-.0020	-.0270			
			.565		-.0480					
			.600						-.0780	
			.650					-.0610		
			.700	-.0410			-.0900			
			.725			-.0650				
			.750					-.0750	-.0870	
			.760		-.1020					
			.775			-.0870	-.0890			
			.808		-.1190					
			.834	-.0680						
			.850			-.1080	-.1130	-.0930		
			.857			.1180				
			.865	-.0960						
			.900	-.1130		-.1200			-.1090	
			.905		-.1090					
			.950			-.1190	-.1210	-.1120		
			.953		-.1200					
			.965	-.1280						
MACH (3) = 3.502	BETAT (1) = -8.730	Y/BW	.299	.364	.427	.534	.673	.780	.887	
		X/CW	.000	.1620	.1070	.3650	1.1930	1.1600	1.2040	1.1750
			.050			.1060	.1320	.1400	.1540	
			.081			.0650				
			.086		.0460					
			.094	.0370						

AMES 87-707 IA9 C2A + S3 + T9 LOWER WING

(RBNL13)

SECTION (1) LOWER WING

DEPENDENT VARIABLE CP

MACH (3) = 3.502 BETAT (1) = -8.730

Y/BW	.299	.364	.427	.534	.673	.780	.887
X/CW							
.150				.1090	.1570	.1420	.1570
.177			.0650				
.229	.0550						
.246		.0890					
.250				.0950	.1230	.1460	.1580
.362	.0690						
.400				.1710	.1570		.1640
.402			.1470				
.497	.1130						
.550				.1480	.1180		
.565			.1690				
.600							.1070
.650						.1000	
.700	.2540				-.0020		
.725				.1190			
.750						.0550	.0530
.760			.1260				
.775				.0820	.0440		
.808			.0870				
.834	.1150						
.850				.0390	.0020	.0140	
.857			.1200				
.865	.0780						
.900	.0640			.0110			.0180
.905			.0260				
.950				-.0010	.0020	-.0150	
.953			.0030				
.965	.0300						

MACH (3) = 3.502 BETAT (2) = -6.530

Y/BW	.299	.364	.427	.534	.673	.780	.887
X/CW							
.000	.1300	.0760	.2910	.9190	1.0180	1.0570	1.0940
.050				.0730	.1060	.1070	.1130
.081			.0420				
.086		.0260					
.094	.0320						
.150				.0780	.1230	.1110	.1080
.177			.0860				
.229	.0370						
.246		.0630					
.250				.0620	.0900	.1040	.1140
.362	.0450						
.400				.1270	.1340		.1180
.402			.1000				
.497	.0780						

AMES 87-707 IA9 O2A + S3 + T9 LOWER WING

(RDNL03)

SECTION (1) LOWER WING		DEPENDENT VARIABLE CP							
MACH (3) = 3.502	BETAT (2) = -6.530	Y/BW	.299	.364	.427	.534	.673	.780	.887
		X/CW							
		.550				.1100	.1100		
		.565			.1150				
		.600							.0670
		.650						.0690	
		.700	.2060				-.0170		
		.725				.0850			
		.750						.0290	.0240
		.760			.0890				
		.775				.0500	.0210		
		.808			.0510				
		.834	.0740						
		.850				.0100	-.0110	-.0040	
		.857			.0910				
		.865	.0410						
		.900	.0360			-.0120			-.0050
		.905			.0030				
		.950				-.0290	-.0210	-.0310	
		.953			-.0230				
		.965	.0040						
MACH (3) = 3.502	BETAT (3) = -4.340	Y/BW	.299	.364	.427	.534	.673	.780	.887
		X/CW							
		.000	.0960	.0530	.2330	.8880	.8990	.9230	.9520
		.050				.0780	.0750	.0810	.0830
		.081			.0050				
		.086		.0070					
		.094	.0210						
		.150				.0280	.0750	.0760	.0740
		.177			.0750				
		.229	.0160						
		.246		.0360					
		.250				.0440	.0470	.0680	.0740
		.362	.0170						
		.400				.0890	.0840		.0740
		.402			.0560				
		.497	.0430						
		.550				.0760	.0690		
		.565			.1180				
		.600							.0340
		.650						.0340	
		.700	.1350				-.0350		
		.725				.0640			
		.750						-.0010	.0080
		.760			.0520				
		.775				.0290	-.0080		

AMES 87-707 IA9 O2A + S3 + T9 LOWER WING

(RBNLU3)

SECTION (1) LOWER WING		DEPENDENT VARIABLE CP							
MACH (3) = 3.502	BETAT (3) = -4.340	Y/BW	.299	.364	.427	.534	.673	.780	.887
		X/CW							
		.808			.0170				
		.834	.0370						
		.850				-.0090	-.0290	-.0230	
		.857			.0620				
		.865	.0050						
		.900	-.0020			-.0330			-.0310
		.905			-.0310				
		.950				-.0480	-.0380	-.0470	
		.953			-.0440				
		.965	-.0270						
	MACH (3) = 3.502	BETAT (4) = -2.140	Y/BW	.299	.364	.427	.534	.673	.780
		X/CW							
		.000	.0670	.0420	.1890	.7840	.7120	.8390	.8190
		.050				.0520	.0410	.0500	.0620
		.081			.0130				
		.086		.0050					
		.094	.0250						
		.150				.0300	.0590	.0450	.0470
		.177			.0990				
		.229	.0120						
		.246		.0470					
		.250				.0490	.0430	.0420	.0460
		.362	.0270						
		.400				.0500	.0770		.0460
		.402			.0500				
		.497	.0430						
		.550				.0500	.0510		
		.565			.0850				
		.600							.0170
		.650						.0240	
		.700	.1040				-.0420		
		.725				.0430			
		.750						-.0040	-.0060
	.760			.0230					
	.775				.0120	-.0180			
	.808			-.0050					
	.834	.0170							
	.850				-.0210	-.0280	-.0330		
	.857			.0540					
	.865	-.0130							
	.900	-.0270			-.0440			-.0400	
	.905			-.0430					
	.950				-.0630	-.0440	-.0550		
	.953			-.0580					

AMES 87-707 IA9 O2A + S3 + T9 LOWER WING

(RBNL03)

SECTION (1) LOWER WING		DEPENDENT VARIABLE CP							
MACH (3) = 3.502	BETAT (4) = -2.140	Y/BW	.299	.364	.427	.534	.673	.780	.887
		X/CW	.965	-.0460					
MACH (3) = 3.502	BETAT (5) = 2.260	Y/BW	.299	.364	.427	.534	.673	.780	.887
		X/CW	.000	.0420	.0260	.1770	.6820	.6110	.6280
			.050			.0470	.0320	.0180	.0150
			.081		.0580				
			.086	.0200					
			.094	.0240					
			.150			.0270	.0470	.0260	.0160
			.177		.0410				
			.229	.0210					
			.246	.0510					
			.250			.0210	.0170	.0190	.0200
			.362	.0270					
			.400			.0150	.0170		.0210
			.402		.0010				
			.497	.0120					
			.550			.0430	.0070		
			.565		.0490				
			.600						-.0110
			.650					-.0200	
			.700	.0440			-.0530		
			.725			-.0090			
			.750					-.0400	-.0340
			.760		-.0170				
			.775			-.0330	-.0310		
			.808		-.0400				
			.834	-.0310					
			.850			-.0540	-.0590	-.0530	
			.857		.0580				
			.865	-.0530					
			.900	-.0580		-.0720			-.0590
			.905		-.0600				
			.950			-.0800	-.0790	-.0670	
			.953		-.0750				
			.965	-.0620					
MACH (3) = 3.502	BETAT (6) = 4.470	Y/BW	.299	.364	.427	.534	.673	.780	.887
		X/CW	.000	.0280	.0030	.1070	.5350	.5350	.5260
			.050			.0280	.0130	.0110	.0020
			.081		.0350				
			.086	.0180					
			.094	.0100					

AMES 87-707 IA9 O2A + S3 + T9 LOWER WING

(RBNL03)

SECTION (1) LOWER WING		DEPENDENT VARIABLE CP							
MACH (3) = 3.502	BETAT (6) = 4.470	Y/BW	.299	.364	.427	.534	.673	.780	.887
		X/CW							
		.150				.0180	.0170	.0070	.0080
		.177			.0320				
		.229	-.0070						
		.246		.0290					
		.250				.0080	-.0030	.0050	.0030
		.362	.0090						
		.400				.0010	-.0010		-.0020
		.402			-.0090				
		.497	-.0050						
		.550				.0300	-.0050		
		.565			.0200				
		.600							-.0310
		.650						-.0250	
		.700	.0120				-.0580		
		.725				-.0230			
		.750						-.0480	-.0450
		.760			-.0400				
		.775				-.0440	-.0450		
		.808			-.0610				
		.834	-.0450						
		.850				-.0650	-.0720	-.0590	
		.857			.0610				
		.865	-.0600						
		.900	-.0680			-.0680			-.0730
		.905			-.0680				
		.950				-.0830	-.0880	-.0750	
		.953			-.0810				
		.965	-.0820						
MACH (3) = 3.502	BETAT (7) = 6.680	Y/BW	.299	.364	.427	.534	.673	.780	.887
		X/CW							
		.000	.0120	-.0070	.0660	.4150	.4420	.4520	.4440
		.050				.0270	-.0060	-.0090	-.0090
		.081			.0300				
		.086		.0130					
		.094	.0080						
		.150				.0110	-.0030	-.0150	-.0130
		.177			.0350				
		.229	-.0150						
		.246		.0120					
		.250				-.0010	-.0100	-.0100	-.0150
		.362	-.0230						
		.400				-.0050	-.0030		-.0180
		.402			-.0110				
		.497	-.0300						

AMES 87-707 IA9 O2A + S3 + T9 LOWER WING

(RBNL03)

SECTION (1) LOWER WING

DEPENDENT VARIABLE CP

MACH (3) = 3.502 BETAT (7) = 6.680

Y/BW	.299	.364	.427	.534	.673	.780	.887
X/CW							
.550				.0270	-.0210		
.565			.0190				
.600							-.0410
.650						-.0380	
.700	-.0280				-.0630		
.725				-.0310			
.750						-.0540	-.0500
.760			-.0440				
.775				-.0530	-.0520		
.808			-.0670				
.834	-.0580						
.850				-.0700	-.0770	-.0660	
.857			.0690				
.865	-.0730						
.900	-.0820			-.0810			-.0760
.905			-.0830				
.950				-.0900	-.0890	-.0820	
.953			-.0920				
.965	-.0920						

MACH (3) = 3.502 BETAT (8) = 8.890

Y/BW	.299	.364	.427	.534	.673	.780	.887
X/CW							
.000	-.0180	-.0220	.0710	.3390	.3610	.3720	.3710
.050				.0170	-.0210	-.0260	-.0270
.081			.0260				
.086		.0150					
.094	-.0500						
.150				.0040	-.0110	-.0260	-.0270
.177			.0280				
.229	-.0620						
.246		-.0200					
.250				-.0100	-.0180	-.0200	-.0270
.362	-.0600						
.400				-.0150	-.0210		-.0300
.402			-.0160				
.497	-.0400						
.550				.0130	-.0270		
.565			-.0390				
.600							-.0510
.650						-.0430	
.700	-.0280				-.0640		
.725				-.0440			
.750						-.0550	-.0570
.760			-.0670				
.775				-.0600	-.0550		

DATE 18 SEP 73

TABULATED PRESSURE DATA - IA9C

PAGE 847

AMES 87-707 IA9 O2A + S3 + T9 LOWER WING

(RBNL03)

SECTION (1) LOWER WING

DEPENDENT VARIABLE CP

MACH (3) = 3.502 BETAT (8) = 8.890

Y/BW	.299	.364	.427	.534	.673	.780	.887
X/CW							
.808			-.0830				
.834	-.0600						
.850				-.0760	-.0780	-.0690	
.857			.0930				
.865	-.0740						
.900	-.0800			-.0850			-.0840
.905			-.0800				
.950				-.0960	-.0920	-.0830	
.953			-.0910				
.965	-.0910						

AMES 87-757 IA9 O2A + S3 + T9 LOWER WING

(RBNL04) (10 MAY 73)

REFERENCE DATA

SREF = 2.4210 SQ.FT. XMRP = 28.5350 INCHES
 LREF = 39.8490 INCHES YMRP = .0000 INCHES
 BREF = 39.8490 INCHES ZMRP = .0000 INCHES
 SCALE = .0300 SCALE

PARAMETRIC DATA

ALPHAT = -4.000 ORBINC = .500
 RUDDER = .000 ELEVON = .000
 RUDFLR = .000

SECTION (1) LOWER WING

DEPENDENT VARIABLE CP

MACH (1) = 2.498	BETAT (1) = -8.430	Y/BW	.299	.364	.427	.534	.673	.780	.887
		X/CW							
		.000	.0760	.0680	.4620	1.0690	.9700	.9790	.9880
		.050				.1480	.0950	.1010	.0910
		.081			.2060				
		.086		.0700					
		.094	.0140						
		.150				.1540	.1580	.1310	.1450
		.177			.1740				
		.229	.0520						
		.246		.2180					
		.250				.1250	.1260	.1400	.1470
		.362	.1540						
		.400				.1060	.1770		.1550
		.402			.1470				
		.497	.0990						
		.550				.1940	.0070		
		.565		.1840					
		.600							.0880
		.650						.0650	
		.700	.1820				-.0150		
		.725				.0790			
		.750						.0210	.0170
		.760			.0800				
		.775				.0490	.0080		
		.808			.0430				
		.834	.0740						
		.850				.0020	-.0420	-.0110	
		.857		.1380					
		.865	.0470						
		.900	.0110			-.0280			-.0410
		.905			-.0280				
		.950				-.0500	-.0480	-.0580	
		.953			-.0420				
		.965	-.0650						

MACH (1) = 2.498 BETAT (2) = -6.310

Y/BW	.299	.364	.427	.534	.673	.780	.887
X/CW							
.000	.0580	.0370	.3950	.9750	.8820	.9020	.9180
.050				.1010	.0620	.0650	.0600
.081			.1700				
.086		.0330					
.094	-.0060						

AMES 87-707 IA9 C2A + S3 + T9 LOWER WING

(RBNL54)

SECTION (1) LOWER WING

DEPENDENT VARIABLE CP

MACH (1) = 2.498	BETAT (2) = -6.310	Y/BW	.299	.364	.427	.534	.673	.785	.887
		X/CW							
		.150				.1150	.1160	.0920	.0990
		.177			.1280				
		.229	.0310						
		.246		.1610					
		.250				.0930	.0930	.1000	.1030
		.362	.1320						
		.400				.0760	.1270		.1120
		.402			.0760				
		.497	.0590						
		.550				.1320	.0600		
		.565			.1530				
		.600							.0540
		.650						.0320	
		.700	.1410				-.0370		
		.725				.0320			
		.750						-.0080	-.0060
		.760			.0410				
		.775				.0170	-.0170		
		.808			.0090				
		.834	.0280						
		.850				-.0230	-.0710	-.0330	
		.857			.1070				
		.865	.0090						
		.900	-.0100			-.0520			-.0590
		.905			-.0550				
		.950				-.0700	-.0780	-.0720	
		.953			-.0680				
		.965	-.0820						

MACH (1) = 2.498 BETAT (3) = -4.190

Y/BW	.299	.364	.427	.534	.673	.780	.887
X/CW							
.000	.0290	.0040	.3350	.7930	.8200	.8230	.8410
.050				.0770	.0370	.0390	.0350
.081			.1280				
.086		.0490					
.094	-.0160						
.150				.0910	.0910	.0660	.0730
.177			.0900				
.229	.0530						
.246		.1360					
.250				.0730	.0700	.0760	.0800
.362	.0780						
.400				.0550	.0780		.0850
.402			.0380				
.497	.0330						

AMES 87-707 IA9 Q2A + S3 + T9 LOWER WING

(RDNL04)

SECTION (1) LOWER WING

DEPENDENT VARIABLE CP

MACH (1) = 2.498	BETAT (3) = -4.190	Y/BW	.299	.364	.427	.534	.673	.780	.887
		X/CW							
		.550				.1080	.0460		
		.565			.1170				
		.600							.0310
		.650						.0160	
		.700	.1070				-.0460		
		.725				.0050			
		.750						-.0180	-.0260
		.760			.0130				
		.775				-.0080	-.0360		
		.808			-.0170				
		.834	-.0020						
		.850				-.0450	-.0880	-.0470	
		.857			.0850				
		.865	-.0240						
		.900	-.0370			-.0690			-.0750
		.905				-.0700			
		.950				-.0860	-.0980	-.0880	
		.953			-.0920				
		.965	-.0970						

MACH (1) = 2.498	BETAT (4) = -2.070	Y/BW	.299	.364	.427	.534	.673	.780	.887
		X/CW							
		.000	.0230	.0000	.2780	.7920	.6780	.7670	.7590
		.050				.0340	.0300	.0150	.0120
		.081			.0850				
		.086		.0690					
		.094	-.0030						
		.150				.0500	.0670	.0360	.0490
		.177			.0670				
		.229	.0770						
		.246		.0710					
		.250				.0440	.0410	.0480	.0510
		.362	.0380						
		.400				.0350	.0450		.0570
		.402			.0670				
		.497	.0080						
		.550				.1020	.0240		
		.565			.0770				
		.600							.0060
		.650						-.0110	
		.700	.0580				-.0460		
		.725				-.0210			
		.750						-.0390	-.0460
		.760			-.0190				
		.775				-.0510	-.0420		

AMES 87-707 IA9 O2A + S3 + T9 LOWER WING

(RBNL04)

SECTION (1) LOWER WING		DEPENDENT VARIABLE CP							
MACH (1) = 2.498	BETAT (4) = -2.070	Y/BW	.299	.364	.427	.534	.673	.780	.887
		X/CW							
		.808			-.0520				
		.834	-.0350						
		.850				-.0680	-.0850	-.0660	
		.857			.0750				
		.865	-.0550						
		.900	-.0790			-.0960			-.0920
		.905			-.0930				
		.950				-.1140	-.1130	-.1030	
		.953			-.1150				
		.965	-.1260						
MACH (1) = 2.498	BETAT (5) = 2.180	Y/BW	.299	.364	.427	.534	.673	.780	.887
		X/CW							
		.000	.0070	-.0210	.1660	.6190	.5740	.5110	.5610
		.050				.0030	-.0400	-.0410	-.0430
		.081			.0400				
		.086		.0030					
		.094	-.0240						
		.150				-.0020	-.0130	-.0300	-.0180
		.177			.0320				
		.229	.0110						
		.246		.0320					
		.250				-.0130	-.0300	-.0210	-.0130
		.362	-.0050						
		.400				-.0060	-.0160		-.0120
		.402			.0490				
		.497	.0000						
		.550				.0090	-.0170		
		.565		-.0050					
		.600							-.0480
		.650						-.0510	
		.700	-.0120				-.0860		
		.725				-.0740			
		.750						-.0670	-.0890
		.760			-.0850				
		.775				-.0920	-.0890		
		.808			-.1070				
		.834	-.0910						
		.850				-.1140	-.1260	-.1060	
		.857			.0710				
		.865	-.1070						
		.900	-.1100			-.1300			-.1200
		.905			-.1250				
		.950				-.1420	-.1460	-.1370	
		.953			-.1400				

AMES 87-707 IA9 O2A + S3 + T9 LOWER WING

(RBNL04)

SECTION (1) LOWER WING		DEPENDENT VARIABLE CP								
MACH (1) = 2.498	BETAT (5) = 2.180	Y/BW	.299	.364	.427	.534	.673	.780	.887	
		X/CW	.965	-.1460						
MACH (1) = 2.498	BETAT (6) = 4.300	Y/BW	.299	.364	.427	.534	.673	.780	.887	
		X/CW	.000	-.0170	-.0190	.1220	.5290	.4920	.5070	.4710
			.050			-.0050	-.0640	-.0710	-.0650	
			.081		.0280					
			.086	-.0160						
			.094	-.0290						
			.150			-.0190	-.0310	-.0650	-.0460	
			.177		.0120					
			.229	-.0130						
			.246		.0160					
			.250			-.0340	-.0470	-.0510	-.0460	
			.362	-.0180						
			.400			-.0070	-.0320		-.0400	
			.402		.0360					
			.497	-.0040						
			.550			-.0150	-.0410			
			.565		-.0360					
			.600						-.0680	
			.650					-.0600		
			.700	-.0430			-.0850			
			.725			-.0970				
			.750					-.0830	-.1020	
			.760		-.1070					
			.775			-.1140	-.1100			
			.808		-.1250					
			.834	-.0950						
			.850			-.1330	-.1450	-.1120		
			.857		.0880					
			.865	-.1190						
			.900	-.1320		-.1480			-.1290	
			.905		-.1270					
			.950			-.1510	-.1630	-.1390		
			.953		-.1470					
			.965	-.1640						
MACH (1) = 2.498	BETAT (7) = 6.430	Y/BW	.299	.364	.427	.534	.673	.780	.887	
		X/CW	.000	-.0440	-.0340	.0820	.4170	.4140	.4260	.4410
			.050			-.0290	-.0900	-.1020	-.1010	
			.081		.0050					
			.086	-.0120						
			.094	-.0360						

AMES 87-707 IA9 O2A + S3 + T9 LOWER WING

(RBNL04)

SECTION (1) LOWER WING		DEPENDENT VARIABLE CP							
MACH (1) = 2.498	BETAT (7) = 6.430	Y/BW	.299	.364	.427	.534	.673	.780	.887
		X/CW							
		.150				-.0370	-.0590	-.0910	-.0910
		.177			-.0070				
		.229	-.0320						
		.246		-.0050					
		.250				-.0490	-.0670	-.0790	-.0910
		.362	-.0290						
		.400				.0150	-.0450		-.0890
		.402			.0200				
		.497	-.0090						
		.550				-.0350	-.0570		
		.565			-.0670				
		.600							-.1100
		.650						-.0850	
		.700	-.0620				-.1170		
		.725				-.1170			
		.750						-.1090	-.1190
		.760			-.1220				
		.775				-.1330	-.1380		
		.808			-.1410				
		.834	-.1240						
		.850				-.1430	-.1710	-.1340	
		.857			.1030				
		.865	-.1420						
		.900	-.1500			-.1530			-.1310
		.905			-.1520				
		.950				-.1600	-.1810	-.1640	
		.953			-.1610				
		.965	-.1640						
MACH (1) = 2.498	BETAT (8) = 8.550	Y/BW	.299	.364	.427	.534	.673	.780	.887
		X/CW							
		.000	-.0610	-.0530	.0710	.3490	.3350	.3540	.3760
		.050				-.0430	-.1030	-.1230	-.1200
		.081			-.0060				
		.086		-.0190					
		.094	-.0280						
		.150				-.0500	-.0750	-.1090	-.1110
		.177			-.0160				
		.229	-.0640						
		.246		-.0240					
		.250				-.0550	-.0760	-.0890	-.1060
		.362	-.0480						
		.400				.0140	-.0530		-.1010
		.402			-.0440				
		.497	-.0200						

AMES 87-707 IA9 Q2A + S3 + T9 LOWER WING

(RBNL04)

SECTION (1) LOWER WING

DEPENDENT VARIABLE CP

MACH (1) = 2.498	BETAT (8) = 8.550	Y/BW	.299	.364	.427	.534	.673	.780	.887
		X/CW							
		.550				-.0670	-.0420		
		.565			-.0930				
		.600							-.1140
		.650						-.0770	
		.700	-.0640				-.1480		
		.725				-.1160			
		.750						-.1140	-.1130
		.760			-.1430				
		.775				-.1450	-.1570		
		.808			-.1530				
		.834	-.1250						
		.850				-.1650	-.1850	-.1470	
		.857			.1190				
		.865	-.1570						
		.900	-.1730			-.1750			-.1330
		.905			-.1540				
		.950				-.1640	-.1800	-.1770	
		.953			-.1690				
		.965	-.1710						

MACH (2) = 2.999 BETAT (1) = -8.580

Y/BW	.299	.364	.427	.534	.673	.780	.887
X/CW							
.000	.1080	.0690	.3480	1.1120	1.0540	1.0620	1.1620
.050				.1150	.1190	.1290	.1270
.081			.1030				
.086		.0430					
.094	.0300						
.150				.1340	.1740	.1610	.1510
.177			.1480				
.229	.0390						
.246		.0860					
.250				.1490	.1390	.1640	.1640
.362	.0580						
.400				.1710	.2050		.1760
.402			.1280				
.497	.1440						
.550				.1250	.1420		
.565		.2380					
.600							.1110
.650						.0860	
.700	.2300				-.0170		
.725				.0830			
.750						.0450	.0440
.760			.1110				
.775				.0670	.0620		

AMES 87-707 IA9 O2A + S3 + T9 LOWER WING

(RBNL04)

SECTION (1) LOWER WING		DEPENDENT VARIABLE CP							
MACH (2) = 2.999	BETAT (1) = -8.580	Y/BW	.299	.364	.427	.534	.673	.780	.887
		X/CW							
		.808			.0640				
		.834	.1050						
		.850			.0310	.0060	.0050		
		.857			.1190				
		.865	.0670						
		.900	.0600		.0080				-.0040
		.905			-.0030				
		.950			-.0160	-.0320	-.0250		
		.953			-.0150				
		.965	.0010						
MACH (2) = 2.999	BETAT (2) = -6.420	Y/BW	.299	.364	.427	.534	.673	.780	.887
		X/CW							
		.000	.0890	.0450	.2780	1.0070	.9550	.9670	1.0530
		.050				.0800	.0800	.0920	.0930
		.081			.0770				
		.086		.0170					
		.094	.0120						
		.150				.0920	.1220	.1060	.1100
		.177			.1180				
		.229	.0150						
		.246		.0610					
		.250				.1200	.1060	.1250	.1180
		.362	.0340						
		.400				.1230	.1500		.1330
		.402			.0850				
		.497	.0850						
		.550				.0930	.1070		
		.565			.1840				
		.600							.0780
		.650						.0570	
		.700	.1910					-.0400	
		.725				.0530			
		.750						.0200	.0190
		.760			.0670				
		.775				.0320	.0340		
		.808			.0340				
		.834	.0630						
		.850				-.0030	-.0140	-.0140	
		.857			.0950				
		.865	.0340						
		.900	.0240			-.0240			-.0270
		.905			-.0260				
		.950				-.0380	-.0490	-.0410	
		.953			-.0390				

AMES 87-707 IA9 O2A + S3 + T9 LOWER WING

(RBNL04)

SECTION (1) LOWER WING		DEPENDENT VARIABLE CP							
MACH (2) = 2.999	BETAT (2) = -6.420	Y/BW	.299	.364	.427	.534	.673	.780	.887
		X/CW							
			.965	-.0180					
MACH (2) = 2.999	BETAT (3) = -4.260	Y/BW	.299	.364	.427	.534	.673	.780	.887
		X/CW							
		.000	.0620	.0230	.2160	.8350	.8540	.8630	.9440
		.050				.0430	.0430	.0580	.0650
		.081			.0600				
		.086		-.0080					
		.094	.0010						
		.150				.0730	.0820	.0760	.0760
		.177			.0870				
		.229	-.0040						
		.246		.0930					
		.250				.0960	.0720	.0850	.0820
		.362	.0130						
		.400				.0820	.1250		.0910
		.402			.0560				
		.497	.0460						
		.550				.0600	.0730		
		.565		.1560					
		.600							.0450
		.650						.0370	
		.700	.1340				-.0550		
		.725				.0310			
		.750						.0000	-.0050
		.760			.0320				
		.775				.0070	.0100		
		.808			-.0070				
		.834	.0200						
		.850				-.0270	-.0320	-.0350	
		.857		.0660					
		.865	-.0040						
		.900	-.0130			-.0530			-.0430
		.905			-.0480				
		.950				-.0690	-.0630	-.0560	
		.953			-.0630				
		.965	-.0500						
MACH (2) = 2.999	BETAT (4) = -2.110	Y/BW	.299	.364	.427	.534	.673	.780	.887
		X/CW							
		.000	.0430	.0150	.1760	.7800	.7060	.7570	.8410
		.050				.0550	.0510	.0370	.0360
		.081			.0990				
		.086		-.0090					
		.094	.0050						

AMES 87-707 IA9 O2A + S3 + T9 LOWER WING

(RBNLU4)

SECTION (1) LOWER WING		DEPENDENT VARIABLE CP							
MACH (2) = 2.999	BETAT (4) = -2.110	Y/BW	.299	.364	.427	.534	.673	.780	.887
		X/CW							
		.150				.0580	.0720	.0470	.0450
		.177			.0620				
		.229	.0060						
		.246		.1050					
		.250				.0440	.0610	.0650	.0550
		.362	.0530						
		.400				.0540	.0790		.0670
		.402			.0290				
		.497	.0230						
		.550				.0350	.0410		
		.565			.1090				
		.600							.0270
		.650						.0150	
		.700	.0800				-.0620		
		.725				.0100			
		.750						-.0210	-.0150
		.760			.0010				
		.775				-.0140	-.0110		
		.808			-.0320				
		.834	-.0040						
		.850				-.0500	-.0460	-.0500	
		.857			.0430				
		.865	-.0370						
		.900	-.0470			-.0740			-.0540
		.905			-.0590				
		.950				-.0890	-.0780	-.0690	
		.953			-.0750				
		.965	-.0760						
MACH (2) = 2.999	BETAT (5) = 2.210	Y/BW	.299	.364	.427	.534	.673	.780	.887
		X/CW							
		.000	.0140	-.0030	.1450	.0050	.0900	.0290	.0000
		.050				.0200	.0040	-.0040	.0170
		.081			.0330				
		.086		.0010					
		.094	.0120						
		.150				.0210	.0160	.0060	.0270
		.177			.0280				
		.229	-.0160						
		.246		.0280					
		.250				.0080	.0020	.0140	.0210
		.362	.0080						
		.400				.0090	.0180		.0170
		.402			.0040				
		.497	-.0110						

AMES 87-757 IA9 Q2A + S3 + T9 LOWER WING

(RBNL04)

SECTION (1) LOWER WING		DEPENDENT VARIABLE CP							
MACH (2) = 2.999	BETAT (5) = 2.215	Y/BW	.299	.364	.427	.534	.673	.780	.887
		X/CW							
		.550				.0390	-.0090		
		.565			.0170				
		.600							-.0150
		.650						-.0200	
		.700	.0220				-.0710		
		.725				-.0440			
		.750						-.0500	-.0470
		.760			-.0480				
		.775				-.0670	-.0550		
		.808			-.0660				
		.834	-.0540						
		.850				-.0890	-.0850	-.0630	
		.857			.0440				
		.865	-.0680						
		.900	-.0710			-.0990			-.0790
		.905			-.0900				
		.950				-.1080	-.1070	-.0850	
		.953			-.1030				
		.965	-.0940						
MACH (2) = 2.999	BETAT (6) = 4.380	Y/BW	.299	.364	.427	.534	.673	.780	.887
		X/CW							
		.000	-.0060	-.0160	.1040	.5100	.5060	.5230	.5050
		.050				.0130	-.0140	-.0180	-.0230
		.081			.0210				
		.086		.0160					
		.094	-.0050						
		.150				.0030	-.0020	-.0170	-.0100
		.177			.0210				
		.229	-.0210						
		.246		.0100					
		.250				.0000	-.0090	-.0060	-.0100
		.362	-.0140						
		.400				-.0050	-.0030		-.0090
		.402			-.0090				
		.497	-.0200						
		.550				.0120	-.0230		
		.565			.0010				
		.600							-.0350
		.650						-.0460	
		.700	-.0110				-.0840		
		.725				-.0540			
		.750						-.0640	-.0620
		.760			-.0690				
		.775				-.0800	-.0760		

AMES 87-707 IA9 O2A + S3 + T9 LOWER WING

(RBNL04)

SECTION (1) LOWER WING

DEPENDENT VARIABLE CP

MACH (2) = 2.999	BETAT (6) = 4.380	Y/BW	.299	.364	.427	.534	.673	.780	.887
		X/CW							
		.808			-.0860				
		.834	-.0620						
		.850				-.1010	-.1010	-.0780	
		.857			.0570				
		.865	-.0830						
		.900	-.0950			-.1100			-.0930
		.905			-.0980				
		.950				-.1140	-.1180	-.1020	
		.953			-.1110				
		.965	-.1150						
MACH (2) = 2.999	BETAT (7) = 6.550	Y/BW	.299	.364	.427	.534	.673	.780	.887
		X/CW							
		.000	-.0260	-.0300	.0590	.4040	.4320	.4340	.4820
		.050				.0030	-.0360	-.0350	-.0390
		.081			.0300				
		.086		-.0120					
		.094	-.0230						
		.150				-.0070	-.0130	-.0350	-.0350
		.177			.0150				
		.229	-.0420						
		.246		.0020					
		.250				-.0180	-.0280	-.0310	-.0340
		.362	-.0300						
		.400				-.0290	-.0280		-.0380
		.402			-.0280				
		.497	-.0350						
		.550				-.0050	-.0400		
		.565			-.0170				
		.600							-.0650
		.650						-.0620	
		.700	-.0320				-.0930		
		.725				-.0680			
		.750						-.0760	-.0840
		.760			-.0800				
		.775				-.0910	-.0850		
		.808			-.1040				
		.834	-.0750						
		.850				-.1060	-.1100	-.0940	
		.857			.0730				
		.865	-.0990						
		.900	-.1160			-.1170			-.1150
		.905			-.1080				
		.950				-.1200	-.1230	-.1150	
		.953			-.1210				

AMES 87-707 IA9 O2A + S3 + T9 LOWER WING

(RBNLU4)

SECTION (1) LOWER WING		DEPENDENT VARIABLE CP							
MACH (2) = 2.999	BETAT (7) = 6.550	Y/BW	.299	.364	.427	.534	.673	.780	.887
		X/CW							
		.965	-.1290						
MACH (2) = 2.999	BETAT (8) = 8.710	Y/BW	.299	.364	.427	.534	.673	.780	.887
		X/CW							
		.000	-.0430	-.0450	.0570	.3110	.3320	.3560	.3960
		.050				-.0080	-.0560	-.0590	-.0590
		.081			.0190				
		.086		-.0240					
		.094	-.0410						
		.150				-.0170	-.0330	-.0570	-.0550
		.177			.0000				
		.229	-.0650						
		.246		.0050					
		.250				-.0280	-.0410	-.0470	-.0570
		.362	-.0720						
		.400				-.0390	-.0410		-.0610
		.402			-.0340				
		.497	-.0530						
		.550				-.0040	-.0440		
		.565		-.0550					
		.600							-.0790
		.650						-.0710	
		.700	-.0500				-.0870		
		.725				-.0700			
		.750						-.0840	-.0930
		.760			-.1040				
		.775				-.0920	-.0910		
		.808			-.1220				
		.834	-.0780						
		.850				-.1090	-.1160	-.1020	
		.857			.0970				
		.865	-.1000						
		.900	-.1150			-.1210			-.1150
		.906			-.1130				
		.950				-.1240	-.1280	-.1160	
		.953			-.1220				
		.965	-.1230						
MACH (3) = 3.502	BETAT (1) = -8.740	Y/BW	.299	.364	.427	.534	.673	.780	.887
		X/CW							
		.000	.1460	.0970	.3580	1.1450	1.1290	1.1600	1.1740
		.050				.1100	.1180	.1430	.1700
		.081			.0610				
		.086		.0430					
		.094	.0270						

AMES 87-707 IA9 O2A + S3 + T9 LOWER WING

(RBNL04)

SECTION (1) LOWER WING

DEPENDENT VARIABLE CP

MACH (3) = 3.502 BETAT (1) = -8.740

	Y/BW	.299	.364	.427	.534	.673	.780	.887
X/CW								
.150					.0820	.1490	.1370	.1570
.177				.0540				
.229	.0430							
.246		.0680						
.250					.0990	.1260	.1490	.1570
.362	.0510							
.400					.1380	.1300		.1800
.402				.1390				
.497	.0360							
.550					.1430	.1190		
.565				.1250				
.600								.1100
.650							.1070	
.700	.2460					-.0140		
.725					.1200			
.750							.0590	.0600
.760				.1220				
.775					.0830	.0390		
.808				.0890				
.834	.1100							
.850					.0360	.0040	.0200	
.857				.0940				
.865	.0720							
.900	.0600				.0070			.0180
.905				.0270				
.950					-.0070	.0020	-.0160	
.953				.0000				
.965	.0280							

MACH (3) = 3.502 BETAT (2) = -6.540

	Y/BW	.299	.364	.427	.534	.673	.780	.887
X/CW								
.000	.1160	.0700	.2930	1.0110	.9860	1.0380	1.0710	
.050				.0760	.0800	.1060	.1220	
.081				.0360				
.086		.0240						
.094	.0150							
.150					.0690	.1200	.1160	.1120
.177				.0320				
.229	.0280							
.246		.0400						
.250					.0640	.0950	.1150	.1240
.362	.0250							
.400					.1160	.0880		.1270
.402				.0950				
.497	.0510							

AMES 87-707 IA9 O2A + S3 + T9 LOWER WING

(RBNL04)

SECTION (1) LOWER WING

DEPENDENT VARIABLE CP

MACH (3) = 3.502 BETAT (2) = -6.540

Y/BW	.299	.364	.427	.534	.673	.780	.887
X/CW							
.550				.1110	.0950		
.565			.0850				
.600							.0750
.650						.0740	
.700	.1870				-.0230		
.725				.0880			
.750						.0340	.0280
.760			.0860				
.775				.0530	.0210		
.808			.0550				
.834	.0700						
.850				.0130	-.0180	.0000	
.857			.0670				
.865	.0350						
.900	.0270			-.0140			-.0060
.905			.0070				
.950				-.0330	-.0160	-.0300	
.953			-.0200				
.965	.0070						

MACH (3) = 3.502 BETAT (3) = -4.340

Y/BW	.299	.364	.427	.534	.673	.780	.887
X/CW							
.000	.0860	.0450	.2250	.8150	.8530	.8990	.9430
.050				.0430	.0770	.0850	.0880
.081			.0040				
.086		.0040					
.094	.0120						
.150				.0540	.0880	.0880	.0880
.177			.0070				
.229	.0050						
.246		.0200					
.250				.0370	.0600	.0820	.0900
.362	.0080						
.400				.0920	.0610		.0900
.402			.0480				
.497	.0400						
.550				.0770	.0680		
.565			.0720				
.600							.0430
.650						.0420	
.700	.1230				-.0330		
.725				.0640			
.750						.0100	.0030
.760			.0480				
.775				.0360	-.0010		

AMES 87-707 IA9 O2A + S3 + T9 LOWER WING

(RBNL14)

SECTION (1) LOWER WING

DEPENDENT VARIABLE CP

MACH (3) = 3.502 BETAT (3) = -4.340		Y/BW	.299	.364	.427	.534	.673	.780	.887
		X/CW							
		.808			.5190				
		.834	.0350						
		.850				-.0040	-.0300	-.0200	
		.857			.0470				
		.865	.0030						
		.900	-.0050			-.0280			-.0270
		.905			-.0310				
		.950				-.0460	-.0330	-.0430	
		.953			-.0410				
		.965	-.0250						
MACH (3) = 3.502 BETAT (4) = -2.150		Y/BW	.299	.364	.427	.534	.673	.780	.887
		X/CW							
		.000	.0590	.0370	.1860	.7430	.7550	.7700	.8110
		.050				.0220	.0640	.0680	.0680
		.081			.0080				
		.086		.0060					
		.094	.0140						
		.150				.0320	.0600	.0610	.0660
		.177			.0130				
		.229	.0100						
		.246		.0240					
		.250				.0440	.0300	.0540	.0640
		.362	.0080						
		.400				.0690	.0690		.0600
		.402			.0380				
		.497	.0320						
		.550				.0570	.0550		
		.565			.0720				
		.600							.0210
		.650						.0310	
		.700	.0940				-.0380		
		.725				.0520			
		.750						.0020	-.0060
		.760			.0270				
		.775				.0170	-.0110		
		.808			-.0070				
		.834	.0130						
		.850				-.0170	-.0190	-.0250	
		.857			.0360				
		.865	-.0160						
		.900	-.0270			-.0380			-.0340
		.905			-.0430				
		.950				-.0570	-.0390	-.0480	
		.953			-.0570				

AMES 87-747 IA9 O2A + S3 + T9 LOWER WING

(RBNLD4)

SECTION (1) LOWER WING		DEPENDENT VARIABLE CP							
MACH (3) = 3.502	BETAT (4) = -2.150	Y/BW	.299	.364	.427	.534	.673	.780	.887
		X/CW	.965	-.0450					
MACH (3) = 3.502	BETAT (5) = 2.260	Y/BW	.299	.364	.427	.534	.673	.780	.887
		X/CW	.000	.0300	.0140	.1180	.6360	.5860	.5370
			.050			.0460	.0280	.0050	.0320
			.081			.0450			
			.086		.0010				
			.094	.0150					
			.150			.0200	.0420	.0210	.0330
			.177			.0310			
			.229	.0050					
			.246		.0300				
			.250			.0160	.0180	.0240	.0290
			.362	.0000					
			.400			.0140	.0170		.0330
			.402			-.0040			
			.497	-.0040					
			.550			.0490	.0020		
			.565			.0350			
			.600						-.0010
			.650					-.0080	
			.700	.0280			-.0490		
			.725			-.0130			
			.750					-.0290	-.0280
			.760			-.0270			
			.775			-.0370	-.0300		
			.808			-.0480			
			.834	-.0440					
			.850			-.0590	-.0580	-.0460	
			.857			.0340			
			.865	-.0610					
			.900	-.0650		-.0740			-.0580
			.905			-.0640			
			.950			-.0820	-.0770	-.0600	
			.953			-.0750			
			.965	-.0710					
MACH (3) = 3.502	BETAT (6) = 4.460	Y/BW	.299	.364	.427	.534	.673	.780	.887
		X/CW	.000	.0130	-.0070	.0760	.4900	.4960	.4980
			.050			.0260	.0110	.0170	-.0020
			.081			.0300			
			.086		-.0150				
			.094	.0020					

AMES 87-707 IA9 O2A + S3 + T9 LOWER WING

(RBNL04)

SECTION (1) LOWER WING		DEPENDENT VARIABLE CP							
MACH (3) = 3.502	BETAT (6) = 4.460	Y/BW	.299	.364	.427	.534	.673	.780	.887
		X/CW							
		.150				.0180	.0190	.0140	.0100
		.177			.0240				
		.229	-.0130						
		.246		.0190					
		.250				.0120	.0000	.0110	.0070
		.362	-.0020						
		.400				-.0010	.0030		.0030
		.402			-.0130				
		.497	-.0120						
		.550				.0280	-.0040		
		.565			.0200				
		.600							-.0200
		.650						-.0220	
		.700	.0030				-.0540		
		.725				-.0260			
		.750						-.0440	-.0390
		.760			-.0420				
		.775				-.0470	-.0460		
		.808			-.0620				
		.834	-.0540						
		.850				-.0670	-.0700	-.0570	
		.857			.0420				
		.865	-.0690						
		.900	-.0740			-.0770			-.0640
		.905			-.0750				
		.950				-.0860	-.0850	-.0710	
		.953			-.0880				
		.965	-.0810						
MACH (3) = 3.502	BETAT (7) = 6.660	Y/BW	.299	.364	.427	.534	.673	.780	.887
		X/CW							
		.000	-.0070	-.0210	.0530	.3780	.4110	.4190	.4290
		.050				.0220	-.0080	-.0070	-.0080
		.081			.0100				
		.086		-.0290					
		.094	-.0050						
		.150				.0100	-.0040	-.0130	-.0100
		.177			.0240				
		.229	-.0330						
		.246		.0010					
		.250				-.0040	-.0120	-.0100	-.0140
		.362	-.0460						
		.400				-.0090	-.0090		-.0160
		.402			-.0220				
		.497	-.0400						

AMES 87-707 IA9 O2A + S3 + T9 LOWER WING

(RBNLU4)

SECTION (1) LOWER WING

DEPENDENT VARIABLE CP

MACH (3) = 3.502	BETAT (7) = 6.660	Y/BW	.299	.364	.427	.534	.673	.780	.887
		X/CW							
		.550				.0180	-.0250		
		.565			.0100				
		.600							-.0390
		.650						-.0360	
		.700	-.0420				-.0590		
		.725				-.0350			
		.750						-.0570	-.0500
		.760			-.0530				
		.775				-.0590	-.0530		
		.808			-.0730				
		.834	-.0720						
		.850				-.0750	-.0780	-.0660	
		.857			.0550				
		.865	-.0810						
		.900	-.0870			-.0870			-.0780
		.905			-.0850				
		.950				-.0930	-.0900	-.0810	
		.953			-.0990				
		.965	-.0940						

MACH (3) = 3.502	BETAT (8) = 8.870	Y/BW	.299	.364	.427	.534	.673	.780	.887
		X/CW							
		.000	-.0300	-.0320	.0470	.2880	.3190	.3400	.3530
		.050				.0160	-.0230	-.0300	-.0300
		.081			.0180				
		.086		.0020					
		.094	-.0680						
		.150				.0010	-.0110	-.0320	-.0300
		.177			.0250				
		.229	-.0820						
		.246		-.0380					
		.250				-.0120	-.0220	-.0260	-.0320
		.362	-.0660						
		.400				-.0170	-.0280		-.0340
		.402			-.0290				
		.497	-.0350						
		.550				-.0020	-.0350		
		.565			-.0510				
		.600							-.0540
		.650						-.0490	
		.700	-.0480				-.0670		
		.725				-.0520			
		.750						-.0620	-.0590
		.760			-.0680				
		.775				-.0700	-.0620		

AMES 87-757 IA9 O2A + S3 + T9 LOWER WING

(RBNL04)

SECTION (1) LOWER WING

DEPENDENT VARIABLE CP

MACH (3) = 3.502 BETAT (8) = 8.870

Y/BW	.299	.364	.427	.534	.673	.780	.887
X/CW							
.808			-.0770				
.834	-.0690						
.850				-.0840	-.0850	-.0770	
.857			.0790				
.865	-.0810						
.900	-.0910			-.0940			-.0850
.905			-.0790				
.950				-.0960	-.0980	-.0930	
.953			-.0940				
.965	-.0910						

AMES 87-757 IA9 O2A + S3 + T9 LOWER WING

(RBNL05) (10 MAY 73)

REFERENCE DATA

SREF = 2.4210 SQ.FT. XMRP = 28.5300 INCHES
 LREF = 39.8490 INCHES YMRP = .0000 INCHES
 BREF = 39.8490 INCHES ZMRP = .0000 INCHES
 SCALE = .0300 SCALE

PARAMETRIC DATA

ALPHAT = -2.000 ORBINC = .500
 RUDDER = .000 ELEVON = .000
 RUDFLR = .000

SECTION (1) LOWER WING

DEPENDENT VARIABLE CP

MACH (1) = 2.498 BETAT (1) = -8.430

Y/BW	.299	.364	.427	.534	.673	.780	.887
X/CW							
.000	.0700	.0660	.4780	1.0940	.9810	.9890	1.0070
.050				.1780	.1250	.1320	.1170
.081			.2220				
.086		.0700					
.094	.0110						
.150				.1710	.1970	.1590	.1790
.177			.1880				
.229	.0410						
.246		.2250					
.250				.1440	.1570	.1720	.1790
.362	.1670						
.400				.1210	.2090		.1950
.402			.1330				
.497	.0970						
.550				.1950	.1120		
.565		.2000					
.600							.1170
.650						.0840	
.700	.1950				-.0130		
.725				.0950			
.750						.0380	.0380
.760			.0940				
.775				.0670	.0110		
.808			.0570				
.834	.0940						
.850				.0150	-.0440	.0020	
.857			.1320				
.865	.0610						
.900	.0220						
.905							
.950							
.953							
.965	-.0590						

MACH (1) = 2.498 BETAT (2) = -6.310

Y/BW	.299	.364	.427	.534	.673	.780	.887
X/CW							
.000	.0470	.0320	.3900	.9890	.8930	.9100	.9230
.050				.1390	.0930	.1000	.0940
.081			.1890				
.086		.0350					
.094	-.0120						

AMES 87-707 IA9 O2A + S3 + T9 LOWER WING

(RBNL05)

SECTION (1) LOWER WING

DEPENDENT VARIABLE CP

MACH (1) = 2.498 BETAT (2) = -6.310

Y/BW	.299	.364	.427	.534	.673	.780	.887
X/CW							
.150				.1390	.1570	.1270	.1420
.177			.1470				
.229	.0170						
.246		.1900					
.250				.1180	.1260	.1400	.1420
.362	.1470						
.400				.0930	.1680		.1560
.402			.0710				
.497	.0660						
.550				.1610	.0820		
.565			.1670				
.600							.0870
.650						.0600	
.700	.1530				-.0270		
.725				.0460			
.750						.0170	.0190
.760			.0540				
.775				.0340	-.0010		
.808			.0220				
.834	.0420						
.850				-.0100	-.0620	-.0140	
.857			.0990				
.865	.0240						
.900	-.0020			-.0400			-.0410
.905			-.0450				
.950				-.0630	-.0670	-.0590	
.953			-.0610				
.965	-.0740						

MACH (1) = 2.498 BETAT (3) = -4.190

Y/BW	.299	.364	.427	.534	.673	.780	.887
X/CW							
.000	.0200	.0050	.3330	.8850	.8230	.8390	.8600
.050				.1070	.0680	.0710	.0660
.081			.1520				
.086		.0120					
.094	-.0220						
.150				.1090	.1270	.0970	.1090
.177			.1050				
.229	.0040						
.246		.1370					
.250				.0890	.0980	.1090	.1100
.362	.0830						
.400				.0670	.1270		.1190
.402			.0360				
.497	.0290						

AMES 87-707 IA9 O2A + S3 + T9 LOWER WING

(RBNL05)

SECTION (1) LOWER WING		DEPENDENT VARIABLE CP							
MACH (1) = 2.498	BETAT (3) = -4.190	Y/BW	.299	.364	.427	.534	.673	.780	.887
		X/CW							
		.550				.1120	.0570		
		.565			.1270				
		.600							.0570
		.650						.0320	
		.700	.1100				-.0480		
		.725				.0100			
		.750						-.0030	-.0040
		.760			.0200				
		.775				-.0020	-.0310		
		.808			-.0080				
		.834	.0080						
		.850				-.0400	-.0880	-.0380	
		.857			.0700				
		.865	-.0150						
		.900	-.0290			-.0680			-.0610
		.905			-.0670				
		.950				-.0850	-.0990	-.0790	
		.953			-.0870				
		.965	-.0910						
MACH (1) = 2.498	BETAT (4) = -2.070	Y/BW	.299	.364	.427	.534	.673	.780	.887
		X/CW							
		.000	.0080	-.0070	.2710	.7640	.7500	.7690	.7800
		.050				.0650	.0550	.0410	.0380
		.081			.0980				
		.086			.0320				
		.094	-.0170						
		.150				.0740	.0930	.0620	.0820
		.177			.0750				
		.229	-.0240						
		.246			.0730				
		.250				.0630	.0670	.0770	.0820
		.362	.0270						
		.400				.0430	.0910		.0850
		.402			.0470				
		.497	.0000						
		.550				.1020	.0290		
		.565			.0800				
		.600							.0260
		.650						.0020	
		.700	.0620				-.0630		
		.725				-.0170			
		.750						-.0290	-.0320
		.760			-.0150				
		.775				-.0490	-.0490		

AMES 87-707 IA9 O2A + S3 + T9 LOWER WING

(RBNL05)

SECTION (1) LOWER WING		DEPENDENT VARIABLE CP							
MACH (1) = 2.498	BETAT (4) = -2.070	Y/BW	.299	.364	.427	.534	.673	.780	.887
		X/CW							
		.808			-.5470				
		.834	-.0270						
		.850				-.0640	-.0990	-.0590	
		.857			.0580				
		.865	-.0500						
		.900	-.0750			-.0890			-.0790
		.905				-.0910			
		.950				-.1090	-.1170	-.1100	
		.953				-.1130			
		.965	-.1230						
MACH (1) = 2.498	BETAT (5) = 2.180	Y/BW	.299	.364	.427	.534	.673	.780	.887
		X/CW							
		.000	-.0190	-.0410	.1550	.6230	.5180	.5180	.6420
		.050				.0200	-.0330	-.0070	-.0200
		.081			.0520				
		.086		-.0030					
		.094	-.0400						
		.150				.0140	.0140	.0130	.0080
		.177			.0270				
		.229	-.0070						
		.246		.0340					
		.250				-.0040	.0060	.0150	.0110
		.362	-.0110						
		.400				-.0160	.0150		.0160
		.402			.0470				
		.497	-.0180						
		.550				.0180	-.0040		
		.565			-.0040				
		.600							-.0320
		.650						-.0360	
		.700	-.0120				-.0900		
		.725				-.0650			
		.750						-.0640	-.0760
		.760			-.0810				
		.775				-.0870	-.0880		
		.808			-.1040				
		.834	-.0860						
		.850				-.1120	-.1300	-.1010	
		.857			.0630				
		.865	-.0980						
		.900	-.1090			-.1300			-.1140
		.905			-.1240				
		.950				-.1440	-.1440	-.1330	
		.953			-.1390				

AMES 87-707 IA9 O2A + S3 + T9 LOWER WING

(RBNL05)

SECTION (1) LOWER WING		DEPENDENT VARIABLE CP							
MACH (1) = 2.498	BETAT (5) = 2.180	Y/BW	.299	.364	.427	.534	.673	.780	.887
		X/CW	.965	-.1490					
MACH (1) = 2.498	BETAT (6) = 4.300	Y/BW	.299	.364	.427	.534	.673	.780	.887
		X/CW	.000	-.0440	-.0570	.1110	.5300	.4890	.4360
			.050			.0040	-.0440	-.0510	-.0470
			.081		.0260				
			.086	-.0240					
			.094	-.0490					
			.150			-.0140	-.0130	-.0310	-.0130
			.177		.0050				
			.229	-.0230					
			.246		.0110				
			.250			-.0310	-.0390	-.0160	-.0110
			.362	-.0170					
			.400			-.0180	-.0280		-.0110
			.402		.0370				
			.497	-.0230					
			.550			-.0150	-.0250		
			.565		-.0340				
			.600						-.0520
			.650					-.0480	
			.700	-.0420			-.0950		
			.725			-.0960			
			.750					-.0770	-.0860
			.760		-.1040				
			.775			-.1130	-.1000		
			.808		-.1220				
			.834	-.0990					
			.850			-.1340	-.1410	-.1070	
			.857		.0710				
			.865	-.1190					
			.900	-.1360		-.1490			-.1130
			.905		-.1330				
			.950			-.1520	-.1590	-.1360	
			.953		-.1490				
			.965	-.1630					
MACH (1) = 2.498	BETAT (7) = 6.420	Y/BW	.299	.364	.427	.534	.673	.780	.887
		X/CW	.000	-.0640	-.0660	.0670	.4000	.4130	.4480
			.050			-.0120	-.0650	-.0660	-.0710
			.081		.0040				
			.086	-.0200					
			.094	-.0680					

AMES 87-737 IA9 O2A + S3 + T9 LOWER WING

(RBNL05)

SECTION (1) LOWER WING

DEPENDENT VARIABLE CP

MACH (1) = 2.498 BETAT (7) = 6.420

Y/BW	.299	.364	.427	.534	.673	.780	.887
X/CW							
.150				-.0310	-.0360	-.0590	-.0460
.177			-.0110				
.229	-.0460						
.246		-.0140					
.250				-.0500	-.0550	-.0480	-.0410
.362	-.0360						
.400				.0090	-.0350		-.0360
.402			.0240				
.497	-.0210						
.550				-.0340	-.0390		
.565			-.0690				
.600							-.0700
.650						-.0570	
.700	-.0520				-.0960		
.725				-.1090			
.750						-.0790	-.1000
.760			-.1260				
.775				-.1220	-.1170		
.808			-.1460				
.834	-.1190						
.850				-.1420	-.1540	-.1070	
.857			.0950				
.865	-.1320						
.900	-.1440			-.1550			-.1220
.905			-.1440				
.950				-.1520	-.1670	-.1370	
.953			-.1530				
.965	-.1580						

MACH (1) = 2.498 BETAT (8) = 8.540

Y/BW	.299	.364	.427	.534	.673	.780	.887
X/CW							
.000	-.0830	-.0690	.0430	.3280	.3220	.3550	.3980
.050				-.0320	-.0890	-.1000	-.0910
.081			-.0120				
.086		-.0320					
.094	-.0770						
.150				-.0470	-.0570	-.0830	-.0750
.177			-.0220				
.229	-.0750						
.246		-.0420					
.250				-.0530	-.0670	-.0640	-.0710
.362	-.0550						
.400				-.0050	-.0450		-.0660
.402			-.0570				
.497	-.0330						

AMES 87-707 IA9 O2A + S3 + T9 LOWER WING

(RBNLL15)

SECTION (1) LOWER WING

DEPENDENT VARIABLE CP

MACH (1) = 2.498	BETAT (8) = 8.540	Y/BW	.299	.364	.427	.534	.673	.780	.887
		X/CW							
		.550				-.0640	-.0280		
		.565			-.0770				
		.600							-.0780
		.650						-.0310	
		.700	-.0700				-.1340		
		.725				-.1170			
		.750						-.0670	-.0690
		.760			-.1380				
		.775				-.1440	-.1260		
		.808			-.1470				
		.834	-.1320						
		.850				-.1660	-.1590	-.1090	
		.857			.1130				
		.865	-.1620						
		.900	-.1680			-.1620			-.0940
		.905			-.1480				
		.950				-.1480	-.1570	-.1420	
		.953			-.1570				
		.965	-.1610						

MACH (2) = 2.999	BETAT (1) = -8.590	Y/BW	.299	.364	.427	.534	.673	.780	.887
		X/CW							
		.000	.1070	.0740	.3720	1.1100	1.0170	1.0600	1.0480
		.050				.1250	.1300	.1620	.1540
		.081			.0700				
		.086		.0500					
		.094	.0260						
		.150				.1210	.1780	.1860	.1770
		.177			.1390				
		.229	.0290						
		.246		.0780					
		.250				.1480	.1510	.1790	.1940
		.362	.0510						
		.400				.1760	.1910		.1960
		.402			.1390				
		.497	.1430						
		.550				.1350	.1510		
		.565			.2540				
		.600							.1300
		.650						.0990	
		.700	.2500				.0220		
		.725				.0820			
		.750						.0570	.0430
		.760			.1320				
		.775				.0650	.0640		

AMES 87-747 IA9 O2A + S3 + T9 LOWER WING

(RBNL05)

SECTION (1) LOWER WING		DEPENDENT VARIABLE CP							
MACH (2) = 2.999	BETAT (1) = -8.590	Y/BW	.299	.364	.427	.534	.673	.780	.887
		X/CW							
		.808			.0830				
		.834	.1200						
		.850			.0290	.0180	.0180		
		.857			.0850				
		.865	.0830						
		.900	.0750		.0050				-.0190
		.905			-.0050				
		.950			-.0170	-.0230	-.0200		
		.953			-.0210				
		.965	.0080						
MACH (2) = 2.999	BETAT (2) = -6.440	Y/BW	.299	.364	.427	.534	.673	.780	.887
		X/CW							
		.000	.0820	.0470	.2980	.9810	.9510	.9580	.9680
		.050				.1100	.1150	.1240	.1250
		.081			.0360				
		.086		.0210					
		.094	.0090						
		.150				.0780	.1300	.1310	.1340
		.177			.0990				
		.229	.0100						
		.246		.0440					
		.250				.1340	.1330	.1550	.1480
		.362	.0250						
		.400				.1350	.1400		.1660
		.402			.1050				
		.497	.0690						
		.550				.1180	.1140		
		.565			.1980				
		.600							.1020
		.650						.0710	
		.700	.2100				.0070		
		.725				.0650			
		.750						.0310	.0360
		.760			.0860				
		.775				.0400	.0370		
		.808			.0530				
		.834	.0820						
		.850				.0080	.0000	.0000	
		.857			.0770				
		.865	.0440						
		.900	.0350			-.0110			-.0190
		.905			-.0160				
		.950				-.0250	-.0380	-.0330	
		.953			-.0310				

AMES 87-707 IA9 C2A + S3 + T9 LOWER WING

(RBNLU5)

SECTION (1) LOWER WING		DEPENDENT VARIABLE CP								
MACH (2) = 2.999	BETAT (2) = -6.440	Y/BW	.299	.364	.427	.534	.673	.780	.887	
		X/CW	.965	-.0120						
MACH (2) = 2.999	BETAT (3) = -4.270	Y/BW	.299	.364	.427	.534	.673	.780	.887	
		X/CW	.000	.0580	.0270	.2300	.8730	.8590	.8780	.8470
			.050			.0690	.0740	.0870	.0910	
			.081		.0230					
			.086	-.0040						
			.094	.0000						
			.150			.0520	.0800	.0890	.0980	
			.177		.0840					
			.229	-.0060						
			.246		.0250					
			.250			.1040	.0920	.1120	.1060	
			.362	.0100						
			.400			.1010	.1100		.1230	
			.402		.0760					
			.497	.0430						
			.550			.0830	.0910			
			.565		.1670					
			.600						.0710	
			.650					.0500		
			.700	.1520			-.0160			
			.725			.0380				
			.750					.0140	.0040	
			.760		.0500					
			.775			.0100	.0320			
			.808		.0100					
			.834	.0330						
			.850			-.0250	-.0210	-.0170		
			.857		.0500					
			.865	.0120						
			.900	.0020		-.0450			-.0440	
			.905		-.0430					
			.950			-.0610	-.0520	-.0470		
			.953		-.0610					
			.965	-.0390						
MACH (2) = 2.999	BETAT (4) = -2.110	Y/BW	.299	.364	.427	.534	.673	.780	.887	
		X/CW	.000	.0370	.0130	.1830	.7690	.7630	.7750	.7580
			.050			.0530	.0420	.0450	.0520	
			.081		.0600					
			.086	-.0040						
			.094	.0040						

AMES 87-707 IA9 O2A + S3 + T9 LOWER WING

(RBNL05)

SECTION (1) LOWER WING

DEPENDENT VARIABLE CP

MACH (2) = 2.999	BETAT (4) = -2.110	Y/BW	.299	.364	.427	.534	.673	.780	.887
		X/CW							
		.150				.0750	.0820	.0530	.0570
		.177			.0820				
		.229	.0000						
		.246		.0140					
		.250				.0780	.0790	.0750	.0670
		.362	-.0110						
		.400				.0640	.1120		.0810
		.402			.0440				
		.497	.0190						
		.550				.0540	.0500		
		.565			.1220				
		.600							.0390
		.650						.0220	
		.700	.0890				-.0400		
		.725				.0140			
		.750						-.0130	-.0230
		.760			.0100				
		.775				-.0140	-.0060		
		.808			-.0270				
		.834	.0040						
		.850				-.0390	-.0530	-.0490	
		.857				.0320			
		.865	-.0290						
		.900	-.0390			-.0660			-.0630
		.905			-.0520				
		.950				-.0840	-.0810	-.0690	
		.953			-.0730				
		.965	-.0680						

MACH (2) = 2.999	BETAT (5) = 2.220	Y/BW	.299	.364	.427	.534	.673	.780	.887
		X/CW							
		.000	.0010	-.0140	.1260	.5790	.5670	.5040	.5940
		.050				.0250	.0150	.0410	.0220
		.081			.0290				
		.086		-.0260					
		.094	.0020						
		.150				.0250	.0200	.0420	.0340
		.177			.0200				
		.229	-.0280						
		.246		.0170					
		.250				.0160	.0220	.0400	.0400
		.362	-.0090						
		.400				.0170	.0350		.0430
		.402			.0030				
		.497	-.0170						

AMES 87-757 IA9 O2A + S3 + T9 LOWER WING

(RBNL45)

SECTION (1) LOWER WING		DEPENDENT VARIABLE CP							
MACH (2) = 2.999	BETAT (5) = 2.220	Y/BW	.299	.364	.427	.534	.673	.780	.887
		X/CW							
		.550				.0460	.0090		
		.565			.0120				
		.600							.0030
		.650						-.0140	
		.700	.0170				-.0530		
		.725				-.0430			
		.750						-.0360	-.0490
		.760			-.0510				
		.775				-.0650	-.0520		
		.808			-.0710				
		.834	-.0460						
		.850				-.0850	-.0860	-.0570	
		.857			.0410				
		.865	-.0600						
		.900	-.0710			-.0980			-.0840
		.905			-.0870				
		.950				-.1040	-.1060	-.0850	
		.953			-.0980				
		.965	-.0990						
MACH (2) = 2.999	BETAT (6) = 4.370	Y/BW	.299	.364	.427	.534	.673	.780	.887
		X/CW							
		.000	-.0240	-.0300	.0810	.4800	.4930	.4650	.4430
		.050				.0220	-.0010	-.0220	.0000
		.081			.0160				
		.086		-.0340					
		.094	-.0150						
		.150				.0150	.0120	-.0060	.0220
		.177			.0230				
		.229	-.0370						
		.246		.0030					
		.250				.0100	.0030	.0040	.0220
		.362	-.0240						
		.400				-.0020	.0060		.0210
		.402			-.0110				
		.497	-.0210						
		.550				.0170	-.0170		
		.565			.0020				
		.600							-.0190
		.650						-.0310	
		.700	-.0150				-.0630		
		.725				-.0520			
		.750						-.0500	-.0550
		.760			-.0630				
		.775				-.0750	-.0660		

AMES 87-707 IA9 O2A + S3 + T9 LOWER WING

(RBNL05)

SECTION (1) LOWER WING		DEPENDENT VARIABLE CP									
MACH (2) =	2.999	BETAT (6) =	4.370	Y/BW	.299	.364	.427	.534	.673	.780	.887
				X/CW							
				.808			-.0800				
				.834	-.0630						
				.850			-.0950	-.0960	-.0660		
				.857			.0560				
				.865	-.0830						
				.900	-.0960		-.1060				-.0830
				.905			-.0920				
				.950			-.1100	-.1130	-.0920		
				.953			-.1060				
				.965	-.1140						
MACH (2) =	2.999	BETAT (7) =	6.530	Y/BW	.299	.364	.427	.534	.673	.780	.887
				X/CW							
				.000	-.0400	-.0410	.0470	.3790	.4090	.4300	.3880
				.050				.0160	-.0230	-.0290	-.0370
				.081			.0310				
				.086		-.0320					
				.094	-.0310						
				.150				-.0030	-.0020	-.0280	-.0290
				.177			.0180				
				.229	-.0640						
				.246		.0050					
				.250				-.0150	-.0190	-.0210	-.0280
				.362	-.0310						
				.400				-.0280	-.0210		-.0280
				.402			-.0250				
				.497	-.0300						
				.550				-.0050	-.0430		
				.565			-.0170				
				.600							-.0430
				.650						-.0600	
				.700	-.0330				-.0850		
				.725			-.0640				
				.750						-.0760	-.0680
				.760			-.0750				
				.775				-.0840	-.0870		
				.808			-.0980				
				.834	-.0700						
				.850				-.1020	-.1090	-.0890	
				.857			.0750				
				.865	-.0930						
				.900	-.1070			-.1120			-.0970
				.905			-.1020				
				.950			-.1180	-.1210	-.1110		
				.953			-.1180				

AMES 87-707 IA9 O2A + S3 + T9 LOWER WING

(RBNL15)

SECTION (1) LOWER WING		DEPENDENT VARIABLE CP								
MACH (2) = 2.999	BETAT (7) = 6.530	Y/BW	.299	.364	.427	.534	.673	.780	.887	
		X/CW	.965	-.1160						
MACH (2) = 2.999	BETAT (8) = 8.700	Y/BW	.299	.364	.427	.534	.673	.780	.887	
		X/CW	.000	-.0650	-.0620	.0490	.2820	.2990	.3440	.3390
			.050			.0000	-.0490	-.0610	-.0560	
			.081			.0190				
			.086		-.0220					
			.094	-.0560						
			.150			-.0200	-.0240	-.0530	-.0540	
			.177			.0000				
			.229	-.0920						
			.246		-.0100					
			.250				-.0310	-.0380	-.0460	-.0520
			.362	-.0630						
			.400				-.0390	-.0370		-.0520
			.402				-.0320			
			.497	-.0500						
			.550				-.0100	-.0560		
			.565				-.0740			
			.600							-.0730
			.650						-.0770	
			.700	-.0550				-.0870		
			.725				-.0660			
			.750					-.0900	-.0880	
			.760				-.1020			
			.775				-.0840	-.0980		
			.808				-.1180			
			.834	-.0870						
			.850				-.1070	-.1200	-.1060	
			.857				.0870			
			.865	-.0900						
			.900	-.0970				-.1220		-.1110
			.905				-.1130			
			.950				-.1250	-.1270	-.1200	
			.953				-.1220			
			.965	-.1130						
MACH (3) = 3.502	BETAT (1) = -8.750	Y/BW	.299	.364	.427	.534	.673	.780	.887	
		X/CW	.000	.1270	.0880	.3480	1.1130	1.1310	1.1880	1.1710
			.050				.1240	.1320	.1600	.1920
			.081			.0690				
			.086		.0360					
			.094	.0190						

AMES 87-707 IA9 O2A + S3 + T9 LOWER WING

(RBNLUS)

SECTION (1) LOWER WING

DEPENDENT VARIABLE CP

MACH (3) = 3.502 BETAT (1) = -8.750

Y/BW	.299	.364	.427	.534	.673	.780	.887
X/CW							
.150				.0930	.1380	.1500	.1840
.177			.0600				
.229	.0310						
.246		.0670					
.250				.1040	.1340	.1440	.1760
.362	.0460						
.400				.1020	.1520		.1810
.402			.0790				
.497	.0300						
.550				.1460	.1240		
.565			.1220				
.600							.1320
.650						.1220	
.700	.2360				-.0010		
.725				.1280			
.750						.0700	.0710
.760			.1210				
.775				.0950	.0480		
.808			.0970				
.834	.1160						
.850				.0470	.0110	.0270	
.857			.0750				
.865	.0750						
.900	.0610			.0140			.0390
.905			.0330				
.950				-.0050	-.0010	-.0070	
.953			.0070				
.965	.0350						

MACH (3) = 3.502 BETAT (2) = -6.540

Y/BW	.299	.364	.427	.534	.673	.780	.887
X/CW							
.000	.1040	.0630	.2890	.9720	.9800	1.0250	1.1000
.050				.0900	.0980	.1290	.1480
.081			.0430				
.086		.0210					
.094	.0100						
.150				.0580	.1090	.1160	.1340
.177			.0380				
.229	.0150						
.246		.0370					
.250				.0680	.1070	.1310	.1310
.362	.0130						
.400				.0680	.1120		.1500
.402			.0710				
.497	.0080						

AMES 87-707 IA9 O2A + S3 + T9 LOWER WING

(RBNLU5)

SECTION (1) LOWER WING

DEPENDENT VARIABLE CP

MACH (3) = 3.502 BETAT (2) = -6.540		Y/BW	.299	.364	.427	.534	.673	.780	.887
	X/CW								
	.550				.1180	.1010			
	.565			.0890					
	.600							.0900	
	.650						.0930		
	.700	.1700					-.0190		
	.725				.1000				
	.750						.0480	.0410	
	.760			.0860					
	.775				.0670	.0250			
	.808			.0580					
	.834	.0730							
	.850				.0260	-.0080	.0100		
	.857			.0510					
	.865	.0410							
	.900	.0280			-.0040				.0060
	.905			.0140					
	.950				-.0250	-.0170	-.0230		
	.953			-.0080					
	.965	.0100							
MACH (3) = 3.502 BETAT (3) = -4.350		Y/BW	.299	.364	.427	.534	.673	.780	.887
	X/CW								
	.000	.0770	.0400	.2220	.8310	.8410	.8960	.9380	
	.050				.0530	.0620	.0890	.1100	
	.081			.0150					
	.086		.0040						
	.094	.0030							
	.150				.0240	.0900	.0950	.0990	
	.177			.0090					
	.229	.0010							
	.246		.0150						
	.250				.0470	.0780	.0960	.1080	
	.362	.0010							
	.400				.0450	.0730		.1120	
	.402			.0410					
	.497	-.0160							
	.550				.0820	.0770			
	.565		.0660						
	.600							.0610	
	.650						.0540		
	.700	.1110					-.0250		
	.725				.0710				
	.750						.0240	.0130	
	.760		.0580						
	.775				.0470	.0080			

AMES 87-707 IA9 O2A + S3 + T9 LOWER WING

(RBNLU5)

SECTION (1) LOWER WING		DEPENDENT VARIABLE CP							
MACH (3) = 3.502	BETAT (3) = -4.350	Y/BW	.299	.364	.427	.534	.673	.780	.887
		X/CW							
		.808			.0290				
		.834	.0360						
		.850			.0070	-.0260	-.0090		
		.857			.0220				
		.865	.0050						
		.900	.0010			-.0180			-.0190
		.905			-.0260				
		.950			-.0380	-.0290	-.0360		
		.953			-.0340				
		.965	-.0190						
MACH (3) = 3.502	BETAT (4) = -2.140	Y/BW	.299	.364	.427	.534	.673	.780	.887
		X/CW							
		.000	.0500	.0240	.1740	.6990	.7200	.7670	.8150
		.050				.0260	.0370	.0600	.0690
		.081			.0070				
		.086		-.0030					
		.094	.0040						
		.150				.0280	.0740	.0720	.0760
		.177			.0030				
		.229	.0010						
		.246		.0070					
		.250				.0360	.0480	.0660	.0780
		.362	-.0070						
		.400				.0640	.0480		.0790
		.402			.0300				
		.497	-.0120						
		.550				.0650	.0570		
		.565			.0620				
		.600							.0320
		.650						.0370	
		.700	.0830				-.0380		
		.725				.0610			
		.750						.0070	-.0090
		.760			.0250				
		.775				.0230	-.0070		
		.808			-.0080				
		.834	.0050						
		.850				-.0170	-.0240	-.0190	
		.857			.0170				
		.865	-.0210						
		.900	-.0300			-.0410			-.0380
		.905			-.0440				
		.950				-.0580	-.0360	-.0430	
		.953			-.0570				

AMES 87-707 IA9 O2A + S3 + T9 LOWER WING

(RBNL15)

SECTION (1) LOWER WING		DEPENDENT VARIABLE CP							
MACH (3) = 3.502	BETAT (4) = -2.140	Y/BW	.299	.364	.427	.534	.673	.780	.887
		X/CW							
		.965	-.0510						
MACH (3) = 3.502	BETAT (5) = 2.260	Y/BW	.299	.364	.427	.534	.673	.780	.887
		X/CW							
		.000	.0070	-.0090	.0760	.4770	.5550	.5740	.6060
		.050				.0450	.0320	.0330	.0330
		.081			.0010				
		.086		-.0180					
		.094	.0050						
		.150				.0240	.0350	.0270	.0320
		.177			.0220				
		.229	-.0150						
		.246		-.0150					
		.250				.0220	.0230	.0380	.0350
		.362	-.0330						
		.400				.0130	.0280		.0430
		.402			-.0010				
		.497	-.0200						
		.550				.0550	.0100		
		.565			.0210				
		.600							.0100
		.650						.0010	
		.700	.0170				-.0420		
		.725				-.0170			
		.750						-.0260	-.0220
		.760		-.0340					
		.775				-.0410	-.0250		
		.808		-.0520					
		.834	-.0500						
		.850				-.0600	-.0520	-.0460	
		.857			.0170				
		.865	-.0670						
		.900	-.0720			-.0720			-.0540
		.935		-.0650					
		.950				-.0790	-.0730	-.0610	
		.953		-.0810					
		.965	-.0750						
MACH (3) = 3.502	BETAT (6) = 4.460	Y/BW	.299	.364	.427	.534	.673	.780	.887
		X/CW							
		.000	-.0130	-.0220	.0350	.4150	.4670	.4790	.4410
		.050				.0270	.0010	.0110	.0350
		.081			.0190				
		.086		-.0310					
		.094	-.0070						

AMES 87-707 IA9 O2A + S3 + T9 LOWER WING

(RBNLU5)

SECTION (1) LOWER WING

DEPENDENT VARIABLE CP

MACH (3) = 3.502 BETAT (6) = 4.460

Y/BW	.299	.364	.427	.534	.673	.780	.887
X/CW							
.150				.0160	.0160	.0130	.0320
.177			.0140				
.229	-.0310						
.246		-.0050					
.250				.0080	.0060	.0130	.0190
.362	-.0450						
.400				.0010	.0080		.0220
.402			-.0140				
.497	-.0300						
.550				.0230	-.0090		
.565			.0110				
.600							-.0130
.650						-.0190	
.700	-.0090				-.0550		
.725				-.0290			
.750						-.0440	-.0360
.760			-.0510				
.775				-.0500	-.0480		
.808			-.0700				
.834	-.0610						
.850				-.0700	-.0750	-.0570	
.857			.0240				
.865	-.0750						
.900	-.0810			-.0820			-.0640
.905			-.0820				
.950				-.0910	-.0880	-.0710	
.953			-.0900				
.965	-.0890						

MACH (3) = 3.502 BETAT (7) = 6.660

Y/BW	.299	.364	.427	.534	.673	.780	.887
X/CW							
.000	-.0310	-.0360	.0190	.3220	.3780	.3980	.4150
.050				.0100	-.0130	-.0070	-.0090
.081			-.0010				
.086		-.0480					
.094	-.0190						
.150				.0050	-.0040	-.0170	-.0120
.177			.0090				
.229	-.0490						
.246		-.0190					
.250				-.0100	-.0150	-.0110	-.0160
.362	-.0750						
.400				-.0180	-.0180		-.0160
.402			-.0270				
.497	-.0490						

AMES 87-707 IA9 O2A + S3 + T9 LOWER WING

(RBNL15)

SECTION (1) LOWER WING		DEPENDENT VARIABLE CP							
MACH (3) = 3.502	BETAT (7) = 6.660	Y/BW	.299	.364	.427	.534	.673	.780	.887
		X/CW							
		.550				.0080	-.0270		
		.565			-.0050				
		.600							-.0380
		.650						-.0420	
		.700	-.0480				-.0610		
		.725			-.0440				
		.750						-.0570	-.0540
		.760			-.0670				
		.775				-.0660	-.0550		
		.808			-.0850				
		.834	-.0730						
		.850				-.0850	-.0830	-.0710	
		.857			.0410				
		.865	-.0840						
		.900	-.0890			-.0940			-.0820
		.905			-.0890				
		.950				-.1020	-.0940	-.0860	
		.953			-.1020				
		.965	-.0990						
MACH (3) = 3.502	BETAT (8) = 8.860	Y/BW	.299	.364	.427	.534	.673	.780	.887
		X/CW							
		.000	-.0550	-.0530	.0270	.2430	.2840	.3060	.3290
		.050				.0180	-.0280	-.0280	-.0260
		.081			.0070				
		.086		-.0530					
		.094	-.0820						
		.150				-.0040	-.0180	-.0310	-.0290
		.177			.0120				
		.229	-.0880						
		.246		-.0620					
		.250				-.0180	-.0280	-.0270	-.0320
		.362	-.0730						
		.400				-.0300	-.0320		-.0330
		.402			-.0360				
		.497	-.0480						
		.550				-.0260	-.0370		
		.565			-.0590				
		.600							-.0530
		.650						-.0510	
		.700	-.0570				-.0690		
		.725				-.0620			
		.750						-.0660	-.0580
		.760			-.0760				
		.775				-.0810	-.0660		

AMES 87-707 IA9 O2A + S3 + T9 LOWER WING

(RBNLU5)

SECTION (1) LOWER WING

DEPENDENT VARIABLE CP

MACH (3) = 3.502	BETAT (8) = 8.860	Y/BW	.299	.364	.427	.534	.673	.780	.887
		X/CW							
		.808			-.0850				
		.834	-.0790						
		.850				-.0930	-.0870	-.0760	
		.857			.0590				
		.865	-.0900						
		.900	-.0960			-.0940			-.0830
		.905			-.0830				
		.950				-.1000	-.0990	-.0900	
		.953			-.0960				
		.965	-.0930						

AMES 87-707 IA9 O2A + S3 + T9 LOWER WING

(RBNL06) (10 MAY 73)

REFERENCE DATA

SREF = 2.4210 SQ.FT. XMRP = 28.5300 INCHES
 LREF = 39.8490 INCHES YMRP = .0000 INCHES
 BREF = 39.8490 INCHES ZMRP = .0000 INCHES
 SCALE = .0300 SCALE

PARAMETRIC DATA

ALPHAT = .000 ORBINC = .500
 RUDDER = .000 ELEVON = .000
 RUDFLR = .000

SECTION (1) LOWER WING

DEPENDENT VARIABLE CP

MACH (1) = 2.498	BETAT (1) = -8.430	Y/BW	.299	.364	.427	.534	.673	.780	.887
		X/CW							
		.000	.0570	.0610	.4680	1.0920	.9860	.9960	1.0130
		.050				.2030	.1500	.1660	.1580
		.081			.2190				
		.086		.0930					
		.094	.0050						
		.150				.1880	.2300	.1950	.2270
		.177			.1880				
		.229	.0500						
		.246		.2180					
		.250				.1640	.1930	.2150	.2170
		.362	.1500						
		.400				.1380	.2440		.2340
		.402			.1110				
		.497	.0900						
		.550				.2120	.1400		
		.565			.2200				
		.600							.1500
		.650						.1120	
		.700	.2030				.0100		
		.725				.1210			
		.750						.0700	.0620
		.760			.1140				
		.775				.0910	.0350		
		.808			.0730				
		.834	.1060						
		.850				.0340	-.0240	.0220	
		.857			.1220				
		.865	.0730						
		.900	.0380			-.0090			-.0070
		.905			-.0160				
		.950				-.0360	-.0130	-.0260	
		.953			-.0270				
		.965	-.0490						
MACH (1) = 2.498	BETAT (2) = -6.310	Y/BW	.299	.364	.427	.534	.673	.780	.887
		X/CW							
		.000	.0390	.0300	.3980	1.0000	.9020	.9200	.9380
		.050				.1620	.1170	.1270	.1200
		.081			.1930				
		.086		.0550					
		.094	-.0120						

AMES 87-707 IA9 O2A + S3 + T9 LOWER WING

(RBNL06)

SECTION (1) LOWER WING

DEPENDENT VARIABLE CP

MACH (1) = 2.498	BETAT (2) = -6.310	Y/BW	.299	.364	.427	.534	.673	.780	.887
		X/CW							
		.150				.1560	.1910	.1520	.1780
		.177			.1560				
		.229	.0200						
		.246		.1820					
		.250				.1340	.1510	.1680	.1730
		.362	.1190						
		.400				.1090	.2000		.1900
		.402			.0720				
		.497	.0590						
		.550				.1720	.1020		
		.565			.1810				
		.600							.1140
		.650						.0780	
		.700	.1620				-.0170		
		.725				.0640			
		.750						.0330	.0410
		.760			.0720				
		.775				.0510	.0050		
		.808			.0420				
		.834	.0610						
		.850				.0030	-.0570	-.0010	
		.857			.0910				
		.865	.0410						
		.900	.0090			-.0280			-.0260
		.905			-.0360				
		.950				-.0560	-.0600	-.0500	
		.953			-.0520				
		.965	-.0660						

MACH (1) = 2.498	BETAT (3) = -4.190	Y/BW	.299	.364	.427	.534	.673	.780	.887
		X/CW							
		.000	.0100	-.0020	.3390	.9120	.8340	.8460	.8660
		.050				.1320	.0950	.1070	.1010
		.081			.1670				
		.086		.0270					
		.094	-.0280						
		.150				.1230	.1580	.1310	.1550
		.177			.1210				
		.229	-.0010						
		.246		.1210					
		.250				.1010	.1230	.1490	.1530
		.362	.0730						
		.400				.0810	.1540		.1650
		.402			.0390				
		.497	.0260						

AMES 87-707 IA9 O2A + S3 + T9 LOWER WING

(RBNL06)

SECTION (1) LOWER WING

DEPENDENT VARIABLE CP

MACH (1) = 2.498 BETAT (3) = -4.190

Y/BW	.299	.364	.427	.534	.673	.780	.887
X/CW							
.550				.1330	.0760		
.565			.1380				
.600							.0910
.650						.0620	
.700	.1180				-.0310		
.725				.0250			
.750						.0190	.0150
.760			.0310				
.775				.0150	-.0090		
.808			.0020				
.834	.0230						
.850				-.0250	-.0750	-.0190	
.857			.0630				
.865	.0000						
.900	-.0240			-.0580			-.0470
.905			-.0590				
.950				-.0750	-.0870	-.0660	
.953			-.0800				
.965	-.0870						

MACH (1) = 2.498 BETAT (4) = -2.070

Y/BW	.299	.364	.427	.534	.673	.780	.887
X/CW							
.000	.0010	-.0180	.2670	.7870	.7640	.7790	.7880
.050				.1070	.0670	.0780	.0670
.081			.1140				
.086		.0210					
.094	-.0260						
.150				.0920	.1300	.0900	.1190
.177			.0850				
.229	-.0330						
.246		.0670					
.250				.0780	.0940	.1080	.1170
.362	.0300						
.400				.0520	.1120		.1230
.402			.0450				
.497	-.0020						
.550				.1200	.0400		
.565		.0920					
.600							.0560
.650						.0210	
.700	.0700				-.0560		
.725				-.0060			
.750						-.0150	-.0070
.760			-.0040				
.775				-.0380	-.0370		

AMES 87-707 IA9 O2A + S3 + T9 LOWER WING

(RBNL06)

SECTION (1) LOWER WING		DEPENDENT VARIABLE CP							
MACH (1) = 2.498	BETAT (4) = -2.070	Y/BW	.299	.364	.427	.534	.673	.780	.887
		X/CW							
		.808			-.0360				
		.834	-.0110						
		.850			-.0500	-.0910	-.0450		
		.857			.0600				
		.865	-.0370						
		.900	-.0630		-.0790				-.0640
		.905			-.0780				
		.950			-.0980	-.1040	-.0880		
		.953			-.1020				
		.965	-.1150						
MACH (1) = 2.498	BETAT (5) = 2.170	Y/BW	.299	.364	.427	.534	.673	.780	.887
		X/CW							
		.000	-.0440	-.0590	.1540	.6450	.5610	.6210	.6360
		.050				.0490	.0310	.0220	.0210
		.081			.0650				
		.086		.0100					
		.094	-.0550						
		.150				.0310	.0730	.0420	.0610
		.177			.0350				
		.229	-.0200						
		.246		.0370					
		.250				.0080	.0300	.0480	.0570
		.362	-.0060						
		.400				.0010	.0320		.0630
		.402			.0600				
		.497	-.0210						
		.550				.0510	.0050		
		.565		.0050					
		.600							.0070
		.650						-.0180	
		.700	-.0100				-.0610		
		.725				-.0550			
		.750						-.0400	-.0500
		.760			-.0710				
		.775				-.0790	-.0520		
		.808			-.0920				
		.834	-.0690						
		.850				-.1020	-.1030	-.0700	
		.857		.0630					
		.865	-.0790						
		.900	-.1000			-.1240			-.0960
		.905			-.1140				
		.950			-.1360	-.1260	-.1030		
		.953			-.1280				

AMES 87-707 IA9 O2A + S3 + T9 LOWER WING

(RBNL06)

SECTION (1) LOWER WING		DEPENDENT VARIABLE CP							
MACH (1) = 2.498	BETAT (5) = 2.170	Y/BW	.299	.364	.427	.534	.673	.780	.887
		X/CW	.965	-.1420					
MACH (1) = 2.498	BETAT (6) = 4.290	Y/BW	.299	.364	.427	.534	.673	.780	.887
		X/CW	.000	-.0680	-.0770	.0980	.5300	.4860	.4190
			.050			.0270	-.0240	.0120	-.0240
			.081		.0290				
			.086	-.0230					
			.094	-.0640					
			.150			.0050	.0210	.0110	.0220
			.177		.0080				
			.229	-.0310					
			.246		.0080				
			.250			-.0190	-.0030	.0150	.0180
			.362	-.0160					
			.400			-.0030	.0070		.0210
			.402		.0450				
			.497	-.0260					
			.550			.0040	-.0060		
			.565		-.0270				
			.600						-.0270
			.650					-.0310	
			.700	-.0380			-.0860		
			.725			-.0820			
			.750					-.0660	-.0660
			.760		-.0910				
			.775			-.0990	-.0880		
			.808		-.1090				
			.834	-.0890					
			.850			-.1190	-.1350	-.0930	
			.857		.0620				
			.865	-.1130					
			.900	-.1310		-.1350			-.0970
			.905		-.1230				
			.950			-.1420	-.1500	-.1230	
			.953		-.1400				
			.965	-.1490					
MACH (1) = 2.498	BETAT (7) = 6.410	Y/BW	.299	.364	.427	.534	.673	.780	.887
		X/CW	.000	-.0830	-.0880	.0500	.4390	.4410	.4380
			.050			-.0040	-.0490	-.0430	-.0250
			.081			.0010			
			.086	-.0260					
			.094	-.0800					

AMES 87-707 IA9 O2A + S3 + T9 LOWER WING

(RBNL06)

SECTION (1) LOWER WING

DEPENDENT VARIABLE CP

MACH (1) = 2.498 BETAT (7) = 6.410

Y/BW	.299	.364	.427	.534	.673	.780	.887
X/CW							
.150				-.0280	-.0100	-.0260	.0020
.177			-.0110				
.229	-.0510						
.246		-.0210					
.250				-.0420	-.0330	-.0070	-.0060
.362	-.0420						
.400				.0250	-.0130		.0020
.402			.0160				
.497	-.0140						
.550				-.0240	.0100		
.565			-.0550				
.600							-.0310
.650						-.0110	
.700	-.0560				-.0850		
.725				-.0950			
.750						-.0390	-.0610
.760			-.1230				
.775				-.1130	-.0900		
.808			-.1410				
.834	-.1070						
.850				-.1330	-.1350	-.0720	
.857			.0810				
.865	-.1200						
.900	-.1360			-.1420			-.0880
.905			-.1270				
.950				-.1390	-.1430	-.1100	
.953			-.1380				
.965	-.1420						

MACH (1) = 2.498 BETAT (8) = 8.540

Y/BW	.299	.364	.427	.534	.673	.780	.887
X/CW							
.000	-.0990	-.0920	.0170	.3300	.3480	.3960	.3940
.050				-.0190	-.0670	-.0630	-.0610
.081			-.0120				
.086		-.0450					
.094	-.0910						
.150				-.0370	-.0290	-.0480	-.0330
.177			-.0200				
.229	-.0770						
.246		-.0500					
.250				-.0390	-.0380	-.0280	-.0230
.362	-.0560						
.400				.0000	-.0060		-.0010
.402			-.0590				
.497	-.0420						

AMES 87-707 IA9 O2A + S3 + T9 LOWER WING

(RBNL06)

SECTION (1) LOWER WING

DEPENDENT VARIABLE CP

MACH (1) = 2.498	BETAT (8) = 8.540	Y/BW	.299	.364	.427	.534	.673	.780	.887
		X/CW							
		.550				-.0540	.0140		
		.565			-.0870				
		.600							-.0110
		.650						.0060	
		.700	-.0830				-.1110		
		.725				-.0960			
		.750						-.0480	-.0270
		.760			-.1240				
		.775				-.1200	-.1070		
		.808			-.1270				
		.834	-.1290						
		.850				-.1410	-.1450	-.0900	
		.857			.1030				
		.865	-.1510						
		.900	-.1530			-.1220			-.0730
		.905				-.1140			
		.950				-.1020	-.1390	-.1250	
		.953				-.1380			
		.965	-.1420						

MACH (2) = 2.999	BETAT (1) = -8.590	Y/BW	.299	.364	.427	.534	.673	.780	.887
		X/CW							
		.000	.0860	.0660	.3780	1.0960	1.0200	1.0490	1.0530
		.050				.1650	.1860	.2070	.1870
		.081			.0980				
		.086		.0470					
		.094	.0080						
		.150				.1600	.2090	.2140	.2280
		.177			.1540				
		.229	.0290						
		.246		.0710					
		.250				.1630	.1760	.2050	.2270
		.362	.0430						
		.400				.1650	.1960		.2260
		.402			.1240				
		.497	.0930						
		.550				.1470	.1540		
		.565			.2170				
		.600							.1510
		.650						.1140	
		.700	.2350				.0380		
		.725				.0970			
		.750						.0670	.0730
		.760			.1360				
		.775				.0750	.0490		

AMES 87-707 IA9 O2A + S3 + T9 LOWER WING

(RBNL06)

SECTION (1) LOWER WING

DEPENDENT VARIABLE CP

MACH (2) = 2.999	BETAT (1) = -8.590	Y/BW	.299	.364	.427	.534	.673	.780	.887
		X/CW							
		.808			.0930				
		.834	.1170						
		.850			.0540	.0310	.0260		
		.857			.0880				
		.865	.0810						
		.900	.0720		.0300				.0150
		.905			.0140				
		.950			.0080	-.0090	-.0100		
		.953			-.0100				
		.965	.0080						
MACH (2) = 2.999	BETAT (2) = -6.430	Y/BW	.299	.364	.427	.534	.673	.780	.887
		X/CW							
		.000	.0660	.0370	.3010	.9770	.9070	.9720	.9450
		.050				.1370	.1350	.1420	.1490
		.081			.0390				
		.086		.0150					
		.094	-.0010						
		.150				.1020	.1720	.1670	.1660
		.177			.1300				
		.229	-.0010						
		.246		.0400					
		.250				.1310	.1360	.1600	.1820
		.362	.0190						
		.400				.1350	.1460		.1800
		.402			.0960				
		.497	.0670						
		.550				.1240	.1050		
		.565			.1230				
		.600							.1130
		.650						.0750	
		.700	.2090				.0100		
		.725				.0720			
		.750						.0340	.0500
		.760			.0940				
		.775				.0430	.0200		
		.808			.0620				
		.834	.0840						
		.850				.0110	-.0020	-.0050	
		.857			.0640				
		.865	.0430						
		.900	.0330			-.0030			-.0090
		.905			-.0070				
		.950			-.0170	-.0350	-.0360		
		.953			-.0290				

AMES 87-707 IA9 O2A + S3 + T9 LOWER WING

(RBNL06)

SECTION (1) LOWER WING		DEPENDENT VARIABLE CP							
MACH (2) = 2.999	BETAT (2) = -6.450	Y/BW	.299	.364	.427	.534	.673	.780	.887
		X/CW	.965	-.0110					
MACH (2) = 2.999	BETAT (3) = -4.270	Y/BW	.299	.364	.427	.534	.673	.780	.887
		X/CW	.000	.0430	.0140	.2260	.8500	.8260	.8470
			.050			.1000	.0980	.1060	.1170
			.081		.0250				
			.086	-.0080					
			.094	-.0130					
			.150			.0850	.1200	.1180	.1170
			.177		.1210				
			.229	-.0120					
			.246		.0250				
			.250			.1180	.1110	.1400	.1360
			.362	.0030					
			.400			.1020	.1490		.1540
			.402		.0690				
			.497	.0420					
			.550			.0870	.0910		
			.565		.0680				
			.600						.1000
			.650					.0610	
			.700	.1590			-.0070		
			.725			.0480			
			.750					.0250	.0280
			.760		.0490				
			.775			.0200	.0070		
			.808		.0200				
			.834	.0350					
			.850			-.0170	-.0110	-.0080	
			.857		.0380				
			.865	.0090					
			.900	.0020		-.0400			-.0220
			.905		-.0320				
			.950			-.0480	-.0390	-.0400	
			.953		-.0480				
			.965	-.0330					
MACH (2) = 2.999	BETAT (4) = -2.110	Y/BW	.299	.364	.427	.534	.673	.780	.887
		X/CW	.000	.0230	.0050	.1780	.7380	.7720	.7790
			.050			.0860	.0700	.0750	.0830
			.081		.0360				
			.086	-.0110					
			.094	.0000					

AMES 87-7D7 IA9 O2A + S3 + T9 LOWER WING

(RBNL06)

SECTION (1) LOWER WING		DEPENDENT VARIABLE CP							
MACH (2) = 2.999	BETAT (4) = -2.110	Y/BW	.299	.364	.427	.534	.673	.780	.887
		X/CW							
		.150				.0980	.1150	.0970	.0970
		.177			.1060				
		.229	-.0060						
		.246		.0070					
		.250				.0850	.0990	.1130	.1130
		.362	-.0200						
		.400				.0660	.1110		.1260
		.402			.0430				
		.497	.0130						
		.550				.0590	.0670		
		.565			.1080				
		.600							.0800
		.650						.0460	
		.700	.0940				-.0350		
		.725				.0210			
		.750						.0070	.0170
		.760			.0180				
		.775				-.0050	.0090		
		.808			-.0180				
		.834	.0080						
		.850				-.0380	-.0340	-.0300	
		.857			.0210				
		.865	-.0230						
		.900	-.0320			-.0590			-.0290
		.905			-.0510				
		.950				-.0770	-.0610	-.0570	
		.953			-.0690				
		.965	-.0610						
MACH (2) = 2.999	BETAT (5) = 2.210	Y/BW	.299	.364	.427	.534	.673	.780	.887
		X/CW							
		.000	-.0170	-.0290	.0850	.5620	.5000	.6380	.6120
		.050				.0420	.0360	.0490	.0610
		.081			.0350				
		.086		-.0350					
		.094	-.0060						
		.150				.0370	.0680	.0600	.0750
		.177			.0220				
		.229	-.0360						
		.246		.0150					
		.250				.0290	.0470	.0610	.0750
		.362	-.0460						
		.400				.0220	.0640		.0730
		.402			.0000				
		.497	-.0240						

AMES 87-707 IA9 C2A + S3 + T9 LOWER WING

(RBNL06)

SECTION (1) LOWER WING

DEPENDENT VARIABLE CP

MACH (2) = 2.999 BETAT (5) = 2.210

Y/BW	.299	.364	.427	.534	.673	.780	.887
X/CW							
.550				.0520	.0310		
.565			.0170				
.600							.0250
.650						.0060	
.700	.0130				-.0410		
.725				-.0350			
.750						-.0210	-.0210
.760			-.0470				
.775				-.0600	-.0380		
.808			-.0670				
.834	-.0390						
.850				-.0800	-.0720	-.0410	
.857			.0330				
.865	-.0580						
.900	-.0700			-.0940			-.0600
.905			-.0790				
.950				-.1020	-.0930	-.0700	
.953			-.0900				
.965	-.0950						

MACH (2) = 2.999 BETAT (6) = 4.370

Y/BW	.299	.364	.427	.534	.673	.780	.887
X/CW							
.000	-.0410	-.0460	.0550	.4580	.4770	.4950	.5420
.050				.0410	.0170	.0220	.0210
.081			.0290				
.086		-.0470					
.094	-.0260						
.150				.0240	.0340	.0290	.0360
.177			.0230				
.229	-.0490						
.246		.0060					
.250				.0110	.0100	.0280	.0350
.362	-.0390						
.400				-.0050	.0230		.0340
.402			-.0180				
.497	-.0270						
.550				.0160	-.0110		
.565		-.0030					
.600							-.0070
.650						-.0230	
.700	-.0190				-.0680		
.725				-.0540			
.750						-.0460	-.0400
.760		-.0640					
.775			-.0770	-.0650			

AMES 87-707 IA9 O2A + S3 + T9 LOWER WING

(RBNL16)

SECTION (1) LOWER WING

DEPENDENT VARIABLE CP

MACH (2) = 2.999	BETAT (6) = 4.370	Y/BW	.299	.364	.427	.534	.673	.780	.887
		X/CW							
		.808							-.0820
		.834	-.0640						
		.850				-.0950	-.0970	-.0680	
		.857			.0420				
		.865	-.0870						
		.900	-.1000			-.1050			-.0730
		.905				-.0970			
		.950				-.1120	-.1130	-.0950	
		.953				-.1070			
		.965	-.1170						
MACH (2) = 2.999	BETAT (7) = 6.530	Y/BW	.299	.364	.427	.534	.673	.780	.887
		X/CW							
		.000	-.0550	-.0560	.0410	.3680	.3900	.4360	.4150
		.050				.0230	-.0120	-.0070	.0070
		.081			.0220				
		.086		-.0610					
		.094	-.0440						
		.150				-.0030	.0060	-.0070	.0140
		.177			.0100				
		.229	-.0720						
		.246		-.0030					
		.250				-.0180	-.0160	-.0030	.0090
		.362	-.0360						
		.400				-.0280	-.0110		.0110
		.402			-.0280				
		.497	-.0340						
		.550				-.0070	-.0320		
		.565			-.0200				
		.600							-.0230
		.650						-.0440	
		.700	-.0380				-.0780		
		.725				-.0660			
		.750						-.0620	-.0570
		.760			-.0750				
		.775				-.0840	-.0790		
		.808			-.0980				
		.834	-.0700						
		.850				-.0980	-.1010	-.0770	
		.857			.0620				
		.865	-.0900						
		.900	-.1030			-.1100			-.0880
		.905			-.1020				
		.950				-.1190	-.1140	-.0980	
		.953			-.1180				

AMES 87-707 IA9 O2A + S3 + T9 LOWER WING

(RBNL06)

SECTION (1) LOWER WING

DEPENDENT VARIABLE CP

MACH (2) = 2.999	BETAT (7) = 6.530	Y/BW	.299	.364	.427	.534	.673	.780	.887
		X/CW							
			.965	-.1140					
MACH (2) = 2.999	BETAT (8) = 8.690	Y/BW	.299	.364	.427	.534	.673	.780	.887
		X/CW							
			.000	-.0740	-.0730	.0350	.2720	.2960	.3530
			.050			.0030	-.0400	-.0510	-.0410
			.081		.0130				
			.086	-.0340					
			.094	-.0650					
			.150			-.0240	-.0190	-.0480	-.0370
			.177		-.0040				
			.229	-.0980					
			.246	-.0340					
			.250			-.0350	-.0380	-.0400	-.0360
			.362	-.0670					
			.400			-.0380	-.0360		-.0360
			.402		-.0350				
			.497	-.0530					
			.550			-.0140	-.0560		
			.565		-.0820				
			.600						-.0620
			.650					-.0710	
			.700	-.0560			-.0930		
			.725			-.0670			
			.750					-.0810	-.0790
			.760		-.1030				
			.775			-.0880	-.0970		
			.808		-.1170				
			.834	-.0920					
			.850			-.1100	-.1190	-.0980	
			.857		.0780				
			.865	-.0930					
			.900	-.0990		-.1240			-.1030
			.905		-.1160				
			.950			-.1280	-.1260	-.1160	
			.953		-.1240				
			.965	-.1100					
MACH (3) = 3.502	BETAT (1) = -8.750	Y/BW	.299	.364	.427	.534	.673	.780	.887
		X/CW							
			.000	.1080	.0780	.3490	1.1020	1.1270	1.1960
			.050			.1400	.1470	.1840	.2160
			.081		.0820				
			.086	.0280					
			.094	.0120					

AMES 87-707 IA9 O2A + S3 + T9 LOWER WING

(RBNLU6)

SECTION (1) LOWER WING

DEPENDENT VARIABLE CP

MACH (3) = 3.502	BETAT (1) = -8.750	Y/BW	.299	.364	.427	.534	.673	.780	.887
		X/CW							
		.150				.1020	.1490	.1680	.2090
		.177			.0750				
		.229	.0240						
		.246		.0700					
		.250			.1210	.1580	.1610	.2020	
		.362	.0430						
		.400			.1400	.2110		.2090	
		.402			.1150				
		.497	.0470						
		.550			.1440	.1390			
		.565			.1070				
		.600							.1540
		.650					.1380		
		.700	.2060			.0060			
		.725			.1030				
		.750					.0850	.1110	
		.760			.1280				
		.775			.0860	.0570			
		.808			.1100				
		.834	.1160						
		.850			.0420	.0120	.0390		
		.857			.0690				
		.865	.0770						
		.900	.0650		.0150			.0500	
		.905			.0380				
		.950			-.0010	-.0060	.0050		
		.953			.0140				
		.965	.0350						

MACH (3) = 3.502 BETAT (2) = -6.550

Y/BW	.299	.364	.427	.534	.673	.780	.887
X/CW							
.000	.0870	.0540	.2840	.9550	.9940	1.0630	1.1190
.050				.1100	.1110	.1470	.1730
.081			.0500				
.086		.0140					
.094	.0020						
.150				.0730	.1160	.1330	.1620
.177			.0370				
.229	.0060						
.246		.0340					
.250				.0870	.1210	.1410	.1540
.362	.0070						
.400				.0930	.1580		.1640
.402			.0700				
.497	.0100						

AMES 87-707 IA9 O2A + S3 + T9 LOWER WING

(RBNL06)

SECTION (1) LOWER WING		DEPENDENT VARIABLE CP								
MACH (3) = 3.502	BETAT (2) = -6.550	Y/BW	.299	.364	.427	.534	.673	.780	.887	
		X/CW								
		.550				.1070	.1080			
		.565			.0760					
		.600								.1110
		.650							.1090	
		.700	.1510				-.0140			
		.725				.0820				
		.750						.0600	.0640	
		.760			.0880					
		.775				.0700	.0290			
		.808			.0650					
		.834	.0750							
		.850				.0230	-.0070	.0200		
		.857			.0420					
		.865	.0450							
		.900	.0320			-.0050				.0290
		.905			.0200					
		.950				-.0230	-.0210	-.0140		
		.953			-.0030					
		.965	.0140							
MACH (3) = 3.502	BETAT (3) = -4.340	Y/BW	.299	.364	.427	.534	.673	.780	.887	
		X/CW								
		.000	.0590	.0270	.2140	.8210	.8460	.8930	.9800	
		.050				.0640	.0750	.1120	.1360	
		.081			.0200					
		.086		-.0040						
		.094	-.0070							
		.150				.0390	.0990	.1120	.1240	
		.177			.0160					
		.229	-.0090							
		.246		.0080						
		.250				.0560	.0810	.1130	.1260	
		.362	-.0110							
		.400				.0690	.0970		.1390	
		.402			.0570					
		.497	-.0160							
		.550				.0950	.0900			
		.565			.0550					
		.600								.0770
		.650						.0800		
		.700	.1070				-.0230			
		.725				.0350				
		.750						.0380	.0290	
		.760			.0600					
		.775				.0440	.0110			

AMES 87-707 IA9 O2A + S3 + T9 LOWER WING

(RBNLU6)

SECTION (1) LOWER WING

DEPENDENT VARIABLE CP

MACH (3) = 3.502 BETAT (3) = -4.340

	Y/BW	.299	.364	.427	.534	.673	.780	.887
X/CW								
.808				.0310				
.834	.0320							
.850				.0090	-.0220	.0010		
.857				.0170				
.865	.0020							
.900	-.0050				-.0190			.0030
.905				-.0140				
.950					-.0370	-.0360	-.0260	
.953				-.0300				
.965	-.0170							

MACH (3) = 3.502 BETAT (4) = -2.150

	Y/BW	.299	.364	.427	.534	.673	.780	.887
X/CW								
.000	.0350	.0080	.1580	.6880	.7170	.7790	.8210	
.050				.0370	.0460	.0750	.0920	
.081				.0090				
.086		-.0080						
.094	-.0040							
.150				.0130	.0850	.0870	.0960	
.177				.0070				
.229	-.0050							
.246		-.0010						
.250				.0580	.0680	.0870	.1000	
.362	-.0140							
.400				.0760	.0650		.1030	
.402				.0340				
.497	-.0300							
.550				.0640	.0730			
.565				.0360				
.600								.0550
.650						.0520		
.700	.0700					-.0320		
.725				.0140				
.750						.0240	.0130	
.760				.0350				
.775				.0360	.0000			
.808				.0030				
.834	.0060							
.850					-.0020	-.0340	-.0100	
.857				.0020				
.865	-.0160							
.900	-.0280				-.0290			-.0230
.905				-.0430				
.950					-.0490	-.0450	-.0370	
.953				-.0530				

AMES 87-707 IA9 O2A + S3 + T9 LOWER WING

(RBNL06)

SECTION (1) LOWER WING		DEPENDENT VARIABLE CP							
MACH (3) = 3.502	BETAT (4) = -2.150	Y/BW	.299	.364	.427	.534	.673	.780	.887
		X/CW	.965	-.0500					
MACH (3) = 3.502	BETAT (5) = 2.260	Y/BW	.299	.364	.427	.534	.673	.780	.887
		X/CW	.000	-.0060	-.0230	.0560	.4860	.5360	.6030
			.050			.0120	.0460	.0500	.0600
			.081		-.0210				
			.086	-.0270					
			.094	.0000					
			.150			.0260	.0470	.0520	.0590
			.177		.0050				
			.229	-.0250					
			.246	-.0290					
			.250			.0210	.0290	.0530	.0610
			.362	-.0420					
			.400			.0160	.0400		.0670
			.402		-.0040				
			.497	-.0410					
			.550			.0470	.0250		
			.565		.0260				
			.600						.0240
			.650					.0170	
			.700	.0090			-.0460		
			.725			-.0160			
			.750					-.0140	-.0110
			.760		-.0320				
			.775			-.0440	-.0210		
			.808		-.0510				
			.834	-.0540					
			.850			-.0630	-.0470	-.0380	
			.857		-.0090				
			.865	-.0680					
			.900	-.0730		-.0760			-.0410
			.905		-.0720				
			.950			-.0850	-.0690	-.0570	
			.953		-.0840				
			.965	-.0770					
MACH (3) = 3.502	BETAT (6) = 4.450	Y/BW	.299	.364	.427	.534	.673	.780	.887
		X/CW	.000	-.0330	-.0410	.0110	.3570	.4820	.4850
			.050			.0390	.0150	.0390	.0440
			.081		-.0050				
			.086	-.0450					
			.094	-.0140					

AMES 87-707 IA9 O2A + S3 + T9 LOWER WING

(RBNLU6)

SECTION (1) LOWER WING.

DEPENDENT VARIABLE CP

MACH (3) = 3.502 BETAT (6) = 4.450

Y/BW	.299	.364	.427	.534	.673	.780	.887
X/CW							
.150				.0190	.0310	.0320	.0490
.177			.0050				
.229	-.0420						
.246		-.0420					
.250				.0080	.0130	.0290	.0380
.362	-.0570						
.400				.0040	.0190		.0400
.402			-.0130				
.497	-.0410						
.550				.0220	-.0020		
.565			.0010				
.600							.0090
.650						-.0080	
.700	-.0190				-.0540		
.725				-.0320			
.750						-.0330	-.0220
.760			-.0550				
.775				-.0550	-.0440		
.808			-.0730				
.834	-.0630						
.850				-.0720	-.0700	-.0480	
.857			.0060				
.865	-.0790						
.900	-.0870			-.0840			-.0540
.905			-.0840				
.950				-.0910	-.0850	-.0670	
.953			-.0930				
.965	-.0920						

MACH (3) = 3.502 BETAT (7) = 6.650

Y/BW	.299	.364	.427	.534	.673	.780	.887
X/CW							
.000	-.0510	-.0520	-.0080	.2910	.3460	.4010	.4110
.050				.0180	.0000	.0050	.0190
.081			-.0010				
.086		-.0570					
.094	-.0300						
.150				.0030	.0070	.0010	.0190
.177			.0080				
.229	-.0570						
.246		-.0580					
.250				-.0070	-.0100	.0050	.0120
.362	-.0770						
.400				-.0180	-.0130		.0160
.402			-.0260				
.497	-.0470						

AMES 87-707 IA9 O2A + S3 + T9 LOWER WING

(RBNL06)

SECTION (1) LOWER WING

DEPENDENT VARIABLE CP

MACH (3) = 3.502	BETAT (7) = 6.650	Y/BW	.299	.364	.427	.534	.673	.780	.887
		X/CW							
		.550				.0000	-.0260		
		.565			-.0190				
		.600							-.0190
		.650						-.0320	
		.700	-.0490				-.0580		
		.725				-.0460			
		.750						-.0550	-.0420
		.760			-.0690				
		.775				-.0680	-.0580		
		.808			-.0850				
		.834	-.0730						
		.850				-.0830	-.0790	-.0660	
		.857				.0230			
		.865	-.0840						
		.900	-.0930			-.0920			-.0700
		.905			-.0870				
		.950				-.1000	-.0930	-.0810	
		.953			-.1000				
		.965	-.0960						

MACH (3) = 3.502	BETAT (8) = 8.850	Y/BW	.299	.364	.427	.534	.673	.780	.887
		X/CW							
		.000	-.0650	-.0650	.0120	.2140	.2590	.2870	.3310
		.050				.0120	-.0220	-.0210	-.0150
		.081			.0170				
		.086		-.0670					
		.094	-.0820						
		.150				-.0100	-.0120	-.0230	-.0150
		.177			.0060				
		.229	-.0930						
		.246		-.0660					
		.250				-.0230	-.0290	-.0180	-.0160
		.362	-.0890						
		.400				-.0310	-.0340		-.0160
		.402			-.0370				
		.497	-.0620						
		.550				-.0310	-.0420		
		.565			-.0660				
		.600							-.0410
		.650						-.0470	
		.700	-.0620				-.0660		
		.725				-.0630			
		.750						-.0630	-.0550
		.760			-.0830				
		.775				-.0800	-.0650		

DATE 18 SEP 73

TABULATED PRESSURE DATA - IA9C

PAGE 907

AMES 87-707 IA9 O2A + S3 + T9 LOWER WING

(RBNL16)

SECTION (1) LOWER WING

DEPENDENT VARIABLE CP

MACH (3) = 3.502	BETAT (8) = 8.850	Y/BW	.299	.364	.427	.534	.673	.780	.887
		X/CW							
		.808							-.0890
		.834	-.0800						
		.850				-.0930	-.0850	-.0760	
		.857			.0400				
		.865	-.0920						
		.900	-.0980			-.0950			-.0830
		.905			-.0880				
		.950				-.1030	-.0980	-.0890	
		.953			-.1020				
		.965	-.0960						

AMES 87-707 IA9 O2A + S3 + T9 LOWER WING

(RBNL07) (19 MAY 73)

REFERENCE DATA

SREF = 2.4210 SQ.FT. XMRP = 28.5300 INCHES
 LREF = 39.8490 INCHES YMRP = .0000 INCHES
 BREF = 39.8490 INCHES ZMRP = .0000 INCHES
 SCALE = .0300 SCALE

PARAMETRIC DATA

ALPHAT = 2.000 ORBINC = .500
 RUDDER = .000 ELEVON = .000
 RUDFLR = .000

SECTION (1) LOWER WING

DEPENDENT VARIABLE CP

MACH (1) = 2.498 BETAT (1) = -8.430

Y/BW	.299	.364	.427	.534	.673	.780	.887
X/CW							
.000	.0500	.0620	.4860	1.1080	.9890	1.0150	1.0240
.050				.2340	.1800	.2040	.2000
.081			.2200				
.086		.1500					
.094	-.0010						
.150				.2040	.2720	.2370	.2710
.177			.2070				
.229	.0970						
.246		.2120					
.250				.1790	.2120	.2490	.2620
.362	.1340						
.400				.1550	.2720		.2720
.402			.1070				
.497	.0840						
.550				.1810	.1840		
.565			.2340				
.600							.1820
.650						.1500	
.700	.2120				.0030		
.725				.1490			
.750						.0920	.0870
.760			.1230				
.775				.1120	.0380		
.808			.0790				
.834	.1070						
.850				.0440	-.0230	.0270	
.857			.1150				
.865	.0790						
.900	.0430			.0000			.0170
.905			.0000				
.950				-.0200	.0130	-.0230	
.953			-.0160				
.965	-.0370						

MACH (1) = 2.498 BETAT (2) = -6.310

Y/BW	.299	.364	.427	.534	.673	.780	.887
X/CW							
.000	.0240	.0250	.4230	1.0170	.9150	.9370	.9460
.050				.2090	.1520	.1690	.1660
.081			.2010				
.086		.1270					
.094	-.0200						

AMES 87-707 IA9 O2A + S3 + T9 LOWER WING

(RBNL07)

SECTION (1) LOWER WING		DEPENDENT VARIABLE CP							
MACH (1) = 2.498 BETAT (2) = -6.310		Y/BW	.299	.364	.427	.534	.673	.780	.887
		X/CW							
		.150				.1740	.2270	.1990	.2310
		.177			.1560				
		.229	.0370						
		.246		.1800					
		.250				.1450	.1770	.2110	.2250
		.362	.1300						
		.400				.1210	.2270		.2320
		.402			.0740				
		.497	.0430						
		.550				.1560	.1570		
		.565		.1840					
		.600							.1460
		.650						.1110	
		.700	.1650				-.0100		
		.725				.1070			
		.750						.0710	.0610
		.760			.0910				
		.775				.0840	.0180		
		.808			.0500				
		.834	.0660						
		.850				.0210	-.0490	.0110	
		.857			.0850				
		.865	.0380						
		.900	.0170			-.0200			-.0080
		.905			-.0310				
		.950				-.0480	-.0300	-.0370	
		.953			-.0550				
		.965	-.0620						
MACH (1) = 2.498 BETAT (3) = -4.190		Y/BW	.299	.364	.427	.534	.673	.780	.887
		X/CW							
		.000	-.0050	-.0050	.3470	.9330	.8430	.8650	.8720
		.050				.1760	.1340	.1430	.1390
		.081			.1760				
		.086		.0670					
		.094	-.0310						
		.150				.1400	.2060	.1750	.2010
		.177			.1260				
		.229	.0170						
		.246		.1320					
		.250				.1130	.1520	.1870	.2000
		.362	.0750						
		.400				.0960	.1850		.2080
		.402			.0440				
		.497	.0180						

AMES 87-707 IA9 O2A + S3 + T9 LOWER WING

(RBNL07)

SECTION (1) LOWER WING

DEPENDENT VARIABLE CP

MACH (1) = 2.498	BETAT (3) = -4.190	Y/BW	.299	.364	.427	.534	.673	.780	.887
		X/CW							
		.550				.1250	.1020		
		.565			.1340				
		.600							.1220
		.650						.0840	
		.700	.1170				-.0270		
		.725				.0650			
		.750						.0460	.0400
		.760			.0490				
		.775				.0440	-.0040		
		.808			.0150				
		.834	.0310						
		.850				-.0050	-.0670	-.0070	
		.857			.0590				
		.865	.0030						
		.900	-.0160			-.0430			-.0290
		.905			-.0510				
		.950				-.0700	-.0770	-.0540	
		.953			-.0740				
		.965	-.0840						

MACH (1) = 2.498	BETAT (4) = -2.060	Y/BW	.299	.364	.427	.534	.673	.780	.887
		X/CW							
		.000	-.0220	-.0290	.2720	.8400	.7720	.7850	.7940
		.050				.1410	.0990	.1180	.1160
		.081			.1420				
		.086			.0900				
		.094	-.0380						
		.150				.1090	.1650	.1410	.1710
		.177			.0920				
		.229	-.0210						
		.246			.0740				
		.250				.0840	.1160	.1510	.1640
		.362	.0380						
		.400				.0670	.1470		.1700
		.402			.0240				
		.497	-.0060						
		.550				.1090	.0610		
		.565			.0990				
		.600							.0880
		.650						.0500	
		.700	.0740				-.0470		
		.725				.0090			
		.750						.0010	.0150
		.760			.0090				
		.775				.0050	-.0260		

DATE 18 SEP 73

TABULATED PRESSURE DATA - IA9C

PAGE 911

AMES 87-707 IA9 O2A + S3 + T9 LOWER WING

(RBNL47)

SECTION (1) LOWER WING

DEPENDENT VARIABLE CP

MACH (1) = 2.498	BETAT (4) = -2.060	Y/BW	.299	.364	.427	.534	.673	.780	.887
		X/CW							
		.808			-.0200				
		.834	-.0060						
		.850				-.0290	-.0850	-.0320	
		.857			.0610				
		.865	-.0340						
		.900	-.0560			-.0620			-.0460
		.905			-.0780				
		.950				-.0890	-.0920	-.0710	
		.953			-.0960				
		.965	-.1070						
MACH (1) = 2.498	BETAT (5) = 2.170	Y/BW	.299	.364	.427	.534	.673	.780	.887
		X/CW							
		.000	-.0690	-.0740	.1600	.6270	.6330	.6370	.6510
		.050				.0620	.0490	.0580	.0580
		.081			.0720				
		.086		.0170					
		.094	-.0660						
		.150				.0540	.0970	.0750	.1080
		.177			.0320				
		.229	-.0120						
		.246		.0380					
		.250				.0300	.0520	.0810	.0950
		.362	.0070						
		.400				.0080	.0690		.1050
		.402			.0690				
		.497	-.0160						
		.550				.0690	.0130		
		.565			.0160				
		.600							.0400
		.650						.0080	
		.700	-.0110				-.0470		
		.725				-.0310			
		.750						-.0320	-.0220
		.760			-.0520				
		.775				-.0460	-.0300		
		.808			-.0770				
		.834	-.0540						
		.850				-.0780	-.0890	-.0490	
		.857			.0660				
		.865	-.0670						
		.900	-.0940			-.1030			-.0740
		.905			-.1060				
		.950				-.1230	-.1040	-.0810	
		.953			-.1120				

AMES 87-707 IA9 O2A + S3 + T9 LOWER WING

(RBNL07)

SECTION (1) LOWER WING		DEPENDENT VARIABLE CP							
MACH (1) = 2.498	BETAT (5) = 2.170	Y/BW	.299	.364	.427	.534	.673	.780	.887
		X/CW	.965	-.1320					
MACH (1) = 2.498	BETAT (6) = 4.290	Y/BW	.299	.364	.427	.534	.673	.780	.887
		X/CW	.000	-.0890	-.0930	.0900	.5570	.4790	.5710
			.050			.0430	.0320	.0270	.0340
			.081			.0410			
			.086		-.0140				
			.094	-.0780					
			.150			.0210	.0760	.0530	.0820
			.177			.0120			
			.229	-.0300					
			.246		.0130				
			.250			.0010	.0280	.0600	.0720
			.362	-.0130					
			.400			.0280	.0360		.0770
			.402			.0440			
			.497	-.0030					
			.550			.0180	.0270		
			.565		-.0150				
			.600						.0210
			.650					-.0020	
			.700	-.0400			-.0570		
			.725				-.0510		
			.750					-.0250	-.0350
			.760		-.0720				
			.775			-.0660	-.0500		
			.808		-.0880				
			.834	-.0740					
			.850			-.0930	-.1000	-.0480	
			.857			.0640			
			.865	-.0980					
			.900	-.1230		-.1120			-.0790
			.905		-.0980				
			.950			-.1150	-.1140	-.0860	
			.953		-.1020				
			.965	-.1340					
MACH (1) = 2.498	BETAT (7) = 6.410	Y/BW	.299	.364	.427	.534	.673	.780	.887
		X/CW	.000	-.1030	-.1050	.0320	.4390	.4320	.4940
			.050			.0260	-.0010	.0090	.0130
			.081			.0130			
			.086		-.0320				
			.094	-.0920					

AMES 87-707 IA9 C2A + S3 + T9 LOWER WING

(RBNL97)

SECTION (1) LOWER WING

DEPENDENT VARIABLE CP

MACH (1) = 2.498 BETAT (7) = 6.410

	Y/BW	.299	.364	.427	.534	.673	.780	.887
X/CW								
.150					.0020	.0420	.0280	.0560
.177				.0040				
.229	-.0420							
.246		-.0210						
.250					-.0080	.0030	.0350	.0540
.362	-.0430							
.400					.0520	.0280		.0670
.402				.0200				
.497	-.0130							
.550					-.0160	.0420		
.565				-.0560				
.600								.0160
.650							.0240	
.700	-.0440					-.0680		
.725					-.0560			
.750							-.0130	-.0320
.760				-.0930				
.775					-.0570	-.0570		
.808				-.1100				
.834	-.0870							
.850					-.0770	-.1060	-.0440	
.857				.0770				
.865	-.0970							
.900	-.1170				-.0990			-.0680
.905					-.0960			
.950					-.1170	-.1140	-.0840	
.953					-.1160			
.965	-.1340							

MACH (1) = 2.498 BETAT (8) = 8.540

	Y/BW	.299	.364	.427	.534	.673	.780	.887
X/CW								
.000	-.1150	-.1130	-.0130	.3430	.3640	.4010	.4550	
.050				.0130	-.0190	-.0090	.0060	
.081				.0020				
.086		-.0470						
.094	-.1070							
.150					-.0050	.0200	.0240	.0500
.177				-.0040				
.229	-.0780							
.246		-.0370						
.250					.0080	.0030	.0370	.0530
.362	-.0550							
.400					.0180	.0620		.0650
.402				-.0410				
.497	-.0300							

AMES 87-707 IA9 O2A + S3 + T9 LOWER WING

(RBNL07)

SECTION (1) LOWER WING

DEPENDENT VARIABLE CP

MACH (1) = 2.498 BETAT (8) = 8.540

	Y/BW	.299	.364	.427	.534	.673	.780	.887
X/CW								
.550					-.0440	.0230		
.565				-.0840				
.600								.0310
.650							.0250	
.700	-.0790					-.0880		
.725					-.0460			
.750							-.0200	-.0110
.760				-.0770				
.775					-.0680	-.0660		
.808				-.0780				
.834	-.1100							
.850					-.0960	-.0990	-.0620	
.857				.0930				
.865	-.1380							
.900	-.1470				-.1010			-.0600
.905				-.1190				
.950					-.1110	-.1020	-.0990	
.953				-.1410				
.965	-.1320							

MACH (2) = 2.999 BETAT (1) = -8.590

	Y/BW	.299	.364	.427	.534	.673	.780	.887
X/CW								
.000	.0720	.0620	.3890	1.1500	1.0810	1.1220	1.0390	
.050				.2450	.2190	.2470	.2570	
.081			.1770					
.086		.0470						
.094	-.0040							
.150				.1970	.2540	.2500	.2800	
.177				.2060				
.229	.0270							
.246		.1580						
.250				.1790	.2070	.2480	.2780	
.362	.1060							
.400				.1740	.2290		.2750	
.402			.1170					
.497	.1130							
.550				.1750	.1760			
.565			.1710					
.600							.1870	
.650							.1430	
.700	.2110				.0510			
.725				.0720				
.750						.0890	.1030	
.760			.1360					
.775				.0620	.0710			

AMES 87-707 IA9 O2A + S3 + T9 LOWER WING

(RBNLU7)

SECTION (1) LOWER WING

DEPENDENT VARIABLE CP

MACH (2) = 2.999	BETAT (1) = -8.590	Y/BW	.299	.364	.427	.534	.673	.780	.887
		X/CW							
		.808			.1000				
		.834	.1120						
		.850			.0500	.0130	.0400		
		.857			.0860				
		.865	.0820						
		.900	.0720			.0350			.0330
		.905			.0140				
		.950				.0130	-.0130	.0070	
		.953			-.0050				
		.965	.0130						
MACH (2) = 2.999	BETAT (2) = -6.420	Y/BW	.299	.364	.427	.534	.673	.780	.887
		X/CW							
		.000	.0490	.0320	.3190	1.0250	.9440	.9850	.9510
		.050				.1940	.2000	.2120	.2090
		.081			.1440				
		.086		.0190					
		.094	-.0150						
		.150				.1580	.2090	.2110	.2450
		.177			.1520				
		.229	-.0010						
		.246		.1090					
		.250				.1470	.1660	.2130	.2350
		.362	.0530						
		.400				.1550	.1900		.2310
		.402			.0940				
		.497	.0720						
		.550				.1230	.1470		
		.565			.1500				
		.600							.1550
		.650						.1140	
		.700	.1780				.0320		
		.725				.0530			
		.750						.0680	.0770
		.760			.1010				
		.775				.0310	.0560		
		.808			.0690				
		.834	.0820						
		.850				.0110	.0010	.0240	
		.857			.0600				
		.865	.0460						
		.900	.0360			.0080			.0140
		.905			-.0020				
		.950				-.0080	-.0290	-.0110	
		.953			-.0270				

AMES 87-707 IA9 O2A + S3 + T9 LOWER WING

(RBNLU7)

SECTION (1) LOWER WING		DEPENDENT VARIABLE CP							
MACH (2) = 2.999	BETAT (2) = -6.420	Y/BW	.299	.364	.427	.534	.673	.780	.887
		X/CW	.965	-.0070					
MACH (2) = 2.999	BETAT (3) = -4.270	Y/BW	.299	.364	.427	.534	.673	.780	.887
		X/CW	.000	.0250	.0050	.2410	.9180	.8410	.8750
			.050			.1360	.1560	.1710	.1630
			.081		.1110				
			.086	-.0100					
			.094	-.0260					
			.150			.1410	.1810	.1870	.2010
			.177		.1490				
			.229	-.0210					
			.246		.0550				
			.250			.1320	.1330	.1760	.1960
			.362	.0140					
			.400			.1230	.1600		.1930
			.402		.0690				
			.497	.0500					
			.550			.0970	.1250		
			.565		.0760				
			.600						.1220
			.650					.0920	
			.700	.1400			.0120		
			.725			.0310			
			.750					.0510	.0500
			.760		.0570				
			.775			.0040	.0380		
			.808		.0360				
			.834	.0430					
			.850			-.0270	-.0160	.0090	
			.857		.0350				
			.865	.0110					
			.900	.0040		-.0390			-.0020
			.905		-.0270				
			.950			-.0400	-.0410	-.0240	
			.953		-.0480				
			.965	-.0310					
MACH (2) = 2.999	BETAT (4) = -2.110	Y/BW	.299	.364	.427	.534	.673	.780	.887
		X/CW	.000	.0070	-.0100	.1810	.8150	.7770	.7540
			.050			.1400	.1290	.1450	.1300
			.081		.1340				
			.086	-.0150					
			.094	-.0100					

AMES 87-707 IA9 O2A + S3 + T9 LOWER WING

(RBNL17)

SECTION (1) LOWER WING

DEPENDENT VARIABLE CP

MACH (2) = 2.999 BETAT (4) = -2.110

Y/BW	.299	.364	.427	.534	.673	.780	.887
X/CW							
.150				.1250	.1720	.1600	.1690
.177			.1220				
.229	-.0200						
.246		.0350					
.250				.1190	.1290	.1490	.1710
.362	-.0170						
.400				.0820	.1390		.1690
.402			.0460				
.497	.0220						
.550				.0680	.0850		
.565			.0490				
.600							.1010
.650						.0700	
.700	.0950				-.0260		
.725				.0170			
.750						.0250	.0440
.760			.0200				
.775				-.0120	.0110		
.808			.0000				
.834	.0140						
.850				-.0430	-.0400	-.0140	
.857			.0190				
.865	-.0130						
.900	-.0260			-.0590			-.0080
.905			-.0450				
.950				-.0620	-.0630	-.0450	
.953			-.0600				
.965	-.0580						

MACH (2) = 2.999 BETAT (5) = 2.210

Y/BW	.299	.364	.427	.534	.673	.780	.887
X/CW							
.000	-.0400	-.0510	.0730	.0030	.0950	.0740	.0640
.050				.0820	.0680	.1010	.1090
.081			.0550				
.086		-.0490					
.094	-.0160						
.150				.0570	.1100	.1010	.1300
.177			.0470				
.229	-.0480						
.246		.0170					
.250				.0510	.0730	.0980	.1150
.362	-.0530						
.400				.0350	.0780		.1090
.402			.0010				
.497	-.0110						

AMES 87-707 IA9 O2A + S3 + T9 LOWER WING

(RBNL07)

SECTION (1) LOWER WING

DEPENDENT VARIABLE CP

MACH (2) = 2.999 BETAT (5) = 2.210

	Y/BW	.299	.364	.427	.534	.673	.780	.887
X/CW								
.550					.0430	.0400		
.565				.0130				
.600								.0570
.650							.0280	
.700	.0090					-.0320		
.725					-.0310			
.750							-.0110	.0000
.760				-.0360				
.775					-.0550	-.0280		
.808				-.0510				
.834	-.0310							
.850					-.0750	-.0700	-.0380	
.857				.0200				
.865	-.0500							
.900	-.0630				-.0880			-.0440
.905				-.0750				
.950					-.0960	-.0850	-.0590	
.953				-.0880				
.965	-.0910							

MACH (2) = 2.999 BETAT (6) = 4.370

	Y/BW	.299	.364	.427	.534	.673	.780	.887
X/CW								
.000	-.0560	-.0630	.0550	.5370	.4890	.5710	.5770	
.050				.0730	.0480	.0640	.0710	
.081				.0460				
.086		-.0610						
.094	-.0350							
.150				.0390	.0740	.0660	.0890	
.177				.0400				
.229	-.0620							
.246		.0080						
.250				.0190	.0430	.0670	.0790	
.362	-.0410							
.400				.0020	.0490		.0800	
.402				-.0170				
.497	-.0210							
.550				.0190	.0160			
.565				.0020				
.600								.0330
.650							.0070	
.700	-.0110					-.0560		
.725					-.0460			
.750							-.0240	-.0170
.760				-.0520				
.775					-.0650	-.0510		

AMES 87-707 IA9 O2A + S3 + T9 LOWER WING

(RBNL07)

SECTION (1) LOWER WING

DEPENDENT VARIABLE CP

MACH (2) = 2.999 BETAT (6) = 4.370

Y/BW	.299	.364	.427	.534	.673	.780	.887
X/CW							
.808				-.0680			
.834	-.0570						
.850				-.0830	-.0830	-.0520	
.857			.0390				
.865	-.0800						
.900	-.0920			-.0920			-.0580
.905			-.0810				
.950				-.0980	-.0960	-.0750	
.953			-.0960				
.965	-.1110						

MACH (2) = 2.999 BETAT (7) = 6.530

Y/BW	.299	.364	.427	.534	.673	.780	.887
X/CW							
.000	-.0720	-.0690	.0250	.4110	.4320	.4480	.4910
.050				.0400	.0080	.0290	.0380
.081			.0220				
.086		-.0720					
.094	-.0550						
.150				.0060	.0290	.0310	.0550
.177			.0110				
.229	-.0810						
.246		-.0060					
.250				-.0110	.0060	.0350	.0470
.362	-.0360			-.0230	.0110		.0470
.400							
.402			-.0250				
.497	-.0390						
.550				.0040	-.0180		
.565			-.0190				
.600							.0080
.650						-.0190	
.700	-.0310				-.0660		
.725				-.0550			
.750						-.0460	-.0340
.760			-.0700				
.775				-.0710	-.0630		
.808			-.0900				
.834	-.0670						
.850				-.0860	-.0890	-.0640	
.857			.0520				
.865	-.0830						
.900	-.0980			-.0960			-.0700
.905			-.0910				
.950				-.1040	-.1000	-.0850	
.953			-.1040				

AMES 87-707 IA9 Q2A + S3 + T9 LOWER WING

(RBNLU7)

SECTION (1) LOWER WING		DEPENDENT VARIABLE CP								
MACH (2) = 2.999	BETAT (7) = 6.530	Y/BW	.299	.364	.427	.534	.673	.780	.887	
		X/CW	.965	-.1120						
MACH (2) = 2.999	BETAT (8) = 8.690	Y/BW	.299	.364	.427	.534	.673	.780	.887	
		X/CW	.000	-.0820	-.0840	.0020	.2770	.3290	.3830	.3870
			.050			.0140	-.0150	-.0070	.0090	
			.081		.0060					
			.086	-.0310						
			.094	-.0700						
			.150			-.0150	.0020	-.0020	.0210	
			.177		-.0020					
			.229	-.1030						
			.246	-.0300						
			.250			-.0270	-.0190	.0040	.0160	
			.362	-.0610						
			.400			-.0220	-.0110		.0200	
			.402		-.0370					
			.497	-.0420						
			.550			-.0210	-.0200			
			.565		-.0760					
			.600						-.0150	
			.650					-.0300		
			.700	-.0510			-.0670			
			.725			-.0520				
			.750					-.0440	-.0490	
			.760		-.0970					
			.775			-.0760	-.0640			
			.808		-.1100					
			.834	-.0860						
			.850			-.0980	-.0930	-.0630		
			.857		.0730					
			.865	-.0950						
			.900	-.0990		-.1130			-.0780	
			.905		-.1040					
			.950			-.1200	-.0980	-.0850		
			.953		-.1160					
			.965	-.1040						
MACH (3) = 3.502	BETAT (1) = -8.730	Y/BW	.299	.364	.427	.534	.673	.780	.887	
		X/CW	.000	.0830	.0650	.3480	1.0880	1.1030	1.1840	1.0990
			.050			.1580	.1650	.2050	.2090	
			.081		.0930					
			.086	.0130						
			.094	-.0030						

AMES 87-707 IA9 O2A + S3 + T9 LOWER WING

(RBNL07)

SECTION (1) LOWER WING

DEPENDENT VARIABLE CP

MACH (3) = 3.502	BETAT (1) = -8.730	Y/BW	.299	.364	.427	.534	.673	.780	.887
		X/CW							
		.150				.1680	.2140	.1870	.2010
		.177			.0850				
		.229	.0070						
		.246		.0690					
		.250				.1390	.1940	.2120	.2160
		.362	.0380						
		.400				.1560	.2280		.2300
		.402			.1200				
		.497	.0760						
		.550				.1580	.1560		
		.565			.0950				
		.600							.1910
		.650						.1490	
		.700	.1740				.0130		
		.725				.0860			
		.750						.0990	.1210
		.760			.1030				
		.775				.0530	.0730		
		.808			.0870				
		.834	.0920						
		.850				.0150	.0250	.0550	
		.857			.0630				
		.865	.0590						
		.900	.0500			-.0090			.0540
		.905			.0360				
		.950				-.0180	.0010	.0150	
		.953			.0090				
		.965	.0250						

MACH (3) = 3.502	BETAT (2) = -6.540	Y/BW	.299	.364	.427	.534	.673	.780	.887
		X/CW							
		.000	.0570	.0380	.2780	.9380	.9760	1.0520	1.1130
		.050				.1220	.1270	.1670	.1960
		.081			.0610				
		.086		-.0010					
		.094	-.0120						
		.150				.1180	.1670	.1540	.1770
		.177			.0580				
		.229	-.0090						
		.246		.0300					
		.250				.1010	.1520	.1730	.1790
		.362	-.0030						
		.400				.1100	.1900		.2000
		.402			.0920				
		.497	.0650						

AMES 87-707 IA9 O2A + S3 + T9 LOWER WING

(RBNL07)

SECTION (1) LOWER WING

DEPENDENT VARIABLE CP

MACH (3) = 3.502	BETAT (2) = -6.540	Y/BW	.299	.364	.427	.534	.673	.780	.887
		X/CW							
		.550				.1230	.1210		
		.565			.0680				
		.600							.1560
		.650						.1210	
		.700	.1240				-.0060		
		.725			.0720				
		.750						.0740	.0960
		.760			.0630				
		.775			.0410	.0460			
		.808			.0450				
		.834	.0630						
		.850				.0030	.0060	.0000	
		.857			.0350				
		.865	.0320						
		.900	.0230			-.0190			.0360
		.905			.0140				
		.950				-.0350	-.0100	-.0040	
		.953			-.0060				
		.965	.0050						

MACH (3) = 3.502	BETAT (3) = -4.340	Y/BW	.299	.364	.427	.534	.673	.780	.887
		X/CW							
		.000	.0410	.0140	.2080	.8110	.8570	.9230	.9720
		.050				.0860	.1050	.1360	.1590
		.081			.0320				
		.086		-.0140					
		.094	-.0160						
		.150				.0760	.1220	.1360	.1490
		.177			.0310				
		.229	-.0190						
		.246		.0070					
		.250				.0690	.1000	.1270	.1580
		.362	-.0160						
		.400				.1140	.1550		.1680
		.402			.0620				
		.497	.0300						
		.550				.1000	.1010		
		.565			.0500				
		.600							.1120
		.650						.0980	
		.700	.0940				-.0160		
		.725				.0580			
		.750						.0530	.0730
		.760			.0430				
		.775				.0300	.0250		

AMES 87-707 IA9 O2A + S3 + T9 LOWER WING

(RBNLU7)

SECTION (1) LOWER WING		DEPENDENT VARIABLE CP								
MACH (3) = 3.502 BETAT (3) = -4.340		Y/BW	.299	.364	.427	.534	.673	.780	.887	
		X/CW								
		.808			.0180					
		.834	.0250							
		.850				-.0060	-.0070	.0140		
		.857			.0130					
		.865	.0010							
		.900	-.0060			-.0300			.0170	
		.905			-.0120					
		.950				-.0470	-.0180	-.0170		
		.953			-.0280					
		.965	-.0160							
MACH (3) = 3.502 BETAT (4) = -2.140		Y/BW	.299	.364	.427	.534	.673	.780	.887	
		X/CW								
		.000	.0130	-.0040	.1600	.6740	.7310	.7620	.8410	
		.050				.0630	.0940	.1200	.1250	
		.081			.0140					
		.086		-.0140						
		.094	-.0130							
		.150				.0600	.0950	.1050	.1280	
		.177			.0180					
		.229	-.0180							
		.246		-.0090						
		.250				.0720	.0840	.1020	.1250	
		.362	-.0220							
		.400				.0960	.1220		.1300	
		.402			.0320					
		.497	-.0130							
		.550				.0800	.0920			
		.565			.0340					
		.600							.0910	
		.650						.0790		
		.700	.0640				-.0230			
		.725				.0300				
		.750						.0370	.0530	
		.760			.0210					
		.775				.0130	.0120			
		.808			-.0020					
		.834	.0000							
		.850				-.0190	-.0280	.0040		
		.857			-.0050					
		.865	-.0190							
		.900	-.0290			-.0390			.0030	
		.905			-.0410					
		.950				-.0540	-.0330	-.0260		
		.953			-.0520					

AMES 87-707 IA9 O2A + S3 + T9 LOWER WING

(RBNLU7)

SECTION (1) LOWER WING

DEPENDENT VARIABLE CP

MACH (3) = 3.502	BETAT (4) = -2.140	Y/BW	.299	.364	.427	.534	.673	.780	.887
		X/CW							
			.965	-.0480					
MACH (3) = 3.502	BETAT (5) = 2.250	Y/BW	.299	.364	.427	.534	.673	.780	.887
		X/CW							
			.000	-.0240	-.0350	.0560	.4780	.5980	.6170
			.050			.0780	.0790	.0910	.0890
			.081		-.0230				
			.086		-.0350				
			.094	-.0090					
			.150			.0500	.0770	.0870	.1010
			.177		.0200				
			.229	-.0340					
			.246		-.0370				
			.250			.0380	.0440	.0870	.1020
			.362	-.0510					
			.400			.0270	.0630		.1070
			.402		-.0030				
			.497	-.0350					
			.550			.0350	.0380		
			.565		.0200				
			.600						.0530
			.650					.0350	
			.700	.0050			-.0450		
			.725			-.0150			
			.750					-.0030	.0110
			.760		-.0320				
			.775			-.0400	-.0210		
			.808		-.0510				
			.834	-.0530					
			.850			-.0610	-.0500	-.0310	
			.857		-.0120				
			.865	-.0660					
			.900	-.0690		-.0730			-.0270
			.905		-.0680				
			.950			-.0820	-.0650	-.0510	
			.953		-.0800				
			.965	-.0730					
MACH (3) = 3.502	BETAT (6) = 4.460	Y/BW	.299	.364	.427	.534	.673	.780	.887
		X/CW							
			.000	-.0450	-.0500	-.0010	.4180	.4670	.5310
			.050			.0550	.0370	.0610	.0800
			.081		-.0090				
			.086		-.0480				
			.094	-.0220					

AMES 87-707 IA9 O2A + S3 + T9 LOWER WING

(RBNL07)

SECTION (1) LOWER WING

DEPENDENT VARIABLE CP

MACH (3) = 3.502 BETAT (6) = 4.460

Y/BW	.299	.364	.427	.534	.673	.780	.887
X/CW							
.150				.0320	.0500	.0490	.0730
.177			.0180				
.229	-.0440						
.246		-.0500					
.250				.0150	.0300	.0580	.0670
.362	-.0610						
.400				.0060	.0310		.0790
.402			-.0110				
.497	-.0430						
.550				.0230	.0100		
.565			.0030				
.600							.0310
.650						.0090	
.700	-.0280				-.0500		
.725				-.0270			
.750						-.0190	-.0060
.760			-.0520				
.775				-.0490	-.0340		
.808			-.0700				
.834	-.0560						
.850				-.0660	-.0610	-.0400	
.857			.0100				
.865	-.0740						
.900	-.0830			-.0770			-.0410
.905			-.0780				
.950				-.0860	-.0770	-.0580	
.953			-.0850				
.965	-.0890						

MACH (3) = 3.502 BETAT (7) = 6.660

Y/BW	.299	.364	.427	.534	.673	.780	.887
X/CW							
.000	-.0620	-.0650	-.0230	.2880	.3760	.4020	.4570
.050				.0260	.0140	.0220	.0410
.081			.0050				
.086		-.0640					
.094	-.0380						
.150				.0030	.0170	.0180	.0400
.177			.0000				
.229	-.0660						
.246		-.0480					
.250				-.0100	-.0030	.0190	.0360
.362	-.0830						
.400				-.0200	-.0070		.0400
.402			-.0310				
.497	-.0530						

AMES 87-707 IA9 O2A + S3 + T9 LOWER WING

(RBNL07)

SECTION (1) LOWER WING

DEPENDENT VARIABLE CP

MACH (3) = 3.502 BETAT (7) = 6.660		Y/BW	.299	.364	.427	.534	.673	.780	.887
		X/CW							
		.550				-.0160	-.0230		
		.565			-.0250				
		.600							.0030
		.650						-.0170	
		.700	-.0550				-.0620		
		.725			-.0440				
		.750						-.0430	-.0270
		.760			-.0670				
		.775			-.0650	-.0510			
		.808			-.0800				
		.834	-.0690						
		.850			-.0800	-.0750	-.0600		
		.857			.0210				
		.865	-.0800						
		.900	-.0910			-.0810			-.0580
		.905			-.0850				
		.950			-.0930	-.0850	-.0740		
		.953			-.0970				
		.965	-.0910						
MACH (3) = 3.502 BETAT (8) = 8.850		Y/BW	.299	.364	.427	.534	.673	.780	.887
		X/CW							
		.000	-.0690	-.0710	-.0040	.1950	.2730	.3250	.3510
		.050				.0170	-.0090	-.0040	.0100
		.081			.0180				
		.086		-.0760					
		.094	-.0820						
		.150				-.0070	-.0040	-.0070	.0120
		.177			.0000				
		.229	-.0980						
		.246		-.0740					
		.250				-.0230	-.0220	-.0040	.0110
		.362	-.0900						
		.400				-.0290	-.0270		.0190
		.402			-.0460				
		.497	-.0710						
		.550				-.0310	-.0370		
		.565		-.0690					
		.600							-.0110
		.650						-.0310	
		.700	-.0610				-.0620		
		.725			-.0590				
		.750						-.0500	-.0340
		.760		-.0890					
		.775				-.0750	-.0560		

DATE 18 SEP 73

TABULATED PRESSURE DATA - IA9C

PAGE 927

AMES 87-707 IA9 O2A + S3 + T9 LOWER WING

(RBNL07)

SECTION (1) LOWER WING

DEPENDENT VARIABLE CP

MACH (3) = 3.502 BETAT (8) = 8.850

Y/BW	.299	.364	.427	.534	.673	.780	.887
X/CW							
.808			-.0950				
.834	-.0790						
.850				-.0870	-.0760	-.0640	
.857			.0420				
.865	-.0890						
.900	-.0970			-.0920			-.0620
.905			-.0870				
.950				-.1000	-.0880	-.0750	
.953			-.0980				
.965	-.0970						

AMES 87-707 IA9 C2A + S3 + T9 LOWER WING

(RBNL08) (15 MAY 73)

REFERENCE DATA

SREF = 2.4210 SQ.FT. XMRP = 28.5300 INCHES
 LREF = 39.8490 INCHES YMRP = .0000 INCHES
 BREF = 39.8490 INCHES ZMRP = .0000 INCHES
 SCALE = .0300 SCALE

PARAMETRIC DATA

ALPHAT = 4.000 CRBINC = .500
 RUDDER = .000 ELEVON = .000
 RUDFLR = .000

SECTION (1) LOWER WING

DEPENDENT VARIABLE CP

MACH (1) = 2.498	BETAT (1) = -8.420	Y/BW	.299	.364	.427	.534	.673	.780	.887
		X/CW							
		.000	.0360	.0650	.4930	1.1160	.9950	1.0210	1.0210
		.050				.2680	.2240	.2480	.2580
		.081			.2370				
		.086		.1380					
		.094	-.0020						
		.150				.2280	.3210	.2920	.3320
		.177			.2250				
		.229	.1130						
		.246		.1960					
		.250				.1990	.2460	.2910	.3110
		.362	.1300						
		.400				.2030	.3260		.3280
		.402			.1430				
		.497	.0930						
		.550				.1530	.1960		
		.565			.2400				
		.600							.2260
		.650						.1790	
		.700	.2040				.0070		
		.725				.1710			
		.750						.1080	.1240
		.760			.1300				
		.775				.1380	.0530		
		.808			.1080				
		.834	.1130						
		.850				.0890	-.0070	.0430	
		.857			.1150				
		.865	.0920						
		.900	.0630			.0460			.0370
		.905			.0310				
		.950				.0340	.0490	-.0100	
		.953			.0200				
		.965	-.0090						

MACH (1) = 2.498 BETAT (2) = -6.300

Y/BW	.299	.364	.427	.534	.673	.780	.887
X/CW							
.000	.0100	.0250	.4300	1.0260	.9140	.9520	.9510
.050				.2480	.1940	.2160	.2260
.081			.2190				
.086		.1360					
.094	-.0200						

AMES 87-707 IA9 O2A + S3 + T9 LOWER WING

(RBNL08)

SECTION (1) LOWER WING

DEPENDENT VARIABLE CP

MACH (1) = 2.498	BETAT (2) = -6.300	Y/BW	.299	.364	.427	.534	.673	.780	.887
		X/CW							
		.150				.2080	.2810	.2600	.2990
		.177			.1930				
		.229	.0680						
		.246		.1870					
		.250				.1730	.2110	.2670	.2810
		.362	.1240						
		.400				.1670	.2830		.2910
		.432			.1120				
		.497	.0680						
		.550				.1310	.1780		
		.565			.1990				
		.600							.1930
		.650						.1610	
		.700	.1670				-.0060		
		.725				.1330			
		.750						.0910	.1030
		.760			.0950				
		.775				.1050	.0330		
		.808			.0620				
		.834	.0720						
		.850				.0460	-.0310	.0260	
		.857			.0890				
		.865	.0460						
		.900	.0240			.0070			.0270
		.905			-.0110				
		.950				-.0110	-.0090	-.0230	
		.953			-.0120				
		.965	-.0300						

MACH (1) = 2.498 BETAT (3) = -4.190

Y/BW	.299	.364	.427	.534	.673	.780	.887
X/CW							
.000	-.0130	-.0050	.3580	.9390	.8480	.8800	.8750
.050				.2210	.1750	.1930	.2020
.081			.1880				
.086		.1290					
.094	-.0300						
.150				.1750	.2560	.2440	.2730
.177			.1510				
.229	.0470						
.246		.1590					
.250				.1450	.1820	.2400	.2600
.362	.0910						
.400				.1260	.2400		.2620
.402			.0720				
.497	.0290						

AMES 87-707 IA9 O2A + S3 + T9 LOWER WING

(RBNLU8)

SECTION (1) LOWER WING

DEPENDENT VARIABLE CP

MACH (1) = 2.498	BETAT (3) = -4.190	Y/BW	.299	.364	.427	.534	.673	.780	.887
		X/CW							
		.550				.1090	.1530		
		.565			.1360				
		.600							.1650
		.650						.1360	
		.700	.1260				-.0190		
		.725				.0910			
		.750						.0700	.0750
		.760			.0620				
		.775				.0720	.0110		
		.808			.0340				
		.834	.0410						
		.850				.0160	-.0510	.0080	
		.857			.0750				
		.865	.0160						
		.900	-.0110			-.0240			.0070
		.905			-.0470				
		.950				-.0520	-.0630	-.0410	
		.953			-.0560				
		.965	-.0600						

MACH (1) = 2.498	BETAT (4) = -2.070	Y/BW	.299	.364	.427	.534	.673	.780	.887
		X/CW							
		.000	-.0310	-.0330	.2820	.8520	.7840	.7990	.8070
		.050				.1930	.1500	.1680	.1790
		.081			.1600				
		.086		.1140					
		.094	-.0410						
		.150				.1400	.2190	.2080	.2440
		.177			.1100				
		.229	.0590						
		.246		.0990					
		.250				.1130	.1560	.2010	.2250
		.362	.0490						
		.400				.0960	.1940		.2310
		.402			.0570				
		.497	.0040						
		.550				.0910	.1230		
		.565			.1010				
		.600							.1350
		.650						.1050	
		.700	.0800				-.0340		
		.725				.0530			
		.750						.0480	.0530
		.760			.0260				
		.775				.0410	-.0090		

AMES 87-707 IA9 Q2A + S3 + T9 LOWER WING

(RBNL08)

SECTION (1) LOWER WING

DEPENDENT VARIABLE CP

MACH (1) = 2.498 BETAT (4) = -2.070

	Y/BW	.299	.364	.427	.534	.673	.780	.887
X/CW								
.808				-.0060				
.834	-.0010							
.850				-.0080	-.0680	-.0070		
.857				.0680				
.865	-.0240							
.900	-.0450			-.0430				-.0130
.905				-.0660				
.950				-.0690	-.0710	-.0500		
.953				-.0800				
.965	-.0880							

MACH (1) = 2.498 BETAT (5) = 2.170

	Y/BW	.299	.364	.427	.534	.673	.780	.887
X/CW								
.000	-.0900	-.0900	.1490	.6550	.6480	.6610	.6640	
.050				.1150	.0840	.1030	.1210	
.081				.0860				
.086		.0330						
.094	-.0790							
.150				.0760	.1430	.1360	.1730	
.177				.0480				
.229	.0040							
.246		.0390						
.250				.0500	.0900	.1360	.1590	
.362	.0120							
.400				.0440	.1070		.1640	
.402				.0850				
.497	.0170							
.550				.0700	.0660			
.565		.0330						
.600							.0870	
.650						.0560		
.700	-.0100				-.0340			
.725				.0010				
.750						.0120	.0160	
.760			-.0310					
.775				-.0150	-.0130			
.808			-.0510					
.834	-.0350							
.850				-.0500	-.0630	-.0340		
.857		.0660						
.865	-.0490							
.900	-.0740			-.0730				-.0420
.905			-.0820					
.950				-.0950	-.0670	-.0650		
.953			-.0930					

AMES 87-707 IA9 O2A + S3 + T9 LOWER WING

(RBNL08)

SECTION (1) LOWER WING		DEPENDENT VARIABLE CP								
MACH (1) = 2.498	BETAT (5) = 2.170	Y/BW	.299	.364	.427	.534	.673	.780	.887	
		X/CW	.965	-.1160						
MACH (1) = 2.498	BETAT (6) = 4.300	Y/BW	.299	.364	.427	.534	.673	.780	.887	
		X/CW	.000	-.1090	-.1080	.0760	.5570	.5710	.5950	.6000
			.050			.0780	.0600	.0780	.0930	
			.081		.0500					
			.086	.0030						
			.094	-.0900						
			.150			.0440	.1100	.1100	.1430	
			.177		.0300					
			.229	-.0140						
			.246		.0150					
			.250			.0210	.0580	.1140	.1390	
			.362	-.0070						
			.400			.0900	.0850		.1410	
			.402		.0420					
			.497	.0460						
			.550			.0270	.0870			
			.565		-.0010					
			.600						.0710	
			.650					.0500		
			.700	-.0420			-.0420			
			.725			.0000				
			.750					.0220	.0030	
			.760		-.0410					
			.775			-.0270	-.0180			
			.808		-.0620					
			.834	-.0490						
			.850			-.0670	-.0640	-.0210		
			.857		.0750					
			.865	-.0850						
			.900	-.1110			-.0930		-.0500	
			.905		-.0930					
			.950			-.1080	-.0670	-.0600		
			.953		-.1070					
			.965	-.1320						
MACH (1) = 2.498	BETAT (7) = 6.420	Y/BW	.299	.364	.427	.534	.673	.780	.887	
		X/CW	.000	-.1190	-.1190	.0200	.4660	.4880	.5280	.5410
			.050			.0470	.0380	.0550	.0730	
			.081		.0250					
			.086	-.0240						
			.094	-.1030						

AMES 87-707 IA9 Q2A + S3 + T9 LOWER WING

(RBNL08)

SECTION (1) LOWER WING

DEPENDENT VARIABLE CP

MACH (1) = 2.498 BETAT (7) = 6.420

Y/BW	.299	.364	.427	.534	.673	.780	.887
X/CW							
.150				.0210	.0780	.0840	.1200
.177			.0190				
.229	-.0270						
.246		-.0100					
.250				.0180	.0390	.0870	.1150
.362	-.0330						
.400				.0610	.0960		.1210
.402			.0140				
.497	.0190						
.550				.0180	.0880		
.565			-.0240				
.600							.0580
.650						.0690	
.700	-.0250				-.0460		
.725				-.0150			
.750						.0330	.0040
.760			-.0730				
.775				-.0520	-.0310		
.808			-.1000				
.834	-.0650						
.850				-.0890	-.0870	-.0180	
.857			.0740				
.865	-.0930						
.900	-.1160			-.1090			-.0320
.905			-.1120				
.950				-.1190	-.0960	-.0690	
.953			-.1170				
.965	-.1250						

MACH (1) = 2.498 BETAT (8) = 8.550

Y/BW	.299	.364	.427	.534	.673	.780	.887
X/CW							
.000	-.1270	-.1260	-.0290	.3680	.4070	.4690	.4780
.050				.0430	.0280	.0480	.0670
.081			.0190				
.086		-.0460					
.094	-.1160						
.150				.0130	.0730	.0760	.1150
.177			.0120				
.229	-.0670						
.246		-.0230					
.250				.0430	.0480	.0830	.1100
.362	-.0480						
.400				.0430	.1280		.1180
.402			-.0200				
.497	-.0130						

AMES 87-707 IA9 O2A + S3 + T9 LOWER WING

(RBNL48)

SECTION (1) LOWER WING

DEPENDENT VARIABLE CP

MACH (1) = 2.498	BETAT (8) = 8.550	Y/BW	.299	.364	.427	.534	.673	.780	.887
		X/CW							
		.550				.0060	.0610		
		.565			-.0290				
		.600							.0800
		.650						.0600	
		.700	-.0280				-.0690		
		.725				-.0460			
		.750						-.0040	.0330
		.760			-.0790				
		.775				-.0760	-.0510		
		.808			-.0850				
		.834	-.0910						
		.850				-.1060	-.0960	-.0500	
		.857			.0940				
		.865	-.1330						
		.900	-.1460			-.1200			-.0390
		.905			-.1140				
		.950				-.1110	-.1020	-.0880	
		.953			-.1330				
		.965	-.1270						
MACH (2) = 2.999	BETAT (1) = -8.580	Y/BW	.299	.364	.427	.534	.673	.780	.887
		X/CW							
		.000	.0590	.0570	.4490	1.1680	1.0970	1.1300	1.0740
		.050				.2640	.2540	.2930	.2940
		.081			.2050				
		.086		.0670					
		.094	-.0110						
		.150				.2300	.3010	.2990	.3430
		.177			.2240				
		.229	.0430						
		.246		.1500					
		.250				.2130	.2500	.2990	.3220
		.362	.1070						
		.400				.1980	.2880		.3200
		.402			.1360				
		.497	.0960						
		.550				.1790	.2030		
		.565		.1210					
		.600							.2280
		.650						.1790	
		.700	.1970				.0610		
		.725				.0650			
		.750						.1230	.1360
		.760		.1280					
		.775				.0450	.0800		

AMES 87-707 IA9 O2A + S3 + T9 LOWER WING

(RBNL08)

SECTION (1) LOWER WING

DEPENDENT VARIABLE CP

MACH (2) = 2.999 BETAT (1) = -8.580

Y/BW	.299	.364	.427	.534	.673	.780	.887
X/CW							
.808			.0990				
.834	.1160						
.850				.0540	.0190	.0690	
.857			.0890				
.865	.0860						
.900	.0750			.0450			.0600
.905			.0160				
.950				.0220	-.0080	.0230	
.953			-.0030				
.965	.0140						

MACH (2) = 2.999 BETAT (2) = -6.420

Y/BW	.299	.364	.427	.534	.673	.780	.887
X/CW							
.000	.0330	.0260	.3370	1.0320	1.0000	1.0250	.9770
.050				.2320	.2190	.2510	.2580
.081			.1530				
.086		.0350					
.094	-.0300						
.150				.1860	.2490	.2500	.2970
.177			.1790				
.229	.0060						
.246		.1170					
.250				.1660	.1990	.2430	.2770
.362	.0730						
.400				.1750	.2370		.2770
.402			.1090				
.497	.0750						
.550				.1600	.1740		
.565			.1200				
.600							.1910
.650						.1430	
.700	.1640				.0490		
.725				.0470			
.750						.0940	.1050
.760			.1040				
.775				.0200	.0620		
.808			.0710				
.834	.0790						
.850				.0020	.0010	.0480	
.857			.0600				
.865	.0470						
.900	.0370			.0080			.0360
.905			-.0040				
.950				.0000	-.0240	.0090	
.953			-.0260				

AMES 87-707 IA9 O2A + S3 + T9 LOWER WING

(RBNL08)

SECTION (1) LOWER WING		DEPENDENT VARIABLE CP							
MACH (2) = 2.999	BETAT (2) = -6.420	Y/BW	.299	.364	.427	.534	.673	.780	.887
		X/CW							
			.965	-.0090					
MACH (2) = 2.999	BETAT (3) = -4.260	Y/BW	.299	.364	.427	.534	.673	.780	.887
		X/CW							
			.000	.0120	.0010	.2770	.9260	.8540	.8990
			.050				.2040	.2040	.2230
			.081			.1460			
			.086		.0040				
			.094	-.0290					
			.150				.1690	.2140	.2190
			.177			.1680			
			.229	-.0200					
			.246		.1080				
			.250				.1600	.1710	.2110
			.362	.0850					.2380
			.400				.1500	.2000	
			.402			.0880			.2370
			.497	.0550					
			.550				.1380	.1570	
			.565			.0900			
			.600						.1600
			.650					.1310	
			.700	.1360				.0350	
			.725				.0290		
			.750					.0820	.0860
			.760			.0700			
			.775				-.0010	.0460	
			.808			.0490			
			.834	.0500					
			.850				-.0300	-.0120	.0380
			.857			.0360			
			.865	.0160					
			.900	.0080			-.0370		.0250
			.905			-.0200			
			.950				-.0330	-.0360	-.0020
			.953			-.0410			
			.965	-.0260					
MACH (2) = 2.999	BETAT (4) = -2.100	Y/BW	.299	.364	.427	.534	.673	.780	.887
		X/CW							
			.000	-.0120	-.0170	.2180	.8070	.7690	.7980
			.050				.1860	.1920	.1930
			.081			.1620			
			.086		-.0120				
			.094	-.0190					

AMES 87-707 IA9 O2A + S3 + T9 LOWER WING

(RBNL08)

SECTION (1) LOWER WING

DEPENDENT VARIABLE CP

MACH (2) = 2.999 BETAT (4) = -2.100

Y/BW X/CW	.299	.364	.427	.534	.673	.780	.887
.150				.1730	.2020	.2000	.2330
.177			.1270				
.229	-.0260						
.246		.0900					
.250				.1340	.1710	.1980	.2180
.362	.0130						
.400				.1120	.1780		.2220
.402			.0610				
.497	.0300						
.550				.1080	.1300		
.565			.0820				
.600							.1520
.650						.1150	
.700	.0800				.0150		
.725				.0130			
.750						.0670	.0770
.760			.0260				
.775				-.0150	.0220		
.808			.0070				
.834	.0230						
.850				-.0420	-.0310	.0250	
.857			.0170				
.865	-.0100						
.900	-.0200			-.0540			.0160
.905			-.0380				
.950				-.0570	-.0520	-.0170	
.953			-.0550				
.965	-.0560						

MACH (2) = 2.999 BETAT (5) = 2.210

Y/BW X/CW	.299	.364	.427	.534	.673	.780	.887
.000	-.0570	-.0670	.1100	.5960	.6470	.6890	.6510
.050				.1440	.1180	.1190	.1470
.081			.0930				
.086		-.0580					
.094	-.0260						
.150				.0890	.1440	.1300	.1710
.177			.0720				
.229	-.0610						
.246		.0340					
.250				.0690	.0930	.1310	.1510
.362	-.0400						
.400				.0420	.1050		.1580
.402			.0150				
.497	-.0020						

AMES 87-707 IA9 O2A + S3 + T9 LOWER WING

(RBNL18)

SECTION (1) LOWER WING

DEPENDENT VARIABLE CP

MACH (2) = 2.999 BETAT (5) = 2.210

Y/BW	.299	.364	.427	.534	.673	.780	.887
X/CW							
.550				.0360	.0680		
.565			-.0020				
.600							.0940
.650						.0570	
.700	.0090				-.0310		
.725				-.0330			
.750						.0160	.0290
.760				-.0300			
.775					-.0510	-.0220	
.808					-.0400		
.834	-.0170						
.850					-.0660	-.0650	-.0210
.857				.0200			
.865	-.0380						
.900	-.0560				-.0770		-.0210
.905				-.0650			
.950					-.0840	-.0810	-.0510
.953					-.0800		
.965	-.0860						

MACH (2) = 2.999 BETAT (6) = 4.370

Y/BW	.299	.364	.427	.534	.673	.780	.887
X/CW							
.000	-.0740	-.0780	.0680	.5310	.5580	.5840	.5830
.050				.0960	.0780	.0960	-.0040
.081			.0670				
.086		-.0710					
.094	-.0490						
.150				.0500	.1010	.1010	.1260
.177			.0380				
.229	-.0720						
.246		.0320					
.250				.0300	.0580	.0990	.1130
.362	-.0220						
.400				.0180	.0690		.1210
.402			-.0100				
.497	-.0180						
.550				.0020	.0390		
.565				-.0060			
.600							.0650
.650						.0310	
.700	-.0060				-.0550		
.725				-.0400			
.750						-.0050	.0090
.760			-.0400				
.775				-.0480	-.0450		

AMES 87-707 IA9 C2A + S3 + T9 LOWER WING

(RBNLUB)

SECTION (1) LOWER WING		DEPENDENT VARIABLE CP							
MACH (2) = 2.999	BETAT (6) = 4.370	Y/BW	.299	.364	.427	.534	.673	.780	.887
		X/CW							
		.808			-.0530				
		.834	-.0520						
		.850			-.0610	-.0800	-.0420		
		.857			.0340				
		.865	-.0710						
		.900	-.0850		-.0740				-.0360
		.905			-.0740				
		.950			-.0860	-.0910	-.0690		
		.953			-.0910				
		.965	-.1090						
MACH (2) = 2.999	BETAT (7) = 6.540	Y/BW	.299	.364	.427	.534	.673	.780	.887
		X/CW							
		.000	-.0830	-.0830	.0180	.4300	.4380	.5020	.5080
		.050			.0530	.0460	.0590	.0750	
		.081			.0340				
		.086	-.0800						
		.094	-.0610						
		.150				.0150	.0610	.0660	.0980
		.177			.0210				
		.229	-.0850						
		.246		.0080					
		.250				.0020	.0260	.0640	.0860
		.362	-.0260						
		.400				.0010	.0390		.0900
		.402			-.0070				
		.497	-.0260						
		.550				.0020	.0120		
		.565			-.0200				
		.600							.0440
		.650						.0110	
		.700	-.0240				-.0600		
		.725				-.0430			
		.750						-.0220	-.0090
		.760			-.0600				
		.775				-.0470	-.0510		
		.808			-.0780				
		.834	-.0570						
		.850				-.0630	-.0790	-.0510	
		.857			.0520				
		.865	-.0740						
		.900	-.0880			-.0800			-.0480
		.905			-.0790				
		.950				-.0930	-.0800	-.0750	
		.953			-.0980				

AMES 87-707 IA9 O2A + S3 + T9 LOWER WING

(RBNL08)

SECTION (1) LOWER WING		DEPENDENT VARIABLE CP								
MACH (2) = 2.999	BETAT (7) = 6.540	Y/BW	.299	.364	.427	.534	.673	.780	.887	
		X/CW	.965	-.1030						
MACH (2) = 2.999	BETAT (8) = 8.700	Y/BW	.299	.364	.427	.534	.673	.780	.887	
		X/CW	.000	-.0910	-.0940	-.0210	.2880	.3550	.4120	.4290
			.050				.0300	.0150	.0350	.0440
			.081			.0100				
			.086		-.0240					
			.094	-.0760						
			.150				-.0030	.0330	.0360	.0620
			.177			.0080				
			.229	-.1070						
			.246		-.0160					
			.250				-.0140	.0060	.0390	.0570
			.362	-.0620						
			.400				-.0070	.0300		.0620
			.402			-.0250				
			.497	-.0360						
			.550				-.0070	.0060		
			.565			-.0620				
			.600							.0230
			.650						-.0010	
			.700	-.0460				-.0590		
			.725				-.0400			
			.750						-.0300	-.0200
			.760			-.0900				
			.775				-.0620	-.0520		
			.808			-.1010				
			.834	-.0790						
			.850				-.0840	-.0810	-.0530	
			.857			.0700				
			.865	-.0820						
			.900	-.0880			-.0980			-.0570
			.905			-.0890				
			.950				-.1080	-.0810	-.0750	
			.953			-.1010				
			.965	-.1040						
MACH (3) = 3.502	BETAT (1) = -8.720	Y/BW	.299	.364	.427	.534	.673	.780	.887	
		X/CW	.000	.0640	.0600	.3720	1.0760	1.1040	1.1730	.9890
			.050				.2230	.2110	.2420	.2410
			.081			.1100				
			.086		.0180					
			.094	-.0060						

AMES 87-707 IA9 O2A + S3 + T9 LOWER WING

(RBNL08)

SECTION (1) LOWER WING

DEPENDENT VARIABLE CP

MACH (3) = 3.502	BETAT (1) = -8.720	Y/BW	.299	.364	.427	.534	.673	.780	.887
		X/CW							
		.150				.1670	.2420	.2390	.2360
		.177			.1480				
		.229	.0070						
		.246		.0870					
		.250				.1660	.2290	.2460	.2490
		.362	.0570						
		.400				.2100	.2690		.2580
		.402			.1470				
		.497	.0680						
		.550				.1720	.2010		
		.565			.1240				
		.600							.2130
		.650						.1800	
		.700	.1970				.0300		
		.725				.0810			
		.750						.1290	.1390
		.760			.0870				
		.775				.0460	.0920		
		.808			.0820				
		.834	.0900						
		.850				.0090	.0370	.0820	
		.857			.0630				
		.865	.0550						
		.900	.0520			-.0140			.0710
		.905			.0300				
		.950				-.0250	.0110	.0380	
		.953			.0060				
		.965	.0280						
MACH (3) = 3.502	BETAT (2) = -6.530	Y/BW	.299	.364	.427	.534	.673	.780	.887
		X/CW							
		.000	.0390	.0280	.3010	.9570	.9810	1.0650	.9180
		.050				.1500	.1620	.2070	.2050
		.081			.0840				
		.086		-.0060					
		.094	-.0230						
		.150				.1430	.1990	.2040	.2070
		.177			.0800				
		.229	-.0130						
		.246		.0520					
		.250				.1340	.1900	.2130	.2140
		.362	.0110						
		.400				.1570	.2240		.2220
		.402			.1080				
		.497	.0500						

AMES 87-707 IA9 O2A + S3 + T9 LOWER WING

(RBNL08)

SECTION (1) LOWER WING		DEPENDENT VARIABLE CP							
MACH (3) = 3.502	BETAT (2) = -6.530	Y/BW	.299	.364	.427	.534	.673	.780	.887
		X/CW							
		.550				.1390	.1620		
		.565			.0920				
		.600							.1810
		.650						.1450	
		.700	.1510				.0120		
		.725				.0640			
		.750						.0980	.1130
		.760			.0390				
		.775				.0340	.0630		
		.808			.0330				
		.834	.0590						
		.850				.0010	.0120	.0530	
		.857			.0370				
		.865	.0300						
		.900	.0230			-.0230			.0500
		.905			.0140				
		.950				-.0370	-.0070	.0160	
		.953				-.0090			
		.965	.0060						
MACH (3) = 3.502	BETAT (3) = -4.330	Y/BW	.299	.364	.427	.534	.673	.780	.887
		X/CW							
		.000	.0150	.0050	.2300	.8320	.8540	.9300	.9720
		.050				.1080	.1380	.1770	.1940
		.081			.0620				
		.086		-.0180					
		.094	-.0280						
		.150				.0900	.1360	.1680	.1840
		.177			.0470				
		.229	-.0290						
		.246		.0260					
		.250				.1320	.1560	.1650	.1910
		.362	-.0100						
		.400				.1180	.1840		.1870
		.402			.0920				
		.497	.0360						
		.550				.1330	.1300		
		.565			.0730				
		.600							.1540
		.650						.1240	
		.700	.1020				.0010		
		.725				.0500			
		.750						.0750	.0910
		.760			.0180				
		.775				.0200	.0470		

AMES 87-757 IA9 O2A + S3 + T9 LOWER WING

(RBNL08)

SECTION (1) LOWER WING		DEPENDENT VARIABLE CP							
MACH (3) = 3.502	BETAT (3) = -4.330	Y/BW	.299	.364	.427	.534	.673	.780	.887
		X/CW							
		.808			.0000				
		.834	.0320						
		.850			-.0120	.0070	.0360		
		.857			.0150				
		.865	.0060						
		.900	-.0040			-.0350			.0350
		.905			-.0120				
		.950				-.0480	-.0160	.0000	
		.953			-.0260				
		.965	-.0130						
MACH (3) = 3.502	BETAT (4) = -2.140	Y/BW	.299	.364	.427	.534	.673	.780	.887
		X/CW							
		.000	-.0020	-.0130	.1720	.7400	.7750	.8060	.8560
		.050				.1020	.1050	.1480	.1650
		.081			.0490				
		.086		-.0170					
		.094	-.0220						
		.150				.0670	.1100	.1340	.1600
		.177			.0460				
		.229	-.0200						
		.246		.0110					
		.250				.1090	.1400	.1430	.1590
		.362	-.0190						
		.400				.1190	.1590		.1550
		.402			.0710				
		.497	.0140						
		.550				.1010	.1290		
		.565			.0440				
		.600							.1300
		.650						.1110	
		.700	.0740				.0010		
		.725				.0310			
		.750						.0690	.0770
		.760			.0170				
		.775				.0010	.0400		
		.808			-.0100				
		.834	.0030						
		.850				-.0280	-.0080	.0300	
		.857			-.0060				
		.865	-.0170						
		.900	-.0260			-.0470			.0230
		.905			-.0380				
		.950				-.0580	-.0300	-.0030	
		.953			-.0470				

AMES 87-707 IA9 O2A + S3 + T9 LOWER WING

(RBNLU8)

SECTION (1) LOWER WING		DEPENDENT VARIABLE CP							
MACH (3) = 3.502	BETAT (4) = -2.140	Y/BW	.299	.364	.427	.534	.673	.780	.887
		X/CW	.965	-.0390					
MACH (3) = 3.502	BETAT (5) = 2.260	Y/BW	.299	.364	.427	.534	.673	.780	.887
		X/CW	.000	-.0470	-.0520	.0480	.5140	.6090	.6510
			.050			.0990	.0970	.1330	.1450
			.081			.0050			
			.086		-.0490				
			.094	-.0160					
			.150			.0620	.0940	.1220	.1510
			.177			.0250			
			.229	-.0480					
			.246		-.0390				
			.250			.0370	.0820	.1170	.1450
			.362	-.0590					
			.400			.0460	.0870		.1300
			.402			.0060			
			.497	-.0280					
			.550			.0370	.0510		
			.565			.0000			
			.600						.0770
			.650					.0550	
			.700	-.0090			-.0400		
			.725			-.0220			
			.750					.0160	.0270
			.760			-.0390			
			.775			-.0420	-.0110		
			.808			-.0540			
			.834	-.0500					
			.850			-.0620	-.0440	-.0180	
			.857			-.0140			
			.865	-.0610					
			.900	-.0630			-.0700		-.0140
			.905			-.0680			
			.950			-.0760	-.0620	-.0440	
			.953			-.0760			
			.965	-.0740					
MACH (3) = 3.502	BETAT (6) = 4.460	Y/BW	.299	.364	.427	.534	.673	.780	.887
		X/CW	.000	-.0570	-.0650	-.0060	.4440	.4940	.5600
			.050			.0690	.0710	.0920	.1160
			.081			.0160			
			.086		-.0590				
			.094	-.0330					

AMES 87-707 IA9 O2A + S3 + T9 LOWER WING

(RBNL08)

SECTION (1) LOWER WING		DEPENDENT VARIABLE CP							
MACH (3) = 3.502	BETAT (6) = 4.460	Y/BW	.299	.364	.427	.534	.673	.780	.887
		X/CW							
		.150				.0320	.0710	.0850	.1050
		.177			.0260				
		.229	-.0580						
		.246		-.0500					
		.250				.0170	.0470	.0850	.1010
		.362	-.0710						
		.400				.0080	.0490		.0940
		.402			-.0150				
		.497	-.0280						
		.550				.0080	.0190		
		.565			-.0110				
		.600							.0480
		.650						.0250	
		.700	-.0390				-.0540		
		.725				-.0370			
		.750						-.0070	.0020
		.760			-.0570				
		.775				-.0550	-.0350		
		.808			-.0710				
		.834	-.0610						
		.850				-.0710	-.0640	-.0330	
		.857			.0000				
		.865	-.0790						
		.900	-.0890			-.0810			-.0350
		.905			-.0750				
		.950				-.0880	-.0770	-.0570	
		.953			-.0850				
		.965	-.0920						
MACH (3) = 3.502	BETAT (7) = 6.660	Y/BW	.299	.364	.427	.534	.673	.780	.887
		X/CW							
		.000	-.0700	-.0720	-.0190	.3200	.3800	.4540	.5050
		.050				.0400	.0300	.0530	.0720
		.081			.0090				
		.086		-.0730					
		.094	-.0470						
		.150				.0080	.0350	.0450	.0660
		.177			.0070				
		.229	-.0760						
		.246		-.0270					
		.250				-.0080	.0190	.0460	.0650
		.362	-.0860						
		.400				-.0160	.0210		.0620
		.402			-.0290				
		.497	-.0520						

AMES 87-707 IA9 O2A + S3 + T9 LOWER WING

(RBNL08)

SECTION (1) LOWER WING

DEPENDENT VARIABLE CP

MACH (3) = 3.502 BETAT (7) = 6.660

	Y/BW	.299	.364	.427	.534	.673	.780	.887
X/CW								
.550					-.0140	-.0050		
.565				-.0310				
.600								.0270
.650							.0030	
.700	-.0630					-.0660		
.725				-.0430				
.750							-.0240	-.0100
.760				-.0680				
.775					-.0600	-.0520		
.808				-.0750				
.834	-.0740							
.850					-.0730	-.0720	-.0470	
.857				.0160				
.865	-.0860							
.900	-.0910				-.0800			-.0430
.905				-.0790				
.950					-.0850	-.0810	-.0660	
.953				-.0930				
.965	-.0890							

MACH (3) = 3.502 BETAT (8) = 8.860

	Y/BW	.299	.364	.427	.534	.673	.780	.887
X/CW								
.000	-.0800	-.0830	-.0270	.1820	.2980	.3430	.4210	
.050				.0170	.0020	.0180	.0390	
.081			.0080					
.086		-.0800						
.094	-.0950							
.150				-.0120	.0040	.0180	.0370	
.177				-.0150				
.229	-.1010							
.246		-.0750						
.250				-.0280	-.0130	.0200	.0390	
.362	-.0850							
.400				-.0290	-.0140		.0410	
.402			-.0500					
.497	-.0770							
.550				-.0310	-.0220			
.565			-.0700					
.600								.0090
.650							-.0140	
.700	-.0730					-.0670		
.725				-.0580				
.750							-.0370	-.0200
.760			-.0920					
.775				-.0750	-.0560			

AMES 87-707 IA9 Q2A + S3 + T9 LOWER WING

(RBNL08)

SECTION (1) LOWER WING

DEPENDENT VARIABLE CP

MACH (3) = 3.502	BETAT (8) = 8.860	Y/BW	.299	.364	.427	.534	.673	.780	.887
		X/CW							
		.808			-.0990				
		.834	-.0860						
		.850				-.0840	-.0760	-.0560	
		.857			.0360				
		.865	-.0930						
		.900	-.1030			-.0910			-.0530
		.905			-.0910				
		.950				-.0990	-.0830	-.0750	
		.953			-.1000				
		.965	-.0980						

AMES 87-707 IA9 O2A + S3 + T9 LOWER WING

(RBNL09) (10 MAY 73)

REFERENCE DATA

SREF = 2.4210 SQ.FT. XMRP = 28.5300 INCHES
 LREF = 39.8490 INCHES YMRP = .0000 INCHES
 BREF = 39.8490 INCHES ZMRP = .0000 INCHES
 SCALE = .0300 SCALE

PARAMETRIC DATA

ALPHAT = 6.000 ORBINC = .500
 RUDDER = .000 ELEVON = .000
 RUDFLR = .000

SECTION (1) LOWER WING

DEPENDENT VARIABLE CP

MACH (1) = 2.498	BETAT (1) = -8.410	Y/BW	.299	.364	.427	.534	.673	.780	.887
		X/CW							
		.000	.0280	.0790	.4760	1.1090	1.0060	1.0270	1.0070
		.050				.3030	.2790	.3090	.3370
		.081			.2490				
		.086		.1660					
		.094	.0310						
		.150				.2580	.3690	.3540	.4180
		.177			.2270				
		.229	.1020						
		.246		.2000					
		.250				.2250	.2880	.3470	.3840
		.362	.1500						
		.400				.2430	.3720		.3950
		.402			.1680				
		.497	.1090						
		.550				.1600	.2410		
		.565		.3020					
		.600							.2720
		.650						.2250	
		.700	.2280				.0380		
		.725				.2150			
		.750						.1480	.1610
		.760			.1770				
		.775				.1920	.0950		
		.808			.1300				
		.834	.1320						
		.850				.1100	.0420	.0820	
		.857			.1130				
		.865	.1320						
		.900	.1000			.0930			.0710
		.905			.0490				
		.950				.0610	.1220	.0320	
		.953			.0760				
		.965	.0030						

MACH (1) = 2.498 BETAT (2) = -6.290

Y/BW	.299	.364	.427	.534	.673	.780	.887
X/CW							
.000	.0000	.0480	.4110	1.0350	.9420	.9680	.9620
.050				.2830	.2470	.2830	.2980
.081			.2270				
.086		.1220					
.094	.0120						

AMES 87-707 IA9 O2A + S3 + T9 LOWER WING

(RBNL09)

SECTION (1) LOWER WING

DEPENDENT VARIABLE CP

MACH (1) = 2.498 BETAT (2) = -6.290

Y/BW	.299	.364	.427	.534	.673	.780	.887
X/CW							
.150				.2340	.3460	.3270	.3770
.177			.2140				
.229	.0720						
.246		.1790					
.250				.2040	.2640	.3210	.3530
.362	.1270						
.400				.2140	.3410		.3620
.402			.1390				
.497	.0760						
.550				.1520	.2150		
.565			.2290				
.600							.2480
.650						.2030	
.700	.1820				.0150		
.725				.1760			
.750						.1300	.1440
.760			.1130				
.775				.1470	.0610		
.808			.0770				
.834	.0840						
.850				.0730	-.0020	.0610	
.857			.0860				
.865	.0630						
.900	.0660			.0410			.0550
.905			.0150				
.950				.0190	.0380	.0060	
.953			.0310				
.965	-.0110						

MACH (1) = 2.498 BETAT (3) = -4.170

Y/BW	.299	.364	.427	.534	.673	.780	.887
X/CW							
.000	-.0230	.0040	.3530	.9450	.8610	.8990	.8810
.050				.2550	.2240	.2530	.2680
.081			.1990				
.086		.1000					
.094	-.0060						
.150				.1990	.3080	.2940	.3380
.177			.1740				
.229	.0510						
.246		.1510					
.250				.1700	.2280	.2850	.3120
.362	.0860						
.400				.1720	.3020		.3230
.402			.1210				
.497	.0510						

AMES 87-707 IA9 O2A + S3 + T9 LOWER WING

(RBNL19)

SECTION (1) LOWER WING		DEPENDENT VARIABLE CP							
MACH (1) = 2.498	BETAT (3) = -4.170	Y/BW	.299	.364	.427	.534	.673	.780	.887
		X/CW							
		.550				.1270	.1840		
		.565			.1510				
		.600							.2180
		.650						.1680	
		.700	.1370				-.0040		
		.725				.1350			
		.750						.1010	.1180
		.760			.0830				
		.775				.1120	.0380		
		.808			.0470				
		.834	.0490						
		.850				.0510	-.0240	.0370	
		.857			.0850				
		.865	.0250						
		.900	.0200			.0090			.0300
		.905							
		.950			-.0070				
		.950				.0050	-.0310	-.0140	
		.953			-.0100				
		.965	-.0320						
MACH (1) = 2.498	BETAT (4) = -2.060	Y/BW	.299	.364	.427	.534	.673	.780	.887
		X/CW							
		.000	-.0470	-.0350	.2890	.8650	.7980	.8260	.8130
		.050				.2300	.2010	.2250	.2500
		.081			.1700				
		.086		.0750					
		.094	-.0330						
		.150				.1730	.2750	.2620	.3120
		.177			.1450				
		.229	.0580						
		.246		.1150					
		.250				.1380	.1910	.2490	.2850
		.362	.0550						
		.400				.1400	.2470		.2870
		.402			.1060				
		.497	.0220						
		.550				.1040	.1540		
		.565			.1340				
		.600							.1910
		.650						.1460	
		.705	.0960				-.0180		
		.725				.1110			
		.750						.0850	.1000
		.760			.0510				
		.775				.0830	.0170		

AMES 87-707 IA9 O2A + S3 + T9 LOWER WING

(RBNL09)

SECTION (1) LOWER WING		DEPENDENT VARIABLE CP							
MACH (1) = 2.498	BETAT (4) = -2.060	Y/BW	.299	.364	.427	.534	.673	.780	.887
		X/CW							
		.808			.0140				
		.834	.0150						
		.850			.0260	-.0410	.0220		
		.857			.0670				
		.865	.0000						
		.900	-.0120			-.0030			.0230
		.905			-.0330				
		.950				-.0190	-.0070	-.0250	
		.953			-.0440				
		.965	-.0680						
MACH (1) = 2.498	BETAT (5) = 2.180	Y/BW	.299	.364	.427	.534	.673	.780	.887
		X/CW							
		.000	-.1030	-.0980	.1430	.6860	.6600	.6850	.6760
		.050				.1420	.1400	.1620	.1940
		.081			.0980				
		.086		.0380					
		.094	-.0820						
		.150				.1030	.1910	.1900	.2430
		.177			.0660				
		.229	.0160						
		.246		.0420					
		.250				.0760	.1270	.1860	.2210
		.362	.0060						
		.400				.1270	.1560		.2250
		.402			.0880				
		.497	.0720						
		.550				.1130	.1120		
		.565			.0830				
		.600							.1340
		.650						.0980	
		.700	.0220				.0050		
		.725				.0440			
		.750						.0480	.0560
		.760			-.0110				
		.775				.0060	.0490		
		.808			-.0390				
		.834	-.0180						
		.850				-.0410	-.0060	.0090	
		.857			.0660				
		.865	-.0390						
		.900	-.0630				-.0700		-.0090
		.905			-.0740				
		.950				-.0870	-.0280	-.0190	
		.953			-.0770				

AMES 87-707 IA9 O2A + S3 + T9 LOWER WING

(RBNL09)

SECTION (1) LOWER WING		DEPENDENT VARIABLE CP							
MACH (1) = 2.498	BETAT (5) = 2.180	Y/BW	.299	.364	.427	.534	.673	.780	.887
		X/CW							
			.965	-.1040					
MACH (1) = 2.498	BETAT (6) = 4.300	Y/BW	.299	.364	.427	.534	.673	.780	.887
		X/CW							
			.000	-.1170	-.1170	.0740	.5790	.5960	.6260
			.050			.1090	.1160	.1300	.1640
			.081			.0660			
			.086		.0050				
			.094	-.0950					
			.150			.0690	.1580	.1620	.2100
			.177			.0510			
			.229	-.0010					
			.246		.0190				
			.250			.0570	.1030	.1530	.1920
			.362	-.0090					
			.400			.1100	.1440		.1990
			.402			.0490			
			.497	.0700					
			.550			.1030	.1340		
			.565			.0620			
			.600						.1130
			.650					.1150	
			.700	-.0040			.0010		
			.725			.0010			
			.750					.0830	.0420
			.760			-.0490			
			.775			-.0330	.0170		
			.808			-.0730			
			.834	-.0390					
			.850			-.0670	-.0510	.0340	
			.857			.0840			
			.865	-.0810					
			.900	-.1010		-.0920			-.0070
			.905			-.0740			
			.950			-.1060	-.0680	-.0250	
			.953			-.0730			
			.965	-.1120					
MACH (1) = 2.498	BETAT (7) = 6.440	Y/BW	.299	.364	.427	.534	.673	.780	.887
		X/CW							
			.000	-.1270	-.1260	.0220	.4580	.5400	.5630
			.050			.0830	.1030	.1180	.1510
			.081			.0420			
			.086		-.0250				
			.094	-.1050					

AMES 87-707 IA9 O2A + S3 + T9 LOWER WING

(RBNL09)

SECTION (1) LOWER WING

DEPENDENT VARIABLE Cp

MACH (1) = 2.498 BETAT (7) = 6.440

Y/BW	.299	.364	.427	.534	.673	.780	.887
X/CW							
.150				.0560	.1450	.1430	.1960
.177			.0400				
.229	-.0140						
.246		.0090					
.250				.0750	.0930	.1410	.1800
.362	-.0170						
.400				.1380	.2120		.1840
.402			.0470				
.497	.0510						
.550				.0520	.1210		
.565			.0350				
.600							.1170
.650						.1270	
.700	-.0090				-.0470		
.725				-.0200			
.750						.0520	.0830
.760			-.0640				
.775				-.0470	-.0280		
.808			-.0890				
.834	-.0670						
.850				-.0810	-.0840	-.0090	
.857			.0780				
.865	-.0960						
.900	-.1050			-.1000			.0080
.905			-.0890				
.950				-.1120	-.0910	-.0560	
.953			-.0870				
.965	-.1020						

MACH (1) = 2.498 BETAT (8) = 8.570

Y/BW	.299	.364	.427	.534	.673	.780	.887
X/CW							
.000	-.1380	-.1370	-.0350	.3160	.4530	.5100	.5060
.050				.0540	.0800	.1100	.1380
.081			.0260				
.086		-.0360					
.094	-.1230						
.150				.0350	.1290	.1330	.1760
.177			.0310				
.229	-.0570						
.246		-.0150					
.250				.0910	.1020	.1380	.1600
.362	-.0420						
.400				.0880	.1940		.1760
.402			.0050				
.497	-.0020						

AMES 87-707 IA9 O2A + S3 + T9 LOWER WING

(RBNL09)

SECTION (1) LOWER WING

DEPENDENT VARIABLE CP

MACH (1) = 2.498	BETAT (8) = 8.570	Y/BW	.299	.364	.427	.534	.673	.780	.887
		X/CW							
		.550				.0270	.0640		
		.565			.0050				
		.600							.1350
		.650						.0690	
		.700	-.0150				-.0690		
		.725				-.0360			
		.750						.0070	.0510
		.760			-.0780				
		.775				-.0670	-.0460		
		.808			-.0840				
		.834	-.0840						
		.850				-.0950	-.0910	-.0430	
		.857			.0900				
		.865	-.1250						
		.900	-.1330			-.1100			-.0280
		.905				-.1070			
		.950				-.1110	-.0930	-.0850	
		.953			-.1240				
		.965	-.1080						

MACH (2) = 2.999	BETAT (1) = -8.560	Y/BW	.299	.364	.427	.534	.673	.780	.887
		X/CW							
		.000	.0460	.0610	.4520	1.1430	1.0860	1.1300	.9220
		.050				.3100	.2920	.3340	.3080
		.081			.2290				
		.086		.0720					
		.094	-.0130						
		.150				.2530	.3450	.3470	.3740
		.177			.2150				
		.229	.0490						
		.246		.1560					
		.250				.2220	.2780	.3420	.3530
		.362	.0880						
		.400				.2080	.3170		.3650
		.402			.1420				
		.497	.0980						
		.550				.1920	.2410		
		.565			.1130				
		.600							.2580
		.650						.2150	
		.700	.1880				.0660		
		.725				.0750			
		.750						.1550	.1580
		.760			.1350				
		.775				.0460	.1000		

AMES 87-707 IA9 O2A + S3 + T9 LOWER WING

(RBNLL09)

SECTION (1) LOWER WING

DEPENDENT VARIABLE CP

MACH (2) =	BETAT (1) =	Y/BW	.299	.364	.427	.534	.673	.780	.887
		X/CW							
		.808			.1080				
		.834	.1200						
		.850				.0450	.0400	.0920	
		.857			.0880				
		.865	.0890						
		.900	.0780			.0510			.0800
		.905			.0250				
		.950				.0380	.0090	.0420	
		.953			.0020				
		.965	.0250						
MACH (2) =	BETAT (2) =	Y/BW	.299	.364	.427	.534	.673	.780	.887
		X/CW							
		.000	.0190	.0260	.3400	1.0440	1.0050	1.0350	.9860
		.050				.2650	.2530	.2970	.2980
		.081			.1580				
		.086		.0520					
		.094	-.0330						
		.150				.2060	.2910	.3050	.3480
		.177			.1790				
		.229	.0230						
		.246		.1160					
		.250				.1790	.2300	.2930	.3150
		.362	.0520						
		.400				.1790	.2620		.3250
		.402			.1130				
		.497	.0820						
		.550				.1670	.1960		
		.565		.1010					
		.600							.2280
		.650						.1790	
		.700	.1600				.0510		
		.725				.0550			
		.750						.1230	.1340
		.760			.1160				
		.775				.0250	.0870		
		.808			.0800				
		.834	.0780						
		.850				.0040	.0230	.0680	
		.857			.0550				
		.865	.0420						
		.900	.0360			.0210			.0570
		.905			-.0010				
		.950				.0170	-.0020	.0230	
		.953			-.0240				

AMES 87-707 IA9 O2A + S3 + T9 LOWER WING

(RBNL09)

SECTION (1) LOWER WING		DEPENDENT VARIABLE CP							
MACH (2) = 2.999	BETAT (2) = -6.400	Y/BW	.299	.364	.427	.534	.673	.780	.887
		X/CW	.965	-.0040					
MACH (2) = 2.999	BETAT (3) = -4.250	Y/BW	.299	.364	.427	.534	.673	.780	.887
		X/CW	.000	-.0020	-.0040	.2760	.9560	.9070	.9490
			.050			.2380	.2260	.2610	.2770
			.081		.1580				
			.086	.0340					
			.094	-.0300					
			.150			.1850	.2560	.2630	.3100
			.177		.1770				
			.229	-.0030					
			.246		.0770				
			.250			.1770	.2020	.2550	.2880
			.362	.0460					
			.400			.1540	.2430		.2920
			.402		.0830				
			.497	.0450					
			.550			.1380	.1810		
			.565		.0800				
			.600						.2050
			.650					.1630	
			.700	.1370			.0350		
			.725			.0360			
			.750					.1130	.1180
			.760		.0570				
			.775			.0060	.0580		
			.808		.0520				
			.834	.0530					
			.850			-.0260	.0020	.0610	
			.857		.0290				
			.865	.0210					
			.900	.0130		-.0400			.0480
			.905			-.0130			
			.950			-.0350	-.0190	.0170	
			.953		-.0330				
			.965	-.0230					
MACH (2) = 2.999	BETAT (4) = -2.100	Y/BW	.299	.364	.427	.534	.673	.780	.887
		X/CW	.000	-.0260	-.0280	.2270	.8480	.8410	.8310
			.050			.2200	.2060	.2350	.2470
			.081		.1010				
			.086	.0060					
			.094	-.0260					

AMES 87-707 IA9 O2A + S3 + T9 LOWER WING

(RBNL09)

SECTION (1) LOWER WING

DEPENDENT VARIABLE CP

MACH (2) = 2.999 BETAT (4) = -2.100

Y/BW	.299	.364	.427	.534	.673	.780	.887
X/CW							
.150				.1720	.2430	.2390	.2830
.177			.1670				
.229	-.0110						
.246		.0550					
.250				.1560	.1910	.2370	.2640
.362	.0090						
.400				.1310	.2140		.2730
.402			.0610				
.497	.0370						
.550				.1190	.1560		
.565			.0760				
.600							.1910
.650						.1460	
.700	.0920				.0200		
.725				.0170			
.750						.0960	.1070
.760			.0220				
.775				-.0120	.0350		
.808			.0200				
.834	.0220						
.850				-.0380	-.0220	.0430	
.857			.0190				
.865	-.0060						
.900	-.0120			-.0530			.0420
.905			-.0340				
.950				-.0540	-.0410	-.0020	
.953			-.0500				
.965	-.0480						

MACH (2) = 2.999 BETAT (5) = 2.210

Y/BW	.299	.364	.427	.534	.673	.780	.887
X/CW							
.000	-.0730	-.0780	.1230	.6740	.6520	.6870	.6800
.050				.1650	.1480	.1700	.1880
.081			.0950				
.086		-.0570					
.094	-.0440						
.150				.0980	.1700	.1760	.2140
.177			.0830				
.229	-.0640						
.246		.0450					
.250				.0800	.1230	.1700	.2000
.362	-.0100						
.400				.0670	.1290		.2020
.402			.0240				
.497	-.0040						

AMES 87-707 IA9 O2A + 33 + T9 LOWER WING

(RBNLU9)

SECTION (1) LOWER WING

DEPENDENT VARIABLE CP

MACH (2) = 2.999	BETAT (5) = 2.210	Y/BW	.299	.364	.427	.534	.673	.780	.887
		X/CW							
		.550				.0460	.0870		
		.565			.0140				
		.600							.1260
		.650						.0840	
		.700	.0160				-.0200		
		.725				-.0280			
		.750						.0430	.0570
		.760			-.0120				
		.775				-.0400	-.0060		
		.808			-.0320				
		.834	-.0060						
		.850				-.0500	-.0540	.0020	
		.857			.0210				
		.865	-.0320						
		.900	-.0520			-.0610			.0000
		.905			-.0700				
		.950				-.0720	-.0720	-.0340	
		.953			-.0800				
		.965	-.0820						
MACH (2) = 2.999	BETAT (6) = 4.380	Y/BW	.299	.364	.427	.534	.673	.780	.887
		X/CW							
		.000	-.0840	-.0900	.0710	.5180	.5650	.6010	.6020
		.050				.1130	.1170	.1450	.1570
		.081			.0580				
		.086		-.0740					
		.094	-.0600						
		.150				.0640	.1340	.1410	.1770
		.177			.0400				
		.229	-.0780						
		.246		.0280					
		.250				.0430	.0850	.1330	.1630
		.362	.0050						
		.400				.0310	.1010		.1660
		.402			.0010				
		.497	-.0250						
		.550				.0120	.0510		
		.565			.0000				
		.600							.0980
		.650						.0550	
		.700	-.0090				-.0480		
		.725				-.0240			
		.750						.0170	.0330
		.760			-.0270				
		.775				-.0280	-.0320		

AMES 87-707 IA9 O2A + S3 + T9 LOWER WING

(RBNL09)

SECTION (1) LOWER WING

DEPENDENT VARIABLE CP

MACH (2) = 2.999 BETAT (6) = 4.380

Y/BW	.299	.364	.427	.534	.673	.780	.887
X/CW							
.808			-.0410				
.834	-.0390						
.850				-.0450	-.0700	-.0210	
.857			.0280				
.865	-.0600						
.900	-.0780			-.0640			-.0190
.905			-.0710				
.950				-.0790	-.0810	-.0530	
.953			-.0850				
.965	-.1020						

MACH (2) = 2.999 BETAT (7) = 6.550

Y/BW	.299	.364	.427	.534	.673	.780	.887
X/CW							
.000	-.0940	-.0940	.0260	.3910	.4840	.5250	.5260
.050				.0630	.0770	.0990	.1160
.081			.0370				
.086		-.0820					
.094	-.0710						
.150				.0310	.0970	.1040	.1420
.177			.0230				
.229	-.0880						
.246		.0120					
.250				.0170	.0490	.0990	.1320
.362	-.0210						
.400				.0210	.0720		.1340
.402			.0030				
.497	-.0220						
.550				.0130	.0300		
.565			-.0050				
.600							.0770
.650						.0360	
.700	-.0150				-.0510		
.725				-.0190			
.750						-.0020	.0200
.760			-.0500				
.775				-.0330	-.0310		
.808			-.0680				
.834	-.0410						
.850				-.0580	-.0590	-.0350	
.857			.0510				
.865	-.0650						
.900	-.0810			-.0760			-.0290
.905			-.0730				
.950				-.0870	-.0710	-.0620	
.953			-.0930				

AMES 87-757 IA9 O2A + S3 + T9 LOWER WING

(RBNL19)

SECTION (1) LOWER WING		DEPENDENT VARIABLE CP							
MACH (2) = 2.999	BETAT (7) = 6.550	Y/BW	.299	.364	.427	.534	.673	.780	.887
		X/CW	.965	-.1000					
MACH (2) = 2.999	BETAT (8) = 8.720	Y/BW	.299	.364	.427	.534	.673	.780	.887
		X/CW	.000	-.1010	-.1040	-.0200	.2930	.4000	.4570
			.050			.0400	.0510	.0720	.0910
			.081		.0200				
			.086	-.0710					
			.094	-.0800					
			.150			.0130	.0690	.0780	.1100
			.177		.0160				
			.229	-.1110					
			.246	-.0630					
			.250			.0060	.0300	.0740	.1040
			.362	-.0570					
			.400			.0180	.0520		.1060
			.402		-.0060				
			.497	-.0290					
			.550			.0080	.0180		
			.565		-.0390				
			.600						.0540
			.650					.0170	
			.700	-.0380			-.0490		
			.725			-.0240			
			.750					-.0140	.0020
			.760		-.0770				
			.775			-.0450	-.0320		
			.808		-.0900				
			.834	-.0590					
			.850			-.0690	-.0670	-.0400	
			.857		.0720				
			.865	-.0750					
			.900	-.0890		-.0860			-.0390
			.905		-.0870				
			.950			-.0960	-.0750	-.0630	
			.953		-.1040				
			.965	-.0980					
MACH (3) = 3.502	BETAT (1) = -8.710	Y/BW	.299	.364	.427	.534	.673	.780	.887
		X/CW	.000	.0470	.0490	.3810	1.0770	1.1240	.9640
			.050			.2580	.2780	.2780	.2810
			.081		.1120				
			.086		.0330				
			.094	-.0220					

AMES 87-757 IA9 O2A + S3 + T9 LOWER WING

(RBNL09)

SECTION (1) LOWER WING

DEPENDENT VARIABLE CP

MACH (3) = 3.502 BETAT (1) = -8.710

Y/BW	.299	.364	.427	.534	.673	.780	.887
X/CW							
.150				.2040	.2900	.2790	.2470
.177			.1420				
.229	.0100						
.246		.0740					
.250				.1950	.2500	.2810	.2840
.362	.0400						
.400				.2100	.2980		.2910
.402			.1290				
.497	.0700						
.550				.1840	.2270		
.565			.1010				
.600							.2290
.650						.1960	
.700	.1730				.0410		
.725				.0840			
.750						.1480	.1550
.760			.0650				
.775				.0520	.1020		
.808			.0640				
.834	.0830						
.850				.0170	.0450	.1000	
.857			.0620				
.865	.0490						
.900	.0460			-.0080			.0860
.905			.0230				
.950				-.0240	.0180	.0510	
.953			.0000				
.965	.0240						

MACH (3) = 3.502 BETAT (2) = -6.510

Y/BW	.299	.364	.427	.534	.673	.780	.887
X/CW							
.000	.0200	.0210	.3100	.9360	1.0040	1.0880	.9180
.050				.2140	.2270	.2580	.2460
.081			.0960				
.086		.0030					
.094	-.0340						
.150				.1650	.2430	.2310	.2320
.177			.1120				
.229	-.0150						
.246		.0570					
.250				.1490	.2080	.2390	.2490
.362	.0160						
.400				.1630	.2640		.2550
.402			.1010				
.497	.0300						

AMES 87-707 IA9 Q2A + S3 + T9 LOWER WING

(RBNL09)

SECTION (1) LOWER WING

DEPENDENT VARIABLE CP

MACH (3) = 3.502 BETAT (2) = -6.510

	Y/BW	.299	.364	.427	.534	.673	.780	.887
X/CW								
.550					.1490	.1820		
.565				.0850				
.600								.2000
.650							.1700	
.700	.1430					.0260		
.725					.0640			
.750							.1190	.1310
.760				.0380				
.775					.0350	.0770		
.808				.0350				
.834	.0570							
.850					.0000	.0230	.0700	
.857				.0550				
.865	.0210							
.900	.0120							.0650
.905				.0070				
.950								
.953								
.965	.0040							

MACH (3) = 3.502 BETAT (3) = -4.320

	Y/BW	.299	.364	.427	.534	.673	.780	.887
X/CW								
.000	-.0040	-.0060	.2510	.8240	.8780	.9720	.8440	
.050				.1190	.1680	.2120	.2090	
.081				.0610				
.086			-.0020					
.094	-.0400							
.150					.1460	.1840	.1970	.1930
.177				.0640				
.229	-.0260							
.246			.0350					
.250					.1290	.1720	.2030	.2140
.362	.0100							
.400					.1360	.2100		.2140
.402				.0940				
.497	.0080							
.550					.1420	.1470		
.565				.0700				
.600								.1660
.650							.1450	
.700	.0990					.0090		
.725					.0450			
.750							.0950	.1050
.760				.0050				
.775					.0170	.0660		

AMES 87-707 IA9 O2A + S3 + T9 LOWER WING

(RBNL09)

SECTION (1) LOWER WING		DEPENDENT VARIABLE CP							
MACH (3) = 3.502	BETAT (3) = -4.320	Y/BW	.299	.364	.427	.534	.673	.780	.887
		X/CW							
		.808			-.0090				
		.834	.0260						
		.850			-.0140	.0130	.0490		
		.857			.0070				
		.865	-.0010						
		.900	-.0090		-.0320				.0450
		.905			-.0190				
		.950			-.0470	-.0140	.0100		
		.953			-.0330				
		.965	-.0150						
MACH (3) = 3.502	BETAT (4) = -2.130	Y/BW	.299	.364	.427	.534	.673	.780	.887
		X/CW							
		.000	-.0250	-.0260	.2010	.7450	.7640	.8600	.8320
		.050				.0990	.1260	.1770	.1930
		.081			.0510				
		.086		-.0090					
		.094	-.0290						
		.150				.1210	.1770	.1610	.1710
		.177			.0490				
		.229	-.0290						
		.246		.0200					
		.250				.1220	.1580	.1900	.1880
		.362	-.0070						
		.400				.1240	.1810		.1960
		.402			.0590				
		.497	-.0170						
		.550				.1110	.1430		
		.565			.0540				
		.600							.1590
		.650						.1340	
		.700	.0720				-.0020		
		.725				.0240			
		.750						.0870	.0980
		.760			.0020				
		.775				-.0040	.0410		
		.808			-.0140				
		.834	.0020						
		.850				-.0300	-.0040	.0440	
		.857			-.0150				
		.865	-.0200						
		.900	-.0270			-.0490			.0410
		.905			-.0390				
		.950				-.0620	-.0280	.0050	
		.953			-.0520				

AMES 87-707 IA9 O2A + S3 + T9 LOWER WING

(RBNL09)

SECTION (1) LOWER WING		DEPENDENT VARIABLE CP							
MACH (3) = 3.502	BETAT (4) = -2.130	Y/BW	.299	.364	.427	.534	.673	.780	.887
		X/CW	.965	-.0390					
MACH (3) = 3.502	BETAT (5) = 2.260	Y/BW	.299	.364	.427	.534	.673	.780	.887
		X/CW	.000	-.0560	-.0610	.0720	.5770	.6210	.6870
			.050			.1030	.1150	.1550	.1890
			.081			.0390			
			.086		-.0510				
			.094		-.0240				
			.150			.0510	.1090	.1360	.1590
			.177			.0050			
			.229		-.0490				
			.246			-.0110			
			.250				.0350	.0850	.1310
			.362		-.0480				
			.400				.0490	.0970	.1570
			.402			.0140			
			.497		-.0410				
			.550			.0450	.0600		
			.565			.0090			
			.600						.0990
			.650					.0680	
			.700		-.0070		-.0400		
			.725				-.0090		
			.750					.0260	.0460
			.760			-.0310			
			.775				-.0350	-.0150	
			.808			-.0490			
			.834		-.0430				
			.850				-.0590	-.0430	-.0100
			.857				-.0140		
			.865		-.0520				
			.900		-.0560		-.0730		.0010
			.905			-.0650			
			.950				-.0820	-.0560	-.0380
			.953			-.0750			
			.965		-.0680				
MACH (3) = 3.502	BETAT (6) = 4.470	Y/BW	.299	.364	.427	.534	.673	.780	.887
		X/CW	.000	-.0680	-.0750	.0000	.4070	.5050	.5630
			.050			.0530	.0670	.0990	.1310
			.081			-.0060			
			.086		-.0640				
			.094		-.0390				

AMES 87-707 IA9 O2A + S3 + T9 LOWER WING

(RBNL09)

SECTION (1) LOWER WING

DEPENDENT VARIABLE CP

MACH (3) = 3.502 BETAT (6) = 4.470

	Y/BW	.299	.364	.427	.534	.673	.780	.887
X/CW								
.150					.0450	.0860	.1000	.1090
.177				.0240				
.229	-.0630							
.246		-.0470						
.250					.0450	.0790	.1110	.1210
.362	-.0740							
.400					.0310	.0880		.1210
.402				-.0040				
.497	-.0200							
.550					.0160	.0490		
.565				-.0190				
.600								.0800
.650							.0510	
.700	-.0330					-.0420		
.725					-.0340			
.750							.0140	.0320
.760				-.0540				
.775					-.0530	-.0190		
.808				-.0600				
.834	-.0610							
.850					-.0680	-.0500	-.0190	
.857				.0010				
.865	-.0750							
.900	-.0810				-.0760			-.0150
.905				-.0660				
.950					-.0810	-.0680	-.0450	
.953				-.0770				
.965	-.0870							

MACH (3) = 3.502 BETAT (7) = 6.670

	Y/BW	.299	.364	.427	.534	.673	.780	.887
X/CW								
.000	-.0760	-.0790	-.0370	.3490	.4440	.4890	.5230	
.050				.0500	.0680	.0850	.1090	
.081				.0280				
.086		-.0790						
.094	-.0540							
.150					.0180	.0650	.0740	.0880
.177				.0140				
.229	-.0790							
.246		-.0520						
.250					.0030	.0340	.0720	.0960
.362	-.0910							
.400					-.0070	.0390		.0920
.402				-.0210				
.497	-.0400							

AMES 87-757 IA9 O2A + S3 + T9 LOWER WING

(RBNL09)

SECTION (1) LOWER WING

DEPENDENT VARIABLE CP

MACH (3) = 3.502 BETAT (7) = 6.670

Y/BW	.299	.364	.427	.534	.673	.780	.887
X/CW							
.550				-.0070	.0070		
.565			-.0330				
.600							.0510
.650						.0250	
.700	-.0520				-.0620		
.725				-.0390			
.750						-.0070	.0080
.760			-.0660				
.775				-.0530	-.0450		
.808			-.0760				
.834	-.0720						
.850				-.0690	-.0670	-.0370	
.857			.0190				
.865	-.0810						
.900	-.0840			-.0760			-.0340
.905			-.0790				
.950				-.0810	-.0760	-.0610	
.953			-.0900				
.965	-.0880						

MACH (3) = 3.502 BETAT (8) = 8.880

Y/BW	.299	.364	.427	.534	.673	.780	.887
X/CW							
.000	-.0880	-.0890	-.0160	.1930	.3320	.4100	.4490
.050				.0270	.0310	.0550	.0760
.081			.0170				
.086		-.0870					
.094	-.0820						
.150				-.0010	.0280	.0490	.0680
.177			-.0060				
.229	-.1050						
.246		-.0630					
.250				-.0180	.0050	.0480	.0740
.362	-.0920						
.400				-.0210	.0060		.0730
.402			-.0500				
.497	-.0580						
.550				-.0260	-.0120		
.565			-.0670				
.600							.0330
.650						-.0020	
.700	-.0630				-.0660		
.725				-.0560			
.750						-.0300	-.0030
.760			-.0800				
.775				-.0630	-.0480		

AMES 87-707 IA9 Q2A + S3 + T9 LOWER WING

(RBNLD9)

SECTION (1) LOWER WING

DEPENDENT VARIABLE CP

MACH (3) = 3.502	BETAT (8) = 8.880	Y/BW	.299	.364	.427	.534	.673	.780	.887
		X/CW							
		.808			-.0930				
		.834	-.0850						
		.850				-.0750	-.0690	-.0510	
		.857			.0370				
		.865	-.0950						
		.900	-.1010			-.0880			-.0400
		.905			-.0880				
		.950				-.0970	-.0780	-.0670	
		.953			-.0950				
		.965	-.0920						

AMES 87-707 IA9 O2A + S3 + T9 LOWER WING

(RBNL10) (10 MAY 73)

REFERENCE DATA

SREF = 2.4210 SQ.FT. XMRP = 28.5300 INCHES
 LREF = 39.8490 INCHES YMRP = .0000 INCHES
 BREF = 39.8490 INCHES ZMRP = .0000 INCHES
 SCALE = .0300 SCALE

PARAMETRIC DATA

ALPHAT = 8.000 ORBINC = .500
 RUDDER = .000 ELEVON = .000
 RUDFLR = .000

SECTION (1) LOWER WING

DEPENDENT VARIABLE CP

MACH (1) = 2.498	BETAT (1) = -8.380	Y/BW	.299	.364	.427	.534	.673	.780	.887
		X/CW							
		.000	.0290	.0770	.4680	1.1070	1.0080	1.0270	1.0050
		.050				.3380	.3440	.3860	.4550
		.081			.2670				
		.086		.1630					
		.094	.0410						
		.150				.2930	.4300	.4240	.5060
		.177			.2340				
		.229	.1170						
		.246		.1980					
		.250				.2650	.3360	.4140	.4580
		.362	.1360						
		.400				.2830	.4260		.4640
		.402			.1650				
		.497	.1030						
		.550				.2140	.2970		
		.565			.3040				
		.600							.3310
		.650						.2870	
		.700	.2260				.0960		
		.725				.2390			
		.750						.2190	.2090
		.760			.1570				
		.775				.2110	.1980		
		.808			.1230				
		.834	.1430						
		.850				.1460	.1030	.1830	
		.857			.1040				
		.865	.1290						
		.900	.0910			.0850			.1140
		.905			.0570				
		.950				.0420	.1030	.1270	
		.953			.0450				
		.965	.0140						

MACH (1) = 2.498 BETAT (2) = -6.270

Y/BW	.299	.364	.427	.534	.673	.780	.887
X/CW							
.000	-.0080	.0380	.4080	1.0510	.9630	.9780	.9370
.050				.3130	.3150	.3550	.4280
.081			.2320				
.086		.1200					
.094	.0450						

AMES 87-707 IA9 O2A + S3 + T9 LOWER WING

(RBNL10)

SECTION (1) LOWER WING

DEPENDENT VARIABLE CP

MACH (1) = 2.498	BETAT (2) = -6.270	Y/BW	.299	.364	.427	.534	.673	.780	.887
		X/CW							
		.150				.2570	.4000	.3990	.4750
		.177			.2100				
		.229	.0840						
		.246		.1690					
		.250				.2320	.3120	.3840	.4320
		.362	.1190						
		.400				.2340	.3890		.4370
		.402			.1360				
		.497	.0760						
		.550				.1870	.2620		
		.565			.2490				
		.600							.3030
		.650						.2550	
		.700	.1840				.0610		
		.725				.1940			
		.750						.1820	.1890
		.760			.0960				
		.775				.1510	.1360		
		.808			.0730				
		.834	.0980						
		.850				.0860	.0530	.1390	
		.857			.0840				
		.865	.0790						
		.900	.0570			.0410			.0920
		.905			.0360				
		.950				.0420	.0170	.0850	
		.953			.0380				
		.965	-.0130						
MACH (1) = 2.498	BETAT (3) = -4.170	Y/BW	.299	.364	.427	.534	.673	.780	.887
		X/CW							
		.000	-.0310	-.0010	.3530	.9620	.9000	.9230	.8870
		.050				.2900	.2870	.3290	.3890
		.081			.2090				
		.086		.0740					
		.094	.0310						
		.150				.2290	.3590	.3620	.4310
		.177			.1920				
		.229	.0250						
		.246		.1520					
		.250				.1960	.2690	.3470	.3890
		.362	.0940						
		.400				.1910	.3440		.3950
		.402			.1130				
		.497	.0610						

AMES 87-707 IA9 O2A + S3 + T9 LOWER WING

(RBNL10)

SECTION (1) LOWER WING

DEPENDENT VARIABLE CP

MACH (1) = 2.498 BETAT (3) = -4.170

	Y/BW	.299	.364	.427	.534	.673	.780	.887
X/CW								
.550					.1480	.2230		
.565				.2010				
.600								.2680
.650							.2170	
.700	.1580					.0250		
.725					.1770			
.750							.1470	.1590
.760				.1020				
.775					.1360	.0790		
.808				.0770				
.834	.0650							
.850					.0690	.0110	.0790	
.857				.0900				
.865	.0610							
.900	.0400				.0500			.0710
.905				-.0150				
.950					.0200	.0260	.0360	
.953				-.0180				
.965	-.0310							

MACH (1) = 2.498 BETAT (4) = -2.060

	Y/BW	.299	.364	.427	.534	.673	.780	.887
X/CW								
.000	-.0590	-.0420	.2910	.8750	.8160	.8430	.8170	
.050				.2570	.2610	.2830	.3400	
.081				.1770				
.086		.0530						
.094	.0090							
.150				.1920	.3120	.3130	.3840	
.177				.1620				
.229	.0040							
.246		.1210						
.250				.1650	.2270	.3000	.3470	
.362	.0620							
.400				.1620	.2920		.3530	
.402				.0980				
.497	.0370							
.550				.1150	.1860			
.565				.1720				
.600								.2390
.650							.1860	
.700	.1120				-.0020			
.725					.1370			
.750							.1210	.1330
.760				.0720				
.775					.1220	.0490		

AMES 87-707 IA9 C2A + S3 + T9 LOWER WING

(RBNL10)

SECTION (1) LOWER WING		DEPENDENT VARIABLE CP							
MACH (1) = 2.498	BETAT (4) = -2.060	Y/BW	.299	.364	.427	.534	.673	.780	.887
		X/CW							
		.808			.0400				
		.834	.0390						
		.850			.0640	-.0020	.0580		
		.857			.0660				
		.865	.0180						
		.900	-.0010		.0120				.0480
		.905			-.0320				
		.950			-.0190	.0820	.0060		
		.953			-.0450				
		.965	-.0570						
MACH (1) = 2.498	BETAT (5) = 2.180	Y/BW	.299	.364	.427	.534	.673	.780	.887
		X/CW							
		.000	-.1140	-.0940	.1570	.7010	.6790	.7080	.6910
		.050				.1830	.1820	.2140	.2740
		.081			.1130				
		.086		.0360					
		.094	-.0860						
		.150				.1300	.2320	.2400	.3110
		.177			.0940				
		.229	.0140						
		.246		.0530					
		.250				.1070	.1610	.2260	.2730
		.362	.0130						
		.400				.1840	.2080		.2770
		.402			.1420				
		.497	.1050						
		.550				.1780	.2280		
		.565			.1010				
		.600							.1790
		.650						.1630	
		.700	.0350				.0640		
		.725				.0380			
		.750						.1580	.0880
		.760			-.0280				
		.775				-.0060	.0710		
		.808			-.0580				
		.834	-.0240						
		.850				-.0470	-.0120	.0920	
		.857			.0620				
		.865	-.0390						
		.900	-.0540			-.0760			.0310
		.905			-.0710				
		.950				-.0910	-.0350	.0160	
		.953				-.0670			

AMES 87-707 IA9 O2A + S3 + T9 LOWER WING

(RBNL10)

SECTION (1) LOWER WING		DEPENDENT VARIABLE CP								
MACH (1) = 2.498	BETAT (5) = 2.180	Y/BW	.299	.364	.427	.534	.673	.780	.887	
		X/CW	.965	-.0990						
MACH (1) = 2.498	BETAT (6) = 4.320	Y/BW	.299	.364	.427	.534	.673	.780	.887	
		X/CW	.000	-.1230	-.1150	.0860	.6160	.6220	.6460	.6340
			.050			.1440	.1610	.1740	.2320	
			.081		.0820					
			.086	.0090						
			.094	-.0970						
			.150			.0960	.2010	.1980	.2710	
			.177		.0770					
			.229	.0080						
			.246	.0340						
			.250			.1180	.1400	.1910	.2380	
			.362	-.0010						
			.400			.1780	.2240		.2450	
			.402		.1140					
			.497	.0890						
			.550			.1010	.1760			
			.565		.0530					
			.600						.1600	
			.650					.1790		
			.700	.0050			-.0140			
			.725			-.0020				
			.750					.0960	.1310	
			.760			-.0480				
			.775			-.0300	.0080			
			.808			-.0670				
			.834	-.0320						
			.850			-.0640	-.0590	.0290		
			.857		.0860					
			.865	-.0630						
			.900	-.0770			-.0850		.0500	
			.905			-.0380				
			.950				-.0950	-.0750	-.0290	
			.953			-.0620				
			.965	-.1110						
MACH (1) = 2.498	BETAT (7) = 6.450	Y/BW	.299	.364	.427	.534	.673	.780	.887	
		X/CW	.000	-.1370	-.1320	.0270	.4720	.5670	.5810	.5810
			.050			.1110	.1490	.1710	.2250	
			.081		.0480					
			.086	-.0180						
			.094	-.1160						

AMES 87-707 IA9 O2A + S3 + T9 LOWER WING

(RBNL10)

SECTION (1) LOWER WING

DEPENDENT VARIABLE CP

MACH (1) = 2.498 BETAT (7) = 6.450

Y/BW	.299	.364	.427	.534	.673	.780	.887
X/CW							
.150				.0780	.1840	.1880	.2580
.177			.0490				
.229	-.0130						
.246		.0110					
.250				.1130	.1340	.1850	.2270
.362	-.0090						
.400				.1310	.2740		.2350
.402			.0790				
.497	.0580						
.550				.0450	.1160		
.565			.0290				
.600							.1880
.650						.1310	
.700	-.0160				-.0560		
.725				-.0220			
.750						.0580	.1130
.760			-.0650				
.775				-.0460	-.0260		
.808			-.0830				
.834	-.0560						
.850				-.0780	-.0810	-.0010	
.857			.0640				
.865	-.0770						
.900	-.0970			-.1020			.0200
.905			-.0630				
.950				-.1110	-.0870	-.0510	
.953			-.0850				
.965	-.1010						

MACH (1) = 2.498 BETAT (8) = 8.580

Y/BW	.299	.364	.427	.534	.673	.780	.887
X/CW							
.000	-.1490	-.1450	-.0330	.3190	.5080	.5370	.5230
.050				.0740	.1210	.1490	.1960
.081			.0340				
.086		-.0240					
.094	-.1320						
.150				.0690	.1750	.1630	.2240
.177			.0540				
.229	-.0340						
.246		-.0010					
.250				.1180	.1370	.1690	.1980
.362	-.0320						
.400				.0900	.1970		.2130
.402			.0040				
.497	.0140						

AMES 87-707 IA9 O2A + S3 + T9 LOWER WING

(RBNL10)

SECTION (1) LOWER WING		DEPENDENT VARIABLE CP							
MACH (1) = 2.498	BETAT (8) = 8.580	Y/BW	.299	.364	.427	.534	.673	.780	.887
		X/CW							
		.550				.0230	.0510		
		.565			-.0040				
		.600							.1450
		.650						.0690	
		.700	-.0260				-.0840		
		.725				-.0300			
		.750						.0050	.0690
		.760			-.0390				
		.775				-.0510	-.0540		
		.808			-.0480				
		.834	-.0720						
		.850				-.0630	-.0960	-.0490	
		.857			.0830				
		.865	-.0960						
		.900	-.1120			-.0630			-.0130
		.905			-.0960				
		.950				-.0780	-.0960	-.0890	
		.953			-.1160				
		.965	-.1060						
MACH (2) = 2.999	BETAT (1) = -8.540	Y/BW	.299	.364	.427	.534	.673	.780	.887
		X/CW							
		.000	.0300	.0790	.4540	1.1460	1.0750	1.1200	.9260
		.050				.3350	.3300	.3350	.3550
		.081			.2390				
		.086		.0500					
		.094	.0150						
		.150				.2760	.3890	.3630	.3900
		.177			.2250				
		.229	.0250						
		.246		.1910					
		.250				.2530	.3230	.3710	.3930
		.362	.1210						
		.400				.2300	.3880		.3900
		.402			.1500				
		.497	.0900						
		.550				.2170	.2710		
		.565			.1180				
		.600							.2970
		.650						.2500	
		.700	.2050				.0890		
		.725				.1100			
		.750						.1850	.1980
		.760			.1840				
		.775				.0970	.1360		

AMES 87-707 IA9 O2A + S3 + T9 LOWER WING

(RBNL10)

SECTION (1) LOWER WING

DEPENDENT VARIABLE CP

MACH (2) = 2.999 BETAT (1) = -8.540

Y/BW	.299	.364	.427	.534	.673	.780	.887
X/CW							
.808				.1390			
.834	.1250						
.850				.1140	.0720	.1160	
.857				.0950			
.865	.0910						
.900	.0830			.0990			.1110
.905				.0180			
.950				.0830	.0480	.0650	
.953				-.0080			
.965	.0200						

MACH (2) = 2.999 BETAT (2) = -6.390

Y/BW	.299	.364	.427	.534	.673	.780	.887
X/CW							
.000	.0040	.0300	.4050	1.0270	.9980	1.0220	.8260
.050				.2910	.2970	.3470	.3450
.081				.1880			
.086		.0240					
.094	-.0110						
.150				.2370	.3390	.3560	.3790
.177				.1990			
.229	.0150						
.246		.1200					
.250				.2060	.2760	.3400	.3610
.362	.0730						
.400				.2010	.3330		.3680
.402				.1210			
.497	.0880						
.550				.1830	.2440		
.565				.0900			
.600							.2690
.650						.2250	
.700	.1630				.0770		
.725				.0800			
.750						.1660	.1710
.760			.1290				
.775				.0510	.1140		
.808				.0950			
.834	.0780						
.850				.0320	.0530	.1050	
.857				.0530			
.865	.0490						
.900	.0450			.0400			.0890
.905				.0080			
.950				.0370	.0290	.0550	
.953				-.0160			

AMES 87-707 IA9 O2A + S3 + T9 LOWER WING

(RBNL10)

SECTION (1) LOWER WING		DEPENDENT VARIABLE CP								
MACH (2) = 2.999	BETAT (2) = -6.390	Y/BW	.299	.364	.427	.534	.673	.780	.887	
		X/CW	.965	.0100						
MACH (2) = 2.999	BETAT (3) = -4.240	Y/BW	.299	.364	.427	.534	.673	.780	.887	
		X/CW	.000	-.0200	.0040	.2870	.9490	.9300	.9700	.9000
			.050			.2790	.2820	.3270	.3260	
			.081		.1530					
			.086	.0330						
			.094	-.0190						
			.150			.2160	.3100	.3350	.3560	
			.177		.1820					
			.229	.0090						
			.246	.1050						
			.250			.1820	.2480	.3220	.3540	
			.362	.0230						
			.400			.1620	.3080		.3560	
			.402		.0780					
			.497	.0360						
			.550			.1310	.2040			
			.565		.0610					
			.600						.2540	
			.650					.1950		
			.700	.1210			.0390			
			.725			.0420				
			.750					.1360	.1550	
			.760		.0500					
			.775			.0130	.0750			
			.808		.0500					
			.834	.0460						
			.850			-.0220	.0190	.0780		
			.857		.0250					
			.865	.0120						
			.900	.0050		-.0440			.0730	
			.905			-.0110				
			.950			-.0460	-.0050	.0300		
			.953			-.0350				
			.965	-.0240						
MACH (2) = 2.999	BETAT (4) = -2.090	Y/BW	.299	.364	.427	.534	.673	.780	.887	
		X/CW	.000	-.0390	-.0260	.2180	.8290	.8360	.8710	.8520
			.050			.2270	.2360	.2810	.3230	
			.081			.1350				
			.086	.0320						
			.094	-.0260						

AMES 87-707 IA9 O2A + S3 + T9 LOWER WING

(RBNL10)

SECTION (1) LOWER WING		DEPENDENT VARIABLE CP							
MACH (2) = 2.999	BETAT (4) = -2.090	Y/BW	.299	.364	.427	.534	.673	.780	.887
		X/CW							
		.150				.1840	.2650	.2890	.3530
		.177			.1490				
		.229	-.0130						
		.246		.0380					
		.250				.1550	.2130	.2830	.3300
		.362	-.0140						
		.400				.1400	.2660		.3440
		.402			.0770				
		.497	.0330						
		.550				.1190	.1710		
		.565			.0500				
		.600							.2330
		.650						.1710	
		.700	.0790				.0320		
		.725				.0190			
		.750						.1170	.1370
		.760			.0510				
		.775				-.0090	.0560		
		.808			.0320				
		.834	.0220						
		.850				-.0370	-.0010	.0620	
		.857			.0270				
		.865	-.0030						
		.900	-.0140			-.0440			.0610
		.905			-.0340				
		.950				-.0400	-.0270	.0170	
		.953			-.0540				
		.965	-.0460						
MACH (2) = 2.999	BETAT (5) = 2.230	Y/BW	.299	.364	.427	.534	.673	.780	.887
		X/CW							
		.000	-.0790	-.0830	.1310	.6540	.6590	.7020	.6810
		.050				.1670	.1640	.1980	.2390
		.081			.0970				
		.086		-.0230					
		.094	-.0510						
		.150				.1150	.1810	.1990	.2560
		.177			.0810				
		.229	-.0690						
		.246		.0330					
		.250				.0910	.1390	.1930	.2360
		.362	-.0160						
		.400				.0760	.1600		.2410
		.402			.0240				
		.497	-.0020						

AMES 87-707 IA9 O2A + S3 + T9 LOWER WING

(RBNL10)

SECTION (1) LOWER WING

DEPENDENT VARIABLE CP

MACH (2) = 2.999	BETAT (5) = 2.230	Y/BW	.299	.364	.427	.534	.673	.780	.887
		X/CW							
		.550				.0530	.1040		
		.565			.0180				
		.600							.1620
		.650						.1100	
		.700	-.0010				-.0180		
		.725				-.0160			
		.750						.0620	.0870
		.760			-.0180				
		.775				-.0270	.0020		
		.808			-.0360				
		.834	-.0100						
		.850				-.0400	-.0460	.0160	
		.857			.0240				
		.865	-.0360						
		.900	-.0560			-.0500			.0230
		.905			-.0690				
		.950				-.0630	-.0630	-.0230	
		.953			-.0790				
		.965	-.0840						
MACH (2) = 2.999	BETAT (6) = 4.400	Y/BW	.299	.364	.427	.534	.673	.780	.887
		X/CW							
		.000	-.0910	-.0960	.0760	.5990	.5870	.6330	.6140
		.050				.1370	.1350	.1700	.2110
		.081			.0670				
		.086		-.0470					
		.094	-.0660						
		.150				.0810	.1460	.1700	.2240
		.177			.0500				
		.229	-.0830						
		.246		.0290					
		.250				.0560	.1080	.1610	.2060
		.362	.0070						
		.400				.0410	.1210		.2110
		.402			.0170				
		.497	-.0190						
		.550				.0220	.0660		
		.565			.0050				
		.600							.1350
		.650						.0820	
		.700	-.0130				-.0450		
		.725				-.0200			
		.750						.0370	.0650
		.760			-.0250				
		.775				-.0280	-.0240		

AMES 87-757 IA9 O2A + S3 + T9 LOWER WING

(RBNL10)

SECTION (1) LOWER WING		DEPENDENT VARIABLE CP							
MACH (2) = 2.999	BETAT (6) = 4.400	Y/BW	.299	.364	.427	.534	.673	.780	.887
		X/CW							
		.808			-.0420				
		.834	-.0320						
		.850			-.0460	-.0600	-.0050		
		.857			.0270				
		.865	-.0550						
		.900	-.0720		-.0640				.0080
		.905			-.0630				
		.950			-.0750	-.0660	-.0380		
		.953			-.0700				
		.965	-.0950						
MACH (2) = 2.999	BETAT (7) = 6.570	Y/BW	.299	.364	.427	.534	.673	.780	.887
		X/CW							
		.000	-.1000	-.1040	.0310	.3940	.5120	.5470	.5550
		.050				.0740	.1050	.1350	.1730
		.081			.0350				
		.086		-.0520					
		.094	-.0780						
		.150				.0400	.1100	.1350	.1880
		.177			.0230				
		.229	-.0960						
		.246		.0100					
		.250				.0280	.0690	.1280	.1750
		.362	-.0180						
		.400				.0290	.0950		.1750
		.402			.0240				
		.497	-.0190						
		.550				.0300	.0380		
		.565			.0010				
		.600							.1090
		.650						.0520	
		.700	-.0100				-.0470		
		.725				-.0180			
		.750						.0130	.0430
		.760			-.0440				
		.775				-.0340	-.0210		
		.808			-.0610				
		.834	-.0300						
		.850				-.0580	-.0540	-.0230	
		.857			.0480				
		.865	-.0600						
		.900	-.0800			-.0710			-.0110
		.905			-.0730				
		.950				-.0790	-.0690	-.0520	
		.953			-.0880				

AMES 87-707 IA9 O2A + S3 + T9 LOWER WING

(RBNL10)

SECTION (1) LOWER WING		DEPENDENT VARIABLE CP							
MACH (2) = 2.999	BETAT (7) = 6.570	Y/BW	.299	.364	.427	.534	.673	.780	.887
		X/CW							
			.965	-.0930					
MACH (2) = 2.999	BETAT (8) = 8.740	Y/BW	.299	.364	.427	.534	.673	.780	.887
		X/CW							
		.000	-.1100	-.1120	-.0160	.2960	.3890	.4940	.4890
		.050				.0430	.0640	.1060	.1380
		.081			.0300				
		.086		-.0740					
		.094	-.0860						
		.150				.0190	.0860	.0980	.1500
		.177			.0260				
		.229	-.1130						
		.246		-.0110					
		.250				.0120	.0450	.0890	.1340
		.362	-.0440						
		.400				.0330	.0680		.1360
		.402			.0010				
		.497	-.0270						
		.550				.0150	.0350		
		.565		-.0340					
		.600							.0750
		.650						.0240	
		.700	-.0310				-.0520		
		.725				-.0200			
		.750						-.0050	.0250
		.760			-.0730				
		.775				-.0440	-.0440		
		.808			-.0780				
		.834	-.0530						
		.850				-.0690	-.0780	-.0270	
		.857			.0740				
		.865	-.0780						
		.900	-.0910			-.0860			-.0220
		.905			-.0780				
		.950				-.0920	-.0780	-.0570	
		.953			-.0970				
		.965	-.0950						
MACH (3) = 3.502	BETAT (1) = -8.690	Y/BW	.299	.364	.427	.534	.673	.780	.887
		X/CW							
		.000	.0300	.0550	.3670	1.0890	1.1540	.9590	.9610
		.050				.2730	.2970	.2990	.3140
		.081			.1320				
		.086		.0430					
		.094	-.0150						

AMES 87-707 IA9 O2A + S3 + T9 LOWER WING

(RBNL10)

SECTION (1) LOWER WING		DEPENDENT VARIABLE CP							
MACH (3) = 3.502	BETAT (1) = -8.690	Y/BW	.299	.364	.427	.534	.673	.780	.887
		X/CW							
		.150				.2230	.2870	.2930	.2650
		.177			.2100				
		.229	.0120						
		.246		.0600					
		.250				.2210	.2470	.2910	.3030
		.362	.0070						
		.400				.2060	.3080		.3070
		.402			.1400				
		.497	.0700						
		.550				.1960	.2360		
		.565			.1030				
		.600							.2400
		.650						.2180	
		.700	.1500				.0570		
		.725				.1030			
		.750						.1670	.1610
		.760			.0590				
		.775				.0720	.1250		
		.808			.0720				
		.834	.0860						
		.850				.0340	.0650	.1170	
		.857			.0610				
		.865	.0570						
		.900	.0540			.0070			.0910
		.905			.0460				
		.950				-.0120	.0320	.0710	
		.953			.0210				
		.965	.0270						
MACH (3) = 3.502	BETAT (2) = -6.500	Y/BW	.299	.364	.427	.534	.673	.780	.887
		X/CW							
		.000	.0080	.0260	.3190	.9510	1.0320	.8490	.8960
		.050				.2250	.2440	.2740	.2800
		.081			.0740				
		.086		.0440					
		.094	-.0400						
		.150				.1840	.2620	.2560	.2400
		.177			.1390				
		.229	.0050						
		.246		.0280					
		.250				.1710	.2250	.2560	.2690
		.362	-.0050						
		.400				.1750	.2770		.2730
		.402			.1110				
		.497	.0510						

AMES 87-707 IA9 C2A + S3 + T9 LOWER WING

(RBNL10)

SECTION (1) LOWER WING

DEPENDENT VARIABLE CP

MACH (3) = 3.502 BETAT (2) = -6.500

Y/BW	.299	.364	.427	.534	.673	.780	.887
X/CW							
.550				.1740	.2070		
.565			.0950				
.600							.2100
.650						.1880	
.700	.1280				.0420		
.725				.0850			
.750						.1400	.1360
.760			.0300				
.775				.0570	.1010		
.808			.0180				
.834	.0590						
.850				.0240	.0430	.0920	
.857			.0350				
.865	.0270						
.900	.0210			-.0010			.0730
.905			.0190				
.950				-.0200	.0170	.0500	
.953			.0030				
.965	.0140						

MACH (3) = 3.502 BETAT (3) = -4.310

Y/BW	.299	.364	.427	.534	.673	.780	.887
X/CW							
.000	-.0090	-.0060	.2560	.8360	.9210	.9820	.8170
.050				.1920	.1980	.2420	.2640
.081			.0790				
.086		.0260					
.094	-.0310						
.150				.1540	.2080	.2130	.2370
.177			.1050				
.229	-.0100						
.246		.0410					
.250				.1500	.1960	.2200	.2440
.362	.0060						
.400				.1550	.2610		.2430
.402			.0930				
.497	.0220						
.550				.1470	.1920		
.565			.0650				
.600							.1920
.650						.1790	
.700	.0980				.0300		
.725				.0610			
.750						.1320	.1320
.760			.0060				
.775				.0310	.0850		

AMES 87-707 IA9 O2A + S3 + T9 LOWER WING

(RBNL10)

SECTION (1) LOWER WING		DEPENDENT VARIABLE CP							
MACH (3) = 3.502	BETAT (3) = -4.310	Y/BW	.299	.364	.427	.534	.673	.780	.887
		X/CW							
		.808			-.0100				
		.834	.0340						
		.850				.0010	.0340	.0870	
		.857			.0090				
		.865	.0080						
		.900	-.0020			-.0220			.0720
		.905			-.0210				
		.950				-.0380	.0090	.0410	
		.953			-.0280				
		.965	-.0100						
MACH (3) = 3.502	BETAT (4) = -2.130	Y/BW	.299	.364	.427	.534	.673	.780	.887
		X/CW							
		.000	-.0300	-.0260	.1950	.7820	.7820	.8700	.8110
		.050				.1870	.1930	.2240	.2260
		.081			.0810				
		.086		.0120					
		.094	-.0270						
		.150				.1430	.2190	.2290	.2150
		.177			.0850				
		.229	-.0290						
		.246		.0400					
		.250				.1270	.1810	.2430	.2330
		.362	-.0040						
		.400				.1330	.2220		.2480
		.402			.0610				
		.497	-.0230						
		.550				.1060	.1740		
		.565			.0420				
		.600							.1870
		.650						.1670	
		.700	.0610				.0160		
		.725				.0280			
		.750						.1180	.1190
		.760			-.0040				
		.775				.0030	.0590		
		.808			-.0210				
		.834	-.0030						
		.850				-.0230	.0110	.0680	
		.857			-.0120				
		.865	-.0290						
		.900	-.0280			-.0420			.0610
		.905			-.0450				
		.950				-.0540	-.0140	.0240	
		.953			-.0560				

AMES 87-707 IA9 Q2A + S3 + T9 LOWER WING

(RBNL10)

SECTION (1) LOWER WING

DEPENDENT VARIABLE CP

MACH (3) = 3.502	BETAT (6) = 4.480	Y/BW	.299	.364	.427	.534	.673	.780	.887
		X/CW							
		.150				.0570	.1030	.1160	.1580
		.177			-.0090				
		.229	-.0670						
		.246		-.0390					
		.250				.0490	.0710	.1130	.1490
		.362	-.0630						
		.400				.0280	.0640		.1490
		.402			.0030				
		.497	-.0450						
		.550				.0050	.0220		
		.565			-.0160				
		.600							.0990
		.650						.0460	
		.700	-.0330				-.0540		
		.725				-.0460			
		.750						.0120	.0500
		.760			-.0500				
		.775				-.0610	-.0340		
		.808			-.0610				
		.834	-.0590						
		.850				-.0740	-.0590	-.0190	
		.857			-.0050				
		.865	-.0720						
		.900	-.0760			-.0830			.0030
		.905			-.0740				
		.950				-.0880	-.0680	-.0420	
		.953			-.0850				
		.965	-.0860						
MACH (3) = 3.502	BETAT (7) = 6.690	Y/BW	.299	.364	.427	.534	.673	.780	.887
		X/CW							
		.000	-.0810	-.0850	-.0060	.3150	.4540	.4830	.5110
		.050				.0340	.0760	.1150	.1400
		.081			.0180				
		.086		-.0830					
		.094	-.0620						
		.150				.0140	-.1080	.0970	.1310
		.177			.0110				
		.229	-.0820						
		.246		-.0320					
		.250				.0020	.0380	.0890	.1280
		.362	-.0910						
		.400				.0000	.0450		.1230
		.402			-.0160				
		.497	-.0430						

AMES 87-707 IA9 O2A + S3 + T9 LOWER WING

(RBNL10)

SECTION (1) LOWER WING

DEPENDENT VARIABLE CP

MACH (3) = 3.502 BETAT (7) = 6.690

	Y/BW	.299	.364	.427	.534	.673	.780	.887
X/CW								
.550					-.0070	.0040		
.565				-.0230				
.600								.0740
.650							.0230	
.700	-.0510					-.0630		
.725				-.0310				
.750							-.0100	.0250
.760				-.0560				
.775				-.0480	-.0470			
.808				-.0680				
.834	-.0710							
.850					-.0650	-.0660	-.0350	
.857				.0190				
.865	-.0800							
.900	-.0810				-.0730			-.0170
.905				-.0790				
.950					-.0820	-.0740	-.0570	
.953				-.0900				
.965	-.0840							

MACH (3) = 3.502 BETAT (8) = 8.900

	Y/BW	.299	.364	.427	.534	.673	.780	.887
X/CW								
.000	-.0910	-.0950	-.0210	.2340	.2490	.4240	.4530	
.050				.0360	.0040	.0590	.1160	
.081				.0040				
.086		-.0920						
.094	-.0840							
.150					.0070	.0180	.0440	.0940
.177				-.0100				
.229	-.1010							
.246		-.0650						
.250					-.0100	.0040	.0390	.0900
.362	-.0980							
.400					-.0100	.0180		.0940
.402				-.0330				
.497	-.0600							
.550					-.0170	-.0040		
.565				-.0520				
.600								.0360
.650							-.0050	
.700	-.0460					-.0720		
.725					-.0530			
.750							-.0330	.0040
.760				-.0800				
.775					-.0650	-.0530		

AMES 87-707 IA9 Q2A + S3 + T9 LOWER WING

(RBNL10)

SECTION (1) LOWER WING

DEPENDENT VARIABLE CP

MACH (3) = 3.502	BETAT (8) = 8.900	Y/BW	.299	.364	.427	.534	.673	.780	.887
		X/CW							
		.808							
		.834	-.0740						
		.850				-.0790	-.0740	-.0560	
		.857				.0410			
		.865	-.0920						
		.900	-.1000			-.0910			-.0330
		.905				-.0820			
		.950				-.0970	-.0820	-.0720	
		.953				-.0930			
		.965	-.0870						

AMES 87-707 IA9 O2A + S3 + T9 LOWER WING

(RBNL11) (10 MAY 73)

REFERENCE DATA

SREF = 2.4210 SQ.FT. XMRP = 28.5300 INCHES
 LREF = 39.8490 INCHES YMRP = .0000 INCHES
 BREF = 39.8490 INCHES ZMRP = .0000 INCHES
 SCALE = .0300 SCALE

PARAMETRIC DATA

ALPHAT = -8.000 ORBINC = .500
 RUDDER = -15.000 ELEVON = .000
 RUDFLR = .000

SECTION (1) LOWER WING

DEPENDENT VARIABLE CP

MACH (1) = 2.498 BETAT (1) = -8.390

Y/BW	.299	.364	.427	.534	.673	.780	.887
X/CW							
.000	.0990	.0700	.4700	1.0200	.9890	.9870	.9580
.050				.1060	.0500	.0450	.0870
.081			.1830				
.086		.1270					
.094	.0390						
.150				.1190	.0970	.0620	.0620
.177			.1540				
.229	.1570						
.246		.2120					
.250				.0990	.0830	.0780	.0870
.362	.1490						
.400				.0990	.1150		.0970
.402			.1950				
.497	.1100						
.550				.1840	.0780		
.565			.1770				
.600							.0400
.650						.0280	
.700	.1770				-.0300		
.725				.0760			
.750						-.0060	-.0150
.760			.0750				
.775				.0500	.0000		
.808			.0440				
.834	.0710						
.850				.0090	-.0420	-.0330	
.857			.1530				
.865	.0450						
.900	.0170			-.0170			-.0590
.905			-.0100				
.950				-.0420	-.0430	-.0700	
.953			-.0400				
.965	-.0570						

MACH (1) = 2.498 BETAT (2) = -6.270

Y/BW	.299	.364	.427	.534	.673	.780	.887
X/CW							
.000	.0700	.0370	.4050	.9190	.9170	.9130	.8810
.050				.0410	.0210	.0110	.0520
.081			.1410				
.086		.1010					
.094	.0130						

AMES 87-707 IA9 O2A + S3 + T9 LOWER WING

(RBNL11)

SECTION (1) LOWER WING

DEPENDENT VARIABLE CP

MACH (1) = 2.498	BETAT (2) = -6.270	Y/BW	.299	.364	.427	.534	.673	.780	.887
		X/CW							
		.150				.0930	.0610	.0280	.0270
		.177			.1100				
		.229	.1290						
		.246		.1530					
		.250				.0730	.0510	.0420	.0490
		.362	.1190						
		.400				.0600	.0660		.0570
		.402			.1480				
		.497	.0750						
		.550				.1440	.0460		
		.565			.1440				
		.600							.0090
		.650						-.0010	
		.700	.1410				-.0430		
		.725				.0290			
		.750						-.0320	-.0410
		.760			.0380				
		.775				.0100	-.0210		
		.808			.0050				
		.834	.0280						
		.850				-.0190	-.0580	-.0590	
		.857			.1370				
		.865	.0050						
		.900	-.0160			-.0400			-.0800
		.905			-.0420				
		.950				-.0690	-.0780	-.0900	
		.953			-.0650				
		.965	-.0730						

MACH (1) = 2.498 BETAT (3) = -4.160

Y/BW	.299	.364	.427	.534	.673	.780	.887
X/CW							
.000	.0550	.0090	.3350	.8950	.7530	.8230	.8040
.050				.0190	.0030	-.0110	.0250
.081			.0950				
.086		.0840					
.094	.0000						
.150				.0410	.0430	.0030	.0010
.177			.0890				
.229	.1130						
.246		.1420					
.250				.0480	.0300	.0200	.0180
.362	.0960						
.400				.0480	.0450		.0270
.402			.0990				
.497	.0650						

AMES 87-707 IA9 O2A + S3 + T9 LOWER WING

(RBNL11)

SECTION (1) LOWER WING		DEPENDENT VARIABLE CP							
MACH (1) = 2.498	BETAT (3) = -4.160	Y/BW	.299	.364	.427	.534	.673	.780	.887
		X/CW							
		.550				.1230	.0300		
		.565			.1130				
		.600							-.0170
		.650						-.0150	
		.700	.1070				-.0410		
		.725				.0030			
		.750						-.0410	-.0580
		.760			.0110				
		.775				-.0090	-.0380		
		.808			-.0190				
		.834	-.0060						
		.850				-.0330	-.0880	-.0700	
		.857			.1070				
		.865	-.0270						
		.900	-.0400			-.0570			-.0920
		.905			-.0630				
		.950				-.0840	-.0950	-.1000	
		.953			-.0840				
		.965	-.0920						
MACH (1) = 2.498	BETAT (4) = .060	Y/BW	.299	.364	.427	.534	.673	.780	.887
		X/CW							
		.000	.0460	.0780	.2530	.7320	.6670	.6190	.6230
		.050				-.0060	-.0420	-.0590	-.0260
		.081			.0490				
		.086		.0510					
		.094	.0800						
		.150				.0110	-.0240	-.0420	-.0420
		.177			.0710				
		.229	.0580						
		.246		.0710					
		.250				.0160	-.0310	-.0300	-.0310
		.362	.0430						
		.400				.0070	-.0060		-.0310
		.402			.0840				
		.497	.0410						
		.550				.0420	-.0050		
		.565		.0450					
		.600							-.0630
		.650						-.0430	
		.700	.0320				-.0740		
		.725				-.0350			
		.750						-.0580	-.0870
		.760			-.0410				
		.775				-.0580	-.0760		

AMES 87-707 IA9 O2A + S3 + T9 LOWER WING

(RBNL11)

SECTION (1) LOWER WING		DEPENDENT VARIABLE CP								
MACH (1) = 2.498	BETAT (4) = .060	Y/BW	.299	.364	.427	.534	.673	.780	.887	
		X/CW								
		.808								-.0690
		.834	-.0530							
		.850					-.0890	-.1180	-.0950	
		.857					.0940			
		.865	-.0810							
		.900	-.0880				-.1090			-.0940
		.905					-.1070			
		.950					-.1270	-.1200	-.1270	
		.953					-.1280			
		.965	-.1230							
MACH (1) = 2.498	BETAT (5) = 4.330	Y/BW	.299	.364	.427	.534	.673	.780	.887	
		X/CW								
		.000	.0310	.0370	.1720	.5760	.5270	.5200	.4980	
		.050					-.0220	-.0750	-.0950	-.0750
		.081								.0630
		.086								.0220
		.094	.0520							
		.150					-.0090	-.0500	-.0820	-.0900
		.177								.0440
		.229	.0210							
		.246								.0690
		.250					-.0130	-.0460	-.0640	-.0810
		.362	.0240							
		.400						.0420	-.0240	-.0780
		.402								.0490
		.497	.0180							
		.550					-.0090	-.0130		
		.565					-.0170			
		.600								-.0960
		.650								-.0600
		.700	-.0230					-.1030		
		.725					-.0740			
		.750								-.0860
		.750								-.1050
		.760					-.0920			
		.775					-.0970	-.1150		
		.808					-.1140			
		.834	-.0860							
		.850					-.1210	-.1450	-.1190	
		.857					.1290			
		.865	-.1030							
		.900	-.1180				-.1370			-.1170
		.905					-.1230			
		.950					-.1340	-.1570	-.1500	
		.953					-.1400			

AMES 87-707 IA9 O2A + S3 + T9 LOWER WING

(RBNL11)

SECTION (1) LOWER WING		DEPENDENT VARIABLE CP								
MACH (1) = 2.498	BETAT (5) = 4.330	Y/BW	.299	.364	.427	.534	.673	.780	.887	
		X/CW	.965	-.1490						
MACH (1) = 2.498	BETAT (6) = 6.460	Y/BW	.299	.364	.427	.534	.673	.780	.887	
		X/CW	.000	.0090	.0130	.1400	.4890	.4550	.4440	.4190
			.050				-.0430	-.0960	-.1150	-.0990
			.081			.0380				
			.086		.0170					
			.094	.0240						
			.150				-.0210	-.0750	-.1000	-.1110
			.177			.0310				
			.229	.0020						
			.246		.0470					
			.250				-.0210	-.0640	-.0780	-.1000
			.362	.0060						
			.400				.0390	-.0260		-.0950
			.402			.0370				
			.497	.0170						
			.550				-.0240	-.0200		
			.565				-.0430			
			.600							-.1070
			.650						-.0560	
			.700	-.0510				-.1180		
			.725				-.0970			
			.750						-.0980	-.1160
			.760				-.1020			
			.775				-.1170	-.1240		
			.808				-.1230			
			.834	-.1140						
			.850				-.1290	-.1560	-.1300	
			.857			.1470				
			.865	-.1300						
			.900	-.1370			-.1350			-.1370
			.905				-.1400			
			.950				-.1420	-.1660	-.1600	
			.953				-.1530			
			.965	-.1530						
MACH (1) = 2.498	BETAT (7) = 8.600	Y/BW	.299	.364	.427	.534	.673	.780	.887	
		X/CW	.000	-.0120	-.0060	.1170	.4190	.3950	.3750	.3560
			.050				-.0510	-.1130	-.1300	-.1210
			.081			.0300				
			.086		.0110					
			.094	.0050						

AMES 87-707 IA9 O2A + S3 + T9 LOWER WING

(RBNL11)

SECTION (1) LOWER WING

DEPENDENT VARIABLE CP

MACH (1) = 2.498	BETAT (7) = 8.600	Y/BW	.299	.364	.427	.534	.673	.780	.887
		X/CW							
		.150				-.0340	-.0850	-.1110	-.1240
		.177			.0120				
		.229	-.0160						
		.246		.0270					
		.250				-.0330	-.0830	-.0930	-.1110
		.362	-.0110						
		.400				.0530	-.0190		-.1060
		.402			.0070				
		.497	.0220						
		.550				-.0460	-.0240		
		.565				-.0860			
		.600							-.1180
		.650						-.0630	
		.700	-.0600				-.1370		
		.725				-.1080			
		.750						-.1080	-.1230
		.760			-.1280				
		.775				-.1250	-.1450		
		.808			-.1470				
		.834	-.1190						
		.850				-.1470	-.1760	-.1460	
		.857				.1570			
		.865	-.1450						
		.900	-.1580			-.1570			-.1390
		.905			-.1440				
		.950				-.1500	-.1660	-.1690	
		.953			-.1540				
		.965	-.1610						
MACH (2) = 2.999	BETAT (1) = -8.560	Y/BW	.299	.364	.427	.534	.673	.780	.887
		X/CW							
		.000	.1390	.0640	.4120	1.1190	1.1230	1.1090	1.1140
		.050				.1310	.1120	.1140	.1010
		.081			.1590				
		.086		.0500					
		.094	.0500						
		.150				.1360	.1530	.1300	.1250
		.177			.2080				
		.229	.0600						
		.246		.1960					
		.250				.1540	.1190	.1300	.1270
		.362	.1660						
		.400				.1470	.1680		.1570
		.402			.1200				
		.497	.1360						

AMES 87-707 IA9 O2A + S3 + T9 LOWER WING

(RBNL11)

SECTION (1) LOWER WING

DEPENDENT VARIABLE CP

MACH (2) = 2.999 BETAT (1) = -8.560

	Y/BW	.299	.364	.427	.534	.673	.780	.887
X/CW								
.550					.1240	.1130		
.565				.2300				
.600								.0970
.650							.0670	
.700	.2230					.0080		
.725					.0880			
.750							.0260	.0260
.760			.1020					
.775					.0660	.0440		
.808				.0600				
.834	.1040							
.850					.0300	-.0100	-.0130	
.857				.1450				
.865	.0670							
.900	.0560				-.0020			-.0210
.905				.0120				
.950					-.0240	-.0390	-.0430	
.953				-.0110				
.965	-.0080							

MACH (2) = 2.999 BETAT (2) = -6.410

	Y/BW	.299	.364	.427	.534	.673	.780	.887
X/CW								
.000	.1170	.0600	.3650	1.0360	1.0210	.9920	.9920	.9920
.050				.0660	.0800	.0690	.0640	
.081			.1290					
.086		.0270						
.094	.0390							
.150				.1010	.1130	.0910	.0810	
.177			.1380					
.229	.0460							
.246		.1650						
.250				.1350	.0890	.0920	.0910	
.362	.1230							
.400				.1150	.1290		.1100	
.402			.0850					
.497	.1030							
.550				.0810	.0700			
.565		.1850						
.600								.0490
.650						.0360		
.700	.1870					-.0200		
.725				.0530				
.750							-.0040	.0040
.760			.0640					
.775				.0330	.0100			

AMES 87-707 IA9 O2A + S3 + T9 LOWER WING

(RBNL11)

SECTION (1) LOWER WING		DEPENDENT VARIABLE CP							
MACH (2) = 2.999	BETAT (2) = -6.410	Y/BW	.299	.364	.427	.534	.673	.780	.887
		X/CW							
		.808			.0330				
		.834	.0690						
		.850				-.0060	-.0330	-.0420	
		.857			.1230				
		.865	.0390						
		.900	.0260			-.0210			-.0400
		.905			-.0140				
		.950				-.0410	-.0630	-.0690	
		.953			-.0290				
		.965	-.0230						
MACH (2) = 2.999	BETAT (3) = -4.260	Y/BW	.299	.364	.427	.534	.673	.780	.887
		X/CW							
		.000	.0920	.0360	.3170	.9500	.7920	.8910	.8900
		.050				.0570	.0600	.0510	.0460
		.081			.0980				
		.086		.0030					
		.094	.0250						
		.150				.0600	.0850	.0600	.0590
		.177			.0980				
		.229	.0300						
		.246		.1340					
		.250				.0620	.0620	.0670	.0650
		.362	.0900						
		.400				.0750	.0960		.0820
		.402			.0580				
		.497	.0700						
		.550				.0680	.0480		
		.565			.1540				
		.600							.0280
		.650						.0180	
		.700	.1440					-.0340	
		.725				.0390			
		.750							-.0180
		.760			.0380				-.0180
		.775				.0100	.0020		
		.808			.0020				
		.834	.0300						
		.850				-.0280	-.0330	-.0490	
		.857			.1020				
		.865	.0020						
		.900	-.0100			-.0520			-.0570
		.905			-.0390				
		.950				-.0600	-.0630	-.0680	
		.953			-.0540				

AMES 87-707 IA9 O2A + S3 + T9 LOWER WING

(RBNL11)

SECTION (1) LOWER WING		DEPENDENT VARIABLE CP							
MACH (2) = 2.999	BETAT (3) = -4.260	Y/BW	.299	.364	.427	.534	.673	.780	.887
		X/CW	.965	-.0500					
MACH (2) = 2.999	BETAT (4) = .050	Y/BW	.299	.364	.427	.534	.673	.780	.887
		X/CW	.000	.0600	.0260	.2450	.7870	.7200	.6940
			.050			.0330	.0210	.0060	.0070
			.081		.0740				
			.086	.1000					
			.094	.0200					
			.150			.0390	.0330	.0130	.0190
			.177		.0680				
			.229	.0840					
			.246	.0820					
			.250			.0360	.0070	.0170	.0230
			.362	.0610					
			.400			.0280	.0320		.0330
			.402		.0250				
			.497	.0320					
			.550			.0820	.0030		
			.565		.0760				
			.600						-.0100
			.650					-.0130	
			.700	.0760			-.0260		
			.725			-.0050			
			.750					-.0390	-.0450
			.760		-.0090				
			.775			-.0310	-.0340		
			.808		-.0330				
			.834	-.0210					
			.850			-.0520	-.0660	-.0640	
			.857		.0930				
			.865	-.0490					
			.900	-.0550		-.0700			-.0750
			.905		-.0670				
			.950			-.0850	-.0870	-.0740	
			.953		-.0830				
			.965	-.0760					
MACH (2) = 2.999	BETAT (5) = 4.400	Y/BW	.299	.364	.427	.534	.673	.780	.887
		X/CW	.000	.0420	.0280	.1590	.5990	.5630	.5610
			.050			.0070	-.0170	-.0210	-.0260
			.081		.0490				
			.086	.0400					
			.094	.0250					

AMES 87-707 IA9 O2A + S3 + T9 LOWER WING

(RBNL11)

SECTION (1) LOWER WING		DEPENDENT VARIABLE CP							
MACH (2) = 2.999	BETAT (5) = 4.400	Y/BW	.299	.364	.427	.534	.673	.780	.887
		X/CW							
		.150				.0060	-.0010	-.0170	-.0210
		.177			.0340				
		.229	.0490						
		.246		.0480					
		.250				.0090	-.0090	-.0140	-.0190
		.362	.0230						
		.400				.0130	-.0030		-.0080
		.402			.0370				
		.497	.0040						
		.550				.0330	-.0110		
		.565			.0250				
		.600							-.0460
		.650						-.0440	
		.700	.0120				-.0420		
		.725				-.0410			
		.750						-.0550	-.0750
		.760			-.0500				
		.775				-.0620	-.0630		
		.808			-.0720				
		.834	-.0530						
		.850				-.0820	-.0920	-.0720	
		.857			.1110				
		.865	-.0670						
		.900	-.0760			-.0960			-.1020
		.905			-.0860				
		.950				-.1030	-.1080	-.0960	
		.953			-.0990				
		.965	-.1010						
MACH (2) = 2.999	BETAT (6) = 6.580	Y/BW	.299	.364	.427	.534	.673	.780	.887
		X/CW							
		.000	.0140	.0210	.1270	.5080	.4860	.4880	.4740
		.050				.0010	-.0260	-.0330	-.0400
		.081			.0450				
		.086		.0230					
		.094	.0380						
		.150				.0010	-.0100	-.0320	-.0340
		.177			.0240				
		.229	.0280						
		.246		.0470					
		.250				.0060	-.0210	-.0300	-.0320
		.362	-.0030						
		.400				.0020	-.0140		-.0300
		.402			.0270				
		.497	-.0060						

AMES 87-707 IA9 O2A + S3 + T9 LOWER WING

(RBNL11)

SECTION (1) LOWER WING		DEPENDENT VARIABLE CP							
MACH (2) = 2.999	BETAT (6) = 6.580	Y/BW	.299	.364	.427	.534	.673	.780	.887
		X/CW							
		.550				.0230	-.0100		
		.565			.0010				
		.600							-.0620
		.650						-.0500	
		.700	-.0090				-.0430		
		.725				-.0530			
		.750						-.0570	-.0820
		.760			-.0660				
		.775				-.0700	-.0720		
		.808			-.0870				
		.834	-.0610						
		.850				-.0900	-.1000	-.0800	
		.857			.0320				
		.865	-.0800						
		.900	-.0910			-.1020			-.1030
		.905			-.0970				
		.950				-.1030	-.1150	-.1030	
		.953			-.1080				
		.965	-.1150						
MACH (2) = 2.999	BETAT (7) = 8.750	Y/BW	.299	.364	.427	.534	.673	.780	.887
		X/CW							
		.000	-.0080	.0060	.1080	.4230	.4100	.4080	.4020
		.050				-.0140	-.0460	-.0570	-.0630
		.081			.0330				
		.086		.0050					
		.094	.0240						
		.150				.0020	-.0300	-.0570	-.0590
		.177			.0280				
		.229	-.0150						
		.246		.0380					
		.250				-.0040	-.0310	-.0520	-.0590
		.362	-.0510						
		.400				-.0040	-.0200		-.0600
		.402			.0350				
		.497	-.0340						
		.550				.0060	-.0190		
		.565		-.0360					
		.600							-.0840
		.650						-.0590	
		.700	-.0240				-.0720		
		.725				-.0600			
		.750						-.0720	-.0890
		.760		-.0880					
		.775				-.0820	-.0940		

AMES 87-707 IA9 O2A + S3 + T9 LOWER WING

(RBNL11)

SECTION (1) LOWER WING		DEPENDENT VARIABLE CP							
MACH (2) = 2.999	BETAT (7) = 8.750	Y/BW	.299	.364	.427	.534	.673	.780	.887
		X/CW							
		.808			-.1010				
		.834	-.0580						
		.850			-.0990	-.1170	-.0960		
		.857			.1500				
		.865	-.0880						
		.900	-.1070		-.1140				-.1020
		.905			-.0960				
		.950			-.1100	-.1260	-.1180		
		.953			-.1140				
		.965	-.1230						
MACH (3) = 3.502	BETAT (1) = -8.710	Y/BW	.299	.364	.427	.534	.673	.780	.887
		X/CW							
		.000	.1800	.1190	.3800	1.1720	1.1900	1.2400	1.1840
		.050				.1570	.1440	.1350	.1470
		.081			.0770				
		.086		.0520					
		.094	.0510						
		.150				.0950	.1470	.1340	.1500
		.177			.1690				
		.229	.0840						
		.246		.1190					
		.250				.1280	.1200	.1370	.1430
		.362	.0910						
		.400				.1600	.1690		.1440
		.402			.1530				
		.497	.1230						
		.550				.1470	.1180		
		.565			.2480				
		.600							.0940
		.650						.0840	
		.700	.2670				.0150		
		.725				.1090			
		.750						.0390	.0640
		.760			.1370				
		.775				.0760	.0320		
		.808			.0940				
		.834	.1290						
		.850				.0370	.0050	.0080	
		.857			.1230				
		.865	.0870						
		.900	.0740			.0130			.0140
		.905			.0210				
		.950				.0000	-.0090	-.0230	
		.953			-.0010				

AMES 87-707 IA9 O2A + S3 + T9 LOWER WING

(RBNL11)

SECTION (1) LOWER WING		DEPENDENT VARIABLE CP								
MACH (3) = 3.502	BETAT (1) = -8.710	Y/BW	.299	.364	.427	.534	.673	.780	.887	
		X/CW	.965	.0340						
MACH (3) = 3.502	BETAT (2) = -6.520	Y/BW	.299	.364	.427	.534	.673	.780	.887	
		X/CW	.000	.1470	.0920	.3130	1.0930	1.0970	1.0950	1.0850
			.050			.1010	.1120	.1020	.1030	
			.081		.0470					
			.086	.0380						
			.094	.0550						
			.150			.0710	.1060	.0920	.0960	
			.177		.1540					
			.229	.0570						
			.246	.0860						
			.250			.1140	.1020	.0840	.0910	
			.362	.0670						
			.400			.1340	.1350		.0920	
			.402		.1140					
			.497	.0860						
			.550			.1160	.0850			
			.565		.1820					
			.600						.0500	
			.650					.0460		
			.700	.2150			-.0150			
			.725			.0880				
			.750					.0070	.0310	
			.760		.1020					
			.775			.0560	.0010			
			.808		.0590					
			.834	.0880						
			.850			.0180	-.0110	-.0210		
			.857		.1050					
			.865	.0540						
			.900	.0450		-.0060			-.0100	
			.905		.0040					
			.950			-.0250	-.0360	-.0470		
			.953		-.0160					
			.965	.0080						
MACH (3) = 3.502	BETAT (3) = -4.330	Y/BW	.299	.364	.427	.534	.673	.780	.887	
		X/CW	.000	.1120	.0720	.2560	1.0020	.8920	1.0170	.9600
			.050			.0840	.0890	.0780	.0850	
			.081		.0280					
			.086	.0250						
			.094	.0440						

AMES 87-707 IA9 Q2A + S3 + T9 LOWER WING

(RBNL11)

SECTION (1) LOWER WING		DEPENDENT VARIABLE CP							
MACH (3) = 3.502	BETAT (3) = -4.330	Y/BW	.299	.364	.427	.534	.673	.780	.887
		X/CW							
		.150				.0480	.0920	.0720	.0760
		.177			.1220				
		.229	.0390						
		.246		.0690					
		.250				.0790	.0770	.0710	.0730
		.362	.0470						
		.400				.0980	.0960		.0730
		.402			.0640				
		.497	.0610						
		.550				.0900	.0760		
		.565			.1460				
		.600							.0410
		.650						.0350	
		.700	.1600				-.0130		
		.725				.0800			
		.750						.0060	.0080
		.760			.0720				
		.775				.0460	-.0030		
		.808			.0350				
		.834	.0560						
		.850				.0070	-.0240	-.0180	
		.857			.0940				
		.865	.0230						
		.900	.0120			-.0160			-.0280
		.905			-.0140				
		.950				-.0360	-.0320	-.0430	
		.953			-.0270				
		.965	-.0190						
MACH (3) = 3.502	BETAT (4) = .050	Y/BW	.299	.364	.427	.534	.673	.780	.887
		X/CW							
		.000	.0650	.0480	.2080	.8260	.7760	.7590	.6740
		.050				.0740	.0420	.0380	.0270
		.081			.1100				
		.086		.0240					
		.094	.0440						
		.150				.0530	.0510	.0260	.0290
		.177			.0830				
		.229	.0440						
		.246		.1050					
		.250				.0490	.0440	.0280	.0330
		.362	.0740						
		.400				.0470	.0620		.0370
		.402			.0340				
		.497	.0480						

AMES 87-707 IA9 O2A + S3 + T9 LOWER WING

(RBNL11)

SECTION (1) LOWER WING

DEPENDENT VARIABLE CP

MACH (3) = 3.502 BETAT (4) = .050

Y/BW	.299	.364	.427	.534	.673	.780	.887
X/CW							
.550				.0360	.0150		
.565			.0950				
.600							.0050
.650						-.0420	
.700	.0940				-.0390		
.725				.0190			
.750						-.0240	-.0210
.760			.0150				
.775				-.0030	-.0190		
.808			-.0150				
.834	.0040						
.850				-.0300	-.0460	-.0450	
.857			.0880				
.865	-.0260						
.900	-.0390			-.0480			-.0530
.905			-.0390				
.950				-.0590	-.0630	-.0640	
.953			-.0580				
.965	-.0470						

MACH (3) = 3.502 BETAT (5) = 4.470

Y/BW	.299	.364	.427	.534	.673	.780	.887
X/CW							
.000	.0420	.0210	.1400	.6010	.5860	.5640	.5420
.050				.5420	.0250	.0020	-.0110
.081			.0620				
.086		.0530					
.094	.0290						
.150				.0300	.0270	-.0050	-.0060
.177			.0540				
.229	.0550						
.246		.0510					
.250				.0220	.0110	-.0090	-.0070
.362	.0350						
.400				.0160	.0170		-.0120
.402			.0080				
.497	.0150						
.550				.0560	-.0110		
.565		.0450					
.600							-.0410
.650						-.0380	
.700	.0340				-.0440		
.725				-.0080			
.750						-.0590	-.0400
.760		-.0210					
.775				-.0300	-.0560		

AMES 87-707 IA9 O2A + S3 + T9 LOWER WING

(RBNL11)

SECTION (1) LOWER WING		DEPENDENT VARIABLE CP							
MACH (3) = 3.502 BETAT (5) = 4.470		Y/BW	.299	.364	.427	.534	.673	.780	.887
		X/CW							
		.808			-.0410				
		.834	-.0260						
		.850			-.0490	-.0830	-.0710		
		.857			.1090				
		.865	-.0430						
		.900	-.0510		-.0630				-.0660
		.905			-.0560				
		.950			-.0710	-.0970	-.0880		
		.953			-.0670				
		.965	-.0680						
MACH (3) = 3.502 BETAT (6) = 6.690		Y/BW	.299	.364	.427	.534	.673	.780	.887
		X/CW							
		.000	.0120	.0080	.0900	.4800	.4870	.4900	.4700
		.050				.0330	.0060	-.0040	-.0080
		.081			.0500				
		.086		.0280					
		.094	.0240						
		.150				.0210	.0060	-.0080	-.0090
		.177			.0510				
		.229	.0350						
		.246		.0310					
		.250				.0080	-.0010	-.0070	-.0090
		.362	.0050						
		.400				.0100	.0080		-.0070
		.402			.0030				
		.497	-.0190						
		.550				.0440	-.0130		
		.565			.0260				
		.600							-.0350
		.650						-.0330	
		.700	-.0140				-.0350		
		.725				-.0220			
		.750						-.0490	-.0520
		.760			-.0370				
		.775				-.0440	-.0470		
		.808			-.0610				
		.834	-.0440						
		.850				-.0630	-.0700	-.0590	
		.857			.1120				
		.865	-.0630						
		.900	-.0770			-.0750			-.0760
		.905			-.0700				
		.950				-.0840	-.0840	-.0760	
		.953			-.0840				

AMES 87-707 IA9 O2A + S3 + T9 LOWER WING

(RBNL11)

SECTION (1) LOWER WING		DEPENDENT VARIABLE CP								
MACH (3) = 3.502	BETAT (6) = 6.690	Y/BW	.299	.364	.427	.534	.673	.780	.887	
		X/CW	.965	-.0910						
MACH (3) = 3.502	BETAT (7) = 8.900	Y/BW	.299	.364	.427	.534	.673	.780	.887	
		X/CW	.000	-.0050	-.0050	.0940	.3970	.4060	.4120	.4000
			.050			.0200	-.0120	-.0280	-.0330	
			.081		.0350					
			.086	.0310						
			.094	-.0260						
			.150			.0100	-.0030	-.0300	-.0300	
			.177		.0400					
			.229	-.0180						
			.246	.0060						
			.250			.0020	-.0090	-.0230	-.0310	
			.362	-.0490						
			.400			.0010	-.0070		-.0320	
			.402		.0080					
			.497	-.0390						
			.550			.0300	-.0280			
			.565		-.0210					
			.600						-.0550	
			.650					-.0490		
			.700	-.0140			-.0450			
			.725			-.0340				
			.750					-.0580	-.0560	
			.760		-.0580					
			.775			-.0540	-.0610			
			.808		-.0720					
			.834	-.0370						
			.850			-.0710	-.0860	-.0720		
			.857		.1360					
			.865	-.0550						
			.900	-.0740		-.0800			-.0800	
			.905		-.0680					
			.950			-.0850	-.0960	-.0880		
			.953		-.0850					
			.965	-.0910						

AMES 87-707 IA9 O2A + S3 + T9 LOWER WING

(RBNL12) (10 MAY 73)

REFERENCE DATA

SREF = 2.4210 SQ.FT. XMRP = 28.5300 INCHES
 LREF = 39.8490 INCHES YMRP = .0000 INCHES
 BREF = 39.8490 INCHES ZMRP = .0000 INCHES
 SCALE = .0300 SCALE

PARAMETRIC DATA

ALPHAT = -4.000 ORBINC = .500
 RUDDER = -15.000 ELEVON = .000
 RUDDLFLR = .000

SECTION (1) LOWER WING

DEPENDENT VARIABLE CP

MACH (1) = 2.498	BETAT (1) = -8.420	Y/BW	.299	.364	.427	.534	.673	.780	.887
		X/CW							
		.000	.0800	.0710	.4610	1.0710	.9800	.9890	.9570
		.050				.1510	.1050	.0970	.1440
		.081			.2150				
		.086		.0750					
		.094	.0200						
		.150				.1600	.1530	.1180	.1280
		.177			.1820				
		.229	.0610						
		.246		.2260					
		.250				.1330	.1320	.1400	.1500
		.362	.1620						
		.400				.1130	.1590		.1580
		.402			.1560				
		.497	.1080						
		.550				.2020	.1050		
		.565		.1910					
		.600							.0930
		.650						.0660	
		.700	.1890				-.0240		
		.725				.0900			
		.750						.0230	.0240
		.760		.0890					
		.775			.0590	.0080			
		.808		.0520					
		.834	.0850						
		.850			.0090	-.0540	-.0100		
		.857		.1380					
		.865	.0580						
		.900	.0190			-.0190			-.0330
		.905			-.0220				
		.950				-.0390	-.0500	-.0570	
		.953		-.0330					
		.965	-.0580						

MACH (1) = 2.498 BETAT (2) = -6.300

Y/BW	.299	.364	.427	.534	.673	.780	.887
X/CW							
.000	.0620	.0390	.4020	.9840	.8930	.9100	.8870
.050				.1040	.0700	.0630	.1110
.081			.1760				
.086		.0440					
.094	-.0020						

AMES 87-707 IA9 O2A + S3 + T9 LOWER WING

(RBNL12)

SECTION (1) LOWER WING

DEPENDENT VARIABLE CP

MACH (1) = 2.498 BETAT (2) = -6.300

Y/BW	.299	.364	.427	.534	.673	.780	.887
X/CW							
.150				.1250	.1140	.0860	.0900
.177			.1340				
.229	.0330						
.246		.1690					
.250				.1010	.1010	.1020	.1080
.362	.1400						
.400				.0880	.1210		.1140
.402			.0890				
.497	.0680						
.550				.1360	.0760		
.565			.1610				
.600							.0570
.650						.0380	
.700	.1490				-.0380		
.725				.0420			
.750						-.0010	.0010
.760			.0540				
.775				.0280	-.0130		
.808			.0200				
.834	.0370						
.850				-.0140	-.0730	-.0300	
.857			.1080				
.865	.0170						
.900	-.0050			-.0390			-.0510
.905			-.0450				
.950				-.0560	-.0760	-.0710	
.953			-.0580				
.965	-.0710						

MACH (1) = 2.498 BETAT (3) = -4.180

Y/BW	.299	.364	.427	.534	.673	.780	.887
X/CW							
.000	.0450	.0100	.3440	.8030	.8320	.8310	.8160
.050				.0870	.0410	.0370	.0810
.081			.1360				
.086		.0640					
.094	-.0080						
.150				.0980	.0870	.0580	.0610
.177			.0960				
.229	.0710						
.246		.1430					
.250				.0800	.0740	.0770	.0810
.362	.0830						
.400				.0610	.0820		.0810
.402			.0490				
.497	.0380						

AMES 87-707 IA9 O2A + S3 + T9 LOWER WING

(RBNL12)

SECTION (1) LOWER WING

DEPENDENT VARIABLE CP

MACH (1) = 2.498 BETAT (3) = -4.180

	Y/BW	.299	.364	.427	.534	.673	.780	.887
X/CW								
.550					.1150	.0530		
.565				.1230				.0300
.600								
.650							.0200	
.700	.1150					-.0560		
.725					.0120			
.750							-.0130	-.0190
.760				.0180				
.775					.0030	-.0340		
.808				-.0090				
.834	.0080							
.850					-.0360	-.0900	-.0460	
.857				.0930				
.865	-.0140							
.900	-.0280				-.0630			-.0680
.905				-.0630				
.950					-.0770	-.0960	-.0850	
.953				-.0820				
.965	-.0870							

MACH (1) = 2.498 BETAT (4) = .060

	Y/BW	.299	.364	.427	.534	.673	.780	.887
X/CW								
.000	.0280	.0030	.2250	.7250	.5760	.6290	.6820	
.050				.0250	-.0120	-.0040	.0250	
.081			.0770					
.086		.0400						
.094	.0020							
.150				.0400	.0390	.0070	.0020	
.177			.0510					
.229	.0430							
.246		.0690						
.250				.0150	.0230	.0190	.0160	
.362	.0220							
.400				.0050	.0250		.0180	
.402			.0690					
.497	.0190							
.550				.0690	.0060			
.565			.0440					
.600							-.0220	
.650							-.0270	
.700	.0310					-.0780		
.725				-.0390				
.750							-.0490	-.0610
.760			-.0430					
.775				-.0680	-.0640			

AMES 87-707 IA9 O2A + S3 + T9 LOWER WING

(RBNL12)

SECTION (1) LOWER WING

DEPENDENT VARIABLE CP

MACH (1) = 2.498	BETAT (4) = .060	Y/BW	.299	.364	.427	.534	.673	.780	.887
		X/CW							
		.808			-.0710				
		.834	-.0510						
		.850			-.0860	-.1040	-.0810		
		.857			.0720				
		.865	-.0750						
		.900	-.0840		-.1070				-.1000
		.905			-.1010				
		.950			-.1190	-.1270	-.1160		
		.953			-.1150				
		.965	-.1210						
MACH (1) = 2.498	BETAT (5) = 4.310	Y/BW	.299	.364	.427	.534	.673	.780	.887
		X/CW							
		.000	-.0100	-.0170	.1290	.5330	.4960	.5090	.4500
		.050				-.0030	-.0620	-.0740	-.0400
		.081			.0330				
		.086		-.0060					
		.094	-.0220						
		.150				-.0150	-.0330	-.0680	-.0530
		.177			.0150				
		.229	-.0050						
		.246		.0220					
		.250				-.0280	-.0430	-.0540	-.0470
		.362	-.0100						
		.400				-.0070	-.0290		-.0450
		.402			.0380				
		.497	.0010						
		.550				-.0110	-.0380		
		.565			-.0290				
		.600							-.0710
		.650						-.0610	
		.700	-.0380				-.0930		
		.725				-.0900			
		.750						-.0840	-.0950
		.760			-.0980				
		.775				-.1080	-.1140		
		.808			-.1180				
		.834	-.0910						
		.850				-.1270	-.1490	-.1130	
		.857			.0890				
		.865	-.1140						
		.900	-.1250			-.1400			-.1180
		.905			-.1270				
		.950				-.1450	-.1630	-.1400	
		.953			-.1430				

AMES 87-707 IA9 O2A + S3 + T9 LOWER WING

(RBNL12)

SECTION (1) LOWER WING		DEPENDENT VARIABLE CP							
MACH (1) = 2.498	BETAT (5) = 4.310	Y/BW	.299	.364	.427	.534	.673	.780	.887
		X/CW	.965	-.1540					
MACH (1) = 2.498	BETAT (6) = 6.430	Y/BW	.299	.364	.427	.534	.673	.780	.887
		X/CW	.000	-.0380	-.0280	.0900	.4220	.4150	.4310
			.050			-.0280	-.0840	-.0930	-.0710
			.081			.0080			
			.086		-.0120				
			.094	-.0320					
			.150			-.0340	-.0590	-.0860	-.0880
			.177			-.0040			
			.229	-.0270					
			.246		.0000				
			.250			-.0440	-.0640	-.0690	-.0820
			.362	-.0250					
			.400			.0180	-.0410		-.0820
			.402			.0240			
			.497	-.0050					
			.550			-.0280	-.0490		
			.565			-.0590			
			.600						-.1010
			.650					-.0780	
			.700	-.0580			-.1100		
			.725			-.1110			
			.750					-.0990	-.1110
			.760			-.1160			
			.775			-.1230	-.1280		
			.808			-.1370			
			.834	-.1210					
			.850			-.1370	-.1630	-.1250	
			.857			.1090			
			.865	-.1400					
			.900	-.1420		-.1510			-.1250
			.905			-.1460			
			.950			-.1570	-.1730	-.1510	
			.953			-.1570			
			.965	-.1570					
MACH (1) = 2.498	BETAT (7) = 8.560	Y/BW	.299	.364	.427	.534	.673	.780	.887
		X/CW	.000	-.0560	-.0460	.0740	.3500	.3400	.3570
			.050			-.0380	-.0990	-.1160	-.0960
			.081			-.0010			
			.086		-.0140				
			.094	-.0180					

AMES 87-707 IA9 O2A + S3 + T9 LOWER WING

(RBNL12)

SECTION (1) LOWER WING

DEPENDENT VARIABLE CP

MACH (1) = 2.498 BETAT (7) = 8.560

Y/BW	.299	.364	.427	.534	.673	.780	.887
X/CW							
.150				-.0450	-.0760	-.1050	-.1080
.177			-.0130				
.229	-.0570						
.246		-.0200					
.250				-.0520	-.0710	-.0800	-.0950
.362	-.0400						
.400				.0160	-.0470		-.0930
.402			-.0350				
.497	-.0170						
.550				-.0610	-.0280		
.565		-.0850					
.600							-.1100
.650						-.0650	
.700	-.0600				-.1420		
.725				-.1090			
.750						-.1050	-.1090
.760			-.1360				
.775				-.1380	-.1490		
.808			-.1510				
.834	-.1190						
.850				-.1600	-.1780	-.1390	
.857			.1300				
.865	-.1480						
.900	-.1620			-.1710			-.1260
.905			-.1490				
.950				-.1600	-.1730	-.1650	
.953			-.1620				
.965	-.1630						

MACH (2) = 2.999 BETAT (1) = -8.580

Y/BW	.299	.364	.427	.534	.673	.780	.887
X/CW							
.000	.1170	.0750	.3560	1.1110	1.0540	1.0630	1.0830
.050				.1160	.1250	.1240	.1260
.081			.1060				
.086		.0440					
.094	.0340						
.150				.1380	.1840	.1560	.1410
.177			.1520				
.229	.0390						
.246		.0890					
.250				.1540	.1440	.1590	.1600
.362	.0600						
.400				.1750	.1640		.1870
.402			.1310				
.497	.1470						

AMES 87-707 IA9 Q2A + S3 + T9 LOWER WING

(RBNL12)

SECTION (1) LOWER WING

DEPENDENT VARIABLE CP

MACH (2) = 2.999	BETAT (1) = -8.580	Y/BW	.299	.364	.427	.534	.673	.780	.887
		X/CW							
		.550				.1320	.1340		
		.565			.2390				
		.600							.1080
		.650						.0790	
		.700	.2340				.0170		
		.725				.0870			
		.750						.0420	.0430
		.760			.1140				
		.775				.0710	.0620		
		.808			.0670				
		.834	.1090						
		.850				.0330	-.0030	.0010	
		.857			.1020				
		.865	.0720						
		.900	.0610			.0100			-.0060
		.905			.0020				
		.950				-.0120	-.0360	-.0320	
		.953			-.0100				
		.965	.0000						

MACH (2) = 2.999	BETAT (2) = -6.430	Y/BW	.299	.364	.427	.534	.673	.780	.887
		X/CW							
		.000	.0880	.0470	.2800	1.0010	.9490	.9650	.9730
		.050				.0820	.0790	.0940	.0970
		.081			.0730				
		.086		.0160					
		.094	.0120						
		.150				.0910	.1260	.1050	.1070
		.177			.1190				
		.229	.0150						
		.246		.0600					
		.250				.1220	.1070	.1260	.1070
		.362	.0340						
		.400				.1200	.1250		.1480
		.402			.0850				
		.497	.0840						
		.550				.0930	.1020		
		.565			.1860				
		.600							.0840
		.650						.0540	
		.700	.1910				-.0050		
		.725				.0530			
		.750						.0220	.0200
		.760			.0660				
		.775				.0320	.0360		

AMES 87-707 IA9 O2A + S3 + T9 LOWER WING

(RBNL12)

SECTION (1) LOWER WING

DEPENDENT VARIABLE CP

MACH (2) = 2.999 BETAT (2) = -6.430		Y/BW	.299	.364	.427	.534	.673	.780	.887
		X/CW							
		.808			.0350				
		.834	.0640						
		.850				-.0020	-.0140	-.0130	
		.857			.0790				
		.865	.0340						
		.900	.0230			-.0240			-.0260
		.905			-.0250				
		.950				-.0390	-.0470	-.0450	
		.953			-.0400				
		.965	-.0210						
MACH (2) = 2.999 BETAT (3) = -4.270		Y/BW	.299	.364	.427	.534	.673	.780	.887
		X/CW							
		.000	.0680	.0280	.2200	.8360	.8500	.8630	.8750
		.050				.0440	.0480	.0610	.0680
		.081			.0670				
		.086		-.0050					
		.094	.0070						
		.150				.0730	.0890	.0760	.0730
		.177			.0940				
		.229	.0020						
		.246		.0940					
		.250				.0970	.0760	.0860	.0750
		.362	.0170						
		.400				.0830	.1120		.1080
		.402			.0610				
		.497	.0500						
		.550				.0660	.0700		
		.565			.1600				
		.600							.0520
		.650						.0370	
		.700	.1400				-.0270		
		.725				.0320			
		.750						.0030	-.0040
		.760			.0370				
		.775				.0080	.0140		
		.808			-.0020				
		.834	.0260						
		.850				-.0250	-.0310	-.0320	
		.857			.0590				
		.865	.0020						
		.900	-.0080			-.0530			-.0430
		.905			-.0440				
		.950				-.0650	-.0620	-.0610	
		.953			-.0610				

AMES 87-757 IA9 O2A + S3 + T9 LOWER WING

(RBNL12)

SECTION (1) LOWER WING		DEPENDENT VARIABLE CP							
MACH (2) = 2.999	BETAT (3) = -4.275	Y/BW	.299	.364	.427	.534	.673	.780	.887
		X/CW							
		.965	-.0470						
MACH (2) = 2.999	BETAT (4) = .050	Y/BW	.299	.364	.427	.534	.673	.780	.887
		X/CW							
		.000	.0360	.0150	.2100	.7160	.6380	.6420	.6890
		.050				.0400	.0120	.0430	.0250
		.081			.0640				
		.086		.0070					
		.094	.0070						
		.150				.0330	.0420	.0490	.0380
		.177			.0480				
		.229	.0080						
		.246		.0610					
		.250				.0410	.0370	.0450	.0380
		.362	.0350						
		.400				.0230	.0540		.0610
		.402			.0050				
		.497	.0140						
		.500				.0640	.0250		
		.565			.0520				
		.600							.0110
		.650						.0020	
		.700	.0590				-.0180		
		.725					-.0180		
		.750						-.0330	-.0320
		.760			-.0190				
		.775				-.0400	-.0300		
		.808			-.0420				
		.834	-.0270						
		.850				-.0620	-.0700	-.0600	
		.857			.0500				
		.865	-.0520						
		.900	-.0560			-.0740			-.0640
		.906			-.0720				
		.950				-.0860	-.0920	-.0700	
		.953			-.0870				
		.965	-.0800						
MACH (2) = 2.999	BETAT (5) = 4.380	Y/BW	.299	.364	.427	.534	.673	.780	.887
		X/CW							
		.000	.0010	-.0110	.1070	.5160	.5110	.5230	.4660
		.050				.0150	-.0090	-.0130	-.0140
		.081			.0290				
		.086		.0190					
		.094	.0040						

AMES 87-707 IA9 O2A + S3 + T9 LOWER WING

(RBNL12)

SECTION (1) LOWER WING

DEPENDENT VARIABLE CP

MACH (2) = 2.999 BETAT (5) = 4.385

Y/BW	.299	.364	.427	.534	.673	.780	.887
X/CW							
.150				.0080	.0040	-.0070	.0000
.177			.0250				
.229	-.0120						
.246		.0180					
.250				.0090	-.0030	-.0030	.0010
.362	-.0070						
.400				-.0010	-.0010		.0050
.402			-.0050				
.497	-.0150						
.550				.0170	-.0210		
.565			.0070				
.600							-.0350
.650						-.0440	
.700	-.0030				-.0580		
.725				-.0510			
.750						-.0610	-.0640
.760			-.0610				
.775				-.0740	-.0710		
.808			-.0800				
.834	-.0600						
.850				-.0960	-.1000	-.0730	
.857			.0740				
.865	-.0760						
.900	-.0860			-.1030			-.0920
.905			-.0940				
.950				-.1110	-.1140	-.0970	
.953			-.1070				
.965	-.1090						

MACH (2) = 2.999 BETAT (6) = 6.550

Y/BW	.299	.364	.427	.534	.673	.780	.887
X/CW							
.000	-.0200	-.0240	.0670	.4130	.4380	.4410	.4470
.050				.0130	-.0290	-.0280	-.0320
.081			.0370				
.086		-.0050					
.094	-.0140						
.150				.0010	-.0050	-.0300	-.0270
.177			.0230				
.229	-.0350						
.246		.0090					
.250				-.0110	-.0180	-.0250	-.0270
.362	-.0220						
.400				-.0240	-.0190		-.0230
.402			-.0190				
.497	-.0260						

AMES 87-707 IA9 O2A + S3 + T9 LOWER WING

(RBNL12)

SECTION (1) LOWER WING

DEPENDENT VARIABLE CP

MACH (2) = 2.999 BETAT (6) = 6.550

Y/BW	.299	.364	.427	.534	.673	.780	.887
X/CW							
.550				.0020	-.0340		
.565			-.0090				
.600							-.0560
.650						-.0590	
.700	-.0260				-.0730		
.725				-.0590			
.750						-.0710	-.0780
.760			-.0720				
.775				-.0820	-.0830		
.808			-.0930				
.834	-.0680						
.850				-.1000	-.1030	-.0890	
.857			.0940				
.865	-.0890						
.900	-.1060			-.1090			-.1040
.905			-.0990				
.950				-.1130	-.1180	-.1070	
.953			-.1130				
.965	-.1220						

MACH (2) = 2.999 BETAT (7) = 8.710

Y/BW	.299	.364	.427	.534	.673	.780	.887
X/CW							
.000	-.0410	-.0440	.0600	.3160	.3360	.3620	.3680
.050				-.0070	-.0530	-.0600	-.0590
.081			.0250				
.086		-.0180					
.094	-.0390						
.150				-.0140	-.0300	-.0570	-.0560
.177			.0060				
.229	-.0620						
.246		.0120					
.250				-.0250	-.0390	-.0500	-.0570
.362	-.0650						
.400				-.0370	-.0380		-.0570
.402			-.0280				
.497	-.0470						
.550				-.0020	-.0490		
.565			-.0500				
.600							-.0670
.650						-.0750	
.700	-.0440					-.0740	
.725				-.0680			
.750						-.0850	-.0940
.760			-.0990				
.775				-.0900	-.0940		

AMES 87-707 IA9 O2A + S3 + T9 LOWER WING

(RBNL12)

SECTION (1) LOWER WING		DEPENDENT VARIABLE CP								
MACH (2) = 2.999	BETAT (7) = 8.710	Y/BW	.299	.364	.427	.534	.673	.780	.887	
		X/CW								
		.808				-.1150				
		.834	-.0690							
		.850				-.1060	-.1180	-.1030		
		.857			.1070					
		.865	-.0920							
		.900	-.1090			-.1190				-.1140
		.905				-.1080				
		.950				-.1220	-.1280	-.1190		
		.953				-.1220				
		.965	-.1190							
MACH (3) = 3.502	BETAT (1) = -8.740	Y/BW	.299	.364	.427	.534	.673	.780	.887	
		X/CW								
		.000	.1500	.1040	.3660	1.1460	1.1260	1.1630	1.1480	
		.050				.1170	.1210	.1520	.1770	
		.081			.0690					
		.086		.0480						
		.094	.0360							
		.150				.0900	.1530	.1410	.1720	
		.177			.0610					
		.229	.0500							
		.246		.0750						
		.250				-.1050	.1320	.1530	.1620	
		.362	.0610							
		.400				.1340	.1430		.1850	
		.402			.1490					
		.497	.0460							
		.550				.1500	.1330			
		.565			.1350					
		.600							.1170	
		.650						.1120		
		.700	.2570				.0230			
		.725				.1250				
		.750						.0620	.0670	
		.760			.1320					
		.775				.0900	.0440			
		.808			.0990					
		.834	.1200							
		.850				.0440	.0020	.0250		
		.857			.0820					
		.865	.0840							
		.900	.0680			.0140			.0230	
		.905			.0330					
		.950				-.0040	.0090	-.0100		
		.953			.0090					

AMES 87-707 IA9 O2A + S3 + T9 LOWER WING

(RBNL12)

SECTION (1) LOWER WING		DEPENDENT VARIABLE CP							
MACH (3) = 3.502	BETAT (1) = -8.740	Y/BW	.299	.364	.427	.534	.673	.780	.887
		X/CW	.965	.0350					
MACH (3) = 3.502	BETAT (2) = -6.540	Y/BW	.299	.364	.427	.534	.673	.780	.887
		X/CW	.000	.1210	.0770	.3020	1.0110	.9880	1.0410
			.050			.0710	.0750	.1120	.1320
			.081		.0450				
			.086	.0320					
			.094	.0240					
			.150			.0610	.1130	.1220	.1280
			.177		.0400				
			.229	.0330					
			.246	.0490					
			.250			.0590	.0910	.1190	.1280
			.362	.0330					
			.400			.1080	.0860		.1280
			.402		.1030				
			.497	.0530					
			.550			.1020	.1060		
			.565		.0930				
			.600						.0810
			.650					.0780	
			.700	.1960			.0100		
			.725			.0800			
			.750					.0370	.0300
			.760		.0940				
			.775			.0470	.0270		
			.808		.0640				
			.834	.0810					
			.850			.0070	-.0140	.0040	
			.857		.0490				
			.865	.0450					
			.900	.0370					
			.905						
			.950						
			.953						
			.965	.0130					
MACH (3) = 3.502	BETAT (3) = -4.350	Y/BW	.299	.364	.427	.534	.673	.780	.887
		X/CW	.000	.0930	.0520	.2330	.8070	.8540	.9050
			.050			.0510	.0810	.0900	.0970
			.081			.0180			
			.086	.0150					
			.094	.0240					

AMES 87-757 IA9 O2A + S3 + T9 LOWER WING

(RBNL12)

SECTION (1) LOWER WING

DEPENDENT VARIABLE CP

MACH (3) = 3.502	BETAT (3) = -4.350	Y/BW	.299	.364	.427	.534	.673	.780	.887
		X/CW							
		.150				.0610	.0970	.0940	.1020
		.177			.0160				
		.229	.0170						
		.246		.0320					
		.250				.0440	.0680	.0900	.1020
		.362	.0170						
		.400				.0990	.0700		.1030
		.402			.0590				
		.497	.0380						
		.550				.0850	.0750		
		.565			.0810				
		.600							.0510
		.650						.0480	
		.700	.1350				-.0030		
		.725				.0720			
		.750						.0150	.0070
		.760			.0590				
		.775				.0410	.0060		
		.808			.0320				
		.834	.0480						
		.850				.0320	-.0240	-.0130	
		.857			.0570				
		.865	.0130						
		.900	.0040			-.0200			-.0220
		.905			-.0220				
		.950				-.0380	-.0260	-.0370	
		.953			-.0330				
		.965	-.0180						

MACH (3) = 3.502	BETAT (4) = .050	Y/BW	.299	.364	.427	.534	.673	.780	.887
		X/CW							
		.000	.0440	.0310	.1520	.6420	.6910	.7310	.6910
		.050				.0820	.0180	.0480	.0490
		.081			.0310				
		.086		.0120					
		.094	.0280						
		.150				.0470	.0370	.0380	.0470
		.177			.0680				
		.229	.0200						
		.246		.0260					
		.250				.0330	.0450	.0430	.0480
		.362	.0020						
		.400				.0420	.0590		.0480
		.402			.0290				
		.497	.0190						

AMES 87-707 IA9 O2A + S3 + T9 LOWER WING

(RBNL12)

SECTION (1) LOWER WING

DEPENDENT VARIABLE CP

MACH (3) = 3.502	BETAT (4) = .050	Y/BW	.299	.364	.427	.534	.673	.780	.887
		X/CW							
		.550				.0270	.0320		
		.565			.0750				
		.600							.0220
		.650						.0140	
		.700	.0710				-.0270		
		.725				.0080			
		.750						-.0170	-.0100
		.760			.0050				
		.775				-.0170	-.0030		
		.808			-.0220				
		.834	-.0100						
		.850				-.0400	-.0310	-.0400	
		.857			.0470				
		.865	-.0350						
		.900	-.0440			-.0550			-.0450
		.905			-.0510				
		.950				-.0650	-.0560	-.0560	
		.953			-.0670				
		.965	-.0550						

MACH (3) = 3.502	BETAT (5) = 4.460	Y/BW	.299	.364	.427	.534	.673	.780	.887
		X/CW							
		.000	.0160	-.0050	.0790	.4990	.5030	.5100	.4610
		.050				.0230	.0110	.0160	-.0010
		.081			.0400				
		.086		-.0080					
		.094	.0100						
		.150				.0140	.0190	.0140	.0100
		.177			.0290				
		.229	-.0080						
		.246		.0290					
		.250				.0080	.0000	.0100	.0130
		.362	.0030						
		.400				-.0010	.0040		.0120
		.402			-.0070				
		.497	-.0070						
		.550				.0310	-.0010		
		.565			.0260				
		.600							-.0170
		.650						-.0180	
		.700	.0100				-.0320		
		.725				-.0280			
		.750						-.0410	-.0380
		.760			-.0350				
		.775				-.0470	-.0430		

AMES 87-707 IA9 Q2A + S3 + T9 LOWER WING

(RBNL12)

SECTION (1) LOWER WING		DEPENDENT VARIABLE CP							
MACH (3) = 3.502	BETAT (5) = 4.460	Y/BW	.299	.364	.427	.534	.673	.780	.887
		X/CW							
		.808			-.0550				
		.834	-.0390						
		.850			-.0660	-.0690	-.0520		
		.857			.0680				
		.865	-.0540						
		.900	-.0630			-.0790			-.0630
		.905			-.0720				
		.950			-.0850	-.0830	-.0700		
		.953			-.0850				
		.965	-.0780						
MACH (3) = 3.502	BETAT (6) = 6.660	Y/BW	.299	.364	.427	.534	.673	.780	.887
		X/CW							
		.000	-.0020	-.0190	.0590	.3880	.4150	.4270	.4210
		.050				.0260	-.0010	-.0040	-.0020
		.081			.0200				
		.086		-.0200					
		.094	.0030						
		.150				.0170	.0030	-.0110	-.0030
		.177			.0320				
		.229	-.0250						
		.246		.0110					
		.250				.0030	-.0080	-.0080	-.0040
		.362	-.0360						
		.400				-.0040	-.0020		-.0060
		.402			-.0120				
		.497	-.0310						
		.550				.0250	-.0210		
		.565			.0210				
		.600							-.0340
		.650						-.0370	
		.700	-.0290				-.0430		
		.725				-.0320			
		.750						-.0540	-.0520
		.760			-.0410				
		.775				-.0550	-.0540		
		.808			-.0610				
		.834	-.0520						
		.850				-.0680	-.0770	-.0640	
		.857			.0750				
		.865	-.0660						
		.900	-.0780			-.0780			-.0760
		.905			-.0780				
		.950				-.0870	-.0860	-.0790	
		.953			-.0910				

AMES 87-707 IA9 O2A + S3 + T9 LOWER WING

(RBNL12)

SECTION (1) LOWER WING

DEPENDENT VARIABLE CP

MACH (3) = 3.502	BETAT (6) = 6.660	Y/DW	.299	.364	.427	.534	.673	.780	.887
		X/CW							
		.965	-.0900						
MACH (3) = 3.502	BETAT (7) = 8.860	Y/DW	.299	.364	.427	.534	.673	.780	.887
		X/CW							
		.000	-.0250	-.0300	.0510	.2930	.3200	.3440	.3440
		.050				.0050	-.0320	-.0250	-.0250
		.081			.0230				
		.086		.0050					
		.094	-.0630						
		.150				-.0100	-.0210	-.0300	-.0240
		.177			.0290				
		.229	-.0760						
		.246		-.0350					
		.250				-.0210	-.0300	-.0230	-.0250
		.362	-.0610						
		.400				-.0300	-.0330		-.0230
		.402			-.0220				
		.497	-.0320						
		.550				-.0160	-.0310		
		.565			-.0460				
		.600							-.0490
		.650						-.0480	
		.700	-.0430				-.0570		
		.725				-.0650			
		.750						-.0610	-.0610
		.760			-.0590				
		.775				-.0850	-.0640		
		.808			-.0680				
		.834	-.0600						
		.850				-.0950	-.0810	-.0740	
		.857			.0830				
		.865	-.0750						
		.900	-.0860			-.1020			-.0840
		.905			-.0890				
		.950				-.1060	-.0940	-.0880	
		.953			-.1020				
		.965	-.0910						

AMES 87-707 IA9 O2A + S3 + T9 LOWER WING

(RBNL13) (10 MAY 73)

REFERENCE DATA

SREF = 2.4210 SQ.FT. XMRP = 28.5300 INCHES
 LREF = 39.8490 INCHES YMRP = .0000 INCHES
 BREF = 39.8490 INCHES ZMRP = .0000 INCHES
 SCALE = .0300 SCALE

PARAMETRIC DATA

ALPHAT = .000 ORBINC = .500
 RUDDER = -15.000 ELEVON = .000
 RUDFLR = .000

SECTION (1) LOWER WING

DEPENDENT VARIABLE CP

MACH (1) = 2.498 BETAT (1) = -8.420

Y/BW	.299	.364	.427	.534	.673	.780	.887
X/CW							
.000	.0590	.0630	.4680	1.0890	.9940	1.0000	.9810
.050				.2070	.1520	.1600	.2160
.081			.2210				
.086		.0980					
.094	.0590						
.150				.1890	.2180	.1810	.2050
.177			.1920				
.229	.0540						
.246		.2210					
.250				.1660	.1950	.2120	.2220
.362	.1510						
.400				.1420	.2080		.2270
.402			.1160				
.497	.0910						
.550				.2080	.1460		
.565			.2220				
.600							.1490
.650						.1120	
.700	.2080				-.0040		
.725				.1280			
.750						.0680	.0650
.760			.1190				
.775				.0970	.0320		
.808			.0780				
.834	.1120						
.850				.0370	-.0420	.0220	
.857			.1220				
.865	.0770						
.900	.0390			-.0060			-.0040
.905			-.0100				
.950				-.0290	-.0120	-.0290	
.953			-.0210				
.965	-.0430						

MACH (1) = 2.498 BETAT (2) = -6.300

Y/BW	.299	.364	.427	.534	.673	.780	.887
X/CW							
.000	.0360	.0310	.4000	1.0070	.9090	.9300	.9030
.050				.1670	.1230	.1290	.1810
.081			.1940				
.086		.0600					
.094	-.0100						

AMES 87-707 IA9 O2A + S3 + T9 LOWER WING

(RBNL13)

SECTION (1) LOWER WING

DEPENDENT VARIABLE CP

MACH (1) = 2.498 BETAT (2) = -6.300

Y/BW	.299	.364	.427	.534	.673	.780	.887
X/CW							
.150				.1580	.1850	.1480	.1740
.177			.1570				
.229	.0250						
.246		.1840					
.250				.1420	.1530	.1790	.1850
.362	.1240						
.400				.1160	.1760		.1880
.402			.0790				
.497	.0640						
.550				.1790	.1180		
.565			.1840				
.600							.1190
.650						.0880	
.700	.1680				-.0210		
.725				.0720			
.750						.0420	.0460
.760			.0800				
.775				.0590	.0110		
.808			.0500				
.834	.0690						
.850				.0100	-.0620	.0030	
.857			.0900				
.865	.0440						
.900	.0120			-.0230			-.0210
.905			-.0310				
.950				-.0470	-.0560	-.0470	
.953			-.0470				
.965	-.0610						

MACH (1) = 2.498 BETAT (3) = -4.180

Y/BW	.299	.364	.427	.534	.673	.780	.887
X/CW							
.000	.0250	.0080	.3470	.9270	.8480	.8560	.8380
.050				.1460	.1070	.1130	.1590
.081			.1770				
.086		.0420					
.094	-.0140						
.150				.1350	.1640	.1330	.1470
.177			.1320				
.229	.0140						
.246		.1320					
.250				.1140	.1360	.1590	.1600
.362	.0870						
.400				.0910	.1460		.1650
.402			.0550				
.497	.0380						

AMES 87-707 IA9 O2A + S3 + T9 LOWER WING

(RBNL13)

SECTION (1) LOWER WING

DEPENDENT VARIABLE CP

MACH (1) = 2.498 BETAT (3) = -4.180

Y/BW	.299	.364	.427	.534	.673	.780	.887
X/CW							
.550				.1460	.0930		
.565			.1500				.0960
.600							.0640
.650						.0640	
.700	.1290				-.0370		
.725				.0370			
.750						.0290	.0270
.760			.0460				
.775				.0300	-.0050		
.808			.0150				
.834	.0390						
.850				-.0120	-.0760	-.0110	
.857			.0680				
.865	.0140						
.900	-.0100			-.0460			-.0360
.905				-.0470			
.950				-.0660	-.0790	-.0590	
.953				-.0670			
.965	-.0730						

MACH (1) = 2.498 BETAT (4) = .060

Y/BW	.299	.364	.427	.534	.673	.780	.887
X/CW							
.000	-.0090	-.0300	.2200	.7220	.6810	.7060	.6880
.050				.0630	.0430	.0460	.0920
.081				.0810			
.086			.0670				
.094	-.0340						
.150				.0750	.0910	.0610	.0770
.177				.0650			
.229	-.0290						
.246		.0490					
.250				.0560	.0620	.0790	.0820
.362	.0110						
.400				.0330	.0730		.0840
.402				.0600			
.497	-.0050						
.550				.0920	.0260		
.565			.0560				
.600							.0270
.650						.0050	
.700	.0330				-.0690		
.725				-.0270			
.750						-.0270	-.0290
.760			-.0350				
.775				-.0540	-.0430		

AMES 87-707 IA9 O2A + S3 + T9 LOWER WING

(RBNL13)

SECTION (1) LOWER WING

DEPENDENT VARIABLE CP

MACH (1) = 2.498	BETAT (4) = .060	Y/BW	.299	.364	.427	.534	.673	.780	.887
		X/CW							
		.808			-.0600				
		.834	-.0400						
		.850				-.0730	-.0950	-.0580	
		.857			.0760				
		.865	-.0560						
		.900	-.0780			-.0970			-.0770
		.905			-.0940				
		.950				-.1140	-.1130	-.0950	
		.953			-.1120				
		.965	-.1200						
MACH (1) = 2.498	BETAT (5) = 4.300	Y/BW	.299	.364	.427	.534	.673	.780	.887
		X/CW							
		.000	-.0610	-.0680	.1040	.5380	.4960	.4370	.5600
		.050				.0290	-.0160	.0170	.0200
		.081			.0360				
		.086		-.0150					
		.094	-.0580						
		.150				.0070	.0190	.0140	.0240
		.177			.0140				
		.229	-.0250						
		.246		.0170					
		.250				-.0130	.0010	.0240	.0290
		.362	-.0110						
		.400				.0040	.0060		.0260
		.402			.0500				
		.497	-.0170						
		.550				.0100	.0080		
		.565			-.0180				
		.600							-.0180
		.650						-.0200	
		.700	-.0320				-.0770		
		.725				-.0740			
		.750						-.0530	-.0580
		.760			-.0850				
		.775				-.0920	-.0770		
		.808			-.1030				
		.834	-.0830						
		.850				-.1130	-.1260	-.0810	
		.857			.0730				
		.865	-.1060						
		.900	-.1230			-.1280			-.0920
		.905			-.1170				
		.950				-.1350	-.1380	-.1120	
		.953			-.1310				

AMES 87-707 IA9 O2A + S3 + T9 LOWER WING

(RBNL13)

SECTION (1) LOWER WING		DEPENDENT VARIABLE CP							
MACH (1) = 2.498	BETAT (5) = 4.300	Y/BW	.299	.364	.427	.534	.673	.780	.887
		X/CW	.965	-.1400					
MACH (1) = 2.498	BETAT (6) = 6.420	Y/BW	.299	.364	.427	.534	.673	.780	.887
		X/CW	.000	-.0780	-.0810	.0560	.4420	.4460	.4440
			.050			.0020	-.0440	-.0470	.0030
			.081			.0080			
			.086	-.0180					
			.094	-.0740					
			.150			-.0200	-.0140	-.0320	-.0080
			.177		-.0030				
			.229	-.0450					
			.246	-.0140					
			.250			-.0370	-.0280	-.0120	-.0060
			.362	-.0390					
			.400			.0260	-.0090		-.0010
			.402		.0210				
			.497	-.0110					
			.550			-.0190	.0110		
			.565		-.0470				
			.600						-.0320
			.650					-.0000	
			.700	-.0520			-.0880		
			.725			-.0870			
			.750					-.0370	-.0530
			.760		-.1180				
			.775			-.1060	-.0870		
			.808		-.1350				
			.834	-.1020					
			.850			-.1260	-.1340	-.0710	
			.857		.0920				
			.865	-.1120					
			.900	-.1260		-.1350			-.0820
			.905		-.1230				
			.950			-.1320	-.1440	-.1090	
			.953		-.1300				
			.965	-.1350					
MACH (1) = 2.498	BETAT (7) = 8.540	Y/BW	.299	.364	.427	.534	.673	.780	.887
		X/CW	.000	-.0950	-.0910	.0200	.3320	.3520	.4000
			.050			-.0200	-.0650	-.0670	-.0390
			.081		-.0410				
			.086	-.0410					
			.094	-.0880					

AMES 87-707 IA9 O2A + S3 + T9 LOWER WING

(RBNL13)

SECTION (1) LOWER WING		DEPENDENT VARIABLE CP							
MACH (1) = 2.498	BETAT (7) = 8.540	Y/BW	.299	.364	.427	.534	.673	.780	.887
		X/CW							
		.150				-.0330	-.0350	-.0540	-.0430
		.177			-.0150				
		.229	-.0760						
		.246		-.0450					
		.250			-.0400	-.0360	-.0300	-.0250	
		.362	-.0540						
		.400				.0010	-.0070		-.0070
		.402			-.0560				
		.497	-.0400						
		.550			-.0470	.0210			
		.565			-.0790				
		.600							-.0140
		.650						.0070	
		.700	-.0730				-.1160		
		.725			-.0910				
		.750						-.0490	-.0260
		.760			-.1190				
		.775			-.1180	-.1080			
		.808			-.1200				
		.834	-.1240						
		.850			-.1390	-.1500	-.0930		
		.857			.1130				
		.865	-.1450						
		.900	-.1480			-.1220			-.0720
		.905			-.1130				
		.950				-.0980	-.1380	-.1290	
		.953			-.1380				
		.965	-.1370						
MACH (2) = 2.999	BETAT (1) = -8.580	Y/BW	.299	.364	.427	.534	.673	.780	.887
		X/CW							
		.000	.0910	.0710	.3810	1.0960	1.0090	1.0510	1.0200
		.050				.1690	.1910	.2090	.2560
		.081			.1010				
		.086		.0510					
		.094	.0110						
		.150				.1640	.2070	.2050	.2260
		.177			.1540				
		.229	.0330						
		.246		.0770					
		.250				.1680	.1780	.2100	.2330
		.362	.0480						
		.400				.1700	.2040		.2270
		.402			.1270				
		.497	.0970						

AMES 87-757 IA9 O2A + S3 + T9 LOWER WING

(RBNL13)

SECTION (1) LOWER WING		DEPENDENT VARIABLE CP							
MACH (2) = 2.999	BETAT (1) = -8.580	Y/BW	.299	.364	.427	.534	.673	.780	.887
		X/CW							
		.550				.1510	.1610		
		.565			.2200				
		.600							.1560
		.650						.1210	
		.700	.2370				.0350		
		.725				.1040			
		.750						.0730	.0780
		.760			.1400				
		.775				.0810	.0520		
		.808			.0970				
		.834	.1230						
		.850				.0600	.0320	.0300	
		.857			.0840				
		.865	.0850						
		.900	.0760			.0350			.0170
		.905			.0160				
		.950				.0120	-.0060	-.0040	
		.953			-.0040				
		.965	.0150						
MACH (2) = 2.999	BETAT (2) = -6.420	Y/BW	.299	.364	.427	.534	.673	.780	.887
		X/CW							
		.000	.0710	.0420	.3050	.9750	.9050	.9730	.9180
		.050				.1420	.1380	.1430	.2090
		.081			.0420				
		.086		.0210					
		.094	.0050						
		.150				.1050	.1720	.1600	.1660
		.177			.1350				
		.229	.0070						
		.246		.0440					
		.250				.1330	.1380	.1650	.1840
		.362	.0240						
		.400				.1380	.1610		.1800
		.402			.1010				
		.497	.0720						
		.550				.1260	.1140		
		.565			.1200				
		.600							.1180
		.650						.0780	
		.700	.2120				.0040		
		.725				.0780			
		.750						.0350	.0560
		.760			.1010				
		.775				.0490	.0210		

AMES 87-707 IA9 O2A + S3 + T9 LOWER WING

(RBNL13)

SECTION (1) LOWER WING

DEPENDENT VARIABLE CP

MACH (2) = 2.999	BETAT (2) = -6.420	Y/BW	.299	.364	.427	.534	.673	.780	.887
		X/CW							
		.808			.0670				
		.834	.0870						
		.850				.0150	.0020	.0000	
		.857			.0590				
		.865	.0490						
		.900	.0410			.0020			-.0010
		.905			-.0040				
		.950				-.0130	-.0300	-.0310	
		.953			-.0230				
		.965	-.0030						
MACH (2) = 2.999	BETAT (3) = -4.260	Y/BW	.299	.364	.427	.534	.673	.780	.887
		X/CW							
		.000	.0480	.0200	.2310	.8530	.8320	.8520	.8320
		.050				.1050	.1020	.1110	.1740
		.081			.0280				
		.086		-.0020					
		.094	-.0090						
		.150				.0880	.1110	.1180	.1280
		.177			.1250				
		.229	-.0060						
		.246		.0250					
		.250				.1220	.1170	.1470	.1430
		.362	.0100						
		.400				.1090	.1290		.1580
		.402			.0750				
		.497	.0490						
		.550				.0920	.1050		
		.565			.0680				
		.600							.0950
		.650						.0670	
		.700	.1670				-.0050		
		.725				.0550			
		.750						.0320	.0340
		.760			.0550				
		.775				.0270	.0150		
		.808			.0260				
		.834	.0430						
		.850				-.0110	.0020	-.0020	
		.857			.0420				
		.865	.0150						
		.900	.0100			-.0320			-.0160
		.905			-.0260				
		.950				-.0440	-.0370	-.0340	
		.953			-.0430				

AMES 87-707 IA9 O2A + S3 + T9 LOWER WING

(RBNL13)

SECTION (1) LOWER WING		DEPENDENT VARIABLE CP							
MACH (2) = 2.999	BETAT (3) = -4.260	Y/BW	.299	.364	.427	.534	.673	.780	.887
		X/CW	.965	-.0230					
MACH (2) = 2.999	BETAT (4) = .060	Y/BW	.299	.364	.427	.534	.673	.780	.887
		X/CW	.000	.0100	-.0050	.1310	.6850	.6740	.7110
			.050			.0770	.0710	.0650	.1100
			.081		.0940				
			.086	-.0140					
			.094	.0050					
			.150			.0560	.0870	.0800	.0900
			.177		.0580				
			.229	-.0150					
			.246		.0200				
			.250			.0520	.0710	.0820	.0990
			.362	-.0320					
			.400			.0450	.0760		.0930
			.402		.0180				
			.497	-.0020					
			.550			.0930	.0500		
			.565		.0530				
			.600						.0490
			.650					.0250	
			.700	.0510			-.0230		
			.725			-.0030			
			.750					-.0100	.0030
			.760		-.0130				
			.775			-.0320	-.0130		
			.808		-.0360				
			.834	-.0220					
			.850			-.0600	-.0610	-.0440	
			.857		.0180				
			.865	-.0420					
			.900	-.0480		-.0760			-.0380
			.905		-.0640				
			.950			-.0850	-.0840	-.0580	
			.953		-.0780				
			.965	-.0680					
MACH (2) = 2.999	BETAT (5) = 4.380	Y/BW	.299	.364	.427	.534	.673	.780	.887
		X/CW	.000	-.0320	-.0380	.0620	.4670	.4890	.5030
			.050			.0470	.0240	.0340	.0680
			.081		.0350				
			.086	-.0430					
			.094	-.0180					

AMES 87-757 IA9 O2A + S3 + T9 LOWER WING

(RBNL13)

SECTION (1) LOWER WING

DEPENDENT VARIABLE CP

MACH (2) = 2.999 BETAT (5) = 4.380

Y/BW	.299	.364	.427	.534	.673	.780	.887
X/CW							
.150				.0290	.0330	.0340	.0460
.177			.0300				
.229	-.0430						
.246		.0100					
.250				.0170	.0190	.0400	.0460
.362	-.0330						
.400				.0000	.0210		.0400
.402			-.0080				
.497	-.0220						
.550				.0200	.0010		
.565			.0000				
.600							.0040
.650						-.0070	
.700	-.0120				-.0540		
.725				-.0460			
.750						-.0340	-.0330
.760			-.0570				
.775				-.0690	-.0540		
.808			-.0750				
.834	-.0630						
.850				-.0880	-.0880	-.0540	
.857			.0470				
.865	-.0790						
.900	-.0930			-.0970			-.0680
.905			-.0910				
.950				-.1040	-.1010	-.0800	
.953			-.1010				
.965	-.1080						

MACH (2) = 2.999 BETAT (6) = 6.540

Y/BW	.299	.364	.427	.534	.673	.780	.887
X/CW							
.000	-.0470	-.0500	.0470	.3720	.4000	.4440	.4180
.050				.0290	-.0030	-.0050	.0410
.081			.0260				
.086		-.0550					
.094	-.0380						
.150				.0040	.0070	-.0060	.0170
.177			.0170				
.229	-.0670						
.246		.0040					
.250				-.0110	-.0080	.0030	.0160
.362	-.0320						
.400				-.0210	-.0120		.0160
.402			-.0230				
.497	-.0290						

AMES 87-707 IA9 O2A + S3 + T9 LOWER WING

(RBNL13)

SECTION (1) LOWER WING		DEPENDENT VARIABLE CP							
MACH (2) = 2.999	BETAT (6) = 6.540	Y/BW	.299	.364	.427	.534	.673	.780	.887
		X/CW							
		.550				-.0010	-.0270		
		.565			-.0140				
		.600							-.0150
		.650						-.0370	
		.700	-.0310				-.0710		
		.725				-.0540			
		.750						-.0570	-.0510
		.760			-.0700				
		.775				-.0760	-.0710		
		.808			-.0920				
		.834	-.0650						
		.850				-.0920	-.0970	-.0710	
		.857				.0670			
		.865	-.0830						
		.900	-.0970			-.1030			-.0820
		.905				-.0980			
		.950				-.1100	-.1090	-.0930	
		.953				-.1110			
		.965	-.1100						
MACH (2) = 2.999	BETAT (7) = 8.690	Y/BW	.299	.364	.427	.534	.673	.780	.887
		X/CW							
		.000	-.0630	-.0620	.0400	.2830	.3090	.3610	.3560
		.050				.0150	-.0310	-.0400	-.0070
		.081			.0210				
		.086		-.0250					
		.094	-.0560						
		.150				-.0110	-.0160	-.0370	-.0260
		.177			.0030				
		.229	-.0880						
		.246		-.0250					
		.250				-.0220	-.0280	-.0270	-.0250
		.362	-.0570						
		.400				-.0280	-.0300		-.0260
		.402			-.0260				
		.497	-.0450						
		.550				-.0040	-.0430		
		.565			-.0730				
		.600							-.0510
		.650						-.0590	
		.700	-.0480				-.0800		
		.725				-.0560			
		.750						-.0700	-.0690
		.760			-.0920				
		.775				-.0740	-.0860		

AMES 87-707 IA9 O2A + S3 + T9 LOWER WING

(RBNL13)

SECTION (1) LOWER WING		DEPENDENT VARIABLE CP								
MACH (3) = 3.502	BETAT (1) = -8.750	Y/BW	.299	.364	.427	.534	.673	.780	.887	
		X/CW	.965	.0340						
MACH (3) = 3.502	BETAT (2) = -6.550	Y/BW	.299	.364	.427	.534	.673	.780	.887	
		X/CW	.000	.0880	.0540	.2880	.9600	.9900	1.0620	1.0760
			.050				.1120	.1180	.1500	.1790
			.081			.0590				
			.086		.0200					
			.094	.0060						
			.150				.0780	.1190	.1370	.1760
			.177			.0440				
			.229	.0120						
			.246		.0410					
			.250				.0900	.1260	.1440	.1580
			.362	.0130						
			.400				.0980	.1620		.1570
			.402			.0750				
			.497	.0160						
			.550				.1120	.1200		
			.565			.0830				
			.600							.1140
			.650						.1100	
			.700	.1600				.0180		
	.725				.0810					
	.750						.0620	.0670		
	.760			.0960						
	.775				.0720	.0330				
	.808			.0720						
	.834	.0820								
	.850				.0300	-.0150	.0190			
	.857			.0440						
	.865	.0500								
	.900	.0380			-.0010			.0310		
	.905			.0250						
	.950				-.0180	-.0210	-.0140			
	.953			.0010						
	.965	.0170								
MACH (3) = 3.502	BETAT (3) = -4.350	Y/BW	.299	.364	.427	.534	.673	.780	.887	
		X/CW	.000	.0640	.0320	.2180	.8280	.8490	.8970	.9440
			.050				.0710	.0830	.1180	.1400
			.081			.0300				
			.086		.0030					
			.094	.0000						

AMES 87-707 IA9 O2A + S3 + T9 LOWER WING

(RBNL13)

SECTION (1) LOWER WING

DEPENDENT VARIABLE CP

MACH (3) = 3.502 BETAT (3) = -4.350		Y/BW	.299	.364	.427	.534	.673	.780	.887
		X/CW							
		.150				.0450	.1090	.1190	.1380
		.177			.0270				
		.229	.0010						
		.246		.0190					
		.250				.0690	.0860	.1190	.1340
		.362	.0000						
		.400				.0730	.1050		.1440
		.402			.0640				
		.497	-.0060						
		.550				.1050	.1030		
		.565			.0590				
		.600							.0810
		.650						.0850	
		.700	.1180				.0100		
		.725				.0350			
		.750						.0430	.0350
		.760			.0690				
		.775				.0500	.0210		
		.808			.0420				
		.834	.0440						
		.850				.0120	-.0230	.0050	
		.857			.0260				
		.865	.0120						
		.900	.0040						.0030
		.905			-.0080				
		.950				-.0290	-.0310	-.0250	
		.953			-.0250				
		.965	-.0110						
MACH (3) = 3.502 BETAT (4) = .050		Y/BW	.299	.364	.427	.534	.673	.780	.887
		X/CW							
		.000	.0190	.0000	.1180	.6110	.6180	.6670	.6870
		.050				.0170	.0610	.0790	.0830
		.081			.0100				
		.086		-.0010					
		.094	.0030						
		.150				.0310	.0660	.0760	.0920
		.177			-.0020				
		.229	-.0020						
		.246		-.0020					
		.250				.0390	.0450	.0750	.0820
		.362	-.0170						
		.400				.0420	.0680		.0820
		.402			.0150				
		.497	-.0200						

AMES 87-707 IA9 Q2A + S3 + T9 LOWER WING

(RBNL13)

SECTION (1) LOWER WING		DEPENDENT VARIABLE CF							
MACH (3) = 3.502	BETAT (4) = .050	Y/BW	.299	.364	.427	.534	.673	.780	.887
		X/CW							
		.550				.0310	.0500		
		.565			.0680				
		.600							.0380
		.650						.0350	
		.700	.0490				-.0160		
		.725				.0170			
		.750						.0040	.0100
		.760			.0070				
		.775				-.0110	-.0120		
		.808			-.0180				
		.834	-.0170						
		.850				-.0400	-.0370	-.0220	
		.857			.0000				
		.865	-.0380						
		.900	-.0450			-.0590			-.0270
		.905			-.0580				
		.950				-.0710	-.0430	-.0450	
		.953			-.0710				
		.965	-.0550						
MACH (3) = 3.502	BETAT (5) = 4.450	Y/BW	.299	.364	.427	.534	.673	.780	.887
		X/CW							
		.000	-.0280	-.0370	.0140	.3600	.4870	.4950	.5210
		.050				.0400	.0190	.0350	.0440
		.081			.0060				
		.086		-.0360					
		.094	-.0040						
		.150				.0180	.0360	.0280	.0520
		.177			.0190				
		.229	-.0330						
		.246		-.0340					
		.250				.0090	.0170	.0240	.0370
		.362	-.0460						
		.400				.0030	.0220		.0390
		.402			-.0030				
		.497	-.0310						
		.550				.0220	-.0060		
		.565			.0130				
		.600							.0090
		.650						-.0110	
		.700	-.0090				-.0430		
		.725				-.0320			
		.750						-.0350	-.0190
		.760		-.0450					
		.775				-.0540	-.0460		

AMES 87-707 IA9 O2A + S3 + T9 LOWER WING

(RBNL13)

SECTION (1) LOWER WING

DEPENDENT VARIABLE CP

MACH (3) = 3.502 BETAT (5) = 4.450		Y/BW	.299	.364	.427	.534	.673	.780	.887
		X/CW							
		.808				-.0630			
		.834	-.0480						
		.850				-.0710	-.0730	-.0490	
		.857			.0180				
		.865	-.0640						
		.900	-.0760			-.0830			-.0500
		.905			-.0780				
		.950				-.0880	-.0860	-.0670	
		.953			-.0880				
		.965	-.0870						
MACH (3) = 3.502 BETAT (6) = 6.650		Y/BW	.299	.364	.427	.534	.673	.780	.887
		X/CW							
		.000	-.0430	-.0450	-.0010	.2990	.3530	.4100	.4010
		.050				.0160	.0010	.0080	.0230
		.081			.0100				
		.086		-.0470					
		.094	-.0220						
		.150				.0010	.0070	.0050	.0280
		.177			.0190				
		.229	-.0460						
		.246		-.0480					
		.250				-.0100	-.0110	.0060	.0180
		.362	-.0670						
		.400				-.0210	-.0150		.0210
		.402			-.0170				
		.497	-.0380						
		.550				-.0020	-.0230		
		.565			-.0080				
		.600							-.0140
		.650						-.0320	
		.700	-.0380				-.0480		
		.725				-.0500			
		.750						-.0510	-.0370
		.760			-.0550				
		.775				-.0700	-.0540		
		.808			-.0700				
		.834	-.0580						
		.850				-.0860	-.0740	-.0620	
		.857			.0320				
		.865	-.0710						
		.900	-.0780			-.0940			-.0670
		.905			-.0890				
		.950				-.1010	-.0870	-.0740	
		.953			-.1030				

AMES 87-707 IA9 O2A + S3 + T9 LOWER WING

(RBNL13)

SECTION (1) LOWER WING

DEPENDENT VARIABLE CP

MACH (3) = 3.502	BETAT (6) = 6.650	Y/BW	.299	.364	.427	.534	.673	.780	.887
		X/CW							
		.965	-.0900						
MACH (3) = 3.502	BETAT (7) = 8.840	Y/BW	.299	.364	.427	.534	.673	.780	.887
		X/CW							
		.000	-.0560	-.0580	.0210	.2230	.2660	.2990	.3280
		.050				.0200	-.0130	-.0260	-.0190
		.081			.0300				
		.086		-.0580					
		.094	-.0720						
		.150				-.0010	-.0040	-.0280	-.0150
		.177			.0190				
		.229	-.0830						
		.246		-.0560					
		.250				-.0140	-.0210	-.0240	-.0220
		.362	-.0790						
		.400				-.0230	-.0260		-.0200
		.402			-.0260				
		.497	-.0530						
		.550				-.0250	-.0470		
		.565		-.0560					
		.600							-.0450
		.650						-.0660	
		.700	-.0480				-.0620		
		.725				-.0560			
		.750						-.0700	-.0530
		.760			-.0730				
		.775				-.0710	-.0750		
		.808			-.0780				
		.834	-.0670						
		.859				-.0830	-.0890	-.0810	
		.857			.0610				
		.865	-.0780						
		.900	-.0880			-.0930			-.0770
		.905			-.0790				
		.950				-.0960	-.1020	-.0930	
		.953			-.0910				
		.965	-.0880						

AMES 87-707 IA9 O2A + S3 + T9 LOWER WING

(RBNL14) (10 MAY 73)

REFERENCE DATA

SREF = 2.4210 SQ.FT. XMRP = 28.5300 INCHES
 LREF = 39.8490 INCHES YMRP = .0000 INCHES
 BREF = 39.8490 INCHES ZMRP = .0000 INCHES
 SCALE = .0300 SCALE

PARAMETRIC DATA

ALPHAT = 4.000 ORBINC = .500
 RUDDER = -15.000 ELEVON = .000
 RUDFLR = .000

SECTION (1) LOWER WING

DEPENDENT VARIABLE CP

MACH (1) = 2.498 BETAT (1) = -8.410

Y/BW	.299	.364	.427	.534	.673	.780	.887
X/CW							
.000	.0430	.0700	.4940	1.1180	.9990	1.0270	.9980
.050				.2730	.2300	.2490	.3230
.081			.2410				
.086		.1510					
.094	.0110						
.150				.2350	.3090	.2770	.3090
.177			.2300				
.229	.1250						
.246		.2020					
.250				.2050	.2550	.2910	.3200
.362	.1400						
.400				.2110	.2900		.3170
.402			.1480				
.497	.0990						
.550				.1610	.2040		
.565			.2470				
.600							.2260
.650						.1780	
.700	.2100				-.0010		
.725				.1820			
.750						.1070	.1340
.760			.1410				
.775				.1470	.0540		
.808			.1190				
.834	.1210						
.850				.1040	-.0140	.0430	
.857			.1120				
.865	.1000						
.900	.0720			.0570			.0480
.905			.0400				
.950				.0490	.0590	-.0080	
.953			.0270				
.965	-.0010						

MACH (1) = 2.498 BETAT (2) = -6.290

Y/BW	.299	.364	.427	.534	.673	.780	.887
X/CW							
.000	.0150	.0340	.4350	1.0380	.9240	.9640	.9270
.050				.2530	.2000	.2150	.2890
.081			.2230				
.086		.1370					
.094	-.0120						

AMES 87-707 IA9 O2A + S3 + T9 LOWER WING

(RBNL14)

SECTION (1) LOWER WING		DEPENDENT VARIABLE CP							
MACH (1) = 2.498	BETAT (2) = -6.290	Y/BW	.299	.364	.427	.534	.673	.780	.887
		X/CW							
		.150				.2120	.2730	.2540	.2750
		.177			.2010				
		.229	.0750						
		.246		.1890					
		.250				.1760	.2150	.2680	.2860
		.362	.1290						
		.400				.1770	.2560		.2840
		.402			.1250				
		.497	.0720						
		.550				.1330	.1880		
		.565			.2030				
		.600							.1940
		.650						.1620	
		.700	.1700				-.0130		
		.725				.1410			
		.750						.0910	.1160
		.760			.1050				
		.775				.1140	.0340		
		.808			.0730				
		.834	.0800						
		.850				.0550	-.0360	.0260	
		.857			.0990				
		.865	.0500						
		.900	.0370			.0140			.0320
		.905			.0000				
		.950				.0040	-.0100	-.0210	
		.953			.0030				
		.965	-.0170						
MACH (1) = 2.498	BETAT (3) = -4.180	Y/BW	.299	.364	.427	.534	.673	.780	.887
		X/CW							
		.000	-.0020	.0000	.3680	.9470	.8610	.8900	.8500
		.050				.2310	.1800	.1930	.2570
		.081			.1960				
		.086		.1410					
		.094	-.0250						
		.150				.1820	.2460	.2350	.2510
		.177			.1590				
		.229	.0520						
		.246		.1630					
		.250				.1490	.1800	.2390	.2570
		.362	.1030						
		.400				.1330	.2140		.2500
		.402			.0810				
		.497	.0360						

AMES 87-707 IA9 O2A + S3 + T9 LOWER WING

(RBNL14)

SECTION (1) LOWER WING

DEPENDENT VARIABLE CP

MACH (1) = 2.498 BETAT (3) = -4.180

	Y/BW	.299	.364	.427	.534	.673	.790	.887
X/CW								
.550					.1130	.1620		
.565				.1480				
.600								.1620
.650							.1350	
.700	.1320					-.0290		
.725					.0970			
.750							.0690	.0810
.760				.0740				
.775					.0830	.0120		
.808				.0440				
.834	.0520							
.850					.0220	-.0590	.0060	
.857				.0780				
.865	.0260							
.900	.0000				-.0190			.0160
.905				-.0400				
.950					-.0430	-.0610	-.0380	
.953				-.0420				
.965	-.0500							

MACH (1) = 2.498 BETAT (4) = .060

	Y/BW	.299	.364	.427	.534	.673	.790	.887
X/CW								
.000	-.0450	-.0590	.2200	.7800	.7120	.7440	.7080	
.050				.1570	.1250	.1290	.1940	
.081				.1420				
.086			.0680					
.094	-.0530							
.150					.1140	.1750	.1640	.1860
.177				.0960				
.229	.0360							
.246			.0820					
.250					.0880	.1250	.1700	.1880
.362	.0430							
.400					.0680	.1380		.1820
.402				.0940				
.497	-.0020							
.550					.1070	.1020		
.565				.0810				
.600								.1060
.650							.0770	
.700	.0490					-.0570		
.725					.0350			
.750							.0290	.0370
.760				-.0030				
.775					.0110	-.0170		

AMES 87-707 IA9 O2A + S3 + T9 LOWER WING

(RBNL14)

SECTION (1) LOWER WING		DEPENDENT VARIABLE CP								
MACH (1) = 2.498	BETAT (4) = .060	Y/BW	.299	.364	.427	.534	.673	.780	.887	
		X/CW								
		.808			-.0310					
		.834	-.0160							
		.850				-.0300	-.0780	-.0230		
		.857			.0750					
		.865	-.0340							
		.900	-.0470			-.0620			-.0220	
		.905			-.0620					
		.950				-.0830	-.0630	-.0680		
		.953			-.0700					
		.965	-.0960							
MACH (1) = 2.498	BETAT (5) = 4.310	Y/BW	.299	.364	.427	.534	.673	.780	.887	
		X/CW								
		.000	-.1000	-.1010	.0840	.5680	.5800	.6030	.5840	
		.050				.0840	.0690	.0790	.1330	
		.081			.0580					
		.086		.0100						
		.094	-.0830							
		.150				.0500	.1050	.1060	.1310	
		.177			.0350					
		.229	-.0040							
		.246		.0220						
		.250				.0270	.0680	.1140	.1370	
		.362	-.0020							
		.400				.1140	.0850		.1310	
		.402			.0480					
		.497	.0530							
		.550				.0350	.0970			
		.565			.0070					
		.600							.0690	
		.650						.0490		
		.700	-.0350				-.0510			
		.725				.0080				
		.750						.0220	.0100	
		.760			-.0330					
		.775				-.0190	-.0190			
		.808			-.0540					
		.834	-.0410							
		.850				-.0600	-.0720	-.0190		
		.857			.0810					
		.865	-.0760							
		.900	-.1020			-.0870			-.0400	
		.905			-.0850					
		.950				-.1030	-.0680	-.0620		
		.953			-.1010					

AMES 87-707 IA9 O2A + S3 + T9 LOWER WING

(RBNL14)

SECTION (1) LOWER WING

DEPENDENT VARIABLE CP

MACH (1) = 2.498	BETAT (5) = 4.310	Y/BW	.299	.364	.427	.534	.673	.780	.887	
		X/CW	.965	-.1200						
MACH (1) = 2.498	BETAT (6) = 6.430	Y/BW	.299	.364	.427	.534	.673	.780	.887	
		X/CW	.000	-.1060	-.1090	.0300	.4740	.4970	.5420	.5330
			.050			.0610	.0500	.0600	.1150	
			.081			.0360				
			.086		-.0160					
			.094	-.0900						
			.150			.0300	.0790	.0810	.1130	
			.177			.0310				
			.229	-.0160						
			.246		.0020					
			.250			.0270	.0540	.0920	.1200	
			.362	-.0250						
			.400			.0730	.0950		.1180	
			.402			.0290				
			.497	.0260						
			.550			.0290	.0890			
			.565		-.0140					
			.600						.0640	
			.650					.0730		
			.700	-.0220			-.0470			
			.725			-.0010				
			.750					.0410	.0120	
			.760		-.0620					
			.775			-.0370	-.0270			
			.808		-.0880					
			.834	-.0520						
			.850			-.0780	-.0850	-.0120		
			.857		.0890					
			.865	-.0790						
			.900	-.1030		-.0980			-.0260	
			.905		-.0980					
			.950			-.1080	-.0910	-.0630		
			.953		-.1040					
			.965	-.1140						
MACH (1) = 2.498	BETAT (7) = 8.560	Y/BW	.299	.364	.427	.534	.673	.780	.887	
		X/CW	.000	-.1210	-.1200	-.0220	.3720	.4120	.4720	.4610
			.050			.0470	.0280	.0400	.0960	
			.081			.0240				
			.086		-.0420					
			.094	-.1120						

AMES 87-707 IA9 OCA + S3 + T9 LOWER WING

(RBNL14)

SECTION (1) LOWER WING

DEPENDENT VARIABLE CP

MACH (1) = 2.498	BETAT (7) = 8.560	Y/BW	.299	.364	.427	.534	.673	.780	.887
		X/CW							
		.150				.0170	.0620	.0680	.1000
		.177			.0140				
		.229	-.0700						
		.246		-.0190					
		.250				.0420	.0480	.0790	.1070
		.362	-.0430						
		.400				.0470	.1110		.1060
		.402			-.0190				
		.497	-.0100						
		.550				.0080	.0670		
		.565			-.0140				
		.600							.0740
		.650						.0610	
		.700	-.0240				-.0750		
		.725				-.0440			
		.750						-.0030	.0340
		.760			-.0720				
		.775				-.0760	-.0530		
		.808			-.0820				
		.834	-.0880						
		.850				-.1020	-.0990	-.0490	
		.857			.0950				
		.865	-.1280						
		.900	-.1390						-.0330
		.905			-.1130				
		.950				-.1110	-.1060	-.0920	
		.953			-.1310				
		.965	-.1200						

MACH (2) = 2.999 BETAT (1) = -8.560

Y/BW	.299	.364	.427	.534	.673	.780	.887
X/CW							
.000	.0750	.0680	.4690	1.1710	1.1020	1.1360	1.0470
.050				.2750	.2630	.2960	.3810
.081			.2230				
.086		.0750					
.094	-.0050						
.150				.2410	.3010	.2830	.3360
.177			.2350				
.229	.0520						
.246		.1580					
.250				.2180	.2660	.3040	.3320
.362	.1120						
.400				.2020	.2780		.3190
.402			.1420				
.497	.1500						

AMES 87-707 IA9 O2A + S3 + T9 LOWER WING

(RBNL14)

SECTION (1) LOWER WING

DEPENDENT VARIABLE CP

MACH (2) = 2.999	BETAT (1) = -8.560	Y/BW	.299	.364	.427	.534	.673	.780	.887
		X/CW							
		.550				.1800	.2140		
		.565			.1250				
		.600							.2370
		.650						.1850	
		.700	.2050				.0510		
		.725				.0710			
		.750						.1270	.1440
		.760			.1280				
		.775				.0530	.0810		
		.808			.0980				
		.834	.1190						
		.850				.0600	.0150	.0740	
		.857			.0890				
		.865	.0930						
		.900	.0840			.0480			.0670
		.905			.0220				
		.950				.0280	-.0020	.0280	
		.953			.0060				
		.965	.0220						
MACH (2) = 2.999	BETAT (2) = -6.410	Y/BW	.299	.364	.427	.534	.673	.780	.887
		X/CW							
		.000	.0420	.0340	.3500	1.0380	.9960	1.0390	.9610
		.050				.2300	.2200	.2430	.3270
		.081			.1560				
		.086		.0410					
		.094	-.0230						
		.150				.1940	.2420	.2310	.2790
		.177			.1790				
		.229	.0140						
		.246		.1260					
		.250				.1710	.2020	.2430	.2760
		.362	.0680						
		.400				.1750	.2270		.2690
		.402			.1170				
		.497	.0870						
		.550				.1660	.1690		
		.565			.1110				
		.600							.1860
		.650						.1390	
		.700	.1680				.0330		
		.725				.0540			
		.750						.0890	.1140
		.760			.1110				
		.775				.0260	.0600		

AMES 87-707 IA9 O2A + S3 + T9 LOWER WING

(RBNL14)

SECTION (1) LOWER WING

DEPENDENT VARIABLE CP

MACH (2) = 2.999	BETAT (2) = -6.410	Y/BW	.299	.364	.427	.534	.673	.780	.887
		X/CW							
		.808			.0780				
		.834	.0880						
		.850				.0160	-.0130	.0410	
		.857			.0590				
		.865	.0550						
		.900	.0470			.0200			.0430
		.905			.0000				
		.950				.0070	-.0280	.0060	
		.953			-.0190				
		.965	.0000						
MACH (2) = 2.999	BETAT (3) = -4.250	Y/BW	.299	.364	.427	.534	.673	.780	.887
		X/CW							
		.000	.0160	.0040	.2820	.9240	.8630	.9090	.8810
		.050				.2060	.2070	.2250	.2850
		.081			.1390				
		.086		.0100					
		.094	-.0260						
		.150				.1730	.2140	.2130	.2510
		.177			.1640				
		.229	-.0140						
		.246		.1040					
		.250				.1670	.1710	.2170	.2490
		.362	.0840						
		.400				.1580	.2100		.2400
		.402			.0940				
		.497	.0520						
		.550				.1470	.1710		
		.565			.0950				
		.600							.1690
		.650						.1390	
		.700	.1410				.0280		
		.725				.0370			
		.750						.0910	.0950
		.760			.0750				
		.775				.0050	.0520		
		.808			.0540				
		.834	.0560						
		.850				-.0250	-.0140	.0480	
		.857			.0350				
		.865	.0220						
		.900	.0120			-.0330			.0330
		.905			-.0150				
		.950				-.0290	-.0290	.0050	
		.953			-.0360				

AMES 87-707 IA9 O2A + S3 + T9 LOWER WING

(RBNL14)

SECTION (1) LOWER WING		DEPENDENT VARIABLE CP							
MACH (2) = 2.999	BETAT (3) = -4.250	Y/BW	.299	.364	.427	.534	.673	.780	.887
		X/CW	.965	-.0170					
MACH (2) = 2.999	BETAT (4) = .060	Y/BW	.299	.364	.427	.534	.673	.780	.887
		X/CW	.000	-.0280	-.0400	.1630	.7210	.7430	.7850
			.450			.1730	.1570	.1780	.2490
			.081		.1360				
			.086	-.0350					
			.094	-.0070					
			.150			.1320	.1690	.1660	.2080
			.177		.0970				
			.229	-.0390					
			.246		.0680				
			.250			.1120	.1390	.1800	.2090
			.362	-.0090					
			.400			.0850	.1460		.1980
			.402		.0430				
			.497	.0230					
			.550			.0870	.1060		
			.565		.0330				
			.600						.1300
			.650					.0930	
			.700	.0410			-.0030		
			.725				-.0010		
			.750					.0460	.0600
			.760		.0100				
			.775			-.0290	.0100		
			.808		-.0100				
			.834	-.0060					
			.850			-.0550	-.0460	.0070	
			.857		.0230				
			.865	-.0230					
			.900	-.0260		-.0670			.0010
			.905		-.0500				
			.950			-.0680	-.0580	-.0270	
			.953		-.0680				
			.965	-.0590					
MACH (2) = 2.999	BETAT (5) = 4.380	Y/BW	.299	.364	.427	.534	.673	.780	.887
		X/CW	.000	-.0670	-.0700	.0720	.5310	.5590	.5970
			.050			.0970	.0820	.1510	.1520
			.081		.0720				
			.086	-.0640					
			.094	-.0440					

AMES 87-707 IA9 O2A + S3 + T9 LOWER WING

(RBNL14)

SECTION (1) LOWER WING

DEPENDENT VARIABLE CP

MACH (2) = 2.999	BETAT (5) = 4.380	Y/BW	.299	.364	.427	.534	.673	.780	.887
		X/CW							
		.150				.0520	.0920	.0990	.1200
		.177			.0440				
		.229	-.0680						
		.246		.0410					
		.250				.0330	.0650	.1040	.1200
		.362	-.0120						
		.400				.0220	.0700		.1200
		.402			-.0060				
		.497	-.0150						
		.550				.0080	.0410		
		.565		.0010					
		.600							.0680
		.650						.0360	
		.700	-.0020				-.0560		
		.725				-.0340			
		.750						-.0020	.0120
		.760			-.0330				
		.775				-.0420	-.0410		
		.808			-.0470				
		.834	-.0470						
		.850				-.0550	-.0780	-.0350	
		.857			.0380				
		.865	-.0620						
		.900	-.0770			-.0680			-.0320
		.905			-.0700				
		.950				-.0800	-.0850	-.0620	
		.953			-.0870				
		.965	-.1000						

MACH (2) = 2.999 BETAT (6) = 6.550

Y/BW	.299	.364	.427	.534	.673	.780	.887
X/CW							
.000	-.0780	-.0780	.0190	.4300	.4410	.5060	.4960
.050				.0550	.0500	.0600	.1140
.081			.0380				
.086		-.0730					
.094	-.0590						
.150				.0190	.0550	.0620	.0940
.177			.0250				
.229	-.0810						
.246		.0110					
.250				.0090	.0300	.0680	.0910
.362	-.0240						
.400				.0050	.0360		.0910
.402			-.0040				
.497	-.0210						

AMES 87-707 IA9 O2A + S3 + T9 LOWER WING

(RBNL14)

SECTION (1) LOWER WING

DEPENDENT VARIABLE CP

MACH (2) = 2.999 BETAT (6) = 6.550

Y/BW	.299	.364	.427	.534	.673	.780	.887
X/CW							
.550				.0070	.0230		
.565			-.0170				
.600							.0450
.650						.0190	
.700	-.0200				-.0560		
.725				-.0360			
.750						-.0160	-.0040
.760			-.0570				
.775				-.0410	-.0470		
.808			-.0730				
.834	-.0600						
.850				-.0610	-.0750	-.0460	
.857			.0570				
.865	-.0650						
.900	-.0830			-.0750			-.0430
.905			-.0780				
.950				-.0870	-.0760	-.0710	
.953			-.0910				
.965	-.0990						

MACH (2) = 2.999 BETAT (7) = 8.710

Y/BW	.299	.364	.427	.534	.673	.780	.887
X/CW							
.000	-.0850	-.0900	-.0180	.2890	.3610	.4110	.4140
.050				.0360	.0180	.0350	.0790
.081			.0150				
.086		-.0130					
.094	-.0710						
.150				.0010	.0300	.0360	.0600
.177			.0130				
.229	-.1040						
.246		-.0080					
.250				-.0060	.0090	.0430	.0640
.362	-.0570						
.400				.0010	.0210		.0620
.402			-.0250				
.497	-.0310						
.550				-.0020	.0120		
.565			-.0600				
.600							.0260
.650						.0050	
.700	-.0410				-.0560		
.725				-.0330			
.750						-.0250	-.0160
.760			-.0870				
.775				-.0550	-.0460		

AMES 87-707 IA9 O2A + S3 + T9 LOWER WING

(RBNL14)

SECTION (1) LOWER WING

DEPENDENT VARIABLE CP

MACH (2) = 2.999	BETAT (7) = 8.710	Y/BW	.299	.364	.427	.534	.673	.780	.887
		X/CW							
		.808			-.4980				
		.834	-.0740						
		.850			-.0770	-.0770	-.0500		
		.857			.0770				
		.865	-.0760						
		.900	-.0830			-.0940			-.0490
		.905			-.0870				
		.950				-.1030	-.0770	-.0710	
		.953			-.0950				
		.965	-.0950						
MACH (3) = 3.502	BETAT (1) = -8.730	Y/BW	.299	.364	.427	.534	.673	.780	.887
		X/CW							
		.000	.0760	.0640	.3800	1.0770	1.1030	1.1710	.9570
		.050				.2320	.2200	.2490	.2510
		.081			.1200				
		.086		.0280					
		.094	.0010						
		.150				.1760	.2610	.2440	.2750
		.177			.1570				
		.229	.0150						
		.246		.0940					
		.250				.1760	.2380	.2500	.2570
		.362	.0670						
		.400				.2170	.2560		.2740
		.402			.1560				
		.497	.0780						
		.550				.1810	.2130		
		.565			.1330				
		.600							.2210
		.650						.1810	
		.700	.2090				.0800		
		.725				.0850			
		.750						.1310	.1470
		.760			.0960				
		.775				.0510	.0950		
		.808			.0910				
		.834	.1020						
		.850				.0170	.0290	.0850	
		.857			.0590				
		.865	.0650						
		.900	.0590			-.0050			.0800
		.905			.0370				
		.950				-.0160	.0150	.0410	
		.953			.0130				

AMES 87-707 IA9 Q2A + S3 + T9 LOWER WING

(RBNL14)

SECTION (1) LOWER WING

DEPENDENT VARIABLE CP

MACH (3) = 3.502	BETAT (1) = -8.730	Y/BW	.299	.364	.427	.534	.673	.780	.887
		X/CW	.965	.0340					
MACH (3) = 3.502	BETAT (2) = -6.530	Y/BW	.299	.364	.427	.534	.673	.780	.887
		X/CW	.000	.0420	.0300	.3050	.9550	.9770	1.0630
			.050				.1510	.1680	.2090
			.081		.0920				.2110
			.086		-.0020				
			.094	-.0200					
			.150			.1420	.2160	.2060	.2440
			.177		.0860				
			.229	-.0120					
			.246		.0560				
			.250			.1350	.1980	.2140	.2180
			.362	.0130					
			.400			.1620	.2070		.2430
			.402		.1130				
			.497	.0500					
			.550			.1430	.1700		
			.565		.0970				
			.600						.1850
			.650					.1480	
			.700	.1560			.0470		
			.725			.0640			
			.750					.1020	.1160
			.760		.0430				
			.775			.0330	.0640		
			.808		.0350				
			.834	.0680					
			.850			.0010	.0060	.0570	
			.857		.0300				
			.865	.0380					
			.900	.0300					.0490
			.905		.0300				
			.950			-.0340	-.0080	.0180	
			.953		-.0050				
			.965	.0080					
MACH (3) = 3.502	BETAT (3) = -4.340	Y/BW	.299	.364	.427	.534	.673	.780	.887
		X/CW	.000	.0200	.0090	.2340	.8370	.8550	.9330
			.050			.1120	.1420	.1810	.1990
			.081		.0680				
			.086		-.0140				
			.094	-.0240					

AMES 87-707 IA9 O2A + S3 + T9 LOWER WING

(RBNL14)

SECTION (1) LOWER WING

DEPENDENT VARIABLE CP

MACH (3) = 3.502 BETAT (3) = -4.340

	Y/BW	.299	.364	.427	.534	.673	.780	.887
X/CW								
.150					.0950	.1520	.1700	.2100
.177				.0530				
.229	-.0240							
.246		.0330						
.250				.1370	.1610	.1660	.2090	
.362	-.0050							
.400				.1220	.1840		.2030	
.402			.0980					
.497	.0430							
.550				.1370	.1370			
.565			.0790					
.600								.1600
.650							.1240	
.700	.1090				.0320			
.725				.0520				
.750							.0770	.0930
.760			.0250					
.775				.0210	.0490			
.808			.0060					
.834	.0380							
.850				-.0100	-.0020	.0370		
.857			.0170					
.865	.0130							
.900	-.0010				-.0300			.0320
.905			-.0080					
.950				-.0450	-.0150	.0030		
.953			-.0220					
.965	-.0100							

MACH (3) = 3.502 BETAT (4) = .050

	Y/BW	.299	.364	.427	.534	.673	.780	.887
X/CW								
.000	-.0160	-.0210	.1100	.6120	.6730	.7090	.7380	
.050				.0830	.1110	.1270	.1500	
.081			.0190					
.086		-.0210						
.094	.0010							
.150				.1100	.1440	.1390	.1620	
.177			.0460					
.229	-.0230							
.246		-.0100						
.250				.0880	.1280	.1650	.1610	
.362	-.0310							
.400				.0870	.1390		.1820	
.402			.0260					
.497	-.0130							

AMES 87-707 IA9 Q2A + S5 + T9 LOWER WING

(RBNL14)

SECTION (1) LOWER WING

DEPENDENT VARIABLE CP

MACH (3) = 3.502 BETAT (4) = .050

	Y/BW	.299	.364	.427	.534	.673	.780	.887
X/CW								
.550					.0810	.0950		
.565				.0450				
.600								.1180
.650							.0890	
.700	.0340					.0110		
.725					.0150			
.750							.0470	.0550
.760				-.0020				
.775					-.0090	.0190		
.808					-.0170			
.834	-.0220							
.850					-.0320	-.0260	.0120	
.857					-.0040			
.865	-.0370							
.900	-.0410				-.0490			.0060
.905					-.0440			
.950						-.0580	-.0420	-.0130
.953					-.0590			
.965	-.0480							

MACH (3) = 3.502 BETAT (5) = 4.450

	Y/BW	.299	.364	.427	.534	.673	.780	.887
X/CW								
.000	-.0510	-.0570	.0010	.4520	.4940	.5660	.5680	
.050				.0800	.0800	.1000	.1260	
.081				.0240				
.086		-.0510						
.094	-.0250							
.150					.0430	.0890	.0920	.1360
.177					.0350			
.229	-.0460							
.246		-.0450						
.250					.0260	.0570	.0900	.1090
.362	-.0610							
.400					.0160	.0620		.1080
.402					-.0050			
.497	-.0180							
.550					.0120	.0300		
.565					-.0030			
.600								.0570
.650							.0290	
.700	-.0300					-.0340		
.725					-.0310			
.750							-.0030	.0130
.760					-.0460			
.775						-.0470	-.0290	

AMES 87-707 1A9 C2A + S3 + T9 LOWER WING

(RBNL14)

SECTION 1: LOWER WING

DEPENDENT VARIABLE CP

MACH (3) = 3.502 BETAT (5) = 4.450

	Y/BW	.299	.364	.427	.534	.673	.780	.887
X/CW								
.808								-.0600
.834	-.0530							
.850					-.0630	-.0580	-.0270	
.857				.0200				
.865	-.0660							
.900	-.0760				-.0730			-.0240
.905				-.0650				
.950					-.0780	-.0680	-.0480	
.953				-.0730				
.965	-.0830							

MACH (3) = 3.502 BETAT (6) = 6.660

	Y/BW	.299	.364	.427	.534	.673	.780	.887
X/CW								
.000	-.0650	-.0690	-.0110	.3260	.3850	.4610	.4800	
.050				.0410	.0330	.0550	.0780	
.081				.0150				
.086		-.0640						
.094	-.0410							
.150				.0120	.0420	.0490	.0880	
.177				.0140				
.229	-.0710							
.246		-.0210						
.250					-.0050	.0180	.0470	.0690
.362	-.0780							
.400					-.0130	.0220		.0700
.402				-.0230				
.497	-.0440							
.550					-.0120	.0030		
.565				-.0250				
.600								.0270
.650							.0060	
.700	-.0550					-.0530		
.725					-.0430			
.750							-.0210	-.0070
.760				-.0570				
.775					-.0570	-.0500		
.808				-.0660				
.834	-.0640							
.850					-.0680	-.0740	-.0450	
.857				.0280				
.865	-.0730							
.900	-.0800				-.0730			-.0410
.905				-.0790				
.950					-.0790	-.0800	-.0660	
.953				-.0900				



DATE 18 SEP 73

TABULATED PRESSURE DATA - IA9C

PAGE 1055

AMES 87-707 IA9 O2A + S3 + T9 LOWER WING

(RBNL14)

SECTION (1) LOWER WING

DEPENDENT VARIABLE CP

MACH (3) = 3.502	BETAT (6) = 6.660	Y/BW	.299	.364	.427	.534	.673	.780	.887
		X/CW							
			.965	-.0850					
MACH (3) = 3.502	BETAT (7) = 8.860	Y/BW	.299	.364	.427	.534	.673	.780	.887
		X/CW							
			.000	-.0730	-.0740	-.0210	.1890	.3010	.3480
			.050			.0230	.0080	.0240	.0490
			.081		.0170				
			.086	-.0700					
			.094	-.0880					
			.150			-.0060	.0160	.0250	.0600
			.177		-.0060				
			.229	-.0920					
			.246	-.0630					
			.250			-.0190	-.0070	.0250	.0480
			.362	-.0750					
			.400			-.0210	-.0070		.0550
			.402		-.0410				
			.497	-.0650					
			.550			-.0210	-.0140		
			.565		-.0610				
			.600						.0150
			.650					-.0090	
			.700	-.0610			-.0550		
			.725			-.0560			
			.750					-.0320	-.0180
			.760		-.0790				
			.775			-.0690	-.0490		
			.808		-.0800				
			.834	-.0730					
			.850			-.0760	-.0690	-.0510	
			.857		.0510				
			.865	-.0870					
			.900	-.0930		-.0830			-.0480
			.905		-.0780				
			.950			-.0900	-.0780	-.0680	
			.953		-.0910				
			.965	-.0870					

AMES 87-707 IA9 O2A + S3 + T9 LOWER WING

RU151 (17) MAY 73 ()

REFERENCE DATA

SREF = 2.4210 SQ.FT. XMRP = 28.5300 INCHES
 REF = 39.8490 INCHES YMRP = .0000 INCHES
 REF = 39.8490 INCHES ZMRP = .0000 INCHES
 SCALE = .0300 SCALE

ALPHAT = OFFINC = .500
 RUDDER = ELEVON = .000
 RUDFLR =

SECTION (1) LOWER WING

DEPENDENT VARIABLE CP

MACH (1) = 2.498	BETAT (1) = -8.390	Y/BW	.299	.364	.427	.534	.673	.781	.887
		X/CW							
		.030	.0350	.0780	.4820	1.1120	1.0130	1.0120	.9860
		.050				.3090	.2840	.3320	.3970
		.081			.2530				
		.086		.1730					
		.094	.0390						
		.150				.2640	.3500	.3400	.3870
		.177			.2350				
		.229	.1040						
		.246		.2080					
		.250				.2320	.2320	.2570	.3910
		.362	.1540						
		.400				.2480	.3330		.3770
		.402			.1650				
		.497	.1130						
		.550				.1660	.2510		
		.565			.2920				
		.600							.2700
		.650						.2260	
		.700	.2310				.0300		
		.725				.2270			
		.750						.0430	.1670
		.760			.1840				
		.775				.2060	.0980		
		.808			.1370				
		.834	.1390						
		.850				.1300	.0330	.0250	
		.857			.1100				
		.865	.1340						
		.900	.1040			.0980			.0750
		.905			.0540				
		.950				.0620	.1220	.0350	
		.953			.0840				
		.965	.0120						

MACH (1) = 2.498	BETAT (2) = -6.280	Y/BW	.299	.364	.427	.534	.673	.781	.887
		X/CW							
		.000	.0000	.0520	.4120	1.0420	.9470	.9100	.9380
		.050				.2920	.2580	.2700	.3560
		.081			.2370				
		.086		.1270					
		.094	.0150						

AMES 87-707 IA9 O2A + S3 + T9 LOWER WING

(RBNL15)

SECTION (1) LOWER WING

DEPENDENT VARIABLE CP

MACH (1) = 2.498	BETAT (2) = -6.280	Y/BW	.299	.364	.427	.534	.673	.780	.887
		X/CW				.2420	.3290	.3160	.3490
		.150							
		.177			.2220				
		.229	.0770						
		.246		.1890					
		.250				.2100	.2710	.3220	.3570
		.362	.1320						
		.400				.2240	.3030		.3470
		.402			.1480				
		.497	.0800			.1580	.2240		
		.550							
		.565			.2320				.2450
		.600							
		.650						.2010	
		.700	.1940				.0070		
		.725				.1870			
		.750						.1270	.1500
		.760			.1220				
		.775				.1540	.0630		
		.808			.0850				
		.834	.0950						
		.850				.0820	-.0130	.0580	
		.857			.0860				
		.865	.0690						.0610
		.900	.0730			.0520			
		.905			.0240				
		.950				.0400	.0430	.0630	
		.953			.0360				
		.965	-.0010						
MACH (1) = 2.498	BETAT (3) = -4.160	Y/BW	.299	.364	.427	.534	.673	.780	.887
		X/CW							
		.000	-.0150	.0070	.3590	.9540	.8680	.9050	.8610
		.050				.2570	.2260	.2470	.3220
		.081			.2030				
		.086		.1060					
		.094	-.0070						
		.150				.2040	.2850	.2820	.3120
		.177			.1790				
		.229	.0530						
		.246		.1570					
		.250				.1750	.2330	.2870	.3180
		.362	.0930						
		.400				.1760	.2630		.3050
		.402			.1240				
		.497	.0560						

AMES 87-707 IAS Q2A + S3 + T9 LOWER WING

(15)

SECTION (1) LOWER WING

DEPENDENT VARIABLE CP

MACH (1) = 2.498 BETAT (3) = -1.160

Y/BW	.299	.364	.427	.534	.673		.887
X/CW							
.550				.1280	.1920		
.565			.1570				
.600							.2310
.650						.1700	
.700	.1460				-.0100		
.725				.1380			
.750						.1000	.1810
.760			.0930				
.775				.1160	.0380		
.808			.0570				
.834	.0540						
.850				.0560	-.0350	.0370	
.857			.0890				
.865	.0310						
.900	.0250			.0250			.0390
.905			.0000				
.950				.0090	-.0300	-.0150	
.953			-.0080				
.965	-.0230						

MACH (1) = 2.498 BETAT (4) = .060

Y/BW	.299	.364	.427	.534	.673	.780	.887
X/CW							
.000	-.0620	-.0600	.2230	.7820	.7300	.7560	.7160
.050				.1880	.1720	.1900	.2670
.081			.1450				
.086		.0810					
.094	-.0610						
.150				.1440	.2110	.2160	.2480
.177			.1060				
.229	.0380						
.246		.0860					
.250				.1160	.1000	.1160	.0460
.362	.0380						
.400				.1060	.1820		.2340
.402			.1380				
.497	.0210						
.550				.1260	.1390		
.565			.1170				
.600							.1520
.650						.1210	
.700	.0620				-.0380		
.725				.0780			
.750						.0590	.0770
.760			.0290				
.775				.0580	.0110		

AMES 87-707 IA9 O2A + S3 + T9 LOWER WING

(RBNL15)

SECTION (1) LOWER WING

DEPENDENT VARIABLE CP

MACH (1) = 2.498 BETAT (4) = .060		Y/BW	.299	.364	.427	.534	.673	.780	.887
	X/CW								
	.808				-.0010				
	.834	.0060							
	.850				.0090	-.0130	.0010		
	.857			.0710					
	.865	-.0190							
	.900	-.0350			-.0270			.0090	
	.905			-.0570					
	.950				-.0520	-.0010	-.0430		
	.953			-.0710					
	.965	-.0860							
MACH (1) = 2.498 BETAT (5) = 4.310		Y/BW	.299	.364	.427	.534	.673	.780	.887
	X/CW								
	.000	-.1090	-.1060	.0830	.5870	.6020	.6330	.6080	
	.050				.1180	.1240	.1360	.2170	
	.081			.0700					
	.086		.0130						
	.094	-.0870							
	.150				.0770	.1480	.1570	.1990	
	.177			.0560					
	.229	.0080							
	.246		.0240						
	.250				.0630	.1090	.1590	.2000	
	.362	-.0040							
	.400				.1150	.1440		.1900	
	.402			.0600					
	.497	.0760							
	.550				.1110	.1510			
	.565			.0700					
	.600							.1170	
	.650						.1160		
	.700	-.0010				-.0030			
	.725				.0120				
	.750						.0870	.0530	
	.760			-.0390					
	.775				-.0210	.0190			
	.808			-.0630					
	.834	-.0370							
	.850				-.0570	-.0580	.0410		
	.857			.0890					
	.865	-.0720							
	.900	-.0900			-.0810			.0010	
	.905			-.0670					
	.950				-.0960	-.0650	-.0200		
	.953			-.0640					

AMES 87-707 IA9 O2A + S3 + T9 LOWER WING

(CONL15)

SECTION (1) LOWER WING

DEPENDENT VARIABLE CP

MACH (1) = 2.498 BETAT (5) = 4.310

Y/BW	.299	.364	.427	.534	.673	.790	.887
X/CW							
	.965	-.1100					

MACH (1) = 2.498 BETAT (6) = 6.440

Y/BW	.299	.364	.427	.534	.673	.790	.887
X/CW							
	.000	-.1210	-.1200	.0290	.4610	.5480	.5720
	.050			.0900	.1080	.1170	.1030
	.081		.0490				
	.086	-.0170					
	.094	-.0960					
	.150			.0620	.1300	.1370	.1800
	.177		.0500				
	.229	-.0050					
	.246		.0150				
	.250			.0710	.0920	.1420	.1800
	.362	-.0110					
	.400			.1250	.1710		.1720
	.402		.0470				
	.497	.0530					
	.550			.0620	.1070		
	.565		.0500				
	.600						.1100
	.650					.1320	
	.700	-.0080			-.0520		
	.725			-.0090			
	.750					.1670	.0820
	.760		-.0550				
	.775			-.0390	-.0250		
	.808		-.0810				
	.834	-.0570					
	.850			-.0700	-.0890	-.1030	
	.857		.0830				
	.865	-.0790					
	.900	-.0940		-.0910			.0200
	.905		-.0830				
	.950			-.1070	-.0870	-.0590	
	.953		-.0770				
	.965	-.0910					

MACH (1) = 2.498 BETAT (7) = 8.570

Y/BW	.299	.364	.427	.534	.673	.790	.887
X/CW							
	.000	-.1310	-.1290	-.0260	.3340	.4640	.5170
	.050			.0660	.0890	.1140	.1710
	.081		.0320				
	.086	-.0280					
	.094	-.1140					

AMES 87-707 IA9 O2A + S3 + T9 LOWER WING

(RBNL15)

SECTION (1) LOWER WING

DEPENDENT VARIABLE CP

MACH (1) = 2.498 BETAT (7) = 8.570

Y/BW	.299	.364	.427	.534	.673	.780	.887
X/CW							
.150				.0410	.1190	.1260	.1640
.177			.0360				
.229	-.0540						
.246		-.0060					
.250				.0940	.1050	.1340	.1610
.362	-.0380						
.400				.0950	.1750		.1630
.402			.0130				
.497	-.0010						
.550				.0390	.0750		
.565			.0200				
.600							.1320
.650						.0740	
.700	-.0080				-.0690		
.725				-.0250			
.750						.0080	.0600
.760			-.0630				
.775				-.0550	-.0450		
.808			-.0780				
.834	-.0820						
.850				-.0860	-.0920	-.0420	
.857			.0970				
.865	-.1190						
.900	-.1210			-.0960			-.0210
.905			-.1040				
.950				-.0990	-.0910	-.0810	
.953			-.1170				
.965	-.1040						

MACH (2) = 2.999 BETAT (1) = -8.550

Y/BW	.299	.364	.427	.534	.673	.780	.887
X/CW							
.000	.0550	.0730	.4550	1.1450	1.0860	1.1310	.8960
.050				.3210	.2980	.3370	.3850
.081			.2430				
.086		.0800					
.094	-.0020						
.150				.2610	.3370	.3340	.3620
.177			.2230				
.229	.0590						
.246		.1720					
.250				.2310	.2900	.3500	.3610
.362	.0920						
.400				.2160	.3090		.3600
.402			.1510				
.497	.1060						

AMES 87-707 IA9 Q2A + S3 + T9 LOWER WING

(INCL 13)

SECTION (1) LOWER WING

DEPENDENT VARIABLE CP

MACH (2) = 2.999 BETAT (1) = -8.550

Y/BW	.299	.364	.427	.534	.673	.780	.887
X/CW							
.550				.1990	.2590		
.565			.1210				
.600							.2650
.650						.2230	
.710	.1960				.0680		
.725				.0840			
.750						.1630	.1660
.760			.1440				
.775				.0570	.1050		
.808			.1190				
.834	.1320						
.850				.0620	.0360	.1010	
.857			.1920				
.865	.0970						
.900	.0850			.0670			.0890
.905			.0320				
.950				.1490	.0170	.0500	
.953			.0100				
.965	.0320						

MACH (2) = 2.999 BETAT (2) = -6.400

Y/BW	.299	.364	.427	.534	.673	.780	.887
X/CW							
.600	.0290	.0350	.3500	1.0420	1.0050	1.0390	.9680
.650				.2770	.2630	.3000	.3710
.681			.1650				
.686		.0640					
.694	-.0230						
.150				.2140	.2900	.2950	.3300
.177			.1910				
.229	.0360						
.246		.1230					
.250				.1870	.2380	.3020	.3230
.362	.0620						
.400				.1850	.2570		.3240
.402			.1240				
.497	.0910						
.550				.1780	.2100		
.565			.1110				
.600							.2380
.650						.1860	
.700	.1690				.0460		
.725				.0690			
.750						.1320	.1460
.760			.1240				
.775				.0380	.0910		

AMES 87-707 IA9 Q2A + S3 + T9 LOWER WING

(RBNL15)

SECTION (1) LOWER WING

DEPENDENT VARIABLE CP

MACH (2) = 2.999	BETAT (2) = -6.400	Y/BW	.299	.364	.427	.534	.673	.780	.887
		X/CW							
		.808			.0900				
		.834	.0890						
		.850				.0170	.0240	.0770	
		.857			.0580				
		.865	.0520						
		.900	.0460			.0320			.0680
		.905			.0090				
		.950				.0260	.0040	.0310	
		.953			-.0130				
		.965	.0060						
MACH (2) = 2.999	BETAT (3) = -4.240	Y/BW	.299	.364	.427	.534	.673	.780	.887
		X/CW							
		.000	.0020	-.0010	.2820	.9530	.9090	.9540	.8760
		.050				.2420	.2290	.2610	.3450
		.081			.1610				
		.086		.0400					
		.094	-.0260						
		.150				.1840	.2460	.2490	.2980
		.177			.1810				
		.229	.0010						
		.246		.0750					
		.250				.1820	.2070	.2580	.2950
		.362	.0470						
		.400				.1570	.2410		.2900
		.402			.0890				
		.497	.0500						
		.550				.1450	.1940		
		.565			.0840				
		.600							.2080
		.650						.1690	
		.700	.1390				.0280		
		.725				.0400			
		.750						.1170	.1250
		.760			.0670				
		.775				.0110	.0600		
		.808			.0570				
		.834	.0560						
		.850				-.0210	.0000	.0660	
		.857			.0280				
		.865	.0260						
		.900	.0160			-.0360			.0550
		.905			-.0090				
		.950				-.0290	-.0160	.0210	
		.953			-.0280				

AMES 87-707 IA9 O2A + S3 + T9 LOWER WING

(RBNL15)

SECTION (1) LOWER WING

DEPENDENT VARIABLE CP

MACH (2) = 2.999 BETAT (5) = 4.390

	Y/BW	.299	.364	.427	.534	.673	.780	.887
X/CW								
.150					.0640	.1230	.1310	.1690
.177				.0450				
.229	-.0700							
.246		.0310						
.250				.0450	.0850	.1320	.1640	
.362	.0110							
.400				.0340	.0930		.1570	
.402				.0100				
.497	-.0160							
.550				.0150	.0590			
.565				.0090				
.600							.0960	
.650							.0550	
.700	-.0020					-.0490		
.725				-.0160				
.750							.0160	-.1140
.760				-.0180				
.775				-.0200	-.0310			
.808				-.0360				
.834	-.0340							
.850				-.0400	-.0700	-.0200		
.857				.0330				
.865	-.0500							
.900	-.0700				-.0590			-.0120
.905				-.0670				
.950				-.0740	-.0790	-.0510		
.953				-.0800				
.965	-.0900							

MACH (2) = 2.999 BETAT (6) = 6.570

	Y/BW	.299	.364	.427	.534	.673	.780	.887
X/CW								
.000	-.0860	-.0870	.0280	.3950	.4850	.5280	.5140	
.050				.0700	.0820	.0990	.1550	
.081				.0420				
.086		-.0730						
.094	-.0630							
.150				.0390	.0930	.0990	.1360	
.177				.0280				
.229	-.0820							
.246		.0180						
.250				.0220	.0570	.1010	.1330	
.362	-.0150							
.400				.0290	.0670		.1310	
.402				.0140				
.497	-.0150							

AMES 87-707 IA9 O2A + S3 + T9 LOWER WING

(RDNL15)

SECTION (1) LOWER WING

DEPENDENT VARIABLE CP

MACH (2) = 2.999 BETAT (6) = 6.570

	Y/BW	.299	.364	.427	.534	.673	.780	.887
X/CW								
.550					.0190	.0320		
.565				.0000				
.600								.0780
.650							.0390	
.700	-.0100					-.0500		
.725					-.0100			
.750							.0000	.0250
.760				-.0430				
.775					-.0270	-.0270		
.802				-.0610				
.834	-.0370							
.850					-.0520	-.0520	-.0330	
.857				.0570				
.865	-.0540							
.900	-.0740				-.0630			-.0220
.905				-.0690				
.950					-.0810	-.0690	-.0600	
.953				-.0850				
.905	-.0930							

MACH (2) = 2.999 BETAT (7) = 8.730

	Y/BW	.299	.364	.427	.534	.673	.780	.887
X/CW								
.000	-.0930	-.0970	-.0150	.2900	.5250	.4660	.4560	
.050				.0460	.0570	.0740	.1300	
.081			.0250					
.086		-.0570						
.094	-.0740							
.150				.0210	.0630	.0740	.1070	
.177			.0240					
.229	-.1060							
.246		-.0020						
.250				.0140	.0360	.0740	.1030	
.362	-.0500							
.400				.0260	.0480		.1050	
.402			.0010					
.497	-.0260							
.550				.0170	.0240			
.565			-.0350					
.600								.0570
.650							.0180	
.700	-.0360					-.0500		
.725					-.0160			
.750							-.0130	.0080
.760			-.0720					
.775					-.0380	-.0290		

DATE 18 SEP 73

TABULATED PRESSURE DATA - IA9C

PAGE 1067

AMES 87-707 IA9 O2A + S3 + T9 LOWER WING

(RBNL15)

SECTION (1) LOWER WING

DEPENDENT VARIABLE CP

MACH (2) = 2.999 BETAT (7) = 8.730

Y/BW	.299	.364	.427	.534	.673	.780	.887
X/CW							
.808							
.834	-.0530						
.850							
.857							
.865	-.0720						
.900	-.0840						
.905							
.950							
.953							
.965	-.0880						

MACH (3) = 3.502 BETAT (1) = -8.710

Y/BW	.299	.364	.427	.534	.673	.780	.887
X/CW							
.000	.0550	.0580	.3930	1.0770	1.1240	.9640	.9440
.050				.2670	.2900	.2860	.2930
.081							
.086							
.094	-.0120						
.150							
.177							
.229	.0180						
.246							
.250							
.362	.0530						
.400							
.402							
.497	.0830						
.550							
.565							
.600							
.650							
.700	.1840						
.725							
.750							
.760							
.775							
.808							
.834	.0980						
.850							
.857							
.865	.0620						
.900	.0580						
.905							
.950							
.953							

AMES 87-707 IA9 O2A + S3 + T9 LOWER WING

PL153

SECTION (1) LOWER WING

DEPENDENT VARIABLE CP

MACH (3) = 3.502	BETAT (1) = -8.710	Y/BW	.299	.364	.427	.534	.673	.807
		X/CW						
		.965	.0340					
MACH (3) = 3.502	BETAT (2) = -6.520	Y/BW	.299	.364	.427	.534	.673	.807
		X/CW						
		.000	.0290	.0290	.3190	.9440	1.0040	1.100
		.050				.2200	.2390	.280
		.081			.1070			
		.086		.0150				
		.094	-.0260					
		.150				.1710	.2610	.270
		.177			.1240			
		.229	-.0050					
		.246		.0680				
		.250				.1590	.2160	.230
		.362	.0260					.2520
		.400				.1710	.2470	.2590
		.402			.1130			
		.497	.0380					
		.550				.1550	.180	
		.565			.0940			
		.600						.1980
		.650						.160
		.700	.1520				.0530	
		.725				.0670		
		.750						.120
		.760			.0500			.1340
		.775				.0400	.0710	
		.808			.0460			
		.834	.0670					
		.850				.0080	.0050	.020
		.857			.0300			
		.865	.0310					
		.900	.0200			-.0120		.0680
		.915			.0160			
		.950				-.0260	-.0100	.080
		.953			-.0060			
		.965	.0100					
MACH (3) = 3.502	BETAT (3) = -4.330	Y/BW	.299	.364	.427	.534	.673	.807
		X/CW						
		.000	.0050	.0030	.2620	.8300	.8790	.990
		.050				.1300	.1760	.220
		.081			.0700			
		.086		.0050				
		.094	-.0320					

AMES 87-707 IA9 C2A + S3 + T9 LOWER WING

(RBNL15)

SECTION (1) LOWER WING

DEPENDENT VARIABLE CP

MACH (3) = 3.502	BETAT (3) = -4.330	Y/BW	.299	.364	.427	.534	.673	.780	.887
		X/CW							
		.150				.1560	.1990	.2020	.2510
		.177			.0700				
		.229	-.0160						
		.246		.0440					
		.250				.1360	.1810	.2080	.2210
		.362	.0180						
		.400				.1430	.2080		.2220
		.402			.1060				
		.497	.0180						
		.550				.1490	.1610		
		.565			.0840				
		.600							.1730
		.650						.1510	
		.700	.1090				.0500		
		.725				.0510			
		.750						.1000	.1110
		.760			.0130				
		.775				.0240	.0700		
		.808			.0000				
		.834	.0360						
		.850				-.0060	.0080	.0540	
		.857			.0100				
		.865	.0100						
		.900	.0040			-.0270			.0530
		.905			-.0090				
		.950				-.0410	-.0070	.0180	
		.953			-.0250				
		.965	-.0050						

MACH (3) = 3.502	BETAT (4) = .050	Y/BW	.299	.364	.427	.534	.673	.780	.887
		X/CW							
		.000	-.0270	-.0330	.1480	.6600	.6630	.7400	.7440
		.050				.1490	.2010	.1910	.1930
		.081			.0640				
		.086		-.0230					
		.094	-.0100						
		.150				.1110	.1920	.1970	.2250
		.177			.0630				
		.229	-.0290						
		.246		.0140					
		.250				.0940	.1410	.1850	.2230
		.362	-.0360						
		.400				.0880	.1610		.2200
		.402			.0270				
		.497	-.0170						

AMES 87-707 1A9 C2A + 33 + T9 LOWER WING

(ITEM 15)

SECTION 1 LOWER WING

DEPENDENT VARIABLE CP

MACH (3) = 3.502	BETAT (4) = 1.050	Y/BW	.299	.364	.427	.534	.673	.887	
		X/CW							
		.550				.0660	.1150		
		.565			.0260				
		.600						.1340	
		.650						.1110	
		.700	.0270				-.0070		
		.725				.0050			
		.750					.0650	.0730	
		.760			-.0030				
		.775				-.0170	-.0510		
		.808						-.0230	
		.824	-.0240						
		.850				-.0330	-.0310	.0230	
		.857				-.0140			
		.865	-.0410						
		.900	-.0420			-.0500		.0260	
		.905				-.0510			
		.950				-.0630	-.0440	-.0140	
		.953				-.0620			
		.965	-.0470						
MACH (3) = 3.502	BETAT (5) = 4.460	Y/BW	.299	.364	.427	.534	.673	.780	.887
		X/CW							
		.000	-.0650	-.0680	.0070	.4200	.5140	.5700	.5660
		.050				.0580	.0740	.0970	.1320
		.081			.0030				
		.086		-.0540					
		.094	-.0290						
		.150				.0500	.0950	.0950	.1410
		.177			.0330				
		.229	-.0540						
		.246		-.0400					
		.250				.0540	.0890	.1050	.1180
		.362	-.0630						
		.400				.0410	.0970		.1260
		.402			.0110				
		.497	-.0110						
		.550				.0210	.0490		
		.565				-.0080			
		.600							.0770
		.650						.0450	
		.700	-.0220				-.0310		
		.725				-.0280			
		.750						.0090	.0530
		.760			-.0380				
		.775				-.0450	-.0250		

AMES 87-707 IA9 O2A + S3 + T9 LOWER WING

(RBNL15)

SECTION (1) LOWER WING

DEPENDENT VARIABLE CP

MACH (3) = 3.502	BETAT (5) = 4.460	Y/BW	.299	.364	.427	.534	.673	.780	.887
		X/CW							
		.808			-.0440				
		.834	-.0490						
		.850				-.0600	-.0620	-.0240	
		.857			.0120				
		.865	-.0630						
		.900	-.0690			-.0680			-.0070
		.905			-.0550				
		.950				-.0730	-.0750	-.0490	
		.953			-.0710				
		.965	-.0800						
MACH (3) = 3.502	BETAT (6) = 6.660	Y/BW	.299	.364	.427	.534	.673	.780	.887
		X/CW							
		.000	-.0690	-.0730	-.0300	.3570	.4500	.4980	.5090
		.050				.0570	.0760	.0930	.1180
		.081			.0400				
		.086		-.0690					
		.094	-.0430						
		.150				.0260	.0820	.0810	.1280
		.177			.0270				
		.229	-.0680						
		.246		-.0420					
		.250				.0100	.0430	.0790	.1050
		.362	-.0800						
		.400				-.0010	.0500		.1110
		.402			-.0100				
		.497	-.0300						
		.550				-.0020	.0180		
		.565			-.0200				
		.600							.0600
		.650						.0300	
		.700	-.0420				-.0470		
		.725				-.0350			
		.750						-.0020	.0180
		.760			-.0520				
		.775				-.0490	-.0390		
		.808			-.0620				
		.834	-.0540						
		.850				-.0620	-.0610	-.0280	
		.857			.0250				
		.865	-.0620						
		.900	-.0670			-.0690			-.0220
		.905			-.0650				
		.950				-.0770	-.0700	-.0530	
		.953			-.0790				

AMES 87-757 IA9 C2A + S3 + T9 LOWER WING

(RBNL15)

SECTION (1) LOWER WING		DEPENDENT VARIABLE CP								
MACH (3) = 3.502	BETAT (6) = 6.660	Y/BW	.299	.364	.427	.534	.673	.780	.887	
		X/CW	.965	-.0800						
MACH (3) = 3.502	BETAT (7) = 8.880	Y/BW	.299	.364	.427	.534	.673	.780	.887	
		X/CW	.000	-.0800	-.0840	-.0110	.2000	.3390	.4170	.4350
			.050				.0320	.0360	.0510	.0700
			.081			.0260				
			.086		-.0790					
			.094	-.0750						
			.150				.0030	.0420	.0420	.0000
			.177			.0030				
			.229	-.0980						
			.246		-.0550					
			.250				-.0120	.0100	.0430	.0850
			.362	-.0870						
			.400				-.0130	.0100		.0790
			.402			-.0440				
			.497	-.0500						
			.550				-.0170	-.0170		
			.565			-.0610				
			.600							.0290
			.650						-.0060	
			.700	-.0570				-.0630		
	.725				-.0520					
	.750						-.0340	-.0010		
	.760			-.0730						
	.775				-.0580	-.0540				
	.808			-.0780						
	.834	-.0730								
	.850				-.0730	-.0760	-.0550			
	.857				.0420					
	.865	-.0890								
	.900	-.0940			-.0840			-.0380		
	.905			-.0730						
	.950				-.0930	-.0830	-.0740			
	.953			-.0870						
	.965	-.0880								

AMES 87-707 IA9 O2A + S3 + T9 LOWER WING

(RBNL16) (10 MAY 73)

REFERENCE DATA

SREF = 2.4210 SQ.FT. XMRP = 28.5300 INCHES
 LREF = 39.8490 INCHES YMRP = .0000 INCHES
 BREF = 39.8490 INCHES ZMRP = .0000 INCHES
 SCALE = .0300 SCALE

PARAMETRIC DATA

ALPHAT = 8.000 ORBINC = .500
 RUDDER = -15.000 ELEVON = .000
 RUDFLR = .000

SECTION (1) LOWER WING

DEPENDENT VARIABLE CP

MACH (1) = 2.498 BETAT (1) = -8.370

Y/BW	.299	.364	.427	.534	.673	.780	.887
X/CW							
.000	.0300	.0820	.4730	1.1060	1.0100	1.0280	.9910
.050				.3490	.3520	.3740	.5070
.081			.2720				
.086		.1670					
.094	.0430						
.150				.3040	.4000	.4020	.4690
.177			.2440				
.229	.1240						
.246		.2050					
.250				.2700	.3450	.4030	.4550
.362	.1430						
.400				.2840	.3900		.4380
.402			.1680				
.497	.1090						
.550				.2210	.3090		
.565			.3170				
.600							.3260
.650						.2820	
.700	.2330				.0750		
.725				.2570			
.750						.2070	.2180
.760			.1550				
.775				.2140	.2070		
.808			.1250				
.834	.1500						
.850				.1450	.0990	.1740	
.857			.1080				
.865	.1350						
.900	.0970			.0840			.1200
.905			.0640				
.950				.0420	.1070	.1320	
.953			.0520				
.965	.0230						

MACH (1) = 2.498 BETAT (2) = -6.270

Y/BW	.299	.364	.427	.534	.673	.780	.887
X/CW							
.000	-.0030	.0440	.4090	1.0500	.9620	.9770	.9230
.050				.3170	.3160	.3490	.4830
.081			.2370				
.086		.1260					
.094	.0560						

AMES 87-707 IA9 O2A + S3 + T9 LOWER WING

(RBNL16)

SECTION (1) LOWER WING

DEPENDENT VARIABLE CP

MACH (1) = 2.498 BETAT (2) = -6.270

Y/BW	.299	.364	.427	.534	.673	.780	.887
X/CW							
.150				.2620	.3690	.3790	.4410
.177			.2160				
.229	.0890						
.246		.1760					
.250				.2330	.3190	.3830	.4330
.362	.1270						
.400				.2370	.3430		.4160
.402			.1410				
.497	.0830						
.550				.1960	.2780		
.565			.2630				
.600							.2990
.650						.2570	
.700	.1910				.0500		
.725				.2010			
.750						.1830	.1900
.760			.1050				
.775				.1580	.1320		
.808			.0840				
.834	.1070						
.850				.0930	.0440	.1370	
.857			.0860				
.865	.0880						
.900	.0630			.0530			.0970
.905			.0370				
.950				.0490	.0230	.0860	
.953			.0410				
.965	-.0070						

MACH (1) = 2.498 BETAT (3) = -4.160

Y/BW	.299	.364	.427	.534	.673	.780	.887
X/CW							
.000	-.0230	.0070	.3550	.9680	.9040	.9270	.8670
.050				.2860	.2840	.3210	.4440
.081			.2100				
.086		.0990					
.094	.0350						
.150				.2300	.3280	.3410	.3930
.177			.1860				
.229	.0260						
.246		.1480					
.250				.1960	.2780	.3440	.3880
.362	.0950						
.400				.1860	.3000		.3740
.402			.1170				
.497	.0570						

AMES 87-707 IA9 O2A + S3 + T9 LOWER WING

(RBNL16)

SECTION (1) LOWER WING

DEPENDENT VARIABLE CP

MACH (1) = 2.498 BETAT (3) = -4.160

	Y/BW	.299	.364	.427	.534	.673	.780	.887
X/CW								
.550					.1550	.2320		
.565				.1710				
.600								.2630
.650							.2160	
.700	.1480					.0190		
.725					.1720			
.750							.1500	.1630
.760				.1000				
.775					.1360	.0840		
.808				.0650				
.834	.0630							
.850					.0780	.0310	.0870	
.857				.0880				
.865	.0500							
.900	.0450				.0450			.0730
.905				-.0090				
.950					.0110	.0080	.0670	
.953				-.0140				
.965	-.0270							

MACH (1) = 2.498 BETAT (4) = .060

	Y/BW	.299	.364	.427	.534	.673	.780	.887
X/CW								
.000	-.0800	-.0600	.2270	.7880	.7400	.7940	.7360	
.050				.2280	.2230	.2490	.3580	
.081				.1450				
.086		.0630						
.094	-.0540							
.150					.1620	.2510	.2620	.3140
.177				.1420				
.229	.0080							
.246		.0920						
.250					.1370	.1950	.2590	.3110
.362	.0420							
.400					.1320	.2270		.2950
.402				.1380				
.497	.0500							
.550					.2100	.1630		
.565				.1680				
.600								.2030
.650							.1580	
.700	.0800					.0000		
.725					.1110			
.750							.0930	.1140
.760				.0320				
.775					.0660	.1300		

AMES 87-707 IA9 O2A + S3 + T9 LOWER WING

(R2N16)

SECTION (1) LOWER WING

DEPENDENT VARIABLE CP

MACH (1) = 2.498 BETAT (4) = .0160

Y/BW	.299	.364	.427	.534	.673	.780	.887
X/CW							
.808			-.0090				
.834	.0030						
.850				.0070	.0640	.0320	
.857			.0690				
.865	-.0180						
.900	-.0330			-.0320			.0370
.905			-.0570				
.950				-.0540	.0220	.0060	
.953			-.0590				
.965	-.0760						

MACH (1) = 2.498 BETAT (5) = 4.330

Y/BW	.299	.364	.427	.534	.673	.780	.887
X/CW							
.000	-.1150	-.1090	.0930	.6220	.6260	.6520	.6230
.050				.1500	.1640	.1860	.2940
.081			.0870				
.086		.0110					
.094	-.0920						
.150				.1020	.1880	.1990	.2570
.177			.0810				
.229	.0110						
.246		.0390					
.250				.1200	.1430	.1990	.2490
.362	.0030						
.400				.1740	.2180		.2390
.402			.1150				
.497	.0890						
.550				.1040	.2010		
.565		.0580					
.600							.1710
.650						.1880	
.700	.0080				-.0150		
.725				.0050			
.750						.1070	.1400
.760			-.0430				
.775				-.0230	.0180		
.808			-.0590				
.834	-.0300						
.850				-.0580	-.0560	.0420	
.857			.0840				
.865	-.0570						
.900	-.0700			-.0790			.0580
.905			-.0310				
.950				-.0900	-.0610	-.0160	
.953			-.0580				

AMES 87-707 IA9 O2A + S3 + T9 LOWER WING

(RBNL16)

SECTION (1) LOWER WING

DEPENDENT VARIABLE CP

MACH (1) = 2.498	BETAT (5) = 4.330	Y/BW	.299	.364	.427	.534	.673	.780	.887
		X/CW	.965	-.1020					
MACH (1) = 2.498	BETAT (6) = 6.460	Y/BW	.299	.364	.427	.534	.673	.780	.887
		X/CW	.000	-.1270	-.1250	.0350	.4740	.5700	.5850
			.050			.1130	.1500	.1620	.2700
			.081			.0530			
			.086	-.0100					
			.094	-.1070					
			.150			.0820	.1660	.1750	.2310
			.177			.0560			
			.229	-.0060					
			.246		.0170				
			.250			.1150	.1320	.1810	.2260
			.362	-.0040					
			.400			.1430	.2430		.2160
			.402			.0810			
			.497	.0580					
			.550			.0520	.1290		
			.565			.0390			
			.600						.1770
			.650					.1380	
			.700	-.0100			-.0600		
			.725			-.0140			
			.750					.0620	.1160
			.760		-.0560				
			.775			-.0390	-.0250		
			.808		-.0770				
			.834	-.0550					
			.850			-.0710	-.0820	.0010	
			.857			.0680			
			.865	-.0670					
			.900	-.0900		-.0940			.0250
			.905		-.0580				
			.950			-.1030	-.0830	-.0480	
			.953		-.0770				
			.965	-.0910					
MACH (1) = 2.498	BETAT (7) = 8.600	Y/BW	.299	.364	.427	.534	.673	.780	.887
		X/CW	.000	-.1440	-.1390	-.0270	.3260	.5190	.5440
			.050			.0790	.1260	.1620	.2480
			.081			.0410			
			.086	-.0150					
			.094	-.1260					

AMES 87-707 IA9 O2A + S3 + T9 LOWER WING

(RBNL16)

SECTION (1) LOWER WING		DEPENDENT VARIABLE CP							
MACH (1) = 2.498	BETAT (7) = 8.600	Y/BW	.299	.364	.427	.534	.673	.780	.887
		X/CW				.0740	.1560	.1630	.2120
		.150			.0570				
		.177							
		.229	-.0280						
		.246		.0040					
		.250			.1275	.1430	.1820		.2130
		.362	-.0290						
		.400			.0940	.1790			.2170
		.402			.0120				
		.497	.0180						
		.550			.0370	.0730			
		.565			.0090				
		.600							.1590
		.650						.0980	
		.700	-.0170			-.0770			
		.725				-.0270			
		.750					.0200		.0820
		.760			-.0450				
		.775				-.0490	-.0410		
		.808			-.0540				
		.834	-.0690						
		.850				-.0690	-.0870	-.0350	
		.857			.0880				
		.865	-.0900						
		.900	-.1050			-.0640			-.0030
		.905			-.0900				
		.950				-.0730	-.0830	-.0750	
		.953			-.1110				
		.965	-.1000						
MACH (2) = 2.999	BETAT (1) = -8.530	Y/BW	.299	.364	.427	.534	.673	.780	.887
		X/CW							
		.000	.0360	.0840	.4660	1.1520	1.0760	1.1210	.9080
		.050				.3380	.3330	.3350	.4150
		.081			.2460				
		.086		.0550					
		.094	.0180						
		.150				.2770	.3840	.3460	.3750
		.177			.2270				
		.229	.0330						
		.246		.1970					
		.250				.2560	.3300	.3710	.3850
		.362	.1290						
		.400				.2320	.3530		.3840
		.402			.1570				
		.497	.0950						

AMES 87-707 IA9 O2A + S3 + T9 LOWER WING

(RBNL16)

SECTION (1) LOWER WING

DEPENDENT VARIABLE CP

MACH (2) = 2.999 BETAT (1) = -8.530

Y/BW	.299	.364	.427	.534	.673	.780	.887
X/CW							
.550				.2190	.2800		
.565			.1230				
.600							.2960
.650						.2490	
.700	.2110				.0770		
.725				.1150			
.750						.1840	.2030
.760			.1860				
.775				.1040	.1330		
.808			.1430				
.834	.1320						
.850				.1180	.0620	.1160	
.857			.0910				
.865	.0980						
.900	.0890			.1040			.1150
.905			.0210				
.950				.0850	.0490	.0650	
.953			-.0030				
.965	.0270						

MACH (2) = 2.999 BETAT (2) = -6.380

Y/BW	.299	.364	.427	.534	.673	.780	.887
X/CW							
.000	.0190	.0370	.4100	1.0380	1.0020	1.0140	.8050
.050				.3030	.3090	.3500	.4020
.081			.1890				
.086		.0300					
.094	-.0090						
.150				.2400	.3390	.3400	.3680
.177			.1980				
.229	.0180						
.246		.1220					
.250				.2060	.2880	.3430	.3680
.362	.0790						
.400				.2030	.3010		.3660
.402			.1210				
.497	.0900						
.550				.1810	.2470		
.565			.0970				
.600							.2720
.650						.2250	
.700	.1670				.0590		
.725				.0850			
.750						.1630	.1780
.760			.1310				
.775				.0580	.1120		

AMES 87-707 IA9 C2A + S3 + T9 LOWER WING

(RBNL16)

SECTION (1) LOWER WING

DEPENDENT VARIABLE CP

MACH (2) = 2.999	BETAT (2) = -6.380	Y/BW	.299	.364	.427	.534	.673	.780	.887
		X/CW							
		.808			.0940				
		.834	.0810						
		.850			.0390	.0430	.1030		
		.857			.0540				
		.865	.0530						
		.900	.0510		.0460			.0940	
		.905			.0040				
		.950			.0410	.0370	.0560		
		.953			.0140				
		.965	.0160						
MACH (2) = 2.999	BETAT (3) = -4.250	Y/BW	.299	.364	.427	.534	.673	.780	.887
		X/CW							
		.000	-.0130	.0100	.2950	.9550	.9350	.9690	.8790
		.050			.2820	.2860	.3230	.3900	
		.081			.1570				
		.086		.0380					
		.094	-.0150						
		.150				.2180	.3030	.3140	.3450
		.177			.1840				
		.229	.0160						
		.246		.1120					
		.250				.1860	.2560	.3210	.3520
		.362	.0300						
		.400				.1670	.2750		.3510
		.402			.0840				
		.497	.0420						
		.550				.1360	.2130		
		.565			.0650				
		.600							.2570
		.650						.1980	
		.700	.1280				.0330		
		.725				.0480			
		.750						.1380	.1620
		.760			.0570				
		.775				.0210	.0770		
		.808			.0570				
		.834	.0530						
		.850				-.0130	.0130	.0810	
		.857			.0290				
		.865	.0170						
		.900	.0100						.0810
		.905				-.0050			
		.950				-.0380	-.0030	.0330	
		.953			-.0280				

AMES 87-757 IA9 Q2A + S3 + T9 LOWER WING

(RBNL16)

SECTION (1) LOWER WING		DEPENDENT VARIABLE CP							
MACH (2) = 2.999	BETAT (3) = -4.230	Y/BW	.299	.364	.427	.534	.673	.780	.887
		X/CW	.965	-.0150					
MACH (2) = 2.999	BETAT (4) = .060	Y/BW	.299	.364	.427	.534	.673	.780	.887
		X/CW	.000	-.0520	-.0540	.1920	.7200	.7400	.7930
			.050			.2010	.2060	.2410	.3490
			.081			.1220			
			.086		-.0070				
			.094	-.0350					
			.150			.1490	.2200	.2310	.2960
			.177			.1140			
			.229	-.0500					
			.246		.0420				
			.250			.1210	.1750	.2390	.2900
			.362	-.0110					
			.400			.1080	.1960		.2830
			.402			.0550			
			.497	.0150					
			.550			.0870	.1460		
			.565			.0280			
			.600						.1990
			.650					.1440	
			.700	.0400			-.0050		
			.725			.0060			
			.750					.0930	.1180
			.760			.0110			
			.775			-.0200	.0290		
			.808			-.0010			
			.834	-.0050					
			.850			-.0420	-.0240	.0410	
			.857			.0260			
			.865	-.0180					
			.900	-.0300		-.0440			.0460
			.905			-.0490			
			.950			-.0470	-.0380	-.0030	
			.953			-.0660			
			.965	-.0600					
MACH (2) = 2.999	BETAT (5) = 4.400	Y/BW	.299	.364	.427	.534	.673	.780	.887
		X/CW	.000	-.0820	-.0880	.0810	.6020	.5910	.6340
			.050			.1420	.1400	.1680	.2620
			.081			.0740			
			.086		-.0400				
			.094	-.0560					

AMES 87-707 IA9 Q2A + S3 + T9 LOWER WING

(RBNL16)

SECTION (1) LOWER WING

DEPENDENT VARIABLE CP

MACH (2) = 2.999	BETAT (5) = 4.400	Y/BW	.299	.364	.427	.534	.673	.780	.887
		X/CW							
		.150				.0870	.1500	.1600	.2130
		.177			.0540				
		.229	-.0760						
		.246		.0360					
		.250				.0620	.1120	.1630	.2080
		.362	.0130						
		.400				.0480	.1230		.2040
		.402			.0270				
		.497	-.0080						
		.550				.0300	.0710		
		.565		.0130					
		.600							.1390
		.650						.0850	
		.700	-.0030				-.0470		
		.725				.0060			
		.750						.0420	.0730
		.760			-.0160				
		.775				-.0160	-.0200		
		.808			-.0320				
		.834	-.0240						
		.850				-.0380	-.0570	-.0010	
		.857			.0330				
		.865	-.0430						
		.900	-.0610			-.0540			.0170
		.905			-.0520				
		.950				-.0620	-.0590	-.0360	
		.953			-.0600				
		.965	-.0870						

MACH (2) = 2.999 BETAT (6) = 6.580

Y/BW	.299	.364	.427	.534	.673	.780	.887
X/CW							
.000	-.0920	-.0960	.0390	.3960	.5220	.5570	.5440
.050				.0830	.1160	.1380	.2260
.081			.0430				
.086		-.0460					
.094	-.0680						
.150				.0500	.1190	.1320	.1810
.177			.0330				
.229	-.0870						
.246		.0190					
.250				.0360	.0780	.1330	.1780
.362	-.0090						
.400				.0380	.0880		.1730
.402			.0340				
.497	-.0110						

AMES 87-707 IA9 O2A + S3 + T9 LOWER WING

(RBNL16)

SECTION (1) LOWER WING

DEPENDENT VARIABLE CP

MACH (2) = 2.999	BETAT (6) = 6.580	Y/BW	.299	.364	.427	.534	.673	.780	.887
		X/CW							
		.550				.0400	.0470		
		.565			.0080				
		.600							.1130
		.650						.0580	
		.700	-.0030				-.0440		
		.725				-.0050			
		.750						.0180	.0540
		.760			-.0360				
		.775				-.0240	-.0140		
		.808			-.0560				
		.834	-.0190						
		.850				-.0470	-.0510	-.0170	
		.857			.0560				
		.865	-.0470						
		.900	-.0720			-.0640			-.0010
		.905			-.0610				
		.950				-.0710	-.0620	-.0440	
		.953			-.0760				
		.965	-.0870						
MACH (2) = 2.999	BETAT (7) = 8.750	Y/BW	.299	.364	.427	.534	.673	.780	.887
		X/CW							
		.000	-.1020	-.1050	-.0080	.3040	.3980	.5010	.4800
		.050				.0490	.0690	.1100	.1860
		.081			.0360				
		.086		-.0580					
		.094	-.0810						
		.150				.0260	.0790	.0980	.1480
		.177			.0310				
		.229	-.1060						
		.246		-.0070					
		.250				.0180	.0520	.0970	.1440
		.362	-.0370						
		.400				.0380	.0650		.1410
		.402			.0060				
		.497	-.0210						
		.550				.0190	.0490		
		.565			-.0280				
		.600							.0830
		.650						.0370	
		.700	-.0270				-.0450		
		.725				-.0140			
		.750						.0070	.0300
		.760			-.0670				
		.775				-.0390	-.0350		

AMES R7-757 IA9 O2A + S3 + T9 LOWER WING

(RBNL16)

SECTION (1) LOWER WING

DEPENDENT VARIABLE CP

MACH (2) = 2.999 BETAT (7) = 8.750

Y/BW	.299	.364	.427	.534	.673	.780	.887
X/CW							
.808			-.0770				
.834	-.0490						
.850				-.0630	-.0700	-.0170	
.857			.0820				
.865	-.0740						
.900	-.0830			-.0790			-.0160
.905			-.0710				
.950				-.0910	-.0700	-.0480	
.953			-.0930				
.965	-.0830						

MACH (3) = 3.502 BETAT (1) = -8.690

Y/BW	.299	.364	.427	.534	.673	.780	.887
X/CW							
.000	.0380	.0620	.3780	1.0890	1.1520	.9610	.9250
.050				.2820	.3080	.2950	.3130
.081			.1460				
.086		.0540					
.094	-.0060						
.150				.2350	.3100	.2900	.3270
.177			.2210				
.229	.0230						
.246		.0720					
.250				.2340	.2550	.2900	.3000
.362	.0180						
.400				.2160	.3000		.3200
.402			.1500				
.497	.0820						
.550				.2050	.2400		
.565			.1120				
.600							.2370
.650						.2120	
.700	.1620				.1120		
.725				.1070			
.750						.1620	.1660
.760			.0710				
.775				.0770	.1190		
.808			.0830				
.834	.1000						
.850				.0440	.0420	.1100	
.857			.0540				
.865	.0690						
.900	.0640			.0170			.0970
.905			.0550				
.950				-.0020	.0240	.0640	
.953			.0310				

AMES 87-717 IA9 O2A + S3 + T9 LOWER WING

(RBNL16)

SECTION (1) LOWER WING		DEPENDENT VARIABLE CP							
MACH (3) = 3.502	BETAT (1) = -8.690	Y/BW	.299	.364	.427	.534	.673	.780	.887
		X/CW							
			.965	.0360					
MACH (3) = 3.502	BETAT (2) = -6.500	Y/BW	.299	.364	.427	.534	.673	.780	.887
		X/CW							
		.000	.0140	.0320	.3280	.9540	1.0300	.8490	.8640
		.050				.2330	.2520	.2800	.2910
		.081			.0860				
		.086		.0470					
		.094	-.0310						
		.150				.1920	.2870	.2600	.3020
		.177			.1500				
		.229	.0160						
		.246		.0370					
		.250				.1780	.2340	.2610	.2780
		.362	.0030						
		.400				.1790	.2710		.2950
		.402			.1250				
		.497	.0590						
		.550				.1770	.2180		
		.565		.1040					
		.600							.2160
		.650						.1910	
		.700	.1340				.0860		
		.725				.0890			
		.750						.1460	.1450
		.760			.0390				
		.775				.0640	.1060		
		.808			.0240				
		.834	.0700						
		.850				.0290	.0360	.0970	
		.857			.0290				
		.865	.0380						
.900	.0320			.0010			.0810		
.905			.0270						
.950				-.0140	.0220	.0550			
.953			.0110						
.965	.0200								
MACH (3) = 3.502	BETAT (3) = -4.320	Y/BW	.299	.364	.427	.534	.673	.780	.887
		X/CW							
		.000	-.0070	-.0030	.2660	.8360	.9210	.9810	.7850
		.050				.1920	.2040	.2410	.2650
		.081			.0830				
		.086		.0370					
.094	-.0260								

AMES 87-707 IA9 O2A + S3 + T9 LOWER WING

(RBNL16)

SECTION (1) LOWER WING

DEPENDENT VARIABLE CP

MACH (3) = 3.502	BETAT (3) = -4.320	Y/BW	.299	.364	.427	.534	.673	.780	.887
		X/CW							
		.150				.1610	.2280	.2180	.2800
		.177			.1060				
		.229	-.0060						
		.246		.0510					
		.250				.1590	.2060	.2250	.2510
		.362	.0190						
		.400				.1620	.2460		.2630
		.402			.1020				
		.497	.0220						
		.550				.1570	.2050		
		.565			.0790				
		.600							.2000
		.650						.1840	
		.700	.1100				.0730		
		.725				.0670			
		.750						.1410	.1380
		.760			.0190				
		.775				.0370	.0910		
		.808			.0010				
		.834	.0450						
		.850				.0080	.0280	.0910	
		.857			.0080				
		.865	.0190						
		.900	.0080			-.0140			.0790
		.905			-.0130				
		.950				-.0280	.0120	.0480	
		.953			-.0230				
		.965	-.0060						

MACH (3) = 3.502	BETAT (4) = .050	Y/BW	.299	.364	.427	.534	.673	.780	.887
		X/CW							
		.000	-.0400	-.0380	.1600	.7050	.7370	.7570	.7090
		.050				.1600	.1950	.2250	.2390
		.081			.0870				
		.086		-.0280					
		.094	-.0260						
		.150				.1120	.2090	.2160	.2690
		.177			.0600				
		.229	-.0430						
		.246		.0330					
		.250				.0930	.1550	.2100	.2460
		.362	-.0230						
		.400				.0770	.1720		.2590
		.402			.0180				
		.497	-.0200						

DATE 18 SEP 73

TABULATED PRESSURE DATA - IA9C

PAGE 1087

AMES 87-707 IA9 O2A + S3 + T9 LOWER WING

(RBNL16)

SECTION (1) LOWER WING

DEPENDENT VARIABLE CP

MACH (3) = 3.502 BETAT (4) = .550

Y/BW	.299	.364	.427	.534	.673	.780	.887
X/CW				.0430	.1160		
.550							
.565			-.0020				.1790
.600						.1260	
.650					-.0050		
.700	.0160			-.0080		.0780	.1070
.725							
.750			-.0290				
.760				-.0260	.0200		
.775							
.808			-.0400				
.834	-.0260			-.0430	-.0240	.0320	
.850							
.857			-.0160				
.865	-.0450						.0420
.900	-.0480			-.0580			
.905			-.0560				
.950				-.0660	-.0380	-.0070	
.953			-.0680				
.965	-.0590						

MACH (3) = 3.502 BETAT (5) = 4.470

Y/BW	.299	.364	.427	.534	.673	.780	.887
X/CW							
.000	-.0660	-.0750	.0290	.4920	.5300	.5340	.5610
.050				.0690	.0940	.1380	.1770
.081			-.0010				
.086		-.0510					
.094	-.0370						
.150				.0640	.1100	.1200	.1840
.177			.0010				
.229	-.0600						
.246		-.0310					
.250				.0550	.0790	.1150	.1570
.362	-.0590						
.400				.0360	.0710		.1660
.402			.0110				
.497	-.0370						
.550				.0120	.0300		
.565			-.0080				.1070
.600						.0510	
.650					-.0410		
.700	-.0240						
.725				-.0410		.0170	.0530
.750							
.760			-.0400				
.775				-.0560	-.0260		

AMES 87-707 IA9 O2A + S3 + T9 LOWER WING

(RBNL16)

SECTION (1) LOWER WING

DEPENDENT VARIABLE CP

MACH (3) = 3.502	BETAT (5) = 4.470	Y/BW	.299	.364	.427	.534	.673	.780	.887
		X/CW							
		.808			-.0510				
		.834	-.0460						
		.850				-.0680	-.0530	-.0100	
		.857			.0100				
		.865	-.0570						
		.900	-.0690			-.0730			.0050
		.905			-.0620				
		.950				-.0790	-.0600	-.0360	
		.953			-.0770				
		.965	-.0830						
MACH (3) = 3.502	BETAT (6) = 6.680	Y/BW	.299	.364	.427	.534	.673	.780	.887
		X/CW							
		.000	-.0770	-.0810	.0010	.3210	.4530	.4850	.4900
		.050				.0420	.0800	.1180	.1490
		.081			.0240				
		.086		-.0770					
		.094	-.0560						
		.150				.0190	.0870	.1030	.1590
		.177			.0190				
		.229	-.0770						
		.246		-.0230					
		.250				.0090	.0410	.0950	.1350
		.362	-.0820						
		.400				.0080	.0510		.1400
		.402			-.0090				
		.497	-.0340						
		.550				-.0030	.0130		
		.565			-.0150				
		.600							.0790
		.650						.0260	
		.700	-.0420				-.0520		
		.725				-.0290			
		.750						-.0060	.0290
		.760			-.0450				
		.775				-.0440	-.0440		
		.808			-.0590				
		.834	-.0590						
		.850				-.0580	-.0630	-.0340	
		.857			.0280				
		.865	-.0680						
		.900	-.0680			-.0650			-.0110
		.905			-.0670				
		.950				-.0740	-.0710	-.0530	
		.953			-.0830				

AMES 87-707 IA9 C2A + S3 + T9 LOWER WING

(RBNL16)

SECTION (1) LOWER WING

DEPENDENT VARIABLE CP

MACH (3) = 3.502	BETAT (6) = 6.680	Y/BW	.299	.364	.427	.534	.673	.780	.887
		X/CW							
			.965	-.0770					
MACH (3) = 3.502	BETAT (7) = 8.900	Y/BW	.299	.364	.427	.534	.673	.780	.887
		X/CW							
			.000	-.0780	-.0870	-.0120	.2420	.2530	.4380
			.050			.0420	.0140	.0740	.1320
			.081		.0120				
			.086	-.0860					
			.094	-.0770					
			.150			.0150	.0350	.0600	.1340
			.177		.0000				
			.229	-.0920					
			.246		-.0560				
			.250			-.0020	.0120	.0540	.1080
			.362	-.0890					
			.400			-.0020	.0280		.1240
			.402		-.0230				
			.497	-.0510					
			.550			-.0110	.0090		
			.565		-.0440				
			.600						.0540
			.650					.0080	
			.700	-.0380			-.0490		
			.725			-.0480			
			.750					-.0170	.0080
			.760		-.0690				
			.775			-.0580	-.0400		
			.808		-.0720				
			.834	-.0670					
			.850			-.0730	-.0590	-.0390	
			.857		.0500				
			.865	-.0840					
			.900	-.0870		-.0830			-.0300
			.905		-.0710				
			.950			-.0890	-.0680	-.0550	
			.953		-.0870				
			.965	-.0770					

AMES 87-707 1A9 C2A + S3 + T9 LOWER WING

(DONL17) (10 MAY 73)

REFERENCE DATA

SREF = 2.4210 SQ.FT. XMRP = 28.5300 INCHES
 LREF = 39.8490 INCHES YMRP = .0000 INCHES
 BREF = 39.8490 INCHES ZMRP = .0000 INCHES
 SCALE = .0300 SCALE

PARAMETRIC DATA

ALPHAT = -8.0000 COBINC = .500
 RUDDER = -10.0000 ELEVON = .000
 RUDFLR = .000

SECTION (1) LOWER WING

DEPENDENT VARIABLE CP

MACH (1) = 2.499	BETAT (1) = -8.390	Y/BW	.299	.364	.427	.534	.673	.780	.887
		X/CW							
		.000	.0880	.0600	.4700	1.0460	.9950	.9900	.9550
		.050			.1860	.1040	.0550	.0480	.0050
		.081							
		.086		.1210					
		.094	.0340						
		.150				.1210	.0950	.0700	.0670
		.177			.1530				
		.229	.1540						
		.246		.2100					
		.250				.1020	.0820	.0850	.0880
		.362	.1490						
		.400				.0920	.1010		.0990
		.402			.1960				
		.497	.1070						
		.550				.1830	.0870		
		.565			.1780				
		.600							.0430
		.650						.0330	
		.700	.1760				.0080		
		.725				.0710			
		.750						-.0030	-.0190
		.760			.0730				
		.775				.0400	.0070		
		.808			.0380				
		.834	.0680						
		.850				.0050	-.0390	-.0310	
		.857			.1610				
		.865	.0420						
		.900	.0120			-.0220			-.0620
		.905			-.0070				
		.950				-.0500	-.0470	-.0680	
		.953			-.0420				
		.965	-.0590						

MACH (1) = 2.499 BETAT (2) = -6.280

Y/BW	.299	.364	.427	.534	.673	.780	.887
X/CW							
.000	.0730	.0350	.4060	.9170	.9310	.9000	.8880
.050				.0420	.0200	.0170	.0630
.081			.1450				
.086		.1010					
.094	.0130						

DATE 18 SEP 73

TABULATED PRESSURE DATA - IA9C

PAGE 1191

AMES 87-707 IA9 O2A + S3 + T9 LOWER WING

(RBNL17)

SECTION (1) LOWER WING

DEPENDENT VARIABLE CP

MACH (1) = 2.499 BETAT (2) = -6.280

Y/BW	.299	.364	.427	.534	.673	.780	.887
X/CW				.0900	.0580	.0350	.0350
.150							
.177			.1110				
.229	.1250						
.246		.1530					
.250				.0710	.0490	.0490	.0520
.362	.1200						
.400				.0580	.0610		.0620
.402			.1420				
.497	.0700						
.550				.1420	.0510		
.565		.1430					
.600							.0150
.650						.0050	
.700	.1390				-.0130		
.725				.0290			
.750						-.0280	-.0400
.760			.0370				
.775				.0090	-.0150		
.808			.0030				
.834	.0290						
.850				-.0310	-.0580	-.0550	
.857			.1360				
.865	.0060						
.900	-.0170			-.0460			-.0810
.905			-.0460				
.950				-.0720	-.0770	-.0870	
.953			-.0650				
.965	-.0750						

MACH (1) = 2.498 BETAT (3) = -4.160

Y/BW	.299	.364	.427	.534	.673	.780	.887
X/CW							
.000	.0560	.0070	.3340	.8950	.7490	.8320	.8020
.050				.0180	.0030	-.0050	.0300
.081			.0900				
.086		.0820					
.094	-.0060						
.150				.0390	.0390	.0080	.0050
.177			.0850				
.229	.1090						
.246		.1340					
.250				.0490	.0270	.0250	.0240
.362	.0880						
.400				.0470	.0400		.0320
.402			.0950				
.497	.0650						

AMES 87-707 IA9 O2A + S3 + T9 LOWER WING

(RBNL17)

SECTION (1) LOWER WING

DEPENDENT VARIABLE CP

MACH (1) = 2.498 BETAT (3) = -4.160

Y/BW	.299	.364	.427	.534	.673	.780	.887
X/CW							
.550				.1180	.0340		
.565			.1090				
.600							-.0130
.650						-.0110	
.700	.1050				-.0250		
.725				.0020			
.750						-.0370	-.0590
.760			.0060				
.775				-.0150	-.0320		
.808			-.0230				
.834	-.0080						
.850				-.0400	-.0890	-.0660	
.857			.1080				
.865	-.0340						
.900	-.0450			-.0580			-.0940
.905			-.0650				
.950				-.0850	-.0940	-.0950	
.953			-.0840				
.965	-.0940						

MACH (1) = 2.498 BETAT (4) = .060

Y/BW	.299	.364	.427	.534	.673	.780	.887
X/CW							
.000	.0470	.0770	.2460	.7320	.6630	.6190	.6290
.050				-.0090	-.0380	-.0530	-.0170
.081			.0470				
.086		.0490					
.094	.0780						
.150				.0070	-.0230	-.0390	-.0380
.177			.0680				
.229	.0550						
.246		.0700					
.250				.0130	-.0290	-.0280	-.0250
.362	.0410						
.400				.0040	-.0110		-.0240
.402			.0810				
.497	.0370						
.550				.0420	-.0030		
.565		.0440					
.600							-.0570
.650						-.0400	
.700	.0320				-.0640		
.725				-.0370			
.750						-.0530	-.0870
.760		-.0450					
.775				-.0590	-.0750		

AMES 87-707 IA9 O2A + S3 + T9 LOWER WING

(RBNL17)

SECTION (1) LOWER WING

DEPENDENT VARIABLE CP

MACH (1) = 2.498	BETAT (4) = .060	Y/BW	.299	.364	.427	.534	.673	.780	.887
		X/CW							
		.808			-.0730				
		.834	-.0570						
		.850				-.0910	-.1170	-.0910	
		.857			.0920				
		.865	-.0840						
		.900	-.0880			-.1120			-.1020
		.905			-.1030				
		.950				-.1300	-.1140	-.1220	
		.953			-.1280				
		.965	-.1240						
MACH (1) = 2.498	BETAT (5) = 4.330	Y/BW	.299	.364	.427	.534	.673	.780	.887
		X/CW							
		.000	.0280	.0370	.1720	.5780	.5240	.5180	.5020
		.050				-.0210	-.0760	-.0890	-.0750
		.081			.0610				
		.086		.0190					
		.094	.0500						
		.150				-.0060	-.0480	-.0790	-.0870
		.177			.0460				
		.229	.0200						
		.246		.0640					
		.250				-.0100	-.0450	-.0600	-.0790
		.362	.0220						
		.400				.0410	-.0230		-.0750
		.402			.0490				
		.497	.0170						
		.550				-.0090	-.0100		
		.565			-.0200				
		.600							-.0920
		.650						-.0580	
		.700	-.0270				-.0970		
		.725				-.0750			
		.750						-.0840	-.1050
		.760			-.0950				
		.775				-.0970	-.1130		
		.808			-.1150				
		.834	-.0850						
		.850				-.1210	-.1440	-.1160	
		.857			.1160				
		.865	-.1060						
		.900	-.1210			-.1380			-.1190
		.905			-.1130				
		.950				-.1370	-.1540	-.1460	
		.953			-.1390				

AMES 87-717 IA9 Q2A + S3 + T9 LOWER WING

(RBNL17)

SECTION (1) LOWER WING

DEPENDENT VARIABLE CP

MACH (1) = 2.498 BETAT (5) = 4.330	Y/BW	.299	.364	.427	.534	.673	.780	.887	
	X/CW	.965	-.1540						
MACH (1) = 2.499 BETAT (6) = 6.470	Y/BW	.299	.364	.427	.534	.673	.780	.887	
	X/CW	.000	.0060	.0120	.1410	.4880	.4520	.4430	.4200
		.050				-.0400	-.0980	-.1080	-.0930
		.081			.0340				
		.086		.0130					
		.094	.0200						
		.150			-.0230	-.0710	-.0960		-.1060
		.177			.0280				
		.229	.0000						
		.246		.0410					
		.260				-.0260	-.0660	-.0750	-.0970
		.362	.0120						
		.400				.0340	-.0290		-.0920
		.442			.0340				
		.497	.0140						
		.550				-.0250	-.0160		
		.565			-.0490				
		.600							-.1030
		.650						-.0540	
		.700	-.0580				-.1110		
		.725				-.1010			
		.750						-.0930	-.1130
		.760			-.1050				
	.775				-.1210	-.1220			
	.808			-.1260					
	.834	-.1160							
	.850				-.1320	-.1530	-.1270		
	.857			.1420					
	.865	-.1330							
	.900	-.1410				-.1390		-.1360	
	.905			-.1430					
	.950				-.1450	-.1610	-.1540		
	.953			-.1560					
	.965	-.1530							
MACH (1) = 2.499 BETAT (7) = 8.600	Y/BW	.299	.364	.427	.534	.673	.780	.887	
	X/CW	.000	-.0150	-.0110	.1120	.4160	.3880	.3740	.3570
	.050				-.0470	-.1110	-.1220	-.1130	
	.081			.0090					
	.086		.0110						
	.094	.0060							

AMES 87-707 IA9 C2A + S3 + T9 LOWER WING

(RDNL17)

SECTION (1) LOWER WING

DEPENDENT VARIABLE CP

MACH (1) = 2.499 BETAT (7) = 8.600

Y/BW	.299	.364	.427	.534	.673	.780	.887
X/CW							
.150				-.0340	-.0830	-.1050	-.1170
.177			.0140				
.229	-.0160						
.246		.0260					
.250				-.0340	-.0800	-.0840	-.1020
.362	-.0110			.0500	-.0170		-.0990
.400							
.402			.0070				
.497	.0260						
.550				-.0500	-.0190		
.565			-.0850				
.600							-.1100
.650						-.0570	
.700	-.0570				-.1310		
.725				-.1160			
.750						-.1030	-.1230
.760			-.1250				
.775				-.1250	-.1370		
.808			-.1440				
.834	-.1170						
.850				-.1470	-.1680	-.1390	
.857			.1520				
.865	-.1460						
.900	-.1600			-.1560			-.1380
.905			-.1460				
.950				-.1530	-.1580	-.1640	
.953			-.1560				
.965	-.1590						

MACH (2) = 2.999 BETAT (1) = -8.540

Y/BW	.299	.364	.427	.534	.673	.780	.887
X/CW							
.000	.1510	.0930	.4210	1.1220	1.1350	1.1150	1.1080
.050				.1350	.1250	.1170	.1620
.081			.1650				
.086		.0550					
.094	.0590						
.150				.1440	.1410	.1270	.1160
.177			.2100				
.229	.0670						
.246		.2000					
.250				.1610	.1270	.1380	.1430
.362	.1720						
.400				.1550	.1600		.1680
.402			.1260				
.497	.1430						

AMES B7-707 IA9 02A + 53 + T9 LOWER WING

(RBNL17)

SECTION (1) LOWER WING

DEPENDENT VARIABLE CP

MACH (2) = 2.999 BETAT (1) = -8.540

Y/BW	.299	.364	.427	.534	.673	.780	.887
X/CW							
.550				.1290	.1250		
.565			.2360				.0950
.600							
.650						.0750	
.700	.2290				.0070		
.725				.0960			
.750						.0340	.0320
.760			.1090				
.775				.0740	.0530		
.808			.0650				
.834	.1100						
.850				.0380	-.0120	-.0050	
.857			.1500				
.865	.0720						
.900	.0620			.0060			-.0150
.905			.0140				
.950				-.0170	-.0330	-.0340	
.953			-.0030				
.965	.0010						

MACH (2) = 2.999 BETAT (2) = -4.240

Y/BW	.299	.364	.427	.534	.673	.780	.887
X/CW							
.000	.0900	.0410	.3200	.9590	.8020	.8970	.8880
.050				.0660	.0640	.0550	.0910
.081			.1070				
.086		.0070					
.094	.0320						
.150				.0660	.0800	.0560	.0520
.177			.1050				
.229	.0370						
.246		.1420					
.250				.0700	.0700	.0730	.0730
.362	.0940						
.400				.0820	.0910		.0790
.402			.0640				
.497	.0770						
.550				.0740	.0580		
.565			.1610				
.600							.0330
.650						.0250	
.700	.1510				-.0340		
.725				.0480			
.750						-.0110	-.0130
.760			.0420				
.775				.0190	.0480		

AMES 87-717 IA9 O2A + S3 + T9 LOWER WING

(RBNL17)

SECTION (1) LOWER WING

DEPENDENT VARIABLE CP

MACH (2) = 2.999 BETAT (2) = -4.240

Y/BW	.299	.364	.427	.534	.673	.780	.887
X/CW							
.808			.0060				
.834	.0360						
.850				-.0220	-.0350	-.0410	
.857			.1070				
.865	.0070						
.900	-.0040			-.0450			-.0500
.905			-.0320				
.950				-.0550	-.0570	-.0630	
.953			-.0490				
.965	-.0440						

MACH (2) = 2.999 BETAT (3) = .060

Y/BW	.299	.364	.427	.534	.673	.780	.887
X/CW							
.000	.0690	.0320	.2510	.7910	.7290	.6980	.6660
.050				.0400	.0250	.0110	.0440
.081			.0800				
.086		.1070					
.094	.0250						
.150				.0450	.0320	.0140	.0180
.177			.0750				
.229	.0900						
.246		.0880					
.250				.0410	.0120	.0200	.0280
.362	.0670						
.400				.0340	.0320		.0330
.402			.0310				
.497	.0370						
.550				.0870	.0120		
.565			.0810				
.600							-.0040
.650						-.0050	
.700	.0810				-.0240		
.725				.0020			
.750						-.0340	-.0400
.760			-.0030				
.775				-.0230	-.0290		
.808			-.0280				
.834	-.0160						
.850				-.0460	-.0660	-.0580	
.857			.0970				
.865	-.0430						
.900	-.0490			-.0620			-.0720
.905			-.0620				
.950				-.0790	-.0820	-.0670	
.953			-.0790				

AMES 87-707 IA9 O2A + S3 + T9 LOWER WING

(RBNL17)

SECTION (1) LOWER WING

DEPENDENT VARIABLE CP

MACH (2) = 2.999 BETAT (3) = 0.600		Y/BW	.299	.364	.427	.534	.673	.780	.887
		X/CW							
		.965	-.0690						
MACH (2) = 2.999 BETAT (4) = 4.410		Y/BW	.299	.364	.427	.534	.673	.780	.887
		X/CW							
		.000	.0440	.0330	.1610	.6000	.5670	.5700	.5630
		.050				.0120	-.0140	-.0200	.0030
		.081			.0560				
		.086		.0450					
		.094	.0290						
		.150				.0100	-.0020	-.0180	-.0200
		.177			.0390				
		.229	.0540						
		.246		.0540					
		.250				.0150	-.0040	-.0000	-.0120
		.362	.0270						
		.400				.0170	-.0010		-.0100
		.402			.0370				
		.497	.0090						
		.550				.0360	-.0080		
		.565			.0280				
		.600							-.0430
		.650						-.0400	
		.700	.0190				-.0400		
		.725				-.0370			
		.750						-.0510	-.0720
		.760			-.0460				
		.775				-.0570	-.0600		
		.808			-.0660				
		.834	-.0460						
		.850				-.0760	-.0920	-.0670	
		.857			.1110				
		.865	-.0630						
		.900	-.0720			-.0910			-.0970
		.905			-.0820				
		.950				-.0960	-.1070	-.0930	
		.953			-.0940				
		.965	-.0980						
MACH (2) = 2.999 BETAT (5) = 8.760		Y/BW	.299	.364	.427	.534	.673	.780	.887
		X/CW							
		.000	-.0050	.0080	.1110	.4220	.4120	.4130	.4020
		.050				-.0130	-.0430	-.0470	-.0340
		.081			.0370				
		.086		.0070					
		.094	.0280						

AMES 87-707 IA9 O2A + S3 + T9 LOWER WING

(RBNL17)

SECTION 1 LOWER WING

DEPENDENT VARIABLE CP

MACH (2) = 2.999 BETAT (5) = 8.760		Y/BW	.299	.364	.427	.534	.673	.780	.887
	X/CW								
	.150					.0020	-.0320	-.0480	-.0500
	.177			.0310					
	.229	-.0140							
	.246		.0400						
	.250				-.0050	-.0290	-.0400	-.0480	
	.362	-.0520							
	.400				.0010	-.0210		-.0530	
	.402			.0390					
	.497	-.0340							
	.550				.0060	-.0100			
	.565		-.0360						
	.600							-.0710	
	.650						-.0480		
	.700	-.0200				-.0640			
	.725				-.0580				
	.750						-.0610	-.0850	
	.760			-.0830					
	.775				-.0770	-.0830			
	.808			-.0970					
	.834	-.0560							
	.850				-.0970	-.1070	-.0830		
	.857			.1460					
	.865	-.0850							
	.900	-.1030			-.1120			-.1000	
	.905			-.0950					
	.950				-.1090	-.1150	-.1050		
	.953			-.1110					
	.965	-.1170							
MACH (3) = 3.502 BETAT (1) = -8.700		Y/BW	.299	.364	.427	.534	.673	.780	.887
	X/CW								
	.000	.1800	.1220	.3820	1.1660	1.1840	1.2330	1.1420	
	.050				.1680	.1530	.1460	.2120	
	.081			.0540					
	.086		.0330						
	.094	.0320							
	.150				.1090	.1480	.1370	.1520	
	.177			.1410					
	.229	.0600							
	.246		.0960						
	.250				.1380	.1270	.1440	.1560	
	.362	.0690							
	.400				.1670	.1670		.1570	
	.402			.1330					
	.497	.1000							

AMES 87-707 1A9 O2A + 33 + T9 LOWER WING

(DBNL17)

SECTION (1) LOWER WING

DEPENDENT VARIABLE CP

MACH (3) = 3.502 BETAT (1) = -8.700

Y/BW	.299	.364	.427	.534	.673	.780	.887
X/CW							
.550				.1560	.1320		
.565			.2250				
.600							.1060
.650						.0950	
.700	.2440				.0340		
.725				.1200			
.750						.0520	.0670
.760			.1160				
.775				.0860	.0450		
.808			.0720				
.834	.1070						
.850				.0480	.0170	.0220	
.857			.1320				
.865	.0680						
.900	.1540			.0230			.0180
.905			.0330				
.950				.0090	.0010	-.0020	
.953			.0110				
.965	.0160						

MACH (3) = 3.502 BETAT (2) = -6.510

Y/BW	.299	.364	.427	.534	.673	.780	.887
X/CW							
.000	.1470	.0930	.3100	1.0880	1.0920	1.0870	1.0520
.050				.1060	.1150	.1140	.1680
.081			.0330				
.086		.0290					
.094	.0420						
.150				.0700	.1010	.1030	.1070
.177			.1370				
.229	.0460						
.246		.0770					
.250				.1160	.1060	.1000	.1130
.362	.0590						
.400				.1380	.1270		.1050
.402			.0990				
.497	.0760						
.590				.1200	.1040		
.565			.1690				
.600							.0660
.650						.0660	
.700	.2050				.0100		
.725				.0990			
.750						.0250	.0310
.760			.0940				
.775				.0590	.0200		

AMES 87-707 IA9 O2A + S3 + T9 LOWER WING

(RBNL17)

SECTION (1) LOWER WING

DEPENDENT VARIABLE CP

MACH (3) = 3.502	BETAT (2) = -6.510	Y/BW	.299	.364	.427	.534	.673	.780	.887
		X/CW							
		.808			.0490				
		.834	.0790						
		.850			.0240	.0050	-.0040		
		.857			.1030				
		.865	.0430						
		.900	.0350			-.0010			-.0070
		.905			.0050				
		.950				-.0200	-.0180	-.0300	
		.953			-.0130				
		.965	.0020						
MACH (3) = 3.502	BETAT (3) = -4.320	Y/BW	.299	.364	.427	.534	.673	.780	.887
		X/CW							
		.000	.1170	.0770	.2590	1.0010	.8940	1.0190	.9470
		.050				.0870	.0900	.0750	.1250
		.081			.0320				
		.086		.0270					
		.094	.0460						
		.150				.0520	.0940	.0650	.0700
		.177			.1270				
		.229	.0420						
		.246		.0700					
		.250				.0830	.0820	.0710	.0730
		.362	.0520						
		.400				.0980	.0950		.0710
		.402			.0680				
		.497	.0640						
		.550				.0920	.0750		
		.565			.1500				
		.600							.0420
		.650						.0320	
		.700	.1620				-.0120		
		.725				.0860			
		.750						.0050	.0110
		.760			.0780				
		.775				.0480	-.0040		
		.808			.0390				
		.834	.0620						
		.850				.0100	-.0260	-.0190	
		.857			.0960				
		.865	.0260						
		.900	.0150			-.0140			-.0280
		.905			-.0100				
		.950				-.0340	-.0310	-.0430	
		.953			-.0230				

AMES 87-707 IA9 O2A + S3 + T9 LOWER WING

(PBNL17)

SECTION (1) LOWER WING

DEPENDENT VARIABLE CP

MACH (3) = 3.502	BETAT (3) = -4.320	Y/BW	.299	.364	.427	.534	.673	.780	.887
		X/CW							
			.965	-.0150					
MACH (3) = 3.502	BETAT (4) = .060	Y/BW	.299	.364	.427	.534	.673	.780	.887
		X/CW							
			.000	.0750	.0530	.2130	.8300	.7830	.7650
			.050				.0780	.0420	.0400
			.081			.1120			
			.086		.0280				
			.094	.0470					
			.150			.0600	.0520	.0270	.0310
			.177			.0870			
			.229	.0470					
			.246		.1110				
			.250				.0550	.0480	.0360
			.362	.0790					
			.400				.0510	.0600	.0360
			.402			.0380			
			.497	.0540					
			.550				.0360	.0230	
			.565			.1900			
			.600						.0080
			.650					.0040	
			.700	.0980			-.0330		
			.725				.0240		
			.750						-.0220
			.760			.0200			-.0150
			.775				.0000	-.0110	
			.808				-.0090		
			.834	.0070					
			.850				-.0240	-.0440	-.0400
			.857			.0900			
			.865	-.0220					
			.900	-.0320			-.0420		-.0450
			.905			-.0370			
			.950				-.0540	-.0590	-.0580
			.953			-.0520			
			.965	-.0420					
MACH (3) = 3.502	BETAT (5) = 4.490	Y/BW	.299	.364	.427	.534	.673	.780	.887
		X/CW							
			.000	.0490	.0290	.1510	.8110	.5970	.5730
			.050				.0480	.0280	.0200
			.081			.0680			.0310
			.086		.0610				
			.094	.0310					

AMES 87-707 IA9 O2A + S3 + T9 LOWER WING

(RBNL17)

SECTION (1) LOWER WING

DEPENDENT VARIABLE CP

MACH (3) = 3.502 BETAT (5) = 4.490

Y/BW	.299	.364	.427	.534	.673	.780	.887
X/CW							
.150				.0350	.0290	.0100	.0130
.177			.0540				
.229	.0610						
.246		.0640					
.250				.0290	.0150	.0120	.0120
.362	.0420						
.400				.0200	.0200		.0040
.402			.0130				
.497	.0210						
.550				.0560	.0030		
.565			.0490				
.600							-.0240
.650						-.0190	
.700	.0380				-.0250		
.725				-.0030			
.750						-.0410	-.0350
.760			-.0140				
.775				-.0250	-.0390		
.808			-.0340				
.834	-.0220						
.850				-.0430	-.0650	-.0540	
.857			.0150				
.865	-.0380						
.900	-.0430			-.0520			-.0600
.905			-.0520				
.950				-.0640	-.0790	-.0670	
.953			-.0630				
.965	-.0590						

MACH (3) = 3.502 BETAT (6) = 6.700

Y/BW	.299	.364	.427	.534	.673	.780	.887
X/CW							
.000	.0230	.0170	.0100	.4980	.4980	.4990	.4640
.050				.0400	.0150	.0020	.0160
.081			.0590				
.086		.0410					
.094	.0350						
.150				.0300	.0150	-.0040	-.0050
.177			.0600				
.229	.0470						
.246		.0400					
.250				.0190	.0080	-.0020	-.0040
.362	.0190						
.400				.0160	.0150		-.0090
.402			.0150				
.497	-.0070						

AMES 87-707 IA9 Q2A + S3 + T9 LOWER WING

(RBNL17)

SECTION (1) LOWER WING

DEPENDENT VARIABLE CP

MACH (3) = 3.502	BETAT (6) = 6.700	Y/BW	.299	.364	.427	.534	.673	.780	.887
		X/CW							
		.550				.0510	-.0090		
		.565			.0380				
		.600							-.0310
		.650						-.0280	
		.700	-.0030				-.0280		
		.725				-.0100			
		.750						-.0430	-.0410
		.760			-.0250				
		.775				-.0340	-.0420		
		.808			-.0500				
		.834	-.0350						
		.850				-.0520	-.0670	-.0530	
		.857			.1150				
		.865	-.0530						
		.900	-.0630			-.0650			-.0650
		.905			-.0640				
		.950				-.0720	-.0790	-.0690	
		.953			-.0740				
		.965	-.0770						
MACH (3) = 3.502	BETAT (7) = 8.910	Y/BW	.299	.364	.427	.534	.673	.780	.887
		X/CW							
		.000	.0020	.0040	.0040	.4060	.4150	.4190	.4000
		.050				.0270	-.0050	-.0170	-.0050
		.081			.0420				
		.086		.0370					
		.094	-.0180						
		.150				.0160	.0030	-.0210	-.0220
		.177			.0460				
		.229	-.0120						
		.246		.0160					
		.250				.0090	-.0020	-.0130	-.0190
		.362	-.0420						
		.400				.0060	-.0010		-.0230
		.402			.0130				
		.497	-.0330						
		.550				.0370	-.0170		
		.565		-.0140					
		.600							-.0450
		.650						-.0360	
		.700	-.0100				-.0360		
		.725				-.0250			
		.750						-.0450	-.0530
		.760		-.0520					
		.775				-.0480	-.0480		

DATE 18 SEP 73

TABULATED PRESSURE DATA - IA9C

PAGE 1105

AMES 87-707 IA9 O2A + S3 + T9 LOWER WING

(RDNL17)

SECTION (1) LOWER WING

DEPENDENT VARIABLE CP

MACH (3) = 3.502	BETAT (7) = 8.910	Y/BW	.299	.364	.427	.534	.673	.780	.887
		X/CW							
		.808			-.0670				
		.834	-.0300						
		.850				-.0630	-.0740	-.0580	
		.857			.1360				
		.865	-.0480						
		.900	-.0670			-.0750			-.0740
		.905			-.0610				
		.950				-.0770	-.0880	-.0770	
		.953			-.0780				
		.965	-.0840						

AMES 87-757 IA9 Q2A + S3 + T9 LOWER WING

(RBNL1A) (10 MAY 73)

REFERENCE DATA

SREF = 12.4210 SQ.FT. XMRP = 28.5300 INCHES
 LREF = 39.8490 INCHES YMRP = .5000 INCHES
 BREF = 39.8490 INCHES ZMRP = .5000 INCHES
 SCALE = .0300 SCALE

PARAMETRIC DATA

ALPHAT = -4.000 CRDINC = .500
 RUDDER = -10.000 ELEVON = .000
 RUDFLR = .000

SECTION (1) LOWER WING

DEPENDENT VARIABLE CP

MACH (1) = 2.499 BETAT (1) = -8.420		Y/BW	.299	.364	.427	.534	.673	.780	.887
	X/CW	.000	.0860	.0810	.4790	1.0870	.9850	.9980	.9700
		.050				.1600	.1110	.1080	.1050
		.081			.2190				
		.086		.0800					
		.094	.0250						
		.150				.1660	.1670	.1320	.1380
		.177			.1900				
		.229	.0660						
		.246		.2300					
		.250				.1380	.1420	.1550	.1620
		.362	.1660						
		.400				.1180	.1490		.1800
		.402			.1690				
		.497	.1110						
		.550				.2060	.1190		
		.565		.1970					
		.600							.1060
		.650						.0780	
		.700	.1950				.0030		
		.725				.0930			
		.750						.0350	.0300
		.760			.0920				
		.775				.0630	.0200		
		.808			.0560				
		.834	.0880						
		.850				.0120	-.0510	-.0020	
		.857		.1380					
		.865	.0590						
		.900	.0230			-.0170			-.0280
		.905				-.0220			
		.950				-.0380	-.0370	-.0450	
		.953				-.0300			
		.965	-.0540						

MACH (1) = 2.498 BETAT (2) = -6.300		Y/BW	.299	.364	.427	.534	.673	.780	.887
	X/CW	.000	.0570	.0350	.3970	.9810	.8910	.9060	.8940
		.050				.1100	.0750	.0700	.1150
		.081			.1820				
		.086		.0380					
		.094	.0000						

AMES 87-707 IA9 O2A + S3 + T9 LOWER WING

(RBNL18)

SECTION (1) LOWER WING

DEPENDENT VARIABLE CP

MACH (1) = 2.498	BETAT (2) = -6.300	Y/BW	.299	.364	.427	.534	.673	.780	.887
		Y/CW							
		.150				.1280	.1240	.0910	.0930
		.177			.1380				
		.229	.0340						
		.246		.1720					
		.250				.1040	.1050	.1100	.1160
		.362	.1400						
		.400				.0880	.1060		.1230
		.402			.0900				
		.497	.0670						
		.550				.1470	.0780		
		.565		.1610					
		.600							.0680
		.650						.0440	
		.700	.1500				-.0080		
		.725				.0460			
		.750						.0050	.0020
		.760			.0520				
		.775				.0300	-.0040		
		.808			.0170				
		.834	.0400						
		.850				-.0120	-.0700	-.0240	
		.857			.1090				
		.865	.0180						
		.900	-.0040			-.0390			-.0520
		.905			-.0440				
		.950				-.0580	-.0680	-.0650	
		.953			-.0560				
		.965	-.0730						

MACH (1) = 2.499	BETAT (3) = -4.180	Y/BW	.299	.364	.427	.534	.673	.780	.887
		X/CW							
		.000	.0400	.0060	.3350	.8010	.8220	.8310	.8190
		.050				.0850	.0410	.0400	.0860
		.081			.1330				
		.086		.0470					
		.094	-.0160						
		.150				.0960	.0920	.0600	.0630
		.177			.0950				
		.229	.0450						
		.246		.1390					
		.250				.0770	.0760	.0780	.0850
		.362	.0810						
		.400				.0610	.0790		.0850
		.402			.0410				
		.497	.0340						

AMES 87-707 IA9 O2A + S3 + T9 LOWER WING

(RBNL18)

SECTION (1) LOWER WING

DEPENDENT VARIABLE CP

MACH (1) = 2.499 BETAT (3) = -4.180

Y/BW	.299	.364	.427	.534	.673	.780	.887
X/CW							
.550				.1130	.0530		
.565			.1210				
.600							.0350
.650						.0200	
.700	.1090				-.0400		
.725				.0100			
.750						-.0110	-.0210
.760			.0160				
.775				-.0020	-.0310		
.808			-.0150				
.834	.0020						
.850				-.0390	-.0900	-.0400	
.857			.0810				
.865	-.0200						
.900	-.0350			-.0670			-.0680
.905			-.0630				
.950				-.0850	-.0930	-.0840	
.953			-.0850				
.965	-.0940						

MACH (1) = 2.499 BETAT (4) = .060

Y/BW	.299	.364	.427	.534	.673	.780	.887
X/CW							
.000	.0170	-.0070	.2150	.7190	.5700	.6260	.6840
.050				.0260	-.0160	.0020	.0320
.081			.0720				
.086		.0380					
.094	-.0020						
.150				.0380	.0410	.0130	.0080
.177			.0460				
.229	.0410						
.246		.0640					
.250				.0150	.0220	.0230	.0200
.362	.0190						
.400				.0000	.0230		.0220
.402			.0660				
.497	.0170						
.550				.0680	.0090		
.565			.0420				
.600							-.0200
.650						-.0240	
.700	.0270				-.0690		
.725				-.0420			
.750						-.0470	-.0630
.760			-.0440				
.775				-.0680	-.0620		

AMES 87-707 IA9 O2A + S3 + T9 LOWER WING

(RBNL18)

SECTION (1) LOWER WING

DEPENDENT VARIABLE CP

MACH (1) = 2.499 BETAT (4) = .060

	Y/BW	.299	.364	.427	.534	.673	.780	.887
X/CW								
.808								-.0730
.834	-.0560							
.850					-.0870	-.1010	-.0780	
.857				.0670				
.865	-.0800							
.900	-.0850				-.1070			-.1010
.905				-.1060				
.950					-.1210	-.1240	-.1100	
.953				-.1190				
.965	-.1230							

MACH (1) = 2.498 BETAT (5) = 4.310

	Y/BW	.299	.364	.427	.534	.673	.780	.887
X/CW								
.000	-.0130	-.0170	.1250	.5280	.4920	.5100	.4480	
.050				-.0020	-.0640	-.0660	-.0360	
.081			.0310					
.086		-.0080						
.094	-.0260							
.150					-.0150	-.0340	-.0610	-.0490
.177				.0170				
.229	-.0080							
.246		.0170						
.250					-.0300	-.0420	-.0510	-.0440
.362	-.0120							
.400					-.0040	-.0290		-.0410
.402			.0420					
.497	.0000							
.550					-.0140	-.0350		
.565				-.0310				
.600								-.0640
.650							-.0570	
.700	-.0400					-.0830		
.725					-.0950			
.750							-.0780	-.0960
.760				-.0990				
.775					-.1100	-.1090		
.808				-.1190				
.834	-.0950							
.850					-.1290	-.1470	-.1080	
.857			.0880					
.865	-.1160							
.900	-.1260				-.1440			-.1200
.905				-.1240				
.950					-.1480	-.1580	-.1330	
.953				-.1440				

AMES 27-707 IA9 O2A + S3 + T9 LOWER WING

(RBNL14)

SECTION (1) LOWER WING		DEPENDENT VARIABLE CP							
MACH (1) = 2.498	BETAT (5) = 4.310	Y/BW	.299	.364	.427	.534	.673	.780	.887
		X/CW	.965	-.1570					
MACH (1) = 2.498	BETAT (6) = 6.430	Y/BW	.299	.364	.427	.534	.673	.780	.887
		X/CW	.000	-.0400	-.0320	.0860	.4170	.4110	.4300
			.050			-.0270	-.0820	-.0880	-.0660
			.081		.0070				
			.086	-.0150					
			.094	-.0360					
			.150			-.0350	-.0570	-.0820	-.0830
			.177		-.0010				
			.229	-.0310					
			.246		-.0020				
			.250			-.0460	-.0610	-.0650	-.0800
			.362	-.0270					
			.400			.0180	-.0410		-.0750
			.402		.0270				
			.497	-.0070					
			.550			-.0310	-.0410		
			.565		-.0640				
			.600						-.0950
			.650					-.0730	
			.700	-.0600			-.1060		
			.725			-.1120			
			.750					-.0920	-.1160
			.760		-.1200				
			.775			-.1250	-.1230		
			.808		-.1420				
			.834	-.1200					
			.850			-.1380	-.1590	-.1170	
			.857		.1060				
			.865	-.1380					
			.900	-.1450		-.1520			-.1280
			.905		-.1480				
			.950			-.1560	-.1660	-.1470	
			.953		-.1570				
			.965	-.1570					
MACH (1) = 2.498	BETAT (7) = 8.560	Y/BW	.299	.364	.427	.534	.673	.780	.887
		X/CW	.000	-.0610	-.0520	.0710	.3470	.3330	.3530
			.050			-.0400	-.1130	-.1130	-.0920
			.081		-.0040				
			.086	-.0180					
			.094	-.0260					

AMES 87-707 IA9 O2A + S3 + T9 LOWER WING

(RBNL18)

SECTION (1) LOWER WING		DEPENDENT VARIABLE CP							
MACH (1) = 2.498	BETAT (7) = 8.560	Y/BW	.299	.364	.427	.534	.673	.780	.887
		X/CW							
		.150				-.0460	-.0760	-.1000	-.1040
		.177			-.0160				
		.229	-.0640						
		.246		-.0230					
		.250				-.0530	-.0740	-.0760	-.0920
		.362	-.0430						
		.400				.0110	-.0510		-.0890
		.402			-.0450				
		.497	-.0220						
		.550				-.0630	-.0270		
		.565			-.0910				
		.600							-.1050
		.650						-.0620	
		.700	-.0640				-.1390		
		.725				-.1120			
		.750						-.1030	-.1140
		.760			-.1380				
		.775				-.1430	-.1480		
		.808			-.1500				
		.834	-.1250						
		.850				-.1620	-.1740	-.1390	
		.857				.1240			
		.865	-.1550						
		.900	-.1700			-.1730			-.1280
		.905			-.1530				
		.950				-.1600	-.1720	-.1660	
		.953			-.1660				
		.965	-.1670						
MACH (2) = 2.999	BETAT (1) = -8.580	Y/BW	.299	.364	.427	.534	.673	.780	.887
		X/CW							
		.000	.1230	.0810	.3600	1.1200	1.0600	1.0650	1.0800
		.050				.1220	.1280	.1330	.1940
		.081			.1140				
		.086		.0510					
		.094	.0390						
		.150				.1420	.1760	.1550	.1430
		.177			.1560				
		.229	.0450						
		.246		.0950					
		.250				.1620	.1500	.1700	.1770
		.362	.0640						
		.400				.1800	.1560		.1950
		.402			.1350				
		.497	.1510						

AMES 87-707 IA9 O2A + S3 + T9 LOWER WING

(RBNL10)

SECTION (1) LOWER WING		DEPENDENT VARIABLE CP							
MACH (2) = 2.999	BETAT (1) = -8.580	Y/BW	.299	.364	.427	.534	.673	.780	.887
		X/CW							
		.550				.1370	.1510		
		.565			.2430				
		.600							.1210
		.650						.0910	
		.700	.2370				.0180		
		.725				.0940			
		.750						.0540	.0500
		.760			.1190				
		.775				.0790	.0720		
		.808			.0720				
		.834	.1150						
		.850				.0410	.0000	.0140	
		.857			.1070				
		.865	.0760						
		.900	.0650			.0150			-.0010
		.905			.0080				
		.950				-.0060	-.0240	-.0200	
		.953			-.0030				
		.965	.0070						
MACH (2) = 2.999	BETAT (2) = -4.260	Y/BW	.299	.364	.427	.534	.673	.780	.887
		X/CW							
		.000	.0730	.0340	.2250	.0300	.0560	.0680	.0710
		.050				.0540	.0530	.0640	.1180
		.081			.0720				
		.086		.0030					
		.094	.0110						
		.150				.0820	.0820	.0780	.0720
		.177			.0980				
		.229	.0070						
		.246		.1010					
		.250				.1030	.0850	.0940	.0920
		.362	.0230						
		.400				.0890	.1070		.1020
		.402			.0680				
		.497	.0550						
		.550				.0690	.0810		
		.565			.1650				
		.600							.0520
		.650						.0430	
		.700	.1430					-.0260	
		.725				.0380			
		.750						.0070	.0030
		.760			.0430				
		.775				.0170	.0170		

AMES 87-707 IA9 Q2A + S3 + T9 LOWER WING

(RBNL18)

SECTION (1) LOWER WING

DEPENDENT VARIABLE CP

MACH (2) = 2.999	BETAT (2) = -4.260	Y/BW	.299	.364	.427	.534	.673	.780	.887
		Y/CW							
		.808			.0030				
		.834	.0310						
		.850				-.0180	-.0360	-.0260	
		.857			.0640				
		.865	.0070						
		.900	-.0020			-.0450			-.0360
		.905			-.0380				
		.950				-.0580	-.0550	-.0550	
		.953			-.0550				
		.965	-.0410						
MACH (2) = 2.999	BETAT (3) = .060	Y/BW	.299	.364	.427	.534	.673	.780	.887
		X/CW							
		.000	.0390	.0190	.2160	.7160	.6520	.6380	.6850
		.050				.0430	.0150	.0490	.0660
		.081			.0670				
		.086		.0110					
		.094	.0080						
		.150				.0390	.0360	.0460	.0390
		.177			.0510				
		.229	.0110						
		.246		.0610					
		.250				.0400	.0390	.0480	.0530
		.362	.0380						
		.400				.0240	.0510		.0560
		.402			.0090				
		.497	.0160						
		.550				.0680	.0310		
		.565			.0560				
		.600							.0120
		.650						.0060	
		.700	.0600				-.0170		
		.725				-.0140			
		.750						-.0290	-.0280
		.760			-.0160				
		.775				-.0350	-.0260		
		.808			-.0410				
		.834	-.0240						
		.850				-.0580	-.0700	-.0560	
		.857			.0510				
		.865	-.0510						
		.900	-.0540			-.0710			-.0610
		.905			-.0710				
		.950				-.0830	-.0870	-.0630	
		.953			-.0850				

AMES 87-707 IA9 O2A + S3 + T9 LOWER WING

(RBNL18)

SECTION (1) LOWER WING

DEPENDENT VARIABLE CP

MACH (2) = 2.999 BETAT (3) = .060		Y/BW	.299	.364	.427	.534	.673	.780	.887
		X/CW							
		.965	-.0750						
MACH (2) = 2.999 BETAT (4) = 4.390		Y/BW	.299	.364	.427	.534	.673	.780	.887
		X/CW							
		.000	.0020	-.0060	.1090	.5160	.5140	.5280	.4690
		.050				.0190	-.0060	-.0100	.0170
		.081			.0290				
		.086		.0200					
		.094	.0020						
		.150				.0110	.0010	-.0040	.0000
		.177			.0280				
		.229	-.0110						
		.246		.0180					
		.250				.0110	.0020	-.0010	.0040
		.362	-.0060						
		.400				.0000	-.0010		.0020
		.402			-.0040				
		.497	-.0140						
		.550				.0170	-.0150		
		.565			.0070				
		.600							-.0320
		.650						-.0400	
		.700	-.0040				-.0550		
		.725				-.0480			
		.750						-.0560	-.0620
		.760			-.0600				
		.775				-.0710	-.0680		
		.808			-.0790				
		.834	-.0570						
		.850				-.0900	-.0990	-.0680	
		.857			.0720				
		.865	-.0760						
		.900	-.0870			-.1000			-.0880
		.905			-.0910				
		.950				-.1070	-.1110	-.0930	
		.953			-.1030				
		.965	-.1060						
MACH (2) = 2.999 BETAT (5) = 8.720		Y/BW	.299	.364	.427	.534	.673	.780	.887
		X/CW							
		.000	-.0390	-.0410	.0700	.3170	.3390	.3670	.3690
		.050				-.0040	-.0490	-.0520	-.0330
		.081			.0290				
		.086		-.0130					
		.094	-.0320						

AMES 87-707 IA9 C2A + S3 + T9 LOWER WING

(RBNL18)

SECTION 7 1) LOWER WING

DEPENDENT VARIABLE CP

MACH (2) = 2.999 BETAT (5) = 8.720

Y/BW	.299	.364	.427	.534	.673	.780	.887
X/CW							
.150				-.0090	-.0300	-.0500	-.0500
.177			.0090				
.229	-.0610						
.246		.0160					
.250				-.0200	-.0350	-.0400	-.0500
.362	-.0620						
.400				-.0310	-.0380		-.0520
.402			-.0260				
.497	-.0430						
.550				.0030	-.0400		
.565			-.0470				
.600							-.0710
.650						-.0640	
.700	-.0390				-.0660		
.725				-.0620			
.750						-.0770	-.0870
.760			-.0950				
.775				-.0840	-.0850		
.808			-.1130				
.834	-.0700						
.850				-.1020	-.1110	-.0950	
.857			.1060				
.865	-.0890						
.900	-.1030			-.1160			-.1080
.905			-.1050				
.950				-.1190	-.1200	-.1100	
.953			-.1180				
.965	-.1130						

MACH (3) = 3.502 BETAT (1) = -8.730

Y/BW	.299	.364	.427	.534	.673	.780	.887
X/CW							
.100	.1480	.1030	.3600	1.1320	1.1200	1.1510	1.1020
.050				.1160	.1230	.1420	.2330
.081			.0660				
.086		.0490					
.094	.0340						
.150				.0880	.1520	.1320	.1570
.177			.0620				
.229	.0480						
.246		.0740					
.250				.1030	.1310	.1500	.1660
.362	.0570						
.400				.1420	.1300		.1770
.402			.1440				
.497	.0450						

AMES B7-717 IA9 OZA + S3 + T9 LOWER WING

(RBNL1K)

SECTION (1) LOWER WING

DEPENDENT VARIABLE CP

MACH (3) = 3.502 BETAT (1) = -8.730		Y/BW	.299	.364	.427	.534	.673	.780	.887
		Y/CW							
		.550				.1450	.1310		
		.565			.1300				
		.600							.1140
		.650						.1090	
		.700	.2520				.0150		
		.725			.1240				
		.750						.0600	.0630
		.760			.1290				
		.775				.0890	.0440		
		.800			.0960				
		.834	.1180						
		.850				.0440	-.0020	.0220	
		.857			.0810				
		.865	.0800						
		.900	.0630			.0150			.0210
		.905			.0280				
		.950				-.0040	.0060	-.0120	
		.953			.0060				
		.965	.0340						

MACH (3) = 3.502 BETAT (2) = -6.530		Y/BW	.299	.364	.427	.534	.673	.780	.887
		Y/CW							
		.000	.1240	.0770	.2960	.9930	.9780	1.0310	1.0080
		.050				.0770	.0820	.1070	.1750
		.081			.0440				
		.086		.0320					
		.094	.0250						
		.150				.0730	.1170	.1110	.1150
		.177			.0400				
		.229	.0330						
		.246		.0490					
		.250				.0650	.0960	.1160	.1270
		.362	.0330						
		.400				.1160	.0860		.1240
		.402			.1000				
		.497	.0580						
		.550				.1090	.1030		
		.565			.0900				
		.600							.0790
		.650						.0780	
		.700	.1870				.0020		
		.725				.0880			
		.750						.0360	.0320
		.760			.0920				
		.775				.0540	.0230		

AMES 87-747 IA9 C2A + S3 + T9 LOWER WING

(RBNL18)

SECTION (1) LOWER WING

DEPENDENT VARIABLE CP

MACH (3) = 3.502	BETAT (2) = -6.530	Y/BW	.299	.364	.427	.534	.673	.780	.887
		X/CW							
		.808			.0640				
		.834	.0780						
		.850			.0130	-.0180		.0030	
		.857			.0560				
		.865	.0430						
		.900	.0350			-.0140			-.0050
		.905			.0030				
		.950				-.0320	-.0110	-.0270	
		.953			-.0200				
		.965	.0140						
MACH (3) = 3.502	BETAT (3) = -4.330	Y/BW	.299	.364	.427	.534	.673	.780	.887
		X/CW							
		.000	.0990	.0560	.2360	.8290	.8530	.9010	.8900
		.050				.0500	.0910	.0900	.1380
		.081			.0190				
		.086		.0180					
		.094	.0260						
		.150				.0600	.0950	.0870	.0920
		.177			.0210				
		.229	.0210						
		.246		.0350					
		.250				.0460	.0690	.0880	.0990
		.362	.0210						
		.400				.1000	.0670		.0890
		.402			.0630				
		.497	.0520						
		.550				.0860	.0760		
		.565			.0890				
		.600							.0490
		.650						.0470	
		.710	.1360				-.0070		
		.725				.0760			
		.750						.0150	.0110
		.760			.0600				
		.775				.0460	.0060		
		.808			.0320				
		.834	.0490						
		.850				.0060	-.0220	-.0120	
		.857			.0540				
		.865	.0170						
		.900	.0060			-.0170			-.0170
		.905			-.0180				
		.950				-.0340	-.0260	-.0350	
		.953			-.0290				

AMES 87-707 IA9 O2A + S3 + T9 LOWER WING

(RBNL10)

SECTION (1) LOWER WING		DEPENDENT VARIABLE CP							
MACH (3) = 3.502	BETAT (3) = -4.330	Y/BW	.299	.364	.427	.534	.673	.780	.887
		X/CW	.965	-.0150					
MACH (3) = 3.502	BETAT (4) = .060	Y/BW	.299	.364	.427	.534	.673	.780	.887
		X/CW	.000	.0530	.0370	.1570	.6440	.7000	.7250
			.050			.0920	.0240	.0500	.0820
			.081		.0360				
			.086		.0150				
			.094	.0340					
			.150			.0530	.0420	.0370	.0400
			.177		.0750				
			.229	.0240					
			.246		.0290				
			.250			.0380	.0530	.0440	.0410
			.362	.0070					
			.400			.0430	.0640		.0360
			.402		.0340				
			.497	.0220					
			.550			.0350	.0320		
			.565		.0770				
			.600						.0200
			.650					.0140	
			.700	.0720			-.0300		
			.725			.0150			
			.750					-.0160	-.0020
			.760		.0070				
			.775			-.0070	-.0010		
			.808		-.0200				
			.834	-.0060					
			.850			-.0320	-.0330	-.0370	
			.857		.0440				
			.865	-.0300					
			.900	-.0400		-.0470			-.0360
			.905			-.0450			
			.950			-.0590	-.0540	-.0540	
			.953		-.0570				
			.965	-.0480					
MACH (3) = 3.502	BETAT (5) = 4.470	Y/BW	.299	.364	.427	.534	.673	.780	.887
		X/CW	.000	.0240	.0040	.0880	.5150	.5150	.4470
			.050			.0310	.0200	.0160	.0200
			.081		.0410				
			.086		-.0020				
			.094	.0140					

AMES 87-707 IA9 O2A + S3 + T9 LOWER WING

(RBNL18)

SECTION (1) LOWER WING

DEPENDENT VARIABLE CP

MACH (3) = 3.502 BETAT (5) = 4.470

Y/BW	.299	.364	.427	.534	.673	.780	.887
X/CW				.0240	.0250	.0120	.0090
.150							
.177			.0310				
.229	-.0030						
.246		.0320					
.250				.0170	.0090	.0120	.0090
.362	.0100						
.400				.0060	.0110		.0050
.402			-.0040				
.497	-.0030						
.550				.0390	-.0020		
.565			.0280				
.600							-.0190
.650						-.0190	
.700	.0140				-.0320		
.725				-.0170			
.750						-.0430	-.0320
.760			-.0300				
.775				-.0380	-.0440		
.808			-.0500				
.834	-.0390						
.850				-.0580	-.0720	-.0550	
.857			.0620				
.865	-.0520						
.900	-.0610				-.0690		-.0600
.905			-.0660				
.950				-.0750	-.0840	-.0710	
.953			-.0760				
.965	-.0710						

MACH (3) = 3.502 BETAT (6) = 6.670

Y/BW	.299	.364	.427	.534	.673	.780	.887
X/CW				.3950	.4280	.4370	.4180
.000	.0040	-.0130	.0610	.0320	.0040	-.0040	.0150
.050							
.081			.0260				
.086		-.0150					
.094	.0070						
.150				.0180	.0060	-.0140	-.0080
.177			.0360				
.229	-.0200						
.246		.0160					
.250				.0080	-.0040	-.0080	-.0100
.362	-.0300						
.400				.0010	.0020		-.0140
.402			-.0100				
.497	-.0240						

AMES 87-707 IA9 O2A + S3 + T9 LOWER WING

(RBNL18)

SECTION (1) LOWER WING

DEPENDENT VARIABLE CP

MACH (3) = 3.502 BETAT (6) = 6.670

Y/BW	.299	.364	.427	.534	.673	.780	.887
X/CW							
.550				.0300	-.0210		
.565			.0250				
.600							-.0340
.650						-.0340	
.700	-.0250				-.0440		
.725				-.0270			
.750						-.0530	-.0460
.760			-.0380				
.775				-.0490	-.0530		
.808			-.0580				
.834	-.0500						
.850				-.0670	-.0760	-.0660	
.857			.0760				
.865	-.0640						
.900	-.0730			-.0750			-.0700
.905			-.0730				
.950				-.0820	-.0890	-.0800	
.953			-.0870				
.965	-.0860						

MACH (3) = 3.502 BETAT (7) = 8.870

Y/BW	.299	.364	.427	.534	.673	.780	.887
X/CW							
.000	-.0160	.0240	.0580	.0330	.0320	.0540	.0450
.050				.0130	-.0270	-.0220	-.0040
.081			.0280				
.086		.0120					
.094	-.0510						
.150				-.0030	-.0160	-.0270	-.0230
.177			.0350				
.229	-.0670						
.246		-.0230					
.250				-.0150	-.0260	-.0200	-.0250
.362	-.0540						
.400				-.0240	-.0290		-.0280
.402			-.0140				
.497	-.0230						
.550				-.0040	-.0280		
.565			-.0350				
.600							-.0450
.650						-.0440	
.700	-.0370				-.0520		
.725				-.0560			
.750						-.0560	-.0540
.780			-.0500				
.775				-.0770	-.0590		

DATE 18 SEP 73

TABULATED PRESSURE DATA - IA9C

PAGE 1121

AVES 87-707 IA9 C2A + S3 + T9 LOWER WING

(RBNL18)

SECTION (1) LOWER WING

DEPENDENT VARIABLE CP

MACH (3) = 3.502 BETAT (7) = 8.870

Y/BW	.299	.364	.427	.534	.673	.780	.887
X/CW							
.808			-.0590				
.834	-.0530						
.850				-.0880	-.0780	-.0680	
.857			.0780				
.865	-.0680						
.900	-.0740			-.0960			-.0790
.915			-.0810				
.950				-.1010	-.0900	-.0840	
.953			-.0950				
.965	-.0810						

AMES B7-707 IA9 O2A + S3 + T9 LOWER WING

(RDNL19) (10 MAY 73)

REFERENCE DATA

SREF = 2.4210 SQ.FT. XMRP = 28.5300 INCHES
 LREF = 39.8490 INCHES YMRP = .0000 INCHES
 BRFL = 39.8490 INCHES ZMRP = .0000 INCHES
 SCALE = .0300 SCALE

PARAMETRIC DATA

ALPHAT = .000 ORBINC = .500
 RUDDER = -11.000 ELEVON = .000
 RUDFLR = .000

SECTION (1) LOWER WING

DEPENDENT VARIABLE CP

MACH (1) = 2.499	BETAT (1) = -8.430	Y/BW	.299	.364	.427	.534	.673	.780	.887
		X/CW							
		.000	.0640	.0670	.4820	1.1040	.9920	1.0120	.9880
		.050				.2080	.1520	.1650	.2250
		.081			.2250				
		.086		.0990					
		.094	.0090						
		.150				.1940	.2250	.1850	.2120
		.177			.1980				
		.229	.0590						
		.246		.2230					
		.250				.1680	.1930	.2180	.2290
		.362	.1560						
		.400				.1430	.2040		.2410
		.402			.1270				
		.497	.0990						
		.550				.2130	.1570		
		.565		.2230					
		.600							.1570
		.650						.1170	
		.700	.2120				.0050		
		.725				.1260			
		.750						.0770	.0650
		.760			.1210				
		.775				.0970	.0370		
		.808			.0790				
		.834	.1160						
		.850				.0380	-.0340	.0280	
		.857			.1190				
		.865	.0780						
		.900	.0410			-.0060			-.0010
		.905			-.0130				
		.950				-.0330	-.0080	-.0250	
		.953			-.0220				
		.965	-.0430						

MACH (1) = 2.499	BETAT (2) = -6.310	Y/BW	.299	.364	.427	.534	.673	.780	.887
		X/CW							
		.000	.0420	.0380	.4120	1.0110	.9170	.9360	.9170
		.050				.1700	.1260	.1370	.1910
		.081			.2000				
		.086		.0620					
		.094	-.0080						

AMES 87-707 IA9 O2A + S3 + T9 LOWER WING

(RDNL19)

SECTION (1) LOWER WING

DEPENDENT VARIABLE CP

MACH (1) = 2.499	BETAT (2) = -6.310	Y/BW	.299	.364	.427	.534	.673	.780	.887
		X/CW							
		.150				.1630	.1920	.1550	.1750
		.177			.1600				
		.229	.0260						
		.246		.1920					
		.250				.1430	.1590	.1830	.1880
		.362	.1360						
		.400				.1140	.1600		.1960
		.402			.0790				
		.497	.0680						
		.550				.1810	.1250		
		.565			.1890				
		.600							.1240
		.650						.0920	
		.700	.1700						
		.725				.0740			
		.750						.0460	.0430
		.760			.0840				
		.775				.0630	.0180		
		.808			.0510				
		.834	.0670						
		.850				.0120	-.0590	.0080	
		.857			.0920				
		.865	.0450						
		.900	.0140			-.0220			-.0210
		.905			-.0320				
		.950				-.0480	-.0490	-.0380	
		.953			-.0470				
		.965	-.0580						
MACH (1) = 2.499	BETAT (3) = -4.180	Y/BW	.299	.364	.427	.534	.673	.780	.887
		X/CW							
		.000	.0240	.0010	.3480	.9260	.8470	.8590	.8440
		.050				.1390	.1010	.1080	.1590
		.081			.1720				
		.086		.0310					
		.094	-.0260						
		.150				.1290	.1610	.1280	.1410
		.177			.1280				
		.229	.0030						
		.246		.1370					
		.250				.1080	.1310	.1540	.1570
		.362	.0860						
		.400				.0890	.1270		.1630
		.402			.0470				
		.497	.0350						

AMES 87-707 IA9 O2A + S3 + T9 LOWER WING

(RBNL19)

SECTION (1) LOWER WING

DEPENDENT VARIABLE CP

MACH (1) = 2.499 BETAT (3) = -4.180

Y/BW	.299	.364	.427	.534	.673	.780	.887
X/CW							
.550				.1370	.0910		
.565			.1460				.0960
.600							
.650						.0660	
.700	.1270				-.0210		
.725				.0340			
.750						.0250	.0200
.760			.0400				
.775				.0250	-.0060		
.808			.0090				
.834	.0320						
.850				-.0170	-.0810	-.0150	
.857			.0620				
.865	.0090						
.900	-.0140			-.0520			-.0420
.905			-.0560				
.950				-.0710	-.0810	-.0600	
.953			-.0750				
.965	-.0780						

MACH (1) = 2.499 BETAT (4) = .060

Y/BW	.299	.364	.427	.534	.673	.780	.887
X/CW							
.000	-.0080	-.0330	.2250	.7050	.0070	.7210	.7030
.050				.0720	.0470	.0510	.1020
.081			.0940				
.086		.0620					
.094	-.0320						
.150				.0790	.0030	.0690	.0840
.177			.0630				
.229	-.0440						
.246		.0520					
.250				.0530	.0640	.0850	.0910
.362	.0090						
.400				.0330	.0650		.0910
.402			.0450				
.497	-.0070						
.550				.0920	.0270		
.565			.0600				
.600							.0340
.650						.0090	
.700	.0390				-.0580		
.725				-.0260			
.750						-.0240	-.0270
.760		-.0320					
.775				-.0590	-.0410		

AMES 87-707 IA9 O2A + S3 + T9 LOWER WING

(RBNL19)

SECTION (1) LOWER WING

DEPENDENT VARIABLE CP

MACH (1) = 2.499	BETAT (4) = .060	Y/BW	.299	.364	.427	.534	.673	.780	.887
		X/CW							
		.808			-.0620				
		.834	-.0340						
		.850			-.0740	-.0950	-.0510		
		.857			.0610				
		.865	-.0550						
		.900	-.0750		-.0970				-.0800
		.905			-.0950				
		.950			-.1150	-.1080	-.0910		
		.953			-.1120				
		.965	-.1210						
MACH (1) = 2.499	BETAT (5) = 4.300	Y/BW	.299	.364	.427	.534	.673	.780	.887
		X/CW							
		.000	-.0580	-.0660	.1070	.5400	.4990	.4230	.5690
		.050				.0320	-.0200	.0210	.0210
		.081			.0360				
		.086	-.0160						
		.094	-.0600						
		.150				.0090	.0200	.0180	.0220
		.177			.0100				
		.229	-.0270						
		.246		.0150					
		.250				-.0120	-.0010	.0290	.0300
		.362	-.0120						
		.400				.0010	.0040		.0280
		.402			.0480				
		.497	-.0220						
		.550				.0110	.0070		
		.565			-.0230				
		.600							-.0150
		.650						-.0140	
		.700	-.0330				-.0740		
		.725				-.0740			
		.750						-.0510	-.0610
		.760			-.0890				
		.775			-.0930	-.0720			
		.808			-.1070				
		.834	-.0860						
		.850				-.1150	-.1230	-.0830	
		.857			.0670				
		.865	-.1080						
		.900	-.1270			-.1310			-.0950
		.905			-.1220				
		.950				-.1380	-.1350	-.1100	
		.953			-.1360				

AMES 87-717 IA9 O2A + S3 + T9 LOWER WING

(RBNL10)

SECTION (1) LOWER WING

DEPENDENT VARIABLE CP

MACH (1) = 2.499	BETAT (5) = 6.300	Y/BW	.299	.364	.427	.534	.673	.780	.887
		Z/CW							
		.965	-1.1460						
MACH (1) = 2.499	BETAT (6) = 6.430	Y/BW	.299	.364	.427	.534	.673	.780	.887
		Z/CW							
		.000	-.0750	-.0800	.0600	.4510	.4460	.4490	.4500
		.050				.0020	-.0440	-.0420	.0070
		.081			.0070				
		.086		-.0180					
		.094	-.0720						
		.150				-.0210	-.0120	-.0280	-.0050
		.177			-.0050				
		.229	-.0420						
		.246		-.0160					
		.250				-.0360	-.0310	-.0070	-.0040
		.362	-.0360						
		.400				.0230	-.0110		-.0020
		.402			.0260				
		.497	-.0120						
		.550				-.0170	.0120		
		.565		-.0550					
		.600							-.0310
		.650						-.0150	
		.700	-.0540				-.0780		
		.725				-.0930			
		.750						-.0380	-.0590
		.760			-.1170				
		.775				-.1050	-.0870		
		.808		-.1370					
		.834	-.1040						
		.850				-.1260	-.1320	-.0680	
		.857			.0860				
		.865	-.1200						
		.900	-.1310			-.1370			-.0870
		.905			-.1280				
		.950				-.1370	-.1380	-.1060	
		.953		-.1300					
		.965	-.1400						
MACH (1) = 2.498	BETAT (7) = 8.550	Y/BW	.299	.364	.427	.534	.673	.780	.887
		Z/CW							
		.000	-.0070	-.0050	.0050	.3350	.3520	.3960	.3730
		.050				-.0200	-.0640	-.0630	-.0360
		.081			.0070				
		.086		-.0380					
		.094	-.0830						

AMES 87-707 IAS OZA + S3 + T9 LOWER WING

(RDNL19)

SECTION (1) LOWER WING

DEPENDENT VARIABLE CP

MACH (1) = 2.498 BETAT (7) = 8.550

Y/BW	.299	.364	.427	.534	.673	.780	.887
X/CW							
.150				-.0350	-.0350	-.0500	-.0400
.177			-.0160				
.229	-.0710						
.246		-.0420					
.250				-.0410	-.0410	-.0270	-.0230
.362	-.0510						
.400				.0090	-.0120		-.0080
.402			-.0520				
.497	-.0350						
.550				-.0520	.0250		
.565			-.0790				
.600							-.0150
.650						.0120	
.700	-.0750				-.1100		
.725				-.0940			
.750						-.0430	-.0300
.760			-.1250				
.775				-.1180	-.1050		
.808			-.1300				
.834	-.1230						
.850				-.1410	-.1470	-.0880	
.857			.1070				
.865	-.1480						
.900	-.1510			-.1320			-.0750
.905			-.1140				
.950				-.1070	-.1380	-.1230	
.953			-.1340				
.965	-.1410						

MACH (2) = 2.999 BETAT (1) = -8.580

Y/BW	.299	.364	.427	.534	.673	.780	.887
X/CW							
.000	.0940	.0700	.3790	1.0920	1.0180	1.0480	1.0700
.050				.1640	.1800	.2050	.2550
.081			.0960				
.086		.0480					
.094	.0120						
.150				.1600	.2130	.2000	.2220
.177			.1560				
.229	.0300						
.246		.0720					
.250				.1650	.1700	.2080	.2330
.362	.0460						
.400				.1680	.1930		.2330
.402			.1280				
.497	.0970						

AMES 87-717 IA9 O2A + S3 + T9 LOWER WING

(SEN119)

SECTION (1) LOWER WING

DEPENDENT VARIABLE CP

MACH (2) = 2.999	BETAT (1) = -8.580	Y/BW	.299	.364	.427	.534	.673	.780	.887
		X/CW							
		.550				.1490	.1610		
		.565			.2220				
		.600							.1580
		.650						.1190	
		.700	.2360				.1350		
		.725				.1120			
		.750						.0710	.0790
		.760			.1390				
		.775				.0790	.0510		
		.808			.0970				
		.834	.1200						
		.850				.0570	.0150	.0300	
		.857			.0810				
		.865	.0860						
		.900	.0760			.0320			.0190
		.905			.0100				
		.950				.0090	-.0070	-.0070	
		.953			-.0060				
		.965	.0130						
MACH (2) = 2.999	BETAT (2) = -4.260	Y/BW	.299	.364	.427	.534	.673	.780	.887
		X/CW							
		.000	.0480	.0180	.2310	.8560	.8340	.8540	.8690
		.050				.1060	.1030	.1090	.1750
		.081			.0310				
		.086		-.0030					
		.094	-.0100						
		.150				.0920	.1190	.1140	.1240
		.177			.1300				
		.229	-.0070						
		.246		.0280					
		.250				.1240	.1200	.1460	.1450
		.362	.0090						
		.400				.1120	.1240		.1620
		.402			.0740				
		.497	.0480						
		.550				.0950	.1020		
		.565			.0740				
		.600						.0680	.0980
		.650							
		.700	.1630				.0010		
		.725				.0550			
		.750						.0340	.0330
		.760			.0540				
		.775				.0260	.0150		

AMES 87-707 IA9 O2A + S3 + T9 LOWER WING

(RBNL19)

SECTION (1) LOWER WING

DEPENDENT VARIABLE CP

MACH (2) = 2.999	BETAT (2) = -4.260	Y/BW	.299	.364	.427	.534	.673	.780	.887
		X/CW							
		.808			.0260				
		.834	.0420						
		.850				-.0110	-.0120	-.0010	
		.857			.0410				
		.865	.0170						
		.900	.0080			-.0340			-.0170
		.905			-.0270				
		.950				-.0420	-.0370	-.0330	
		.953			-.0440				
		.965	-.0280						
MACH (2) = 2.999	BETAT (3) = .060	Y/BW	.299	.364	.427	.534	.673	.780	.887
		X/CW							
		.000	.0110	-.0060	.1330	.6850	.6740	.7070	.7000
		.050				.0760	.0710	.0740	.1200
		.081			.0940				
		.086		-.0130					
		.094	.0030						
		.150				.0580	.0900	.0860	.0980
		.177			.0590				
		.229	-.0160						
		.246		.0230					
		.250				.0580	.0710	.0950	.1110
		.362	-.0320						
		.400				.0480	.0750		.1080
		.402			.0180				
		.497	-.0010						
		.550				.0960	.0580		
		.565			.0510				
		.600							.0510
		.650						.0370	
		.700	.0520				.0050		
		.725				-.0040			
		.750						-.0010	.0020
		.760			-.0140				
		.775				-.0330	-.0020		
		.808			-.0350				
		.834	-.0230						
		.850				-.0610	-.0580	-.0340	
		.857			.0220				
		.865	-.0440						
		.900	-.0480			-.0760			-.0400
		.905			-.0660				
		.950				-.0820	-.0730	-.0460	
		.953			-.0780				

AMES 87-717 IA9 Q2A + S3 + T9 LOWER WING

(RDNL19)

SECTION (1) LOWER WING

DEPENDENT VARIABLE CP

MACH (2) =	BETAT (3) =	Y/BW	.299	.364	.427	.534	.673	.780	.887
		X/CW							
		.965	-.11690						
MACH (2) =	BETAT (4) =	Y/BW	.299	.364	.427	.534	.673	.780	.887
		X/CW							
		.000	-.0380	-.0420	.0570	.4570	.4830	.4970	.5570
		.050				.0410	.0190	.0350	.0640
		.081			.0290				
		.086		-.0440					
		.094	-.0220						
		.150				.0240	.0290	.0310	.0410
		.177			.0240				
		.229	-.0470						
		.246		.0060					
		.250				.0430	.0410	.0360	.0420
		.362	-.0450						
		.400				-.0060	.0130		.0400
		.402			-.0150				
		.497	-.0240						
		.550				.0160	-.0010		
		.565			-.0030				
		.600							.0000
		.650						-.0130	
		.700	-.0160				-.0550		
		.725				-.0530			
		.750						-.0370	-.0360
		.760			-.0610				
		.775				-.0760	-.0580		
		.808			-.0790				
		.834	-.0650						
		.850				-.0940	-.0950	-.0580	
		.857			.0410				
		.865	-.0830						
		.900	-.0970			-.1050			-.0710
		.905			-.0950				
		.950				-.1100	-.1040	-.0850	
		.953			-.1080				
		.965	-.1130						
MACH (2) =	BETAT (5) =	Y/BW	.299	.364	.427	.534	.673	.780	.887
		X/CW							
		.000	-.0680	-.0680	.0340	.2730	.2960	.3540	.3710
		.050				.0060	-.0030	-.0360	-.0050
		.081			.0180				
		.086		-.0300					
		.094	-.0610						

AMES B7-707 IA9 O2A + S3 + T9 LOWER WING

(RBNL19)

SECTION (1) LOWER WING

DEPENDENT VARIABLE CP

MACH (2) = 2.999	BETAT (5) = 8.710	Y/BW	.299	.364	.427	.534	.673	.780	.887
		X/CW							
		.150				-.0200	-.0210	-.0350	-.0240
		.177			-.0010				
		.229	-.0920						
		.246		-.0300					
		.250				-.0290	-.0330	-.0240	-.0210
		.362	-.0620						
		.400				-.0330	-.0380		-.0200
		.402			-.0290				
		.497	-.0490						
		.550				-.0120	-.0410		
		.565			-.0770				
		.600							-.0490
		.650						-.0560	
		.700	-.0550				-.0730		
		.725				-.0630			
		.750						-.0670	-.0750
		.760			-.0950				
		.775				-.0830	-.0820		
		.808			-.1090				
		.834	-.0900						
		.850				-.1050	-.1080	-.0830	
		.857			-.0790				
		.865	-.0890						
		.900	-.0930			-.1170			-.0990
		.905			-.1110				
		.950				-.1220	-.1140	-.0990	
		.953			-.1210				
		.965	-.1040						

MACH (3) = 3.502	BETAT (1) = -8.740	Y/BW	.299	.364	.427	.534	.673	.780	.887
		X/CW							
		.000	.1140	.0820	.3500	1.0880	1.1120	1.1770	1.0870
		.055				.1410	.1460	.1750	.2780
		.081			.0840				
		.086		.0300					
		.094	.0180						
		.150				.1030	.1460	.1500	.1910
		.177			.0740				
		.229	.0280						
		.246		.0730					
		.250				.1180	.1530	.1530	.2000
		.362	.0430						
		.400				.1460	.1960		.1920
		.402			.1190				
		.497	.0380						

AMES 87-707 IA9 O2A + S3 + T9 LOWER WING

(R2NL19)

SECTION (1) LOWER WING

DEPENDENT VARIABLE CP

MACH (3) = 3.502	BETAT (1) = -8.740	Y/DW	.299	.364	.427	.534	.673	.700	.887
		X/CW				.1440	.1470		
		.550			.1120				.1480
		.565							
		.600						.1310	
		.650							
		.700	.2030			.0990	.0240		
		.725						.0820	.1070
		.750							
		.760			.1310				
		.775				.0940	.0520		
		.808			.1100				
		.834	.1210						
		.850				.0480	-.0050	.0370	
		.857			.0530				
		.865	.0820						
		.900	.0680			.0160			.0480
		.905			.0390				
		.950				.0000	-.0090	.0020	
		.953			.0190				
		.965	.0370						
MACH (3) = 3.502	BETAT (2) = -6.540	Y/DW	.299	.364	.427	.534	.673	.780	.887
		X/CW							
		.000	.0900	.0570	.2840	.0000	.9770	1.0460	1.0410
		.050				.1040	.1090	.1440	.2320
		.081			.0580				
		.086		.0220					
		.094	.0060						
		.150				.0650	.1070	.1230	.1510
		.177			.0450				
		.229	.0130						
		.246		.0400					
		.250				.0780	.1160	.1410	.1570
		.362	.0120						
		.400				.0840	.1350		.1560
		.402			.0750				
		.497	.0120						
		.550				.1070	.1190		
		.565			.0830				
		.600							.1110
		.650						.1090	
		.700	.1550				.0120		
		.725				.0750			
		.750						.0620	.0620
		.760			.0950				
		.775				.0670	.0340		

AMES 87-707 IA9 O2A + S3 + T9 LOWER WING

(RBNL19)

SECTION (1) LOWER WING

DEPENDENT VARIABLE CP

MACH (3) = 3.502 BETAT (2) = -6.545

Y/BW	.299	.364	.427	.534	.673	.780	.887
X/CW							
.808			.0690				
.834	.0800						
.850				.0230	-.0150	.0210	
.857			.0310				
.865	.0470						
.900	.0350			-.0070			.0290
.905			.0140				
.950				-.0250	-.0190	-.0130	
.953			-.0060				
.965	.0160						

MACH (3) = 3.502 BETAT (3) = -4.340

Y/BW	.299	.364	.427	.534	.673	.780	.887
X/CW							
.000	.0700	.0340	.2180	.8060	.8370	.8850	.9030
.050				.0680	.0820	.1070	.1880
.081			.0260				
.086		.0070					
.094	.0020						
.150				.0430	.0960	.1110	.1190
.177			.0240				
.229	.0010						
.246		.0200					
.250				.0630	.0840	.1130	.1320
.362	.0030						
.400				.0630	.0920		.1290
.402			.0650				
.497	-.0050						
.550				.1020	.0990		
.565			.0630				
.600							.0770
.650						.0820	
.700	.1140				.0020		
.725				.0420			
.750						.0420	.0350
.760			.0720				
.775				.0530	.0170		
.808			.0420				
.834	.0420						
.850				.0180	-.0250	.0060	
.857			.0220				
.865	.0110						
.900	.0020			-.0080			.0040
.905			-.0120				
.950				-.0280	-.0330	-.0260	
.953			-.0250				

AMES 87-707 IA9 OZA + S3 + T9 LOWER WING

(RBNL19)

SECTION (1) LOWER WING		DEPENDENT VARIABLE CP							
MACH (3) = 3.502	BETAT (3) = -4.340	Y/BW	.299	.364	.427	.534	.673	.780	.887
		X/CW	.965	-.0090					
MACH (3) = 3.502	BETAT (4) = .060	Y/BW	.299	.364	.427	.534	.673	.780	.887
		X/CW	.000	.0220	.0030	.1180	.6020	.6210	.6580
			.050			.0270	.0750	.0870	.1230
			.081		.0120				
			.086	.0030					
			.094	.0090					
			.150			.0430	.0720	.0700	.0860
			.177		-.0030				
			.229	.0020					
			.246		-.0010				
			.250			.0490	.0540	.0770	.0860
			.362	-.0150					
			.400			.0540	.0730		.0820
			.402		.0190				
			.497	-.0180					
			.550			.0460	.0560		
			.565		.0700				
			.600						.0440
			.650					.0410	
			.700	.0500			-.0140		
			.725			.0250			
			.750					.0100	.0150
			.760		.0070				
			.775			-.0020	-.0050		
			.808		-.0160				
			.834	-.0170					
			.850			-.0320	-.0270	-.0170	
			.857		.0130				
			.865	-.0360					
			.900	-.0440		-.0460			-.0210
			.905		-.0480				
			.950			-.0580	-.0390	-.0380	
			.953		-.0590				
			.965	-.0540					
MACH (3) = 3.502	BETAT (5) = 4.460	Y/BW	.299	.364	.427	.534	.673	.780	.887
		X/CW	.000	-.0200	-.0290	.0210	.3610	.4760	.4720
			.050			.0460	.0240	.0360	.0800
			.081		.0170				
			.086	-.0310					
			.094	-.0020					

AMES 87-707 IA9 O2A + S3 + T9 LOWER WING

(RBNL19)

SECTION (1) LOWER WING

DEPENDENT VARIABLE Cp

MACH (3) = 3.502 BETAT (5) = 4.460

	Y/BW	.299	.364	.427	.534	.673	.780	.887
X/CW								
.150					.0270	.0370	.0330	.0510
.177				.0220				
.229	-.0290							
.246		-.0300						
.250					.0170	.0230	.0380	.0450
.362	-.0440							
.400					.0120	.0230		.0430
.402				-.0010				
.497	-.0270							
.550					.0290	.0060		
.565				.0140				
.600								.0160
.650							.0020	
.700	-.0050					-.0310		
.725					-.0240			
.750							-.0250	-.0170
.760				-.0410				
.775					-.0460	-.0350		
.808				-.0610				
.834	-.0450							
.850					-.0610	-.0640	-.0410	
.857				.0280				
.865	-.0620							
.900	-.0720				-.0730			-.0480
.905				-.0710				
.950					-.0810	-.0750	-.0580	
.953				-.0800				
.965	-.0820							

MACH (3) = 3.502 BETAT (6) = 6.660

	Y/BW	.299	.364	.427	.534	.673	.780	.887
X/CW								
.000	-.0390	-.0410	.0050	.2990	.3640	.3840	.3720	
.050				.0250	.0030	.0120	.0430	
.081				.0130				
.086		-.0440						
.094	-.0200							
.150					.0090	.0110	.0030	.0200
.177				.0230				
.229	-.0440							
.246		-.0430						
.250					-.0030	-.0050	.0080	.0170
.362	-.0690							
.400					-.0120	-.0100		.0120
.402				-.0130				
.497	-.0360							

AMES 87-707 IA9 O2A + S3 + T9 LOWER WING

(RBNL19)

SECTION (1) LOWER WING

DEPENDENT VARIABLE CP

MACH (3) = 3.502 BETAT (6) = 6.660

	Y/BW	.299	.364	.427	.534	.673	.780	.887
X/CW								
.550					.0090	-.0220		
.565				-.0470				
.600								-.0140
.650							-.0280	
.700	-.0360					-.0440		
.725					-.0390			
.750							-.0480	-.0370
.760					-.0560			
.775					-.0610	-.0510		
.808					-.0690			
.834	-.0560							
.850					-.0780	-.0730	-.0610	
.857					.0530			
.865	-.0690							
.900	-.0770				-.0870			-.0640
.905					-.0790			
.950						-.0920	-.0850	-.0730
.953					-.0930			
.965	-.0860							

MACH (3) = 3.502 BETAT (7) = 8.860

	Y/BW	.299	.364	.427	.534	.673	.780	.887
X/CW								
.000	-.0500	-.0510	.0320	.2260	.2680	.3030	.3170	
.050				.0250	-.0120	-.0180	.0040	
.081				.0330				
.086				-.0590				
.094	-.0720							
.150					.0020	-.0040	-.0190	-.0110
.177					.0200			
.229	-.0820							
.246					-.0580			
.250								
.362	-.0750				-.0130	-.0180	-.0130	-.0130
.400					-.0230	-.0250		-.0150
.402					-.0270			
.497	-.0510							
.550					-.0250	-.0350		
.565					-.0530			
.600								-.0350
.650							-.0450	
.700	-.0510					-.0560		
.725					-.0560			
.750							-.0600	-.0510
.760					-.0700			
.775					-.0720	-.0620		

DATE 18 SEP 73

TABULATED PRESSURE DATA - IA9C

PAGE 1137

AMES 87-707 IA9 Q2A + S3 + T9 LOWER WING

(RBNL19)

SECTION (1) LOWER WING

DEPENDENT VARIABLE CP

MACH (3) = 3.502	BETAT (7) = 8.860	Y/BW	.299	.364	.427	.534	.673	.780	.887
		X/CW							
		.808			-.0760				
		.834	-.0650						
		.850				-.0820	-.0770	-.0680	
		.857			.0630				
		.865	-.0760						
		.900	-.0880			-.0900			-.0770
		.905			-.0770				
		.950				-.0940	-.0910	-.0810	
		.953			-.0890				
		.965	-.0850						

AMES 87-707 IA9 O2A + S3 + T9 LOWER WING

(RBNLK) (10 MAY 73)

REFERENCE DATA

SREF = 2.4210 SQ.FT. XMRP = 28.5300 INCHES
 LREF = 39.8490 INCHES YMRP = .0000 INCHES
 BREF = 39.8490 INCHES ZMRP = .0000 INCHES
 SCALE = .0300 SCALE

PARAMETRIC DATA

ALPHAT = 4.000 CRBINC = .500
 RUDDER = -10.000 ELEVON = .000
 RUDFLR = .000

SECTION (1) LOWER WING

DEPENDENT VARIABLE CP

MACH (1) = 2.499 BETAT (1) = -8.410

Y/BW	.299	.364	.427	.534	.673	.780	.887
X/CW							
.000	.0400	.0670	.0940	1.1140	.9940	1.0220	.9960
.050			.2400	.2670	.2250	.2490	.3280
.081							
.086		.1450					
.094	.0020						
.150				.2290	.3030	.2760	.3090
.177			.2270				
.229	.1190						
.246		.2030					
.250				.2000	.2450	.2940	.3260
.362	.1360						
.400				.2070	.2890		.3270
.402			.1420				
.497	.0970						
.550				.1540	.2100		
.565			.2400				
.600							.2300
.650						.1840	
.700	.2050				.0040		
.725				.1740			
.750						.1130	.1270
.760			.1340				
.775				.1390	.0600		
.808			.1090				
.834	.1150						
.850				.0960	-.0130	.0490	
.857			.1050				
.865	.0930						
.900	.0640			.0520			.0410
.905			.0280				
.950				.0380	.0510	-.0040	
.953			.0200				
.965	-.0030						

MACH (1) = 2.499 BETAT (2) = -6.290

Y/BW	.299	.364	.427	.534	.673	.780	.887
X/CW							
.000	.0160	.0330	.4280	1.0260	.9190	.9560	.9280
.050				.2520	.2010	.2200	.2870
.081			.2230				
.086		.1390					
.094	-.0140						

AMES 87-707 IA9 O2A + S3 + T9 LOWER WING

(RBNL20)

SECTION (1) LOWER WING

DEPENDENT VARIABLE CP

MACH (1) = 2.499	BETAT (2) = -6.290	Y/BW	.299	.364	.427	.534	.673	.780	.887
		X/CW							
		.150				.2080	.2800	.2540	.2770
		.177			.1990				
		.229	.0700						
		.246		.1890					
		.250				.1760	.2180	.2690	.2910
		.362	.1310						
		.400				.1760	.2510		.2920
		.402			.1160				
		.497	.0720						
		.550				.1330	.1910		
		.565			.1960				
		.600							.1980
		.650						.1660	
		.700	.1630				-.0070		
		.725				.1370			
		.750						.0960	.1100
		.760			.0980				
		.775				.1100	.0390		
		.808			.0670				
		.834	.0770						
		.850				.0490	-.0340	.0310	
		.857			.0850				
		.865	.0510						
		.900	.0300			.0120			.0320
		.905			-.0070				
		.950				.0060	-.0050	-.0180	
		.953			-.0030				
		.965	-.0250						

MACH (1) = 2.499 BETAT (3) = -4.170

Y/BW	.299	.364	.427	.534	.673	.780	.887
X/CW							
.000	.0010	.0000	.3600	.9410	.8580	.8870	.8540
.050				.2310	.1850	.1990	.2650
.081			.1950				
.086		.1390					
.094	-.0230						
.150				.1820	.2560	.2400	.2530
.177			.1560				
.229	.0510						
.246		.1630					
.250				.1490	.1920	.2440	.2640
.362	.0990						
.400				.1340	.2140		.2590
.402			.0800				
.497	.0330						

AMES 87-707 IA9 Q2A + S3 + T9 LOWER WING

(RBNL20)

SECTION (1) LOWER WING

DEPENDENT VARIABLE CP

MACH (1) = 2.499 BETAT (3) = -4.170

	Y/BW	.299	.364	.427	.534	.673	.780	.887
X/CW								
.550					.1140	.1690		
.565				.1410				
.600								.1690
.650							.1430	
.700	.1300					-.0220		
.725					.0990			
.750							.0740	.0860
.760				.0680				
.775					.0840	.0180		
.808				.0390				
.834	.0490							
.850					.0240	-.0540	.0160	
.857				.0750				
.865	.0250							
.900	-.0020				-.0180			.0150
.905				-.0420				
.950					-.0440	-.0550	-.0320	
.955				-.0430				
.965	-.0520							

MACH (1) = 2.499 BETAT (4) = .060

	Y/BW	.299	.364	.427	.534	.673	.780	.887
X/CW								
.000	-.0480	-.0590	.2260	.7800	.7150	.7480	.7160	
.050				.1570	.1250	.1390	.2040	
.081			.1390					
.086		.0690						
.094	-.0550							
.150				.1170	.1820	.1720	.1930	
.177			.0940					
.229	.0360							
.246		.0800						
.250				.0890	.1280	.1760	.1960	
.362	.0420				.0660	.1350	.1900	
.400								
.482			.0840					
.497	-.0040							
.550				.0960	.1090			
.565			.0820					
.600							.1130	
.650						.0830		
.700	.0480					-.0510		
.725				.0350				
.750						.0370	.0410	
.760			-.0030					
.775				.0120	-.0140			

AMES 87-707 IA9 O2A + S3 + T9 LOWER WING

(RBNL20)

SECTION (1) LOWER WING

DEPENDENT VARIABLE CP

MACH (1) = 2.499	BETAT (4) = .060	Y/BW	.299	.364	.427	.534	.673	.780	.887
		X/CW							
		.808			-.0300				
		.834	-.0160						
		.850				-.0290	-.0770	-.0140	
		.857			.0660				
		.865	-.0340						
		.900	-.0450			-.0630			-.0210
		.905			-.0660				
		.950				-.0840	-.0550	-.0570	
		.953			-.0690				
		.965	-.0960						
MACH (1) = 2.499	BETAT (5) = 4.310	Y/BW	.299	.364	.427	.534	.673	.780	.887
		X/CW							
		.000	-.1020	-.1020	.0860	.5760	.5810	.6050	.5870
		.050				.0850	.0730	.0850	.1390
		.081			.0550				
		.086		.0100					
		.094	-.0820						
		.150				.0480	.1140	.1090	.1360
		.177			.0360				
		.229	-.0030						
		.246		.0230					
		.250				.0270	.0690	.1200	.1430
		.362	-.0020						
		.400				.1010	.0790		.1430
		.402			.0500				
		.497	.0510						
		.550				.0390	.1010		
		.565			.0080				
		.600							.0780
		.650						.0580	
		.700	-.0560				-.0410		
		.725				.0110			
		.750						.0300	.0120
		.760			-.0370				
		.775				-.0180	-.0130		
		.808			-.0590				
		.834	-.0390						
		.850				-.0600	-.0630	-.0130	
		.857			.0790				
		.865	-.0770						
		.900	-.1050			-.0870			-.0420
		.905			-.0840				
		.950				-.1050	-.0600	-.0550	
		.953			-.0970				

AMES 87-707 IA9 O2A + S3 + T9 LOWER WING

(RBNL2)

SECTION (1) LOWER WING		DEPENDENT VARIABLE CP							
MACH (1) = 2.499	BETAT (5) = 4.310	Y/BW	.299	.364	.427	.534	.673	.780	.887
		X/CW							
		.965	-.1270						
MACH (1) = 2.499	BETAT (6) = 6.430	Y/BW	.299	.364	.427	.534	.673	.780	.887
		X/CW							
		.000	-.1120	-.1120	.0300	.4800	.4980	.5410	.5330
		.050				.0570	.0480	.0640	.1230
		.081			.0330				
		.086		-.0150					
		.094	-.0960						
		.150				.0280	.0800	.0880	.1160
		.177			.0260				
		.229	-.0170						
		.246		-.0020					
		.250				.0250	.0510	.0960	.1250
		.362	-.0230						
		.400				.0690	.0940		.1220
		.402			.0250				
		.497	.0270						
		.550				.0250	.0940		
		.565		-.0150					
		.600							.0650
		.650						.0740	
		.700	-.0250				-.0430		
		.725				-.0680			
		.750						.0420	.0130
		.760			-.0640				
		.775				-.0410	-.0250		
		.808			-.0920				
		.834	-.0590						
		.850				-.0800	-.0870	-.0090	
		.857			.0780				
		.865	-.0870						
		.900	-.1070			-.1010			-.0270
		.905			-.1080				
		.950				-.1110	-.0890	-.0590	
		.953			-.1100				
		.965	-.1140						
MACH (1) = 2.499	BETAT (7) = 8.560	Y/BW	.299	.364	.427	.534	.673	.780	.887
		X/CW							
		.000	-.1250	-.1230	-.0230	.3810	.4110	.4730	.4650
		.050				.0520	.0340	.0550	.1070
		.081			.0250				
		.086		-.0410					
		.094	-.1100						

AMES 87-707 IA9 O2A + S3 + T9 LOWER WING

(RBNL20)

SECTION (1) LOWER WING

DEPENDENT VARIABLE CP

MACH (1) = 2.499 BETAT (7) = 8.560

Y/BW	.299	.364	.427	.534	.673	.780	.887
Y/CW							
.150				.0220	.0700	.0780	.1080
.177			.0180				
.229	-.0590						
.246		-.0150					
.250				.0440	.0510	.0890	.1160
.362	-.0400						
.400				.0470	.1130		.1160
.402			-.0120				
.497	-.0060						
.550				.0090	.0790		
.565			-.0190				
.600							.0820
.650						.0720	
.700	-.0270				-.0660		
.725				-.0380			
.750						.0070	.0420
.760			-.0800				
.775				-.0670	-.0470		
.808			-.0870				
.834	-.0840						
.850				-.1000	-.0980	-.0430	
.857			.0940				
.865	-.1240						
.900	-.1380						-.0270
.905			-.1120				
.950				-.1130	-.0960	-.0830	
.953			-.1280				
.965	-.1190						

MACH (2) = 2.999 BETAT (1) = -8.570

Y/BW	.299	.364	.427	.534	.673	.780	.887
X/CW							
.000	.0720	.0620	.4660	1.1730	1.1050	1.1410	1.0750
.050				.2720	.2610	.2940	.3820
.081			.2200				
.086		.0720					
.094	-.0060						
.150				.2390	.3070	.2800	.3300
.177			.2320				
.229	.0480						
.246		.1560					
.250				.2160	.2600	.3050	.3340
.362	.1110						
.400				.2010	.2620		.3320
.402			.1400				
.497	.0960						

AMES 87-717 IA9 O2A + S3 + T9 LOWER WING

(RBNL2U)

SECTION (1) LOWER WING

DEPENDENT VARIABLE CP

MACH (2) = 2.999	BETAT (1) = -8.57U	Y/BW	.299	.364	.427	.534	.673	.78U	.887
		X/CW							
		.55U				.182U	.213U		
		.565			.124U				
		.6UU							.237U
		.65U						.186U	
		.7UU	.2U4U				.U47U		
		.725				.U69U			
		.75U						.127U	.143U
		.76U			.127U				
		.775				.U49U	.U82U		
		.8U8			.U99U				
		.834	.12UU						
		.85U				.U55U	.UU4U	.U73U	
		.857			.U87U				
		.865	.U93U						
		.9UU	.U83U			.U45U			.U65U
		.9U5			.U14U				
		.95U				.U26U	-.UU4U	.U26U	
		.953			.UU3U				
		.965	.U2UU						

MACH (2) = 2.999	BETAT (2) = -4.25U	Y/BW	.299	.364	.427	.534	.673	.78U	.887
		X/CW							
		.U6U	.U15U	.UU4U	.28UU	.929U	.862U	.911U	.9U6U
		.U5U				.2U5U	.254U	.221U	.283U
		.U81			.142U				
		.U86		.UU7U					
		.U94	-.U29U						
		.15U				.172U	.216U	.2U7U	.247U
		.177			.16UU				
		.229	-.U19U						
		.246		.1U5U					
		.25U				.164U	.176U	.215U	.246U
		.362	.U87U						
		.4UU				.155U	.191U		.242U
		.4U2			.U91U				
		.497	.U51U						
		.55U				.143U	.166U		
		.565		.U93U					
		.6UU							.166U
		.65U						.134U	
		.7UU	.137U				.U33U		
		.725				.U34U			
		.75U						.U87U	.U89U
		.76U			.U72U				
		.775				.UU4U	.U5UU		

AMES 87-707 IA9 ORA + S3 + T9 LOWER WING

(RBNL20)

SECTION (1) LOWER WING

DEPENDENT VARIABLE CP

MACH (2) = 2.999	BETAT (2) = -4.250	Y/BW	.299	.364	.427	.534	.673	.780	.887
		X/CW							
		.808			.5490				
		.834	.5530						
		.850				-.0260	-.0220	.0430	
		.857			.5300				
		.865	.5210						
		.900	.0110			-.5350			.0270
		.905			-.0200				
		.950				-.0320	-.0310	.0030	
		.953			-.5380				
		.965	-.5230						
MACH (2) = 2.999	BETAT (3) = .060	Y/BW	.299	.364	.427	.534	.673	.780	.887
		X/CW							
		.000	-.0310	-.0410	.1640	.7250	.7450	.7680	.7280
		.050				.1670	.1520	.1740	.2450
		.081			.1310				
		.086		-.0340					
		.094	-.0090						
		.150				.1290	.1690	.1630	.1980
		.177			.0920				
		.229	-.0410						
		.246		.0660					
		.250				.1040	.1390	.1730	.1970
		.362	-.0070						
		.400				.0800	.1320		.2000
		.402			.0410				
		.497	.0190						
		.550				.0810	.0990		
		.565			.0330				
		.600							.1260
		.650						.0850	
		.700	.0370				-.0080		
		.725				-.0040			
		.750						.0400	.0570
		.760			.0060				
		.775				-.0320	.0070		
		.808			-.0110				
		.834	-.0090						
		.850				-.0590	-.0530	.0020	
		.857			.0200				
		.865	-.0250						
		.900	-.0280			-.0700			-.0020
		.905			-.0570				
		.950				-.0730	-.0620	-.0280	
		.953			-.0730				

AMES 87-757 IA9 O2A + S3 + T9 LOWER WING

(RBNL2U)

SECTION (1) LOWER WING

DEPENDENT VARIABLE CP

MACH (2) =	BETAT (3) =	Y/BW	.299	.364	.427	.534	.673	.780	.887
	.060	X/CW							
		.965	-.0600						
MACH (2) =	BETAT (4) =	Y/BW	.299	.364	.427	.534	.673	.780	.887
	4.390	X/CW							
		.000	-.0690	-.0750	.0670	.5280	.5520	.5820	.5790
		.050				.0900	.0770	.0920	.1500
		.081			.0670				
		.086		-.0680					
		.094	-.0470						
		.150				.0470	.0910	.0900	.0140
		.177			.0380				
		.229	-.0720						
		.246		.0360					
		.250				.0300	.0550	.0980	.1120
		.362	-.0200						
		.400				.0180	.0590		.1180
		.402			-.0100				
		.497	-.0170						
		.550				.0020	.0380		
		.565		-.0040					
		.600							.0630
		.650						.0320	
		.700	-.0070				-.0590		
		.725				-.0390			
		.750						-.0060	.0070
		.760			-.0390				
		.775				-.0500	-.0440		
		.808			-.0520				
		.834	-.0510						
		.850				-.0620	-.0830	-.0380	
		.857			.0310				
		.865	-.0730						
		.900	-.0850			-.0740			-.0360
		.905			-.0750				
		.950				-.0850	-.0880	-.0680	
		.953			-.0900				
		.965	-.1060						
MACH (2) =	BETAT (5) =	Y/BW	.299	.364	.427	.534	.673	.780	.887
	8.720	X/CW							
		.000	-.0910	-.0950	-.0230	.2830	.3490	.4020	.4230
		.050				.0300	.0130	.0310	.0030
		.081			.0110				
		.086		-.0190					
		.094	-.0740						

AMES 87-757 IA9 O2A + S3 + T9 LOWER WING

(RBNL20)

SECTION (1) LOWER WING

DEPENDENT VARIABLE CP

MACH (2) = 2.999 BETAT (5) = 8.720

Y/BW	.299	.364	.427	.534	.673	.780	.887
X/CW							
.150				-.0010	.0250	.0320	.0550
.177			.0070				
.229	-.1080						
.246		-.0160					
.250				-.0100	.0060	.0380	.0580
.362	-.0610						
.400				-.0060	.0190		.0630
.402			-.0290				
.497	-.0350						
.550				-.0090	.0090		
.565		-.0650					
.600							.0210
.650						.0000	
.700	-.0460				-.0600		
.725				-.0400			
.750						-.0290	-.0200
.760			-.0890				
.775				-.0600	-.0530		
.808			-.1000				
.834	-.0810						
.850				-.0810	-.0850	-.0520	
.857			.0690				
.865	-.0840						
.900	-.0870			-.0960			-.0540
.905			-.0920				
.950				-.1070	-.0840	-.0740	
.953			-.1030				
.965	-.0960						

MACH (3) = 3.502 BETAT (1) = -8.720

Y/BW	.299	.364	.427	.534	.673	.780	.887
X/CW							
.000	.0750	.0710	.3880	1.0970	1.1170	1.1850	.9580
.050				.2220	.2100	.2550	.3210
.081			.1200				
.086		.0310					
.094	.0000						
.150				.1670	.2470	.2290	.2600
.177			.1560				
.229	.0150						
.246		.0990					
.250				.1700	.2310	.2570	.2660
.362	.0700						
.400				.2120	.2350		.2710
.402			.1570				
.497	.0800						

AMES 87-707 IA9 O&A + S3 + T9 LOWER WING

(RBNL20)

SECTION (1) LOWER WING

DEPENDENT VARIABLE CP

MACH (3) = 3.502	BETAT (1) = -8.720	Y/BW	.299	.364	.427	.534	.673	.780	.887
		X/CW							
		.550				.1740	.2260		
		.565			.1350				
		.600							.2270
		.650						.1880	
		.700	.2150				.0730		
		.725				.0800			
		.750						.1380	.1480
		.760			.1010				
		.775				.0420	.1020		
		.808			.0950				
		.834	.1040						
		.850				.0090	.0310	.0910	
		.857			.0430				
		.865	.0700						
		.900	.0630			-.0140			.0820
		.905			.0230				
		.950				-.0240	.0190	.0470	
		.953			.0030				
		.965	.0380						

MACH (3) = 3.502	BETAT (2) = -6.530	Y/BW	.299	.364	.427	.534	.673	.780	.887
		X/CW							
		.440	.0510	.0400	.3170	.9690	.9930	1.0750	.8640
		.450				.1620	.1750	.2050	.2780
		.481			.0980				
		.486		.0080					
		.494	-.0140						
		.150				.1500	.2140	.1960	.2210
		.177			.0940				
		.229	-.0050						
		.246		.0660					
		.250				.1420	.2000	.2170	.2210
		.362	.0270						
		.400				.1710	.2030		.2310
		.402			.1240				
		.497	.0570						
		.550				.1510	.1760		
		.565			.1020				
		.600							.1830
		.650						.1500	
		.700	.1610				.0390		
		.725				.0720			
		.750						.1020	.1130
		.760			.0540				
		.775				.0390	.0640		

AMES R7-217 IAG ORA + CA + 10 LOWER WING

(PDBL20)

SECTION (1) LOWER WING

DEPENDENT VARIABLE (1)

MACH (2) = 3.502 BETAT (2) = -6.530

Y/BW	.299	.364	.427	.534	.673	.780	.887
X/CW							
.000			.1167				
.034	.1170						
.050				.0070	.0000	.0050	
.057			.1142				
.065	.1043						
.090	.1057				-.0130		.1050
.095			.1021				
.099					-.0290	-.0090	.0170
.099							
.099			.1020				
.099	.1016						

MACH (3) = 3.502 BETAT (3) = -4.330

Y/BW	.299	.364	.427	.534	.673	.780	.887
X/CW							
.000	.1240	.0130	.2420	.8430	.8620	.9370	.9290
.050				.1050	.1320	.1750	.2580
.081			.1070				
.086		-.0100					
.094	-.0190						
.150				.0850	.1350	.1560	.1900
.177			.0590				
.229	-.0180						
.246		.0390					
.250				.1240	.1500	.1640	.1930
.362	-.0010						
.400				.1120	.1640		.1870
.402			.1010				
.487	.0470						
.550				.1260	.1400		
.565			.0840				
.600							.1550
.650						.1230	
.700	.1120				.0220		
.725				.0430			
.750						.0750	.0990
.760			.0290				
.775				.0130	.0450		
.808			.0100				
.834	.0440						
.850				-.0180	-.0090	.0340	
.857			-.0010				
.865	.0170						
.900	.0080			-.0400			.0310
.905			-.0180				
.950				-.0660	-.0190	-.0010	
.953			-.0310				

AMCO 87-707 1A9 O2A + 03 + T9 LOWER WING

(25/12/0)

SECTION (3) LOWER WING

DEPENDENT VARIABLE OF

MACH (3) = 3.502	BETAT (3) = 4.330	Y/DW	.299	.364	.427	.534	.673	.780	.887
		X/CW	.965	-.0020					
MACH (3) = 3.502	BETAT (4) = 3.620	Y/DW	.299	.364	.427	.534	.673	.780	.887
		X/CW	.000	-.0090	-.0140	-.1130	-.6110	-.6200	-.7140
			.050			-.0850	-.1150	-.1310	-.2020
			.081			.0210			
			.096		-.0170				
			.164	-.0060					
			.190			-.1100	-.1170	-.1370	-.1470
			.177			-.0550			
			.229	-.0170					
			.246		-.0020				
			.250				.0890	.1220	.1620
			.362	-.0270					.1600
			.400				.0890	.1330	.1760
			.402			.0280			
			.497	-.0080					
			.550				.0820	.1000	
			.565			.0490			
			.600						.1200
			.650					.0930	
			.700	.0360				.0110	
			.725				.0180		
			.750					.0150	.0600
			.760			.0040			
			.775				-.1050	-.0240	
			.808			-.0150			
			.834	-.0200					
			.850				-.0280	-.0210	.0160
			.857			-.0040			
			.865	-.0360					
			.910	-.0380			-.0470		.0130
			.916			-.0410			
			.950				-.0550	-.0370	-.0090
			.953			-.0510			
			.965	-.0420					
MACH (3) = 3.502	BETAT (5) = 4.460	Y/DW	.299	.364	.427	.534	.673	.780	.887
		X/CW	.000	-.0500	-.0580	-.0030	.4460	.4900	.5610
			.050				.0770	.0780	.0880
			.081			.0100			
			.086		-.0520				
			.094	-.0240					

AMES 87-707 IA9 O2A + S3 + T9 LOWER WING

(RBNL20)

SECTION (1) LOWER WING

DEPENDENT VARIABLE CP

MACH (3) = 3.502 BETAT (5) = 4.450

Y/BW X/CW	.299	.364	.427	.534	.673	.780	.887
.150				.0390	.0780	.0770	.1090
.177			.0350				
.229	-.0500						
.246		-.0450					
.250				.0220	.0520	.0810	.1000
.362	-.0630						
.400				.0130	.0500		.0910
.402			-.0070				
.497	-.0190						
.550				.0090	.0230		
.565			-.0070				
.600							.0460
.650						.0240	
.700	-.0320				-.0440		
.725				-.0320			
.750						-.0080	.0110
.760			-.0480				
.775				-.0500	-.0370		
.808			-.0620				
.834	-.0530						
.850				-.0650	-.0670	-.0370	
.857			.0170				
.865	-.0690						
.900	-.0750			-.0730			-.0270
.905			-.0650				
.950				-.0800	-.0780	-.0580	
.953			-.0750				
.965	-.0850						

MACH (3) = 3.502 BETAT (6) = 6.670

Y/BW X/CW	.299	.364	.427	.534	.673	.780	.887
.000	-.0610	-.0640	-.0080	.3210	.3860	.4590	.4710
.050				.0470	.0360	.0470	.1000
.081			.0200				
.086		-.0600					
.094	-.0370						
.150				.0160	.0000	.0390	.0700
.177			.0180				
.229	-.0680						
.246		-.0150					
.250				.0000	.0230	.0420	.0620
.362	-.0740						
.400				-.0090	.0220		.0570
.402			-.0180				
.497	-.0370						

AMES 87-707 IA9 O2A + S3 + T9 LOWER WING

(RBNL20)

SECTION (1) LOWER WING

DEPENDENT VARIABLE CP

MACH (3) = 3.502 BETAT (6) = 6.670

Y/BW	.299	.364	.427	.534	.673	.780	.887
X/CW							
.550				-.0060	-.0020		
.565			-.0200				
.600							.0210
.650						.0020	
.700	-.0490				-.0590		
.725				-.0370			
.750						-.0270	-.0030
.760			-.0540				
.775				-.0530	-.0540		
.808			-.0600				
.834	-.0550						
.850				-.0650	-.0770	-.0490	
.857			.0340				
.865	-.0700						
.900	-.0760			-.0710			-.0390
.905			-.0740				
.950				-.0740	-.0850	-.0710	
.953				-.0850			
.965	-.0790						

MACH (3) = 3.502 BETAT (7) = 8.870

Y/BW	.299	.364	.427	.534	.673	.780	.887
X/CW							
.000	-.0700	-.0710	-.0160	.1870	.2980	.3480	.3940
.050				.0290	.0110	.0280	.0810
.081			.0200				
.086		-.0660					
.094	-.0890						
.150				.0000	.0120	.0270	.0540
.177			-.0060				
.229	-.0900						
.246		-.0590					
.250				-.0150	-.0040	.0300	.0510
.362	-.0710			-.0190	-.0060		.0490
.400							
.402			-.0340				
.497	-.0640						
.550				-.0190	-.0080		
.565			-.0550				
.600							.0170
.650						-.0040	
.700	-.0600				-.0510		
.725				-.0500			
.750						-.0260	-.0120
.760			-.0730				
.775				-.0630	-.0440		

AMES 87-747 IA9 O2A + S3 + T9 LOWER WING

(RBNL20)

SECTION (1) LOWER WING

DEPENDENT VARIABLE CP

MACH (3) = 3.502	BETAT (7) = 8.870	Y/BW	.299	.364	.427	.534	.673	.780	.887
		X/CW							
		.808							
		.834	-.0690						
		.850				-.0740	-.0650	-.0450	
		.857				.0540			
		.865	-.0830						
		.900	-.0890			-.0800			-.0420
		.905				-.0750			
		.950				-.0880	-.0710	-.0610	
		.953				-.0850			
		.965	-.0800						

AMES 87-707 IA9 O2A + S3 + T9 LOWER WING

(RBNL21) (15 MAY 73)

REFERENCE DATA

SREF = 2.4210 SQ.FT. XMRP = 28.5300 INCHES
 LREF = 39.8490 INCHES YMRP = .0000 INCHES
 BREF = 39.8490 INCHES ZMRP = .0000 INCHES
 SCALE = .0300 SCALE

PARAMETRIC DATA

ALPHAT = 6.000 CRBINC = .500
 RUDDER = -10.000 ELEVON = .000
 RUDFLR = .000

SECTION (1) LOWER WING

DEPENDENT VARIABLE CP

MACH (1) = 2.499	BETAT (1) = -8.390	Y/BW	.299	.364	.427	.534	.673	.780	.887
		X/CW							
		.000	.0340	.0810	.4830	1.1110	1.0080	1.0310	.9840
		.050				.3080	.2840	.3040	.4000
		.081			.2530				
		.086		.1690					
		.094	.0340						
		.150				.2630	.3460	.3380	.3860
		.177			.2340				
		.229	.1020						
		.246		.2070					
		.250				.2280	.2890	.3510	.3910
		.362	.1540						
		.400				.2400	.5500		.3850
		.402			.1630				
		.497	.1120						
		.550				.1820	.2010		
		.565			.2880				
		.600							.2730
		.650						.2270	
		.700	.2230				.0330		
		.725				.2220			
		.750						.1500	.1610
		.760			.1760				
		.775				.1980	.0990		
		.808			.1330				
		.834	.1350						
		.850				.1160	.0300	.0840	
		.857			.1050				
		.865	.1270						
		.900	.1020			.0970			.0720
		.905			.0400				
		.950				.0570	.1250	.0340	
		.953			.0800				
		.965	.0100						

MACH (1) = 2.499 BETAT (2) = -6.280

Y/BW	.299	.364	.427	.534	.673	.780	.887
X/CW							
.000	.0010	.0520	.4120	1.0330	.9420	.9640	.9400
.050				.2900	.2520	.2790	.5580
.081			.2320				
.086		.1260					
.094	.0130						

AMES 87-707 IA9 OZA + S3 + T9 LOWER WING

(RBNL21)

SECTION (1) LOWER WING

DEPENDENT VARIABLE CP

MACH (1) = 2.499 BETAT (2) = -6.280		Y/BW	.299	.364	.427	.534	.673	.780	.887
		X/CW							
		.150				.2370	.3180	.3120	.3500
		.177			.2150				
		.229	.0770						
		.246		.1860					
		.250				.2070	.2630	.3240	.3570
		.362	.1320						
		.400				.2150	.3010		.3520
		.402			.1440				
		.497	.0790						
		.550				.1520	.2290		
		.565			.2250				
		.600							.2480
		.650						.2040	
		.700	.1860				.0100		
		.725				.1780			
		.750						.1290	.1470
		.760			.1160				
		.775				.1490	.0660		
		.808			.0800				
		.834	.0860						
		.850				.0780	-.0120	.0620	
		.857			.0810				
		.865	.0630						
		.900	.0620			.0430			.0580
		.905			.0110				
		.950				.0200	.0410	.0100	
		.953			.0280				
		.965	-.0040						
MACH (1) = 2.499 BETAT (3) = -4.170		Y/BW	.299	.364	.427	.534	.673	.780	.887
		X/CW							
		.000	-.0150	.0080	.3550	.9480	.8610	.9020	.8670
		.050				.2550	.2250	.2550	.3270
		.081			.2000				
		.086		.1050					
		.094	-.0110						
		.150				.2030	.2860	.2800	.3150
		.177			.1740				
		.229	.0560						
		.246		.1530					
		.250				.1730	.2280	.2920	.3200
		.362	.0880						
		.400				.1740	.2630		.3120
		.402			.1210				
		.497	.0520						

AMES 87-707 IA9 Q2A + S3 + T9 LOWER WING

(RBNL21)

SECTION (1) LOWER WING

DEPENDENT VARIABLE CP

MACH (1) = 2.499 BETAT (3) = -4.170

Y/BW	.299	.364	.427	.534	.673	.780	.887
X/CW							
.550				.1280	.1950		
.565			.1510				
.600							.2180
.650						.1740	
.700	.1400				-.0060		
.725				.1340			
.750						.1050	.1210
.760			.0870				
.775				.1140	.0420		
.800			.0500				
.834	.0520						
.850				.0550	-.0310	.0400	
.857			.0800				
.865	.0270						
.900	.0220			.0140			.0380
.905			-.0120				
.950				.0080	-.0280	-.0070	
.953			-.0100				
.965	-.0260						

MACH (1) = 2.499 BETAT (4) = .060

Y/BW	.299	.364	.427	.534	.673	.780	.887
X/CW							
.000	-.0660	-.0660	.2220	.7880	.7310	.7600	.7220
.050				.1920	.1700	.1940	.2740
.081			.1410				
.086		.0770					
.094	-.0650						
.150				.1370	.2080	.2190	.2510
.177			.1020				
.229	.0330						
.246		.0800					
.250				.1080	.1600	.2210	.2510
.362	.0320						
.400				.1000	.1740		.2450
.402			.1280				
.497	.0060						
.550				.1190	.1440		
.565			.1100				
.600							.1610
.650						.1280	
.700	.0550				-.0340		
.725				.0710			
.750						.0660	.0770
.760			.0250				
.775				.0530	.0110		

AMES 87-707 IA9 O2A + S3 + T9 LOWER WING

(RBNL21)

SECTION (1) LOWER WING

DEPENDENT VARIABLE CP

MACH (1) = 2.499 BETAT (4) = .060

	Y/BW	.299	.364	.427	.534	.673	.780	.887
X/CW								
.808								-.0060
.834	-.0010							
.850					.0020	-.0280	.0090	
.857				.0640				
.865	-.0230							
.900	-.0410				-.0320			.0090
.905				-.0640				
.950					-.0570	.0020	-.0370	
.953				-.0750				
.965	-.0910							

MACH (1) = 2.499 BETAT (5) = 4.310

	Y/BW	.299	.364	.427	.534	.673	.780	.887
X/CW								
.000	-.1110	-.1100	.0840	.5960	.6060	.6380	.6130	.6130
.050				.1140	.1200	.1370	.2140	
.081			.0580					
.086		.0120						
.094	-.0920							
.150				.0750	.1450	.1570	.1980	
.177			.0530					
.229	.0040							
.246		.0220						
.250				.0600	.1090	.1630	.2020	
.362	-.0080							
.400				.1120	.1280		.1980	
.402			.0540					
.497	.0720							
.550				.1090	.1420			
.565		.0660						
.600								.1190
.650						.1130		
.700	-.0030				.0090			
.725				.0090				
.750						.0810	.0450	
.760			-.0430					
.775				-.0280	.0260			
.808			-.0640					
.834	-.0370							
.850				-.0620	-.0520	.0420		
.857			.0780					
.865	-.0770							
.900	-.0960			-.0870				-.0080
.905			-.0710					
.950				-.1010	-.0620	-.0140		
.953			-.0690					

AMES 87-747 IA9 O2A + S3 + T9 LOWER WING

(RBNL21)

SECTION (1) LOWER WING		DEPENDENT VARIABLE CP							
MACH (1) = 2.499	BETAT (5) = 4.310	Y/BW	.299	.364	.427	.534	.673	.780	.887
		X/CW	.965	-.1060					
MACH (1) = 2.498	BETAT (6) = 6.440	Y/BW	.299	.364	.427	.534	.673	.780	.887
		X/CW	.965	-.1240	-.1240	.0340	.4700	.5480	.5730
			.050			.0870	.1060	.1180	.1920
			.081		.0450				
			.086	-.0190					
			.094	-.1030					
			.150			.0570	.1300	.1350	.1800
			.177		.0460				
			.229	-.0080					
			.246		.0110				
			.250			.0690	.0950	.1420	.1830
			.362	-.0170					
			.400			.1270	.1710		.1790
			.402		.0400				
			.497	.0540					
			.550			.0620	.1410		
			.565		.0440				
			.600						.1150
			.650					.1380	
			.700	-.0090			-.0420		
			.725			-.0130			
			.750					.0630	.0790
			.760		-.0610				
			.775			-.0420	-.0200		
			.808		-.0850				
			.834	-.0630					
			.850			-.0740	-.0850	.0010	
			.857		.0790				
			.865	-.0900					
			.900	-.1030		-.0960			.0170
			.905		-.0900				
			.950			-.1060	-.0860	-.0500	
			.953		-.0810				
			.965	-.0960					
MACH (1) = 2.499	BETAT (7) = 8.570	Y/BW	.299	.364	.427	.534	.673	.780	.887
		X/CW	.965	-.1310	-.1290	-.0220	.3300	.4670	.5210
			.050			.0610	.0830	.1170	.1810
			.081		.0310				
			.086	-.0290					
			.094	-.1120					

AMES 87-707 IA9 C2A + S3 + T9 LOWER WING

(RBNL21)

SECTION (1) LOWER WING

DEPENDENT VARIABLE CP

MACH (1) = 2.499	BETAT (7) = 8.570	Y/BW	.299	.364	.427	.534	.673	.780	.887
		X/CW							
		.150				.0390	.1170	.1280	.1650
		.177			.0360				
		.229	-.0460						
		.246		-.0060					
		.250				.0980	.1030	.1410	.1660
		.362	-.0330						
		.400				.0930	.1770		.1710
		.402			.0130				
		.497	.0050						
		.550				.0340	.0830		
		.565			.0190				
		.600							.1390
		.650						.0820	
		.700	-.0100				-.0620		
		.725				-.0280			
		.750						.0170	.0610
		.760			-.0780				
		.775				-.0580	-.0380		
		.808			-.0820				
		.834	-.0730						
		.850				-.0870	-.0900	-.0350	
		.857			.0910				
		.865	-.1130						
		.900	-.1230			-.1060			-.0190
		.905			-.0980				
		.950				-.1110	-.0870	-.0770	
		.953			-.1130				
		.965	-.0980						
MACH (2) = 2.999	BETAT (1) = -8.550	Y/BW	.299	.364	.427	.534	.673	.780	.887
		X/CW							
		.000	.0540	.0680	.4560	1.1480	1.0920	1.1400	.9230
		.050				.3190	.2980	.3340	.3860
		.081			.2350				
		.086		.0750					
		.094	-.0060						
		.150				.2620	.3500	.3280	.3560
		.177			.2220				
		.229	.0560						
		.246		.1630					
		.250				.2310	.2890	.3480	.3620
		.362	.0840						
		.400				.2160	.2950		.3710
		.402			.1490				
		.497	.1030						

AMES 87-757 IA9 O2A + S3 + T9 LOWER WING

(RBNL21)

SECTION (1) LOWER WING		DEPENDENT VARIABLE CP							
MACH (2) = 2.999	BETAT (1) = -8.550	Y/BW	.299	.364	.427	.534	.673	.780	.887
		X/CW							
		.550				.2010	.2550		
		.565			.1170				
		.600							.2670
		.650						.2220	
		.700	.1900				.0630		
		.725				.0650			
		.750						.1620	.1680
		.760			.1400				
		.775				.0560	.1050		
		.808			.1150				
		.834	.1300						
		.850				.0580	.0250	.1000	
		.857			.0910				
		.865	.0940						
		.900	.0820			.0630			.0870
		.905			.0270				
		.950				.0480	.0160	.0480	
		.953			.0120				
		.965	.0280						
MACH (2) = 2.999	BETAT (2) = -4.240	Y/BW	.299	.364	.427	.534	.673	.780	.887
		X/CW							
		.000	.0010	-.0020	.2820	.9590	.9140	.9600	.9020
		.050				.2420	.2310	.2620	.3530
		.081			.1640				
		.086		.0410					
		.094	-.0250						
		.130				.1880	.2550	.2470	.2980
		.177			.1830				
		.229	.0020						
		.246		.0790					
		.250				.1830	.2090	.2630	.2980
		.362	.0470						
		.400				.1600	.2240		.2990
		.402			.0880				
		.497	.0510						
		.550				.1460	.1940		
		.565			.0840				
		.600							.2120
		.650						.1710	
		.700	.1400				.0370		
		.725				.0400			
		.750						.1180	.1240
		.760			.0630				
		.775				.0090	.0640		

AMES 87-707 1A9 O2A + S3 + T9 LOWER WING

(RBNL21)

SECTION (1) LOWER WING

DEPENDENT VARIABLE CP

MACH (2) = 2.999	BETAT (2) = -4.240	Y/BW	.299	.364	.427	.534	.673	.780	.887
		X/CW							
		.808			.0570				
		.834	.0580						
		.850				-.0210	-.0090	.0670	
		.857			.0260				
		.865	.0260						
		.900	.0180			-.0370			.0530
		.905			-.0130				
		.950				-.0300	-.0160	.0200	
		.953			-.0290				
		.965	-.0190						
MACH (2) = 2.999	BETAT (3) = .060	Y/BW	.299	.364	.427	.534	.673	.780	.887
		X/CW							
		.000	-.0420	-.0500	.1690	.7390	.7440	.7860	.7650
		.050				.2120	.1780	.2100	.2950
		.081			.1500				
		.086		-.0270					
		.094	-.0250						
		.150				.1410	.2140	.2040	.2480
		.177			.1380				
		.229	-.0360						
		.246		.0560					
		.250				.1190	.1670	.2180	.2490
		.362	.0070						
		.400				.0990	.1630		.2500
		.402			.0530				
		.497	.0190						
		.550				.0960	.1260		
		.565			.0380				
		.600							.1640
		.650						.1160	
		.700	.0380				.0010		
		.725				.0000			
		.750						.0700	.0850
		.760			.0090				
		.775				-.0280	.0180		
		.808			-.0090				
		.834	.0010						
		.850				-.0480	-.0460	.0260	
		.857			.0220				
		.865	-.0170						
		.900	-.0270			-.0550			.0210
		.905			-.0560				
		.950				-.0610	-.0500	-.0120	
		.953			-.0700				

AMES B7-717 IA9 O2A + S3 + T9 LOWER WING

(RBNL21)

SECTION (1) LOWER WING		DEPENDENT VARIABLE CP								
MACH (2) = 2.999	BETAT (3) = 0.60	Y/BW	.299	.364	.427	.534	.673	.780	.887	
		X/CW	.965	-.0600						
MACH (2) = 2.999	BETAT (4) = 4.400	Y/BW	.299	.364	.427	.534	.673	.780	.887	
		X/CW	.000	-.0770	-.0810	.0730	.5070	.5620	.6050	.5940
			.050				.1120	.1180	.1430	.2110
			.081			.0590				
			.086		-.0650					
			.094	-.0540						
			.150			.0640	.1300	.1300	.1670	
			.177		.0440					
			.229	-.0720						
			.246		.0300					
			.250			.0450	.0880	.1350	.1650	
			.362	.0090						
			.400			.0340	.0910		.1650	
			.402			.0070				
			.497	-.0190						
			.550			.0170	.0590			
			.565			.0060				
			.600						.1030	
			.650					.0570		
			.700	-.0040			-.0460			
			.725			-.0180				
			.750					.0190	.0380	
			.760			-.0230				
			.775			-.0230	-.0290			
			.808			-.0390				
			.834	-.0370						
			.850			-.0420	-.0700	-.0150		
			.857			.0290				
			.865	-.0540						
			.900	-.0700		-.0590			-.0130	
			.905			-.0690				
			.950			-.0740	-.0760	-.0470		
			.953			-.0800				
			.965	-.0930						
MACH (2) = 2.999	BETAT (5) = 8.730	Y/BW	.299	.364	.427	.534	.673	.780	.887	
		X/CW	.000	-.0980	-.1020	-.0190	.2910	.3940	.4550	.4620
			.050				.0440	.0540	.0730	.1340
			.081			.0220				
			.086		-.0670					
			.094	-.0770						

AMES 87-707 IA9 O2A + S3 + T9 LOWER WING

(RBNL21)

SECTION (1) LOWER WING

DEPENDENT VARIABLE CP

MACH (2) = 2.999 BETAT (5) = 8.730

Y/BW	.299	.364	.427	.534	.673	.780	.887
X/CW							
.150				.0160	.0660	.0730	.1040
.177			.0200				
.229	-.1080						
.246		-.0040					
.250				.0100	.0320	.0750	.1060
.362	-.0560						
.400				.0220	.0450		.1100
.402			-.0070				
.497	-.0280						
.550				.0100	.0230		
.565			-.0420				
.600							.0570
.650						.0220	
.700	-.0390				-.0460		
.725				-.0200			
.750						-.0110	.0050
.760			-.0760				
.775				-.0420	-.0290		
.808			-.0890				
.834	-.0560						
.850				-.0660	-.0700	-.0340	
.857			.0730				
.865	-.0710						
.900	-.0840			-.0850			-.0380
.905			-.0840				
.950				-.0950	-.0720	-.0590	
.953			-.1020				
.965	-.0910						

MACH (3) = 3.502 BETAT (1) = -8.710

Y/BW	.299	.364	.427	.534	.673	.780	.887
X/CW							
.000	.0620	.0630	.4010	1.0880	1.1390	.9700	.9500
.050				.2690	.2930	.2870	.3680
.081			.1270				
.086		.0520					
.094	-.0090						
.150				.2200	.3020	.2720	.2970
.177			.1560				
.229	.0220						
.246		.0920					
.250				.2100	.2640	.2960	.3010
.362	.0570						
.400				.2250	.2690		.3030
.402			.1440				
.497	.0880						

AMES H7-707 IA9 O2A + S3 + T9 LOWER WING

(RBNL21)

SECTION (1) LOWER WING

DEPENDENT VARIABLE CP

MACH (3) = 3.502 BETAT (1) = -8.710

Y/BW	.299	.364	.427	.534	.673	.780	.887
X/CW							
.550				.1970	.2530		
.565			.1170				
.600							.2430
.650						.2120	
.700	.1880				.0860		
.725				.0980			
.750						.1620	.1640
.760			.0830				
.775				.0660	.1160		
.808			.0810				
.834	.1000						
.850				.0320	.0380	.1130	
.857			.0660				
.865	.0670						
.900	.0610			.0080			.0950
.905			.0330				
.950				-.0070	.0280	.0650	
.953			.0150				
.965	.0390						

MACH (3) = 3.502 BETAT (2) = -6.510

Y/BW	.299	.364	.427	.534	.673	.780	.887
X/CW							
.000	.0340	.0350	.3290	.9540	1.0150	1.0970	.8840
.050				.2320	.2480	.2700	.3290
.081			.1120				
.086		.0230					
.094	-.0160						
.150				.1810	.2570	.2280	.2670
.177			.1300				
.229	.0050						
.246		.0750					
.250				.1700	.2250	.2530	.2680
.362	.0360						
.400				.1790	.2410		.2680
.402			.1200				
.497	.0460						
.550				.1630	.2080		
.565			.1000				
.600							.2130
.650						.1810	
.700	.1590				.0630		
.725				.0770			
.750						.1330	.1410
.760			.0590				
.775				.0480	.0910		

AMES 87-707 IA9 O2A + S3 + T9 LOWER WING

(RBNL21)

SECTION (1) LOWER WING		DEPENDENT VARIABLE CP									
MACH (3) =	3.502	BETAT (2) =	-6.510	Y/BW	.299	.364	.427	.534	.673	.780	.887
				X/CW							
				.808			.0530				
				.834	.0760						
				.850				.0180	.0210	.0830	
				.857			.0400				
				.865	.0380						
				.900	.0300			-.0050			.0770
				.905			.0210				
				.950				-.0190	.0100	.0410	
				.953			.0040				
				.965	.0210						
MACH (3) =	3.502	BETAT (3) =	-4.320	Y/BW	.299	.364	.427	.534	.673	.780	.887
				X/CW							
				.000	.0130	.0100	.2690	.8380	.8920	.9780	.7940
				.050				.1320	.1770	.2250	.2920
				.081			.0780				
				.086	.0120						
				.094	-.0270						
				.150				.1580	.1940	.1940	.2330
				.177			.0770				
				.229	-.0110						
				.246		.0500					
				.250				.1380	.1830	.2140	.2300
				.362	.0240						
				.400				.1430	.2000		.2270
				.402			.1110				
				.497	.0230						
				.550				.1520	.1730		
				.565			.0890				
				.600							.1820
				.650						.1610	
				.700	.1150				.0480		
				.725				.0570			
				.750						.1120	.1190
				.760			.0200				
				.775				.0270	.0760		
				.808			.0070				
				.834	.0440						
				.850				-.0040	.0140	.0640	
				.857			.0120				
				.865	.0190						
				.900	.0110			-.0230			.0580
				.905			-.0080				
				.950				-.0370	.0030	.0260	
				.953			-.0200				

AMES 87-707 IA9 O2A + S3 + T9 LOWER WING

(RDNL21)

SECTION (1) LOWER WING		DEPENDENT VARIABLE CP							
MACH (3) = 3.502	BETAT (3) = -4.320	Y/BW	.299	.364	.427	.534	.673	.780	.887
		X/CW	.965	.0000					
MACH (3) = 3.502	BETAT (4) = .060	Y/BW	.299	.364	.427	.534	.673	.780	.887
		X/CW	.000	-.0230	-.0310	.1510	.6580	.6750	.7380
			.050			.1500	.1990	.1870	.2410
			.081			.0640			
			.086		-.0190				
			.094	-.0070					
			.150			.1120	.1800	.1810	.2040
			.177			.0620			
			.229	+.0270					
			.246		.0160				
			.250			.1080	.1400	.1780	.2070
			.362	-.0310					
			.400			.0900	.1540		.1970
			.402			.0270			
			.497	-.0150					
			.550			.0670	.1130		
			.565			.0300			
			.600						.1350
			.650					.1040	
			.700	.0290			-.0150		
			.725			.0090			
			.750					.0560	.0810
			.760			-.0010			
			.775			-.0090	.0030		
			.808			-.0210			
			.834	-.0230					
			.850			-.0300	-.0430	.0150	
			.857			-.0080			
			.865	-.0390					
			.900	-.0410					.0280
			.905			-.0500			
			.950			-.0560	-.0520	-.0230	
			.953			-.0600			
			.965	-.0440					
MACH (3) = 3.502	BETAT (5) = 4.470	Y/BW	.299	.364	.427	.534	.673	.780	.887
		X/CW	.000	-.0580	-.0630	.0080	.4090	.5110	.5680
			.050			.0630	.0770	.0950	.1740
			.081			.0060			
			.086		-.0510				
			.094	-.0270					

AMES 87-707 IA9 O2A + S3 + T9 LOWER WING

(RBNL21)

SECTION (1) LOWER WING

DEPENDENT VARIABLE CP

MACH (3) = 3.502	BETAT (5) = 4.470	Y/BW	.299	.364	.427	.534	.673	.780	.887
		X/CW							
		.150				.0550	.0980	.0950	.1260
		.177			.0400				
		.229	-.0510						
		.246		-.0360					
		.250				.0540	.0860	.1110	.1220
		.362	-.0620						
		.400				.0370	.0860		.1220
		.402			.0100				
		.497	-.0060						
		.550				.0230	.0500		
		.565			-.0040				
		.600							.0780
		.650						.0500	
		.700	-.0200				-.0310		
		.725				-.0270			
		.750						.0120	.0380
		.760			-.0380				
		.775				-.0440	-.0220		
		.808			-.0420				
		.834	-.0440						
		.850				-.0580	-.0590	-.0220	
		.857			.0190				
		.865	-.0570						
		.900	-.0660			-.0650			-.0060
		.905			-.0550				
		.950				-.0710	-.0720	-.0470	
		.953			-.0690				
		.965	-.0750						
MACH (3) = 3.502	BETAT (6) = 6.670	Y/BW	.299	.364	.427	.534	.673	.780	.887
		X/CW							
		.000	-.0740	-.0780	-.0360	.3480	.4430	.4880	.4880
		.050				.0600	.0770	.0910	.1590
		.081			.0440				
		.086		-.0640					
		.094	-.0420						
		.150				.0280	.0720	.0790	.1160
		.177			.0280				
		.229	-.0660						
		.246		-.0350					
		.250				.0130	.0430	.0820	.1080
		.362	-.0770						
		.400				.0030	.0430		.1020
		.402			-.0080				
		.497	-.0270						

AMES 87-707 IA9 ORA + S3 + T9 LOWER WING

(RBNL21)

SECTION (1) LOWER WING

DEPENDENT VARIABLE CP

MACH (3) = 3.502 BETAT (6) = 6.670

Y/BW	.299	.364	.427	.534	.673	.780	.887
X/CW							
.550				.0010	.0210		
.565			-.0190				
.600							.0640
.650						.0370	
.700	-.0350				-.0420		
.725				-.0280			
.750						.0040	.0170
.760			-.0510				
.775				-.0450	-.0330		
.808			-.0610				
.834	-.0540						
.850				-.0580	-.0570	-.0250	
.857			.0360				
.865	-.0630						
.900	-.0670			-.0640			-.0210
.905			-.0660				
.950				-.0700	-.0640	-.0490	
.953			-.0760				
.965	-.0740						

MACH (3) = 3.502 BETAT (7) = 8.890

Y/BW	.299	.364	.427	.534	.673	.780	.887
X/CW							
.000	-.0730	-.0780	-.0050	.1980	.3330	.4230	.4330
.050				.0400	.0440	.0670	.1220
.081			.0320				
.086		-.0730					
.094	-.0730						
.150				.0120	.0400	.0570	.0910
.177			.0070				
.229	-.0900						
.246		-.0500					
.250				-.0060	.0180	.0580	.0840
.362	-.0800						
.400				-.0060	.0140		.0840
.402			-.0350				
.497	-.0450						
.550				-.0100	.0020		
.565			-.0550				
.600							.0460
.650						.0100	
.700	-.0500				-.0470		
.725				-.0420			
.750						-.0170	.0050
.760			-.0680				
.775				-.0510	-.0380		

AMES 87-707 IA9 O2A + S3 + T9 LOWER WING

(RBNL21)

SECTION (1) LOWER WING

DEPENDENT VARIABLE CP

MACH (3) = 3.502	BETAT (7) = 8.890	Y/BW	.299	.364	.427	.534	.673	.780	.887
		X/CW							
		.808							
		.834	-.0660						
		.850							
		.857							
		.865	-.0810						
		.900	-.0870						
		.905							
		.950							
		.953							
		.965	-.0780						

AMES 87-707 IA9 OGA + S3 + T9 LOWER WING

(RBNL22) (10 MAY 73)

REFERENCE DATA

SREF = 2.4210 SQ.FT. XMRP = 28.5300 INCHES
 L'REF = 39.8490 INCHES YMRP = .0000 INCHES
 B'REF = 39.8490 INCHES ZMRP = .0000 INCHES
 SCALE = .0300 SCALE

PARAMETRIC DATA

ALPHAT = 8.000 ORBINC = .500
 RUDDER = -10.000 ELEVON = .000
 RUDFLR = .000

SECTION (1) LOWER WING

DEPENDENT VARIABLE CP

MACH (1) = 2.499 BETAT (1) = -8.370		Y/BW	.299	.364	.427	.534	.673	.780	.887
		X/CW							
		.000	.0280	.0780	.4720	1.1070	1.0110	1.0310	.9910
		.050				.3430	.3470	.3770	.5130
		.081			.2710				
		.086		.1620					
		.094	.0400						
		.150				.2980	.4070	.4030	.4650
		.177			.2420				
		.229	.1160						
		.246		.2020					
		.250				.2630	.3350	.4080	.4600
		.362	.1400						
		.400				.2790	.3860		.4520
		.402			.1630				
		.497	.1030						
		.550				.2200	.3110		
		.565			.3090				
		.600							.3330
		.650						.2880	
		.700	.2300				.0830		
		.725				.2540			
		.750						.2150	.2120
		.760			.1540				
		.775				.2100	.2100		
		.808			.1230				
		.834	.1480						
		.850				.1420	.1000	.1870	
		.857			.0990				
		.865	.1320						
		.900	.0920			.0790			.1150
		.905			.0520				
		.950				.0390	.1090	.1350	
		.953			.0470				
		.965	.0190						
MACH (1) = 2.499 BETAT (2) = -6.260		Y/BW	.299	.364	.427	.534	.673	.780	.887
		X/CW							
		.000	-.0090	.0390	.4050	1.0490	.9560	.9730	.8220
		.050				.3120	.3100	.3490	.4820
		.081			.2320				
		.086		.1180					
		.094	.0460						

AMES 87-7L7 IA9 OZA + S3 + T9 LOWER WING

(RBNL22)

SECTION (1) LOWER WING

DEPENDENT VARIABLE CP

MACH (1) = 2.499 BETAT (2) = -6.260

Y/BW	.299	.364	.427	.534	.673	.780	.887
X/CW							
.150				.2560	.3680	.3740	.4350
.177			.2130				
.229	.0800						
.246		.1690					
.250				.2260	.3110	.3830	.4280
.362	.1220						
.400				.2270	.3390		.4230
.402			.1360				
.497	.0760						
.550				.1880	.2750		
.565			.2530				
.600							.2990
.650						.2540	
.700	.1840				.0500		
.725				.1920			
.750						.1800	.1860
.760			.0960				
.775				.1460	.1340		
.808			.0700				
.834	.0980						
.850				.0870	.0420	.1370	
.857			.0720				
.865	.0810						
.900	.0540			.0410			.0920
.905			.0260				
.950				.0420	.0210	.0860	
.953			.0350				
.965	-.0140						

MACH (1) = 2.499 BETAT (3) = -4.150

Y/BW	.299	.364	.427	.534	.673	.780	.887
X/CW							
.000	-.0270	.0020	.3500	.9650	.8980	.9240	.8680
.050				.2780	.2770	.3190	.4450
.081			.2050				
.086		.1010					
.094	.0300						
.150				.2220	.3300	.3380	.3940
.177			.1810				
.229	.0210						
.246		.1490					
.250				.1920	.2660	.3460	.3910
.362	.0890						
.400				.1830	.2970		.3790
.402			.1070				
.497	.0510						

AMES B7-707 IA9 OZA + S3 + T9 LOWER WING

(RBNL22)

SECTION (1) LOWER WING

DEPENDENT VARIABLE CP

MACH (1) = 2.499	BETAT (3) = -4.150	Y/BW	.299	.364	.427	.534	.673	.780	.887
		X/CW							
		.550				.1490	.2310		
		.565			.1640				
		.600							.2640
		.650						.2160	
		.700	.1420				.0210		
		.725				.1660			
		.750						.1500	.1590
		.760			.0960				
		.775				.1300	.0840		
		.808			.0610				
		.834	.0560						
		.850				.0720	.0280	.0870	
		.857			.0790				
		.865	.0410						
		.900	.0350			.0390			.0710
		.905			-.0190				
		.950				.0070	.0060	.0690	
		.953			-.0230				
		.965	-.0300						
MACH (1) = 2.499	BETAT (4) = .060	Y/BW	.299	.364	.427	.534	.673	.780	.887
		X/CW							
		.000	-.0850	-.0650	.2250	.7880	.7420	.7960	.7400
		.050			.2260	.2220	.2540	.3620	
		.081			.1400				
		.086		.0600					
		.094	-.0590						
		.150				.1600	.2520	.2610	.3160
		.177			.1390				
		.229	.0030						
		.246		.0910					
		.250				.1340	.1950	.2640	.3140
		.362	.0360						
		.400				.1260	.2230		.3050
		.402			.1370				
		.497	.0450						
		.550				.2060	.1660		
		.565			.1620				
		.600							.2070
		.650						.1610	
		.700	.0760				.0150		
		.725				.1060			
		.750						.0970	.1110
		.760			.0280				
		.775				.0610	.1320		

AMES 87-707 IA9 O2A + S3 + T9 LOWER WING

(RBNL22)

SECTION (1) LOWER WING

DEPENDENT VARIABLE CP

MACH (1) = 2.499	BETAT (4) = .060	Y/BW	.299	.364	.427	.534	.673	.780	.887
		X/CW							
		.808			-.0110				
		.834	-.0010						
		.850				.0030	.0640	.0360	
		.857			.0590				
		.865	-.0240						
		.900	-.0360			-.0350			.0340
		.905			-.0660				
		.950				-.0570	.0240	.0080	
		.953			-.0640				
		.965	-.0810						
MACH (1) = 2.499	BETAT (5) = 4.330	Y/BW	.299	.364	.427	.534	.673	.780	.887
		X/CW							
		.000	-.1170	-.1080	.0910	.6290	.6320	.6590	.6290
		.050				.1520	.1670	.1900	.3030
		.081			.0910				
		.086		.0110					
		.094	-.0950						
		.150				.1020	.1880	.2060	.2610
		.177			.0830				
		.229	.0110						
		.246		.0390					
		.250				.1200	.1470	.2070	.2580
		.362	.0030						
		.400				.1780	.2050		.2500
		.402			.1170				
		.497	.0930						
		.550				.1070	.2130		
		.565			.0580				
		.600							.1750
		.650						.1990	
		.700	.0090				-.0030		
		.725				.0040			
		.750						.1160	.1370
		.760			-.0420				
		.775				-.0230	.0270		
		.808			-.0620				
		.834	-.0280						
		.850				-.0590	-.0520	.0480	
		.857			.0800				
		.865	-.0550						
		.900	-.0690			-.0810			.0590
		.905			-.0380				
		.950				-.0910	-.0550	-.0070	
		.953			-.0590				

AMES 87-707 IA9 O2A + S3 + T9 LOWER WING

(RBNL22)

SECTION (1) LOWER WING		DEPENDENT VARIABLE CP							
MACH (1) = 2.499	BETAT (5) = 4.330	Y/BW	.299	.364	.427	.534	.673	.780	.887
		X/CW	.965	-.1020					
MACH (1) = 2.499	BETAT (6) = 6.460	Y/BW	.299	.364	.427	.534	.673	.780	.887
		X/CW	.000	-.1250	-.1230	.0390	.4820	.5770	.5920
			.050			.1180	.1570	.1720	.2780
			.081			.0590			
			.086		-.0080				
			.094	-.1060					
			.150			.0850	.1710	.1820	.2370
			.177			.0590			
			.229	-.0030					
			.246		.0210				
			.250			.1180	.1360	.1890	.2360
			.362	.0010					
			.400			.1450	.2490		.2310
			.402			.0860			
			.497	.0660					
			.550			.0550	.1400		
			.565			.0410			
			.600						.1880
			.650					.1470	
			.700	-.0070			-.0510		
			.725			-.0090			
			.750					.0710	.1200
			.760			-.0560			
			.775			-.0340	-.0160		
			.808			-.0750			
			.834	-.0510					
			.850			-.0690	-.0780	.0120	
			.857			.0690			
			.865	-.0690					
			.900	-.0910			-.0920		.0310
			.905			-.0630			
			.950				-.1040	-.0780	-.0390
			.953			-.0730			
			.965	-.0870					
MACH (1) = 2.499	BETAT (7) = 8.600	Y/BW	.299	.364	.427	.534	.673	.780	.887
		X/CW	.000	-.1410	-.1350	-.0210	.3330	.5240	.5490
			.050			.0830	.1280	.1670	.2570
			.081			.0420			
			.086		-.0150				
			.094	-.1230					

AMES 87-707 IA9 O2A + S3 + T9 LOWER WING

(RBNL22)

SECTION (1) LOWER WING

DEPENDENT VARIABLE CP

MACH (1) = 2.499 BETAT (7) = 8.600

Y/BW	.299	.364	.427	.534	.673	.780	.887
X/CW							
.150				.0770	.1610	.1680	.2150
.177			.0580				
.229	-.0210						
.246		.0040					
.250				.1270	.1440	.1850	.2170
.362	-.0220						
.400				.1010	.1890		.2250
.402			.0180				
.497	.0230						
.550				.0350	.0820		
.565			.0130				
.600							.1690
.650						.0950	
.700	-.0180				-.0700		
.725				-.0280			
.750						.0290	.0840
.760			-.0530				
.775				-.0490	-.0380		
.808			-.0520				
.834	-.0600						
.850				-.0750	-.0850	-.0260	
.857			.0830				
.865	-.0860						
.900	-.1000			-.0790			.0010
.905			-.0870				
.950				-.0760	-.0780	-.0660	
.953			-.1070				
.965	-.0940						

MACH (2) = 2.999 BETAT (1) = -8.530

Y/BW	.299	.364	.427	.534	.673	.780	.887
X/CW							
.000	.0330	.0840	.4620	1.1510	1.0820	1.1230	.9300
.050				.3410	.3310	.3350	.4220
.081			.2410				
.086		.0520					
.094	.0180						
.150				.2770	.3950	.3420	.3740
.177			.2270				
.229	.0300						
.246		.1960					
.250				.2570	.3290	.3770	.3870
.362	.1220						
.400				.2300	.3600		.3930
.402			.1550				
.497	.0930						

AMES 87-707 IA9 O2A + S3 + T9 LOWER WING

(RBNL22)

SECTION (1) LOWER WING		DEPENDENT VARIABLE CP							
MACH (2) = 2.999	BETAT (1) = -8.530	Y/BW	.299	.364	.427	.534	.673	.780	.887
		X/CW							
		.550				.2180	.2830		
		.565			.1230				
		.600							.3020
		.650						.2520	
		.700	.2090				.0880		
		.725				.1150			
		.750						.1870	.2050
		.760			.1870				
		.775				.1080	.1380		
		.808			.1410				
		.834	.1280						
		.850				.1210	.0540	.1210	
		.857			.0880				
		.865	.0950						
		.900	.0870			.1070			.1160
		.905			.0150				
		.950				.0820	.0530	.0690	
		.953			-.0050				
		.965	.0230						
MACH (2) = 2.999	BETAT (2) = -4.230	Y/BW	.299	.364	.427	.534	.673	.780	.887
		X/CW							
		.000	-.0120	.0100	.2990	.9550	.9380	.9740	.8960
		.050				.2870	.2920	.3290	.3860
		.081			.1560				
		.086		.0390					
		.094	-.0140						
		.150				.2200	.3180	.3190	.3440
		.177			.1860				
		.229	.0150						
		.246		.1110					
		.250				.1890	.2580	.3300	.3580
		.362	.0290						
		.400				.1780	.2690		.3680
		.402			.0820				
		.497	.0390						
		.550				.1360	.2190		
		.565			.0630				
		.600							.2620
		.650						.2030	
		.700	.1270				.0490		
		.725				.0500			
		.750						.1430	.1620
		.760			.0560				
		.775				.0220	.0810		

AMES 87-707 IA9 O2A + S3 + T9 LOWER WING

(RBNL22)

SECTION (1) LOWER WING

DEPENDENT VARIABLE CP

MACH (2) = 2.999	BETAT (2) = -4.230	Y/BW	.299	.364	.427	.534	.673	.780	.887
		X/CW							
		.808			.0550				
		.834	.0510						
		.850				-.0130	.0070	.0870	
		.857			.0280				
		.865	.0170						
		.900	.0080			-.0350			.0790
		.905			-.0090				
		.950				-.0390	.0010	.0370	
		.953			-.0270				
		.965	-.0170						
MACH (2) = 2.999	BETAT (3) = .060	Y/BW	.299	.364	.427	.534	.673	.780	.887
		X/CW							
		.000	-.0520	-.0530	.1960	.7230	.7410	.7920	.7720
		.050				.1990	.2040	.2420	.3530
		.081			.1170				
		.086		-.0050					
		.094	-.0360						
		.150				.1450	.2250	.2270	.2910
		.177			.1090				
		.229	-.0520						
		.246		.0400					
		.250				.1200	.1800	.2390	.2890
		.362	-.0110						
		.400				.1080	.1800		.2910
		.402			.0520				
		.497	.0150						
		.550				.0860	.1460		
		.565			.0280				
		.600							.1990
		.650						.1430	
		.700	.0400				-.0030		
		.725				.0050			
		.750						.0940	.1150
		.760			.0090				
		.775				-.0190	.0290		
		.808			-.0040				
		.834	-.0070						
		.850				-.0410	-.0310	.0430	
		.857			.0230				
		.865	-.0200						
		.900	-.0310			-.0490			.0440
		.905			-.0520				
		.950				-.0500	-.0360	-.0010	
		.953			-.0660				

AMES 87-707 IA9 Q2A + S3 + T9 LOWER WING

(RBNL22)

SECTION (1) LOWER WING

DEPENDENT VARIABLE CP

MACH (2) = 2.999	BETAT (3) = .060	Y/BW	.299	.364	.427	.534	.673	.780	.887
		X/CW	.965	-.0620					
MACH (2) = 2.999	BETAT (4) = 4.400	Y/BW	.299	.364	.427	.534	.673	.780	.887
		X/CW	.000	-.0860	-.0920	.0800	.5870	.5870	.6310
			.050			.1360	.1380	.1650	.2650
			.081		.0700				
			.086	-.0450					
			.094	-.0610					
			.150			.0820	.1500	.1590	.2100
			.177		.0500				
			.229	-.0800					
			.246		.0340				
			.250			.0570	.1000	.1640	.2110
			.362	.0120					
			.400			.0440	.1130		.2120
			.402		.0200				
			.497	-.0140					
			.550			.0220	.0730		
			.565		.0080				
			.600						.1380
			.650					.0850	
			.700	-.0070			-.0450		
			.725			-.0160			
			.750					.0400	.0680
			.760		-.0190				
			.775			-.0280	-.0210		
			.808		-.0370				
			.834	-.0280					
			.850			-.0450	-.0630	-.0020	
			.857		.0280				
			.865	-.0510					
			.900	-.0670		-.0590			.0110
			.905		-.0580				
			.950			-.0670	-.0630	-.0370	
			.953		-.0670				
			.965	-.0920					
MACH (2) = 2.999	BETAT (5) = 8.750	Y/BW	.299	.364	.427	.534	.673	.780	.887
		X/CW	.000	-.1040	-.1070	-.0130	.3010	.3930	.4960
			.050			.0450	.0650	.1080	.1890
			.081		.0350				
			.086	-.0750					
			.094	-.0850					

AMES 87-707 IA9 ORA + S3 + T9 LOWER WING

(RBNL22)

SECTION (1) LOWER WING

DEPENDENT VARIABLE CP

MACH (2) = 2.999 BETAT (5) = 8.750

Y/BW	.299	.364	.427	.534	.673	.780	.887
X/CW							
.150				.0210	.0800	.0930	.1440
.177			.0290				
.229	-.1100						
.246		-.0100					
.250				.0130	.0450	.0970	.1430
.362	-.0440						
.400				.0340	.0580		.1460
.402			-.0020				
.497	-.0230						
.550				.0160	.0460		
.565			-.0370				
.600							.0810
.650						.0350	
.700	-.0320				-.0420		
.725				-.0190			
.750						.0060	.0220
.760			-.0710				
.775				-.0440	-.0330		
.808			-.0750				
.834	-.0500						
.850				-.0680	-.0720	-.0190	
.857			.0750				
.865	-.0750						
.900	-.0870			-.0830			-.0220
.905			-.0780				
.950				-.0890	-.0710	-.0480	
.953			-.0990				
.965	-.0900						

MACH (3) = 3.502 BETAT (1) = -8.680

Y/BW	.299	.364	.427	.534	.673	.780	.887
X/CW							
.000	.0450	.0650	.3790	1.0880	1.1550	.9660	.9220
.050				.2640	.3100	.3020	.3960
.081			.1460				
.086		.0550					
.094	-.0030						
.150				.2350	.2970	.2850	.3120
.177			.2250				
.229	.0270						
.246		.0730					
.250				.2380	.2600	.3000	.3140
.362	.0190						
.400				.2180	.2810		.3150
.402			.1560				
.497	.0860						

AMES 87-707 IA9 O2A + S3 + T9 LOWER WING

(RBNL22)

SECTION (1) LOWER WING		DEPENDENT VARIABLE CP							
MACH (3) = 3.502	BETAT (1) = -8.680	Y/BW	.299	.364	.427	.534	.673	.780	.887
		X/CW							
		.550				.2100	.2550		
		.565			.1160				
		.600							.2480
		.650						.2250	
		.700	.1670				.1100		
		.725				.1130			
		.750						.1750	.1690
		.760			.0720				
		.775				.0810	.1340		
		.808			.0830				
		.834	.1050						
		.850				.0440	.0520	.1270	
		.857			.0620				
		.865	.0740						
		.900	.0650			.0170			.0990
		.906			.0630				
		.950				-.0010	.0380	.0790	
		.953			.0350				
		.965	.0380						
MACH (3) = 3.502	BETAT (2) = -6.490	Y/BW	.299	.364	.427	.534	.673	.780	.887
		X/CW							
		.000	.0150	.0310	.3290	.9540	1.0330	.8540	.8580
		.050				.2350	.2550	.2800	.3580
		.081			.0890				
		.086		.0550					
		.094	-.0300						
		.150				.1960	.2750	.2460	.2840
		.177			.1530				
		.229	.0180						
		.246		.0380					
		.250				.1830	.2390	.2640	.2820
		.362	.0060						
		.400				.1810	.2480		.2820
		.402			.1270				
		.497	.0630						
		.550				.1810	.2280		
		.565		.1050					
		.600							.2200
		.650						.1950	
		.700	.1370				.0800		
		.725				.0920			
		.750						.1490	.1450
		.760			.0410				
		.775				.0660	.1110		

AMES 07-747 IA9 C2A + S3 + T9 LOWER WING

(RBNL22)

SECTION (1) LOWER WING

DEPENDENT VARIABLE CP

MACH (3) = 3.502 BETAT (2) = -6.490

Y/BW	.299	.364	.427	.534	.673	.780	.887
X/CW							
.808			.0270				
.834	.0710						
.850				.0330	.0320	.1000	
.857			.0430				
.865	.0390						
.900	.0350			.0060			.0830
.905			.0290				
.950				-.0120	.0230	.0580	
.953			.0150				
.965	.0250						

MACH (3) = 3.502 BETAT (3) = -4.310

Y/BW	.299	.364	.427	.534	.673	.780	.887
X/CW							
.000	-.0040	.0000	.2680	.8400	.9250	.9850	.7780
.050				.2000	.2080	.2360	.3200
.081			.0860				
.086		.0370					
.094	-.0250						
.150				.1650	.2200	.1980	.2550
.177			.1080				
.229	.0000						
.246		.0510					
.250				.1610	.2090	.2210	.2490
.362	.0190						
.400				.1640	.2370		.2430
.402			.1020				
.497	.0260						
.550				.1590	.2070		
.565			.0790				
.600							.1950
.650						.1790	
.700	.1100				.0590		
.725				.0700			
.750						.1360	.1400
.760			.0180				
.775				.0420	.0870		
.808			.0020				
.834	.0460						
.850				.0110	.0180	.0870	
.857			.0120				
.865	.0190						
.900	.0090			-.0100			.0790
.905			-.0120				
.950				-.0270	.0090	.0430	
.953			-.0200				

AMES 87-707 IA9 O2A + S3 + T9 LOWER WING

(IBNL22)

SECTION (1) LOWER WING		DEPENDENT VARIABLE CP							
MACH (3) = 3.502	BETAT (3) = -4.310	Y/BW	.299	.364	.427	.534	.673	.780	.887
		X/CW	.965	-.0030					
MACH (3) = 3.502	BETAT (4) = .060	Y/BW	.299	.364	.427	.534	.673	.780	.887
		X/CW	.000	-.0320	-.0310	.1670	.7070	.7470	.7580
			.050			.1610	.1960	.2320	.3020
			.081			.0910			
			.086		-.0210				
			.094	-.0170					
			.150			.1190	.1980	.2120	.2540
			.177			.0650			
			.229	-.0370					
			.246		.0400				
			.250			.1000	.1630	.2160	.2510
			.362	-.0140					
			.400			.0810	.1630		.2460
			.402			.0260			
			.497	-.0130					
			.550			.0480	.1230		
			.565			.0040			
			.600						.1820
			.650					.1340	
			.700	.0230			-.0020		
			.725			.0010			
			.750					.0840	.1130
			.760			-.0210			
			.775			-.0160	.0250		
			.808			-.0320			
			.834	-.0210					
			.850			-.0350	-.0200	.0430	
			.857			.0000			
			.865	-.0370					
			.900	-.0390			-.0490		.0510
			.905			-.0500			
			.950				-.0580	-.0290	.0040
			.953			-.0580			
			.965	-.0490					
MACH (3) = 3.502	BETAT (5) = 4.480	Y/BW	.299	.364	.427	.534	.673	.780	.887
		X/CW	.000	-.0620	-.0720	.0310	.4900	.5280	.5360
			.050			.0710	.0950	.1300	.2200
			.081			.0020			
			.086		-.0480				
			.094	-.0330					

AMES 87-707 IA9 O2A + S3 + T9 LOWER WING

(RBNL22)

SECTION (1) LOWER WING

DEPENDENT VARIABLE CP

MACH (3) = 3.502 BETAT (5) = 4.480

Y/BW	.299	.364	.427	.534	.673	.780	.887
Y/CW							
.150				.0690	.1040	.1120	.1620
.177			.0120				
.229	-.0550						
.246		-.0270					
.250				.0600	.0820	.1140	.1540
.362	-.0560						
.400				.0370	.0690		.1490
.402			.0160				
.497	-.0310						
.550				.0130	.0300		
.565			-.0020				
.600							.1040
.650						.0500	
.700	-.0210				-.0440		
.725				-.0360			
.750						.0170	.0560
.760			-.0340				
.775				-.0520	-.0300		
.808			-.0470				
.834	-.0420						
.850				-.0630	-.0560	-.0100	
.857			.0140				
.865	-.0550						
.900	-.0640			-.0700			.0080
.905			-.0610				
.950				-.0770	-.0620	-.0350	
.953			-.0730				
.965	-.0760						

MACH (3) = 3.502 BETAT (6) = 6.700

Y/BW	.299	.364	.427	.534	.673	.780	.887
X/CW							
.000	-.0700	-.0770	.0040	.3180	.4440	.4850	.4890
.050				.0410	.0780	.1230	.1920
.081			.0280				
.086			-.0720				
.094	-.0500						
.150				.0220	.0790	.1000	.1460
.177			.0250				
.229	-.0700						
.246		-.0180					
.250				.0120	.0450	.1000	.1390
.362	-.0790						
.400				.0080	.0460		.1310
.402			-.0010				
.497	-.0290						

AMES 87-707 IA9 O2A + S3 + T9 LOWER WING

(RENL22)

SECTION (1) LOWER WING

DEPENDENT VARIABLE CP

MACH (3) = 3.502 BETAT (6) = 6.700

Y/BW	.299	.364	.427	.534	.673	.780	.887
X/CW							
.550				.0020	.0200		
.565			-.0100				
.600							.0850
.650						.0310	
.700	-.0400				-.0460		
.725				-.0230			
.750						.0000	.0360
.760			-.0430				
.775				-.0380	-.0380		
.808			-.0560				
.834	-.0530						
.850				-.0530	-.0580	-.0270	
.857			.0350				
.865	-.0630						
.900	-.0650			-.0620			-.0070
.905			-.0640				
.950				-.0680	-.0630	-.0460	
.953			-.0770				
.965	-.0710						

MACH (3) = 3.502 BETAT (7) = 8.910

Y/BW	.299	.364	.427	.534	.673	.780	.887
X/CW							
.000	-.0730	-.0820	-.0090	.2380	.2540	.4360	.4410
.050				.0460	.0180	.0750	.1740
.081			.0140				
.086		-.0810					
.094	-.0780						
.150				.0190	.0290	.0550	.1230
.177			.0010				
.229	-.0890						
.246		-.0520					
.250				.0040	.0150	.0600	.1140
.362	-.0870						
.410				.0040	.0240		.1120
.402			-.0230				
.497	-.0480						
.550				-.0050	.0160		
.565			-.0430				
.600							.0570
.650						.0160	
.700	-.0340				-.0420		
.725				-.0430			
.750						-.0100	.0080
.760			-.0630				
.775				-.0550	-.0320		

AMES 87-707 IA9 O2A + S3 + T9 LOWER WING

(RBNL22)

SECTION (1) LOWER WING

DEPENDENT VARIABLE CP

MACH (3) = 3.502	BETAT (7) = 8.810	Y/BW	.299	.364	.427	.514	.673	.780	.887
		X/CW							
		.808			-.0680				
		.834	-.0610						
		.850				-.0700	-.0540	-.0320	
		.857			.0600				
		.865	-.0810						
		.900	-.0870			-.0800			-.0280
		.905			-.0700				
		.950				-.0830	-.0630	-.0520	
		.953			-.0830				
		.965	-.0730						

AMES 87-707 IA9 O2A + S3 + T9 UPPER WING

(TBNU01) (10 MAY 73)

REFERENCE DATA

SREF = 2.4210 SQ.FT. XMRP = 28.5300 INCHES
 LREF = 39.8490 INCHES YMRP = 0.0000 INCHES
 BREF = 39.8490 INCHES ZMRP = 0.0000 INCHES
 SCALE = 0.0300 SCALE

PARAMETRIC DATA

BETAT = 0.000 ORBINC = 0.000
 RUDDER = 0.000 ELEVON = 0.000
 RUDFLR = 0.000

SECTION (1) UPPER WING

DEPENDENT VARIABLE CP

MACH (1) = 2.498	ALPHAT (1) = -8.100	Y/BW	.299	.364	.427	.534	.673	.780	.887
		X/CW							
		.000	.0440	.0770	.2430	.7310	.6580	.6150	.6420
		.050				.2160	.2770	.3210	.3760
		.081			.1320				
		.086		.0910					
		.094	.0660						
		.150				.0520	.1100	.2150	.1680
		.177			.0480				
		.229	.0640						
		.246		.0460					
		.250				-.0280	.0080	.0410	.0660
		.362	.0630						
		.400				-.0870	-.0720		.0000
		.402			-.0370				
		.497	.0210						
		.550				-.1140	-.1090		
		.565			-.0760				
		.600							-.0850
		.650						-.0950	
		.700	-.0320				-.1280		
		.725				-.1290			
		.750						-.1160	-.1160
		.760			-.0390				
		.775				-.1200	-.1280		
		.808			-.0230				
		.834	.0300						
		.850				-.0700	-.1160	-.1090	
		.857			-.0280				
		.865	.0270						
		.900	.0450			-.0330			-.0930
		.905			-.0080				
		.950				-.0110	-.0850	-.0880	
		.953			.0180				
		.965	.0660						
MACH (1) = 2.498	ALPHAT (2) = -6.070	Y/BW	.299	.364	.427	.534	.673	.780	.887
		X/CW							
		.000	.0320	.0130	.2270	.7170	.6280	.6000	.6500
		.050				.1740	.2340	.2620	.3330
		.081			.0880				
		.086		.0640					
		.094	.0400						

AMES 87-707 IA9 O2A + S3 + T9 UPPER WING

(RBNU01)

SECTION (1) UPPER WING

DEPENDENT VARIABLE CP

MACH (1) = 2.498 ALPHAT(2) = -6.070

Y/BW	.299	.364	.427	.534	.673	.780	.887
X/CW							
.150				.0160	.0740	.1690	.1320
.177			.0090				
.229	.0290						
.246		.0130					
.250				-.0600	-.0260	.0140	.0320
.362	.0300						
.400				-.1110	-.0970		-.0310
.402			-.0640				
.497	-.0110						
.550				-.1370	-.1290		
.565			-.0960				
.600							-.1060
.650						-.1130	
.700	-.0540				-.1480		
.725				-.1410			
.750						-.1340	-.1380
.760			-.0590				
.775				-.1350	-.1490		
.808			-.0470				
.834	-.0010						
.850				-.0890	-.1410	-.1270	
.857			-.0460				
.865	.0040						
.900	.0200			-.0550			-.1150
.905			-.0370				
.950				-.0360	-.1150	-.1110	
.953			-.0160				
.965	.0400						

MACH (1) = 2.498 ALPHAT(3) = -4.030

Y/BW	.299	.364	.427	.534	.673	.780	.887
X/CW							
.000	.0170	-.0090	.2110	.7120	.5610	.6170	.7000
.050				.1260	.1770	.2160	.3150
.081			.0540				
.086		.0240					
.094	.0160						
.150				-.0260	.0310	.1220	.1050
.177			-.0300				
.229	.0010						
.246		-.0180					
.250				-.0980	-.0620	-.0150	.0030
.362	-.0150						
.400				-.1470	-.1280		-.0570
.402			-.0930				
.497	-.0420						

AMES 87-707 IA9 O2A + S3 + T9 UPPER WING

(RBND:1)

SECTION (1) UPPER WING		DEPENDENT VARIABLE CP							
MACH (1) = 2.498	ALPHAT (3) = -4.030	Y/BW	.299	.364	.427	.534	.673	.780	.887
		X/CW							
		.550				-.1670	-.1500		
		.565			-.1170				
		.600							-.1280
		.650						-.1280	
		.700	-.0750				-.1650		
		.725				-.1720			
		.750						-.1500	-.1500
		.760			-.0850				
		.775				-.1630	-.1670		
		.808			-.0720				
		.834	-.0250						
		.850				-.1220	-.1610	-.1510	
		.857			-.0830				
		.865	-.0190						
		.900	-.0020			-.0900			-.1330
		.905			-.0770				
		.950				-.0700	-.1390	-.1380	
		.953			-.0590				
		.965	.0140						
MACH (1) = 2.498	ALPHAT (4) = -2.000	Y/BW	.299	.364	.427	.534	.673	.780	.887
		X/CW							
		.000	.0020	-.0240	.2120	.7160	.5660	.6950	.7020
		.050				.1000	.1420	.2250	.2810
		.081			.0320				
		.086		-.0030					
		.094	-.0010						
		.150				-.0440	.0180	.1050	.0860
		.177			-.0530				
		.229	-.0190						
		.246		-.0430					
		.250				-.1120	-.0660	-.0290	-.0100
		.362	-.0390						
		.400				-.1610	-.1270		-.0670
		.402			-.1110				
		.497	-.0630						
		.550				-.1790	-.1550		
		.565			-.1310				
		.600							-.1370
		.650						-.1420	
		.700	-.0880				-.1740		
		.725				-.1810			
		.750						-.1640	-.1600
		.760		-.1020					
		.775				-.1710	-.1780		

AMES 87-707 IA9 O2A + S3 + T9 UPPER WING

(RBNU01)

SECTION (1) UPPER WING

DEPENDENT VARIABLE CP

MACH (1) = 2.498	ALPHAT(4) = -2.000	Y/BW	.299	.364	.427	.534	.673	.780	.887
		X/CW							
		.808			-.0910				
		.834	-.0420						
		.850				-.1340	-.1740	-.1620	
		.857			-.0990				
		.865	-.0380						
		.900	-.0230			-.1010			-.1470
		.905			-.0930				
		.950				-.0800	-.1580	-.1490	
		.953			-.0720				
		.965	-.0020						
MACH (1) = 2.498	ALPHAT(5) = .000	Y/BW	.299	.364	.427	.534	.673	.780	.887
		X/CW							
		.000	-.0140	-.0360	.2100	.6970	.6800	.7090	.7120
		.050				.0640	.1330	.1970	.2470
		.081			.0020				
		.086		-.0230					
		.094	-.0230						
		.150				-.0610	-.0110	.0920	.0600
		.177			-.0800				
		.229	-.0390						
		.246		-.0560					
		.250				-.1280	-.0930	-.0520	-.0300
		.362	-.0610						
		.400				-.1730	-.1440		-.0800
		.402			-.1310				
		.497	-.0820						
		.550				-.1940	-.1710		
		.565			-.1470				
		.600							-.1470
		.650						-.1540	
		.700	-.1030				-.1860		
		.725				-.1930			
		.750						-.1750	-.1670
		.760			-.1160				
		.775				-.1790	-.1900		
		.808			-.1080				
		.834	-.0640						
		.850				-.1410	-.1850	-.1720	
		.857			-.1170				
		.865	-.0590						
		.900	-.0450			-.1140			-.1500
		.905			-.1180				
		.950				-.1000	-.1730	-.1600	
		.953			-.0980				

AMES R7-707 IA9 O2A + S3 + T9 UPPER WING

(RDNU01)

SECTION (1) UPPER WING		DEPENDENT VARIABLE CP								
MACH (1) = 2.498	ALPHAT(5) = 1.000	Y/BW	.299	.364	.427	.534	.673	.780	.887	
		X/CW	.965	-.0140						
MACH (1) = 2.498	ALPHAT(6) = 1.930	Y/BW	.299	.364	.427	.534	.673	.780	.887	
		X/CW	.000	-.0350	-.0520	.2150	.7310	.6980	.7210	.7320
			.050				.0330	.1140	.1620	.2130
			.081							
			.086							
			.094							
			.150							
			.177							
			.229							
			.246							
			.250							
			.362							
			.400							
			.402							
			.497							
			.550							
			.565							
			.600							
			.650							
			.700							
	.725									
	.750									
	.760									
	.775									
	.808									
	.834									
	.850									
	.857									
	.865									
	.900									
	.905									
	.950									
	.953									
	.965									
MACH (1) = 2.498	ALPHAT(7) = 3.910	Y/BW	.299	.364	.427	.534	.673	.780	.887	
		X/CW	.000	-.0560	-.0640	.2180	.7740	.7080	.7410	.7250
		.050				.0190	.0870	.1290	.1770	
		.081								
		.086								
		.094								

AMES 87-707 IA9 O2A + S3 + T9 UPPER WING

(RBNUL1)

SECTION (1) UPPER WING

DEPENDENT VARIABLE CP

MACH (1) = 2.498 ALPHAT (7) = 3.950

Y/BW	.299	.364	.427	.534	.673	.780	.887
X/CW							
.150				-.0990	-.0320	.0300	.0060
.177			-.1190				
.229	-.0690						
.246		-.0860					
.250				-.1550	-.1140	-.0790	-.0720
.362	-.0860						
.400				-.1940	-.1630		-.1170
.402			-.1640				
.497	-.1020						
.550				-.2080	-.1890		
.565			-.1760				
.600							-.1630
.650						-.1650	
.700	-.1240				-.1930		
.725				-.2010			
.750						-.1850	-.1800
.760			-.1560				
.775				-.1950	-.1910		
.808			-.1450				
.834	-.0890						
.850				-.1900	-.1840	-.1800	
.857			-.1440				
.865	-.0800						
.900	-.0700			-.1860			-.1730
.905			-.1470				
.950				-.1780	-.1800	-.1730	
.953			-.1380				
.965	-.0350						

MACH (1) = 2.498 ALPHAT (8) = 5.950

Y/BW	.299	.364	.427	.534	.673	.780	.887
X/CW							
.000	-.0710	-.0690	.2190	.7870	.7300	.7530	.7270
.050				.0060	.0650	.1050	.1440
.081			-.0650				
.086		-.0450					
.094	-.0680						
.150				-.1080	-.0470	.0090	-.0160
.177			-.1340				
.229	-.0770						
.246		-.0990					
.250				-.1630	-.1220	-.0930	-.0900
.362	-.0930						
.400				-.2000	-.1700		-.1270
.402			-.1710				
.497	-.1090						

AMES 87-707 1A9 OZA + S3 + T9 UPPER WING

(SUBNO.1)

SECTION (1) UPPER WING

DEPENDENT VARIABLE CP

MACH (1) = 2.498 ALPHAT(8) = 5.950

	Y/BW	.299	.364	.427	.534	.673	.780	.887
X/CW								
.550					-.2120	-.1930		
.565				-.1820				
.600								-.1690
.650							-.1710	
.700	-.1320					-.1900		
.725					-.2030			
.750							-.1860	-.1860
.760				-.1770				
.775					-.2010	-.1900		
.800				-.1750				
.834	-.1060							
.850					-.1980	-.1870	-.1830	
.857				-.1850				
.865	-.0950							
.900	-.0840				-.1850			-.1780
.905				-.1870				
.950					-.1710	-.1770	-.1760	
.953				-.1760				
.965	-.0370							

MACH (1) = 2.498 ALPHAT(9) = 8.010

	Y/BW	.299	.364	.427	.534	.673	.780	.887
X/CW								
.000	-.0840	-.0660	.2310	.7910	.7400	.7970	.7430	
.050				-.0060	.0430	.0810	.1140	
.081				-.0700				
.086		-.0500						
.094	-.0730							
.150					-.1110	-.0630	-.0150	-.0340
.177				-.1390				
.229	-.0790							
.246		-.1100						
.250					-.1660	-.1310	-.1090	-.1040
.362	-.0950							
.400					-.2010	-.1750		-.1370
.402				-.1770				
.497	-.1090							
.550					-.2100	-.1950		
.565				-.1830				
.600								-.1770
.650							-.1740	
.700	-.1390					-.1910		
.725					-.2030			
.750							-.1870	-.1930
.760				-.1800				
.775					-.2030	-.1880		

AMES 87-707 IA9 O2A + S3 + T9 UPPER WING

(RBNU01)

SECTION (1) UPPER WING

DEPENDENT VARIABLE CP

MACH (1) = 2.498 ALPHAT (9) = 8.010

Y/BW	.299	.364	.427	.534	.673	.780	.887
X/CW							
.808							-.1810
.834	-.1240						
.850				-.2010	-.1860	-.1850	
.857				-.2000			
.865	-.1110						
.900	-.0980			-.1880			-.1850
.905				-.2020			
.950				-.1730	-.1820	-.1820	
.953				-.1960			
.965	-.0380						

MACH (2) = 2.999 ALPHAT (1) = -8.070

Y/BW	.299	.364	.427	.534	.673	.780	.887
X/CW							
.000	.0540	.0190	.2370	.7860	.7170	.6890	.7210
.050				.2030	.2690	.3330	.3810
.081			.0800				
.086		.0320					
.094	.0360						
.150				.0380	.1010	.1770	.1880
.177				-.0030			
.229	.0250						
.246		-.0050					
.250				-.0410	.0050	.0700	.0880
.362	.0030						
.400				-.0840	-.0660		.0240
.402				-.0830			
.497	-.0350						
.550				-.1190	-.0810		
.565				-.1080			
.600							-.0460
.650						-.0600	
.700	-.0740				-.1000		
.725				-.1250			
.750						-.0850	-.0840
.760				-.0940			
.775				-.1210	-.1040		
.808				-.0750			
.834	-.0340						
.850				-.0980	-.0960	-.0810	
.857				-.0580			
.865	-.0280						
.900	-.0170			-.0710			-.0680
.905				-.0480			
.950				-.0490	-.0800	-.0710	
.953				-.0350			

AMES B7-707 IA9 O2A + S3 + T9 UPPER WING

(RDNU01)

SECTION: (1) UPPER WING		DEPENDENT VARIABLE CP								
MACH (2) = 2.999	ALPHAT(1) = -8.070	Y/BW	.299	.364	.427	.534	.673	.780	.887	
		X/CW								
		.965	.0080							
MACH (2) = 2.999	ALPHAT(2) = -6.100	Y/BW	.299	.364	.427	.534	.673	.780	.887	
		X/CW								
		.000	.0440	.0150	.2170	.7460	.6870	.6130	.7380	
		.050				.1830	.2460	.2760	.3250	
		.081			.0780					
		.086		.0320						
		.094	.0390							
		.150				.0310	.0900	.1330	.1430	
		.177			-.0020					
		.229	.0260							
		.246		-.0020						
		.250				-.0420	-.0040	.0390	.0580	
		.362	.0040							
		.400				-.0920	-.0690		.0050	
		.402			-.0710					
		.497	-.0320							
		.550				-.1140	-.0950			
		.565			-.0970					
		.600							-.0590	
		.650						-.0720		
		.700	-.0600				.1100			
		.725				-.1250				
		.750						-.0920	-.0910	
		.760			-.0840					
		.775				-.1160	-.1110			
		.808			-.0690					
		.834	-.0330							
		.850				-.0980	-.1100	-.0920		
		.857			-.0620					
		.865	-.0270							
		.900	-.0150			-.0730			-.0770	
		.905			-.0620					
		.950				-.0530	-.0940	-.0790		
		.953			-.0470					
		.965	.0050							
MACH (2) = 2.999	ALPHAT(3) = -4.070	Y/BW	.299	.364	.427	.534	.673	.780	.887	
		X/CW								
		.000	.0310	.0090	.2050	.7180	.6310	.6460	.7540	
		.050				.1440	.2000	.2310	.3170	
		.081			.0220					
		.086		-.0110						
		.094	-.0010							

AMES 87-707 IA9 O2A + S3 + T9 UPPER WING

(R0NU01)

SECTION (1) UPPER WING

DEPENDENT VARIABLE CP

MACH (2) = 2.999 ALPHAT(3) = -4.070

Y/BW	.299	.364	.427	.534	.673	.780	.887
X/CW							
.150				.0110	.0600	.1020	.1260
.177			-.0430				
.229	-.0180						
.246		-.0480					
.250				-.0610	-.0250	.0250	.0320
.362	-.0400						
.400				-.1040	-.0820		-.0200
.402			-.1090				
.497	-.0730						
.550				-.1280	-.1070		
.565			-.1330				
.600							-.0760
.650						-.0780	
.700	-.1030				-.1190		
.725				-.1310			
.750						-.1010	-.1020
.760			-.1250				
.775				-.1290	-.1210		
.808			-.1080				
.834	-.0770						
.850				-.1190	-.1160	-.1010	
.857			-.0770				
.865	-.0670						
.900	-.0570			-.0960			-.0890
.905			-.0770				
.950				-.0750	-.1070	-.0910	
.953			-.0640				
.965	-.0370						

MACH (2) = 2.999 ALPHAT(4) = -2.000

Y/BW	.299	.364	.427	.534	.673	.780	.887
X/CW							
.000	.0140	-.0010	.1390	.6900	.5900	.6950	.7600
.050				.1030	.1480	.2360	.2860
.081			.0080				
.086		-.0090					
.094	-.0010						
.150				-.0210	.0250	.0780	.1030
.177			-.0490				
.229	-.0190						
.246		-.0490					
.250				-.0860	-.0530	-.0080	.0170
.362	-.0420						
.400				-.1230	-.1010		-.0320
.402			-.1050				
.497	-.0730						

AMES 87-707 IA9 O2A + S3 + T9 UPPER WING

(RENU01)

SECTION (1) UPPER WING

DEPENDENT VARIABLE CP

MACH (2) = 2.999	ALPHAT(4) = -2.000	Y/DW	.299	.364	.427	.534	.673	.780	.887
		X/CW							
		.550				-.1450	-.1100		
		.565			-.1240				
		.600							-.0890
		.650						-.0900	
		.700	-.0970				-.1230		
		.725				-.1490			
		.750						-.1100	-.1150
		.760			-.1230				
		.775				-.1490	-.1250		
		.808			-.1070				
		.834	-.0750						
		.850				-.1420	-.1230	-.1060	
		.857			-.1020				
		.865	-.0640						
		.900	-.0540			-.1260			-.1010
		.905			-.0940				
		.950				-.1020	-.1150	-.0990	
		.953			-.0860				
		.965	-.0320						

MACH (2) = 2.999	ALPHAT(5) = -0.010	Y/DW	.299	.364	.427	.534	.673	.780	.887
		X/CW							
		.000	.0000	-.0180	.1250	.6760	.6690	.7140	.7650
		.050				.0830	.1390	.2070	.2580
		.081			-.0120				
		.086		-.0250					
		.094	-.0200						
		.150				-.0350	.0030	.0630	.0800
		.177			-.0720				
		.229	-.0360						
		.246		-.0640					
		.250				-.0980	-.0650	-.0210	.0010
		.362	-.0580						
		.400				-.1340	-.1120		-.0450
		.402			-.1170				
		.497	-.0870						
		.550				-.1510	-.1200		
		.565			-.1340				
		.600							-.0980
		.650						-.1010	
		.700	-.1090				-.1320		
		.725				-.1560			
		.750						-.1210	-.1190
		.760			-.1290				
		.775				-.1520	-.1360		

AMES 87-707 IA9 O2A + S3 + T9 UPPER WING

(RBNU:1)

SECTION (1) UPPER WING

DEPENDENT VARIABLE CP

MACH (2) = 2.999 ALPHAT (5) = -.010		Y/BW	.299	.364	.427	.534	.673	.780	.887
		X/CW							
		.808			-.1170				
		.834	-.0880						
		.850				-.1450	-.1320	-.1250	
		.857			-.1170				
		.865	-.0810						
		.900	-.0710			-.1350			-.1080
		.905			-.1120				
		.950				-.1180	-.1250	-.1180	
		.953			-.1030				
		.965	-.0440						
MACH (2) = 2.999 ALPHAT (6) = 1.930		Y/BW	.299	.364	.427	.534	.673	.780	.887
		X/CW							
		.000	-.0180	-.0330	.1160	.6640	.6990	.7370	.7610
		.050				.0500	.1210	.1760	.2250
		.081			-.0260				
		.086		-.0360					
		.094	-.0320						
		.150				-.0510	-.0010	.0440	.0580
		.177			-.0820				
		.229	-.0490						
		.246		-.0770					
		.250				-.1050	-.0740	-.0300	-.0160
		.362	-.0710						
		.400				-.1400	-.1170		-.0550
		.402			-.1240				
		.497	-.0960						
		.550				-.1560	-.1290		
		.565			-.1400				
		.600							-.1020
		.650						-.1040	
		.700	-.1170				-.1370		
		.725				-.1580			
		.750						-.1220	-.1220
		.760			-.1300				
		.775				-.1540	-.1380		
		.808			-.1240				
		.834	-.0970						
		.850				-.1470	-.1390	-.1260	
		.857			-.1270				
		.865	-.0900						
		.900	-.0820			-.1370			-.1160
		.905			-.1250				
		.950				-.1260	-.1330	-.1220	
		.953			-.1200				

AMES 87-707 IA9 O2A + S3 + T9 UPPER WING

(RNUM1)

SECTION (1) UPPER WING

DEPENDENT VARIABLE CP

MACH (2) = 2.999	ALPHAT(6) = 1.930	Y/BW	.299	.364	.427	.534	.673	.780	.887
		X/CW	.965	-.0580					
MACH (2) = 2.999	ALPHAT(7) = 3.960	Y/BW	.299	.364	.427	.534	.673	.780	.887
		X/CW	.000	-.0340	-.0450	.1550	.7290	.7460	.7710
			.050			.0380	.0970	.1420	.1910
			.081		-.0380				
			.086	-.0500					
			.094	-.0510					
			.150			-.0570	-.0420	-.0210	.0350
			.177		-.0960				
			.229	-.0640					
			.246	-.0880					
			.250			-.1080	-.0820	-.0460	-.0350
			.362	-.0840					
			.400			-.1410	-.1190		-.0700
			.402		-.1380				
			.497	-.1070					
			.550			-.1560	-.1320		
			.565		-.1470				
			.600						-.1130
			.650					-.1110	
			.700	-.1250			-.1420		
			.725			-.1540			
			.750					-.1300	-.1280
			.760		-.1400				
			.775			-.1520	-.1450		
			.808		-.1340				
			.834	-.1070					
			.850			-.1470	-.1420	-.1320	
			.857		-.1300				
			.865	-.0990					
			.900	-.0940		-.1430			-.1200
			.905		-.1340				
			.950			-.1350	-.1370	-.1240	
			.953		-.1320				
			.965	-.0660					
MACH (2) = 2.999	ALPHAT(8) = 5.990	Y/BW	.299	.364	.427	.534	.673	.780	.887
		X/CW	.000	-.0520	-.0590	.1610	.7380	.7460	.7910
			.050			.0400	.0800	.1280	.1710
			.081		-.0360				
			.086	-.0450					
			.094	-.0480					

AMES 87-707 IA9 O2A + S3 + T9 UPPER WING

(RBNU01)

SECTION (1) UPPER WING

DEPENDENT VARIABLE CP

MACH (2) = 2.999 ALPHAT (8) = 5.990

Y/BW	.299	.364	.427	.534	.673	.780	.887
X/CW							
.150				-.0650	-.0260	.0580	.0180
.177			-.0930				
.229	-.0610						
.246		-.0810					
.250				-.1110	-.0870	-.0570	-.0470
.362	-.0800						
.400				-.1420	-.1220		-.0800
.402			-.1290				
.497	-.0990						
.550				-.1570	-.1340		
.565			-.1390				
.600							-.1160
.650						-.1140	
.700	-.1170				-.1420		
.725				-.1530			
.750						-.1330	-.1340
.760			-.1320				
.775				-.1520	-.1410		
.808			-.1290				
.834	-.1020						
.850				-.1490	-.1380	-.1320	
.857			-.1460				
.865	-.0930						
.900	-.0860			-.1440			-.1260
.905			-.1460				
.950				-.1380	-.1340	-.1290	
.953			-.1420				
.965	-.0590						

MACH (2) = 2.999 ALPHAT (9) = 8.000

Y/BW	.299	.364	.427	.534	.673	.780	.887
X/CW							
.000	-.0590	-.0610	.1890	.7210	.7400	.7960	.8230
.050				.0180	.0530	.1060	.1450
.081			-.0700				
.086		-.0740					
.094	-.0800						
.150				-.0850	-.0450	-.0100	.0030
.177			-.1260				
.229	-.0950						
.246		-.1120					
.250				-.1270	-.1030	-.0700	-.0590
.362	-.1110						
.400				-.1580	-.1390		-.0900
.402			-.1590				
.497	-.1270						

AMES 87-707 IA9 Q2A + S3 + T9 UPPER WING

(RBN001)

SECTION (1) UPPER WING

DEPENDENT VARIABLE CP

MACH (2) = 2.999 ALPHAT (9) = 8.000

Y/BW	.299	.364	.427	.534	.673	.780	.887
X/CW							
.550				-.1720	-.1370		
.565			-.1690				
.600							-.1220
.650						-.1190	
.700	-.1440				-.1420		
.725				-.1650			
.750						-.1340	-.1350
.760			-.1640				
.775				-.1620	-.1400		
.808			-.1620				
.834	-.1340						
.850				-.1620	-.1360	-.1310	
.857			-.1580				
.865	-.1240						
.900	-.1170			-.1600			-.1320
.905			-.1600				
.950				-.1510	-.1350	-.1300	
.953			-.1580				
.965	-.0900						

MACH (3) = 3.502 ALPHAT (1) = -8.080

Y/BW	.299	.364	.427	.534	.673	.780	.887
X/CW							
.000	.0630	.0460	.2040	.8230	.7730	.7540	.6550
.050				.2150	.2810	.3450	.3740
.081			.0690				
.086		.0370					
.094	.0510						
.150				.0590	.1160	.1720	.1890
.177			-.0010				
.229	.0290						
.246		-.0060					
.250				.0020	.0230	.0720	.0940
.362	.0060						
.400				-.0610	-.0340		.0360
.402			-.0720				
.497	-.0370						
.550				-.0900	-.0560		
.565			-.0990				
.600							-.0310
.650						-.0320	
.700	-.0690				-.0740		
.725				-.0980			
.750						-.0600	-.0560
.760			-.0980				
.775				-.0940	-.0780		

AMES 87-717 IA9 O2A + S3 + T9 UPPER WING

(RBNUL1)

SECTION (1) UPPER WING

DEPENDENT VARIABLE CP

MACH (3) = 3.502 ALPHAT(1) = -8.080		Y/BW	.299	.364	.427	.534	.673	.780	.887
		X/CW							
		.808			-.0830				
		.834	-.0490						
		.850			-.0850	-.0770	-.0610		
		.857			-.0420				
		.865	-.0370						
		.900	-.0210		-.0690				-.0450
		.905			-.0420				
		.950			-.0540	-.0680	-.0500		
		.953			-.0360				
		.965	.0010						
MACH (3) = 3.502 ALPHAT(2) = -6.080		Y/BW	.299	.364	.427	.534	.673	.780	.887
		X/CW							
		.000	.0480	.0360	.1530	.7440	.7290	.6360	.7020
		.050				.1930	.2430	.2850	.3410
		.081			.0360				
		.086		.0110					
		.094	.0250						
		.150				.0350	.0810	.1250	.1460
		.177			-.0350				
		.229	-.0010						
		.246		-.0310					
		.250				-.0350	-.0090	.0390	.0600
		.362	-.0210						
		.400				-.0870	-.0600		.0090
		.402			-.0920				
		.497	-.0590						
		.550				-.1040	-.0770		
		.565			-.1150				
		.600							-.0490
		.650						-.0530	
		.700	-.0920				-.0870		
		.725				-.1080			
		.750						-.0770	-.0750
		.760			-.1140				
		.775				-.1060	-.0900		
		.808			-.1040				
		.834	-.0750						
		.850				-.0990	-.0880	-.0790	
		.857			-.0730				
		.865	-.0640						
		.900	-.0530			-.0840			-.0660
		.905			-.0700				
		.950				-.0730	-.0810	-.0660	
		.953			-.0660				

AMES 87-707 IA9 O2A + S3 + T9 UPPER WING

(RDNU01)

SECTION (1) UPPER WING

DEPENDENT VARIABLE CP

MACH (3) = 3.502	ALPHAT (2) = -6.080	Y/BW	.299	.364	.427	.534	.673	.830	.887
		X/CW	.965	-.0290					
MACH (3) = 3.502	ALPHAT (3) = -4.070	Y/BW	.299	.364	.427	.534	.673	.780	.887
		X/CW	.000	.0350	.0220	.1400	.6330	.6860	.7280
			.050			.1480	.1950	.2240	.3030
			.081		.0280				
			.086	.0100					
			.094	.0270					
			.150			.0140	.0620	.1050	.1240
			.177		-.0340				
			.229	.0030					
			.246	-.0290					
			.250			-.0480	-.0180	.0280	.0430
			.362	-.0220					
			.400			-.0910	-.0690		-.0050
			.402		-.0850				
			.497	-.0550					
			.550			-.1090	-.0850		
			.565		-.1070				
			.600						-.0580
			.650					-.0530	
			.700	-.0840			-.0950		
			.725			-.1130			
			.750					-.0780	-.0820
			.760		-.1050				
			.775			-.1110	-.0970		
			.808		-.0990				
			.834	-.0730					
			.850			-.1080	-.0940	-.0830	
			.857		-.0770				
			.865	-.0650					
			.900	-.0570		-.0980			-.0720
			.905		-.0790				
			.950			-.0890	-.0860	-.0750	
			.953		-.0750				
			.965	-.0300					
MACH (3) = 3.502	ALPHAT (4) = -2.020	Y/BW	.299	.364	.427	.534	.673	.780	.887
		X/CW	.000	.0280	.0090	.1350	.5890	.6180	.6500
			.050			.1110	.1630	.2220	.2740
			.081		-.0110				
			.086	-.0240					
			.094	-.0050					

AMES 87-707 IAS O2A + S3 + T9 UPPER WING

(RBNU01)

SECTION (1) UPPER WING

DEPENDENT VARIABLE CP

MACH (3) = 3.502 ALPHAT (4) = -2.020

Y/BW	.299	.364	.427	.534	.673	.780	.887
X/CW							
.150				-.0070	.0400	.0870	.1070
.177			-.0660				
.229	-.0340						
.246		-.0580					
.250				-.0600	-.0330	.0100	.0300
.362	-.0550						
.400				-.0990	-.0780		-.0140
.402			-.1130				
.497	-.0800						
.550				-.1170	-.0860		
.565		-.1300					
.600							-.0630
.650						-.0590	
.700	-.1090				-.0950		
.725				-.1170			
.750						-.0810	-.0890
.760			-.1310				
.775				-.1140	-.0990		
.808			-.1240				
.834	-.1000						
.850				-.1140	-.0980	-.0860	
.857			-.0890				
.865	-.0940						
.900	-.0890			-.1090			-.0800
.905			-.0910				
.950				-.1000	-.0950	-.0790	
.953			-.0840				
.965	-.0640						

MACH (3) = 3.502 ALPHAT (5) = -.030

Y/BW	.299	.364	.427	.534	.673	.780	.887
X/CW							
.000	.0130	-.0060	.1090	.5980	.6120	.6610	.6670
.050				.0800	.1440	.1990	.2470
.081			-.0290				
.086		-.0370					
.094	-.0140						
.150				-.0230	.0270	.0720	.0840
.177			-.0750				
.229	-.0440						
.246		-.0720					
.250				-.0700	-.0420	.0010	.0130
.362	-.0660						
.400				-.1060	-.0850		-.0250
.402			-.1160				
.497	-.0910						

AMES 87-707 IA9 OZA + S3 + T9 UPPER WING

(RBN001)

SECTION (1) UPPER WING

DEPENDENT VARIABLE CP

MACH (3) = 3.502 ALPHAT (5) = -1.030

Y/BW	.299	.364	.427	.534	.673	.780	.887
X/CW							
.550				-.1230	-.0910		
.565			-.1330				
.600							-.0690
.650						-.0650	
.700	-.1140				-.1000		
.725				-.1250			
.750						-.0860	-.0870
.760			-.1340				
.775				-.1180	-.1030		
.808			-.1310				
.834	-.1060						
.850				-.1180	-.1020	-.0890	
.857			-.1050				
.865	-.0990						
.900	-.0990			-.1150			-.0810
.905			-.1000				
.950				-.1080	-.0970	-.0820	
.953			-.0920				
.965	-.0740						

MACH (3) = 3.502 ALPHAT (6) = 1.950

Y/BW	.299	.364	.427	.534	.673	.780	.887
X/CW							
.000	-.0060	-.0200	.1140	.5830	.6220	.6800	.6750
.050				.0720	.1220	.1690	.2200
.081			-.0710				
.086		-.0780					
.094	-.0500						
.150				-.0320	.0150	.0520	.0610
.177			-.1180				
.229	-.0880						
.246		-.1100					
.250				-.0790	-.0480	-.0150	-.0040
.362	-.1060						
.400				-.1110	-.0880		-.0390
.402			-.1550				
.497	-.1300						
.550				-.1250	-.0970		
.565			-.1680				
.600							-.0790
.650						-.0710	
.700	-.1490				-.1050		
.725				-.1230			
.750						-.0920	-.0930
.760			-.1020				
.775				-.1210	-.1070		

AMES 87-707 1A9 Q2A + S3 + T9 UPPER WING

(RBNU:1)

SECTION (1) UPPER WING		DEPENDENT VARIABLE CP							
MACH (3) = 3.502	ALPHAT(6) = 1.950	Y/BW	.299	.364	.427	.534	.673	.780	.887
		X/CW							
		.808			-.1650				
		.834	-.1420						
		.850			-.1210	-.1050	-.0920		
		.857			-.1030				
		.865	-.1350						
		.900	-.1300		-.1190				-.0870
		.905			-.1070				
		.950			-.1140	-.1020	-.0890		
		.953			-.1040				
		.965	-.1130						
MACH (3) = 3.502	ALPHAT(7) = 3.960	Y/BW	.299	.364	.427	.534	.673	.780	.887
		X/CW							
		.000	-.0240	-.0280	.1010	.5990	.6680	.6990	.7190
		.050				.0490	.0950	.1470	.1880
		.081			-.0060				
		.086		-.0120					
		.094	.0120						
		.150				-.0450	-.0060	.0330	.0410
		.177			-.0490				
		.229	-.0220						
		.246		-.0430					
		.250				-.0890	-.0660	-.0300	-.0210
		.362	-.0410						
		.400				-.1170	-.1010		-.0530
		.402			-.0820				
		.497	-.0610						
		.550				-.1320	-.1040		
		.565			-.0910				
		.600							-.0870
		.650						-.0850	
		.700	-.0750				-.1120		
		.725				-.1250			
		.750					-.0990	-.0960	
		.760			-.0920				
		.775				-.1270	-.1110		
		.808			-.0920				
		.834	-.0710						
		.850				-.1260	-.1090	-.0990	
		.857			-.1220				
		.865	-.0630						
		.900	-.0580			-.1240			-.0960
		.905			-.1250				
		.950				-.1190	-.1050	-.0970	
		.953			-.1230				

AMES 27-707 IA9 O2A + S3 + T9 UPPER WING

(RBNU01)

SECTION (1) UPPER WING		DEPENDENT VARIABLE CP							
MACH (3) = 3.502	ALPHAT(7) = 3.960	Y/BW	.299	.364	.427	.534	.673	.780	.887
		X/CW							
		.965	-.0400						
MACH (3) = 3.502	ALPHAT(8) = 5.970	Y/BW	.299	.364	.427	.534	.673	.780	.887
		X/CW							
		.000	-.0370	-.0420	.1390	.6520	.6630	.7380	.7240
		.050				.0140	.0450	.1250	.1630
		.081			-.0780				
		.086		-.0900					
		.094	-.0660						
		.150				-.0790	-.0400	.0180	.0270
		.177			-.1250				
		.229	-.1010						
		.246		-.1200					
		.250				-.1190	-.0970	-.0390	-.0320
		.362	-.1200						
		.400				-.1440	-.1290		-.0630
		.402			-.1580				
		.497	-.1350						
		.550				-.1580	-.1100		
		.565			-.1670				
		.600							-.0960
		.650						-.0830	
		.700	-.1520				-.1160		
		.725				-.1550			
		.750						-.1020	-.1020
		.760			-.1640				
		.775				-.1520	-.1130		
		.808			-.1620				
		.834	-.1450						
		.850				-.1520	-.1110	-.1040	
		.857			-.1440				
		.865	-.1400						
		.900	-.1350			-.1520			-.1030
		.905			-.1440				
		.950				-.1470	-.1080	-.1020	
		.953			-.1500				
		.965	-.1140						
MACH (3) = 3.502	ALPHAT(9) = 8.010	Y/BW	.299	.364	.427	.534	.673	.780	.887
		X/CW							
		.000	-.0400	-.0400	.1620	.7000	.7390	.7610	.7010
		.050				.0240	.0500	.1040	.1320
		.081			-.0660				
		.086		-.0730					
		.094	-.0540						

AMES 87-707 IA9 Q2A + S3 + T9 UPPER WING

(RBNU01)

SECTION (1) UPPER WING

DEPENDENT VARIABLE CP

MACH (3) = 3.502	ALPHAT(9) = 8.010	Y/BW	.299	.364	.427	.534	.673	.780	.887
		X/CW							
		.150				-.0650	-.0320	.0060	.0080
		.177			-.1080				
		.229	-.0850						
		.246		-.1040					
		.250				-.1020	-.0860	-.0480	-.0460
		.362	-.1040						
		.400				-.1300	-.1180		-.0700
		.402			-.1400				
		.497	-.1200						
		.550				-.1430	-.1090		
		.565			-.1440				
		.600							-.0970
		.650						-.0850	
		.700	-.1310				-.1150		
		.725				-.1380			
		.750						-.1030	-.0970
		.760			-.1430				
		.775				-.1380	-.1110		
		.808			-.1440				
		.834	-.1270						
		.850				-.1400	-.1100	-.1040	
		.857			-.1320				
		.865	-.1200						
		.900	-.1140			-.1390			-.1020
		.905			-.1350				
		.950				-.1350	-.1080	-.1040	
		.953			-.1360				
		.965	-.0980						

AMES 87-707 IA9 O2A + S3 + T9 UPPER WING

(RBNU02) (10 MAY 73)

REFERENCE DATA

SREF = 2.4210 SQ.FT. XMRP = 28.5300 INCHES
 LREF = 39.8490 INCHES YMRP = .0000 INCHES
 BREF = 39.8490 INCHES ZMRP = .0000 INCHES
 SCALE = .0300 SCALE

PARAMETRIC DATA

ALPHAT = -8.000 ORBINC = .000
 RUDDER = .000 ELEVON = .000
 RUDFLR = .000

SECTION (1) UPPER WING

DEPENDENT VARIABLE CP

MACH (1) = 2.498	BETAT (1) = -8.400	Y/BW	.299	.364	.427	.534	.673	.780	.887
		X/CW							
		.000	.0900	.0630	.4720	1.0190	.9830	.9840	.9860
		.050				.3320	.4440	.4970	.5770
		.081			.2500				
		.086		.1930					
		.094	.1500						
		.150				.1300	.2030	.3490	.2970
		.177			.1010				
		.229	.1420						
		.246		.1110					
		.250				.0210	.0640	.1280	.1570
		.362	.1140						
		.400				-.0630	-.0350		.0680
		.402			-.0200				
		.497	.0650						
		.550				-.0960	-.0830		
		.565			-.0580				
		.600							-.0460
		.650						-.0680	
		.700	.0040				-.1110		
		.725				-.1080			
		.750					-.0930	-.0840	
		.760			-.0060				
		.775				-.1010	-.1110		
		.808			.0220				
		.834	.0880						
		.850				-.0560	-.1010	-.0830	
		.857			.0250				
		.865	.1000						
		.900	.1280			.0130			-.0550
		.905			.0240				
		.950				.0540	-.0690	-.0590	
		.953			.0570				
		.965	.1670						

MACH (1) = 2.498 BETAT (2) = -6.280

Y/BW	.299	.364	.427	.534	.673	.780	.887
X/CW							
.000	.0650	.0330	.4020	.9070	.9150	.9060	.9070
.050				.3170	.3650	.4570	.5300
.081			.2160				
.086		.1590					
.094	.1220						

AMES 87-707 IA9 O2A + S3 + T9 UPPER WING

(RBNU02)

SECTION (1) UPPER WING

DEPENDENT VARIABLE CP

MACH (1) = 2.498 BETAT (2) = -6.280

Y/BW	.299	.364	.427	.534	.673	.780	.887
X/CW							
.150				.1080	.1710	.3130	.2640
.177			.0850				
.229	.1180						
.246		.0820					
.250				.0020	.0470	.1020	.1300
.362	.0900						
.400				-.0780	-.0390		.0430
.402			-.0310				
.497	.0380						
.550				-.1080	-.0890		
.565			-.0700				
.600							-.0610
.650						-.0790	
.700	-.0120				-.1150		
.725				-.1180			
.750						-.1030	-.0950
.760			-.0260				
.775				-.1110	-.1170		
.808			.0010				
.834	.0640						
.850				-.0630	-.1060	-.0950	
.857			.0140				
.865	.0720						
.900	.1020			-.0060			-.0690
.905			.0180				
.950				.0270	-.0720	-.0650	
.953			.0400				
.965	.1350						

MACH (1) = 2.498 BETAT (3) = -4.170

Y/BW	.299	.364	.427	.534	.673	.780	.887
X/CW							
.000	.0420	.0040	.3360	.8930	.7470	.8230	.8300
.050				.2990	.3390	.3950	.4860
.081			.1850				
.086		.1270					
.094	.0960						
.150				.0920	.1560	.2680	.2310
.177			.0680				
.229	.0910						
.246		.0630					
.250				-.0060	.0390	.0800	.1030
.362	.0690						
.400				-.0820	-.0460		.0220
.402			-.0340				
.497	.0250						

AMEC 87-707 IA9 O2A + S3 + T9 UPPER WING

(RBNU42)

SECTION (1) UPPER WING		DEPENDENT VARIABLE CP							
MACH (1) = 2.498	BETAT (3) = -4.170	Y/BW	.299	.364	.427	.534	.673	.780	.887
		X/CW							
		.550				-.1130	-.0960		
		.565			-.0750				
		.600							-.0750
		.650						-.0820	
		.700	-.0220				-.1210		
		.725			-.1200				
		.750						-.1070	-.1070
		.760			-.0340				
		.775				-.1160	-.1210		
		.808			-.0110				
		.834	.0470						
		.850				-.0650	-.1100	-.1020	
		.857			-.0110				
		.865	.0540						
		.900	.0840			-.0150			-.0790
		.905			-.0110				
		.950				.0150	-.0790	-.0720	
		.953			.0300				
		.965	.1070						
MACH (1) = 2.498	BETAT (4) = -2.060	Y/BW	.299	.364	.427	.534	.673	.780	.887
		X/CW							
		.000	.0370	.0090	.2890	.8200	.7100	.6990	.7330
		.050				.2620	.3240	.3470	.4120
		.081			.1570				
		.086		.1120					
		.094	.0770						
		.150				.0720	.1370	.2350	.1890
		.177			.0560				
		.229	.0750						
		.246		.0500					
		.250				-.0130	.0210	.0660	.0770
		.362	.0630						
		.400				-.0840	-.0600		.0110
		.402			-.0350				
		.497	.0190						
		.550				-.1120	-.1020		
		.565			-.0760				
		.600							-.0780
		.650						-.0890	
		.700	-.0300				-.1270		
		.725				-.1240			
		.750						-.1080	-.1110
		.760			-.0380				
		.775				-.1170	-.1250		

AMES 87-707 IA9 O2A + S3 + T9 UPPER WING

(RBNU02)

SECTION (1) UPPER WING

DEPENDENT VARIABLE CP

MACH (1) = 2.498 BETAT (4) = -2.060

Y/BW	.299	.364	.427	.534	.673	.780	.887
X/CW							
.808							
.834	.0390						
.850							
.857							
.865	.0430						
.900	.0660						
.905							
.950							
.953							
.965	.0910						

MACH (1) = 2.498 BETAT (5) = 2.180

Y/BW	.299	.364	.427	.534	.673	.780	.887
X/CW							
.000	.0440	.0580	.2070	.6510	.5910	.5930	.5540
.050							
.081							
.086							
.094	.0570						
.150							
.177							
.229	.0650						
.246							
.250							
.362	.0650						
.400							
.402							
.497	.0120						
.550							
.565							
.600							
.650							
.700	-.0360						
.725							
.750							
.760							
.775							
.808							
.834	.0230						
.850							
.857							
.865	.0180						
.900	.0340						
.905							
.950							
.953							

AMES 87-707 IA9 O2A + S3 + T9 UPPER WING

(RBNU02)

SECTION (1) UPPER WING		DEPENDENT VARIABLE CP								
MACH (1) = 2.498	BETAT (5) = 2.180	Y/BW	.299	.364	.427	.534	.673	.780	.887	
		X/CW								
			.965	.0620						
MACH (1) = 2.498	BETAT (6) = 4.320	Y/BW	.299	.364	.427	.534	.673	.780	.887	
		X/CW								
			.000	.0220	.0300	.1650	.5700	.5170	.5110	.5130
			.050			.1580	.2140	.2570	.3080	
			.081			.0980				
			.086		.0570					
			.094	.0410						
			.150				.0330	.0710	.1660	.1250
			.177			.0410				
			.229	.0510						
			.246		.0310					
			.250				-.0340	-.0200	.0140	-.0330
			.362	.0490						
			.400				-.0880	-.0810		-.0220
			.402			-.0410				
			.497	.0120						
			.550				-.1140	-.1110		
			.565				-.0700			
			.600							-.0990
			.650						-.1060	
			.700	-.0280				-.1280		
			.725				-.1170			
			.750						-.1230	-.1310
			.760			-.0340				
			.775				-.0980	-.1250		
			.808			-.0200				
			.834	.0200						
			.850				-.0550	-.1120	-.1080	
			.857			-.0130				
			.865	.0160						
			.900	.0260			-.0310			-.1110
			.905				.0010			
			.950				-.0120	-.0810	-.0870	
			.953			.0200				
			.965	.0570						
MACH (1) = 2.498	BETAT (7) = 6.460	Y/BW	.299	.364	.427	.534	.673	.780	.887	
		X/CW								
			.000	.0030	.0070	.1380	.4840	.4460	.4400	.4310
			.050				.1350	.1870	.2280	.2730
			.081			.0920				
			.086		.0480					
			.094	.0270						

AMES 87-707 IA9 C2A + S3 + T9 UPPER WING

(RBNU02)

SECTION (1) UPPER WING

DEPENDENT VARIABLE CP

MACH (1) = 2.498	BETAT (7) = 6.460	Y/BW	.299	.364	.427	.534	.673	.780	.887
		X/CW							
		.150				.0340	.0590	.1480	.1060
		.177			.0480				
		.229	.0420						
		.246		.0320					
		.250				-.0270	-.0260	.0090	.0190
		.362	.0480						
		.400				-.0800	-.0790		-.0310
		.402			-.0350				
		.497	.0120						
		.550				-.1080	-.1080		
		.565			-.0630				
		.600							-.1030
		.650						-.1070	
		.700	-.0290				-.1230		
		.725				-.1120			
		.750						-.1220	-.1330
		.760			-.0410				
		.775				-.1000	-.1220		
		.808			-.0190				
		.834	.0210						
		.850				-.0540	-.1080	-.1070	
		.857			-.0180				
		.865	.0190						
		.900	.0320			-.0290			-.1080
		.905				.0010			
		.950				-.0100	-.0780	-.0840	
		.953				.0180			
		.965	.0550						

MACH (1) = 2.498 BETAT (8) = 8.590

Y/BW	.299	.364	.427	.534	.673	.780	.887
X/CW							
.000	-.0190	-.0140	.1130	.4170	.3860	.3710	.3690
.050				.1160	.1610	.2000	.2420
.081			.0910				
.086		.0360					
.094	.0080						
.150				.0340	.0480	.1270	.0890
.177			.0540				
.229	.0310						
.246		.0340					
.250				-.0230	-.0290	.0000	.0120
.362	.0470						
.400				-.0740	-.0820		-.0360
.402			-.0320				
.497	.0140						

AMES 87-707 IA9 O2A + S3 + T9 UPPER WING

(RBNU02)

SECTION (1) UPPER WING		DEPENDENT VARIABLE CP							
MACH (1) = 2.498	BETAT (8) = 8.590	Y/BW	.299	.364	.427	.534	.673	.780	.887
		X/CW							
		.550				-.1140	-.1030		
		.565			-.0630				
		.600							-.1150
		.650						-.1060	
		.700	-.0340				-.1190		
		.725				-.1160			
		.750						-.1220	-.1310
		.760			-.0560				
		.775				-.1080	-.1190		
		.808			-.0200				
		.834	.0150						
		.850				-.0590	-.1100	-.1110	
		.857			-.0090				
		.865	.0260						
		.900	.0410			-.0270			-.1110
		.905			.0090				
		.950				-.0090	-.0810	-.0860	
		.953			.0260				
		.965	.0610						
MACH (2) = 2.999	BETAT (1) = -8.560	Y/BW	.299	.364	.427	.534	.673	.780	.887
		X/CW							
		.000	.1390	.0890	.4140	1.1150	1.1260	1.1070	1.2000
		.050				.3990	.5040	.5460	.6230
		.081			.2160				
		.086		.1370					
		.094	.1350						
		.150				.1720	.2430	.3090	.3330
		.177			.0890				
		.229	.1130						
		.246		.0670					
		.250				.0560	.1000	.1630	.1870
		.362	.0750						
		.400				-.0230	.0030		.0950
		.402			-.0410				
		.497	.0150						
		.550				-.0700	-.0370		
		.565			-.0860				
		.600							-.0110
		.650						-.0250	
		.700	-.0340				-.0670		
		.725				-.0880			
		.750						-.0430	-.0430
		.760			-.0720				
		.775				-.0860	-.0690		

AMES 87-707 IA9 O2A + S3 + T9 UPPER WING

(RBNU02)

SECTION (1) UPPER WING

DEPENDENT VARIABLE CP

MACH (2) = 2.999 BETAT (1) = -8.560

	Y/BW	.299	.364	.427	.534	.673	.780	.887
X/CW								
.808					-.0350			
.834	.0240							
.850					-.0730	-.0630	-.0350	
.857				.0040				
.865	.0420							
.900	.0640				-.0250			-.0180
.905				.0120				
.950					.0190	-.0400	-.0210	
.953				.0150				
.965	.1120							

MACH (2) = 2.999 BETAT (2) = -6.400

	Y/BW	.299	.364	.427	.534	.673	.780	.887
X/CW								
.000	.1110	.0540	.3620	1.0360	1.0260	.9880	1.0710	
.050				.3690	.4110	.4870	.5560	
.081			.2030					
.086	.1240							
.094	.1250							
.150				.1460	.2070	.2680	.2900	
.177			.0930					
.229	.1060							
.246	.0650							
.250				.0330	.0860	.1320	.1600	
.362	.0740							
.400				-.0480	-.0030		.0820	
.402				-.0300				
.497	.0180							
.550				-.0830	-.0460			
.565				-.0710				
.600							-.0180	
.650							-.0340	
.700	-.0270					-.0750		
.725				-.0960				
.750							-.0540	-.0530
.760				-.0640				
.775				-.0940	-.0760			
.808				-.0330				
.834	.0250							
.850				-.0850	-.0690	-.0460		
.857				-.0160				
.865	.0350							
.900	.0560			-.0500				-.0340
.905				-.0160				
.950					-.0080	-.0490	-.0320	
.953				-.0040				

AMES 87-707 IA9 O2A + S3 + T9 UPPER WING

(RDNUM2)

SECTION (1) UPPER WING		DEPENDENT VARIABLE CP							
MACH (2) = 2.999	BETAT (2) = -6.400	Y/BW	.299	.364	.427	.534	.673	.780	.887
		X/CW	.965	.0930					
MACH (2) = 2.999	BETAT (3) = -4.250	Y/BW	.299	.364	.427	.534	.673	.780	.887
		X/CW	.000	.0870	.0330	.3100	.9530	.7970	.8900
			.050			.3300	.3710	.4200	.5010
			.081		.1660				
			.086	.0870					
			.094	.0920					
			.150			.1310	.1860	.2260	.2540
			.177		.0520				
			.229	.0750					
			.246		.0390				
			.250			.0210	.0650	.1100	.1360
			.362	.0460					
			.400			-.0550	-.0200		.0630
			.402			-.0510			
			.497	-.0060					
			.550			-.0890	-.0600		
			.565		-.0880				
			.600						-.0320
			.650					-.0410	
			.700	-.0460			-.0850		
			.725			-.1010			
			.750					-.0630	-.0640
			.760		-.0810				
			.775			-.1010	-.0850		
			.808		-.0540				
			.834	.0000					
			.850			-.0900	-.0800	-.0560	
			.857		-.0270				
			.865	.0090					
			.900	.0270		-.0550			-.0470
			.905		-.0270				
			.950			-.0190	-.0630	-.0440	
			.953		-.0130				
			.965	.0550					
MACH (2) = 2.999	BETAT (4) = -2.100	Y/BW	.299	.364	.427	.534	.673	.780	.887
		X/CW	.000	.0640	.0240	.2830	.8890	.7960	.7230
			.050			.2790	.3370	.3610	.4370
			.081		.1450				
			.086	.0770					
			.094	.0820					

AMES 87-707 IA9 O2A + S3 + T9 UPPER WING

(RBNUL2)

SECTION (1) UPPER WING

DEPENDENT VARIABLE CP

MACH (2) = 2.999 BETAT (4) = -2.100

Y/BW	.299	.364	.427	.534	.673	.780	.887
X/CW							
.150				.0870	.1610	.2000	.2180
.177			.0470				
.229	.0710						
.246		.0330					
.250				.0010	.0460	.0900	.1080
.362	.0440						
.400				-.0630	-.0350		.0450
.402			-.0430				
.497	-.0040						
.550				-.0970	-.0700		
.565			-.0770				
.600							-.0390
.650						-.0510	
.700	-.0410				-.0940		
.725				-.1060			
.750						-.0730	-.0700
.760			-.0690				
.775				-.1040	-.0950		
.808			-.0440				
.834	-.0010						
.850				-.0900	-.0910	-.0650	
.857			-.0300				
.865	.0100						
.900	.0250			-.0590			-.0470
.905			-.0270				
.950				-.0280	-.0710	-.0530	
.953			-.0170				
.965	.0520						

MACH (2) = 2.999 BETAT (5) = 2.230

Y/BW	.299	.364	.427	.534	.673	.780	.887
X/CW							
.000	.0530	.0260	.2000	.6890	.6460	.6570	.6600
.050				.1690	.2400	.2910	.3470
.081			.1000				
.086		.0750					
.094	.0710						
.150				.0320	.0860	.1450	.1630
.177			.0360				
.229	.0630						
.246		.0390					
.250				-.0360	.0030	.0450	.0670
.362	.0490						
.400				-.0820	-.0620		.0090
.402			-.0300				
.497	.0140						

AMES 87-717 IA9 O2A + S3 + T9 UPPER WING

(RBNU02)

SECTION (1) UPPER WING

DEPENDENT VARIABLE CP

MACH (2) = 2.999 BETAT (5) = 2.230

	Y/BW	.299	.364	.427	.534	.673	.780	.887
X/CW								
.550					-.1020	-.0880		
.565				-.0530				
.600								-.0620
.650							-.0730	
.700	-.0210					-.1030		
.725					-.1060			
.750							-.0920	-.0940
.760				-.0460				
.775					-.1010	-.1050		
.808				-.0260				
.834	.0110							
.850					-.0820	-.0980	-.0840	
.857				-.0400				
.865	.0190							
.900	.0300				-.0540			-.0810
.905				-.0280				
.950					-.0350	-.0790	-.0750	
.953				-.0130				
.965	.0520							

MACH (2) = 2.999 BETAT (6) = 4.400

	Y/BW	.299	.364	.427	.534	.673	.780	.887
X/CW								
.000	.0380	.0280	.1550	.5930	.5590	.5570	.6040	
.050				.1330	.1960	.2450	.3070	
.081				.0790				
.086			.0630					
.094	.0520							
.150				.0160	.0580	.1080	.1340	
.177				.0280				
.229	.0480							
.246		.0330						
.250				-.0420	-.0160	.0270	.0450	
.362	.0440							
.400				-.0820	-.0700		-.0080	
.402				-.0260				
.497	.0140							
.550				-.0960	-.0920			
.565				-.0480				
.600							-.0740	
.650							-.0760	
.700	-.0220				-.1060			
.725					-.1010			
.750							-.0950	-.0990
.760				-.0470				
.775					-.0960	-.1060		

AMES 87-707 IA9 O2A + S3 + T9 UPPER WING

(RBNU)2

SECTION (1) UPPER WING

DEPENDENT VARIABLE CP

MACH (2) = 2.999	BETAT (6) = 4.400	Y/BW	.299	.364	.427	.534	.673	.780	.887
		X/CW							
		.808			-.0260				
		.834	.0590						
		.850				-.0760	-.0990	-.0920	
		.857			-.0330				
		.865	.0200						
		.900	.0360			-.0520			-.0870
		.905			-.0250				
		.950				-.0330	-.0750	-.0770	
		.953			-.0110				
		.965	.0540						
MACH (2) = 2.999	BETAT (7) = 6.580	Y/BW	.299	.364	.427	.534	.673	.780	.887
		X/CW							
		.000	.0110	.0190	.1250	.5020	.4820	.4790	.5120
		.050				.0980	.1560	.1970	.2540
		.081			.0650				
		.086		.0510					
		.094	.0390						
		.150				.0010	.0360	.0820	.1030
		.177			.0230				
		.229	.0400						
		.246		.0300					
		.250				-.0410	-.0280	.0080	.0250
		.362	.0420						
		.400				-.0780	-.0780		-.0220
		.452			-.0240				
		.497	.0120						
		.550				-.0920	-.0940		
		.565		-.0460					
		.600							-.0810
		.650						-.0820	
		.700	-.0210				-.1030		
		.725				-.0970			
		.750						-.1010	-.1040
		.760		-.0490					
		.775				-.0930	-.1010		
		.808		-.0290					
		.834	.0040						
		.850				-.0790	-.0940	-.0960	
		.857		-.0360					
		.865	.0200						
		.900	.0350			-.0520			-.0930
		.905			-.0200				
		.950				-.0340	-.0730	-.0830	
		.953		-.0080					

AMES 87-747 IA9 O2A + S3 + T9 UPPER WING

(RBNU02)

SECTION (1) UPPER WING		DEPENDENT VARIABLE CP								
MACH (2) = 2.999	BETAT (7) = 6.580	Y/BW	.299	.364	.427	.534	.673	.780	.887	
		X/CW								
		.965	.4500							
MACH (2) = 2.999	BETAT (8) = 8.750	Y/BW	.299	.364	.427	.534	.673	.780	.887	
		X/CW								
		.000	-.0110	.0040	.1040	.4150	.4070	.4070	.4330	
		.050				.0800	.1220	.1610	.2090	
		.081				.0620				
		.086			.0370					
		.094	.0230							
		.150				-.0060	.0230	.0620	.0750	
		.177				.0240				
		.229	.0300							
		.246		.0250						
		.250				-.0470	-.0380	-.0050	.0070	
		.362	.0330							
		.400				-.0680	-.0790		-.0330	
		.402				-.0200				
		.497	.0100							
		.550				-.0890	-.0910			
		.565				-.0400				
		.600							-.0840	
		.650							-.0820	
		.700	-.0190				-.0990			
		.725				-.0920				
		.750							-.0990	-.1090
.760				-.0490						
.775				-.0890	-.0960					
.808				-.0360						
.834	-.0070									
.850				-.0810	-.0880	-.0960				
.857				-.0310						
.865	.0150									
.900	.0340				-.0620		-.0960			
.905				-.0150						
.950				-.0350	-.0670	-.0790				
.953				-.0020						
.965	.0600									
MACH (3) = 3.502	BETAT (1) = -8.710	Y/BW	.299	.364	.427	.534	.673	.780	.887	
		X/CW								
		.000	.1740	.1140	.3690	1.1880	1.1870	1.2290	1.1940	
		.050				.4300	.5320	.5940	.6400	
		.081			.2420					
		.086		.1580						
.094	.1720									

AMES 87-707 IA9 C2A + S3 + T9 UPPER WING

(RBNU)2

SECTION (1) UPPER WING

DEPENDENT VARIABLE CP

MACH (3) = 3.502 BETAT (1) = -8.710

Y/BW	.299	.364	.427	.534	.673	.780	.887
X/CW							
.150				.1830	.2710	.3360	.3450
.177			.0880				
.229	.1360						
.246		.0960					
.250				.0740	.1260	.1760	.2020
.362	.0900						
.400				-.0280	.0240		.1200
.402			-.0310				
.497	.0240						
.550				-.0620	-.0260		
.565			-.0620				
.600							.0150
.650						-.0020	
.700	-.0170				-.0500		
.725				-.0780			
.750						-.0310	-.0170
.760			-.0580				
.775				-.0760	-.0560		
.808			-.0290				
.834	.0180						
.850				-.0670	-.0490	-.0270	
.857			.0040				
.865	.0340						
.900	.0530			-.0460			-.0040
.905			.0090				
.950				-.0060	-.0330	-.0080	
.953			.0150				
.965	.0990						

MACH (3) = 3.502 BETAT (2) = -6.520

Y/BW	.299	.364	.427	.534	.673	.780	.887
X/CW							
.000	.1390	.0820	.3000	1.0870	1.0920	1.0840	1.0930
.050				.4130	.4550	.5100	.5950
.081			.1850				
.086		.1250					
.094	.1390						
.150				.1540	.2110	.2790	.3100
.177			.0690				
.229	.1070						
.246		.0590					
.250				.0390	.0890	.1440	.1750
.362	.0680						
.400				-.0410	.0040		.0950
.402			-.0370				
.497	.0140						

AMES 87-707 IA9 O2A + S3 + T9 UPPER WING

(RBNU02)

SECTION (1) UPPER WING

DEPENDENT VARIABLE CP

MACH (3) = 3.502	BETAT (2) = -6.520	Y/BW	.299	.364	.427	.534	.673	.780	.887
		X/CW							
		.550				-.0730	-.0340		
		.565			-.0640				
		.600							.0500
		.650						-.0090	
		.700	-.0290				-.0550		
		.725				-.0800			
		.750						-.0370	-.0280
		.760			-.0680				
		.775				-.0830	-.0590		
		.808			-.0430				
		.834	.0040						
		.850				-.0770	-.0530	-.0380	
		.857			-.0130				
		.865	-.0100						
		.900	.0330			-.0620			-.0170
		.905			-.0120				
		.950				-.0270	-.0380	-.0230	
		.953			-.0090				
		.965	.0680						
MACH (3) = 3.502	BETAT (3) = -4.330	Y/BW	.299	.364	.427	.534	.673	.780	.887
		X/CW							
		.000	.1040	.0640	.2470	.0970	.0890	1.0140	.9790
		.050				.3590	.3700	.4470	.5180
		.081			.1600				
		.086		.1090					
		.094	.1250						
		.150				.1260	.1770	.2290	.2610
		.177			.0690				
		.229	.0940						
		.246		.0510					
		.250				.0300	.0620	.1060	.1390
		.362	.0620						
		.400				-.0500	-.0150		.0680
		.402			-.0290				
		.497	.0120						
		.550				-.0770	-.0470		
		.565			-.0600				
		.600							-.0170
		.650						-.0220	
		.700	-.0290				-.0650		
		.725				-.0890			
		.750						-.0480	-.0470
		.760			-.0630				
		.775				-.0920	-.0660		

AMES 87-707 IA9 O2A + S3 + T9 UPPER WING

(RBNU02)

SECTION (1) UPPER WING		DEPENDENT VARIABLE CP							
MACH (3) = 3.502	BETAT (3) = -4.330	Y/BW	.299	.364	.427	.534	.673	.780	.887
		X/CW							
		.858			-.0460				
		.834	-.0030						
		.850			-.0850	-.0650	-.0490		
		.857			-.0360				
		.865	.0100						
		.900	.0250		-.0670				-.0330
		.905			-.0360				
		.950			-.0380	-.0510	-.0330		
		.953			-.0260				
		.965	.0580						
MACH (3) = 3.502	BETAT (4) = -2.140	Y/BW	.299	.364	.427	.534	.673	.780	.887
		X/CW							
		.000	.0820	.0540	.2070	.9030	.8680	.7970	.8570
		.050				.2650	.3360	.3720	.4630
		.081			.1220				
		.086		.0820					
		.094	.0930						
		.150				.0870	.1340	.1960	.2160
		.177			.0360				
		.229	.0720						
		.246		.0310					
		.250				.0070	.0270	.0910	.1080
		.362	.0440						
		.400				-.0700	-.0430		.0480
		.402			-.0410				
		.497	-.0030						
		.550				-.1010	-.0460		
		.565			-.0690				
		.600							-.0240
		.650						-.0240	
		.700	-.0410				-.0680		
		.725				-.1120			
		.750						-.0500	-.0490
		.760			-.0690				
		.775				-.1120	-.0730		
		.808			-.0560				
		.834	-.0170						
		.850				-.1020	-.0710	-.0480	
		.857			-.0540				
		.865	-.0040						
		.900	.0080			-.0870			-.0360
		.905			-.0570				
		.950				-.0650	-.0590	-.0360	
		.953			-.0490				

AMES 87-707 IA9 O2A + S3 + T9 UPPER WING

(RBNU02)

SECTION (1) UPPER WING		DEPENDENT VARIABLE CP								
MACH (3) = 3.502	BETAT (4) = -2.140	Y/BW	.299	.364	.427	.534	.673	.780	.887	
		X/CW	.965	.0410						
MACH (3) = 3.502	BETAT (5) = 2.260	Y/BW	.299	.364	.427	.534	.673	.780	.887	
		X/CW	.000	.0450	.0390	.2030	.7290	.6470	.6450	.6350
			.050				.1550	.2160	.2920	.3370
			.081			.0470				
			.086		.0180					
			.094	.0370						
			.150				.0340	.0890	.1400	.1570
			.177							
			.229	.0110						
			.246							
			.250							
			.250							
			.362	-.0080						
			.400							
			.402							
			.497	-.0430						
			.550							
			.565							
			.600							
			.650							
	.710	-.0730								
	.725									
	.750									
	.760									
	.775									
	.808									
	.834	-.0590								
	.850									
	.857									
	.865	-.0420								
	.900	-.0290								
	.905									
	.950									
	.953									
	.965	-.0020								
MACH (3) = 3.502	BETAT (6) = 4.480	Y/BW	.299	.364	.427	.534	.673	.780	.887	
		X/CW	.000	.0390	.0160	.1330	.5900	.5810	.5620	.5400
			.050				.1130	.1720	.2220	.2900
			.081			.0720				
			.086			.0520				
			.094	.0670						

AMES 87-707 IA9 C2A + S3 + T9 UPPER WING

(RBNU42)

SECTION (1) UPPER WING

DEPENDENT VARIABLE CP

MACH (3) = 3.502 BETAT (6) = 4.480

Y/BW	.299	.364	.427	.534	.673	.780	.887
Y/CW							
.150				.0120	.0730	.1190	.1310
.177			.0200				
.229	.0450						
.246		.0310					
.250				-.0320	-.0090	.0320	.0520
.362	.0340						
.400				-.0710	-.0630		.0030
.402			-.0250				
.497	.0090						
.550				-.0970	-.0810		
.565			-.0420				
.600							-.0530
.650						-.0540	
.700	-.0190				-.0930		
.725				-.0940			
.750						-.0790	-.0780
.760			-.0470				
.775				-.0900	-.0930		
.808			-.0360				
.834	-.0060						
.850				-.0830	-.0920	-.0820	
.857			-.0440				
.865	.0110						
.900	.0230			-.0690			-.0750
.905			-.0440				
.950				-.0540	-.0820	-.0760	
.953			-.0280				
.965	.0430						

MACH (3) = 3.502 BETAT (7) = 6.690

Y/BW	.299	.364	.427	.534	.673	.780	.887
X/CW							
.000	.0100	.0040	.0850	.4750	.4810	.4800	.4700
.050				.0630	.1280	.1920	.2450
.081			-.0160				
.086		-.0200					
.094	-.0140						
.150				-.0240	.0270	.0820	.1000
.177			-.0480				
.229	-.0320						
.246		-.0390					
.250				-.0520	-.0440	.0080	.0300
.362	-.0360						
.400				-.0950	-.0880		-.0150
.402			-.0870				
.497	-.0580						

AMES 87-707 IA9 O2A + S3 + T9 UPPER WING

(RBNU02)

SECTION (1) UPPER WING

DEPENDENT VARIABLE CP

MACH (3) = 3.502 BETAT (7) = 6.690

	Y/BW	.299	.364	.427	.534	.673	.780	.887
X/CW								
.550					-.1190	-.0860		
.565				-.1020				
.600								-.0640
.650							-.0610	
.700	-.0830					-.0950		
.725					-.1060			
.750							-.0840	-.0810
.760				-.1090				
.775					-.1020	-.0970		
.808				-.1020				
.834	-.0780							
.850					-.0950	-.0930	-.0900	
.857				-.0610				
.865	-.0650							
.900	-.0460				-.0860			-.0800
.905				-.0570				
.950					-.0690	-.0810	-.0830	
.953				-.0460				
.965	-.0220							

MACH (3) = 3.502 BETAT (8) = 8.910

	Y/BW	.299	.364	.427	.534	.673	.780	.887
X/CW								
.000	-.0120	-.0120	-.0870	.3890	.4000	.4000	.4000	.3990
.050				.0330	.1000	.1590	.2010	
.081				-.0400				
.086			-.0340					
.094	-.0250							
.150					-.0340	.0130	.0520	.0720
.177				-.0580				
.229	-.0450							
.246			-.0470					
.250					-.0630	-.0460	-.0110	.0080
.362	-.0450							
.400					-.0830	-.0860		-.0320
.402				-.0850				
.497	-.0610							
.550					-.0910	-.0920		
.565				-.1030				
.600								-.0750
.650							-.0730	
.700	-.0850					-.0970		
.725					-.0880			
.750							-.0930	-.0800
.760				-.1100				
.775					-.0880	-.0960		

DATE 18 SEP 73

TABULATED PRESSURE DATA - IA9C

PAGE 1227

AMES 87-747 IA9 O2A + S3 + T9 UPPER WING

(RBN002)

SECTION 1 - UPPER WING

DEPENDENT VARIABLE CP

MACH (3) = 3.502 BETAT (8) = 8.910

Y/BW	.299	.364	.427	.534	.673	.780	.887
X/CW							
.808			-.1150				
.834	-.0860						
.851				-.0830	-.0910	-.0960	
.857			-.0650				
.865	-.0760						
.900	-.0530			-.0790			-.0900
.905			-.0510				
.950				-.0650	-.0770	-.0920	
.953			-.0360				
.965	-.0160						

AMES 47-707 IA9 O2A + S3 + T9 UPPER WING

(RBNU03) (10 MAY 73)

REFERENCE DATA

SREF = 2.4210 SQ.FT. YMPF = 28.5300 INCHES
 LREF = 39.8490 INCHES YMPF = .0000 INCHES
 BREF = 39.8490 INCHES ZMPF = .0000 INCHES
 SCALE = .0300 SCALE

PARAMETRIC DATA

ALPHAT = -6.000 ORBINC = .500
 RUDDER = .000 ELEVON = .000
 RUDDLFL = .000

SECTION (1) UPPER WING

DEPENDENT VARIABLE CP

MACH (1) = 2.498	BETAT (1) = -8.420	Y/BW	.299	.364	.427	.534	.673	.780	.887
		X/CW							
		.000	.0850	.0690	.4700	1.0730	.9750	.9760	.9900
		.050				.3000	.3980	.4490	.5240
		.081			.2070				
		.086		.1450					
		.094	.1250						
		.150				.0910	.1760	.3140	.2570
		.177			.0650				
		.229	.1100						
		.246		.0800					
		.250				-.0190	.0390	.1020	.1240
		.362	.0830						
		.400				-.0960	-.0560		.0390
		.402			-.0440				
		.497	.0340						
		.550				-.1260	-.1030		
		.565			-.0790				
		.600							-.0650
		.650						-.0850	
		.700	-.0170				-.1280		
		.725				-.1330			
		.750						-.1070	-.0970
		.760			-.0340				
		.775				-.1280	-.1310		
		.808			-.0060				
		.834	.0560						
		.850				-.0920	-.1220	-.1030	
		.857			-.0090				
		.865	.0690						
		.900	.0940			-.0230			-.0720
		.905			.0000				
		.950				.0170	-.1010	-.0800	
		.953			.0140				
		.965	.1390						
MACH (1) = 2.498	BETAT (2) = -6.290	Y/BW	.299	.364	.427	.534	.673	.780	.887
		X/CW							
		.000	.0640	.0370	.3960	.8810	.8960	.8940	.9110
		.050				.2610	.3620	.4200	.4840
		.081			.1820				
		.086		.1140					
		.094	.0980						

AMES 87-707 1A9 Q2A + S3 + T9 UPPER WING

(RBNU13)

SECTION (1) UPPER WING		DEPENDENT VARIABLE CP							
MACH (1) = 2.498	BETAT (2) = -6.290	Y/BW	.299	.364	.427	.534	.673	.780	.887
		X/CW							
		.150				.0740	.1410	.2800	.2300
		.177			.0530				
		.229	.0890						
		.246		.0550					
		.250				-.0260	.0160	.0780	.1030
		.362	.0560						
		.400				-.0990	-.0710		.0240
		.402			-.0550				
		.497	.0120						
		.550				-.1290	-.1100		
		.565			-.0900				
		.600							-.0740
		.650						-.0930	
		.700	-.0330				-.1340		
		.725				-.1400			
		.750						-.1160	-.1060
		.760			-.0560				
		.775				-.1340	-.1340		
		.808			-.0220				
		.834	.0390						
		.850				-.1030	-.1250	-.1090	
		.857			-.0220				
		.865	.0470						
		.900	.0750			-.0460			-.0850
		.905			-.0080				
		.950				-.0040	-.1000	-.0890	
		.953				.0070			
		.965	.1080						
MACH (1) = 2.498	BETAT (3) = -4.180	Y/BW	.299	.364	.427	.534	.673	.780	.887
		X/CW							
		.000	.0350	.0040	.3360	.8720	.8030	.8230	.8320
		.050				.2470	.2910	.3740	.4430
		.081			.1470				
		.086		.0840					
		.094	.0700						
		.150				.0480	.1180	.2380	.1970
		.177			.0320				
		.229	.0600						
		.246		.0360					
		.250				-.0420	.0080	.0470	.0780
		.362	.0320						
		.400				-.1090	-.0690		.0010
		.402			-.0650				
		.497	-.0050						

AVES 87-717 IA9 O2A + S3 + T9 UPPER WING

(RBNUL3)

SECTION: (1) UPPER WING

DEPENDENT VARIABLE CP

MACH (1) = 2.498 BETAT (3) = -4.180		Y/BW	.299	.364	.427	.534	.673	.780	.887
		X/CW							
		.550				-.1370	-.1190		
		.565				-.0980			
		.600							-.0920
		.650						-.1070	
		.700	-.0460				-.1400		
		.725				-.1430			
		.750						-.1280	-.1250
		.760				-.0620			
		.775				-.1360	-.1430		
		.808				-.0400			
		.834	.0150						
		.850				-.0940	-.1330	-.1250	
		.857				-.0430			
		.865	.0260						
		.900	.0480			-.0420			-.1010
		.905				-.0290			
		.950				-.0110	-.1090	-.0990	
		.953				-.0110			
		.965	.0760						
MACH (1) = 2.498 BETAT (4) = -2.070		Y/BW	.299	.364	.427	.534	.673	.780	.887
		X/CW							
		.000	.0330	.0050	.2850	.8040	.6480	.7240	.7560
		.050				.2170	.2640	.3030	.3950
		.081			.1200				
		.086		.0790					
		.094	.0540						
		.150				.0390	.1020	.1950	.1670
		.177			.0200				
		.229	.0480						
		.246		.0290					
		.250				-.0440	-.0070	.0310	.0520
		.362	.0300						
		.400				-.1100	-.0830		-.0160
		.402				-.0620			
		.497	-.0060						
		.550				-.1350	-.1230		
		.565				-.0950			
		.600							-.1000
		.650						-.1080	
		.700	-.0490				-.1440		
		.725				-.1390			
		.730						-.1290	-.1270
		.760				-.0570			
		.775				-.1350	-.1450		

AMES 87-707 IA9 O2A + S3 + T9 UPPER WING

(RDNU03)

SECTION (1) UPPER WING

DEPENDENT VARIABLE OF

MACH (1) = 2.498 BETAT (4) = -2.070

Y/BW	.299	.364	.427	.534	.673	.780	.887
X/CW							
.808							
.834	.0050						
.850							
.857							
.865	.0040						
.900	.0360						
.905							
.950							
.953							
.965	.0610						

MACH (1) = 2.498 BETAT (5) = 2.180

Y/BW	.299	.364	.427	.534	.673	.780	.887
X/CW							
.000	.0260	.0350	.1880	.6280	.5760	.5510	.5510
.050				.1430	.2040	.2440	.2790
.081							
.086							
.094	.0290						
.150							
.177							
.229	.0300						
.246							
.250							
.362	.0260						
.400							
.402							
.497	-.0120						
.550							
.565							
.600							
.650							
.700	-.0520						
.725							
.750							
.760							
.775							
.808							
.834	-.0010						
.850							
.857							
.865	.0010						
.900	.0050						
.905							
.950							
.953							

AMES R7-707 IA9 Q2A + S3 + T9 UPPER WING

(RDNUMS)

SECTION (1) UPPER WING		DEPENDENT VARIABLE CP								
MACH (1) = 2.498	BETAT (5) = 2.180	Y/BW	.299	.364	.427	.534	.673	.780	.887	
		X/CW								
			.965	.0320						
MACH (1) = 2.498	BETAT (6) = 4.310	Y/BW	.299	.364	.427	.534	.673	.780	.887	
		X/CW								
			.000	.0080	.0110	.1450	.5460	.5030	.5100	.4940
			.050				.1140	.1720	.2150	.2640
			.081			.0620				
			.086		.0280					
			.094	.0150						
			.150				-.0030	.0420	.1280	.0920
			.177			.0100				
			.229	.0190						
			.246		.0050					
			.250				-.0620	-.0440	-.0120	.0060
			.362	.0200						
			.400				-.1050	-.1020		-.0450
			.402				-.0580			
			.497	-.0100						
			.550				-.1250	-.1320		
			.565				-.0850			
			.600							-.1170
			.650						-.1200	
			.700	-.0480				-.1440		
			.725				-.1300			
			.750						-.1380	-.1450
			.760				-.0520			
			.775				-.1070	-.1400		
			.808				-.0390			
			.834	-.0070						
			.850				-.0680	-.1300	-.1270	
			.857				-.0400			
			.865	-.0080						
			.900	-.0050			-.0510			-.1250
			.905				-.0250			
			.950				-.0350	-.1010	-.1090	
			.953				-.0100			
			.965	.0320						
MACH (1) = 2.498	BETAT (7) = 6.440	Y/BW	.299	.364	.427	.534	.673	.780	.887	
		X/CW								
			.000	-.0200	-.0130	.1020	.4470	.4280	.4310	.4290
			.050				.0840	.1390	.1840	.2320
			.081			.0480				
			.086			.0170				
			.094	-.0010						

AMES 87-717 1A9 C2A + S3 + T9 UPPER WING

(RBNU03)

SECTION (1) UPPER WING

DEPENDENT VARIABLE CP

MACH (1) = 2.498	BETAT (7) = 6.440	Y/BW	.299	.364	.427	.534	.673	.780	.887
		X/CW							
		.150				-.0100	.0230	.1080	.0760
		.177			.0110				
		.229	.0060						
		.246		.0040					
		.250				-.0570	-.0530	-.0200	-.0060
		.362	.0180						
		.400				-.1010	-.1030		-.0550
		.402			-.0570				
		.497	-.0100						
		.550				-.1250	-.1270		
		.565			-.0810				
		.600							-.1210
		.650						-.1210	
		.700	-.0480				-.1360		
		.725				-.1260			
		.750						-.1390	-.1450
		.760			-.0570				
		.775				-.1120	-.1360		
		.808			-.0420				
		.834	-.0090						
		.850				-.0740	-.1270	-.1260	
		.857			-.0440				
		.865	-.0100						
		.900	-.0010			-.0530			-.1260
		.905			-.0270				
		.950				-.0370	-.0990	-.1060	
		.953			-.0140				
		.965	.0270						
MACH (1) = 2.498	BETAT (8) = 8.570	Y/BW	.299	.364	.427	.534	.673	.780	.887
		X/CW							
		.000	-.0410	-.0370	.0860	.3700	.3600	.3580	.3640
		.050				.0610	.1070	.1590	.2010
		.081			.0500				
		.086		.0060					
		.094	-.0150						
		.150				-.0160	.0070	.0890	.0570
		.177			.0210				
		.229	.0010						
		.246		.0070					
		.250				-.0630	-.0650	-.0300	-.0170
		.362	.0180						
		.400				-.1040	-.1120		-.0570
		.402			-.0500				
		.497	-.0080						

AMES 87-707 IA9 O2A + S3 + T9 UPPER WING

(RBNDU3)

SECTION (1) UPPER WING

DEPENDENT VARIABLE CP

MACH (1) = 2.498 BETAT (8) = 8.570

Y/BW	.299	.364	.427	.534	.673	.780	.887
X/CW							
.550				-.1290	-.1230		
.565			-.0780				
.600							-.1180
.650						-.1210	
.700	-.0530				-.1370		
.725				-.1370			
.750						-.1340	-.1470
.760			-.0680				
.775				-.1300	-.1340		
.800			-.0440				
.834	-.0080						
.850				-.0860	-.1230	-.1260	
.857			-.0470				
.865	-.0020						
.900	.0090			-.0630			-.1240
.905			-.0320				
.950				-.0470	-.1000	-.1040	
.953			-.0140				
.965	.0310						

MACH (2) = 2.999 BETAT (1) = -8.570

Y/BW	.299	.364	.427	.534	.673	.780	.887
X/CW							
.000	.1230	.0820	.3430	1.1450	1.0930	1.0840	1.1700
.050				.3460	.4500	.4890	.5600
.081			.2100				
.086		.1540					
.094	.1490						
.150				.1280	.2080	.2630	.2860
.177			.0870				
.229	.1240						
.246		.0830					
.250				.0260	.0780	.1290	.1520
.362	.0880						
.400				-.0320	-.0120		.0770
.402			-.0120				
.497	.0380						
.550				-.0810	-.0560		
.565			-.0470				
.600							-.0250
.650						-.0360	
.700	-.0040				-.0790		
.725				-.0960			
.750						-.0600	-.0590
.760			-.0380				
.775				-.0940	-.0810		

AMES 87-707 IA9 O2A + S3 + T9 UPPER WING

(RBNUL3)

SECTION (1) UPPER WING

DEPENDENT VARIABLE CP

MACH (2) = 2.999	BETAT (1) = -8.570	Y/BW	.299	.364	.427	.534	.673	.780	.887
		X/CW							
		.808							
		.834	.0440						
		.850							
		.857							
		.865	.0580						
		.900	.0770						
		.905							
		.950							
		.953							
		.965	.1240						
MACH (2) = 2.999	BETAT (2) = -6.420	Y/BW	.299	.364	.427	.534	.673	.780	.887
		X/CW							
		.000	.0980	.0500	.2760	.8860	.9760	.9690	1.0540
		.050				.2930	.3960	.4380	.5040
		.081			.1790				
		.086		.1230					
		.094	.1230						
		.150				.1020	.1670	.2250	.2500
		.177			.0750				
		.229	.1020						
		.246		.0630					
		.250				.0120	.0470	.0990	.1250
		.362	.0720						
		.400				.0590	.0310		.0510
		.402							
		.497	.0220						
		.550				.0920	.0600		
		.565							
		.600							
		.650							
		.700	.0190						
		.725				.1030			
		.750							
		.760							
		.775							
		.808							
		.834	.0230						
		.850							
		.857							
		.865	.0340						
		.900	.0500						
		.905							
		.950							
		.953							

AMES 87-707 IAG O2A + S3 + T9 UPPER WING

(RBNU03)

SECTION (1) UPPER WING

DEPENDENT VARIABLE CP

MACH (2) = 2.999 BETAT (2) = -6.420

Y/BW	.299	.364	.427	.534	.673	.780	.887
X/CW							
.965	.0910						

MACH (2) = 2.999 BETAT (3) = -4.260

Y/BW	.299	.364	.427	.534	.673	.780	.887
X/CW							
.000	.0770	.0290	.2190	.8930	.8710	.8600	.8430
.050				.2830	.3120	.3850	.4470
.081			.1530				
.086		.0980					
.094	.0990						
.150				.0920	.1440	.1900	.2150
.177			.0580				
.229	.0830						
.246		.0460					
.250				-.0050	.0460	.0790	.1020
.362	.0540						
.400				-.0710	-.0310		.0340
.402			-.0320				
.497	.0060						
.550				-.1020	-.0690		
.565			-.0640				
.600							-.0500
.650						-.0560	
.700	-.0310				-.0820		
.725				-.1090			
.750						-.0730	-.0790
.760			-.0580				
.775				-.1060	-.0940		
.808			-.0360				
.834	.0070						
.850				-.0980	-.0950	-.0690	
.857			-.0460				
.865	.0170						
.900	.0330			-.0710			-.0570
.905			-.0470				
.950				-.0400	-.0750	-.0550	
.953			-.0360				
.965	.0610						

MACH (2) = 2.999 BETAT (4) = -2.100

Y/BW	.299	.364	.427	.534	.673	.780	.887
X/CW							
.000	.0550	.0220	.2260	.8210	.6820	.7740	.8340
.050				.2340	.2780	.3080	.3940
.081			.1330				
.086		.0750					
.094	.0790						

AMES 87-707 IA9 O2A + S3 + T9 UPPER WING

(RBN013)

SECTION (1) UPPER WING		DEPENDENT VARIABLE CP							
MACH (2) = 2.999	BETAT (4) = -2.100	Y/BW	.299	.364	.427	.534	.673	.780	.887
		X/CW							
		.150				.0610	.1130	.1500	.1820
		.177			.0420				
		.229	.0660						
		.246		.0330					
		.250				-.0230	.0160	.0610	.0780
		.362	.0410						
		.400				-.0810	-.0540		.0170
		.402			-.0400				
		.497	-.0030						
		.550				-.1090	-.0840		
		.565			-.0690				
		.600							-.0560
		.650						-.0600	
		.700	-.0360				-.1000		
		.725				-.1150			
		.750						-.0810	-.0860
		.760			-.0630				
		.775				-.1140	-.1020		
		.808			-.0420				
		.834	-.0040						
		.850				-.1060	-.0990	-.0750	
		.857			-.0480				
		.865	.0060						
		.900	.0190			-.0770			-.0680
		.905			-.0490				
		.950				-.0510	-.0840	-.0650	
		.953			-.0420				
		.965	.0450						
MACH (2) = 2.999	BETAT (5) = 2.220	Y/BW	.299	.364	.427	.534	.673	.780	.887
		X/CW							
		.000	.0340	.0140	.1720	.6460	.6130	.6280	.5870
		.050				.1380	.2100	.2540	.2790
		.081			.0730				
		.086		.0490					
		.094	.0500						
		.150				.0100	.0620	.1090	.1240
		.177			.0110				
		.229	.0420						
		.246		.0200					
		.250				-.0540	-.0240	.0210	.0390
		.362	.0260						
		.400				-.0970	-.0790		-.0150
		.402			-.0450				
		.497	-.0050						

AMES H7-707 IA9 O2A + S3 + T9 UPPER WING

(RBNU03)

SECTION (1) UPPER WING

DEPENDENT VARIABLE CP

MACH (2) = 2.999	BETAT (5) = 2.220	Y/BW	.299	.364	.427	.534	.673	.780	.887
		X/CW							
		.550				-.1160	-.1000		
		.565			-.0660				
		.600							-.0760
		.650						-.0810	
		.700	-.0370				-.1140		
		.725				-.1170			
		.750						-.1040	-.1040
		.760			-.0550				
		.775				-.1140	-.1160		
		.808			-.0410				
		.834	-.0070						
		.850				-.0930	-.1120	-.1000	
		.857			-.0590				
		.865	-.0010						
		.900	.0050			-.0700			-.0880
		.905			-.0530				
		.950				-.0540	-.0960	-.0910	
		.953			-.0400				
		.965	.0280						

MACH (2) = 2.999	BETAT (6) = 4.390	Y/BW	.299	.364	.427	.534	.673	.780	.887
		X/CW							
		.000	.0190	.0070	.1360	.5560	.5380	.5420	.5850
		.050				.1010	.1630	.2120	.2630
		.081			.0550				
		.086		.0390					
		.094	.0380						
		.150				-.0090	.0360	.0800	.1010
		.177			.0070				
		.229	.0290						
		.246		.0160					
		.250				-.0610	-.0370	.0030	.0230
		.362	.0220						
		.400				-.0950	-.0860		-.0240
		.402			-.0420				
		.497	-.0040						
		.550				-.1040	-.1050		
		.565			-.0620				
		.600							-.0810
		.650						-.0840	
		.700	-.0350				-.1130		
		.725				-.1120			
		.750						-.1040	-.1090
		.760			-.0560				
		.775				-.1090	-.1150		

AMES 87-707 IA9 O2A + S3 + T9 UPPER WING

(RBNU03)

SECTION (1) UPPER WING		DEPENDENT VARIABLE CP								
MACH (2) = 2.999	BETAT (6) = 4.390	Y/BW	.299	.364	.427	.534	.673	.780	.887	
		X/CW								
		.808			-.0390					
		.834	-.0080							
		.850			-.0860	-.1080	-.1010			
		.857			-.0550					
		.865	-.0010							
		.900	.0080		-.0670					-.0970
		.905			-.0450					
		.950			-.0530	-.0910	-.0900			
		.953			-.0350					
		.965	.0280							
MACH (2) = 2.999	BETAT (7) = 6.560	Y/BW	.299	.364	.427	.534	.673	.780	.887	
		X/CW								
		.000	-.0100	-.0080	.0820	.4400	.4530	.4590	.4920	
		.050				.0620	.1190	.1640	.2130	
		.081			.0400					
		.086		.0000						
		.094	.0250							
		.150				-.0260	.0120	.0510	.0720	
		.177			-.0010					
		.229	.0180							
		.246		.0070						
		.250				-.0690	-.0540	-.0190	.0010	
		.362	.0170							
		.400				-.0950	-.0940		-.0400	
		.402			-.0410					
		.497	-.0080							
		.550				-.1050	-.1070			
		.565			-.0610					
		.600								-.0920
		.650						-.0910		
		.700	-.0370				-.1160			
		.725				-.1100				
		.750						-.1100	-.1140	
		.760			-.0590					
		.775				-.1030	-.1150			
		.808			-.0410					
		.834	-.0110							
		.850				-.0850	-.1090	-.1090		
		.857			-.0520					
		.865	.0000							
		.900	.0060			-.0670				-.1050
		.905			-.0420					
		.950				-.0550	-.0910	-.0990		
		.953			-.0330					

AMES 87-747 IA9 O2A + S3 + T9 UPPER WING

(RBNU)3

SECTION (1) UPPER WING		DEPENDENT VARIABLE CF							
MACH (2) = 2.999	BETAT (7) = 6.560	Y/BW	.299	.364	.427	.534	.673	.780	.887
		X/CW	.965	.0260					
MACH (2) = 2.999	BETAT (8) = 8.730	Y/BW	.299	.364	.427	.534	.673	.780	.887
		X/CW	.000	-.0240	-.0150	.0810	.3610	.3710	.3830
			.050			.0430	.0870	.1310	.1700
			.081		.0350				
			.086		.0200				
			.094	.0100					
			.150			-.0290	-.0050	.0290	.0460
			.177		.0020				
			.229	.0110					
			.246		.0040				
			.250			-.0680	-.0590	-.0310	-.0170
			.362	.0140					
			.400			-.0910	-.0940		-.0540
			.402			-.0360			
			.497	-.0070					
			.550			-.1030	-.1060		
			.565			-.0530			
			.600						-.1000
			.650					-.0970	
			.700	-.0340			-.1130		
			.725			-.1030			
			.750					-.1130	-.1180
			.780			-.0590			
			.775			-.0970	-.1140		
			.808			-.0470			
			.834	-.0210					
			.850			-.0880	-.1080	-.1100	
			.857			-.0530			
			.865	-.0030					
			.900	.0110		-.0700			-.1090
			.905			-.0370			
			.950			-.0510	-.0870	-.0990	
			.953			-.0250			
			.965	.0360					
MACH (3) = 3.502	BETAT (1) = -8.730	Y/BW	.299	.364	.427	.534	.673	.780	.887
		X/CW	.000	.1620	.1070	.3650	1.1930	1.1600	1.2040
			.050				.4060	.5110	.5680
			.081			.1900			.6010
			.086		.1310				
			.094	.1430					

AMES 87-707 IA9 O2A + S3 + T9 UPPER WING

(RBNU03)

SECTION (1) UPPER WING

DEPENDENT VARIABLE CP

MACH (3) = 3.502	BETAT (1) = -8.730	Y/BW	.299	.364	.427	.534	.673	.780	.887
		X/CW							
		.150				.1620	.2570	.3110	.3250
		.177			.0650				
		.229	.1070						
		.246		.0590					
		.250				.0600	.1150	.1720	.1840
		.362	.0640						
		.400				-.0230	.0150		.1030
		.402				-.0390			
		.497	.0080						
		.550				-.0670	-.0270		
		.565				-.0720			
		.600							.0090
		.650						-.0030	
		.700	-.0330				-.0510		
		.725				-.0790			
		.750						-.0320	-.0280
		.760				-.0760			
		.775				-.0830	-.0550		
		.808				-.0510			
		.834	-.0010						
		.850				-.0760	-.0510	-.0320	
		.857				-.0110			
		.865	.0140						
		.900	.0280			-.0600			-.0130
		.905				-.0110			
		.950				-.0270	-.0400	-.0160	
		.953				-.0060			
		.965	.0740						

MACH (3) = 3.502 BETAT (2) = -6.530

Y/BW	.299	.364	.427	.534	.673	.780	.887
X/CW							
.140	.1300	.0760	.2910	.9190	1.0180	1.0570	1.0940
.050				.3260	.4240	.4750	.5460
.081			.1530				
.086		.0930					
.094	.1110						
.150				.1190	.1980	.2660	.2890
.177			.0320				
.229	.0720						
.246		.0290					
.250				.0210	.0850	.1360	.1600
.362	.0360						
.400				-.0460	-.0040		.0820
.402				-.0530			
.497	-.0130						

AMES B7-707 IA9 O2A + S3 + T9 UPPER WING

(RBNU)3

SECTION (1) UPPER WING

DEPENDENT VARIABLE CP

MACH (3) = 3.502 BETAT (2) = -6.530

Y/BW	.299	.364	.427	.534	.673	.780	.887
X/CW							
.550				-.0790	-.0400		
.565			-.0840				
.600							-.0050
.650						-.0130	
.700	-.0530				-.0610		
.725				-.0910			
.750						-.0420	-.0370
.760			-.0860				
.775				-.0920	-.0650		
.808			-.0670				
.834	-.0280						
.850				-.0840	-.0620	-.0430	
.857			-.0360				
.865	-.0150						
.900	-.0020			-.0680			-.0240
.905			-.0310				
.950				-.0400	-.0480	-.0320	
.953			-.0260				
.965	.0360						

MACH (3) = 3.502 BETAT (3) = -4.340

Y/BW	.299	.364	.427	.534	.673	.780	.887
X/CW							
.000	.0960	.0530	.2330	.8880	.8990	.9230	.9520
.050				.2990	.3370	.4090	.4760
.081			.0930				
.086		.0430					
.094	.0600						
.150				.0960	.1580	.2050	.2330
.177			-.0110				
.229	.0290						
.246		-.0110					
.250				.0200	.0540	.0930	.1180
.362	-.0030						
.400				-.0620	-.0170		.0570
.402			-.0890				
.427	-.0490						
.550				-.0900	-.0530		
.565			-.0140				
.600							-.0230
.650						-.0290	
.700	-.0880				-.0740		
.725				-.0960			
.750						-.0560	-.0510
.760			-.0170				
.775				-.0940	-.0780		

AMES 87-707 IA9 O2A + S3 + T9 UPPER WING

(RBNU03)

SECTION (1) UPPER WING		DEPENDENT VARIABLE CP							
MACH (3) = 3.502	BETAT (3) = -4.340	Y/BW	.299	.364	.427	.534	.673	.780	.887
		X/CW							
		.808							
		.834	-.0690						
		.850				-.0890	-.0760	-.0580	
		.857				-.0440			
		.865	-.0570						
		.900	-.0450			-.0730			-.0420
		.905				-.0460			
		.950				-.0530	-.0620	-.0450	
		.953				-.0410			
		.965	-.0130						
MACH (3) = 3.502	BETAT (4) = -2.140	Y/BW	.299	.364	.427	.534	.673	.780	.887
		X/CW							
		.000	.0670	.0420	.1890	.7840	.7120	.8390	.8190
		.050				.2390	.2670	.3340	.4060
		.081				.0810			
		.086		.0460					
		.094	.0610						
		.150				.0590	.1100	.1520	.1870
		.177				-.0020			
		.229	.0340						
		.246		-.0030					
		.250				-.0200	.0120	.0620	.0860
		.362	.0050						
		.400				-.0750	-.0530		.0260
		.402				-.0680			
		.497	-.0340						
		.550				-.1050	-.0660		
		.565				-.0950			
		.600							-.0380
		.650						-.0370	
		.700	-.0690				-.0830		
		.725				-.1090			
		.750						-.0640	-.0660
		.760				-.0980			
		.775				-.1090	-.0840		
		.808				-.0830			
		.834	-.0540						
		.850				-.1030	-.0830	-.0640	
		.857				-.0620			
		.865	-.0420						
		.900	-.0330			-.0910			-.0540
		.905				-.0630			
		.950				-.0720	-.0700	-.0580	
		.953				-.0610			

AMES 87-757 IA9 O2A + 53 + T9 UPPER WING

(RBNU)3

SECTION (1) UPPER WING		DEPENDENT VARIABLE CP								
MACH (3) = 3.502	BETAT (4) = -2.145	Y/BW	.299	.364	.427	.534	.673	.780	.887	
		X/CW	.965	-.0015						
MACH (3) = 3.502	BETAT (5) = 2.260	Y/BW	.299	.364	.427	.534	.673	.780	.887	
		X/CW	.000	.0425	.0265	.1775	.6825	.6115	.6285	.5565
			.055			.1365	.1975	.2475	.2815	
			.081		.0325					
			.086	.0095						
			.094	.0295						
			.150			.0155	.0615	.1565	.1185	
			.177			-.0285				
			.229	.0075						
			.246		-.0255					
			.255			-.0355	-.0175	.0255	.0405	
			.362	-.0155						
			.405			-.0825	-.0655		-.0065	
			.402			-.0795				
			.497	-.0465						
			.555			-.1035	-.0795			
			.565			-.0985				
			.605						-.0565	
			.655					-.0565		
			.715	-.0755			-.0915			
			.725			-.1025				
			.755					-.0795	-.0765	
			.765			-.0995				
			.775			-.0995	-.0945			
			.808			-.0915				
			.834	-.0665						
			.855			-.0955	-.0905	-.0795		
			.857			-.0665				
			.865	-.0495						
			.905	-.0375		-.0825			-.0695	
			.905			-.0655				
			.955			-.0755	-.0805	-.0755		
			.955			-.0545				
			.965	-.0165						
MACH (3) = 3.502	BETAT (6) = 4.475	Y/BW	.299	.364	.427	.534	.673	.780	.887	
		X/CW	.000	.0285	.0035	.1075	.5355	.5355	.5265	.5245
			.055			.0335	.0825	.1435	.1955	.2415
			.081			.0035				
			.086		-.0095					
			.094	.0135						

AMES 87-757 IA9 O2A + S3 + T9 UPPER WING

(RBNU03)

SECTION (1) UPPER WING		DEPENDENT VARIABLE CP							
MACH (3) = 3.502	BETAT (6) = 4.474	Y/BW	.299	.364	.427	.534	.673	.780	.887
		X/CW							
		.150				-.0150	.0310	.0750	.0940
		.177			-.0410				
		.229	-.0110						
		.246		-.0320					
		.250				-.0500	-.0360	.0050	.0240
		.362	-.0290						
		.400				-.0860	-.0780		-.0180
		.402			-.0810				
		.497	-.0530						
		.550				-.1050	-.0870		
		.565			-.0970				
		.600							-.0620
		.650						-.0620	
		.700	-.0780				-.0980		
		.725				-.1040			
		.750						-.0830	-.0780
		.760			-.1000				
		.775				-.1040	-.1000		
		.808			-.0920				
		.834	-.0670						
		.850				-.0960	-.0940	-.0880	
		.857			-.0650				
		.865	-.0520						
		.900	-.0420			-.0840			-.0770
		.905			-.0640				
		.950				-.0710	-.0870	-.0820	
		.953			-.0510				
		.965	-.0250						
MACH (3) = 3.502	BETAT (7) = 6.680	Y/BW	.299	.364	.427	.534	.673	.780	.887
		X/CW							
		.000	.0120	-.0070	.0660	.4150	.4420	.4520	.4440
		.050				.0410	.0020	.1520	.1940
		.081			-.0230				
		.086		-.0200					
		.094	-.0030						
		.150				-.0310	.0090	.0500	.0700
		.177			-.0490				
		.229	-.0240						
		.246		-.0380					
		.250				-.0560	-.0480	-.0120	.0070
		.362	-.0350						
		.400				-.0850	-.0850		-.0290
		.402			-.0800				
		.497	-.0540						

AMES 87-747 IA9 OZA + S3 + T9 UPPER WING

(RBNU:3)

SECTION (1) UPPER WING		DEPENDENT VARIABLE CP							
MACH (3) = 3.502	BETAT (7) = 6.680	Y/BW	.299	.364	.427	.534	.673	.780	.887
		X/CW							
		.550				-.1010	-.0910		
		.565			-.0950				
		.600							-.0710
		.650						-.0690	
		.700	-.0770				-.0980		
		.725				-.0990			
		.750						-.0900	-.0900
		.760			-.1000				
		.775				-.0990	-.1000		
		.808			-.0930				
		.834	-.0720						
		.850				-.0930	-.0950	-.0940	
		.857			-.0640				
		.865	-.0560						
		.900	-.0440			-.0840			-.0880
		.905			-.0630				
		.950				-.0700	-.0880	-.0900	
		.953			-.0490				
		.965	-.0240						
MACH (3) = 3.502	BETAT (8) = 8.890	Y/BW	.299	.364	.427	.534	.673	.780	.887
		X/CW							
		.000	-.0180	-.0220	.0710	.3390	.3610	.3720	.3710
		.050				.0120	.0710	.1180	.1580
		.081			-.0680				
		.086		-.0590					
		.094	-.0420						
		.150				-.0470	-.0080	.0280	.0490
		.177			-.0840				
		.229	-.0640						
		.246		-.0740					
		.250				-.0710	-.0590	-.0260	-.0090
		.362	-.0720						
		.400				-.0910	-.0920		-.0430
		.402			-.1080				
		.487	-.0880						
		.550				-.0970	-.0960		
		.565		-.1220					
		.600							-.0780
		.650						-.0770	
		.700	-.1060				-.1000		
		.725				-.0950			
		.750						-.0950	-.0930
		.760		-.1280					
		.775				-.0920	-.0970		

DATE 18 SEP 73

TABULATED PRESSURE DATA - IA9C

PAGE 1247

AMES 87-707 IA9 O2A + S3 + T9 UPPER WING

(RBNUJ3)

SECTION (1) UPPER WING

DEPENDENT VARIABLE CP

MACH (3) = 3.502 BETAT (8) = 8.890

Y/BW	.299	.364	.427	.534	.673	.780	.887
X/CW							
.808				-.1250			
.834	-.1040						
.850				-.0900	-.0960	-.0950	
.857				-.0640			
.865	-.0920						
.900	-.0790			-.0830			-.0930
.905				-.0610			
.950				-.0730	-.0890	-.0910	
.953				-.0460			
.965	-.0480						

AMES 87-707 IA9 O2A + S3 + T9 UPPER WING

(RBNU04) (10 MAY 73)

REFERENCE DATA

SREF = 2.4210 SQ.FT. XMRP = 28.5300 INCHES
 LREF = 39.8490 INCHES YMRP = .0000 INCHES
 BREF = 39.8490 INCHES ZMRP = .0000 INCHES
 SCALE = .0300 SCALE

PARAMETRIC DATA

ALPHAT = -4.000 ORBINC = .500
 RUDDER = .000 ELEVON = .000
 RUDFLR = .000

SECTION (1) UPPER WING

DEPENDENT VARIABLE CP

MACH (1) = 2.498	BETAT (1) = -8.430	Y/BW	.299	.364	.427	.534	.673	.780	.887
		X/CW							
		.000	.0760	.0680	.4620	1.0690	.9700	.9790	.9880
		.050				.2720	.3620	.4000	.4710
		.081			.1730				
		.086		.1130					
		.094	.1010						
		.150				.0700	.1470	.2640	.2140
		.177			.0330				
		.229	.0790						
		.246		.0520					
		.250				-.0390	.0180	.0700	.0890
		.362	.0500						
		.400				-.1130	-.0700		.0130
		.402			-.0660				
		.497	.0070						
		.550				-.1460	-.1200		
		.565			-.0990				
		.600							-.0830
		.650						-.0990	
		.700	-.0370				-.1430		
		.725				-.1520			
		.750						-.1230	-.1110
		.760			-.0680				
		.775				-.1470	-.1470		
		.808			-.0350				
		.834	.0220						
		.850				-.1270	-.1390	-.1170	
		.857			-.0310				
		.865	.0370						
		.900	.0590			-.0850			-.0850
		.905			-.0210				
		.950				-.0130	-.1190	-.1030	
		.953			-.0100				
		.965	.1070						

MACH (1) = 2.498	BETAT (2) = -6.310	Y/BW	.299	.364	.427	.534	.673	.780	.887
		X/CW							
		.000	.0580	.0370	.3950	.9750	.8820	.9020	.9180
		.050				.2240	.3270	.3730	.4330
		.081			.1460				
		.086		.0830					
		.094	.0730						

AMES 87-707 IA9 Q2A + S3 + T9 UPPER WING

(RBNU04)

SECTION (1) UPPER WING		DEPENDENT VARIABLE CP							
MACH (1) = 2.498	BETAT (2) = -6.310	Y/BW	.299	.364	.427	.534	.673	.780	.887
		X/CW							
		.150				.0390	.1210	.2410	.1910
		.177			.0170				
		.229	.0580						
		.246		.0270					
		.250				-.0490	.0010	.0530	.0730
		.362	.0260						
		.400				-.1190	-.0820		-.0020
		.402			-.0780				
		.497	-.0170						
		.550				-.1490	-.1280		
		.565			-.1070				
		.600							-.0950
		.650						-.1090	
		.700	-.0560				-.1510		
		.725				-.1550			
		.750						-.1310	-.1190
		.760			-.0810				
		.775				-.1500	-.1530		
		.808			-.0520				
		.834	.0090						
		.850				-.1320	-.1460	-.1280	
		.857			-.0500				
		.865	.0200						
		.900	.0410			-.0780			-.0960
		.905			-.0400				
		.950				-.0290	-.1280	-.1080	
		.953			-.0270				
		.965	.0820						
MACH (1) = 2.498	BETAT (3) = -4.190	Y/BW	.299	.364	.427	.534	.673	.780	.887
		X/CW							
		.000	.0290	.0040	.3350	.7930	.8200	.8230	.8410
		.050				.1920	.2940	.3390	.4000
		.081			.1210				
		.086		.0590					
		.094	.0510						
		.150				.0240	.0950	.2120	.1700
		.177			.0050				
		.229	.0360						
		.246		.0130					
		.250				-.0570	-.0190	.0320	.0550
		.362	.0080						
		.400				-.1200	-.0930		-.0150
		.402			-.0860				
		.497	-.0260						

AMES B7-717 IA9 O2A + S3 + T9 UPPER WING

(RBNU04)

SECTION (1) UPPER WING

DEPENDENT VARIABLE CP

MACH (1) = 2.498	BETAT (3) = -4.190	Y/BW	.299	.364	.427	.534	.673	.780	.887
		X/CW							
		.550				-.1490	-.1350		
		.565			-.1130				
		.600							-.1020
		.650						-.1150	
		.700	-.0620				-.1530		
		.725				-.1550			
		.750						-.1390	-.1300
		.760			-.0820				
		.775				-.1510	-.1540		
		.808			-.0570				
		.834	-.0070						
		.850				-.1210	-.1490	-.1340	
		.857			-.0570				
		.865	.0040						
		.900	.0230			-.0750			-.1070
		.905			-.0450				
		.950				-.0390	-.1340	-.1200	
		.953			-.0310				
		.965	.0550						

MACH (1) = 2.498	BETAT (4) = -2.070	Y/BW	.299	.364	.427	.534	.673	.780	.887
		X/CW							
		.000	.0230	.0000	.2780	.7920	.6780	.7670	.7590
		.050				.1770	.2180	.3020	.3550
		.081			.0890				
		.086		.0440					
		.094	.0330						
		.150				.0060	.0740	.1710	.1420
		.177			-.0100				
		.229	.0220						
		.246		-.0010					
		.250				-.0730	-.0240	.0020	.0330
		.362	-.0030						
		.400				-.1310	-.0940		-.0300
		.402			-.0840				
		.497	-.0330						
		.550				-.1530	-.1350		
		.565			-.1130				
		.600							-.1120
		.650						-.1250	
		.700	-.0670				-.1550		
		.725				-.1580			
		.750						-.1440	-.1400
		.760			-.0840				
		.775				-.1500	-.1570		

AMES 87-747 IA9 O2A + S3 + T9 UPPER WING

(RBNU/4)

SECTION (1) UPPER WING

DEPENDENT VARIABLE CP

MACH (1) = 2.498	BETAT (4) = -2.070	Y/BW	.299	.364	.427	.534	.673	.780	.887
		X/CW							
		.808			-.0640				
		.834	-.0150						
		.850				-.1150	-.1490	-.1420	
		.857			-.0660				
		.865	-.0060						
		.900	.0100			-.0740			-.1220
		.905			-.0540				
		.950				-.0450	-.1340	-.1220	
		.953			-.0390				
		.965	.0340						
MACH (1) = 2.498	BETAT (5) = 2.180	Y/BW	.299	.364	.427	.534	.673	.780	.887
		X/CW							
		.000	.0070	-.0210	.1660	.6190	.5740	.5110	.5610
		.050				.1000	.1750	.1910	.2370
		.081			.0370				
		.086		.0220					
		.094	.0070						
		.150				-.0280	.0300	.1070	.0700
		.177			-.0280				
		.229	-.0050						
		.246		-.0200					
		.250				-.0900	-.0580	-.0280	-.0140
		.362	-.0090						
		.400				-.1310	-.1190		-.0640
		.402			-.0840				
		.497	-.0350						
		.550				-.1490	-.1520		
		.565			-.1100				
		.600							-.1260
		.650						-.1330	
		.700	-.0710				-.1660		
		.725				-.1530			
		.750						-.1550	-.1520
		.760			-.0740				
		.775				-.1330	-.1650		
		.808			-.0650				
		.834	-.0230						
		.850				-.0920	-.1580	-.1520	
		.857			-.0690				
		.865	-.0250						
		.900	-.0160			-.0710			-.1340
		.905			-.0540				
		.950				-.0580	-.1380	-.1360	
		.953			-.0350				

AMES 87-717 1A9 O2A + S3 + T9 UPPER WING

(RBNU14)

SECTION (1) UPPER WING		DEPENDENT VARIABLE CP								
MACH (1) = 2.498	BETAT (5) = 2.180	Y/BW	.299	.364	.427	.534	.673	.780	.887	
		X/CW	.965	.0080						
MACH (1) = 2.498	BETAT (6) = 4.300	Y/BW	.299	.364	.427	.534	.673	.780	.887	
		X/CW	.000	-.0170	-.0190	.1220	.5290	.4920	.5070	.4710
			.050			.0660	.1310	.1790	.2050	
			.081		.0200					
			.086	.0030						
			.094	-.0080						
			.150			-.0430	.0060	.0900	.0590	
			.177		-.0300					
			.220	-.0140						
			.246		-.0240					
			.250			-.0950	-.0750	-.0410	-.0200	
			.362	-.0140						
			.400			-.1310	-.1280		-.0690	
			.402		-.0820					
			.497	-.0360						
			.550			-.1490	-.1510			
			.565		-.1040					
			.600						-.1320	
			.650					-.1390		
			.700	-.0700			-.1630			
			.725			-.1490				
			.750					-.1570	-.1600	
			.760		-.0740					
			.775			-.1270	-.1600			
			.808		-.0640					
			.834	-.0270						
			.850			-.0910	-.1510	-.1540		
			.857		-.0690					
			.865	-.0310						
			.900	-.0250		-.0730			-.1410	
			.905		-.0540					
			.950			-.0610	-.1230	-.1400		
			.953		-.0410					
			.965	.0040						
MACH (1) = 2.498	BETAT (7) = 6.430	Y/BW	.299	.364	.427	.534	.673	.780	.887	
		X/CW	.000	-.0440	-.0340	.0820	.4170	.4140	.4260	.4410
			.050			.0400	.1040	.1490	.1920	
			.081		.0090					
			.086	-.0060						
			.094	-.0250						

AMES 87-707 IA9 O2A + S3 + T9 UPPER WING

(RBNU04)

SECTION (1) UPPER WING		DEPENDENT VARIABLE CP							
MACH (1) = 2.498 BETAT (7) = 6.430		Y/BW	.299	.364	.427	.534	.673	.780	.887
		X/CW							
		.150				-.0420	-.0060	.0700	.0440
		.177			-.0220				
		.229	-.0230						
		.246		-.0190					
		.250				-.0810	-.0780	-.0460	-.0310
		.362	-.0080						
		.400				-.1160	-.1240		-.0780
		.402			-.0730				
		.497	-.0280						
		.550				-.1380	-.1450		
		.565			-.0940				
		.600							-.1370
		.650						-.1390	
		.700	-.0650				-.1520		
		.725				-.1370			
		.750						-.1550	-.1620
		.760			-.0720				
		.775				-.1160	-.1510		
		.808			-.0590				
		.834	-.0300						
		.850				-.0870	-.1420	-.1480	
		.857			-.0610				
		.865	-.0330						
		.900	-.0250			-.0690			-.1420
		.905				-.0490			
		.950				-.0560	-.1160	-.1310	
		.953			-.0360				
		.965	.0050						
MACH (1) = 2.498 BETAT (8) = 8.550		Y/BW	.299	.364	.427	.534	.673	.780	.887
		X/CW							
		.000	-.0610	-.0530	.0710	.3490	.3350	.5540	.3760
		.050				.0300	.0790	.1220	.1680
		.081			.0120				
		.086		-.0180					
		.094	-.0380						
		.150				-.0400	-.0150	.0560	.0330
		.177			-.0100				
		.229	-.0270						
		.246		-.0120					
		.250				-.0750	-.0770	-.0490	-.0350
		.362	-.0040						
		.400				-.1080	-.1180		-.0770
		.402			-.0680				
		.497	-.0230						

AMES 87-707 IA9 Q2A + S3 + T9 UPPER WING

(RBNUL14)

SECTION (1) UPPER WING

DEPENDENT VARIABLE CP

MACH (1) = 2.498 BETAT (8) = 8.551

Y/BW	.299	.364	.427	.534	.673	.780	.887
X/CW							
.550				-.1320	-.1360		
.565			-.0930				-.1320
.600							
.650						-.1310	
.700	-.0650				-.1440		
.725				-.1350			
.750						-.1470	-.1580
.760			-.0770				
.775				-.1240	-.1440		
.808			-.0580				
.834	-.0280						
.850				-.0890	-.1550	-.1390	
.857			-.0570				
.865	-.0250						
.900	-.0160			-.0680			-.1380
.905			-.0420				
.950				-.0560	-.1110	-.1200	
.953			-.0290				
.965	.0480						

MACH (2) = 2.999 BETAT (1) = -8.580

Y/BW	.299	.364	.427	.534	.673	.780	.887
X/CW							
.670	.1080	.0690	.3480	1.1120	1.0540	1.0620	1.1620
.680				.3350	.4010	.4470	.5060
.681			.1730				
.686		.1310					
.694	.1230						
.750				.1100	.1790	.2280	.2450
.777			.0590				
.829	.1030						
.846		.0580					
.850				.0010	.0580	.1060	.1200
.862	.0630						
.890				-.0730	-.0280		.0500
.892			-.0320				
.897	.0070						
.950				-.1030	-.0690		
.965			-.0590				
.990							-.0390
.995						-.0490	
.700	-.0220				-.0900		
.725				-.1120			
.750						-.0710	-.0730
.760			-.0580				
.775				-.1080	-.0930		

AMES 87-707 IA9 O2A + S3 + T9 UPPER WING

(RBNUL4)

SECTION (1) UPPER WING

DEPENDENT VARIABLE OF

MACH (2) = 2.999	BETAT (1) = -8.580	Y/BW	.299	.364	.427	.534	.673	.780	.887
		X/CW							
		.808							
		.834	.0190						
		.850				-.0990	-.0870	-.0710	
		.857				-.0390			
		.865	.0320						
		.900	.0490			-.0770			-.0460
		.905				-.0290			
		.950				-.0340	-.0750	-.0510	
		.953				-.0240			
		.965	.1000						
MACH (2) = 2.999	BETAT (2) = -6.420	Y/BW	.299	.364	.427	.534	.673	.780	.887
		X/CW							
		.000	.0890	.0450	.2780	1.0070	.9550	.9670	1.0530
		.050				.2710	.3490	.4000	.4610
		.081			.1460				
		.086		.1000					
		.094	.1010						
		.150				.0790	.1450	.1920	.2150
		.177			.0480				
		.229	.0780						
		.246		.0390					
		.250				-.0120	.0330	.0800	.0980
		.362	.0450						
		.400				-.0770	-.0430		.0320
		.402				-.0370			
		.497	.0030						
		.550				-.1050	-.0810		
		.565				-.0670			
		.600							-.0520
		.650						-.0590	
		.700	-.0350				-.0990		
		.725				-.1140			
		.750						-.0800	-.0780
		.760			-.0650				
		.775				-.1130	-.1020		
		.808			-.0400				
		.834	.0040						
		.850				-.1090	-.0960	-.0800	
		.857			-.0450				
		.865	.0150						
		.900	.0270			-.0880			-.0610
		.905				-.0420			
		.950				-.0510	-.0760	-.0660	
		.953				-.0390			

AMES 87-717 1A9 O2A + S3 + T9 UPPER WING

(RBNU:4)

SECTION (1) UPPER WING		DEPENDENT VARIABLE CP							
MACH (2) = 2.999	BETAT (2) = -6.420	Y/BW	.299	.364	.427	.534	.673	.780	.887
		X/CW	.965	.0680					
MACH (2) = 2.999	BETAT (3) = -4.260	Y/BW	.299	.364	.427	.534	.673	.780	.887
		X/CW	.000	.0620	.0230	.2160	.8350	.8540	.8630
			.050			.2300	.3020	.3490	.4080
			.081		.1160				
			.086	.0750					
			.094	.0750					
			.150			.0500	.1040	.1560	.1840
			.177		.0270				
			.229	.0570					
			.246		.0230				
			.250				-.0320	.0040	.0540
			.362	.0290					.0740
			.400				-.0860	-.0620	.0120
			.402			-.0500			
			.497	-.0120					
			.550				-.1160	-.0660	
			.565			-.0780			
			.600						-.0680
			.650					-.0710	
			.700	-.0460				-.1040	
			.725				-.1240		
			.750					-.0930	-.0950
			.760			-.0730			
			.775				-.1240	-.1080	
			.808			-.0530			
			.834	-.0160					
			.850				-.1160	-.1040	-.0930
			.857			-.0690			
			.865	-.0060					
			.900	.0060			-.0940		-.0760
			.905			-.0630			
			.950				-.0640	-.0910	-.0780
			.953			-.0580			
			.965	.0390					
MACH (2) = 2.999	BETAT (4) = -2.110	Y/BW	.299	.364	.427	.534	.673	.780	.887
		X/CW	.000	.0430	.0150	.1760	.7800	.7060	.7570
			.050			.1950	.2340	.3050	.3590
			.081		.0910				
			.086	.0540					
			.094	.0590					

AMES 87-707 IA9 O2A + S3 + T9 UPPER WING

(RBNU04)

SECTION (1) UPPER WING		DEPENDENT VARIABLE CF							
MACH (2) = 2.999	BETAT (4) = -2.110	Y/BW	.299	.364	.427	.534	.673	.780	.887
		X/CW							
		.150				.0360	.0910	.1290	.1550
		.177			.0180				
		.229	.0420						
		.246		.0100					
		.250				-.0400	-.0040	.0290	.0570
		.362	.0180						
		.400				-.0960	-.0630		-.0010
		.402			-.0550				
		.497	-.0210						
		.550				-.1190	-.0920		
		.565			-.0810				
		.600							-.0720
		.650						-.0750	
		.700	-.0530				-.1100		
		.725				-.1240			
		.750						-.0950	-.0950
		.760			-.0760				
		.775				-.1250	-.1140		
		.808			-.0590				
		.834	-.0230						
		.850				-.1170	-.1080	-.0930	
		.857			-.0760				
		.865	-.0120						
		.900	-.0030			-.0940			-.0800
		.906			-.0740				
		.950				-.0690	-.0980	-.0790	
		.953			-.0620				
		.965	.0220						
MACH (2) = 2.999	BETAT (5) = 2.210	Y/BW	.299	.364	.427	.534	.673	.780	.887
		X/CW							
		.000	.0140	-.0030	.1450	.6050	.5900	.5290	.6000
		.050				.1050	.1720	.2060	.2300
		.081			.0440				
		.086		.0260					
		.094	.0300						
		.150				-.0160	.0380	.0740	.0850
		.177			-.0150				
		.229	.0190						
		.246		-.0080					
		.250				-.0740	-.0410	-.0030	.0150
		.362	-.0010						
		.400				-.1120	-.0910		-.0280
		.402			-.0620				
		.497	-.0260						

AMES 87-707 IA9 C2A + S3 + T9 UPPER WING

(RBNU:14)

SECTION (1) UPPER WING

DEPENDENT VARIABLE CP

MACH (2) = 2.999	BETAT (5) = 2.210	Y/DW	.299	.364	.427	.534	.673	.780	.887
		X/CW							
		.550				-.1280	-.1110		
		.565			-.0810				-.0860
		.600							
		.650						-.0920	
		.700	-.0550				-.1230		
		.725				-.1310			
		.750						-.1130	-.1100
		.760			-.0690				
		.775				-.1250	-.1270		
		.808			-.0580				
		.834	-.0280						
		.850				-.1050	-.1240	-.1120	
		.857			-.0810				
		.865	-.0240						
		.900	-.0150			-.0870			-.0990
		.905			-.0820				
		.950				-.0740	-.1150	-.1040	
		.955			-.0650				
		.965	.0030						

MACH (2) = 2.995	BETAT (6) = 4.380	Y/DW	.299	.364	.427	.534	.673	.780	.887
		X/CW							
		.000	-.0060	-.0160	.1140	.5100	.5060	.5230	.5050
		.050				.0670	.1330	.1790	.2140
		.081			.0270				
		.086		.0140					
		.094	.0200						
		.150				-.0340	.0130	.0560	.0700
		.177			-.0190				
		.229	.0110						
		.246		-.0060					
		.250				-.0830	-.0570	-.0190	.0000
		.362	-.0030						
		.400				-.1110	-.1000		-.0410
		.402			-.0590				
		.497	-.0220						
		.550				-.1250	-.1180		
		.565			-.0750				
		.600							-.0940
		.650						-.0950	
		.700	-.0510				-.1250		
		.725				-.1260			
		.750						-.1160	-.1210
		.760		-.0660					
		.775				-.1210	-.1280		

AMES 87-707 IA9 O2A + S3 + T9 UPPER WING

(RBNUL14)

SECTION (1) UPPER WING		DEPENDENT VARIABLE CP							
MACH (2) = 2.999	BETAT (6) = 4.380	Y/BW	.299	.364	.427	.534	.673	.780	.887
		X/CW							
		.808			-.0540				
		.834	-.0270						
		.850			-.1010	-.1230	-.1160		
		.857			-.0730				
		.865	-.0210						
		.900	-.0150		-.0850				-.1100
		.905			-.0740				
		.950			-.0720	-.1120	-.1080		
		.953			-.0600				
		.965	.0040						
MACH (2) = 2.999	BETAT (7) = 6.550	Y/BW	.299	.364	.427	.534	.673	.780	.887
		X/CW							
		.000	-.0260	-.0300	.0590	.4040	.4320	.4340	.4820
		.050				.0270	.0930	.1390	.1890
		.081			.0100				
		.086		.0070					
		.094	.0080						
		.150				-.0520	-.0120	.0280	.0520
		.177			-.0210				
		.229	-.0020						
		.246		-.0140					
		.250				-.0890	-.0720	-.0380	-.0170
		.362	-.0050						
		.400				-.1110	-.1110		-.0560
		.402			-.0550				
		.497	-.0240						
		.550				-.1190	-.1200		
		.565			-.0730				
		.600							-.1030
		.650						-.1050	
		.700	-.0510				-.1280		
		.725				-.1200			
		.750						-.1210	-.1250
		.760			-.0680				
		.775				-.1140	-.1270		
		.808			-.0550				
		.834	-.0290						
		.850				-.0970	-.1210	-.1200	
		.857			-.0670				
		.865	-.0210						
		.900	-.0160			-.0820			-.1180
		.905			-.0630				
		.950				-.0740	-.1070	-.1100	
		.953			-.0580				

AMES 87-707 IA9 C&A + S3 + T9 UPPER WING

(RBN004)

SECTION (1) UPPER WING		DEPENDENT VARIABLE CP							
MACH (2) = 2.999	BETAT (7) = 6.550	Y/BW	.299	.364	.427	.534	.673	.780	.887
		X/CW							
		.965	.5060						
MACH (2) = 2.999	BETAT (8) = 8.710	Y/BW	.299	.364	.427	.534	.673	.780	.887
		X/CW							
		.000	-.0430	-.0450	.0570	.3110	.3320	.3560	.3960
		.050				.0020	.0540	.1040	.1430
		.081			.0030				
		.086		-.0010					
		.094	-.0090						
		.150				-.0600	-.0310	.0070	.0270
		.177			-.0220				
		.229	-.0130						
		.246		-.0150					
		.250				-.0890	-.0820	-.0500	-.0320
		.362	-.0080						
		.400				-.1050	-.1130		-.0670
		.402			-.0530				
		.497	-.0240						
		.550				-.1150	-.1170		
		.565			-.0690				
		.600							-.1100
		.650						-.1050	
		.700	-.0470				-.1210		
		.725				-.1160			
		.750						-.1210	-.1290
		.760			-.0690				
		.775				-.1110	-.1210		
		.808			-.0580				
		.834	-.0360						
		.850				-.1010	-.1160	-.1210	
		.857			-.0620				
		.865	-.0230						
		.900	-.0150			-.0840			-.1220
		.915			-.0600				
		.950				-.0720	-.1020	-.1130	
		.953			-.0510				
		.965	.0120						
MACH (3) = 3.502	BETAT (1) = -8.740	Y/BW	.299	.364	.427	.534	.673	.780	.887
		X/CW							
		.000	.1460	.0970	.3580	1.1450	1.1290	1.1600	1.1740
		.050				.3650	.4310	.4840	.5230
		.081			.1640				
		.086		.1180					
		.094	.1330						

AMES 87-707 IA9 O2A + S3 + T9 UPPER WING

(RBNU04)

SECTION (1) UPPER WING

DEPENDENT VARIABLE CP

MACH (3) = 3.502 BETAT (1) = -8.740

Y/BW	.299	.364	.427	.534	.673	.780	.887
X/CW							
.150				.1330	.2020	.2510	.2590
.177			.0600				
.229	.0950						
.246		.0500					
.250				.0320	.0820	.1290	.1390
.362	.0540						
.400				-.0440	-.0010		.0710
.402				-.0380			
.497	.0040						
.550				-.0760	-.0370		
.565				-.0660			
.600							-.0110
.650						-.0160	
.700	-.0320				-.0610		
.725				-.0870			
.750						-.0420	-.0370
.760			-.0720				
.775				-.0900	-.0630		
.808				-.0560			
.834	-.0010						
.850				-.0870	-.0590	-.0360	
.857				-.0300			
.865	.0080						
.900	.0190			-.0780			-.0240
.905				-.0280			
.950				-.0600	-.0450	-.0240	
.953				-.0200			
.965	.0640						

MACH (3) = 3.502 BETAT (2) = -6.540

Y/BW	.299	.364	.427	.534	.673	.780	.887
X/CW							
.000	.1160	.0700	.2930	1.0100	.9860	1.0380	1.0710
.050				.2960	.3680	.4280	.4880
.081			.1010				
.086		.0620					
.094	.0780						
.150				.0940	.1620	.2130	.2300
.177			.0060				
.229	.0440						
.246		.0000					
.250				.0170	.0500	.0990	.1180
.362	.0060						
.400				-.0610	-.0240		.0510
.402				-.0790			
.497	-.0390						

AMES 87-757 IA9 O2A + S3 + T9 UPPER WING

(RENU04)

SECTION (1) UPPER WING

DEPENDENT VARIABLE CP

MACH (3) = 3.502	BETAT (2) = -6.540	Y/BW	.299	.364	.427	.534	.673	.780	.887
		X/CW							
		.550				-.0900	-.0520		
		.565			-.1050				
		.600							-.0260
		.650						-.0290	
		.700	-.0760				-.0700		
		.725			-.1000				
		.750						-.0540	-.0510
		.760			-.1090				
		.775				-.1020	-.0760		
		.808				-.0920			
		.834	-.0520						
		.850				-.0970	-.0740	-.0530	
		.857				-.0460			
		.865	-.0400						
		.900	-.0300			-.0890			-.0370
		.905				-.0460			
		.950				-.0710	-.0620	-.0400	
		.953				-.0400			
		.965	.0070						
MACH (3) = 3.502	BETAT (3) = -4.340	Y/BW	.299	.364	.427	.534	.673	.780	.887
		X/CW							
		.000	.0860	.0450	.2250	.8150	.8530	.8990	.9430
		.050				.2440	.3120	.3650	.4250
		.081			.0580				
		.086		.0240					
		.094	.0400						
		.150				.0660	.1270	.1740	.1930
		.177			-.0300				
		.229	.0080						
		.246		-.0290					
		.250				-.0100	.0250	.0710	.0890
		.362	-.0220						
		.400				-.0640	-.0370		.0290
		.402			-.1020				
		.497	-.0640						
		.550				-.1000	-.0650		
		.565			-.1270				
		.600							-.0350
		.650						-.0400	
		.700	-.0990				-.0790		
		.725				-.1050			
		.750						-.0650	-.0610
		.760			-.1270				
		.775				-.1040	-.0810		

AMES 87-707 IA9 O2A + S3 + T9 UPPER WING

(RBNU04)

SECTION (1) UPPER WING

DEPENDENT VARIABLE CP

MACH (3) = 3.502	BETAT (3) = -4.340	Y/BW	.299	.364	.427	.534	.673	.780	.887
		X/CW							
		.808			-.1160				
		.834	-.0830						
		.850			-.0960	-.0840	-.0680		
		.857			-.0640				
		.865	-.0730						
		.900	-.0640		-.0870				-.0510
		.905			-.0640				
		.950			-.0710	-.0750	-.0580		
		.953			-.0590				
		.965	-.0340						
MACH (3) = 3.502	BETAT (4) = -2.150	Y/BW	.299	.364	.427	.534	.673	.780	.887
		X/CW							
		.000	.0590	.0370	.1860	.7430	.7550	.7700	.8110
		.050				.2010	.2390	.3100	.3670
		.081			.0390				
		.086		.0120					
		.094	.0300						
		.150				.0430	.0960	.1410	.1640
		.177			-.0380				
		.229	.0000						
		.246		-.0330					
		.250				-.0240	.0090	.0490	.0690
		.362	-.0280						
		.400				-.0790	-.0490		.0170
		.402			-.0980				
		.497	-.0640						
		.550				-.1030	-.0680		
		.565			-.1200				
		.600							-.0440
		.650						-.0440	
		.700	-.0960				-.0840		
		.725				-.1070			
		.750						-.0690	-.0730
		.760			-.1210				
		.775				-.1030	-.0880		
		.808			-.1140				
		.834	-.0860						
		.850				-.0980	-.0860	-.0710	
		.857			-.0610				
		.865	-.0770						
		.900	-.0670			-.0870			-.0590
		.905			-.0700				
		.950				-.0750	-.0790	-.0620	
		.953			-.0700				

AMES B7-707 IA9 C2A + S3 + T9 UPPER WING

(RBNUL4)

SECTION (1) UPPER WING		DEPENDENT VARIABLE CP							
MACH (3) = 3.502	BETAT (4) = -2.150	Y/BW	.299	.364	.427	.534	.673	.780	.887
		X/CW	.965	-.0380					
MACH (3) = 3.502	BETAT (5) = 2.260	Y/BW	.299	.364	.427	.534	.673	.780	.887
		X/CW	.000	.0300	.0140	.1180	.6360	.5860	.5370
			.050			.1100	.1580	.2020	.2310
			.081		-.0050				
			.086	-.0140					
			.094	.0080					
			.150			-.0070	.0360	.0750	.0890
			.177		-.0530				
			.229	-.0190					
			.246	-.0470					
			.250			-.0520	-.0310	.0030	.0280
			.362	-.0380					
			.400			-.0860	-.0760		-.0160
			.402		-.0960				
			.497	-.0680					
			.550			-.1100	-.0870		
			.565		-.1130				
			.600						-.0640
			.650					-.0650	
			.700	-.0950			-.0970		
			.725			-.1100			
			.750					-.0880	-.0820
			.760		-.1130				
			.775			-.1060	-.1010		
			.808		-.1070				
			.834	-.0830					
			.850			-.1000	-.0990	-.0890	
			.857		-.0770				
			.865	-.0720					
			.900	-.0640		-.0910			-.0780
			.905		-.0770				
			.950			-.0830	-.0920	-.0820	
			.953		-.0680				
			.965	-.0430					
MACH (3) = 3.502	BETAT (6) = 4.460	Y/BW	.299	.364	.427	.534	.673	.780	.887
		X/CW	.000	.0130	-.0070	.0760	.4900	.4960	.4980
			.050			.0520	.1100	.1640	.2070
			.081		.0030				
			.086	-.0010					
			.094	.0210					

AMES 87-757 IA9 O2A + S3 + T9 UPPER WING

(RBNU94)

SECTION (1) UPPER WING		DEPENDENT VARIABLE CP							
MACH (3) = 3.502	BETAT (6) = 4.460	Y/BW	.299	.364	.427	.534	.673	.780	.887
		X/CW							
		.150				-.0290	.0100	.0540	.0720
		.177			-.0350				
		.229	-.0060						
		.246		-.0270					
		.250				-.0660	-.0510	-.0090	.0070
		.362	-.0200						
		.400				-.0920	-.0850		-.0310
		.402			-.0700				
		.497	-.0410						
		.550				-.1110	-.0920		
		.565			-.0850				
		.600							-.0710
		.650						-.0670	
		.700	-.0670				-.1000		
		.725				-.1120			
		.750						-.0890	-.0920
		.760			-.0840				
		.775				-.1080	-.1030		
		.808			-.0800				
		.834	-.0590						
		.850				-.1000	-.0980	-.0930	
		.857			-.0810				
		.865	-.0500						
		.900	-.0400			-.0940			-.0900
		.905			-.0820				
		.950				-.0840	-.0950	-.0890	
		.953			-.0670				
		.965	-.0220						
MACH (3) = 3.502	BETAT (7) = 6.660	Y/BW	.299	.364	.427	.534	.673	.780	.887
		X/CW							
		.000	-.0070	-.0210	.0550	.3780	.4110	.4190	.4290
		.050				.0160	.0690	.1200	.1640
		.081			-.0650				
		.086		-.0630					
		.094	-.0340						
		.150				-.0450	-.0110	.0280	.0450
		.177			-.0880				
		.229	-.0600						
		.246		-.0790					
		.250				-.0720	-.0610	-.0250	-.0120
		.362	-.0750						
		.400				-.0980	-.0940		-.0440
		.402			-.1160				
		.497	-.0910						

AMES 87-707 IA9 O2A + S3 + T9 UPPER WING

(RDNU04)

SECTION (1) UPPER WING		DEPENDENT VARIABLE CP							
MACH (3) = 3.502	BETAT (7) = 6.660	Y/BW	.299	.364	.427	.534	.673	.780	.887
		X/CW							
		.550				-.1080	-.0960		
		.565			-.1280				
		.600							-.0780
		.650						-.0750	
		.700	-.1140				-.1020		
		.725				-.1080			
		.750						-.0940	-.0860
		.760			-.1310				
		.775				-.1040	-.1020		
		.808			-.1280				
		.834	-.1090						
		.850				-.1000	-.1000	-.0990	
		.857			-.0770				
		.865	-.0950						
		.900	-.0850			-.0950			-.0880
		.905			-.0720				
		.950				-.0850	-.0970	-.0950	
		.953			-.0620				
		.965	-.0650						
MACH (3) = 3.502	BETAT (8) = 8.870	Y/BW	.299	.364	.427	.534	.673	.780	.887
		X/CW							
		.500	-.0300	-.0320	.0470	.2880	.3190	.3400	.3530
		.550				-.0640	.0390	.0860	.1270
		.600			-.0320				
		.686	-.0310						
		.694	-.0120						
		.750				-.0570	-.0260	.0120	.0270
		.777			-.0510				
		.729	-.0300						
		.746	-.0390						
		.750				-.0810	-.0710	-.0400	-.0220
		.762	-.0390						
		.790				-.0970	-.1080		-.0500
		.797			-.0690				
		.797	-.0510						
		.850				-.1040	-.1010		
		.865			-.0840				
		.600							-.0840
		.650						-.0800	
		.700	-.0680				-.1010		
		.725				-.1050			
		.750						-.0970	-.0960
		.760			-.0860				
		.775				-.1030	-.0990		

DATE 18 SEP 73

TABULATED PRESSURE DATA - IA9C

PAGE 1267

AMES 87-747 IA9 O2A + S3 + T9 UPPER WING

(RBNU04)

SECTION (1) UPPER WING

DEPENDENT VARIABLE CP

MACH (3) = 3.502 BETAT (8) = 8.870

Y/BW	.299	.364	.427	.534	.673	.780	.887
X/CW							
.808			-.0800				
.834	-.0650						
.850				-.1030	-.0970	-.0960	
.857			-.0790				
.865	-.0560						
.900	-.0490			-.0970			-.0950
.905			-.0710				
.950				-.0860	-.0950	-.0970	
.953			-.0610				
.965	-.0160						

AMES 87-707 IA9 OZA + S3 + T9 UPPER WING

(RBNU05) (10 MAY 73)

REFERENCE DATA

SREF = 2.4210 SQ.FT. XMRP = 28.5300 INCHES
 LREF = 39.8490 INCHES YMRP = .0000 INCHES
 BREF = 39.8490 INCHES ZMRP = .0000 INCHES
 SCALE = .0300 SCALE

PARAMETRIC DATA

ALPHAT = -2.000 ORBINC = .500
 RUDDER = .000 ELEVON = .000
 RUDFLR = .000

SECTION (1) UPPER WING

DEPENDENT VARIABLE CP

MACH (1) = 2.498	BETAT (1) = -8.430	Y/BW	.299	.364	.427	.534	.673	.780	.887
		X/CW							
		.000	.0700	.0660	.4780	1.0940	.9810	.9890	1.0070
		.050				.2410	.3280	.3650	.4250
		.081			.1330				
		.086		.0910					
		.094	.0800						
		.150				.0420	.1150	.2240	.1760
		.177			.0020				
		.229	.0580						
		.246		.0170					
		.250				-.0560	-.0020	.0410	.0590
		.362	.0250						
		.400				-.1280	-.0850		-.0130
		.402				-.0860			
		.497	-.0150						
		.550				-.1600	-.1290		
		.565			-.1180				
		.600							-.0970
		.650						-.1110	
		.700	-.0540				-.1510		
		.725				-.1660			
		.750						-.1320	-.1220
		.760			-.1100				
		.775				-.1620	-.1540		
		.808			-.0700				
		.834	-.0080						
		.850				-.1490	-.1470	-.1210	
		.857			-.0460				
		.865	.0140						
		.900	.0300			-.1240			-.1020
		.905			-.0300				
		.950				-.0610	-.1310	-.1040	
		.953			-.0220				
		.965	.0900						

MACH (1) = 2.498 BETAT (2) = -6.310

Y/BW	.299	.364	.427	.534	.673	.780	.887
X/CW							
.000	.0470	.0320	.3900	.9890	.8930	.9110	.9230
.050				.1900	.2820	.3310	.3850
.081			.1140				
.086		.0620					
.094	.0820						

AMES 87-707 IA9 O2A + S3 + T9 UPPER WING

(RBNU05)

SECTION (1) UPPER WING		DEPENDENT VARIABLE CP								
MACH (1) = 2.498	BETAT (2) = -6.310	Y/BW	.299	.364	.427	.534	.673	.780	.887	
		X/CW								
		.150				.0130	.0840	.1990	.1530	
		.177				-.0050				
		.229	.0360							
		.246		.0010						
		.250				-.0810	-.0280	.0230	.0400	
		.362	.0030							
		.400				-.1480	-.1040			-.0270
		.402				-.0910				
		.497	-.0350							
		.550				-.1770	-.1400			
		.565				-.1220				
		.600								-.1080
		.650							-.1180	
		.700	-.0710					-.1620		
		.725				-.1840				
		.750							-.1410	-.1280
		.760				-.1070				
		.775				-.1780	-.1650			
.808				-.0740						
.834	-.0150									
.850				-.1660	-.1570	-.1350				
.857				-.0810						
.865	-.0040									
.900	.0120				-.1410			-.1070		
.905				-.0730						
.950					-.0810	-.1400	-.1220			
.953				-.0650						
.965	.0590									
MACH (1) = 2.498	BETAT (3) = -4.190	Y/BW	.299	.364	.427	.534	.673	.780	.887	
		X/CW								
		.000	.0200	.0050	.3330	.8850	.8230	.8390	.8600	
		.050				.1460	.2530	.3030	.3580	
		.081				.0910				
		.086		.0370						
		.094	.0290							
		.150				-.0020	.0730	.1810	.1340	
		.177				-.0220				
		.229	.0130							
		.246		-.0130						
		.250				-.0790	-.0400	.0100	.0260	
		.362	-.0130							
		.400				-.1400	-.1090			-.0370
		.402				-.1030				
.497	-.0470									

AMES 87-707 IA9 C2A + S3 + T9 UPPER WING

(RENU05)

SECTION 1 UPPER WING

DEPENDENT VARIABLE CP

MACH (3) = 2.498	BETAT (3) = -4.190	Y/BW	.299	.364	.427	.534	.673	.780	.887
		X/CW							
		.550				-.1680	-.1450		
		.565			-.1290				
		.600							-.1140
		.650						-.1260	
		.700	-.0810				-.1650		
		.725				-.1740			
		.750						-.1480	-.1390
		.760			-.1060				
		.775				-.1690	-.1670		
		.808			-.0840				
		.834	-.0290						
		.850				-.1510	-.1630	-.1420	
		.857			-.0840				
		.865	-.0190						
		.900	-.0020			-.1180			-.1190
		.905			-.0740				
		.950				-.0720	-.1470	-.1310	
		.953			-.0620				
		.965	.0360						

MACH (4) = 2.498	BETAT (4) = -2.070	Y/BW	.299	.364	.427	.534	.673	.780	.887
		X/CW							
		.000	.0080	-.0070	.2710	.7640	.7500	.7690	.7800
		.050				.1250	.2070	.2620	.3120
		.081			.0610				
		.086		.0150					
		.094	.0090						
		.150				-.0230	.0390	.1440	.1110
		.177			-.0370				
		.229	-.0060						
		.246		-.0290					
		.250				-.0950	-.0600	-.0140	.0100
		.362	-.0290						
		.400				-.1470	-.1250		-.0550
		.402			-.1100				
		.497	-.0570						
		.550				-.1750	-.1560		
		.565			-.1370				
		.600							-.1280
		.650						-.1380	
		.700	-.0880				-.1730		
		.725				-.1780			
		.750						-.1610	-.1530
		.760			-.1120				
		.775				-.1720	-.1740		

AMES 87-707 IA9 O2A + S3 + T9 UPPER WING

(RBNU05)

SECTION (1) UPPER WING		DEPENDENT VARIABLE CP							
MACH (1) = 2.498	BETAT (4) = -2.070	Y/BW	.299	.364	.427	.534	.673	.780	.887
		X/CW							
		.808			-.0870				
		.834	-.0400						
		.850				-.1480	-.1710	-.1550	
		.857			-.0870				
		.865	-.0330						
		.900	-.0180			-.1070			-.1340
		.905			-.0740				
		.950				-.0770	-.1570	-.1460	
		.953			-.0610				
		.965	.0110						
MACH (1) = 2.498	BETAT (5) = 2.180	Y/BW	.299	.364	.427	.534	.673	.780	.887
		X/CW							
		.000	-.0190	-.0410	.1550	.6230	.5180	.5180	.6420
		.050				.0610	.1250	.1460	.2310
		.081			.0050				
		.086		-.0040					
		.094	-.0160						
		.150				-.0610	-.0070	.0680	.0470
		.177			-.0610				
		.229	-.0310						
		.246		-.0420					
		.250				-.1190	-.0900	-.0470	-.0390
		.362	-.0380						
		.400				-.1620	-.1460		-.0850
		.402			-.1030				
		.497	-.0570						
		.550				-.1760	-.1690		
		.565			-.1260				
		.600							-.1460
		.650						-.1420	
		.700	-.0870				-.1790		
		.725				-.1770			
		.750						-.1640	-.1650
		.760		-.0900					
		.775			-.1600	-.1790			
		.808		-.0840					
		.834	-.0460						
		.850				-.1220	-.1740	-.1610	
		.857		-.0990					
		.865	-.0450						
		.900	-.0360			-.0980			-.1510
		.905		-.0870					
		.950				-.0840	-.1540	-.1540	
		.953		-.0680					

AMES B7-707 IA9 Q2A + S3 + T9 UPPER WING

(RBNU05)

SECTION (1) UPPER WING		DEPENDENT VARIABLE CP							
MACH (1) = 2.498	BETAT (5) = 2.180	Y/BW	.299	.364	.427	.534	.673	.780	.887
		X/CW	.965	-.0140					
MACH (1) = 2.498	BETAT (6) = 4.300	Y/BW	.299	.364	.427	.534	.673	.780	.887
		X/CW	.000	-.0440	-.0570	.1110	.5300	.4890	.4360
			.050			.0270	.1000	.1290	.1610
			.081			-.0170			
			.086		-.0210				
			.094	-.0320					
			.150			-.0750	-.0220	.0520	.0200
			.177			-.0660			
			.229	-.0420					
			.246		-.0520				
			.250				-.1230	-.0970	-.0650
			.362	-.0440					-.0500
			.400				-.1550	-.1480	
			.402			-.1010			-.0930
			.497	-.0570					
			.550				-.1660	-.1700	
			.565			-.1190			
			.600						-.1490
			.650					-.1540	
			.700	-.0870			-.1800		
			.725			-.1650			
			.750					-.1720	-.1660
			.760			-.0900			
			.775				-.1420	-.1790	
			.808			-.0830			
			.834	-.0500					
			.850				-.1100	-.1730	-.1730
			.857			-.0910			
			.865	-.0500					
			.900	-.0410			.0200		-.1500
			.905			-.0770			
			.950				-.0810	-.1550	-.1570
			.955			-.0650			
			.965	-.0170					
MACH (1) = 2.498	BETAT (7) = 6.420	Y/BW	.299	.364	.427	.534	.673	.780	.887
		X/CW	.000	-.0640	-.0660	.0670	.4000	.4130	.4480
			.050				-.0070	.0650	.1180
			.081			-.0290			.1470
			.086		-.0340				
			.094	-.0460					

AMES 87-707 IA9 O2A + S3 + T9 UPPER WING

(RBNU05)

SECTION (1) UPPER WING		DEPENDENT VARIABLE CP							
MACH (1) = 2.498	BETAT (7) = 6.420	Y/BW	.299	.364	.427	.534	.673	.780	.887
		X/CW							
		.150				-.0830	-.0380	.0380	.0150
		.177			-.0540				
		.229	-.0520						
		.246		-.0470					
		.250				-.1150	-.1040	-.0720	-.0570
		.362	-.0450						
		.400				-.1370	-.1480		-.0990
		.402			-.0920				
		.497	-.0500						
		.550				-.1530	-.1620		
		.565			-.1110				
		.600							-.1530
		.650						-.1530	
		.700	-.0840				-.1670		
		.725				-.1530			
		.750						-.1690	-.1710
		.760			-.0910				
		.775				-.1330	-.1640		
		.808			-.0790				
		.834	-.0530						
		.850				-.1060	-.1540	-.1640	
		.857			-.0840				
		.865	-.0540						
		.900	-.0480			-.0910			-.1540
		.905			-.0730				
		.950				-.0800	-.1310	-.1540	
		.953			-.0630				
		.965	-.0180						
MACH (1) = 2.498 BETAT (8) = 8.540		Y/BW	.299	.364	.427	.534	.673	.780	.887
		X/CW							
		.000	-.0830	-.0690	.0430	.3280	.3220	.3550	.3980
		.050				-.0170	.0390	.0850	.1340
		.081			-.0230				
		.086		-.0420					
		.094	-.0580						
		.150				-.0780	-.0460	.0200	.0040
		.177			-.0400				
		.229	-.0540						
		.246		-.0390					
		.250				-.1030	-.1020	-.0740	-.0630
		.362	-.0300						
		.400				-.1310	-.1380		-.1000
		.402			-.0860				
		.497	-.0460						

AMES 87-707 IA9 OZA + S3 + T9 UPPER WING

(RBNU05)

SECTION (1) UPPER WING

DEPENDENT VARIABLE CP

MACH (1) = 2.498 BETAT (8) = 8.540

Y/BW	.299	.364	.427	.534	.673	.780	.887
X/CW							
.550				-.1460	-.1520		
.565			-.1080				
.600							-.1510
.650						-.1490	
.700	-.1040				-.1600		
.725				-.1490			
.750						-.1590	-.1680
.760			-.1090				
.775				-.1330	-.1570		
.800			-.1070				
.834	-.10480						
.850				-.1070	-.1480	-.1530	
.857			-.10810				
.865	-.10450						
.900	-.10380			-.10900			-.1520
.905			-.10680				
.950				-.10810	-.1260	-.1380	
.953			-.10560				
.965	-.10160						

MACH (2) = 2.999 BETAT (1) = -8.590

Y/BW	.299	.364	.427	.534	.673	.780	.887
X/CW							
.000	.1070	.0740	.3720	1.1100	1.0170	1.0600	1.0480
.050				.3080	.3600	.4180	.4800
.081			.2480				
.086		.1010					
.094	.0970						
.150				.0830	.1470	.2010	.2160
.177			.0300				
.229	.0730						
.246		.0340					
.250				-.1020	.0330	.0840	.0970
.362	.0360						
.400				-.1090	-.0500		.0290
.402			-.1060				
.497	-.1000						
.550				-.1260	-.0770		
.565		-.10840					
.600							-.0510
.650						-.0610	
.700	-.10420				-.1000		
.725				-.1410			
.750						-.0810	-.0750
.760			-.10820				
.775				-.1410	-.1020		

AMES 87-707 IA9 OZA + S3 + T9 UPPER WING

(RBNUL5)

SECTION (1) UPPER WING		DEPENDENT VARIABLE CP							
MACH (2) = 2.999	BETAT (1) = -8.590	Y/DW	.299	.364	.427	.534	.673	.780	.887
		X/CW							
		.808				-.0560			
		.834	-.0120						
		.850				-.1360	-.0990	-.0790	
		.857				-.0690			
		.865	-.0120						
		.900	.0100			-.1200			-.0590
		.905				-.0650			
		.950				-.0870	-.0830	-.0650	
		.953				-.0530			
		.965	.0680						
MACH (2) = 2.999	BETAT (2) = -6.440	Y/DW	.299	.364	.427	.534	.673	.780	.887
		X/CW							
		.440	.0820	.0470	.2980	.9810	.9510	.9580	.9680
		.450				.2570	.3140	.3660	.4200
		.481			.1140				
		.486		.0770					
		.494	.0730						
		.450				.0560	.1180	.1700	.1830
		.477			.0210				
		.229	.0530						
		.246		.0150					
		.250				-.0400	.0120	.0620	.0760
		.362	.0140						
		.400				-.1030	-.0630		.0150
		.402				-.0660			
		.497	-.0220						
		.550				-.1300	-.0880		
		.565				-.0890			
		.600							-.0600
		.650						-.0660	
		.700	-.0540				-.1060		
		.725				-.1380			
		.750						-.0900	-.0850
		.760			-.0920				
		.775				-.1390	-.1080		
		.808				-.0680			
		.834	-.0240						
		.850				-.1310	-.1060	-.0900	
		.857				-.0770			
		.865	-.0160						
		.900	-.0030			-.1200			-.0670
		.905				-.0790			
		.950				-.0910	-.0960	-.0720	
		.953				-.0630			

AMES 87-707 IA9 C2A + S3 + T9 UPPER WING

(RBNU05)

SECTION (1) UPPER WING		DEPENDENT VARIABLE CP								
MACH (2) = 2.999	BETAT (2) = -6.440	Y/BW	.299	.364	.427	.534	.673	.780	.887	
		X/CW	.955	.0410						
MACH (2) = 2.999	BETAT (3) = -4.270	Y/BW	.299	.364	.427	.534	.673	.780	.887	
		X/CW	.000	.0580	.0270	.2300	.8730	.8590	.8780	.8470
			.050			.2140	.2770	.3250	.3810	
			.081		.0900					
			.086	.0530						
			.094	.0570						
			.100			.0440	.1000	.1390	.1580	
			.101		.0040					
			.177							
			.229	.0350						
			.246		.0000					
			.250			-.0350	.0030	.0400	.0570	
			.362	.0070						
			.400			-.0920	-.0630		-.0010	
			.402			-.0690				
			.497	-.0320						
			.550			-.1150	-.0950			
			.565			-.0910				
			.600						-.0700	
			.650					-.0750		
			.700	-.0630			-.1130			
			.725			-.1250				
			.750					-.0980	-.0910	
			.760			-.0940				
			.775			-.1240	-.1150			
			.808			-.0690				
			.834	-.0350						
			.850			-.1200	-.1110	-.1000		
			.857			-.0710				
			.865	-.0280						
			.900	-.0180			-.1080		-.0790	
			.905			-.0640				
			.950			-.0830	-.1000	-.0880		
			.953			-.0580				
			.965	.0180						
MACH (2) = 2.999	BETAT (4) = -2.110	Y/BW	.299	.364	.427	.534	.673	.780	.887	
		X/CW	.000	.0370	.0130	.1830	.7690	.7630	.7750	.7580
			.050				.1640	.2290	.2790	.3360
			.081			.0560				
			.086		.0280					
			.094	.0360						

AMES 87-707 IA9 O2A + S3 + T9 UPPER WING

(RBNU)5

SECTION (1) UPPER WING		DEPENDENT VARIABLE CP							
MACH (2) = 2.999	BETAT (4) = -2.110	Y/BW	.299	.364	.427	.534	.673	.780	.887
		X/CW							
		.150				.0140	.0590	.1110	.1320
		.177			-.0140				
		.229	.0120						
		.246		-.0170					
		.250				-.0610	-.0260	.0150	.0380
		.362	-.0110						
		.400				-.1080	-.0810		-.0190
		.402			-.0800				
		.497	-.0480						
		.550				-.1280	-.1050		
		.565			-.1030				
		.600							-.0800
		.650						-.0890	
		.700	-.0760				-.1180		
		.725				-.1350			
		.750						-.1100	-.1070
		.760			-.0990				
		.775				-.1350	-.1220		
		.808			-.0820				
		.834	-.0500						
		.850				-.1280	-.1250	-.1100	
		.857			-.0880				
		.865	-.0420						
		.900	-.0320			-.1180			-.0930
		.905			-.0830				
		.950				-.0950	-.1080	-.1000	
		.953			-.0760				
		.965	-.0050						
MACH (2) = 2.999	BETAT (5) = 2.220	Y/BW	.299	.364	.427	.534	.673	.780	.887
		X/CW							
		.000	.0010	-.0140	.1260	.5790	.5670	.5040	.5940
		.050				.0630	.1320	.1560	.2400
		.081			.0140				
		.086		-.0050					
		.094	.0110						
		.150				-.0450	.0050	.0530	.0640
		.177			-.0410				
		.229	-.0080						
		.246		-.0360					
		.250				-.0990	-.0660	-.0200	-.0130
		.362	-.0300						
		.400				-.1350	-.1140		-.0520
		.402			-.0860				
		.497	-.0540						

AMES 87-207 1A9 02A + S3 + T9 UPPER WING

(RBN005)

SECTION (1) UPPER WING

DEPENDENT VARIABLE CP

MACH (2) = 2.999 BETAT (5) = 2.220

Y/BW	.299	.364	.427	.534	.673	.780	.887
X/CW							
.550				-.1520	-.1240		
.565			-.1020				
.600							-.1080
.650						-.10980	
.700	-.10760				-.1330		
.725				-.1550			
.750						-.1190	-.1160
.760			-.10870				
.775				-.1460	-.1360		
.808			-.10800				
.834	-.10530						
.850				-.1270	-.1330	-.1200	
.857			-.11080				
.865	-.10480						
.900	-.10410			-.1090			-.1060
.905			-.1120				
.950				-.1090	-.1280	-.1120	
.953			-.10940				
.965	-.10210						

MACH (2) = 2.999 BETAT (6) = 4.370

Y/BW	.299	.364	.427	.534	.673	.780	.887
X/CW							
.100	-.10240	-.10000	-.0810	-.4800	-.4930	-.4650	-.4430
.150				-.0350	-.0990	-.1410	-.1620
.181			-.10040				
.186		-.10130					
.194	-.10020						
.150				-.10540	-.10080	-.10370	-.10440
.177			-.10470				
.229	-.10170						
.246		-.10340					
.250				-.10990	-.10740	-.10320	-.10130
.362	-.10300						
.400				-.1290	-.1160		-.10510
.402			-.10800				
.497	-.10470						
.550				-.1430	-.1240		
.565		-.10940					
.600							-.10990
.650						-.1030	
.700	-.10700				-.1330		
.725				-.1410			
.750						-.1240	-.1190
.760		-.10830					
.775			-.1320	-.1350			

AMES 87-747 IA9 OZA + S3 + T9 UPPER WING

(RBNU05)

SECTION (1) UPPER WING

DEPENDENT VARIABLE CP

MACH (2) = 2.999	BETAT (6) = 4.374	Y/DW	.299	.364	.427	.534	.673	.780	.887
		Y/CW							
		.834	-.0510						
		.850				-.1130	-.1330	-.1260	
		.857				-.0910			
		.865	-.0440						
		.900	-.0380			-.0960			-.1110
		.915				-.0860			
		.950				-.0890	-.1240	-.1200	
		.953				-.0770			
		.965	-.0180						

MACH (2) = 2.999	BETAT (7) = 6.530	Y/DW	.299	.364	.427	.534	.673	.780	.887
		X/CW							
		.000	-.0400	-.0410	.0470	.3790	.4090	.4300	.3880
		.050				.0050	.0700	.1170	.1510
		.081			-.0230				
		.086		-.0260					
		.094	-.0150						
		.150				-.0630	-.0220	.0210	.0300
		.177				-.0490			
		.229	-.0260						
		.246		-.0400					
		.250				-.0970	-.0780	-.0470	-.0310
		.362	-.0350						
		.400				-.1180	-.1150		-.0680
		.402				-.0760			
		.497	-.0480						
		.550				-.1260	-.1300		
		.565				-.0880			
		.600							-.1090
		.650						-.1120	
		.700	-.0680				-.1350		
		.725				-.1240			
		.750						-.1280	-.1280
		.760				-.0820			
		.775				-.1150	-.1350		
		.808				-.0720			
		.834	-.0520						
		.850				-.1000	-.1290	-.1300	
		.857				-.0770			
		.865	-.0460						
		.900	-.0420			-.0880			-.1190
		.915				-.0770			
		.950				-.0800	-.1170	-.1240	
		.953				-.0660			

AMES 87-707 IA9 C2A + S3 + T9 UPPER WING

(RBNU05)

SECTION (1) UPPER WING		DEPENDENT VARIABLE CP									
MACH (2) = 2.999	BETAT (7) = 6.530	Y/BW	.299	.364	.427	.534	.673	.780	.887		
		X/CW	.965	-.0180							
MACH (2) = 2.999	BETAT (8) = 8.700	Y/BW	.299	.364	.427	.534	.673	.780	.887		
		X/CW	.000	-.0650	-.0620	.0490	.2820	.2990	.3440	.3390	
			.050			-.0370	.0160	.0820	.1250		
			.081			-.0330					
			.086		-.0390						
			.094	-.0320							
			.150			-.0280	-.0580	-.0830	.0110		
			.177			-.0520					
			.229	-.0400							
			.246		-.0440						
			.250				-.1140	-.1020	-.0660	-.0460	
			.352	-.0410							
			.400				-.1280	-.1330		-.0810	
			.402			-.0730					
			.497	-.0490							
			.550				-.1330	-.1290			
			.565			-.0860					
			.600							-.1210	
			.650						-.1200		
			.700	-.0690				-.1320			
			.725				-.1330				
			.750						-.1320	-.1360	
			.760			-.0870					
			.775				-.1260	-.1290			
			.808			-.0780					
			.834	-.0590							
			.850				-.1160	-.1260	-.1330		
			.857			-.0920					
			.865	-.0480							
			.900	-.0410			-.1020			-.1280	
			.905			-.0850					
			.950				-.0900	-.1110	-.1260		
			.953			-.0760					
			.965	-.0120							
MACH (3) = 3.502	BETAT (1) = -8.750	Y/BW	.299	.364	.427	.534	.673	.780	.887		
		X/CW	.000	.1270	.0880	.3480	1.1130	1.1310	1.1880	1.1710	
			.150				.3210	.3860	.4440	.4900	
			.081			.1010					
			.086		.0570						
			.094	-.0690							

DATE 18 SEP 73

TABULATED PRESSURE DATA - IA9C

PAGE 1281

AMES 87-707 IAS Q2A + Q3 + T9 UPPER WING

(RBNU05)

SECTION (1) UPPER WING		DEPENDENT VARIABLE CP							
MACH (3) = 3.502	BETAT (1) = -8.750	Y/BW	.299	.364	.427	.534	.673	.780	.887
		X/CW							
		.150				.1090	.1700	.2210	.2340
		.177			-.0060				
		.229	.0340						
		.246		-.0100					
		.250				.0090	.0570	.1060	.1190
		.362	-.0050						
		.400				-.0580	-.0140		.0510
		.402			-.0920				
		.497	-.0490						
		.550				-.0870	-.0440		
		.565			-.1180				
		.600							-.0230
		.650						-.0250	
		.700	-.0830				-.0650		
		.725				-.0970			
		.750						-.0530	-.0440
		.760			-.1210				
		.775				-.0970	-.0680		
		.808			-.1120				
		.834	-.0610						
		.850				-.0960	-.0680	-.0540	
		.857			-.0550				
		.865	-.0520						
		.900	-.0440			-.0900			-.0370
		.905			-.0450				
		.950				-.0790	-.0550	-.0470	
		.953			-.0340				
		.965	-.0030						
MACH (3) = 3.502	BETAT (2) = -6.540	Y/BW	.299	.364	.427	.534	.673	.780	.887
		X/CW							
		.000	.1040	.0630	.2890	.9720	.9800	1.0250	1.1000
		.050				.2700	.3320	.3800	.4450
		.081			.0560				
		.086		.0190					
		.094	.0380						
		.150				.0810	.1410	.1820	.1980
		.177			-.0360				
		.229	.0010						
		.246		-.0390					
		.250				-.0090	.0370	.0760	.0910
		.362	-.0370						
		.400				-.0690	-.0300		.0330
		.402			-.1080				
		.497	-.0740						

AMES 87-707 IA9 O2A + S3 + T9 UPPER WING

(RBNU15)

SECTION (1) UPPER WING

DEPENDENT VARIABLE CP

MACH (3) = 3.502	BETAT (2) = -6.540	Y/BW	.299	.364	.427	.534	.673	.780	.887
		X/CW							
		.550				-.0920	-.0570		
		.565			-.1340				
		.600							-.0330
		.650						-.0360	
		.700	-.1060				-.0760		
		.725				-.1000			
		.750						-.0600	-.0580
		.760			-.1400				
		.775				-.1000	-.0800		
		.808			-.1330				
		.834	-.0840						
		.850				-.1000	-.0780	-.0600	
		.857			-.0690				
		.865	-.0740						
		.900	-.0650			-.0960			-.0460
		.905				-.0570			
		.950				-.0890	-.0650	-.0530	
		.953			-.0490				
		.965	-.0320						

MACH (3) = 3.502	BETAT (3) = -4.350	Y/BW	.299	.364	.427	.534	.673	.780	.887
		X/CW							
		.100	.0770	.0400	.2220	.8310	.8410	.8960	.9380
		.050				.2110	.2750	.3280	.3860
		.081			.0990				
		.086		.0690					
		.094	.0880						
		.150				.0530	.1080	.1490	.1670
		.177			.0220				
		.229	.0540						
		.246		.0220					
		.250				-.0260	.0130	.0560	.0690
		.362	.0270						
		.400				-.0760	-.0440		.0170
		.402			-.0420				
		.497	-.0100						
		.550				-.0890	-.0680		
		.565			-.0640				
		.600							-.0260
		.650						-.0430	
		.700	-.0380				-.0830		
		.725				-.1070			
		.750						-.0690	-.0660
		.760		-.0660					
		.775				-.1070	-.0860		

AMES 87-707 IA9 C2A + S3 + T9 UPPER WING

(RBNU15)

SECTION (1) UPPER WING

DEPENDENT VARIABLE CP

MACH (3) = 3.502 BETAT (3) = -4.350		Y/DW	.299	.364	.427	.534	.673	.780	.887
		X/CW							
		.808							
		.834	-.0260						
		.850				-.1040	-.0870	-.0710	
		.857				-.0760			
		.865	-.0140						
		.900	-.0040			-.1010			-.0570
		.905				-.0750			
		.950				-.0900	-.0780	-.0610	
		.953				-.0670			
		.965	.0220						
MACH (3) = 3.502 BETAT (4) = -2.140		Y/DW	.299	.364	.427	.534	.673	.780	.887
		X/CW							
		.000	.0500	.0240	.1740	.6990	.7200	.7670	.8150
		.050				.1650	.2210	.2760	.3300
		.081				.0700			
		.086		.0510					
		.094	.0680						
		.150				.0200	.0730	.1150	.1330
		.177				.0080			
		.229	.0380						
		.246		.0080					
		.250				-.0470	-.0100	.0310	.0470
		.362	.0130						
		.400				-.0880	-.0600		.0010
		.402				-.0490			
		.497	-.0200						
		.550				-.1100	-.0790		
		.565				-.0680			
		.600							-.0550
		.650						-.0550	
		.700	-.0470				-.0910		
		.725				-.1130			
		.750						-.0750	-.0780
		.760				-.0710			
		.775				-.1130	-.0950		
		.808				-.0670			
		.834	-.0370						
		.850				-.1110	-.0930	-.0790	
		.857				-.0900			
		.865	-.0280						
		.900	-.0190			-.1030			-.0710
		.905				-.0850			
		.950				-.0910	-.0870	-.0710	
		.953				-.0760			

AMES R7-717 IA9 OZA + S3 + T9 UPPER WING

(PBNU15)

SECTION (1) UPPER WING		DEPENDENT VARIABLE CP							
MACH (3) = 3.502	BETAT (4) = -2.140	Y/BW	.299	.364	.427	.534	.673	.780	.887
		Y/CW							
			.965	.0030					
MACH (3) = 3.502	BETAT (5) = 2.260	Y/BW	.299	.364	.427	.534	.673	.780	.887
		Y/CW							
		.000	.0070	-.0090	.0760	.4770	.5550	.5740	.6060
		.050				.0680	.1170	.1500	.2270
		.081			-.0580				
		.086		-.0600					
		.094	-.0410						
		.150				-.0270	.0170	.0470	.0700
		.177				-.0990			
		.229	-.0670						
		.246		-.0900					
		.250				-.0630	-.0450	-.0140	.0020
		.352	-.0850						
		.400				-.1040	-.0870		-.0340
		.402			-.1370				
		.497	-.1090						
		.550				-.1160	-.0950		
		.565			-.1520				
		.600							-.0730
		.650						-.0690	
		.700	-.1310				-.1040		
		.725				-.1170			
		.750						-.0880	-.0930
.760			-.1510						
.775				-.1130	-.1060				
.808			-.1480						
.854	-.1250								
.850				-.1090	-.1020	-.0930			
.857			-.0960						
.865	-.1170								
.900	-.1110			-.1030			-.0910		
.905			-.0890						
.950				-.0930	-.0870	-.0890			
.953			-.0840						
.965	-.0900								
MACH (3) = 3.502	BETAT (6) = 4.460	Y/BW	.299	.364	.427	.534	.673	.780	.887
		Y/CW							
		.000	-.0130	-.0220	.0350	.4150	.4670	.4790	.4410
		.050				.0250	.0820	.1350	.1560
		.081			.0010				
		.086		.0050					
.094	.0260								

AMES 87-707 IA9 OGA + S3 + T9 UPPER WING

(RBNU05)

SECTION (1) UPPER WING

DEPENDENT VARIABLE CP

MACH (3) = 3.502 BETAT (6) = 4.460

Y/BW	.299	.364	.427	.534	.673	.780	.887
X/CW							
.150				-.0440	-.0110	.0350	.0460
.177			-.0280				
.229	.0030						
.246		-.0170					
.250				-.0740	-.0660	-.0240	-.0120
.362	-.0120						
.400				-.1160	-.0960		-.0450
.402			-.0580				
.497	-.0330						
.550				-.1160	-.1010		
.565			-.0680				
.600							-.0810
.650						-.0770	
.700	-.0540				-.1060		
.725				-.1140			
.750						-.0980	-.0950
.760			-.0690				
.775				-.1120	-.1060		
.808			-.0660				
.834	-.0500						
.850				-.1100	-.1040	-.1010	
.857			-.0920				
.865	-.0410						
.900	-.0330			-.1050			-.0940
.905			-.0850				
.950				-.0990	-.1030	-.0940	
.953			-.0800				
.965	-.0160						

MACH (3) = 3.502 BETAT (7) = 6.660

Y/BW	.299	.364	.427	.534	.673	.780	.887
X/CW							
.000	-.0310	-.0360	.0190	.3220	.3780	.3980	.4150
.050				-.0070	.0390	.0870	.1390
.081			-.0160				
.086		-.0160					
.094	.0120						
.150				-.0640	-.0290	.0050	.0240
.177			-.0340				
.229	-.0090						
.246		-.0300					
.250				-.0870	-.0750	-.0460	-.0270
.362	-.0250						
.400				-.1100	-.1040		-.0600
.402			-.0600				
.497	-.0390						

AMES 87-757 IA9 O2A + 33 + T9 UPPER WING

(RBNU05)

SECTION (1) UPPER WING

DEPENDENT VARIABLE CP

MACH (3) = 3.502 BETAT (7) = 6.650

Y/BW	.299	.364	.427	.534	.673	.780	.887
X/CW							
.550				-.1160	-.1070		
.565			-.0710				
.600							-.0890
.650						-.0860	
.700	-.0580				-.1080		
.725				-.1160			
.750						-.1020	-.0980
.760			-.0720				
.775				-.1150	-.1070		
.808			-.0700				
.834	-.0530						
.850				-.1150	-.1050	-.1020	
.857			-.0920				
.865	-.0440						
.900	-.0380			-.1110			-.0970
.905			-.0840				
.950				-.1050	-.1010	-.1010	
.953			-.0810				
.965	-.0160						

MACH (3) = 3.502 BETAT (8) = 8.860

Y/BW	.299	.364	.427	.534	.673	.780	.887
X/CW							
.000	-.0550	-.0530	.0270	.2430	.2840	.3060	.3290
.050				-.0270	.0050	.0610	.1040
.081			-.1110				
.086		-.1070					
.094	-.0880						
.150				-.0690	-.0460	-.0090	.0100
.177			-.1300				
.229	-.1050						
.246		-.1170					
.250				-.0920	-.0850	-.0510	-.0370
.362	-.1160						
.400				-.1060	-.1060		-.0630
.402			-.1460				
.497	-.1280						
.550				-.1130	-.1040		
.565			-.1560				
.600							-.0930
.650						-.0860	
.700	-.1460				-.1030		
.725				-.1150			
.750						-.0980	-.1000
.760			-.1610				
.775				-.1100	-.1040		

DATE 18 SEP 73

TABULATED PRESSURE DATA - IA9C

PAGE 1287

AMES 87-717 IA9 O2A + S3 + T9 UPPER WING

(RBNU05)

SECTION (1) UPPER WING

DEPENDENT VARIABLE CP

MACH (3) = 3.502	BETAT (8) = 8.860	Y/BW	.299	.364	.427	.534	.673	.780	.887
		X/CW							
		.848							
		.834	-.1430						
		.850				-.1120	-.1020	-.1020	
		.857				-.0920			
		.865	-.1380						
		.900	-.1260			-.1060			-.1020
		.905				-.0820			
		.950				-.1010	-.1020	-.1010	
		.953				-.0760			
		.965	-.0950						

AMES 87-717 IA9 O2A + S3 + T9 UPPER WING

(RBNUL6) (10 MAY 73)

REFERENCE DATA

SREF = 2.4215 SQ.FT. XMRP = 28.5300 INCHES
 LREF = 39.8450 INCHES YMRP = 1.0000 INCHES
 BREF = 39.8450 INCHES ZMRP = 1.0000 INCHES
 SCALE = .0000 SCALE

PARAMETRIC DATA

ALPHAT = .100 ORBINC = .500
 RUDDER = .0000 ELEVON = .0000
 RUDFLR = .0000

SECTION (1) UPPER WING

DEPENDENT VARIABLE CP

MACH (1) = 2.498 BETAT (1) = -8.430

Y/BW	.299	.364	.427	.534	.673	.780	.887
X/CW							
.000	.0570	.0610	.4680	1.0920	.9860	.9960	1.0130
.050				.2150	.2960	.3290	.3900
.081			.1050				
.086		.0810					
.094	.0560						
.150				.0270	.0920	.1870	.1450
.177			-.0270				
.220	.0420						
.246		.0010					
.250				-.0710	-.0190	.0190	.0340
.362	.0060						
.400				-.1410	-.0980		-.0290
.402			-.1110				
.497	-.0250						
.550				-.1710	-.1400		
.565			-.1320				
.600							-.1100
.650						-.1200	
.700	-.0660				-.1610		
.725				-.1750			
.750						-.1430	-.1330
.760			-.1270				
.775				-.1650	-.1640		
.808			-.1080				
.834	-.0300						
.850				-.1610	-.1550	-.1340	
.857			-.0860				
.866	-.0110						
.900	.0070			-.1410			-.1120
.905			-.0640				
.950				-.0890	-.1390	-.1200	
.953			-.0490				
.965	.0710						

MACH (1) = 2.498 BETAT (2) = -6.310

Y/BW	.299	.364	.427	.534	.673	.780	.887
X/CW							
.000	.0390	.0300	.3980	1.0000	.9020	.9200	.9380
.050				.1800	.2580	.2980	.3520
.081			.0790				
.086		.0480					
.094	.0350						

AMES 87-707 IA9 O2A + S3 + T9 UPPER WING

(RBNU16)

SECTION (1) UPPER WING

DEPENDENT VARIABLE CP

MACH (1) = 2.498 BETAT (2) = -5.310

Y/BW	.299	.364	.427	.534	.673	.780	.887
X/CW							
.150				.0030	.0730	.1620	.1220
.177			-.0360				
.229	.0190						
.246		-.0190					
.250				-.0870	-.0320	.0040	.0160
.362	-.0180						
.400				-.1480	-.1090		-.0450
.402			-.1100				
.497	-.0470						
.550				-.1760	-.1490		
.565			-.1360				
.600							-.1190
.650						-.1280	
.700	-.0800				-.1660		
.725				-.1790			
.750						-.1510	-.1420
.760			-.1360				
.775				-.1720	-.1690		
.808			-.1180				
.834	-.0370						
.850				-.1680	-.1610	-.1420	
.857			-.1030				
.865	-.0200						
.900	-.0070			-.1490			-.1240
.905			-.0730				
.950				-.1080	-.1490	-.1270	
.953			-.0580				
.965	.0430						

MACH (1) = 2.498 BETAT (3) = -4.190

Y/BW	.299	.364	.427	.534	.673	.780	.887
X/CW							
.000	.0100	-.0020	.3390	.9120	.8340	.8460	.8660
.050				.1170	.2090	.2630	.3100
.081			.0540				
.086		.0170					
.094	.0070						
.150				-.0370	.0380	.1390	.1000
.177			-.0510				
.229	-.0090						
.246		-.0380					
.250				-.1160	-.0650	-.0160	-.0010
.362	-.0370						
.400				-.1700	-.1320		-.0570
.402			-.1230				
.497	-.0670						

AMES 27-707 IA9 OXA + S3 + T9 UPPER WING

(RBNU06)

SECTION (1) UPPER WING

DEPENDENT VARIABLE CP

MACH (1) = 2.498 BETAT (3) = -4.19%

Y/BW	.299	.364	.427	.534	.673	.780	.887
X/CW							
.550				-.1940	-.1590		
.565			-.1470				
.600							-.1280
.650						-.1380	
.700	-.0960				-.1790		
.725				-.1990			
.750						-.1570	-.1530
.760			-.1300				
.775				-.1950	-.1790		
.808			-.1060				
.834	-.0460						
.850				-.1880	-.1730	-.1530	
.857			-.1150				
.865	-.0390						
.900	-.0290			-.1640			-.1350
.905			-.1030				
.950				-.1200	-.1600	-.1430	
.953			-.0960				
.965	.0130						

MACH (1) = 2.498 BETAT (4) = -2.07%

Y/BW	.299	.364	.427	.534	.673	.780	.887
X/CW							
.440	.0010	-.0180	.2670	.7870	.7640	.7790	.7880
.450				.0880	.1740	.2270	.2780
.481			.0250				
.486		-.0050					
.494	-.0070						
.450				-.0490	.0220	.1170	.0760
.477			-.0640				
.429	-.0220						
.446		-.0530					
.450				-.1160	-.0760	-.0300	-.0150
.462	-.0490						
.400				-.1670	-.1390		-.0690
.402			-.1280				
.497	-.0790						
.550				-.1900	-.1690		
.565			-.1500				
.600							-.1350
.650						-.1430	
.700	-.1020				-.1840		
.725				-.1930			
.750						-.1670	-.1530
.760			-.1260				
.775				-.1860	-.1850		

AMES 87-757 IAS C2A + S3 + T9 UPPER WING

(RBNU06)

SECTION (1) UPPER WING

DEPENDENT VARIABLE CP

MACH (1) = 2.498	BETAT (5) = 2.170	Y/BW	.299	.364	.427	.534	.673	.780	.887
		X/CW							
			.965	-.0260					
MACH (1) = 2.498	BETAT (6) = 4.290	Y/BW	.299	.364	.427	.534	.673	.780	.887
		X/CW							
			.000	-.0680	-.0770	.0980	.5300	.4860	.4190
			.050				-.0040	.0750	.0880
			.081			-.0450			
			.086		-.0410				
			.094	-.0480					
			.150			-.0960	-.0420	.0220	-.0010
			.177		-.0940				
			.229	-.0640					
			.246		-.0690				
			.250			-.1420	-.1150	-.0780	-.0720
			.362	-.0660					
			.400			-.1760	-.1610		-.1100
			.402		-.1190				
			.497	-.0720					
			.550			-.1800	-.1820		
			.565		-.1300				
			.600						-.1590
			.650					-.1570	
			.700	-.0950			-.1890		
			.725			-.1750			
			.750					-.1800	-.1740
			.760		-.1010				
			.775			-.1560	-.1870		
			.808		-.0930				
			.834	-.0640					
			.850			-.1230	-.1840	-.1760	
			.857		-.1020				
			.865	-.0640					
			.900	-.0560		-.1050			-.1640
			.905		-.0910				
			.950			-.0910	-.1630	-.1680	
			.953		-.0800				
			.965	-.0330					
MACH (1) = 2.498	BETAT (7) = 6.410	Y/BW	.299	.364	.427	.534	.673	.780	.887
		X/CW							
			.000	-.0830	-.0880	.0500	.4390	.4410	.4380
			.050				-.0340	.0460	.0940
			.081			-.0620			
			.086		-.0490				
			.094	-.0640					

AMES 87-747 IA9 O2A + S3 + T9 UPPER WING

(RBN016)

SECTION (1) UPPER WING

DEPENDENT VARIABLE CP

MACH (1) = 2.498	BETAT (7) = 6.410	Y/BW	.299	.364	.427	.534	.673	.780	.887
		Y/CW							
		.150				-.1140	-.0610	.0110	-.0160
		.177			-.0850				
		.229	-.0720						
		.246		-.0700					
		.250				-.1460	-.1260	-.0950	-.0770
		.362	-.0610						
		.400				-.1600	-.1660		-.1130
		.402			-.1090				
		.497	-.0690						
		.550				-.1690	-.1800		
		.565			-.1240				
		.600							-.1630
		.650						-.1650	
		.700	-.1000				-.1850		
		.725				-.1660			
		.750						-.1830	-.1800
		.760			-.1040				
		.775				-.1490	-.1810		
		.808			-.0960				
		.834	-.0660						
		.850				-.1220	-.1750	-.1780	
		.857			-.1020				
		.865	-.0660						
		.900	-.0600			-.1050			-.1680
		.905			-.0930				
		.950				-.0940	-.1490	-.1710	
		.953			-.0830				
		.965	-.0350						

MACH (1) = 2.498	BETAT (8) = 8.540	Y/BW	.299	.364	.427	.534	.673	.780	.887
		X/CW							
		.000	-.0990	-.0920	.0170	.3300	.3480	.3960	.3940
		.050				-.0620	.0080	.0650	.1020
		.081			-.0640				
		.086		-.0600					
		.094	-.0840						
		.150				-.1110	-.0770	-.0070	-.0240
		.177			-.0740				
		.229	-.0790						
		.246		-.0650					
		.250				-.1280	-.1290	-.1010	-.0880
		.362	-.0520						
		.400				-.1480	-.1580		-.1260
		.402			-.1070				
		.497	-.0670						

AMES 87-707 1A9 OZA + S3 + T9 UPPER WING

(RBNU16)

SECTION (1) UPPER WING		DEPENDENT VARIABLE OF							
MACH (1) = 2.498	BETAT (8) = 8.540	Y/BW	.299	.364	.427	.534	.673	.780	.887
		X/CW							
		.550				-.1620	-.1680		
		.565			-.1240				
		.600							-.1690
		.650						-.1640	
		.700	-.1030				-.1710		
		.725			-.1620				
		.750						-.1770	-.1780
		.760			-.1100				
		.775				-.1480	-.1710		
		.808			-.0970				
		.834	-.0740						
		.850				-.1210	-.1620	-.1720	
		.857			-.1020				
		.865	-.0700						
		.900	-.0610			-.1060			-.1670
		.905			-.0920				
		.950				-.0940	-.1360	-.1610	
		.953			-.0790				
		.965	-.0370						
MACH (2) = 2.999	BETAT (1) = -8.590	Y/BW	.299	.364	.427	.534	.673	.780	.887
		X/CW							
		.070	.0860	.0660	.3780	1.0960	1.0200	1.0490	1.0530
		.050				.2860	.3300	.3670	.4350
		.081			.1290				
		.086		.0830					
		.094	.0770						
		.150				.0790	.1350	.2120	.1830
		.177			.0100				
		.229	.0500						
		.246		.0140					
		.250				-.0190	.0260	.0580	.0710
		.362	.0190						
		.400				-.0860	-.0450		.0090
		.402			-.0750				
		.497	-.0240						
		.550				-.1160	-.0850		
		.565			-.0980				
		.600							-.0620
		.650						-.0710	
		.700	-.0540				-.1040		
		.725			-.1270				
		.750						-.0920	-.0870
		.760			-.0960				
		.775				-.1290	-.1150		

AMES 87-707 IA9 O2A + S3 + T9 UPPER WING

(RBNU06)

SECTION (1) UPPER WING		DEPENDENT VARIABLE CP							
MACH (2) = 2.999	BETAT (1) = -8.590	Y/BW	.299	.364	.427	.534	.673	.780	.887
		X/CW							
		.808			-.0740				
		.834	-.0310						
		.850			-.1240	-.1080	-.0900		
		.857			-.0720				
		.865	-.0190						
		.900	-.0070		-.1170				-.0730
		.905			-.0610				
		.950			-.0960	-.0940	-.0780		
		.953			-.0530				
		.965	.0470						
MACH (2) = 2.999	BETAT (2) = -6.430	Y/BW	.299	.364	.427	.534	.673	.780	.887
		X/CW							
		.000	.0660	.0370	.3010	.9770	.9070	.9720	.9450
		.050				.2260	.2730	.3230	.3850
		.081			.0990				
		.086		.0580					
		.094	.0560						
		.150				.0330	.0890	.1770	.1530
		.177			.0010				
		.229	.0340						
		.246		-.0020					
		.250				-.0600	-.0110	.0380	.0510
		.362	-.0010						
		.400				-.1200	-.0810		-.0040
		.402			-.0790				
		.497	-.0370						
		.550				-.1450	-.0950		
		.565			-.1020				
		.600							-.0720
		.650						-.0760	
		.700	-.0660				-.1110		
		.725				-.1540			
		.750						-.0980	-.0940
		.760			-.1050				
		.775				-.1560	-.1160		
		.808			-.0870				
		.834	-.0410						
		.850				-.1500	-.1140	-.0970	
		.857			-.1060				
		.865	-.0320						
		.900	-.0220			-.1450			-.0780
		.905			-.0940				
		.950				-.1320	-.1030	-.0860	
		.953			-.0840				

AMES 87-707 IA9 Q2A + S3 + T9 UPPER WING

(RBNU16)

SECTION (1) UPPER WING

DEPENDENT VARIABLE CP

MACH (2) = 2.999 BETAT (2) = -6.430

Y/BW	.299	.364	.427	.534	.673	.780	.887
X/CW	.965	.9210					

MACH (2) = 2.999 BETAT (3) = -4.270

Y/BW	.299	.364	.427	.534	.673	.780	.887
X/CW	.965	.9430	.9140	.8260	.8500	.8260	.8470
			.6650	.1880	.2410	.2820	.3370
		.9330					
	.094	.0370					
	.150			.0210	.0760	.1520	.1260
	.177			-.0180			
	.229	.0140					
	.246		-.0210				
	.250			-.0580	-.0150	.0180	.0310
	.362	-.0170					
	.400			-.1100	-.0770		-.0200
	.402			-.0870			
	.497	-.0500					
	.550			-.1330	-.1040		
	.565			-.1040			
	.600						-.0800
	.650					-.0850	
	.700	-.0780			-.1200		
	.725			-.1390			
	.750					-.1060	-.1050
	.760			-.1080			
	.775			-.1390	-.1230		
	.808			-.0920			
	.834	-.0530					
	.850			-.1340	-.1220	-.1070	
	.857			-.0940			
	.865	-.0460					
	.900	-.0370		-.1280			-.0870
	.905			-.0840			
	.950			-.1100	-.1150	-.0940	
	.953			-.0780			
	.965	-.0030					

MACH (2) = 2.999 BETAT (4) = -2.110

Y/BW	.299	.364	.427	.534	.673	.780	.887
X/CW	.965	.9230	.9050	.8180	.7380	.7720	.7730
				.1320	.1850	.2470	.3050
			.0350				
	.086	.0140					
	.094	.0200					

AMES 87-707 IA9 O2A + S3 + T9 UPPER WING

(RBNU06)

SECTION: (1) UPPER WING		DEPENDENT VARIABLE CP							
MACH (2) = 2.999	BETAT (4) = -2.110	Y/BW	.299	.364	.427	.534	.673	.780	.887
		X/CW							
		.150				-.0110	.0390	.1280	.1070
		.177			-.0340				
		.229	-.0010						
		.246		-.0320					
		.250				-.0810	-.0440	.0060	.0210
		.362	-.0260						
		.400				-.1240	-.0970		-.0290
		.402				-.0900			
		.497	-.0590						
		.550				-.1440	-.1110		
		.565				-.1000			
		.600							-.0860
		.650						-.0910	
		.700	-.0840				-.1270		
		.725				-.1490			
		.750						-.1110	-.1090
		.760			-.1090				
		.775				-.1490	-.1290		
		.808			-.0950				
		.834	-.0620						
		.850				-.1430	-.1270	-.1150	
		.857			-.1080				
		.865	-.0550						
		.900	-.0460			-.1360			-.0960
		.905			-.1000				
		.950				-.1200	-.1180	-.1070	
		.953			-.0950				
		.965	-.0170						
MACH (2) = 2.999	BETAT (5) = 2.210	Y/BW	.299	.364	.427	.534	.673	.780	.887
		X/CW							
		.000	-.0170	-.0290	.0850	.5620	.5000	.6380	.6120
		.050				.0570	.1050	.1450	.2210
		.081			-.0050				
		.086		-.0140					
		.094	-.0030						
		.150				-.0400	-.0030	.0510	.0630
		.177			-.0540				
		.229	-.0210						
		.246		-.0470					
		.250				-.0890	-.0660	-.0330	-.0130
		.362	-.0390						
		.400				-.1210	-.1050		-.0560
		.402			-.0930				
		.497	-.0610						

AMES 87-707 IA9 C2A + S3 + T9 UPPER WING

(RBNU06)

SECTION (1) UPPER WING

DEPENDENT VARIABLE OF

MACH (2) = 2.999	BETAT (5) = 2.210	Y/DW	.299	.364	.427	.534	.673	.780	.887
		Y/CW							
		.550				-.1400	-.1220		
		.565			-.1060				
		.600							-.1030
		.650						-.1000	
		.700	-.0820				-.1310		
		.725				-.1400			
		.750						-.1190	-.1200
		.760			-.0890				
		.775				-.1340	-.1340		
		.808			-.0870				
		.834	-.0600						
		.850				-.1170	-.1330	-.1200	
		.857			-.0980				
		.865	-.0560						
		.900	-.0470			-.1020			-.1110
		.905			-.0930				
		.950				-.0950	-.1260	-.1130	
		.953			-.0850				
		.965	-.0280						

MACH (2) = 2.999 BETAT (6) = 4.370

Y/DW	.299	.364	.427	.534	.673	.780	.887
Y/CW							
.000	-.0410	-.0460	.0550	.4580	.4770	.4950	.5420
.050				.0020	.0650	.0980	.1730
.081			-.0260				
.086		-.0300					
.094	-.0180						
.150				-.0740	-.0320	.0160	.0190
.177			-.0630				
.229	-.0310						
.246		-.0520					
.250				-.1160	-.0900	-.0510	-.0410
.362	-.0470						
.400				-.1440	-.1300		-.0710
.408		-.0930					
.497	-.0640						
.550				-.1550	-.1290		
.565		-.1040					
.600							-.1090
.650						-.1090	
.700	-.0810				-.1400		
.725				-.1550			
.750						-.1280	-.1250
.760		-.0910					
.775				-.1460	-.1400		

AMES 87-707 IA9 Q2A + S3 + T9 UPPER WING

(RBNU06)

SECTION (1) UPPER WING

DEPENDENT VARIABLE CP

MACH (2) = 2.999 BETAT (6) = 4.370

Y/BW	.299	.364	.427	.534	.673	.780	.887
X/CW							
.808							
.834	-.0630						
.850				-.1290	-.1370	-.1300	
.857			-.1070				
.865	-.0580						
.900	-.0540			-.1170			-.1160
.905			-.1020				
.950				-.1090	-.1320	-.1230	
.953			-.0950				
.965	-.0340						

MACH (2) = 2.999 BETAT (7) = 6.530

Y/BW	.299	.364	.427	.534	.673	.780	.887
X/CW							
.000	-.0550	-.0560	.0410	.3680	.3900	.4360	.4150
.050				-.0410	.0270	.0930	.1210
.081			-.0380				
.086		-.0420					
.094	-.0340						
.150				-.0990	-.0580	.0080	.0080
.177			-.0640				
.229	-.0380						
.246		-.0530					
.250				-.1310	-.1100	-.0560	-.0460
.362	-.0490						
.400				-.1490	-.1420		-.0760
.402			-.0860				
.497	-.0590						
.550				-.1570	-.1330		
.565		-.0950					
.600							-.1130
.650						-.1150	
.700	-.0770				-.1380		
.725				-.1550			
.750						-.1330	-.1320
.760			-.0860				
.775				-.1480	-.1370		
.808			-.0790				
.834	-.0610						
.850				-.1330	-.1350	-.1340	
.857			-.1110				
.865	-.0580						
.900	-.0530			-.1190			-.1240
.905			-.1060				
.950				-.1100	-.1280	-.1310	
.953			-.1000				

AMES 87-757 IA9 CWA + S3 + T9 UPPER WING

(RBN006)

SECTION (1) UPPER WING		DEPENDENT VARIABLE OF								
MACH (2) = 2.999	BETAT (7) = 6.530	Y/BW	.299	.364	.427	.534	.673	.780	.887	
		X/CW	.965	-.1310						
MACH (2) = 2.999	BETAT (8) = 8.690	Y/BW	.299	.364	.427	.534	.673	.780	.887	
		X/CW	.000	-.0740	-.0730	.0300	.2720	.2960	.3530	.3600
			.050			-.0650	-.0090	.0560	.1050	
			.081		-.0510					
			.086	-.0610						
			.094	-.0620						
			.150			-.1080	-.0720	-.0080	-.0040	
			.177		-.0670					
			.229	-.0530						
			.246	-.0570						
			.250			-.1320	-.1170	-.0740	-.0570	
			.362	-.0580						
			.400			-.1400	-.1450		-.0880	
			.402		-.0830					
			.497	-.0610						
			.550			-.1430	-.1380			
			.565		-.0960					
			.600						-.1230	
			.650					-.1240		
			.700	-.0800			-.1390			
			.725			-.1410				
			.750					-.1360	-.1370	
			.760		-.0960					
			.775			-.1370	-.1360			
			.808		-.0860					
			.834	-.0670						
			.850			-.1240	-.1320	-.1350		
			.857		-.1070					
			.865	-.0590						
			.900	-.0520		-.1130			-.1330	
			.905		-.0990					
			.950			-.1010	-.1220	-.1330		
			.953		-.0910					
			.965	-.0280						
MACH (3) = 3.502	BETAT (1) = -8.750	Y/BW	.299	.364	.427	.534	.673	.780	.887	
		X/CW	.000	.1080	.0780	.3490	1.1020	1.1270	1.1960	1.1640
			.050			.2890	.3430	.4020	.4470	
			.081		.1310					
			.086	.0950						
			.094	.1080						

AMES 87-707 IA9 O2A + S3 + T9 UPPER WING

(RBNU)6

SECTION (1) UPPER WING		DEPENDENT VARIABLE CP							
MACH (3) = 3.502	BETAT (1) = -8.750	Y/BW	.299	.364	.427	.534	.673	.780	.887
		X/CW							
		.150				.0830	.1420	.1910	.1960
		.177			.0350				
		.229	.0680						
		.246		.0290					
		.250				-.0050	.0370	.0800	.0890
		.362	.0320						
		.400				-.0660	-.0310		.0320
		.402			-.0450				
		.497	-.0620						
		.550				-.0930	-.0620		
		.565			-.0690				
		.600							-.0330
		.650						-.0350	
		.700	-.0340				-.0750		
		.725				-.1050			
		.750						-.0620	-.0620
		.760			-.0730				
		.775				-.1040	-.0780		
		.808			-.0650				
		.834	-.0200						
		.850				-.1040	-.0770	-.0660	
		.857			-.0710				
		.865	-.0090						
		.900	-.0020			-.1010			-.0480
		.905			-.0590				
		.950				-.0940	-.0700	-.0600	
		.953			-.0500				
		.965	.0370						
MACH (3) = 3.502	BETAT (2) = -6.550	Y/BW	.299	.364	.427	.534	.673	.780	.887
		X/CW							
		.000	.0870	.0540	.2840	.9550	.9940	1.0630	1.1190
		.050				.2390	.2880	.3500	.4210
		.081			.1020				
		.086		.0710					
		.094	.0840						
		.150				.0640	.1100	.1550	.1750
		.177			.0190				
		.229	.0520						
		.246		.0150					
		.250				-.0080	.0210	.0560	.0730
		.362	.0170						
		.400				-.0740	-.0410		.0160
		.402			-.0490				
		.497	-.0150						

AMES 87-707 IA9 Q2A + S3 + T9 UPPER WING

(RBNU06)

SECTION (1) UPPER WING		DEPENDENT VARIABLE CP							
MACH (3) = 3.502	BETAT (2) = -6.550	Y/BW	.299	.364	.427	.534	.673	.780	.887
		X/CW							
		.550				-.1100	-.0650		
		.565			-.0680				
		.600							-.0440
		.650						-.0400	
		.700	-.0430				-.0820		
		.725			-.1060				
		.750						-.0680	-.0670
		.760			-.0740				
		.775				-.1050	-.0830		
		.808			-.0680				
		.834	-.0260						
		.850				-.1040	-.0820	-.0690	
		.857			-.0840				
		.865	-.0160						
		.900	-.0400			-.1030			-.0580
		.905			-.0740				
		.950				-.0980	-.0690	-.0600	
		.953			-.0630				
		.965	.0220						
MACH (3) = 3.502	BETAT (3) = -4.340	Y/BW	.299	.364	.427	.534	.673	.780	.887
		X/CW							
		.000	.0590	.0270	.2140	.8210	.8460	.8930	.9800
		.050				.1820	.2400	.2850	.3500
		.081			.0740				
		.086		.0500					
		.094	.0690						
		.150				.0330	.0820	.1230	.1350
		.177			.0450				
		.229	.0370						
		.246		.0030					
		.250				-.0340	-.0030	.0330	.0460
		.362	.0050						
		.400				-.0870	-.0560		-.0010
		.402			-.0520				
		.497	-.0250						
		.550				-.1090	-.0760		
		.565			-.0730				
		.600							-.0570
		.650						-.0520	
		.700	-.0520				-.0910		
		.725				-.1160			
		.750						-.0750	-.0780
		.760			-.0750				
		.775				-.1150	-.0960		

AMES 87-707 IA9 C2A + S3 + T9 UPPER WING

(RBNU06)

SECTION (1) UPPER WING		DEPENDENT VARIABLE CP							
MACH (3) = 3.502	BETAT (3) = -4.340	Y/BW	.299	.364	.427	.534	.673	.780	.887
		X/CW							
		.808							
		.834	-.0380						
		.850				-.1140	-.0940	-.0790	
		.857							
		.865	-.0300						
		.900	-.0210			-.1100			-.0690
		.905							
		.950				-.1070	-.0850	-.0710	
		.953							
		.965	.0070						
MACH (3) = 3.502	BETAT (4) = -2.150	Y/BW	.299	.364	.427	.534	.673	.780	.887
		X/CW							
		.000	.0350	.0080	.1580	.6880	.7170	.7790	.8210
		.050				.1360	.1930	.2450	.2960
		.081			.0300				
		.086		.0110					
		.094	.0310						
		.150				.0070	.0560	.0980	.1080
		.177				-.0300			
		.229	.0010						
		.246		-.0300					
		.250				-.0480	-.0180	.0170	.0290
		.362	-.0250						
		.400				-.0910	-.0670		-.0140
		.402							
		.497	-.0520						
		.550				-.1120	-.0840		
		.565				-.0970			
		.600							-.0620
		.650						-.0580	
		.700	-.0780				-.0950		
		.725				-.1160			
		.750						-.0830	-.0820
		.760			-.1000				
		.775				-.1150	-.0990		
		.808				-.0970			
		.834	-.0680						
		.850				-.1150	-.0970	-.0830	
		.857				-.0990			
		.865	-.0570						
		.900	-.0500			-.1120			-.0750
		.905				-.0990			
		.950				-.1030	-.0900	-.0790	
		.953				-.0880			

AMES 87-707 IA9 Q2A + S3 + T9 UPPER WING

(RBNU06)

SECTION (1) UPPER WING		DEPENDENT VARIABLE CP							
MACH (3) = 3.502	BETAT (4) = -2.150	Y/BW	.299	.364	.427	.534	.673	.780	.887
	X/CW	.965	-.0280						
MACH (3) = 3.502	BETAT (5) = 2.260	Y/BW	.299	.364	.427	.534	.673	.780	.887
	X/CW	.000	-.0060	-.0230	.0560	.4860	.5360	.6030	.6100
		.050				.0370	.0960	.1440	.1960
		.081			-.0140				
		.086		-.0100					
		.094	.0090						
		.150				-.0430	.0010	.0430	.0570
		.177			-.0520				
		.229	-.0170						
		.246		-.0400					
		.250				-.0770	-.0580	-.0190	-.0050
		.362	-.0350						
		.400				-.1100	-.0960		-.0380
		.402			-.0820				
		.497	-.0550						
		.550				-.1250	-.0980		
		.565			-.0930				
		.600							-.0790
		.650						-.0740	
		.700	-.0760				-.1060		
		.725				-.1220			
		.750						-.0960	-.0960
		.760			-.0900				
		.775				-.1190	-.1070		
		.808			-.0890				
		.834	-.0700						
		.850				-.1170	-.1090	-.0990	
		.857			-.1040				
		.865	-.0650						
		.900	-.0600			-.1120			-.0910
		.905			-.1030				
		.950				-.1070	-.1040	-.0930	
		.953			-.0970				
		.965	-.0400						
MACH (3) = 3.502	BETAT (6) = 4.450	Y/BW	.299	.364	.427	.534	.673	.780	.887
	X/CW	.000	-.0330	-.0410	.0110	.3570	.4820	.4850	.5330
		.050				.0020	.0390	.1120	.1640
		.081			-.0380				
		.086		-.0280					
		.094	-.0050						

DATE 18 SEP 73

TABULATED PRESSURE DATA - IA9C

PAGE 13/15

AMES 87-707 IA9 O2A + S3 + T9 UPPER WING

(RBNU06)

SECTION (1) UPPER WING

DEPENDENT VARIABLE CP

MACH (3) = 3.502 BETAT (6) = 4.450		Y/BW	.299	.364	.427	.534	.673	.780	.887
	X/CW								
	.150					-.0580	-.0270	.0150	.0360
	.177				-.0620				
	.229	-.0320							
	.246			-.0470					
	.250					-.0850	-.0730	-.0380	-.0240
	.362	-.0460							
	.400					-.1130	-.1040		-.0560
	.402				-.0860				
	.497	-.0620							
	.550					-.1240	-.1030		
	.565				-.0970				
	.600								-.0890
	.650							-.0800	
	.700	-.0810					-.1100		
	.725					-.1180			
	.750							-.0990	-.1020
	.760				-.0950				
	.775					-.1170	-.1090		
	.808				-.0920				
	.834	-.0770							
	.850					-.1130	-.1080	-.1040	
	.857				-.0990				
	.865	-.0720							
	.900	-.0650				-.1100			-.0980
	.905				-.0970				
	.950					-.1070	-.1040	-.1000	
	.953				-.0920				
	.965	-.0460							

MACH (3) = 3.502 BETAT (7) = 6.650

Y/BW	.299	.364	.427	.534	.673	.780	.887
X/CW							
.000	-.0510	-.0520	-.0080	.2910	.3460	.4010	.4110
.050				-.0290	.0180	.0690	.1070
.081				-.1020			
.086		-.1020					
.094	-.0640						
.150				-.0740	-.0440	-.0050	.0090
.177				-.1230			
.229	-.0960						
.246		-.1130					
.250				-.0950	-.0850	-.0500	-.0390
.362	-.1110						
.400				-.1140	-.1110		-.0650
.402				-.1450			
.497	-.1230						

AMES 87-757 IA9 O2A + S3 + T9 UPPER WING

(RBNU06)

SECTION (1) UPPER WING

DEPENDENT VARIABLE CP

MACH (3) = 3.502	BETAT (7) = 6.650	Y/BW	.299	.364	.427	.534	.673	.780	.887
		Y/CW							
		.550				-.1220	-.1080		
		.565			-.1540				
		.600							-.1050
		.650						-.1080	
		.700	-.1390				-.1080		
		.725				-.1180			
		.750						-.1030	-.1050
		.760			-.1510				
		.775				-.1180	-.1060		
		.808			-.1480				
		.834	-.1350						
		.850				-.1190	-.1060	-.1030	
		.857			-.1090				
		.865	-.1280						
		.900	-.1230			-.1170			-.1060
		.905			-.0950				
		.950				-.1130	-.1040	-.1030	
		.953			-.1010				
		.965	-.1020						

MACH (3) = 3.502	BETAT (8) = 8.850	Y/BW	.299	.364	.427	.534	.673	.780	.887
		X/CW							
		.000	-.0650	-.0650	.0120	.2140	.2590	.2870	.3310
		.050				-.0510	-.0170	.0390	.0850
		.081			-.0400				
		.086		-.0450					
		.094	-.0420						
		.150				-.0860	-.0600	-.0220	-.0010
		.177			-.0570				
		.229	-.0350						
		.246		-.0510					
		.250				-.1060	-.0930	-.0600	-.0450
		.362	-.0470						
		.400				-.1160	-.1160		-.0670
		.402			-.0720				
		.497	-.0570						
		.550				-.1210	-.1080		
		.565			-.0810				
		.600							-.0960
		.650						-.0890	
		.700	-.0690				-.1070		
		.725				-.1190			
		.750						-.1000	-.1040
		.760			-.0830				
		.775				-.1190	-.1070		



DATE 18 SEP 73

TABULATED PRESSURE DATA - IA9C

AMES 87-707 IA9 O2A + S3 + T9 UPPER WING

(RBNU16)

SECTION (1) UPPER WING

DEPENDENT VARIABLE CP

MACH (3) = 3.502	BETAT (8) = 8.850	Y/BW	.299	.364	.427	.534	.673	.780	.887
		X/CW							
		.858							
		.834							
		.850							
		.857							
		.865							
		.900							
		.905							
		.950							
		.953							
		.965							

AVES 87-707 IA9 O2A + S3 + T9 UPPER WING

(RBN007) (10 MAY 73)

REFERENCE DATA

SREF = 2.4210 50.FT. XMPP = 28.5300 INCHES
 LREF = 39.8490 INCHES YMPP = .0000 INCHES
 BREF = 39.8490 INCHES ZMPP = .0000 INCHES
 SCALE = .0300 SCALE

PARAMETRIC DATA

ALPHAT = 2.000 ORBINC = .500
 RUDDER = .000 ELEVON = .000
 RUDFLR = .000

SECTION (1) UPPER WING

DEPENDENT VARIABLE CP

MACH (1) = 2.498 BETAT (1) = -8.430

Y/BW	.299	.364	.427	.534	.673	.780	.887
X/CW							
.000	.0500	.0620	.4860	1.1080	.9890	1.0150	1.0240
.050				.1860	.2550	.2870	.3510
.081			.0870				
.086		.0750					
.094	.0400						
.150				.0070	.0720	.1560	.1150
.177			-.0450				
.229	.0310						
.246		-.0100					
.250				-.0900	-.0340	-.0010	.0090
.362	-.0040						
.400				-.1540	-.1090		-.0490
.402			-.1270				
.497	-.0370						
.550				-.1820	-.1500		
.565			-.1470				
.600							-.1200
.650						-.1300	
.700	-.0770				-.1680		
.725				-.1760			
.750						-.1520	-.1420
.760		-.1540					
.775			-.1720	-.1670			
.808			-.1420				
.834	-.0580						
.850				-.1650	-.1680	-.1420	
.857			-.1410				
.865	-.0350						
.900	-.0130			-.1430			-.1250
.905			-.1030				
.950				-.0980	-.1440	-.1300	
.953			-.0790				
.965	.0560						

MACH (1) = 2.498 BETAT (2) = -6.310

Y/BW	.299	.364	.427	.534	.673	.780	.887
X/CW							
.000	.0240	.0250	.4230	1.0170	.9150	.9370	.9460
.050				.1500	.2160	.2530	.3170
.081			.0550				
.086		.0410					
.094	.0110						

AMES 87-707 IA9 O2A + S3 + T9 UPPER WING

(RBNU07)

SECTION (1) UPPER WING		DEPENDENT VARIABLE CP							
MACH (1) = 2.498	BETAT (2) = -6.310	Y/BW	.299	.364	.427	.534	.673	.780	.887
		X/CW							
		.150				-.0160	.0450	.1330	.0940
		.177			-.0630				
		.229	.0010						
		.246		-.0270					
		.250			-.1030	-.0530	-.0170	-.0090	
		.362	-.0320						
		.400			-.1650	-.1230			-.0610
		.402			-.1360				
		.497	-.0560						
		.550			-.1900	-.1580			
		.565			-.1550				
		.600							-.1300
		.650						-.1390	
		.700	-.0940				-.1750		
		.725			-.1860				
		.750						-.1590	-.1520
		.760			-.1550				
		.775			-.1820	-.1750			
		.808			-.1460				
		.834	-.0670						
		.850			-.1760	-.1660	-.1530		
		.857			-.1480				
		.865	-.0460						
		.900	-.0300			-.1610			-.1370
		.905			-.1160				
		.950				-.1300	-.1590	-.1410	
		.953			-.0940				
		.965	.0260						
MACH (1) = 2.498	BETAT (3) = -4.190	Y/BW	.299	.364	.427	.534	.673	.780	.887
		X/CW							
		.000	-.0050	-.0050	.3470	.9330	.8430	.8650	.8720
		.050				.1050	.1790	.2190	.2770
		.081			.0190				
		.086		.0050					
		.094	-.0120						
		.150			-.0460	.0250	.1000	.0660	
		.177			-.0840				
		.229	-.0270						
		.246		-.0500					
		.250			-.1210	-.0700	-.0390	-.0280	
		.362	-.0580						
		.400			-.1760	-.1350			-.0810
		.402			-.1420				
		.497	-.0780						

AMES 87-707 IA9 O2A + S3 + T9 UPPER WING

(RBNUL7)

SECTION (1) UPPER WING

DEPENDENT VARIABLE CP

MACH (1) = 2.498 BETAT (3) = -4.190

Y/BW	.299	.364	.427	.534	.673	.780	.887
X/CW							
.550				-.1990	-.1730		
.565			-.1600				
.600							-.1430
.650						-.1490	
.700	-.1080				-.1880		
.725				-.1960			
.750						-.1710	-.1640
.760		-.1450					
.775				-.1910	-.1880		
.808			-.1210				
.834	-.0740						
.850				-.1860	-.1770	-.1630	
.857			-.1270				
.865	-.0580						
.900	-.0460			-.1710			-.1500
.905			-.1190				
.950				-.1410	-.1710	-.1530	
.953			-.1150				
.965	-.0010						

MACH (1) = 2.498 BETAT (4) = -2.060

Y/BW	.299	.364	.427	.534	.673	.780	.887
X/CW							
.000	-.0220	-.0290	.2720	.8400	.7720	.7850	.7940
.050				.0670	.1470	.1870	.2380
.081			-.0090				
.086		-.0160					
.094	-.0270						
.150				-.0650	.0040	.0820	.0470
.177			-.0950				
.229	-.0420						
.246		-.0590					
.250				-.1340	-.0900	-.0520	-.0400
.362	-.0680						
.400				-.1800	-.1450		-.0900
.402			-.1490				
.497	-.0910						
.550				-.2010	-.1770		
.565			-.1630				
.600							-.1490
.650						-.1560	
.700	-.1160				-.1910		
.725				-.1980			
.750						-.1770	-.1670
.760		-.1380					
.775				-.1940	-.1950		

AVES 87-707 IA9 O2A + S3 + T9 UPPER WING

(RBNU07)

SECTION (1) UPPER WING		DEPENDENT VARIABLE CP									
MACH (1) = 2.498	BETAT (5) = 2.170	Y/BW	.299	.364	.427	.534	.673	.780	.887		
		X/CW	.965	-.0370							
MACH (1) = 2.498	BETAT (6) = 4.290	Y/BW	.299	.364	.427	.534	.673	.780	.887		
		X/CW	.000	-.0890	-.0930	.0900	.5570	.4790	.5710	.5830	
			.050			-.0210	.0430	.0940	.1480		
			.081			-.0690					
			.086			-.0530					
			.094	-.0680							
			.150				-.1160	-.0580	.0070	-.0030	
			.177				-.1210				
			.229	-.0790							
			.246								
			.250				-.0910				
			.250					-.1610	-.1250	-.0990	-.0760
			.302	-.0830							
			.400					-.1910	-.1700		-.1180
			.402					-.1400			
			.497	-.0850							
			.550					-.1970	-.1910		
			.565					-.1420			
			.600								-.1690
			.650								-.1710
			.700	-.1050					-.1940		
			.725					-.1940			
			.750							-.1890	-.1850
			.760							-.1110	
			.775					-.1810	-.1890		
			.808					-.1050			
			.834	-.0770							
			.850					-.1580	-.1870	-.1820	
			.857					-.1180			
			.865	-.0740							
			.900	-.0640					-.1360		-.1750
			.905					-.1090			
			.950					-.1150	-.1700	-.1790	
			.953					-.0980			
			.965	-.0450							
MACH (1) = 2.498	BETAT (7) = 6.410	Y/BW	.299	.364	.427	.534	.673	.780	.887		
		X/CW	.000	-.1030	-.1050	.0320	.4390	.4320	.4940	.5110	
			.050				-.0540	.0190	.0590	.1150	
			.081				-.0870				
			.086				-.0640				
			.094	-.0870							

AMES 87-707 IA9 C2A + S3 + T9 UPPER WING

(RBNU)7)

SECTION (1) UPPER WING

DEPENDENT VARIABLE CP

MACH (1) = 2.498	BETAT (7) = 6.410	Y/BW	.299	.364	.427	.534	.673	.780	.887
		X/CW							
		.150				-.1290	-.0750	-.0140	-.0260
		.177			-.1150				
		.229	-.0850						
		.246		-.0900					
		.250			-.1690	-.1390	-.1060	-.0940	
		.362	-.0790						
		.400			-.1800	-.1800			-.1300
		.402			-.1260				
		.497	-.0830						
		.550			-.1880	-.1930			
		.565		-.1360					
		.600							-.1740
		.650						-.1710	
		.700	-.1110			-.1900			
		.725			-.1810				
		.750					-.1820	-.1880	
		.760			-.1170				
		.775			-.1680	-.1850			
		.808			-.1070				
		.834	-.0810						
		.850			-.1370	-.1840	-.1790		
		.857			-.1190				
		.865	-.0780						
		.900	-.0720		-.1180				-.1780
		.905			-.1100				
		.950			-.1030	-.1690	-.1770		
		.953			-.1000				
		.965	-.0490						
MACH (1) = 2.498	BETAT (8) = 8.540	Y/BW	.299	.364	.427	.534	.673	.780	.887
		X/CW							
		.000	-.1150	-.1130	-.0130	.3430	.3640	.4010	.4550
		.050				-.0830	-.0110	.0320	.0690
		.081			-.0920				
		.086		-.0760					
		.094	-.1020						
		.150				-.1380	-.0930	-.0350	-.0490
		.177			-.1000				
		.229	-.0890						
		.246		-.0820					
		.250			-.1540	-.1450	-.1160	-.1040	
		.362	-.0700						
		.400			-.1640	-.1770			-.1380
		.402			-.1200				
		.497	-.0820						

AMES 87-707 IA9 O2A + S3 + T9 UPPER WING

(RBN007)

SECTION (1) UPPER WING		DEPENDENT VARIABLE CP							
MACH (1) = 2.498	BETAT (8) = 8.540	Y/BW	.299	.364	.427	.534	.673	.780	.887
		X/CW							
		.550				-.1730	-.1870		
		.565			-.1370				
		.600							-.1790
		.650						-.1750	
		.700	-.1110				-.1850		
		.725				-.1740			
		.750						-.1830	-.1870
		.760			-.1210				
		.775				-.1580	-.1830		
		.808			-.1110				
		.834	-.10860						
		.850				-.1300	-.1770	-.1810	
		.857			-.1180				
		.865	-.10820						
		.900	-.0740			-.1140			-.1780
		.905			-.1060				
		.950				-.1020	-.1550	-.1780	
		.953			-.0940				
		.965	-.10490						
MACH (2) = 2.999	BETAT (1) = -8.590	Y/BW	.299	.364	.427	.534	.673	.780	.887
		X/CW							
		.100	.0720	.0620	.3890	1.1500	1.0810	1.1220	1.0390
		.150				.2350	.2690	.3080	.3940
		.181			.1080				
		.186		.0640					
		.194	.0610						
		.150				.0460	.0930	.1670	.1500
		.177			-.1080				
		.229	.0320						
		.246		-.0020					
		.250				-.0390	.0000	.0290	.0450
		.362	.0040						
		.400				-.1000	-.0660		-.0140
		.402			-.0850				
		.497	-.0330						
		.550				-.1280	-.0980		
		.565			-.1070				
		.600							-.0780
		.650						-.0830	
		.700	-.0640				-.1160		
		.725				-.1360			
		.750						-.1040	-.0980
		.760			-.1080				
		.775				-.1350	-.1190		

AMES 87-707 IA9 O2A + S3 + T9 UPPER WING

(RBN007)

SECTION (1) UPPER WING

DEPENDENT VARIABLE CP

MACH (2) = 2.999	BETAT (2) = -6.420	Y/BW	.299	.364	.427	.534	.673	.780	.887
		X/CW	.965	-.0010					
MACH (2) = 2.999	BETAT (3) = -4.270	Y/BW	.299	.364	.427	.534	.673	.780	.887
		X/CW	.000	.0250	.0050	.2410	.9180	.8410	.8750
			.050			.1600	.1930	.2430	.3020
			.081			.0470			
			.086		.0160				
			.094	.0160					
			.150			.0030	.0470	.1090	.0970
			.177			-.0350			
			.229	-.0040					
			.246		-.0350				
			.250				-.0720	-.0360	-.0020
			.362	-.0340					.0090
			.400				-.1210	-.0880	-.0390
			.402			-.0980			
			.497	-.0620					
			.550				-.1440	-.1130	
			.565			-.1160			
			.600						-.0920
			.650					-.0960	
			.700	-.0870			-.1250		
			.725				-.1510		
			.750					-.1140	-.1080
			.760			-.1180			
			.775				-.1500	-.1300	
			.808			-.1080			
			.834	-.0670					
			.850				-.1470	-.1290	-.1130
			.857			-.1190			
			.865	-.0580					
			.900	-.0520			-.1430		-.0960
			.905			-.1170			
			.950				-.1360	-.1210	-.1050
			.953			-.1060			
			.965	-.0170					
MACH (2) = 2.999	BETAT (4) = -2.110	Y/BW	.299	.364	.427	.534	.673	.780	.887
		X/CW	.000	.0070	-.0100	.1810	.8150	.7770	.7930
			.050				.0970	.1460	.2030
			.081			.0140			
			.086		-.0070				
			.094	-.0010					

AMES 87-707 IA9 O2A + S3 + T9 UPPER WING

(RBNU07)

SECTION (1) UPPER WING		DEPENDENT VARIABLE CP							
MACH (2) = 2.999	BETAT (4) = -2.110	Y/BW	.299	.364	.427	.534	.673	.780	.887
		X/CW							
		.150				-.0360	.0110	.0890	.0750
		.177			-.0530				
		.229	-.0210						
		.246		-.0510					
		.250				-.0990	-.0650	-.0190	-.0040
		.362	-.0470						
		.400				-.1420	-.1150		-.0490
		.402			-.1030				
		.497	-.0740						
		.550				-.1620	-.1220		
		.565			-.1190				
		.600							-.0990
		.650						-.1010	
		.700	-.0960				-.1340		
		.725				-.1660			
		.750						-.1200	-.1150
		.760			-.1220				
		.775				-.1630	-.1370		
		.808			-.1110				
		.834	-.0750						
		.850				-.1600	-.1370	-.1220	
		.857			-.1310				
		.865	-.0690						
		.900	-.0610			-.1560			-.1030
		.905			-.1240				
		.950				-.1460	-.1290	-.1150	
		.953			-.1190				
		.965	-.0320						
MACH (2) = 2.999	BETAT (5) = 2.210	Y/BW	.299	.364	.427	.534	.673	.780	.887
		X/CW							
		.000	-.0400	-.0510	.0730	.6030	.5950	.6740	.6640
		.050				.0240	.0790	.1460	.1970
		.081			-.0290				
		.086		-.0340					
		.094	-.0230						
		.150				-.0680	-.0220	.0440	.0380
		.177			-.0760				
		.229	-.0400						
		.246		-.0660					
		.250				-.1150	-.0850	-.0470	-.0310
		.362	-.0600						
		.400				-.1450	-.1220		-.0680
		.402			-.1080				
		.497	-.0820						

AMES 87-707 IA9 O2A + S3 + T9 UPPER WING

(RBNU07)

SECTION (1) UPPER WING

DEPENDENT VARIABLE CP

MACH (2) = 2.999 BETAT (5) = 2.210

Y/BW	.299	.364	.427	.534	.673	.780	.887
X/CW							
.550				-.1580	-.1330		
.565			-.1200				
.600							-.1120
.650						-.1130	
.700	-.0980				-.1420		
.725				-.1560			
.750						-.1340	-.1280
.760			-.1090				
.775				-.1530	-.1430		
.808			-.1040				
.834	-.0810						
.850				-.1430	-.1430	-.1340	
.857			-.1260				
.865	-.0720						
.900	-.0640			-.1330			-.1210
.905			-.1230				
.950				-.1240	-.1350	-.1260	
.953			-.1140				
.965	-.0440						

MACH (2) = 2.999 BETAT (6) = 4.370

Y/BW	.299	.364	.427	.534	.673	.780	.887
X/CW							
.000	-.0560	-.0630	.0550	.5370	.4890	.5710	.5770
.050				-.0070	.0420	.0990	.1590
.081			-.0480				
.086		-.0500					
.094	-.0380						
.150				-.0010	-.0470	.0140	.0170
.177			-.0840				
.229	-.0470						
.246		-.0670					
.250				-.1300	-.1010	-.0630	-.0470
.362	-.0660						
.400				-.1540	-.1380		-.0810
.402			-.1080				
.497	-.0800						
.550				-.1660	-.1370		
.565			-.1160				
.600							-.1180
.650						-.1180	
.700	-.0940				-.1440		
.725				-.1590			
.750						-.1340	-.1320
.760			-.1030				
.775				-.1540	-.1460		

AMES 87-707 IA9 C2A + S3 + T9 UPPER WING

(RBNU07)

SECTION (3) UPPER WING

DEPENDENT VARIABLE CP

MACH (2) = 2.999	BETAT (7) = 6.530	Y/BW	.299	.364	.427	.534	.673	.780	.887
		X/CW							
		.965	-.0480						
MACH (2) = 2.999	BETAT (8) = 8.690	Y/BW	.299	.364	.427	.534	.673	.780	.887
		X/CW							
		.000	-.0820	-.0840	.0020	.2770	.3290	.3830	.3870
		.050				-.0750	-.0130	.0460	.0780
		.081			-.0750				
		.086		-.0710					
		.094	-.0800						
		.150				-.1200	-.0770	-.0130	-.0210
		.177			-.0880				
		.229	-.0610						
		.246		-.0690					
		.250				-.1410	-.1190	-.0820	-.0690
		.362	-.0730						
		.400				-.1480	-.1470		-.0970
		.402			-.0960				
		.497	-.0720						
		.550				-.1520	-.1440		
		.565			-.1040				
		.600							-.1280
		.650						-.1280	
		.700	-.0910				-.1430		
		.725				-.1500			
		.750						-.1370	-.1390
		.760			-.1040				
		.775				-.1440	-.1410		
		.808			-.0960				
		.834	-.0800						
		.850				-.1320	-.1400	-.1360	
		.857			-.1090				
		.865	-.0750						
		.900	-.0660			-.1170			-.1360
		.905			-.1060				
		.950				-.1050	-.1330	-.1350	
		.953			-.0980				
		.965	-.0470						
MACH (3) = 3.502	BETAT (1) = -8.730	Y/BW	.299	.364	.427	.534	.673	.780	.887
		X/CW							
		.000	.0830	.0650	.3480	1.0880	1.1030	1.1840	1.0990
		.050				.2540	.3000	.3600	.3820
		.081			.0550				
		.086		.0180					
		.094	.0330						

AMES 87-757 IA9 C2A + S3 + T9 UPPER WING

(RBNU07)

SECTION (1) UPPER WING

DEPENDENT VARIABLE CP

MACH (3) = 3.502	BETAT (1) = -8.730	Y/BW	.299	.364	.427	.534	.673	.780	.887
		X/CW							
		.150				.0590	.1180	.1570	.1540
		.177			-.0420				
		.229	-.0590						
		.246		-.0470					
		.250			-.0260	.0180	.0540	.0580	
		.362	-.0450						
		.400			-.0780	-.0420			.0050
		.402			-.1140				
		.497	-.0780						
		.550			-.1010	-.0720			
		.565			-.1350				
		.600							-.0490
		.650						-.0490	
		.700	-.1050			-.0870			
		.725			-.1090				
		.750						-.0740	-.0730
		.760			-.1390				
		.775			-.1100	-.0910			
		.808			-.1300				
		.834	-.0930						
		.850			-.1100	-.0870	-.0720		
		.857			-.0870				
		.865	-.0830						
		.900	-.0750		-.1070				-.0610
		.905			-.0820				
		.950			-.1010	-.0820	-.0660		
		.953			-.0720				
		.965	-.0420						

MACH (3) = 3.502	BETAT (2) = -6.540	Y/BW	.299	.364	.427	.534	.673	.780	.887
		X/CW							
		.000	.0570	.0380	.2780	.9380	.9760	1.0520	1.1130
		.050				.2020	.2480	.3060	.3750
		.081			.0470				
		.086		.0170					
		.094	.0370						
		.150				.0400	.0870	.1290	.1440
		.177			-.0300				
		.229	-.0040						
		.246		-.0340					
		.250				-.0380	-.0010	.0360	.0480
		.362	-.0340						
		.400			-.0870	-.0550			-.0010
		.402			-.0940				
		.497	-.0630						

AMES 87-757 IA9 O2A + S3 + T9 UPPER WING

(RBNU07)

SECTION (1) UPPER WING

DEPENDENT VARIABLE CP

MACH (3) = 3.502 BETAT (2) = -6.540

Y/BW	.299	.364	.427	.534	.673	.780	.887
X/CW							
.550				-.1100	-.0780		
.565			-.1130				
.600							-.0540
.650						-.0550	
.700	-.0880				-.0920		
.725				-.1150			
.750						-.0800	-.0780
.760			-.1170				
.775				-.1140	-.0950		
.808			-.1140				
.834	-.0770						
.850				-.1140	-.0940	-.0800	
.857			-.1020				
.865	-.0680						
.900	-.0610			-.1130			-.0680
.905			-.0970				
.950				-.1080	-.0850	-.0720	
.953			-.0870				
.965	-.0310						

MACH (3) = 3.502 BETAT (3) = -4.340

Y/BW	.299	.364	.427	.534	.673	.780	.887
X/CW							
.000	.0410	.0140	.2080	.8110	.8570	.9230	.9720
.050				.1590	.1970	.2580	.3200
.081			.0230				
.086		.0000					
.094	.0220						
.150				.0160	.0610	.0950	.1170
.177			-.0430				
.229	-.0150						
.246		-.0450					
.250				-.0480	-.0180	.0140	.0290
.362	-.0430						
.400				-.0940	-.0660		-.0150
.402			-.0940				
.497	-.0690						
.550				-.1130	-.0830		
.565			-.1100				
.600							-.0630
.650						-.0600	
.700	-.0910				-.0950		
.725				-.1160			
.750						-.0820	-.0840
.760			-.1150				
.775				-.1130	-.1000		

AMES 87-707 IA9 O2A + S3 + T9 UPPER WING

(RBNU07)

SECTION (1) UPPER WING		DEPENDENT VARIABLE CP							
MACH (3) = 3.502	BETAT (3) = -4.340	Y/BW	.299	.364	.427	.534	.673	.780	.887
		X/CW							
		.808							
		.834	-.0810						
		.850				-.1160	-.0950	-.0840	
		.857				-.1020			
		.865	-.0720						
		.900	-.0670			-.1150			-.0740
		.905				-.0990			
		.950				-.1100	-.0850	-.0780	
		.953				-.0950			
		.965	-.0430						
MACH (3) = 3.502	BETAT (4) = -2.140	Y/BW	.299	.364	.427	.534	.673	.780	.887
		X/CW							
		.000	.0130	-.0040	.1600	.6740	.7310	.7620	.8410
		.050				.1050	.1590	.2060	.2580
		.081				-.0070			
		.086				-.0210			
		.094	-.0160						
		.150				-.0150	.0330	.0700	.0830
		.177				-.0620			
		.229	-.0330						
		.246				-.0570			
		.250				-.0670	-.0380	-.0010	.0100
		.362	-.0570						
		.400				-.1040	-.0810		-.0310
		.402				-.1040			
		.497	-.0770						
		.550				-.1190	-.0920		
		.565				-.1190			
		.600							-.0730
		.650						-.0680	
		.700	-.1000				-.1000		
		.725				-.1250			
		.750						-.0880	-.0910
		.760				-.1190			
		.775				-.1240	-.1050		
		.808				-.1170			
		.834	-.0930						
		.850				-.1240	-.1020	-.0910	
		.857				-.1130			
		.865	-.0850						
		.900	-.0810			-.1220			-.0830
		.905				-.1110			
		.950				-.1170	-.0970	-.0850	
		.953				-.1060			

AMES 87-707 IA9 O2A + S3 + T9 UPPER WING

(RBNU017)

SECTION (1) UPPER WING		DEPENDENT VARIABLE CP								
MACH (3) = 3.502	BETAT (4) = -2.140	Y/BW	.299	.364	.427	.534	.673	.780	.887	
		X/CW	.965	-.0570						
MACH (3) = 3.502	BETAT (5) = 2.250	Y/BW	.299	.364	.427	.534	.673	.780	.887	
		X/CW	.000	-.0240	-.0350	.0560	.4780	.5980	.6170	.6430
			.050				.0300	.0710	.1230	.1770
			.081			-.0440				
			.086	-.0420						
			.094	-.0360						
			.150				-.0510	-.0130	.0230	.0370
			.177			-.0820				
			.229	-.0500						
			.246		-.0710					
			.250				-.0820	-.0690	-.0320	-.0230
			.362	-.0660						
			.400				-.1150	-.1030		-.0520
			.402		-.1110					
			.497	-.0840						
			.550				-.1300	-.1040		
			.565		-.1210					
			.600							-.0880
			.650						-.0790	
			.700	-.1030				-.1110		
	.725				-.1230					
	.750						-.0980	-.0980		
	.760		-.1200							
	.775				-.1220	-.1120				
	.808		-.1200							
	.834	-.0980								
	.850				-.1230	-.1090	-.1010			
	.857		-.1120							
	.865	-.0940								
	.900	-.0870			-.1210			-.0950		
	.905		-.1120							
	.950				-.1170	-.1070	-.0970			
	.953		-.1100							
	.965	-.0700								
MACH (3) = 3.502	BETAT (6) = 4.460	Y/BW	.299	.364	.427	.534	.673	.780	.887	
		X/CW	.000	-.0450	-.0500	-.0010	.4180	.4670	.5310	.5500
		.050				-.0080	.0420	.0950	.1420	
		.081			-.0440					
		.086	-.0360							
		.094	-.0280							

AMES 87-707 IA9 O2A + S3 + T9 UPPER WING

(RBNU07)

SECTION (1) UPPER WING

DEPENDENT VARIABLE CP

MACH (3) = 3.502 BETAT (6) = 4.460

	Y/BW	.299	.364	.427	.534	.673	.780	.887
X/CW								
.150					-.0680	-.0340	.0090	.0240
.177				-.0670				
.229	-.0350							
.246		-.0510						
.250				-.0910	-.0810	-.0420	-.0300	
.362	-.0490							
.400				-.1190	-.1060		-.0600	
.402			-.0890					
.497	-.0650							
.550				-.1300	-.1060			
.565			-.0960					
.600							-.0910	
.650						-.0840		
.700	-.0800				-.1080			
.725				-.1230				
.750						-.1010	-.1010	
.760			-.0900					
.775				-.1210	-.1070			
.808			-.0890					
.834	-.0750							
.850				-.1210	-.1070	-.1030		
.857			-.1040					
.865	-.0690							
.900	-.0640			-.1190			-.0990	
.905			-.1040					
.950				-.1190	-.1030	-.1010		
.953			-.1000					
.965	-.0460							

MACH (3) = 3.502 BETAT (7) = 6.660

	Y/BW	.299	.364	.427	.534	.673	.780	.887
X/CW								
.000	-.0620	-.0650	-.0230	.2880	.3760	.4020	.4570	
.050				-.0490	.0070	.0600	.1060	
.081			-.1020					
.086		-.1030						
.094	-.1030							
.150				-.0880	-.0520	-.0130	.0030	
.177			-.1180					
.229	-.0930							
.246		-.1110						
.250				-.1080	-.0910	-.0600	-.0440	
.362	-.1060							
.400				-.1210	-.1160		-.0680	
.402			-.1360					
.497	-.1220							

AMES 87-707 1A9 C2A + S3 + T9 UPPER WING

(RBN007)

SECTION (1) UPPER WING

DEPENDENT VARIABLE CP

MACH (3) = 3.502	BETAT (7) = 6.660	Y/BW	.299	.364	.427	.534	.673	.780	.887
		X/CW							
		.550				-.1270	-.1110		
		.565			-.1450				
		.600							-.0940
		.650						-.0890	
		.700	-.1320				-.1100		
		.725				-.1210			
		.750						-.1010	-.1030
		.760			-.1420				
		.775				-.1190	-.1090		
		.808			-.1410				
		.834	-.1250						
		.850				-.1230	-.1070	-.1030	
		.857			-.1010				
		.865	-.1180						
		.900	-.1170			-.1230			-.1040
		.905			-.1020				
		.950				-.1210	-.1070	-.1050	
		.953			-.0980				
		.965	-.1000						
MACH (3) = 3.502	BETAT (8) = 8.850	Y/BW	.299	.364	.427	.534	.673	.780	.887
		X/CW							
		.000	-.0690	-.0710	-.0040	.1950	.2730	.3250	.3510
		.050				-.0670	-.0260	.0310	.0750
		.081			-.1190				
		.086		-.1180					
		.094	-.1220						
		.150				-.0940	-.0690	-.0290	-.0090
		.177			-.1320				
		.229	-.1070						
		.246		-.1230					
		.250				-.1120	-.1020	-.0670	-.0520
		.362	-.1220						
		.400				-.1180	-.1210		-.0750
		.402			-.1450				
		.497	-.1310						
		.550				-.1240	-.1120		
		.565		-.1510					
		.600							-.0980
		.650						-.0910	
		.700	-.1390				-.1100		
		.725				-.1200			
		.750						-.1000	-.1050
		.760			-.1530				
		.775				-.1200	-.1090		



DATE 18 SEP 73

TABULATED PRESSURE DATA - IA9C

PAGE 1327

AMES 87-707 IA9 O2A + S3 + T9 UPPER WING

(RBNU:17)

SECTION (1) UPPER WING

DEPENDENT VARIABLE CP

MACH (3) = 3.502	BETAT (8) = 8.850	Y/BW	.299	.364	.427	.534	.673	.780	.887
		X/CW							
		.808							
		.834							
		.850							
		.857							
		.865							
		.900							
		.905							
		.950							
		.953							
		.965							

AMES 87-707 IA9 O2A + S3 + T9 UPPER WING

(RBNU08) (10 MAY 73)

REFERENCE DATA

SREF = 2.4210 SQ.FT. XMPF = 28.5300 INCHES
 LREF = 39.8490 INCHES YMPF = .0000 INCHES
 BREF = 39.8490 INCHES ZMPF = .0000 INCHES
 SCALE = .0300 SCALE

PARAMETRIC DATA

ALPHAT = 4.000 ORBINC = .500
 RUDDER = .000 ELEVON = .000
 RUDFLR = .000

SECTION (1) UPPER WING

DEPENDENT VARIABLE CP

MACH (1) = 2.498 BETAT (1) = -8.420

Y/BW	.299	.364	.427	.534	.673	.780	.887
X/CW							
.000	.0360	.0650	.4930	1.1160	.9950	1.0210	1.0210
.050				.1510	.2080	.2390	.3030
.081			.0600				
.086		.0630					
.094	.0280						
.150				-.0160	.0440	.1160	.0790
.177			-.0640				
.229	.0140						
.246		-.0240					
.250				-.1080	-.0570	-.0270	-.0200
.362	-.0140						
.400				-.1660	-.1260		-.0730
.402			-.1430				
.497	-.0470						
.550				-.1920	-.1620		
.565		-.1610					
.600							-.1360
.650						-.1420	
.700	-.0910				-.1750		
.725				-.1840			
.750						-.1620	-.1560
.760		-.1530					
.775			-.1830	-.1670			
.808		-.1360					
.834	-.0820			-.1810	-.1620	-.1520	
.850							
.857		-.1450					
.865	-.0600						
.900	-.0400			-.1600			-.1400
.905		-.1340					
.950			-.1170	-.1520	-.1420		
.953		-.1220					
.965	.0390						

MACH (1) = 2.498 BETAT (2) = -6.300

Y/BW	.299	.364	.427	.534	.673	.780	.887
X/CW							
.000	.0100	.0250	.4300	1.0260	.9140	.9520	.9510
.050				.1210	.1790	.2100	.2760
.081			.0310				
.086		.0350					
.094	-.0060						



DATE 18 SEP 73

TABULATED PRESSURE DATA - IA9C

PAGE 1329

AMES 87-707 IA9 O2A + S3 + T9 UPPER WING

(RBNU08)

SECTION (1) UPPER WING

DEPENDENT VARIABLE CP

MACH (1) = 2.498 BETAT (2) = -6.300		Y/BW	.299	.364	.427	.534	.673	.780	.887
	X/CW								
	.150					-.0340	.0230	.0950	.0640
	.177					-.0800			
	.229		-.0130						
	.246			-.0440					
	.250					-.1150	-.0730	-.0380	-.0320
	.362		-.0380						
	.400					-.1720	-.1330		-.0820
	.402					-.1500			
	.497		-.0640						
	.550					-.1980	-.1670		
	.565					-.1670			
	.600								-.1430
	.650							-.1470	
	.700		-.1040				-.1830		
	.725					-.1890			
	.750							-.1690	-.1610
	.760					-.1640			
	.775					-.1860	-.1760		
	.808					-.1540			
	.834		-.0910						
	.850					-.1810	-.1680	-.1600	
	.857					-.1590			
	.865		-.0730						
	.900		-.0530			-.1640			-.1480
	.905					-.1460			
	.950					-.1280	-.1660	-.1530	
	.953					-.1340			
	.965		.0120						

MACH (1) = 2.498 BETAT (3) = -4.190		Y/BW	.299	.364	.427	.534	.673	.780	.887
	X/CW								
	.000		-.0130	-.0050	.3580	.9390	.8480	.8800	.8750
	.050					.0810	.1480	.1840	.2420
	.081				.0050				
	.086			.0040					
	.094		-.0260						
	.150					-.0580	.0050	.0730	.0440
	.177					-.0980			
	.229		-.0400						
	.246			-.0630					
	.250					-.1300	-.0850	-.0530	-.0450
	.362		-.0630						
	.400					-.1800	-.1450		-.0930
	.402					-.1570			
	.497		-.0820						

AMES 87-707 IA9 Q2A + S3 + T9 UPPER WING

(RBNU08)

SECTION (1) UPPER WING

DEPENDENT VARIABLE CP

MACH (1) = 2.498	BETAT (3) = -4.190	Y/BW	.299	.364	.427	.534	.673	.780	.887
		X/CW							
		.550				-.2050	-.1760		
		.565			-.1740				
		.600							-.1510
		.650						-.1540	
		.700	-.1150				-.1890		
		.725				-.1970			
		.750						-.1760	-.1690
		.760			-.1610				
		.775				-.1930	-.1820		
		.808			-.1460				
		.834	-.0980						
		.850				-.1910	-.1790	-.1680	
		.857			-.1540				
		.865	-.0810						
		.900	-.0680			-.1730			-.1580
		.905			-.1500				
		.950				-.1450	-.1740	-.1600	
		.953			-.1430				
		.965	-.0110						
MACH (1) = 2.498	BETAT (4) = -2.070	Y/BW	.299	.364	.427	.534	.673	.780	.887
		X/CW							
		.000	-.0310	-.0330	.2820	.8520	.7840	.7990	.8070
		.050				.0600	.1140	.1540	.2100
		.081			-.0260				
		.086		-.0200					
		.094	-.0430						
		.150				-.0780	-.0170	.0490	.0240
		.177			-.1120				
		.229	-.0560						
		.246		-.0780					
		.250				-.1420	-.1000	-.0680	-.0610
		.362	-.0800						
		.418				-.1880	-.1540		-.1020
		.402			-.1610				
		.497	-.0960						
		.550				-.2100	-.1810		
		.565			-.1740				
		.600							-.1670
		.650						-.1610	
		.700	-.1260				-.1950		
		.725				-.1990			
		.750						-.1800	-.1750
		.760			-.1580				
		.775				-.1950	-.1880		



DATE 18 SEP 73

TABULATED PRESSURE DATA - IA9C

PAGE 1331

AMES 87-707 IA9 O2A + S3 + TS UPPER WING

(RBNUJ)R

SECTION (1) UPPER WING

DEPENDENT VARIABLE CP

MACH (1) = 2.498	BETAT (4) = -2.070	Y/BW	.299	.364	.427	.534	.673	.780	.887
		Y/CW							
		.808			-.1500				
		.834	-.0960						
		.850				-.1920	-.1810	-.1740	
		.857			-.1620				
		.865	-.0840						
		.900	-.0720			-.1760			-.1630
		.905			-.1580				
		.950				-.1610	-.1760	-.1660	
		.953			-.1510				
		.965	-.0230						
MACH (1) = 2.498	BETAT (5) = 2.170	Y/BW	.299	.364	.427	.534	.673	.780	.887
		X/CW							
		.000	-.0900	-.0900	.1490	.6550	.6480	.6610	.6640
		.050				-.0230	.0650	.0990	.1440
		.081			-.0720				
		.086		-.0500					
		.094	-.0710						
		.150				-.1140	-.0520	.0120	-.0090
		.177			-.1320				
		.229	-.0840						
		.246		-.0990					
		.250				-.1610	-.1300	-.0930	-.0830
		.362	-.0920						
		.400				-.1980	-.1720		-.1240
		.402			-.1640				
		.497	-.1030						
		.550				-.2100	-.1940		
		.565			-.1730				
		.600							-.1690
		.650						-.1720	
		.700	-.1210				-.1930		
		.725				-.2010			
		.750						-.1870	-.1870
		.760			-.1430				
		.775				-.1970	-.1910		
		.808			-.1360				
		.834	-.0890						
		.850				-.1920	-.1860	-.1810	
		.857			-.1450				
		.865	-.0840						
		.900	-.0740			-.1880			-.1760
		.905			-.1350				
		.950				-.1900	-.1740	-.1790	
		.953			-.1200				

AMES 87-707 IA9 OCA + 53 + T9 UPPER WING

(RBNU)8

SECTION (1) UPPER WING

DEPENDENT VARIABLE OF

MACH (1) = 2.498	BETAT (5) = 2.170	Y/BW	.299	.364	.427	.534	.673	.780	.887
		X/CW							
			.965	-.0430					
MACH (1) = 2.498	BETAT (6) = 4.300	Y/BW	.299	.364	.427	.534	.673	.780	.887
		X/CW							
			.000	-.1100	-.1080	.0760	.5570	.5710	.5950
			.150			-.0490	.0270	.0760	.1160
			.081			-.0900			
			.086		-.0640				
			.094	-.0840					
			.150			-.1300	-.0740	-.0400	-.0270
			.177			-.1410			
			.229	-.0950					
			.246		-.1070				
			.250			-.1710	-.1410	-.1040	-.0940
			.362	-.1000					
			.400			-.2000	-.1820		-.1290
			.402			-.1640			
			.497	-.0970					
			.550			-.2080	-.1990		
			.565			-.1660			
			.600						-.1750
			.650					-.1760	
			.700	-.1160			-.1950		
			.725			-.1990			
			.750					-.1860	-.1910
			.760			-.1260			
			.775			-.1920	-.1920		
			.808			-.1170			
			.834	-.0890					
			.850			-.1870	-.1870	-.1830	
			.857			-.1290			
			.865	-.0850					
			.900	-.0750		-.1750			-.1830
			.905			-.1220			
			.950			-.1640	-.1750	-.1820	
			.953			-.1100			
			.965	-.0530					
MACH (1) = 2.498	BETAT (7) = 6.420	Y/BW	.299	.364	.427	.534	.673	.780	.887
		X/CW							
			.000	-.1190	-.1190	.0200	.4660	.4880	.5280
			.050			-.0710	-.0020	.0470	.0890
			.081			-.1060			
			.086		-.0740				
			.094	-.1040					

AMES 87-707 IA9 O2A + S3 + T9 UPPER WING

(RBNU08)

SECTION (1) UPPER WING

DEPENDENT VARIABLE CP

MACH (1) = 2.498	BETAT (7) = 6.420	Y/BW	.299	.364	.427	.534	.673	.780	.887
		X/CW							
		.150				-.1430	-.0910	-.0300	-.0420
		.177			-.1380				
		.229	-.0970						
		.246		-.1080					
		.250				-.1790	-.1510	-.1180	-.1050
		.362	-.0950						
		.400				-.1960	-.1880		-.1400
		.402			-.1570				
		.497	-.0950						
		.550				-.2010	-.2030		
		.565			-.1440				
		.600							-.1820
		.650						-.1790	
		.700	-.1200				-.1940		
		.725				-.1950			
		.750						-.1880	-.1940
		.760			-.1200				
		.775				-.1830	-.1940		
		.808			-.1130				
		.834	-.0930						
		.850				-.1660	-.1940	-.1890	
		.857			-.1280				
		.865	-.0880						
		.900	-.0800			-.1510			-.1870
		.905			-.1210				
		.950				-.1330	-.1830	-.1840	
		.953			-.1130				
		.965	-.0560						

MACH (1) = 2.498	BETAT (8) = 8.550	Y/BW	.299	.364	.427	.534	.673	.780	.887
		X/CW							
		.000	-.1270	-.1260	-.0290	.3680	.4070	.4690	.4780
		.050				-.0990	-.0270	.0170	.0610
		.081			-.1200				
		.086		-.0900					
		.094	-.1230						
		.150				-.1570	-.1070	-.0510	-.0610
		.177			-.1270				
		.229	-.1050						
		.246		-.1040					
		.250				-.1800	-.1610	-.1290	-.1150
		.362	-.0900						
		.400				-.1860	-.1910		-.1480
		.402			-.1350				
		.497	-.0980						

AMES 87-717 IA9 Q2A + S3 + T9 UPPER WING

(RBN008)

SECTION (1) UPPER WING		DEPENDENT VARIABLE CP							
MACH (1) = 2.498	BETAT (0) = 8.550	Y/BW	.299	.364	.427	.534	.673	.780	.887
		Y/CW							
		.550				-.1900	-.2040		
		.565			-.1460				
		.600							-.1870
		.650						-.1830	
		.700	-.1240				-.1980		
		.725				-.1880			
		.750						-.1890	-.2000
		.760			-.1360				
		.775				-.1770	-.1930		
		.808				-.1250			
		.834	-.1020						
		.850				-.1500	-.1910	-.1930	
		.857				-.1320			
		.865	-.0940						
		.900	-.0860			-.1320			-.1930
		.905				-.1220			
		.950				-.1170	-.1770	-.1890	
		.953				-.1100			
		.965	-.0610						
MACH (2) = 2.999	BETAT (1) = -8.580	Y/BW	.299	.364	.427	.534	.673	.780	.887
		X/CW							
		.000	.0590	.0570	.4490	1.1680	1.0970	1.1300	1.0740
		.050				.2030	.2270	.2880	.3610
		.081			.0010				
		.086		.0600					
		.094	.0470						
		.150				.0230	.0670	.1520	.1300
		.177				-.0210			
		.229	.0190						
		.246		-.0120					
		.250				-.0600	-.0260	.0130	.0290
		.362	-.0070						
		.400				-.1130	-.0350		-.0850
		.402				-.0950			
		.487	-.0370						
		.550				-.1400	-.1040		
		.565				-.1120			
		.600							-.0840
		.650						-.0890	
		.700	-.0670				-.1210		
		.725				-.1480			
		.750						-.1110	-.1050
		.760				-.1110			
		.775				-.1480	-.1240		



DATE 18 SEP 73

TABULATED PRESSURE DATA - IA9C

PAGE 1335

AMES 87-707 IA9 O2A + S3 + T9 UPPER WING

(RBNU08)

SECTION (1) UPPER WING

DEPENDENT VARIABLE CP

MACH (2) = 2.999	BETAT (1) = -8.580	Y/BW	.299	.364	.427	.534	.673	.780	.887
		Y/CW							
		.808							
		.834							
		.850							
		.857							
		.865							
		.900							
		.905							
		.950							
		.953							
		.965							

MACH (2) = 2.999	BETAT (2) = -6.420	Y/BW	.299	.364	.427	.534	.673	.780	.887
		X/CW							
		.000							
		.050							
		.081							
		.086							
		.094							
		.150							
		.177							
		.229							
		.246							
		.250							
		.362							
		.400							
		.402							
		.497							
		.550							
		.565							
		.600							
		.650							
		.700							
		.725							
		.750							
		.760							
		.775							
		.808							
		.834							
		.850							
		.857							
		.865							
		.900							
		.905							
		.950							
		.953							

AMES 87-707 IA9 OGA + S3 + T9 UPPER WING

(RBNU08)

SECTION (1) UPPER WING		DEPENDENT VARIABLE CP							
MACH (2) = 2.999	BETAT (2) = -6.420	Y/BW	.299	.364	.427	.534	.673	.780	.887
		X/CW	.965	-0.0150					
MACH (2) = 2.999	BETAT (3) = -4.260	Y/BW	.299	.364	.427	.534	.673	.780	.887
		X/CW	.000	.0120	.0010	.2770	.9260	.8540	.8990
			.050			.1360	.1710	.2070	.2660
			.081		.0380				
			.086	.0020					
			.094	.0010					
			.150			-.0080	.0350	.0920	.0730
			.177		-.0490				
			.229	-.0200					
			.246		-.0450				
			.250			-.0760	-.0460	-.0200	-.0090
			.362	-.0450					
			.400			-.1180	-.0950		-.0520
			.402		-.1070				
			.497	-.0700					
			.550			-.1400	-.1200		
			.565		-.1240				
			.600						-.1000
			.650					-.1020	
			.700	-.0910			-.1300		
			.725			-.1480			
			.750					-.1200	-.1160
			.760		-.1260				
			.775			-.1460	-.1330		
			.808		-.1160				
			.834	-.0790					
			.850			-.1440	-.1300	-.1170	
			.857		-.1170				
			.865	-.0710					
			.890	-.0640		-.1410			-.1070
			.915		-.1140				
			.950			-.1350	-.1210	-.1110	
			.953		-.1110				
			.965	-.0300					
MACH (2) = 2.999	BETAT (4) = -2.100	Y/BW	.299	.364	.427	.534	.673	.780	.887
		X/CW	.000	-.0120	-.0170	.2180	.8070	.7690	.7980
			.050			.0970	.1310	.1740	.2330
			.081		.0060				
			.086	-.0170					
			.094	-.0140					



DATE 18 SEP 73

TABULATED PRESSURE DATA - IA9C

PAGE 1337

AMES 87-717 IA9 O2A + S3 + T9 UPPER WING

(RBNU:8)

SECTION (1) UPPER WING		DEPENDENT VARIABLE CP							
MACH (2) = 2.999	BETAT (4) = -2.100	Y/BW	.299	.364	.427	.534	.673	.780	.887
		X/CW							
		.150				-.0310	.0140	.0710	.0560
		.177			-.0640				
		.229	-.0330						
		.246		-.0600					
		.250			-.0920	-.0600	-.0300	-.0210	
		.362	-.0600						
		.400			-.1320	-.1040		-.0620	
		.402			-.1120				
		.497	-.0830						
		.550			-.1510	-.1260			
		.565			-.1270				
		.600							-.1050
		.650					-.1060		
		.700	-.1010			-.1350			
		.725			-.1530				
		.750					-.1250	-.1200	
		.760		-.1280					
		.775			-.1490	-.1380			
		.808			-.1210				
		.834	-.0860						
		.850			-.1470	-.1350	-.1220		
		.857		-.1300					
		.865	-.0770						
		.900	-.0710		-.1440			-.1110	
		.905			-.1240				
		.950			-.1360	-.1290	-.1160		
		.953			-.1170				
		.965	-.0430						
MACH (2) = 2.999	BETAT (5) = 2.210	Y/BW	.299	.364	.427	.534	.673	.780	.887
		X/CW							
		.000	-.0570	-.0670	.1100	.5960	.6470	.6890	.6510
		.050				.0190	.0700	.1200	.1620
		.081			-.0390				
		.086		-.0470					
		.094	-.0380						
		.150			-.0710	-.0250	.0360	.0200	
		.177			-.0870				
		.229	-.0550						
		.246		-.0770					
		.250			-.1150	-.0850	-.0580	-.0470	
		.362	-.0740						
		.400			-.1430	-.1210		-.0800	
		.402			-.1210				
		.497	-.0940						

AMES 87-757 IA9 O2A + S3 + T9 UPPER WING

(RBNU)8

SECTION (1) UPPER WING

DEPENDENT VARIABLE CP

MACH (2) = 2.999 BETAT (5) = 2.210

Y/BW	.299	.364	.427	.534	.673	.780	.887
X/CW							
.550				-.1560	-.1390		
.565			-.1310				-.1190
.600							
.650						-.1190	
.700	-.1060				-.1460		
.725				-.1490			
.750						-.1350	-.1320
.760			-.1240				
.775				-.1480	-.1460		
.808			-.1210				
.834	-.0880						
.850				-.1450	-.1420	-.1340	
.857			-.1340				
.865	-.0810						
.900	-.0720			-.1410			-.1240
.905			-.1340				
.950				-.1340	-.1370	-.1300	
.953			-.1250				
.965	-.0500						

MACH (2) = 2.999 BETAT (6) = 4.370

Y/BW	.299	.364	.427	.534	.673	.780	.887
X/CW							
.000	-.0740	-.0780	.0680	.5310	.5580	.5840	.5830
.050				-.0270	-.0220	-.0950	.1350
.081			-.0590				
.086		-.0630					
.094	-.0560						
.150				-.1030	-.0600	.0180	.0030
.177			-.0870				
.229	-.0620						
.246		-.0770					
.250				-.1380	-.1130	-.0680	-.0570
.302	-.0730						
.400				-.1640	-.1440		-.0900
.402			-.1230				
.497	-.0910						
.550				-.1740	-.1420		
.565			-.1290				
.600							-.1230
.650						-.1240	
.700	-.1020				-.1480		
.725				-.1660			
.750						-.1400	-.1380
.760			-.1170				
.775				-.1630	-.1450		



DATE 18 SEP 73

TABULATED PRESSURE DATA - 1A9C

AMES 87-707 IAS O2A + S3 + T9 UPPER WING

(RBNUJ8)

SECTION (1) UPPER WING		DEPENDENT VARIABLE CP								
MACH (2) = 2.999	BETAT (6) = 4.375	Y/BW	.299	.364	.427	.534	.673	.780	.887	
		X/CW								
		.808			-.1150					
		.834	-.0850							
		.850				-.1580	-.1420	-.1400		
		.857			-.1370					
		.865	-.0810							
		.900	-.0710			-.1550			-.1310	
		.905			-.1290					
		.950				-.1500	-.1370	-.1360		
		.953			-.1210					
		.965	-.0520							
MACH (2) = 2.999	BETAT (7) = 6.540	Y/BW	.299	.364	.427	.534	.673	.780	.887	
		X/CW								
		.000	-.0830	-.0830	.0180	.4300	.4380	.5020	.5080	
		.050				-.0520	.0420	.0610	.1080	
		.081			-.0770					
		.086		-.0690						
		.094	-.0730							
		.150				-.1130	-.0690	-.0070	-.0120	
		.177			-.1000					
		.229	-.0640							
		.246		-.0740						
		.250				-.1420	-.1160	-.0810	-.0670	
		.362	-.0790							
		.400				-.1600	-.1430		-.0970	
		.402			-.1170					
		.497	-.0860							
		.550				-.1650	-.1430			
		.565			-.1240					
		.600							-.1270	
		.650						-.1270		
		.700	-.0960				-.1500			
		.725				-.1610				
		.750						-.1410	-.1380	
		.760			-.1040					
		.775				-.1580	-.1480			
		.808			-.0950					
		.834	-.0850							
		.850				-.1550	-.1450	-.1410		
		.857			-.1020					
		.865	-.0790							
		.900	-.0710			-.1480			-.1330	
		.905			-.1070					
		.950				-.1470	-.1380	-.1370		
		.953			-.1030					

AMES 87-707 IA9 ORA + S3 + T8 UPPER WING

(RBNU08)

SECTION (1) UPPER WING

DEPENDENT VARIABLE OF

MACH (2) = 2.999	BETAT (7) = 6.540	Y/BW	.299	.364	.427	.534	.673	.780	.887
		Y/CW							
			.965	-.0530					
MACH (2) = 2.999	BETAT (8) = 8.700	Y/BW	.299	.364	.427	.534	.673	.780	.887
		X/CW							
			.000	-.0910	-.0940	-.0210	.2880	.3550	.4120
			.050				-.0760	-.0040	.0310
			.081			-.0910			
			.086		-.0800				
			.094	-.0860					
			.150				-.1180	-.0740	-.0250
			.177			-.1020			
			.229	-.0740					
			.246		-.0810				
			.250				-.1410	-.1160	-.0880
			.362	-.0830					-.0790
			.400				-.1480	-.1420	
			.402			-.1050			-.1060
			.497	-.0830					
			.550				-.1010	-.1470	
			.565			-.1100			
			.600						-.1310
			.650					-.1290	
			.700	-.0980				-.1450	
			.725				-.1520		
			.750					-.1390	-.1400
			.760			-.1100			
			.775				-.1500	-.1430	
			.808			-.1030			
			.834	-.0890					
			.850				-.1420	-.1410	-.1380
			.857			-.1100			
			.865	-.0810					
			.900	-.0750			-.1300		-.1360
			.905			-.1060			
			.950				-.1140	-.1340	-.1340
			.953			-.0970			
			.965	-.0550					
MACH (3) = 3.502	BETAT (1) = -8.720	Y/BW	.299	.364	.427	.534	.673	.780	.887
		X/CW							
			.000	.0640	.0600	.3720	1.0780	1.1040	1.1730
			.050				.2270	.2590	.3180
			.081			.0580			
			.086		.0230				
			.094	.0330					

AMES 87-7117 1A9 C/A + S3 + T9 UPPER WING

(RBNU18)

SECTION: (1) UPPER WING

DEPENDENT VARIABLE CP

MACH (1) = 3.502 BETAT (1) = -8.720

Y/BW	.299	.364	.427	.534	.673	.780	.887
Y/CW							
.150				.0500	.0940	.1330	.1140
.177			-.0420				
.229	-.0080						
.246		-.0450					
.250				-.0260	.0010	.0350	.0380
.362	-.0390						
.400				-.0840	-.0540		-.0070
.402			-.1150				
.497	-.0700						
.550				-.1090	-.0750		
.565			-.1250				
.600							-.0560
.650						-.0550	
.700	-.0940				-.0900		
.725				-.1140			
.750						-.0790	-.0760
.760			-.1270				
.775				-.1130	-.0920		
.808			-.1230				
.834	-.0900						
.850				-.1140	-.0890	-.0760	
.857			-.0950				
.865	-.0790						
.900	-.0730			-.1100			-.0620
.906			-.0900				
.950				-.1080	-.0810	-.0710	
.953			-.0840				
.965	-.0390						

MACH (2) = 3.502 BETAT (2) = -6.530

Y/BW	.299	.364	.427	.534	.673	.780	.887
X/CW							
.000	.0390	.0280	.3010	.9570	.9810	1.0650	.9180
.050				.1850	.2190	.2780	.3000
.081			.0560				
.086		.0260					
.094	.0350						
.150				.0240	.0700	.1090	.1110
.177			-.0240				
.229	.0020						
.246		-.0260					
.250				-.0370	-.0130	.0260	.0270
.362	-.0270						
.400				-.0890	-.0620		-.0180
.402			-.0850				
.497	-.0510						

AXES 27-207 1A3 C2A + S3 + T9 UPPER WING

(5BN058)

SECTION (1) UPPER WING

DEPENDENT VARIABLE CP

MACH (3) = 3.502 BETAT (2) = -6.520

Y/ZW	.299	.364	.427	.534	.673	.780	.887
X/CW							
.650				-.1110	-.0850		
.665			-.0990				
.680							-.0640
.695						-.0590	
.710	-.0740				-.0910		
.725				-.1160			
.750						-.0830	-.0840
.760			-.0990				
.775				-.1150	-.0960		
.808			-.0970				
.834	-.0670						
.850				-.1140	-.0940	-.0820	
.857			-.1050				
.865	-.0580						
.900	-.0530			-.1140			-.0780
.905			-.1020				
.950				-.1110	-.0890	-.0770	
.953			-.0950				
.955	-.0250						

MACH (3) = 3.502 BETAT (3) = -4.330

Y/ZW	.299	.364	.427	.534	.673	.780	.887
X/CW							
.000	.0150	.0050	.2300	.8320	.8540	.9300	.9720
.050				.1370	.1740	.2270	.2820
.081			-.0790				
.086		-.0360					
.094	-.0190						
.150				.0040	.0440	.0790	.0920
.177			-.0780				
.229	-.0540						
.246		-.0790					
.250				-.0530	-.0330	.0060	.0140
.362	-.0790						
.410				-.0990	-.0770		-.0260
.402			-.1280				
.497	-.1010						
.550				-.1190	-.0900		
.565			-.1440				
.600							-.0710
.650						-.0640	
.710	-.1210				-.0990		
.725				-.1210			
.750						-.0870	-.0890
.760			-.1440				
.775				-.1220	-.1020		

DATE 18 SEP 73

TABULATED PRESSURE DATA - IA9C

PAGE 1343

AMES 87-747 IA9 O2A + S3 + T9 UPPER WING

(RBNUL8)

SECTION (1) UPPER WING

DEPENDENT VARIABLE CP

MACH (3) = 3.502	BETAT (3) = -4.230	Y/BW	.299	.364	.427	.534	.673	.780	.887
		X/CW							
		.818			-1.1430				
		.834	-1.1130						
		.850				-1.1220	-1.0990	-1.0880	
		.857			-1.1120				
		.865	-1.1050						
		.900	-1.1020			-1.1210			-1.0810
		.905			-1.1130				
		.950				-1.1200	-1.0930	-1.0840	
		.953			-1.1040				
		.965	-1.0760						
MACH (3) = 3.502	BETAT (4) = -2.140	Y/BW	.299	.364	.427	.534	.673	.780	.887
		X/CW							
		.000	-1.0020	-1.0130	.1720	.7400	.7750	.8060	.8560
		.050				.0940	.1300	.1890	.2390
		.081			-1.0100				
		.086		-1.0260					
		.094	-1.0050						
		.150				-1.0210	-1.0210	.0560	.0720
		.177			-1.0670				
		.229	-1.0380						
		.246		-1.0610					
		.250				-1.0660	-1.0450	-1.0110	.0010
		.362	-1.0610						
		.400				-1.1070	-1.0840		-1.0370
		.402			-1.1060				
		.497	-1.0800						
		.550				-1.1220	-1.0920		
		.565			-1.1160				
		.600							-1.0760
		.650						-1.0690	
		.700	-1.1010				-1.1010		
		.725				-1.1230			
		.750						-1.0900	-1.0940
		.760			-1.1170				
		.775				-1.1210	-1.1030		
		.808			-1.1160				
		.834	-1.0950						
		.850				-1.1210	-1.1000	-1.0900	
		.857			-1.1070				
		.865	-1.0870						
		.900	-1.0820			-1.1220			-1.0870
		.905			-1.1140				
		.950				-1.1200	-1.0930	-1.0880	
		.953			-1.1070				

AMES 87-707 IA9 O2A + S3 + T9 UPPER WING

(RDNUMBER)

SECTION (3) UPPER WING		DEPENDENT VARIABLE CP									
MACH (3) =	3.502	BETAT (4) =	-2.140	Y/BW	.299	.364	.427	.534	.673	.780	.887
				X/CW	.965	-.0610					
MACH (3) =	3.502	BETAT (5) =	2.260	Y/BW	.299	.364	.427	.534	.673	.780	.887
				X/CW	.000	-.0470	-.0520	.0480	.5140	.6090	.6510
					.050			.0140	.0560	.1110	.1550
					.081			-.0740			
					.086		-.0710				
					.094	-.0460					
					.150			-.0620	-.0260	.0120	.0290
					.177			-.1080			
					.229	-.0780					
					.246		-.0950				
					.250			-.0900	-.0780	-.0440	-.0290
					.362	-.0950					
					.400			-.1200	-.1100		-.0600
					.442			-.1330			
					.497	-.1120					
					.550			-.1330	-.1080		
					.565			-.1410			
					.600						-.0920
					.650					-.0850	
					.700	-.1260			-.1130		
					.725			-.1280			
					.750					-.1040	-.1060
					.760			-.1430			
					.775			-.1230	-.1120		
					.808			-.1410			
					.834	-.1220					
					.850			-.1260	-.1100	-.1040	
					.857			-.1190			
					.865	-.1170					
					.900	-.1090			-.1240		-.1040
					.905			-.1230			
					.950			-.1200	-.1090	-.1030	
					.953			-.1220			
					.965	-.0930					
MACH (3) =	3.502	BETAT (6) =	4.460	Y/BW	.299	.364	.427	.534	.673	.780	.887
				X/CW	.000	-.0570	-.0650	-.0460	.4440	.4940	.5600
					.050				-.0190	.0270	.0810
					.081			-.0800			.1190
					.086		-.0740				
					.094	-.0530					

AMES 87-707 IA9 O2A + S3 + T9 UPPER WING

(RBNUL0)

SECTION (1) UPPER WING		DEPENDENT VARIABLE CP							
MACH (3) = 3.502	BETAT (6) = 4.460	Y/BW	.299	.364	.427	.534	.673	.780	.887
		X/CW							
		.150				-.0760	-.0380	-.0050	.0060
		.177			-.1020				
		.229	-.0750						
		.246		-.0890					
		.250			-.1000	-.0850	-.0550	-.0420	
		.362	-.0890						
		.400			-.1220	-.1100		-.0690	
		.402			-.1220				
		.497	-.1060						
		.550			-.1300	-.1110			
		.565			-.1320				
		.600						-.0970	
		.650					-.0880		
		.700	-.1160			-.1130			
		.725			-.1220				
		.750					-.1050	-.1070	
		.760		-.1290					
		.775			-.1230	-.1110			
		.808			-.1230				
		.834	-.1120						
		.850			-.1230	-.1110	-.1060		
		.857			-.1070				
		.865	-.1060						
		.900	-.1000			-.1230		-.1070	
		.905			-.1090				
		.950			-.1210	-.1080	-.1070		
		.953			-.1090				
		.965	-.0830						
MACH (3) = 3.502	BETAT (7) = 6.660	Y/BW	.299	.364	.427	.534	.673	.780	.887
		X/CW							
		.000	-.0700	-.0720	-.0190	.3200	.3800	.4540	.5050
		.050				-.0540	-.0040	.0480	.0920
		.081			-.0760				
		.086		-.0700					
		.094	-.0620						
		.150				-.0940	-.0580	-.0220	-.0080
		.177			-.0880				
		.229	-.0640						
		.246		-.0790					
		.250			-.1140	-.0950	-.0640	-.0540	
		.362	-.0740						
		.400			-.1270	-.1190		-.0780	
		.402			-.1050				
		.497	-.0900						

AMES 87-707 IA9 O2A + S3 + T9 UPPER WING

(RBNU)8

SECTION (1) UPPER WING

DEPENDENT VARIABLE CP

MACH (3) = 3.502 BETAT (7) = 6.660

	Y/BW	.299	.364	.427	.534	.673	.780	.887
X/CW								
.550					-.1310	-.1150		
.565				-.1090				
.600								-.1000
.650							-.0930	
.700	-.0970					-.1150		
.725					-.1230			
.750							-.1090	-.1040
.760				-.1060				
.775					-.1230	-.1130		
.808				-.1020				
.834	-.0830							
.850					-.1260	-.1130	-.1100	
.857				-.1050				
.865	-.0870							
.900	-.0800				-.1270			-.1070
.905				-.1060				
.950					-.1270	-.1100	-.1090	
.953				-.1040				
.965	-.0670							

MACH (3) = 3.502 BETAT (8) = 8.860

	Y/BW	.299	.364	.427	.534	.673	.780	.887
X/CW								
.100	-.0800	-.0830	-.0270	.1820	.2980	.3430	.4210	
.050				-.0820	-.0330	.0230	.0630	
.081			-.1060					
.086		-.0990						
.094	-.0830							
.150					-.1070	-.0770	-.0400	-.0210
.177			-.1150					
.229	-.0920							
.246		-.1020						
.250					-.1240	-.1080	-.0750	-.0630
.362	-.1000							
.400					-.1280	-.1270		-.0840
.402			-.1250					
.497	-.1120							
.550					-.1330	-.1150		
.565			-.1290					
.600								-.1040
.650							-.0980	
.700	-.1190					-.1140		
.725					-.1250			
.750							-.1070	-.1090
.760			-.1290					
.775					-.1250	-.1160		

DATE 18 SEP 73

TABLATED PRESSURE DATA - IA9C

PAGE 1347

AMES 87-707 IA9 O2A + S3 + T9 UPPER WING

(RBN008)

SECTION (1) UPPER WING

DEPENDENT VARIABLE CP

MACH (3) = 3.502 BETAT (8) = 8.860

Y/BW	.299	.364	.427	.534	.673	.780	.887
Y/CW							
.808				-.1260			
.834	-.1140						
.850				-.1290	-.1150	-.1100	
.857				-.1060			
.865	-.1110						
.900	-.1060			-.1260			-.1140
.905				-.1080			
.950				-.1220	-.1120	-.1120	
.953				-.1040			
.965	-.0890						

AMES 87-707 IA9 CMA + 53 + 19 UPPER WING

(RBMUND) (10 MAY 73)

REFERENCE DATA

SREF = 2.4210 SQ.FT. YMRP = 28.5300 INCHES
 LREF = 39.8490 INCHES YMRP = 0.0000 INCHES
 BREF = 39.8490 INCHES ZMRP = 0.0000 INCHES
 SCALE = 0.0000 SCALE

PARAMETRIC DATA

ALPHAT = 6.000 CRBINC = .500
 RUDDER = 0.000 ELEVON = 0.000
 RUDDLR = 0.000

SECTION (1) UPPER WING

DEPENDENT VARIABLE CP

MACH (1) = 2.498	BETAT (1) = -8.410	Y/BW	.299	.364	.427	.534	.673	.780	.887
		X/CW							
		.000	.0280	.0790	.1760	1.1090	1.0060	1.0270	1.0070
		.050				.1280	.1730	.2020	.2540
		.081			.0320				
		.086		.0500					
		.094	.0240						
		.150				-.0350	.0210	.0840	.0560
		.177			-.0840				
		.229	.0030						
		.246		-.0420					
		.250				-.1170	-.0760	-.0490	-.0390
		.362	-.0130						
		.400				-.1730	-.1370		-.0900
		.402			-.1510				
		.497	-.0480						
		.550				-.1930	-.1690		
		.565			-.1650				
		.600							-.1450
		.650						-.1510	
		.700	-.1010				-.1720		
		.725				-.1850			
		.750						-.1700	-.1660
		.760			-.1630				
		.775				-.1840	-.1690		
		.808			-.1570				
		.834	-.1030						
		.850				-.1820	-.1650	-.1620	
		.857			-.1020				
		.865	-.0820						
		.900	-.0600			-.1720			-.1490
		.905			-.1640				
		.930				-.1330	-.1590	-.1530	
		.953			-.1510				
		.965	.0300						

MACH (1) = 2.498	BETAT (2) = -6.290	Y/BW	.299	.364	.427	.534	.673	.780	.887
		X/CW							
		.000	.0000	.0480	.1110	1.0350	.9420	.9680	.9620
		.050				.0970	.1450	.1820	.2380
		.081			.0070				
		.086		.0170					
		.094	-.0070						

AMES 87-707 1A9 02A + S3 + T9 UPPER WING

(RBNDUS)

SECTION (1) UPPER WING

DEPENDENT VARIABLE CP

MACH (1) = 2.498	BETAT (2) = -6.290	Y/BW	.299	.364	.427	.534	.673	.780	.887
		X/CW							
		.150				-.0520	.0060	.0700	.0380
		.177			-.0960				
		.229	-.0210						
		.246		-.0610					
		.250				-.1310	-.0860	-.0600	-.0530
		.362	-.0410						
		.400				-.1800	-.1440		-.0980
		.402			-.1580				
		.497	-.0690						
		.550				-.2040	-.1760		
		.565			-.1720				
		.600							-.1500
		.650						-.1560	
		.700	-.1110				-.1820		
		.725				-.1920			
		.750						-.1750	-.1750
		.760			-.1690				
		.775				-.1890	-.1750		
		.808			-.1620				
		.834	-.1120						
		.850				-.1910	-.1720	-.1640	
		.857			-.1790				
		.865	-.0930						
		.900	-.0750			-.1780			-.1590
		.905			-.1720				
		.950				-.1470	-.1640	-.1590	
		.953			-.1590				
		.965	.0020						
MACH (1) = 2.498	BETAT (3) = -4.170	Y/BW	.299	.364	.427	.534	.673	.780	.887
		X/CW							
		.000	-.0230	.0040	.3530	.9450	.8610	.8990	.8810
		.050				.0610	.1150	.1520	.2000
		.081			-.0170				
		.086		-.0090					
		.094	-.0380						
		.150				-.0710	-.0140	.0420	.0160
		.177			-.1090				
		.229	-.0470						
		.246		-.0800					
		.250				-.1390	-.0980	-.0730	-.0680
		.362	-.0680						
		.400				-.1880	-.1550		-.1130
		.402			-.1650				
		.497	-.0870						

AMES 87-707 IA9 Q2A + S3 + T9 UPPER WING

(RBNU09)

SECTION (1) UPPER WING

DEPENDENT VARIABLE OF

MACH (1) = 2.498 BETAT (3) = -4.170

Y/BW	.299	.364	.427	.534	.673	.780	.887
X/CW							
.550				-.2080	-.1840		
.565			-.1790				
.600							-.1610
.650						-.1630	
.700	-.1240				-.1890		
.725				-.1960			
.750						-.1810	-.1780
.760			-.1770				
.775				-.1960	-.1840		
.808			-.1720				
.834	-.1210						
.850				-.1950	-.1800	-.1730	
.857			-.1910				
.865	-.1010						
.900	-.0850			-.1840			-.1680
.905			-.1840				
.950				-.1570	-.1760	-.1690	
.953			-.1740				
.965	-.0190						

MACH (1) = 2.498 BETAT (4) = -2.060

Y/BW	.299	.364	.427	.534	.673	.780	.887
X/CW							
.000	-.0470	-.0350	.2890	.8650	.7980	.8260	.8130
.050				.0320	.0910	.1270	.1780
.081			-.0410				
.086		-.0270					
.094	-.0550						
.150				-.0880	-.0330	.0260	.0040
.177			-.1230				
.229	-.0610						
.246		-.0900					
.250				-.1520	-.1110	-.0820	-.0770
.362	-.0830						
.400				-.1940	-.1610		-.1160
.402			-.1670				
.487	-.1000						
.550				-.2110	-.1850		
.565			-.1800				
.600							-.1630
.650						-.1650	
.700	-.1300				-.1880		
.725				-.2020			
.750						-.1820	-.1780
.760			-.1760				
.775				-.1990	-.1840		

AMES 87-707 IA9 O2A + S3 + T9 UPPER WING

(RBNU:19)

SECTION (1) UPPER WING

DEPENDENT VARIABLE CP

MACH (1) = 2.498 BETAT (4) = -2.060		Y/BW	.299	.364	.427	.534	.673	.780	.887
		X/CW							
		.808							
		.834							
		.850							
		.857							
		.865							
		.900							
		.905							
		.950							
		.953							
		.965							
MACH (1) = 2.498 BETAT (5) = 2.180		Y/BW	.299	.364	.427	.534	.673	.780	.887
		X/CW							
		.000							
		.050							
		.081							
		.086							
		.094							
		.150							
		.177							
		.229							
		.246							
		.250							
		.362							
		.400							
		.402							
		.497							
		.550							
		.565							
		.600							
		.650							
		.700							
		.725							
		.750							
		.760							
		.775							
		.808							
		.834							
		.850							
		.857							
		.865							
		.900							
		.905							
		.950							
		.953							

AMES 87-747 IA9 O2A + 03 + 19 UPPER WING

(RBN019)

SECTION (1) UPPER WING

DEPENDENT VARIABLE OF

MACH (1) = 2.498 BETAT (5) = 2.120

Y/BW	.299	.364	.427	.534	.673	.780	.887
Y/CW							
.365	-1.0500						

MACH (1) = 2.498 BETAT (6) = 4.300

Y/BW	.299	.364	.427	.534	.673	.780	.887
X/CW							
.000	-1.1700	-1.1700	.0740	.5790	.5960	.6260	.6180
.050				-1.0580	.0130	.0910	.0870
.081			-1.1030				
.086		-1.0750					
.094	-1.0990						
.150				-1.1410	-1.0830	-1.0300	-1.0470
.177			-1.1550				
.229	-1.1150						
.246		-1.1230					
.250				-1.1830	-1.1480	-1.1180	-1.1140
.362	-1.1100						
.400				-1.2130	-1.1890		-1.1430
.402			-1.1740				
.497	-1.1190						
.550				-1.2120	-1.2040		
.565			-1.1840				
.600							-1.1820
.650						-1.1760	
.700	-1.1280				-1.1960		
.725				-1.2020			
.750						-1.1810	-1.1900
.760			-1.1510				
.775				-1.1990	-1.1940		
.808			-1.1380				
.834	-1.1000						
.850				-1.2000	-1.1920	-1.1800	
.857			-1.1440				
.865	-1.0940						
.900	-1.0840			-1.1960			-1.1870
.905			-1.1330				
.950				-1.1920	-1.1880	-1.1790	
.953			-1.1230				
.965	-1.0600						

MACH (1) = 2.498 BETAT (7) = 6.440

Y/BW	.299	.364	.427	.534	.673	.780	.887
X/CW							
.000	-1.1270	-1.1260	.0220	.4580	.5400	.5630	.5600
.050				-1.0810	-1.0130	.0250	.0610
.081			-1.1200				
.086		-1.0860					
.094	-1.1170						

DATE 18 SEP 73

TABLATED PRESSURE DATA - IA9C

PAGE 1353

AMES 87-7U7 IA9 O2A + S3 + T9 UPPER WING

(RBNU:9)

SECTION (1) UPPER WING		DEPENDENT VARIABLE CP							
MACH (1) = 2.498	BETAT (7) = 6.440	Y/BW	.299	.364	.427	.534	.673	.780	.887
		X/CW							
		.150				-.1510	-.1010	-.0490	-.0610
		.177			-.1540				
		.229	-.1090						
		.246		-.1240					
		.250				-.1870	-.1610	-.1270	-.1200
		.362	-.1090						
		.400				-.2080	-.1960		-.1520
		.402			-.1690				
		.497	-.1050						
		.550				-.2130	-.2080		
		.565			-.1730				
		.600							-.1880
		.650						-.1770	
		.700	-.1290				-.1970		
		.725				-.2040			
		.750						-.1850	-.1950
		.765			-.1370				
		.775				-.1980	-.1970		
		.808			-.1230				
		.834	-.1010						
		.850				-.1930	-.1960	-.1880	
		.857			-.1360				
		.865	-.0960						
		.900	-.0870			-.1840			-.1920
		.905			-.1300				
		.950				-.1740	-.1910	-.1830	
		.953			-.1190				
		.965	-.0630						
MACH (1) = 2.498 BETAT (8) = 8.570		Y/BW	.299	.364	.427	.534	.673	.780	.887
		X/CW							
		.000	-.1380	-.1370	-.0350	.3160	.4530	.5100	.5060
		.050				-.1080	-.0460	.0090	.0420
		.081			-.1320				
		.086		-.0990					
		.094	-.1310						
		.150				-.1620	-.1190	-.0610	-.0730
		.177			-.1430				
		.229	-.1130						
		.246		-.1200					
		.250				-.1910	-.1690	-.1360	-.1270
		.362	-.1020						
		.400				-.2000	-.2000		-.1570
		.402			-.1510				
		.497	-.1070						

AMES 87-707 IA9 C2A + S3 + T9 UPPER WING

(RBNU19)

SECTION (1) UPPER WING

DEPENDENT VARIABLE CP

MACH (1) = 2.498	BETAT (8) = 8.570	Y/BW	.299	.364	.427	.534	.673	.780	.887
		X/CW							
		.550				-.2000	-.2080		
		.565			-.1550				
		.600							-.1890
		.650						-.1810	
		.700	-.1340				-.2030		
		.725				-.1970			
		.750						-.1880	-.1890
		.760			-.1380				
		.775				-.1850	-.2020		
		.808			-.1280				
		.834	-.1180						
		.850				-.1660	-.1980	-.1920	
		.857			-.1420				
		.865	-.1000						
		.870	-.0970			-.1490			-.1890
		.905			-.1310				
		.950				-.1380	-.1840	-.1890	
		.953			-.1200				
		.965	-.0660						

MACH (2) = 2.999	BETAT (1) = -8.560	Y/BW	.299	.364	.427	.534	.673	.780	.887
		X/CW							
		.100	.0460	.0610	.4520	1.1430	1.0860	1.1300	.9220
		.150				.1820	.2100	.2590	.2950
		.181			.0700				
		.186		.0550					
		.194	.0380						
		.150				.0160	.0590	.1360	.1000
		.177			-.0390				
		.229	.0090						
		.246		-.0250					
		.250				-.0630	-.0300	.0040	.0080
		.362	-.0160						
		.400				-.1140	-.0860		-.1140
		.402			-.1050				
		.497	-.0420						
		.550				-.1380	-.1130		
		.565			-.1200				
		.600							-.0920
		.650						-.0970	
		.700	-.0720				-.1260		
		.725				-.1400			
		.750						-.1180	-.1100
		.760			-.1160				
		.775				-.1380	-.1280		

AMES 87-707 IA9 Q2A + S3 + T9 UPPER WING

(RBNU09)

SECTION (1) UPPER WING		DEPENDENT VARIABLE CP							
MACH (2) = 2.999	BETAT (2) = -6.400	Y/BW	.299	.364	.427	.534	.673	.780	.887
		X/CW	.965	-.0240					
MACH (2) = 2.999	BETAT (3) = -4.250	Y/BW	.299	.364	.427	.534	.673	.780	.887
		X/CW	.000	-.0020	-.0040	.2760	.9560	.9070	.9490
			.050			.1140	.1330	.1810	.2390
			.081			.0190			
			.086		.0010				
			.094	-.0090					
			.150			-.0240	.0170	.0710	.0560
			.177			-.0630			
			.229	-.0290					
			.246		-.0530				
			.250			-.0850	-.0550	-.0340	-.0240
			.362	-.0550					
			.400			-.1270	-.1020		-.0640
			.402			-.1120			
			.497	-.0740					
			.550			-.1450	-.1250		
			.565			-.1280			
			.600						-.1050
			.650					-.1090	
			.700	-.0970			-.1360		
			.725			-.1490			
			.750					-.1260	-.1200
			.760			-.1280			
			.775			-.1460	-.1350		
			.808			-.1230			
			.834	-.0910					
			.850			-.1430	-.1270	-.1210	
			.857			-.1370			
			.865	-.0820					
			.900	-.0750		-.1400			-.1140
			.905			-.1300			
			.950			-.1340	-.1240	-.1140	
			.953			-.1260			
			.965	-.0410					
MACH (2) = 2.999	BETAT (4) = -2.100	Y/BW	.299	.364	.427	.534	.673	.780	.887
		X/CW	.000	-.0260	-.0280	.2270	.8480	.8410	.8310
			.050			.0810	.1000	.1500	.2050
			.081			-.0090			
			.086		-.0210				
			.094	-.0280					

AMES 87-707 IA9 Q2A + S3 + T9 UPPER WING

(RBNU09)

SECTION (1)UPPER WING

DEPENDENT VARIABLE CP

MACH (2) = 2.999 BETAT (4) = -2.100

Y/BW	.299	.364	.427	.534	.673	.780	.887
X/CW							
.150				-.0410	-.0600	-.0530	-.0390
.177			-.0780				
.229	-.0480						
.246		-.0660					
.250				-.0950	-.0710	-.0460	-.0340
.362	-.0670						
.400				-.1320	-.1110		-.0740
.402			-.1200				
.497	-.0860						
.550				-.1500	-.1310		
.565			-.1330				
.600							-.1140
.650						-.1130	
.700	-.1070					-.1400	
.725				-.1500			
.750						-.1300	-.1280
.760			-.1290				
.775				-.1480	-.1410		
.808			-.1240				
.834	-.0980						
.850				-.1450	-.1360	-.1260	
.857			-.1380				
.865	-.0880						
.900	-.0820			-.1420			-.1210
.905			-.1370				
.950				-.1340	-.1290	-.1220	
.953			-.1320				
.965	-.0510						

MACH (2) = 2.999 BETAT (5) = 2.210

Y/BW	.299	.364	.427	.534	.673	.780	.887
X/CW							
.000	-.0730	-.0780	.1230	.6740	.6520	.6870	.6800
.050				.0050	.0620	.0980	.1390
.081			-.0470				
.086		-.0560					
.094	-.0480						
.150				-.0780	-.0320	.0170	.0010
.177			-.0950				
.229	-.0640						
.246		-.0810					
.250				-.1190	-.0920	-.0660	-.0600
.362	-.0820						
.400				-.1440	-.1250		-.0890
.402			-.1270				
.497	-.0970						

AMES 87-707 IA9 OZA + S2 + T9 UPPER WING

(RENU19)

SECTION (1) UPPER WING

DEPENDENT VARIABLE CP

MACH (2) = 2.999	BETAT (5) = 2.210	Y/BW	.299	.364	.427	.534	.673	.780	.887
		X/CW							
		.550				-.1570	-.1410		
		.565			-.1340				
		.600							-.1220
		.650						-.1190	
		.700	-.1090				-.1430		
		.725				-.1500			
		.750						-.1360	-.1370
		.760			-.1300				
		.775				-.1480	-.1410		
		.808			-.1300				
		.834	-.0900						
		.850				-.1480	-.1380	-.1340	
		.857			-.1450				
		.865	-.0830						
		.900	-.0770			-.1440			-.1300
		.905			-.1440				
		.950				-.1390	-.1350	-.1320	
		.953			-.1410				
		.965	-.0530						
MACH (2) = 2.999	BETAT (6) = 4.380	Y/BW	.299	.364	.427	.534	.673	.780	.887
		X/CW							
		.100	-.0840	-.0900	.0710	.5180	.5650	.6010	.6020
		.050				-.0320	.0250	.0760	.0990
		.081			-.0690				
		.086		-.0720					
		.094	-.0690						
		.150				-.1120	-.0580	.0020	-.0170
		.177			-.1070				
		.229	-.0710						
		.246		-.0840					
		.250				-.1350	-.1110	-.0770	-.0720
		.362	-.0890						
		.400				-.1570	-.1420		-.0970
		.402			-.1280				
		.497	-.1000						
		.550				-.1630	-.1460		
		.565			-.1350				
		.600							-.1280
		.650						-.1280	
		.710	-.1070				-.1480		
		.725				-.1620			
		.750						-.1400	-.1400
		.760			-.1350				
		.775				-.1580	-.1460		

AMES 87-707 IA9 O2A + S3 + T9 UPPER WING

(RBNU09)

SECTION (1) UPPER WING

DEPENDENT VARIABLE CP

MACH (2) = 2.999	BETAT (6) = 4.380	Y/BW	.299	.364	.427	.534	.673	.780	.887
		X/CW							
		.808			-.1300				
		.834	-.0930						
		.850			-.1560	-.1430	-.1400		
		.857			-.1430				
		.865	-.0880						
		.900	-.0800		-.1550				-.1340
		.905			-.1390				
		.950			-.1520	-.1390	-.1370		
		.953			-.1320				
		.965	-.0580						

MACH (2) = 2.999	BETAT (7) = 6.550	Y/BW	.299	.364	.427	.534	.673	.780	.887
		X/CW							
		.000	-.0940	-.0940	.0260	.3910	.4840	.5250	.5260
		.050				-.0470	.0010	.0490	.0840
		.081			-.0850				
		.086		-.0810					
		.094	-.0830						
		.150				-.1050	-.0680	-.0170	-.0280
		.177			-.1120				
		.229	-.0840						
		.246		-.0830					
		.250				-.1360	-.1130	-.0870	-.0770
		.362	-.0840						
		.400				-.1530	-.1390		-.1020
		.402			-.1280				
		.497	-.0970						
		.550				-.1590	-.1480		
		.565			-.1330				
		.640							-.1300
		.650						-.1300	
		.700	-.1040				-.1500		
		.725				-.1550			
		.750						-.1430	-.1400
		.760			-.1250				
		.775				-.1530	-.1480		
		.808			-.1120				
		.834	-.0950						
		.850				-.1510	-.1430	-.1420	
		.857			-.1160				
		.865	-.0880						
		.900	-.0810			-.1480			-.1380
		.905			-.1110				
		.950				-.1450	-.1410	-.1410	
		.953			-.1060				

AMES 87-707 IA9 OZA + S3 + T9 UPPER WING

(RBNU09)

SECTION (1) UPPER WING		DEPENDENT VARIABLE CP									
MACH (2) = 2.999	BETAT (7) = 6.55U	Y/BW	.299	.364	.427	.534	.673	.78U	.887		
		X/CW	.965	-.058U							
MACH (2) = 2.999	BETAT (8) = 8.72U	Y/BW	.299	.364	.427	.534	.673	.78U	.887		
		X/CW	.000	-.101U	-.104U	-.020U	.293U	.400U	.457U	.455U	
			.05U				-.083U	-.029U	.026U	.059U	
			.081			-.098U					
			.086		-.087U						
			.094	-.094U							
			.15U				-.125U	-.087U	-.035U	-.039U	
			.177			-.111U					
			.229	-.086U							
			.246		-.089U						
			.25U				-.149U	-.128U	-.096U	-.084U	
			.362	-.088U							
			.40U				-.157U	-.150U		-.109U	
			.402			-.126U					
			.497	-.092U							
			.55U				-.161U	-.150U			
			.565			-.121U					
			.61U							-.134U	
			.65U							-.132U	
			.70U	-.103U				-.148U			
	.725				-.159U						
	.75U						-.140U	-.144U			
	.76U			-.115U							
	.775				-.159U	-.146U					
	.808			-.106U							
	.834	-.094U									
	.85U				-.153U	-.146U	-.141U				
	.857			-.118U							
	.865	-.090U									
	.90U	-.085U			-.151U			-.141U			
	.905			-.116U							
	.95U				-.145U	-.139U	-.139U				
	.953			-.111U							
	.965	-.064U									
MACH (3) = 3.502	BETAT (1) = -8.71U	Y/BW	.299	.364	.427	.534	.673	.78U	.887		
		X/CW	.000	.047U	.049U	.381U	1.077U	1.124U	.964U	.986U	
			.05U				.197U	.221U	.246U	.204U	
			.081			.055U					
			.086		.023U						
			.094	.017U							

AMES 87-707 IA9 O2A + S3 + T9 UPPER WING

(RBNU09)

SECTION (1) UPPER WING		DEPENDENT VARIABLE CP							
MACH (3) = 3.502	BETAT (1) = -8.710	Y/BW	.299	.364	.427	.534	.673	.780	.887
		X/CW							
		.150				.0300	.0710	.0910	.0500
		.177			-.0430				
		.229	-.0120						
		.246		-.0400					
		.250				-.0480	-.0120	.0090	-.0100
		.362	-.0410						
		.400				-.0920	-.0660		-.0370
		.402			-.1050				
		.497	-.0650						
		.550				-.1150	-.0880		
		.565			-.1200				
		.600							-.0710
		.650						-.0660	
		.700	-.0900				-.1000		
		.725				-.1190			
		.750						-.0860	-.0830
		.760			-.1220				
		.775				-.1180	-.0980		
		.808			-.1170				
		.834	-.0900						
		.850				-.1160	-.0940	-.0810	
		.857			-.1040				
		.865	-.0810						
		.900	-.0740			-.1150			-.0770
		.905			-.1020				
		.950				-.1120	-.0890	-.0790	
		.953			-.0950				
		.965	-.0440						
MACH (3) = 3.502 BETAT (2) = -6.510		Y/BW	.299	.364	.427	.534	.673	.780	.887
		X/CW							
		.000	.0200	.0210	.3100	.9360	1.0040	1.0880	.9180
		.050				.1580	.1780	.2440	.2000
		.081			.0080				
		.086		-.0180					
		.094	-.0210						
		.150				.0090	.0460	.0800	.0640
		.177			-.0690				
		.229	-.0500						
		.246		-.0710					
		.250				-.0530	-.0280	-.0020	.0040
		.362	-.0750						
		.400				-.0980	-.0780		-.0320
		.402			-.1270				
		.497	-.0960						

AMES 87-707 IA9 C2A + S3 + T9 UPPER WING

(RBNUL9)

SECTION (1) UPPER WING		DEPENDENT VARIABLE CP							
MACH (3) = 3.502	BETAT (2) = -6.515	Y/BW	.299	.364	.427	.534	.673	.780	.887
		X/CW							
		.550				-.1180	-.0910		
		.565			-.1410				
		.600							-.0700
		.650						-.0710	
		.700	-.1170				-.1020		
		.725				-.1220			
		.750						-.0910	-.0910
		.760			-.1430				
		.775				-.1220	-.1010		
		.808			-.1400				
		.834	-.1120						
		.850				-.1220	-.0960	-.0890	
		.857			-.1130				
		.865	-.1030						
		.900	-.0980			-.1210			-.0820
		.905			-.1110				
		.950				-.1170	-.0910	-.0840	
		.953			-.1060				
		.965	-.0740						
MACH (3) = 3.502	BETAT (3) = -4.320	Y/BW	.299	.364	.427	.534	.673	.780	.887
		X/CW							
		.000	-.0040	-.0060	.2510	.8240	.8780	.9720	.8440
		.050				.1210	.1480	.2010	.2210
		.081			-.0120				
		.086		-.0380					
		.094	-.0360						
		.150				-.0480	.0300	.0570	.0640
		.177			-.0770				
		.229	-.0590						
		.246		-.0780					
		.250				-.0650	-.0420	-.0110	-.0060
		.362	-.0830						
		.400				-.1010	-.0830		-.0430
		.402			-.1270				
		.497	-.1020						
		.550				-.1200	-.0960		
		.565			-.1410				
		.600							-.0820
		.650						-.0720	
		.700	-.1190				-.1030		
		.725				-.1220			
		.750						-.0910	-.0980
		.760			-.1430				
		.775				-.1210	-.1020		

AMES 87-707 IA9 O2A + S3 + T9 UPPER WING

(RBNU09)

SECTION (1) UPPER WING		DEPENDENT VARIABLE CP							
MACH (3) = 3.502	BETAT (3) = -4.320	Y/BW	.299	.364	.427	.534	.673	.780	.887
		X/CW							
		.808			-.1370				
		.834	-.1170						
		.850			-.1220	-.1000	-.0910		
		.857			-.1150				
		.865	-.1100						
		.900	-.1040		-.1210				-.0930
		.905			-.1150				
		.950			-.1180	-.0980	-.0900		
		.953			-.1080				
		.965	-.0830						
MACH (3) = 3.502	BETAT (4) = -2.130	Y/BW	.299	.364	.427	.534	.673	.780	.887
		X/CW							
		.000	-.0250	-.0260	.2010	.7450	.7640	.8600	.8320
		.050				.0810	.1180	.1620	.1990
		.081			-.0370				
		.086		-.0540					
		.094	-.0490						
		.150				-.0320	.0080	.0360	.0460
		.177				-.0930			
		.229	-.0700						
		.246		-.0900					
		.250				-.0730	-.0540	-.0250	-.0190
		.362	-.0900						
		.400				-.1130	-.0920		-.0540
		.402				-.1310			
		.497	-.1080						
		.550				-.1290	-.1030		
		.565				-.1400			
		.600							-.0890
		.650						-.0810	
		.700	-.1250				-.1100		
		.725				-.1290			
		.750						-.0990	-.0990
		.760				-.1410			
		.775				-.1270	-.1100		
		.808				-.1390			
		.834	-.1210						
		.850				-.1250	-.1060	-.0980	
		.857				-.1170			
		.865	-.1120						
		.900	-.1090			-.1270			-.0950
		.905				-.1200			
		.950				-.1250	-.1040	-.0980	
		.953				-.1170			

AMES 87-747 IA9 O2A + S3 + T9 UPPER WING

(RBNU09)

SECTION (1) UPPER WING

DEPENDENT VARIABLE CP

MACH (3) = 3.502 BETAT (4) = -2.130		Y/BW	.299	.364	.427	.534	.673	.780	.887
X/CW		.965	-.0890						
MACH (3) = 3.502 BETAT (5) = 2.260		Y/BW	.299	.364	.427	.534	.673	.780	.887
X/CW		.000	-.0560	-.0610	.0720	.5770	.6210	.6870	.7060
		.050				.0000	.0420	.0910	.1340
		.081			-.0810				
		.086		-.0780					
		.094	-.0740						
		.150				-.0670	-.0350	.0000	.0130
		.177			-.1140				
		.229	-.0850						
		.246		-.1030					
		.250				-.0950	-.0840	-.0530	-.0440
		.362	-.1020						
		.400				-.1220	-.1110		-.0700
		.402			-.1380				
		.497	-.1160						
		.550				-.1340	-.1110		
		.565			-.1420				
		.600							-.0970
		.650					-.0900		
		.700	-.1310				-.1130		
		.725				-.1280			
		.750						-.1060	-.1100
		.760			-.1420				
		.775				-.1260	-.1130		
		.808			-.1410				
		.834	-.1250						
		.850				-.1270	-.1110	-.1070	
		.857			-.1220				
		.865	-.1190						
		.900	-.1100			-.1250			-.1060
		.905			-.1280				
		.950				-.1240	-.1110	-.1050	
		.953			-.1290				
		.965	-.0930						
MACH (3) = 3.502 BETAT (6) = 4.470		Y/BW	.299	.364	.427	.534	.673	.780	.887
X/CW		.000	-.0680	-.0750	.0000	.4070	.5050	.5630	.5840
		.050				-.0260	.0220	.0720	.0970
		.081			-.0990				
		.086		-.0980					
		.094	-.0900						

DATE 18 SEP 73

TABULATED PRESSURE DATA - IA9C

PAGE 1365

AMES 87-707 IA9 O2A + S3 + T9 UPPER WING

(RBNUL9)

SECTION (1) UPPER WING

DEPENDENT VARIABLE CP

MACH (3) = 3.502	BETAT (6) = 4.470	Y/BW	.299	.364	.427	.534	.673	.780	.887
		X/CW							
		.150				-.0820	-.0480	-.0110	-.0030
		.177			-.1200				
		.229	-.0970						
		.246		-.1100					
		.250			-.1030	-.0900	-.0590	-.0520	
		.362	-.1090						
		.400			-.1260	-.1160		-.0740	
		.402			-.1420				
		.497	-.1230						
		.550			-.1320	-.1100			
		.565			-.1470				
		.600						-.0970	
		.650					-.0890		
		.700	-.1330			-.1100			
		.725			-.1240				
		.750					-.1030	-.1040	
		.760			-.1470				
		.775			-.1240	-.1080			
		.808			-.1470				
		.834	-.1280						
		.850			-.1270	-.1080	-.1050		
		.857			-.1190				
		.865	-.1220						
		.900	-.1190			-.1270		-.1070	
		.905			-.1220				
		.950			-.1270	-.1060	-.1060		
		.953			-.1190				
		.965	-.0990						

MACH (3) = 3.502	BETAT (7) = 6.670	Y/BW	.299	.364	.427	.534	.673	.780	.887
		X/CW							
		.000	-.0760	-.0790	-.0370	.3490	.4440	.4890	.5230
		.050				-.0530	-.0110	.0450	.0750
		.081			-.1190				
		.086		-.1120					
		.094	-.1140						
		.150				-.0950	-.0630	-.0250	-.1010
		.177			-.1310				
		.229	-.1140						
		.246		-.1220					
		.250				-.1130	-.0970	-.0670	-.0610
		.362	-.1200						
		.400				-.1300	-.1200		-.0830
		.402			-.1460				
		.497	-.1320						

AMES 87-707 IA9 O2A + S3 + T9 UPPER WING

(RBNU09)

SECTION (1) UPPER WING		DEPENDENT VARIABLE CP							
MACH (3) = 3.502	BETAT (7) = 6.670	Y/BW	.299	.364	.427	.534	.673	.780	.887
		X/CW							
		.550				-.1320	-.1150		
		.565			-.1530				
		.600							-.1040
		.650						-.0950	
		.700	-.1380				-.1150		
		.725				-.1240			
		.750						-.1080	-.1050
		.760			-.1460				
		.775				-.1230	-.1130		
		.808			-.1410				
		.834	-.1330						
		.850				-.1250	-.1130	-.1090	
		.857			-.1050				
		.865	-.1270						
		.900	-.1240			-.1280			-.1090
		.905			-.1060				
		.950				-.1270	-.1100	-.1100	
		.953			-.1060				
		.965	-.1050						
MACH (3) = 3.502	BETAT (8) = 8.880	Y/BW	.299	.364	.427	.534	.673	.780	.887
		X/CW							
		.000	-.0880	-.0890	-.0160	.1930	.3320	.4150	.4490
		.050				-.0850	-.0370	.0190	.0560
		.081			-.1050				
		.086		-.0980					
		.094	-.1040						
		.150				-.1150	-.0800	-.0410	-.0250
		.177			-.1130				
		.229	-.1030						
		.246		-.1040					
		.250				-.1260	-.1100	-.0770	-.0650
		.362	-.0970						
		.400				-.1310	-.1270		-.0880
		.402			-.1230				
		.497	-.1090						
		.550				-.1360	-.1150		
		.565			-.1230				
		.600							-.1080
		.650						-.0980	
		.700	-.1150				-.1150		
		.725				-.1300			
		.750						-.1110	-.1130
		.760			-.1230				
		.775				-.1300	-.1170		

DATE 18 SEP 73

TABULATED PRESSURE DATA - IA9C

PAGE 1367

AMES 87-707 IA9 O2A + S3 + T9 UPPER WING

(RBN009)

SECTION (1) UPPER WING

DEPENDENT VARIABLE CP

MACH (3) = 3.502 BETAT (8) = 8.880

Y/BW	.299	.364	.427	.534	.673	.780	.887
X/CW							
.808			-.1220				
.834	-.1130						
.850				-.1310	-.1170	-.1140	
.857			-.1120				
.865	-.1070						
.900	-.1050			-.1310			-.1150
.905			-.1140				
.950				-.1300	-.1160	-.1150	
.953			-.1100				
.965	-.0860						

AMES 87-707 IA9 Q2A + S3 + T9 UPPER WING

(RBNU10) (10 MAY 73)

REFERENCE DATA

SREF = 2.4210 SQ.FT. XMRP = 28.5300 INCHES
 LREF = 39.8490 INCHES YMRP = .0000 INCHES
 BREF = 39.8490 INCHES ZMRP = .0000 INCHES
 SCALE = .5300 SCALE

PARAMETRIC DATA

ALPHAT = 8.000 ORBINC = .500
 RUDDER = .000 ELEVON = .500
 RUDFLR = .000

SECTION (1) UPPER WING

DEPENDENT VARIABLE CP

MACH (1) = 2.498	BETAT (1) = -8.380	Y/BW	.299	.364	.427	.534	.673	.780	.887
		X/CW							
		.000	.0290	.0770	.4680	1.1070	1.0080	1.0270	1.0050
		.050				.1050	.1400	.1670	.2240
		.081			.0110				
		.086		.0470					
		.094	.0250						
		.150				-.0510	.0010	.0500	.0280
		.177				-.1000			
		.229	-.0060						
		.246		-.0590					
		.250				-.1260	-.0910	-.0670	-.0590
		.362	-.0200						
		.400				-.1790	-.1490		-.1050
		.402				-.1570			
		.497	-.0510						
		.550				-.1980	-.1790		
		.565				-.1700			
		.600							-.1570
		.650						-.1590	
		.700	-.1040				-.1730		
		.725				-.1880			
		.750						-.1730	-.1730
		.760				-.1700			
		.775				-.1860	-.1710		
		.808				-.1650			
		.834	-.1120						
		.850				-.1880	-.1720	-.1690	
		.857				-.1830			
		.865	-.0960						
		.900	-.0760			-.1820			-.1580
		.905				-.1800			
		.950				-.1530	-.1680	-.1660	
		.953				-.1720			
		.965	.0150						

MACH (1) = 2.498	BETAT (2) = -6.270	Y/BW	.299	.364	.427	.534	.673	.780	.887
		X/CW							
		.000	-.0080	.0380	.4080	1.0510	.9630	.9780	.9370
		.050				.0820	.1180	.1480	.1950
		.081			-.0120				
		.086		.0090					
		.094	-.0040						

AMES 87-707 IA9 O2A + S3 + T9 UPPER WING

(RBNU1U)

SECTION (1) UPPER WING

DEPENDENT VARIABLE CP

MACH (1) = 2.498	BETAT (2) = -6.270	Y/BW	.299	.364	.427	.534	.673	.780	.887
		X/CW							
		.150				-.0660	-.0140	.0360	.0110
		.177			-.1140				
		.229	-.0320						
		.246		-.0730					
		.250				-.1390	-.1000	-.0790	-.0710
		.362	-.0450						
		.400				-.1850	-.1550		-.1130
		.402			-.1660				
		.497	-.0730						
		.550				-.2010	-.1830		
		.565			-.1760				
		.600							-.1630
		.650						-.1620	
		.700	-.1170				-.1810		
		.725				-.1900			
		.750						-.1770	-.1790
		.760			-.1740				
		.775				-.1930	-.1780		
		.808			-.1710				
		.834	-.1190						
		.850				-.1910	-.1760	-.1750	
		.857			-.1880				
		.865	-.1040						
		.900	-.0860			-.1850			-.1660
		.905			-.1840				
		.950				-.1610	-.1730	-.1700	
		.953			-.1780				
		.965	-.0060						

MACH (1) = 2.498	BETAT (3) = -4.170	Y/BW	.299	.364	.427	.534	.673	.780	.887
		X/CW							
		.000	-.0310	-.0010	.3530	.9620	.9000	.9230	.8870
		.050				.0460	.0920	.1260	.1700
		.081			-.0400				
		.086		-.0210					
		.094	-.0360						
		.150				-.0830	-.0330	.0220	-.0040
		.177			-.1240				
		.229	-.0540						
		.246		-.0910					
		.250				-.1480	-.1140	-.0870	-.0810
		.362	-.0680						
		.400				-.1910	-.1640		-.1250
		.402			-.1710				
		.497	-.0880						

AMES 87-707 IA9 O2A + S3 + T9 UPPER WING

(RBNU1U)

SECTION (1) UPPER WING		DEPENDENT VARIABLE CP							
MACH (1) = 2.498	BETAT (3) = -4.17U	Y/BW	.299	.364	.427	.534	.673	.78U	.887
		X/CW							
		.55U				-.208U	-.188U		
		.565			-.180U				
		.60U							-.170U
		.65U						-.169U	
		.70U	-.129U				-.185U		
		.725			-.198U				
		.75U						-.184U	-.185U
		.76U			-.177U				
		.775				-.199U	-.183U		
		.808			-.174U				
		.834	-.131U						
		.85U				-.197U	-.184U	-.179U	
		.857			-.194U				
		.865	-.114U						
		.90U	-.097U			-.187U			-.174U
		.905			-.195U				
		.95U				-.168U	-.179U	-.177U	
		.953			-.188U				
		.965	-.021U						
MACH (1) = 2.498	BETAT (4) = -2.06U	Y/BW	.299	.364	.427	.534	.673	.78U	.887
		X/CW							
		.00U	-.059U	-.042U	.291U	.875U	.816U	.843U	.817U
		.05U				.021U	.064U	.100U	.141U
		.081			-.054U				
		.086	-.043U						
		.094	-.056U						
		.15U				-.098U	-.048U	.001U	-.020U
		.177			-.131U				
		.229	-.072U						
		.246		-.104U					
		.25U				-.158U	-.125U	-.099U	-.093U
		.362	-.089U						
		.40U				-.198U	-.172U		-.130U
		.402			-.175U				
		.497	-.103U						
		.55U				-.211U	-.193U		
		.565			-.184U				
		.60U							-.172U
		.65U						-.174U	
		.70U	-.138U				-.188U		
		.725				-.202U			
		.75U						-.184U	-.187U
		.76U			-.181U				
		.775				-.202U	-.187U		

AMES 87-707 IA9 O2A + S3 + T9 UPPER WING

(RBNU10)

SECTION (1) UPPER WING

DEPENDENT VARIABLE CP

MACH (1) = 2.498 BETAT (4) = -2.060		Y/BW	.299	.364	.427	.534	.673	.780	.887
		X/CW							
		.808							
		.834	-.1330						
		.850				-.2000	-.1840	-.1810	
		.857				-.2000			
		.865	-.1140						
		.900	-.0970			-.1870			-.1800
		.905				-.1980			
		.950				-.1690	-.1790	-.1790	
		.953				-.1930			
		.965	-.0320						
MACH (1) = 2.498 BETAT (5) = 2.180		Y/BW	.299	.364	.427	.534	.673	.780	.887
		X/CW							
		.000	-.1140	-.0940	.1570	.7010	.6790	.7080	.6910
		.050				-.0290	.0190	.0530	.0890
		.081				-.0950			
		.086		-.0630					
		.094	-.0930						
		.150				-.1250	-.0770	-.0320	-.0490
		.177				-.1520			
		.229	-.0960						
		.246		-.1220					
		.250				-.1710	-.1410	-.1180	-.1130
		.362	-.1060						
		.400				-.2070	-.1820		-.1470
		.402				-.1810			
		.497	-.1190						
		.550				-.2120	-.2020		
		.565				-.1880			
		.600							-.1830
		.650						-.1780	
		.700	-.1410				-.1930		
		.725				-.2040			
		.750						-.1870	-.1960
		.760				-.1790			
		.775				-.2050	-.1920		
		.808				-.1860			
		.834	-.1180						
		.850				-.2010	-.1930	-.1870	
		.857				-.1990			
		.865	-.1010						
		.900	-.0870			-.1920			-.1890
		.905				-.1900			
		.950				-.1840	-.1910	-.1840	
		.953				-.1760			

AMES 87-707 IA9 O2A + S3 + T9 UPPER WING

(RBNU10)

SECTION (1) UPPER WING		DEPENDENT VARIABLE CP							
MACH (1) = 2.498	BETAT (5) = 2.180	Y/BW	.299	.364	.427	.534	.673	.780	.887
		X/CW	.965	-.0540					
MACH (1) = 2.498	BETAT (6) = 4.320	Y/BW	.299	.364	.427	.534	.673	.780	.887
		X/CW	.000	-.1230	-.1150	.0860	.6160	.6220	.6460
			.050				-.0590	.0010	.0340
			.081			-.1110			
			.086		-.0800				
			.094	-.1080					
			.150				-.1420	-.0910	-.0470
			.177				-.1600		
			.229	-.1070					
			.246		-.1290				
			.250				-.1810	-.1510	-.1260
			.362	-.1140					-.1230
			.400				-.2080	-.1880	
			.402				-.1820		-.1540
			.497	-.1140					
			.550				-.2100	-.2060	
			.565				-.1910		
			.600						-.1870
			.650					-.1710	
			.700	-.1350				-.1970	
			.725				-.2020		
			.750					-.1800	-.1880
			.760				-.1760		
			.775				-.1980	-.1940	
			.808				-.1610		
			.834	-.1080					
			.850				-.1970	-.1950	-.1850
			.857				-.1660		
			.865	-.1000					
			.900	-.0900			-.1960		-.1870
			.905				-.1550		
			.950				-.1890	-.1920	-.1840
			.953				-.1420		
			.965	-.0660					
MACH (1) = 2.498	BETAT (7) = 6.450	Y/BW	.299	.364	.427	.534	.673	.780	.887
		X/CW	.000	-.1370	-.1320	.0270	.4720	.5670	.5810
			.050				-.0880	-.0290	.0080
			.081			-.1320			.0410
			.086		-.1000				
			.094	-.1300					

AMES 87-707 IA9 O2A + S3 + T9 UPPER WING

(RBNU11)

SECTION (1) UPPER WING

DEPENDENT VARIABLE CP

MACH (1) = 2.498 BETAT (7) = 6.450		Y/BW	.299	.364	.427	.534	.673	.780	.887
		X/CW							
		.150				-.1570	-.1110	-.0680	-.0790
		.177			-.1680				
		.229	-.1170						
		.246		-.1420					
		.250				-.1950	-.1640	-.1400	-.1360
		.362	-.1200						
		.400				-.2170	-.2000		-.1640
		.402			-.1840				
		.497	-.1170						
		.550				-.2170	-.2130		
		.565			-.1890				
		.600							-.1960
		.650						-.1800	
		.700	-.1410				-.2070		
		.725				-.2110			
		.750						-.1900	-.1940
		.760			-.1630				
		.775				-.2030	-.2050		
		.808			-.1480				
		.834	-.1150						
		.850				-.2020	-.2030	-.1930	
		.857			-.1530				
		.865	-.1070						
		.900	-.0990			-.2030			-.1930
		.905			-.1430				
		.950				-.2000	-.1990	-.1910	
		.953			-.1290				
		.965	-.0740						
MACH (1) = 2.498 BETAT (8) = 8.580		Y/BW	.299	.364	.427	.534	.673	.780	.887
		X/CW							
		.000	-.1490	-.1450	-.0330	.3190	.5080	.5370	.5230
		.050				-.1220	-.0560	-.0060	.0230
		.081			-.1480				
		.086		-.1090					
		.094	-.1450						
		.150				-.1720	-.1310	-.0750	-.0870
		.177			-.1620				
		.229	-.1270						
		.246		-.1340					
		.250				-.1990	-.1800	-.1480	-.1390
		.362	-.1150						
		.400				-.2120	-.2090		-.1680
		.402			-.1760				
		.497	-.1170						

AMES 87-747 IA9 C/A + S3 + T9 UPPER WING

(RBNU11)

SECTION (1) UPPER WING

DEPENDENT VARIABLE CP

MACH (1) = 2.498 BETAT (8) = 8.580

Y/BW	.299	.364	.427	.534	.673	.780	.887
X/CW							
.550				-.2190	-.2130		
.565			-.1770				
.600							-.1950
.650						-.1830	
.700	-.1410				-.2070		
.725				-.2110			
.750						-.1930	-.1910
.760			-.1490				
.775				-.1990	-.2080		
.808			-.1390				
.834	-.1180						
.850				-.1870	-.2070	-.1960	
.857			-.1490				
.865	-.1070						
.900	-.0990			-.1760			-.1940
.905			-.1450				
.950				-.1680	-.1950	-.1930	
.953			-.1300				
.965	-.0750						

MACH (2) = 2.999 BETAT (1) = -8.540

Y/BW	.299	.364	.427	.534	.673	.780	.887
X/CW							
.000	.0300	.0790	.4540	1.1460	1.0750	1.1200	.9260
.050				.1550	.1820	.2280	.1880
.081			.0570				
.086		.0430					
.094	.0300						
.150				.0020	.0430	.1010	.0420
.177			-.0480				
.229	.0020						
.246		-.0390					
.250				-.0730	-.0400	-.0220	-.0220
.362	-.0240						
.400				-.1200	-.0930		-.0550
.402			-.1120				
.497	-.0480						
.550				-.1410	-.1190		
.565			-.1270				
.600							-.0870
.650						-.1040	
.700	-.0770				-.1320		
.725				-.1430			
.750						-.1210	-.1140
.760			-.1210				
.775				-.1400	-.1270		

AMES 87-707 IA9 C2A + S3 + T9 UPPER WING

(RBNU11)

SECTION (1) UPPER WING

DEPENDENT VARIABLE CP

MACH (2) = 2.999	BETAT (2) = -6.390	Y/BW	.299	.364	.427	.534	.673	.780	.887
		X/CW							
			.965	-.0350					
MACH (2) = 2.999	BETAT (3) = -4.240	Y/BW	.299	.364	.427	.534	.673	.780	.887
		X/CW							
			.000	-.0200	.0040	.2870	.9490	.9300	.9700
			.050				.0970	.1180	.1580
			.081			.0000			
			.086	-.0090					
			.094	-.0240					
			.150			-.0380	-.0020	.0510	.0370
			.177			-.0780			
			.229	-.0450					
			.246	-.0670					
			.250			-.0990	-.0710	-.0490	-.0390
			.362	-.0580					
			.400			-.1360	-.1140		-.0790
			.402			-.1240			
			.497	-.0790					
			.550			-.1560	-.1330		
			.565			-.1360			
			.600						-.1180
			.650					-.1170	
			.700	-.1050			-.1440		
			.725			-.1540			
			.750					-.1340	-.1530
			.760			-.1320			
			.775			-.1490	-.1390		
			.808			-.1310			
			.834	-.1050					
			.850			-.1500	-.1360	-.1310	
			.857			-.1470			
			.865	-.0980					
			.900	-.0910		-.1490			-.1280
			.905			-.1450			
			.950			-.1400	-.1350	-.1250	
			.953			-.1400			
			.965	-.0520					
MACH (2) = 2.999	BETAT (4) = -2.090	Y/BW	.299	.364	.427	.534	.673	.780	.887
		X/CW							
			.000	-.0390	-.0260	.2180	.8290	.8360	.8710
			.050				.0580	.0930	.1370
			.081			-.0240			
			.086	-.0280					
			.094	-.0380					

AMES 87-707 IA9 Q2A + S3 + T9 UPPER WING

(RNU11)

SECTION (1) UPPER WING		DEPENDENT VARIABLE CP							
MACH (2) = 2.999	BETAT (4) = -2.090	Y/BW	.299	.364	.427	.534	.673	.780	.887
		X/CW							
		.150				-.0560	-.0160	.0340	.0200
		.177			-.0860				
		.229	-.0560						
		.246		-.0750					
		.250			-.1090	-.0790	-.0580	-.0460	
		.362	-.0730						
		.400			-.1400	-.1200		-.0810	
		.402			-.1270				
		.497	-.0910						
		.550			-.1560	-.1380			
		.565			-.1370				
		.600						-.1190	
		.650					-.1180		
		.700	-.1090			-.1460			
		.725			-.1520				
		.750					-.1340	-.1340	
		.760			-.1330				
		.775			-.1500	-.1410			
		.808			-.1310				
		.834	-.1090						
		.850			-.1520	-.1370	-.1260		
		.857			-.1420				
		.865	-.1010						
		.900	-.0930			-.1500			-.1290
		.905			-.1470				
		.950				-.1390	-.1340	-.1280	
		.953			-.1440				
		.965	-.0600						
MACH (2) = 2.999	BETAT (5) = 2.230	Y/BW	.299	.364	.427	.534	.673	.780	.887
		X/CW							
		.000	-.0790	-.0830	.1310	.6540	.6590	.7020	.6810
		.050				.0060	.0430	.0760	.1100
		.081			-.0550				
		.086		-.0620					
		.094	-.0590						
		.150				-.0830	-.0450	-.0640	-.0170
		.177			-.1010				
		.229	-.0730						
		.246		-.0870					
		.250				-.1220	-.0980	-.0780	-.0700
		.362	-.0880						
		.400				-.1470	-.1310		-.0990
		.402			-.1310				
		.497	-.1020						

AMES 87-707 IA9 OPA + S3 + T9 UPPER WING

(RBNU11)

SECTION (1) UPPER WING

DEPENDENT VARIABLE CP

MACH (2) = 2.999	BETAT (5) = 2.230	Y/BW	.299	.364	.427	.534	.673	.780	.887
		X/CW							
		.550				-.1570	-.1420		
		.565			-.1360				-.1290
		.600						-.1250	
		.650					-.1410		
		.700	-.1150						
		.725				-.1520			
		.750						-.1370	-.1380
		.760			-.1340				
		.775				-.1490	-.1390		
		.808			-.1340				
		.834	-.0960						
		.850				-.1490	-.1380	-.1370	
		.857			-.1440				
		.865	-.0860						
		.900	-.0800			-.1460			-.1360
		.905			-.1510				
		.950				-.1390	-.1360	-.1360	
		.953			-.1510				
		.965	-.0570						
MACH (2) = 2.999	BETAT (6) = 4.400	Y/BW	.299	.364	.427	.534	.673	.780	.887
		X/CW							
		.000	-.0910	-.0960	.0760	.5990	.5870	.6330	.6140
		.050				-.0280	.0180	.0570	.0880
		.081			-.0740				
		.086		-.0750					
		.094	-.0800						
		.150				-.1000	-.0600	-.0150	-.0280
		.177			-.1110				
		.229	-.0820						
		.246		-.0940					
		.250				-.1320	-.1100	-.0840	-.0800
		.362	-.0940						
		.400				-.1540	-.1380		-.1070
		.402			-.1340				
		.497	-.1040						
		.550				-.1600	-.1470		
		.565			-.1380				
		.600							-.1330
		.650						-.1290	
		.700	-.1130				-.1450		
		.725				-.1550			
		.750						-.1410	-.1440
		.760			-.1390				
		.775				-.1520	-.1430		

AMES 87-707 IA9 O2A + S3 + T9 UPPER WING

(RBNU11)

SECTION: (1) UPPER WING		DEPENDENT VARIABLE CP							
MACH (2) = 2.999	BETAT (7) = 6.570	Y/BW	.299	.364	.427	.534	.673	.780	.887
		X/CW							
			.965	-.0640					
MACH (2) = 2.999	BETAT (8) = 8.740	Y/BW	.299	.364	.427	.534	.673	.780	.887
		X/CW							
			.000	-.1100	-.1120	-.0160	.2960	.3890	.4940
			.050				-.0750	-.0310	.0170
			.081			-.1030			
			.086		-.0940				
			.094	-.1020					
			.150			-.1120	-.0080	-.0440	-.0510
			.177			-.1200			
			.229	-.0970					
			.246		-.1000				
			.250			-.1430	-.1250	-.1030	-.0930
			.362	-.0970					
			.400			-.1560	-.1470		-.1170
			.402			-.1320			
			.497	-.0990					
			.550			-.1610	-.1520		
			.565			-.1360			
			.600						-.1390
			.650					-.1370	
			.700	-.1100			-.1510		
			.725			-.1560			
			.750					-.1460	-.1470
			.760			-.1250			
			.775			-.1550	-.1510		
			.808			-.1160			
			.834	-.1060					
			.850			-.1540	-.1510	-.1460	
			.857			-.1230			
			.865	-.0990					
			.900	-.0910		-.1500			-.1460
			.905			-.1240			
			.950			-.1500	-.1450	-.1440	
			.953			-.1220			
			.965	-.0670					
MACH (3) = 3.502	BETAT (1) = -8.690	Y/DW	.299	.364	.427	.534	.673	.780	.887
		X/CW							
			.000	.0300	.0550	.3670	1.0890	1.1540	.9590
			.050				.1750	.2020	.1630
			.081			.0140			
			.086		.0010				
			.094	-.0130					

AMES 87-707 IA9 O2A + S3 + T9 UPPER WING

(RDNU10)

SECTION (1) UPPER WING

DEPENDENT VARIABLE CP

MACH (3) = 3.502	BETAT (1) = -8.690	Y/BW	.299	.364	.427	.534	.673	.780	.887
		X/CW							
		.150				.0180	.0500	.0620	.0150
		.177			-.0730				
		.229	-.0370						
		.246		-.0670					
		.250			-.0440	-.0290	-.0010	-.0410	
		.362	-.0660						
		.400			-.0950	-.0760		-.0640	
		.402			-.1290				
		.497	-.0900						
		.550			-.1170	-.0920			
		.565			-.1430				
		.600						-.0860	
		.650					-.0680		
		.700	-.1130				-.1030		
		.725			-.1170				
		.750					-.0850	-.0840	
		.760			-.1410				
		.775			-.1120	-.0980			
		.808			-.1380				
		.834	-.1160						
		.850			-.1130	-.0920	-.0820		
		.857			-.1060				
		.865	-.1110						
		.900	-.1050		-.1130			-.0840	
		.905			-.1050				
		.950			-.1100	-.0900	-.0800		
		.953			-.1010				
		.965	-.0730						

MACH (3) = 3.502 BETAT (2) = -6.500

Y/BW	.299	.364	.427	.534	.673	.780	.887
X/CW							
.000	.0080	.0260	.3190	.9510	1.0320	.8490	.8960
.050				.1420	.1620	.1860	.1420
.081			-.0040				
.086		-.0240					
.094	-.0360						
.150				.0020	.0330	.0540	.0140
.177			-.0840				
.229	-.0590						
.246		-.0760					
.250				-.0520	-.0390	-.0140	-.0360
.362	-.0830						
.400				-.0940	-.0830		-.0570
.402			-.1320				
.497	-.0980						

AMES 87-707 IA9 Q2A + 33 + T9 UPPER WING

(RDN011)

SECTION (1) UPPER WING

DEPENDENT VARIABLE CP

MACH (3) = 3.502 BETAT (2) = -6.500		Y/BW	.299	.364	.427	.534	.673	.780	.887
		X/CW							
		.550				-.1160	-.0940		
		.565			-.1450				
		.600							-.0850
		.650						-.0720	
		.700	-.1200				-.1000		
		.725			-.1210				
		.750						-.0880	-.0880
		.760			-.1450				
		.775				-.1160	-.0980		
		.808			-.1410				
		.834	-.1200						
		.850				-.1180	-.0950	-.0880	
		.857			-.1030				
		.865	-.1160						
		.900	-.1130			-.1190			-.0850
		.905			-.1060				
		.950				-.1160	-.0940	-.0870	
		.953			-.1050				
		.965	-.0880						
MACH (3) = 3.502 BETAT (3) = -4.310		Y/BW	.299	.364	.427	.534	.673	.780	.887
		X/CW							
		.000	-.0090	-.0060	.2560	.8360	.9210	.9820	.8170
		.050				.0990	.1260	.1820	.1340
		.081			-.0250				
		.086		-.0420					
		.094	-.0500						
		.150				-.0220	.0100	.0440	.0210
		.177			-.0920				
		.229	-.0690						
		.246		-.0850					
		.250				-.0700	-.0520	-.0270	-.0260
		.362	-.0900						
		.400				-.1070	-.0810		-.0530
		.402			-.1320				
		.487	-.1090						
		.550				-.1260	-.0970		
		.565			-.1430				
		.600							-.0820
		.650						-.0790	
		.700	-.1240				-.1050		
		.725				-.1250			
		.750						-.0950	-.0940
		.760			-.1430				
		.775				-.1220	-.1020		

AMES 87-707 IA9 Q2A + S3 + T9 UPPER WING

(RDNU11)

SECTION: (1) UPPER WING

DEPENDENT VARIABLE CP

MACH (3) = 3.502	BETAT (4) = -2.130	Y/BW	.299	.364	.427	.534	.673	.780	.887
		X/CW							
		.965	-.0680						
MACH (3) = 3.502	BETAT (5) = 2.260	Y/BW	.299	.364	.427	.534	.673	.780	.887
		X/CW							
		.000	-.0580	-.0690	.0840	.5880	.6390	.6520	.6760
		.050				.0110	.0400	.0820	.1520
		.081			-.0640				
		.086		-.0660					
		.094	-.0620						
		.150				-.0640	-.0360	-.0090	-.0010
		.177			-.0970				
		.229	-.0730						
		.246		-.0830					
		.250				-.0960	-.0820	-.0560	-.0490
		.362	-.0860						
		.400				-.1210	-.1090		-.0740
		.402			-.1190				
		.497	-.0990						
		.550				-.1300	-.1080		
		.565			-.1220				
		.600							-.0980
		.650						-.0880	
		.700	-.1130				-.1090		
		.725				-.1250			
		.750						-.1040	-.1080
		.760			-.1210				
		.775				-.1210	-.1080		
		.808			-.1210				
		.834	-.1050						
		.850				-.1230	-.1090	-.1040	
		.857			-.1150				
		.865	-.0980						
		.900	-.0930			-.1230			-.1080
		.905			-.1230				
		.950				-.1220	-.1080	-.1030	
		.953			-.1220				
		.965	-.0760						
MACH (3) = 3.502	BETAT (6) = 4.480	Y/BW	.299	.364	.427	.534	.673	.780	.887
		X/CW							
		.000	-.0740	-.0810	.0240	.4840	.5240	.5330	.5820
		.050				-.0280	.0050	.0500	.0710
		.081			-.0750				
		.086		-.0700					
		.094	-.0700						

AMES 87-707 IA9 Q2A + S3 + T9 UPPER WING

(RBN011)

SECTION (1) UPPER WING		DEPENDENT VARIABLE CP							
MACH (3) = 3.502	BETAT (6) = 4.480	Y/BW	.299	.364	.427	.534	.673	.780	.887
		X/CW							
		.150				-.0870	-.0560	-.0240	-.0190
		.177			-.0960				
		.229	-.0730						
		.246		-.0820					
		.250				-.1120	-.0970	-.0680	-.0610
		.362	-.0820						
		.400				-.1320	-.1190		-.0830
		.402			-.1140				
		.497	-.0920						
		.550				-.1370	-.1120		
		.565			-.1150				
		.600							-.1040
		.650						-.0950	
		.700	-.1040				-.1120		
		.725				-.1300			
		.750						-.1090	-.1100
		.760			-.1120				
		.775				-.1290	-.1140		
		.808			-.1130				
		.834	-.0990						
		.850				-.1310	-.1120	-.1100	
		.857			-.1250				
		.865	-.0950						
		.900	-.0890			-.1320			-.1100
		.905			-.1320				
		.950				-.1320	-.1130	-.1120	
		.953			-.1320				
		.965	-.0700						
MACH (3) = 3.502	BETAT (7) = 6.690	Y/BW	.299	.364	.427	.534	.673	.780	.887
		X/CW							
		.000	-.0810	-.0850	-.0060	.3150	.4540	.4830	.5110
		.050				-.0460	-.0190	.0280	.0530
		.081			-.0740				
		.086		-.0700					
		.094	-.0730						
		.150				-.0920	-.0750	-.0390	-.0300
		.177			-.0910				
		.229	-.0750						
		.246		-.0810					
		.250				-.1150	-.1040	-.0760	-.0700
		.362	-.0840						
		.400				-.1310	-.1240		-.0900
		.402			-.1040				
		.497	-.0890						

AMES 87-707 IA9 OPA + S3 + T9 UPPER WING

(RDNU11)

SECTION (1) UPPER WING

DEPENDENT VARIABLE CP

MACH (3) = 3.502 BETAT (7) = 6.690		Y/BW	.299	.364	.427	.534	.673	.780	.887
		X/CW							
		.550				-.1370	-.1170		
		.565			-.1090				
		.600							-.1070
		.650						-.0980	
		.700	-.0950				-.1160		
		.725				-.1270			
		.750						-.1100	-.1070
		.760			-.1110				
		.775				-.1270	-.1170		
		.808			-.1110				
		.834	-.0920						
		.850				-.1310	-.1150	-.1110	
		.857			-.1240				
		.865	-.0880						
		.900	-.0820			-.1320			-.1110
		.905			-.1220				
		.950				-.1320	-.1120	-.1110	
		.953			-.1180				
		.965	-.0640						
MACH (3) = 3.502 BETAT (8) = 8.900		Y/BW	.299	.364	.427	.534	.673	.780	.887
		X/CW							
		.000	-.0910	-.0950	-.0210	.2340	.2490	.4240	.4530
		.050				-.0770	-.0340	.0060	.0370
		.081			-.1450				
		.086		-.1360					
		.094	-.1420						
		.150				-.1080	-.0750	-.0490	-.0370
		.177			-.1540				
		.229	-.1440						
		.246		-.1450					
		.250				-.1270	-.1090	-.0810	-.0740
		.362	-.1410						
		.400				-.1370	-.1270		-.0940
		.402			-.1600				
		.497	-.1490						
		.550				-.1410	-.1170		
		.565			-.1620				
		.600							-.1110
		.650						-.1020	
		.700	-.1520				-.1160		
		.725				-.1350			
		.750						-.1120	-.1100
		.760			-.1600				
		.775				-.1310	-.1170		

DATE 18 SEP 73

TABULATED PRESSURE DATA - IA9C

PAGE 1387

AMES 87-707 IA9 O2A + S3 + T9 UPPER WING

(RBNU10)

SECTION (1) UPPER WING

DEPENDENT VARIABLE CP

MACH (3) = 3.502	BETAT (8) = 8.900	Y/BW	.299	.364	.427	.534	.673	.780	.887
		X/CW							
		.808							
		.834							
		.850							
		.857							
		.865							
		.900							
		.905							
		.950							
		.953							
		.965							

AMES 87-707 IA9 Q2A + S3 + T9 UPPER WING

(RBNU11) (10 MAY 73)

REFERENCE DATA

SREF = 2.4210 SQ.FT. XMRP = 28.5300 INCHES
 LREF = 39.8490 INCHES YMRP = .0000 INCHES
 BREF = 39.8490 INCHES ZMRP = .0000 INCHES
 SCALE = .0300 SCALE

PARAMETRIC DATA

ALPHAT = -8.000 CRBINC = .500
 RUDDER = -15.000 ELEVON = .000
 RUDFLR = .000

SECTION (1) UPPER WING

DEPENDENT VARIABLE CP

MACH (1) = 2.498 BETAT (1) = -8.390

Y/BW	.299	.364	.427	.534	.673	.780	.887
X/CW							
.000	.0990	.0700	.4700	1.0200	.9890	.9870	.9580
.050				.3390	.4470	.5040	.5810
.081			.2530				
.086		.1940					
.094	.1540						
.150				.1390	.2010	.2530	.3010
.177			.1060				
.229	.1450						
.246		.1140					
.250				.0280	.0740	.1280	.1600
.362	.1200						
.400				-.0530	-.0230		.0710
.402			-.0120				
.497	.0690						
.550				-.0880	-.0760		
.565			-.0520				
.600							-.0410
.650						-.0600	
.700	.0080				-.1060		
.725				-.0960			
.750						-.0850	-.0770
.760			-.0020				
.775				-.0910	-.1030		
.808			.0250				
.834	.0910						
.850				-.0470	-.0950	-.0760	
.857			.0310				
.865	.1040						
.900	.1340			.0200			-.0500
.905			.0450				
.950				.0610	-.0690	-.0530	
.953			.0670				
.965	.1760						

MACH (1) = 2.498 BETAT (2) = -6.270

Y/BW	.299	.364	.427	.534	.673	.780	.887
X/CW							
.000	.0700	.0370	.4050	.9190	.9170	.9130	.8810
.050				.3260	.3760	.4590	.5350
.081			.2240				
.086		.1670					
.094	.1260						

AMES 87-757 IA9 O2A + S3 + T9 UPPER WING

(RBNU11)

SECTION (1) UPPER WING

DEPENDENT VARIABLE CP

MACH (1) = 2.498	BETAT (2) = -6.270	Y/BW	.299	.364	.427	.534	.673	.780	.887
		X/CW							
		.150				.1160	.1720	.2200	.2680
		.177			.0920				
		.229	.1240						
		.246		.0910					
		.250			.0100	.0560	.1000	.1350	
		.362	.0970						
		.400				-.0690	-.0320		.0510
		.402			-.0250				
		.497	.0470						
		.550				-.0960	-.0790		
		.565			-.0640				
		.600							-.0540
		.650						-.0720	
		.700	-.0060				-.1090		
		.725				-.1050			
		.750						-.0930	-.0900
		.760			-.0190				
		.775				-.0990	-.1100		
		.808			.0080				
		.834	.0730						
		.850				-.0550	-.0990	-.0890	
		.857			.0110				
		.865	.0800						
		.900	.1090			.0030			-.0640
		.905			.0260				
		.950				.0390	-.0670	-.0580	
		.953			.0490				
		.965	.1400						

MACH (1) = 2.498	BETAT (3) = -4.160	Y/BW	.299	.364	.427	.534	.673	.780	.887
		X/CW							
		.000	.0550	.0090	.3350	.8950	.7530	.8230	.8040
		.050				.3030	.3450	.3920	.4930
		.081			.1940				
		.086		.1360					
		.094	.1050						
		.150				.0990	.1550	.1880	.2370
		.177			.0760				
		.229	.0970						
		.246		.0730					
		.250				.0000	.0430	.0820	.1100
		.362	.0760						
		.400				-.0740	-.0410		.0320
		.402			-.0260				
		.497	.0350						

AMES R7-7U7 IA9 CQA + S3 + T9 UPPER WING

(RBNU11)

SECTION (1) UPPER WING

DEPENDENT VARIABLE CP

MACH (1) = 2.498 BETAT (3) = -4.16U

Y/BW	.299	.364	.427	.534	.673	.78U	.887
X/CW							
.55U				-.1U4U	-.U87U		
.565			-.U67U				
.6UU							-.U66U
.65U						-.U71U	
.7UU	-.U13U				-.114U		
.725				-.113U			
.75U						-.U96U	-.1U1U
.76U			-.U26U				
.775				-.1U5U	-.113U		
.8U8			-.UU5U				
.834	.U57U						
.85U				-.U58U	-.1U1U	-.U99U	
.857			-.UU3U				
.865	.U65U						
.9UU	.U9UU			-.UU4U			-.U73U
.9U5			.U13U				
.95U				.U25U	-.U69U	-.U68U	
.953			.U35U				
.965	.113U						

MACH (1) = 2.498 BETAT (4) = .U6U

Y/BW	.299	.364	.427	.534	.673	.78U	.887
X/CW							
.UUU	.U46U	.U78U	.253U	.732U	.667U	.619U	.623U
.U5U				.222U	.285U	.32UU	.371U
.U81			.133U				
.U86		.U94U					
.U94	.U63U						
.15U				.U6UU	.11UU	.137U	.169U
.177			.U5UU				
.229	.U7UU						
.246		.U49U					
.25U				-.U21U	.UU8U	.U45U	.U66U
.362	.U63U						
.4UU				-.U82U	-.U68U		.U00U
.4U2			-.U37U				
.497	.U18U						
.55U				-.111U	-.1U7U		
.565			-.U78U				
.6UU							-.U85U
.65U						-.U93U	
.7UU	-.U33U				-.126U		
.725				-.123U			
.75U						-.114U	-.116U
.76U			-.U34U				
.775				-.11UU	-.125U		

AMES 87-707 IA9 O2A + S3 + T9 UPPER WING

(RBNU11)

SECTION (1) UPPER WING

DEPENDENT VARIABLE CP

MACH (1) = 2.498	BETAT (4) = .060	Y/BW	.299	.364	.427	.534	.673	.780	.887
		X/CW							
		.808			-.0190				
		.834	.0330						
		.850			-.0550	-.1140	-.1100		
		.857			-.0190				
		.865	.0320						
		.900	.0500		-.0230				-.0930
		.905			.0000				
		.950			.0000	-.0820	-.0870		
		.953			.0270				
		.965	.0740						
MACH (1) = 2.498	BETAT (5) = 4.330	Y/BW	.299	.364	.427	.534	.673	.780	.887
		X/CW							
		.000	.0310	.0370	.1720	.5760	.5270	.5200	.4980
		.050				.1650	.2180	.2590	.3120
		.081			.1050				
		.086		.0640					
		.094	.0500						
		.150				.0410	.0750	.1020	.1310
		.177			.0510				
		.229	.0540						
		.246		.0410					
		.250				-.0280	-.0100	.0220	.0380
		.362	.0530						
		.400				-.0780	-.0730		-.0160
		.402			-.0350				
		.497	.0150						
		.550				-.1040	-.1070		
		.565			-.0630				
		.600							-.0920
		.650						-.0960	
		.700	-.0280				-.1240		
		.725				-.1080			
		.750						-.1160	-.1230
		.760			-.0270				
		.775				-.0900	-.1190		
		.808			-.0140				
		.834	.0260						
		.850				-.0460	-.1070	-.1090	
		.857			-.0130				
		.865	.0220						
		.900	.0330			-.0230			-.1020
		.905			.0100				
		.950				-.0060	-.0780	-.0850	
		.953			.0300				

AMES 87-707 1A9 C/A + S3 + T9 UPPER WING

(RINU11)

SECTION (1) UPPER WING		DEPENDENT VARIABLE CP							
MACH (1) = 2.498	BETAT (5) = 4.330	Y/BW	.299	.364	.427	.534	.673	.780	.887
		X/CW	.965	.0640					
MACH (1) = 2.498	BETAT (6) = 6.460	Y/BW	.299	.364	.427	.534	.673	.780	.887
		X/CW	.000	.0090	.0130	.1400	.4890	.4550	.4440
			.050			.1420	.1920	.2350	.2770
			.081		.0990				
			.086		.0560				
			.094	.0340					
			.150			.0420	.0620	.0880	.1130
			.177			.0550			
			.229	.0470					
			.246		.0410				
			.250				-.0170	-.0150	.0160
			.362	.0530					.0280
			.400				-.0710	-.0710	-.0240
			.402				-.0290		
			.497	.0190					
			.550				-.0990	-.1020	
			.565				-.0580		
			.600						-.0860
			.650						-.0970
			.700	-.0270				-.1140	
			.725				-.1050		
			.750						-.1130
			.760				-.0380		-.1270
			.775				-.0900	-.1120	
			.808				-.0130		
			.834	.0260					
			.850				-.0480	-.1020	-.1050
			.857				-.0070		
			.865	.0230					
			.900	.0370					-.1070
			.905				-.0210		
			.905				.0100		
			.950				-.0020	-.0710	-.0780
			.953				.0260		
			.965	.0580					
MACH (1) = 2.498	BETAT (7) = 8.600	Y/BW	.299	.364	.427	.534	.673	.780	.887
		X/CW	.000	-.0120	-.0060	.1170	.4190	.3950	.3750
			.050			.1290	.1720	.2100	.2530
			.081			.1030			
			.086		.0470				
			.094	.0170					

AMES 87-707 IA9 C2A + S3 + T9 UPPER WING

(RBNU11)

SECTION (1) UPPER WING

DEPENDENT VARIABLE CP

MACH (1) = 2.498 BETAT (7) = 8.600

Y/BW	.299	.364	.427	.534	.673	.780	.887
X/CW							
.150				.0450	.0550	.0750	.0980
.177			.0660				
.229	.0390						
.246		.0460					
.250				-.0140	-.0180	.0110	.0240
.362	.0570						
.400				-.0630	-.0700		-.0230
.402			-.0240				
.497	.0220						
.550				-.0930	-.0980		
.565			-.0550				
.600							-.0940
.650						-.0930	
.700	-.0270				-.1110		
.725				-.1030			
.750						-.1090	-.1240
.760			-.0500				
.775				-.0970	-.1090		
.808			-.0120				
.834	.0230						
.850				-.0520	-.0990	-.1050	
.857			-.0010				
.865	.0310						
.900	.0490			-.0190			-.1000
.905			.0180				
.950				.0020	-.0710	-.0760	
.953			.0330				
.965	.0670						

MACH (2) = 2.999 BETAT (1) = -8.560

Y/BW	.299	.364	.427	.534	.673	.780	.887
X/CW							
.000	.1300	.0840	.4120	1.1190	1.1230	1.1090	1.1140
.050				.4070	.5110	.5480	.6230
.081			.2560				
.086		.1720					
.094	.1720						
.150				.1770	.2490	.2960	.3330
.177			.1250				
.229	.1480						
.246		.1010					
.250				.0580	.1070	.1580	.1860
.362	.1120						
.400				-.0270	.0070		.0950
.402			-.0020				
.497	.0500						

AMES 87-717 IA9 Q2A + S3 + T9 UPPER WING

(RDNU11)

SECTION (1) UPPER WING

DEPENDENT VARIABLE CP

MACH (2) = 2.999 BETAT (1) = -8.560

Y/BW	.299	.364	.427	.534	.673	.780	.887
X/CW							
.550				-.0680	-.0400		
.565			-.0420				
.600							-.0110
.650						-.0290	
.700	.0030				-.0750		
.725				-.0850			
.750						-.0480	-.0450
.760			-.0330				
.775				-.0820	-.0720		
.808			.0030				
.834	.0580						
.850				-.0700	-.0660	-.0410	
.857			.0080				
.865	.0780						
.900	.1000			-.0220			-.0230
.905			.0120				
.950				.0230	-.0410	-.0220	
.953			.0190				
.965	.1480						

MACH (2) = 2.999 BETAT (2) = -6.410

Y/BW	.299	.364	.427	.534	.673	.780	.887
X/CW							
.000	.1170	.0600	.3650	1.0360	1.0210	.9920	.9920
.050				.3750	.4200	.4920	.5620
.081			.2260				
.086		.1430					
.094	.1450						
.150				.1520	.2140	.2580	.2930
.177			.1100				
.229	.1240						
.246		.0860					
.250				.0400	.0910	.1360	.1630
.362	.0920						
.400				-.0410	.0050		.0820
.402			-.0120				
.497	.0350						
.550				-.0760	-.0460		
.565			-.0500				
.600							-.0140
.650						-.0360	
.700	-.0070				-.0710		
.725				-.0910			
.750						-.0540	-.0520
.760			-.0450				
.775				-.0890	-.0760		

AMES 87-707 IA9 O2A + S3 + T9 UPPER WING

(RBNU11)

SECTION (1)UPPER WING

DEPENDENT VARIABLE CP

MACH (2) = 2.999 BETAT (2) = -6.410		Y/BW	.299	.364	.427	.534	.673	.780	.887
		X/CW							
		.808			-.0120				
		.834	.0440						
		.850				-.0800	-.0690	-.0500	
		.857			-.0040				
		.865	.0550						
		.900	.0750			-.0440			-.0320
		.905			-.0040				
		.950				.0000	-.0500	-.0330	
		.953			-.0010				
		.965	.1120						
MACH (2) = 2.999 BETAT (3) = -4.260		Y/BW	.299	.364	.427	.534	.673	.780	.887
		X/CW							
		.000	.0920	.0360	.3170	.9500	.7920	.8910	.8900
		.050				.3380	.3770	.4270	.5050
		.081			.1960				
		.086		.1170					
		.094	.1200						
		.150				.1360	.1900	.2160	.2590
		.177			.0800				
		.229	.1050						
		.246		.0670					
		.250				.0280	.0710	.1140	.1400
		.362	.0740						
		.400				-.0500	-.0130		.0660
		.402			-.0210				
		.497	.0220						
		.550				-.0840	-.0580		
		.565			-.0560				
		.600							-.0280
		.650						-.0420	
		.700	-.0180				-.0810		
		.725				-.0970			
		.750						-.0620	-.0630
		.760			-.0500				
		.775				-.0970	-.0840		
		.808			-.0240				
		.834	.0280						
		.850				-.0860	-.0790	-.0600	
		.857			-.0230				
		.865	.0380						
		.900	.0570			-.0470			-.0450
		.905			-.0170				
		.950				-.0120	-.0620	-.0430	
		.953			-.0090				

AMES 87-707 IA9 O2A + S3 + T9 UPPER WING

(RBNU11)

SECTION (1) UPPER WING		DEPENDENT VARIABLE CP									
MACH (2) = 2.999	BETAT (3) = -4.260	Y/BW	.299	.364	.427	.534	.673	.780	.887		
		X/CW	.965	.0850							
MACH (2) = 2.999	BETAT (4) = .050	Y/BW	.299	.364	.427	.534	.673	.780	.887		
		X/CW	.000	.0600	.0260	.2450	.7870	.7200	.6940	.6670	
			.050				.2300	.2940	.3440	.3860	
			.081			.1280					
			.086		.0750						
			.094	.0810							
			.150				.0620	.1240	.1740	.1910	
			.177			.0430					
			.229	.0730							
			.246		.0420						
			.250				-.0190	.0300	.0720	.0910	
			.362	.0480							
			.400				-.0700	-.0420		.0290	
			.402			-.0320					
			.497	.0090							
			.550				-.0960	-.0810			
			.565			-.0600					
			.600							-.0480	
			.650						-.0660		
			.700	-.0250				-.0990			
	.725				-.1040						
	.750						-.0860	-.0790			
	.760			-.0480							
	.775			-.0980	-.1010						
	.808			-.0270							
	.834	.0130									
	.850				-.0760	-.0960	-.0840				
	.857			-.0340							
	.865	.0180									
	.900	.0320			-.0460			-.0630			
	.905			-.0260							
	.950				-.0250	-.0760	-.0660				
	.953			-.0100							
	.965	.0540									
MACH (2) = 2.999	BETAT (5) = 4.400	Y/BW	.299	.364	.427	.534	.673	.780	.887		
		X/CW	.000	.0420	.0280	.1590	.5990	.5630	.5640	.5610	
			.050				.1370	.2000	.2470	.3090	
			.081			.0750					
			.086		.0550						
			.094	.0440							

AMES 87-707 IA9 O2A + S3 + T9 UPPER WING

(RBNU11)

SECTION (1) UPPER WING

DEPENDENT VARIABLE CP

MACH (2) = 2.999 BETAT (5) = 4.400		Y/BW	.299	.364	.427	.534	.673	.780	.887
		X/CW							
		.150				.0180	.0650	.1010	.1330
		.177			.0200				
		.229	.0400						
		.246		.0230					
		.250				-.0390	-.0100	.0240	.0440
		.362	.0340						
		.400				-.0790	-.0680		-.0090
		.402			-.0360				
		.497	.0030						
		.550				-.0940	-.0940		
		.565			-.0580				
		.600							-.0720
		.650						-.0820	
		.700	-.0310				-.1080		
		.725				-.0960			
		.750						-.1000	-.1010
		.760			-.0560				
		.775				-.0920	-.1090		
		.808			-.0340				
		.834	.0020						
		.850				-.0740	-.1000	-.0980	
		.857			-.0280				
		.865	.0140						
		.900	.0280			-.0480			-.0900
		.905			-.0200				
		.950				-.0300	-.0780	-.0860	
		.953			-.0060				
		.965	.0450						
MACH (2) = 2.999 BETAT (6) = 6.580		Y/BW	.299	.364	.427	.534	.673	.780	.887
		X/CW							
		.000	.0140	.0210	.1270	.5080	.4860	.4880	.4740
		.050				.1160	.1620	.2000	.2590
		.081			.0620				
		.086		.0460					
		.094	.0360						
		.150				.0080	.0440	.0770	.1040
		.177			.0200				
		.229	.0360						
		.246		.0250					
		.250				-.0360	-.0210	.0080	.0270
		.362	.0360						
		.400				-.0720	-.0700		-.0210
		.402			-.0300				
		.497	.0050						

AMES 87-707 IA9 O2A + S3 + T9 UPPER WING

(RPNU11)

SECTION (1) UPPER WING

DEPENDENT VARIABLE CP

MACH (2) = 2.999 BETAT (6) = 6.580		Y/BW	.299	.364	.427	.534	.673	.780	.887
		X/CW							
		.550				-.0860	-.0950		
		.565			-.0550				
		.600							-.0780
		.650						-.0830	
		.700	-.0250			-.1040			
		.725			-.0910				
		.750						-.1020	-.1030
		.760			-.0550				
		.775				-.0860	-.1020		
		.808			-.0350				
		.834	.0010						
		.850				-.0710	-.0930	-.1000	
		.857			-.0280				
		.865	.0160						
		.900	.0300			-.0470			-.0920
		.905			-.0130				
		.950				-.0280	-.0710	-.0850	
		.953			-.0020				
		.965	.0470						
MACH (2) = 2.999 BETAT (7) = 8.750		Y/BW	.299	.364	.427	.534	.673	.780	.887
		X/CW							
		.000	-.0080	.0060	.0080	.4230	.4100	.4080	.4020
		.050				.0850	.1260	.1600	.2080
		.081			.0550				
		.086		.0300					
		.094	.0160						
		.150				.0020	.0270	.0530	.0760
		.177			.0150				
		.229	.0220						
		.246		.0160					
		.250				-.0420	-.0330	-.0050	.0070
		.362	.0280						
		.400				-.0690	-.0760		-.0350
		.402			-.0290				
		.497	.0020						
		.550				-.0860	-.0910		
		.565			-.0490				
		.600							-.0850
		.650						-.0880	
		.700	-.0280				-.1000		
		.725				-.0900			
		.750						-.1030	-.1090
		.760			-.0570				
		.775				-.0860	-.0970		

AMES 87-707 IA9 O2A + S3 + T9 UPPER WING

(RBN11)

SECTION (1) UPPER WING		DEPENDENT VARIABLE CP							
MACH (2) = 2.999	BETAT (7) = 8.750	Y/BW	.299	.364	.427	.534	.673	.780	.887
		X/CW							
		.808			-.0430				
		.834	-.0160						
		.850			-.0740	-.0900	-.1000		
		.857			-.0320				
		.865	.0090						
		.900	.0280		-.0560				-.0090
		.905			-.0150				
		.950			-.0290	-.0690	-.0830		
		.953			.0020				
		.965	.0530						
MACH (3) = 3.502	BETAT (1) = -8.710	Y/BW	.299	.364	.427	.534	.673	.780	.887
		X/CW							
		.000	.1800	.1190	.3800	1.1720	1.1900	1.2400	1.1840
		.050				.4450	.5520	.6090	.6550
		.081			.2750				
		.086		.1890					
		.094	.1910						
		.150				.1900	.2820	.3310	.3540
		.177			.1190				
		.229	.1660						
		.246		.1260					
		.250				.0630	.1320	.1830	.2170
		.362	.1360						
		.400				-.0190	.0290		.1270
		.402			-.0010				
		.497	.0550						
		.550				-.0560	-.0200		
		.565			-.0310				
		.600							.0200
		.650						-.0010	
		.700	.0140				-.0450		
		.725				-.0740			
		.750						-.0260	-.0200
		.760			-.0280				
		.775				-.0730	-.0490		
		.808			.0020				
		.834	.0470						
		.850				-.0600	-.0460	-.0240	
		.857			.0030				
		.865	.0620						
		.900	.0790			-.0400			-.0010
		.905			.0060				
		.950				.0020	-.0310	-.0080	
		.953			.0190				

AMES 87-707 IA9 O2A + S3 + T9 UPPER WING

(RBNU11)

SECTION (1) UPPER WING		DEPENDENT VARIABLE CP							
MACH (3) = 3.502	BETAT (1) = -8.715	Y/BW	.299	.364	.427	.534	.673	.785	.887
		X/CW	.965	.1315					
MACH (3) = 3.502	BETAT (2) = -6.525	Y/BW	.299	.364	.427	.534	.673	.785	.887
		X/CW	.005	.1475	.0925	.3135	1.0935	1.0975	1.0955
			.055			.4255	.4625	.5275	.6115
			.081		.2285				
			.086	.1575					
			.094	.1655					
			.155			.1595	.2175	.2795	.3195
			.177		.1025				
			.229	.1385					
			.246	.0885					
			.255			.0385	.0955	.1525	.1825
			.362	.1055					
			.405			-.0415	-.0075		.1005
			.402		-.0045				
			.497	.0435					
			.555			-.0745	-.0355		
			.565		-.0335				
			.605						.0065
			.655					-.0155	
			.705	.0015			-.0515		
			.725			-.0855			
			.755					-.0345	-.0315
			.765		-.0395				
			.775			-.0825	-.0565		
			.808		-.0145				
			.834	.0305					
			.855			-.0755	-.0515	-.0325	
			.857		-.0255				
			.865	.0475					
			.905	.0635		-.0655			-.0135
			.905		-.0165				
			.955			-.0255	-.0325	-.0175	
			.953		-.0075				
			.965	.1025					
MACH (3) = 3.502	BETAT (3) = -4.335	Y/BW	.299	.364	.427	.534	.673	.785	.887
		X/CW	.005	.1125	.0725	.2565	1.0025	.8925	1.0175
			.055			.3565	.3655	.4615	.5315
			.081		.1825				
			.086	.1285					
			.094	.1355					

AMES 87-707 IA9 OZA + S3 + T9 UPPER WING

(RBNU11)

SECTION (1) UPPER WING		DEPENDENT VARIABLE CP							
MACH (3) = 3.502	BETAT (3) = -4.330	Y/BW	.299	.364	.427	.534	.673	.780	.887
		X/CW							
		.150				.1180	.1710	.2300	.2700
		.177			.0870				
		.229	.1140						
		.246		.0710					
		.250				.0090	.0520	.1140	.1480
		.362	.0810						
		.400				-.0590	-.0260		.0750
		.402			-.0100				
		.497	.0310						
		.550					-.0400		
		.565			-.0390				
		.600							-.0090
		.650						-.0160	
		.700	-.0060				-.0580		
		.725				-.1010			
		.750						-.0420	-.0430
		.760			-.0440				
		.775				-.1030	-.0600		
		.808			-.0240				
		.834	.0160						
		.850				-.0970	-.0560	-.0400	
		.857			-.0500				
		.865	.0300						
		.900	.0420			-.0800			-.0260
		.905			-.0440				
		.950				-.0500	-.0450	-.0260	
		.953			-.0370				
		.965	.0780						
MACH (3) = 3.502	BETAT (4) = .050	Y/BW	.299	.364	.427	.534	.673	.780	.887
		X/CW							
		.000	.0650	.0480	.2080	.8260	.7760	.7590	.6740
		.050				.2090	.2830	.3450	.3740
		.081			.1170				
		.086		.0790					
		.094	.0850						
		.150				.0530	.1160	.1650	.1880
		.177			.0460				
		.229	.0700						
		.246		.0370					
		.250				-.0070	.0200	.0690	.0910
		.362	.0470						
		.400				-.0680	-.0380		.0340
		.402			-.0280				
		.497	.0060						

AMES 87-707 IA9 O2A + S3 + T9 UPPER WING

(RBNU11)

SECTION (1) UPPER WING

DEPENDENT VARIABLE CP

MACH (3) = 3.502	BETAT (4) = .050	Y/BW	.299	.364	.427	.534	.673	.780	.887
		X/CW							
		.550				-.0950	-.0600		
		.565			-.0550				
		.600							-.0320
		.650						-.0400	
		.700	-.0250				-.0800		
		.725				-.1040			
		.750						-.0620	-.0610
		.760			-.0540				
		.775				-.1000	-.0830		
		.808			-.0400				
		.834	-.0040						
		.850				-.0910	-.0800	-.0670	
		.857				-.0590			
		.865	.0080						
		.900	.0200			-.0750			-.0520
		.905				-.0490			
		.950				-.0580	-.0700	-.0560	
		.953				-.0420			
		.965	.0430						

MACH (3) = 3.502	BETAT (5) = 4.470	Y/BW	.299	.364	.427	.534	.673	.780	.887
		X/CW							
		.000	.0420	.0210	.1400	.6010	.5860	.5640	.5420
		.050				.1220	.1810	.2250	.2940
		.081			.0680				
		.086		.0430					
		.094	.0480						
		.150				.0200	.0840	.1160	.1330
		.177			.0180				
		.229	.0390						
		.246		.0220					
		.250				-.0330	-.0010	.0330	.0510
		.362	.0270						
		.400				-.0740	-.0550		.0040
		.402			-.0330				
		.497	.0000						
		.550				-.0900	-.0810		
		.565			-.0490				
		.600							-.0510
		.650						-.0580	
		.700	-.0250				-.0920		
		.725				-.0890			
		.750						-.0790	-.0780
		.760			-.0510				
		.775				-.0860	-.0960		

AMES 87-707 IA9 O2A + S3 + T9 UPPER WING

(RBNU11)

SECTION (1) UPPER WING

DEPENDENT VARIABLE CP

MACH (3) = 3.502	BETAT (5) = 4.470	Y/BW	.299	.364	.427	.534	.673	.780	.887
		X/CW							
		.808			-.0420				
		.834	-.0130						
		.850				-.0790	-.0920	-.0830	
		.857			-.0450				
		.865	.0010						
		.900	.0150			-.0630			-.0710
		.905			-.0360				
		.950				-.0470	-.0820	-.0730	
		.953			-.0240				
		.965	.0340						
MACH (3) = 3.502	BETAT (6) = 6.690	Y/BW	.299	.364	.427	.534	.673	.780	.887
		X/CW							
		.000	.0120	.0080	.0900	.4800	.4870	.4900	.4700
		.050				.0810	.1460	.1890	.2420
		.081			.0410				
		.086		.0350					
		.094	.0290						
		.150				-.0050	.0480	.0790	.0990
		.177			.0100				
		.229	.0280						
		.246		.0140					
		.250				-.0420	-.0230	.0090	.0280
		.362	.0190						
		.400				-.0790	-.0690		-.0130
		.402			-.0300				
		.497	-.0020						
		.550				-.0880	-.0860		
		.565			-.0440				
		.600							-.0630
		.650						-.0680	
		.700	-.0250				-.0970		
		.725				-.0870			
		.750						-.0860	-.0860
		.760			-.0520				
		.775				-.0810	-.0990		
		.808			-.0440				
		.834	-.0200						
		.850				-.0780	-.0920	-.0890	
		.857			-.0510				
		.865	-.0050						
		.900	.0140			-.0680			-.0810
		.905			-.0380				
		.950				-.0500	-.0800	-.0850	
		.953			-.0250				

AMES 87-707 IA9 O2A + S3 + T9 UPPER WING

(RDN(11))

SECTION (1) UPPER WING

DEPENDENT VARIABLE CP

MACH (3) = 3.502	BETAT (6) = 6.690	Y/BW	.299	.364	.427	.534	.673	.780	.887
		X/CW							
			.965	.0330					
MACH (3) = 3.502	BETAT (7) = 8.900	Y/BW	.299	.364	.427	.534	.673	.780	.887
		X/CW							
			.000	-.0050	-.0050	.0940	.3970	.4060	.4120
			.050			.0260	.0920	.1660	.2070
			.081		.0190				
			.086		.0210				
			.094	.0100					
			.150			-.0440	.0050	.0550	.0770
			.177		-.0010				
			.229	.0110					
			.246		.0110				
			.250			-.0740	-.0560	-.0070	.0140
			.362	.0120					
			.400			-.0960	-.0960		-.0240
			.402		-.0280				
			.497	-.0050					
			.550			-.0020	-.0890		
			.565		-.0430				
			.600						-.0680
			.650					-.0700	
			.700	-.0270			-.0900		
			.725			-.0020			
			.750					-.0880	-.0890
			.760		-.0530				
			.775			-.0990	-.0900		
			.808		-.0470				
			.834	-.0270					
			.850			-.0960	-.0860	-.0910	
			.857		-.0740				
			.865	-.0160					
			.900	.0040		-.0880			-.0840
			.905		-.0610				
			.950			-.0740	-.0700	-.0860	
			.953		-.0470				
			.965	.0400					

AMES 87-707 IA9 O2A + S3 + T9 UPPER WING

(RBNU12) (10 MAY 73)

REFERENCE DATA

SREF = 2.4210 SQ.FT. XMRP = 28.5300 INCHES
 LREF = 39.8490 INCHES YMRP = .0000 INCHES
 BREF = 39.8490 INCHES ZMRP = .0000 INCHES
 SCALE = .0300 SCALE

PARAMETRIC DATA

ALPHAT = -4.0000 CRBINC = .500
 RUDDER = -15.0000 ELEVON = .000
 RUDFLR = .000

SECTION (1) UPPER WING

DEPENDENT VARIABLE CP

MACH (1) = 2.498	BETAT (1) = -8.420	Y/BW	.299	.364	.427	.534	.673	.780	.887
		X/CW							
		.000	.0800	.0710	.4610	1.0710	.9800	.9890	.9570
		.050				.2790	.3700	.4080	.4740
		.081			.1790				
		.086		.1160					
		.094	.1050						
		.150				.0770	.1510	.1890	.2230
		.177			.0400				
		.229	.0850						
		.246		.0580					
		.250				-.0300	.0280	.0760	.0960
		.362	.0530						
		.400				-.1050	-.0620		.0210
		.402			-.0610				
		.497	.0140						
		.550				-.1360	-.1110		
		.565			-.0940				
		.600							-.0720
		.650						-.0860	
		.700	-.0300				-.1320		
		.725				-.1450			
		.750						-.1120	-.1030
		.760			-.0620				
		.775				-.1370	-.1370		
		.808			-.0260				
		.834	.0310						
		.850				-.1190	-.1290	-.1050	
		.857			-.0200				
		.865	.0450						
		.900	.0680			-.0770			-.0790
		.905			-.0090				
		.950				-.0080	-.1110	-.0920	
		.953			.0010				
		.965	.1160						

MACH (1) = 2.498	BETAT (2) = -6.300	Y/BW	.299	.364	.427	.534	.673	.780	.887
		X/CW							
		.000	.0620	.0390	.4020	.9840	.8930	.9100	.8870
		.050				.2300	.3380	.3740	.4370
		.081			.1540				
		.086		.0920					
		.094	.0800						

AMES 87-707 IA9 O2A + S3 + T9 UPPER WING

(RDNU12)

SECTION (1) UPPER WING		DEPENDENT VARIABLE CP							
MACH (1) = 2.498	BETAT (2) = -6.300	Y/BW	.299	.364	.427	.534	.673	.780	.887
		X/CW							
		.150				.0510	.1220	.1660	.1990
		.177			.0260				
		.229	.0660						
		.246		.0370					
		.250				-.0400	.0090	.0590	.0790
		.362	.0340						
		.400				-.1090	-.0750		.0070
		.402			-.0700				
		.497	-.0050						
		.550				-.1390	-.1190		
		.565			-.1000				
		.600							-.0850
		.650						-.0990	
		.700	-.0450				-.1410		
		.725				-.1430			
		.750						-.1230	-.1130
		.760			-.0740				
		.775				-.1410	-.1430		
		.808			-.0440				
		.834	.0190						
		.850				-.1210	-.1380	-.1160	
		.857			-.0400				
		.865	.0290						
		.900	.0520			-.0660			-.0920
		.905			-.0300				
		.950				-.0180	-.1190	-.1020	
		.953			-.0130				
		.965	.0910						
MACH (1) = 2.498	BETAT (3) = -4.180	Y/BW	.299	.364	.427	.534	.673	.780	.887
		X/CW							
		.000	.0450	.0100	.3440	.8030	.8320	.8310	.8160
		.050				.2020	.3010	.3450	.4060
		.081			.1290				
		.086		.0680					
		.094	.0570						
		.150				.0300	.0940	.1410	.1750
		.177			.0160				
		.229	.0460						
		.246		.0240					
		.250				-.0520	-.0160	.0380	.0600
		.362	.0160						
		.400				-.1160	-.0900		-.0090
		.402			-.0760				
		.497	-.0160						

AMES 87-707 IA9 O2A + S3 + T9 UPPER WING

(RBNU12)

SECTION (1) UPPER WING

DEPENDENT VARIABLE CP

MACH (1) = 2.498 BETAT (3) = -4.180

Y/BW	.299	.364	.427	.534	.673	.780	.887
X/CW							
.550				-.1440	-.1280		
.565			-.1050				
.600							-.0960
.650						-.1050	
.700	-.0530				-.1470		
.725				-.1480			
.750						-.1320	-.1220
.760			-.0740				
.775				-.1410	-.1470		
.808			-.0500				
.834	.0050						
.850				-.1130	-.1400	-.1250	
.857			-.0510				
.865	.0130						
.900	.0350			-.0690			-.1010
.905			-.0350				
.950				-.0320	-.1290	-.1110	
.953			-.0260				
.965	.0640						

MACH (1) = 2.498 BETAT (4) = .060

Y/BW	.299	.364	.427	.534	.673	.780	.887
X/CW							
.000	.0280	.0030	.2250	.7250	.5760	.6290	.6820
.050				.1430	.1980	.2250	.3200
.081			.0660				
.086		.0390					
.094	.0250						
.150				-.0050	.0490	.0750	.1140
.177			-.0160				
.229	.0130						
.246		-.0060					
.250				-.0750	-.0410	-.0040	.0110
.362	-.0020						
.400				-.1290	-.1070		-.0450
.402			-.0770				
.497	-.0310						
.550				-.1480	-.1410		
.565			-.1070				
.600							-.1140
.650						-.1160	
.700	-.0650				-.1560		
.725				-.1500			
.750						-.1370	-.1400
.760			-.0740				
.775				-.1380	-.1560		

AMES 87-757 IA9 O2A + S3 + T9 UPPER WING

(RBNU12)

SECTION (1) UPPER WING

DEPENDENT VARIABLE CP

MACH (1) = 2.498	DETAT (4) = .060	Y/BW	.299	.364	.427	.534	.673	.780	.887
		X/CW							
		.808			-.0640				
		.834	-.0100						
		.850			-.0990	-.1500	-.1360		
		.857			-.0690				
		.865	-.0060						
		.900	.0130		-.0670				-.1220
		.905			-.0530				
		.950			-.0490	-.1260	-.1260		
		.953			-.0340				
		.965	.0270						
MACH (1) = 2.498	DETAT (5) = 4.310	Y/BW	.299	.364	.427	.534	.673	.780	.887
		X/CW							
		.000	-.0100	-.0170	.1290	.5330	.4960	.5090	.4500
		.050				.0730	.1390	.1830	.2110
		.081			.0240				
		.086		.0100					
		.094	-.0040						
		.150			-.0320	.0100	.0410	.0650	
		.177			-.0240				
		.229	-.0110						
		.246		-.0200					
		.250			-.0860	-.0640	-.0350	-.0130	
		.362	-.0090						
		.400			-.1220	-.1190		-.0640	
		.402			-.0790				
		.497	-.0300						
		.550			-.1400	-.1440			
		.565			-.0990				
		.600							-.1260
		.650						-.1300	
		.700	-.0650			-.1550			
		.725			-.1420				
		.750					-.1510	-.1510	
		.760			-.0670				
		.775			-.1150	-.1560			
		.808			-.0560				
		.834	-.0240						
		.850			-.0800	-.1450	-.1470		
		.857			-.0610				
		.865	-.0270						
		.900	-.0220		-.0630				-.1320
		.905			-.0480				
		.950			-.0510	-.1190	-.1290		
		.953			-.0340				

AMES 87-707 IA9 O2A + S3 + T9 UPPER WING

(RBNU12)

SECTION (1) UPPER WING		DEPENDENT VARIABLE CP							
MACH (1) = 2.498	BETAT (5) = 4.310	Y/BW	.299	.364	.427	.534	.673	.780	.887
		X/CW	.965	.0100					
MACH (1) = 2.498	BETAT (6) = 6.430	Y/BW	.299	.364	.427	.534	.673	.780	.887
		X/CW	.000	-.0380	-.0280	.0900	.4220	.4150	.4310
			.050			.0470	.1060	.1530	.1980
			.081		.0130				
			.086		-.0020				
			.094	-.0230					
			.150			-.0390	-.0040	.0260	.0490
			.177			-.0170			
			.229	-.0170					
			.246		-.0150				
			.250			-.0790	-.0740	-.0440	-.0290
			.362	-.0030					
			.400			-.1150	-.1190		-.0760
			.402			-.0720			
			.497	-.0250					
			.550			-.1340	-.1390		
			.565			-.0910			
			.600						-.1310
			.650					-.1320	
			.700	-.0630			-.1500		
			.725			-.1340			
			.750					-.1500	-.1580
			.760			-.0690			
			.775			-.1150	-.1490		
			.808			-.0570			
			.834	-.0280					
			.850			-.0810	-.1390	-.1450	
			.857			-.0590			
			.865	-.0320					
			.900	-.0230		-.0660			-.1380
			.905			-.0480			
			.950			-.0540	-.1130	-.1290	
			.953			-.0340			
			.965	.0090					
MACH (1) = 2.498	BETAT (7) = 8.560	Y/BW	.299	.364	.427	.534	.673	.780	.887
		X/CW	.000	-.0560	-.0460	.0740	.3500	.3400	.3570
			.050			.0400	.0870	.1290	.1760
			.081			.0190			
			.086		-.0120				
			.094	-.0320					

AMES 87-707 IA9 C2A + S3 + T9 UPPER WING

(RDNU12)

SECTION (1) UPPER WING

DEPENDENT VARIABLE CP

MACH (1) = 2.498	BETAT (7) = 8.560	Y/BW	.299	.364	.427	.534	.673	.780	.887
		X/CW							
		.150				-.0310	-.0130	.0170	.0390
		.177			-.0030				
		.229	-.0180						
		.246		-.0060					
		.250				-.0700	-.0720	-.0460	-.0320
		.362	.0040						
		.400				-.1060	-.1120		-.0740
		.402			-.0620				
		.497	-.0200						
		.550				-.1270	-.1310		
		.565			-.0860				
		.600							-.1280
		.650						-.1240	
		.700	-.0640				-.1400		
		.725				-.1340			
		.750						-.1400	-.1490
		.760			-.0730				
		.775				-.1180	-.1400		
		.808			-.0560				
		.834	-.0240						
		.850				-.0840	-.1320	-.1360	
		.857			-.0560				
		.865	-.0210						
		.900	-.0080			-.0650			-.1310
		.905			-.0390				
		.950				-.0540	-.1090	-.1160	
		.953			-.0260				
		.965	.0110						

MACH (2) = 2.999	BETAT (1) = -8.580	Y/BW	.299	.364	.427	.534	.673	.780	.887
		X/CW							
		.000	.1170	.0750	.3560	1.1110	1.0540	1.0630	1.0830
		.050				.3390	.4090	.4510	.5100
		.081			.1750				
		.086		.1200					
		.094	.1160						
		.150				.1110	.1830	.2170	.2450
		.177			.0510				
		.229	.0930						
		.246		.0470					
		.250				.0010	.0620	.1020	.1250
		.362	.0550						
		.400				-.0720	-.0270		.0490
		.402			-.0400				
		.497	.0060						

DATE 18 SEP 73

TABULATED PRESSURE DATA - IA9C

PAGE 1411

AMES 87-747 IA9 O2A + S3 + T9 UPPER WING

(RBNU12)

SECTION (1) UPPER WING

DEPENDENT VARIABLE CP

MACH (2) = 2.999 BETAT (1) = -8.580

	Y/BW	.299	.364	.427	.534	.673	.780	.887
X/CW								
.550					-.1010	-.0710		
.565				-.0700				-.0370
.600							-.0530	
.650						-.0940		
.700	-.0330							
.725				-.1100				
.750							-.0740	-.0670
.760				-.0690				
.775				-.1080	-.0970			
.808				-.0380				
.834	.0110							
.850				-.1000	-.0900	-.0710		
.857				-.0330				
.865	.0250							
.900	.0410			-.0730				-.0490
.905				-.0250				
.950				-.0300	-.0780	-.0550		
.953				-.0210				
.965	.0890							

MACH (2) = 2.999 BETAT (2) = -6.430

	Y/BW	.299	.364	.427	.534	.673	.780	.887
X/CW								
.000	.0880	.0470	.2800	1.0010	.9490	.9650	.9730	
.050				.2770	.3540	.3990	.4640	
.081			.1370					
.086		.0910						
.094	.0910							
.150				.0820	.1470	.1830	.2120	
.177			.0340					
.229	.0710							
.246		.0290						
.250				-.0110	.0350	.0750	.0950	
.362	.0370							
.400				-.0760	-.0410		.0280	
.402				-.0490				
.497	-.0080							
.550				-.1030	-.0840			
.565				-.0770				-.0520
.600								
.650						-.0650		
.700	-.0450					-.1040		
.725				-.1130				
.750							-.0870	-.0790
.760				-.0750				
.775				-.1130	-.1060			

AMES 87-707 IA9 02A + S3 + T9 UPPER WING

(RBNU12)

SECTION (1) UPPER WING

DEPENDENT VARIABLE CP

MACH (2) = 2.999 BETAT (2) = -6.430		Y/BW	.299	.364	.427	.534	.673	.780	.887
		X/CW							
		.808			-.0490				
		.834	-.0080						
		.850				-.1060	-.0990	-.0850	
		.857			-.0500				
		.865	.0040						
		.900	.0190			-.0860			-.0610
		.905			-.0420				
		.950				-.0490	-.0820	-.0690	
		.953			-.0370				
		.965	.0580						
MACH (2) = 2.999 BETAT (3) = -4.270		Y/BW	.299	.364	.427	.534	.673	.780	.887
		X/CW							
		.000	.0680	.0280	.2200	.8360	.8500	.8630	.8750
		.050				.2330	.3100	.3530	.4150
		.081			.1110				
		.086		.0660					
		.094	.0690						
		.150				.0540	.1100	.1520	.1850
		.177			.0190				
		.229	.0490						
		.246		.0130					
		.250				-.0300	.0100	.0510	.0770
		.362	.0210						
		.400				-.0870	-.0570		.0130
		.402			-.0580				
		.497	-.0210						
		.550				-.1120	-.0870		
		.565			-.0870				
		.600							-.0610
		.650						-.0740	
		.700	-.0550				-.1050		
		.725				-.1220			
		.750						-.0920	-.0890
		.760			-.0810				
		.775				-.1210	-.1080		
		.808			-.0620				
		.834	-.0230						
		.850				-.1140	-.1030	-.0910	
		.857			-.0670				
		.865	-.0140						
		.900	.0000			-.0920			-.0730
		.905			-.0660				
		.950				-.0630	-.0900	-.0770	
		.953			-.0540				

AMES 87-707 IA9 Q2A + S3 + T9 UPPER WING

(RBNU12)

SECTION (1) UPPER WING		DEPENDENT VARIABLE CP							
MACH (2) = 2.999	BETAT (3) = -4.270	Y/BW	.299	.364	.427	.534	.673	.780	.887
		X/CW	.965	.0320					
MACH (2) = 2.999	BETAT (4) = .050	Y/BW	.299	.364	.427	.534	.673	.780	.887
		X/CW	.000	.0360	.0150	.2100	.7160	.6380	.6420
			.050			.1510	.2090	.2360	.3190
			.081		.0670				
			.086	.0330					
			.094	.0400					
			.150			.0170	.0660	.1000	.1280
			.177			-.0010			
			.229	.0250					
			.246		-.0030				
			.250			-.0510	-.0170	.0250	.0350
			.362	.0010					
			.400			-.0980	-.0740		-.0170
			.402			-.0650			
			.497	-.0300					
			.550			-.1200	-.1040		
			.565			-.0860			
			.600						-.0750
			.650					-.0790	
			.700	-.0580			-.1160		
			.725			-.1240			
			.750					-.0980	-.0990
			.760			-.0790			
			.775			-.1210	-.1180		
			.808			-.0610			
			.834	-.0320					
			.850			-.1080	-.1140	-.0990	
			.857			-.0660			
			.865	-.0250					
			.900	-.0140		-.0860			-.0850
			.905			-.0640			
			.950			-.0650	-.1050	-.0870	
			.953			-.0560			
			.965	.0050					
MACH (2) = 2.999	BETAT (5) = 4.380	Y/BW	.299	.364	.427	.534	.673	.780	.887
		X/CW	.000	.0010	-.0110	.1070	.5160	.5110	.5230
			.050				.0740	.1410	.1850
			.081			.0210			
			.086		.0060				
			.094	.0140					

AMES 87-707 IA9 O2A + S3 + T9 UPPER WING

(RBNU12)

SECTION: (1) UPPER WING

DEPENDENT VARIABLE CP

MACH (2) = 2.999 BETAT (5) = 4.380

Y/BW	.299	.364	.427	.534	.673	.780	.887
X/CW							
.150				-.0270	.0210	.0550	.0730
.177			-.0250				
.229	.0030						
.246		-.0120					
.250				-.0750	-.0490	-.0140	.0020
.362	-.0080						
.400				-.1060	-.0950		-.0410
.402			-.0650				
.497	-.0290						
.550				-.1190	-.1170		
.565			-.0830				
.600							-.0930
.650						-.0970	
.700	-.0570				-.1260		
.725				-.1190			
.750						-.1170	-.1160
.760			-.0760				
.775				-.1150	-.1270		
.808			-.0620				
.834	-.0350						
.850				-.0940	-.1230	-.1170	
.857			-.0650				
.865	-.0290						
.900	-.0210			-.0760			-.1090
.905			-.0600				
.950				-.0650	-.1110	-.1070	
.953			-.0520				
.965	-.0020						

MACH (2) = 2.999 BETAT (6) = 6.550

Y/BW	.299	.364	.427	.534	.673	.780	.887
X/CW							
.000	-.0200	-.0240	.0670	.4130	.4380	.4410	.4470
.050				.0380	.0990	.1450	.1910
.081			.0040				
.086		.0000					
.094	.0010						
.150				-.0430	-.0030	.0280	.0550
.177			-.0260				
.229	-.0080						
.246		-.0180					
.250				-.0820	-.0640	-.0350	-.0130
.362	-.0120						
.400				-.1050	-.1020		-.0540
.402			-.0600				
.497	-.0310						

AMES 87-707 IA9 Q2A + S3 + T9 UPPER WING

(RBNU12)

SECTION (1) UPPER WING

DEPENDENT VARIABLE CP

MACH (2) = 2.999 BETAT (6) = 6.550

	Y/BW	.299	.364	.427	.534	.673	.780	.887
X/CW								
.550					-.1160	-.1190		
.565				-.0780				
.600								-.1000
.650							-.1050	
.700	-.0570					-.1270		
.725				-.1140				
.750							-.1210	-.1210
.760				-.0730				
.775					-.1070	-.1250		
.808				-.0600				
.834	-.0380							
.850					-.0880	-.1220	-.1200	
.857				-.0650				
.865	-.0280							
.900	-.0220				-.0740			-.1140
.905				-.0580				
.950					-.0650	-.1030	-.1100	
.953				-.0480				
.965	.0000							

MACH (2) = 2.999 BETAT (7) = 8.710

	Y/BW	.299	.364	.427	.534	.673	.780	.887
X/CW								
.000	-.0410	-.0440	.0600	.3160	.3360	.3620	.3680	
.050				.0070	.0600	.1020	.1450	
.081				-.0040				
.086			-.0080					
.094	-.0160							
.150					-.0550	-.0250	.0040	.0270
.177				-.0290				
.229	-.0210							
.246		-.0220						
.250					-.0830	-.0770	-.0500	-.0340
.362	-.0180							
.400					-.1020	-.1100		-.0680
.402				-.0590				
.497	-.0300							
.550					-.1110	-.1170		
.565				-.0750				
.600								-.1100
.650							-.1080	
.700	-.0540					-.1210		
.725					-.1120			
.750							-.1240	-.1290
.760				-.0770				
.775					-.1070	-.1200		

AMES 87-707 IA9 O2A + S3 + T9 UPPER WING

(R0NU12)

SECTION (1) UPPER WING

DEPENDENT VARIABLE CP

MACH (2) = 2.999	BETAT (7) = 8.710	Y/BW	.299	.364	.427	.534	.673	.780	.887
		X/CW							
		.808							
		.834							
		.850							
		.857							
		.865							
		.900							
		.905							
		.950							
		.953							
		.965							
MACH (3) = 3.502	BETAT (1) = -8.740	Y/BW	.299	.364	.427	.534	.673	.780	.887
		X/CW							
		.000							
		.150							
		.081							
		.086							
		.094							
		.150							
		.177							
		.229							
		.246							
		.250							
		.362							
		.400							
		.402							
		.497							
		.550							
		.565							
		.600							
		.650							
		.700							
		.725							
		.750							
		.760							
		.775							
		.808							
		.834							
		.850							
		.857							
		.865							
		.900							
		.905							
		.950							
		.953							



DATE 18 SEP 73

TABULATED PRESSURE DATA - IA9C

PAGE 1417

AMES 87-707 IA9 O2A + S3 + T9 UPPER WING

(RBNU12)

SECTION (1) UPPER WING		DEPENDENT VARIABLE CP							
MACH (3) = 3.502	BETAT (1) = -8.740	Y/BW	.299	.364	.427	.534	.673	.780	.887
	X/CW	.965	.0830						
MACH (3) = 3.502	BETAT (2) = -6.540	Y/BW	.299	.364	.427	.534	.673	.780	.887
	X/CW	.000	.1210	.0770	.3020	1.0110	.9880	1.0410	1.0490
		.050				.3100	.3850	.4380	.4970
		.081			.1520				
		.086		.1090					
		.094	.1110						
		.150				.1100	.1790	.2160	.2380
		.177			.0550				
		.229	.0900						
		.246		.0480					
		.250				.0170	.0660	.1030	.1210
		.362	.0550						
		.400				-.0480	-.0100		.0560
		.402				-.0290			
		.497	.0090						
		.550				-.0770	-.0460		
		.565				-.0520			
		.600							-.0220
		.650						-.0290	
		.700	-.0260				-.0670		
		.725				-.0870			
		.750						-.0530	-.0510
		.760			-.0590				
		.775				-.0890	-.0740		
		.808				-.0410			
		.834	-.0020						
		.850				-.0850	-.0710	-.0520	
		.857				-.0350			
		.865	.0080						
		.900	.0200				-.0760		-.0320
		.905				-.0310			
		.950					-.0560	-.0590	-.0370
		.953				-.0260			
		.965	.0570						
MACH (3) = 3.502	BETAT (3) = -4.350	Y/BW	.299	.364	.427	.534	.673	.780	.887
	X/CW	.000	.0930	.0520	.2330	.8070	.8540	.9050	.9230
		.050				.2480	.3200	.3710	.4310
		.081			.1210				
		.086		.0810					
		.094	.0840						

AMES 87-707 IA9 O2A + S3 + T9 UPPER WING

(R2NU12)

SECTION (1) UPPER WING		DEPENDENT VARIABLE CP							
MACH (3) = 3.502	BETAT (3) = -4.350	Y/BW	.299	.364	.427	.534	.673	.780	.887
		X/CW							
		.150				.0700	.1360	.1740	.1980
		.177			.0330				
		.229	.0690						
		.246		.0320					
		.250				-.0100	.0340	.0760	.0970
		.362	.0370						
		.400				-.0660	-.0300		.0360
		.402			-.0380				
		.497	-.0040						
		.550				-.0900	-.0600		
		.565			-.0640				
		.600							-.0310
		.650						-.0380	
		.700	-.0350				-.0740		
		.725				-.0970			
		.750						-.0600	-.0610
		.760			-.0650				
		.775				-.0980	-.0780		
		.808			-.0540				
		.834	-.0210						
		.850				-.0920	-.0750	-.0620	
		.857			-.0580				
		.865	-.0110						
		.900	.0010			-.0840			-.0460
		.905			-.0520				
		.950				-.0670	-.0680	-.0500	
		.953			-.0470				
		.965	.0280						
MACH (3) = 3.502	BETAT (4) = .050	Y/BW	.299	.364	.427	.534	.673	.780	.887
		X/CW							
		.000	.0440	.0310	.1520	.6420	.6910	.7310	.6910
		.050				.1610	.2110	.2300	.3070
		.081			.0650				
		.086		.0430					
		.094	.0470						
		.150				.0270	.0740	.1080	.1300
		.177			.0030				
		.229	.0370						
		.246		.0060					
		.250				-.0350	-.0040	.0330	.0480
		.362	.0130						
		.400				-.0760	-.0550		.0000
		.402			-.0500				
		.497	-.0190						

AMES 87-707 IA9 O2A + S3 + T9 UPPER WING

(RBNU12)

SECTION (1) UPPER WING

DEPENDENT VARIABLE CP

MACH (3) = 3.502 BETAT (4) = .050

Y/BW	.299	.364	.427	.534	.673	.780	.887
X/CW							
.550				-.0980	-.0780		
.565			-.0690				
.600							-.0530
.650						-.0530	
.700	-.0470				-.0900		
.725				-.1020			
.750						-.0750	-.0780
.760			-.0690				
.775				-.0990	-.0910		
.808			-.0600				
.834	-.0370						
.850				-.0930	-.0890	-.0790	
.857			-.0700				
.865	-.0300						
.900	-.0210			-.0840			-.0690
.905			-.0670				
.950				-.0710	-.0830	-.0690	
.953			-.0630				
.965	.0040						

MACH (3) = 3.502 BETAT (5) = 4.460

Y/BW	.299	.364	.427	.534	.673	.780	.887
X/CW							
.000	.0160	-.0050	.0790	.4990	.5030	.5100	.4610
.050				.0580	.1200	.1620	.2070
.081			.0230				
.086		.0130					
.094	.0200						
.150				-.0230	.0200	.0530	.0710
.177			-.0180				
.229	.0100						
.246		-.0110					
.250				-.0640	-.0400	-.0110	.0080
.362	-.0060						
.400				-.0910	-.0780		-.0280
.402			-.0540				
.497	-.0280						
.550				-.1030	-.0940		
.565			-.0670				
.600							-.0700
.650						-.0710	
.700	-.0490				-.1010		
.725				-.1050			
.750						-.0900	-.0890
.760			-.0680				
.775				-.1000	-.1020		

AMES 87-757 IA9 O2A + S3 + T9 UPPER WING

(RBNU12)

SECTION (1) UPPER WING

DEPENDENT VARIABLE CP

MACH (3) = 3.502	BETAT (5) = 4.460	Y/BW	.299	.364	.427	.534	.673	.780	.887
		X/CW							
		.808			-.0640				
		.834	-.0420						
		.850				-.0950	-.1000	-.0920	
		.857			-.0720				
		.865	-.0350						
		.900	-.0240			-.0870			-.0830
		.905			-.0660				
		.950				-.0770	-.0950	-.0900	
		.953			-.0580				
		.965	-.0070						
MACH (3) = 3.502	BETAT (6) = 6.660	Y/BW	.299	.364	.427	.534	.673	.780	.887
		X/CW							
		.000	-.0020	-.0190	.0590	.3880	.4150	.4270	.4210
		.050				.0080	.0640	.1180	.1640
		.081			-.0020				
		.086		-.0020					
		.094	.0050						
		.150				-.0540	-.0160	.0260	.0470
		.177			-.0260				
		.229	-.0020						
		.246		-.0160					
		.250				-.0880	-.0680	-.0250	-.0090
		.362	-.0140						
		.400				-.1090	-.1020		-.0420
		.402			-.0540				
		.497	-.0300						
		.550				-.1190	-.0990		
		.565			-.0660				
		.600							-.0800
		.650						-.0790	
		.700	-.0500				-.1030		
		.725				-.1190			
		.750						-.0970	-.0960
		.760			-.0690				
		.775				-.1160	-.1010		
		.808			-.0630				
		.834	-.0460						
		.850				-.1120	-.1020	-.1010	
		.857			-.0900				
		.865	-.0360						
		.900	-.0280			-.1020			-.0920
		.905			-.0790				
		.950				-.0930	-.0960	-.0960	
		.953			-.0700				

AMES 87-707 IA9 O2A + S3 + T9 UPPER WING

(RBNU12)

SECTION (1) UPPER WING

DEPENDENT VARIABLE CP

MACH (3) = 3.502	BETAT (6) = 6.660	Y/BW	.299	.364	.427	.534	.673	.780	.887
		X/CW							
		.965	-.0070						
MACH (3) = 3.502	BETAT (7) = 8.860	Y/BW	.299	.364	.427	.534	.673	.780	.887
		X/CW							
		.000	-.0250	-.0300	.0510	.2930	.3200	.3440	.3440
		.050				-.0100	.0340	.0860	.1270
		.081			-.0160				
		.086		-.0140					
		.094	-.0130						
		.150				-.0650	-.0290	.0100	.0290
		.177			-.0330				
		.229	-.0160						
		.246		-.0220					
		.250				-.0930	-.0770	-.0390	-.0220
		.362	-.0230						
		.400				-.1080	-.1060		-.0510
		.452			-.0530				
		.497	-.0350						
		.550				-.1150	-.1030		
		.565			-.0670				
		.600							-.0840
		.650						-.0840	
		.700	-.0520				-.1040		
		.725				-.1150			
		.750						-.0980	-.1000
		.760			-.0680				
		.775				-.1120	-.1020		
		.808			-.0640				
		.834	-.0480						
		.850				-.1130	-.0980	-.0990	
		.857			-.0890				
		.865	-.0410						
		.900	-.0300			-.1030			-.0990
		.905			-.0800				
		.950				-.0930	-.0980	-.0980	
		.953			-.0680				
		.965	.0000						

AMES 87-707 IA9 O2A + S3 + T9 UPPER WING

(RBNU13) (10 MAY 73)

REFERENCE DATA

SREF = 2.4210 SQ.FT. XMRP = 28.5300 INCHES
 LREF = 39.8490 INCHES YMRP = .0000 INCHES
 BREF = 39.8490 INCHES ZMRP = .0000 INCHES
 SCALE = .0300 SCALE

PARAMETRIC DATA

ALPHAT = .000 ORBINC = .500
 RUDDER = -15.000 ELEVON = .000
 RUDFLR = .000

SECTION (1) UPPER WING

DEPENDENT VARIABLE CP

MACH (1) = 2.498 BETAT (1) = -8.420

Y/BW	.299	.364	.427	.534	.673	.780	.887
X/CW							
.000	.0590	.0630	.4680	1.0890	.9940	1.0000	.9810
.050				.2140	.2980	.3330	.3920
.081			.1090				
.086		.0830					
.094	.0610						
.150				.0310	.0880	.1230	.1490
.177			-.0250				
.229	.0430						
.246		.0050					
.250				-.0700	-.0130	.0190	.0370
.362	.0090						
.400				-.1390	-.0940		-.0270
.402			-.1060				
.497	-.0230						
.550				-.1680	-.1380		
.565			-.1270				
.600							-.1080
.650						-.1140	
.700	-.0630				-.1590		
.725				-.1720			
.750						-.1380	-.1300
.760			-.1260				
.775				-.1620	-.1600		
.808			-.1090				
.834	-.0280						
.850				-.1590	-.1500	-.1290	
.857			-.0960				
.865	-.0080						
.900	.0130			-.1310			-.1120
.905			-.0600				
.950				-.0810	-.1380	-.1150	
.953			-.0410				
.965	.0750						

MACH (1) = 2.498 BETAT (2) = -6.300

Y/BW	.299	.364	.427	.534	.673	.780	.887
X/CW							
.000	.0360	.0310	.4000	1.0070	.9090	.9300	.9030
.050				.1800	.2630	.2980	.3490
.081			.0830				
.086		.0520					
.094	.0290						

AMES 87-747 IA9 O2A + S3 + T9 UPPER WING

(RBNU13)

SECTION (1) UPPER WING		DEPENDENT VARIABLE CP							
MACH (1) = 2.498	BETAT (2) = -6.300	Y/BW	.299	.364	.427	.534	.673	.780	.887
		X/CW							
		.150				.0050	.0700	.1000	.1230
		.177				-.0360			
		.229	.0170						
		.246		-.0180					
		.250				-.0850	-.0320	.0000	.0190
		.362	-.0180						
		.400				-.1430	-.1060		-.0430
		.402				-.1130			
		.497	-.0470						
		.550				-.1710	-.1490		
		.565				-.1370			
		.600							-.1160
		.650						-.1230	
		.700	-.0780				-.1630		
		.725				-.1770			
		.750						-.1470	-.1390
		.760				-.1370			
		.775				-.1700	-.1670		
		.808				-.1180			
		.834	-.0330						
		.850				-.1650	-.1580	-.1380	
		.857				-.1020			
		.865	-.0200						
		.900	-.0070			-.1460			-.1220
		.905				-.0710			
		.950				-.1060	-.1490	-.1260	
		.953				-.0560			
		.965	.0450						
MACH (1) = 2.498	BETAT (3) = -4.180	Y/BW	.299	.364	.427	.534	.673	.780	.887
		X/CW							
		.000	.0250	.0080	.3470	.9270	.8480	.8560	.8380
		.050				.1370	.2280	.2730	.3170
		.081			.0570				
		.086		.0250					
		.094	.0150						
		.150				-.0180	.0520	.0870	.1050
		.177				-.0400			
		.229	-.0020						
		.246		-.0280					
		.250				-.0950	-.0440	-.0070	.0060
		.362	-.0300						
		.400				-.1500	-.1110		-.0510
		.402				-.1130			
		.497	-.0570						

AMES 87-707 IA9 O2A + S3 + T9 UPPER WING

(RDNU13)

SECTION (1) UPPER WING

DEPENDENT VARIABLE CP

MACH (1) = 2.498	BETAT (3) = -4.180	Y/BW	.299	.364	.427	.534	.673	.780	.887
		X/CW							
		.550				-.1750	-.1480		
		.565			-.1380				
		.600							-.1200
		.650						-.1260	
		.700	-.0860				-.1680		
		.725				-.1780			
		.750						-.1480	-.1400
		.760			-.1200				
		.775				-.1700	-.1710		
		.808				-.0970			
		.834	-.0370						
		.850				-.1660	-.1620	-.1400	
		.857				-.0960			
		.865	-.0280						
		.900	-.0150			-.1440			-.1240
		.905				-.0860			
		.950				-.1030	-.1500	-.1310	
		.953				-.0760			
		.965	.0250						
MACH (1) = 2.498	BETAT (4) = .060	Y/BW	.299	.364	.427	.534	.673	.780	.887
		X/CW							
		.000	-.0090	-.0300	.2200	.7220	.6810	.7060	.6880
		.050				.0780	.1490	.2030	.2510
		.081			.0090				
		.086		-.0140					
		.094	-.0150						
		.150				-.0550	-.0040	.0420	.0690
		.177				-.0700			
		.229	-.0320						
		.246		-.0470					
		.250				-.1200	-.0860	-.0400	-.0200
		.362	-.0500						
		.400				-.1660	-.1370		-.0730
		.402				-.1210			
		.497	-.0700						
		.550				-.1860	-.1640		
		.565				-.1410			
		.600							-.1370
		.650						-.1410	
		.700	-.0930				-.1780		
		.725				-.1830			
		.750						-.1640	-.1600
		.760				-.1050			
		.775				-.1680	-.1800		

AMES 87-707 IA9 O2A + S3 + T9 UPPER WING

(RBNU13)

SECTION (1) UPPER WING		DEPENDENT VARIABLE CP							
MACH (1) = 2.498	BETAT (4) = .060	Y/BW	.299	.364	.427	.534	.673	.780	.887
		X/CW							
		.808			-.0950				
		.834	-.0530						
		.850			-.1310	-.1750	-.1600		
		.857			-.1080				
		.865	-.0470						
		.900	-.0360		-.1060				-.1450
		.905			-.1010				
		.950			-.0920	-.1640	-.1530		
		.953			-.0850				
		.965	-.0090						
MACH (1) = 2.498	BETAT (5) = 4.300	Y/BW	.299	.364	.427	.534	.673	.780	.887
		X/CW							
		.000	-.0610	-.0680	.1040	.5380	.4960	.4370	.5600
		.050				.0020	.0840	.0910	.1690
		.081			-.0410				
		.086		-.0330					
		.094	-.0420						
		.150				-.0920	-.0410	-.0140	.0030
		.177			-.0880				
		.229	-.0570						
		.246		-.0660					
		.250				-.1360	-.1100	-.0740	-.0670
		.362	-.0610						
		.400				-.1650	-.1570		-.1040
		.402			-.1130				
		.497	-.0670						
		.550				-.1740	-.1780		
		.565			-.1250				
		.600							-.1550
		.650						-.1500	
		.700	-.0910				-.1820		
		.725				-.1690			
		.750						-.1690	-.1670
		.760			-.0990				
		.775				-.1490	-.1790		
		.808			-.0890				
		.834	-.0570						
		.850				-.1190	-.1760	-.1690	
		.857			-.0960				
		.865	-.0590						
		.900	-.0520			-.1020			-.1550
		.905			-.0860				
		.950			-.0860	-.1560	-.1570		
		.953			-.0720				

AMES 87-707 IA9 C2A + S3 + T9 UPPER WING

(RBNU13)

SECTION (1) UPPER WING

DEPENDENT VARIABLE CP

MACH (1) =	BETAT (5) =	Y/BW	.299	.364	.427	.534	.673	.780	.887
		X/CW							
			.965	-.0300					
MACH (1) =	BETAT (6) =	Y/BW	.299	.364	.427	.534	.673	.780	.887
		X/CW							
			.000	-.0780	-.0810	.0560	.4420	.4460	.4440
			.050			-.0250	.0550	.0970	.1090
			.081		-.0540				
			.086	-.0430					
			.094	-.0560					
			.150			-.1030	-.0540	-.0220	-.0090
			.177		-.0790				
			.229	-.0660					
			.246	-.0620					
			.250			-.1380	-.1170	-.0910	-.0710
			.362	-.0530					
			.400			-.1510	-.1570		-.1080
			.402		-.1010				
			.497	-.0620					
			.550			-.1610	-.1730		
			.565		-.1180				
			.600						-.1550
			.650					-.1560	
			.700	-.0920			-.1790		
			.725			-.1570			
			.750					-.1740	-.1730
			.760		-.0980				
			.775			-.1390	-.1730		
			.808		-.0880				
			.834	-.0610					
			.850			-.1130	-.1660	-.1690	
			.857		-.0950				
			.865	-.0600					
			.900	-.0560		-.0940			-.1610
			.905		-.0830				
			.950			-.0850	-.1440	-.1640	
			.953		-.0750				
			.965	-.0310					
MACH (1) =	BETAT (7) =	Y/BW	.299	.364	.427	.534	.673	.780	.887
		X/CW							
			.000	-.0950	-.0910	.0200	.3320	.3520	.4000
			.050			-.0530	.0170	.0710	.1090
			.081		-.0520				
			.086	-.0550					
			.094	-.0800					

AMES 87-707 IA9 O2A + S3 + T9 UPPER WING

(RBNU13)

SECTION (1) UPPER WING		DEPENDENT VARIABLE CP							
MACH (1) = 2.498 BETAT (7) = 8.540		Y/BW	.299	.364	.427	.534	.673	.780	.887
		X/CW							
		.150				-.1040	-.0720	-.0350	-.0160
		.177			-.0640				
		.229	-.0740						
		.246		-.0560					
		.250				-.1250	-.1200	-.0950	-.0820
		.362	-.0470						
		.400				-.1420	-.1540		-.1180
		.402			-.1010				
		.497	-.0610						
		.550				-.1540	-.1600		
		.565			-.1210				
		.600							-.1630
		.650						-.1540	
		.700	-.0960				-.1670		
		.725				-.1570			
		.750						-.1660	-.1710
		.760			-.1040				
		.775				-.1420	-.1610		
		.808			-.0930				
		.834	-.0670						
		.850				-.1170	-.1530	-.1610	
		.857			-.0970				
		.865	-.0620						
		.900	-.0540			-.1010			-.1620
		.905			-.0860				
		.950				-.0910	-.1290	-.1460	
		.953			-.0740				
		.965	-.0320						
MACH (2) = 2.999 BETAT (1) = -8.580		Y/BW	.299	.364	.427	.534	.673	.780	.887
		X/CW							
		.000	.0910	.0710	.3810	1.0960	1.0090	1.0510	1.0200
		.050				.2780	.3210	.3710	.4400
		.081			.1300				
		.086		.0880					
		.094	.0810						
		.150				.0740	.1200	.1650	.1860
		.177			.0110				
		.229	.0560						
		.246		.0190					
		.250				-.0280	.0190	.0620	.0750
		.362	.0230						
		.400				-.0960	-.0540		.0140
		.402			-.0700				
		.497	-.0190						

AMES 87-707 IA9 O2A + S3 + T9 UPPER WING

(RDN13)

SECTION (1) UPPER WING

DEPENDENT VARIABLE CP

MACH (2) =	BETAT (1) =	Y/BW	.299	.364	.427	.534	.673	.780	.887
	-8.580	X/CW							
		.550				-.1260	-.0810		
		.565			-.0930				
		.600							-.0580
		.650						-.0650	
		.700	-.0500				-.0990		
		.725				-.1350			
		.750						-.0870	-.0820
		.760			-.0910				
		.775				-.1360	-.1050		
		.808			-.0690				
		.834	-.0270						
		.850				-.1340	-.1030	-.0840	
		.857			-.0810				
		.865	-.0160						
		.900	-.0030			-.1280			-.0660
		.905			-.0710				
		.950				-.1090	-.0920	-.0750	
		.953			-.0630				
		.965	.0510						
MACH (2) =	BETAT (2) =	Y/BW	.299	.364	.427	.534	.673	.780	.887
	-6.420	X/CW							
		.000	.0710	.0420	.3050	.9750	.9050	.9730	.9180
		.050				.2340	.2770	.3260	.3900
		.081			.1040				
		.086		.0620					
		.094	.0610						
		.150				.0460	.0950	.1350	.1560
		.177			.0010				
		.229	.0380						
		.246		.0010					
		.250				-.0470	.0040	.0420	.0550
		.362	.0040						
		.400				-.1040	-.0650		-.0020
		.402			-.0740				
		.497	-.0330						
		.550				-.1320	-.0900		
		.565			-.0940				
		.600							-.0670
		.650						-.0700	
		.700	-.0620				-.1060		
		.725				-.1400			
		.750						-.0930	-.0860
		.760			-.0980				
		.775				-.1380	-.1110		

AMES 87-757 IA9 O2A + S3 + T9 UPPER WING

(RBNU13)

SECTION (1) UPPER WING		DEPENDENT VARIABLE CP							
MACH (2) = 2.999	BETAT (2) = -6.421	Y/BW	.299	.364	.427	.534	.673	.780	.887
		X/CW							
		.808			-.0820				
		.834	-.0370						
		.850			-.1350	-.1100	-.0920		
		.857			-.0910				
		.865	-.0270						
		.900	-.0180		-.1300				-.0730
		.905			-.0800				
		.950			-.1140	-.0980	-.0810		
		.953			-.0700				
		.965	.0250						
MACH (2) = 2.999	BETAT (3) = -4.260	Y/BW	.299	.364	.427	.534	.673	.780	.887
		X/CW							
		.000	.0480	.0200	.2310	.8530	.8320	.8520	.8320
		.050				.1820	.2340	.2850	.3420
		.081			.0680				
		.086		.0380					
		.094	.0410						
		.150				.0180	.0660	.1100	.1300
		.177			-.0140				
		.229	.0180						
		.246		-.0150					
		.250				-.0620	-.0200	.0250	.0380
		.362	-.0120						
		.400				-.1130	-.0810		-.0130
		.402			-.0810				
		.497	-.0430						
		.550				-.1370	-.0970		
		.565			-.0990				
		.600							-.0740
		.650						-.0760	
		.700	-.0710				-.1130		
		.725				-.1430			
		.750						-.0990	-.0980
		.760			-.1020				
		.775				-.1430	-.1170		
		.808			-.0860				
		.834	-.0470						
		.850				-.1390	-.1150	-.1020	
		.857			-.0980				
		.865	-.0410						
		.900	-.0320			-.1330			-.0830
		.905			-.0890				
		.950				-.1140	-.1060	-.0880	
		.953			-.0820				

AMES 87-7117 IA9 O2A + S3 + T9 UPPER WING

(RBNU13)

SECTION: (1) UPPER WING		DEPENDENT VARIABLE CP								
MACH (2) = 2.999	BETAT (3) = -4.260	Y/BW	.299	.364	.427	.534	.673	.780	.887	
		X/CW	.965	.5030						
MACH (2) = 2.999	BETAT (4) = .060	Y/BW	.299	.364	.427	.534	.673	.780	.887	
		X/CW	.000	.0100	-.0050	.1310	.6850	.6740	.7110	.6770
			.050				.0870	.1380	.2170	.2730
			.081			.0160				
			.086		.0030					
			.094	.0100						
			.150				-.0350	.0070	.0690	.0940
			.177			-.0410				
			.229	-.0090						
			.246		-.0360					
			.250				-.0940	-.0600	-.0100	.0120
			.362	-.0320						
			.400				-.1320	-.1070		-.0340
			.402			-.0880				
			.497	-.0590						
			.550				-.1510	-.1130		
			.565			-.1030				
			.600							-.0870
			.650						-.0940	
			.700	-.0810				-.1230		
	.725				-.1510					
	.750						-.1140	-.1070		
	.760			-.0990						
	.775				-.1500	-.1240				
	.808			-.0900						
	.834	-.0620								
	.850				-.1410	-.1220	-.1140			
	.857			-.1120						
	.865	-.0540								
	.900	-.0430			-.1260			-.0980		
	.905			-.1090						
	.950				-.1090	-.1140	-.1080			
	.953			-.1020						
	.965	-.0160								
MACH (2) = 2.999	BETAT (5) = 4.380	Y/BW	.299	.364	.427	.534	.673	.780	.887	
		X/CW	.000	-.0320	-.0380	.0620	.4670	.4890	.5030	.5310
			.050				.0170	.0780	.1060	.1800
			.081			-.0190				
			.086		-.0250					
	.094	-.0160								

AMES 87-707 IA9 O2A + S3 + T9 UPPER WING

(RBNU13)

SECTION (1) UPPER WING

DEPENDENT VARIABLE OF

MACH (2) = 2.999	BETAT (5) = 4.380	Y/BW	.299	.364	.427	.534	.673	.780	.887
		X/CW							
		.150				-.0610	-.0190	.0080	.0240
		.177			-.0600				
		.229	-.0260						
		.246		-.0480					
		.250				-.1020	-.0740	-.0460	-.0370
		.362	-.0420						
		.400				-.1310	-.1130		-.0670
		.402			-.0870				
		.497	-.0610						
		.550				-.1410	-.1240		
		.565			-.0980				
		.600							-.1050
		.650						-.1050	
		.700	-.0790				-.1350		
		.725				-.1390			
		.750						-.1210	-.1170
		.760			-.0870				
		.775				-.1310	-.1350		
		.808			-.0790				
		.834	-.0570						
		.850				-.1150	-.1330	-.1220	
		.857			-.0940				
		.865	-.0530						
		.900	-.0480			-.1050			-.1090
		.905			-.0890				
		.950				-.0950	-.1260	-.1140	
		.953			-.0810				
		.965	-.0280						

MACH (2) = 2.999	BETAT (6) = 6.540	Y/BW	.299	.364	.427	.534	.673	.780	.887
		X/CW							
		.000	-.0470	-.0500	.0470	.3720	.4000	.4440	.4180
		.050				-.0200	.0490	.0980	.1240
		.081			-.0320				
		.086		-.0380					
		.094	-.0310						
		.150				-.0770	-.0360	.0020	.0130
		.177			-.0590				
		.229	-.0340						
		.246		-.0460					
		.250				-.1110	-.0880	-.0520	-.0390
		.362	-.0450						
		.400				-.1260	-.1220		-.0680
		.402			-.0830				
		.497	-.0550						

AMES 87-717 IA9 O2A + S3 + T9 UPPER WING

(RBNU13)

SECTION (1) UPPER WING

DEPENDENT VARIABLE CP

MACH (2) = 2.999	BETAT (6) = 6.540	Y/BW	.299	.364	.427	.534	.673	.780	.887
		X/CW							
		.550				-.1340	-.1280		
		.565			-.0910				
		.600							-.1060
		.650						-.1060	
		.700	-.0720				-.1340		
		.725				-.1330			
		.750						-.1260	-.1230
		.760			-.0840				
		.775				-.1250	-.1310		
		.808			-.0760				
		.834	-.0550						
		.850				-.1140	-.1280	-.1270	
		.857			-.0880				
		.865	-.0520						
		.900	-.0490			-.1010			-.1160
		.905			-.0830				
		.950				-.0870	-.1200	-.1230	
		.953			-.0780				
		.965	-.0270						

MACH (2) = 2.999	BETAT (7) = 8.690	Y/BW	.299	.364	.427	.534	.673	.780	.887
		X/CW							
		.000	-.0630	-.0620	.0400	.2830	.3090	.3610	.3560
		.150				-.0490	.0050	.0640	.1140
		.081			-.0440				
		.086		-.0510					
		.194	-.0590						
		.150				-.0920	-.0590	-.0180	.0050
		.177			-.0600				
		.229	-.0450						
		.246		-.0490					
		.250				-.1160	-.1030	-.0660	-.0500
		.362	-.0480						
		.400				-.1250	-.1290		-.0800
		.402			-.0790				
		.497	-.0510						
		.550				-.1310	-.1280		
		.565			-.0870				
		.600							-.1160
		.650						-.1130	
		.700	-.0700				-.1280		
		.725				-.1290			
		.750						-.1280	-.1310
		.760			-.0870				
		.775				-.1220	-.1290		

DATE 18 SEP 73

TABULATED PRESSURE DATA - IA9C

AMES 87-707 IA9 O2A + S3 + T9 UPPER WING

(RBNU13)

SECTION (1) UPPER WING		DEPENDENT VARIABLE CP							
MACH (2) = 2.999	BETAT (7) = 8.690	Y/BW	.299	.364	.427	.534	.673	.780	.887
		X/CW							
		.808			-.0790				
		.834	-.0600			-.1090	-.1260	-.1280	
		.850							
		.857			-.0940				
		.865	-.0540						
		.900	-.0470			-.0970			-.1220
		.905			-.0870				
		.950				-.0860	-.1140	-.1220	
		.953			-.0770				
		.965	-.0180						
MACH (3) = 3.502	BETAT (1) = -8.750	Y/BW	.299	.364	.427	.534	.673	.780	.887
		X/CW							
		.000	.1130	.0830	.3570	1.1040	1.1250	1.2010	1.1260
		.050				.2960	.3520	.4100	.4550
		.081			.1330				
		.086		.0930					
		.094	.0930						
		.150				.0930	.1510	.1880	.1990
		.177			.0330				
		.229	.0680						
		.246		.0270					
		.250				-.0020	.0470	.0810	.0920
		.362	.0310						
		.400				-.0590	-.0230		.0340
		.402			-.0460				
		.497	-.0070						
		.550				-.0870	-.0600		
		.565			-.0680				
		.600							-.0320
		.650						-.0390	
		.650					-.0750		
		.700	-.0370			-.0970			
		.725						-.0640	-.0600
		.750							
		.760			-.0740				
		.775				-.0990	-.0790		
		.808			-.0650				
		.834	-.0210						
		.850				-.0980	-.0760	-.0650	
		.857			-.0610				
		.865	-.0100						
		.900	-.0010			-.0930			-.0460
		.905				-.0590			
		.905					-.0850	-.0690	-.0560
		.950							
		.953			-.0460				

AMES 87-757 IA9 O2A + S3 + T9 UPPER WING

(RDNU13)

SECTION (1) UPPER WING

DEPENDENT VARIABLE CP

MACH (3) = 3.502	BETAT (1) = -8.750	Y/BW	.299	.364	.427	.534	.673	.780	.887
		X/CW	.965	.0360					
MACH (3) = 3.502	BETAT (2) = -6.550	Y/BW	.299	.364	.427	.534	.673	.780	.887
		X/CW	.000	.0880	.0540	.2880	.9600	.9900	1.0620
			.050			.2450	.3000	.3510	.4250
			.081		.1010				
			.086	.0670					
			.094	.0700					
			.150			.0730	.1220	.1540	.1800
			.177		.0180				
			.229	.0460					
			.246		.0120				
			.250			-.0100	.0260	.0590	.0750
			.362	.0140					
			.400			-.0650	-.0340		.0190
			.402		-.0520				
			.497	-.0190					
			.550			-.0920	-.0640		
			.565		-.0730				
			.600						-.0440
			.650					-.0440	
			.700	-.0460			-.0790		
			.725			-.0990			
			.750					-.0670	-.0670
			.760		-.0780				
			.775			-.1000	-.0830		
			.808		-.0710				
			.834	-.0310					
			.850			-.1000	-.0810	-.0700	
			.857		-.0680				
			.865	-.0220					
			.900	-.0150		-.0950			-.0570
			.906		-.0620				
			.950		-.0880	-.0750	-.0630		
			.953		-.0560				
			.965	.0170					
MACH (3) = 3.502	BETAT (3) = -4.550	Y/DW	.299	.364	.427	.534	.673	.780	.887
		X/CW	.000	.0640	.0320	.2180	.8280	.8490	.8970
			.050			.1920	.2510	.2910	.3540
			.081		.0730				
			.086	.0430					
			.094	.0470					

AMES 87-707 IA9 C2A + S3 + T9 UPPER WING

(RBNU13)

SECTION (1) UPPER WING

DEPENDENT VARIABLE CP

MACH (3) = 3.502	BETAT (4) = .050	Y/BW	.299	.364	.427	.534	.673	.780	.887
		X/CW							
		.550				-.1130	-.0890		
		.565			-.0860				-.0690
		.600							
		.650						-.0670	
		.700	-.0650				-.1010		
		.725				-.1150			
		.750						-.0870	-.0900
		.760			-.0850				
		.775				-.1120	-.1020		
		.808			-.0850				
		.834	-.0590						
		.850				-.1100	-.1030	-.0890	
		.857			-.0850				
		.865	-.0530						
		.900	-.0470			-.1020			-.0810
		.905				-.0900			
		.950				-.0930	-.0990	-.0830	
		.953			-.0830				
		.965	-.0280						
MACH (3) = 3.502	BETAT (5) = 4.450	Y/BW	.299	.364	.427	.534	.673	.780	.887
		X/CW							
		.000	-.0280	-.0370	.0140	.3600	.4870	.4950	.5210
		.050				.0110	.0520	.1160	.1690
		.081			-.0210				
		.086		-.0190					
		.094	-.0090						
		.150				-.0490	-.0150	.0170	.0450
		.177			-.0470				
		.229	-.0190						
		.246		-.0370					
		.250				-.0840	-.0610	-.0360	-.0210
		.362	-.0330						
		.400				-.1060	-.0930		-.0500
		.492			-.0700				
		.497	-.0510						
		.550				-.1150	-.1010		
		.565			-.0810				
		.600							-.0820
		.650						-.0810	
		.700	-.0680				-.1070		
		.725				-.1110			
		.750						-.0970	-.0950
		.760			-.0800				
		.775				-.1090	-.1060		

AMES 87-707 IA9 O2A + S3 + T9 UPPER WING

(RBNU13)

SECTION (1) UPPER WING

DEPENDENT VARIABLE CP

MACH (3) = 3.502 BETAT (5) = 4.450		Y/BW	.299	.364	.427	.534	.673	.780	.887
	X/CW								
	.808				-.0760				
	.834	-.0630							
	.850					-.1050	-.1020	-.1010	
	.857				-.0850				
	.865	-.0560							
	.900	-.0510				-.1040			-.0950
	.905				-.0860				
	.950					-.0960	-.1000	-.0940	
	.953				-.0830				
	.965	-.0320							
MACH (3) = 3.502 BETAT (6) = 6.650		Y/BW	.299	.364	.427	.534	.673	.780	.887
	X/CW								
	.000	-.0430	-.0450	-.0010	.2990	.3530	.4100	.4010	
	.050				-.0210	.0270	.0720	.1110	
	.081			-.0310					
	.086		-.0320						
	.094	-.0210							
	.150				-.0660	-.0350	-.0010	.0130	
	.177				-.0500				
	.229	-.0250							
	.246		-.0420						
	.250				-.0900	-.0760	-.0470	-.0350	
	.362	-.0390							
	.400				-.1060	-.1000		-.0620	
	.402			-.0710					
	.497	-.0510							
	.550				-.1130	-.1060			
	.565			-.0820					
	.600							-.0910	
	.650						-.0860		
	.700	-.0650				-.1130			
	.725				-.1100				
	.750						-.1000	-.1010	
	.760			-.0800					
	.775			-.1100	-.1020				
	.808			-.0750					
	.834	-.0620							
	.850				-.1120	-.1020	-.1000		
	.857			-.0870					
	.865	-.0560							
	.900	-.0510			-.1080			-.1030	
	.905			-.0860					
	.950				-.1040	-.1010	-.1000		
	.953			-.0810					

AMES 87-707 IA9 O2A + S3 + T9 UPPER WING

(RBNU13)

SECTION (1) UPPER WING

DEPENDENT VARIABLE CP

MACH (3) = 3.502	BETAT (6) = 6.650	Y/BW	.299	.364	.427	.534	.673	.780	.887
		X/CW							
			.965	-.0310					
MACH (3) = 3.502	BETAT (7) = 8.840	Y/BW	.299	.364	.427	.534	.673	.780	.887
		X/CW							
			.000	-.0560	-.0580	.0210	.2230	.2660	.2990
			.050			-.0420	-.0040	.0440	.0880
			.081		-.0360				
			.086		-.0420				
			.094	-.0420					
			.150			-.0730	-.0490	-.0180	.0020
			.177			.0530			
			.229	-.0330					
			.246		-.0490				
			.250			-.0950	-.0840	-.0570	-.0420
			.362	-.0430					
			.400			-.1050	-.1060		-.0660
			.402			-.0700			
			.497	-.0560					
			.550			-.1100	-.1050		
			.565			.0800			
			.600						-.0940
			.650					-.0890	
			.700	-.0650			-.1050		
			.725			-.1080			
			.750					-.0960	-.1020
			.760			-.0800			
			.775			-.1020	-.1030		
			.808			-.0750			
			.834	-.0630					
			.850				-.1000	.0000	
			.850			-.0970			
			.865	-.0560					
			.900	-.0520		-.1000			-.1020
			.900			.0000			
			.900			-.0950	-.0900	-.0900	
			.900			-.0700			
			.965	-.0260					

AMES 87-707 IA9 C2A + S3 + T9 UPPER WING

(RBNU14) (10 MAY 73)

REFERENCE DATA

SREF = 2.4210 SQ.FT. XMRP = 28.5300 INCHES
 LREF = 39.8490 INCHES YMRP = .0000 INCHES
 BREF = 39.8490 INCHES ZMRP = .0000 INCHES
 SCALE = .0300 SCALE

PARAMETRIC DATA

ALPHAT = 4.000 ORBINC = .500
 RUDDER = -15.000 ELEVON = .000
 RUDFLR = .000

SECTION (1) UPPER WING

DEPENDENT VARIABLE CP

MACH (1) = 2.498	BETAT (1) = -8.410	Y/BW	.299	.364	.427	.534	.673	.780	.887
		X/CW							
		.000	.0430	.0700	.4940	1.1180	.9990	1.0270	.9980
		.050				.1620	.2130	.2450	.3140
		.081			.0630				
		.086		.0730					
		.094	.0340						
		.150				-.0080	.0470	.0680	.0870
		.177				-.0580			
		.229	.0190						
		.246		-.0180					
		.250				-.0990	-.0490	-.0210	-.0130
		.362	-.0060						
		.400				-.1570	-.1180		-.0660
		.402				-.1360			
		.497	-.0370						
		.550				-.1870	-.1560		
		.565				-.1540			
		.600							-.1280
		.650						-.1330	
		.700	-.0840				-.1640		
		.725				-.1760			
		.750						-.1550	-.1470
		.760				-.1460			
		.775				-.1710	-.1570		
		.808				-.1300			
		.834	-.0740						
		.850				-.1690	-.1540	-.1420	
		.857				-.1340			
		.865	-.0530						
		.900	-.0320			-.1510			-.1320
		.905				-.1260			
		.950				-.1090	-.1490	-.1360	
		.953				-.1130			
		.965	.0510						

MACH (1) = 2.498 BETAT (2) = -6.290

Y/BW	.299	.364	.427	.534	.673	.780	.887
X/CW							
.000	.0150	.0340	.4350	1.0380	.9240	.9640	.9270
.050				.1290	.1850	.2200	.2840
.081			.0400				
.086		.0420					
.094	.0010						

AMES 87-707 IA9 C2A + S3 + T9 UPPER WING

(RBNU14)

SECTION (1) UPPER WING

DEPENDENT VARIABLE CP

MACH (1) = 2.498 BETAT (2) = -6.290

	Y/BW	.299	.364	.427	.534	.673	.780	.887
X/CW								
.150					-.0270	.0260	.0520	.0710
.177				-.0740				
.229	-.0040							
.246		-.0420						
.250					-.1100	-.0640	-.0320	-.0250
.362	-.0320							
.450					-.1640	-.1240		-.0760
.492				-.1420				
.497	-.0570							
.550					-.1910	-.1600		
.565				-.1610				
.600								-.1370
.650							-.1380	
.700	-.0950					-.1730		
.725					-.1820			
.750							-.1610	-.1530
.760				-.1590				
.775					-.1770	-.1660		
.808				-.1490				
.834	-.0820							
.850					-.1740	-.1620	-.1520	
.857				-.1580				
.865	-.0650							
.900	-.0440				-.1580			-.1410
.905				-.1430				
.950					-.1200	-.1560	-.1430	
.953				-.1290				
.965	.0230							

MACH (1) = 2.498 BETAT (3) = -4.180

	Y/BW	.299	.364	.427	.534	.673	.780	.887
X/CW								
.000	-.0020	.0000	.3680	.9470	.8610	.9900	.8500	
.050				.0900	.1550	.1870	.2480	
.081			.0110					
.086		.0110						
.094	-.0200							
.150				-.0460	.0080	.0320	.0500	
.177			-.0900					
.229	-.0330							
.246		-.0550						
.250					-.1200	-.0780	-.0480	-.0410
.362	-.0540							
.400					-.1710	-.1360		-.0980
.402				-.1510				
.497	-.0730							

AMES 87-707 IA9 O2A + S3 + T9 UPPER WING

(RBNU14)

SECTION (1) UPPER WING

DEPENDENT VARIABLE CP

MACH (1) = 2.498	BETAT (3) = -4.180	Y/BW	.299	.364	.427	.534	.673	.780	.887
		X/CW							
		.550				-.1960	-.1690		
		.565			-.1660				
		.600							-.1440
		.650						-.1460	
		.700	-.1090				-.1820		
		.725				-.1860			
		.750						-.1690	-.1630
		.760			-.1610				
		.775				-.1830	-.1770		
		.808			-.1510				
		.834	-.0900						
		.850				-.1780	-.1690	-.1620	
		.857			-.1600				
		.865	-.0730						
		.900	-.0580			-.1620			-.1500
		.905			-.1470				
		.950				-.1320	-.1660	-.1530	
		.953			-.1370				
		.965	.0000						
MACH (1) = 2.498	BETAT (4) = .060	Y/BW	.299	.364	.427	.534	.673	.780	.887
		X/CW							
		.000	-.0450	-.0590	.2200	.7800	.7120	.7440	.7080
		.050				.0210	.0940	.1290	.1790
		.081			-.0370				
		.086		-.0300					
		.094	-.0490						
		.150				-.0940	-.0310	-.0050	.0100
		.177			-.1100				
		.229	-.0630						
		.246		-.0800					
		.250				-.1520	-.1090	-.0760	-.0680
		.362	-.0800						
		.400				-.1910	-.1600		-.1090
		.402			-.1560				
		.497	-.0970						
		.550				-.2060	-.1840		
		.565			-.1720				
		.600							-.1570
		.650						-.1570	
		.700	-.1180				-.1880		
		.725				-.1940			
		.750						-.1770	-.1740
		.760			-.1510				
		.775				-.1900	-.1810		

AMES 87-707 IA9 O2A + S3 + T9 UPPER WING

(RBNU14)

SECTION (1) UPPER WING

DEPENDENT VARIABLE CP

MACH (1) = 2.498	BETAT (4) = .060	Y/BW	.299	.364	.427	.534	.673	.780	.887
		X/CW							
		.808			-.1420				
		.834	-.0800						
		.850				-.1890	-.1780	-.1700	
		.857			-.1540				
		.865	-.0710						
		.900	-.0610			-.1810			-.1660
		.905			-.1420				
		.950				-.1750	-.1700	-.1650	
		.953			-.1330				
		.965	-.0280						
MACH (1) = 2.498	BETAT (5) = 4.310	Y/BW	.299	.364	.427	.534	.673	.780	.887
		X/CW							
		.000	-.1000	-.1010	.0840	.5680	.5800	.6030	.5840
		.050				-.0430	.0350	.0780	.1230
		.081			-.0840				
		.086		-.0530					
		.094	-.0760						
		.150				-.1210	-.0710	-.0350	-.0220
		.177			-.1310				
		.229	-.0890						
		.246		-.0970					
		.250				-.1650	-.1360	-.1000	-.0880
		.362	-.0890						
		.400				-.1950	-.1730		-.1250
		.402			-.1570				
		.497	-.0900						
		.550				-.2020	-.1930		
		.565			-.1580				
		.600							-.1670
		.650						-.1670	
		.700	-.1100				-.1860		
		.725				-.1910			
		.750						-.1770	-.1820
		.760			-.1180				
		.775				-.1860	-.1850		
		.808			-.1090				
		.834	-.0840						
		.850				-.1820	-.1820	-.1780	
		.857			-.1210				
		.865	-.0770						
		.900	-.0680			-.1710			-.1760
		.905			-.1140				
		.950				-.1620	-.1720	-.1720	
		.953			-.1040				

AMES 87-707 IA9 O2A + S3 + T9 UPPER WING

(RBNU14)

SECTION (1) UPPER WING

DEPENDENT VARIABLE CP

MACH (1) = 2.498	BETAT (5) = 4.310	Y/BW	.299	.364	.427	.534	.673	.780	.887
		X/CW	.965	-.0440					
MACH (1) = 2.498	BETAT (6) = 6.430	Y/BW	.299	.364	.427	.534	.673	.780	.887
		X/CW	.000	-.1060	-.1090	.0300	.4740	.4970	.5420
			.050			-.0630	.0030	.0550	.0980
			.081			-.1000			
			.086		-.0680				
			.094	-.0950					
			.150			-.1340	-.0850	-.0540	-.0350
			.177			-.1300			
			.229	-.0910					
			.246		-.1010				
			.250			-.1720	-.1430	-.1140	-.0970
			.362	-.0860					
			.400			-.1880	-.1790		-.1330
			.402			-.1490			
			.497	-.0890					
			.550			-.1940	-.1940		
			.565			-.1380			
			.600						-.1730
			.650					-.1650	
			.700	-.1150			-.1870		
			.725			-.1860			
			.750					-.1750	-.1840
			.760			-.1140			
			.775			-.1730	-.1860		
			.808			-.1080			
			.834	-.0890					
			.850			-.1550	-.1860	-.1760	
			.857			-.1210			
			.865	-.0810					
			.900	-.0740		-.1450			-.1770
			.905			-.1140			
			.950			-.1260	-.1750	-.1710	
			.953			-.1030			
			.965	-.0500					
MACH (1) = 2.498	BETAT (7) = 8.560	Y/BW	.299	.364	.427	.534	.673	.780	.887
		X/CW	.000	-.1210	-.1200	-.0220	.3720	.4120	.4720
			.050			-.0920	-.0220	.0240	.0700
			.081			-.1100			
			.086		-.0800				
			.094	-.1140					

AMES 87-707 IA9 O2A + S3 + T9 UPPER WING

(RBNU14)

SECTION (1) UPPER WING

DEPENDENT VARIABLE CP

MACH (1) = 2.498 BETAT (7) = 8.560

Y/BW	.299	.364	.427	.534	.673	.780	.887
X/CW							
.150				-.1470	-.1020	-.0690	-.0490
.177			-.1190				
.229	-.0990						
.246		-.0960					
.250				-.1680	-.1540	-.1250	-.1090
.362	-.0810						
.400				-.1770	-.1870		-.1440
.402			-.1270				
.497	-.0890						
.550				-.1850	-.1930		
.565			-.1420				
.600							-.1810
.650						-.1720	
.700	-.1180				-.1880		
.725				-.1820			
.750						-.1810	-.1920
.760			-.1300				
.775				-.1690	-.1850		
.808			-.1170				
.834	-.0940						
.850				-.1400	-.1840	-.1840	
.857			-.1260				
.865	-.0880						
.900	-.0800			-.1200			-.1870
.905			-.1170				
.950				-.1080	-.1680	-.1800	
.953			-.1040				
.965	-.0550						

MACH (2) = 2.999 BETAT (1) = -8.560

Y/BW	.299	.364	.427	.534	.673	.780	.887
X/CW							
.000	.0750	.0680	.4690	1.1710	1.1020	1.1360	1.0470
.050				.2030	.2260	.2950	.3630
.081			.1010				
.086		.0690					
.094	.0540						
.150				.0240	.0610	.1060	.1330
.177			-.0140				
.229	.0290						
.246		-.0040					
.250				-.0610	-.0240	.0180	.0340
.362	.0030						
.400				-.1150	-.0850		-.0180
.402			-.0850				
.497	-.0300						

AMES 87-707 IA9 C2A + S3 + T9 UPPER WING

(RBNU14)

SECTION (1) UPPER WING

DEPENDENT VARIABLE CP

MACH (2) = 2.999 BETAT (1) = -8.560

Y/BW	.299	.364	.427	.534	.673	.780	.887
X/CW							
.550				-.1390	-.0980		
.565			-.1040				
.600							-.0790
.650						-.0820	
.700	-.0590				-.1140		
.725				-.1490			
.750						-.1030	-.0980
.760			-.1040				
.775				-.1450	-.1170		
.808			-.0930				
.834	-.0550						
.850				-.1410	-.1120	-.0990	
.857			-.1150				
.865	-.0430						
.900	-.0320			-.1370			-.0890
.905			-.0990				
.950				-.1240	-.1070	-.0920	
.953			-.0930				
.965	.0200						

MACH (2) = 2.999 BETAT (2) = -6.410

Y/BW	.299	.364	.427	.534	.673	.780	.887
X/CW							
.000	.0420	.0340	.3500	1.0380	.9960	1.0390	.9610
.050				.1800	.2040	.2470	.3170
.081			.0700				
.086		.0350					
.094	.0230						
.150				.0110	.0510	.0800	.1060
.177			-.0290				
.229	.0050						
.246		-.0230					
.250				-.0610	-.0300	-.0020	.0140
.362	-.0200						
.400				-.1130	-.0840		-.0350
.402			-.0950				
.497	-.0510						
.550				-.1340	-.1090		
.565			-.1140				
.600							-.0890
.650						-.0910	
.700	-.0780				-.1220		
.725				-.1410			
.750						-.1100	-.1050
.760			-.1150				
.775				-.1400	-.1250		

AMES 87-707 IA9 O2A + S3 + T9 UPPER WING

(RDNU14)

SECTION (1) UPPER WING

DEPENDENT VARIABLE CP

MACH (2) = 2.999 BETAT (2) = -6.410

Y/BW	.299	.364	.427	.534	.673	.780	.887
X/CW							
.808							
.834							
.850							
.857							
.865							
.900							
.905							
.950							
.953							
.965							

MACH (2) = 2.999 BETAT (3) = -4.250

Y/BW	.299	.364	.427	.534	.673	.780	.887
X/CW							
.500							
.050							
.081							
.086							
.094							
.150							
.177							
.229							
.246							
.250							
.362							
.400							
.402							
.497							
.550							
.565							
.600							
.650							
.700							
.725							
.750							
.760							
.775							
.808							
.834							
.850							
.857							
.865							
.900							
.905							
.950							
.953							

AMES 87-717 IA9 O2A + S3 + T9 UPPER WING

(RBNU14)

SECTION (1) UPPER WING		DEPENDENT VARIABLE CP								
MACH (2) = 2.999	BETAT (3) = -4.250	Y/BW	.299	.364	.427	.534	.673	.780	.887	
		X/CW								
		.965	-.0260							
MACH (2) = 2.999	BETAT (4) = .060	Y/BW	.299	.364	.427	.534	.673	.780	.887	
		X/CW								
		.000	-.0280	-.0400	.1630	.7210	.7430	.7850	.7170	
	.050				.0340	.0920	.1420	.1970		
	.081				-.0130					
	.086				-.0300					
	.094	-.0270								
	.150				-.0630	-.0180	.0230	.0380		
	.177				-.0730					
	.229	-.0410								
	.246				-.0630					
	.250					-.1100	-.0830	-.0390	-.0300	
	.362	-.0620								
	.400					-.1440	-.1240		-.0650	
	.402					-.1150				
	.497	-.0830								
	.550					-.1600	-.1280			
	.565					-.1260				
	.600								-.1060	
	.650								-.1050	
	.700	-.1010					-.1360			
	.725					-.1570				
	.750								-.1230	-.1210
	.760					-.1170				
	.775					-.1540	-.1370			
	.808					-.1110				
	.834	-.0830								
	.850					-.1520	-.1340	-.1240		
	.857					-.1390				
	.865	-.0760								
	.900	-.0690				-.1480			-.1120	
	.905					-.1380				
	.950					-.1380	-.1310	-.1190		
	.953					-.1350				
	.965	-.0450								
MACH (2) = 2.999	BETAT (5) = 4.380	Y/BW	.299	.364	.427	.534	.673	.780	.887	
		X/CW								
		.000	-.0670	-.0700	.0720	.5310	.5590	.5970	.5650	
	.050				-.0260	.0230	.0990	.1360		
	.081				-.0560					
	.086				-.0570					
	.094	-.0540								

AMES 87-707 IA9 O2A + S3 + T9 UPPER WING

(RBNU14)

SECTION (1) UPPER WING

DEPENDENT VARIABLE CP

MACH (2) = 2.999 BETAT (5) = 4.380

Y/BW	.299	.364	.427	.534	.673	.780	.887
X/CW							
.150				-.0980	-.0570	-.0090	.0060
.177			-.0930				
.229	-.0590						
.246		-.0720					
.250				-.1340	-.1080	-.0650	-.0530
.362	-.0730						
.400				-.1560	-.1390		-.0850
.402			-.1170				
.497	-.0840						
.550				-.1670	-.1360		
.565			-.1230				
.600							-.1200
.650						-.1150	
.700	-.0950				-.1410		
.725				-.1600			
.750						-.1330	-.1310
.760			-.1120				
.775				-.1560	-.1380		
.808			-.1040				
.834	-.0790						
.850				-.1520	-.1360	-.1330	
.857			-.1290				
.865	-.0720						
.900	-.0660			-.1480			-.1260
.905			-.1220				
.950				-.1460	-.1310	-.1300	
.953			-.1150				
.965	-.0460						

MACH (2) = 2.999 BETAT (6) = 6.550

Y/BW	.299	.364	.427	.534	.673	.780	.887
X/CW							
.000	-.0780	-.0780	.0190	.4300	.4410	.5060	.4960
.050				-.0490	.0060	.0620	.1080
.081			-.0740				
.086		-.0670					
.094	-.0740						
.150				-.1070	-.0610	-.0290	-.0110
.177			-.0970				
.229	-.0640						
.246		-.0710					
.250				-.1370	-.1080	-.0780	-.0620
.362	-.0780						
.400				-.1520	-.1380		-.0910
.402			-.1160				
.497	-.0840						

AMES 87-7U7 IA9 O2A + S3 + T9 UPPER WING

(RBNU14)

SECTION (1) UPPER WING

DEPENDENT VARIABLE CP

MACH (2) = 2.999	BETAT (6) = 6.550	Y/BW	.299	.364	.427	.534	.673	.780	.887
		X/CW							
		.550				-.1570	-.1400		
		.565			-.1230				
		.600							-.1240
		.650						-.1190	
		.700	-.0930				-.1430		
		.725				-.1540			
		.750						-.1340	-.1340
		.760			-.1030				
		.775				-.1520	-.1410		
		.808			-.0930				
		.834	-.0820						
		.850				-.1480	-.1400	-.1360	
		.857			-.1040				
		.865	-.0760						
		.900	-.0700			-.1440			-.1300
		.905			-.1020				
		.950				-.1380	-.1350	-.1330	
		.953			-.0990				
		.965	-.0510						

MACH (2) = 2.999	BETAT (7) = 8.710	Y/BW	.299	.364	.427	.534	.673	.780	.887
		X/CW							
		.000	-.0850	-.0900	-.0180	.2890	.3610	.4110	.4140
		.050				-.0730	-.0090	.0340	.0740
		.081			-.0830				
		.086		-.0740					
		.094	-.0840						
		.150				-.1120	-.0710	-.0410	-.0280
		.177			-.0970				
		.229	-.0680						
		.246		-.0740					
		.250				-.1350	-.1120	-.0840	-.0750
		.362	-.0750						
		.400				-.1400	-.1390		-.0990
		.402			-.1000				
		.497	-.0750						
		.550				-.1440	-.1430		
		.565			-.1050				
		.600							-.1270
		.650						-.1220	
		.700	-.0910				-.1420		
		.725				-.1450			
		.750						-.1320	-.1360
		.760			-.1050				
		.775				-.1450	-.1380		

AMES 87-707 IA9 O2A + S3 + T9 UPPER WING

(RBNU14)

SECTION (1) UPPER WING

DEPENDENT VARIABLE CP

MACH (2) = 2.999 BETAT (7) = 8.710

Y/BW	.299	.364	.427	.534	.673	.780	.887
X/CW							
.808				-.0990			
.834	-.0830						
.850				-.1370	-.1370	-.1330	
.857				-.1060			
.865	-.0770						
.900	-.0710			-.1220			-.1340
.905				-.1010			
.950				-.1040	-.1300	-.1320	
.953				-.0930			
.965	-.0490						

MACH (3) = 3.502 BETAT (1) = -8.730

Y/BW	.299	.364	.427	.534	.673	.780	.887
X/CW							
.000	.0700	.0640	.3800	1.0770	1.1030	1.1710	.9570
.050				.2350	.2700	.3220	.2850
.081				.1000			
.086		.0660					
.094	.0570						
.150				.0570	.1060	.1330	.1210
.177				.0030			
.229	.0300						
.246		.0020					
.250				-.0230	.0100	.0400	.0430
.362	.0020						
.400				-.0730	-.0460		-.0030
.402				-.0650			
.497	-.0260						
.550				-.1000	-.0730		
.565				-.0830			
.600							-.0550
.650						-.0570	
.700	-.0510				-.0870		
.725				-.1060			
.750						-.0780	-.0730
.760				-.0850			
.775				-.1080	-.0900		
.808				-.0800			
.834	-.0480						
.850				-.1040	-.0870	-.0760	
.857				-.0770			
.865	-.0400						
.900	-.0330			-.1020			-.0590
.905				-.0840			
.950				-.0950	-.0810	-.0730	
.953				-.0780			

AMES 87-707 IA9 O2A + S3 + T9 UPPER WING

(RBNU14)

SECTION (1) UPPER WING		DEPENDENT VARIABLE CP							
MACH (3) = 3.502	BETAT (1) = -8.730	Y/BW	.299	.364	.427	.534	.673	.780	.887
		X/CW	.965	.0000					
MACH (3) = 3.502	BETAT (2) = -6.530	Y/BW	.299	.364	.427	.534	.673	.780	.887
		X/CW	.000	.0420	.0300	.3050	.9550	.9770	1.0630
			.050			.1900	.2270	.2780	.3000
			.081		.0690				
			.086	.0340					
			.094	.0350					
			.150			.0290	.0780	.1040	.1080
			.177		-.0120				
			.229	.0120					
			.246	-.0160					
			.250			-.0420	-.0080	.0220	.0240
			.362	-.0190					
			.400			-.0860	-.0600		-.0170
			.402		-.0720				
			.497	-.0430					
			.550			-.1070	-.0850		
			.565		-.0870				
			.600						-.0650
			.650					-.0640	
			.700	-.0640			-.0960		
			.725			-.1130			
			.750					-.0830	-.0840
			.760		-.0910				
			.775			-.1120	-.1000		
			.808		-.0870				
			.834	-.0550					
			.850			-.1100	-.0950	-.0810	
			.857		-.0960				
			.865	-.0460					
			.900	-.0420		-.1080			-.0810
			.905		-.0950				
			.950			-.1020	-.0890	-.0760	
			.953		-.0930				
			.965	-.0150					
MACH (3) = 3.502	BETAT (3) = -4.340	Y/BW	.299	.364	.427	.534	.673	.780	.887
		X/CW	.000	.0200	.0090	.2340	.8370	.8550	.9330
			.050			.1480	.1840	.2280	.2840
			.081		.0400				
			.086	.0120					
			.094	.0150					

AMES 87-707 IA9 C2A + S3 + T9 UPPER WING

(RBNU14)

SECTION (1) UPPER WING

DEPENDENT VARIABLE CP

MACH (3) = 3.502 BETAT (3) = -4.340

Y/BW	.299	.364	.427	.534	.673	.780	.887
X/CW							
.150				.0060	.0490	.0760	.0950
.177			-.0290				
.229	-.0080						
.246		-.0310					
.250				-.0550	-.0250	.0040	.0160
.362	-.0320						
.400				-.0950	-.0710		-.0260
.402			-.0780				
.497	-.0530						
.550				-.1130	-.0920		
.565			-.0930				
.600							-.0730
.650						-.0690	
.700	-.0720				-.1000		
.725				-.1180			
.750						-.0900	-.0890
.760			-.0960				
.775				-.1160	-.1010		
.808			-.0920				
.834	-.0640						
.850				-.1170	-.0980	-.0890	
.857			-.0990				
.865	-.0580						
.900	-.0520			-.1150			-.0800
.905			-.1040				
.950				-.1110	-.0940	-.0840	
.953			-.1020				
.965	-.0300						

MACH (3) = 3.502 BETAT (4) = .050

Y/BW	.299	.364	.427	.534	.673	.780	.887
X/CW							
.000	-.0160	-.0210	.1100	.6120	.6730	.7090	.7380
.050				.0600	.1080	.1530	.1950
.081			-.0100				
.086		-.0170					
.094	-.0140						
.150				-.0350	.0060	.0340	.0470
.177			-.0520				
.229	-.0290						
.246		-.0470					
.250				-.0780	-.0530	-.0250	-.0170
.362	-.0470						
.400				-.1050	-.0860		-.0480
.402			-.0860				
.497	-.0660						

AMES 87-707 IA9 O2A + S3 + T9 UPPER WING

(RBNU14)

SECTION (1) UPPER WING

DEPENDENT VARIABLE CP

MACH (3) = 3.502	BETAT (4) = .950	Y/BW	.299	.364	.427	.534	.673	.780	.887
		X/CW							
		.550				-.1200	-.1020		
		.565			-.0950				
		.600							-.0830
		.650						-.0790	
		.700	-.0810				-.1080		
		.725			-.1160				
		.750						-.0950	-.0960
		.760			-.0940				
		.775				-.1140	-.1060		
		.808			-.0930				
		.834	-.0760						
		.850				-.1120	-.1040	-.0950	
		.857			-.1090				
		.865	-.0680						
		.900	-.0620			-.1110			-.0920
		.905			-.1080				
		.950				-.1060	-.1020	-.0920	
		.953			-.1120				
		.965	-.0450						

MACH (3) = 3.502	BETAT (5) = 4.450	Y/BW	.299	.364	.427	.534	.673	.780	.887
		X/CW							
		.000	-.0510	-.0570	.0010	.4520	.4940	.5660	.5680
		.050				-.0120	.0340	.0850	.1240
		.081			-.0450				
		.086		-.0390					
		.094	-.0380						
		.150				-.0660	-.0310	-.0010	.0130
		.177			-.0660				
		.229	-.0390						
		.246		-.0550					
		.250				-.0970	-.0750	-.0500	-.0370
		.362	-.0530						
		.400				-.1180	-.1000		-.0660
		.402			-.0860				
		.497	-.0660						
		.550				-.1240	-.1050		
		.565			-.0920				
		.600							-.0930
		.650						-.0890	
		.700	-.0810				-.1080		
		.725			-.1180				
		.750						-.1040	-.1030
		.760			-.0900				
		.775				-.1160	-.1080		

AMES 87-757 IA9 O2A + S3 + T9 UPPER WING

(RBNU14)

SECTION (1) UPPER WING		DEPENDENT VARIABLE CP							
MACH (3) = 3.502	BETAT (5) = 4.450	Y/BW	.299	.364	.427	.534	.673	.780	.887
		X/CW							
		.808				-.0850			
		.834	-.0750						
		.850				-.1160	-.1070	-.1030	
		.857				-.1000			
		.865	-.0680						
		.900	-.0660			-.1160			-.1020
		.905				-.1020			
		.950				-.1130	-.1050	-.1020	
		.953				-.1000			
		.965	-.0480						
MACH (3) = 3.502	BETAT (6) = 6.660	Y/BW	.299	.364	.427	.534	.673	.780	.887
		X/CW							
		.000	-.0650	-.0690	-.0410	.0260	.0850	.0610	.0900
		.050				-.0500	.0030	.0480	.0930
		.081				-.0610			
		.086		-.0570					
		.094	-.0630						
		.150				-.0880	-.0510	-.0240	-.0040
		.177				-.0740			
		.229	-.0530						
		.246		-.0640					
		.250				-.1080	-.0910	-.0630	-.0520
		.362	-.0620						
		.400				-.1220	-.1130		-.0770
		.402				-.0910			
		.497	-.0740						
		.550				-.1240	-.1120		
		.565				-.0960			
		.600							-.1010
		.650						-.0960	
		.700	-.0830					-.1120	
		.725				-.1200			
		.750						-.1080	-.1060
		.760				-.0910			
		.775				-.1200	-.1120		
		.808				-.0860			
		.834	-.0780						
		.850				-.1200	-.1120	-.1090	
		.857				-.0970			
		.865	-.0740						
		.900	-.0690			-.1200			-.1080
		.905				-.0980			
		.950				-.1200	-.1110	-.1190	
		.953				-.0970			

AMES 87-707 IA9 O2A + S3 + T9 UPPER WING

(RBNU14)

SECTION (1) UPPER WING		DEPENDENT VARIABLE CP							
MACH (3) = 3.502	BETAT (6) = 6.660	Y/BW	.299	.364	.427	.534	.673	.780	.887
		X/CW	.965	-.0530					
MACH (3) = 3.502	BETAT (7) = 8.860	Y/BW	.299	.364	.427	.534	.673	.780	.887
		X/CW	.900	-.0730	-.0740	-.0210	.1890	.3010	.3480
			.050			-.0720	-.0220	.0280	.0690
			.081			-.0660			
			.086		-.0630				
			.094	-.0690					
			.150			-.0990	-.0660	-.0320	-.0160
			.177			-.0770			
			.229	-.0550					
			.246		-.0630				
			.250			-.1130	-.0990	-.0700	-.0570
			.362	-.0620					
			.400			-.1180	-.1170		-.0770
			.402			-.0860			
			.497	-.0720					
			.550			-.1220	-.1100		
			.565			-.0900			
			.600						-.1010
			.650					-.0960	
			.700	-.0780			-.1100		
			.725			-.1190			
			.750					-.1040	-.1040
			.760			-.0910			
			.775			-.1170	-.1100		
			.808			-.0870			
			.834	-.0760					
			.850			-.1180	-.1100	-.1080	
			.857			-.0980			
			.865	-.0720					
			.900	-.0680		-.1170			-.1060
			.905			-.0990			
			.950			-.1120	-.1100	-.1070	
			.953			-.1030			
			.965	-.0500					

AMES 87-707 IA9 C2A + S3 + T9 UPPER WING

(RBNU15) (10 MAY 73)

REFERENCE DATA

SREF = 2.4210 SQ.FT. XMRP = 28.5300 INCHES
 LREF = 39.8490 INCHES YMRP = .0000 INCHES
 BREF = 39.8490 INCHES ZMRP = .0000 INCHES
 SCALE = .0300 SCALE

PARAMETRIC DATA

ALPHAT = 6.000 ORBINC = .500
 RUDDER = -15.000 ELEVON = .000
 RUDFLR = .000

SECTION (1) UPPER WING

DEPENDENT VARIABLE CP

MACH (1) = 2.498 BETAT (1) = -8.390

Y/BW	.299	.364	.427	.534	.673	.780	.887
X/CW							
.000	.0350	.0780	.4830	1.1120	1.0130	1.0340	.9840
.050				.1310	.1740	.2050	.2640
.081			.0400				
.086		.0560					
.094	.0280						
.150				-.0310	.0230	.0390	.0590
.177			-.0780				
.229	.0060						
.246		-.0350					
.250				-.1110	-.0720	-.0430	-.0340
.362	-.0100						
.400				-.1670	-.1340		-.0850
.402							
.497	-.0410						
.550				-.1930	-.1630		
.565				-.1620			
.600							-.1430
.650						-.1420	
.700	-.0920				-.1620		
.725				-.1800			
.750						-.1610	-.1610
.760			-.1570				
.775				-.1800	-.1620		
.808			-.1540				
.834	-.0950						
.850				-.1780	-.1600	-.1550	
.857			-.1700				
.865	-.0750						
.900	-.0520			-.1670			-.1470
.905			-.1640				
.950				-.1310	-.1550	-.1470	
.953			-.1520				
.965	.0370						

MACH (1) = 2.498 BETAT (2) = -6.280

Y/BW	.299	.364	.427	.534	.673	.780	.887
X/CW							
.000	.0000	.0520	.4120	1.0420	.9470	.9750	.9380
.050				.1000	.1480	.1850	.2400
.081			.0160				
.086		.0250					
.094	-.0040						

AMES 87-707 1A9 O2A + S3 + T9 UPPER WING

(RBNU15)

SECTION (1) UPPER WING

DEPENDENT VARIABLE CP

MACH (1) = 2.498 BETAT (2) = -6.280

Y/BW	.299	.364	.427	.534	.673	.780	.887
X/CW							
.150				-.0470	.0070	.0230	.0400
.177			-.0890				
.229	-.0190						
.246		-.0550					
.250				-.1250	-.0800	-.0580	-.0490
.362	-.0360						
.400				-.1730	-.1410		-.0950
.402			-.1520				
.497	-.0640						
.550				-.1960	-.1730		
.565			-.1690				
.600							-.1490
.650						-.1490	
.700	-.1060				-.1750		
.725				-.1860			
.750						-.1680	-.1670
.760			-.1640				
.775				-.1850	-.1690		
.808			-.1610				
.834	-.1040						
.850				-.1860	-.1670	-.1610	
.857			-.1760				
.865	-.0870						
.900	-.0680			-.1730			-.1570
.905			-.1690				
.950				-.1420	-.1630	-.1560	
.953			-.1590				
.965	.0100						

MACH (1) = 2.498 BETAT (3) = -4.160

Y/BW	.299	.364	.427	.534	.673	.780	.887
X/CW							
.000	-.0150	.0070	.3590	.9540	.8680	.9050	.8610
.050				.0690	.1210	.1560	.2040
.081			-.0080				
.086		.0000					
.094	-.0340						
.150				-.0620	-.0130	.0070	.0220
.177			-.1060				
.229	-.0410						
.246		-.0720					
.250				-.1340	-.0950	-.0670	-.0610
.362	-.0610						
.400				-.1800	-.1480		-.1050
.402			-.1600				
.497	-.0790						

AMES 87-707 IA9 O2A + S3 + T9 UPPER WING

(RBNU15)

SECTION (1) UPPER WING

DEPENDENT VARIABLE CP

MACH (1) = 2.498	BETAT (3) = -4.160	Y/BW	.299	.364	.427	.534	.673	.780	.887
		X/CW							
		.550				-.2030	-.1740		
		.565			-.1750				
		.600							-.1560
		.650						-.1530	
		.700	-.1170				-.1790		
		.725				-.1900			
		.750						-.1760	-.1730
		.760			-.1710				
		.775				-.1900	-.1760		
		.808			-.1660				
		.834	-.1120						
		.850				-.1870	-.1740	-.1680	
		.857			-.1880				
		.865	-.0950						
		.900	-.0780			-.1740			-.1650
		.905			-.1880				
		.950				-.1480	-.1680	-.1620	
		.953			-.1770				
		.965	-.0090						

MACH (1) = 2.498	BETAT (4) = .060	Y/BW	.299	.364	.427	.534	.673	.780	.887
		X/CW							
		.000	-.0620	-.0600	.2230	.7820	.7300	.7580	.7160
		.050				.0100	.0690	.1050	.1450
		.081			-.0570				
		.086		-.0360					
		.094	-.0650						
		.150				-.0980	-.0450	-.0200	-.0100
		.177			-.1310				
		.229	-.0720						
		.246		-.0920					
		.250				-.1530	-.1170	-.0890	-.0830
		.362	-.0840						
		.400				-.1940	-.1660		-.1200
		.402			-.1680				
		.497	-.1000						
		.550				-.2030	-.1840		
		.565			-.1770				
		.600							-.1640
		.650						-.1630	
		.700	-.1280				-.1850		
		.725				-.1960			
		.750						-.1800	-.1790
		.760			-.1710				
		.775				-.1940	-.1820		

AMES 87-707 IA9 O2A + S3 + T9 UPPER WING

(RBNU15)

SECTION (1) UPPER WING		DEPENDENT VARIABLE CP								
MACH (1) = 2.498	BETAT (5) = 4.310	Y/DW	.299	.364	.427	.534	.673	.780	.887	
		X/CW	.965	-.0510						
MACH (1) = 2.498	BETAT (6) = 6.440	Y/DW	.299	.364	.427	.534	.673	.780	.887	
		X/CW	.000	-.1210	-.1200	.0290	.4610	.5480	.5720	.5530
			.050			-.0720	-.0100	.0330	.0690	
			.081		-.1140					
			.086	-.0800						
			.094	-.1090						
			.150			-.1420	-.0970	-.0680	-.0550	
			.177		-.1460					
			.229	-.1010						
			.246		-.1180					
			.250			-.1810	-.1500	-.1230	-.1140	
			.362	-.0990						
			.400			-.2010	-.1870		-.1460	
			.402		-.1620					
			.497	-.1000						
			.550			-.2080	-.2010			
			.565		-.1630					
			.600						-.1810	
			.650					-.1660		
			.700	-.1230			-.1930			
			.725			-.1970				
			.750					-.1760	-.1830	
			.760		-.1280					
			.775			-.1900	-.1920			
			.808		-.1170					
			.834	-.0960						
			.850			-.1820	-.1920	-.1790		
			.857		-.1290					
			.865	-.0900						
			.900	-.0800		-.1770			-.1800	
			.905		-.1220					
			.950			-.1670	-.1830	-.1760		
			.953		-.1100					
			.965	-.0560						
MACH (1) = 2.498	BETAT (7) = 8.570	Y/DW	.299	.364	.427	.534	.673	.780	.887	
		X/CW	.000	-.1310	-.1290	-.0260	.3340	.4640	.5170	.5000
			.050			-.1030	-.0420	.0130	.0490	
			.081		-.1290					
			.086	-.0930						
			.094	-.1270						

AMES 87-707 IA9 O2A + S3 + T9 UPPER WING

(RDNU15)

SECTION (1) UPPER WING		DEPENDENT VARIABLE CP							
MACH (1) = 2.498	BETAT (7) = 8.570	Y/BW	.299	.364	.427	.534	.673	.780	.887
		X/CW							
		.150				-.1570	-.1160	-.0790	-.0660
		.177			-.1370				
		.229	-.1080						
		.246		-.1100					
		.250				-.1860	-.1650	-.1330	-.1220
		.362	-.0960						
		.400				-.1950	-.1960		-.1520
		.402			-.1440				
		.497	-.1010						
		.550				-.2000	-.2010		
		.565			-.1470				
		.600							-.1830
		.650						-.1700	
		.700	-.1260				-.1950		
		.725				-.1890			
		.750						-.1810	-.1820
		.760			-.1320				
		.775				-.1760	-.1930		
		.808			-.1220				
		.834	-.1030						
		.850				-.1560	-.1940	-.1840	
		.857			-.1360				
		.865	-.0930						
		.900	-.0830			-.1440			-.1840
		.906			-.1280				
		.950				-.1300	-.1790	-.1820	
		.953			-.1150				
		.965	-.0590						
MACH (2) = 2.999	BETAT (1) = -8.550	Y/BW	.299	.364	.427	.534	.673	.780	.887
		X/CW							
		.000	.0550	.0730	.4550	1.1450	1.0860	1.1310	.8960
		.050				.1810	.2040	.2640	.3020
		.081			.0760				
		.086		.0620					
		.094	.0430						
		.150				.0120	.0510	.0870	.1060
		.177			-.0320				
		.229	.0160						
		.246		-.0170					
		.250				-.0670	-.0360	.0040	.0130
		.362	-.0070						
		.400				-.1170	-.0910		-.0350
		.402			-.0990				
		.497	-.0340						

AMES 87-707 IA9 O2A + S3 + T9 UPPER WING

(RBNU15)

SECTION (1) UPPER WING

DEPENDENT VARIABLE CP

MACH (2) = 2.999 BETAT (1) = -8.550

Y/BW	.299	.364	.427	.534	.673	.780	.887
X/CW							
.550				-.1420	-.1060		
.565			-.1110				
.600							-.0850
.650						-.0880	
.700	-.0660				-.1190		
.725				-.1480			
.750						-.1090	-.1030
.760			-.1110				
.775				-.1430	-.1210		
.808			-.1000				
.834	-.0670						
.850				-.1380	-.1140	-.1060	
.857			-.1240				
.865	-.0580						
.900	-.0490			-.1350			-.0930
.905			-.1200				
.950				-.1190	-.1090	-.0970	
.953			-.1150				
.965	.0070						

MACH (2) = 2.999 BETAT (2) = -6.400

Y/BW	.299	.364	.427	.534	.673	.780	.887
X/CW							
.000	.0290	.0350	.3500	1.0420	1.0050	1.0390	.9680
.050				.1460	.1590	.2230	.2880
.081			.0510				
.086		.0320					
.094	.0150						
.150				-.0140	.0240	.0610	.0880
.177			-.0420				
.229	-.0060						
.246		-.0330					
.250				-.0820	-.0520	-.0140	.0000
.362	-.0290						
.400				-.1280	-.1050		-.0440
.402			-.1010				
.497	-.0530						
.550				-.1490	-.1140		
.565			-.1160				
.600							-.0940
.650						-.0950	
.700	-.0800				-.1250		
.725				-.1530			
.750						-.1140	-.1100
.760			-.1150				
.775				-.1480	-.1250		

AMES 87-757 IA9 C2A + S3 + T9 UPPER WING

(RBNU15)

SECTION (1) UPPER WING

DEPENDENT VARIABLE CP

MACH (2) = 2.999	BETAT (2) = -6.400	Y/BW	.299	.364	.427	.534	.673	.780	.887
		X/CW							
		.808			-.1080				
		.834	-.0780						
		.850			-.1460	-.1180	-.1080		
		.857			-.1300				
		.865	-.0670						
		.900	-.0590		-.1440				-.1030
		.905			-.1290				
		.950			-.1340	-.1140	-.1010		
		.953			-.1230				
		.965	-.0150						
MACH (2) = 2.999	BETAT (3) = -4.240	Y/BW	.299	.364	.427	.534	.673	.780	.887
		X/CW							
		.000	.0020	-.0010	.2820	.9530	.9090	.9540	.8760
		.050				.1180	.1360	.1830	.2450
		.081			.0230				
		.086		.0020					
		.094	-.0090						
		.150				-.0200	.0170	.0370	.0610
		.177			-.0590				
		.229	-.0290						
		.246		-.0500					
		.250				-.0810	-.0520	-.0320	-.0190
		.362	-.0510						
		.400				-.1200	-.0990		-.0600
		.402			-.1100				
		.497	-.0720						
		.550				-.1410	-.1210		
		.565			-.1240				
		.600							-.1040
		.650						-.1030	
		.700	-.0940				-.1330		
		.725				-.1430			
		.750						-.1210	-.1170
		.760			-.1250				
		.775				-.1390	-.1320		
		.808			-.1190				
		.834	-.0890						
		.850				-.1390	-.1250	-.1160	
		.857			-.1200				
		.865	-.0810						
		.900	-.0720			-.1370			-.1120
		.905			-.1250				
		.950				-.1300	-.1210	-.1110	
		.953			-.1190				

AMES 87-757 IA9 O2A + S3 + T9 UPPER WING

(RBNU15)

SECTION (1) UPPER WING

DEPENDENT VARIABLE CF

MACH (2) = 2.999	BETAT (3) = -4.240	Y/BW	.299	.364	.427	.534	.673	.780	.887
		X/CW							
			.965	-.0390					
MACH (2) = 2.999	BETAT (4) = .060	Y/BW	.299	.364	.427	.534	.673	.780	.887
		X/CW							
			.000	-.0430	-.0520	.1640	.7350	.7450	.7830
			.050			.0470	.0850	.1310	.1760
			.081			-.0290			
			.086		-.0390				
			.094	-.0370					
			.150			-.0560	-.0190	.0090	.0220
			.177			-.0830			
			.229	-.0540					
			.246		-.0730				
			.250			-.1030	-.0800	-.0550	-.0450
			.362	-.0730					
			.400			-.1360	-.1160		-.0780
			.402			-.1210			
			.497	-.0930					
			.550			-.1520	-.1340		
			.565		-.1300				
			.600						-.1150
			.650					-.1120	
			.700	-.1100			-.1400		
			.725			-.1450			
			.750					-.1310	-.1270
			.760		-.1260				
			.775			-.1430	-.1390		
			.808		-.1240				
			.834	-.0930					
			.850			-.1410	-.1360	-.1260	
			.857		-.1330				
			.865	-.0840					
			.900	-.0770		-.1370			-.1220
			.905		-.1370				
			.950			-.1300	-.1300	-.1220	
			.953		-.1340				
			.965	-.0510					
MACH (2) = 2.999	BETAT (5) = 4.390	Y/BW	.299	.364	.427	.534	.673	.780	.887
		X/CW							
			.000	-.0780	-.0820	.0740	.5070	.5610	.6090
			.050			-.0210	.0350	.0810	.1070
			.081			-.0640			
			.086		-.0610				
			.094	-.0640					

AMES 87-707 IA9 O2A + S3 + T9 UPPER WING

(RBNU15)

SECTION (1) UPPER WING

DEPENDENT VARIABLE CP

MACH (2) = 2.999 BETAT (5) = 4.390

Y/BW	.299	.364	.427	.534	.673	.780	.887
X/CW							
.150				-.0870	-.0490	-.0200	-.0080
.177			-.1010				
.229	-.0650						
.246		-.0760					
.250				-.1210	-.1000	-.0710	-.0620
.362	-.0810						
.400				-.1450	-.1290		-.0890
.402			-.1210				
.497	-.0910						
.550				-.1550	-.1370		
.565			-.1300				
.600							-.1200
.650						-.1180	
.700	-.0980				-.1390		
.725				-.1470			
.750						-.1340	-.1330
.760			-.1250				
.775				-.1450	-.1380		
.808			-.1210				
.834	-.0850						
.850				-.1430	-.1360	-.1330	
.857			-.1180				
.865	-.0800						
.900	-.0730			-.1390			-.1310
.905			-.1220				
.950				-.1360	-.1300	-.1310	
.953			-.1160				
.965	-.0490						

MACH (2) = 2.999 BETAT (6) = 6.570

Y/BW	.299	.364	.427	.534	.673	.780	.887
X/CW							
.000	-.0860	-.0870	.0280	.3950	.4850	.5280	.5140
.050				-.0410	.0070	.0540	.0890
.081			-.0790				
.086		-.0740					
.094	-.0790						
.150				-.0970	-.0630	-.0350	-.0220
.177			-.1060				
.229	-.0740						
.246		-.0780					
.250				-.1260	-.1070	-.0820	-.0710
.362	-.0860						
.400				-.1450	-.1320		-.0970
.402			-.1220				
.497	-.0910						

AMES 87-707 IA9 O2A + S3 + T9 UPPER WING

(RBNU15)

SECTION (1) UPPER WING

DEPENDENT VARIABLE CP

MACH (2) = 2.999 BETAT (6) = 6.570

Y/BW	.299	.364	.427	.534	.673	.780	.887
X/CW							
.550				-.1500	-.1430		
.565			-.1300				
.600							-.1260
.650						-.1220	
.700	-.0980				-.1440		
.725				-.1470			
.750						-.1360	-.1350
.760			-.1160				
.775				-.1450	-.1410		
.808			-.1040				
.834	-.0880						
.850				-.1410	-.1390	-.1340	
.857			-.1060				
.865	-.0810						
.900	-.0750			-.1400			-.1330
.905			-.1070				
.950				-.1370	-.1340	-.1340	
.953			-.0980				
.965	-.0530						

MACH (2) = 2.999 BETAT (7) = 8.730

Y/BW	.299	.364	.427	.534	.673	.780	.887
X/CW							
.000	-.0930	-.0970	-.0150	.2900	-.3950	.4660	.4560
.050				-.0710	-.0200	.0320	.0640
.081			-.0940				
.086		-.0820					
.094	-.0920						
.150				-.1130	-.0760	-.0490	-.0340
.177			-.1060				
.229	-.0820						
.246		-.0850					
.250				-.1370	-.1130	-.0920	-.0820
.362	-.0860						
.400				-.1460	-.1380		-.1050
.402			-.1200				
.497	-.0860						
.550				-.1490	-.1450		
.565			-.1140				
.600							-.1300
.650						-.1260	
.700	-.0990				-.1430		
.725				-.1460			
.750						-.1340	-.1350
.760			-.1100				
.775				-.1430	-.1420		

AMES 87-707 IA9 O2A + S3 + T9 UPPER WING

(RBNU15)

SECTION (1) UPPER WING

DEPENDENT VARIABLE CP

MACH (2) = 2.999 BETAT (7) = 8.730

Y/BW	.299	.364	.427	.534	.673	.780	.887
X/CW							
.808							
.834							
.850							
.857							
.865							
.900							
.905							
.950							
.953							
.965							

MACH (3) = 3.502 BETAT (1) = -8.710

Y/BW	.299	.364	.427	.534	.673	.780	.887
X/CW							
.000							
.050							
.081							
.086							
.094							
.150							
.177							
.229							
.246							
.250							
.362							
.400							
.402							
.497							
.550							
.565							
.600							
.650							
.700							
.725							
.750							
.760							
.775							
.808							
.834							
.850							
.857							
.865							
.900							
.905							
.950							
.953							

AMCS 07-707 IA9 O2A + S3 + T9 UPPER WING

(RPN015)

SECTION (1) UPPER WING		DEPENDENT VARIABLE CP								
MACH (3) = 3.502	BETAT (1) = -8.710	Y/BW	.299	.364	.427	.534	.673	.780	.887	
		X/CW	.965	-.0130						
MACH (3) = 3.502	BETAT (2) = -6.520	Y/BW	.299	.364	.427	.534	.673	.780	.887	
		X/CW	.000	.0290	.0290	.3190	.9440	1.0040	1.0870	.8770
			.050			.1680	.1920	.2490	.2070	
			.081		.0600					
			.086	.0300						
			.094	.0190						
			.150			.0190	.0590	.0830	.0700	
			.177		-.0210					
			.229	-.0010						
			.246		-.0220					
			.250			-.0460	-.0170	.0030	.0100	
			.362	-.0250						
			.400			-.0910	-.0670		-.0250	
			.402		-.0760					
			.497	-.0470						
			.550			-.1100	-.0880			
			.565		-.0900					
			.600						-.0690	
			.650					-.0690		
			.700	-.0660			-.0970			
			.725			-.1150				
			.750					-.0870	-.0850	
			.760		-.0930					
			.775			-.1120	-.0970			
			.808		-.0880					
			.834	-.0630						
			.850			-.1110	-.0920	-.0870		
			.857		-.0990					
			.865	-.0560						
			.900	-.0480		-.1100			-.0790	
			.905		-.1000					
			.950			-.1050	-.0880	-.0800		
			.953		-.0980					
			.965	-.0240						
MACH (3) = 3.502	BETAT (3) = -4.330	Y/BW	.299	.364	.427	.534	.673	.780	.887	
		X/CW	.000	.0050	.0030	.2620	.8300	.8790	.9690	.8070
			.050			.1310	.1560	.2090	.2290	
			.081		.0340					
			.086	.0060						
			.094	.0040						

AMES 87-707 IA9 O2A + S3 + T9 UPPER WING

(RBNU15)

SECTION (1) UPPER WING		DEPENDENT VARIABLE CP							
MACH (3) = 3.502	BETAT (3) = -4.330	Y/BW	.299	.364	.427	.534	.673	.780	.887
		X/CW							
		.150				.0010	.0390	.0620	.0680
		.177			-.0320				
		.229	-.0130						
		.246		-.0330					
		.250				-.0570	-.0340	-.0080	-.0030
		.362	-.0370						
		.400				-.0980	-.0730		-.0410
		.402			-.0800				
		.497	-.0570						
		.550				-.1130	-.0910		
		.565			-.0930				
		.600							-.0770
		.650						-.0740	
		.700	-.0760				-.1010		
		.725				-.1170			
		.750						-.0930	-.0940
		.760			-.0940				
		.775				-.1150	-.1000		
		.808			-.0920				
		.834	-.0690						
		.850				-.1120	-.0960	-.0900	
		.857			-.0980				
		.865	-.0610						
		.900	-.0570			-.1130			-.0840
		.905			-.1030				
		.950				-.1110	-.0950	-.0870	
		.953			-.1020				
		.965	-.0370						
MACH (3) = 3.502	BETAT (4) = .050	Y/BW	.299	.364	.427	.534	.673	.780	.887
		X/CW							
		.000	-.0270	-.0330	.1480	.6600	.6630	.7400	.7440
		.050				.0490	.0790	.1310	.1700
		.081			-.0140				
		.086		-.0260					
		.094	-.0200						
		.150				-.0440	-.0040	.0200	.0330
		.177			-.0580				
		.229	-.0350						
		.246		-.0550					
		.250				-.0860	-.0600	-.0380	-.0280
		.362	-.0550						
		.400				-.1120	-.0930		-.0590
		.402			-.0890				
		.497	-.0710						

AMES 87-707 IA9 O2A + S3 + T9 UPPER WING

(RBNU15)

SECTION (1) UPPER WING

DEPENDENT VARIABLE CP

MACH (3) = 3.502	BETAT (4) = .050	Y/BW	.299	.364	.427	.534	.673	.780	.887
		X/CW							
		.550				-.1230	-.1050		
		.565			-.0980				
		.600							-.0890
		.650						-.0850	
		.700	-.0860				-.1120		
		.725				-.1190			
		.750						-.1000	-.0990
		.760			-.0970				
		.775				-.1160	-.1100		
		.808			-.0950				
		.834	-.0820						
		.850				-.1170	-.1060	-.0980	
		.857			-.1000				
		.865	-.0720						
		.900	-.0670			-.1160			-.0980
		.905			-.1110				
		.950				-.1120	-.1040	-.0980	
		.953			-.1130				
		.965	-.0510						

MACH (3) = 3.502	BETAT (5) = 4.460	Y/BW	.299	.364	.427	.534	.673	.780	.887
		X/CW							
		.000	-.0650	-.0680	.0070	.4200	.5140	.5700	.5660
		.050				-.0470	.0310	.0720	.1010
		.081			-.0530				
		.086		-.0490					
		.094	-.0470						
		.150				-.0720	-.0390	-.0100	-.0010
		.177			-.0750				
		.229	-.0490						
		.246		-.0610					
		.250				-.1010	-.0830	-.0570	-.0510
		.362	-.0610						
		.400				-.1190	-.1050		-.0740
		.402			-.0910				
		.497	-.0740						
		.550				-.1260	-.1110		
		.565			-.0960				
		.600							-.0990
		.650						-.0940	
		.700	-.0860				-.1110		
		.725				-.1210			
		.750						-.1050	-.1030
		.760			-.0960				
		.775				-.1180	-.1110		

AMES 87-717 IA9 O2A + S3 + T9 UPPER WING

(RBNU15)

SECTION (1) UPPER WING

DEPENDENT VARIABLE CP

MACH (3) = 3.502	BETAT (5) = 4.460	Y/BW	.299	.364	.427	.534	.673	.780	.887
		X/CW							
		.808							-.0960
		.834		-.0820					
		.850				-.1180	-.1110	-.1080	
		.857				-.0970			
		.865		-.0760					
		.900		-.0680		-.1180			-.1030
		.905				-.1110			
		.950				-.1170	-.1100	-.1050	
		.953				-.1110			
		.965		-.0520					
MACH (3) = 3.502	BETAT (6) = 6.660	Y/BW	.299	.364	.427	.534	.673	.780	.887
		X/CW							
		.000		-.0690	-.0730	-.0300	.3570	.4500	.4980
		.050				-.0470	-.0050	.0450	.0760
		.081				-.0680			
		.086		-.0630					
		.094		-.0630					
		.150				-.0870	-.0560	-.0280	-.0160
		.177				-.0790			
		.229		-.0630					
		.246			-.0710				
		.250				-.1080	-.0900	-.0690	-.0580
		.362		-.0690					
		.400				-.1240	-.1130		-.0810
		.402				-.0940			
		.497		-.0810					
		.550				-.1270	-.1150		
		.565				-.1000			
		.600							-.1030
		.650						-.0970	
		.700		-.0870			-.1140		
		.725				-.1210			
		.750						-.1110	-.1060
		.760				-.0930			
		.775				-.1200	-.1140		
		.808				-.0890			
		.834		-.0840					
		.850				-.1200	-.1120	-.1090	
		.857				-.0960			
		.865		-.0750					
		.900		-.0720		-.1220			-.1090
		.905				-.1000			
		.950				-.1210	-.1110	-.1110	
		.953				-.0990			

AMES 87-707 IA9 O2A + S3 + T9 UPPER WING

(RDNU15)

SECTION (1) UPPER WING

DEPENDENT VARIABLE CP

MACH (3) = 3.502 BETAT (6) = 6.660

Y/BW	.299	.364	.427	.534	.673	.780	.887
X/CW	.965	-.0570					

MACH (3) = 3.502 BETAT (7) = 8.880

Y/BW	.299	.364	.427	.534	.673	.780	.887	
X/CW	.000	-.0800	-.0840	-.0110	.2000	.3390	.4170	.4350
	.050			-.0770	-.0250	.0210	.0570	
	.081		-.0740					
	.086	-.0710						
	.094	-.0750						
	.150			-.1030	-.0700	-.0400	-.0250	
	.177		-.0840					
	.229	-.0740						
	.246	-.0750						
	.255			-.1180	-.1020	-.0750	-.0650	
	.362	-.0710						
	.400			-.1240	-.1200		-.0870	
	.402		-.0940					
	.497	-.0800						
	.550			-.1250	-.1170			
	.565		-.0950					
	.600						-.1070	
	.650					-.1000		
	.700	-.0840			-.1150			
	.725			-.1220				
	.750					-.1120	-.1110	
	.760		-.0940					
	.775			-.1210	-.1160			
	.808		-.0920					
	.834	-.0820						
	.850			-.1230	-.1160	-.1140		
	.857		-.0970					
	.865	-.0800						
	.900	-.0750		-.1220			-.1140	
	.905		-.1020					
	.950			-.1210	-.1130	-.1120		
	.953		-.1010					
	.965	-.0590						

AMES 87-707 IA9 O2A + S3 + T9 UPPER WING

(RBNU16) (10 MAY 73)

REFERENCE DATA

SREF = 2.4210 SQ.FT. XMRP = 28.5300 INCHES
 LREF = 39.8490 INCHES YMRP = .0000 INCHES
 BREF = 39.8490 INCHES ZMRP = .0000 INCHES
 SCALE = .0300 SCALE

PARAMETRIC DATA

ALPHAT = 8.000 ORBINC = .500
 RUDDER = -15.000 ELEVON = .000
 RUDFLR = .000

SECTION (1) UPPER WING

DEPENDENT VARIABLE CP

MACH (1) = 2.498 BETAT (1) = -8.370

Y/BW	.299	.364	.427	.534	.673	.780	.887
X/CW							
.000	.0300	.0820	.4730	1.1060	1.0100	1.0280	.9910
.050			.0170	.1150	.1440	.1740	.2340
.081							
.086		.0550					
.094	.0300						
.150				-.0440	.0020	.0180	.0390
.177			-.0930				
.229	.0000						
.246		-.0530					
.250				-.1190	-.0840	-.0620	-.0540
.362	-.0120						
.400				-.1730	-.1410		-.0960
.402			-.1510				
.497	-.0450						
.550				-.1930	-.1700		
.565			-.1620				
.600							-.1500
.650						-.1500	
.700	-.1000				-.1650		
.725				-.1810			
.750						-.1640	-.1660
.760			-.1610				
.775				-.1800	-.1650		
.808			-.1580				
.834	-.1040						
.850				-.1800	-.1640	-.1650	
.857			-.1780				
.865	-.0900						
.900	-.0670			-.1730			-.1500
.905			-.1750				
.950				-.1480	-.1600	-.1550	
.953			-.1680				
.965	.0210						

MACH (1) = 2.498 BETAT (2) = -6.270

Y/BW	.299	.364	.427	.534	.673	.780	.887
X/CW							
.000	-.0030	.0440	.4090	1.0500	.9620	.9770	.9230
.050				.0860	.1230	.1530	.2040
.081			-.0070				
.086		.0150					
.094	.0020						

AMES 87-707 IA9 C2A + S3 + T9 UPPER WING

(RBNU16)

SECTION (1) UPPER WING

DEPENDENT VARIABLE CP

MACH (1) = 2.498 BETAT (2) = -6.270

Y/BW	.299	.364	.427	.534	.673	.780	.887
X/CW							
.150				-.0590	-.0110	.0040	.0180
.177			-.1050				
.229	-.0260						
.246		-.0660					
.250				-.1330	-.0920	-.0730	-.0630
.362	-.0360						
.400				-.1780	-.1480		-.1060
.402			-.1570				
.497	-.0650						
.550				-.1950	-.1740		
.565			-.1680				
.600							-.1530
.650						-.1540	
.700	-.1090				-.1720		
.725				-.1840			
.750						-.1690	-.1730
.760			-.1660				
.775				-.1850	-.1690		
.808			-.1640				
.834	-.1140						
.850				-.1830	-.1690	-.1640	
.857			-.1810				
.865	-.0960						
.900	-.0770			-.1780			-.1630
.905			-.1800				
.950				-.1550	-.1660	-.1630	
.953			-.1730				
.965	-.0010						

MACH (1) = 2.498 BETAT (3) = -4.160

Y/BW	.299	.364	.427	.534	.673	.780	.887
X/CW							
.000	-.0230	.0070	.3550	.9680	.9040	.9270	.8670
.050				.0570	.0980	.1330	.1750
.081			-.0310				
.086		-.0150					
.094	-.0310						
.150				-.0760	-.0300	-.0090	.0010
.177			-.1160				
.229	-.0470						
.246		-.0850					
.250				-.1420	-.1060	-.0820	-.0760
.362	-.0620						
.400				-.1840	-.1560		-.1180
.402			-.1620				
.497	-.0830						

AMES 87-707 IA9 C2A + S3 + T9 UPPER WING

(RBNU16)

SECTION (1) UPPER WING

DEPENDENT VARIABLE CP

MACH (1) = 2.498	BETAT (3) = -4.160	Y/BW	.299	.364	.427	.534	.673	.780	.887
		X/CW							
		.550				-.2500	-.1810		
		.565			-.1720				
		.600							-.1610
		.650						-.1650	
		.700	-.1220				-.1760		
		.725				-.1930			
		.750						-.1730	-.1790
		.760			-.1700				
		.775				-.1870	-.1740		
		.808			-.1670				
		.834	-.1230						
		.850				-.1900	-.1760	-.1700	
		.857			-.1870				
		.865	-.1060						
		.900	-.0860			-.1880			-.1690
		.905			-.1880				
		.950				-.1750	-.1720	-.1690	
		.953			-.1830				
		.965	-.0140						
MACH (1) = 2.498	BETAT (4) = .060	Y/BW	.299	.364	.427	.534	.673	.780	.887
		X/CW							
		.000	-.0800	-.0600	.2270	.7880	.7400	.7940	.7360
		.050				-.0030	.0450	.0830	.1150
		.081			-.0670				
		.086		-.0520					
		.094	-.0720						
		.150				-.1080	-.0640	-.0420	-.0330
		.177			-.1380				
		.229	-.0790						
		.246		-.1100					
		.250				-.1620	-.1290	-.1070	-.1000
		.362	-.0950						
		.400				-.1990	-.1730		-.1350
		.402			-.1770				
		.497	-.1110						
		.550				-.2070	-.1920		
		.565			-.1820				
		.600							-.1710
		.650						-.1700	
		.700	-.1380				-.1880		
		.725				-.2000			
		.750						-.1830	-.1860
		.760			-.1790				
		.775				-.1990	-.1840		

AMES 87-707 IA9 C2A + S3 + T9 UPPER WING

(RBNU16)

SECTION (1) UPPER WING		DEPENDENT VARIABLE CP							
MACH (1) = 2.498	BETAT (5) = 4.330	Y/BW	.299	.364	.427	.534	.673	.780	.887
		X/CW	.965	-.0600					
MACH (1) = 2.498	BETAT (6) = 6.460	Y/BW	.299	.364	.427	.534	.673	.780	.887
		X/CW	.000	-.1270	-.1250	.0350	.4740	.5700	.5850
			.050			-.0810	-.0240	.0140	.0460
			.081		-.1240				
			.086		-.0920				
			.094	-.1190					
			.150			-.1530	-.1080	-.0810	-.0730
			.177		-.1590				
			.229	-.1100					
			.246		-.1330				
			.250			-.1900	-.1610	-.1360	-.1290
			.362	-.1100					
			.400			-.2110	-.1940		-.1600
			.402		-.1750				
			.497	-.1070					
			.550			-.2130	-.2060		
			.565		-.1800				
			.600						-.1880
			.650					-.1720	
			.700	-.1330			-.1980		
			.725			-.2010			
			.750					-.1810	-.1840
			.760		-.1530				
			.775			-.1960	-.1960		
			.808		-.1380				
			.834	-.1080					
			.850			-.1960	-.1950	-.1830	
			.857		-.1470				
			.865	-.0990					
			.900	-.0890		-.1990			-.1860
			.905		-.1370				
			.950			-.1930	-.1880	-.1820	
			.953		-.1220				
			.965	-.0660					
MACH (1) = 2.498	BETAT (7) = 8.600	Y/BW	.299	.364	.427	.534	.673	.780	.887
		X/CW	.000	-.1440	-.1390	-.0270	.3260	.5190	.5440
			.050			-.1160	-.0500	.0010	.0300
			.081		-.1380				
			.086		-.1030				
			.094	-.1370					

AMES 87-707 IA9 O2A + S3 + T9 UPPER WING

(RBNU16)

SECTION (1) UPPER WING

DEPENDENT VARIABLE CP

MACH (1) = 2.498 BETAT (7) = 8.600

Y/BW	.299	.364	.427	.534	.673	.780	.887
X/CW							
.150				-.1660	-.1280	-.0910	-.0810
.177			-.1520				
.229	-.1180						
.246		-.1270					
.250				-.1960	-.1740	-.1420	-.1320
.362	-.1070						
.400				-.2050	-.2020		-.1620
.402			-.1670				
.497	-.1100						
.550				-.2110	-.2040		
.565			-.1680				
.600							-.1830
.650						-.1720	
.700	-.1340				-.2040		
.725				-.2040			
.750						-.1830	-.1830
.760			-.1440				
.775				-.1960	-.2000		
.808			-.1340				
.834	-.1080						
.850				-.1830	-.1980	-.1870	
.857			-.1450				
.865	-.0990						
.900	-.0920			-.1760			-.1840
.905			-.1380				
.950				-.1650	-.1900	-.1860	
.953			-.1260				
.965	-.0690						

MACH (2) = 2.999 BETAT (1) = -8.530

Y/BW	.299	.364	.427	.534	.673	.780	.887
X/CW							
.000	.0360	.0840	.4660	1.1520	1.0760	1.1210	.9080
.050				.1630	.1870	.2320	.1930
.081			.0660				
.086		.0530					
.094	.0340						
.150				.0090	.0470	.0590	.0470
.177			-.0400				
.229	.0110						
.246		-.0300					
.250				-.0650	-.0340	-.0190	-.0160
.362	-.0170						
.400				-.1120	-.0870		-.0490
.402			-.1040				
.497	-.0420						

AMES 87-707 IA9 C2A + S3 + T9 UPPER WING

(RBNU16)

SECTION (1) UPPER WING

DEPENDENT VARIABLE CP

MACH (2) = 2.999 BETAT (1) = -8.530

Y/BW	.299	.364	.427	.534	.673	.780	.887
X/CW							
.550				-.1330	-.1140		
.565			-.1180				
.600							-.0930
.650						-.0970	
.700	-.0730				-.1250		
.725				-.1330			
.750						-.1130	-.1090
.760			-.1140				
.775				-.1300	-.1200		
.808			-.1090				
.834	-.0740						
.850				-.1300	-.1150	-.1090	
.857			-.1240				
.865	-.0700						
.900	-.0610			-.1260			-.1010
.905			-.1220				
.950				-.1110	-.1110	-.1110	
.953			-.1160				
.965	-.0100						

MACH (2) = 2.999 BETAT (2) = -6.380

Y/BW	.299	.364	.427	.534	.673	.780	.887
X/CW							
.000	.0190	.0370	.4100	1.0380	1.0020	1.0140	.8050
.050				.1430	.1470	.1940	.2150
.081			.0390				
.086		.0270					
.094	.0020						
.150				-.0100	.0220	.0410	.0590
.177			-.0600				
.229	-.0150						
.246		-.0510					
.250				-.0770	-.0510	-.0300	-.0170
.362	-.0390						
.400				-.1220	-.0970		-.0600
.402			-.1150				
.497	-.0610						
.550				-.1430	-.1190		
.565			-.1260				
.600							-.1030
.650						-.1040	
.700	-.0880				-.1300		
.725				-.1400			
.750						-.1220	-.1210
.760			-.1210				
.775				-.1360	-.1270		

AMES 87-707 IA9 O2A + S3 + T9 UPPER WING

(RBNU16)

SECTION (1) UPPER WING

DEPENDENT VARIABLE CP

MACH (2) = 2.999 BETAT (2) = -6.380

Y/BW	.299	.364	.427	.534	.673	.780	.887
X/CW							
.808							
.834							
.850							
.857							
.865							
.900							
.905							
.950							
.953							
.965							

MACH (2) = 2.999 BETAT (3) = -4.230

Y/BW	.299	.364	.427	.534	.673	.780	.887
X/CW							
.000							
.050							
.081							
.086							
.094							
.150							
.177							
.229							
.246							
.250							
.362							
.400							
.402							
.497							
.550							
.565							
.600							
.650							
.700							
.725							
.750							
.760							
.775							
.808							
.834							
.850							
.857							
.865							
.900							
.905							
.950							
.953							

AMES 87-707 IA9 O2A + S3 + T9 UPPER WING

(RBNU16)

SECTION (1) UPPER WING		DEPENDENT VARIABLE CP							
MACH (2) = 2.999	BETAT (3) = -4.230	Y/BW	.299	.364	.427	.534	.673	.780	.887
		X/CW	.965	-.5460					
MACH (2) = 2.999	BETAT (4) = .060	Y/BW	.299	.364	.427	.534	.673	.780	.887
		X/CW	.000	-.0520	-.0540	.1920	.7200	.7400	.7930
			.050			.0380	.0680	.1120	.1480
			.081			-.0380			
			.086		-.0410				
			.094	-.0460					
			.150			-.0630	-.0270	-.0070	.0060
			.177			-.0920			
			.229	-.0610					
			.246		-.0760				
			.250			-.1070	-.0810	-.0660	-.0570
			.362	-.0780					
			.400			-.1370	-.1170		-.0880
			.402			-.1240			
			.497	-.0920					
			.550			-.1520	-.1340		
			.565			-.1330			
			.600						-.1200
			.650					-.1170	
			.700	-.1100			-.1380		
			.725			-.1430			
			.750					-.1320	-.1310
			.760			-.1280			
			.775			-.1430	-.1380		
			.808			-.1280			
			.834	-.1010					
			.850			-.1430	-.1340	-.1280	
			.857			-.1410			
			.865	-.0910					
			.900	-.0830		-.1380			-.1280
			.905			-.1430			
			.950			-.1290	-.1310	-.1260	
			.953			-.1400			
			.965	-.0530					
MACH (2) = 2.999	BETAT (5) = 4.400	Y/BW	.299	.364	.427	.534	.673	.780	.887
		X/CW	.000	-.0820	-.0880	.0810	.6020	.5910	.6340
			.050			-.0180	.0250	.0630	.0930
			.081			-.0680			
			.086		-.0670				
			.094	-.0720					

AMES 87-757 IA9 O2A + S3 + T9 UPPER WING

(RBNU16)

SECTION (1) UPPER WING

DEPENDENT VARIABLE CP

MACH (2) = 2.999	BETAT (5) = 4.450	Y/BW	.299	.364	.427	.534	.673	.780	.887
		X/CW							
		.150				-.0910	-.0530	-.0310	-.0230
		.177			-.1020				
		.229	-.0740						
		.246		-.0870					
		.250				-.1250	-.1000	-.0810	-.0730
		.362	-.0880						
		.400				-.1460	-.1300		-.1000
		.402			-.1260				
		.497	-.0970						
		.550				-.1510	-.1390		
		.565		-.1310					
		.600							-.1250
		.650						-.1220	
		.700	-.1040				-.1380		
		.725				-.1450			
		.750						-.1320	-.1330
		.760			-.1320				
		.775				-.1420	-.1370		
		.808			-.1310				
		.834	-.0910						
		.850				-.1420	-.1350	-.1320	
		.857			-.1450				
		.865	-.0820						
		.900	-.0750			-.1390			-.1320
		.905			-.1410				
		.950				-.1350	-.1320	-.1310	
		.953			-.1310				
		.965	-.0560						

MACH (2) = 2.999	BETAT (6) = 6.580	Y/BW	.299	.364	.427	.534	.673	.780	.887
		X/CW							
		.000	-.0920	-.0960	.0390	.3960	.5220	.5570	.5440
		.050				-.0420	-.0010	.0420	.0690
		.081			-.0820				
		.086		-.0790					
		.094	-.0840						
		.150				-.1000	-.0680	-.0440	-.0340
		.177			-.1100				
		.229	-.0840						
		.246		-.0900					
		.250				-.1310	-.1120	-.0890	-.0830
		.362	-.0920						
		.400				-.1490	-.1370		-.1050
		.402			-.1260				
		.497	-.0960						

AMES 87-707 IA9 O2A + S3 + T9 UPPER WING

(RBNU16)

SECTION (1) UPPER WING

DEPENDENT VARIABLE CP

MACH (2) = 2.999 BETAT (6) = 6.580

Y/BW	.299	.364	.427	.534	.673	.780	.887
X/CW							
.550				-.1540	-.1450		
.565			-.1330				
.600							-.1300
.650						-.1260	
.700	-.1020				-.1440		
.725				-.1480			
.750						-.1370	-.1360
.760			-.1320				
.775				-.1460	-.1430		
.808			-.1290				
.834	-.0940						
.850				-.1460	-.1410	-.1350	
.857			-.1340				
.865	-.0850						
.900	-.0810			-.1440			-.1360
.905			-.1250				
.950				-.1390	-.1370	-.1350	
.953			-.1150				
.965	-.0580						

MACH (2) = 2.999 BETAT (7) = 8.750

Y/BW	.299	.364	.427	.534	.673	.780	.887
X/CW							
.000	-.1020	-.1050	-.0080	.3040	.3980	.5010	.4800
.050				-.0690	-.0260	.0240	.0510
.081			-.0950				
.086		-.0850					
.094	-.0970						
.150				-.1120	-.0820	-.0540	-.0430
.177			-.1130				
.229	-.0900						
.246		-.0900					
.250				-.1360	-.1190	-.0960	-.0860
.362	-.0920						
.400				-.1510	-.1410		-.1090
.402			-.1240				
.497	-.0920						
.550				-.1550	-.1450		
.565			-.1270				
.600							-.1320
.650						-.1290	
.700	-.1030				-.1430		
.725				-.1500			
.750						-.1370	-.1390
.760			-.1150				
.775				-.1480	-.1430		

AMES 87-707 IA9 O2A + S3 + T9 UPPER WING

(RBNU16)

SECTION (1) UPPER WING		DEPENDENT VARIABLE CP							
MACH (2) = 2.999	BETAT (7) = 8.750	Y/BW	.299	.364	.427	.534	.673	.780	.887
		X/CW							
		.808			-.1080				
		.834	-.0970						
		.850				-.1460	-.1410	-.1370	
		.857			-.1160				
		.865	-.0930						
		.900	-.0850			-.1450			-.1380
		.905			-.1160				
		.950				-.1420	-.1380	-.1380	
		.953			-.1180				
		.965	-.0600						
MACH (3) = 3.502	BETAT (1) = -8.690	Y/BW	.299	.364	.427	.534	.673	.780	.887
		X/CW							
		.000	.0380	.0620	.3780	1.0890	1.1520	.9610	.9250
		.050				.1840	.2130	.1700	.1590
		.081			.0700				
		.086		.0520					
		.094	.0350						
		.150				.0280	.0610	.0640	.0210
		.177			-.0200				
		.229	.0120						
		.246		-.0140					
		.250				-.0420	-.0200	.0030	-.0330
		.362	-.0140						
		.400				-.0830	-.0690		-.0600
		.402			-.0770				
		.497	-.0350						
		.550				-.1080	-.0870		
		.565			-.0880				
		.600							-.0830
		.650						-.0670	
		.700	-.0580				-.0960		
		.725				-.1080			
		.750						-.0810	-.0800
		.760		-.0840					
		.775				-.1060	-.0950		
		.808		-.0840					
		.834	-.0620						
		.850				-.1050	-.0920	-.0780	
		.857			-.0970				
		.865	-.0560						
		.900	-.0520			-.1040			-.0800
		.905			-.0980				
		.950				-.0980	-.0910	-.0770	
		.953			-.0960				

AMES 87-707 IA9 O2A + S3 + T9 UPPER WING

(RBNU16)

SECTION (1) UPPER WING

DEPENDENT VARIABLE CP

MACH (3) = 3.502	BETAT (1) = -8.690	Y/BW	.299	.364	.427	.534	.673	.780	.887
		X/CW	.965	-.0210					
MACH (3) = 3.502	BETAT (2) = -6.500	Y/BW	.299	.364	.427	.534	.673	.780	.887
		X/CW	.000	.0140	.0320	.3280	.9540	1.0300	.8490
			.050			.1330	.1510	.1880	.1450
			.081		.0470				
			.086	.0240					
			.094	.0100					
			.150			-.0100	.0190	.0550	.0160
			.177		-.0360				
			.229	-.0070					
			.246		-.0270				
			.250			-.0750	-.0510	-.0130	-.0350
			.362	-.0310					
			.400			-.1140	-.0950		-.0570
			.402		-.0820				
			.497	-.0490					
			.550			-.1330	-.0940		
			.565		-.0930				
			.600						-.0850
			.650					-.0750	
			.700	-.0680			-.1030		
			.725			-.1350			
			.750					-.0900	-.0880
			.760		-.0910				
			.775			-.1320	-.0990		
			.808		-.0900				
			.834	-.0700					
			.850			-.1320	-.0950	-.0890	
			.857		-.1230				
			.865	-.0640					
			.900	-.0590		-.1330			-.0820
			.905		-.1260				
			.950			-.1310	-.0940	-.0870	
			.953		-.1210				
			.965	-.0350					
MACH (3) = 3.502	BETAT (3) = -4.320	Y/BW	.299	.364	.427	.534	.673	.780	.887
		X/CW	.000	-.0070	-.0030	.2660	.8360	.9210	.9810
			.050			.1110	.1420	.1860	.1350
			.081		.0240				
			.086	.0070					
			.094	-.0050					

AMES 87-707 IA9 O2A + S3 + T9 UPPER WING

(RBNU16)

SECTION (3) UPPER WING

DEPENDENT VARIABLE CP

MACH (3) = 3.502 BETAT (3) = -4.320

Y/BW	.299	.364	.427	.534	.673	.780	.887
X/CW							
.150				-.0100	.0240	.0440	.0280
.177			-.0420				
.229	-.0220						
.246		-.0370					
.250				-.0650	-.0400	-.0220	-.0210
.362	-.0430						
.400				-.0970	-.0820		-.0470
.402			-.0860				
.497	-.0600						
.550				-.1150	-.0960		
.565			-.0960				
.600							-.0800
.650						-.0770	
.700	-.0770				-.1010		
.725				-.1160			
.750						-.0940	-.0920
.760			-.0940				
.775				-.1140	-.0990		
.808			-.0900				
.834	-.0770						
.850				-.1160	-.0980	-.0940	
.857			-.1070				
.865	-.0720						
.900	-.0660			-.1160			-.0890
.905			-.1090				
.950				-.1140	-.0960	-.0900	
.953			-.1070				
.965	-.0470						

MACH (3) = 3.502 BETAT (4) = .050

Y/BW	.299	.364	.427	.534	.673	.780	.887
X/CW							
.000	-.0400	-.0380	.1600	.7050	.7370	.7570	.7090
.050				.0390	.0630	.1060	.1330
.081			-.0230				
.086		-.0340					
.094	-.0310						
.150				-.0530	-.0200	.0050	.0100
.177			-.0670				
.229	-.0470						
.246		-.0630					
.250				-.0970	-.0720	-.0480	-.0440
.362	-.0610						
.400				-.1220	-.1060		-.0690
.402			-.0960				
.497	-.0770						

AMES 87-707 IA9 Q2A + S3 + T9 UPPER WING

(RBNU16)

SECTION (1) UPPER WING

DEPENDENT VARIABLE CP

MACH (3) = 3.502 BETAT (4) = .050

	Y/BW	.299	.364	.427	.534	.673	.780	.887
X/CW								
.550					-.1310	-.1090		
.565				-.1030				-.0960
.600								
.650							-.0910	
.700	-.0910					-.1120		
.725				-.1270				
.750							-.1030	-.1030
.760				-.1020				
.775				-.1250	-.1110			
.808				-.1010				
.834	-.0870							
.850				-.1290	-.1090	-.1040		
.857				-.1080				
.865	-.0780							
.900	-.0720			-.1260				-.1010
.905				-.1200				
.950				-.1240	-.1070	-.1040		
.953				-.1220				
.965	-.0560							

MACH (3) = 3.502 BETAT (5) = 4.470

	Y/BW	.299	.364	.427	.534	.673	.780	.887
X/CW								
.000	-.0660	-.0750	.0290	.4920	.5300	.5340	.5610	
.050				-.0190	.0170	.0530	.0710	
.081				-.0580				
.086		-.0590						
.094	-.0560							
.150				-.0790	-.0460	-.0250	-.0160	
.177				-.0810				
.229	-.0590							
.246		-.0690						
.250				-.1070	-.0860	-.0670	-.0580	
.362	-.0690							
.400				-.1250	-.1130		-.0810	
.402				-.0980				
.497	-.0810							
.550				-.1250	-.1120			
.565				-.1000				
.600							-.1020	
.650						-.0970		
.700	-.0920				-.1120			
.725				-.1200				
.750						-.1060	-.1060	
.760				-.1000				
.775				-.1200	-.1130			

AMES 87-707 IA9 O2A + S3 + T9 UPPER WING

(RBNU16)

SECTION (1) UPPER WING

DEPENDENT VARIABLE CP

MACH (3) = 3.502 BETAT (5) = 4.470

Y/BW	.299	.364	.427	.534	.673	.780	.887
X/CW							
.808							
.834	-.0850						
.850							
.857							
.865	-.0780						
.900	-.0730						
.905							
.950							
.953							
.965	-.0580						

MACH (3) = 3.502 BETAT (6) = 6.680

Y/BW	.299	.364	.427	.534	.673	.780	.887
X/CW							
.800	-.0770	-.0810	.0410	.3210	.4530	.4850	.4000
.850							
.881							
.886							
.894	-.0700						
.150							
.177							
.229	-.0710						
.246							
.250							
.362	-.0760						
.400							
.402							
.497	-.0850						
.550							
.565							
.600							
.650							
.700	-.0890						
.725							
.750							
.760							
.775							
.808							
.834	-.0870						
.850							
.857							
.865	-.0810						
.900	-.0780						
.905							
.950							
.953							

AMES 87-707 IA9 C2A + S3 + T9 UPPER WING

(RBNU16)

SECTION (1) UPPER WING

DEPENDENT VARIABLE CP

MACH (3) = 3.502	BETAT (6) = 6.680	Y/BW	.299	.364	.427	.534	.673	.780	.887
		X/CW							
		.965	-.0590						
MACH (3) = 3.502	BETAT (7) = 8.900	Y/BW	.299	.364	.427	.534	.673	.780	.887
		X/CW							
		.000	-.0780	-.0870	-.0120	.2420	.2530	.4380	.4450
		.050				-.0640	-.0230	.0120	.0400
		.081			-.0780				
		.086		-.0730					
		.094	-.0780						
		.150				-.0980	-.0640	-.0440	-.0340
		.177			-.0890				
		.229	-.0800						
		.246		-.0810					
		.250				-.1160	-.0960	-.0800	-.0710
		.362	-.0770						
		.400				-.1260	-.1140		-.0910
		.402			-.0970				
		.497	-.0850						
		.550				-.1290	-.1150		
		.565			-.0980				
		.600							-.1080
		.650						-.0990	
		.700	-.0890				-.1150		
		.725				-.1230			
		.750						-.1100	-.1100
		.760			-.0950				
		.775				-.1200	-.1140		
		.808			-.0920				
		.834	-.0870						
		.850				-.1230	-.1150	-.1130	
		.857			-.1050				
		.865	-.0830						
		.900	-.0760			-.1230			-.1140
		.905			-.1050				
		.950				-.1230	-.1120	-.1110	
		.953			-.1050				
		.965	-.0610						

AMES 87-7U7 IA9 O2A + S3 + T9 UPPER WING

(RBNU17) (10 MAY 73)

REFERENCE DATA

SREF = 2.4210 SQ.FT. XMRP = 28.5300 INCHES
 LREF = 39.8490 INCHES YMRP = .0000 INCHES
 BREF = 39.8490 INCHES ZMRP = .0000 INCHES
 SCALE = .0300 SCALE

PARAMETRIC DATA

ALPHAT = -8.000 ORDINC = .500
 RUDDER = -10.000 ELEVON = .000
 RUDFLR = .000

SECTION (1) UPPER WING

DEPENDENT VARIABLE CP

MACH (1) = 2.499 BETAT (1) = -8.390

Y/BW	.299	.364	.427	.534	.673	.780	.887
X/CW							
.000	.0880	.0600	.4700	1.0460	.9950	.9900	.9550
.050				.3380	.4480	.5040	.5780
.081			.2550				
.086		.1950					
.094	.1560						
.150				.1360	.1990	.2550	.3000
.177			.1050				
.229	.1440						
.246		.1150					
.250				.0290	.0710	.1310	.1590
.362	.1200						
.400				-.0570	-.0260		.0690
.402			-.0130				
.497	.0660						
.550				-.0940	-.0780		
.565			-.0550				
.600							-.0420
.650						-.0630	
.700	.0090				-.1080		
.725				-.1040			
.750						-.0900	-.0800
.760			-.0030				
.775				-.0970	-.1060		
.808			.0270				
.834	.0950						
.850				-.0470	-.0990	-.0810	
.857			.0250				
.865	.1050						
.900	.1360			.0200			-.0520
.905			.0230				
.950				.0530	-.0720	-.0570	
.953			.0570				
.965	.1750						

MACH (1) = 2.499 BETAT (2) = -6.280

Y/BW	.299	.364	.427	.534	.673	.780	.887
X/CW							
.000	.0730	.0350	.4060	.9170	.9310	.9080	.8880
.050				.3220	.3790	.4600	.5380
.081			.2260				
.086		.1630					
.094	.1250						

AMES 87-707 IA9 O2A + S3 + T9 UPPER WING

(RBNU17)

SECTION (1) UPPER WING

DEPENDENT VARIABLE CP

MACH (1) = 2.499	BETAT (2) = -6.280	Y/BW	.299	.364	.427	.534	.673	.780	.887
		X/CW							
		.150				.1120	.1710	.2210	.2680
		.177			.0890				
		.229	.1200						
		.246		.0890					
		.250				.0100	.0540	.1000	.1330
		.362	.0970						
		.400				-.0680	-.0330		.0480
		.402			-.0250				
		.497	.0450						
		.550				-.0980	-.0860		
		.565			-.0630				
		.600							-.0550
		.650						-.0740	
		.700	-.0040				-.1100		
		.725				-.1080			
		.750						-.0960	-.0910
		.760			-.0210				
		.775				-.1030	-.1130		
		.808			.0040				
		.834	.0680						
		.850				-.0570	-.1000	-.0920	
		.857			.0080				
		.865	.0770						
		.900	.1050			.0000			-.0660
		.905			.0080				
		.950				.0300	-.0710	-.0630	
		.953			.0430				
		.965	.1380						
MACH (1) = 2.498	BETAT (3) = -4.160	Y/BW	.299	.364	.427	.534	.673	.780	.887
		X/CW							
		.000	.0560	.0070	.3340	.8950	.7490	.8320	.8020
		.050				.2990	.3340	.3920	.4850
		.081			.1940				
		.086		.1370					
		.094	.1030						
		.150				.0940	.1520	.1840	.2320
		.177			.0750				
		.229	.0980						
		.246		.0710					
		.250				-.0040	.0430	.0800	.1070
		.362	.0760						
		.400				-.0710	-.0460		.0280
		.402			-.0290				
		.497	.0280						

AMES 87-707 IA9 Q2A + S3 + T9 UPPER WING

(RBNU17)

SECTION (1) UPPER WING

DEPENDENT VARIABLE CP

MACH (1) = 2.498 BETAT (3) = -4.160

Y/BW	.299	.364	.427	.534	.673	.780	.887
X/CW							
.550				-.1070	-.0910		
.565			-.0680				
.600							-.0680
.650						-.0780	
.700	-.0150				-.1160		
.725				-.1170			
.750						-.0990	-.1030
.760		-.0300					
.775				-.1120	-.1160		
.808			-.0070				
.834	.0510						
.850				-.0670	-.1040	-.0950	
.857			-.0080				
.865	.0600						
.900	.0860			-.0150			-.0750
.905			-.0070				
.950				.0180	-.0760	-.0710	
.953			.0270				
.965	.1100						

MACH (1) = 2.498 BETAT (4) = .060

Y/BW	.299	.364	.427	.534	.673	.780	.887
X/CW							
.000	.0470	.0770	.2460	.7320	.6630	.6190	.6290
.050				.2230	.2790	.3230	.3780
.081			.1330				
.086		.0930					
.094	.0620						
.150				.0720	.1080	.1390	.1680
.177			.0500				
.229	.0690						
.246		.0480					
.250				-.0270	.0090	.0460	.0650
.362	.0620						
.400				-.0840	-.0660		.0000
.402			-.0370				
.497	.0160						
.550				-.1090	-.1090		
.565			-.0740				
.600							-.0850
.650						-.0940	
.700	-.0310				-.1260		
.725				-.1250			
.750						-.1140	-.1140
.760			-.0350				
.775				-.1140	-.1280		

AMES 87-707 IAS Q2A + S3 + T9 UPPER WING

(RBNU17)

SECTION (1) UPPER WING		DEPENDENT VARIABLE CP							
MACH (1) = 2.498	BETAT (4) = .060	Y/BW	.299	.364	.427	.534	.673	.780	.887
		X/CW							
		.808			-.0210				
		.834	.0320						
		.850			-.0630	-.1160	-.1100		
		.857			-.0270				
		.865	.0290						
		.900	.0490		-.0270				-.0900
		.905			-.0060				
		.950			-.0070	-.0850	-.0850		
		.953			.0200				
		.965	.0700						
MACH (1) = 2.498	BETAT (5) = 4.330	Y/BW	.299	.364	.427	.534	.673	.780	.887
		X/CW							
		.000	.0280	.0370	.1720	.5780	.5240	.5180	.5020
		.050				.1660	.2140	.2650	.3130
		.081			.1040				
		.086		.0630					
		.094	.0500						
		.150				.0390	.0780	.1030	.1320
		.177			.0480				
		.229	.0550						
		.246		.0410					
		.250				-.0280	-.0080	.0240	.0400
		.362	.0550						
		.400				-.0760	-.0710		-.0180
		.402			-.0310				
		.497	.0160						
		.550				-.1040	-.1050		
		.565			-.0620				
		.600							-.0900
		.650						-.0990	
		.700	-.0280				-.1210		
		.725				-.1100			
		.750						-.1170	-.1210
		.760			-.0270				
		.775				-.0880	-.1200		
		.808			-.0110				
		.834	.0280						
		.850				-.0450	-.1080	-.1080	
		.857			-.0110				
		.865	.0250						
		.900	.0360			-.0230			-.1000
		.905			.0080				
		.950				-.0060	-.0740	-.0820	
		.953			.0290				

AMES 87-707 IA9 O2A + S3 + T9 UPPER WING

(RBNU17)

SECTION (1) UPPER WING		DEPENDENT VARIABLE CP								
MACH (1) = 2.498	BETAT (5) = 4.330	Y/BW	.299	.364	.427	.534	.673	.780	.887	
		X/CW	.965	.0650						
MACH (1) = 2.499	BETAT (6) = 6.470	Y/BW	.299	.364	.427	.534	.673	.780	.887	
		X/CW	.000	.0050	.0120	.1410	.4880	.4520	.4430	.4200
			.050				.1370	.1830	.2320	.2720
			.081			.0970				
			.086	.0530						
			.094	.0300						
			.150			.0330	.0580	.0850	.1070	
			.177		.0510					
			.229	.0460						
			.246	.0360						
			.250			-.0130	-.0200	.0100	.0230	
			.362	.0530						
			.400			-.0760	-.0750		-.0310	
			.402			-.0290				
			.497	.0150						
			.550			-.1030	-.1060			
			.565			-.0600				
			.600						-.1000	
			.650					-.1020		
			.700	-.0300			-.1200			
			.725			-.1070				
			.750					-.1180	-.1300	
			.760			-.0370				
			.775			-.0930	-.1180			
			.808			-.0150				
			.834	.0240						
			.850			-.0520	-.1060	-.1110		
			.857			-.0150				
			.865	.0230						
			.900	.0360		-.0250			-.1070	
			.905			.0050				
			.950			-.0090	-.0750	-.0810		
			.953			.0230				
			.965	.0580						
MACH (1) = 2.499	BETAT (7) = 8.600	Y/BW	.299	.364	.427	.534	.673	.780	.887	
		X/CW	.000	-.0150	-.0110	.1120	.4160	.3880	.3740	.3570
			.050			.1250	.1670	.2070	.2480	
			.081			.0970				
			.086	.0440						
			.094	.0160						

AMES 87-707 IA9 O2A + S3 + T9 UPPER WING

(RBNU17)

SECTION (1) UPPER WING		DEPENDENT VARIABLE CP							
MACH (1) = 2.499	BETAT (7) = 8.600	Y/BW	.299	.364	.427	.534	.673	.780	.887
		X/CW							
		.150				.0370	.0530	.0730	.0950
		.177			.0600				
		.229	.0370						
		.246		.0420					
		.250				-.0020	-.0170	.0070	.0200
		.362	.0520						
		.400				-.0620	-.0700		-.0250
		.402			-.0220				
		.497	.0200						
		.550				-.0930	-.0980		
		.565			-.0550				
		.600							-.0950
		.650						-.0960	
		.700	-.0280				-.1110		
		.725				-.1040			
		.750						-.1110	-.1250
		.760			-.0500				
		.775				-.0980	-.1100		
		.808			-.0120				
		.834	.0220						
		.850				-.0510	-.1010	-.1040	
		.857			-.0030				
		.865	.0340						
		.900	.0490			-.0190			-.1050
		.905			.0180				
		.950				.0010	-.0730	-.0760	
		.953			.0320				
		.965	.0680						
MACH (2) = 2.999	BETAT (1) = -8.540	Y/BW	.299	.364	.427	.534	.673	.780	.887
		X/CW							
		.000	.1510	.0930	.4210	1.1220	1.1300	1.1150	1.1980
		.050				.4140	.5150	.5540	.6290
		.081			.2630				
		.086		.1810					
		.094	.1770						
		.150				.1840	.2420	.2920	.3380
		.177			.1320				
		.229	.1540						
		.246		.1100					
		.250				.0680	.1160	.1640	.1910
		.362	.1190						
		.400				-.0210	.0160		.1010
		.402			.0050				
		.497	.0590						

AMES 87-707 IA9 O2A + S3 + T9 UPPER WING

(10NU17)

SECTION (1) UPPER WING

DEPENDENT VARIABLE CP

MACH (2) = 2.999 BETAT (1) = -8.540

Y/BW	.299	.364	.427	.534	.673	.780	.887
X/CW							
.550				-.0600	-.0350		
.565			-.0340				
.600							-.0050
.650						-.0200	
.700	.0120				-.0640		
.725				-.0780			
.750						-.0410	-.0390
.760			-.0270				
.775				-.0750	-.0660		
.808			.0100				
.834	.0680						
.850				-.0630	-.0600	-.0370	
.857			.0130				
.865	.0840						
.900	.1090			-.0170			-.0170
.905			.0220				
.950				.0310	-.0360	-.0160	
.953			.0250				
.965	.1570						

MACH (2) = 2.999 BETAT (2) = -4.240

Y/BW	.299	.364	.427	.534	.673	.780	.887
X/CW							
.000	.0980	.0410	.3200	.0500	.0020	.8970	.8880
.050				.3460	.3850	.4310	.5120
.081			.2060				
.086		.1250					
.094	.1270						
.150				.1450	.1870	.2150	.2660
.177			.0890				
.229	.1110						
.246		.0740					
.250				.0350	.0800	.1100	.1420
.362	.0830						
.400				-.0460	-.0070		.0720
.402			-.0130				
.497	.0300						
.550				-.0770	-.0530		
.565			-.0510				
.600							-.0210
.650						-.0350	
.700	-.0110				-.0770		
.725				-.0900			
.750						-.0560	-.0680
.760			-.0450				
.775				-.0880	-.0790		

AMES 87-707 IA9 O2A + S3 + T9 UPPER WING

(RDNU17)

SECTION (1) UPPER WING		DEPENDENT VARIABLE CP							
MACH (2) = 2.999	BETAT (2) = -4.240	Y/BW	.299	.364	.427	.534	.673	.780	.887
		X/CW							
		.808							
		.834	.0360						
		.850							
		.857							
		.865	.0460						
		.900	.0660						
		.905							
		.950							
		.953							
		.965	.0920						
MACH (2) = 2.999	BETAT (3) = .060	Y/BW	.299	.364	.427	.534	.673	.780	.887
		X/CW							
		.000	.0690	.0320	.2510	.7910	.7290	.6980	.6660
		.050				.2350	.3000	.3460	.3900
		.081			.1340				
		.086		.0820					
		.094	.0860						
		.150				.0690	.1230	.1700	.1960
		.177			.0490				
		.229	.0780						
		.246		.0480					
		.250							
		.362	.0550						
		.400							
		.402							
		.497	.0150						
		.550							
		.565							
		.600							
		.650							
		.700	-.0210						
		.725							
		.750							
		.760							
		.775							
		.808							
		.834	.0190						
		.850							
		.857							
		.865	.0230						
		.900	.0390						
		.905							
		.950							
		.953							

AMES 67-757 IA9 O2A + S3 + T9 UPPER WING

(8RU17)

SECTION (1) UPPER WING		DEPENDENT VARIABLE CP									
MACH (2) = 2.999	BETAT (3) = .060	Y/BW	.299	.364	.427	.534	.673	.780	.887		
		X/CW	.965	.0590							
MACH (2) = 2.999	BETAT (4) = 4.410	Y/BW	.299	.364	.427	.534	.673	.780	.887		
		X/CW	.000	.0440	.0330	.1610	.6000	.5670	.5700	.5630	
			.050			.1390	.2060	.2480	.3140		
			.081		.0800						
			.086	.0600							
			.094	.0480							
			.150			.0230	.0640	.1050	.1380		
			.177		.0260						
			.229	.0440							
			.246		.0290						
			.250			-.0330	-.0050	.0270	.0490		
			.362	.0400							
			.400			-.0740	-.0610		-.0050		
			.402			-.0310					
			.497	.0080							
			.550			-.0880	-.0310				
			.565		-.0520						
			.600							-.0680	
			.650						-.0750		
			.700	-.0250				-.1050			
			.725			-.0910					
			.750					-.0930	-.0960		
			.760			-.0510					
			.775				-.0870	-.1010			
			.808		-.0290						
			.834	.0070							
			.850			-.0690	-.0940	-.0930			
			.857		-.0290						
			.865	.0180							
			.900	.0320			-.0430			-.0660	
			.905			-.0160					
			.950				-.0250	-.0720	-.0800		
			.953		-.0020						
			.965	.0500							
MACH (2) = 2.999	BETAT (5) = 8.760	Y/BW	.299	.364	.427	.534	.673	.780	.887		
		X/CW	.000	-.0050	.0080	.1110	.4220	.4120	.4130	.4020	
			.050			.0890	.1280	.1660	.2120		
			.081			.0570					
			.086		.0330						
			.094	.0210							

AMES 87-707 IA9 O2A + S3 + T9 UPPER WING

(RBNU17)

SECTION (1) UPPER WING

DEPENDENT VARIABLE CP

MACH (2) = 2.999 BETAT (5) = 8.760		Y/BW	.299	.364	.427	.534	.673	.780	.887
		X/CW							
		.150				.0020	.0270	.0570	.0770
		.177			.0190				
		.229	.0260						
		.246		.0200					
		.250				-.0400	-.0280	-.0030	.0090
		.362	.0300						
		.400				-.0660	-.0710		-.0310
		.402			-.0240				
		.497	.0050						
		.550				-.0820	-.0880		
		.565			-.0440				
		.600							-.0840
		.650						-.0840	
		.700	-.0240				-.0970		
		.725				-.0850			
		.750						-.0980	-.1050
		.760			-.0530				
		.775				-.0800	-.0970		
		.808			-.0420				
		.834	-.0110						
		.850				-.0710	-.0880	-.0940	
		.857			-.0310				
		.865	.0130						
		.900	.0330			-.0530			-.0920
		.905			-.0130				
		.950				-.0270	-.0640	-.0780	
		.953			.0060				
		.965	.0570						
MACH (3) = 3.502 BETAT (1) = -8.700		Y/BW	.299	.364	.427	.534	.673	.780	.887
		X/CW							
		.000	.1800	.1220	.3820	1.1660	1.1840	1.2330	1.1420
		.050				.4360	.5340	.6020	.6500
		.081			.2780				
		.086		.1930					
		.094	.1940						
		.150				.1900	.2590	.3240	.3560
		.177			.1240				
		.229	.1670						
		.246		.1310					
		.250				.0630	.1290	.1870	.2130
		.362	.1260						
		.400				-.0230	.0260		.1300
		.402			.0030				
		.497	.0610						

AMES 87-707 IA9 Q2A + S3 + T9 UPPER WING

TABLE 7

SECTION (1) UPPER WING

DEPENDENT VARIABLE CF

MACH (3) = 3.502 BETAT (1) = -8.700

Y/BW	.299	.364	.427	.534	.673	.780	.887
X/CW							
.550				-.0590	-.0140		
.565			-.0270				
.600							.0240
.650						.0070	
.700	.0080				-.0390		
.725			-.0740				
.750						-.0230	-.0140
.760			-.0220				
.775			-.0740	-.0660			
.808			.0060				
.834	.0510						
.850				-.0600	-.0420	-.0200	
.857			.0010				
.865	.0650						
.900	.0840			-.0400			.0520
.905			.0100				
.950				-.0020	-.0240	-.0040	
.953			.0180				
.965	.1330						

MACH (3) = 3.502 BETAT (2) = -6.510

Y/BW	.299	.364	.427	.534	.673	.780	.887
X/CW							
.000	.1470	.0930	.3100	1.0880	1.0920	1.0870	1.0520
.050				.4250	.4620	.5190	.6040
.081			.2210				
.086		.1600					
.094	.1610						
.150				.1700	.2210	.2710	.3180
.177			.1020				
.229	.1380						
.246		.0930					
.250				.0540	.1090	.1500	.1800
.362	.1010						
.400				-.0260	.0210		.1030
.402			-.0020				
.497	.0450						
.550				-.0600	-.0250		
.565			-.0290				
.600							.0070
.650						-.0040	
.700	.0030				-.0480		
.725				-.0660			
.750						-.0320	-.0510
.760			-.0340				
.775				-.0660	-.0500		

AMES 87-707 IA9 O2A + S3 + T9 UPPER WING

(RBNU17)

SECTION (1) UPPER WING

DEPENDENT VARIABLE CP

MACH (3) = 3.502	BETAT (2) = -6.510	Y/BW	.299	.364	.427	.534	.673	.780	.887
		X/CW							
		.808			-.0110				
		.834	.0350						
		.850				-.0610	-.0490	-.0300	
		.857			-.0090				
		.865	.0490						
		.900	.0640			-.0440			-.0110
		.905			-.0030				
		.950				-.0120	-.0320	-.0170	
		.953			.0050				
		.965	.1020						
MACH (3) = 3.502	BETAT (3) = -4.320	Y/BW	.299	.364	.427	.534	.673	.780	.887
		X/CW							
		.000	.1170	.0770	.2590	1.0010	.8940	1.0190	.9470
		.050				.3630	.3670	.4630	.5290
		.081			.1820				
		.086		.1310					
		.094	.1330						
		.150				.1260	.1690	.2220	.2730
		.177			.0900				
		.229	.1170						
		.246		.0720					
		.250				.0190	.0620	.1180	.1480
		.362	.0830						
		.400				-.0530	-.0160		.0760
		.402			-.0070				
		.497	.0330						
		.550				-.0810	-.0360		
		.565		-.0370					
		.600							-.0050
		.650						-.0130	
		.700	-.0070				-.0540		
		.725				-.0930			
		.750						-.0370	-.0390
		.760			-.0410				
		.775				-.0960	-.0570		
		.808			-.0210				
		.834	.0180						
		.850				-.0880	-.0530	-.0360	
		.857		-.0450					
		.865	.0330						
		.900	.0460			-.0690			-.0250
		.905			-.0330				
		.950				-.0420	-.0400	-.0210	
		.953			-.0260				

AMES 87-707 IA9 O2A + S3 + T9 UPPER WING

(RENU)

SECTION (1) UPPER WING		DEPENDENT VARIABLE CP							
MACH (3) = 3.502	BETAT (3) = -4.320	Y/BW	.299	.364	.427	.534	.673	.780	.887
		X/CW	.965	.0790					
MACH (3) = 3.502	BETAT (4) = -1.060	Y/BW	.299	.364	.427	.534	.673	.780	.887
		X/CW	.000	.0750	.0530	.2130	.8300	.7830	.7650
			.050			.2130	.2820	.3510	.3800
			.081		.1230				
			.086	.0900					
			.094	.0890					
			.150			.0570	.1100	.1660	.1930
			.177		.0520				
			.229	.0770					
			.246	.0470					
			.250			-.0610	-.0200	.0770	.0980
			.362	.0560					
			.400			-.0640	-.1370		.0420
			.402		-.0210				
			.497	.0140					
			.550			-.0830	-.0540		
			.565		-.0460				
			.600						-.0280
			.650					-.0290	
			.700	-.0150			-.0680		
			.725			-.1030			
			.750					-.0550	-.0550
			.760		-.0450				
			.775			-.0970	-.0740		
			.808		-.0300				
			.834	.0050					
			.850			-.0870	-.0730	-.0600	
			.857		-.0540				
			.865	.0160					
			.900	.0310		-.0710			-.0440
			.905		-.0460				
			.950			-.0540	-.0630	-.0500	
			.953		-.0390				
			.965	.0540					
MACH (3) = 3.502	BETAT (5) = 4.490	Y/BW	.299	.364	.427	.534	.673	.780	.887
		X/CW	.000	.0490	.0290	.1510	.6110	.5970	.5730
			.050			.1100	.1690	.2340	.3060
			.081		.0760				
			.086	.0560					
			.094	.0540					

AMES 87-707 IA9 O2A + S3 + T9 UPPER WING

(RBNU17)

SECTION (1) UPPER WING

DEPENDENT VARIABLE CP

MACH (3) = 3.502 BETAT (5) = 4.490		Y/BW	.299	.364	.427	.534	.673	.780	.887
		X/CW							
		.150				.0070	.0690	.1210	.1420
		.177			.0240				
		.229	.0460						
		.246		.0330					
		.250				-.0440	-.0140	.0420	.0620
		.362	.0370						
		.400				-.0860	-.0670		.0120
		.402			-.0250				
		.497	.0080						
		.550				-.1070	-.0710		
		.565			-.0390				
		.600							-.0430
		.650						-.0480	
		.700	-.0160				-.0830		
		.725				-.1050			
		.750						-.0720	-.0700
		.760			-.0400				
		.775				-.1000	-.0880		
		.808			-.0320				
		.834	-.0060						
		.850				-.0910	-.0840	-.0730	
		.857			-.0600				
		.865	.0100						
		.900	.0220			-.0770			-.0600
		.905			-.0500				
		.950				-.0590	-.0760	-.0660	
		.953			-.0390				
		.965	.0450						
MACH (3) = 3.502 BETAT (6) = 6.700		Y/BW	.299	.364	.427	.534	.673	.780	.887
		X/CW							
		.000	.0230	.0170	.1010	.4980	.4980	.4990	.4640
		.050				.0880	.1480	.2040	.2540
		.081			.0470				
		.086		.0440					
		.094	.0370						
		.150				-.0030	.0470	.0860	.1090
		.177			.0170				
		.229	.0340						
		.246		.0250					
		.250				-.0410	-.0210	.0170	.0360
		.362	.0300						
		.400				-.0770	-.0640		-.0060
		.402			-.0210				
		.497	.0060						

AMES 87-757 IA9 O2A + S3 + T9 UPPER WING

(RBNU17)

SECTION (1) UPPER WING

DEPENDENT VARIABLE CP

MACH (3) = 3.502	BETAT (6) = 6.700	Y/BW	.299	.364	.427	.534	.673	.780	.887
		X/CW							
		.550				-.0870	-.0760		
		.565			-.0350				
		.600							-.0550
		.650						-.0570	
		.700	-.0180				-.0860		
		.725				-.0850			
		.750						-.0770	-.0800
		.760			-.0420				
		.775				-.0800	-.0830		
		.800			-.0360				
		.834	-.0130						
		.850				-.0740	-.0840	-.0800	
		.857				-.0500			
		.865	.0040						
		.900	.0190			-.0650			-.0710
		.905				-.0360			
		.950				-.0480	-.0740	-.0750	
		.953				-.0250			
		.965	.0410						
MACH (3) = 3.502	BETAT (7) = 8.910	Y/BW	.299	.364	.427	.534	.673	.780	.887
		X/CW							
		.000	.0020	.0040	.0040	.0060	.0150	.0190	.0000
		.050				.0470	.1120	.1700	.2120
		.081			.0270				
		.086		.0300					
		.094	.0180						
		.150				-.0210	.0240	.0590	.0830
		.177			.0080				
		.229	.0170						
		.246		.0180					
		.250				-.0540	-.0340	-.0030	.0160
		.362	.0190						
		.400				-.0750	-.0740		-.0190
		.402			-.0190				
		.497	.0000						
		.550				-.0810	-.0840		
		.565			-.0360				
		.600							-.0620
		.650						-.0620	
		.700	-.0200				-.0870		
		.725				-.0800			
		.750						-.0810	-.0810
		.760			-.0460				
		.775				-.0780	-.0840		

AMES 87-707 IA9 O2A + S3 + T9 UPPER WING

(RDNU17)

SECTION (1) UPPER WING

DEPENDENT VARIABLE CP

MACH (3) = 3.502 BETAT (7) = 8.910

Y/BW	.299	.364	.427	.534	.673	.780	.887
X/CW							
.808							
.834	-.0180						
.850							
.857							
.865	-.0080						
.900	.0120						
.905							
.950							
.953							
.965	.0460						

AMES 87-707 IA9 O2A + S3 + T9 UPPER WING

ORBITAL (10 MAY 73)

REFERENCE DATA

SREF = 2.4210 SQ.FT. XMRP = 28.5300 INCHES
 LREF = 39.8490 INCHES YMRP = .0000 INCHES
 BREF = 39.8490 INCHES ZMRP = .0000 INCHES
 SCALE = .0300 SCALE

PARAMETRIC DATA

ALPHAT = 04.000 ORBITAL = 1.000
 RUDDER = 000.000 ELEVON = 1.000
 RUDFLR = .000

SECTION (1) UPPER WING

DEPENDENT VARIABLE CP

MACH (1) = 2.499 BETAT (1) = -8.420

Y/BW	.299	.364	.427	.534	.673	.780	.887
X/CW							
.000	.0860	.0810	.4790	1.0870	.9850	.9980	.9700
.050				.2860	.3760	.4130	.4800
.081			.1860				
.086		.1250					
.094	.1140						
.150				.0800	.1520	.1880	.2280
.177			.0470				
.229	.0920						
.246		.0650					
.250				-.0210	.0330	.0770	.0980
.362	.0610						
.400				-.1010	-.0570		.0230
.402			-.0530				
.497	.0180						
.550				-.1330	-.1100		
.565			-.0870				
.600							-.0720
.650						-.0850	
.700	-.0250				-.1310		
.725				-.1430			
.750						-.1080	-.0990
.760			-.0570				
.775				-.1350	-.1350		
.808			-.0230				
.834	.0360						
.850				-.1170	-.1270	-.1040	
.857			-.0200				
.865	.0510						
.900	.0730			-.0740			-.0750
.905			-.0070				
.950				-.0030	-.1100	-.0880	
.953			.0030				
.965	.1230						

MACH (1) = 2.498 BETAT (2) = -6.300

Y/BW	.299	.364	.427	.534	.673	.780	.887
X/CW							
.000	.0570	.0350	.3970	.9810	.8910	.9060	.8940
.050				.2340	.3360	.3760	.4410
.081			.1580				
.086		.0930					
.094	.0820						

AMES 87-707 IA9 O2A + S3 + T9 UPPER WING

(RBNU18)

SECTION (1) UPPER WING

DEPENDENT VARIABLE CP

MACH (1) = 2.498	BETAT (2) = -6.300	Y/BW	.299	.364	.427	.534	.673	.780	.887
		X/CW							
		.150				.0510	.1250	.1660	.2010
		.177			.0290				
		.229	.0660						
		.246		.0390					
		.250			-.0380	.0120	.0610	.0800	
		.362	.0370						
		.400			-.1100	-.0720		.0090	
		.402			-.0690				
		.497	-.0060						
		.550			-.1370	-.1180			
		.565			-.0990				
		.600						-.0830	
		.650					-.0980		
		.700	-.0450			-.1410			
		.725			-.1440				
		.750					-.1200	-.1120	
		.760			-.0720				
		.775			-.1410	-.1410			
		.808			-.0440				
		.834	.0200						
		.850			-.1220	-.1370	-.1160		
		.857			-.0400				
		.865	.0300						
		.900	.0510			-.0680		-.0930	
		.905			-.0300				
		.950				-.0210	-.1160	-.1000	
		.953			-.0170				
		.965	.0920						
MACH (1) = 2.499	BETAT (3) = -4.180	Y/BW	.299	.364	.427	.534	.673	.780	.887
		X/CW							
		.000	.0400	.0060	.3350	.8010	.8220	.8310	.8190
		.050				.1980	.2930	.3480	.4070
		.081			.1270				
		.086		.0650					
		.094	.0580						
		.150				.0280	.0930	.1410	.1770
		.177			.0130				
		.229	.0430						
		.246		.0200					
		.250				-.0520	-.0140	.0360	.0610
		.362	.0160						
		.400				-.1190	-.0880		-.0110
		.402			-.0770				
		.497	-.0210						

AMES 87-707 IA9 O2A + S3 + T9 UPPER WING

(RBNU18)

SECTION (1) UPPER WING

DEPENDENT VARIABLE CP

MACH (1) = 2.499	BETAT (3) = -4.180	Y/BW	.299	.364	.427	.534	.673	.80	.887
		X/CW							
		.550				-.1470	-.1300		
		.565			-.1070				
		.600							-.0950
		.650						-.1000	
		.700	-.0570				-.1480		
		.725			-.1510				
		.750						-.1340	-.1240
		.760			-.0790				
		.775				-.1460	-.1500		
		.808			-.0550				
		.834	.0000						
		.850				-.1180	-.1460	-.1270	
		.857			-.0560				
		.865	.0110						
		.900	.0300			-.0770			-.1040
		.905			-.0450				
		.950				-.0420	-.1260	-.1120	
		.953			-.0290				
		.965	.0620						
MACH (1) = 2.499	BETAT (4) = .060	Y/BW	.299	.364	.427	.534	.673	.780	.887
		X/CW							
		.000	.0170	-.0070	.2150	.7180	.8700	-.6260	.6840
		.050				.1470	.1960	.2300	.3270
		.081			.0640				
		.086		.0400					
		.094	.0220						
		.150				-.0030	.0480	.0760	.1170
		.177			-.0160				
		.229	.0120						
		.246		-.0050					
		.250				-.0700	-.0400	-.0030	.0130
		.362	-.0020						
		.400				-.1260	-.1050		-.0460
		.402			-.0800				
		.497	-.0300						
		.550				-.1470	-.1410		
		.565			-.1030				
		.600							-.1170
		.650						-.1180	
		.700	-.0630				-.1560		
		.725				-.1500			
		.750						-.1390	-.1230
		.760			-.0710				
		.775				-.1410	-.1570		

AMES 87-707 IA9 O2A + S3 + T9 UPPER WING

(RBNU18)

SECTION (1) UPPER WING

DEPENDENT VARIABLE CP

MACH (1) = 2.499	BETAT (4) = .960	Y/BW	.299	.364	.427	.534	.673	.780	.887
		X/CW							
		.808			-.0610				
		.834	-.0110						
		.850				-.0970	-.1510	-.1400	
		.857			-.0690				
		.865	-.0060						
		.900	.0110			-.0670			-.1230
		.905			-.0560				
		.950				-.0470	-.1290	-.1270	
		.953			-.0370				
		.965	.0270						
MACH (1) = 2.498	BETAT (5) = 4.310	Y/BW	.299	.364	.427	.534	.673	.780	.887
		X/CW							
		.000	-.0130	-.0170	.1250	.5280	.4920	.5100	.4480
		.050				.0710	.1340	.1840	.2110
		.081			.0230				
		.086		.0110					
		.094	-.0050						
		.150				-.0380	.0060	.0400	.0620
		.177			-.0250				
		.229	-.0080						
		.246		-.0190					
		.250				-.0860	-.0680	-.0350	-.0160
		.362	-.0080						
		.400				-.1220	-.1180		-.0650
		.402			-.0760				
		.497	-.0290						
		.550				-.1420	-.1450		
		.565			-.0950				
		.600							-.1300
		.650						-.1340	
		.700	-.0640				-.1570		
		.725				-.1440			
		.750						-.1520	-.1570
		.760			-.0680				
		.775				-.1170	-.1560		
		.808			-.0560				
		.834	-.0240						
		.850				-.0820	-.1470	-.1480	
		.857			-.0630				
		.865	-.0280						
		.900	-.0210			-.0670			-.1380
		.905			-.0480				
		.950				-.0540	-.1200	-.1320	
		.953			-.0360				

AMES 87-707 IA9 O2A + S3 + T9 UPPER WING

(RBNU18)

SECTION (1) UPPER WING		DEPENDENT VARIABLE CP								
MACH (1) = 2.498	BETAT (5) = 4.310	Y/BW	.299	.364	.427	.534	.673	.780	.887	
		X/CW								
		.965	.0120							
MACH (1) = 2.498	BETAT (6) = 6.430	Y/BW	.299	.364	.427	.534	.673	.780	.887	
		X/CW								
		.000	-.0400	-.0320	.0860	.4170	.4110	.4300	.4180	
		.050				.0380	.1010	.1490	.1930	
		.081			.0120					
		.086		-.0070						
		.094	-.0220							
		.150				-.0460	-.0090	.0270	.0460	
		.177			-.0160					
		.229	-.0170							
		.246		-.0160						
		.250				-.0790	-.0770	-.0470	-.0300	
		.362	-.0060							
		.400				-.1170	-.1230		-.0780	
		.402			-.0680					
		.497	-.0270							
		.550				-.1360	-.1410			
		.565			-.0900					
		.600							-.1340	
		.650						-.1350		
		.700	-.0660				-.1520			
		.725				-.1370				
		.750						-.1530	-.1570	
		.760			-.0700					
		.775				-.1170	-.1510			
		.808			-.0580					
		.834	-.0300							
		.850				-.0840	-.1370	-.1450		
		.857			-.0650					
		.865	-.0300							
		.900	-.0210			-.0690			-.1370	
		.905			-.0490					
		.950				-.0580	-.1120	-.1280		
		.953			-.0360					
		.965	.0100							
MACH (1) = 2.498	BETAT (7) = 8.560	Y/BW	.299	.364	.427	.534	.673	.780	.887	
		X/CW								
		.000	-.0610	-.0520	.0710	.3470	.3330	.3530	.3510	
		.050				.0290	.0780	.1200	.1680	
		.081			.0140					
		.086		-.0150						
		.094	-.0360							

AMES 87-707 IA9 Q2A + S3 + T9 UPPER WING

(RBNU18)

SECTION (1) UPPER WING

DEPENDENT VARIABLE CP

MACH (1) = 2.498 BETAT (7) = 8.560		Y/BW	.299	.364	.427	.534	.673	.780	.887
	X/CW								
	.150					-.0380	-.0170	.0110	.0330
	.177					-.0080			
	.229	-.0240							
	.246		-.0100						
	.250					-.0710	-.0770	-.0500	-.0360
	.362	-.0010							
	.400					-.1080	-.1170		-.0760
	.402					-.0660			
	.497	-.0210							
	.550					-.1310	-.1360		
	.565					-.0890			
	.600								-.1340
	.650							-.1290	
	.700	-.0650					-.1440		
	.725					-.1360			
	.750							-.1450	-.1570
	.760					-.0740			
	.775					-.1210	-.1420		
	.808					-.0560			
	.834	-.0240							
	.850					-.0890	-.1350	-.1360	
	.857					-.0560			
	.865	-.0220							
	.900	-.0130				-.0660			-.1400
	.905					-.0450			
	.950					-.0560	-.1110	-.1190	
	.953					-.0280			
	.965	.0080							
MACH (2) = 2.999 BETAT (1) = -8.580		Y/BW	.299	.364	.427	.534	.673	.780	.887
	X/CW								
	.000	.1230	.0810	.3600	1.1200	1.0600	1.0650	1.0800	
	.050				.3470	.4110	.4580	.5140	
	.081			.1800					
	.086		.1280						
	.094	.1220							
	.150				.1190	.1800	.2120	.2500	
	.177				.0600				
	.229	.1000							
	.246		.0540						
	.250				.0120	.0700	.1070	.1270	
	.362	.0600							
	.400				-.0640	-.0160		.0540	
	.402				-.0340				
	.497	.0120							

AMES 87-707 IA9 C2A + S3 + T9 UPPER WING

(RBNU18)

SECTION (1) UPPER WING

DEPENDENT VARIABLE CP

MACH (2) = 2.999 BETAT (1) = -8.580

	Y/BW	.299	.364	.427	.534	.673	.830	.887
X/CW								
.550					-.0930	-.0660		
.565				-.0630				
.600							-.0320	
.650							-.0460	
.700	-.0250					-.0870		
.725				-.1020				
.750							-.0680	-.0610
.760				-.0640				
.775					-.0990	-.0900		
.808				-.0330				
.834	.0160							
.850					-.0920	-.0850	-.0640	
.857				-.0310				
.865	.0310							
.900	.0480				-.0680			-.0410
.905				-.0190				
.950					-.0240	-.0700	-.0500	
.953				-.0130				
.965	.0960							

MACH (2) = 2.999 BETAT (2) = -4.260

	Y/BW	.299	.364	.427	.534	.673	.780	.887
X/CW								
.000	.0730	.0340	.2250	.8390	.8560	.8680	.8710	
.050				.2420	.3160	.3610	.4190	
.081				.1180				
.086		.0750						
.094	.0750							
.150				.0640	.1120	.1540	.1920	
.177				.0270				
.229	.0580							
.246		.0230						
.250				-.0170	.0190	.0610	.0830	
.362	.0300							
.400				-.0750	-.0460		.0200	
.402				-.0500				
.497	-.0140							
.550				-.1030	-.0780			
.565				-.0780				
.600							-.0560	
.650							-.0650	
.700	-.0470					-.0980		
.725				-.1120				
.750							-.0870	-.0630
.760				-.0750				
.775					-.1100	-.0990		

AMES 87-707 IA9 O2A + S3 + T9 UPPER WING

(RBNU18)

SECTION (1) UPPER WING		DEPENDENT VARIABLE CP							
MACH (2) = 2.999	BETAT (2) = -4.260	Y/BW	.299	.364	.427	.534	.673	.780	.887
		X/CW							
		.808			-.0550				
		.834	-.0160						
		.850			-.1030	-.0970	-.0850		
		.857			-.0570				
		.865	-.0070						
		.900	.0070		-.0830				-.0640
		.905			-.0480				
		.950			-.0520	-.0830	-.0690		
		.953			-.0450				
		.965	.0400						
MACH (2) = 2.999	BETAT (3) = .060	Y/BW	.299	.364	.427	.534	.673	.780	.887
		X/CW							
		.000	.0390	.0190	.2160	.7160	.6520	.6380	.6850
		.050				.1560	.2130	.2350	.3210
		.081			.0680				
		.086		.0350					
		.094	.0420						
		.150				.0220	.0640	.0990	.1290
		.177			.0020				
		.229	.0270						
		.246		-.0020					
		.250				-.0490	-.0140	.0290	.0360
		.362	.0050						
		.400				-.0970	-.0690		-.0150
		.402			-.0640				
		.497	-.0280						
		.550				-.1170	-.1010		
		.565			-.0840				
		.600							-.0730
		.650						-.0760	
		.700	-.0590				-.1140		
		.725				-.1200			
		.750						-.0980	-.0970
		.760			-.0790				
		.775				-.1170	-.1160		
		.808			-.0620				
		.834	-.0310						
		.850				-.1050	-.1130	-.0970	
		.857			-.0670				
		.865	-.0240						
		.900	-.0110			-.0850			-.0830
		.905			-.0610				
		.950				-.0650	-.1040	-.0840	
		.953			-.0530				

AMES 87-707 IA9 Q2A + S3 + T9 UPPER WING

(RBNU18)

SECTION (1) UPPER WING

DEPENDENT VARIABLE CP

MACH (2) =	BETAT (3) =	Y/BW	.299	.364	.427	.534	.673	.780	.887
	.060	X/CW							
			.965	.0080					
MACH (2) =	BETAT (4) =	Y/BW	.299	.364	.427	.534	.673	.780	.887
	4.390	X/CW							
			.000	.0020	-.0060	.1090	.5160	.5140	.5280
			.050			.0750	.1400	.1850	.2180
			.081		.0240				
			.086	.0100					
			.094	.0150					
			.150			-.0230	.0190	.0540	.0770
			.177		-.0230				
			.229	.0050					
			.246	-.0100					
			.250			-.0720	-.0470	-.0120	.0050
			.362	-.0060					
			.400			-.1050	-.0910		-.0390
			.402		-.0640				
			.497	-.0250					
			.550			-.1180	-.1120		
			.565		-.0790				
			.600						-.0920
			.650					-.0950	
			.700	-.0560			-.1230		
			.725			-.1180			
			.750					-.1140	-.1150
			.760		-.0710				
			.775			-.1120	-.1250		
			.808		-.0590				
			.834	-.0330					
			.850			-.0910	-.1210	-.1140	
			.857		-.0680				
			.865	-.0260					
			.900	-.0210		-.0740			-.1040
			.905		-.0590				
			.950			-.0630	-.1060	-.1050	
			.953		-.0480				
			.965	.0030					
MACH (2) =	BETAT (5) =	Y/BW	.299	.364	.427	.534	.673	.780	.887
	8.720	X/CW							
			.000	-.0390	-.0410	.0700	.3170	.3390	.3670
			.050			.0110	.0610	.1080	.1490
			.081		-.0030				
			.086	-.0060					
			.094	-.0130					

AMES 87-707 IA9 O2A + S3 + T9 UPPER WING

(RBNU18)

SECTION (1) UPPER WING		DEPENDENT VARIABLE CP							
MACH (2) = 2.999	BETAT (5) = 8.720	Y/BW	.299	.364	.427	.534	.673	.780	.887
		X/CW							
		.150				-.0500	-.0250	.0070	.0310
		.177			-.0260				
		.229	-.0180						
		.246		-.0200					
		.250			-.0790	-.0730	-.0460	-.0290	
		.362	-.0120						
		.400			-.0970	-.1050		-.0630	
		.402			-.0580				
		.497	-.0270						
		.550			-.1090	-.1140			
		.565			-.0730				
		.600						-.1070	
		.650						-.1030	
		.700	-.0510				-.1180		
		.725			-.1090				
		.750						-.1200	-.1260
		.760			-.0750				
		.775			-.1030	-.1170			
		.808			-.0620				
		.834	-.0410						
		.850			-.0920	-.1130	-.1200		
		.857			-.0610				
		.865	-.0260						
		.900	-.0170		-.0750			-.1170	
		.905			-.0520				
		.950			-.0610	-.0990	-.1110		
		.953			-.0410				
		.965	.0070						
MACH (3) = 3.502	BETAT (1) = -8.730	Y/BW	.299	.364	.427	.534	.673	.780	.887
		X/CW							
		.000	.1480	.1030	.3600	1.1320	1.1200	1.1510	1.1020
		.050				.3670	.4290	.4880	.5250
		.081			.1800				
		.086		.1350					
		.094	.1370						
		.150				.1280	.1910	.2390	.2600
		.177			.0750				
		.229	.1120						
		.246		.0680					
		.250				.0210	.0790	.1300	.1400
		.362	.0680						
		.400				-.0500	-.0050		.0720
		.402			-.0190				
		.497	.0230						

AMES 87-707 IA9 CQA + S3 + T9 UPPER WING

(RDN018)

SECTION (1) UPPER WING

DEPENDENT VARIABLE CP

MACH (3) = 3.502 BETAT (1) = -8.730		Y/BW	.299	.364	.427	.534	.673	.780	.887
		X/CW							
		.550				-.0820	-.0370		
		.565			-.0470				
		.600							-.0000
		.650						-.0150	
		.700	-.0150				-.0570		
		.725				-.0940			
		.750						-.0410	-.0420
		.760			-.0510				
		.775				-.0930	-.0510		
		.808				-.0330			
		.834	.0160						
		.850				-.0890	-.0580	-.0370	
		.857				-.0310			
		.865	.0240						
		.900	.0380			-.0810			-.0250
		.905				-.0300			
		.950				-.0630	-.0420	-.0210	
		.953				-.0260			
		.965	.0810						
MACH (3) = 3.502 BETAT (2) = -6.530		Y/BW	.299	.364	.427	.534	.673	.780	.887
		X/CW							
		.000	.1240	.0770	.2960	.9930	.9780	1.0310	1.0080
		.050				.3030	.3730	.4310	.4940
		.081			.1490				
		.086		.1100					
		.094	.1140						
		.150				.1050	.1640	.2070	.2350
		.177			.0550				
		.229	.0900						
		.246		.0490					
		.250				.0100	.0610	.1030	.1210
		.362	.0560						
		.400				-.0510	-.0130		.0570
		.402				-.0270			
		.497	.0100						
		.550				-.0810	-.0460		
		.565				-.0510			
		.600							-.0200
		.650						-.0230	
		.700	-.0240				-.0650		
		.725				-.0910			
		.750						-.0480	-.0410
		.760				-.0570			
		.775				-.0890	-.0710		

AMES 87-707 IA9 O2A + S3 + T9 UPPER WING

(RBNU18)

SECTION (1) UPPER WING

DEPENDENT VARIABLE CP

MACH (3) = 3.502 BETAT (2) = -6.530		Y/BW	.299	.364	.427	.534	.673	.780	.887
		X/CW							
		.808							
		.834	-.0040						
		.850				-.0880	-.0700	-.0490	
		.857				-.0450			
		.865	.0090						
		.900	.0220			-.0790			-.0330
		.905				-.0460			
		.950				-.0600	-.0550	-.0340	
		.953				-.0320			
		.965	.0560						
MACH (3) = 3.502 BETAT (3) = -4.330		Y/BW	.299	.364	.427	.534	.673	.780	.887
		X/CW							
		.000	.0990	.0560	.2360	.8290	.8530	.9010	.8900
		.050				.2410	.3070	.3740	.4310
		.081			.1250				
		.086		.0870					
		.094	.0920						
		.150				.0630	.1180	.1720	.2000
		.177			.0390				
		.229	.0740						
		.246		.0370					
		.250				-.0210	.0240	.0780	.0970
		.362	.0440						
		.400				-.0760	-.0390		.0360
		.402				-.0310			
		.497	.0030						
		.550				-.1010	-.0560		
		.565				-.0550			
		.600							-.0290
		.650						-.0330	
		.700	-.0290				-.0710		
		.725				-.1070			
		.750						-.0590	-.0540
		.760				-.0590			
		.775				-.1070	-.0770		
		.808				-.0480			
		.834	-.0170						
		.850				-.1000	-.0750	-.0580	
		.857				-.0690			
		.865	-.0030						
		.900	.0060			-.0910			-.0420
		.905				-.0640			
		.950				-.0750	-.0650	-.0450	
		.953				-.0580			

AMES 87-707 IA9 O2A + S3 + T9 UPPER WING

(RBNU1)

SECTION (1) UPPER WING

DEPENDENT VARIABLE CP

MACH (3) = 3.502	BETAT (3) = -4.330	Y/BW	.299	.364	.427	.534	.673	.780	.887
		X/CW	.965	.0340					
MACH (3) = 3.502	BETAT (4) = .060	Y/BW	.299	.364	.427	.534	.673	.780	.887
		X/CW	.000	.0530	.0370	.1570	.6440	.7000	.7250
			.050			.1670	.2120	.2330	.3100
			.081		.0670				
			.086	.0510					
			.094	.0520					
			.150			.0320	.0750	.1070	.1330
			.177		.0080				
			.229	.0430					
			.246		.0120				
			.250			-.0300	.0010	.0340	.0500
			.362	.0190					
			.400			-.0720	-.0480		.0030
			.402		-.0430				
			.497	-.0160					
			.550			-.0910	-.0760		
			.565		-.0640				
			.600						-.0500
			.650					-.0480	
			.700	-.0430			.0870		
			.725			-.0950			
			.750					-.0690	-.0730
			.760		-.0630				
			.775			-.0910	-.0900		
			.808		-.0550				
			.834	-.0350					
			.850			-.0870	-.0870	-.0750	
			.857		-.0560				
			.865	-.0220					
			.900	-.0130					-.0620
			.905		-.0610				
			.950			-.0670	-.0790	-.0640	
			.953		-.0550				
			.965	.0110					
MACH (3) = 3.502	BETAT (5) = 4.470	Y/BW	.299	.364	.427	.534	.673	.780	.887
		X/CW	.000	.0240	.0040	.0880	.5110	.5150	.4470
			.050			.0500	.1100	.1710	.0120
			.081		.0270				
			.086	.0210					
			.094	.0260					

AMES 87-707 IA9 Q2A + S3 + T9 UPPER WING

(RBNU18)

SECTION (1) UPPER WING

DEPENDENT VARIABLE CP

MACH (3) = 3.502 BETAT (5) = 4.470

Y/BW	.299	.364	.427	.534	.673	.780	.887
X/CW							
.150				-.0360	.0070	.0570	.0790
.177			-.0120				
.229	.0160						
.246		-.0040					
.250				-.0750	-.0520	-.0020	.0140
.362	.0000						
.400				-.1030	-.0910		-.0240
.402			-.0480				
.497	-.0200						
.550				-.1160	-.0880		
.565			-.0630				
.600							-.0670
.650						-.0640	
.700	-.0430				-.0960		
.725				-.1170			
.750						-.0840	-.0840
.760			-.0640				
.775				-.1130	-.0990		
.808			-.0560				
.834	-.0370						
.850				-.1070	-.0960	-.0890	
.857			-.0840				
.865	-.0270						
.900	-.0190			-.0980			-.0780
.905			-.0790				
.950				-.0890	-.0900	-.0830	
.953			-.0720				
.965	-.0030						

MACH (3) = 3.502 BETAT (6) = 6.670

Y/BW	.299	.364	.427	.534	.673	.780	.887
X/CW							
.000	.0040	-.0130	.0610	.3950	.4280	.4370	.4180
.050				.0210	.0740	.1270	.1700
.081			.0050				
.086		.0050					
.094	.0130						
.150				-.0430	-.0070	.0320	.0520
.177			-.0190				
.229	.0050						
.246		-.0090					
.250				-.0800	-.0580	-.0210	-.0050
.362	-.0080						
.400				-.1000	-.0920		-.0360
.402			-.0480				
.497	-.0250						

AMES 87-707 IA9 OZA + S3 + T9 UPPER WING

(RDNU18)

SECTION (1) UPPER WING

DEPENDENT VARIABLE CP

MACH (3) = 3.502 BETAT (6) = 6.670

Y/BW	.299	.364	.427	.534	.673	.780	.887
X/CW							
.550				-.1090	-.0930		
.565			-.0600				
.600							-.0730
.650						-.0710	
.700	-.0440				-.0980		
.725				-.1090			
.750						-.0890	-.0910
.760			-.0630				
.775				-.1060	-.0960		
.808			-.0580				
.834	-.0390						
.850				-.1030	-.0930	-.0930	
.857			-.0690				
.865	-.0270						
.900	-.0210			-.0960			-.0860
.905			-.0670				
.950				-.0830	-.0930	-.0890	
.953			-.0600				
.965	-.0010						

MACH (3) = 3.502 BETAT (7) = 8.870

Y/BW	.299	.364	.427	.534	.673	.780	.887
X/CW							
.000	-.0160	-.0240	.0580	.3030	.3320	.3540	.3450
.050				-.0080	.0320	.0950	.1370
.081			-.0110				
.086		-.0060					
.094	-.0040						
.150				-.0640	-.0310	.0160	.0360
.177			-.0240				
.229	-.0050						
.246		-.0150					
.250				-.0920	-.0740	-.0310	-.0130
.362	-.0140						
.400				-.1060	-.1060		-.0450
.402			-.0450				
.497	-.0280						
.550				-.1150	-.0950		
.565			-.0580				
.600							-.0770
.650						-.0750	
.700	-.0460				-.0950		
.725				-.1140			
.750						-.0920	-.0900
.760			-.0610				
.775				-.1120	-.0950		

DATE 18 SEP 73

TABULATED PRESSURE DATA - IA9C

PAGE 1521

AMES 87-707 IA9 O2A + S3 + T9 UPPER WING

(RBNU18)

SECTION (1) UPPER WING

DEPENDENT VARIABLE CP

MACH (3) = 3.502	BETAT (7) = 8.870	Y/BW	.299	.364	.427	.534	.673	.780	.887
		X/CW							
		.808							
		.834							
		.850							
		.857							
		.865							
		.900							
		.905							
		.950							
		.953							
		.965							

AMES 87-707 IA9 O2A + S3 + T9 UPPER WING

(RBNU19) (10 MAY 73)

REFERENCE DATA

SREF = 2.4210 SQ.FT. XMRP = 28.5300 INCHES
 REF = 39.8490 INCHES YMRP = .0000 INCHES
 SREF = 39.8490 INCHES ZMRP = .0000 INCHES
 SCALE = .0300 SCALE

PARAMETRIC DATA

ALPHAT = .000 ORBINC = .500
 RUDDER = 10.000 ELEVON = .000
 RUDFLR = .000

SECTION (1) UPPER WING

DEPENDENT VARIABLE CP

MACH (1) = 2.499	BETAT (1) = -8.430	Y/BW	.299	.364	.427	.534	.673	.780	.887
		X/CW							
		.000	.0640	.0670	.4820	1.1040	.9980	1.0120	.9880
		.050			.2220	.3030	.3370	.3990	
		.081			.1180				
		.086		.0910					
		.094	.0660						
		.150				.0330	.0910	.1280	.1550
		.177			-.0190				
		.229	.0490						
		.246		.0100					
		.250				-.0640	-.0130	.0230	.0400
		.362	.0130						
		.400				-.1390	-.0660		-.0250
		.402			-.1030				
		.497	-.0180						
		.550				-.1690	-.1340		
		.565			-.1270				
		.600							-.1060
		.650						-.1140	
		.700	-.0580				-.1570		
		.725				-.1730			
		.750						-.1380	-.1280
		.760		-.1230					
		.775				-.1680	-.1600		
		.808		-.1030					
		.834	-.0220						
		.850				-.1600	-.1500	-.1260	
		.857		-.0910					
		.865	-.0020						
		.900	.0140			-.1320			-.1100
		.905			-.0570				
		.950				-.0780	-.1360	-.1140	
		.953		-.0420					
		.965	.0810						
MACH (1) = 2.499	BETAT (2) = -6.310	Y/BW	.299	.364	.427	.534	.673	.780	.887
		X/CW							
		.000	.0420	.0380	.4120	1.0110	.9170	.9360	.9170
		.050				.1870	.2680	.3070	.3660
		.081			.0880				
		.086		.0600					
		.094	.0410						

AMES 87-707 IA9 O2A + S3 + T9 UPPER WING

(RBNU19)

SECTION (1) UPPER WING

DEPENDENT VARIABLE CP

MACH (1) = 2.499 BETAT (2) = -6.310

Y/BW	.299	.364	.427	.534	.673	.780	.887
X/CW							
.150				.0120	.0720	.1100	.1340
.177			-.0300				
.229	.0250						
.246		-.0100					
.250				-.0790	-.0290	.0150	.0260
.362	-.0100						
.400				-.1420	-.1040		-.0380
.402			-.1060				
.497	-.0390						
.550				-.1720	-.1430		
.565			-.1310				
.600							-.1130
.650						-.1200	
.700	-.0740				-.1590		
.725				-.1770			
.750						-.1440	-.1330
.760			-.1310				
.775				-.1700	-.1640		
.808			-.1120				
.834	-.0300						
.850				-.1640	-.1560	-.1350	
.857			-.0970				
.865	-.0160						
.900	-.0020			-.1440			-.1180
.905			-.0640				
.950				-.1010	-.1440	-.1230	
.953			-.0510				
.965	.0540						

MACH (1) = 2.499 BETAT (3) = -4.180

Y/BW	.299	.364	.427	.534	.673	.780	.887
X/CW							
.000	.0240	.0010	.3480	.9260	.8470	.8590	.8440
.050				.1390	.2310	.2740	.3210
.081			.0640				
.086		.0250					
.094	.0160						
.150				-.0190	.0520	.0870	.1090
.177			-.0410				
.229	-.0020						
.246		-.0280					
.250				-.0960	-.0480	-.0100	.0080
.362	-.0300						
.400				-.1510	-.1160		-.0510
.402			-.1140				
.497	-.0600						

AMES 87-7U7 IA9 O2A + S3 + T9 UPPER WING

(RBNU19)

SECTION (1) UPPER WING

DEPENDENT VARIABLE CP

MACH (1) = 2.499	BETAT (3) = -4.180	Y/BW	.299	.364	.427	.534	.673	.780	.887
		X/CW							
		.550				-.1780	-.1520		
		.565			-.1380				
		.600							-.1220
		.650						-.1270	
		.700	-.0870				-.1720		
		.725			-.1840				
		.750						-.1480	-.1450
		.760			-.1250				
		.775				-.1780	-.1730		
		.808			-.1020				
		.834	-.0380						
		.850				-.1690	-.1650	-.1440	
		.857			-.1010				
		.865	-.0300						
		.900	-.0180			-.1440			-.1290
		.905			-.0860				
		.950				-.1050	-.1030	-.1350	
		.953			-.0760				
		.965	.0230						

MACH (1) = 2.499	BETAT (4) = .060	Y/BW	.299	.364	.427	.534	.673	.780	.887
		X/CW							
		.000	-.0080	-.0330	.2250	.7050	.6870	.7210	.7030
		.050				.0740	.1460	.2050	.2550
		.081			.0160				
		.086		-.0120					
		.094	-.0120						
		.150				-.0530	-.0020	.0420	.0680
		.177			-.0670				
		.229	-.0300						
		.246		-.0490					
		.250				-.1180	-.0850	-.0450	-.0230
		.362	-.0520						
		.400				-.1650	-.1390		-.0740
		.402			-.1220				
		.497	-.0710						
		.550				-.1830	-.1680		
		.565			-.1410				
		.600							-.1380
		.650						-.1460	
		.700	-.0920				-.1820		
		.725			-.1840				
		.750						-.1680	-.1000
		.760			-.1080				
		.775				-.1720	-.1830		

AMES 87-707 IA9 O2A + S3 + T9 UPPER WING

(RBNU19)

SECTION (1) UPPER WING

DEPENDENT VARIABLE CP

MACH (1) = 2.499	BETAT (4) = .060	Y/BW	.299	.364	.427	.534	.673	.780	.887
		X/CW							
		.808							
		.834							
		.850							
		.857							
		.865							
		.900							
		.905							
		.950							
		.953							
		.965							
MACH (1) = 2.499	BETAT (5) = 4.300	Y/BW	.299	.364	.427	.534	.673	.780	.887
		X/CW							
		.000							
		.050							
		.081							
		.086							
		.094							
		.150							
		.177							
		.229							
		.246							
		.250							
		.362							
		.400							
		.402							
		.497							
		.550							
		.565							
		.600							
		.650							
		.700							
		.725							
		.750							
		.760							
		.775							
		.808							
		.834							
		.850							
		.857							
		.865							
		.900							
		.905							
		.950							
		.953							

AMES 87-707 IA9 O2A + S3 + T9 UPPER WING

(RBNU19)

SECTION (1) UPPER WING		DEPENDENT VARIABLE CP							
MACH (1) = 2.499	BETAT (5) = 4.300	Y/BW	.299	.364	.427	.534	.673	.780	.887
		X/CW							
			.965	-.0270					
MACH (1) = 2.499	BETAT (6) = 6.430	Y/BW	.299	.364	.427	.534	.673	.780	.887
		X/CW							
			.000	-.0750	-.0800	.0600	.4510	.4460	.4490
			.050			-.0230	.0530	.1030	.1080
			.081			-.0510			
			.086		-.0390				
			.094	-.0520					
			.150			-.1050	-.0550	-.0230	-.1080
			.177		-.0770				
			.229	-.0620					
			.246		-.0600				
			.250			-.1360	-.1170	-.0860	-.0680
			.362	-.0530					
			.400			-.1430	-.1590		-.1080
			.402			-.1000			
			.497	-.0600					
			.550			-.1620	-.1730		
			.565		-.1140				
			.600						-.1560
			.650					-.1590	
			.700	-.0890			-.1770		
			.725			-.1580			
			.750					-.1750	-.1710
			.760		-.0950				
			.775			-.1380	-.1740		
			.808		-.0840				
			.834	-.0570					
			.850			-.1130	-.1660	-.1690	
			.857		-.0960				
			.865	-.0570					
			.900	-.0510		-.0950			-.1590
			.905		-.0830				
			.950			-.0840	-.1430	-.1610	
			.953		-.0730				
			.965	-.0280					
MACH (1) = 2.498	BETAT (7) = 8.550	Y/BW	.299	.364	.427	.534	.673	.780	.887
		X/CW							
			.000	-.0970	-.0950	.0200	.3350	.3520	.3960
			.050			-.0510	.0180	.0740	.1100
			.081			-.0520			
			.086		-.0500				
			.094	-.0740					

AMES 87-707 IA9 Q2A + S3 + T9 UPPER WING

(RBNU19)

SECTION (1) UPPER WING

DEPENDENT VARIABLE CP

MACH (1) = 2.498	BETAT (7) = 8.550	Y/BW	.299	.364	.427	.534	.673	.780	.887
		X/CW							
		.150				-.1050	-.0740	-.0360	-.0150
		.177			-.0640				
		.229	-.0710						
		.246		-.0530					
		.250				-.1220	-.1220	-.0920	-.0790
		.362	-.0470						
		.400				-.1370	-.1540		-.1160
		.402			-.0980				
		.497	-.0580						
		.550				-.1550	-.1610		
		.565			-.1170				
		.600							-.1620
		.650						-.1520	
		.700	-.0930				-.1640		
		.725				-.1570			
		.750						-.1670	-.1710
		.760			-.1020				
		.775				-.1410	-.1590		
		.808			-.0880				
		.834	-.0650						
		.850				-.1150	-.1530	-.1620	
		.857			-.0950				
		.865	-.0610						
		.900	-.0530			-.1000			-.1600
		.905			-.0840				
		.950				-.0910	-.1300	-.1490	
		.953			-.0720				
		.965	-.0300						

MACH (2) = 2.999 BETAT (1) = -8.580

Y/BW	.299	.364	.427	.534	.673	.780	.887
X/CW							
.000	.0940	.0700	.3790	1.0920	1.0180	1.0480	1.0700
.050				.2900	.3330	.3760	.4430
.081			.1300				
.086		.0870					
.094	.0800						
.150				.0830	.1310	.1610	.1870
.177			.0140				
.229	.0570						
.246		.0200					
.250				-.0160	.0330	.0620	.0760
.362	.0240						
.400				-.0820	-.0380		.0150
.402			-.0680				
.497	-.0180						

AMES 87-707 IA9 O2A + S3 + T9 UPPER WING

(RBNU19)

SECTION (1) UPPER WING

DEPENDENT VARIABLE CP

MACH (2) = 2.999	BETAT (1) = -8.580	Y/BW	.299	.364	.427	.534	.673	.780	.887
		X/CW							
		.550				-.1120	-.0790		
		.565			-.0920				
		.600							-.0580
		.650						-.0640	
		.700	-.0480				-.0990		
		.725			-.1210				
		.750						-.0850	-.0810
		.760			-.0890				
		.775				-.1220	-.1030		
		.808			-.0680				
		.834	-.0260						
		.850				-.1210	-.1010	-.0840	
		.857			-.0640				
		.865	-.0140						
		.900	-.0010			-.1140			-.0680
		.905			-.0540				
		.950				-.0960	-.0860	-.0690	
		.953			-.0460				
		.965	.0510						

MACH (2) = 2.999	BETAT (2) = -4.260	Y/BW	.299	.364	.427	.534	.673	.780	.887
		X/CW							
		.000	.0480	.0180	.2310	.8560	.8340	.8540	.8690
		.050				.1960	.2490	.2890	.3400
		.081			.0740				
		.086		.0370					
		.094	.0390						
		.150				.0310	.0820	.1070	.1310
		.177			-.0100				
		.229	.0200						
		.246		-.0120					
		.250				-.0470	-.0020	.0250	.0370
		.362	-.0090						
		.400				-.0970	-.0660		-.0110
		.402			-.0770				
		.497	-.0420						
		.550				-.1200	-.0960		
		.565			-.0970				
		.600							-.0730
		.650						-.0760	
		.700	-.0700				-.1130		
		.725				-.1280			
		.750						-.0970	-.0950
		.760			-.1000				
		.775				-.1280	-.1160		

AMES 87-707 IA9 O2A + S3 + T9 UPPER WING

(RBNU19)

SECTION (1) UPPER WING

DEPENDENT VARIABLE CP

MACH (2) = 2.999	BETAT (2) = -4.260	Y/BW	.299	.364	.427	.534	.673	.780	.887
		X/CW							
		.808							
		.834	-.0420						
		.850							
		.857							
		.865	-.0360						
		.900	-.0280						
		.905							
		.950							
		.953							
		.965	.0050						
MACH (2) = 2.999	BETAT (3) = .060	Y/BW	.299	.364	.427	.534	.673	.780	.887
		X/CW							
		.000	.0110	-.0060	.1330	.6850	.6740	.7070	.7000
		.050				.1040	.1570	.2170	.2690
		.081				.0210			
		.086				.0040			
		.094	.0100						
		.150							
		.177							
		.229	-.0070						
		.246							
		.250							
		.362	-.0290						
		.400							
		.402							
		.497	-.0580						
		.550							
		.565							
		.600							
		.650							
		.700	-.0770						
		.725							
		.750							
		.760							
		.775							
		.808							
		.834	-.0580						
		.850							
		.857							
		.865	-.0500						
		.900	-.0420						
		.905							
		.950							
		.953							

AMES 87-707 IA9 O2A + S3 + T9 UPPER WING

(RBN013)

SECTION (1) UPPER WING		DEPENDENT VARIABLE CP							
MACH (2) = 2.999	BETAT (3) = .060	Y/BW	.299	.364	.427	.534	.673	.780	.887
		X/CW	.965	-.0140					
MACH (2) = 2.999	BETAT (4) = 4.380	Y/BW	.299	.364	.427	.534	.673	.780	.887
		X/CW	.000	-.0380	-.0420	.0570	.4570	.4830	.4970
			.050			.0180	.0790	.0990	.1740
			.081		-.0220				
			.086	-.0250					
			.094	-.0170					
			.150			-.0620	-.0200	.0020	.0220
			.177		-.0600				
			.229	-.0300					
			.246	-.0490					
			.250			-.0990	-.0740	-.0480	-.0410
			.362	-.0440					
			.400			-.1280	-.1130		-.0700
			.402		-.0890				
			.497	-.0600					
			.550			-.1380	-.1280		
			.565		-.1020				
			.600						-.1080
			.650					-.1080	
			.700	-.0790			-.1370		
			.725			-.1380			
			.750					-.1250	-.1220
			.760		-.0880				
			.775			-.1290	-.1360		
			.808		-.0800				
			.834	-.0590					
			.850			-.1150	-.1340	-.1250	
			.857		-.0920				
			.865	-.0570					
			.900	-.0520		-.1020			-.1150
			.905		-.0880				
			.950			-.0940	-.1290	-.1170	
			.953		-.0790				
			.965	-.0310					
MACH (2) = 2.999	BETAT (5) = 8.710	Y/BW	.299	.364	.427	.534	.673	.780	.887
		X/CW	.000	-.0680	-.0680	.0340	.2730	.2960	.3540
			.050			-.0460	.0080	.0600	.1000
			.081		-.0460				
			.086	-.0550					
			.094	-.0620					

AMES 87-707 IA9 Q2A + S3 + T9 UPPER WING

(RBNU19)

SECTION (1) UPPER WING

DEPENDENT VARIABLE CP

MACH (2) = 2.999	BETAT (5) = 8.710	Y/BW	.299	.364	.427	.534	.673	.780	.887
		X/CW							
		.150				-.0880	-.0580	-.0240	-.0020
		.177			-.0640				
		.229	-.0480						
		.246		-.0490					
		.250				-.1120	-.0980	-.0710	-.0530
		.362	-.0530						
		.400				-.1190	-.1260		-.0820
		.402			-.0790				
		.497	-.0570						
		.550				-.1260	-.1320		
		.565			-.0890				
		.600							-.1180
		.650						-.1170	
		.700	-.0720				-.1320		
		.725				-.1230			
		.750						-.1320	-.1360
		.760			-.0900				
		.775				-.1180	-.1300		
		.808			-.0790				
		.834	-.0620						
		.850				-.1060	-.1270	-.1310	
		.857			-.0880				
		.865	-.0540						
		.900	-.0470			-.0930			-.1290
		.905			-.0880				
		.950				-.0800	-.1170	-.1270	
		.953			-.0730				
		.965	-.0230						
MACH (3) = 3.502	BETAT (1) = -8.740	Y/BW	.299	.364	.427	.534	.673	.780	.887
		X/CW							
		.000	.1140	.0820	.3500	1.0880	1.1120	1.1770	1.0870
		.050				.2810	.3350	.4080	.4540
		.081			.1360				
		.086		.0950					
		.094	.0950						
		.150				.0800	.1290	.1830	.2020
		.177			.0330				
		.229	.0710						
		.246		.0300					
		.250				-.0150	.0310	.0840	.0940
		.362	.0330						
		.400				-.0750	-.0380		.0340
		.402			-.0420				
		.497	-.0050						

AMES 87-707 IA9 O2A + S3 + T9 UPPER WING

(RBNU19)

SECTION (1) UPPER WING

DEPENDENT VARIABLE CP

MACH (3) = 3.502 BETAT (1) = -8.740

Y/BW	.299	.364	.427	.534	.673	.780	.887
X/CW							
.550				-.1020	-.0560		
.565			-.0640				
.600							-.0340
.650						-.0340	
.700	-.0350				-.0730		
.725				-.1120			
.750						-.0610	-.0580
.760			-.0700				
.775				-.1130	-.0760		
.808			-.0620				
.834	-.0210						
.850				-.1110	-.0750	-.0620	
.857			-.0850				
.865	-.0070						
.900	.0010			-.1090			-.0490
.905			-.0850				
.950				-.0990	-.0680	-.0530	
.953			-.0640				
.965	.0390						

MACH (3) = 3.502 BETAT (2) = -6.540

Y/BW	.299	.364	.427	.534	.673	.780	.887
X/CW							
.000	.0900	.0570	.2840	.9480	.9770	1.0460	1.0410
.050				.2410	.2970	.3500	.4240
.081			.1070				
.086		.0710					
.094	.0760						
.150				.0690	.1170	.1500	.1810
.177			.0240				
.229	.0530						
.246		.0180					
.250				-.0140	.0270	.0610	.0770
.362	.0180						
.400				-.0670	-.0330		.0240
.402			-.0440				
.497	-.0150						
.550				-.0910	-.0590		
.565			-.0680				
.600							-.0370
.650						-.0370	
.700	-.0430				-.0770		
.725				-.0980			
.750						-.0610	-.0590
.760			-.0740				
.775				-.0980	-.0790		

DATE 18 SEP 73

TABULATED PRESSURE DATA - IA9C

PAGE 1533

AMES 87-707 IA9 O2A + S3 + T9 UPPER WING

(RBNU19)

SECTION (1) UPPER WING		DEPENDENT VARIABLE CP							
MACH (3) = 3.502	BETAT (2) = -6.540	Y/BW	.299	.364	.427	.534	.673	.780	.887
		X/CW							
		.808			-.0670				
		.834	-.0240						
		.850				-.0990	-.0770	-.0640	
		.857			-.0710				
		.865	-.0150						
		.900	-.0090			-.0970			-.0500
		.905			-.0620				
		.950				-.0900	-.0710	-.0560	
		.953			-.0540				
		.965	.0210						
MACH (3) = 3.502	BETAT (3) = -4.340	Y/BW	.299	.364	.427	.534	.673	.780	.887
		X/CW							
		.000	.0700	.0340	.2180	.8060	.8370	.8850	.9030
		.050				.1940	.2530	.2950	.3520
		.081			.0770				
		.086		.0500					
		.094	.0530						
		.150				.0470	.0930	.1230	.1440
		.177			.0050				
		.229	.0340						
		.246		.0060					
		.250				-.0230	.0120	.0430	.0560
		.362	.0060						
		.400				-.0700	-.0440		.0100
		.402			-.0530				
		.497	-.0220						
		.550				-.0920	-.0670		
		.565			-.0720				
		.600							-.0470
		.650						-.0450	
		.700	-.0500				-.0810		
		.725				-.0990			
		.750						-.0680	-.0710
		.760			-.0740				
		.775				-.0990	-.0860		
		.808			-.0700				
		.834	-.0370						
		.850				-.0970	-.0860	-.0700	
		.857			-.0740				
		.865	-.0280						
		.900	-.0210			-.0930			-.0610
		.905			-.0740				
		.950				-.0860	-.0770	-.0660	
		.953			-.0680				

AMES 87-707 IA9 O2A + S3 + T9 UPPER WING

(RBNU19)

SECTION (1) UPPER WING

DEPENDENT VARIABLE CP

MACH (3) = 3.502	BETAT (3) = -4.340	Y/BW	.299	.364	.427	.534	.673	.780	.887
		X/CW							
		.965	.0060						
MACH (3) = 3.502	BETAT (4) = .060	Y/BW	.299	.364	.427	.534	.673	.780	.887
		X/CW							
		.000	.0220	.0030	.1180	.6020	.6210	.6580	.6640
		.050				.0990	.1620	.2050	.2540
		.081			.0270				
		.086		.0160					
		.094	.0200						
		.150				-.0050	.0430	.0740	.0920
		.177			-.0200				
		.229	.0080						
		.246		-.0140					
		.250				-.0520	-.0230	.0090	.0220
		.362	-.0130						
		.400				-.0870	-.0670		-.0160
		.402			-.0620				
		.497	-.0360						
		.550				-.1030	-.0850		
		.565			-.0750				
		.600							-.0620
		.650						-.0600	
		.700	-.0580				-.0930		
		.725				-.1050			
		.750						-.0800	-.0810
		.760			-.0790				
		.775				-.1010	-.0960		
		.808			-.0750				
		.834	-.0520						
		.850				-.1010	-.0950	-.0840	
		.857			-.0780				
		.865	-.0460						
		.900	-.0380			-.0950			-.0730
		.905			-.0800				
		.950				-.0870	-.0920	-.0770	
		.953			-.0740				
		.965	-.0200						
MACH (3) = 3.502	BETAT (5) = 4.460	Y/BW	.299	.364	.427	.534	.673	.780	.887
		X/CW							
		.000	-.0200	-.0290	.0210	.3610	.4760	.4720	.5130
		.050				.0160	.0620	.1170	.1720
		.081			-.0150				
		.086		-.0100					
		.094	-.0020						

AMES 87-707 IA9 O2A + S3 + T9 UPPER WING

(RBNU19)

SECTION (1) UPPER WING

DEPENDENT VARIABLE CP

MACH (3) = 3.502	BETAT (5) = 4.460	Y/BW	.299	.364	.427	.534	.673	.780	.887
		X/CW							
		.150				-.0450	-.0120	.0210	.0440
		.177			-.0430				
		.229	-.0110						
		.246		-.0290					
		.250				-.0770	-.0580	-.0300	-.0160
		.362	-.0260						
		.400				-.1000	-.0900		-.0450
		.402				-.0670			
		.497	-.0430						
		.550				-.1100	-.0950		
		.565				-.0750			
		.600							-.0790
		.650						-.0750	
		.700	-.0620				-.1010		
		.725				-.1040			
		.750						-.0950	-.0910
		.760				-.0740			
		.775				-.1040	-.1000		
		.808				-.0700			
		.834	-.0570						
		.850				-.1010	-.0980	-.0970	
		.857				-.0690			
		.865	-.0490						
		.900	-.0450			-.0960			-.0890
		.905				-.0790			
		.950				-.0920	-.0970	-.0940	
		.953				-.0770			
		.965	-.0260						

MACH (3) = 3.502	BETAT (6) = 6.660	Y/BW	.299	.364	.427	.534	.673	.780	.887
		X/CW							
		.000	-.0390	-.0410	.0050	.2990	.3640	.3840	.3720
		.050				-.0150	.0330	.0790	.1140
		.081			-.0230				
		.086		-.0280					
		.094	-.0160						
		.150				-.0600	-.0290	.0030	.0160
		.177			-.0430				
		.229	-.0200						
		.246		-.0360					
		.250				-.0870	-.0720	-.0440	-.0290
		.362	-.0340						
		.400				-.1020	-.0970		-.0560
		.402			-.0640				
		.497	-.0480						

AMES 87-707 IA9 O2A + S3 + T9 UPPER WING

(RBNU19)

SECTION (1) UPPER WING

DEPENDENT VARIABLE CP

MACH (3) = 3.502 BETAT (6) = 6.665

Y/BW	.299	.364	.427	.534	.673	.780	.887
X/CW							
.550				-.1070	-.1540		
.565			-.0760				
.600							-.0870
.650						-.0830	
.700	-.0610				-.1010		
.725				-.1050			
.750						-.0940	-.0980
.760			-.0750				
.775				-.1040	-.0990		
.808			-.0710				
.834	-.0580						
.850				-.1050	-.0990	-.0960	
.857			-.0800				
.865	-.0520						
.900	-.0450			-.1050			-.0980
.905			-.0820				
.950				-.0980	-.0970	-.0980	
.953			-.0820				
.965	-.0250						

MACH (3) = 3.502 BETAT (7) = 8.860

Y/BW	.299	.364	.427	.534	.673	.780	.887
X/CW							
.000	-.0500	-.0510	.0320	.2260	.2680	.3030	.3170
.050				-.0370	-.0030	.0470	.0930
.081			-.0340				
.086		-.0360					
.094	-.0350						
.150				-.0730	-.0470	-.0170	.0060
.177			-.0490				
.229	-.0270						
.246		-.0430					
.250				-.0930	-.0810	-.0550	-.0400
.362	-.0400						
.400				-.1040	-.1030		-.0650
.402			-.0650				
.497	-.0500						
.550				-.1090	-.1050		
.565			-.0740				
.600							-.0900
.650						-.0870	
.700	-.0630				-.1020		
.725				-.1070			
.750						-.0970	-.0880
.760			-.0760				
.775				-.1050	-.1020		

DATE 18 SEP 73

TABULATED PRESSURE DATA - IA9C

PAGE 1537

AMES 87-707 IA9 O2A + S3 + T9 UPPER WING

(RBNU19)

SECTION (1) UPPER WING

DEPENDENT VARIABLE CP

MACH (3) = 3.502	BETAT (7) = 8.860	Y/BW	.299	.364	.427	.534	.673	.780	.887
		X/CW							
		.808			-.0730				
		.834	-.0600						
		.850				-.1060	-.0990	-.0970	
		.857			-.0820				
		.865	-.0530						
		.900	-.0470			-.1030			-.1000
		.905			-.0790				
		.950				-.0940	-.0980	-.0970	
		.953			-.0750				
		.965	-.0250						

AMES 87-707 IA9 O2A + S3 + T9 UPPER WING

(REVISED) 10 MAY 73)

REFERENCE DATA

SREF = 2.4210 SQ.FT. XMRP = 28.5300 INCHES
 REF = 39.8490 INCHES YMRP = .0000 INCHES
 REF = 39.8490 INCHES ZMRP = .0000 INCHES
 SCALE = .0300 SCALE

PARAMETRIC DATA

ALPHAT = 5.000 ORBINC = .500
 RUDDER = 0.000 ELEVOR = .000
 RUDFLR = .000

SECTION (1) UPPER WING

DEPENDENT VARIABLE CP

MACH (1) = 2.499 BETAT (1) = -8.410

Y/BW	.299	.364	.427	.534	.673	.780	.887
X/CW	.000	.0670	.1490	1.1140	.9940	1.0220	.9960
.050				.1540	.8120	.8400	.8020
.081			.0620				
.086		.0680					
.094	.0310						
.150				-.0130	.0430	.0640	.0860
.177			.0620				
.229	.0160						
.246		-.0200					
.250				-.1010	-.0520	-.0250	-.0160
.362	-.0080						
.400				-.1590	-.1200		-.0660
.402			-.1390				
.497	-.0430						
.550				-.1860	-.1570		
.565			-.1570				
.600							-.1300
.650						-.1340	
.700	-.0850				-.1670		
.725				-.1760			
.750						-.1550	-.1510
.760			-.1480				
.775				-.1750	-.1580		
.808			-.1320				
.834	-.0750						
.850				-.1710	-.1540	-.1470	
.857			-.1360				
.865	-.0560						
.900	-.0360			-.1520			-.1380
.905			-.1240				
.950				-.1120	-.1500	-.1410	
.953			-.1170				
.965	.0440						

MACH (1) = 2.499 BETAT (2) = -6.290

Y/BW	.299	.364	.427	.534	.673	.780	.887
X/CW	.000	.0160	.0330	.4280	1.0260	.9190	.9560
.050					.1260	.1850	.2190
.081			.0420				
.086		.0390					
.094	.0040						

AMES 87-707 IA9 O2A + S3 + T9 UPPER WING

(RBNU20)

SECTION (1) UPPER WING

DEPENDENT VARIABLE CP

MACH (1) = 2.499	BETAT (2) = -6.290	Y/BW	.299	.364	.427	.534	.673	.780	.887
		X/CW							
		.150				-.0290	.0260	.0510	.0700
		.177			-.0720				
		.229	-.0060						
		.246		-.0380					
		.250				-.1090	-.0640	-.0340	-.0220
		.362	-.0320						
		.400				-.1620	-.1250		-.0720
		.402			-.1410				
		.497	-.0600						
		.550				-.1890	-.1610		
		.565			-.1590				
		.600							-.1320
		.650						-.1360	
		.700	-.0940				-.1720		
		.725				-.1790			
		.750						-.1570	-.1540
		.760			-.1580				
		.775				-.1760	-.1630		
		.808			-.1460				
		.834	-.0810						
		.850				-.1730	-.1570	-.1480	
		.857			-.1550				
		.865	-.0630						
		.900	-.0460			-.1570			-.1420
		.905			-.1390				
		.950				-.1180	-.1530	-.1420	
		.953			-.1260				
		.965	.0200						
MACH (1) = 2.499	BETAT (3) = -4.170	Y/BW	.299	.364	.427	.534	.673	.780	.887
		X/CW							
		.000	.0010	.0000	.3600	.9410	.8580	.8870	.8540
		.050				.0880	.1510	.1950	.2510
		.081			.0120				
		.086		.0110					
		.094	-.0190						
		.150				-.0500	.0070	.0340	.0540
		.177			-.0910				
		.229	-.0290						
		.246		-.0570					
		.250				-.1250	-.0760	-.0460	-.0390
		.362	-.0560						
		.400				-.1720	-.1370		-.0830
		.402			-.1480				
		.497	-.0770						

WING 17-707 IAS OMA * S3 + T9 UPPER WING

REMARK

SECTION (1) UPPER WING

DEPENDENT VARIABLE OF

MACH (1) = 2.499 BETAT (3) = -4.000

Y/BW	.299	.364	.427	.534	.673	.800	.887
X/CW							
.550				-.1980	-.1660		
.565			-.1640				
.600							-.1410
.650						-.1470	
.700	-.1070				-.1800		
.725				-.1900			
.750						-.1600	-.1630
.760			-.1560				
.775				-.1040	-.1140		
.800			-.1460				
.830	-.0880						
.850				-.1870	-.1660	-.1580	
.857			-.1550				
.865	-.0710						
.900	-.0580			-.1600			-.1520
.905			-.1450				
.950				-.1380	-.1310	-.1500	
.953			-.1340				
.965	.0000						

MACH (1) = 2.499 BETAT (4) = .060

Y/BW	.299	.364	.427	.534	.673	.800	.887
X/CW							
.000	-.0480	-.0590	.2260	.7800	.1100	.7480	.7160
.050				.0260	.0830	.1330	.1840
.081			-.0370				
.086		-.0290					
.094	-.0490						
.150				-.0920	-.0900	-.0920	.1620
.177			-.1130				
.229	-.0630						
.246		-.0610					
.250				-.1490	-.1060	-.1010	-.0650
.362	-.0820						
.400				-.1860	-.1550		-.1070
.402			-.1540				
.497	-.0990						
.550				-.2040	-.1810		
.565			-.1680				
.600							-.1580
.650						-.1670	
.700	-.1180				-.1870		
.725				-.1930			
.750						-.1770	-.1210
.760			-.1490				
.775				-.1880	-.1830		

AMES 87-707 IA9 O2A + S3 + T9 UPPER WING

(RBNU20)

SECTION (1) UPPER WING

DEPENDENT VARIABLE CP

MACH (1) = 2.499	BETAT (4) = .060	Y/BW	.299	.364	.427	.534	.673	.780	.887
		X/CW							
		.808							
		.834	-.0820						
		.850							
		.857							
		.865	-.0730						
		.900	-.0610						
		.905							
		.950							
		.953							
		.965	-.0270						
MACH (1) = 2.499	BETAT (5) = 4.310	Y/BW	.299	.364	.427	.534	.673	.780	.887
		X/CW							
		.000	-.1020	-.1020	.0860	.5760	.5810	.6050	.5870
		.050							
		.081							
		.086							
		.094	-.0730						
		.150							
		.177							
		.229	-.0860						
		.246							
		.250							
		.362	-.0890						
		.400							
		.402							
		.497	-.0900						
		.550							
		.565							
		.600							
		.650							
		.700	-.1100						
		.725							
		.750							
		.760							
		.775							
		.808							
		.834	-.0820						
		.850							
		.857							
		.865	-.0750						
		.900	-.0660						
		.905							
		.950							
		.953							

AMES 87-707 IA9 O2A + S3 + T9 UPPER WING

(RBNU2U)

SECTION (1) UPPER WING		DEPENDENT VARIABLE CF								
MACH (1) = 2.499	BETAT (5) = 4.310	Y/BW	.299	.364	.427	.534	.673	.780	.887	
		X/CW	.965	-.0430						
MACH (1) = 2.499	BETAT (6) = 6.430	Y/BW	.299	.364	.427	.534	.673	.780	.887	
		X/CW	.000	-.1120	-.1120	.0300	.4800	.4980	.5400	.5330
			.050			-.0620	.0050	.0570	.0990	
			.081			-.0990				
			.086		-.0640					
			.094	-.0960						
			.150			-.1340	-.0860	-.0530	-.0340	
			.177			-.1310				
			.229	-.0920						
			.246		-.1000					
			.250			-.1700	-.1430	-.1130	-.0990	
			.362	-.0870						
			.400			-.1890	-.1780		-.1340	
			.402			-.1510				
			.497	-.0870						
			.550			-.1910	-.1950			
			.565			-.1370				
			.600						-.1760	
			.650					-.1570		
			.700	-.1150			-.1880			
			.725			-.1870				
			.750					-.1780	-.1870	
			.760		-.1120					
			.775			-.1740	-.1890			
			.808		-.1040					
			.834	-.0860						
			.850			-.1560	-.1890	-.1790		
			.857		-.1210					
			.865	-.0810						
			.900	-.0710		-.1440			-.1790	
			.905		-.1140					
			.950			-.1310	-.1790	-.1730		
			.953		-.1040					
			.965	-.0480						
MACH (1) = 2.499	BETAT (7) = 8.560	Y/BW	.299	.364	.427	.534	.673	.780	.887	
		X/CW	.000	-.1250	-.1230	-.0230	.3810	.4110	.4730	.4650
			.050			-.0900	-.0230	.0270	.0710	
			.081			-.1110				
			.086		-.0780					
			.094	-.1140						

AMES 87-707 IA9 Q2A + S3 + T9 UPPER WING

(RBNU2U)

SECTION (1) UPPER WING

DEPENDENT VARIABLE CP

MACH (1) = 2.499 BETAT (7) = 8.560

Y/BW	.299	.364	.427	.534	.673	.780	.887
X/CW							
.150				-.1490	-.1020	-.0690	-.0510
.177			-.1210				
.229	-.0940						
.246		-.0940					
.250				-.1720	-.1550	-.1250	-.1090
.362	-.0800						
.400				-.1770	-.1850		-.1440
.402			-.1260				
.497	-.0900						
.550				-.1840	-.1930		
.565			-.1360				
.600							-.1800
.650						-.1740	
.700	-.1160				-.1880		
.725				-.1810			
.750						-.1830	-.1930
.760			-.1240				
.775				-.1700	-.1880		
.808			-.1140				
.834	-.0910						
.850				-.1400	-.1860	-.1830	
.857			-.1260				
.865	-.0830						
.900	-.0750			-.1220			-.1850
.905			-.1170				
.950				-.1100	-.1730	-.1800	
.953			-.1040				
.965	-.0460						

MACH (2) = 2.999 BETAT (1) = -8.570

Y/BW	.299	.364	.427	.534	.673	.780	.887
X/CW							
.000	.0720	.0620	.4660	1.1730	1.1050	1.1410	1.0750
.050				.2160	.2400	.2940	.3640
.081			.0990				
.086		.0670					
.094	.0510						
.150				.0370	.0780	.1000	.1360
.177			-.0150				
.229	.0240						
.246		-.0070					
.250				-.0450	-.0100	.0180	.0340
.362	.0000						
.400				-.1000	-.0700		-.0180
.402			-.0880				
.497	-.0320						

AMES 87-707 IA9 O2A + S3 + T9 UPPER WING

(RBNU21)

SECTION (1) UPPER WING

DEPENDENT VARIABLE CP

MACH (2) = 2.999 BETAT (1) = -8.570

Y/BW	.299	.364	.427	.534	.673	.780	.887
X/CW							
.550				-.1210	-.1510		
.565			-.1070				
.600							-.0790
.650						-.0630	
.700	-.0620				-.1170		
.725				-.1310			
.750						-.1030	-.1010
.760			-.1570				
.775				-.1300	-.1180		
.808			-.0930				
.834	-.0560						
.850				-.1260	-.1140	-.1020	
.857			-.0940				
.865	-.0440						
.900	-.0340			-.1220			-.0900
.905			-.0640				
.950				-.1090	-.1080	-.0930	
.953			-.0780				
.965	.0180						

MACH (2) = 2.999 BETAT (2) = -4.250

Y/BW	.299	.364	.427	.534	.673	.780	.887
X/CW							
.000	.0150	.0040	.2800	.9290	.8620	.9110	.9060
.050				.1420	.1750	.2160	.2720
.081			.0420				
.086		.0080					
.094	.0040						
.150				-.0020	.0380	.0580	.0790
.177			-.0410				
.229	-.0150						
.246		-.0410					
.250				-.0690	-.0380	-.0160	-.0040
.362	-.0420						
.400				-.1150	-.0890		-.0480
.402			-.1000				
.497	-.0660						
.550				-.1350	-.1150		
.565			-.1170				
.600							-.0950
.650						-.0970	
.700	-.0870				-.1240		
.725				-.1410			
.750						-.1150	-.1130
.760		-.1190					
.775				-.1390	-.1290		

AMES 87-707 IA9 O2A + S3 + T9 UPPER WING

(RBNU20)

SECTION (1) UPPER WING

DEPENDENT VARIABLE CP

MACH (2) = 2.999 BETAT (2) = -4.250

Y/BW	.299	.364	.427	.534	.673	.780	.887
X/CW							
.808							
.834							
.850							
.857							
.865							
.900							
.905							
.950							
.953							
.965							

MACH (2) = 2.999 BETAT (3) = .060

Y/BW	.299	.364	.427	.534	.673	.780	.887
X/CW							
.000							
.050							
.081							
.086							
.094							
.150							
.177							
.229							
.246							
.250							
.362							
.400							
.402							
.497							
.550							
.565							
.600							
.650							
.700							
.725							
.750							
.760							
.775							
.808							
.834							
.850							
.857							
.865							
.900							
.905							
.950							
.953							

AMES 87-707 IA9 Q2A + S3 + T9 UPPER WING

(RBNU20)

SECTION (1) UPPER WING

DEPENDENT VARIABLE CP

MACH (2) = 2.999 BETAT (3) = .960		Y/BW	.299	.364	.427	.534	.673	.780	.887	
		X/CW								
			.965	-.0430						
MACH (2) = 2.999 BETAT (4) = 4.390		Y/BW	.299	.364	.427	.534	.673	.780	.887	
		X/CW								
			.000	-.0690	-.0750	.0670	.5280	.5520	.5820	.3790
			.050			-.0130	.0370	.0930	.1340	
			.081			-.0540				
			.086		-.0560					
			.094	-.0560						
			.150			-.0870	-.0430	-.0150	.0040	
			.177			-.0920				
			.229	-.0580						
			.246		-.0710					
			.250			-.1190	-.0920	-.0670	-.0540	
			.362	-.0750						
			.400			-.1430	-.1250		-.0850	
			.402			-.1150				
			.497	-.0850						
			.550			-.1530	-.1390			
			.565		-.1240					
			.600						-.1200	
			.650					-.1180		
			.700	-.0950			-.1430			
			.725			-.1480				
			.750					-.1350	-.1320	
			.760			-.1110				
			.775			-.1440	-.1400			
			.808		-.1030					
			.834	-.0790						
			.850			-.1410	-.1390	-.1350		
			.857		-.1140					
			.865	-.0730						
			.900	-.0670		-.1350			-.1290	
			.905		-.1090					
			.950			-.1310	-.1310	-.1310		
			.953		-.1010					
			.965	-.0500						
MACH (2) = 2.999 BETAT (5) = 8.720		Y/BW	.299	.364	.427	.534	.673	.780	.887	
		X/CW								
			.000	-.0910	-.0950	-.0230	.2830	.3490	.4020	.4230
			.050			-.0770	-.0140	.0250	.0700	
			.081			-.0910				
			.086		-.0770					
			.094	-.0900						

AMES 87-707 IA9 O2A + S3 + T9 UPPER WING

(RBNU2U)

SECTION (1) UPPER WING

DEPENDENT VARIABLE CP

MACH (2) = 2.999	BETAT (5) = 8.720	Y/BW	.299	.364	.427	.534	.673	.780	.887
		X/CW							
		.150				-.1170	-.0760	-.0480	-.0320
		.177			-.1020				
		.229	-.0760						
		.246		-.0780					
		.250				-.1380	-.1150	-.0880	-.0790
		.362	-.0810						
		.400				-.1440	-.1400		-.1050
		.402			-.1050				
		.497	-.0800						
		.550				-.1500	-.1470		
		.565			-.1110				
		.600							-.1300
		.650						-.1280	
		.700	-.0950				-.1430		
		.725				-.1490			
		.750						-.1380	-.1410
		.760			-.1070				
		.775				-.1490	-.1430		
		.808			-.1010				
		.834	-.0890						
		.850				-.1400	-.1410	-.1370	
		.857			-.1090				
		.865	-.0820						
		.900	-.0760			-.1250			-.1370
		.905			-.1060				
		.950				-.1080	-.1340	-.1350	
		.953			-.0980				
		.965	-.0530						
MACH (3) = 3.502	BETAT (1) = -8.720	Y/BW	.299	.364	.427	.534	.673	.780	.887
		X/CW							
		.000	.0750	.0710	.3880	1.0970	1.1170	1.1850	.9580
		.050				.2410	.2770	.3280	.2850
		.081			.1070				
		.086		.0720					
		.094	.0620						
		.150				.0630	.1070	.1320	.1220
		.177			.0070				
		.229	.0370						
		.246		.0080					
		.250				-.0190	.0170	.0420	.0470
		.362	.0060						
		.400				-.0720	-.0410		.0020
		.402			-.0620				
		.497	-.0210						

AMES 87-707 IA9 O2A + S3 + T9 UPPER WING

(RBNU20)

SECTION (1) UPPER WING

DEPENDENT VARIABLE CP

MACH (3) = 3.502 BETAT (1) = -8.720		Y/BW	.299	.364	.427	.534	.673	.780	.887
		X/CW							
		.550				-.0950	-.0710		
		.565			-.0800				
		.600							-.0500
		.650						-.0520	
		.700	-.0460				-.0840		
		.725				-.1040			
		.750						-.0750	-.0710
		.760			-.0810				
		.775			-.1010	-.0890			
		.808			-.0750				
		.834	-.0430						
		.850				-.1030	-.0850	-.0730	
		.857			-.0620				
		.865	-.0340						
		.900	-.0270			-.0980			-.0600
		.905			-.0780				
		.950				-.0930	-.0800	-.0710	
		.953			-.0790				
		.965	.0060						

MACH (3) = 3.502 BETAT (2) = -6.530		Y/BW	.299	.364	.427	.534	.673	.780	.887
		X/CW							
		.000	.0510	.0400	.3170	.9690	.9930	1.0750	.8640
		.050				.2320	.2370	.2880	.3950
		.081			.0800				
		.086		.0450					
		.094	.0400						
		.150				.0390	.0820	.1090	.1170
		.177			-.0070				
		.229	.0200						
		.246		-.0070					
		.250				-.0310	-.0010	.0310	.0340
		.362	-.0110						
		.400				-.0770	-.0500		-.0100
		.402			-.0660				
		.497	-.0340						
		.550				-.0990	-.0770		
		.565			-.0800				
		.600							-.0590
		.650						-.0530	
		.700	-.0540				-.0870		
		.725				-.1050			
		.750						-.0760	-.0780
		.760			-.0850				
		.775				-.1040	-.0910		

AMES 87-707 IA9 O2A + S3 + T9 UPPER WING

(RBNU20)

SECTION (1) UPPER WING

DEPENDENT VARIABLE CP

MACH (3) = 3.502 BETAT (2) = -6.530		Y/BW	.299	.364	.427	.534	.673	.780	.887
		X/CW							
		.808							
		.834							
		.850							
		.857							
		.865							
		.900							
		.905							
		.950							
		.953							
		.965							
MACH (3) = 3.502 BETAT (3) = -4.330		Y/BW	.299	.364	.427	.534	.673	.780	.887
		X/CW							
		.000							
		.050							
		.081							
		.086							
		.094							
		.150							
		.177							
		.229							
		.246							
		.250							
		.362							
		.400							
		.402							
		.497							
		.550							
		.565							
		.600							
		.650							
		.700							
		.725							
		.750							
		.760							
		.775							
		.808							
		.834							
		.850							
		.857							
		.865							
		.900							
		.905							
		.950							
		.953							

AMES 87-707 IA9 O2A + S3 + T9 UPPER WING

(28NU20)

SECTION (1) UPPER WING		DEPENDENT VARIABLE CP							
MACH (3) = 3.502	BETAT (3) = -4.330	Y/BW	.299	.364	.427	.534	.673	.780	.887
		X/CW							
		.965	-.0230						
MACH (3) = 3.502	BETAT (4) = .060	Y/BW	.299	.364	.427	.534	.673	.780	.887
		X/CW							
		.000	-.0090	-.0140	.1130	.6110	.6800	.7540	.7250
		.050				.0670	.1110	.1570	.2010
		.081			-.0020				
		.086		-.0100					
		.094	-.0070						
		.150				-.0260	.0130	.0380	.0520
		.177			-.0440				
		.229	-.0190						
		.246		-.0380					
		.250				-.0680	-.0450	-.0210	-.0100
		.362	-.0390						
		.400				-.0980	-.0770		-.0440
		.402			-.0790				
		.497	-.0580						
		.550				-.1120	-.0860		
		.565		-.0890					
		.600							-.0780
		.650						-.0710	
		.700	-.0740				-.1020		
		.725				-.1080			
		.750						-.0890	-.0910
		.760			-.0880				
		.775			-.1060	-.1010			
		.808		-.0860					
		.834	-.0660						
		.850				-.1040	-.0970	-.0890	
		.857		-.0960					
		.865	-.0620						
		.900	-.0550			-.1000			-.0840
		.905			-.0960				
		.950				-.0980	-.0960	-.0860	
		.953		-.1000					
		.965	-.0380						
MACH (3) = 3.502	BETAT (5) = 4.460	Y/BW	.299	.364	.427	.534	.673	.780	.887
		X/CW							
		.000	-.0500	-.0580	-.0030	.4460	.4900	.5610	.5600
		.050				-.0110	.0350	.0860	.1220
		.081			-.0430				
		.086		-.0410					
		.094	-.0380						

AMES 87-707 IA9 O2A + S3 + T9 UPPER WING

(RBNU20)

SECTION (1) UPPER WING

DEPENDENT VARIABLE CP

MACH (3) = 3.502	BETAT (5) = 4.460	Y/BW	.299	.364	.427	.534	.673	.780	.887
		X/CW							
		.150				-.0650	-.0290	-.0020	.0120
		.177			-.0660				
		.229	-.0390						
		.246		-.0540					
		.250				-.0960	-.0730	-.0490	-.0380
		.362	-.0550						
		.400				-.1120	-.1000		-.0630
		.402			-.0860				
		.497	-.0680						
		.550				-.1210	-.1060		
		.565			-.0930				
		.600							-.0910
		.650						-.0840	
		.700	-.0790				-.1050		
		.725				-.1150			
		.750						-.1000	-.1000
		.760			-.0910				
		.775				-.1120	-.1050		
		.808			-.0850				
		.834	-.0720						
		.850				-.1150	-.1020	-.1020	
		.857			-.0950				
		.865	-.0690						
		.900	-.0640			-.1130			-.1000
		.905			-.0970				
		.950				-.1100	-.1020	-.1000	
		.953			-.0950				
		.965	-.0470						
		Y/BW	.299	.364	.427	.534	.673	.780	.887
MACH (3) = 3.502	BETAT (6) = 6.670	X/CW							
		.000	-.0610	-.0640	-.0080	.3210	.3860	.4590	.4710
		.050				-.0440	.0080	.0520	.0930
		.081			-.0550				
		.086		-.0510					
		.094	-.0570						
		.150				-.0810	-.0480	-.0180	-.0020
		.177			-.0680				
		.229	-.0480						
		.246		-.0600					
		.250				-.1050	-.0860	-.0600	-.0470
		.362	-.0570						
		.400				-.1130	-.1160		-.0710
		.402			-.0850				
		.497	-.0680						

AMES 87-707 IA9 Q2A + S3 + T9 UPPER WING

(RBNU2U)

SECTION (1) UPPER WING

DEPENDENT VARIABLE CP

MACH (3) = 3.502 BETAT (6) = 6.670

Y/BW	.299	.364	.427	.534	.673	.780	.887
X/CW							
.550				-.1160	-.1110		
.565			-.0900				
.600							-.0960
.650						-.0890	
.700	-.0760				-.1080		
.725				-.1120			
.750						-.1020	-.1020
.760				-.0860			
.775				-.1120	-.1060		
.808				-.0800			
.834	-.0710						
.850				-.1150	-.1060	-.1040	
.857				-.0840			
.865	-.0650						
.900	-.0630			-.1150			-.1020
.905				-.0900			
.950				-.1140	-.1050	-.1040	
.953				-.0910			
.965	-.0480						

MACH (3) = 3.502 BETAT (7) = 8.870

Y/BW	.299	.364	.427	.534	.673	.780	.887
X/CW							
.000	-.0700	-.0710	-.0160	.1870	.2980	.3430	.3940
.050				-.0700	-.0250	.0320	.0740
.081			-.0650				
.086		-.0540					
.094	-.0650						
.150				-.0930	-.0650	-.0280	-.0100
.177				-.0750			
.229	-.0520						
.246		-.0580					
.250				-.1080	-.0940	-.0640	-.0530
.362	-.0570						
.400				-.1160	-.1120		-.0730
.402			-.0830				
.497	-.0670						
.550				-.1180	-.1050		
.565			-.0840				
.600							-.0950
.650						-.0900	
.700	-.0750				-.1060		
.725				-.1150			
.750						-.1000	-.1020
.760			-.0860				
.775				-.1150	-.1070		

AMES 87-707 IA9 O2A + S3 + T9 UPPER WING

(RBNU2U)

SECTION (1) UPPER WING

DEPENDENT VARIABLE CP

MACH (3) = 3.502	BETAT (7) = 8.870	Y/BW	.299	.364	.427	.534	.673	.780	.887
		X/CW							
		.808			-.5830				
		.834	-.0730						
		.850				-.1120	-.1070	-.1030	
		.857			-.0960				
		.865	-.0690						
		.900	-.0630			-.1120			-.1030
		.905			-.0940				
		.950				-.1070	-.1050	-.1030	
		.953			-.0960				
		.965	-.0450						

AMES 87-707 IA9 O2A + S3 + T9 UPPER WING

(RBNU21) (10 MAY 73)

REFERENCE DATA

SREF = 2.4210 SQ.FT. XMRP = 28.5300 INCHES
 LREF = 39.8490 INCHES YMRP = .0000 INCHES
 BREF = 39.8490 INCHES ZMRP = .0000 INCHES
 SCALE = .0300 SCALE

PARAMETRIC DATA

ALPHAT = 6.000 CRBINC = .500
 RUDDER = -10.000 ELEVON = .000
 RUDDLK = .000

SECTION (1) UPPER WING

DEPENDENT VARIABLE CP

MACH (1) = 2.499 BETAT (1) = -8.390

Y/BW	.299	.364	.427	.534	.673	.780	.887
X/CW							
.000	.0340	.0810	.4830	1.1110	1.0080	1.0310	.9840
.050				.1260	.1750	.2030	.2640
.081			.0390				
.086		.0540					
.094	.0270						
.150				-.0290	.0200	.0380	.0600
.177			-.0790				
.229	.0040						
.246		-.0350					
.250				-.1130	-.0720	-.0450	-.0360
.362	-.0090						
.400				-.1680	-.1330		-.0860
.402			-.1470				
.497	-.0430						
.550				-.1920	-.1630		
.565		-.1620					
.600							-.1430
.650						-.1450	
.700	-.0940				-.1650		
.725				-.1810			
.750						-.1630	-.1630
.760			-.1570				
.775				-.1780	-.1630		
.808			-.1530				
.834	-.0960						
.850				-.1780	-.1600	-.1560	
.857			-.1720				
.865	-.0760						
.900	-.0540			-.1670			-.1500
.905			-.1630				
.950				-.1330	-.1550	-.1500	
.953			-.1520				
.965	.0370						

MACH (1) = 2.499 BETAT (2) = -6.280

Y/BW	.299	.364	.427	.534	.673	.780	.887
X/CW							
.000	.0010	.0520	.4120	1.0330	.9420	.9640	.9450
.050				.1000	.1470	.1850	.2460
.081			.0150				
.086		.0260					
.094	-.0060						

AMES 87-707 IA9 O2A + S3 + T9 UPPER WING

(RBNU21)

SECTION (1) UPPER WING

DEPENDENT VARIABLE CP

MACH (1) = 2.499 BETAT (2) = -6.280

Y/BW	.299	.364	.427	.534	.673	.780	.887
X/CW							
.150				-.0450	.0050	.0260	.0440
.177			-.0900				
.229	-.0160						
.246		-.0520					
.250				-.1240	-.0840	-.0530	-.0450
.362	-.0340						
.400				-.1740	-.1400		-.0920
.402			-.1520				
.497	-.0620						
.550				-.1970	-.1690		
.565			-.1650				
.600							-.1490
.650						-.1490	
.700	-.1050				-.1720		
.725				-.1860			
.750						-.1670	-.1680
.760			-.1590				
.775				-.1850	-.1690		
.808			-.1560				
.834	-.1040						
.850				-.1820	-.1660	-.1600	
.857			-.1760				
.865	-.0880						
.900	-.0680			-.1720			-.1550
.905			-.1700				
.950				-.1400	-.1620	-.1560	
.953			-.1580				
.965	.0100						

MACH (1) = 2.499 BETAT (3) = -4.170

Y/BW	.299	.364	.427	.534	.673	.780	.887
X/CW							
.000	-.0150	.0080	.3550	.9480	.8610	.9020	.8670
.050				.0680	.1210	.1600	.2100
.081			-.0110				
.086		.0010					
.094	-.0330						
.150				-.0660	-.0130	.0080	.0240
.177			-.1050				
.229	-.0390						
.246		-.0720					
.250				-.1350	-.0920	-.0660	-.0600
.362	-.0610						
.400				-.1810	-.1460		-.1050
.402			-.1600				
.497	-.0820						

AMES 87-707 IA9 O2A + S3 + T9 UPPER WING

(TBNU21)

SECTION (1) UPPER WING

DEPENDENT VARIABLE CF

MACH (1) = 2.499 BETAT (3) = -4.170

Y/BW	.299	.364	.427	.534	.673	.780	.887
X/CW							
.550				-.2100	-.1770		
.565			-.1710				
.600							-.1540
.650						-.1550	
.700	-.1190				-.1790		
.725				-.1900			
.750						-.1730	-.1740
.760			-.1690				
.775				-.1880	-.1780		
.808			-.1660				
.834	-.1130						
.850				-.1870	-.1750	-.1670	
.857			-.1880				
.865	-.0960						
.900	-.0810			-.1780			-.1600
.905			-.1850				
.950				-.1470	-.1690	-.1640	
.953			-.1750				
.965	-.0120						

MACH (1) = 2.499 BETAT (4) = .060

Y/BW	.299	.364	.427	.534	.673	.780	.887
X/CW							
.000	-.0660	-.0660	.2220	.7880	.7310	.7600	.7220
.050				.0100	.0690	.1050	.1490
.081			-.0590				
.086		-.0380					
.094	-.0660						
.150				-.1000	-.0470	-.0220	-.0100
.177			-.1310				
.229	-.0720						
.246		-.0930					
.250				-.1540	-.1150	-.0900	-.0860
.362	-.0870						
.400				-.1940	-.1630		-.1220
.402			-.1670				
.497	-.1030						
.550				-.2050	-.1870		
.565			-.1760				
.600							-.1670
.650						-.1650	
.700	-.1270				-.1890		
.725				-.1990			
.750						-.1820	-.1890
.760			-.1700				
.775				-.1940	-.1860		

AMES 87-707 IA9 Q2A + S3 + T9 UPPER WING

(RBNU21)

SECTION (1) UPPER WING

DEPENDENT VARIABLE CP

MACH (1) = 2.499	BETAT (4) = .060	Y/BW	.299	.364	.427	.534	.673	.780	.887
		X/CW							
		.808			-.1730				
		.834	-.1010						
		.850				-.1890	-.1840	-.1790	
		.857			-.1900				
		.865	-.0910						
		.900	-.0770			-.1760			-.1820
		.905			-.1830				
		.950				-.1660	-.1750	-.1730	
		.953			-.1700				
		.965	-.0340						
MACH (1) = 2.499	BETAT (5) = 4.310	Y/BW	.299	.364	.427	.534	.673	.780	.887
		X/CW							
		.000	-.1110	-.1100	.0840	.5960	.6060	.6380	.6130
		.050				-.0500	.0200	.0570	.0930
		.081			-.0950				
		.086		-.0660					
		.094	-.0920						
		.150				-.1350	-.0800	-.0540	-.0420
		.177			-.1450				
		.229	-.0960						
		.246		-.1120					
		.250				-.1780	-.1430	-.1150	-.1060
		.362	-.1030						
		.400				-.2020	-.1830		-.1380
		.402			-.1660				
		.497	-.1040						
		.550				-.2050	-.1990		
		.565			-.1750				
		.600							-.1770
		.650						-.1660	
		.700	-.1210				-.1890		
		.725				-.1970			
		.750						-.1750	-.1870
		.760			-.1470				
		.775				-.1940	-.1870		
		.808			-.1320				
		.834	-.0930						
		.850				-.1920	-.1890	-.1760	
		.857			-.1340				
		.865	-.0860						
		.900	-.0780			-.1910			-.1810
		.905			-.1310				
		.950				-.1840	-.1850	-.1720	
		.953			-.1200				

AMES 87-707 IA9 Q2A + S3 + T9 UPPER WING

(RBNU21)

SECTION (1) UPPER WING

DEPENDENT VARIABLE CP

MACH (1) = 2.499 BETAT (5) = 4.310

Y/BW	.299	.364	.427	.534	.673	.780	.887
X/CW	.965	-.0530					

MACH (1) = 2.498 BETAT (6) = 6.440

Y/BW	.299	.364	.427	.534	.673	.780	.887	
X/CW	.000	-.1240	-.1240	.0340	.4700	.5480	.5730	.5530
	.050			-.0720	-.0070	.0330	.0680	
	.081			-.1100				
	.086		-.0800					
	.094	-.1090						
	.150			-.1440	-.0950	-.0700	-.0670	
	.177			-.1460				
	.229	-.1000						
	.246		-.1170					
	.250				-.1810	-.1510	-.1230	-.1150
	.362	-.1020						
	.400				-.2010	-.1880		-.1450
	.402			-.1640				
	.497	-.1010						
	.550				-.2060	-.2030		
	.565			-.1680				
	.600							-.1800
	.650						-.1670	
	.700	-.1210				-.1940		
	.725				-.1980			
	.750						-.1780	-.1850
	.760			-.1310				
	.775				-.1910	-.1920		
	.808			-.1190				
	.834	-.0940						
	.850				-.1850	-.1920	-.1790	
	.857			-.1320				
	.865	-.0880						
	.900	-.0790			-.1810			-.1830
	.905			-.1240				
	.950				-.1710	-.1860	-.1780	
	.953			-.1140				
	.965	-.0560						

MACH (1) = 2.499 BETAT (7) = 8.570

Y/BW	.299	.364	.427	.534	.673	.780	.887	
X/CW	.000	-.1310	-.1290	-.0220	.3300	.4670	.5210	.5040
	.050				-.1010	-.0400	.0160	.0490
	.081			-.1270				
	.086		-.0930					
	.094	-.1250						

AMES 87-707 IA9 C2A + S3 + T9 UPPER WING

(RBNU21)

SECTION (1) UPPER WING

DEPENDENT VARIABLE CP

MACH (1) = 2.499 BETAT (7) = 8.570

Y/BW	.299	.364	.427	.534	.673	.780	.887
X/CW							
.150				-.1550	-.1160	-.0800	-.0650
.177			-.1390				
.229	-.1050						
.246		-.1130					
.250				-.1880	-.1640	-.1330	-.1220
.362	-.0940						
.400				-.1970	-.1940		-.1500
.402			-.1480				
.497	-.1000						
.550				-.2010	-.2010		
.565			-.1460				
.600							-.1830
.650						-.1720	
.700	-.1250				-.1960		
.725				-.1910			
.750						-.1820	-.1810
.760			-.1310				
.775				-.1760	-.1930		
.808			-.1220				
.834	-.1020						
.850				-.1590	-.1930	-.1840	
.857			-.1350				
.865	-.0930						
.900	-.0830			-.1440			-.1810
.905			-.1290				
.950				-.1330	-.1810	-.1820	
.953			-.1160				
.965	-.0590						

MACH (2) = 2.999 BETAT (1) = -8.550

Y/BW	.299	.364	.427	.534	.673	.780	.887
X/CW							
.000	.0540	.0680	.4560	1.1480	1.0920	1.1400	.9230
.050				.1900	.2100	.2680	.3020
.081			.0730				
.086		.0610					
.094	.0420						
.150				.0210	.0630	.0800	.1050
.177			-.0310				
.229	.0160						
.246		-.0190					
.250				-.0580	-.0230	.0030	.0140
.362	-.0100						
.400				-.1080	-.0790		-.0350
.402			-.0970				
.497	-.0360						

AMES 87-707 IA9 O2A + S3 + T9 UPPER WING

(RBNU21)

SECTION (1) UPPER WING

DEPENDENT VARIABLE CP

MACH (2) = 2.999 BETAT (1) = -8.550

Y/BW	.299	.364	.427	.534	.673	.780	.887
X/CW							
.550				-.1320	-.1090		
.565			-.1130				
.600							-.0860
.650						-.0920	
.700	-.0670				-.1230		
.725			-.1350				
.750						-.1130	-.1040
.760			-.1110				
.775				-.1300	-.1240		
.808			-.1030				
.834	-.0670						
.850				-.1280	-.1160	-.1070	
.857			-.1160				
.865	-.0560						
.900	-.0470			-.1240			-.0940
.905			-.1090				
.950				-.1090	-.1120	-.0980	
.953			-.1030				
.965	.0070						

MACH (2) = 2.999 BETAT (2) = -4.240

Y/BW	.299	.364	.427	.534	.673	.780	.887
X/CW							
.000	.0010	-.0020	.2820	.9590	.9140	.9600	.9020
.050				.1170	.1390	.1860	.2450
.081			.0260				
.086		.0050					
.094	-.0090						
.150				-.0190	.0190	.0370	.0620
.177			-.0580				
.229	-.0280						
.246		-.0480					
.250				-.0800	-.0500	-.0320	-.0170
.362	-.0490						
.400				-.1220	-.0980		-.0580
.402			-.1090				
.497	-.0700						
.550				-.1400	-.1210		
.565			-.1240				
.600							-.1020
.650						-.1030	
.700	-.0920				-.1320		
.725				-.1420			
.750						-.1190	-.1200
.760			-.1230				
.775				-.1390	-.1300		

AMES 87-707 IA9 C2A + S3 + T9 UPPER WING

(RBNU21)

SECTION (1) UPPER WING

DEPENDENT VARIABLE CP

MACH (2) = 2.999 BETAT (2) = -4.240

Y/BW	.299	.364	.427	.534	.673	.780	.887
X/CW							
.808			-.1170				
.834	-.0880						
.850				-.1380	-.1250	-.1170	
.857			-.1260				
.865	-.0770						
.900	-.0710			-.1360			-.1120
.905			-.1250				
.950				-.1280	-.1210	-.1110	
.953			-.1250				
.965	-.0360						

MACH (2) = 2.999 BETAT (3) = .060

Y/BW	.299	.364	.427	.534	.673	.780	.887
X/CW							
.000	-.0420	-.0500	.1690	.7390	.7440	.7860	.7650
.050				.0340	.0740	.1330	.1790
.081			-.0240				
.086		-.0340					
.094	-.0360						
.150				-.0710	-.0350	.0080	.0260
.177			-.0790				
.229	-.0510						
.246		-.0690					
.250				-.1190	-.0950	-.0530	-.0430
.362	-.0690						
.400				-.1520	-.1310		-.0750
.402			-.1170				
.497	-.0880						
.550				-.1680	-.1300		
.565			-.1250				
.600							-.1120
.650						-.1110	
.700	-.1060				-.1380		
.725				-.1610			
.750						-.1280	-.1270
.760			-.1210				
.775				-.1600	-.1360		
.808			-.1200				
.834	-.0900						
.850				-.1560	-.1330	-.1250	
.857			-.1530				
.865	-.0810						
.900	-.0730			-.1520			-.1200
.905			-.1530				
.950				-.1450	-.1280	-.1200	
.953			-.1510				

AMES 87-757 IA9 O2A + S3 + T9 UPPER WING

(RBNU21)

SECTION (1) UPPER WING

DEPENDENT VARIABLE CP

MACH (2) =	BETAT (3) =	Y/BW	.299	.364	.427	.534	.673	.780	.887
	.060	X/CW							
			.965	-.0470					
MACH (2) =	BETAT (4) =	Y/BW	.299	.364	.427	.534	.673	.780	.887
	4.400	X/CW							
		.000	-.0770	-.0810	.0730	.5070	.5620	.3050	.5940
		.050				-.0210	.0340	.0790	.1040
		.081			-.0630				
		.086		-.0640					
		.094	-.0660						
		.150				-.0890	-.0510	-.0220	-.0120
		.177			-.1010				
		.229	-.0660						
		.246		-.0780					
		.250				-.1230	-.0980	-.0750	-.0640
		.362	-.0820						
		.400				-.1460	-.1280		-.0920
		.402			-.1210				
		.497	-.0940						
		.550				-.1550	-.1390		
		.565			-.1280				
		.600							-.1220
		.650						-.1200	
		.700	-.1000				-.1410		
		.725				-.1480			
		.750						-.1350	-.1330
		.760			-.1270				
		.775				-.1430	-.1390		
		.808			-.1230				
		.834	-.0880						
		.850				-.1430	-.1370	-.1340	
		.857			-.1330				
		.865	-.0800						
		.900	-.0720			-.1400			-.1290
		.905			-.1260				
		.950				-.1370	-.1320	-.1320	
		.953			-.1150				
		.965	-.0510						
MACH (2) =	BETAT (5) =	Y/BW	.299	.364	.427	.534	.673	.780	.887
	8.730	X/CW							
		.000	-.0980	-.1020	-.0190	.2910	.3940	.4550	.4620
		.050				-.0730	-.0200	.0280	.0630
		.081			-.0940				
		.086		-.0820					
		.094	-.0930						

AMES 87-707 IA9 O2A + S3 + T9 UPPER WING

(RBNU21)

SECTION (1) UPPER WING

DEPENDENT VARIABLE CP

MACH (2) = 2.999 BETAT (5) = 8.730

Y/BW	.299	.364	.427	.534	.673	.780	.887
X/CW							
.150				-.1140	-.0780	-.0520	-.0360
.177			-.1040				
.229	-.0820						
.246		-.0860					
.250				-.1370	-.1150	-.0950	-.0820
.362	-.0860						
.400				-.1450	-.1380		-.1060
.402			-.1190				
.497	-.0850						
.550				-.1480	-.1460		
.565			-.1140				
.600							-.1310
.650						-.1270	
.700	-.0970				-.1430		
.725				-.1470			
.750						-.1330	-.1360
.760			-.1090				
.775				-.1450	-.1400		
.808			-.1020				
.834	-.0910						
.850				-.1410	-.1410	-.1350	
.857			-.1070				
.865	-.0860						
.900	-.0800			-.1390			-.1370
.905			-.1080				
.950				-.1330	-.1340	-.1340	
.953			-.1050				
.965	-.0580						

MACH (3) = 3.502 BETAT (1) = -8.710

Y/BW	.299	.364	.427	.534	.673	.780	.887
X/CW							
.000	.0620	.0630	.4010	1.0880	1.1390	.9700	.9500
.050				.2190	.2440	.2570	.2130
.081			.0980				
.086		.0640					
.094	.0520						
.150				.0500	.0880	.0930	.0630
.177			-.0020				
.229	.0250						
.246		.0020					
.250				-.0270	.0070	.0200	.0010
.362	-.0020						
.400				-.0720	-.0480		-.0260
.402			-.0640				
.497	-.0250						

AMES 87-707 IA9 C2A + S3 + T9 UPPER WING

(RBNU21)

SECTION (1) UPPER WING

DEPENDENT VARIABLE CP

MACH (3) = 3.502	BETAT (1) = -8.710	Y/BW	.299	.364	.427	.534	.673	.780	.887
		X/CW							
		.550				-.0950	-.0780		
		.565			-.0810				
		.600							-.0630
		.650						-.0550	
		.700	-.0500				-.0880		
		.725				-.1020			
		.750						-.0760	-.0720
		.760			-.0800				
		.775				-.1000	-.0900		
		.808			-.0750				
		.834	-.0480						
		.850				-.0990	-.0840	-.0720	
		.857			-.0840				
		.865	-.0410						
		.900	-.0360			-.0940			-.0630
		.905			-.0830				
		.950				-.0920	-.0810	-.0700	
		.953			-.0790				
		.965	-.0040						

MACH (3) = 3.502	BETAT (2) = -6.510	Y/BW	.299	.364	.427	.534	.673	.780	.887
		X/CW							
		.000	.0340	.0350	.3290	.9540	1.0150	1.0970	.8840
		.050				.1800	.2010	.2560	.2120
		.081			.0650				
		.086		.0380					
		.094	.0270						
		.150				.0310	.0640	.0870	.0760
		.177			-.0150				
		.229	.0060						
		.246		-.0140					
		.250				-.0380	-.0100	.0100	.0160
		.362	-.0190						
		.400				-.0810	-.0580		-.0200
		.402			-.0720				
		.497	-.0390						
		.550				-.1010	-.0820		
		.565			-.0850				
		.600							-.0630
		.650						-.0610	
		.700	-.0580				-.0900		
		.725				-.1050			
		.750						-.0830	-.0790
		.760		-.0860					
		.775				-.1030	-.0910		

AMES 87-707 IA9 Q2A + S3 + T9 UPPER WING

(RBNU21)

SECTION (1) UPPER WING

DEPENDENT VARIABLE CP

MACH (3) = 3.502	BETAT (2) = -6.510	Y/BW	.299	.364	.427	.534	.673	.780	.887
		X/CW							
		.808			-.0830				
		.834	-.0570						
		.850			-.1010	-.0840	-.0800		
		.857			-.0880				
		.865	-.0480						
		.900	-.0440		-.0980				-.0690
		.905			-.0920				
		.950			-.0970	-.0810	-.0760		
		.953			-.0860				
		.965	-.0190						
MACH (3) = 3.502	BETAT (3) = -4.320	Y/BW	.299	.364	.427	.534	.673	.780	.887
		X/CW							
		.000	.0130	.0100	.2690	.8380	.8920	.9780	.7940
		.050				.1400	.1650	.2150	.2350
		.081			.0430				
		.086		.0150					
		.094	.0130						
		.150				.0090	.0460	.0670	.0740
		.177			-.0230				
		.229	-.0070						
		.246		-.0260					
		.250				-.0500	-.0230	-.0020	.0040
		.362	-.0320						
		.400				-.0880	-.0640		-.0330
		.402			-.0730				
		.497	-.0500						
		.550				-.1050	-.0870		
		.565			-.0860				
		.600							-.0710
		.650						-.0650	
		.700	-.0680				-.0940		
		.725				-.1080			
		.750						-.0840	-.0850
		.760			-.0880				
		.775				-.1040	-.0920		
		.808			-.0860				
		.834	-.0630						
		.850				-.1050	-.0880	-.0810	
		.857			-.1000				
		.865	-.0550						
		.900	-.0490			-.1070			-.0780
		.905			-.0980				
		.950				-.1040	-.0870	-.0760	
		.953			-.0920				

AMES 87-757 IA9 O2A + S3 + T9 UPPER WING

(RBNU21)

SECTION (1) UPPER WING		DEPENDENT VARIABLE CP							
MACH (3) = 3.502	BETAT (3) = -4.320	Y/BW	.299	.364	.427	.534	.673	.780	.887
		X/CW							
		.965	-.0290						
MACH (3) = 3.502	BETAT (4) = .060	Y/BW	.299	.364	.427	.534	.673	.780	.887
		X/CW							
		.000	-.0230	-.0310	.1510	.6580	.6750	.7380	.7310
		.050				.0490	.0780	.1320	.1730
		.081			-.0110				
		.086		-.0220					
		.094	-.0190						
		.150				-.0410	-.0040	.0220	.0350
		.177			-.0550				
		.229	-.0320						
		.246		-.0490					
		.250				-.0820	-.0570	-.0330	-.0240
		.362	-.0500						
		.400				-.1060	-.0880		-.0560
		.402			-.0880				
		.497	-.0670						
		.550				-.1200	-.1030		
		.565		-.0960					
		.600							-.0860
		.650						-.0800	
		.700	-.0830				-.1080		
		.725				-.1140			
		.750						-.0970	-.0950
		.760			-.0930				
		.775				-.1110	-.1060		
		.808		-.0920					
		.834	-.0770						
		.850				-.1130	-.1040	-.0960	
		.857			-.1040				
		.865	-.0700						
		.900	-.0650			-.1090			-.0930
		.905			-.1140				
		.950				-.1070	-.1010	-.0940	
		.953		-.1120					
		.965	-.0460						
MACH (3) = 3.502	BETAT (5) = 4.470	Y/BW	.299	.364	.427	.534	.673	.780	.887
		X/CW							
		.000	-.0580	-.0630	.0080	.4090	.5110	.5680	.5510
		.050				-.0150	.0320	.0740	.1000
		.081			-.0490				
		.086		-.0480					
		.094	-.0440						

AMES 87-707 IA9 O2A + S3 + T9 UPPER WING

(RBNU21)

SECTION (1) UPPER WING

DEPENDENT VARIABLE CP

MACH (3) = 3.502	BETAT (5) = 4.470	Y/BW X/CW	.299	.364	.427	.534	.673	.780	.887
			.150					-.0680	-.0360
.177					-.0710				
.229	-.0480								
.246				-.0590					
.250					-.0990	-.0800	-.0550	-.0460	
.362	-.0610								
.400					-.1140	-.1040		-.0680	
.402					-.0900				
.497	-.0730								
.550					-.1190	-.1060			
.565					-.0950				
.600								-.0940	
.650								-.0860	
.700	-.0830					-.1070			
.725					-.1130				
.750							-.1000	-.0980	
.760					-.0950				
.775					-.1120	-.1050			
.808					-.0940				
.834	-.0760								
.850					-.1140	-.1050	-.1010		
.857					-.1040				
.865	-.0710								
.900	-.0670				-.1140			-.1000	
.905					-.1070				
.950					-.1130	-.1030	-.1020		
.953					-.1040				
.965	-.0500								
MACH (3) = 3.502	BETAT (6) = 6.670	Y/BW X/CW	.299	.364	.427	.534	.673	.780	.887
			-.0740	-.0780	-.0360	.3480	.4430	.4880	.4880
					-.0600	-.0440	.0000	.0500	.0800
				-.0550					
			-.0600						
						-.0830	-.0520	-.0220	-.0100
					-.0730				
			-.0590						
			-.0640						
						-.1060	-.0880	-.0640	-.0520
			-.0630						
						-.1180	-.1060		-.0760
					-.0880				
			-.0750						

AMES 87-707 IA9 O2A + S3 + T9 UPPER WING

(RDNU21)

SECTION (1) UPPER WING		DEPENDENT VARIABLE CP							
MACH (3) = 3.502	BETAT (6) = 6.670	Y/BW	.299	.364	.427	.534	.673	.780	.887
		X/CW							
		.550				-.1210	-.1100		
		.565			-.0930				
		.600							-.0980
		.650						-.0910	
		.700	-.0800				-.1080		
		.725				-.1140			
		.750						-.1020	-.0990
		.760			-.0870				
		.775				-.1130	-.1070		
		.808			-.0820				
		.834	-.0750						
		.850				-.1140	-.1070	-.1050	
		.857				-.0930			
		.865	-.0690						
		.900	-.0670			-.1150			-.1030
		.905				-.0940			
		.950				-.1140	-.1070	-.1040	
		.953				-.0960			
		.965	-.0500						
MACH (3) = 3.502	BETAT (7) = 8.890	Y/BW	.299	.364	.427	.534	.673	.780	.887
		X/CW							
		.000	-.0730	-.0780	-.0050	.1980	.3330	.4230	.4330
		.050				-.0750	-.0220	.0310	.0650
		.081			-.0680				
		.086		-.0610					
		.094	-.0660						
		.150				-.0940	-.0630	-.0320	-.0160
		.177				-.0750			
		.229	-.0660						
		.246		-.0650					
		.250				-.1090	-.0930	-.0650	-.0560
		.362	-.0620						
		.400				-.1160	-.1130		-.0780
		.402				-.0820			
		.497	-.0700						
		.550				-.1180	-.1050		
		.565			-.0850				
		.600							-.0980
		.650						-.0910	
		.700	-.0770				-.1070		
		.725				-.1130			
		.750						-.1000	-.1010
		.760			-.0850				
		.775				-.1110	-.1060		

AMES 87-707 IA9 O2A + S3 + T9 UPPER WING

(RBNU21)

SECTION (1) UPPER WING

DEPENDENT VARIABLE CP

MACH (3) = 3.502	BETAT (7) = 8.890	Y/BW	.299	.364	.427	.534	.673	.780	.887
		X/CW							
		.808			-.0820				
		.834	-.0730						
		.850				-.1140	-.1060	-.1030	
		.857			-.0950				
		.865	-.0680						
		.900	-.0640			-.1150			-.1050
		.905			-.0940				
		.950				-.1140	-.1030	-.1020	
		.953			-.0910				
		.965	-.0490						

AMES 87-707 IA9 O2A + S3 + T9 UPPER WING

(RBNU22) (10 MAY 73)

REFERENCE DATA

SREF = 2.4210 SQ.FT. XMRP = 28.5300 INCHES
 LREF = 39.8490 INCHES YMRP = .0000 INCHES
 BREF = 39.8490 INCHES ZMRP = .0000 INCHES
 SCALE = .0300 SCALE

PARAMETRIC DATA

ALPHAT = 8.000 ORBINC = .500
 RUDDER = -10.000 ELEVON = .000
 RUDFLR = .000

SECTION (1) UPPER WING

DEPENDENT VARIABLE CP

MACH (1) = 2.499	BETAT (1) = -8.370	Y/BW	.299	.364	.427	.534	.673	.780	.887
		X/CW							
		.000	.0280	.0780	.4720	1.1070	1.0110	1.0310	.9910
		.050				.1100	.1420	.1690	.2280
		.081			.0170				
		.086		.0520					
		.094	.0330						
		.150				-.0460	.0020	.0110	.0320
		.177			-.0940				
		.229	-.0020						
		.246		-.0540					
		.250				-.1250	-.0050	-.0660	-.0560
		.362	-.0150						
		.400				-.1770	-.1440		-.1000
		.402			-.1510				
		.497	-.0460						
		.550				-.1930	-.1760		
		.565			-.1640				
		.600							-.1530
		.650						-.1540	
		.700	-.1000				-.1690		
		.725				-.1840			
		.750						-.1680	-.1700
		.760			-.1630				
		.775				-.1830	-.1690		
		.808			-.1590				
		.834	-.1050						
		.850				-.1850	-.1670	-.1620	
		.857			-.1810				
		.865	-.0880						
		.900	-.0690			-.1780			-.1570
		.905			-.1790				
		.950				-.1540	-.1650	-.1590	
		.953			-.1700				
		.965	.0190						

MACH (1) = 2.499 BETAT (2) = -6.260

Y/BW	.299	.364	.427	.534	.673	.780	.887
X/CW							
.000	-.0090	.0390	.4050	1.0490	.9560	.9730	.9220
.050				.0800	.1160	.1490	.2000
.081			-.0120				
.086		.0110					
.094	-.0030						

AMES 87-707 IA9 O2A + S3 + T9 UPPER WING

(RBNU22)

SECTION (1) UPPER WING

DEPENDENT VARIABLE CP

MACH (1) = 2.499	BETAT (2) = -6.260	Y/BW	.299	.364	.427	.534	.673	.780	.887
		X/CW							
		.150				-.0640	-.0180	-.0030	.0140
		.177			-.1100				
		.229	-.0290						
		.246		-.0730					
		.250				-.1380	-.0990	-.0770	-.0690
		.362	-.0410						
		.400				-.1840	-.1550		-.1120
		.402			-.1610				
		.497	-.0670						
		.550				-.2000	-.1800		
		.565			-.1710				
		.600							-.1590
		.650						-.1600	
		.700	-.1140				-.1760		
		.725				-.1900			
		.750						-.1750	-.1740
		.760			-.1700				
		.775				-.1890	-.1760		
		.808			-.1670				
		.834	-.1170						
		.850				-.1900	-.1740	-.1700	
		.857			-.1890				
		.865	-.1000						
		.900	-.0810			-.1820			-.1660
		.905			-.1860				
		.950				-.1630	-.1710	-.1660	
		.953			-.1780				
		.965	-.0030						

MACH (1) = 2.499	BETAT (3) = -4.150	Y/BW	.299	.364	.427	.534	.673	.780	.887
		X/CW							
		.000	-.0270	.0020	.3500	.9650	.8980	.9240	.8680
		.050				.0480	.0940	.1290	.1700
		.081			-.0330				
		.086		-.0180					
		.094	-.0310						
		.150				-.0790	-.0310	-.0150	-.0010
		.177			-.1220				
		.229	-.0520						
		.246		-.0860					
		.250				-.1440	-.1090	-.0860	-.0800
		.362	-.0680						
		.400				-.1880	-.1600		-.1210
		.402			-.1670				
		.497	-.0860						

AMES 87-707 IA9 O2A + S3 + T9 UPPER WING

(RBNU22)

SECTION (1) UPPER WING

DEPENDENT VARIABLE CP

MACH (1) = 2.499 BETAT (3) = -4.150

Y/BW	.299	.364	.427	.534	.673	.780	.887
X/CW							
.550				-.2050	-.1840		
.565			-.1750				
.600							-.1660
.650						-.1620	
.700	-.1230				-.1800		
.725				-.1940			
.750						-.1730	-.1820
.760			-.1720				
.775				-.1930	-.1780		
.808			-.1700				
.834	-.1270						
.850				-.1930	-.1790	-.1740	
.857			-.1910				
.865	-.1080						
.900	-.0930			-.1840			-.1720
.905			-.1930				
.950				-.1670	-.1760	-.1720	
.953			-.1860				
.965	-.0180						

MACH (1) = 2.499 BETAT (4) = .060

Y/BW	.299	.364	.427	.534	.673	.780	.887
X/CW							
.000	-.0830	-.0650	.2250	.7880	.7420	.7960	.7400
.050				-.0070	.0430	.0820	.1150
.081			-.0720				
.086		-.0550					
.094	-.0740						
.150				-.1150	-.0650	-.0460	-.0340
.177			-.1410				
.229	-.0820						
.246		-.1100					
.250				-.1660	-.1330	-.1110	-.1020
.362	-.0990						
.400				-.2020	-.1770		-.1360
.402			-.1780				
.497	-.1120						
.550				-.2110	-.1940		
.565			-.1840				
.600							-.1750
.650						-.1710	
.700	-.1400				-.1910		
.725				-.2040			
.750						-.1850	-.1930
.760			-.1790				
.775				-.2040	-.1880		

AMES 87-707 IA9 Q2A + S3 + T9 UPPER WING

(RBNU22)

SECTION (1) UPPER WING

DEPENDENT VARIABLE CP

MACH (1) = 2.499 BETAT (4) = .060

Y/BW	.299	.364	.427	.534	.673	.780	.887
X/CW							
.808							-.1810
.834	-.1240						
.850				-.2010	-.1850	-.1850	
.857				-.2060			
.865	-.1100						
.900	-.0970			-.1890			-.1860
.905				-.2060			
.950				-.1700	-.1800	-.1810	
.953				-.1960			
.965	-.0430						

MACH (1) = 2.499 BETAT (5) = 4.330

Y/BW	.299	.364	.427	.534	.673	.780	.887
X/CW							
.000	-.1170	-.1080	.0910	.6290	.6320	.6320	.6290
.050				-.0560	.0030	.0420	.0740
.081				-.1060			
.086		-.0730					
.094	-.1040						
.150				-.1360	-.0910	-.0680	-.0570
.177				-.1540			
.229	-.0990						
.246		-.1250					
.250				-.1810	-.1480	-.1220	-.1160
.362	-.1090						
.400				-.2110	-.1860		-.1460
.402				-.1750			
.497	-.1110						
.550				-.2080	-.1990		
.565				-.1810			
.600							-.1820
.650						-.1650	
.700	-.1320				-.1910		
.725				-.2010			
.750						-.1760	-.1840
.760				-.1730			
.775				-.1960	-.1900		
.808				-.1630			
.834	-.1050						
.850				-.1940	-.1890	-.1730	
.857				-.1730			
.865	-.0950						
.900	-.0830			-.1910			-.1830
.905				-.1610			
.950				-.1880	-.1860	-.1750	
.953				-.1470			

AMES 87-707 IA9 O2A + S3 + T9 UPPER WING

(RBNU22)

SECTION (1) UPPER WING

DEPENDENT VARIABLE CP

MACH (1) = 2.499	BETAT (5) = 4.330	Y/BW	.299	.364	.427	.534	.673	.780	.887
		X/CW							
			.965	-.0570					
MACH (1) = 2.499	BETAT (6) = 6.460	Y/BW	.299	.364	.427	.534	.673	.780	.887
		X/CW							
			.000	-.1250	-.1230	.0390	.4820	.5770	.5920
			.050			-.0810	-.0200	.0180	.0510
			.081		-.1180				
			.086	-.0880					
			.094	-.1150					
			.150			-.1500	-.1050	-.0790	-.0690
			.177		-.1570				
			.229	-.1050					
			.246	-.1280					
			.250			-.1890	-.1560	-.1320	-.1270
			.362	-.1070					
			.400			-.2090	-.1920		-.1560
			.402		-.1710				
			.497	-.1040					
			.550			-.2100	-.2020		
			.565		-.1770				
			.600						-.1850
			.650					-.1690	
			.700	-.1290			-.1970		
			.725			-.2020			
			.750					-.1790	-.1850
			.760		-.1520				
			.775			-.1950	-.1950		
			.808		-.1390				
			.834	-.1040					
			.850			-.1950	-.1940	-.1830	
			.857		-.1490				
			.865	-.0980					
			.900	-.0870		-.1950			-.1850
			.905		-.1380				
			.950			-.1920	-.1870	-.1790	
			.953		-.1240				
			.965	-.0630					
MACH (1) = 2.499	BETAT (7) = 8.600	Y/BW	.299	.364	.427	.534	.673	.780	.887
		X/CW							
			.000	-.1410	-.1350	-.0210	.3330	.5240	.5490
			.050			-.1110	-.0500	.0070	.0340
			.081		-.1360				
			.086	-.0980					
			.094	-.1350					

AMES 87-707 IAS Q2A + S3 + T9 UPPER WING

(RBNU22)

SECTION (1) UPPER WING

DEPENDENT VARIABLE CP

MACH (1) = 2.499 BETAT (7) = 8.600

Y/BW	.299	.364	.427	.534	.673	.780	.887
X/CW							
.150				-.1610	-.1270	-.0860	-.0780
.177			-.1520				
.229	-.1140						
.246		-.1270					
.250				-.1920	-.1720	-.1380	-.1310
.362	-.1070						
.400				-.2070	-.2010		-.1600
.402			-.1660				
.497	-.1090						
.550				-.2100	-.2030		
.565		-.1650					
.600							-.1840
.650						-.1700	
.700	-.1340				-.1980		
.725				-.2060			
.750						-.1820	-.1820
.760			-.1450				
.775				-.1950	-.1970		
.808			-.1330				
.834	-.1080						
.850				-.1850	-.1970	-.1850	
.897			-.1460				
.865	-.1010						
.900	-.0900			-.1780			-.1830
.905			-.1380				
.950				-.1670	-.1880	-.1830	
.953			-.1240				
.965	-.0650						

MACH (2) = 2.999 BETAT (1) = -8.530

Y/BW	.299	.364	.427	.534	.673	.780	.887
X/CW							
.000	.0330	.0840	.4620	1.1510	1.0820	1.1230	.9300
.050				.1610	.1840	.2340	.1940
.081			.0630				
.086		.0520					
.094	.0330						
.150				.0070	.0440	.0560	.0470
.177			-.0430				
.229	.0110						
.246		-.0310					
.250				-.0670	-.0350	-.0190	-.0170
.362	-.0170						
.400				-.1150	-.0880		-.0510
.402			-.1040				
.497	-.0430						

AMES 87-707 IA9 O2A + S3 + T9 UPPER WING

(RBNU22)

SECTION (1) UPPER WING

DEPENDENT VARIABLE CP

MACH (2) = 2.999 BETAT (1) = -8.530

Y/BW	.299	.364	.427	.534	.673	.730	.887
X/CW							
.550				-.1380	-.1150		
.565			-.1170				
.600							-.1090
.650						-.1270	
.700	-.0740						
.725				-.1370			
.750						-.1170	-.1090
.760			-.1130				
.775				-.1330	-.1220		
.808			-.1090				
.834	-.0760						
.850				-.1320	-.1180	-.1100	
.857			-.1230				
.865	-.0700						
.900	-.0630			-.1290			-.0990
.905			-.1250				
.950				-.1120	-.1120	-.1100	
.953			-.1180				
.965	-.0090						

MACH (2) = 2.999 BETAT (2) = -4.230

Y/BW	.299	.364	.427	.534	.673	.730	.887
X/CW							
.000	-.0120	.0100	.2990	.9550	.9380	.3740	.8960
.050				.1020	.1240	.1670	.2170
.081			.0100				
.086		.0010					
.094	-.0180						
.150				-.0330	-.1000	.0250	.0450
.177			-.0670				
.229	-.0360						
.246		-.0580					
.250				-.0920	-.0680	-.0430	-.0300
.362	-.0540						
.400				-.1300	-.1100		-.0680
.402			-.1160				
.497	-.0730						
.550				-.1480	-.1250		
.565			-.1270				
.600							-.1090
.650						-.1070	
.700	-.0950				-.1340		
.725				-.1490			
.750						-.1240	-.1240
.760			-.1230				
.775				-.1450	-.1300		

AMES 87-707 IA9 O2A + S3 + T9 UPPER WING

(RBNU22)

SECTION (1) UPPER WING

DEPENDENT VARIABLE CP

MACH (2) = 2.999	BETAT (2) = -4.230	Y/BW	.299	.364	.427	.534	.673	.780	.887
		X/CW							
		.808							
		.834	-.0950						
		.850				-.1460	-.1260	-.1210	
		.857							
		.865	-.0890						
		.900	-.0810			-.1440			-.1200
		.905							
		.950				-.1340	-.1260	-.1160	
		.953							
		.965	-.0470						
MACH (2) = 2.999	BETAT (3) = .060	Y/BW	.299	.364	.427	.534	.673	.780	.887
		X/CW							
		.000	-.0520	-.0530	.1960	.7230	.7410	.7920	.7720
		.050				.0350	.0660	.1080	.1470
		.081							
		.086							
		.094	-.0460						
		.150				-.0650	-.0300	-.0110	.0040
		.177							
		.229	-.0610						
		.246							
		.250							
		.362	-.0790			-.1100	-.0850	-.0680	-.0560
		.400							
		.402				-.1400	-.1210		-.0900
		.497	-.0940						
		.550							
		.565				-.1550	-.1360		
		.600							
		.650							
		.700	-.1110						
		.725							
		.750				-.1450			
		.750							
		.760							
		.775							
		.808							
		.834	-.1010						
		.850							
		.857							
		.865	-.0910						
		.900	-.0840						
		.905							
		.950							
		.953							

AMES 87-707 IA9 O2A + S3 + T9 UPPER WING

(RBNU22)

SECTION (1) UPPER WING		DEPENDENT VARIABLE CP								
MACH (2) = 2.999	BETAT (3) = .960	Y/BW	.299	.364	.427	.534	.673	.780	.887	
		X/CW	.965	-.0560						
MACH (2) = 2.999	BETAT (4) = 4.400	Y/BW	.299	.364	.427	.534	.673	.780	.887	
		X/CW	.000	-.0860	-.0920	.0800	.5870	.5870	.6310	.6120
			.050			-.0370	.0090	.0590	.0890	
			.081		-.0690					
			.086	-.0690						
			.094	-.0750						
			.150			-.1100	-.0700	-.0350	-.0250	
			.177		-.1060					
			.229	-.0770						
			.246	-.0860						
			.250			-.1430	-.1180	-.0840	-.0760	
			.362	-.0900						
			.400			-.1630	-.1460		-.1010	
			.402		-.1280					
			.497	-.1000						
			.550			-.1690	-.1440			
			.565		-.1350					
			.600						-.1270	
			.650					-.1220		
			.700	-.1060			-.1410			
			.725			-.1640				
			.750					-.1360	-.1370	
			.760		-.1350					
			.775			-.1620	-.1380			
			.808		-.1340					
			.834	-.0920						
			.850			-.1610	-.1370	-.1360		
			.857		-.1570					
			.865	-.0870						
			.900	-.0790		-.1570			-.1350	
			.905		-.1580					
			.950			-.1520	-.1340	-.1350		
			.953		-.1520					
			.965	-.0590						
MACH (2) = 2.999	BETAT (5) = 8.750	Y/BW	.299	.364	.427	.534	.673	.780	.887	
		X/CW	.000	-.1040	-.1070	-.0130	.3010	.3930	.4960	.4870
			.050			-.0790	-.0330	.0200	.0460	
			.081		-.0960					
			.086	-.0870						
			.094	-.1010						

AMES 87-7U7 IA9 O2A + S3 + T9 UPPER WING

(RBNU22)

SECTION (1) UPPER WING

DEPENDENT VARIABLE CP

MACH (2) = 2.999	BETAT (5) = 8.750	Y/BW	.299	.364	.427	.534	.673	.780	.887
		X/CW							
		.150				-.1230	-.0890	-.0610	-.0470
		.177			-.1130				
		.229	-.0930						
		.246		-.0920					
		.250				-.1470	-.1270	-.1020	-.0910
		.362	-.0950						
		.400				-.1570	-.1500		-.1120
		.402			-.1260				
		.497	-.0950						
		.550				-.1610	-.1500		
		.565			-.1290				
		.600							-.1360
		.650						-.1300	
		.700	-.1040				-.1470		
		.725				-.1580			
		.750						-.1400	-.1410
		.760			-.1180				
		.775				-.1550	-.1460		
		.808			-.1090				
		.834	-.0980						
		.850				-.1550	-.1460	-.1410	
		.857			-.1250				
		.865	-.0930						
		.900	-.0870			-.1550			-.1400
		.905			-.1220				
		.950				-.1500	-.1400	-.1400	
		.953			-.1180				
		.965	-.0620						
MACH (3) = 3.502	BETAT (1) = -8.680	Y/BW	.299	.364	.427	.534	.673	.780	.887
		X/CW							
		.000	.0450	.0650	.3790	1.0880	1.1550	.9660	.9220
		.050				.1860	.2160	.1710	.1610
		.081			.0750				
		.086		.0560					
		.094	.0380						
		.150				.0290	.0630	.0650	.0220
		.177			-.0150				
		.229	.0170						
		.246		-.0100					
		.250				-.0390	-.0160	.0070	-.0320
		.362	-.0100						
		.400				-.0830	-.0640		-.0560
		.402			-.0710				
		.497	-.0310						

AMES 87-707 IA9 O2A + S3 + T9 UPPER WING

(RBNU22)

SECTION (1) UPPER WING

DEPENDENT VARIABLE CP

MACH (3) = 3.502 BETAT (1) = -8.680

	Y/BW	.299	.364	.427	.534	.673	.780	.887
X/CW								
.550					-.1030	-.0850		
.565				-.0840				
.600								-.0770
.650							-.0610	
.700	-.0550					-.0960		
.725					-.1040			
.750							-.0770	-.0740
.760				-.0800				
.775					-.1010	-.0920		
.800				-.0790				
.834	-.0560							
.850					-.1020	-.0870	-.0740	
.857				-.0940				
.865	-.0520							
.900	-.0460				-.1030			-.0790
.905				-.0920				
.950					-.0970	-.0860	-.0710	
.953				-.0900				
.965	-.0150							

MACH (3) = 3.502 BETAT (2) = -6.490

	Y/BW	.299	.364	.427	.534	.673	.780	.887
X/CW								
.000	.0150	.0310	.3290	.9540	1.0330	.8540	.8580	
.050				.1500	.1660	.1910	.1490	
.081			.0480					
.086		.0270						
.094	.0140							
.150				.0100	.0370	.0570	.0200	
.177			-.0320					
.229	-.0060							
.246		-.0230						
.250				-.0550	-.0330	-.0090	-.0310	
.362	-.0270							
.400				-.0940	-.0760		-.0550	
.402			-.0800					
.497	-.0460							
.550				-.1140	-.0900			
.565		-.0900						
.600								-.0810
.650							-.0750	
.700	-.0660					-.0990		
.725				-.1150				
.750							-.0870	-.0840
.760		-.0900						
.775				-.1120	-.0960			

AMES 87-707 IA9 Q2A + S3 + T9 UPPER WING

(RBNU22)

SECTION (1) UPPER WING		DEPENDENT VARIABLE CP							
MACH (3) = 3.502	BETAT (2) = -6.490	Y/BW	.299	.364	.427	.534	.673	.780	.887
		X/CW							
		.808			-.0860				
		.834	-.0670						
		.850			-.1120	-.0920	-.0860		
		.857			-.1040				
		.865	-.0620						
		.900	-.0590		-.1140				-.0770
		.905			-.1040				
		.950			-.1120	-.0910	-.0850		
		.953			-.1040				
		.965	-.0310						
MACH (3) = 3.502	BETAT (3) = -4.310	Y/BW	.299	.364	.427	.534	.673	.780	.887
		X/CW							
		.000	-.0040	.0000	.2680	.8400	.9250	.9850	.7780
		.050				.1020	.1320	.1890	.1390
		.081			.0270				
		.086		.0080					
		.094	-.0050						
		.150				-.0170	.0140	.0450	.0280
		.177			-.0420				
		.229	-.0200						
		.246		-.0350					
		.250				-.0720	-.0490	-.0210	-.0210
		.362	-.0400						
		.400				-.1040	-.0880		-.0470
		.402			-.0840				
		.497	-.0580						
		.550				-.1220	-.0940		
		.565			-.0940				
		.600							-.0790
		.650						-.0750	
		.700	-.0730				-.1010		
		.725				-.1220			
		.750						-.0930	-.0890
		.760			-.0910				
		.775				-.1220	-.0950		
		.808			-.0900				
		.834	-.0740						
		.850				-.1220	-.0950	-.0950	
		.857			-.1130				
		.865	-.0710						
		.900	-.0660			-.1220			-.0850
		.905			-.1180				
		.950				-.1210	-.0940	-.0880	
		.953			-.1150				

AMES 87-757 IA9 O2A + S3 + T9 UPPER WING

(RBNU22)

SECTION (1) UPPER WING

DEPENDENT VARIABLE CP

MACH (3) = 3.502 BETAT (3) = -4.310

Y/BW	.299	.364	.427	.534	.673	.780	.887
X/CW	.965	-.0440					

MACH (3) = 3.502 BETAT (4) = .060

Y/BW	.299	.364	.427	.534	.673	.780	.887	
X/CW	.000	-.0320	-.0310	.1670	.7070	.7470	.7580	.7010
	.050			.0460	.0670	.1140	.1390	
	.081		-.0170					
	.086	-.0260						
	.094	-.0250						
	.150			-.0440	-.0170	.0110	.0160	
	.177		-.0610					
	.229	-.0390						
	.246	-.0550						
	.250			-.0880	-.0660	-.0420	-.0370	
	.362	-.0550						
	.400			-.1140	-.0970		-.0650	
	.402		-.0890					
	.497	-.0720						
	.550			-.1270	-.1010			
	.565		-.0950					
	.600						-.0910	
	.650					-.0830		
	.700	-.0840			-.1070			
	.725			-.1180				
	.750					-.0980	-.0950	
	.760		-.0930					
	.775			-.1150	-.1040			
	.808		-.0940					
	.834	-.0820						
	.850			-.1180	-.1030	-.0970		
	.857		-.1020					
	.865	-.0700						
	.900	-.0650		-.1180			-.0940	
	.905		-.1140					
	.950			-.1140	-.1000	-.0910		
	.953		-.1140					
	.965	-.0490						

MACH (3) = 3.502 BETAT (5) = 4.480

Y/BW	.299	.364	.427	.534	.673	.780	.887	
X/CW	.000	-.0620	-.0720	.0310	.4900	.5280	.5360	.5560
	.050			-.0120	.0220	.0580	.0750	
	.081		-.0530					
	.086	-.0510						
	.094	-.0520						

AMES 87-707 IA9 O2A + S3 + T9 UPPER WING

(RBNU22)

SECTION (1) UPPER WING

DEPENDENT VARIABLE CP

MACH (3) = 3.502 BETAT (5) = 4.480

Y/BW	.299	.364	.427	.534	.673	.780	.887
X/CW							
.150				-.0730	-.0410	-.0190	-.0130
.177			-.0740				
.229	-.0530						
.246		-.0630					
.250				-.1010	-.0800	-.0610	-.0540
.362	-.0630						
.400				-.1170	-.1040		-.0760
.402			-.0910				
.497	-.0760						
.550				-.1210	-.1070		
.565			-.0940				
.600							-.0960
.650						-.0890	
.700	-.0830				-.1050		
.725				-.1130			
.750						-.1020	-.0980
.760			-.0940				
.775				-.1130	-.1060		
.808			-.0930				
.834	-.0800						
.850				-.1140	-.1050	-.1030	
.857			-.1110				
.865	-.0720						
.900	-.0670			-.1160			-.1010
.905			-.1160				
.950				-.1160	-.1020	-.1010	
.953			-.1140				
.965	-.0510						

MACH (3) = 3.502 BETAT (6) = 6.700

Y/BW	.299	.364	.427	.534	.673	.780	.887
X/CW							
.000	-.0700	-.0770	.0040	.3180	.4440	.4850	.4890
.050				-.0350	-.0080	.0310	.0590
.081			-.0620				
.086		-.0610					
.094	-.0630						
.150				-.0780	-.0570	-.0340	-.0240
.177			-.0780				
.229	-.0630						
.246		-.0690					
.250				-.1040	-.0900	-.0710	-.0620
.362	-.0690						
.400				-.1170	-.1110		-.0830
.402			-.0910				
.497	-.0790						

AMES 87-707 IA9 Q2A + S3 + T9 UPPER WING

(RBNU22)

SECTION (1) UPPER WING

DEPENDENT VARIABLE CP

MACH (3) = 3.502 BETAT (6) = 6.700

Y/BW	.299	.364	.427	.534	.673	.780	.887
X/CW							
.550				-.1230	-.1110		
.565			-.0960				
.600							-.1020
.650						-.0950	
.700	-.0830				-.1110		
.725				-.1170			
.750						-.1050	-.1020
.760			-.0970				
.775				-.1140	-.1120		
.808			-.0980				
.834	-.0800						
.850				-.1170	-.1110	-.1080	
.857			-.1100				
.865	-.0740						
.900	-.0690			-.1180			-.1040
.905			-.1080				
.950				-.1170	-.1070	-.1050	
.953			-.1040				
.965	-.0530						

MACH (3) = 3.502 BETAT (7) = 8.910

Y/BW	.299	.364	.427	.534	.673	.780	.887
X/CW							
.000	-.0730	-.0820	-.0090	.2380	.2540	.4360	.4410
.050				-.0620	-.0190	.0130	.0430
.081			-.0720				
.086		-.0680					
.094	-.0700						
.150				-.0940	-.0600	-.0430	-.0310
.177			-.0810				
.229	-.0770						
.246		-.0740					
.250				-.1110	-.0920	-.0760	-.0660
.362	-.0740						
.400				-.1210	-.1120		-.0870
.402			-.0910				
.497	-.0790						
.550				-.1220	-.1110		
.565			-.0930				
.600							-.1040
.650						-.0950	
.700	-.0810				-.1110		
.725				-.1170			
.750						-.1030	-.1030
.760			-.0890				
.775				-.1160	-.1100		

AMES 87-707 IA9 O2A + S3 + T9 UPPER WING

(RBNU22)

SECTION (1) UPPER WING

DEPENDENT VARIABLE CP

MACH (3) = 3.502	BETAT (7) = 8.910	Y/BW	.299	.364	.427	.534	.673	.780	.887
		X/CW							
		.808			-.0870				
		.834	-.0780						
		.850				-.1170	-.1100	-.1080	
		.857			-.1000				
		.865	-.0760						
		.900	-.0720			-.1200			-.1070
		.905			-.1030				
		.950				-.1180	-.1080	-.1090	
		.953			-.1010				
		.965	-.0560						

AMES 87-707 IA9 O2A + S3 + T9 LEFT VERTICAL

(RBNV01) (10 MAY 73)

REFERENCE DATA

SREF = 2.4210 SQ.FT. XMRP = 28.5300 INCHES
 LREF = 39.8490 INCHES YMRP = .0000 INCHES
 BREF = 39.8490 INCHES ZMRP = .0000 INCHES
 SCALE = .0300 SCALE

PARAMETRIC DATA

BETAT = .000 ORBINC = .500
 RUDDER = .000 ELEVON = .000
 RUDFLR = .000

SECTION (1) LEFT VERTICAL

DEPENDENT VARIABLE CP

MACH (1) = 2.498	ALPHAT (1) = -8.100	Z/BV	.158	.316	.600	.840	.925
		X/CV					
		.000	1.0150	.9690	.7610	.8710	.7750
		.050	.2110	.2810	.1880	.1370	.1630
		.150	.3970	.4100	.2510	.2300	.2150
		.300	.3100	.3050	.3470	.2710	.2390
		.520	.2360	.2340	.2610	.2940	.2660
		.650	-.0040	-.0120	.0230	.0470	.0380
		.775	-.0040	-.0480	-.0080	.0160	.0120
		.900		.0760	-.0160	.0070	.0010
MACH (1) = 2.498	ALPHAT (2) = -6.070	Z/BV	.158	.316	.600	.840	.925
		X/CV					
		.000	.9510	.8810	.7770	.7920	.7110
		.050	.1720	.2430	.1510	.1050	.1290
		.150	.3390	.3400	.2100	.1850	.1750
		.300	.2640	.2680	.3120	.2200	.1920
		.520	.1930	.1980	.2320	.2520	.2170
		.650	-.0250	-.0330	.0040	.0420	.0130
		.775	-.0300	-.0660	-.0270	.0030	-.0070
		.900		.0580	-.0370	-.0070	-.0140
MACH (1) = 2.498	ALPHAT (3) = -4.030	Z/BV	.158	.316	.600	.840	.925
		X/CV					
		.000	.8820	.8020	.7240	.7700	.6700
		.050	.1240	.1910	.1080	.0810	.1030
		.150	.2850	.2530	.1840	.1440	.1390
		.300	.2200	.2310	.2530	.1770	.1490
		.520	.1570	.1640	.1910	.2060	.1710
		.650	-.0470	-.0520	-.0210	.0190	-.0140
		.775	-.0530	-.0820	-.0520	-.0220	-.0290
		.900		.0440	-.0630	-.0320	-.0330
MACH (1) = 2.498	ALPHAT (4) = -2.000	Z/BV	.158	.316	.600	.840	.925
		X/CV					
		.000	.8210	.7340	.6660	.7060	.6130
		.050	.0940	.1460	.0740	.0610	.0780
		.150	.2370	.2040	.1510	.1180	.1110
		.300	.1810	.1980	.2010	.1420	.1180
		.520	.1290	.1380	.1640	.1700	.1380
		.650	-.0660	-.0640	-.0360	-.0010	-.0340
		.775	-.0750	-.0970	-.0670	-.0370	-.0440
		.900		.0360	-.0750	-.0460	-.0480

AMES 87-707 IA9 O2A + S3 + T9 LEFT VERTICAL

(RBNV01)

SECTION (1) LEFT VERTICAL

DEPENDENT VARIABLE CP

MACH (1) = 2.498	ALPHAT(5) = .000	Z/BV	.158	.316	.600	.840	.925
		X/CV					
		.000	.7640	.6660	.6120	.6540	.5630
		.050	.0670	.1120	.0510	.0410	.0600
		.150	.2020	.1730	.1270	.0940	.0900
		.300	.1460	.1670	.1650	.1160	.0950
		.520	.0920	.1120	.1350	.1440	.1140
		.650	-.0790	-.0750	-.0490	-.0180	-.0430
		.775	-.0880	-.1070	-.0760	-.0470	-.0570
		.900		.0400	-.0860	-.0600	-.0630
MACH (1) = 2.498	ALPHAT(6) = 1.930	Z/BV	.158	.316	.600	.840	.925
		X/CV					
		.000	.7230	.6080	.5540	.5970	.5110
		.050	.0430	.0870	.0380	.0290	.0460
		.150	.1790	.1530	.1050	.0800	.0740
		.300	.1210	.1410	.1460	.1030	.0800
		.520	.0720	.0890	.1150	.1270	.1000
		.650	-.0890	-.0830	-.0520	-.0310	-.0490
		.775	-.0990	-.1130	-.0810	-.0560	-.0700
		.900		.0410	-.0890	-.0640	-.0740
MACH (1) = 2.498	ALPHAT(7) = 3.900	Z/BV	.158	.316	.600	.840	.925
		X/CV					
		.000	.6820	.5630	.5010	.5400	.4580
		.050	.0240	.0610	.0290	.0060	.0200
		.150	.1530	.1370	.0860	.0560	.0490
		.300	.0960	.1150	.1160	.0800	.0580
		.520	.0490	.0660	.0850	.1000	.0750
		.650	-.1000	-.0910	-.0720	-.0500	-.0650
		.775	-.1090	-.1250	-.0970	-.0740	-.0790
		.900		.0450	-.1050	-.0770	-.0830
MACH (1) = 2.498	ALPHAT(8) = 5.950	Z/BV	.158	.316	.600	.840	.925
		X/CV					
		.000	.6480	.5260	.4430	.4870	.4070
		.050	.0220	.0560	.0210	.0030	.0140
		.150	.1370	.1230	.0720	.0550	.0480
		.300	.0760	.0890	.1040	.0750	.0590
		.520	.0300	.0540	.0790	.0950	.0760
		.650	-.1090	-.0980	-.0710	-.0470	-.0630
		.775	-.1190	-.1260	-.0950	-.0790	-.0880
		.900		.0480	-.1030	-.0790	-.0960
MACH (1) = 2.498	ALPHAT(9) = 8.010	Z/BV	.158	.316	.600	.840	.925
		X/CV					
		.000	.6400	.4770	.3920	.4260	.3560
		.050	.0030	.0350	.0110	-.0080	.0060
		.150	.1120	.0910	.0610	.0510	.0460
		.300	.0560	.0720	.0900	.0700	.0560

AMES 87-757 IA9 O2A + S3 + T9 LEFT VERTICAL

(RBNV01)

SECTION (1) LEFT VERTICAL		DEPENDENT VARIABLE CP					
MACH (1) = 2.498	ALPHAT(9) = 8.010	Z/BV	.158	.316	.600	.840	.925
		X/CV					
		.520	.0090	.0380	.0560	.0870	.0730
		.650	-.1170	-.1070	-.0780	-.0600	-.0670
		.775	-.1290	-.1340	-.1010	-.0840	-.0910
		.900		.0470	-.1090	-.0860	-.0990
MACH (2) = 2.999	ALPHAT(1) = -8.070	Z/BV	.158	.316	.600	.840	.925
		X/CV					
		.000	1.0450	.9190	.7890	.9200	.7890
		.050	.1480	.1540	.1020	.1170	.1430
		.150	.3470	.2080	.1840	.1300	.1270
		.300	.2850	.2940	.2020	.1420	.1190
		.520	.2160	.2260	.2520	.1520	.1230
		.650	.0120	.0120	.0500	.0290	-.0170
		.775	.0140	-.0210	.0180	.0230	-.0280
		.900		.0620	.0120	.0130	-.0150
MACH (2) = 2.999	ALPHAT(2) = -6.100	Z/BV	.158	.316	.600	.840	.925
		X/CV					
		.000	.9890	.9140	.6890	.8310	.7070
		.050	.1180	.0860	.0850	.0980	.1200
		.150	.2960	.1970	.1490	.1130	.1160
		.300	.2490	.2830	.1850	.1230	.1000
		.520	.1900	.2110	.2250	.1300	.1060
		.650	-.0000	.0030	.0500	.0160	-.0220
		.775	.0010	-.0300	.0180	.0100	-.0360
		.900		.0430	.0020	.0110	-.0230
MACH (2) = 2.999	ALPHAT(3) = -4.070	Z/BV	.158	.316	.600	.840	.925
		X/CV					
		.000	.9390	.8470	.7380	.7470	.6380
		.050	.0900	.0560	.0830	.0810	.1030
		.150	.2430	.1690	.1260	.1040	.0950
		.300	.2080	.2490	.1590	.1080	.0950
		.520	.1580	.1850	.1940	.1260	.0990
		.650	-.0180	-.0080	.0350	-.0040	-.0240
		.775	-.0250	-.0380	.0040	-.0090	-.0450
		.900		.0240	-.0090	-.0100	-.0310
MACH (2) = 2.999	ALPHAT(4) = -2.000	Z/BV	.158	.316	.600	.840	.925
		X/CV					
		.000	.8590	.7620	.7120	.6410	.5570
		.050	.0630	.0420	.0690	.0740	.0890
		.150	.1940	.1460	.1090	.1130	.0870
		.300	.1630	.2020	.1430	.1080	.0870
		.520	.1210	.1520	.1470	.1180	.0990

AMES 87-757 IA9 O2A + S3 + T9 LEFT VERTICAL

(RBNV01)

SECTION (1) LEFT VERTICAL		DEPENDENT VARIABLE CP					
MACH (2) = 2.999	ALPHAT (4) = -2.000	Z/BV	.158	.316	.600	.840	.925
		X/CV					
		.650	-.0380	-.0220	.0250	-.0170	-.0250
		.775	-.0460	-.0520	-.0050	-.0270	-.0510
		.900		.0040	-.0180	-.0250	-.0470
MACH (2) = 2.999	ALPHAT (5) = -.010	Z/BV	.158	.316	.600	.840	.925
		X/CV					
		.000	.7880	.6780	.6370	.7010	.5470
		.050	.0410	.0250	.0480	.0810	.1010
		.150	.1570	.1200	.0800	.1030	.1020
		.300	.1240	.1630	.1160	.0900	.0950
		.520	.0850	.1200	.1180	.1010	.0920
		.650	-.0540	-.0380	.0050	-.0270	-.0330
		.775	-.0640	-.0660	-.0210	-.0400	-.0640
		.900		-.0120	-.0320	-.0400	-.0610
MACH (2) = 2.999	ALPHAT (6) = 1.930	Z/BV	.158	.316	.600	.840	.925
		X/CV					
		.000	.7360	.6110	.5710	.6380	.5170
		.050	.0180	.0090	.0300	.0530	.0790
		.150	.1150	.0960	.0620	.0740	.0780
		.300	.1000	.1350	.0860	.0650	.0700
		.520	.0630	.0960	.0900	.0740	.0640
		.650	-.0650	-.0480	-.0150	-.0450	-.0490
		.775	-.0770	-.0750	-.0420	-.0560	-.0720
		.900		-.0090	-.0540	-.0540	-.0710
MACH (2) = 2.999	ALPHAT (7) = 3.960	Z/BV	.158	.316	.600	.840	.925
		X/CV					
		.000	.6940	.5470	.5050	.5770	.4660
		.050	-.0050	-.0050	.0150	.0420	.0630
		.150	.0680	.0750	.0430	.0570	.0610
		.300	.0750	.1030	.0680	.0490	.0540
		.520	.0360	.0680	.0740	.0580	.0480
		.650	-.0730	-.0570	-.0210	-.0470	-.0540
		.775	-.0850	-.0830	-.0490	-.0600	-.0800
		.900		.0010	-.0580	-.0590	-.0750
MACH (2) = 2.999	ALPHAT (8) = 5.990	Z/BV	.158	.316	.600	.840	.925
		X/CV					
		.000	.5810	.4880	.4370	.5080	.4050
		.050	-.0150	-.0160	-.0010	.0210	.0390
		.150	.0550	.0630	.0260	.0350	.0350
		.300	.0550	.0780	.0470	.0260	.0290
		.520	.0160	.0440	.0520	.0340	.0240
		.650	-.0820	-.0700	-.0420	-.0560	-.0590

AMES 87-707 IA9 O2A + S3 + T9 LEFT VERTICAL

(RBNV01)

SECTION (1) LEFT VERTICAL		DEPENDENT VARIABLE CP					
MACH (2) = 2.999	ALPHAT(8) = 5.990	Z/BV	.158	.316	.600	.840	.925
		X/CV					
		.775	-.0910	-.0930	-.0630	-.0680	-.0890
		.900		.0010	-.0730	-.0710	-.0850
MACH (2) = 2.999	ALPHAT(9) = 8.000	Z/BV	.158	.316	.600	.840	.925
		X/CV					
		.000	.4650	.4430	.3760	.4490	.3550
		.050	-.0140	-.0120	-.0130	.0040	.0190
		.150	.0520	.0550	.0130	.0150	.0170
		.300	.0320	.0480	.0350	.0110	.0110
		.520	-.0010	.0230	.0380	.0210	.0100
		.650	-.0880	-.0790	-.0530	-.0620	-.0750
		.775	-.1000	-.1010	-.0750	-.0740	-.0940
		.900		.0040	-.0820	-.0760	-.0890
MACH (3) = 3.502	ALPHAT(1) = -8.080	Z/BV	.158	.316	.600	.840	.925
		X/CV					
		.000	.9400	.8060	.8290	.9660	.8380
		.050	.1250	.0090	.1090	.1290	.1350
		.150	.2480	.1600	.1280	.1260	.1270
		.300	.2510	.2710	.1550	.1100	.1150
		.520	.1860	.2100	.1410	.1160	.1060
		.650	.0220	.0310	.0650	.0000	-.0060
		.775	.0170	.0030	.0360	-.0190	-.0410
		.900		.0700	.0210	-.0170	-.0240
MACH (3) = 3.502	ALPHAT(2) = -6.080	Z/BV	.158	.316	.600	.840	.925
		X/CV					
		.000	.9690	.7970	.7190	.8570	.7370
		.050	.1030	.0880	.0760	.1070	.1090
		.150	.2190	.1590	.0840	.1040	.1050
		.300	.2050	.2500	.1240	.0870	.0930
		.520	.1550	.1850	.1230	.0940	.0840
		.650	.0010	.0140	.0400	-.0120	-.0200
		.775	-.0060	-.0210	.0240	-.0260	-.0520
		.900		.0370	.0150	-.0250	-.0340
MACH (3) = 3.502	ALPHAT(3) = -4.070	Z/BV	.158	.316	.600	.840	.925
		X/CV					
		.000	.9410	.8120	.6010	.7590	.6510
		.050	.0760	.0840	.0500	.0830	.0890
		.150	.1850	.1390	.0760	.0850	.0840
		.300	.1720	.1850	.0980	.0690	.0730
		.520	.1370	.1700	.1270	.0750	.0640
		.650	-.0080	.0120	.0420	-.0210	-.0270
		.775	-.0220	-.0230	.0180	-.0340	-.0600

AMES 87-707 IA9 O2A + S3 + T9 LEFT VERTICAL

(RBNV01)

SECTION (1) LEFT VERTICAL		DEPENDENT VARIABLE CP					
MACH (3) = 3.502	ALPHAT(3) = -4.070	Z/BV	.158	.316	.600	.840	.925
		X/CV					
		.900		.0160	.0060	-.0320	-.0430
MACH (3) = 3.502	ALPHAT(4) = -2.020	Z/BV	.158	.316	.600	.840	.925
		X/CV					
		.000	.8580	.7630	.6250	.6650	.5690
		.050	.0570	.0660	.0540	.0620	.0650
		.150	.1510	.1210	.0690	.0620	.0630
		.300	.1360	.1540	.0950	.0510	.0520
		.520	.1050	.1450	.0960	.0600	.0460
		.650	-.0220	-.0010	.0180	-.0280	-.0390
		.775	-.0360	-.0320	-.0020	-.0430	-.0530
		.900		-.0050	-.0100	-.0410	-.0420
MACH (3) = 3.502	ALPHAT(5) = -.030	Z/BV	.158	.316	.600	.840	.925
		X/CV					
		.000	.7580	.6840	.5970	.5860	.4890
		.050	.0390	.0500	.0620	.0510	.0540
		.150	.1230	.1010	.0760	.0560	.0550
		.300	.1060	.1300	.0940	.0520	.0490
		.520	.0770	.1200	.0970	.0630	.0470
		.650	-.0330	-.0090	.0150	-.0200	-.0320
		.775	-.0480	-.0400	-.0050	-.0350	-.0580
		.900		-.0140	-.0130	-.0370	-.0500
MACH (3) = 3.502	ALPHAT(6) = 1.950	Z/BV	.158	.316	.600	.840	.925
		X/CV					
		.000	.6650	.5990	.5820	.5960	.4860
		.050	.0320	.0340	.0500	.0490	.0450
		.150	.0950	.0790	.0610	.0570	.0460
		.300	.0820	.1090	.0750	.0550	.0400
		.520	.0520	.0940	.0740	.0640	.0450
		.650	-.0440	-.0200	-.0050	-.0270	-.0360
		.775	-.0600	-.0510	-.0230	-.0430	-.0580
		.900		-.0220	-.0320	-.0460	-.0510
MACH (3) = 3.502	ALPHAT(7) = 3.960	Z/BV	.158	.316	.600	.840	.925
		X/CV					
		.000	.5750	.5240	.5030	.5860	.4290
		.050	.0070	.0160	.0250	.0520	.0400
		.150	.0490	.0490	.0350	.0590	.0550
		.300	.0570	.0780	.0450	.0470	.0450
		.520	.0270	.0640	.0450	.0490	.0430
		.650	-.0560	-.0410	-.0180	-.0400	-.0410
		.775	-.0700	-.0670	-.0390	-.0600	-.0660
		.900		-.0280	-.0490	-.0630	-.0650

AMES 87-707 IA9 O2A + S3 + T9 LEFT VERTICAL

(NONV01)

SECTION (1) LEFT VERTICAL

DEPENDENT VARIABLE CP

MACH (3) = 3.502 ALPHAT(8) = 5.970

Z/BV	.158	.316	.600	.840	.925
X/CV					
.000	.4650	.4550	.4310	.5140	.4120
.050	-.0130	-.0030	.0080	.0400	.0450
.150	.0240	.0290	.0150	.0450	.0480
.300	.0290	.0530	.0310	.0340	.0390
.520	.0030	.0340	.0360	.0370	.0310
.650	-.0700	-.0570	-.0280	-.0430	-.0440
.775	-.0810	-.0810	-.0450	-.0590	-.0690
.900		-.0330	-.0520	-.0610	-.0710

MACH (3) = 3.502 ALPHAT(9) = 8.010

Z/BV	.158	.316	.600	.840	.925
X/CV					
.000	.3650	.4100	.3650	.4450	.3570
.050	-.0090	-.0100	-.0060	.0180	.0230
.150	.0260	.0260	.0000	.0200	.0270
.300	.0100	.0310	.0170	.0200	.0170
.520	-.0110	.0130	.0210	.0180	.0100
.650	-.0700	-.0640	-.0390	-.0490	.0560
.775	-.0830	-.0860	-.0580	-.0660	-.0730
.900		-.0310	-.0640	-.0680	-.0740

AMES 87-707 IA9 O2A + S3 + T9 LEFT VERTICAL

(RBNV02) (10 MAY 73)

REFERENCE DATA

SREF = 2.4210 SQ.FT. XMRP = 28.5300 INCHES
 LREF = 39.8490 INCHES YMRP = .0000 INCHES
 BREF = 39.8490 INCHES ZMRP = .0000 INCHES
 SCALE = .0300 SCALE

PARAMETRIC DATA

ALPHAT = -8.000 ORBINC = .500
 RUDDER = .000 ELEVON = .000
 RUDFLR = .000

SECTION (1) LEFT VERTICAL

DEPENDENT VARIABLE CP

MACH (1) = 2.498 BETAT (1) = -8.400

Z/BV	.158	.316	.600	.840	.925
X/CV					
.000	.5480	.6100	.5750	.7300	.7420
.050	.6450	.7440	.6390	.6550	.6680
.150	.5150	.5850	.5680	.5970	.5900
.300	.3710	.4380	.4990	.5200	.4870
.520	.3060	.3490	.4010	.4450	.4280
.650	.0040	.0370	.0830	.1200	.1240
.775	.0340	.0150	.0800	.0980	.0720
.900		.1400	.0770	.0880	.0590

MACH (1) = 2.498 BETAT (2) = -6.280

Z/BV	.158	.316	.600	.840	.925
X/CV					
.000	.6700	.7630	.6370	.7810	.7680
.050	.5570	.6630	.5600	.5610	.5770
.150	.4700	.5340	.5190	.5380	.5290
.300	.3490	.3990	.4560	.4760	.4470
.520	.2850	.3280	.3630	.4030	.3860
.650	-.0060	.0240	.0720	.1080	.1090
.775	.0160	-.0030	.0480	.0740	.0490
.900		.1200	.0480	.0610	.0360

MACH (1) = 2.498 BETAT (3) = -4.170

Z/BV	.158	.316	.600	.840	.925
X/CV					
.000	.7560	.8980	.6890	.8190	.7740
.050	.4630	.5610	.4590	.4240	.4250
.150	.4200	.4830	.4620	.4650	.4510
.300	.3300	.3630	.4040	.4150	.3930
.520	.2640	.3020	.3130	.3500	.3390
.650	.0000	.0070	.0450	.0760	.0830
.775	.0070	-.0230	.0190	.0450	.0290
.900		.0900	.0130	.0290	.0180

MACH (1) = 2.498 BETAT (4) = -2.060

Z/BV	.158	.316	.600	.840	.925
X/CV					
.000	1.0220	.9270	.7530	.8680	.7660
.050	.3360	.4150	.3090	.2570	.2600
.150	.4240	.4540	.4080	.3560	.3380
.300	.3300	.3340	.3780	.3830	.3500
.520	.2570	.2670	.2910	.3350	.3420
.650	-.0090	.0000	.0430	.0560	.0690
.775	-.0050	-.0310	.0060	.0300	.0190
.900		.0840	-.0030	.0180	.0060

AMES 87-7U7 IA9 O2A + S3 + T9 LEFT VERTICAL

(RBNV02)

SECTION (1) LEFT VERTICAL

DEPENDENT VARIABLE CP

MACH (1) = 2.498 BETAT (5) = 2.180

Z/BV	.158	.316	.600	.840	.925
X/CV					
.000	.9760	.9640	.7860	.8780	.7400
.050	.1440	.2110	.0720	.0770	.0960
.150	.3490	.2230	.1630	.1370	.1360
.300	.2750	.2790	.2010	.1580	.1490
.520	.2020	.2010	.2200	.1960	.1860
.650	-.0110	-.0270	-.0010	.0130	-.0290
.775	-.0080	-.0600	-.0330	-.0040	-.0350
.900		.0790	-.0410	-.0160	-.0180

MACH (1) = 2.498 BETAT (6) = 4.320

Z/BV	.158	.316	.600	.840	.925
X/CV					
.000	.7490	.9540	.7630	.8360	.7130
.050	.1170	.0350	-.0140	.0190	.0350
.150	.2330	.0760	.0590	.0570	.0630
.300	.1960	.2400	.0920	.0630	.0820
.520	.1420	.1690	.1660	.1000	.1120
.650	-.0190	-.0550	-.0090	-.0570	-.0740
.775	-.0370	-.0870	-.0430	-.0650	-.0970
.900		.0880	-.0520	-.0680	-.0810

MACH (1) = 2.498 BETAT (7) = 6.460

Z/BV	.158	.316	.600	.840	.925
X/CV					
.000	.5090	.8660	.7570	.8070	.6790
.050	.0020	-.0390	-.0560	-.0270	-.0160
.150	.1330	-.0160	-.0330	.0060	.0180
.300	.1070	-.0050	-.0070	.0090	.0400
.520	.0630	.0590	.0060	.0350	.0740
.650	-.0470	-.0620	-.1100	-.0990	-.1020
.775	-.0810	-.0930	-.1050	-.1070	-.1350
.900		.1130	-.1000	-.1150	-.1190

MACH (1) = 2.498 BETAT (8) = 8.590

Z/BV	.158	.316	.600	.840	.925
X/CV					
.000	.4680	.7580	.7410	.7650	.6360
.050	-.0130	-.0550	-.0890	-.0710	-.0640
.150	-.0590	-.0530	-.0730	-.0370	-.0280
.300	.0070	-.0610	-.0460	-.0310	.0020
.520	-.0180	-.0480	-.0360	.0020	.0350
.650	-.0940	-.1220	-.1400	-.1170	-.1140
.775	-.1290	-.1330	-.1370	-.1200	-.1490
.900		.1160	-.1300	-.1270	-.1320

MACH (2) = 2.999 BETAT (1) = -8.560

Z/BV	.158	.316	.600	.840	.925
X/CV					
.000	.5740	.6430	.6540	.8680	.8240
.050	.6020	.6350	.6160	.5960	.6190
.150	.5010	.5940	.5570	.5850	.5650
.300	.3650	.4460	.4910	.5180	.4960

AMES 87-707 IA9 O2A + S3 + T9 LEFT VERTICAL

(RBNV02)

SECTION (1) LEFT VERTICAL		DEPENDENT VARIABLE CP					
MACH (2) = 2.999	BETAT (1) = -8.560	Z/BV	.158	.316	.600	.840	.925
		X/CV					
		.520	.2820	.3440	.4040	.4460	.4430
		.650	.0220	.0550	.1220	.1590	.1730
		.775	.0320	.0290	.1030	.1430	.1170
		.900		.1470	.1030	.1250	.1060
MACH (2) = 2.999	BETAT (2) = -6.400	Z/BV	.158	.316	.600	.840	.925
		X/CV					
		.000	.7610	.7700	.7100	.9140	.8430
		.050	.5300	.5720	.5140	.4170	.4070
		.150	.4770	.5510	.4990	.4980	.4530
		.300	.3580	.4060	.4470	.4590	.4370
		.520	.2730	.3100	.3600	.3990	.4160
	.650	.0180	.0430	.0980	.1330	.1490	
	.775	.0260	.0170	.0810	.1140	.0920	
	.900		.1200	.0720	.1010	.0800	
MACH (2) = 2.999	BETAT (3) = -4.250	Z/BV	.158	.316	.600	.840	.925
		X/CV					
		.000	.7920	.8140	.7640	.9360	.7960
		.050	.4210	.4700	.3560	.2510	.2790
		.150	.3940	.5120	.4410	.3460	.2960
		.300	.3210	.3730	.4050	.3710	.3050
		.520	.2510	.2810	.3200	.3590	.3620
	.650	.0210	.0310	.0750	.1110	.1130	
	.775	.0310	-.0020	.0560	.0850	.0670	
	.900		.0880	.0450	.0720	.0600	
MACH (2) = 2.999	BETAT (4) = -2.100	Z/BV	.158	.316	.600	.840	.925
		X/CV					
		.000	1.0230	.8670	.8000	.9110	.7990
		.050	.3210	.3030	.2400	.1600	.1910
		.150	.3700	.4660	.2580	.2070	.1770
		.300	.3060	.3300	.3620	.2320	.1910
		.520	.2330	.2530	.2920	.2660	.1790
	.650	.0020	.0230	.0660	.0840	.0650	
	.775	.0090	-.0090	.0380	.0660	.0440	
	.900		.0730	.0280	.0530	.0350	
MACH (2) = 2.999	BETAT (5) = 2.230	Z/BV	.158	.316	.600	.840	.925
		X/CV					
		.000	.9600	.8980	.8330	.9170	.7780
		.050	.0860	.0370	.0560	.0900	.1090
		.150	.2240	.1250	.0910	.1020	.0980
		.300	.2370	.2640	.1320	.0900	.0920
		.520	.1690	.2050	.1460	.1140	.1180

AMES 87-707 IA9 O2A + S3 + T9 LEFT VERTICAL

(RBNV02)

SECTION (1) LEFT VERTICAL		DEPENDENT VARIABLE CP					
MACH (2) = 2.999	BETAT (5) = 2.230	Z/BV	.158	.316	.600	.840	.925
		X/CV					
		.650	.0030	.0020	.0460	-.0250	-.0390
		.775	.0070	-.0340	.0140	-.0350	-.0670
		.900		.0710	.0010	-.0360	-.0500
MACH (2) = 2.999	BETAT (6) = 4.400	Z/BV	.158	.316	.600	.840	.925
		X/CV					
		.000	.6990	.8590	.8240	.9490	.7620
		.050	.0640	-.0030	.0230	.0680	.0890
		.150	.1680	.0590	.0360	.0810	.0860
		.300	.1320	.0740	.0430	.0670	.0790
		.520	.0920	.1200	.0640	.0870	.1060
		.650	-.0130	-.0160	-.0330	-.0450	-.0480
		.775	-.0180	-.0470	-.0290	-.0610	-.0800
		.900		.0820	-.0300	-.0620	-.0700
MACH (2) = 2.999	BETAT (7) = 6.580	Z/BV	.158	.316	.600	.840	.925
		X/CV					
		.000	.6110	.8550	.8170	.9300	.7740
		.050	-.0100	-.0510	-.0040	.0420	.0590
		.150	.0230	.0010	.0040	.0540	.0580
		.300	.0800	.0070	.0100	.0430	.0580
		.520	.0470	.0130	.0170	.0620	.0790
		.650	-.0370	-.0590	-.0780	-.0560	-.0570
		.775	-.0620	-.0620	-.0880	-.0750	-.0890
		.900		.0960	-.0800	-.0840	-.0810
MACH (2) = 2.999	BETAT (8) = 8.750	Z/BV	.158	.316	.600	.840	.925
		X/CV					
		.000	.4960	.7700	.7990	.8930	.7340
		.050	-.0210	-.0440	-.0320	.0080	.0240
		.150	-.0440	-.0250	-.0290	.0270	.0310
		.300	.0070	-.0280	-.0200	.0170	.0370
		.520	-.0120	-.0210	-.0140	.0390	.0590
		.650	-.0680	-.0850	-.0920	-.0660	-.0640
		.775	-.0910	-.0890	-.0890	-.0860	-.1000
		.900		.1160	-.0870	-.0960	-.0940
MACH (3) = 3.502	BETAT (1) = -8.710	Z/BV	.158	.316	.600	.840	.925
		X/CV					
		.000	.5400	.6990	.7300	.9690	.9090
		.050	.5340	.6240	.5610	.4390	.4150
		.150	.4730	.5580	.5410	.5200	.4620
		.300	.3470	.4030	.4880	.5040	.4540
		.520	.2440	.3430	.4010	.4510	.4610
		.650	.0280	.0750	.1330	.1830	.1950

AMES 87-707 IA9 O2A + S3 + T9 LEFT VERTICAL

(RBNV02)

SECTION (1) LEFT VERTICAL		DEPENDENT VARIABLE CP					
MACH (3) = 3.502	BETAT (1) = -8.710	Z/BV	.158	.316	.600	.840	.925
		X/CV					
		.775	.0140	.0330	.1140	.1560	.1380
		.900		.1250	.1060	.1460	.1270
MACH (3) = 3.502	BETAT (2) = -6.520	Z/BV	.158	.316	.600	.840	.925
		X/CV					
		.000	.6670	.7910	.7780	.9420	.8600
		.050	.4570	.4580	.3920	.2680	.2720
		.150	.4190	.5130	.4690	.3430	.2870
		.300	.3320	.3700	.4350	.3650	.2990
		.520	.2380	.3040	.3490	.3880	.3530
		.650	.0300	.0590	.1060	.1460	.1410
		.775	.0210	.0210	.0820	.1140	.1090
		.900		.0960	.0720	.1050	.1020
MACH (3) = 3.502	BETAT (3) = -4.330	Z/BV	.158	.316	.600	.840	.925
		X/CV					
		.000	.7130	.8020	.8150	.9610	.8510
		.050	.3510	.2880	.2410	.2080	.2240
		.150	.3110	.4170	.3090	.2230	.2120
		.300	.2780	.3380	.3870	.2470	.2050
		.520	.2140	.2720	.3210	.2580	.1920
		.650	.0330	.0450	.1020	.1220	.0580
		.775	.0290	.0100	.0660	.0980	.0440
		.900		.0790	.0540	.0870	.0490
MACH (3) = 3.502	BETAT (4) = -2.140	Z/BV	.158	.316	.600	.840	.925
		X/CV					
		.000	.9850	.8230	.8090	.9680	.8520
		.050	.2800	.2080	.1430	.1710	.1850
		.150	.2970	.2730	.2100	.1710	.1710
		.300	.2590	.3000	.2210	.1620	.1600
		.520	.1980	.2440	.2830	.1690	.1480
		.650	.0130	.0420	.0960	.0380	.0250
		.775	.0030	.0110	.0630	.0340	-.0140
		.900		.0740	.0480	.0290	-.0140
MACH (3) = 3.502	BETAT (5) = 2.260	Z/BV	.158	.316	.600	.840	.925
		X/CV					
		.000	.8750	.8460	.8380	.9700	.8200
		.050	.0320	.0320	.0790	.1030	.1120
		.150	.0810	.0810	.0810	.0980	.1000
		.300	.2010	.0830	.0950	.0810	.0880
		.520	.1360	.1590	.1090	.0910	.0880
		.650	.0010	.0150	.0160	-.0180	-.0220
		.775	.0030	-.0160	.0060	-.0340	-.0500

AMES 87-707 IA9 O2A + S3 + T9 LEFT VERTICAL

(RBNV02)

SECTION (1) LEFT VERTICAL		DEPENDENT VARIABLE CP					
MACH (3) = 3.502	BETAT (5) = 2.260	Z/BV	.158	.316	.600	.840	.925
		X/CV					
		.900		.0710	-.0010	-.0250	-.0350
MACH (3) = 3.502	BETAT (6) = 4.480	Z/BV	.158	.316	.600	.840	.925
		X/CV					
		.000	.6810	.8360	.8740	.9690	.7990
		.050	.0490	-.0020	.0510	.0670	.0680
		.150	.1040	.0290	.0510	.0650	.0630
		.300	.0800	.0380	.0520	.0500	.0510
		.520	.0630	.0910	.0450	.0600	.0680
		.650	-.0140	-.0020	-.0460	-.0350	-.0430
		.775	-.0240	-.0340	-.0490	-.0450	-.0610
		.900		.0650	-.0480	-.0430	-.0480
MACH (3) = 3.502	BETAT (7) = 6.690	Z/BV	.158	.316	.600	.840	.925
		X/CV					
		.000	.5470	.8590	.8730	.9570	.7860
		.050	-.0020	-.0290	.0300	.0520	.0520
		.150	-.0020	-.0100	.0240	.0560	.0480
		.300	.0520	.0000	.0270	.0430	.0400
		.520	.0260	.0100	.0230	.0600	.0580
		.650	-.0340	-.0480	-.0530	-.0330	-.0410
		.775	-.0520	-.0580	-.0550	-.0500	-.0370
		.900		.0730	-.0510	-.0500	-.0600
MACH (3) = 3.502	BETAT (8) = 8.910	Z/BV	.158	.316	.600	.840	.925
		X/CV					
		.000	.4660	.7970	.8570	.9910	.8060
		.050	-.0080	-.0310	.0070	.0330	.0340
		.150	-.0240	-.0210	-.0040	.0350	.0360
		.300	-.0130	-.0220	-.0040	.0240	.0360
		.520	-.0280	-.0210	-.0050	.0410	.0520
		.650	-.0650	-.0690	-.0670	-.0470	-.0470
		.775	-.0770	-.0760	-.0680	-.0670	-.0740
		.900		.0920	-.0650	-.0720	-.0710

AMES 87-707 IA9 O2A + S3 + T9 LEFT VERTICAL

(RBNV03) (10 MAY 73)

REFERENCE DATA

SREF = 2.4210 SQ.FT. XMRP = 28.5300 INCHES
 LREF = 39.8490 INCHES YMRP = .0000 INCHES
 BREF = 39.8490 INCHES ZMRP = .0000 INCHES
 SCALE = .0300 SCALE

PARAMETRIC DATA

ALPHAT = -6.000 ORBINC = .500
 RUDDER = .000 ELEVON = .000
 RUDFLR = .000

SECTION (1) LEFT VERTICAL

DEPENDENT VARIABLE CP

MACH (1) = 2.498 BETAT (1) = -8.420

Z/BV	.158	.316	.600	.840	.925
X/CV					
.000	.4220	.5500	.5640	.6530	.6740
.050	.5410	.6820	.6120	.6040	.6140
.150	.4410	.5350	.5410	.5540	.5410
.300	.3140	.3880	.4740	.4800	.4450
.520	.2540	.3070	.3750	.4060	.3900
.650	-.0140	.0170	.0710	.1110	.1110
.775	.0100	-.0010	.0660	.0890	.0640
.900		.1320	.0590	.0740	.0520

MACH (1) = 2.498 BETAT (2) = -6.290

Z/BV	.158	.316	.600	.840	.925
X/CV					
.000	.6060	.7090	.6320	.7080	.7030
.050	.4900	.6030	.5350	.5120	.5240
.150	.4180	.4880	.4910	.4920	.4830
.300	.3040	.3570	.4300	.4360	.4050
.520	.2460	.2900	.3350	.3670	.3500
.650	-.0200	.0080	.0580	.0910	.0910
.775	-.0090	-.0210	.0340	.0650	.0390
.900		.1040	.0320	.0520	.0290

MACH (1) = 2.498 BETAT (3) = -4.180

Z/BV	.158	.316	.600	.840	.925
X/CV					
.000	.5770	.8490	.7160	.7440	.7090
.050	.3870	.5030	.4090	.3830	.3800
.150	.3620	.4370	.4290	.4260	.4100
.300	.2820	.3200	.3800	.3820	.3580
.520	.2230	.2600	.2900	.3250	.3110
.650	-.0160	-.0120	.0420	.0610	.0710
.775	-.0160	-.0410	.0070	.0340	.0150
.900		.0740	-.0010	.0270	.0060

MACH (1) = 2.498 BETAT (4) = -2.070

Z/BV	.158	.316	.600	.840	.925
X/CV					
.000	.9290	.8620	.7620	.7900	.7190
.050	.2870	.3610	.2710	.2030	.2070
.150	.3600	.4170	.3640	.2970	.2810
.300	.2830	.2960	.3440	.3340	.2900
.520	.2160	.2310	.2620	.2990	.3080
.650	-.0200	-.0190	.0280	.0420	.0520
.775	-.0240	-.0500	-.0070	.0210	.0070
.900		.0690	-.0170	.0100	-.0030

AMES 87-757 IA9 O2A + S3 + T9 LEFT VERTICAL

(RBNV03)

SECTION (1)LEFT VERTICAL		DEPENDENT VARIABLE CP					
MACH (1) = 2.498	BETAT (5) = 2.180	Z/BV	.158	.316	.600	.840	.925
		X/CV					
		.000	.9020	.8940	.7860	.7980	.6960
		.050	.1190	.1690	.0470	.0630	.0770
		.150	.2960	.1700	.1370	.1150	.1140
		.300	.2330	.2420	.1690	.1310	.1240
		.520	.1670	.1710	.1980	.1660	.1560
		.650	-.0270	-.0470	-.0120	-.0100	-.0410
		.775	-.0320	-.0800	-.0450	-.0190	-.0540
		.900		.0640	-.0530	-.0280	-.0410
MACH (1) = 2.498	BETAT (6) = 4.310	Z/BV	.158	.316	.600	.840	.925
		X/CV					
		.000	.5400	.9230	.7660	.7610	.6550
		.050	.2230	.0430	-.0080	.0060	.0190
		.150	.2150	.0580	.0600	.0460	.0440
		.300	.1440	.1060	.0830	.0540	.0500
		.520	.0980	.1370	.1320	.0900	.0920
		.650	-.0390	-.0650	-.0250	-.0590	-.0790
		.775	-.0520	-.0870	-.0540	-.0700	-.0940
		.900		.0840	-.0640	-.0750	-.0810
MACH (1) = 2.498	BETAT (7) = 6.440	Z/BV	.158	.316	.600	.840	.925
		X/CV					
		.000	.4640	.8020	.7440	.7220	.6150
		.050	-.0030	-.0490	-.0610	-.0430	-.0350
		.150	.1130	-.0280	-.0470	-.0110	-.0080
		.300	.0820	-.0110	-.0230	-.0110	.0120
		.520	.0390	.0330	-.0090	.0150	.0400
		.650	-.0630	-.0770	-.1200	-.1110	-.1090
		.775	-.0930	-.0990	-.1160	-.1170	-.1410
		.900		.0980	-.1110	-.1200	-.1230
MACH (1) = 2.498	BETAT (8) = 8.570	Z/BV	.158	.316	.600	.840	.925
		X/CV					
		.000	.3260	.6930	.7140	.6760	.5730
		.050	-.0480	-.0820	-.0960	-.0850	-.0830
		.150	.0160	-.0810	-.0920	-.0510	-.0500
		.300	.0050	-.0800	-.0710	-.0460	-.0230
		.520	-.0330	-.0640	-.0600	-.0180	.0130
		.650	-.1060	-.1320	-.1440	-.1270	-.1240
		.775	-.1350	-.1440	-.1430	-.1330	-.1600
		.900		.1050	-.1420	-.1370	-.1440
MACH (2) = 2.999	BETAT (1) = -8.570	Z/BV	.158	.316	.600	.840	.925
		X/CV					
		.000	.4540	.6080	.5600	.7740	.7260
		.050	.4880	.5810	.5440	.5330	.5570
		.150	.4230	.5500	.4990	.5230	.5040
		.300	.3110	.4140	.4460	.4620	.4440

AMES 87-707 IA9 O2A + S3 + T9 LEFT VERTICAL

(RBNV03)

SECTION (1) LEFT VERTICAL		DEPENDENT VARIABLE CP					
MACH (2) = 2.999	BETAT (1) = -8.570	Z/BV	.158	.316	.600	.840	.925
		X/CV					
		.520	.2340	.3290	.3630	.3990	.4000
		.650	.0040	.0440	.1020	.1370	.1500
		.775	.0070	.0150	.0800	.1150	.0970
		.900		.1250	.0800	.1010	.0830
MACH (2) = 2.999	BETAT (2) = -6.420	Z/BV	.158	.316	.600	.840	.925
		X/CV					
		.000	.7110	.7470	.6180	.8190	.7520
		.050	.4620	.5280	.4420	.3660	.3610
		.150	.4150	.5090	.4410	.4360	.3980
		.300	.3070	.3730	.4010	.4030	.3820
		.520	.2290	.2930	.3200	.3520	.3610
		.650	-.0020	.0320	.0830	.1130	.1300
		.775	.0000	.0000	.0620	.0920	.0750
		.900		.1010	.0510	.0780	.0620
MACH (2) = 2.999	BETAT (3) = -4.260	Z/BV	.158	.316	.600	.840	.925
		X/CV					
		.000	.6590	.7970	.6690	.8400	.7510
		.050	.3590	.3920	.2980	.2140	.2560
		.150	.3400	.4760	.3760	.2950	.2620
		.300	.2780	.3440	.3560	.3150	.2700
		.520	.2120	.2660	.2810	.3170	.2990
		.650	.0050	.0210	.0600	.0870	.0920
		.775	.0120	-.0110	.0360	.0630	.0500
		.900		.0730	.0280	.0500	.0410
MACH (2) = 2.999	BETAT (4) = -2.100	Z/BV	.158	.316	.600	.840	.925
		X/CV					
		.000	.9650	.8670	.7100	.8190	.7170
		.050	.2740	.2420	.1480	.1470	.1700
		.150	.3080	.4050	.2360	.1940	.1630
		.300	.2600	.3110	.3350	.2130	.1690
		.520	.2020	.2360	.2620	.2230	.1730
		.650	-.0030	.0110	.0560	.0770	.0390
		.775	-.0050	-.0210	.0350	.0560	.0240
		.900		.0470	.0230	.0420	.0260
MACH (2) = 2.999	BETAT (5) = 2.220	Z/BV	.158	.316	.600	.840	.925
		X/CV					
		.000	.9000	.8860	.7430	.8250	.6920
		.050	.0680	.0180	.0310	.0690	.0870
		.150	.2110	.1110	.0630	.0830	.0770
		.300	.2060	.2370	.0910	.0700	.0730
		.520	.1510	.1820	.1260	.0910	.0970

AMES 87-707 IA9 O2A + S3 + T9 LEFT VERTICAL

(3BNV03)

SECTION (1) LEFT VERTICAL		DEPENDENT VARIABLE CP					
MACH (2) = 2.999	BETAT (5) = 2.220	Z/BV	.158	.316	.600	.840	.925
		X/CV					
		.650	-.0060	-.0120	.0180	-.0380	-.0480
		.775	-.0070	-.0440	.0020	-.0440	-.0770
		.900		.0570	-.0090	-.0450	-.0600
MACH (2) = 2.999	BETAT (6) = 4.390	Z/BV	.158	.316	.600	.840	.925
		X/CV					
		.000	.5320	.8410	.7280	.8540	.7100
		.050	.0850	-.0180	.0030	.0470	.0670
		.150	.1520	.0470	.0180	.0560	.0630
		.300	.0930	.0650	.0280	.0450	.0600
		.520	.0650	.1010	.0410	.0620	.0770
		.650	-.0320	-.0350	-.0540	-.0540	-.0520
		.775	-.0320	-.0530	-.0530	-.0670	-.0870
		.900		.0670	-.0390	-.0640	-.0720
MACH (2) = 2.999	BETAT (7) = 6.560	Z/BV	.158	.316	.600	.840	.925
		X/CV					
		.000	.5950	.8250	.7100	.8320	.6840
		.050	-.0300	-.0610	-.0250	.0150	.0330
		.150	.0420	-.0190	-.0170	.0290	.0350
		.300	.0540	-.0080	-.0030	.0190	.0730
		.520	.0240	-.0090	.0010	.0370	.0520
		.650	-.0530	-.0680	-.0830	-.0670	-.0670
		.775	-.0690	-.0800	-.0910	-.0840	-.0990
		.900		.0800	-.0840	-.0880	-.0920
MACH (2) = 2.999	BETAT (8) = 8.730	Z/BV	.158	.316	.600	.840	.925
		X/CV					
		.000	.3790	.7230	.6850	.7950	.6470
		.050	-.0290	-.0420	-.0460	-.0130	.0010
		.150	-.0470	-.0350	-.0450	.0010	.0070
		.300	-.0250	-.0400	-.0310	-.0060	.0120
		.520	-.0430	-.0410	-.0250	.0150	.0330
		.650	-.0880	-.0950	-.0930	-.0750	-.0720
		.775	-.1030	-.1010	-.0910	-.0920	-.1080
		.900		.0990	-.0890	-.0940	-.1030
MACH (3) = 3.502	BETAT (1) = -8.730	Z/BV	.158	.316	.600	.840	.925
		X/CV					
		.000	.4440	.5790	.6200	.8530	.8020
		.050	.4610	.5130	.4920	.4030	.3990
		.150	.3840	.5130	.4820	.4700	.4270
		.300	.2950	.4100	.4440	.4500	.4190
		.520	.2120	.3330	.3640	.4040	.4090
		.650	.0200	.0700	.1170	.1560	.1740

AMES 87-707 IA9 O2A + S3 + T9 LEFT VERTICAL

(RBNV03)

SECTION (1) LEFT VERTICAL		DEPENDENT VARIABLE CP					
MACH (3) = 3.502	BETAT (1) = -8.730	Z/BV	.158	.316	.600	.840	.925
		X/CV					
		.775	.0060	.0220	.0940	.1310	.1280
		.900		.1060	.0930	.1150	.1140
MACH (3) = 3.502	BETAT (2) = -6.530	Z/BV	.158	.316	.600	.840	.925
		X/CV					
		.000	.6250	.6720	.6650	.8720	.7650
		.050	.4230	.4040	.3420	.2800	.2770
		.150	.3860	.4870	.4010	.3340	.2880
		.300	.3130	.3770	.4010	.3540	.2970
		.520	.2170	.3000	.3300	.3720	.3230
		.650	.0220	.0570	.1260	.1390	.1450
		.775	.0040	.0130	.0900	.1110	.0970
		.900		.0800	.0780	.0970	.0860
MACH (3) = 3.502	BETAT (3) = -4.340	Z/BV	.158	.316	.600	.840	.925
		X/CV					
		.000	.6520	.7190	.6950	.8450	.7500
		.050	.3220	.2610	.1950	.1850	.2070
		.150	.2930	.3900	.2750	.2050	.1880
		.300	.2540	.3310	.3410	.2260	.1850
		.520	.1890	.2590	.2870	.2410	.1790
		.650	.0230	.0360	.0990	.1090	.0590
		.775	.0210	-.0040	.0680	.0860	.0390
		.900		.0540	.0540	.0760	.0400
MACH (3) = 3.502	BETAT (4) = -2.140	Z/BV	.158	.316	.600	.840	.925
		X/CV					
		.000	.9270	.7740	.6960	.8560	.7510
		.050	.2830	.2040	.1130	.1440	.1620
		.150	.2600	.2640	.1680	.1460	.1440
		.300	.2210	.2910	.2020	.1440	.1330
		.520	.1720	.2270	.2510	.1470	.1220
		.650	.0040	.0280	.0660	.0280	.0130
		.775	-.0040	-.0100	.0470	.0220	-.0230
		.900		.0440	.0350	.0210	-.0230
MACH (3) = 3.502	BETAT (5) = 2.260	Z/BV	.158	.316	.600	.840	.925
		X/CV					
		.000	.8510	.7980	.7280	.8600	.7270
		.050	.0250	.0170	.0560	.0790	.0870
		.150	.0810	.0690	.0580	.0770	.0750
		.300	.1730	.0990	.0650	.0600	.0660
		.520	.1150	.1360	.0830	.0710	.0650
		.650	-.0010	.0050	.0100	-.0240	-.0310
		.775	-.0060	-.0250	-.0060	-.0400	-.0530
		.900					

AMES 87-707 IA9 O2A + S3 + T9 LEFT VERTICAL

(RBNV03)

SECTION (1) LEFT VERTICAL

DEPENDENT VARIABLE CP

MACH (3) = 3.502	BETAT (5) = 2.260	Z/BV	.158	.316	.600	.840	.925	
		X/CV	.900	.0500	-.0110	-.0350	-.0380	
MACH (3) = 3.502	BETAT (6) = 4.470	Z/BV	.158	.316	.600	.840	.925	
		X/CV	.000	.4700	.7630	.7520	.8580	.7070
			.050	.0180	-.0030	.0310	.0470	.0520
			.150	.0870	.0200	.0300	.0460	.0430
			.300	.0680	.0300	.0290	.0330	.0350
			.520	.0460	.0360	.0250	.0490	.0520
			.650	-.0280	-.0130	-.0520	-.0410	-.0500
			.775	-.0350	-.0440	-.0580	-.0530	-.0700
			.900		.0490	-.0540	-.0540	-.0590
MACH (3) = 3.502	BETAT (7) = 6.680	Z/BV	.158	.316	.600	.840	.925	
		X/CV	.000	.5400	.7470	.7400	.8860	.6930
			.050	-.0210	-.0370	.0070	.0280	.0300
			.150	-.0060	-.0150	.0030	.0300	.0280
			.300	.0350	-.0070	-.0050	.0200	.0230
			.520	.0090	-.0110	-.0020	.0360	.0390
			.650	-.0450	-.0570	-.0650	-.0470	-.0530
			.775	-.0620	-.0690	-.0660	-.0640	-.0720
			.900		.0570	-.0610	-.0650	-.0670
MACH (3) = 3.502	BETAT (8) = 8.890	Z/BV	.158	.316	.600	.840	.925	
		X/CV	.000	.3660	.6960	.7270	.8710	.7080
			.050	-.0270	-.0400	-.0130	.0170	.0230
			.150	-.0360	-.0270	-.0250	.0170	.0250
			.300	-.0340	-.0330	-.0200	.0100	.0270
			.520	-.0410	-.0350	-.0150	.0270	.0360
			.650	-.0740	-.0720	-.0650	-.0480	-.0510
			.775	-.0860	-.0810	-.0660	-.0660	-.0830
			.900		.0740	-.0640	-.0670	-.0760

AMES 87-707 IA9 O2A + S3 + T9 LEFT VERTICAL

(RBNV04) (10 MAY 73)

REFERENCE DATA

SREF = 2.4210 SQ.FT. XMRP = 28.5300 INCHES
 LREF = 39.8490 INCHES YMRP = .0000 INCHES
 BREF = 39.8490 INCHES ZMRP = .0000 INCHES
 SCALE = .0300 SCALE

PARAMETRIC DATA

ALPHAT = -4.000 ORBINC = .500
 RUDDER = .000 ELEVON = .000
 RUDFLR = .000

SECTION (1) LEFT VERTICAL

DEPENDENT VARIABLE CP

MACH (1) = 2.498 BETAT (1) = -8.430

Z/BV	.158	.316	.600	.840	.925
X/CV					
.000	.2900	.4990	.5140	.6260	.6340
.050	.4390	.6170	.5660	.5690	.5740
.150	.3610	.4830	.4940	.5150	.5030
.300	.2570	.3470	.4220	.4430	.4080
.520	.2080	.2680	.3270	.3720	.3600
.650	-.0360	-.0020	.0550	.0850	.0860
.775	-.0170	-.0230	.0380	.0650	.0470
.900		.1180	.0360	.0510	.0380

MACH (1) = 2.498 BETAT (2) = -6.310

Z/BV	.158	.316	.600	.840	.925
X/CV					
.000	.4620	.6700	.5820	.6850	.6590
.050	.4140	.5400	.4930	.4750	.4870
.150	.3510	.4340	.4470	.4540	.4440
.300	.2550	.3120	.3790	.3940	.3690
.520	.1940	.2460	.2870	.3280	.3190
.650	-.0430	-.0150	.0330	.0660	.0720
.775	-.0330	-.0400	.0110	.0450	.0250
.900		.0900	.0060	.0310	.0130

MACH (1) = 2.498 BETAT (3) = -4.190

Z/BV	.158	.316	.600	.840	.925
X/CV					
.000	.4500	.7920	.6720	.7270	.6750
.050	.3330	.4460	.3770	.3490	.3500
.150	.3170	.4020	.3990	.4000	.3870
.300	.2470	.2890	.3470	.3560	.3340
.520	.1890	.2270	.2570	.2990	.2900
.650	-.0350	-.0250	.0330	.0440	.0630
.775	-.0360	-.0560	-.0080	.0260	.0060
.900		.0670	-.0130	.0180	-.0050

MACH (1) = 2.498 BETAT (4) = -2.070

Z/BV	.158	.316	.600	.840	.925
X/CV					
.000	.7580	.7980	.7120	.7760	.6880
.050	.2630	.3140	.2340	.1660	.1750
.150	.3030	.3750	.3170	.2650	.2470
.300	.2360	.2580	.3100	.2970	.2600
.520	.1760	.1950	.2300	.2730	.2700
.650	-.0390	-.0330	.0140	.0300	.0380
.775	-.0460	-.0660	-.0230	.0060	-.0090
.900		.0560	-.0350	-.0060	-.0190

AMES 87-707 IA9 O2A + S3 + T9 LEFT VERTICAL

(RBNV14)

SECTION (1) LEFT VERTICAL

DEPENDENT VARIABLE CP

MACH (1) = 2.498	BETAT (5) = 2.180	Z/BV	.158	.316	.600	.840	.925
		X/CV					
		.000	.7260	.8220	.7380	.7820	.6620
		.050	.1270	.1250	.0280	.0410	.0580
		.150	.2430	.1420	.1090	.0860	.0880
		.300	.2040	.2120	.1360	.1000	.0950
		.520	.1320	.1450	.1650	.1310	.1220
		.650	-.0400	-.0600	-.0350	-.0350	-.0630
		.775	-.0500	-.0970	-.0660	-.0440	-.0740
		.900		.0500	-.0750	-.0510	-.0630

MACH (1) = 2.498	BETAT (6) = 4.300	Z/BV	.158	.316	.600	.840	.925
		X/CV					
		.000	.3920	.8580	.7350	.7380	.6160
		.050	.2110	.0360	-.0240	-.0080	.0010
		.150	.1560	.0410	.0380	.0340	.0290
		.300	.1180	.1400	.0610	.0390	.0460
		.520	.0530	.1070	.0870	.0680	.0790
		.650	-.0670	-.0870	-.0380	-.0790	-.0800
		.775	-.0780	-.0920	-.0720	-.0870	-.1110
		.900		.0650	-.0820	-.0920	-.0980

MACH (1) = 2.498	BETAT (7) = 6.430	Z/BV	.158	.316	.600	.840	.925
		X/CV					
		.000	.3540	.7520	.6950	.7050	.5800
		.050	.0210	-.0520	-.0720	-.0550	-.0440
		.150	.0940	-.0320	-.0560	-.0280	-.0200
		.300	.0550	-.0180	-.0270	-.0280	-.0070
		.520	.0090	.0120	-.0150	-.0030	.0200
		.650	-.0860	-.0980	-.1230	-.1130	-.1210
		.775	-.1040	-.1050	-.1220	-.1150	-.1490
		.900		.0810	-.1170	-.1110	-.1320

MACH (1) = 2.498	BETAT (8) = 8.550	Z/BV	.158	.316	.600	.840	.925
		X/CV					
		.000	.2060	.6460	.6660	.6590	.5370
		.050	.0270	-.0670	-.1010	-.1010	-.0950
		.150	-.0030	-.0680	-.0860	-.0740	-.0670
		.300	-.0310	-.0760	-.0770	-.0690	-.0450
		.520	-.0570	-.0720	-.0740	-.0420	-.0060
		.650	-.1240	-.1330	-.1500	-.1310	-.1400
		.775	-.1460	-.1430	-.1540	-.1360	-.1640
		.900		.0970	-.1530	-.1380	-.1510

MACH (2) = 2.999	BETAT (1) = -8.580	Z/BV	.158	.316	.600	.840	.925
		X/CV					
		.000	.3080	.5350	.5840	.6800	.6400
		.050	.3890	.5090	.5230	.4710	.4950
		.150	.3340	.4900	.4700	.4660	.4480
		.300	.2510	.3650	.4080	.4130	.3930

AMES 87-707 IA9 O2A + S3 + T9 LEFT VERTICAL

(RBNV14)

SECTION (1) LEFT VERTICAL

DEPENDENT VARIABLE CP

MACH (2) = 2.999 BETAT (1) = -8.580	Z/BV	.158	.316	.600	.840	.925	
	X/CV						
		.520	.1850	.2890	.3260	.3590	.3580
		.650	-.0130	.0260	.0830	.1140	.1280
		.775	-.0100	-.0020	.0600	.1030	.0710
	.900		.1070	.0580	.0960	.0640	
MACH (2) = 2.999 BETAT (2) = -6.420	Z/BV	.158	.316	.600	.840	.925	
	X/CV						
		.000	.6250	.6680	.6350	.7240	.6670
		.050	.3990	.4630	.4040	.3100	.3140
		.150	.3490	.4530	.4160	.3760	.3470
		.300	.2540	.3310	.3630	.3570	.3370
		.520	.1880	.2620	.2850	.3180	.3160
		.650	-.0160	.0210	.0630	.0830	.1040
		.775	-.0220	-.0110	.0390	.0690	.0580
	.900		.0800	.0250	.0630	.0450	
MACH (2) = 2.999 BETAT (3) = -4.260	Z/BV	.158	.316	.600	.840	.925	
	X/CV						
		.000	.4750	.7370	.6710	.7440	.6680
		.050	.2960	.3240	.2510	.1920	.2340
		.150	.2970	.4260	.3180	.2570	.2340
		.300	.2390	.3020	.3310	.2750	.2380
		.520	.1760	.2300	.2630	.2900	.2460
		.650	-.0140	.0020	.0510	.0750	.0840
		.775	-.0140	-.0300	.0250	.0520	.0350
	.900		.0520	.0110	.0440	.0260	
MACH (2) = 2.999 BETAT (4) = -2.110	Z/BV	.158	.316	.600	.840	.925	
	X/CV						
		.000	.8480	.8140	.6960	.7610	.6350
		.050	.2100	.1800	.1390	.1460	.1560
		.150	.2510	.3200	.2050	.1780	.1670
		.300	.2150	.2790	.2470	.1860	.1600
		.520	.1670	.2140	.2350	.1980	.1600
		.650	-.0060	.0000	.0440	.0570	.0260
		.775	-.0130	-.0330	.0140	.0360	-.0020
	.900		.0320	-.0010	.0240	.0010	
MACH (2) = 2.999 BETAT (5) = 2.210	Z/BV	.158	.316	.600	.840	.925	
	X/CV						
		.000	.7650	.8250	.7310	.7670	.6060
		.050	.0610	.0060	.0220	.0500	.0680
		.150	.1940	.0960	.0420	.0600	.0640
		.300	.1780	.2020	.0770	.0470	.0570
	.520	.1250	.1560	.0820	.0680	.0720	

AMES 87-707 IA9 O2A + S3 + T9 LEFT VERTICAL

(RBNV04)

SECTION (1) LEFT VERTICAL

DEPENDENT VARIABLE CP

MACH (2) = 2.999 BETAT (5) = 2.210	Z/BV	.158	.316	.600	.840	.925
	X/CV					
	.650	-.0140	-.0230	.0060	-.0480	-.0580
	.775	-.0210	-.0570	-.0100	-.0550	-.0880
	.900		.0300	-.0230	-.0550	-.0680
MACH (2) = 2.999 BETAT (6) = 4.380	Z/BV	.158	.316	.600	.840	.925
	X/CV					
	.000	.3790	.7840	.7380	.7570	.6230
	.050	.1150	-.0240	-.0100	.0210	.0390
	.150	.1170	.0270	-.0040	.0300	.0420
	.300	.0750	.0410	.0040	.0190	.0340
	.520	.0360	.0760	.0170	.0380	.0500
	.650	-.0490	-.0530	-.0680	-.0660	-.0690
	.775	-.0460	-.0640	-.0670	-.0790	-.1020
	.900		.0420	-.0590	-.0780	-.0890
MACH (2) = 2.999 BETAT (7) = 6.550	Z/BV	.158	.316	.600	.840	.925
	X/CV					
	.000	.5090	.7360	.7330	.7410	.6030
	.050	-.0330	-.0730	-.0340	-.0150	.0010
	.150	.0600	-.0290	-.0350	-.0040	.0040
	.300	.0360	-.0250	-.0350	-.0110	.0040
	.520	-.0010	-.0130	-.0300	.0050	.0200
	.650	-.0690	-.0780	-.1050	-.0880	-.0870
	.775	-.0810	-.0890	-.1130	-.1030	-.1110
	.900		.0590	-.1040	-.1050	-.1040
MACH (2) = 2.999 BETAT (8) = 8.710	Z/BV	.158	.316	.600	.840	.925
	X/CV					
	.000	.2330	.6390	.7210	.7040	.5660
	.050	-.0210	-.0480	-.0520	-.0340	-.0210
	.150	-.0320	-.0440	-.0610	-.0220	-.0190
	.300	-.0440	-.0530	-.0540	-.0300	-.0120
	.520	-.0620	-.0510	-.0480	-.0100	.0020
	.650	-.1040	-.0980	-.1020	-.0880	-.0860
	.775	-.1150	-.1110	-.1070	-.1020	-.1190
	.900		.0770	-.1020	-.1020	-.1090
MACH (3) = 3.502 BETAT (1) = -8.740	Z/BV	.158	.316	.600	.840	.925
	X/CV					
	.000	.3330	.5570	.5180	.7430	.6990
	.050	.3680	.4350	.4040	.3550	.3630
	.150	.2920	.4760	.4170	.4090	.3790
	.300	.2330	.3810	.3910	.3970	.3690
	.520	.1710	.3140	.3250	.3610	.3620
.650	.0070	.0580	.1040	.1350	.1500	

AMES 87-707 IA9 O2A + S3 + T9 LEFT VERTICAL

(RBNV04)

SECTION (1) LEFT VERTICAL		DEPENDENT VARIABLE CP					
MACH (3) = 3.502	BETAT (1) = -8.740	Z/BV	.158	.316	.600	.840	.925
		X/CV					
			.775	-.0050	.0160	.0790	.1070
		.900		.0870	.0690	.0980	.0940
MACH (3) = 3.502	BETAT (2) = -6.540	Z/BV	.158	.316	.600	.840	.925
		X/CV					
			.000	.5090	.6630	.5340	.7590
		.050	.3740	.3620	.2680	.2460	.2790
		.150	.3340	.4390	.3230	.2890	.2700
		.300	.2580	.3410	.3450	.3040	.2650
		.520	.1720	.2730	.2840	.3120	.2750
		.650	-.0010	.0420	.0880	.1110	.1200
		.775	-.0170	.0000	.0590	.0830	.0870
		.900		.0580	.0450	.0720	.0690
MACH (3) = 3.502	BETAT (3) = -4.340	Z/BV	.158	.316	.600	.840	.925
		X/CV					
			.000	.4830	.7320	.5790	.7430
		.050	.2780	.2260	.1680	.1690	.1880
		.150	.2650	.3550	.2210	.1980	.1740
		.300	.2310	.3110	.2850	.2110	.1730
		.520	.1650	.2400	.2590	.2200	.1750
		.650	.0090	.0250	.0750	.0850	.0610
		.775	.0010	-.0150	.0470	.0700	.0310
		.900		.0380	.0350	.0560	.0350
MACH (3) = 3.502	BETAT (4) = -2.150	Z/BV	.158	.316	.600	.840	.925
		X/CV					
			.000	.8390	.7770	.5940	.7540
		.050	.2030	.1630	.1050	.1270	.1470
		.150	.2120	.2350	.1540	.1280	.1280
		.300	.1870	.2690	.1790	.1280	.1140
		.520	.1490	.2130	.2140	.1380	.1070
		.650	.0090	.0230	.0670	.0300	.0090
		.775	.0020	-.0150	.0400	.0230	-.0220
		.900		.0290	.0270	.0200	-.0240
MACH (3) = 3.502	BETAT (5) = 2.260	Z/BV	.158	.316	.600	.840	.925
		X/CV					
			.000	.7910	.8050	.6180	.7590
		.050	.0280	.0000	.0300	.0590	.0740
		.150	.0820	.0530	.0390	.0580	.0600
		.300	.1420	.0610	.0530	.0470	.0510
		.520	.1030	.1210	.0600	.0580	.0560
		.650	.0000	.0020	-.0180	-.0310	-.0370
		.775	-.0130	-.0310	-.0190	-.0430	-.0560

AMES 87-707 IA9 O2A + S3 + T9 LEFT VERTICAL

(RBNV14)

SECTION (1) LEFT VERTICAL		DEPENDENT VARIABLE CP						
MACH (3) = 3.502	BETAT (5) = 2.260	Z/BV	.158	.316	.600	.840	.925	
		X/CV	.900	.0270	-.0190	-.0370	-.0450	
MACH (3) = 3.502	BETAT (6) = 4.460	Z/BV	.158	.316	.600	.840	.925	
		X/CV	.000	.3610	.7910	.6400	.7540	.6210
			.050	.0130	-.0220	.0080	.0280	.0340
			.150	.0760	.0040	.0110	.0290	.0260
			.300	.0580	.0110	.0030	.0160	.0180
			.520	.0340	.0160	.0030	.0250	.0310
			.650	-.0330	-.0410	-.0610	-.0520	-.0570
			.775	-.0390	-.0500	-.0760	-.0670	-.0700
			.900	.0340	-.0690	-.0670	-.0640	
MACH (3) = 3.502	BETAT (7) = 6.660	Z/BV	.158	.316	.600	.840	.925	
		X/CV	.000	.4400	.7500	.5930	.7750	.6290
			.050	-.0260	-.0500	-.0090	.0150	.0270
			.150	.0240	-.0240	-.0120	.0170	.0220
			.300	.0180	-.0250	-.0100	.0060	.0150
			.520	-.0090	-.0270	-.0130	.0220	.0290
			.650	-.0550	-.0660	-.0660	-.0450	-.0530
			.775	-.0650	-.0710	-.0650	-.0660	-.0790
			.900	.0460	-.0640	-.0670	-.0750	
MACH (3) = 3.502	BETAT (8) = 8.870	Z/BV	.158	.316	.600	.840	.925	
		X/CV	.000	.2590	.6600	.6100	.7620	.6180
			.050	-.0280	-.0470	-.0280	-.0060	.0070
			.150	-.0410	-.0400	-.0360	-.0010	.0030
			.300	-.0530	-.0440	-.0270	-.0090	.0010
			.520	-.0590	-.0490	-.0290	.0080	.0160
			.650	-.0860	-.0780	-.0760	-.0570	-.0610
			.775	-.0940	-.0880	-.0780	-.0750	-.0870
			.900	.0620	-.0780	-.0750	-.0820	

AMES 87-707 IA9 C2A + S3 + T9 LEFT VERTICAL

(RBNVJ5) (10 MAY 73)

REFERENCE DATA

SREF = 2.4210 SQ.FT. XMRP = 28.5300 INCHES
 LREF = 39.8490 INCHES YMRP = .0000 INCHES
 BREF = 39.8490 INCHES ZMRP = .0000 INCHES
 SCALE = .0300 SCALE

PARAMETRIC DATA

ALPHAT = -2.000 ORBINC = .500
 RUDDER = .000 ELEVON = .000
 RUDFLR = .000

SECTION (1) LEFT VERTICAL

DEPENDENT VARIABLE CP

MACH (1) = 2.498	BETAT (1) = -8.430	Z/BV	.158	.316	.600	.840	.925
		X/CV					
		.000	.1980	.4750	.4550	.5610	.5730
		.050	.3470	.5460	.5170	.5230	.5290
		.150	.2820	.4280	.4510	.4700	.4620
		.300	.2030	.3020	.3800	.4040	.3730
		.520	.1680	.2320	.2960	.3380	.3260
		.650	-.0460	-.0140	.0340	.0720	.0700
		.775	-.0310	-.0340	.0240	.0450	.0350
		.900		.1130	.0150	.0340	.0290
MACH (1) = 2.498	BETAT (2) = -6.310	Z/BV	.158	.316	.600	.840	.925
		X/CV					
		.000	.2810	.6460	.5320	.6220	.5980
		.050	.3100	.4630	.4430	.4330	.4450
		.150	.2720	.3850	.4010	.4150	.4050
		.300	.2010	.2700	.3440	.3590	.3360
		.520	.1530	.2060	.2580	.2960	.2910
		.650	-.0560	-.0280	.0250	.0500	.0600
		.775	-.0510	-.0570	.0030	.0300	.0090
		.900		.0820	-.0040	.0180	-.0010
MACH (1) = 2.498	BETAT (3) = -4.190	Z/BV	.158	.316	.600	.840	.925
		X/CV					
		.000	.4150	.7250	.6120	.6870	.6300
		.050	.2910	.3910	.3270	.2870	.2810
		.150	.2690	.3560	.3480	.3490	.3340
		.300	.2000	.2480	.3070	.3150	.2960
		.520	.1450	.1900	.2230	.2620	.2580
		.650	-.0620	-.0420	.0090	.0300	.0460
		.775	-.0660	-.0700	-.0230	.0080	-.0100
		.900		.0550	-.0290	-.0020	-.0200
MACH (1) = 2.498	BETAT (4) = -2.070	Z/BV	.158	.316	.600	.840	.925
		X/CV					
		.000	.5740	.7360	.6520	.7100	.6290
		.050	.2400	.2660	.1940	.1320	.1420
		.150	.2540	.3270	.2690	.2230	.2010
		.300	.1940	.2240	.2690	.2510	.2160
		.520	.1330	.1590	.1950	.2340	.2280
		.650	-.0620	-.0530	-.0110	.0110	.0190
		.775	-.0720	-.0870	-.0430	-.0130	-.0220
		.900		.0410	-.0510	-.0220	-.0360

AMES 87-707 IA9 O2A + S3 + T9 LEFT VERTICAL

(RBNV05)

SECTION (1) LEFT VERTICAL

DEPENDENT VARIABLE CP

MACH (1) = 2.498 BETAT (5) = 2.180

Z/BV	.158	.316	.600	.840	.925
X/CV					
.000	.5260	.7670	.6780	.7150	.6060
.050	.1570	.0830	.0190	.0290	.0440
.150	.2000	.1070	.0820	.0680	.0670
.300	.1700	.1750	.1130	.0760	.0730
.520	.0960	.1130	.1400	.1070	.1010
.650	-.0560	-.0750	-.0450	-.0420	-.0750
.775	-.0710	-.1110	-.0740	-.0570	-.0880
.900		.0440	-.0830	-.0600	-.0770

MACH (1) = 2.498 BETAT (6) = 4.300

Z/BV	.158	.316	.600	.840	.925
X/CV					
.000	.3630	.7870	.6730	.6960	.5770
.050	.1820	.0220	-.0360	-.0190	-.0050
.150	.1310	.0240	.0160	.0150	.0200
.300	.0960	.0960	.0340	.0130	.0300
.520	.0250	.0770	.0480	.0380	.0560
.650	-.0860	-.0970	-.0610	-.0940	-.1080
.775	-.0900	-.1010	-.0910	-.1060	-.1250
.900		.0540	-.1030	-.1110	-.1130

MACH (1) = 2.498 BETAT (7) = 6.420

Z/BV	.158	.316	.600	.840	.925
X/CV					
.000	.1890	.7220	.6400	.6430	.5240
.050	.0630	-.0480	-.0800	-.0680	-.0600
.150	.0870	-.0380	-.0600	-.0410	-.0350
.300	.0260	-.0300	-.0290	-.0420	-.0200
.520	-.0180	-.0060	-.0170	-.0110	.0070
.650	-.1090	-.1170	-.1230	-.1140	-.1250
.775	-.1080	-.1190	-.1260	-.1160	-.1510
.900		.0720	-.1250	-.1130	-.1340

MACH (1) = 2.498 BETAT (8) = 8.540

Z/BV	.158	.316	.600	.840	.925
X/CV					
.000	.1060	.5970	.6010	.5880	.4770
.050	.0070	-.0700	-.1110	-.1110	-.1060
.150	-.0200	-.0750	-.0960	-.0850	-.0790
.300	-.0440	-.0870	-.0800	-.0800	-.0580
.520	-.0700	-.0810	-.0770	-.0550	-.0260
.650	-.1360	-.1370	-.1480	-.1290	-.1370
.775	-.1470	-.1450	-.1510	-.1340	-.1720
.900		.0880	-.1500	-.1320	-.1590

MACH (2) = 2.999 BETAT (1) = -8.590

Z/BV	.158	.316	.600	.840	.925
X/CV					
.000	.1490	.4600	.5210	.5900	.5830
.050	.3050	.4850	.4820	.4330	.4370
.150	.2570	.4370	.4450	.4260	.4130
.300	.2010	.3250	.3960	.3870	.3600

AMES 87-707 IA9 O2A + S3 + T9 LEFT VERTICAL

(RBNV05)

SECTION (1)LEFT VERTICAL		DEPENDENT VARIABLE CP					
MACH (2) = 2.999	BETAT (1) = -8.590	Z/BV	.158	.316	.600	.840	.925
		X/CV					
		.520	.1510	.2590	.3200	.3310	.3310
		.650	-.0200	.0150	.0750	.1020	.1100
		.775	-.0220	-.0160	.0500	.0810	.0710
		.900		.0850	.0450	.0700	.0670
MACH (2) = 2.999	BETAT (2) = -6.440	Z/BV	.158	.316	.600	.840	.925
		X/CV					
		.000	.4540	.5840	.5770	.6310	.6000
		.050	.3020	.4220	.3770	.2880	.2860
		.150	.2520	.4100	.3920	.3460	.3180
		.300	.1930	.3030	.3590	.3350	.3030
		.520	.1400	.2340	.2800	.2940	.2950
		.650	-.0310	.0070	.0640	.0830	.0900
		.775	-.0380	-.0250	.0390	.0630	.0520
		.900		.0630	.0260	.0530	.0470
MACH (2) = 2.999	BETAT (3) = -4.270	Z/BV	.158	.316	.600	.840	.925
		X/CV					
		.000	.3580	.6790	.6280	.6620	.6070
		.050	.2690	.3010	.2450	.1780	.1970
		.150	.2720	.3870	.3050	.2320	.2150
		.300	.2120	.2730	.3200	.2540	.2150
		.520	.1430	.2100	.2460	.2620	.2190
		.650	-.0290	-.0030	.0460	.0560	.0760
		.775	-.0390	-.0380	.0180	.0400	.0360
		.900		.0410	.0060	.0330	.0260
MACH (2) = 2.999	BETAT (4) = -2.110	Z/BV	.158	.316	.600	.840	.925
		X/CV					
		.000	.5460	.7370	.6570	.6680	.6070
		.050	.1990	.1740	.1290	.1340	.1500
		.150	.2080	.2880	.1990	.1610	.1590
		.300	.1730	.2420	.2280	.1620	.1480
		.520	.1260	.1790	.2150	.1770	.1440
		.650	-.0230	-.0180	.0310	.0380	.0140
		.775	-.0320	-.0490	.0010	.0210	-.0080
		.900		.0200	-.0100	.0150	-.0060
MACH (2) = 2.999	BETAT (5) = 2.220	Z/BV	.158	.316	.600	.840	.925
		X/CV					
		.000	.5360	.7610	.6980	.6860	.5770
		.050	.1040	.0250	.0140	.0240	.0340
		.150	.1570	.0720	.0390	.0340	.0370
		.300	.1400	.1530	.0660	.0270	.0350
		.520	.0940	.1230	.0770	.0440	.0500

AMES 87-707 IA9 O2A + S3 + T9 LEFT VERTICAL

(RBNVLS)

SECTION (1) LEFT VERTICAL		DEPENDENT VARIABLE CP					
MACH (2) = 2.999	BETAT (5) = 2.220	Z/BV	.158	.316	.600	.840	.925
		X/CV					
		.650	-.0260	-.0380	-.0140	-.0620	-.0710
		.775	-.0350	-.0690	-.0320	-.0700	-.0880
		.900		.0260	-.0400	-.0690	-.0710
MACH (2) = 2.999	BETAT (6) = 4.370	Z/BV	.158	.316	.600	.840	.925
		X/CV					
		.000	.2750	.7210	.6900	.6980	.5590
		.050	.1270	-.0040	-.0130	-.0090	-.0010
		.150	.1170	.0190	-.0150	-.0030	.0050
		.300	.0610	.0280	-.0150	-.0070	.0050
		.520	.0140	.0440	-.0070	.0060	.0190
		.650	-.0570	-.0580	-.0790	-.0860	-.0870
		.775	-.0570	-.0600	-.0800	-.0930	-.1000
		.900		.0420	-.0730	-.0920	-.0920
MACH (2) = 2.999	BETAT (7) = 6.530	Z/BV	.158	.316	.600	.840	.925
		X/CV					
		.000	.3610	.6470	.6730	.6640	.5360
		.050	-.0190	-.0470	-.0410	-.0380	-.0390
		.150	.0400	-.0270	-.0450	-.0290	-.0210
		.300	.0200	-.0280	-.0480	-.0320	-.0190
		.520	-.0160	-.0210	-.0400	-.0170	-.0020
		.650	-.0780	-.0850	-.1070	-.0960	-.0960
		.775	-.0830	-.0910	-.1060	-.1070	-.1110
		.900		.0560	-.1090	-.1080	-.1060
MACH (2) = 2.999	BETAT (8) = 8.700	Z/BV	.158	.316	.600	.840	.925
		X/CV					
		.000	.0870	.5620	.6440	.6200	.5050
		.050	-.0210	-.0610	-.0610	-.0550	-.0480
		.150	-.0430	-.0590	-.0750	-.0470	-.0380
		.300	-.0560	-.0660	-.0670	-.0480	-.0330
		.520	-.0750	-.0650	-.0620	-.0300	-.0140
		.650	-.1100	-.1060	-.1090	-.0960	-.0960
		.775	-.1220	-.1140	-.1120	-.1050	-.1210
		.900		.0690	-.1120	-.1080	-.1150
MACH (3) = 3.502	BETAT (1) = -8.750	Z/BV	.158	.316	.600	.840	.925
		X/CV					
		.000	.1630	.4710	.5210	.6360	.6050
		.050	.2620	.3590	.3550	.3060	.3250
		.150	.2150	.4010	.3890	.3430	.3240
		.300	.1810	.3300	.3710	.3400	.3150
		.520	.1350	.2710	.2970	.3210	.3140
		.650	-.0050	.0430	.0920	.1230	.1240

AMES 87-707 IA9 O2A + S3 + T9 LEFT VERTICAL

(RBNV05)

SECTION (1) LEFT VERTICAL		DEPENDENT VARIABLE CP						
MACH (3) = 3.502	BETAT (1) = -8.750	Z/BV	.158	.316	.600	.840	.925	
		X/CV						
			.775	-.0130	.0010	.0590	.0960	.0830
		.900		.0670	.0500	.0890	.0770	
MACH (3) = 3.502	BETAT (2) = -6.540	Z/BV	.158	.316	.600	.840	.925	
		X/CV						
			.000	.3960	.5730	.5580	.6540	.6090
			.050	.3070	.3100	.2430	.2290	.2640
			.150	.2370	.3670	.3010	.2590	.2520
			.300	.1820	.3000	.3290	.2680	.2420
			.520	.1270	.2440	.2800	.2810	.2480
			.650	-.0140	.0330	.0960	.1080	.1040
			.775	-.0290	-.0070	.0540	.0840	.0660
			.900		.0420	.0410	.0740	.0550
MACH (3) = 3.502	BETAT (3) = -4.350	Z/BV	.158	.316	.600	.840	.925	
		X/CV						
			.000	.3390	.6650	.6000	.6810	.5770
			.050	.2410	.1910	.1660	.1810	.1800
			.150	.2320	.3030	.2200	.1960	.1790
			.300	.2020	.2750	.2360	.1870	.1710
			.520	.1360	.2150	.2450	.2000	.1710
			.650	-.0070	.0190	.0730	.0650	.0530
			.775	-.0240	-.0200	.0380	.0520	.0190
			.900		.0170	.0250	.0470	.0180
MACH (3) = 3.502	BETAT (4) = -2.140	Z/BV	.158	.316	.600	.840	.925	
		X/CV						
			.000	.4920	.6990	.6360	.6590	.5780
			.050	.1580	.1370	.1150	.0950	.1130
			.150	.1630	.1940	.1420	.1010	.0980
			.300	.1490	.2350	.1660	.1050	.0900
			.520	.1140	.1860	.1550	.1170	.0860
			.650	.0000	.0070	.0500	.0160	-.0050
			.775	-.0090	-.0290	.0170	-.0040	-.0260
			.900		.0060	.0020	-.0030	-.0270
MACH (3) = 3.502	BETAT (5) = 2.260	Z/BV	.158	.316	.600	.840	.925	
		X/CV						
			.000	.4580	.7280	.6720	.6710	.5580
			.050	.0600	.0000	.0210	.0390	.0500
			.150	.1130	.0450	.0240	.0410	.0410
			.300	.1050	.0590	.0340	.0290	.0320
			.520	.0760	.0870	.0370	.0400	.0400
			.650	-.0150	-.0180	-.0210	-.0390	-.0470
			.775	-.0220	-.0470	-.0360	-.0540	-.0670
			.900					

AMES 87-707 IA9 O2A + S3 + T9 LEFT VERTICAL

(RBNV05)

SECTION (1) LEFT VERTICAL		DEPENDENT VARIABLE CP						
MACH (3) = 3.502	BETAT (5) = 2.260	Z/BV	.158	.316	.600	.840	.925	
		X/CV	.900	.0070	-.0380	-.0520	-.0570	
MACH (3) = 3.502	BETAT (6) = 4.460	Z/BV	.158	.316	.600	.840	.925	
		X/CV	.000	.2340	.7260	.6570	.6880	.5340
			.050	.0290	-.0310	-.0030	.0140	.0210
			.150	.0640	-.0060	-.0100	.0160	.0200
			.300	.0340	.0020	-.0130	.0050	.0110
			.520	.0060	.0060	-.0120	.0190	.0210
			.650	-.0500	-.0550	-.0690	-.0550	-.0590
			.775	-.0520	-.0620	-.0780	-.0670	-.0770
			.900		.0150	-.0720	-.0640	-.0710
		MACH (3) = 3.502	BETAT (7) = 6.660	Z/BV	.158	.316	.600	.840
X/CV	.000			.3370	.6480	.6330	.6610	.5400
	.050			-.0430	-.0610	-.0240	-.0080	.0030
	.150			.0040	-.0370	-.0370	-.0070	.0020
	.300			-.0020	-.0410	-.0300	-.0150	-.0010
	.520			-.0240	-.0390	-.0270	.0020	.0060
	.650			-.0680	-.0750	-.0750	-.0590	-.0660
	.775			-.0770	-.0830	-.0760	-.0730	-.0890
	.900				.0280	-.0770	-.0730	-.0840
MACH (3) = 3.502	BETAT (8) = 8.860			Z/BV	.158	.316	.600	.840
		X/CV	.000	.1040	.5600	.6270	.6440	.5220
			.050	-.0490	-.0640	-.0370	-.0310	-.0220
			.150	-.0610	-.0550	-.0550	-.0290	-.0210
			.300	-.0690	-.0610	-.0520	-.0370	-.0250
			.520	-.0780	-.0630	-.0560	-.0210	-.0110
			.650	-.0960	-.0920	-.0880	-.0710	-.0760
			.775	-.1020	-.0980	-.0900	-.0870	-.0970
			.900		.0430	-.0880	-.0900	-.0940

AMES 87-707 IA9 C2A + S3 + T9 LEFT VERTICAL

(RBNV06) (10 MAY 73)

REFERENCE DATA

SREF = 2.4210 SQ.FT. XMRP = 28.5300 INCHES
 LREF = 39.8490 INCHES YMRP = .0000 INCHES
 BREF = 39.8490 INCHES ZMRP = .0000 INCHES
 SCALE = .0300 SCALE

PARAMETRIC DATA

ALPHAT = .000 ORBINC = .500
 RUDDER = .000 ELEVON = .000
 RUDFLR = .000

SECTION (1) LEFT VERTICAL

DEPENDENT VARIABLE CP

MACH (1) = 2.498	BETAT (1) = -8.430	Z/BV	.158	.316	.600	.840	.925
		X/CV					
		.000	.1230	.4450	.3930	.4990	.5100
		.050	.2870	.4880	.4780	.4950	.5000
		.150	.2410	.3810	.4110	.4390	.4340
		.300	.1670	.2630	.3500	.3730	.3450
		.520	.1380	.2010	.2750	.3120	.3060
		.650	-.0560	-.0250	.0330	.0630	.0650
		.775	-.0450	-.0480	.0170	.0400	.0230
		.900		.1060	.0100	.0280	.0160
MACH (1) = 2.498	BETAT (2) = -6.310	Z/BV	.158	.316	.600	.840	.925
		X/CV					
		.000	.2100	.5880	.5150	.5800	.5400
		.050	.2390	.4080	.3880	.3990	.4110
		.150	.2060	.3420	.3600	.3830	.3720
		.300	.1530	.2420	.3130	.3330	.3100
		.520	.1180	.1840	.2330	.2730	.2670
		.650	-.0640	-.0400	.0120	.0460	.0500
		.775	-.0630	-.0690	-.0090	.0200	.0000
		.900		.0730	-.0140	.0080	-.0080
MACH (1) = 2.498	BETAT (3) = -4.190	Z/BV	.158	.316	.600	.840	.925
		X/CV					
		.000	.4600	.6460	.5590	.6400	.5730
		.050	.2330	.3200	.2810	.2450	.2460
		.150	.2110	.3080	.3050	.3100	.2980
		.300	.1550	.2160	.2690	.2790	.2600
		.520	.1080	.1610	.1920	.2320	.2260
		.650	-.0830	-.0560	-.0030	.0090	.0270
		.775	-.0900	-.0870	-.0390	-.0110	-.0240
		.900		.0450	-.0460	-.0210	-.0350
MACH (1) = 2.498	BETAT (4) = -2.070	Z/BV	.158	.316	.600	.840	.925
		X/CV					
		.000	.3990	.6810	.5960	.6560	.5760
		.050	.2040	.2150	.1600	.1040	.1160
		.150	.2080	.2850	.2310	.1900	.1700
		.300	.1560	.1930	.2350	.2140	.1840
		.520	.1060	.1360	.1690	.2070	.1960
		.650	-.0730	-.0610	-.0140	-.0020	.0080
		.775	-.0850	-.0940	-.0530	-.0270	-.0390
		.900		.0450	-.0630	-.0370	-.0500

AMES 87-707 IA9 C2A + S3 + T9 LEFT VERTICAL

(RBNV06)

SECTION (1) LEFT VERTICAL

DEPENDENT VARIABLE CP

MACH (1) = 2.498	BETAT (5) = 2.170	Z/BV	.158	.316	.600	.840	.925
		X/CV					
		.000	.3510	.7190	.6200	.6640	.5580
		.050	.1530	.0370	-.0110	.0060	.0230
		.150	.1610	.0670	.0520	.0430	.0460
		.300	.1340	.1390	.0800	.0480	.0480
		.520	.0700	.0860	.1080	.0760	.0710
		.650	-.0660	-.0890	-.0560	-.0660	-.0880
		.775	-.0860	-.1180	-.0870	-.0760	-.1020
		.900		.0430	-.0970	-.0790	-.0940

MACH (1) = 2.498	BETAT (6) = 4.290	Z/BV	.158	.316	.600	.840	.925
		X/CV					
		.000	.3290	.7050	.6160	.6500	.5300
		.050	.1280	-.0120	-.0490	-.0230	-.0100
		.150	.1320	-.0020	-.0150	.0030	.0100
		.300	.0680	.0520	.0180	.0010	.0190
		.520	.0070	.0510	.0300	.0210	.0410
		.650	-.0990	-.1100	-.0620	-.1030	-.1100
		.775	-.1040	-.1180	-.0950	-.1130	-.1340
		.900		.0470	-.1040	-.1100	-.1240

MACH (1) = 2.498	BETAT (7) = 6.410	Z/BV	.158	.316	.600	.840	.925
		X/CV					
		.000	.1280	.6560	.5810	.5900	.4630
		.050	.0010	-.0400	-.0790	-.0810	-.0780
		.150	.0560	-.0420	-.0650	-.0520	-.0520
		.300	.0150	-.0390	-.0410	-.0430	-.0320
		.520	-.0290	-.0240	-.0300	-.0160	-.0040
		.650	-.1150	-.1200	-.1240	-.1220	-.1260
		.775	-.1180	-.1170	-.1410	-.1250	-.1500
		.900		.0600	-.1330	-.1300	-.1400

MACH (1) = 2.498	BETAT (8) = 8.540	Z/BV	.158	.316	.600	.840	.925
		X/CV					
		.000	.0600	.5450	.5310	.5170	.4050
		.050	-.0160	-.0870	-.1200	-.1360	-.1320
		.150	-.0190	-.0920	-.1110	-.1160	-.1090
		.300	-.0430	-.1020	-.1080	-.1100	-.0910
		.520	-.0760	-.0980	-.1040	-.0830	-.0640
		.650	-.1440	-.1470	-.1660	-.1490	-.1580
		.775	-.1580	-.1540	-.1710	-.1510	-.1780
		.900		.0790	-.1600	-.1500	-.1640

MACH (2) = 2.999	BETAT (1) = -8.590	Z/BV	.158	.316	.600	.840	.925
		X/CV					
		.000	.0770	.4170	.4610	.5810	.5620
		.050	.2490	.4300	.4320	.4110	.4130
		.150	.2150	.3880	.3980	.4050	.3890
		.300	.1630	.2840	.3520	.3610	.3380

AMES 87-707 IA9 O2A + S3 + T9 LEFT VERTICAL

(RBNV:6)

SECTION (1)LEFT VERTICAL		DEPENDENT VARIABLE CP					
MACH (2) = 2.999	BETAT (1) = -8.590	Z/BV	.158	.316	.600	.840	.925
		X/CV					
		.520	.1170	.2220	.2810	.3080	.3110
		.650	-.0320	.0000	.0650	.0910	.1020
		.775	-.0350	-.0320	.0370	.0710	.0590
		.900		.0740	.0350	.0610	.0530
MACH (2) = 2.999	BETAT (2) = -6.430	Z/BV	.158	.316	.600	.840	.925
		X/CV					
		.000	.2430	.5410	.5210	.6190	.5780
		.050	.2110	.3390	.3200	.2490	.2500
		.150	.1750	.3430	.3420	.3070	.2810
		.300	.1380	.2570	.3130	.3010	.2710
		.520	.1060	.2000	.2420	.2660	.2640
		.650	-.0430	-.0080	.0470	.0650	.0780
		.775	-.0480	-.0410	.0190	.0450	.0350
		.900		.0480	.0100	.0360	.0290
MACH (2) = 2.999	BETAT (3) = -4.270	Z/BV	.158	.316	.600	.840	.925
		X/CV					
		.000	.2590	.6070	.5660	.6510	.5870
		.050	.2120	.2500	.2000	.1620	.1800
		.150	.2060	.3230	.2590	.2020	.1880
		.300	.1580	.2330	.2790	.2190	.1840
		.520	.1020	.1750	.2120	.2240	.1870
		.650	-.0460	-.0190	.0280	.0450	.0550
		.775	-.0580	-.0510	.0010	.0260	.0200
		.900		.0260	-.0090	.0170	.0080
MACH (2) = 2.999	BETAT (4) = -2.110	Z/BV	.158	.316	.600	.840	.925
		X/CV					
		.000	.3900	.6760	.6330	.6710	.5900
		.050	.1570	.1400	.1030	.1230	.1390
		.150	.1730	.2300	.1620	.1450	.1450
		.300	.1400	.2080	.1850	.1410	.1330
		.520	.0990	.1520	.1840	.1520	.1280
		.650	-.0340	-.0290	.0200	.0190	.0020
		.775	-.0450	-.0630	-.0120	.0070	-.0230
		.900		.0100	-.0240	.0030	-.0230
MACH (2) = 2.999	BETAT (5) = 2.210	Z/BV	.158	.316	.600	.840	.925
		X/CV					
		.000	.3350	.6980	.6560	.6780	.5560
		.050	.1300	.0140	.0200	.0190	.0230
		.150	.1360	.0570	.0320	.0240	.0260
		.300	.1130	.1190	.0540	.0210	.0230
		.520	.0720	.0970	.0610	.0440	.0390

AMES 87-707 IA9 02A + S3 + T9 LEFT VERTICAL

(RBNV06)

SECTION (1) LEFT VERTICAL

DEPENDENT VARIABLE CP

MACH (2) = 2.999	BETAT (5) = 2.210	Z/BV	.158	.316	.600	.840	.925
		X/CV					
		.650	-.0350	-.0500	-.0230	-.0570	-.0670
		.775	-.0460	-.0720	-.0410	-.0690	-.0840
		.900		.0190	-.0460	-.0690	-.0720
MACH (2) = 2.999	BETAT (6) = 4.370	Z/BV	.158	.316	.600	.840	.925
		X/CV					
		.000	.1880	.6480	.6280	.6640	.5390
		.050	.1290	.0110	-.0300	-.0130	-.0080
		.150	.1040	.0150	-.0300	-.0110	-.0050
		.300	.0450	.0230	-.0110	-.0180	-.0090
		.520	-.0040	.0310	-.0020	-.0030	.0040
		.650	-.0710	-.0630	-.0600	-.0870	-.0910
		.775	-.0710	-.0640	-.0710	-.0930	-.1090
		.900		.0310	-.0730	-.0930	-.1000
MACH (2) = 2.999	BETAT (7) = 6.530	Z/BV	.158	.316	.600	.840	.925
		X/CV					
		.000	.1570	.6040	.6140	.6360	.5190
		.050	.0100	-.0400	-.0490	-.0380	-.0350
		.150	.0570	-.0320	-.0570	-.0310	-.0280
		.300	.0080	-.0410	-.0490	-.0380	-.0280
		.520	-.0230	-.0360	-.0420	-.0260	-.0120
		.650	-.0780	-.0890	-.0970	-.0930	-.0940
		.775	-.0870	-.0930	-.1040	-.1000	-.1180
		.900		.0460	-.1020	-.1030	-.1110
MACH (2) = 2.999	BETAT (8) = 8.690	Z/BV	.158	.316	.600	.840	.925
		X/CV					
		.000	.0460	.5040	.5800	.5970	.4810
		.050	-.0420	-.0680	-.0720	-.0760	-.0690
		.150	-.0440	-.0680	-.0860	-.0650	-.0580
		.300	-.0550	-.0740	-.0820	-.0700	-.0550
		.520	-.0760	-.0740	-.0780	-.0540	-.0420
		.650	-.1140	-.1110	-.1220	-.1120	-.1150
		.775	-.1230	-.1180	-.1260	-.1180	-.1290
		.900		.0570	-.1250	-.1220	-.1240
MACH (3) = 3.502	BETAT (1) = -8.750	Z/BV	.158	.316	.600	.840	.925
		X/CV					
		.000	.0330	.3670	.4730	.5300	.5140
		.050	.1890	.3000	.3160	.2730	.3010
		.150	.1720	.3260	.3410	.3020	.2880
		.300	.1420	.2810	.3390	.3010	.2750
		.520	.1020	.2300	.2790	.2870	.2760
		.650	-.0160	.0240	.0870	.1060	.1090

AMES 87-707 IA9 O2A + S3 + T9 LEFT VERTICAL

(RBNV06)

SECTION (1) LEFT VERTICAL

DEPENDENT VARIABLE CP

MACH (3) = 3.502 BETAT (1) = -8.750	Z/BV	.158	.316	.600	.840	.925
	X/CV					
	.775	-.0300	-.0190	.0590	.0800	.0760
	.900		.0550	.0500	.0710	.0680
MACH (3) = 3.502 BETAT (2) = -6.550	Z/BV	.158	.316	.600	.840	.925
	X/CV					
	.000	.2210	.4750	.5160	.5970	.5160
	.050	.1990	.2660	.2220	.1990	.2260
	.150	.1430	.2840	.2680	.2170	.2120
	.300	.1110	.2520	.2810	.2190	.1980
	.520	.0820	.2010	.2330	.2280	.1950
	.650	-.0280	.0160	.0670	.0790	.0720
	.775	-.0390	-.0230	.0360	.0530	.0490
	.900		.0350	.0250	.0430	.0420
MACH (3) = 3.502 BETAT (3) = -4.340	Z/BV	.158	.316	.600	.840	.925
	X/CV					
	.000	.2500	.5850	.5640	.6400	.5250
	.050	.2110	.1760	.1530	.1630	.1870
	.150	.1860	.2550	.1950	.1770	.1770
	.300	.1460	.2240	.2230	.1690	.1610
	.520	.0900	.1760	.2180	.1770	.1540
	.650	-.0310	.0020	.0580	.0520	.0420
	.775	-.0530	-.0340	.0290	.0340	.0090
	.900		.0080	.0150	.0290	.0070
MACH (3) = 3.502 BETAT (4) = -2.150	Z/BV	.158	.316	.600	.840	.925
	X/CV					
	.000	.2370	.6290	.5990	.5740	.4980
	.050	.1250	.1120	.1100	.0830	.0900
	.150	.1330	.1630	.1290	.1040	.0840
	.300	.1150	.1980	.1460	.1000	.0810
	.520	.0830	.1560	.1400	.1040	.0830
	.650	-.0120	-.0050	.0390	.0010	-.0060
	.775	-.0230	-.0410	.0040	-.0210	-.0270
	.900		-.0060	-.0110	-.0230	-.0290
MACH (3) = 3.502 BETAT (5) = 2.260	Z/BV	.158	.316	.600	.840	.925
	X/CV					
	.000	.2660	.6540	.6370	.5770	.4800
	.050	.0690	-.0080	.0110	.0210	.0310
	.150	.0970	.0370	.0110	.0240	.0230
	.300	.0830	.0500	.0190	.0140	.0160
	.520	.0550	.0730	.0250	.0240	.0240
	.650	-.0240	-.0330	-.0370	-.0520	-.0560
	.775	-.0380	-.0590	-.0440	-.0600	-.0710

AMES 87-707 IAS Q2A + 93 + T9 LEFT VERTICAL

(RBNV06)

SECTION (1) LEFT VERTICAL		DEPENDENT VARIABLE CP					
MACH (3) = 3.502	BETAT (5) = 2.260	Z/BV	.158	.316	.600	.840	.925
		X/CV					
		.000		-.0150	-.0460	-.0550	-.0620
MACH (3) = 3.502	BETAT (6) = 4.450	Z/BV	.158	.316	.600	.840	.925
		X/CV					
		.000	.1720	.6450	.6320	.6180	.4820
		.050	.0720	-.0250	-.0170	.0020	.0160
		.150	.0740	-.0020	-.0220	.0060	.0170
		.300	.0270	-.0010	-.0160	-.0040	.0060
		.520	-.0060	-.0040	-.0150	.0070	.0170
		.650	-.0560	-.0600	-.0670	-.0590	-.0590
		.775	-.0620	-.0630	-.0680	-.0590	-.0840
		.900		-.0020	-.0670	-.0590	-.0780
MACH (3) = 3.502	BETAT (7) = 6.650	Z/BV	.158	.316	.600	.840	.925
		X/CV					
		.000	.2210	.5500	.6050	.6200	.4570
		.050	-.0390	-.0520	-.0360	-.0300	-.0190
		.150	-.0050	-.0370	-.0460	-.0240	-.0160
		.300	-.0130	-.0400	-.0400	-.0330	-.0210
		.520	-.0350	-.0390	-.0430	-.0210	-.0140
		.650	-.0750	-.0790	-.0830	-.0730	-.0750
		.775	-.0820	-.0870	-.0850	-.0780	-.0910
		.900		.0090	-.0830	-.0800	-.0870
MACH (3) = 3.502	BETAT (8) = 8.850	Z/BV	.158	.316	.600	.840	.925
		X/CV					
		.000	.0090	.4580	.5840	.5450	.4400
		.050	-.0650	-.0590	-.0470	-.0420	-.0330
		.150	-.0670	-.0620	-.0620	-.0390	-.0310
		.300	-.0750	-.0640	-.0610	-.0440	-.0310
		.520	-.0760	-.0670	-.0640	-.0300	-.0260
		.650	-.0990	-.0940	-.0890	-.0770	-.0780
		.775	-.1050	-.1010	-.0900	-.0860	-.0970
		.900		.0290	-.0900	-.0900	-.0970

AMES 87-707 IA9 Q2A + S3 + T9 LEFT VERTICAL

(RBNV07) (10 MAY 73)

REFERENCE DATA

SREF = 2.4210 SQ.FT. XMRP = 28.5300 INCHES
 LREF = 39.8490 INCHES YMRP = .0000 INCHES
 BREF = 39.8490 INCHES ZMRP = .0000 INCHES
 SCALE = .0300 SCALE

PARAMETRIC DATA

ALPHAT = 2.000 CRBINC = .500
 RUDDER = .000 ELEVON = .000
 RUDFLR = .000

SECTION (1) LEFT VERTICAL

DEPENDENT VARIABLE CP

MACH (1) = 2.498	BETAT (1) = -8.430	Z/BV	.158	.316	.600	.840	.925
		X/CV					
		.000	.0270	.3550	.3220	.4260	.4460
		.050	.2200	.4490	.4460	.4760	.4760
		.150	.1950	.3440	.3820	.4180	.4100
		.300	.1320	.2350	.3260	.3520	.3240
		.520	.1050	.1780	.2510	.2930	.2880
		.650	-.0660	-.0340	.0290	.0520	.0520
		.775	-.0590	-.0580	.0000	.0290	.0190
		.900		.0970	-.0070	.0190	.0110
MACH (1) = 2.498	BETAT (2) = -6.310	Z/BV	.158	.316	.600	.840	.925
		X/CV					
		.000	.1570	.5200	.4540	.5470	.4870
		.050	.1870	.3710	.3700	.3670	.3890
		.150	.1640	.3080	.3340	.3540	.3500
		.300	.1180	.2100	.2870	.3040	.2830
		.520	.0950	.1560	.2080	.2460	.2460
		.650	-.0740	-.0520	-.0010	.0300	.0370
		.775	-.0710	-.0760	-.0180	.0070	-.0130
		.900		.0670	-.0230	-.0030	-.0170
MACH (1) = 2.498	BETAT (3) = -4.190	Z/BV	.158	.316	.600	.840	.925
		X/CV					
		.000	.4350	.6010	.5020	.5760	.5220
		.050	.1450	.2490	.2480	.2200	.2210
		.150	.1420	.2580	.2750	.2700	.2620
		.300	.1040	.1850	.2330	.2420	.2270
		.520	.0760	.1370	.1620	.2020	.1960
		.650	-.0920	-.0670	-.0170	-.0070	.0070
		.775	-.0990	-.0960	-.0560	-.0310	-.0350
		.900		.0400	-.0630	-.0380	-.0450
MACH (1) = 2.498	BETAT (4) = -2.060	Z/BV	.158	.316	.600	.840	.925
		X/CV					
		.000	.2970	.6320	.5360	.5950	.5220
		.050	.1750	.1820	.1350	.0840	.0940
		.150	.1710	.2370	.2040	.1630	.1460
		.300	.1260	.1650	.2010	.1860	.1550
		.520	.0730	.1140	.1410	.1760	.1640
		.650	-.0940	-.0760	-.0390	-.0140	-.0070
		.775	-.1330	-.1090	-.0680	-.0400	-.0510
		.900		.0440	-.0750	-.0510	-.0590

AMES 87-707 IA9 O2A + S3 + T9 LEFT VERTICAL

(RBNVL7)

SECTION (1) LEFT VERTICAL		DEPENDENT VARIABLE CP					
MACH (1) = 2.498	BETAT (5) = 2.170	Z/BV	.158	.316	.600	.840	.925
		X/CV					
		.000	.2930	.6630	.5650	.6050	.5060
		.050	.1220	.0070	-.0260	-.0140	-.0010
		.150	.1290	.0390	.0290	.0150	.0200
		.300	.1090	.1110	.0470	.0230	.0230
		.520	.0510	.0640	.0730	.0500	.0470
		.650	-.0790	-.1020	-.0680	-.0810	-.1020
		.775	-.0970	-.1260	-.1040	-.0930	-.1140
		.900		.0460	-.1110	-.0970	-.1060
MACH (1) = 2.498	BETAT (6) = 4.290	Z/BV	.158	.316	.600	.840	.925
		X/CV					
		.000	.3290	.6530	.5620	.5910	.4830
		.050	.0270	-.0370	-.0610	-.0380	-.0280
		.150	.1090	-.0250	-.0410	-.0140	-.0090
		.300	.0620	.0040	-.0030	-.0130	.0010
		.520	.0040	.0190	.0050	.0060	.0210
		.650	-.1070	-.1180	-.0890	-.1080	-.1180
		.775	-.1190	-.1290	-.1080	-.1250	-.1400
		.900		.0410	-.1150	-.1120	-.1310
MACH (1) = 2.498	BETAT (7) = 6.410	Z/BV	.158	.316	.600	.840	.925
		X/CV					
		.000	.1190	.5950	.5530	.5470	.4190
		.050	.0640	-.0370	-.0910	-.0760	-.0820
		.150	.0550	-.0440	-.0700	-.0530	-.0500
		.300	.0160	-.0420	-.0510	-.0520	-.0280
		.520	-.0170	-.0370	-.0410	-.0310	-.0100
		.650	-.1220	-.1230	-.1210	-.1300	-.1360
		.775	-.1390	-.1230	-.1450	-.1350	-.1600
		.900		.0540	-.1460	-.1390	-.1500
MACH (1) = 2.498	BETAT (8) = 8.540	Z/BV	.158	.316	.600	.840	.925
		X/CV					
		.000	-.0070	.4810	.4670	.4530	.3460
		.050	-.0220	-.0990	-.1210	-.1450	-.1420
		.150	-.0160	-.1010	-.1200	-.1250	-.1200
		.300	-.0260	-.1110	-.1110	-.1190	-.1000
		.520	-.0480	-.1060	-.1140	-.0910	-.0750
		.650	-.1450	-.1480	-.1550	-.1500	-.1620
		.775	-.1710	-.1540	-.1690	-.1550	-.1840
		.900		.0700	-.1650	-.1530	-.1730
MACH (2) = 2.999	BETAT (1) = -8.590	Z/BV	.158	.316	.600	.840	.925
		X/CV					
		.000	.0300	.3820	.3760	.5060	.4860
		.050	.1900	.3790	.3940	.3810	.3790
		.150	.1760	.3340	.3470	.3620	.3490
		.300	.1240	.2350	.3050	.3200	.2970

AMES 87-757 IA9 O2A + S3 + T9 LEFT VERTICAL

(RBNV07)

SECTION (1) LEFT VERTICAL		DEPENDENT VARIABLE CP					
MACH (2) = 2.999	BETAT (1) = -8.590	Z/BV	.158	.316	.600	.840	.925
		X/CV					
		.520	.0800	.1800	.2380	.2690	.2720
		.650	-.0510	-.0180	.0370	.0690	.0750
		.775	-.0550	-.0470	.0200	.0490	.0410
		.900		.0710	.0150	.0370	.0340
MACH (2) = 2.999	BETAT (2) = -6.420	Z/BV	.158	.316	.600	.840	.925
		X/CV					
		.000	.0970	.5140	.4440	.5470	.5130
		.050	.1330	.2980	.2780	.2340	.2310
		.150	.1260	.2780	.2900	.2750	.2530
		.300	.0960	.2070	.2650	.2650	.2390
		.520	.0700	.1560	.2040	.2310	.2300
		.650	-.0520	-.0270	.0260	.0480	.0600
		.775	-.0570	-.0600	.0020	.0270	.0200
		.900		.0430	-.0070	.0190	.0110
MACH (2) = 2.999	BETAT (3) = -4.270	Z/BV	.158	.316	.600	.840	.925
		X/CV					
		.000	.2410	.5490	.4950	.5730	.5210
		.050	.1560	.2100	.1610	.1350	.1500
		.150	.1170	.2340	.2180	.1720	.1590
		.300	.0840	.1870	.2240	.1850	.1530
		.520	.0560	.1400	.1730	.1870	.1600
		.650	-.0670	-.0340	.0070	.0260	.0320
		.775	-.0770	-.0660	-.0180	.0060	.0020
		.900		.0230	-.0280	-.0020	-.0050
MACH (2) = 2.999	BETAT (4) = -2.110	Z/BV	.158	.316	.600	.840	.925
		X/CV					
		.000	.2290	.6000	.5590	.6200	.5180
		.050	.1120	.1130	.0760	.0970	.1160
		.150	.1280	.1860	.1270	.1190	.1210
		.300	.1100	.1650	.1450	.1100	.1080
		.520	.0700	.1180	.1490	.1190	.1040
		.650	-.0530	-.0430	-.0030	-.0040	-.0150
		.775	-.0670	-.0730	-.0290	-.0160	-.0400
		.900		.0070	-.0400	-.0190	-.0400
MACH (2) = 2.999	BETAT (5) = 2.210	Z/BV	.158	.316	.600	.840	.925
		X/CV					
		.000	.2260	.6200	.5840	.6290	.4920
		.050	.1030	-.0050	.0060	.0210	.0180
		.150	.1030	.0370	.0130	.0340	.0320
		.300	.0900	.0790	.0330	.0240	.0310
		.520	.0510	.0680	.0390	.0360	.0430

AMES 87-707 IA9 C2A + S3 + T9 LEFT VERTICAL

(RBNV07)

SECTION (1) LEFT VERTICAL		DEPENDENT VARIABLE CP					
MACH (2) = 2.999	BETAT (5) = 2.210	Z/BV	.158	.316	.600	.840	.925
		X/CV					
		.650	-.0480	-.0640	-.0370	-.0640	-.0680
		.775	-.0630	-.0840	-.0520	-.0800	-.0910
		.900		.0100	-.0610	-.0770	-.0770
MACH (2) = 2.999	BETAT (6) = 4.370	Z/BV	.158	.316	.600	.840	.925
		X/CV					
		.000	.1970	.5850	.5530	.5870	.4790
		.050	.0690	-.0290	-.0340	-.0280	-.0220
		.150	.0700	-.0020	-.0280	-.0240	-.0210
		.300	.0450	.0030	-.0140	-.0290	-.0210
		.520	.0070	.0200	-.0030	-.0110	-.0110
		.650	-.0690	-.0760	-.0760	-.0860	-.0950
		.775	-.0790	-.0800	-.0840	-.0930	-.1120
		.900		.0250	-.0830	-.0900	-.1010
MACH (2) = 2.999	BETAT (7) = 6.530	Z/BV	.158	.316	.600	.840	.925
		X/CV					
		.000	.0680	.5870	.5290	.5680	.4550
		.050	.0380	-.0250	-.0620	-.0540	-.0520
		.150	.0350	-.0330	-.0690	-.0500	-.0480
		.300	.0230	-.0440	-.0540	-.0580	-.0460
		.520	.0000	-.0400	-.0460	-.0420	-.0340
		.650	-.0740	-.0860	-.0960	-.1010	-.1040
		.775	-.0940	-.0940	-.1070	-.1050	-.1210
		.900		.0370	-.1070	-.1090	-.1160
MACH (2) = 2.999	BETAT (8) = 8.690	Z/BV	.158	.316	.600	.840	.925
		X/CV					
		.000	.0050	.4670	.4940	.5250	.4110
		.050	-.0420	-.0780	-.0810	-.0780	-.0730
		.150	-.0300	-.0770	-.0970	-.0740	-.0660
		.300	-.0360	-.0850	-.0850	-.0770	-.0620
		.520	-.0520	-.0800	-.0810	-.0620	-.0500
		.650	-.1090	-.1110	-.1190	-.1110	-.1140
		.775	-.1240	-.1190	-.1210	-.1170	-.1320
		.900		.0540	-.1210	-.1200	-.1280
MACH (3) = 3.502	BETAT (1) = -8.730	Z/BV	.158	.316	.600	.840	.925
		X/CV					
		.000	.0070	.2880	.4070	.5360	.4930
		.050	.1400	.2490	.2750	.2570	.2800
		.150	.1360	.2710	.2910	.2780	.2660
		.300	.1140	.2300	.2860	.2760	.2530
		.520	.0750	.1860	.2340	.2650	.2530
		.650	-.0260	.0050	.0620	.0890	.0940

AMES 87-707 IA9 O2A + S3 + T9 LEFT VERTICAL

(RBNV07)

SECTION (1) LEFT VERTICAL		DEPENDENT VARIABLE CP						
MACH (3) = 3.502	BETAT (1) = -8.730	Z/BV	.158	.316	.600	.840	.925	
		X/CV						
			.775	-.0430	-.0340	.0360	.0630	.0580
		.900		.0510	.0290	.0530	.0470	
MACH (3) = 3.502	BETAT (2) = -6.540	Z/BV	.158	.316	.600	.840	.925	
		X/CV						
			.000	.0930	.4070	.4450	.5640	.5110
			.050	.1100	.2110	.1900	.1910	.2210
			.150	.0860	.2180	.2200	.2050	.2000
			.300	.0670	.1990	.2320	.2020	.1850
			.520	.0530	.1620	.2020	.2060	.1860
			.650	-.0380	-.0020	.0500	.0660	.0610
			.775	-.0490	-.0390	.0240	.0430	.0260
			.900		.0270	.0130	.0340	.0200
MACH (3) = 3.502	BETAT (3) = -4.340	Z/BV	.158	.316	.600	.840	.925	
		X/CV						
			.000	.1810	.4900	.4980	.6050	.5320
			.050	.1690	.1700	.1260	.1490	.1790
			.150	.1260	.2010	.1620	.1580	.1610
			.300	.0800	.1780	.1850	.1480	.1450
			.520	.0530	.1420	.1700	.1530	.1370
			.650	-.0440	-.0100	.0350	.0310	.0260
			.775	-.0630	-.0440	.0080	.0180	-.0040
			.900		.0050	-.0020	.0140	-.0100
MACH (3) = 3.502	BETAT (4) = -2.140	Z/BV	.158	.316	.600	.840	.925	
		X/CV						
			.000	.1690	.5700	.5380	.6280	.4890
			.050	.0810	.0800	.0870	.1120	.1240
			.150	.0980	.1290	.1040	.1200	.1140
			.300	.0830	.1590	.1290	.1030	.0990
			.520	.0530	.1200	.1210	.1060	.0930
			.650	-.0370	-.0230	.0200	-.0020	-.0040
			.775	-.0500	-.0550	-.0040	-.0190	-.0340
			.900		-.0170	-.0190	-.0190	-.0390
MACH (3) = 3.502	BETAT (5) = 2.250	Z/BV	.158	.316	.600	.840	.925	
		X/CV						
			.000	.1980	.5840	.5680	.6330	.4690
			.050	.0650	-.0120	-.0010	.0250	.0340
			.150	.0800	.0280	.0040	.0230	.0250
			.300	.0630	.0390	.0160	.0100	.0200
			.520	.0380	.0490	.0200	.0200	.0220
			.650	-.0360	-.0460	-.0410	-.0510	-.0560
			.775	-.0470	-.0650	-.0470	-.0610	-.0750
			.900					

AMES 87-707 IA9 O2A + S3 + T9 LEFT VERTICAL

(RBNV07)

SECTION (1) LEFT VERTICAL

DEPENDENT VARIABLE CP

MACH (3) = 3.502	BETAT (5) = 2.250	Z/BV	.158	.316	.600	.840	.925	
		X/CV	.900	-.0180	-.0500	-.0560	-.0690	
MACH (3) = 3.502	BETAT (6) = 4.460	Z/BV	.158	.316	.600	.840	.925	
		X/CV	.000	.1300	.5270	.5550	.6090	.4790
			.050	.0600	-.0110	-.0250	-.0040	.0020
			.150	.0660	-.0010	-.0340	-.0070	-.0030
			.300	.0230	-.0110	-.0250	-.0160	-.0020
			.520	-.0090	-.0110	-.0210	-.0050	.0010
			.650	-.0590	-.0590	-.0670	-.0620	-.0640
			.775	-.0670	-.0640	-.0720	-.0640	-.0810
			.900		-.0010	-.0680	-.0630	-.0780
		MACH (3) = 3.502	BETAT (7) = 6.660	Z/BV	.158	.316	.600	.840
X/CV	.000			.0600	.4520	.5210	.5760	.4410
	.050			-.0280	-.0420	-.0450	-.0340	-.0300
	.150			.0040	-.0340	-.0580	-.0340	-.0300
	.300			-.0100	-.0410	-.0520	-.0440	-.0310
	.520			-.0280	-.0420	-.0500	-.0290	-.0300
	.650			-.0700	-.0720	-.0810	-.0740	-.0810
	.775			-.0860	-.0840	-.0830	-.0760	-.0940
	.900				.0090	-.0810	-.0780	-.0820
MACH (3) = 3.502	BETAT (8) = 8.850			Z/BV	.158	.316	.600	.840
		X/CV	.000	-.0210	.3710	.5150	.5560	.4160
			.050	-.0700	-.0700	-.0520	-.0490	-.0420
			.150	-.0700	-.0690	-.0710	-.0460	-.0410
			.300	-.0630	-.0700	-.0680	-.0530	-.0430
			.520	-.0670	-.0710	-.0690	-.0400	-.0370
			.650	-.0930	-.0950	-.0880	-.0780	-.0830
			.775	-.1030	-.1020	-.0900	-.0800	-.0970
			.900		.0290	-.0890	-.0850	-.0980

AMES 87-707 IA9 O2A + S3 + T9 LEFT VERTICAL

(RBNV08) (10 MAY 73)

REFERENCE DATA

SREF = 2.4210 SQ.FT. XMRP = 28.5300 INCHES
 LREF = 39.8490 INCHES YMRP = .0000 INCHES
 BREF = 39.8490 INCHES ZMRP = .0000 INCHES
 SCALE = .0300 SCALE

PARAMETRIC DATA

ALPHAT = 4.000 CRBINC = .500
 RUDDER = .000 ELEVON = .000
 RUDFLR = .000

SECTION (1) LEFT VERTICAL

DEPENDENT VARIABLE CP

MACH (1) = 2.498	BETAT (1) = -8.420	Z/BV	.158	.316	.600	.840	.925
		X/CV					
		.000	.0000	.2840	.2660	.3610	.3860
		.050	.1710	.3920	.4120	.4480	.4480
		.150	.1520	.2990	.3550	.3870	.3860
		.300	.0940	.1980	.3030	.3260	.3020
		.520	.0680	.1500	.2310	.2660	.2660
		.650	-.0820	-.0500	.0480	.0360	.0370
		.775	-.0780	-.0690	-.0190	.0120	.0030
		.900		.0940	-.0270	.0140	-.0020
MACH (1) = 2.498	BETAT (2) = -6.300	Z/BV	.158	.316	.600	.840	.925
		X/CV					
		.000	.1130	.4530	.3980	.4870	.4600
		.050	.1150	.3300	.3450	.3460	.3560
		.150	.1070	.2680	.3070	.3240	.3180
		.300	.0770	.1830	.2540	.2750	.2580
		.520	.0580	.1320	.1800	.2220	.2210
		.650	-.0780	-.0570	-.0020	.0110	.0190
		.775	-.0790	-.0840	-.0370	-.0110	-.0190
		.900		.0710	-.0440	-.0220	-.0260
MACH (1) = 2.498	BETAT (3) = -4.190	Z/BV	.158	.316	.600	.840	.925
		X/CV					
		.000	.2860	.5510	.4530	.5200	.4700
		.050	.1060	.2120	.2300	.2190	.2230
		.150	.1040	.2200	.2480	.2580	.2500
		.300	.0760	.1590	.2190	.2260	.2110
		.520	.0530	.1180	.1500	.1870	.1820
		.650	-.0880	-.0730	-.0230	-.0080	.0040
		.775	-.0960	-.1050	-.0500	-.0270	-.0400
		.900		.0560	-.0540	-.0340	-.0480
MACH (1) = 2.498	BETAT (4) = -2.070	Z/BV	.158	.316	.600	.840	.925
		X/CV					
		.000	.2730	.5880	.4830	.5410	.4710
		.050	.1560	.1730	.1170	.0670	.0760
		.150	.1460	.1920	.1790	.1430	.1260
		.300	.0930	.1350	.1720	.1620	.1340
		.520	.0430	.0920	.1150	.1480	.1420
		.650	-.1020	-.0840	-.0530	-.0240	-.0210
		.775	-.1210	-.1140	-.0780	-.0540	-.0590
		.900		.0490	-.0850	-.0620	-.0690

AMES 87-707 IA9 Q2A + S3 + T9 LEFT VERTICAL

(RBNV08)

SECTION (1) LEFT VERTICAL		DEPENDENT VARIABLE CP					
MACH (1) = 2.498	BETAT (5) = 2.170	Z/BV	.158	.316	.600	.840	.925
		X/CV					
		.000	.2590	.6160	.5100	.5440	.4510
		.050	.0960	-.0160	-.0340	-.0310	-.0170
		.150	.1100	.0080	.0090	-.0030	.0020
		.300	.0830	.0780	.0220	.0030	.0040
		.520	.0330	.0400	.0510	.0310	.0260
		.650	-.0910	-.1110	-.0760	-.0870	-.1090
		.775	-.1100	-.1310	-.1090	-.0980	-.1210
		.900		.0470	-.1180	-.1040	-.1110
MACH (1) = 2.498	BETAT (6) = 4.300	Z/BV	.158	.316	.600	.840	.925
		X/CV					
		.000	.1900	.5970	.5080	.5330	.4290
		.050	.0640	-.0260	-.0700	-.0540	-.0430
		.150	.0840	-.0240	-.0540	-.0320	-.0250
		.300	.0470	-.0160	-.0260	-.0320	-.0160
		.520	-.0010	-.0130	-.0120	-.0120	.0020
		.650	-.1120	-.1190	-.0960	-.1200	-.1230
		.775	-.1260	-.1220	-.1210	-.1260	-.1490
		.900		.0540	-.1280	-.1160	-.1380
MACH (1) = 2.498	BETAT (7) = 6.420	Z/BV	.158	.316	.600	.840	.925
		X/CV					
		.000	.0940	.5270	.4920	.5020	.3950
		.050	.0570	-.0670	-.1040	-.1030	-.0930
		.150	.0440	-.0710	-.0890	-.0800	-.0700
		.300	.0330	-.0490	-.0750	-.0770	-.0550
		.520	-.0290	-.0490	-.0680	-.0570	-.0390
		.650	-.1230	-.1340	-.1420	-.1470	-.1500
		.775	-.1470	-.1340	-.1600	-.1510	-.1670
		.900		.0530	-.1550	-.1530	-.1570
MACH (1) = 2.498	BETAT (8) = 8.550	Z/BV	.158	.316	.600	.840	.925
		X/CV					
		.000	.0020	.4080	.4040	.3860	.2910
		.050	-.0220	-.1100	-.1210	-.1600	-.1570
		.150	-.0150	-.1160	-.1260	-.1340	-.1370
		.300	-.0320	-.1310	-.1210	-.1190	-.1120
		.520	-.0490	-.1140	-.1110	-.1010	-.0860
		.650	-.1510	-.1590	-.1620	-.1640	-.1670
		.775	-.1760	-.1620	-.1760	-.1770	-.1820
		.900		.0670	-.1760	-.1710	-.1730
MACH (2) = 2.999	BETAT (1) = -8.580	Z/BV	.158	.316	.600	.840	.925
		X/CV					
		.000	-.0050	.3620	.3100	.4340	.4330
		.050	.1050	.3390	.3590	.3630	.3650
		.150	.1090	.2970	.3150	.3320	.3250
		.300	.0800	.2040	.2720	.2890	.2710

AMES 87-707 IA9 O2A + S3 + T9 LEFT VERTICAL

(RBNV08)

SECTION (1) LEFT VERTICAL		DEPENDENT VARIABLE CP					
MACH (2) = 2.999	BETAT (1) = -8.580	Z/BV	.158	.316	.600	.840	.925
		X/CV					
		.520	.0440	.1510	.2120	.2420	.2450
		.650	-.0620	-.0280	.0320	.0560	.0640
		.775	-.0660	-.0590	.0100	.0390	.0330
		.900		.0730	.0030	.0260	.0280
MACH (2) = 2.999	BETAT (2) = -6.420	Z/BV	.158	.316	.600	.840	.925
		X/CV					
		.000	.0590	.4650	.3860	.4810	.4520
		.050	.1100	.2480	.2570	.2250	.2220
		.150	.1120	.2460	.2600	.2560	.2370
		.300	.0800	.1710	.2340	.2380	.2180
		.520	.0510	.1260	.1750	.2030	.2020
		.650	-.0630	-.0370	.0110	.0340	.0450
		.775	-.0740	-.0650	-.0110	.0140	.0080
		.900		.0440	-.0170	.0050	.0020
MACH (2) = 2.999	BETAT (3) = -4.260	Z/BV	.158	.316	.600	.840	.925
		X/CV					
		.000	.2390	.5070	.4710	.5130	.4610
		.050	.0890	.1670	.1240	.1250	.1390
		.150	.0730	.1880	.1830	.1600	.1480
		.300	.0500	.1500	.1950	.1660	.1410
		.520	.0320	.1110	.1470	.1640	.1460
		.650	-.0720	-.0430	-.0020	.0160	.0220
		.775	-.0800	-.0760	-.0260	-.0020	-.0100
		.900		.0200	-.0350	-.0120	-.0130
MACH (2) = 2.999	BETAT (4) = -2.100	Z/BV	.158	.316	.600	.840	.925
		X/CV					
		.000	.1880	.5530	.4960	.5610	.4820
		.050	.0980	.1050	.0570	.0720	.0880
		.150	.1110	.1580	.1020	.0930	.0960
		.300	.0780	.1240	.1200	.0870	.0860
		.520	.0330	.0880	.1140	.0970	.0790
		.650	-.0680	-.0520	-.0190	-.0190	-.0300
		.775	-.0920	-.0820	-.0430	-.0320	-.0510
		.900		.0060	-.0530	-.0350	-.0500
MACH (2) = 2.999	BETAT (5) = 2.210	Z/BV	.158	.316	.600	.840	.925
		X/CV					
		.000	.1770	.5650	.5200	.5660	.4620
		.050	.0820	-.0230	-.0110	.0050	.0130
		.150	.0810	.0140	-.0050	.0140	.0200
		.300	.0680	.0520	.0120	.0090	.0190
		.520	.0360	.0440	.0190	.0190	.0250

AMES 87-707 IA9 O2A + S3 + T9 LEFT VERTICAL

(RBNV08)

SECTION (1)LEFT VERTICAL		DEPENDENT VARIABLE CP					
MACH (2) = 2.999	BETAT (5) = 2.210	Z/BV	.158	.316	.600	.840	.925
		X/CV					
		.650	-.0600	-.0710	-.0520	-.0720	-.0770
		.775	-.0760	-.0860	-.0650	-.0890	-.0990
		.900		.0070	-.0730	-.0830	-.0870
MACH (2) = 2.999	BETAT (6) = 4.370	Z/BV	.158	.316	.600	.840	.925
		X/CV					
		.000	.1630	.5510	.4980	.5240	.4190
		.050	.0210	-.0070	-.0300	-.0430	-.0430
		.150	.0670	-.0030	-.0280	-.0350	-.0380
		.300	.0500	-.0090	-.0270	-.0330	-.0350
		.520	.0110	-.0150	-.0180	-.0130	-.0200
		.650	-.0740	-.0820	-.0890	-.0890	-.0980
		.775	-.0870	-.0860	-.1040	-.1010	-.1080
		.900		.0200	-.1040	-.0990	-.1030
MACH (2) = 2.999	BETAT (7) = 6.540	Z/BV	.158	.316	.600	.840	.925
		X/CV					
		.000	.0430	.5240	.4670	.4950	.3920
		.050	.0290	-.0370	-.0680	-.0670	-.0630
		.150	.0350	-.0440	-.0760	-.0620	-.0600
		.300	.0460	-.0550	-.0590	-.0670	-.0590
		.520	-.0010	-.0570	-.0530	-.0540	-.0460
		.650	-.0800	-.1040	-.0940	-.1030	-.1090
		.775	-.0940	-.1020	-.1060	-.1050	-.1250
		.900		.0390	-.1090	-.1100	-.1190
MACH (2) = 2.999	BETAT (8) = 8.700	Z/BV	.158	.316	.600	.840	.925
		X/CV					
		.000	-.0280	.4480	.4260	.4470	.3520
		.050	-.0480	-.0900	-.0870	-.1040	-.0990
		.150	-.0370	-.0870	-.1050	-.0990	-.0930
		.300	-.0500	-.0960	-.1060	-.1030	-.0870
		.520	-.0500	-.0960	-.1020	-.0880	-.0770
		.650	-.1080	-.1160	-.1340	-.1250	-.1300
		.775	-.1270	-.1230	-.1360	-.1330	-.1360
		.900		.0520	-.1350	-.1370	-.1320
MACH (3) = 3.502	BETAT (1) = -8.720	Z/BV	.158	.316	.600	.840	.925
		X/CV					
		.000	.0030	.2050	.3280	.4570	.4290
		.050	.1160	.2160	.2540	.2400	.2610
		.150	.1000	.2390	.2610	.2580	.2450
		.300	.0730	.1930	.2540	.2490	.2340
		.520	.0400	.1510	.2010	.2310	.2300
		.650	-.0440	-.0050	.0440	.0730	.0830

AMES 87-707 IA9 O2A + S3 + T9 LEFT VERTICAL

(RBNVJ8)

SECTION (1) LEFT VERTICAL		DEPENDENT VARIABLE CP						
MACH (3) = 3.502	BETAT (1) = -8.720	Z/BV	.158	.316	.600	.840	.925	
		X/CV	.775	-.0570	-.0380	.0250	.0490	.0440
			.900		.0510	.0180	.0380	.0350
MACH (3) = 3.502	BETAT (2) = -6.530	Z/BV	.158	.316	.600	.840	.925	
		X/CV	.000	.0320	.3610	.3700	.4870	.4420
			.050	.0590	.1710	.1700	.1690	.1940
			.150	.0660	.1860	.1910	.1810	.1750
			.300	.0550	.1590	.2050	.1780	.1630
			.520	.0360	.1280	.1710	.1810	.1640
			.650	-.0420	-.0170	.0350	.0500	.0520
			.775	-.0520	-.0500	.0110	.0280	.0170
			.900		.0270	.0030	.0210	.0090
		MACH (3) = 3.502	BETAT (3) = -4.330	Z/BV	.158	.316	.600	.840
X/CV	.000			.1660	.4150	.4250	.5220	.4580
	.050			.0850	.1460	.1080	.1270	.1520
	.150			.0540	.1570	.1380	.1360	.1350
	.300			.0310	.1360	.1540	.1270	.1200
	.520			.0170	.1100	.1330	.1320	.1140
	.650			-.0570	-.0250	.0190	.0210	.0160
	.775			-.0710	-.0540	-.0040	.0040	-.0140
	.900				.0050	-.0110	.0000	-.0180
MACH (3) = 3.502	BETAT (4) = -2.140			Z/BV	.158	.316	.600	.840
		X/CV	.000	.1540	.5120	.4790	.5580	.4690
			.050	.0520	.0660	.0700	.0910	.1110
			.150	.0770	.1200	.0840	.0970	.0990
			.300	.0640	.1170	.0970	.0820	.0840
			.520	.0300	.0900	.0980	.0830	.0760
			.650	-.0500	-.0340	.0000	-.0130	-.0130
			.775	-.0690	-.0620	-.0220	-.0310	-.0380
			.900		-.0130	-.0310	-.0320	-.0430
		MACH (3) = 3.502	BETAT (5) = 2.260	Z/BV	.158	.316	.600	.840
X/CV	.000			.1280	.5190	.5030	.5570	.4370
	.050			.0520	-.0300	-.0080	-.0010	.0100
	.150			.0620	.0110	-.0050	.0000	.0020
	.300			.0460	.0190	-.0010	-.0090	-.0030
	.520			.0200	.0300	.0000	.0040	.0020
	.650			-.0480	-.0570	-.0570	-.0590	-.0680
	.775			-.0620	-.0730	-.0670	-.0710	-.0810

AMES 87-707 IA9 O2A + S3 + T9 LEFT VERTICAL

(RBNV08)

SECTION (1) LEFT VERTICAL		DEPENDENT VARIABLE CP						
MACH (3) = 3.502	BETAT (5) = 2.260	Z/BV	.158	.316	.600	.840	.925	
		X/CV	.930	-.0250	-.0670	-.0650	-.0740	
MACH (3) = 3.502	BETAT (6) = 4.460	Z/BV	.158	.316	.600	.840	.925	
		X/CV	.000	.0980	.4530	.4790	.5320	.4100
			.050	.0930	-.0320	-.0410	-.0220	-.0130
			.150	.0390	-.0160	-.0460	-.0210	-.0190
			.300	.0210	-.0230	-.0310	-.0310	-.0190
			.520	-.0050	-.0200	-.0300	-.0210	-.0140
			.650	-.0610	-.0690	-.0680	-.0660	-.0720
			.775	-.0700	-.0730	-.0770	-.0680	-.0900
			.900		-.0090	-.0760	-.0700	-.0830
		MACH (3) = 3.502	BETAT (7) = 6.660	Z/BV	.158	.316	.600	.840
X/CV	.000			.0110	.4070	.4430	.4980	.3800
	.050			-.0170	-.0350	-.0560	-.0530	-.0500
	.150			.0040	-.0390	-.0700	-.0560	-.0520
	.300			.0110	-.0520	-.0650	-.0620	-.0510
	.520			-.0120	-.0580	-.0640	-.0500	-.0480
	.650			-.0620	-.0830	-.0880	-.0840	-.0920
	.775			-.0820	-.0910	-.0860	-.0860	-.0960
	.900				.0060	-.0920	-.0910	-.0970
MACH (3) = 3.502	BETAT (8) = 8.860			Z/BV	.158	.316	.600	.840
		X/CV	.000	-.0080	.2800	.4250	.4800	.3560
			.050	-.0860	-.0840	-.0670	-.0620	-.0580
			.150	-.0730	-.0840	-.0870	-.0620	-.0570
			.300	-.0680	-.0880	-.0780	-.0680	-.0570
			.520	-.0650	-.0860	-.0800	-.0590	-.0590
			.650	-.0950	-.1000	-.0940	-.0870	-.0880
			.775	-.1070	-.1060	-.0950	-.0910	-.1000
			.900		.0210	-.0960	-.0930	-.1020

AMES 87-707 IA9 O2A + S3 + T9 LEFT VERTICAL

(RBNVU9) (10 MAY 73)

REFERENCE DATA

SREF = 2.4210 SQ.FT. XMRP = 28.5300 INCHES
 LREF = 39.8490 INCHES YMRP = .0000 INCHES
 BREF = 39.8490 INCHES ZMRP = .0000 INCHES
 SCALE = .0300 SCALE

PARAMETRIC DATA

ALPHAT = 6.000 ORBINC = .500
 RUDDER = .000 ELEVON = .000
 RUDFLR = .000

SECTION (1) LEFT VERTICAL

DEPENDENT VARIABLE CP

MACH (1) = 2.498	BETAT (1) = -8.410	Z/BV	.158	.316	.600	.840	.925
		X/CV					
		.000	-.0010	.2090	.2270	.3200	.3410
		.050	.1260	.3400	.3920	.4150	.4160
		.150	.1080	.2590	.3370	.3620	.3570
		.300	.0580	.1700	.2880	.3010	.2810
		.520	.0350	.1230	.2070	.2480	.2500
		.650	-.0960	-.0600	.0040	.0250	.0320
		.775	-.0880	-.0730	-.0240	.0240	-.0050
		.900		.0930	-.0290	.0180	.0030
MACH (1) = 2.498	BETAT (2) = -6.290	Z/BV	.158	.316	.600	.840	.925
		X/CV					
		.000	.0780	.3810	.3420	.4220	.4080
		.050	.1000	.2930	.3210	.3350	.3430
		.150	.0990	.2310	.2840	.3080	.3050
		.300	.0600	.1530	.2380	.2600	.2450
		.520	.0450	.1140	.1730	.2130	.2110
		.650	-.0880	-.0650	-.0180	.0080	.0140
		.775	-.0880	-.0920	-.0420	-.0170	-.0220
		.900		.0680	-.0510	-.0230	-.0280
MACH (1) = 2.498	BETAT (3) = -4.170	Z/BV	.158	.316	.600	.840	.925
		X/CV					
		.000	.2210	.4780	.3930	.4620	.4170
		.050	.0640	.1950	.2280	.2230	.2270
		.150	.0640	.1870	.2290	.2420	.2350
		.300	.0410	.1290	.1950	.2100	.1940
		.520	.0280	.0920	.1320	.1700	.1640
		.650	-.0890	-.0800	-.0310	-.0160	-.0060
		.775	-.0960	-.1090	-.0600	-.0370	-.0470
		.900		.0640	-.0670	-.0440	-.0530
MACH (1) = 2.498	BETAT (4) = -2.060	Z/BV	.158	.316	.600	.840	.925
		X/CV					
		.000	.2410	.5340	.4310	.4870	.4220
		.050	.1120	.1540	.1130	.0770	.0800
		.150	.1090	.1590	.1670	.1420	.1270
		.300	.0540	.1050	.1520	.1520	.1300
		.520	.0260	.0700	.0990	.1340	.1290
		.650	-.1040	-.0900	-.0500	-.0360	-.0290
		.775	-.1140	-.1150	-.0770	-.0580	-.0650
		.900		.0490	-.0840	-.0660	-.0720

AMES 87-707 IA9 O2A + S3 + T9 LEFT VERTICAL

(RBNVU9)

SECTION (1) LEFT VERTICAL		DEPENDENT VARIABLE CP					
MACH (1) = 2.498	BETAT (5) = 2.180	Z/BV	.158	.316	.600	.840	.925
		X/CV					
		.000	.2020	.5670	.4610	.4900	.4030
		.050	.0840	-.0270	-.0350	-.0470	-.0350
		.150	.1070	.0060	.0020	-.0180	-.0160
		.300	.0750	.0560	.0050	-.0070	-.0110
		.520	.0260	.0230	.0340	.0180	.0120
		.650	-.0940	-.1070	-.0950	-.0940	-.1130
		.775	-.1180	-.1230	-.1220	-.1110	-.1190
		.900		.0470	-.1300	-.1150	-.1130
MACH (1) = 2.498	BETAT (6) = 4.300	Z/BV	.158	.316	.600	.840	.925
		X/CV					
		.000	.1560	.5240	.4530	.4720	.3790
		.050	.0520	-.0420	-.0850	-.0760	-.0640
		.150	.0700	-.0450	-.0710	-.0500	-.0440
		.300	.0410	-.0230	-.0430	-.0480	-.0310
		.520	-.0020	-.0310	-.0300	-.0260	-.0130
		.650	-.1140	-.1280	-.1030	-.1270	-.1320
		.775	-.1310	-.1310	-.1300	-.1320	-.1530
		.900		.0600	-.1370	-.1260	-.1440
MACH (1) = 2.498	BETAT (7) = 6.440	Z/BV	.158	.316	.600	.840	.925
		X/CV					
		.000	.0720	.4480	.4340	.4340	.3330
		.050	.0390	-.0810	-.1180	-.1220	-.1170
		.150	.0160	-.0940	-.1050	-.1010	-.0920
		.300	.0130	-.0630	-.0910	-.1000	-.0760
		.520	-.0420	-.0710	-.0880	-.0730	-.0590
		.650	-.1270	-.1450	-.1470	-.1450	-.1580
		.775	-.1470	-.1460	-.1660	-.1560	-.1720
		.900		.0500	-.1670	-.1590	-.1620
MACH (1) = 2.498	BETAT (8) = 8.570	Z/BV	.158	.316	.600	.840	.925
		X/CV					
		.000	-.0020	.3220	.3500	.3380	.2520
		.050	-.0330	-.1180	-.1120	-.1600	-.1570
		.150	-.0410	-.1270	-.1270	-.1380	-.1340
		.300	-.0480	-.1370	-.1240	-.1210	-.1080
		.520	-.0760	-.1250	-.1110	-.0950	-.0840
		.650	-.1410	-.1620	-.1640	-.1580	-.1610
		.775	-.1600	-.1640	-.1770	-.1600	-.1840
		.900		.0690	-.1740	-.1640	-.1810
MACH (2) = 2.999	BETAT (1) = -8.560	Z/BV	.158	.316	.600	.840	.925
		X/CV					
		.000	-.0390	.3000	.2480	.3550	.3660
		.050	.0830	.2940	.3310	.3440	.3480
		.150	.0930	.2530	.2860	.3080	.3020
		.300	.0630	.1680	.2470	.2620	.2500

AMES 87-707 IA9 O2A + S3 + T9 LEFT VERTICAL

(RBNVU9)

SECTION (1) LEFT VERTICAL		DEPENDENT VARIABLE CP					
MACH (2) = 2.999	BETAT (1) = -8.560	Z/BV	.158	.316	.600	.840	.925
		X/CV					
		.520	.0240	.1210	.1910	.2220	.2250
		.650	-.0690	-.0370	.0170	.0460	.0530
		.775	-.0730	-.0650	.0020	.0280	.0270
		.900		.0750	-.0080	.0170	.0210
MACH (2) = 2.999	BETAT (2) = -6.400	Z/BV	.158	.316	.600	.840	.925
		X/CV					
		.000	.0510	.3840	.3430	.4130	.3890
		.050	.0390	.2220	.2420	.2290	.2270
		.150	.0430	.2120	.2350	.2400	.2290
		.300	.0270	.1470	.2090	.2140	.1990
		.520	.0100	.1050	.1530	.1810	.1810
		.650	-.0730	-.0460	.0030	.0240	.0340
		.775	-.0810	-.0720	-.0180	.0050	.0020
		.900		.0410	-.0260	-.0030	-.0050
MACH (2) = 2.999	BETAT (3) = -4.250	Z/BV	.158	.316	.600	.840	.925
		X/CV					
		.000	.1200	.4800	.4160	.4900	.4110
		.050	.0440	.1340	.1010	.1010	.1180
		.150	.0440	.1470	.1520	.1330	.1290
		.300	.0290	.1140	.1660	.1410	.1200
		.520	.0150	.0850	.1250	.1430	.1250
		.650	-.0750	-.0540	-.0120	.0050	.0100
		.775	-.0860	-.0820	-.0350	-.0140	-.0220
		.900		.0150	-.0420	-.0220	-.0270
MACH (2) = 2.999	BETAT (4) = -2.100	Z/BV	.158	.316	.600	.840	.925
		X/CV					
		.000	.1610	.4980	.4400	.5030	.4300
		.050	.0710	.0990	.0420	.0580	.0710
		.150	.0770	.1250	.0830	.0750	.0750
		.300	.0370	.0920	.1030	.0710	.0660
		.520	.0100	.0610	.0890	.0810	.0620
		.650	-.0820	-.0640	-.0270	-.0240	-.0340
		.775	-.0940	-.0920	-.0510	-.0380	-.0570
		.900		.0060	-.0580	-.0420	-.0570
MACH (2) = 2.999	BETAT (5) = 2.210	Z/BV	.158	.316	.600	.840	.925
		X/CV					
		.000	.1320	.5270	.4610	.5040	.4120
		.050	.0500	-.0350	-.0250	-.0070	-.0010
		.150	.0610	-.0100	-.0210	.0020	.0080
		.300	.0510	.0350	-.0010	-.0050	.0030
		.520	.0220	.0220	.0050	.0040	.0090

AMES 87-707 IA9 O2A + S3 + T9 LEFT VERTICAL

(RBNVU9)

SECTION (1) LEFT VERTICAL

DEPENDENT VARIABLE CP

MACH (2) = 2.999 BETAT (5) = 2.210

Z/BV	.158	.316	.600	.840	.925
X/CV					
.650	-.0710	-.0740	-.0610	-.0800	-.0830
.775	-.0880	-.0890	-.0730	-.0920	-.1040
.900		.0070	-.0810	-.0870	-.0930

MACH (2) = 2.999 BETAT (6) = 4.380

Z/BV	.158	.316	.600	.840	.925
X/CV					
.000	.0690	.5150	.4610	.4790	.3750
.050	.0120	-.0160	-.0430	-.0320	-.0400
.150	.0340	-.0180	-.0450	-.0240	-.0260
.300	.0390	-.0210	-.0330	-.0300	-.0220
.520	.0100	-.0230	-.0260	-.0180	-.0090
.650	-.0800	-.0880	-.0930	-.0920	-.0940
.775	-.0960	-.0980	-.1070	-.1030	-.1140
.900		.0140	-.1050	-.1030	-.1100

MACH (2) = 2.999 BETAT (7) = 6.550

Z/BV	.158	.316	.600	.840	.925
X/CV					
.000	.0360	.4340	.4270	.4290	.3350
.050	.0100	-.0640	-.0730	-.0860	-.0770
.150	.0040	-.0700	-.0810	-.0750	-.0760
.300	-.0110	-.0490	-.0660	-.0760	-.0710
.520	-.0200	-.0590	-.0580	-.0620	-.0620
.650	-.0920	-.1060	-.1070	-.1070	-.1150
.775	-.1060	-.1120	-.1210	-.1080	-.1270
.900		.0340	-.1200	-.1110	-.1210

MACH (2) = 2.999 BETAT (8) = 8.720

Z/BV	.158	.316	.600	.840	.925
X/CV					
.000	-.0260	.3800	.3650	.3790	.2890
.050	-.0430	-.0830	-.0940	-.1020	-.0980
.150	-.0360	-.0860	-.1090	-.0970	-.0910
.300	-.0580	-.0970	-.0950	-.0990	-.0870
.520	-.0530	-.0960	-.0930	-.0860	-.0780
.650	-.1070	-.1220	-.1200	-.1110	-.1220
.775	-.1210	-.1250	-.1250	-.1200	-.1370
.900		.0560	-.1240	-.1230	-.1340

MACH (3) = 3.502 BETAT (1) = -8.710

Z/BV	.158	.316	.600	.840	.925
X/CV					
.000	-.0380	.1430	.2580	.3840	.3660
.050	.0450	.1740	.2320	.2200	.2360
.150	.0460	.1980	.2240	.2290	.2200
.300	.0370	.1580	.2080	.2150	.2030
.520	.0130	.1180	.1610	.1970	.1920
.650	-.0580	-.0230	.0350	.0500	.0590



DATE 18 SEP 73

TABULATED PRESSURE DATA - IA9C

PAGE 1639

AMES 87-707 IA9 O2A + S3 + T9 LEFT VERTICAL

(RBNV09)

SECTION (1)LEFT VERTICAL		DEPENDENT VARIABLE CP					
MACH (3) = 3.502	BETAT (1) = -8.710	Z/BV	.158	.316	.600	.840	.925
		X/CV					
		.775	-.0680	-.0560	.0070	.0260	.0280
		.900		.0460	-.0030	.0160	.0200
MACH (3) = 3.502	BETAT (2) = -6.510	Z/BV	.158	.316	.600	.840	.925
		X/CV					
		.000	.0170	.3330	.3030	.4140	.3750
		.050	.0430	.1290	.1490	.1470	.1680
		.150	.0360	.1530	.1670	.1610	.1520
		.300	.0180	.1220	.1750	.1610	.1420
		.520	.0010	.0920	.1400	.1610	.1450
		.650	-.0640	-.0280	.0190	.0370	.0420
		.775	-.0750	-.0560	-.0030	.0150	.0030
		.900		.0210	-.0110	.0060	-.0020
MACH (3) = 3.502	BETAT (3) = -4.320	Z/BV	.158	.316	.600	.840	.925
		X/CV					
		.000	.0900	.3510	.3630	.4520	.3920
		.050	.0260	.1000	.0860	.1030	.1220
		.150	.0200	.1140	.1130	.1100	.1080
		.300	.0060	.0900	.1210	.1030	.0940
		.520	-.0050	.0700	.1030	.1080	.0940
		.650	-.0660	-.0420	.0010	.0060	.0030
		.775	-.0750	-.0690	-.0210	-.0120	-.0270
		.900		-.0040	-.0310	-.0170	-.0300
MACH (3) = 3.502	BETAT (4) = -2.130	Z/BV	.158	.316	.600	.840	.925
		X/CV					
		.000	.0970	.4370	.4290	.4860	.4040
		.050	.0370	.0500	.0460	.0740	.0920
		.150	.0520	.1000	.0630	.0800	.0820
		.300	.0230	.0710	.0800	.0660	.0680
		.520	-.0090	.0510	.0740	.0690	.0600
		.650	-.0710	-.0470	-.0140	-.0190	-.0160
		.775	-.0840	-.0740	-.0320	-.0330	-.0490
		.900		-.0180	-.0400	-.0380	-.0560
MACH (3) = 3.502	BETAT (5) = 2.260	Z/BV	.158	.316	.600	.840	.925
		X/CV					
		.000	.0980	.4570	.4560	.4910	.3800
		.050	.0250	-.0350	-.0170	-.0020	.0030
		.150	.0380	-.0040	-.0190	.0000	-.0020
		.300	.0270	.0020	-.0060	-.0060	-.0030
		.520	.0070	.0080	-.0080	.0060	.0030
		.650	-.0550	-.0620	-.0530	-.0560	-.0590
		.775	-.0690	-.0740	-.0630	-.0670	-.0780

AMES 87-707 IA9 O2A + 33 + T9 LEFT VERTICAL

(RBNV09)

SECTION (1) LEFT VERTICAL		DEPENDENT VARIABLE CP					
MACH (3) = 3.502	BETAT (5) = 2.260	Z/BV	.158	.316	.600	.840	.925
		X/CV					
		.900	-.0230	-.0660	-.0620	-.0740	
MACH (3) = 3.502	BETAT (6) = 4.470	Z/BV	.158	.316	.600	.840	.925
		X/CV					
		.000	.0210	.3950	.4100	.4620	.3480
		.050	-.0010	-.0250	-.0480	-.0360	-.0290
		.150	.0150	-.0210	-.0540	-.0320	-.0270
		.300	.0170	-.0260	-.0320	-.0410	-.0370
		.520	-.0030	-.0290	-.0310	-.0320	-.0310
		.650	-.0640	-.0730	-.0660	-.0700	-.0760
		.775	-.0800	-.0810	-.0800	-.0760	-.0880
		.900		-.0080	-.0790	-.0770	-.0880
MACH (3) = 3.502	BETAT (7) = 6.670	Z/BV	.158	.316	.600	.840	.925
		X/CV					
		.000	.0110	.3690	.3720	.4280	.3170
		.050	-.0300	-.0440	-.0640	-.0590	-.0560
		.150	-.0110	-.0490	-.0780	-.0610	-.0560
		.300	-.0120	-.0620	-.0650	-.0670	-.0570
		.520	-.0200	-.0670	-.0640	-.0550	-.0570
		.650	-.0710	-.0920	-.0820	-.0800	-.0920
		.775	-.0860	-.0980	-.0920	-.0850	-.0960
		.900		.0090	-.0900	-.0880	-.1000
MACH (3) = 3.502	BETAT (8) = 8.880	Z/BV	.158	.316	.600	.840	.925
		X/CV					
		.000	-.0530	.2090	.3560	.4020	.2940
		.050	-.0860	-.0880	-.0710	-.0800	-.0760
		.150	-.0710	-.0910	-.0940	-.0810	-.0760
		.300	-.0710	-.0980	-.0950	-.0870	-.0760
		.520	-.0690	-.0960	-.0970	-.0780	-.0760
		.650	-.0970	-.1050	-.1060	-.0990	-.1020
		.775	-.1080	-.1080	-.1070	-.1010	-.1000
		.900		.0240	-.1060	-.1020	-.1070



DATE 18 SEP 73

TABULATED PRESSURE DATA - IA9C

AMES 87-707 IA9 O2A + S3 + T9 LEFT VERTICAL

(RBNV10) (10 MAY 73)

REFERENCE DATA

SREF = 2.4210 SQ.FT. XMRP = 28.5300 INCHES
 LREF = 39.8490 INCHES YMRP = .0000 INCHES
 BREF = 39.8490 INCHES ZMRP = .0000 INCHES
 SCALE = .0300 SCALE

PARAMETRIC DATA

ALPHAT = 8.000 ORBINC = .500
 RUDDER = .000 ELEVON = .000
 RUDFLR = .000

SECTION (1)LEFT VERTICAL

DEPENDENT VARIABLE CP

MACH (1) = 2.498 BETAT (1) = -8.380

Z/BV	.158	.316	.600	.840	.925
X/CV					
.000	.0010	.1210	.1980	.2880	.3090
.050	.1410	.3100	.3710	.3860	.3840
.150	.1090	.2300	.3180	.3320	.3270
.300	.0390	.1450	.2540	.2710	.2520
.520	.0170	.1010	.1750	.2220	.2220
.650	-.1110	-.0680	-.0140	.0170	.0070
.775	-.1090	-.0820	-.0480	.0020	-.0060
.900		.0830	-.0520	-.0070	.0030

MACH (1) = 2.498 BETAT (2) = -6.270

Z/BV	.158	.316	.600	.840	.925
X/CV					
.000	.0740	.2930	.2880	.3590	.3560
.050	.0960	.2710	.3140	.3280	.3370
.150	.0950	.2090	.2720	.2940	.2920
.300	.0470	.1360	.2260	.2440	.2280
.520	.0300	.0950	.1570	.1940	.1950
.650	-.1070	-.0710	-.0230	.0010	.0050
.775	-.1060	-.0910	-.0500	-.0190	-.0260
.900		.0620	-.0580	-.0260	-.0300

MACH (1) = 2.498 BETAT (3) = -4.170

Z/BV	.158	.316	.600	.840	.925
X/CV					
.000	.1360	.3860	.3440	.4080	.3690
.050	.0360	.1860	.2370	.2340	.2440
.150	.0460	.1620	.2220	.2330	.2290
.300	.0310	.1080	.1790	.1970	.1840
.520	.0090	.0780	.1210	.1560	.1550
.650	-.0900	-.0820	-.0490	-.0240	-.0130
.775	-.0970	-.1140	-.0710	-.0440	-.0450
.900		.0710	-.0770	-.0510	-.0520

MACH (1) = 2.498 BETAT (4) = -2.060

Z/BV	.158	.316	.600	.840	.925
X/CV					
.000	.1870	.4440	.3810	.4340	.3720
.050	.0500	.1280	.1230	.1030	.1040
.150	.0690	.1240	.1640	.1630	.1510
.300	.0330	.0810	.1490	.1560	.1440
.520	.0150	.0550	.0960	.1290	.1220
.650	-.1100	-.0900	-.0570	-.0370	-.0290
.775	-.1180	-.1170	-.0830	-.0610	-.0660
.900		.0460	-.0890	-.0700	-.0750

AMES 87-707 IA9 O2A + S3 + T9 LEFT VERTICAL

(RBNV10)

SECTION (1) LEFT VERTICAL		DEPENDENT VARIABLE CP					
MACH (1) = 2.498	BETAT (5) = 2.180	Z/BV	.158	.316	.600	.840	.925
		X/CV					
		.000	.1750	.4660	.4140	.4360	.3530
		.050	.0810	-.0200	-.0440	-.0510	-.0400
		.150	.1070	.0560	-.0100	-.0200	-.0190
		.300	.0660	.0300	.0080	-.0030	-.0080
		.520	.0160	-.0020	.0220	.0250	.0190
		.650	-.1000	-.1080	-.0960	-.0940	-.1030
		.775	-.1240	-.1240	-.1210	-.1060	-.1200
		.900		.0430	-.1280	-.1110	-.1150
MACH (1) = 2.498	BETAT (6) = 4.320	Z/BV	.158	.316	.600	.840	.925
		X/CV					
		.000	.0950	.4350	.4090	.4220	.3270
		.050	.0500	-.0550	-.0960	-.0930	-.0820
		.150	.0600	-.0530	-.0790	-.0670	-.0600
		.300	.0340	-.0180	-.0530	-.0610	-.0460
		.520	-.0100	-.0410	-.0440	-.0410	-.0290
		.650	-.1120	-.1280	-.1160	-.1330	-.1390
		.775	-.1320	-.1340	-.1350	-.1360	-.1580
		.900		.0610	-.1420	-.1310	-.1480
MACH (1) = 2.498	BETAT (7) = 6.450	Z/BV	.158	.316	.600	.840	.925
		X/CV					
		.000	.0570	.3550	.3760	.3630	.2760
		.050	.0240	-.0900	-.1260	-.1430	-.1360
		.150	.0010	-.1050	-.1200	-.1210	-.1140
		.300	-.0190	-.0730	-.1060	-.1120	-.0960
		.520	-.0460	-.0840	-.1030	-.0900	-.0760
		.650	-.1360	-.1540	-.1600	-.1570	-.1630
		.775	-.1470	-.1550	-.1730	-.1600	-.1810
		.900		.0460	-.1730	-.1640	-.1740
MACH (1) = 2.498	BETAT (8) = 8.580	Z/BV	.158	.316	.600	.840	.925
		X/CV					
		.000	-.0020	.2430	.3040	.2890	.2110
		.050	-.0340	-.1320	-.1230	-.1680	-.1630
		.150	-.0410	-.1440	-.1410	-.1500	-.1440
		.300	-.0710	-.1390	-.1360	-.1360	-.1250
		.520	-.0830	-.1280	-.1360	-.1180	-.1050
		.650	-.1490	-.1670	-.1750	-.1700	-.1740
		.775	-.1610	-.1700	-.1850	-.1750	-.1930
		.900		.0570	-.1800	-.1670	-.1880
MACH (2) = 2.999	BETAT (1) = -8.540	Z/BV	.158	.316	.600	.840	.925
		X/CV					
		.000	-.0430	.1940	.1890	.2850	.3020
		.050	.0630	.2510	.2950	.3240	.3270
		.150	.0740	.2060	.2490	.2840	.2820
		.300	.0490	.1350	.2190	.2400	.2300

AMES 87-707 IA9 Q2A + S3 + T9 LEFT VERTICAL

(RBNV10)

SECTION (1) LEFT VERTICAL

DEPENDENT VARIABLE CP

MACH (2) = 2.999 BETAT (1) = -8.540

Z/BV	.158	.316	.600	.840	.925
X/CV					
.520	.0090	.0920	.1690	.2010	.2070
.650	-.0780	-.0460	.0230	.0370	.0430
.775	-.0840	-.0700	-.0100	.0130	.0150
.900		.0740	-.0180	.0050	.0070

MACH (2) = 2.999 BETAT (2) = -6.390

Z/BV	.158	.316	.600	.840	.925
X/CV					
.000	.0070	.2790	.2950	.3560	.3300
.050	.0260	.1870	.2330	.2250	.2250
.150	.0330	.1670	.2180	.2230	.2120
.300	.0110	.1080	.1860	.1920	.1800
.520	-.0070	.0710	.1330	.1590	.1610
.650	-.0830	-.0560	-.0050	.0160	.0210
.775	-.0880	-.0810	-.0320	-.0070	-.0060
.900		.0400	-.0390	-.0150	-.0120

MACH (2) = 2.999 BETAT (3) = -4.240

Z/BV	.158	.316	.600	.840	.925
X/CV					
.000	.1340	.3380	.3540	.4330	.3760
.050	.0170	.1280	.1000	.0750	.0880
.150	.0120	.1230	.1430	.1170	.1030
.300	-.0040	.0850	.1400	.1250	.1020
.520	-.0150	.0530	.0930	.1210	.1090
.650	-.0890	-.0650	-.0280	-.0100	-.0040
.775	-.0990	-.0900	-.0510	-.0300	-.0320
.900		.0120	-.0590	-.0390	-.0370

MACH (2) = 2.999 BETAT (4) = -2.090

Z/BV	.158	.316	.600	.840	.925
X/CV					
.000	.1150	.4270	.3810	.4440	.3790
.050	.0180	.0850	.0280	.0360	.0490
.150	.0360	.0900	.0710	.0570	.0550
.300	.0070	.0560	.0880	.0590	.0470
.520	-.0110	.0330	.0670	.0670	.0460
.650	-.0890	-.0750	-.0390	-.0330	-.0390
.775	-.1010	-.0970	-.0610	-.0480	-.0630
.900		.0100	-.0670	-.0530	-.0640

MACH (2) = 2.999 BETAT (5) = 2.230

Z/BV	.158	.316	.600	.840	.925
X/CV					
.000	.0770	.4520	.4040	.4460	.3610
.050	.0210	-.0380	-.0360	-.0260	-.0170
.150	.0490	-.0240	-.0330	-.0180	-.0130
.300	.0410	.0200	-.0180	-.0240	-.0190
.520	.0120	.0020	-.0130	-.0170	-.0120

AMES 87-707 IA9 O2A + S3 + T9 LEFT VERTICAL

(RBNV10)

SECTION (1) LEFT VERTICAL		DEPENDENT VARIABLE CP					
MACH (2) = 2.999	BETAT (5) = 2.230	Z/BV	.158	.316	.600	.840	.925
		X/CV					
		.650	-.0770	-.0760	-.0730	-.0880	-.0960
		.775	-.0940	-.0910	-.0880	-.1030	-.1090
		.900		.0120	-.0960	-.0980	-.0980
		Z/BV	.158	.316	.600	.840	.925
		X/CV					
MACH (2) = 2.999	BETAT (6) = 4.400	Z/BV	.158	.316	.600	.840	.925
		X/CV					
		.000	.0670	.3840	.4000	.4390	.3490
		.050	-.0030	-.0390	-.0560	-.0490	-.0430
		.150	.0100	-.0380	-.0560	-.0410	-.0360
		.300	.0030	-.0190	-.0440	-.0460	-.0390
		.520	-.0080	-.0360	-.0420	-.0360	-.0290
.650	-.0870	-.0960	-.1000	-.1020	-.1050		
.775	-.1010	-.1060	-.1140	-.1110	-.1190		
.900		.0130	-.1180	-.1120	-.1150		
MACH (2) = 2.999	BETAT (7) = 6.570	Z/BV	.158	.316	.600	.840	.925
		X/CV					
		.000	-.0020	.3210	.3740	.3660	.2770
		.050	-.0230	-.0680	-.0820	-.0850	-.0870
		.150	-.0180	-.0730	-.0770	-.0770	-.0800
		.300	-.0350	-.0680	-.0690	-.0770	-.0740
		.520	-.0470	-.0730	-.0670	-.0590	-.0610
.650	-.1000	-.1150	-.1090	-.1090	-.1150		
.775	-.1120	-.1210	-.1270	-.1170	-.1260		
.900		.0320	-.1300	-.1170	-.1210		
MACH (2) = 2.999	BETAT (8) = 8.740	Z/BV	.158	.316	.600	.840	.925
		X/CV					
		.000	-.0380	.2530	.2920	.3020	.2250
		.050	-.0590	-.0960	-.1000	-.1240	-.1200
		.150	-.0540	-.0990	-.1160	-.1190	-.1140
		.300	-.0770	-.1070	-.1120	-.1200	-.1080
		.520	-.0890	-.1060	-.1100	-.1030	-.0990
.650	-.1190	-.1280	-.1350	-.1260	-.1380		
.775	-.1270	-.1340	-.1380	-.1270	-.1390		
.900		.0550	-.1380	-.1340	-.1380		
MACH (3) = 3.502	BETAT (1) = -8.690	Z/BV	.158	.316	.600	.840	.925
		X/CV					
		.000	-.0480	.1420	.1870	.3070	.2980
		.050	.0130	.1470	.2160	.2260	.2400
		.150	.0220	.1670	.1980	.2220	.2140
		.300	.0220	.1240	.1860	.1970	.1910
		.520	-.0010	.0900	.1470	.1790	.1740
.650	-.0610	-.0310	.0250	.0450	.0510		



DATE 18 SEP 73

TABULATED PRESSURE DATA - IA9C

PAGE 1645

AMES 87-707 IA9 O2A + S3 + T9 LEFT VERTICAL

(RBNV10)

SECTION (1) LEFT VERTICAL		DEPENDENT VARIABLE CP					
MACH (3) = 3.502	BETAT (1) = -8.690	Z/BV	.158	.316	.600	.840	.925
		X/CV					
		.775	-.0720	-.0560	.0060	.0230	.0210
		.900		.0530	-.0040	.0130	.0100
MACH (3) = 3.502	BETAT (2) = -6.500	Z/BV	.158	.316	.600	.840	.925
		X/CV					
		.000	-.0050	.2570	.2410	.3450	.3160
		.050	-.0020	.1100	.1480	.1290	.1460
		.150	.0020	.1220	.1540	.1450	.1330
		.300	-.0020	.0880	.1430	.1430	.1250
		.520	-.0140	.0650	.1150	.1360	.1250
		.650	-.0620	-.0390	.0060	.0210	.0230
		.775	-.0740	-.0640	-.0180	-.0020	-.0030
		.900		.0250	-.0230	-.0080	-.0110
MACH (3) = 3.502	BETAT (3) = -4.310	Z/BV	.158	.316	.600	.840	.925
		X/CV					
		.000	.0360	.3040	.3140	.3910	.3430
		.050	.0020	.0730	.0690	.0860	.1070
		.150	.0050	.0910	.0940	.0960	.0930
		.300	-.0110	.0690	.1120	.0900	.0820
		.520	-.0230	.0470	.0920	.0980	.0800
		.650	-.0720	-.0440	-.0060	.0050	-.0010
		.775	-.0810	-.0670	-.0270	-.0130	-.0310
		.900		.0020	-.0340	-.0190	-.0330
MACH (3) = 3.502	BETAT (4) = -2.130	Z/BV	.158	.316	.600	.840	.925
		X/CV					
		.000	.0770	.3520	.3700	.4460	.3630
		.050	.0050	.0420	.0320	.0560	.0730
		.150	.0210	.0660	.0490	.0610	.0640
		.300	-.0060	.0430	.0640	.0500	.0500
		.520	-.0220	.0240	.0520	.0540	.0440
		.650	-.0720	-.0540	-.0180	-.0260	-.0250
		.775	-.0860	-.0770	-.0410	-.0410	-.0530
		.900		-.0170	-.0480	-.0450	-.0570
MACH (3) = 3.502	BETAT (5) = 2.260	Z/BV	.158	.316	.600	.840	.925
		X/CV					
		.000	.0590	.3660	.3920	.4480	.3360
		.050	.0080	-.0380	-.0270	-.0040	.0030
		.150	.0240	-.0160	-.0290	-.0010	.0010
		.300	.0190	.0060	-.0180	-.0100	-.0020
		.520	-.0010	-.0050	-.0180	-.0040	-.0050
		.650	-.0640	-.0610	-.0560	-.0590	-.0650
		.775	-.0780	-.0770	-.0690	-.0700	-.0820

AMES 87-707 IA9 O2A + S3 + T9 LEFT VERTICAL

(RBNV10)

SECTION (1) LEFT VERTICAL		DEPENDENT VARIABLE CP						
MACH (3) = 3.502	BETAT (5) = 2.260	Z/BV	.158	.316	.600	.840	.925	
		X/CV	.900	-.0290	-.0690	-.0650	-.0760	
MACH (3) = 3.502	BETAT (6) = 4.480	Z/BV	.158	.316	.600	.840	.925	
		X/CV	.000	.0170	.3320	.3560	.4010	.2990
			.050	-.0160	-.0320	-.0530	-.0450	-.0420
			.150	-.0050	-.0350	-.0570	-.0450	-.0440
			.300	-.0070	-.0290	-.0340	-.0510	-.0440
			.520	-.0150	-.0420	-.0380	-.0390	-.0400
			.650	-.0700	-.0830	-.0730	-.0750	-.0810
			.775	-.0840	-.0920	-.0830	-.0760	-.0920
			.900		-.0150	-.0840	-.0760	-.0900
		MACH (3) = 3.502	BETAT (7) = 6.690	Z/BV	.158	.316	.600	.840
X/CV	.000			-.0180	.3030	.3090	.3580	.2640
	.050			-.0360	-.0580	-.0690	-.0700	-.0650
	.150			-.0290	-.0620	-.0800	-.0720	-.0690
	.300			-.0400	-.0670	-.0660	-.0740	-.0670
	.520			-.0480	-.0690	-.0650	-.0640	-.0680
	.650			-.0820	-.0920	-.0900	-.0830	-.0930
	.775			-.0920	-.1000	-.0880	-.0870	-.0970
	.900				.0090	-.0920	-.0900	-.1000
MACH (3) = 3.502	BETAT (8) = 8.900			Z/BV	.158	.316	.600	.840
		X/CV	.000	-.0410	.2210	.2820	.3250	.2340
			.050	-.0720	-.0870	-.0740	-.0870	-.0820
			.150	-.0590	-.0910	-.0990	-.0880	-.0800
			.300	-.0770	-.0980	-.0920	-.0870	-.0830
			.520	-.0930	-.0980	-.0930	-.0790	-.0800
			.650	-.1070	-.1050	-.1060	-.0970	-.1010
			.775	-.1100	-.1090	-.1050	-.1010	-.1050
			.900		.0310	-.1050	-.1030	-.1100



DATE 18 SEP 73

TABULATED PRESSURE DATA - IA9C

AMES 87-707 IA9 O2A + S3 + T9 LEFT VERTICAL

(RBNV11) (10 MAY 73)

REFERENCE DATA

SREF = 2.4210 SQ.FT. XMRP = 28.5300 INCHES
 LREF = 39.8490 INCHES YMRP = .0000 INCHES
 BREF = 39.8490 INCHES ZMRP = .0000 INCHES
 SCALE = .0300 SCALE

PARAMETRIC DATA

ALPHAT = -8.000 ORBINC = .500
 RUDDER = -15.000 ELEVON = .000
 RUDFLR = .000

SECTION (1) LEFT VERTICAL

DEPENDENT VARIABLE CP

MACH (1) = 2.498 BETAT (1) = -8.390

Z/BV	.158	.316	.600	.840	.925
X/CV					
.000	.5660	.6200	.5910	.7660	.7430
.050	.6460	.7470	.6420	.6620	.6640
.150	.5190	.5890	.5760	.6040	.5990
.300	.3730	.4390	.5100	.5270	.4970
.520	.3080	.3600	.4090	.5180	.4570
.650	.0110	-.0710	-.0600	-.0320	.1240
.775	.0430	-.1190	-.0910	-.0830	.0400
.900		.1240	-.0940	-.0890	.0130

MACH (1) = 2.498 BETAT (2) = -6.270

Z/BV	.158	.316	.600	.840	.925
X/CV					
.000	.6680	.7690	.6510	.8240	.7660
.050	.5660	.6700	.5690	.5710	.5740
.150	.4750	.5390	.5220	.5450	.5370
.300	.3570	.4050	.4620	.4830	.4540
.520	.2880	.3390	.3700	.4550	.4010
.650	.0030	-.0800	-.0680	-.0500	.1100
.775	.0240	-.1320	-.1120	-.0960	.0270
.900		.1050	-.1140	-.1000	.0020

MACH (1) = 2.498 BETAT (3) = -4.160

Z/BV	.158	.316	.600	.840	.925
X/CV					
.000	.7830	.9010	.6980	.8590	.7670
.050	.4680	.5700	.4640	.4370	.4340
.150	.4270	.4880	.4690	.4780	.4680
.300	.3390	.3730	.4190	.4320	.4060
.520	.2700	.3110	.3330	.4030	.3550
.650	.0100	-.0880	-.0790	-.0580	.1010
.775	.0150	-.1400	-.1180	-.1020	.0120
.900		.0790	-.1120	-.1020	-.0120

MACH (1) = 2.498 BETAT (4) = .060

Z/BV	.158	.316	.600	.840	.925
X/CV					
.000	1.0160	.9750	.7820	.8950	.7650
.050	.2170	.2900	.1870	.1380	.1540
.150	.4020	.4070	.2470	.2350	.2210
.300	.3140	.3050	.3490	.2760	.2530
.520	.2320	.2360	.2650	.3310	.2800
.650	-.0010	-.0990	-.0930	-.0760	.0390
.775	-.0040	-.1490	-.1400	-.1210	-.0030
.900		.0700	-.1200	-.1180	-.0230

AMES 87-707 IA9 O2A + S3 + T9 LEFT VERTICAL

(RBNV11)

SECTION (1) LEFT VERTICAL		DEPENDENT VARIABLE CP					
MACH (1) = 2.498	BETAT (5) = 4.330	Z/BV	.158	.316	.600	.840	.925
		X/CV					
		.000	.7530	.9600	.7780	.8630	.7110
		.050	.1310	.0440	-.0040	.0240	.0370
		.150	.2400	.0850	.0670	.0680	.0720
		.300	.2090	.2490	.1050	.0780	.0880
		.520	.1490	.1780	.1950	.1180	.1180
		.650	-.0080	-.1150	-.1040	-.0970	-.0670
		.775	-.0280	-.1600	-.1480	-.1220	-.0980
		.900		.0960	-.1370	-.1220	-.0890
MACH (1) = 2.498	BETAT (6) = 6.460	Z/BV	.158	.316	.600	.840	.925
		X/CV					
		.000	.5120	.8710	.7710	.8310	.6760
		.050	.0070	-.0310	-.0510	-.0220	-.0110
		.150	.1390	-.0080	-.0290	.0140	.0260
		.300	.1130	.0040	.0030	.0160	.0460
		.520	.0680	.0670	.0160	.0570	.0910
		.650	-.0400	-.1320	-.1280	-.0990	-.0910
		.775	-.0760	-.1650	-.1470	-.1240	-.1320
		.900		.1160	-.1510	-.1230	-.1250
MACH (1) = 2.498	BETAT (7) = 8.600	Z/BV	.158	.316	.600	.840	.925
		X/CV					
		.000	.4750	.7640	.7520	.7900	.6350
		.050	-.0090	-.0470	-.0800	-.0610	-.0540
		.150	-.0500	-.0440	-.0640	-.0250	-.0140
		.300	.0170	-.0530	-.0340	-.0170	.0130
		.520	-.0080	-.0400	-.0200	.0240	.0630
		.650	-.0860	-.1550	-.1390	-.0850	-.0990
		.775	-.1210	-.1710	-.1510	-.1080	-.1410
		.900		.1250	-.1490	-.1080	-.1290
MACH (2) = 2.999	BETAT (1) = -8.560	Z/BV	.158	.316	.600	.840	.925
		X/CV					
		.000	.5850	.6500	.6630	.8810	.8230
		.050	.6000	.6900	.6170	.5960	.5840
		.150	.5040	.5950	.5600	.5790	.5670
		.300	.3670	.4490	.4940	.5200	.4990
		.520	.2780	.3460	.4080	.4960	.4550
		.650	.0200	-.0420	-.0150	.0000	.1720
		.775	.0280	-.0930	-.0530	-.0370	.0880
		.900		.1210	-.0590	-.0470	.0620
MACH (2) = 2.999	BETAT (2) = -6.410	Z/BV	.158	.316	.600	.840	.925
		X/CV					
		.000	.7580	.7770	.7130	.9300	.8410
		.050	.5260	.6180	.5160	.4200	.3960
		.150	.4780	.5530	.5040	.4950	.4570
		.300	.3630	.4110	.4510	.4630	.4400



DATE 18 SEP 73

TABULATED PRESSURE DATA - IA9C

PAGE 1849

AMES 87-707 IA9 O2A + S3 + T9 LEFT VERTICAL

(RBNV11)

SECTION (1) LEFT VERTICAL		DEPENDENT VARIABLE CP					
MACH (2) = 2.999	BETAT (2) = -6.410	Z/BV	.158	.316	.600	.840	.925
		X/CV					
		.520	.2730	.3140	.3670	.4440	.4290
		.650	.0180	-.0440	-.0250	-.0100	.1500
		.775	.0270	-.0940	-.0570	-.0460	.0750
		.900		.1030	-.0670	-.0470	.0510
MACH (2) = 2.999	BETAT (3) = -4.260	Z/BV	.158	.316	.600	.840	.925
		X/CV					
		.000	.7900	.8170	.7640	.9520	.7970
		.050	.4240	.4660	.3620	.2550	.2560
		.150	.3980	.5160	.4440	.3500	.2990
		.300	.3250	.3770	.4100	.3730	.3090
		.520	.2470	.2850	.3240	.3760	.3820
	.650	.0200	-.0520	-.0380	-.0220	.1160	
	.775	.0300	-.1000	-.0730	-.0600	.0540	
	.900		.0810	-.0810	-.0600	.0330	
MACH (2) = 2.999	BETAT (4) = .050	Z/BV	.158	.316	.600	.840	.925
		X/CV					
		.000	1.0570	.9210	.7920	.9290	.7890
		.050	.1540	.1720	.1120	.1190	.1250
		.150	.3510	.2170	.1900	.1320	.1310
		.300	.2940	.3020	.2030	.1350	.1230
		.520	.2190	.2350	.2590	.1650	.1400
	.650	.0170	-.0570	-.0490	-.0550	-.0210	
	.775	.0200	-.1010	-.0910	-.0810	-.0510	
	.900		.0760	-.0850	-.0720	-.0510	
MACH (2) = 2.999	BETAT (5) = 4.400	Z/BV	.158	.316	.600	.840	.925
		X/CV					
		.000	.6850	.8530	.8260	.9620	.7580
		.050	.0670	.0140	.0300	.0660	.0720
		.150	.1680	.0570	.0390	.0790	.0870
		.300	.1250	.0730	.0440	.0700	.0870
		.520	.0910	.1250	.0660	.1000	.1070
	.650	-.0140	-.0790	-.0880	-.0680	-.0470	
	.775	-.0190	-.1110	-.1020	-.0890	-.0830	
	.900		.0910	-.1040	-.0930	-.0770	
MACH (2) = 2.999	BETAT (6) = 6.580	Z/BV	.158	.316	.600	.840	.925
		X/CV					
		.000	.6240	.8560	.8180	.9420	.7720
		.050	-.0040	-.0270	.0010	.0380	.0440
		.150	.0180	.0030	.0060	.0550	.0580
		.300	.0850	.0120	.0090	.0440	.0590
		.520	.0500	.0150	.0210	.0720	.0810

AMES 87-707 IA9 O2A + S3 + T9 LEFT VERTICAL

(RBNV11)

SECTION (1) LEFT VERTICAL		DEPENDENT VARIABLE CP					
MACH (2) = 2.999	BETAT (6) = 6.580	Z/BV	.158	.316	.600	.840	.925
		X/CV					
		.650	-.0350	-.0980	-.0940	-.0740	-.0570
		.775	-.0600	-.1180	-.1070	-.0940	-.0940
		.900		.1100	-.1090	-.0970	-.0880
MACH (2) = 2.999	BETAT (7) = 8.750	Z/BV	.158	.316	.600	.840	.925
		X/CV					
		.000	.5000	.7730	.8010	.9010	.7300
		.050	-.0160	-.0380	-.0260	.0060	.0090
		.150	-.0420	-.0210	-.0280	.0240	.0290
		.300	.0090	-.0270	-.0230	.0160	.0350
		.520	-.0130	-.0230	-.0130	.0450	.0630
		.650	-.0690	-.1130	-.0980	-.0770	-.0610
		.775	-.0920	-.1270	-.1100	-.0930	-.1030
		.900		.1270	-.1100	-.0960	-.0980
MACH (3) = 3.502	BETAT (1) = -8.710	Z/BV	.158	.316	.600	.840	.925
		X/CV					
		.000	.5710	.7150	.7530	1.0050	.9000
		.050	.5560	.6460	.5800	.4480	.4120
		.150	.4900	.5580	.5600	.5320	.4700
		.300	.3610	.4080	.5030	.5180	.4620
		.520	.2520	.3520	.4110	.4890	.4810
		.650	.0330	-.0030	.0140	.0390	.2020
		.775	.0170	-.0660	-.0250	-.0030	.1210
		.900		.1120	-.0290	-.0110	.0350
MACH (3) = 3.502	BETAT (2) = -6.520	Z/BV	.158	.316	.600	.840	.925
		X/CV					
		.000	.6850	.8000	.7930	.9690	.8720
		.050	.4680	.4640	.4060	.2800	.2800
		.150	.4290	.5210	.4800	.3570	.3030
		.300	.3410	.3770	.4510	.3810	.3160
		.520	.2420	.3110	.3680	.4210	.3820
		.650	.0370	-.0090	.0120	.0270	.1560
		.775	.0260	-.0680	-.0350	-.0160	.0930
		.900		.0880	-.0380	-.0240	.0720
MACH (3) = 3.502	BETAT (3) = -4.330	Z/BV	.158	.316	.600	.840	.925
		X/CV					
		.000	.7160	.8010	.8260	.9790	.8570
		.050	.3550	.2950	.2460	.2140	.2210
		.150	.3180	.4170	.3210	.2250	.2160
		.300	.2870	.3480	.3950	.2450	.2090
		.520	.2220	.2810	.3330	.2790	.1990
		.650	.0420	-.0140	.0040	.0010	.0650



DATE 18 SEP 73

TABULATED PRESSURE DATA - IA9C

PAGE 1651

AMES 87-707 IA9 Q2A + S3 + T9 LEFT VERTICAL

(RBNV11)

SECTION (1) LEFT VERTICAL		DEPENDENT VARIABLE CP					
MACH (3) = 3.502	BETAT (3) = -4.330	Z/BV	.158	.316	.600	.840	.925
		X/CV					
		.775	.0360	-.0700	-.0440	-.0320	.0310
		.900		.0760	-.0530	-.0350	.0270
MACH (3) = 3.502	BETAT (4) = .050	Z/BV	.158	.316	.600	.840	.925
		X/CV					
		.000	.9160	.7990	.8410	.9850	.8440
		.050	.1230	.0930	.1060	.1310	.1350
		.150	.2500	.1570	.1230	.1270	.1310
		.300	.2510	.2710	.1570	.1120	.1190
		.520	.1830	.2120	.1570	.1320	.1150
		.650	.0190	-.0280	-.0190	-.0370	-.0080
		.775	.0100	-.0760	-.0590	-.0570	-.0420
		.900		.0690	-.0680	-.0580	-.0470
MACH (3) = 3.502	BETAT (5) = 4.470	Z/BV	.158	.316	.600	.840	.925
		X/CV					
		.000	.6930	.8360	.8850	.9900	.8120
		.050	.0350	.0090	.0590	.0740	.0700
		.150	.1060	.0320	.0550	.0740	.0710
		.300	.0810	.0380	.0550	.0570	.0610
		.520	.0680	.0870	.0550	.0820	.0820
		.650	-.0120	-.0510	-.0550	-.0420	-.0330
		.775	-.0220	-.0810	-.0730	-.0620	-.0650
		.900		.0830	-.0720	-.0660	-.0640
MACH (3) = 3.502	BETAT (6) = 6.690	Z/BV	.158	.316	.600	.840	.925
		X/CV					
		.000	.5560	.8700	.8830	.9760	.7970
		.050	.0010	-.0170	.0340	.0490	.0440
		.150	.0030	-.0080	.0260	.0530	.0490
		.300	.0560	-.0010	.0240	.0440	.0400
		.520	.0330	.0140	.0290	.0670	.0610
		.650	-.0310	-.0770	-.0560	-.0500	-.0340
		.775	-.0500	-.0950	-.0760	-.0680	-.0720
		.900		.0920	-.0750	-.0720	-.0710
MACH (3) = 3.502	BETAT (7) = 8.900	Z/BV	.158	.316	.600	.840	.925
		X/CV					
		.000	.4780	.8080	.8670	1.0100	.8170
		.050	-.0010	-.0280	.0130	.0410	.0380
		.150	-.0160	-.0150	.0050	.0430	.0460
		.300	-.0080	-.0180	.0040	.0340	.0420
		.520	-.0230	-.0130	.0090	.0560	.0660
		.650	-.0610	-.0840	-.0580	-.0480	-.0330
		.775	-.0730	-.0940	-.0750	-.0650	-.0790

AMES 87-707 IA9 O2A + S3 + T9 LEFT VERTICAL

(RBNV11)

SECTION (1) LEFT VERTICAL

DEPENDENT VARIABLE CP

MACH (3) = 3.502	BETAT (7) = 8.900	Z/BV	.158	.316	.600	.840	.925
		X/CV					
		.900		.1140	-.0760	-.0700	-.0740



DATE 18 SEP 73

TABULATED PRESSURE DATA - IA9C

PAGE 1653

AMES 87-707 IA9 O2A + S3 + T9 LEFT VERTICAL

(RBNV12) (10 MAY 73)

REFERENCE DATA

SREF = 2.4210 SQ.FT. XMRP = 28.5300 INCHES
 LREF = 39.8490 INCHES YMRP = .0000 INCHES
 BREF = 39.8490 INCHES ZMRP = .0000 INCHES
 SCALE = .0300 SCALE

PARAMETRIC DATA

ALPHAT = -4.000 ORBINC = .500
 RUDDER = -15.000 ELEVON = .000
 RUDFLR = .000

SECTION (1) LEFT VERTICAL

DEPENDENT VARIABLE CP

MACH (1) = 2.498 BETAT (1) = -8.420

Z/BV	.158	.316	.600	.840	.925
X/CV					
.000	.3070	.5140	.5290	.6630	.6360
.050	.4470	.6240	.5720	.5830	.5760
.150	.3670	.4910	.5050	.5280	.5220
.300	.2640	.3520	.4400	.4590	.4240
.520	.2110	.2760	.3440	.4410	.3860
.650	-.0280	-.0930	-.0750	-.0440	.0940
.775	-.0110	-.1390	-.1060	-.0940	.0220
.900		.1060	-.1110	-.0990	-.0010

MACH (1) = 2.498 BETAT (2) = -6.300

Z/BV	.158	.316	.600	.840	.925
X/CV					
.000	.4630	.6750	.5930	.7240	.6620
.050	.4240	.5520	.5040	.4950	.4950
.150	.3610	.4450	.4590	.4700	.4600
.300	.2610	.3240	.3950	.4100	.3850
.520	.1980	.2560	.3030	.3910	.3380
.650	-.0360	-.0980	-.0810	-.0610	.0810
.775	-.0270	-.1480	-.1230	-.1020	.0090
.900		.0800	-.1260	-.1070	-.0140

MACH (1) = 2.498 BETAT (3) = -4.180

Z/BV	.158	.316	.600	.840	.925
X/CV					
.000	.4610	.8010	.6830	.7640	.6700
.050	.3450	.4570	.3860	.3550	.3590
.150	.3270	.4080	.4050	.4090	.3970
.300	.2560	.2980	.3570	.3650	.3430
.520	.1940	.2380	.2690	.3440	.3020
.650	-.0270	-.1000	-.0910	-.0730	.0650
.775	-.0270	-.1520	-.1350	-.1160	-.0090
.900		.0630	-.1330	-.1160	-.0280


MACH (1) = 2.498 BETAT (4) = .060

Z/BV	.158	.316	.600	.840	.925
X/CV					
.000	.8960	.8140	.7390	.8040	.6720
.050	.1410	.2090	.1260	.0950	.1120
.150	.2950	.2680	.1940	.1630	.1590
.300	.2320	.2430	.2730	.1990	.1740
.520	.1670	.1800	.2110	.2430	.2000
.650	-.0320	-.1110	-.1040	-.0880	-.0060
.775	-.0410	-.1570	-.1500	-.1270	-.0300
.900		.0480	-.1370	-.1190	-.0440

AMES 87-707 IA9 O2A + S3 + T9 LEFT VERTICAL

(RBNV12)

SECTION (1) LEFT VERTICAL		DEPENDENT VARIABLE CP					
MACH (1) = 2.498	BETAT (5) = 4.310	Z/BV	.158	.316	.600	.840	.925
		X/CV					
		.000	.4050	.8610	.7420	.7590	.6110
		.050	.2170	.0480	-.0130	.0020	.0050
		.150	.1640	.0520	.0480	.0470	.0380
		.300	.1260	.1460	.0710	.0510	.0570
		.520	.0590	.1100	.1170	.0910	.0880
		.650	-.0600	-.1320	-.1160	-.1120	-.0800
		.775	-.0700	-.1650	-.1570	-.1320	-.1110
		.900		.0690	-.1490	-.1330	-.1060
MACH (1) = 2.498	BETAT (6) = 6.430	Z/BV	.158	.316	.600	.840	.925
		X/CV					
		.000	.3570	.7560	.7060	.7290	.5740
		.050	.0240	-.0460	-.0690	-.0530	-.0470
		.150	.0990	-.0260	-.0530	-.0250	-.0160
		.300	.0600	-.0100	-.0280	-.0220	.0000
		.520	.0130	.0180	-.0060	.0170	.0280
		.650	-.0830	-.1510	-.1410	-.1140	-.1130
		.775	-.1000	-.1760	-.1570	-.1320	-.1490
		.900		.0820	-.1600	-.1390	-.1430
MACH (1) = 2.498	BETAT (7) = 8.560	Z/BV	.158	.316	.600	.840	.925
		X/CV					
		.000	.2140	.6530	.6740	.6800	.5330
		.050	.0290	-.0580	-.0960	-.0940	-.0860
		.150	.0010	-.0600	-.0830	-.0640	-.0550
		.300	-.0260	-.0690	-.0650	-.0570	-.0340
		.520	-.0550	-.0640	-.0580	-.0220	.0090
		.650	-.1200	-.1630	-.1450	-.1120	-.1220
		.775	-.1410	-.1770	-.1600	-.1270	-.1570
		.900		.1020	-.1620	-.1300	-.1490
MACH (2) = 2.999	BETAT (1) = -8.580	Z/BV	.158	.316	.600	.840	.925
		X/CV					
		.000	.3240	.5480	.5940	.7020	.6480
		.050	.3940	.5620	.5240	.4750	.4660
		.150	.3380	.4950	.4710	.4640	.4520
		.300	.2540	.3690	.4110	.4200	.3980
		.520	.1870	.2960	.3320	.4010	.3680
		.650	-.0110	-.0530	-.0350	-.0160	.1260
		.775	-.0130	-.1040	-.0760	-.0470	.0540
		.900		.0820	-.0840	-.0510	.0280
MACH (2) = 2.999	BETAT (2) = -6.430	Z/BV	.158	.316	.600	.840	.925
		X/CV					
		.000	.6310	.6740	.6400	.7350	.6650
		.050	.4000	.4970	.4050	.3140	.3010
		.150	.3530	.4550	.4200	.3790	.3510
		.300	.2560	.3320	.3710	.3620	.3390



DATE 18 SEP 73

TABULATED PRESSURE DATA - IA9C

PAGE 1655

AMES 87-707 IA9 O2A + S3 + T9 LEFT VERTICAL

(RBNV12)

SECTION (1) LEFT VERTICAL		DEPENDENT VARIABLE CP					
MACH (2) = 2.999	BETAT (2) = -6.430	Z/BV	.158	.316	.600	.840	.925
		X/CV					
		.520	.1840	.2610	.2910	.3570	.3280
		.650	-.0180	-.0570	-.0430	-.0290	.1080
		.775	-.0250	-.1060	-.0820	-.0610	.0360
		.900		.0610	-.0910	-.0660	.0120
MACH (2) = 2.999	BETAT (3) = -4.270	Z/BV	.158	.316	.600	.840	.925
		X/CV					
		.000	.4690	.7410	.6740	.7580	.6730
		.050	.2970	.3230	.2540	.1900	.2080
		.150	.2970	.4310	.3180	.2550	.2350
		.300	.2430	.3070	.3360	.2810	.2430
		.520	.1800	.2360	.2630	.3090	.2510
		.650	-.0110	-.0630	-.0460	-.0420	.0880
		.775	-.0130	-.1110	-.0910	-.0740	.0220
		.900		.0440	-.0960	-.0790	-.0910
MACH (2) = 2.999	BETAT (4) = .050	Z/BV	.158	.316	.600	.840	.925
		X/CV					
		.000	.9390	.8460	.7390	.7550	.6360
		.050	.0940	.0970	.0900	.0820	.0850
		.150	.2510	.1760	.1260	.1020	.0960
		.300	.2130	.2530	.1580	.1060	.0900
		.520	.1590	.1860	.1950	.1360	.1080
		.650	-.0160	-.0680	-.0630	-.0700	-.0290
		.775	-.0170	-.1110	-.0980	-.0790	-.0510
		.900		.0330	-.1040	-.0790	-.0550
MACH (2) = 2.999	BETAT (5) = 4.380	Z/BV	.158	.316	.600	.840	.925
		X/CV					
		.000	.3850	.7880	.7400	.7700	.6270
		.050	.0800	-.0120	.0000	.0190	.0260
		.150	.1170	.0260	.0010	.0300	.0370
		.300	.0820	.0400	.0040	.0210	.0340
		.520	.0420	.0810	.0190	.0460	.0580
		.650	-.0420	-.0950	-.0980	-.0810	-.0690
		.775	-.0430	-.1190	-.1140	-.1000	-.1020
		.900		.0540	-.1170	-.1010	-.0960
MACH (2) = 2.999	BETAT (6) = 6.550	Z/BV	.158	.316	.600	.840	.925
		X/CV					
		.000	.5170	.7410	.7410	.7520	.6980
		.050	-.0300	-.0510	-.0250	-.0050	-.0020
		.150	.0650	-.0230	-.0290	.0060	.0120
		.300	.0390	-.0200	-.0280	-.0040	.0130
		.520	.0040	-.0060	-.0150	.0230	.0350

AMES 87-707 IA9 O2A + S3 + T9 LEFT VERTICAL

(RBNV12)

SECTION (1) LEFT VERTICAL		DEPENDENT VARIABLE CP					
MACH (2) = 2.999	BETAT (6) = 6.550	Z/BV	.158	.316	.600	.840	.925
		X/CV					
		.650	-.0650	-.1100	-.1030	-.0850	-.0710
		.775	-.0760	-.1280	-.1160	-.1020	-.1100
		.900		.0750	-.1170	-.1050	-.1070
MACH (2) = 2.999	BETAT (7) = 8.710	Z/BV	.158	.316	.600	.840	.925
		X/CV					
		.000	.2270	.6430	.7240	.7150	.5700
		.050	-.0170	-.0480	-.0470	-.0340	-.0310
		.150	-.0270	-.0440	-.0590	-.0230	-.0150
		.300	-.0420	-.0490	-.0550	-.0300	-.0100
		.520	-.0600	-.0500	-.0470	-.0460	.0090
		.650	-.1010	-.1210	-.1070	-.0890	-.0820
		.775	-.1130	-.1320	-.1170	-.1040	-.1190
		.900		.0870	-.1170	-.1050	-.1140
MACH (3) = 3.502	BETAT (1) = -8.740	Z/BV	.158	.316	.600	.840	.925
		X/CV					
		.000	.3440	.5690	.5310	.7640	.7040
		.050	.3770	.4830	.4120	.3620	.3510
		.150	.2980	.4850	.4230	.4160	.3870
		.300	.2360	.3860	.3950	.4060	.3770
		.520	.1730	.3170	.3290	.3940	.3760
		.650	.0090	-.0110	.0050	.0250	.1630
		.775	-.0020	-.0700	-.0360	-.0190	.0870
		.900		.0690	-.0470	-.0260	.0610
MACH (3) = 3.502	BETAT (2) = -6.540	Z/BV	.158	.316	.600	.840	.925
		X/CV					
		.000	.5240	.6750	.5470	.7820	.7070
		.050	.3850	.3880	.2780	.2580	.2730
		.150	.3430	.4500	.3310	.2990	.2820
		.300	.2660	.3510	.3570	.3190	.2800
		.520	.1770	.2800	.2950	.3450	.2870
		.650	.0070	-.0180	.0010	.0120	.1350
		.775	-.0120	-.0720	-.0410	-.0280	.0710
		.900		.0510	-.0520	-.0370	.0470
MACH (3) = 3.502	BETAT (3) = -4.350	Z/BV	.158	.316	.600	.840	.925
		X/CV					
		.000	.4760	.7370	.5790	.7580	.6660
		.050	.2860	.2570	.1750	.1730	.1750
		.150	.2730	.3620	.2310	.2050	.1800
		.300	.2400	.3200	.2840	.2130	.1790
		.520	.1740	.2490	.2650	.2370	.1770
		.650	.0160	-.0250	-.0070	-.0120	.0500



DATE 18 SEP 73

TABULATED PRESSURE DATA - IA9C

PAGE 1657

AMES 87-707 IA9 O2A + S3 + T9 LEFT VERTICAL

(RBNV12)

SECTION (1) LEFT VERTICAL		DEPENDENT VARIABLE CP					
MACH (3) = 3.502	BETAT (3) = -4.350	Z/BV	.158	.316	.600	.840	.925
		X/CV					
		.775	.0060	-.0790	-.0490	-.0410	.0260
		.900		.0370	-.0590	-.0490	.0160
MACH (3) = 3.502	BETAT (4) = .050	Z/BV	.158	.316	.600	.840	.925
		X/CV					
		.000	.9500	.8150	.6110	.7780	.6600
		.050	.9850	.0990	.0580	.0870	.0930
		.150	.1950	.1450	.0800	.0870	.0880
		.300	.1820	.1900	.1000	.0730	.0770
		.520	.1430	.1750	.1390	.0890	.0780
		.650	-.0010	-.0350	-.0230	-.0450	-.0240
		.775	-.0160	-.0810	-.0620	-.0610	-.0570
		.900		.0300	-.0710	-.0620	-.0580
MACH (3) = 3.502	BETAT (5) = 4.460	Z/BV	.158	.316	.600	.840	.925
		X/CV					
		.000	.3690	.8010	.6510	.7710	.6320
		.050	.0120	-.0030	.0120	.0340	.0350
		.150	.0740	.0050	.0140	.0390	.0370
		.300	.0600	.0140	.0150	.0290	.0320
		.520	.0350	.0180	.0190	.0480	.0460
		.650	-.0320	-.0700	-.0580	-.0530	-.0470
		.775	-.0380	-.0900	-.0790	-.0700	-.0750
		.900		.0470	-.0770	-.0730	-.0740
MACH (3) = 3.502	BETAT (6) = 6.660	Z/BV	.158	.316	.600	.840	.925
		X/CV					
		.000	.4440	.7620	.6110	.7950	.6450
		.050	-.0270	-.0390	-.0070	.0160	.0200
		.150	.0230	-.0220	-.0090	.0190	.0230
		.300	.0200	-.0250	-.0100	.0060	.0190
		.520	-.0080	-.0270	-.0070	.0280	.0380
		.650	-.0560	-.0880	-.0730	-.0600	-.0460
		.775	-.0690	-.1000	-.0830	-.0750	-.0840
		.900		.0580	-.0820	-.0740	-.0820
MACH (3) = 3.502	BETAT (7) = 8.860	Z/BV	.158	.316	.600	.840	.925
		X/CV					
		.000	.2670	.6700	.6210	.7770	.6280
		.050	-.0270	-.0490	-.0250	-.0060	-.0030
		.150	-.0440	-.0390	-.0350	-.0030	.0040
		.300	-.0530	-.0450	-.0300	-.0110	.0020
		.520	-.0620	-.0500	-.0290	.0090	.0190
		.650	-.0860	-.0970	-.0730	-.0640	-.0550
.775	-.0950	-.1040	-.0870	-.0780	-.0900		

AMES 87-707 IA9 O2A + S3 + T9 LEFT VERTICAL

(RBNV12)

SECTION (1) LEFT VERTICAL

DEPENDENT VARIABLE CP

MACH (3) = 3.502	BETAT (7) = 8.860	Z/BV	.158	.316	.600	.840	.925
		X/CV					
			.900	.0730	-.0860	-.0820	-.0900



DATE 18 SEP 73

TABULATED PRESSURE DATA - IA9C

PAGE 1659

AMES 87-707 IA9 O2A + S3 + T9 LEFT VERTICAL

(RBNV13) (10 MAY 73)

REFERENCE DATA

SREF = 2.4210 SQ.FT. XMRP = 28.5300 INCHES
 LREF = 39.8490 INCHES YMRP = .0000 INCHES
 BREF = 39.8490 INCHES ZMRP = .0000 INCHES
 SCALE = .0300 SCALE

PARAMETRIC DATA

ALPHAT = .000 ORBINC = .500
 RUDDER = -15.000 ELEVON = .000
 RUDFLR = .000

SECTION (1) LEFT VERTICAL

DEPENDENT VARIABLE CP

MACH (1) = 2.498 BETAT (1) = -8.420

Z/BV	.158	.316	.600	.840	.925
X/CV					
.000	.1290	.4410	.3980	.5250	.4980
.050	.2900	.4870	.4820	.5010	.4950
.150	.2410	.3790	.4170	.4440	.4410
.300	.1690	.2660	.3590	.3810	.3530
.520	.1360	.2060	.2820	.3640	.3240
.650	-.0510	-.1060	-.0800	-.0610	-.0670
.775	-.0410	-.1520	-.1190	-.1060	-.0010
.900		.0900	-.1270	-.1130	-.0230

MACH (1) = 2.498 BETAT (2) = -6.300

Z/BV	.158	.316	.600	.840	.925
X/CV					
.000	.2140	.5890	.5250	.6080	.5340
.050	.2420	.4100	.3950	.4070	.4090
.150	.2100	.3450	.3670	.3870	.3820
.300	.1560	.2460	.3170	.3350	.3130
.520	.1180	.1900	.2380	.3200	.2760
.650	-.0620	-.1140	-.1010	-.0740	-.0470
.775	-.0620	-.1630	-.1380	-.1190	-.0220
.900		.0620	-.1420	-.1250	-.0400

MACH (1) = 2.498 BETAT (3) = -4.180

Z/BV	.158	.316	.600	.840	.925
X/CV					
.000	.4760	.6550	.5690	.6720	.5710
.050	.2450	.3340	.2960	.2650	.2620
.150	.2250	.3210	.3190	.3240	.3120
.300	.1640	.2250	.2810	.2940	.2760
.520	.1170	.1730	.2120	.2820	.2440
.650	-.0700	-.1160	-.1000	-.0840	.0380
.775	-.0760	-.1630	-.1420	-.1250	-.0330
.900		.0450	-.1390	-.1270	-.0530

MACH (1) = 2.498 BETAT (4) = .060

Z/BV	.158	.316	.600	.840	.925
X/CV					
.000	.7810	.6870	.6320	.6920	.5620
.050	.0730	.1230	.0580	.0550	.0630
.150	.2160	.1730	.1330	.1070	.1020
.300	.1580	.1800	.1760	.1290	.1120
.520	.1030	.1210	.1520	.1680	.1330
.650	-.0710	-.1280	-.1150	-.1060	-.0410
.775	-.0810	-.1720	-.1640	-.1390	-.0640
.900		.0400	-.1520	-.1300	-.0730

AMES 87-707 IA9 O2A + S3 + T9 LEFT VERTICAL

(RBNV13)

SECTION (1) LEFT VERTICAL		DEPENDENT VARIABLE CP					
MACH (1) = 2.498	BETAT (5) = 4.300	Z/BV	.158	.316	.600	.840	.925
		X/CV					
		.000	.3380	.7140	.6280	.6710	.5230
		.050	.1300	-.0050	-.0430	-.0220	-.0140
		.150	.1430	.0070	-.0030	.0090	.0160
		.300	.0770	.0600	.0270	.0080	.0250
		.520	.0140	.0600	.0410	.0440	.0470
		.650	-.0920	-.1470	-.1250	-.1200	-.1050
		.775	-.0970	-.1790	-.1630	-.1440	-.1310
		.900		.0480	-.1610	-.1410	-.1270
MACH (1) = 2.498	BETAT (6) = 6.420	Z/BV	.158	.316	.600	.840	.925
		X/CV					
		.000	.1360	.6600	.5920	.6070	.4560
		.050	.0940	-.0340	-.0700	-.0790	-.0770
		.150	.0630	-.0350	-.0610	-.0470	-.0450
		.300	.0250	-.0350	-.0370	-.0370	-.0250
		.520	-.0240	-.0180	-.0230	.0010	.0050
		.650	-.1080	-.1560	-.1470	-.1190	-.1190
		.775	-.1120	-.1680	-.1650	-.1410	-.1480
		.900		.0620	-.1660	-.1450	-.1450
MACH (1) = 2.498	BETAT (7) = 8.540	Z/BV	.158	.316	.600	.840	.925
		X/CV					
		.000	.0610	.5460	.5370	.5380	.4020
		.050	-.0170	-.0800	-.1150	-.1280	-.1210
		.150	-.0200	-.0870	-.1090	-.1020	-.0970
		.300	-.0410	-.0970	-.0940	-.0970	-.0770
		.520	-.0710	-.0950	-.0870	-.0620	-.0480
		.650	-.1420	-.1750	-.1580	-.1220	-.1450
		.775	-.1510	-.1900	-.1690	-.1370	-.1680
		.900		.0840	-.1700	-.1410	-.1580
MACH (2) = 2.999	BETAT (1) = -8.580	Z/BV	.158	.316	.600	.840	.925
		X/CV					
		.000	.0830	.4170	.4680	.6070	.5530
		.050	.2520	.4330	.4330	.4100	.3970
		.150	.2190	.3900	.3990	.3990	.3880
		.300	.1660	.2860	.3520	.3600	.3380
		.520	.1200	.2250	.2810	.3280	.3100
		.650	-.0280	-.0590	-.0430	-.0230	.1110
		.775	-.0300	-.1090	-.0800	-.0590	.0420
		.900		.0650	-.0820	-.0660	.0210
MACH (2) = 2.999	BETAT (2) = -6.420	Z/BV	.158	.316	.600	.840	.925
		X/CV					
		.000	.2570	.5460	.5280	.6480	.5700
		.050	.2120	.3390	.3170	.2480	.2420
		.150	.1790	.3450	.3430	.3030	.2760
		.300	.1420	.2600	.3130	.3020	.2700



DATE 18 SEP 73

TABULATED PRESSURE DATA - IA9C

AMES 87-707 IA9 C2A + S3 + T9 LEFT VERTICAL

(RBNV13)

SECTION (1) LEFT VERTICAL

DEPENDENT VARIABLE CP

MACH (2) = 2.999	BETAT (2) = -6.420	Z/BV	.158	.316	.600	.840	.925
		X/CV					
		.520	.1070	.2020	.2470	.2890	.2700
		.650	-.0370	-.0630	-.0470	-.0300	.0900
		.775	-.0420	-.1090	-.0850	-.0670	.0230
		.900		.0420	-.0870	-.0740	.0030
MACH (2) = 2.999	BETAT (3) = -4.260	Z/BV	.158	.316	.600	.840	.925
		X/CV					
		.000	.2620	.6110	.5720	.6750	.5780
		.050	.2140	.2520	.2010	.1660	.1760
		.150	.2090	.3260	.2620	.2030	.1900
		.300	.1620	.2370	.2810	.2220	.1880
		.520	.1050	.1780	.2210	.2520	.1870
		.650	-.0420	-.0710	-.0520	-.0440	.0640
		.775	-.0540	-.1160	-.0910	-.0740	.0110
		.900		.0230	-.0910	-.0800	-.0090
MACH (2) = 2.999	BETAT (4) = .060	Z/BV	.158	.316	.600	.840	.925
		X/CV					
		.000	.8110	.7020	.6600	.7280	.5340
		.050	.0510	.0620	.0630	.0840	.0870
		.150	.1690	.1270	.0920	.1040	.1080
		.300	.1390	.1730	.1180	.0990	.1020
		.520	.1010	.1330	.1370	.1220	.1060
		.650	-.0410	-.0750	-.0640	-.0760	-.0300
		.775	-.0510	-.1160	-.0990	-.1080	-.0580
		.900		.0040	-.1000	-.0900	-.0660
MACH (2) = 2.999	BETAT (5) = 4.380	Z/BV	.158	.316	.600	.840	.925
		X/CV					
		.000	.1970	.6520	.6350	.6900	.5370
		.050	.1330	.0210	-.0230	-.0100	-.0070
		.150	.1100	.0230	-.0230	-.0060	.0020
		.300	.0510	.0320	-.0030	-.0090	.0000
		.520	.0060	.0410	.0060	.0140	.0160
		.650	-.0620	-.0880	-.0940	-.0830	-.0800
		.775	-.0620	-.1030	-.1080	-.1000	-.1100
		.900		.0320	-.1080	-.1020	-.1030
MACH (2) = 2.999	BETAT (6) = 6.540	Z/BV	.158	.316	.600	.840	.925
		X/CV					
		.000	.1680	.6110	.6190	.6580	.5130
		.050	.0150	-.0320	-.0410	-.0340	-.0310
		.150	.0640	-.0250	-.0470	-.0250	-.0210
		.300	.0190	-.0290	-.0420	-.0310	-.0230
		.520	-.0120	-.0250	-.0330	-.0090	-.0060

AMES 87-707 IA9 O2A + S3 + T9 LEFT VERTICAL

(RBNV13)

SECTION (1) LEFT VERTICAL		DEPENDENT VARIABLE CP					
MACH (2) = 2.999	BETAT (6) = 6.540	Z/BV	.158	.316	.600	.840	.925
		X/CV					
		.650	-.0690	-.1050	-.1050	-.0830	-.0880
		.775	-.0790	-.1200	-.1180	-.1010	-.1150
		.900		.0490	-.1170	-.1050	-.1090
MACH (2) = 2.999	BETAT (7) = 8.690	Z/BV	.158	.316	.600	.840	.925
		X/CV					
		.000	.0560	.5120	.5880	.6200	.4800
		.050	-.0310	-.0560	-.0620	-.0600	-.0550
		.150	-.0340	-.0570	-.0760	-.0530	-.0460
		.300	-.0450	-.0640	-.0690	-.0560	-.0410
		.520	-.0660	-.0630	-.0640	-.0340	-.0260
		.650	-.1050	-.1220	-.1100	-.0950	-.0950
		.775	-.1130	-.1330	-.1210	-.1060	-.1180
		.900		.0640	-.1210	-.1080	-.1130
MACH (3) = 3.502	BETAT (1) = -8.750	Z/BV	.158	.316	.600	.840	.925
		X/CV					
		.000	.0420	.3770	.4840	.5510	.5220
		.050	.1930	.3400	.3250	.2800	.2850
		.150	.1730	.3300	.3460	.3040	.2910
		.300	.1440	.2830	.3420	.3070	.2820
		.520	.1050	.2320	.2860	.3070	.2800
		.650	-.0130	-.0300	-.0040	.0080	.1130
		.775	-.0270	-.0830	-.0460	-.0300	.0570
		.900		.0200	-.0560	-.0360	.0430
MACH (3) = 3.502	BETAT (2) = -6.550	Z/BV	.158	.316	.600	.840	.925
		X/CV					
		.000	.2320	.4880	.5270	.6100	.5220
		.050	.2100	.3010	.2300	.2060	.2180
		.150	.1500	.2900	.2720	.2260	.2220
		.300	.1150	.2580	.2910	.2290	.2090
		.520	.0880	.2090	.2480	.2550	.2030
		.650	-.0260	-.0340	-.0080	-.0060	.0810
		.775	-.0370	-.0850	-.0540	-.0400	.0370
		.900		.0220	-.0640	-.0460	.0220
MACH (3) = 3.502	BETAT (3) = -4.350	Z/BV	.158	.316	.600	.840	.925
		X/CV					
		.000	.2460	.5960	.5760	.6570	.5330
		.050	.2160	.2030	.1580	.1650	.1750
		.150	.1920	.2570	.2020	.1810	.1830
		.300	.1540	.2330	.2260	.1750	.1650
		.520	.0960	.1830	.2230	.1900	.1560
		.650	-.0270	-.0400	-.0190	-.0260	.0420



DATE 18 SEP 73

TABULATED PRESSURE DATA - IA9C

PAGE 1663

AMES 87-707 IA9 O2A + S3 + T9 LEFT VERTICAL

(RBNV13)

SECTION (1) LEFT VERTICAL

DEPENDENT VARIABLE CP

MACH (3) = 3.502	BETAT (3) = -4.350	Z/BV	.158	.316	.600	.840	.925
		X/CV					
		.775	-.0490	-.0860	-.0590	-.0550	.0020
		.900		.0070	-.0700	-.0600	-.0060
MACH (3) = 3.502	BETAT (4) = .050	Z/BV	.158	.316	.600	.840	.925
		X/CV					
		.000	.7910	.7010	.6060	.5870	.5060
		.050	.0420	.0680	.0690	.0560	.0570
		.150	.1290	.1170	.0830	.0640	.0610
		.300	.1110	.1380	.0960	.0540	.0490
		.520	.0810	.1270	.1030	.0700	.0500
		.650	-.0310	-.0510	-.0460	-.0530	-.0310
		.775	-.0470	-.0900	-.0760	-.0670	-.0590
		.900	-.0050	-.0760	-.0670	-.0610	
MACH (3) = 3.502	BETAT (5) = 4.450	Z/BV	.158	.316	.600	.840	.925
		X/CV					
		.000	.1740	.6540	.6410	.6480	.4930
		.050	.0710	-.0150	-.0090	.0000	.0070
		.150	.0770	.0030	-.0190	.0040	.0130
		.300	.0320	.0030	-.0180	-.0030	.0080
		.520	-.0030	.0030	-.0120	.0140	.0210
		.650	-.0500	-.0760	-.0750	-.0630	-.0560
		.775	-.0580	-.0880	-.0880	-.0760	-.0840
		.900	.0110	-.0870	-.0790	-.0860	
MACH (3) = 3.502	BETAT (6) = 6.650	Z/BV	.158	.316	.600	.840	.925
		X/CV					
		.000	.2270	.5610	.6180	.6360	.4670
		.050	-.0320	-.0460	-.0280	-.0200	-.0190
		.150	.0020	-.0320	-.0390	-.0210	-.0140
		.300	-.0060	-.0350	-.0400	-.0280	-.0160
		.520	-.0330	-.0330	-.0380	-.0090	-.0050
		.650	-.0710	-.0910	-.0780	-.0700	-.0610
		.775	-.0770	-.1030	-.0890	-.0820	-.0880
		.900	.0240	-.0890	-.0830	-.0880	
MACH (3) = 3.502	BETAT (7) = 8.840	Z/BV	.158	.316	.600	.840	.925
		X/CV					
		.000	.0160	.4690	.5980	.5630	.4520
		.050	-.0610	-.0670	-.0400	-.0370	-.0340
		.150	-.0640	-.0590	-.0590	-.0320	-.0270
		.300	-.0630	-.0600	-.0570	-.0410	-.0290
		.520	-.0730	-.0620	-.0560	-.0230	-.0190
		.650	-.0950	-.1010	-.0850	-.0740	-.0690
		.775	-.1010	-.1080	-.0920	-.0860	-.0960

AMES 87-757 IA9 O2A + S3 + T9 LEFT VERTICAL

(RBNV13)

SECTION (1) LEFT VERTICAL

DEPENDENT VARIABLE CP

MACH (3) = 3.502	BETAT (7) = 8.840	Z/BV	.158	.316	.600	.840	.925
		X/CV					
			.900	.0390	-.0930	-.0910	-.0970

AMES 87-707 IA9 C2A + S3 + T9 LEFT VERTICAL

(RBNV14) (10 MAY 73)

REFERENCE DATA

SREF = 2.4210 SQ.FT. XMRP = 28.5300 INCHES
 LREF = 39.8490 INCHES YMRP = .0000 INCHES
 BREF = 39.8490 INCHES ZMRP = .0000 INCHES
 SCALE = .0300 SCALE

PARAMETRIC DATA

ALPHAT = 4.000 ORBINC = .500
 RUDDER = -15.000 ELEVON = .000
 RUDFLR = .000

SECTION (1) LEFT VERTICAL

DEPENDENT VARIABLE CP

MACH (1) = 2.498 BETAT (1) = -8.410

Z/BV	.158	.316	.600	.840	.925
X/CV					
.000	.0000	.2900	.2700	.3820	.3830
.050	.1800	.4000	.4240	.4590	.4460
.150	.1600	.3050	.3660	.3980	.3990
.300	.1010	.2050	.3160	.3380	.3150
.520	.0730	.1570	.2440	.3220	.2890
.650	-.0730	-.1150	-.0880	-.0730	.0460
.775	-.0680	-.1590	-.1350	-.1160	-.0190
.900		.0830	-.1450	-.1160	-.0370

MACH (1) = 2.498 BETAT (2) = -6.290

Z/BV	.158	.316	.600	.840	.925
X/CV					
.000	.1170	.4550	.4030	.5120	.4530
.050	.1230	.3390	.3550	.3630	.3640
.150	.1150	.2760	.3160	.3400	.3350
.300	.0860	.1930	.2710	.2900	.2740
.520	.0680	.1440	.1980	.2720	.2440
.650	-.0680	-.1200	-.1020	-.0800	.0330
.775	-.0680	-.1640	-.1410	-.1240	-.0310
.900		.0670	-.1490	-.1310	-.0520

MACH (1) = 2.498 BETAT (3) = -4.180

Z/BV	.158	.316	.600	.840	.925
X/CV					
.000	.2840	.5560	.4600	.5460	.4620
.050	.1170	.2280	.2440	.2340	.2320
.150	.1100	.2310	.2590	.2660	.2620
.300	.0840	.1710	.2270	.2380	.2220
.520	.0600	.1260	.1640	.2320	.1950
.650	-.0800	-.1290	-.1130	-.0970	.0130
.775	-.0890	-.1740	-.1490	-.1350	-.0500
.900		.0560	-.1530	-.1360	-.0660

MACH (1) = 2.498 BETAT (4) = .060

Z/BV	.158	.316	.600	.840	.925
X/CV					
.000	.6900	.5740	.5080	.5670	.4530
.050	.0330	.0700	.0340	.0180	.0260
.150	.1600	.1420	.0900	.0710	.0640
.300	.1040	.1200	.1300	.0940	.0760
.520	.0560	.0740	.1050	.1310	.0970
.650	-.0930	-.1400	-.1300	-.1180	-.0580
.775	-.1020	-.1780	-.1680	-.1470	-.0830
.900		.0440	-.1590	-.1430	-.0950

AMES 87-707 IA9 O2A + S3 + T9 LEFT VERTICAL

(RBNV14)

SECTION (1) LEFT VERTICAL		DEPENDENT VARIABLE CP					
MACH (1) = 2.498	BETAT (5) = 4.310	Z/BV	.158	.316	.600	.840	.925
		X/CV					
		.000	.2100	.6060	.5180	.5530	.4210
		.050	.0630	-.0140	-.0640	-.0500	-.0440
		.150	.0900	-.0170	-.0470	-.0250	-.0180
		.300	.0530	-.0080	-.0170	-.0250	-.0080
		.520	.0030	-.0080	.0000	.0080	.0100
		.650	-.1060	-.1530	-.1490	-.1230	-.1140
		.775	-.1200	-.1750	-.1580	-.1410	-.1450
		.900		.0570	-.1570	-.1420	-.1420
MACH (1) = 2.498	BETAT (6) = 6.430	Z/BV	.158	.316	.600	.840	.925
		X/CV					
		.000	.1040	.5380	.5020	.5220	.3910
		.050	.0600	-.0560	-.1000	-.0900	-.0870
		.150	.0500	-.0650	-.0830	-.0670	-.0580
		.300	.0380	-.0460	-.0610	-.0610	-.0400
		.520	-.0220	-.0450	-.0500	-.0300	-.0210
		.650	-.1140	-.1640	-.1550	-.1330	-.1360
		.775	-.1370	-.1840	-.1660	-.1480	-.1610
		.900		.0560	-.1710	-.1510	-.1570
MACH (1) = 2.498	BETAT (7) = 8.560	Z/BV	.158	.316	.600	.840	.925
		X/CV					
		.000	.0080	.4160	.4130	.4050	.2880
		.050	-.0110	-.1010	-.1170	-.1520	-.1480
		.150	-.0090	-.1090	-.1210	-.1230	-.1290
		.300	-.0260	-.1220	-.1130	-.1080	-.1020
		.520	-.0450	-.1070	-.1020	-.0860	-.0770
		.650	-.1450	-.1810	-.1840	-.1440	-.1560
		.775	-.1710	-.1980	-.1890	-.1540	-.1720
		.900		.0690	-.1790	-.1540	-.1670
MACH (2) = 2.999	BETAT (1) = -8.560	Z/BV	.158	.316	.600	.840	.925
		X/CV					
		.000	-.0040	.3540	.3130	.4540	.4250
		.050	.1110	.3510	.3650	.3730	.3660
		.150	.1170	.3050	.3220	.3420	.3350
		.300	.0890	.2100	.2830	.2980	.2850
		.520	.0510	.1590	.2230	.2770	.2590
		.650	-.0540	-.0720	-.0470	-.0300	.0750
		.775	-.0580	-.1160	-.0800	-.0650	.0200
		.900		.0690	-.0870	-.0710	.0020
MACH (2) = 2.999	BETAT (2) = -6.410	Z/BV	.158	.316	.600	.840	.925
		X/CV					
		.000	.0660	.4630	.3840	.5030	.4450
		.050	.1210	.2610	.2720	.2440	.2320
		.150	.1180	.2540	.2680	.2670	.2520
		.300	.0820	.1770	.2430	.2470	.2290



AMES 87-707 IA9 O2A + S3 + T9 LEFT VERTICAL

(RBNV14)

SECTION (1) LEFT VERTICAL		DEPENDENT VARIABLE CP					
MACH (2) = 2.999	BETAT (2) = -6.410	Z/BV	.158	.316	.600	.840	.925
		X/CV					
		.520	.0520	.1310	.1860	.2290	.2140
		.650	-.0620	-.0790	-.0580	-.0410	.0600
		.775	-.0690	-.1180	-.0910	-.0750	.0000
		.900		.0430	-.0980	-.0810	-.0180
MACH (2) = 2.999	BETAT (3) = -4.250	Z/BV	.158	.316	.600	.840	.925
		X/CV					
		.000	.2380	.5030	.4710	.5280	.4480
		.050	.0880	.1680	.1260	.1270	.1330
		.150	.0730	.1900	.1820	.1620	.1530
		.300	.0510	.1510	.1970	.1680	.1450
		.520	.0320	.1150	.1510	.1920	.1510
		.650	-.0670	-.0840	-.0650	-.0560	.0300
		.775	-.0780	-.1220	-.1030	-.0840	-.0180
		.900		.0160	-.1090	-.0920	-.0330
MACH (2) = 2.999	BETAT (4) = .060	Z/BV	.158	.316	.600	.840	.925
		X/CV					
		.000	.6920	.5480	.5090	.5810	.4640
		.050	.0050	.0220	.0210	.0440	.0520
		.150	.0710	.0780	.0460	.0590	.0640
		.300	.0820	.1110	.0740	.0510	.0560
		.520	.0420	.0740	.0860	.0690	.0560
		.650	-.0670	-.0920	-.0750	-.0880	-.0540
		.775	-.0790	-.1250	-.1130	-.1010	-.0780
		.900		.0040	-.1130	-.1010	-.0840
MACH (2) = 2.999	BETAT (5) = 4.380	Z/BV	.158	.316	.600	.840	.925
		X/CV					
		.000	.1300	.5550	.5000	.5390	.4110
		.050	.0400	-.0020	-.0300	-.0380	-.0380
		.150	.0690	.0000	-.0260	-.0290	-.0300
		.300	.0540	-.0050	-.0190	-.0280	-.0290
		.520	.0150	-.0090	-.0050	.0010	-.0180
		.650	-.0680	-.1050	-.1100	-.0940	-.0920
		.775	-.0830	-.1210	-.1180	-.1050	-.1070
		.900		.0210	-.1170	-.1100	-.1040
MACH (2) = 2.999	BETAT (6) = 6.550	Z/BV	.158	.316	.600	.840	.925
		X/CV					
		.000	.0410	.5220	.4710	.5120	.3860
		.050	.0280	-.0350	-.0660	-.0650	-.0630
		.150	.0330	-.0420	-.0720	-.0570	-.0560
		.300	.0460	-.0520	-.0570	-.0630	-.0540
		.520	.0010	-.0560	-.0500	-.0440	-.0410

AMES 87-707 IA9 O2A + S3 + T9 LEFT VERTICAL

(RBNV14)

SECTION (1) LEFT VERTICAL		DEPENDENT VARIABLE CP					
MACH (2) = 2.999	BETAT (6) = 6.550	Z/BV	.158	.316	.600	.840	.925
		X/CV					
		.650	-.0800	-.1220	-.1100	-.0970	-.1040
		.775	-.0920	-.1330	-.1250	-.1090	-.1220
	.900		.0380	-.1210	-.1130	-.1170	
MACH (2) = 2.999	BETAT (7) = 8.710	Z/BV	.158	.316	.600	.840	.925
		X/CV					
		.000	-.0250	.4440	.4330	.4640	.3450
		.050	-.0460	-.0860	-.0850	-.0880	-.0850
		.150	-.0360	-.0840	-.1030	-.0810	-.0760
		.300	-.0480	-.0910	-.0890	-.0840	-.0710
		.520	-.0500	-.0900	-.0860	-.0670	-.0610
		.650	-.1070	-.1320	-.1220	-.1040	-.1130
		.775	-.1260	-.1450	-.1280	-.1190	-.1300
		.900		.0550	-.1290	-.1210	-.1270
MACH (3) = 3.502	BETAT (1) = -8.730	Z/BV	.158	.316	.600	.840	.925
		X/CV					
		.000	.0150	.2180	.3370	.4800	.4360
		.050	.1220	.2450	.2630	.2470	.2470
		.150	.1040	.2470	.2690	.2640	.2540
		.300	.0780	.2010	.2530	.2560	.2390
		.520	.0450	.1560	.2070	.2490	.2310
		.650	-.0400	-.0450	-.0240	-.0080	.0860
		.775	-.0540	-.0870	-.0590	-.0400	.0330
		.900		.0360	-.0640	-.0490	.0160
MACH (3) = 3.502	BETAT (2) = -6.530	Z/BV	.158	.316	.600	.840	.925
		X/CV					
		.000	.0300	.3640	.3730	.5060	.4480
		.050	.0570	.1930	.1720	.1660	.1750
		.150	.0640	.1870	.1920	.1800	.1780
		.300	.0560	.1590	.2040	.1820	.1640
		.520	.0380	.1310	.1730	.1970	.1640
		.650	-.0420	-.0540	-.0350	-.0230	.0530
		.775	-.0550	-.0950	-.0720	-.0560	.0060
		.900		.0110	-.0770	-.0640	-.0090
MACH (3) = 3.502	BETAT (3) = -4.340	Z/BV	.158	.316	.600	.840	.925
		X/CV					
		.000	.1670	.4250	.4340	.5430	.4640
		.050	.0850	.1640	.1100	.1250	.1340
		.150	.0560	.1580	.1410	.1350	.1340
		.300	.0310	.1350	.1510	.1250	.1190
		.520	.0160	.1100	.1390	.1430	.1150
.650	-.0590	-.0590	-.0450	-.0430	.0150		



DATE 18 SEP 73

TABULATED PRESSURE DATA - IA9C

PAGE 1669

AMES 87-707 IA9 O2A + S3 + T9 LEFT VERTICAL

(RBNV14)

SECTION (1) LEFT VERTICAL

DEPENDENT VARIABLE CP

MACH (3) = 3.502	BETAT (3) = -4.340	Z/BV	.158	.316	.600	.840	.925
		X/CV					
		.775	-.0700	-.0970	-.0770	-.0710	-.0180
		.900		-.0010	-.0850	-.0750	-.0300
MACH (3) = 3.502	BETAT (4) = .050	Z/BV	.158	.316	.600	.840	.925
		X/CV					
		.000	.5840	.5450	.5200	.6100	.4410
		.050	.0160	.0270	.0320	.0640	.0530
		.150	.0590	.0570	.0430	.0710	.0660
		.300	.0630	-.0850	.0540	.0590	.0590
		.520	.0310	.0710	.0620	.0650	.0570
		.650	-.0500	-.0680	-.0580	-.0580	-.0280
		.775	-.0650	-.0920	-.0820	-.0730	-.0580
		.900		-.0220	-.0830	-.0740	-.0640
MACH (3) = 3.502	BETAT (5) = 4.450	Z/BV	.158	.316	.600	.840	.925
		X/CV					
		.000	.1010	.4620	.4900	.5500	.4200
		.050	.0060	-.0280	-.0330	-.0220	-.0200
		.150	.0420	-.0130	-.0400	-.0200	-.0160
		.300	.0220	-.0210	-.0340	-.0290	-.0210
		.520	-.0040	-.0190	-.0290	-.0150	-.0120
		.650	-.0570	-.0850	-.0760	-.0690	-.0660
		.775	-.0700	-.0970	-.0840	-.0780	-.0880
		.900		.0040	-.0840	-.0800	-.0880
MACH (3) = 3.502	BETAT (6) = 6.660	Z/BV	.158	.316	.600	.840	.925
		X/CV					
		.000	.0140	.4210	.4560	.5130	.3850
		.050	-.0170	-.0390	-.0540	-.0480	-.0460
		.150	.0020	-.0380	-.0690	-.0470	-.0450
		.300	.0080	-.0510	-.0590	-.0550	-.0480
		.520	-.0140	-.0570	-.0570	-.0430	-.0410
		.650	-.0650	-.1000	-.0870	-.0820	-.0810
		.775	-.0850	-.1130	-.0970	-.0900	-.0920
		.900		.0100	-.0970	-.0900	-.0920
MACH (3) = 3.502	BETAT (7) = 8.860	Z/BV	.158	.316	.600	.840	.925
		X/CV					
		.000	-.0040	.2880	.4370	.4970	.3640
		.050	-.0800	-.0810	-.0600	-.0580	-.0560
		.150	-.0690	-.0800	-.0800	-.0570	-.0540
		.300	-.0620	-.0820	-.0770	-.0640	-.0560
		.520	-.0610	-.0810	-.0770	-.0520	-.0470
		.650	-.0900	-.1040	-.0950	-.0850	-.0820
		.775	-.1000	-.1120	-.1000	-.0930	-.0970

AMES 87-707 IA9 O2A + S3 + T9 LEFT VERTICAL

(RBNV14)

SECTION (1) LEFT VERTICAL

DEPENDENT VARIABLE CP

MACH (3) = 3.502	BETAT (7) = 8.860	Z/BV	.158	.316	.600	.840	.925
		X/CV					
			.900	.0300	-.1010	-.0960	-.0990

AMES 87-757 IA9 Q2A + S3 + T9 LEFT VERTICAL

(RBNV15) (10 MAY 73)

REFERENCE DATA

SREF = 2.4210 SQ.FT. XMRP = 28.5300 INCHES
 LREF = 39.8490 INCHES YMRP = .0000 INCHES
 BREF = 39.8490 INCHES ZMRP = .0000 INCHES
 SCALE = .0300 SCALE

PARAMETRIC DATA

ALPHAT = 6.000 ORBINC = .500
 RUDDER = -15.000 ELEVON = .000
 RUDFLR = .000

SECTION (1) LEFT VERTICAL

DEPENDENT VARIABLE CP

MACH (1) = 2.498	BETAT (1) = -8.390	Z/BV	.158	.316	.600	.840	.925
		X/CV					
		.000	.0010	.2110	.2330	.3390	.3340
		.050	.1290	.3450	.4000	.4240	.4110
		.150	.1130	.2640	.3440	.3690	.3650
		.300	.0650	.1790	.2940	.3080	.2890
		.520	.0390	.1290	.2190	.2950	.2660
		.650	-.0900	-.1240	-.1000	-.0800	.0250
		.775	-.0840	-.1640	-.1420	-.1090	-.0280
		.900		.0810	-.1500	-.1080	-.0390
MACH (1) = 2.498	BETAT (2) = -6.280	Z/BV	.158	.316	.600	.840	.925
		X/CV					
		.000	.0790	.3810	.3500	.4480	.4000
		.050	.1050	.3010	.3290	.3430	.3450
		.150	.1030	.2360	.2890	.3150	.3160
		.300	.0670	.1620	.2480	.2710	.2540
		.520	.0520	.1210	.1850	.2430	.2240
		.650	-.0830	-.1260	-.1100	-.0890	.0230
		.775	-.0850	-.1690	-.1510	-.1280	-.0400
		.900		.0590	-.1580	-.1350	-.0590
MACH (1) = 2.498	BETAT (3) = -4.160	Z/BV	.158	.316	.600	.840	.925
		X/CV					
		.000	.2180	.4840	.4010	.4850	.4090
		.050	.0720	.2040	.2360	.2320	.2350
		.150	.0730	.1950	.2360	.2500	.2450
		.300	.0490	.1370	.2060	.2170	.2020
		.520	.0300	.0980	.1470	.2130	.1770
		.650	-.0870	-.1360	-.1190	-.1000	.0020
		.775	-.0940	-.1770	-.1580	-.1390	-.0550
		.900		.0580	-.1540	-.1410	-.0720
MACH (1) = 2.498	BETAT (4) = .060	Z/BV	.158	.316	.600	.840	.925
		X/CV					
		.000	.6590	.5330	.4530	.5070	.3980
		.050	.0290	.0580	.0220	.0060	.0130
		.150	.1430	.1270	.0730	.0590	.0510
		.300	.0790	.0920	.1090	.0770	.0620
		.520	.0330	.0580	.0790	.1120	.0840
		.650	-.1030	-.1430	-.1330	-.1200	-.0540
		.775	-.1160	-.1820	-.1660	-.1470	-.0880
		.900		.0470	-.1570	-.1450	-.1010

AMES 87-757 IA9 O2A + S3 + T9 LEFT VERTICAL

(RBNV15)

SECTION (1) LEFT VERTICAL

DEPENDENT VARIABLE CP

MACH (1) = 2.498 BETAT (5) = 4.310	Z/BV	.158	.316	.600	.840	.925
	X/CV					
	.000	.1640	.5240	.4540	.4880	.3640
	.050	.0540	-.0300	-.0750	-.0710	-.0630
	.150	.0780	-.0340	-.0610	-.0450	-.0380
	.300	.0470	-.0140	-.0360	-.0410	-.0260
	.520	.0040	-.0220	-.0230	-.0090	-.0050
	.650	-.1050	-.1540	-.1540	-.1260	-.1200
	.775	-.1210	-.1720	-.1620	-.1430	-.1500
	.900		.0640	-.1640	-.1480	-.1470
MACH (1) = 2.498 BETAT (6) = 6.440	Z/BV	.158	.316	.600	.840	.925
	X/CV					
	.000	.0780	.4520	.4410	.4490	.3300
	.050	.0450	-.0680	-.1090	-.1130	-.1080
	.150	.0240	-.0860	-.0970	-.0890	-.0810
	.300	.0210	-.0540	-.0770	-.0820	-.0630
	.520	-.0370	-.0640	-.0700	-.0550	-.0440
	.650	-.1170	-.1700	-.1570	-.1290	-.1380
	.775	-.1400	-.1840	-.1720	-.1500	-.1660
	.900		.0560	-.1730	-.1530	-.1640
MACH (1) = 2.498 BETAT (7) = 8.570	Z/BV	.158	.316	.600	.840	.925
	X/CV					
	.000	.0060	.3270	.3580	.3520	.2470
	.050	-.0290	-.1110	-.1070	-.1570	-.1520
	.150	-.0390	-.1240	-.1260	-.1310	-.1300
	.300	-.0460	-.1360	-.1180	-.1200	-.1020
	.520	-.0750	-.1250	-.1010	-.0810	-.0760
	.650	-.1370	-.1860	-.1790	-.1340	-.1530
	.775	-.1570	-.1980	-.1870	-.1520	-.1770
	.900		.0680	-.1820	-.1530	-.1710
MACH (2) = 2.999 BETAT (1) = -8.550	Z/BV	.158	.316	.600	.840	.925
	X/CV					
	.000	-.0210	.2940	.2550	.3760	.3610
	.050	.0920	.3000	.3370	.3530	.3460
	.150	.0980	.2590	.2920	.3120	.3110
	.300	.0690	.1750	.2550	.2730	.2590
	.520	.0280	.1260	.2020	.2590	.2310
	.650	-.0650	-.0780	-.0530	-.0370	.0600
	.775	-.0680	-.1170	-.0830	-.0680	.0130
	.900		.0720	-.0930	-.0760	-.0040
MACH (2) = 2.999 BETAT (2) = -6.400	Z/BV	.158	.316	.600	.840	.925
	X/CV					
	.000	.0540	.3830	.3430	.4340	.3890
	.050	.0440	.2280	.2490	.2400	.2310
	.150	.0510	.2180	.2410	.2470	.2370
	.300	.0350	.1520	.2140	.2230	.2080

AMES 87-707 IA9 O2A + S3 + T9 LEFT VERTICAL

(RBNV15)

SECTION (1) LEFT VERTICAL		DEPENDENT VARIABLE CP					
MACH (2) = 2.999	BETAT (2) = -6.400	Z/BV	.158	.316	.600	.840	.925
		X/CV					
		.520	.0170	.1100	.1640	.2050	.1930
		.650	-.0640	-.0810	-.0620	-.0430	.0480
		.775	-.0740	-.1200	-.0950	-.0780	-.0080
		.900		.0400	-.1020	-.0830	-.0230
MACH (2) = 2.999	BETAT (3) = -4.240	Z/BV	.158	.316	.600	.840	.925
		X/CV					
		.000	.1210	.4760	.4190	.5060	.4020
		.050	.0470	.1370	.1030	.1010	.1170
		.150	.0500	.1490	.1550	.1330	.1310
		.300	.0310	.1170	.1690	.1410	.1240
		.520	.0160	.0850	.1290	.1660	.1290
		.650	-.0740	-.0890	-.0750	-.0610	.0210
		.775	-.0840	-.1250	-.1080	-.0920	-.0280
		.900		.0120	-.1120	-.0980	-.0440
MACH (2) = 2.999	BETAT (4) = .060	Z/BV	.158	.316	.600	.840	.925
		X/CV					
		.000	.5830	.4960	.4490	.5230	.4140
		.050	-.0090	.0040	.0020	.0240	.0290
		.150	.0570	.0590	.0270	.0380	.0400
		.300	.0600	.0820	.0530	.0310	.0340
		.520	.0180	.0480	.0660	.0490	.0350
		.650	-.0770	-.1000	-.0880	-.0930	-.0610
		.775	-.0900	-.1310	-.1180	-.1040	-.0890
		.900		.0040	-.1180	-.1070	-.0930
MACH (2) = 2.999	BETAT (5) = 4.390	Z/BV	.158	.316	.600	.840	.925
		X/CV					
		.000	.0660	.5140	.4650	.4880	.3610
		.050	.0250	-.0100	-.0400	-.0310	-.0370
		.150	.0380	-.0120	-.0390	-.0170	-.0250
		.300	.0390	-.0110	-.0250	-.0220	-.0190
		.520	.0120	-.0250	-.0150	-.0010	-.0040
		.650	-.0770	-.1120	-.1110	-.0940	-.0870
		.775	-.0920	-.1290	-.1200	-.1100	-.1110
		.900		.0150	-.1200	-.1140	-.1100
MACH (2) = 2.999	BETAT (6) = 6.570	Z/BV	.158	.316	.600	.840	.925
		X/CV					
		.000	.0340	.4350	.4290	.4450	.3290
		.050	.0110	-.0560	-.0690	-.0760	-.0730
		.150	.0060	-.0630	-.0780	-.0670	-.0650
		.300	-.0050	-.0490	-.0580	-.0680	-.0630
		.520	-.0170	-.0570	-.0500	-.0500	-.0530

AMES 87-707 IA9 O2A + S3 + T9 LEFT VERTICAL

(RBNV15)

SECTION (1)LEFT VERTICAL		DEPENDENT VARIABLE CP					
MACH (2) = 2.999	BETAT (6) = 6.570	Z/BV	.158	.316	.600	.840	.925
		X/CV					
		.650	-.0870	-.1210	-.1170	-.1020	-.1070
		.775	-.1010	-.1360	-.1240	-.1120	-.1240
		.900		.0360	-.1250	-.1150	-.1190
MACH (2) = 2.999	BETAT (7) = 8.730	Z/BV	.158	.316	.600	.840	.925
		X/CV					
		.000	-.0230	.3660	.3650	.3880	.2810
		.050	-.0370	-.0750	-.0880	-.1000	-.0950
		.150	-.0310	-.0780	-.1050	-.0950	-.0880
		.300	-.0570	-.0930	-.0910	-.0940	-.0810
		.520	-.0490	-.0950	-.0890	-.0760	-.0720
		.650	-.1030	-.1330	-.1210	-.1100	-.1160
		.775	-.1160	-.1420	-.1260	-.1180	-.1260
		.900		.0600	-.1280	-.1190	-.1270
MACH (3) = 3.502	BETAT (1) = -8.710	Z/BV	.158	.316	.600	.840	.925
		X/CV					
		.000	-.0280	.1530	.2680	.4030	.3700
		.050	.0540	.2000	.2410	.2340	.2280
		.150	.0560	.2080	.2340	.2430	.2320
		.300	.0470	.1680	.2190	.2260	.2150
		.520	.0220	.1270	.1770	.2230	.2010
		.650	-.0510	-.0540	-.0290	-.0170	.0660
		.775	-.0630	-.0940	-.0650	-.0500	.0210
		.900		.0340	-.0700	-.0570	.0070
MACH (3) = 3.502	BETAT (2) = -6.520	Z/BV	.158	.316	.600	.840	.925
		X/CV					
		.000	.0250	.3430	.3120	.4360	.3840
		.050	.0540	.1570	.1600	.1500	.1550
		.150	.0450	.1640	.1780	.1650	.1590
		.300	.0260	.1320	.1800	.1670	.1480
		.520	.0060	.1020	.1490	.1740	.1490
		.650	-.0590	-.0560	-.0390	-.0220	.0460
		.775	-.0710	-.0920	-.0720	-.0590	.0000
		.900		.0130	-.0790	-.0630	-.0130
MACH (3) = 3.502	BETAT (3) = -4.330	Z/BV	.158	.316	.600	.840	.925
		X/CV					
		.000	.0960	.3600	.3710	.4740	.4000
		.050	.0330	.1240	.0940	.1060	.1120
		.150	.0240	.1190	.1190	.1150	.1150
		.300	.0090	.0960	.1270	.1100	.1010
		.520	.0000	.0760	.1170	.1240	.0970
		.650	-.0590	-.0680	-.0470	-.0420	.0080

AMES 87-707 IA9 O2A + S3 + T9 LEFT VERTICAL

(RBNV15)

SECTION (1) LEFT VERTICAL		DEPENDENT VARIABLE CP					
MACH (3) = 3.502	BETAT (3) = -4.330	Z/BV	.158	.316	.600	.840	.925
		X/CV					
		.775	-.0700	-.0990	-.0790	-.0720	-.0250
	.900		-.0030	-.0860	-.0760	-.0360	
MACH (3) = 3.502	BETAT (4) = .050	Z/BV	.158	.316	.600	.840	.925
		X/CV					
		.000	.4860	.4680	.4430	.5370	.4250
		.050	-.0090	.0140	.0150	.0390	.0440
		.150	.0300	.0370	.0210	.0450	.0520
		.300	.0350	.0590	.0310	.0360	.0420
		.520	.0090	.0440	.0410	.0460	.0370
		.650	-.0590	-.0750	-.0680	-.0630	-.0440
		.775	-.0740	-.0950	-.0860	-.0790	-.0700
		.900		-.0250	-.0850	-.0820	-.0750
		MACH (3) = 3.502	BETAT (5) = 4.460	Z/BV	.158	.316	.600
X/CV							
.000	.0300			.4080	.4190	.4780	.3550
.050	.0010			-.0180	-.0380	-.0350	-.0350
.150	.0170			-.0180	-.0490	-.0360	-.0340
.300	.0200			-.0250	-.0360	-.0430	-.0370
.520	.0000			-.0270	-.0330	-.0280	-.0290
.650	-.0620			-.0880	-.0860	-.0730	-.0750
.775	-.0760			-.1010	-.0890	-.0830	-.0900
.900				-.0030	-.0920	-.0840	-.0930
MACH (3) = 3.502	BETAT (6) = 6.660			Z/BV	.158	.316	.600
		X/CV					
		.000	.0170	.3790	.3830	.4460	.3280
		.050	-.0290	-.0490	-.0610	-.0570	-.0550
		.150	-.0090	-.0480	-.0770	-.0590	-.0550
		.300	-.0090	-.0610	-.0610	-.0640	-.0550
		.520	-.0210	-.0670	-.0590	-.0530	-.0490
		.650	-.0720	-.1020	-.0900	-.0820	-.0860
		.775	-.0860	-.1110	-.0950	-.0910	-.0940
		.900		.0100	-.0980	-.0930	-.0960
		MACH (3) = 3.502	BETAT (7) = 8.880	Z/BV	.158	.316	.600
X/CV							
.000	-.0520			.2170	.3680	.4170	.3030
.050	-.0860			-.0910	-.0710	-.0730	-.0690
.150	-.0670			-.0880	-.0900	-.0710	-.0680
.300	-.0660			-.0950	-.0870	-.0770	-.0680
.520	-.0650			-.0910	-.0860	-.0670	-.0610
.650	-.0930			-.1130	-.1010	-.0930	-.0950
.775	-.1050			-.1190	-.1050	-.0950	-.1020

AMES 87-707 IA9 O2A + S3 + T9 LEFT VERTICAL

(RBNV15)

SECTION (1)LEFT VERTICAL

DEPENDENT VARIABLE CP

MACH (3) = 3.502	BETAT (7) = 8.880	Z/BV	.158	.316	.600	.840	.925
		X/CV					
		.900		.0260	-.1050	-.1000	-.1060

AMES 87-707 IA9 O2A + S3 + T9 LEFT VERTICAL

(RBNV16) (10 MAY 73)

REFERENCE DATA

SREF = 2.4210 SQ.FT. XMRP = 28.5300 INCHES
 LREF = 39.8490 INCHES YMRP = .0000 INCHES
 BREF = 39.8490 INCHES ZMRP = .0000 INCHES
 SCALE = .0300 SCALE

PARAMETRIC DATA

ALPHAT = 8.000 ORBINC = .500
 RUDDER = -15.000 ELEVON = .000
 RUDFLR = .000

SECTION (1) LEFT VERTICAL

DEPENDENT VARIABLE CP

MACH (1) = 2.498	BETAT (1) = -8.370	Z/BV	.158	.316	.600	.840	.925
		X/CV					
		.000	.0020	.1280	.1980	.3090	.3030
		.050	.1520	.3180	.3810	.3940	.3810
		.150	.1170	.2370	.3230	.3390	.3370
		.300	.0480	.1500	.2680	.2850	.2650
		.520	.0220	.1070	.1910	.2680	.2460
		.650	-.1020	-.1280	-.1080	-.0750	.0140
		.775	-.1020	-.1640	-.1450	-.1080	-.0280
		.900		.0790	-.1530	-.1150	-.0380
MACH (1) = 2.498	BETAT (2) = -6.270	Z/BV	.158	.316	.600	.840	.925
		X/CV					
		.000	.0820	.2970	.2950	.3850	.3490
		.050	.1010	.2740	.3130	.3340	.3320
		.150	.1000	.2110	.2710	.3000	.3000
		.300	.0510	.1400	.2350	.2530	.2360
		.520	.0290	.0990	.1660	.2280	.2060
		.650	-.1030	-.1310	-.1120	-.0920	.0170
		.775	-.1040	-.1690	-.1490	-.1250	-.0460
		.900		.0580	-.1520	-.1300	-.0610
MACH (1) = 2.498	BETAT (3) = -4.160	Z/BV	.158	.316	.600	.840	.925
		X/CV					
		.000	.1450	.3900	.3480	.4280	.3620
		.050	.0390	.1930	.2390	.2410	.2440
		.150	.0480	.1670	.2230	.2420	.2390
		.300	.0340	.1120	.1910	.2100	.1940
		.520	.0130	.0820	.1360	.1980	.1720
		.650	-.0840	-.1350	-.1200	-.0940	.0060
		.775	-.0910	-.1740	-.1570	-.1350	-.0560
		.900		.0640	-.1570	-.1400	-.0750
MACH (1) = 2.498	BETAT (4) = .060	Z/BV	.158	.316	.600	.840	.925
		X/CV					
		.000	.6440	.4770	.3970	.4480	.3490
		.050	.0080	.0350	.0110	-.0070	.0020
		.150	.1150	.0940	.0630	.0540	.0470
		.300	.0600	.0730	.0950	.0720	.0590
		.520	.0140	.0430	.0710	.1050	.0790
		.650	-.1130	-.1490	-.1380	-.1230	-.0680
		.775	-.1260	-.1800	-.1690	-.1540	-.0990
		.900		.0430	-.1630	-.1510	-.1130

AMES 87-707 IA9 O2A + S3 + T9 LEFT VERTICAL

(RBNV16)

SECTION (1) LEFT VERTICAL		DEPENDENT VARIABLE CP					
MACH (1) = 2.498	BETAT (5) = 4.330	Z/BV	.158	.316	.600	.840	.925
		X/CV					
		.000	.0960	.4300	.4110	.4330	.3190
		.050	.0490	-.0490	-.0890	-.0890	-.0810
		.150	.0630	-.0470	-.0750	-.0640	-.0560
		.300	.0370	-.0140	-.0500	-.0560	-.0370
		.520	-.0060	-.0390	-.0390	-.0230	-.0210
		.650	-.1050	-.1580	-.1550	-.1200	-.1300
		.775	-.1250	-.1760	-.1640	-.1450	-.1570
		.900		.0600	-.1670	-.1500	-.1540
MACH (1) = 2.498	BETAT (6) = 6.460	Z/BV	.158	.316	.600	.840	.925
		X/CV					
		.000	.0620	.3600	.3840	.3840	.2750
		.050	.0270	-.0820	-.1230	-.1320	-.1280
		.150	.0050	-.0970	-.1120	-.1080	-.1020
		.300	-.0160	-.0680	-.0960	-.1010	-.0820
		.520	-.0440	-.0790	-.0900	-.0700	-.0640
		.650	-.1260	-.1740	-.1710	-.1310	-.1450
		.775	-.1430	-.1890	-.1790	-.1520	-.1730
		.900		.0480	-.1790	-.1570	-.1680
MACH (1) = 2.498	BETAT (7) = 8.600	Z/BV	.158	.316	.600	.840	.925
		X/CV					
		.000	.0000	.2450	.3070	.3010	.2030
		.050	-.0310	-.1250	-.1180	-.1630	-.1540
		.150	-.0350	-.1360	-.1320	-.1420	-.1360
		.300	-.0650	-.1330	-.1280	-.1280	-.1160
		.520	-.0800	-.1200	-.1250	-.1070	-.0960
		.650	-.1430	-.1860	-.1870	-.1460	-.1630
		.775	-.1530	-.2000	-.1890	-.1580	-.1820
		.900		.0600	-.1870	-.1580	-.1770
MACH (2) = 2.999	BETAT (1) = -8.530	Z/BV	.158	.316	.600	.840	.925
		X/CV					
		.000	-.0330	.1950	.1910	.3050	.2980
		.050	.0820	.2600	.3000	.3260	.3170
		.150	.0840	.2140	.2550	.2860	.2860
		.300	.0530	.1400	.2210	.2430	.2330
		.520	.0130	.0990	.1670	.2310	.2170
		.650	-.0720	-.0840	-.0580	-.0480	.0420
		.775	-.0800	-.1200	-.0980	-.0800	.0010
		.900		.0690	-.1070	-.0860	-.0160
MACH (2) = 2.999	BETAT (2) = -6.380	Z/BV	.158	.316	.600	.840	.925
		X/CV					
		.000	.0130	.2800	.2980	.3780	.3270
		.050	.0280	.1910	.2360	.2300	.2240
		.150	.0330	.1670	.2170	.2260	.2200
		.300	.0130	.1090	.1900	.1980	.1850

AMES 87-707 IA9 O2A + S3 + T9 LEFT VERTICAL

(RBNV16)

SECTION (1) LEFT VERTICAL

DEPENDENT VARIABLE CP

MACH (2) = 2.999	BETAT (2) = -6.380	Z/BV	.158	.316	.600	.840	.925
		X/CV					
		.520	-.0060	.0740	-.1380	.1810	.1660
		.650	-.0830	-.0940	-.0730	-.0580	.0260
		.775	-.0880	-.1260	-.1040	-.0890	-.0170
		.900		.0320	-.1130	-.0940	-.0300
MACH (2) = 2.999	BETAT (3) = -4.230	Z/BV	.158	.316	.600	.840	.925
		X/CV					
		.000	.1290	.3430	.3640	.4520	.3690
		.050	.0220	.1370	.1090	.0860	.0920
		.150	.0220	.1330	.1500	.1270	.1150
		.300	.0030	.0940	.1500	.1350	.1150
		.520	-.0090	.0620	.1090	.1460	.1190
		.650	-.0830	-.0970	-.0800	-.0660	.0100
		.775	-.0940	-.1300	-.1110	-.0960	-.0360
		.900		.0110	-.1140	-.1010	-.0490
MACH (2) = 2.999	BETAT (4) = .060	Z/BV	.158	.316	.600	.840	.925
		X/CV					
		.000	.4660	.4520	.3870	.4600	.3610
		.050	-.0100	.0050	-.0100	.0080	.0120
		.150	.0560	.0560	.0170	.0200	.0230
		.300	.0380	.0540	.0400	.0160	.0180
		.520	.0040	.0260	.0520	.0360	.0200
		.650	-.0850	-.1050	-.0920	-.0940	-.0680
		.775	-.0960	-.1290	-.1150	-.1070	-.0910
		.900		.0080	-.1140	-.1070	-.0940
MACH (2) = 2.999	BETAT (5) = 4.400	Z/BV	.158	.316	.600	.840	.925
		X/CV					
		.000	.0640	.3860	.4060	.4590	.3460
		.050	.0080	-.0330	-.0480	-.0380	-.0340
		.150	.0210	-.0330	-.0480	-.0310	-.0250
		.300	.0110	-.0090	-.0320	-.0350	-.0250
		.520	-.0010	-.0250	-.0250	-.0130	-.0150
		.650	-.0750	-.1100	-.1080	-.0970	-.0880
		.775	-.0920	-.1280	-.1200	-.1120	-.1150
		.900		.0160	-.1240	-.1160	-.1140
MACH (2) = 2.999	BETAT (6) = 6.580	Z/BV	.158	.316	.600	.840	.925
		X/CV					
		.000	.0050	.3180	.3740	.3800	.2750
		.050	-.0180	-.0580	-.0760	-.0760	-.0790
		.150	-.0110	-.0640	-.0720	-.0680	-.0670
		.300	-.0300	-.0610	-.0590	-.0640	-.0610
		.520	-.0420	-.0640	-.0530	-.0400	-.0500

AMES 87-707 IA9 O2A + S3 + T9 LEFT VERTICAL

(RBNV16)

SECTION (1) LEFT VERTICAL		DEPENDENT VARIABLE CP					
MACH (2) = 2.999	BETAT (6) = 6.58U	Z/BV	.158	.316	.60U	.84U	.925
		X/CV					
		.65U	-.090U	-.123U	-.118U	-.099U	-.101U
		.775	-.105U	-.136U	-.124U	-.110U	-.120U
		.90U		.035U	-.126U	-.112U	-.120U
MACH (2) = 2.999	BETAT (7) = 8.75U	Z/BV	.158	.316	.60U	.84U	.925
		X/CV					
		.00U	-.031U	.254U	.297U	.316U	.221U
		.05U	-.051U	-.090U	-.091U	-.108U	-.106U
		.15U	-.045U	-.092U	-.108U	-.102U	-.099U
		.30U	-.072U	-.101U	-.096U	-.102U	-.092U
		.52U	-.085U	-.101U	-.094U	-.084U	-.084U
		.65U	-.113U	-.137U	-.123U	-.111U	-.119U
		.775	-.119U	-.146U	-.127U	-.116U	-.129U
		.90U		.063U	-.128U	-.118U	-.130U
MACH (3) = 3.502	BETAT (1) = -8.69U	Z/BV	.158	.316	.60U	.84U	.925
		X/CV					
		.00U	-.040U	.154U	.197U	.326U	.304U
		.05U	.022U	.168U	.223U	.234U	.226U
		.15U	.027U	.173U	.207U	.228U	.219U
		.30U	.026U	.131U	.190U	.205U	.195U
		.52U	.004U	.096U	.154U	.197U	.178U
		.65U	-.057U	-.060U	-.033U	-.022U	.051U
		.775	-.069U	-.095U	-.066U	-.052U	.011U
		.90U		.039U	-.073U	-.053U	-.002U
MACH (3) = 3.502	BETAT (2) = -6.50U	Z/BV	.158	.316	.60U	.84U	.925
		X/CV					
		.00U	.004U	.267U	.250U	.362U	.321U
		.05U	.001U	.135U	.151U	.135U	.134U
		.15U	.002U	.124U	.156U	.154U	.142U
		.30U	-.002U	.091U	.151U	.151U	.132U
		.52U	-.011U	.069U	.121U	.151U	.134U
		.65U	-.062U	-.067U	-.044U	-.035U	.033U
		.775	-.071U	-.098U	-.076U	-.062U	-.009U
		.90U		.015U	-.083U	-.063U	-.021U
MACH (3) = 3.502	BETAT (3) = -4.32U	Z/BV	.158	.316	.60U	.84U	.925
		X/CV					
		.00U	-.046U	.314U	.325U	.411U	.347U
		.05U	.006U	.090U	.075U	.087U	.093U
		.15U	.009U	.095U	.100U	.099U	.096U
		.30U	-.006U	.072U	.113U	.091U	.084U
		.52U	-.020U	.053U	.097U	.109U	.081U
		.65U	-.070U	-.068U	-.054U	-.047U	.000U

AMES 87-707 IA9 O2A + S3 + T9 LEFT VERTICAL

(RBNV16)

SECTION (1) LEFT VERTICAL		DEPENDENT VARIABLE CP					
MACH (3) = 3.502	BETAT (3) = -4.320	Z/BV	.158	.316	.600	.840	.925
		X/CV					
		.775	-.0820	-.0990	-.0840	-.0720	-.0310
		.900		-.0040	-.0880	-.0720	-.0390
MACH (3) = 3.502	BETAT (4) = .050	Z/BV	.158	.316	.600	.840	.925
		X/CV					
		.000	.3790	.4190	.3720	.4660	.3620
		.050	-.0020	-.0020	-.0010	.0160	.0220
		.150	.0320	.0280	.0040	.0250	.0280
		.300	.0150	.0340	.0190	.0150	.0190
		.520	-.0080	.0160	.0280	.0250	.0150
		.650	-.0670	-.0800	-.0720	-.0720	-.0530
		.775	-.0800	-.0950	-.0880	-.0840	-.0760
		.900		-.0280	-.0890	-.0890	-.0820
		MACH (3) = 3.502	BETAT (5) = 4.470	Z/BV	.158	.316	.600
X/CV							
.000	.0230			.3420	.3670	.4160	.3080
.050	-.0130			-.0320	-.0480	-.0450	-.0440
.150	-.0010			-.0320	-.0550	-.0440	-.0420
.300	-.0040			-.0280	-.0380	-.0480	-.0440
.520	-.0110			-.0360	-.0350	-.0350	-.0380
.650	-.0660			-.0920	-.0830	-.0780	-.0830
.775	-.0800			-.1060	-.0940	-.0800	-.0920
.900				-.0070	-.0950	-.0900	-.0930
MACH (3) = 3.502	BETAT (6) = 6.680			Z/BV	.158	.316	.600
		X/CV					
		.000	-.0120	.3110	.3170	.3700	.2700
		.050	-.0380	-.0580	-.0650	-.0700	-.0680
		.150	-.0270	-.0610	-.0780	-.0710	-.0660
		.300	-.0390	-.0650	-.0680	-.0740	-.0680
		.520	-.0470	-.0690	-.0650	-.0640	-.0630
		.650	-.0840	-.1040	-.0910	-.0860	-.0910
		.775	-.0920	-.1120	-.0990	-.0870	-.0960
		.900		.0130	-.0970	-.0940	-.1000
		MACH (3) = 3.502	BETAT (7) = 8.900	Z/BV	.158	.316	.600
X/CV							
.000	-.0350			.2300	.2890	.3350	.2410
.050	-.0720			-.0890	-.0730	-.0840	-.0790
.150	-.0580			-.0900	-.0970	-.0830	-.0790
.300	-.0760			-.0960	-.0890	-.0870	-.0800
.520	-.0900			-.0940	-.0910	-.0740	-.0720
.650	-.1020			-.1150	-.1020	-.0930	-.0970
.775	-.1080	-.1160	-.1040	-.0960	-.0990		

AMES 87-757 IA9 O2A + S3 + T9 LEFT VERTICAL

(RBNV16)

SECTION (1) LEFT VERTICAL

DEPENDENT VARIABLE CP

MACH (3) = 3.502	BETAT (7) = 8.900	Z/BV	.158	.316	.600	.840	.925
		X/CV					
			.900	.0320	-.1070	-.1030	-.1060

AMES 87-707 IA9 O2A + S3 + T9 LEFT VERTICAL

(RBNV17) (10 MAY 73)

REFERENCE DATA

SREF = 2.4210 SQ.FT. XMRP = 28.5300 INCHES
 LREF = 39.8490 INCHES YMRP = .0000 INCHES
 BREF = 39.8490 INCHES ZMRP = .0000 INCHES
 SCALE = .0300 SCALE

PARAMETRIC DATA

ALPHAT = -8.000 ORBINC = .500
 RUDDER = -10.000 ELEVON = .000
 RUDFLR = .000

SECTION (1) LEFT VERTICAL

DEPENDENT VARIABLE CP

MACH (1) = 2.499 BETAT (1) = -8.390

Z/BV	.158	.316	.600	.840	.925
X/CV					
.000	.5370	.5930	.5720	.7620	.7310
.050	.6430	.7540	.6450	.6630	.6580
.150	.5180	.5950	.5760	.6030	.5950
.300	.3750	.4430	.5090	.5240	.4910
.520	.3070	.3560	.4080	.4740	.4340
.650	.0110	-.0500	-.0290	-.0100	.1230
.775	.0400	-.0860	-.0490	-.0420	.0420
.900		.1300	-.0490	-.0430	.0140

MACH (1) = 2.499 BETAT (2) = -6.280

Z/BV	.158	.316	.600	.840	.925
X/CV					
.000	.6800	.7530	.6370	.8190	.7610
.050	.5700	.6700	.5660	.5650	.5720
.150	.4780	.5390	.5240	.5390	.5320
.300	.3520	.4030	.4600	.4770	.4470
.520	.2830	.3330	.3670	.4250	.3920
.650	-.0430	-.0570	-.0370	-.0200	.1090
.775	.0200	-.0960	-.0750	-.0540	.0350
.900		.1090	-.0750	-.0600	.0070

MACH (1) = 2.498 BETAT (3) = -4.160

Z/BV	.158	.316	.600	.840	.925
X/CV					
.000	.7280	.8920	.6760	.8460	.7590
.050	.4630	.5660	.4640	.4340	.4330
.150	.4220	.4840	.4640	.4720	.4610
.300	.3310	.3680	.4140	.4250	.4000
.520	.2630	.3040	.3240	.3740	.3470
.650	.0050	-.0680	-.0500	-.0320	.0940
.775	.0100	-.1110	-.0860	-.0660	.0140
.900		.0830	-.0910	-.0690	-.0080

MACH (1) = 2.498 BETAT (4) = .060

Z/BV	.158	.316	.600	.840	.925
X/CV					
.000	1.0160	.9670	.7740	.8940	.7620
.050	.2150	.2890	.1860	.1350	.1510
.150	.3970	.4070	.2500	.2290	.2150
.300	.3100	.3050	.3450	.2670	.2380
.520	.2290	.2360	.2570	.3080	.2670
.650	-.0060	-.0810	-.0680	-.0500	.0360
.775	-.0030	-.1230	-.1090	-.0880	.0000
.900		.0690	-.1110	-.0910	-.0200

AMES 97-707 IA9 O2A + S3 + T9 LEFT VERTICAL

(RBNV17)

SECTION (1) LEFT VERTICAL		DEPENDENT VARIABLE CP					
MACH (1) = 2.498	BETAT (5) = 4.335	Z/BV	.158	.316	.600	.840	.925
		X/CV					
		.000	.7170	.9560	.7590	.8610	.7150
		.050	.1390	.0440	.0000	.0160	.0290
		.150	.2380	.0770	.0660	.0540	.0630
		.300	.1940	.2380	.0830	.0600	.0810
		.520	.1430	.1730	.1770	.1040	.1040
		.650	-.0050	-.0990	-.0880	-.1060	-.0760
		.775	-.0280	-.1330	-.1260	-.1150	-.1010
		.900		.0950	-.1340	-.1190	-.0920
MACH (1) = 2.499	BETAT (6) = 6.470	Z/BV	.158	.316	.600	.840	.925
		X/CV					
		.000	.5200	.8690	.7520	.8290	.6720
		.050	.0030	-.0330	-.0530	-.0240	-.0170
		.150	.1280	-.0090	-.0300	.0090	.0220
		.300	.1070	-.0010	-.0050	.0110	.0410
		.520	.0650	.0490	.0120	.0450	.0840
		.650	-.0440	-.1190	-.1320	-.1010	-.0900
		.775	-.0790	-.1460	-.1400	-.1210	-.1350
		.900		.1130	-.1420	-.1250	-.1290
MACH (1) = 2.499	BETAT (7) = 8.600	Z/BV	.158	.316	.600	.840	.925
		X/CV					
		.000	.4650	.7600	.7440	.7880	.6340
		.050	-.0100	-.0470	-.0810	-.0630	-.0520
		.150	-.0520	-.0480	-.0630	-.0250	-.0120
		.300	.0120	-.0530	-.0370	-.0220	.0130
		.520	-.0120	-.0430	-.0240	.0170	.0600
		.650	-.0860	-.1420	-.1400	-.0900	-.0960
		.775	-.1210	-.1580	-.1500	-.1080	-.1430
		.900		.1230	-.1500	-.1100	-.1280
MACH (2) = 2.999	BETAT (1) = -8.540	Z/BV	.158	.316	.600	.840	.925
		X/CV					
		.000	.5910	.6510	.6670	.8820	.8280
		.050	.6080	.7000	.6230	.6000	.5920
		.150	.5110	.6030	.5650	.5830	.5730
		.300	.3710	.4550	.4970	.5240	.5010
		.520	.2840	.3520	.4090	.4730	.4550
		.650	.0270	-.0150	.0200	.0370	.1760
		.775	.0360	-.0560	-.0130	.0070	.0990
		.900		.1300	-.0180	.0030	.0720
MACH (2) = 2.999	BETAT (2) = -4.240	Z/BV	.158	.316	.600	.840	.925
		X/CV					
		.000	.8070	.8210	.7740	.9550	.8020
		.050	.4350	.4870	.3720	.2610	.2620
		.150	.4080	.5260	.4540	.3570	.3090
		.300	.3340	.3840	.4170	.3850	.3180

AMES 87-757 IA9 O2A + S3 + T9 LEFT VERTICAL

(RBNV17)

SECTION (1) LEFT VERTICAL		DEPENDENT VARIABLE CP					
MACH (2) = 2.999	BETAT (2) = -4.240	Z/BV	.158	.316	.600	.840	.925
		X/CV					
		.520	.2580	.2940	.3320	.3760	.3850
		.650	.0290	-.0240	-.0040	.0130	.1230
		.775	.0380	-.0680	-.0380	-.0190	.0620
		.900		.0890	-.0430	-.0230	.0390
MACH (2) = 2.999	BETAT (3) = .060	Z/BV	.158	.316	.600	.840	.925
		X/CV					
		.000	1.0570	.9290	.8010	.9310	.7920
		.050	.1610	.1790	.1180	.1230	.1320
		.150	.3570	.2260	.1960	.1370	.1370
		.300	.3000	.3080	.2120	.1410	.1280
		.520	.2230	.2420	.2630	.1690	.1390
		.650	.0230	-.0330	-.0200	-.0270	-.0060
		.775	.0240	-.0730	-.0590	-.0510	-.0420
		.900		.0790	-.0650	-.0500	-.0420
MACH (2) = 2.999	BETAT (4) = 4.410	Z/BV	.158	.316	.600	.840	.925
		X/CV					
		.000	.7050	.8620	.8320	.9610	.7640
		.050	.0660	.0190	.0320	.0690	.0760
		.150	.1690	.0610	.0410	.0830	.0900
		.300	.1320	.0740	.0490	.0720	.0850
		.520	.0950	.1270	.0660	.0980	.1100
		.650	-.0120	-.0610	-.0780	-.0640	-.0450
		.775	-.0150	-.0910	-.0900	-.0780	-.0800
		.900		.0930	-.0850	-.0830	-.0740
MACH (2) = 2.999	BETAT (5) = 8.760	Z/BV	.158	.316	.600	.840	.925
		X/CV					
		.000	.5010	.7740	.8010	.8960	.7270
		.050	-.0150	-.0340	-.0240	.0070	.0110
		.150	-.0420	-.0200	-.0250	.0240	.0300
		.300	.0090	-.0250	-.0210	.0170	.0380
		.520	-.0130	-.0220	-.0130	.0440	.0610
		.650	-.0660	-.0990	-.0960	-.0720	-.0580
		.775	-.0860	-.1130	-.1040	-.0870	-.1020
		.900		.1250	-.1050	-.0950	-.0970
MACH (3) = 3.502	BETAT (1) = -8.700	Z/BV	.158	.316	.600	.840	.925
		X/CV					
		.000	.5750	.7190	.7500	.9940	.8860
		.050	.5490	.6460	.5710	.4400	.4060
		.150	.4870	.5690	.5540	.5200	.4580
		.300	.3590	.4120	.4970	.5110	.4510
		.520	.2490	.3490	.4060	.4720	.4740

AMES 87-707 IA9 O2A + S3 + T9 LEFT VERTICAL

(RBNV17)

SECTION (1) LEFT VERTICAL

DEPENDENT VARIABLE CP

MACH (3) = 3.502 BETAT (1) = -8.700	Z/BV	.158	.316	.600	.840	.925
	X/CV					
	.650	.0380	.0180	.0470	.0770	.2040
	.775	.0180	-.0380	.0150	.0410	.1300
	.900		.1120	.0150	.0420	.1020
MACH (3) = 3.502 BETAT (2) = -6.510	Z/BV	.158	.316	.600	.840	.925
	X/CV					
	.000	.6830	.8030	.7940	.9650	.8700
	.050	.4620	.4610	.3970	.2720	.2680
	.150	.4220	.5230	.4750	.3420	.2890
	.300	.3410	.3800	.4420	.3610	.3020
	.520	.2440	.3120	.3590	.4000	.3420
	.650	.0410	.0070	.0270	.0470	.1460
	.775	.0280	-.0460	-.0150	.0090	.0990
	.900		.0880	-.0140	.0040	.0770
MACH (3) = 3.502 BETAT (3) = -4.320	Z/BV	.158	.316	.600	.840	.925
	X/CV					
	.000	.7430	.8050	.8310	.9870	.8640
	.050	.3510	.3000	.2460	.2100	.2160
	.150	.3150	.4110	.3160	.2160	.2100
	.300	.2860	.3480	.3880	.2400	.2020
	.520	.2240	.2830	.3250	.2690	.1920
	.650	.0440	.0010	.0260	.0220	.0560
	.775	.0390	-.0480	-.0220	-.0050	.0350
	.900		.0790	-.0320	-.0070	.0310
MACH (3) = 3.502 BETAT (4) = .060	Z/BV	.158	.316	.600	.840	.925
	X/CV					
	.000	.9220	.8070	.8410	.9830	.8440
	.050	.1300	.1040	.1110	.1370	.1400
	.150	.2570	.1640	.1320	.1310	.1350
	.300	.2590	.2760	.1600	.1140	.1200
	.520	.1900	.2180	.1470	.1270	.1120
	.650	.0250	-.0090	.0050	-.0320	-.0040
	.775	.0180	-.0530	-.0320	-.0400	-.0340
	.900		.0740	-.0450	-.0390	-.0360
MACH (3) = 3.502 BETAT (5) = 4.490	Z/BV	.158	.316	.600	.840	.925
	X/CV					
	.000	.7180	.8390	.8850	.9900	.8150
	.050	.0590	.0200	.0680	.0770	.0760
	.150	.1160	.0450	.0650	.0730	.0730
	.300	.0910	.0510	.0580	.0600	.0630
	.520	.0740	.1060	.0600	.0830	.0830
.650	-.0050	-.0290	-.0570	-.0370	-.0310	

AMES 87-707 IA9 O2A + S3 + T9 LEFT VERTICAL

(RBNV17)

SECTION (1) LEFT VERTICAL		DEPENDENT VARIABLE CP					
MACH (3) = 3.502	BETAT (5) = 4.490	Z/BV	.158	.316	.600	.840	.925
		X/CV					
		.775	-.0130	-.0610	-.0630	-.0510	-.0560
	.900		.0910	-.0630	-.0520	-.0530	
MACH (3) = 3.502	BETAT (6) = 6.700	Z/BV	.158	.316	.600	.840	.925
		X/CV					
		.000	.5620	.8710	.8920	.9790	.8040
		.050	.0090	-.0060	.0420	.0610	.0560
		.150	.0080	.0010	.0340	.0610	.0580
		.300	.0610	.0080	.0360	.0520	.0470
		.520	.0370	.0230	.0350	.0740	.0720
		.650	-.0230	-.0600	-.0510	-.0370	-.0260
		.775	-.0430	-.0760	-.0580	-.0500	-.0600
		.900		.0990	-.0580	-.0530	-.0590
MACH (3) = 3.502	BETAT (7) = 8.910	Z/BV	.158	.316	.600	.840	.925
		X/CV					
		.000	.4850	.8130	.8730	1.0080	.8160
		.050	.0060	-.0180	.0200	.0430	.0440
		.150	-.0090	-.0090	.0110	.0460	.0490
		.300	.0010	-.0080	.0090	.0350	.0460
		.520	-.0150	-.0050	.0090	.0580	.0690
		.650	-.0500	-.0700	-.0580	-.0440	-.0370
		.775	-.0640	-.0810	-.0650	-.0590	-.0690
		.900		.1170	-.0670	-.0680	-.0660

AMES 87-747 IA9 OZA + S3 + T9 LEFT VERTICAL

(RBNV18) (10 MAY 73)

REFERENCE DATA

SREF = 2.4210 SQ.FT. XMRP = 28.5300 INCHES
 LREF = 39.8490 INCHES YMRP = .0000 INCHES
 BREF = 39.8490 INCHES ZMRP = .0000 INCHES
 SCALE = .0300 SCALE

PARAMETRIC DATA

ALPHAT = -4.000 ORBINC = .500
 RUDDER = -10.000 ELEVON = .000
 RUDFLR = .000

SECTION (1) LEFT VERTICAL

DEPENDENT VARIABLE CP

MACH (1) = 2.499 BETAT (1) = -8.420

Z/BV	.158	.316	.600	.840	.925
X/CV					
.000	.2820	.4960	.5200	.6600	.6300
.050	.4490	.6370	.5810	.5880	.5840
.150	.3690	.4990	.5090	.5330	.5260
.300	.2680	.3590	.4410	.4650	.4270
.520	.2190	.2830	.3450	.4170	.3820
.650	-.0240	-.0670	-.0380	-.0130	.0990
.775	-.0050	-.1020	-.0610	-.0490	.0330
.900		.1150	-.0660	-.0480	.0080

MACH (1) = 2.498 BETAT (2) = -6.300

Z/BV	.158	.316	.600	.840	.925
X/CV					
.000	.4970	.6500	.5850	.7090	.6460
.050	.4210	.5530	.5040	.4900	.4890
.150	.3550	.4450	.4540	.4680	.4580
.300	.2610	.3210	.3930	.4080	.3820
.520	.2020	.2580	.3010	.3600	.3330
.650	-.0370	-.0770	-.0540	-.0370	.0790
.775	-.0280	-.1180	-.0910	-.0690	.0040
.900		.0840	-.0950	-.0710	-.0220

MACH (1) = 2.499 BETAT (3) = -4.180

Z/BV	.158	.316	.600	.840	.925
X/CV					
.000	.4300	.7850	.6700	.7510	.6580
.050	.3400	.4640	.3870	.3530	.3540
.150	.3230	.4050	.4010	.3960	.3860
.300	.2490	.2930	.3430	.3540	.3330
.520	.1860	.2300	.2580	.3150	.2920
.650	-.0320	-.0860	-.0730	-.0540	.0600
.775	-.0330	-.1280	-.1130	-.0880	-.0150
.900		.0610	-.1180	-.0890	-.0360

MACH (1) = 2.499 BETAT (4) = .060

Z/BV	.158	.316	.600	.840	.925
X/CV					
.000	.8900	.8070	.7340	.7970	.6630
.050	.1400	.2080	.1230	.0910	.1060
.150	.2950	.2660	.1930	.1570	.1530
.300	.2310	.2430	.2690	.1900	.1640
.520	.1640	.1760	.2010	.2270	.1880
.650	-.0370	-.0980	-.0900	-.0680	-.0060
.775	-.0430	-.1380	-.1280	-.1040	-.0390
.900		.0470	-.1340	-.1090	-.0510



DATE 18 SEP 73

TABULATED PRESSURE DATA - IA9C

PAGE 1689

AMES 87-707 IA9 O2A + S3 + T9 LEFT VERTICAL

(RBNV18)

SECTION (1) LEFT VERTICAL

DEPENDENT VARIABLE CP

MACH (1) = 2.498 BETAT (5) = 4.310

Z/BV	.158	.316	.600	.840	.925
X/CV					
.000	.3810	.8550	.7420	.7580	.6070
.050	.2130	.0440	-.0190	-.0120	-.0070
.150	.1560	.0460	.0390	.0260	.0250
.300	.1150	.1360	.0600	.0380	.0410
.520	.0510	.1070	.0890	.0720	.0730
.650	-.0660	-.1230	-.1070	-.1270	-.0880
.775	-.0720	-.1480	-.1430	-.1330	-.1140
.900		.0660	-.1540	-.1320	-.1090

MACH (1) = 2.498 BETAT (6) = 6.430

Z/BV	.158	.316	.600	.840	.925
X/CV					
.000	.3890	.7400	.7010	.7260	.5730
.050	.0060	-.0550	-.0720	-.0600	-.0520
.150	.0940	-.0340	-.0580	-.0320	-.0220
.300	.0550	-.0180	-.0340	-.0280	-.0060
.520	.0120	.0080	-.0160	.0050	.0230
.650	-.0840	-.1390	-.1420	-.1170	-.1100
.775	-.0990	-.1550	-.1540	-.1360	-.1520
.900		.0840	-.1550	-.1400	-.1470

MACH (1) = 2.498 BETAT (7) = 8.560

Z/BV	.158	.316	.600	.840	.925
X/CV					
.000	.1940	.6480	.6750	.6750	.5280
.050	.0220	-.0680	-.1000	-.1000	-.0920
.150	-.0080	-.0710	-.0880	-.0740	-.0650
.300	-.0350	-.0780	-.0770	-.0690	-.0420
.520	-.0630	-.0730	-.0700	-.0340	-.0030
.650	-.1290	-.1580	-.1580	-.1180	-.1280
.775	-.1480	-.1720	-.1690	-.1310	-.1560
.900		.0970	-.1710	-.1350	-.1450

MACH (2) = 2.999 BETAT (1) = -8.580

Z/BV	.158	.316	.600	.840	.925
X/CV					
.000	.3240	.5470	.6000	.7030	.6540
.050	.3990	.5690	.5350	.4790	.4720
.150	.3450	.5010	.4800	.4660	.4560
.300	.2600	.3750	.4120	.4220	.4010
.520	.1920	.2990	.3320	.3840	.3670
.650	-.0030	-.0260	-.0070	.0130	.1330
.775	-.0040	-.0720	-.0430	-.0130	.0650
.900		.0890	-.0500	-.0130	.0390

MACH (2) = 2.999 BETAT (2) = -4.260

Z/BV	.158	.316	.600	.840	.925
X/CV					
.000	.4810	.7420	.6800	.7590	.6740
.050	.3090	.3380	.2660	.1960	.2160
.150	.3060	.4380	.3300	.2610	.2420
.300	.2490	.3140	.3400	.2860	.2470

AMES 87-707 IA9 O2A + S3 + T9 LEFT VERTICAL

(RBNV18)

SECTION (1) LEFT VERTICAL		DEPENDENT VARIABLE CP					
MACH (2) = 2.999	BETAT (2) = -4.260	Z/BV	.158	.316	.600	.840	.925
		X/CV					
		.520	.1840	.2410	.2660	.3000	.2600
		.650	-.0040	-.0410	-.0200	-.0100	.0920
		.775	-.0040	-.0850	-.0570	-.0390	.0320
		.900		.0510	-.0650	-.0400	.0090
MACH (2) = 2.999	BETAT (3) = .060	Z/BV	.158	.316	.600	.840	.925
		X/CV					
		.000	.9440	.8510	.7480	.7580	.6400
		.050	.1000	.1020	.0940	.0840	.0880
		.150	.2530	.1800	.1280	.1050	.0980
		.300	.2140	.2540	.1620	.1110	.0930
MACH (2) = 2.999	BETAT (4) = 4.390	Z/BV	.158	.316	.600	.840	.925
		X/CV					
		.000	.3890	.7890	.7490	.7670	.6280
		.050	.0870	-.0060	.0030	.0190	.0270
		.150	.1190	.0300	.0010	.0300	.0350
		.300	.0810	.0400	.0030	.0210	.0350
MACH (2) = 2.999	BETAT (5) = 8.720	Z/BV	.158	.316	.600	.840	.925
		X/CV					
		.000	.2350	.6460	.7240	.7120	.5710
		.050	-.0150	-.0440	-.0450	-.0310	-.0270
		.150	-.0260	-.0410	-.0560	-.0210	-.0140
		.300	-.0400	-.0480	-.0530	-.0270	-.0090
MACH (3) = 3.502	BETAT (1) = -8.730	Z/BV	.158	.316	.600	.840	.925
		X/CV					
		.000	.3620	.5760	.5330	.7640	.7080
		.050	.3790	.4740	.3990	.3510	.3430
		.150	.3020	.4820	.4180	.4050	.3770
		.300	.2370	.3850	.3930	.4000	.3690
	.520	.1700	.3140	.3250	.3740	.3690	

AMES 87-707 IA9 Q2A + S3 + T9 LEFT VERTICAL

(RBNV18)

SECTION (1) LEFT VERTICAL

DEPENDENT VARIABLE CP

MACH (3) = 3.502	BETAT (1) = -8.730	Z/BV	.158	.316	.600	.840	.925
		X/CV					
		.650	.0080	.0040	.0340	.0510	.1590
		.775	-.0070	-.0510	-.0080	.0110	.0940
		.900		.0660	-.0190	.0060	.0680
MACH (3) = 3.502	BETAT (2) = -6.530	Z/BV	.158	.316	.600	.840	.925
		X/CV					
		.000	.5450	.6860	.5570	.7840	.7110
		.050	.3730	.3760	.2640	.2490	.2660
		.150	.3400	.4460	.3180	.2860	.2730
		.300	.2700	.3480	.3530	.3070	.2720
		.520	.1770	.2780	.2900	.3280	.2770
		.650	.0100	-.0040	.0300	.0350	.1300
		.775	-.0110	-.0560	-.0140	-.0010	.0720
		.900		.0490	-.0270	-.0080	.0490
MACH (3) = 3.502	BETAT (3) = -4.330	Z/BV	.158	.316	.600	.840	.925
		X/CV					
		.000	.5020	.7450	.6020	.7650	.6750
		.050	.2810	.2610	.1740	.1690	.1740
		.150	.2680	.3550	.2270	.1940	.1750
		.300	.2360	.3200	.2830	.2080	.1760
		.520	.1750	.2490	.2650	.2350	.1750
		.650	.0230	-.0070	.0150	.0140	.0580
		.775	.0140	-.0590	-.0230	-.0110	.0270
		.900		.0420	-.0350	-.0170	.0180
MACH (3) = 3.502	BETAT (4) = .060	Z/BV	.158	.316	.600	.840	.925
		X/CV					
		.000	.9520	.8150	.6220	.7810	.6660
		.050	.0870	.1030	.0610	.0820	.0860
		.150	.1960	.1450	.0810	.0820	.0840
		.300	.1820	.1900	.0920	.0660	.0730
		.520	.1420	.1770	.1260	.0790	.0660
		.650	.0020	-.0220	-.0080	-.0400	-.0260
		.775	-.0110	-.0620	-.0450	-.0520	-.0480
		.900		.0330	-.0560	-.0530	-.0480
MACH (3) = 3.502	BETAT (5) = 4.470	Z/BV	.158	.316	.600	.840	.925
		X/CV					
		.000	.3820	.7980	.6590	.7710	.6360
		.050	.0190	.0050	.0180	.0420	.0420
		.150	.0840	.0150	.0190	.0440	.0420
		.300	.0650	.0210	.0220	.0340	.0350
		.520	.0390	.0250	.0230	.0510	.0510
		.650	-.0270	-.0560	-.0620	-.0480	-.0400

AMES 87-707 IA9 Q2A + S3 + T9 LEFT VERTICAL

(RBNV18)

SECTION (1) LEFT VERTICAL		DEPENDENT VARIABLE CP					
MACH (3) = 3.502	BETAT (5) = 4.470	Z/BV	.158	.316	.600	.840	.925
		X/CV					
		.775	-.0310	-.0740	-.0700	-.0620	-.0670
		.900		.0480	-.0700	-.0620	-.0640
MACH (3) = 3.502	BETAT (6) = 6.670	Z/BV	.158	.316	.600	.840	.925
		X/CV					
		.000	.4600	.7670	.6200	.7930	.6470
		.050	-.0240	-.0310	-.0040	.0220	.0250
		.150	.0320	-.0170	-.0060	.0240	.0300
		.300	.0260	-.0160	-.0010	.0140	.0250
		.520	.0000	-.0200	.0000	.0330	.0410
		.650	-.0510	-.0760	-.0590	-.0510	-.0460
		.775	-.0610	-.0880	-.0740	-.0660	-.0780
		.900		.0580	-.0730	-.0720	-.0750
MACH (3) = 3.502	BETAT (7) = 8.870	Z/BV	.158	.316	.600	.840	.925
		X/CV					
		.000	.2850	.6740	.6230	.7770	.6310
		.050	-.0210	-.0380	-.0170	.0030	.0060
		.150	-.0350	-.0300	-.0270	.0040	.0110
		.300	-.0440	-.0360	-.0230	-.0040	.0100
		.520	-.0520	-.0410	-.0200	.0170	.0250
		.650	-.0740	-.0840	-.0710	-.0550	-.0540
		.775	-.0860	-.0930	-.0750	-.0680	-.0800
		.900		.0750	-.0780	-.0680	-.0790

AMES 87-707 IA9 O2A + S3 + T9 LEFT VERTICAL

(RBNV19) (10 MAY 73)

REFERENCE DATA

SREF = 2.4210 SQ.FT. XMRP = 28.5300 INCHES
 LREF = 39.8490 INCHES YMRP = .0000 INCHES
 BREF = 39.8490 INCHES ZMRP = .0000 INCHES
 SCALE = .0300 SCALE

PARAMETRIC DATA

ALPHAT = .000 ORBINC = .500
 RUDDER = -10.000 ELEVON = .000
 RUDFLR = .000

SECTION (1) LEFT VERTICAL

DEPENDENT VARIABLE CP

MACH (1) = 2.499 BETAT (1) = -8.430

Z/BV	.158	.316	.600	.840	.925
X/CV					
.000	.1180	.4200	.3950	.5200	.5020
.050	.3010	.5060	.4910	.5110	.5030
.150	.2540	.3920	.4230	.4530	.4470
.300	.1750	.2730	.3640	.3860	.3580
.520	.1390	.2110	.2870	.3420	.3200
.650	-.0530	-.0880	-.0450	-.0350	.0660
.775	-.0430	-.1280	-.0850	-.0680	.0090
.900		.0970	-.0930	-.0720	-.0130

MACH (1) = 2.499 BETAT (2) = -6.310

Z/BV	.158	.316	.600	.840	.925
X/CV					
.000	.2110	.5860	.4980	.6020	.5370
.050	.2580	.4310	.4160	.4210	.4220
.150	.2190	.3540	.3780	.3930	.3880
.300	.1600	.2510	.3240	.3400	.3180
.520	.1230	.1920	.2430	.3050	.2770
.650	-.0580	-.0940	-.0690	-.0490	.0540
.775	-.0570	-.1360	-.0990	-.0810	-.0130
.900		.0710	-.1020	-.0860	-.0330

MACH (1) = 2.499 BETAT (3) = -4.180

Z/BV	.158	.316	.600	.840	.925
X/CV					
.000	.4680	.6510	.5650	.6660	.5670
.050	.2330	.3350	.3030	.2720	.2710
.150	.2170	.3190	.3180	.3270	.3180
.300	.1610	.2250	.2820	.2930	.2750
.520	.1140	.1730	.2060	.2600	.2370
.650	-.0740	-.1050	-.0880	-.0690	.0350
.775	-.0840	-.1480	-.1230	-.1030	-.0330
.900		.0380	-.1290	-.1040	-.0530

MACH (1) = 2.499 BETAT (4) = .060

Z/BV	.158	.316	.600	.840	.925
X/CV					
.000	.7740	.6800	.6260	.6870	.5600
.050	.0760	.1290	.0690	.0520	.0630
.150	.2130	.1970	.1410	.1120	.1060
.300	.1590	.1790	.1900	.1370	.1140
.520	.1030	.1250	.1470	.1690	.1320
.650	-.0700	-.1140	-.1050	-.0900	-.0350
.775	-.0820	-.1560	-.1460	-.1240	-.0630
.900		.0380	-.1500	-.1280	-.0760

AMES 87-707 IA9 O2A + S3 + T9 LEFT VERTICAL

(RBNV19)

SECTION (1) LEFT VERTICAL		DEPENDENT VARIABLE CP					
MACH (1) = 2.499	BETAT (5) = 4.300	Z/BV	.158	.316	.600	.840	.925
		X/CV					
		.000	.3470	.7210	.6320	.6750	.5300
		.050	.1420	.0060	-.0430	-.0160	-.0100
		.150	.1420	.0110	.0010	.0120	.0180
		.300	.0870	.0690	.0310	.0110	.0270
		.520	.0170	.0620	.0460	.0420	.0490
		.650	-.0910	-.1350	-.1160	-.1270	-.1040
		.775	-.0980	-.1600	-.1510	-.1390	-.1320
		.900		.0440	-.1590	-.1390	-.1260
MACH (1) = 2.499	BETAT (6) = 6.430	Z/BV	.158	.316	.600	.840	.925
		X/CV					
		.000	.1440	.6740	.6050	.6180	.4680
		.050	.0920	-.0410	-.0660	-.0760	-.0730
		.150	.0690	-.0380	-.0570	-.0450	-.0430
		.300	.0300	-.0330	-.0400	-.0340	-.0210
		.520	-.0180	-.0110	-.0240	.0010	.0080
		.650	-.1060	-.1470	-.1510	-.1260	-.1190
		.775	-.1060	-.1570	-.1600	-.1430	-.1480
		.900		.0620	-.1620	-.1470	-.1440
MACH (1) = 2.498	BETAT (7) = 8.550	Z/BV	.158	.316	.600	.840	.925
		X/CV					
		.000	.0660	.5630	.5440	.5440	.4090
		.050	.0010	-.0750	-.1130	-.1200	-.1150
		.150	-.0010	-.0800	-.1000	-.0950	-.0910
		.300	-.0360	-.0900	-.0860	-.0890	-.0710
		.520	-.0680	-.0870	-.0830	-.0590	-.0420
		.650	-.1380	-.1620	-.1600	-.1230	-.1430
		.775	-.1450	-.1750	-.1660	-.1380	-.1650
		.900		.0820	-.1700	-.1370	-.1600
MACH (2) = 2.999	BETAT (1) = -8.580	Z/BV	.158	.316	.600	.840	.925
		X/CV					
		.000	.0820	.4110	.4690	.6070	.5550
		.050	.2510	.4300	.4300	.4090	.4000
		.150	.2160	.3880	.3960	.4010	.3880
		.300	.1650	.2850	.3540	.3620	.3410
		.520	.1170	.2240	.2830	.3190	.3150
		.650	-.0300	-.0460	-.0190	.0030	.1060
		.775	-.0310	-.0900	-.0500	-.0270	.0450
		.900		.0670	-.0540	-.0310	.0240
MACH (2) = 2.999	BETAT (2) = -4.260	Z/BV	.158	.316	.600	.840	.925
		X/CV					
		.000	.2650	.6120	.5750	.6760	.5810
		.050	.2170	.2540	.2020	.1670	.1790
		.150	.2110	.3280	.2630	.2060	.1940
		.300	.1670	.2380	.2850	.2240	.1900

AMES 87-707 IA9 O2A + S3 + T9 LEFT VERTICAL

(RBNV19)

SECTION (1) LEFT VERTICAL

DEPENDENT VARIABLE CP

MACH (2) = 2.999	BETAT (2) = -4.260	Z/BV	.158	.316	.600	.840	.925
		X/CV					
		.520	.1090	.1820	.2200	.2410	.1910
		.650	-.0380	-.0570	-.0310	-.0240	.0620
		.775	-.0510	-.0970	-.0680	-.0520	.0140
		.900		.0260	-.0760	-.0560	-.0060
MACH (2) = 2.999	BETAT (3) = .060	Z/BV	.158	.316	.600	.840	.925
		X/CV					
		.000	.8100	.7030	.6640	.7290	.5450
		.050	.0520	.0630	.0630	.0850	.0870
		.150	.1710	.1290	.0940	.1070	.1110
		.300	.1440	.1760	.1200	.1000	.1020
		.520	.1020	.1370	.1330	.1150	.1000
		.650	-.0420	-.0620	-.0490	-.0690	-.0280
		.775	-.0520	-.1030	-.0810	-.0840	-.0580
		.900		.0090	-.0890	-.0780	-.0620
MACH (2) = 2.999	BETAT (4) = 4.380	Z/BV	.158	.316	.600	.840	.925
		X/CV					
		.000	.1950	.6540	.6330	.6840	.5340
		.050	.1290	.0170	-.0270	-.0110	-.0080
		.150	.1040	.0230	-.0280	-.0040	-.0010
		.300	.0480	.0280	-.0060	-.0150	-.0030
		.520	.0040	.0390	.0010	.0060	.0120
		.650	-.0680	-.0840	-.0940	-.0860	-.0860
		.775	-.0670	-.0960	-.1060	-.0980	-.1100
		.900		.0270	-.1060	-.1000	-.1060
MACH (2) = 2.999	BETAT (5) = 8.710	Z/BV	.158	.316	.600	.840	.925
		X/CV					
		.000	.0520	.5070	.5870	.6160	.4750
		.050	-.0400	-.0640	-.0670	-.0610	-.0580
		.150	-.0410	-.0620	-.0810	-.0530	-.0470
		.300	-.0520	-.0670	-.0710	-.0580	-.0430
		.520	-.0720	-.0690	-.0670	-.0400	-.0290
		.650	-.1110	-.1220	-.1130	-.0960	-.1010
		.775	-.1180	-.1310	-.1220	-.1070	-.1220
		.900		.0590	-.1250	-.1110	-.1160
MACH (3) = 3.502	BETAT (1) = -8.740	Z/BV	.158	.316	.600	.840	.925
		X/CV					
		.000	.0610	.3990	.4980	.5630	.5310
		.050	.1920	.3430	.3140	.2700	.2730
		.150	.1690	.3310	.3400	.2930	.2830
		.300	.1460	.2880	.3390	.2950	.2710
		.520	.1080	.2370	.2790	.2940	.2750

AMES 87-7D7 IA9 O2A + S3 + T9 LEFT VERTICAL

(RBNV19)

SECTION (1) LEFT VERTICAL		DEPENDENT VARIABLE CP					
MACH (3) = 3.502	BETAT (1) = -8.740	Z/BV	.158	.316	.600	.840	.925
		X/CV					
		.650	-.0090	-.0130	.0140	.0280	.1120
		.775	-.0250	-.0640	-.0250	-.0070	.0640
		.900		.0410	-.0330	-.0090	.0470
MACH (3) = 3.502	BETAT (2) = -6.540	Z/BV	.158	.316	.600	.840	.925
		X/CV					
		.000	.3010	.5050	.5400	.5780	.5330
		.050	.2330	.3050	.2260	.1960	.2100
		.150	.1660	.2970	.2730	.2190	.2190
		.300	.1260	.2630	.2870	.2220	.2040
		.520	.0970	.2140	.2430	.2370	.2040
		.650	-.0190	-.0130	.0010	.0080	.0760
		.775	-.0320	-.0630	-.0340	-.0210	.0430
		.900		.0290	-.0440	-.0250	.0260
MACH (3) = 3.502	BETAT (3) = -4.340	Z/BV	.158	.316	.600	.840	.925
		X/CV					
		.000	.2430	.6140	.5940	.6090	.5420
		.050	.2080	.1970	.1620	.1540	.1640
		.150	.1990	.2640	.2000	.1680	.1690
		.300	.1690	.2410	.2100	.1580	.1520
		.520	.1080	.1890	.2160	.1730	.1520
		.650	-.0150	-.0250	-.0090	-.0200	.0310
		.775	-.0380	-.0690	-.0480	-.0460	.0050
		.900		.0110	-.0550	-.0450	-.0030
MACH (3) = 3.502	BETAT (4) = .060	Z/BV	.158	.316	.600	.840	.925
		X/CV					
		.000	.8050	.7060	.6170	.5940	.5090
		.050	.0460	.0680	.0620	.0580	.0610
		.150	.1330	.1040	.0790	.0630	.0590
		.300	.1200	.1370	.0950	.0530	.0510
		.520	.0880	.1280	.0990	.0650	.0500
		.650	-.0250	-.0340	-.0330	-.0450	-.0300
		.775	-.0400	-.0730	-.0570	-.0500	-.0540
		.900		.0010	-.0620	-.0500	-.0540
MACH (3) = 3.502	BETAT (5) = 4.460	Z/BV	.158	.316	.600	.840	.925
		X/CV					
		.000	.1950	.6660	.6570	.6080	.5020
		.050	.0650	-.0130	-.0030	.0100	.0120
		.150	.0760	.0040	-.0110	.0130	.0150
		.300	.0360	.0060	-.0140	.0030	.0110
		.520	.0010	.0030	-.0100	.0170	.0240
.650	-.0470	-.0690	-.0730	-.0580	-.0550		

DATE 18 SEP 73

TABULATED PRESSURE DATA - IA9C

AMES 87-707 IA9 Q2A + S3 + T9 LEFT VERTICAL

(RBNV19)

SECTION (1) LEFT VERTICAL

DEPENDENT VARIABLE CP

MACH (3) = 3.502 BETAT (5) = 4.460

Z/BV	.158	.316	.600	.840	.925
X/CV					
.775	-.0550	-.0780	-.0820	-.0670	-.0760
.900		.0180	-.0820	-.0690	-.0760

MACH (3) = 3.502 BETAT (6) = 6.660

Z/BV	.158	.316	.600	.840	.925
X/CV					
.000	.2260	.5730	.6280	.5770	.4800
.050	-.0300	-.0410	-.0260	-.0160	-.0130
.150	-.0010	-.0300	-.0380	-.0110	-.0080
.300	-.0050	-.0310	-.0350	-.0210	-.0120
.520	-.0280	-.0300	-.0320	-.0040	-.0010
.650	-.0670	-.0800	-.0740	-.0630	-.0660
.775	-.0760	-.0940	-.0830	-.0740	-.0850
.900		.0290	-.0810	-.0800	-.0830

MACH (3) = 3.502 BETAT (7) = 8.860

Z/BV	.158	.316	.600	.840	.925
X/CV					
.000	.0250	.4850	.6120	.5780	.4670
.050	-.0600	-.0660	-.0380	-.0370	-.0310
.150	-.0620	-.0560	-.0550	-.0320	-.0270
.300	-.0670	-.0610	-.0570	-.0370	-.0270
.520	-.0730	-.0640	-.0560	-.0190	-.0150
.650	-.0950	-.0970	-.0860	-.0740	-.0740
.775	-.1010	-.1040	-.0840	-.0850	-.0890
.900		.0420	-.0910	-.0860	-.0890

AMES 87-707 IA9 O2A + S3 + T9 LEFT VERTICAL

(RBNV20) (10 MAY 73)

REFERENCE DATA

SREF = 2.4210 SQ.FT. XMRP = 28.5300 INCHES
 LREF = 39.8490 INCHES YMRP = .0000 INCHES
 BREF = 39.8490 INCHES ZMRP = .0000 INCHES
 SCALE = .0300 SCALE

PARAMETRIC DATA

ALPHAT = 4.000 ORBINC = .500
 RUDDER = -10.000 ELEVON = .000
 RUDFLR = .000

SECTION (1) LEFT VERTICAL

DEPENDENT VARIABLE CP

MACH (1) = 2.499 BETAT (1) = -8.410

Z/BV	.158	.316	.600	.840	.925
X/CV					
.000	.0120	.3000	.2850	.3950	.3850
.050	.1760	.3950	.4110	.4490	.4370
.150	.1550	.2980	.3570	.3940	.3910
.300	.1000	.2030	.3120	.3340	.3070
.520	.0740	.1540	.2380	.2930	.2750
.650	-.0800	-.1020	-.0710	-.0540	.0450
.775	-.0750	-.1420	-.1080	-.0840	-.0130
.900		.0800	-.1170	-.0800	-.0350

MACH (1) = 2.499 BETAT (2) = -6.290

Z/BV	.158	.316	.600	.840	.925
X/CV					
.000	.1260	.4650	.4150	.5200	.4590
.050	.1290	.3330	.3440	.3490	.3520
.150	.1170	.2700	.3110	.3300	.3290
.300	.0850	.1900	.2650	.2850	.2680
.520	.0660	.1410	.1950	.2520	.2340
.650	-.0720	-.1020	-.0780	-.0600	.0320
.775	-.0740	-.1430	-.1130	-.0940	-.0290
.900		.0630	-.1180	-.0990	-.0470

MACH (1) = 2.499 BETAT (3) = -4.170

Z/BV	.158	.316	.600	.840	.925
X/CV					
.000	.3320	.5550	.4610	.5480	.4620
.050	.1050	.2160	.2310	.2210	.2190
.150	.1080	.2230	.2520	.2610	.2560
.300	.0840	.1650	.2230	.2310	.2190
.520	.0590	.1240	.1580	.2140	.1920
.650	-.0810	-.1160	-.0930	-.0730	.0130
.775	-.0900	-.1560	-.1230	-.1080	-.0470
.900		.0530	-.1300	-.1140	-.0660

MACH (1) = 2.499 BETAT (4) = .060

Z/BV	.158	.316	.600	.840	.925
X/CV					
.000	.6890	.5700	.5090	.5610	.4500
.050	.0340	.0710	.0360	.0180	.0280
.150	.1610	.1460	.0930	.0710	.0650
.300	.1040	.1220	.1320	.0930	.0720
.520	.0550	.0750	.1000	.1230	.0940
.650	-.0920	-.1270	-.1130	-.0980	-.0510
.775	-.1000	-.1620	-.1470	-.1290	-.0810
.900		.0460	-.1510	-.1330	-.0930



AMES 87-707 IA9 O2A + S3 + T9 LEFT VERTICAL

(RBNV2U)

SECTION (1) LEFT VERTICAL

DEPENDENT VARIABLE CP

MACH (1) = 2.499 BETAT (5) = 4.310

Z/BV	.158	.316	.600	.840	.925
X/CV					
.000	.2600	.6040	.5140	.5500	.4260
.050	.0330	-.0210	-.0660	-.0490	-.0450
.150	.0970	-.0210	-.0480	-.0250	-.0190
.300	.0570	-.0110	-.0160	-.0250	-.0090
.520	.0060	-.0050	.0010	.0040	.0090
.650	-.1050	-.1440	-.1380	-.1250	-.1190
.775	-.1210	-.1620	-.1560	-.1400	-.1480
.900		.0550	-.1560	-.1400	-.1450

MACH (1) = 2.499 BETAT (6) = 6.430

Z/BV	.158	.316	.600	.840	.925
X/CV					
.000	.1050	.5380	.4980	.5210	.3880
.050	.0640	-.0560	-.0970	-.0910	-.0840
.150	.0520	-.0650	-.0820	-.0670	-.0590
.300	.0390	-.0420	-.0590	-.0630	-.0430
.520	-.0210	-.0410	-.0520	-.0370	-.0230
.650	-.1150	-.1540	-.1520	-.1340	-.1310
.775	-.1400	-.1690	-.1640	-.1460	-.1630
.900		.0580	-.1670	-.1510	-.1590

MACH (1) = 2.499 BETAT (7) = 8.560

Z/BV	.158	.316	.600	.840	.925
X/CV					
.000	.0140	.4190	.4140	.4080	.2890
.050	-.0090	-.0970	-.1030	-.1480	-.1470
.150	-.0040	-.1050	-.1140	-.1220	-.1230
.300	-.0200	-.1200	-.1080	-.1050	-.0970
.520	-.0410	-.1030	-.0970	-.0770	-.0660
.650	-.1440	-.1740	-.1760	-.1400	-.1520
.775	-.1670	-.1850	-.1840	-.1520	-.1740
.900		.0710	-.1720	-.1520	-.1700

MACH (2) = 2.999 BETAT (1) = -8.570

Z/BV	.158	.316	.600	.840	.925
X/CV					
.000	-.0070	.3420	.3110	.4520	.4250
.050	.1080	.3460	.3630	.3690	.3610
.150	.1130	.3020	.3190	.3400	.3360
.300	.0860	.2090	.2800	.2970	.2810
.520	.0470	.1580	.2190	.2650	.2550
.650	-.0580	-.0620	-.0320	-.0150	.0710
.775	-.0620	-.1040	-.0570	-.0430	.0230
.900		.0680	-.0660	-.0450	.0040

MACH (2) = 2.999 BETAT (2) = -4.250

Z/BV	.158	.316	.600	.840	.925
X/CV					
.000	.2420	.5040	.4740	.5320	.4530
.050	.0940	.1730	.1280	.1250	.1320
.150	.0760	.1920	.1870	.1590	.1490
.300	.0520	.1530	.1950	.1680	.1430

SECTION (1) LEFT VERTICAL		DEPENDENT VARIABLE CP					
MACH (2) = 2.999	BETAT (2) = -4.250	Z/BV	.158	.316	.600	.840	.925
		X/CV					
		.520	.0330	.1160	.1480	.1820	.1490
		.650	-.0680	-.0740	-.0560	-.0430	.0270
		.775	-.0790	-.1130	-.0870	-.0720	-.0160
		.900		.0150	-.0960	-.0760	-.0300
MACH (2) = 2.999	BETAT (3) = .060	Z/BV	.158	.316	.600	.840	.925
		X/CV					
		.000	.6960	.5530	.5180	.5890	.4710
		.050	.0060	.0230	.0210	.0430	.0520
		.150	.0740	.0790	.0460	.0580	.0630
		.300	.0820	.1100	.0710	.0500	.0550
		.520	.0430	.0750	.0800	.0630	.0510
		.650	-.0690	-.0840	-.0690	-.0830	-.0520
		.775	-.0790	-.1140	-.0980	-.0930	-.0800
		.900		.0050	-.1070	-.0910	-.0850
MACH (2) = 2.999	BETAT (4) = 4.390	Z/BV	.158	.316	.600	.840	.925
		X/CV					
		.000	.1380	.5610	.5040	.5410	.4130
		.050	.0330	-.0080	-.0320	-.0390	-.0390
		.150	.0680	-.0010	-.0280	-.0290	-.0320
		.300	.0510	-.0090	-.0200	-.0320	-.0310
		.520	.0120	-.0120	-.0090	-.0050	-.0160
		.650	-.0720	-.1010	-.1060	-.0960	-.0910
		.775	-.0850	-.1130	-.1180	-.1070	-.1100
		.900		.0160	-.1160	-.1070	-.1060
MACH (2) = 2.999	BETAT (5) = 8.720	Z/BV	.158	.316	.600	.840	.925
		X/CV					
		.000	-.0310	.4400	.4310	.4600	.3400
		.050	-.0510	-.0880	-.0870	-.0910	-.0870
		.150	-.0390	-.0860	-.1050	-.0860	-.0790
		.300	-.0510	-.0940	-.0950	-.0890	-.0750
		.520	-.0570	-.0960	-.0920	-.0720	-.0640
		.650	-.1120	-.1320	-.1260	-.1130	-.1180
		.775	-.1280	-.1410	-.1320	-.1210	-.1340
		.900		.0510	-.1320	-.1240	-.1320
MACH (3) = 3.502	BETAT (1) = -8.720	Z/BV	.158	.316	.600	.840	.925
		X/CV					
		.000	.0200	.2140	.3390	.4780	.4370
		.050	.1250	.2510	.2740	.2570	.2570
		.150	.1080	.2530	.2750	.2750	.2620
		.300	.0810	.2040	.2570	.2620	.2460
		.520	.0450	.1590	.2080	.2520	.2410

AMES 87-707 IA9 O2A + S3 + T9 LEFT VERTICAL

(RBNV20)

SECTION (1) LEFT VERTICAL

DEPENDENT VARIABLE CP

MACH (3) = 3.502 BETAT (1) = -8.720	Z/BV	.158	.316	.600	.840	.925
	X/CV					
	.650	-.0400	-.0320	-.0030	.0140	.0900
	.775	-.0520	-.0740	-.0380	-.0180	.0400
	.900		.0400	-.0360	-.0220	.0250
MACH (3) = 3.502 BETAT (2) = -6.530	Z/BV	.158	.316	.600	.840	.925
	X/CV					
	.000	.0310	.3620	.3800	.5090	.4500
	.050	.0650	.2040	.1820	.1750	.1840
	.150	.0820	.1980	.2050	.1920	.1820
	.300	.0710	.1700	.2080	.1880	.1690
	.520	.0470	.1380	.1750	.1980	.1720
	.650	-.0330	-.0380	-.0170	-.0010	.0570
	.775	-.0480	-.0770	-.0470	-.0330	.0170
	.900		.0210	-.0550	-.0370	.0060
MACH (3) = 3.502 BETAT (3) = -4.330	Z/BV	.158	.316	.600	.840	.925
	X/CV					
	.000	.1630	.4210	.4320	.5390	.4650
	.050	.0930	.1750	.1190	.1330	.1410
	.150	.0620	.1650	.1450	.1400	.1400
	.300	.0390	.1410	.1560	.1320	.1260
	.520	.0220	.1160	.1420	.1450	.1220
	.650	-.0510	-.0470	-.0180	-.0230	.0250
	.775	-.0640	-.0820	-.0550	-.0470	-.0120
	.900		.0060	-.0610	-.0520	-.0230
MACH (3) = 3.502 BETAT (4) = .060	Z/BV	.158	.316	.600	.840	.925
	X/CV					
	.000	.5820	.5470	.5230	.6140	.4460
	.050	.0330	.0340	.0370	.0680	.0540
	.150	.0670	.0610	.0460	.0740	.0680
	.300	.0710	.0900	.0600	.0610	.0610
	.520	.0400	.0760	.0650	.0680	.0590
	.650	-.0460	-.0530	-.0380	-.0500	-.0160
	.775	-.0600	-.0810	-.0660	-.0610	-.0510
	.900		-.0160	-.0670	-.0610	-.0560
MACH (3) = 3.502 BETAT (5) = 4.460	Z/BV	.158	.316	.600	.840	.925
	X/CV					
	.000	.0690	.4550	.4840	.5440	.4150
	.050	.0180	-.0180	-.0350	-.0230	-.0190
	.150	.0410	-.0100	-.0420	-.0210	-.0200
	.300	.0230	-.0210	-.0320	-.0330	-.0250
	.520	-.0010	-.0210	-.0310	-.0180	-.0150
.650	-.0560	-.0790	-.0790	-.0670	-.0690	

AMES 87-707 IA9 O2A + S3 + T9 LEFT VERTICAL

(RBNV20)

SECTION (1) LEFT VERTICAL		DEPENDENT VARIABLE CP					
MACH (3) = 3.502	BETAT (5) = 4.460	Z/BV	.158	.316	.600	.840	.925
		X/CV					
		.775	-.0680	-.0870	-.0830	-.0760	-.0870
		.900		.0040	-.0850	-.0770	-.0820
MACH (3) = 3.502	BETAT (6) = 6.670	Z/BV	.158	.316	.600	.840	.925
		X/CV					
		.000	.0150	.4130	.4540	.5120	.3850
		.050	-.0160	-.0360	-.0520	-.0430	-.0410
		.150	.0040	-.0380	-.0670	-.0430	-.0400
		.300	.0110	-.0500	-.0540	-.0500	-.0420
		.520	-.0080	-.0540	-.0530	-.0390	-.0350
		.650	-.0620	-.0920	-.0850	-.0730	-.0760
		.775	-.0840	-.1030	-.0850	-.0800	-.0870
		.900		.0150	-.0900	-.0850	-.0850
MACH (3) = 3.502	BETAT (7) = 8.870	Z/BV	.158	.316	.600	.840	.925
		X/CV					
		.000	-.0010	.2910	.4380	.4940	.3660
		.050	-.0800	-.0790	-.0550	-.0550	-.0550
		.150	-.0710	-.0790	-.0760	-.0550	-.0510
		.300	-.0650	-.0820	-.0760	-.0630	-.0510
		.520	-.0600	-.0810	-.0760	-.0500	-.0450
		.650	-.0880	-.1020	-.0910	-.0780	-.0800
		.775	-.0970	-.1090	-.0910	-.0870	-.0910
		.900		.0360	-.0900	-.0900	-.0930

AMES 87-707 IA9 O2A + S3 + T9 LEFT VERTICAL

(RBNV21) (10 MAY 73)

REFERENCE DATA

SREF = 2.4210 SQ.FT. XMRP = 28.5300 INCHES
 LREF = 39.8490 INCHES YMRP = .0000 INCHES
 BREF = 39.8490 INCHES ZMRP = .0000 INCHES
 SCALE = .0300 SCALE

PARAMETRIC DATA

ALPHAT = 6.000 ORBINC = .500
 RUDDER = -10.000 ELEVON = .000
 RUDFLR = .000

SECTION (1) LEFT VERTICAL		DEPENDENT VARIABLE CP					
MACH (1) = 2.499	BETAT (1) = -8.390	Z/BV	.158	.316	.600	.840	.925
		X/CV					
		.000	.0080	.2180	.2470	.3480	.3370
		.050	.1270	.3430	.3900	.4170	.4020
		.150	.1120	.2620	.3390	.3580	.3570
		.300	.0630	.1750	.2880	.2990	.2830
		.520	.0380	.1260	.2110	.2700	.2500
		.650	-.0920	-.1090	-.0810	-.0620	.0270
		.775	-.0880	-.1420	-.1150	-.0790	-.0210
		.900		.0790	-.1220	-.0750	-.0350
MACH (1) = 2.499	BETAT (2) = -6.280	Z/BV	.158	.316	.600	.840	.925
		X/CV					
		.000	.0840	.3910	.3530	.4500	.3980
		.050	.1030	.2970	.3240	.3360	.3320
		.150	.1020	.2360	.2850	.3070	.3060
		.300	.0650	.1580	.2400	.2640	.2460
		.520	.0480	.1190	.1750	.2230	.2150
		.650	-.0840	-.1130	-.0930	-.0690	.0200
		.775	-.0830	-.1510	-.1230	-.1020	-.0350
		.900		.0610	-.1310	-.1060	-.0530
MACH (1) = 2.499	BETAT (3) = -4.170	Z/BV	.158	.316	.600	.840	.925
		X/CV					
		.000	.2370	.4840	.4010	.4890	.4070
		.050	.0720	.2020	.2300	.2220	.2220
		.150	.0700	.1940	.2320	.2440	.2380
		.300	.0470	.1350	.2000	.2120	.1980
		.520	.0320	.0980	.1400	.1900	.1720
		.650	-.0870	-.1200	-.1020	-.0840	.0070
		.775	-.0930	-.1600	-.1330	-.1160	-.0540
		.900		.0600	-.1390	-.1190	-.0720
MACH (1) = 2.499	BETAT (4) = .060	Z/BV	.158	.316	.600	.840	.925
		X/CV					
		.000	.6510	.5270	.4490	.5020	.3950
		.050	.0210	.0530	.0170	.0010	.0110
		.150	.1350	.1220	.0690	.0570	.0490
		.300	.0720	.0870	.1090	.0760	.0590
		.520	.0220	.0510	.0760	.1040	.0800
		.650	-.1140	-.1410	-.1210	-.1090	-.0610
		.775	-.1240	-.1750	-.1530	-.1380	-.0930
		.900		.0380	-.1550	-.1360	-.1050

AMES 87-707 IA9 O2A + S3 + T9 LEFT VERTICAL

(RBNV21)

SECTION (1)LEFT VERTICAL

DEPENDENT VARIABLE CP

MACH (1) = 2.499 BETAT (5) = 4.310

Z/BV	.158	.316	.600	.840	.925
X/CV					
.000	.1800	.5260	.4580	.4910	.3690
.050	.0320	-.0400	-.0780	-.0700	-.0610
.150	.0800	-.0440	-.0630	-.0410	-.0360
.300	.0490	-.0170	-.0360	-.0410	-.0270
.520	.0020	-.0200	-.0220	-.0150	-.0090
.650	-.1080	-.1510	-.1450	-.1300	-.1260
.775	-.1250	-.1650	-.1610	-.1450	-.1520
.900		.0550	-.1600	-.1470	-.1470

MACH (1) = 2.498 BETAT (6) = 6.440

Z/BV	.158	.316	.600	.840	.925
X/CV					
.000	.0800	.4600	.4440	.4580	.3360
.050	.0470	-.0700	-.1110	-.1120	-.1060
.150	.0280	-.0840	-.0970	-.0840	-.0790
.300	.0230	-.0480	-.0770	-.0830	-.0620
.520	-.0340	-.0610	-.0720	-.0560	-.0430
.650	-.1190	-.1590	-.1680	-.1410	-.1430
.775	-.1400	-.1740	-.1750	-.1530	-.1690
.900		.0520	-.1760	-.1590	-.1640

MACH (1) = 2.499 BETAT (7) = 8.570

Z/BV	.158	.316	.600	.840	.925
X/CV					
.000	.0080	.3360	.3660	.3590	.2540
.050	-.0250	-.1100	-.1170	-.1500	-.1480
.150	-.0340	-.1180	-.1260	-.1270	-.1250
.300	-.0400	-.1230	-.1160	-.1160	-.0980
.520	-.0700	-.1180	-.1030	-.0830	-.0730
.650	-.1360	-.1780	-.1760	-.1410	-.1550
.775	-.1550	-.1910	-.1810	-.1530	-.1760
.900		.0660	-.1770	-.1550	-.1690

MACH (2) = 2.999 BETAT (1) = -8.550

Z/BV	.158	.316	.600	.840	.925
X/CV					
.000	-.0280	.2820	.2530	.3730	.3620
.050	.0890	.2990	.3350	.3500	.3440
.150	.0960	.2580	.2910	.3110	.3090
.300	.0700	.1740	.2510	.2720	.2570
.520	.0280	.1260	.1990	.2450	.2320
.650	-.0640	-.0670	-.0370	-.0200	.0540
.775	-.0680	-.1040	-.0610	-.0480	.0170
.900		.0720	-.0730	-.0500	.0000

MACH (2) = 2.999 BETAT (2) = -4.240

Z/BV	.158	.316	.600	.840	.925
X/CV					
.000	.1260	.4780	.4190	.5060	.4010
.050	.0500	.1370	.1050	.1050	.1170
.150	.0500	.1520	.1550	.1380	.1330
.300	.0330	.1190	.1720	.1440	.1240



DATE 18 SEP 73

TABULATED PRESSURE DATA - 1A9C

PAGE 1705

AMES 87-707 1A9 C2A + S3 + T9 LEFT VERTICAL

(RBNV21)

SECTION (1) LEFT VERTICAL

DEPENDENT VARIABLE CP

MACH (2) = 2.999 BETAT (2) = -4.240

Z/BV	.158	.316	.600	.840	.925
X/CV					
.520	.0170	.0880	.1280	.1580	.1300
.650	-.0750	-.0820	-.0620	-.0480	.0150
.775	-.0850	-.1140	-.0890	-.0740	-.0250
.900		.0120	-.0960	-.0780	-.0390

MACH (2) = 2.999 BETAT (3) = .060

Z/BV	.158	.316	.600	.840	.925
X/CV					
.000	.5870	.5030	.4530	.5290	.4160
.050	-.0040	.0090	.0090	.0260	.0320
.150	.0610	.0660	.0320	.0400	.0440
.300	.0620	.0870	.0540	.0330	.0360
.520	.0230	.0530	.0620	.0440	.0320
.650	-.0760	-.0890	-.0770	-.0850	-.0610
.775	-.0840	-.1160	-.1030	-.0960	-.0850
.900		.0110	-.1100	-.0930	-.0890

MACH (2) = 2.999 BETAT (4) = 4.400

Z/BV	.158	.316	.600	.840	.925
X/CV					
.000	.0670	.5170	.4700	.4890	.3650
.050	.0220	-.0090	-.0400	-.0340	-.0410
.150	.0360	-.0140	-.0410	-.0200	-.0270
.300	.0400	-.0130	-.0280	-.0260	-.0200
.520	.0120	-.0200	-.0190	-.0060	-.0040
.650	-.0760	-.1030	-.1080	-.0980	-.0790
.775	-.0920	-.1170	-.1180	-.1050	-.1110
.900		.0170	-.1190	-.1120	-.1100

MACH (2) = 2.999 BETAT (5) = 8.730

Z/BV	.158	.316	.600	.840	.925
X/CV					
.000	-.0270	.3470	.3660	.3880	.2780
.050	-.0420	-.0760	-.0910	-.1010	-.0960
.150	-.0350	-.0800	-.1070	-.0930	-.0880
.300	-.0580	-.0950	-.0930	-.0950	-.0830
.520	-.0500	-.0950	-.0910	-.0790	-.0740
.650	-.1050	-.1300	-.1230	-.1090	-.1140
.775	-.1200	-.1400	-.1240	-.1170	-.1320
.900		.0560	-.1280	-.1200	-.1300

MACH (3) = 3.502 BETAT (1) = -8.710

Z/BV	.158	.316	.600	.840	.925
X/CV					
.000	-.0240	.1570	.2730	.4060	.3740
.050	.0610	.2080	.2520	.2450	.2410
.150	.0640	.2160	.2450	.2510	.2440
.300	.0560	.1770	.2250	.2370	.2240
.520	.0270	.1350	.1810	.2240	.2110

AMES 87-707 IA9 O2A + S3 + T9 LEFT VERTICAL

(RBNV21)

SECTION (1) LEFT VERTICAL		DEPENDENT VARIABLE CP					
MACH (3) = 3.502	BETAT (1) = -8.710	Z/BV	.158	.316	.600	.840	.925
		X/CV					
		.650	-.0440	-.0360	-.0070	.0050	.0710
		.775	-.0560	-.0750	-.0380	-.0260	.0310
		.900		.0440	-.0450	-.0280	.0180
MACH (3) = 3.502	BETAT (2) = -6.510	Z/BV	.158	.316	.600	.840	.925
		X/CV					
		.000	.0340	.3440	.3140	.4340	.3860
		.050	.0610	.1670	.1700	.1570	.1640
		.150	.0490	.1730	.1850	.1730	.1650
		.300	.0330	.1400	.1860	.1740	.1560
		.520	.0120	.1080	.1500	.1760	.1570
		.650	-.0500	-.0430	-.0210	-.0070	.0560
		.775	-.0640	-.0790	-.0510	-.0360	.0110
		.900		.0210	-.0560	-.0400	-.0020
MACH (3) = 3.502	BETAT (3) = -4.320	Z/BV	.158	.316	.600	.840	.925
		X/CV					
		.000	.0870	.3610	.3720	.4750	.4070
		.050	.0360	.1350	.1020	.1140	.1200
		.150	.0320	.1290	.1270	.1220	.1200
		.300	.0180	.1050	.1330	.1170	.1100
		.520	.0100	.0850	.1190	.1320	.1070
		.650	-.0500	-.0490	-.0280	-.0230	.0170
		.775	-.0610	-.0820	-.0560	-.0510	-.0180
		.900		.0040	-.0640	-.0530	-.0270
MACH (3) = 3.502	BETAT (4) = .060	Z/BV	.158	.316	.600	.840	.925
		X/CV					
		.000	.4740	.4710	.4450	.5350	.4240
		.050	.0120	.0190	.0180	.0430	.0500
		.150	.0360	.0390	.0240	.0480	.0530
		.300	.0430	.0630	.0330	.0360	.0450
		.520	.0150	.0450	.0420	.0470	.0370
		.650	-.0560	-.0650	-.0530	-.0590	-.0380
		.775	-.0710	-.0870	-.0760	-.0680	-.0650
		.900		-.0230	-.0760	-.0660	-.0690
MACH (3) = 3.502	BETAT (5) = 4.470	Z/BV	.158	.316	.600	.840	.925
		X/CV					
		.000	.0240	.4280	.4200	.4770	.3590
		.050	.0030	-.0130	-.0390	-.0330	-.0320
		.150	.0200	-.0130	-.0450	-.0310	-.0290
		.300	.0270	-.0190	-.0300	-.0390	-.0320
		.520	.0070	-.0230	-.0280	-.0250	-.0280
		.650	-.0550	-.0790	-.0760	-.0670	-.0760



DATE 18 SEP 73

TABULATED PRESSURE DATA - IA9C

PAGE 1707

AMES 87-707 IA9 O2A + S3 + T9 LEFT VERTICAL

(RBNV21)

SECTION (1) LEFT VERTICAL

DEPENDENT VARIABLE CP

MACH (3) = 3.502 BETAT (5) = 4.470	Z/BV	.158	.316	.600	.840	.925
	X/CV					
	.775	-.0690	-.0920	-.0840	-.0760	-.0840
	.900		.0030	-.0850	-.0800	-.0830
MACH (3) = 3.502 BETAT (6) = 6.670	Z/BV	.158	.316	.600	.840	.925
	X/CV					
	.000	.0100	.3750	.3810	.4380	.3230
	.050	-.0240	-.0420	-.0570	-.0540	-.0520
	.150	-.0060	-.0430	-.0710	-.0530	-.0500
	.300	-.0060	-.0540	-.0600	-.0620	-.0530
	.520	-.0160	-.0610	-.0600	-.0500	-.0480
	.650	-.0660	-.0950	-.0880	-.0760	-.0840
	.775	-.0790	-.1020	-.0850	-.0820	-.0970
	.900		.0140	-.0900	-.0870	-.0970
MACH (3) = 3.502 BETAT (7) = 8.890	Z/BV	.158	.316	.600	.840	.925
	X/CV					
	.000	-.0480	.2220	.3680	.4170	.3070
	.050	-.0800	-.0790	-.0610	-.0650	-.0620
	.150	-.0610	-.0810	-.0840	-.0660	-.0600
	.300	-.0620	-.0900	-.0800	-.0690	-.0610
	.520	-.0550	-.0860	-.0810	-.0560	-.0550
	.650	-.0850	-.1020	-.0890	-.0820	-.0870
	.775	-.0980	-.1060	-.0930	-.0860	-.0950
	.900		.0350	-.0960	-.0890	-.0990

AMES 87-757 IA9 O2A + S3 + T9 LEFT VERTICAL

(RBNV22) (10 MAY 73)

REFERENCE DATA

SREF = 2.4210 SQ.FT. XMRP = 28.5300 INCHES
 LREF = 39.8490 INCHES YMRP = .0000 INCHES
 BREF = 39.8490 INCHES ZMRP = .0000 INCHES
 SCALE = .0300 SCALE

PARAMETRIC DATA

ALPHAT = 8.000 ORBINC = .500
 RUDDER = -10.000 ELEVON = .000
 RUDFLR = .000

SECTION (1) LEFT VERTICAL

DEPENDENT VARIABLE CP

MACH (1) = 2.499	BETAT (1) = -8.370	Z/BV	.158	.316	.600	.840	.925
		X/CV					
		.000	.0020	.1220	.2060	.3100	.3050
		.050	.1480	.3150	.3750	.3880	.3740
		.150	.1120	.2320	.3220	.3360	.3320
		.300	.0430	.1460	.2630	.2800	.2580
		.520	.0290	.1040	.1840	.2500	.2280
		.650	-.1060	-.1140	-.0910	-.0600	-.0680
		.775	-.1050	-.1450	-.1260	-.0870	-.0280
		.900		.0740	-.1330	-.0910	-.0330
MACH (1) = 2.499	BETAT (2) = -6.260	Z/BV	.158	.316	.600	.840	.925
		X/CV					
		.000	.0780	.2950	.2930	.3820	.3460
		.050	.0980	.2740	.3130	.3280	.3240
		.150	.0970	.2110	.2680	.2930	.2930
		.300	.0470	.1360	.2300	.2470	.2320
		.520	.0270	.0950	.1600	.2090	.2010
		.650	-.1050	-.1170	-.0940	-.0750	-.0080
		.775	-.1040	-.1500	-.1310	-.1060	-.0440
		.900		.0500	-.1370	-.1060	-.0630
MACH (1) = 2.499	BETAT (3) = -4.150	Z/BV	.158	.316	.600	.840	.925
		X/CV					
		.000	.1480	.3870	.3500	.4280	.3590
		.050	.0360	.1880	.2330	.2350	.2350
		.150	.0480	.1630	.2180	.2340	.2300
		.300	.0300	.1080	.1820	.1970	.1840
		.520	.0100	.0790	.1250	.1740	.1590
		.650	-.0880	-.1260	-.1070	-.0860	-.0060
		.775	-.0960	-.1630	-.1420	-.1190	-.0560
		.900		.0560	-.1440	-.1210	-.0750
MACH (1) = 2.499	BETAT (4) = .060	Z/BV	.158	.316	.600	.840	.925
		X/CV					
		.000	.6380	.4710	.3920	.4410	.3420
		.050	.0020	.0350	.0040	-.0110	-.0020
		.150	.1100	.0890	.0590	.0480	.0440
		.300	.0550	.0700	.0890	.0670	.0540
		.520	.0080	.0360	.0590	.0930	.0690
		.650	-.1190	-.1460	-.1230	-.1160	-.0670
		.775	-.1300	-.1740	-.1590	-.1470	-.1030
		.900		.0330	-.1620	-.1470	-.1130



DATE 18 SEP 73

TABULATED PRESSURE DATA - IA9C

PAGE 1709

AMES 87-707 IA9 O2A + S3 + T9 LEFT VERTICAL

(RBNV22)

SECTION (1) LEFT VERTICAL

DEPENDENT VARIABLE CP

MACH (1) = 2.499 BETAT (5) = 4.330

Z/BV	.158	.316	.600	.840	.925
X/CV					
.000	.1200	.4270	.4110	.4350	.3180
.050	.0410	-.0530	-.0930	-.0900	-.0820
.150	.0630	-.0530	-.0770	-.0650	-.0580
.300	.0360	-.0130	-.0520	-.0600	-.0410
.520	-.0070	-.0370	-.0420	-.0290	-.0230
.650	-.1080	-.1500	-.1420	-.1330	-.1260
.775	-.1270	-.1640	-.1660	-.1460	-.1570
.900		.0590	-.1640	-.1490	-.1540

MACH (1) = 2.499 BETAT (6) = 6.460

Z/BV	.158	.316	.600	.840	.925
X/CV					
.000	.0710	.3650	.3870	.3860	.2770
.050	.0360	-.0790	-.1180	-.1310	-.1260
.150	.0120	-.0940	-.1110	-.1080	-.1020
.300	-.0120	-.0610	-.0960	-.1010	-.0830
.520	-.0380	-.0760	-.0920	-.0740	-.0630
.650	-.1250	-.1670	-.1720	-.1420	-.1520
.775	-.1400	-.1780	-.1780	-.1530	-.1680
.900		.0470	-.1760	-.1550	-.1670

MACH (1) = 2.499 BETAT (7) = 8.600

Z/BV	.158	.316	.600	.840	.925
X/CV					
.000	.0100	.2520	.3140	.3260	.2260
.050	-.0260	-.1170	-.1140	-.1580	-.1550
.150	-.0320	-.1300	-.1330	-.1410	-.1360
.300	-.0610	-.1260	-.1240	-.1280	-.1150
.520	-.0750	-.1190	-.1200	-.1030	-.0930
.650	-.1420	-.1770	-.1800	-.1490	-.1630
.775	-.1490	-.1900	-.1840	-.1580	-.1760
.900		.0620	-.1770	-.1540	-.1740

MACH (2) = 2.999 BETAT (1) = -8.530

Z/BV	.158	.316	.600	.840	.925
X/CV					
.000	-.0370	.1960	.1940	.3020	.2990
.050	.0740	.2580	.3000	.3290	.3190
.150	.0790	.2100	.2540	.2850	.2850
.300	.0520	.1390	.2200	.2420	.2340
.520	.0110	.0960	.1650	.2190	.2160
.650	-.0730	-.0740	-.0380	-.0260	.0450
.775	-.0780	-.1060	-.0720	-.0570	.0040
.900		.0720	-.0850	-.0590	-.0110

MACH (2) = 2.999 BETAT (2) = -4.230

Z/BV	.158	.316	.600	.840	.925
X/CV					
.000	.1420	.3450	.3650	.4520	.3690
.050	.0220	.1360	.1080	.0870	.0920
.150	.0190	.1310	.1510	.1270	.1130
.300	.0030	.0940	.1500	.1360	.1140

AMES 87-707 IA9 O2A + S3 + T9 LEFT VERTICAL

(RBNV22)

SECTION (1) LEFT VERTICAL		DEPENDENT VARIABLE CP					
MACH (2) = 2.999	BETAT (2) = -4.230	Z/BV	.158	.316	.600	.840	.925
		X/CV					
		.525	-.0080	.0610	.1070	.1370	.1190
		.650	-.0810	-.0870	-.0670	-.0520	.0080
		.775	-.0930	-.1190	-.0940	-.0820	-.0310
		.900		.0110	-.1020	-.0820	-.0440
MACH (2) = 2.999	BETAT (3) = .060	Z/BV	.158	.316	.600	.840	.925
		X/CV					
		.000	.4700	.4560	.3910	.4640	.3620
		.050	-.0070	.0070	-.0090	.0060	.0120
		.150	.0570	.0590	.0170	.0200	.0220
		.300	.0400	.0570	.0390	.0150	.0160
		.520	.0050	.0280	.0480	.0300	.0160
		.650	-.0830	-.0980	-.0810	-.0880	-.0690
		.775	-.0960	-.1210	-.1190	-.0980	-.0910
		.900		.0090	-.1120	-.0970	-.0940
MACH (2) = 2.999	BETAT (4) = 4.400	Z/BV	.158	.316	.600	.840	.925
		X/CV					
		.000	.0630	.3920	.4080	.4560	.3430
		.050	.0030	-.0360	-.0520	-.0400	-.0360
		.150	.0180	-.0340	-.0500	-.0320	-.0260
		.300	.0100	-.0120	-.0350	-.0370	-.0290
		.520	-.0050	-.0280	-.0310	-.0230	-.0190
		.650	-.0780	-.1090	-.1050	-.1020	-.0960
		.775	-.0970	-.1230	-.1220	-.1120	-.1160
		.900		.0140	-.1230	-.1140	-.1140
MACH (2) = 2.999	BETAT (5) = 8.750	Z/BV	.158	.316	.600	.840	.925
		X/CV					
		.000	-.0350	.2550	.3000	.3170	.2200
		.050	-.0570	-.0940	-.0940	-.1100	-.1080
		.150	-.0500	-.0960	-.1100	-.1060	-.1000
		.300	-.0740	-.1020	-.0970	-.1050	-.0930
		.520	-.0860	-.1030	-.0970	-.0910	-.0850
		.650	-.1160	-.1330	-.1280	-.1130	-.1220
		.775	-.1220	-.1420	-.1270	-.1200	-.1310
		.900		.0580	-.1310	-.1210	-.1310
MACH (3) = 3.502	BETAT (1) = -8.680	Z/BV	.158	.316	.600	.840	.925
		X/CV					
		.000	-.0360	.1540	.2000	.3270	.3060
		.050	.0250	.1730	.2270	.2350	.2280
		.150	.0300	.1750	.2100	.2290	.2260
		.300	.0280	.1320	.1930	.2090	.2010
		.520	.0070	.1000	.1560	.1920	.1840



DATE 18 SEP 73

TABULATED PRESSURE DATA - IA9C

PAGE 1711

AMES 87-707 IA9 O2A + S3 + T9 LEFT VERTICAL

(RBNV22)

SECTION (1) LEFT VERTICAL		DEPENDENT VARIABLE CP						
MACH (3) = 3.502	BETAT (1) = -8.680	Z/BV	.158	.316	.600	.840	.925	
		X/CV						
		.650	-.0530	-.0440	-.0170	-.0010	.0530	
		.775	-.0650	-.0810	-.0420	-.0310	.0170	
		.900		.0450	-.0520	-.0310	.0040	
	MACH (3) = 3.502	BETAT (2) = -6.490	Z/BV	.158	.316	.600	.840	.925
			X/CV					
		.000	.0060	.2660	.2490	.3590	.3220	
		.050	.0040	.1410	.1560	.1390	.1390	
		.150	.0080	.1290	.1590	.1560	.1460	
		.300	.0020	.0950	.1540	.1540	.1390	
		.520	-.0070	.0720	.1240	.1510	.1370	
MACH (3) = 3.502	BETAT (3) = -4.310	Z/BV	.158	.316	.600	.840	.925	
		X/CV						
		.000	.0450	.3150	.3260	.4090	.3460	
		.050	.0100	.0970	.0790	.0900	.0960	
		.150	.0150	.1000	.1050	.1010	.0990	
		.300	.0000	.0780	.1130	.0960	.0870	
		.520	-.0140	.0560	.0960	.1050	.0840	
MACH (3) = 3.502	BETAT (4) = .060	Z/BV	.158	.316	.600	.840	.925	
		X/CV						
		.000	.3830	.4240	.3790	.4640	.3710	
		.050	.0080	.0070	.0060	.0240	.0300	
		.150	.0380	.0350	.0100	.0280	.0350	
		.300	.0250	.0460	.0230	.0190	.0250	
		.520	-.0010	.0240	.0280	.0300	.0250	
MACH (3) = 3.502	BETAT (5) = 4.480	Z/BV	.158	.316	.600	.840	.925	
		X/CV						
		.000	.0250	.3430	.3680	.4120	.3070	
		.050	-.0070	-.0240	-.0430	-.0420	-.0420	
		.150	.0070	-.0260	-.0470	-.0420	-.0400	
		.300	.0050	-.0230	-.0370	-.0470	-.0420	
		.520	-.0040	-.0310	-.0340	-.0320	-.0350	
	.650	-.0590	-.0800	-.0800	-.0700	-.0770		

AMES 87-707 IA9 C2A + S3 + T9 LEFT VERTICAL

(RBNV22)

SECTION (1) LEFT VERTICAL		DEPENDENT VARIABLE CP					
MACH (3) = 3.502	BETAT (5) = 4.480	Z/BV	.158	.316	.600	.840	.925
		X/CV					
		.775	-.0730	-.0920	-.0840	-.0730	-.0880
		.900		.0030	-.0880	-.0800	-.0870
MACH (3) = 3.502	BETAT (6) = 6.700	Z/BV	.158	.316	.600	.840	.925
		X/CV					
		.000	-.0090	.3130	.3180	.3690	.2720
		.050	-.0350	-.0530	-.0620	-.0650	-.0610
		.150	-.0230	-.0550	-.0750	-.0650	-.0620
		.300	-.0350	-.0590	-.0630	-.0710	-.0630
		.520	-.0430	-.0640	-.0600	-.0570	-.0580
		.650	-.0750	-.0940	-.0870	-.0790	-.0840
		.775	-.0840	-.1030	-.0880	-.0830	-.0920
		.900		.0210	-.0920	-.0880	-.0930
MACH (3) = 3.502	BETAT (7) = 8.910	Z/BV	.158	.316	.600	.840	.925
		X/CV					
		.000	-.0310	.2310	.2960	.3360	.2460
		.050	-.0650	-.0800	-.0680	-.0750	-.0700
		.150	-.0550	-.0850	-.0900	-.0730	-.0680
		.300	-.0690	-.0910	-.0780	-.0780	-.0710
		.520	-.0820	-.0910	-.0820	-.0660	-.0640
		.650	-.0970	-.1060	-.0930	-.0860	-.0920
		.775	-.1010	-.1100	-.0960	-.0890	-.0930
		.900		.0380	-.0960	-.0940	-.0970

AMES 87-707 IA9 O2A + S3 + T9 RIGHT VERTICAL

(RBNRU1) (10 MAY 73)

REFERENCE DATA

SREF = 2.4210 SQ.FT. XMRP = 28.5300 INCHES
 LREF = 39.8490 INCHES YMRP = .0000 INCHES
 BREF = 39.8490 INCHES ZMRP = .0000 INCHES
 SCALE = .0300 SCALE

PARAMETRIC DATA

BETAT = .000 ORBINC = .500
 RUDDER = .000 ELEVON = .000
 RUDFLR = .000

SECTION (1)RIGHT VERTICAL

DEPENDENT VARIABLE CP

MACH (1) = 2.498 ALPHAT (1) = -8.100

Z/BV	.158	.316	.600	.840	.925
X/CV					
.000	1.0150	.9690	.7610	.8710	.7750
.050	.2490	.2970	.1970	.1310	.1470
.150	.3960	.4160	.2670	.2220	.2040
.300	.2950	.3130	.3340	.2640	.2390
.520	.2320	.1990	.2390	.2840	.2550
.650	.0040	-.0240	-.0080	.0300	.0390
.775	.0180	-.0450	-.0350	-.0020	.0230
.900		-.0510	-.0390	-.0120	.0010

MACH (1) = 2.498 ALPHAT (2) = -6.070

Z/BV	.158	.316	.600	.840	.925
X/CV					
.000	.9510	.8810	.7770	.7920	.7110
.050	.2010	.2600	.1660	.1050	.1190
.150	.3390	.3270	.2240	.1830	.1650
.300	.2500	.2790	.3030	.2240	.1980
.520	.1930	.1670	.2220	.2370	.2080
.650	-.0180	-.0460	-.0300	.0230	.0160
.775	-.0060	-.0620	-.0470	-.0090	.0040
.900		-.0670	-.0540	-.0220	-.0120

MACH (1) = 2.498 ALPHAT (3) = -4.030

Z/BV	.158	.316	.600	.840	.925
X/CV					
.000	.8820	.8020	.7240	.7700	.6700
.050	.1510	.2040	.1290	.0810	.0960
.150	.2810	.2380	.1870	.1460	.1360
.300	.2080	.2430	.2630	.1830	.1560
.520	.1520	.1330	.1820	.1930	.1650
.650	-.0440	-.0680	-.0480	.0020	-.0190
.775	-.0330	-.0810	-.0690	-.0310	-.0180
.900		-.0900	-.0750	-.0450	-.0310

MACH (1) = 2.498 ALPHAT (4) = -2.000

Z/BV	.158	.316	.600	.840	.925
X/CV					
.000	.8210	.7340	.6660	.7060	.6130
.050	.1110	.1500	.0930	.0670	.0790
.150	.2330	.2070	.1580	.1210	.1140
.300	.1690	.2100	.2210	.1580	.1310
.520	.1220	.1080	.1590	.1670	.1350
.650	-.0620	-.0760	-.0580	-.0090	-.0290
.775	-.0520	-.0930	-.0770	-.0380	-.0370
.900		-.1000	-.0790	-.0520	-.0470

AMES 87-707 IA9 C2A + S3 + T9 RIGHT VERTICAL

(RBNR(1))

SECTION (1)RIGHT VERTICAL		DEPENDENT VARIABLE CP					
MACH (1) = 2.498	ALPHAT(5) = .000	Z/BV	.158	.316	.600	.840	.925
		X/CV					
		.000	.7640	.6660	.6120	.6540	.5630
		.050	.0790	.1070	.0680	.0400	.0520
		.150	.1980	.1890	.1330	.0910	.0840
		.300	.1380	.1810	.1800	.1260	.0990
		.520	.0930	.0810	.1260	.1340	.1050
		.650	-.0750	-.0880	-.0740	-.0310	-.0510
		.775	-.0660	-.1030	-.0940	-.0580	-.0530
		.900		-.1120	-.1010	-.0720	-.0590
MACH (1) = 2.498	ALPHAT(6) = 1.930	Z/BV	.158	.316	.600	.840	.925
		X/CV					
		.000	.7230	.6080	.5540	.5970	.5110
		.050	.0490	.0750	.0510	.0290	.0400
		.150	.1730	.1660	.1110	.0770	.0700
		.300	.1130	.1530	.1570	.1090	.0860
		.520	.0680	.0620	.1050	-.1040	.0890
		.650	-.0850	-.0950	-.0790	-.0420	-.0570
		.775	-.0770	-.1120	-.0970	-.0660	-.0650
		.900		-.1190	-.1050	-.0770	-.0710
MACH (1) = 2.498	ALPHAT(7) = 3.900	Z/BV	.158	.316	.600	.840	.925
		X/CV					
		.000	.6820	.5630	.5010	.5400	.4580
		.050	.0320	.0560	.0420	.0120	.0220
		.150	.1480	.1460	.0910	.0620	.0520
		.300	.0860	.1210	.1200	.0910	.0680
		.520	.0480	.0460	.0830	.0930	.0730
		.650	-.0970	-.1060	-.0880	-.0540	-.0640
		.775	-.0850	-.1200	-.1090	-.0790	-.0720
		.900		-.1280	-.1150	-.0900	-.0810
MACH (1) = 2.498	ALPHAT(8) = 5.950	Z/BV	.158	.316	.600	.840	.925
		X/CV					
		.000	.6480	.5260	.4430	.4870	.4070
		.050	.0270	.0520	.0270	-.0020	.0100
		.150	.1280	.1230	.0770	.0520	.0430
		.300	.0630	.0890	.0970	.0800	.0610
		.520	.0300	.0290	.0620	.0800	.0610
		.650	-.1060	-.1090	-.0960	-.0680	-.0730
		.775	-.0990	-.1240	-.1150	-.0870	-.0820
		.900		-.1290	-.1200	-.0990	-.0910
MACH (1) = 2.498	ALPHAT(9) = 8.010	Z/BV	.158	.316	.600	.840	.925
		X/CV					
		.000	.6400	.4770	.3920	.4260	.3560
		.050	.0060	.0340	.0150	-.0050	.0050
		.150	.0990	.0930	.0690	.0480	.0420
		.300	.0460	.0750	.0830	.0730	.0590



DATE 18 SEP 73

TABULATED PRESSURE DATA - IA9C

PAGE 1715

AMES 87-707 IA9 O2A + S3 + T9 RIGHT VERTICAL

(RBNRU1)

SECTION (1) RIGHT VERTICAL

DEPENDENT VARIABLE CP

MACH (1) = 2.498	ALPHAT(9) = 8.010	Z/BV	.158	.316	.600	.840	.925
		X/CV					
		.520	.0140	.0160	.0450	.0660	.0560
		.650	-.1110	-.1150	-.1070	-.0770	-.0780
		.775	-.1050	-.1250	-.1190	-.0950	-.0850
		.900		-.1280	-.1230	-.1050	-.0940
MACH (2) = 2.999	ALPHAT(1) = -8.070	Z/BV	.158	.316	.600	.840	.925
		X/CV					
		.000	1.0450	.9190	.7890	.9200	.7890
		.050	.1760	.1700	.1250	.1140	.1180
		.150	.4950	.2110	.1830	.1230	.1240
		.300	.2750	.3020	.2450	.1520	.1130
		.520	.2060	.1840	.2420	.1510	.1140
		.650	.0320	-.0060	.0220	.0200	-.0240
		.775	.0380	-.0220	-.0020	.0110	-.0270
		.900		-.0270	-.0060	.0030	-.0190
MACH (2) = 2.999	ALPHAT(2) = -6.100	Z/BV	.158	.316	.600	.840	.925
		X/CV					
		.000	.9890	.9140	.6890	.8310	.7070
		.050	.1410	.1190	.0920	.0970	.1020
		.150	.4160	.2080	.1580	.1070	.1040
		.300	.2400	.2980	.1950	.1350	.0960
		.520	.1790	.1720	.2190	.1280	.0950
		.650	.0190	-.0150	.0200	.0050	-.0320
		.775	.0200	-.0340	-.0030	.0030	-.0320
		.900		-.0440	-.0110	-.0020	-.0250
MACH (2) = 2.999	ALPHAT(3) = -4.070	Z/BV	.158	.316	.600	.840	.925
		X/CV					
		.000	.9390	.8470	.7380	.7470	.6380
		.050	.1060	.0950	.0910	.0800	.0870
		.150	.3430	.1860	.1370	.0990	.0920
		.300	.1990	.2660	.1650	.1170	.0860
		.520	.1520	.1540	.2150	.1230	.0900
		.650	.0000	-.0250	.0060	-.0120	-.0310
		.775	-.0030	-.0410	-.0170	-.0100	-.0340
		.900		-.0480	-.0260	-.0120	-.0320
MACH (2) = 2.999	ALPHAT(4) = -2.000	Z/BV	.158	.316	.600	.840	.925
		X/CV					
		.000	.8590	.7620	.7120	.6410	.5570
		.050	.0720	.0790	.0810	.0770	.0730
		.150	.2710	.1560	.1160	.1100	.0850
		.300	.1540	.2150	.1450	.1140	.0920
		.520	.1170	.1270	.1640	.1060	.0890

AMES 87-707 IA9 O2A + S3 + T9 RIGHT VERTICAL

(RBNRU1)

SECTION (1)RIGHT VERTICAL		DEPENDENT VARIABLE CP					
MACH (2) = 2.999	ALPHAT (4) = -2.000	Z/BV	.158	.316	.600	.840	.925
		X/CV					
		.650	-.0190	-.0380	-.0030	-.0270	-.0330
		.775	-.0280	-.0530	-.0240	-.0360	-.0370
		.900		-.0610	-.0350	-.0320	-.0430
MACH (2) = 2.999	ALPHAT (5) = -.010	Z/BV	.158	.316	.600	.840	.925
		X/CV					
		.000	.7880	.6780	.6370	.7010	.5470
		.050	.0490	.0620	.0610	.0740	.0810
		.150	.2140	.1250	.0920	.0890	.0910
		.300	.1200	.1720	.1100	.0900	.0850
		.520	.0880	.0970	.1210	.0810	.0720
		.650	-.0340	-.0510	-.0250	-.0470	-.0510
		.775	-.0410	-.0650	-.0470	-.0550	-.0520
		.900		-.0720	-.0550	-.0540	-.0600
MACH (2) = 2.999	ALPHAT (6) = 1.930	Z/BV	.158	.316	.600	.840	.925
		X/CV					
		.000	.7360	.6110	.5710	.6380	.5170
		.050	.0230	.0430	.0410	.0610	.0720
		.150	.1610	.1010	.0740	.0750	.0820
		.300	.0970	.1460	.1010	.0770	.0730
		.520	.0620	.0690	.1020	.0670	.0590
		.650	-.0500	-.0590	-.0320	-.0500	-.0520
		.775	-.0540	-.0750	-.0540	-.0570	-.0620
		.900		-.0810	-.0570	-.0560	-.0670
MACH (2) = 2.999	ALPHAT (7) = 3.960	Z/BV	.158	.316	.600	.840	.925
		X/CV					
		.000	.6940	.5470	.5050	.5770	.4660
		.050	-.0010	.0270	.0240	.0350	.0430
		.150	.1050	.0800	.0550	.0460	.0510
		.300	.0680	.1090	.0650	.0470	.0420
		.520	.0370	.0450	.0680	.0380	.0320
		.650	-.0620	-.0690	-.0550	-.0650	-.0680
		.775	-.0640	-.0830	-.0720	-.0740	-.0710
		.900		-.0900	-.0740	-.0720	-.0760
MACH (2) = 2.999	ALPHAT (8) = 5.990	Z/BV	.158	.316	.600	.840	.925
		X/CV					
		.000	.5810	.4880	.4370	.5080	.4050
		.050	.0010	.0160	.0080	.0170	.0240
		.150	.0880	.0740	.0370	.0250	.0280
		.300	.0450	.0780	.0480	.0260	.0190
		.520	.0180	.0210	.0450	.0210	.0090
		.650	-.0720	-.0830	-.0680	-.0730	-.0790

DATE 18 SEP 73

TABULATED PRESSURE DATA - IA9C

PAGE 1717

AMES 87-707 IA9 O2A + S3 + T9 RIGHT VERTICAL

(RBNR01)

SECTION (1) RIGHT VERTICAL

DEPENDENT VARIABLE CP

MACH (2) = 2.999	ALPHAT(8) = 5.990	Z/BV	.158	.316	.600	.840	.925
		X/CV					
		.775	-.0750	-.0930	-.0840	-.0800	-.0830
		.900		-.0950	-.0840	-.0810	-.0850
MACH (2) = 2.999	ALPHAT(8) = 8.000	Z/BV	.158	.316	.600	.840	.925
		X/CV					
		.000	.4650	.4430	.3760	.4490	.3550
		.050	.0030	.0100	-.0100	-.0030	.0050
		.150	.0660	.0590	.0220	.0060	.0090
		.300	.0240	.0510	.0300	.0150	.0020
		.520	.0010	-.0010	.0300	.0070	-.0070
		.650	-.0800	-.0910	-.0800	-.0790	-.0850
		.775	-.0850	-.0990	-.0950	-.0870	-.0860
		.900		-.1030	-.0960	-.0890	-.0870
MACH (3) = 3.502	ALPHAT(1) = -8.080	Z/BV	.158	.316	.600	.840	.925
		X/CV					
		.000	.9400	.8060	.8290	.9660	.8380
		.050	.1500	.1030	.1080	.1350	.1430
		.150	.2630	.1640	.1390	.1270	.1310
		.300	.2510	.2900	.1590	.1230	.1160
		.520	.1770	.1710	.1590	.1100	.1010
		.650	.0290	.0120	.0500	-.0090	-.0100
		.775	.0340	-.0080	.0250	-.0210	-.0380
		.900		-.0160	.0130	-.0160	-.0250
MACH (3) = 3.502	ALPHAT(2) = -6.080	Z/BV	.158	.316	.600	.840	.925
		X/CV					
		.000	.9690	.7970	.7190	.8570	.7370
		.050	.1350	.1080	.0840	.0630	.0710
		.150	.2300	.1650	.0970	.0560	.0610
		.300	.2090	.2710	.1120	.0480	.0430
		.520	.1540	.1650	.1120	.0380	.0300
		.650	.0170	.0020	.0230	-.0690	-.0720
		.775	.0210	-.0190	-.0200	-.0790	-.0480
		.900		-.0270	-.0230	-.0760	-.0360
MACH (3) = 3.502	ALPHAT(3) = -4.070	Z/BV	.158	.316	.600	.840	.925
		X/CV					
		.000	.9410	.8120	.6010	.7590	.6510
		.050	.1030	.1030	.0580	.0850	.0910
		.150	.1860	.1470	.0880	.0790	.0830
		.300	.1710	.1900	.0980	.0830	.0670
		.520	.1350	.1510	.1310	.0650	.0550
		.650	.0030	-.0040	.0280	-.0340	-.0370
		.775	.0010	-.0240	.0040	-.0420	-.0550

AMES 87-707 IA9 O2A + S3 + T9 RIGHT VERTICAL

(RBNRU1)

SECTION (1) RIGHT VERTICAL		DEPENDENT VARIABLE CP					
MACH (3) = 3.502	ALPHAT (3) = -4.070	Z/BV	.158	.316	.600	.840	.925
		X/CV					
		.900		-.0350	-.0040	-.0370	-.0450
MACH (3) = 3.502	ALPHAT (4) = -2.020	Z/BV	.158	.316	.600	.840	.925
		X/CV					
		.000	.8580	.7630	.6250	.6650	.5690
		.050	.0890	.0940	.0680	.0730	.0760
		.150	.1480	.1320	.0880	.0670	.0690
		.300	.1400	.1680	.0990	.0710	.0560
		.520	.1100	.1340	.1050	.0590	.0460
		.650	-.0080	-.0090	.0070	-.0310	-.0360
		.775	-.0140	-.0280	-.0050	-.0390	-.0520
		.900		-.0340	-.0150	-.0390	-.0460
MACH (3) = 3.502	ALPHAT (5) = -.030	Z/BV	.158	.316	.600	.840	.925
		X/CV					
		.000	.7580	.6840	.5970	.5860	.4890
		.050	.0660	.0720	.0710	.0500	.0560
		.150	.1190	.1070	.0850	.0520	.0540
		.300	.1070	.1380	.0900	.0580	.0420
		.520	.0800	.1060	.0930	.0620	.0350
		.650	-.0240	-.0210	-.0070	-.0330	-.0420
		.775	-.0290	-.0400	-.0180	-.0430	-.0540
		.900		-.0490	-.0240	-.0430	-.0480
MACH (3) = 3.502	ALPHAT (6) = 1.950	Z/BV	.158	.316	.600	.840	.925
		X/CV					
		.000	.6650	.5990	.5820	.5960	.4860
		.050	.0630	.0510	.0580	.0560	.0530
		.150	.0970	.0860	.0710	.0570	.0490
		.300	.0820	.1150	.0750	.0630	.0410
		.520	.0530	.0750	.0750	.0650	.0410
		.650	-.0410	-.0360	-.0170	-.0350	-.0370
		.775	-.0420	-.0530	-.0300	-.0470	-.0530
		.900		-.0600	-.0390	-.0470	-.0530
MACH (3) = 3.502	ALPHAT (7) = 3.960	Z/BV	.158	.316	.600	.840	.925
		X/CV					
		.000	.5750	.5240	.5030	.5860	.4290
		.050	.0210	.0360	.0360	.0460	.0380
		.150	.0600	.0600	.0490	.0480	.0440
		.300	.0590	.0880	.0430	.0430	.0380
		.520	.0310	.0490	.0380	.0290	.0250
		.650	-.0530	-.0520	-.0480	-.0610	-.0590
		.775	-.0520	-.0670	-.0600	-.0760	-.0600
		.900		-.0710	-.0660	-.0770	-.0620



DATE 18 SEP 73

TABULATED PRESSURE DATA - IA9C

PAGE 1719

AMES 87-757 IA9 O2A + S3 + T9 RIGHT VERTICAL

(RBNRU1)

SECTION (1)RIGHT VERTICAL

DEPENDENT VARIABLE CP

MACH (3) = 3.502 ALPHAT(8) = 5.970

Z/BV	.158	.316	.600	.840	.925
X/CV					
.000	.4650	.4550	.4310	.5140	.4120
.050	.0060	.0220	.0180	.0410	.0490
.150	.0440	.0420	.0310	.0420	.0480
.300	.0320	.0610	.0340	.0370	.0370
.520	.0090	.0210	.0320	.0270	.0250
.650	-.0620	-.0650	-.0440	-.0530	-.0520
.775	-.0620	-.0760	-.0550	-.0640	-.0710
.900		-.0780	-.0590	-.0650	-.0730

MACH (3) = 3.502 ALPHAT(9) = 8.010

Z/BV	.158	.316	.600	.840	.925
X/CV					
.000	.3650	.4100	.3650	.4450	.3570
.050	.0180	.0150	.0340	.0180	.0260
.150	.0410	.0400	.0170	.0180	.0230
.300	.0150	.0410	.0180	.0150	.0110
.520	-.0020	.0020	.0150	.0050	.0000
.650	-.0630	-.0670	-.0580	-.0640	-.0630
.775	-.0640	-.0800	-.0720	-.0750	-.0730
.900		-.0800	-.0760	-.0760	-.0740

AMES 87-707 IA9 O2A + S3 + T9 RIGHT VERTICAL

(RBNR02) (10 MAY 73)

REFERENCE DATA

SREF = 2.4210 SQ.FT. XMRP = 28.5300 INCHES
 LREF = 39.8490 INCHES YMRP = .0000 INCHES
 BREF = 39.8490 INCHES ZMRP = .0000 INCHES
 SCALE = .0300 SCALE

PARAMETRIC DATA

ALPHAT = -8.000 ORBINC = .500
 RUDDER = .000 ELEVON = .000
 RUDFLR = .000

SECTION (1)RIGHT VERTICAL

DEPENDENT VARIABLE CP

MACH (1) = 2.498 BETAT (1) = -8.400

Z/BV	.158	.316	.600	.840	.925
X/CV					
.000	.5480	.6100	.5750	.7300	.7420
.050	-.0010	-.0590	-.1030	-.0690	-.0620
.150	-.0560	-.0490	-.0670	-.0360	-.0240
.300	.0140	-.0460	-.0580	-.0280	-.0170
.520	.0030	-.0530	-.0370	-.0080	.0260
.650	-.0830	-.1270	-.1560	-.1310	-.1130
.775	-.1170	-.1320	-.1440	-.1560	-.1250
.900		-.1330	-.1390	-.1560	-.1410

MACH (1) = 2.498 BETAT (2) = -6.280

Z/BV	.158	.316	.600	.840	.925
X/CV					
.000	.6700	.7630	.6370	.7810	.7680
.050	.0040	-.0470	-.0640	-.0440	-.0320
.150	.1140	-.0130	-.0230	-.0110	.0040
.300	.0940	.0030	-.0280	-.0020	.0150
.520	.0800	.0700	-.0070	.0100	.0430
.650	-.0300	-.0750	-.1410	-.1270	-.1180
.775	-.0710	-.0950	-.1320	-.1540	-.1140
.900		-.0920	-.1250	-.1510	-.1250

MACH (1) = 2.498 BETAT (3) = -4.170

Z/BV	.158	.316	.600	.840	.925
X/CV					
.000	.7560	.8980	.6890	.8190	.7740
.050	.2270	.0490	.0000	.0130	.0280
.150	.2490	.0820	.0710	.0480	.0600
.300	.1660	.2500	.0760	.0700	.0670
.520	.1360	.1330	.1680	.0910	.0980
.650	-.0020	-.0680	-.0400	-.0640	-.0790
.775	-.0160	-.0870	-.0680	-.0850	-.0830
.900		-.0780	-.0720	-.0850	-.0790

MACH (1) = 2.498 BETAT (4) = -2.060

Z/BV	.158	.316	.600	.840	.925
X/CV					
.000	1.0220	.9270	.7530	.8680	.7660
.050	.1850	.2170	.1050	.0760	.0930
.150	.3350	.2250	.1670	.1340	.1350
.300	.2520	.2830	.2190	.1750	.1490
.520	.1940	.1720	.2100	.1900	.1810
.650	-.0100	-.0440	-.0340	-.0050	-.0280
.775	.0130	-.0620	-.0560	-.0220	-.0260
.900		-.0620	-.0610	-.0370	-.0130

AMES 87-707 IA9 O2A + S3 + T9 RIGHT VERTICAL

(RBNR02)

SECTION (1)RIGHT VERTICAL		DEPENDENT VARIABLE CP					
MACH (1) = 2.498	BETAT (5) = 2.180	Z/BV	.158	.316	.600	.840	.925
		X/CV					
		.000	.9760	.9640	.7860	.8780	.7400
		.050	.3650	.4240	.3230	.2560	.2460
		.150	.4220	.4560	.3990	.3490	.3290
		.300	.3180	.3480	.3630	.3850	.3660
		.520	.2580	.2310	.2740	.3120	.2950
		.650	.0040	-.0110	-.0010	.0470	.0630
		.775	.0220	-.0250	-.0180	.0160	.0340
		.900		-.0360	-.0230	-.0010	.0090
MACH (1) = 2.498	BETAT (6) = 4.320	Z/BV	.158	.316	.600	.840	.925
		X/CV					
		.000	.7490	.9540	.7630	.8360	.7130
		.050	.4680	.5620	.4680	.4290	.4270
		.150	.4200	.4900	.4670	.4670	.4510
		.300	.3200	.3710	.4010	.4300	.4160
		.520	.2660	.2530	.3040	.3440	.3170
		.650	.0110	-.0050	.0220	.0720	.0800
		.775	.0310	-.0160	.0020	.0320	.0350
		.900		-.0270	-.0040	.0170	.0180
MACH (1) = 2.498	BETAT (7) = 6.460	Z/BV	.158	.316	.600	.840	.925
		X/CV					
		.000	.5090	.8660	.7570	.8070	.6790
		.050	.5400	.6810	.5730	.5630	.5620
		.150	.4790	.5400	.5270	.5380	.5290
		.300	.3420	.4100	.4500	.4840	.4710
		.520	.2840	.2740	.3360	.3860	.3550
		.650	.0210	.0090	.0390	.0930	.1010
		.775	.0490	.0020	.0280	.0580	.0560
		.900		-.0010	.0250	.0430	.0380
MACH (1) = 2.498	BETAT (8) = 8.590	Z/BV	.158	.316	.600	.840	.925
		X/CV					
		.000	.4680	.7580	.7410	.7650	.6360
		.050	.6260	.7680	.6490	.6580	.6600
		.150	.5270	.5880	.5750	.6030	.5960
		.300	.3590	.4480	.4960	.5380	.5260
		.520	.3040	.2950	.3770	.4260	.3890
		.650	.0340	.0260	.0530	.1130	.1210
		.775	.0660	.0220	.0550	.0830	.0830
		.900		.0370	.0590	.0710	.0610
MACH (2) = 2.999	BETAT (1) = -8.560	Z/BV	.158	.316	.600	.840	.925
		X/CV					
		.000	.5740	.6430	.6540	.8680	.8240
		.050	-.0050	-.0430	-.0350	-.0050	.0070
		.150	-.0140	-.0200	-.0210	.0110	.0190
		.300	.0110	-.0230	-.0330	.0110	.0160

AMES 87-707 IA9 O2A + S3 + T9 RIGHT VERTICAL

(RBNR02)

SECTION (1)RIGHT VERTICAL

DEPENDENT VARIABLE CP

MACH (2) = 2.999 BETAT (1) = -8.560	Z/BV	.158	.316	.600	.840	.925
	X/CV					
	.520	-.0020	-.0260	-.0250	.0210	.0440
	.650	-.0550	-.0850	-.1170	-.0860	-.0780
	.775	-.0790	-.0880	-.1100	-.1130	-.0750
	.900		-.0880	-.1080	-.1180	-.0930
MACH (2) = 2.999 BETAT (2) = -6.400	Z/BV	.158	.316	.600	.840	.925
	X/CV					
	.000	.7610	.7700	.7100	.9140	.8430
	.050	.0140	-.0280	-.0070	.0320	.0450
	.150	.0600	.0030	.0100	.0460	.0540
	.300	.0690	.0070	.0030	.0430	.0460
	.520	.0560	.0200	.0120	.0500	.0600
	.650	-.0240	-.0640	-.0960	-.0680	-.0630
	.775	-.0500	-.0690	-.0990	-.0960	-.0690
	.900		-.0560	-.0910	-.1040	-.0830
MACH (2) = 2.999 BETAT (3) = -4.250	Z/BV	.158	.316	.600	.840	.925
	X/CV					
	.000	.7920	.8140	.7640	.9360	.7960
	.050	.0810	.0200	.0280	.0670	.0770
	.150	.2630	.0650	.0440	.0750	.0840
	.300	.1040	.0770	.0430	.0730	.0710
	.520	.0950	.1380	.0660	.0750	.0850
	.650	.0110	-.0350	-.0540	-.0540	-.0480
	.775	.0000	-.0560	-.0410	-.0810	-.0620
	.900		-.0490	-.0420	-.0860	-.0710
MACH (2) = 2.999 BETAT (4) = -2.100	Z/BV	.158	.316	.600	.840	.925
	X/CV					
	.000	1.0230	.8670	.8000	.9110	.7990
	.050	.1070	.0650	.0610	.0820	.0860
	.150	.3950	.1340	.1010	.0890	.0890
	.300	.2160	.2900	.1320	.0910	.0800
	.520	.1660	.1590	.1840	.0970	.1000
	.650	.0170	-.0170	.0110	-.0420	-.0510
	.775	.0250	-.0360	-.0170	-.0530	-.0530
	.900		-.0420	-.0230	-.0520	-.0550
MACH (2) = 2.999 BETAT (5) = 2.230	Z/BV	.158	.316	.600	.840	.925
	X/CV					
	.000	.9600	.8980	.8330	.9170	.7780
	.050	.3360	.3090	.2560	.1570	.1630
	.150	.4670	.4650	.2960	.2080	.1730
	.300	.2990	.3440	.3590	.2420	.1960
	.520	.2270	.2190	.2780	.2920	.1930



DATE 18 SEP 73

TABULATED PRESSURE DATA - IA9C

PAGE 1723

AMES 87-707 IA9 O2A + S3 + T9 RIGHT VERTICAL

(RBNR02)

SECTION (1)RIGHT VERTICAL

DEPENDENT VARIABLE CP

MACH (2) = 2.999 BETAT (5) = 2.230	Z/BV	.158	.316	.600	.840	.925
	X/CV					
	.650	.0380	.0070	.0330	.0780	.0660
	.775	.0320	-.0080	.0180	.0490	.0840
	.900		-.0100	.0130	.0350	.0420
MACH (2) = 2.999 BETAT (6) = 4.400	Z/BV	.158	.316	.600	.840	.925
	X/CV					
	.000	.6990	.8590	.8240	.9490	.7620
	.050	.4130	.4550	.3730	.2570	.2520
	.150	.3970	.5140	.4470	.3430	.2940
	.300	.3120	.3910	.4000	.4110	.3350
	.520	.2380	.2410	.3070	.3530	.3330
	.650	.0500	.0110	.0480	.1080	.1150
	.775	.0520	-.0020	.0380	.0700	.1000
.900		-.0090	.0310	.0530	.0620	
MACH (2) = 2.999 BETAT (7) = 6.580	Z/BV	.158	.316	.600	.840	.925
	X/CV					
	.000	.6110	.8550	.8170	.9300	.7740
	.050	.5150	.6260	.5300	.4220	.3930
	.150	.5040	.5620	.5090	.4810	.4430
	.300	.3550	.4300	.4320	.4650	.4400
	.520	.2570	.2650	.3280	.3850	.3710
	.650	.0670	.0210	.0590	.1230	.1310
	.775	.0430	.0100	.0540	.0880	.1290
.900		.0120	.0460	.0710	.0860	
MACH (2) = 2.999 BETAT (8) = 8.750	Z/BV	.158	.316	.600	.840	.925
	X/CV					
	.000	.4960	.7700	.7990	.8930	.7340
	.050	.5720	.7070	.6280	.6020	.5920
	.150	.5040	.6070	.5670	.5820	.5690
	.300	.3660	.4730	.4900	.5360	.5170
	.520	.2670	.2950	.3790	.4360	.4210
	.650	.0740	.0330	.1000	.1600	.1680
	.775	.0400	.0230	.0870	.1220	.1510
.900		.0300	.0830	.1060	.1070	
MACH (3) = 3.502 BETAT (1) = -8.710	Z/BV	.158	.316	.600	.840	.925
	X/CV					
	.000	.5400	.6990	.7300	.9690	.9090
	.050	.0050	-.0320	.0010	.0230	.0280
	.150	-.0090	-.0170	.0060	.0240	.0280
	.300	-.0150	-.0250	-.0100	.0200	.0170
.520	-.0190	-.0150	-.0150	.0240	.0340	
.650	-.0560	-.0660	-.0930	-.0600	-.0630	

AMES 87-707 IA9 O2A + S3 + T9 RIGHT VERTICAL

(RBNR(2))

SECTION (1)RIGHT VERTICAL		DEPENDENT VARIABLE CP					
MACH (3) = 3.502	BETAT (1) = -8.710	Z/BV	.158	.316	.600	.840	.925
		X/CV					
		.775	-.0640	-.0690	-.0870	-.0910	-.0480
		.900		-.0740	-.0850	-.0900	-.0680
MACH (3) = 3.502	BETAT (2) = -6.520	Z/BV	.158	.316	.600	.840	.925
		X/CV					
		.000	.6670	.7910	.7780	.9420	.8600
		.050	.0230	-.0120	.0260	.0420	.0410
		.150	.0250	-.0030	.0330	.0410	.0360
		.300	.0540	.0040	.0100	.0370	.0250
		.520	.0320	.0210	.0070	.0410	.0390
		.650	-.0260	-.0520	-.0800	-.0540	-.0590
		.775	-.0380	-.0610	-.0800	-.0830	-.0450
		.900		-.0590	-.0730	-.0820	-.0590
MACH (3) = 3.502	BETAT (3) = -4.330	Z/BV	.158	.316	.600	.840	.925
		X/CV					
		.000	.7130	.8020	.8150	.9610	.8510
		.050	.0500	.0130	.0540	.0660	.0680
		.150	.1560	.0360	.0580	.0570	.0600
		.300	.0670	.0460	.0400	.0520	.0430
		.520	.0710	.1070	.0360	.0490	.0570
		.650	-.0040	-.0110	-.0660	-.0420	-.0540
		.775	-.0060	-.0390	-.0660	-.0620	-.0510
		.900		-.0440	-.0610	-.0540	-.0520
MACH (3) = 3.502	BETAT (4) = -2.140	Z/BV	.158	.316	.600	.840	.925
		X/CV					
		.000	.9850	.8230	.8090	.9680	.8520
		.050	.0570	.0450	.0800	.0940	.1000
		.150	.1600	.0830	.0890	.0830	.0900
		.300	.1880	.0990	.0910	.0790	.0760
		.520	.1340	.1520	.1040	.0670	.0730
		.650	.0100	.0020	.0010	-.0370	-.0360
		.775	.0200	-.0200	-.0100	-.0490	-.0440
		.900		-.0270	-.0180	-.0390	-.0330
MACH (3) = 3.502	BETAT (5) = 2.260	Z/BV	.158	.316	.600	.840	.925
		X/CV					
		.000	.8750	.8460	.8380	.9700	.8200
		.050	.2750	.2140	.1510	.1670	.1750
		.150	.2990	.2820	.2160	.1610	.1650
		.300	.2520	.3150	.2170	.1680	.1470
		.520	.1930	.2100	.2690	.1570	.1280
		.650	.0250	.0260	.0620	.0220	.0080
		.775	.0220	.0090	.0380	.0190	-.0110



DATE 18 SEP 73

TABULATED PRESSURE DATA - IA9C

PAGE 1725

AMES 87-707 IA9 O2A + S3 + T9 RIGHT VERTICAL

(RBNRU2)

SECTION (1) RIGHT VERTICAL

DEPENDENT VARIABLE CP

MACH (3) = 3.502	BETAT (5) = 2.260	Z/BV	.158	.316	.600	.840	.925	
		X/CV	.900	.0010	.0290	.0180	-.0130	
MACH (3) = 3.502	BETAT (6) = 4.480	Z/BV	.158	.316	.600	.840	.925	
		X/CV	.000	.6810	.8360	.8740	.9690	.7990
			.050	.3390	.2990	.2610	.2100	.2170
			.150	.2850	.4060	.3110	.2220	.2080
			.300	.2690	.3620	.3910	.2600	.2070
			.520	.2100	.2330	.3150	.2440	.1890
			.650	.0420	.0250	.0770	.1270	.0540
			.775	.0520	.0040	.0520	.0900	.0480
			.900		-.0060	.0420	.0730	.0530
		MACH (3) = 3.502	BETAT (7) = 6.690	Z/BV	.158	.316	.600	.840
X/CV	.000			.5470	.8590	.8730	.9570	.7860
	.050			.4550	.4320	.4050	.2680	.2620
	.150			.3990	.5170	.4840	.3390	.2780
	.300			.3320	.3890	.4330	.3750	.3130
	.520			.2220	.2550	.3360	.3780	.3440
	.650			.0500	.0360	.0790	.1400	.1320
	.775			.0340	.0120	.0660	.1050	.1490
	.900				.0100	.0590	.0880	.1550
MACH (3) = 3.502	BETAT (8) = 8.910			Z/BV	.158	.316	.600	.840
		X/CV	.000	.4660	.7970	.8570	.9910	.8060
			.050	.5250	.6340	.5730	.4430	.4030
			.150	.4500	.5710	.5520	.5110	.4530
			.300	.3480	.4250	.4880	.5160	.4740
			.520	.2200	.2800	.3740	.4350	.4260
			.650	.0420	.0450	.1010	.1730	.1840
			.775	.0180	.0200	.0970	.1390	.1630
			.900		.0180	.0870	.1220	.1250

AMES 87-707 IA9 O2A + S3 + T9 RIGHT VERTICAL

(RBNR03) (10 MAY 73)

REFERENCE DATA

SREF = 2.4210 SQ.FT. XMRP = 28.5300 INCHES
 LREF = 39.8490 INCHES YMRP = .0000 INCHES
 BREF = 39.8490 INCHES ZMRP = .0000 INCHES
 SCALE = .0300 SCALE

PARAMETRIC DATA

ALPHAT = -6.000 ORBINC = .500
 RUDDER = .000 ELEVON = .000
 RUDFLR = .000

SECTION (1) RIGHT VERTICAL

DEPENDENT VARIABLE CP

MACH (1) = 2.498 BETAT (1) = -8.420

Z/BV	.158	.316	.600	.840	.925
X/CV					
.000	.4220	.5500	.5640	.6530	.6740
.050	-.0360	-.0780	-.1060	-.0790	-.0760
.150	.0090	-.0710	-.0810	-.0480	-.0430
.300	.0250	-.0690	-.0740	-.0410	-.0290
.520	-.0140	-.0710	-.0560	-.0240	.0190
.650	-.0910	-.1390	-.1590	-.1320	-.1190
.775	-.1140	-.1400	-.1470	-.1590	-.1290
.900		-.1590	-.1440	-.1590	-.1450

MACH (1) = 2.498 BETAT (2) = -6.290

Z/BV	.158	.316	.600	.840	.925
X/CV					
.000	.6060	.7090	.6320	.7080	.7030
.050	.0050	-.0540	-.0690	-.0430	-.0330
.150	.1180	-.0190	-.0350	-.0110	-.0440
.300	.0700	-.0040	-.0250	-.0030	.0050
.520	.0560	.0490	-.0040	.0090	.0330
.650	-.0490	-.0870	-.1350	-.1200	-.1140
.775	-.0770	-.1020	-.1240	-.1390	-.1170
.900		-.0970	-.1190	-.1390	-.1270

MACH (1) = 2.498 BETAT (3) = -4.180

Z/BV	.158	.316	.600	.840	.925
X/CV					
.000	.5770	.8490	.7160	.7440	.7090
.050	.2500	.0500	-.0100	-.0020	.0100
.150	.2140	.0690	.0690	.0350	.0380
.300	.1570	.2030	.0670	.0550	.0470
.520	.0950	.1090	.1320	.0790	.0780
.650	-.0290	-.0900	-.0340	-.0700	-.0860
.775	-.0420	-.0880	-.0780	-.0920	-.0890
.900		-.0830	-.0870	-.0960	-.0840

MACH (1) = 2.498 BETAT (4) = -2.070

Z/BV	.158	.316	.600	.840	.925
X/CV					
.000	.9290	.8620	.7620	.7900	.7190
.050	.1690	.1800	.0820	.0650	.0750
.150	.2920	.1920	.1430	.1140	.1130
.300	.2170	.2550	.1820	.1480	.1250
.520	.1580	.1400	.1810	.1640	.1570
.650	-.0300	-.0630	-.0440	-.0190	-.0400
.775	-.0080	-.0790	-.0620	-.0330	-.0430
.900		-.0750	-.0680	-.0390	-.0310



DATE 18 SEP 73

TABULATED PRESSURE DATA - IA9C

PAGE 1727

AMES 87-707 IA9 O2A + S3 + T9 RIGHT VERTICAL

(RBNR03)

SECTION (1)RIGHT VERTICAL		DEPENDENT VARIABLE CP					
MACH (1) = 2.498	BETAT (5) = 2.180	Z/BV	.158	.316	.600	.840	.925
		X/CV					
		.000	.9020	.8940	.7860	.7980	.6960
		.050	.3190	.3690	.2860	.2200	.2010
		.150	.3570	.4220	.3550	.3010	.2800
		.300	.2770	.3130	.3390	.3470	.3120
		.520	.2220	.2000	.2520	.2830	.2660
		.650	-.0100	-.0300	-.0150	.0370	.0490
		.775	.0000	-.0440	-.0310	.0060	.0190
		.900		-.0510	-.0350	-.0090	-.0020
MACH (1) = 2.498	BETAT (6) = 4.310	Z/BV	.158	.316	.600	.840	.925
		X/CV					
		.000	.5400	.9230	.7660	.7610	.6550
		.050	.3970	.5130	.4390	.3970	.3960
		.150	.3680	.4550	.4450	.4330	.4170
		.300	.2800	.3360	.3800	.3950	.3800
		.520	.2310	.2190	.2880	.3140	.2920
		.650	-.0010	-.0210	.0070	.0600	.0680
		.775	.0150	-.0300	-.0080	.0280	.0300
		.900		-.0410	-.0130	.0160	.0150
MACH (1) = 2.498	BETAT (7) = 6.440	Z/BV	.158	.316	.600	.840	.925
		X/CV					
		.000	.4640	.8020	.7440	.7220	.6150
		.050	.4710	.6240	.5530	.5170	.5130
		.150	.4170	.4990	.5010	.4950	.4810
		.300	.2970	.3700	.4220	.4420	.4270
		.520	.2420	.2400	.3200	.3500	.3170
		.650	-.0010	-.0080	.0240	.0770	.0850
		.775	.0240	-.0140	.0130	.0470	.0470
		.900		-.0170	.0090	.0320	.0300
MACH (1) = 2.498	BETAT (8) = 8.570	Z/BV	.158	.316	.600	.840	.925
		X/CV					
		.000	.3260	.6930	.7140	.6760	.5730
		.050	.5230	.7070	.6240	.6090	.6100
		.150	.4540	.5420	.5500	.5600	.5490
		.300	.3090	.4080	.4680	.4950	.4840
		.520	.2540	.2590	.3550	.3940	.3560
		.650	.0130	.0080	.0400	.1010	.1050
		.775	.0380	.0070	.0400	.0710	.0760
		.900		.0170	.0400	.0580	.0580
MACH (2) = 2.999	BETAT (1) = -8.570	Z/BV	.158	.316	.600	.840	.925
		X/CV					
		.000	.4540	.6080	.5600	.7740	.7260
		.050	-.0200	-.0440	-.0540	-.0160	-.0070
		.150	.0050	-.0300	-.0360	-.0040	.0050
	.300	-.0100	-.0320	-.0360	-.0050	.0000	

AMES 87-707 IA9 O2A + S3 + T9 RIGHT VERTICAL

(RBNRL03)

SECTION (1)RIGHT VERTICAL		DEPENDENT VARIABLE CP					
MACH (2) = 2.999	BETAT (1) = -8.570	Z/BV	.158	.316	.600	.840	.925
		X/CV					
		.520	-.0300	-.0400	-.0280	.0030	.0190
		.650	-.0740	-.0960	-.1110	-.0890	-.0800
		.775	-.0910	-.0990	-.1050	-.1130	-.0850
		.900		-.1000	-.1010	-.1110	-.1030
MACH (2) = 2.999	BETAT (2) = -6.420	Z/BV	.158	.316	.600	.840	.925
		X/CV					
		.000	.7110	.7470	.6180	.8190	.7520
		.050	-.0060	-.0360	-.0270	.0140	.0220
		.150	.1050	-.0110	-.0080	.0220	.0300
		.300	.0490	-.0030	-.0080	.0200	.0220
		.520	.0320	.0070	-.0020	.0260	.0390
		.650	-.0380	-.0760	-.0950	-.0760	-.0720
		.775	-.0560	-.0810	-.1030	-.1020	-.0800
		.900		-.0790	-.0950	-.1060	-.0920
MACH (2) = 2.999	BETAT (3) = -4.260	Z/BV	.158	.316	.600	.840	.925
		X/CV					
		.000	.6590	.7970	.6690	.8400	.7510
		.050	.1130	.0110	.0050	.0430	.0520
		.150	.2090	.0540	.0240	.0480	.0580
		.300	.0650	.0630	.0250	.0460	.0500
		.520	.0710	.1170	.0400	.0530	.0640
		.650	-.0080	-.0480	-.0650	-.0650	-.0630
		.775	-.0140	-.0600	-.0550	-.0900	-.0750
		.900		-.0570	-.0460	-.0910	-.0840
MACH (2) = 2.999	BETAT (4) = -2.100	Z/BV	.158	.316	.600	.840	.925
		X/CV					
		.000	.9650	.8670	.7100	.8190	.7170
		.050	.0980	.0550	.0380	.0700	.0770
		.150	.3620	.1250	.0790	.0800	.0790
		.300	.1900	.2780	.0950	.0780	.0710
		.520	.1490	.1450	.1850	.0810	.0870
		.650	.0060	-.0250	.0110	-.0460	-.0500
		.775	.0120	-.0450	-.0130	-.0520	-.0590
		.900		-.0520	-.0220	-.0500	-.0570
MACH (2) = 2.999	BETAT (5) = 2.220	Z/BV	.158	.316	.600	.840	.925
		X/CV					
		.000	.9000	.8860	.7430	.8250	.6920
		.050	.2790	.2580	.1800	.1490	.1480
		.150	.3700	.4090	.2420	.1940	.1610
		.300	.2480	.3260	.3270	.2260	.1810
		.520	.1990	.2040	.2590	.2310	.1770



DATE 18 SEP 73

TABULATED PRESSURE DATA - IA9C

PAGE 1729

AMES 87-707 IA9 O2A + S3 + T9 RIGHT VERTICAL

(RBNR13)

SECTION (1)RIGHT VERTICAL

DEPENDENT VARIABLE CP

MACH (2) = 2.999 BETAT (5) = 2.225	Z/BV	.158	.316	.600	.840	.925
	X/CV					
	.650	.0210	-.0050	.0280	.0760	.0480
	.775	.0210	-.0220	.0190	.0420	.0370
MACH (2) = 2.999 BETAT (6) = 4.390	.900		-.0280	.0100	.0250	.0260
	Z/BV	.158	.316	.600	.840	.925
	X/CV					
	.000	.5320	.8410	.7280	.8540	.7100
	.050	.3560	.3860	.3160	.2350	.2420
	.150	.3400	.4810	.3870	.3100	.2770
	.300	.2740	.3690	.3660	.3580	.3080
	.520	.2050	.2310	.2900	.3200	.3000
MACH (2) = 2.999 BETAT (7) = 6.560	.650	.0320	.0040	.0460	.0960	.1040
	.775	.0340	-.0130	.0330	.0620	.0870
	.900		-.0200	.0280	.0460	.0510
	Z/BV	.158	.316	.600	.840	.925
	X/CV					
	.000	.5950	.8250	.7100	.8320	.6840
	.050	.4480	.5790	.4640	.3890	.3680
	.150	.4380	.5190	.4570	.4400	.4120
.300	.3050	.4000	.4020	.4260	.4040	
MACH (2) = 2.999 BETAT (8) = 8.730	.520	.2150	.2580	.3140	.3490	.3380
	.650	.0430	.0160	.0590	.1150	.1190
	.775	.0150	.0000	.0480	.0840	.0980
	.900		-.0020	.0400	.0650	.0660
	Z/BV	.158	.316	.600	.840	.925
	X/CV					
	.000	.3790	.7230	.6850	.7950	.6470
	.050	.4600	.6530	.5570	.5430	.5340
.150	.4000	.5630	.5120	.5240	.5110	
.300	.3090	.4390	.4450	.4830	.4680	
MACH (3) = 3.502 BETAT (1) = -8.730	.520	.2220	.2860	.3560	.3940	.3790
	.650	.0520	.0270	.0800	.1420	.1480
	.775	.0210	.0130	.0650	.1040	.1260
	.900		.0130	.0600	.0840	.0910
	Z/BV	.158	.316	.600	.840	.925
	X/CV					
	.000	.4440	.5790	.6200	.8530	.8020
	.050	-.0130	-.0400	-.0180	.0190	.0210
.150	-.0170	-.0190	-.0120	.0140	.0210	
.300	-.0260	-.0240	-.0220	.0120	.0090	
	.520	-.0310	-.0310	-.0180	.0180	.0290
	.650	-.0630	-.0700	-.0820	-.0540	-.0600

AMES 87-707 IA9 O2A + S3 + T9 RIGHT VERTICAL

(RBNR03)

SECTION (1)RIGHT VERTICAL		DEPENDENT VARIABLE CP					
MACH (3) = 3.502	BETAT (1) = -8.730	Z/BV	.158	.316	.600	.840	.925
		X/CV					
		.775	-.0710	-.0750	-.0760	-.0840	-.0510
		.900		-.0800	-.0750	-.0780	-.0710
MACH (3) = 3.502	BETAT (2) = -6.530	Z/BV	.158	.316	.600	.840	.925
		X/CV					
		.000	.6250	.6720	.6650	.8720	.7650
		.050	.0080	-.0200	.0090	.0350	.0350
		.150	.0360	-.0010	.0130	.0310	.0340
		.300	.0460	.0030	.0000	.0260	.0240
		.520	.0220	.0050	.0020	.0310	.0400
		.650	-.0340	-.0520	-.0750	-.0520	-.0550
		.775	-.0450	-.0630	-.0750	-.0770	-.0510
		.900		-.0660	-.0700	-.0770	-.0640
MACH (3) = 3.502	BETAT (3) = -4.340	Z/BV	.158	.316	.600	.840	.925
		X/CV					
		.000	.6520	.7190	.6950	.8450	.7500
		.050	.0260	.0140	.0300	.0420	.0420
		.150	.1320	.0280	.0330	.0340	.0360
		.300	.0570	.0360	.0130	.0290	.0250
		.520	.0520	.0390	.0150	.0300	.0360
		.650	-.0140	-.0190	-.0750	-.0590	-.0620
		.775	-.0190	-.0460	-.0760	-.0710	-.0580
		.900		-.0470	-.0700	-.0650	-.0620
MACH (3) = 3.502	BETAT (4) = -2.140	Z/BV	.158	.316	.600	.840	.925
		X/CV					
		.000	.9270	.7740	.6960	.8560	.7510
		.050	.0570	.0380	.0580	.0770	.0830
		.150	.1870	.0770	.0650	.0700	.0740
		.300	.1610	.1050	.0640	.0630	.0580
		.520	.1110	.1360	.0840	.0550	.0570
		.650	.0020	-.0100	-.0070	-.0410	-.0410
		.775	.0090	-.0310	-.0150	-.0480	-.0470
		.900		-.0390	-.0190	-.0390	-.0400
MACH (3) = 3.502	BETAT (5) = 2.260	Z/BV	.158	.316	.600	.840	.925
		X/CV					
		.000	.8510	.7980	.7280	.8600	.7270
		.050	.2830	.2220	.1240	.1420	.1500
		.150	.2880	.2770	.1810	.1370	.1420
		.300	.2110	.3050	.1980	.1520	.1250
		.520	.1710	.1990	.2430	.1390	.1100
		.650	.0150	.0120	.0450	.0150	-.0000
		.775	.0190	-.0080	.0350	.0130	-.0150



DATE 18 SEP 73

TABULATED PRESSURE DATA - IA9C

PAGE 1731

AMES 87-707 IA9 O2A + S3 + T9 RIGHT VERTICAL

(RBNR03)

SECTION (1)RIGHT VERTICAL

DEPENDENT VARIABLE CP

MACH (3) = 3.502	BETAT (5) = 2.260	Z/BV	.158	.316	.600	.840	.925
		X/CV					
		.900		-.0180	.0220	.0150	-.0150
MACH (3) = 3.502	BETAT (6) = 4.470	Z/BV	.158	.316	.600	.840	.925
		X/CV					
		.000	.4700	.7630	.7520	.8580	.7070
		.050	.3260	.2850	.2130	.1850	.1930
		.150	.2940	.3890	.2830	.2050	.1900
		.300	.2550	.3680	.3550	.2410	.1940
		.520	.1890	.2330	.2820	.2310	.1750
		.650	.0370	.0200	.0770	.1050	.0530
		.775	.0410	-.0090	.0550	.0760	.0470
		.900		-.0190	.0420	.0610	.0470
MACH (3) = 3.502	BETAT (7) = 6.680	Z/BV	.158	.316	.600	.840	.925
		X/CV					
		.000	.5400	.7470	.7400	.8860	.6930
		.050	.4120	.3980	.3610	.2790	.2580
		.150	.3840	.4920	.3850	.3360	.2830
		.300	.3130	.3980	.4020	.3640	.3090
		.520	.1980	.2630	.3180	.3630	.3210
		.650	.0360	.0340	.0950	.1370	.1320
		.775	.0150	.0040	.0760	.0980	.1370
		.900		-.0060	.0670	.0810	.0890
MACH (3) = 3.502	BETAT (8) = 8.890	Z/BV	.158	.316	.600	.840	.925
		X/CV					
		.000	.3660	.6960	.7270	.8710	.7080
		.050	.4500	.5250	.4950	.4040	.3770
		.150	.3470	.5140	.4880	.4620	.4210
		.300	.2890	.4260	.4370	.4620	.4320
		.520	.1930	.2890	.3450	.3860	.3800
		.650	.0330	.0440	.0910	.1460	.1620
		.775	.0140	.0140	.0750	.1130	.1480
		.900		.0020	.0710	.0960	.1110

AMES 87-707 IA9 O2A + S3 + T9 RIGHT VERTICAL

(RBNRD4) (10 MAY 73)

REFERENCE DATA

SREF = 2.4210 SQ.FT. XMRP = 28.5300 INCHES
 LREF = 39.8490 INCHES YMRP = .0000 INCHES
 BREF = 39.8490 INCHES ZMRP = .0000 INCHES
 SCALE = .0300 SCALE

PARAMETRIC DATA

ALPHAT = -4.000 ORBINC = .500
 RUDDER = .000 ELEVON = .000
 RUDFLR = .000

SECTION (1)RIGHT VERTICAL

DEPENDENT VARIABLE CP

MACH (1) = 2.498 BETAT (1) = -8.430

Z/BV	.158	.316	.600	.840	.925
X/CV					
.000	.2900	.4990	.5140	.6260	.6340
.050	.0130	-.0610	-.1190	-.0980	-.0900
.150	-.0130	-.0660	-.0860	-.0730	-.0640
.300	-.0180	-.0690	-.0780	-.0630	-.0520
.520	-.0470	-.0740	-.0730	-.0480	-.0220
.650	-.1150	-.1360	-.1690	-.1460	-.1380
.775	-.1330	-.1430	-.1610	-.1610	-.1400
.900		-.1440	-.1570	-.1570	-.1540

MACH (1) = 2.498 BETAT (2) = -6.310

Z/BV	.158	.316	.600	.840	.925
X/CV					
.000	.4620	.6700	.5820	.6850	.6590
.050	.0270	-.0570	-.0810	-.0550	-.0470
.150	.0950	-.0270	-.0470	-.0320	-.0240
.300	.0410	-.0150	-.0350	-.0250	-.0140
.520	.0240	-.0200	-.0130	-.0090	-.0160
.650	-.0700	-.1060	-.1330	-.1260	-.1250
.775	-.0850	-.1070	-.1320	-.1430	-.1270
.900		-.1070	-.1280	-.1400	-.1360

MACH (1) = 2.498 BETAT (3) = -4.190

Z/BV	.158	.316	.600	.840	.925
X/CV					
.000	.4500	.7920	.6720	.7270	.6750
.050	.2250	.0440	-.0220	-.0040	.0020
.150	.1700	.0560	.0540	.0350	.0300
.300	.1340	.1600	.0590	.0450	.0430
.520	.0650	.0830	.0980	.0600	.0700
.650	-.0490	-.1000	-.0570	-.0820	-.0910
.775	-.0570	-.0920	-.0850	-.1030	-.0960
.900		-.0910	-.0960	-.1060	-.0970

MACH (1) = 2.498 BETAT (4) = -2.070

Z/BV	.158	.316	.600	.840	.925
X/CV					
.000	.7580	.7980	.7120	.7760	.6880
.050	.1940	.1320	.0550	.0500	.0630
.150	.2470	.1520	.1200	.0920	.0960
.300	.1910	.2240	.1500	.1190	.1010
.520	.1280	.1150	.1610	.1340	.1260
.650	-.0360	-.0740	-.0550	-.0350	-.0570
.775	-.0300	-.0960	-.0770	-.0470	-.0600
.900		-.0910	-.0840	-.0570	-.0490

AMES 87-707 IA9 O2A + S3 + T9 RIGHT VERTICAL

(RBNR14)

SECTION (1) RIGHT VERTICAL		DEPENDENT VARIABLE CP					
MACH (1) = 2.498	BETAT (5) = 2.180	Z/BV	.158	.316	.600	.840	.925
		X/CV					
		.000	.7260	.8220	.7380	.7820	.6620
		.050	.2790	.3200	.2450	.1850	.1710
		.150	.3000	.3770	.3160	.2630	.2410
		.300	.2310	.2750	.3070	.3110	.2720
		.520	.1770	.1630	.2170	.2540	.2370
		.650	-.0340	-.0480	-.0300	.0220	.0330
		.775	-.0270	-.0660	-.0470	-.0110	-.0010
		.900		-.0760	-.0540	-.0250	-.0190
MACH (1) = 2.498	BETAT (6) = 4.300	Z/BV	.158	.316	.600	.840	.925
		X/CV					
		.000	.3920	.8580	.7350	.7380	.6160
		.050	.3250	.4520	.3950	.3580	.3570
		.150	.3140	.4140	.4090	.3970	.3830
		.300	.2400	.2960	.3390	.3620	.3520
		.520	.1850	.1820	.2420	.2830	.2650
		.650	-.0260	-.0400	-.0140	.0430	.0540
		.775	-.0110	-.0540	-.0280	.0140	.0120
		.900		-.0620	-.0320	.0010	-.0030
MACH (1) = 2.498	BETAT (7) = 6.430	Z/BV	.158	.316	.600	.840	.925
		X/CV					
		.000	.3540	.7520	.6950	.7050	.5800
		.050	.3980	.5600	.5150	.4910	.4880
		.150	.3510	.4490	.4620	.4650	.4560
		.300	.2460	.3270	.3880	.4140	.4030
		.520	.1950	.2030	.2840	.3230	.3010
		.650	-.0270	-.0280	.0150	.0670	.0770
		.775	-.0070	-.0350	.0050	.0420	.0330
		.900		-.0380	.0010	.0270	.0160
MACH (1) = 2.498	BETAT (8) = 8.550	Z/BV	.158	.316	.600	.840	.925
		X/CV					
		.000	.2060	.6460	.6660	.6590	.5370
		.050	.4240	.6460	.5830	.5820	.5800
		.150	.3650	.4950	.5080	.5320	.5240
		.300	.2530	.3670	.4300	.4690	.4610
		.520	.2090	.2270	.3210	.3730	.3410
		.650	-.0150	-.0110	.0320	.0960	.1000
		.775	.0160	-.0100	.0370	.0720	.0610
		.900		-.0050	.0340	.0560	.0460
MACH (2) = 2.999	BETAT (1) = -8.580	Z/BV	.158	.316	.600	.840	.925
		X/CV					
		.000	.3080	.5350	.5840	.6800	.6400
		.050	-.0180	-.0440	-.0570	-.0350	-.0270
		.150	.0190	-.0390	-.0500	-.0250	-.0170
		.300	-.0270	-.0440	-.0560	-.0270	-.0200

AMES 87-707 IA9 O2A + S3 + T9 RIGHT VERTICAL

(RBNR04)

SECTION (1)RIGHT VERTICAL	DEPENDENT VARIABLE CP					
MACH (2) = 2.999 BETAT (1) = -8.580	Z/BV	.158	.316	.600	.840	.925
	X/CV					
	.520	-.0500	-.0520	-.0500	-.0180	-.0010
	.650	-.0870	-.0990	-.1150	-.0950	-.0910
	.775	-.0960	-.1030	-.1130	-.1180	-.0960
	.900		-.1060	-.1110	-.1130	-.1150
MACH (2) = 2.999 BETAT (2) = -6.420	Z/BV	.158	.316	.600	.840	.925
	X/CV					
	.000	.6250	.6680	.6350	.7240	.6670
	.050	-.0190	-.0490	-.0340	-.0060	.0000
	.150	.1390	-.0190	-.0260	-.0010	.0080
	.300	.0270	-.0180	-.0300	-.0010	.0010
	.520	.0090	-.0050	-.0230	.0070	.0200
	.650	-.0500	-.0820	-.1050	-.0850	-.0840
	.775	-.0610	-.0890	-.1170	-.1090	-.0890
	.900		-.0890	-.1060	-.1090	-.0990
MACH (2) = 2.999 BETAT (3) = -4.260	Z/BV	.158	.316	.600	.840	.925
	X/CV					
	.000	.4750	.7370	.6710	.7440	.6680
	.050	.1590	.0080	-.0010	.0170	.0270
	.150	.1470	.0410	.0080	.0220	.0290
	.300	.0490	.0620	-.0020	.0200	.0220
	.520	.0470	.0900	.0160	.0240	.0380
	.650	-.0250	-.0660	-.0850	-.0770	-.0770
	.775	-.0310	-.0650	-.0690	-.1000	-.0840
	.900		-.0620	-.0640	-.0990	-.0910
MACH (2) = 2.999 BETAT (4) = -2.110	Z/BV	.158	.316	.600	.840	.925
	X/CV					
	.000	.8480	.8140	.6960	.7610	.6350
	.050	.0900	.0450	.0300	.0460	.0550
	.150	.3060	.0980	.0560	.0530	.0610
	.300	.1620	.2280	.0770	.0550	.0530
	.520	.1220	.1270	.1080	.0560	.0620
	.650	-.0040	-.0370	-.0010	-.0610	-.0650
	.775	-.0040	-.0570	-.0300	-.0670	-.0750
	.900		-.0620	-.0410	-.0630	-.0620
MACH (2) = 2.999 BETAT (5) = 2.210	Z/BV	.158	.316	.600	.840	.925
	X/CV					
	.000	.7650	.8250	.7310	.7670	.6060
	.050	.2250	.2040	.1540	.1430	.1440
	.150	.2730	.3340	.2180	.1700	.1610
	.300	.2070	.2940	.2710	.1960	.1590
	.520	.1640	.1760	.2220	.1920	.1450

AMES 87-707 IA9 O2A + S3 + T9 RIGHT VERTICAL

(RBNRU4)

SECTION (1) RIGHT VERTICAL		DEPENDENT VARIABLE CP					
MACH (2) = 2.999	BETAT (5) = 2.210	Z/BV	.158	.316	.600	.840	.925
		X/CV					
		.650	.0050	-.0170	.0080	.0510	.0170
		.775	.0010	-.0380	-.0110	.0180	.0080
		.900		-.0430	-.0180	.0060	.0040
MACH (2) = 2.999	BETAT (6) = 4.380	Z/BV	.158	.316	.600	.840	.925
		X/CV					
		.000	.3790	.7840	.7380	.7570	.6230
		.050	.2970	.3220	.2750	.1920	.2050
		.150	.2950	.4320	.3280	.2580	.2300
		.300	.2410	.3270	.3280	.2890	.2550
		.520	.1690	.1980	.2490	.2750	.2410
		.650	.0180	-.0130	.0230	.0670	.0750
		.775	.0080	-.0320	.0030	.0350	.0590
		.900		-.0350	-.0060	.0270	.0300
MACH (2) = 2.999	BETAT (7) = 6.550	Z/BV	.158	.316	.600	.840	.925
		X/CV					
		.000	.5090	.7360	.7330	.7410	.6030
		.050	.3810	.5020	.4260	.3290	.3130
		.150	.3650	.4600	.4320	.3800	.3540
		.300	.2490	.3520	.3640	.3720	.3520
		.520	.1720	.2210	.2710	.3070	.2920
		.650	.0140	-.0020	.0350	.0850	.0920
		.775	-.0140	-.0200	.0190	.0600	.0790
		.900		-.0210	.0110	.0470	.0480
MACH (2) = 2.999	BETAT (8) = 8.710	Z/BV	.158	.316	.600	.840	.925
		X/CV					
		.000	.2330	.6390	.7210	.7040	.5660
		.050	.3660	.5740	.5410	.4770	.4710
		.150	.3180	.5050	.4850	.4610	.4510
		.300	.2520	.3910	.4010	.4270	.4090
		.520	.1800	.2480	.3050	.3440	.3280
		.650	.0240	.0090	.0510	.1080	.1170
		.775	.0020	-.0080	.0380	.0860	.1040
		.900		-.0050	.0340	.0730	.0730
MACH (3) = 3.502	BETAT (1) = -8.740	Z/BV	.158	.316	.600	.840	.925
		X/CV					
		.000	.3330	.5570	.5180	.7430	.6990
		.050	-.0190	-.0480	-.0370	-.0100	-.0050
		.150	-.0250	-.0330	-.0280	-.0140	-.0060
		.300	-.0480	-.0400	-.0390	-.0170	-.0160
		.520	-.0530	-.0470	-.0380	-.0090	.0000
		.650	-.0800	-.0800	-.0940	-.0710	-.0770

AMES 87-707 IA9 Q2A + S3 + T9 RIGHT VERTICAL

(RBNR04)

SECTION (1)RIGHT VERTICAL		DEPENDENT VARIABLE CP					
MACH (3) = 3.502	BETAT (1) = -8.740	Z/BV	.158	.316	.600	.840	.925
		X/CV					
		.775	-.0810	-.0840	-.0910	-.0950	-.0560
		.900		-.0870	-.0870	-.0910	-.0760
MACH (3) = 3.502	BETAT (2) = -6.540	Z/BV	.158	.316	.600	.840	.925
		X/CV					
		.000	.5090	.6630	.5340	.7590	.7000
		.050	-.0080	-.0330	-.0140	.0110	.0190
		.150	.0770	-.0160	-.0540	.0100	.0180
		.300	.0250	-.0170	-.0170	.0040	.0060
		.520	-.0020	-.0170	-.0170	.0090	.0210
		.650	-.0480	-.0640	-.0810	-.0600	-.0610
		.775	-.0530	-.0710	-.0800	-.0810	-.0580
		.900		-.0730	-.0740	-.0780	-.0730
MACH (3) = 3.502	BETAT (3) = -4.340	Z/BV	.158	.316	.600	.840	.925
		X/CV					
		.000	.4830	.7320	.5790	.7430	.6620
		.050	.0310	.0000	.0080	.0250	.0260
		.150	.1140	.0160	.0170	.0210	.0210
		.300	.0450	.0190	.0520	.0190	.0110
		.520	.0380	.0180	-.0020	.0130	.0260
		.650	-.0240	-.0500	-.0800	-.0630	-.0670
		.775	-.0250	-.0520	-.0840	-.0780	-.0610
		.900		-.0490	-.0780	-.0710	-.0650
MACH (3) = 3.502	BETAT (4) = -2.150	Z/BV	.158	.316	.600	.840	.925
		X/CV					
		.000	.8390	.7770	.5940	.7540	.6610
		.050	.0690	.0310	.0370	.0580	.0620
		.150	.1890	.0660	.0500	.0510	.0550
		.300	.1350	.0700	.0450	.0480	.0410
		.520	.0980	.1170	.0570	.0380	.0430
		.650	.0080	-.0120	-.0310	-.0440	-.0460
		.775	.0080	-.0330	-.0250	-.0470	-.0480
		.900		-.0400	-.0250	-.0410	-.0420
MACH (3) = 3.502	BETAT (5) = 2.260	Z/BV	.158	.316	.600	.840	.925
		X/CV					
		.000	.7910	.8050	.6180	.7590	.6430
		.050	.2260	.1980	.1130	.1230	.1290
		.150	.2260	.2410	.1580	.1190	.1230
		.300	.1830	.2760	.1750	.1300	.1110
		.520	.1520	.1830	.2240	.1210	.0930
		.650	.0140	.0080	.0370	.0180	-.0050
		.775	.0190	-.0140	.0210	.0100	-.0200



DATE 18 SEP 73

TABULATED PRESSURE DATA - IA9C

PAGE 1737

AMES 87-707 IA9 C2A + S3 + T9 RIGHT VERTICAL

(RBNR04)

SECTION (1)RIGHT VERTICAL		DEPENDENT VARIABLE CP					
MACH (3) = 3.502	BETAT (5) = 2.260	Z/BV	.158	.316	.600	.840	.925
		X/CV					
		.900		-.0250	.0110	.0090	-.0250
MACH (3) = 3.502	BETAT (6) = 4.460	Z/BV	.158	.316	.600	.840	.925
		X/CV					
		.000	.3610	.7910	.6400	.7540	.6210
		.050	.2830	.2610	.1850	.1720	.1760
		.150	.2690	.3620	.2320	.1970	.1740
		.300	.2330	.3420	.2910	.2240	.1810
		.520	.1670	.2090	.2570	.2150	.1680
		.650	.0290	.0120	.0560	.0890	.0560
		.775	.0260	-.0130	.0400	.0610	.0360
		.900		-.0230	.0280	.0470	.0390
MACH (3) = 3.502	BETAT (7) = 6.660	Z/BV	.158	.316	.600	.840	.925
		X/CV					
		.000	.4400	.7500	.5930	.7750	.6290
		.050	.3690	.3770	.2790	.2500	.2680
		.150	.3590	.4450	.3230	.2960	.2740
		.300	.2600	.3640	.3500	.3250	.2880
		.520	.1610	.2370	.2820	.3220	.2730
		.650	.0190	.0250	.0730	.1150	.1230
		.775	-.0050	-.0040	.0540	.0780	.1090
		.900		-.0120	.0420	.0640	.0720
MACH (3) = 3.502	BETAT (8) = 8.870	Z/BV	.158	.316	.600	.840	.925
		X/CV					
		.000	.2590	.6600	.6100	.7620	.6180
		.050	.3440	.4680	.4060	.3620	.3480
		.150	.2590	.4750	.4230	.4110	.3810
		.300	.2280	.4050	.3940	.4180	.3900
		.520	.1600	.2660	.3170	.3530	.3400
		.650	.0180	.0360	.0860	.1330	.1510
		.775	.0070	.0050	.0680	.0980	.1380
		.900		-.0030	.0600	.0860	.0940

AMES 87-707 IA9 O2A + S3 + T9 RIGHT VERTICAL

(RBNR05) (10 MAY 73)

REFERENCE DATA

SREF = 2.4210 SQ.FT. XMRP = 28.5300 INCHES
 LREF = 39.8490 INCHES YMRP = .0000 INCHES
 BREF = 39.8490 INCHES ZMRP = .0000 INCHES
 SCALE = .0300 SCALE

PARAMETRIC DATA

ALPHAT = -2.000 ORBINC = .500
 RUDDER = .000 ELEVON = .000
 RUDDL = .000

SECTION (1) RIGHT VERTICAL		DEPENDENT VARIABLE CP					
MACH (1) = 2.498	BETAT (1) = -8.430	Z/BV	.158	.316	.600	.840	.925
		X/CV					
		.000	.1980	.4750	.4550	.5610	.5730
		.050	.0090	-.0680	-.1310	-.1050	-.0990
		.150	-.0020	-.0720	-.0920	-.0830	-.0730
		.300	-.0270	-.0770	-.0770	-.0730	-.0620
		.520	-.0610	-.0770	-.0760	-.0560	-.0350
		.650	-.1260	-.1370	-.1580	-.1440	-.1420
		.775	-.1310	-.1380	-.1560	-.1490	-.1460
		.900		-.1510	-.1560	-.1490	-.1560
MACH (1) = 2.498	BETAT (2) = -6.310	Z/BV	.158	.316	.600	.840	.925
		X/CV					
		.000	.2810	.6460	.5320	.6220	.5980
		.050	.0630	-.0500	-.0850	-.0630	-.0560
		.150	.0710	-.0330	-.0460	-.0380	-.0340
		.300	.0150	-.0080	-.0310	-.0270	-.0240
		.520	-.0010	-.0050	-.0160	-.0100	-.0010
		.650	-.0880	-.1250	-.1390	-.1200	-.1240
		.775	-.0880	-.1140	-.1310	-.1400	-.1290
		.900		-.1110	-.1270	-.1370	-.1380
MACH (1) = 2.498	BETAT (3) = -4.190	Z/BV	.158	.316	.600	.840	.925
		X/CV					
		.000	.4150	.7250	.6120	.6870	.6300
		.050	.1950	.0330	-.0380	-.0030	.0100
		.150	.1480	.0350	.0310	.0250	.0350
		.300	.1170	.1140	.0450	.0320	.0350
		.520	.0400	.0570	.0660	.0400	.0580
		.650	-.0610	-.1070	-.0600	-.0870	-.0970
		.775	-.0720	-.1000	-.0900	-.1060	-.1090
		.900		-.1000	-.1020	-.1120	-.1090
MACH (1) = 2.498	BETAT (4) = -2.070	Z/BV	.158	.316	.600	.840	.925
		X/CV					
		.000	.5740	.7360	.6520	.7100	.6290
		.050	.1940	.0870	.0260	.0360	.0460
		.150	.2030	.1190	.0920	.0700	.0720
		.300	.1540	.1900	.1240	.0950	.0780
		.520	.0970	.0850	.1350	.1070	.1020
		.650	-.0570	-.0910	-.0660	-.0510	-.0680
		.775	-.0510	-.1140	-.0850	-.0600	-.0780
		.900		-.1030	-.0920	-.0680	-.0700

AMES 87-707 IA9 O2A + S3 + T9 RIGHT VERTICAL

(RBNRL(5))

SECTION (1) RIGHT VERTICAL

DEPENDENT VARIABLE CP

MACH (1) = 2.498 BETAT (5) = 2.180

Z/BV	.158	.316	.600	.840	.925
X/CV					
.000	.5260	.7670	.6780	.7150	.6060
.050	.2460	.2730	.2090	.1580	.1450
.150	.2440	.3400	.2790	.2280	.2080
.300	.1850	.2380	.2690	.2650	.2380
.520	.1370	.1300	.1900	.2290	.2080
.650	-.0550	-.0650	-.0380	.0100	.0240
.775	-.0510	-.0830	-.0560	-.0190	-.0170
.900		-.0930	-.0620	-.0320	-.0330

MACH (1) = 2.498 BETAT (6) = 4.300

Z/BV	.158	.316	.600	.840	.925
X/CV					
.000	.3630	.7870	.6730	.6960	.5770
.050	.2700	.3920	.3530	.3070	.3010
.150	.2520	.3650	.3620	.3550	.3410
.300	.1890	.2570	.3040	.3220	.3170
.520	.1430	.1480	.2130	.2530	.2410
.650	-.0540	-.0580	-.0140	.0300	.0400
.775	-.0410	-.0680	-.0350	.0010	-.0070
.900		-.0780	-.0410	-.0140	-.0180

MACH (1) = 2.498 BETAT (7) = 6.420

Z/BV	.158	.316	.600	.840	.925
X/CV					
.000	.1890	.7220	.6400	.6430	.5240
.050	.3040	.4850	.4700	.4530	.4510
.150	.2760	.4040	.4210	.4270	.4180
.300	.1980	.2900	.3500	.3740	.3650
.520	.1560	.1740	.2530	.2920	.2700
.650	-.0430	-.0410	-.0010	.0530	.0600
.775	-.0230	-.0500	-.0090	.0250	.0220
.900		-.0550	-.0130	.0140	.0060

MACH (1) = 2.498 BETAT (8) = 8.540

Z/BV	.158	.316	.600	.840	.925
X/CV					
.000	.1060	.5970	.6010	.5880	.4770
.050	.3410	.5730	.5360	.5420	.5390
.150	.2940	.4400	.4650	.4900	.4830
.300	.2050	.3220	.3950	.4280	.4240
.520	.1710	.1980	.2940	.3380	.3070
.650	-.0290	-.0210	.0310	.0800	.0820
.775	-.0030	-.0290	.0220	.0520	.0470
.900		-.0280	.0140	.0360	.0360

MACH (2) = 2.999 BETAT (1) = -8.590

Z/BV	.158	.316	.600	.840	.925
X/CV					
.000	.1490	.4600	.5210	.5900	.5830
.050	-.0440	-.0830	-.1000	-.0490	-.0440
.150	-.0600	-.0790	-.0920	-.0430	-.0340
.300	-.0720	-.0850	-.0650	-.0420	-.0370

AMES 87-707 IA9 O2A + S3 + T9 RIGHT VERTICAL

(RBNRU5)

SECTION (1)RIGHT VERTICAL		DEPENDENT VARIABLE CP					
MACH (2) = 2.999	BETAT (1) = -8.590	Z/BV	.158	.316	.600	.840	.925
		X/CV					
		.520	-.0880	-.0910	-.0570	-.0300	-.0180
		.650	-.1310	-.1320	-.1200	-.0950	-.0980
		.775	-.1380	-.1350	-.1160	-.1180	-.0950
	.900		-.1410	-.1150	-.1190	-.1100	
MACH (2) = 2.999	BETAT (2) = -6.440	Z/BV	.158	.316	.600	.840	.925
		X/CV					
		.000	.4540	.5840	.5770	.6310	.6000
		.050	-.0100	-.0510	-.0460	-.0260	-.0190
		.150	.0260	-.0270	-.0400	-.0200	-.0150
		.300	.0280	-.0290	-.0400	-.0210	-.0190
		.520	-.0100	-.0270	-.0350	-.0150	-.0010
		.650	-.0740	-.0930	-.1100	-.0890	-.0900
		.775	-.0740	-.0960	-.1150	-.1140	-.0900
		.900		-.0990	-.1070	-.1130	-.1030
MACH (2) = 2.999	BETAT (3) = -4.270	Z/BV	.158	.316	.600	.840	.925
		X/CV					
		.000	.3580	.6790	.6280	.6620	.6070
		.050	.1670	.0070	-.0270	.0000	.0070
		.150	.1320	.0210	-.0190	.0050	.0110
		.300	.0410	.0280	-.0020	.0050	.0080
		.520	.0110	.0270	.0040	.0060	.0210
		.650	-.0600	-.0790	-.0860	-.0770	-.0800
		.775	-.0600	-.0740	-.0750	-.0960	-.0850
		.900		-.0790	-.0700	-.0950	-.0920
MACH (2) = 2.999	BETAT (4) = -2.110	Z/BV	.158	.316	.600	.840	.925
		X/CV					
		.000	.5460	.7370	.6570	.6680	.6070
		.050	.1370	.0140	-.0030	.0280	.0360
		.150	.1470	.0550	.0250	.0360	.0430
		.300	.1100	.1590	.0730	.0350	.0360
		.520	.0670	.0770	.0740	.0400	.0490
		.650	-.0440	-.0750	-.0200	-.0640	-.0670
		.775	-.0430	-.0950	-.0320	-.0710	-.0780
		.900		-.0880	-.0450	-.0690	-.0670
MACH (2) = 2.999	BETAT (5) = 2.220	Z/BV	.158	.316	.600	.840	.925
		X/CV					
		.000	.5360	.7610	.6980	.6860	.5770
		.050	.1890	.1660	.1290	.1380	.1490
		.150	.1950	.2870	.2000	.1640	.1640
		.300	.1570	.2530	.2470	.1820	.1580
	.520	.1140	.1330	.2150	.1770	.1370	

AMES 87-707 IA9 O2A + S3 + T9 RIGHT VERTICAL

(RBNR05)

SECTION (1) RIGHT VERTICAL		DEPENDENT VARIABLE CP					
MACH (2) = 2.999	BETAT (5) = 2.220	Z/BV	.158	.316	.600	.840	.925
		X/CV					
		.650	-.0280	-.0450	.0130	.0390	.0150
		.775	-.0250	-.0640	-.0070	.0190	-.0040
		.900		-.0720	-.0150	.0080	.0010
MACH (2) = 2.999	BETAT (6) = 4.370	Z/BV	.158	.316	.600	.840	.925
		X/CV					
		.000	.2750	.7210	.6900	.6980	.5590
		.050	.2610	.3000	.2570	.1860	.1940
		.150	.2610	.3910	.3070	.2400	.2190
		.300	.2040	.2960	.3230	.2660	.2340
		.520	.1300	.1690	.2430	.2650	.2230
		.650	-.0220	-.0240	.0260	.0650	.0750
		.775	-.0270	-.0430	.0110	.0370	.0540
		.900		-.0470	.0010	.0230	.0300
MACH (2) = 2.999	BETAT (7) = 6.530	Z/BV	.158	.316	.600	.840	.925
		X/CV					
		.000	.3610	.6470	.6730	.6640	.5360
		.050	.2830	.4240	.3920	.3010	.2910
		.150	.2460	.4180	.4040	.3520	.3280
		.300	.1890	.3250	.3600	.3520	.3320
		.520	.1310	.1930	.2720	.2940	.2800
		.650	-.0250	-.0120	.0470	.0880	.0910
		.775	-.0230	-.0300	.0320	.0610	.0640
		.900		-.0340	.0230	.0470	.0500
MACH (2) = 2.999	BETAT (8) = 8.700	Z/BV	.158	.316	.600	.840	.925
		X/CV					
		.000	.0870	.5620	.6440	.6200	.5050
		.050	.3030	.4960	.4920	.4470	.4390
		.150	.2770	.4530	.4530	.4320	.4200
		.300	.2080	.3560	.4000	.3950	.3900
		.520	.1450	.2140	.3100	.3260	.3120
		.650	-.0130	-.0020	.0620	.1070	.1150
		.775	-.0090	-.0230	.0460	.0800	.0930
		.900		-.0240	.0400	.0640	.0660
MACH (3) = 3.502	BETAT (1) = -8.750	Z/BV	.158	.316	.600	.840	.925
		X/CV					
		.000	.1630	.4710	.5210	.6360	.6050
		.050	-.0270	-.0530	-.0390	-.0200	-.0140
		.150	-.0340	-.0410	-.0390	-.0210	-.0150
		.300	-.0550	-.0500	-.0470	-.0250	-.0230
		.520	-.0640	-.0570	-.0480	-.0190	-.0120
		.650	-.0860	-.0830	-.0910	-.0710	-.0730

AMES 87-707 IA9 O2A + S3 + T9 RIGHT VERTICAL

(RBNR(5))

SECTION (1) RIGHT VERTICAL

DEPENDENT VARIABLE CP

MACH (3) = 3.502	BETAT (1) = -8.750	Z/BV	.158	.316	.600	.840	.925
		X/CV					
		.775	-.0860	-.0850	-.0870	-.0900	-.0630
		.900		-.0890	-.0840	-.0870	-.0820
MACH (3) = 3.502	BETAT (2) = -6.540	Z/BV	.158	.316	.600	.840	.925
		X/CV					
		.000	.3960	.5730	.5580	.6540	.6090
		.050	-.0150	-.0390	-.0200	-.0050	.0020
		.150	.0740	-.0220	-.0200	-.0070	.0040
		.300	.0150	-.0240	-.0320	-.0100	-.0070
		.520	-.0120	-.0240	-.0320	-.0070	.0000
		.650	-.0530	-.0660	-.0890	-.0650	-.0700
		.775	-.0560	-.0750	-.0860	-.0840	-.0600
		.900		-.0760	-.0820	-.0800	-.0730
MACH (3) = 3.502	BETAT (3) = -4.350	Z/BV	.158	.316	.600	.840	.925
		X/CV					
		.000	.3390	.6650	.6000	.6810	.5770
		.050	.0560	-.0090	.0030	.0230	.0240
		.150	.0740	.0090	.0000	.0180	.0240
		.300	.0330	.0130	.0040	.0130	.0140
		.520	.0160	.0060	-.0050	.0120	.0220
		.650	-.0360	-.0580	-.0770	-.0560	-.0590
		.775	-.0360	-.0590	-.0750	-.0700	-.0610
		.900		-.0560	-.0700	-.0640	-.0670
MACH (3) = 3.502	BETAT (4) = -2.140	Z/BV	.158	.316	.600	.840	.925
		X/CV					
		.000	.4920	.6990	.6360	.6590	.5780
		.050	.0960	.0190	.0240	.0380	.0400
		.150	.1520	.0510	.0270	.0340	.0370
		.300	.0990	.0620	.0250	.0310	.0250
		.520	.0680	.0890	.0300	.0250	.0290
		.650	-.0050	-.0330	-.0480	-.0550	-.0560
		.775	-.0100	-.0520	-.0480	-.0640	-.0580
		.900		-.0520	-.0480	-.0590	-.0530
MACH (3) = 3.502	BETAT (5) = 2.260	Z/BV	.158	.316	.600	.840	.925
		X/CV					
		.000	.4580	.7280	.6720	.6710	.5580
		.050	.1770	.1760	.1280	.0970	.1040
		.150	.1720	.2090	.1600	.1010	.0990
		.300	.1490	.2560	.1690	.1140	.0900
		.520	.1190	.1610	.1690	.1100	.0760
		.650	.0090	-.0050	.0240	.0010	-.0140
		.775	.0090	-.0290	.0030	-.0100	-.0210

AMES 87-757 IA9 O2A + S3 + T9 RIGHT VERTICAL

(RBNR05)

SECTION (1) RIGHT VERTICAL		DEPENDENT VARIABLE CP					
MACH (3) = 3.502	BETAT (5) = 2.260	Z/BV	.158	.316	.600	.840	.925
		X/CV					
		.900	-.0390	-.0090	-.0080	-.0240	
MACH (3) = 3.502	BETAT (6) = 4.460	Z/BV	.158	.316	.600	.840	.925
		X/CV					
		.000	.2340	.7260	.6570	.6880	.5340
		.050	.2380	.2250	.1760	.1760	.1670
		.150	.2510	.3130	.2310	.1940	.1780
		.300	.2030	.2990	.2360	.1990	.1740
		.520	.1270	.1810	.2410	.1970	.1570
		.650	.0070	-.0030	.0490	.0570	.0440
		.775	-.0140	-.0260	.0240	.0440	.0230
		.900		-.0360	.0130	.0350	.0210
MACH (3) = 3.502	BETAT (7) = 6.660	Z/BV	.158	.316	.600	.840	.925
		X/CV					
		.000	.3370	.6480	.6330	.6610	.5400
		.050	.2970	.3390	.2480	.2220	.2390
		.150	.2350	.3680	.3010	.2530	.2450
		.300	.1700	.3130	.3280	.2810	.2480
		.520	.1110	.2010	.2720	.2720	.2300
		.650	-.0120	.0060	.0580	.0940	.0940
		.775	-.0280	-.0210	.0360	.0680	.0840
		.900		-.0300	.0230	.0550	.0530
MACH (3) = 3.502	BETAT (8) = 8.860	Z/BV	.158	.316	.600	.840	.925
		X/CV					
		.000	.1040	.5600	.6270	.6440	.5220
		.050	.2360	.3990	.3560	.3110	.3110
		.150	.1870	.3960	.3910	.3500	.3280
		.300	.1720	.3530	.3810	.3610	.3380
		.520	.1260	.2250	.2980	.3160	.2990
		.650	.0050	.0170	.0750	.1240	.1330
		.775	-.0030	-.0100	.0510	.0970	.1080
		.900		-.0180	.0440	.0830	.0690

AMES 87-707 IA9 O2A + S3 + T9 RIGHT VERTICAL

(RBNRL6) (10 MAY 73)

REFERENCE DATA

SREF = 2.4210 SQ.FT. XMRP = 28.5300 INCHES
 LREF = 39.8490 INCHES YMRP = .0000 INCHES
 BREF = 39.8490 INCHES ZMRP = .0000 INCHES
 SCALE = .0300 SCALE

PARAMETRIC DATA

ALPHAT = .000 ORBINC = .500
 RUDDER = .000 ELEVON = .000
 RUDFLR = .000

SECTION (1)RIGHT VERTICAL

DEPENDENT VARIABLE CP

MACH (1) = 2.498 BETAT (1) = -8.430

Z/BV	.158	.316	.600	.840	.925
X/CV					
.000	.1230	.4450	.3930	.4990	.5100
.050	.0090	-.0750	-.1380	-.1190	-.1150
.150	.0070	-.0810	-.1000	-.0980	-.0910
.300	-.0250	-.0890	-.0910	-.0890	-.0790
.520	-.0590	-.0900	-.0810	-.0710	-.0520
.650	-.1280	-.1370	-.1540	-.1510	-.1490
.775	-.1400	-.1420	-.1600	-.1550	-.1500
.900		-.1550	-.1530	-.1560	-.1620

MACH (1) = 2.498 BETAT (2) = -6.310

Z/BV	.158	.316	.600	.840	.925
X/CV					
.000	.2100	.5880	.5150	.5800	.5400
.050	.1130	-.0180	-.0820	-.0670	-.0640
.150	.1080	-.0230	-.0510	-.0400	-.0380
.300	.0190	-.0240	-.0350	-.0230	-.0220
.520	-.0140	-.0230	-.0250	-.0130	-.0030
.650	-.0990	-.1250	-.1400	-.1200	-.1210
.775	-.1010	-.1080	-.1410	-.1360	-.1280
.900		-.1150	-.1320	-.1300	-.1370

MACH (1) = 2.498 BETAT (3) = -4.190

Z/BV	.158	.316	.600	.840	.925
X/CV					
.000	.4600	.6460	.5590	.6400	.5730
.050	.1650	.0000	-.0520	-.0170	-.0060
.150	.1610	.0080	.0050	.0060	.0170
.300	.0870	.0840	.0260	.0130	.0150
.520	.0190	.0390	.0340	.0180	.0330
.650	-.0790	-.1210	-.0790	-.1070	-.1090
.775	-.0840	-.1180	-.1020	-.1210	-.1190
.900		-.1120	-.1140	-.1190	-.1210

MACH (1) = 2.498 BETAT (4) = -2.070

Z/BV	.158	.316	.600	.840	.925
X/CV					
.000	.3990	.6810	.5960	.6560	.5760
.050	.1710	.0400	.0040	.0200	.0310
.150	.1640	.0850	.0690	.0500	.0540
.300	.1250	.1630	.0910	.0710	.0550
.520	.0770	.0650	.1120	.0840	.0790
.650	-.0640	-.1000	-.0690	-.0630	-.0770
.775	-.0660	-.1210	-.0940	-.0740	-.0910
.900		-.1160	-.1010	-.0800	-.0850

AMES 87-707 IA9 O2A + S3 + T9 RIGHT VERTICAL

(RBRNU6)

SECTION (1) RIGHT VERTICAL

DEPENDENT VARIABLE CP

MACH (1) = 2.498	BETAT (5) = 2.170	Z/BV	.158	.316	.600	.840	.925
		X/CV					
		.000	.3510	.7190	.6200	.6640	.5580
		.050	.2040	.2270	.1870	.1360	.1280
		.150	.2010	.2950	.2530	.2070	.1840
		.300	.1570	.2120	.2410	.2330	.2100
		.520	.1120	.1090	.1680	.2040	.1850
		.650	-.0660	-.0740	-.0440	-.0020	.0090
		.775	-.0620	-.0920	-.0660	-.0310	-.0310
		.900		-.1010	-.0710	-.0420	-.0430

MACH (1) = 2.498	BETAT (6) = 4.290	Z/BV	.158	.316	.600	.840	.925
		X/CV					
		.000	.3290	.7050	.6160	.6500	.5300
		.050	.2300	.3320	.3150	.2780	.2750
		.150	.2010	.3240	.3290	.3200	.3080
		.300	.1450	.2280	.2700	.2940	.2860
		.520	.1110	.1290	.1870	.2230	.2110
		.650	-.0730	-.0670	-.0260	.0140	.0260
		.775	-.0620	-.0810	-.0490	-.0120	-.0170
		.900		-.0870	-.0510	-.0250	-.0280

MACH (1) = 2.498	BETAT (7) = 6.410	Z/BV	.158	.316	.600	.840	.925
		X/CV					
		.000	.1280	.6560	.5810	.5900	.4630
		.050	.2300	.4250	.4230	.4220	.4210
		.150	.2060	.3530	.3860	.3940	.3880
		.300	.1490	.2550	.3210	.3430	.3370
		.520	.1250	.1490	.2260	.2620	.2450
		.650	-.0560	-.0520	-.0140	.0380	.0460
		.775	-.0370	-.0640	-.0200	.0120	.0100
		.900		-.0690	-.0230	-.0010	-.0020

MACH (1) = 2.498	BETAT (8) = 8.540	Z/BV	.158	.316	.600	.840	.925
		X/CV					
		.000	.0600	.5450	.5310	.5170	.4050
		.050	.2900	.5160	.5010	.5140	.5090
		.150	.2550	.3950	.4320	.4580	.4530
		.300	.1700	.2820	.3610	.3950	.3930
		.520	.1410	.1600	.2700	.3090	.2870
		.650	-.0470	-.0330	.0250	.0680	.0700
		.775	-.0210	-.0440	.0100	.0390	.0390
		.900		-.0420	.0030	.0250	.0240

MACH (2) = 2.999	BETAT (1) = -8.590	Z/BV	.158	.316	.600	.840	.925
		X/CV					
		.000	.0770	.4170	.4610	.5810	.5620
		.050	-.0180	-.0550	-.0780	-.0540	-.0520
		.150	-.0130	-.0560	-.0740	-.0510	-.0440
		.300	-.0340	-.0590	-.0670	-.0470	-.0490

AMES 87-707 IA9 O2A + S3 + T9 RIGHT VERTICAL

(RBNR06)

SECTION (1)RIGHT VERTICAL		DEPENDENT VARIABLE CP					
MACH (2) = 2.999	BETAT (1) = -8.590	Z/BV	.158	.316	.600	.840	.925
		X/CV					
		.520	-.0590	-.0670	-.0640	-.0430	-.0310
		.650	-.1030	-.1040	-.1210	-.1010	-.1040
		.775	-.1030	-.1080	-.1160	-.1170	-.1010
		.900		-.1130	-.1150	-.1160	-.1160
MACH (2) = 2.999	BETAT (2) = -6.430	Z/BV	.158	.316	.600	.840	.925
		X/CV					
		.000	.2430	.5410	.5210	.6190	.5780
		.050	.0020	-.0370	-.0550	-.0300	-.0270
		.150	.0860	-.0260	-.0480	-.0300	-.0230
		.300	.0170	-.0320	-.0390	-.0260	-.0280
		.520	-.0120	-.0320	-.0370	-.0260	-.0140
		.650	-.0710	-.0970	-.1080	-.0910	-.0960
		.775	-.0740	-.0890	-.1120	-.1140	-.0970
		.900		-.0930	-.1120	-.1110	-.1080
MACH (2) = 2.999	BETAT (3) = -4.270	Z/BV	.158	.316	.600	.840	.925
		X/CV					
		.000	.2590	.6070	.5660	.6510	.5870
		.050	.1540	.0370	-.0240	-.0030	.0020
		.150	.1420	.0340	-.0150	-.0030	.0030
		.300	.0660	.0450	.0060	-.0060	-.0030
		.520	.0150	.0380	.0160	-.0010	.0120
		.650	-.0580	-.0640	-.0600	-.0800	-.0840
		.775	-.0530	-.0580	-.0620	-.0940	-.0920
		.900		-.0710	-.0620	-.0900	-.0980
MACH (2) = 2.999	BETAT (4) = -2.110	Z/BV	.158	.316	.600	.840	.925
		X/CV					
		.000	.3990	.6760	.6330	.6710	.5900
		.050	.1460	.0190	.0250	.0290	.0340
		.150	.1420	.0680	.0430	.0370	.0390
		.300	.1110	.1440	.0740	.0440	.0360
		.520	.0760	.0830	.0740	.0490	.0520
		.650	-.0310	-.0600	-.0250	-.0580	-.0600
		.775	-.0310	-.0780	-.0380	-.0690	-.0730
		.900		-.0730	-.0470	-.0650	-.0710
MACH (2) = 2.999	BETAT (5) = 2.210	Z/BV	.158	.316	.600	.840	.925
		X/CV					
		.000	.3350	.6980	.6560	.6780	.5560
		.050	.1580	.1540	.1190	.1340	.1430
		.150	.1700	.2520	.1840	.1530	.1540
		.300	.1420	.2320	.2070	.1690	.1460
.520	.1030	.1210	.1890	.1610	.1260		



DATE 18 SEP 73

TABULATED PRESSURE DATA - IA9C

PAGE 1747

AMES 87-707 IA9 O2A + S3 + T9 RIGHT VERTICAL

(RBNRU6)

SECTION (1)RIGHT VERTICAL

DEPENDENT VARIABLE CP

MACH (2) = 2.999	BETAT (5) = 2.210	Z/BV	.158	.316	.600	.840	.925
		X/CV					
		.650	-.0260	-.0420	.0010	.0240	.0100
		.775	-.0250	-.0620	-.0180	.0130	-.0120
		.900		-.0680	-.0260	.0010	-.0080
MACH (2) = 2.999	BETAT (6) = 4.370	Z/BV	.158	.316	.600	.840	.925
		X/CV					
		.000	.1880	.6480	.6280	.6640	.5390
		.050	.2090	.2600	.2280	.1740	.1830
		.150	.1980	.3320	.2780	.2200	.1990
		.300	.1480	.2600	.2890	.2440	.2120
		.520	.0960	.1400	.2140	.2410	.1950
		.650	-.0420	-.0340	.0110	.0520	.0610
		.775	-.0440	-.0540	-.0060	.0240	.0320
.900		-.0580	-.0110	.0120	.0150		
MACH (2) = 2.999	BETAT (7) = 6.530	Z/BV	.158	.316	.600	.840	.925
		X/CV					
		.000	.1570	.6040	.6140	.6360	.5190
		.050	.1990	.3490	.3460	.2820	.2740
		.150	.1800	.3570	.3650	.3280	.3030
		.300	.1410	.2860	.3240	.3250	.3100
		.520	.1040	.1640	.2480	.2710	.2640
		.650	-.0350	-.0250	.0360	.0780	.0860
		.775	-.0250	-.0420	.0200	.0530	.0560
.900		-.0460	.0120	.0380	.0370		
MACH (2) = 2.999	BETAT (8) = 8.690	Z/BV	.158	.316	.600	.840	.925
		X/CV					
		.000	.0460	.5040	.5800	.5970	.4810
		.050	.2590	.4530	.4550	.4350	.4290
		.150	.2300	.4030	.4150	.4160	.4100
		.300	.1720	.3160	.3660	.3770	.3770
		.520	.1170	.1840	.2740	.3070	.2960
		.650	-.0240	-.0170	.0430	.0940	.1050
		.775	-.0200	-.0350	.0330	.0680	.0820
.900		-.0370	.0290	.0550	.0580		
MACH (3) = 3.502	BETAT (1) = -8.750	Z/BV	.158	.316	.600	.840	.925
		X/CV					
		.000	.0330	.3670	.4730	.5300	.5140
		.050	-.0410	-.0610	-.0480	-.0350	-.0330
		.150	-.0440	-.0520	-.0520	-.0350	-.0330
		.300	-.0580	-.0560	-.0580	-.0380	-.0390
.520	-.0670	-.0630	-.0620	-.0350	-.0290		
.650	-.0890	-.0880	-.0950	-.0750	-.0810		

AMES 87-707 IA9 O2A + S3 + T9 RIGHT VERTICAL

(RBNR06)

SECTION (1)RIGHT VERTICAL		DEPENDENT VARIABLE CP					
MACH (3) = 3.502	BETAT (1) = -8.750	Z/BV	.158	.316	.600	.840	.925
		X/CV					
		.775	-.0890	-.0900	-.0920	-.0940	-.0660
		.900		-.0930	-.0900	-.0900	-.0850
MACH (3) = 3.502	BETAT (2) = -6.550	Z/BV	.158	.316	.600	.840	.925
		X/CV					
		.000	.2210	.4750	.5160	.5970	.5160
		.050	-.0170	-.0420	-.0340	-.0220	-.0200
		.150	.0520	-.0300	-.0370	-.0260	-.0200
		.300	.0010	-.0330	-.0420	-.0260	-.0240
		.520	-.0260	-.0390	-.0410	-.0240	-.0160
		.650	-.0610	-.0740	-.0890	-.0750	-.0750
		.775	-.0650	-.0780	-.0840	-.0840	-.0680
		.900		-.0810	-.0840	-.0820	-.0800
MACH (3) = 3.502	BETAT (3) = -4.340	Z/BV	.158	.316	.600	.840	.925
		X/CV					
		.000	.2500	.5850	.5640	.6400	.5250
		.050	.0710	-.0150	-.0130	.0010	.0060
		.150	.0640	.0040	-.0160	-.0040	.0060
		.300	.0290	.0030	-.0140	-.0070	-.0020
		.520	.0010	-.0060	-.0210	-.0060	.0070
		.650	-.0430	-.0650	-.0810	-.0700	-.0660
		.775	-.0440	-.0610	-.0830	-.0730	-.0690
		.900		-.0600	-.0780	-.0710	-.0750
MACH (3) = 3.502	BETAT (4) = -2.150	Z/BV	.158	.316	.600	.840	.925
		X/CV					
		.000	.2370	.6290	.5990	.5740	.4980
		.050	.1050	.0140	.0160	.0230	.0260
		.150	.1280	.0450	.0170	.0210	.0230
		.300	.0790	.0520	.0190	.0210	.0160
		.520	.0530	.0690	.0210	.0140	.0220
		.650	-.0150	-.0430	-.0510	-.0600	-.0600
		.775	-.0220	-.0560	-.0490	-.0600	-.0620
		.900		-.0570	-.0500	-.0570	-.0560
MACH (3) = 3.502	BETAT (5) = 2.260	Z/BV	.158	.316	.600	.840	.925
		X/CV					
		.000	.2660	.6540	.6370	.5770	.4800
		.050	.1270	.1420	.1140	.0820	.0840
		.150	.1290	.1640	.1330	.0980	.0810
		.300	.1080	.2090	.1490	.1070	.0840
		.520	.0790	.1210	.1400	.0950	.0730
		.650	-.0070	-.0230	.0140	-.0090	-.0100
		.775	-.0120	-.0460	-.0050	-.0230	-.0250



DATE 18 SEP 73

TABULATED PRESSURE DATA - IA9C

PAGE 1749

AMES 87-707 IA9 C2A + S3 + T9 RIGHT VERTICAL

(RBNRU6)

SECTION (1)RIGHT VERTICAL		DEPENDENT VARIABLE CP						
MACH (3) = 3.502	BETAT (5) = 2.260	Z/BV	.158	.316	.600	.840	.925	
		X/CV	.900	-.0540	-.0160	-.0260	-.0290	
MACH (3) = 3.502	BETAT (6) = 4.450	Z/BV	.158	.316	.600	.840	.925	
		X/CV	.000	.1720	.6450	.6320	.6180	.4820
			.050	.1970	.1980	.1590	.1560	.1640
			.150	.2310	.2610	.2010	.1660	.1680
			.300	.1530	.2480	.2180	.1710	.1550
			.520	.0900	.1450	.2160	.1570	.1300
			.650	-.0180	-.0180	.0310	.0300	.0270
			.775	-.0370	-.0410	.0130	.0210	.0060
			.900		-.0470	.0040	.0160	.0040
		MACH (3) = 3.502	BETAT (7) = 6.650	Z/BV	.158	.316	.600	.840
X/CV	.000			.2210	.5500	.6050	.6200	.4570
	.050			.2030	.2970	.2280	.1980	.2070
	.150			.1370	.2850	.2740	.2110	.2090
	.300			.1060	.2670	.2790	.2340	.2060
	.520			.0770	.1640	.2370	.2170	.1800
	.650			-.0250	-.0050	.0430	.0690	.0660
	.775			-.0310	-.0310	.0220	.0450	.0780
	.900				-.0360	.0160	.0330	.0380
MACH (3) = 3.502	BETAT (8) = 8.850			Z/BV	.158	.316	.600	.840
		X/CV	.000	.0090	.4580	.5840	.5450	.4400
			.050	.1780	.3350	.3130	.2590	.2680
			.150	.1660	.3210	.3430	.2870	.2770
			.300	.1360	.3010	.3330	.3040	.2820
			.520	.0940	.1850	.2710	.2690	.2480
			.650	-.0100	.0030	.0590	.0940	.1020
			.775	-.0200	-.0230	.0400	.0640	.1130
			.900		-.0330	.0300	.0510	.0640

AMES 87-707 IA9 O2A + S3 + T9 RIGHT VERTICAL

(RBNR07) (10 MAY 73)

REFERENCE DATA

SREF = 2.4210 SQ.FT. XMRP = 28.5300 INCHES
 LREF = 39.8490 INCHES YMRP = .0000 INCHES
 BREF = 39.8490 INCHES ZMRP = .0000 INCHES
 SCALE = .0300 SCALE

PARAMETRIC DATA

ALPHAT = 2.000 ORBINC = .500
 RUDDER = .000 ELEVON = .000
 RUDFLR = .000

SECTION (1) RIGHT VERTICAL

DEPENDENT VARIABLE CP

MACH (1) = 2.498 BETAT (1) = -8.430

Z/BV	.158	.316	.600	.840	.925
X/CV					
.000	.0270	.3550	.3220	.4260	.4460
.050	-.0110	-.0910	-.1480	-.1360	-.1320
.150	-.0100	-.0990	-.1120	-.1190	-.1100
.300	-.0280	-.1060	-.1040	-.1050	-.0980
.520	-.0310	-.1000	-.0980	-.0880	-.0730
.650	-.1380	-.1460	-.1580	-.1560	-.1580
.775	-.1540	-.1510	-.1690	-.1660	-.1560
.900		-.1570	-.1630	-.1630	-.1680

MACH (1) = 2.498 BETAT (2) = -6.310

Z/BV	.158	.316	.600	.840	.925
X/CV					
.000	.1570	.5200	.4540	.5470	.4870
.050	.0810	-.0250	-.1010	-.0700	-.0700
.150	.0790	-.0400	-.0640	-.0500	-.0430
.300	.0270	-.0380	-.0500	-.0450	-.0350
.520	-.0050	-.0440	-.0400	-.0350	-.0130
.650	-.1090	-.1270	-.1340	-.1300	-.1330
.775	-.1260	-.1210	-.1510	-.1460	-.1390
.900		-.1310	-.1480	-.1460	-.1500

MACH (1) = 2.498 BETAT (3) = -4.190

Z/BV	.158	.316	.600	.840	.925
X/CV					
.000	.4350	.6010	.5020	.5760	.5220
.050	.0400	-.0340	-.0670	-.0360	-.0300
.150	.1100	-.0220	-.0310	-.0170	-.0060
.300	.0480	.0220	-.0020	-.0080	-.0050
.520	.0070	.0060	.0090	-.0060	.0100
.650	-.0880	-.1320	-.1030	-.1210	-.1220
.775	-.1010	-.1320	-.1190	-.1350	-.1320
.900		-.1230	-.1250	-.1270	-.1340

MACH (1) = 2.498 BETAT (4) = -2.060

Z/BV	.158	.316	.600	.840	.925
X/CV					
.000	.2970	.6320	.5360	.5950	.5220
.050	.1380	.0050	-.0170	-.0050	.0060
.150	.1270	.0460	.0420	.0220	.0270
.300	.0970	.1310	.0520	.0370	.0270
.520	.0510	.0370	.0790	.0490	.0490
.650	-.0790	-.1170	-.0900	-.0790	-.0970
.775	-.0820	-.1300	-.1070	-.0930	-.1060
.900		-.1250	-.1140	-.0990	-.1030

AMES 87-707 IA9 O2A + S3 + T9 RIGHT VERTICAL

(RBNR07)

SECTION (1)RIGHT VERTICAL		DEPENDENT VARIABLE CP					
MACH (1) = 2.498 BETAT (5) = 2.170		Z/BV	.158	.316	.600	.840	.925
		X/CV					
		.000	.2930	.6630	.5650	.6050	.5060
		.050	.1830	.1920	.1600	.1140	.1070
		.150	.1740	.2470	.2170	.1810	.1610
		.300	.1260	.1800	.2120	.2050	.1840
		.520	.0800	.0870	.1430	.1790	.1590
		.650	-.0800	-.0860	-.0570	-.0150	-.0070
		.775	-.0850	-.1020	-.0730	-.0410	-.0430
		.900		-.1090	-.0790	-.0540	-.0530
MACH (1) = 2.498 BETAT (6) = 4.290		Z/BV	.158	.316	.600	.840	.925
		X/CV					
		.000	.3290	.6530	.5620	.5910	.4830
		.050	.1630	.2610	.2800	.2560	.2580
		.150	.1440	.2730	.2960	.2930	.2840
		.300	.1090	.2020	.2470	.2700	.2610
		.520	.0860	.1120	.1660	.2020	.1890
		.650	-.0780	-.0730	-.0340	.0010	.0180
		.775	-.0710	-.0890	-.0530	-.0220	-.0220
		.900		-.0970	-.0550	-.0310	-.0360
MACH (1) = 2.498 BETAT (7) = 6.410		Z/BV	.158	.316	.600	.840	.925
		X/CV					
		.000	.1190	.5950	.5530	.5470	.4190
		.050	.1810	.3890	.3960	.3870	.3940
		.150	.1680	.3210	.3550	.3660	.3620
		.300	.1190	.2300	.2920	.3140	.3120
		.520	.1020	.1310	.2040	.2440	.2290
		.650	-.0680	-.0590	-.0110	.0280	.0360
		.775	-.0480	-.0720	-.0260	.0030	.0020
		.900		-.0770	-.0330	-.0090	-.0110
MACH (1) = 2.498 BETAT (8) = 8.540		Z/BV	.158	.316	.600	.840	.925
		X/CV					
		.000	-.0070	.4810	.4670	.4530	.3460
		.050	.2220	.4670	.4690	.4870	.4820
		.150	.2080	.3570	.4020	.4330	.4270
		.300	.1360	.2550	.3380	.3750	.3740
		.520	.1100	.1450	.2510	.2870	.2660
		.650	-.0610	-.0440	.0060	.0510	.0590
		.775	-.0400	-.0530	-.0090	.0270	.0320
		.900		-.0520	-.0110	.0190	.0120
MACH (2) = 2.999 BETAT (1) = -8.590		Z/BV	.158	.316	.600	.840	.925
		X/CV					
		.000	.0300	.3820	.3780	.5060	.4860
		.050	-.0240	-.0690	-.0960	-.0720	-.0670
		.150	-.0220	-.0690	-.0900	-.0680	-.0620
		.300	-.0260	-.0740	-.0810	-.0660	-.0650

AMES 87-707 IA9 O2A + S3 + T9 RIGHT VERTICAL

(RBNR07)

SECTION (1)RIGHT VERTICAL		DEPENDENT VARIABLE CP					
MACH (2) = 2.999	BETAT (1) = -8.590	Z/BV	.158	.316	.600	.840	.925
		X/CV					
		.520	-.0400	-.0810	-.0820	-.0630	-.0510
		.650	-.1030	-.1100	-.1240	-.1100	-.1120
		.775	-.1120	-.1140	-.1220	-.1230	-.1080
		.900		-.1200	-.1210	-.1240	-.1260
MACH (2) = 2.999	BETAT (2) = -6.420	Z/BV	.158	.316	.600	.840	.925
		X/CV					
		.000	.0970	.5140	.4440	.5470	.5130
		.050	.0570	-.0130	-.0700	-.0470	-.0450
		.150	.0600	-.0230	-.0620	-.0460	-.0410
		.300	.0330	-.0370	-.0490	-.0410	-.0450
		.520	.0110	-.0390	-.0470	-.0420	-.0320
		.650	-.0700	-.0860	-.1050	-.0990	-.1050
		.775	-.0820	-.0880	-.1080	-.1120	-.1020
		.900		-.0970	-.1040	-.1120	-.1120
MACH (2) = 2.999	BETAT (3) = -4.270	Z/BV	.158	.316	.600	.840	.925
		X/CV					
		.000	.2410	.5490	.4950	.5730	.5210
		.050	.0960	-.0110	-.0350	-.0200	-.0170
		.150	.0890	.0090	-.0170	-.0200	-.0160
		.300	.0380	.0180	-.0050	-.0160	-.0220
		.520	.0140	.0090	-.0050	-.0120	-.0110
		.650	-.0600	-.0890	-.0880	-.0830	-.0920
		.775	-.0630	-.0820	-.0840	-.0970	-.0970
		.900		-.0780	-.0840	-.0930	-.0970
MACH (2) = 2.999	BETAT (4) = -2.110	Z/BV	.158	.316	.600	.840	.925
		X/CV					
		.000	.2290	.6000	.5590	.6200	.5180
		.050	.1150	.0000	.0070	.0310	.0320
		.150	.1060	.0420	.0220	.0380	.0410
		.300	.0860	.0850	.0450	.0400	.0390
		.520	.0540	.0540	.0470	.0330	.0420
		.650	-.0400	-.0710	-.0440	-.0680	-.0670
		.775	-.0480	-.0840	-.0540	-.0800	-.0810
		.900		-.0820	-.0630	-.0740	-.0830
MACH (2) = 2.999	BETAT (5) = 2.210	Z/BV	.158	.316	.600	.840	.925
		X/CV					
		.000	.2260	.6200	.5840	.6290	.4920
		.050	.1140	.1160	.0820	.1050	.1160
		.150	.1280	.1910	.1380	.1210	.1250
		.300	.1090	.1810	.1540	.1240	.1170
		.520	.0670	.0890	.1530	.1250	.0970



DATE 18 SEP 73

TABULATED PRESSURE DATA - IA9C

PAGE 1753

AMES 87-707 IA9 O2A + S3 + T9 RIGHT VERTICAL

(RBNR07)

SECTION (1) RIGHT VERTICAL

DEPENDENT VARIABLE CP

MACH (2) = 2.999	BETAT (5) = 2.210	Z/BV	.158	.316	.600	.840	.925
		X/CV					
		.650	-.0490	-.0560	-.0150	-.0050	-.0140
		.775	-.0540	-.0750	-.0330	-.0130	-.0370
		.900	-.0830	-.0440	-.0200	-.0350	
MACH (2) = 2.999	BETAT (6) = 4.370	Z/BV	.158	.316	.600	.840	.925
		X/CV					
		.000	.1970	.5850	.5530	.5870	.4790
		.050	.1450	.2140	.1750	.1460	.1530
		.150	.1100	.2390	.2260	.1840	.1680
		.300	.0760	.2030	.2350	.2050	.1790
		.520	.0530	.1070	.1800	.1910	.1600
		.650	-.0630	-.0460	-.0040	.0360	.0380
		.775	-.0600	-.0650	-.0200	.0090	.0150
		.900	-.0720	-.0270	-.0020	.0000	
MACH (2) = 2.999	BETAT (7) = 6.530	Z/BV	.158	.316	.600	.840	.925
		X/CV					
		.000	.0680	.5870	.5290	.5680	.4550
		.050	.1330	.2940	.2980	.2510	.2420
		.150	.1310	.2900	.3090	.2860	.2660
		.300	.1000	.2280	.2720	.2820	.2680
		.520	.0710	.1250	.2010	.2290	.2200
		.650	-.0460	-.0380	.0100	.0510	.0600
		.775	-.0380	-.0570	-.0020	.0270	.0360
		.900	-.0630	-.0090	.0160	.0170	
MACH (2) = 2.999	BETAT (8) = 8.690	Z/BV	.158	.316	.600	.840	.925
		X/CV					
		.000	.0050	.4670	.4940	.5250	.4110
		.050	.1820	.3980	.4060	.3940	.3870
		.150	.1740	.3480	.3600	.3720	.3660
		.300	.1230	.2630	.3150	.3350	.3310
		.520	.0760	.1450	.2350	.2660	.2580
		.650	-.0470	-.0300	.0270	.0720	.0820
		.775	-.0460	-.0480	.0180	.0470	.0640
		.900	-.0490	.0120	.0340	.0390	
MACH (3) = 3.502	BETAT (1) = -8.730	Z/BV	.158	.316	.600	.840	.925
		X/CV					
		.000	.0070	.2880	.4070	.5360	.4930
		.050	-.0540	-.0660	-.0630	-.0500	-.0470
		.150	-.0490	-.0620	-.0670	-.0510	-.0450
		.300	-.0550	-.0650	-.0690	-.0520	-.0550
		.520	-.0590	-.0720	-.0730	-.0500	
		.650	-.0860	-.0910	-.0970	-.0900	

AMES 87-707 IA9 O2A + S3 + T9 RIGHT VERTICAL

(RBNR07)

SECTION (1)RIGHT VERTICAL		DEPENDENT VARIABLE CP					
MACH (3) = 3.502	BETAT (1) = -8.730	Z/BV	.158	.316	.600	.840	.925
		X/CV					
		.775	-.0910	-.0950	-.0980	-.0960	-.0750
		.900		-.0970	-.0960	-.0990	-.0910
MACH (3) = 3.502	BETAT (2) = -6.540	Z/BV	.158	.316	.600	.840	.925
		X/CV					
		.000	.0930	.4070	.4450	.5640	.5110
		.050	-.0060	-.0310	-.0450	-.0350	-.0320
		.150	.0650	-.0260	-.0470	-.0370	-.0310
		.300	.0070	-.0340	-.0560	-.0400	-.0400
		.520	-.0150	-.0400	-.0510	-.0390	-.0330
		.650	-.0570	-.0690	-.0910	-.0820	-.0870
		.775	-.0690	-.0740	-.0890	-.0860	-.0750
		.900		-.0820	-.0890	-.0860	-.0880
MACH (3) = 3.502	BETAT (3) = -4.340	Z/BV	.158	.316	.600	.840	.925
		X/CV					
		.000	.1810	.4900	.4980	.6050	.5320
		.050	.0910	.0040	-.0230	-.0090	-.0040
		.150	.1070	.0090	-.0250	-.0130	-.0070
		.300	.0380	.0030	-.0260	-.0160	-.0160
		.520	.0030	-.0070	-.0270	-.0180	-.0110
		.650	-.0450	-.0610	-.0810	-.0760	-.0760
		.775	-.0510	-.0580	-.0820	-.0770	-.0720
		.900		-.0610	-.0790	-.0730	-.0760
MACH (3) = 3.502	BETAT (4) = -2.140	Z/BV	.158	.316	.600	.840	.925
		X/CV					
		.000	.1690	.5700	.5380	.6280	.4890
		.050	.0860	.0140	.0120	.0240	.0280
		.150	.1090	.0350	.0170	.0190	.0240
		.300	.0680	.0450	.0150	.0160	.0120
		.520	.0390	.0500	.0150	.0090	.0170
		.650	-.0260	-.0500	-.0580	-.0640	-.0620
		.775	-.0340	-.0640	-.0580	-.0630	-.0660
		.900		-.0630	-.0560	-.0560	-.0650
MACH (3) = 3.502	BETAT (5) = 2.250	Z/BV	.158	.316	.600	.840	.925
		X/CV					
		.000	.1980	.5840	.5680	.6330	.4690
		.050	.0850	.1210	.0990	.1150	.1130
		.150	.0930	.1360	.1160	.1160	.1120
		.300	.0890	.1760	.1280	.1150	.1010
		.520	.0610	.0960	.1270	.0960	.0820
		.650	-.0230	-.0350	.0040	-.0120	-.0140
		.775	-.0280	-.0570	-.0170	-.0260	-.0330

AMES 87-707 IA9 O2A + S3 + T9 RIGHT VERTICAL

(RBNRU7)

SECTION (1)RIGHT VERTICAL		DEPENDENT VARIABLE CP					
MACH (3) = 3.502	BETAT (5) = 2.250	Z/BV	.158	.316	.600	.840	.925
		X/CV					
		.900		-.0630	-.0230	-.0260	-.0380
MACH (3) = 3.502	BETAT (6) = 4.460	Z/BV	.158	.316	.600	.840	.925
		X/CV					
		.000	.1300	.5270	.5550	.6090	.4790
		.050	.1520	.1980	.1410	.1430	.1550
		.150	.1580	.2100	.1750	.1480	.1520
		.300	.0810	.1980	.1780	.1490	.1370
		.520	.0500	.1160	.1620	.1340	.1160
		.650	-.0360	-.0220	.0050	.0160	.0110
		.775	-.0450	-.0430	-.0110	.0040	-.0020
		.900		-.0490	-.0200	-.0030	-.0060
MACH (3) = 3.502	BETAT (7) = 6.660	Z/BV	.158	.316	.600	.840	.925
		X/CV					
		.000	.0600	.4520	.5210	.5760	.4410
		.050	.1120	.2400	.2040	.1910	.2040
		.150	.0890	.2250	.2330	.2050	.2010
		.300	.0800	.2190	.2360	.2160	.1930
		.520	.0570	.1320	.1950	.1980	.1720
		.650	-.0310	-.0170	.0260	.0560	.0550
		.775	-.0360	-.0410	.0100	.0340	.0560
		.900		-.0500	.0020	.0250	.0250
MACH (3) = 3.502	BETAT (8) = 8.850	Z/BV	.158	.316	.600	.840	.925
		X/CV					
		.000	-.0210	.3710	.5100	.5560	.4160
		.050	.1510	.2890	.2860	.2630	.2630
		.150	.1650	.2830	.3090	.2840	.2680
		.300	.1310	.2560	.2930	.2970	.2740
		.520	.0790	.1540	.2340	.2540	.2400
		.650	-.0130	-.0070	.0440	.0850	.1010
		.775	-.0300	-.0340	.0250	.0570	.1200
		.900		-.0400	.0190	.0430	.0540

AMES 87-707 IA9 O2A + S3 + T9 RIGHT VERTICAL

(RBNR08) (10 MAY 73)

REFERENCE DATA

SREF = 2.4210 SQ.FT. XMRP = 28.5300 INCHES
 LREF = 39.8490 INCHES YMRP = .0000 INCHES
 BREF = 39.8490 INCHES ZMRP = .0000 INCHES
 SCALE = .0300 SCALE

PARAMETRIC DATA

ALPHAT = 4.000 CRBINC = .500
 RUDDER = .000 ELEVON = .000
 RUDDFLR = .000

SECTION (1)RIGHT VERTICAL

DEPENDENT VARIABLE CP

MACH (1) = 2.498 BETAT (1) = -8.420

Z/BV	.158	.316	.600	.840	.925
X/CV					
.000	.0000	.2840	.2660	.3610	.3860
.050	-.0130	-.1020	-.1430	-.1520	-.1480
.150	-.0160	-.1090	-.1180	-.1320	-.1270
.300	-.0310	-.1270	-.1120	-.1100	-.1080
.520	-.0330	-.1020	-.1070	-.0900	-.0850
.650	-.1440	-.1570	-.1670	-.1570	-.1620
.775	-.1610	-.1640	-.1800	-.1770	-.1560
.900		-.1630	-.1800	-.1690	-.1710

MACH (1) = 2.498 BETAT (2) = -6.300

Z/BV	.158	.316	.600	.840	.925
X/CV					
.000	.1130	.4530	.3980	.4870	.4600
.050	.0770	-.0480	-.1140	-.0900	-.0800
.150	.0700	-.0610	-.0790	-.0690	-.0590
.300	.0350	-.0550	-.0670	-.0620	-.0540
.520	-.0160	-.0650	-.0570	-.0540	-.0320
.650	-.1140	-.1380	-.1430	-.1400	-.1400
.775	-.1310	-.1360	-.1590	-.1530	-.1480
.900		-.1360	-.1550	-.1510	-.1580

MACH (1) = 2.498 BETAT (3) = -4.190

Z/BV	.158	.316	.600	.840	.925
X/CV					
.000	.2860	.5510	.4530	.5200	.4700
.050	.0290	-.0340	-.0760	-.0520	-.0420
.150	.1100	-.0280	-.0460	-.0340	-.0240
.300	.0550	-.0130	-.0290	-.0250	-.0230
.520	.0020	-.0180	-.0100	-.0220	-.0070
.650	-.1000	-.1330	-.1200	-.1300	-.1260
.775	-.1110	-.1290	-.1300	-.1350	-.1360
.900		-.1180	-.1330	-.1270	-.1380

MACH (1) = 2.498 BETAT (4) = -2.070

Z/BV	.158	.316	.600	.840	.925
X/CV					
.000	.2730	.5880	.4830	.5410	.4710
.050	.1060	-.0150	-.0280	-.0180	-.0090
.150	.1060	.0150	.0210	.0060	.0100
.300	.0780	.0990	.0280	.0240	.0130
.520	.0360	.0210	.0580	.0380	.0310
.650	-.0850	-.1220	-.0950	-.0870	-.1050
.775	-.0930	-.1310	-.1140	-.1000	-.1090
.900		-.1280	-.1210	-.1080	-.1060

AMES 87-707 IA9 O2A + S3 + T9 RIGHT VERTICAL

(RBNR08)

SECTION (1)RIGHT VERTICAL		DEPENDENT VARIABLE CP					
MACH (1) = 2.498	BETAT (5) = 2.170	Z/BV	.158	.316	.600	.840	.925
		X/CV					
		.000	.2590	.6160	.5100	.5440	.4510
		.050	.1610	.1780	.1450	.0990	.0880
		.150	.1450	.1960	.1890	.1570	.1410
		.300	.0820	.1430	.1810	.1810	.1640
		.520	.0520	.0700	.1200	.1510	.1360
		.650	-.0910	-.0930	-.0650	-.0250	-.0210
		.775	-.0980	-.1080	-.0810	-.0510	-.0530
		.900		-.1130	-.0840	-.0630	-.0640
MACH (1) = 2.498	BETAT (6) = 4.300	Z/BV	.158	.316	.600	.840	.925
		X/CV					
		.000	.1900	.5970	.5080	.5330	.4290
		.050	.1290	.2270	.2600	.2450	.2450
		.150	.1150	.2360	.2700	.2740	.2620
		.300	.0870	.1750	.2220	.2440	.2380
		.520	.0650	.0950	.1470	.1810	.1700
		.650	-.0810	-.0790	-.0470	-.0070	.0050
		.775	-.0730	-.0960	-.0570	-.0290	-.0290
		.900		-.1040	-.0600	-.0400	-.0420
MACH (1) = 2.498	BETAT (7) = 6.420	Z/BV	.158	.316	.600	.840	.925
		X/CV					
		.000	.0940	.5270	.4920	.5020	.3950
		.050	.1080	.3460	.3740	.3700	.3700
		.150	.1080	.2810	.3290	.3410	.3380
		.300	.0750	.2020	.2680	.2940	.2960
		.520	.0660	.1160	.1850	.2210	.2050
		.650	-.0750	-.0640	-.0300	.0140	.0250
		.775	-.0590	-.0770	-.0430	-.0100	-.0070
		.900		-.0850	-.0470	-.0210	-.0220
MACH (1) = 2.498	BETAT (8) = 8.550	Z/BV	.158	.316	.600	.840	.925
		X/CV					
		.000	.0020	.4080	.4040	.3860	.2910
		.050	.1600	.4110	.4370	.4620	.4570
		.150	.1540	.3100	.3780	.4020	.4050
		.300	.1000	.2190	.3210	.3500	.3460
		.520	.0800	.1210	.2280	.2640	.2450
		.650	-.0750	-.0570	-.0130	.0370	.0470
		.775	-.0540	-.0650	-.0260	.0180	.0190
		.900		-.0640	-.0300	.0190	.0040
MACH (2) = 2.999	BETAT (1) = -8.580	Z/BV	.158	.316	.600	.840	.925
		X/CV					
		.000	-.0050	.3620	.3100	.4340	.4330
		.050	-.0320	-.0760	-.1030	-.0830	-.0820
		.150	-.0370	-.0760	-.0990	-.0830	-.0750
		.300	-.0410	-.0850	-.0910	-.0820	-.0790

AMES 87-797 IA9 O2A + S3 + T9 RIGHT VERTICAL

(RBNR08)

SECTION (1)RIGHT VERTICAL		DEPENDENT VARIABLE CP					
MACH (2) = 2.999	BETAT (1) = -8.580	Z/BV	.158	.316	.600	.840	.925
		X/CV					
		.520	-.0270	-.0920	-.0880	-.0750	-.0670
		.650	-.0960	-.1140	-.1270	-.1170	-.1180
		.775	-.1100	-.1190	-.1240	-.1240	-.1080
		.900		-.1190	-.1220	-.1270	-.1260
MACH (2) = 2.999	BETAT (2) = -6.420	Z/BV	.158	.316	.600	.840	.925
		X/CV					
		.000	.0590	.4650	.3860	.4810	.4520
		.050	.0480	-.0210	-.0790	-.0830	-.0640
		.150	.0640	-.0310	-.0670	-.0760	-.0610
		.300	.0570	-.0470	-.0210	-.0710	-.0660
		.520	.0070	-.0620	-.0220	-.0620	-.0570
		.650	-.0740	-.1010	-.0870	-.1120	-.1170
		.775	-.0830	-.1010	-.0870	-.1190	-.1060
		.900		-.1000	-.0880	-.1210	-.1180
MACH (2) = 2.999	BETAT (3) = -4.260	Z/BV	.158	.316	.600	.840	.925
		X/CV					
		.000	.2390	.5070	.4710	.5130	.4610
		.050	.0210	-.0130	-.0310	-.0260	-.0270
		.150	.0860	-.0010	-.0190	-.0200	-.0240
		.300	.0610	-.0060	-.0030	-.0120	-.0240
		.520	.0160	-.0080	-.0030	-.0070	-.0080
		.650	-.0660	-.0870	-.0740	-.0850	-.0840
		.775	-.0720	-.0850	-.0750	-.1000	-.0900
		.900		-.0820	-.0750	-.0960	-.0970
MACH (2) = 2.999	BETAT (4) = -2.100	Z/BV	.158	.316	.600	.840	.925
		X/CV					
		.000	.1880	.5530	.4960	.5610	.4820
		.050	.0880	-.0200	-.0070	.0190	.0230
		.150	.0820	.0180	.0050	.0220	.0300
		.300	.0650	.0630	.0220	.0230	.0240
		.520	.0400	.0330	.0230	.0160	.0250
		.650	-.0570	-.0820	-.0540	-.0750	-.0750
		.775	-.0620	-.0880	-.0630	-.0860	-.0890
		.900		-.0890	-.0710	-.0770	-.0860
MACH (2) = 2.999	BETAT (5) = 2.210	Z/BV	.158	.316	.600	.840	.925
		X/CV					
		.000	.1770	.5650	.5200	.5660	.4620
		.050	.1020	.1110	.0660	.0830	.0950
		.150	.1090	.1660	.1140	.1010	.1030
		.300	.0690	.1380	.1330	.1040	.0950
		.520	.0330	.0660	.1310	.0980	.0770

AMES 87-707 IA9 O2A + S3 + T9 RIGHT VERTICAL


(RBNR08)

SECTION (1)RIGHT VERTICAL		DEPENDENT VARIABLE CP				
MACH (2) = 2.999 BETAT (5) = 2.210	Z/BV	.158	.316	.600	.840	.925
	X/CV					
	.650	-.0690	-.0640	-.0310	-.0190	-.0260
	.775	-.0770	-.0810	-.0480	-.0270	-.0490
	.900		-.0890	-.0550	-.0310	-.0450
MACH (2) = 2.999 BETAT (6) = 4.370	Z/BV	.158	.316	.600	.840	.925
	X/CV					
	.000	.1630	.5510	.4980	.5240	.4190
	.050	.0930	.1660	.1400	.1300	.1350
	.150	.0730	.1920	.1910	.1640	.1510
	.300	.0470	.1620	.2000	.1780	.1550
	.520	.0310	.0820	.1560	.1600	.1390
	.650	-.0710	-.0580	-.0180	.0190	.0260
	.775	-.0660	-.0760	-.0320	-.0050	.0030
.900		-.0830	-.0380	-.0150	-.0150	
MACH (2) = 2.999 BETAT (7) = 6.540	Z/BV	.158	.316	.600	.840	.925
	X/CV					
	.000	.0430	.5240	.4670	.4950	.3920
	.050	.1110	.2600	.2810	.2510	.2400
	.150	.1060	.2560	.2780	.2700	.2540
	.300	.0670	.1890	.2410	.2530	.2470
	.520	.0400	.0930	.1750	.2020	.1950
	.650	-.0680	-.0490	-.0010	.0370	.0480
	.775	-.0650	-.0640	-.0120	.0150	.0270
.900		-.0690	-.0200	.0030	.0050	
MACH (2) = 2.999 BETAT (8) = 8.700	Z/BV	.158	.316	.600	.840	.925
	X/CV					
	.000	-.0280	.4480	.4260	.4470	.3520
	.050	.0910	.3580	.3740	.3730	.3650
	.150	.1100	.3060	.3280	.3390	.3370
	.300	.0850	.2250	.2810	.3020	.3020
	.520	.0450	.1200	.2120	.2410	.2330
	.650	-.0570	-.0400	.0130	.0560	.0660
	.775	-.0500	-.0600	.0110	.0340	.0480
.900		-.0620	.0000	.0240	.0300	
MACH (3) = 3.502 BETAT (1) = -8.720	Z/BV	.158	.316	.600	.840	.925
	X/CV					
	.000	.0030	.2050	.3280	.4570	.4290
	.050	-.0600	-.0750	-.0770	-.0645	-.0620
	.150	-.0420	-.0750	-.0810	-.0690	-.0630
	.300	-.0530	-.0790	-.0830	-.0690	-.0680
.520	-.0540	-.0820	-.0870	-.0660	-.0630	
.650	-.0840	-.0930	-.1030	-.0970	-.0990	

AMT0 87-707 IA9 O2A + S3 + T9 RIGHT VERTICAL

(RBNR08)

SECTION (1)RIGHT VERTICAL		DEPENDENT VARIABLE CP						
MACH (3) = 3.502	BETAT (1) = -8.720	Z/BV	.158	.316	.600	.840	.925	
		X/CV	.775	-.0900	-.0980	-.1040	-.1030	-.0770
			.900		-.1010	-.1050	-.1050	-.0970
MACH (3) = 3.502	BETAT (2) = -6.530	Z/BV	.158	.316	.600	.840	.925	
		X/CV	.000	.0320	.3610	.3700	.4870	.4420
			.050	.0110	-.0210	-.0580	-.0440	-.0430
			.150	.0700	-.0260	-.0610	-.0500	-.0450
			.300	.0290	-.0430	-.0570	-.0530	-.0520
			.520	.0000	-.0580	-.0550	-.0520	-.0450
			.650	-.0510	-.0800	-.0910	-.0850	-.0880
			.775	-.0680	-.0840	-.0910	-.0840	-.0770
			.900		-.0830	-.0890	-.0850	-.0920
		MACH (3) = 3.502	BETAT (3) = -4.330	Z/BV	.158	.316	.600	.840
X/CV	.000			.1660	.4150	.4250	.5220	.4580
	.050			.0180	-.0140	-.0330	-.0280	-.0250
	.150			.0770	-.0020	-.0340	-.0330	-.0280
	.300			.0320	-.0110	-.0420	-.0360	-.0360
	.520			.0000	-.0130	-.0400	-.0360	-.0290
	.650			-.0450	-.0700	-.0880	-.0830	-.0850
	.775			-.0530	-.0680	-.0890	-.0820	-.0750
	.900				-.0650	-.0850	-.0790	-.0830
MACH (3) = 3.502	BETAT (4) = -2.140			Z/BV	.158	.316	.600	.840
		X/CV	.000	.1540	.5120	.4790	.5580	.4690
			.050	.0730	.0000	.0080	.0110	.0140
			.150	.1000	.0220	.0120	.0040	.0110
			.300	.0540	.0310	.0080	.0050	.0020
			.520	.0300	.0310	.0050	.0050	.0100
			.650	-.0360	-.0580	-.0610	-.0600	-.0630
			.775	-.0430	-.0650	-.0630	-.0650	-.0670
			.900		-.0650	-.0630	-.0590	-.0650
		MACH (3) = 3.502	BETAT (5) = 2.260	Z/BV	.158	.316	.600	.840
X/CV	.000			.1280	.5190	.5030	.5570	.4370
	.050			.0650	.0930	.0770	.0910	.1020
	.150			.0810	.1300	.0900	.0930	.0990
	.300			.0640	.1280	.1010	.0910	.0850
	.520			.0260	.0650	.0950	.0730	.0640
	.650			-.0460	-.0480	-.0140	-.0220	-.0230
	.775			-.0610	-.0670	-.0330	-.0350	-.0440



DATE 18 SEP 73

TABLATED PRESSURE DATA - IA9C

PAGE 1761

AMES 87-707 IA9 O2A + S3 + T9 RIGHT VERTICAL

(RBNRU8)

SECTION (1)RIGHT VERTICAL	DEPENDENT VARIABLE CP					
MACH (3) = 3.502 BETAT (5) = 2.260	Z/BV	.158	.316	.600	.840	.925
	X/CV					
	.900		-.0720	-.0400	-.0380	-.0480
MACH (3) = 3.502 BETAT (6) = 4.460	Z/BV	.158	.316	.600	.840	.925
	X/CV					
	.000	.0980	.4530	.4790	.5320	.4100
	.050	.0920	.1660	.1150	.1170	.1250
	.150	.0550	.1590	.1440	.1210	.1230
	.300	.0250	.1370	.1420	.1250	.1100
	.520	.0130	.0800	.1200	.1090	.0900
	.650	-.0580	-.0420	-.0090	.0000	-.0020
	.775	-.0600	-.0610	-.0300	-.0160	-.0130
	.900		-.0680	-.0370	-.0190	-.0190
MACH (3) = 3.502 BETAT (7) = 6.660	Z/BV	.158	.316	.600	.840	.925
	X/CV					
	.000	.0110	.4070	.4430	.4980	.3800
	.050	.0630	.1920	.1750	.1640	.1710
	.150	.0810	.1870	.1980	.1770	.1700
	.300	.0680	.1750	.1990	.1870	.1670
	.520	.0400	.0960	.1570	.1690	.1460
	.650	-.0350	-.0310	.0080	.0400	.0400
	.775	-.0500	-.0520	-.0060	.0150	.0430
	.900		-.0600	-.0150	.0050	.0100
MACH (3) = 3.502 BETAT (8) = 8.860	Z/BV	.158	.316	.600	.840	.925
	X/CV					
	.000	-.0080	.2800	.4250	.4800	.3560
	.050	.1050	.2440	.2640	.2370	.2340
	.150	.0810	.2440	.2700	.2560	.2410
	.300	.0640	.2110	.2440	.2590	.2410
	.520	.0360	.1220	.1820	.2150	.2040
	.650	-.0410	-.0200	.0160	.0570	.0730
	.775	-.0490	-.0460	.0030	.0310	.0950
	.900		-.0500	-.0030	.0200	.0370

AMES 87-707 IA9 O2A + S3 + T9 RIGHT VERTICAL

(RBNRU9) (10 MAY 73)

REFERENCE DATA

SREF = 2.4210 SQ.FT. XMRP = 28.5300 INCHES
 LREF = 39.8490 INCHES YMRP = .0000 INCHES
 BREF = 39.8490 INCHES ZMRP = .0000 INCHES
 SCALE = .0300 SCALE

PARAMETRIC DATA

ALPHAT = 6.000 ORBINC = .500
 RUDDER = .000 ELEVON = .000
 RUDFLR = .000

SECTION (1)RIGHT VERTICAL

DEPENDENT VARIABLE CP

MACH (1) = 2.498 BETAT (1) = -8.410

Z/BV	.158	.316	.600	.840	.925
X/CV					
.000	-.0010	.2090	.2270	.3200	.3410
.050	-.0190	-.1110	-.1530	-.1520	-.1520
.150	-.0370	-.1220	-.1270	-.1320	-.1280
.300	-.0510	-.1290	-.1200	-.1160	-.1120
.520	-.0680	-.1190	-.1140	-.1000	-.0860
.650	-.1350	-.1620	-.1720	-.1630	-.1650
.775	-.1480	-.1650	-.1830	-.1720	-.1590
.900		-.1630	-.1740	-.1740	-.1770

MACH (1) = 2.498 BETAT (2) = -6.290

Z/BV	.158	.316	.600	.840	.925
X/CV					
.000	.0780	.3810	.3420	.4220	.4080
.050	.0580	-.0620	-.1270	-.1070	-.1000
.150	.0440	-.0790	-.0920	-.0890	-.0770
.300	.0190	-.0600	-.0830	-.0780	-.0700
.520	-.0280	-.0790	-.0750	-.0660	-.0500
.650	-.1150	-.1410	-.1550	-.1480	-.1500
.775	-.1280	-.1410	-.1680	-.1590	-.1520
.900		-.1400	-.1620	-.1550	-.1590

MACH (1) = 2.498 BETAT (3) = -4.170

Z/BV	.158	.316	.600	.840	.925
X/CV					
.000	.2210	.4780	.3930	.4620	.4170
.050	.0210	-.0510	-.0930	-.0720	-.0620
.150	.0850	-.0540	-.0630	-.0500	-.0410
.300	.0480	-.0160	-.0430	-.0410	-.0400
.520	-.0020	-.0370	-.0290	-.0370	-.0210
.650	-.1070	-.1380	-.1280	-.1330	-.1350
.775	-.1180	-.1310	-.1380	-.1380	-.1420
.900		-.1260	-.1380	-.1320	-.1430

MACH (1) = 2.498 BETAT (4) = -2.060

Z/BV	.158	.316	.600	.840	.925
X/CV					
.000	.2410	.5340	.4310	.4870	.4220
.050	.0890	-.0210	-.0260	-.0300	-.0220
.150	.1010	.0080	.0130	-.0030	-.0010
.300	.0710	.0740	.0160	.0180	.0050
.520	.0310	.0080	.0460	.0320	.0270
.650	-.0900	-.1200	-.1000	-.0870	-.1030
.775	-.1040	-.1270	-.1180	-.1010	-.1070
.900		-.1270	-.1250	-.1070	-.1070

AMES 97-757 IA9 O2A + S3 + T9 RIGHT VERTICAL

(RBNR09)

SECTION (1) RIGHT VERTICAL		DEPENDENT VARIABLE CP					
MACH (1) = 2.498	BETAT (5) = 2.180	Z/BV	.158	.316	.600	.840	.925
		X/CV					
		.000	.2020	.5670	.4610	.4900	.4030
		.050	.1080	.1550	.1330	.1020	.0930
		.150	.1030	.1610	.1810	.1550	.1400
		.300	.0510	.1160	.1620	.1710	.1580
		.520	.0360	.0580	.1020	.1340	.1220
		.650	-.0970	-.0940	-.0700	-.0330	-.0280
		.775	-.0970	-.1090	-.0810	-.0580	-.0550
		.900		-.1180	-.0830	-.0640	-.0650
MACH (1) = 2.498	BETAT (6) = 4.300	Z/BV	.158	.316	.600	.840	.925
		X/CV					
		.000	.1560	.5240	.4530	.4720	.3790
		.050	.0760	.2100	.2540	.2450	.2500
		.150	.0670	.1970	.2490	.2580	.2510
		.300	.0520	.1470	.2070	.2290	.2230
		.520	.0400	.0790	.1350	.1670	.1540
		.650	-.0790	-.0830	-.0530	-.0130	-.0030
		.775	-.0730	-.1010	-.0680	-.0380	-.0310
		.900		-.1100	-.0720	-.0480	-.0460
MACH (1) = 2.498	BETAT (7) = 6.440	Z/BV	.158	.316	.600	.840	.925
		X/CV					
		.000	.0720	.4480	.4340	.4340	.3330
		.050	.0950	.3090	.3500	.3600	.3560
		.150	.0970	.2430	.3050	.3230	.3210
		.300	.0580	.1710	.2530	.2780	.2770
		.520	.0520	.0930	.1730	.2050	.1950
		.650	-.0860	-.0740	-.0400	.0050	.0170
		.775	-.0720	-.0870	-.0520	-.0160	-.0070
		.900		-.0930	-.0570	-.0230	-.0260
MACH (1) = 2.498	BETAT (8) = 8.570	Z/BV	.158	.316	.600	.840	.925
		X/CV					
		.000	-.0020	.3220	.3500	.3380	.2520
		.050	.1010	.3630	.4230	.4280	.4250
		.150	.1020	.2730	.3630	.3760	.3740
		.300	.0640	.1890	.2970	.3220	.3210
		.520	.0440	.0980	.2050	.2410	.2210
		.650	-.0830	-.0630	-.0240	.0290	.0400
		.775	-.0640	-.0630	-.0340	.0230	.0130
		.900		-.0680	-.0370	.0150	.0120
MACH (2) = 2.999	BETAT (1) = -8.560	Z/BV	.158	.316	.600	.840	.925
		X/CV					
		.000	-.0300	.3000	.2480	.3550	.3660
		.050	-.0310	-.0770	-.1130	-.0980	-.0940
		.150	-.0340	-.0830	-.1070	-.0960	-.0890
.300	-.0560	-.0930	-.0880	-.0940	-.0890		

AMES 87-707 IA9 O2A + S3 + T9 RIGHT VERTICAL

(RBNR09)

SECTION (1)RIGHT VERTICAL		DEPENDENT VARIABLE CP					
MACH (2) = 2.999	BETAT (1) = -8.560	Z/BV	.158	.316	.600	.840	.925
		X/CV					
		.520	-.0550	-.1000	-.0940	-.0860	-.0790
		.650	-.1040	-.1250	-.1300	-.1210	-.1240
		.775	-.1070	-.1270	-.1270	-.1240	-.1110
		.900		-.1240	-.1260	-.1240	-.1290
MACH (2) = 2.999	BETAT (2) = -6.400	Z/BV	.158	.316	.600	.840	.925
		X/CV					
		.000	.0510	.3840	.3430	.4130	.3890
		.050	.0260	-.0530	-.0840	-.0780	-.0780
		.150	.0170	-.0610	-.0740	-.0760	-.0730
		.300	-.0070	-.0390	-.0660	-.0760	-.0770
		.520	-.0140	-.0640	-.0570	-.0680	-.0670
		.650	-.0860	-.1070	-.1160	-.1150	-.1220
		.775	-.0920	-.1090	-.1290	-.1230	-.1080
		.900		-.1060	-.1270	-.1200	-.1180
MACH (2) = 2.999	BETAT (3) = -4.250	Z/BV	.158	.316	.600	.840	.925
		X/CV					
		.000	.1200	.4800	.4160	.4900	.4110
		.050	.0100	-.0130	-.0430	-.0320	-.0350
		.150	.0520	-.0170	-.0360	-.0290	-.0240
		.300	.0410	-.0220	-.0280	-.0280	-.0290
		.520	.0120	-.0270	-.0300	-.0280	-.0180
		.650	-.0760	-.0920	-.1070	-.1030	-.1010
		.775	-.0810	-.0970	-.1180	-.1180	-.1010
		.900		-.0950	-.1160	-.1140	-.1060
MACH (2) = 2.999	BETAT (4) = -2.100	Z/BV	.158	.316	.600	.840	.925
		X/CV					
		.000	.1610	.4980	.4400	.5030	.4300
		.050	.0640	-.0330	-.0240	-.0020	.0020
		.150	.0630	-.0020	-.0110	.0010	.0080
		.300	.0490	.0470	.0090	.0010	-.0010
		.520	.0240	.0090	.0040	-.0060	.0080
		.650	-.0700	-.0870	-.0720	-.0890	-.0860
		.775	-.0740	-.0940	-.0810	-.0950	-.0950
		.900		-.0960	-.0870	-.0890	-.0910
MACH (2) = 2.999	BETAT (5) = 2.210	Z/BV	.158	.316	.600	.840	.925
		X/CV					
		.000	.1320	.5270	.4610	.5040	.4120
		.050	.0700	.1000	.0500	.0580	.0710
		.150	.0760	.1270	.0970	.0760	.0770
		.300	.0340	.0980	.1090	.0820	.0700
		.520	.0130	.0420	.0900	.0750	.0560



DATE 18 SEP 73

TABULATED PRESSURE DATA - IA9C

PAGE 1765

AMES 87-707 IA9 O2A + S3 + T9 RIGHT VERTICAL

(RBNRU9)

SECTION (1)RIGHT VERTICAL

DEPENDENT VARIABLE CP

MACH (2) = 2.999	BETAT (5) = 2.210	Z/BV	.158	.316	.600	.840	.925
		X/CV					
		.650	-.0760	-.0710	-.0430	-.0310	-.0370
		.775	-.0800	-.0880	-.0610	-.0420	-.0550
		.900		-.0940	-.0660	-.0480	-.0530
MACH (2) = 2.999	BETAT (6) = 4.380	Z/BV	.158	.316	.600	.840	.925
		X/CV					
		.000	.0690	.5150	.4610	.4790	.3750
		.050	.0540	.1340	.1130	.1020	.1170
		.150	.0480	.1520	.1640	.1370	.1300
		.300	.0320	.1270	.1720	.1530	.1330
		.520	.0150	.0580	.1290	.1390	.1150
		.650	-.0810	-.0650	-.0330	.0000	.0100
		.775	-.0770	-.0810	-.0470	-.0220	-.0020
		.900		-.0880	-.0510	-.0320	-.0220
MACH (2) = 2.999	BETAT (7) = 6.550	Z/BV	.158	.316	.600	.840	.925
		X/CV					
		.000	.0360	.4340	.4270	.4290	.3350
		.050	.0310	.2170	.2550	.2420	.2340
		.150	.0400	.2110	.2510	.2470	.2370
		.300	.0260	.1600	.2140	.2260	.2210
		.520	.0120	.0750	.1580	.1760	.1690
		.650	-.0740	-.0580	-.0150	.0220	.0320
		.775	-.0670	-.0720	-.0270	.0010	.0200
		.900		-.0800	-.0330	-.0080	-.0010
MACH (2) = 2.999	BETAT (8) = 8.720	Z/BV	.158	.316	.600	.840	.925
		X/CV					
		.000	-.0260	.3800	.3650	.3790	.2890
		.050	.0610	.3060	.3440	.3510	.3450
		.150	.0810	.2610	.3000	.3130	.3090
		.300	.0620	.1870	.2490	.2750	.2740
		.520	.0230	.0940	.1920	.2160	.2050
		.650	-.0670	-.0480	.0030	.0450	.0590
		.775	-.0570	-.0620	-.0070	.0200	.0450
		.900		-.0660	-.0180	.0110	.0210
MACH (3) = 3.302	BETAT (1) = -8.710	Z/BV	.158	.316	.600	.840	.925
		X/CV					
		.000	-.0380	.1430	.2580	.3840	.3660
		.050	-.0630	-.0840	-.0880	-.0840	-.0820
		.150	-.0530	-.0830	-.0920	-.0890	-.0820
		.300	-.0600	-.0920	-.0970	-.0880	-.0880
		.520	-.0580	-.0900	-.1030	-.0850	-.0820
		.650	-.0850	-.0970	-.1140	-.1110	-.1140

AMES 87-707 IA9 O2A + S3 + T9 RIGHT VERTICAL

(RBNRU9)

SECTION (1)RIGHT VERTICAL		DEPENDENT VARIABLE CP					
MACH (3) = 3.502	BETAT (1) = -8.710	Z/BV	.158	.316	.600	.840	.925
		X/CV					
		.775	-.0910	-.0990	-.1160	-.1140	-.0840
		.900		-.1040	-.1160	-.1160	-.1030
MACH (3) = 3.502	BETAT (2) = -6.510	Z/BV	.158	.316	.600	.840	.925
		X/CV					
		.000	.0170	.3330	.3030	.4140	.3750
		.050	.0000	-.0320	-.0700	-.0560	-.0540
		.150	.0400	-.0370	-.0700	-.0610	-.0550
		.300	.0080	-.0520	-.0620	-.0600	-.0640
		.520	-.0080	-.0660	-.0620	-.0600	-.0560
		.650	-.0600	-.0900	-.0950	-.0910	-.0940
		.775	-.0710	-.0940	-.0960	-.0910	-.0850
		.900		-.0920	-.0940	-.0910	-.0960
MACH (3) = 3.502	BETAT (3) = -4.320	Z/BV	.158	.316	.600	.840	.925
		X/CV					
		.000	.0900	.3510	.3630	.4520	.3920
		.050	.0030	-.0150	-.0430	-.0420	-.0400
		.150	.0450	-.0140	-.0430	-.0480	-.0450
		.300	.0240	-.0240	-.0460	-.0500	-.0510
		.520	.0030	-.0300	-.0440	-.0500	-.0460
		.650	-.0570	-.0750	-.0920	-.0910	-.0970
		.775	-.0640	-.0810	-.0900	-.0880	-.0820
		.900		-.0790	-.0930	-.0880	-.0880
MACH (3) = 3.502	BETAT (4) = -2.130	Z/BV	.158	.316	.600	.840	.925
		X/CV					
		.000	.0970	.4370	.4290	.4860	.4040
		.050	.0430	-.0220	-.0100	-.0070	-.0010
		.150	.0790	.0030	-.0070	-.0010	-.0030
		.300	.0600	.0100	-.0110	.0020	-.0070
		.520	.0100	.0020	-.0120	-.0050	.0010
		.650	-.0550	-.0680	-.0720	-.0670	-.0670
		.775	-.0590	-.0740	-.0720	-.0720	-.0770
		.900		-.0760	-.0740	-.0660	-.0720
MACH (3) = 3.502	BETAT (5) = 2.260	Z/BV	.158	.316	.600	.840	.925
		X/CV					
		.000	.0980	.4570	.4560	.4910	.3800
		.050	.0440	.0830	.0580	.0670	.0770
		.150	.0480	.1070	.0720	.0720	.0750
		.300	.0210	.0810	.0750	.0690	.0630
		.520	-.0050	.0360	.0640	.0560	.0420
		.650	-.0620	-.0550	-.0340	-.0320	-.0330
		.775	-.0690	-.0710	-.0480	-.0450	-.0470



DATE 18 SEP 73

TABULATED PRESSURE DATA - IA9C

PAGE 1767

AMES 87-7D7 IA9 O2A + S3 + T9 RIGHT VERTICAL

(RBNR09)

SECTION (1)RIGHT VERTICAL		DEPENDENT VARIABLE CP					
MACH (3) = 3.502	BETAT (5) = 2.260	Z/BV	.158	.316	.600	.840	.925
		X/CV					
		.900		-.0750	-.0480	-.0500	-.0520
MACH (3) = 3.502	BETAT (6) = 4.470	Z/BV	.158	.316	.600	.840	.925
		X/CV					
		.000	.0210	.3950	.4100	.4620	.3480
		.050	.0360	.1260	.1000	.1050	.1120
		.150	.0190	.1190	.1240	.1110	.1090
		.300	.0090	.1040	.1280	.1150	.0990
		.520	.0020	.0520	.1050	.1010	.0790
		.650	-.0580	-.0470	-.0140	-.0010	-.0010
		.775	-.0590	-.0650	-.0300	-.0160	-.0170
		.900		-.0740	-.0290	-.0230	-.0260
MACH (3) = 3.502	BETAT (7) = 6.670	Z/BV	.158	.316	.600	.840	.925
		X/CV					
		.000	.0110	.3690	.3720	.4280	.3170
		.050	.0430	.1570	.1640	.1470	.1530
		.150	.0230	.1620	.1800	.1630	.1530
		.300	.0140	.1390	.1830	.1780	.1530
		.520	.0020	.0710	.1330	.1530	.1330
		.650	-.0620	-.0390	-.0020	.0310	.0350
		.775	-.0630	-.0580	-.0160	.0050	.0370
		.900		-.0670	-.0230	-.0050	.0340
MACH (3) = 3.502	BETAT (8) = 8.880	Z/BV	.158	.316	.600	.840	.925
		X/CV					
		.000	-.0530	.2090	.3560	.4020	.2940
		.050	.0460	.1960	.2420	.2300	.2250
		.150	.0470	.2050	.2370	.2370	.2280
		.300	.0410	.1740	.2170	.2340	.2220
		.520	.0170	.0850	.1590	.1890	.1860
		.650	-.0500	-.0360	.0210	.0480	.0650
		.775	-.0560	-.0540	.0020	.0250	.0670
		.900		-.0610	-.0070	.0130	.0210

AMES 87-707 IA9 C2A + S3 + T9 RIGHT VERTICAL

(RBNR10) (10 MAY 73)

REFERENCE DATA

SREF = 2.4210 SQ.FT. XMRP = 28.5300 INCHES
 LREF = 39.8490 INCHES YMRP = .0000 INCHES
 BREF = 39.8490 INCHES ZMRP = .0000 INCHES
 SCALE = .0300 SCALE

PARAMETRIC DATA

ALPHAT = 8.000 ORBINC = .500
 RUDDER = .000 ELEVON = .000
 RUDFLR = .000

SECTION (1) RIGHT VERTICAL

DEPENDENT VARIABLE CP

MACH (1) = 2.498	BETAT (1) = -8.380	Z/BV	.158	.316	.600	.840	.925
		X/CV					
		.000	.0010	.1210	.1980	.2880	.3090
		.050	-.0150	-.1210	-.1560	-.1590	-.1570
		.150	-.0250	-.1210	-.1330	-.1420	-.1360
		.300	-.0650	-.1310	-.1290	-.1300	-.1250
		.520	-.0710	-.1190	-.1250	-.1150	-.1040
		.650	-.1410	-.1640	-.1780	-.1700	-.1730
		.775	-.1410	-.1680	-.1880	-.1780	-.1620
		.900		-.1640	-.1820	-.1750	-.1800
MACH (1) = 2.498	BETAT (2) = -6.270	Z/BV	.158	.316	.600	.840	.925
		X/CV					
		.000	.0740	.2930	.2880	.3590	.3560
		.050	.0500	-.0720	-.1400	-.1260	-.1200
		.150	.0250	-.0900	-.1020	-.1080	-.1000
		.300	-.0100	-.0610	-.0960	-.0960	-.0910
		.520	-.0330	-.0830	-.0940	-.0840	-.0730
		.650	-.1200	-.1500	-.1640	-.1580	-.1610
		.775	-.1270	-.1480	-.1760	-.1670	-.1570
		.900		-.1450	-.1710	-.1640	-.1680
MACH (1) = 2.498	BETAT (3) = -4.170	Z/BV	.158	.316	.600	.840	.925
		X/CV					
		.000	.1360	.3860	.3440	.4080	.3690
		.050	.0510	-.0590	-.1050	-.0880	-.0810
		.150	.0710	-.0450	-.0710	-.0690	-.0590
		.300	.0360	-.0180	-.0580	-.0590	-.0520
		.520	-.0060	-.0480	-.0460	-.0480	-.0330
		.650	-.1070	-.1290	-.1330	-.1360	-.1390
		.775	-.1190	-.1290	-.1400	-.1410	-.1440
		.900		-.1260	-.1460	-.1340	-.1440
MACH (1) = 2.498	BETAT (4) = -2.060	Z/BV	.158	.316	.600	.840	.925
		X/CV					
		.000	.1870	.4440	.3810	.4340	.3720
		.050	.0870	-.0170	-.0420	-.0450	-.0340
		.150	.1000	.0500	.0020	-.0090	-.0090
		.300	.0630	.0400	.0170	.0140	.0040
		.520	.0200	-.0070	.0250	.0250	.0270
		.650	-.0990	-.1120	-.1130	-.0930	-.1040
		.775	-.1100	-.1270	-.1280	-.1070	-.1080
		.900		-.1320	-.1330	-.1170	-.1100



AMES 87-707 IA9 O2A + S3 + T9 RIGHT VERTICAL

(RBNR10)

SECTION (1)RIGHT VERTICAL		DEPENDENT VARIABLE CP					
MACH (1) = 2.498	BETAT (5) = 2.180	Z/BV	.158	.316	.600	.840	.925
		X/CV					
		.000	.1750	.4660	.4140	.4360	.3530
		.050	.0490	.1330	.1450	.1280	.1230
		.150	.0700	.1270	.1840	.1680	.1600
		.300	.0270	.0900	.1520	.1690	.1600
		.520	.0250	.0430	.0930	.1210	.1100
		.650	-.1020	-.0990	-.0760	-.0430	-.0320
		.775	-.1010	-.1110	-.0900	-.0630	-.0560
		.900		-.1210	-.0930	-.0730	-.0720
	MACH (1) = 2.498	BETAT (6) = 4.320	Z/BV	.158	.316	.600	.840
		X/CV					
		.000	.0950	.4350	.4090	.4220	.3270
		.050	.0430	.1980	.2600	.2610	.2630
		.150	.0440	.1780	.2430	.2510	.2480
		.300	.0300	.1270	.1950	.2140	.2150
		.520	.0180	.0640	.1250	.1560	.1490
		.650	-.0860	-.0880	-.0610	-.0210	-.0070
		.775	-.0820	-.1050	-.0740	-.0420	-.0340
		.900		-.1100	-.0790	-.0490	-.0490
MACH (1) = 2.498		BETAT (7) = 6.450	Z/BV	.158	.316	.600	.840
		X/CV					
		.000	.0570	.3550	.3760	.3630	.2760
		.050	.0830	.2910	.3390	.3410	.3380
		.150	.0900	.2220	.2880	.2980	.2990
		.300	.0390	.1500	.2320	.2540	.2570
		.520	.0260	.0680	.1500	.1840	.1770
		.650	-.1030	-.0810	-.0530	-.0020	.0040
		.775	-.0860	-.0880	-.0640	-.0220	-.0170
		.900		-.0900	-.0690	-.0290	-.0310
	MACH (1) = 2.498	BETAT (8) = 8.580	Z/BV	.158	.316	.600	.840
		X/CV					
		.000	-.0020	.2430	.3040	.2890	.2110
		.050	.1120	.3360	.4170	.3990	.3900
		.150	.0970	.2410	.3420	.3450	.3430
		.300	.0310	.1620	.2660	.2980	.2990
		.520	.0230	.0760	.1770	.2200	.2030
		.650	-.1040	-.0730	-.0410	.0340	.0270
		.775	-.0890	-.0780	-.0500	.0080	.0370
		.900		-.0780	-.0460	-.0060	.0060
MACH (2) = 2.999		BETAT (1) = -8.540	Z/BV	.158	.316	.600	.840
		X/CV					
		.000	-.0430	.1940	.1890	.2850	.3020
		.050	-.0420	-.0860	-.1200	-.1070	-.1060
		.150	-.0460	-.0920	-.1080	-.1050	-.1000
		.300	-.0690	-.1000	-.0950	-.1020	-.1000

AMES 87-707 IA9 O2A + S3 + T9 RIGHT VERTICAL

(RBNR10)

SECTION (1)RIGHT VERTICAL		DEPENDENT VARIABLE CP					
MACH (2) = 2.999	BETAT (1) = -8.540	Z/BV	.158	.316	.600	.840	.925
		X/CV					
		.520	-.0780	-.1000	-.0980	-.0940	-.0890
		.650	-.1110	-.1270	-.1300	-.1240	-.1280
		.775	-.1110	-.1300	-.1300	-.1250	-.1140
		.900		-.1310	-.1300	-.1250	-.1320
MACH (2) = 2.999	BETAT (2) = -6.390	Z/BV	.158	.316	.600	.840	.925
		X/CV					
		.000	.0070	.2790	.2950	.3560	.3300
		.050	-.0020	-.0580	-.0880	-.0770	-.0790
		.150	-.0070	-.0680	-.0740	-.0730	-.0750
		.300	-.0300	-.0610	-.0650	-.0660	-.0710
		.520	-.0390	-.0720	-.0650	-.0570	-.0600
		.650	-.0960	-.1120	-.1150	-.1100	-.1110
		.775	-.1010	-.1180	-.1300	-.1210	-.1060
		.900		-.1170	-.1240	-.1150	-.1180
MACH (2) = 2.999	BETAT (3) = -4.240	Z/BV	.158	.316	.600	.840	.925
		X/CV					
		.000	.1340	.3380	.3540	.4330	.3760
		.050	-.0110	-.0300	-.0610	-.0410	-.0380
		.150	.0140	-.0330	-.0500	-.0400	-.0360
		.300	.0110	-.0250	-.0360	-.0400	-.0390
		.520	-.0050	-.0450	-.0360	-.0400	-.0300
		.650	-.0820	-.1000	-.1120	-.1050	-.1050
		.775	-.0900	-.1060	-.1200	-.1180	-.1100
		.900		-.1040	-.1220	-.1140	-.1160
MACH (2) = 2.999	BETAT (4) = -2.090	Z/BV	.158	.316	.600	.840	.925
		X/CV					
		.000	.1150	.4270	.3810	.4440	.3790
		.050	.0340	-.0380	-.0370	-.0240	-.0190
		.150	.0460	-.0230	-.0240	-.0210	-.0150
		.300	.0390	.0350	-.0180	-.0220	-.0230
		.520	.0110	-.0080	-.0170	-.0270	-.0180
		.650	-.0800	-.0870	-.0800	-.1030	-.1020
		.775	-.0850	-.0950	-.0970	-.1090	-.1000
		.900		-.1020	-.1030	-.1020	-.0960
MACH (2) = 2.999	BETAT (5) = 2.230	Z/BV	.158	.316	.600	.840	.925
		X/CV					
		.000	.0770	.4520	.4040	.4460	.3610
		.050	.0120	.0880	.0410	.0440	.0520
		.150	.0410	.0970	.0860	.0590	.0590
		.300	.0090	.0650	.0960	.0690	.0550
		.520	-.0040	.0210	.0690	.0660	.0430

AMES 87-707 IA9 O2A + S3 + T9 RIGHT VERTICAL

(RBNR10)

SECTION (1)RIGHT VERTICAL		DEPENDENT VARIABLE CP					
MACH (2) = 2.999	BETAT (5) = 2.230	Z/BV	.158	.316	.600	.840	.925
		X/CV					
		.650	-.0830	-.0800	-.0530	-.0350	-.0400
		.775	-.0840	-.0940	-.0670	-.0470	-.0570
		.900		-.0980	-.0700	-.0520	-.0560
MACH (2) = 2.999	BETAT (6) = 4.450	Z/BV	.158	.316	.600	.840	.925
		X/CV					
		.000	.0670	.3840	.4000	.4390	.3490
		.050	.0160	.1430	.1250	.0850	.0910
		.150	.0120	.1370	.1630	.1260	.1120
		.300	-.0020	.1020	.1460	.1410	.1240
		.520	-.0110	.0400	.0940	.1210	.1040
		.650	-.0840	-.0720	-.0460	-.0110	-.0020
		.775	-.0820	-.0870	-.0590	-.0350	-.0140
		.900		-.0940	-.0640	-.0450	-.0310
MACH (2) = 2.999	BETAT (7) = 6.570	Z/BV	.158	.316	.600	.840	.925
		X/CV					
		.000	-.0020	.3210	.3740	.3660	.2770
		.050	.0200	.1940	.2550	.2420	.2390
		.150	.0230	.1670	.2350	.2320	.2280
		.300	.0050	.1200	.1960	.2060	.2050
		.520	-.0100	.0480	.1360	.1560	.1520
		.650	-.0870	-.0670	-.0240	.0100	.0200
		.775	-.0760	-.0790	-.0380	-.0110	.0100
		.900		-.0810	-.0450	-.0180	-.0090
MACH (2) = 2.999	BETAT (8) = 8.740	Z/BV	.158	.316	.600	.840	.925
		X/CV					
		.000	-.0380	.2530	.2920	.3020	.2250
		.050	.0510	.2600	.3120	.3290	.3200
		.150	.0660	.2160	.2650	.2830	.2830
		.300	.0440	.1490	.2140	.2470	.2500
		.520	.0080	.0700	.1610	.1900	.1830
		.650	-.0730	-.0520	-.0050	.0290	.0400
		.775	-.0670	-.0620	-.0230	.0060	.0370
		.900		-.0580	-.0320	-.0020	.0130
MACH (3) = 3.502	BETAT (1) = -8.690	Z/BV	.158	.316	.600	.840	.925
		X/CV					
		.000	-.0480	.1420	.1870	.3070	.2980
		.050	-.0540	-.0850	-.0980	-.0840	-.0800
		.150	-.0480	-.0880	-.0990	-.0870	-.0820
		.300	-.0740	-.0930	-.0880	-.0880	-.0840
		.520	-.0880	-.0900	-.0960	-.0810	-.0800
		.650	-.0970	-.1050	-.1070	-.1020	-.1050

AMES 87-707 IA9 O2A + S3 + T9 RIGHT VERTICAL

(RBNR10)

SECTION (1)RIGHT VERTICAL		DEPENDENT VARIABLE CP					
MACH (3) = 3.502	BETAT (1) = -8.690	Z/BV	.158	.316	.600	.840	.925
		X/CV					
		.775	-.0980	-.1070	-.1070	-.1040	-.0880
		.900		-.1070	-.1060	-.1070	-.1060
MACH (3) = 3.502	BETAT (2) = -6.500	Z/BV	.158	.316	.600	.840	.925
		X/CV					
		.000	-.0050	.2570	.2410	.3450	.3160
		.050	-.0180	-.0510	-.0810	-.0770	-.0750
		.150	.0000	-.0590	-.0770	-.0810	-.0790
		.300	-.0340	-.0660	-.0700	-.0810	-.0830
		.520	-.0460	-.0730	-.0760	-.0780	-.0780
		.650	-.0780	-.0960	-.1090	-.1010	-.1070
		.775	-.0820	-.1010	-.1090	-.1010	-.0840
		.900		-.1000	-.1050	-.1010	-.0990
MACH (3) = 3.502	BETAT (3) = -4.310	Z/BV	.158	.316	.600	.840	.925
		X/CV					
		.000	.0360	.3040	.3140	.3910	.3430
		.050	-.0010	-.0240	-.0520	-.0430	-.0400
		.150	.0160	-.0290	-.0470	-.0460	-.0440
		.300	-.0040	-.0240	-.0390	-.0430	-.0500
		.520	-.0060	-.0410	-.0380	-.0410	-.0430
		.650	-.0590	-.0770	-.0850	-.0780	-.0870
		.775	-.0670	-.0860	-.0930	-.0830	-.0800
		.900		-.0870	-.0870	-.0800	-.0860
MACH (3) = 3.502	BETAT (4) = -2.130	Z/BV	.158	.316	.600	.840	.925
		X/CV					
		.000	.0770	.3520	.3700	.4460	.3630
		.050	.0280	-.0260	-.0170	-.0010	.0010
		.150	.0690	-.0090	-.0170	-.0040	.0000
		.300	.0250	.0110	-.0200	-.0050	-.0090
		.520	.0050	-.0080	-.0230	-.0130	-.0070
		.650	-.0550	-.0640	-.0730	-.0710	-.0690
		.775	-.0620	-.0710	-.0750	-.0750	-.0790
		.900		-.0770	-.0760	-.0700	-.0750
MACH (3) = 3.502	BETAT (5) = 2.260	Z/BV	.158	.316	.600	.840	.925
		X/CV					
		.000	.0590	.3660	.3920	.4480	.3360
		.050	.0080	.0610	.0400	.0560	.0610
		.150	.0230	.0710	.0570	.0590	.0620
		.300	-.0080	.0470	.0630	.0580	.0490
		.520	-.0190	.0110	.0490	.0440	.0300
		.650	-.0680	-.0640	-.0400	-.0350	-.0360
		.775	-.0740	-.0770	-.0510	-.0470	-.0530



AMES 87-707 IA9 O2A + S3 + T9 RIGHT VERTICAL

(RBNR10)

SECTION (1)RIGHT VERTICAL

DEPENDENT VARIABLE CP

MACH (3) = 3.502 BETAT (5) = 2.260

Z/BV	.158	.316	.600	.840	.925
X/CV					
.900		-.0820	-.0570	-.0520	-.0580

MACH (3) = 3.502 BETAT (6) = 4.480

Z/BV	.158	.316	.600	.840	.925
X/CV					
.000	.0170	.3320	.3560	.4010	.2990
.050	.0080	.0990	.0800	.0830	.0930
.150	.0070	.0970	.1050	.0910	.0890
.300	-.0050	.0780	.1060	.0960	.0800
.520	-.0160	.0330	.0820	.0840	.0640
.650	-.0680	-.0530	-.0260	-.0080	-.0100
.775	-.0700	-.0660	-.0410	-.0240	-.0220
.900		-.0720	-.0470	-.0300	-.0320

MACH (3) = 3.502 BETAT (7) = 6.690

Z/BV	.158	.316	.600	.840	.925
X/CV					
.000	-.0180	.3030	.3090	.3580	.2640
.050	.0130	.1420	.1620	.1380	.1330
.150	.0090	.1280	.1620	.1500	.1370
.300	.0020	.0980	.1480	.1570	.1380
.520	-.0060	.0430	.1070	.1300	.1160
.650	-.0590	-.0470	-.0140	.0140	.0220
.775	-.0620	-.0630	-.0290	-.0060	.0200
.900		-.0700	-.0310	-.0160	-.0060

MACH (3) = 3.502 BETAT (8) = 8.900

Z/BV	.158	.316	.600	.840	.925
X/CV					
.000	-.0410	.2210	.2820	.3250	.2340
.050	.0130	.1810	.2330	.2350	.2310
.150	.0090	.1720	.2130	.2260	.2220
.300	.0130	.1340	.1880	.2120	.2060
.520	-.0010	.0660	.1400	.1700	.1660
.650	-.0560	-.0390	.0040	.0380	.0550
.775	-.0560	-.0560	-.0050	.0140	.0330
.900		-.0600	-.0140	.0060	.0130

AMES 87-707 IA9 O2A + S3 + T9 RIGHT VERTICAL

(RBNR11) (10 MAY 73)

REFERENCE DATA

SREF = 2.4210 SQ.FT. XMRP = 28.5300 INCHES
 LREF = 39.8490 INCHES YMRP = .0000 INCHES
 BREF = 39.8490 INCHES ZMRP = .0000 INCHES
 SCALE = .0300 SCALE

PARAMETRIC DATA

ALPHAT = -8.000 ORBINC = .500
 RUDDER = -15.000 ELEVON = .000
 RUDFLR = .000

SECTION (1)RIGHT VERTICAL

DEPENDENT VARIABLE CP

MACH (1) = 2.498	BETAT (1) = -8.390	Z/BV	.158	.316	.600	.840	.925
		X/CV					
		.000	.5660	.6200	.5910	.7660	.7430
		.050	.0040	-.0480	-.0920	-.0540	-.0450
		.150	-.0460	-.0400	-.0610	-.0260	-.0060
		.300	.0270	-.0380	-.0430	-.0120	.0060
		.520	.0140	-.0270	-.0150	.0260	.0420
		.650	-.0710	-.0500	-.0210	.0120	-.0910
		.775	-.1030	-.0560	-.0250	-.0220	-.1050
		.900		-.0610	-.0340	-.0200	-.1060
MACH (1) = 2.498	BETAT (2) = -6.270	Z/BV	.158	.316	.600	.840	.925
		X/CV					
		.000	.6680	.7690	.6510	.8240	.7660
		.050	.0120	-.0360	-.0570	-.0160	-.0020
		.150	.1300	-.0020	-.0190	.0150	.0380
		.300	.1040	.0140	.0000	.0260	.0430
		.520	.0870	.0910	.0280	.0610	.0650
		.650	-.0210	.1230	.0430	.0500	-.0820
		.775	-.0610	.0550	.0770	.0170	-.0880
		.900		.0310	.1000	.0170	-.0840
MACH (1) = 2.498	BETAT (3) = -4.160	Z/BV	.158	.316	.600	.840	.925
		X/CV					
		.000	.7830	.9010	.6980	.8590	.7670
		.050	.2350	.0620	.0130	.0290	.0430
		.150	.2570	.0980	.0820	.0630	.0810
		.300	.1800	.2730	.0930	.0940	.0890
		.520	.1480	.1440	.1720	.1300	.1050
		.650	.0060	.1450	.1870	.1420	-.0500
		.775	-.0050	.0830	.1730	.1380	-.0400
		.900		.0500	.1620	.1560	-.0170
MACH (1) = 2.498	BETAT (4) = .060	Z/BV	.158	.316	.600	.840	.925
		X/CV					
		.000	1.0160	.9750	.7820	.8950	.7650
		.050	.2570	.3060	.2070	.1480	.1580
		.150	.4030	.4190	.2680	.2390	.2290
		.300	.3010	.3200	.3450	.2810	.2580
		.520	.2400	.2060	.2570	.2960	.2840
		.650	.0100	.2170	.2620	.3670	.0880
		.775	.0260	.1650	.2450	.3120	.0890
		.900		.1240	.2310	.2690	.0940



DATE 18 SEP 73

TABLATED PRESSURE DATA - IA9C

PAGE 1775

AMES 87-707 IA9 O2A + S3 + T9 RIGHT VERTICAL

(RBNR11)

SECTION (1)RIGHT VERTICAL

DEPENDENT VARIABLE CP

MACH (1) = 2.498 BETAT (5) = 4.330	Z/BV	.158	.316	.600	.840	.925
	X/CV					
	.000	.7530	.9600	.7780	.8630	.7110
	.050	.4750	.5740	.4740	.4410	.4430
	.150	.4310	.4960	.4750	.4770	.4780
	.300	.3300	.3810	.4170	.4430	.4320
	.520	.2740	.2590	.3220	.3570	.3290
	.650	.0160	.2880	.3460	.4550	.1420
	.775	.0400	.2320	.3210	.3840	.1320
	.900		.1960	.3080	.3420	.1510
MACH (1) = 2.498 BETAT (6) = 6.460	Z/BV	.158	.316	.600	.840	.925
	X/CV					
	.000	.5120	.8710	.7710	.8310	.6760
	.050	.5460	.6910	.5810	.5700	.5700
	.150	.4860	.5480	.5310	.5450	.5580
	.300	.3520	.4210	.4570	.4920	.4840
	.520	.2880	.2810	.3490	.4000	.3650
	.650	.0230	.3100	.3880	.5000	.1730
	.775	.0530	.2630	.3620	.4320	.1660
	.900		.2350	.3500	.3870	.1730
MACH (1) = 2.498 BETAT (7) = 8.600	Z/BV	.158	.316	.600	.840	.925
	X/CV					
	.000	.4750	.7640	.7520	.7900	.6350
	.050	.6300	.7750	.6550	.6670	.6710
	.150	.5340	.5930	.5830	.6150	.6350
	.300	.3680	.4570	.5120	.5530	.5410
	.520	.3060	.3060	.3930	.4420	.4040
	.650	.0350	.3410	.4340	.5550	.2210
	.775	.0710	.3030	.4070	.4810	.2270
	.900		.2940	.4070	.4320	.2080
MACH (2) = 2.999 BETAT (1) = -8.560	Z/BV	.158	.316	.600	.840	.925
	X/CV					
	.000	.5850	.6500	.6630	.8810	.8230
	.050	-.0040	-.0470	-.0380	.0020	.0120
	.150	-.0400	-.0240	-.0220	.0150	.0240
	.300	.0030	-.0250	-.0290	.0140	.0250
	.520	-.0040	-.0220	-.0170	.0370	.0420
	.650	-.0640	-.0290	-.0270	.0340	-.0710
	.775	-.0800	-.0360	-.0290	-.0040	-.0720
	.900		-.0420	-.0330	-.0090	-.0740
MACH (2) = 2.999 BETAT (2) = -6.410	Z/BV	.158	.316	.600	.840	.925
	X/CV					
	.000	.7580	.7770	.7130	.9300	.8410
	.050	.0160	-.0270	-.0030	.0390	.0480
	.150	.0170	.0080	.0130	.0490	.0560
	.300	.0740	.0120	.0040	.0450	.0490

AMES 87-707 IA9 O2A + S3 + T9 RIGHT VERTICAL

(RBNR11)

SECTION (1)RIGHT VERTICAL		DEPENDENT VARIABLE CP					
MACH (2) = 2.999	BETAT (2) = -6.410	Z/BV	.158	.316	.600	.840	.925
		X/CV					
		.520	.0580	.0230	.0180	.0670	.0660
		.650	-.0300	.0270	.0120	.0530	-.0570
		.775	-.0490	.0170	.0040	.0260	-.0560
		.900		.0450	.0100	.0230	-.0580
MACH (2) = 2.999	BETAT (3) = -4.260	Z/BV	.158	.316	.600	.840	.925
		X/CV					
		.000	.7900	.8170	.7640	.9520	.7970
		.050	.0890	.0240	.0310	.0670	.0760
		.150	.1880	.0680	.0490	.0750	.0800
		.300	.1050	.0810	.0390	.0670	.0720
		.520	.0960	.1420	.0990	.0920	.0840
		.650	.0020	.1260	.0960	.0770	-.0460
		.775	.0000	.0790	.1190	.0560	-.0490
		.900		.0500	.1140	.0560	-.0440
MACH (2) = 2.999	BETAT (4) = .050	Z/BV	.158	.316	.600	.840	.925
		X/CV					
		.000	1.0570	.9210	.7920	.9290	.7890
		.050	.1820	.1780	.1290	.1170	.1260
		.150	.3590	.2090	.1880	.1260	.1280
		.300	.2810	.3110	.2490	.1540	.1240
		.520	.2110	.1880	.2500	.1730	.1430
		.650	.0240	.1910	.2560	.2100	.0170
		.775	.0400	.1510	.2310	.2130	.0010
		.900		.1250	.2100	.2510	.0170
MACH (2) = 2.999	BETAT (5) = 4.400	Z/BV	.158	.316	.600	.840	.925
		X/CV					
		.000	.6850	.8530	.8260	.9620	.7580
		.050	.4140	.4480	.3770	.2550	.2540
		.150	.3850	.5200	.4530	.3450	.2950
		.300	.3170	.4020	.4020	.4010	.3340
		.520	.2400	.2400	.3100	.3560	.3380
		.650	.0360	.2430	.3310	.4440	.1450
		.775	.0510	.2100	.2990	.3820	.1780
		.900		.1950	.2710	.3420	.1200
MACH (2) = 2.999	BETAT (6) = 6.580	Z/BV	.158	.316	.600	.840	.925
		X/CV					
		.000	.6240	.8560	.8180	.9420	.7720
		.050	.5130	.6230	.5290	.4300	.4020
		.150	.4780	.5660	.5130	.4930	.4550
		.300	.3640	.4390	.4460	.4660	.4610
		.520	.2550	.2680	.3470	.4040	.3890

AMES 87-707 IA9 C2A + S3 + T9 RIGHT VERTICAL

(RBNR11)

SECTION (1) RIGHT VERTICAL		DEPENDENT VARIABLE CP				
MACH (2) = 2.999 BETAT (6) = 6.580	Z/BV	.158	.316	.600	.840	.925
	X/CV					
	.650	.0480	.2610	.3780	.5040	.1810
	.775	.0460	.2340	.3410	.4400	.2060
	.900		.2300	.3080	.3970	.1510
MACH (2) = 2.999 BETAT (7) = 8.750	Z/BV	.158	.316	.600	.840	.925
	X/CV					
	.000	.5000	.7730	.8010	.9010	.7300
	.050	.5710	.7030	.6270	.6010	.5860
	.150	.5090	.6100	.5670	.5820	.5670
	.300	.3750	.4810	.4960	.5290	.5270
	.520	.2650	.2970	.3860	.4380	.4250
	.650	.0550	.2920	.4160	.5610	.2230
	.775	.0440	.2620	.3790	.4850	.2450
	.900		.2620	.3480	.4380	.1810
MACH (3) = 3.502 BETAT (1) = -8.710	Z/BV	.158	.316	.600	.840	.925
	X/CV					
	.000	.5710	.7150	.7530	1.0050	.9000
	.050	.0080	-.0310	.0080	.0470	.0500
	.150	-.0170	-.0130	.0150	.0430	.0480
	.300	-.0110	-.0200	.0080	.0380	.0390
	.520	-.0130	-.0020	.0060	.0560	.0550
	.650	-.0500	-.0160	-.0050	.0500	-.0430
	.775	-.0520	-.0210	-.0130	.0150	-.0370
	.900		-.0310	-.0120	.0120	-.0490
MACH (3) = 3.502 BETAT (2) = -6.520	Z/BV	.158	.316	.600	.840	.925
	X/CV					
	.000	.6850	.8000	.7930	.9690	.8720
	.050	.0270	-.0110	.0310	.0600	.0610
	.150	.0090	-.0030	.0350	.0560	.0540
	.300	.0560	.0060	.0270	.0540	.0460
	.520	.0380	.0250	.0320	.0750	.0570
	.650	-.0250	.0290	.0170	.0700	-.0380
	.775	-.0350	.0120	.0140	.0360	-.0350
	.900		.0030	.0130	.0300	-.0410
MACH (3) = 3.502 BETAT (3) = -4.330	Z/BV	.158	.316	.600	.840	.925
	X/CV					
	.000	.7160	.8010	.8260	.9790	.8570
	.050	.0560	.0170	.0630	.0850	.0870
	.150	.1340	.0420	.0650	.0770	.0780
	.300	.0750	.0520	.0590	.0700	.0640
	.520	.0790	.1080	.0740	.0820	.0730
.650	.0000	.1100	.0640	.0820	-.0290	

AMES 87-757 IA9 O2A + S3 + T9 RIGHT VERTICAL

(RBNR11)

SECTION (1)RIGHT VERTICAL		DEPENDENT VARIABLE CP					
MACH (3) = 3.502	BETAT (3) = -4.330	Z/BV	.158	.316	.600	.840	.925
		X/CV					
		.775	-.0030	.0770	.0730	.0610	-.0360
		.900		.0470	.0930	.0530	-.0390
MACH (3) = 3.502	BETAT (4) = .050	Z/BV	.158	.316	.600	.840	.925
		X/CV					
		.000	.9160	.7990	.8410	.9850	.8440
		.050	.1480	.0980	.1110	.1450	.1490
		.150	.2600	.1620	.1380	.1320	.1380
		.300	.2510	.2940	.1630	.1230	.1220
		.520	.1770	.1740	.1720	.1470	.1170
		.650	.0220	.1690	.2270	.1530	.0040
		.775	.0310	.1290	.2300	.1550	-.0120
		.900		.1050	.2100	.1420	-.0140
MACH (3) = 3.502	BETAT (5) = 4.470	Z/BV	.158	.316	.600	.840	.925
		X/CV					
		.000	.6930	.8360	.8850	.9900	.8120
		.050	.3500	.3020	.2690	.2210	.2340
		.150	.3140	.4060	.3190	.2350	.2250
		.300	.2830	.3760	.4000	.2690	.2220
		.520	.2170	.2430	.3300	.2660	.2310
		.650	.0500	.2400	.3420	.3660	.1130
		.775	.0580	.2000	.3120	.3730	.1020
		.900		.1800	.2880	.3530	.1220
MACH (3) = 3.502	BETAT (6) = 6.690	Z/BV	.158	.316	.600	.840	.925
		X/CV					
		.000	.5560	.8700	.8830	.9760	.7970
		.050	.4640	.4350	.4150	.2870	.2820
		.150	.4250	.5300	.4940	.3610	.2990
		.300	.3470	.4030	.4560	.3950	.3330
		.520	.2260	.2620	.3600	.3980	.3670
		.650	.0490	.2600	.3790	.4980	.1970
		.775	.0370	.2170	.3450	.4300	.2120
		.900		.2080	.3160	.4010	.1630
MACH (3) = 3.502	BETAT (7) = 8.900	Z/BV	.158	.316	.600	.840	.925
		X/CV					
		.000	.4780	.8080	.8670	1.0100	.8170
		.050	.5400	.6420	.5840	.4610	.4240
		.150	.4840	.5840	.5640	.5300	.4690
		.300	.3630	.4400	.4990	.5210	.4980
		.520	.2280	.2910	.3910	.4540	.4430
		.650	.0490	.2960	.4220	.5710	.2370
		.775	.0250	.2500	.3820	.4940	.2610



DATE 18 SEP 73

TABULATED PRESSURE DATA - IA9C

PAGE 1779

AMES 87-707 IA9 C2A + S3 + T9 RIGHT VERTICAL

(RBNR11)

SECTION (1) RIGHT VERTICAL

DEPENDENT VARIABLE CP

MACH (3) = 3.502 BETAT (7) = 8.900

Z/BV	.158	.316	.600	.840	.925
X/CV	.900	.2470	.3520	.4640	.1930

AMES 87-707 IA9 Q2A + S3 + T9 RIGHT VERTICAL

(RBNR12) (10 MAY 73)

REFERENCE DATA

SREF = 2.4210 SQ.FT. XMRP = 28.5300 INCHES
 LREF = 39.8490 INCHES YMRP = .0000 INCHES
 BREF = 39.8490 INCHES ZMRP = .0000 INCHES
 SCALE = .0300 SCALE


PARAMETRIC DATA

ALPHAT = -4.000 ORBINC = .500
 RUDDER = -15.000 ELEVON = .000
 RUDFLR = .000

SECTION (1)RIGHT VERTICAL

DEPENDENT VARIABLE CP

MACH (1) = 2.498	BETAT (1) = -8.420	Z/BV	.158	.316	.600	.840	.925
		X/CV					
		.000	.3070	.5140	.5290	.6630	.6360
		.050	.0190	-.0540	-.1080	-.0840	-.0790
		.150	.0000	-.0560	-.0760	-.0650	-.0490
		.300	-.0070	-.0610	-.0650	-.0590	-.0440
		.520	-.0400	-.0510	-.0520	-.0240	-.0150
		.650	-.1060	-.0710	-.0550	-.0330	-.1260
		.775	-.1210	-.0750	-.0600	-.0680	-.1230
		.900		-.0860	-.0590	-.0640	-.1300
MACH (1) = 2.498	BETAT (2) = -6.300	Z/BV	.158	.316	.600	.840	.925
		X/CV					
		.000	.4630	.6750	.5930	.7240	.6620
		.050	.0380	-.0460	-.0690	-.0560	-.0450
		.150	.1040	-.0150	-.0360	-.0340	-.0180
		.300	.0500	.0000	-.0350	-.0260	-.0160
		.520	.0310	.0320	.0000	.0110	.0050
		.650	-.0630	.0610	-.0610	.0100	-.1170
		.775	-.0760	.0080	.0210	-.0210	-.1060
		.900		-.0010	.0460	-.0230	-.1030
MACH (1) = 2.498	BETAT (3) = -4.180	Z/BV	.158	.316	.600	.840	.925
		X/CV					
		.000	.4610	.8010	.6830	.7640	.6700
		.050	.2320	.0500	-.0130	.0080	.0150
		.150	.1780	.0610	.0590	.0450	.0480
		.300	.1440	.1690	.0690	.0620	.0560
		.520	.0740	.0890	.1110	.1000	.0760
		.650	-.0400	.0550	.1350	.0930	-.0640
		.775	-.0490	.0190	.1270	.0810	-.0600
		.900		.0090	.1100	.0880	-.0450
MACH (1) = 2.498	BETAT (4) = .060	Z/BV	.158	.316	.600	.840	.925
		X/CV					
		.000	.8960	.8140	.7390	.8040	.6720
		.050	.1650	.2260	.1440	.0990	.1130
		.150	.2940	.2530	.2030	.1680	.1650
		.300	.2210	.2630	.2750	.2090	.1800
		.520	.1690	.1470	.1960	.2180	.2010
		.650	-.0290	.1560	.2020	.2990	.0360
		.775	-.0210	.1130	.1820	.2510	.0420
		.900		.0790	.1650	.2150	.0450



AMES 87-707 IA9 O2A + S3 + T9 RIGHT VERTICAL

(RBNR12)

SECTION (1) RIGHT VERTICAL

DEPENDENT VARIABLE CP

MACH (1) = 2.498 BETAT (5) = 4.310

Z/BV	.158	.316	.600	.840	.925
X/CV					
.000	.4050	.8610	.7420	.7590	.6110
.050	.3340	.4600	.4000	.3650	.3620
.150	.3170	.4160	.4090	.4000	.3980
.300	.2430	.3000	.3440	.3690	.3600
.520	.1930	.1870	.2490	.2910	.2710
.650	-.0190	.2060	.2760	.3720	.1010
.775	-.0020	.1670	.2490	.3220	.0840
.900		.1370	.2320	.2850	.1010

MACH (1) = 2.498 BETAT (6) = 6.430

Z/BV	.158	.316	.600	.840	.925
X/CV					
.000	.3570	.7560	.7060	.7290	.5740
.050	.4050	.5690	.5180	.4880	.4860
.150	.3560	.4540	.4610	.4640	.4740
.300	.2510	.3360	.3850	.4180	.4110
.520	.1980	.2090	.2950	.3310	.3040
.650	-.0250	.2300	.3150	.4210	.1340
.775	.0030	.1970	.2890	.3630	.1270
.900		.1780	.2770	.3250	.1230

MACH (1) = 2.498 BETAT (7) = 8.560

Z/BV	.158	.316	.600	.840	.925
X/CV					
.000	.2140	.6530	.6740	.6800	.5330
.050	.4240	.6500	.5820	.5860	.5860
.150	.3660	.4950	.5070	.5360	.5530
.300	.2550	.3710	.4370	.4750	.4700
.520	.2110	.2290	.3230	.3800	.3490
.650	-.0120	.2600	.3690	.4930	.1850
.775	.0230	.2450	.3390	.4190	.1940
.900		.2340	.3340	.3750	.1690

MACH (2) = 2.999 BETAT (1) = -8.580

Z/BV	.158	.316	.600	.840	.925
X/CV					
.000	.3240	.5480	.5940	.7020	.6480
.050	-.0240	-.0500	-.0570	-.0380	-.0280
.150	-.0320	-.0420	-.0520	-.0270	-.0190
.300	-.0220	-.0450	-.0550	-.0310	-.0230
.520	-.0450	-.0430	-.0490	-.0130	-.0060
.650	-.0910	-.0580	-.0620	-.0180	-.0950
.775	-.0920	-.0670	-.0580	-.0470	-.0880
.900		-.0740	-.0530	-.0490	-.0940

MACH (2) = 2.999 BETAT (2) = -6.430

Z/BV	.158	.316	.600	.840	.925
X/CV					
.000	.6310	.6740	.6400	.7350	.6650
.050	-.0190	-.0500	-.0300	-.0090	-.0020
.150	.0710	-.0190	-.0250	-.0040	.0030
.300	.0290	-.0150	-.0350	-.0080	-.0020

AMES 87-707 IA9 O2A + S3 + T9 RIGHT VERTICAL

(RBNR12)

SECTION (1)RIGHT VERTICAL		DEPENDENT VARIABLE CP					
MACH (2) = 2.999	BETAT (2) = -6.430	Z/BV	.158	.316	.600	.840	.925
		X/CV					
		.520	.0120	-.0040	-.0250	.0130	.0120
		.650	-.0560	.0000	-.0340	.0060	-.0860
		.775	-.0620	-.0170	-.0290	-.0220	-.0810
		.900		-.0220	-.0230	-.0260	-.0850
MACH (2) = 2.999	BETAT (3) = -4.270	Z/BV	.158	.316	.600	.840	.925
		X/CV					
		.000	.4690	.7410	.6740	.7580	.6730
		.050	.1560	.0060	.0000	.0140	.0260
		.150	.1410	.0410	.0080	.0200	.0290
		.300	.0530	.0620	-.0010	.0150	.0230
		.520	.0500	.0910	.0300	.0380	.0300
		.650	-.0320	.0680	.0330	.0340	-.0770
		.775	-.0330	.0220	.0590	.0070	-.0720
		.900		.0180	.0630	.0070	-.0720
MACH (2) = 2.999	BETAT (4) = .050	Z/BV	.158	.316	.600	.840	.925
		X/CV					
		.000	.9390	.8460	.7390	.7550	.6360
		.050	.1140	.1010	.0980	.0850	.0890
		.150	.2490	.1910	.1440	.0990	.0920
		.300	.2060	.2740	.1620	.1190	.0930
		.520	.1570	.1560	.2060	.1460	.1100
		.650	-.0060	.1540	.2190	.1500	-.0010
		.775	-.0010	.1190	.1910	.1840	-.0140
		.900		.0950	.1720	.2150	-.0010
MACH (2) = 2.999	BETAT (5) = 4.380	Z/BV	.158	.316	.600	.840	.925
		X/CV					
		.000	.3850	.7880	.7400	.7700	.6270
		.050	.3030	.3240	.2780	.1920	.2060
		.150	.2980	.4410	.3280	.2610	.2330
		.300	.2450	.3350	.3340	.2840	.2580
		.520	.1700	.2010	.2530	.2800	.2520
		.650	.0070	.2010	.2640	.3610	.1080
		.775	.0100	.1650	.2370	.3070	.1390
		.900		.1520	.2140	.2760	.0840
MACH (2) = 2.999	BETAT (6) = 6.550	Z/BV	.158	.316	.600	.840	.925
		X/CV					
		.000	.5170	.7410	.7410	.7520	.6080
		.050	.3870	.5060	.4310	.3330	.3180
		.150	.3460	.4700	.4400	.3890	.3630
		.300	.2540	.3620	.3720	.3730	.3670
		.520	.1730	.2260	.2800	.3220	.3080

AMES 87-707 IA9 O2A + S3 + T9 RIGHT VERTICAL

(RBNR12)

SECTION (1)RIGHT VERTICAL		DEPENDENT VARIABLE CP					
MACH (2) = 2.999	BETAT (6) = 6.350	Z/BV	.158	.316	.600	.840	.925
		X/CV					
		.650	.0040	.2260	.3040	.4170	.1400
		.775	-.0070	.1880	.2780	.3540	.1660
	.900		.1790	.2480	.3190	.1070	
MACH (2) = 2.999	BETAT (7) = 8.710	Z/BV	.158	.316	.600	.840	.925
		X/CV					
		.000	.2270	.6430	.7240	.7150	.5710
		.050	.3720	.5730	.5430	.4800	.4750
		.150	.3410	.5070	.4910	.4660	.4570
		.300	.2550	.4000	.4070	.4190	.4220
		.520	.1790	.2510	.3150	.3490	.3350
		.650	.0100	.2500	.3400	.4570	.1730
		.775	.0040	.2110	.3060	.3960	.2170
.900		.2070	.2780	.3580	.1350		
MACH (3) = 3.502	BETAT (1) = -8.740	Z/BV	.158	.316	.600	.840	.925
		X/CV					
		.000	.3440	.5690	.5310	.7640	.7040
		.050	-.0170	-.0490	-.0330	.0180	.0220
		.150	-.0420	-.0320	-.0260	.0120	.0190
		.300	-.0440	-.0390	-.0150	.0080	.0120
		.520	-.0500	-.0430	-.0110	.0260	.0230
		.650	-.0740	-.0470	-.0180	.0210	-.0460
		.775	-.0670	-.0530	-.0220	-.0090	-.0540
		.900		-.0620	-.0220	-.0170	-.0670
MACH (3) = 3.502	BETAT (2) = -6.540	Z/BV	.158	.316	.600	.840	.925
		X/CV					
		.000	.5240	.6750	.5470	.7820	.7070
		.050	-.0070	-.0330	-.0090	.0340	.0410
		.150	.0220	-.0130	-.0030	.0300	.0380
		.300	.0280	-.0160	.0030	.0240	.0280
		.520	.0010	-.0110	.0060	.0390	.0370
		.650	-.0460	-.0110	.0000	.0410	-.0410
		.775	-.0510	-.0200	-.0040	.0120	-.0500
		.900		-.0260	-.0050	.0000	-.0600
MACH (3) = 3.502	BETAT (3) = -4.350	Z/BV	.158	.316	.600	.840	.925
		X/CV					
		.000	.4760	.7370	.5790	.7580	.6660
		.050	.0350	.0000	.0140	.0570	.0570
		.150	.0940	.0200	.0230	.0520	.0490
		.300	.0500	.0250	.0270	.0450	.0450
.520	.0440	.0210	.0310	.0520	.0490		
.650	-.0220	.0300	.0270	.0500	-.0350		

AMES 87-797 IA9 O2A + S3 + T9 RIGHT VERTICAL

(RBNR12)

SECTION (1) RIGHT VERTICAL		DEPENDENT VARIABLE CP					
MACH (3) = 3.502	BETAT (3) = -4.350	Z/BV	.158	.316	.600	.840	.925
		X/CV					
		.775	-.0230	.0410	.0240	.0340	-.0470
		.900		.0210	.0280	.0270	-.0530
MACH (3) = 3.502	BETAT (4) = .050	Z/BV	.158	.316	.600	.840	.925
		X/CV					
		.000	.9500	.8150	.6110	.7780	.6600
		.050	.1090	.1020	.0640	.1060	.1120
		.150	.1930	.1480	.0900	.0980	.1000
		.300	.1750	.1940	.1140	.0900	.0870
		.520	.1400	.1540	.1470	.1110	.0850
		.650	.0050	.1480	.1800	.1150	-.0030
		.775	.0030	.1140	.1870	.1160	-.0260
		.900		.0920	.1750	.1080	-.0320
MACH (3) = 3.502	BETAT (5) = 4.460	Z/BV	.158	.316	.600	.840	.925
		X/CV					
		.000	.3690	.8010	.6510	.7710	.6320
		.050	.2890	.2630	.1880	.1880	.1910
		.150	.2750	.3710	.2400	.2120	.1890
		.300	.2400	.3540	.3020	.2370	.2000
		.520	.1670	.2170	.2730	.2440	.1950
		.650	.0270	.2110	.2830	.2930	.0960
		.775	.0280	.1670	.2600	.3110	.0750
		.900		.1510	.2360	.2950	.0850
MACH (3) = 3.502	BETAT (6) = 6.660	Z/BV	.158	.316	.600	.840	.925
		X/CV					
		.000	.4440	.7620	.6110	.7950	.6450
		.050	.3790	.3860	.2920	.2670	.2850
		.150	.3450	.4610	.3370	.3120	.2930
		.300	.2690	.3900	.3670	.3400	.3060
		.520	.1660	.2460	.2980	.3370	.2980
		.650	.0140	.2380	.3160	.4210	.1740
		.775	-.0050	.1900	.2910	.3660	.1600
		.900		.1750	.2680	.3410	.1240
MACH (3) = 3.502	BETAT (7) = 8.860	Z/BV	.158	.316	.600	.840	.925
		X/CV					
		.000	.2670	.6700	.6210	.7770	.6280
		.050	.3480	.4720	.4110	.3720	.3620
		.150	.2880	.4830	.4270	.4240	.3940
		.300	.2320	.4130	.4020	.4220	.4060
		.520	.1580	.2690	.3310	.3660	.3570
		.650	.0160	.2640	.3520	.4590	.2020
		.775	.0060	.2140	.3220	.4040	.2190



DATE 18 SEP 73

TABULATED PRESSURE DATA - IA9C

PAGE 1785

AMES 87-707 IA9 O2A + S3 + T9 RIGHT VERTICAL

(RBNR12)

SECTION (1)RIGHT VERTICAL

DEPENDENT VARIABLE CP

MACH (3) = 3.542	BETAT (7) = 8.860	Z/BV	.158	.316	.600	.840	.925
		X/CV					
			.900	.1980	.2950	.3760	.1490

AMES 87-707 IA9 O2A + S3 + T9 RIGHT VERTICAL

(RBNR13) (10 MAY 73)

REFERENCE DATA

SREF = 2.4210 SQ.FT. XMRP = 28.5300 INCHES
 LREF = 39.8490 INCHES YMRP = .0000 INCHES
 BREF = 39.8490 INCHES ZMRP = .0000 INCHES
 SCALE = .0300 SCALE

PARAMETRIC DATA

ALPHAT = .000 ORBINC = .500
 RUDDER = -15.000 ELEVON = .000
 RUDFLR = .000

SECTION (1)RIGHT VERTICAL

DEPENDENT VARIABLE CP

MACH (1) = 2.498 BETAT (1) = -8.420

Z/BV	.158	.316	.600	.840	.925
X/CV					
.000	.1290	.4410	.3980	.5250	.4980
.050	.0170	-.0690	-.1340	-.1130	-.1090
.150	.0160	-.0760	-.0960	-.0980	-.0870
.300	-.0200	-.0810	-.0840	-.0880	-.0760
.520	-.0530	-.0700	-.0640	-.0530	-.0570
.650	-.1260	-.0840	-.0690	-.0580	-.1440
.775	-.1340	-.0920	-.0650	-.0880	-.1400
.900		-.1090	-.0650	-.0890	-.1510

MACH (1) = 2.498 BETAT (2) = -6.300

Z/BV	.158	.316	.600	.840	.925
X/CV					
.000	.2140	.5890	.5250	.6080	.5340
.050	.1130	-.0160	-.0740	-.0750	-.0710
.150	.1140	-.0170	-.0460	-.0490	-.0450
.300	.0220	-.0250	-.0460	-.0330	-.0340
.520	-.0110	-.0180	-.0230	-.0080	-.0110
.650	-.0950	-.0270	-.0320	-.0020	-.1220
.775	-.0960	-.0190	-.0240	-.0380	-.1120
.900		-.0480	-.0010	-.0470	-.1130

MACH (1) = 2.498 BETAT (3) = -4.180

Z/BV	.158	.316	.600	.840	.925
X/CV					
.000	.4760	.6550	.5690	.6720	.5710
.050	.1710	.0110	-.0400	-.0100	-.0010
.150	.1700	.0190	.0170	.0130	.0270
.300	.0990	.0980	.0360	.0230	.0260
.520	.0290	.0480	.0450	.0550	.0360
.650	-.0670	.0260	.0730	.0500	-.0920
.775	-.0720	-.0090	.0760	.0420	-.0860
.900		-.0190	.0660	.0320	-.0760

MACH (1) = 2.498 BETAT (4) = .060

Z/BV	.158	.316	.600	.840	.925
X/CV					
.000	.7810	.6870	.6320	.6920	.5620
.050	.0950	.1320	.0890	.0620	.0770
.150	.2190	.2150	.1520	.1160	.1190
.300	.1520	.2010	.2050	.1530	.1270
.520	.1060	.0950	.1440	.1660	.1390
.650	-.0650	.1030	.1490	.2090	-.0040
.775	-.0560	.0670	.1310	.1950	-.0030
.900		.0380	.1160	.1650	-.0020

AMES 87-707 IA9 O2A + S3 + T9 RIGHT VERTICAL

(RBNR13)

SECTION (1)RIGHT VERTICAL		DEPENDENT VARIABLE CP					
MACH (1) = 2.498	BETAT (5) = 4.300	Z/BV	.158	.316	.600	.840	.925
		X/CV					
		.000	.3380	.7140	.6280	.6710	.5230
		.050	.2370	.3400	.3240	.2830	.2820
		.150	.2090	.3330	.3350	.3290	.3210
		.300	.1540	.2380	.2780	.2990	.2930
		.520	.1200	.1350	.1920	.2300	.2150
		.650	-.0670	.1520	.2160	.3000	.0610
		.775	-.0520	.1170	.1910	.2560	.0520
		.900		.0930	.1790	.2270	.0590
MACH (1) = 2.498	BETAT (6) = 6.420	Z/BV	.158	.316	.600	.840	.925
		X/CV					
		.000	.1360	.6600	.5920	.6070	.4560
		.050	.2350	.4250	.4220	.4250	.4250
		.150	.2100	.3560	.3830	.3970	.4100
		.300	.1530	.2640	.3280	.3530	.3460
		.520	.1300	.1560	.2310	.2710	.2540
		.650	-.0520	.1770	.2570	.3550	.1010
		.775	-.0280	.1500	.2380	.3010	.1060
		.900		.1330	.2280	.2730	.0940
MACH (1) = 2.498	BETAT (7) = 8.540	Z/BV	.158	.316	.600	.840	.925
		X/CV					
		.000	.0610	.5460	.5370	.5380	.4020
		.050	.2890	.5190	.5010	.5170	.5100
		.150	.2570	.3940	.4340	.4610	.4810
		.300	.1710	.2900	.3710	.4040	.4010
		.520	.1430	.1750	.2680	.3130	.2890
		.650	-.0460	.2090	.2950	.4080	.1410
		.775	-.0150	.1830	.2750	.3480	.1630
		.900		.1780	.2840	.3120	.1270
MACH (2) = 2.999	BETAT (1) = -8.580	Z/BV	.158	.316	.600	.840	.925
		X/CV					
		.000	.0830	.4170	.4680	.6070	.5530
		.050	-.0160	-.0530	-.0760	-.0490	-.0460
		.150	-.0130	-.0530	-.0700	-.0460	-.0390
		.300	-.0330	-.0570	-.0650	-.0480	-.0450
		.520	-.0570	-.0570	-.0530	-.0310	-.0310
		.650	-.1020	-.0710	-.0530	-.0330	-.0970
		.775	-.0970	-.0790	-.0570	-.0610	-.0940
		.900		-.0890	-.0580	-.0670	-.1050
MACH (2) = 2.999	BETAT (2) = -6.420	Z/BV	.158	.316	.600	.840	.925
		X/CV					
		.000	.2570	.5460	.5280	.6480	.5700
		.050	.0070	-.0310	-.0470	-.0250	-.0220
		.150	.0900	-.0200	-.0420	-.0250	-.0160
		.300	.0220	-.0250	-.0440	-.0270	-.0230

AMES 87-707 IA9 O2A + S3 + T9 RIGHT VERTICAL

(RBNR13)

SECTION (1)RIGHT VERTICAL		DEPENDENT VARIABLE CP					
MACH (2) = 2.999	BETAT (2) = -6.420	Z/BV	.158	.316	.600	.840	.925
		X/CV					
		.520	-.0080	-.0240	-.0270	-.0080	-.0130
		.650	-.0610	-.0270	-.0280	-.0080	-.0890
		.775	-.0670	-.0300	-.0310	-.0390	-.0870
		.900		-.0450	-.0260	-.0440	-.0950
MACH (2) = 2.999	BETAT (3) = -4.260	Z/BV	.158	.316	.600	.840	.925
		X/CV					
		.000	.2620	.6110	.5720	.6750	.5780
		.050	.1590	.0450	-.0200	.0000	.0040
		.150	.1480	.0410	-.0120	.0000	.0100
		.300	.0720	.0510	.0130	-.0050	-.0020
		.520	.0210	.0430	.0300	.0170	.0080
		.650	-.0530	.0180	.0330	.0150	-.0780
		.775	-.0470	.0040	.0580	.0010	-.0810
		.900		-.0120	.0800	-.0010	-.0830
MACH (2) = 2.999	BETAT (4) = .060	Z/BV	.158	.316	.600	.840	.925
		X/CV					
		.000	.8110	.7020	.6600	.7280	.5340
		.050	.0670	.0740	.0770	.0980	.1080
		.150	.1670	.1430	.1140	.1140	.1340
		.300	.1340	.1920	.1360	.1150	.1160
		.520	.1030	.1120	.1530	.1290	.1030
		.650	-.0370	.1140	.1790	.1430	-.0180
		.775	-.0320	.0810	.1570	.1440	-.0260
		.900		.0630	.1430	.1540	-.0210
MACH (2) = 2.999	BETAT (5) = 4.380	Z/BV	.158	.316	.600	.840	.925
		X/CV					
		.000	.1970	.6520	.6350	.6900	.5370
		.050	.2070	.2620	.2280	.1770	.1850
		.150	.2020	.3370	.2770	.2190	.2140
		.300	.1550	.2720	.2900	.2480	.2170
		.520	.1020	.1460	.2200	.2490	.2090
		.650	-.0350	.1520	.2300	.3180	.0950
		.775	-.0390	.1200	.2070	.2640	.0880
		.900		.1040	.1890	.2420	.0860
MACH (2) = 2.999	BETAT (6) = 6.540	Z/BV	.158	.316	.600	.840	.925
		X/CV					
		.000	.1680	.6110	.6190	.6580	.5130
		.050	.2000	.3480	.3420	.2770	.2700
		.150	.1830	.3590	.3670	.3230	.3100
		.300	.1460	.2940	.3230	.3260	.3100
		.520	.1110	.1680	.2530	.2740	.2630

AMES 87-707 IA9 O2A + S3 + T9 RIGHT VERTICAL

(RBNR13)

SECTION (1)RIGHT VERTICAL		DEPENDENT VARIABLE CP					
MACH (2) = 2.999	BETAT (6) = 6.540	Z/BV	.158	.316	.600	.840	.925
		X/CV					
		.650	-.0300	.1710	.2660	.3520	.1180
		.775	-.0190	.1410	.2400	.3050	.1280
		.900		.1320	.2210	.2830	.1130
MACH (2) = 2.999	BETAT (7) = 8.690	Z/BV	.158	.316	.600	.840	.925
		X/CV					
		.000	.0560	.5120	.5880	.6200	.4800
		.050	.2660	.4580	.4590	.4320	.4270
		.150	.2390	.4100	.4160	.4180	.4320
		.300	.1770	.3250	.3590	.3800	.3820
		.520	.1230	.1900	.2830	.3150	.3000
		.650	-.0180	.1940	.2990	.3940	.1580
		.775	-.0110	.1630	.2730	.3500	.1610
		.900		.1560	.2540	.3200	.1440
MACH (3) = 3.502	BETAT (1) = -8.750	Z/BV	.158	.316	.600	.840	.925
		X/CV					
		.000	.0420	.3770	.4840	.5510	.5220
		.050	-.0430	-.0650	-.0510	-.0150	-.0140
		.150	-.0600	-.0550	-.0540	-.0180	-.0130
		.300	-.0600	-.0590	-.0410	-.0200	-.0200
		.520	-.0650	-.0590	-.0400	-.0100	-.0100
		.650	-.0900	-.0650	-.0460	.0000	-.0610
		.775	-.0800	-.0740	-.0510	-.0350	-.0640
		.900		-.0800	-.0520	-.0440	-.0750
MACH (3) = 3.502	BETAT (2) = -6.550	Z/BV	.158	.316	.600	.840	.925
		X/CV					
		.000	.2320	.4880	.5270	.6100	.5220
		.050	-.0130	-.0420	-.0300	-.0420	.0010
		.150	.0070	-.0260	-.0350	-.0070	.0000
		.300	.0030	-.0300	-.0260	-.0100	-.0060
		.520	-.0250	-.0320	-.0190	-.0020	-.0020
		.650	-.0630	-.0420	-.0240	-.0060	-.0560
		.775	-.0620	-.0440	-.0280	-.0200	-.0630
		.900		-.0490	-.0260	-.0260	-.0740
MACH (3) = 3.502	BETAT (3) = -4.350	Z/BV	.158	.316	.600	.840	.925
		X/CV					
		.000	.2460	.5960	.5760	.6570	.5330
		.050	.0780	-.0130	-.0050	.0210	.0280
		.150	.0800	.0100	-.0090	.0170	.0260
		.300	.0380	.0120	-.0050	.0130	.0160
		.520	.0110	.0000	.0070	.0190	.0220
		.650	-.0420	-.0040	-.0010	.0120	-.0470

AMES 87-707 IA9 Q2A + S3 + T9 RIGHT VERTICAL

(RBNR13)

SECTION (1)RIGHT VERTICAL		DEPENDENT VARIABLE CP					
MACH (3) = 3.502	BETAT (3) = -4.350	Z/BV	.158	.316	.600	.840	.925
		X/CV					
		.775	-.0410	-.0060	.0000	.0050	-.0620
		.900		-.0130	.0050	.0000	-.0680
MACH (3) = 3.502	BETAT (4) = .050	Z/BV	.158	.316	.600	.840	.925
		X/CV					
		.000	.7910	.7010	.6060	.5870	.5060
		.050	.0670	.0700	.0690	.0750	.0750
		.150	.1250	.1070	.0820	.0680	.0670
		.300	.1100	.1390	.1000	.0670	.0590
		.520	.0820	.1070	.1140	.0800	.0580
		.650	-.0250	.1070	.1200	.0860	-.0180
		.775	-.0290	.0780	.1460	.0910	-.0430
		.900		.0600	.1460	.0910	-.0450
MACH (3) = 3.502	BETAT (5) = 4.450	Z/BV	.158	.316	.600	.840	.925
		X/CV					
		.000	.1740	.6540	.6410	.6480	.4930
		.050	.2010	.2000	.1640	.1740	.1860
		.150	.1950	.2650	.2090	.1830	.1890
		.300	.1580	.2600	.2300	.1870	.1780
		.520	.0930	.1530	.2300	.1940	.1550
		.650	-.0190	.1510	.2380	.2190	.0650
		.775	-.0360	.1160	.2170	.2290	.0430
		.900		.1000	.1970	.2390	.0310
MACH (3) = 3.502	BETAT (6) = 6.650	Z/BV	.158	.316	.600	.840	.925
		X/CV					
		.000	.2270	.5610	.6180	.6360	.4670
		.050	.2080	.2990	.2320	.2170	.2260
		.150	.1480	.2890	.2770	.2280	.2260
		.300	.1100	.2730	.2950	.2430	.2240
		.520	.0810	.1680	.2450	.2370	.2040
		.650	-.0240	.1700	.2650	.3030	.1080
		.775	-.0260	.1360	.2420	.2840	.0850
		.900		.1200	.2250	.2700	.0750
MACH (3) = 3.502	BETAT (7) = 8.840	Z/BV	.158	.316	.600	.840	.925
		X/CV					
		.000	.0160	.4690	.5980	.5630	.4520
		.050	.1870	.3390	.3200	.2740	.2870
		.150	.1760	.3300	.3510	.3050	.2930
		.300	.1440	.3130	.3470	.3150	.2990
		.520	.1000	.1920	.2790	.2870	.2680
		.650	-.0090	.1920	.3030	.3580	.1470
		.775	-.0130	.1530	.2750	.3240	.1440



DATE 18 SEP 73

TABLATED PRESSURE DATA - IA9C

PAGE 1791

AMES 87-707 IA9 O2A + S3 + T9 RIGHT VERTICAL

(RBNR13)

SECTION (1)RIGHT VERTICAL

DEPENDENT VARIABLE CP

MACH (3) = 3.502	BETAT (7) = 8.840	Z/BV	.158	.316	.600	.840	.925
		X/CV					
			.900	.1400	.2490	.3050	.1010

AMES 87-757 IA9 O2A + S3 + T9 RIGHT VERTICAL

(RBNR14) (10 MAY 73)

REFERENCE DATA

SREF = 2.4210 SQ.FT. XMRP = 28.5300 INCHES
 LREF = 39.8490 INCHES YMRP = .0000 INCHES
 BREF = 39.8490 INCHES ZMRP = .0000 INCHES
 SCALE = .0300 SCALE

PARAMETRIC DATA

ALPHAT = 4.000 ORBINC = .500
 RUDDER = -15.000 ELEVON = .000
 RUDFLR = .000

SECTION (1) RIGHT VERTICAL

DEPENDENT VARIABLE CP

MACH (1) = 2.498 BETAT (1) = -8.410

Z/BV	.158	.316	.600	.840	.925
X/CV					
.000	.0080	.2900	.2700	.3820	.3830
.050	.0000	-.0890	-.1260	-.1450	-.1420
.150	-.0020	-.1010	-.1060	-.1270	-.1190
.300	-.0200	-.1160	-.1080	-.1020	-.0970
.520	-.0200	-.0820	-.1060	-.0740	-.0840
.650	-.1350	-.0940	-.0890	-.0720	-.1540
.775	-.1310	-.0990	-.0870	-.0960	-.1460
.900		-.1050	-.0890	-.1000	-.1540

MACH (1) = 2.498 BETAT (2) = -6.290

Z/BV	.158	.316	.600	.840	.925
X/CV					
.000	.1170	.4550	.4000	.5120	.4530
.050	.0810	-.0380	-.1090	-.0840	-.0750
.150	.0770	-.0530	-.0730	-.0660	-.0540
.300	.0400	-.0500	-.0610	-.0580	-.0490
.520	-.0070	-.0510	-.0470	-.0290	-.0330
.650	-.1050	-.0630	-.0460	-.0240	-.1290
.775	-.1190	-.0670	-.0390	-.0560	-.1340
.900		-.0730	-.0410	-.0630	-.1370

MACH (1) = 2.498 BETAT (3) = -4.180

Z/BV	.158	.316	.600	.840	.925
X/CV					
.000	.2840	.5560	.4600	.5460	.4620
.050	.0420	-.0250	-.0660	-.0470	-.0400
.150	.1170	-.0200	-.0400	-.0320	-.0190
.300	.0600	-.0040	-.0240	-.0230	-.0220
.520	.0060	-.0090	.0010	.0040	-.0090
.650	-.0920	-.0270	.0000	.0010	-.1140
.775	-.0990	-.0390	.0110	-.0030	-.1110
.900		-.0450	.0190	-.0130	-.1060

MACH (1) = 2.498 BETAT (4) = .060

Z/BV	.158	.316	.600	.840	.925
X/CV					
.000	.6900	.5740	.5080	.5670	.4530
.050	.0460	.0710	.0530	.0290	.0390
.150	.1620	.1580	.1040	.0790	.0780
.300	.1010	.1340	.1380	.1100	.0870
.520	.0620	.0560	.0970	.1240	.0970
.650	-.0840	.0620	.1000	.1500	-.0270
.775	-.0750	.0320	.0850	.1380	-.0390
.900		.0060	.0760	.1140	-.0430

AMES 87-707 IA9 O2A + S3 + T9 RIGHT VERTICAL

(RBNR14)

SECTION (1) RIGHT VERTICAL		DEPENDENT VARIABLE CP					
MACH (1) = 2.498	BETAT (5) = 4.310	Z/BV	.158	.316	.600	.840	.925
		X/CV					
		.000	.2100	.6060	.5180	.5530	.4210
		.050	.1350	.2350	.2680	.2440	.2450
		.150	.1220	.2420	.2790	.2710	.2780
		.300	.0930	.1850	.2230	.2450	.2440
		.520	.0750	.1030	.1490	.1840	.1720
		.650	-.0730	.1200	.1710	.2490	.0370
		.775	-.0630	.0850	.1560	.2110	.0450
		.900		.0680	.1450	.1850	.0260
MACH (1) = 2.498	BETAT (6) = 6.430	Z/BV	.158	.316	.600	.840	.925
		X/CV					
		.000	.1040	.5380	.5020	.5220	.3910
		.050	.1170	.3530	.3720	.3660	.3650
		.150	.1150	.2880	.3310	.3390	.3600
		.300	.0880	.2130	.2680	.3010	.2990
		.520	.0800	.1250	.1860	.2260	.2100
		.650	-.0610	.1470	.2090	.2980	.0710
		.775	-.0470	.1180	.1930	.2510	.0950
		.900		.0990	.1930	.2200	.0650
MACH (1) = 2.498	BETAT (7) = 8.560	Z/BV	.158	.316	.600	.840	.925
		X/CV					
		.000	.0080	.4160	.4130	.4050	.2880
		.050	.1650	.4190	.4460	.4680	.4580
		.150	.1610	.3140	.3830	.4070	.4270
		.300	.1030	.2290	.3240	.3550	.3530
		.520	.0840	.1290	.2400	.2690	.2520
		.650	-.0710	.1570	.2570	.3520	.1180
		.775	-.0470	.1370	.2340	.3040	.1200
		.900		.1390	.2370	.2760	.1000
MACH (2) = 2.999	BETAT (1) = -8.560	Z/BV	.158	.316	.600	.840	.925
		X/CV					
		.000	-.0040	.3540	.3130	.4540	.4250
		.050	-.0350	-.0750	-.0960	-.0800	-.0750
		.150	-.0350	-.0740	-.0950	-.0790	-.0700
		.300	-.0400	-.0810	-.0870	-.0740	-.0720
		.520	-.0260	-.0800	-.0760	-.0630	-.0650
		.650	-.0920	-.0840	-.0800	-.0630	-.1120
		.775	-.1000	-.0830	-.0790	-.0890	-.1030
		.900		-.0860	-.0800	-.0950	-.1170
MACH (2) = 2.999	BETAT (2) = -6.410	Z/BV	.158	.316	.600	.840	.925
		X/CV					
		.000	.0660	.4630	.3840	.5030	.4450
		.050	.0520	-.0180	-.0720	-.0560	-.0520
		.150	.0660	-.0290	-.0660	-.0570	-.0500
		.300	.0570	-.0460	-.0560	-.0520	-.0570

AMES 87-707 IA9 Q2A + S3 + T9 RIGHT VERTICAL

(RBNR14)

SECTION (1)RIGHT VERTICAL		DEPENDENT VARIABLE CP					
MACH (2) = 2.999	BETAT (2) = -6.410	Z/BV	.158	.316	.600	.840	.925
		X/CV					
		.520	.0110	-.0520	-.0380	-.0410	-.0460
		.650	-.0710	-.0560	-.0380	-.0350	-.1050
		.775	-.0770	-.0520	-.0370	-.0600	-.1000
		.900		-.0570	-.0270	-.0660	-.1080
MACH (2) = 2.999	BETAT (3) = -4.250	Z/BV	.158	.316	.600	.840	.925
		X/CV					
		.000	.2380	.5030	.4710	.5280	.4480
		.050	.0230	-.0010	-.0250	-.0260	-.0240
		.150	.0980	.0060	-.0150	-.0190	-.0190
		.300	.0680	.0020	-.0130	-.0110	-.0220
		.520	.0230	-.0030	-.0010	.0060	-.0100
		.650	-.0590	-.0150	-.0020	.0000	-.0810
		.775	-.0660	-.0220	-.0010	-.0050	-.0810
		.900		-.0260	.0160	-.0110	-.0830
MACH (2) = 2.999	BETAT (4) = .060	Z/BV	.158	.316	.600	.840	.925
		X/CV					
		.000	.6920	.5480	.5090	.5810	.4640
		.050	.0140	.0310	.0320	.0520	.0610
		.150	.0830	.0880	.0620	.0620	.0750
		.300	.0710	.1180	.0840	.0620	.0600
		.520	.0420	.0510	.0830	.0740	.0540
		.650	-.0640	.0530	.1030	.0840	-.0450
		.775	-.0580	.0300	.0910	.0850	-.0520
		.900		.0150	.0790	.0910	-.0510
MACH (2) = 2.999	BETAT (5) = 4.380	Z/BV	.158	.316	.600	.840	.925
		X/CV					
		.000	.1300	.5550	.5000	.5390	.4110
		.050	.0930	.1730	.1490	.1360	.1420
		.150	.0770	.1980	.1980	.1700	.1650
		.300	.0530	.1690	.2040	.1860	.1640
		.520	.0370	.0850	.1550	.1720	.1450
		.650	-.0630	.0950	.1600	.2230	.0500
		.775	-.0570	.0680	.1440	.1970	.0500
		.900		.0530	.1310	.1770	.0340
MACH (2) = 2.999	BETAT (6) = 6.550	Z/BV	.158	.316	.600	.840	.925
		X/CV					
		.000	.0410	.5220	.4710	.5120	.3860
		.050	.1170	.2660	.2890	.2590	.2490
		.150	.1080	.2630	.2830	.2760	.2740
		.300	.0700	.1980	.2440	.2600	.2550
		.520	.0420	.0990	.1800	.2060	.1990



DATE 18 SEP 73

TABULATED PRESSURE DATA - IA9C

PAGE 1795

AMES 87-707 IA9 O2A + S3 + T9 RIGHT VERTICAL

(RBNR14)

SECTION (1)RIGHT VERTICAL

DEPENDENT VARIABLE CP

MACH (2) = 2.999 BETAT (6) = 6.550	Z/BV	.158	.316	.600	.840	.925
	X/CV					
	.650	-.0640	.1020	.1920	.2630	.0820
	.775	-.0650	.0820	.1750	.2280	.0930
	.900		.0710	.1540	.2090	.0770
MACH (2) = 2.999 BETAT (7) = 8.710	Z/BV	.158	.316	.600	.840	.925
	X/CV					
	.000	-.0250	.4440	.4330	.4640	.3450
	.050	.0970	.3630	.3760	.3790	.3730
	.150	.1170	.3130	.3340	.3470	.3630
	.300	.0900	.2350	.2880	.3110	.3110
	.520	.0490	.1250	.2210	.2440	.2380
	.650	-.0530	.1270	.2260	.3100	.1150
	.775	-.0440	.1020	.2020	.2730	.1200
.900		.1020	.1850	.2480	.1010	
MACH (3) = 3.502 BETAT (1) = -8.730	Z/BV	.158	.316	.600	.840	.925
	X/CV					
	.000	.0150	.2180	.3370	.4800	.4360
	.050	-.0520	-.0680	-.0680	-.0540	-.0540
	.150	-.0510	-.0660	-.0700	-.0610	-.0550
	.300	-.0460	-.0700	-.0710	-.0640	-.0600
	.520	-.0450	-.0700	-.0700	-.0550	-.0570
	.650	-.0790	-.0740	-.0710	-.0540	-.0910
	.775	-.0770	-.0780	-.0690	-.0750	-.0730
.900		-.0810	-.0780	-.0810	-.0880	
MACH (3) = 3.502 BETAT (2) = -6.530	Z/BV	.158	.316	.600	.840	.925
	X/CV					
	.000	.0300	.3640	.3730	.5060	.4480
	.050	.0090	-.0250	-.0590	-.0430	-.0380
	.150	.0310	-.0290	-.0620	-.0450	-.0410
	.300	.0300	-.0420	-.0500	-.0510	-.0490
	.520	.0030	-.0510	-.0490	-.0410	-.0450
	.650	-.0540	-.0550	-.0510	-.0460	-.0870
	.775	-.0670	-.0590	-.0540	-.0600	-.0770
.900		-.0680	-.0500	-.0660	-.0870	
MACH (3) = 3.502 BETAT (3) = -4.340	Z/BV	.158	.316	.600	.840	.925
	X/CV					
	.000	.1670	.4250	.4340	.5430	.4640
	.050	.0180	-.0160	-.0280	-.0140	-.0120
	.150	.0650	-.0020	-.0320	-.0210	-.0170
	.300	.0330	-.0090	-.0330	-.0270	-.0260
	.520	.0050	-.0140	-.0200	-.0190	-.0200
	.650	-.0490	-.0230	-.0230	-.0220	-.0750

AMES 87-707 IA9 O2A + S3 + T9 RIGHT VERTICAL

(RBNR14)

SECTION (1)RIGHT VERTICAL		DEPENDENT VARIABLE CP					
MACH (3) = 3.502	BETAT (3) = -4.340	Z/BV	.158	.316	.600	.840	.925
		X/CV					
		.775	-.0510	-.0270	-.0230	-.0300	-.0750
		.900		-.0320	-.0140	-.0350	-.0820
MACH (3) = 3.502	BETAT (4) = .050	Z/BV	.158	.316	.600	.840	.925
		X/CV					
		.000	.5840	.5450	.5200	.6100	.4410
		.050	.0290	.0380	.0460	.0710	.0610
		.150	.0650	.0660	.0550	.0690	.0660
		.300	.0610	.0930	.0580	.0640	.0590
		.520	.0370	.0550	.0680	.0590	.0500
		.650	-.0470	.0560	.0750	.0710	-.0310
		.775	-.0480	.0320	.0820	.0700	-.0440
		.900		.0180	.0810	.0700	-.0480
MACH (3) = 3.502	BETAT (5) = 4.450	Z/BV	.158	.316	.600	.840	.925
		X/CV					
		.000	.1010	.4620	.4900	.5500	.4200
		.050	.0970	.1750	.1260	.1350	.1440
		.150	.0620	.1680	.1530	.1380	.1400
		.300	.0350	.1490	.1580	.1390	.1300
		.520	.0240	.0880	.1390	.1330	.1110
		.650	-.0520	.0980	.1560	.1750	.0280
		.775	-.0500	.0750	.1430	.1710	.0200
		.900		.0590	.1300	.1650	.0070
MACH (3) = 3.502	BETAT (6) = 6.660	Z/BV	.158	.316	.600	.840	.925
		X/CV					
		.000	.0140	.4210	.4560	.5130	.3850
		.050	.0710	.1960	.1820	.1810	.1890
		.150	.0840	.1960	.2040	.1930	.1850
		.300	.0740	.1820	.2150	.2010	.1840
		.520	.0410	.0990	.1740	.1890	.1630
		.650	-.0390	.1030	.1920	.2390	.0770
		.775	-.0490	.0730	.1700	.2230	.0500
		.900		.0620	.1570	.2090	.0400
MACH (3) = 3.502	BETAT (7) = 8.860	Z/BV	.158	.316	.600	.840	.925
		X/CV					
		.000	-.0040	.2880	.4370	.4970	.3640
		.050	.1040	.2510	.2730	.2600	.2600
		.150	.0890	.2520	.2800	.2760	.2620
		.300	.0720	.2210	.2620	.2760	.2620
		.520	.0400	.1250	.2010	.2350	.2270
		.650	-.0400	.1270	.2210	.2920	.1220
		.775	-.0430	.0980	.1970	.2600	.0980



DATE 18 SEP 73

TABULATED PRESSURE DATA - IA9C

PAGE 1797

AMES 87-707 IA9 Q2A + S3 + T9 RIGHT VERTICAL

(RBNR14)

SECTION (1)RIGHT VERTICAL

DEPENDENT VARIABLE CP

MACH (3) = 3.502 BETAT (7) = 8.860

Z/BV	.158	.316	.600	.840	.925
X/CV					
	.900	.0900	.1800	.2420	.0670

AMES 87-707 IA9 O2A + S3 + T9 RIGHT VERTICAL

(RBNR15) (10 MAY 73)

REFERENCE DATA

SREF = 2.4210 SQ.FT. XMRP = 28.5300 INCHES
 LREF = 39.8490 INCHES YMRP = .0000 INCHES
 BREF = 39.8490 INCHES ZMRP = .0000 INCHES
 SCALE = .0300 SCALE

PARAMETRIC DATA

ALPHAT = 6.000 ORBINC = .500
 RUDDER = -15.000 ELEVON = .000
 RUDFLR = .000

SECTION (1) RIGHT VERTICAL

DEPENDENT VARIABLE CP

MACH (1) = 2.498	BETAT (1) = -8.390	Z/BV	.158	.316	.600	.840	.925
		X/CV					
		.000	.0010	.2110	.2330	.3390	.3340
		.050	-.0160	-.1050	-.1420	-.1570	-.1550
		.150	-.0340	-.1130	-.1220	-.1410	-.1320
		.300	-.0480	-.1220	-.1280	-.1220	-.1170
		.520	-.0630	-.1070	-.1150	-.0940	-.0990
		.650	-.1320	-.1150	-.1140	-.0930	-.1680
		.775	-.1340	-.1110	-.1140	-.1200	-.1500
		.900		-.1110	-.1130	-.1240	-.1640
MACH (1) = 2.498	BETAT (2) = -6.280	Z/BV	.158	.316	.600	.840	.925
		X/CV					
		.000	.0790	.3810	.3500	.4480	.4000
		.050	.0630	-.0550	-.1200	-.1040	-.0980
		.150	.0490	-.0720	-.0810	-.0870	-.0730
		.300	.0260	-.0530	-.0810	-.0770	-.0700
		.520	-.0230	-.0620	-.0670	-.0510	-.0560
		.650	-.1120	-.0780	-.0720	-.0510	-.1430
		.775	-.1200	-.0760	-.0660	-.0750	-.1400
		.900		-.0780	-.0630	-.0850	-.1450
MACH (1) = 2.498	BETAT (3) = -4.160	Z/BV	.158	.316	.600	.840	.925
		X/CV					
		.000	.2180	.4840	.4010	.4850	.4090
		.050	.0350	-.0430	-.0860	-.0680	-.0580
		.150	.0920	-.0440	-.0560	-.0520	-.0390
		.300	.0510	-.0070	-.0470	-.0430	-.0390
		.520	.0050	-.0290	-.0190	-.0140	-.0270
		.650	-.1010	-.0520	-.0210	-.0180	-.1250
		.775	-.1040	-.0540	-.0170	-.0190	-.1190
		.900		-.0580	-.0020	-.0310	-.1170
MACH (1) = 2.498	BETAT (4) = .060	Z/BV	.158	.316	.600	.840	.925
		X/CV					
		.000	.6590	.5330	.4530	.5070	.3980
		.050	.0370	.0650	.0360	.0120	.0240
		.150	.1380	.1330	.0860	.0640	.0610
		.300	.0700	.0980	.1090	.0910	.0720
		.520	.0360	.0320	.0740	.1000	.0830
		.650	-.0970	.0480	.0810	.1280	-.0380
		.775	-.0880	.0220	.0690	.1120	-.0480
		.900		.0040	.0590	.0950	-.0560

AMES 87-717 IA9 O2A + S3 + T9 RIGHT VERTICAL

(RBNR15)

SECTION (1)RIGHT VERTICAL		DEPENDENT VARIABLE CP					
MACH (1) = 2.498 BETAT (5) = 4.310		Z/BV	.158	.316	.600	.840	.925
		X/CV					
		.000	.1640	.5240	.4540	.4880	.3640
		.050	.0810	.2230	.2610	.2430	.2470
		.150	.0720	.2040	.2520	.2520	.2620
		.300	.0600	.1540	.2020	.2240	.2240
		.520	.0440	.0860	.1310	.1670	.1550
		.650	-.0710	.0980	.1550	.2250	.0280
		.775	-.0640	.0710	.1360	.1880	.0430
		.900		.0510	.1300	.1630	.0140
MACH (1) = 2.498 BETAT (6) = 6.440		Z/BV	.158	.316	.600	.840	.925
		X/CV					
		.000	.0780	.4520	.4410	.4490	.3300
		.050	.1020	.3160	.3530	.3620	.3600
		.150	.1060	.2470	.3080	.3260	.3450
		.300	.0660	.1800	.2610	.2860	.2900
		.520	.0600	.1000	.1820	.2150	.2040
		.650	-.0780	.1220	.2010	.2840	.0740
		.775	-.0580	.0950	.1830	.2390	.0720
		.900		.0840	.1780	.2150	.0520
MACH (1) = 2.498 BETAT (7) = 8.570		Z/BV	.158	.316	.600	.840	.925
		X/CV					
		.000	.0060	.3270	.3580	.3520	.2470
		.050	.1050	.3640	.4270	.4290	.4250
		.150	.1050	.2780	.3650	.3750	.3970
		.300	.0660	.1960	.2980	.3280	.3300
		.520	.0480	.1020	.2180	.2540	.2380
		.650	-.0790	.1330	.2350	.3300	.1100
		.775	-.0550	.1320	.2160	.2810	.1190
		.900		.1140	.2170	.2610	.0860
MACH (2) = 2.999 BETAT (1) = -8.550		Z/BV	.158	.316	.600	.840	.925
		X/CV					
		.000	-.0210	.2940	.2550	.3760	.3610
		.050	-.0250	-.0670	-.1030	-.0910	-.0870
		.150	-.0250	-.0740	-.1010	-.0900	-.0830
		.300	-.0500	-.0850	-.0840	-.0870	-.0830
		.520	-.0490	-.0850	-.0830	-.0730	-.0770
		.650	-.0970	-.0940	-.0830	-.0700	-.1180
		.775	-.0880	-.0900	-.0830	-.0950	-.1070
		.900		-.0870	-.0840	-.1000	-.1210
MACH (2) = 2.999 BETAT (2) = -6.400		Z/BV	.158	.316	.600	.840	.925
		X/CV					
		.000	.0540	.3830	.3430	.4340	.3890
		.050	.0330	-.0460	-.0740	-.0650	-.0630
		.150	.0220	-.0530	-.0690	-.0650	-.0590
		.300	.0000	-.0360	-.0490	-.0590	-.0610

AMES 87-707 IA9 O2A + S3 + T9 RIGHT VERTICAL

(RBNR15)

SECTION (1)RIGHT VERTICAL		DEPENDENT VARIABLE CP					
MACH (2) = 2.999	BETAT (2) = -6.400	Z/BV	.158	.316	.600	.840	.925
		X/CV					
		.520	-.0080	-.0490	-.0400	-.0410	-.0560
		.650	-.0780	-.0640	-.0490	-.0440	-.1040
		.775	-.0760	-.0640	-.0440	-.0460	-.0980
		.900		-.0630	-.0420	-.0540	-.1040
MACH (2) = 2.999	BETAT (3) = -4.240	Z/BV	.158	.316	.600	.840	.925
		X/CV					
		.000	.1210	.4760	.4190	.5060	.4020
		.050	.0230	-.0050	-.0380	-.0190	-.0220
		.150	.0530	-.0090	-.0310	-.0180	-.0090
		.300	.0430	-.0130	-.0200	-.0190	-.0160
		.520	.0180	-.0200	-.0100	-.0060	-.0110
		.650	-.0710	-.0330	-.0190	-.0100	-.0880
		.775	-.0730	-.0420	-.0170	-.0110	-.0920
		.900		-.0440	-.0140	-.0220	-.0930
MACH (2) = 2.999	BETAT (4) = .060	Z/BV	.158	.316	.600	.840	.925
		X/CV					
		.000	.5830	.4960	.4490	.5230	.4140
		.050	.0080	.0210	.0140	.0320	.0400
		.150	.0680	.0770	.0430	.0400	.0530
		.300	.0480	.0860	.0630	.0430	.0400
		.520	.0220	.0270	.0640	.0540	.0340
		.650	-.0750	.0310	.0730	.0640	-.0550
		.775	-.0680	.0100	.0640	.0610	-.0650
		.900		-.0030	.0550	.0610	-.0650
MACH (2) = 2.999	BETAT (5) = 4.390	Z/BV	.158	.316	.600	.840	.925
		X/CV					
		.000	.0660	.5140	.4650	.4880	.3610
		.050	.0610	.1480	.1260	.1150	.1240
		.150	.0580	.1650	.1740	.1460	.1460
		.300	.0350	.1360	.1800	.1630	.1420
		.520	.0160	.0630	.1310	.1510	.1290
		.650	-.0760	.0700	.1360	.2020	.0370
		.775	-.0710	.0430	.1240	.1740	.0260
		.900		.0340	.1120	.1540	.0170
MACH (2) = 2.999	BETAT (6) = 6.570	Z/BV	.158	.316	.600	.840	.925
		X/CV					
		.000	.0340	.4350	.4290	.4450	.3290
		.050	.0400	.2240	.2630	.2540	.2460
		.150	.0490	.2170	.2570	.2550	.2580
		.300	.0350	.1680	.2200	.2360	.2310
		.520	.0190	.0790	.1580	.1840	.1760

AMES 87-707 IA9 Q2A + S3 + T9 RIGHT VERTICAL

(RBNR15)

SECTION (1)RIGHT VERTICAL		DEPENDENT VARIABLE CP					
MACH (2) = 2.999	BETAT (6) = 6.570	Z/BV	.158	.316	.600	.840	.925
		X/CV					
		.650	-.0680	.0870	.1660	.2380	.0710
		.775	-.0600	.0690	.1500	.2040	.0690
		.900		.0610	.1380	.1870	.0590
MACH (2) = 2.999	BETAT (7) = 8.730	Z/BV	.158	.316	.600	.840	.925
		X/CV					
		.000	-.0230	.3660	.3650	.3880	.2810
		.050	.0660	.3090	.3460	.3570	.3510
		.150	.0810	.2610	.2970	.3190	.3370
		.300	.0620	.1900	.2560	.2840	.2880
		.520	.0260	.0950	.1920	.2250	.2160
		.650	-.0620	.0990	.2020	.2870	.1060
		.775	-.0540	.0790	.1770	.2450	.1060
		.900		.0970	.1680	.2190	.0830
MACH (3) = 3.502	BETAT (1) = -8.710	Z/BV	.158	.316	.600	.840	.925
		X/CV					
		.000	-.0280	.1530	.2680	.4030	.3700
		.050	-.0560	-.0760	-.0760	-.0640	-.0630
		.150	-.0600	-.0770	-.0820	-.0700	-.0640
		.300	-.0530	-.0830	-.0790	-.0720	-.0740
		.520	-.0550	-.0820	-.0790	-.0650	-.0660
		.650	-.0800	-.0810	-.0810	-.0670	-.0950
		.775	-.0790	-.0760	-.0800	-.0830	-.0790
		.900		-.0760	-.0810	-.0870	-.0930
MACH (3) = 3.502	BETAT (2) = -6.520	Z/BV	.158	.316	.600	.840	.925
		X/CV					
		.000	.0250	.3430	.3120	.4360	.3840
		.050	.0040	-.0290	-.0640	-.0510	-.0480
		.150	.0160	-.0340	-.0650	-.0580	-.0530
		.300	.0100	-.0480	-.0510	-.0620	-.0590
		.520	-.0050	-.0580	-.0550	-.0510	-.0540
		.650	-.0640	-.0670	-.0590	-.0560	-.0920
		.775	-.0640	-.0710	-.0600	-.0680	-.0770
		.900		-.0690	-.0570	-.0710	-.0900
MACH (3) = 3.502	BETAT (3) = -4.330	Z/BV	.158	.316	.600	.840	.925
		X/CV					
		.000	.0960	.3600	.3710	.4740	.4000
		.050	.0090	-.0110	-.0400	-.0320	-.0290
		.150	.0350	-.0110	-.0410	-.0380	-.0320
		.300	.0290	-.0220	-.0370	-.0410	-.0410
.520	.0060	-.0230	-.0280	-.0320	-.0360		
.650	-.0580	-.0350	-.0300	-.0300	-.0830		

AMES 87-707 IA9 O2A + S3 + T9 RIGHT VERTICAL

(RBNR15)

SECTION (1) RIGHT VERTICAL		DEPENDENT VARIABLE CP					
MACH (3) = 3.502	BETAT (3) = -4.330	Z/BV	.158	.316	.600	.840	.925
		X/CV					
		.775	-.0570	-.0380	-.0270	-.0380	-.0780
		.900		-.0400	-.0250	-.0450	-.0830
MACH (3) = 3.502	BETAT (4) = .050	Z/BV	.158	.316	.600	.840	.925
		X/CV					
		.000	.4860	.4680	.4430	.5370	.4250
		.050	.0100	.0250	.0250	.0470	.0560
		.150	.0410	.0460	.0300	.0460	.0550
		.300	.0340	.0650	.0380	.0430	.0450
		.520	.0140	.0260	.0480	.0400	.0330
		.650	-.0580	.0300	.0540	.0480	-.0430
		.775	-.0570	.0100	.0570	.0480	-.0590
		.900		-.0040	.0510	.0460	-.0610
MACH (3) = 3.502	BETAT (5) = 4.460	Z/BV	.158	.316	.600	.840	.925
		X/CV					
		.000	.0300	.4080	.4190	.4780	.3550
		.050	.0380	.1260	.1050	.1040	.1120
		.150	.0260	.1210	.1260	.1080	.1170
		.300	.0130	.1080	.1220	.1100	.0990
		.520	.0050	.0550	.1020	.1060	.0840
		.650	-.0560	.0640	.1190	.1400	.0080
		.775	-.0550	.0440	.1060	.1350	.0030
		.900		.0300	.0950	.1270	-.0060
MACH (3) = 3.502	BETAT (6) = 6.660	Z/BV	.158	.316	.600	.840	.925
		X/CV					
		.000	.0170	.3790	.3830	.4460	.3280
		.050	.0520	.1670	.1730	.1510	.1550
		.150	.0350	.1690	.1900	.1640	.1550
		.300	.0240	.1490	.1780	.1740	.1560
		.520	.0090	.0810	.1350	.1560	.1370
		.650	-.0560	.0850	.1500	.2010	.0560
		.775	-.0560	.0640	.1320	.1810	.0400
		.900		.0520	.1170	.1660	.0280
MACH (3) = 3.502	BETAT (7) = 8.880	Z/BV	.158	.316	.600	.840	.925
		X/CV					
		.000	-.0520	.2170	.3680	.4170	.3030
		.050	.0470	.1970	.2480	.2370	.2320
		.150	.0540	.2080	.2450	.2430	.2340
		.300	.0470	.1810	.2210	.2340	.2290
		.520	.0200	.0920	.1670	.1970	.1900
		.650	-.0490	.0940	.1800	.2450	.0930
		.775	-.0540	.0670	.1600	.2180	.0740



DATE 18 SEP 73

TABULATED PRESSURE DATA - IA9C

PAGE 1803

AMES 87-707 IA9 O2A + S3 + T9 RIGHT VERTICAL

(BNR15)

SECTION (1) RIGHT VERTICAL

DEPENDENT VARIABLE CP

MACH (3) = 3.502	BETAT (7) = 8.880	Z/BV	.158	.316	.600	.840	.925
		X/CV					
		.900		.0590	.1460	.2020	.0490

AMES 87-707 IA9 O2A + S3 + T9 RIGHT VERTICAL

(RBNR16) (10 MAY 73)

REFERENCE DATA

SREF = 2.4210 SQ.FT. XMRP = 28.5300 INCHES
 LREF = 39.8490 INCHES YMRP = .0000 INCHES
 BREF = 39.8490 INCHES ZMRP = .0000 INCHES
 SCALE = .0300 SCALE

PARAMETRIC DATA

ALPHAT = 8.000 ORBINC = .500
 RUDDER = -15.000 ELEVON = .000
 RUDFLR = .000

SECTION (1) RIGHT VERTICAL		DEPENDENT VARIABLE CP					
MACH (1) = 2.498	BETAT (1) = -8.370	Z/BV	.158	.316	.600	.840	.925
		X/CV					
		.000	.0020	.1280	.1980	.3090	.3030
		.050	-.0100	-.1110	-.1430	-.1530	-.1530
		.150	-.0190	-.1200	-.1260	-.1400	-.1340
		.300	-.0590	-.1240	-.1240	-.1250	-.1200
		.520	-.0650	-.1040	-.1180	-.0990	-.1040
		.650	-.1310	-.1160	-.1200	-.0990	-.1670
		.775	-.1230	-.1140	-.1180	-.1230	-.1560
		.900		-.1090	-.1190	-.1290	-.1700
MACH (1) = 2.498	BETAT (2) = -6.270	Z/BV	.158	.316	.600	.840	.925
		X/CV					
		.000	.0820	.2970	.2950	.3850	.3490
		.050	.0560	-.0630	-.1290	-.1180	-.1120
		.150	.0320	-.0840	-.0940	-.1030	-.0910
		.300	-.0030	-.0540	-.0870	-.0910	-.0820
		.520	-.0280	-.0680	-.0820	-.0650	-.0700
		.650	-.1110	-.0860	-.0850	-.0740	-.1480
		.775	-.1140	-.0860	-.0800	-.0850	-.1440
		.900		-.0840	-.0780	-.0920	-.1510
MACH (1) = 2.498	BETAT (3) = -4.160	Z/BV	.158	.316	.600	.840	.925
		X/CV					
		.000	.1450	.3900	.3480	.4280	.3620
		.050	.0520	-.0500	-.0970	-.0860	-.0790
		.150	.0760	-.0450	-.0670	-.0700	-.0580
		.300	.0400	-.0100	-.0540	-.0580	-.0540
		.520	.0000	-.0350	-.0390	-.0260	-.0360
		.650	-.1000	-.0580	-.0300	-.0300	-.1310
		.775	-.1040	-.0600	-.0190	-.0360	-.1240
		.900		-.0630	-.0250	-.0470	-.1230
MACH (1) = 2.498	BETAT (4) = .060	Z/BV	.158	.316	.600	.840	.925
		X/CV					
		.000	.6440	.4770	.3970	.4480	.3490
		.050	.0100	.0450	.0240	.0060	.0160
		.150	.1020	.1030	.0760	.0600	.0570
		.300	.0490	.0820	.0960	.0860	.0700
		.520	.0200	.0190	.0550	.0880	.0750
		.650	-.1050	.0340	.0640	.1110	-.0480
		.775	-.0970	.0130	.0550	.0950	-.0570
		.900		-.0040	.0490	.0790	-.0630



DATE 18 SEP 73

TABULATED PRESSURE DATA - IA9C

PAGE 1805

AMES 87-707 IA9 O2A + S3 + T9 RIGHT VERTICAL

(RBNR16)

SECTION (1) RIGHT VERTICAL

DEPENDENT VARIABLE CP

MACH (1) = 2.498 BETAT (5) = 4.330

Z/BV	.158	.316	.600	.840	.925
X/CV					
.000	.0960	.4300	.4110	.4330	.3190
.050	.0470	.2040	.2610	.2490	.2520
.150	.0480	.1810	.2420	.2420	.2580
.300	.0350	.1340	.1870	.2140	.2130
.520	.0240	.0700	.1210	.1540	.1440
.650	-.0770	.0860	.1410	.2110	.0250
.775	-.0740	.0580	.1220	.1740	.0440
.900		.0430	.1140	.1490	.0140

MACH (1) = 2.498 BETAT (6) = 6.460

Z/BV	.158	.316	.600	.840	.925
X/CV					
.000	.0620	.3600	.3840	.3840	.2750
.050	.0870	.2930	.3410	.3420	.3400
.150	.0930	.2250	.2900	.3000	.3230
.300	.0430	.1560	.2330	.2610	.2650
.520	.0310	.0730	.1620	.1930	.1800
.650	-.1000	.0950	.1740	.2550	.0610
.775	-.0770	.0830	.1600	.2170	.0570
.900		.0790	.1630	.1970	.0440

MACH (1) = 2.498 BETAT (7) = 8.600

Z/BV	.158	.316	.600	.840	.925
X/CV					
.000	.0000	.2450	.3070	.3010	.2030
.050	.1210	.3360	.4190	.3970	.3860
.150	.1040	.2460	.3440	.3420	.3590
.300	.0380	.1680	.2620	.2970	.2970
.520	.0270	.0810	.1820	.2180	.2100
.650	-.1000	.1090	.1950	.2840	.0880
.775	-.0830	.1030	.1840	.2510	.1060
.900		.1020	.1840	.2390	.0870

MACH (2) = 2.999 BETAT (1) = -8.530

Z/BV	.158	.316	.600	.840	.925
X/CV					
.000	-.0330	.1950	.1910	.3050	.2980
.050	-.0380	-.0800	-.1130	-.1070	-.1050
.150	-.0400	-.0850	-.1030	-.1050	-.0980
.300	-.0630	-.0960	-.0990	-.1020	-.1000
.520	-.0730	-.0880	-.0940	-.0860	-.0920
.650	-.1070	-.1000	-.0980	-.0860	-.1290
.775	-.0960	-.0980	-.0980	-.1080	-.1110
.900		-.0980	-.1000	-.1090	-.1260

MACH (2) = 2.999 BETAT (2) = -6.380

Z/BV	.158	.316	.600	.840	.925
X/CV					
.000	.0130	.2800	.2980	.3780	.3270
.050	.0030	-.0500	-.0850	-.0740	-.0740
.150	.0020	-.0620	-.0680	-.0700	-.0700
.300	-.0230	-.0560	-.0590	-.0620	-.0670

AMES 87-707 IA9 O2A + S3 + T9 RIGHT VERTICAL

(RBNR16)

SECTION (1)RIGHT VERTICAL		DEPENDENT VARIABLE CP					
MACH (2) = 2.999	BETAT (2) = -6.380	Z/BV	.158	.316	.600	.840	.925
		X/CV					
		.520	-.0350	-.0610	-.0550	-.0410	-.0570
		.650	-.0930	-.0760	-.0590	-.0430	-.1040
		.775	-.0860	-.0800	-.0590	-.0520	-.0980
		.900		-.0810	-.0630	-.0690	-.1060
MACH (2) = 2.999	BETAT (3) = -4.230	Z/BV	.158	.316	.600	.840	.925
		X/CV					
		.000	.1290	.3430	.3640	.4520	.3690
		.050	.0110	-.0200	-.0500	-.0430	-.0390
		.150	.0230	-.0220	-.0410	-.0430	-.0320
		.300	.0180	-.0100	-.0470	-.0430	-.0410
		.520	.0030	-.0330	-.0370	-.0310	-.0370
		.650	-.0760	-.0460	-.0430	-.0330	-.1040
		.775	-.0790	-.0530	-.0390	-.0390	-.0960
		.900		-.0540	-.0390	-.0470	-.0990
MACH (2) = 2.999	BETAT (4) = .060	Z/BV	.158	.316	.600	.840	.925
		X/CV					
		.000	.4660	.4520	.3870	.4600	.3610
		.050	.0010	.0190	.0010	.0100	.0170
		.150	.0570	.0680	.0310	.0170	.0280
		.300	.0270	.0570	.0420	.0210	.0170
		.520	.0060	.0060	.0390	.0340	.0120
		.650	-.0800	.0110	.0440	.0420	-.0650
		.775	-.0740	-.0020	.0340	.0440	-.0690
		.900		-.0130	.0260	.0440	-.0680
MACH (2) = 2.999	BETAT (5) = 4.400	Z/BV	.158	.316	.600	.840	.925
		X/CV					
		.000	.0640	.3860	.4060	.4590	.3460
		.050	.0220	.1500	.1370	.1910	.1960
		.150	.0200	.1460	.1740	.1430	.1370
		.300	.0060	.1110	.1650	.1580	.1410
		.520	-.0020	.0490	.1110	.1370	.1210
		.650	-.0750	.0600	.1210	.1890	.0320
		.775	-.0720	.0370	.1070	.1550	.0140
		.900		.0230	.0960	.1380	.0140
MACH (2) = 2.999	BETAT (6) = 6.580	Z/BV	.158	.316	.600	.840	.925
		X/CV					
		.000	.0050	.3180	.3740	.3800	.2750
		.050	.0280	.2000	.2600	.2480	.2480
		.150	.0290	.1740	.2380	.2410	.2510
		.300	.0110	.1270	.2000	.2180	.2170
		.520	.0000	.0560	.1400	.1670	.1610

AMES 87-707 IA9 O2A + S3 + T9 RIGHT VERTICAL

(RBNR16)

SECTION (1)RIGHT VERTICAL		DEPENDENT VARIABLE CP					
MACH (2) = 2.999	BETAT (6) = 6.580	Z/BV	.158	.316	.600	.840	.925
		X/CV					
		.650	-.0780	.0620	.1490	.2220	.0610
		.775	-.0660	.0430	.1340	.1860	.0530
		.900		.0500	.1230	.1680	.0440
MACH (2) = 2.999	BETAT (7) = 8.750	Z/BV	.158	.316	.600	.840	.925
		X/CV					
		.000	-.0310	.2540	.2970	.3160	.2210
		.050	.0600	.2680	.3150	.3390	.3340
		.150	.0720	.2220	.2700	.2960	.3150
MACH (3) = 3.502	BETAT (1) = -8.690	Z/BV	.158	.316	.600	.840	.925
		X/CV					
		.000	-.0400	.1540	.1970	.3260	.3040
		.050	-.0490	-.0790	-.0880	-.0800	-.0790
		.150	-.0520	-.0810	-.0930	-.0820	-.0810
MACH (3) = 3.502	BETAT (2) = -6.500	Z/BV	.158	.316	.600	.840	.925
		X/CV					
		.000	.0040	.2670	.2500	.3620	.3210
		.050	-.0130	-.0470	-.0730	-.0740	-.0720
		.150	-.0100	-.0540	-.0710	-.0720	-.0750
MACH (3) = 3.502	BETAT (3) = -4.320	Z/BV	.158	.316	.600	.840	.925
		X/CV					
		.000	.0460	.3140	.3250	.4110	.3470
		.050	.0070	-.0180	-.0430	-.0390	-.0390
		.150	.0040	-.0220	-.0400	-.0390	-.0440

AMES 87-707 IA9 O2A + S3 + T9 RIGHT VERTICAL

(RBNR16)

SECTION (1) RIGHT VERTICAL		DEPENDENT VARIABLE CP					
MACH (3) = 3.502	BETAT (3) = -4.320	Z/BV	.158	.316	.600	.840	.925
		X/CV					
		.775	-.0630	-.0490	-.0390	-.0390	-.0760
		.900		-.0490	-.0390	-.0440	-.0820
MACH (3) = 3.502	BETAT (4) = .050	Z/BV	.158	.316	.600	.840	.925
		X/CV					
		.000	.3790	.4190	.3720	.4660	.3620
		.050	.0190	.0120	.0090	.0240	.0340
		.150	.0400	.0370	.0160	.0250	.0310
		.300	.0150	.0420	.0280	.0200	.0200
		.520	-.0070	.0010	.0280	.0200	.0100
		.650	-.0640	.0000	.0270	.0270	-.0540
		.775	-.0650	-.0110	.0280	.0280	-.0650
		.900		-.0200	.0270	.0220	-.0680
MACH (3) = 3.502	BETAT (5) = 4.470	Z/BV	.158	.316	.600	.840	.925
		X/CV					
		.000	.0230	.3420	.3670	.4160	.3080
		.050	.0090	.1040	.0870	.0880	.0970
		.150	.0120	.1020	.1110	.0940	.0920
		.300	-.0020	.0850	.1120	.0980	.0860
		.520	-.0140	.0380	.0860	.0930	.0680
		.650	-.0670	.0430	.0970	.1240	.0020
		.775	-.0670	.0270	.0850	.1200	-.0080
		.900		.0170	.0760	.1090	-.0090
MACH (3) = 3.502	BETAT (6) = 6.680	Z/BV	.158	.316	.600	.840	.925
		X/CV					
		.000	-.0120	.3110	.3170	.3700	.2700
		.050	.0150	.1470	.1700	.1460	.1410
		.150	.0150	.1350	.1720	.1580	.1440
		.300	.0080	.1030	.1540	.1620	.1480
		.520	-.0030	.0480	.1150	.1370	.1250
		.650	-.0590	.0530	.1260	.1770	.0490
		.775	-.0590	.0380	.1130	.1580	.0270
		.900		.0300	.1000	.1440	.0160
MACH (3) = 3.502	BETAT (7) = 8.900	Z/BV	.158	.316	.600	.840	.925
		X/CV					
		.000	-.0350	.2300	.2890	.3350	.2410
		.050	.0120	.1840	.2360	.2320	.2270
		.150	.0150	.1740	.2170	.2210	.2160
		.300	.0190	.1400	.1820	.2050	.2060
		.520	.0020	.0690	.1410	.1680	.1640
		.650	-.0530	.0720	.1500	.2130	.0760
.775	-.0550	.0530	.1310	.1870	.0600		



DATE 18 SEP 73

TABULATED PRESSURE DATA - IA9C

PAGE 1849

AMES 87-757 IA9 O2A + S3 + T9 RIGHT VERTICAL

(RBNR16)

SECTION (1)RIGHT VERTICAL

DEPENDENT VARIABLE CP

MACH (3) = 3.552	BETAT (7) = 8.900	Z/BV	.158	.316	.600	.840	.925
		X/CV					
			.900	.0500	.1160	.1680	.0370

AMES 87-707 IA9 O2A + S3 + T9 RIGHT VERTICAL

(RBNR17) (10 MAY 73)

REFERENCE DATA

SREF = 2.4210 SQ.FT. XMRP = 28.5300 INCHES
 LREF = 39.8490 INCHES YMRP = .0000 INCHES
 BREF = 39.8490 INCHES ZMRP = .0000 INCHES
 SCALE = .0300 SCALE

PARAMETRIC DATA

ALPHAT = -8.000 ORBINC = .500
 RUDDER = -10.000 ELEVON = .000
 RUDFLR = .000

SECTION (1) RIGHT VERTICAL

DEPENDENT VARIABLE CP

MACH (1) = 2.499 BETAT (1) = -8.390

Z/BV	.158	.316	.600	.840	.925
X/CV					
.000	.5370	.5930	.5720	.7620	.7310
.050	-.0040	-.0570	-.0980	-.0600	-.0530
.150	-.0570	-.0490	-.0620	-.0320	-.0130
.300	.0040	-.0470	-.0510	-.0200	-.0020
.520	.0010	-.0360	-.0310	-.0060	.0350
.650	-.0820	-.0800	-.0770	-.0420	-.0980
.775	-.1140	-.0900	-.0880	-.0820	-.1200
.900		-.0970	-.0890	-.0830	-.1200

MACH (1) = 2.499 BETAT (2) = -6.280

Z/BV	.158	.316	.600	.840	.925
X/CV					
.000	.6800	.7530	.6370	.8190	.7610
.050	.0070	-.0420	-.0580	-.0210	-.0070
.150	.0920	-.0130	-.0200	.0100	.0310
.300	.0990	.0020	-.0060	.0190	.0360
.520	.0810	.0570	.0140	.0410	.0610
.650	-.0300	.0390	-.0250	-.0140	-.0850
.775	-.0660	-.0060	-.0220	-.0500	-.0970
.900		-.0130	-.0070	-.0560	-.0920

MACH (1) = 2.498 BETAT (3) = -4.180

Z/BV	.158	.316	.600	.840	.925
X/CV					
.000	.7280	.8920	.6760	.8460	.7590
.050	.2370	.0500	-.0060	.0220	.0360
.150	.2460	.0830	.0700	.0540	.0730
.300	.1610	.2460	.0740	.0690	.0720
.520	.1310	.1350	.1640	.0960	.0940
.650	.0000	.0510	.0990	.0630	-.0640
.775	-.0160	.0020	.0780	.0410	-.0600
.900		.0010	.0670	.0400	-.0470

MACH (1) = 2.498 BETAT (4) = .060

Z/BV	.158	.316	.600	.840	.925
X/CV					
.000	1.0160	.9670	.7740	.8940	.7620
.050	.2480	.2970	.1940	.1360	.1540
.150	.3920	.4110	.2610	.2280	.2180
.300	.2910	.3160	.3400	.2700	.2460
.520	.2300	.1990	.2440	.2900	.2650
.650	.0060	.1210	.1550	.2300	.0650
.775	.0220	.0800	.1350	.1840	.0530
.900		.0500	.1250	.1520	.0810



DATE 18 SEP 75

TABULATED PRESSURE DATA - IA9C

PAGE 1811

AMES 87-707 IA9 O2A + S3 + T9 RIGHT VERTICAL

(RBNR17)

SECTION (1)RIGHT VERTICAL

DEPENDENT VARIABLE CP

MACH (1) = 2.498	BETAT (5) = 4.330	Z/BV	.158	.316	.600	.840	.925
		X/CV					
		.000	.7170	.9560	.7590	.8610	.7100
		.050	.4690	.5840	.4820	.4410	.4380
		.150	.4240	.5010	.4740	.4750	.4770
		.300	.3240	.3820	.4120	.4410	.4310
		.520	.2720	.2580	.3140	.3520	.3290
		.650	.0160	.1760	.2170	.3000	.1130
		.775	.0400	.1410	.2020	.2480	.0880
		.900		.1090	.1880	.2180	.1360

MACH (1) = 2.499	BETAT (6) = 6.470	Z/BV	.158	.316	.600	.840	.925
		X/CV					
		.000	.5200	.8690	.7520	.8290	.6720
		.050	.5470	.6880	.5790	.5730	.5730
		.150	.4790	.5460	.5300	.5470	.5630
		.300	.3450	.4190	.4610	.4960	.4840
		.520	.2860	.2770	.3480	.3990	.3640
		.650	.0210	.1950	.2510	.3320	.1320
		.775	.0520	.1660	.2340	.2820	.1130
		.900		.1440	.2320	.2510	.1570

MACH (1) = 2.499	BETAT (7) = 8.600	Z/BV	.158	.316	.600	.840	.925
		X/CV					
		.000	.4650	.7600	.7440	.7880	.6340
		.050	.6300	.7760	.6580	.6590	.6600
		.150	.5340	.5990	.5830	.6050	.6260
		.300	.3660	.4640	.5090	.5470	.5400
		.520	.3100	.3080	.3810	.4370	.4020
		.650	.0350	.2270	.2820	.3670	.1570
		.775	.0740	.1960	.2730	.3230	.1490
		.900		.1900	.2710	.2980	.1850

MACH (2) = 2.999	BETAT (1) = -8.540	Z/BV	.158	.316	.600	.840	.925
		X/CV					
		.000	.5910	.6510	.6670	.8820	.8280
		.050	.0010	-.0400	-.0350	.0110	.0200
		.150	-.0360	-.0190	-.0200	.0250	.0410
		.300	.0090	-.0190	-.0200	.0220	.0360
		.520	.0010	-.0150	-.0110	.0420	.0550
		.650	-.0570	-.0450	-.0530	-.0030	-.0590
		.775	-.0760	-.0520	-.0590	-.0400	-.0680
		.900		-.0560	-.0610	-.0470	-.0720

MACH (2) = 2.999	BETAT (2) = -4.240	Z/BV	.158	.316	.600	.840	.925
		X/CV					
		.000	.8070	.8210	.7740	.9550	.8020
		.050	.0910	.0290	.0350	.0760	.0850
		.150	.1930	.0710	.0550	.0850	.1020
		.300	.1120	.0870	.0500	.0790	.0850

AMES 87-707 IA9 O2A + S3 + T9 RIGHT VERTICAL

(RBNR17)

SECTION (1)RIGHT VERTICAL		DEPENDENT VARIABLE CP					
MACH (2) = 2.999	BETAT (2) = -4.240	Z/BV	.158	.316	.600	.840	.925
		X/CV					
		.520	.1050	.1500	.0830	.0920	.0950
		.650	.0080	.0700	.0510	.0370	-.0340
		.775	.0060	.0310	.0650	.0050	-.0460
.900		.0140	.0660	.0010	-.0420		
MACH (2) = 2.999	BETAT (3) = .060	Z/BV	.158	.316	.600	.840	.925
		X/CV					
		.500	1.0570	.9290	.8010	.9310	.7920
		.650	.1950	.1860	.1370	.1260	.1360
		.150	.3670	.2110	.1920	.1370	.1500
.300	.2880	.3220	.2650	.1680	.1350		
.520	.2170	.1920	.2550	.1710	.1370		
.650	.0220	.1210	.1760	.1510	.0040		
.775	.0450	.0880	.1510	.1480	.0080		
.900		.0680	.1390	.1510	.0150		
MACH (2) = 2.999	BETAT (4) = 4.410	Z/BV	.158	.316	.600	.840	.925
		X/CV					
		.000	.7050	.8620	.8320	.9610	.7640
		.650	.4190	.4650	.3830	.2710	.2670
		.150	.3950	.5260	.4560	.3570	.3250
.300	.3200	.4150	.4140	.4220	.3500		
.520	.2460	.2460	.3180	.3620	.3450		
.650	.0320	.1540	.2270	.3080	.1400		
.775	.0550	.1270	.2050	.2620	.1280		
.900		.1140	.1930	.2350	.1530		
MACH (2) = 2.999	BETAT (5) = 8.760	Z/BV	.158	.316	.600	.840	.925
		X/CV					
		.000	.5010	.7740	.8010	.8960	.7270
		.650	.5760	.7090	.6300	.6050	.5940
		.150	.5130	.6130	.5700	.5870	.6020
.300	.3710	.4950	.4950	.5390	.5390		
.520	.2690	.2980	.3910	.4440	.4300		
.650	.0460	.1940	.2970	.3960	.1920		
.775	.0460	.1690	.2710	.3390	.1800		
.900		.1660	.2550	.3070	.2140		
MACH (3) = 3.502	BETAT (1) = -8.700	Z/BV	.158	.316	.600	.840	.925
		X/CV					
		.000	.5750	.7190	.7500	.9940	.8860
		.650	.0140	-.0240	.0110	.0470	.0500
		.150	-.0140	-.0070	.0190	.0450	.0540
.300	-.0050	-.0160	.0070	.0400	.0420		
.520	-.0080	.0040	.0090	.0520	.0570		



DATE 18 SEP 73

TABULATED PRESSURE DATA - IA9C

PAGE 1813

AMES 87-707 IA9 O2A + S3 + T9 RIGHT VERTICAL

(RBNR17)

SECTION (1)RIGHT VERTICAL

DEPENDENT VARIABLE CP

MACH (3) = 3.502 BETAT (1) = -8.700

Z/BV	.158	.316	.600	.840	.925
X/CV					
.650	-.0480	-.0310	-.0330	.0170	-.0370
.775	-.0520	-.0340	-.0410	-.0200	-.0350
.900		-.0400	-.0420	-.0280	-.0480

MACH (3) = 3.502 BETAT (2) = -6.510

Z/BV	.158	.316	.600	.840	.925
X/CV					
.000	.6830	.8030	.7940	.9650	.8700
.050	.0340	-.0030	.0370	.0610	.0630
.150	.0160	.0050	.0420	.0590	.0620
.300	.0640	.0120	.0310	.0540	.0460
.520	.0430	.0280	.0280	.0670	.0580
.650	-.0200	-.0020	-.0160	.0300	-.0340
.775	-.0300	-.0120	-.0230	-.0040	-.0310
.900		-.0130	-.0220	-.0130	-.0390

MACH (3) = 3.502 BETAT (3) = -4.320

Z/BV	.158	.316	.600	.840	.925
X/CV					
.000	.7430	.8050	.8310	.9870	.8640
.050	.0660	.0210	.0660	.0820	.0840
.150	.1380	.0480	.0680	.0760	.0840
.300	.0850	.0540	.0610	.0680	.0660
.520	.0800	.1280	.0600	.0710	.0730
.650	.0030	.0690	.0180	.0350	-.0320
.775	.0020	.0350	.0240	.0140	-.0340
.900		.0160	.0360	.0040	-.0310

MACH (3) = 3.502 BETAT (4) = .060

Z/BV	.158	.316	.600	.840	.925
X/CV					
.000	.9220	.8070	.8410	.9830	.8440
.050	.1560	.1060	.1140	.1420	.1490
.150	.2680	.1690	.1450	.1310	.1450
.300	.2540	.3030	.1620	.1210	.1210
.520	.1810	.1790	.1710	.1160	.1020
.650	.0250	.1110	.1640	.0890	-.0070
.775	.0370	.0780	.1470	.0890	-.0150
.900		.0570	.1370	.0800	-.0130

MACH (3) = 3.502 BETAT (5) = 4.490

Z/BV	.158	.316	.600	.840	.925
X/CV					
.000	.7180	.8390	.8850	.9900	.8150
.050	.3550	.3070	.2660	.2210	.2290
.150	.3140	.4030	.3170	.2310	.2350
.300	.2790	.3840	.3930	.2650	.2190
.520	.2190	.2440	.3240	.2580	.2070
.650	.0490	.1600	.2360	.2620	.0860

AMES 87-707 IA9 O2A + S3 + T9 RIGHT VERTICAL

(RBNR17)

SECTION (1)RIGHT VERTICAL

DEPENDENT VARIABLE CP

MACH (3) = 3.502	BETAT (5) = 4.490	Z/BV	.158	.316	.600	.840	.925	
		X/CV						
			.775	.0630	.1300	.2130	.2560	.0840
		.900		.1110	.1980	.2430	.1240	
MACH (3) = 3.502	BETAT (6) = 6.700	Z/BV	.158	.316	.600	.840	.925	
		X/CV						
			.000	.5620	.8710	.8920	.9790	.8040
			.050	.4660	.4340	.4160	.2840	.2790
			.150	.4260	.5310	.4960	.3520	.3050
			.300	.3480	.4150	.4530	.3910	.3260
			.520	.2310	.2700	.3560	.3960	.3560
			.650	.0520	.1800	.2620	.3520	.1720
			.775	.0490	.1480	.2390	.3040	.1810
			.900		.1350	.2250	.2790	.1850
MACH (3) = 3.502	BETAT (7) = 8.910	Z/BV	.158	.316	.600	.840	.925	
		X/CV						
			.000	.4850	.8130	.8730	1.0080	.8160
			.050	.5370	.6420	.5810	.4500	.4130
			.150	.4870	.5870	.5650	.5240	.4780
			.300	.3650	.4480	.4960	.5260	.4960
			.520	.2310	.2960	.3870	.4520	.4390
			.650	.0450	.2030	.2930	.4060	.2150
			.775	.0290	.1650	.2740	.3530	.2130
			.900		.1580	.2580	.3230	.2270



DATE 18 SEP 73

TABULATED PRESSURE DATA - IA9C

AMES 87-707 IA9 O2A + S3 + T9 RIGHT VERTICAL

(RBNR18) (10 MAY 73)

REFERENCE DATA

SREF = 2.4210 SQ.FT. XMRP = 28.5300 INCHES
 LREF = 39.8490 INCHES YMRP = .0000 INCHES
 BREF = 39.8490 INCHES ZMRP = .0000 INCHES
 SCALE = .0300 SCALE

PARAMETRIC DATA

ALPHAT = -4.000 ORBINC = .500
 RUDDER = -10.000 ELEVON = .000
 RUDFLR = .000

SECTION (1) RIGHT VERTICAL

DEPENDENT VARIABLE CP

MACH (1) = 2.499 BETAT (1) = -8.420

Z/BV	.158	.316	.600	.840	.925
X/CV					
.000	.2820	.4960	.5200	.6600	.6300
.050	.0170	-.0570	-.1120	-.0810	-.0770
.150	-.0050	-.0600	-.0790	-.0620	-.0480
.300	-.0170	-.0640	-.0610	-.0540	-.0400
.520	-.0440	-.0540	-.0600	-.0290	-.0130
.650	-.1090	-.0920	-.0970	-.0660	-.1200
.775	-.1270	-.0980	-.1020	-.1070	-.1260
.900		-.1140	-.1000	-.1080	-.1330

MACH (1) = 2.498 BETAT (2) = -6.300

Z/BV	.158	.316	.600	.840	.925
X/CV					
.000	.4970	.6500	.5850	.7090	.6460
.050	.0140	-.0520	-.0730	-.0460	-.0370
.150	.1020	-.0250	-.0440	-.0230	-.0070
.300	.0460	-.0080	-.0260	-.0140	-.0030
.520	.0290	.0240	-.0070	.0090	.0170
.650	-.0680	-.0140	-.0470	-.0370	-.1060
.775	-.0810	-.0390	-.0440	-.0700	-.1210
.900		-.0380	-.0400	-.0760	-.1210

MACH (1) = 2.499 BETAT (3) = -4.180

Z/BV	.158	.316	.600	.840	.925
X/CV					
.000	.4300	.7850	.6700	.7510	.6580
.050	.2240	.0450	-.0200	.0000	.0060
.150	.1720	.0560	.0520	.0320	.0410
.300	.1280	.1540	.0650	.0490	.0460
.520	.0660	.0840	.0920	.0710	.0700
.650	-.0480	-.0110	.0610	.0370	-.0770
.775	-.0530	-.0200	.0410	.0120	-.0890
.900		-.0290	.0300	.0030	-.0750

MACH (1) = 2.499 BETAT (4) = .060

Z/BV	.158	.316	.600	.840	.925
X/CV					
.000	.8900	.8070	.7340	.7970	.6630
.050	.1660	.2210	.1410	.0990	.1150
.150	.2930	.2490	.1980	.1670	.1660
.300	.2200	.2590	.2840	.2070	.1780
.520	.1660	.1460	.1990	.2140	.1920
.650	-.0330	.0690	.1090	.1950	.0200
.775	-.0190	.0410	.0930	.1470	.0100
.900		.0130	.0800	.1190	.0160

AMES 87-707 IA9 O2A + S3 + T9 RIGHT VERTICAL

(RBNR18)

SECTION (1)RIGHT VERTICAL		DEPENDENT VARIABLE CP					
MACH (1) = 2.498	BETAT (5) = 4.310	Z/BV	.158	.316	.600	.840	.925
		X/CV					
		.000	.3810	.8550	.7420	.7580	.6070
		.050	.3320	.4650	.4030	.3690	.3660
		.150	.3170	.4200	.4100	.4030	.4000
		.300	.2450	.3020	.3570	.3710	.3620
		.520	.1900	.1850	.2480	.2900	.2750
		.650	-.0260	.1100	.1670	.2410	.0790
		.775	-.0050	.0840	.1470	.2030	.0530
		.900		.0600	.1310	.1740	.0930
MACH (1) = 2.498	BETAT (6) = 6.430	Z/BV	.158	.316	.600	.840	.925
		X/CV					
		.000	.3890	.7400	.7010	.7260	.5730
		.050	.3990	.5670	.5200	.4980	.4960
		.150	.3520	.4560	.4650	.4690	.4850
		.300	.2440	.3340	.4010	.4260	.4170
		.520	.1960	.2070	.2880	.3320	.3070
		.650	-.0270	.1330	.1980	.2780	.0970
		.775	-.0020	.1100	.1790	.2340	.0800
		.900		.0930	.1720	.2070	.1110
MACH (1) = 2.498	BETAT (7) = 8.560	Z/BV	.158	.316	.600	.840	.925
		X/CV					
		.000	.1940	.6480	.6750	.6750	.5280
		.050	.4170	.6530	.5910	.5830	.5820
		.150	.3640	.4990	.5140	.5280	.5480
		.300	.2540	.3770	.4340	.4730	.4700
		.520	.2110	.2330	.3190	.3750	.3430
		.650	-.0140	.1610	.2310	.3210	.1280
		.775	.0180	.1460	.2200	.2770	.1280
		.900		.1360	.2140	.2500	.1520
MACH (2) = 2.999	BETAT (1) = -8.580	Z/BV	.158	.316	.600	.840	.925
		X/CV					
		.000	.3240	.5470	.6000	.7030	.6540
		.050	-.0170	-.0430	-.0530	-.0270	-.0190
		.150	-.0230	-.0350	-.0460	-.0190	-.0050
		.300	-.0210	-.0410	-.0510	-.0190	-.0100
		.520	-.0410	-.0370	-.0420	-.0060	.0040
		.650	-.0850	-.0680	-.0800	-.0370	-.0830
		.775	-.0910	-.0750	-.0810	-.0710	-.0840
		.900		-.0860	-.0780	-.0770	-.0890
MACH (2) = 2.999	BETAT (2) = -4.260	Z/BV	.158	.316	.600	.840	.925
		X/CV					
		.000	.4810	.7420	.6800	.7590	.6740
		.050	.1570	.0110	.0040	.0270	.0350
		.150	.1450	.0460	.0130	.0290	.0470
		.300	.0560	.0680	.0090	.0250	.0340



DATE 18 SEP 73

TABULATED PRESSURE DATA - IA9C

PAGE 1817

AMES 87-707 IA9 C2A + S3 + T9 RIGHT VERTICAL

(RBNR18)

SECTION (1)RIGHT VERTICAL

DEPENDENT VARIABLE CP

MACH (2) = 2.999	BETAT (2) = -4.260	Z/BV	.158	.316	.600	.840	.925
		X/CV					
		.520	.0530	.0950	.0310	.0400	.0440
		.650	-.0280	.0190	.0060	.0030	-.0640
		.775	-.0260	-.0080	.0180	-.0270	-.0720
		.900		-.0060	.0260	-.0340	-.0720
MACH (2) = 2.999	BETAT (3) = .060	Z/BV	.158	.316	.600	.840	.925
		X/CV					
		.000	.9440	.8510	.7480	.7580	.6400
		.050	.1200	.1040	.1020	.0920	.0970
		.150	.2560	.1910	.1480	.1090	.1110
		.300	.2070	.2810	.1710	.1270	.1010
		.520	.1610	.1590	.2190	.1380	.1050
		.650	-.0100	.0880	.1420	.1170	-.0080
		.775	.0020	.0610	.1180	.1160	-.0080
		.900		.0410	.1050	.1180	.0030
MACH (2) = 2.999	BETAT (4) = 4.390	Z/BV	.158	.316	.600	.840	.925
		X/CV					
		.000	.3890	.7890	.7490	.7670	.6280
		.050	.3050	.3340	.2800	.2060	.2180
		.150	.3010	.4430	.3300	.2690	.2610
		.300	.2480	.3440	.3440	.2980	.2700
		.520	.1730	.2010	.2610	.2860	.2580
		.650	.0010	.1160	.1780	.2440	.1030
		.775	.0120	.0870	.1570	.2080	.0990
		.900		.0770	.1430	.1860	.1080
MACH (2) = 2.999	BETAT (5) = 8.720	Z/BV	.158	.316	.600	.840	.925
		X/CV					
		.000	.2350	.6460	.7240	.7120	.5710
		.050	.3760	.5810	.5490	.4890	.4850
		.150	.3420	.5140	.4940	.4740	.4900
		.300	.2570	.4130	.4140	.4330	.4340
		.520	.1850	.2540	.3200	.3560	.3380
		.650	.0030	.1560	.2360	.3180	.1490
		.775	.0080	.1280	.2130	.2800	.1490
		.900		.1230	.1990	.2530	.1750
MACH (3) = 3.502	BETAT (1) = -8.730	Z/BV	.158	.316	.600	.840	.925
		X/CV					
		.000	.3620	.5760	.5330	.7640	.7080
		.050	-.0170	-.0430	-.0290	.0060	.0110
		.150	-.0370	-.0240	-.0200	.0020	.0140
		.300	-.0340	-.0330	-.0240	-.0040	.0020
		.520	-.0420	-.0330	-.0240	.0100	.0120

AMES 87-707 IA9 O2A + S3 + T9 RIGHT VERTICAL

(RBNR18)

SECTION (1)RIGHT VERTICAL		DEPENDENT VARIABLE CP					
MACH (3) = 3.502	BETAT (1) = -8.730	Z/BV	.158	.316	.600	.840	.925
		X/CV					
		.650	-.0720	-.0540	-.0540	-.0140	-.0580
		.775	-.0730	-.0590	-.0530	-.0480	-.0500
		.900		-.0680	-.0590	-.0550	-.0630
MACH (3) = 3.502	BETAT (2) = -6.530	Z/BV	.158	.316	.600	.840	.925
		X/CV					
		.000	.5450	.6860	.5570	.7840	.7110
		.050	-.0080	-.0250	-.0050	.0240	.0330
		.150	.0320	-.0110	.0020	.0220	.0340
		.300	.0290	-.0100	-.0040	.0180	.0220
		.520	.0070	-.0080	-.0030	.0260	.0310
		.650	-.0410	-.0240	-.0330	.0030	-.0480
		.775	-.0450	-.0350	-.0330	-.0300	-.0480
		.900		-.0390	-.0450	-.0410	-.0550
MACH (3) = 3.502	BETAT (3) = -4.330	Z/BV	.158	.316	.600	.840	.925
		X/CV					
		.000	.5020	.7450	.6020	.7650	.6750
		.050	.0470	.0120	.0210	.0500	.0500
		.150	.1070	.0300	.0280	.0430	.0490
		.300	.0570	.0350	.0220	.0410	.0380
		.520	.0510	.0340	.0240	.0400	.0400
		.650	-.0140	.0170	-.0080	.0140	-.0430
		.775	-.0140	.0100	-.0130	-.0090	-.0470
		.900		.0000	-.0130	-.0200	-.0440
MACH (3) = 3.502	BETAT (4) = .060	Z/BV	.158	.316	.600	.840	.925
		X/CV					
		.000	.9520	.8150	.6220	.7810	.6660
		.050	.1160	.1130	.0700	.1000	.1040
		.150	.1980	.1560	.0950	.0900	.1010
		.300	.1770	.1980	.1090	.0830	.0850
		.520	.1440	.1600	.1360	.0780	.0680
		.650	.0080	.0960	.1260	.0630	-.0200
		.775	.0080	.0670	.1180	.0630	-.0320
		.900		.0500	.1070	.0530	-.0290
MACH (3) = 3.502	BETAT (5) = 4.470	Z/BV	.158	.316	.600	.840	.925
		X/CV					
		.000	.3820	.7980	.6590	.7710	.6360
		.050	.2880	.2640	.1880	.1710	.1760
		.150	.2730	.3600	.2370	.1950	.1850
		.300	.2350	.3590	.2860	.2220	.1850
		.520	.1680	.2150	.2610	.2190	.1670
		.650	.0270	.1310	.1850	.2010	.0640



DATE 18 SEP 73

TABLATED PRESSURE DATA - IA9C

PAGE 1819

AMES 87-707 IA9 O2A + S3 + T9 RIGHT VERTICAL

(RBNR18)

SECTION (1)RIGHT VERTICAL		DEPENDENT VARIABLE CP					
MACH (3) = 3.502	BETAT (5) = 4.470	Z/BV	.158	.316	.600	.840	.925
		X/CV					
		.775	.0320	.0940	.1630	.1990	.0690
		.900		.0810	.1510	.1880	.0820
MACH (3) = 3.502	BETAT (6) = 6.670	Z/BV	.158	.316	.600	.840	.925
		X/CV					
		.000	.4600	.7670	.6200	.7930	.6470
		.050	.3680	.3710	.2810	.2570	.2740
		.150	.3450	.4570	.3230	.2980	.2940
		.300	.2760	.3820	.3620	.3290	.2890
		.520	.1690	.2460	.2960	.3230	.2770
		.650	.0150	.1540	.2150	.2860	.1420
		.775	.0020	.1120	.1920	.2430	.1340
.900		.0960	.1780	.2260	.1410		
MACH (3) = 3.502	BETAT (7) = 8.870	Z/BV	.158	.316	.600	.840	.925
		X/CV					
		.000	.2850	.6740	.6230	.7770	.6310
		.050	.3540	.4690	.4060	.3560	.3460
		.150	.2920	.4830	.4270	.4050	.3930
		.300	.2360	.4190	.3970	.4150	.3980
		.520	.1610	.2690	.3240	.3570	.3470
		.650	.0140	.1730	.2420	.3170	.1690
		.775	.0100	.1330	.2210	.2760	.1710
		.900		.1170	.2070	.2560	.1710

AMES 87-707 IA9 O2A + S3 + T9 RIGHT VERTICAL

(RBNR19) (10 MAY 73)

REFERENCE DATA

SREF = 2.4210 SQ.FT. XMRP = 28.5300 INCHES
 LREF = 39.8490 INCHES YMRP = .0000 INCHES
 BREF = 39.8490 INCHES ZMRP = .0000 INCHES
 SCALE = .0300 SCALE

PARAMETRIC DATA

ALPHAT = .000 ORBINC = .500
 RUDDER = -10.000 ELEVON = .000
 RUDFLR = .000

SECTION (1) RIGHT VERTICAL

DEPENDENT VARIABLE CP

MACH (1) = 2.499	BETAT (1) = -8.430	Z/BV	.158	.316	.600	.840	.925
		X/CV					
		.000	.1180	.4200	.3950	.5200	.5020
		.050	-.0020	-.0750	-.1360	-.1150	-.1120
		.150	-.0050	-.0820	-.0990	-.0980	-.0880
		.300	-.0300	-.0900	-.0870	-.0870	-.0780
		.520	-.0630	-.0790	-.0850	-.0640	-.0550
		.650	-.1310	-.1140	-.1180	-.0920	-.1430
		.775	-.1350	-.1140	-.1080	-.1300	-.1450
		.900		-.1340	-.1040	-.1330	-.1540
MACH (1) = 2.499	BETAT (2) = -6.310	Z/BV	.158	.316	.600	.840	.925
		X/CV					
		.000	.2110	.5860	.4980	.6020	.5370
		.050	.1210	-.0160	-.0790	-.0700	-.0660
		.150	.0970	-.0250	-.0500	-.0480	-.0380
		.300	.0170	-.0240	-.0350	-.0330	-.0310
		.520	-.0190	-.0220	-.0240	-.0070	-.0050
		.650	-.0990	-.0730	-.0680	-.0390	-.1150
		.775	-.0990	-.0580	-.0670	-.0750	-.1190
		.900		-.0790	-.0650	-.0850	-.1180
MACH (1) = 2.499	BETAT (3) = -4.180	Z/BV	.158	.316	.600	.840	.925
		X/CV					
		.000	.4680	.6510	.5650	.6660	.5670
		.050	.1590	-.0050	-.0510	-.0150	-.0060
		.150	.1530	.0070	-.0010	.0060	.0230
		.300	.0700	.0730	.0260	.0130	.0190
		.520	.0160	.0380	.0340	.0240	.0300
		.650	-.0780	-.0380	.0010	-.0090	-.1000
		.775	-.0810	-.0550	.0010	-.0310	-.1060
		.900		-.0550	-.0040	-.0320	-.0970
MACH (1) = 2.499	BETAT (4) = .060	Z/BV	.158	.316	.600	.840	.925
		X/CV					
		.000	.7740	.6800	.6260	.6870	.5600
		.050	.0880	.1200	.0690	.0540	.0690
		.150	.2060	.1800	.1370	.1080	.1070
		.300	.1470	.1970	.1830	.1410	.1150
		.520	.1020	.0920	.1400	.1510	.1240
		.650	-.0690	.0260	.0630	.1130	-.0250
		.775	-.0590	-.0030	.0440	.0890	-.0250
		.900		-.0250	.0330	.0690	-.0210

AMES 87-707 IA9 O2A + S3 + T9 RIGHT VERTICAL

(RBNR19)

SECTION (1) RIGHT VERTICAL

DEPENDENT VARIABLE CP

MACH (1) = 2.499	BETAT (5) = 4.300	Z/BV	.158	.316	.600	.840	.925
		X/CV					
		.000	.3470	.7210	.6320	.6750	.5300
		.050	.2450	.3370	.3170	.2770	.2750
		.150	.2160	.3340	.3350	.3250	.3220
		.300	.1580	.2400	.2780	.3020	.2960
		.520	.1180	.1350	.1920	.2310	.2170
		.650	-.0680	.0670	.1180	.1860	.0420
		.775	-.0560	.0400	.0990	.1530	.0220
		.900		.0200	.0900	.1280	.0420

MACH (1) = 2.499	BETAT (6) = 6.430	Z/BV	.158	.316	.600	.840	.925
		X/CV					
		.000	.1440	.6740	.6050	.6180	.4680
		.050	.2340	.4250	.4210	.4170	.4170
		.150	.2140	.3580	.3830	.3930	.4070
		.300	.1570	.2600	.3200	.3540	.3480
		.520	.1320	.1570	.2290	.2700	.2510
		.650	-.0530	.0880	.1520	.2260	.0680
		.775	-.0340	.0660	.1360	.1850	.0540
		.900		.0550	.1300	.1610	.0770

MACH (1) = 2.498	BETAT (7) = 8.550	Z/BV	.158	.316	.600	.840	.925
		X/CV					
		.000	.0660	.5630	.5440	.5440	.4090
		.050	.2990	.5160	.5010	.5130	.5150
		.150	.2630	.3980	.4330	.4580	.4780
		.300	.1740	.2900	.3680	.4040	.4020
		.520	.1420	.1690	.2730	.3130	.2880
		.650	-.0460	.1130	.1910	.2670	.0950
		.775	-.0180	.0940	.1740	.2260	.1110
		.900		.0890	.1700	.2050	.1140

MACH (2) = 2.999	BETAT (1) = -8.580	Z/BV	.158	.316	.600	.840	.925
		X/CV					
		.000	.0820	.4110	.4690	.6070	.5550
		.050	-.0190	-.0540	-.0750	-.0530	-.0480
		.150	-.0120	-.0530	-.0710	-.0490	-.0410
		.300	-.0330	-.0590	-.0690	-.0490	-.0450
		.520	-.0560	-.0560	-.0610	-.0380	-.0340
		.650	-.1000	-.0790	-.0830	-.0590	-.0930
		.775	-.1000	-.0860	-.0870	-.0910	-.0960
		.900		-.0990	-.0880	-.0990	-.1060

MACH (2) = 2.999	BETAT (2) = -4.260	Z/BV	.158	.316	.600	.840	.925
		X/CV					
		.000	.2650	.6120	.5750	.6760	.5800
		.050	.1520	.0440	-.0210	.0000	.0040
		.150	.1420	.0390	-.0110	-.0010	.0020
		.300	.0740	.0500	.0050	-.0040	-.0000

AMES 87-757 IA9 Q2A + S3 + T9 RIGHT VERTICAL

(RBNR19)

SECTION (1)RIGHT VERTICAL		DEPENDENT VARIABLE CP					
MACH (2) = 2.999	BETAT (2) = -4.260	Z/BV	.158	.316	.600	.840	.925
		X/CV					
		.520	.0230	.0430	.0220	.0050	.0070
		.650	-.0520	-.0130	.0000	-.0190	-.0810
		.775	-.0490	-.0170	.0110	-.0450	-.0820
		.900		-.0330	.0110	-.0510	-.0840
MACH (2) = 2.999	BETAT (3) = .060	Z/BV	.158	.316	.600	.840	.925
		X/CV					
		.000	.8100	.7030	.6640	.7290	.5450
		.050	.0630	.0730	.0750	.1000	.1070
		.150	.1680	.1440	.1140	.1140	.1320
		.300	.1330	.1920	.1340	.1160	.1150
		.520	.1010	.1110	.1560	.1070	.0960
		.650	-.0410	.0510	.1070	.0800	-.0240
		.775	-.0330	.0270	.0820	.0790	-.0300
		.900		.0110	.0710	.0790	-.0250
MACH (2) = 2.999	BETAT (4) = 4.380	Z/BV	.158	.316	.600	.840	.925
		X/CV					
		.000	.1950	.6540	.6330	.6840	.5340
		.050	.2100	.2610	.2280	.1780	.1850
		.150	.2040	.3370	.2780	.2230	.2120
		.300	.1550	.2710	.2900	.2460	.2140
		.520	.1020	.1430	.2160	.2460	.2010
		.650	-.0380	.0750	.1420	.2050	.0770
		.775	-.0410	.0480	.1230	.1670	.0700
		.900		.0370	.1100	.1490	.0740
MACH (2) = 2.999	BETAT (5) = 8.710	Z/BV	.158	.316	.600	.840	.925
		X/CV					
		.000	.0520	.5070	.5870	.6160	.4750
		.050	.2630	.4530	.4570	.4350	.4290
		.150	.2330	.4080	.4170	.4170	.4340
		.300	.1740	.3250	.3590	.3790	.3800
		.520	.1210	.1890	.2720	.3060	.2980
		.650	-.0210	.1080	.1940	.2700	.1260
		.775	-.0180	.0820	.1780	.2330	.1350
		.900		.0770	.1620	.2120	.1330
MACH (3) = 3.502	BETAT (1) = -8.740	Z/BV	.158	.316	.600	.840	.925
		X/CV					
		.000	.0610	.3990	.4980	.5630	.5310
		.050	-.0370	-.0560	-.0460	-.0300	-.0280
		.150	-.0510	-.0460	-.0500	-.0310	-.0250
		.300	-.0570	-.0520	-.0570	-.0340	-.0320
		.520	-.0610	-.0530	-.0570	-.0260	-.0250



DATE 18 SEP 73

TABULATED PRESSURE DATA - IA9C

PAGE 1823

AMES 87-757 IA9 O2A + S3 + T9 RIGHT VERTICAL

(RBNR19)

SECTION (1)RIGHT VERTICAL		DEPENDENT VARIABLE CP					
MACH (3) = 3.502	BETAT (1) = -8.740	Z/BV	.158	.316	.600	.840	.925
		X/CV					
		.650	-.0870	-.0680	-.0750	-.0430	-.0770
		.775	-.0810	-.0750	-.0750	-.0720	-.0610
		.900		-.0840	-.0780	-.0780	-.0760
MACH (3) = 3.502	BETAT (2) = -6.540	Z/BV	.158	.316	.600	.840	.925
		X/CV					
		.000	.3010	.5050	.5400	.5780	.5330
		.050	-.0100	-.0390	-.0230	-.0110	-.0050
		.150	.0220	-.0230	-.0260	-.0110	-.0040
		.300	.0140	-.0230	-.0300	-.0150	-.0120
		.520	-.0130	-.0230	-.0320	-.0120	-.0070
		.650	-.0530	-.0440	-.0550	-.0270	-.0660
		.775	-.0560	-.0470	-.0550	-.0480	-.0590
		.900		-.0530	-.0620	-.0590	-.0680
MACH (3) = 3.502	BETAT (3) = -4.340	Z/BV	.158	.316	.600	.840	.925
		X/CV					
		.000	.2430	.6140	.5940	.6090	.5420
		.050	.1000	.0030	.0040	.0170	.0200
		.150	.0950	.0230	.0000	.0120	.0200
		.300	.0460	.0240	-.0100	.0070	.0110
		.520	.0190	.0120	-.0080	.0040	.0140
		.650	-.0350	-.0180	-.0320	-.0160	-.0570
		.775	-.0330	-.0150	-.0310	-.0310	-.0580
		.900		-.0160	-.0310	-.0420	-.0620
MACH (3) = 3.502	BETAT (4) = .060	Z/BV	.158	.316	.600	.840	.925
		X/CV					
		.000	.8050	.7060	.6170	.5940	.5090
		.050	.0730	.0850	.0820	.0670	.0690
		.150	.1300	.1190	.0970	.0630	.0670
		.300	.1160	.1490	.1030	.0620	.0530
		.520	.0920	.1160	.1020	.0580	.0440
		.650	-.0210	.0630	.0840	.0410	-.0330
		.775	-.0200	.0360	.0840	.0390	-.0360
		.900		.0220	.0760	.0360	-.0350
MACH (3) = 3.502	BETAT (5) = 4.460	Z/BV	.158	.316	.600	.840	.925
		X/CV					
		.000	.1950	.6660	.6570	.6080	.5020
		.050	.2200	.2140	.1760	.1660	.1810
		.150	.2080	.2820	.2200	.1790	.1940
		.300	.1680	.2750	.2310	.1820	.1730
		.520	.0990	.1600	.2320	.1720	.1470
		.650	-.0160	.0900	.1560	.1550	.0430

AMES 87-707 IA9 O2A + S3 + T9 RIGHT VERTICAL

(RBNR19)

SECTION (1)RIGHT VERTICAL		DEPENDENT VARIABLE CP					
MACH (3) = 3.502	BETAT (5) = 4.460	Z/BV	.158	.316	.600	.840	.925
		X/CV					
		.775	-.0320	.0580	.1370	.1510	.0440
		.900		.0450	.1250	.1430	.0440
MACH (3) = 3.502	BETAT (6) = 6.660	Z/BV	.158	.316	.600	.840	.925
		X/CV					
		.000	.2260	.5730	.6280	.5770	.4800
		.050	.2210	.3120	.2410	.1970	.2150
		.150	.1610	.3060	.2890	.2170	.2320
		.300	.1230	.2910	.2920	.2360	.2190
		.520	.0910	.1800	.2320	.2200	.1920
		.650	-.0200	.1080	.1690	.2060	.0820
		.775	-.0210	.0770	.1470	.1790	.0940
		.900		.0640	.1310	.1650	.1050
MACH (3) = 3.502	BETAT (7) = 8.860	Z/BV	.158	.316	.600	.840	.925
		X/CV					
		.000	.0250	.4850	.6120	.5780	.4670
		.050	.1990	.3530	.3380	.2820	.2870
		.150	.1850	.3430	.3640	.3060	.3110
		.300	.1520	.3270	.3500	.3170	.3050
		.520	.1060	.2020	.2850	.2840	.2710
		.650	-.0070	.1230	.2080	.2530	.1340
		.775	-.0110	.0870	.1840	.2210	.1300
		.900		.0750	.1690	.2040	.1330



DATE 18 SEP 73

TABULATED PRESSURE DATA - IA9C

PAGE 1825

AMES 87-707 IA9 02A + S3 + T9 RIGHT VERTICAL

(RBNR20) (10 MAY 73)

REFERENCE DATA

SREF = 2.4210 SQ.FT. XMRP = 28.5300 INCHES
 LREF = 39.8490 INCHES YMRP = .0000 INCHES
 BREF = 39.8490 INCHES ZMRP = .0000 INCHES
 SCALE = .0300 SCALE

PARAMETRIC DATA

ALPHAT = 4.000 ORBINC = .500
 RUDDER = -10.000 ELEVON = .000
 RUDFLR = .000

SECTION (1) RIGHT VERTICAL

DEPENDENT VARIABLE CP

MACH (1) = 2.499 BETAT (1) = -8.410

Z/BV	.158	.316	.600	.840	.925
X/CV					
.000	.0120	.3000	.2850	.3950	.3850
.050	-.0030	-.0910	-.1260	-.1410	-.1380
.150	-.0060	-.1010	-.1070	-.1190	-.1140
.300	-.0180	-.1150	-.0950	-.1020	-.0990
.520	-.0240	-.0860	-.0940	-.0760	-.0780
.650	-.1410	-.1170	-.1180	-.0960	-.1500
.775	-.1460	-.1220	-.1210	-.1270	-.1460
.900		-.1220	-.1210	-.1350	-.1580

MACH (1) = 2.499 BETAT (2) = -6.290

Z/BV	.158	.316	.600	.840	.925
X/CV					
.000	.1260	.4650	.4150	.5200	.4590
.050	.0840	-.0350	-.1040	-.0770	-.0690
.150	.0830	-.0460	-.0650	-.0570	-.0450
.300	.0460	-.0400	-.0540	-.0520	-.0420
.520	-.0050	-.0490	-.0530	-.0350	-.0280
.650	-.1070	-.0860	-.0750	-.0620	-.1290
.775	-.1220	-.0860	-.0820	-.0960	-.1310
.900		-.0930	-.0850	-.1020	-.1360

MACH (1) = 2.499 BETAT (3) = -4.170

Z/BV	.158	.316	.600	.840	.925
X/CV					
.000	.3320	.5550	.4610	.5480	.4620
.050	.0210	-.0270	-.0680	-.0450	-.0380
.150	.1190	-.0210	-.0400	-.0280	-.0150
.300	.0650	-.0030	-.0180	-.0220	-.0170
.520	.0100	-.0070	-.0010	-.0080	-.0050
.650	-.0900	-.0630	-.0340	-.0410	-.1180
.775	-.0980	-.0670	-.0410	-.0570	-.1180
.900		-.0650	-.0450	-.0590	-.1150

MACH (1) = 2.499 BETAT (4) = .060

Z/BV	.158	.316	.600	.840	.925
X/CV					
.000	.6890	.5700	.5090	.5610	.4500
.050	.0410	.0670	.0480	.0240	.0350
.150	.1600	.1540	.1030	.0740	.0710
.300	.0950	.1310	.1340	.1010	.0810
.520	.0590	.0510	.0950	.1110	.0870
.650	-.0860	-.0010	.0270	.0750	-.0420
.775	-.0760	-.0240	.0110	.0520	-.0490
.900		-.0430	.0010	.0310	-.0490

AMES 87-757 IA9 C2A + S3 + T9 RIGHT VERTICAL

(RBNR2U)

SECTION (1)RIGHT VERTICAL		DEPENDENT VARIABLE CP					
MACH (1) = 2.499	BETAT (5) = 4.310	Z/BV	.158	.316	.600	.840	.925
		X/CV					
		.000	.2600	.6040	.5140	.5500	.4260
		.050	.1280	.2190	.2540	.2350	.2380
		.150	.1150	.2360	.2710	.2670	.2740
		.300	.0890	.1810	.2240	.2480	.2440
		.520	.0740	.1020	.1530	.1840	.1720
		.650	-.0730	.0440	.0900	.1460	.0190
		.775	-.0660	.0160	.0750	.1160	.0040
		.900		-.0030	.0640	.0980	.0180
MACH (1) = 2.499	BETAT (6) = 6.430	Z/BV	.158	.316	.600	.840	.925
		X/CV					
		.000	.1050	.5380	.4980	.5210	.3880
		.050	.1150	.3440	.3690	.3650	.3670
		.150	.1120	.2820	.3260	.3430	.3570
		.300	.0810	.2070	.2710	.3040	.3020
		.520	.0720	.1190	.1860	.2270	.2150
		.650	-.0690	.0620	.1220	.1870	.0460
		.775	-.0500	.0430	.1050	.1520	.0440
		.900		.0250	.1000	.1320	.0600
MACH (1) = 2.499	BETAT (7) = 8.560	Z/BV	.158	.316	.600	.840	.925
		X/CV					
		.000	.0140	.4190	.4140	.4080	.2890
		.050	.1650	.4150	.4410	.4570	.4540
		.150	.1590	.3110	.3770	.4040	.4240
		.300	.1030	.2270	.3180	.3510	.3510
		.520	.0830	.1270	.2290	.2630	.2470
		.650	-.0730	.0780	.1560	.2240	.0770
		.775	-.0450	.0590	.1330	.1920	.0800
		.900		.0600	.1300	.1730	.0780
MACH (2) = 2.999	BETAT (1) = -8.570	Z/BV	.158	.316	.600	.840	.925
		X/CV					
		.000	-.0070	.3420	.3110	.4520	.4250
		.050	-.0390	-.0790	-.1000	-.0870	-.0830
		.150	-.0400	-.0760	-.0970	-.0850	-.0750
		.300	-.0430	-.0820	-.0950	-.0840	-.0810
		.520	-.0310	-.0800	-.0890	-.0740	-.0720
		.650	-.0970	-.0950	-.1040	-.0880	-.1200
		.775	-.1070	-.0970	-.1050	-.1160	-.1050
		.900		-.0990	-.1070	-.1210	-.1200
MACH (2) = 2.999	BETAT (2) = -4.250	Z/BV	.158	.316	.600	.840	.925
		X/CV					
		.000	.2420	.5040	.4740	.5320	.4530
		.050	.0230	-.0100	-.0300	-.0290	-.0290
		.150	.0890	.0000	-.0190	-.0230	-.0220
		.300	.0610	-.0060	-.0160	-.0150	-.0250

AMES 87-707 IA9 O2A + S3 + T9 RIGHT VERTICAL

(RBNR20)

SECTION (1)RIGHT VERTICAL		DEPENDENT VARIABLE CP					
MACH (2) = 2.999	BETAT (2) = -4.250	Z/BV	.158	.316	.600	.840	.925
		X/CV					
		.520	.0170	-.0070	-.0150	-.0040	-.0140
		.650	-.0610	-.0450	-.0440	-.0330	-.0860
		.775	-.0700	-.0460	-.0410	-.0470	-.0870
		.900		-.0470	-.0320	-.0550	-.0870
MACH (2) = 2.999	BETAT (3) = .060	Z/BV	.158	.316	.600	.840	.925
		X/CV					
		.000	.6960	.5530	.5180	.5890	.4710
		.050	.0130	.0340	.0320	.0460	.0570
		.150	.0860	.0890	.0620	.0570	.0720
		.300	.0730	.1200	.0770	.0590	.0570
		.520	.0430	.0530	.0820	.0540	.0440
		.650	-.0630	.0080	.0430	.0310	-.0540
		.775	-.0570	-.0120	.0260	.0300	-.0590
		.900		-.0240	.0170	.0250	-.0540
MACH (2) = 2.999	BETAT (4) = 4.390	Z/BV	.158	.316	.600	.840	.925
		X/CV					
		.000	.1380	.5610	.5040	.5410	.4130
		.050	.0910	.1730	.1490	.1250	.1330
		.150	.0740	.1990	.2000	.1590	.1580
		.300	.0500	.1700	.1940	.1770	.1530
		.520	.0360	.0840	.1430	.1590	.1340
		.650	-.0670	.0320	.0780	.1330	.0270
		.775	-.0620	.0090	.0610	.1070	.0410
		.900		-.0030	.0560	.0910	.0200
MACH (2) = 2.999	BETAT (5) = 8.720	Z/BV	.158	.316	.600	.840	.925
		X/CV					
		.000	-.0310	.4400	.4310	.4600	.3400
		.050	.0970	.3620	.3790	.3760	.3690
		.150	.1160	.3100	.3320	.3420	.3610
		.300	.0880	.2330	.2800	.3060	.3090
		.520	.0470	.1230	.2100	.2400	.2340
		.650	-.0550	.0600	.1390	.2060	.0890
		.775	-.0460	.0380	.1290	.1750	.0870
		.900		.0350	.1130	.1590	.0880
MACH (3) = 3.502	BETAT (1) = -8.720	Z/BV	.158	.316	.600	.840	.925
		X/CV					
		.000	.0200	.2140	.3390	.4780	.4370
		.050	-.0560	-.0730	-.0680	-.0560	-.0530
		.150	-.0600	-.0700	-.0720	-.0630	-.0550
		.300	-.0520	-.0730	-.0790	-.0650	-.0610
		.520	-.0490	-.0720	-.0770	-.0580	-.0580

AMES 87-707 IA9 O2A + S3 + T9 RIGHT VERTICAL

(RBNR2U)

SECTION (1)RIGHT VERTICAL		DEPENDENT VARIABLE CP					
MACH (3) = 3.502	BETAT (1) = -8.720	Z/BV	.158	.316	.600	.840	.925
		X/CV					
		.650	-.0810	-.0800	-.0910	-.0690	-.0910
		.775	-.0850	-.0840	-.0890	-.0910	-.0750
		.900		-.0870	-.0860	-.0910	-.0880
MACH (3) = 3.502	BETAT (2) = -6.530	Z/BV	.158	.316	.600	.840	.925
		X/CV					
		.000	.0310	.3620	.3800	.5090	.4500
		.050	.0140	-.0220	-.0520	-.0370	-.0340
		.150	.0330	-.0260	-.0570	-.0450	-.0370
		.300	.0300	-.0390	-.0520	-.0500	-.0460
		.520	.0070	-.0500	-.0510	-.0440	-.0420
		.650	-.0530	-.0620	-.0630	-.0550	-.0820
		.775	-.0670	-.0640	-.0670	-.0740	-.0690
		.900		-.0710	-.0660	-.0720	-.0800
MACH (3) = 3.502	BETAT (3) = -4.330	Z/BV	.158	.316	.600	.840	.925
		X/CV					
		.000	.1630	.4210	.4320	.5390	.4650
		.050	.0240	-.0090	-.0270	-.0200	-.0190
		.150	.0670	.0010	-.0300	-.0280	-.0170
		.300	.0360	-.0080	-.0320	-.0300	-.0300
		.520	.0100	-.0100	-.0320	-.0290	-.0240
		.650	-.0450	-.0390	-.0470	-.0460	-.0780
		.775	-.0490	-.0380	-.0480	-.0600	-.0730
		.900		-.0370	-.0480	-.0650	-.0760
MACH (3) = 3.502	BETAT (4) = .060	Z/BV	.158	.316	.600	.840	.925
		X/CV					
		.000	.5820	.5470	.5230	.6140	.4460
		.050	.0200	.0480	.0520	.0660	.0590
		.150	.0710	.0720	.0610	.0660	.0680
		.300	.0650	.0010	.0620	.0600	.0560
		.520	.0400	.0610	.0620	.0470	.0440
		.650	-.0430	.0210	.0390	.0230	-.0360
		.775	-.0400	.0000	.0320	.0140	-.0410
		.900		-.0130	.0310	.0110	-.0400
MACH (3) = 3.502	BETAT (5) = 4.460	Z/BV	.158	.316	.600	.840	.925
		X/CV					
		.000	.0690	.4550	.4840	.5440	.4150
		.050	.0910	.1770	.1270	.1320	.1420
		.150	.0600	.1680	.1550	.1380	.1490
		.300	.0360	.1540	.1570	.1370	.1290
		.520	.0240	.0910	.1340	.1240	.1080
		.650	-.0510	.0430	.0920	.1090	.0170

AMES 87-757 IA9 O2A + S3 + T9 RIGHT VERTICAL

(RBNR2U)

SECTION (1)RIGHT VERTICAL

DEPENDENT VARIABLE CP

MACH (3) = 3.502	BETAT (5) = 4.460	Z/BV	.158	.316	.600	.840	.925
		X/CV					
		.775	-.0480	.0200	.0780	.0990	.0100
		.900		.0060	.0670	.0920	.0110
MACH (3) = 3.502	BETAT (6) = 6.670	Z/BV	.158	.316	.600	.840	.925
		X/CV					
		.000	.0150	.4130	.4540	.5120	.3850
		.050	.0800	.2010	.1880	.1750	.1830
		.150	.0940	.2040	.2120	.1890	.1910
		.300	.0800	.1930	.2150	.1960	.1790
		.520	.0430	.1040	.1680	.1790	.1570
		.650	-.0400	.0520	.1160	.1590	.0590
		.775	-.0470	.0260	.0990	.1370	.0590
		.900		.0140	.0850	.1230	.0520
MACH (3) = 3.502	BETAT (7) = 8.870	Z/BV	.158	.316	.600	.840	.925
		X/CV					
		.000	-.0010	.2910	.4380	.4940	.3660
		.050	.1110	.2600	.2850	.2630	.2600
		.150	.0960	.2620	.2860	.2780	.2770
		.300	.0770	.2340	.2600	.2770	.2670
		.520	.0450	.1320	.2020	.2320	.2250
		.650	-.0360	.0730	.1410	.2040	.1040
		.775	-.0360	.0480	.1250	.1750	.0840
		.900		.0400	.1140	.1560	.0790

AMES 87-707 IA9 O2A + S3 + T9 RIGHT VERTICAL

(RBNR21) (19 MAY 73)

REFERENCE DATA

SREF = 2.4210 SQ.FT. XMRP = 28.5300 INCHES
 LREF = 39.8490 INCHES YMRP = .0000 INCHES
 BREF = 39.8490 INCHES ZMRP = .0000 INCHES
 SCALE = .0300 SCALE

PARAMETRIC DATA

ALPHAT = 6.000 ORBINC = .500
 RUDDER = -10.000 ELEVON = .000
 RUDFLR = .000

SECTION (1) RIGHT VERTICAL

DEPENDENT VARIABLE CP

MACH (1) = 2.499 BETAT (1) = -8.390

Z/BV	.158	.316	.600	.840	.925
X/CV					
.000	.0080	.2180	.2470	.3480	.3370
.050	-.0150	-.1030	-.1490	-.1450	-.1450
.150	-.0320	-.1120	-.1220	-.1260	-.1190
.300	-.0440	-.1190	-.1060	-.1100	-.1050
.520	-.0630	-.1030	-.1040	-.0880	-.0830
.650	-.1330	-.1300	-.1300	-.1090	-.1560
.775	-.1410	-.1290	-.1340	-.1410	-.1510
.900		-.1280	-.1350	-.1470	-.1640

MACH (1) = 2.499 BETAT (2) = -6.280

Z/BV	.158	.316	.600	.840	.925
X/CV					
.000	.0840	.3910	.3530	.4500	.3980
.050	.0640	-.0500	-.1160	-.1010	-.0920
.150	.0510	-.0680	-.0840	-.0810	-.0690
.300	.0250	-.0490	-.0750	-.0730	-.0650
.520	-.0250	-.0650	-.0680	-.0570	-.0490
.650	-.1120	-.1500	-.0970	-.0810	-.1400
.775	-.1190	-.0950	-.1010	-.1110	-.1440
.900		-.0980	-.1010	-.1170	-.1490

MACH (1) = 2.499 BETAT (3) = -4.170

Z/BV	.158	.316	.600	.840	.925
X/CV					
.000	.2370	.4840	.4010	.4890	.4070
.050	.0290	-.0430	-.0850	-.0620	-.0530
.150	.0930	-.0460	-.0560	-.0430	-.0320
.300	.0510	-.0060	-.0390	-.0370	-.0340
.520	.0030	-.0290	-.0200	-.0270	-.0190
.650	-.1010	-.0840	-.0500	-.0540	-.1220
.775	-.1070	-.0750	-.0510	-.0670	-.1280
.900		-.0760	-.0560	-.0680	-.1260

MACH (1) = 2.499 BETAT (4) = .060

Z/BV	.158	.316	.600	.840	.925
X/CV					
.000	.6510	.5270	.4490	.5020	.3950
.050	.0350	.0590	.0310	.0100	.0190
.150	.1380	.1290	.0820	.0590	.0540
.300	.0660	.0950	.1040	.0810	.0690
.520	.0340	.0280	.0690	.0880	.0730
.650	-.0990	-.0140	.0110	.0560	-.0520
.775	-.0910	-.0370	-.0020	.0330	-.0630
.900		-.0520	-.0100	.0140	-.0660



DATE 18 SEP 73

TABULATED PRESSURE DATA - IA9C

AMES 87-707 IA9 O2A + S3 + T9 RIGHT VERTICAL

(RBNR21)

SECTION (1)RIGHT VERTICAL

DEPENDENT VARIABLE CP

MACH (1) = 2.499	BETAT (5) = 4.310	Z/BV	.158	.316	.600	.840	.925
		X/CV					
		.000	.1800	.5260	.4580	.4910	.3690
		.050	.0830	.2020	.2480	.2380	.2400
		.150	.0730	.1980	.2480	.2510	.2630
		.300	.0520	.1480	.2030	.2270	.2220
		.520	.0420	.0780	.1430	.1660	.1540
		.650	-.0810	.0220	.0740	.1280	.0120
		.775	-.0720	-.0610	.0580	.0990	.0070
		.900		-.0210	.0480	.0820	.0060

MACH (1) = 2.498	BETAT (6) = 6.440	Z/BV	.158	.316	.600	.840	.925
		X/CV					
		.000	.0800	.4600	.4440	.4580	.3360
		.050	.0990	.3080	.3480	.3530	.3520
		.150	.1020	.2460	.3050	.3220	.3400
		.300	.0650	.1810	.2510	.2790	.2790
		.520	.0600	.1000	.1810	.2060	.1950
		.650	-.0790	.0470	.1050	.1650	.0390
		.775	-.0630	.0230	.0870	.1350	.0460
		.900		.0150	.0800	.1200	.0410

MACH (1) = 2.499	BETAT (7) = 8.570	Z/BV	.158	.316	.600	.840	.925
		X/CV					
		.000	.0080	.3360	.3660	.3590	.2540
		.050	.1030	.3620	.4140	.4230	.4220
		.150	.1050	.2730	.3600	.3700	.3930
		.300	.0620	.1960	.2970	.3260	.3290
		.520	.0460	.0970	.2130	.2460	.2270
		.650	-.0840	.0560	.1330	.2010	.0650
		.775	-.0590	.0550	.1170	.1780	.0800
		.900		.0410	.1160	.1600	.0770

MACH (2) = 2.999	BETAT (1) = -8.550	Z/BV	.158	.316	.600	.840	.925
		X/CV					
		.000	-.0280	.2820	.2530	.3730	.3620
		.050	-.0310	-.0720	-.1090	-.0990	-.0950
		.150	-.0300	-.0760	-.1050	-.0970	-.0860
		.300	-.0530	-.0880	-.0960	-.0940	-.0900
		.520	-.0500	-.0870	-.0920	-.0830	-.0800
		.650	-.0990	-.1030	-.1050	-.0940	-.1240
		.775	-.0970	-.1020	-.1090	-.1210	-.1110
		.900		-.1020	-.1070	-.1220	-.1230

MACH (2) = 2.999	BETAT (2) = -4.240	Z/BV	.158	.316	.600	.840	.925
		X/CV					
		.000	.1260	.4780	.4190	.5060	.4010
		.050	.0130	-.0080	-.0420	-.0270	-.0280
		.150	.0510	-.0130	-.0320	-.0230	-.0150
		.300	.0420	-.0170	-.0310	-.0240	-.0250

AMES 87-707 IA9 O2A + S3 + T9 RIGHT VERTICAL

(RBNR21)

SECTION (1)RIGHT VERTICAL		DEPENDENT VARIABLE CP					
MACH (2) = 2.999	BETAT (2) = -4.240	Z/BV	.158	.316	.600	.840	.925
		X/CV					
		.520	.0150	-.0230	-.0300	-.0210	-.0180
		.650	-.0730	-.0570	-.0580	-.0460	-.0960
		.775	-.0780	-.0630	-.0590	-.0630	-.0930
		.900		-.0630	-.0600	-.0710	-.0960
MACH (2) = 2.999	BETAT (3) = .060	Z/BV	.158	.316	.600	.840	.925
		X/CV					
		.000	.5870	.5030	.4530	.5290	.4160
		.050	.0090	.0250	.0150	.0300	.0400
		.150	.0700	.0790	.0440	.0390	.0510
		.300	.0490	.0870	.0610	.0400	.0350
		.520	.0230	.0280	.0620	.0380	.0260
		.650	-.0720	-.0130	.0240	.0190	-.0610
		.775	-.0670	-.0270	.0070	.0150	-.0670
		.900		-.0370	.0000	.0110	-.0630
MACH (2) = 2.999	BETAT (4) = 4.400	Z/BV	.158	.316	.600	.840	.925
		X/CV					
		.000	.0670	.5170	.4700	.4890	.3650
		.050	.0620	.1490	.1260	.1130	.1260
		.150	.0580	.1670	.1740	.1470	.1480
		.300	.0350	.1390	.1770	.1640	.1460
		.520	.0200	.0660	.1350	.1490	.1290
		.650	-.0750	.0200	.0760	.1250	.0270
		.775	-.0700	-.0020	.0580	.0960	.0290
		.900		-.0130	.0490	.0820	.0100
MACH (2) = 2.999	BETAT (5) = 8.730	Z/BV	.158	.316	.600	.840	.925
		X/CV					
		.000	-.0270	.3470	.3660	.3880	.2780
		.050	.0660	.3080	.3470	.3540	.3440
		.150	.0840	.2620	.3010	.3140	.3310
		.300	.0640	.1900	.2530	.2810	.2810
		.520	.0270	.0970	.1960	.2180	.2060
		.650	-.0630	.0400	.1230	.1820	.0740
		.775	-.0540	.0200	.1020	.1500	.0780
		.900		.0280	.0920	.1370	.0780
MACH (3) = 3.502	BETAT (1) = -8.710	Z/BV	.158	.316	.600	.840	.925
		X/CV					
		.000	-.0240	.1570	.2730	.4060	.3740
		.050	-.0530	-.0730	-.0720	-.0610	-.0590
		.150	-.0580	-.0710	-.0770	-.0680	-.0600
		.300	-.0520	-.0780	-.0760	-.0680	-.0670
		.520	-.0520	-.0770	-.0810	-.0630	-.0610

AMES 87-707 IA9 C2A + S3 + T9 RIGHT VERTICAL

(RBNR21)

SECTION (1) RIGHT VERTICAL		DEPENDENT VARIABLE CP					
MACH (3) = 3.502	BETAT (1) = -8.710	Z/BV	.158	.316	.600	.840	.925
		X/CV					
		.650	-.0770	-.0790	-.0810	-.0750	-.0910
		.775	-.0800	-.0770	-.0870	-.0880	-.0730
		.900		-.0780	-.0850	-.0870	-.0900
MACH (3) = 3.502	BETAT (2) = -6.510	Z/BV	.158	.316	.600	.840	.925
		X/CV					
		.000	.0340	.3440	.3140	.4340	.3860
		.050	.0070	-.0230	-.0590	-.0570	-.0550
		.150	.0170	-.0290	-.0610	-.0630	-.0550
		.300	.0110	-.0430	-.0630	-.0670	-.0630
		.520	-.0010	-.0520	-.0640	-.0610	-.0590
		.650	-.0570	-.0680	-.0730	-.0720	-.0930
		.775	-.0630	-.0700	-.0760	-.0860	-.0740
		.900		-.0690	-.0800	-.0830	-.0820
MACH (3) = 3.502	BETAT (3) = -4.320	Z/BV	.158	.316	.600	.840	.925
		X/CV					
		.000	.0870	.3610	.3720	.4750	.4070
		.050	.0230	-.0010	-.0330	-.0240	-.0230
		.150	.0410	-.0020	-.0350	-.0310	-.0230
		.300	.0360	-.0130	-.0310	-.0320	-.0300
		.520	.0150	-.0170	-.0230	-.0290	-.0280
		.650	-.0490	-.0410	-.0410	-.0430	-.0770
		.775	-.0520	-.0460	-.0440	-.0560	-.0740
		.900		-.0470	-.0470	-.0610	-.0750
MACH (3) = 3.502	BETAT (4) = .560	Z/BV	.158	.316	.600	.840	.925
		X/CV					
		.000	.4740	.4710	.4450	.5350	.4240
		.050	.0130	.0320	.0280	.0450	.0540
		.150	.0520	.0510	.0370	.0420	.0580
		.300	.0350	.0710	.0330	.0390	.0420
		.520	.0160	.0290	.0370	.0270	.0260
		.650	-.0560	-.0040	.0180	.0080	-.0460
		.775	-.0500	-.0200	.0120	.0020	-.0580
		.900		-.0260	.0050	-.0040	-.0560
MACH (3) = 3.502	BETAT (5) = 4.470	Z/BV	.158	.316	.600	.840	.925
		X/CV					
		.000	.0240	.4280	.4200	.4770	.3590
		.050	.0380	.1340	.1100	.1150	.1240
		.150	.0330	.1270	.1340	.1220	.1280
		.300	.0210	.1200	.1350	.1250	.1120
		.520	.0130	.0630	.1120	.1080	.0910
		.650	-.0520	.0250	.0770	.0960	.0110

AMES 87-707 IA9 O2A + S3 + T9 RIGHT VERTICAL

(RBNR21)

SECTION (1)RIGHT VERTICAL		DEPENDENT VARIABLE CP					
MACH (3) = 3.502	BETAT (5) = 4.470	Z/BV	.158	.316	.600	.840	.925
		X/CV					
		.775	-.0510	.0060	.0610	.0850	.0050
		.900		-.0090	.0510	.0750	.0060
MACH (3) = 3.502	BETAT (6) = 6.670	Z/BV	.158	.316	.600	.840	.925
		X/CV					
		.000	.0100	.3750	.3810	.4380	.3230
		.050	.0490	.1720	.1820	.1630	.1680
		.150	.0370	.1760	.1980	.1770	.1770
		.300	.0270	.1610	.1890	.1870	.1750
		.520	.0100	.0830	.1400	.1640	.1470
		.650	-.0550	.0370	.1000	.1420	.0570
		.775	-.0520	.0170	.0820	.1190	.0300
		.900		.0090	.0720	.1070	.0320
MACH (3) = 3.502	BETAT (7) = 8.890	Z/BV	.158	.316	.600	.840	.925
		X/CV					
		.000	-.0480	.2220	.3680	.4170	.3070
		.050	.0580	.2100	.2600	.2500	.2450
		.150	.0630	.2200	.2530	.2560	.2590
		.300	.0580	.1930	.2280	.2510	.2440
		.520	.0320	.1020	.1720	.2050	.1980
		.650	-.0410	.0510	.1250	.1750	.0900
		.775	-.0460	.0270	.1090	.1500	.0650
		.900		.0200	.0970	.1340	.0690

AMES 87-707 IA9 O2A + S3 + T9 RIGHT VERTICAL

(RBNR22) (10 MAY 73)

REFERENCE DATA

SREF = 2.4210 SQ.FT. XMRP = 28.5300 INCHES
 LREF = 39.8490 INCHES YMRP = .0000 INCHES
 BREF = 39.8490 INCHES ZMRP = .0000 INCHES
 SCALE = .0300 SCALE

PARAMETRIC DATA

ALPHAT = 8.000 ORBINC = .500
 RUDDER = -10.000 ELEVON = .000
 RUDFLR = .000

SECTION (1)RIGHT VERTICAL

DEPENDENT VARIABLE CP

MACH (1) = 2.499 BETAT (1) = -8.370

Z/BV	.158	.316	.600	.840	.925
X/CV					
.000	.0020	.1220	.2060	.3100	.3050
.050	-.0120	-.1130	-.1500	-.1530	-.1530
.150	-.0240	-.1190	-.1280	-.1370	-.1310
.300	-.0610	-.1260	-.1240	-.1260	-.1180
.520	-.0710	-.1050	-.1200	-.1040	-.1020
.650	-.1370	-.1330	-.1400	-.1200	-.1670
.775	-.1350	-.1370	-.1440	-.1510	-.1580
.900		-.1310	-.1420	-.1550	-.1730

MACH (1) = 2.499 BETAT (2) = -6.260

Z/BV	.158	.316	.600	.840	.925
X/CV					
.000	.0780	.2950	.2930	.3820	.3460
.050	.0540	-.0690	-.1340	-.1210	-.1150
.150	.0300	-.0910	-.1020	-.1010	-.0930
.300	-.0050	-.0580	-.0940	-.0920	-.0850
.520	-.0280	-.0730	-.0900	-.0740	-.0710
.650	-.1190	-.1110	-.1140	-.1010	-.1530
.775	-.1250	-.1120	-.1150	-.1250	-.1520
.900		-.1100	-.1150	-.1320	-.1590

MACH (1) = 2.499 BETAT (3) = -4.150

Z/BV	.158	.316	.600	.840	.925
X/CV					
.000	.1480	.3870	.3500	.4280	.3590
.050	.0510	-.0540	-.0990	-.0820	-.0740
.150	.0720	-.0520	-.0690	-.0660	-.0520
.300	.0370	-.0130	-.0540	-.0560	-.0510
.520	-.0030	-.0380	-.0520	-.0400	-.0360
.650	-.1040	-.0840	-.0620	-.0630	-.1320
.775	-.1140	-.0850	-.0640	-.0750	-.1350
.900		-.0840	-.0690	-.0780	-.1310

MACH (1) = 2.499 BETAT (4) = .060

Z/BV	.158	.316	.600	.840	.925
X/CV					
.000	.6380	.4710	.3920	.4410	.3420
.050	.0080	.0380	.0150	.0040	.0110
.150	.0990	.0930	.0690	.0560	.0530
.300	.0430	.0760	.0890	.0770	.0630
.520	.0130	.0130	.0530	.0760	.0640
.650	-.1110	-.0310	-.0050	.0410	-.0600
.775	-.1010	-.0460	-.0140	.0180	-.0720
.900		-.0570	-.0190	.0050	-.0740

AMES 87-707 IA9 O2A + S3 + T9 RIGHT VERTICAL

(RBNR22)

SECTION (1) RIGHT VERTICAL		DEPENDENT VARIABLE CP					
MACH (1) = 2.499	BETAT (5) = 4.330	Z/BV	.158	.316	.600	.840	.925
		X/CV					
		.000	.1200	.4270	.4110	.4350	.3180
		.050	.0480	.1960	.2530	.2530	.2550
		.150	.0480	.1750	.2360	.2470	.2610
		.300	.0330	.1270	.1920	.2170	.2180
		.520	.0170	.0660	.1260	.1600	.1490
		.650	-.0810	.0170	.0670	.1200	.0120
		.775	-.0780	-.0070	.0490	.0950	.0110
		.900		-.0210	.0420	.0760	.0110
MACH (1) = 2.499	BETAT (6) = 6.460	Z/BV	.158	.316	.600	.840	.925
		X/CV					
		.000	.0710	.3650	.3870	.3860	.2770
		.050	.0910	.2930	.3390	.3410	.3410
		.150	.0960	.2270	.2890	.3010	.3230
		.300	.0450	.1580	.2340	.2610	.2660
		.520	.0310	.0750	.1550	.1880	.1820
		.650	-.1000	.0300	.0900	.1560	.0330
		.775	-.0780	.0190	.0730	.1260	.0340
		.900		.0140	.0730	.1090	.0290
MACH (1) = 2.499	BETAT (7) = 8.600	Z/BV	.158	.316	.600	.840	.925
		X/CV					
		.000	.0100	.2520	.3140	.3260	.2260
		.050	.1210	.3420	.4150	.3980	.3900
		.150	.1090	.2470	.3440	.3490	.3640
		.300	.0410	.1700	.2680	.3030	.3030
		.520	.0290	.0840	.1840	.2260	.2110
		.650	-.0970	.0450	.1120	.1970	.0590
		.775	-.0770	.0390	.0990	.1620	.0750
		.900		.0380	.1060	.1450	.0790
MACH (2) = 2.999	BETAT (1) = -8.530	Z/BV	.158	.316	.600	.840	.925
		X/CV					
		.000	-.0370	.1960	.1940	.3020	.2990
		.050	-.0400	-.0810	-.1130	-.1080	-.1050
		.150	-.0430	-.0870	-.1060	-.1060	-.0980
		.300	-.0680	-.0970	-.0930	-.1000	-.0980
		.520	-.0760	-.0880	-.0960	-.0890	-.0900
		.650	-.1070	-.1060	-.1150	-.1000	-.1260
		.775	-.1040	-.1070	-.1140	-.1210	-.1140
		.900		-.1090	-.1140	-.1210	-.1290
MACH (2) = 2.999	BETAT (2) = -4.230	Z/BV	.158	.316	.600	.840	.925
		X/CV					
		.000	.1420	.3450	.3650	.4520	.3690
		.050	-.0010	-.0220	-.0530	-.0370	-.0330
		.150	.0200	-.0250	-.0440	-.0350	-.0260
		.300	.0160	-.0170	-.0390	-.0370	-.0340

AMES 87-707 IA9 O2A + S3 + T9 RIGHT VERTICAL

(RBNR22)

SECTION (1)RIGHT VERTICAL		DEPENDENT VARIABLE CP					
MACH (2) = 2.999	BETAT (2) = -4.230	Z/BV	.158	.316	.600	.840	.925
		X/CV					
		.520	.0020	-.0370	-.0390	-.0310	-.0300
		.650	-.0780	-.0650	-.0630	-.0540	-.1010
		.775	-.0840	-.0720	-.0650	-.0700	-.1000
		.900		-.0710	-.0700	-.0750	-.1020
MACH (2) = 2.999	BETAT (3) = .060	Z/BV	.158	.316	.600	.840	.925
		X/CV					
		.000	.4700	.4560	.3910	.4640	.3620
		.050	.0020	.0190	.0010	.0040	.0100
		.150	.0540	.0680	.0310	.0120	.0220
		.300	.0250	.0570	.0380	.0150	.0120
		.520	.0060	.0040	.0400	.0170	.0020
		.650	-.0800	-.0260	-.0060	-.0010	-.0770
		.775	-.0750	-.0390	-.0190	-.0060	-.0720
		.900		-.0470	-.0260	-.0120	-.0690
MACH (2) = 2.999	BETAT (4) = 4.400	Z/BV	.158	.316	.600	.840	.925
		X/CV					
		.000	.0630	.3920	.4080	.4560	.3430
		.050	.0180	.1490	.1350	.0980	.1050
		.150	.0170	.1430	.1720	.1410	.1350
		.300	.0020	.1090	.1600	.1550	.1380
		.520	-.0070	.0430	.1120	.1320	.1160
		.650	-.0810	.0040	.0560	.1090	.0170
		.775	-.0760	-.0150	.0420	.0810	.0130
		.900		-.0270	.0340	.0680	.0070
MACH (2) = 2.999	BETAT (5) = 8.750	Z/BV	.158	.316	.600	.840	.925
		X/CV					
		.000	-.0350	.2550	.3000	.3170	.2200
		.050	.0540	.2650	.3160	.3370	.3310
		.150	.0700	.2210	.2710	.2930	.3110
		.300	.0480	.1560	.2280	.2560	.2600
		.520	.0130	.0740	.1670	.1990	.1890
		.650	-.0710	.0250	.1110	.1650	.0650
		.775	-.0630	.0180	.0970	.1380	.0680
		.900		.0300	.0900	.1300	.0760
MACH (3) = 3.502	BETAT (1) = -8.680	Z/BV	.158	.316	.600	.840	.925
		X/CV					
		.000	-.0360	.1540	.2000	.3270	.3060
		.050	-.0450	-.0770	-.0860	-.0750	-.0700
		.150	-.0490	-.0780	-.0900	-.0780	-.0700
		.300	-.0650	-.0830	-.0750	-.0780	-.0770
		.520	-.0780	-.0710	-.0850	-.0720	-.0730

AMES 87-757 IA9 O2A + S3 + T9 RIGHT VERTICAL

(RBNR22)

SECTION (1)RIGHT VERTICAL		DEPENDENT VARIABLE CP					
MACH (3) = 3.502	BETAT (1) = -8.680	Z/BV	.158	.316	.600	.840	.925
		X/CV					
		.650	-.0910	-.0840	-.0840	-.0820	-.0990
		.775	-.0860	-.0880	-.0900	-.0950	-.0800
		.900		-.0870	-.0890	-.0930	-.0960
MACH (3) = 3.502	BETAT (2) = -6.490	Z/BV	.158	.316	.600	.840	.925
		X/CV					
		.000	.0060	.2660	.2490	.3590	.3220
		.050	-.0110	-.0440	-.0710	-.0620	-.0590
		.150	-.0100	-.0490	-.0690	-.0680	-.0610
		.300	-.0270	-.0580	-.0560	-.0670	-.0660
		.520	-.0360	-.0570	-.0600	-.0620	-.0610
		.650	-.0750	-.0730	-.0730	-.0680	-.0910
		.775	-.0710	-.0780	-.0770	-.0810	-.0790
		.900		-.0790	-.0780	-.0790	-.0920
MACH (3) = 3.502	BETAT (3) = -4.310	Z/BV	.158	.316	.600	.840	.925
		X/CV					
		.000	.0450	.3150	.3260	.4090	.3460
		.050	.0080	-.0170	-.0410	-.0350	-.0350
		.150	.0080	-.0200	-.0370	-.0390	-.0340
		.300	.0040	-.0150	-.0350	-.0390	-.0430
		.520	-.0010	-.0290	-.0350	-.0360	-.0390
		.650	-.0560	-.0510	-.0500	-.0450	-.0790
		.775	-.0610	-.0600	-.0540	-.0540	-.0750
		.900		-.0580	-.0550	-.0620	-.0800
MACH (3) = 3.502	BETAT (4) = .060	Z/BV	.158	.316	.600	.840	.925
		X/CV					
		.000	.3830	.4240	.3790	.4640	.3710
		.050	.0230	.0240	.0150	.0310	.0400
		.150	.0470	.0460	.0240	.0300	.0450
		.300	.0220	.0490	.0310	.0270	.0290
		.520	.0040	.0080	.0340	.0220	.0170
		.650	-.0550	-.0200	.0110	.0020	-.0480
		.775	-.0550	-.0300	.0000	-.0030	-.0610
		.900		-.0370	-.0080	-.0070	-.0600
MACH (3) = 3.502	BETAT (5) = 4.480	Z/BV	.158	.316	.600	.840	.925
		X/CV					
		.000	.0250	.3430	.3680	.4120	.3070
		.050	.0130	.1150	.0940	.0980	.1060
		.150	.0170	.1130	.1200	.1060	.1110
		.300	.0030	.0920	.1240	.1120	.1000
.520	-.0070	.0440	.0980	.1010	.0800		
.650	-.0610	.0110	.0600	.0880	.0080		

AMES 87-707 IA9 O2A + S3 + T9 RIGHT VERTICAL

(RBNR22)

SECTION (1) RIGHT VERTICAL		DEPENDENT VARIABLE CP					
MACH (3) = 3.502	BETAT (5) = 4.480	Z/BV	.158	.316	.600	.840	.925
		X/CV					
		.775	-.0590	-.0040	.0460	.0740	-.0020
		.900		-.0150	.0360	.0640	.0000
MACH (3) = 3.502	BETAT (6) = 6.750	Z/BV	.158	.316	.600	.840	.925
		X/CV					
		.000	-.0090	.3130	.3180	.3690	.2720
		.050	.0190	.1520	.1760	.1540	.1510
		.150	.0230	.1390	.1760	.1670	.1610
		.300	.0130	.1120	.1600	.1720	.1570
		.520	.0040	.0550	.1240	.1440	.1340
		.650	-.0520	.0220	.0800	.1210	.0470
		.775	-.0510	.0050	.0690	.1010	.0210
		.900		-.0050	.0580	.0890	.0310
MACH (3) = 3.502	BETAT (7) = 8.910	Z/BV	.158	.316	.600	.840	.925
		X/CV					
		.000	-.0310	.2310	.2960	.3360	.2460
		.050	.0180	.1920	.2440	.2510	.2480
		.150	.0260	.1840	.2240	.2370	.2490
		.300	.0260	.1520	.1990	.2220	.2210
		.520	.0090	.0770	.1520	.1790	.1750
		.650	-.0520	.0340	.1050	.1530	.0740
		.775	-.0490	.0120	.0900	.1270	.0520
		.900		.0090	.0750	.1170	.0590

NASA-MSFC-MAF