


204




Final Report of the
Technology Applications Group
November, 1973

Prepared for the
National Aeronautics and Space Administration
Washington, D.C. 20546

(NASA-CR-138178) [NASA TECHNOLOGY N74-22585
UTILIZATION APPLICATIONS] Final Report,
Sep. 1972 - Aug. 1973 (George Washington
Univ.) 160 p HC \$11.00 CSCL 05B Unclas
G3/34 16066



SCIENCES COMMUNICATION DIVISION
THE GEORGE WASHINGTON UNIVERSITY MEDICAL CENTER
2001 S STREET, N.W., WASHINGTON, D.C. 20009
Telephone (202) 462-5828





U.S. DEPARTMENT OF COMMERCE
National Technical Information Service
 5285 Port Royal Road
 Springfield, Virginia 22151

Date: August 2, 1974

Reply to:
 Attention: 954.01

Subject: NASA Document Discrepancy Report

74-98

To: Mr. E. E. Baker
 Deputy General Manager
 Informatics TISCO
 P. O. Box 33
 College Park, Maryland 20740

Re: N74-22585

- 1. Page(s) are missing from microfiche and paper copy. Please provide a complete copy. Pages 49 - 72.
- 2. Portions of this document are illegible when reproduced. Please provide a reproducible copy.
- 3. A microfiche reproduction is not legible. The case file was not received. Please provide at least an acceptable microfiche.
- 4. Incorrectly priced at _____ . It should be _____ for _____ pages. However, price will remain as announced in STAR.
- 5. Case file returned herewith. When correction has been made please return to NTIS or if corrections cannot be made note NASA records that the case file was returned.
- 6. Other:

Sincerely,

Lawrence J. Placencia

Phone: 703 -321-8517
 LP/sid

Response

Before	After
___ Issue Ch. of Status ___	___
Code _____	Code _____
___ Comp. Ser.-No Act. ___	___
___ Delay Ch. OF Status ___	___
___ Post(ed) on Form 107 ___	___

PLEASE ATTACH COPY OF THIS LETTER WITH YOUR RESPONSE

Final Report of the
Technology Applications Group
November, 1973

Prepared for the
National Aeronautics and Space Administration
Washington, D.C. 20546

Contract Number

NASw-2444

Department of Medical and Public Affairs
SCIENCE COMMUNICATION DIVISION
The George Washington University Medical Center
Washington, D.C.

I

SUMMARY

The report deals with work done from September 1972 through August 1973 by the Technology Applications Group of the Science Communication Division (SCD), formerly the Biological Sciences Communication Project (BSCP) in the Department of Medical and Public Affairs of the George Washington University. The work was supportive of many aspects of the NASA Technology Utilization program but in particular those dealing with Biomedical and Technology Application Teams, Applications Engineering projects, new technology reporting and documentation and transfer activities. Of particular interest are detailed reports on the progress of various hardware projects, and suggestions and criteria for the evaluation of candidate hardware projects. Finally some observations about the future expansion of the TU program are offered.

CONTENTS

	<u>PAGE</u>
KEY TO ACRONYMS USED.....	ii
TECHNOLOGY APPLICATIONS GROUP PERSONNEL 1972-1973.....	iii
DEDICATION.....	iv
INTRODUCTION.....	1
ACCOMPLISHMENTS 1972-73.....	2
General.....	2
Application of NASA Technology to Non-Aerospace Areas...	10
New Technology Reporting.....	12
Documentation and Transfer Activities.....	13
SOME OBSERVATIONS ON THE FUTURE.....	14
APPENDIX A: TECHNOLOGY APPLICATIONS PROGRESS REPORT DECEMBER, 1972.....	19
APPENDIX B: BATEAM APPLICATIONS CLAIMED AND ACCOMPLISHED....	73
APPENDIX C: APPLICATIONS ENGINEERING SUBMISSION FORM.....	80
APPENDIX D: EVALUATION OF CANDIDATE APPLICATIONS ENGINEERING PROJECTS.....	86
APPENDIX E: TECHNOLOGY TRANSFERS FEBRUARY, 1973.....	92
APPENDIX F: THE INVOLVEMENT OF POTENTIAL USERS AND SUPPLIERS WITH THE RESULTS OF MATURING APPLICATIONS PROJECTS.....	145

KEY TO ACRONYMS USED

AAMI American Association for Medical Instrumentation
AESF Applications Engineering Submission Form
BATEAM Biomedical Application Team
BSCP Biological Sciences Communication Project (now Science
Communication Division), George Washington University
Code GP Office of Patent Counsel, NASA
COSMIC Computer Software Management and Information Centers, University
of Georgia
DOD Department of Defense
DRI Denver Research Institute
EPA Environmental Protection Agency
HQ Headquarters, NASA
ICB Inventions and Contributions Board, NASA
IIT Illinois Institute of Technology
JPL Jet Propulsion Laboratory
MRI Midwest Research Institute
NAE National Academy of Engineering
NASA National Aeronautics and Space Administration
NSF National Science Foundation
NYC New York City
PS Problem Statement
PTI Public Technology Inc.
RAC Regional Application Center
RDC Regional Dissemination Center
RFP Request for Proposal
SCD Science Communication Division, George Washington University
TAC Technology Application Center, University of New Mexico
TAG Technology Applications Group, Science Communication Division,
George Washington University
TATEAM Technology Application Team
TRIS Transfer Research and Impact Studies, Denver Research Institute
TU Technology Utilization
TUO Technology Utilization Office, NASA
UDC Urban Development Corporation, New York State

TECHNOLOGY APPLICATIONS GROUP
PERSONNEL 1972-1973

Director.....	Philip Wright
Office Manager.....	Barbara Biggs*
Senior Staff Scientists.....	Todd Anuskiewicz John Johnston* Robert Zimmerman*
Information Analysts.....	Michelle Griggs* Noelle Jury
Secretarial Staff.....	Elayne Clift* Sandra Morris* Ann Nolan*

* Part of the time

DEDICATION

TO THOSE WHO STARTED IT ALL:

Dr. Quentin Hartwig and Dr. Charles Shilling
of
George Washington University

and

Dr. Richard Leshner and Mr. George Howick
of
National Aeronautics and Space Administration

INTRODUCTION

With the expiration of present contract period on 8/31/73 the Technology Applications Group (TAG) will cease to exist. Since its inception, it has been a part of the Biological Sciences Communication Project (BSCP) - now the Science Communication Division - of the Department of Medical and Public Affairs, in the George Washington University, Washington, D.C.

The group has shown exceptional durability, having first been conceived, created and reduced to practice in 1966/67. It has perhaps outlived its usefulness to its sponsor because the results of the teaching it has been responsible for have now been successfully transferred elsewhere to be used effectively closer to the real scene of action. TAG has been through several metamorphoses during its life time but current exigencies have prevented a further recrudescence. The current personnel have dispersed either into other elements of the NASA TU Program or elsewhere.

To all of them, both present and past, salve et vale.

Some of the detail of the work of the group is contained in earlier published reports and it is perhaps timely to list them here.

1. 'Applications of Aerospace Technology in the Public Sector.' 1 June 1970 - 31 May 1971. Final report for NASA Contract NASw-2055.
2. 'Applications of Aerospace Technology in the Public Sector.' 1 June 1971 - 30 November, 1971. Semi-annual report for NASA Contract NASw-2055.
3. 'Technology Applications Progress Report' May, 1972. Annual report for NASA Contract NASw-2055.
4. 'Technology Applications Progress Report' December, 1972 Annual report for NASA Contract NASw-2055.

This report, serving in some sense as an obituary notice, is a factual account of work started or accomplished as a result of the final contract, NASw-2444. As such it is considered to be responsive to the University's contractual obligation to submit a final report "..... which documents and summarizes the results of the entire contract work"

ACCOMPLISHMENTS 1972-73

General

As in previous years, the work statement in the contract envisaged continuing effort in three main areas:

1. Application of NASA technology to non-aerospace areas. This involved, "... analyses of data reported by the Technology Applications Teams at the Stanford Research Institute, ABT Associates, IIT Research Institute, Research Triangle Institute and Public Technology Inc...", the gathering of additional data, "... to determine the most effective approaches for accomplishing the transfer of aerospace technology to public sector areas of concern dealt with by the Teams; to identify significant trends and events in Team activity accomplishment; and to provide a better understanding of the technology transfer process under the varying situations in which the Teams will operate." In addition there were requirements for reporting 'transfers,' recording efforts in "... a format suitable for public presentation ...", identifying major public sector problems holding "... promise for solutions ..." by NASA technology and recommending "... appropriate interfaces to further the goal of utilizing ... aerospace technology" Finally there were requirements to "..... assist NASA in the planning and coordination of Applications Team activities for the purpose of optimizing the utilization of aerospace technology in major biomedical and public sector problem areas," and to "... develop a methodology to bring the experience and expertise residing within NASA to bear on significant problems identified by the Applications Teams and other appropriate sources in public sector areas."
2. Analysis of methods and procedures for new technology reporting. This comprised developing "..... appropriate files to assist the NASA Headquarters Technology Utilization Officer in the technical review of NASA Headquarters Research and Development contracts and related operation tasks as a means of identifying new technology advances" and performing "..... evaluation and review of selected new technology material as requested."
3. Documentation and Transfer activities in conjunction with the applications engineering program. It was envisaged that this task would ".... require liaison with all elements of the TU Program including determination of NASA patent licensing status and procedures."

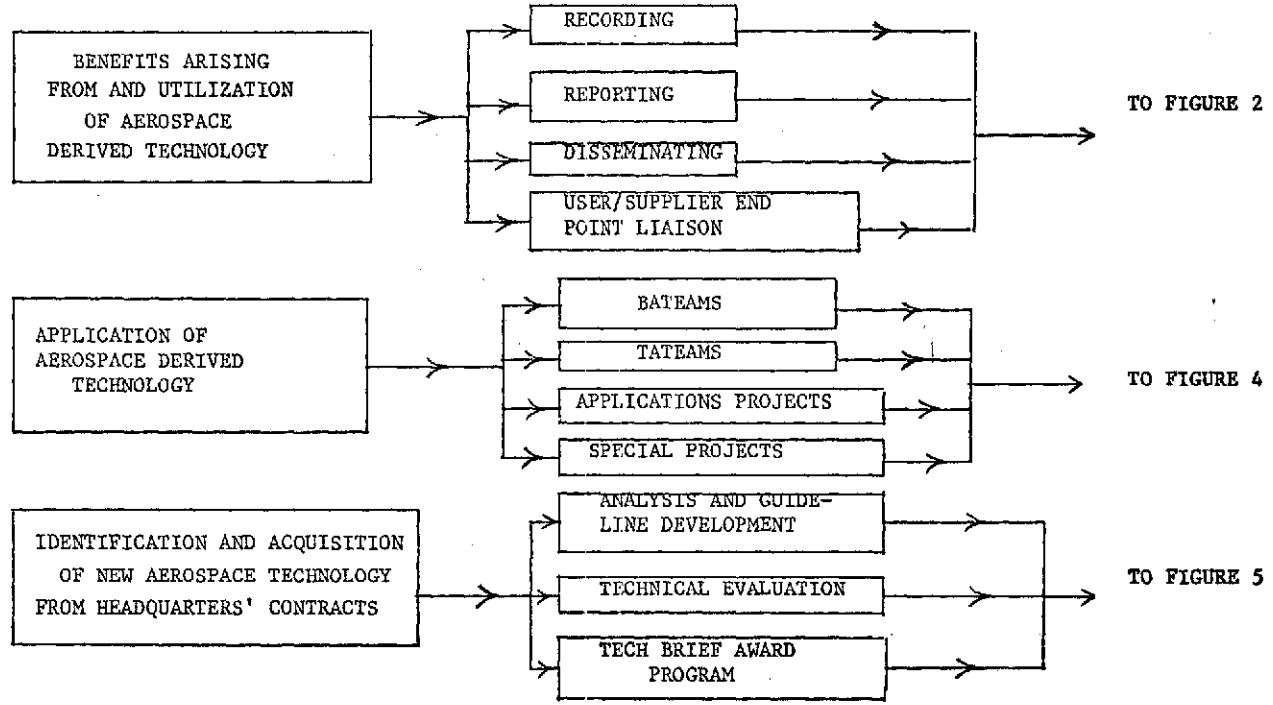
It is intended therefore to report the accomplishment of the tasks under these headings. However before doing this it is useful to report the results of work performed early in the contract period. This consisted of an effort

to review past, present and future activities of TAG. This was primarily done in anticipation of an early program review in September, 1972 which, unfortunately, never ultimately took place due mainly to the 'exigencies' referred to in the Introduction to this report. Figures 1,2,3,4 and 5 highlight the essential results of this review and show the genesis, growth and potential goals (not realized) of TAG. The content of these figures is considered to be self explanatory, needing no further commentary.

FIGURE 1

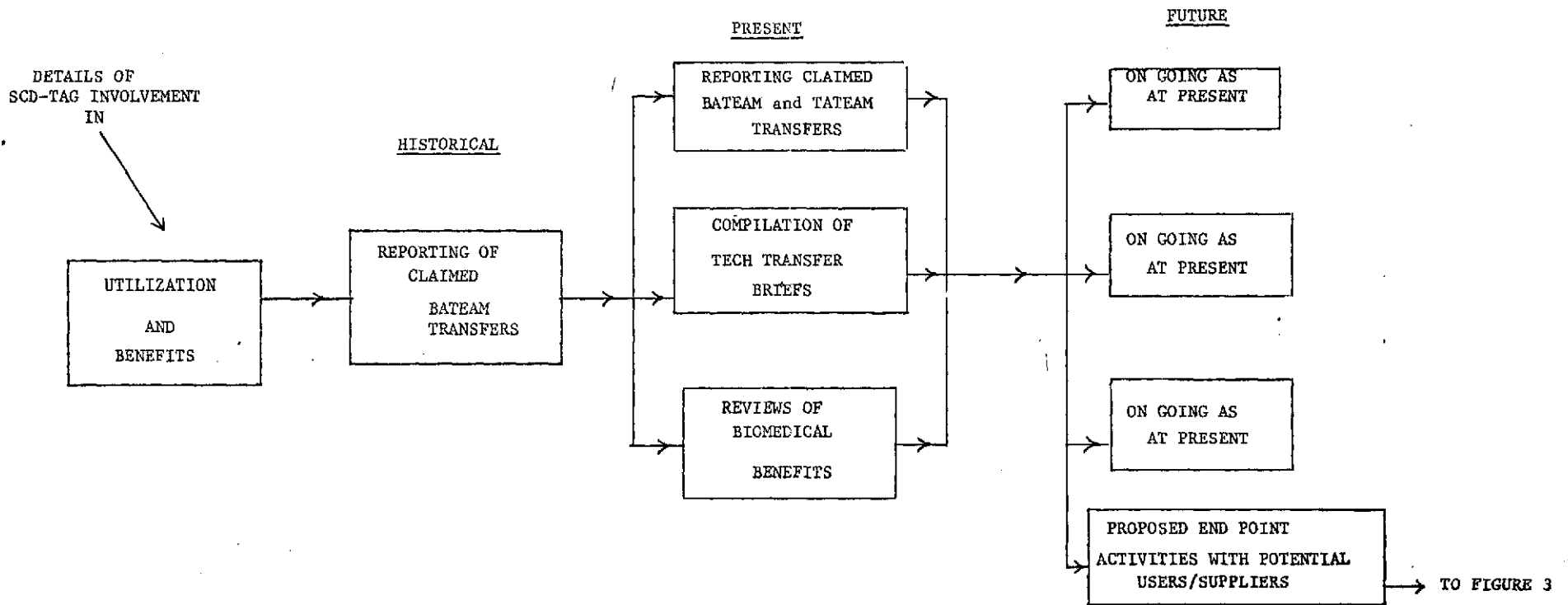
BASIC FUNCTIONS
OF NASA TUO

SCD - TAG
INVOLVEMENT



1001

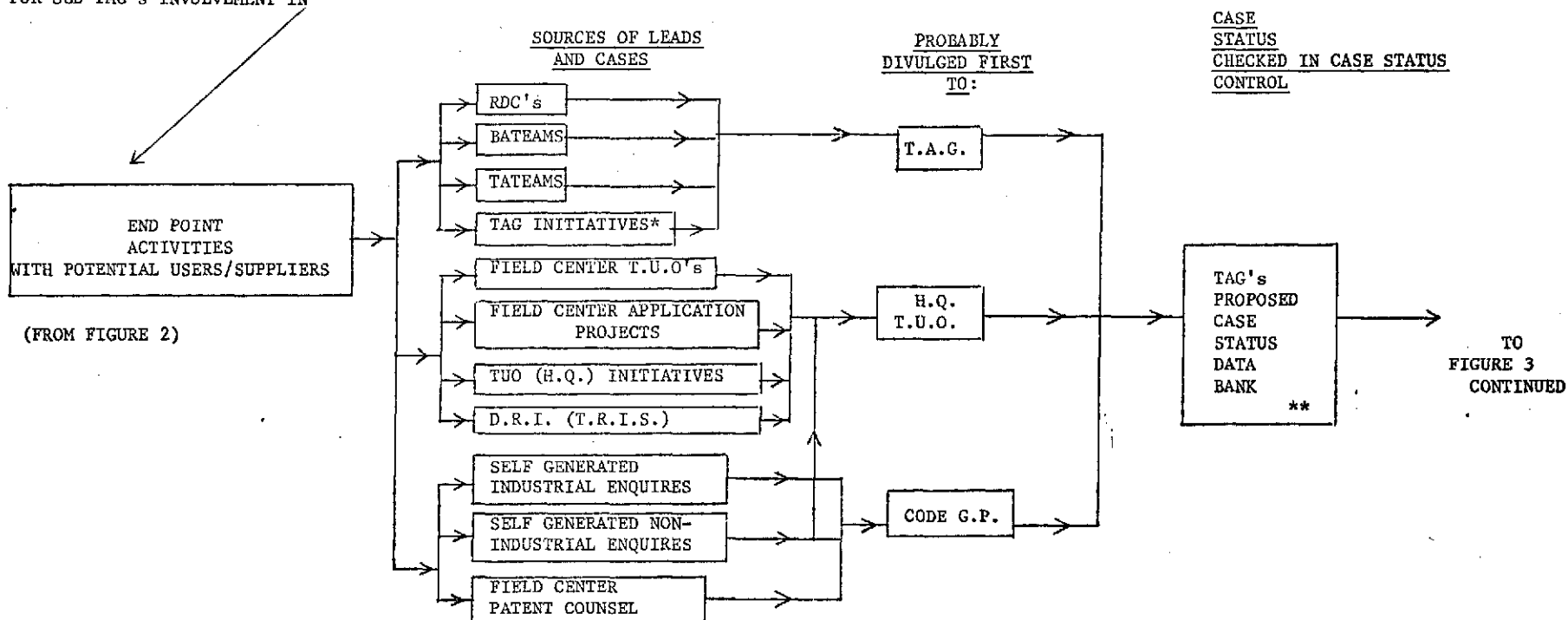
FIGURE 2



11-5-

FIGURE 3

PROPOSED 'BLUE-PRINT-FOR-THE FUTURE'
FOR SCD-TAG's INVOLVEMENT IN

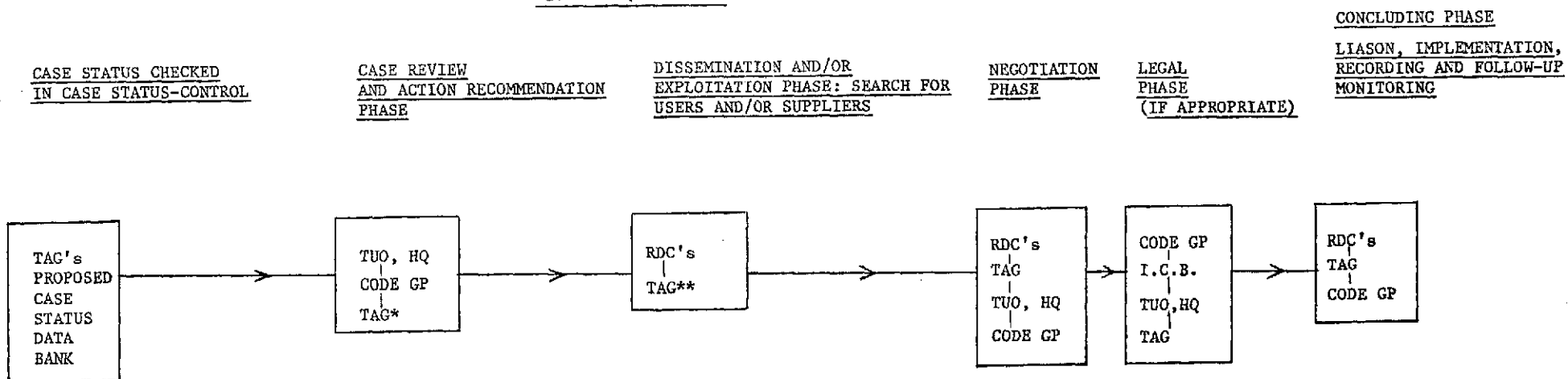


* INCLUDES OVERSEAS EXPLOITATION AND ALL NEWLY RECORDED PATENT APPLICATIONS.

** DEVELOP 'INDEXING' VOCABULARY. NEED TWX FOR RAPID COMMUNICATION

12-6-

FIGURE 3 (CONTINUED)



*DEVELOP CRITERIA
FOR SEGREGATING CASES
INTO 'ROUTINE' AND
'NON-ROUTINE'

**NEED TWX
FOR RAPID
COMMUNICATION

1327-

FIGURE 4

DETAILS OF
SCD-TAG
INVOLVEMENT
IN

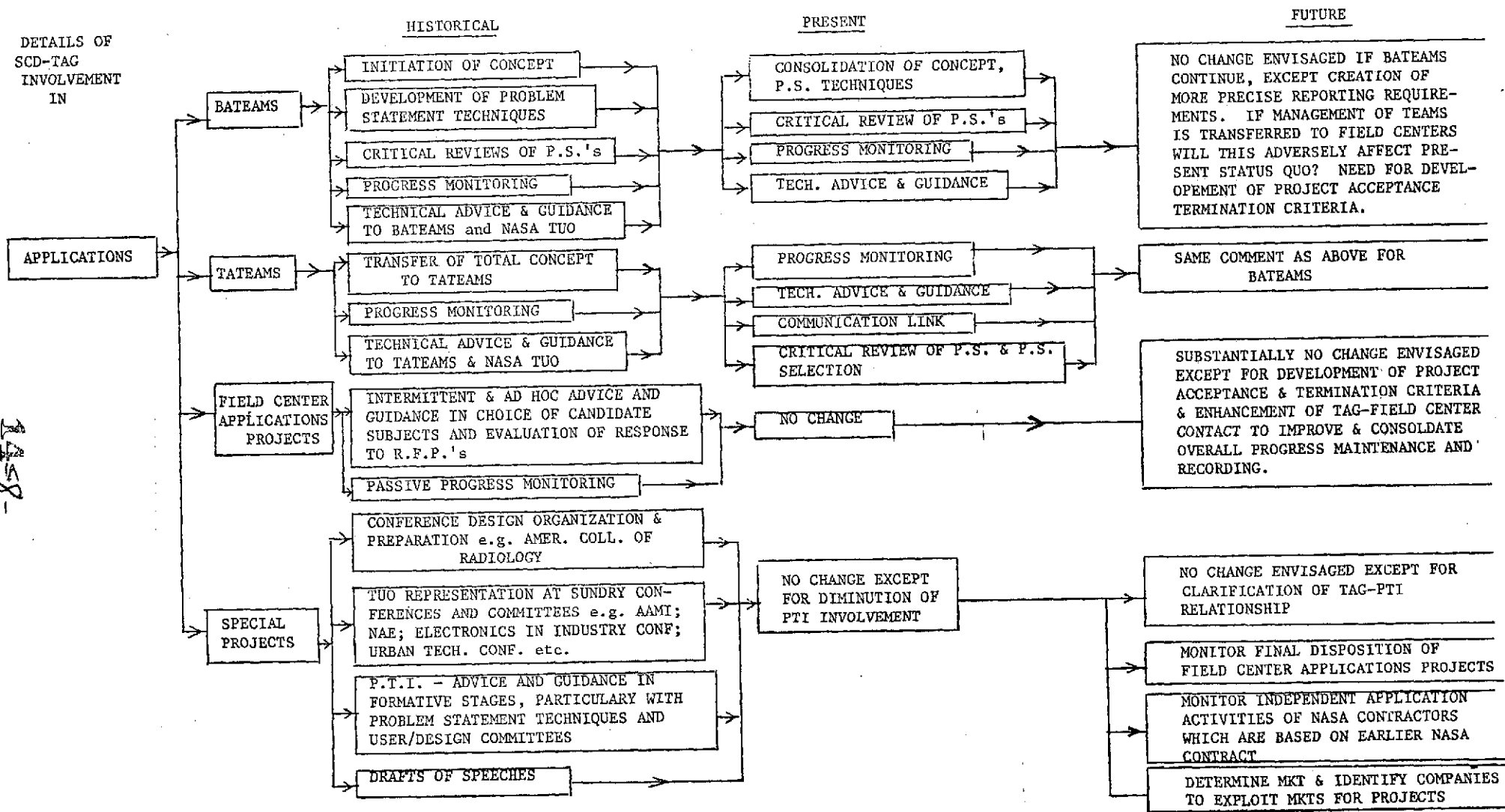
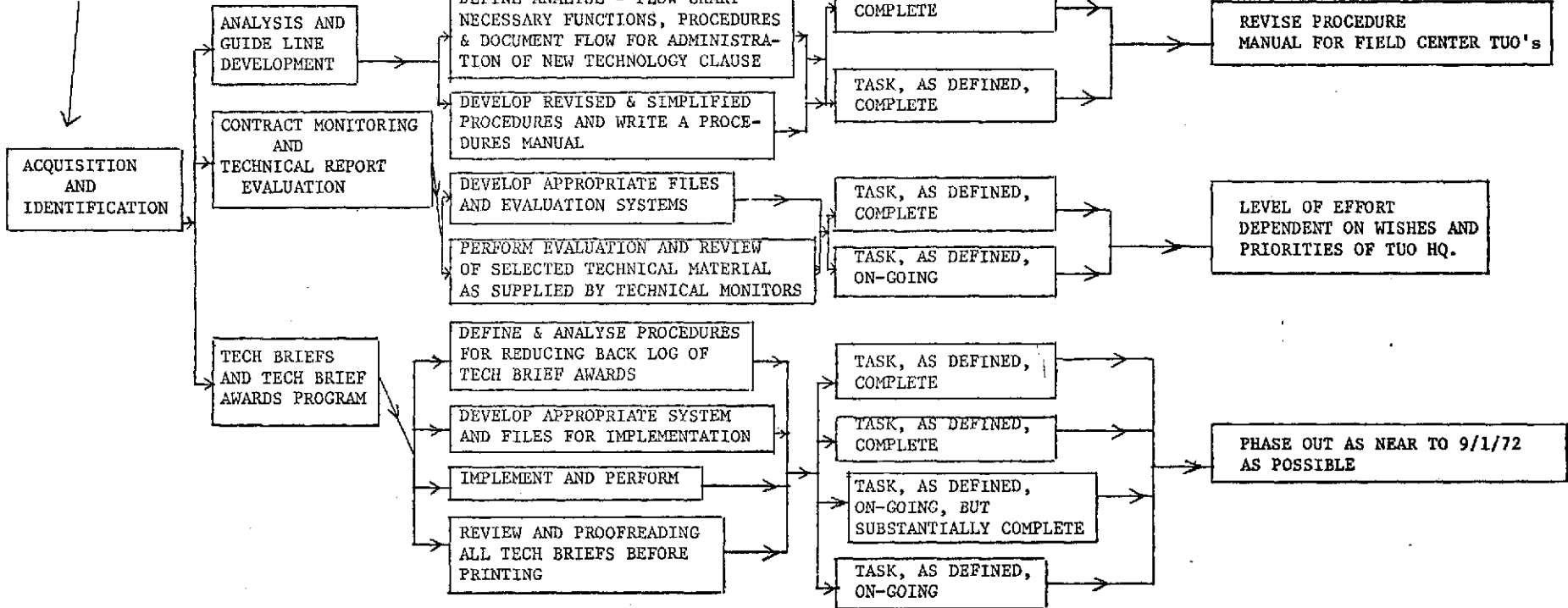


FIGURE 5

DETAILS OF
SCD-TAG
INVOLVEMENT
IN



15

Application of NASA Technology to
non-aerospace areas.

For the period under review it was originally envisaged that TAG's effort in this area would amount to more than 50% of the total available. However during contract negotiation a reduction in funding of just under 20% made it necessary to curtail some aspects of the work by February, 1973. Despite this budget and activity reduction, TAG's involvement has continued at a high level throughout the period. Apart from routine statistical reporting perhaps the best measure of the extent of TAG's participation in the application of NASA technology to non-aerospace areas during the period under review and, indeed, during earlier periods, is contained in the Technology Applications Progress Report, December, 1972. Accordingly, a copy of this report is attached as Appendix A and made a part of this Final Report. Apart from containing details of and an index to all projects active during this contract period, it also contains, references to earlier projects, now considered complete, at least in a technical sense. It also includes an alphabetical listing of organizations participating in all aspects of the NASA BATeam, TATeam and Applications Engineering programs as well as a projection of the prospects for the NASA Technology Utilization Program as a whole.

The non-aerospace areas in which NASA technology has found or is finding an application are:

- (a) Transportation
- (b) Environmental-Pollution Abatement
- (c) Housing and Urban Construction
- (d) Fire-fighting & Fire Safety
- (e) Mine Safety
- (f) Cardiovascular Disease
- (g) Medical Instrumentation
- (h) Kidney-function disorders
- (i) Rehabilitation Medicine.

Specific projects both existing and new ones on which particular emphasis was laid during the contract period are:

Firemen's breathing apparatus

Firemen's life support system

Firemen's resuscitator

Fire resistant materials testing

Several specific aspects of fire safety particularly in conjunction with the New York City Technology Applications Project and the NYC Fire Department

Liquefied natural gas (LNG) safety

Smoke detectors

Use of teleoperator technology in remotely controlled fire fighting systems

Non-ferrous metal scrap separation

Leak detectors

Metal spot-test identification

Improved dental materials

Image enhancement

Liaison with DOD laboratories

Material for Congressional hearings

Effort and participation in the general Biomedical area was generally at a lower level than in previous years mainly due to the transfer of the staff working in this field to NASA HQ during the contract period. However, to put the total effort into perspective, Appendix B contains a list of Biomedical Application Team technology applications claimed and accomplished.

With an increasing emphasis on applications engineering as a key to the transfer of NASA technology into non-aerospace areas, particularly public sector areas, TAG participated in a joint effort to establish criteria for the acceptance of candidate applications engineering projects. The results of these deliberations are contained in Appendices C & D. Appendix C contains details of what was called an 'Applications Engineering Submission Form.' This lists the considerations which need to be taken account of when evaluating candidate projects. The paper in Appendix D is an attempt to supply a basis for quantification of the merit of candidate submissions in terms of the goals of the TU program.

New Technology Reporting

The routine nature of these activities has been referred to in earlier reports and it is redundant to repeat these again. During the period under review 80 contracts were certified and 29 reportable items of new technology were processed. The monthly breakdown was as follows:

Certified Contracts 1972-73

<u>1972</u>						<u>1973</u>					
<u>Sept</u>	<u>Oct</u>	<u>Nov</u>	<u>Dec</u>	<u>Jan</u>	<u>Feb</u>	<u>Mar</u>	<u>Apr</u>	<u>May</u>	<u>June</u>	<u>July</u>	<u>Aug</u>
4	4	12	0	11	9	15	9	0	6	9	1

Reportable Items Processed 1972-73

<u>1972</u>						<u>1973</u>					
<u>Sept</u>	<u>Oct</u>	<u>Nov</u>	<u>Dec</u>	<u>Jan</u>	<u>Feb</u>	<u>Mar</u>	<u>Apr</u>	<u>May</u>	<u>June</u>	<u>July</u>	<u>Aug</u>
5	0	2	0	1	3	1	1	0	3	7	6

Documentation and Transfer Activities

Highlights of this work included the collection and writing of Technology Transfers achieved during 1972 for Congressional Testimony in early 1973 (Appendix E); a position paper on the involvement of users and suppliers with the results of maturing Applications projects (Appendix F) and specific but intermittent involvement in efforts to achieve market place exposure for individual items in the T.U. portfolio. This work cannot be reported in detail since it is not yet complete and the current situations are to some extent commercially confidential pending the outcome of negotiations.

Some Observations On The Future

This contract period has seen pass the tenth anniversary of the NASA Technology Utilization Program. Its achievements have been manifold and diverse but the various elements of the program have sometimes not meshed with each other by virtue of their experimental nature. Perhaps now is the time to stand back and contemplate an expansion of the program in the context of achieving a more intimate relationship between its elements.

What follows therefore are some general observations on this subject. The point of view expressed is one which envisages an expansion of the network of Regional Dissemination Centers by integrating their existing informational services with an applications engineering/problem solving function together with increasing effort in transferring projects to the market place.

Suggested Changes to the RDC Network

1. Establish a central, full time working secretariat with, initially, one expert in each of the current major activities of the RDC's, namely, information, computers, and marketing. The network as a network cannot develop solely on the basis of individual initiatives intermittently taken by individual nodes of the network or by NASA TUO HQ. Funding of the secretariat could be direct, by the NASA TUO, or as a levy on each RDC (undesirable at the moment until each RDC is convinced of the merit, to it, of the secretariat.)
2. In conjunction with the formation of new RDC's, consider an alternative form of RDC network wherein the concept of being all things to all men in all subjects on a regional basis is replaced by a concept of RDC subject specialization on a national basis. In this way, 'desks' of subject specialty would be established at individual RDC's and any local client's need for service in subjects not the specialty of local RDC would be 'networked' to the appropriate 'desk,' wherever it is located.
3. Add to current RDC functions either directly, or by formal association with existing Application Teams:
 - (a) a developmental, applications engineering function not confined to public sector problems, and
 - (b) a commercial exploitation function.

With respect to (a), subject specialty application teams could be intercalated with the subject specialty information service. In

addition, Field Center applications engineering projects within the RDC's appropriate subject specialty should be of strong concern to that RDC. This could involve Field Center responsibility for that RDC's contract. Additionally, the proposed RDC secretariat could be the point of contact for such projects in toto, and be charged with the responsibility of maintaining liaison with appropriate RDC's and projects.

With respect to (b), the RDC commercial exploitation function would, of course, concern itself with all Application Teams and Applications Engineering projects in appropriate subject fields, but would also be responsible for commercialization of any subject-appropriate case, e.g., NASA patents and patent applications, whether or not the subject of applications work. Again the proposed RDC secretariat would have a central coordinating function and would, among other things, need to have complete power to take assignments of patent rights from NASA, license these exclusively to appropriate RDC's (together with a power to the RDC to sublicense), to be associated with the negotiation of agreements, in some cases to enter into agreements, etc.

The formation of a viable network and central secretariat in this manner would relieve the burden on a government department (NASA TUO and Code GP) of operating in a semi-commercial mode by assigning these functions to a captive but relatively unfettered organization which would, at the same time, operate to optimize progress towards the goals of NASA TUO and Code GP.

4. Another goal that the central secretariat could approach gradually, is the intensification of the networking of all aspects of federally generated technology by making continuing working arrangements in this respect with other federal agencies. The aim here would be to intensify and rationalize the identification, dissemination, application, and commercialization of federally generated technology throughout the expanded network. The network at this stage will have progressed to a point where much greater intimacy exists than now between federal technology generating units, e.g., NASA Field Centers, DOD Research Labs. etc., and the dissemination and applications network, the public sector and industry. If this were in any way successful, the result would constitute a prototype of a national NSF-like agency for Technology Utilization.
5. Consider changing the individual RDC status from that of a wholly-owned university facility to one of more independence, while at the same time, retaining ties with the university. As an alternative to this, consider the responsibilities for the RDC within the university not to be within the unique purview of one department of the university (generally, the School of Business Administration), but rather to be of the interdisciplinary nature. For example, the Office of Industrial Applications at the University of Maryland initially reported to a committee comprising the Vice President for Research Affairs and the Deans of Business Administration, Engineering, Physics and Vocational

Education, and its best work was done under this aegis. Only when responsibility was shifted to one department did the project decline and ultimately transfer to another host institution.

6. Apart from these general considerations there are a number of specifics:

- (a) The Regional Dissemination Centers should be renamed, Regional Application Center (RAC) is suggested.
- (b) Consideration should be given to centralized computer searching
- (c) National client lead generation could be centralized with follow-up by the local RDC marketing groups.
- (d) Application Teams should definitely perform work for RDC's industrial clients, both in an information interpretive sense, and a hardware development sense.
- (e) Staff from NASA HQ TUO and the Field Centers should spend one year working at an RDC.
- (f) RDC's and host institutions should teach interdisciplinary courses in Technology Utilization and Technology Transfer.
- (g) COSMIC should offer to supply more practical help to potential users of its programs, to the point of being prepared, for a fee, to 'set-up' customers in the business (i.e., a 'turn-key' function.)
- (h) TAC (University of New Mexico) needs more support for its work with its ERTS data program.
- (i) Some of the suggestions made in the MRI report, "Studies of a Contractors Capabilities Center and the Technology Transfer Process," Sept. 1968, should be noted in any expansion of the RDC data base.
- (j) Early RDC awareness of applications engineering projects (even before funding) is important.

Points to Consider in Establishing New RDC's

1. Status in the University

- (a) A loose association
- (b) Not exclusively associated with one department
- (c) Not subject to excessive overhead 'take'
- (d) A teaching responsibility for T.U.

- (e) A definite undertaking by the host institution to involve faculty, and make them available for problem-solving, information interpreting and, in the limit, applications engineering.

2. Functions

- (a) There are already enough sources of computer searches in the network to make it unnecessary to establish others in new RDC's; the network resource should be used.
- (b) A strong information capability associated with strong problem-solving capability along BAT/TATeam lines is mandatory.
- (c) Initial studies are needed to determine the major subject matter requirements of the region with a view to becoming a center of excellence in those subjects. If appropriate, make the contract a Field Center responsibility if there is a Field Center in that (or those) subject(s). This may create difficulty in some subject areas, e.g., oceanography or pharmaceutical chemistry. (Note that some subjects are not covered by tapes and therefore a manual searching capability may be needed.)
- (d) Contact with industrial and public sector clients (potential) should be effected by staff sympathetic to, and knowledgeable about, the context, constraints, dilemmas and imperatives of those potential clients.

3. Financing

Ultimately the RAC should become self-supporting on the basis of fees from clients, but it would be beneficial not to saddle it with an onerous income-earning requirement in the first two years. It should be allowed to develop and demonstrate its usefulness, which would create in the minds of its potential clients an imperative to use, and pay for, the service.

4. Staff

No part-time faculty who have any teaching load, because the RDC responsibility always takes second place to teaching and publishing. Use of part-time graduate students in an informational mode, etc., however, should be encouraged. Faculty operating as "consultants" would of course, be part-time and on call, as required, but should have no day-to-day operational responsibilities.

5. Miscellaneous

- (a) Minimize the effect of the host institution's innate sense of bureaucracy.
- (b) Establish definitely in the mind of the host institution the public and national service nature of the RDC function.

- (c) Facilitate early contact by the new RDC's top management representative of the host institution with existing RDC Field Centers.
- (d) Make sure that some reasonably high-level person in the institution's administration has definite responsibility success of the new RDC.

APPENDIX A

TECHNOLOGY APPLICATIONS
PROGRESS REPORT
DECEMBER, 1972

25<

TECHNOLOGY APPLICATIONS

PROGRESS REPORT

An Annual Review

for

THE TECHNOLOGY UTILIZATION OFFICE
(CODE KT)
NATIONAL AERONAUTICS AND SPACE ADMINISTRATION
Washington, D.C. 20546

For the Period

1 January 1972 — 31 December 1972

26<

-20-

This document was prepared for the Technology Utilization Office,
National Aeronautics and Space Administration,
Washington, D.C. 20546

by the

Technology Applications Group

THE GEORGE WASHINGTON UNIVERSITY
Medical Center
Biological Sciences Communication Project
2001 S Street, N.W.
Washington, D.C. 20009

as the

Annual Report for NASA Contract NASw 2055

TO THE READER . . .

This annual report, covering the period 1 January 1972 - 31 December 1972, is aimed at providing the reader with useful information and insights into the accomplishments of the NASA technology-applications effort, the major thrust of which, under the leadership of the NASA Technology Utilization Office, is to effect the transfer of aerospace technology to the nonaerospace sector of society, thereby enhancing the return to the American taxpayer on his investment in the space program. Also offered is general background information on the development of the Technology Utilization Program and a projection of its prospects.

Further detailed information on the Technology Utilization Program is available from:

Director, Technology Utilization Office
Office of Industry Affairs and Technology Utilization
Code KT
National Aeronautics and Space Administration
Washington, D.C. 20546

CONTENTS

NASA TECHNOLOGY UTILIZATION the Background	1
TECHNOLOGY APPLICATIONS PROGRAM	2
PUTTING AEROSPACE TECHNOLOGY TO WORK FOR EARTHBOUND MAN	3
Transportation	3
Environmental-Pollution Abatement	4
Housing and Urban Construction	5
Firefighter Equipment	6
Mine Safety	6
AEROSPACE TO MEDICINE	6
Cardiovascular Disease	7
Medical Instrumentation	7
Kidney-function Disorders	7
Rehabilitation Medicine	8
PROJECT HIGHLIGHTS -- Public Sector	9
Sewage Flowmeter	9
Improved Air-Pollution Detection	10
Liquid-Metal Magnetohydrodynamics for Power Generation	11
Airborne Mapping of Phytoplankton	11
An Advanced Pollutant Sensor for Carbon Monoxide	11
Recycling Valuable Nonferrous Materials from Scrap	12
Recycling Water in the Home	13
Low-Voltage Switching and Flat Conductor Cable	13
A Low-Cost Reliable Fire-Warning System for Mass Housing	15
Tests of Fire-Retardant Materials	16
Improved Fireman's Breathing Apparatus	16
New Concrete-Repair Material	17
Fire Protection of Rail Tank Cars	18
Measuring Railcar-Wheel and Rail Stresses	19
Improved Friction Materials	20
Rescue Vehicle for Use in Coal Mines	20
A New Device for Speed Policing on Highways	21
Improved Instrumentation for Drug Detection	23
PROJECT HIGHLIGHTS -- Biomedical Sector	25
Rechargeable Cardiac Pacemaker	25
Hypertension Screening Device	25
Flexible Electrodes for Low-Cost Personal Coronary-Care Kits	25
Artificial Aortic Valves	26
Biocarbon Implants	26
Evaluation of Hazards of Plasticizers from PVC Plastic	27
Lightweight Prosthesis and Orthosis Materials	28
Aerospace Valve for Urinary Control	29

“Teleoperator” Technology for the Handicapped	29
Assist Devices for Totally Paralyzed Patients	30
Prosthetic-Control Systems for Paralyzed Patients	33
Measuring Disabled Patients’ Exercise Workload	34
Rapid Detection of Bacteria in Biological Fluids	34
Direct-Viewing Radiography	36
Fluidic Respiratory Flowmeter	36
Head-Injury Diagnosis	36
Improved Photographic System for X-Ray Diagnosis of Tumors and Cardiovascular Problems	36-37
Urine-Measurement System for Postoperative Fluid Maintenance	37
Ultrasonics-Assisted Removal of Cataracts	37
Detection of Eye Tumors Using Radiation Probes	38
Video Requirements for Remote Medical Diagnosis	38
 SUBJECT INDEX	 40
 ORGANIZATION INDEX	 45
 TECHNOLOGY APPLICATIONS PROJECTS COVERED IN DETAIL IN EARLIER REPORTS	 47

NASA TECHNOLOGY UTILIZATION

... The Background

The Technology Utilization Office of the National Aeronautics and Space Administration is about to note its tenth anniversary of service to technology transfer. In the light of ten years' experience, it is useful to review the development of Technology Utilization's operating philosophy and its possible directions for the future, with specific reference to the portion of the program known as Technology Applications.

Launched during 1962-1963, the Technology Utilization program's primary aim was to stimulate the infusion of aeronautical and space-derived research and development into other sectors of the economy. The Space Act of 1958 required that research and development results be made freely available to society and this was initially implemented by dissemination of Tech Briefs and Special Publications. NASA officials also saw that the contents of NASA's comprehensive computerized information system could be of considerable use to technologists outside the NASA community.

The RDC's — An Innovative Step

Another early step toward technology transfer was the establishment of a network of Regional Dissemination Centers (RDC's). The host institutions were predominantly universities. The idea was to build knowledge bridges between the government, the academic sector and industry through the creation of a technical-information search service, using the computerized information system as one resource. These RDC's provided the first interface between NASA and nonaerospace industry.

The Applications-Engineering Approach

A further development was the formulation of the "Application Team" concept and the creation of "Biomedical Application Teams" located at various research institutes staffed by professionals from a variety of disciplines. These teams meet with investigators in the biomedical field to discuss and define problems amenable to solution in part or *in toto* by space-derived technology. In specific instances hardware is constructed either by the teams, the problem originator, or both, to demonstrate the technical feasibility of the proposed solutions.

Successful experience with the Biomedical Application Teams led to diversification into other, nonmedical, public-sector areas. Applica-

tion Teams have worked or are now working on problems in air and water pollution, fire safety, housing and urban development, transportation, law enforcement, criminalistics, the postal services and mine safety.

An even more recent activity geared to the "Applications" mode of technology transfer has been the funding of applications-engineering work directly within the NASA Field Centers. Again, public-sector problems are the primary target. Such development projects have in part originated from Application Team activities. But, now, quite frequently the Field Centers themselves submit proposals based on their own perceptions of the relevance of their in-house skills and capabilities to public-sector problems.

Some examples of Application Team and Applications Engineering projects are described in the body of this report. A cross reference to many other projects described in earlier reports is contained in the appendix.

Criteria for Selection of Applications Engineering Projects

It is important to list the basic criteria that have been developed over the years for the selection of candidate projects and, more particularly, for the selection of NASA technology which may help solve posed problems.

Clearly, a solution to a public-sector problem can be partially accomplished if a single prototype can be produced and tested. However, the full satisfaction of many public-sector needs requires that manufacture and distribution occur. Thus the involvement of industry is often essential. Experience has taught that proposed solutions should have some or all of the following characteristics:

- Be applicable to the nonaerospace public sector.
- Be novel and inventive.
- Be fully disclosed.
- Be demonstrably feasible in a technical sense.
- Be capable of demonstrating short or medium-term utility and some kind of associated benefit.

- Be arranged so that the inventor can give necessary advice and guidance on the project to the assessors and to any potential developers, users or suppliers.
- Show availability of an adequate, relevant and specific technical-support package, design drawings, circuit diagrams, formulations, specifications for components and critical "know-how."
- Be considered in terms of the patent status.
- Be considered in terms of real information about the market size and characteristics.
- Be capable of having applications engineering completed within a predetermined period and according to an agreed schedule.

Interagency Cooperation

The technology-transfer activities of the Technology Utilization Office have spawned much interagency cooperation. Formal or informal cooperative ventures exist with the Department of Health, Education and Welfare; the Department of Housing and Urban Development; the Bureau of Mines; the Department of Transportation; the Environmental Protection Agency; the Law Enforcement Assistance Administration; the National Bureau of Standards; the Veterans Administration and others. In addition, more than 75 medical schools and health-care institutions are involved as well as such widely disparate groups as The New York State Urban Development Corporation, The National Academy of Engineering, Public Technology, Incorporated and The New York City Government.

Change in Patent Policy

A significant development during the period under review has been a basic change in NASA's patent licensing policy. This change should provide much greater flexibility in NASA's approach to technology transfer.

Under the revision, NASA would be able to accelerate commercial use of space-related inventions or technology by granting exclusive licenses at an earlier date than is now possible. Specifically, rather than wait until two years after a patent has been issued, as presently required, NASA could grant exclusive licenses in appropriate cases as soon as nine months after the patent application has been filed and announced as available for licensing.

If NASA decides to grant an exclusive license, the prime consideration will be whether such a license is necessary to bring an invention to practical application.

Beyond the provision for an earlier issuance of exclusive patent licenses, there are other significant changes in the revised regulations:

- Both non-exclusive and exclusive licenses can now be granted under pending patent applications. Previous regulations called for a longer waiting period, that is, until the patents had been issued for a minimum of two years by the U.S. Patent Office.
- Non-exclusive licenses under the new regulations, other than those granted to original developers of new technology, will be granted only if the applicant qualifies by showing the required enterprise and diligence in using the patent promptly.
- Contractors reporting inventions connected with technology developed under NASA contract will now receive "revocable" rather than irrevocable non-exclusive licenses. This change will permit NASA to grant a more meaningful exclusive license to a qualified applicant where this action is deemed advisable to ensure prompt use of space-agency inventions.
- Although the intent of the regulations is to grant most patent licenses (particularly non-exclusive types) without royalty requirements, NASA regulations, for the first time, will provide for royalty payments if they are considered appropriate. In most instances where royalties or other licensing fees are included they would apply in the granting of exclusive licenses.
- The President's Message to Congress on Science and Technology of March 16, 1972 said: "Federal research- and -development activities generate a great deal of new technology which could be applied in ways which go well beyond the immediate mission of the supportive agency. In such cases, I believe, the government has a responsibility to transfer the results of its research-and-development activities to wide use in the private sector."
- NASA is dedicated to this objective and this report describes representative examples of its efforts to meet this goal.

Technology Applications Program

Simply stated, the NASA Technology Applica-

tions program is a effort operated under the aegis of the NASA Technology Utilization program to search out solutions to technical problems in the nonaerospace public sector through the adaptation and application of new technology and innovative techniques derived from aerospace research and development.

Individuals and organizations interested in working with the NASA Technology Applications program are invited to write directly for more tailed information to the Director, Technology Utilization Office, Code KT, NASA Headquarters, Washington, D.C. 20546.

Putting Aerospace Technology to Work for Earthbound Man

Following is a general review of recent and current efforts to apply aerospace-derived solutions to non-aerospace problems. In the subsequent Highlights Section, a sampling of specific cases is reviewed in detail.

Transportation

Earthbound transportation in a society geared to the never-ending movement of people and goods is benefitting from adaptations of aerospace technology in specialized fields ranging from materials to fire safety.

For example, highway specialists are studying (see Highlights Section) a new thermoplastic compound -- originally developed as a better fuel binder for solid-rocket propellants -- as a quick-drying and durable patch material for suspension-bridge and road-surface-coating repairs. The substance is a blend of a copolymer of ethylene and vinyl acetate with asphalt and petroleum distillate and is easily handled. It can be remelted for later use. Intriguingly, the substance might be partially produced from shredded discarded tires and used crankcase oil -- a process that would alleviate current disposal problems.

To reduce maintenance costs, postal trucks and railroad trains could benefit from improved friction materials for brake linings. NASA has established a program to search for such new materials in cooperation with the U.S. Postal Service and the Association of American Railroads. Investigators are exploring a wear-enhancing polymer. They will devise several sets of brake shoes using new materials which will be evaluated by the Postal Service on mail trucks and tested by the National Bureau of Standards.

NASA researchers have been studying monitoring technology, originally developed to test astronaut performance, for application to auto-traffic-safety and air-pollution research. Using a NASA-developed device called a Complex Coordinator that tests perceptual and motor skills by eliciting continuous arm-and-leg responses before, during and after programmed abnormal situations, investigators at Duke University have tested the degradation of driver skills during exposures to varying concentrations of carbon monoxide. These tests were performed under contract to the Air Pollution Control Office of the Environmental Protection Agency.

The California Driver Education Association has tested the same device to demonstrate the effects of alcohol on human performance. The California Highway Patrol has considered the device for screening students before they mount motorcycles. Other possible applications include testing motor skills related to driving and weapon-firing proficiency. Some medical-rehabilitation specialists have suggested that the device might be used as a therapeutic exercising tool for mental patients. The Small Business Administration has provided funds for a market study and a minority business now offers the equipment for sale.

A crucial safety problem in railroading is the need to inspect railroad tracks and railcar wheels for thermal and other stresses that cause buckling and create the potential for disasters. NASA, with its sizeable backlog of experience in the nondestructive testing field, is working with the Federal Railroad Administration (see Highlights Section) in a search for techniques that would alleviate this traditional railroading problem. Ultrasonic approaches show promise. A program is under way to determine ultrasonic velocity vs. stress relationships for the types of steel used for wheels and rails, to investigate

the effects of temperature variations on the accuracy of stress measurements, to evaluate measurement problems related to rail geometry, to perform actual stress measurements on wheel and rail segments under controlled laboratory conditions, and to demonstrate the practicability of ultrasonics by making stress measurements on long rail segments under realistic field conditions. Also, a portable test unit is being considered for introduction in the commercial market.

Environmental-Pollution Abatement

Environmental pollution is a new and growing arena for the study of the potential of aerospace derived technology for the solution of air, water and land-quality problems. Beyond the well-known major NASA weather and earth-resource survey satellite programs that hold great promise for synoptic analysis of global and regional environments, NASA is also working with concerned government agencies and other organizations on the development of techniques, adapted from aerospace technology, to solve discrete system and hardware problems in the environmental field. Some examples follow.

In the field of air-pollution monitoring, NASA is assisting the Environmental Protection Agency in its search for an inexpensive, advanced-technology sensor that could measure total hydrocarbons in auto exhaust, ambient air and industrial-stack effluents. Such a device would be a major boon to field monitoring as a replacement for the current costly process of sample collection and later laboratory analysis. Current approaches use flame-ionization detectors and gas chromatographic techniques that are expensive, pose fire-safety hazards, require skilled technicians and necessitate advances in flame-chemistry science.

To solve this problem NASA is studying an indium-oxide thin-film combustible-gas detector that was originally designed to detect hydrogen. The thin film undergoes a change in electrical resistance when it is exposed to different concentrations of combustible gas. The potential of the device for the detection of methane has led to Bureau of Mines interest in the same technology for mine-safety programs.

Microwave spectrometry techniques derived from aerospace technology may contribute to development of practical ways to analyze formaldehyde in ambient air and automobile exhaust.

Formaldehyde is an eye irritant that plays a role in the development of smog. Auto exhaust is a major producer of this pollutant. Ironically, current efforts to reduce auto-exhaust hydrocarbon and nitrogen-oxide emissions through catalytic processes may result in increased formaldehyde emissions. The Environmental Protection Agency, charged with specifying a measurement method for formaldehyde, is interested in improvements over current manual and automated wet-chemical techniques that are cumbersome and time-consuming.

NASA microwave spectrometry techniques developed for the measurement of pollutants in space stations are being put to work (see Highlights Section) to solve the problem through the development of pilot miniaturized gas analyzers. An effort is now under way to produce smaller single-frequency versions of the device that would be suitable for general use in air-pollution monitoring.

In the area of water research and management, NASA is working with the Federal Water Quality Office on the development of an improved water-current velocity meter that would be useful for mathematical modeling of lakes, the tracking of pollutants for legal actions, and the prediction of river levels for shippers. A water-current meter originally developed by NASA for wind-tunnel monitoring is being explored as a solution. The NASA device was designed as a comparatively simple and inexpensive method of measuring generally steady flows that characterize certain near-shore waters. Its design is compatible with automatic data-acquisition and reduction equipment. A collection of such meters could be deployed and monitored simultaneously. The meter uses a strain-gauge technique to measure the force exerted on a submerged drag sphere over a flow velocity around the meter.

Urban sewer-management operations are also potentially amenable to infusions of aerospace technology. A key need is the proper and adequate monitoring of sewage flow at suitable points in the collection network so that controls can be exerted to redistribute flow for treatment plants. Currently available conventional flow-meters are not adequate to the task. In cooperation with NASA, using aerospace-derived fluidic-air-sensor technology, the Dallas Water Utilities is now testing a new device that is rugged, self-cleaning, does not obstruct flow and has no moving parts (see Highlights Section).

Power generation in an energy-demanding world also poses environmental dilemmas. Magneto-hydrodynamic (MHD) technology has been proposed as an approach to power generation that might serve increasing energy requirements with greater efficiency while at the same time cutting down on pollution. The liquid-metal MHD concept uses a heat source to create a high-velocity electrically conductive fluid stream that interacts with a magnetic field to produce electric power. It could be used either as a prime system or as a topping cycle for central power-station power generation. NASA's extensive experience with MHD as a space-power source has resulted in a wide-ranging study program centered at the NASA Jet Propulsion Laboratory that will assess the potential of liquid-metal MHD (see Highlights Section).

In the field of coastal-erosion study, NASA is currently exploring its extensive transducer technology — originally used for wind-tunnel pressure measurements — as a potential method of measuring sand buildup. These techniques might be substituted for conventional graduated-rod methods.

Also, NASA (see Highlights Section) is working with the Environmental Protection Agency on the development of an airborne laser-based system called LIDAR to monitor sea plankton, the vital tiny sea life that through photosynthesis provides most of the world's oxygen and is a major link in the food chain of the sea.

Another promising study under way involves exploration of a new technique of reclaiming non-ferrous metals from scrap heaps. If the innovative technique (see Highlights Section) proves out, it will contribute significantly to abatement of pollution and change a waste product to a valuable recycled material.

Housing and Urban Construction

Aerospace technology offers major potential for housing technology. Specialists in this field recognize the promise of innovative techniques that will reduce costs while at the same time meeting the growing demand for adequate living units.

NASA is working with concerned government agencies and the housing industry on finding new solutions to housing technology problems ranging from water recovery and waste processing to fire prevention and detection.

For example, NASA is currently developing, in coordination with the Environmental Protection Agency, a hardware module for a system that, using aerospace-derived water-collection and recycling techniques, would reclaim and reuse home waste water in single or multiple family dwellings (see Highlights Section).

In cooperation with the New York State Urban Development Corporation, NASA has helped to develop a low-cost method of installing electrical switches, using a low-voltage switching device and flat conductor cable. Called **Switchpack**, the system, planned for use by the New York State UDC, cuts costs by eliminating the conventional conduit network required for the switch leg of conventional circuits and by surface-mounting the switching units (see Highlights Section).

A NASA-developed fire-retardant material, **Laminite**, originally designed for space-vehicle storage facilities, is finding applications in modular-housing construction. Similar to conventional cardboard, it is rendered fire-resistant by chemical treatment and is competitive with such prefinished materials as plywood and gypsum board. The Department of Housing and Urban Development is studying its use for movable partitions.

NASA has worked with the Department of Housing and Urban Development on the evaluation of a NASA-developed foamed asbestos, trade-named **Litaflex**. Litaflex is an isocyanurate that is made flame-resistant by modifying its molecular bonds. It appears particularly suitable for fire-resistant insulation and soundproofing in housing. Exposed to fire, Litaflex rapidly develops a tough and flame-resistant char.

The building industry needs new classes of fire-retardant intumescent paints for use in single-family dwellings and for components of mass housing. The kinds of intumescent now available tend to break down in high humidity and lack good color stability, among other problems.

NASA, in cooperation with such organizations as the National Association of Home Builders and the International Association of Plumbing and Mechanical Officials, has successfully tested new types of intumescent with superior fire-retardant properties as protective coverings for metal fixtures which are often the sites of fires caused by plumbers' soldering torches. The materials were originally developed for aircraft and spacecraft interiors.

Intumescent mastics, the thick pasty materials, including concrete, that are often used as fire-protective coatings over structural steel, tend to add costly weight to buildings. NASA, working from its experience in heat-ablation techniques, has developed a new and highly stable class of intumescent substances that can be formed into mastics by adding short fibers of glass.

In an allied field, reliable early warning of residential fires, NASA has teamed with the Department of Housing and Urban Development in a search for a modern and effective smoke-detection and alarm system for multilevel dwellings.

Using a new polymeric material, polyphenylacetylene, which has electrical properties that change as it absorbs gases and particulates, as a coating on a device called a field-effect transistor (FET), NASA has developed a system that sets off an alarm. The FET was originally invented by McDonnell Douglas for use on Mars-Voyager space-probe missions. The Massachusetts Institute of Technology, the National Bureau of Standards and McDonnell Douglas have all cooperated on the project. There is a good possibility that a commercial practical device will be produced soon (see Highlights Section).

NASA is also cooperating with fire-safety specialists in the testing of a range of aerospace-derived fire-retardant materials (see Highlights Section).

Firefighter Equipment

Firefighters' equipment is a significant area of NASA interest as a practical testbed for the introduction of aerospace technology. It also presents a particularly useful set of opportunities for NASA specialists and potential urban users of adapted aerospace techniques to develop the "common language" so crucial to the precise definitions of problems to be solved.

In cooperation with the National Bureau of Standards Office of Fire Research and Safety and Public Technology, Inc., NASA has applied

its technical knowledge to the precise formulation of the performance requirements of a modernized simple breathing device for firefighters. Members of the "User Design Committee" developing these criteria included fire chiefs, city managers and qualified scientific specialists. The improved equipment is now under development (see Highlights Section).

Mine Safety

Mine safety is of continuing vital concern to the public, the government, industry and, most of all, to the miner himself. NASA is cooperating with the Bureau of Mines in the search for aerospace technology that lends itself to mine-safety applications.

One example of this is a search for technology that will provide accurate measurement of air-flow through mine passages. This is a difficult technical problem, in view of the slow air velocity in mines. NASA has suggested using a handheld lightweight fluidic air sensor capable of measuring speeds of less than 10 feet per minute (the technique also being explored for sewage-flow monitoring). Such a device would be especially appropriate for mines since it has no moving mechanical or electrical parts. Essentially, the technology for this subterranean application is the same as the technology used for an wind-tunnel airspeed indicator developed for vertical and short-takeoff-and-landing aircraft. The Bureau of Mines is currently examining a proposal for construction of a prototype fluidic air-sensor device for field evaluation.

Rescue-vehicles for post-disaster use in mines are of special interest to the Bureau of Mines, which has funded a University of Kentucky researcher to develop an unmanned remotely-controlled unit. NASA is currently working with the Bureau to adapt the guidance system from NASA-developed technology used in its Lunar-Rover vehicles to the mine-rescue vehicle (see Highlights Section). A range of other aerospace technology, including miniature video systems and fire-resistant insulation for mine rescue craft, may be applicable to the mine-rescue mission.

Aerospace to Biomedicine

Biomedicine, with its strong emphasis on technology, offers a wide range of opportunities

for the successful absorption of aerospace-originated knowledge and innovative techniques.

NASA's considerable experience in this field — the first arena of its efforts at systematic technology transfer — has proved hearteningly successful in many cases.

Aerospace-originated technology has already been infused into or is being studied for use in several disciplines of medicine, ranging from cancer detection, treatment and research to new approaches to prosthetics in rehabilitation medicine (see Highlights Section) and cataract removal (see Highlights Section).

A partial list of such techniques — in the field of cancer treatment — would include: a semiconductor radiation detector small enough to be inserted behind the eye to help detect eye tumors (see Highlights Section), a new method of freezing white cells for leukemia research, new radioactive-isotope methods of scanning for tumors, microplanigraphic x-ray techniques for detecting deeply-sited cancers, ear-oximeter methods of monitoring patient shock, bone-density measurement of decalcification as a diagnostic aid, special-purpose photo-emulsions for the detection of radioactively-labeled cancerous tissue, and improved high-intensity focusing lenses for analysis of cellular actions.

Also being assessed, for medical x-ray work, are radiographic techniques originally developed for testing of aerospacecraft components (see Highlights Section).

Cardiovascular Disease

In the field of cardiovascular disease, improved computer-enhanced cinematic techniques developed originally for aerospace missions are being used to monitor heart action (see Highlights Section). Close-range stereophotogrammetry is exploring aortic valve stress/strain relationships and assisting in the assessment of various proposed artificial aortic valves (see Highlights Section). NASA-developed hardness-testing techniques are being used for post-mortem studies of the softening of heart tissue. Aerospace technology is being applied to the diagnosis of hypertension conditions (see Highlights Section). Space-generated computer-programming techniques are being used in the development of comprehensive automated bedside-biomedical-computer systems for real-time patient monitoring. Experimental studies are under way to find suitable bonding techniques for components of artificial-heart energy sources. Aerospace technology has contributed to development of an economical vital-signs-

monitoring-and-alert system for use with critically ill patients in nursing homes and rehabilitation centers. A "long distance" approach to patient monitoring which is under study involves a wristwatch-type EKG telemetry transmitter that could be worn by patients and which would relay data to attending physicians. Clean-room techniques, adapted from space-component manufacturing operations, are enhancing continuing medical efforts to lessen the risk of infection among surgical and other patients. Other projects include a rechargeable pacemaker (see Highlights Section) and a personal coronary-care kit that can be carried by the patient (see Highlights Section).

Medical Instrumentation

The medical instrumentation field is benefiting, too, from adaptations of aerospace-generated technology. New instruments and techniques include refinement of a beta-radiation catheter probe that monitors cerebral blood flow with less hazard and greater comfort for the patient. The use of closed-circuit television to provide medical-diagnostic services to remote areas is currently being assessed (see Highlights Section). Quality-control techniques borrowed from the space program are being modified and tailored for calibration and maintenance of electronic medical instrumentation.

A range of instrumentation, including devices for monitoring newborn-infant respiration, checking the breathing of infants and other patients who have undergone tracheotomies and for assessing the respiratory function of free-moving children are currently in various stages of research and development (see Highlights Section). New devices, using advanced technology, are also being developed for the detection of gastrointestinal disorders and for analysis of visual difficulties. NASA is also helping to develop new techniques for diagnosing brain injuries (see Highlights Section).

Aerospace-developed electroencephalographic telemetry equipment is being explored for use with schizophrenic patients. A NASA-developed electronic sleep-analyzer device, with a comfortable set of electrodes that was originally developed for use in the manned space program, is being used to investigate psychophysiological responses to extreme environmental stress.

Kidney-function Disorders

In the specialized but crucial field of kidney

function disorders, a range of aerospace-originated technology is finding its way into earth-bound medicine. These include urine-transport systems (see Highlights Section) for postoperative fluid maintenance, a simple reliable and totally implantable artificial valve (see Highlights Section) allowing voluntary excretion control by incontinent patients, new liquid flowmeter techniques permitting improved measurement of ureter flow, and scanning electron microscope methods for analysis of the surface morphology of kidney stones. New approaches to the rapid detection of bacteria in urine that would permit economical mass screening in hospitals and neighborhood health clinics are also being developed (see Highlights Section). Liquid-crystal sterilization techniques are being studied for potential use in the precise location of surgical sites.

Rehabilitation Medicine

An encouraging record of technology transfer is also being written in the field of rehabilitation medicine. Aerospace technology is being put to work at such diverse tasks as exercise-stress measurement among patients (see Highlights

Section), early detection of hearing defects, diagnosis of gait abnormalities, measurement of neuromuscular disorders, voice analysis for assessment of speech defects, airflow monitoring of cleft palate, "paint-on" electrodes to help analyze the rehabilitation-therapy performance of patients, improvement of bedding materials for long-term patients, development of quick-foam casting of orthotic-support devices, research on implants compatible with body tissue (see Highlights Section), development of lightweight prosthetic and orthotic materials and the creation of a comfortable and presentable "everyday" anti-g suit to control bleeding by hemophiliac patients.

The list of aerospace-to-medicine technology transfers is long. It ranges from disease diagnosis to the study of possible hazards of plastics used for blood storage (see Highlights Section). It also includes research on motive sources to power prosthetic devices, development of eye switches and other methods of control, including "tele-operator technology" (see Highlights Section) for control of external objects by paralyzed patients, work on a range of optical and auditory sensor devices for blind and deaf people, and remote-manipulation devices for hookup with prosthetics.

PROJECT HIGHLIGHTS ... Public Sector

To provide the reader an overview of the technology-applications program, the following section describes in some detail a number of projects now under way in the public-problem sector.

Biomedical project highlights are described in the second part of this Highlights Section.

Sewage Flowmeter. Proper distribution of sewage flow is necessary to avoid back-up in the sewer system, with its associated health hazards, and to prevent overload of sewage treatment plants. Accurate information about actual sewage quantities is also mandatory in projecting sewage system needs in terms of urban development and growth.

The city of Dallas, Texas, is to be the site of tests on a newly developed sewage flowmeter based on a modification of a device originally designed at the NASA Electronics Research Center primarily for use in wind-tunnel air speed measurements on vertical and short-takeoff-and-landing aircraft. The Bowles Fluidics Corporation of Maryland developed the original hardware for the Electronics Research Center's wind-tunnel application and, under contract to the Illinois Institute of Technology Research Institute Technology Application Team, has been responsible for its modification for monitoring and measuring sewage flow. The mode of operation of the flowmeter (which is versatile enough to be considered for the problem of air monitoring in coal mines) is based on the measurement of a differential pressure output from two sensors in the pipe. This pressure difference increases and decreases with corresponding changes in sewage flow.

A prototype device has been delivered to the city of Dallas and preliminary tests have been performed. The Dallas authorities are now preparing to build a testbed to permit comparison of the aerospace-derived system with other systems. These tests are expected to be complete by the fall of 1973.

The device under test offers a number of advantages. It has no moving parts. It is self cleaning and rugged. It provides no obstruction to sewage flow and, in general, it can operate unaffected by foreign bodies and corrosive conditions.

In anticipation of a successful outcome of the test program in Dallas, NASA has initiated a limited survey of potential users and manufacturers of the device.


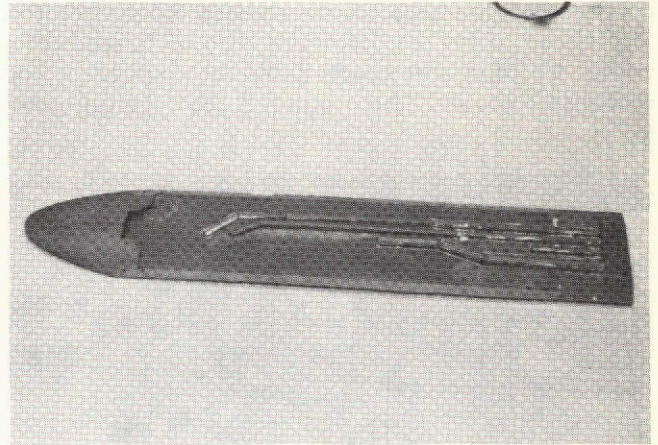


Figure 1. Sewage flowmeter adapted from aerospace fluidic air sensor is being tested by Dallas Water Utilities. Above, simple rugged unit that measures actual flow inside sewer. Below, instrumentation box to which flowmeter is connected.

Improved Air-Pollution Detection. The Environmental Protection Agency is charged with the responsibility of specifying a measurement method for formaldehyde, an eye-irritating product of automobile exhaust. EPA has enlisted the aid of NASA through the Research Triangle Institute Application Team in North Carolina in a search for aerospace technology that might be used to detect concentrations of this chemical, which may also play a role in the formation of smog.

A scientist at NASA's Langley Research Center suggested the use of microwave spectrometry, which is used to measure formaldehyde and other pollutants in space-cabin atmospheres. The aerospace-based technique offers significant

advantages over currently available wet-chemical techniques which are cumbersome, time-consuming and subject to various forms of interference.

NASA and EPA are jointly funding a project to develop miniaturized gas analyzers for use in formaldehyde measurement. A contract has been awarded to the Lawrence Radiation Laboratory in California to develop a practical instrument design that would employ modern solid-state technology and which would be produced at a low unit cost. Researchers expect a prototype instrument to be completed and delivered to EPA for evaluation during the summer of 1973.




Figure 2.
Resonant-cavity absorption cell for formaldehyde monitoring system under development in NASA-EPA air-pollution project. Cell was developed by Lawrence Radiation Laboratory in California. [Photo courtesy Lawrence Radiation Laboratory]

Liquid-Metal Magnetohydrodynamics for Power Generation. To help meet the energy crisis, NASA's Jet Propulsion Laboratory in California is currently assessing the potential of liquid-metal magnetohydrodynamics (LMMHD) as a power source. LMMHD is based on the use of a heat source that produces a high-velocity electrically conductive fluid stream that interacts with a magnetic field to produce electric power. The potential advantages of LMMHD over conventional steam plants include savings in fuel, with attendant reductions in waste heat and emissions, both of which create environmental problems. Also, capital costs are potentially lower because with LMMHD there is no need for conventional turbomachinery.

Jet Propulsion Laboratory's current LMMHD feasibility study is examining the various technical, economic and environmental aspects of LMMHD as compared with alternative systems and defining applications for which the new technology seems superior. The ultimate purpose of the study is to create a fund of reliable data that will be readily available to potential users. To maximize the effectiveness of the report to potential users, a User Review Board comprised of representatives of electric utility companies, electrical power associations and component manufacturers is working with JPL to provide data to the study and to analyze JPL's work. The final report was scheduled for release in January 1973.

Airborne Mapping of Phytoplankton. Phytoplankton are a form of marine life which, through photosynthesis, play a major role in the replenishment of the world's oxygen supply and comprise a vital link in the food chain of the sea. Many ecologists have expressed concern about various forms of pollution which could gradually curtail such marine biological activity.

During 1972, in response to needs of the Environmental Protection Agency, NASA-Wallops Station researchers tested a helicopter-borne detection system that uses a laser beam to map the distribution of the vital phytoplankton. Currently, there are few methods for measuring plankton and the laser system has certain advantages over other methods. The airborne system can map phytoplankton distribution rapidly. It carries its own illumination, making day and night monitoring possible. And an improved version of the system can be built to measure plankton distribution not only at the surface but also at varying levels below the surface.

Initial tests were used to measure the presence of drifting phytoplankton in the Chesapeake and Chincoteague Bay offshore areas. As a result, the Environmental Protection Agency invited NASA to participate in the International Field Year of the Great Lakes, where multidisciplinary water-quality surveillance of the Great Lakes is being performed jointly by U.S. and Canadian authorities. Tests performed over sections of Lake Ontario provided considerable useful data that is currently being analyzed. A dip in the chlorophyll density was discovered in the vicinity of a municipal water outfall. Even though comparable sampling data has not been made available yet, supporting evidence of high nitrate readings was found in the area in a 1965 cruise.

The working principle of the system, called LIDAR, is based on the fact that spurts of laser radiation induce fluorescence in the phytoplankton, which are then monitored by the airborne detector. The overflights could mark the first successful field operation of such a system.

An Advanced Pollutant Sensor for Carbon Monoxide. In response to a significant problem raised by the Environmental Protection Agency — the detection of harmful concentrations of carbon monoxide in the air — a sensor originally designed for use in the NASA Skylab program and for cabin-atmosphere monitoring on nuclear submarines was made commercially available in mid-1972. The initial feasibility study for development of infrared fluorescent cells for gas analysis was awarded by NASA to Andros Incorporated of California in late 1969 and the contract for fabrication of the Skylab cabin-atmosphere carbon-monoxide monitors was awarded in 1971. Andros saw further applications for the device and introduced a commercial instrument.

The device emits nondispersive infrared radiation (NDIR) which is absorbed by molecules of the various gases in the air. Since molecules of different gases present different infrared "signatures," the device is able to distinguish carbon monoxide from other gases and measure its level in the air.

This fluorescent-source NDIR detector offers higher sensitivity, improved freedom from interference, better maintainability, a higher degree of portability and better stability as compared to other similar devices. It is already being used for a number of air-monitoring missions by government agencies, research organizations and industrial firms.

Potential applications beyond ambient air-monitoring include measurement of aircraft and

automotive emissions and personnel safety in mines and submarines.



Figure 3. Now commercially available from Andros Incorporated of California, this device detects and measures carbon monoxide in the air. It was adapted from hardware originally designed for use in the NASA Skylab program to monitor space-cabin carbon-monoxide concentrations.

Recycling Valuable Nonferrous Metals from Scrap. Ferrous metals have been reclaimed easily for years but until recently the cost of separating nonferrous metals has discouraged efforts to recover these valuable substances.

Using newly developed techniques based on the properties of magnetically responsive fluids (known as ferrofluids), NASA is supporting the development of a prototype device that would separate previously wasted nonferrous metals from scrap materials and make it commercially feasible to reclaim and recycle them.

The method under study involves a technique called sink-float separation, which is based on the phenomenon that materials less dense than a given liquid float on the liquid while materials that are more dense, sink. Therefore, to separate any two materials of different density it is only necessary to use a liquid medium of a density between the two so that one material will float and the other will sink.

Ferrofluids are very stable suspensions of single-domain magnetic particles. A pool of ferrofluid in the gap of a regulated electromagnet becomes a liquid whose apparent density can be continuously varied at will, over the total range of known densities, by controlling the electric-current supply. Thus, in a given ferrofluid, solid objects of different densities can be made to selectively float or sink by varying the electrical current to the magnet.

Under contract to NASA's Langley Research Center, AVCO Corporation of Massachusetts is designing, building and testing a prototype sink-float ferrofluid separator that will be able to sort out mixed nonferrous scrap-metal mixtures, including shredded automobiles. AVCO will also design and evaluate a full-scale nonferrous-scrap separation process based on results of the initial demonstration of the technical and commercial feasibility of the concept. The full-scale tests are scheduled to take place in the late spring of 1973.




Figure 4. Nonferrous metals, heretofore usually discarded from scrap, can be reclaimed for recycling by use of ferrofluid techniques. AVCO, under NASA contract, is developing this ferrofluid separator unit.

Recycling Water in the Home. Technology resulting from NASA work on space stations is being explored to develop a home water-treatment system which would remove potential pollutants at the source and provide for water recovery and reuse in multiple dwellings. Because of the great potential of such a concept, the NASA Manned Spacecraft Center was funded in December of 1971 to develop a system for residential use. It will utilize aerospace-derived low-water-appliances and waste-collection equipment designs coupled with water-recovery, sterilization and recycling concepts.

The goals of the system are to reduce the quantity of water used for each domestic function and to reclaim and reuse waste water. The program will consist of three phases leading to demonstration of the water/waste management technology in a pilot operation.

The NASA Manned Spacecraft Center awarded contracts to Martin-Marietta, Grumman Aircraft and General Electric in the late winter of 1972 for this project. Grumman is evaluating systems concerned with waste-water recycling. Martin-Marietta is investigating biological and chemical

production of potable water. General Electric is reviewing use of available commercial water-saving systems as well as chemical and electrical treatment of wastes and production of potable water. Final reports are due from the contractors by the end of 1973.

Low-Voltage Switching and Flat Conductor Cable. NASA wiring technology is helping to simplify and reduce housing-construction costs.

The switching circuit commonly used in conventional electrical wiring of residences and buildings is expensive. Standard wiring practice uses a switch in series with the fixture to be switched, which necessitates bringing the power circuit from the fixture to the switch location.

Several problems are associated with switching circuits installed in walls. In some new types of construction walls are very thin, leaving little room for conduit and switch boxes. In panelized and prefabricated construction there is still significant on-site labor associated with fishing wires through conduit. When malfunctions occur it is very difficult to repair embedded wires. Also, rewiring can be costly in the rehabilitation of older buildings.

An investigation of alternative and less costly methods for the installation of electrical wiring was requested by the New York State Urban Development Corporation. The low-cost solution suggested by NASA's Application Team for urban construction, Abt Associates of Massachusetts, involves the use of a low-voltage switching device utilizing aerospace technology and flat conductor cable developed at the Marshall Space Flight Center.

Several meetings were held with manufacturers to discuss adaptation of low-voltage switching devices to the flat conductor cable. Non-Linear Systems of California, a small company that produces electronic parts and equipment for the aerospace industry, expressed strong interest in this technology and developed with its own funds the necessary low-voltage solid-state switching device.

The system, called **Switchpack**, uses extremely flat cable (4 mils thick) to connect a thin-profile, surface-mounted switch to a wall outlet or ceiling fixture in which a tiny transformer is implanted. The transformer converts 120-volt current into a safe 2-volt signal capable of activating any electrical appliance. The flat cable, like the switch, is adhesive-backed and can be taped to a wall, ceiling or floor. It is invisible when covered by paint or wallpaper.

Switchpack is expected to realize substantial savings by eliminating the switching-circuit conduit, switchboxes, 120-volt switches and heavy-duty wire in new construction. It is estimated that the cost of installing electrical switches could be reduced by \$15 to \$35 per switch fixture with even greater potential savings in rehabilitation and renovation projects. Underwriters Laboratory approved the system in

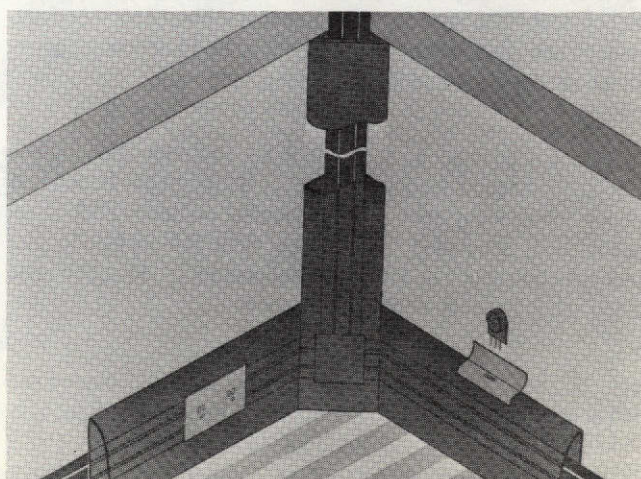
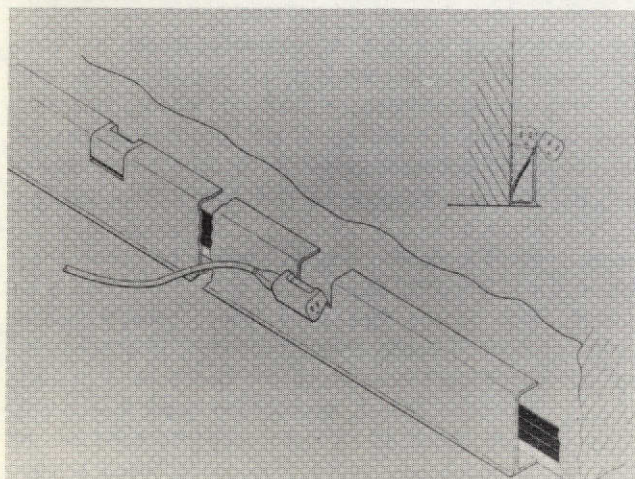
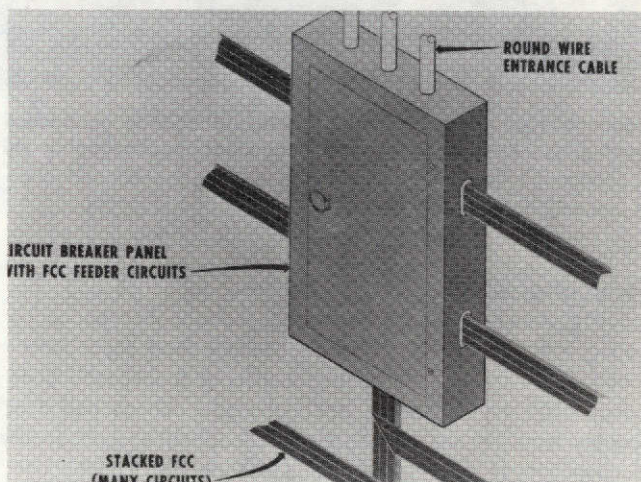



Figure 5. Varying configurations of flat conductor cable to carry power circuits in mass housing.

May, 1972 and it is now actively marketed by Switchpack Systems, Inc., a subsidiary of Non-Linear Systems.

Because of its innovative nature, Switchpack was chosen by **Industrial Research** magazine as one of the 100 most significant new products of 1971. It has recently been added to The New York State Urban Development Corporation's list of the 11 most economical innovations in their building program. Switchpack has also received national news coverage and has been featured on national television.

In a related application of aerospace technology to public-sector problems, the Marshall Space Flight Center was funded to develop a system utilizing flat conductor cable to carry power circuits for residences. The aims of the program, which began in December 1971, are to bring about revision of electrical standards and to provide the building industry, and New York State Urban Development Corporation in particular, with a totally new and planned electrical system. Problems to be resolved during development include connection and termination techniques, wiring system hardware development, installation, routing, attachment and safety techniques.

The New York State Urban Development Corporation has expressed its commitment to the flat-conductor-cable development project and its intention to install, on an experimental basis, 220/120-volt surface-mounted wiring systems in 10 apartment units. Two contracts were subsequently awarded in the late fall of 1972 to develop and test hardware for UDC use. The contracts were for prototype base-board system hardware and breaker-panel adaptation. Tentative plans call for installation and evaluation of the hardware by mid-1974.

A Low-Cost Reliable Fire-Warning System for Mass Housing. NASA is working with the Department of Housing and Urban Development on early smoke detection — one of the top priority technological requirements of HUD's mass-housing Operation Breakthrough Program. This requirement is underscored in HUD's Guide Criteria for Operation Breakthrough, which require that smoke detection and alarm systems be installed in all multilevel dwellings under the program's sponsorship. The National Commission on Fire Prevention and Control is also deeply concerned with the problem.

There are several different kinds of home fire

alarms — available on the commercial market — which are activated in the final, active-flaming phase of a fire. In residential structures, however, by the time the fire has reached the active-flaming phase, it is often too late for occupants to escape. Thus, fire alarms that are activated in the earliest, or incipient, phase of a fire are highly desirable. The incipient phase of a fire involves the production of combustion gases and very small particles (aerosols). The particles can be detected by commercially available ionization detectors, but these detectors are relatively expensive (\$100 or more) and have a high rate of false alarms. There are many kinds of gas detectors now available, but most of these are extremely expensive laboratory scale instruments costing several thousand dollars. No cheap reliable detector of combustion gases suitable for use as a home-fire alarm is now on the market. In this context, the goal of the program described here is to investigate a promising new method of gas detection and to develop a cheap reliable gas detector which can be used as an early-warning home-fire alarm.




Figure 6. Adapted from a device developed originally to detect gaseous contaminants aboard spacecraft, this smokedetection unit shows promise for fire safety programs in federal and state mass-housing units.

Alternate technological approaches for a solution were reviewed by Abt Associates, the NASA Application Team concerned with housing. These included infrared, ultrasonic and ultraviolet detection methods. The most promising potential solution is a polymeric material, polyphenylacetylene, which has electrical properties

that change as it absorbs gases or particulates. The polymer acts as an effective contaminant-detection device for gaseous products of combustion when it is used as a coating on a field-effect transistor (FET). The FET can detect the polymer's changing electrical properties and actuate an alarm device. McDonnell-Douglas Corporation had earlier synthesized polyphenyl-acetylene and developed a contaminant-detection device for use on the NASA Mars-Voyager mission. The Department of Housing and Urban Development, McDonnell-Douglas, the Massachusetts Institute of Technology and the National Bureau of Standards worked together with NASA to develop design criteria for the early-warning system for contaminants using adapted aerospace technology.

Currently, McDonnell-Douglas and MIT are planning development of the detection device for application to residential structures with joint NASA and HUD funding. Plans call for work to begin in early 1973. During the first year of effort feasibility will be further established. It is estimated that three years of development will be required before a device will be ready for commercial sale.

Tests of Fire-Retardant Materials. To evaluate the relative merits of aerospace fireproof and fire-retardant materials in a nonaerospace environment NASA recently completed several tests utilizing a specially constructed full-scale test room. Working with an advisory committee of fire-safety experts, NASA and the Battelle Columbus Laboratories in Ohio conducted the tests in the fall of 1972 in cooperation with the Department of Housing and Urban Development, the National Bureau of Standards, the National Fire Protection Association and the Canadian Research Council.

The purpose of the tests was to evaluate aerospace materials for such parameters as flame spread, formation of flammable and toxic vapors and practical utility.

The test room was representative of most domiciliary settings of public or institutional concern. The fully instrumented room was built, in cooperation with the Columbus Fire Department, inside the Columbus, Ohio fire tower, to assure repeatability of the tests. Four tests were conducted in which the contents of the room were ignited. The first test room contained an amount of flammable material normally found in such a room. In the second test the room contained the best commercially available fireproof and fire-re-

tardant materials. The contents of the room in the third test were made of aerospace-developed fireproof and fire-retardant materials. The fourth test was conducted using conventional materials except for aerospace materials used in the bed.

Test data are now being analyzed. Preliminary results indicate that the fires were considerably more severe in the rooms with conventional and improved materials than in the rooms with aerospace materials. The toxicity has not yet been completely analyzed. In the room with the conventional materials and the bed with aerospace materials much better results were also observed. A final report is scheduled for early 1973, at which time a conference will be held in Washington to disseminate the test results to interested parties and to plan future activity.

Improved Fireman's Breathing Apparatus. NASA's attention to the problem of developing a new type of Fireman's Breathing Apparatus originated in the need of municipal fire departments for improvements in such devices. While conventional apparatus have been available for some years, many fire fighters neglect to use them because they tend to restrict mobility and vision. This has led to a discouraging rate of smoke-inhalation injuries.

In cooperation with the National Bureau of Standards Office of Fire Research and Safety and Public Technology, Incorporated of Washington, D.C., (a NASA contractor), NASA initiated an effort in the spring of 1971 to develop improved equipment. PTI polled cities on their needs, and then organized a User Design Committee. The User Design Committee includes fire chiefs, city managers and a representative of the NBS Office of Fire Research and Safety.

At the first committee meeting, held at NASA's Manned Spacecraft Center in June 1971, principal problems of currently used systems were further identified. The main deficiencies were: insufficient duration of air supply, excess weight and size, protrusions and lack of an adequate air-depletion alarm. In response, NASA funded a program to apply its background and expertise in life-support systems to the task of developing a more efficient breathing apparatus.

NASA and the User Design Committee determined that currently available compressed-air breathing apparatus could be improved significantly by developing a lightweight pressure vessel. This would bring about a potential 30 percent reduction in system weight. Other improve-



Figure 7. Lightweight fiber-glass air bottle for improved breathing apparatus for firefighters developed in NASA-sponsored programs.

ments included making the system more compact and changing the shoulder mounting of the device to a more comfortable hip position. The User Design Committee agreed that such a development program was desirable.

A second User Design Committee meeting was held in October 1971 to review NASA developments on the pressure vessel and the balance of the system. After evaluation of alternative materials NASA specialists selected filament-wound fiber-glass as the most promising material. NASA decided to procure two lightweight pressure vessels — one for a longer duration system than is now commonly used and one for slightly less duration. Contracts were awarded to two manufacturers in early 1972, with delivery planned for early in 1973.

A contract for the balance of the breathing-apparatus system was awarded to Scott Aviation of New York in October, 1972. This contract will be completed in October, 1973. After extensive testing by NASA the equipment will be released for field tests by Fire Departments in several cities.

An air-compressor station with a higher supply pressure than is now commonly used will be required to charge the new breathing apparatus. NASA has written a specification and is purchasing such a high-pressure system for use in testing the breathing apparatus. A similar specification could be used by city fire departments in purchasing higher-pressure compressor stations.

New Concrete-Repair Material. NASA-developed materials are helping solve bridge and road-surface maintenance problems. For example, the need to keep the dead weight on a suspension bridge to a minimum requires that lanes be paved with a thin layer (less than 1-inch thick) of an epoxy-coal-tar mortar mixed with an aggregate. When a hole develops in this thin sheeting, a lane must be closed for repairs. This impedes traffic and creates safety hazards. Thus, repair material must be quick-drying and durable. The same general problem applies to concrete-highway patching.

The current method of bridge repair requires spraying the damaged area with epoxy and then spreading it with an aggregate. In favorable weather conditions the patch is ready for traffic in about 4 hours. But the drying time is considerably greater in bad weather. Other disadvantages of epoxy are its cost and its toxicity. Also, because of its low durability, a high frequency of renewal creates high labor costs.

The problem was relayed to NASA by the Chief Engineer for the California Division of Bay Toll Crossings in discussions with the Stanford Research Institute Application Team in California. A potential new material was suggested by a NASA Tech Brief found during a search of the NASA data bank. This was a thermoplastic material originally developed as a better fuel-binder for solid propellants.

Samples of the NASA-derived thermoplastic material made in the Stanford Research Institute Laboratory were tested in the SRI parking lot in mid-1971. Samples were then given to the California Division of Highways for laboratory testing to evaluate the adhesion qualities of the thermoplastic aggregate. Later, the new material was applied as a surface treatment to a major California highway. After several months it appears to be doing well. As a result, an extensive series of tests related to the coating of highways will be conducted in cooperation with state highway officials and the Federal Highway Administration.

The material is also being studied for pothole patching. Under the lead of Public Technology, Incorporated, testing is being planned in a number of cities.

An important economic and environmental plus of this potential solution is the possibility that the thermoplastic material might be partly pro-

duced from old tires and used crankcase oil. Another possibility is using the thermoplastic material as a binder for waste glass crushed into aggregate. Hence the solution to this bridge-repair and road-patching problem might also help serve the purpose of recycling hard-to-dispose-of waste materials.



Figure 8. Thermoplastic material originally developed for binding solid fuels for rockets is being adapted for bridge-surface coating and road repair. A potential bonus is that shredded tires and used crankcase oil might be used as an ingredient.

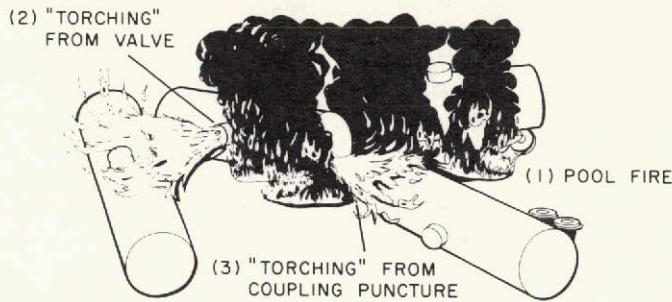
Fire Protection of Rail Tank Cars. NASA is working with the Association of American Railroads and the Federal Railroad Administration on the continuing problem of rail tank-car safety. One aspect of the study requires materials to protect tank cars in post-derailment fuel fires. A protective coating is needed to prevent the steel tank car shell from reaching a temperature of 800 degrees Fahrenheit within a period of a half-hour to four hours. This need is underscored by the fact that the damage radius of the fire that usually follows derailment can spread appreciably to nearby tank cars, rupturing them as a consequence of severe heat loads.

Application of NASA Technology in this area was initiated by the Stanford Research Institute

Application Team, which contacted the Chemical Research Projects Office at the NASA Ames Research Center. This office has done extensive work in the development of materials for fire protection, primarily for aircraft and spacecraft.

After discussions with the Association of American Railroads and the Federal Railroad Administration, it was determined that a fruitful approach would be for the Chemical Research Projects Office to direct a program to define the heating-environment and thermal-shield material response in railroad tank-car fires. The Federal Railroad Administration will fund the effort. Initial fire tests will be conducted at White Sands, New Mexico in the winter of 1973, with Ames staff members participating.

MAJOR THERMAL THREATS



MAJOR EFFECTS OF THREAT

- (1) EXPLOSIVE TANK CAR FAILURE
 - ELIMINATING SAFE FIRE-FIGHTING
 - ENGAGING REMOTE STRUCTURES AND TANK CARS IN FIRE
- (2) NON-EXPLOSIVE TANK CAR FAILURE
 - INCREASING FIRE SIZE AND DURATION
 - ENGAGING ADJACENT STRUCTURES AND TANK CARS IN FIRE

PROGRAM OBJECTIVES

- (1) DEFINE THERMAL ENVIRONMENTS
- (2) DEVELOP TEST FACILITY SIMULATING ENVIRONMENTS
- (3) DEVELOP THERMAL PROTECTION SYSTEM

NATIONAL AERONAUTICS AND SPACE ADMINISTRATION
AMES RESEARCH CENTER, MOUNTAIN VIEW, CALIFORNIA

Figure 9. Major thermal threats to rail tank cars.

Measuring Railcar-Wheel and Rail Stresses.

Thermal stresses that build up in long and continuous modern railroad tracks can cause buckling and breaks in the metal. This happens when the uniform distribution of these heat-induced stresses is disturbed by improper alignment of ties, ballast or rail anchors. An effective and rapidly applied method of nondestructively detecting high pre-yield stresses is needed for use by rail-inspection crews in the maintenance of rail sections.

Derailment caused by catastrophic failure of railcar wheels is another railroad problem. Such failures are caused by stresses resulting from known vertical and lateral loads superimposed on unknown residual stresses in the wheel. A method is needed for inspecting railcar wheels in the field to determine whether residual stresses are above a critical level. Application of NASA technology in this area was initiated by the Stanford Research Institute Application Team.

Ultrasonic techniques of measuring stress are currently being developed at the NASA Marshall




Figure 10. NASA Marshall Space Flight Center researcher measures applied stress on a railcar wheel in NASA-Federal Railroad Administration study of application of aerospace ultrasonic testing methods to railroad safety.

Space Flight Center for the nondestructive testing of spacecraft structures. These appear to have great potential application to rail problems. These ultrasonic velocity techniques are effective for measuring stress in specimens made of well-characterized materials having uniform, reasonably flat smooth surfaces.

A program was funded in late 1971 to determine the ultrasonic velocity vs. stress relationships for the particular types of steel used in making wheels and rails, investigate the effects of temperature variations on the accuracy of stress measurements, evaluate measurement problems related to rail geometry, make actual stress measurements on wheel and rail segments under controlled laboratory conditions, and demonstrate the practicability of the technology by making stress measurements on long rail segments under realistic field conditions.

Initial testing has included obtaining data relating shear-wave determination of stress levels with applied loads. The data confirmed that applied loads can be accurately determined by the resulting stress as measured by ultrasonic shear-wave methods.

Tests comparing the residual stresses in brand new railroad wheels vs. older wheels are being completed. They reveal that the compressive stresses in the new wheels are high. But as the wheel ages in service this stress drops off to zero and then becomes a tensile stress which weakens the wheel.

The Association of American Railroads has provided samples of rail and wheels and has closely followed the tests. The Federal Railroad Administration has provided most of the funds for this project. If the laboratory work proceeds as scheduled field tests will be conducted in the summer of 1973.

Improved Friction Materials. The maintenance expense of Postal Service and other government vehicles could be significantly reduced by developing an economically feasible friction material with improved wear characteristics for brake linings. This problem is also of concern to the Association of American Railroads.

NASA Ames Research Center research in brake linings for large aircraft is directly related to automotive applications. Bench tests show that a proposed new material may have an operational life of four to five times that of conventional brake linings while at the same time re-

ducing brake fade. These results were received favorably by the Postal Service.

With Postal Service cooperation, NASA has established a program for development of improved brake materials. This program will include assessment of a wear-enhancing polymer (WEP) as an ingredient of automotive brake linings, development of a brake lining formulation containing standard ingredients and the WEP, and investigation of the use of new materials for binders and substitutes for asbestos. A contract to fabricate prototype automobile brakes is now being negotiated and should be awarded by January of 1973. After laboratory testing, field testing will be conducted on automobiles for 6 months starting in mid-1973.

The railroad problem is different in that linings for railcar wheels must withstand very high temperatures for long periods. Samples of railcar brake shoes have been sent to Ames by the Southern Pacific Transportation Company for comparison with the new NASA-developed material. Southern Pacific will work closely with the Association of American Railroads Research Committee on this problem.

Rescue Vehicle For Use In Coal Mines. In its search for technology applicable to disaster rescue, the Bureau of Mines has funded work by a researcher at the University of Kentucky to develop an unmanned remotely-controlled unit. To assist the project, the Illinois Institute of Technology Research Institute's Application Team explored available NASA technology and found that guidance-system technology developed by the Marshall Space Flight Center for the Lunar Rover vehicle appeared to be particularly relevant. The Bureau of Mines has agreed to jointly fund with NASA the adaptation of the guidance system for use in an unmanned mine-rescue vehicle.

The only basic design change required of the Lunar Rover guidance system is simplification of the system's readout. The system consists basically of an odometer to measure distance traversed, a directional gyro to give bearing relative to a fixed reference (such as North) and a processor to take the odometer and gyro data and convert it to X and Y coordinates.

Tentative plans project delivery of the adapted Lunar Rover guidance system to the University of Kentucky for installation in the vehicle in the late winter of 1973.




Figure 11. NASA Lunar Rover guidance technology is being studied for its potential application to unmanned mine-rescue craft being developed for the Bureau of Mines at the University of Kentucky.

A New Device for Speed Policing on Highways.

Highway safety is an ever-pressing problem. More than 50,000 lives are lost in this country annually on the highways and many more people are maimed. Since speed is a significant contributing factor in many of these accidents, a simple device which is less costly than conventional radar and other complex techniques and could determine the speed of an observed automobile would be invaluable as an aid in discouraging speeding.

A Marshall Space Flight Center engineer who is also an auxiliary state trooper has designed and built a simple inexpensive electronic device that can be used in place of more complex systems.

The system consists of a low-cost electronic computer and two roadside markers on the route being observed. Its operator is positioned so that he can see a vehicle when it encounters each of the markers. A timing switch is turned on when a vehicle passes the first marker and turned off when it reaches the second. Elapsed time is measured accurately by an internal clock and a minicomputer that divides distance by time, thus finding the speed. The entire system — expected to cost no more than \$200 — compares in size with a thick textbook and weighs only 3 pounds.

Used in a vehicle, the unit is powered by the car's battery through the cigarette lighter outlet.

When used independently of a vehicle, a battery pack mounted on the operator's belt is used.

The low estimated cost of the computerized system could make it very desirable for small-town and county law enforcement agencies which cannot afford radar units that cost \$2000 or more.

Two prototypes have been designed, assembled, and tested at Marshall Space Flight Center. The units have been shown to the Military Police, Alabama State Troopers and the Huntsville, Alabama Police Department. All three agencies expressed interest. In a field test the Huntsville Police Department compared the results obtained from the NASA unit to conventional radar readout. They were favorably impressed by the operation and accuracy of the speed computer.

Two units have been lent to the Huntsville Police Department for field use. The field operation of the computer was shown to the local Recorder Court Judge, who gave his approval for its use in apprehending speeders. During the first two weeks of the program more than 200 speeding citations were issued.

Four more units will be fabricated and lent to law enforcement agencies for further tests and evaluation in early 1973. A large commercial company has expressed interest in manufacturing and selling the device.



Figure 12. Low-cost, simple, minicomputerized road-speed monitoring system based on aerospace technology is being used in Huntsville, Alabama, home of the inventor, an engineer at Marshall Space Flight Center. System can be installed in police cars or at roadside.

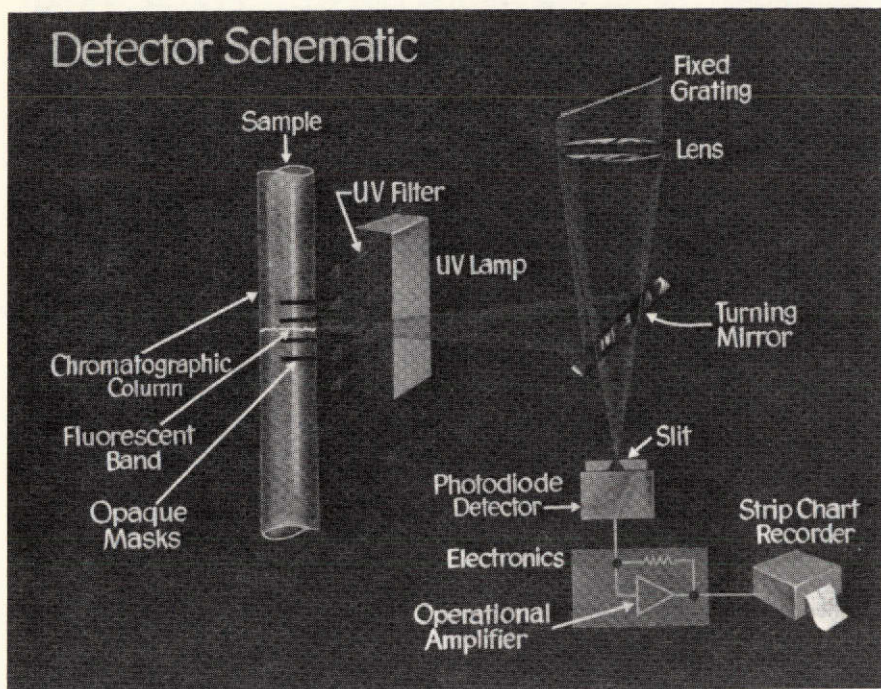


Figure 13. Schematic of drug-detector system based on technology originally developed to measure chemical factors involved in stress among astronauts.

Improved Instrumentation For Drug Detection.

There is an established need for low-cost and portable instrumentation for rapid, reliable and routine determination of the presence of drugs in the body. Applications for such improved analytical instrumentation would include use by methadone-maintenance clinics to monitor patients and use by hospitals and rescue squads to rapidly determine whether or not a comatose patient has overdosed. Such instrumentation might also be used as a means of routine screening for early drug use so that rehabilitation may be begun as soon as possible.

The instrumentation described below is the natural outgrowth of research conducted by NASA's Ames Research Center on chemical factors impinging on pilot stress, which included simulating neurochemical receptor sites in the brain. Preliminary chromatographic-column work has shown that it is feasible to detect morphine quickly and unequivocally. The outgrowth of this work — the Ames concept of a compact and inexpensive device — is described below.

The detector consists of a simple, self-scanning spectrofluorometer designed for use with column chromatography in the detection and identification of morphine in the urine. Chemical treatment of a urine specimen converts morphine, which is weakly fluorescent, to a highly



Figure 14. Compact drug-detection unit based on aerospace techniques now under development for commercial sale by Whittaker Corporation of California.

fluorescent fluorophore. The compound is then introduced to the chromatographic column and the morphine moves as a band down the column under standardized column conditions. The column is irradiated with monochromatic ultraviolet radiation.

The detector system simultaneously measures the fluorescence spectrum characteristic of morphine, the rate of movement of the band down the column (which is further confirmation of that compound) and the spectral amplitude, which gives a quantitative measure of the amount of morphine present in the urine specimen.

A contract has been awarded to Whittaker Corporation Space Sciences Division of Massachusetts for the fabrication and delivery of four instruments. The instruments were to be delivered to NASA in February of 1973. Two in-

struments will be sent to the U. S. Army Walter Reed Army Institute of Research and one will go to the New York City Health Department for field evaluation. The fourth instrument will be modified to detect barbiturates, amphetamines and methadone. To date the system has been tested and found suitable for detecting heroin (morphine) and quinine in urine. The detection of other drugs will be achieved once the appropriate chemical preparation procedures are fully developed and simplified.

A further cooperative program with the Army is under way to effect greater improvements in the chromatographic column of the drug detector and to improve the sensitivity and specificity of the instrument.

A production instrument of the type described produced in quantity would be expected to sell for less than \$1,000.

PROJECT HIGHLIGHTS ... Biomedical Sector

By way of affording the reader an insight into the Technology Applications program, as it is related to putting aerospace technology to work in the field of biomedicine, the following projects currently in progress, are described in some detail.

Rechargeable Cardiac Pacemaker. Aerospace technology originally developed for rechargeable nickel-cadmium cells for spacecraft power systems is being directly applied to a NASA-supported effort by the Johns Hopkins Applied Physics Laboratory to produce a rechargeable cardiac pacemaker unit that would eliminate the present requirement for surgical replacement of such devices when their batteries are depleted. Currently, nearly 90 percent of the pacemakers using conventional mercury batteries must be replaced every 24 months due to battery failure. The wearer of a rechargeable unit would simply recharge his unit by donning a special vest for several hours. This is an especially useful feature for infants and aged patients.

The rechargeable unit, which has been tested successfully on dogs, offers other significant advantages. Since it does not require a large battery, it can be drastically reduced in size, down from the present 8 cubic inches to a unit 1/4 that size.

Use of a hybrid circuit also helps reduce size and weight. Also, unlike pacemaker units currently manufactured in the United States, which begin to lose their energy as soon as they come off the production line, the rechargeable pacemaker can be kept at a safe charge level until it is implanted in the patient. The new device also has a telemetry system that measures battery voltage and charging current.

The aerospace-derived hermetically sealed nickel-cadmium power cell is the key to the unit's operation. The power cell is essentially a miniature version of cells used in virtually all U. S. spacecraft. The hybrid circuitry, a technology to which Johns Hopkins Applied Physics Laboratory had made major contributions, offers a great advantage in circuit reliability as well as weight and size reduction.

Further evaluation of tests on animals will precede implantation of the new device in humans.

Hypertension Screening Device. In a cooperative program with the Veterans Administration, a transducer developed at NASA's Goddard Space Flight Center to externally record arterial-pulse pressure waves has completed six months of successful clinical evaluation at the Washington, D. C. Veterans Administration Hospital. The special value of the NASA device is that it allows physicians to evaluate the functional status of the carotid arteries in atherosclerosis patients without having to insert monitoring catheter devices into their bodies.

The transducer is being used in a Hypertension Study at the Washington VA Hospital. The data acquired is used to determine the relative elasticity of each patient's carotid artery and the responsiveness of his circulatory system to various drug treatments. Field tests of the device are now being conducted at six other VA hospitals around the country.

The NASA device, which uses a Pitran displacement pressure transducer, has good high-sensitivity and low-frequency response. Although displacement-pressure measurements of the carotid artery do not replicate the pulse shape as can be done by an inserted catheter, the external measurements do convey clinically useful information. Permanent records can be made quickly and without penetration of the skin or discomfort to the patient.

Previous attempts to implement an external displacement type pressure transducer had been unsuccessful due to mechanical design problems or extreme mechanical complexity resulting in high production cost. The simpler design of the NASA-developed transducer is expected to be much more reliable and much less costly to manufacture.

Flexible Electrodes for Low-Cost Personal Coronary-Care Kits. Flexible electrodes based on equipment developed at the NASA Ames Research Center are being field-tested as significant components of emergency coronary-care units which could be used by cardiac patients or emergency attendants to send electrocardiographic data gathered by the kit to physicians by telephone. After examining the relayed EKG data, the doctor could direct the patient or attendant to administer appropriate medication

carried in the kit. The kit's development is being sponsored by the National Heart and Lung Institute.

The adapted NASA electrodes are made of a conducting elastomer and shaped like golf balls. They can quickly be placed under the armpits of a heart-attack patient to rapidly provide an artifact-free EKG signal that can be relayed by phone.

Designed for emergency use by patients themselves, ambulance personnel and police, the coronary kit contains two drugs and a hand-held monitor. The electrodes of the hand-held monitor are placed under the armpits of the patient suffering classic coronary symptoms. Depending on the presence of either a low heart rate or a fast erratic heart beat, one of the two drugs contained in the kit is administered. The application of the drugs is quite simple because they are contained in an automatic syringe similar to the system used in the Apollo medical package. Also, the simplicity and reliability of the hand-held monitor is a critical factor in determining which drug is appropriate.

Early versions of the monitor worked well except that untrained personnel had trouble properly attaching the conventional electrodes originally used with the kit. NASA cooperation was sought to provide electrodes that would be reliable and require little training for proper use.

The NASA conductive elastomer electrodes, aided by moisture under the arms, provide adequate contact with the body surface without requiring electrode paste. Because of the high-impedance contact provided by the electrode materials, a high-impedance amplifier (FET) is built into the electrode and reduces noise problems.

Evaluation of the NASA-derived electrodes has been quite promising to date.

Artificial Aortic Valves. NASA close-range stereophotogrammetry — precision stereophotographic mapping techniques — is aiding in the development of artificial aortic valves.

Fiber and composite-materials technology, combined with advancements that have been made in blood-surface interface research under the auspices of the National Institutes of Health Artificial Heart Program, have laid the fundamental groundwork for the development of a tri-leaflet artificial heart valve.

A significant part of the development task is the fabrication of the leaves of an artificial aortic valve. The natural aortic valve is composed of three leaflets which come together to close a circular opening. The leaflets are flexible and flap open and closed with each heartbeat nearly 40 million times a year. It is most important that any artificial tri-leaflet valve be able to withstand many years of complex flexing. To ensure that capability, the dynamic stresses and strains on the valve leaflets must be known.

NASA stereophotogrammetry is used to photograph the leaflet motion at various flow pressures and velocities. The record of the valve motion is then put into computer format for further evaluation. The data will help engineers specify design changes to strengthen those parts of the leaflet subject to the greatest stresses and to minimize the turbulence of the flow through the valve.

Stereophotogrammetric map data currently being developed by a group at the University of Illinois will be applied to the aortic-valve fabrication and evaluation program at Washington University in St. Louis which is now being supported by the National Heart and Lung Institute.

Biocarbon Implants. NASA Technology Utilization funds have been made available through the NASA Marshall Space Flight Center for a special project at Rancho Los Amigos Hospital in California to develop and test high-purity, high-strength forms of carbon — originally designed for space capsule heat shields — for use in implantable prosthetic devices. Bone substitutes, teeth and replacement heart valves intended for long-term implantation in the human body must be highly compatible with body fluids and tissues. But until recently the available carbon was not strong enough for prosthetics use. Materials of lesser biocompatibility had to be used.

Vitreous carbon developed for aerospace use is now strong enough to be used for prosthetic devices and pure enough to be biocompatible. Vitreous carbon combines strength with chemical inertness. Compared with other materials used for implantation, it is light in weight and hard enough to permit low-mass implants. It also has a low coefficient of thermal expansion. Being a pure carbon, it is highly resistant to body fluids because it does not corrode at body temperature. The nonmetallic composition suggests that vitreous carbon should be free of adverse tissue responses including inflammation, swelling, pain, sepsis and body resorption

initiated by the release of metallic ions and particles. Vitreous carbon also has an advantage over polymers such as acrylic, PVC, Teflon and nylon because it contains no impurities or additives.

The interface between artificial and living material is the most demanding challenge in skeletal attachment of a limb prosthesis — that is, the connection of an artificial limb to an extension device attached through the skin to the bone. The program will evaluate the currently available, high-purity biocarbons for use in transcutaneous implants.

The first stage of the program will evaluate a device which can be attached to a bone, fixed in place by a pin, while allowing a bacteria-free transcutaneous passage. This would allow a skeletal fixation pin (Steinman pin, pelvic traction pin, etc.) to extend through the skin indefinitely without infection. To date more than 20 Steinman pins have been implanted. These pins are installed through a bone so that traction may be applied to the two exposed ends of the pin. To provide meaningful test results, special pins have been fabricated — one protruding end is made of the biocarbon while the other end of the pin is made of conventional metal alloy. No infection or drainage problems have yet been encountered at the biocarbon penetration site.

The second phase of the study calls for the design of a transcutaneous electrical connector. This could be used to acquire myoelectric signals from implanted electrodes as well as for long-term electrical stimulation.

Another aspect of the project involves one of the most serious clinical problems facing the orthopedic surgeon — the attachment of prosthetic devices to the skeletal structures. There is little understanding of the optimum configuration and materials for attachment. Currently, a plastic filler — methyl methacrylate — is the most successful cement for fixing prosthetic material to bone. Exactly what happens to this material under dynamic mechanical and biological stresses is unknown. The same applies to the use of titanium and vitallium at the interface between bone and prosthesis. Considerable basic information could be provided by study of the interface after functional stresses have been applied.

While the first two phases of this study require human subjects for evaluation, the third phase will use animals. A bone bridge, constructed in

the form of an intramedullary device, will be placed in a gap created midshaft of the femur or humerus of a dog. The implant device will have a disconnect section in the middle and a wide flange to prevent bony union of the gap between the bone ends. Using the two stems of the implant, differences of bone bond between carbon and various traditional materials would become apparent under functional stress. It must be pointed out that a wide range of materials, both polymer and metal, are well accepted by living tissue before functional stresses are applied to them. But under the impact of mechanical stresses, the previously benign biologic response becomes more severe. By comparing one material with another under similar mechanical stresses in the same limb of an animal, a highly-controlled basic study can be accomplished. The results would have considerable impact on the scientific community and give credence to the claim of unusual biocompatible properties for medical-grade carbons.

On the basis of data developed from the skeletal-stress study and from the skin-implant study, a rational design for skeletal attachments will be constructed. There is reason to believe that the information developed out of the three preliminary phases will define the ultimate design of a NASA Skeletal Attachment System.

Evaluation of Hazards of Plasticizers from PVC Plastic. NASA's Goddard Space Flight Center is working with the Johns Hopkins School of Hygiene and Public Health in a detailed toxicological evaluation of the hazards of phthalate plasticizers in the blood and tissues of individuals who have received blood transfusions. Of particular concern, considering the almost universal use of polyvinylchloride (PVC) plastic blood-storage bags, is the potential damage of the plasticizer (DEHP) to the cellular elements of the stored blood. Preliminary evidence suggests a deleterious effect on blood platelets, involving increased adhesiveness of these cells and the formation of micro-aggregates during storage. Studies are planned to investigate whether these aggregated particles can clog the fine capillaries in the circulatory system of various organs following transfusion.

Polyvinylchloride (PVC) is one of the most widely used plastics. Because the molecular chains of PVC are relatively rigid and non-flexible, quantities of a compound, referred to as a plasticizer, must be added to the formulation to yield a pliable product. The amount of plasticizer added varies from product to product. But

it is not trivial and can hardly be considered a trace additive since it ranges in many applications up to 35 percent of the weight of the final product. The most commonly used plasticizers are the esters of phthalic acid, referred to as phthalate esters. Of this class of chemical additives, the most widely used ester is diethylhexyl phthalate (DEHP). Because the plasticizers are not bound chemically to the PVC but are only physically dissolved in the plastic, migration of the plasticizer from the plastic surface is a distinct possibility. NASA recognized the problem of plasticizer contamination and banned the use of plasticized PVC in the space program some time ago. Although NASA does not permit use of these plasticized polymers, the phthalate plasticizers continually appear along with others.

As a result, technology has been developed to identify the sources of these materials and to analyze contamination associated with the plasticizers in clean rooms, vacuum chambers and spacecraft. The decision to ban these materials was based on the demonstrated volatility of the plasticizer from PVC surfaces and the interference of the volatilized plasticizer with the performance of various optical devices in spacecraft.

Although NASA had experienced various problems with plasticized PVC, until recently the biomedical community had scarcely noted the volatilization and migration of the plasticizer from PVC surfaces. But in 1970, scientific papers reported the migration of plasticizers from surgical plastic tubing, cardiac-bypass units used in open-chest surgery, kidney-dialysis units and blood-storage bags. In these papers, the authors documented the presence of these plasticizers in tissues of individuals who had received transfusion of blood stored in PVC plastic bags. This form of blood storage is routinely used throughout the world.

There is recent evidence suggesting that the phthalate esters might be of importance to a broader segment of the public than the relatively small percentage of persons who receive blood transfusions or undergo surgical procedures involving direct contact of the blood with a plasticized device. Plasticizers have been observed in individuals who have never received any blood transfusions.

Consequently, in addition to the toxicological studies mentioned above, the source of plasticizers and their route of entry into the body —

oral, through the skin, and by inhalation — will be investigated. Phthalate ester plasticizers have also now been identified in fish taken from the waters of several states. The presence of phthalate esters in the environment has potential widespread implications.

The majority of the work in the next two years will be performed at Johns Hopkins under NASA contract with the assistance of NASA's materials and analytical experts.

Lightweight Prosthesis and Orthosis Materials.

A NASA-developed variety of hybrid composite materials consisting of fibers of boron-graphite-glass embedded in a matrix of epoxy resins offers major potential for use in the development of lighter-weight orthotic and prosthetic devices for rehabilitation patients. These cured composites are equal or superior to steel in stiffness and strength and weigh about half as much as aluminum. They also offer advantages in contouring and shaping because they are cloth-like in the precured state. Also, by adjusting their epoxy-resin components, they can be cured in a wide range of temperatures, even room temperatures.

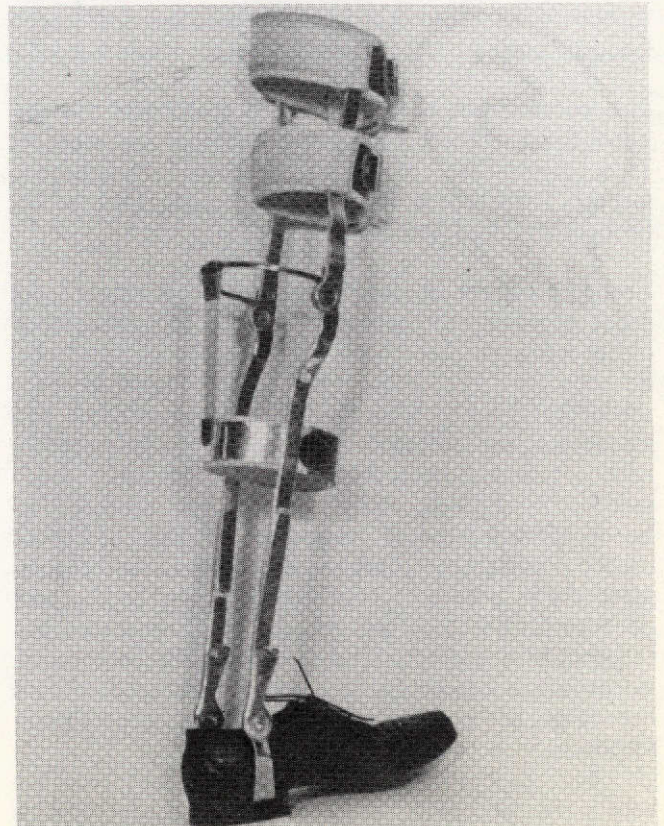


Figure 15. Heavier conventional stainless-steel leg brace.

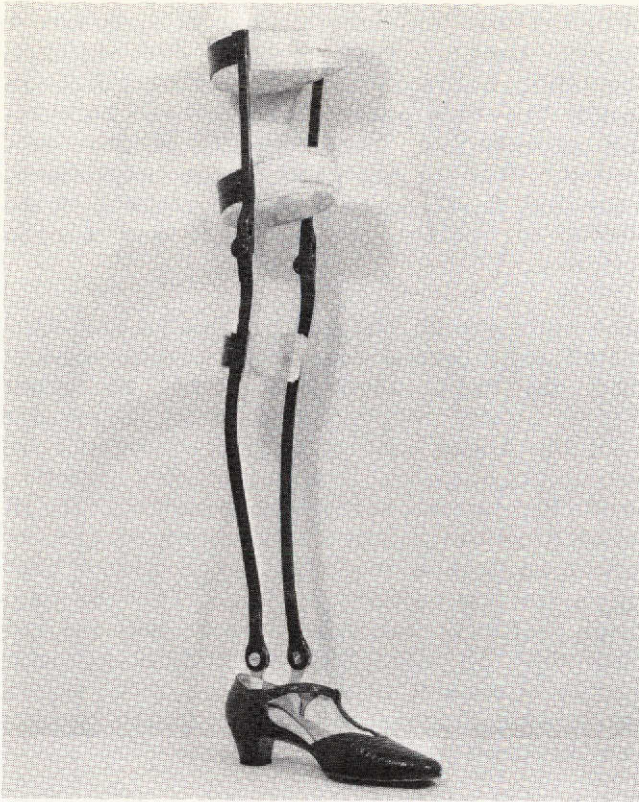


Figure 15a. A much lighter brace, built of boron-graphite composite materials.

These aerospace materials, originally developed for use in aircraft and spacecraft, offer significant advantages over stainless steel, which is conventionally used as a supportive material for prosthetics and orthotics because of its durability, reliability and resistance to stress.

Unfortunately, stainless steel adds discomforting bulk and weight to such devices and has esthetic disadvantages as well. The NASA materials hold great promise for solving the weight and bulk problems without sacrificing durability, dependability or resistance to stress. Fabrication and feasibility testing of the composite materials is now in progress.

Aerospace Valve for Urinary Control. NASA technology is aiding in the development of an implantable urethral valve for use by incontinent patients.

The program came about in response to an inquiry from a medical researcher treating paraplegic patients. He saw a need for a simple, reliable and totally implantable urethral valve which could be easily controlled by the patient.

A NASA engineer suggested that a valve similar to the one used in manometer tubes might solve the problem. The valve is now included in the design of an implantable control system.

The patient will be able to mechanically control his urination by applying pressure to a small air-filled bulb implanted under his skin. The design of the bulb involved a search of NASA technology for a biocompatible material that would also withstand constant exposure to the chemical actions of urine. The NASA Applications Engineering Project located a material that met these requirements. Initial problems encountered in fabricating the material into bulbs and tubing were mastered.

Five prototype systems have been fabricated and delivered for laboratory testing in dogs at the University of Virginia to determine if there are any unfavorable long-term effects. The tests, if completed satisfactorily, could lead to mass production of the unit. This could benefit as many as 15,000 patients a year.

The bulb may also be useful as a drainage-bag valve for leg-bag urinals. This could be a boon to spinal-injury patients many of whom wear such devices and who lack the muscular coordination to drain them. This leads to an embarrassing and inconvenient dependence on others.

Since the ability to make a fist and push on an object are among the few controlled muscular actions such patients can perform, the bulb-controlled valve appears to answer their needs. Also, since no implantation would be required for such patients, the device could be manufactured at low cost using readily available materials.

“Teleoperator” Technology for the Handicapped.

Following up on its extensive experience in “teleoperator” technology — the remote control of devices — many aspects of which have already been put to work in equipment used by the handicapped, NASA is currently engaged in an in-depth analysis of existing equipment. The prime purpose of the study is to determine additional applications of state-of-the-art technology for the handicapped.

Existing literature is being searched and discussions are under way with manufacturers and research-and-development specialists at private and governmental institutions. This effort will be followed by an analysis of current problems in

prosthetics, orthotics and sensory aids for which needed teleoperator technology is either currently not available, ineffective or is being unsatisfactorily applied.

Specialists will interview users of the available technology — the handicapped patients themselves — and will confer with personnel working in this field at Veterans Administration hospitals, the National Institutes of Health and in industry.

This review and classification of teleoperator developments current and potential, plus the description of the state of the art in prosthetics, orthotics and sensory-aid technology, is expected to produce a number of new "matchings" of technology and needs. The study's findings will be recorded in a NASA report for public dissemination.

Assist Devices for Totally Paralyzed Patients. Patients paralyzed in all four limbs, multiple-amputee patients and patients with severe neurological disorders are almost totally dependent upon outside support. Their morale is markedly improved and the demands on patient-care personnel are greatly relieved by any device of procedure which enhances their self-sufficiency. NASA technology is aiding in the effort to produce such advances.

For example, paralyzed patients and amputees are now using a NASA-developed sight switch to control electrically-operated assist devices. Originally developed at Marshall Space Flight Center to allow astronauts to perform various control functions while they were immobilized by high gravitational forces, the device uses sensors mounted on eyeglass frames to sense eye motion. The signals generated by the sight-switch system may then be used to control a wide variety of devices.

The sight switch has been used to enable patients to control various orthotic devices as well as wheelchairs. The switch allows a person to start, stop, reverse and turn the wheelchair by eye motion alone. By enabling patients to control orthotic and pick-up devices, the switch permits many daily functions for which they would otherwise be dependent on others.

Traditionally, such patients have used the movements of various muscle or body parts to activate the drives and linkages which might be used to control an artificial grasping device or hand. But some patients, particularly those

afflicted with the complications of spasticity or muscle tremor, have considerable difficulty operating conventional mechanical-control devices. The sight switch relieves these problems by providing a basic on-off, all-or-nothing switch which is not likely to be inadvertently operated. It should facilitate the training of patients to operate various assist and support devices.

The sight switch has been evaluated and compared with several alternative control devices and has been found well suited to certain device-control requirements. It is anticipated that the device will be applied throughout the nation in hospitals and in facilities providing extended care for quadriplegic patients. By restoring various control capabilities to persons previously unable to perform even simple functions for themselves, the impact on the daily lives of totally paralyzed persons will be considerable. To make the rehabilitation-medicine community aware of what can be done, several special publications and demonstration projects are being prepared.

To explore a range of eye-switch and other aerospace-derived patient-assist devices, NASA Marshall Space Flight Center has built a fully instrumented room which will allow paraplegics, paralysis patients and amputees to control all of the equipment and devices in their hospital environment. Installed for evaluation in the rehabilitation center at the Huntsville Hospital, the system will enable patients to control room lights, a page turner, a radio or TV, message panels and a variety of servos capable of controlling appliances, bed positioning and even a telephone.

A variety of patient-controlled switches will be available to permit matching of control switches with individual patients' physical abilities. Some patients are able to turn their head and neck to either side. Others may be able to control the movement of a finger or toe. Even patients with extreme disabilities can usually produce a directed puff of air which may then be used to actuate a microswitch. All these control systems will be available.

Extensive testing has proven the feasibility and operational capacity for each of the alternative switches within the capabilities of the patients who would use them.

Installation of the system is now complete and evaluation is in progress.

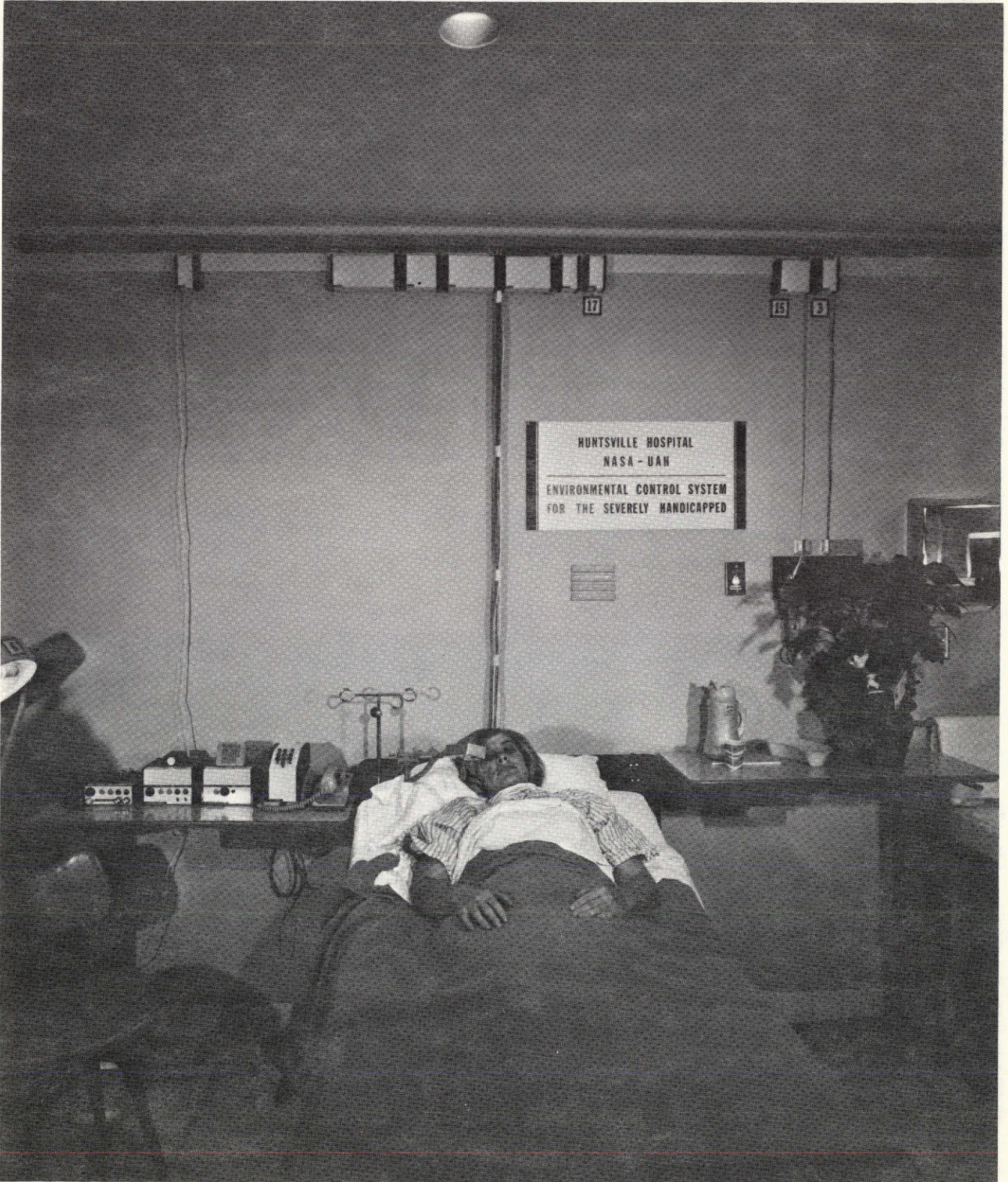


Figure 16. This fully-instrumented room, equipped with a variety of patient-assist devices for paraplegic, paralysis and amputee patients, is being evaluated at the Huntsville, Alabama, Hospital Rehabilitation Center. Using a variety of patient-controlled switches, severely handicapped patients can perform a range of control functions.

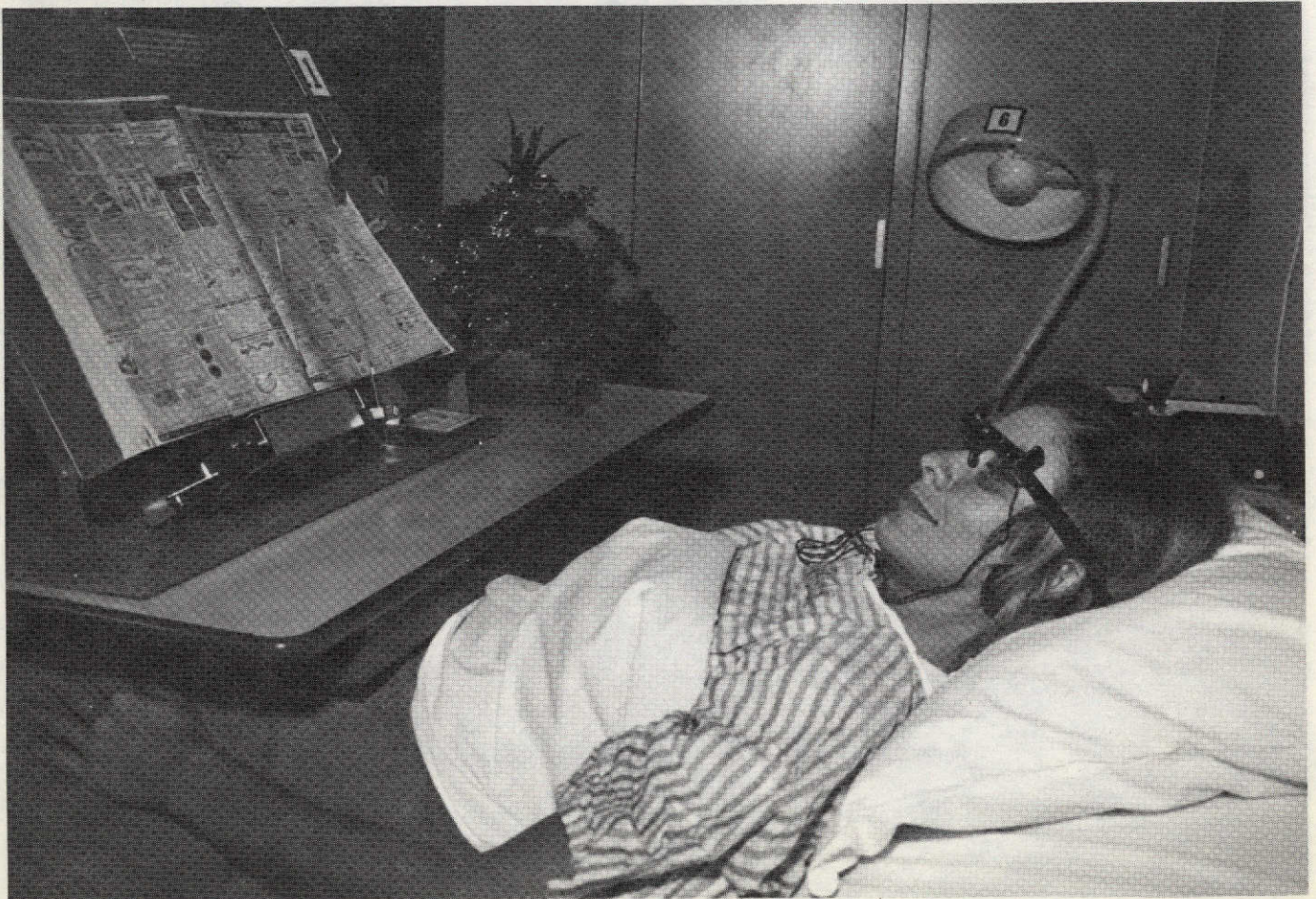



Figure 16a. Top, the channel selector for control systems. Bottom, patient wearing sight-switch glasses is able to turn pages of reading material. Range of controls available to such patients widens their horizons and increases their sense of independence. NASA Marshall Space Flight Center built the facility.

Prosthetic-Control Systems for Paralyzed Patients. NASA systems originally devised for the control of remotely-operated mechanical hands and manipulator devices in hazardous environments are being successfully adapted to assist paralyzed and amputee patients. The technology of NASA's space-oriented program has been combined to produce an upgraded proportional-control system which vastly increases the dexterity and the ease with which a totally paralyzed or amputee patient can use a prosthetic arm or hand.

Since most patients equipped with currently available artificial-hand devices have trouble handling power tools, rehabilitation researchers have been seeking improvements in manipulating capabilities in order to expand self-reliance among the handicapped.

Adapting a powered terminal device known as MATH, used in conjunction with proportional-control techniques, a prosthetic device has been developed which allows an amputee to use his prosthetic to operate power tools such as electric drills, soldering guns, etc. Control of the device is positive and delicate enough to permit handling and drinking a hot cup of coffee.

The proportional-control system is also being used to control complex manipulative devices that may restore a large degree of independence

to patients by allowing them to voluntarily control their paralyzed arms.

Until recently, externally-powered orthotic arm braces with as many as seven joints — and thus seven reversible motors — were controlled by simple on-off switches. Prior to the introduction of the NASA proportional-control devices, it was difficult to achieve smooth, accurate motion control with so many working joints.

Incorporated into the seven-degree-of-freedom externally-powered orthotic arm brace, the proportional-control system provides both velocity and force proportional control of the seven small direct-current motors. Now in daily use at Rancho Los Amigos Hospital in California, the proportional-control system enables a totally paralyzed patient to perform tasks requiring considerable accuracy and dexterity. The control is "fine" enough to permit many routine tasks, self-feeding, drinking from a cup, turning pages, dialing a telephone and even writing legibly. Using a typewriter with a specially modified keyboard, one paralyzed patient is now able to type 22 words per minute.

Beyond enhancing the patients' ability to physically interact with their environments, the system also improves the psychological outlook for patients through the creation of greater self-sufficiency and the reduction of dependence on others.




Figure 17. Prosthetic hand, adapted from manipulator device at right developed for space use, makes it easier for amputees to perform delicate tasks such as operating power tools and handling and drinking a hot cup of coffee.

Measuring Disabled Patients' Exercise Workloads. Information on the workloads encountered by severely disabled patients in rehabilitation programs will be provided by instrumentation and techniques originally developed to monitor the metabolic activity of astronauts in the NASA SKYLAB program. Information provided by this system will be valuable for improving the design of patient-assist devices and for assessing the efficacy of various treatment procedures.

The NASA instrumentation will provide accurate measurement of metabolic activity of both normal and severely disabled subjects during actual working conditions. It may also be used to follow the progress of severely disabled persons through the many phases of their rehabilitation training programs. In the past, most metabolic measurement has been limited primarily to oxygen-consumption studies on young, healthy males, either during stationary activity or while walking on the standard treadmill. Studies of the severely disabled during actual conditioning or retraining programs are quite scant. Ambulation studies on patients whose disability involves a leg are nearly nonexistent. With only two exceptions, all energy-cost studies involving walking have been performed on laboratory treadmills.

In a cooperative effort between a Social and Rehabilitation Services Training Center and NASA, NASA will provide a special motorized cart and instrumentation system to enable physical therapists to gather accurate workload information. The instrumentation will consist primarily of a portable mass spectrometer to analyze respiratory gas exchange and an electrocardiographic recording system as well as devices for measuring patient velocity. The motorized cart will be used to accurately control the patient's velocity. The mass spectrometer will provide a continuous record of the amount of oxygen consumed, the carbon dioxide produced and the nitrogen and moisture exchange. Pulse rates and EKG tracings, as well as inspiratory and expiratory volumes, will also be recorded.

Accurate velocity data is essential to meaningful workload data. Coupled with accurate physiological data, velocity data will allow medical personnel to measure the actual stress being imposed on a patient. This will aid the design of assist devices and therapeutic techniques that will minimize the stress on patients.

The instrumentation will be installed at the

Spahn Rehabilitation Center in Alabama. Studies of amputees will include both semi-stationary and ambulating activities involving the use of the parallel bars, walkerettes, crutches and lower-extremity prostheses or braces. Further studies will include conditions such as cardiovascular disease, cerebral hemorrhage, spinal-cord injury, diabetes, hypertension, neurological diseases, peripheral neuropathies and peripheral nerve damage, peripheral vascular disease, and severe pulmonary diseases such as emphysema and asthma.

Rapid Detection Of Bacteria in Biological Fluids. Researchers at Johns Hopkins Medical Center and at the Washington, D. C. Veterans Hospital are currently testing two devices based on aerospace technology which show considerable promise for speeding and automating the detection of bacteria in biological fluids. In less than 15 minutes these new techniques can indicate the quantity of bacteria present in a body-fluid sample. Such analysis by conventional techniques usually takes 24 to 72 hours. The devices are each based on different approaches to this significant medical task.

One device is designed to detect ATP, a biochemical compound present in all living cells. In that system, the quantitative determination of bacteria is made by measuring light emitted in the reaction of the ATP in the bacteria with luciferase, which is an enzyme derived from fireflies. The reaction produces an observable flash of light.

The other device uses a technique based on changes that occur in the electrical potential of growth medium as the oxygen is consumed by growing bacteria. It also provides an immediate reading to the observer.

The two techniques and systems under study — both of which are automated to alert the laboratory workers to the presence of bacteria — offer important potential advantages to physicians. The devices could help determine not only the presence of infection in body fluids but also provide information on the patient's response to various kinds of medication.

Recently, a program has been started at Tufts University to use the ATP detection system to evaluate the effectiveness of various antibiotics against certain bacteria. It is expected that this system will allow a lab technician to rapidly determine not only the presence of bacteria in a biological fluid sample but also aid in determining the antibiotic which most effectively destroys that bacteria.

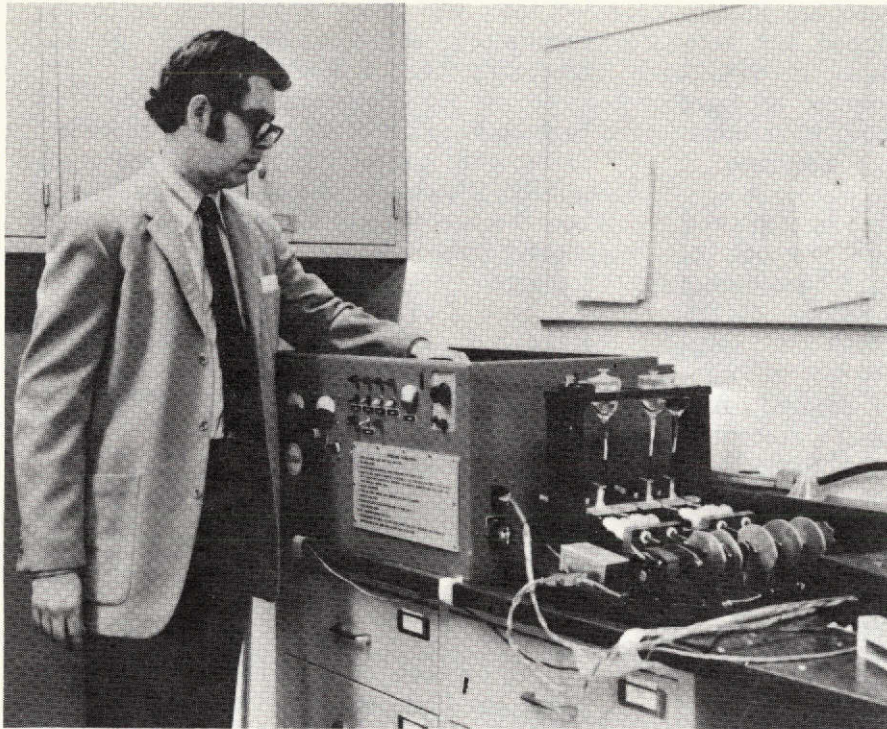
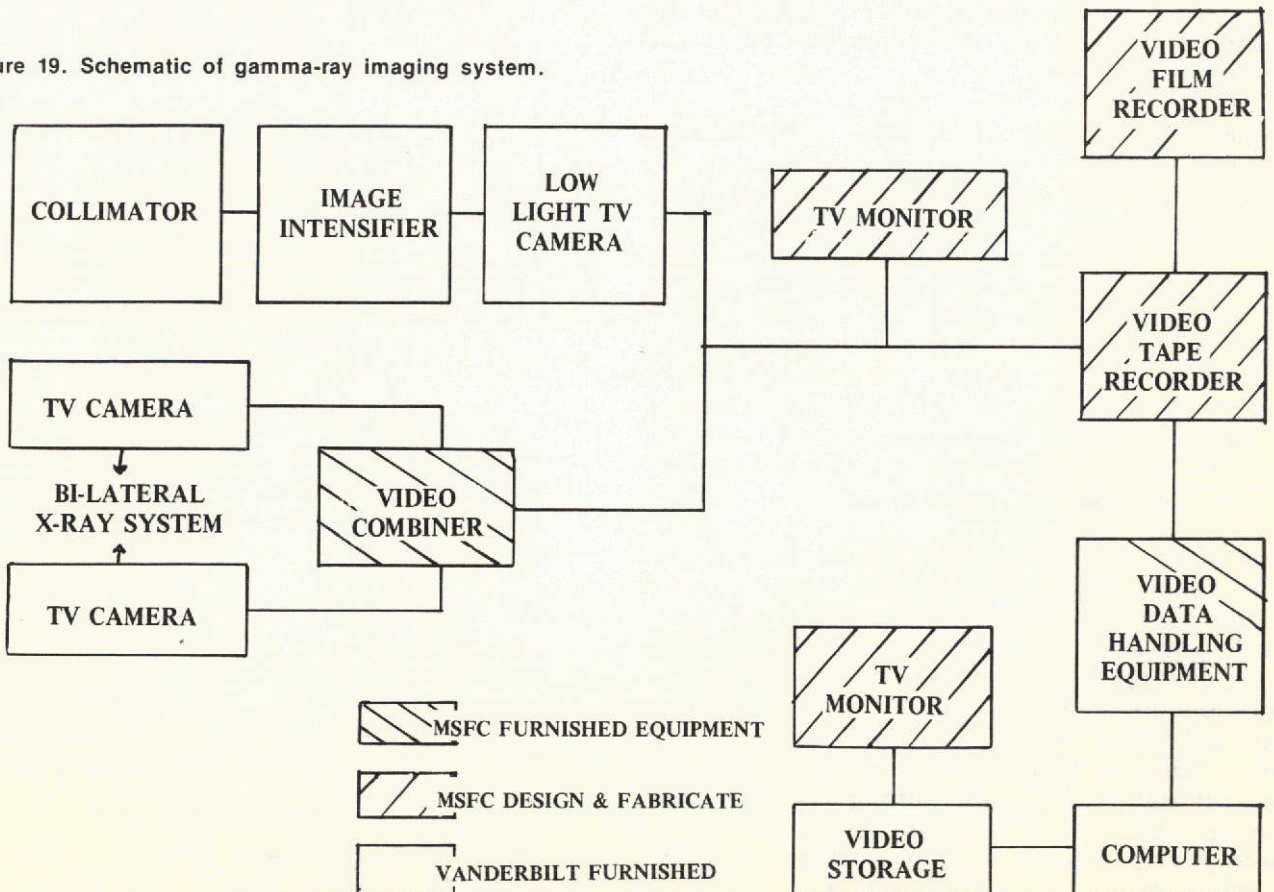


Figure 18. Automated urine-bacteria-detection system gives quantitative determination of bacteria by measuring light emitted when bacteria encounter luciferase.

Figure 19. Schematic of gamma-ray imaging system.



Direct Viewing Radiography. Solid-state image-amplifier panels originally developed for non-destructive testing of materials at NASA Marshall Space Flight Center appear to have properties that make them appealing for clinical and diagnostic x-ray procedures in medicine.

A particular advantage of the panels is that their high sensitivity of x-rays permits the use of smaller doses of radiation. In fact, conventional fluorescent image-amplifiers now being used require 50 times more radiation than the aerospace-derived solid-state panels. Also, the contrast range on the new screens is claimed to be four times as great as the range on currently-used devices. This could make certain kinds of interpretation and diagnosis much easier. Also, the new panels, which were originally developed for in-space inspection and checkout in an environment where room for film storage and development was likely to be unavailable, could be easily used by doctors in remote locations. This would make possible radiographic examination for fractures, internal-organ damage and disease in settings where conventional equipment was not available.

NASA and the Tulane University School of Medicine are working together to evaluate the diagnostic utility of these aerospace solid-state image amplifiers.

Fluidic Respiratory Flowmeter. Until recently, there has been no low-cost airflow-measurement system available to physicians who would like to be able to obtain a reliable continuous accurate measurement of respiratory airflow among their patients. The problem with present systems is that their sensitivity is altered by the moisture carried in respired air or that they impose too great a load on the patient's respiratory system. While an ultrasonic flowmeter is now commercially available, it tends to be too sensitive to changes in gas composition and its cost is too high for widespread use.

NASA is currently supporting the development of a fluidic respiratory flowmeter based on aerospace technology originally developed for a fluidic low-speed airspeed sensor. The new device is expected to be insensitive to the amount of moisture contained in the patient's expired air as well as to changes in gas composition. Also, it is designed to impose a relatively small load on the patient breathing through it. The NASA fluidic respirometer will be compatible with a miniaturized mass-spectrometer based on NASA technology — described elsewhere in this report

— that will help physicians to study both respiratory patterns and the gas-exchange characteristics of the lungs.

Bowles Fluidics of Maryland will build a number of working prototypes of the new fluidic respiratory flowmeter during 1973 which will then be released for clinical trials in respiratory intensive-care units and pulmonary-function testing labs.

Head-Injury Diagnosis. In response to a request from the University of Texas at Galveston School of Medicine, NASA circuitry is being applied to the development of an improved technique for monitoring of fluid pressure within the skull. Telemetry permits continuous measurement without encumbering the patient with hardwire hookups to the monitoring instrumentation.

Injury to the brain as a result of head trauma results in swelling and increased intracranial pressure that reduces the blood supply to delicate tissues. This condition can lead to inadequate oxygenation and cell death. Medication is available to reduce the intracranial pressure by drawing fluid from the brain. But accurate measurement of the pressure is needed to guide the dosage of drugs and to assess their effects.

Conventionally, a pressure transducer, mounted to a burr hole that must be drilled through the skull, is used to monitor pressure in the cerebrospinal fluid. The conventional transducer is connected to the electronics and recording system via wires. But such connections can serve as paths for infection. Also, encumbering wires have to be relatively short and the associated equipment has to be close to the patient.

The applicability of NASA circuitry to this problem showed up in a search of the NASA data bank. A prototype of the new "wireless" device has been built at the Southwest Research Institute in Texas.

While the present prototype is about one cubic inch in size, further miniaturization is easily achievable. Laboratory tests of the prototype have been successful and it has been delivered to the problem originator at the University of Texas at Galveston where clinical evaluation is now in progress.

Improved Photographic System for X-Ray Diagnosis of Tumors and Cardiovascular Problems.

NASA's Marshall Space Flight Center and Vanderbilt University have adapted a real-time neutron-radiography welding inspection system for use in rapid x-ray diagnosis of tumors and examination of cardiovascular flow. Image-intensification, video-data processing and display and kinescope photographic recording system have been added to extend the usefulness of the system.

The combined system will be used in Vanderbilt studies of children suffering from congenital heart disorders. The system will be put to work visualizing the site of the heart defect and measuring the amount of blood flow through anomalous channels. The information gained is expected to help doctors determine which patients should have operations and at what age.

The sensing system is based on proton-electron interchanges that are amplified in an image-intensifier tube. The tube's output can be fed directly to a high-resolution video display. The data can be recorded on magnetic tapes or digital-disc recorders.

A particular advantage of the system is that since pictures can be made directly from the video system, a tenfold reduction in radiation dosage can be achieved. This is especially valuable in the diagnosis and treatment of children.

The techniques utilized in this system for high-quality translation of video tape to motion picture film were developed by NASA in early Apollo-Saturn flight tests.

Urine-Measurement System for Postoperative Fluid Maintenance. An aerospace-derived system to improve the postoperative measurement and maintenance of body-fluid levels is now being clinically tested. Based upon the urine-transport system developed for the NASA Biosatellite program, the new equipment will accurately record urine volume output versus time. The output of this system can then be used to control the rate at which additional fluids are administered to the patient.

One of the essential indicators of a post-operative patient's condition is his fluid-intake-output record. Additional fluids must be administered to a patient passing a large amount of urine in order to maintain a proper electrolyte balance. Excessive retention of urine or unusually high rates of urine output are indicators of patient difficulty. The present practice

is for a nurse to record manually the amount of urine in a calibrated container at specified intervals. This procedure is not completely satisfactory. Patients often slip into electrolyte imbalance with scant note made of increased urine output.

The urine-transport system originally developed for the monkeys in the Biosatellite program provided a solid basis for further development leading to a more precise and reliable clinical urine-measurement system.

The new system works this way: The patient's urine is collected in a holding tank and accurately measured in 3 cc increments. It is then pumped into an analysis bag so that it may either be collected for further laboratory tests or discarded. The system provides a direct digital indication of the patient's urine output. Connected to a monitoring computer, it will provide information on the patient's rate of fluid output and will immediately inform nursing personnel of unusual conditions. Through computer hook-up, it can also be used to control the rate at which additional fluids are administered to the patient, permitting precise maintenance of body-fluid content.

A less sophisticated version of this device has been in clinical use for more than a year. Used to maintain the fluid levels of cardiac patients during the first 24 hours after surgery, it has proved useful in patient care. Maintenance of constant fluid levels places less stress on the patient than the depletion/restoration cycle normally encountered and less time is required of medical personnel.

The two prototypes of the new Biosatellite-based system were delivered for clinical trials in February, 1972. The bacteriological evaluation was satisfactory and the systems were then installed, one in a shock-trauma unit, the other in a post-surgical recovery area. Preliminary clinical trials uncovered some design difficulties which have since been corrected. Following successful demonstrations of these units, additional prototypes will be released for further clinical evaluation. The unit is being studied for commercial development and marketing.

Ultrasonics-Assisted Removal of Cataracts. Eye researchers at the Baylor College of Medicine in Houston are evaluating a new surgical technique for removing eye cataracts which uses the Archimedes-pump principle and ultrasonics to

emulsify the hardened lens material and keep it in suspension as it is removed from the eye. The new approach allows the surgery to be performed rapidly through a very small incision and with minimal trauma to the patient. The technique and associated equipment were originally developed in a joint effort involving the NASA Lewis Research Center and Dr. William McGannon, a Cleveland ophthalmologist. An immediate advantage to the patient is rapid recuperation, a matter of three or four days as contrasted with the six-week recovery period that follows conventional cataract surgery.

The surgical tool used combines ultrasonic energy with a miniature screw pump that rapidly dissolves and removes the cataract. The tool may also be useful for the removal of vitreous material from the eye.

Testing of the new technique and instrument will be on laboratory animals. The ultrasonic approach will be compared with other available and proposed cataract-removal techniques and data will be disseminated to the medical community, particularly the National Eye Institute.

Detection of Eye Tumors Using Radiation Probes. A semiconductor radiation detector developed for NASA has been adapted to a probe for greater diagnostic precision in the diagnosis of eye tumors.

The device — now commercially available — is being used by physicians to detect the beta-radiation emitted by radioisotopes which are administered intravenously to patients with suspected tumors that are either hidden from direct observation or are in such an early stage of development that they cannot be detected by conventional means. Since tumor cells absorb radiation differently than normal tissue, detection of increased radioactive emissions can help determine if a tumor is present.

Currently, physicians using the radiation-detection technique for diagnosis, have to insert a dime-sized Geiger counter probe between the patient's eyeball and eye socket. The probe is both excessively large and lacks sufficient directionality to provide precise information on whether increased levels of radiation indicate a tumor or simply an increased blood flow in one of the eye muscles.

In contrast, the adapted NASA radiation detector is small enough to put in a 2-millimeter diameter probe. Mounted at the tip of a catheter, it

can be inserted behind the eye with minimum trauma. The probe, which incorporates a thick-film preamplifier next to the detector, has a signal-to-noise ratio that is compatible with recording equipment. It is highly sensitive and produces a realistic measurement of the spatial and energy distributions of beta-radiation.

Using the device, doctors can determine more accurately the distribution of the isotope, making their diagnoses more specific. This could reduce the present high number of false-positive tumor diagnoses and unnecessary surgical removals of the eye.

Video Requirements for Remote Medical Diagnosis. With the increasing commitment to provide quality medical care to all citizens — be they in remote rural or inner-city areas — it has become clear that widespread use of television will become an important tool for the support of facilities remote from major medical institutions.

In light of this future need, a National Academy of Engineering subcommittee has suggested that the NASA video-communications capability demonstrated in the Apollo missions could make a significant contribution to the system design and evaluation of the necessary video links for medical purposes.

While the concept of using video to assist the delivery of remote medical service is gaining widespread support, it is also clear that the standard commercial video image is not ideally suited to many medical applications. Also, given the scarcity of available spectrum space, bandwidth, and the economics of transmission systems, it is important to determine what is truly required of the video system. For instance, the viewing of an x-ray negative or a microscope slide obviously does not require the high frame rates normally necessary for motion conditions although improved resolution would be desirable. High frame rates may only be necessary for certain specialized applications such as neurologic examination and physical or speech therapy.

In July 1972, NASA's Telemetry and Communications Division at the Houston Manned Spacecraft Center signed a contract to perform a study of Video Requirements for Remote Medical Diagnosis. The NASA technical monitors for the contract include medical, bio-engineering and communications specialists. By determining minimum qualities of the video

image necessary for a physician to gain enough information to make a valid diagnostic discussion, the analysts hope to determine the video requirements in a diversity of clinical situations. At the completion of the contract, NASA plans to define the video capability which can be acquired for varying investments. They will also report on the costs of added capability.

This study is being coordinated with the Health Services and Mental Health Administration of the Department of Health, Education, and Welfare in keeping with HEW's role as the health-care agency with final responsibility for the development and implementation of technology for the improvement of health care.

SUBJECT INDEX

	Page
ATP	34
Air compressors, for breathing apparatus	17
Airflow, in mines	6
Air pollution	4, 10, 11
Airspeed indicators	6
Alarms, domestic fire	6, 15
Alcohol, effects on performance	3
Amplifiers, solid-state, image	36
Amputees	30, 33
Antibiotics, effectiveness of	34
Anti-G suit for hemophiliacs	8
Aortic valves, artificial	26
Apollo missions	38
Apollo-Saturn flight tests	37
Applications engineering, concept of	1
Applications projects, criteria for selection of	1
Application Teams, concept of	4
Arterial-pulse pressure waves	25
Assist devices	8, 29, 30, 33
Astronauts, performance of	3
Automobile drivers, measuring performance of	3
Automobile exhaust	4
Bacteria, detection of	8, 34
Binders, fuel, for solid propellants	17
Biological fluids, detection of bacteria in	34
Biomedicine	6
Biosatellite program	37
Blind, sensor devices for the	8
Blood cells, white	7
Blood-flow monitoring	7
Blood storage, plastics for	8, 27
Body fluids, maintenance of	37
Bones, density measurements of	7
Brain injury, diagnosis of	7, 36
Brakes, improved materials for	3, 20
Breathing apparatus, firefighters'	6, 16
Bridge-surface materials	3, 17
Cable, flat conductor	5, 13, 14
Carbon, vitreous in implantable prosthetic devices	26
Cancer detection	7
Carbon monoxide, degradation of driver skills due to	3
Carbon-monoxide sensor	11
Cardiac pacemakers	7, 25
Cardiovascular diseases	7, 25, 26
Carotid arteries	25
Cataracts, removal of	7, 37
Catheter, beta radiation	7, 38
Chesapeake Bay	11
Chincoteague Bay	11
Cleft palate	8
Chlorophyll	11
Chromatographic columns	24
Coal mines	4, 6, 20
Coastal erosion	5
Complex Co-ordinator	3

Composite materials	28
Compressors, air, for breathing apparatus	16
Computer image enhancement	7
Computers, bedside	7
Computers, in design of artificial aortic valves	26
Concrete repair	3, 17
Cooperation, NASA/Federal agencies	2
Coronary-care kits	25
Cost reduction in domestic electrical installation	13
Cost reduction, road surfacing	17
Criteria for selection of applications projects	1
Deaf, sensor devices for the	8
Diagnosis, brain injury	7, 36
Diagnosis, by closed circuit television	7, 38
Diagnosis, eye tumor	36, 37
Dogs, tests on	25, 29
Drivers, measuring performance of	3
Drugs, coronary-care kit	26
Drug detection	23
Drugs, circulatory-system treatment by	25
Ear oximeter	7
Effluents, smokestack	4
EKG telemetry	7, 25
Electrodes, flexible	25
Electrodes, paint-on	8
Electrolyte balance	37
Environmental pollution	4
Epoxy resins	17, 28
Erosion, coastal	5
Exercise-stress measurement	34
Exclusive licenses	2
Eye-operated switches	8, 30
Eye cataracts, removal of	37
Eye tumors, detection of	7, 38
Federal agencies, NASA interaction with	2
Ferrofluids	12
FET's	6, 16, 26
Field-effect transistors	6, 16, 26
Fire alarms, domestic	6, 15
Firefighters' equipment	6, 16
Fire-resistant materials	5, 16, 18
Fire safety	5, 6, 15, 16, 18
Fires, residential, warning devices for	6, 15
Flat conductor cable	5, 13, 14
Flowmeters, air	4, 6
Flowmeters, respiratory	36
Flowmeters, sewage	4, 9
Flowmeters, urine	37
Flowmeters, water	4
Formaldehyde, measurement of	4, 10
Freezing white cells	7
Fuel binders for solid propellants	17
Gait abnormality, detection of	8
Gastrointestinal disorders, detection of	7
Geiger counters	38
Great Lakes International Field Year	11
Hands, mechanical	33
Hearing defects, detection of	8

Heart disease	7, 25
Hearts, artificial, energy sources for	7
Hemophilia, control of	8
Heroin	23
Housing	5, 6, 13, 15
Hydrocarbons, in automobile exhaust	4
Hypertension, diagnosis of	7, 25
Images, computer, enhancement of	7
Implants, biocarbon	26, 27
Incontinence, control of	8, 29
Infrared radiation	11
Indium-oxide gas detector	4
Intracranial pressure measurement	36
Instrumentation, medical	7
Intumescent mastics	6
Intumescent paints	5
Kidney-function disorders	7
Laminite	5
Lasers	5
Leukemia	7
Licenses, exclusive	2
LIDAR	5, 11
Limbs, artificial	27
Liquid crystals	8
Litaflex	5
Luciferase	34
Lunar Rover	6, 20
Magnetohydrodynamics	5, 11
Manipulator devices	33
Mars Voyager Mission	16
Mass spectrometers	34
Mastics, intumescent	6
Materials, biocompatible implant	26, 27
Materials, brake-lining	3, 20
Materials, composite	28
Materials, fire-resistant	5, 16, 18
Materials, orthosis	28, 29
Materials, prosthesis	28, 29
Materials, road-surfacing	17
MATH	33
Mechanical hand	33
Medical instrumentation	7
Mental patients, therapeutic exercising device for	3
Metabolic activity, measurement of	34
Metals, non-ferrous, separation of	12
Methane, detection of	4
MHD	5, 11
Microplanigraphic x-ray techniques	7
Microwave spectrometry	4, 10
Mine-rescue vehicles	6, 20
Mine safety	6, 20
Minority business	3
Monkeys	37
Morphine, detection of	23
Motor cycles, screening drivers of	3
Motors, for prosthetic devices	8
Neuromuscular disorders, measurement of	8
Nickel-cadmium cells	25

Nondestructive testing	3, 19, 20
Nonferrous metals, separation of	5, 12
Orthotic devices	8, 28, 30
Oximeter, ear	7
Pacemakers, cardiac	7, 25
Paints, intumescent	5
Paraplegics	30
Patent policy, change in	2
Patient-assist devices	8, 29, 30, 33
Patient monitoring	7, 25
Patients, quadriplegic	30
Photographic systems for x-ray diagnosis	36, 37
Phthalate plasticizers, hazards of	27
Phytoplankton	5, 11
Pitran pressure transducer	25
Plankton, monitoring of	5, 11
Plastics, for blood storage	8, 27
Pollution, air	4
Pollution, water	4, 11
Polymers, in fire detection	6, 15
Polymers, wear-enhancing	20
Polyphenylacetylene, in smoke detection	6, 15
Polyvinylchloride, for blood storage	27
Pothole patching	18
Power generation	11
Power circuits using flat conductor cable	14
Propellants, solid	17
Proportional control	33
Prosthetics	7, 8, 26, 28, 33
P.V.C.	27
Quadriplegic patients	30
Quality control, medical instrumentation	7
Radar	21
Radioactive isotopes	7, 38
Radiography	36, 37
Railroads	3, 18, 19
Regional Dissemination Centers	1
Rehabilitation medicine	8, 29, 30, 33, 34
Rescue vehicles, mine	6, 20
Respiration monitoring	7, 36
Road safety	21
Roads, improved surfacing material for	3, 17
Royalties in license agreements	2
Safety, traffic	3, 21
Sand, coastal erosion of	5
Schizophrenia	7
Sewage flow, measurement of	4, 9
Shock, patient, monitoring of	7
Sink-float separation	12
Skeletal structures	27
Skylab	11
Sleep analysis	7
Smog	10
Smoke detection	6, 15
Smoke stacks, measurement of effluents from	4
Soldering torches, plumbers	5
Solid-state image amplifiers	36
Spectrofluorometers	23

Spectrometers, mass	34
Speech defects, analysis of,	8
Speed control, roads	21
Stereophotogrammetry	7, 26
Surgical sites, precise location of	8
Switchpack	5, 13
Switches, eye-operated	8, 30
Switches, patient-controlled	30
Switches, residential electrical	5, 13
Tank cars, fire protection of	18
Telemetry, EKG	7
Telemetry, skull-fluid pressure,	36
Teleoperator technology	8, 29
Television, closed circuit, diagnosis by	7
Transducers	25, 36
Transportation	3, 4
Tumors, detection of	7, 38
Ultrasonics	3, 19, 37
Urban construction	5
Urine-control valve	8, 29
Urine, detection of drugs in	23
Urine-transport systems	8, 37
User Design Committee	16
Valves, artificial aortic	7, 26
Valves, urine-control	8, 29
Velocity, measurement of water	4
Video system for remote medical diagnosis	38
Vital-signs monitor	7
Voice analysis	8
Warning devices for residential fires	6
Water, recycling of	5, 13
Water, reuse of	13
Water quality	4, 11
Water-velocity measurement	4
Wheels, railroad	3, 19
White cells, freezing of	7
Wind tunnels, velocity measurement in	4
X-ray techniques	7, 36, 37, 38

ORGANIZATION INDEX

	Page
Abt Associates	14, 15
Ames Research Center	18, 20, 23, 25
Andros Inc.	11
Association of American Railroads	3, 18, 20
Avco Corporation	12
Battelle Columbus Laboratories	16
Baylor College of Medicine	37
Bay Toll Crossings, California Division	17
Bowles Fluidics Corporation	9, 36
Bureau of Mines	4, 6, 20
Bureau of Standards	3, 6, 16
California Division of Bay Toll Crossings	17
California Division of Highways	17
California Driver Education Association	3
California Highway Patrol	3
Canadian Research Council	16
Columbus Fire Department	16
Dallas Water Utilities	4, 9
Duke University	3
Electronics Research Center	9
Environmental Protection Agency	3, 4, 5, 10, 11
Federal Highway Administration	17
Federal Railroad Administration	3, 18, 20
General Electric	13
Goddard Space Flight Center	25, 27
Grumman Aircraft	13
Health, Education and Welfare, Department of	39
Home Builders, National Association of	5
Housing and Urban Development, Department of	5, 6, 15, 16
Huntsville Hospital	30
Huntsville Police Department	21
Illinois Institute of Technology Research Institute	9, 20
Illinois, University of	26
International Association of Plumbing and Mechanical Officials	5
Jet Propulsion Laboratory	5, 11
Johns Hopkins Applied Physics Laboratories	25
Johns Hopkins Medical Center	34
Johns Hopkins School of Hygiene and Public Health	27
Kentucky, University of	6, 20
Langley Research Center	12
Lawrence Radiation Laboratory	10
Lewis Research Center	37
Manned Spacecraft Center	13, 16, 38
Marshall Space Flight Center	14, 15, 19, 20, 21, 26, 30, 36, 37
Martin-Marietta	13
Massachusetts Institute of Technology	6, 16
McDonnell Douglas	6, 16
Mines, Bureau of	4, 6, 20
National Academy of Engineering	38
National Association of Home Builders	5
National Bureau of Standards	3, 6, 16
National Commission on Fire Prevention and Control	15
National Eye Institute	38
National Fire Protection Association	16

National Heart and Lung Institute	26
National Institutes of Health	26, 30
New York City Health Department	24
New York State Urban Development Corporation	5, 14, 15
Non Linear Systems	14
Plumbing and Mechanical Officials, International Association of	5
Postal Service, U. S.	3, 20
Public Technology Incorporated	6, 16
Rancho Los Amigos Hospital	26, 33
Scott Aviation	17
Small Business Administration	3
Social Rehabilitation Services Training Center	34
Southern Pacific Transportation Company	20
Southwest Research Institute	36
Spahn Rehabilitation Center	34
Standards, Bureau of	3, 6, 16
Stanford Research Institute	17, 18, 19
Switchpack Systems Incorporated	15
Texas, University of	36
Tufts University	34
Tulane University School of Medicine	36
Vanderbilt University	37
Veterans Administration	25, 30, 34
Virginia, University of	29
Walter Reed Army Institute	24
Washington University	26
Whittaker Corporation	24

**TECHNOLOGY APPLICATIONS PROJECTS
COVERED IN DETAIL IN EARLIER REPORTS**

1. Technology Applications Progress Report. May, 1972.

BIOMEDICAL PROJECTS	Page
Cancer: Detection, Treatment and Research	3
Method of Controlling Rate of Freezing of White Cells for Leukemia Treatment	3
X-Ray Microplanigraph	4
Noninvasive Continuous Monitor Detects Onset of Shock	5
Bone-Density Measurement	8
Improved Photographic Emulsion to be Used in Cancer Research	8
Cardiovascular Disease: Diagnosis, Treatment and Research	8
Automated Measurement of Coronary Angiograms	9
Bedside Biomedical Computer	10
Economic Vital-Signs Monitoring System for Use with Conventional Nurse-Call Systems	11
Telemetry of Electrocardiograms (EKG)	12
Accurate Determination of Arterial-Pressure-Pulse Transit Time	13
Visual Presentation of the Heart's Electrical Activity	14
Quantization of Heart-Tissue Hardness	15
Optical Studies of Cardiac-Muscle Excitation-Contraction	16
Bonding of Metal to Ceramic for Artificial-Heart Energy Sources	16
Medical Instrumentation: Miscellaneous	16
Beta-Radiation Catheter Probe to Monitor Cerebral Blood Flow	17
Tunnel-Diode Transducer Used as a Biomedical Sensor	18
Measurement of Respiratory Function of Free-Moving Children	21
Lung-Sound Detection	22
Gastrointestinal Electrical Potentials Detected Using Ultra-Low Frequency Bandpass Amplifier	23
Brain-Wave Sensor as Diagnostic Aid	24
EEG Sleep-State Analyzer	25
Improved Reliability, Quality Assurance, and Safety of Hospital Bioinstrumentation	28
Determination of the Effect on Blood of Microwave Heaters	30
Urinary-System Disorders: Treatment and Research	32
Liquid Flowmeter for Use in Kidney Research	35
Scanning Electron Microscope for Analysis of Surface Morphology of Kidney Stones	35
Liquid-Crystal Sterilization	36
 PUBLIC SECTOR PROJECTS	
Air and Water Pollution	69
Current-Velocity Meter	69
Development of Advanced Pollutant Sensor for Total Hydrocarbons	70
Sand-Height Gage	73
Automated Sewage-Treatment Control	73
Nickel-Zinc Battery Development	74
Housing and Urban Construction	74
Fire-Retardant Coatings	74
Fire-Retardant Foams	77
Utilization of Failure Mode and Effects Analysis	80

Law Enforcement and Criminalistics	83
Measuring Reflection Spectra of Very Small Samples	83
Communications Link: Automatic Trouble Shooting	84
Simple Methods of Analysis for Metals and Metal Products	87
Portable Device for Recording Eye Motion	88
Transportation	89
Complex Coordinator Aids Traffic Safety and Air-Pollution Research	90
Foam Building Materials for Use in Railroad Ties	92
Nondestructive Testing of Large Metal Structures	95
Mine Safety	96
Development of Advanced Pollutant Sensor for Total Hydrocarbons	70

2. Applications of Aerospace Technology in the Public Sector. November, 1971.

BIOMEDICAL PROJECTS	Page
Scanning Tumors in Small Animals with Gallium-67	18
Improved Lens for Cancer Research	22
EKG Isolator	27
Recording and Playback of EKG Signals	27
Surgical-Suites Contamination Control	31
Newborn-Infant Respiration Monitor	38
Breathing (Apnea) Monitor	39
Kidney-Dialysis Matrix	51
Cleft-Palate Airflow Monitor	58
Battery State-of-Charge Indicator for Powered Prosthesis Device	69
Hydro-John	77

PUBLIC SECTOR PROJECTS	
Ultrasonic Torque Wrench	86
Indented-Writing Detection	52
Measurement of Osmo-Regulation of Blue Crabs	106
Miniature Mass Spectrometer for Oceanography Research	107
Dust Monitoring in Coal Mines	113
Fluidic Flow Sensor for Use in Coal Mines	114

APPENDIX B

BATEAM

APPLICATIONS CLAIMED

APPLICATIONS ACCOMPLISHED

PRECEDING PAGE BLANK NOT FILMED

MIDWEST RESEARCH INSTITUTE

MRI/CI-1	MINIATURE DC MOTORS AND BATTERIES
MRI/CRS-1	ANTI-FOG AGENT FOR SURGICAL MASK
MRI/IU-31	TELEMETRY SYSTEM TO MEASURE TOOTH PRESSURES
MRI/IU-36	SPANNER WRENCH
MRI/IU-39	TELEMETRY DEMODULATOR
MRI/IU-56	PROJECTOR POINTING MECHANISM
MRI/KU-1	SPRAY-ON ELECTROCARDIOGRAPHIC ELECTRODES
MRI/KU-5	RESPIRATOR HELMET
MRI/KU-21	INTRAUTERINE CAMERA
MRI/KU-24	CARDIAC OUTPUT MEASUREMENT
MRI/KU-29	EAR SPECIMEN BONE REMOVAL
MRI/KU-44	MATERNAL AND FETAL HEART RATE
MRI/KU-46	HEART MUSCLE FORCE TRANSDUCER
MRI/MCGH-3	CURRENT LIMITING CIRCUIT
MRI/MU-1	MAGNETIC FIELD MEASUREMENT
MRI/MU-2	AUTOMATIC HEART SOUND RECORDING
MRI/MU-5	DAMPING IN CARDIAC CATHETER
MRI/MU-7	BLOOD FLOW MEASUREMENT
MRI/MU-8	X-RAY PHOTOGRAPH ENHANCEMENT
MRI/MU-12	CARDIAC OUTPUT MEASUREMENT
MRI/MU-19	SIMULTANEOUS ELECTROCARDIOGRAPH MEASUREMENTS
MRI/MU-20	BIOTELEMETRY
MRI/MU-22	HEART PUMP SPEED REDUCER
MRI/MU-33	LUBRICATION FOR AN ARTIFICIAL HEART PUMP SPEED REDUCER
MRI/MU-37	INORGANIC PAINT
MRI/MU-43	IMPLANT MATERIALS
MRI/MRI-1	AIR SHOWER FOR RODENT QUARTERS
MRI/SL-2	CORRECTION OF PHYSIOLOGICAL PRESSURE MEASUREMENTS
MRI/SLU-7	MUSCLE ACCELEROMETER
MRI/UCPA-3	HUMAN WASTER CONTAINER SYSTEM
MRI/UM-1	STERILE ATMOSPHERE FOR SURGERY
MRI/UM-4	FREQUENCY SPECTRUM ANALYZER
MRI/UM-8	MEASUREMENT OF BONE DISTORTION
MRI/UM-10	MICRO CIRCULATION MEASUREMENT
MRI/UM-11	MUSCLE HEAT MEASUREMENT
MRI/UM-27	REMOTE EXAMINATION OF PATIENTS
MRI/UM-43	ION BEAM FLOW IN QUADRUPOLE MASS SPECTROMETER
MRI/UM-56	NASAL AIR FLOW MEASUREMENTS
MRI/UM-57	REMOTE PHYSIOLOGICAL MONITORING
MRI/UM-58	LOW SURFACE ENERGY MATERIALS
MRI/UM-73	ACTIVITY OF WATER
MRI/UM-79	INTRACRANIAL PRESSURE
MRI/UM-100	CHARGING SYSTEMS TO PROLONG THE LIFE OF NICKEL-CADMIUM BATTERIES USED IN PROSTHETIC DEVICES
MRI/UM-130	CURRENT MEASUREMENT TO A NONLINEAR LOAD
MRI/UW-1	RESPIRATORY TRACT MEDICATION DELIVERY
MRI/UW-2	EYELID CLOSURE RECORDING
MRI/UW-5	APPARATUS FOR LEARNING RESEARCH
MRI/UW-10	TEMPERATURE TELEMETRY FOR INTERNAL ORGANS
MRI/UW-12	BLOOD VESSEL FLUIDS INFUSION

MRI/UW-20	ENZYME ELECTRODE AMPLIFIER AND TELEMTRY SYSTEM
MRI/WU-5	CLEAN ROOM TECHNIQUES FOR OPERATING ROOMS
MRI/WU-7	BIO-COMPATIBLE MATERIALS
MRI/WU-17	ROTARY JOINTS FOR SMALL TUBING

STANFORD UNIVERSITY SCHOOL OF MEDICINE

SUSM/CCH-1	ELECTRODES FOR HEMIPLEGIA RESEARCH
SUSM/COH-1	UNSTEADY FLOW THROUGH HEART VALVES
SUSM/ELC-1	APNEA MONITOR FOR WIDE RANGE OF PATIENTS AND APPLICATIONS
SUSM/MFG-1	60 HERTZ INTERFERENCE REMOVAL FROM ECG SIGNALS
SUSM/PAM-1	MINIATURE ECG TELEMTRY UNIT FOR AMBULATORY PATIENTS
SUSM/PAM-2	TEMPERATURE TELEMETER UNIT FOR GI TRACT DIAGNOSIS
SUSM/SSM-1	DETECTION OF TURBIDITY, BIREFRINGENCE AND FLUORESCENCE CHANGES IN CARDIA MUSCLE
SUSM/SSM-2	ELECTRODE APPLICATIONS TO MYOELECTRICAL CONTROL SYSTEMS
SUSM/SSM-3	NERVE CONDUCTION VELOCITY ELECTRODES
SUSM/UCD-1	VECTORCARDIOGRAM COMPUTER ANALYSIS FOR EXERCISED SUBJECTS
SUSM/VSF-1	RESPIRATION AND PHONATION ELECTRODES

RESEARCH TRIANGLE INSTITUTE

RTI/DU-1 TECHNIQUES FOR CALCULATING LEFT VENTRICULAR VOLUME
RTI/DU-6 CORRECTION OF LATENCY IN VIDICIOUS
RTI/DU-20 MULTI-ELECTRODE NEEDLE
RTI/DU-23 IMPROVED RESOLUTION OF ELECTRON MICROGRAPHS
RTI/DU-28 FLUID DYNAMICS OF SUCROSE GAP CHAMBERS
RTI/DU-29 METHODS OF FABRICATING SUCROSE GAP CHAMBERS
RTI/DU-37 LOCALIZED COOLING OF HEART MUSCLE
RTI/DU-40 DIFFERENTIAL PRESSURE TRANSDUCER FOR CARDIAC CATHETER
RTI/DU-41 ELECTRODE VEST FOR EKG MEASUREMENT
RTI/DU-43 SMALL LOW VELOCITY FLIGHT BALANCE
RTI/DU-45 LOW VELOCITY ANEMOMETRY
RTI/DU-56 MATERIAL FOR HIP JOINT PROSTHESIS
RTI/EU-4 A SIMPLE METHOD OF OBTAINING ELECTRICAL CONNECTION
 TO 25-MICRON-WIRE
RTI/HSS-1 METHOD OF MEASURING & TELEMETERING PRESSURES ON THE
 SURFACE OF PROSTHETIC HIP JOINTS
RTI/IRM-1 DETERMINATION OF BRACE SOCKET PRESSURE
RTI/IRM-3 AN IMPROVED SPIRAL BRACE
RTI/IRM-4 AN IMPROVED MATERIAL FOR CONSTRUCTION OF SELF-
 ADJUSTING BRACES
RTI/IRM-8 LOW-TEMPERATURE LUBRICANT
RTI/IRM-10 METHODS OF MEASURING CALCIUM
RTI/IRM-15 EFFECTS OF ENVIRONMENTAL EXTREMES ON SKELTAL CALCIUM
RTI/IRM-20 PREVENTION OF ORTHOSTATIC HYPOTENSION
RTI/IRM-21 AN IMPROVED SPLINTING AND CAST MATERIAL
RTI/IRM-26 A MEANS OF PRESETTING PROSTHETIC HANDS TO GRIP OBJECTS
 WITH A DESIRED FORCE
RTI/MCV-1 APPLICATIONS OF IMAGE PROCESSING TECHNIQUES TO
 RADIOGRAPHY
RTI/MCV-2 HIGH INTENSITY SOFT X-RAY SOURCES
RTI/MISC-1 BIOMEDICAL TAPE RECORDER
RTI/NCI-3 BLOOD PRESSURE MEASUREMENT
RTI/NCI-7 METHOD OF FAST WARMING OF A FROZEN LIQUID
RTI/NCI-8 ELLIPTICAL LENS
RTI/NCSU-2 INFORMATION OF ENVIRONMENTAL CAPSULES FOR OPOSSUMS
RTI/NCSU-4 TELEMETRY FROM WOOD DUCKS IN NATURAL ENVIRONMENT
RTI/NCSU-5 OXYGEN CONTENT OF ICHTHYOLOGICAL OVARIAN FLUID
RTI/NCSU-6 ANALYSIS TECHNIQUES FOR EEG DATA
RTI/TU-2 RESPIRATORY RATE MEASUREMENT
RTI/TU-3 A LUNG SOUND DETECTION
RTI/TU-8 TELEMETRY SYSTEM FOR IMPEDANCE PNEUMOGRAPHY
RTI/TU-29 DAMAGE TO BLOOD FROM MICROWAVE HEATERS
RTI/UNC-9 ANALYSIS OF ELECTRO-PHORETIC DATA
RTI/UNC-12 LOW TEMPERATURE LUBRICANT FOR MICOTOMES
RTI/UNC-13 REINFORCEMENT OF THEROPLASTIC BRACES AND CASTS
RTI/UNC-38 ELECTROMYOGRAPHY AS AN AID TO HAND REHABILITATION
RTI/UNC-48 IMPROVED EMG ELECTRODE
RTI/UNC-49 MANIPULATOR FOR ABDUCTOR THERAPY
RTI/UNC-51 AN IMPROVED ELECTRODE FOR ELECTRO-DIAGNOSIS
RTI/UNC-53 DESIGN INFORMATION RELATING TO CARDIOTACHOMETER
 CIRCUITRY

RESEARCH TRIANGLE INSTITUTE

RTI/UNCD-13 DRY HEAT STERILIZATION
RTI/UNCD-14 DESIGN OF CLEAN ROOMS
RTI/VU-1 IMPROVED MATERIAL FOR PERCUTANEOUS TUBES FOR
BLOOD DIALYSIS
RTI/WF-3 PROSTHETIC VALVE FOR URINARY TRACT
RTI/WF-6 BIOMEDICAL TAPE RECORDER
RTI/WF-7/10 CORRECTING ULTRASONIC HOLOGRAMS
RTI/WF-13 RADIATION DETECTOR FOR IN-VIVO PROBE OF ABSORBED DOSE
RTI/WF-30 BLOOD VESSEL CONSTRICTOR
RTI/WF-31 A SERVO-CONTROLLED SYSTEM TO MEASURE PARTIAL PRESSURE
RTI/WF-33 BIOTELEMETRY UNITS
RTI/WF-37 IMPLANTABLE VALVE
RTI/WF-39 INFORMATION ON SHORT LIVED RADIOISOTOPES
RTI/WF-45 RADIATION SENSITIVITY IN ANIMAL CELLS
RTI/WF-50 TIME-SERIES ANALYSIS OF MEDICAL DATA
RTI/WF-54 AN IMPROVED SENSING SYSTEM FOR INDICATOR DILUTION
STUDIES
RTI/WF-55 MEANS OF MEASURING RESPIRATOR PERFORMANCE
RTI/WF-58 INFORMATION ON ULTRASONICS
RTI/WF-63 A LOW COST, SWALLOWABLE, pH SENSING TELEMETRY CAPSULE
RTI/WF-68 ELECTRODES FOR EXERCISE ECG
RTI/WF-69 CORRELATION TECHNIQUES
RTI/WF-79 COMPUTER PROCESSING OF CHROMOSOME DATA
RTI/WF-90 BLOOD PRESSURE MEASUREMENT IN PRIMATES
RTI/WF-91 BLOOD FLOW MEASUREMENT IN PRIMATES
RTI/WF-98 AN IMPROVED TECHNIQUE TO YIELD INFORMATION ON SURFACE
MORPHOLOGY OF KIDNEY STONES
RTI/WF-103 LIQUID CRYSTAL STERILIZATION
RTI/WWRC-5 AN IMPROVED CONNECTOR FOR POLYVINYL TUBING
RTI/WWRC-14 AN IMPROVED AXILLARY STRAP

SOUTHWEST RESEARCH INSTITUTE

SwRI/AEB-2 MEASUREMENT OF PHYSIOLOGIC STRESS PARAMETERS
SwRI/BLM-3 TRIGGERING ON R WAVE OR EKG
SwRI/BLM-4 VALVE FOR PROPORTIONAL GAS FLOW CONTROL
SwRI/BLM-6 BIOCOMPATIBLE SPRAY ON PLASTICS, IMPERMEABLE TO BACTERIA
SwRI/BLM-11 ON LINE ANALYSIS OF BIOCHEMICAL SAMPLES COLLECTED
AUTOMATICALLY FROM PATIENTS
SwRI/BLM-12 FLEXIBLE NERVE ELECTRODES
SwRI/CAP-2 GALVANIC SKIN RESPONSE ELECTRODES FOR LONG TERM
APPLICATION ON HUMAN SUBJECTS
SwRI/CAP-3 NON-COMPUTERIZED REDUCTION OF DATA RECORDED VIA
CONVENTIONAL POLYGRAPH TECHNIQUES
SwRI/CLA-1 NEWBORN INFANT RESPIRATORY MONITOR AND APNEA ALARM
SwRI/CMR-2 CALL SIGNAL FOR QUADRIPLEGIC PATIENTS
SwRI/CMR-5 PROTECTION FOR BELOW-KNEE AMPUTEE STUMP
SwRI/CMR-4 JOINT BENDER SPLINT PAD PROTECTS SCARRED BURNED AREAS
SwRI/DLM-4 DOPPLER PROBE HOLDER AND STAND FOR MEASUREMENT OF
FETAL CIRCULATION

SwRI/DNV-4	AUTOMATIC ATRAUMATIC BLOOD PRESSURE MEASUREMENT
SwRI/GLM-1	ANALYSIS OF BLOOD FLOW
SwRI/GLM-11	ELIMINATION OF ELECTROSTATIC CHARGE IN EXPERIMENTAL ANIMALS
SwRI/GLM-32	ELECTROCARDIOGRAM PREAMPLIFIER FOR HOME-TYPE TAPE RECORDER IN HEART DISEASE DETECTION AND TREATMENT
SwRI/GLM-33	D.C. OPERATED PROPORTIONAL TEMPERATURE CONTROLLER FOR USE IN POLLUTANT STUDIES
SwRI/GLM-35	BETA RADIATION PROBE
SwRI/HSR-7	IMPROVED ASSIST DEVICE EXPANDS SELF-SUFFICIENCY POTENTIALS
SwRI/HUV-1	HELPING THE HANDICAPPED TO WALK
SwRI/HUV-2	ADVANCED COMPUTER DISPLAY AND INTERFACE TECHNOLOGY
SwRI/HUV-5	END TIDAL AIR SAMPLER
SwRI/HUV-8	MECHANISMS OF ONSET OF ORTHOSTATIC HYPOTENSION
SwRI/HUV-13	HUMAN TRANSFER FUNCTION MEASUREMENTS
SwRI/HUV-14	PHYSICAL SPACE UTILIZATION
SwRI/HUV-18	MICROANALYSIS OF MUCOUS-SECRETING CELLS
SwRI/HUV-21	ELECTRONIC PERONEAL NERVE STIMULATION BY FLEXIBLE ELECTRODES
SwRI/NWR-3	INFORMATION ON LIGHTWEIGHT, EXTENDED RANGE, BIOMEDICAL TELEMETRY SYSTEMS
SwRI/NWR-4	EXERCISE DEVICE FOR HANDICAPPED OR CONFINED PATIENT
SwRI/NWR-6	THE EFFECTS OF ELECTROMAGNETIC & ACOUSTIC FIELDS ON LIVING ORGANISMS
SwRI/OVA-5	NONENCUMBERING EEG ELECTRODE ASSEMBLY SUITABLE FOR LONG- TERM SLEEP RESEARCH APPLICATION
SwRI/RNV-10	MEASUREMENTS OF KINEMATIC & DYNAMIC PARAMETERS IN THE HANDICAPPED PATIENT
SwRI/RNV-11	WHOLE BODY KINESIOLOGY IN HANDICAPPED PATIENTS
SwRI/RNV-12	TEMPERATURE REGULATION IN CONGENITAL AMPUTEES
SwRI/RNV-14	MATERIALS FOR PREVENTION OF NEW DECUBITUS ULCERS
SwRI/RNV-16	AUTOMATIC BREATHING MONITOR FOR INTUBATED PATIENT
SwRI/RNV-28	ACCELEROMETER FOR HUMAN MOTION STUDIES
SwRI/SAV-1	ASSIST DEVICE FOR TOTALLY PARALYZED (QUADRIPLEGIC) PATIENTS
SwRI/SWC-1	IMPROVED TECHNIQUES FOR TAKING EEG IN INFANTS AND SMALL CHILDREN
SwRI/SFM-3	IMPROVED MONITORING OF HEART CELL CONTRACTION PARAMETERS
SwRI/SFM-4	EARLY DETECTION OF VESTIBULAR UNBALANCE IN CHILDREN
SwRI/SNM-1	ENHANCEMENT OF X-RAY CONTRAST STUDY FILMS
SwRI/SNM-5	IMPLANTABLE TELEMETRY SYSTEM FOR EKG
SwRI/SRS-1	INDIRECT MEASUREMENT OF BLOOD PRESSURE DURING REST & EXERCISE ON ARMS & LEGS
SwRI/SRS-2	CATHETER TIP TRANSDUCER FOR BLOOD PRESSURE AND FLOW MEASUREMENT
SwRI/SRS-3	LOCATING TIP OF STOMACH TUBE
SwRI/SRS-4	MATERIALS SUITABLE FOR DRY ELECTRODE FABRICATION
SwRI/SRS-5	TEMPERATURE REGULATORY MECHANISMS OF THE BODY
SwRI/SRS-6	INVESTIGATIONS OF CUTANEOUS STIMULI
SwRI/SRS-7	ACOUSTIC PEST CONTROL TECHNOLOGY
SwRI/SRS-8	ACQUISITION AND TELEMETRY OF HR, BP, AND BLOOD FLOW IN FREE RANGING DOGS
SwRI/SWC-9	NOISE LEVEL CORRECTION IN AUDIOMETRY MEASUREMENTS
SwRI/TCB-7	PORTABLE LIGHT-DETECTION SYSTEM FOR BLIND PERSONS
SwRI/TCB-16	NEW TYPE OF TRACKING CANS FOR THE BLIND

SwRI/UAM-11	ULTRALOW FREQUENCY BANDPASS AMPLIFIER FOR GASTROINTESTINAL ELECTRIC POTENTIALS
SwRI/UOF-1	TAPE HEAD MAINTENANCE FOR HOSPITAL COMPUTERS
SwRI/UTM-10	COMPENSATORY TRACKING TECHNIQUES
SwRI/UTM-11	MOTION TRANSDUCER FOR STUDIES ON SMALL ANIMALS
SwRI/UTM-13	SMALL ANIMAL POSTURE INDICATOR
SwRI/UTM-19	ELECTRODES FOR USE IN MEASURING THE HEART RATE IN ACTIVE EXPERIMENTAL ANIMALS
SwRI/WSM-4	MULTISTRESS EFFECTS ON THE CARDIOVASCULAR SYSTEM
SwRI/WSM-6P	HIGH POWER INFRASONIC WAVE GENERATOR

APPENDIX C

APPLICATIONS ENGINEERING SUBMISSION
FORM

19. Has a patent evaluation of proposed project been made? With what results?

20. Give some estimate of market potential if technical feasibility is proved.

21. Give some estimate of manufacturing cost or selling price or both.

22. What capital investment and for what special equipment will be required to start manufacture?

23. Would the project justify exclusive licensing? If yes, why? If not, why?

APPENDIX D

EVALUATION OF CANDIDATE
APPLICATIONS ENGINEERING PROJECTS

Evaluation of Candidate Applications Engineering Projects

The following is offered as a basis for discussion. It is loosely based on an unpublished paper by Allen and Vernon, of Bellcom Inc.

General Considerations

It is generally agreed that some quantitative method of evaluating candidate A.E. projects could be useful. In these suggestions a numerical rating for each proposed candidate is derived from two factors which are assumed to be relatively independent of each other. One is the potential value (V) of the successful commercialization of the project. The other is a measure of its overall merit (M) in terms of the prognosis for the project achieving a satisfactory conclusion in a technical, patent and market sense and in responsiveness to public sector problems. The final rating is the product of the two factors $V \times M$ and the higher the rating the better the candidate.

Both factors derive from a number of subsidiary considerations, dealt with in more detail below.

Potential Value (V)

Potential Value relates in some way to the intrinsic merit of the candidate together with a priority weighing factor reflecting its responsiveness to TUO goals. In general, these might be stated to be associated with serving the public interest. Since the successful total completion of projects results in the creation of goods of some kind it is inescapable that the Potential Value of a candidate correlates in some way with the degree to which producers of goods perceive its potential merit, and, on the basis of that perception, the extent to which producers of goods can make a manufacturing and marketing commitment to it. This being the case the Potential Value (V) can be determined by assigning each candidate to one of six priority groups, each group having a priority factor, f. The groups and priority factors suggested are: -

<u>Group</u>	<u>Priority Factor (f)</u>
I. Manufacturer perceived new commercial product or process.	5.6
II. Manufacturer perceived improvement to a commercial product or process.	4.0
III. User perceived new commercial product or process.	2.8

<u>Group</u>	<u>Priority Factor (f)</u>
IV. User perceived improvement to a commercial product or process.	2.0
V. Proposer perceived new commercial product or process.	1.4
VI. Proposer perceived improvement to a commercial product or process.	1.0

The actual Priority Factors (f) are assigned so that each higher group improves the rating by about 40%. In this way and when combined with a Merit Ranking (R) - see below - good candidates in a low priority group can surpass mediocre candidates in higher groups.

In addition each candidate is assigned a Merit Ranking, R, from 0 - 10 assuming that the project will be completed successfully to its market place appearance. This ranking is based on a judgement of the potential impact of the candidate in its field.

In summary the Potential Value (V) is the product of the Merit Ranking (R) and the Priority Factor (f) with the result rounded to the nearest integer. A top rating (R=10) candidate has the same Potential Value (V) as a candidate rated 7 in the next higher priority group or one rated 5, two groups higher. Allen & Vernon comment: "The constant factor of upgrading per priority group as well as its value (1.4) are obviously crude approximations but the resulting overlap does seem reasonable, whereas larger and smaller factors give results which do not." The well known 'Pickle Liquor' case can be taken as an example.

It will result in a new commercial product (the equipment) and a new commercial process (the process of purifying pickle liquor, etc.) but this has only been perceived by the proposer. In this case the Priority Factor (f) is 1.4. If a major fuel cell manufacturer or a major pollution equipment control manufacturer had expressed a bona-fide intention of manufacturing and marketing the equipment if technically successful, then the priority factor would be 5.6. In addition, the Merit Ranking (R) of the case can be no higher than 5. The significance of the solution to the problem of pickle liquor pollution in the totality of pollution problems can scarcely be any higher. So, in this case the Potential Value (V) of the pickle liquor case is $1.4 \times 5 = 7.0$. The maximum possible value for V is, of course, $5.6 \times 10 = 56$.

Overall Merit (M)

The Overall Merit of a candidate includes specific considerations more or less outside the candidate's Potential Value and Merit Ranking. The categories in which candidates are rated 0 - 10 (the higher, the better) are: -

N = NASA Technology Content

L_T = Likelihood of Technical Success

L_C = Likelihood of Commercial Success (Patentability and Market Factors)

P = Importance of Public Sector problem or Political Expediency.

C/E = Cost Effectiveness

The overall Merit (M) is the sum of these factors.

In the Pickle liquor case there is difficulty in calculating a figure for Overall Merit (M) because of the absence of some necessary information which would be available if the AESF had been filled out.

1. N - NASA Technology Content - 4.

The NASA technology, if any, is associated with the Fuel Cell. Even if it is a Hydrogen-Oxygen cell it is possible to argue the NASA technology content is not high. The H_2/O_2 cell existed and worked before NASA did. However, NASA contractors contributed significantly to its development.

2. L_T - Likelihood of Technical Success - 3.

Necessarily, it gets a low rating.

3. L_C - Likelihood of Commercial Success - 2.

A low rating again for obvious reasons (questionable patentability; small market; not easily identifiable manufacturers).

4. P - Importance of Public Sector Problem or Political Expediency - 1.

A low rating if only because scarcely anyone in NASA had heard of pickle liquor up to a few months ago.

5. C/E - Cost Effectiveness - 5.

There are no figures on the basis of which C/E can be estimated, but it gets a 5, just to be charitable.

The Overall Merit (M) is the sum of these values (15). The maximum possible value M can have is 50.

The Final Rating is Potential Value (V) x Overall Merit (M):

$$= 7.0 \times 15 = 105$$

The maximum possible value of the Final Rating is 2800.

For interest Final Ratings for three other cases have been calculated.

1. ATP Luciferase Case. (Measurement of the Bacterial Content of Fluids)

a. Potential Value (V)

f = 5.6 (Manufacturer perceived new product)
R = 7.0 (Significantly important in the health field)

$$V = 39$$

b. Overall Merit (M)

N = 10 (Work at Goddard)
L_T = 5 (modest)
L_C = 5 (patents not extensive)
P = 5 (probably modest)
C/E = ? (assume 5 - no information)

$$M = 30$$

c. Final Rating V X M = 1170

2. Brushite Crystals (Dental Repair)

a. Potential Value (V)

f = 5.6 (Manufacturer perceived new product)
R = 5 (Teeth not very important in total health field)

$$V = 28$$

b. Overall Merit (M)

N = 10 (NASA inventor)
L_T = 3 (No in vivo tests)
L_C = 8 (Definitely commercial if feasible)
P = 3 (Teeth don't rate that high)
C/E = 8 (Assumed. No information)

$$M = 32$$

c. Final Rating $V \times M = 896$

3. Blue Crab Blood Salinity Monitoring Device

a. Potential Value (V)

f = 1.4 (Proposer perceived new product)
R = 2.0 (Blue crabs not very significant in the
total food field)

$$V = 3$$

b. Overall Merit (M)

N = 10 (Based on NASA Technology)
L_T = 8 (Technical feasibility demonstrated)
L_C = 2 (No patent; expensive equipment)
P = 2 (Blue crab industry does not rate highly)
C/E = 5 (To be charitable)

$$M = 22$$

c. Final Rating $V \times M = 3 \times 22 = 66$

APPENDIX E

TECHNOLOGY TRANSFERS

FEBRUARY, 1973

REGIONAL DISSEMINATION
CENTERS

99<

FETAL-HEART MONITOR

One example of RDC assistance in a client's product diversification efforts relates to the transfer of technology developed by NASA for monitoring the physiology of astronauts.

A New England company was interested in expanding its line of medical monitoring equipment. It contacted the New England Research Application Center (NERAC) for help. Discussions with company engineers led to a very general search of the NASA data bank on the subject of medical monitoring. A review of the computer printout by company personnel suggested the use of ultrasonic techniques, already being employed in the manned space program, in a fetal heart monitoring instrument.

As a result, the company is now producing and marketing a fetal heart monitor using these space-derived ultrasonic techniques.

NEW COMMERCIAL BATTERY SYSTEMS

A successful line of high-energy-output batteries is providing sure, fast starts for portable power tools and sports equipment, based on battery technology originally developed by NASA.

An industrial firm used NASA technology to develop reliable starting of chain saws and outboard motors, and the batteries have been incorporated in electrical systems providing power supplies for golf and baggage carts. Other applications are being developed for medical devices such as portable EKG equipment, photographic strobo flash units, and toys and other appliances.

In conducting its research in the development of both nickel-cadmium and lead-acid cell batteries, McCulloch Electronics Corporation requested a review of NASA technology data in a search for innovations in the electrochemical devices field.

The wide range of commercial possibilities for high-energy-output batteries prompted McCulloch to establish its new electronics subsidiary in Los Angeles. The NASA data bank search for promising battery technology was done for the firm by Western Research Application Center (WESRAC), the NASA regional dissemination center at the University of Southern California.

From this and other available data, McCulloch developed its own electrical power source system, incorporating several of its own patentable concepts, including both lead-acid and nickel-cadmium batteries capable of being recharged 90 to 100 times faster than existing batteries. Compared with most commercial batteries requiring 14 to 16 hours for full recharge, the new batteries can be recharged in 15 to 20 minutes without damage to the cells. Some nickel-cadmium units can be recharged in as little as 6 minutes.

In addition to providing short, high amperage bursts of power repeatedly in various starting applications without reducing battery life, the new power system offers wide prospects for use where prolonged power is required, as in golf and baggage carts and in many applications in portable medical equipment. Some of these requirements call for relatively low amperage outputs for periods as long as a month.

McCulloch worked with the General Electric Company to develop a rugged high-rate battery, incorporating for the first time a starter, generator, regulator and nickel-cadmium battery in its power system.

Much of McCulloch's current research is concentrated in lead-acid battery development with a view to applications in automotive and service cart electrical propulsion.

"It was not only the inestimable dollar value of the actual data NASA generated by its work, but the dollar value of the time this work saved us. We didn't have to do this vital preliminary investigation ourselves or pay an outside research organization to develop it," W.B. Burkett, Engineering Vice President for McCulloch Electronics said, in acknowledging the contributions of NASA-developed technology and the information service provided by WESRAC.

IMPROVED THERMAL INSULATION FOR SUB-SURFACE INSTRUMENTS

The well-surveying instrument industry is intensely competitive. Continuously improving technical performance of such instruments is essential in order to stay in business. Thermal protection of the instrument is crucial. In this connection, the chief engineer of the Kuster Company, Long Beach, California has obtained outstanding results from a search of NASA developments in thermal insulating materials, performed by the Western Research Application Center (WESRAC).

In commenting: "We could not have done it without WESRAC's assistance," the chief engineer confirmed the satisfactory development of a new insulating technique for the firm's instruments. The technique incorporates an insulating material which is virtually a direct application, with minor modification, of a material developed in the space program. Several months of search time and development were saved, representing considerable dollar savings. Further, the speed of introduction of the innovation gave the company an additional competitive edge.

FLUIDICS AND FLUID LOGIC CONTROL DEVICES

The importance of a Regional Dissemination Center's awareness of advances in the state-of-the-art which have become sufficiently practical to find useful industrial application is illustrated by the results of a Fluidic Workshop sponsored at the University of Southern California by the Western Research Application Center (WESRAC), NASA and the Small Business Administration. The aim was to expose representatives of the business community to recent advances in fluidics control technology that uses fluid-dynamics phenomena to perform sensing, control and activation functions without the use of moving parts.

As a direct result, one small company (17 employees) was able to expand its business at considerable profit. Originally a designer, manufacturer and distributor of hydraulic machinery and systems, the company has been able to diversify into an associated field--that of fluid logical-control devices. It has become the local distributor for such products made by a prominent national manufacturer. It conducts monthly seminars on the subject for customers and anticipates substantial business volume growth as the result. Already the company's gross business is increasing at an annual rate of 13 percent in the face of a decline among competitors of as much as 45 percent.

Another beneficiary of the Workshop was a medical doctor who was associated with a small group of consultants concerned with medical-instrument development. He had become aware of cases of the unexplained deaths of apparently healthy babies. One tentative explanation is that unsuspected mucus in the nasal passage causes suffocation. As a result the consultant group is developing an instrument called a rhinometer to measure air flow and air pressure differentials in the nose and thus determine mucus removal requirements.

Information received at the Workshop, it has been estimated, had a dollar value in excess of \$100,000 in contributing to the development and use of the rhinometer.

A third attendee, representing a 12-employee manufacturer of container filling equipment was able to move his company into new areas of business. These include equipment for counting and filling containers for hazardous products such as solvents and adhesives. Four new systems have been sold by the firm since the Workshop and an increase in annual sales in these new areas of at least \$20,000 is anticipated for the future.

CLEANING TECHNIQUES

A New England company was seeking a method of removing a microscopic bacterial organism that was contaminating large stainless-steel storage and mixture vats. These tanks were used to produce antibiotics and the company's cleaning technique did not meet the Food and Drug Administration's requirements. The company needed a solution within 60 days and contacted the New England Research Application Center (NERAC) for help.

After investigating the many aspects of the situation with the engineer in charge, NERAC searched the NASA data bank for information on cleaning and clean-room technology. An analysis of the computer printout of this search revealed that the Marshall Space Flight Center had sponsored research to solve a problem concerned with cleaning space rocket fuel tanks. The result of this work had produced a chemical solution to the problem, and NERAC's client was able to adapt it for its own use.

Using NASA-derived technology, the company was able to solve its problem with only a single engineer and did not have to divert other personnel to from a trouble shooting team. As a result the company kept its production line in operation. It did not suffer from stoppage losses, raw material spoilage, unproductive labor or reputation damage. Also, a sizeable labor force remained gainfully and productively employed.

AVOIDING RESEARCH DUPLICATION

Three New England clients of the New England Research Application Center (NERAC) wisely decided to use NERAC's search services to check whether existing technology could solve or partially solve problems on which they were proposing to initiate R and D programs. In two cases the searches produced satisfactory solutions and in the third it was demonstrated that the proposed program of work would probably have been a failure.

BLOWER FANS

The first client needed technical design information in the field of fans. The company needed a special fan and had decided it should design, develop and produce a fan to its own specifications and requirements. A search of the NASA data base produced information about a commercially available fan that met the company's requirement. Since there was actually no need to develop the new fan, the company saved at least one month of research and engineering time plus production toolup expenses.

CLEAR ICE

The second client was interested in methods for the production of clear ice for use in one of the company's main product lines--soft-drink vending machines. The RDC search indentified several patents that the company had failed to uncover. These helped the company further refine its own techniques without patent complications.

CHEMICAL COMPOUND

A third client researcher requested a search on applications for a specific chemical compound. After studying the results the researcher concluded that others had already attempted to do what he was thinking of trying and had failed. Approximately 200 hours of laboratory research time was saved.

PRODUCT DIVERSIFICATION AND IMPROVEMENT

The technical requirements of manufacturing companies can be extremely diverse. The merit of a continuing relationship with a Regional Dissemination Center in order to meet these needs is amply demonstrated by the experience of one medium sized New England company. Based in part on its work with the New England Research Application Center (NERAC) this company is now well on its way to manufacturing and marketing three new or improved product lines.

MOLDING AND EXTRUSION COMPOUNDS

In one instance, the company needed information about molding and extrusion compounds carrying special mechanical properties.

A telephone dialogue between the company engineer and NERAC staff identified the critical mechanical properties. A search of NASA and other data bases, produced information on a series of satisfactory materials. Laboratory experimentation with these substances led to a new product line of molding and extrusion compounds possessing "substantially superior" properties, especially at high temperatures and pressures.

HIGH TEMPERATURE, HEAVY LOAD BEARINGS

A second product introduced by the company is a new line of high temperature bearings capable of taking heavy loads. A search at NERAC identified applicable thermosetting materials which physical properties were the result of special additives. NASA solid-lubricant technology was the source of much of this information. The results of the RDC effort have been used in the development of satisfactory compounds to the point that the company is now a supplier of fabricated parts based on these materials and also produces raw stock for other fabricating companies.

FLAME RETARDANTS

The company has also developed a fire-retardant cellulose material using data identified by NERAC from a material flame proofing program carried out at NASA's Manned Spacecraft Center. The company's R & D program leading to the production and sale of this material is not yet complete but laboratory tests have been positive. The initial value was both in the time saved for the search and the breadth of the search. It produced alternative materials and compounds to investigate that were compatible with the company's system and processing techniques. Of even greater value, however, was the identification of a mechanism for degradation and the composition of the degradation products, the subject of one document identified by the search. This particular paper, along with its list of references, presented analytical techniques that could be used for identifying specific decomposition products of various cellulose materials. With this information a more knowledgeable and meaningful development approach was made possible.

The company now has a product with the highest Underwriter Laboratory rating for such materials and is currently qualifying a second material.

BIOMEDICINE

URINE-MEASUREMENT SYSTEM FOR POSTOPERATIVE FLUID MAINTENANCE

An aerospace-derived system to improve the postoperative measurement and maintenance of body fluid levels is now being clinically tested at the Hahnemann Hospital in Philadelphia. Based upon the urine-transport system developed for the NASA Biosatellite program at NASA Headquarters, the new equipment will accurately record urine volume output versus time. The output of this system can be used to control the rate at which additional fluids are administered to the patient.

One of the essential indicators of a postoperative patient's condition is his fluid-intake-output record. Additional fluids must be administered to a patient passing a large amount of urine in order to maintain a proper electrolyte balance. Excessive retention of urine or unusually high rates of urine output are indicators of patient difficulty. The present practice is for a nurse to manually record the amount of urine in a calibrated container at specified intervals. This procedure is not completely satisfactory. Patients often slip into electrolyte imbalance, with scant note made of their increased urine output.

The urine-transport system originally developed for the monkeys in the Biosatellite program provided a solid basis for further development leading to a more precise and reliable clinical urine-measurement system.

The new system works this way: The patient's urine is collected in a holding tank and accurately measured in small increments. It is then pumped into an analysis bag so that it may either be collected for further laboratory tests or discarded. The system provides a direct digital indication of the patient's urine output. Connected to a monitoring computer, the system will

provide information on the patient's rate of fluid output and will immediately inform nursing personnel of unusual conditions. Through computer hookup, it can also be used to control the rate at which additional fluids are administered to the patient, permitting precise maintenance of body-fluids content.

A less sophisticated version of this device has been in clinical use at the University of Alabama for more than a year. Used to maintain the fluid levels of cardiac patients during the first 24 hours after surgery, it has proved useful in patient care. Maintenance of constant fluid levels places less stress on the patient than the depletion-restoration cycle normally encountered and less time is required of medical personnel.

Two prototypes of the new Biosatellite-based system were delivered for clinical trials to the Hahnemann Hospital in February 1972. The bacteriological evaluation was satisfactory and the systems were installed, one in a shock-trauma unit, the other in a post-surgical recovery area. Preliminary clinical trials uncovered some design difficulties which have since been corrected. Following successful demonstrations of these units, additional prototypes will be released for further clinical evaluation. The unit is being studied for commercial development and marketing by the General Electric Company.

DETECTION OF EYE TUMORS USING RADIATION PROBES

A semiconductor radiation detector developed by Solid State Radiation Inc. for NASA's Manned Spacecraft Center has been adapted as a probe for greater precision in the diagnosis of eye tumors. The Scott-White Clinic and Hospital originally posed the problem to the Southwest Research Institute's Biomedical Application Team.

The device--now commercially available--is being used by physicians to detect the beta-radiation emitted by radioisotopes which are administered intravenously to patients with suspected tumors that are either hidden from direct observation or are in such an early stage of development that they can not be detected by conventional means. Since tumor cells absorb radioisotopes differently from normal tissue, detection of increased radioactive emissions can help determine the presence of a tumor.

Conventionally, physicians using the radiation-detection technique for diagnosis, have to insert a dime-sized Geiger counter probe between the patients eyeball and eye socket. The probe is excessively large and it lacks sufficient directionality to provide precise information on whether increased levels of radiation indicate a tumor or simply an increased blood flow in one of the eye muscles.

In contrast, the adapted NASA radiation detector is small enough to put in a 2-millimeter diameter probe. Mounted at the tip of a catheter, it can be inserted behind the eye with minimum trauma. The probe which incorporates a thick-film preamplifier next to the detector has a signal-to-noise ratio that is compatible with recording equipment. It is highly sensitive and produces a realistic measurement of the spatial and energy distributions of beta-radiation

Using the device, doctors can determine more accurately the distribution of the isotope, making their diagnosis more specific. This could reduce false-positive tumor diagnoses and unnecessary eye surgery.

IMPROVED PHOTOGRAPHIC SYSTEM FOR RADIOGRAPHIC DIAGNOSIS
OF TUMORS AND CARDIOVASCULAR PROBLEMS

NASA's Marshall Space Flight Center and Vanderbilt University have adapted a real-time neutron-radiography welding inspection system for use in rapid diagnosis of tumors and examination of cardiovascular flow. Image intensification, video-data processing and display and kinescope photographic recording systems have been added to extend the usefulness of the system.

The combined system will be used in Vanderbilt studies of children suffering from congenital heart disorders. The system will be put to work visualizing the site of the heart defect and measuring the amount of blood flow through anomalous channels. The information gained is expected to help doctors determine which patients should have operations and at what age.

The sensing system is based on proton-electron interchanges that are amplified in an image-intensifier tube. The tube's output can be fed directly to a high-resolution video display and data can be recorded on magnetic tapes or digital-disc recorders.

A particular advantage of the system is that since pictures can be made directly from the video system, a tenfold reduction in radiation dosage can be achieved. This is especially valuable in the diagnosis and treatment of children.

The techniques for high quality translation of video tape to motion picture film were also developed by NASA in early Saturn flight tests.

HYPERTENSION SCREENING DEVICE

A transducer developed at NASA's Goddard Space Flight Center has been used to externally record arterial-pulse pressure waves and has completed six months of successful clinical evaluation at the Washington, D.C. Veterans Administrations Hospital. The special value of the NASA device is that it allows physicians to evaluate the functional status of the carotid arteries in atherosclerosis patients without having to insert monitoring catheter devices into their bodies.

The NASA-developed transducer is being used in a Hypertension Study at the Veterans Administration Hospital. The data acquired is used to determine the relative elasticity of each patient's carotid artery and the responsiveness of his circulatory system to various drug treatments. Field tests of the device are also under way at six other Veterans Administration Hospitals around the country.

The NASA device, which uses a Pitran displacement pressure transducer, has good high-sensitivity and low-frequency response. Although displacement-pressure measurements of the carotid artery do not replicate the pulse shape as can be done with an inserted catheter, the external measurements do convey clinically useful information. Permanent records can be made quickly and without penetration of the skin or discomfort to the patient.

Previous attempts to develop an external-displacement type pressure transducer had been unsuccessful because of mechanical design problems or extreme mechanical complexity resulting in high production cost. The simpler design of the NASA-developed transducer is expected to be much more reliable and much less costly to manufacture.

RAPID DETECTION OF BACTERIA IN BIOLOGICAL FLUIDS

Based on aerospace technology, originally developed at the Goddard Space Flight Center for use on the Viking mission to Mars, two devices which show considerable promise for speeding and automating the detection of bacteria in biological fluids are currently being tested at the Johns Hopkins Medical Center and the Washington, D.C. Veterans Administration Hospital. In less than 15 minutes, these new techniques can indicate the quantity of bacteria present in a body-fluid sample. Such analysis by conventional techniques usually takes 24 to 72 hours. The devices are each based on different approaches to this significant medical task.

One device is designed to detect ATP, a biochemical compound present in all living cells. In that system, the quantitative determination of bacteria is made by measuring light emitted in the reaction of the ATP in the bacteria with luciferase (an enzyme derived from fireflies). The reaction produces an observable flash of light.

The other device uses a technique based on changes that occur in the electrical potential of growth medium as the oxygen is consumed by growing bacteria. It also provides an immediate reading to the observer.

The two techniques and systems under study--both of which are automated to alert the laboratory workers to the presence of bacteria--offer important potential advantages to physicians. The devices could help determine not only the presence of infection in body fluids but also provide information on the patient's response to various kinds of medication.

Recently, a program has been started at Tufts University to use the ATP detection system to evaluate the effectiveness of various antibiotics against

certain bacteria. It is expected that this system will allow a lab technician to rapidly determine not only the presence of bacteria in a biological fluid sample but also help determine the antibiotic which most effectively destroys particular bacterium.

DIRECT VIEWING RADIOGRAPHY

Solid-state image amplifier panels originally developed for non-destructive testing of steel welds at NASA's Marshall Space Flight Center appear to have properties that make them appealing for clinical and diagnostic x-ray procedures in medicine.

A particular advantage of the panels is that their high sensitivity to x-ray allows reduction of radiation dosage. In fact, conventional fluorescent image amplifiers now being used require 50 times more radiation than the aerospace-derived solid-state panels. Also, the contrast range on the new screens is greater than that of currently-used devices. This could make certain kinds of interpretation and diagnosis much easier. Also, the new panels--which were originally developed for in-space inspection and checkout in an environment where room for film storage and development was not likely to be available--could be easily used by doctors in remote locations. This would make possible radiographic examination for fractures, internal organ damage and disease in settings where conventional equipment was not available.

NASA and the Tulane University School of Medicine are working together to evaluate the diagnostic utility of these aerospace solid-state image amplifiers.

DEVICES TO ASSIST TOTALLY PARALYZED PATIENTS

Patients paralyzed in all four limbs, multiple-amputee patients and patients with severe neurological disorders are almost totally dependent upon outside support. Their morale is markedly improved and the demands on patient-care personnel are greatly relieved by any device or procedure which enhances their self-sufficiency. NASA technology is aiding in the effort to produce such advances, after the Biomedical Application Team at Southwest Research Institute had recognized this as an urgent problem in rehabilitation medicine.

For example, paralyzed patients and amputees are now using a NASA-developed sight switch to control electrically-operated assist devices. Originally developed at Marshall Space Flight Center to allow astronauts to perform various control functions while they were immobilized by high gravitational forces, the device uses sensors mounted on eyeglass frames to sense eye motion. The signals generated by the sight switch system can be used to control a wide variety of devices.

The sight switch has helped patients control various orthotic devices as well as wheelchair by eye motion alone. By helping patients to control orthotic and pick-up devices, the switch permits many daily functions for which they would otherwise be dependent on others.

Traditionally, such patients have used the movements of various muscle or body parts to activate the drives and linkages which might be used to control an artificial grasping device or hand. But some patients particularly suffering the complications of spasticity or muscle-tremor have considerable difficulty operating conventional mechanical-control devices. The sight

switch relieves these problems by providing an on-off, all-or-nothing switch which is not likely to be accidentally actuated.

The sight switch has been evaluated and compared with several alternative control devices and has been found well-suited to certain device-control requirements. It is anticipated that the device will be applied throughout the nation in hospitals and in facilities providing extended care for quadriplegic patients. By restoring various control capabilities to persons previously unable to perform even simple functions for themselves, the positive impact on the daily lives of totally incapacitated persons will be considerable. To make the medical community aware of the benefits of the device, several special publications and demonstration projects are being prepared.

To explore a range of eye-switch and other aerospace-derived patient-assist devices, NASA Marshall Space Flight Center has built a fully instrumented room which will allow paraplegics, paralysis patients and amputees to control all of the equipment and devices in their hospital environment. Installed for evaluation in the rehabilitation center at the Huntsville Hospital, the system will enable patients to control room lights, a page turner, a radio or TV, message panels and a variety of servos capable of controlling appliances, bed positioning and even a telephone.

A variety of patient-control switches will be available to permit matching of control switches with individual patients' physical abilities. Some patients are able to turn their head and neck to either side. Others may be able to control the movement of a finger or toe. Even patients with extreme disabilities can usually produce a directed puff of air which may then be used to actuate a microswitch.

Extensive testing has proven the feasibility and operational capacity for each of the alternative switches, within the capabilities of the patients

who would use them.

Installation of the system is now complete and evaluation is in progress.

HEAD-INJURY DIAGNOSIS

In response to a request from the University of Texas at Galveston School of Medicine, NASA circuitry is being applied to the development of an improved technique for monitoring fluid pressure within the skull. The pressure is measured by an implanted transducer, the response of which is continuously telemetered to the monitoring instrument without encumbering the patient with inconvenient hardware hookups.

Injury to the brain as a result of head trauma results in swelling and increased intracranial pressure that reduces the blood supply to delicate tissues. This condition can lead to inadequate oxygenation and cell death. Medication is available to reduce the intracranial pressure by drawing fluid from the brain, but accurate measurement of the pressure is needed to guide the dosage of drugs and to assess their effects.

Conventionally, a pressure transducer, mounted on a burr hole that must be drilled through the skull, is used to monitor pressure in the cerebrospinal fluid. The conventional transducer is connected to the electronics and recording system via wires. But such connections can serve as paths for infection. Also, encumbering wires have to be relatively short and the associated equipment has to be close to the patient.

The applicability of NASA circuitry to this problem showed up in a search of the NASA data bank initiated by the Biomedical Application Team at the Southwest Research Institute. A prototype of the new "wireless" device has been built there.

While the present prototype is about one cubic inch in size, further miniaturization is easily achievable. Laboratory tests of the prototype have been successful and it has been delivered to the University of Texas at Galveston where clinical evaluation is now in progress.

AEROSPACE VALVE FOR URINARY CONTROL

NASA technology is aiding in the development an implantable urethral valve for use by incontinent patients.

The project started because of an inquiry from a medical researcher treating paraplegic patients. He saw a need for a simple, reliable and totally implantable urethral valve which could be easily controlled by the patient. A NASA engineer suggested that a valve similar to the one used in manometer tubes might solve the problem. The valve is now included in the design of an implantable control system.

Using the device, the patient will be able to mechanically control his urination by applying pressure to a small air-filled bulb implanted under his skin. The design of the bulb involved a search of NASA technology for a biocompatible material that would also withstand constant exposure to the chemical actions of urine. The Biomedical Application Team at the Research Triangle Institute located a material that met these requirements. Initial problems encountered in fabricating the material into bulbs and tubing were mastered.

Five prototype systems have been fabricated and delivered for laboratory testing in dogs at the University of Virginia to determine if there are any unfavorable long-term effects. The tests could lead to mass production of the unit. This could benefit as many as 15,000 patients a year.

The bulb may also be useful as a drainage-bag valve for externally mounted leg-bag urinals. This could be a boon to spinal injury patients many of whom wear such devices and who lack the muscular coordination to drain them. This

leads to an embarrassing and inconvenient dependence on others. Since the ability to make a fist and push on an object are among the few controlled muscular actions such patients can perform the bulb-controlled valve appears to answer their needs. Also, since implantation would not be required for such patients, the device could be manufactured at low cost using conventional materials.

PROSTHETIC-CONTROL SYSTEM FOR PARALYZED PATIENTS

NASA systems originally devised for the control of remotely-operated mechanical hands and manipulator devices in hazardous environments are being successfully adapted to assist paralyzed and amputee patients. The technology of NASA's space-oriented program has been combined to produce an upgraded proportional-control system which vastly increases the dexterity with which a paralyzed or amputee patient can use a prosthetic arm or hand.

Since most patients equipped with currently available artificial-hand devices have trouble handling power tools, rehabilitation researchers have been seeking improvements in manipulating capabilities in order to expand self-reliance among the handicapped.

Adapting a powered terminal device known as MATH, used in conjunction with proportional-control techniques, a prosthetic device has been developed which allows an amputee to use his prosthetic to operate power tools such as electric drills, soldering guns, etc. Control of the device is positive and delicate enough to permit handling and drinking a hot cup of coffee.

The proportional-control system is also being used to control complex manipulative devices that may restore a large degree of independence to patients by allowing them voluntary control of their paralyzed arms.

Until recently, externally-powered orthotic arm braces with as many as seven joints - and thus seven reversible motors - were controlled by simple on-off switches. Prior to the introduction of the NASA proportional-control devices, it was difficult to achieve smooth, accurate motion control with so many working joints.

Incorporated into the seven-degree-of-freedom externally-powered orthotic arm brace, the proportional-control system provides both velocity and force proportional control of the seven small direct-current motors. Now in daily use at Rancho Los Amigos Hospital in California, the proportional-control system enables a totally incapacitated patient to perform tasks requiring considerable accuracy and dexterity. The control is "fine" enough to permit many routine tasks, self-feeding, drinking from a cup, turning pages, dialing a telephone and even writing legibly. Using a typewriter with a specially modified keyboard, one paralyzed patient is now able to type 22 words per minute.

RECHARGEABLE CARDIAC PACEMAKER

Aerospace technology originally developed for rechargeable nickel-cadmium cells for spacecraft power systems is being directly applied to a NASA-supported effort by the Johns Hopkins Applied Physics Laboratory to produce a rechargeable cardiac pacemaker. The new unit would eliminate the present requirement for surgical replacement of pacemakers when their batteries are depleted. Currently, nearly 90 percent of the pacemakers using conventional mercury batteries must be replaced every 24 months due to battery failure. A rechargeable-unit wearer would simply recharge his pacemaker by donning a special vest for several hours. This would be particularly beneficial to infants and aged patients.

The rechargeable unit has already been tested successfully on dogs. Beyond rechargeability, it offers other significant advantages. Since it does not require a large battery, it can be drastically reduced in size--down from the present 8 cubic inches to a unit one quarter that size.

Use of a hybrid circuit also helps cut down size and weight. Also, unlike current pacemaker units which begin to lose their energy as soon as they come off the production line, the rechargeable pacemaker can be kept at a safe charge level until it is implanted in the patient. The new device also has a telemetry system that measures battery voltage and charging current.

The aerospace-derived hermetically sealed nickel-cadmium power cell is the key to the unit's operation. This power cell is essentially a miniature version of cells used in most U.S. spacecraft. The hybrid circuitry, a technology to which Johns Hopkins Applied Physics Laboratory had made major contributions, offers great advantages in circuit reliability as well as

weight and size reduction.

Further evaluation of tests on animals will precede implantation of the new device in humans.

IMPROVED INSTRUMENTATION FOR DRUG DETECTION

A recent Urban Technology Conference devoted to examining the role that NASA technology could play in solving some problems currently facing many cities of the United States highlighted the need, in New York City particularly, for the development of such equipment. Although analytical instrumentation currently exists, there has heretofore been no combination of techniques and instruments that include all the necessary features to provide low-cost, accurate and portable instrumentation for the rapid, reliable, and routine determination of drugs.

The seriousness of the heroin problem, and the fact that heroin is broken down into morphine derivatives when injected into the body, prompted interested scientist at NASA's Ames Research Center to give priority to morphine detection. This effort was a natural adjunct to ongoing research into chemical factors impinging on pilot stress. Preliminary chromatographic-column work has shown that it is feasible to detect morphine quickly and unequivocally. The equipment currently in development consists of a simple, self-scanning spectrofluorometer designed for use with column chromatography in the detection and identification of morphine in the urine. Chemical treatment of a urine specimen converts morphine, which is weakly fluorescent, to a highly fluorescent fluorophore. The compound is then introduced to the chromatographic column and the morphine moves as a band down the column under standardized column conditions. The column is irradiated with monochromatic ultraviolet radiation.

The detector system simultaneously measures the fluorescence spectrum characteristic of morphine, the rate of movement of the band down the column

(which is further confirmation of that compound) and the spectral amplitude, which gives a quantitative measure of the amount of morphine present in the urine specimen.

A contract has been awarded to Whittaker Corporation for the fabrication and delivery to NASA, of four instruments, two of which will be sent to the U.S. Army Walter Reed Institute of Research and a third to the New York City Health Department for field evaluation. The fourth will be modified to detect barbiturates, amphetamine and methadone.

A production instrument produced in quantity would be expected to sell for less than \$1,000.

FIRE SAFETY

IMPROVED FIREMAN'S BREATHING APPARATUS

NASA's attention to the problem of developing a new type of fireman's Breathing Apparatus originated in the need of municipal fire departments for improvements to such devices. While conventional apparatus has been available for some years, many fire-fighters neglect to use it because of restricted mobility and vision. This had led to a discouraging rate of smoke-inhalation injuries.

In cooperation with the National Bureau of Standards Office of Fire Research and Safety and Public Technology, Inc., NASA launched an effort in the Spring of 1971 to develop improved equipment. Cities were polled on their needs, and a User Design Panel was formed comprising fire chiefs, city managers and a representative of the Office of Fire Research and Safety of the National Bureau of Standards. The first Panel meeting identified the main problems in currently-used systems and it was agreed that NASA technology in life support systems, developed principally at the Manned Spacecraft Center could be applied to the development of a more efficient apparatus. Of specific relevance to increasing the duration of the air supply and reducing the total weight of the equipment was technology developed by NASA in the use of filament winding techniques which allows the construction of stronger and lighter containers as compared with conventional methods. This technology was applicable to the manufacture of the pressurized air containers with a potential of reducing the system weight by 30 percent. Other proposed improvements included making the system more compact and changing the shoulder mounting of the device to a more comfortable hip position. The User Design Panel agreed that such a development program was desirable.

Three contracts have now been awarded by NASA, two for different configurations of the pressurized air containers and one, to Scott Aviation, for the complete system. With the participation of the User Design Panel and after extensive testing by the Manned Spacecraft Center, the equipment will be released for field tests by firemen in a number of cities.

FIRE PROTECTION OF RAIL CARS

NASA is working with the Association of American Railroads and the Federal Railroad Administration on the continuing problem of railroad tank-car safety. One aspect of the study involves exploration of materials to protect tank cars in post-derailment fuel fires. A protective coating is needed to prevent the steel tank car shell from reaching a temperature of 800°F within a period of a half an hour to four hours. This need is underscored by the fact that the damage radius of the fire that usually follows derailment can spread appreciably by further rupturing tank cars as a consequence of severe heat loads. Application of NASA Technology toward meeting this public sector requirement was initiated by the Stanford Research Institute NASA Application Team, which contacted the Chemical Research Projects Office at the NASA Ames Research Center. This office has done extensive work in the development of materials for fire protection of aircraft and spacecraft.

After discussions with the Association of American Railroads and the Federal Railroad Administration it was determined that a fruitful approach would be for the Chemical Research Projects Office at Ames to direct a program to define the heating-environment and to evaluate the response of various thermalshield materials in railroad tank car fires.

Initial fire tests are being funded by the Federal Railroad Administration and will be performed at White Sands, New Mexico. Ames staff members will participate in these tests.

HOUSING

LOW-VOLTAGE SWITCHING AND FLAT CONDUCTOR CABLE

NASA wiring technology is helping to simplify and reduce housing construction costs.

The switching circuit commonly used in conventional electrical wiring of residences and buildings is expensive. Standard wiring practice uses a switch in series with the fixture to be switched. This necessitates bringing a power circuit from the fixture to the switch location. There are a number of problems associated with switching circuits installed in walls. In some new systems of construction, walls are very thin, leaving little room for conduit and switch boxes. In panelized and prefabricated construction there is still significant on-site labor associated with fishing wires through conduit. If there is a malfunction it is very difficult to repair embedded wires; and rewiring can be costly in the rehabilitation of older buildings.

An investigation of alternative and less costly methods for the installation of electrical switches and walls was requested by the New York State Urban Development Corporation (UDC). The low-cost solution suggested by one of NASA's Application Team, Abt Associates, involves the use of a low-voltage switching device developed by the application of aerospace technology and flat conductor cable from the Marshall Space Flight Center.

The system, called Surfacepack realizes savings by eliminating the conduit network required for the switch leg of conventional circuits and by surface-mounting the switching circuits. The flat cable is adhesive-backed, mounted to effect a low profile (only 4 mils thick) and is easily obscured by paint. The simple, inexpensive switch that accepts the flat cable can also be easily mounted. New buildings designed to accommodate Surfacepack need only provide on-site horizontal power runs, going up or down for outlets and/or fixtures.

Several meetings were held with manufacturers to discuss adaptation of low-voltage switching devices to the flat conductor cable. A small company, Non-Linear Systems, that produces electronic parts and equipment for the aerospace industry expressed strong interest in this technology and developed with its own funds the necessary low-voltage solid-state switching device.

Because of its innovative nature, Surfacepack was chosen by Industrial Research magazine as one of the most significant 100 new products of 1971. Surfacepack has also received national news coverage and has been featured on national television.

Surfacepack received its Underwriters Laboratory approval in May, 1972. It is now being marketed by a subsidiary of Non-Linear Systems, Switchpack Systems Inc. It is estimated that the new technology could cut the cost of installing electrical switches by \$15 to \$35 per switched fixture in new construction. Even greater potential savings in rehabilitation and renovation projects are expected.

As a follow-on effort, the Marshall Space Flight Center is developing a flat conductor cable to carry power circuits for residences. This is another application of previously used aircraft and spacecraft technology. The aims of the program are to bring about revision of electrical standards and to provide the building industry, and New York State Urban Development Corporation in particular, with a totally new and planned electrical system. Problems to be solved during development include connection and termination techniques, wiring system hardware development, installation, routing, attachment, and safety techniques.

The New York State Urban Development Corporation (UDC) has expressed its commitment to the flat conductor cable development project and its intention to install, on an experimental basis, a house voltage surface-

mounted wiring system in 10 apartment units. A special UDC Advisory Committee on electrical systems will be created to assist with this project. Two contracts were awarded in the late fall of 1972 to develop and test hardware for UDC use. Tentative plans call for early installation and evaluation of the hardware.

A LOW-COST RELIABLE FIRE-WARNING SYSTEM FOR MASS HOUSING

NASA is working with the Department of Housing and Urban Development on early smoke detection. Also deeply concerned with the problem is the National Commission on Fire Prevention and Control. The requirement was underscored in HUD's Guide Criteria for Operation Breakthrough. The Guide Criteria requires that smoke-detection and alarm systems be installed in multilevel dwelling under the program's sponsorship.

Alternate technological approaches for a solution were reviewed by Abt Associates, the NASA Application Team concerned with housing. These included infrared, ultrasonic and ultraviolet detection methods. Specialists also suggested as a solution a new polymeric material, polyphenylacetylene, with electrical properties that change as it absorbs gases or particulates. The polymer acts as an effective contaminant-detection device when it is used as a coating on a field-effect transistor (FET). The FET can detect the polymer's changing electrical properties and actuate an alarm device. McDonnell-Douglas Corporation had earlier synthesized such a polymer and developed a contaminant-detection device for use on the NASA Mars-Voyager mission. The Federal Housing Administration, McDonnell-Douglas, the Massachusetts Institute of Technology and the National Bureau of Standards have worked together to develop design criteria for the early-warning system using adapted aerospace technology.

Currently, McDonnell-Douglas and the Massachusetts Institute of Technology are planning development of the detection device for application to residential structures. During the first year of effort feasibility will be further established. It is estimated that three years of development will be required before a device will be ready for commercial sale.

IMPROVED AIR POLLUTION DETECTION

Charged with the responsibility of specifying a measurement method for formaldehyde, an eye-irritating product of auto induced air pollution, the Environmental Protection Agency has enlisted the aid of NASA through the Research Triangle Institute Application Team in a search for aerospace technology that might be used to detect concentrations of this chemical which may also play a role in the formation of smog.

A scientist at NASA's Langley Research Center suggested the use of microwave spectrometry, which is used to measure formaldehyde and other pollutants in space-cabin atmospheres. The aerospace-based technique offers significant advantages over currently available wet-chemical techniques that are cumbersome, time-consuming and subject to various forms of interference.

NASA and the Environmental Protection Agency are jointly funding a project to develop miniaturized gas analyzers to serve the formaldehyde measurement mission. A contract has been awarded to the Lawrence Radiation Laboratory in California to develop a practical instrument design that would employ modern solid state technology and be producible at low unit cost. Researchers expect early completion and delivery of a prototype instrument to NASA for evaluation by the Environmental Protection Agency.

AN ADVANCED POLLUTANT SENSOR FOR CARBON MONOXIDE

In response to a significant problem raised by the Environmental Protection Agency--the detection of harmful concentrations of carbon monoxide in the air--a sensor that was originally designed for use in the NASA Skylab program and for cabin-atmosphere monitoring inside commercial aircraft and medical applications such as metabolic rate determinations and anesthesiology.

The device, produced by Andros Incorporated of California, is based on the absorption of nondispersive infrared radiation (NDIR) by carbon monoxide molecules and the fact that molecules of different gases present different infrared "signatures" which can be read for monitoring.

This fluorescent source NDIR detector offers higher sensitivity, improved freedom from interference, better maintainability, a high degree of portability and good stability as compared to other similar devices. It is already being used for a number of air-monitoring missions by government agencies, research organizations and industrial firms.

MINE SAFETY

-137-

143<

RESCUE VEHICLE FOR USE IN COAL MINES

In its search for technology applicable to disaster rescue the Bureau of Mines has funded research at the University of Kentucky to develop an unmanned remotely-controlled rescue unit. To assist the project, NASA's Application Team at the Illinois Institute of Technology Research Institute explored available NASA technology and found that guidance system technology developed by the Marshall Space Flight Center for the NASA Lunar Rover vehicle appeared to be particularly relevant. The Bureau of Mines has agreed to jointly fund with NASA the adaptation of the Lunar Rover guidance system for use in an unmanned mine rescue vehicle.

The only basic design change required of the Lunar Rover guidance system is simplification of the system's readout. The system consists basically of an odometer to measure distance traversed, a directional gyro to give bearing relative to a fixed reference (such as North) and a processor to take the odometer and gyro data and convert it to X and Y coordinates.

Tentative plans project early delivery of the adapted Lunar Rover guidance system to the University of Kentucky for installation in the vehicle.

POLLUTION

RECYCLING NONFERROUS METALS FROM SCRAP

Based on early work at the NASA Lewis Research Center and a continuation of this under NASA contract by the Avco Corporation, recently developed techniques based on the properties of magnetically responsive fluids known as ferrofluids are being employed in the development of a prototype device that will separate previously wasted nonferrous metals from scrap materials and make it commercially feasible to reclaim and recycle these valuable substances.

Ferrous metals have been reclaimed with ease for years but until recently the cost of separating nonferrous metals has made it difficult to do the same for them.

The method under study involves a technique called sink-float separation that is based on the ability of ferrofluids to show a variable apparent density in the presence of a magnetic-field gradient. Control of the apparent density of the ferrofluid can be put to work to separate a mixture of nonmagnetic particles into measurable fractions of different density, thus breaking out the nonferrous metals.

Under contract to NASA's Langley Research Center, Avco Corporation of Massachusetts is designing, building, and will test a prototype sink-float ferrofluid separator able to sort out mixed nonferrous scrap metal mixtures including shredded automobiles. The proposal to perform this work was referred by NASA to the Environmental Protection Agency who reviewed it and encouraged NASA to proceed. Continuing liaison between NASA, Avco and the Solid Waste Research Laboratory of EPA will ensure an objective evaluation of the performance of the prototype as a preliminary to full scale tests and commercialization of the process.

LIQUID METAL MAGNETOHYDRODYNAMICS FOR POWER GENERATION

To help meet the energy crisis NASA's Jet Propulsion Laboratory (JPL) at Pasadena, California is currently assessing the potential of liquid-metal magnetohydrodynamic (LMMHD) technology as a power source. LMMHD is based on the use of a heat source that produces a high-velocity electrically conductive fluid stream that interacts with a magnetic field to produce electric power. The potential advantages of LMMHD over conventional steam plants include savings in fuel, with attendant reductions in waste heat and emission--both of which create environmental problems. Also, capital costs are potentially lower because with LMMHD there is no need for conventional turbomachinery.

Jet Propulsion Laboratory's LMMHD technology transfer feasibility study has examined the various technical, economic and environmental aspects of liquid-metal MHD as compared with alternative systems, defining applications for which the new technology seems superior. The purpose of the study was to create a fund of reliable data that will be readily available to potential users. To ensure the cooperation of potential users, a User Review Board comprising representatives of electric utility companies, electrical power associations and component manufacturers was established to work with JPL to provide data to the study and analyze JPL's work. The final report has been circulated to the members of the Board, whose reaction to the study is uniformly favorable. It is the first time that a comprehensive review of the state-of-the-art in this field has been made and the Board considers it a vital and essential first step towards the technical and economic development of LMMHD.

TRANSPORTATION

MEASURING RAILCAR WHEEL AND RAIL STRESSES

Thermal stresses that build up in long and continuous railroad tracks can cause buckling and breaking. This happens when the uniform distribution of these heat-induced stresses is disturbed by improper alignment of ties, ballast or rail anchors. An effective, rapidly applied method of non-destructively detecting high pre-yield stresses is needed for use by rail-inspection crews in the maintenance of such rail sections. Another railroad problem is derailment caused by catastrophic failure of railcar wheels. Such failures are caused by stresses resulting from known vertical and lateral loads superimposed on unknown residual stresses in the wheel. A method is needed for inspecting railcar wheels in the field, to determine whether residual stresses are above a critical level. Application of NASA technology in this area was initiated by the Stanford Research Institute Team at the request of the Federal Railroad Administration.

Ultrasonic techniques of measuring stress are currently being developed at the NASA Marshall Space Flight Center for the nondestructive testing of spacecraft structures. These are based on earlier work by a Marshall contractor reported in NASA Tech Brief 67-10428 "Ultrasonics Used to Measure Residual Stress." They appear to have great potential application to rail problems since they are effective for measuring stress in specimens made of well-characterized materials with uniform, reasonably flat smooth surfaces.

A program was funded in late 1971 to:

1. determine the ultrasonic velocity vs. stress relationships for the particular types of steel used in making wheels and rails;
2. investigate the effect of temperature variations on the accuracy of stress measurements;

3. evaluate measurement problems related to rail geometry;
4. make actual stress measurements on wheel and rail segments under controlled laboratory conditions; and
5. demonstrate the practicability of the technology by making stress measurements on long rail segments under realistic field conditions.

Initial testing has included obtaining data relating shear-wave determination of stress levels with applied loads. The data confirmed that applied loads can be accurately measured by the resulting stress as measured by ultrasonic shear-wave methods.

The Association of American Railroads has provided samples of rail and wheels and has closely followed the tests. The Federal Railroad Administration has provided most of the funds for this project.

APPENDIX F

THE INVOLVEMENT OF POTENTIAL USERS
AND SUPPLIERS WITH THE RESULT OF
MATURING APPLICATIONS PROJECTS

TECHNOLOGY APPLICATIONS GROUP
SCIENCE COMMUNICATION DIVISION
THE GEORGE WASHINGTON UNIVERSITY

THE INVOLVEMENT OF POTENTIAL USERS
AND SUPPLIERS WITH THE RESULT OF
MATURING APPLICATIONS PROJECTS

With the proliferating nature of 'technology transfer' activities within Federal Government Departments it is chauvinistically useful to view how NASA's T.U. program will continue to distinguish itself from others in (say) two years time. From any point of view, one must conclude that the nature of any unique visibility must involve, in a substantial manner, a real and perceivable commercial and industrial association with at least some of the completed and maturing projects, now the subject of development work and applications engineering. Although such projects are currently confined to the so-called Public Sector and the aim of the work being performed is to solve public sector problems, in the limit, the successful commercial exploitation of any discrete piece of NASA technology could contribute substantially to the unique visibility that the T.U. program merits.

With this end in view, I offer the following observations:

- 1) An 'active' rather than a 'passive' program to involve suppliers and users is necessary.
- 2) Such a program should be optimally 'active' and not piece-meal, arbitrary and capricious.
- 3) Since control (in the public interest) of end point supply and utilization (ie. commercial

exploitation) can only effectively be maintained on the basis of the limited monopoly conferred by the issuance of a patent, patentability and ownership of the patent are considerations of first importance.

- 4) Control in the public interest is important in view of the increasing concern for 'technology assessment', namely, evaluation before the fact of all the second order effects of the introduction of new technology. Control for commercial reasons is equally important.
- 5) Even if patent considerations are not agreed to be universally paramount, there are a number of other considerations of equivalent importance. This leads to the conclusion that criteria should be established, agreed to and applied to the evaluation of candidates for development and applications engineering or indeed, any NASA technology available and suitable for commercial exploitation. Tentative suggestions of criteria for candidate selection have already been made elsewhere.
- 6) On the contentious point of what exactly is a 'public sector' problem, it seems perfectly valid to advance the argument that three such problems currently are:

- (a) Unemployment
- (b) Balance of Payments
- (c) Inadequate Tax Revenues

The successful and substantial commercial adoption of NASA technology, whatever the subject, can therefore be demonstrated to be contributory to the solution of these three problems. Ancillary considerations such as the economic upgrading of industrially depressed communities, the need to support and sustain small business and minority business might affect decisions in specific cases but are, however, subsumed by the generalities referred to above.

- 7) It does not necessarily follow, because a group of people have conceived a piece of new technology (eg. a NASA Field Center or a NASA contractor) or have been concerned with demonstrating its feasibility in the solution of a problem (eg. an Application Team or a NASA Field Center), that the same group is suitable or competent to implement a program to secure its optimal use and commercialization; indeed, it has been demonstrated that the converse is more likely to be the case, namely that the inventing or developing team should be divorced from the commercialization function except in a technical advisory capacity as and when needed.
- 8) It can be shown that one element contributing to the success of new technology commercialization is the early and meaningful involvement of a company or companies with the particular project. In many respects it is an unsound tactic to go it alone to

the end of feasibility demonstration and then arbitrarily present the results to potential users and suppliers on a 'take-it-or-leave-it' basis. Early involvement promotes a sense of commitment; meaningful involvement needs financial commitment. This can be achieved by joint, rather than unilateral funding of development work and application engineering wherein the company contribution is evidence of earnestness and good faith and the federal (NASA) contribution has a shared-risk, pump priming motive. Whenever a project is commercially successful (ie. profitable for the industrial partner) there should be a levy (preferably a patent license royalty) on sales at least up to a point where the federal (NASA) development expenditure has been recouped together with a reasonable return on the federal (NASA) investment.

- 9) The separation which seems to exist between the 'commercialization' activities of the TUO and the Office of the Patent Counsel in terms of the disposition of NASA patent rights by licensing needs to be closed by a means more effective than mere attendance at meetings of the Inventions and Contributions Board. Indeed it is questionable whether the deliberations and decisions of any Board could usefully be responsive to the real imperatives of optimal commercialization except in a 'rubber-stamp' mode.

- 10) It may be self evident but it certainly requires emphasis that adherence to a defined time schedule of progress in the evaluation of development candidates, the performance of development work and the initiation and implementation of commercialization is extremely important so as not to lose momentum and motive and, let it be said, opportunity.
- 11) Equally self-evident is the need for authenticated documentation and other design, construction or formulation information on the basis of which replication of hardware can be successfully accomplished.
- 12) The provision of quantitative information about market potential is contentious; perhaps the optimum mode of proceeding is the often referred to principle of 'minimum effort (and expenditure) to demonstrate non-viability'. This is to say that, above a certain amount of activity nothing should be done until further progress (towards commercialization) is unequivocally blocked. At such a point, a decision would then be made about the merit of indulging in additional expenditure to remove the blockage. The absence of quantitative market information might frequently be such a block; equally, however, there may be a significant number of cases where qualitative market information, when combined with all other factors, might suffice for a 'go-ahead' decision. It should be added that some kind of market information or at the lowest level a market view or judgement, is

necessary at the candidate selection phase.

- 13) Considerations involving overseas exploitation should not be divorced from similar domestic considerations. In fact, they exist concomitantly and should be dealt with similarly. A total strategy needs to be formulated for each case.
- 14) It may be contended that an 'active' policy in this respect is likely to be expensive and the first order returns not support proper cost/benefit desiderata. Work sponsored by NASA at the University of Maryland in the middle sixties does not support such a contention. The final report of 1965 activities (page 213 - 214) states:- "it is of some interest to compare dollar figures for direct expenditure on dissemination efforts with the potential return to an effort such as this one from the commercial utilization of that proportion of the total dissemination that has (or, at the moment has a reasonable prognosis for having) commercial utility. One way of doing this is to assume that each piece of information disseminated and used can create, in some way, a product for sale, the existence of which can be attributed to that piece of information. It is also necessary to assume that each sale could result in the payment to a dissemination center of a royalty of 5% of the net selling price of each product. On this basis, the minimum average royalty income from the sale of the products throughout their total sales life necessary to

cover the direct costs of the dissemination effort can be computed. By extension, the minimum average sales income that must be achieved over the total sales life of each product can be calculated.

If C = the direct cost of dissemination
 V = the minimum average sales value of product giving royalty payments at 5% to cover dissemination costs, and
 n = the number of products being sold,
 then $C = \frac{n \cdot V}{20}$
 or $V = \frac{20C}{n}$ dollars if dissemination costs are to be covered.

Table 38 gives values of C, n and V for the projected utilization achievable as a result of the 1964 and 1965 programs separately. The final column combines these results for both years.

TABLE 38. MINIMUM AVERAGE SALES INCOME PER PRODUCT GIVING ROYALTIES AT 5% TO COVER DIRECT DISSEMINATION COSTS

	1964	1965	1964 & 1965
Direct Cost of Dissemination (C)	\$40,000	\$50,000	\$90,000
Number of Products to be sold (n)	9	21	30
Minimum Average Sales Value of each product (V)	\$89,000	\$48,000	\$60,000

In the worst case, a sales volume of almost \$90,000 for each product sold over its total sales life must be achieved. In the best case, the figure must be almost \$50,000. These figures are useful indicators of the economic justification for the dissemination. It is not unreasonable to believe that industrial companies will be reluctant to engage in the effort of marketing a new product if the total expected income from its sale, over its total sales life, is less than \$50,000 (the best case). This belief can be extended without doing much damage to credulity to the worst case (a total sales volume of \$90,000 per product).

If this belief can be sustained and since there is a reasonable prognosis for 30 situations of commercial utilization in all actually achieving that status in the fullness of time, there does seem to be a viable economic justification for the dissemination activity."