




NATIONAL AERONAUTICS AND SPACE ADMINISTRATION

NASA CR-134105




(NASA-CR-134105) AERODYNAMIC CHARACTERISTICS OF A 142-INCH DIAMETER SOLID ROCKET BOOSTER, CONFIGURATION 139 (SA2FA/SA2FB) (Chrysler Corp.)

N74-32321

503 p HC
CSCL 22B G3/31 47753
Unclas

#12.25



SPACE SHUTTLE

AEROTHERMODYNAMIC DATA REPORT

JOHNSON SPACE CENTER
HOUSTON, TEXAS

DATA Management services
SPACE DIVISION  CHRYSLER CORPORATION

DATE: January, 1975

PUBLICATION CHANGE

THE FOLLOWING CHANGES APPLY TO PUBLICATION: DMS-DR-2088

TITLE: AERODYNAMIC CHARACTERISTICS OF A 142-INCH DIAMETER SOLID ROCKET
BOOSTER, CONFIGURATION 139 (SA2FA/SA2FB)

NUMBER: DMS-DR-2088 DATE: JUNE, 1974 BRANCH: FLIGHT TECHNOLOGY

CONTRACT: NASA Contract Number NAS9-13247

Change is made to correct pages 18 and 45.

Prepared by: Operations--G. G. McDonald

Reviewed by: J. L. Glynn

Approved: *J. G. Swider*
for N. D. Kemp, Manager
Data Management Services

Concurrence: *J. G. Swider*
J. G. Swider, Manager
Flight Technology Branch

PAGE 1 OF 1

DISTRIBUTION SAME AS FOR
ABOVE PUBLICATION

DATA Management services

SPACE DIVISION



CHRYSLER
CORPORATION

June, 1974

DMS-DR-2088
NASA CR-134,105

AERODYNAMIC CHARACTERISTICS OF A
142-INCH DIAMETER SOLID ROCKET BOOSTER,
CONFIGURATION 139 (SA2FA/SA2FB)

by

Walter D. Radford, NSI
Josh D. Johnson, MSFC

Prepared under NASA Contract Number NAS9-13247

by

Data Management Services
Chrysler Corporation Space Division
New Orleans, La. 70189

for

Engineering Analysis Division

Johnson Space Center
National Aeronautics and Space Administration
Houston, Texas

WIND TUNNEL TEST SPECIFICS:

Test Number: LaRC 8' TPT 655/662
NASA Series No.: SA2FA/SA2FB
Occupancy Hours: 228
Test Date: July 20 - Aug. 7, Sept. 25-28, 1973

FACILITY COORDINATOR:

Mr. David R. Stone
Langley Research Center
SSD, Hypersonic Analysis Section
Bldg. 1247-B, Room 120B
Mail Stop 163A, Langley Station
Hampton, Va. 23665

Phone: (804) 827-2483

PROJECT ENGINEERS:

Mr. James C. Ferris
Langley Research Center
Mail Stop 359
Langley Station
Hampton, Va. 23665

Phone: (804) 827-2631

Mr. Josh D. Johnson
Marshall Space Flight Center
Mail Stop S&E-AERO-AAE
Huntsville, Ala. 35812

Phone: (205) 453-2519

Mr. Walter D. Radford
Northrop Services, Inc.
6025 Technology Dr.
Huntsville, Ala. 35805



Phone: (205) 837-0580

DATA MANAGEMENT SERVICES:

This document has been prepared by:

J. E. Vaughn
Liaison Operations

Maurice Moser, Jr.
Data Operations



This document has been reviewed and is approved for release.

F. N. D. Kemp
Data Management Services



Chrysler Corporation Space Division assumes no responsibility for the data presented other than display characteristics.

U

AERODYNAMIC CHARACTERISTICS OF A 142-INCH DIAMETER
SOLID ROCKET BOOSTER, CONFIGURATION 139 (SA2FA/SA2FB)

By

Walter D. Radford* and Josh D. Johnson**

ABSTRACT

Two tests of a 2.112 percent scale Space Shuttle SRB model, MSFC Model 454, were conducted in the 8' TPT at LaRC. The first test, 8' TPT 655, occupied the tunnel for 176 hours. The test started on July 20, 1973 and was completed on Aug. 7, 1973; it consisted of 176 runs (pitch polars). The second test, 8' TPT 662, occupied the tunnel for 52 hours. This test started on Sept. 25, 1973 and was completed on Sept. 28, 1973; it consisted of 60 runs. Mach numbers ranged from 0.4 to 1.2; angles of attack ranged from -1 degree to 181 degrees; Reynolds numbers ranged from 0.6 to 6.1 million per foot; and roll angles were 0, 45, 90, and 135 degrees. Three configurations were tested:

1. SRB without external protuberances
2. SRB with an electrical tunnel and a SRB/ET thrust attachment structure
3. SRB with two body strakes

* NSI
** MSFC

TABLE OF CONTENTS

	<u>PAGE</u>
ABSTRACT	111
INDEX OF MODEL FIGURES	3
INDEX OF DATA FIGURES	5
NOMENCLATURE	6
INTRODUCTION	9
MODEL DESCRIPTION AND SUPPORT HARDWARE	11
CONFIGURATIONS INVESTIGATED	14
DATA ACQUISITION AND REDUCTION	17
TEST FACILITY DESCRIPTION	20
DATA PRESENTATION	21
REFERENCES	23
TABLES	
I MODEL COMPONENT DIMENSIONS	24
II TEST CONDITIONS	31
III TEST 8' TPT 655 DATA SET COLLATIONS	33
IV TEST 8' TPT 662 DATA SET COLLATIONS	37
V ANGLE-OF-ATTACK NOMENCLATURE	40
VI IDENTIFICATION OF RUNS FROM TEST 655 THAT WERE REPEATED DURING TEST 622	41
VII DATA SET IDENTIFIER CODING	42
VIII IDENTIFICATION OF RUNS FROM TEST 655 THAT EXTENDED THE ANGLE-OF-ATTACK RANGE	44

TABLE OF CONTENTS (Concluded)

	<u>PAGE</u>
FIGURES	
MODEL	45
DATA	66
APPENDIX A TABULATED SOURCE DATA, SA2FA (8 TPT-655)	
APPENDIX B TABULATED SOURCE DATA, SA2FB (8 TPT-662)	

INDEX OF MODEL FIGURES

<u>FIGURE</u>	<u>TITLE</u>	<u>PAGE</u>
1	Axis System	45
2	142-Inch Diameter SRB - 0.02112 Scale Model	46
3	Protuberances Used on 142-Inch SRB (MSFC Model #458)	47
4	Electrical Tunnel and SRB/ET Thrust Attachment Structure (MSFC Model #454)	48
5	Details of SRB Model Tail Section	49
6	Major Model Sections for Model 454	50
7	Model Components Used in LaRC 8' TPT 655 and 662	51
8	Tunnel Installation of SRB With Attachment Ring @ Range of -1° to 40°	52
9	Tunnel Installation of SRB With Attachment Ring @ Range of 40° to 100°	53
10	Tunnel Installation of SRB With Attachment Ring @ Range of 80° to 140°	54
11	Tunnel Installation of SRB With Attachment Ring @ Range 140° to 181°	55
12	Sting Holder (MSFC Drawing 80M51175)(α From 0 to 180°)	56
13	Stings for α from 0° to 40° and 140° to 180°	57
14	Stings for α from 40° to 140°	58
15	Typical Combination of Support Hardware for an Angle-of-Attack Range of 20° to 40°	59
16	Typical Combination of Hardware for an Angle-of-Attack Range of 100° to 120°	60
17	Mounting Arrangements for Angle-of-Attack of 0 to 100 Degrees (MSFC Model #454)	61

INDEX OF MODEL FIGURES (Concluded)

<u>FIGURE</u>	<u>TITLE</u>	<u>PAGE</u>
18	Mounting Arrangements for Angle-of-Attack of 80 to 180 Degrees (MSFC Model #454)	62
19	Grit Pattern Used in LaRC Wind Tunnel Test 8' TPT 655 and 662	63
20	Base Pressure Tap Locations for Angle-of-Attack from -1 to 40 Degrees	64
21	Base Pressure Tap Locations for Angle-of-Attack from 140 to 181 Degrees	65

INDEX OF DATA FIGURES

TITLE	SCHEDULE OF COEFFICIENTS PLOTTED	PAGES
Effect of Angular Location of Electrical Tunnel and Thrust Attachment Structure (RN/L = Max)	A	1-18
Angle-of-Attack Range -10° to 110°	A	19-36
Angle-of-Attack Range 70° to 190°		
Incremental Effects of Angular Location of Electrical Tunnel and Thrust Attachment Structure (RN/L = Max)	B	37-42
Effect of Angular Location of SRB Body Strakes (RN/L = Maximum)	A	43-60
Incremental Effects of Angular Location of SRB Body Strakes (RN/L = Maximum)	B	61-68
Effect of Reynolds Number on SRB with Body Strakes	A	69-80
Effect of Reynolds Number on Body Alone Aerodynamic Characteristics without Trip Strips	A	81-92
Effect of Reynolds Number on Body Alone Aerodynamic Characteristics with No. 54 Trip Strips	A	93-104
Effect of Reynolds Number on Body Alone Aerodynamic Characteristics with No. 40 Trip Strips	A	105-113
Effect of Reynolds Number on Body Alone Aerodynamic Characteristics with No. 25 Trip Strips	A	114-122
Static Stability Characteristics of SRB Body Alone at Constant RN/L	A	123-140

Schedule of Coefficients Plotted:

- A) CN, CLM, XCP/L, CA, CY, CYN, CBL vs ALPHA
- B) DLTCN, DLTCM, DLTCA, DLTCY, DLTCYN, DLTCBL vs ALPHA

NOMENCLATURE
MISSILE AXIS SYSTEM

<u>Symbol</u>	<u>Plot Symbol</u>	<u>Definition</u>	<u>Units</u>
C_{A_m}	CA	total axial force coefficient in the missile axis system, $F_{A_m}/q S_{ref}$	
C_{l_m}	CBL	rolling moment coefficient in the missile axis system, $M_{x_m}/q S_{ref} l_{ref}$	
C_{m_m}	CLN	pitching moment coefficient in the missile axis system, $M_{y_m}/q S_{ref} l_{ref}$	
C_{N_m}	CN	normal force coefficient in the missile axis system, $F_{N_m}/q S_{ref}$	
C_{n_m}	CYN	yawing moment coefficient in the missile axis system, $M_{z_m}/q S_{ref} l_{ref}$	
C_{y_m}	CY	side force coefficient in the missile axis system, $F_{y_m}/q S_{ref}$	
F_{A_m}		total axial force in the missile axis system, positive in the negative direction of X_m	lb
F_{N_m}		normal force in the missile axis system, positive in the negative direction of Z_m	lb
F_{y_m}		side force in the missile axis system, positive in the positive direction of Y_m	lb
M		Mach number	
M_{x_m}		rolling moment in the missile axis system, i.e., moment about the X_m -axis (a positive rolling moment tends to rotate the positive Y_m -axis toward the positive Z_m -axis)	in.-lb
M_{y_m}		pitching moment in the missile axis system, i.e., moment about the Y_m -axis (a positive pitching moment tends to rotate the positive Z_m -axis toward the positive X_m -axis)	in.-lb
M_{z_m}		yawing moment in the missile axis system, i.e., moment about the Z_m -axis (a positive yawing moment tends to rotate the positive X_m -axis toward the positive Y_m -axis)	in.-lb
A_i		base areas	in. ²
l_{ref}	LREF	reference length (diameter of the cylindrical section of the model)	in.
$C_{p_{bi}}$		base pressure coefficient ; $\frac{P_{bi}-P_{\infty}}{q}$	

NOMENCLATURE

<u>Symbol</u>	<u>Plot Symbol</u>	<u>Definition</u>	<u>Units</u>
P_{b_i}		base pressures	psi
P_{t_∞}		free stream total pressure	psi
P_∞		free stream static pressure	psi
q_∞		free stream dynamic pressure	psi
S_{ref}	SREF	reference area (cross sectional area of the cylindrical section of the model)	in. ²
T_t		tunnel total temperature	°F
X_m, Y_m, Z_m X, Y, Z		missile axes (see text) body axes system coordinates (for an airplane, the X, Z-plane is the plane of symmetry, the origin of the axes system is the center of gravity or any other convenient point, and the X axis is the airplane longitudinal axis) - see Figure 1.	
XMRP, YMRP, ZMRP	XMRP YMRP ZMRP	abbreviations for the location of the moment reference point in the missile axis system	in.
α	ALPHA	angle of attack, angle between the X_m -axis and a vector in the direction of the air flow	degrees
ϕ	PHI	roll angle, i.e., angle between the missile Y_m -axis and the body Y -axis (from a pilot's viewpoint in an airplane, a positive roll angle is a clockwise rotation)	degrees
<u>Subscripts</u>			
r, f		reference conditions	
∞		free stream conditions	
b		base	
i		identifies the location of the base pressure measurements	

In addition to the standard notation, the following are special to this test:

<u>Symbol</u>	<u>Plot Symbol</u>	<u>Definition</u>
X_{cp}/ℓ	XCP/L	Center of pressure location based on body length; $= \frac{X_{c.g.}}{\ell_{Body}} - \left(\frac{C_{mm}}{C_{Nm}} \right) \left(\frac{\ell_{ref}}{\ell_{Body}} \right)$
	FWDSTK	Parameter name describing the forward strake; number in front of decimal is the number of strakes. Number after decimal is the length of the strake in calibers*.
	AFTSTK	Parameter name describing the aft strake; number in front of decimal is the number of strakes. Number after decimal is the length of the strake in calibers.
ϕ	PHI	Parameter name describes the particular protuberance angular location in degrees (see model roll angle).
	ATTRNG	Parameter name describing the attachment ring. A number indicates the presence of the ring.
	ELETUN	Parameter name describing the electrical tunnel. Number of 1.0 indicates an electrical tunnel is mounted on the SRB at an angular location as described by phi (ϕ). A SRB/ET thrust attachment structure is always mounted 180° around the SRB body from the electrical tunnel. (Model roll angle is based on the position of electrical tunnel).
	RTORKS	Parameter name describing retro-rockets (separation rockets); a number indicates the presence of the rockets.
ΔC_{Nm}	DLTCN	Incremental normal force coefficient due to body strake or electrical tunnel
ΔC_{Am}	DLTCA	Incremental axial force coefficient due to body strake or electrical tunnel
ΔC_{ym}	DLTCY	Incremental side force coefficient due to body strake or electrical tunnel
ΔC_{mm}	DLTCLM	Incremental pitching moment coefficient due to body strake or electrical tunnel
ΔC_{nm}	DLTCYN	Incremental yawing moment coefficient due to body strake or electrical tunnel
$\Delta C_{\ell m}$	DLTCBL	Incremental rolling moment coefficient due to body strake or electrical tunnel
RN/ ℓ	RN/L	Reynolds number per unit body length; millions per foot

*One caliber = $\ell_{ref} = d_{ref} = 3.000$ inches

INTRODUCTION

Space Shuttle launch configuration consists of a delta wing orbiter, a large external fuel tank (ET), and two solid rocket boosters (SRB). At launch the orbiter engines and the two SRB's are ignited. The SRB's burn out at an altitude of approximately 140,000 feet. After burnout, the SRB's separate from the shuttle launch configuration and free-fall toward the ocean. At approximately 17,000 feet altitude, parachutes are deployed which lower each SRB into the ocean with an impact velocity of about 80 feet per second (fps).

Free-fall of the SRB's after separation is completely uncontrolled. However, the SRB's must decelerate to a velocity and attitude that is suitable for parachute deployment. To determine the rate of deceleration and the attitude of the SRB's during free-fall, engineers at Marshall Space Flight Center (MSFC) are using a six-degree-of-freedom computer program to predict dynamic behavior. Static aerodynamic coefficients are part of the information required for input into this computer program.

To determine static aerodynamic coefficients for the SRB's during free-fall, several wind tunnel tests of SRB models were conducted in the 14-inch Transonic Wind Tunnel at MSFC. These tests, described in references 1, 2, 3, and 4, were conducted with 0.5634 percent models. The tunnel blockage with these models was almost five percent for certain test conditions, and the Reynolds numbers were of the order to cause transitional flow. To eliminate these objectionable test conditions, a larger scale SRB model was tested in the 8-Foot Transonic Pressure Tunnel

INTRODUCTION (Concluded)

(8' TPT) at Langley Research Center (LaRC). The test, 8' TPT 655, was conducted with a 2.112 percent scale model; maximum tunnel blockage was reduced to approximately 1.53 percent. Primary Reynolds numbers were high enough to insure turbulent flow.

Post-test calibration of the wind tunnel balance used during Test 655 indicated a discrepancy in the axial force calibration constants from pre-test results. This questioned the validity of the axial force data to the extent that a second, shorter test was performed to check the data from the first test. Data from this second test, 8' TPT 662, verified the data from the first test, indicating that any balance gage shift occurred after the first test but prior to post calibration. Results from both tests are presented.

Tunnel conditions during these two tests were as follows: Mach numbers were 0.4, 0.6, 0.8, 0.9, 1.0, and 1.2; angles of attack ranged from -1 to 181 degrees, and Reynolds numbers ranged from 0.6 to 6.1 million per foot.

Three model configurations investigated were as follows:

1. SRB without external protuberances.
2. SRB with an electrical tunnel and a SRB/ET thrust attachment structure.
3. SRB with two body strakes.

MODEL DESCRIPTION AND SUPPORT HARDWARE

Model Description

The model, MSFC model 454, was a 2.112 percent scale model of a 142-inch diameter SRB. Details of the model are in table I and figures 2, 3, 4, and 5. Figure 2 presents the dimensions of the major geometric body segments. These segments and their dimensions are as follows:

- 1) A 3.971-inch long, spherically blunted, 18-degree half-angle nose cone (a truncated nose section was used to allow for the passage of the sting at alpha range of 140 to 180 degrees).
- 2) A 29.734-inch long, 3-inch diameter cylindrical body section.
- 3) A 1.964-inch long, 15-degree, 3-foot frustrum angle, axially symmetric engine shroud.
- 4) A 1.102-inch long axially symmetric 10-degree half-angle, conical engine nozzle.

Figure 3 presents the dimensions and locations of an attachment ring and body strakes that were attached to the model. The attachment ring was a scaled representation of a structure used to attach the SRB's to the Space Shuttle External Tank and was affixed to the model for all of the wind tunnel tests. Body strakes were scaled representations of small protuberances considered for use on the SRB's. These strakes were used on the model only during selected parts of the test.

Figure 4 presents the dimensions and locations of an electrical tunnel and a SRB/ET thrust attachment structure that were attached to the model. The electrical tunnel was a scaled representation of a tunnel used to route electrical wiring from the front to the rear of the SRB's. The SRB/ET thrust attachment structure was a scaled representation of

MODEL DESCRIPTION AND SUPPORT HARDWARE
(Continued)

the structure used to transmit the thrust of the SRB's to the ET. The tunnel and structure were only used during selected parts of the test.

Figure 5 shows the aft portion of the model and details the plug, which is removed to allow passage of the sting for testing at angles of attack from -1 to 40° .

The model was made in seven sections: nose, strake ring, two fill rings, balance body, sting outlet section, and tail section (figure 6).

Three reasons for these seven sections are as follows:

- 1) The two fill rings could be assembled in three arrangements relative to the balance body: both forward, both aft, or one forward and one aft. This allows adjustment of the model center of pressure relative to the balance center.
- 2) The nose and strake ring sections were interchangeable with the tail section. The nose forward, tail aft configuration was used for angles-of-attack from -1 to 100 degrees and the tail forward, nose aft configuration was used for angles-of-attack from 80 to 181 degrees. A truncated nose section allowed for the passage of the sting at angle-of-attack range of 140 to 181 degrees.
- 3) The sting outlet section was required so that the sting could go out the leeward side of the cylindrical section of the model when the model was placed in the wind tunnel at angles of attack between 40 and 140 degrees.

The model was designed so that roll angles of 0 , 45 , 90 , 135 , 180 , 225 , 270 , and 315 degrees could be simulated. These angles could be achieved by rolling the nose strake ring and tail sections relative to the balance body and at the same time moving the protuberances to a different roll position on the model. The sign convention for roll angles is shown in figures 3 and 4.

MODEL DESCRIPTION AND SUPPORT HARDWARE
(Concluded)

Figure 7 shows the various model parts used during these two tests and figures 8 through 11 show typical installation of the model in the tunnel.

Support Hardware

Five pieces of model support hardware were used during these tests: sting holder, straight sting (model), straight sting (mate), 60-degree offset sting (model) and offset sting (60-degree mate).

The sting holder (figure 12) adapted the stings to the model support system in the test facility. It also dropped the sting centerline 5.5 inches.

The straight sting (model) and straight sting (mate) (figure 13) supported the model at angles of attack from -1 to 40 degrees and 140 to 181 degrees.

The 60-degree offset sting (model) and the offset sting (60-degree mate) (figure 14) supported the model at angles of attack from 40 to 140 degrees. The 60-degree offset sting (model) came out the leeward side of the cylindrical section of the model.

Typical installations of the stings are shown in figures 15 and 16. Typical model and support hardware combinations are shown in figures 17 and 18.

CONFIGURATIONS INVESTIGATED

Run schedules (data set collations) are shown in tables III and IV. These tables contain the data set collation identifiers for each test and identify the nominal conditions at which various configurations were tested. These conditions were angle-of-attack (α), roll angle (ϕ), Mach numbers (M) and Reynolds number per foot (R_N/ft). When "max" is listed for the condition R_N/ft , table II must be used to determine the maximum R_N/ft capability of the 8' TPT for the various Mach numbers being tested.

As indicated in table III, the SRB without protuberances was tested at Mach numbers of 0.4, 0.6, 0.8, 0.9, 1.0, and 1.2 and angles of attack from -1 to 181 degrees. This configuration was tested at several Reynolds numbers with and without boundary layer trips at limited Mach numbers of 0.4, 0.6, 0.9, and 1.2 and angles of attack from 80 to 100.

Boundary layer trips were formed by applying grit to the model in 0.1-inch wide strips 60 degrees away from the windward stagnation line on each side of the cylindrical section and engine shroud and in a 0.1-inch wide circumferential strip around the conical portion of the nose (figure 19). These trip strips were used during all testing at angles of attack between -1 and 140 degrees. Two grit sizes (No. 54 or No. 60) were used during test 8' TPT 655. Two additional grit sizes (No. 25 and No. 40) were investigated during test 8' TPT 662 to determine any effect the grit size had on the aerodynamic characteristics of the model.

The configuration with a scaled electrical tunnel and an SRB/ET thrust attachment structure was formed by adding them to the previous configu-

CONFIGURATIONS INVESTIGATED
(Continued)

ration (figure 4). This configuration was tested at roll angles of 45, 90, and 135 degrees, which were achieved by placing the tunnel and structure on the model at the appropriate roll angle. Investigations were made over an alpha range from -1 to 181 degrees at Mach numbers of 0.6, 0.9, and 1.2 and at maximum tunnel Reynolds numbers.

The SRB with two body strakes was formed by adding two strakes to the SRB without protuberances. Both of these strakes were one caliber long and 0.1 caliber high. As shown in figure 3, one strake was placed on the model at a position one caliber behind the cone shoulder and the other strake was located so its rear edge was at the junction of the model cylindrical section and engine shroud. These strakes were along lines diametrically opposed to each other so that when the model roll angle was zero, the rear strake was along the model windward side stagnation line. Tests of this configuration were limited to Mach numbers of 0.4, 0.6, 0.9, and 1.2 and angles of attack from 80 to 100 degrees at several Reynolds numbers.

There were some runs in which the configuration or Reynolds number deviated from the nominal. The runs and deviations were as follows:

<u>Data Set Identifiers</u>	<u>Run No.</u>	<u>Mach</u>	<u>Deviation</u>
RPS035 & RPS036	141-146,153-158	0.4,0.6,0.8, 0.9,1.0,1.2	SRB/ET thrust attachment structure affixed during these runs

CONFIGURATIONS INVESTIGATED
(Concluded)

<u>Data Set Identifiers</u>	<u>Run No.</u>	<u>Mach</u>	<u>Deviation</u>
RPS026 & RPS027	118 & 112	1.0	R _N /ft was not the maximum available of $\sim 5.2 \times 10^6$ but was $\sim 4.9 \times 10^6$.
RPS010	14	0.4	No. 60 grit used for trip strips in lieu of No. 54 grit.
RPS012	15 & 13	0.4 & 0.9	
RPS013	16	0.6	

Additionally, Test 655 revealed some mis-match of coefficients when the sting support system was changed. Thus, runs were made during Test 662 to extend the angle of attack range obtained with the tail-mounted model (figure 8) and the nose-mounted model (figure 11). This extended angle of attack range was achieved by using the straight sting (model) with the offset sting (60-degree mate). The angle of attack ranges were extended 10 degrees so that, for the tail mounted model, the maximum angle of attack was approximately 50 degrees and, for the tail mount, the minimum angle of attack was approximately 130 degrees. Runs conducted to extend these angle of attack ranges are identified by a "L" or an "M" in the α schedule of table VIII.

Also during Test 662, two runs were made at a Mach number of 0.4 to determine hysteresis effects. These runs covered an angle of attack range from 40 to 60 degrees. During the first run, Run 22, Data Set Identifier RPS101, the model was rotated in the direction of increasing angle of attack. During the second run, Run 23, Data Set Identifier RPS108, the model was rotated in the direction of decreasing angle of attack.

DATA ACQUISITION AND REDUCTION

Parameters measured and recorded during these two tests were as follows:

- 1) Tunnel conditions ($P_{t\infty}$, P_{∞} , T_t)
- 2) Sting attitude
- 3) Base pressures (for $-1^\circ \leq \alpha \leq 40^\circ$ and $140^\circ \leq \alpha \leq 181$ degrees only)
- 4) Six-component force and moment data.

Tunnel conditions were used to calculate the Mach number, the dynamic pressure, and the Reynolds number; the sting attitude with deflection calibrations were used to calculate the model angle of attack; the base pressures were used to calculate base pressure coefficients; and the six-component force and moment data were used to calculate static stability coefficients.

Base pressures were recorded only over angle of attack ranges from -1 to 40 degrees and from 140 to 181 degrees; i.e., base pressures were not recorded when the model was supported in the wind tunnel as shown in figures 9 and 10. Figure 20 shows the location of pressure tubes for angle of attack from -1 to 40 degrees. Figure 21 shows the pressure tube locations for angles of attack from 140 to 181 degrees. In the latter position, pressures that were recorded probably would be more accurately described as "nose cavity pressures" rather than base pressures.

A tabulation of the base pressure coefficients is included in the appendix. Zeroes are listed where base pressures were not recorded (alpha range from 40 to 140 degrees).

DATA ACQUISITION AND REDUCTION (Continued)

As stated above, the six-component force and moment data were used to calculate six-component static stability coefficients. These data were measured with LaRC Balance numbers 403, 404, and 814. The rated capacity (see Table II) of these three balances is the same. Balance No. 814 was used for 8'TPT 655. Balance numbers 403 and 404 were used for the following runs in 8'TPT 662.

<u>Balance</u>	<u>Data Set Identifier</u>	<u>*Test Runs</u>
8'TPT-622 - Balance 404	RPS101-109	4,5,11,18,22,23,26,29,32
	RPS113-145	1-3,6-10,12-17,19-21,24,25,27,28,30,31,33-52
Balance 403	RPS110-112	53 through 60

* A "run" refers to one pitch polar in which a model of one configuration is rotated through an angle of attack range of approximately 20 degrees at a constant Mach number, Reynolds number, and roll angle.

The six coefficients, C_{A_m} , C_{L_m} , C_{m_m} , C_{N_m} , C_{n_m} , and C_{Y_m} , are coefficients in the missile axis system.

The missile axes system (X_M , Y_M , Z_M) is a non-rolling body axes system that is frequently used in wind tunnel tests and studies of missile flight dynamics. It is a system of axes that never rotates about the missile or model longitudinal axis. The missile axes system is identical with the body

DATA ACQUISITION AND REDUCTION (Continued)

axes system at zero roll angle.

Six-component static aerodynamic coefficients in the missile axes system may be converted to coefficients in the body axes system with the following six equations:

$$C_A = C_{A_m}$$

$$C_N = C_{N_m} \cos \phi + C_{y_m} \sin \phi$$

$$C_y = -C_{N_m} \sin \phi + C_{y_m} \cos \phi$$

$$C_x = C_{x_m}$$

$$C_m = C_{m_m} \cos \phi + C_{n_m} \sin \phi$$

$$C_n = -C_{n_m} \sin \phi + C_{m_m} \cos \phi$$

Orientations of the body axes coefficients (C_A , C_N , C_y , C_x , C_m , C_n) are defined in figure I.

The following reference dimensions were used to calculate the static stability coefficients:

<u>Parameter</u>	<u>Full Scale</u>	<u>Model Scale</u>
Reference area (S_{ref}) based on body cross section	109.98 ft ²	7.069 in. ²
Reference length (l_{ref}) = (b_{ref}) = model diameter	142 in.	3.000 in.

DATA ACQUISITION AND REDUCTION (Concluded)

<u>Parameter</u>	<u>Full Scale</u>	<u>Model Scale</u>
Moment reference center (from body nose)		
*XMRP	986.46 in.	20.834 in.
YMRP	0	0
ZMRP	0	0

* 56.66% of body length, measured from nose tip.

Force and moment data were corrected for model weight tares but angles of attack were not corrected for tunnel flow angularity.

Shadowgraph or Schlieren photographs were not made during these tests.

TEST FACILITY DESCRIPTION

NASA-Langley 8-Foot Transonic Pressure Tunnel is a single return, closed circuit tunnel with Mach number continuously variable from 0.2 to 1.3. Test medium is air with stagnation pressure, stagnation temperature, and dewpoint temperature controlled. Test section is 7.1 feet square and has a sting-type model support with tunnel wall mounts available. Six-component moment type internal balances are commonly used; balance output is recorded digitally on paper tape for subsequent reduction.

DATA PRESENTATION

Data are presented in two forms: (1) Stability coefficients plotted as a function of angle of attack and (2) data tables that include six stability coefficients, four base pressure coefficients, tunnel flow conditions, and model attitude.

Data Plots

Plots of the stability coefficients show certain significant effects that were investigated during the tests:

- 1) Effects of the angular location (roll angle) of the electrical tunnel and SRB/ET thrust attachment structure.
- 2) Effects of the angular location (roll angle) of body strakes.
- 3) Reynolds number effects with and without boundary layer trips.

Data in the plots for a roll angle of zero are the data from tests of the configuration that did not have external protuberances other than the attachment ring.

These plots of the stability coefficients include the six static aerodynamic coefficients (C_{N_m} , C_{A_m} , C_{Y_m} , C_{m_m} , C_{n_m} , C_{l_m}) and the longitudinal center of pressure (XCP/L) based on the body length.

In addition to these plots that show coefficients as a function of angle of attack, plots were made that show incremental changes in the coefficients that were caused by attaching to the model either the body strakes or the electrical tunnel with the SRB/ET attach structure.

Incremental coefficients (ΔC_{N_m} , ΔC_{A_m} , ΔC_{Y_m} , ΔC_{m_m} , ΔC_{n_m} , ΔC_{l_m}) were determined by subtracting the coefficient values for the configuration without protuberances from the coefficient values for the configuration

DATA PRESENTATION (Concluded)

with protuberances; i.e., for a given model roll angle

$$\Delta C_{iM} = (C_{iM})_{\text{with protuberance}} - (C_{iM})_{\text{w/o protuberance}}$$

For example,

electrical tunnel at model roll angle of 90°

$$\Delta C_{NM} = (C_{NM})_{\text{electrical tunnel @ } \phi=90^\circ} - (C_{NM})_{\text{w/o protuberance}}$$

Much of Test 662 was a repeat of parts of Test 655; therefore, data from Test 662 are presented only in plots that do not include any data from Test 655. Table VI identifies the runs from Test 655 that were repeated during Test 662.

Table VII is a coding of the grouping of various data set identifiers for plotting purposes.

Data Tables

Data tables, identified as tabulated source data, are presented for each of the 176 runs of Test 655 and for each of the 60 runs of Test 662. Tables are presented in the order of dataset number. Each table lists the six static aerodynamic stability coefficients. Four base pressure coefficients are listed for those runs that included base pressure measurements. (Where base pressures were not recorded, zeroes will appear in the data table for C_p 's.) Each table also includes information that describes the model configuration, altitude, reference dimensions and tunnel flow conditions.

REFERENCES

1. NASA CR-120,056 (DMS-DR-1253), "Aerodynamic Characteristics of a 156-Inch Solid Rocket Motor at Angles of Attack from -10° to 190° ," Buchholz, R. E., Elder, D. J.; August 1972.
2. NASA CR-120,090 (DMS-DR-2012), "Aerodynamic Characteristics of a 162-Inch Diameter Solid Rocket Booster with and without Strakes," Radford, W. D., Johnson, J. D., Rampy, J. M.; March 1973.
3. NASA CR-128,767 (DMS-DR-2025), "Aerodynamic Characteristics of a 142-Inch Solid Rocket Booster with and without Strakes," Radford, W. D., Johnson, J. D.; May 1973.
4. NASA CR-128,774 (DMS-DR-2051), "Aerodynamic Characteristics of a 142-Inch Diameter Solid Rocket Booster (Configurations 89B and 139)," Radford, W. D., Johnson, J. D.; August 1973.

Table I. Model Component Dimensions

MODEL COMPONENT: Nose

GENERAL DESCRIPTION: 142-inch diameter SRB nose, cone angle is 18° with a spherical radius nose cap. (The nose was cut to allow for sting mounting when alpha exceeded 140°).

MODEL DRAWING NUMBER: MSFC #80M42621
MSFC #80M42622

<u>DIMENSIONS:</u>	<u>THEORETICAL</u>		<u>ACTUAL MEASURED</u>
	<u>FULL-SCALE</u>	<u>MODEL SCALE</u>	<u>MODEL SCALE</u>
Length	<u>188 in.</u>	<u>3.971 in.</u>	<u>3.892 in.</u>
Max. Width	<u>142 in.</u>	<u>3.000 in.</u>	<u>3.000</u>
Max. Depth	<u>142 in.</u>	<u>3.000 in.</u>	<u>3.000</u>
Fineness Ratio	<u>1.32</u>	<u>1.32</u>	<u>1.297</u>
Area			
Max. Cross-Sectional	<u>109.97 ft²</u>	<u>7.069 in.²</u>	<u> </u>
Planform	<u> </u>	<u> </u>	<u> </u>
Wetted	<u> </u>	<u> </u>	<u> </u>
Base	<u>109.97 ft²</u>	<u>7.069 in.²</u>	<u> </u>
Length (when cut for sting mounting)	<u> </u>	<u>1.539 in.</u>	<u>1.511</u>

Table I. (Continued)

MODEL COMPONENT: BODY

GENERAL DESCRIPTION: 142-inch diameter SRB body for SRB configuration 139. (This body was cut on its side for sting mounting for angle-of-attack from 40 to 140 degrees).

MODEL DRAWING NUMBER: 80M42621, 80M42623, 80M32580, 80M42620, 80M42590, 80M42626

<u>DIMENSIONS:</u>	<u>THEORETICAL</u>		<u>ACTUAL MEASURED</u>
	<u>FULL-SCALE</u>	<u>MODEL SCALE</u>	<u>MODEL SCALE</u>
Length	<u>1407.8 in.</u>	<u>29.734 in.</u>	<u>29.757 in.</u>
Max. Width	<u>142 in.</u>	<u>3.000 in.</u>	<u>3.001</u>
Max. Depth	<u>142 in.</u>	<u>3.000 in.</u>	<u>3.001</u>
Fineness Ratio	<u>9.91</u>	<u>9.91</u>	<u>9.915</u>
Area			
Max. Cross-Sectional	<u>109.98 ft²</u>	<u>7.069 in.²</u>	<u> </u>
Planform	<u> </u>	<u> </u>	<u> </u>
Wetted	<u> </u>	<u> </u>	<u> </u>
Base	<u>109.97 ft²</u>	<u>7.069 in.²</u>	<u> </u>

Table I. (Continued)

MODEL COMPONENT: Engine/Shroud

GENERAL DESCRIPTION: 142-inch diameter SRB engine shroud/nozzle combination for SRB configuration 139. Both are symmetrical with the SRB body and were cut to allow for sting mounting for angle-of-attack 0 to 40 degrees. The tail was hollowed to simulate full scale.

MODEL DRAWING NUMBER: 80M42626, 80M32613

<u>DIMENSIONS:</u>	<u>THEORETICAL</u>		<u>ACTUAL MEASURED</u>
	<u>FULL-SCALE</u>	<u>MODEL SCALE</u>	<u>MODEL SCALE</u>
<u>Engine Shroud</u>			
Length	<u>93 in.</u>	<u>1.964 in.</u>	<u>1.975</u>
Max. Width	<u>192 in.</u>	<u>4.055 in.</u>	<u>4.062 in.</u>
Max. Depth	<u>192 in.</u>	<u>4.055 in.</u>	<u>4.062 in.</u>
Max. Cross Sectional Area	<u>201.1 ft²</u>	<u>12.914 in.²</u>	<u>12.959</u>
<u>Engine Nozzle</u>			
Length	<u>52 in.</u>	<u>1.102 in.</u>	<u>1.095 in.</u>
Max. Width	<u>141.7 in.</u>	<u>2.993 in.</u>	<u>2.994 in.</u>
Max. Depth	<u>141.7 in.</u>	<u>2.993 in.</u>	<u>2.994 in.</u>
Max. Cross Sectional Area	<u>109.52 ft²</u>	<u>7.040 in.²</u>	<u>7.040 in²</u>

Table I. (Continued)

MODEL COMPONENT: Attachment Ring

GENERAL DESCRIPTION: An attachment ring (used to attach the SRB to the ET)
is located 27.773 inches model scale (1315 inches full scale) from the nose of
the vehicle.

MODEL DRAWING NUMBER: 80M32547, 80M32582

<u>DIMENSIONS:</u>	<u>THEORETICAL</u>		<u>ACTUAL MEASURED</u>
	<u>FULL-SCALE</u>	<u>MODEL SCALE</u>	<u>MODEL SCALE</u>
Length			
Max. Width	10.98 in.	0.232 in.	
Max. Depth	9.99 in.	0.211 in.	
Fineness Ratio			
Area			
Max. Cross-Sectional			
Planform			
Wetted			
Base			

Table I. (Continued)

MODEL COMPONENT: Electrical Tunnel

GENERAL DESCRIPTION: The electrical tunnel runs along the outside the SRB tank to protect the various electrical cables from aerodynamic loading.

MODEL DRAWING NUMBER: 80M42642

THEORETICAL

DIMENSIONS:

	<u>FULL-SCALE</u>	<u>MODEL SCALE</u>
Length	<u>~ 1274 in.</u>	<u>~ 26.9 in.</u>
Max. Width	<u>13 in.</u>	<u>0.275 in.</u>
Max. Depth	<u>6 in.</u>	<u>0.127 in.</u>
Fineness Ratio	<u></u>	<u></u>
Area	<u></u>	<u></u>
Max. Cross-Sectional	<u></u>	<u></u>
Planform	<u></u>	<u></u>
Wetted	<u></u>	<u></u>
Base	<u></u>	<u></u>

See Figure 4 for more details

Table I. (Continued)

MODEL COMPONENT: SRB/ET Thrust Attachment Structure

GENERAL DESCRIPTION: This structured is mounted aft the intersection of nose and body and is used to attach the SRB to the ET.

MODEL DRAWING NUMBER: 80M42641

<u>DIMENSIONS:</u>	<u>THEORETICAL</u>	
	<u>FULL-SCALE</u>	<u>MODEL SCALE</u>
Length	_____	~ 1.000 in.
Max. Width	_____	~ 2.744 in.
Max. Depth	_____	~ 0.157
Fineness Ratio	_____	_____
Area		
Max. Cross-Sectional	_____	_____
Planform	_____	_____
Wetted	_____	_____
Base	_____	_____

See Figure 4. for more details.

Table I. (Concluded)

MODEL COMPONENT: Strake - One Caliber

GENERAL DESCRIPTION: The leading edge of the forward strake is located 3.0 inches (1 caliber) aft of the junction of nose and body. The trailing edge of the aft strake is located at the junction of the body and shroud but on opposite side of body from forward strake.

MODEL DRAWING NUMBER: 80M21779

THEORETICAL

DIMENSIONS:

	<u>FULL-SCALE</u>	<u>MODEL SCALE</u>
Length	<u>142 in.</u>	<u>3.000 in.</u>
Max. Width	<u>14.2 in.</u>	<u>0.3 in.</u>
Max. Depth	<u>14.2 in.</u>	<u>0.3 in.</u>
Fineness Ratio	<u> </u>	<u> </u>
Area	<u> </u>	<u> </u>
Max. Cross-Sectional	<u> </u>	<u> </u>
Planform	<u> </u>	<u> </u>
Wetted	<u> </u>	<u> </u>
Base	<u> </u>	<u> </u>

Table II
TEST CONDITIONS & BALANCE RATED CAPACITY
TEST LaRC 8'TPT 655 and 662

MACH NUMBER	REYNOLDS NUMBER (per foot)	DYNAMIC PRESSURE (PSF)	STAGNATION TEMPERATURE (degrees Fahrenheit)
0.4	0.6 x 10 ⁶	55.3	101.5
0.4	1.2	110.7	102.0
0.4	2.0	184.6	104.0
0.4	3.6	332.2	106.0
0.6	0.6	79.2	112.5
0.6	1.2	158.3	104.5
0.6	2.0	263.8	107.5
0.6	3.6	474.5	122.0
0.6	5.1	672.8	115.5
0.8	6.1	1006.0	123.0
0.9	0.6	107.2	114.0
0.9	1.2	214.5	112.0
0.9	2.0	357.3	118.5
0.9	5.5	982.5	123.0
1.0	4.9	933.4	124.0
1.0	5.2	990.3	123.0

BALANCE UTILIZED: LaRC 814, 403, 404

CAPACITY:

NF 1200 lb.
 SF 400 lb.
 AF 250 lb.
 PM 1600 in.-lb.
 YM 1400 in.-lb.
 RM 800 in.-lb.

ACCURACY:

**COEFFICIENT
TOLERANCE:**

COMMENTS:

The above are average values

TABLE III. TEST LARC 8 IPT 655 DATA SET COLLATION SHEET (Continued)

PRETEST
 POSTTEST

DATA SET IDENTIFIER	CONFIGURATION	SCHD.		PARAMETERS VALUES		NO. OF RUNS	MACH NUMBERS (OR ALTERNATE INDEPENDENT VARIABLE)							
		a	B	45	MAX UP		0.4	0.6	0.8	0.9	1.0	1.2		
AP5019	SRB w/ PROTOBRANGES	F	0	90	2.0	4	49	48	47	42				
20	£ w/ BODY STRAKES					4	37	38	39	40				
21						1	36							
22						1				41				
23						1								
24						1								
25						1								
26	SRB w/ PROTOBRANGES	A		135	MAX	4	46	45	44	43				
27		B		0	MAX	6	120	121	122	119	*118	117		
28		C				6	116	115	114	113	*112	111		
29		D				6	102	103	101	104	94	93		
30		E				6	98	100	99	97	96	95		
31		F				2			11		26			
32		G				6	69	68	67	66	71	70		
33		H				6	78	79	77	76	75	74		
34		I				6	90	91	92	88	87	86		
35		S				6	156	158	157	155	154	153		
36		G				6	145	146	144	143	142	141		
37		H				2					73	72		

PPS BETA 2 (RSE) 13CP1 19CP2 25CP3 31CP4 37 43 49 55 61ALPHA 7576

RPS G.E.T.A. I.C.N. I.C.L.M. I.C.O.L. I.C.Y.N. I.C.V. I.C.D. I.C.A. I.C.A.B. I.M.A.C.H. I.A.P.H.A. 10

COEFFICIENTS: $\alpha A = 0$ to 20 ; $\alpha B = 20$ to 40 ; $\alpha C = 40$ to 60 ; $\alpha D = 60$ to 80 ; $\alpha E = 80$ to 100 ; $\alpha F = 100$ to 120 ; $\alpha H = 120$ to 140 ; $\alpha I = 140$ to 160 ; $\alpha J = 160$ to 180 .

α or β * $R_{N/FT}$ FOR RUNS 112 & 118 REDUCED TO 4.9×10^4 (FROM 5.2×10^5)

SCHEDULES ** WHERE $R_{N/FT} = \text{MAX}$, USE TABLE II TO DETERMINE MAX $R_{N/FT}$ FOR EACH MACH

THESE DATA SET IDENTIFIERS HAD THRUST ATT. STRUCTURE MOUNTED

TABLE III. TEST LARC 8'TPT 655 DATA SET COLLATION SHEET

PRE-TEST

POST-TEST

DATA SET IDENTIFIER	CONFIGURATION	SCHD.		PARAMETERS, VALUES			NO. OF RUNS	MACH NUMBERS (OR ALTERNATE INDEPENDENT VARIABLE)							TEST RUN NUMBERS												
		A	B	MAX	UP	DN		0.4	0.6	0.8	0.9	1.0	1.2														
RPS038	SRB W/ELECT. TUNNEL AND	A	0	45	UP		3	X	137	X	136	X	135	X													
39	THRUST ATTACHMENT	B			↓		3	X	140	X	139	X	138	X													
40		E			DN		3	X	52	X	51	X	50	X													
41		F					3	X	63	X	62	X	61	X													
42		I			↓		3	X	170	X	169	X	168	X													
43		J			UP		3	X	167	X	166	X	165	X													
44		A		90°			3	X	125	X	124	X	123	X													
45		B					3	X	128	X	127	X	126	X													
46		C					3	X	107	X	106	X	105	X													
47		D			↓		3	X	110	X	109	X	108	X													
48		E			DN		3	X	55	X	54	X	53	X													
49		F					2	X	60	X	59	X	58	X													
50		G					3	X	81	X	80	X	82	X													
51		H					3	X	85	X	84	X	83	X													
52		I			↓		3	X	160	X	161	X	159	X													
53		J					3	X	164	X	163	X	162	X													
54		A		135	UP		3	X	134	X	133	X	132	X													
55		B					3	X	131	X	130	X	129	X													
56		E			↓		3	X	58	X	57	X	56	X													
57		F			DN		2	X	65	X	64	X	63	X													

TABLE IV. TEST LARC 8'TPT 662 DATA SET COLLATION SHEET (Continued)

PRETEST
 POSTTEST

DATA SET IDENTIFIER	CONFIGURATION	SCHD.		PARAMETERS / VALUES		NO. OF RUNS	MACH NUMBERS (OR ALTERNATE INDEPENDENT VARIABLE)					
		a	B	q	EX/100		0.4	0.6	0.8	0.9		
KPS11S	SR8 w/o PROT. & WITH	E	S	0	0.6	UP	3	41	45	X	X	39
16	# 25 TRIP STRIPS				0.9		3	44	43	X	X	42
17					1.6		3	47	46	X	X	45
18					2.0		3	38	37	X	X	36
19					2.9		1	48	X	X	X	X
20					3.6		3	35	50	X	X	49
21					5.1		1	X	34	X	X	X
22					5.5		1	X	X	X	X	33
23	SR8 w/o PROT	C			5.1		1	X	21	X	X	X
24		D					1	X	25	X	X	X
25		E					1	X	28	X	X	X
26		F				DN	1	X	31	X	X	X
27		I				"	1	X	7	X	X	X
28		L				UP	1	X	19	X	X	X
29		M				DN	1	X	13	X	X	X
30		C			6.1	UP	1	X	20	X	X	X
31		D			"	"	1	X	24	X	X	X
32		E			"	"	1	X	27	X	X	X

PPS BETA 70(CP5F) 13CE1 19P2 25CP3 31CP4 37 43 49 55 61MACH 67LPH 7576
 RES BETA 15N 15A 15M 15O 15P 15Q 15R 15S 15T 15U 15V 15W 15X 15Y 15Z 15AA 15AB 15AC 15AD 15AE 15AF 15AG 15AH 15AI 15AJ 15AK 15AL 15AM 15AN 15AO 15AP 15AQ 15AR 15AS 15AT 15AU 15AV 15AW 15AX 15AY 15AZ 15BA 15BB 15BC 15BD 15BE 15BF 15BG 15BH 15BI 15BJ 15BK 15BL 15BM 15BN 15BO 15BP 15BQ 15BR 15BS 15BT 15BU 15BV 15BW 15BX 15BY 15BZ 15CA 15CB 15CC 15CD 15CE 15CF 15CG 15CH 15CI 15CJ 15CK 15CL 15CM 15CN 15CO 15CP 15CQ 15CR 15CS 15CT 15CU 15CV 15CW 15CX 15CY 15CZ 15DA 15DB 15DC 15DD 15DE 15DF 15DG 15DH 15DI 15DJ 15DK 15DL 15DM 15DN 15DO 15DP 15DQ 15DR 15DS 15DT 15DU 15DV 15DW 15DX 15DY 15DZ 15EA 15EB 15EC 15ED 15EE 15EF 15EG 15EH 15EI 15EJ 15EK 15EL 15EM 15EN 15EO 15EP 15EQ 15ER 15ES 15ET 15EU 15EV 15EW 15EX 15EY 15EZ 15FA 15FB 15FC 15FD 15FE 15FF 15FG 15FH 15FI 15FJ 15FK 15FL 15FM 15FN 15FO 15FP 15FQ 15FR 15FS 15FT 15FU 15FV 15FW 15FX 15FY 15FZ 15GA 15GB 15GC 15GD 15GE 15GF 15GG 15GH 15GI 15GJ 15GK 15GL 15GM 15GN 15GO 15GP 15GQ 15GR 15GS 15GT 15GU 15GV 15GW 15GX 15GY 15GZ 15HA 15HB 15HC 15HD 15HE 15HF 15HG 15HH 15HI 15HJ 15HK 15HL 15HM 15HN 15HO 15HP 15HQ 15HR 15HS 15HT 15HU 15HV 15HW 15HX 15HY 15HZ 15IA 15IB 15IC 15ID 15IE 15IF 15IG 15IH 15II 15IJ 15IK 15IL 15IM 15IN 15IO 15IP 15IQ 15IR 15IS 15IT 15IU 15IV 15IW 15IX 15IY 15IZ 15JA 15JB 15JC 15JD 15JE 15JF 15JG 15JH 15JI 15JJ 15JK 15JL 15JM 15JN 15JO 15JP 15JQ 15JR 15JS 15JT 15JU 15JV 15JW 15JX 15JY 15JZ 15KA 15KB 15KC 15KD 15KE 15KF 15KG 15KH 15KI 15KJ 15KK 15KL 15KM 15KN 15KO 15KP 15KQ 15KR 15KS 15KT 15KU 15KV 15KW 15KX 15KY 15KZ 15LA 15LB 15LC 15LD 15LE 15LF 15LG 15LH 15LI 15LJ 15LK 15LL 15LM 15LN 15LO 15LP 15LQ 15LR 15LS 15LT 15LU 15LV 15LW 15LX 15LY 15LZ 15MA 15MB 15MC 15MD 15ME 15MF 15MG 15MH 15MI 15MJ 15MK 15ML 15MN 15MO 15MP 15MQ 15MR 15MS 15MT 15MU 15MV 15MW 15MX 15MY 15MZ 15NA 15NB 15NC 15ND 15NE 15NF 15NG 15NH 15NI 15NJ 15NK 15NL 15NM 15NO 15NP 15NQ 15NR 15NS 15NT 15NU 15NV 15NW 15NX 15NY 15NZ 15OA 15OB 15OC 15OD 15OE 15OF 15OG 15OH 15OI 15OJ 15OK 15OL 15OM 15ON 15OO 15OP 15OQ 15OR 15OS 15OT 15OU 15OV 15OW 15OX 15OY 15OZ 15PA 15PB 15PC 15PD 15PE 15PF 15PG 15PH 15PI 15PJ 15PK 15PL 15PM 15PN 15PO 15PP 15PQ 15PR 15PS 15PT 15PU 15PV 15PW 15PX 15PY 15PZ 15QA 15QB 15QC 15QD 15QE 15QF 15QG 15QH 15QI 15QJ 15QK 15QL 15QM 15QN 15QO 15QP 15QQ 15QR 15QS 15QT 15QU 15QV 15QW 15QX 15QY 15QZ 15RA 15RB 15RC 15RD 15RE 15RF 15RG 15RH 15RI 15RJ 15RK 15RL 15RM 15RN 15RO 15RP 15RQ 15RR 15RS 15RT 15RU 15RV 15RW 15RX 15RY 15RZ 15SA 15SB 15SC 15SD 15SE 15SF 15SG 15SH 15SI 15SJ 15SK 15SL 15SM 15SN 15SO 15SP 15SQ 15SR 15SS 15ST 15SU 15SV 15SW 15SX 15SY 15SZ 15TA 15TB 15TC 15TD 15TE 15TF 15TG 15TH 15TI 15TJ 15TK 15TL 15TM 15TN 15TO 15TP 15TQ 15TR 15TS 15TT 15TU 15TV 15TW 15TX 15TY 15TZ 15UA 15UB 15UC 15UD 15UE 15UF 15UG 15UH 15UI 15UJ 15UK 15UL 15UM 15UN 15UO 15UP 15UQ 15UR 15US 15UT 15UU 15UV 15UW 15UX 15UY 15UZ 15VA 15VB 15VC 15VD 15VE 15VF 15VG 15VH 15VI 15VJ 15VK 15VL 15VM 15VN 15VO 15VP 15VQ 15VR 15VS 15VT 15VU 15VV 15VW 15VX 15VY 15VZ 15WA 15WB 15WC 15WD 15WE 15WF 15WG 15WH 15WI 15WJ 15WK 15WL 15WM 15WN 15WO 15WP 15WQ 15WR 15WS 15WT 15WU 15WV 15WW 15WX 15WY 15WZ 15XA 15XB 15XC 15XD 15XE 15XF 15XG 15XH 15XI 15XJ 15XK 15XL 15XM 15XN 15XO 15XP 15XQ 15XR 15XS 15XT 15XU 15XV 15XW 15XX 15XY 15XZ 15YA 15YB 15YC 15YD 15YE 15YF 15YG 15YH 15YI 15YJ 15YK 15YL 15YM 15YN 15YO 15YP 15YQ 15YR 15YS 15YT 15YU 15YV 15YW 15YX 15YY 15YZ 15ZA 15ZB 15ZC 15ZD 15ZE 15ZF 15ZG 15ZH 15ZI 15ZJ 15ZK 15ZL 15ZM 15ZN 15ZO 15ZP 15ZQ 15ZR 15ZS 15ZT 15ZU 15ZV 15ZW 15ZX 15ZY 15ZZ

COEFFICIENTS: A-E = 80 to 100
 a or B
 SCHEDULES

Table V. ANGLE-OF-ATTACK NOMENCLATURE

ANGLE-OF-ATTACK DESIGNATOR	APPROXIMATE ANGLE-OF-ATTACK RANGE
A	-0 to 20°
B	20 to 40°
C	40 to 60°
D	60 to 80°
E	80 to 100°
F	80 to 100°
G	100 to 120°
H	120 to 140°
I	140 to 160°
J	160 to 180°
L	30 to 50°
M	130 to 150°

Table VI. IDENTIFICATION OF RUNS FROM TEST 655 THAT WERE REPEATED DURING TEST 662

MACH NUMBER	LaRC 8'TPT 655		LaRC 8'TPT 662	
	RUN NO.	DATA SET IDENTIFIER	RUN NO.	DATA SET IDENTIFIER
0.4	102	RPS028	22	RPS101
0.4	98	RPS029	26	RPS102
0.4	2	RPS030	29	RPS103
0.4	69	RPS031	32	RPS104
0.4	156	RPS034	5	RPS105
0.6	103	RPS028	21	RPS123
0.6	100	RPS029	25	RPS124
0.6	1	RPS030	28	RPS125
0.6	68	RPS031	31	RPS126
0.6	158	RPS034	7	RPS127
0.8	101	RPS028	20	RPS130
0.8	99	RPS029	24	RPS131
0.8	11	RPS030	27	RPS132
0.8	67	RPS031	30	RPS133
0.8	157	RPS034	6	RPS134
0.9	155	RPS034	3	RPS137
1.0	154	RPS034	2	RPS140
1.2	153	RPS034	1	RPS143

Table VII. DATA SET IDENTIFIER CODING

● Test 8TPT 655

<u>DATA SET IDENTIFIER</u>	<u>α</u>	<u>φ</u>	<u>STK</u>	<u>ELETUN</u>	<u>GROUP DATA SET IDENTIFIER</u>
RPS026	A	0	NO	NO	} BPSS26
RPS027	B	↓			
RPS028	C				
RPS029	D				} BPSS29
RPS030	E				
RPS031	F	↓			} BPSS31
RPS032	G				
RPS033	H				
RPS034	I	↓			} BPSS34
RPS035	J				
RPS036	G				
RPS038	A	45			} BPSS38
RPS039	B	↓			
RPS040	E				
RPS041	E	↓			} BPSS41
RPS042	I				
RPS043	J				
RPS044	A	90			} BPSS44
RPS045	B	↓			
RPS046	C				
RPS047	D	↓			} BPSS47
RPS048	E				
RPS049	F				
RPS050	G				
RPS051	H				
RPS052	I	90			} BPSS52
RPS053	J	↓			
RPS054	A				
RPS055	B	135			} BPSS54
RPS056	E	↓			
RPS057	F				
RPS058	I	↓			} BPSS57
RPS059	J				
RPS026	A	0			} BPSS01
RPS027	B	↓			
RPS028	C				
RPS029	D				
RPS030	E				
RPS031	F				
RPS032	G				
RPS033	H				
RPS034	I				
RPS035	J				

Table VII. (Concluded)

<u>DATA SET IDENTIFIER</u>	<u>α</u>	<u>ϕ</u>	<u>STK</u>	<u>ELETUN</u>	<u>GROUP DATA SET IDENTIFIER</u>
RPS038	A	45	NO	YES	} BPSS02
RPS039	B	↓			
RPS040	E				
RPS041	F				
RPS042	I				
RPS043	J				
RPS044	A	90			} BPSS03
RPS045	B	↓			
RPS046	C				
RPS047	D				
RPS048	E				
RPS049	F				
RPS050	G				
RPS051	H				
RPS052	I				
RPS053	J				
RPS054	A		135		
RPS055	B	↓			
RPS056	E				
RPS057	F				
RPS058	I				
RPS059	J				
RPS030	E		0	NO	NO
RPS021	E	90°	YES	NO	} BPSA21 (use run with max R_N for grouping in BPSA21)
RPS022					
RPS023					
RPS024					

NOTE: All other data set identifiers are not grouped for plotting purposes

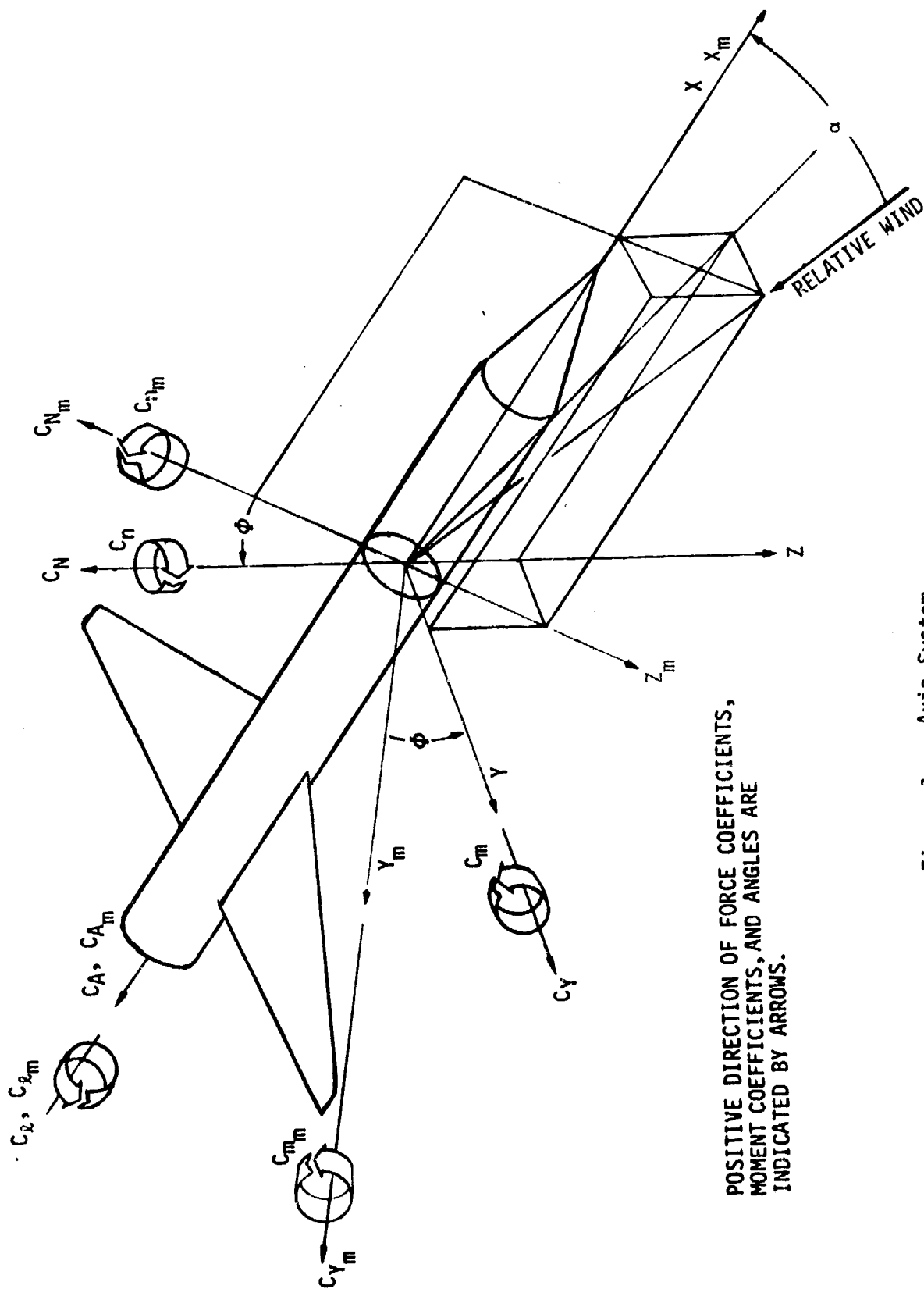
• Test 8'TPT 662

RPS101	C	0	NO	NO	} BPSS01
RPS102	D	↓			
RPS103	E				
RPS104	F				
RPS105	I				} BPSS02
RPS123	C	↓			} BPSS03
RPS124	D				
RPS125	E				
RPS126	F				} BPSS04
RPS127	I				
RPS130	C	↓			} BPSS05
RPS131	D				
RPS132	E				
RPS133	F				
RPS134	I				} BPSS06

NOTE: All other data set identifiers are not grouped for plotting purposes

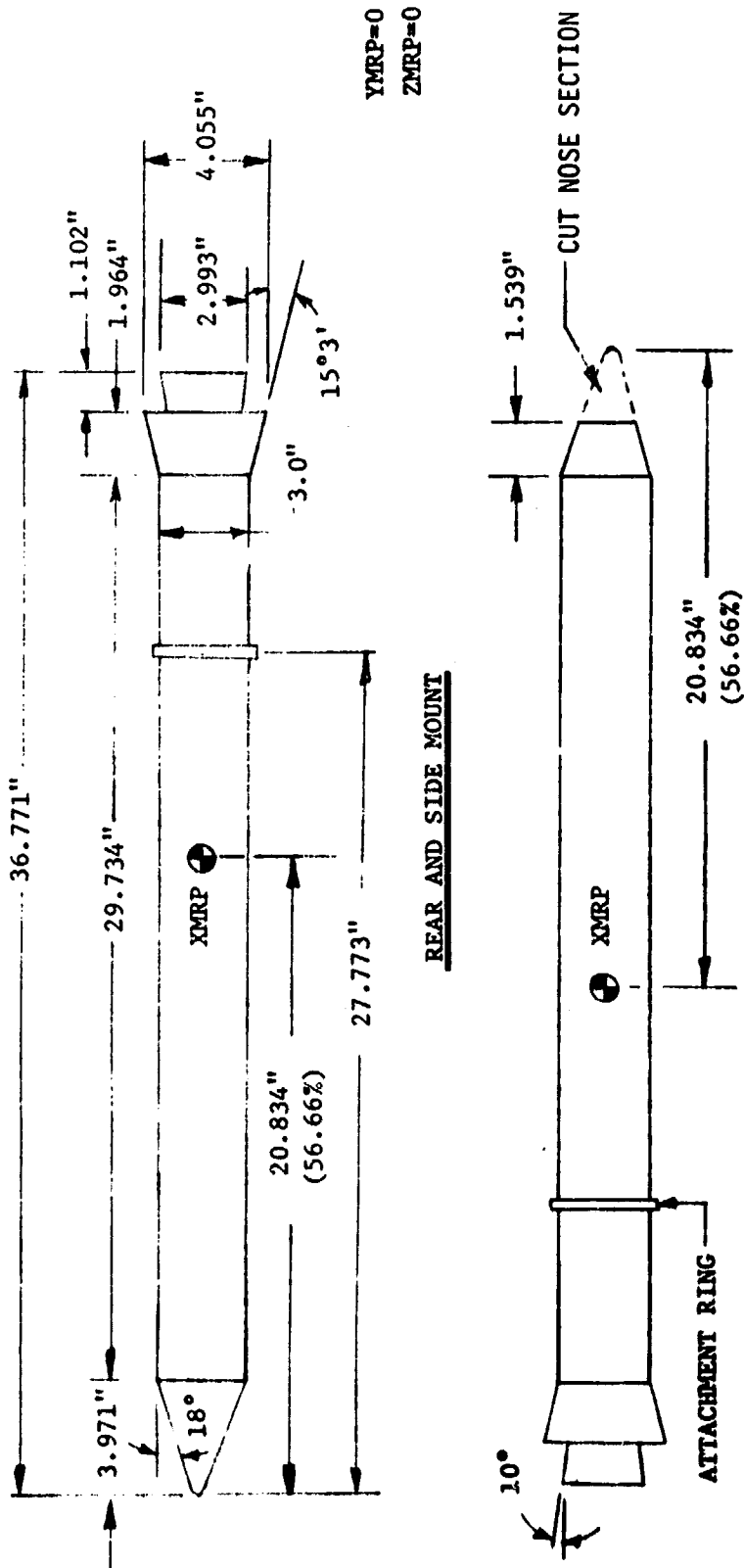
Table VIII. IDENTIFICATION OF RUNS FROM TEST 655 THAT EXTENDED THE ANGLE OF ATTACK RANGE

MACH NUMBER	α RANGE	RUN NO.	DATA SET IDENTIFIER
0.4	30 to 50	18	RPS106
	130 to 150	11	RPS107
0.6	30 to 50	19	RPS128
	130 to 150	13	RPS129
0.8	30 to 50	17	RPS135
	130 to 150	12	RPS136
0.9	30 to 50	16	RPS138
	130 to 150	10	RPS139
1.0	30 to 50	15	RPS141
	130 to 150	9	RPS142
1.2	30 to 50	14	RPS144
	130 to 150	18	RPS145



POSITIVE DIRECTION OF FORCE COEFFICIENTS,
MOMENT COEFFICIENTS, AND ANGLES ARE
INDICATED BY ARROWS.

Figure 1. - Axis System

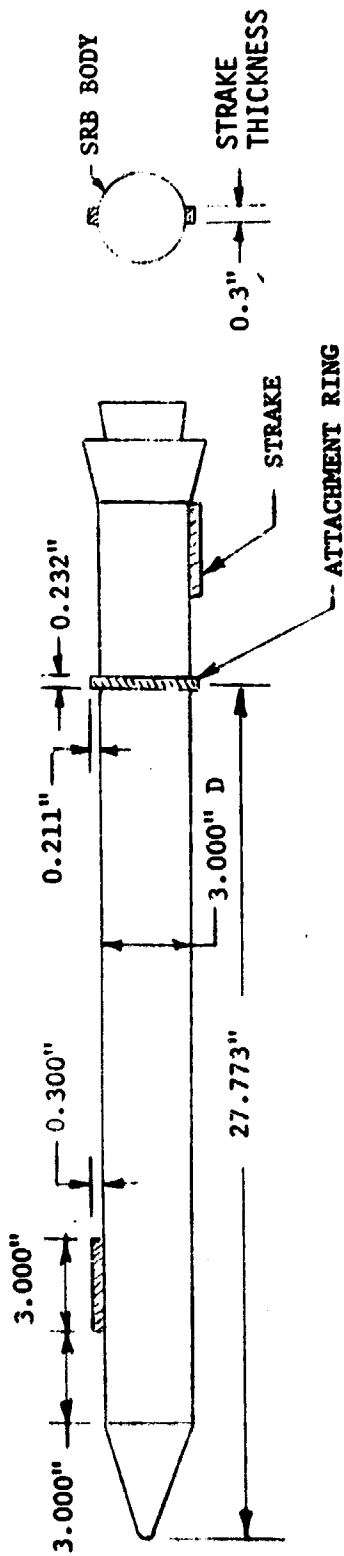


(ENGINE SHROUD/NOZZLE SYMMETRIC WITH BODY)

NOSE MOUNT

(SRB CONFIGURATION 139--MSFC MODEL #434)

Figure 2. 142-INCH DIAMETER SRB - 0.02112 SCALE MODEL



BODY STRAKES AND SRB/ET ATTACHMENT RING

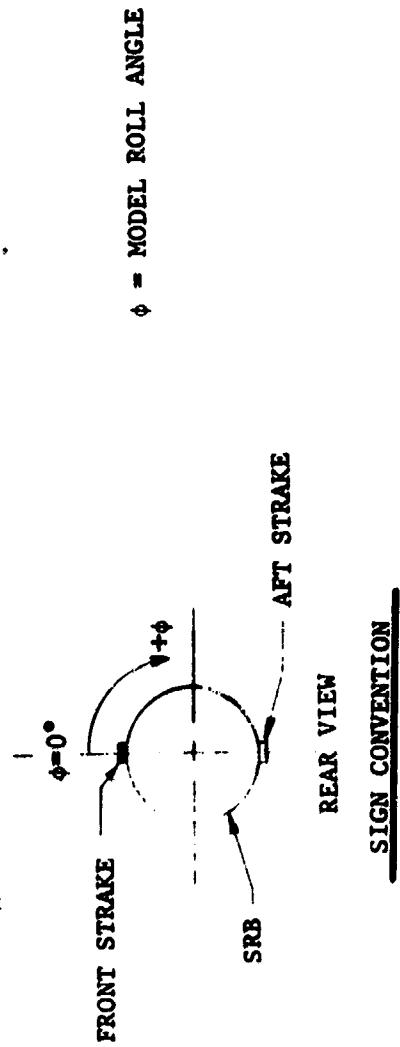
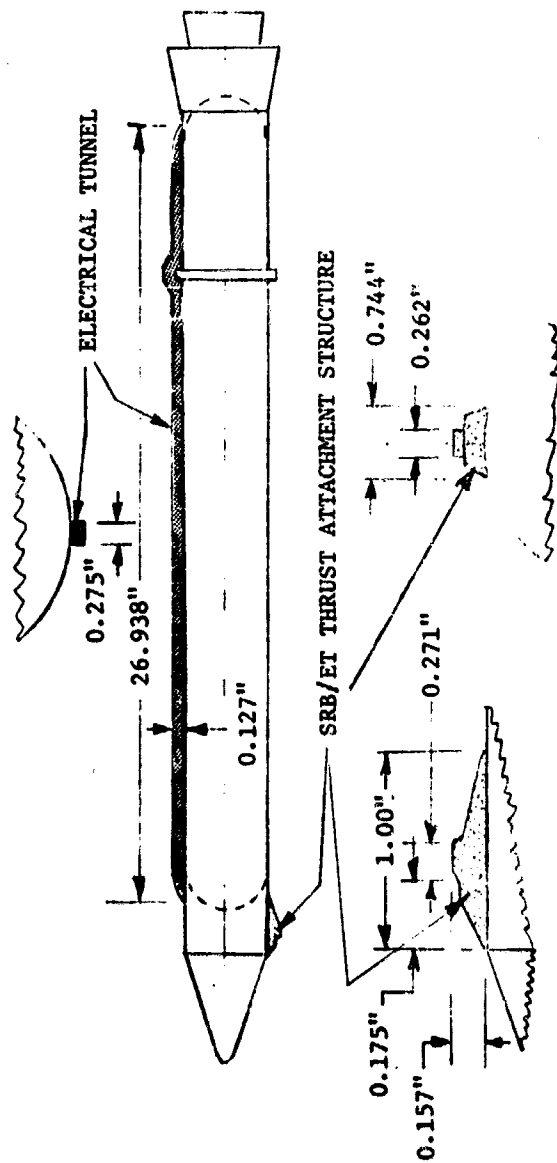
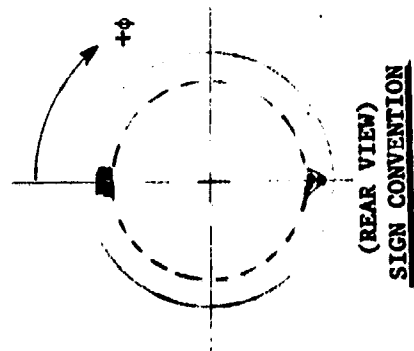


Figure 3. PROTUBERANCES USED ON 142-INCH SRB (MSFC MODEL #458)

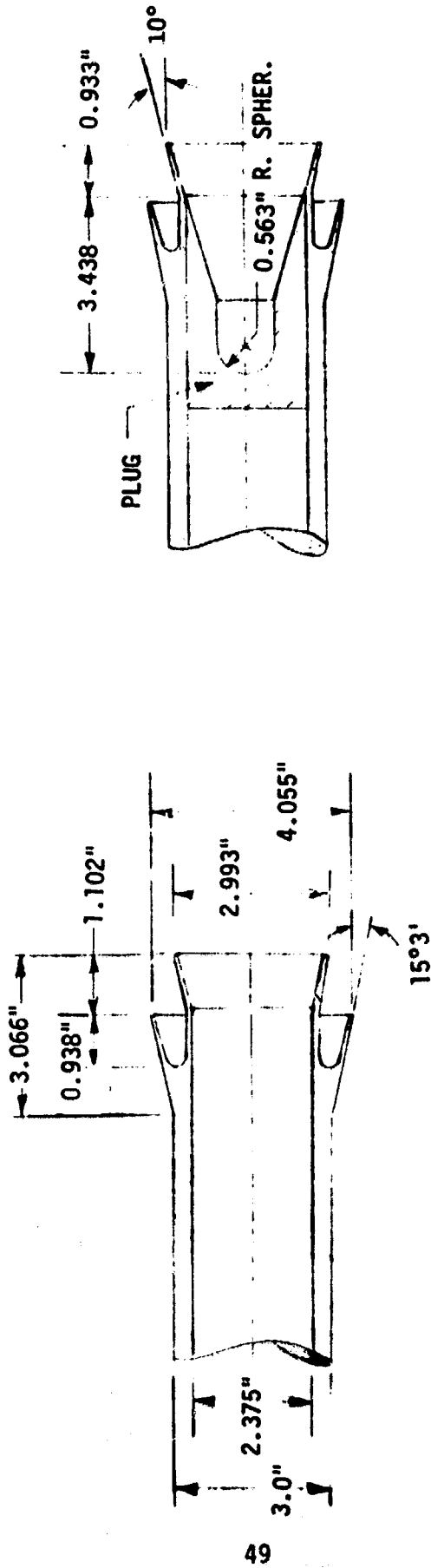


ELECTRICAL TUNNEL AND SRB/ET THRUST ATTACHMENT STRUCTURE



(REAR VIEW)
SIGN CONVENTION

Figure 4. ELECTRICAL TUNNEL AND SRB/ET THRUST ATTACHMENT STRUCTURE (MSFC MODEL #454)



WITHOUT PLUG
 (α FROM -1° TO 40°)

"PLUGGED" TAIL SECTION
 (NOSE AND SIDE MOUNTED)
 (α FROM 40 TO 181°)

Figure 5. DETAILS OF SRB MODEL TAIL SECTION

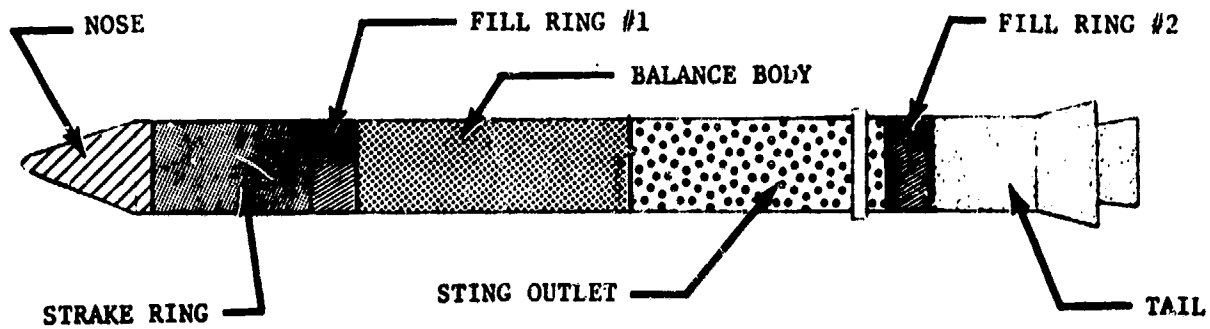


Figure 6. MAJOR MODEL SECTIONS FOR MODEL #454

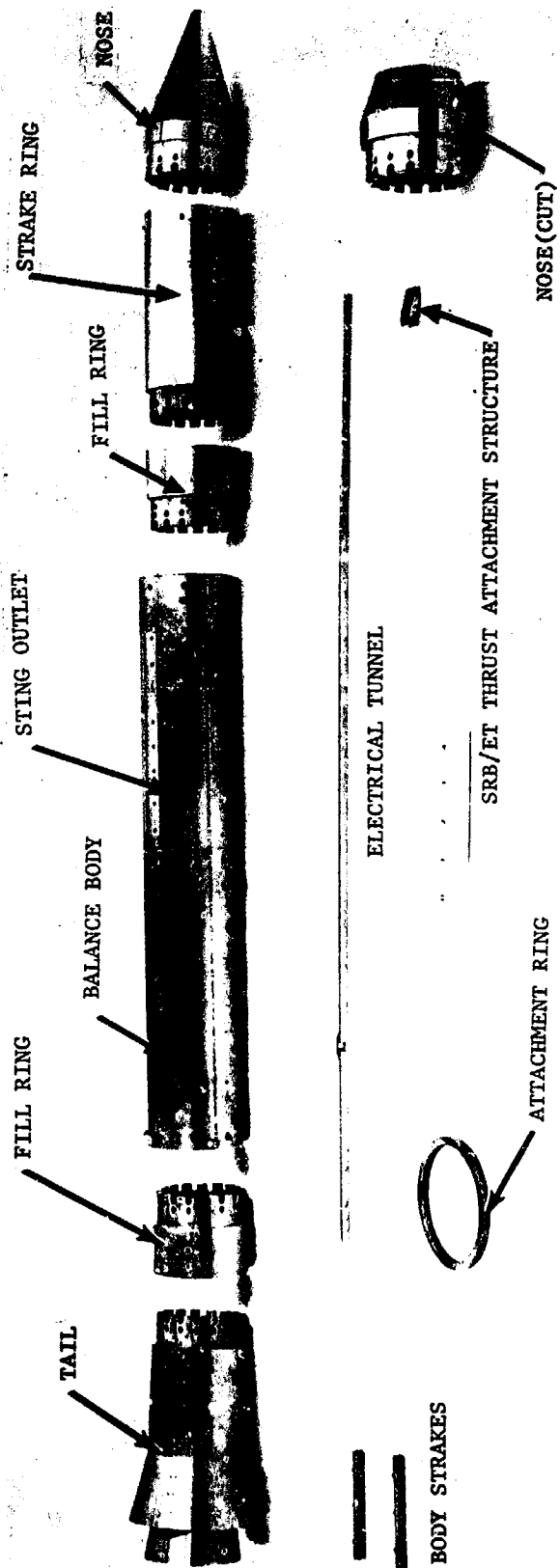


FIGURE 7. MODEL COMPONENTS USED IN LaRC 8'TPT 655 and 662 (MSFC Model 454)

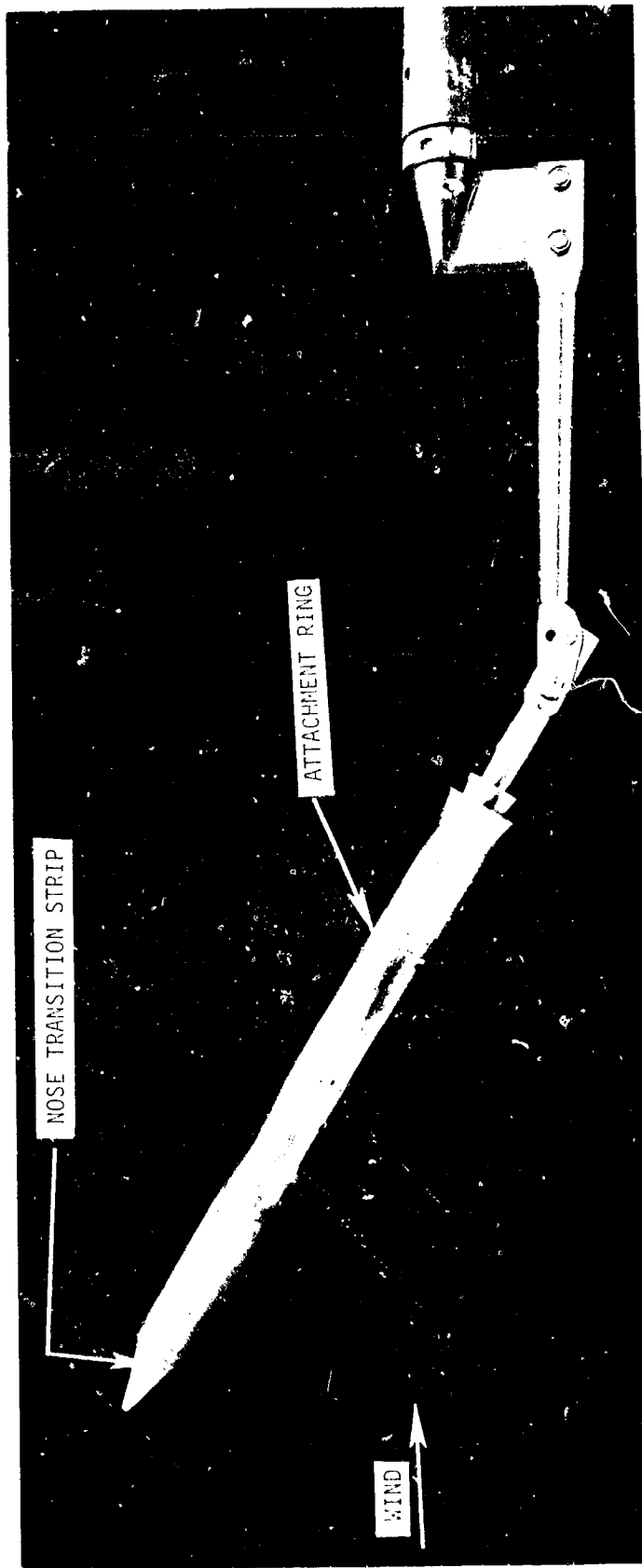


FIGURE 8. TUNNEL INSTALLATION OF SRB WITH ATTACHMENT RING @ RANGE OF -1° TO 40°

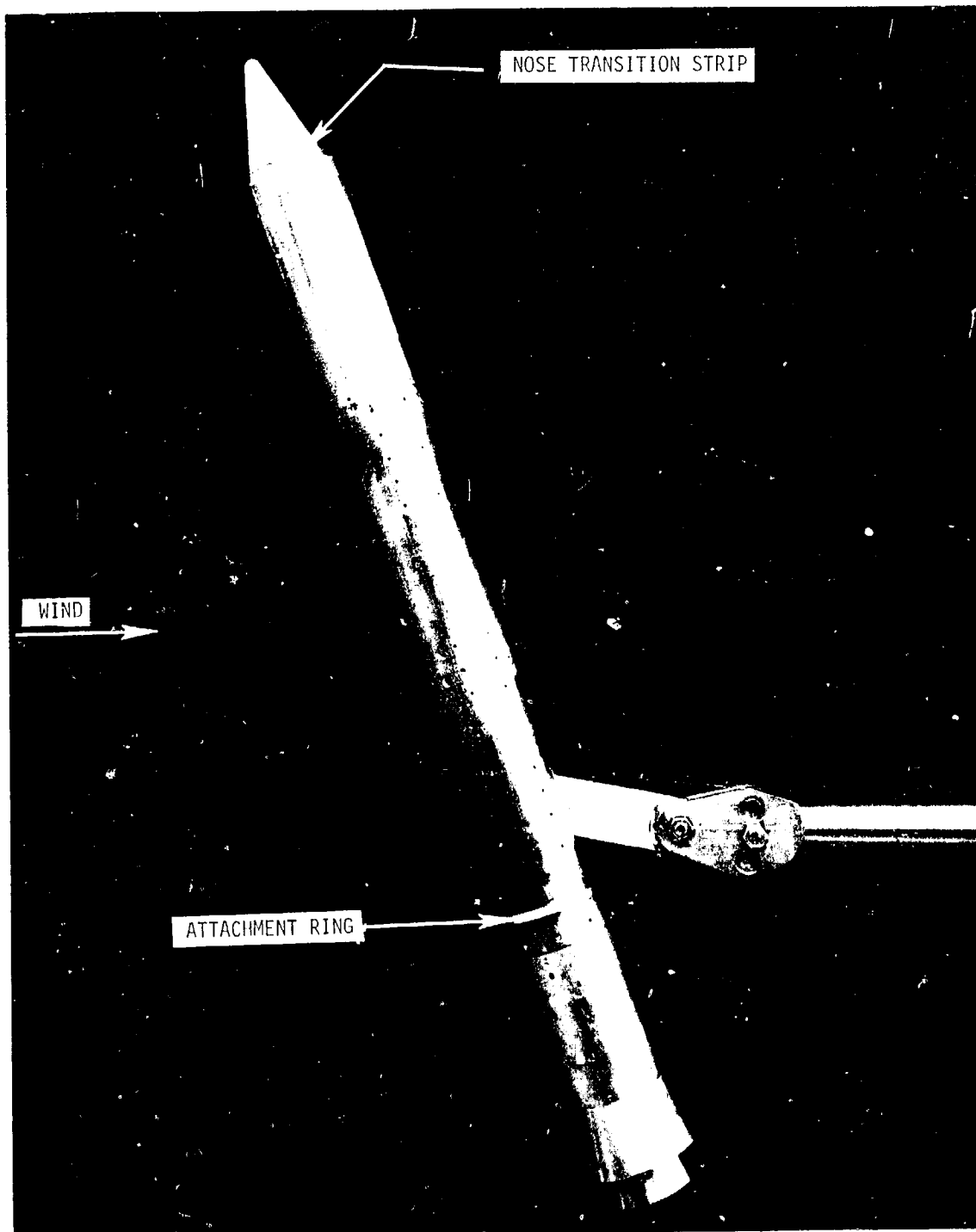


FIGURE 9. TUNNEL INSTALLATION OF SRB WITH ATTACHMENT RING @ RANGE 40° TO 100°

ORIGINAL PAGE IS
OF POOR QUALITY

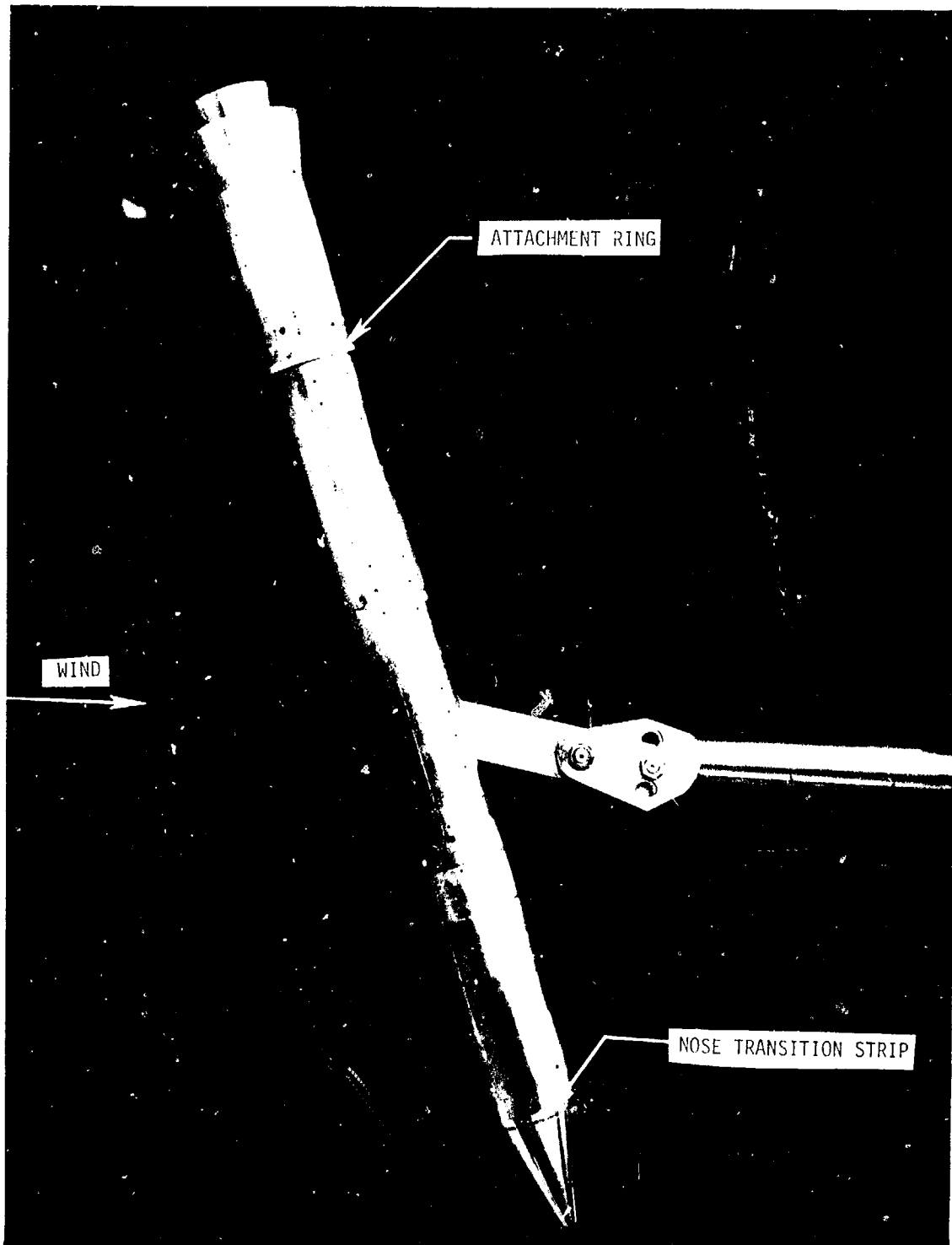


FIGURE 10. TUNNEL INSTALLATION OF SRB WITH ATTACHMENT RING @ RANGE 30" TC 140°




FIGURE 11. TUNNEL INSTALLATION OF SRB WITH ATTACHMENT RING @ RANGE 140° TO 181°

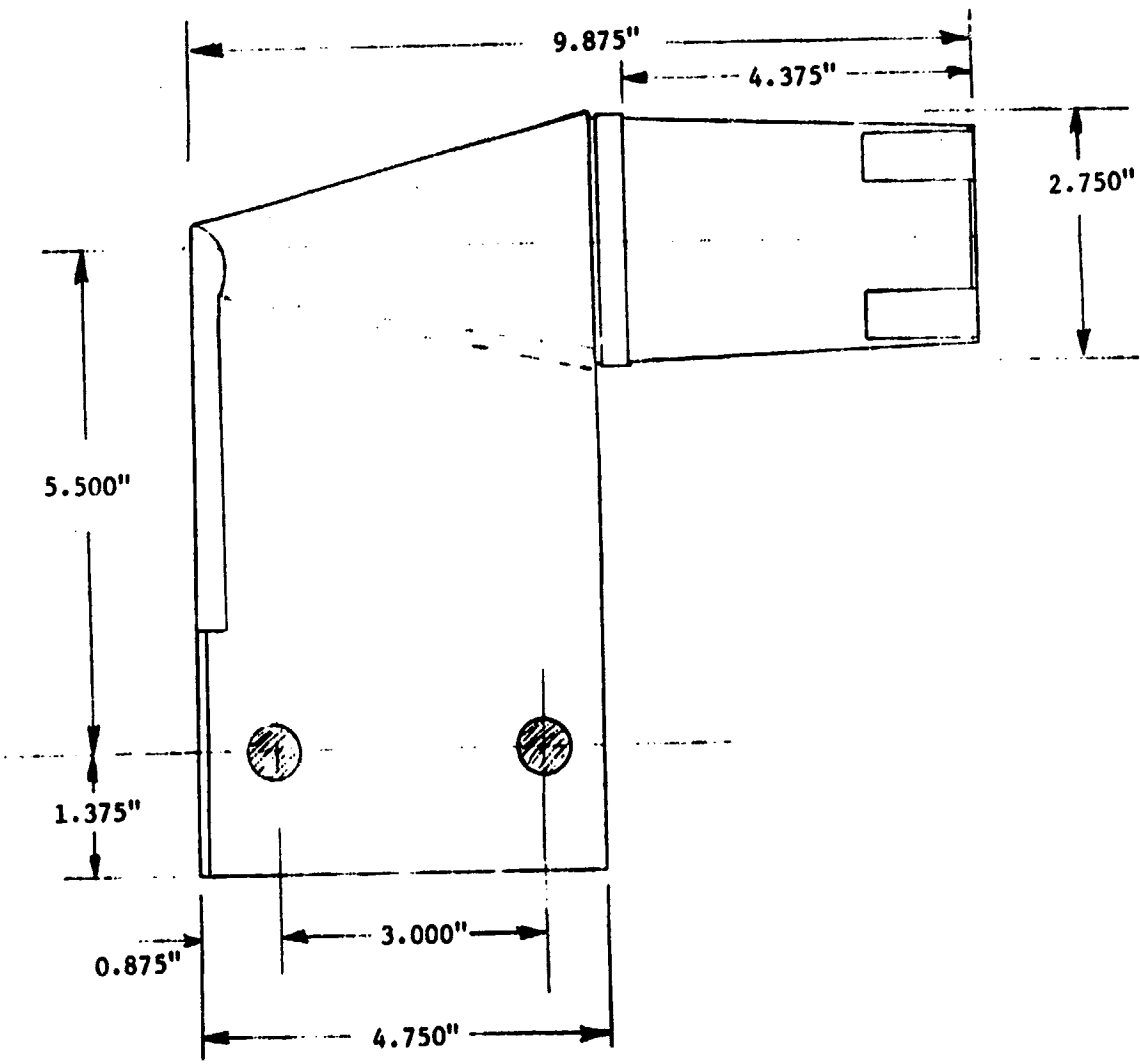
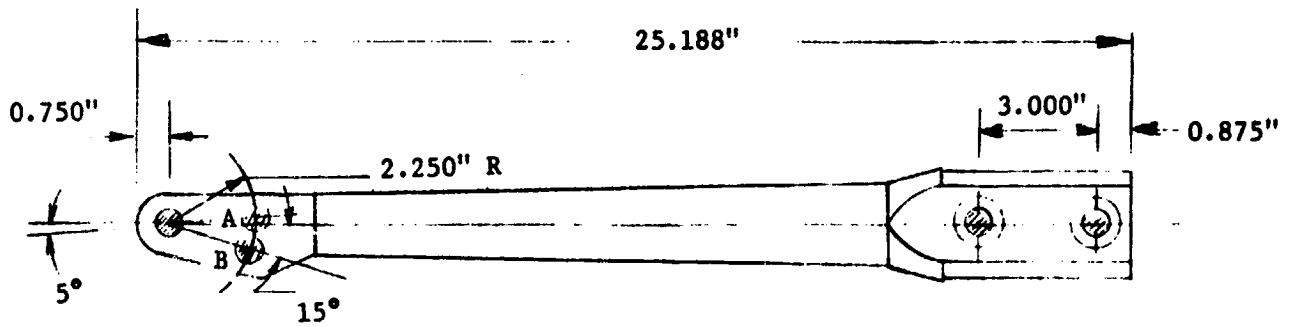
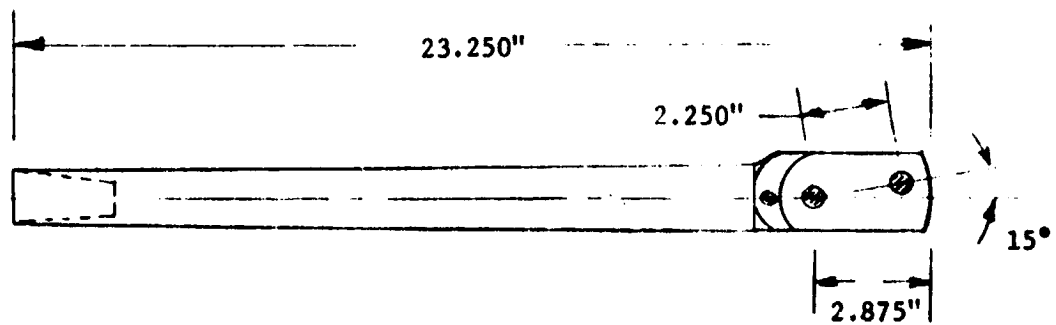


Figure 12. STING HOLDER (MSFC DRAWING 80M51175)
 (α FROM 0 to 180°)

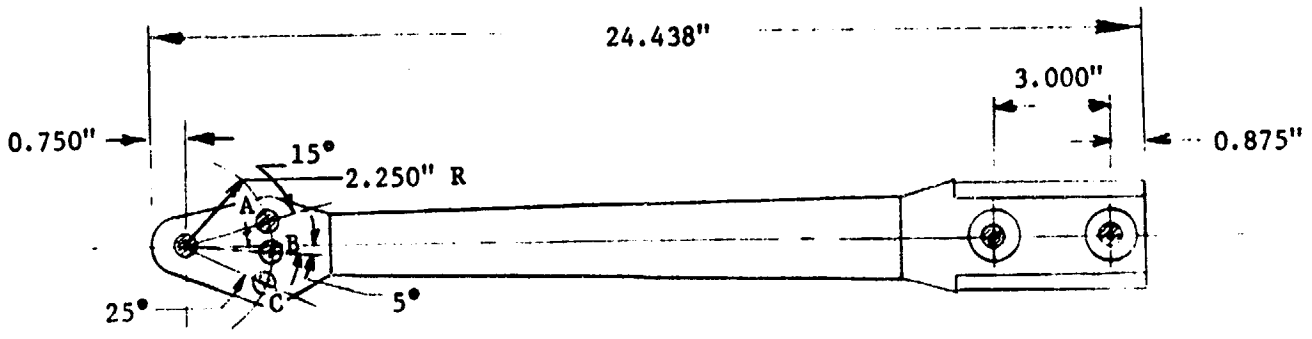


STRAIGHT STING (MATE) (MSFC DWG 80M51318)

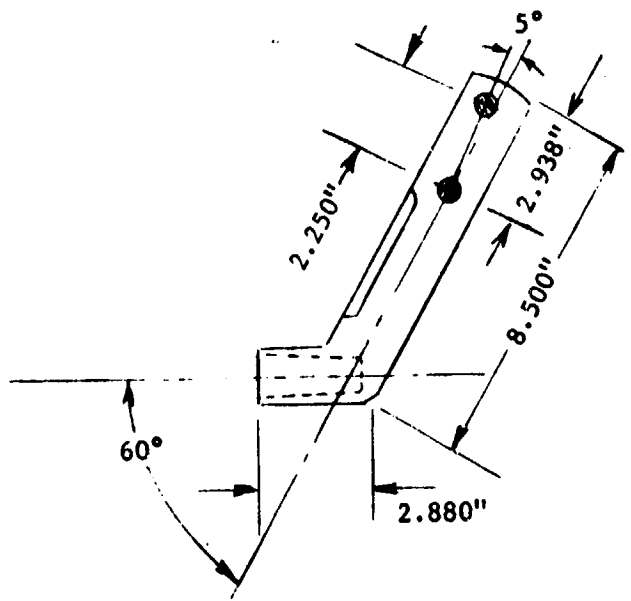


STRAIGHT STING (MODEL) (MSFC DWG 80M51316)

Figure 13. STINGS FOR α FROM 0 to 40° and 140 to 180°



OFFSET STING (60° MATE) (MSFC DWG 80M51319)



60° OFFSET STING (MODEL) (MSFC DWG 80M51317)

Figure 14. STINGS FOR α FROM 40 to 140°

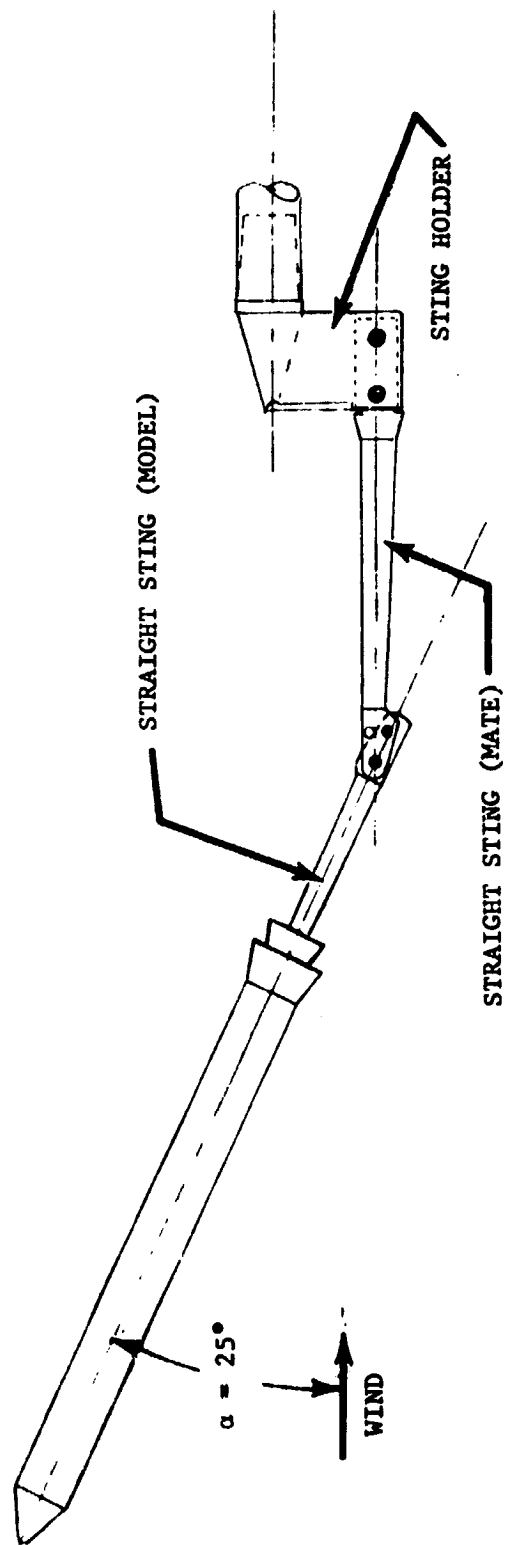


Figure 15. TYPICAL COMBINATION OF SUPPORT HARDWARE FOR AN ANGLE-OF-ATTACK RANGE OF 20 to 40°

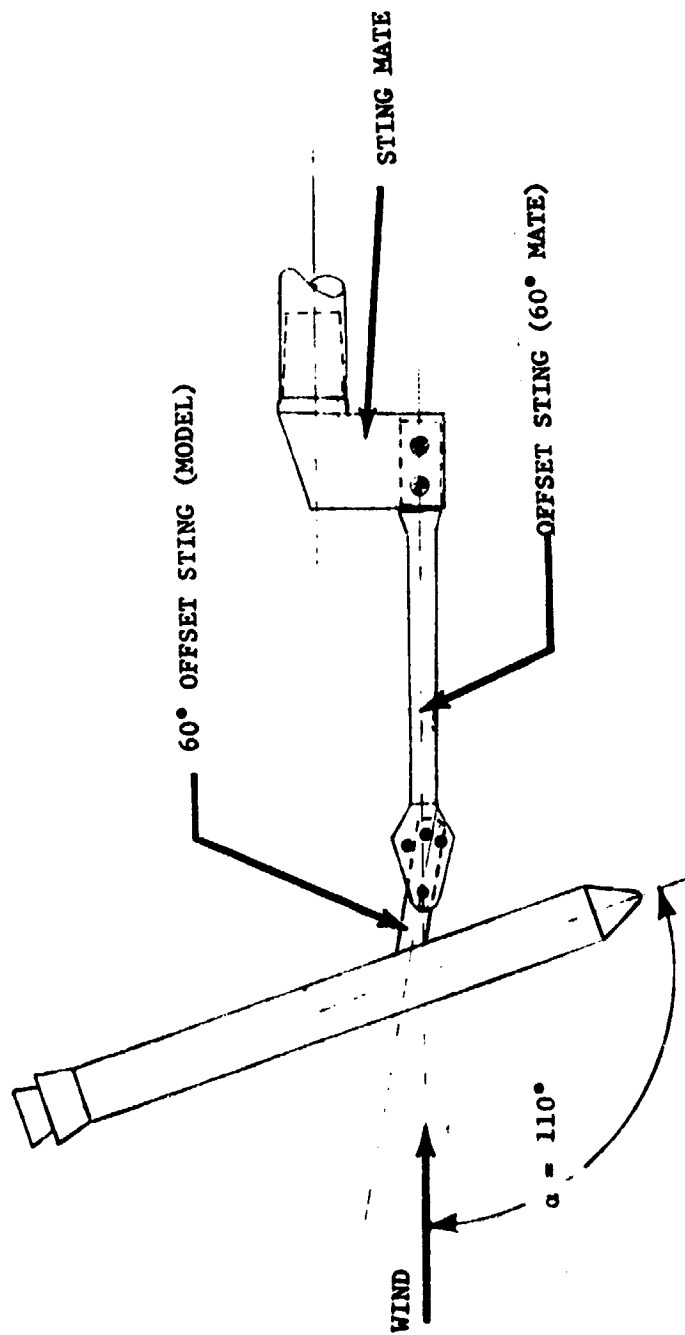
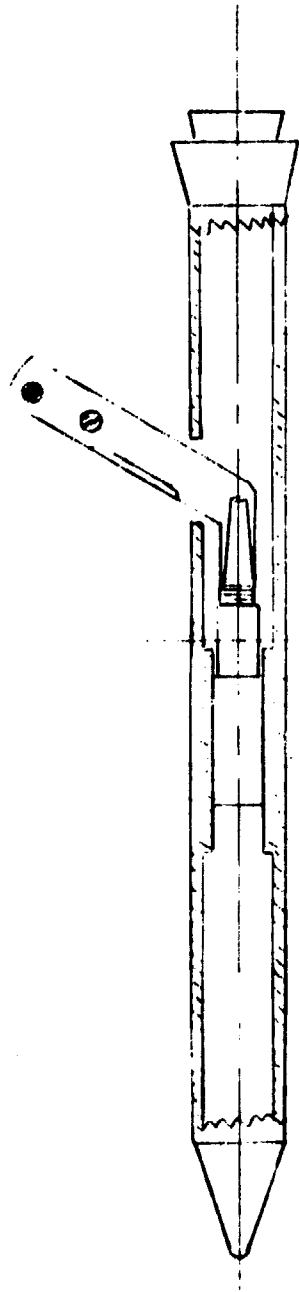


Figure 16. TYPICAL COMBINATION OF HARDWARE FOR AN ANGLE-OF-ATTACK RANGE 100 to 120°



$\alpha = 40 \text{ to } 100^\circ$



$\alpha = -1 \text{ to } 40^\circ$

Figure 17. MOUNTING ARRANGEMENTS FOR ANGLE-OF-ATTACK 0 TO 100 DEGREES (MSFC MODEL #454)

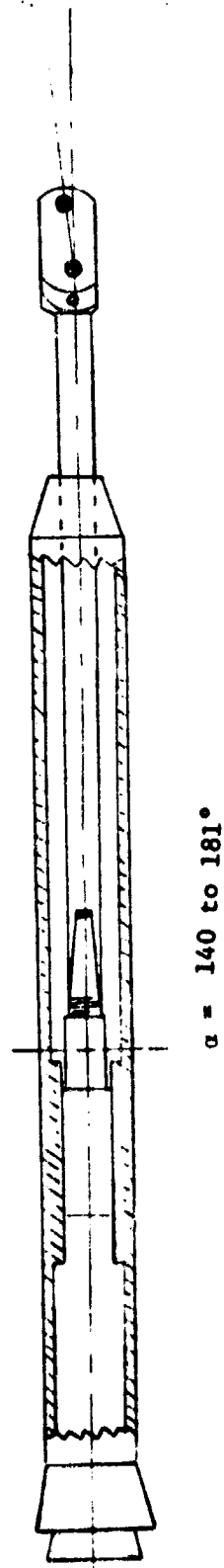
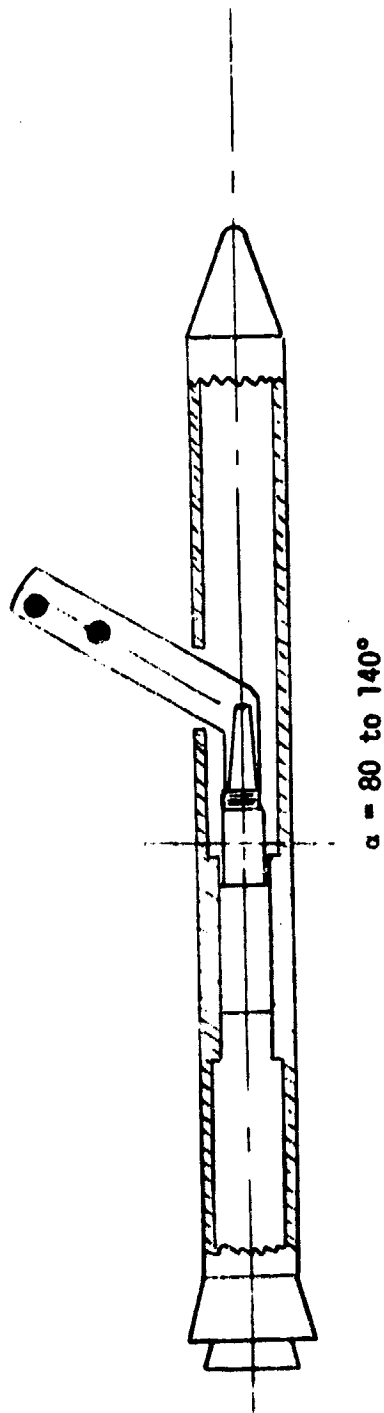


Figure 18. MOUNTING ARRANGEMENTS FOR ANGLE-OF-ATTACK 80 TO 180 DEGREES (MSFC MODEL #454)

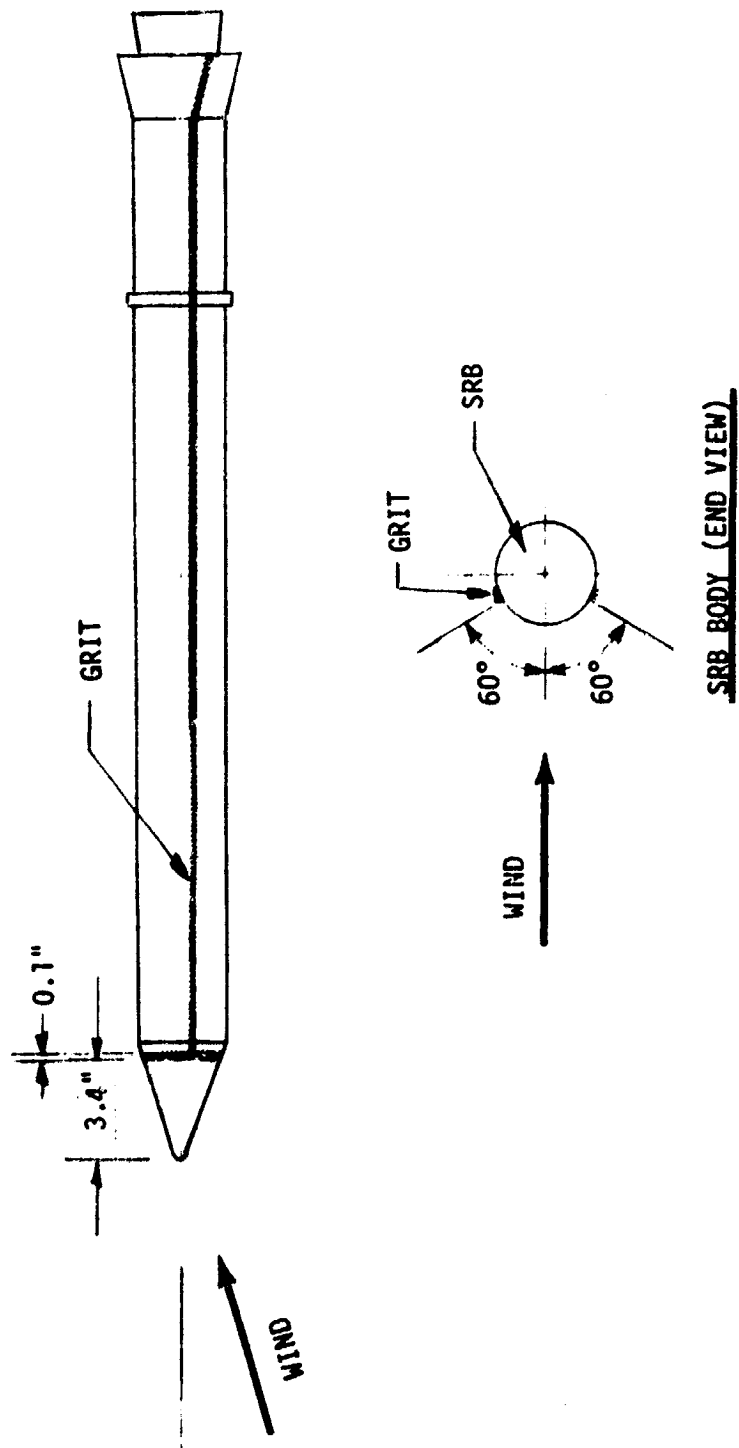


FIGURE 19. GRIT PATTERN USED IN LaRC WIND TUNNEL TEST 8'TPT 655 and 662

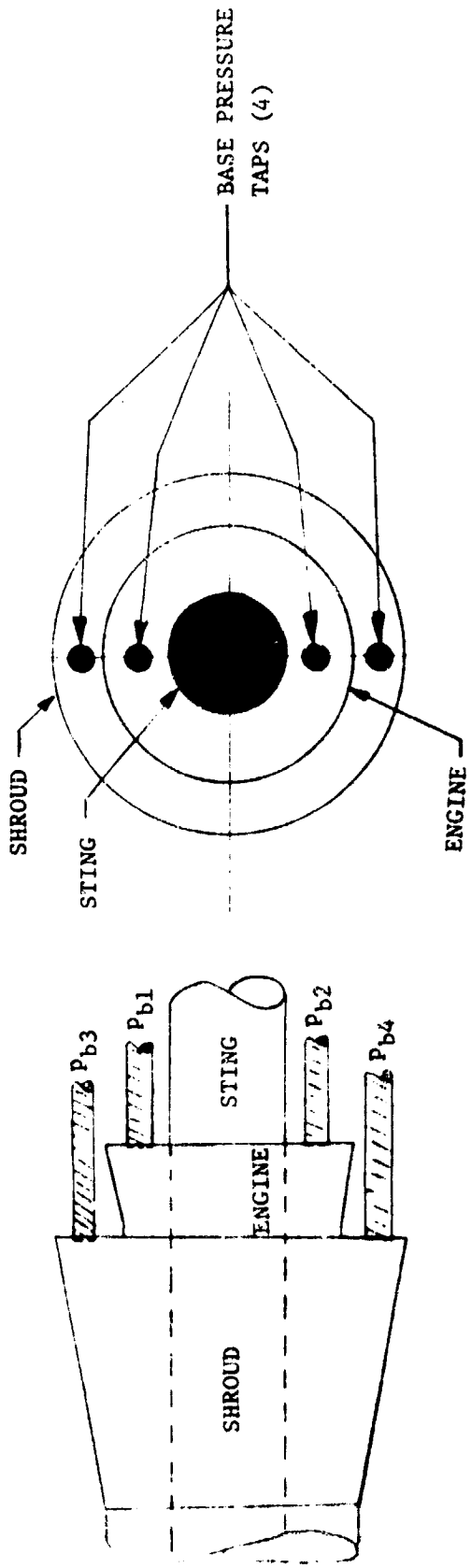


FIGURE 20. BASE PRESSURE TAP LOCATIONS FOR ANGLE-OF-ATTACK FROM -1 TO 40 DEGREES

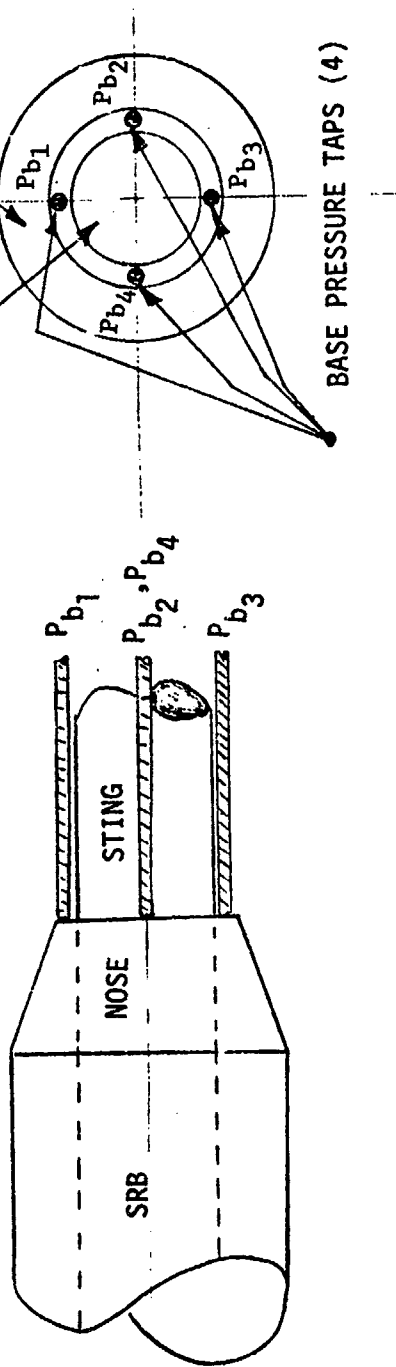
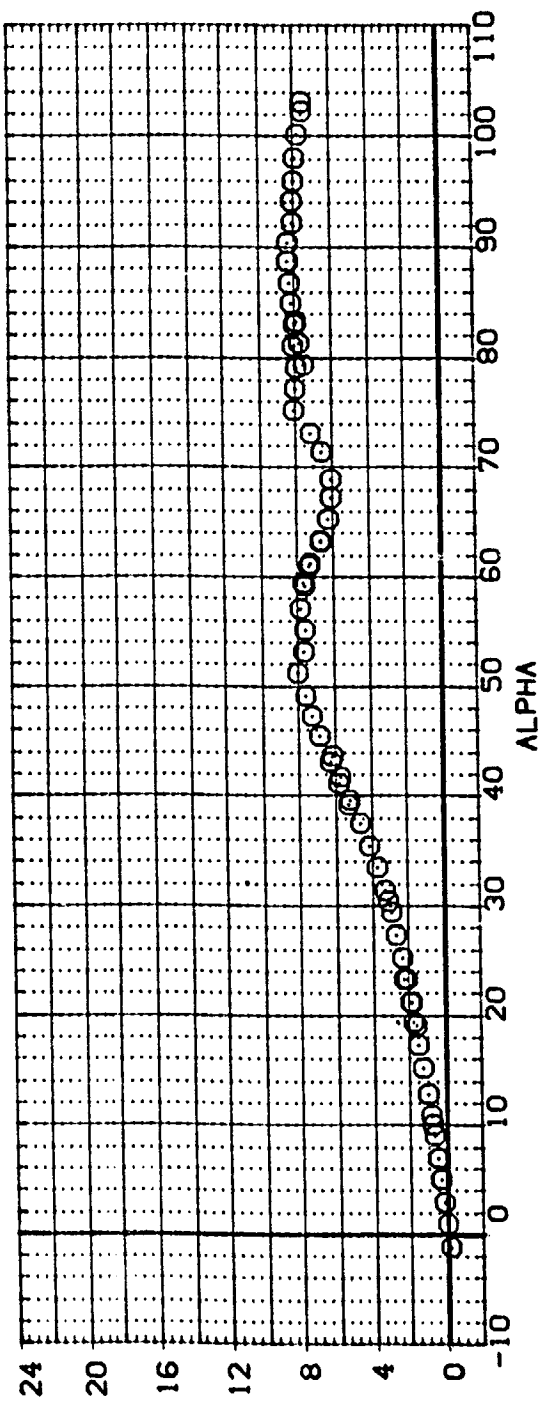


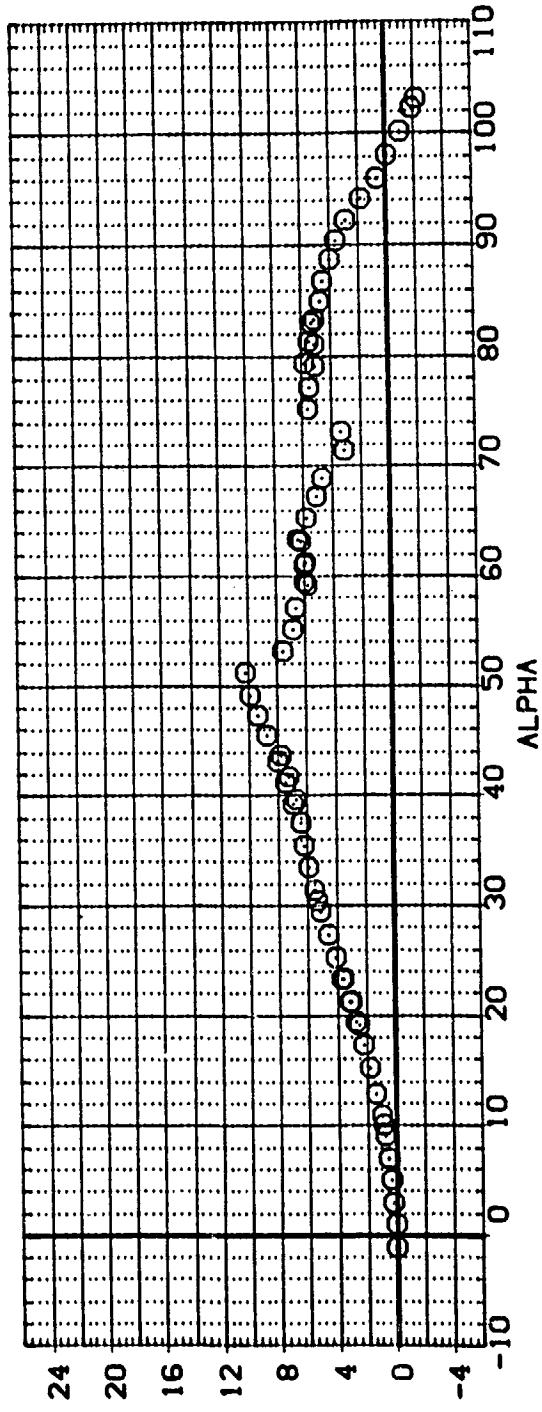
FIGURE 21. BASE PRESSURE TAP LOCATIONS FOR ANGLE-OF-ATTACK FROM 140 TO 181 DEGREES

DATA FIGURES

DATA SET SYMBOL	CONFIGURATION DESCRIPTION	PHI	ATTRNG	ELETUN	REFERENCE INFORMATION
(BPSS26)	LARC BT (SA-2FA) SRB (NOSE UP)	.000	1.000	.000	SREF 7.0690
(BPSS27)	LARC BT (SA-2FA) SRB (NOSE UP)	.000	1.000	.000	LREF 3.0000
(BPSS28)	DATA NOT AVAILABLE	45.000	1.000	1.000	BREF 3.0000
(BPSS29)	DATA NOT AVAILABLE	90.000	1.000	1.000	XMRP 20.8340
(BPSS30)	DATA NOT AVAILABLE	90.000	1.000	1.000	ZMRP .0000
(BPSS31)	DATA NOT AVAILABLE	90.000	1.000	1.000	ZMRP .0000
(BPSS32)	DATA NOT AVAILABLE	135.000	1.000	1.000	SCALE .0211
(BPSS33)	DATA NOT AVAILABLE				SCALE



2



3

EFFECT OF ANGULAR LOCATION OF ELECT. TUNNEL AND THRUST ATT. STRUCT. (RN/L= MAX)

DATA SET SYMBOL CONFIGURATION DESCRIPTION

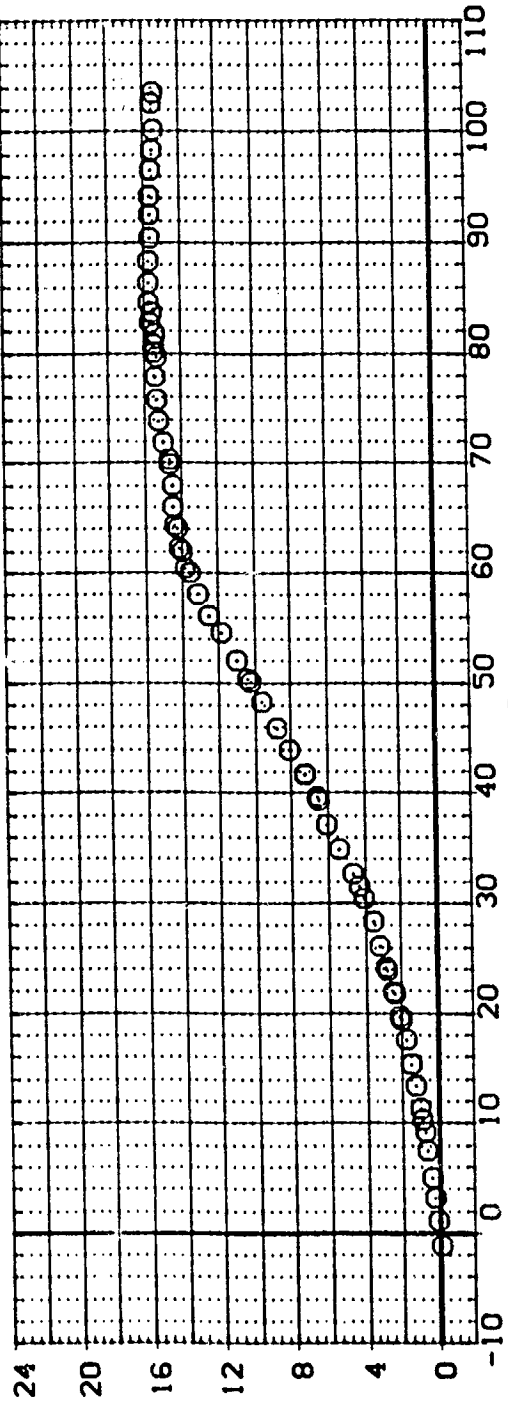
(E-526) LARC BTB-65(SA-ZFA) SRB (NOSE UP)
 (E-527) LARC BTB-65(SA-ZFA) SRB (NOSE UP)
 (E-528) DATA NOT AVAILABLE
 (E-544) DATA NOT AVAILABLE
 (E-547) DATA NOT AVAILABLE
 (E-554) DATA NOT AVAILABLE

PHI ATTRNG ELETUN

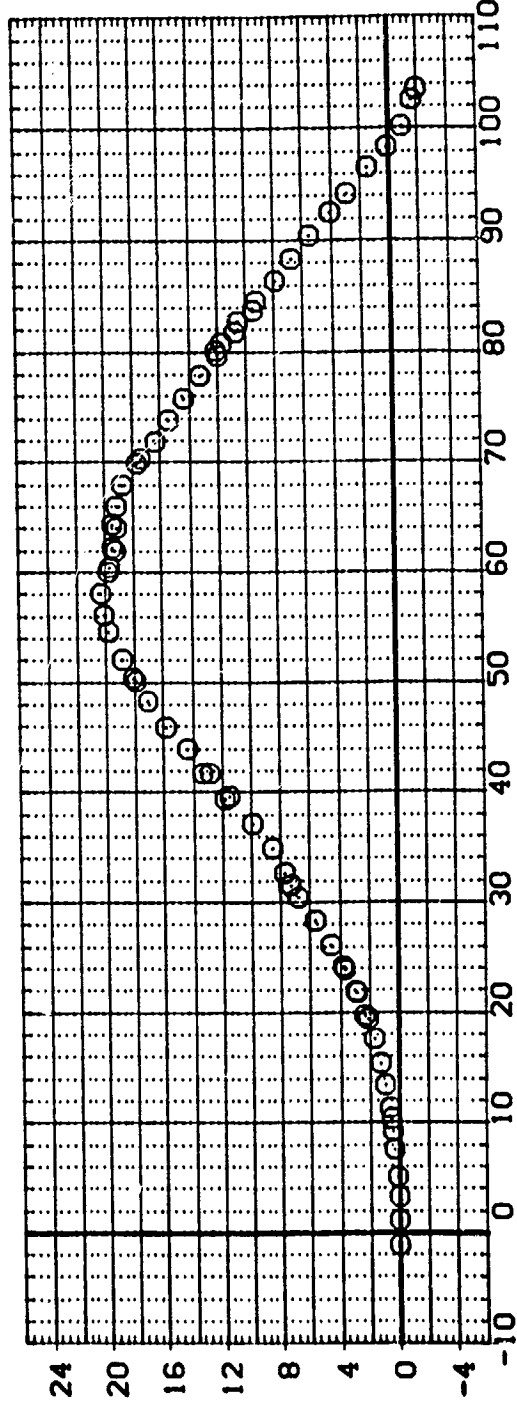
.000 1.000 .000
 .000 1.000 .000
 45.000 1.000 1.000
 90.000 1.000 1.000
 135.000 1.000 1.000

REFERENCE INFORMATION

SREF 7.0690 50. IN.
 LREF 3.0000 INCHES
 BRFP 3.0000 INCHES
 XMRP 20.8340 INCHES
 YMRP .0000 INCHES
 ZMRP .0000 INCHES
 SCALE .0211 INCHES



Z



CLM

EFFECT OF ANGULAR LOCATION OF ELECT. TUNNEL AND THRUST ATT. STRUCT. (RN/L= MAX)

DATA SET SYMBOL
 (B) 5.26
 (B) 5.29
 (B) 5.34
 (B) 5.44
 (B) 5.47
 (B) 5.54

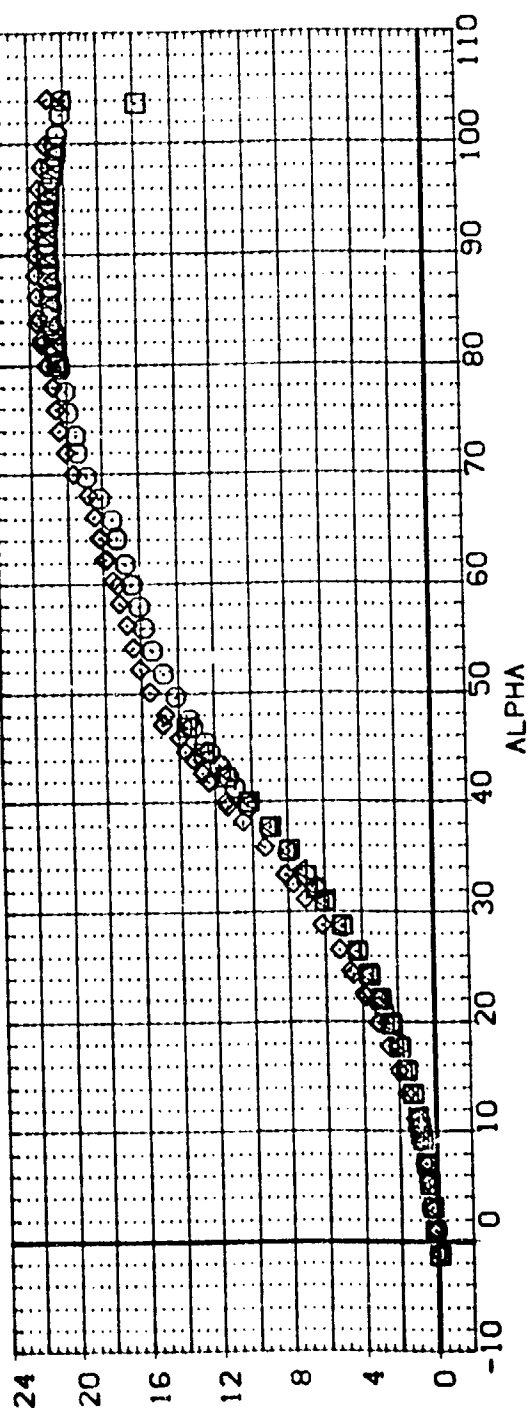
CONFIGURATION DESCRIPTION
 LARC 8TPT-655(SA-2FA) SRB (NOSE UP)
 LARC 8TPT-655(SA-2FA) SRB (NOSE UP)
 LARC 8TPT-655(SA-2FA) SRB V/EL. TN./T. AT(NOSE UP)
 LARC 8TPT-655(SA-2FA) SRB V/EL. TN./T. AT(NOSE UP)
 LARC 8TPT-655(SA-2FA) SRB V/EL. TN./T. AT(NOSE UP)
 LARC 8TPT-655(SA-2FA) SRB V/EL. TN./T. AT(NOSE UP)

PHI
 .000
 .000
 .000
 45.000
 90.000
 90.000
 135.000

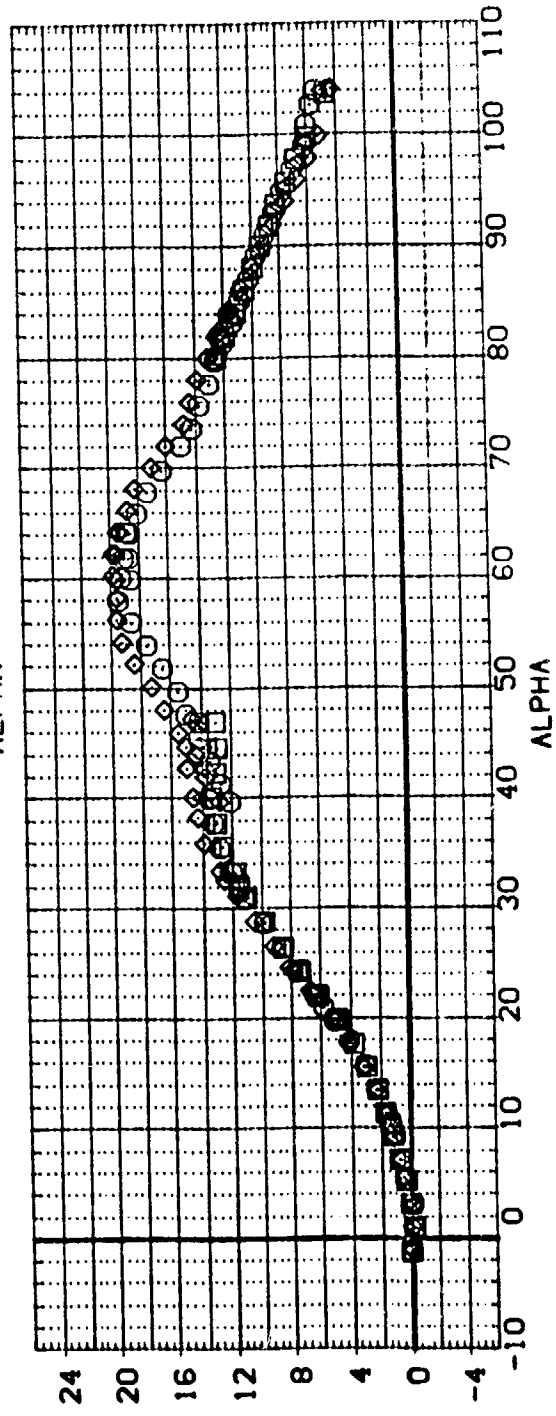
ATTRNG
 1.000
 1.000
 1.000
 1.000
 1.000
 1.000
 1.000

ELETUN
 .000
 .000
 .000
 .000
 .000
 .000
 .000

REFERENCE INFORMATION
 SREF 7.0690 SO. IN.
 LREF 3.0000 INCHES
 BREF 3.0000 INCHES
 XMRP 20.8340 INCHES
 YMRP .0000 INCHES
 ZMRP .0000 INCHES
 SCALE .0211 SCALE



2



3

EFFECT OF ANGULAR LOCATION OF ELECT. TUNNEL AND THRUST ATT. STRUCT. (RN/L= MAX)

DATA SET SYMBOL
 (64-5526.1)
 (64-5526.2)
 (64-5526.3)
 (64-5526.4)
 (64-5526.5)
 (64-5526.6)

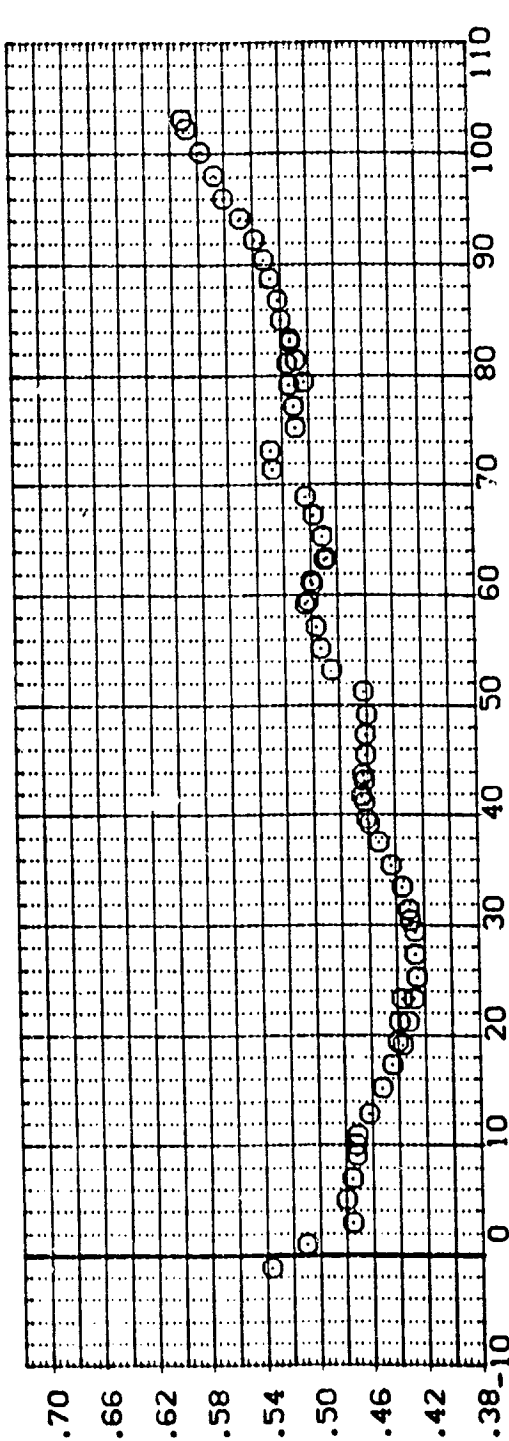
CONF. LOCATION DESCRIPTION
 LARC 8TP -55(SA-2FA) SRB (NOSE UP)
 LARC 8TP -65(SA-2FA) SRB (NOSE UP)
 DATA NOT AVAILABLE
 DATA NOT AVAILABLE
 DATA NOT AVAILABLE
 DATA NOT AVAILABLE

PHI
 .000
 .000
 .000
 45.000
 90.000
 135.000

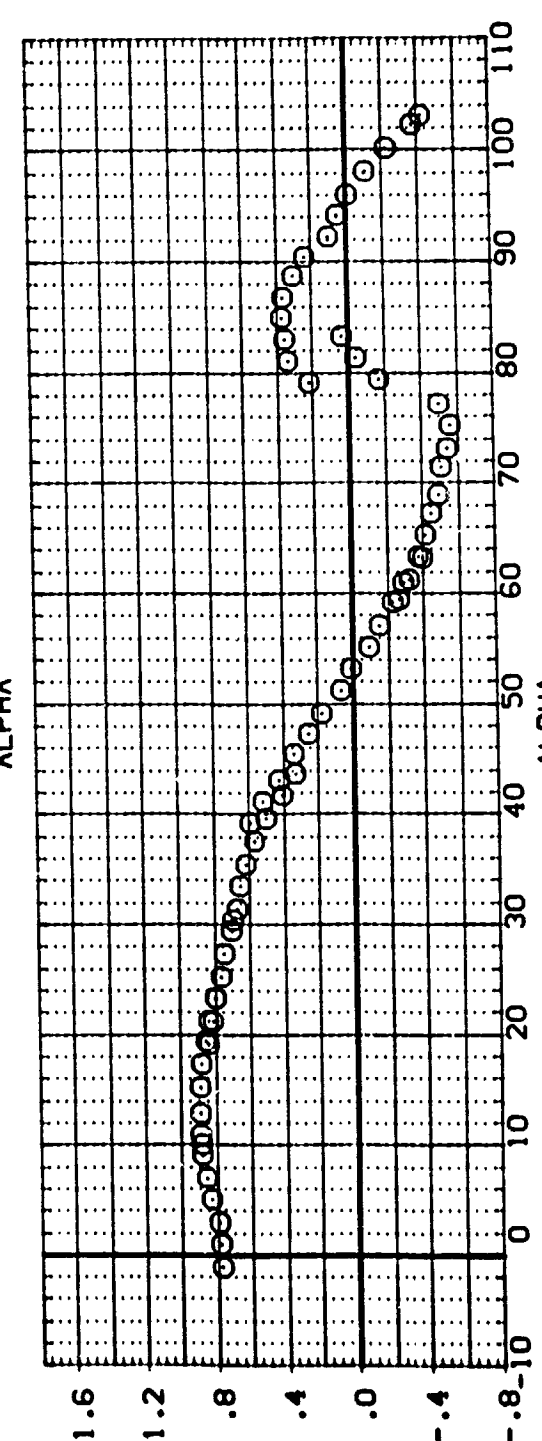
ATT/RNG
 1.000
 1.000
 1.000
 1.000
 1.000
 1.000

ELE/TUN
 .000
 .000
 .000
 1.000
 1.000
 1.000

REFERENCE INFORMATION
 SREF 7.0690 SQ. IN.
 LREF 3.0000 INCHES
 BREF 3.0000 INCHES
 XMRP 20.8340 INCHES
 YMRP .0000 INCHES
 ZMRP .0000 INCHES
 SCALE .0211



XCP/L



CS

EFFECT OF ANGULAR LOCATION OF ELECT. TUNNEL AND THRUST ATT. STRUCT. (RN/L = MAX)
 (A) MACH = .40
 PAGE 7

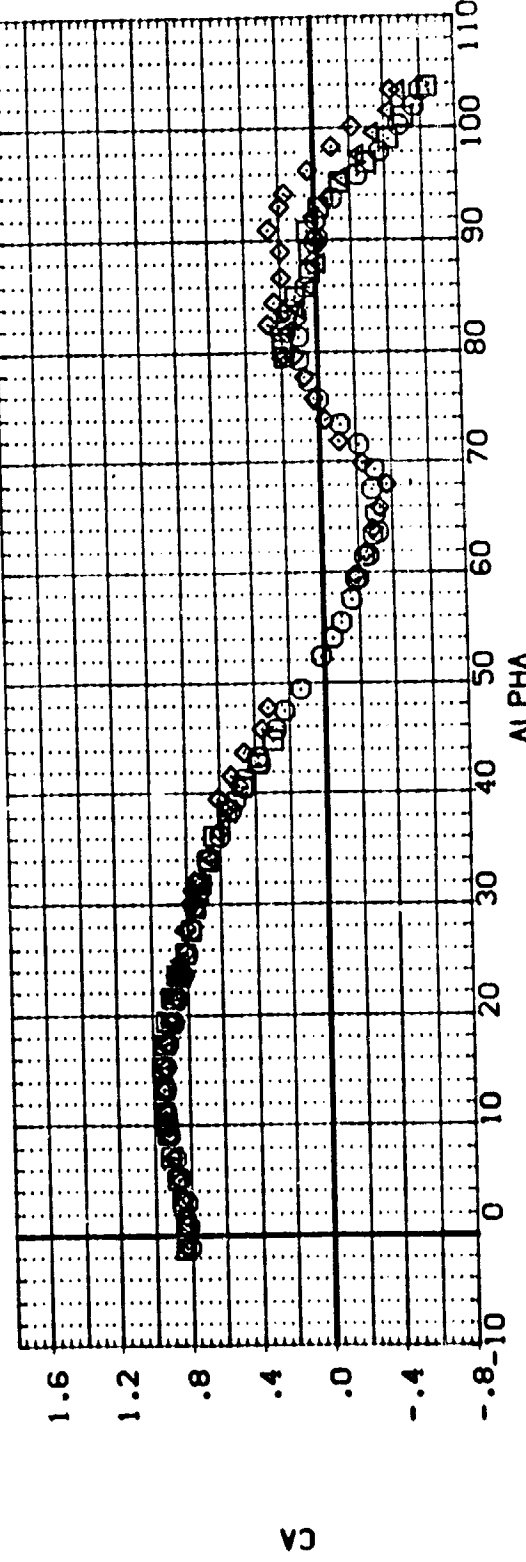
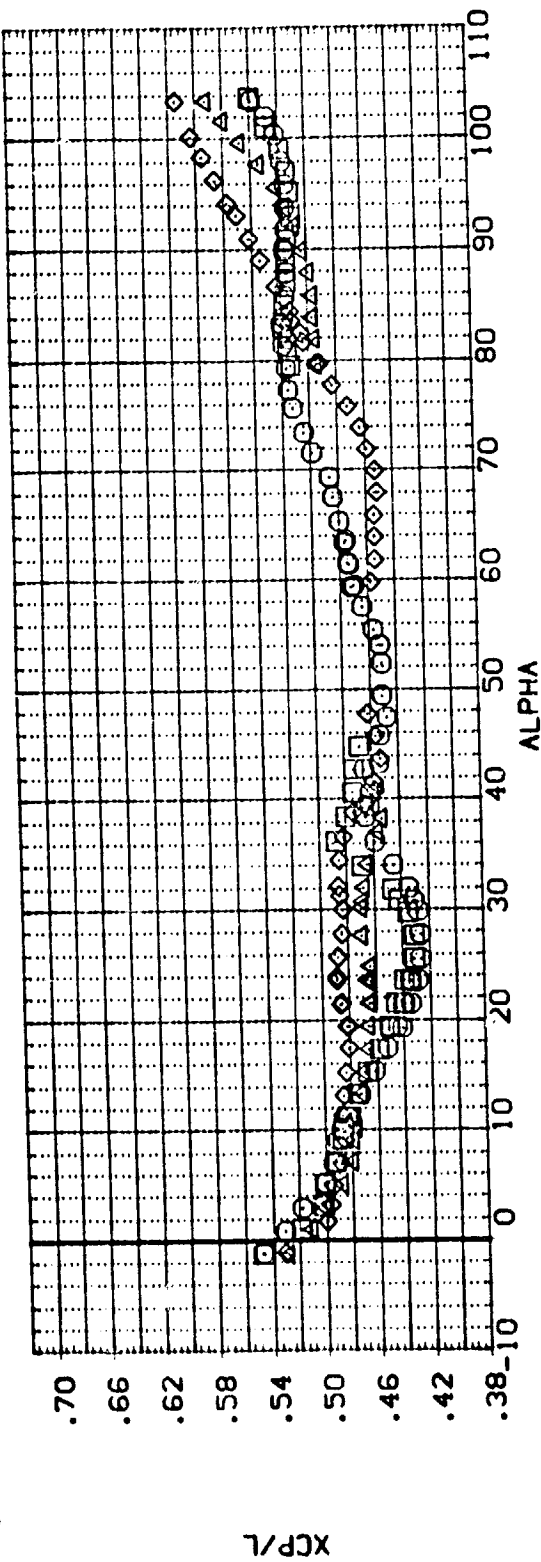
REFERENCE INFORMATION
 7 0690 50. IN
 3.0000 INCHES
 3.0000 INCHES
 20.8343 INCHES
 .0000 INCHES
 .0211 SCALE

ELETUN
 .000
 .000
 .000
 .000
 .000
 .000
 .000
 .000
 .000
 .000

PHI
 .000
 .000
 .45
 .90
 .90
 .90
 .90
 .90
 .90
 .90
 .90

CONFIGURATION DESCRIPTION
 LARC 8TPT-651SA-2FA1 SR8 (NOSE UP)
 LARC 8TPT-651SA-2FA1 SR8 (NOSE UP)
 LARC 8TPT-651SA-2FA1 SR8 V/EL TN./T. AT/NOSE UP)
 LARC 8TPT-651SA-2FA1 SR8 V/EL TN./T. AT/NOSE UP)
 LARC 8TPT-651SA-2FA1 SR8 V/EL TN./T. AT/NOSE UP)
 LARC 8TPT-651SA-2FA1 SR8 V/EL TN./T. AT/NOSE UP)

DATA SET SYMBOL
 184-526
 184-529
 184-531
 184-544
 184-547
 184-548



EFFECT OF ANGULAR LOCATION OF ELECT. TUNNEL AND THRUST ATT. STRUCT. (RN/L = MAX)
 (8)MACH = .60
 PAGE 8

DATA SET SYMBL. CONFIDENTIALITY DESCRIPTION

LARC 81P SA-2F SRB (NOSE UP)
 LARC 81P SA-2F SRB (NOSE UP)
 DATA NOT AVAILABLE
 DATA NOT AVAILABLE
 DATA NOT AVAILABLE
 DATA NOT AVAILABLE

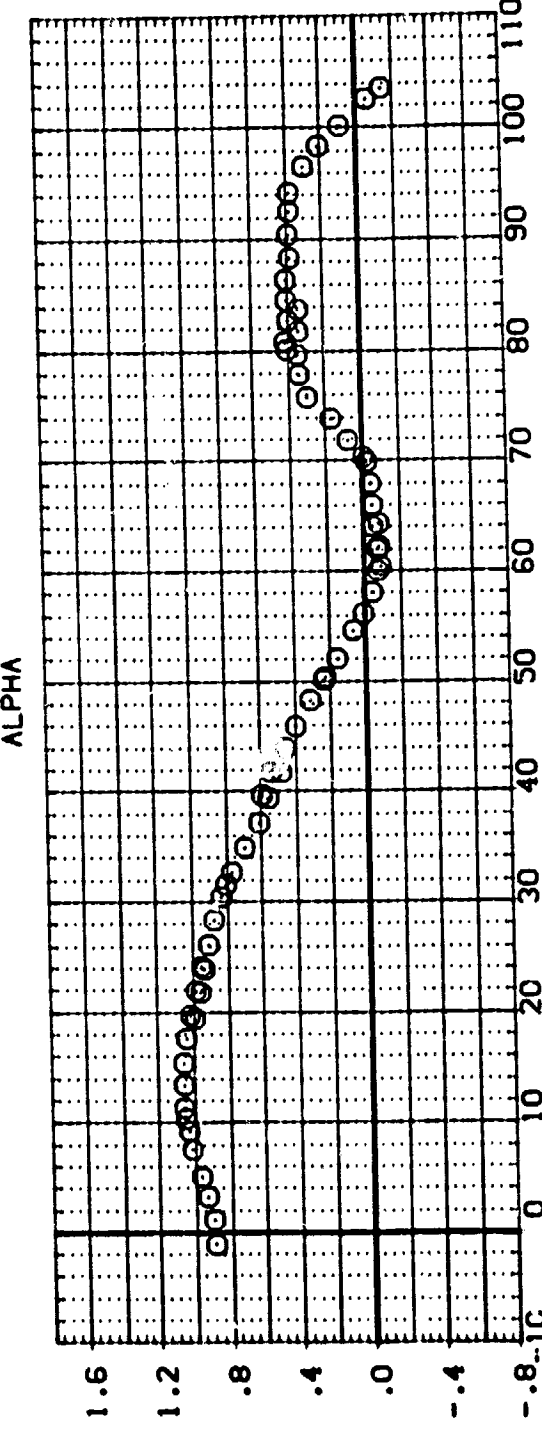
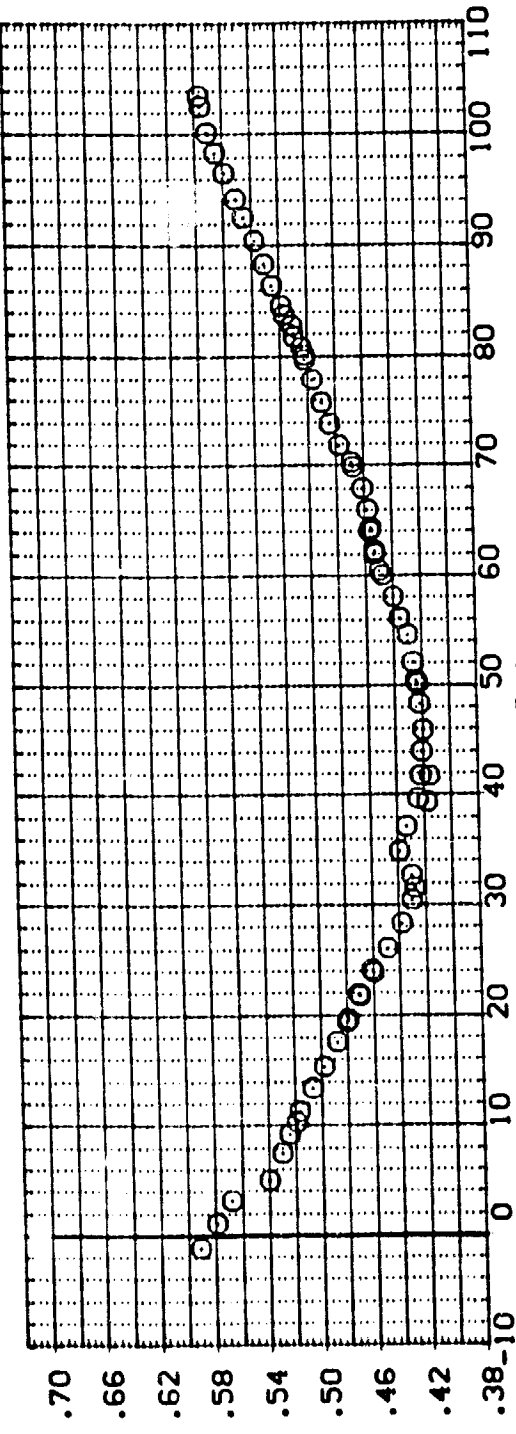
PHI .000
 .000
 45.000
 90.000
 135.000

ATTRNG 1.000
 1.000
 1.000
 1.000
 1.000

ELETUN .000
 .000
 1.000
 1.000
 1.000

REFERENCE INFORMATION

SREF 7.0690 50. IN.
 LREF 3.0000 INCHES
 BREF 3.0000 INCHES
 XMRP 20.8340 INCHES
 YMRP .0000 INCHES
 ZMRP .0000 INCHES
 SCALE .0211 SCALE



EFFECT OF ANGULAR LOCATION OF ELECT. TUNNEL AND THRUST ATT. STRUCT. (RN/L = MAX)

(C)MACH = .80

PAGE 9

DATA SET SYMBOL
 (B)SS26)
 (B)SS29)
 (B)SS36)
 (B)SS44)
 (B)SS47)
 (B)SS54)

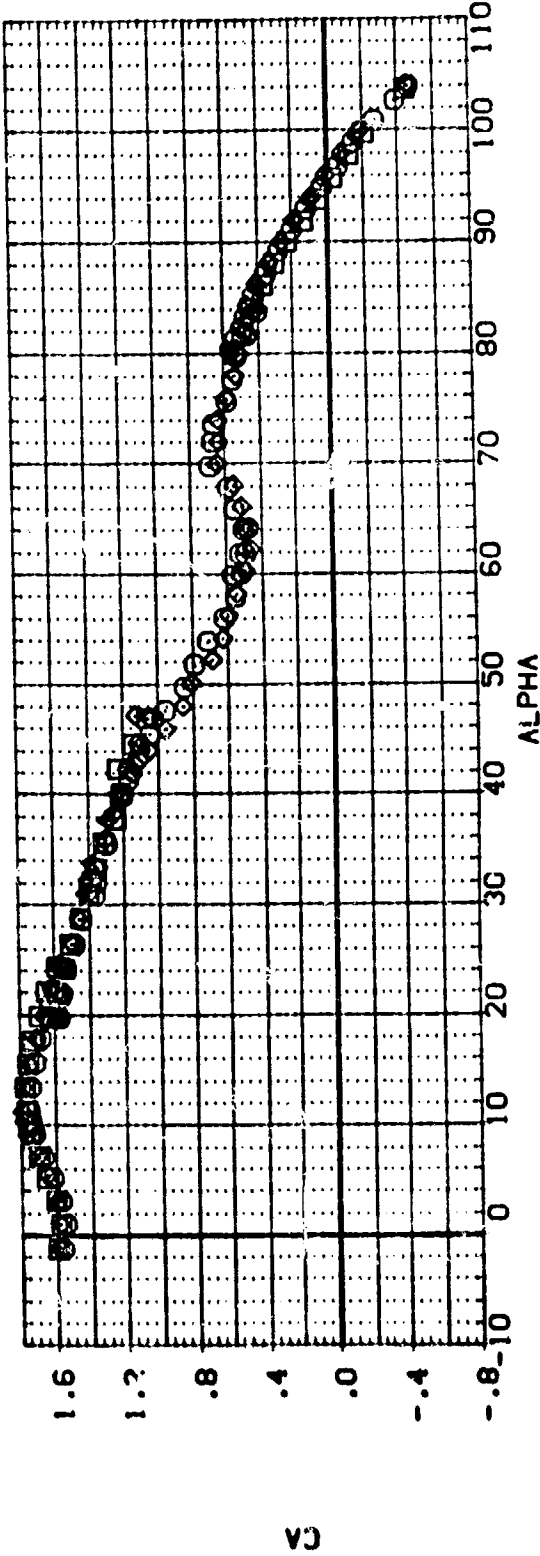
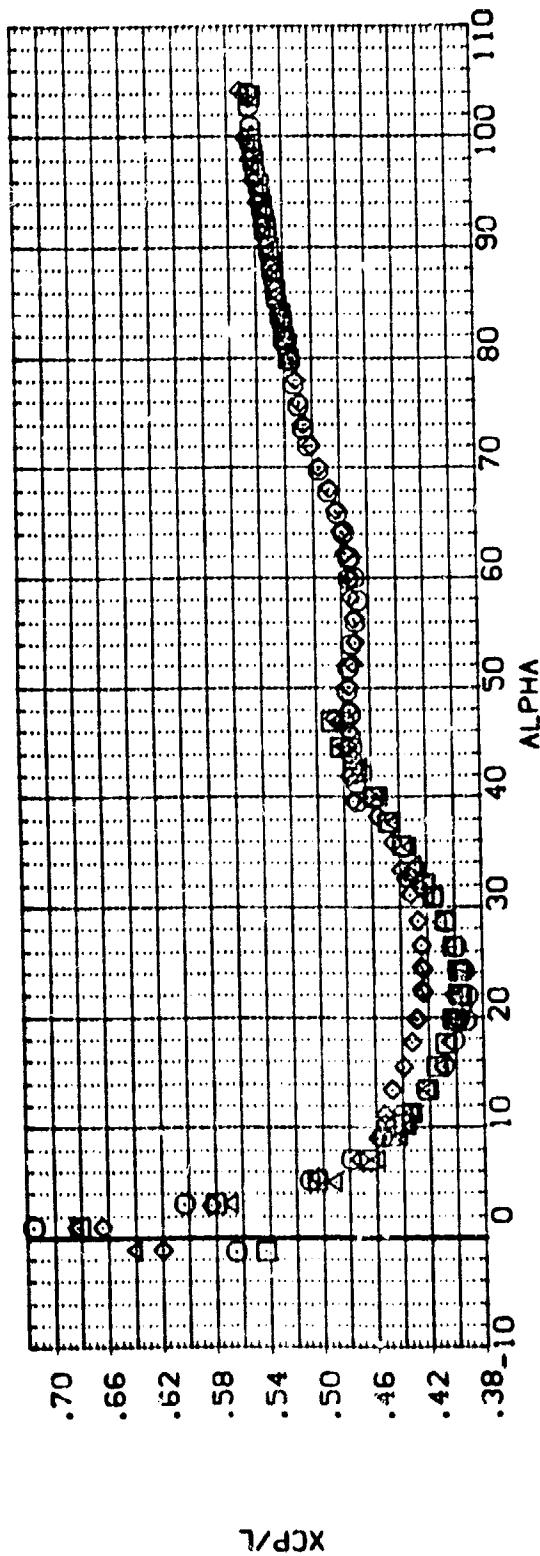
CONFIGURATION DESCRIPTION
 LARC 8TPT-65E1SA-2FA) SR8 (NOSE UP)
 LARC 8TPT-65E1SA-2FA) SR8 (NOSE UP)
 LARC 8TPT-65E1SA-2FA) SR8 (NOSE UP)
 LARC 8TPT-65E1SA-2FA) SR8 (NOSE UP)
 LARC 8TPT-65E1SA-2FA) SR8 (NOSE UP)
 LARC 8TPT-65E1SA-2FA) SR8 (NOSE UP)

PHI
 .000
 .000
 .000
 45.000
 90.000
 135.000

ATTNCL
 1.000
 1.000
 1.000
 1.000
 1.000
 1.000

ELETUN
 .000
 .000
 .000
 1.000
 1.000
 1.000

REFERENCE INFORMATION
 SREF 7.0690 SQ. IN.
 LREF 3.0000 INCHES
 BREF 3.0000 INCHES
 YMRP 20.8340 INCHES
 ZMRP .0000 INCHES
 SCALE .0211 INCHES



EFFECT OF ANGULAR LOCATION OF ELECT. TUNNEL AND THRUST ATT. STRUCT. (RN/L = MAX)
 (F)MAGR = 1.20
 PAGE 12

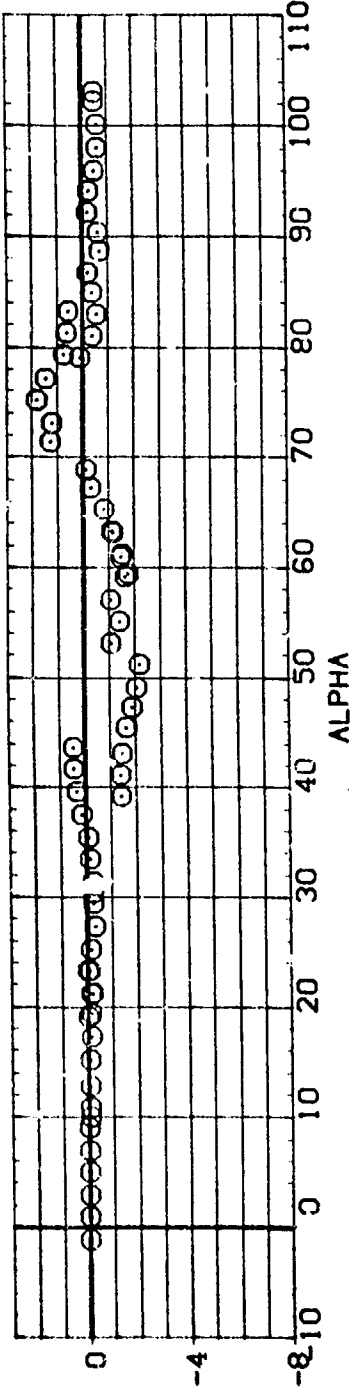
DATA SET SYMBOL: (B) (C) (D) (E) (F) (G) (H) (I) (J) (K) (L) (M) (N) (O) (P) (Q) (R) (S) (T) (U) (V) (W) (X) (Y) (Z) (AA) (AB) (AC) (AD) (AE) (AF) (AG) (AH) (AI) (AJ) (AK) (AL) (AM) (AN) (AO) (AP) (AQ) (AR) (AS) (AT) (AU) (AV) (AW) (AX) (AY) (AZ) (BA) (BB) (BC) (BD) (BE) (BF) (BG) (BH) (BI) (BJ) (BK) (BL) (BM) (BN) (BO) (BP) (BQ) (BR) (BS) (BT) (BU) (BV) (BW) (BX) (BY) (BZ) (CA) (CB) (CC) (CD) (CE) (CF) (CG) (CH) (CI) (CJ) (CK) (CL) (CM) (CN) (CO) (CP) (CQ) (CR) (CS) (CT) (CU) (CV) (CW) (CX) (CY) (CZ) (DA) (DB) (DC) (DD) (DE) (DF) (DG) (DH) (DI) (DJ) (DK) (DL) (DM) (DN) (DO) (DP) (DQ) (DR) (DS) (DT) (DU) (DV) (DW) (DX) (DY) (DZ) (EA) (EB) (EC) (ED) (EE) (EF) (EG) (EH) (EI) (EJ) (EK) (EL) (EM) (EN) (EO) (EP) (EQ) (ER) (ES) (ET) (EU) (EV) (EW) (EX) (EY) (EZ) (FA) (FB) (FC) (FD) (FE) (FF) (FG) (FH) (FI) (FJ) (FK) (FL) (FM) (FN) (FO) (FP) (FQ) (FR) (FS) (FT) (FU) (FV) (FW) (FX) (FY) (FZ) (GA) (GB) (GC) (GD) (GE) (GF) (GG) (GH) (GI) (GJ) (GK) (GL) (GM) (GN) (GO) (GP) (GQ) (GR) (GS) (GT) (GU) (GV) (GW) (GX) (GY) (GZ) (HA) (HB) (HC) (HD) (HE) (HF) (HG) (HH) (HI) (HJ) (HK) (HL) (HM) (HN) (HO) (HP) (HQ) (HR) (HS) (HT) (HU) (HV) (HW) (HX) (HY) (HZ) (IA) (IB) (IC) (ID) (IE) (IF) (IG) (IH) (II) (IJ) (IK) (IL) (IM) (IN) (IO) (IP) (IQ) (IR) (IS) (IT) (IU) (IV) (IW) (IX) (IY) (IZ) (JA) (JB) (JC) (JD) (JE) (JF) (JG) (JH) (JI) (JJ) (JK) (JL) (JM) (JN) (JO) (JP) (JQ) (JR) (JS) (JT) (JU) (JV) (JW) (JX) (JY) (JZ) (KA) (KB) (KC) (KD) (KE) (KF) (KG) (KH) (KI) (KJ) (KK) (KL) (KM) (KN) (KO) (KP) (KQ) (KR) (KS) (KT) (KU) (KV) (KW) (KX) (KY) (KZ) (LA) (LB) (LC) (LD) (LE) (LF) (LG) (LH) (LI) (LJ) (LK) (LL) (LM) (LN) (LO) (LP) (LQ) (LR) (LS) (LT) (LU) (LV) (LW) (LX) (LY) (LZ) (MA) (MB) (MC) (MD) (ME) (MF) (MG) (MH) (MI) (MJ) (MK) (ML) (MM) (MN) (MO) (MP) (MQ) (MR) (MS) (MT) (MU) (MV) (MW) (MX) (MY) (MZ) (NA) (NB) (NC) (ND) (NE) (NF) (NG) (NH) (NI) (NJ) (NK) (NL) (NM) (NN) (NO) (NP) (NQ) (NR) (NS) (NT) (NU) (NV) (NW) (NX) (NY) (NZ) (OA) (OB) (OC) (OD) (OE) (OF) (OG) (OH) (OI) (OJ) (OK) (OL) (OM) (ON) (OO) (OP) (OQ) (OR) (OS) (OT) (OU) (OV) (OW) (OX) (OY) (OZ) (PA) (PB) (PC) (PD) (PE) (PF) (PG) (PH) (PI) (PJ) (PK) (PL) (PM) (PN) (PO) (PP) (PQ) (PR) (PS) (PT) (PU) (PV) (PW) (PX) (PY) (PZ) (QA) (QB) (QC) (QD) (QE) (QF) (QG) (QH) (QI) (QJ) (QK) (QL) (QM) (QN) (QO) (QP) (QQ) (QR) (QS) (QT) (QU) (QV) (QW) (QX) (QY) (QZ) (RA) (RB) (RC) (RD) (RE) (RF) (RG) (RH) (RI) (RJ) (RK) (RL) (RM) (RN) (RO) (RP) (RQ) (RR) (RS) (RT) (RU) (RV) (RW) (RX) (RY) (RZ) (SA) (SB) (SC) (SD) (SE) (SF) (SG) (SH) (SI) (SJ) (SK) (SL) (SM) (SN) (SO) (SP) (SQ) (SR) (SS) (ST) (SU) (SV) (SW) (SX) (SY) (SZ) (TA) (TB) (TC) (TD) (TE) (TF) (TG) (TH) (TI) (TJ) (TK) (TL) (TM) (TN) (TO) (TP) (TQ) (TR) (TS) (TT) (TU) (TV) (TW) (TX) (TY) (TZ) (UA) (UB) (UC) (UD) (UE) (UF) (UG) (UH) (UI) (UJ) (UK) (UL) (UM) (UN) (UO) (UP) (UQ) (UR) (US) (UT) (UU) (UV) (UW) (UX) (UY) (UZ) (VA) (VB) (VC) (VD) (VE) (VF) (VG) (VH) (VI) (VJ) (VK) (VL) (VM) (VN) (VO) (VP) (VQ) (VR) (VS) (VT) (VU) (VV) (VW) (VX) (VY) (VZ) (WA) (WB) (WC) (WD) (WE) (WF) (WG) (WH) (WI) (WJ) (WK) (WL) (WM) (WN) (WO) (WP) (WQ) (WR) (WS) (WT) (WU) (WV) (WW) (WX) (WY) (WZ) (XA) (XB) (XC) (XD) (XE) (XF) (XG) (XH) (XI) (XJ) (XK) (XL) (XM) (XN) (XO) (XP) (XQ) (XR) (XS) (XT) (XU) (XV) (XW) (XX) (XY) (XZ) (YA) (YB) (YC) (YD) (YE) (YF) (YG) (YH) (YI) (YJ) (YK) (YL) (YM) (YN) (YO) (YP) (YQ) (YR) (YS) (YT) (YU) (YV) (YW) (YX) (YZ) (ZA) (ZB) (ZC) (ZD) (ZE) (ZF) (ZG) (ZH) (ZI) (ZJ) (ZK) (ZL) (ZM) (ZN) (ZO) (ZP) (ZQ) (ZR) (ZS) (ZT) (ZU) (ZV) (ZW) (ZX) (ZY) (ZZ)

CONFIGURATION DESCRIPTION
 LARC STP-155 (A-ZFA) SRB (NOSE UP)
 LARC STP-155 (A-ZFA) SRB (NOSE UP)
 DATA NOT AVAILABLE
 DATA NOT AVAILABLE
 DATA NOT AVAILABLE

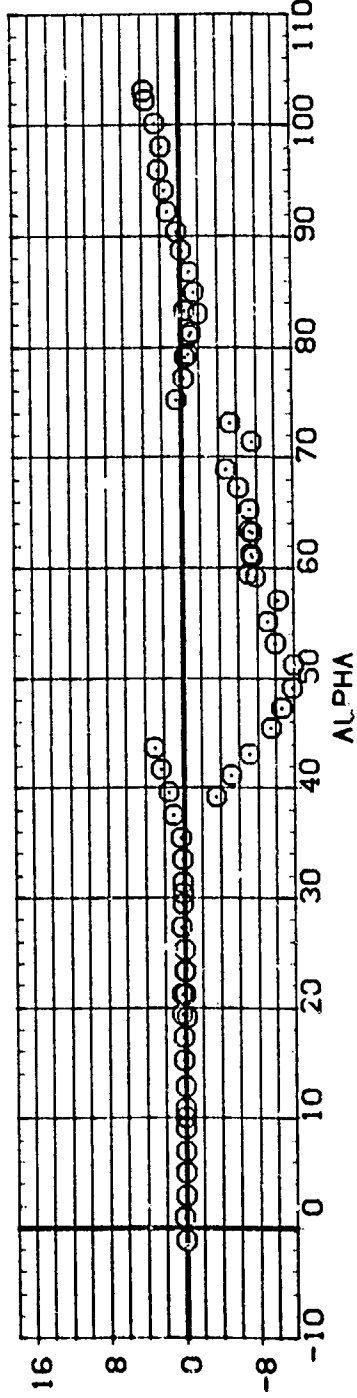
PHI .000
 .000
 45.000
 90.000
 90.000
 135.000

AT-RNG 1.000
 1.000
 1.000
 1.000
 1.000
 1.000

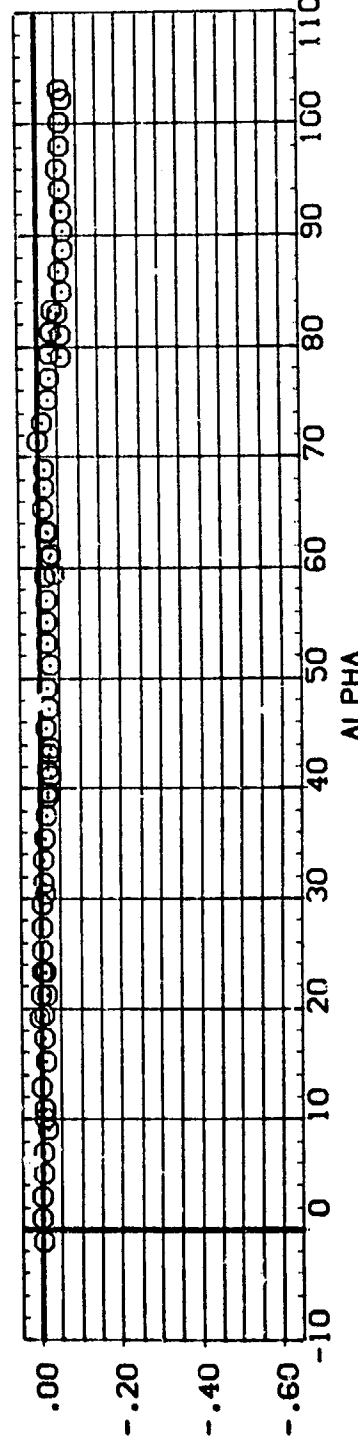
REFERENCE INFORMATION
 SREF 7.0690 50. IN
 LREF 3.0000 INCHES
 BRFF 3.0000 INCHES
 XMRP 20.8340 INCHES
 YMRP .0000 INCHES
 ZMRP .0000 INCHES
 SCALE .0211 SCALE



CY



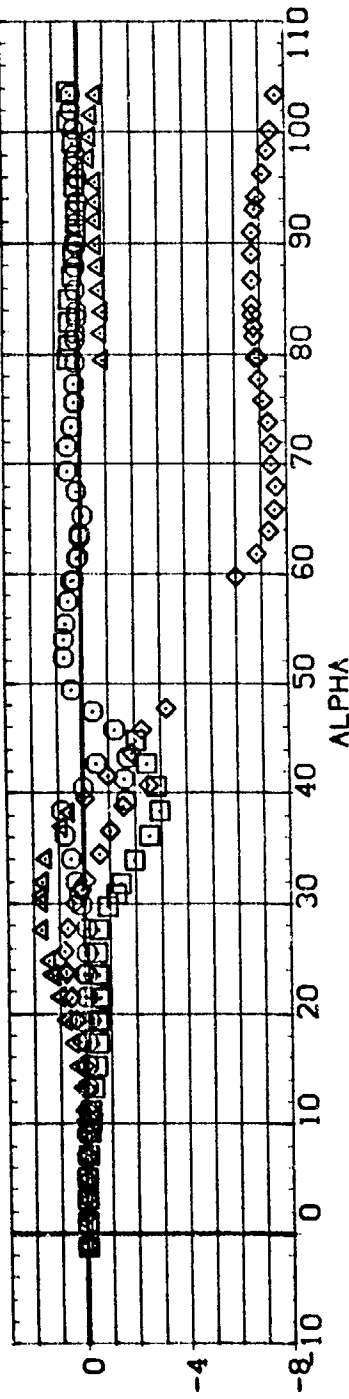
CYN



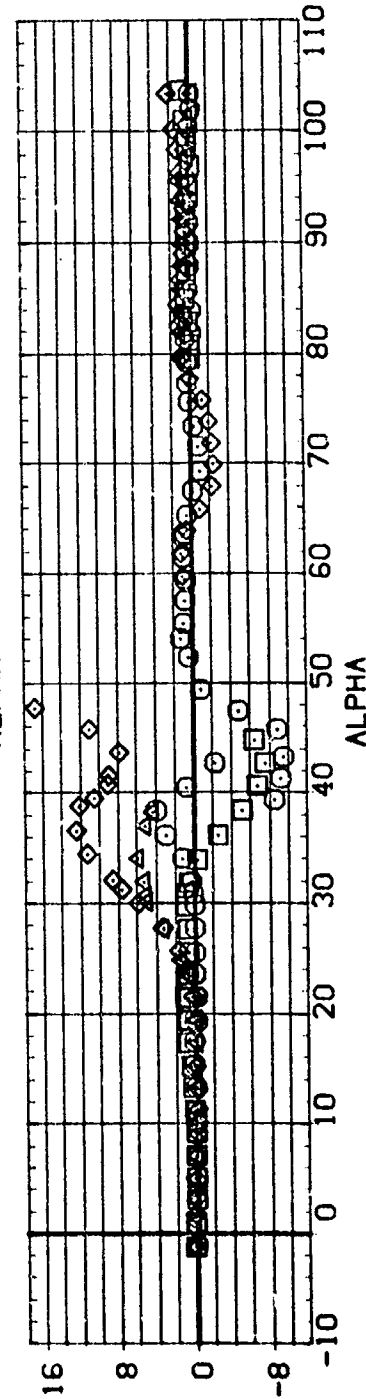
CBL

EFFECT OF ANGULAR LOCATION OF ELECT. TUNNEL AND THRUST ATT. STRUCT. (RN/L = MAX)
 (A)MACH = .40


DATA SET SYMBOL	CONFIGURATION DESCRIPTION	PHI	ATTRNS	ELETUN	REFERENCE INFORMATION
BPSS26	LARC 8TPT-655(SA-2FA) SRB (NOSE UP)	.000	1.000	.000	SREF 7.0690 SO. IN.
BPSS29	LARC 8TPT-655(SA-2FA) SRB (NOSE UP)	.000	1.000	.000	LREF 3.0000 INCHES
BPSS38	LARC 8TPT-655(SA-2FA) SRB (NOSE UP)	45.000	1.000	1.000	BREF 3.0000 INCHES
BPSS44	LARC 8TPT-655(SA-2FA) SRB (NOSE UP)	90.000	1.000	1.000	XMRP 23.8340 INCHES
BPSS47	LARC 8TPT-655(SA-2FA) SRB (NOSE UP)	90.000	1.000	1.000	YMRP .0000 INCHES
BPSS54	LARC 8TPT-655(SA-2FA) SRB (NOSE UP)	135.000	1.000	1.000	ZMRP .0000 INCHES
					SCALE .0211



CY



CYN



CBL

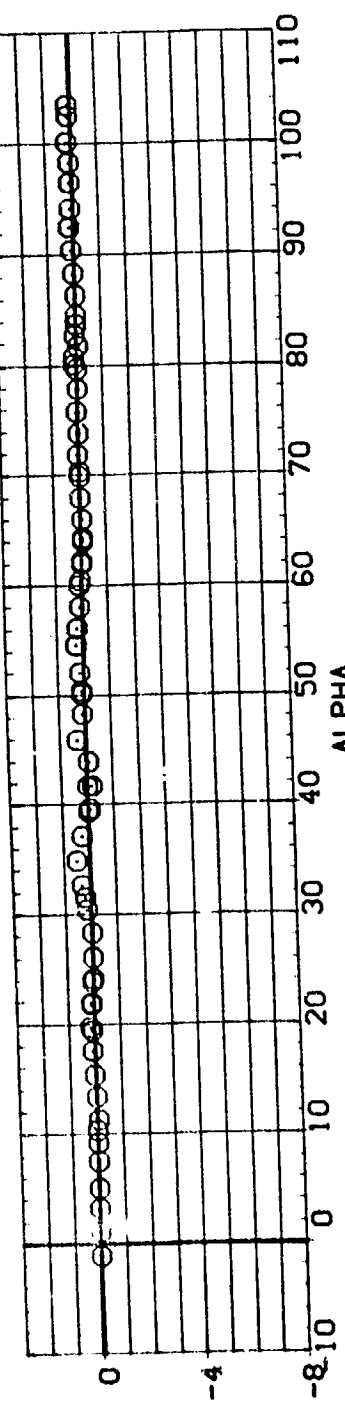
EFFECT OF ANGULAR LOCATION OF ELECT. TUNNEL AND THRUST ATT. STRUCT. (RN/L= MAX)

DATA SET SYMBOL
 (SP526)
 (SP527)
 (SP528)
 (SP529)
 (SP530)
 (SP531)
 (SP532)
 (SP533)
 (SP534)

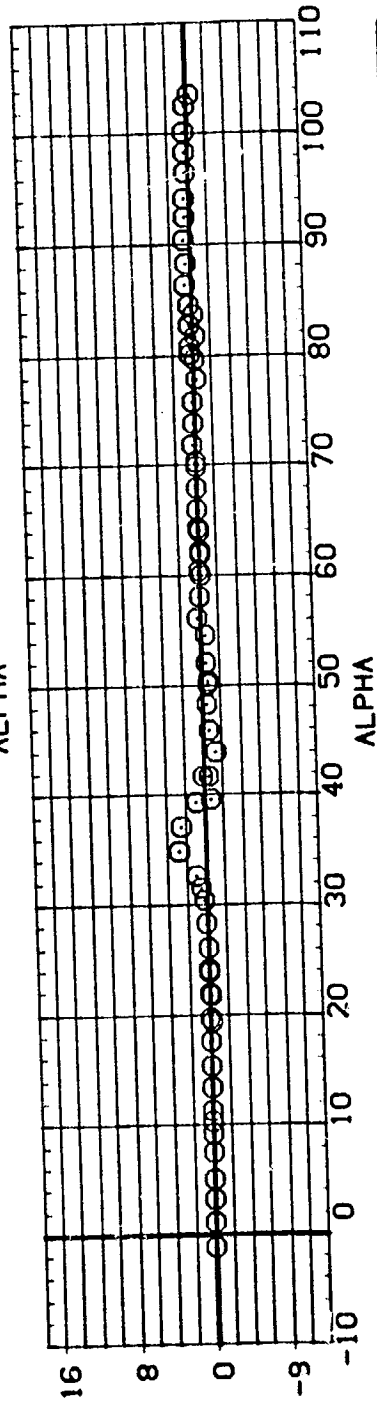
PHI
 .000
 .000
 45.000
 90.000
 90.000
 135.000

CONFIGURATION DESCRIPTION
 LARC 8TPT - 51(A-2FA) SRB (NOSE UP)
 LARC 8TPT - 51(A-2FA) SRB (NOSE UP)
 DATA NOT AVAILABLE
 DATA NOT AVAILABLE
 DATA NOT AVAILABLE
 DATA NOT AVAILABLE


REFERENCE INFORMATION
 SREF 7.0690 50. IN.
 LREF 3.0000 INCHES
 BREF 3.0000 INCHES
 XMRP 20.8340 INCHES
 YMRP .0000 INCHES
 ZMRP .0000 INCHES
 SCALE .0211 SCALE



CY



CYN



CBL

EFFECT OF ANGULAR LOCATION OF ELECT. TUNNEL AND THRUST ATT. STRUCT. (RN/L = MAX)
 (C)MACH = .80

DATA SET SYMBOL CONFIGURATION DESCRIPTION
 8P5525 LARC 8PPT-655(SA-2FA) SRB INOSE (P)
 8P5526 LARC 8PPT-655(SA-2FA) SRB INOSE (P)
 8P5527 LARC 8PPT-655(SA-2FA) SRB V/EL IN./T.AT/INOSE (P)
 8P5528 LARC 8PPT-655(SA-2FA) SRB V/EL IN./T.AT/INOSE (P)
 8P5529 LARC 8PPT-655(SA-2FA) SRB V/EL IN./T.AT/INOSE (P)
 8P5530 LARC 8PPT-655(SA-2FA) SRB V/EL IN./T.AT/INOSE (P)
 8P5531 LARC 8PPT-655(SA-2FA) SRB V/EL IN./T.AT/INOSE (P)
 8P5532 LARC 8PPT-655(SA-2FA) SRB V/EL IN./T.AT/INOSE (P)
 8P5533 LARC 8PPT-655(SA-2FA) SRB V/EL IN./T.AT/INOSE (P)
 8P5534 LARC 8PPT-655(SA-2FA) SRB V/EL IN./T.AT/INOSE (P)


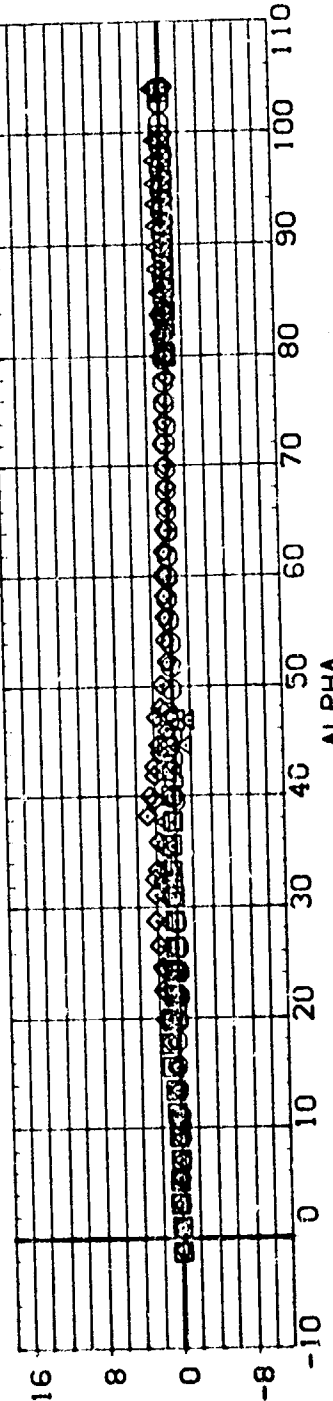
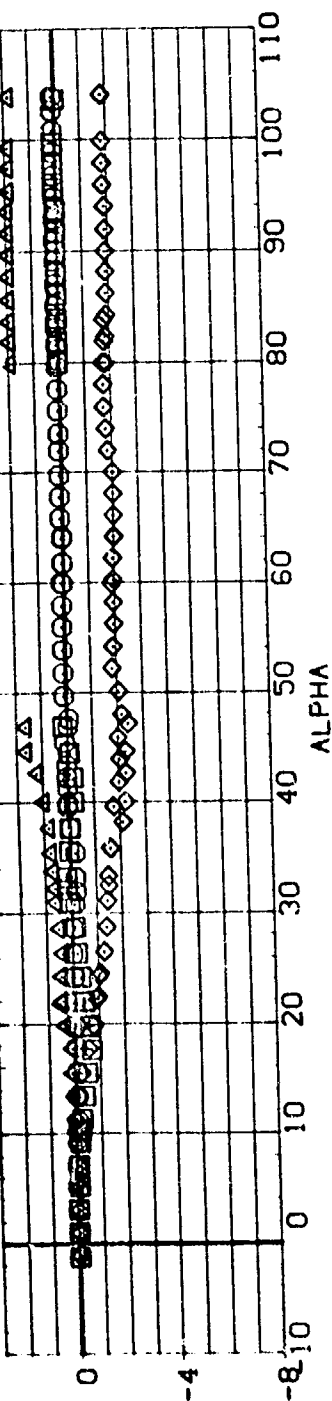
REFERENCE INFORMATION
 SREF 7.0690 SQ. IN.
 LREF 3.0000 INCHES
 BREF 3.0000 INCHES
 XMRP 20.8340 INCHES
 YMRP .0000 INCHES
 ZMRP .0000 INCHES
 SCALE .0211 SCALE

PHI .000
 .000
 .000
 45.000
 90.000
 90.000
 135.000

ATTRNG 1.000
 1.000
 1.000
 1.000
 1.000
 1.000
 1.000

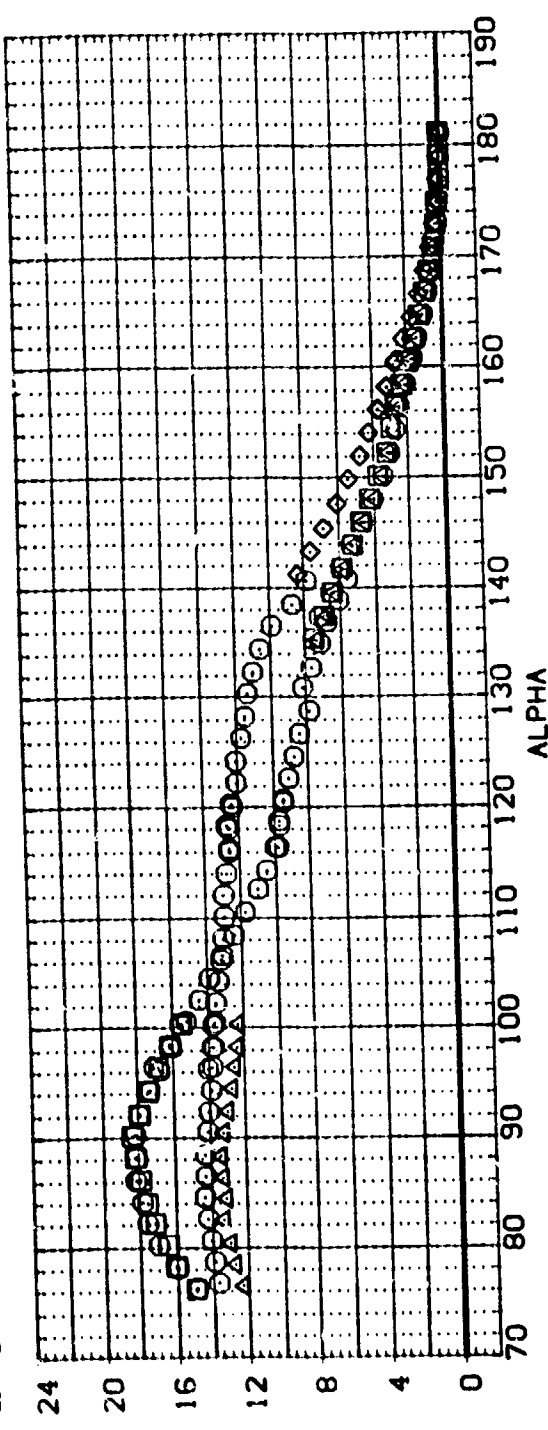
ELETUN .000
 .000
 .000
 1.000
 1.000
 1.000
 1.000

CONF. NO. 1000
 1000
 1000
 1000
 1000
 1000
 1000

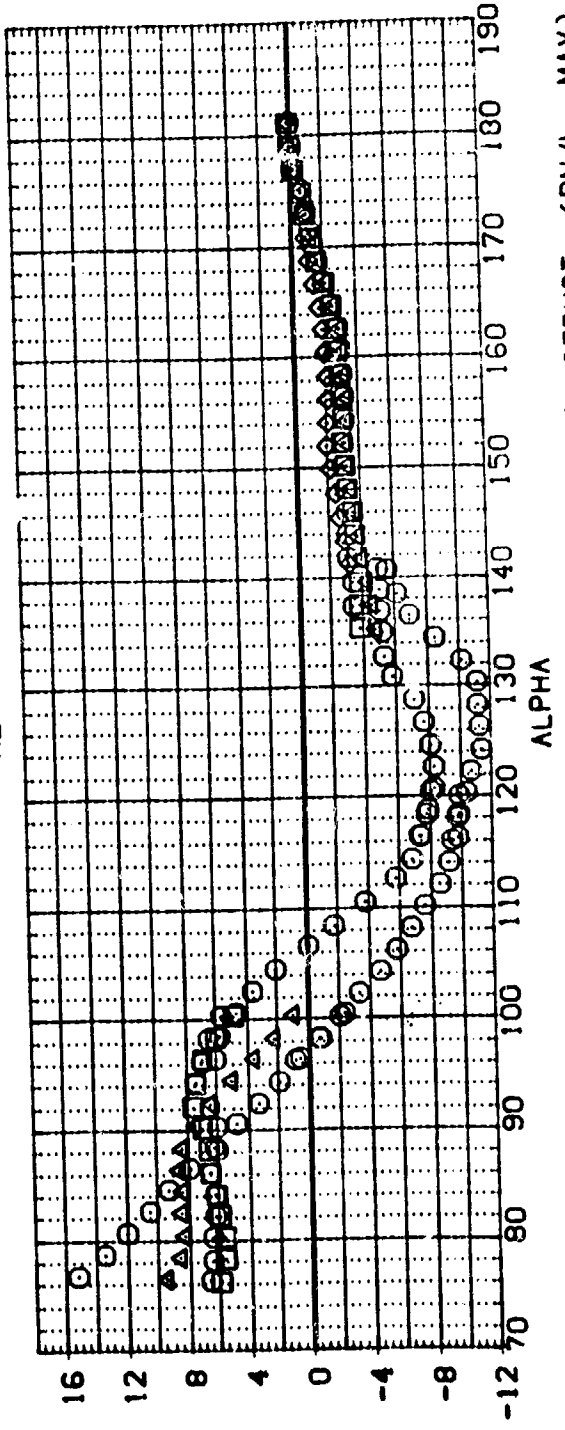


EFFECT OF ANGULAR LOCATION OF ELECT. TUNNEL AND THRUST ATT. STRUCT. (RN/L= MAX)
 (F)MACH = 1.20

DATA SET SYMBOL	CONFIGURATION DESCRIPTION	PHI	ATTRNG	ELET,AN	REFERENCE INFORMATION
BP5-31	LARC BTPT-65E(SA-ZFA) SRB (NOSE DOWN)	.000	.000	.000	SREF 7.0690
BP5-34	LARC BTPT-65E(SA-ZFA) SRB (NOSE DOWN)	.000	.000	.000	LREF 3.0000
BP-41	LARC BTPT-65E(SA-ZFA) SRB V/EL, TN, /T, AT (NOSE DN)	45.000	.000	.000	BREF 3.0000
BP-45	LARC BTPT-65E(SA-ZFA) SRB V/EL, TN, /T, AT (NOSE DN)	90.000	.000	.000	XMRP 20.0000
BP-54	LARC BTPT-65E(SA-ZFA) SRB V/EL, TN, /T, AT (NOSE DN)	90.000	.000	.000	YMRP .0000
BP5-57	LARC BTPT-65E(SA-ZFA) SRB V/EL, TN, /T, AT (NOSE DN)	135.000	.000	.000	ZMRP .0000
					SCALE .0211



Z



Z

EFFECT OF ANGULAR LOCATION OF ELECT. TUNNEL AND THRUST ATT. STRUCT. (RN/L = MAX)

(B)MACH = .60

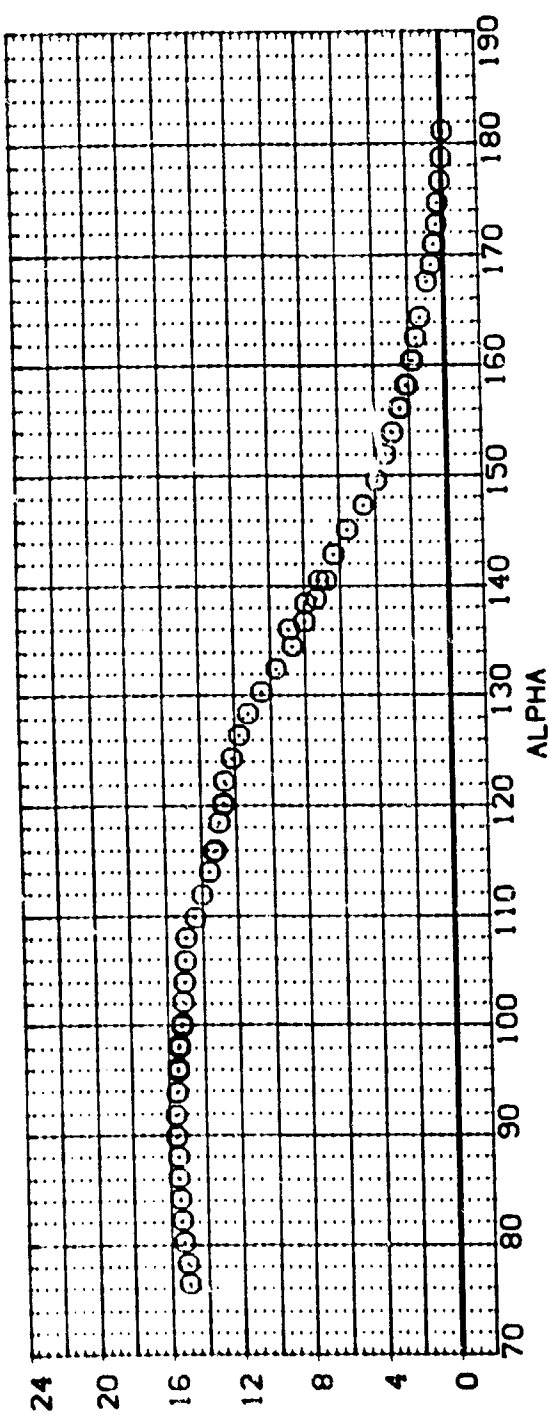
DATA SET SYMB. CONF. LOCATION DESCRIPTION
 1-5531 E SA-1(A) SR8 (NOSE DOWN)
 1-5532 E SA-2(A) SR8 (NOSE DOWN)
 1-5533 AVAILABLE
 1-5534 AVAILABLE
 1-5535 AVAILABLE
 1-5536 AVAILABLE
 1-5537 AVAILABLE

PHI .000
 .000
 .000
 45.000
 50.000
 90.000
 135.000

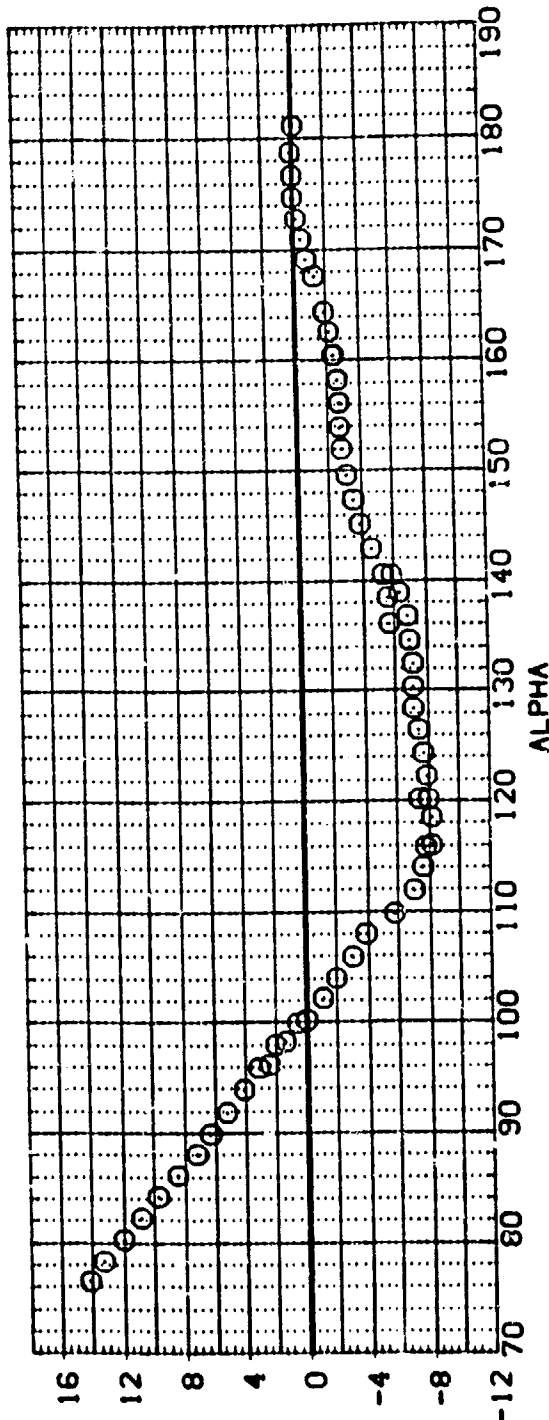
ATTRNG 1.000
 1.000
 1.000
 1.000
 1.000
 1.000
 1.000

ELETUN .000
 .000
 .000
 1.000
 1.000
 1.000
 1.000

REFERENCE INFORMATION
 SREF 7.0690 50. IN.
 LREF 3.0000 INCHES
 BREF 3.0000 INCHES
 XMRP 20.840 INCHES
 YMRP .0000 INCHES
 ZMRP .0000 INCHES
 SCALE .0211 SCALE



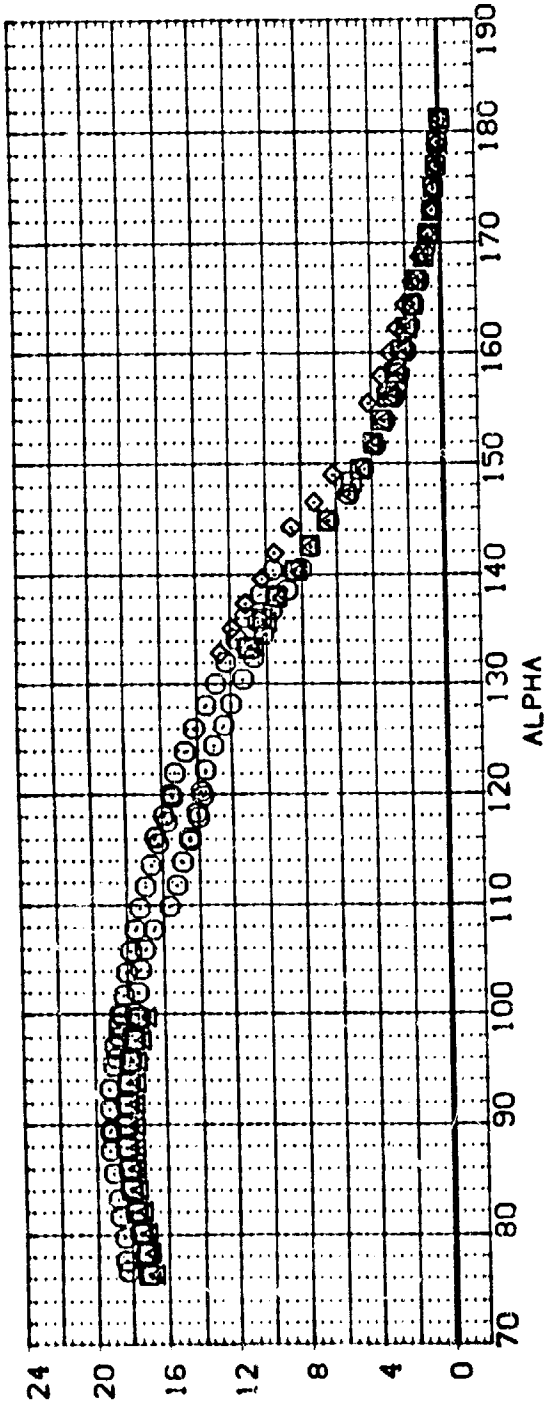
3



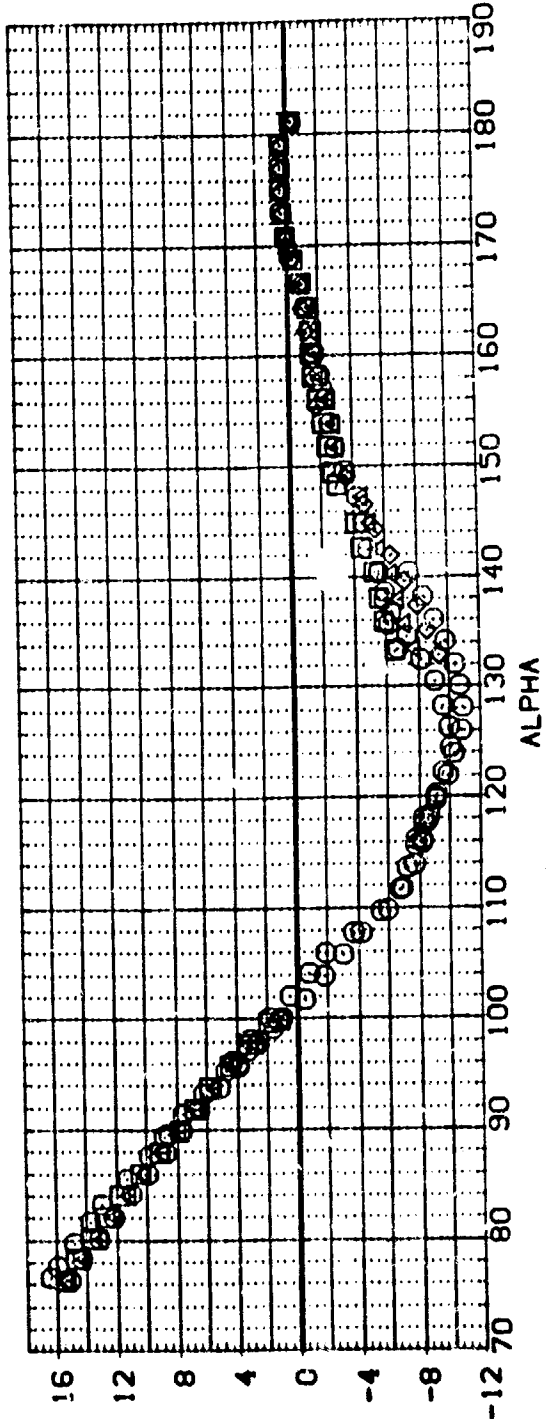
3Z

EFFECT OF ANGULAR LOCATION OF ELECT. TUNNEL AND THRUST ATT. STRUCT. (RN/L= MAX)
 (C)MACH = .80

DATA SET SYMBOL	CONFIGURATION DESCRIPTION	PHI	ATTRNG	ELETUN	REFERENCE INFORMATION
BPSS31	LARC BTPT-65E1 SA-2FA1 SRB (NOSE DOWN)	.000	1.000	.000	SREF 7.0690 50. IN.
BPSS34	LARC BTPT-65E1 SA-2FA1 SRB (NOSE DOWN)	.000	1.000	.000	LREF 3.0000 INCHES
BPSS41	LARC BTPT-65E1 SA-2FA1 SRB V/EL. TN./T. AT/NOSE DN)	45.000	1.000	1.000	BKCF 3.0000 INCHES
BPSS48	LARC BTPT-65E1 SA-2FA1 SRB V/EL. TN./T. AT/NOSE DN)	90.000	1.000	1.000	YMRP 20.8140 INCHES
BPSS45	LARC BTPT-65E1 SA-2FA1 SRB V/EL. TN./T. AT/NOSE DN)	90.000	1.000	1.000	ZMRP .0000 INCHES
BPSS47	LARC BTPT-65E1 SA-2FA1 SRB V/EL. TN./T. AT/NOSE DN)	135.000	1.000	1.000	SCALE .0211 SCALE



2



CM

EFFECT OF ANGULAR LOCATION OF ELECT. TUNNEL AND THRUST ATT. STRUCT. (RN/L= MAX)
 (D)MACH = .90
 PAGE 22

DATA SET SYMBOL CONFIGURATION DESCRIPTION
 EPS571 3A-2FA1 SR8 (INSE DOWN)
 EPS574 3A-2FA1 SR8 (INSE DOWN)
 EPS575 3A-2FA1 SR8 (INSE DOWN)
 EPS576 3A-2FA1 SR8 (INSE DOWN)
 EPS577 3A-2FA1 SR8 (INSE DOWN)

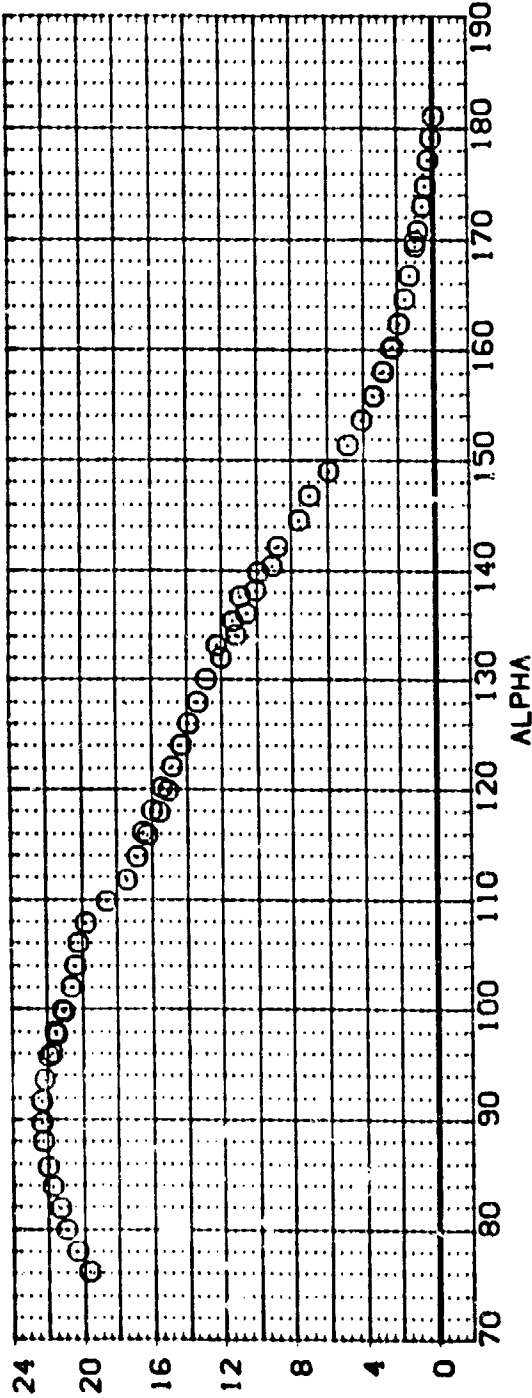
LARG BTFL - SEE 3A-2FA1 SR8 (INSE DOWN)
 LARG BTFL - SEE 3A-2FA1 SR8 (INSE DOWN)
 DATA NOT AVAILABLE
 DATA NOT AVAILABLE
 DATA NOT AVAILABLE

PHI .000
 .000
 45.000
 90.000
 135.000

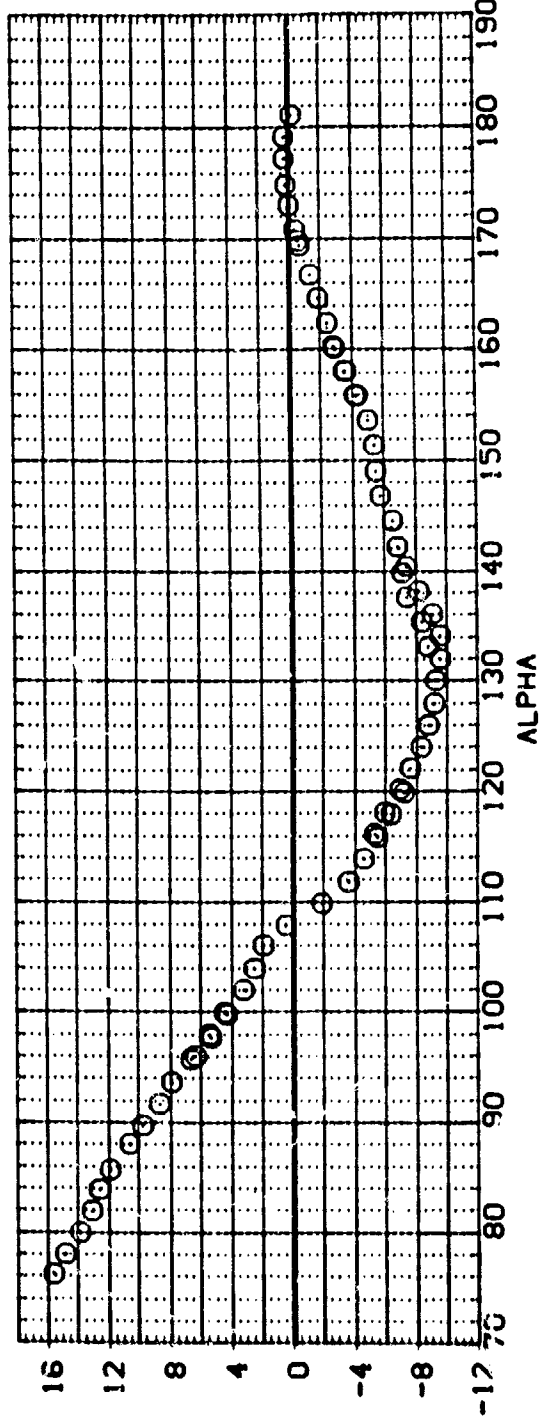
ATTRNG 1.000
 1.000
 1.000
 1.000
 1.000

ELETUN .000
 1.000
 1.000
 1.000
 1.000

REFERENCE INFORMATION
 SREF 7.0690 SQ. IN.
 LREF 3.0000 INCHES
 FREF 3.0000 INCHES
 XMRP 20.8340 INCHES
 YMRP .0000 INCHES
 ZMRP .0000 INCHES
 SCALE .0211 SCALE



33



33

EFFECT OF ANGULAR LOCATION OF ELECT. TUNNEL AND THRUST ATT. STRUCT. (RN/L = MAX)
 (E)MACH = 1.00

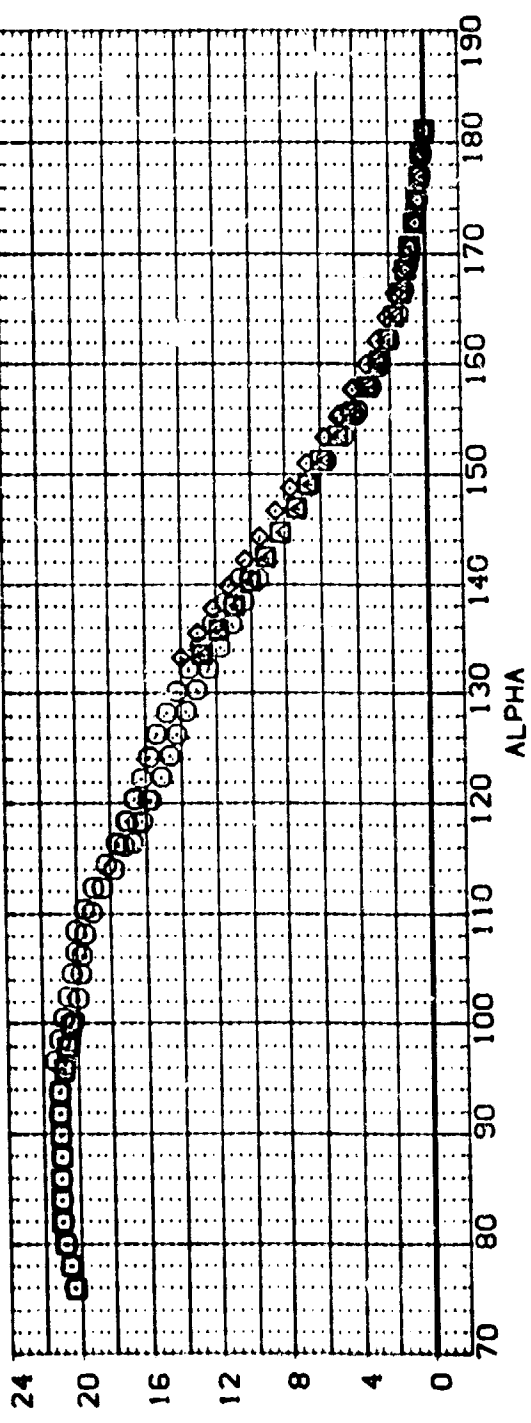
DATA SET SYMBOL
 BPSS311
 BPSS341
 BPSS411
 BPSS421
 BPSS521

CONFIGURATION DESCRIPTION
 LARC BTPT-6E51SA-2FA) SR8 (NOSE DOWN)
 LARC BTPT-6E51SA-2FA) SR8 (NOSE DOWN)
 LARC BTPT-6E51SA-2FA) SR8 (NOSE DOWN)
 LARC BTPT-6E51SA-2FA) SR8 (NOSE DOWN)
 LARC BTPT-6E51SA-2FA) SR8 (NOSE DOWN)
 LARC BTPT-6E51SA-2FA) SR8 (NOSE DOWN)

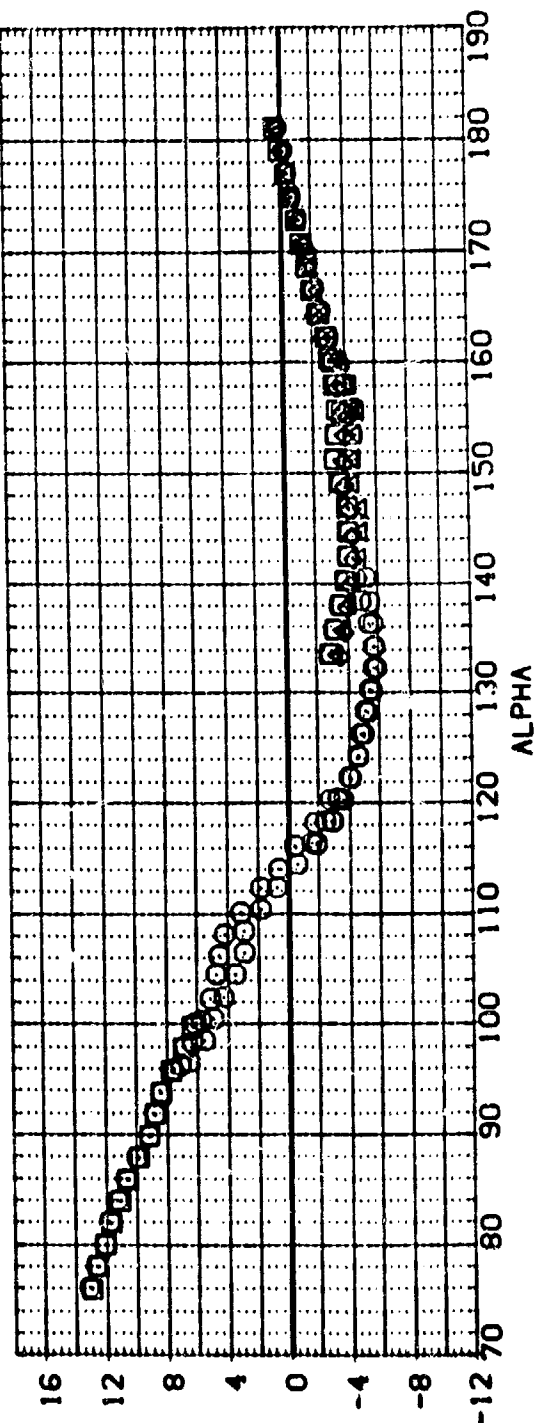
FWI .000
 .000
 45.000
 90.000
 135.000

ATTRAC
 1.000
 1.000
 1.000
 1.000
 1.000

ELETON
 .000
 .000
 .000
 .000
 .000



N



CLM

EFFECT OF ANGULAR LOCATION OF ELECT. TUNNEL AND THRUST ATT. STRUCT. (RN/L= MAX)
 (F)MACH = 1.20
 PAGE 24

DATA SET SYMBOL
 BPS-21
 BPS-24
 BPS-241
 BPS-249
 BPS-27
 BPS-27

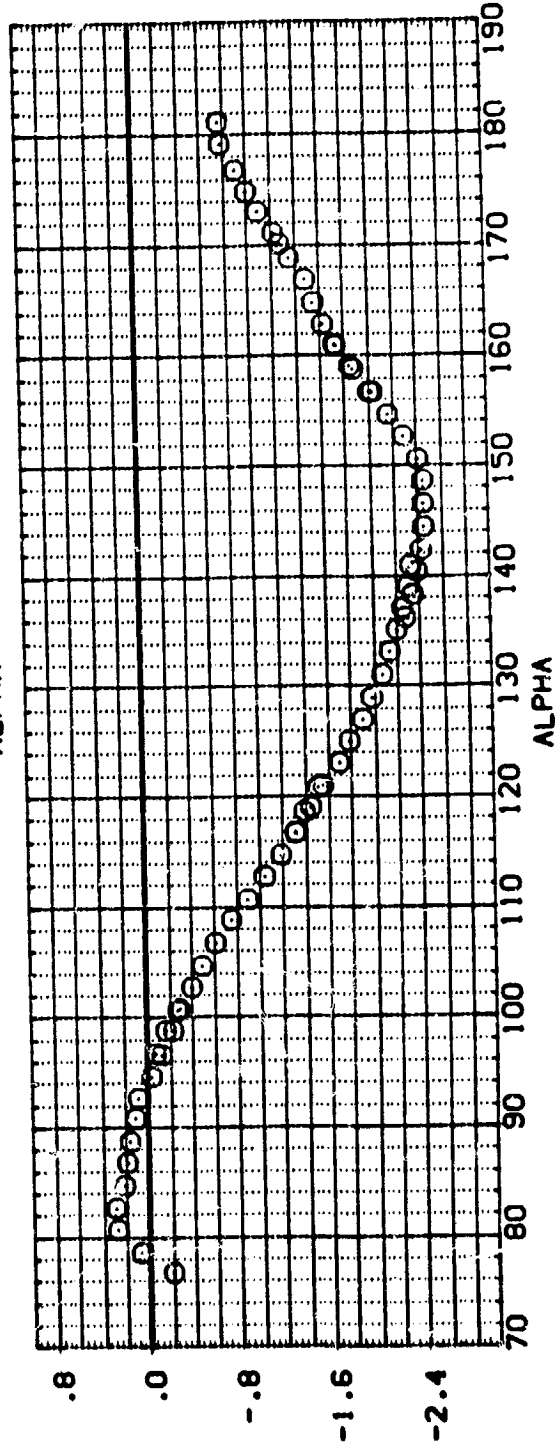
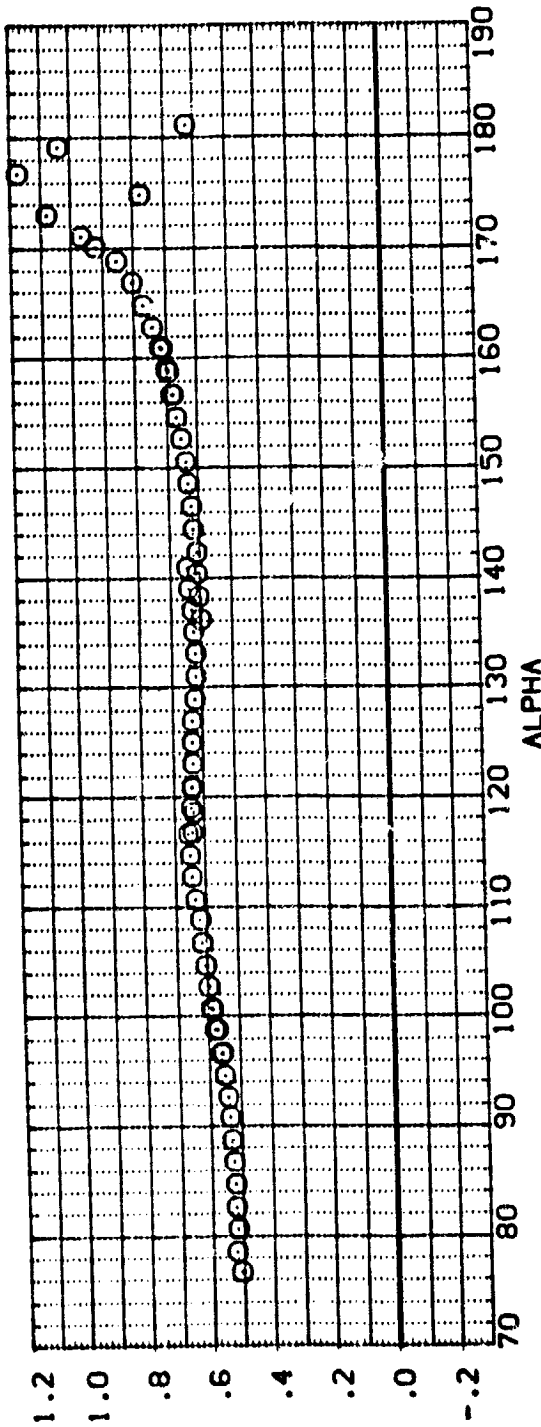
CONF. RATIOS DESCRIPTION
 LAK 67.5-68.5 SA-2FA SRB (NOSE DOWN)
 LAK 67.5-68.5 SA-2FA SRB (NOSE DOWN)
 DATA NOT AVAILABLE
 DATA NOT AVAILABLE
 DATA NOT AVAILABLE

PHI .000
 .000
 45.000
 90.000
 135.000

ATTNRC 1.000
 1.000
 1.000
 1.000
 1.000

ELETUN .000
 .000
 .000
 .000
 1.000

REFERENCE INFORMATION
 SREF 7.0690 50. IN
 LREF 3.0000 INCHES
 BREF 3.0000 INCHES
 XMRP 20.8340 INCHES
 YMRP .0000 INCHES
 ZMRP .0000 INCHES
 SCALE .0211 SCALE

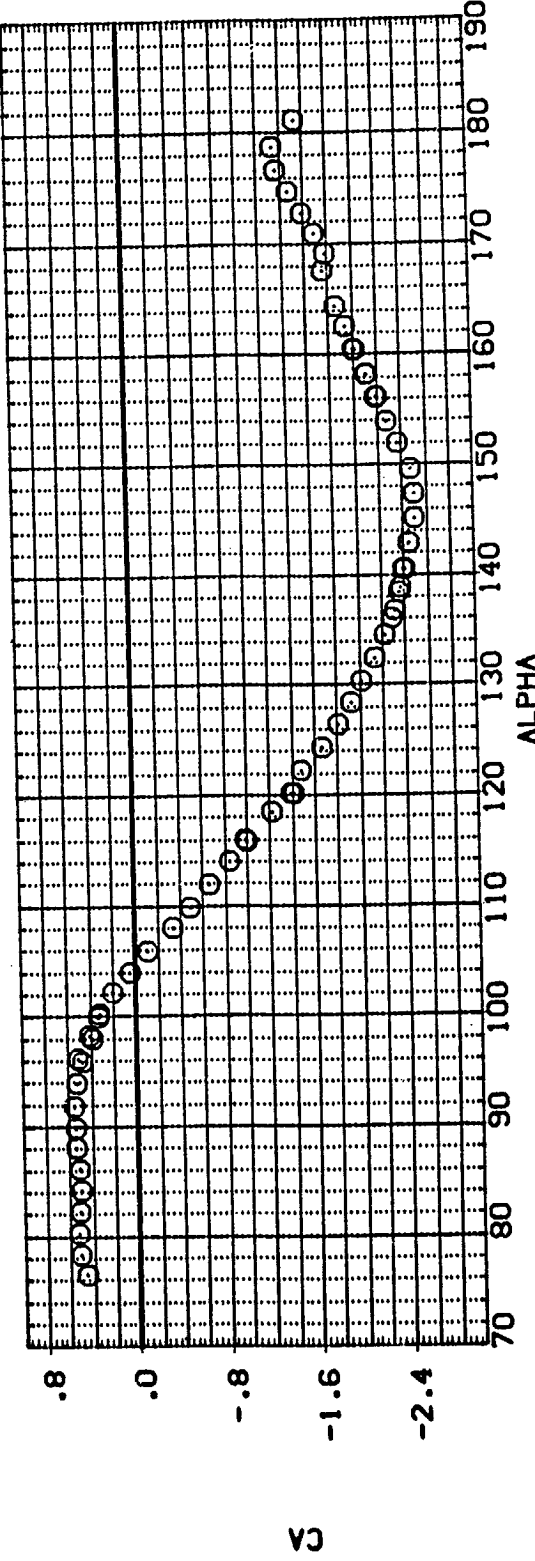
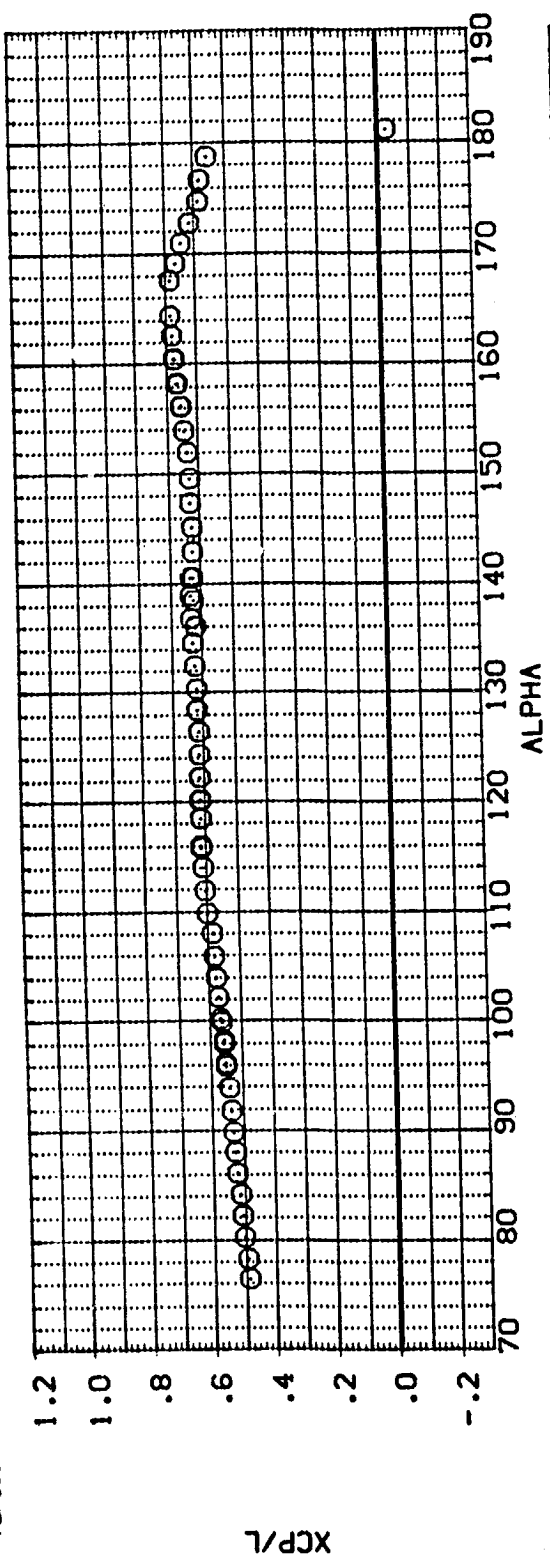


EFFECT OF ANGULAR LOCATION OF ELECT. TUNNEL AND THRUST ATT. STRUCT. (RN/L = MAX)

(A)MACH = .40

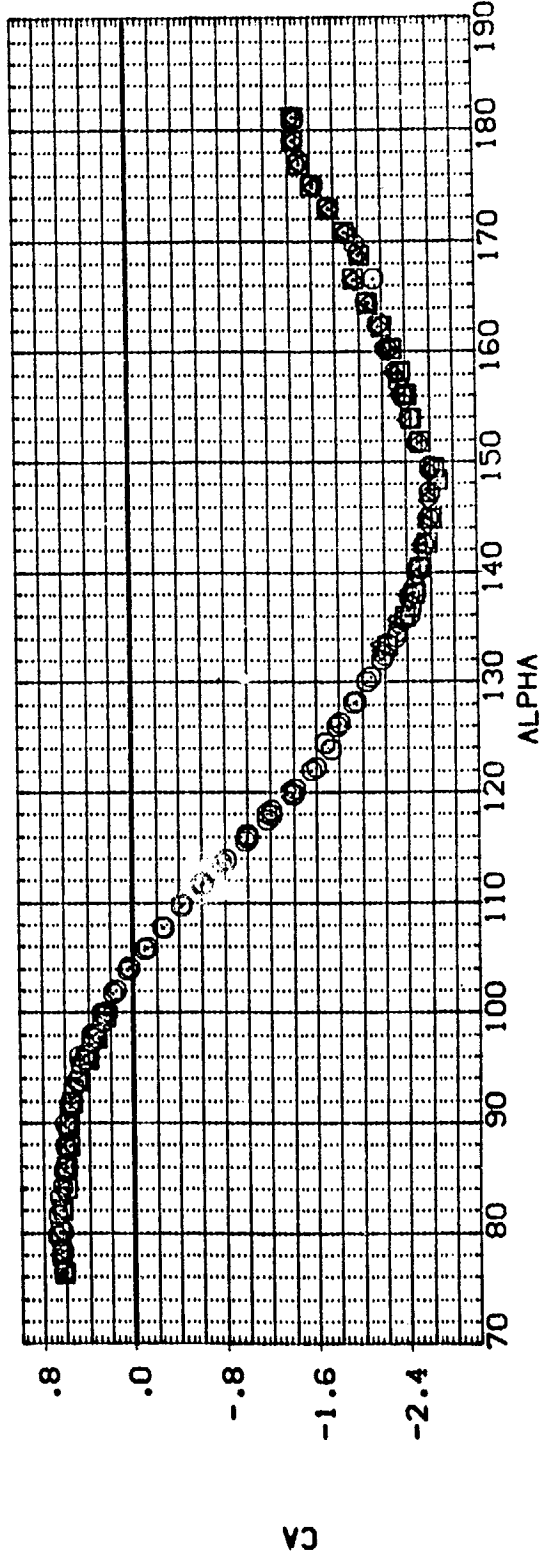
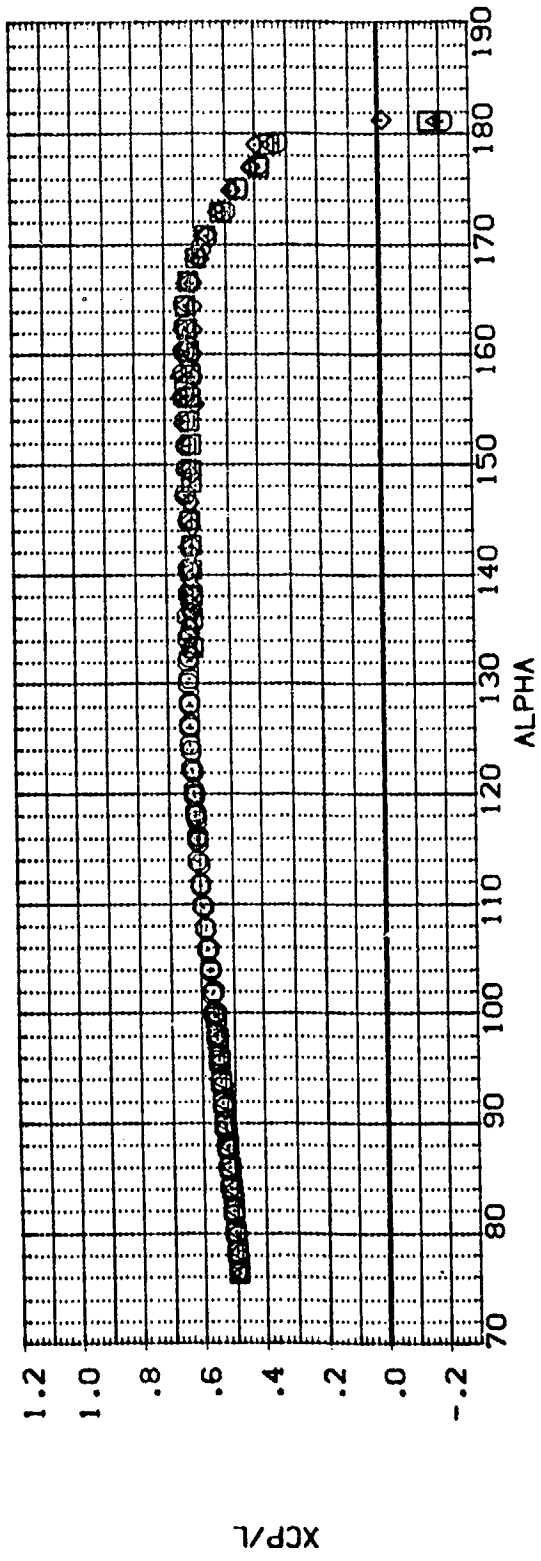
C-2

DATA SET SYMBOL	CONFIGURATION DESCRIPTION	PHI	ATTRNG	ELETUN	REFERENCE INFORMATION
(BPS331)	LARC 81 - EE SA-ZFA1 SRB (NOSE DOWN)	.000	1.000	.000	SREF 7.0690 SO. IN.
(BPS334)	LARC 81 - EE SA-ZFA1 SRB (NOSE DOWN)	.000	1.000	.000	LREF 3.0000 INCHES
(BPS541)	DATA NOT AVAILABLE	45.000	1.000	1.000	BREF 3.0000 INCHES
(BPS349)	DATA NOT AVAILABLE	90.000	1.000	1.000	YMRP 20.8340 INCHES
(BPS352)	DATA NOT AVAILABLE	90.000	1.000	1.000	ZMRP .0000 INCHES
(BPS557)	DATA NOT AVAILABLE	135.000	1.000	1.000	SCALE .0211 SCALE



EFFECT OF ANGULAR LOCATION OF ELECT. TUNNEL AND THRUST ATT. STRUCT. (RN/L = MAX)
 (C)MACH = .80

DATA SET SYMBOL CONFIGURATION DESCRIPTION PHI ATTRNG ELETUN REFERENCE INFORMATION
 BP-331 LARC 8TPT-655(SA-2FA) SRB (NOSE DOWN) .000 1.000 .000 SREF 7.0690 50. IN.
 BP-334 LARC 8TPT-655(SA-2FA) SRB (NOSE DOWN) .000 1.000 .000 LREF 3.0000 INCHES
 BP-341 LARC 8TPT-655(SA-2FA) SRB V/EL. TN./T. AT(NOSE DN) 45.000 1.000 1.000 BREF 3.0000 INCHES
 BP-349 LARC 8TPT-655(SA-2FA) SRB V/EL. TN./T. AT(NOSE DN) 90.000 1.000 1.000 YMRP 20.8140 INCHES
 BP-352 LARC 8TPT-655(SA-2FA) SRB V/EL. TN./T. AT(NOSE DN) 90.000 1.000 1.000 ZMRP .0000 INCHES
 BP-357 LARC 8TPT-655(SA-2FA) SRB V/EL. TN./T. AT(NOSE DN) 135.000 1.000 1.000 SCALE .0211 SCALE



EFFECT OF ANGULAR LOCATION OF ELECT. TUNNEL AND THRUST ATT. STRUCT. (RN/L= MAX)
 (O)MACH = .90 PAGE 28

DATA SET SYMBOL CONFIGURATION DESCRIPTION

LARC 81PT-655 (SA-2FA) SRB (NOSE DOWN)
 LARC 875-655 (SA-2FA) SRB (NOSE DOWN)
 DATA NOT AVAILABLE
 DATA NOT AVAILABLE
 DATA NOT AVAILABLE
 DATA NOT AVAILABLE

PHI

.000
 .000
 45.000
 90.000
 90.000
 135.000

ATTRNG

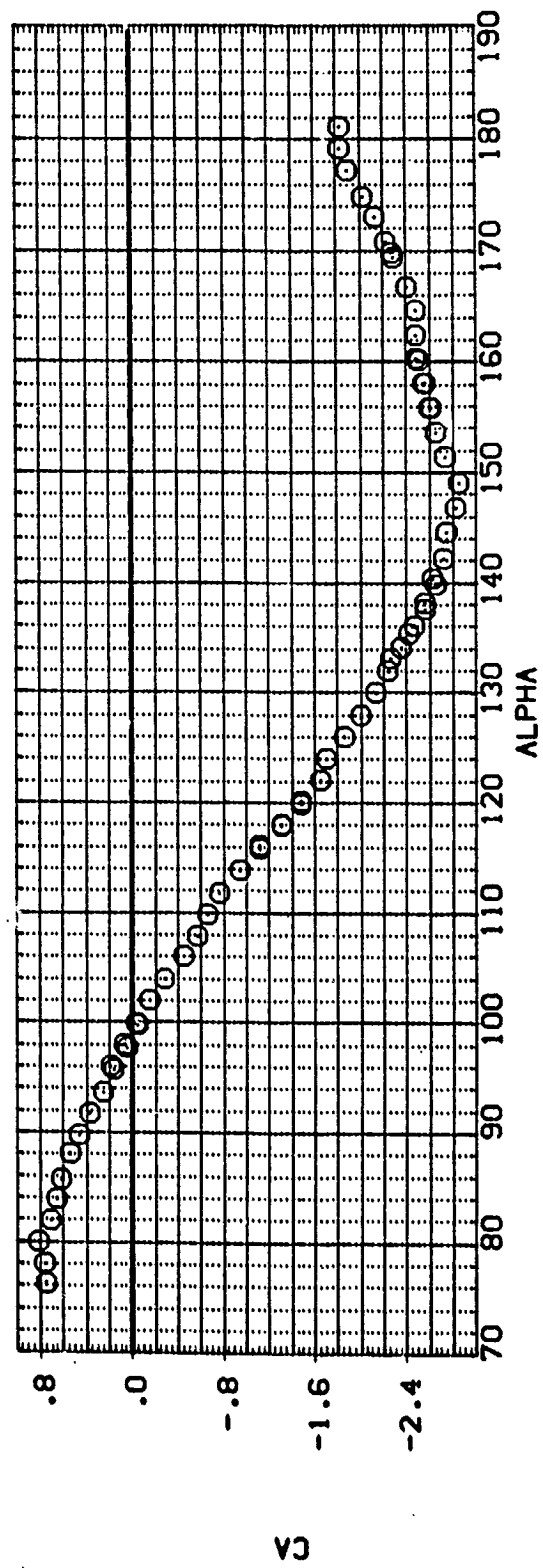
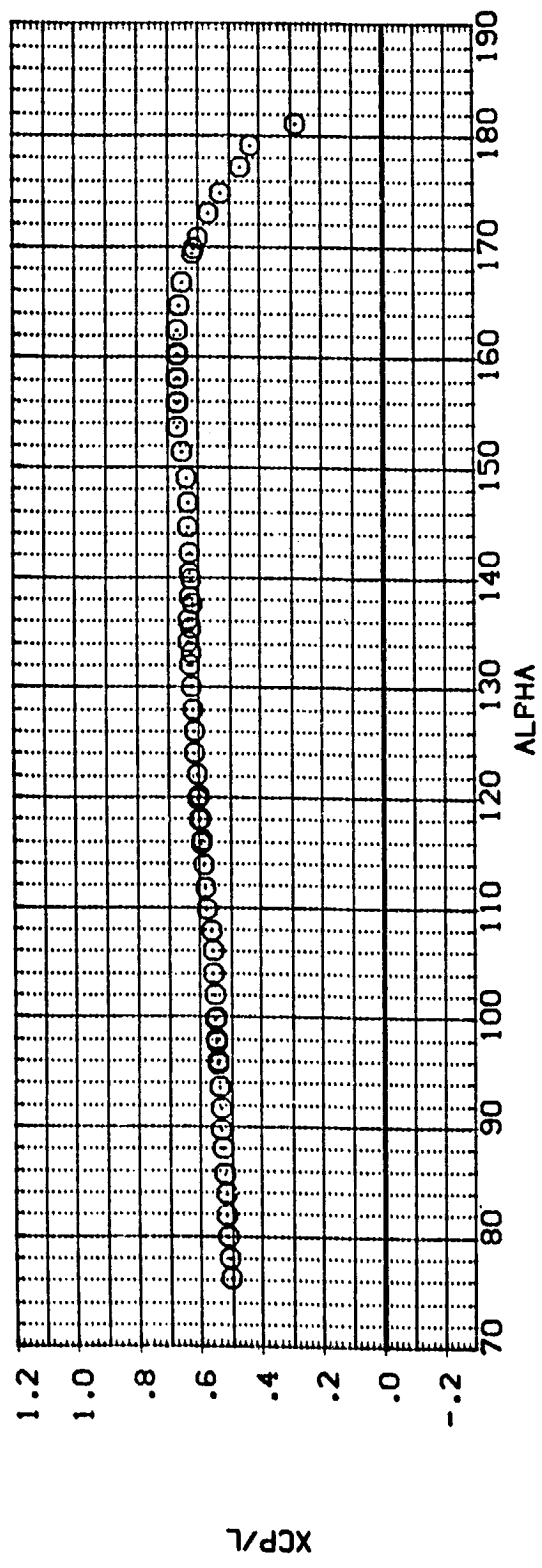
1.000
 1.000
 1.000
 1.000
 1.000
 1.000

ELETUN

.000
 .000
 1.000
 1.000
 1.000
 1.000

REFERENCE INFORMATION

SREF 7.0690 50. IN.
 LREF 3.0000 INCHES
 BREF 3.0000 INCHES
 XMRP 20.8340 INCHES
 YMRP .0000 INCHES
 ZMRP .0000 INCHES
 SCALE .021: SCALE



DATA SET SYMBOL
 BPSS31)
 BPSS34)
 BPSS41)
 BPSS43)
 BPSS57)

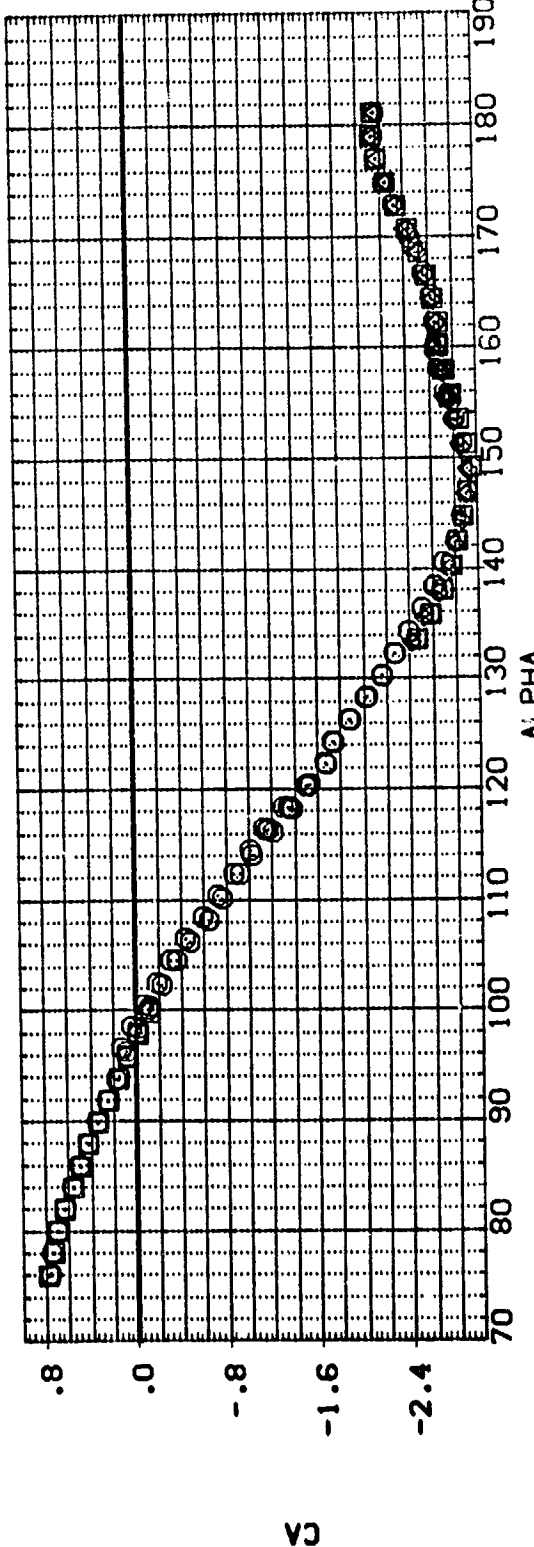
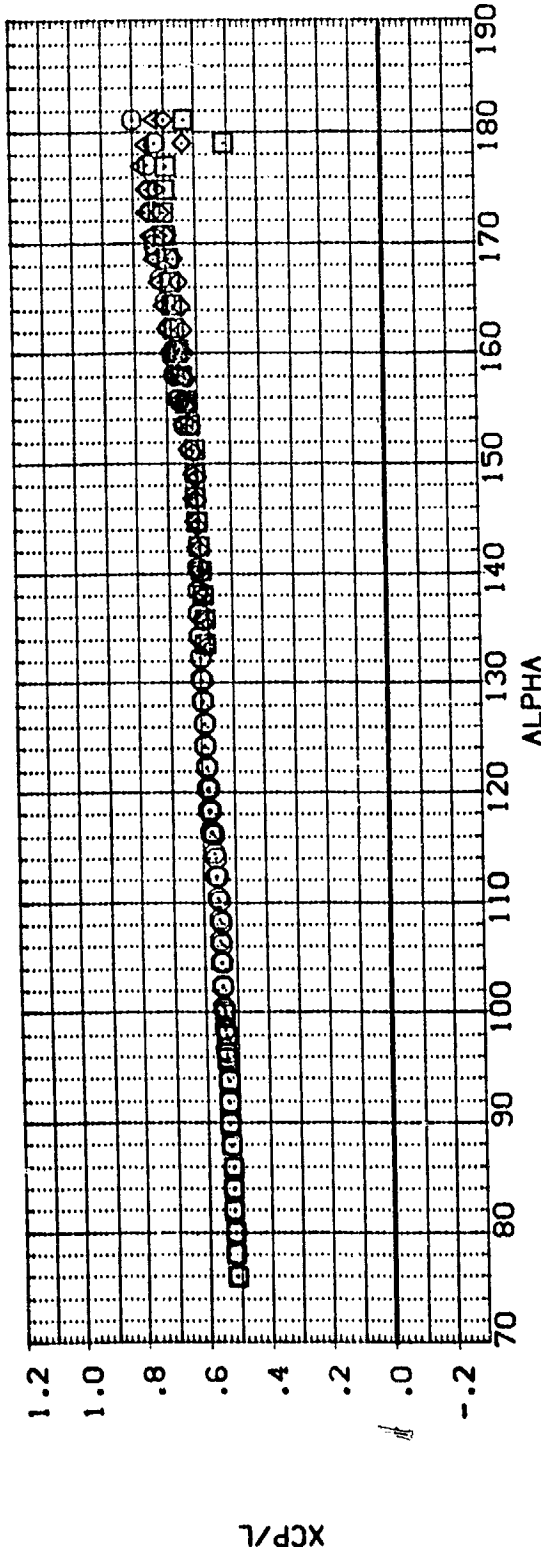
CONFIGURATION DESCRIPTION
 LARC 8TPT-655(SA-2FA) SRB (NOSE DOWN)
 LARC 8TPT-655(SA-2FA) SRB (NOSE DOWN)
 LARC 8TPT-655(SA-2FA) SRB (NOSE DOWN)
 LARC 8TPT-655(SA-2FA) SRB (NOSE DOWN)
 LARC 8TPT-655(SA-2FA) SRB (NOSE DOWN)
 LARC 8TPT-655(SA-2FA) SRB (NOSE DOWN)

PHI
 .000
 .000
 45.000
 90.000
 90.000
 135.000

ATTRNG
 1.000
 1.000
 1.000
 1.000
 1.000
 1.000

ELETUN
 .000
 .000
 1.000
 1.000
 1.000
 1.000

REFERENCE INFORMATION
 SREF 7.0690 SO. IN.
 LREF 3.0000 INCHES
 B*CF 3.0000 INCHES
 XMRP 20.8340 INCHES
 YMRP .0000 INCHES
 ZMRP .0000 INCHES
 SCALE .0211 SCALE



EFFECT OF ANGULAR LOCATION OF ELECT. TUNNEL AND THRUST ATT. STRUCT. (RN/L= MAX)
 (F)MACH = 1.20

DATA SET SYMBOL
 BP5531
 BP5534
 BP5541
 BP5543
 BP5547
 BP5557


CONFIGURATION DESCRIPTION
 LARC 8TPT-655(SA-2FA) SRB (NOSE DOWN)
 LARC 8TPT-655(SA-2FA) SRB (NOSE DOWN)
 LARC 8TPT-655(SA-2FA) SRB VEL. IN./T. AT (NOSE DN)
 LARC 8TPT-655(SA-2FA) SRB VEL. IN./T. AT (NOSE DN)
 LARC 8TPT-655(SA-2FA) SRB VEL. IN./T. AT (NOSE DN)
 LARC 8TPT-655(SA-2FA) SRB VEL. IN./T. AT (NOSE DN)

PHI
 .000
 .000
 .000
 45.000
 90.000
 90.000
 135.000

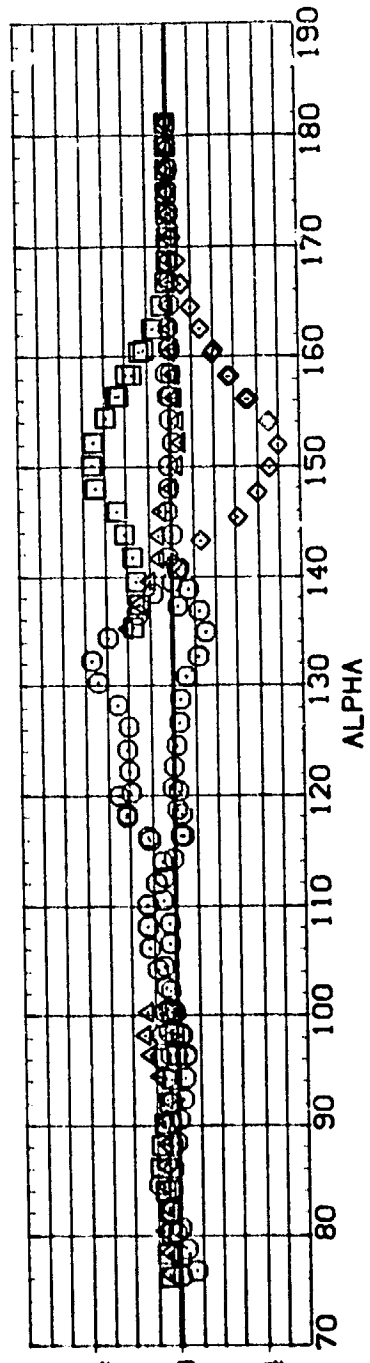
ATTRNG
 1.000
 1.000
 1.000
 1.000
 1.000
 1.000

ELETUN
 .000
 .000
 .000
 .000
 .000
 .000

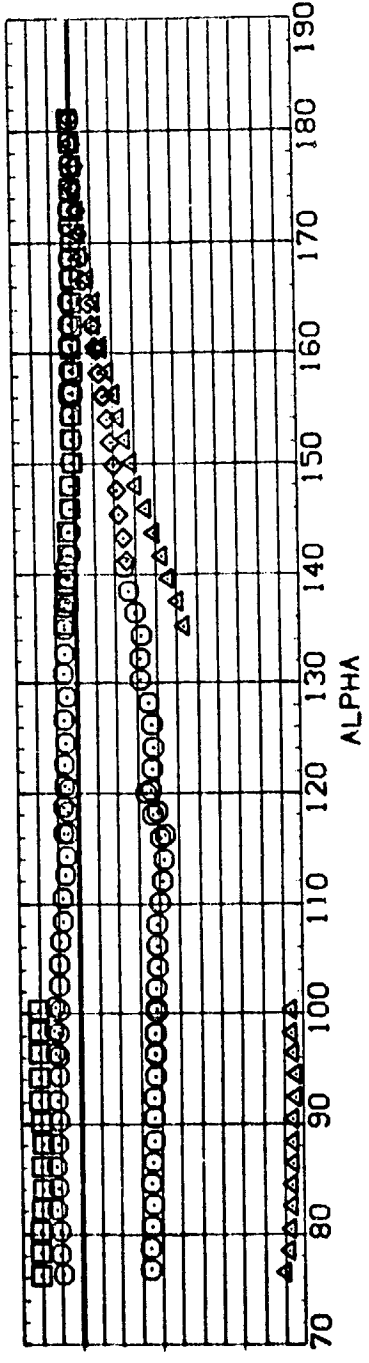
REFERENCE INFORMATION
 SREF 7.0690 SO. IN.
 LREF 3.0000 INCHES
 BREF 3.0000 INCHES
 XMRP 20.8340 INCHES
 YMRP .0000 INCHES
 ZMRP .0000 INCHES
 SCALE .0211 SCALE



CY



CYN



CBL

EFFECT OF ANGULAR LOCATION OF ELECT. TUNNEL AND THRUST ATT. STRUCT. (RN/L= MAX)
 (B)MACH = .60

DATA SET SYMB: CONF. CLARIFICATION DESCRIPTION PHI ATTRNG ELETJN REFERENCE INFORMATION SQ. IN

(BP5531) LARC 81PT-6ES(SA-2FA) SRB (NOSE DOWN) .000 1.000 .000 SREF 7.0590 INCHES



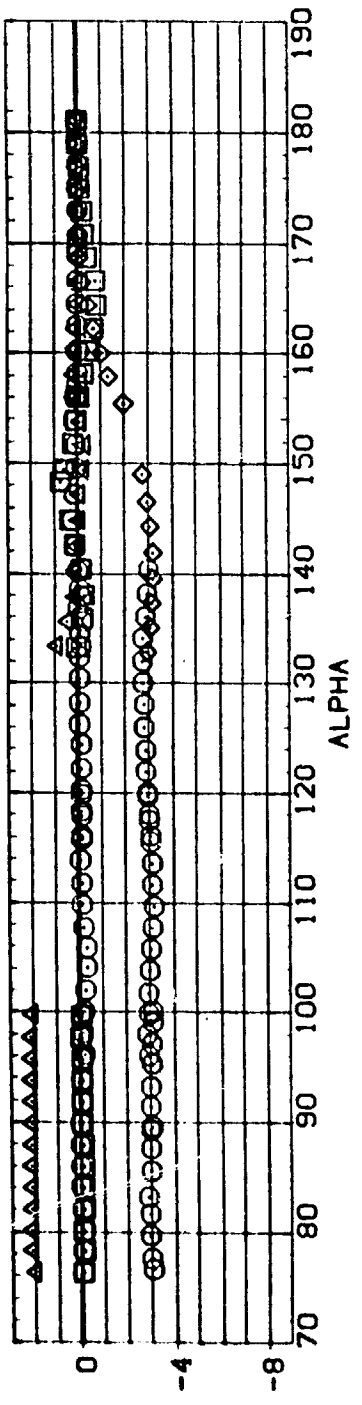
(F 5534) LARC 81PT-6ES(SA-2FA) SRB (NOSE DOWN) .000 1.000 .000 LREF 3.0000 INCHES

(F 541) LARC 81PT-6ES(SA-2FA) SRB V/EL. TN. /T. AT(NOSE DN) 45.000 1.000 1.000 BREF 3.0000 INCHES

(F 549) LARC 81PT-6ES(SA-2FA) SRB V/EL. TN. /T. AT(NOSE DN) 90.000 1.000 1.000 XMRP 20.8340 INCHES

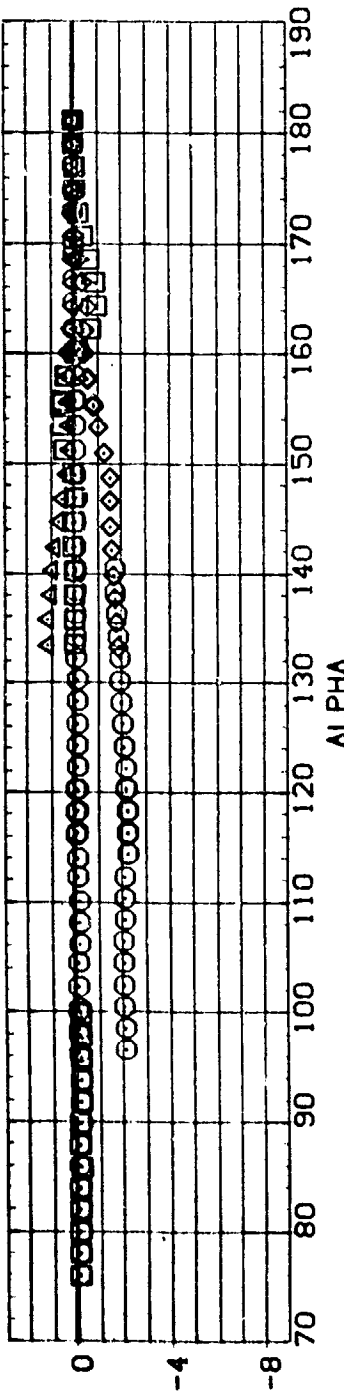
(F 557) LARC 81PT-6ES(SA-2FA) SRB V/EL. TN. /T. AT(NOSE DN) 90.000 1.000 1.000 ZMRP .0000 INCHES

(BP557) LARC 81PT-6ES(SA-2FA) SRB V/EL. TN. /T. AT(NOSE DN) 135.000 1.000 1.000 SCALE .0211 INCHES

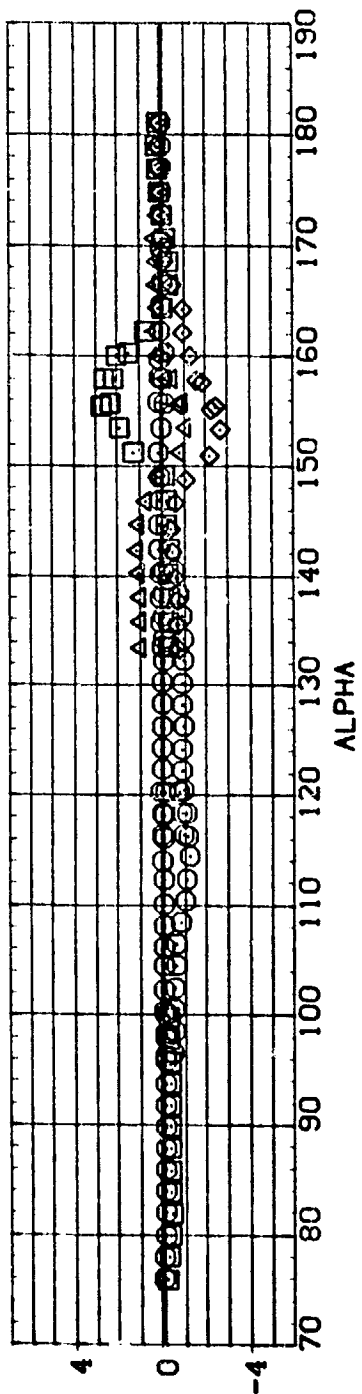


EFFECT OF ANGULAR LOCATION OF ELECT. TUNNEL AND THRUST ATT. STRUCT. (RN/L= MAX)
 (D)MACH = .90 PAGE 34


DATA SET SYMBOL	CONFIGURATION DESCRIPTION	PHI	ATTNCG	ELETUN	REFERENCE INFORMATION
BPSS31	LARC BTPT-655(SA-2FA) SRB (NOSE DOWN)	.000	1.000	.000	SREF 7.0690 SO. IN.
BPSS34	LARC BTPT-655(SA-2FA) SRB (NOSE DOWN)	.000	1.000	.000	LREF 3.0000 INCHES
BPSS41	LARC BTPT-655(SA-2FA) SRB V/EL. TN./T.ATI/NOSE DN)	45.000	1.000	1.000	BREF 3.0000 INCHES
BPSS49	LARC BTPT-655(SA-2FA) SRB V/EL. TN./T.ATI/NOSE DN)	90.000	1.000	1.000	YMRP 20.8340 INCHES
BPSS54	LARC BTPT-655(SA-2FA) SRB V/EL. TN./T.ATI/NOSE DN)	90.000	1.000	1.000	ZMRP .0000 INCHES
BPSS57	LARC BTPT-655(SA-2FA) SRB V/EL. TN./T.ATI/NOSE DN)	135.000	1.000	1.000	SCALE .0211 SCALE



CY



CYN



CBL

EFFECT OF ANGULAR LOCATION OF ELECT. TUNNEL AND THRUST ATT. STRUCT. (RN/L= MAX)

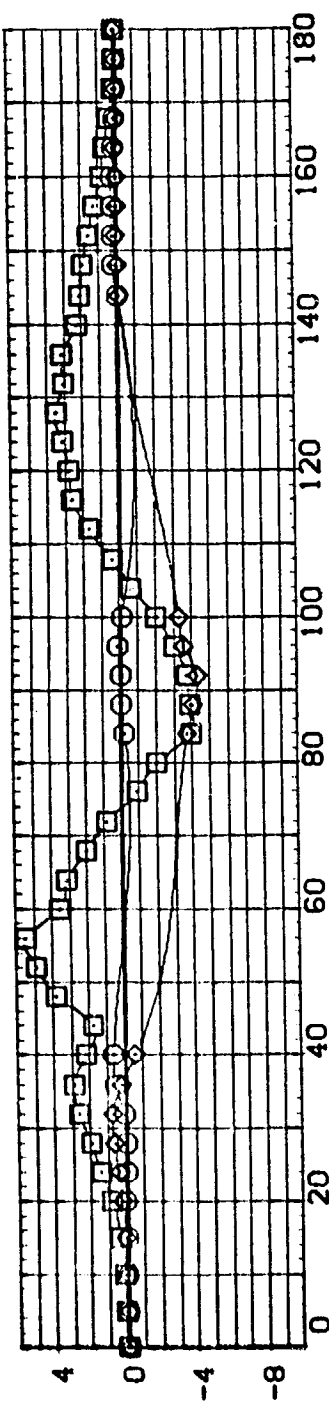
(F)MACH = 1.20

PAGE 36

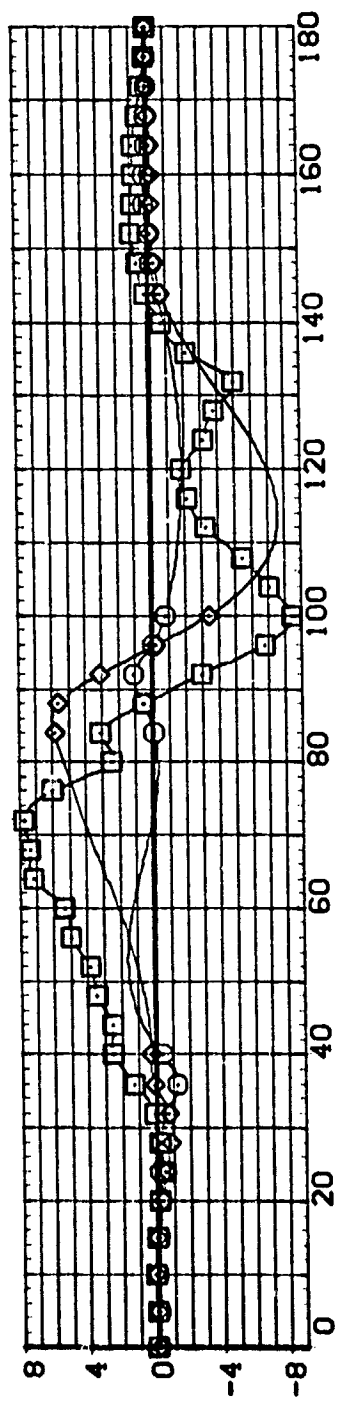
DATA SET SYMBOL CONF: RATION DESCRIPTION
 8P5502 LARC 8T 00001SA-2FA' SRB (PROTUBERANCE INCRPNT) 45.000
 8P5503 LARC 8T 00002SA-2FA' SRB (PROTUBERANCE INCRPNT) 90.000
 8P5504 LARC 8T 00003SA-2FA' SRB (PROTUBERANCE INCRPNT) 135.000

DLTPHI 45.000
 ATTRNG 1.000
 ELETUN 1.000

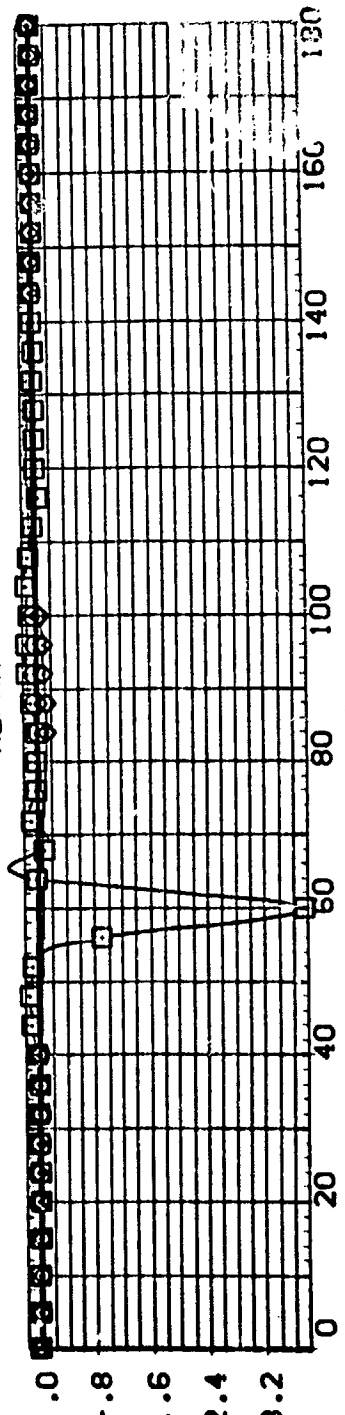
REFERENCE INFORMATION
 SREF 7.0690 SO. IN.
 LREF 3.0000 INCHES
 XMRP 20.8340 INCHES
 YMRP .0000 INCHES
 ZMRP .0000 INCHES
 SCALE .0211



DLTCN



DLTCM



DLTCA

INCREMENTAL EFFECTS OF ANG. LOC. OF ELECT. TUNNEL AND TH. ATT. STR. (RN/L=MAX)
 (A)MACH = .60

DATA SET SYMBOL CONFIGURATION DESCRIPTION

BPSS02
BPSS03
BPSS04

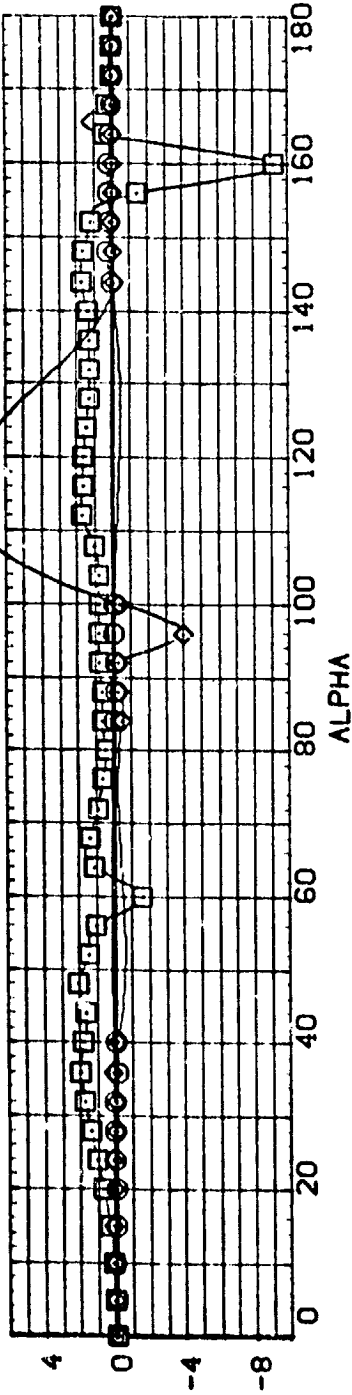
LARC 81PT-655(SA-2FA) SRB (PROTOLERANCE INCRPNT) 45.000
LARC 81PT-655(SA-2FA) SRB (PROTOLERANCE INCRPNT) 90.000
LARC 81PT-655(SA-2FA) SRB (PROTOLERANCE INCRPNT) 135.000

DLTPHI ATTRAC ELETUN

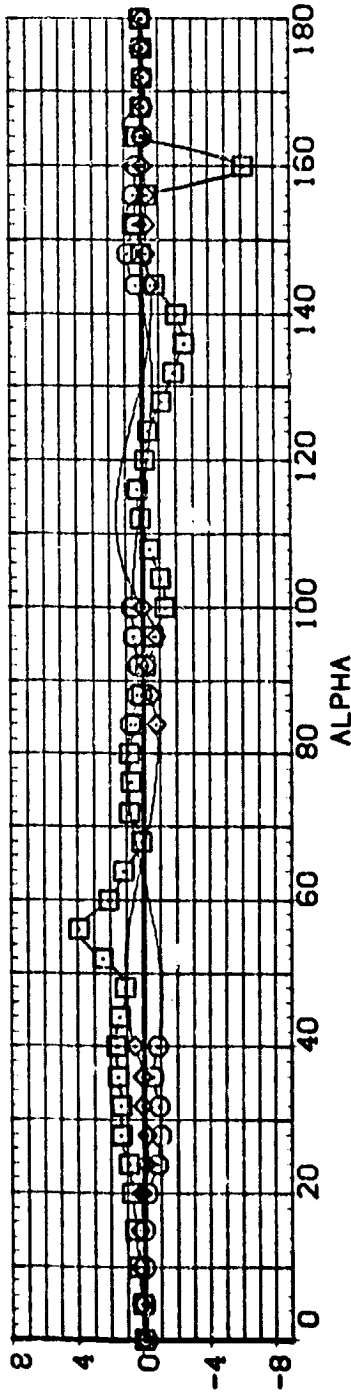
DLTPHI 45.000
ATTRAC 1.000
ELETUN 1.000

REFERENCE INFORMATION


SREF 7.0690 SQ. IN.
LREF 3.0000 INCHES
BREF 3.0000 INCHES
XMRP 20.840 INCHES
YMRP .0000 INCHES
ZMRP .0000 INCHES
SCALE .0211 SCALE



DLTCN



DLTCM



DLTCQ

INCREMENTAL EFFECTS OF ANG. LOC. OF ELECT. TUNNEL AND TH. ATT. STR. (RN/L=MAX)

(B)MACH = .90

PAGE 38

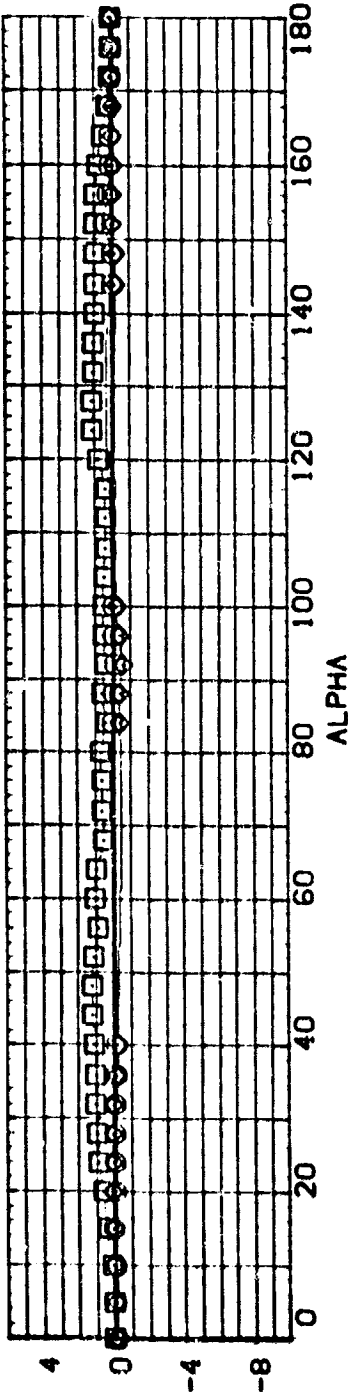
DATA SET SYMBOLS: CONFIGURATION DESCRIPTION
 84-022 LARC 87P-655 SA-2FA) SRB (PROTUBERANCE INCRINT)
 84-023 LARC 87P-655 SA-2FA) SRB (PROTUBERANCE INCRINT)
 84-024 LARC 87P-655 SA-2FA) SRB (PROTUBERANCE INCRINT)

DLTPHI 45.000
 ATTRNC 1.000
 ELETUN 1.000


DLTPHI 45.000
 ATTRNC 1.000
 ELETUN 1.000

DLTPHI 45.000
 ATTRNC 1.000
 ELETUN 1.000

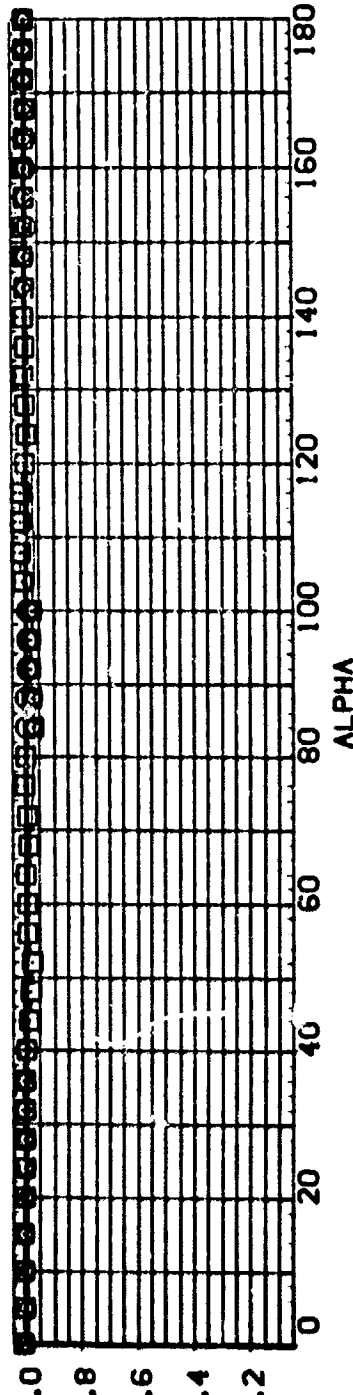
REFERENCE INFORMATION
 SREF 7.0690 SO. IN.
 LREF 3.0000 INCHES
 BRFP 3.0000 INCHES
 XMRP 20.8340 INCHES
 YMRP .0000 INCHES
 ZMRP .0000 INCHES
 SCALE .0211



DLTCN



DLTCM



DLTCB

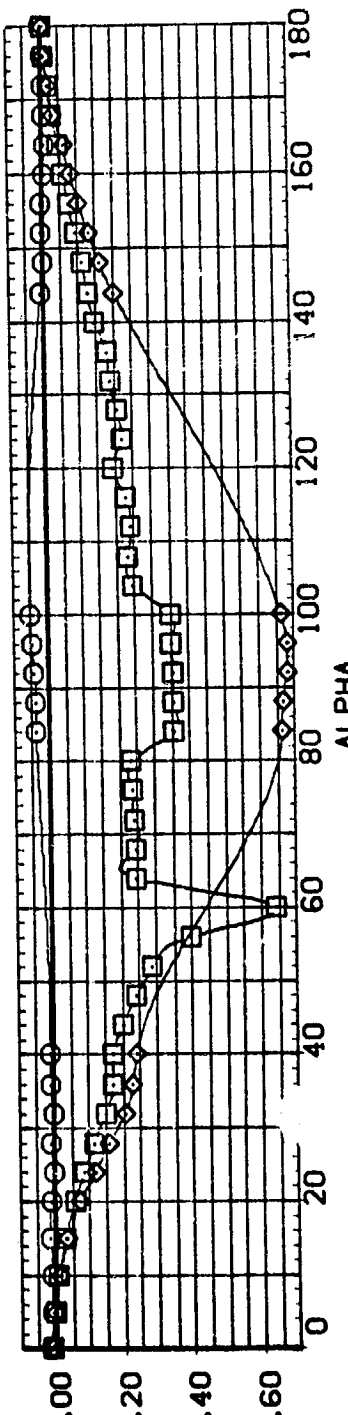
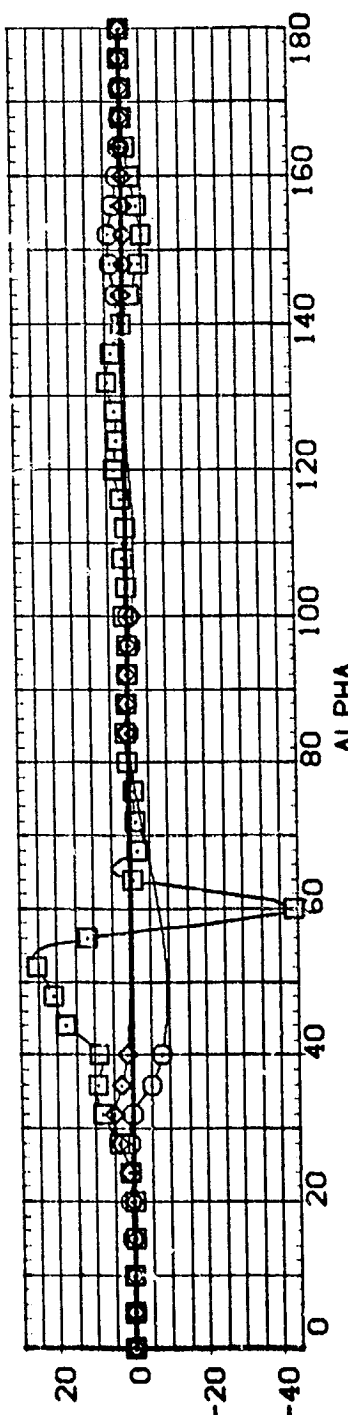
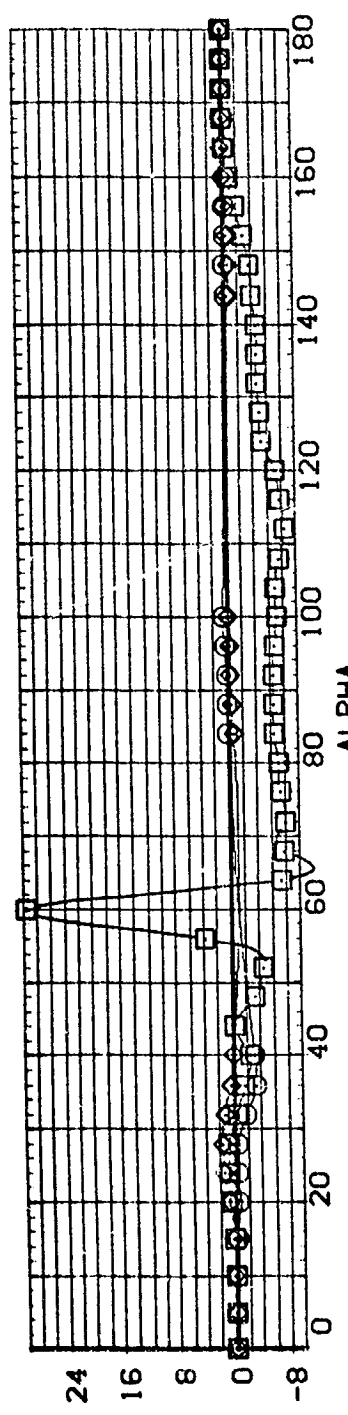
INCREMENTAL EFFECTS OF ANG. LOC. OF ELECT. TUNNEL AND TH. ATT. STR. (RN/L=MAX)
 (C)MACH = 1.20 PAGE 39

DATA SET SYMBOL: (B) (C) (D) (E) (F) (G) (H) (I) (J) (K) (L) (M) (N) (O) (P) (Q) (R) (S) (T) (U) (V) (W) (X) (Y) (Z) (AA) (AB) (AC) (AD) (AE) (AF) (AG) (AH) (AI) (AJ) (AK) (AL) (AM) (AN) (AO) (AP) (AQ) (AR) (AS) (AT) (AU) (AV) (AW) (AX) (AY) (AZ) (BA) (BB) (BC) (BD) (BE) (BF) (BG) (BH) (BI) (BJ) (BK) (BL) (BM) (BN) (BO) (BP) (BQ) (BR) (BS) (BT) (BU) (BV) (BW) (BX) (BY) (BZ) (CA) (CB) (CC) (CD) (CE) (CF) (CG) (CH) (CI) (CJ) (CK) (CL) (CM) (CN) (CO) (CP) (CQ) (CR) (CS) (CT) (CU) (CV) (CW) (CX) (CY) (CZ) (DA) (DB) (DC) (DD) (DE) (DF) (DG) (DH) (DI) (DJ) (DK) (DL) (DM) (DN) (DO) (DP) (DQ) (DR) (DS) (DT) (DU) (DV) (DW) (DX) (DY) (DZ) (EA) (EB) (EC) (ED) (EE) (EF) (EG) (EH) (EI) (EJ) (EK) (EL) (EM) (EN) (EO) (EP) (EQ) (ER) (ES) (ET) (EU) (EV) (EW) (EX) (EY) (EZ) (FA) (FB) (FC) (FD) (FE) (FF) (FG) (FH) (FI) (FJ) (FK) (FL) (FM) (FN) (FO) (FP) (FQ) (FR) (FS) (FT) (FU) (FV) (FW) (FX) (FY) (FZ) (GA) (GB) (GC) (GD) (GE) (GF) (GG) (GH) (GI) (GJ) (GK) (GL) (GM) (GN) (GO) (GP) (GQ) (GR) (GS) (GT) (GU) (GV) (GW) (GX) (GY) (GZ) (HA) (HB) (HC) (HD) (HE) (HF) (HG) (HH) (HI) (HJ) (HK) (HL) (HM) (HN) (HO) (HP) (HQ) (HR) (HS) (HT) (HU) (HV) (HW) (HX) (HY) (HZ) (IA) (IB) (IC) (ID) (IE) (IF) (IG) (IH) (II) (IJ) (IK) (IL) (IM) (IN) (IO) (IP) (IQ) (IR) (IS) (IT) (IU) (IV) (IW) (IX) (IY) (IZ) (JA) (JB) (JC) (JD) (JE) (JF) (JG) (JH) (JI) (JJ) (JK) (JL) (JM) (JN) (JO) (JP) (JQ) (JR) (JS) (JT) (JU) (JV) (JW) (JX) (JY) (JZ) (KA) (KB) (KC) (KD) (KE) (KF) (KG) (KH) (KI) (KJ) (KK) (KL) (KM) (KN) (KO) (KP) (KQ) (KR) (KS) (KT) (KU) (KV) (KW) (KX) (KY) (KZ) (LA) (LB) (LC) (LD) (LE) (LF) (LG) (LH) (LI) (LJ) (LK) (LL) (LM) (LN) (LO) (LP) (LQ) (LR) (LS) (LT) (LU) (LV) (LW) (LX) (LY) (LZ) (MA) (MB) (MC) (MD) (ME) (MF) (MG) (MH) (MI) (MJ) (MK) (ML) (MN) (MO) (MP) (MQ) (MR) (MS) (MT) (MU) (MV) (MW) (MX) (MY) (MZ) (NA) (NB) (NC) (ND) (NE) (NF) (NG) (NH) (NI) (NJ) (NK) (NL) (NM) (NO) (NP) (NQ) (NR) (NS) (NT) (NU) (NV) (NW) (NX) (NY) (NZ) (OA) (OB) (OC) (OD) (OE) (OF) (OG) (OH) (OI) (OJ) (OK) (OL) (OM) (ON) (OO) (OP) (OQ) (OR) (OS) (OT) (OU) (OV) (OW) (OX) (OY) (OZ) (PA) (PB) (PC) (PD) (PE) (PF) (PG) (PH) (PI) (PJ) (PK) (PL) (PM) (PN) (PO) (PP) (PQ) (PR) (PS) (PT) (PU) (PV) (PW) (PX) (PY) (PZ) (QA) (QB) (QC) (QD) (QE) (QF) (QG) (QH) (QI) (QJ) (QK) (QL) (QM) (QN) (QO) (QP) (QQ) (QR) (QS) (QT) (QU) (QV) (QW) (QX) (QY) (QZ) (RA) (RB) (RC) (RD) (RE) (RF) (RG) (RH) (RI) (RJ) (RK) (RL) (RM) (RN) (RO) (RP) (RQ) (RR) (RS) (RT) (RU) (RV) (RW) (RX) (RY) (RZ) (SA) (SB) (SC) (SD) (SE) (SF) (SG) (SH) (SI) (SJ) (SK) (SL) (SM) (SN) (SO) (SP) (SQ) (SR) (SS) (ST) (SU) (SV) (SW) (SX) (SY) (SZ) (TA) (TB) (TC) (TD) (TE) (TF) (TG) (TH) (TI) (TJ) (TK) (TL) (TM) (TN) (TO) (TP) (TQ) (TR) (TS) (TT) (TU) (TV) (TW) (TX) (TY) (TZ) (UA) (UB) (UC) (UD) (UE) (UF) (UG) (UH) (UI) (UJ) (UK) (UL) (UM) (UN) (UO) (UP) (UQ) (UR) (US) (UT) (UU) (UV) (UW) (UX) (UY) (UZ) (VA) (VB) (VC) (VD) (VE) (VF) (VG) (VH) (VI) (VJ) (VK) (VL) (VM) (VN) (VO) (VP) (VQ) (VR) (VS) (VT) (VU) (VV) (VW) (VX) (VY) (VZ) (WA) (WB) (WC) (WD) (WE) (WF) (WG) (WH) (WI) (WJ) (WK) (WL) (WM) (WN) (WO) (WP) (WQ) (WR) (WS) (WT) (WU) (WV) (WW) (WX) (WY) (WZ) (XA) (XB) (XC) (XD) (XE) (XF) (XG) (XH) (XI) (XJ) (XK) (XL) (XM) (XN) (XO) (XP) (XQ) (XR) (XS) (XT) (XU) (XV) (XW) (XX) (XY) (XZ) (YA) (YB) (YC) (YD) (YE) (YF) (YG) (YH) (YI) (YJ) (YK) (YL) (YM) (YN) (YO) (YP) (YQ) (YR) (YS) (YT) (YU) (YV) (YW) (YX) (YZ) (ZA) (ZB) (ZC) (ZD) (ZE) (ZF) (ZG) (ZH) (ZI) (ZJ) (ZK) (ZL) (ZM) (ZN) (ZO) (ZP) (ZQ) (ZR) (ZS) (ZT) (ZU) (ZV) (ZW) (ZX) (ZY) (ZZ)

REFERENCE INFORMATION
 SREF 7.0690 SO. IN.
 LREF 3.0000 INCHES
 BRREF 3.0000 INCHES
 XMRP 20.8340 INCHES
 YMRP .0000 INCHES
 ZMRP .0600 INCHES
 SCALE .0211

CONFIGURATION DESCRIPTION
 LARC 81PT-655(SA-2FA) SRB (PROTUBERANCE INCRMMT) 45.000
 LARC 81PT-655(SA-2FA) SRB (PROTUBERANCE INCRMMT) 90.000
 LARC 81PT-655(SA-2FA) SRB (PROTUBERANCE INCRMMT) 135.000

ATTRNG 1.000
 ELETUN
 DLTPH1 45.000
 DLTPH2 90.000
 DLTPH3 135.000



INCREMENTAL EFFECTS OF ANG. LOC. OF ELECT. TUNNEL AND TH. ATT. STR. (RN/L=MAX)
 (A)MACH = .60
 PAGE 40

DATA SET SYMBOL CONFIGURATION DESCRIPTION

LARC 8TF -55 SA-2FA1 SRB (PROTUBERANCE INCRMMT)

LARC 8TF -55 SA-2FA1 SRB (PROTUBERANCE INCRMMT)

LARC 8TF -655 SA-2FA1 SRB (PROTUBERANCE INCRMMT)

DLTCHY

DLTPH1 ATTRNG ELETUN

45.000 1.000

90.000 1.000

135.000 1.000

REFERENCE INFORMATION

SREF 7.0690 SQ. IN.

LREF 3.0000 INCHES

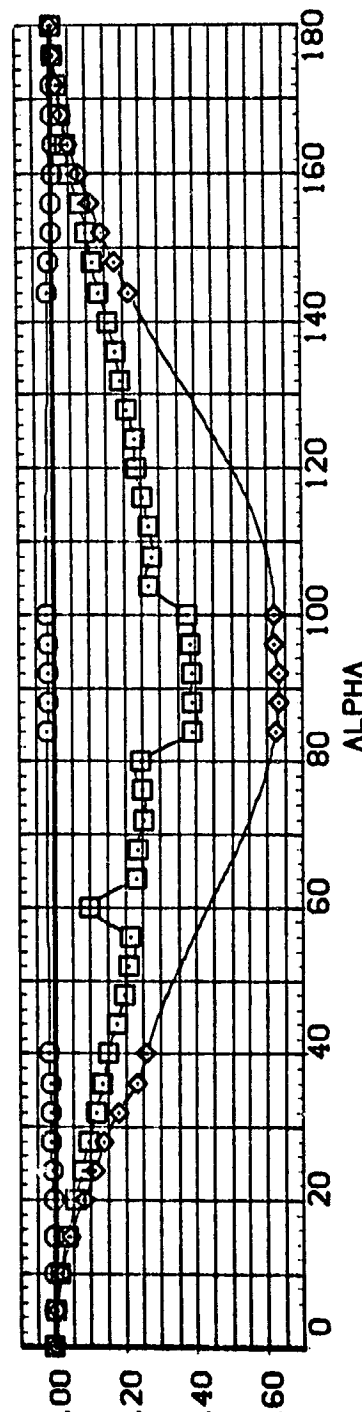
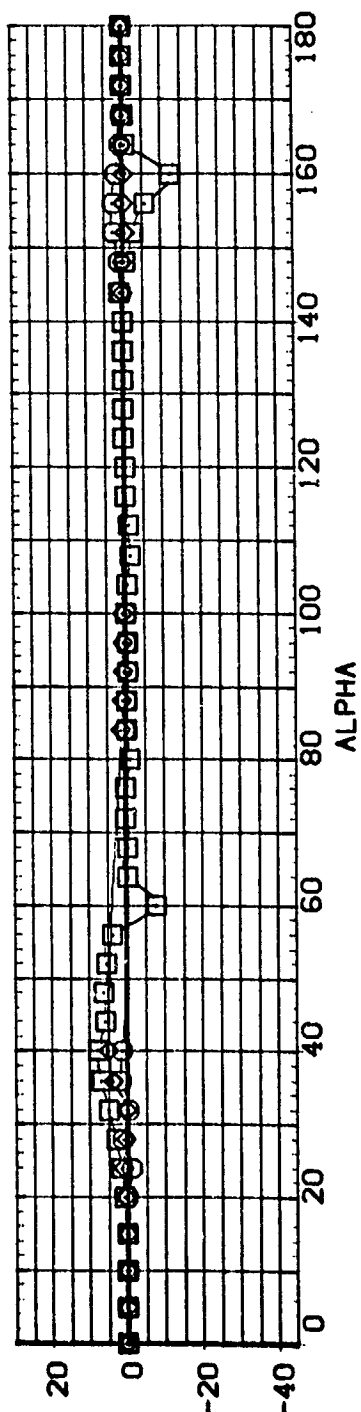

BREF 3.0000 INCHES

XMRP 20.8340 INCHES

YMRP .0000 INCHES

ZMRP .0000 INCHES

SCALE .0211

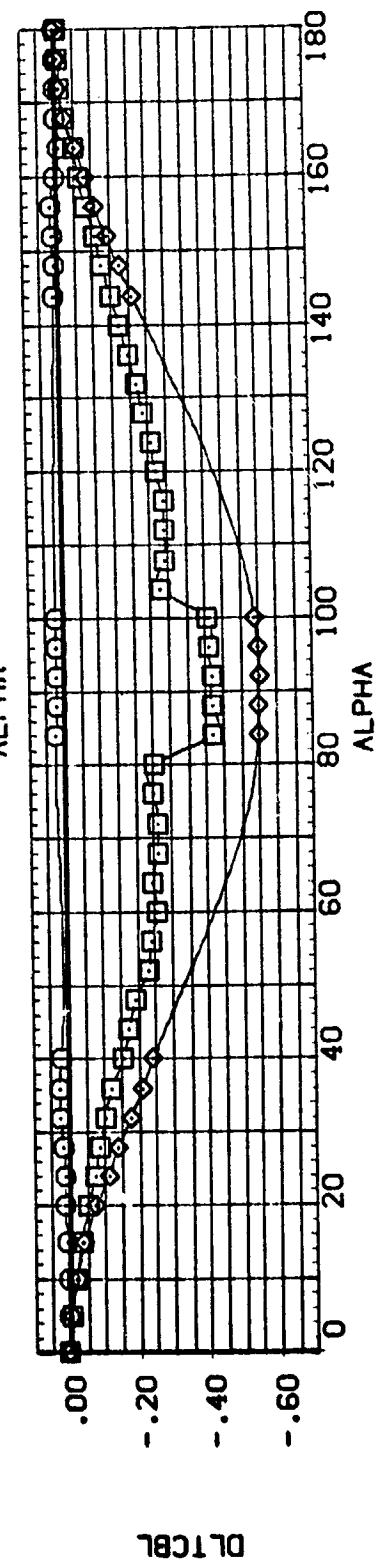
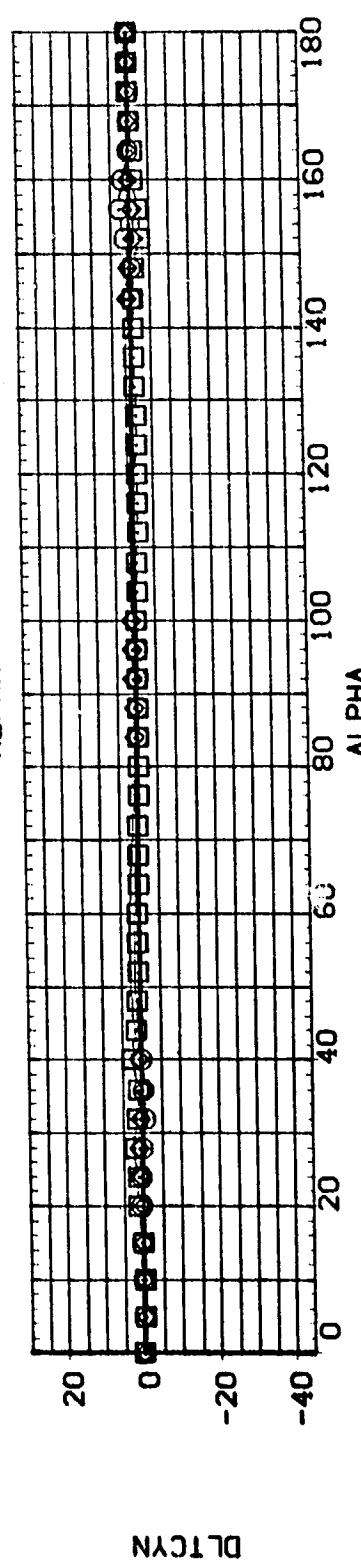



INCREMENTAL EFFECTS OF ANG. LOC. OF ELECT. TUNNEL AND TH. ATT. STR. (RN/L=MAX)

(B)MACH = .90

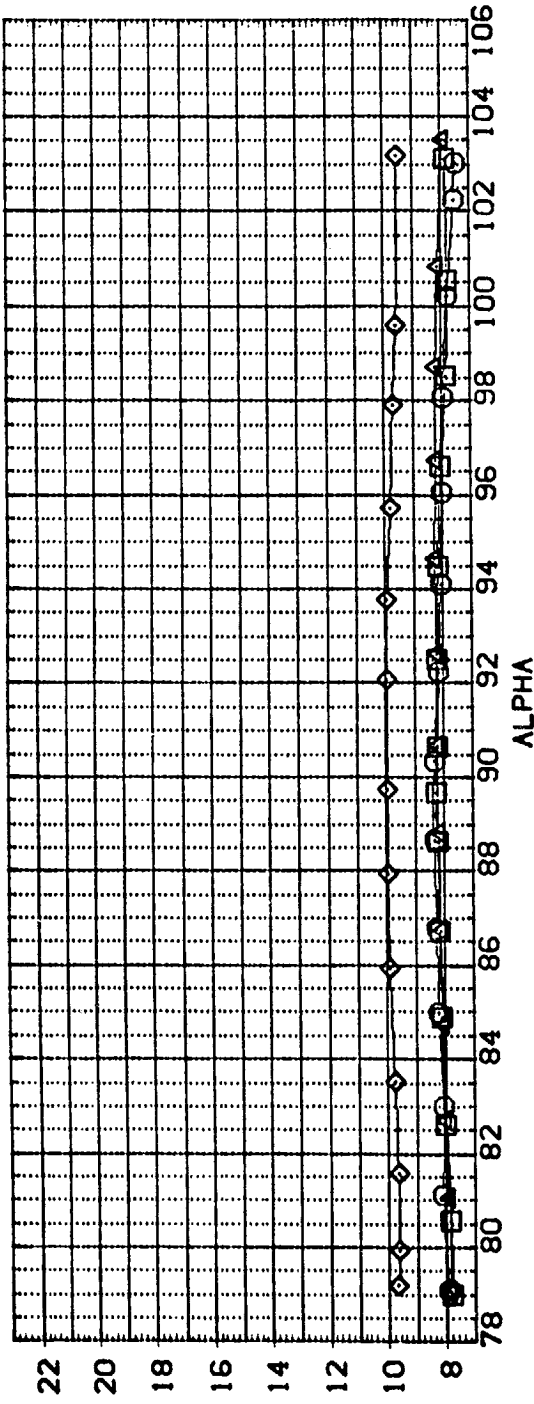
PAGE 41

DATA SET SYMBOL CONFIGURATION DESCRIPTION DLTPHI ATTRNG ELETUN REFERENCE INFORMATION
 EPSSC2 LARC 81PT-655(SA-2FA) SRB (PROTUBERANCE INCRPNT) 45.000 1.000
 EPSSC3 LARC 81PT-655(SA-2FA) SRB (PROTUBERANCE INCRPNT) 90.000 1.000
 EPSSC4 LARC 81PT-655(SA-2FA) SRB (PROTUBERANCE INCRPNT) 135.000 1.000
 SREF 7.0690 SQ. IN.
 LREF 3.0000 INCHES
 BREF 3.0000 INCHES
 XMRP 20.8340 INCHES
 YMRP .0000 INCHES
 ZMRP .0000 INCHES
 SCALE .0211 SCALE

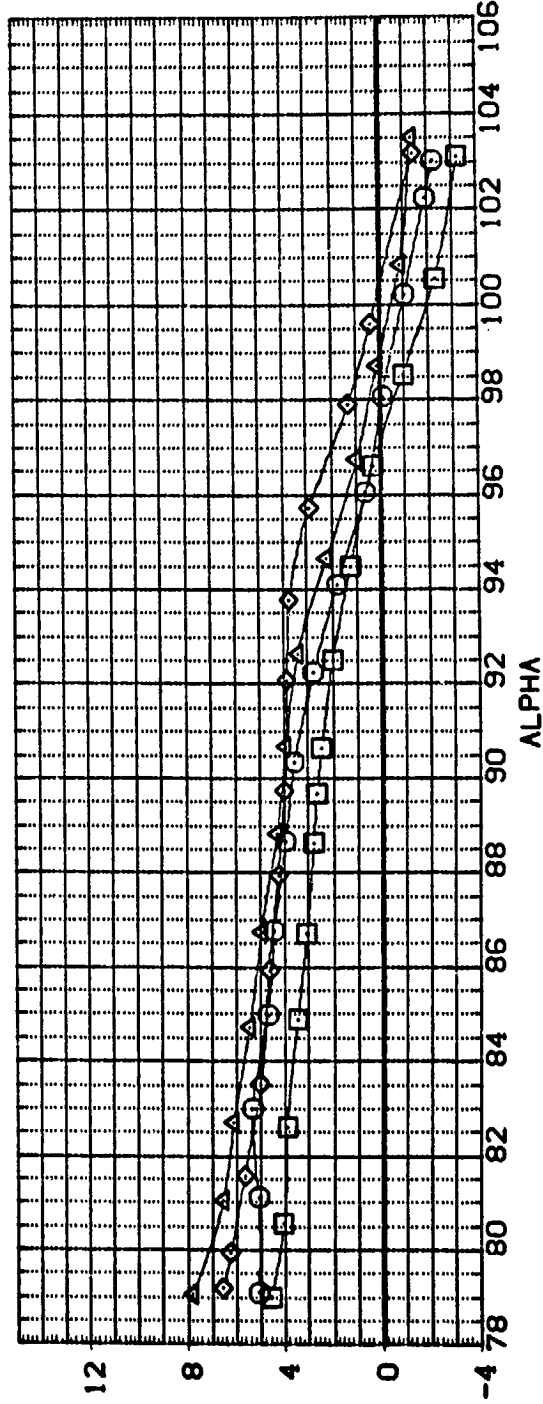


INCREMENTAL EFFECTS OF ANG. LOC. OF ELECT. TUNNEL AND TH. ATT. STR. (RN/L=MAX)
 (C)MACH = 1.20 PAGE 42

DATA SET SYMBOL	CONFIGURATION DESCRIPTION	FWI	FVOSTK	AFTSTK	ATTRNC	REFERENCE INFORMATION
(BPA30)	LARC 8TPT-75(SA-2FA) SRB (NOSE UP)	.000	.000	.000	1.000	SREF 7.0690 SQ. IN.
(BPA31)	LARC 8TPT-75(SA-2FA) SRB (NOSE UP)	45.000	.100	.100	1.000	LREF 3.0000 INCHES
(BPA32)	LARC 8TPT-75(SA-2FA) SRB (NOSE UP)	90.000	.100	.100	1.000	BREF 3.0000 INCHES
(BPA33)	LARC 8TPT-65(SA-2FA) SRB (NOSE UP)	135.000	.100	.100	1.000	XMRP 20.8340 INCHES
						YMRP .0000 INCHES
						ZMRP .0000 INCHES
						SCALE .0211



CN



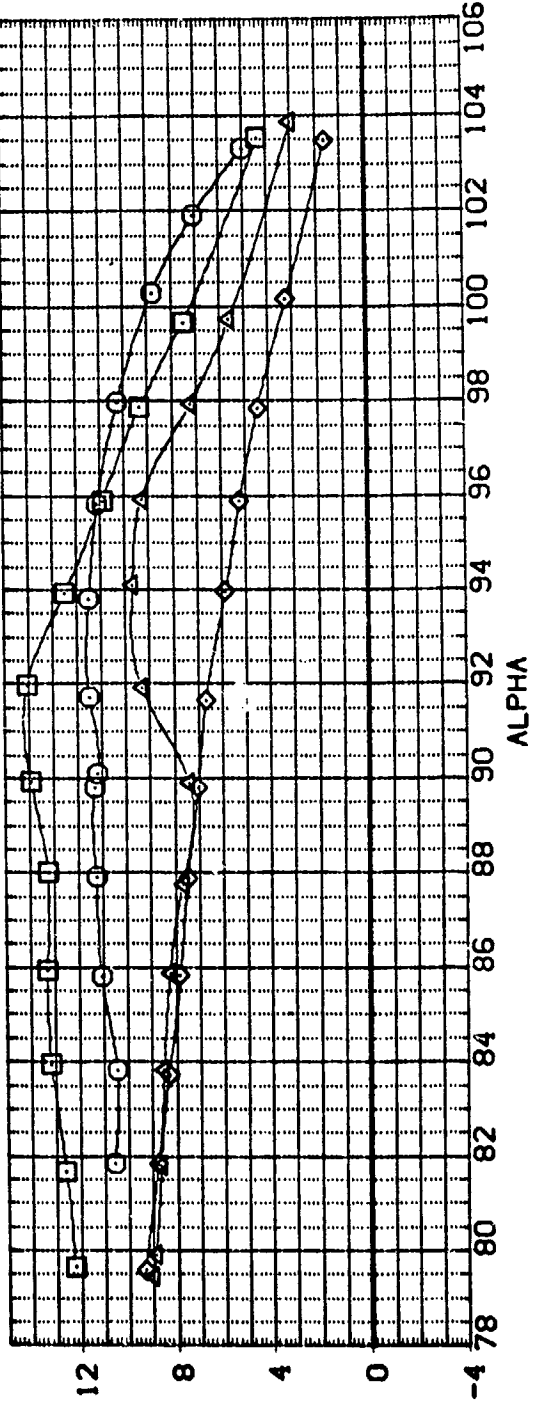
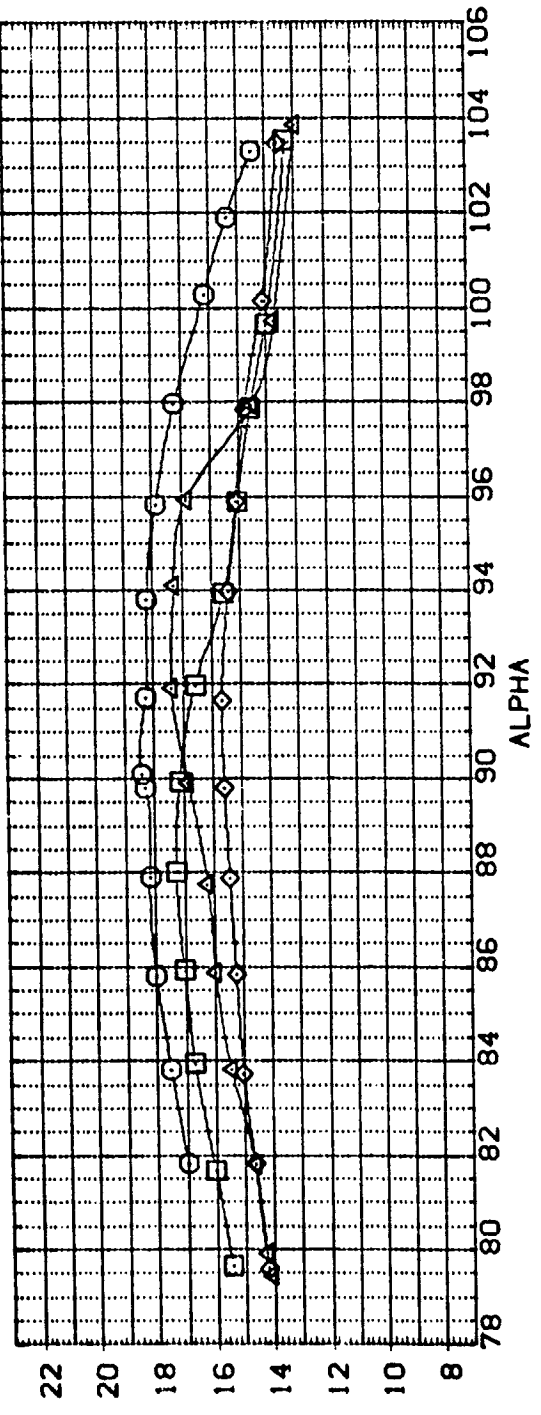
CN

EFFECT OF ANGULAR LOCATION OF SRB BODY STRIKES (RN/L = MAXIMUM)

(A)MACH = .40

DATA SET SYMBOL CONFIGURATION DESCRIPTION

BP-SA 01	LARC 81PT-655 SA-2FA	SRB (NOSE UP)	PHI	0.00	FWDSTK	1.000	AFTSTK	1.000	ATTRNG	1.000	SREF	7.0690	
BP-SA 02	LAR 81PT-655 SA-2FA	SRB W/BO.	45.000	1.100	1.000	1.000	1.000	1.000	1.000	1.000	LREF	3.0000	
BP-SA 03	LAR 81PT-655 SA-2FA	SRB W/BO. STRAKES/NOSE UP	50.000	1.100	1.000	1.000	1.000	1.000	1.000	1.000	BREF	3.0000	
BP-SA 04	LARC 81PT-655 SA-2FA	SRB W/BO. STRAKES/NOSE UP	135.000	1.100	1.000	1.000	1.000	1.000	1.000	1.000	XMRP	20.8340	
BP-SA 05	LARC 81PT-655 SA-2FA	SRB W/BO. STRAKES/NOSE UP									YMRP	.0000	
											ZMRP	.0000	
											SCALE	.0211	
												SO. IN.	
													INCHES
													INCHES
													INCHES
													INCHES
													INCHES
													INCHES



EFFECT OF ANGULAR LOCATION OF SRB BODY STRAKES (RN/L = MAXIMUM)

(B)MACH = .60

DATA SET SYMBOL CONF. LOCATION DESCRIPTION

SA-27A SRB (NOSE UP)
 DATA NOT AVAILABLE
 DATA NOT AVAILABLE
 DATA NOT AVAILABLE

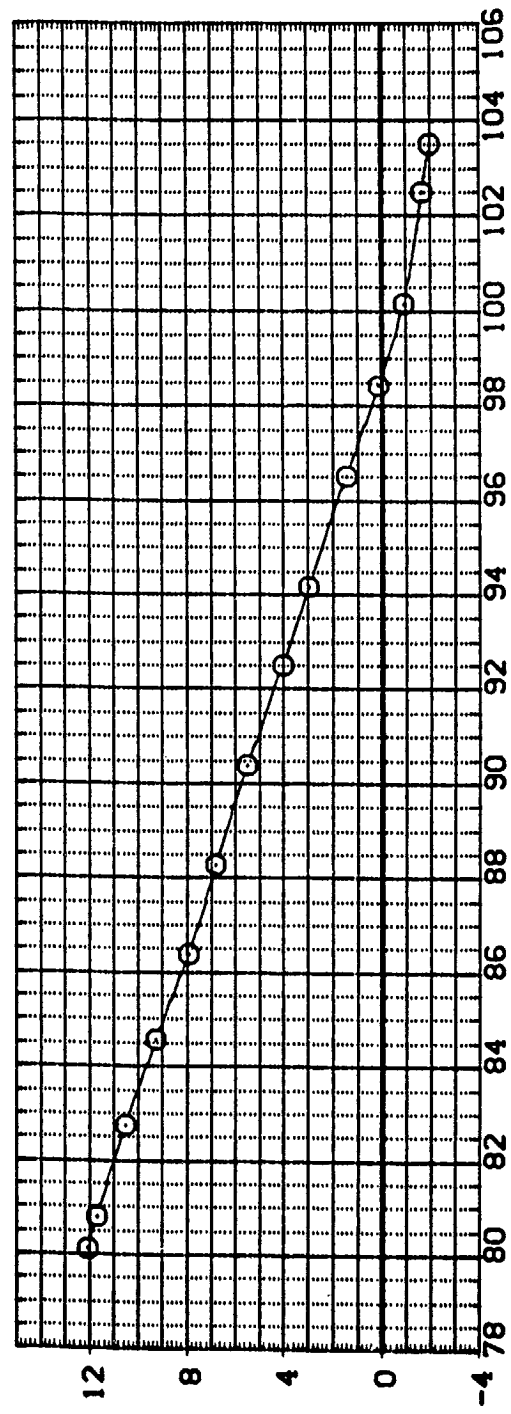
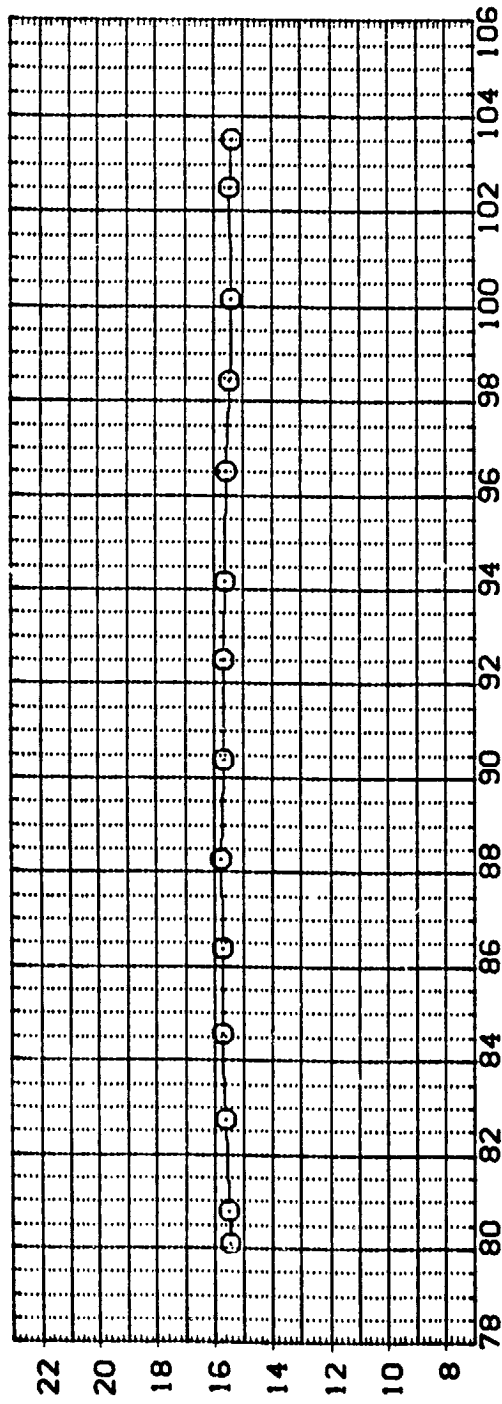
PH1 .000
 45.000
 90.000
 135.000

FVOSTK .000
 1.100
 1.100
 1.100

AFTSTK .000
 1.100
 1.100
 1.100

ATTRNG 1.000
 1.000
 1.000
 1.000

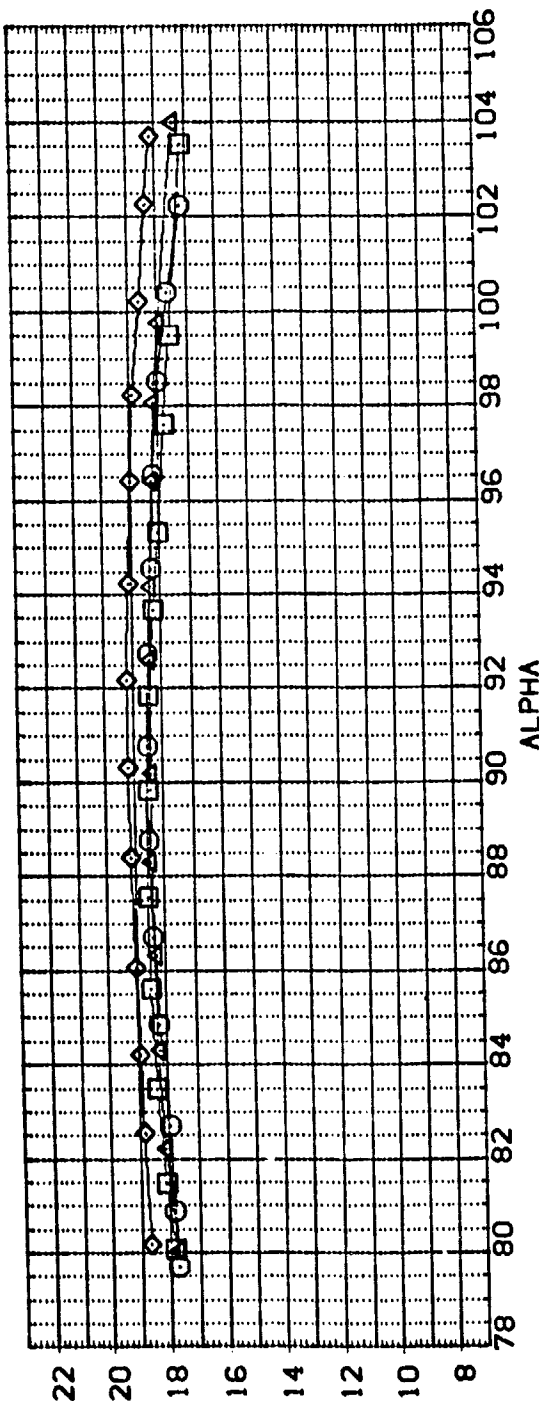
REFERENCE INFORMATION
 SREF 7.0690 50. IN.
 LREF 3.0000 INCHES
 BREF 3.0000 INCHES
 XMRP 20.6340 INCHES
 YMRP .0000 INCHES
 ZMRP .0000 INCHES
 SCALE .0211 SCALE



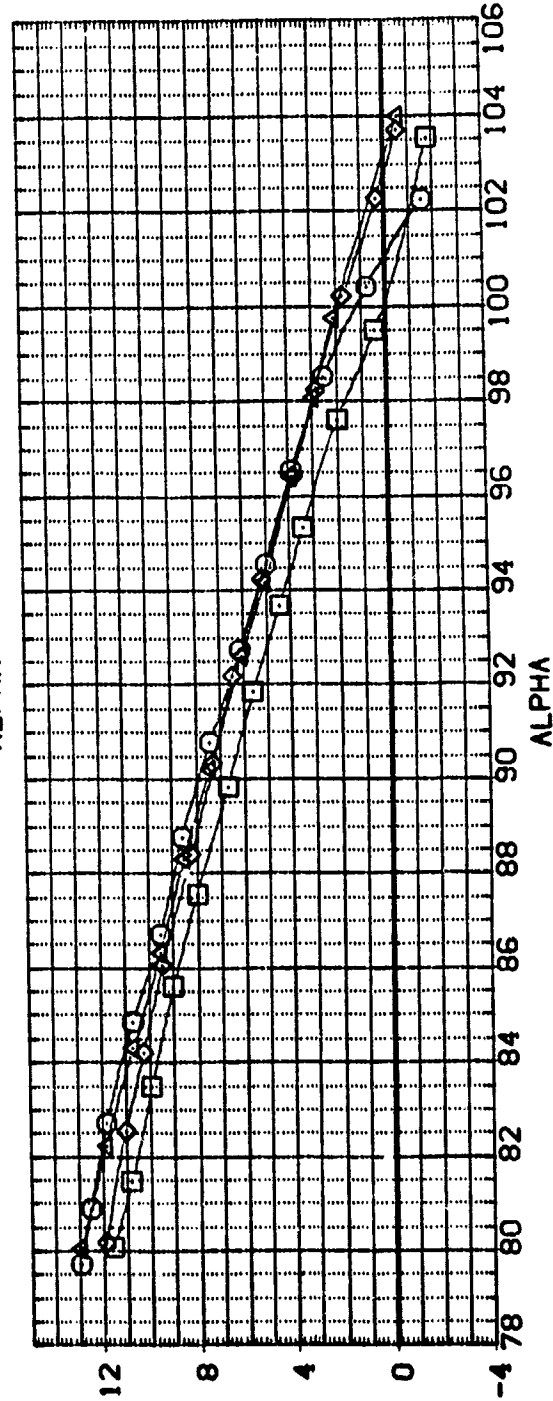
EFFECT OF ANGULAR LOCATION OF SRB BODY STRAKES (RN/L = MAXIMUM)

(C)MACH = .80

DATA SET SYMBOL: (BP-SA20), (BP-SA15), (BP-SA21), (BP-SL2E)
 CONFIGURATION DESCRIPTION: LARC 8TPT-655 (SA-2FA) SRB (NOSE UP), LARC 8TPT-655 (SA-2FA) SRB V/80, LARC 8TPT-655 (SA-2FA) SRB V/80, LARC 8TPT-655 (SA-2FA) SRB V/80
 PW: .000, .000, .000, .000
 FMOSTK: .000, .000, .000, .000
 AFTSTK: .000, .000, .000, .000
 ATTRNC: 1.000, 1.000, 1.000, 1.000
 SREF: 7.0690, 7.0690, 3.0000, 3.0000
 LREF: 3.0000, 3.0000, 20.8340, 20.8340
 XMRP: .0000, .0000, .0000, .0000
 ZMRP: .0211, .0211
 REFERENCE INFORMATION: SO. IN., INCHES, INCHES, INCHES, INCHES, INCHES, INCHES, INCHES
 SCALE: .0211



Z



CLZ

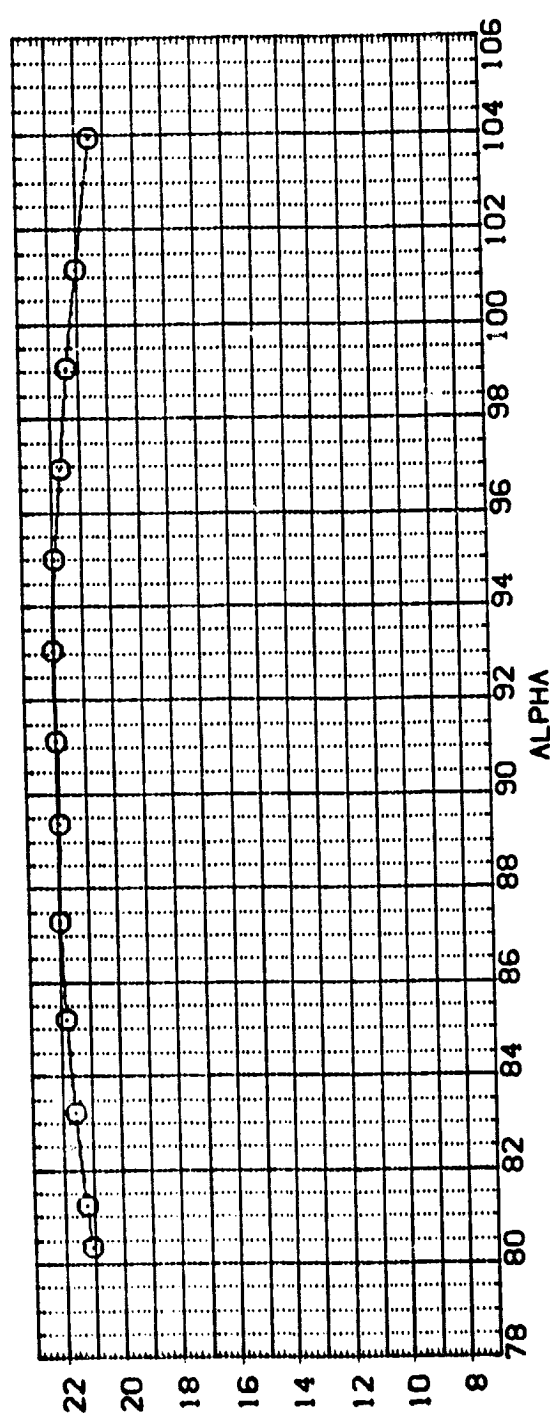
EFFECT OF ANGULAR LOCATION OF SRB BODY STRIKES (RN/L = MAXIMUM)

(O)MACH = .90

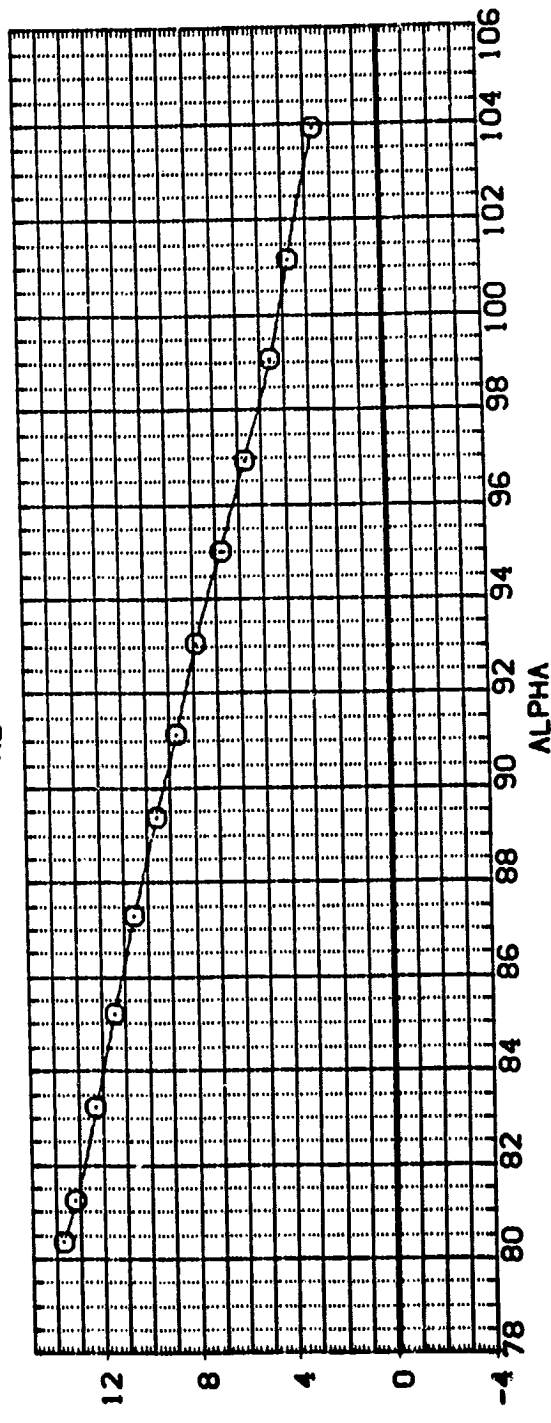
C

DATA SET SYMBOL: CONFIDENTIAL RATION DESCRIPTION
 (45-5A-01) LARC 8TPT (E) SA-ZFA) SRB (NOSE UP)
 (18-0191) DATA NOT AVAILABLE
 (8-5A-2) DATA NOT AVAILABLE
 (8-5025) DATA NOT AVAILABLE

PHI	FVOSTK	AFTSTK	ATTRNK	SREF	7.0690	SO. IN.
.000	.000	.000	1.000	1.000	3.0000	INCHES
45.000	1.100	1.100	1.000	3.0000	3.0000	INCHES
50.000	1.100	1.100	1.000	20.8340	20.8340	INCHES
135.000	1.100	1.100	1.000	.0000	.0000	INCHES
			ZMRP	.0000	.0000	INCHES
			SCALE	.0211	.0211	SCALE



Z

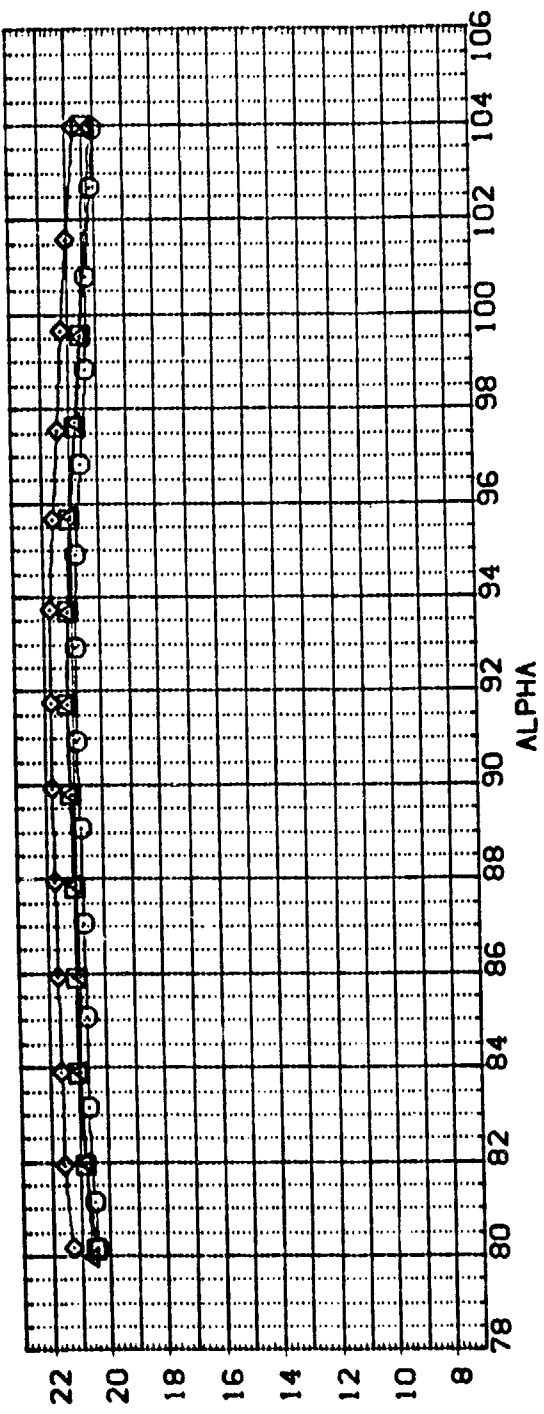


CM

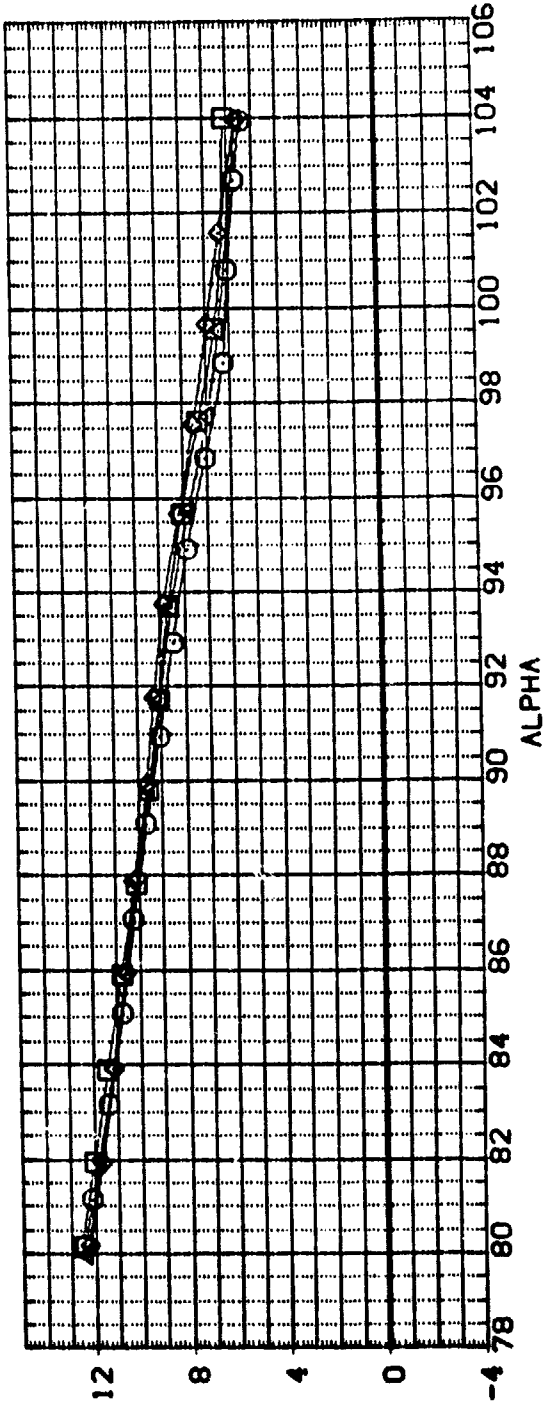
EFFECT OF ANGULAR LOCATION OF SRB BODY STRAKES (RN/L = MAXIMUM)

(E)MACH = 1.00

DATA SET SYMBOL
 () () () ()
CONFIGURATION DESCRIPTION
 LARC B1PT-655(SA-2FA) SRB (NOSE UP)
 LARC B1PT-655(SA-2FA) SRB W/BO. STRAKES(NOSE UP)
 LARC B1PT-655(SA-2FA) SRB W/BO. STRAKES(NOSE UP)
 LARC B1PT-655(SA-2FA) SRB W/BO. STRAKES(NOSE UP)
REFERENCE INFORMATION
 SREF 7.0690 SQ. IN.
 LREF 3.0000 INCHES
 BREF 3.0000 INCHES
 XMRP 20.8340 INCHES
 YMRP .0000 INCHES
 ZMRP .0000 INCHES
 SCALE .02:11 SCALE



N



L

EFFECT OF ANGULAR LOCATION OF SRB BODY STRAKES (RN/L = MAXIMUM)

(F)MACH = 1.20

DATA SET SYMBOL
 44-2A-301
 44-2A-191
 44-2A-111
 44-2A-251

CONFIGURATION DESCRIPTION
 ARC RET-251-2FA SRB INOSE (P)
 LARC RET-251-2FA SRB W/BO. STRAKES INOSE (P)
 LARC RET-251-2FA SRB W/BO. STRAKES INOSE (P)
 LARC RET-251-2FA SRB W/BO. STRAKES INOSE (P)

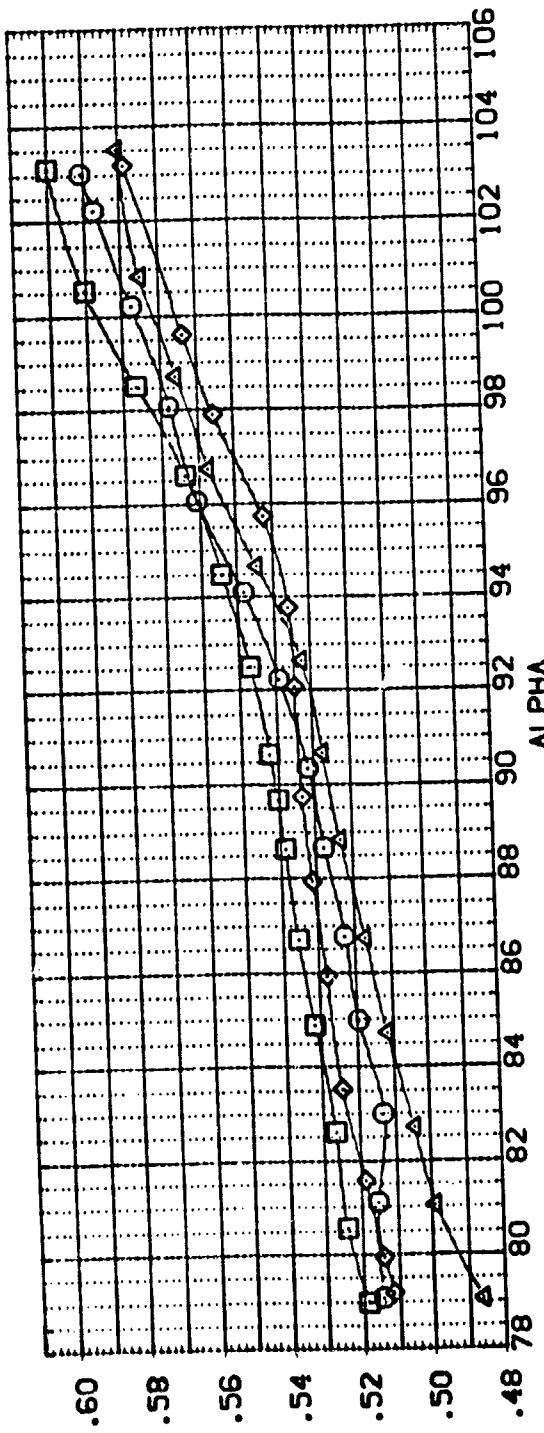
PHI
 .000
 .45
 .90
 .95

FWDSTK
 .000
 1.100
 1.100
 1.100

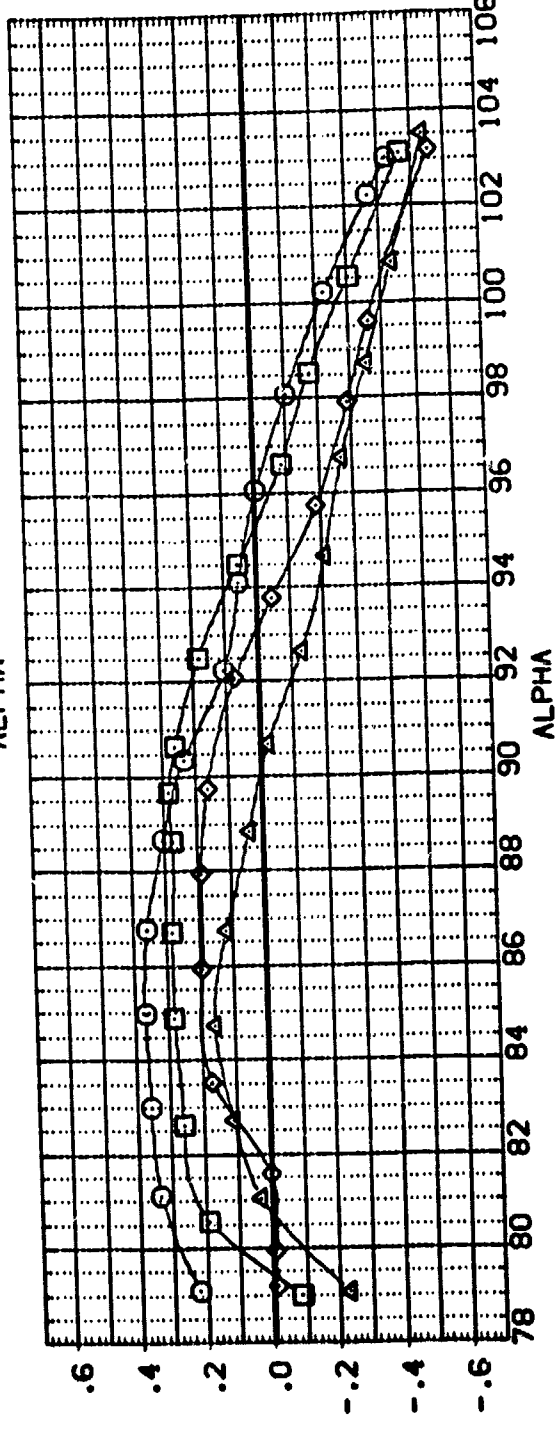
AFTSTK
 .000
 1.100
 1.100
 1.100

ATTRNC
 1.000
 1.000
 1.000
 1.000

REFERENCE INFORMATION
 SREF 7.0690
 LREF 3.0000
 XPRP 20.8340
 YPRP .0000
 ZPRP .0000
 SCALE .0211



XCP/L

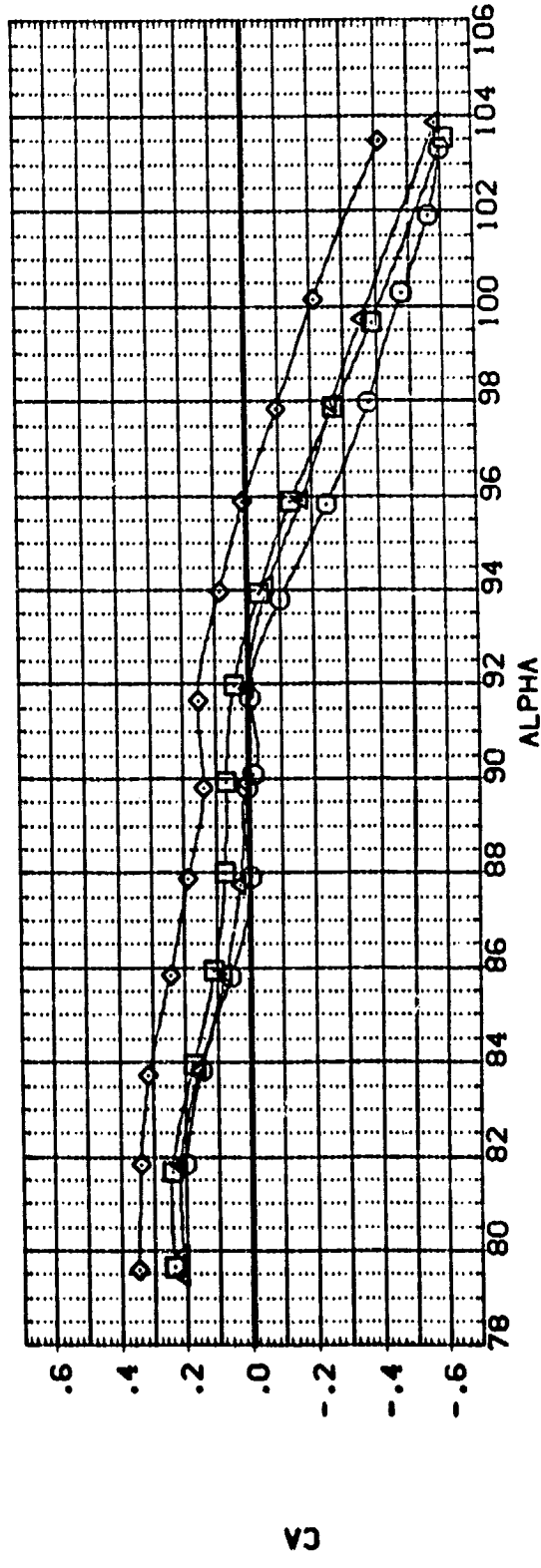
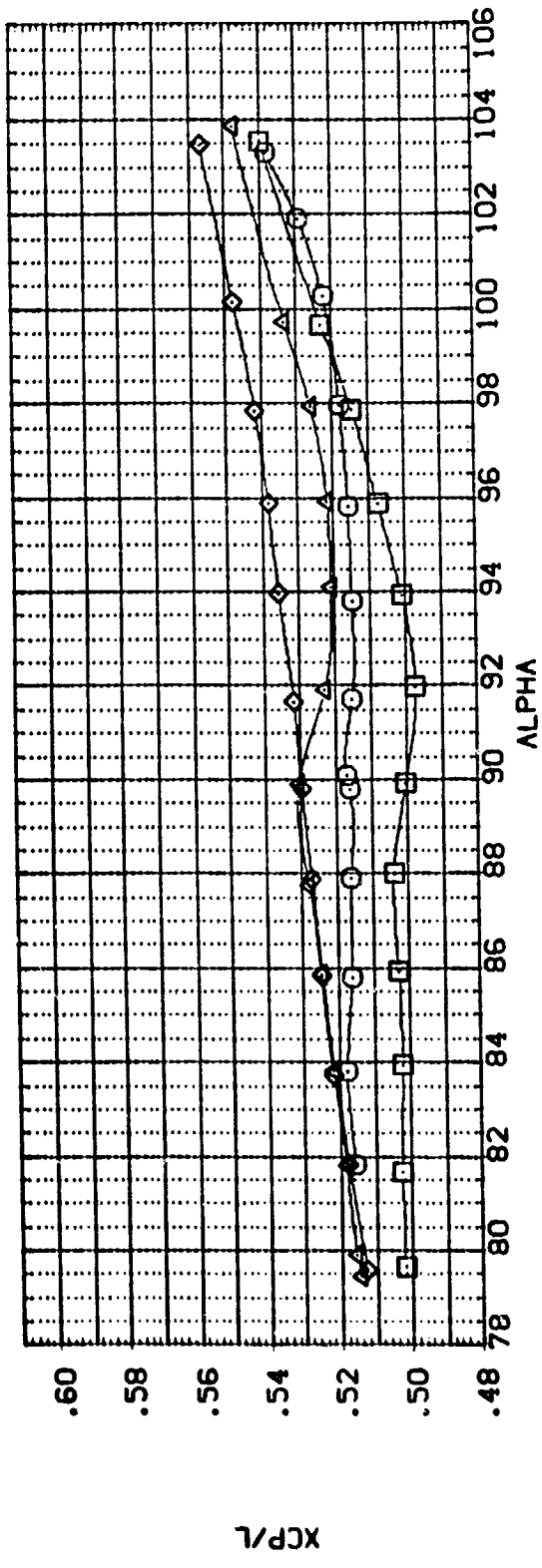


C

EFFECT OF ANGULAR LOCATION OF SRB BODY STRAKES (RN/L = MAXIMUM)

(A)MACH = .40

DATA SET SYMBOL: (BPSA30), (BPS019), (BPSA21), (BPS022)
 CONFIGURATION DESCRIPTION: LARC 8TPT-655(SA-2FA) SRB (NOSE UP), LARC 8TPT-655(SA-2FA) SRB V/60, STRAKES/NOSE UP, LARC 8TPT-655(SA-2FA) SRB V/60, STRAKES/NOSE UP, LARC 8TPT-655(SA-2FA) SRB V/60, STRAKES/NOSE UP
 PHI: .000, 45.000, 90.000, 135.000
 FMOSTK: .000, 1.100, 1.100, 1.100
 AFTSTK: .000, 1.100, 1.100, 1.100
 ATTRNG: 1.000, 1.000, 1.000, 1.000
 REFERENCE INFORMATION: SREF 7.0690 SO. IN., LREF 3.0000 INCHES, BREF 3.0000 INCHES, XMRP 20.8340 INCHES, YMRP .0000 INCHES, ZMRP .0000 INCHES, SCALE .0211



EFFECT OF ANGULAR LOCATION OF SRB BODY STRAKES (RN/L = MAXIMUM)

(B)MACH = .60

DATA SET SYMBOL CONFIGURATION DESCRIPTION

(BP)SA 301 LARC 8TPT-655(SA-ZFA) SRB (NOSE UP)

(BP)SA 191 LARC 8TPT-655(SA-ZFA) SAB V/80. STRAKES(NOSE UP)

(BP)SA 211 LARC 8TPT-655(SA-ZFA) SRB V/80. STRAKES(NOSE UP)

(BP)SA 221 LARC 8TPT-655(SA-ZFA) SRB V/80. STRAKES(NOSE UP)

(BP)SA 231 LARC 8TPT-655(SA-ZFA) SRB V/80. STRAKES(NOSE UP)

PHI .000

FVOSTK .000

AFTSTK .000

ATTRAC .000

REFERENCE INFORMATION

SREF 7.0690 50. IN.

LREF 3.0000 INCHES

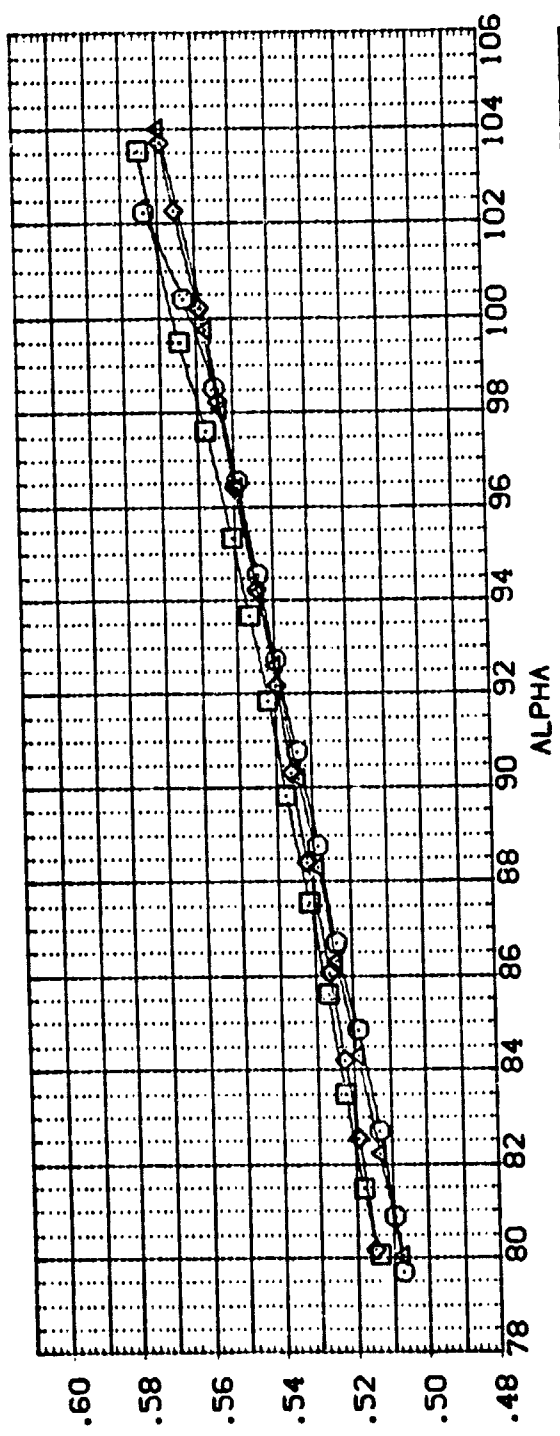
BREF 3.0000 INCHES

XNRP 20.8340 INCHES

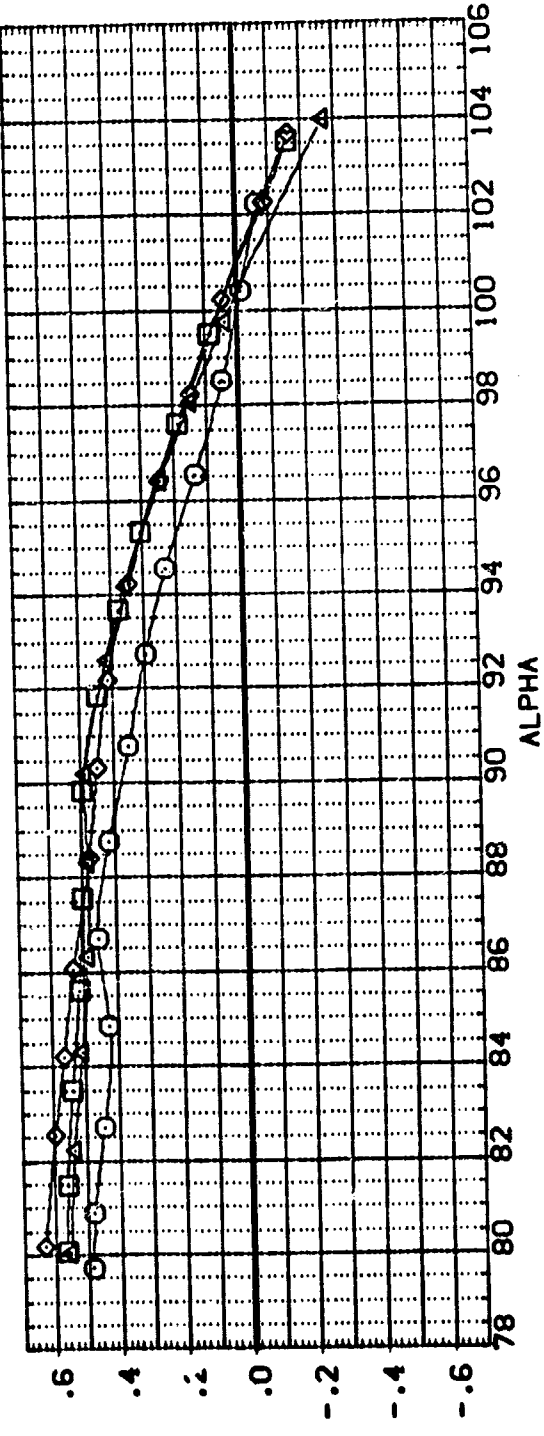
YNRP .0000 INCHES

ZNRP .0000 INCHES

SCALE .0211 SCALE



XCP/L



CA

EFFECT OF ANGULAR LOCATION OF SRB BODY STRAKES (RN/L = MAXIMUM)

(O)MACH = .90

DATA SET SYMBOL: CONFIDENTIAL DESCRIPTION: LAR: PFT-1 SA-2FA1 SRB (NOSE UP)
 (BPSA1) DATA NOT AVAILABLE
 (BPSA2) DATA NOT AVAILABLE
 (BPSA3) DATA NOT AVAILABLE

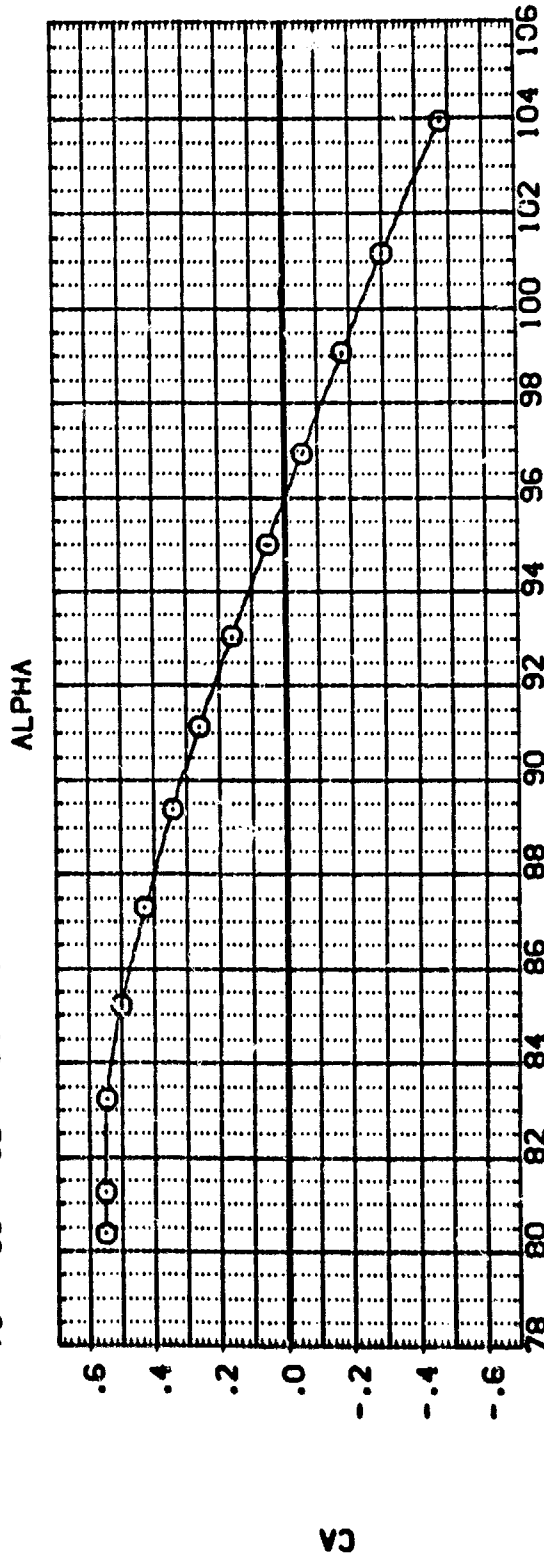
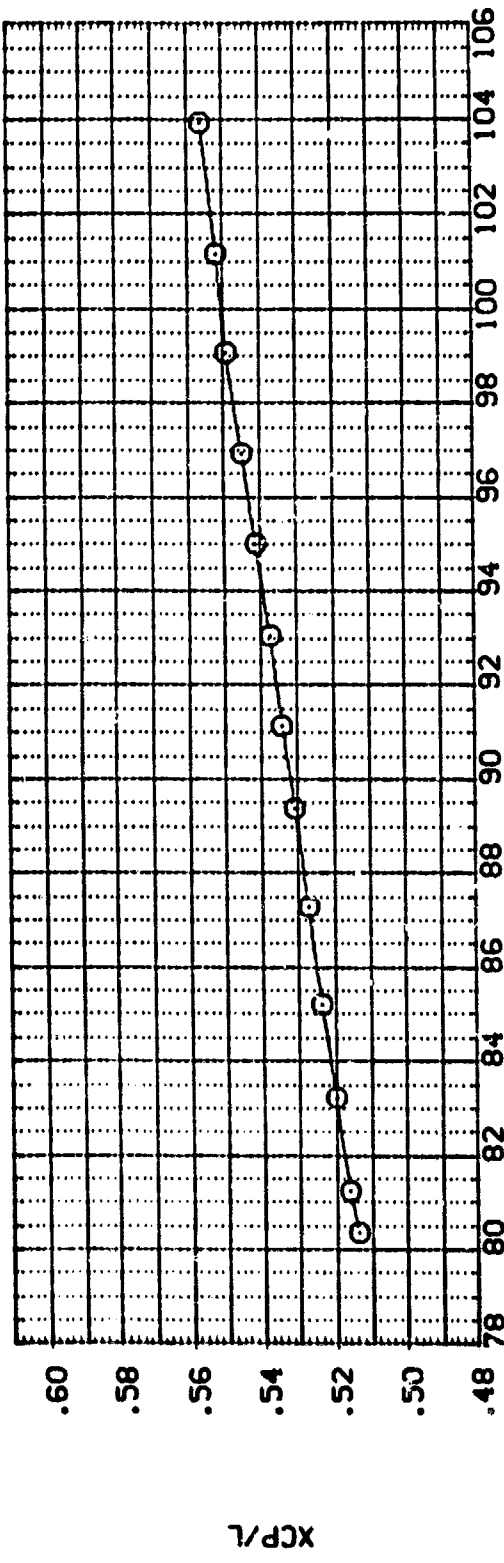
PHI: .000
 45.000
 90.000
 135.000

FVOSTK: .000
 .100
 .100
 .100

AFTSTK: .000
 .100
 .100
 .100

ATTRNK: 1.000
 1.000
 1.000
 1.000

REFERENCE INFORMATION: SREF: 7.0690 SO. IN.
 LREF: 3.0000 INCHES
 BREF: 3.0000 INCHES
 XMRP: 20.8340 INCHES
 YMRP: .0000 INCHES
 ZMRP: .0000 INCHES
 SCALE: .0211 SCALE



EFFECT OF ANGULAR LOCATION OF SRB BODY STRAKES (RN/L = MAXIMUM)

(E)MACH = 1.00

DATA SET SYMBOL CONF: FATION DESCRIPTION PHI FVOSTK AFTSTK ATTRNK REFERENCE INFORMATION SO. IN.

84 A301 LARC 871-551 SA-2FA1 SRB (NOSE UP) .000 .000 1.000 SREF 7.0690 INCHES

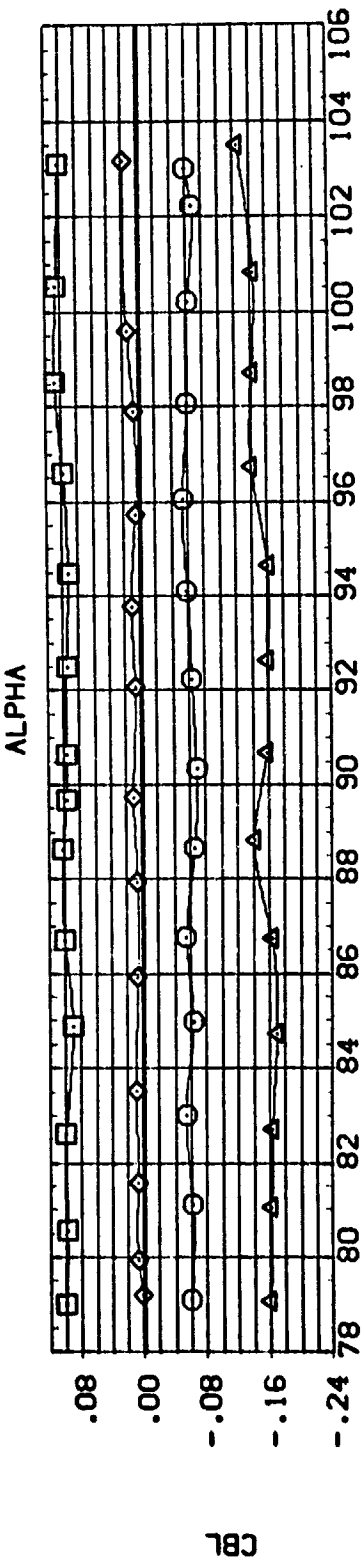
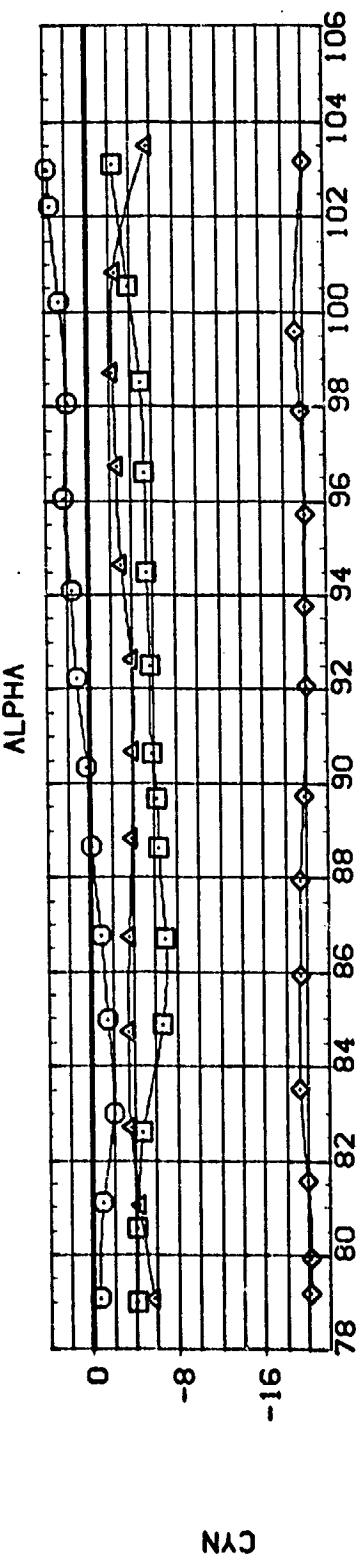
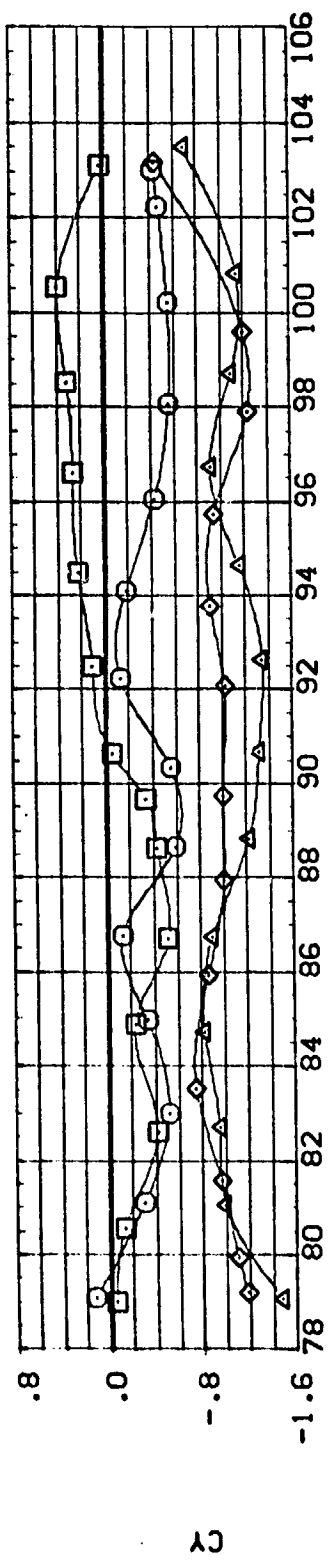
84 A302 LARC 871-551 SA-2FA1 SRB (NOSE UP) 45.000 .000 1.000 LREF 3.0000 INCHES

84 A303 LARC 871-551 SA-2FA1 SRB (NOSE UP) 90.000 .000 1.000 BREF 3.0000 INCHES

84 A304 LARC 871-551 SA-2FA1 SRB (NOSE UP) 135.000 .000 1.000 XMRP 20.8340 INCHES

84 A305 LARC 871-551 SA-2FA1 SRB (NOSE UP) .000 .000 1.000 YMRP .0000 INCHES

84 A306 LARC 871-551 SA-2FA1 SRB (NOSE UP) .0211 .0211 SCALE

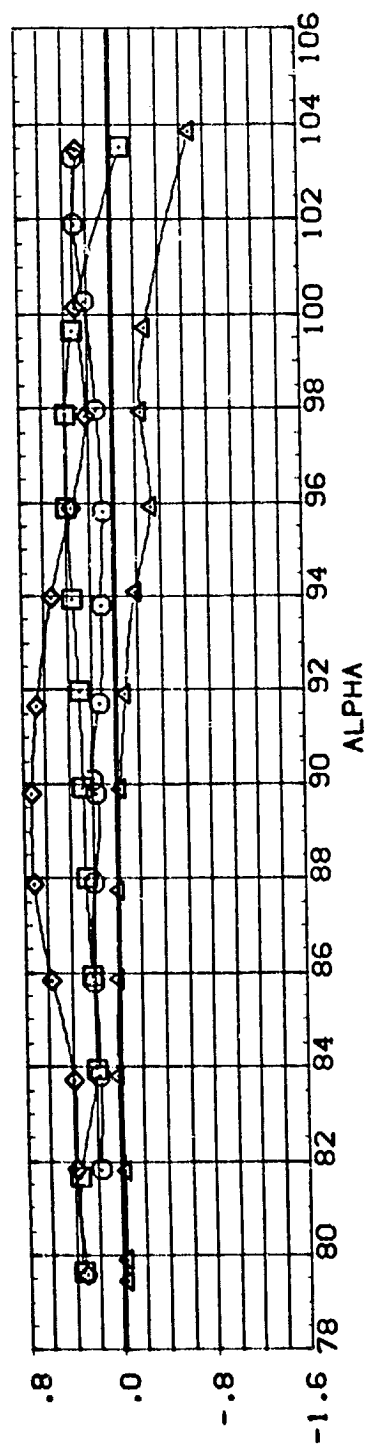


EFFECT OF ANGULAR LOCATION OF SRB BODY STROKES (RN/L = MAXIMUM)


(A)MACH = .40

DATA SET SYMBOL CONFIGURATION DESCRIPTION PHI FTSTK AFTSTK ATTRNC REFERENCE INFORMATION

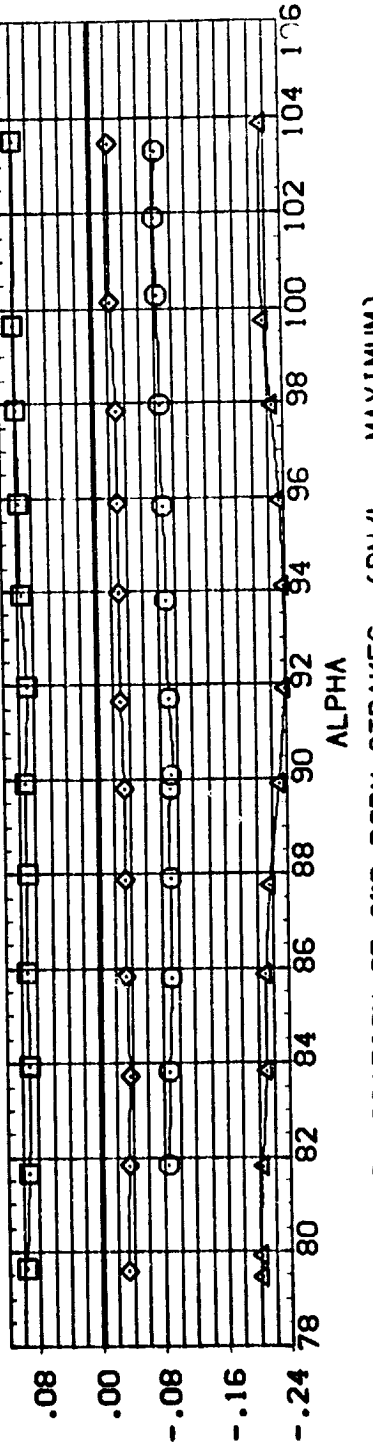
BP-230	LARC 8TPT-655(SA-2FA) SRB (NOSE UP)	.000	.000	1.000	SREF	7.0690	50. IN.
BP-019	LARC 8TPT-655(SA-2FA) SRB (NOSE UP)	45.000	.100	1.000	LREF	3.0000	INCHES
BP-019	LARC 8TPT-655(SA-2FA) SRB (NOSE UP)	90.000	1.100	1.000	BREF	3.0000	INCHES
BP-019	LARC 8TPT-655(SA-2FA) SRB (NOSE UP)	135.000	1.100	1.000	XMRP	20.8340	INCHES
BP-022	LARC 8TPT-655(SA-2FA) SRB (NOSE UP)	135.000	1.100	1.000	YMRP	.0000	INCHES
					ZMRP	.0000	INCHES
					SCALE	.0211	SCALE



CR



CYN



CBL

EFFECT OF ANGULAR LOCATION OF SRB BODY STRAKES (RN/L = MAXIMUM)

(B)MACH = .60

DATA SET SYMBOL CONFIGURATION DESCRIPTION
 BPSA701 LARC 8717-CEE(SA-2FA) SRB (NOSE UP)
 BPSA702 DATA NOT AVAILABLE
 BPSA703 DATA NOT AVAILABLE
 BPSA704 DATA NOT AVAILABLE
 BPSA705 DATA NOT AVAILABLE

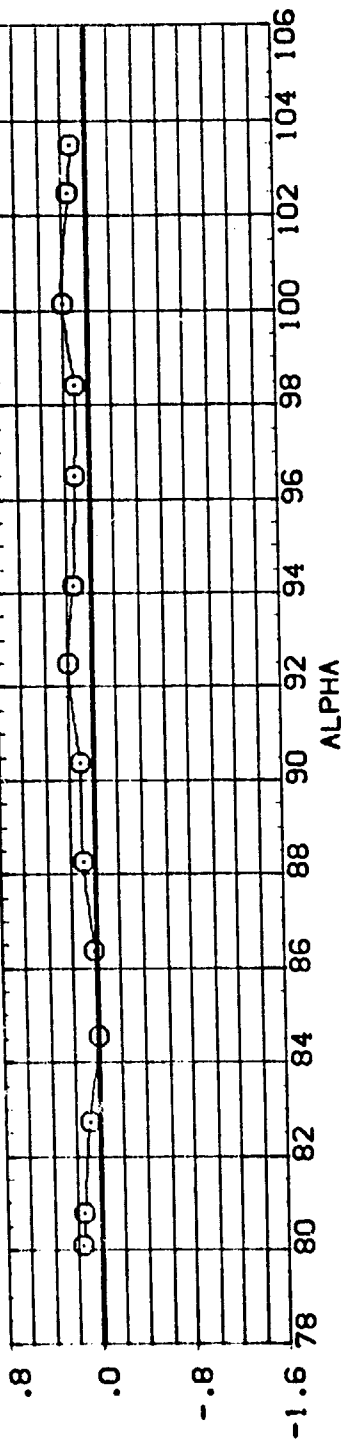
PHI .000
 .45.000
 90.000
 135.000

FV05TK .000
 .100
 .100
 .100

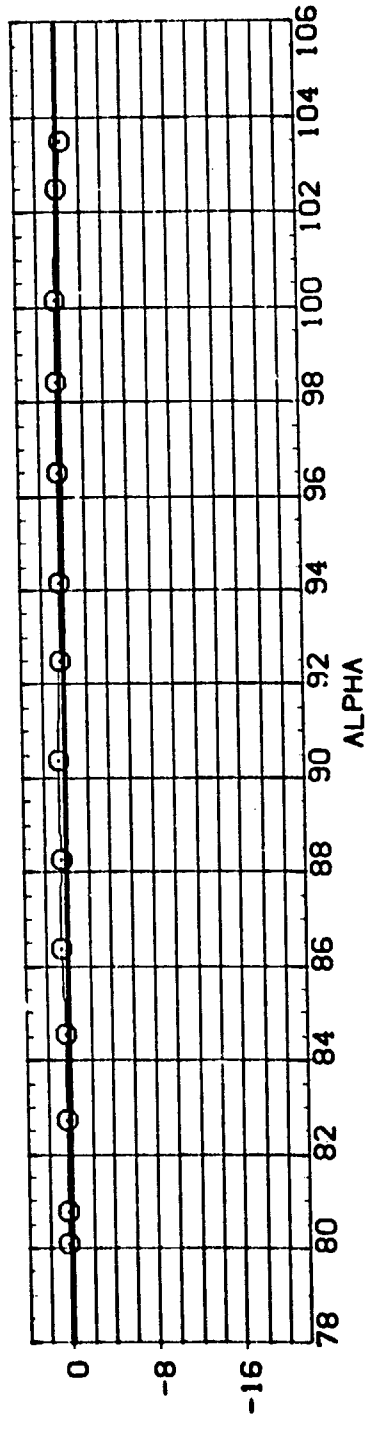
AFT5TK .000
 .100
 .100
 .100

ATT5TK 1.000
 1.000
 1.000
 1.000

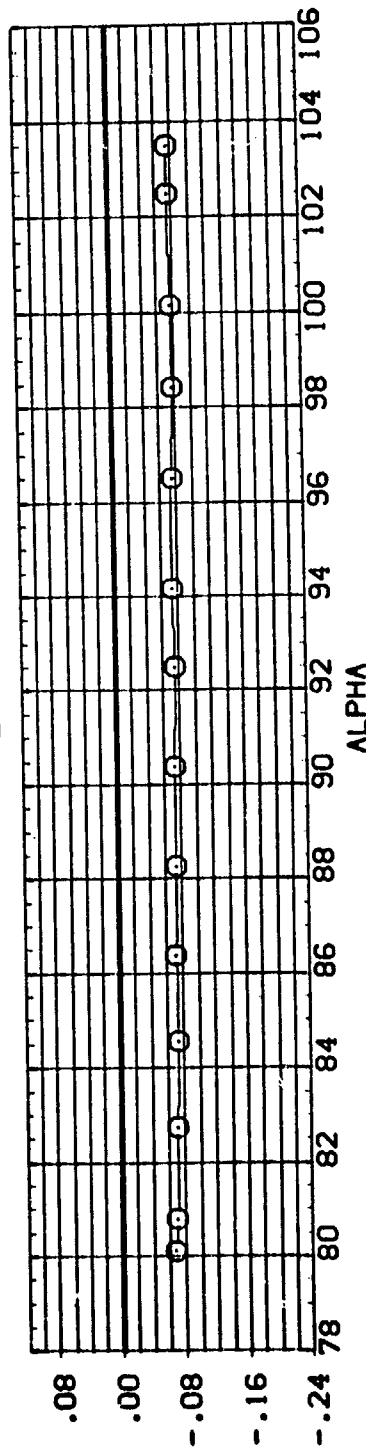
REFERENCE INFORMATION
 SREF 7.0690 SG. IN.
 LREF 3.0000 INCHES
 BREF 3.0000 INCHES
 XMRP 20.8340 INCHES
 YMRP .0000 INCHES
 ZMRP .0000 INCHES
 SCALE .0211 SCALE



CY



CYN



CBL

EFFECT OF ANGULAR LOCATION OF SRB BODY STRAKES (RN/L = MAXIMUM)

(C)MACH = .80

DATA SET SYMBOL
 () BPSA-50
 () BPSA-19
 () BPSA-21
 () BPSA-22

CONFIGURATION DESCRIPTION
 LARC BPT-655(SA-2FA) SRB (NOSE UP)
 LARC BPT-655(SA-2FA) SRB W/80. STRAKES(NOSE UP)
 LARC BPT-655(SA-2FA) SRB W/80. STRAKES(NOSE UP)
 LARC BPT-655(SA-2FA) SRB W/80. STRAKES(NOSE UP)

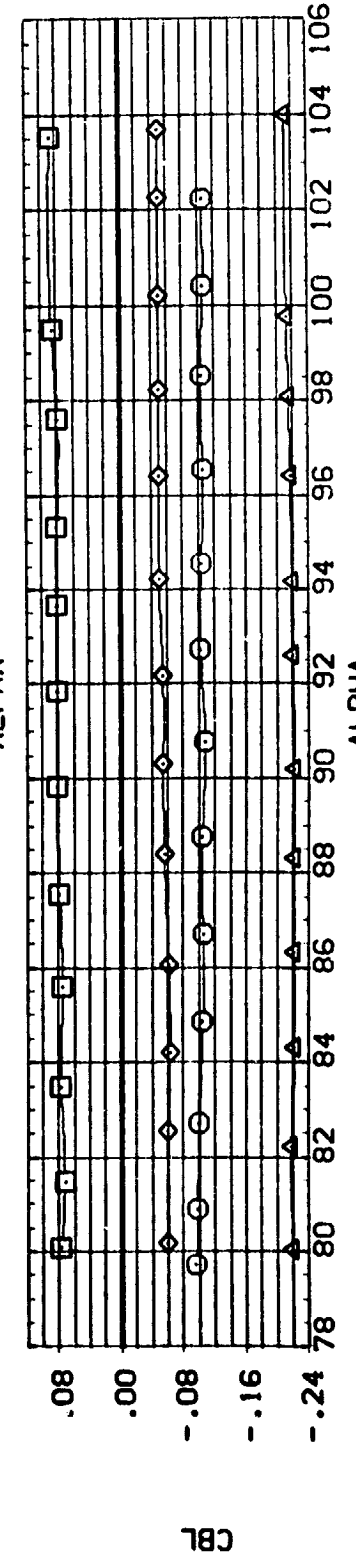
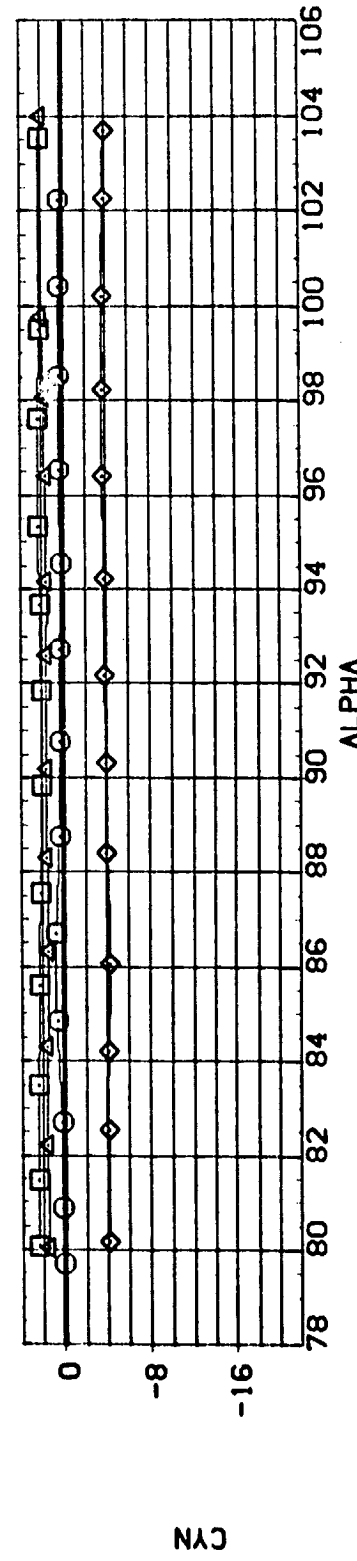
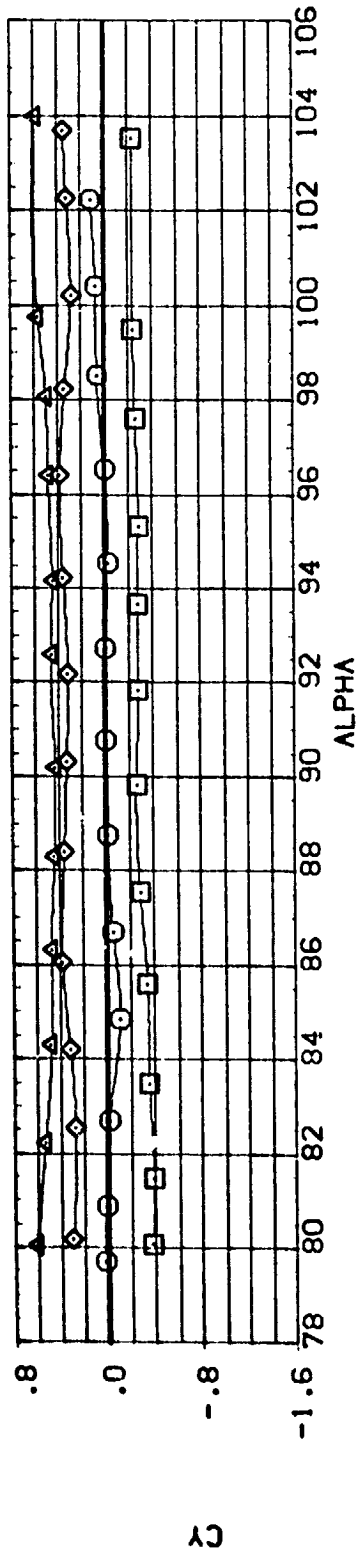
PHI
 .000
 45.000
 90.000
 135.000

FVDSK
 .000
 1.100
 1.100
 1.100

AFSTK
 .000
 1.100
 1.100
 1.100

ATTRNC
 1.000
 1.000
 1.000
 1.000

REFERENCE INFORMATION
 SREF 7.0690 50. IN.
 LREF 3.0000 INCHES
 BREF 3.0030 INCHES
 XMRP 20.8340 INCHES
 YMRP .0630 INCHES
 ZMRP .0000 INCHES
 SCALE .0211 INCHES



EFFECT OF ANGULAR LOCATION OF SRB BODY STRAKES (RN/L = MAXIMUM)
 (0)MACH = .90

DATA SET SYMBOL CONF. LOCATION DESCRIPTION
 (EP-3019) LARC B-1-ESS-15A-2FA SRB (NOSE UP)
 (EP-3019) DATA NOT AVAILABLE
 (EP-3021) DATA NOT AVAILABLE
 (EP-3022) DATA NOT AVAILABLE

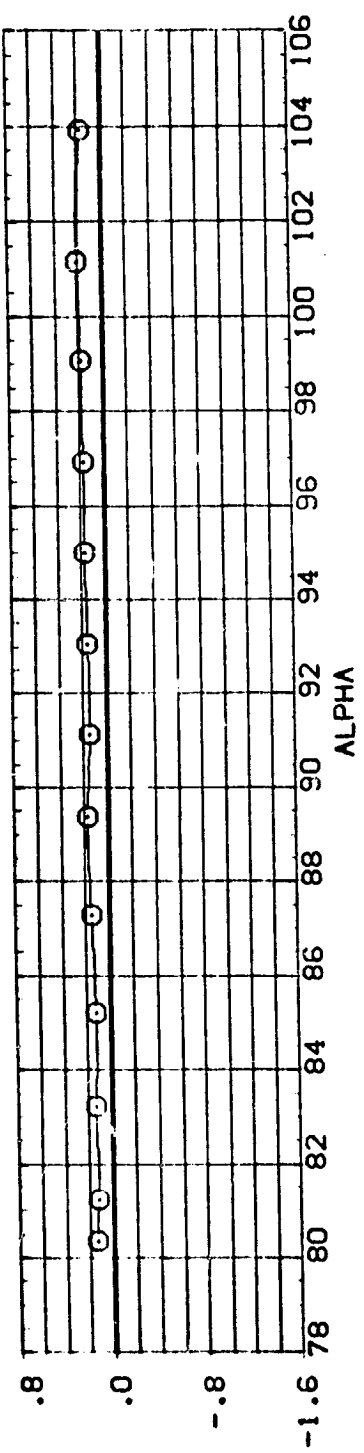
PHI .000
 45.000
 90.000
 135.000

FVOSTK .000
 .100
 .100
 .100

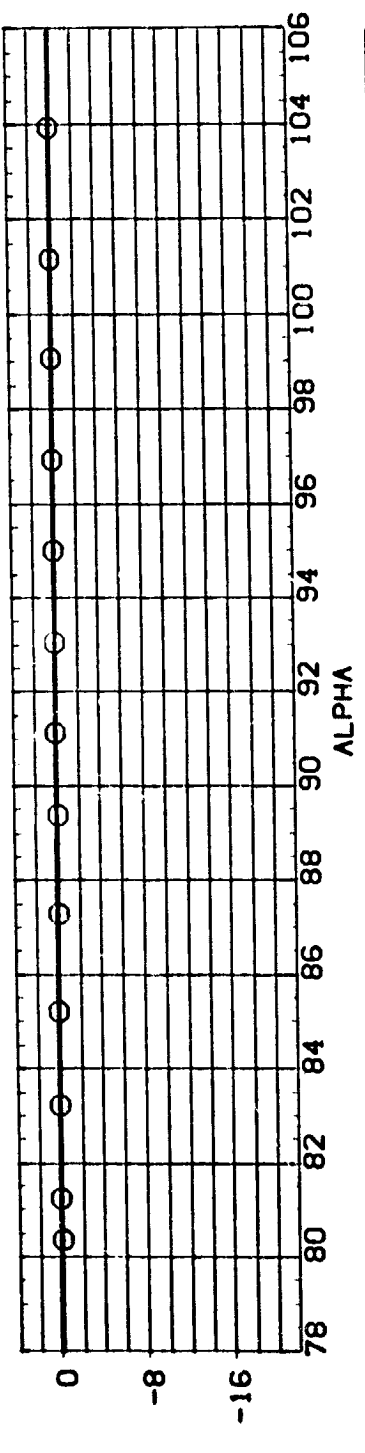
AFSTK .000
 .100
 .100
 .100

ATTRNC 1.000
 1.000
 1.000
 1.000

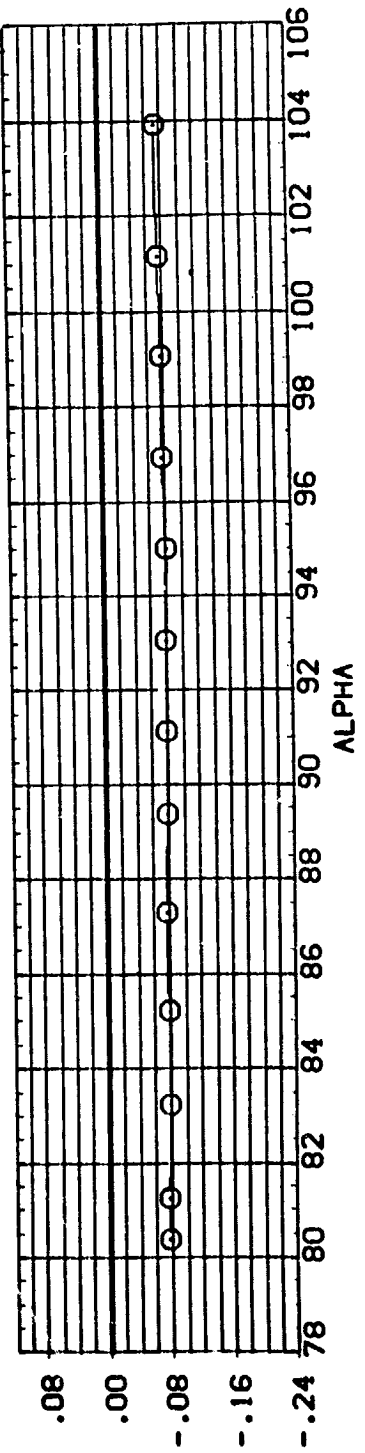
REFERENCE INFORMATION
 SREF 7.0690 SO. IN.
 LREF 3.0000 INCHES
 BREF 3.0000 INCHES
 XMRP 20.8340 INCHES
 YMRP .0000 INCHES
 ZMRP .0000 INCHES
 SCALE .0211



CY



CYN

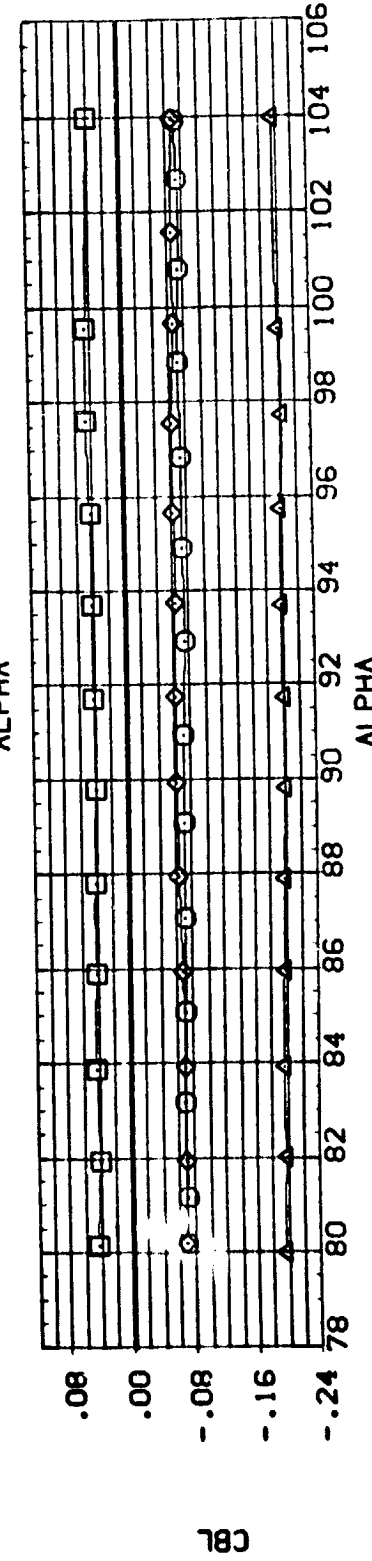
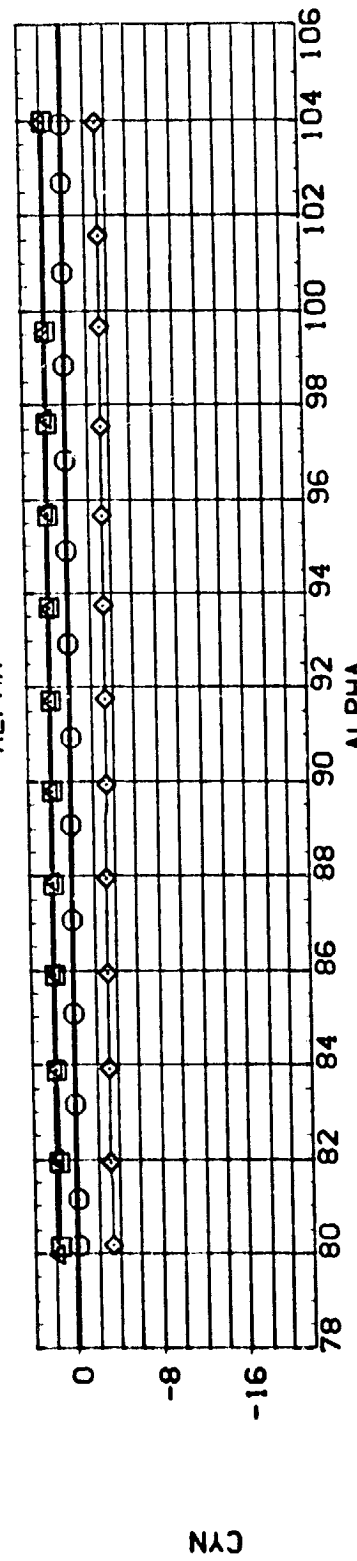



CBL

EFFECT OF ANGULAR LOCATION OF SRB BODY STRAKES (RN/L = MAXIMUM)

(E)MACH = 1.00

DATA SET SYMBOL CONFIGURATION DESCRIPTION PHI FVDSK AFTSTK ATTRNG REFERENCE INFORMATION SQ. IN.
 (4) (A) (30) LARC 8TPT-65E1 SA-2FA1 SRB (NOSE UP) .000 .000 1.000 SREF 7.0690 3.0000 INCHES
 (4) (A) (14) LARC 8TPT-65E1 SA-2FA1 SRB (V/BD) 45.000 1.100 1.000 LREF 3.0000 3.0000 INCHES
 (4) (A) (21) LARC 8TPT-65E1 SA-2FA1 SRB (V/BD) 90.000 1.100 1.000 BREF 20.8340 20.8340 INCHES
 (4) (A) (25) LARC 8TPT-65E1 SA-2FA1 SRB (V/BD) 135.000 1.100 1.000 XMRP .0000 .0000 INCHES
 ZMRP .0000 .0000 INCHES
 SCALE .0211 SCALE



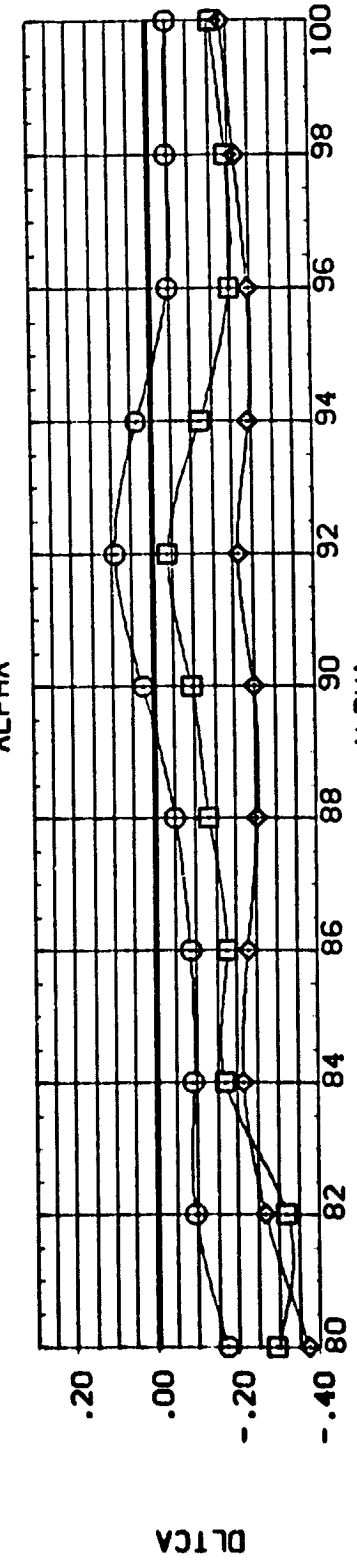
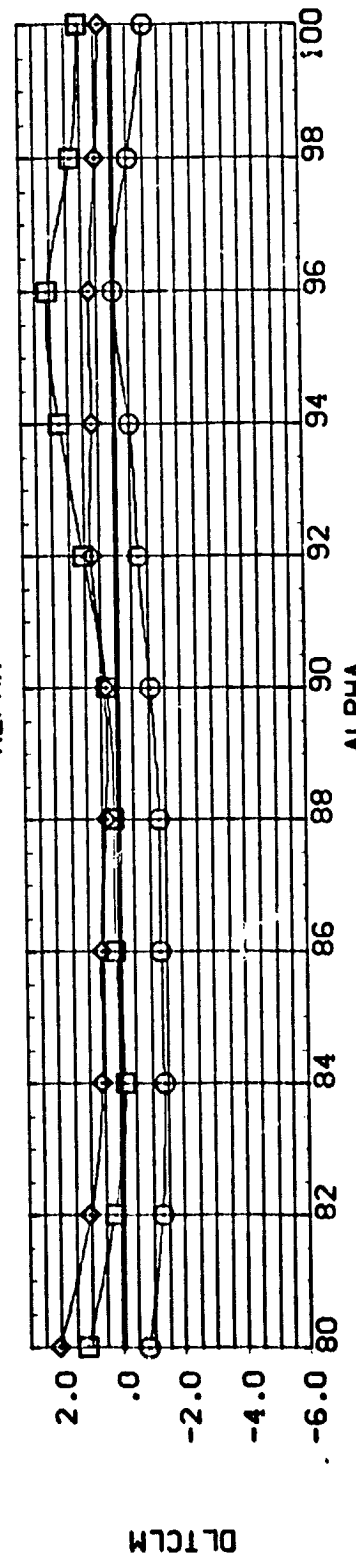
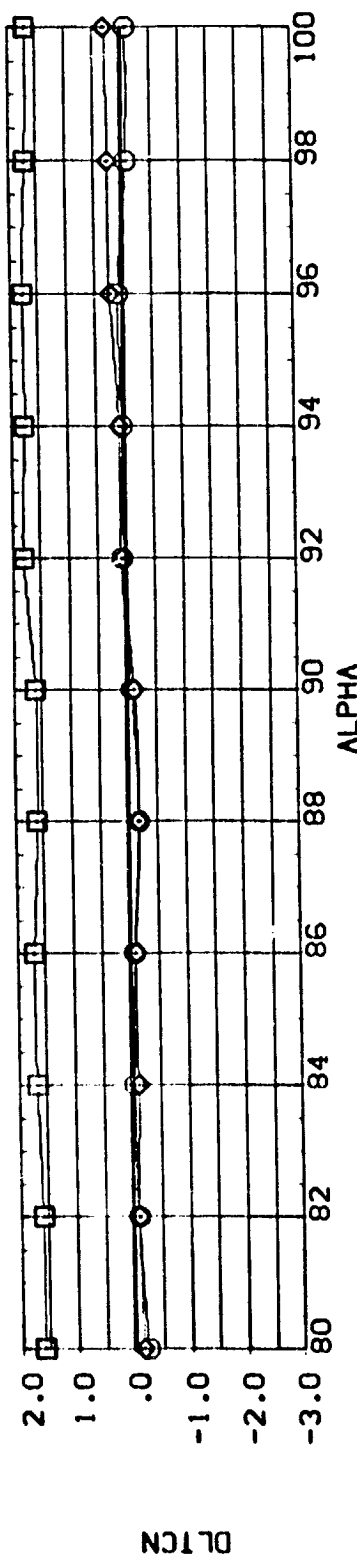
EFFECT OF ANGULAR LOCATION OF SRB BODY STRAKES (RN/L = MAXIMUM)
(F)MACH = 1.20

DATA SET SYMBOL CONF. IN DESCRIPTION

LARC 87F	A-ZFA1	SRB V/BO.	STRAKES(NOSE UP)	DLTPHI	ATTRNC	ELETUN
LARC 87F	A-ZFA1	SRB V/BO.	STRAKES(NOSE UP)	45.000	1.000	.000
LARC 87F	A-ZFA1	SRB V/BO.	STRAKES(NOSE UP)	90.000	1.000	.000
LARC 87F	A-ZFA1	SRB V/BO.	STRAKES(NOSE UP)	135.000	1.000	.000

REFERENCE INFORMATION

SREF	7.0690	SO. IN.
LREF	3.0000	INCHES
BREF	3.0000	INCHES
YMRP	20.8340	INCHES
ZMRP	.0000	INCHES
SCALE	.0211	SCALE



INCREMENTAL EFFECTS OF ANGULAR LOCATION OF SRB BODY STRAKES (RN/L=MAXIMUM)

(A)MACH = .40

DATA SET SYMBOL CONFIGURATION DESCRIPTION

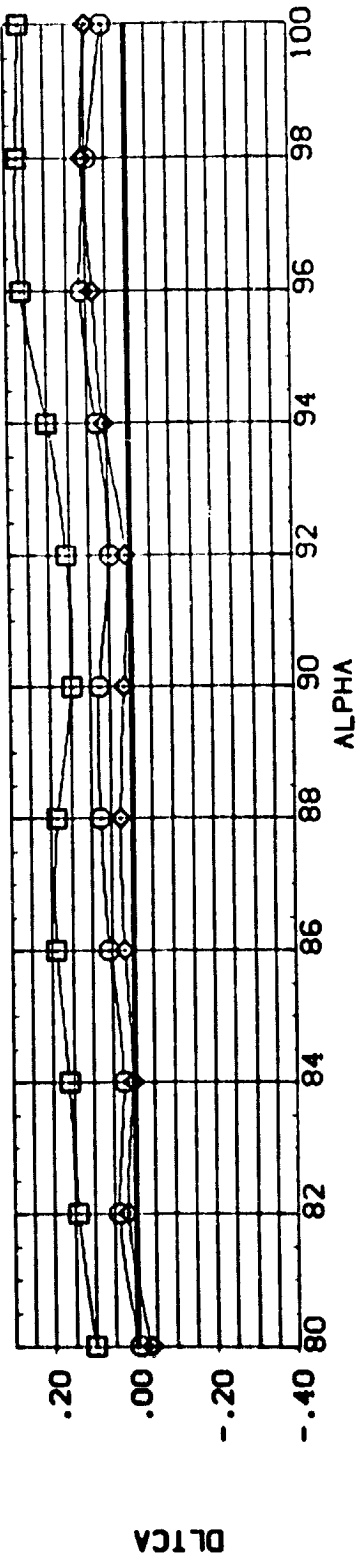
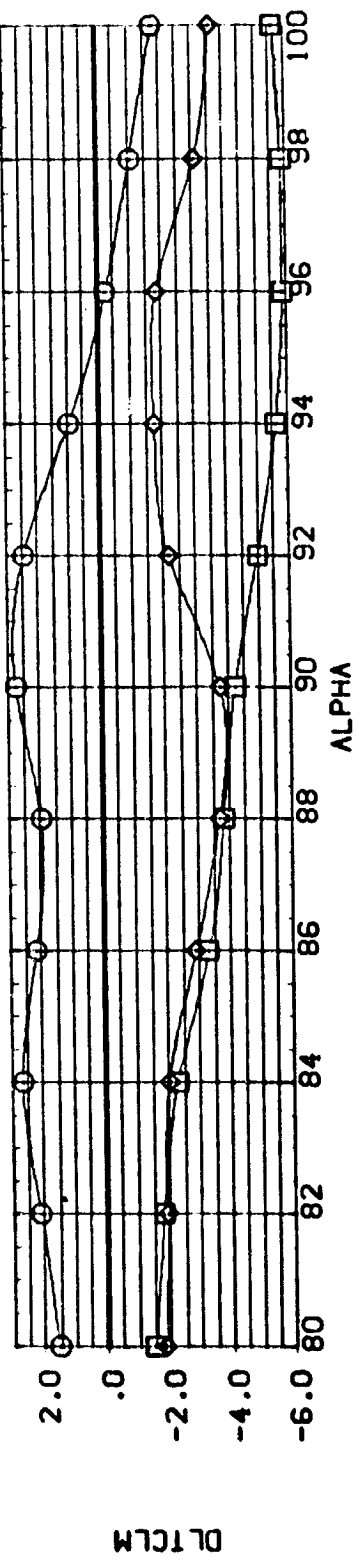
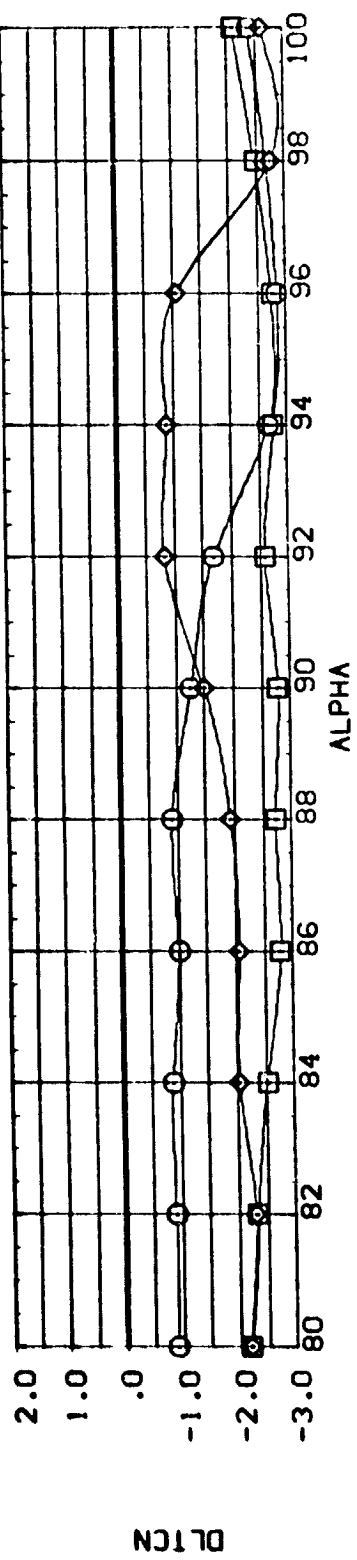
LARC 81PT-655(CA-2FA) SAB V/80. STRAKES:NOSE UP | 45.000
 LARC 81PT-655(SA-2FA) SRB V/80. STRAKES:NOSE UP | 90.000
 LARC 81PT-655(SA-2FA) SAB V/80. STRAKES:NOSE UP | 135.000

DLTPHI ATTRN ELETUN

45.000
 1.000
 1.000
 1.000

REFERENCE INFORMATION

SREF 7.0690 SQ. IN.
 LREF 3.0000 INCHES
 BREF 3.0000 INCHES
 XMRP 20.8340 INCHES
 YMRP .0000 INCHES
 ZMRP .0211 INCHES
 SCALE



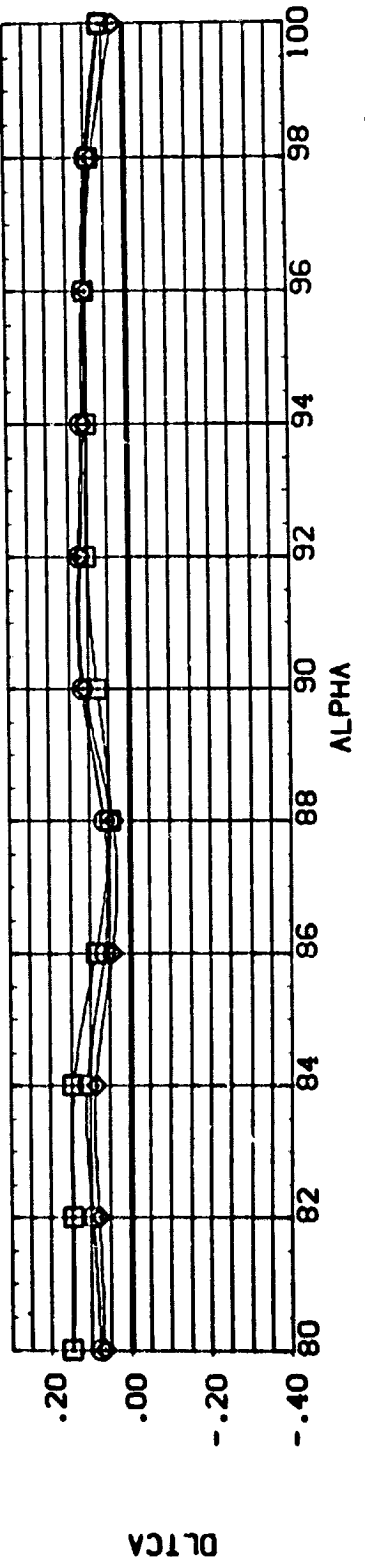
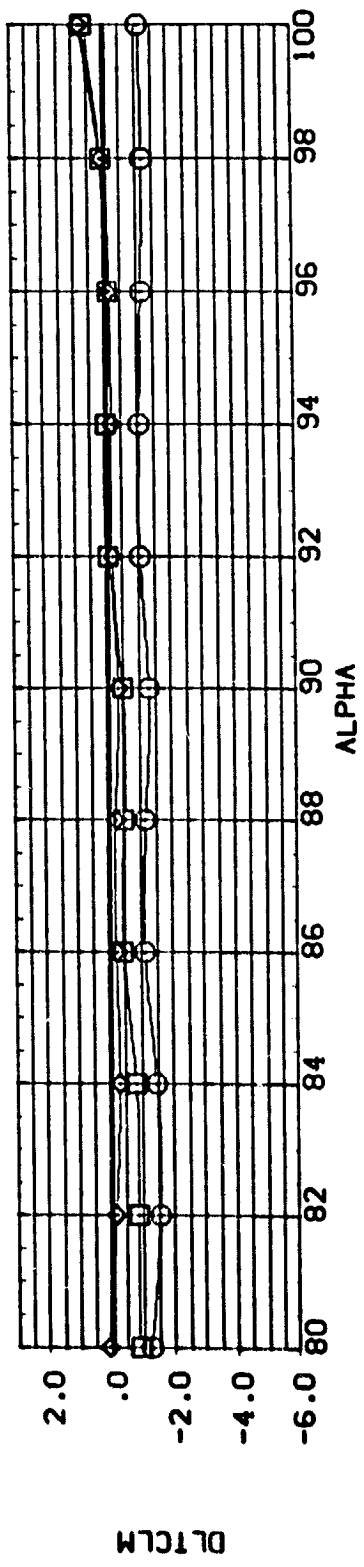
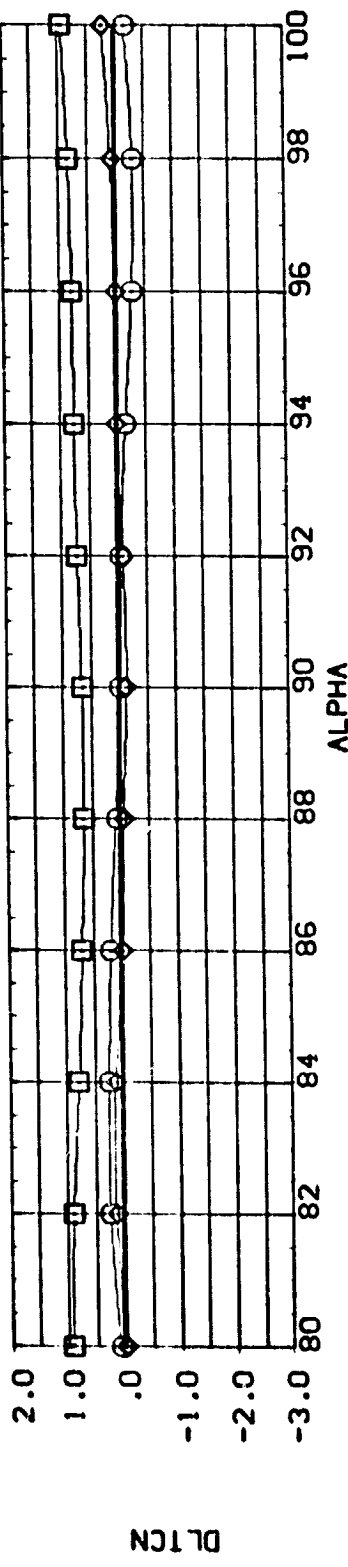
INCREMENTAL EFFECTS OF ANGULAR LOCATION OF SRB BODY STRAKES (RN/L=MAXIMUM)

(B)MACH = .60

DATA SET SYMBOL CONJ. LOCATION DESCRIPTION
 LARC 87P SA-2FA SRB V/BO. STRAKES/NOSE UP) 45.000
 LARC 87P SA-2FA SRB V/BO. STRAKES/NOSE UP) 90.000
 LARC 87P SA-2FA SRB V/BO. STRAKES/NOSE UP) 135.000

DLTPH) ATTRG ELETUN
 7.0690
 3.0000
 3.0000
 20.8340
 .0000
 .0000
 .0211

REFERENCE INFORMATION
 SQ. IN. INCHES
 INCHES INCHES
 INCHES INCHES
 INCHES INCHES
 INCHES INCHES
 INCHES INCHES
 SCALE



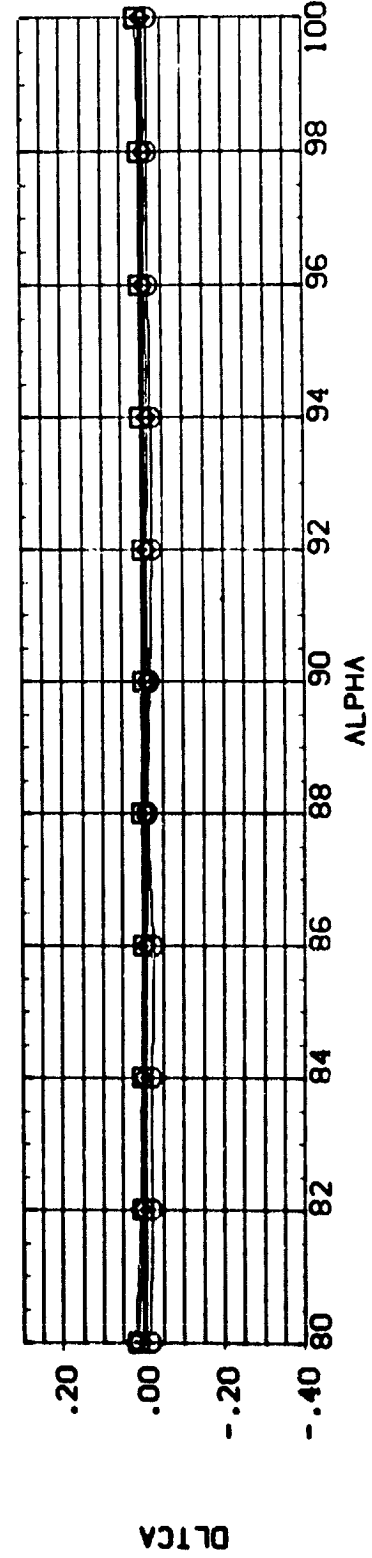
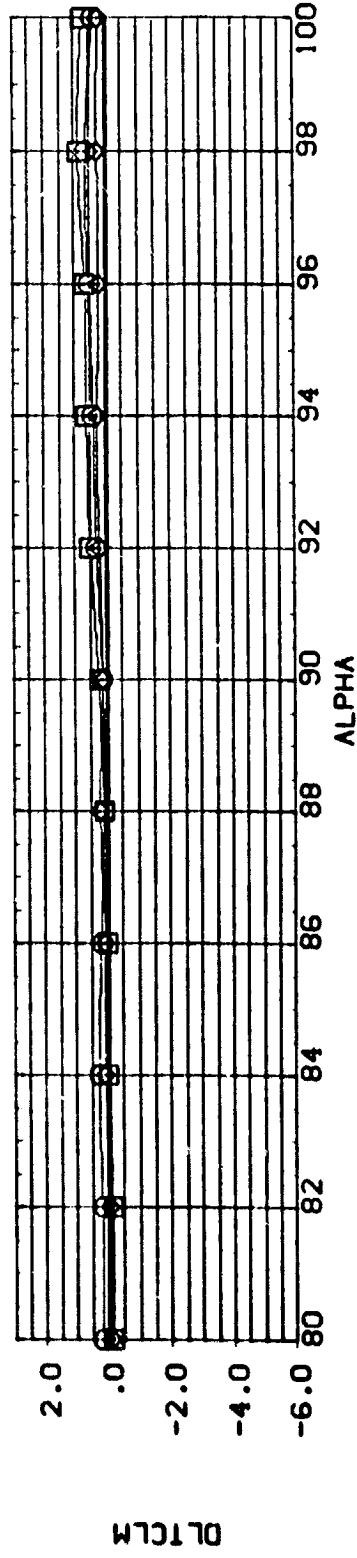
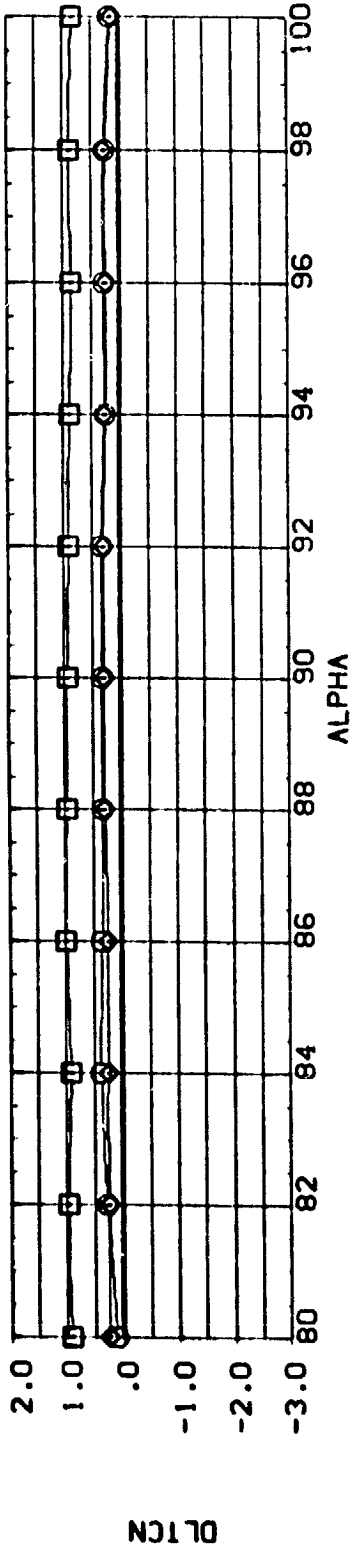
INCREMENTAL EFFECTS OF ANGULAR LOCATION OF SRB BODY STRAKES (RN/L=MAXIMUM)

(C)MACH = .90

DATA SET SYMBOL CONFIGURATION DESCRIPTION
 (S) 81PT-6EE(SA-2FA) SRB V/80. STRAKES(NOSE UP)
 (S) 81PT-6EE(SA-2FA) SRB V/80. STRAKES(NOSE UP)
 (S) 81PT-6EE(SA-2FA) SRB V/80. STRAKES(NOSE UP)

DLTPHI 45.000
 ATTRNG 1.000
 ELETUN .000

REFERENCE INFORMATION
 SREF 7.0690 50. IN.
 LREF 3.0000 INCHES
 BREF 3.0000 INCHES
 XMRP 20.8340 INCHES
 YMRP .0000 INCHES
 ZMRP .0000 INCHES
 SCALE .0211 INCHES



INCREMENTAL EFFECTS OF ANGULAR LOCATION OF SRB BODY STRAKES (RN/L=MAXIMUM)

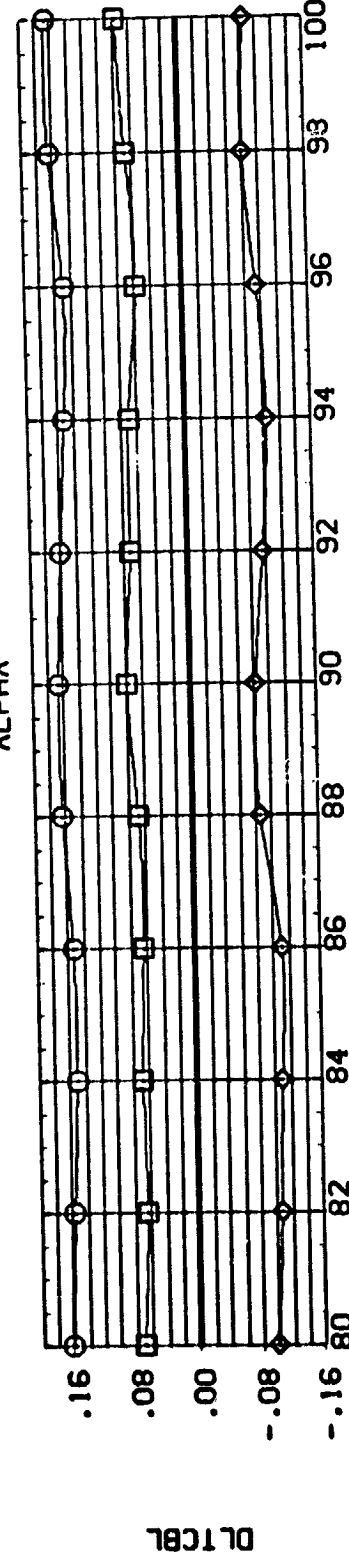
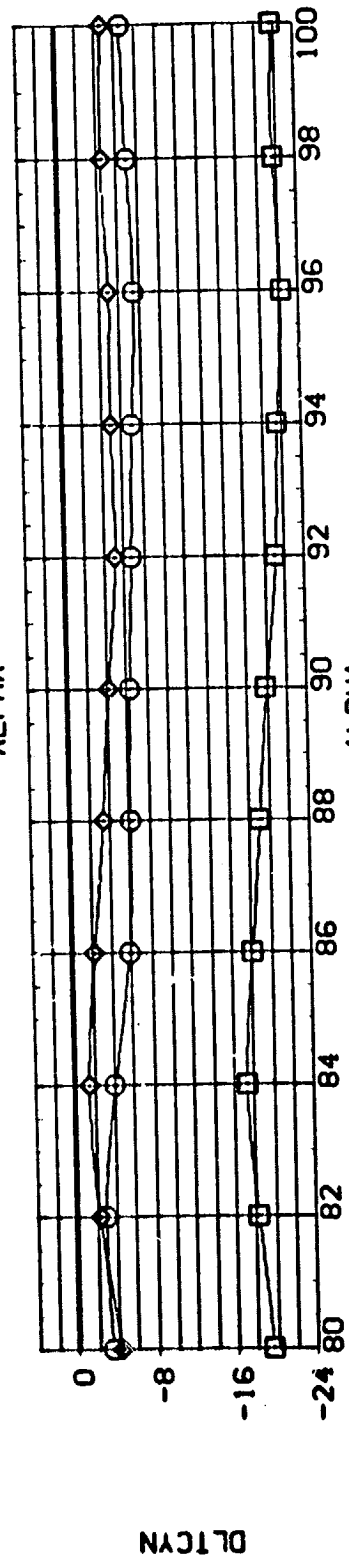
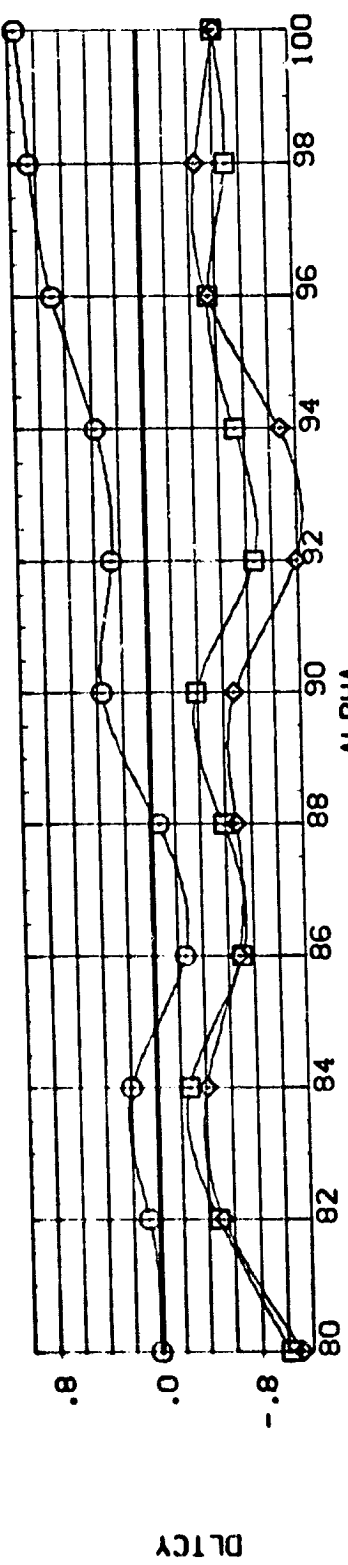
(D)MACH = 1.20

PAGE 64

C

DATA SET SYMBOL CONFIGURATION DESCRIPTION
 (1) (2) (3) (4) (5) (6) (7) (8) (9) (10) (11) (12) (13) (14) (15) (16) (17) (18) (19) (20)
 LARG 87.0 SA-ZFA SRB V/BG STRAPES (NOSE UP) 45.000 1.000 1.000 1.000
 LARG 87.0 SA-ZFA SRB V/BG STRAPES (NOSE UP) 90.000 1.000 1.000 1.000
 LARG 87.0 SA-ZFA SRB V/BG STRAPES (NOSE UP) 135.000 1.000 1.000 1.000

REFERENCE INFORMATION
 SREF 7.0690 SQ. IN.
 LACF 3.0000 INCHES
 BREF 3.0000 INCHES
 YMRP 20.8340 INCHES
 ZMRP .0000 INCHES
 SCALE .02:1



INCREMENTAL EFFECTS OF ANGULAR LOCATION OF SRB BODY STRAPES (RN/L=MAXIMUM)

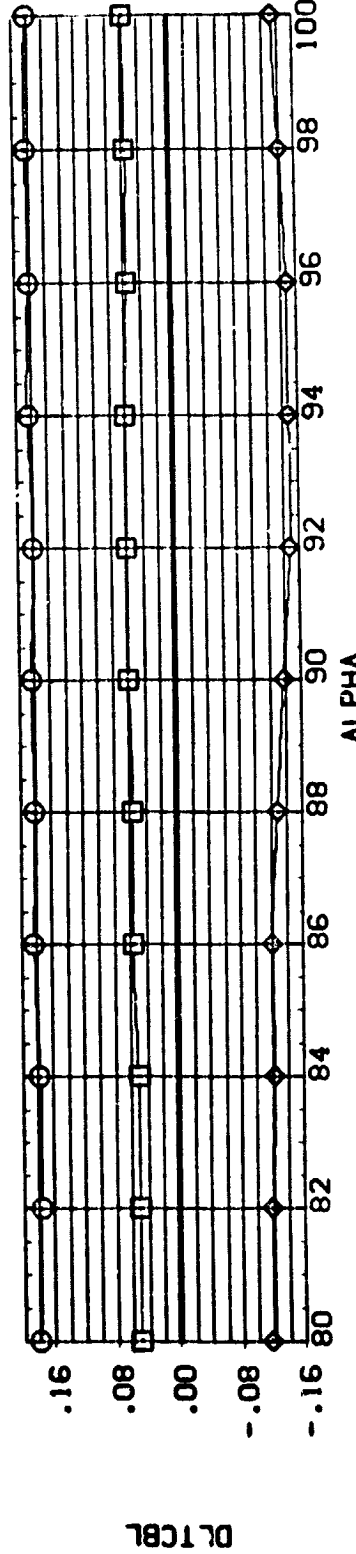
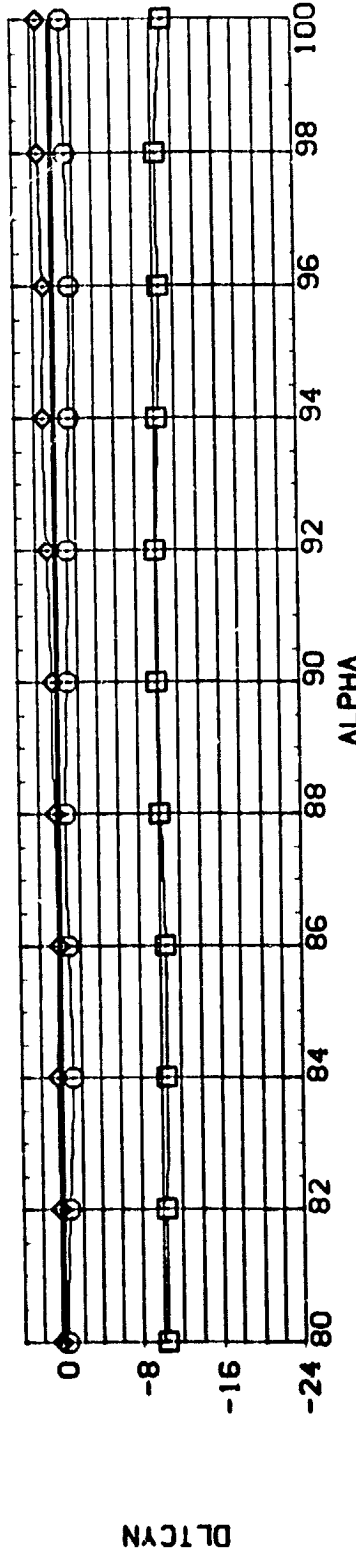
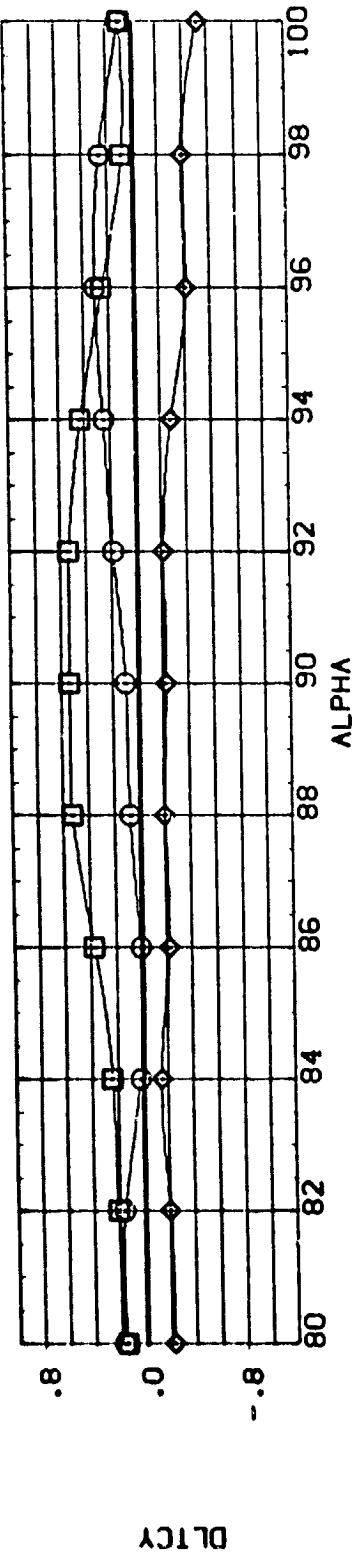
(A)MACH = .40

DATA SET SYMBOL
 (55019)
 (2E A21)
 (CP) 21

CONFIGURATION DESCRIPTION
 LARC R1PT-655(SA-2FA) SRB V/BD. STRAKES(NOSE UP)
 LARC R1PT-655(SA-2FA) SRB V/BD. STRAKES(NOSE UP)
 LARC R1PT-655(SA-2FA) SRB V/BD. STRAKES(NOSE UP)

DLTPM1 45.000
 ATTRAC 1.000
 ELETUN .000
 .000
 .000

REFERENCE INFORMATION
 SKREF 7.0690 50.1IN.
 LREF 3.0000 INCHES
 BREF 3.0000 INCHES
 XPRP 20.8340 INCHES
 YPRP .0000 INCHES
 ZPRP .0000 INCHES
 SCALE .0211 SCALE



INCREMENTAL EFFECTS OF ANGULAR LOCATION OF SRB BODY STRAKES (RN/L=MAXIMUM)

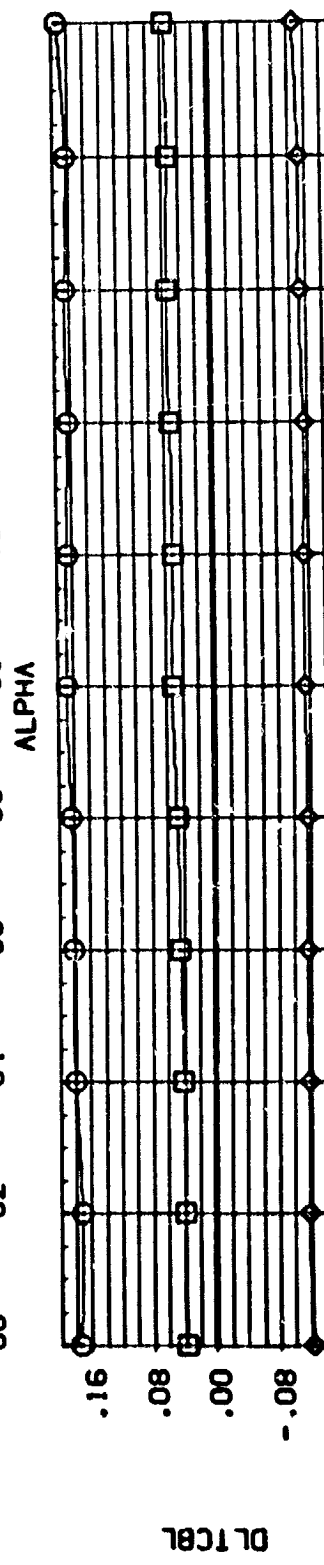
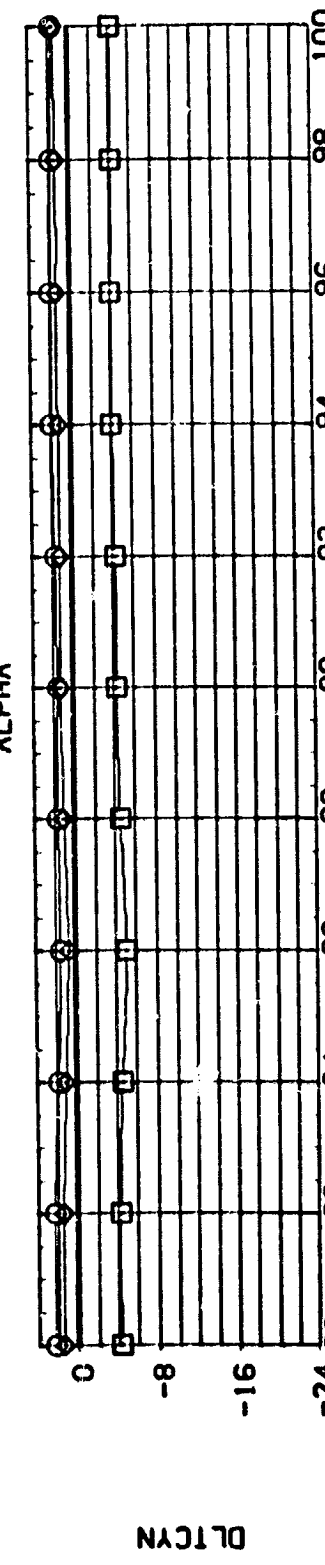
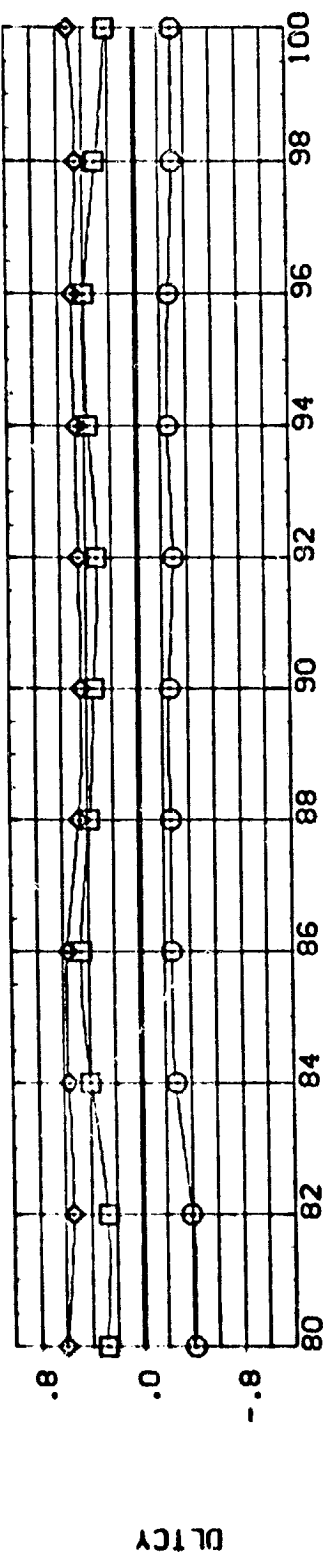
(B)MACH = .60

DATA SET SYMBOL: 12P319
 12P321
 12P325

CONFIRMATION DESCRIPTION
 LARC 87: SA-ZFA1 SRB V/BO; STRAKES(IN)SE UP; 45.000
 LARC 87: SA-ZFA1 SRB V/BO; STRAKES(IN)SE UP; 90.000
 LARC 87: SA-ZFA1 SRB V/BO; STRAKES(IN)SE UP; 135.000

OLTPHI ATTRNC ELETLN
 45.000 1.000 .000
 90.000 1.000 .000
 135.000 1.000 .000

REFERENCE INFORMATION
 SREF 7.0630 50. IN
 LREF 3.0070 INCHES
 XREF 3.0070 INCHES
 YREF 20.8340 INCHES
 ZREF 3.0000 INCHES
 SCALE .0211



INCREMENTAL EFFECTS OF ANGULAR LOCATION OF SRB BODY STRAKES (RN/L=MAXIMUM)

(C)MACH = .90

DATA SET SYMBOL CONFIGURATION DESCRIPTION

LARC 8TPT-6SE(SA-2FA) SRB V/BD. STRAKES(NOSE UP)

LARC 8TPT-6SE(SA-2FA) SRB V/BD. STRAKES(NOSE UP)

LARC 8TPT-6SE(SA-2FA) SRB V/BD. STRAKES(NOSE UP)

DLTPH 45.000

ATTRNG 1.000

ELETUN .000

REFERENCE INFORMATION

SREF 7.0690 SO. IN.

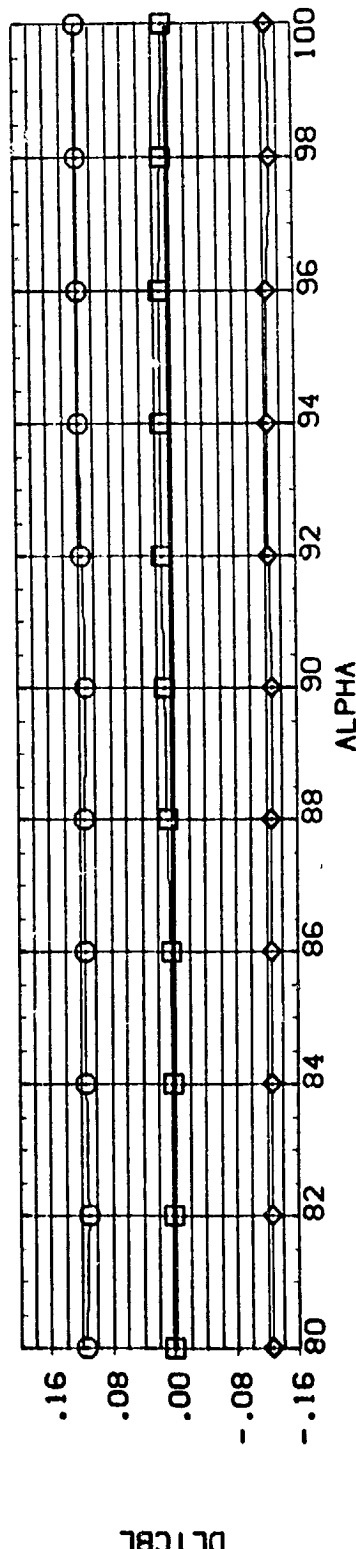
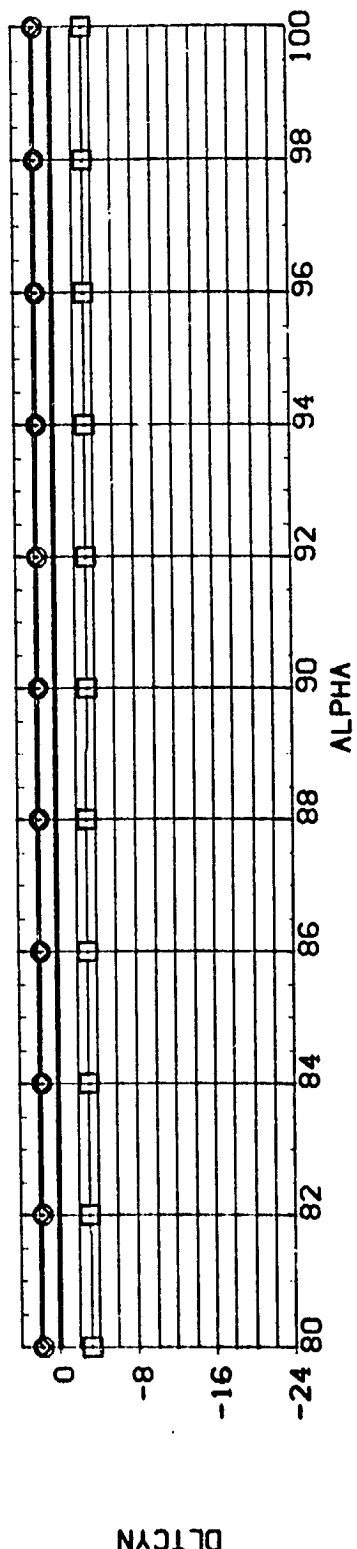
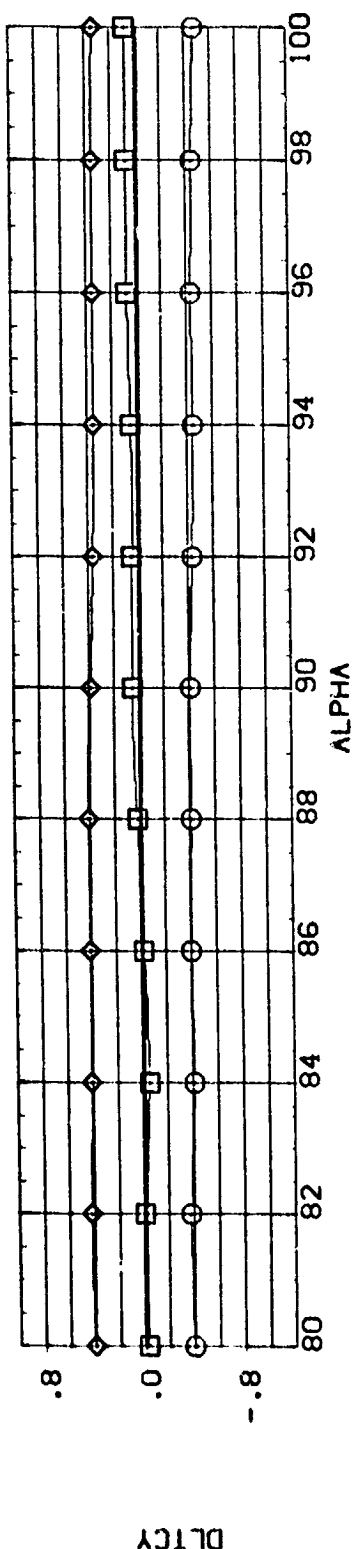
LREF 3.0000 INCHES

BREF 3.0000 INCHES

XMRP 20.8340 INCHES

ZMRP .0000 INCHES

SCALE .0211 SCALE



INCREMENTAL EFFECTS OF ANGULAR LOCATION OF SRB BODY STRAKES (RN/L=MAXIMUM)

(D)MACH = 1.20

DATA SET SYMBOL

- BP-020
- BP-021
- BP-022
- BP-023
- BP-024

CONFIGURATION DESCRIPTION

- LARC 81PT-655(SA-2FA) SRB V/BO. STRAKES(NOSE UP)
- DATA NOT AVAILABLE
- LARC 81PT-655(SA-2FA) SRB V/BO. STRAKES(NOSE UP)
- DATA NOT AVAILABLE
- DATA NOT AVAILABLE

RN/VL

- 2.000
- 3.500
- 4.200
- 5.100
- 5.500

PHI

- 90.000
- 90.000
- 90.000
- 90.000
- 90.000

FVOSTK

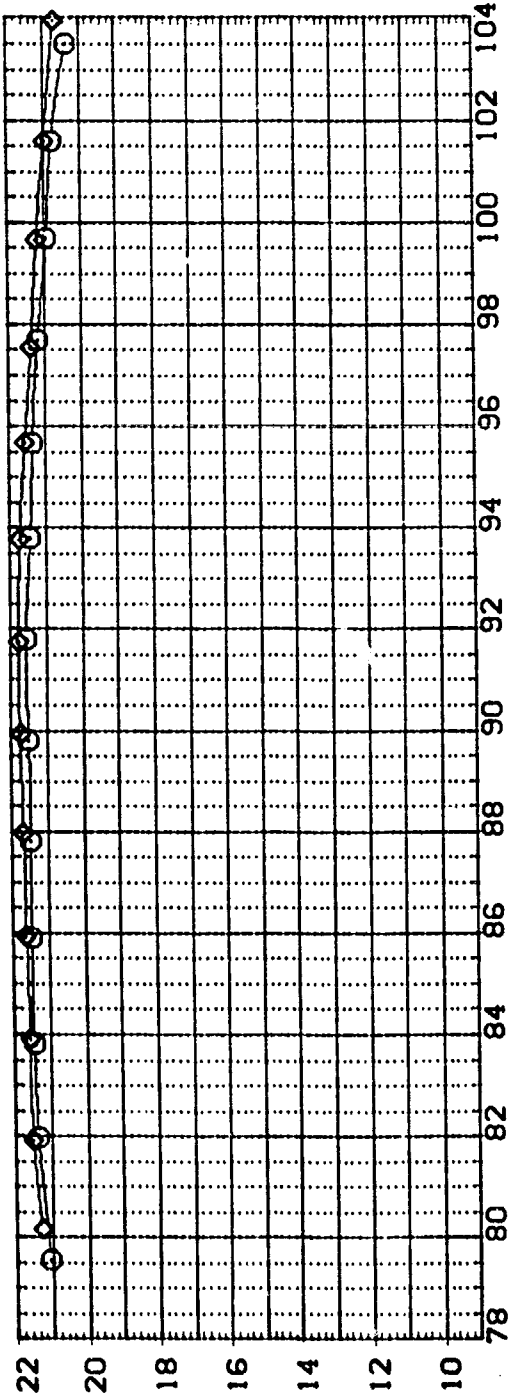
- 1.100
- 1.100
- 1.100
- 1.100
- 1.100

AFTSTK

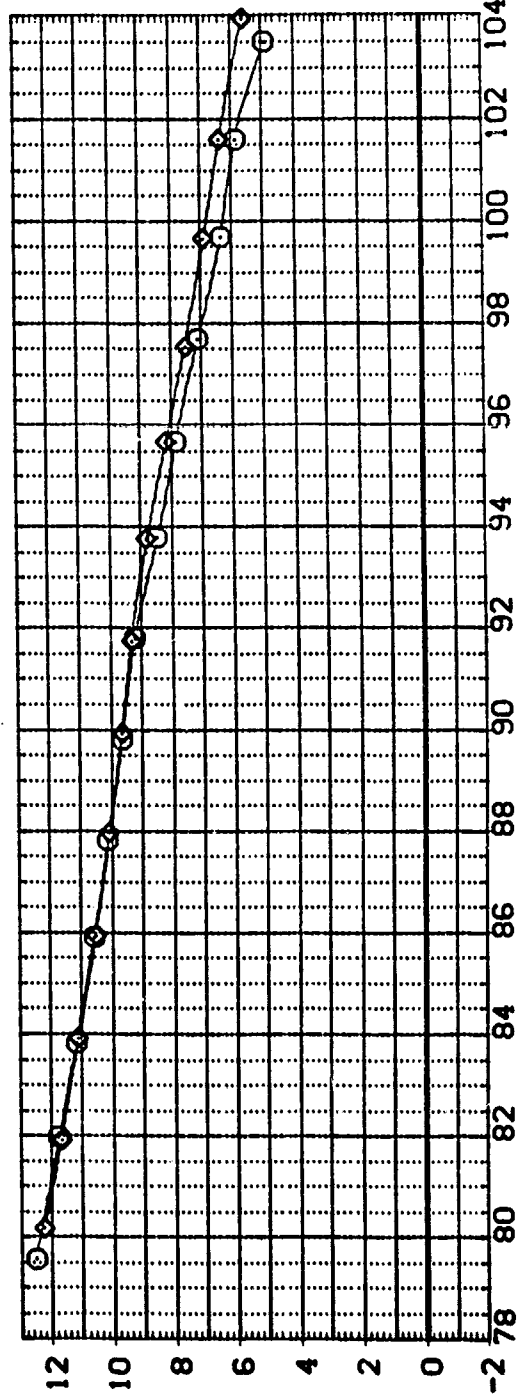
- 1.100
- 1.100
- 1.100
- 1.100
- 1.100

REFERENCE INFORMATION

- SREF 7.0690 SQ. IN.
- LREF 3.0000 INCHES
- BREF 3.0000 INCHES
- XMRP 20.8440 INCHES
- YMRP .0000 INCHES
- ZMRP .0000 INCHES
- SCALE .0211 SCALE



N5

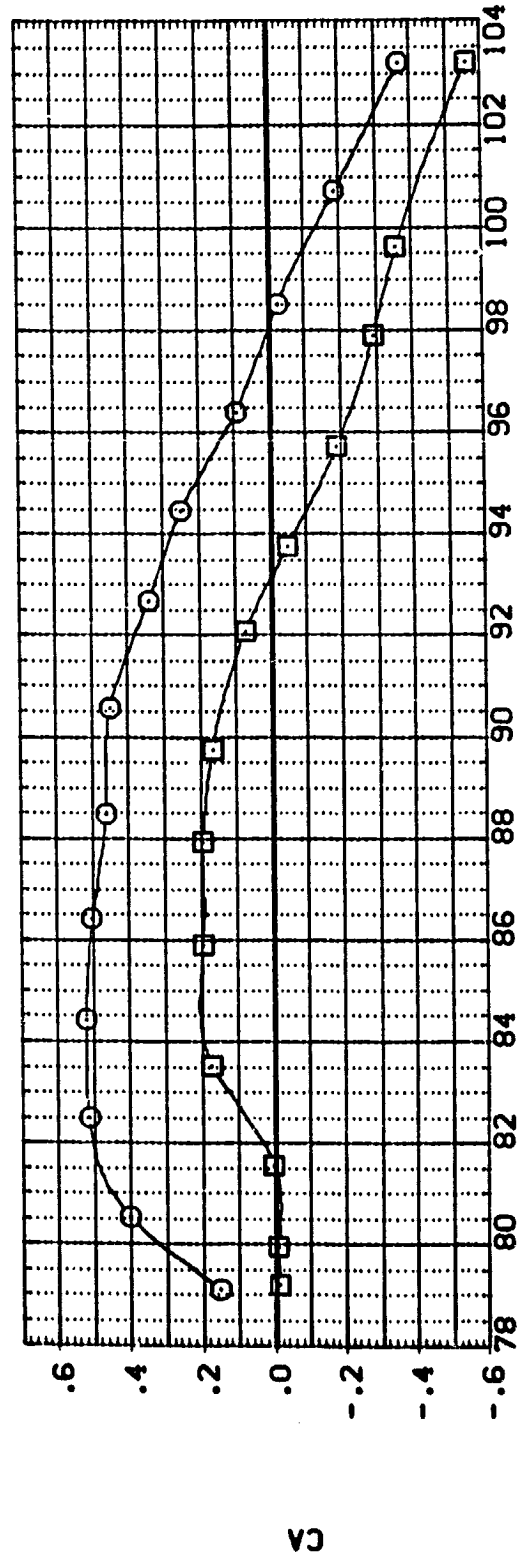
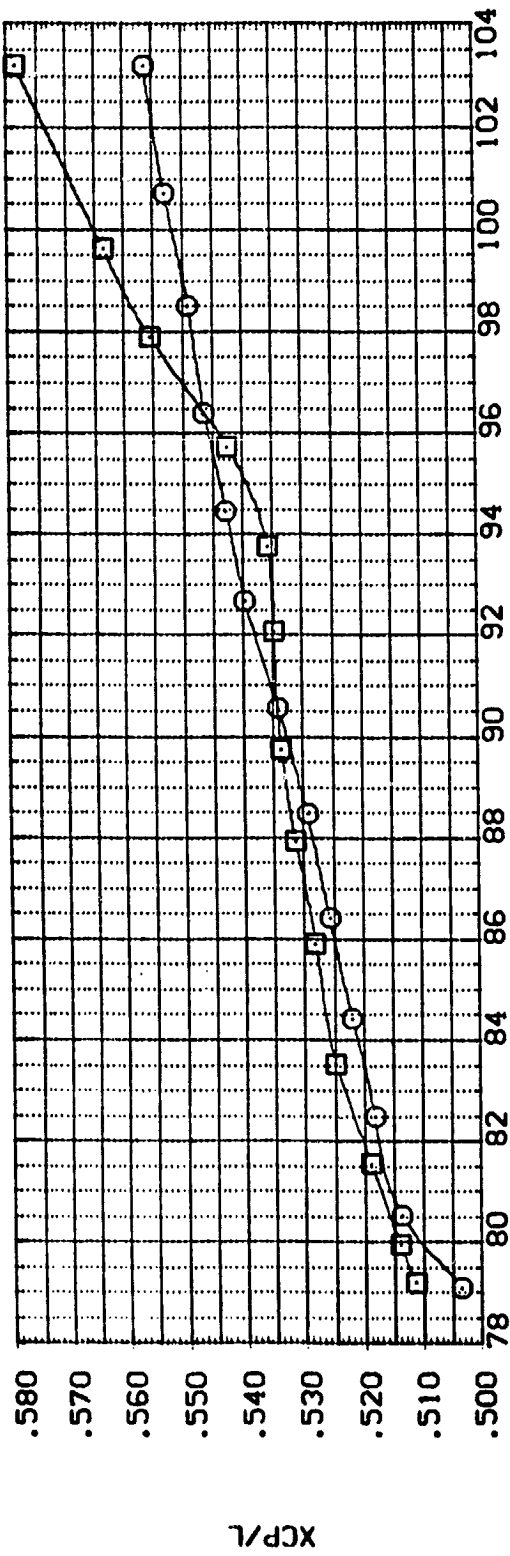


CLM

EFFECT OF REYNOLDS NO. ON SRB WITH BODY STRAKES

(O)MACH = 1.20

DATA SET SYMBOL: () () () () ()
 CONFIGURATION DESCRIPTION: LARG (REF) (SA-ZFA) SRB V/BO. STRAKES(NOSE UP) SRB V/BO. STRAKES(NOSE UP)
 LARG (REF) (SA-ZFA) SRB V/BO. STRAKES(NOSE UP) SRB V/BO. STRAKES(NOSE UP)
 DATA NOT AVAILABLE DATA NOT AVAILABLE
 DATA NOT AVAILABLE DATA NOT AVAILABLE
 DATA NOT AVAILABLE DATA NOT AVAILABLE



EFFECT OF REYNOLDS NO. ON SRB WITH BODY STRAKES

(A)MACH = .40

DATA SET SYMBOL
 EPSC20
 EPSC21
 EPSC22
 EPSC23
 EPSC24

CONFIGURATION DESCRIPTION
 LARC 81PT-655(SA-2FA) SRB V/BO. STRAKES(NOSE UP)
 DATA NOT AVAILABLE
 LARC 81PT-655(SA-2FA) SRB V/BO. STRAKES(NOSE UP)
 DATA NOT AVAILABLE

RMVL
 2.000
 3.600
 4.200
 5.100
 5.500

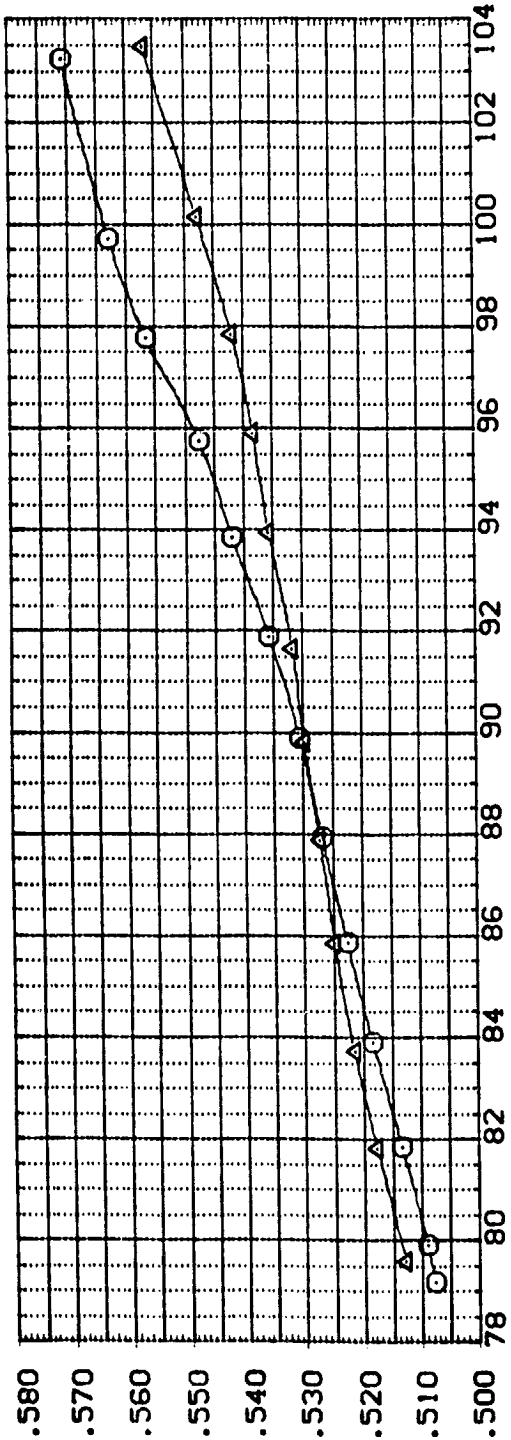
PHI
 90.000
 90.000
 90.000
 90.000
 90.000

FVOSTK
 1.100
 1.100
 1.100
 1.100
 1.100

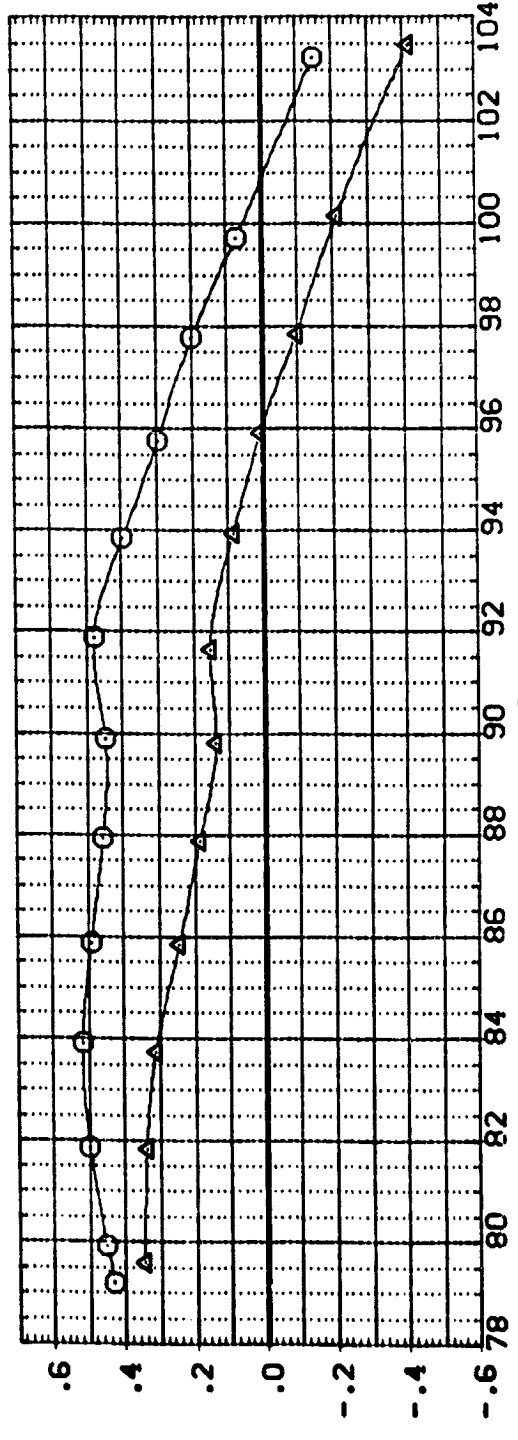
AFTSTK
 1.100
 1.100
 1.100
 1.100
 1.100

REFERENCE INFORMATION
 7.0690
 3.0000
 3.0000
 20.8340
 .0000
 .0211

SO. IN.
 INCHES
 INCHES
 INCHES
 INCHES
 INCHES
 SCALE



XCP/L



CA

EFFECT OF REYNOLDS NO. ON SRB WITH BODY STRAKES

(B)MACH = .60

1

DATA SET SYMBOL
 58-221
 58-222
 58-223
 58-224

CONFIGURATION DESCRIPTION
 LARC BPT-15 SA-2FA SRB W/BD. STRAKES/NOSE (P)
 DATA NOT AVAILABLE
 DATA NOT AVAILABLE
 DATA NOT AVAILABLE
 LARC BPT-15 SA-2FA SRB W/BD. STRAKES/NOSE (P)

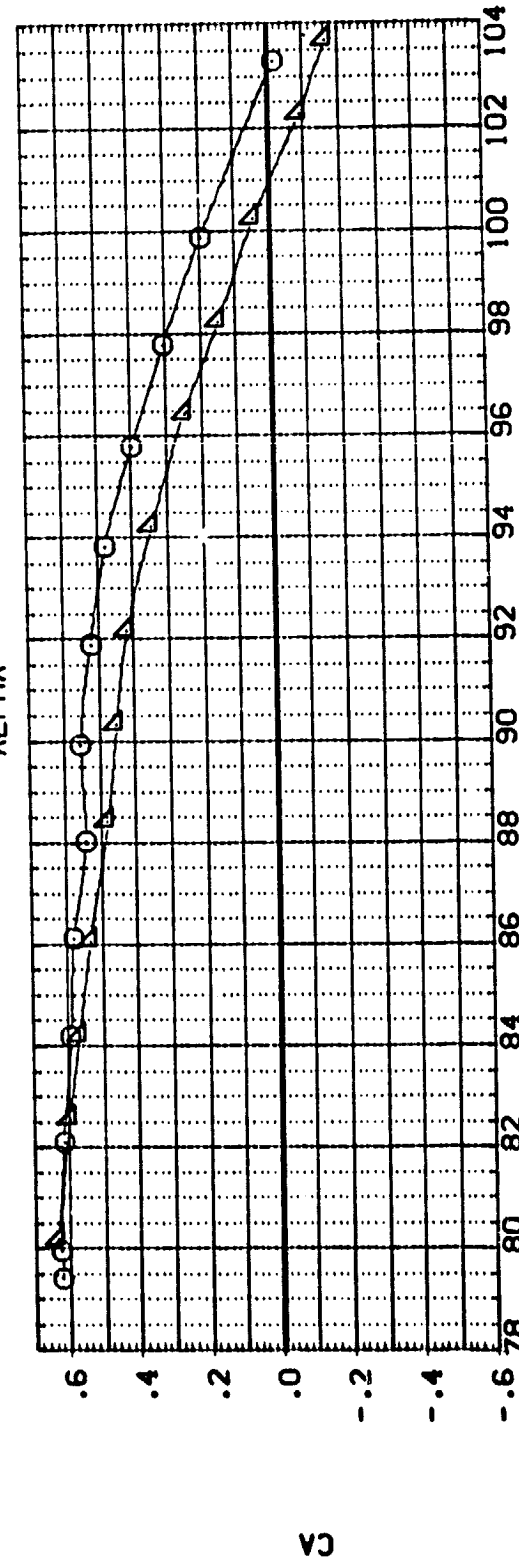
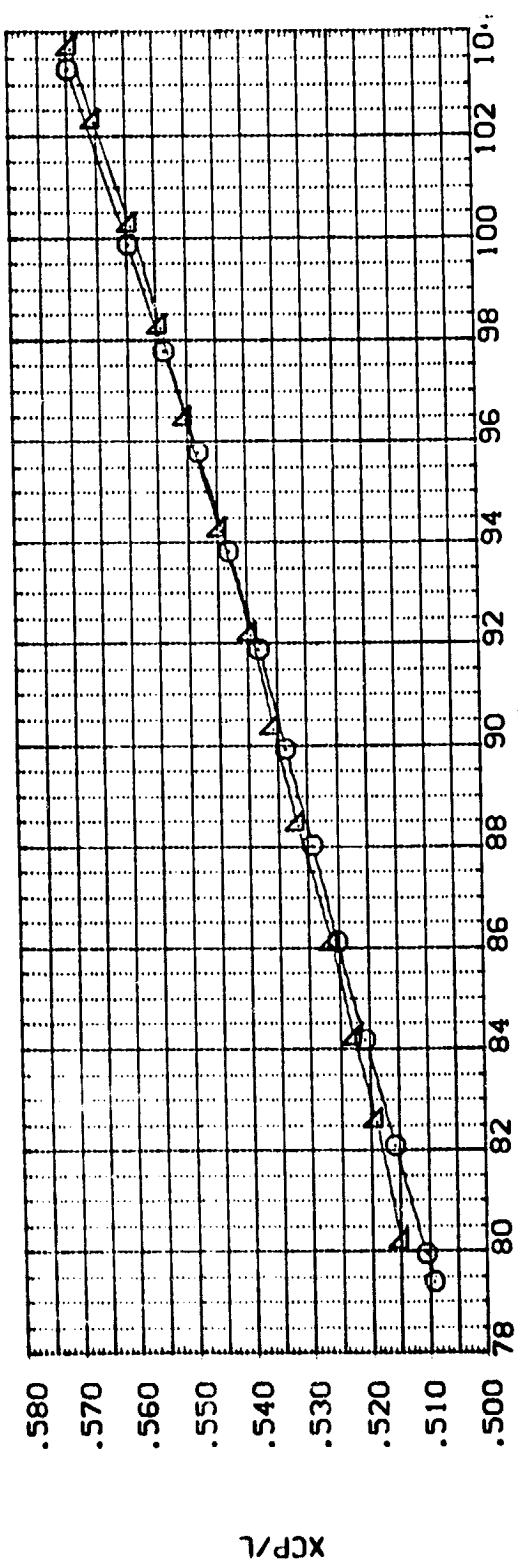
RN/L
 2.000
 3.600
 4.200
 5.100
 5.500

PHI
 90.000
 90.000
 90.000
 90.000
 90.000

FVOSTK
 1.100
 1.100
 1.100
 1.100
 1.100

AFTSTK
 1.100
 1.100
 1.100
 1.100
 1.100

REFERENCE INFORMATION
 SREF 7.0690 SO. IN.
 LREF 3.0000 INCHES
 EREF 3.0000 INCHES
 VREF 20.8140 INCHES
 WREF 0.1000 INCHES
 ZREF 0.0000 INCHES
 SCALE .0211



EFFECT OF REYNOLDS NO. ON SRB WITH BODY STRAKES

(C)MACH = .90

DATA SET SYMBOL CONFIGURATION DESCRIPTION
 LARC BTPT-65(SA-ZFA) SRB V/BO. STRAKES(NOSE UP)
 DATA NOT AVAILABLE
 LARC BTPT-65(SA-ZFA) SRB V/BO. STRAKES(NOSE UP)
 DATA NOT AVAILABLE
 LARC BTPT-65(SA-ZFA) SRB V/BO. STRAKES(NOSE UP)
 DATA NOT AVAILABLE

RN/L 2.000
 3.600
 4.200
 5.100
 5.500

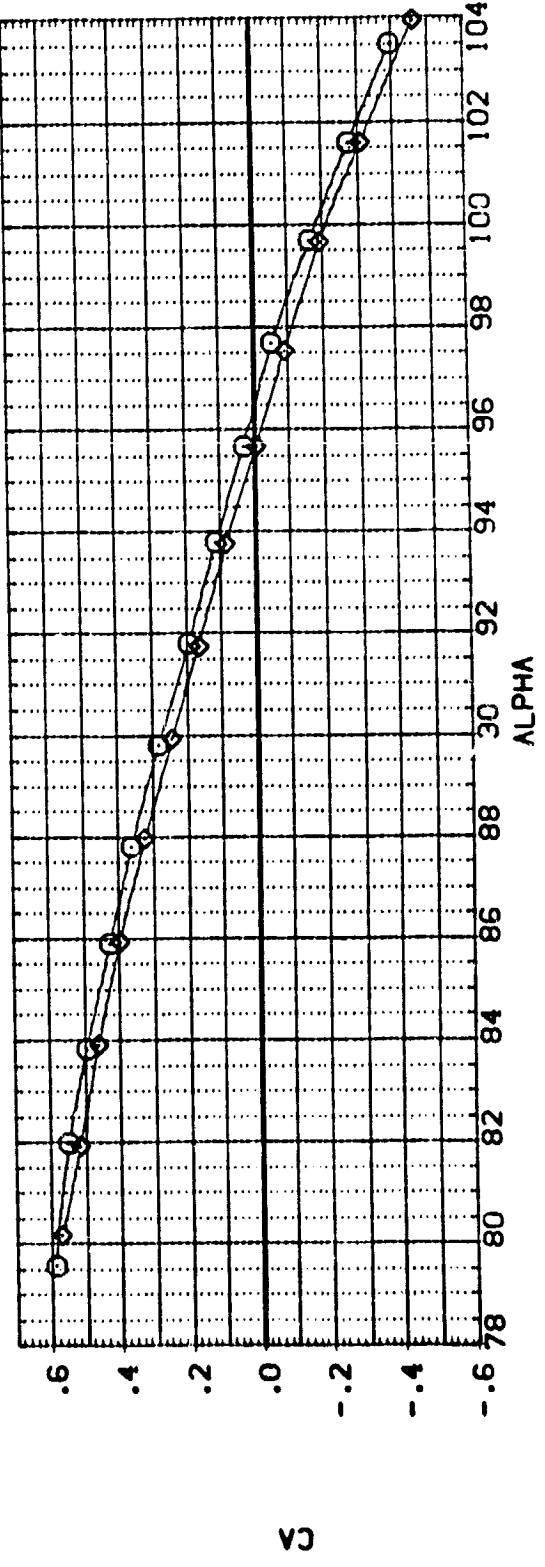
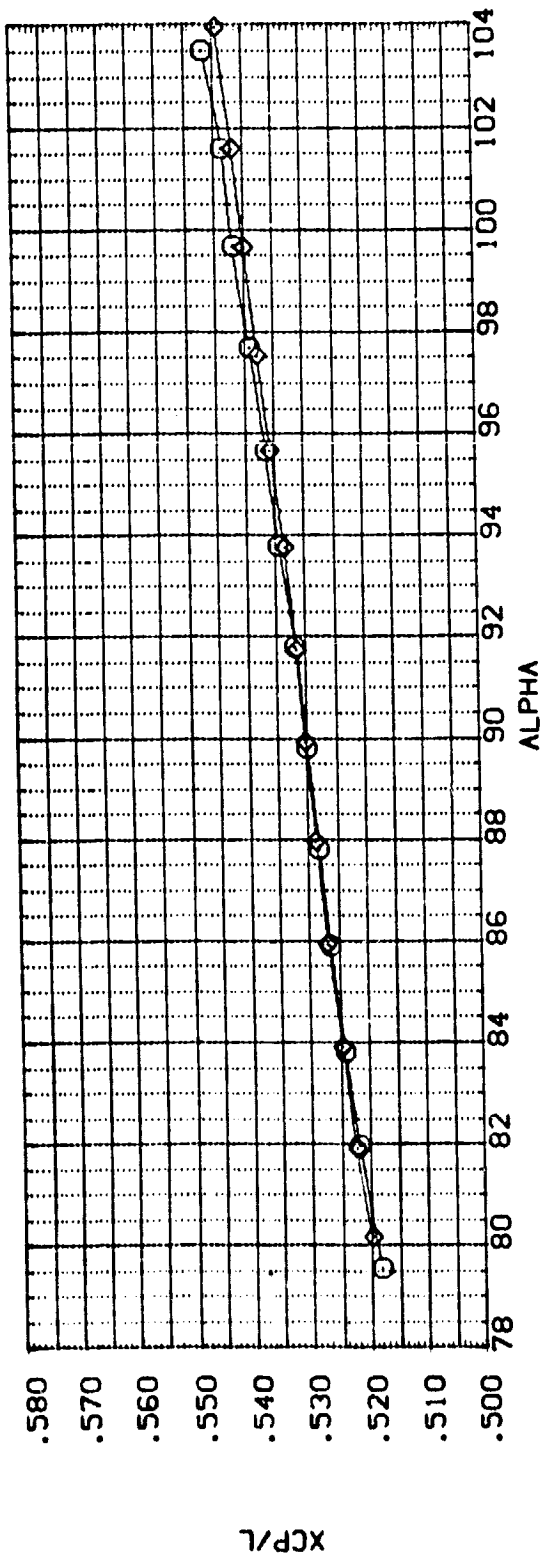
PHI 90.000
 90.000
 90.000
 90.000
 90.000

FVOSTK 1.100
 1.100
 1.100
 1.100
 1.100

AFTSTK 1.100
 1.100
 1.100
 1.100
 1.100

REFERENCE INFORMATION
 SREF 7.0690
 LREF 3.0000
 BREF 3.0000
 XMRP 20.8340
 YMRP .0000
 ZMRP .0000
 SCALE .0211

SO. IN. 7.0690
 INCHES 3.0000
 INCHES 3.0000
 INCHES 20.8340
 INCHES .0000
 INCHES .0000
 SCALE .0211



EFFECT OF REYNOLDS NO. ON SRB WITH BODY STRAKES

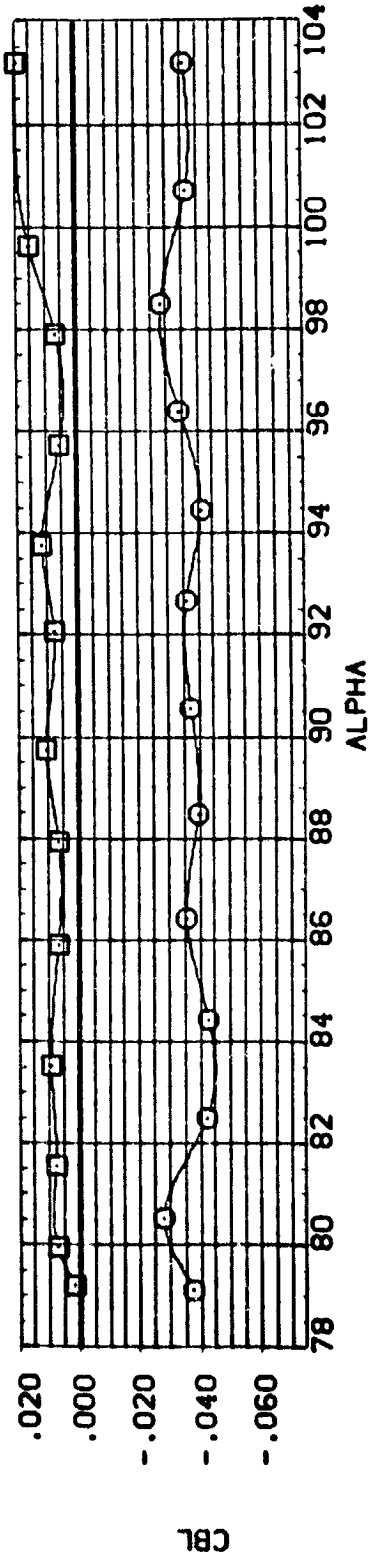
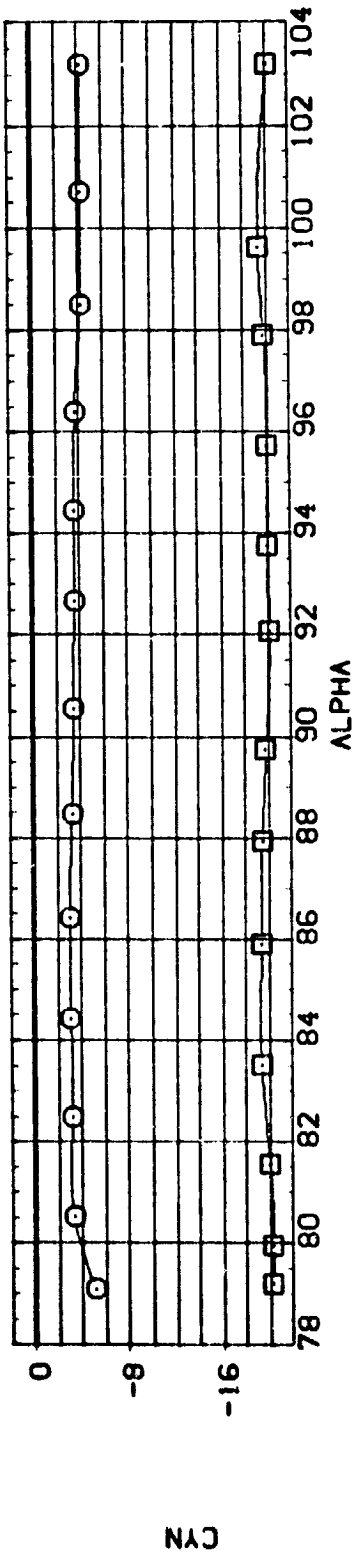
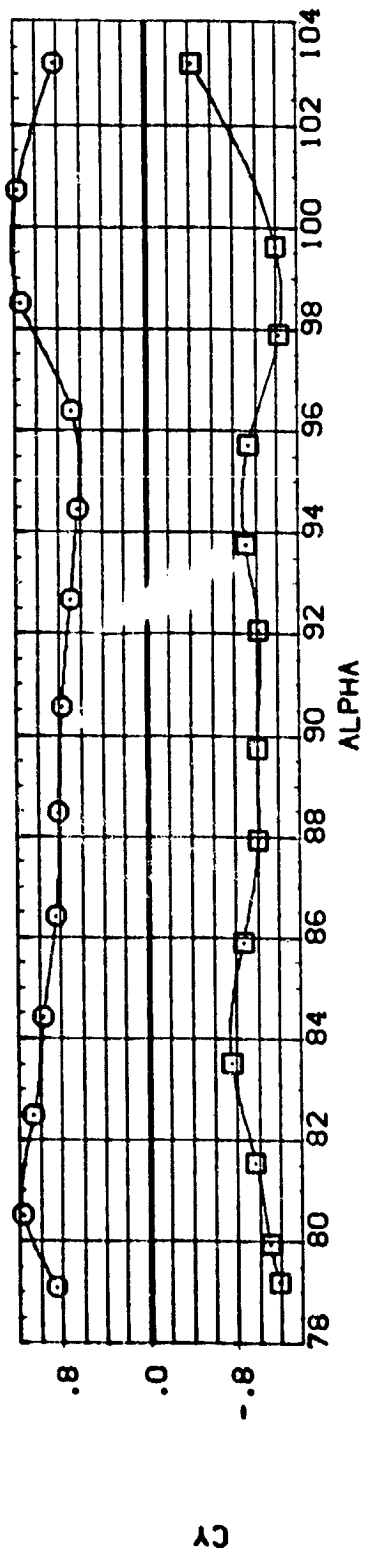
(O)MACH = 1.20

DATA SET SYMBO. CONFIGURATION DESCRIPTION

(BPSJ20)	LARC 8TPT-65E1SA-2FA1 SR8 W/80. STRAKES(NOSE UP)
(BPSJ21)	LARC 8TPT-65E1SA-2FA1 SR8 W/80. STRAKES(NOSE UP)
(BPSJ22)	DATA NOT AVAILABLE
(BPSJ23)	DATA NOT AVAILABLE
(BPSJ24)	DATA NOT AVAILABLE

REFERENCE INFORMATION

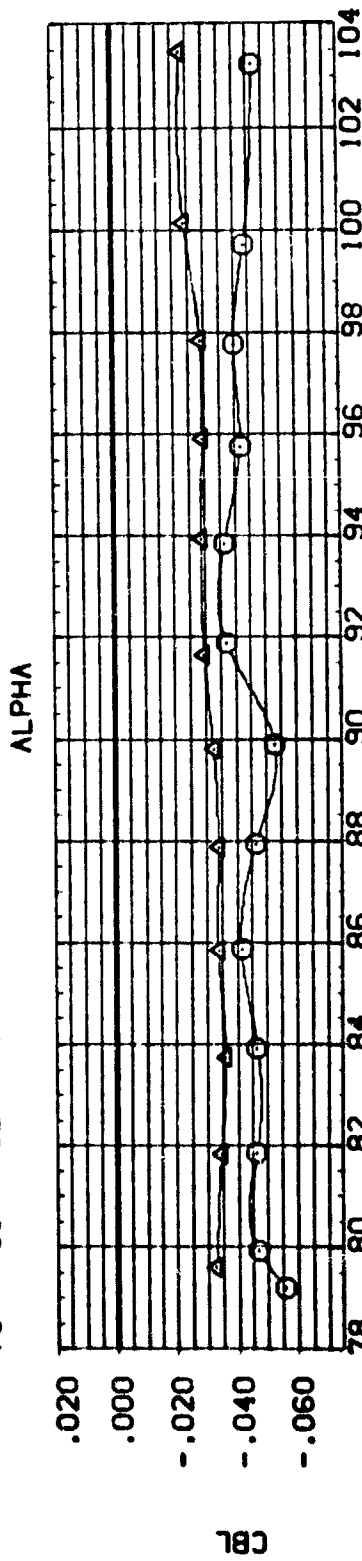
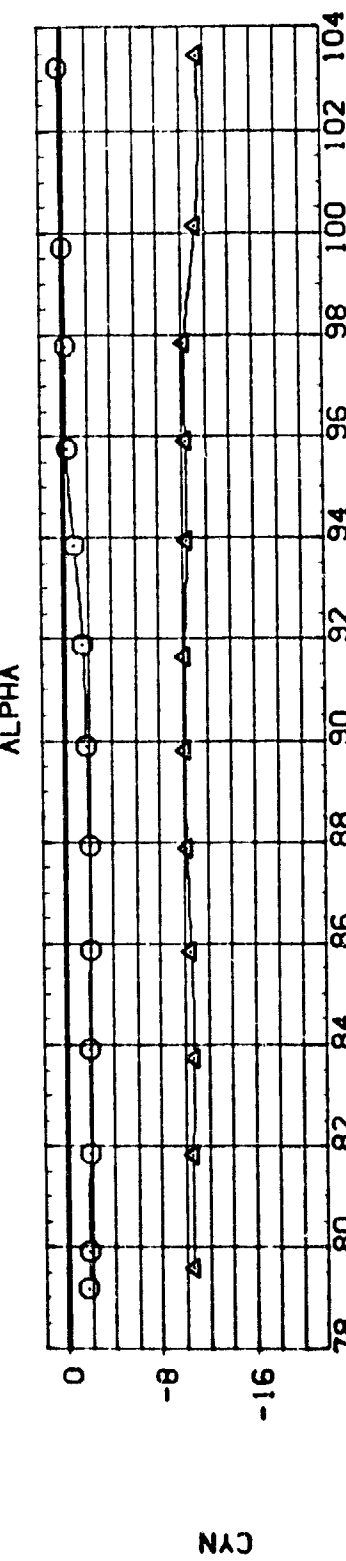
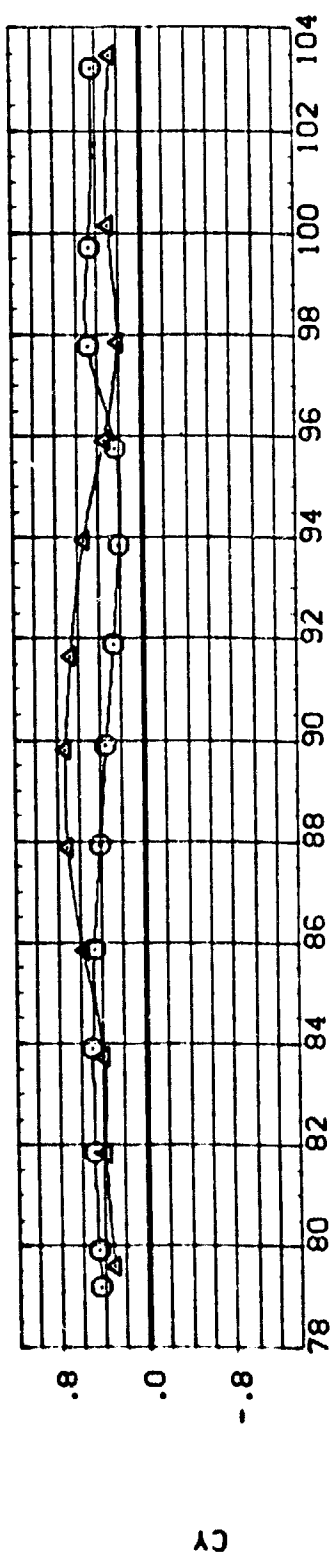
SREF	7.0690	SO. IN.
LREF	3.0000	INCHES
BREF	3.0000	INCHES
XPRP	20.8340	INCHES
YPRP	.0000	INCHES
ZPRP	.0000	INCHES
SCALE	.0211	SCALE



EFFECT OF REYNOLDS NO. ON SRB WITH BODY STRAKES

(A)MACH = .40

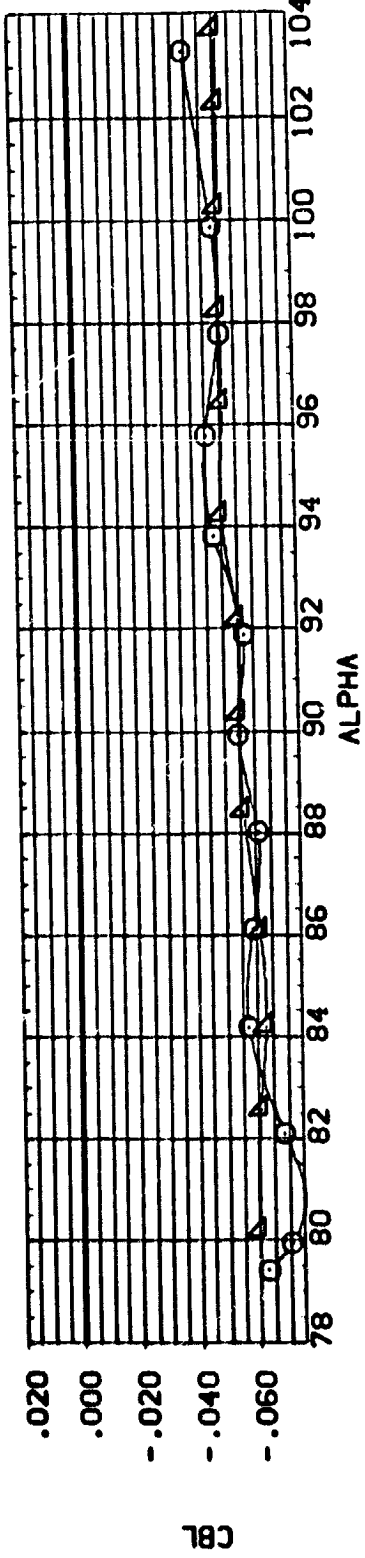
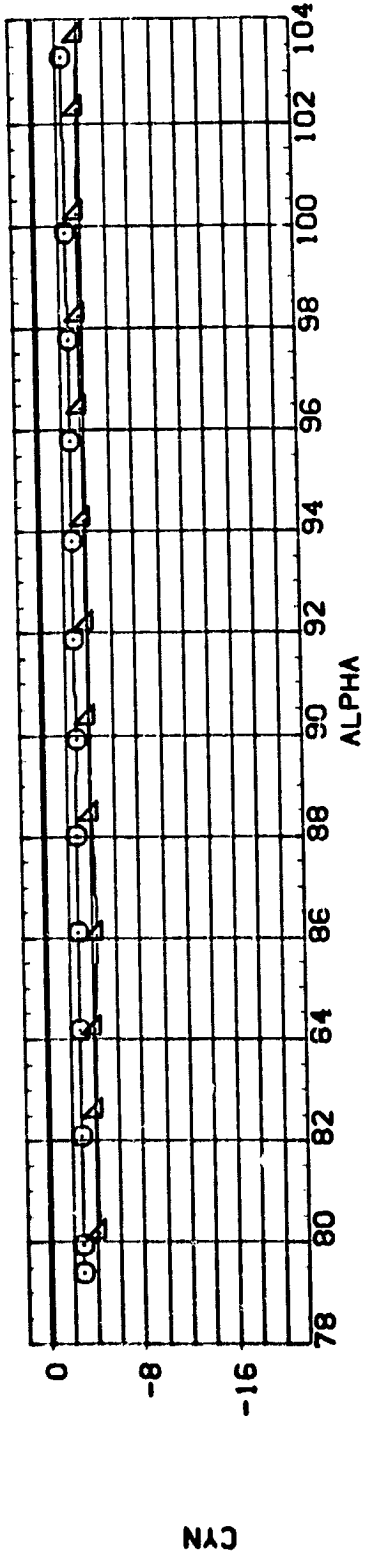
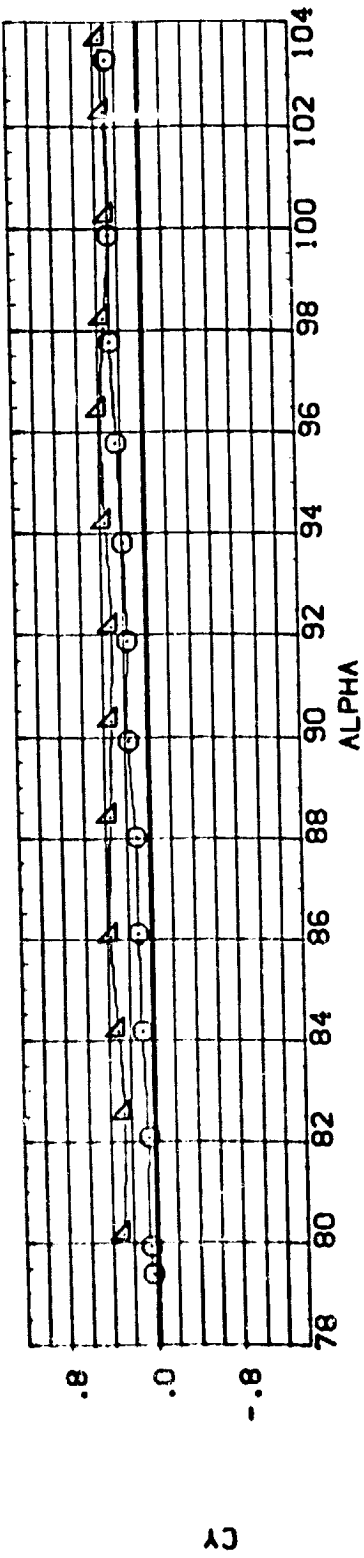
DATA SET STRIKE
 (BFS-20) SRB V/BD. STRAKES:NOSE UP
 (BFS-21) SRB V/BD. STRAKES:NOSE UP
 (BFS-22) SRB V/BD. STRAKES:NOSE UP
 (BFS-23) SRB V/BD. STRAKES:NOSE UP
 (BFS-24) SRB V/BD. STRAKES:NOSE UP
 LARC 8TPT-65(SA-2FA) SRB V/BD. STRAKES:NOSE UP
 DATA NOT AVAILABLE
 LARC 8TPT-65(SA-2FA) SRB V/BD. STRAKES:NOSE UP
 DATA NOT AVAILABLE
 SREF 1.100
 LREF 1.100
 GREF 1.100
 XMRP 1.100
 YMRP 1.100
 ZMRP 1.100
 SCALE .0211
 SO. IN. 7.0690
 INCHES 3.0000
 INCHES 3.0000
 INCHES 3.0000
 INCHES 20.8340
 INCHES .0000
 INCHES .0000
 SCALE .0211



EFFECT OF REYNOLDS NO. ON SRB WITH BODY STRAKES

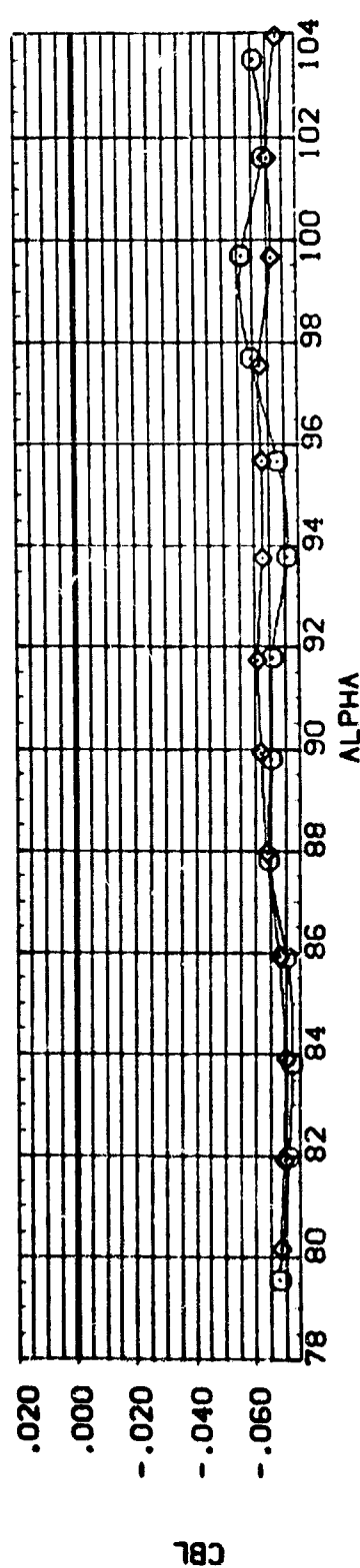
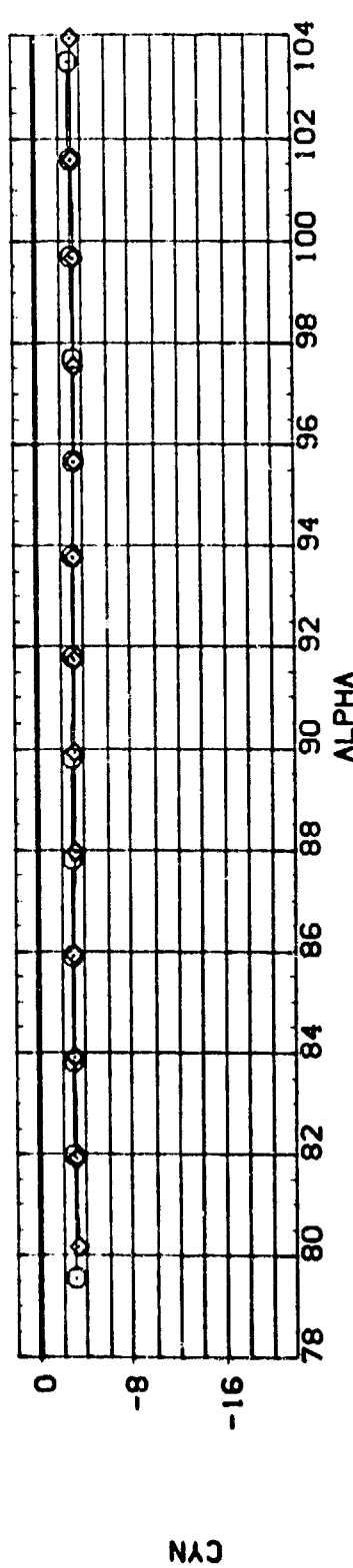
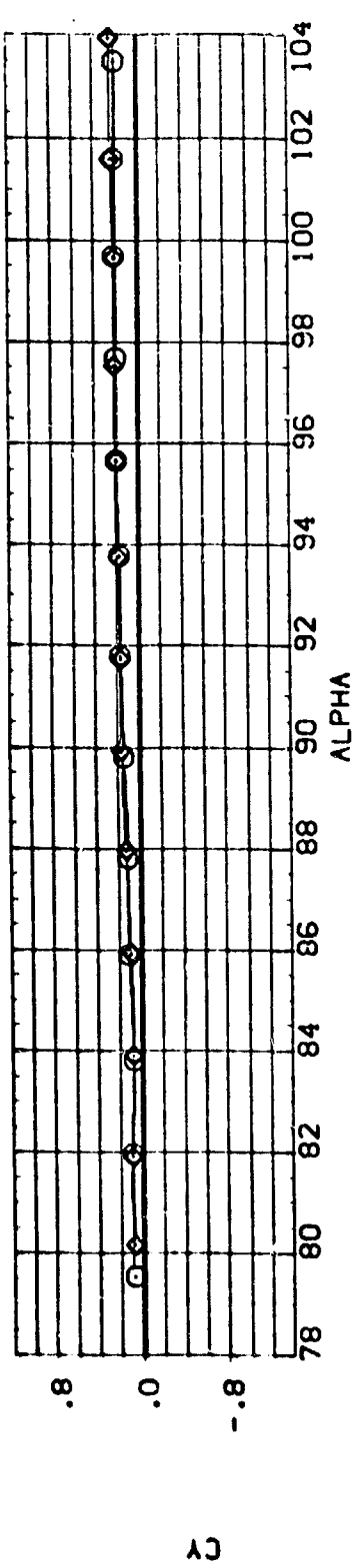
(B)MACH = .60

DATA SET SYM: 2
 CONFIGURATION DESCRIPTION: SRB V/80, STRAKES(INSIDE UP)
 LARC 8741 SA-7A
 DATA NOT AVAILABLE
 DATA NOT AVAILABLE
 DATA NOT AVAILABLE
 LARC 8741 SA-7A SRB V/80, STRAKES(INSIDE UP)
 REFERENCE INFORMATION:
 SQ. IN. 7.0690
 INCHES 3.0000
 INCHES 3.0000
 INCHES 20.8740
 INCHES .0000
 INCHES .0000
 SCALE .0211



EFFECT OF REYNOLDS NO. ON SRB WITH BODY STRAKES
 (C)MACH = .90

DATA SET SYMBOL:
 CONFIGURATION DESCRIPTION:
 LARC STPT-5515A-2FA1 SRB W/BD. STRAKES/NOSE UP
 DATA NOT AVAILABLE
 LARC STPT-5515A-2FA1 SRB W/BD. STRAKES/NOSE UP
 DATA NOT AVAILABLE
 LARC STPT-5515A-2FA1 SRB W/BD. STRAKES/NOSE UP
 DATA NOT AVAILABLE
 REFERENCE INFORMATION:
 SREF 7.0690 50. IN.
 LREF 3.0000 INCHES
 BREF 3.0000 INCHES
 XPRP 20.8340 INCHES
 YMRP .0300 INCHES
 ZMRP .0300 INCHES
 SCALE .0211 SCALE



EFFECT OF REYNOLDS NO. ON SRB WITH BODY STRAKES

(O)MACH = 1.20

DATA SET SYMBOL CONFIGURATION DESCRIPTION

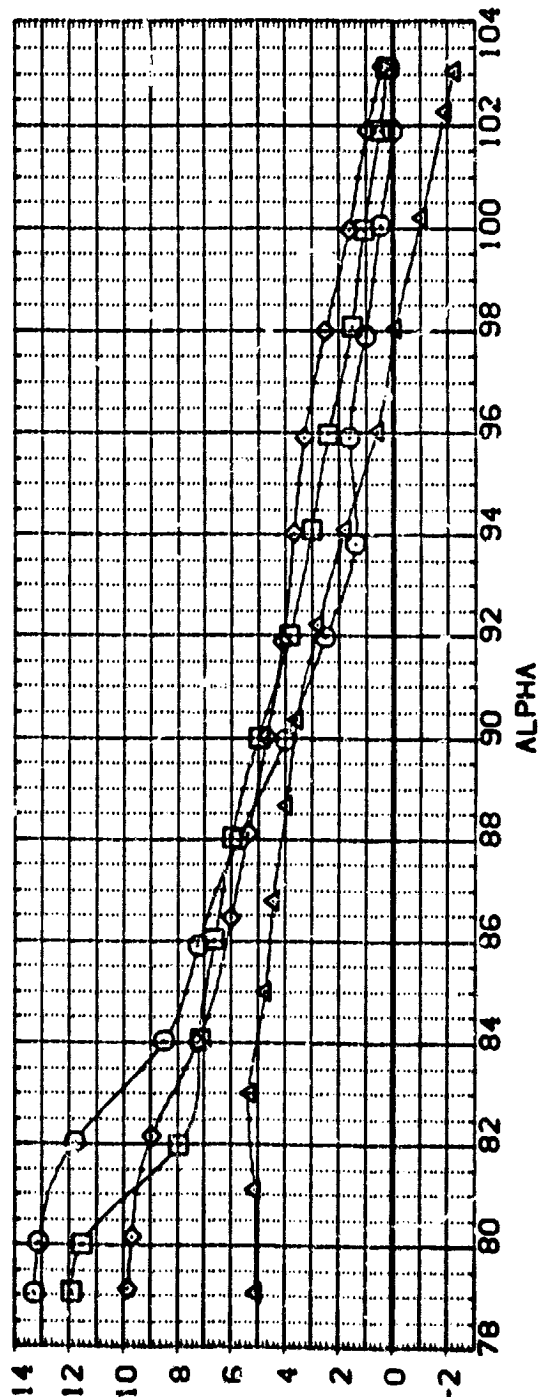
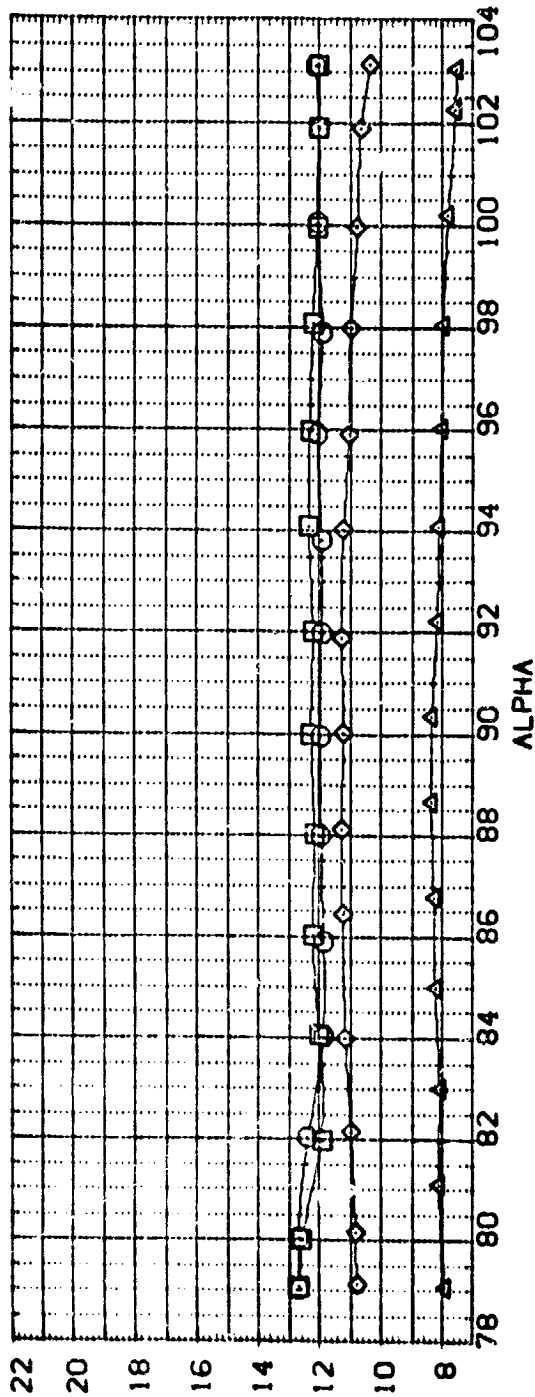
BPS-1 SA-2FA1 SRB (NOSE UP)
 BPS-2 SA-2FA1 SRB (NOSE UP)
 BPS-3 SA-2FA1 SRB (NOSE UP)
 BPS-4 SA-2FA1 SRB (NOSE UP)
 BPS-5 SA-2FA1 SRB (NOSE UP)

PHI RVAL ATTRAC

.000 .600 1.000
 .000 1.200 1.000
 .000 2.000 1.000
 .000 3.600 1.000

REFERENCE INFORMATION

SREF 7.0690 50. IN.
 LREF 3.0000 INCHES
 BRFP 3.0000 INCHES
 YMRP 20.8340 INCHES
 ZMRP .0000 INCHES
 SCALE .0211 SCALE



EFFECT OF REYNOLDS NO. ON BODY ALONE AERO. CHARACT. W/O TRIP STRIPS

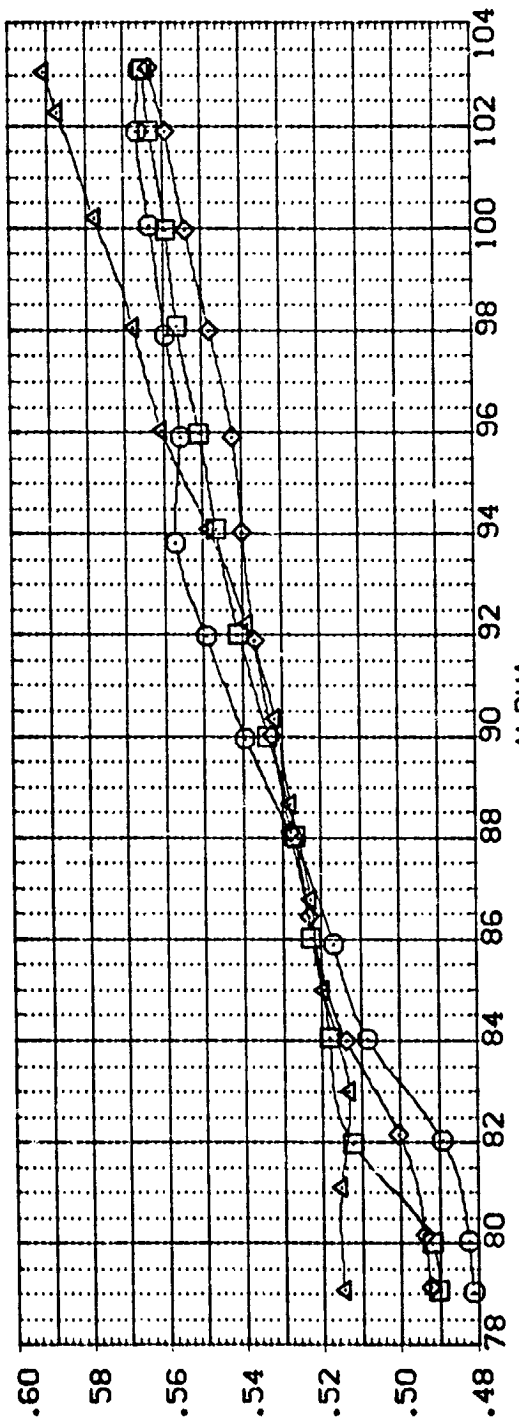
(A)MACH = .40

DATA SET SYMBOL: (B) (C) (D) (E) (F) (G) (H) (I) (J) (K) (L) (M) (N) (O) (P) (Q) (R) (S) (T) (U) (V) (W) (X) (Y) (Z) (AA) (AB) (AC) (AD) (AE) (AF) (AG) (AH) (AI) (AJ) (AK) (AL) (AM) (AN) (AO) (AP) (AQ) (AR) (AS) (AT) (AU) (AV) (AW) (AX) (AY) (AZ) (BA) (BB) (BC) (BD) (BE) (BF) (BG) (BH) (BI) (BJ) (BK) (BL) (BM) (BN) (BO) (BP) (BQ) (BR) (BS) (BT) (BU) (BV) (BW) (BX) (BY) (BZ) (CA) (CB) (CC) (CD) (CE) (CF) (CG) (CH) (CI) (CJ) (CK) (CL) (CM) (CN) (CO) (CP) (CQ) (CR) (CS) (CT) (CU) (CV) (CW) (CX) (CY) (CZ) (DA) (DB) (DC) (DD) (DE) (DF) (DG) (DH) (DI) (DJ) (DK) (DL) (DM) (DN) (DO) (DP) (DQ) (DR) (DS) (DT) (DU) (DV) (DW) (DX) (DY) (DZ) (EA) (EB) (EC) (ED) (EE) (EF) (EG) (EH) (EI) (EJ) (EK) (EL) (EM) (EN) (EO) (EP) (EQ) (ER) (ES) (ET) (EU) (EV) (EW) (EX) (EY) (EZ) (FA) (FB) (FC) (FD) (FE) (FF) (FG) (FH) (FI) (FJ) (FK) (FL) (FM) (FN) (FO) (FP) (FQ) (FR) (FS) (FT) (FU) (FV) (FW) (FX) (FY) (FZ) (GA) (GB) (GC) (GD) (GE) (GF) (GG) (GH) (GI) (GJ) (GK) (GL) (GM) (GN) (GO) (GP) (GQ) (GR) (GS) (GT) (GU) (GV) (GW) (GX) (GY) (GZ) (HA) (HB) (HC) (HD) (HE) (HF) (HG) (HH) (HI) (HJ) (HK) (HL) (HM) (HN) (HO) (HP) (HQ) (HR) (HS) (HT) (HU) (HV) (HW) (HX) (HY) (HZ) (IA) (IB) (IC) (ID) (IE) (IF) (IG) (IH) (II) (IJ) (IK) (IL) (IM) (IN) (IO) (IP) (IQ) (IR) (IS) (IT) (IU) (IV) (IW) (IX) (IY) (IZ) (JA) (JB) (JC) (JD) (JE) (JF) (JG) (JH) (JI) (JJ) (JK) (JL) (JM) (JN) (JO) (JP) (JQ) (JR) (JS) (JT) (JU) (JV) (JW) (JX) (JY) (JZ) (KA) (KB) (KC) (KD) (KE) (KF) (KG) (KH) (KI) (KJ) (KK) (KL) (KM) (KN) (KO) (KP) (KQ) (KR) (KS) (KT) (KU) (KV) (KW) (KX) (KY) (KZ) (LA) (LB) (LC) (LD) (LE) (LF) (LG) (LH) (LI) (LJ) (LK) (LL) (LM) (LN) (LO) (LP) (LQ) (LR) (LS) (LT) (LU) (LV) (LW) (LX) (LY) (LZ) (MA) (MB) (MC) (MD) (ME) (MF) (MG) (MH) (MI) (MJ) (MK) (ML) (MN) (MO) (MP) (MQ) (MR) (MS) (MT) (MU) (MV) (MW) (MX) (MY) (MZ) (NA) (NB) (NC) (ND) (NE) (NF) (NG) (NH) (NI) (NJ) (NK) (NL) (NM) (NO) (NP) (NQ) (NR) (NS) (NT) (NU) (NV) (NW) (NX) (NY) (NZ) (OA) (OB) (OC) (OD) (OE) (OF) (OG) (OH) (OI) (OJ) (OK) (OL) (OM) (ON) (OO) (OP) (OQ) (OR) (OS) (OT) (OU) (OV) (OW) (OX) (OY) (OZ) (PA) (PB) (PC) (PD) (PE) (PF) (PG) (PH) (PI) (PJ) (PK) (PL) (PM) (PN) (PO) (PP) (PQ) (PR) (PS) (PT) (PU) (PV) (PW) (PX) (PY) (PZ) (QA) (QB) (QC) (QD) (QE) (QF) (QG) (QH) (QI) (QJ) (QK) (QL) (QM) (QN) (QO) (QP) (QQ) (QR) (QS) (QT) (QU) (QV) (QW) (QX) (QY) (QZ) (RA) (RB) (RC) (RD) (RE) (RF) (RG) (RH) (RI) (RJ) (RK) (RL) (RM) (RN) (RO) (RP) (RQ) (RR) (RS) (RT) (RU) (RV) (RW) (RX) (RY) (RZ) (SA) (SB) (SC) (SD) (SE) (SF) (SG) (SH) (SI) (SJ) (SK) (SL) (SM) (SN) (SO) (SP) (SQ) (SR) (SS) (ST) (SU) (SV) (SW) (SX) (SY) (SZ) (TA) (TB) (TC) (TD) (TE) (TF) (TG) (TH) (TI) (TJ) (TK) (TL) (TM) (TN) (TO) (TP) (TQ) (TR) (TS) (TT) (TU) (TV) (TW) (TX) (TY) (TZ) (UA) (UB) (UC) (UD) (UE) (UF) (UG) (UH) (UI) (UJ) (UK) (UL) (UM) (UN) (UO) (UP) (UQ) (UR) (US) (UT) (UU) (UV) (UW) (UX) (UY) (UZ) (VA) (VB) (VC) (VD) (VE) (VF) (VG) (VH) (VI) (VJ) (VK) (VL) (VM) (VN) (VO) (VP) (VQ) (VR) (VS) (VT) (VU) (VV) (VW) (VX) (VY) (VZ) (WA) (WB) (WC) (WD) (WE) (WF) (WG) (WH) (WI) (WJ) (WK) (WL) (WM) (WN) (WO) (WP) (WQ) (WR) (WS) (WT) (WU) (WV) (WW) (WX) (WY) (WZ) (XA) (XB) (XC) (XD) (XE) (XF) (XG) (XH) (XI) (XJ) (XK) (XL) (XM) (XN) (XO) (XP) (XQ) (XR) (XS) (XT) (XU) (XV) (XW) (XX) (XY) (XZ) (YA) (YB) (YC) (YD) (YE) (YF) (YG) (YH) (YI) (YJ) (YK) (YL) (YM) (YN) (YO) (YP) (YQ) (YR) (YS) (YT) (YU) (YV) (YW) (YX) (YZ) (ZA) (ZB) (ZC) (ZD) (ZE) (ZF) (ZG) (ZH) (ZI) (ZJ) (ZK) (ZL) (ZM) (ZN) (ZO) (ZP) (ZQ) (ZR) (ZS) (ZT) (ZU) (ZV) (ZW) (ZX) (ZY) (ZZ)

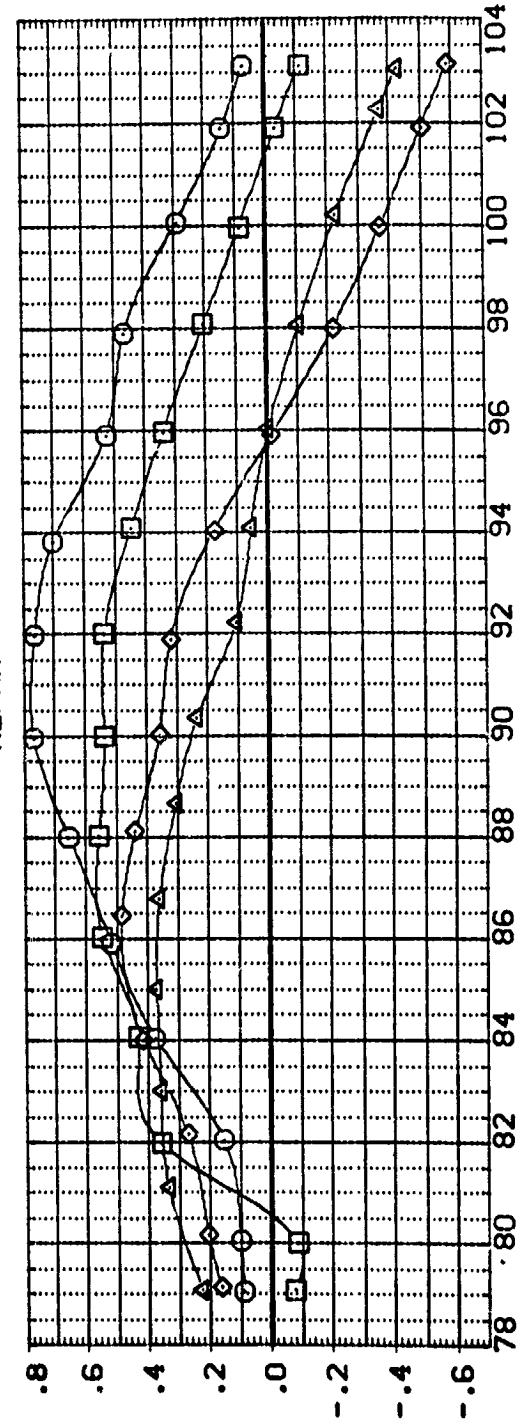
CONFIGURATION DESCRIPTION
 LARC 8TPT-655(SA-2FA) SRB (NOSE UP)
 LARC 8TPT-655(SA-2FA) SRB (NOSE UP)
 LARC 8TPT-655(SA-2FA) SRB (NOSE UP)
 LARC 8TPT-655(SA-2FA) SRB (NOSE UP)

PHI .000
 RV/L .600
 ATTRNG 1.000

REFERENCE INFORMATION
 SREF 7.0690 50. IN.
 LREF 3.0000 INCHES
 BREF 3.0000 INCHES
 XMRP 20.8340 INCHES
 YMRP .0000 INCHES
 ZMRP .0000 INCHES
 SCALE .0211 SCALE



XCP/L



CA

EFFECT OF REYNOLDS NO. ON BODY ALONE AERO. CHARACT. W/O TRIP STRIPS

(A)MACH = .40

DATA SET SYMBOL CONFIGURATION DESCRIPTION

140711	LARC 8T-055 (A-ZFA)	SRB (NOSE UP)
140712	LARC 8T-055 (A-ZFA)	SRB (NOSE UP)
140713	LARC 8T-055 (A-ZFA)	SRB (NOSE UP)
140714	LARC 8T-055 (A-ZFA)	SRB (NOSE UP)
140715	LARC 8T-055 (A-ZFA)	SRB (NOSE UP)

PHI ATTRNC

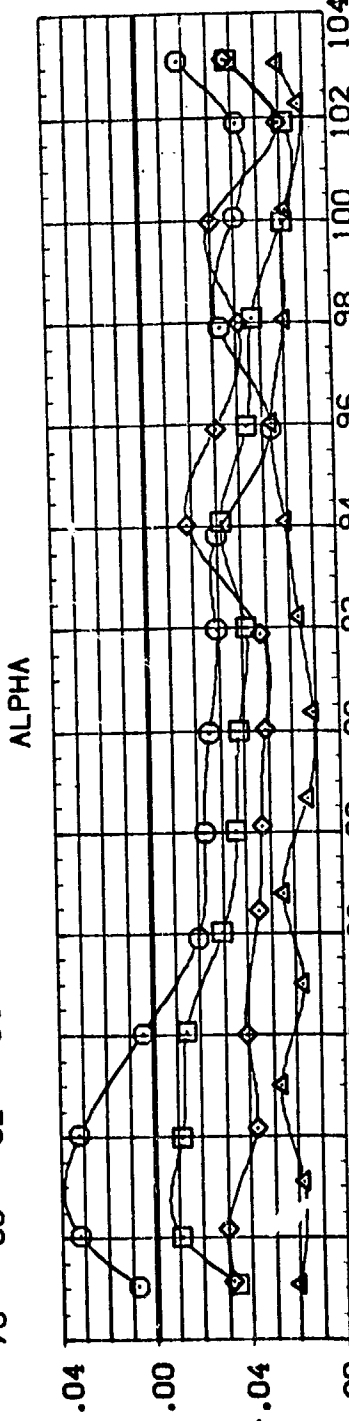
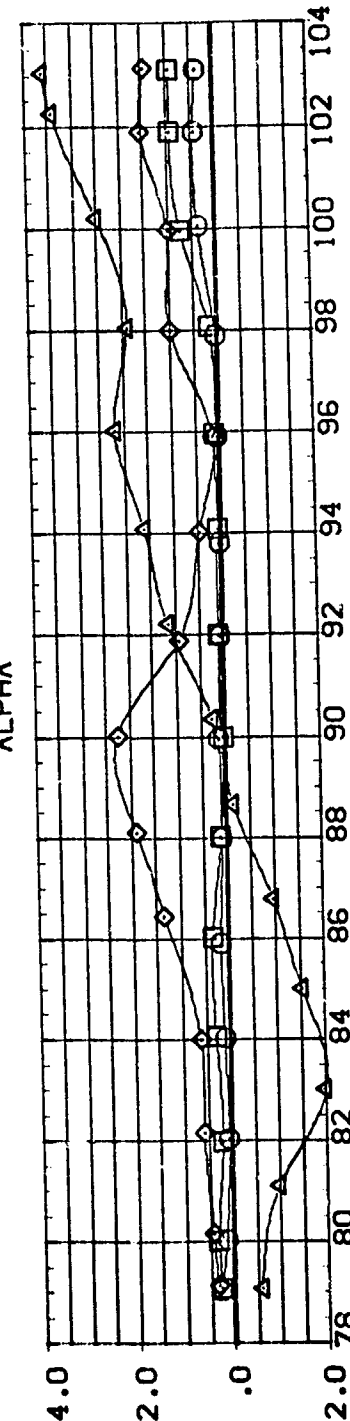
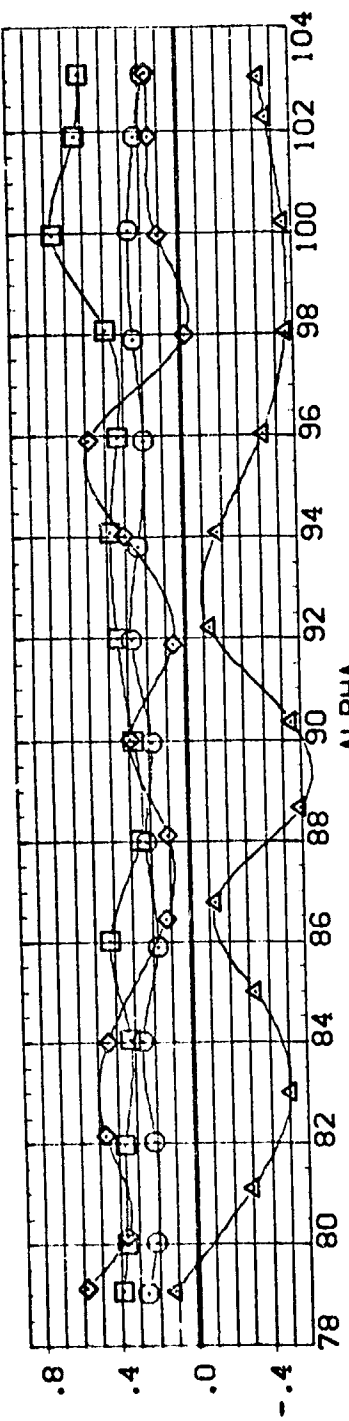
.000	1.000
.000	1.000
.000	1.000
.000	1.000

RNVL

.600
1.200
2.000
3.600

REFERENCE INFORMATION

SREF	7.0690	SO. IN.
LREF	3.0000	INCHES
BREF	3.0000	INCHES
XMRP	20.8340	INCHES
YMRP	.0000	INCHES
ZMRP	.0000	INCHES
SCALE	.0211	SCALE



EFFECT OF REYNOLDS NO. ON BODY ALONE AERO. CHARACT. W/O TRIP STRIPS

(A)MACH = .40

DATA SET SYMBOL
 18P-001
 18P-003
 18P-004
 18P-006
 18P-008

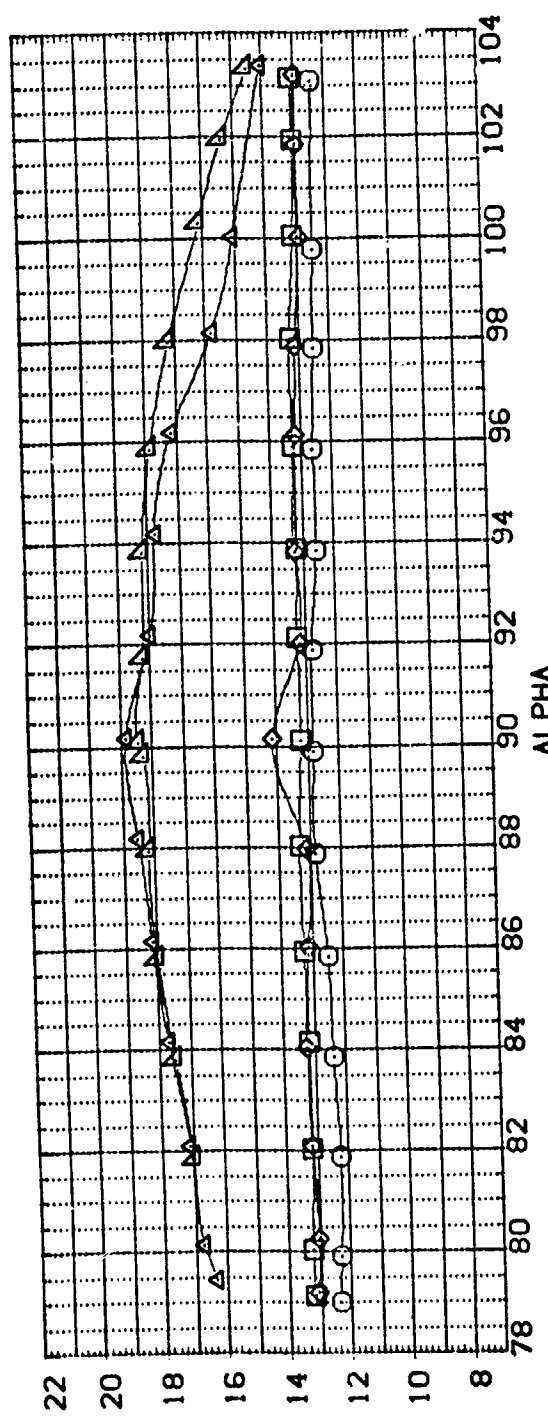
CONFIGURATION DESCRIPTION
 LARC 8TPT-65E1SA-2FA1 SRB (NOSE UP)
 LARC 8TPT-65E1SA-2FA1 SRB (NOSE UP)
 LARC 8TPT-65E1SA-2FA1 SRB (NOSE UP)
 LARC 8TPT-65E1SA-2FA1 SRB (NOSE UP)
 LARC 8TPT-65E1SA-2FA1 SRB (NOSE UP)

PHI .000
 .000
 .000
 .000
 .000

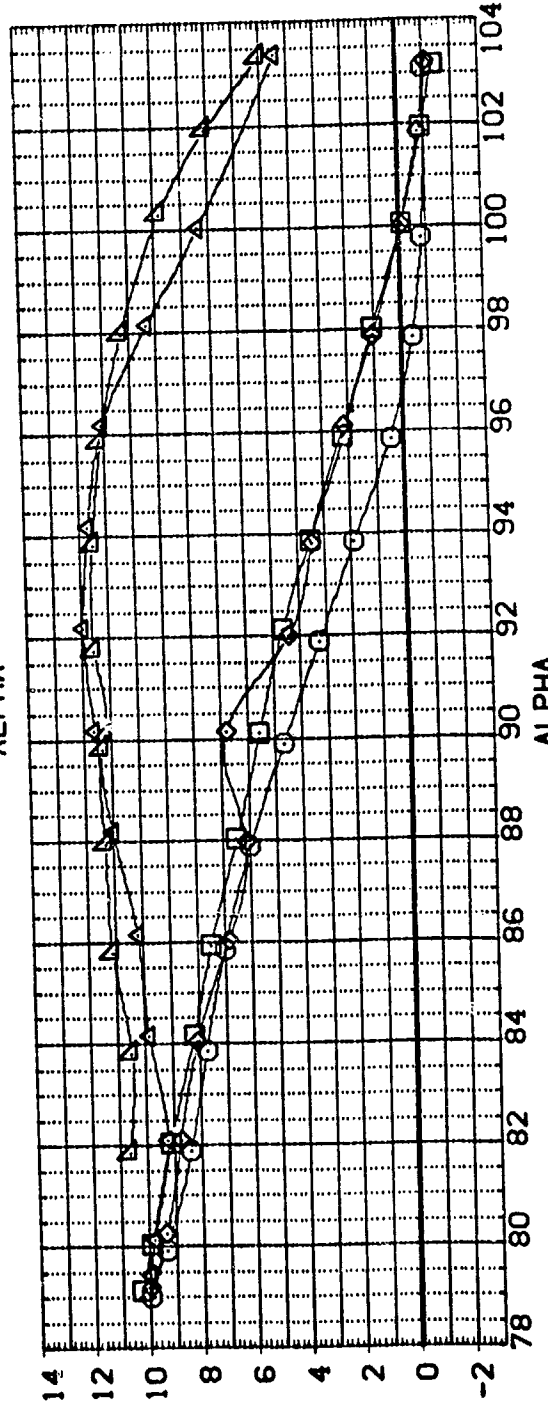
RNVL
 .600
 1.200
 2.000
 3.600
 5.100

ATTRNG
 1.000
 1.000
 1.000
 1.000
 1.000

REFERENCE INFORMATION
 SREF 7.0690 SQ. IN.
 LREF 3.0000 INCHES
 BKREF 3.0000 INCHES
 XMRP 20.8340 INCHES
 YMRP .0000 INCHES
 ZMRP .0000 INCHES
 SCALE .0211



CN



CLM

EFFECT OF REYNOLDS NO. ON BODY ALONE AERO. CHARACT. W/O TRIP STRIPS

(A)MACH = .60

DATA SET SYMBS. CONFIGURATION DESCRIPTION

BP-001	LARC 81PT-655(SA-ZFA) SRB (NOSE UP)
BP-003	LARC 81PT-655(SA-ZFA) SRB (NOSE UP)
BP-004	LARC 81PT-655(SA-ZFA) SRB (NOSE UP)
BP-006	LARC 81PT-655(SA-ZFA) SRB (NOSE UP)
BP-008	LARC 81PT-655(SA-ZFA) SRB (NOSE UP)

PHI

PHI	0.000
PHI	0.000
PHI	0.000
PHI	0.000
PHI	0.000

RN/L


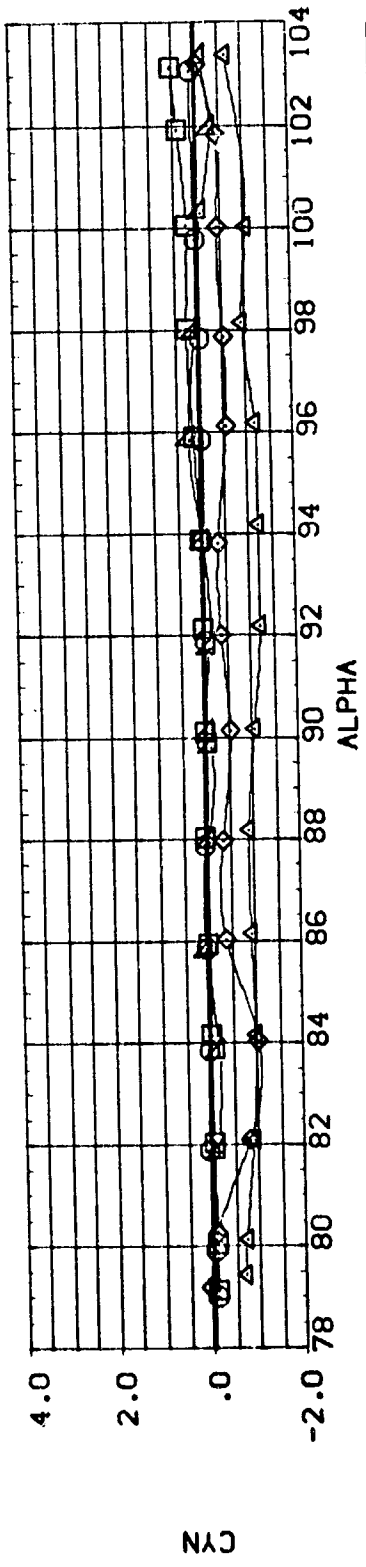
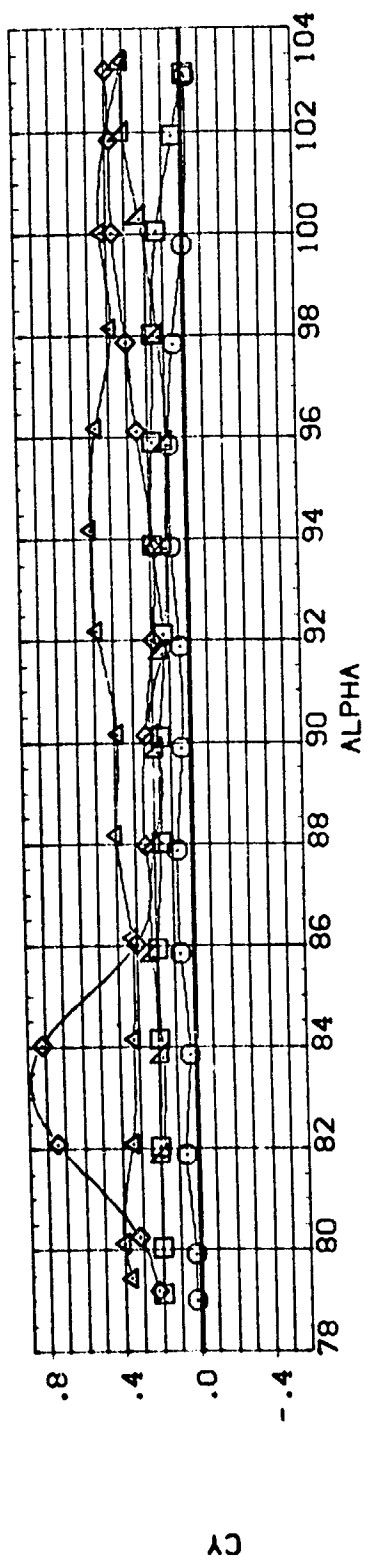
RN/L	0.600
RN/L	1.200
RN/L	2.000
RN/L	3.600
RN/L	5.100

ATTRNC

ATTRNC	1.000
ATTRNC	1.000
ATTRNC	1.000
ATTRNC	1.000
ATTRNC	1.000

REFERENCE INFORMATION

SREF	7.0690	50. IN.
LREF	3.0000	INCHES
BREF	3.0000	INCHES
XMRP	20.8340	INCHES
YMRP	0.0000	INCHES
ZMRP	0.0000	INCHES
SCALE	.0211	SCALE



EFFECT OF REYNOLDS NO. ON BODY ALONE AERO. CHARACT. W/O TRIP STRIPS

(A)MACH = .60

DATA SET SYMBOL CONFIGURATION DESCRIPTION

(A) 50211 LARC 81PT-551SA-2FA SRB (NOSE UP)
 (B) 50212 LARC 81PT-551SA-2FA SRB (NOSE UP)
 (C) 50213 LARC 81PT-551SA-2FA SRB (NOSE UP)
 (D) 50214 LARC 81PT-551SA-2FA SRB (NOSE UP)

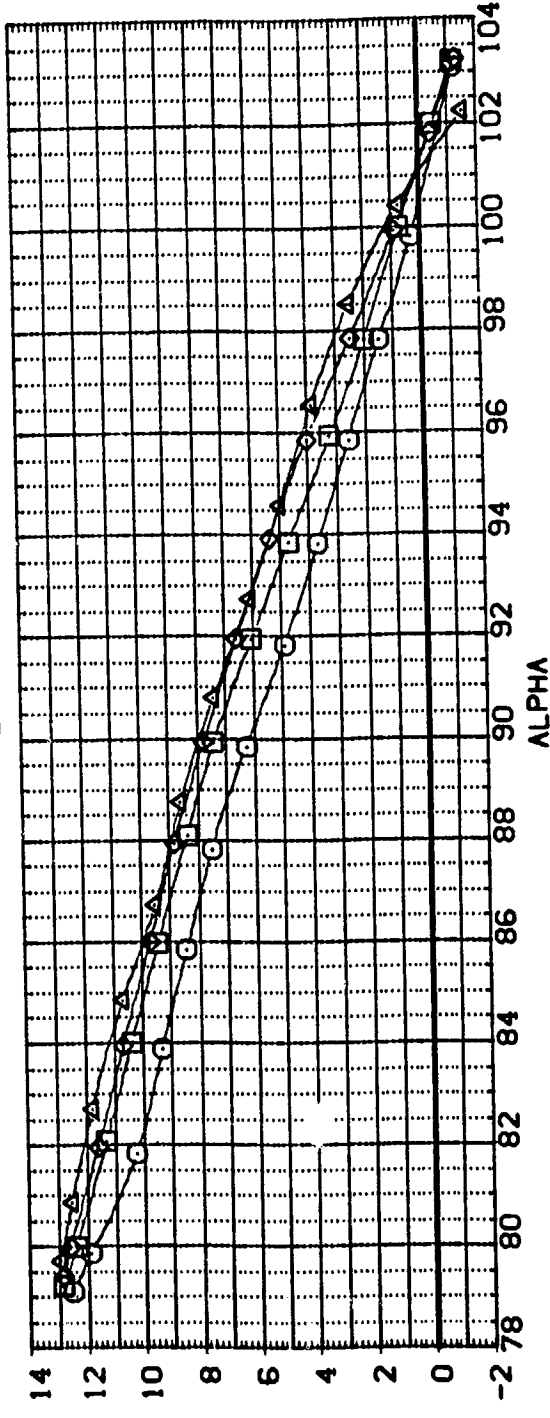
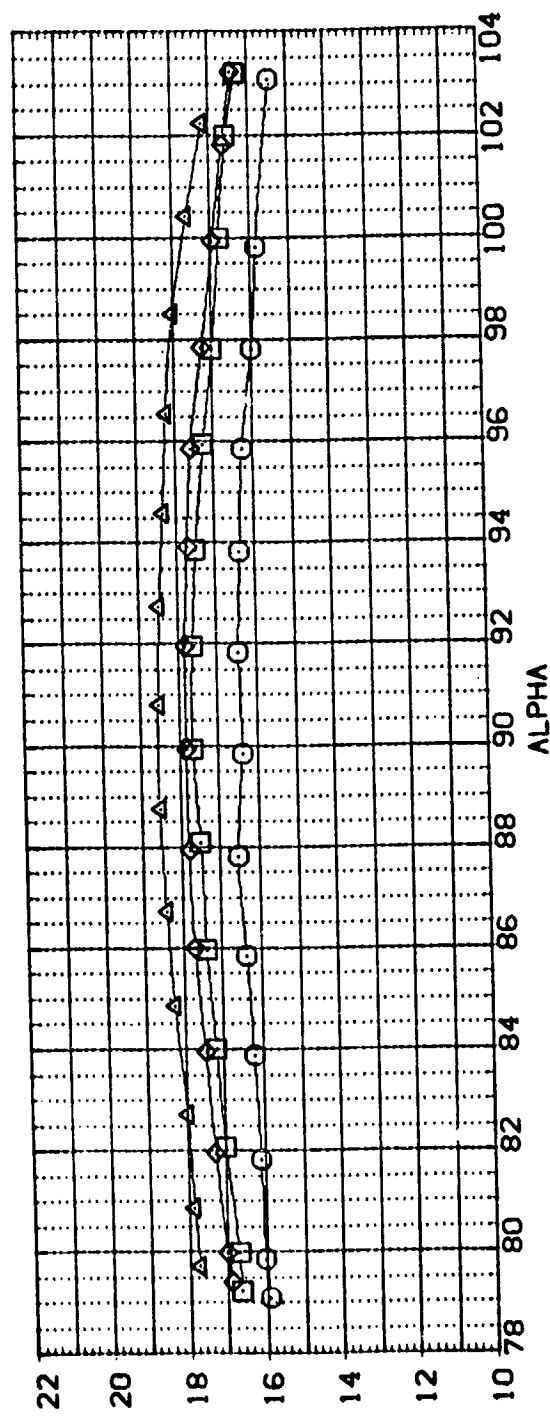
PHI .000
 .000
 .000

RNVL .600
 1.200
 2.000
 3.500

ATTRNG 1.000
 1.000
 1.000
 1.000

REFERENCE INFORMATION

SREF 7.0690 SQ. IN.
 LREF 3.0000 INCHES
 BREF 3.0000 INCHES
 XHRP 20.8740 INCHES
 YHRP .0000 INCHES
 ZHRP .0000 INCHES
 SCALE .0211 SCALE



EFFECT OF REYNOLDS NO. ON BODY ALONE AERO. CHARACT. W/O TRIP STRIPS
 (A) MACH = .90

DATA SET SYMBOL
 (B) (C) (D) (E)

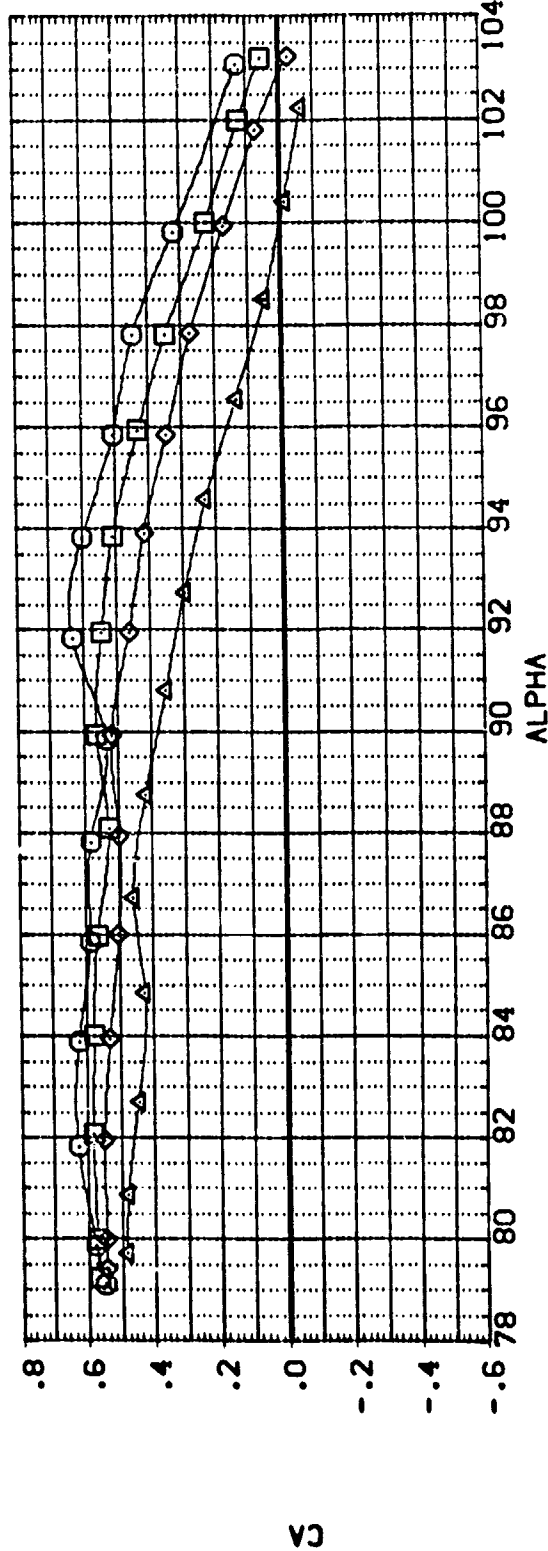
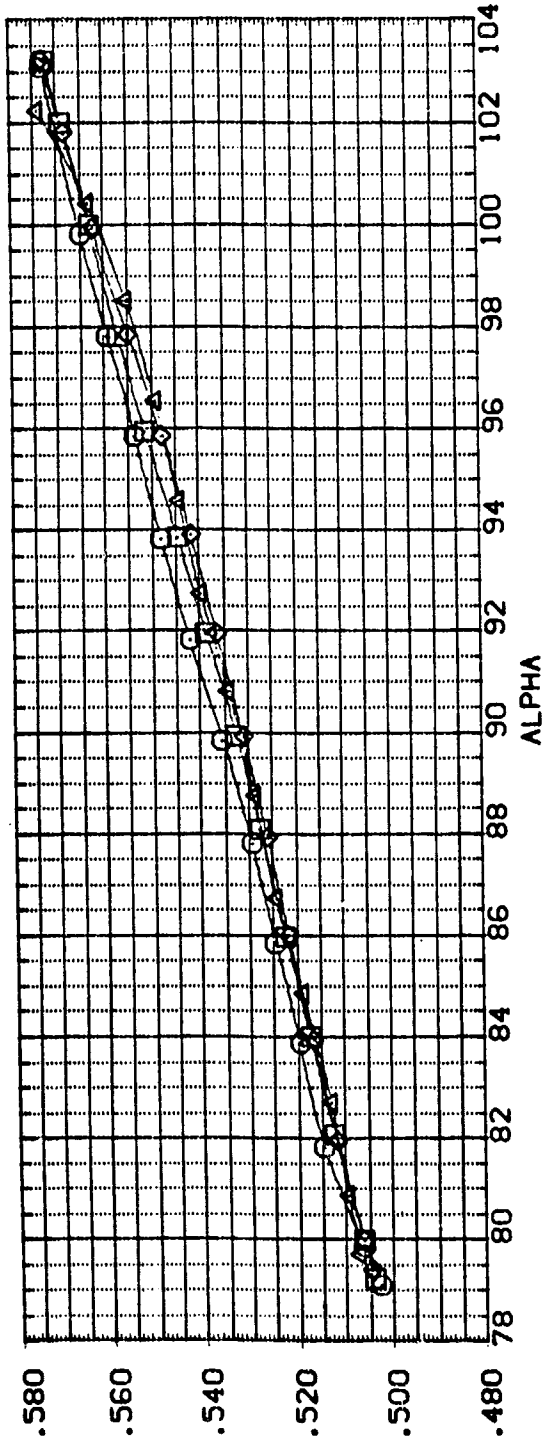
CONFIGURATION DESCRIPTION
 LARC BTPT-655(SA-2FA) SRB (NOSE UP)
 LARC BTPT-655(SA-2FA) SRB (NOSE UP)
 LARC BTPT-655(SA-2FA) SRB (NOSE UP)
 LARC BTPT-655(SA-2FA) SRB (NOSE UP)

PHI
 .000
 .000
 .000
 .000

RN/L
 .500
 1.200
 2.000
 5.500

ATTRNG
 1.000
 1.000
 1.000
 1.000

REFERENCE INFORMATION
 SQ. IN.
 7.0690 INCHES
 3.0000 INCHES
 3.0000 INCHES
 20.8340 INCHES
 .0000 INCHES
 .0000 INCHES
 .0211 SCALE



EFFECT OF REYNOLDS NO. ON BODY ALONE AERO. CHARACT. W/O TRIP STRIPS

(A)MACH = .90

DATA SET SYMBOL CONFIGURATION DESCRIPTION

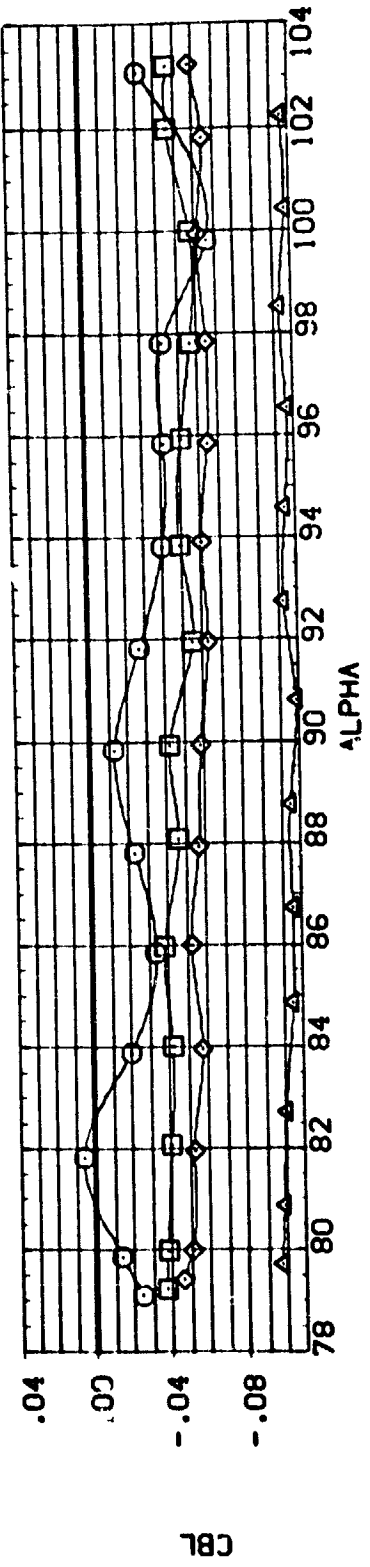


1 LARC BTPT-65E SA-2FAI S8B NOSE (P)
 2 LARC BTPT-65E SA-2FAI S8B INLE (P)
 3 LARC BTPT-65E SA-2FAI S8B NOSE (P)
 4 LARC BTPT-65E SA-2FAI S8B INLE (P)
 5 LARC BTPT-65E SA-2FAI S8B NOSE (P)

PHI R/V/L ATTRNG

.000 .600 1.000
 .000 1.200 1.000
 .000 2.000 1.000
 .000 3.500 1.000

REFERENCE INFORMATION

SREF 7.069C 50. IN.
 LREF 3.000C INCHES
 EREF 3.000C INCHES
 XMRP 20.8340 INCHES
 YMRP .0000 INCHES
 ZMRP .0000 INCHES
 SCALE .0211 SCALE



EFFECT OF REYNOLDS NO. ON BODY ALONE AERO. CHARACT. W/O TRIP STRIPS

(A)MACH = .90

DATA SET SYMBOL: (64-5027)

CONFIGURATION DESCRIPTION: LARC BTPT-655(SA-2FA) SRB (NOSE UP)

PHI: .000

RNVL: 1.000

ATTRN: 1.000

REFERENCE INFORMATION: SREF 7.0630 SC.IN.

LREF 3.0630 INCHES

BREF 3.0000 INCHES

VMRP 20.8340 INCHES

ZMRP .0000 INCHES

SCALE .0211 SCALE

DESCRIPTION: LARC BTPT-655(SA-2FA) SRB (NOSE UP)

PHI: .000

RNVL: 1.000

ATTRN: 1.000

REFERENCE INFORMATION: SREF 7.0630 SC.IN.

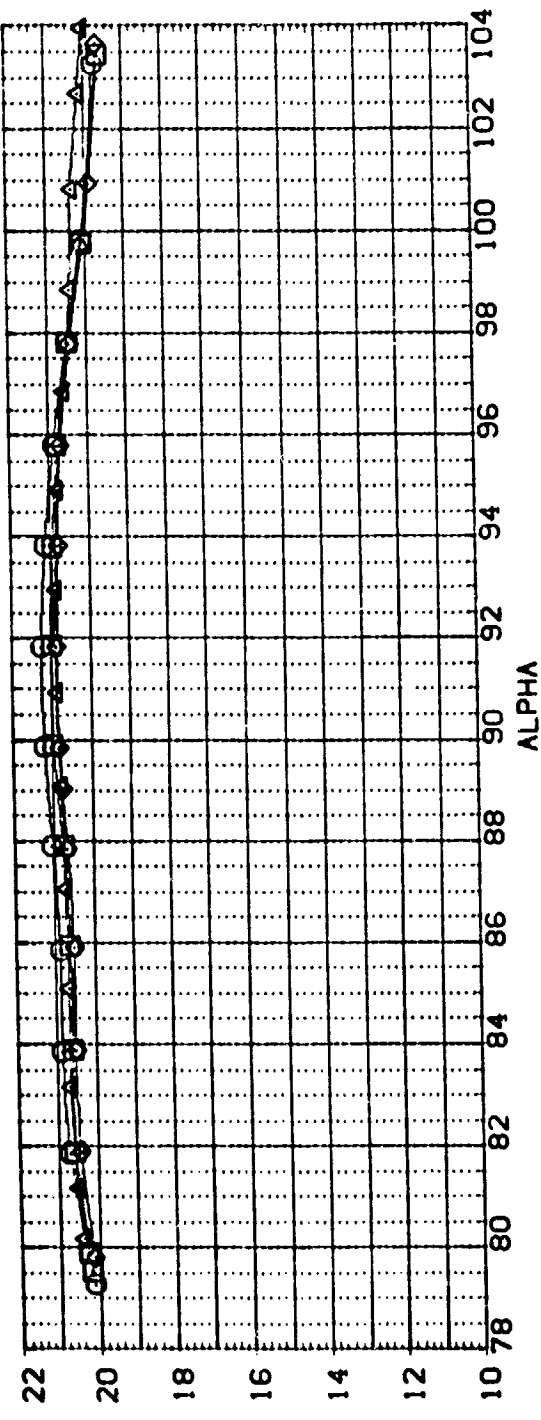
LREF 3.0630 INCHES

BREF 3.0000 INCHES

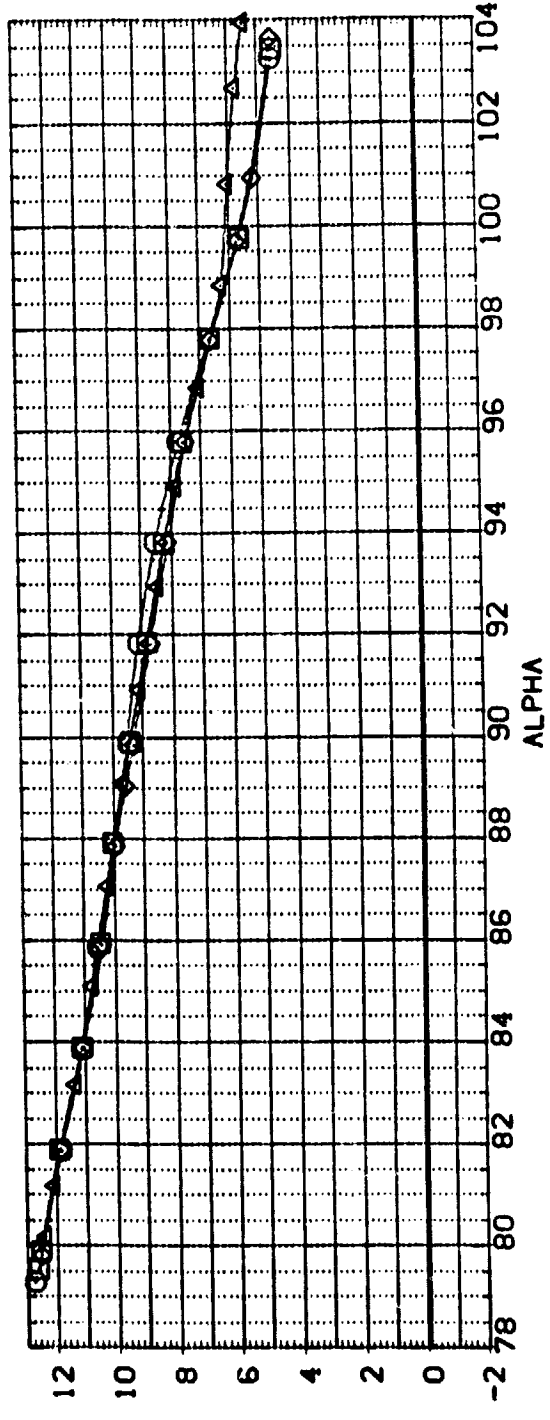
VMRP 20.8340 INCHES

ZMRP .0000 INCHES

SCALE .0211 SCALE



2



3

EFFECT OF REYNOLDS NO. ON BODY ALONE AERO. CHARACT. W/O TRIP STRIPS

(A)MACH = 1.20

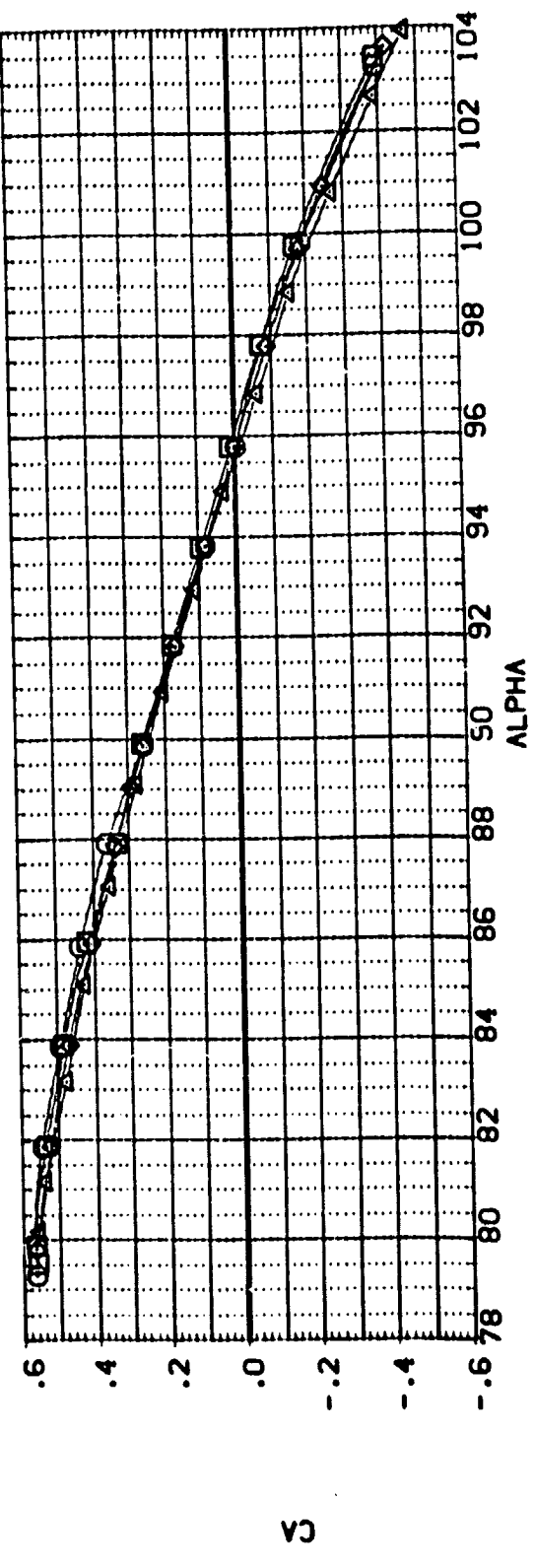
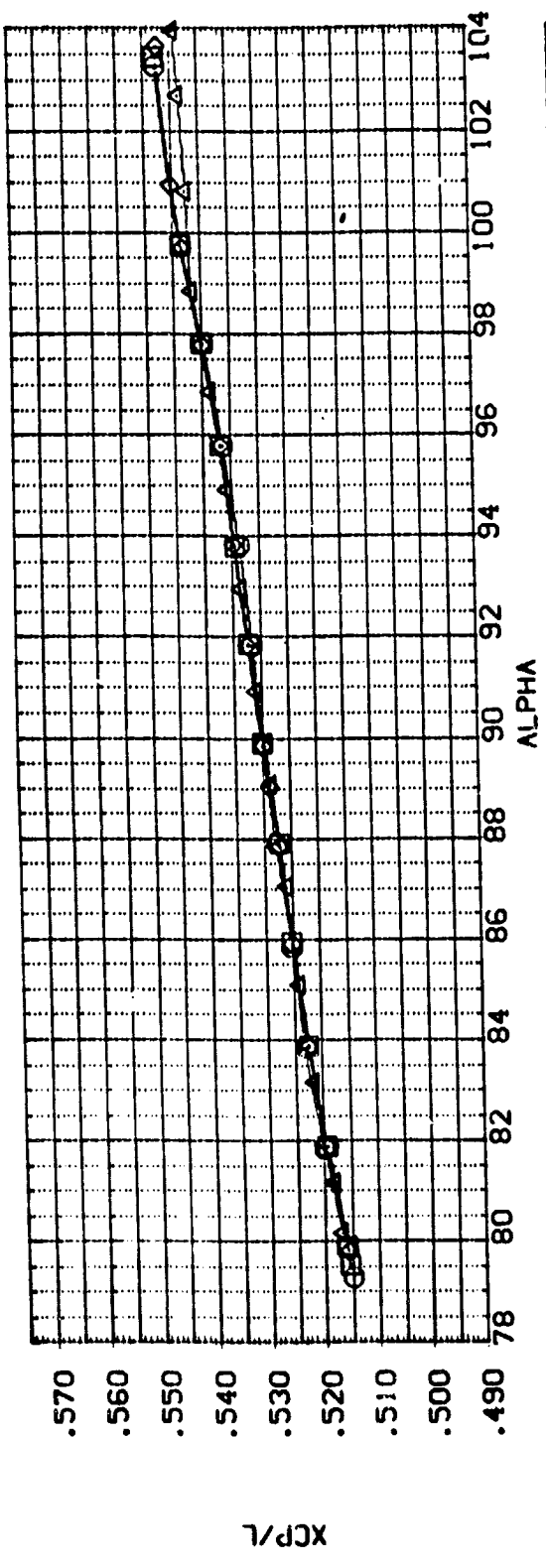
DATA SET SYMBOL
 15-5004
 18-274
 14-5005
 18-5007

CONFIGURATION DESCRIPTION
 LARC 8TST-055 SA-2FA) SBB (NOSE UP)
 LARC 8TST-055 SA-2FA) SBB (NOSE UP)
 LARC 8TST-055 SA-2FA) SBB (NOSE UP)
 LARC 8TST-055 SA-2FA) SBB (NOSE UP)

PHI
 .000
 .000
 .000
 .000

RM/L
 1.000
 2.000
 3.000
 4.200

ATTRNG
 1.000
 1.000
 1.000
 1.000



EFFECT OF REYNOLDS NO. ON BODY ALONE AERO. CHARACT. W/O TRIP STRIPS

(A)MACH = 1.20

DATA SET SYMBOL CONFIGURATION DESCRIPTION

845012 LARC 81PT-65E(SA-2FA) SRB (NOSE UP)

845014 LARC 81PT-65E(SA-2FA) SRB (NOSE UP)

845015 LARC 81PT-65E(SA-2FA) SRB (NOSE UP)

845017 LARC 81PT-65E(SA-2FA) SRB (NOSE UP)

PHI .000

RNVL 1.000

ATTRNG 1.000

1.000

2.000

3.000

4.200

REFERENCE INFORMATION

SREF 7.0690 50. IN.

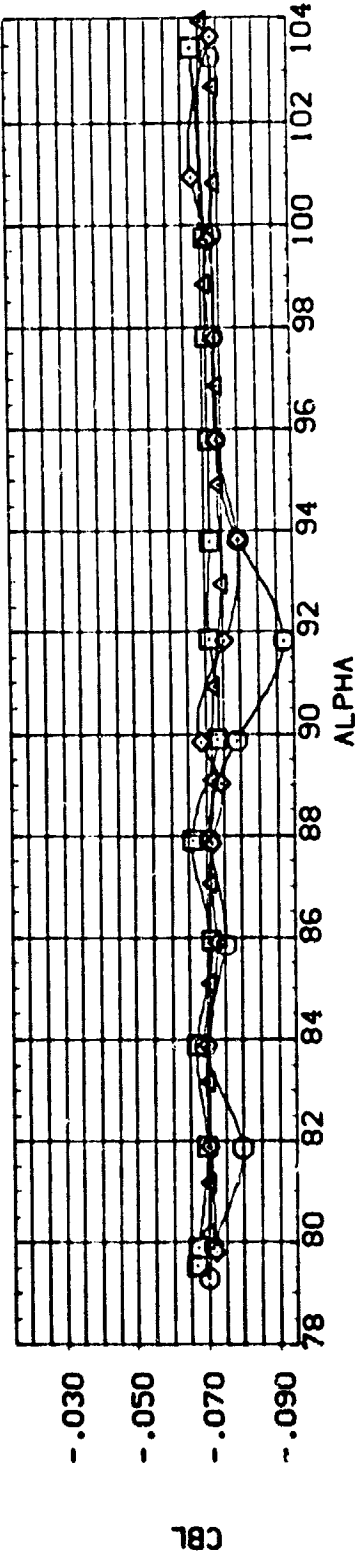
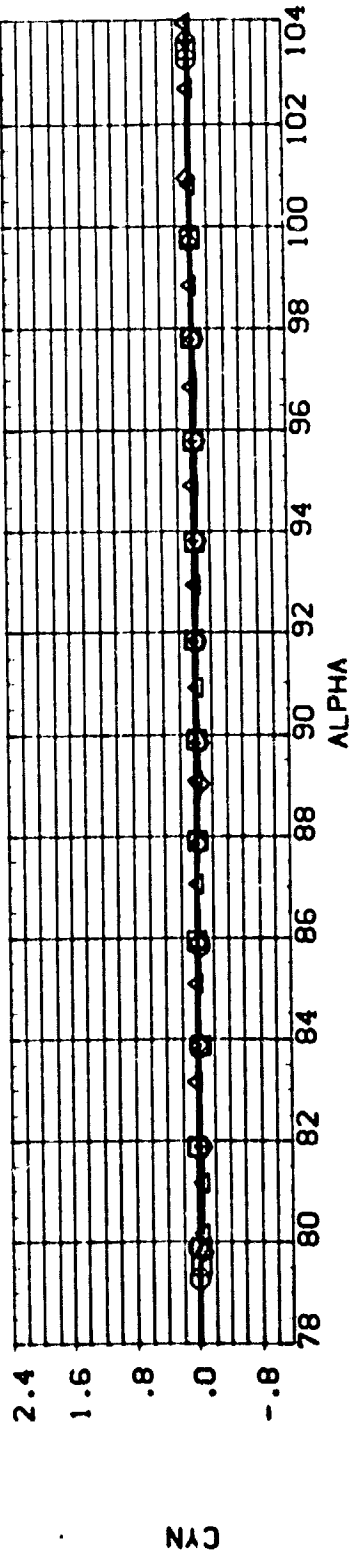
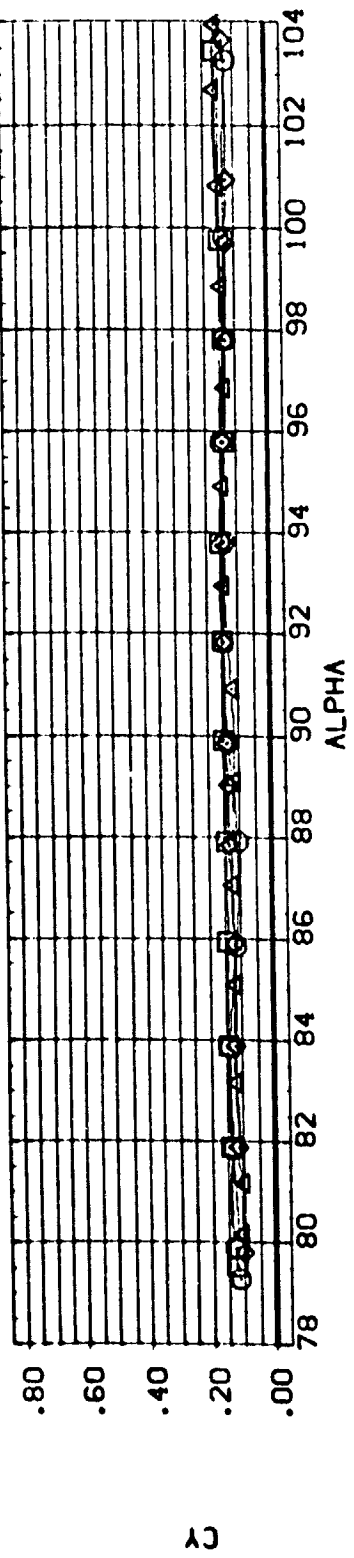
LRREF 3.0000 INCHES

BRREF 3.0000 INCHES

YMRP 20.8340 INCHES

ZMRP .0000 INCHES

SCALE .0211 SCALE



EFFECT OF REYNOLDS NO. ON BODY ALONE AERO. CHARACT. W/O TRIP STRIPS

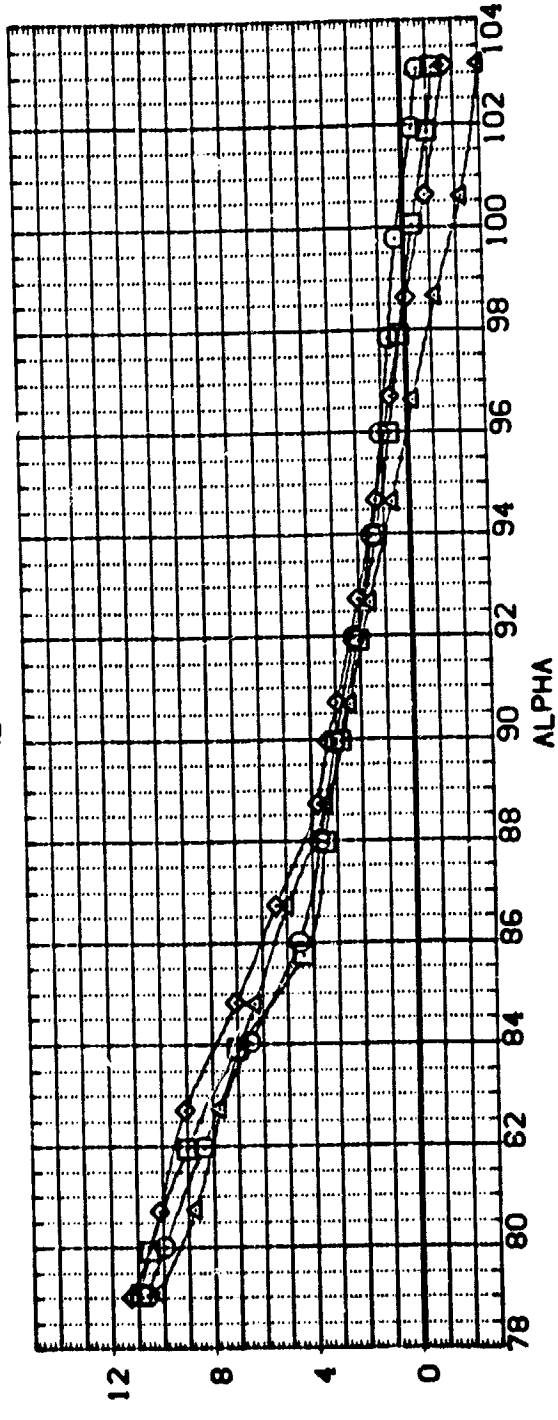
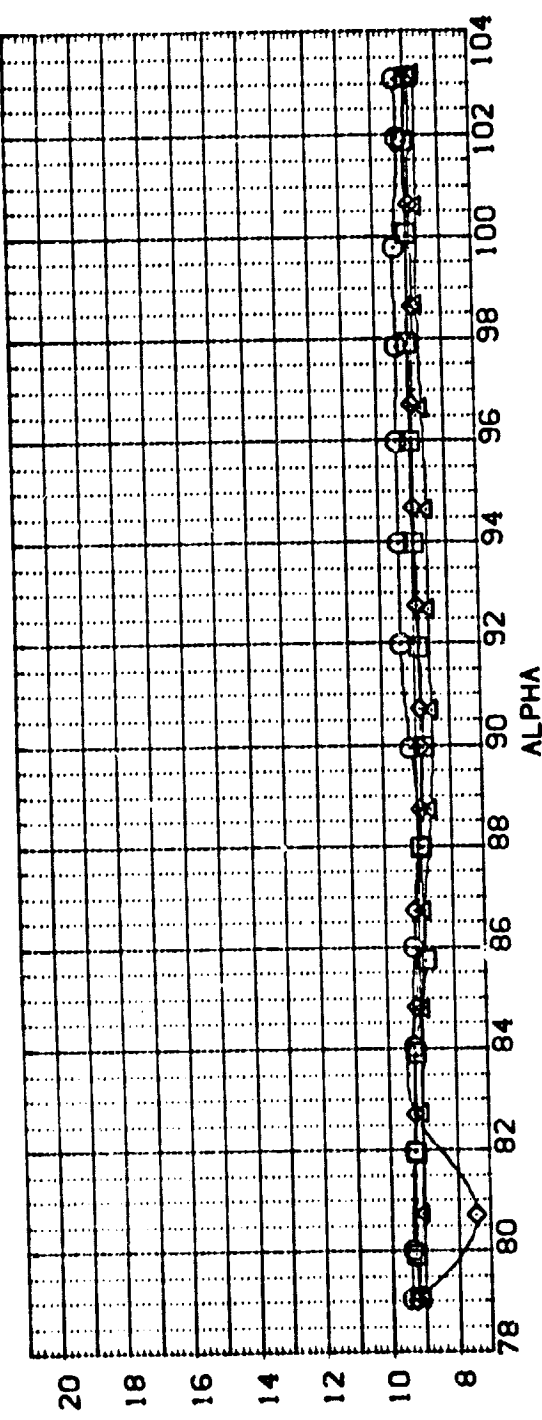
(A)MACH = 1.20

DATA SET SYMBOLS:
 SPS (1)
 SA (2)
 SA (3)
 SA (4)

CONFIGURATION DESCRIPTION:
 ARC BYT-REF SA-2FA SR8 W/NO.56 TRIP(S) NOSE UP
 LARC BYT-REF SA-2FA SR8 W/NO.56 TRIP(S) NOSE UP
 LARC BYT-REF SA-2FA SR8 W/NO.56 TRIP(S) NOSE UP
 LARC BYT-REF SA-2FA SR8 W/NO.56 TRIP(S) NOSE UP

PHI: .000
 RMU: .600
 ATTRN: 1.000

REFERENCE INFORMATION:
 SREF: 7.0690 SQ. IN.
 LREF: 3.0000 INCHES
 BKCF: 3.0000 INCHES
 YMKP: 20.8340 INCHES
 ZMKP: .0000 INCHES
 SCALE: .0211



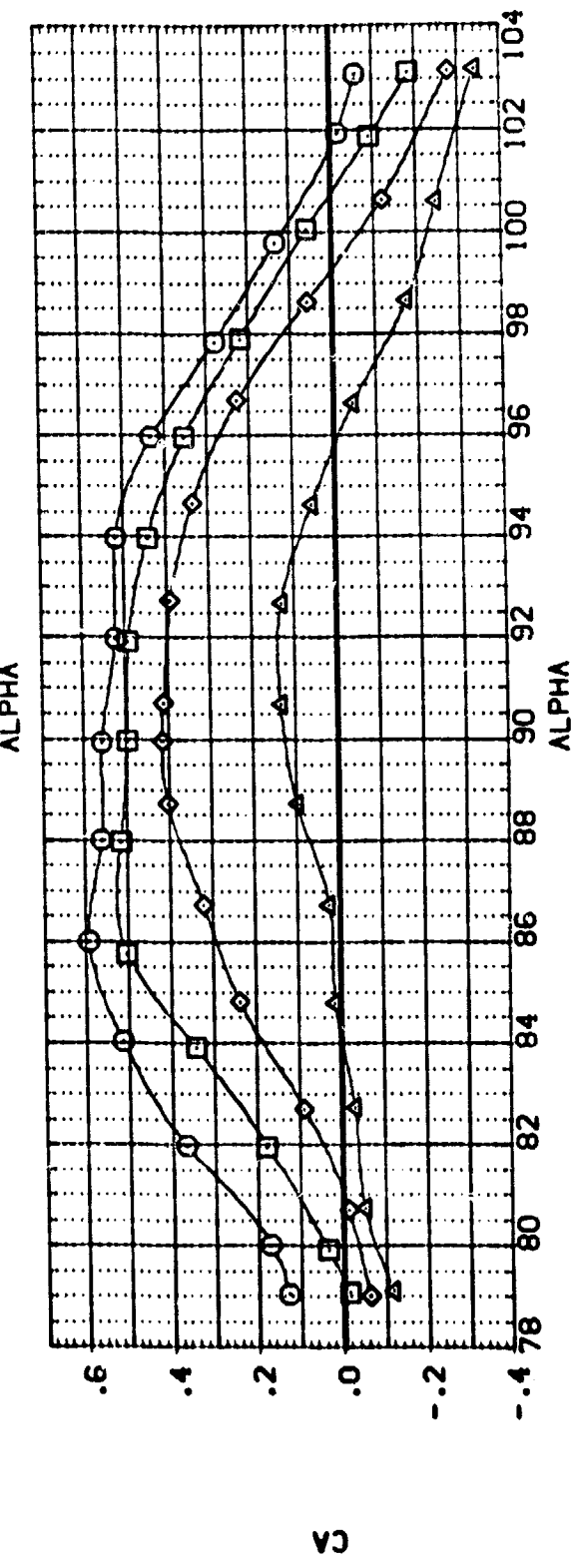
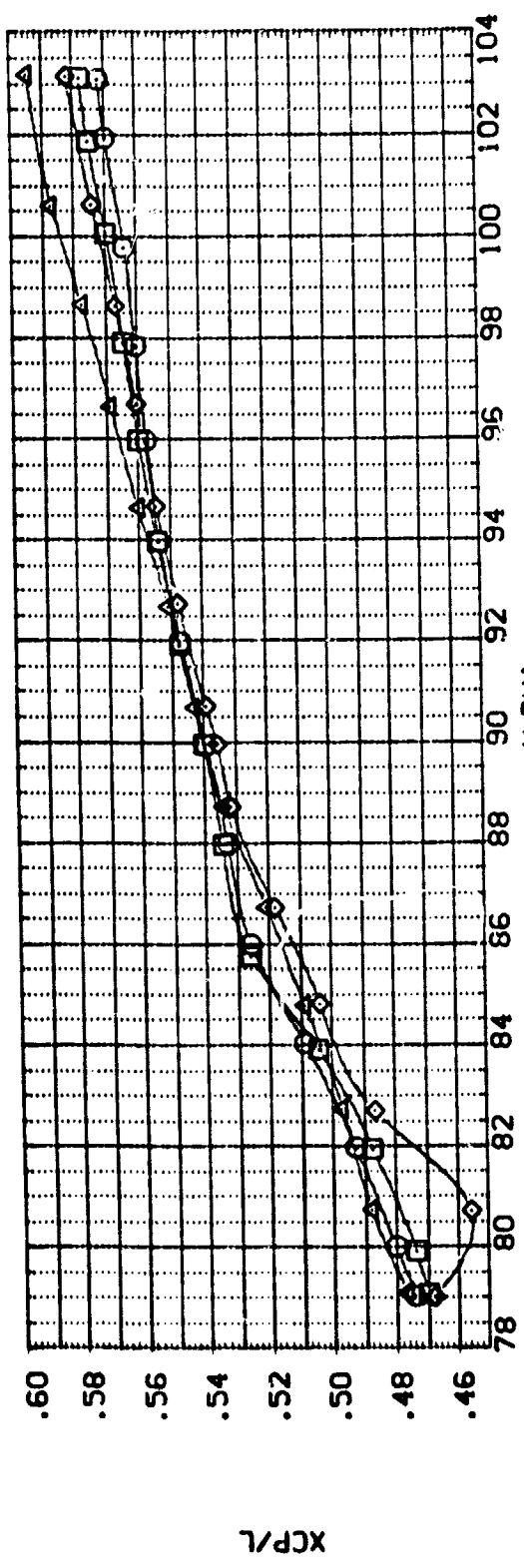
EFFECT OF REYNOLDS NO. ON BODY ALONE AERO. CHARACT. WITH NO. 54 TRIP STRIPS
 (A) MACH = .40

DATA SET SYMBOL
 (B) 2101
 (B) 2112
 (B) 2113
 (B) 2114

CONFIGURATION DESCRIPTION
 LARC 8TPT-655(SA-2(A) 588 V/NO 56 TRIPS(NOSE UP)
 LARC 8TPT-655(SA-2(A) 588 V/NO 56 TRIPS(NOSE UP)
 LARC 8TPT-655(SA-2(A) 588 V/NO 56 TRIPS(NOSE UP)
 LARC 8TPT-655(SA-2(A) 588 V/NO 56 TRIPS(NOSE UP)

PHI .000
 RV/L .600
 ATTRNG 1.000

REFERENCE INFORMATION
 SREF 7.0690 50. IN.
 LREF 3.0000 INCHES
 BREF 3.0000 INCHES
 XMRP 20.8140 INCHES
 YMRP .0000 INCHES
 ZMRP .0000 INCHES
 SCALE .0211 SCALE



EFFECT OF REYNOLDS NO. ON BODY ALONE AERO. CHARACT. WITH NO. 54 TRIP STRIPS
 (A) MACH = .40

DATA SET SYMBOL
 (B) (C) (D) (E) (F) (G) (H) (I) (J) (K) (L) (M) (N) (O) (P) (Q) (R) (S) (T) (U) (V) (W) (X) (Y) (Z)

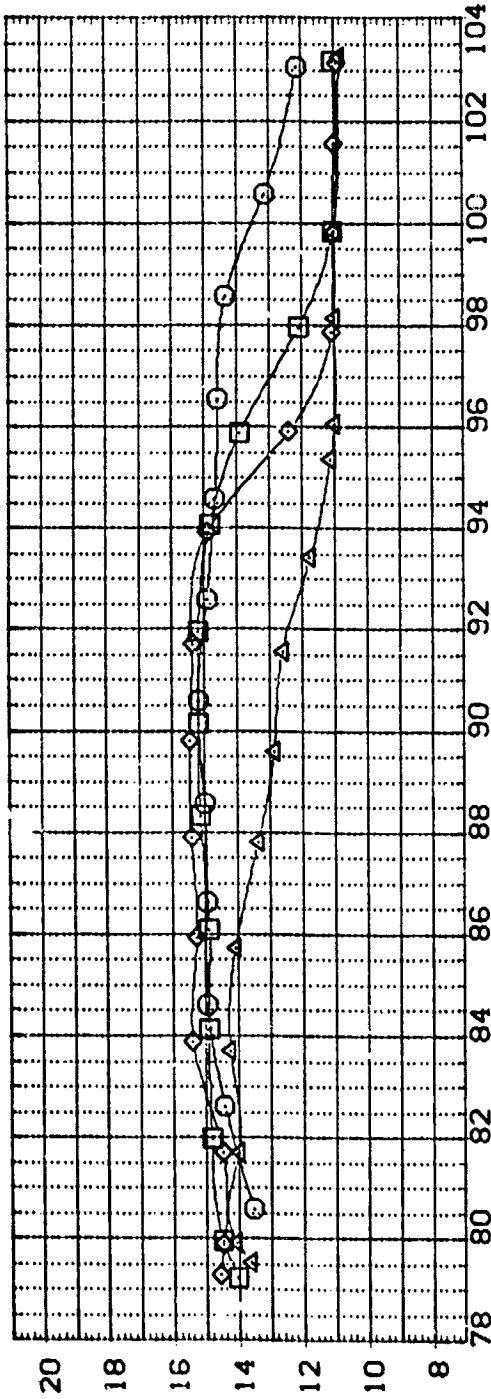
CONFIGURATION DESCRIPTION
 LARC 8TPT-655(SA-2FA) SRB W/NO.56 TRIPS(NOSE UP)
 LARC 8TPT-655(SA-2FA) SRB W/NO.56 TRIPS(NOSE UP)
 LARC 8TPT-655(SA-2FA) SRB W/NO.56 TRIPS(NOSE UP)
 LARC 8TPT-655(SA-2FA) SRB W/NO.56 TRIPS(NOSE UP)

PHI
 .000
 .000
 .000
 .000

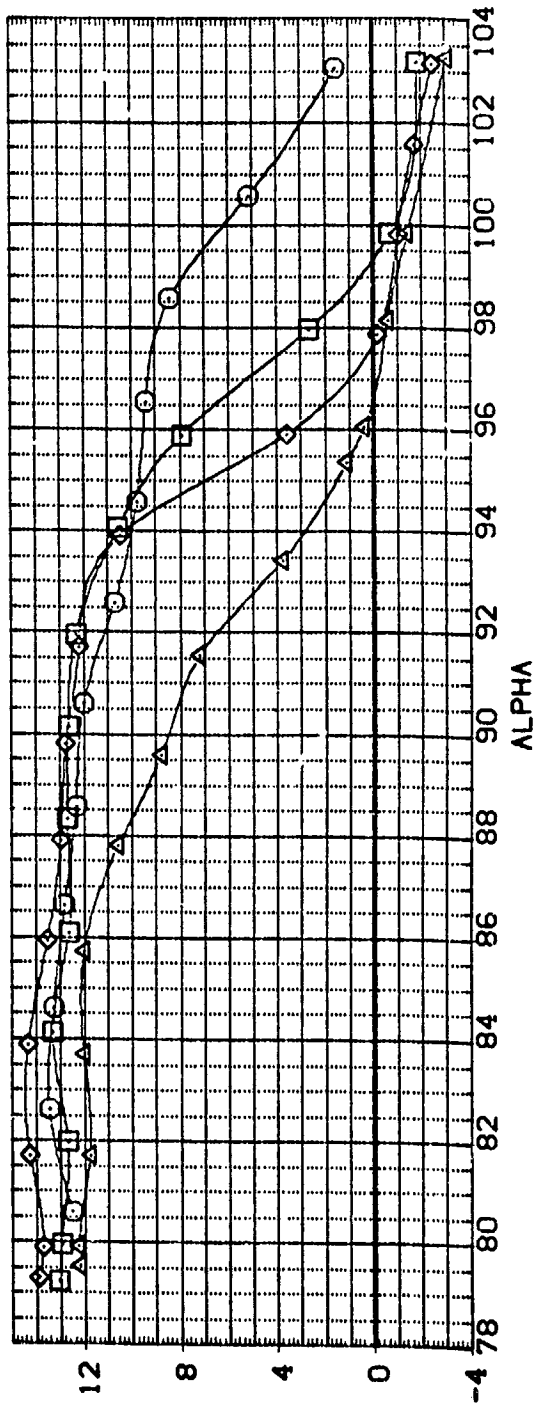
RN/VL
 .600
 1.200
 2.000
 5.100

ATTRNG
 1.000
 1.000
 1.000
 1.000

REFERENCE INFORMATION
 SREF 7.0690 SQ. IN.
 LREF 3.0000 INCHES
 BRREF 3.0000 INCHES
 XMRP 20.8340 INCHES
 YMRP .0000 INCHES
 ZMRP .0000 INCHES
 SCALE .0211 SCALE



CL



CD

EFFECT OF REYNOLDS NO. ON BODY ALONE AERO. CHARACT. WITH NO. 54 TRIP STRIPS

(A)MACH = .60

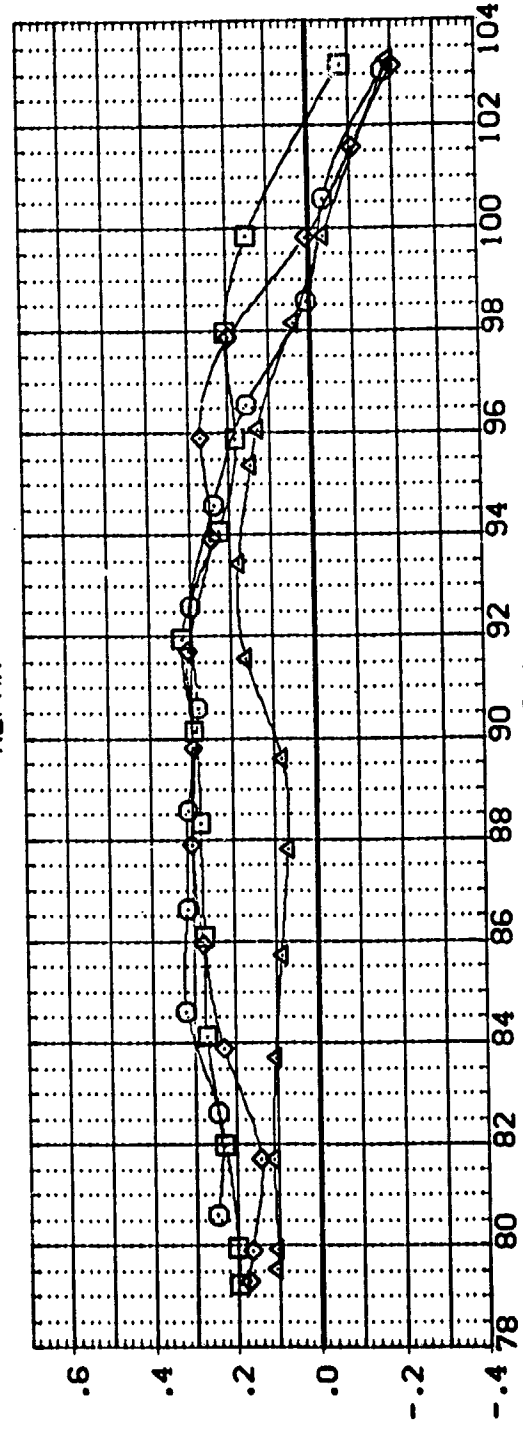
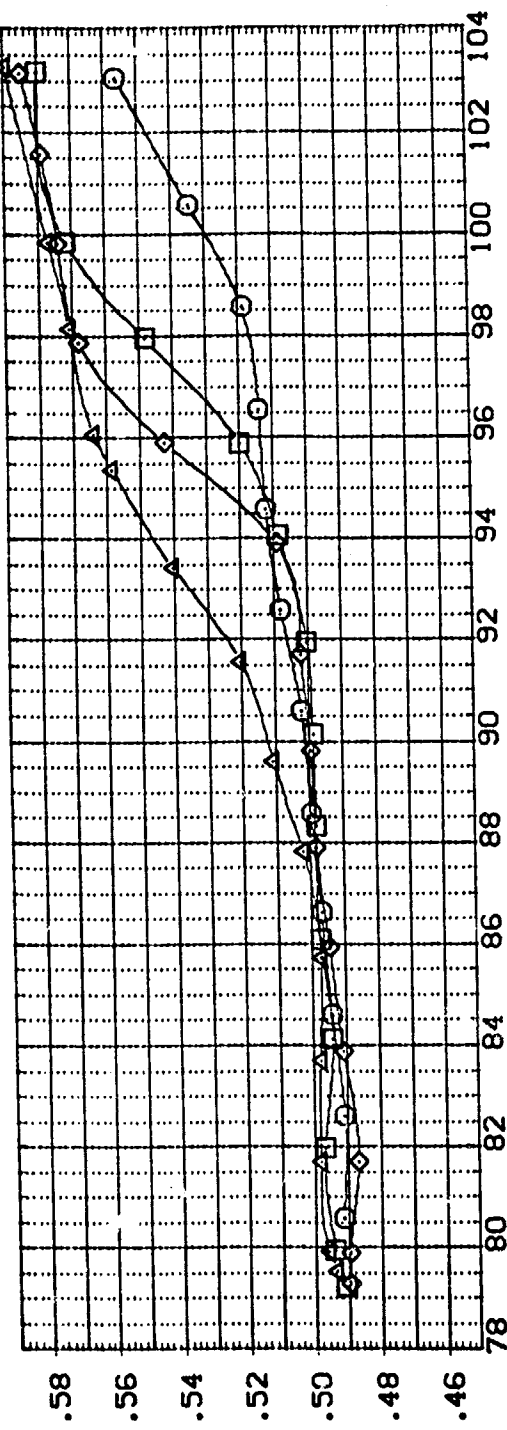
DATA SET SYMBOL CONFIGURATION DESCRIPTION

BP5010	LARC 8TPT-555 SA-2FA1 SRB	V/NO.56	TRIPSI/NOSE UP1	PHI	RN/L	ATTRIC	REFERENCE INFORMATION
BP5012	LARC 8TPT-555 SA-2FA1 SRB	V/NO.56	TRIPSI/NOSE UP1	.000	.500	1.000	SREF 7.0690
BP5013	LARC 8TPT-555 SA-2FA1 SRB	V/NO.56	TRIPSI/NOSE UP1	.000	1.200	1.000	LREF 3.0000
BP5017	LARC 8TPT-555 SA-2FA1 SRB	V/NO.56	TRIPSI/NOSE UP1	.000	2.000	1.000	GREF 3.0000
					5.100	1.000	AHRP 20.8340
							ZHRP .0000
							SCALE .0211

REFERENCE INFORMATION

SREF 7.0690 SQ. IN.
 LREF 3.0000 INCHES
 GREF 3.0000 INCHES
 AHRP 20.8340 INCHES
 ZHRP .0000 INCHES
 SCALE .0211 INCHES

PHI .000
 RN/L .500
 ATTRIC 1.000
 SREF 7.0690 SQ. IN.
 LREF 3.0000 INCHES
 GREF 3.0000 INCHES
 AHRP 20.8340 INCHES
 ZHRP .0000 INCHES
 SCALE .0211 INCHES



EFFECT OF REYNOLDS NO. ON BODY ALONE AERO. CHARACT. WITH NO. 54 TRIP STRIPS
 (A)MACH = .60
 PAGE 97

DATA SET SYMBOL
 BP-5010
 BP-5012
 BP-5013
 BP-5017

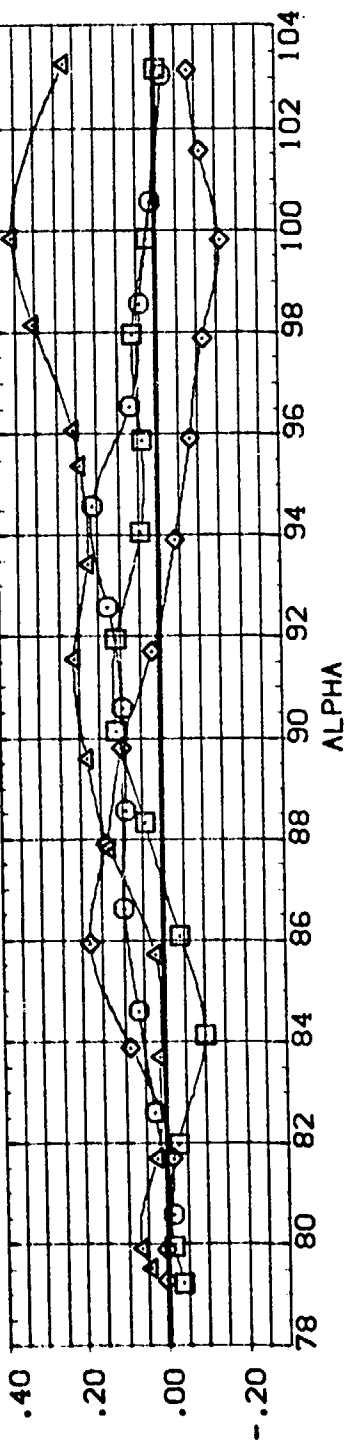
CONFIGURATION DESCRIPTION
 LARC 81PT-655(SA-2FA) SRB V/WO .56 TRIPS(NOSE UP)
 LARC 81PT-655(SA-2FA) SRB V/WO .56 TRIPS(NOSE UP)
 LARC 81PT-655(SA-2FA) SRB V/WO .56 TRIPS(NOSE UP)
 LARC 81PT-655(SA-2FA) SRB V/WO .56 TRIPS(NOSE UP)

PHI
 .000
 .000
 .000
 .000

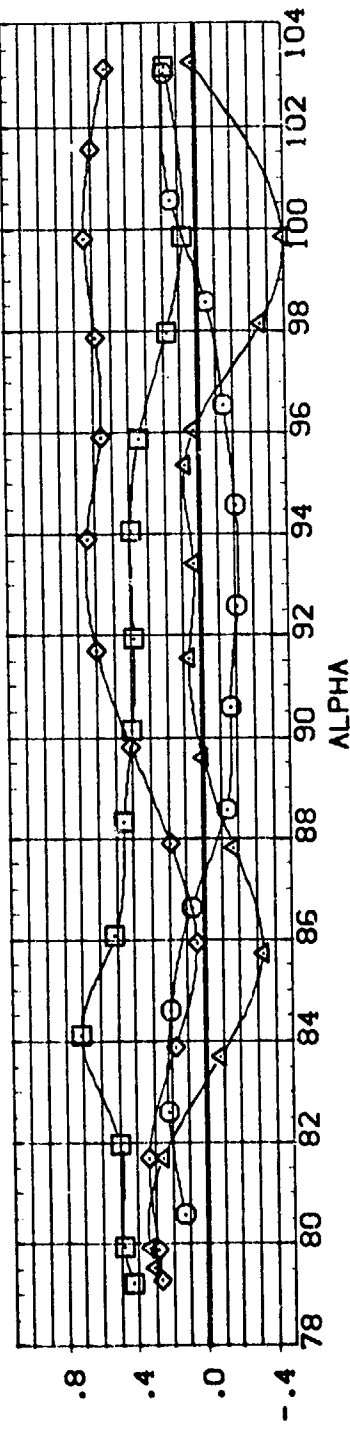
RN/VL
 .500
 1.200
 2.000
 5.100

ATTRNG
 1.000
 1.000
 1.000
 1.000

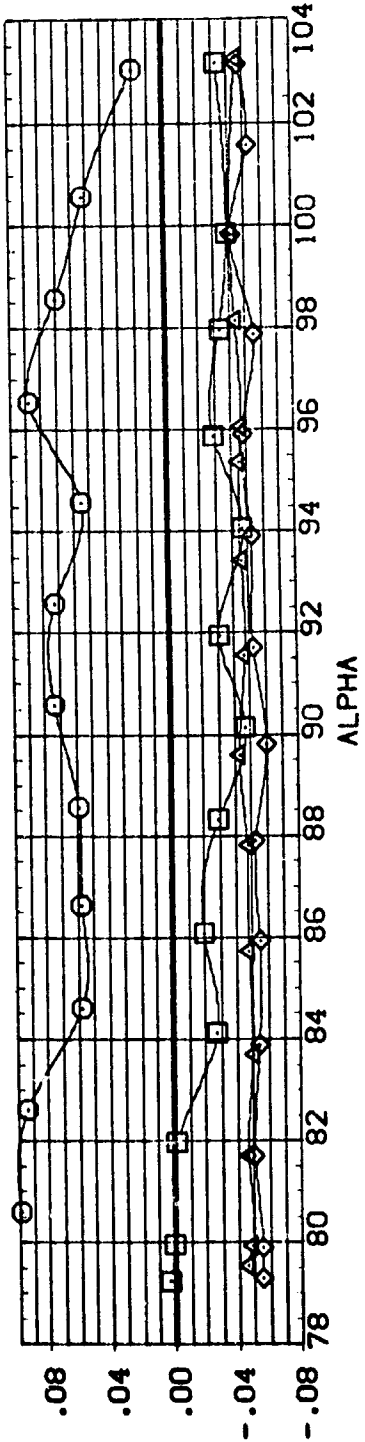
REFERENCE INFORMATION
 SREF 7.0690 SQ. IN.
 LREF 3.0000 INCHES
 BREF 3.0000 INCHES
 XMRP 20.8340 INCHES
 YMRP .0000 INCHES
 ZMRP .0000 INCHES
 SCALE .0211 SCALE



Cx



Cyn



CBl

EFFECT OF REYNOLDS NO. ON BODY ALONE AERO. CHARACT. WITH NO. 54 TRIP STRIPS

(A)MACH = .60

DATA SET SYMBOL CONFIGURATION DESCRIPTION PHI RNVL A/TRNG REFERENCE INFORMATION

(BP)S010 LARC 8TPT-655(SA-2FA) SRB V/NO.56 TRIP(S/NOSE UP) .000 .600 1.000 SREF 7.0690 SO. IN.

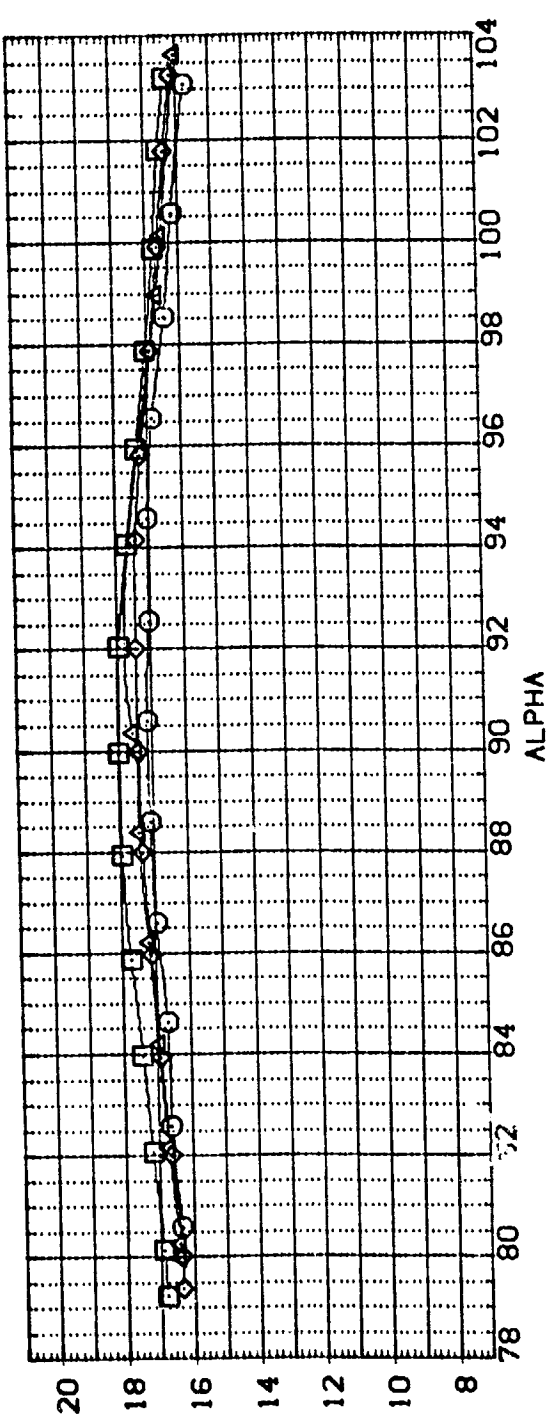
(BP)S012 LARC 8TPT-655(SA-2FA) SRB V/NO.56 TRIP(S/NOSE UP) .000 1.200 1.000 LREF 3.0000 INCHES

(BP)S013 LARC 8TPT-655(SA-2FA) SRB V/NO.56 TRIP(S/NOSE UP) .000 2.000 1.000 BRFP 3.0000 INCHES

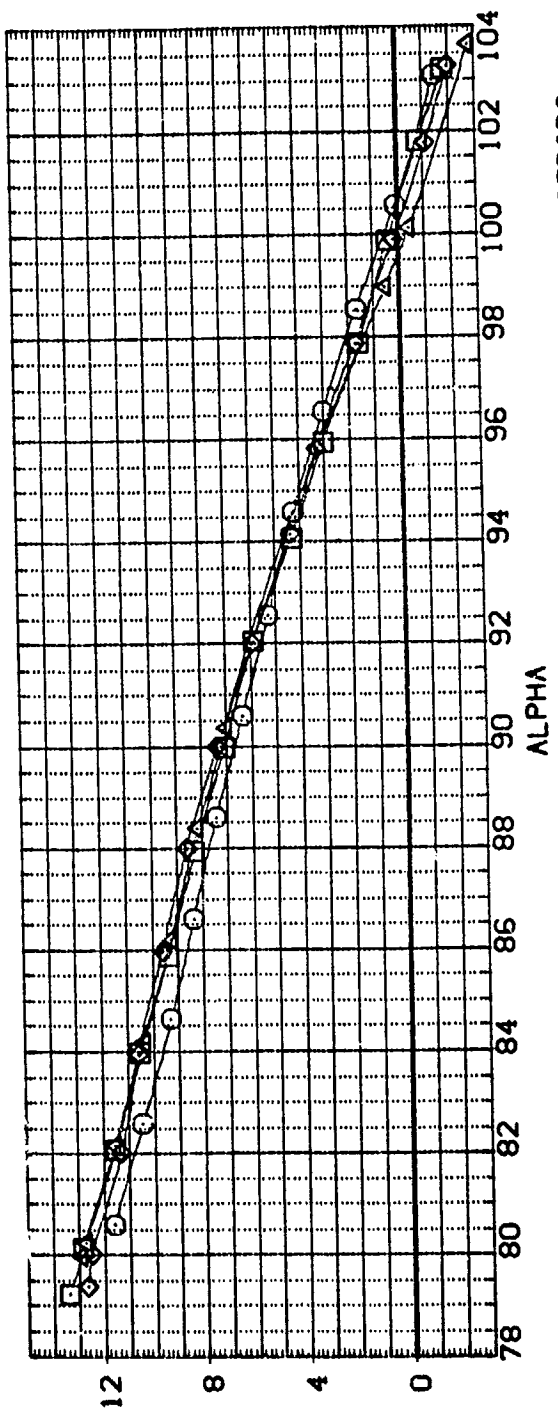
(BP)S014 LARC 8TPT-655(SA-2FA) SRB V/NO.56 TRIP(S/NOSE UP) .000 5.500 1.000 XMRP 20.8340 INCHES

(BP)S015 LARC 8TPT-655(SA-2FA) SRB V/NO.56 TRIP(S/NOSE UP) .000 .000 .000 ZMRP .0000 INCHES

(BP)S016 LARC 8TPT-655(SA-2FA) SRB V/NO.56 TRIP(S/NOSE UP) .000 .000 .000 SCALE .0211



CN



CM

EFFECT OF REYNOLDS NO. ON BODY ALONE AERO. CHARACT. WITH NO. 54 TRIP STRIPS

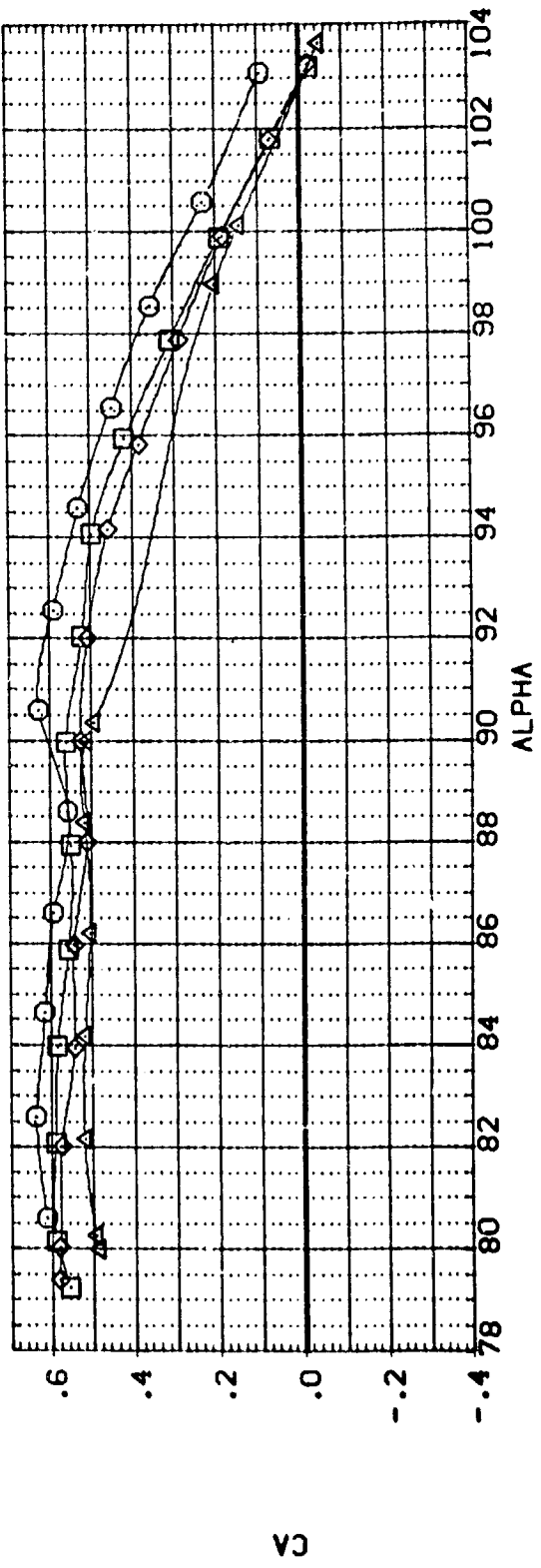
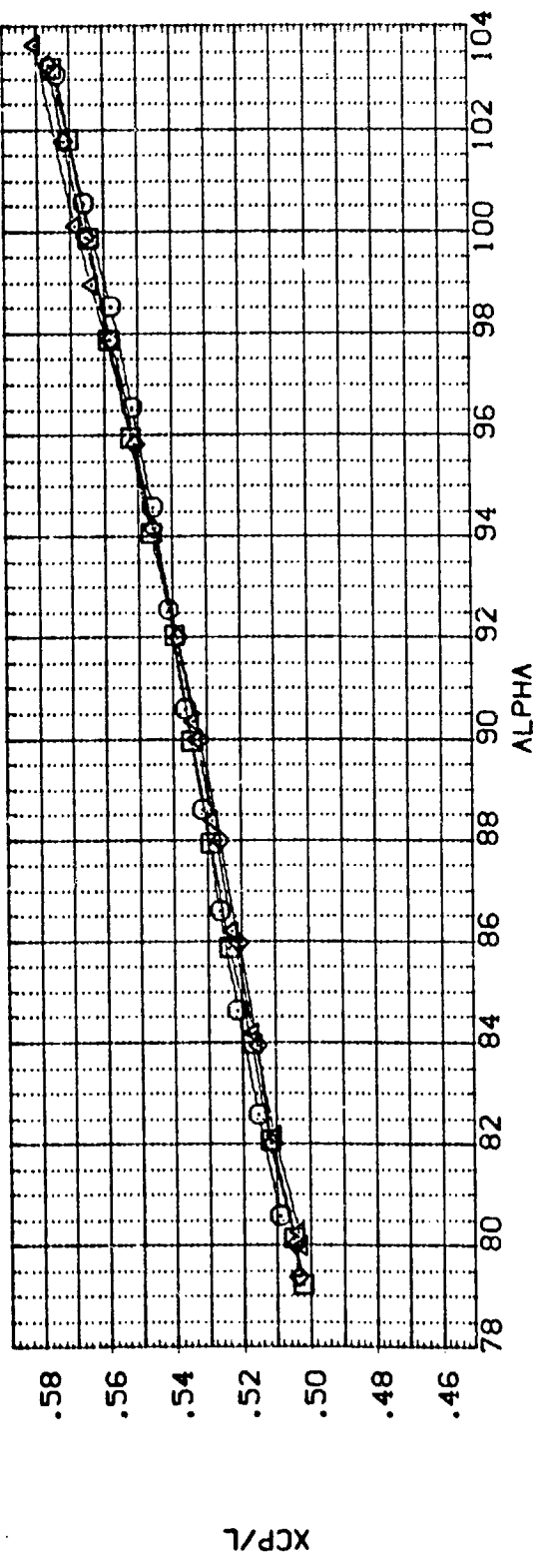
DATA SET SYMBOL CONFIGURATION DESCRIPTION

BPSC010	LARC 8TPT-655(SA-2FA) SRB V/NO.56 TRIPS(NOSE UP)
BPSC012	LARC 8TPT-655(SA-2FA) SRB V/NO.56 TRIPS(NOSE UP)
BPSC013	LARC 8TPT-655(SA-2FA) SRB V/NO.56 TRIPS(NOSE UP)
BPSC01B	LARC 8TPT-655(SA-2FA) SRB V/NO.56 TRIPS(NOSE UP)

PHI .000
 ATTRNG 1.000
 RV/L .600
 1.200
 2.000
 5.500

REFERENCE INFORMATION

SREF	7.0630	50. IN.
LREF	3.0000	INCHES
BREF	3.0000	INCHES
VMRP	20.8340	INCHES
ZMRP	.0000	INCHES
SCALE	.0211	SCALE



EFFECT OF REYNOLDS NO. ON BODY ALONE AERO. CHARACT. WITH NO. 54 TRIP STRIPS

(A)MACH = .90

DATA SET SYMBOL CONFIGURATION DESCRIPTION

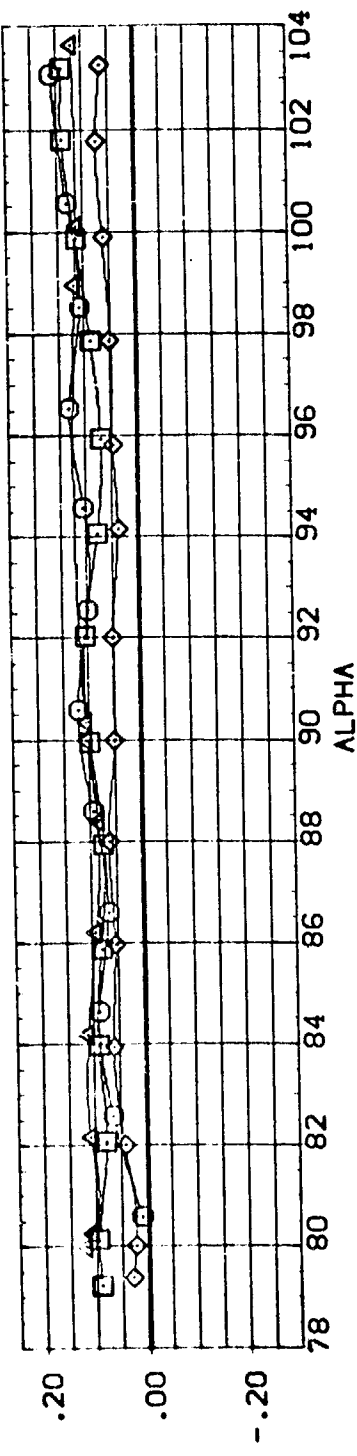
BP3010	LARC ATT-55E	SA-2FA	SRB	V/N0.56	TRIPS(NOSE UP)
BP3012	LARC 87-1-55E	SA-2FA	SRB	V/N0.56	TRIPS(NOSE UP)
BP3013	LARC 87-1-55E	SA-2FA	SRB	V/N0.56	TRIPS(NOSE UP)
BP3018	LARC 87-1-55E	SA-2FA	SRB	V/N0.56	TRIPS(NOSE UP)

REFERENCE INFORMATION

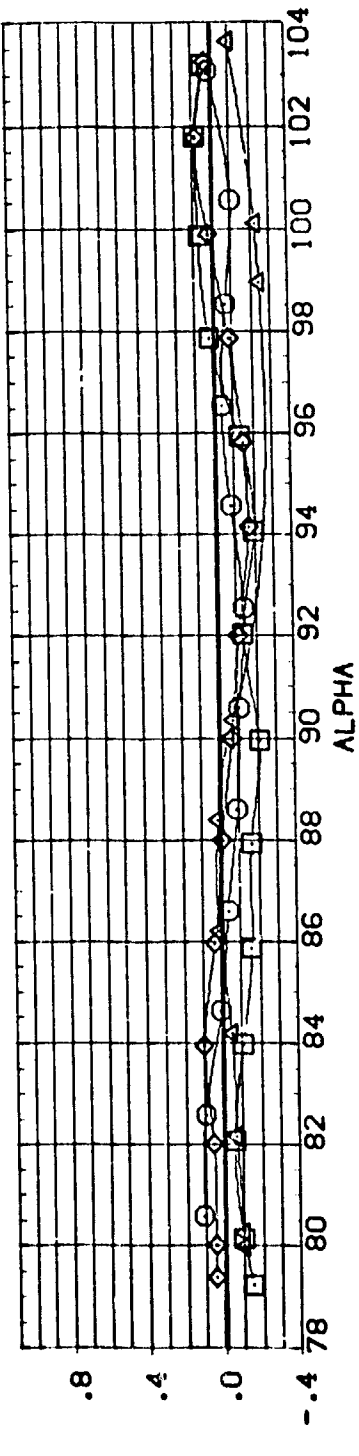
SREF	7.0690	SQ. IN.
LREF	3.0000	INCHES
BREF	3.0000	INCHES
AMRP	20.8340	INCHES
YMRP	.0000	INCHES
ZMRP	.0000	INCHES
SCALE	.0211	SCALE

PHI R/V/L ATTRNG

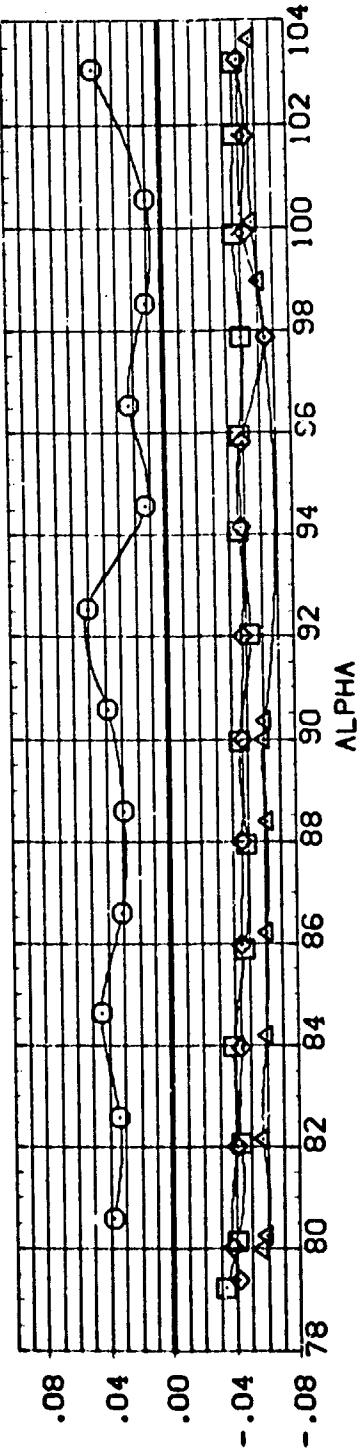
PHI	.000	R/V/L	.600	ATTRNG	1.000
PHI	.000	R/V/L	1.200	ATTRNG	1.000
PHI	.000	R/V/L	2.000	ATTRNG	1.000
PHI	.000	R/V/L	3.500	ATTRNG	1.000



Cx



Cyn



Cbl

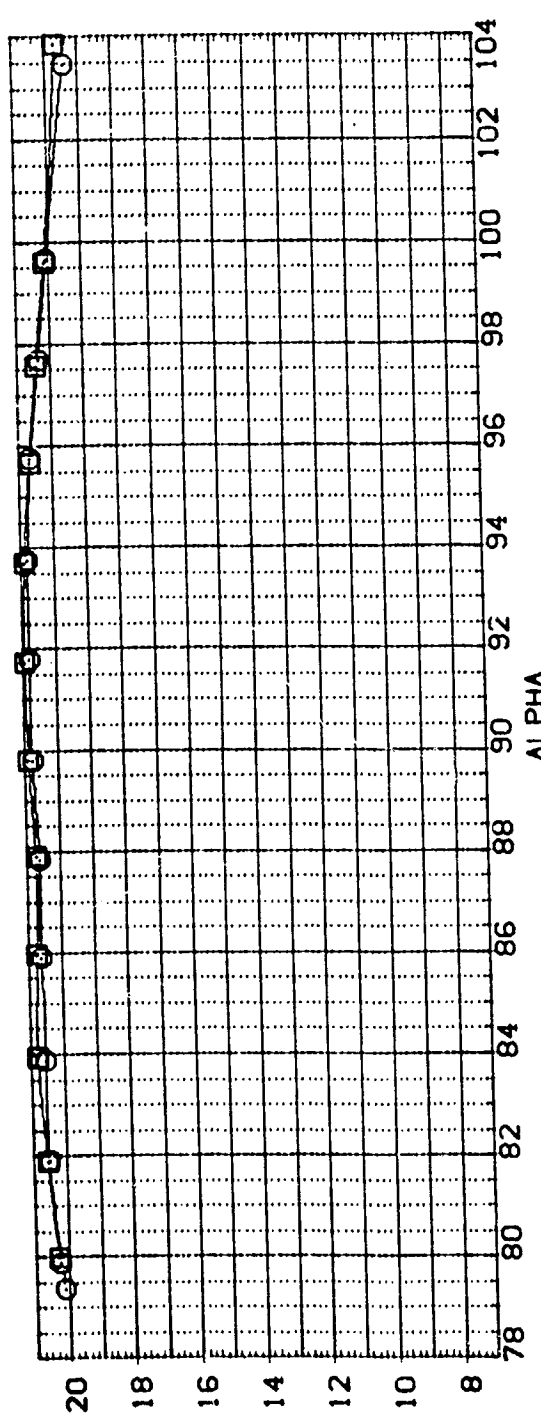
EFFECT OF REYNOLDS NO. ON BODY ALONE AERO. CHARACT. WITH NO. 54 TRIP STRIPS
 (A)MACH = .90

DATA SET SYMBOL: BPS0131
 BPS0131
 BPS0131

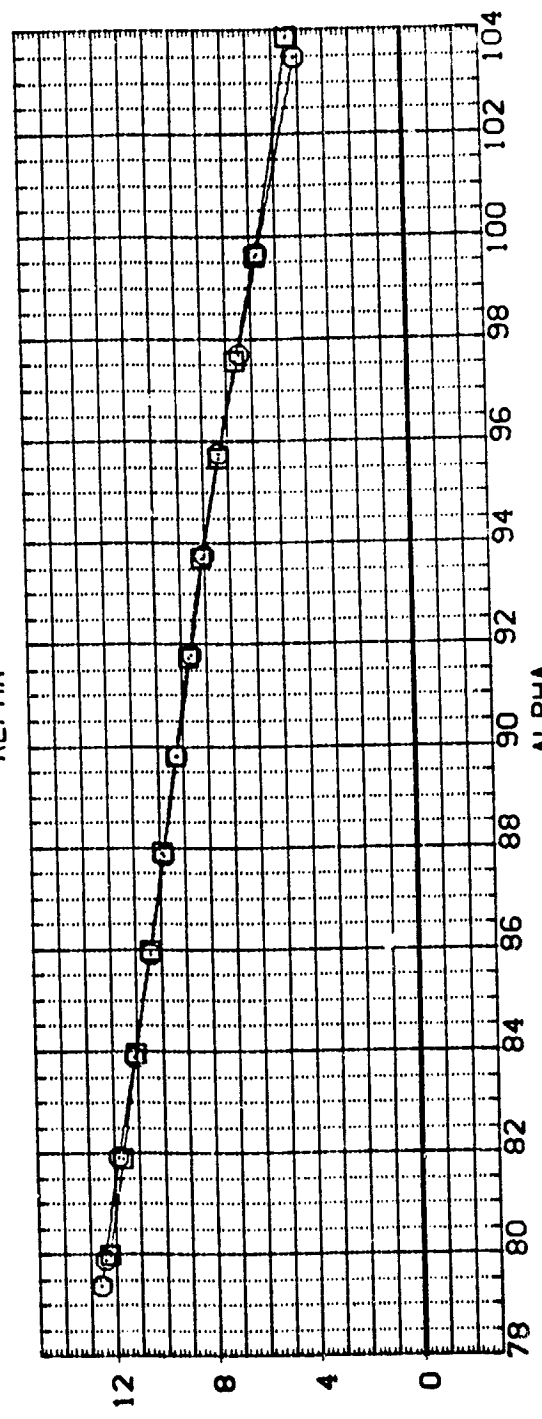
CONFIGURATION DESCRIPTION
 LARC 8TPT-6EE SA-2FA1 5RB V/NO 56 TRIP/NOSE UP
 LARC 6TPT-6EE/SA-2FA1 5RB V/NO 56 TRIP/NOSE UP

PHI: .000
 RV/L: 2.000
 ATTRNC: 1.000

REFERENCE INFORMATION
 SREF: 7.0690 SQ. IN.
 LREF: 3.0000 INCHES
 BREF: 3.0000 INCHES
 XMRP: 20.834C INCHES
 YMRP: .0000 INCHES
 ZMRP: .0000 INCHES
 SCALE: .0211



Cz



Clm

EFFECT OF REYNOLDS NO. ON BODY ALONE AERO. CHARACT. WITH NO. 54 TRIP STRIPS

(A)MACH = 1.20

DATA SET SYMBOL: BP50131, BP50161

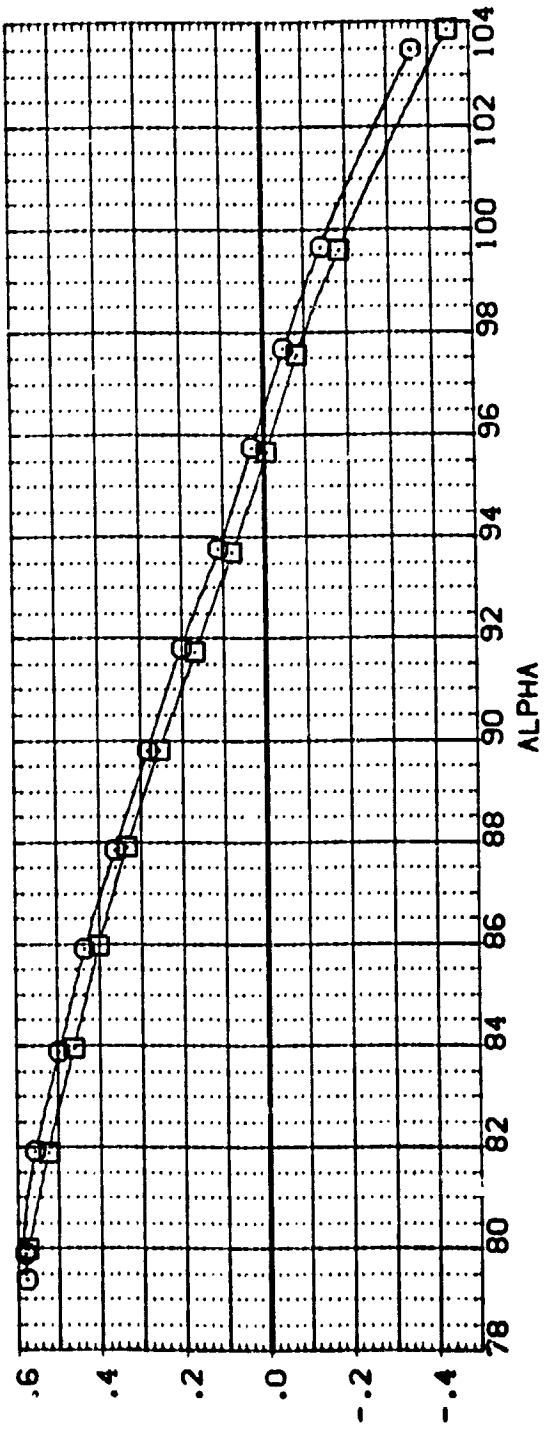
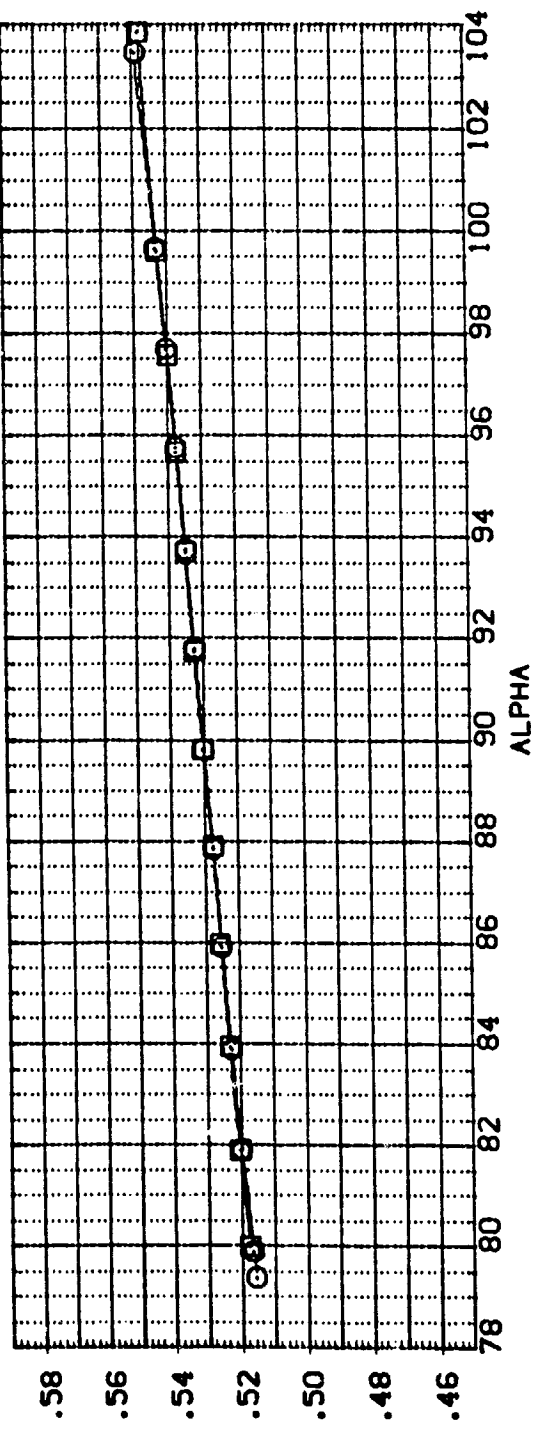
CONFIGURATION DESCRIPTION: LARC 81PT-655(SA-2FA) SR8 V/NO.56 TRIPS(NOSE UP), LARC 81PT-655(SA-2FA) SR8 V/NO.56 TRIPS(NOSE UP)

REFERENCE INFORMATION: SREF 7.0690 SO, IN. 3.0000, LREF 3.0000 INCHES, BREF 3.0000 INCHES, XMRP 20.8340 INCHES, YMRP .0000 INCHES, ZMRP .0000 INCHES, SCALE .0211

ATTRNG: 1.000, 1.000

RNVL: 2.000, 4.200

PHI: .000, .000



EFFECT OF REYNOLDS NO. ON BODY ALONE AERO. CHARACT. WITH NO. 54 TRIP STRIPS
 (A)MACH = 1.20

DATA SET SYMBOL
 EPS013
 EPS016

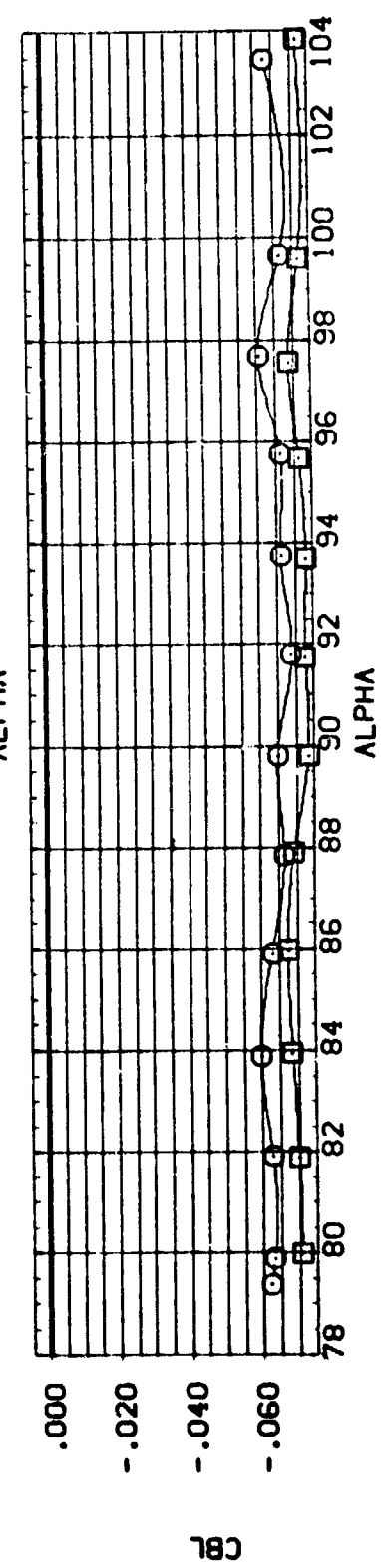
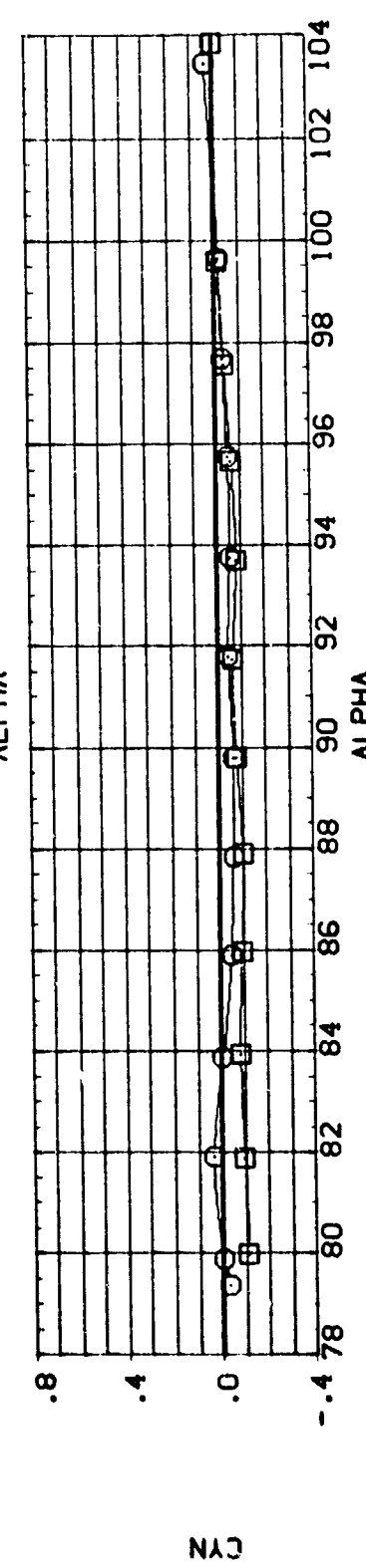
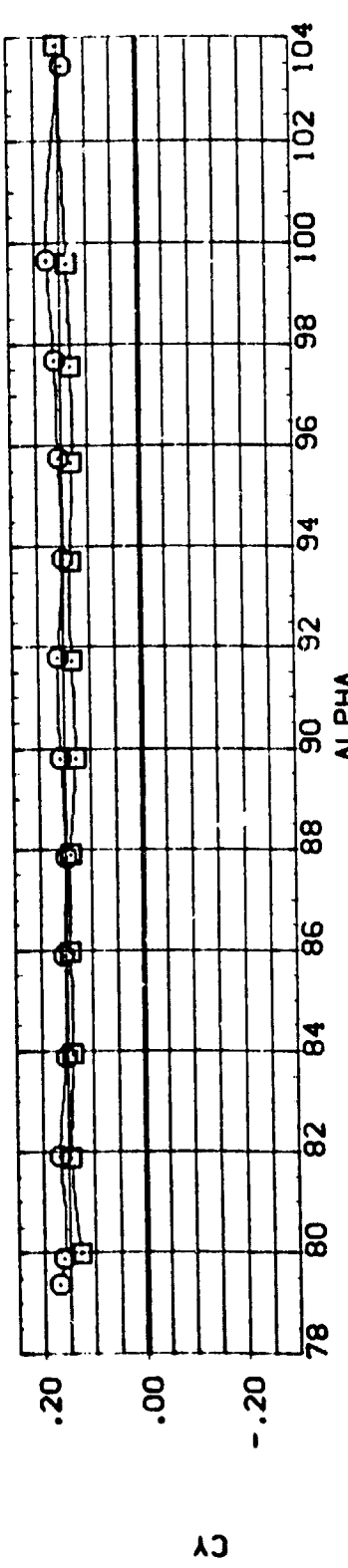
CONFIGURATION DESCRIPTION
 LARC 81PT-655(SA-2FA) SRB V/NO. 56 TRIPS(NOSE UP)
 LARC 81PT-655(SA-2FA) SRB V/NO. 56 TRIPS(NOSE UP)

PHI
 .000
 .000

RN/VL
 2.000
 4.200

ATTRNC
 1.000
 1.000

REFERENCE INFORMATION
 SREF 7.0690 50. IN.
 LREF 3.0000 INCHES
 ERFP 3.0000 INCHES
 XMRP 20.8340 INCHES
 YMRP .0000 INCHES
 ZMRP .0000 INCHES
 SCALE .0211 SCALE



EFFECT OF REYNOLDS NO. ON BODY ALONE AERO. CHARACT. WITH NO. 54 TRIP STRIPS
 (A)MACH = 1.20

DATA SET SYMBOL: (BPS)10, (BPS)11, (BPS)12, (BPS)13, (BPS)14

CON. : RATION DESCRIPTION: LARC 622(SA-2(B)), LARC 621(SA-2(B)), LARC 81F-662(SA-2(B)), DATA NOT AVAILABLE

SRB V/NO.40, SRB V/NO.40, SRB V/NO.40, SRB V/NO.40

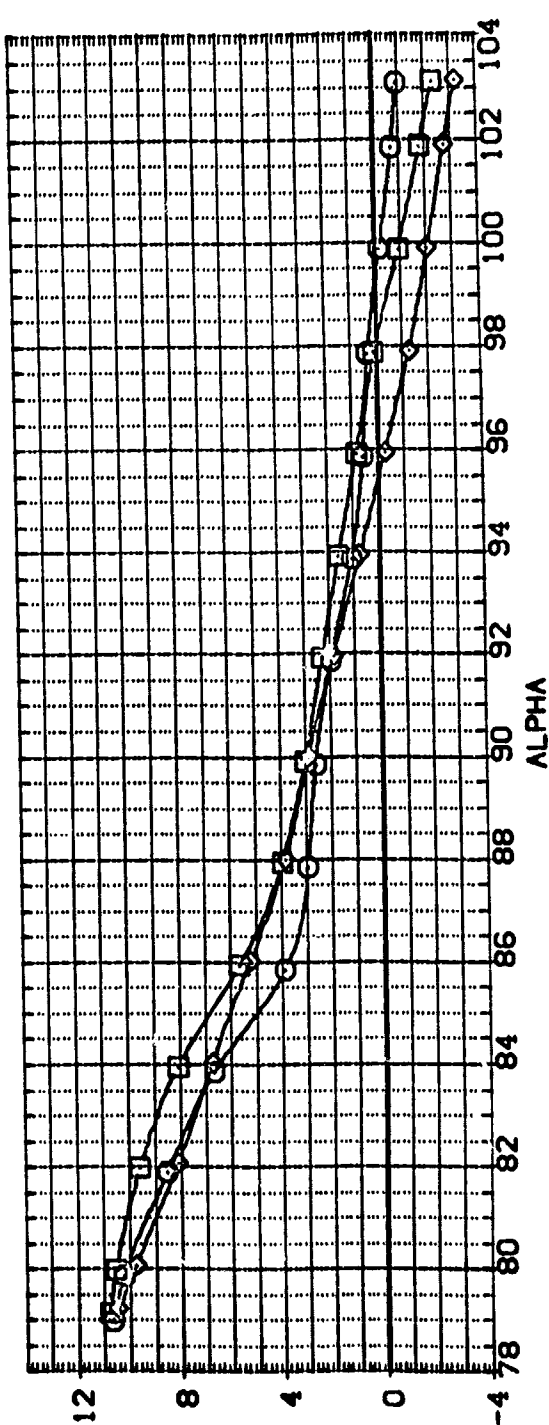
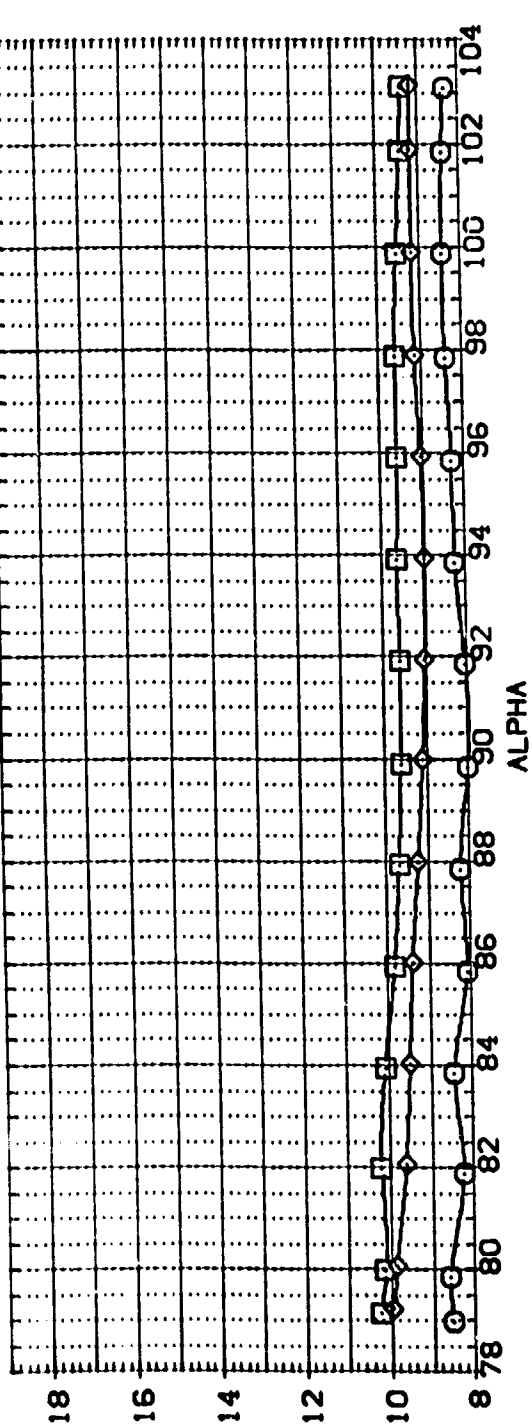
TRIP(S)NOSE UP, TRIP(S)NOSE UP, TRIP(S)NOSE UP, TRIP(S)NOSE UP

RV/L: .600, 2.000, 3.600, 5.100, 5.500

PHI: .000, .000, .000, .000, .000

ATTRNG: 1.000, 1.000, 1.000, 1.000, 1.000

REFERENCE INFORMATION: SQ. IN., INCHES, INCHES, INCHES, INCHES, INCHES, SCALE



EFFECT OF REYNOLDS NO. ON BODY ALONE AERO. CHARACT. WITH NO. 40 TRIP STRIPS
 (A)MACH = .40

DATA SET SYMBOL: (BPS)10, (BPS)11, (BPS)12, (BPS)13, (BPS)14

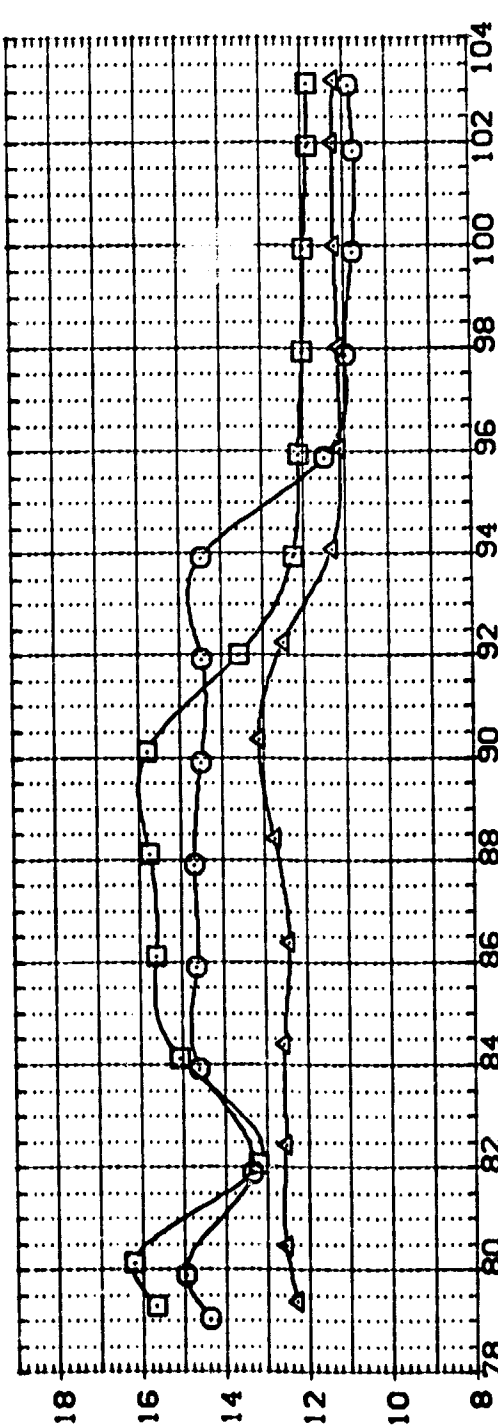
CONFIGURATION DESCRIPTION: LARC 81PT-662(SA-2FB) SR8 V/NO.40 TRIPS(NOSE UP), LARC 81PT-662(SA-2FB) SR8 V/NO.40 TRIPS(NOSE UP), DATA NOT AVAILABLE, LARC 81PT-662(SA-2FB) SR8 V/NO.40 TRIPS(NOSE UP), DATA NOT AVAILABLE

RVL: .600, 2.600, 3.600, 5.500

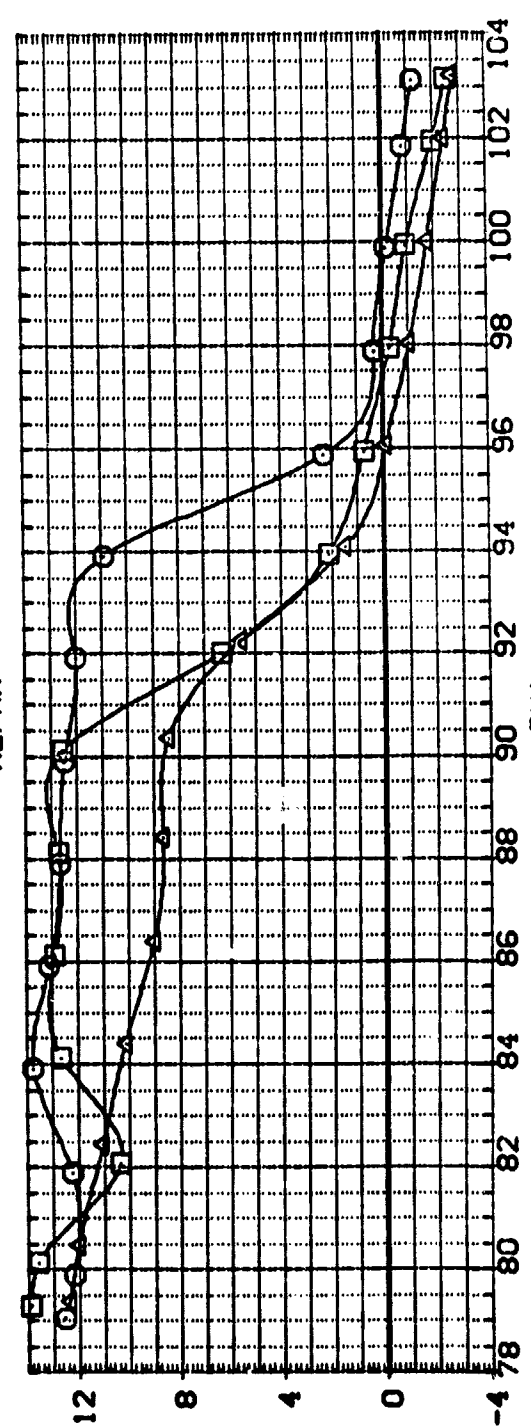
PHI: .000, .000, .000, .000

ATTRG: 1.000, 1.000, 1.000, 1.000

REFERENCE INFORMATION: SREF 7.0690 50. IN., LREF 3.0000 INCHES, BREF 3.0000 INCHES, YTRP 20.8340 INCHES, ZTRP .0000 INCHES, SCALE .0211



Z



D

EFFECT OF REYNOLDS NO. ON BODY ALONE AERO. CHARACT. WITH NO. 40 TRIP STRIPS

DATA SET SYMBOL: (BPS110) (BPS111) (BPS112) (BPS113) (BPS114)

CON. FILE NO. DESCRIPTION
 LARC 662(SA-2) 8) S98 V/NO.40 TRIPS(NOSE UP)
 LARC 662(SA-2) 2) S96 V/NO.40 TRIPS(NOSE UP)
 DATA NOT AVAILABLE
 DATA NOT AVAILABLE
 LARC 8 PT-662(SA-2) 8) S98 V/NO.40 TRIPS(NOSE UP)

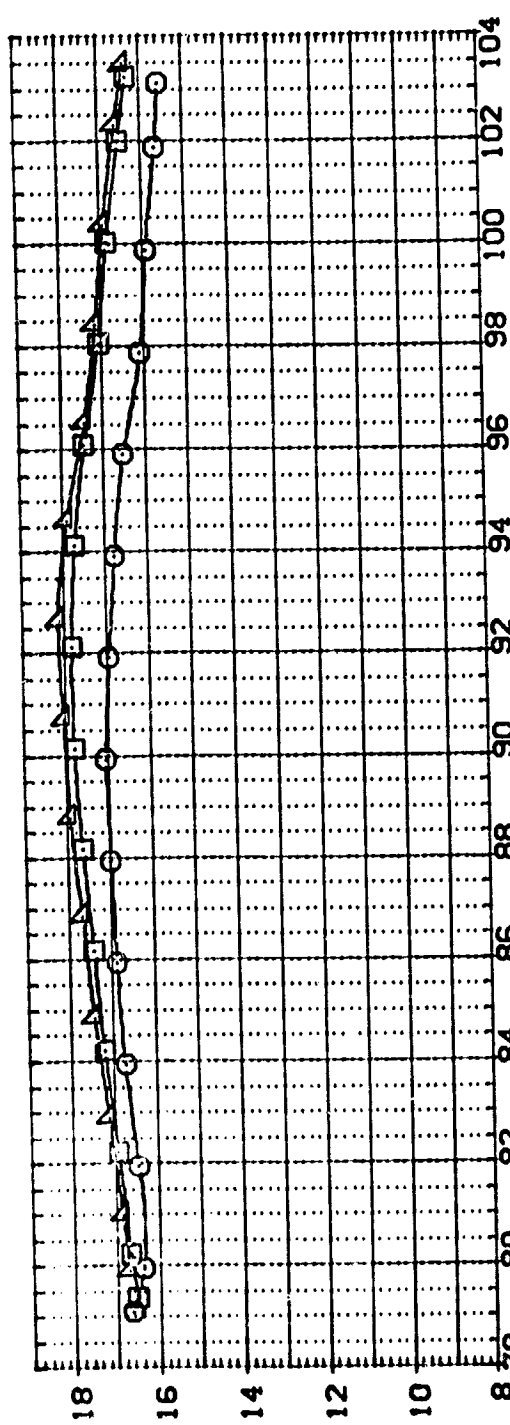
RM/VL 600 2,000 3,600 5,100 5,500

PHI .000 .000 .000 .000 .000

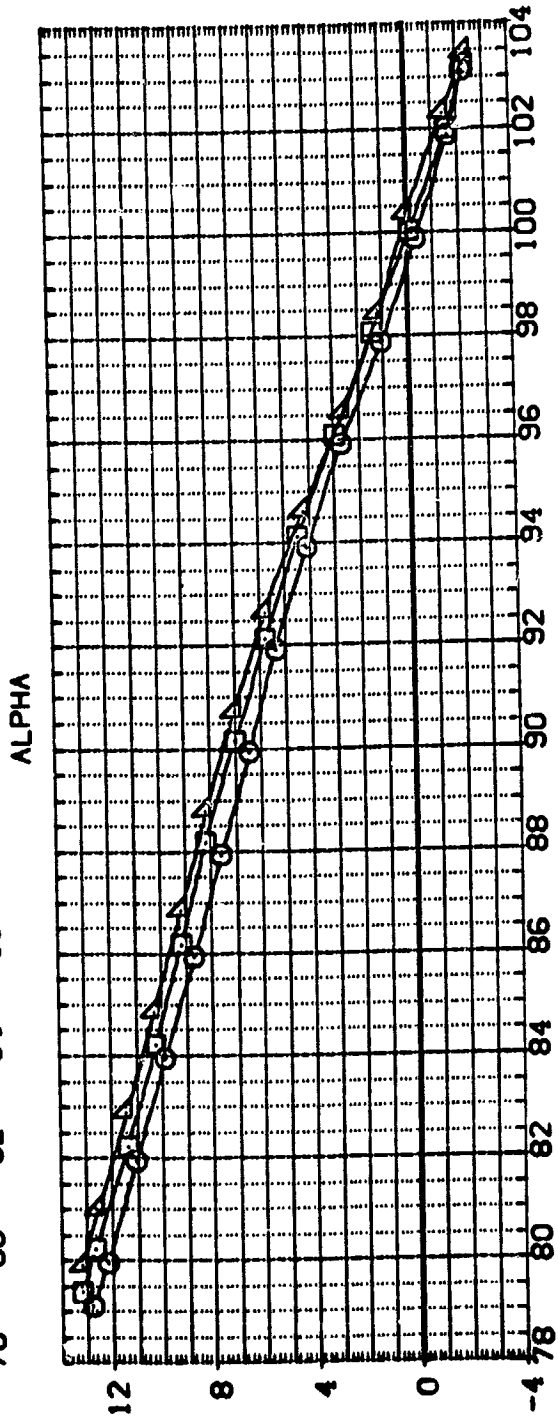
ATTRNG 1,000 1,000 1,000 1,000 1,000

REFERENCE INFORMATION

SREF 7.0690 SQ. IN.
 LREF 3.0000 INCHES
 BREF 3.0000 INCHES
 VTRP 20.8340 INCHES
 VTRP .0000 INCHES
 VTRP .0000 INCHES
 VTRP .0211 SCALE



CL



CM

EFFECT OF REYNOLDS NO. ON BODY ALONE AERO. CHARACT. WITH NO. 40 TRIP STRIPS

(C)MACH = .90

DATA SET SYMB. CONFIGURATION DESCRIPTION

(BPS110) LARC 81PT-652(SA-2FB) S88 V/NO.40 TRIPS(NOSE UP)

(BPS111) LARC 81PT-652(SA-2FB) S88 V/NO.40 TRIPS(NOSE UP)

(BPS112) LARC 81PT-652(SA-2FB) S88 V/NO.40 TRIPS(NOSE UP)

(BPS113) DATA NOT AVAILABLE

(BPS114) DATA NOT AVAILABLE

RV/L .600
2.000
3.500
5.100
5.500

PHI .000
.000
.000
.000
.000

ATTING 1.000
1.000
1.000
1.000
1.000

REFERENCE INFORMATION

SREF 7.0690 50. IN.

LREF 3.0000 INCHES

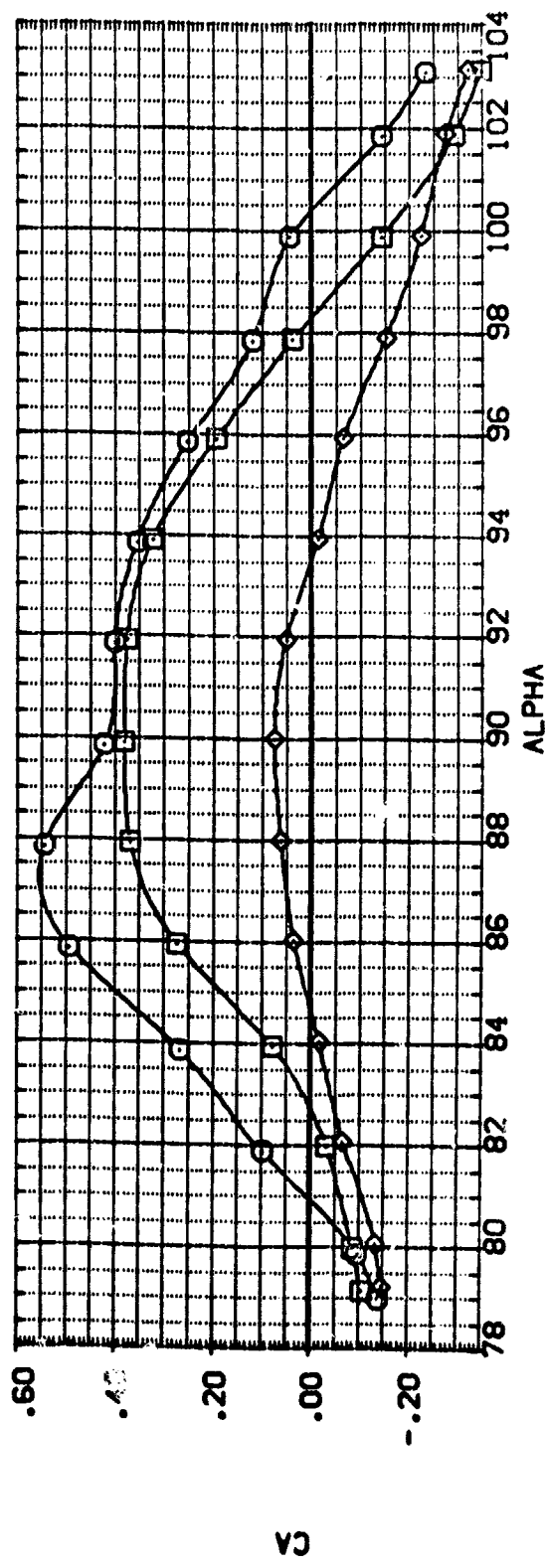
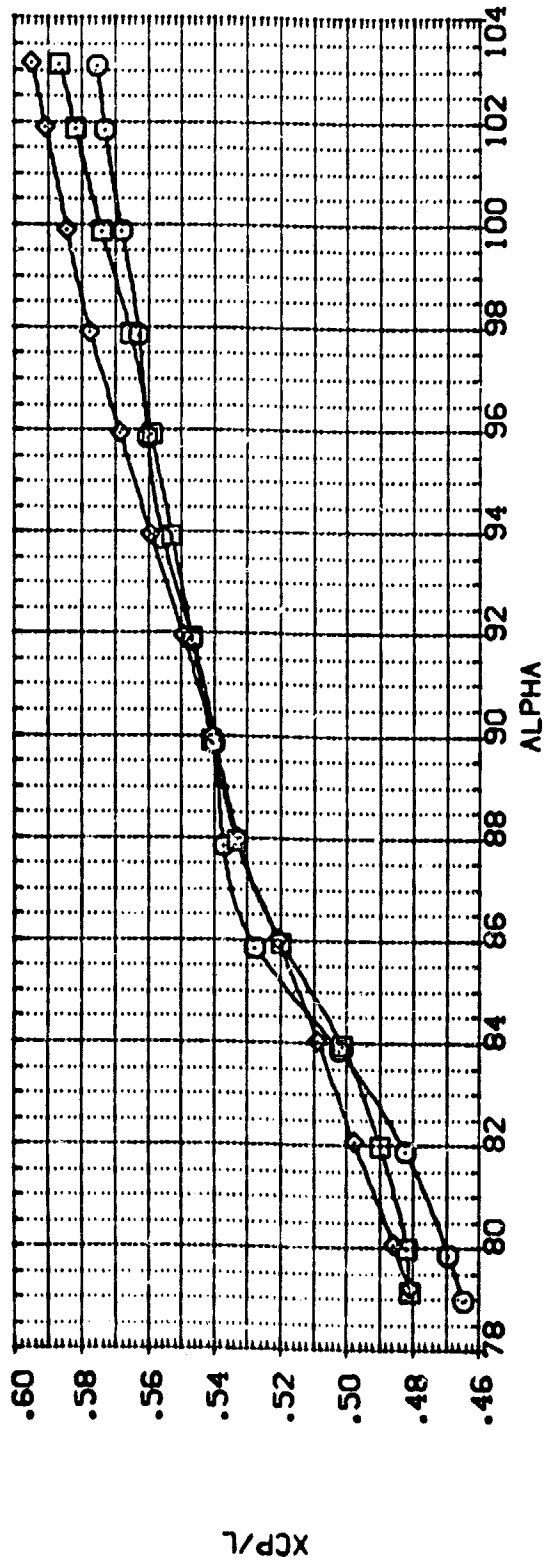
BREF 3.0000 INCHES

XTRP 20.8340 INCHES

YTRP .0000 INCHES

ZTRP .0000 INCHES

SCALE .0211 SCALE



EFFECT OF REYNOLDS NO. ON BODY ALONE AERO. CHARACT. WITH NO. 40 TRIP STRIPS

(AJMACH = .40)

PAGE 108

DATA SET SYMBOL: (SPS)10, (SPS)11, (SPS)12, (SPS)13, (SPS)14

CONFIGURATION DESCRIPTION: LARC 62(SA-2FB), LARC 81PT-652(SA-2FB), LARC NOT AVAILABLE, LARC 81PT-652(SA-2FB), DATA NOT AVAILABLE

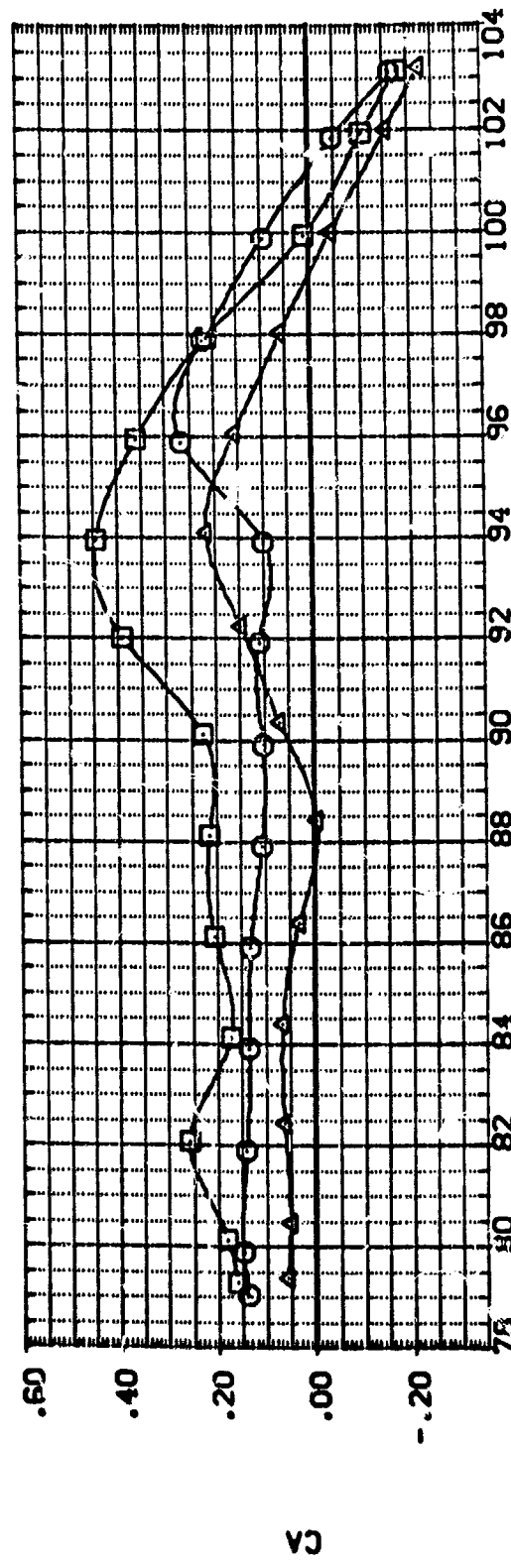
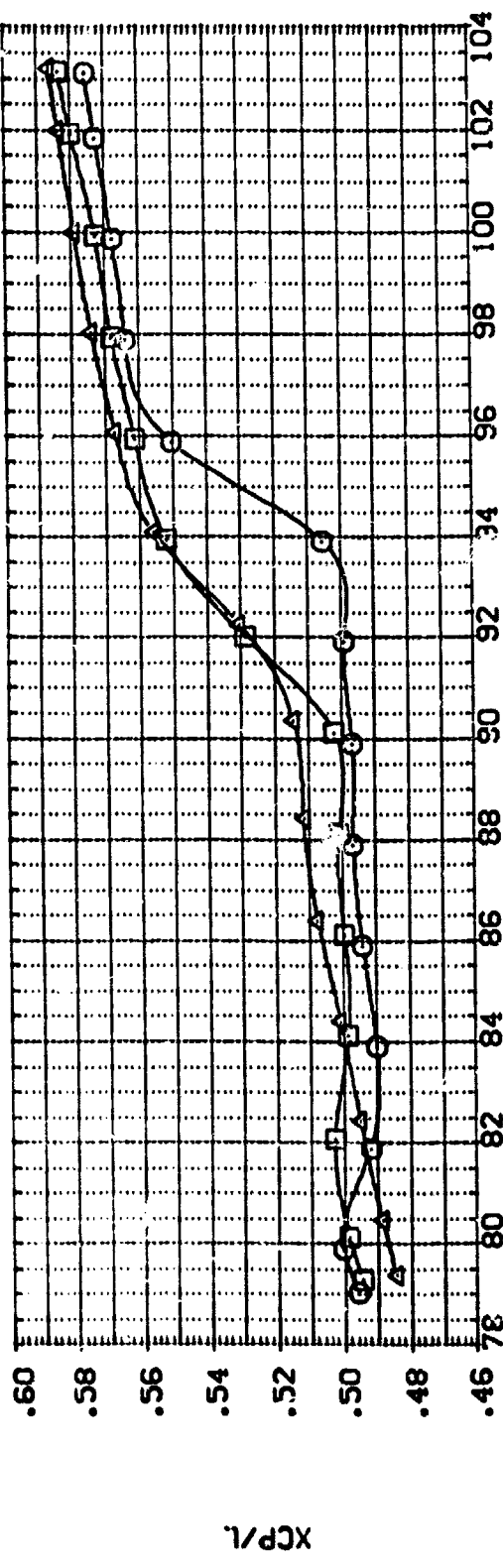
SRB V/NO.40 TRIPS(NOSE UP), SRB V/NO.40 TRIPS(NOSE UP), SRB V/NO.40 TRIPS(NOSE UP), SRB V/NO.40 TRIPS(NOSE UP)

RN/VL: .600, 2.000, 3.600, 5.100

PHI: .000, .000, .000, .000

ATTRNG: .000, .000, .000, .000

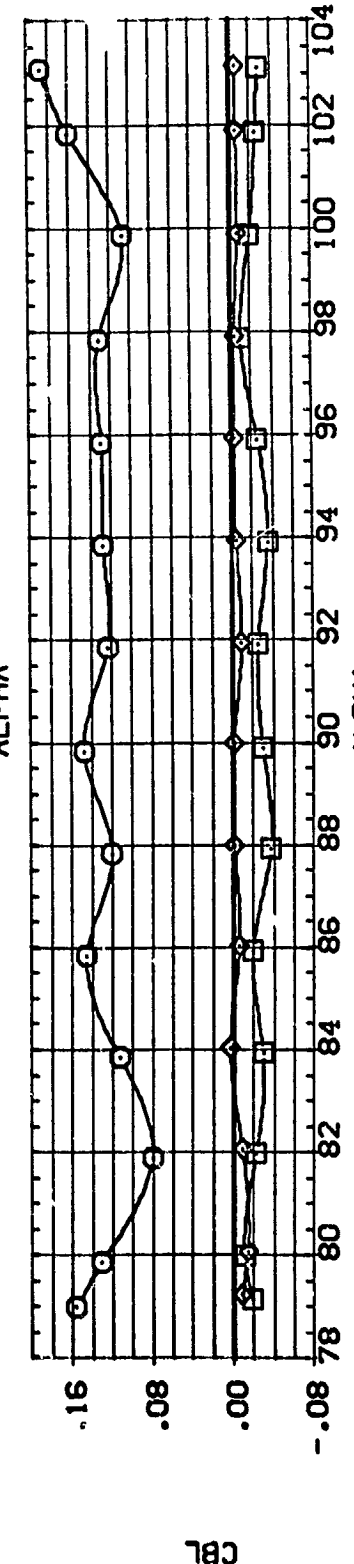
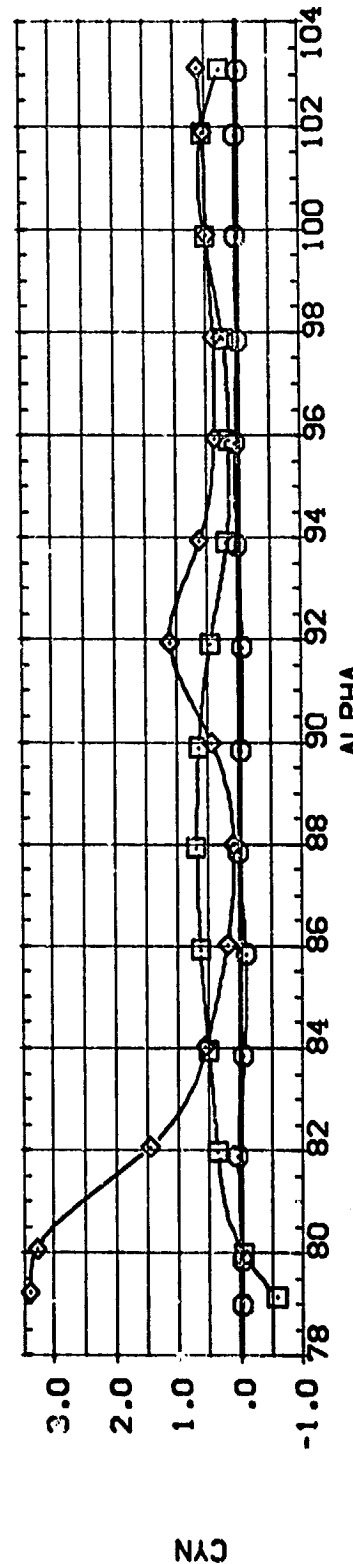
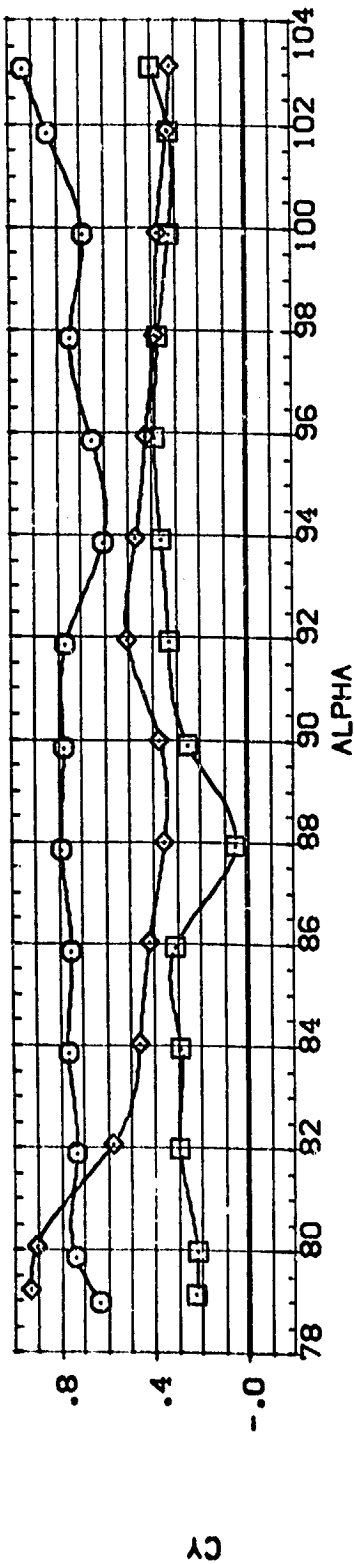
REFERENCE INFORMATION: SREF 7.0950, LREF 3.0000, BREF 3.0000, XTRP 20.8340, YTRP .0000, ZTRP .0000, SCALE .0211



EFFECT OF REYNOLDS NO. ON BODY ALONE AERO. CHARACT. WITH NO. 40 TRIP STRIPS

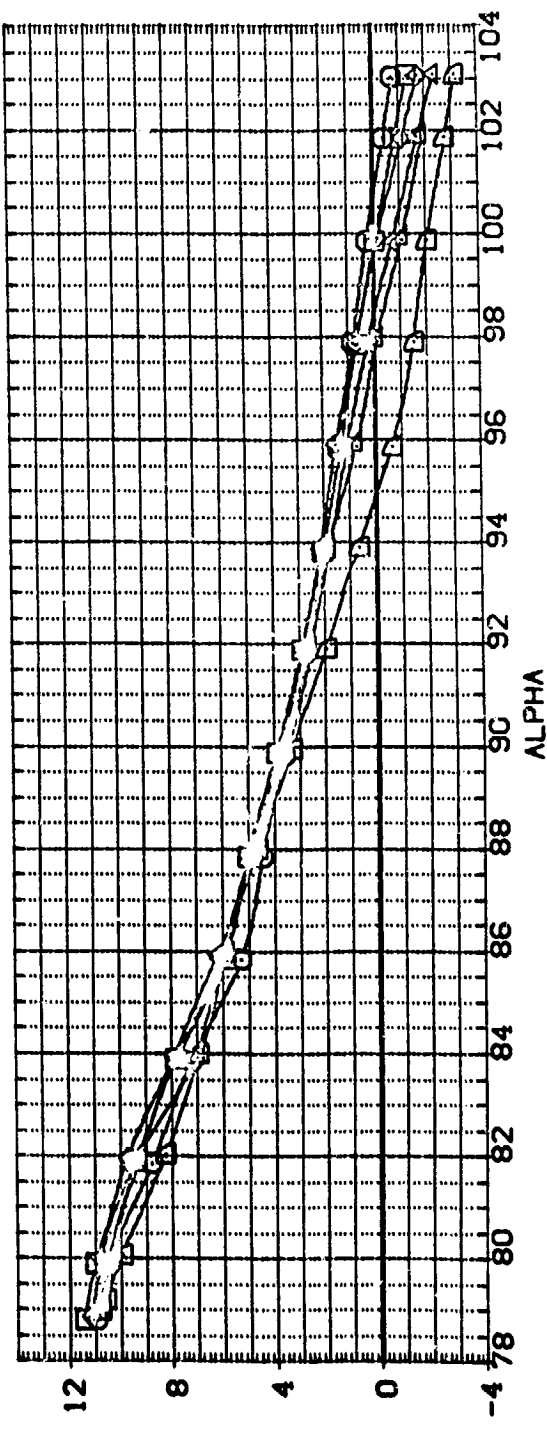
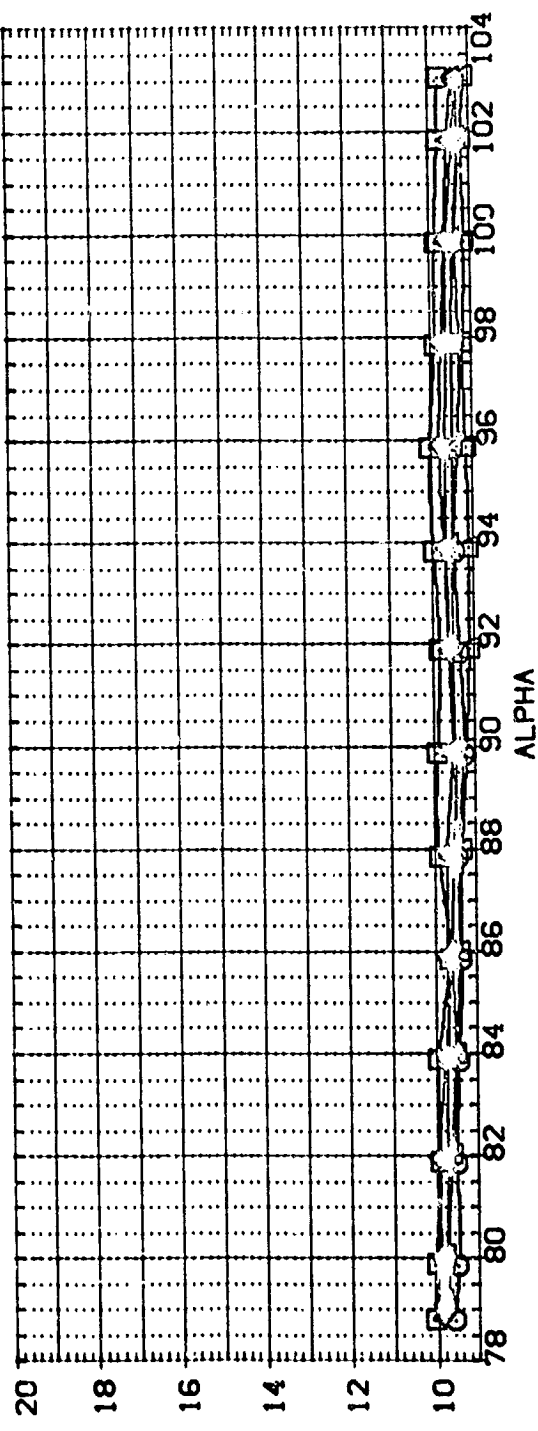


DATA SET SYMBOL	CONFIGURATION DESCRIPTION	R/V/L	PHI	ATTRNG	REFERENCE INFORMATION
(BPS110)	LARC 81PT-662(SA-2FB) SFB V/NO.40 TRIPS(NOSE UP)	.600	.000	1.000	SREF 7.0690 50. IN.
(BPS111)	LARC 81PT-662(SA-2FB) SFB V/NO.40 TRIPS(NOSE UP)	2.000	.000	1.000	LREF 3.0000 INCHES
(BPS112)	LARC 81PT-662(SA-2FB) SFB V/NO.40 TRIPS(NOSE UP)	3.600	.000	1.000	BREF 20.8340 INCHES
(BPS113)	DATA NOT AVAILABLE	5.100	.000	1.000	YMPP .0000 INCHES
(BPS114)	DATA NOT AVAILABLE	5.500	.000	1.000	ZMPP .0211 INCHES
					SCALE



EFFECT OF REYNOLDS NO. ON BODY ALONE AERO. CHARACT. WITH NO. 40 TRIP STRIPS
 (A)MACH = .40

DATA SET SYMBOL	CONFIGURATION DESCRIPTION	RVAL	PHI	ATTRNG	REFERENCE INFORMATION
(BFS115)	LARC 81PT-662(SA-2FB) SRB V/NO.25 TRIPS(NOSE UP)	.600	.000	1.000	SREF 7.0690 SQ. IN.
(BFS116)	LARC 81PT-662(SA-2FB) SRB V/NO.25 TRIPS(NOSE UP)	.900	.000	1.000	LREF 3.0000 INCHES
(BFS117)	LARC 81PT-662(SA-2FB) SRB V/NO.25 TRIPS(NOSE UP)	1.600	.000	1.000	BREF 3.0000 INCHES
(BFS118)	LARC 81PT-662(SA-2FB) SRB V/NO.25 TRIPS(NOSE UP)	2.000	.000	1.000	XMRP 20.8340 INCHES
(BFS119)	LARC 81PT-662(SA-2FB) SRB V/NO.25 TRIPS(NOSE UP)	2.900	.000	1.000	YMRP .0000 INCHES
(BFS120)	LARC 81PT-662(SA-2FB) SRB V/NO.25 TRIPS(NOSE UP)	3.600	.000	1.000	ZMRP .0211 INCHES
					SCALE

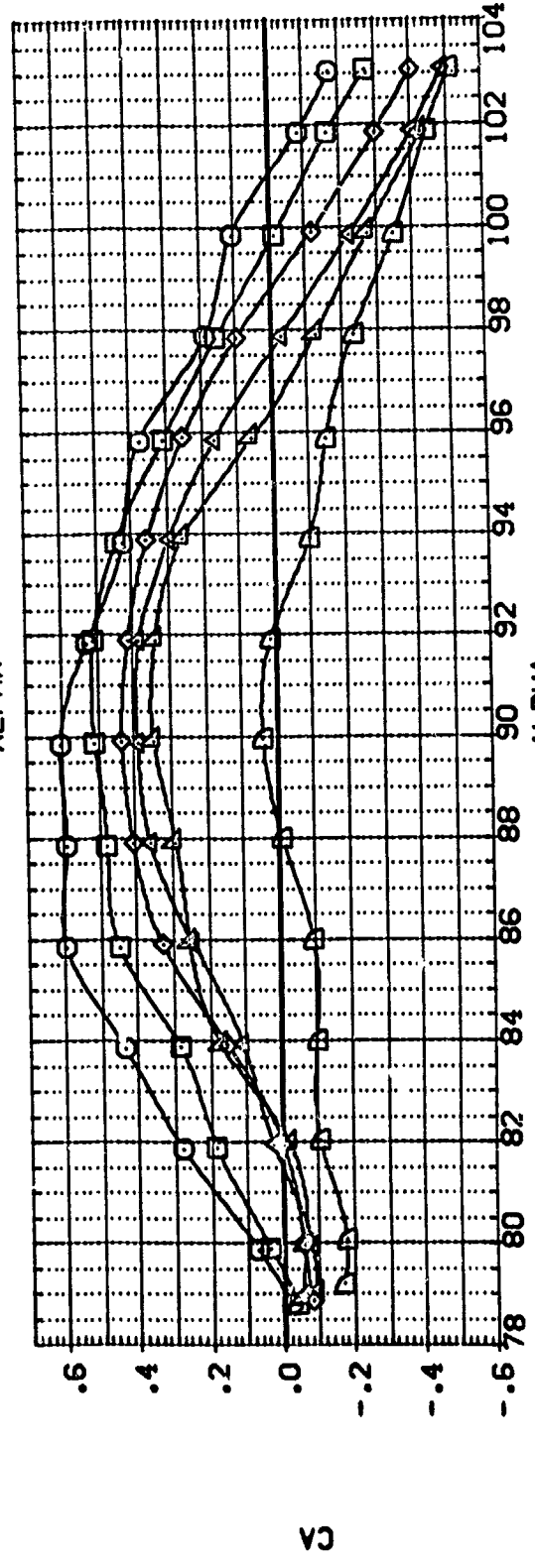
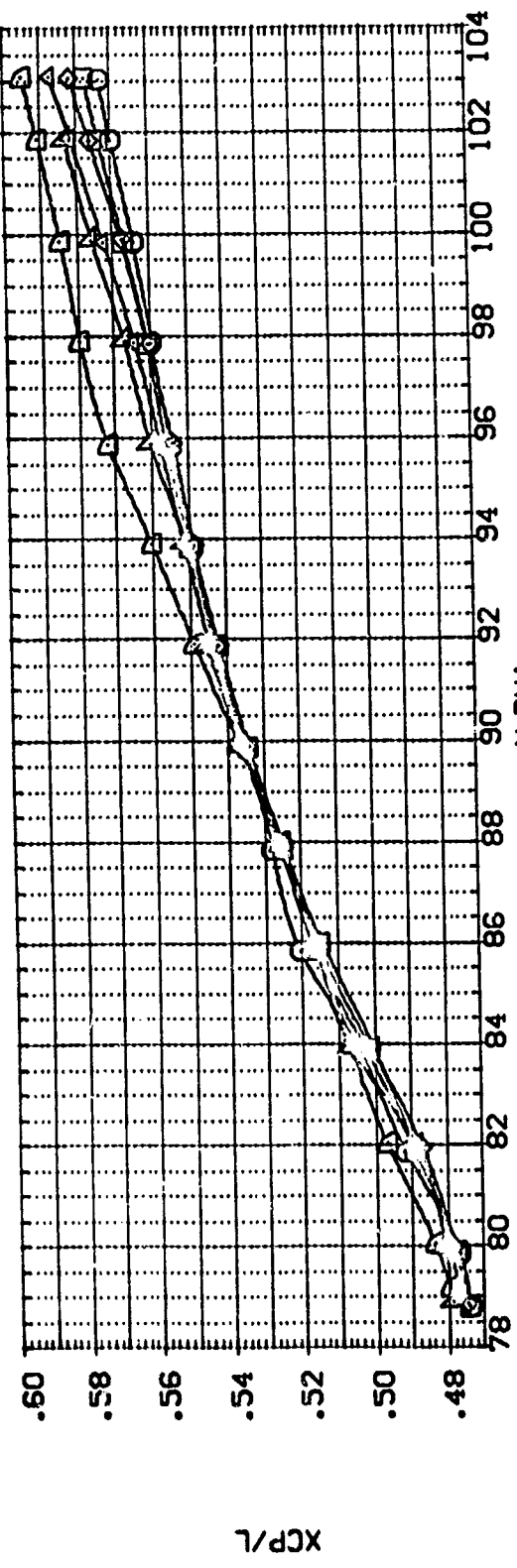


EFFECT OF REYNOLDS NO. ON BODY ALONE AERO. CHARACT. WITH NO. 25 TRIP STRIPS

(A)MACH = .40



DATA SET SYMBOL: (BPS:15), (BPS:16), (BPS:17), (BPS:18), (BPS:19), (BPS:20)
 CONF. LOCATION DESCRIPTION: LARC 8 IPT-662(SA-2FB) SR8 V/NO.25 TRIPS(NOSE UP), LARC 8 IPT-662(SA-2FB) SR8 V/NO.25 TRIPS(NOSE UP), LARC 8 IPT-662(SA-2FB) SR8 V/NO.25 TRIPS(NOSE UP), LARC 8 IPT-662(SA-2FB) SR8 V/NO.25 TRIPS(NOSE UP), LARC 8 IPT-662(SA-2FB) SR8 V/NO.25 TRIPS(NOSE UP)
 RV/L: .600, .900, 1.600, 2.500, 3.600
 PHI: .000, .000, .000, .000, .000
 ATTRNG: 1.000, 1.000, 1.000, 1.000, 1.000
 REFERENCE INFORMATION: SREF 7.0690 SQ. IN., LREF 3.0000 INCHES, BREF 3.0000 INCHES, XTRP 20.8340 INCHES, YTRP .0000 INCHES, ZTRP .0000 INCHES, SCALE .0211 SCALE



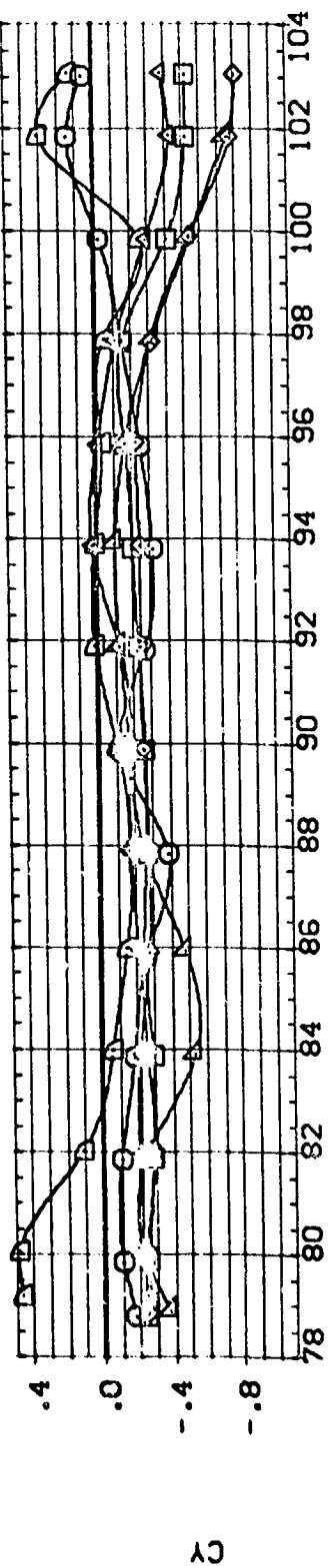
EFFECT OF REYNOLDS NO. ON BODY ALONE AERO. CHARACT. WITH NO. 25 TRIP STRIPS

DATA SET SYMBOL
 (BPS115)
 (BPS116)
 (BPS117)
 (BPS118)
 (BPS119)
 (BPS120)

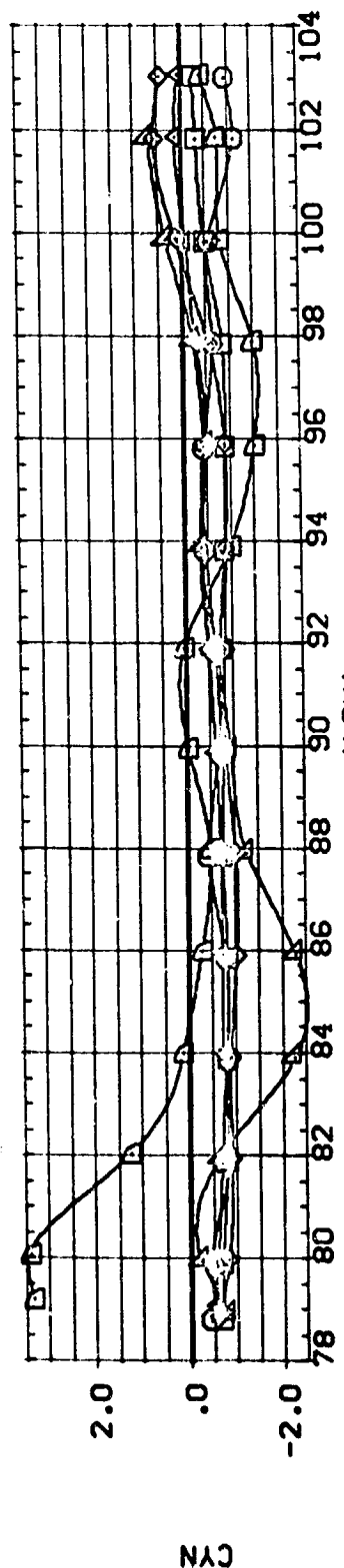
CONFIGURATION DESCRIPTION
 LARC 81PT-662(SA-2FB) SR8 V/NO.25 TRIPS(NOSE UP)
 LARC 81PT-662(SA-2FB) SR8 V/NO.25 TRIPS(NOSE UP)
 LARC 81PT-662(SA-2FB) SR8 V/NO.25 TRIPS(NOSE UP)
 LARC 81PT-662(SA-2FB) SR8 V/NO.25 TRIPS(NOSE UP)
 LARC 81PT-662(SA-2FB) SR8 V/NO.25 TRIPS(NOSE UP)

RMVL PHI ATRNG
 .600 .000 1.000
 .900 .000 1.000
 1.600 .000 1.000
 2.900 .000 1.000
 3.600 .000 1.000

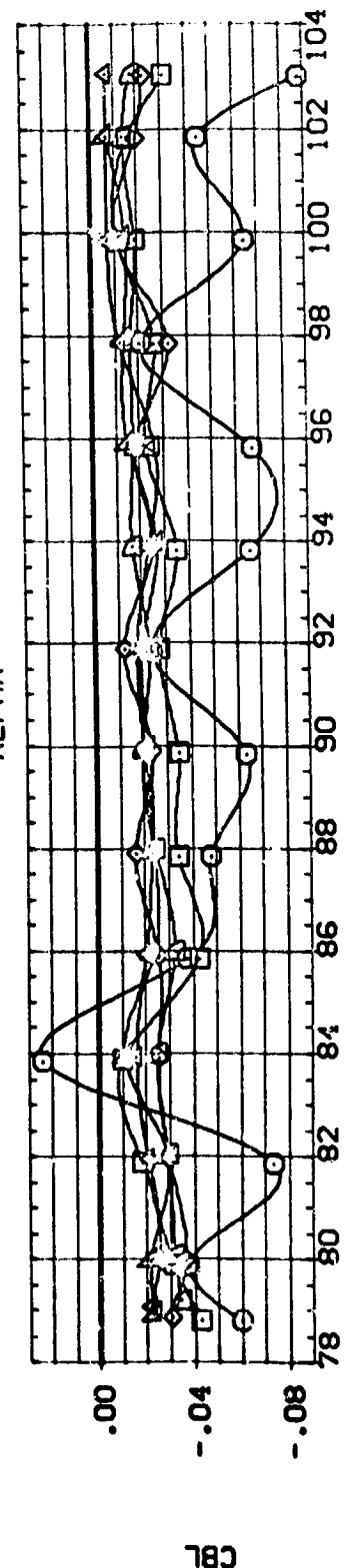
REFERENCE INFORMATION
 SREF 7.0690 90. IN.
 LREF 3.0000 INCHES
 BREF 3.0000 INCHES
 XTRP 20.8340 INCHES
 YTRP .0000 INCHES
 ZTRP .0000 INCHES
 SCALE .0211 SCALE



CL



CYN

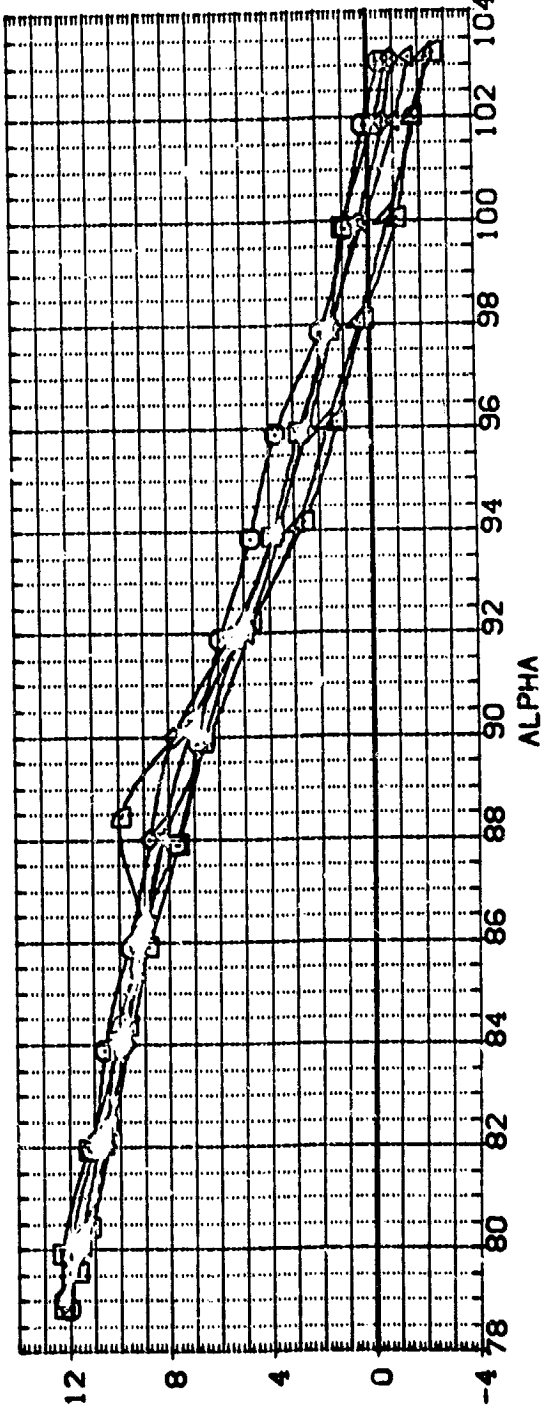



CBL

EFFECT OF REYNOLDS NO. ON BODY ALONE AERO. CHARACT. WITH NO. 25 TRIP STRIPS

(A)MACH = .40

DATA SET SYMBOL	CONF. INFORMATION DESCRIPTION	SR8	V/NO.	TRIPS	NOSE	UP	R/V/L	PHI	ATTRNG	REFERENCE INFORMATION
(BFS)15)	LARC 1-662(SA-2-B)	SR8	V/NO.25	TRIPS	(NOSE	UP)	.600	.000	1.000	SREF 7.0690
(BFS)16)	LARC 3-662(SA-2-B)	SR8	V/NO.25	TRIPS	(NOSE	UP)	.900	.000	1.000	LREF 3.0000
(BFS)17)	LARC 5-662(SA-2-B)	SR8	V/NO.25	TRIPS	(NOSE	UP)	1.600	.000	1.000	BREF 3.0000
(BFS)18)	LARC 7-662(SA-2-B)	SR8	V/NO.25	TRIPS	(NOSE	UP)	2.000	.000	1.000	XREF 20.8340
(BFS)20)	LARC 8-662(SA-2-B)	SR8	V/NO.25	TRIPS	(NOSE	UP)	3.600	.000	1.000	YREF .0000
(BFS)21)	LARC 8-662(SA-2-B)	SR8	V/NO.25	TRIPS	(NOSE	UP)	5.100	.000	1.000	ZREF .0000
										SCALE .0211



EFFECT OF REYNOLDS NO. ON BODY ALONE AERO. CHARACT. WITH NO. 25 TRIP STRIPS
 (A)MACH = .60
 PAGE 117

DATA SET SYMBOL
 (BPS115)
 (BPS116)
 (BPS117)
 (BPS118)
 (BPS120)
 (BPS121)

CONFIGURATION DESCRIPTION
 LARC 81PT-662(SA-2FB) SR8 V/NO.25
 LARC 81PT-662(SA-2FB) SR8 V/NO.25
 LARC 81PT-662(SA-2FB) SR8 V/NO.25
 LARC 81PT-662(SA-2FB) SR8 V/NO.25
 LARC 81PT-662(SA-2FB) SR8 V/NO.25

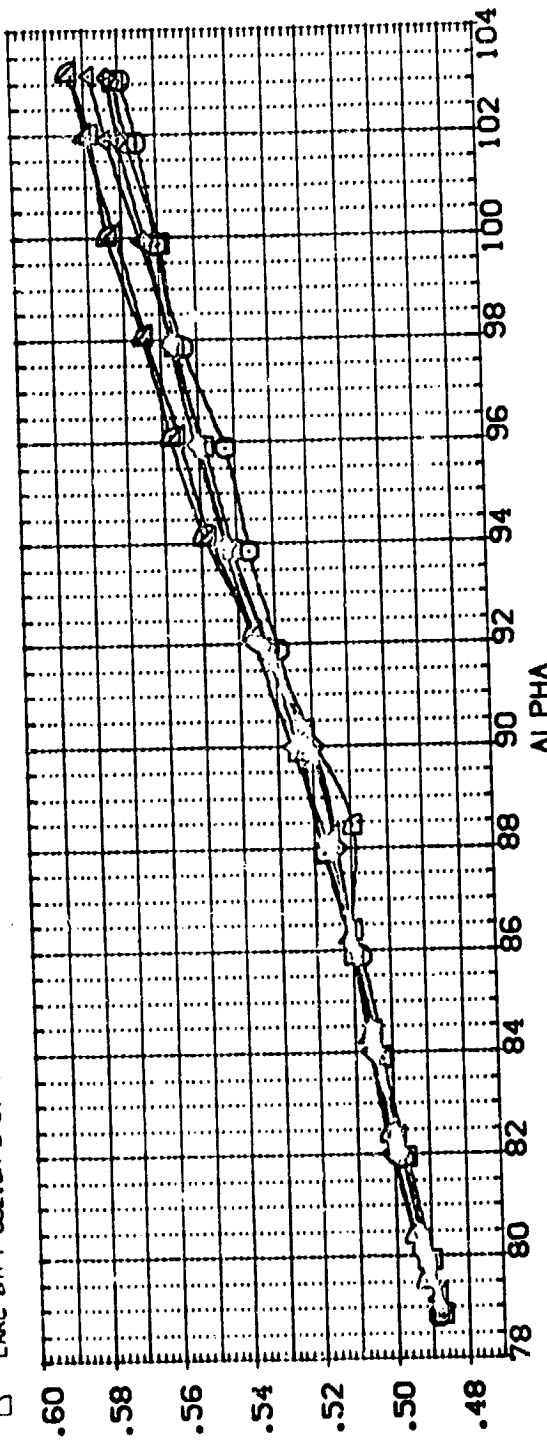
TRIPS(NOSE UP)
 TRIPS(NOSE UP)
 TRIPS(NOSE UP)
 TRIPS(NOSE UP)
 TRIPS(NOSE UP)

RNVL
 .600
 .900
 1.600
 2.000
 3.600
 5.100

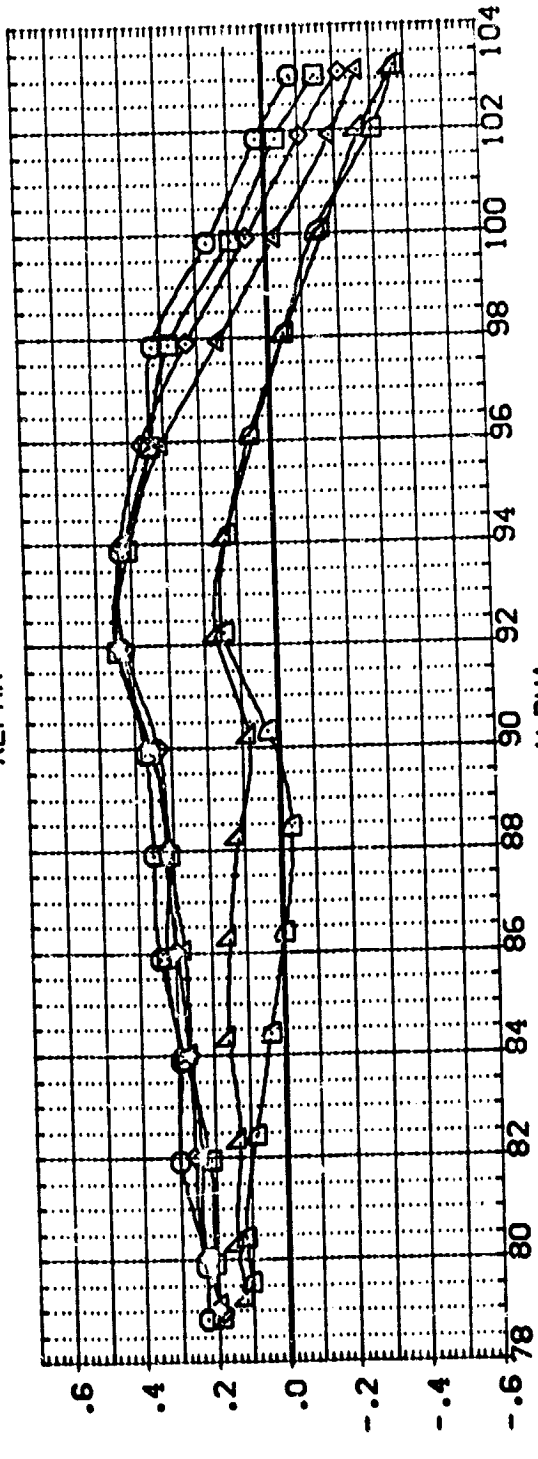
PHI
 .000
 .000
 .000
 .000
 .000
 .000

ATTRNG
 1.000
 1.000
 1.000
 1.000
 1.000
 1.000

REFERENCE INFORMATION
 SREF 7.0690 SQ. IN.
 LREF 3.0000 INCHES
 BREF 3.0000 INCHES
 XMPRP 20.8340 INCHES
 YMPRP .0000 INCHES
 ZMPRP .0000 INCHES
 SCALE .0211 SCALE



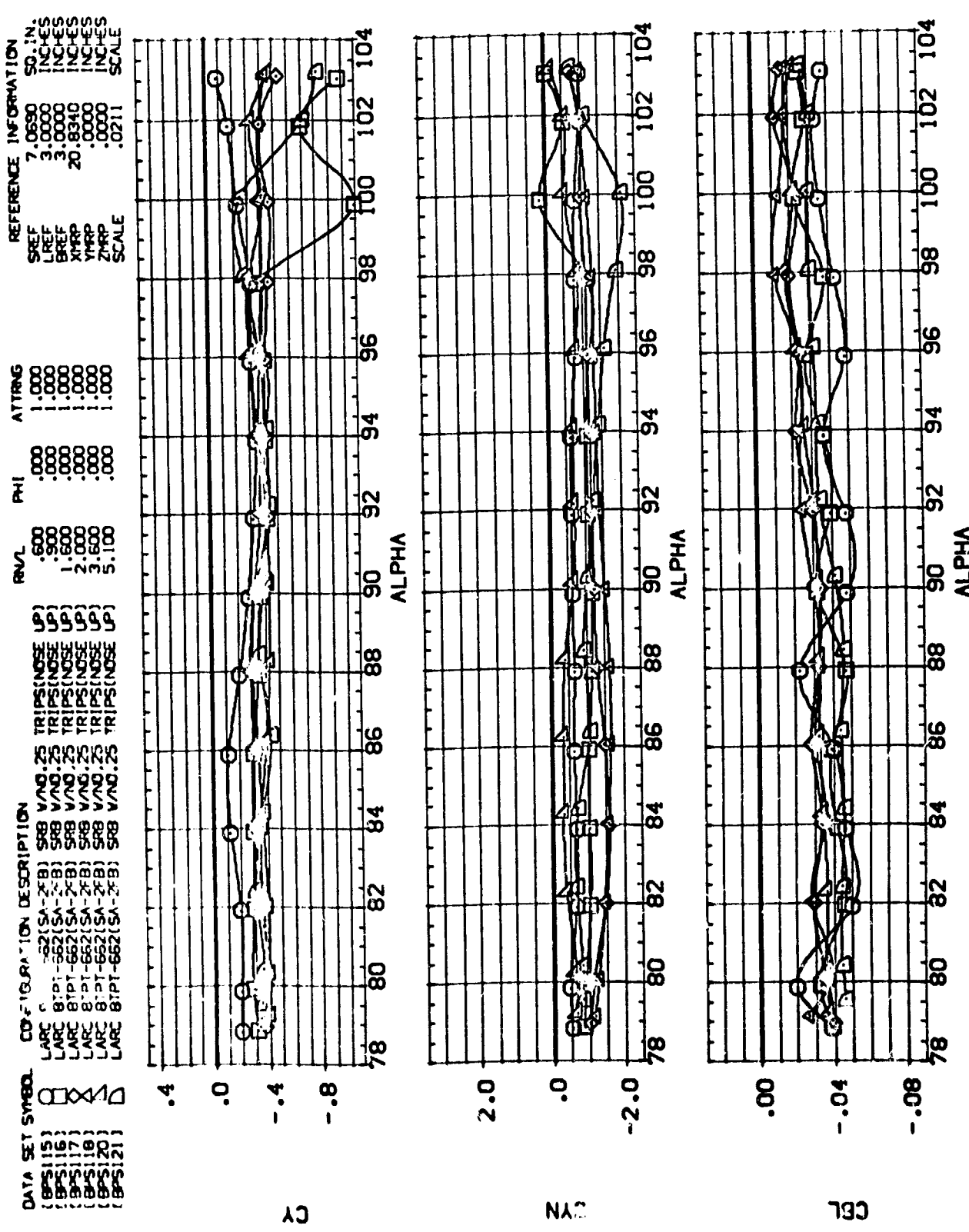
XCP/L



CA

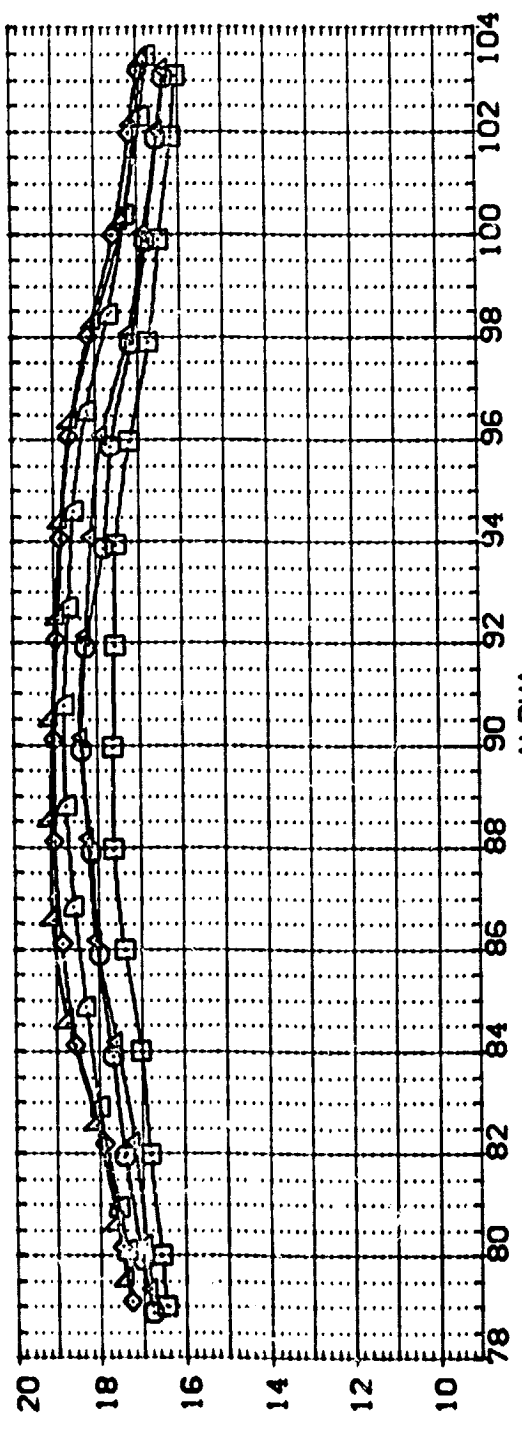
EFFECT OF REYNOLDS NO. ON BODY ALONE AERO. CHARACT. WITH NO. 25 TRIP STRIPS

(A)MACH = .60

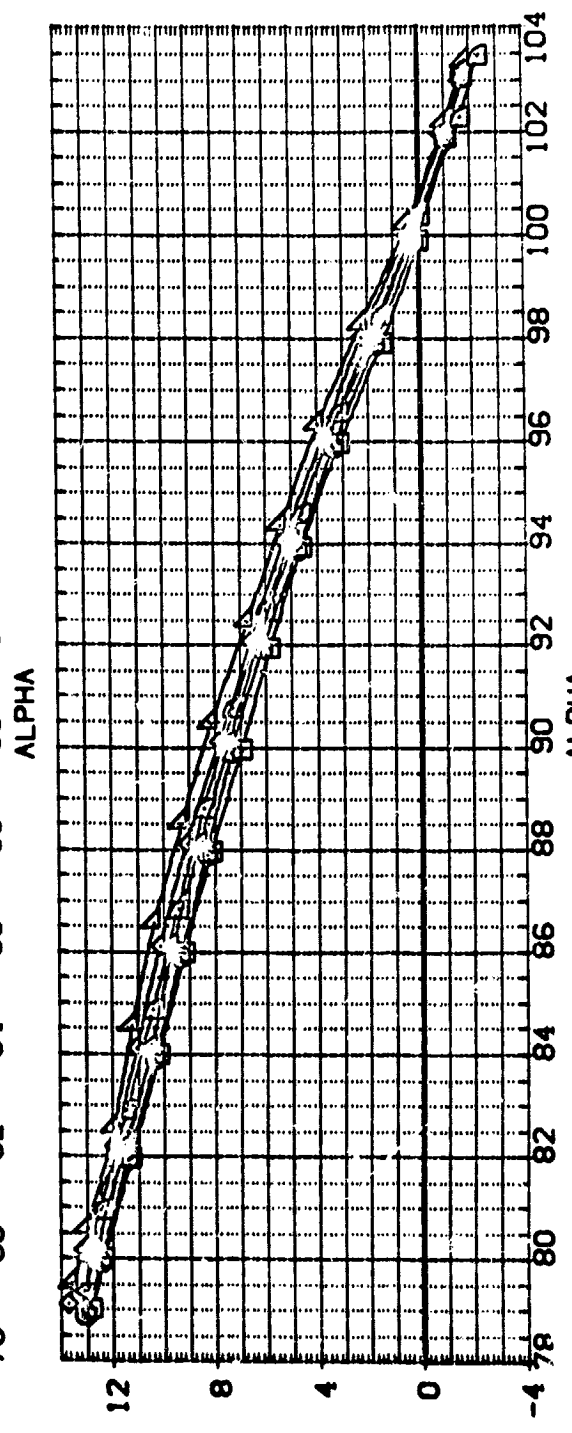


EFFECT OF REYNOLDS NO. ON BODY ALONE AERO. CHARACT. WITH NO. 25 TRIP STRIPS
 (A)MACH = .60 PAGE 119

DATA SET SYMBOL	CONFIGURATION DESCRIPTION	RV/L	PHI	ATTRNG	REFERENCE INFORMATION
(BPS)15)	LARC 81PT-662(SA-2FB) SRB V/NO.25 TRIPS(NOSE UP)	.600	.000	1.000	SREF 7.0690 SQ. IN.
(BPS)16)	LARC 81PT-662(SA-2FB) SRB V/NO.25 TRIPS(NOSE UP)	.900	.000	1.000	LREF 3.0000 INCHES
(BPS)17)	LARC 81PT-662(SA-2FB) SRB V/NO.25 TRIPS(NOSE UP)	1.500	.000	1.000	BREF 3.0000 INCHES
(BPS)18)	LARC 81PT-662(SA-2FB) SRB V/NO.25 TRIPS(NOSE UP)	2.000	.000	1.000	XMRP 20.8340 INCHES
(BPS)20)	LARC 81PT-662(SA-2FB) SRB V/NO.25 TRIPS(NOSE UP)	3.500	.000	1.000	YMRP .0000 INCHES
(BPS)22)	LARC 81PT-662(SA-2FB) SRB V/NO.25 TRIPS(NOSE UP)	5.500	.000	1.000	ZMRP .0000 INCHES
					SCALE .0211



CN

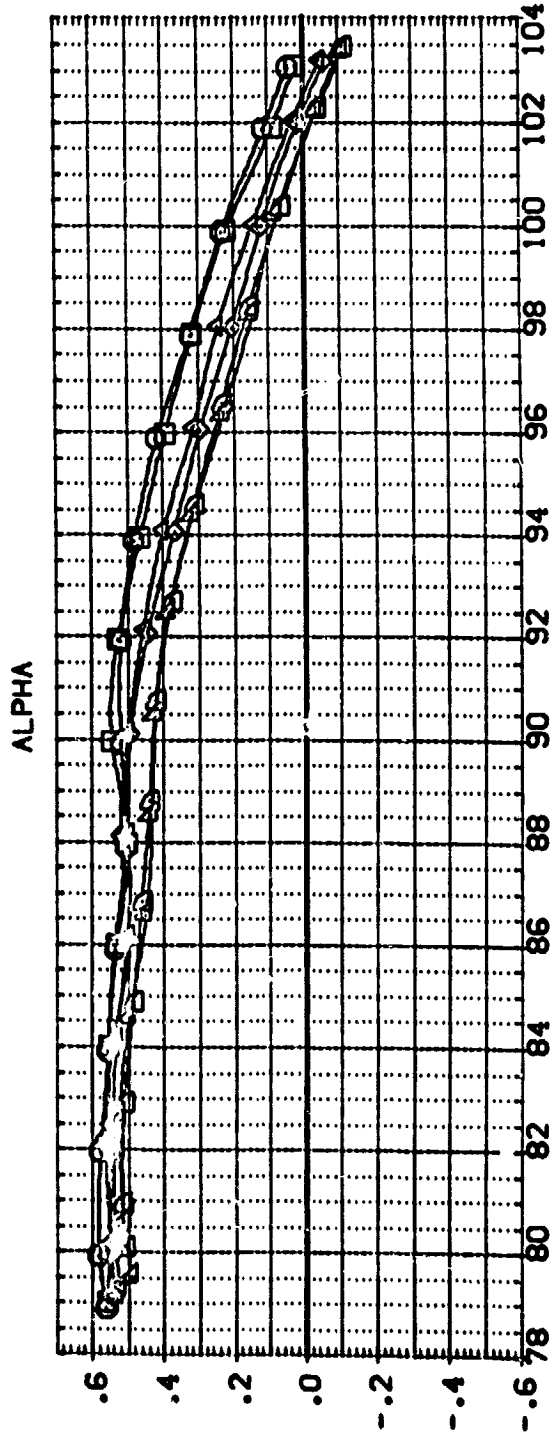
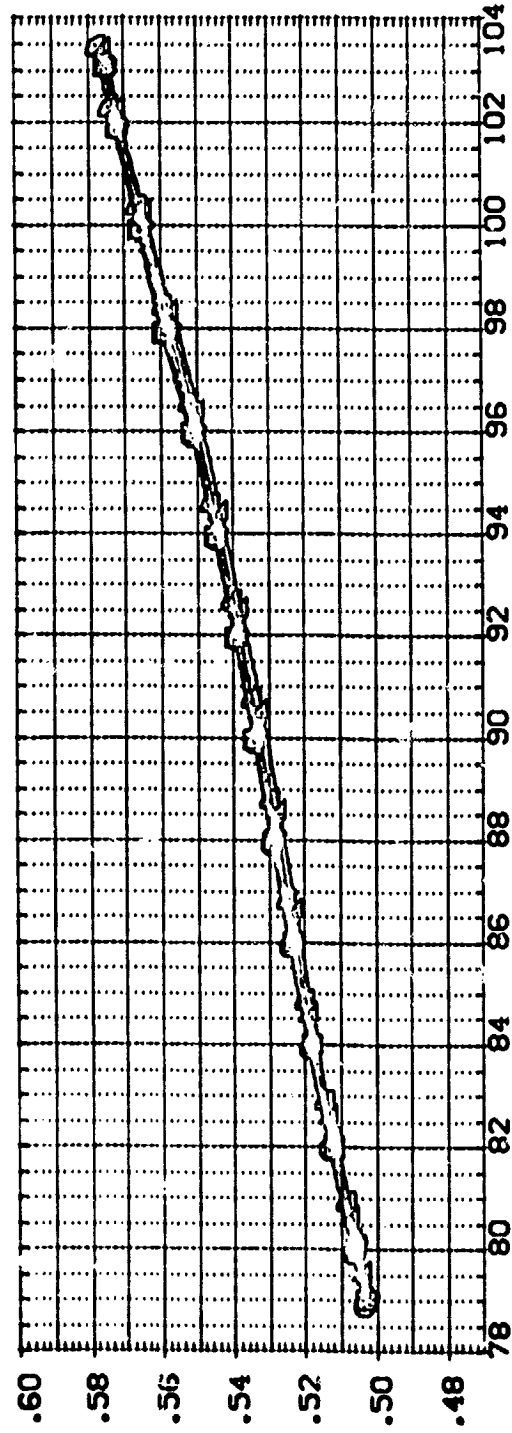


CL

EFFECT OF REYNOLDS NO. ON BODY ALONE AERO. CHARACT. WITH NO. 25 TRIP STRIPS

(A)MACH = .90

DATA SET SYMBOL	CONF. ILLUSTRATION DESCRIPTION	RV/L	PHI	ATTRNG	REFERENCE INFORMATION
(BPS)15)	LARC 8TPT-662(SA-2FB) SR8 V/NO.25 TRIPS(NOSE UP)	.600	.000	1.000	SREF 7.0690 50. IN-
(BPS)16)	LARC 8TPT-662(SA-2FB) SR8 V/NO.25 TRIPS(NOSE UP)	.900	.000	1.000	LREF 3.0000 INCHES
(BPS)17)	LARC 8TPT-662(SA-2FB) SR8 V/NO.25 TRIPS(NOSE UP)	1.600	.000	1.000	BREF 3.0000 INCHES
(BPS)18)	LARC 8TPT-662(SA-2FB) SR8 V/NO.25 TRIPS(NOSE UP)	2.000	.000	1.000	XMRP 20.8340 INCHES
(BPS)20)	LARC 8TPT-662(SA-2FB) SR8 V/NO.25 TRIPS(NOSE UP)	3.600	.000	1.000	YMRP .0000 INCHES
(BPS)22)	LARC 8TPT-662(SA-2FB) SR8 V/NO.25 TRIPS(NOSE UP)	5.500	.000	1.000	ZMRP .0000 INCHES
					SCALE .0211




EFFECT OF REYNOLDS NO. ON BODY ALONE AERO. CHARACT. WITH NO. 25 TRIP STRIPS
 (A)MACH = .90

DATA SET SYMBOL
 (BPS)15
 (BPS)16
 (BPS)17
 (BPS)18
 (BPS)20
 (BPS)22

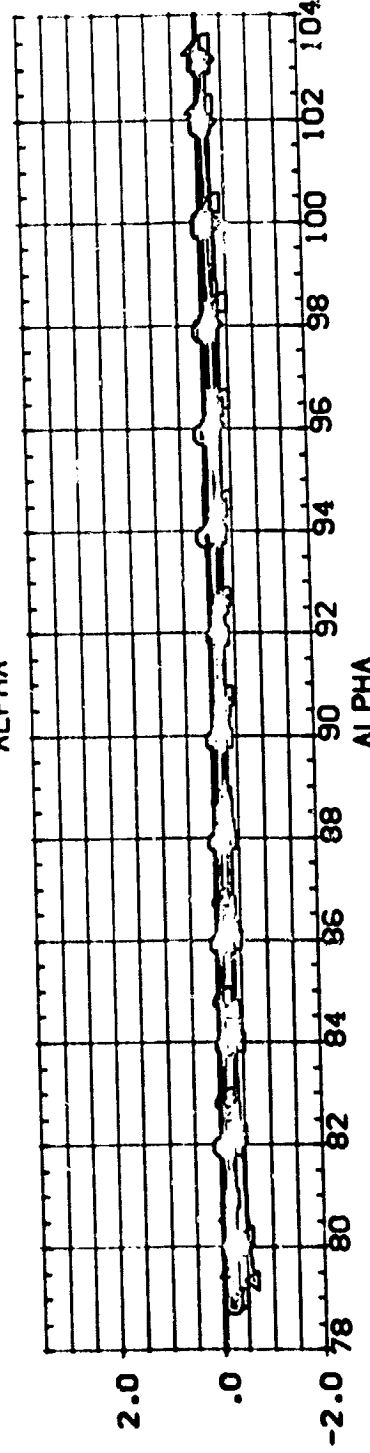
CONFIGURATION DESCRIPTION
 LARC 8TPT-662(SA-2(B) S98 V/NO.25 TRIPS(NOSE UP)
 LARC 8TPT-662(SA-2(B) S98 V/NO.25 TRIPS(NOSE UP)
 LARC 8TPT-662(SA-2(B) S98 V/NO.25 TRIPS(NOSE UP)
 LARC 8TPT-662(SA-2(B) S98 V/NO.25 TRIPS(NOSE UP)
 LARC 8TPT-662(SA-2(B) S98 V/NO.25 TRIPS(NOSE UP)

RV/L PHI ATTRNG
 .600 .000 1.000
 .900 .000 1.000
 1.600 .000 1.000
 2.000 .000 1.000
 3.500 .000 1.000
 5.500 .000 1.000

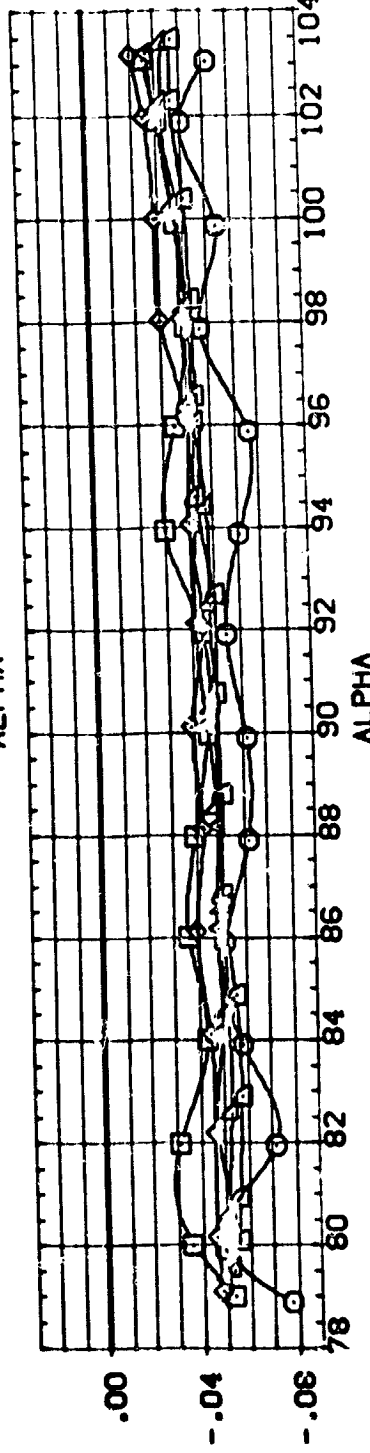
REFERENCE INFORMATION
 SREF 7.0690 50. IN.
 LREF 3.0000 INCHES
 BREF 3.0000 INCHES
 XTRP 20.8340 INCHES
 YTRP .0000 INCHES
 ZTRP .0000 INCHES
 SCALE .0211



C_L



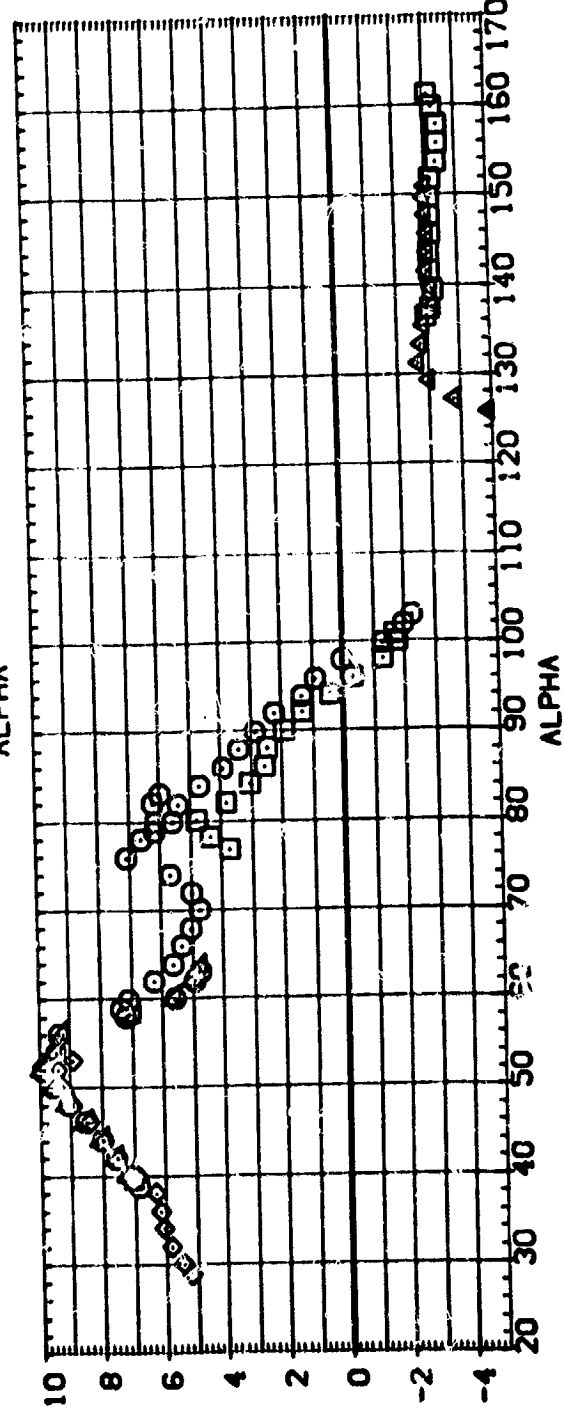
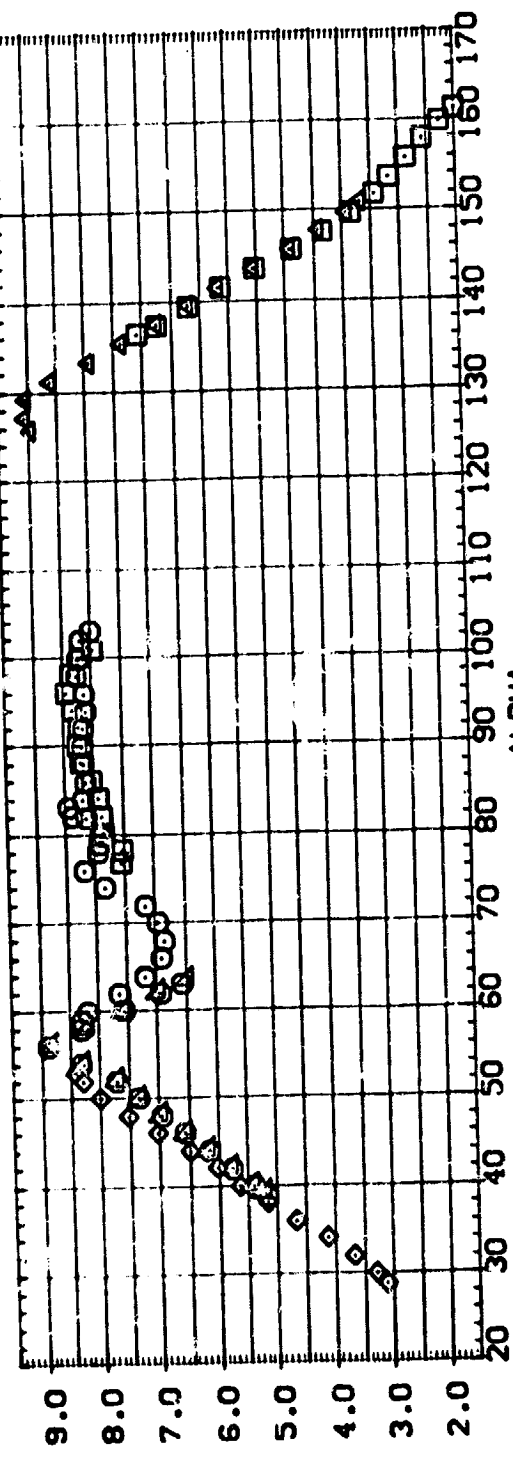
C_D



C_M

EFFECT OF REYNOLDS NO. ON BODY ALONE AERO. CHARACT. WITH NO. 25 TRIP STRIPS
 (A)MACH = .90

DATA SET SYMBOL	CONFIGURATION DESCRIPTION	RNVL	PHI	ATTRNG	REFERENCE INFORMATION
(BPS:01)	LARC 81PT-662(SA-27B) SRB (NOSE UP)	3.600	.000	1.000	SREF 7.0690 SQ. IN.
(BPS:02)	LARC 81PT-662(SA-27B) SRB (NOSE DOWN)	3.600	.000	1.000	LREF 3.0000 INCHES
(BPS:03)	LARC 81PT-662(SA-27B) SRB (NOSE UP)	3.600	.000	1.000	BREF 20.8340 INCHES
(BPS:04)	LARC 81PT-662(SA-27B) SRB (NOSE DOWN)	3.600	.000	1.000	XTRP .0000 INCHES
(BPS:05)	LARC 81PT-662(SA-27B) SRB (NOSE UP)	3.600	.000	1.000	YTRP .0000 INCHES
(BPS:06)	LARC 81PT-662(SA-27B) SRB (NOSE DOWN)	3.600	.000	1.000	ZTRP .0000 INCHES
(BPS:08)	LARC 81PT-662(SA-27B) SRB (NOSE UP)	3.600	.000	1.000	SCALE .0211

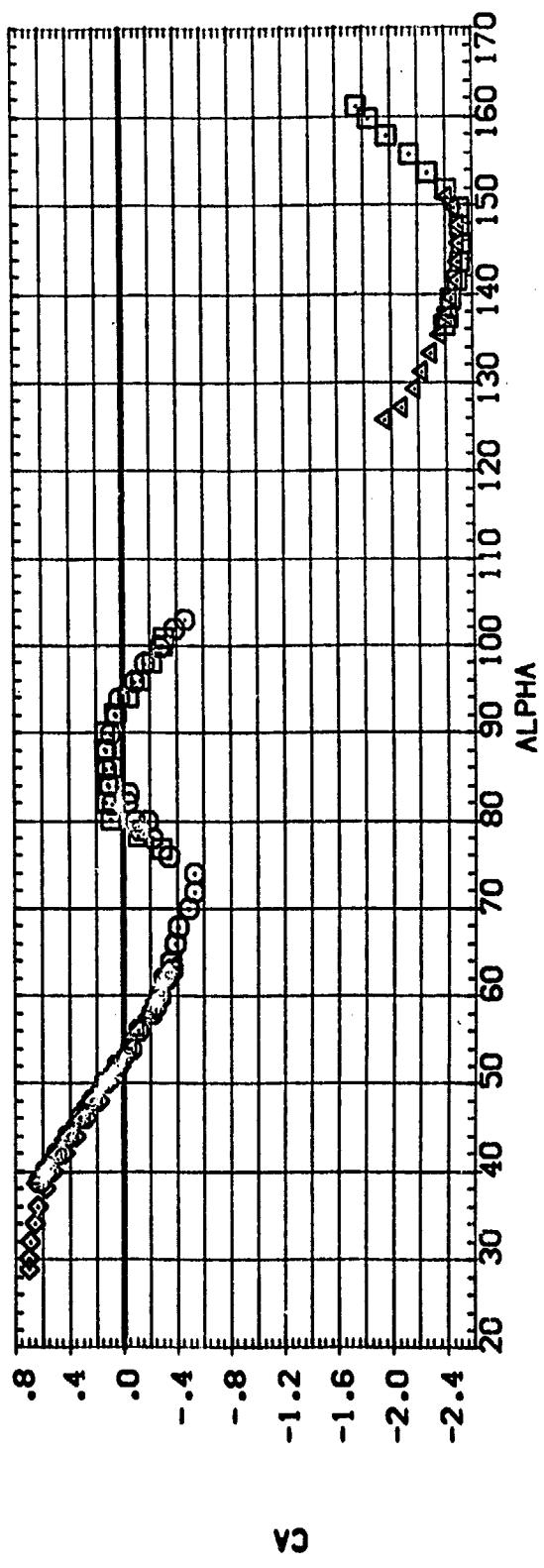
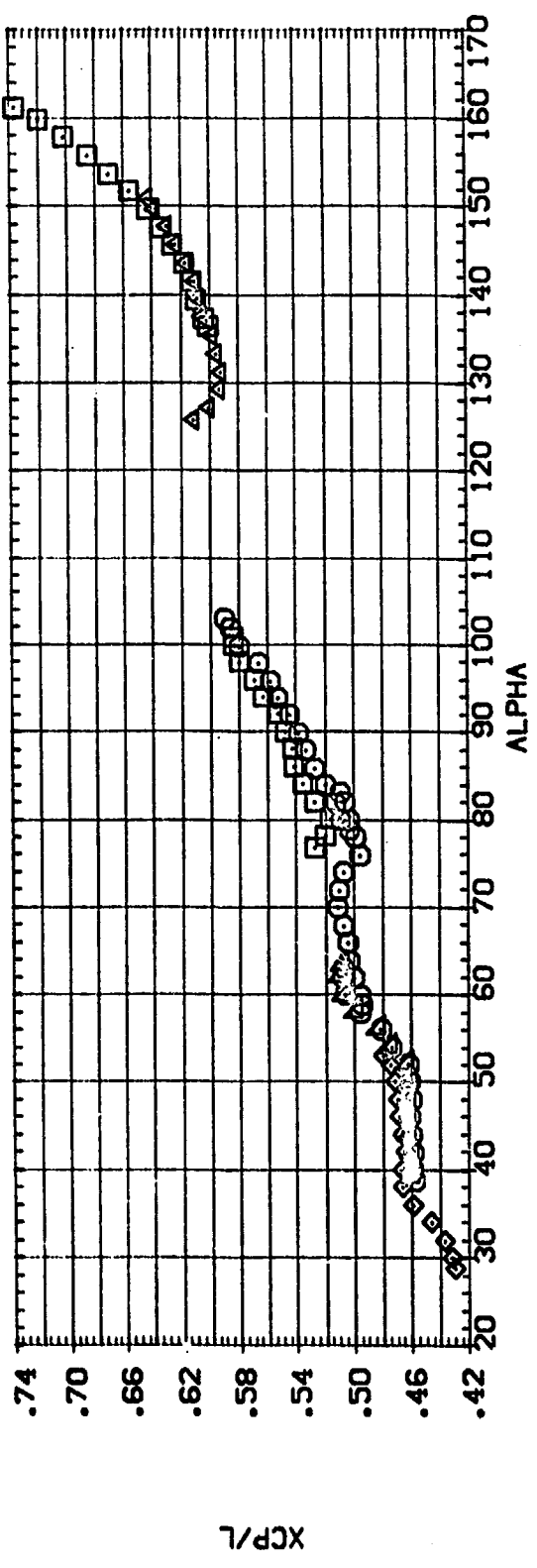


STATIC STABILITY CHARACTERISTICS OF SRB BODY ALONE AT CONSTANT RNVL

(A)MACH = .40

C-3

DATA SET SYMBL	CONFIGURATION DESCRIPTION	RN/L	PHI	ATTRNG	REFERENCE INFORMATION
(BFS001)	LARC 81PT-662(SA-2FB) SRB (NOSE UP)	3.600	.000	1.000	SREF 7.0690 50. IN
(BFS002)	LARC 81PT-662(SA-2FB) SRB (NOSE DOWN)	3.600	.000	1.000	LREF 3.0000 INCHES
(BFS106)	LARC 81PT-662(SA-2FB) SRB (NOSE UP)	3.600	.000	1.000	BREF 3.0000 INCHES
(BFS107)	LARC 81PT-662(SA-2FB) SRB (NOSE DOWN)	3.600	.000	1.000	XRRP 20.8340 INCHES
(BFS108)	LARC 81PT-662(SA-2FB) SRB (NOSE UP)	3.600	.000	1.000	YRRP .0000 INCHES
					ZRRP .0000 INCHES
					SCALE .0211 SCALE



STATIC STABILITY CHARACTERISTICS OF SRB BODY ALONE AT CONSTANT RN/L

(A)MACH = .40

DATA SET SYMBOL CONFIGURATION DESCRIPTION (NOSE UP) (NOSE DOWN)

(BPS501) LARC 8TPT-662(SA-2FB) SR8 (NOSE UP) (NOSE DOWN)

(BPS502) LARC 8TPT-662(SA-2FB) SR8 (NOSE DOWN) (NOSE UP)

(BPS106) LARC 8TPT-662(SA-2FB) SR8 (NOSE UP) (NOSE DOWN)

(BPS107) LARC 8TPT-662(SA-2FB) SR8 (NOSE DOWN) (NOSE UP)

(BPS108) LARC 8TPT-662(SA-2FB) SR8 (NOSE UP) (NOSE DOWN)

RN/L PHI ATTRG

3.600 .000 1.000

3.600 .000 1.000

3.600 .000 1.000

3.600 .000 1.000

REFERENCE INFORMATION

SREF 7.0690 50. IN.

LREF 3.0000 INCHES

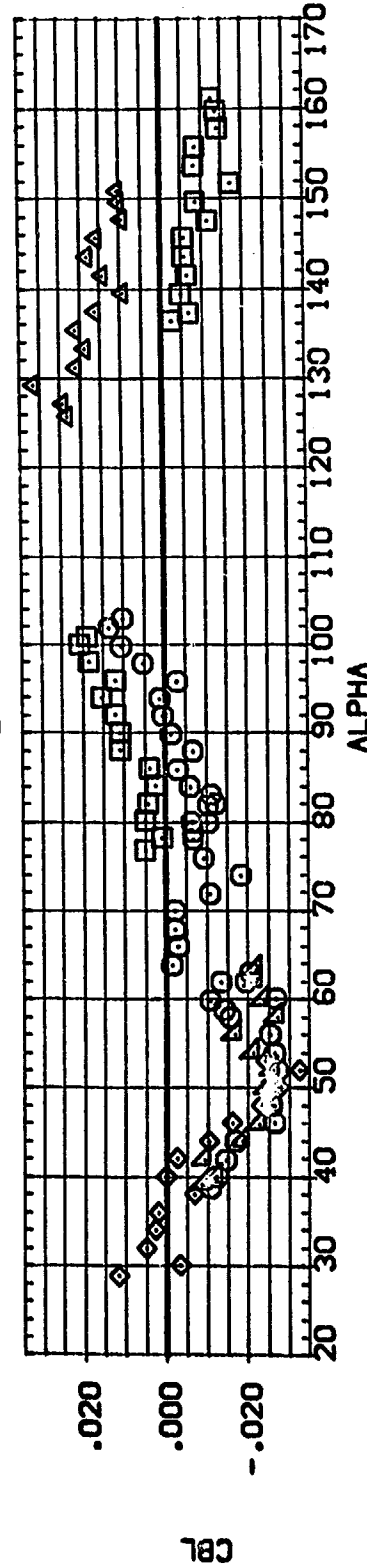
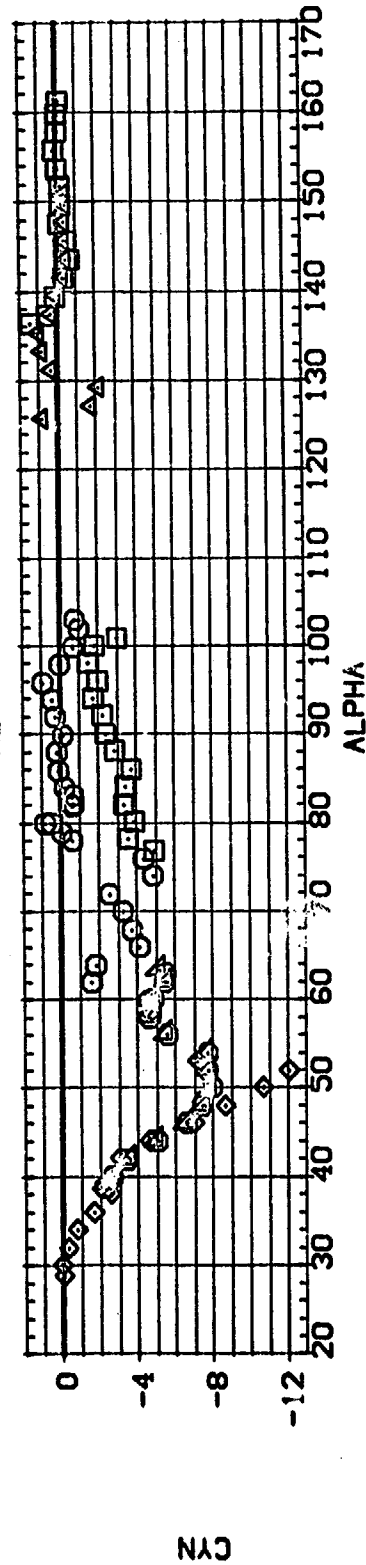
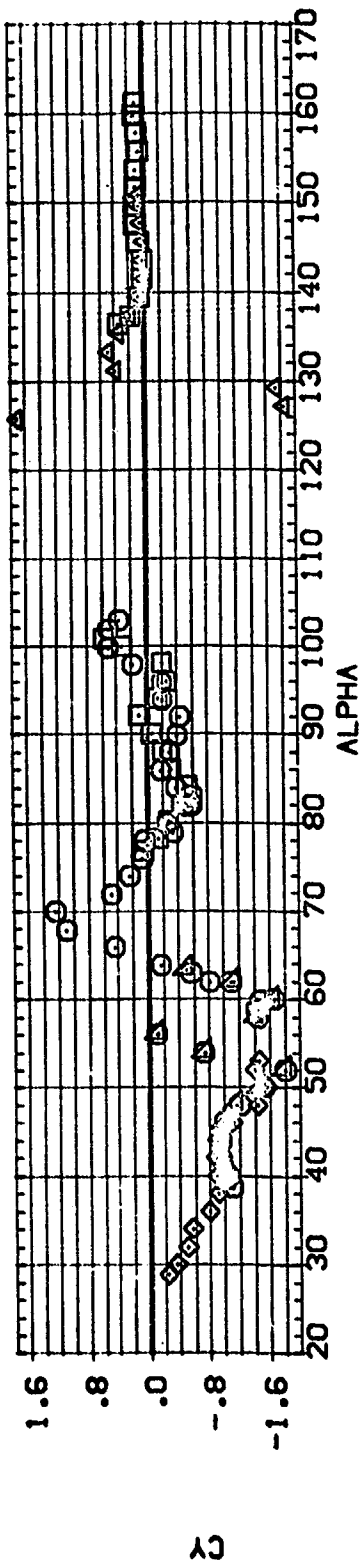
BREF 3.0000 INCHES

XMRP 20.8340 INCHES

YMRP .0000 INCHES

ZMRP .0000 INCHES

SCALE .0211 SCALE



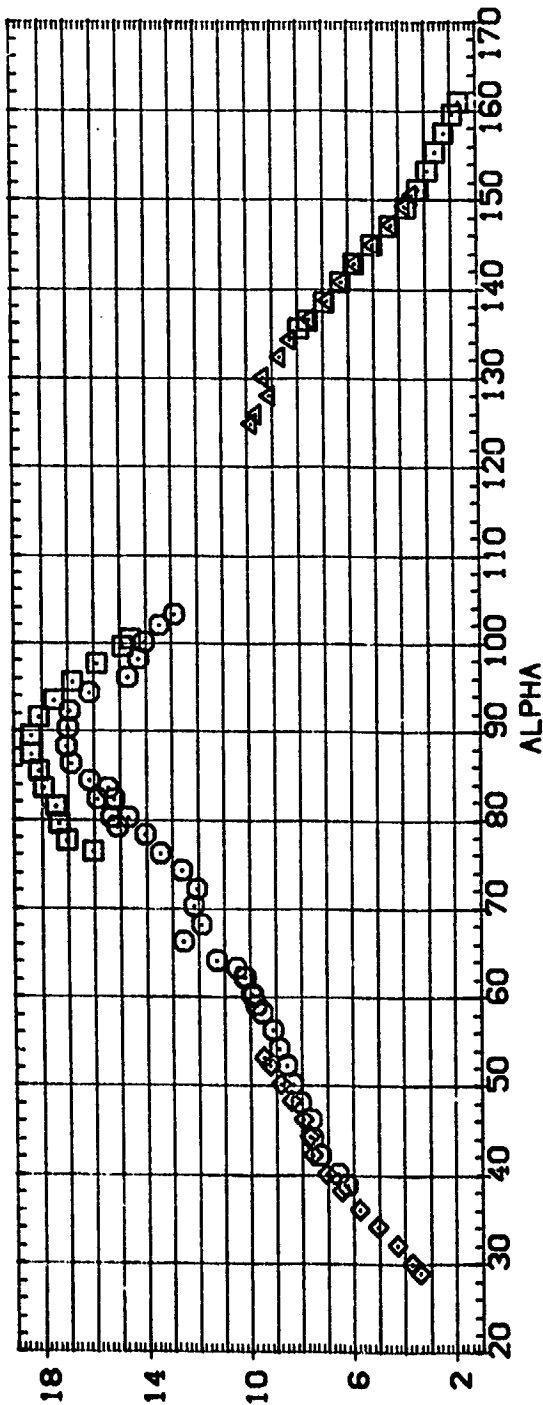
STATIC STABILITY CHARACTERISTICS OF SRB BODY ALONE AT CONSTANT RN/L

(M)MACH = .40

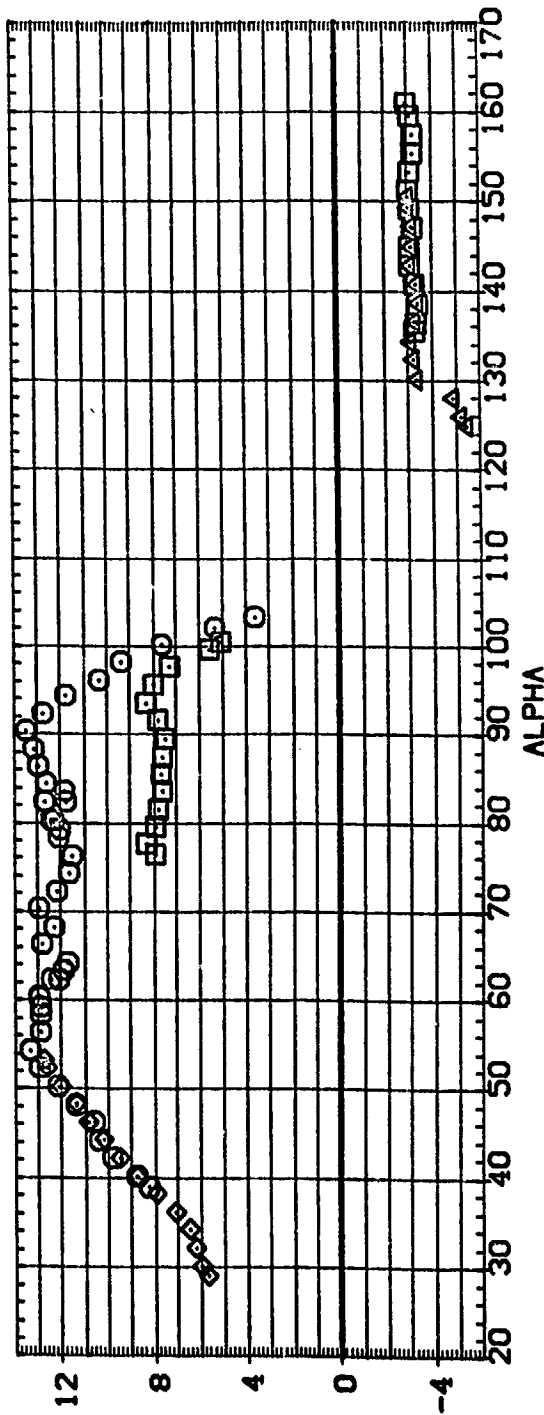
DATA SET SYMBO. CONFIGURATION DESCRIPTION (NOSE UP) (NOSE DOWN)
 (BPS03) LARC 81PT-662(SA-2FB) SRB (NOSE UP)
 (BPS04) LARC 81PT-662(SA-2FB) SRB (NOSE DOWN)
 (BPS128) LARC 81PT-662(SA-2FB) SRB (NOSE UP)
 (BPS129) LARC 81PT-662(SA-2FB) SRB (NOSE DOWN)

RV/L PHI ATTRNG
 5:100 .000 1.000
 5:100 .000 1.000
 5:100 .000 1.000
 5:100 .000 1.000

REFERENCE INFORMATION
 SREF 7.0690 50. IN.
 LREF 3.0000 INCHES
 BREF 3.0000 INCHES
 YWRP 20.8340 INCHES
 ZWRP .0000 INCHES
 SCALE .0211 SCALE



CN



CM

STATIC STABILITY CHARACTERISTICS OF SRB BODY ALONE AT CONSTANT RV/L

(A)MACH = .60

DATA SET SYMBOL CONFIGURATION DESCRIPTION

(BPSS03) LARC 81PT-662(SA-2FB) SRB (NOSE UP)

(BPSS04) LARC 81PT-662(SA-2FB) SRB (NOSE DOWN)

(BPS128) LARC 81PT-662(SA-2FB) SRB (NOSE UP)

(BPS129) LARC 81PT-662(SA-2FB) SRB (NOSE DOWN)

RN/L 5:100
 2:100
 3:100
 5:100

PHI .000
 .000
 .000
 .000

ATTRNG 1:000
 1:000
 1:000
 1:000

REFERENCE INFORMATION

SREF 7.0690 SO. IN.

LREF 3.0000 INCHES

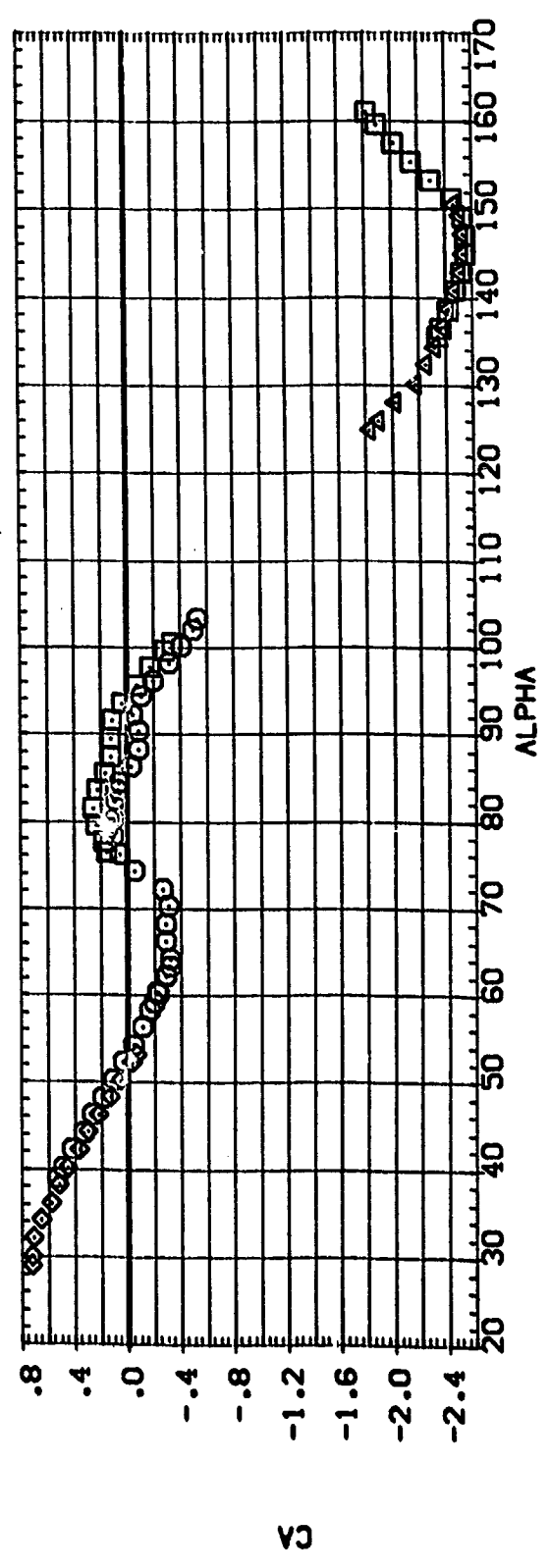
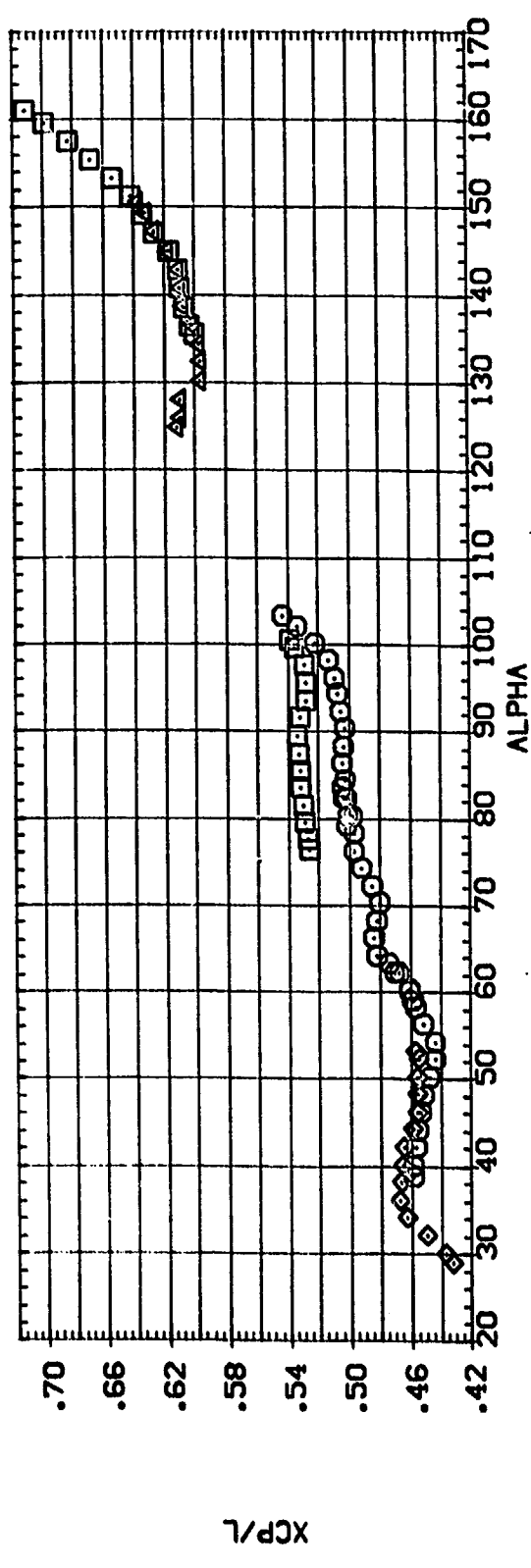
BREF 3.0000 INCHES

XMRP 20.8340 INCHES

YMRP .0000 INCHES

ZMRP .0000 INCHES

SCALE .0211 SCALE



STATIC STABILITY CHARACTERISTICS OF SRB BODY ALONE AT CONSTANT RN/L

(A)MACH = .60

DATA SET SYMBOL CONFIGURATION DESCRIPTION (NOSE UP) (NOSE DOWN)

(BFS503) LARC 81PT-662(SA-2FB) SRB (NOSE UP) (NOSE DOWN)

(BFS504) LARC 81PT-662(SA-2FB) SRB (NOSE UP) (NOSE DOWN)

(BFS128) LARC 81PT-662(SA-2FB) SRB (NOSE UP) (NOSE DOWN)

(BFS129) LARC 81PT-662(SA-2FB) SRB (NOSE UP) (NOSE DOWN)

RN/L PHI ATTRG

5.100 .000 1.000

5.100 .000 1.000

2.100 .000 1.000

5.100 .000 1.000

REFERENCE INFORMATION

SREF 7.0690 50. IN.

LREF 3.0000 INCHES


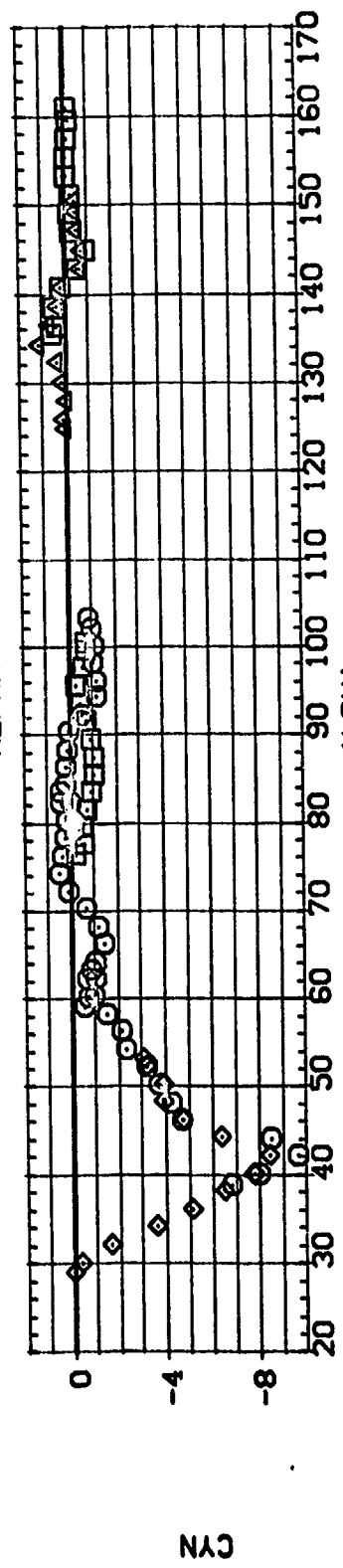
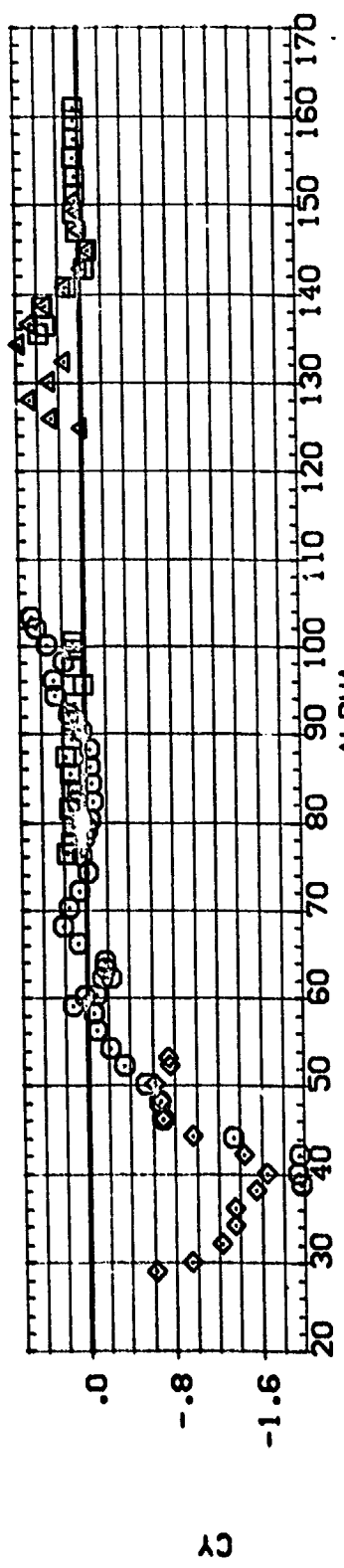
BREF 3.0000 INCHES

XMRP 20.8340 INCHES

YMRP .0000 INCHES

ZMRP .0000 INCHES

SCALE .0211 SCALE



STATIC STABILITY CHARACTERISTICS OF SRB BODY ALONE AT CONSTANT RN/L

(A)MACH = .60

DATA SET SYMBOL CONFIGURATION DESCRIPTION

(BPS505) LARC 81PT-662(SA-2FB) SRB (NOSE UP)

(BPS506) LARC 81PT-662(SA-2FB) SRB (NOSE DOWN)

(BPS136) LARC 81PT-662(SA-2FB) SRB (NOSE UP)

(BPS136) LARC 81PT-662(SA-2FB) SRB (NOSE DOWN)

RN/L PHI ATTRG

5.100 .000 1.000

6.100 .000 1.000

6.100 .000 1.000

6.100 .000 1.000

REFERENCE INFORMATION

SREF 7.0690 50.1N

LREF 3.0000 INCHES

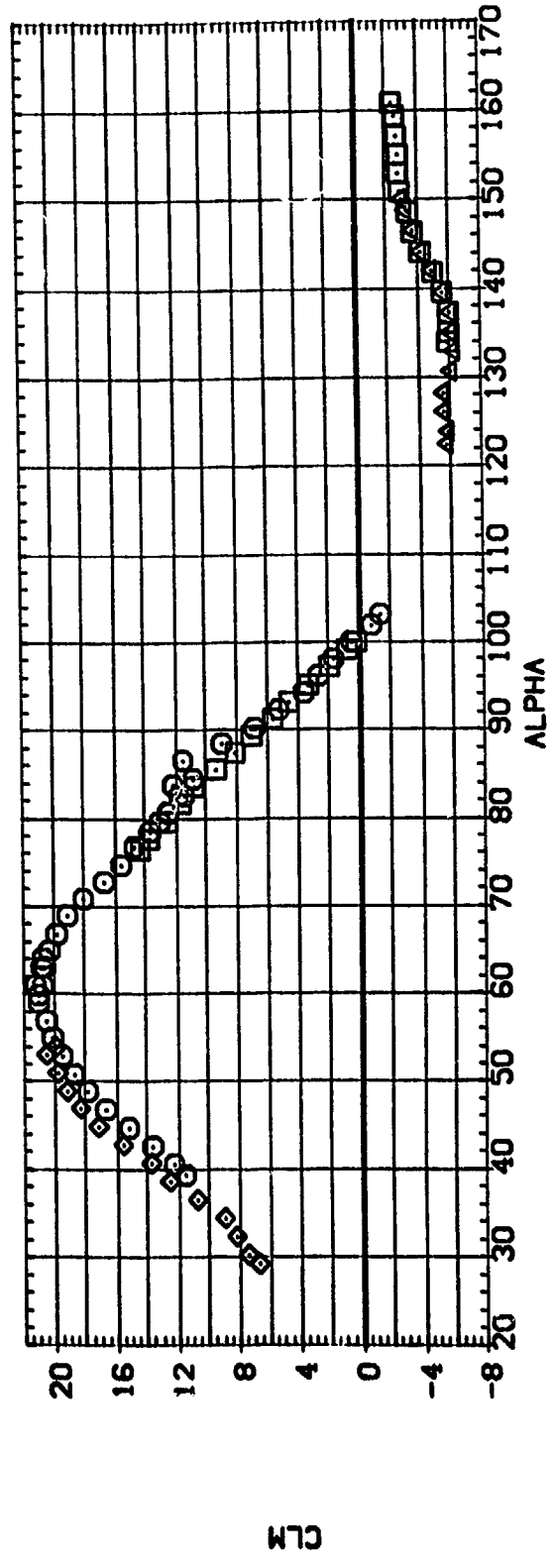
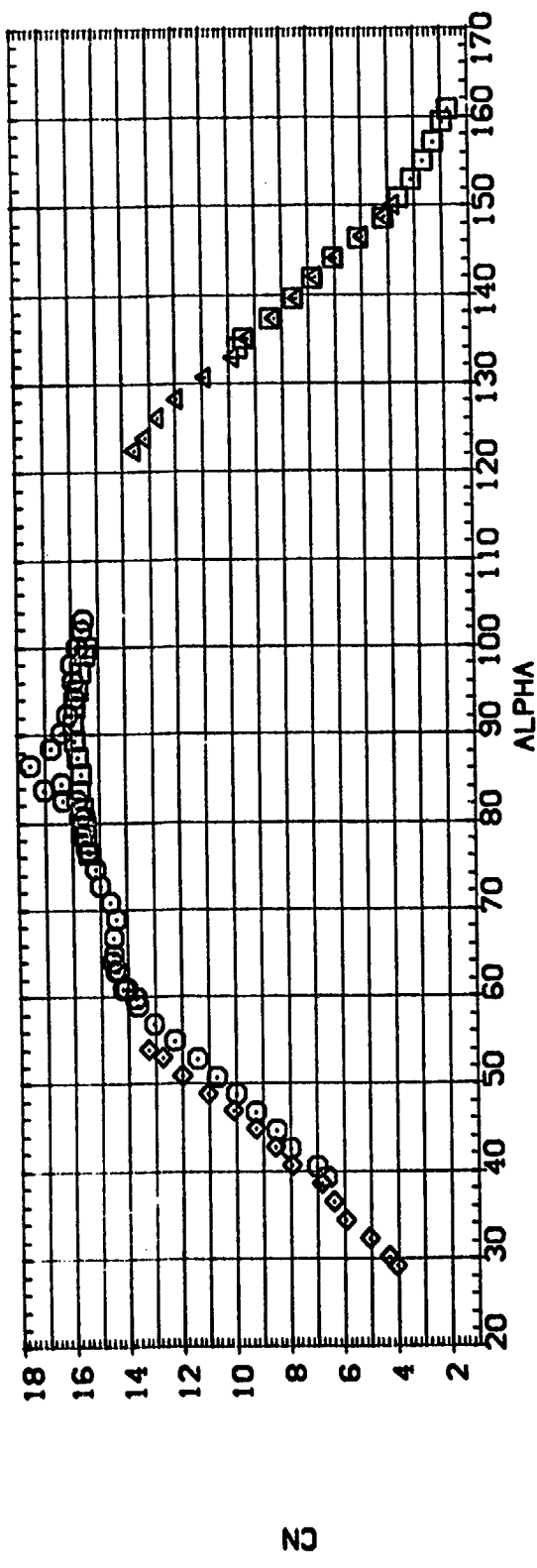
BREF 3.0000 INCHES

XTRP 20.8340 INCHES

YTRP .0000 INCHES

ZTRP .0000 INCHES

SCALE .0211 SCALE



STATIC STABILITY CHARACTERISTICS OF SRB BODY ALONE AT CONSTANT RN/L

(A)MACH = .80

DATA SET SYMBOL CONFIGURATION DESCRIPTION

(BPS05) LARC 8TPT-662(SA-2FB) SRB (NOSE UP)

(BPS06) LARC 8TPT-662(SA-2FB) SRB (NOSE DOWN)

(BPS135) LARC 8TPT-662(SA-2FB) SRB (NOSE UP)

(BPS136) LARC 8TPT-662(SA-2FB) SRB (NOSE DOWN)

RV/L PHI ATTRNG

6.100 .000 1.000

6.100 .000 1.000

6.100 .000 1.000

REFERENCE INFORMATION

SREF 7.0690 SQ. IN.

LREF 3.0000 INCHES

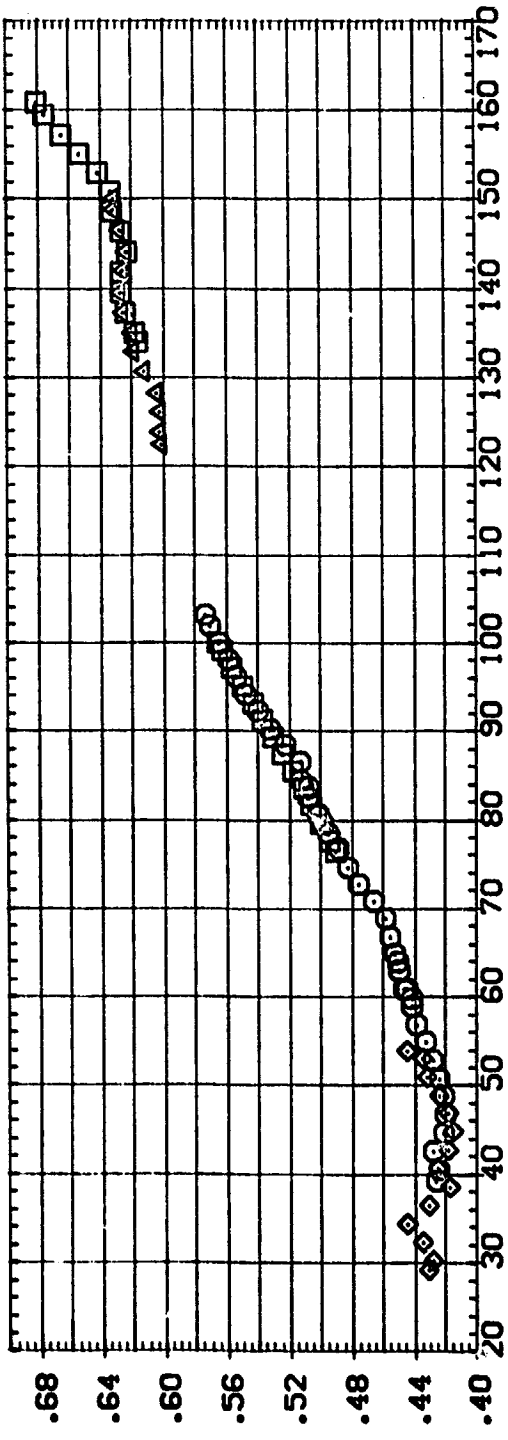
BREF 3.0000 INCHES

XMRP 20.6340 INCHES

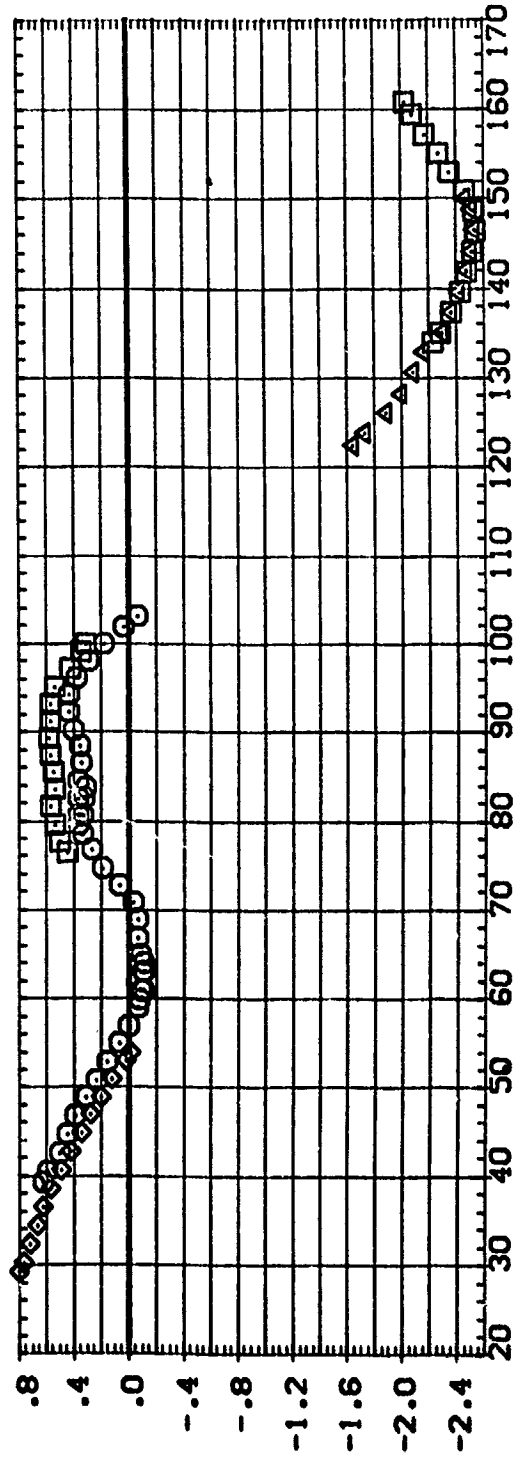
YMRP .0000 INCHES

ZMRP .0000 INCHES

SCALE .0211 SCALE



XCP/L



Cn

STATIC STABILITY CHARACTERISTICS OF SRB BODY ALONE AT CONSTANT RV/L

(MACH = .80

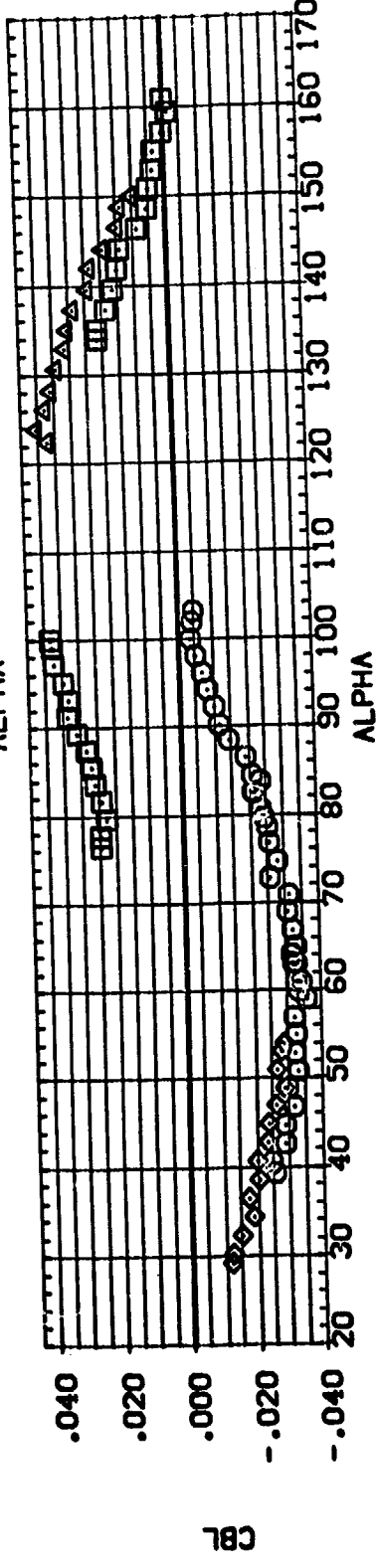
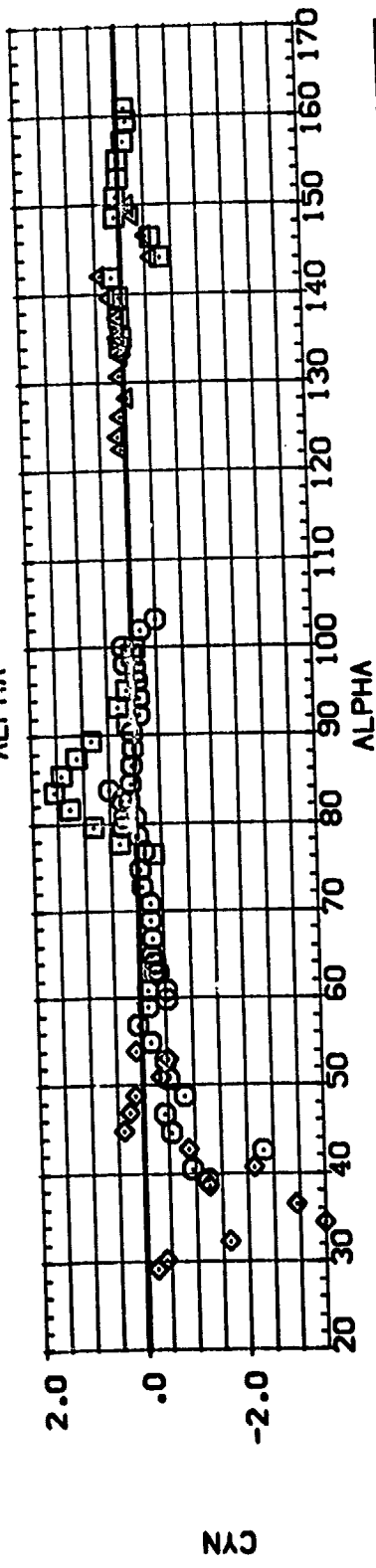
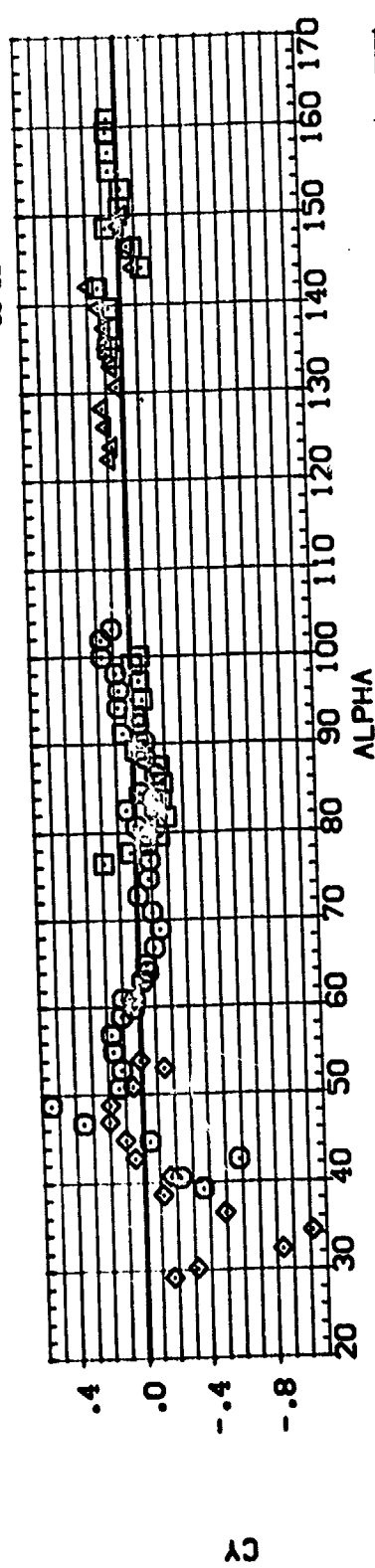


DATA SET SYMBOL
 (BPS05) []
 (BPS06) []
 (BPS10) []
 (BPS13) []
 (BPS136) []

CONFIGURATION DESCRIPTION
 LARC 8TPT-662(SA-2FB) SR8 (NOSE UP)
 LARC 8TPT-662(SA-2FB) SR8 (NOSE DOWN)
 LARC 8TPT-662(SA-2FB) SR8 (NOSE UP)
 LARC 8TPT-662(SA-2FB) SR8 (NOSE DOWN)

RN/L 6:100
 PHI .000
 ATTRNG 1.000

REFERENCE INFORMATION
 SREF 7.0690 90. IN.
 LREF 3.0000 INCHES
 BREF 3.0000 INCHES
 XTRP 20.8340 INCHES
 YTRP .0000 INCHES
 ZTRP .0000 INCHES
 SCALE .0211 SCALE



STATIC STABILITY CHARACTERISTICS OF SRB BODY ALONE AT CONSTANT RN/L

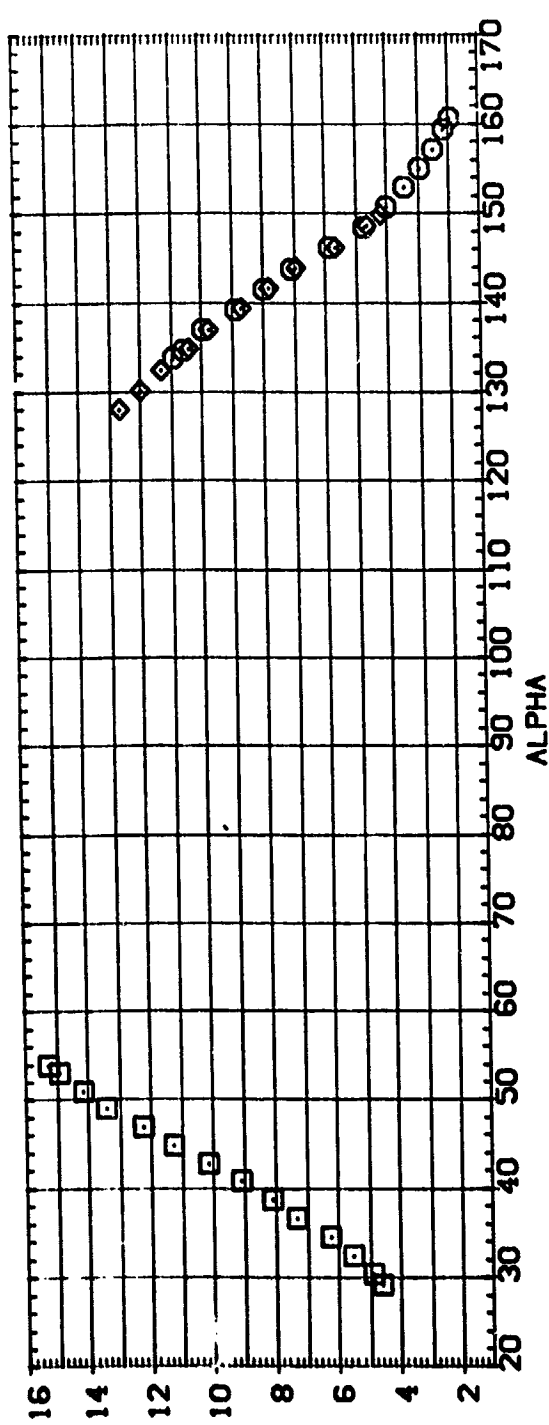
(A)MACH = .80

DATA SET SYMBOL: (BPS137) (BPS138) (BPS139)


RV/L: 5.500 5.500 5.500

PHI: .000 .000 .000

ATTRG: 1.000 1.000 1.000



Z



Z

STATIC STABILITY CHARACTERISTICS OF SRB BODY ALONE AT CONSTANT RV/L

(A)MACH = .90



DATA SET SYMBOL: (BPS137), (BPS138), (BPS139)

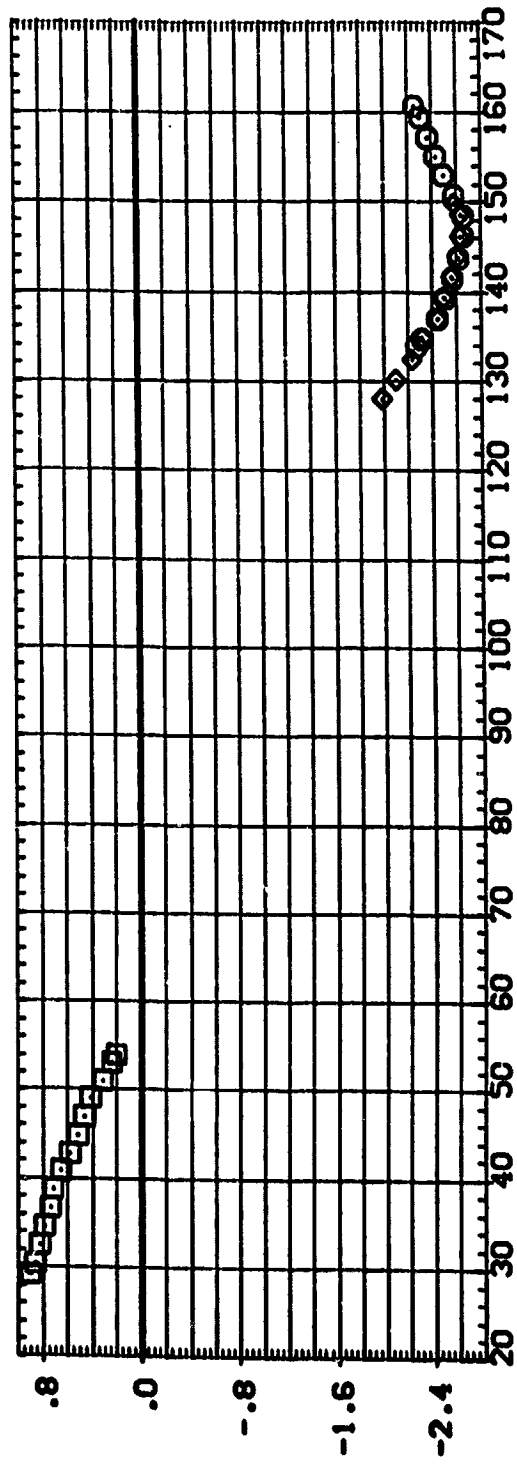

CONFIGURATION DESCRIPTION: LARC 81PT-662(SA-2FB) SRB (NOSE DOWN), LARC 81PT-662(SA-2FB) SRB (NOSE UP), LARC 81PT-662(SA-2FB) SRB (NOSE DOWN)

RN/L: 5.500, 5.500, 5.500

PHI: .000, .000, .000

ATTRNG: 1.000, 1.000, 1.000

REFERENCE INFORMATION: SREF 7.0690 50. IN., LREF 3.0000 INCHES, BREF 3.0000 INCHES, YTRP 20.8340 INCHES, ZTRP .0000 INCHES, SCALE .0211



STATIC STABILITY CHARACTERISTICS OF SRB BODY ALONE AT CONSTANT RN/L

(A)MACH = .90

DATA SET SYMBOL
 (BFS137)
 (BFS138)
 (BFS139)




CONFIGURATION DESCRIPTION
 LARC 81PT-652(SA-2FB) SRB (NOSE DOWN)
 LARC 81PT-652(SA-2FB) SRB (NOSE UP)
 LARC 81PT-652(SA-2FB) SRB (NOSE DOWN)

REFERENCE INFORMATION
 SREF 7.0690 SQ. IN.
 LREF 3.0000 INCHES
 BREF 3.0000 INCHES
 WARP 20.8340 INCHES
 TWARP .0000 INCHES
 ZWARP .0000 INCHES
 SCALE .0211

RNVL 5.500
 5.500
 5.500

PHI .000
 .000
 .000

ATTRNG 1.000
 1.000
 1.000



STATIC STABILITY CHARACTERISTICS OF SRB BODY ALONE AT CONSTANT RNVL

(A)MACH = .90



DATA SET SYMBO. (BPS140)
 (BPS141)
 (BPS142)

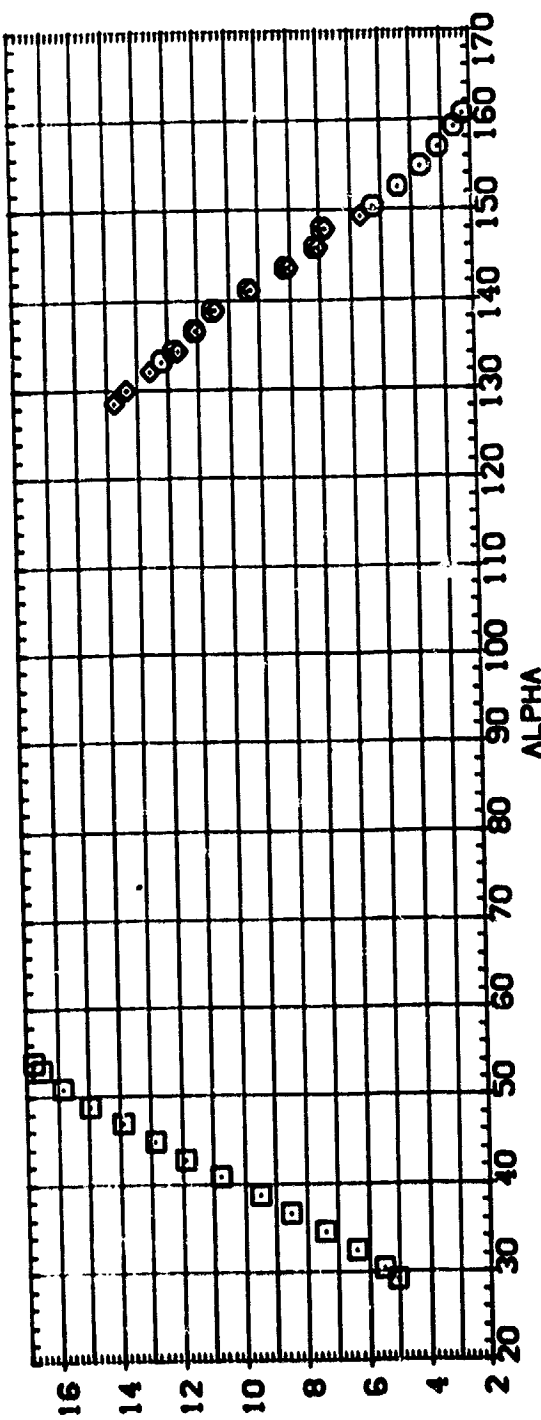
CONFIGURATION DESCRIPTION
 LARC 81PT-662(SA-2FB) SRB (NOSE DOWN)
 LARC 81PT-662(SA-2FB) SRB (NOSE UP)
 LARC 81PT-662(SA-2FB) SRB (NOSE DOWN)

RN/L 4.500
 4.500
 4.500


PHI .000
 .000
 .000

ATTRNG 1.000
 1.000
 1.000

REFERENCE INFORMATION
 SREF 7.0680 SO, IN. INCHES
 LREF 3.0000 INCHES
 BREF 3.0000 INCHES
 XTRP 20.8340 INCHES
 YTRP .0000 INCHES
 ZTRP .0000 INCHES
 SCALE .0211 SCALE



53



53

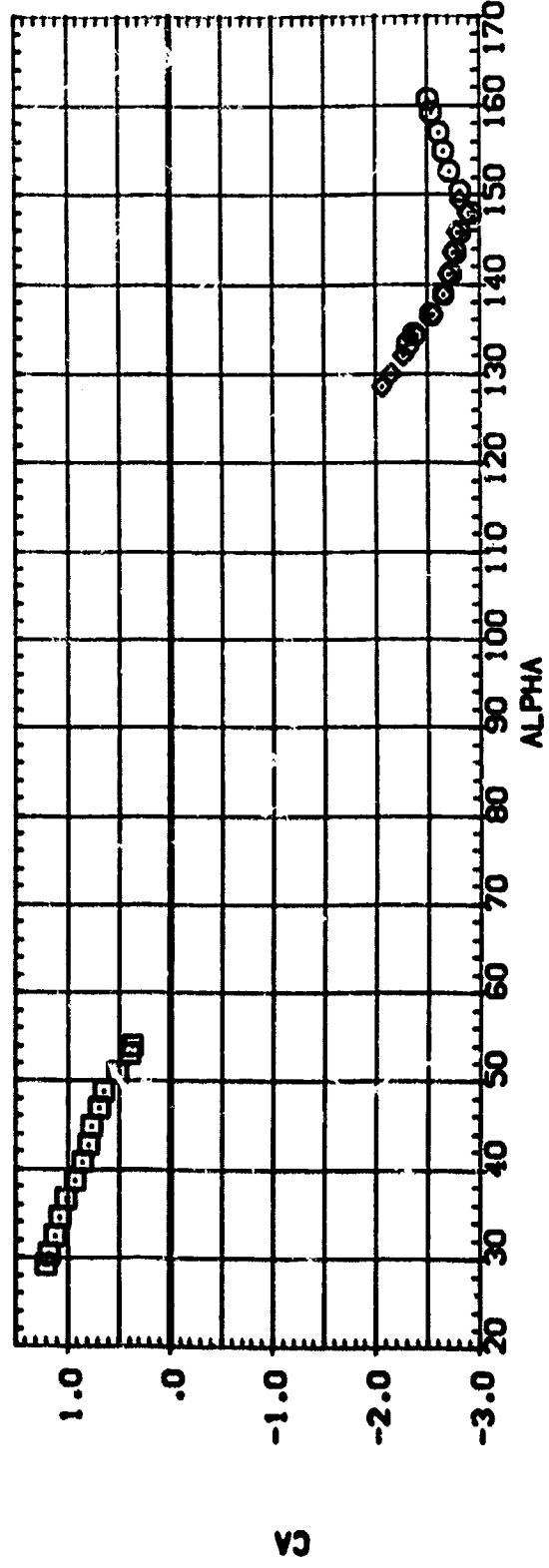

STATIC STABILITY CHARACTERISTICS OF SRB BODY ALONE AT CONSTANT RN/L

(A)MACH = 1.00

DATA SET SYMBO. CONFIGURATION DESCRIPTION
 (MPS)140) 0 LARC 01PT-022(SA-2FB) SRB (NOSE DOWN)
 (MPS)141) 0 LARC 01PT-022(SA-2FB) SRB (NOSE UP)
 (MPS)142) 0 LARC 01PT-022(SA-2FB) SRB (NOSE DOWN)

REFERENCE INFORMATION
 SREF 7.0590 SQ. IN.
 LREF 3.0000 INCHES
 BREF 3.0000 INCHES
 XPRP 20.8340 INCHES
 YPRP .0000 INCHES
 ZPRP .0000 INCHES
 SCALE .021: SCALE

RN/L PHI ATTRNG
 4.900 .000 1.000
 4.900 .000 1.000
 4.900 .000 1.000



STATIC STABILITY CHARACTERISTICS OF SRB BODY ALONE AT CONSTANT RN/L

(A)MACH = 1.00



DATA SET SYMBOL
 (BPS140)
 (BPS141)
 (BPS142)

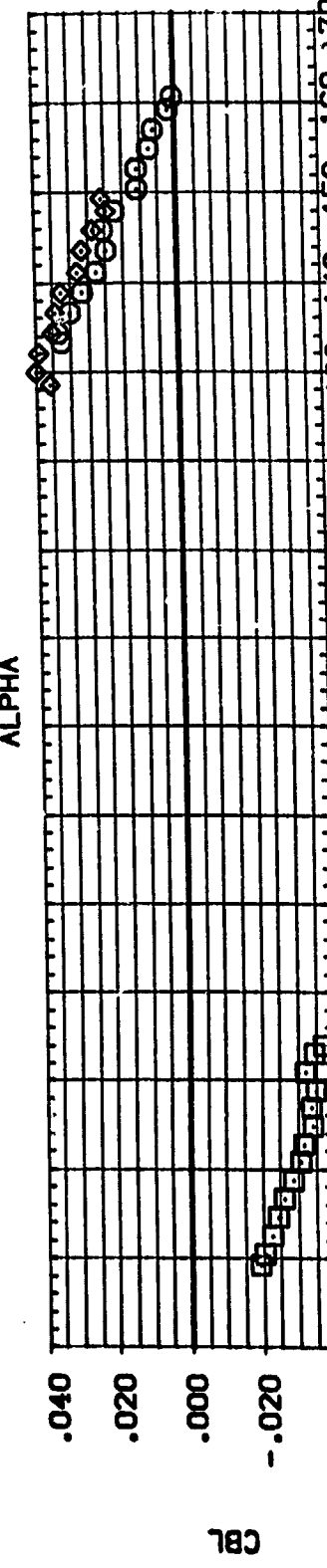

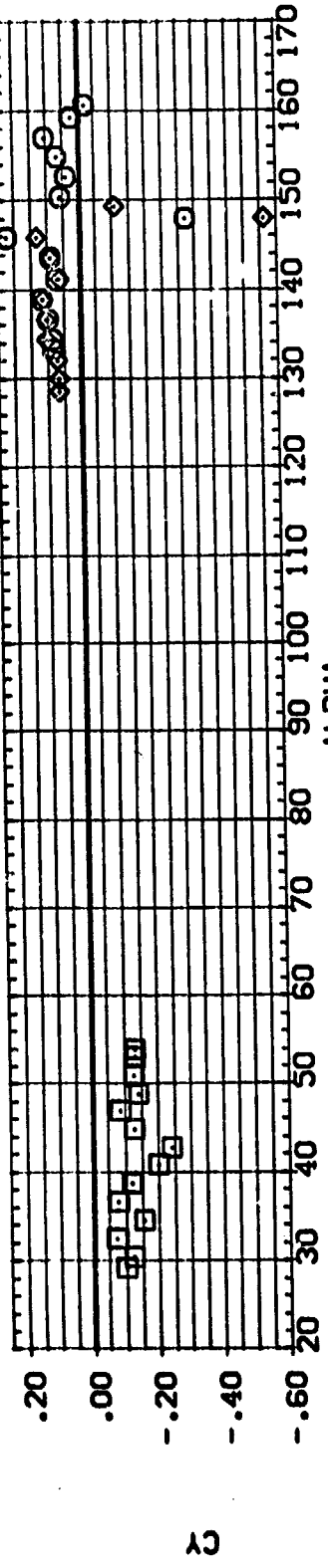
CONFIGURATION DESCRIPTION
 LARC 81PT-662(SA-2FB) SRB (NOSE DOWN)
 LARC 81PT-662(SA-2FB) SRB (NOSE UP)
 LARC 81PT-662(SA-2FB) SRB (NOSE DOWN)

RN/L
 4.500
 4.500
 4.500

PHI
 .000
 .000
 .000

ATTRNG
 1.000
 1.000
 1.000

REFERENCE INFORMATION
 SREF 7.0690 SO.IN.
 LREF 3.0000 INCHES
 BREF 3.0000 INCHES
 XMRP 20.8340 INCHES
 YMRP .0000 INCHES
 ZMRP .0000 INCHES
 SCALE .0211 SCALE



STATIC STABILITY CHARACTERISTICS OF SRB BODY ALONE AT CONSTANT RN/L

(A)MACH = 1.00

DATA SET SYMBO
 (BPS143)
 (BPS144)
 (BPS145)


CONFIGURATION DESCRIPTION
 LARC 81PT-662(SA-2FB) SRB (NOSE DOWN)
 LARC 81PT-662(SA-2FB) SRB (NOSE UP)
 LARC 81PT-662(SA-2FB) SRB (NOSE DOWN)

RNVL
 4.200
 4.200
 4.200

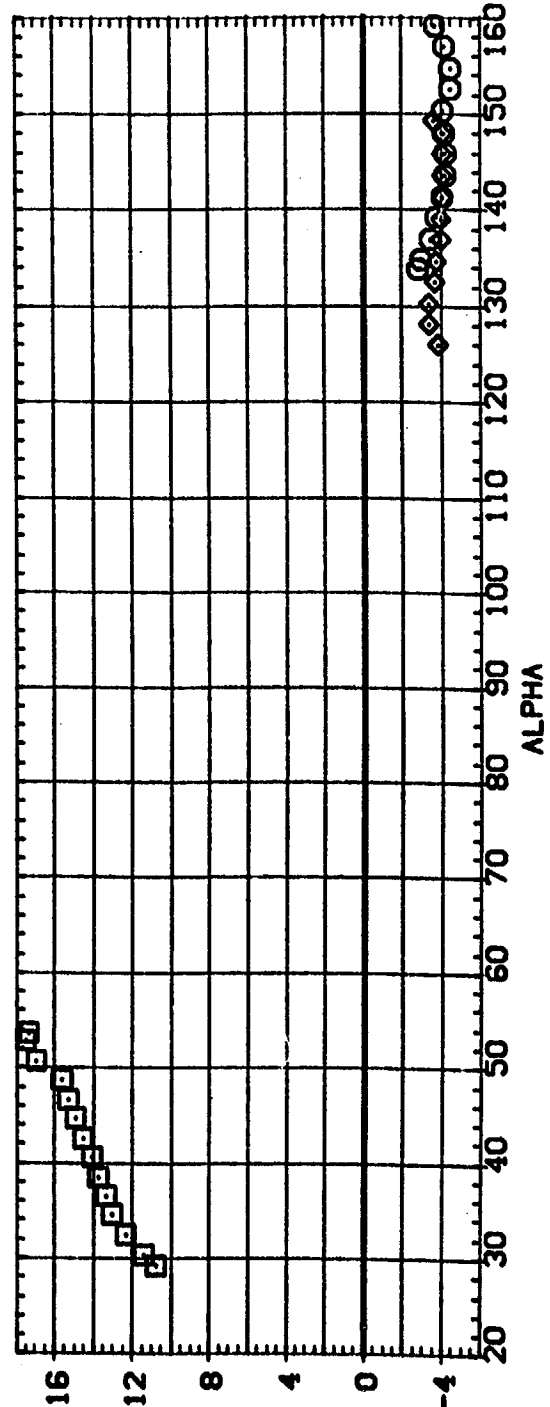
PHI
 .000
 .000
 .000

ATTRNG
 1.000
 1.000
 1.000

REFERENCE INFORMATION
 SREF 7.0690 50. IN.
 LREF 3.0000 INCHES
 BREF 3.0000 INCHES
 XMRP 20.8340 INCHES
 YMRP .0000 INCHES
 ZMRP .0000 INCHES
 SCALE .0211 SCALE



2



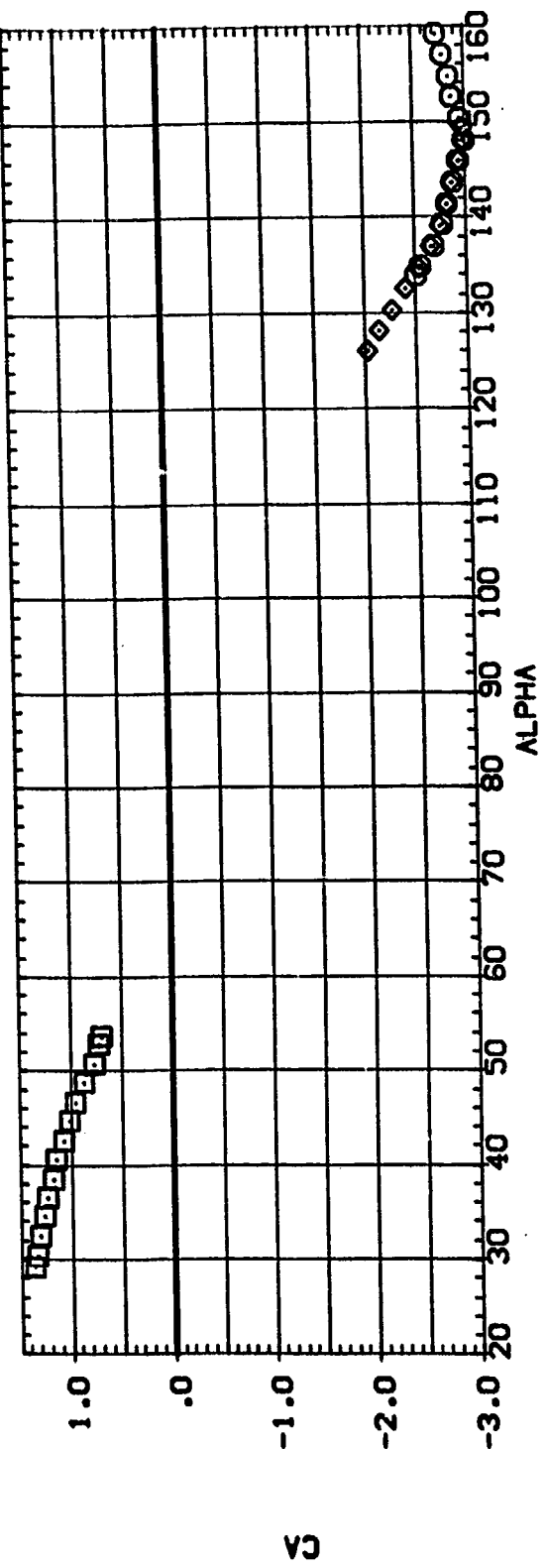

3

STATIC STABILITY CHARACTERISTICS OF SRB BODY ALONE AT CONSTANT RNVL

(A)MACH = 1.20



DATA SET SYMBOL	CONFIGURATION DESCRIPTION	RN/L	PHI	ATTRNG	REFERENCE INFORMATION
(BPS143)	LARC 8TPT-662(SA-2FB) SR8 (NOSE DOWN)	4.200	.000	1.000	SREF 7.0690
(BPS144)	LARC 8TPT-662(SA-2FB) SR8 (NOSE UP)	4.200	.000	1.000	LREF 3.0000
(BPS145)	LARC 8TPT-662(SA-2FB) SR8 (NOSE DOWN)	4.200	.000	1.000	BREF 3.0000
					XMRP 20.8340
					YMRP .0000
					ZMRP .0000
					SCALE .0211
					SO IN. INCHES



STATIC STABILITY CHARACTERISTICS OF SRB BODY ALONE AT CONSTANT RN/L


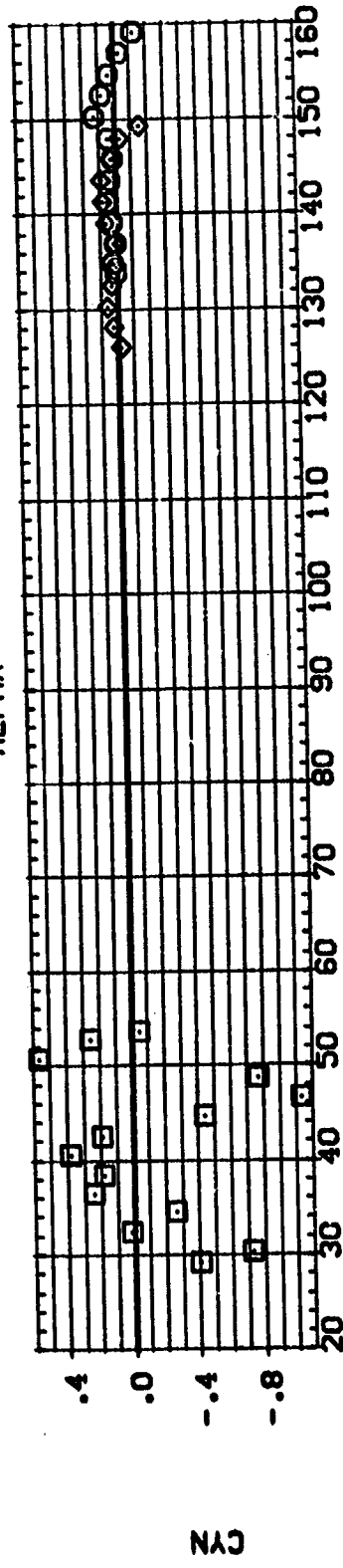

(A)MACH = 1.20

DATA SET SYMBOL
 (BFS143)
 (BFS144)
 (BFS145)

CONFIGURATION DESCRIPTION
 LARC 81PT-662(SA-2FB) SRB (NOSE DOWN)
 LARC 81PT-662(SA-2FB) SRB (NOSE UP)
 LARC 81PT-662(SA-2FB) SRB (NOSE DOWN)

RV/L PHI ATTRNG
 4.200 .000 1.000
 4.200 .000 1.000
 4.200 .000 1.000

REFERENCE INFORMATION
 SREF 7.0690 50. IN
 LREF 3.0000 INCHES
 BRFP 3.0000 INCHES
 XMRP 20.6340 INCHES
 ZMRP .0000 INCHES
 SCALE .0211 INCHES



STATIC STABILITY CHARACTERISTICS OF SRB BODY ALONE AT CONSTANT RV/L

APPENDIX A
TABULATED SOURCE DATA
SA2FA (8 TPT-655)

**Plotted data tabulations available
on request from DMS.**

SA-2F (81PT-655)SR8

(RPS001) (29 OCT 73)

REFERENCE DATA

SREF = 7.0690 SQ. IN. XMRP = 20.8340 INCHES
 LREF = 3.0000 INCHES YMRP = .0000 INCHES
 BREF = 3.0000 INCHES ZMRP = .0000 INCHES
 SCALE = .0211 SCALE

PARAMETRIC DATA

BETA = .000 PHI = .000
 RN/L = .600 FWDSTK = .000
 AFTSTK = .000 ATTRNG = 1.000
 ELETUN = .000 RTORKS = .000

RUN NO. 6/ 0 RN/L = .63 GRADIENT INTERVAL = -5.00/ 5.00

MACH	ALPHA	BETA	CN	CLM	CBL	CYN	CY	CL	CD	CA	CAB
.402	79.054	-.00354	12.66878	13.23363	.00764	.26361	.26112	2.31938	12.45496	.08775	.00000
.402	80.054	-.00247	12.70486	13.06699	.03203	.14647	.21184	2.09583	12.53120	.09997	.00000
.402	82.021	-.00202	12.37979	11.78852	.03171	.07175	.21088	1.56672	12.28121	.15318	.00000
.402	84.042	-.00265	11.87543	8.46830	.00464	.10983	.26194	.85881	11.85030	.37581	.00000
.402	85.910	-.00232	11.85188	7.20240	-.01980	.16221	.17566	.32916	11.85860	.51752	.00000
.402	87.977	-.00228	11.93937	5.73388	-.02307	.09506	.22466	-.23196	11.95501	.65384	.00000
.402	89.943	-.00213	11.97976	3.98431	-.02590	.11888	.18452	-.75321	11.98052	.76707	.00000
.402	91.970	-.00249	11.93267	2.49229	-.02938	.08050	.27953	-1.17217	11.89940	.76240	.00000
.402	93.858	-.00210	11.92383	1.40116	-.03052	.04994	.23744	-1.49658	11.85023	.70003	.00000
.402	95.800	-.00172	12.04631	1.59695	-.05387	.04164	.19535	-1.76065	11.92852	.52526	.00000
.402	97.929	-.00213	11.91180	1.02841	-.03327	.04905	.24424	-2.10009	11.75445	.46553	.00000
.401	100.068	-.00421	12.07666	.45666	-.04044	.37430	.26254	-2.39821	11.83973	.25144	.00000
.401	101.888	-.00426	11.99152	.01576	-.04161	.43830	.22156	-2.60883	11.70516	.14169	.00000
.401	103.099	-.00341	12.12720	.11454	-.01776	.35725	.17434	-2.81738	11.79561	.07084	.00000
GRADIENT		-.00004	-.01844	-.57860	-.00258	.00688	-.00242	-.21484	-.02537	.00250	.00000

RUN NO. 20/ 0 RN/L = .61 GRADIENT INTERVAL = -5.00/ 5.00

MACH	ALPHA	BETA	CN	CLM	CBL	CYN	CY	CL	CD	CA	CAB
.601	79.026	.00045	12.36859	9.95439	-.01688	-.07858	.02110	2.07693	12.19519	.28220	.00000
.601	79.934	.00023	12.30136	9.34254	-.00203	-.05431	.02283	1.82346	12.16999	.33172	.00000
.601	81.881	-.00087	12.24146	8.36369	-.02166	.02562	.06118	1.28219	12.18248	.45122	.00000
.601	83.860	-.00027	12.40541	7.73016	-.00679	-.00737	.03095	.82167	12.38859	.50816	.00000
.601	85.858	-.00117	12.51973	7.00120	-.04253	.04757	.07016	.40266	12.52356	.50290	.00000
.601	87.856	-.00121	12.64003	5.99414	-.02969	.04309	.07554	-.05625	12.85113	.53696	.00000
.601	89.802	-.00012	12.84563	4.66811	-.03023	.03992	.04360	-.57129	12.84662	.59324	.00000
.601	91.858	-.00037	12.61007	3.26794	-.04888	-.01751	.04833	-1.11479	12.78016	.69097	.00000
.601	93.843	-.00054	12.60817	1.87584	-.06670	-.03969	.08287	-1.53163	12.53236	.70826	.00000
.602	95.836	-.00056	12.62208	.48712	-.02282	-.04234	.08659	-1.90156	12.49345	.62082	.00000
.601	97.896	-.00040	12.59232	-.41489	-.03990	-.02463	.05765	-2.24326	12.36191	.53700	.00000
.601	99.785	-.00031	12.51514	-.83943	-.05457	.03900	-.00235	-2.47254	12.27348	.35075	.00000
.600	103.075	-.00063	12.44215	-1.00119	-.05615	.10944	-.02917	-2.92967	12.09289	.11793	.00000
GRADIENT		-.00002	.00933	-.51099	-.00228	.00295	-.00092	-.21584	.00151	.00006	.00000

ORIGINAL PAGE IS OF POOR QUALITY

SA-2F (8TPT-855)SRB

(RPS001) (29 OCT 73)

REFERENCE DATA

SREF = 7.0690 SQ.IN. XMRP = 20.8340 INCHES
 LREF = 3.0000 INCHES YMRP = .0000 INCHES
 BREF = 3.0000 INCHES ZMRP = .0000 INCHES
 SCALE = .0211 SCALE

PARAMETRIC DATA

BETA = .000 PHI = .000
 RN/L = .600 FWDSTK = .000
 AFTSTK = .000 ATTRNG = 1.000
 ELETUN = .000 RTORKS = .000

RUN NO. 19/ 0 RN/L = .61 GRADIENT INTERVAL = -5.00/ 5.00

MACH	ALPHA	BETA	CN	CLM	CBL	CYN	CY	CL	CD	CA	CAB
.897	79.116	-.00113	15.92348	12.51114	-.02432	.01936	.06369	2.46283	15.74161	.55373	.00000
.896	79.853	-.00120	16.02171	11.86617	-.01362	.05139	.04246	2.25421	15.87284	.57731	.00000
.897	81.817	-.00249	16.11216	10.27801	.00599	.09460	.09631	1.66906	16.03789	.63076	.00000
.897	83.893	-.00207	16.24476	9.33522	-.01948	.05470	.09925	1.10663	16.21907	.62504	.00000
.896	85.680	-.00228	16.38754	8.43172	-.03375	.03821	.12705	.59491	16.38735	.58970	.00000
.897	87.807	-.00151	16.54783	7.52366	-.02298	.02734	.08192	.04910	16.55878	.58456	.00000
.897	89.851	-.00191	16.40930	6.27971	-.01288	.02942	.10825	-.49125	16.41063	.53390	.00000
.897	91.825	-.00170	16.45453	4.92630	-.02683	.00760	.11126	-1.15895	16.42595	.63514	.00000
.897	93.840	-.00148	16.37650	3.68543	-.03997	-.01368	.11350	-1.69691	16.29945	.60162	.00000
.897	95.855	-.00155	16.27465	2.58121	-.04124	.01761	.09306	-2.16448	16.13804	.50705	.00000
.897	97.829	-.00147	15.99724	1.44429	-.04173	-.01764	.11698	-2.61946	15.78759	.44463	.00000
.896	99.813	-.00108	15.84408	.31527	-.06610	-.02411	.09525	-3.01554	15.55775	.31983	.00000
.896	103.046	-.00128	15.44316	-1.19031	-.03127	-.00732	.09705	-3.62117	15.01315	.12809	.00000
GRADIENT		.00002	-.01330	-.97026	-.00158	-.00340	.00140	-.26228	-.02282	-.01394	.00000

SA-2F (8TPT-655) SRB

(RPS002) (29 OCT 75)

REFERENCE DATA

SREF = 7.0690 SQ. IN. XMRP = 20.6340 INCHES
 LREF = 3.0000 INCHES YMRP = .0000 INCHES
 BREF = 3.0000 INCHES ZMRP = .0000 INCHES
 SCALE = .0211 SCALE

PARAMETRIC DATA

BETA = .000 PHI = .000
 RV/L = 1.000 FWDSTK = .000
 AFTSTK = .000 ATTRNG = 1.000
 ELETUN = .000 RTORKS = .000

RUN NO. 23/ 0 RV/L = 1.00 GRADIENT INTERVAL = -5.00/ 5.00

MACH	ALPHA	BETA	CN	CLH	CBL	CYN	CY	CL	CD	CA	CAB
1.196	79.263	-.00313	20.12856	12.72067	-.06979	-.00539	.11723	3.19182	19.86180	.56101	.00000
1.196	79.863	-.00403	20.29977	12.52094	-.07133	-.01562	.13226	3.00999	20.06331	.56479	.00000
1.196	81.869	-.00370	20.71887	11.82103	-.07983	-.00556	.13674	2.39184	20.56754	.54390	.00000
1.196	83.844	-.00376	20.87818	11.10877	-.06920	-.00798	.13953	1.74849	20.80867	.49287	.00000
1.196	85.840	-.00253	20.69618	10.58554	-.07537	-.03198	.11576	1.08108	20.87275	.43586	.00000
1.196	87.896	-.00288	21.06287	9.98625	-.07095	-.00653	.10729	.41161	21.06195	.36183	.00000
1.196	89.874	-.00352	21.21981	9.52179	-.07876	-.01270	.13492	-.21067	21.22032	.25745	.00000
1.196	91.821	-.00397	21.28122	9.13363	-.09211	-.01123	.14968	-.85358	21.26484	.17735	.00000
1.196	93.815	-.00355	21.15128	8.52964	-.07991	-.01443	.13774	-1.48967	21.09892	.08253	.00000
1.196	95.796	-.00391	20.88356	7.72960	-.07398	-.01337	.15009	-2.10442	20.77726	-.00469	.00000
1.197	97.824	-.00367	20.48527	6.65554	-.07355	-.00737	.13731	-2.71340	20.30491	-.07894	.00000
1.199	99.822	-.00406	20.09380	5.68747	-.07341	.01035	.13739	-3.23755	19.83214	-.18617	.00000
1.202	109.271	-.00364	19.77000	4.58271	-.07341	.01609	.12619	-4.15642	19.33212	-.39240	.00000
GRADIENT		-.00002	-.01211	-.32791	-.00013	.00034	.00050	-.31270	-.01775	-.03982	.00000

SA-2F (81PT-655)SRB

(RPS003) (29 OCT 73)

REFERENCE DATA

SREF = 7.0890 50. IN. XMRP = 20.0340 INCHES
 LREF = 3.0000 INCHES YMRP = .0000 INCHES
 BREF = 3.0000 INCHES ZMRP = .0000 INCHES
 SCALE = .0211 SCALE

PARAMETRIC DATA

BETA = .000 PHI = .000
 RN/L = 1.200 FADSTK = .000
 AFTSTK = .000 ATTRG = 1.000
 ELETUN = .000 RTORKS = .000

RUN NO. 6/ 0 RN/L = 1.25 GRADIENT INTERVAL = -5.00/ 5.00

MACH	ALPHA	BETA	CN	CLM	CBL	CYN	CY	CL	CD	CA	CAB
.400	79.085	-.00094	12.70414	11.85652	-.03383	.26480	.38920	2.48223	12.45953	-.07816	.00000
.401	80.004	-.00025	12.57270	11.50659	-.01131	.31410	.36691	2.26680	12.36696	-.08565	.00000
.401	81.983	-.00783	11.93468	7.93845	-.01169	.19845	.38293	1.30799	11.86824	.35995	.00000
.403	84.080	-.00846	12.00352	7.12937	-.01398	.29835	.32425	.81361	11.98367	.43096	.00000
.399	86.018	-.01036	12.21291	6.58513	-.02990	.33334	.42403	.30257	12.22140	.54680	.00000
.399	86.016	-.00524	12.13452	5.95136	-.03635	.11985	.25353	-.13589	12.16652	.53706	.00000
.399	90.002	-.00475	12.28220	4.97322	-.03788	.04797	.27812	-.54031	12.28218	.53989	.00000
.399	92.017	-.00666	12.21740	3.62609	-.04167	.11344	.35377	-.96712	12.19092	.53755	.00000
.399	94.104	-.00662	12.35860	3.01074	-.03200	.07939	.37949	-1.32876	12.29504	.44549	.00000
.400	95.961	-.00605	12.32437	2.37842	-.04378	.08777	.35512	-1.62124	12.22196	.33686	.00000
.400	96.077	-.00776	12.22537	1.52343	-.04681	.16773	.38715	-1.92031	12.07535	.20458	.00000
.400	99.965	-.01875	12.07259	1.08318	-.08038	.74268	.66675	-2.17318	11.87569	.08531	.00000
.399	101.893	-.01900	12.02218	.48056	-.06152	.93797	.53733	-2.44456	11.77037	-.03365	.00000
.399	103.122	-.01852	11.98769	.22346	-.03830	.93336	.51441	-2.61055	11.70055	-.11384	.00000
GRADIENT		-.00035	-.51247	-.45710	-.05135	.02042	.00762	-.20601	-.01702	-.00616	.00000

RUN NO. 7/ 0 RN/L = 1.24 GRADIENT INTERVAL = -5.00/ 5.00

MACH	ALPHA	BETA	CN	CLM	CBL	CYN	CY	CL	CD	CA	CAB
.399	79.125	-.00260	13.20397	10.24645	-.02562	-.08769	.19466	2.22002	13.01894	-.27647	.00000
.801	80.032	-.00263	13.21818	9.66950	-.01844	-.08791	.19475	1.97581	13.07388	.31906	.00000
.399	82.036	-.00332	13.17964	9.11564	-.01996	-.05211	.19838	1.41914	13.10946	-.41090	.00000
.399	84.149	-.00363	13.19701	8.18101	-.02980	-.01917	.18662	.87583	13.17638	.47199	.00000
.399	85.845	-.00390	13.27664	7.46418	-.03123	-.00788	.18937	.46113	13.27727	-.47890	.00000
.800	88.029	-.00430	13.34965	6.48501	-.04132	.04774	.16171	-.02333	13.35836	.48269	.00000
.802	90.103	-.00383	13.23648	5.54501	-.01780	.02048	.16145	-.48335	13.23763	.45956	.00000
.800	92.127	-.00304	13.28075	4.61897	-.03455	.02048	.13160	-.98157	13.23344	.48984	.00000
.800	93.889	-.00448	13.23750	3.51534	-.03714	.03219	.18376	-1.40295	13.17268	.90633	.00000
.399	95.910	-.00618	13.27034	2.20885	-.04828	.14154	.17507	-1.78441	13.15654	.42022	.00000
.800	96.035	-.00785	13.29785	1.05076	-.05122	.25091	.16595	-2.18933	13.12066	.33441	.00000
.399	103.054	-.00855	13.13145	-.09135	-.03472	.21782	.13342	-2.48758	12.89320	.19818	.00000
.399	101.936	-.00756	13.06146	-.69363	-.03625	.39020	.04353	-2.78297	12.76181	.08287	.00000
.399	103.146	-.00847	13.11366	-1.35577	-.03778	.51757	-.01516	-2.96750	12.77349	-.01533	.00000
GRADIENT		-.00023	-.00336	-.49720	-.00083	.02047	-.00579	-.21794	-.01154	-.01075	.00000

REFERENCE DATA
 SREF = 7.0000 SQ. IN. YMRP = 20.8340 INCHES
 LREF = 3.0000 INCHES YMRP = .0000 INCHES
 BREF = 3.0000 INCHES ZMRP = .0000 INCHES
 SCALE = .0211 SCALE

PARAMETRIC DATA
 BETA = .000 PHI = .000
 RN/L = 1.200 FNDSTK = .000
 AFTSTK = .000 ATTRNG = 1.000
 ELETUN = .000 RTORKS = .000

RUN NO. 5/ 0 RN/L = 1.22 GRADIENT INTERVAL = -5.00/ 5.00

MACH	ALPHA	BETA	CN	CLM	CBL	CYN	CY	CL	CD	CA	CAB
.000	79.216	-.00604	16.35650	12.61327	-.03722	.07905	.14706	2.55531	16.46924	.57130	.00000
.000	79.992	-.00607	16.72116	12.36298	-.03800	.07820	.14848	2.33997	16.56659	.57458	.00000
.000	82.065	-.00640	17.01235	11.50800	-.04070	.08314	.15334	1.77078	16.93050	.58350	.00000
.000	84.028	-.00539	17.20726	10.58881	-.04202	.05264	.14365	1.22103	17.17363	.57851	.00000
.000	85.980	-.00569	17.41340	9.42320	-.03827	.05992	.14757	.65604	17.41024	.56605	.00000
.000	88.091	-.00655	17.51667	8.37112	-.04647	.06212	.17511	.03359	17.52461	.53014	.00000
.000	89.933	-.00642	17.66793	7.39042	-.04231	.06717	.16631	-.54444	17.66858	.58501	.00000
.000	91.930	-.00568	17.63848	6.04493	-.05521	.01975	.17944	-1.14561	17.60969	.54563	.00000
.000	93.847	-.00445	17.51067	4.71293	-.04952	.01074	.14458	-1.68482	17.43692	.51118	.00000
.000	95.931	-.00515	17.27106	3.21532	-.05070	-.00406	.18149	-2.21458	17.13394	.43234	.00000
.000	97.017	-.00470	17.01265	1.97204	-.05675	-.00634	.17012	-2.65635	16.80754	.34563	.00000
.000	100.004	-.00328	16.79406	.72856	-.05765	-.00117	.18377	-3.13622	16.50012	.22223	.00000
.000	102.001	-.00528	16.57290	-.48192	-.04627	.01577	.17304	-3.56427	16.18554	.12096	.00000
.000	103.193	-.00345	16.31816	-1.17448	-.04616	.02411	.17292	-3.77858	15.87270	.05631	.00000
.000	GRADIENT	.00005	-.01188	-.59161	-.00062	-.00354	.00132	-.27105	-.02329	-.01971	.00000

ORIGINAL PAGE IS
 OF POOR QUALITY

SA-2F (8PT-655)SFB

(RPS004) (29 OCT 73)

REFERENCE DATA

SREF = 7.0690 50-IN. XREF = 20.8340 INCHES
 LREF = 3.0000 INCHES YREF = .0000 INCHES
 BREF = 3.0000 INCHES ZREF = .0000 INCHES
 SCALE = .0211 SCALE

PARAMETRIC DATA

BETA = .000 PHI = .000
 RN/L = 2.000 FADSTK = .000
 AFTSTK = .000 ATTRNG = 1.000
 ELETUN = .000 RTORKS = .000

RUN NO. 10/ 0 RN/L = 2.07 GRADIENT INTERVAL = -5.00/ 5.00

MACH	ALPHA	BETA	CN	CLM	CBL	CYN	CY	CL	CD	CA	CAB
.398	79.147	-.02063	10.79143	9.80566	-.03235	.33038	.56575	1.87013	10.62942	.16464	.00000
.398	80.157	-.01735	10.84034	9.66675	-.02398	.42157	.36521	1.65126	10.71641	.20505	.00000
.398	82.172	-.02328	10.98798	8.92295	-.04295	.58079	.47292	1.22708	10.92264	.27199	.00000
.399	84.009	-.02375	11.16245	7.20760	-.03903	.62571	.44984	.75098	11.14493	.41626	.00000
.399	86.441	-.03028	11.24377	5.98743	-.04500	1.33729	.42790	.21605	11.25207	.48295	.00000
.399	88.106	-.04123	11.28060	5.34513	-.04664	1.89874	.10858	-.06557	11.28893	.45866	.00000
.399	90.010	-.05308	11.22464	4.67944	-.04892	2.26295	.29257	-.36161	11.22457	.35959	.00000
.398	91.906	-.02037	11.27937	4.08846	-.04785	.93347	.06219	-.69495	11.26249	.31997	.00000
.399	94.053	-.01686	11.21554	3.67267	-.01837	.45088	.31277	-.96601	11.17522	.17368	.00000
.399	95.910	-.01440	11.03834	3.28718	-.03066	.12092	.49372	-.1.12089	10.98129	-.01573	.00000
.399	97.993	-.01928	10.98818	2.49161	-.04105	.99638	-.02982	-.1.31322	10.91155	-.21691	.00000
.398	99.955	-.02290	10.77064	1.83296	-.03015	1.01178	.11186	-.1.49692	10.67255	-.37069	.00000
.398	101.869	-.03386	10.64141	.95302	-.03933	1.55000	.14690	-.1.69858	10.51709	-.50463	.00000
.398	103.143	-.03246	10.34590	.38847	-.03713	1.45495	.15697	-.1.77959	10.20866	-.58835	.00000
GRADIENT		-.00012	-.01404	-.38343	-.00014	.02423	-.01416	-.15175	-.01509	-.03567	.00000

RUN NO. 9/ 0 RN/L = 2.05 GRADIENT INTERVAL = -5.00/ 5.00

MACH	ALPHA	BETA	CN	CLM	CBL	CYN	CY	CL	CD	CA	CAB
.398	79.184	-.00980	13.07172	9.91084	-.03551	.06291	.22540	2.09712	12.90749	.36224	.00000
.600	80.258	-.00957	13.04480	9.33761	-.03095	-.09101	.31794	1.61371	12.92441	.40387	.00000
.399	82.093	-.00239	13.16401	8.73738	-.03474	-.82918	.74390	1.36245	13.10115	.45281	.00000
.398	84.035	-.00085	13.25566	8.04978	-.02963	-.1.03431	.81947	.89853	13.23394	.48159	.00000
.600	86.021	-.00027	13.14768	6.84812	-.03506	-.38083	.30307	.40296	13.15162	.51060	.00000
.399	87.973	.00129	13.15317	6.12823	-.03037	-.34762	.24741	-.01860	13.16407	.48429	.00000
.600	90.141	.00698	14.18018	6.78407	-.04094	-.53197	.23846	-.42654	14.15917	.39366	.00000
.600	92.013	.00413	13.19856	4.40518	-.03626	-.37702	.19161	-.94289	13.17599	.47927	.00000
.399	93.833	.00396	13.29017	3.46206	-.04256	-.35240	.17595	-.1.32030	13.23151	.43282	.00000
.600	94.128	.00725	13.19069	2.18614	-.04196	-.56703	.25804	-.1.71049	13.08286	.30422	.00000
.398	97.864	.00471	13.12281	1.07129	-.04410	-.53324	.30120	-.2.00200	12.97087	.20857	.00000
.399	100.028	-.00045	12.95485	-.07059	-.04242	-.43164	.36478	-.2.35516	12.73937	.10065	.00000
.399	101.831	-.00065	13.00303	-.76889	-.04343	-.43917	.37688	-.2.64024	12.73219	-.02637	.00000
.399	103.188	-.01221	13.00321	-.1.11217	-.03031	-.04844	.39177	-.2.84646	12.68797	-.12136	.00000
GRADIENT		.00016	-.00516	-.47462	-.00036	.00154	-.00572	-.20730	-.01288	-.01969	.00000

SA-2F (OPT-655)SR8

REFERENCE DATA

BEP = 7.06% 50.1M. XMRP = 20.0340 INCHES
 LREP = 3.0000 INCHES YMRP = .0000 INCHES
 SREP = 3.0000 INCHES ZMRP = .0000 INCHES
 SCALE = .0211 SCALE

PARAMETRIC DATA

BETA = .000 PHI = .000
 RN/L = 2.00 FLDSTK = .000
 AFTSTK = .000 ATTRNG = 1.000
 ELETUN = .000 RTORKS = .000

RUN NO. 47 0 RN/L = 2.00 GRADIENT INTERVAL = -5.00/ 5.00

MACH	ALPHA	BETA	CN	CLM	CLJ	CBL	CYN	CY	CL	CD	CA	CAB
.898	79.403	-.01020	16.88042	12.62198	-.04398	.07104	.15693	2.56823	16.69280	.54478	.00000	.00000
.898	79.903	-.01113	17.00263	12.57321	-.05067	.06301	.16615	2.41985	16.83861	.54599	.00000	.00000
.898	81.903	-.00974	17.27901	11.59175	-.05231	.05125	.16181	1.87168	17.18615	.55037	.00000	.00000
.898	83.949	-.00665	17.49853	10.69484	-.05735	.01100	.17118	1.31394	17.45707	.53162	.00000	.00000
.899	85.986	-.00917	17.71192	9.71797	-.05230	.01023	.18185	.73735	17.70373	.50370	.00000	.00000
.899	87.923	-.00796	17.81698	8.82833	-.05684	-.00556	.16946	-.14612	17.82339	.49986	.00000	.00000
.898	89.916	-.00874	17.83106	7.75302	-.05840	.01925	.16530	-.49366	17.83180	.51962	.00000	.00000
.899	91.947	-.00871	17.83666	6.57956	-.06321	.00702	.17457	-1.07121	17.81055	.46533	.00000	.00000
.899	93.917	-.00907	17.72545	5.38963	-.06059	.00619	.18318	-1.62628	17.65560	.41641	.00000	.00000
.899	95.864	-.00783	17.60651	4.04450	-.06460	-.00017	.16306	-2.14147	17.47919	.34458	.00000	.00000
.899	97.854	-.00811	17.27750	2.47215	-.06502	-.00150	.17065	-2.63111	17.07816	.27263	.00000	.00000
.900	99.935	-.00696	16.96019	-.67987	-.06137	-.01242	.15633	-3.09279	16.67667	.16930	.00000	.00000
.899	101.820	-.00636	16.56869	-.40437	-.06475	-.01715	.14210	-3.48397	16.30068	.07109	.00000	.00000
.899	103.243	-.00709	16.42031	-1.29422	-.05790	.00976	.14290	-3.73488	15.52993	-.02732	.00000	.00000
GRADIENT	.00015	-.01747	-.99247	-.00059	-.00293	-.00063	-.27264	-.02795	-.02795	-.02167	.00000	.00000

RUN NO. 22/ 0 RN/L = 1.99 GRADIENT INTERVAL = -5.00/ 5.00

MACH	ALPHA	BETA	CN	CLM	CLJ	CBL	CYN	CY	CL	CD	CA	CAB
1.201	79.541	-.00682	20.22107	12.64464	-.06687	-.01074	.12776	3.12198	19.98641	.55905	.00000	.00000
1.201	79.901	-.00649	20.28722	12.54799	-.06701	-.00729	.12243	3.00223	20.07177	.56402	.00000	.00000
1.199	81.882	-.00682	20.53434	11.88059	-.06862	.01753	.13960	2.38046	20.46324	.53299	.00000	.00000
1.199	83.879	-.00701	20.62705	11.13067	-.06699	-.02825	.14597	1.71922	20.56095	.48306	.00000	.00000
1.200	85.947	-.00806	20.84480	10.48973	-.07115	.00035	.14256	1.04215	20.62252	.41815	.00000	.00000
1.200	87.901	-.00768	20.77797	10.02266	-.06592	-.01023	.14429	-.42762	20.77625	.33376	.00000	.00000
1.200	89.883	-.00804	20.99901	9.42717	-.07360	-.00669	.14773	-.21748	20.99030	.26044	.00000	.00000
1.199	91.872	-.00831	21.00443	8.83394	-.07130	-.00293	.14941	-.86272	20.98744	.17666	.00000	.00000
1.200	93.811	-.00848	20.94545	8.25047	-.07174	-.00781	.15645	-1.48489	20.12656	.09299	.00000	.00000
1.201	95.797	-.00745	20.79051	7.58950	-.07151	-.00721	.13831	-2.10976	20.68319	.01001	.00000	.00000
1.202	97.816	-.00803	20.47919	6.69638	-.07140	.00593	.13835	-2.71278	20.29885	-.07277	.00000	.00000
1.200	99.790	-.00888	20.09440	5.68798	-.07121	.01153	.15012	-3.23799	19.83251	-.18751	.00000	.00000
1.202	103.433	-.01013	19.63329	4.90310	-.06795	.02670	.16243	-4.18724	19.18556	-.39103	.00000	.00000
GRADIENT	-.00009	-.01273	-.33299	-.00014	-.00092	-.00063	-.27264	-.02795	-.02795	-.02167	.00000	.00000

ORIGINAL PAGE IS
 OF POOR QUALITY

REFERENCE DATA

SACF = 7.0890 50.14. YMRP = 20.8340 INCHES
 LAEP = 3.0000 INCHES YMRP = .0000 INCHES
 BRCP = 3.0000 INCHES ZMRP = .0000 INCHES
 SCALE = .0211 SCALE

PARAMETRIC DATA

BETA = .000 PHI = .000
 RN/L = 3.000 FLDSTR = .000
 AFTSTR = .000 ATTRG = 1.000
 ELETUN = .000 RTORKS = .000

RUN NO. 24/ 0 RN/L = 2.08 GRADIENT INTERVAL = -5.00/ 5.00

MACH	ALPHA	BETA	CN	CLN	CBL	CYN	CY	CL	CD	CA	CAB
1.199	79.792	-.00492	20.13378	12.53870	-.07225	-.04968	.09957	3.01427	19.91805	.56296	.00000
1.198	81.890	-.00659	20.45756	11.85144	-.07046	-.04579	.11595	2.37174	20.32625	.51957	.00000
1.198	83.880	-.00946	20.52533	11.11125	-.07004	-.00854	.11935	1.71743	20.45875	.46985	.00000
1.199	85.892	-.00931	20.54308	10.42974	-.07278	-.01302	.12088	1.06550	20.51947	.40741	.00000
1.200	87.831	-.00926	20.67396	9.95341	-.07169	-.03107	.13473	.43578	20.67215	.33936	.00000
1.199	89.033	-.00819	20.77436	9.56491	-.07423	-.04795	.13580	.05864	20.77633	.29208	.00000
1.200	89.837	-.00664	20.84656	9.32739	-.06873	-.04771	.14090	-.19927	20.84721	.25844	.00000
1.200	91.831	-.00941	20.86959	8.75843	-.07565	-.03908	.14304	-.83499	20.85355	.16812	.00000
1.200	93.813	-.00803	20.81705	8.11867	-.07879	-.05945	.14347	-1.46478	20.76561	.08067	.00000
1.200	95.793	-.00843	20.71564	7.50155	-.07396	-.05401	.14415	-2.06986	20.60995	-.00120	.00000
1.200	97.793	-.00870	20.45078	6.64833	-.07582	-.03501	.13227	-2.68339	20.27417	-.09037	.00000
1.200	99.701	-.01225	20.14076	5.73115	-.07224	.02087	.12971	-3.21630	19.88311	-.17996	.00000
1.199	100.831	-.01260	19.92049	5.20680	-.06788	.03230	.12533	-3.53549	19.60378	-.24630	.00000
1.200	103.858	-.01275	19.65822	4.59148	-.07355	.02660	.13331	-4.23418	19.20139	-.41966	.00000
	GRADIENT	-.00024	-.02069	-.33551	-.00006	.02238	.00096	-.30881	-.03186	-.04118	.00000

PARAMETRIC DATA

REF = 7.0690 20-IN. WHP = 20.0340 INCHES
 LREF = 5.0000 INCHES WHP = 0.0000 INCHES
 REF = 5.0000 INCHES WHP = 0.0000 INCHES
 SCALE = .0211 SCALE

BETA = .000 PHI = .000
 RM/L = 3.600 PLOSTR = .000
 AFTSTR = .000 ATTRNG = 1.000
 ELETUN = .000 RTORKS = .000

GRADIENT INTERVAL = -5.00/ 5.00

MACH	ALPHA	BETA	CM	CLM	CLN	CYN	CY	CL	CD	CA	CAB
.599	79.061	.01063	7.92546	5.05227	-.05987	-.80679	1.2637	1.29133	7.82440	.22382	.00000
.600	81.104	.04402	8.09618	5.09328	-.06212	-.90637	-.29734	.92026	8.09072	.33580	.00000
.601	82.998	.08804	8.07155	5.29333	-.05334	-1.99601	-.51045	.62653	8.05526	.36017	.00000
.602	84.990	.06480	8.21368	4.72439	-.06390	-1.52825	-.32491	-.4740	8.21473	.37131	.00000
.603	86.776	.03847	8.26443	4.44004	-.05514	-.89578	-.13225	.10433	8.27165	.36296	.00000
.604	88.670	.02103	8.35114	3.96320	-.06631	-.14596	-.59057	-.11094	8.35596	.30485	.00000
.605	90.343	.00513	8.33339	3.56185	-.06904	.29980	-.55082	-.20351	8.33184	.23339	.00000
.606	92.232	-.03963	8.13705	2.75970	-.06384	1.17564	-.12766	-.42185	8.14680	.10422	.00000
.607	94.107	-.05425	8.06337	1.78011	-.05663	1.61699	-.17948	-.63271	8.05875	.05386	.00000
.608	96.039	-.06871	8.00894	.99345	-.05382	2.19638	-.42419	-.83726	7.96607	-.00552	.00000
.609	98.059	-.05442	7.96870	-.10736	-.06049	1.90391	-.55543	-.10129	7.90461	-.10564	.00000
.610	100.203	-.07370	7.79315	-1.05332	-.06177	2.50135	-.54911	-1.15584	7.71035	-.22844	.00000
.611	102.251	-.10977	7.56533	-1.90817	-.06801	3.41214	-.46991	-1.24375	7.47156	-.37005	.00000
.612	103.037	-.11668	7.90992	-2.22956	-.05957	3.59031	-.43205	-1.27711	7.40879	-.42703	.00000
.613	GRADIENT	-.00763	-.02074	-.33631	-.00010	.22102	-.01295	-.10421	-.02294	-.03220	.00000

GRADIENT INTERVAL = -5.00/ 2.00

MACH	ALPHA	BETA	CM	CLM	CLN	CYN	CY	CL	CD	CA	CAB
.600	79.441	.01261	16.37996	5.91943	-.05680	-.89432	.36703	2.76891	16.14223	.21823	.00000
.601	80.143	.01259	16.72933	9.76166	-.06253	-.73268	.40183	2.62398	16.52404	.24390	.00000
.602	82.109	.02573	17.12069	9.21092	-.06093	-.91656	.34405	2.09066	16.99458	.26235	.00000
.603	84.142	.03064	17.72588	9.79949	-.06151	-.89357	.32431	1.95657	17.65923	.25403	.00000
.604	86.138	.02742	16.17583	10.16835	-.06393	-.92265	.32457	.99617	18.14795	.22647	.02000
.605	88.174	.02154	16.53716	10.98795	-.06637	-.89657	.35783	.40078	18.53360	.19009	.00000
.606	90.183	.03060	16.64856	11.56796	-.06187	-1.05680	.38294	-.18575	18.64807	.12570	.00000
.607	92.197	.03265	18.00395	11.90980	-.05537	-1.21707	.48450	-.76804	17.98780	.07577	.00000
.608	94.169	.03060	17.79437	11.63361	-.05536	-1.21183	.51127	-1.23541	17.75155	-.04456	.00000
.609	96.185	.03168	17.17549	11.01834	-.05582	-1.18701	.47176	-1.60709	17.09968	-.24463	.00000
.610	98.146	.02436	15.80782	9.30014	-.05407	-.93654	.38068	-1.88242	15.89929	-.38117	.00000
.611	100.021	.02682	15.00691	7.36801	-.05226	-1.05305	.43449	-2.15845	14.91994	-.47077	.00000
.612	102.391	.01423	14.07065	4.42571	-.05450	-.65360	.30542	-2.62078	13.85997	-.65574	.00000
.613	GRADIENT	.00023	-.00697	-.10971	.00041	-.00711	.00212	-.23932	-.08850	-.03785	.00000

SA-2F (8TPT-655)SRB

(RFS007) (29 OCT 73)

REFERENCE DATA

SREF = 7.0690 SQ. IN. XMRP = 20.8340 INCHES
 LREF = 3.0400 INCHES YMRP = .0000 INCHES
 BREF = 3.0400 INCHES ZMRP = .0000 INCHES
 SCALE = .0213 SCALE

PARAMETRIC DATA

BETA = .000 PHI = .000
 RML = 4.200 FWDSTR = .000
 AFTSTK = .000 ATTRNG = 1.000
 ELETUN = .000 RTORRS = .000

RUN NO. 25/ 0 RML = 4.19 GRADIENT INTERVAL = -5.00/ 5.00

MACH	ALPHA	BETA	CN	CLM	CBL	CYN	CY	CL	CD	CA	CAB
1.199	80.164	-.00769	20.41615	12.40992	-.07002	-.04800	.10492	2.93952	20.21108	.55629	.00000
1.198	81.145	-.00678	20.53522	12.11864	-.07060	-.05204	.10034	2.63113	20.36796	.53545	.00000
1.199	83.130	-.01587	20.67993	11.37167	-.07037	.01422	.12318	1.99184	20.58933	.47802	.00000
1.199	85.087	-.01534	20.69847	10.78548	-.07091	.01030	.12151	1.34830	20.65890	.42585	.00000
1.199	87.067	-.01260	20.72845	10.25523	-.07107	-.02239	.12470	.70414	20.71956	.35688	.00000
1.199	89.087	-.01152	20.80887	9.68785	-.07172	-.02507	.11769	.05504	20.81053	.27657	.00000
1.199	90.936	-.01065	20.89056	9.10309	-.07241	-.03946	.12206	-.54531	20.88444	.20405	.00000
1.199	92.942	-.01471	20.90549	8.48617	-.07505	-.02525	.14487	-.18755	20.87005	.11481	.00000
1.200	94.904	-.01657	20.81138	7.84582	-.07411	-.00380	.14345	-1.80892	20.73263	.02994	.00000
1.200	96.837	-.01661	20.61753	7.05587	-.07409	.00717	.13526	-2.39065	20.47856	-.06405	.00000
1.200	98.849	-.01823	20.41047	6.27156	-.07132	.01040	.14724	-2.98714	20.19129	-.15429	.00000
1.200	100.798	-.01798	20.35532	6.02834	-.07412	-.00207	.15616	-3.54832	20.04344	-.26956	.00000
1.199	102.690	-.02189	20.15261	5.72054	-.07421	.02923	.16564	-4.05021	18.74519	-.38616	.00000
1.199	103.946	-.02161	20.03565	5.46552	-.07102	.03477	.15968	-4.37376	19.55599	-.46837	.00000
		-.00049	-.01688	-.30203	-.00013	.00233	.09237	-.31110	-.02887	-.04276	.00000

SA-2F (8TPT-655) SRB

(RPS008) (29 OCT 73)

REFERENCE DATA

SREF = 7.0690 SQ. IN. XMRP = 20.6340 INCHES
LREF = 3.0000 INCHES YMRP = .0000 INCHES
BREF = 3.0000 INCHES ZMRP = .0000 INCHES
SCALE = .0211 SCALE

PARAMETRIC DATA

BETA = .000 PHI = .000
RV/L = 5.100 FLDSTK = .000
AFTSTK = .000 ATTRNG = 1.000
ELETUN = .000 RTORKS = .000

RUN NO. 1/ 0 RV/L = 5.13 GRADIENT INTERVAL = -5.00/ 5.00

MACH	ALPHA	BETA	CN	CLM	CBL	CYN	CY	CL	CD	CA	CAB
.599	61.620	.00195	16.98054	10.59732	-.08545	-.13635	.17680	2.21561	16.63659	.20244	.00000
.599	63.601	.00309	17.32918	10.47468	-.06731	-.19340	.17128	1.74202	17.44307	.15170	.00000
.599	65.795	-.01420	18.01729	11.09184	-.09084	.03429	.21724	1.26069	17.97323	.06074	.00000
.600	67.924	-.00722	18.20126	11.28267	-.09003	-.04850	.20099	.66309	18.18920	-.00369	.00000
.599	69.615	-.00051	18.32755	11.29622	-.09129	-.11874	.17299	.05645	18.32747	.00274	.00000
.600	90.093	-.00651	18.44024	11.18583	-.09303	-.05677	.19909	-.01474	18.44024	-.01509	.00000
.600	91.733	.00156	18.28358	11.51570	-.09063	-.12424	.14209	-.54692	18.27540	-.00587	.00000
.600	93.812	-.00434	18.20879	11.48370	-.08971	-.02249	.11170	-1.10929	18.17525	-.10156	.00000
.600	95.839	-.02266	17.88487	11.12345	-.08674	.25944	.09316	-1.57389	17.61719	-.24692	.00000
.600	97.979	-.01306	17.22065	10.25915	-.08444	.07856	.13644	-2.02076	17.10575	-.37513	.00000
.599	100.285	-.00476	16.15136	8.77751	-.08313	-.09862	.22580	-2.41122	15.97758	-.48010	.00000
.599	101.924	.00734	15.38209	7.03076	-.08063	-.32005	.30137	-2.62369	14.16727	-.56676	.00000
.600	103.315	-.00700	14.48066	5.00690	-.08345	-.12900	.31120	-2.74904	14.23007	-.60216	.00000
GRADIENT		-.00019	-.11862	-.20010	.00034	.00005	.00351	-.24229	-.12588	-.03836	.00000

SA-2F (8TPT-655) SRB

(RPS009) (29 OCT 73)

REFERENCE DATA

SREF = 7.0690 SQ. IN. XMRP = 20.6340 INCHES
LREF = 3.0000 INCHES YMRP = .0000 INCHES
BREF = 3.0000 INCHES ZMRP = .0000 INCHES
SCALE = .0211 SCALE

PARAMETRIC DATA

BETA = .000 PHI = .000
RV/L = 5.500 FLDSTK = .000
AFTSTK = .000 ATTRNG = 1.000
ELETUN = .000 RTORKS = .000

RUN NO. 3/ 0 RV/L = 5.46 GRADIENT INTERVAL = -5.00/ 5.00

MACH	ALPHA	BETA	CN	CLM	CBL	CYN	CY	CL	CD	CA	CAB
.900	79.714	-.00832	17.74085	12.92021	-.09719	.05730	.02843	2.68098	17.54299	.48866	.00000
.900	80.866	-.01422	17.86042	12.51185	-.09901	.12189	.01465	2.35915	17.71047	.46162	.00000
.899	82.706	-.02301	17.99158	11.79955	-.10042	.22131	-.01039	1.83983	17.90287	.44804	.00000
.900	84.848	-.06212	18.26421	10.68480	-.10506	.69200	-.10641	1.21479	18.22877	.42695	.00000
.900	86.707	-.07100	18.42315	9.52336	-.10555	.69390	-.05286	.60102	18.41904	.45611	.00000
.900	88.746	-.03869	18.35814	8.58724	-.10466	.36766	-.00260	-.01312	18.56288	.41943	.00000
.900	90.792	-.04109	18.53778	7.39822	-.10868	.38027	-.00204	-.01221	18.55109	.35582	.00000
.900	92.731	-.03012	18.48299	6.09636	-.10273	.27543	.00346	-1.17782	18.44782	.29736	.00000
.900	94.571	-.01946	18.36020	5.01330	-.10438	.19780	-.02418	-1.69272	18.28345	.23034	.00000
.900	96.547	-.03689	18.23625	3.86799	-.10612	.34025	.00294	-2.21702	18.10152	.15852	.00000
.900	98.323	-.04414	18.02409	2.90318	-.10352	.36531	.06390	-2.71069	17.81794	.04798	.00000
.900	100.408	-.04426	17.65298	.74337	-.10716	.36179	.07397	-3.17510	17.34513	-.01271	.00000
.900	102.229	-.04274	17.19404	-1.52611	-.10596	.31715	.11896	-3.57843	16.81766	-.06517	.00000
GRADIENT		-.00070	-.01319	-.81205	-.00029	.00350	.00443	-.28371	-.02101	-.02223	.00000

REFERENCE DATA

SREF = 7.0690 SQ.IN. XMRP = 20.8340 INCHES
 LREF = 3.0000 INCHES YMRP = .0000 INCHES
 BREF = 3.0000 INCHES ZMRP = .0000 INCHES
 SCALE = .0211 SCALE

PARAMETRIC DATA

BETA = .000 PHI = .000
 RN/L = .600 FMDSTK = .000
 AFTSTK = .000 ATTRNG = 1.000
 ELETUN = .000 RTORRS = .000

RUN NO. 14/ 0 RN/L = .62 GRADIENT INTERVAL = -5.00/ 5.00

MACH	ALPHA	BETA	CN	CLM	CBL	CYN	CY	CL	CD	CA	CAB
.403	79.041	-.00697	9.39305	10.65154	.03310	.99487	.12671	1.65936	9.24641	.12963	.00000
.401	80.019	-.00757	9.36701	9.91013	-.03825	.98012	.22303	1.45540	9.25483	.17062	.00000
.401	81.986	-.00744	9.26071	8.37120	.02855	1.00479	.17945	.92466	9.22186	.37003	.00000
.398	84.021	-.00575	9.19508	6.50668	-.01619	.84941	.08596	.44564	9.19870	.51489	.00000
.399	85.997	-.00544	9.14972	4.55072	-.06558	.90012	-.00086	.04506	9.16894	.59509	.00000
.398	87.985	-.00510	8.90619	3.68510	-.04083	.73424	.08973	-.24845	8.92044	.56191	.00000
.398	89.915	-.00320	9.14384	3.04578	-.04083	.57247	.12846	-.54539	9.14466	.55897	.00000
.399	91.974	-.00364	9.39135	2.22760	-.04492	.37713	.18165	-.84618	9.36776	.52297	.00000
.400	93.963	-.00377	9.37575	1.47067	-.04700	.50339	.09615	-1.16606	9.31744	.51031	.00000
.399	95.983	-.00357	9.39296	1.04613	-.07108	.68872	-.08031	-1.40801	9.29684	.43133	.00000
.399	97.843	-.00409	9.35180	.66212	-.07349	.82594	-.11884	-1.53390	9.22606	.28045	.00000
.399	99.792	-.00490	9.36687	.31216	-.03042	1.06464	-.20097	-1.72251	9.20806	.13131	.00000
.400	101.921	-.00503	9.19432	-.36583	-.03243	.81186	.02748	-1.88153	8.99976	-.01811	.00000
.398	103.091	-.00542	9.26402	-.61835	-.03796	.82514	.07786	-2.03836	9.03720	-.06156	.00000
GRADIENT		.00011	.00171	-.45134	-.00240	-.00616	-.00919	-.15081	-.00376	-.01072	.00000

RUN NO. 18/ 0 RN/L = .61 GRADIENT INTERVAL = -5.00/ 5.00

MACH	ALPHA	BETA	CN	CLM	CBL	CYN	CY	CL	CD	CA	CAB
.600	80.589	-.00098	13.56467	12.51557	.09898	.13294	-.01550	1.97436	13.42248	.24697	.00000
.599	82.815	-.00216	14.44148	13.43900	.09395	.21668	.02763	1.61484	14.35297	.24330	.00000
.598	84.817	-.00240	14.94687	13.26548	.05798	.19577	.06633	1.08340	14.91099	.32021	.00000
.599	86.846	-.00167	14.96855	12.78937	.05772	.07272	.09731	.56025	14.95939	.31589	.00000
.599	88.565	.00017	15.01604	12.33189	.05902	-.13319	.09251	.06414	15.01914	.31190	.00000
.598	90.595	.00036	15.20140	11.99875	.07384	-.16009	.09115	-.44172	15.19763	.28379	.00000
.599	92.591	.00044	14.92538	10.71125	.07242	-.20706	.12781	-.97493	14.89653	.30054	.00000
.599	94.378	.00003	14.67429	9.78925	.05505	-.20318	.16273	-1.40755	14.60855	.23719	.00000
.599	96.557	.00053	14.58170	9.40363	.08762	-.14486	.06773	-1.81795	14.46875	.15394	.00000
.599	98.563	.00000	14.34776	8.59651	.06984	-.05009	.04081	-2.14360	14.18673	.00732	.00000
.599	100.569	-.00136	13.14016	5.12454	.05211	.14355	.01298	-2.37368	12.92404	-.03704	.00000
.598	103.044	-.00136	12.12094	1.52310	.01953	.18321	-.01788	-2.55756	11.84945	-.18274	.00000
GRADIENT		.00005	-.06202	-.44691	-.00182	-.00529	-.00048	-.21700	-.06940	-.01829	.00000

TABULATED SOURCE DATA LARC 8-655/862 (SA-2FA/B)

DATE 18 APR 74

(RFS010) (29 OCT 73)

SA-2F(8TPT-655)SRB WITH TRIP STRIPS

PARAMETRIC DATA

BETA = .000 PHI = .000
 RN/L = .600 FWDSTK = .000
 AFTSTK = .000 ATTRNG = 1.000
 ELETUN = .000 RTORKS = .000

REFERENCE DATA

SREF = 7.0690 SQ. IN. XMRP = 20.8340 INCHES
 LREF = 3.0100 INCHES YMRP = .0000 INCHES
 BRFP = 3.0100 INCHES ZMRP = .0000 INCHES
 SCALE = .0211 SCALE

RUN NO. 17/ 0 RN/L = .61 GRADIENT INTERVAL = -5.00/ 5.00

MACH	ALPHA	BETA	CN	CLM	CBL	CYN	CY	CL	CD	CA	CAB
.897	80.574	-.00144	16.36097	11.57628	.03781	.10977	.01094	2.07493	16.24043	.61288	.00000
.897	82.590	-.00206	16.84235	10.43695	.03408	.09705	.06404	1.51545	16.59542	.63822	.00000
.897	84.635	-.00133	16.69768	9.27090	.04483	.00481	.08812	.94923	16.68200	.61465	.00000
.897	86.592	-.00051	16.97819	8.36416	.03133	-.03949	.06756	.41651	16.98346	.59369	.00000
.897	88.589	-.00025	17.10816	7.40517	.02953	-.09372	.09362	-.13611	17.11670	.57758	.00000
.897	90.595	-.00044	17.16582	6.35570	.03921	-.11043	.12015	-.80403	17.15840	.62590	.00000
.897	92.570	-.00019	17.07740	5.28047	.05063	-.13569	.09722	-1.35747	17.03366	.59239	.00000
.897	94.575	-.00053	17.04850	4.26696	.01253	-.08117	.10297	-1.88635	16.95205	.52805	.00000
.897	96.559	-.00139	16.85396	3.03167	.02241	-.04125	.13028	-2.37129	16.69235	.44897	.00000
.897	98.542	-.00074	16.47332	1.68643	.01097	-.06671	.10611	-2.79820	16.23781	.35529	.00000
.897	100.554	-.00067	16.20672	.10298	.01004	-.10271	.13093	-3.19430	15.89047	.22976	.00000
.897	103.076	-.00240	15.79264	-1.44525	.04317	.01235	.15982	-3.66477	15.36183	.09435	.00000
GRADIENT	.00000		-.02247	-.56694	-.00081	-.00574	.00467	-.26262	-.03728	-.02100	.00000

ORIGINAL PAGE IS OF POOR QUALITY

SA-2F (STPT-655)SRB WITH TRIP STRIPS

REFERENCE DATA
 BETA = 7.0890 50. IN. XWRP = 20.8340 INCHES
 LREF = 3.0000 INCHES YWRP = .0000 INCHES
 BREF = 3.0000 INCHES ZWRP = .0000 INCHES
 SCALE = .0211 SCALE

PARAMETRIC DATA
 BETA = .000 PHI = .000
 RN/L = 1.200 FWDSTK = .000
 AFTSTK = .000 ATTRNG = 1.000
 ELETUN = .000 RTORKS = .000

RUN NO. 15/ 0 RN/L = 1.24 GRADIENT INTERVAL = -5.00/ 5.00

MACH	ALPHA	BETA	CN	CLM	CBL	CYN	CY	CL	CD	CA	CAB
.400	79.067	-.00479	9.16264	10.87441	-.02699	.43136	-.02710	1.75298	8.99340	-.01542	.00000
.399	79.915	-.00498	9.26271	10.53864	-.02831	.41923	-.00301	1.58738	9.12575	.03513	.00000
.398	81.948	-.00524	9.22770	8.96905	-.03080	.43457	.00053	1.11738	9.16151	.17697	.00000
.400	83.908	-.00423	9.11664	6.98356	-.03202	.40064	-.04350	.62944	9.15152	.34525	.00000
.399	85.764	-.00455	8.81273	4.36536	-.02268	.48051	-.08637	.14858	8.82587	.50375	.00000
.398	87.970	-.00505	8.90580	3.50478	-.03678	.51850	-.08232	-.19999	8.91848	.51571	.00000
.398	89.947	-.00287	8.77316	2.82762	-.03541	.09589	.11546	-.49013	8.77361	.49821	.00000
.399	91.935	-.00297	8.84570	2.09310	-.04864	.12599	.09620	-.79064	8.82403	.49247	.00000
.400	93.982	-.00358	8.93539	1.31920	-.05091	.22480	.05650	-1.06377	8.88296	.44433	.00000
.399	95.970	-.00418	8.99120	.72767	-.02979	.32483	.01591	-1.28758	8.90558	.35434	.00000
.399	97.698	-.00604	9.01496	.23022	-.05609	.47020	.02442	-1.45639	8.89925	.21967	.00000
.399	100.046	-.00614	8.98362	-.35328	-.03402	.53423	-.01803	-1.62321	8.83594	.05698	.00000
.402	101.854	-.00701	9.01005	-.95699	-.04747	.67632	-.07783	-1.75964	8.83704	-.09320	.00000
.400	103.113	-.00563	8.90283	-1.23448	-.04586	.79319	-.26089	-1.83809	8.71301	-.18652	.00000
GRADIENT		-.00005	-.00936	-.49648	-.00084	.00806	-.00282	-.14985	-.01264	-.00754	.00000

RUN NO. 33/ 0 RN/L = 1.20 GRADIENT INTERVAL = -5.00/ 5.00

MACH	ALPHA	BETA	CN	CLM	CBL	CYN	CY	CL	CD	CA	CAB
.800	79.219	-.00664	14.05453	13.04511	.00318	.43049	-.03637	2.43674	13.84306	.19381	.00000
.800	79.961	-.00805	14.51162	12.95086	-.00003	.48365	-.01396	2.33368	14.32413	.19912	.00000
.398	81.990	-.00797	14.83479	12.70502	-.00164	.49553	-.02693	1.84140	14.72183	.22794	.00000
.399	84.136	-.01021	14.92391	13.26877	-.02799	.70999	-.09907	1.25735	14.87328	.26868	.00000
.802	86.094	-.00816	14.89432	12.63647	-.01954	.51232	-.03829	.74236	14.87831	.27298	.00000
.802	88.326	-.00886	15.13543	12.68494	-.02967	.45101	.04365	.16308	15.13713	.27916	.00000
.802	90.137	-.00935	15.19701	12.64433	-.04692	.39918	.10846	-.32833	15.19662	.29202	.00000
.800	91.954	-.00910	15.18665	12.33135	-.03192	.38763	.10883	-.84037	15.16682	.32262	.00000
.800	94.080	-.00791	14.83102	10.55258	-.04704	.39794	.04542	-1.27655	14.77772	.22702	.00000
.802	95.697	-.00684	13.89076	7.94037	-.02352	.34177	.04063	-1.60728	13.79864	.18112	.00000
.802	97.959	-.00434	12.07797	2.68165	-.03581	.17419	.06145	-1.87532	11.93326	.20497	.00000
.801	99.858	-.00177	11.03594	-.71250	-.03920	.07440	-.02303	-2.03233	10.84822	.14883	.00000
.800	103.161	-.00281	11.03512	-1.85659	-.03352	.16860	-.00257	-2.43086	10.76438	-.08391	.00000
GRADIENT		.00022	-.14055	-.61117	-.00165	-.01755	.00373	-.21887	-.14284	-.00669	.00000

REFERENCE DATA
 XMRP = 20.8340 INCHES
 YMRP = .0000 INCHES
 ZMRP = .0000 INCHES
 SCALE = .0211 SCALE

PARAMETRIC DATA
 BETA = .000 PHI = .000
 RN/L = 1.22 FWDSTK = .000
 AFTSTK = .000 ATTRNG = 1.000
 ELETUN = .000 RTORKS = .000

RUN NO. 13/ 0 RN/L = 1.22 GRADIENT INTERVAL = -5.00/ 5.00

MACH	ALPHA	BETA	CN	CLM	CLB	CYN	CY	CL	CD	CA	CAB
.899	79.232	.00078	16.62792	13.30674	-.03318	-.14540	.09109	2.59679	16.63528	.55693	.00000
.899	80.138	-.00039	16.92673	12.77523	-.04092	-.09954	.09476	2.31884	16.77749	.58906	.00000
.898	82.058	-.00061	17.20279	11.52835	-.04370	-.05964	.07682	1.79143	17.11947	.59118	.00000
.898	83.961	-.00012	17.44963	10.53843	-.03956	-.10673	.09109	1.25306	17.41445	.58613	.00000
.898	85.882	.00137	17.76067	9.34874	-.04722	-.19872	.08219	.72953	17.75485	.55745	.00000
.899	87.933	.00171	17.97267	8.25861	-.04919	-.16320	.07402	.09712	17.98086	.55145	.00000
.899	89.962	.00205	18.01390	7.07163	-.04470	-.20827	.09911	-.55099	18.01427	.56286	.00000
.899	92.051	.00017	17.97262	5.90776	-.05301	-.13514	.10428	-1.16464	17.94244	.52170	.00000
.899	94.064	.00242	17.67559	4.32651	-.04630	-.19879	.07845	-1.74718	17.59602	.49580	.00000
.899	95.929	.00100	17.37499	3.03402	-.04741	-.12781	.06948	-2.20969	17.23895	.41704	.00000
.899	97.664	-.00305	17.05091	1.61493	-.05016	.02268	.08773	-2.63772	16.84847	.30780	.00000
.900	99.661	-.00495	16.77788	.43036	-.04569	.07204	.11425	-3.06131	16.49733	.19084	.00000
.899	101.797	-.00592	16.58179	-.81800	-.04689	.06381	.14011	-3.45517	16.21796	.06640	.00000
.899	103.187	-.00496	16.35769	-1.79450	-.04649	.04459	.13906	-3.71066	15.93127	-.02147	.00000
GRADIENT		-.00022	-.02249	-.62962	-.00037	.00762	.00158	-.27092	-.03320	-.02249	.00000

ORIGINAL PAGE IS
 OF POOR QUALITY

TABULATED SOURCE DATA LARC 8-855/662 (SA-2FA/B)

DATE 18 APR 74

(RPS013) (29 OCT 75)

SA-2F (6TPT-655)SRB WITH TRIP STRIPS

PARAMETRIC DATA

BETA = .000 PHI = .000
 RN/L = 2.000 FWDSTK = .000
 AFTSTK = .000 ATTRG = 1.000
 ELETUN = .000 RTORRS = .000

REFERENCE DATA

SREF = 7.0690 SQ.IN. XMRP = 20.8340 INCHES
 LREF = 3.0000 INCHES YMRP = .0000 INCHES
 BREF = 3.0000 INCHES ZMRP = .0000 INCHES
 SCALE = .0211 SCALE

RUN NO. 32/ 0 RN/L = 1.99 GRADIENT INTERVAL = -5.00/ 5.00

MACH	ALPHA	BETA	CN	CLM	CBL	CYN	CY	CL	CD	CA	CAB
.399	79.000	-.00244	9.27516	11.20802	.00300	.11293	.00765	1.83285	9.09249	-.06430	.00000
.401	80.711	.00120	7.41883	10.08869	-.00290	-.14513	.06995	1.21125	7.31929	-.01390	.00000
.400	82.703	-.00084	9.21622	9.03649	-.00576	-.03475	.06237	1.08367	9.15271	.08753	.00000
.399	84.806	.00004	9.12869	7.02789	-.01415	-.06343	.05013	.58702	9.11296	.24042	.00000
.400	86.723	.00238	9.10362	5.41578	-.02850	-.30877	.15626	.19911	9.10713	.32187	.00000
.401	88.718	-.00135	8.88034	3.78951	-.01851	-.18290	.20323	-.20494	8.88714	.40367	.00000
.400	89.945	-.00258	8.86746	3.34341	-.01994	-.11039	.19332	-.40812	8.86786	.41668	.00000
.399	90.701	-.00281	8.84360	2.96231	-.02046	-.10053	.19486	-.51991	8.83790	.41171	.00000
.399	92.734	-.00116	8.87230	2.05196	-.02750	-.13215	.15433	-.81468	8.84350	.39187	.00000
.399	94.679	-.00491	8.95682	1.31373	-.02443	.10843	.10965	-.1.06603	8.89952	.33648	.00000
.400	96.685	-.00679	8.91710	.67213	-.03333	.26001	.06108	-.1.26364	8.83004	.22720	.00000
.400	98.639	-.00370	8.96051	-.04350	-.02621	.29018	-.00611	-.1.38814	8.75079	.05798	.00000
.399	100.643	-.00703	8.88058	-.83239	-.02801	.47012	-.09376	-.1.52138	8.75013	-.1.2079	.00000
.399	103.146	-.00782	8.81466	-1.69879	-.02927	.73908	-.28001	-.1.73315	8.64709	-.2.2788	.00000
		-.00035	.00616	-.54052	-.00126	.02794	-.00841	-.1.4681	.00430	-.00596	.00000

RUN NO. 16/ 0 RN/L = 2.04 GRADIENT INTERVAL = -5.00/ 5.00

MACH	ALPHA	BETA	CN	CLM	CBL	CYN	CY	CL	CD	CA	CAB
.600	79.278	-.00785	14.61556	13.83317	-.05572	.26835	.00461	2.54699	14.39261	-.17307	.00000
.600	79.676	-.00630	14.48926	13.69546	-.05566	.28374	.00448	2.38427	14.29269	.16533	.00000
.600	81.713	-.00918	14.51870	14.22885	-.05105	.33477	-.01336	1.95185	14.38761	.14222	.00000
.600	83.663	-.00791	15.39651	14.29331	-.05435	.16809	.08568	1.41407	15.33314	.22816	.00000
.599	85.932	-.00776	15.26709	13.49456	-.05502	.04675	.17984	.80933	15.24809	-.27432	.00000
.600	87.698	-.01046	15.42134	12.94774	-.05283	.18945	.13852	.26336	15.42206	.30249	.00000
.600	89.916	-.01546	15.46067	12.71791	-.05265	.40941	.09907	-.24624	15.46154	.29582	.00000
.600	91.72	-.01808	15.38106	12.18071	-.05261	.59864	.01844	-.76890	15.36491	.30744	.00000
.600	93.905	-.01739	14.89709	10.47487	-.05217	.64634	-.03902	-.1.25797	14.84588	.24398	.00000
.600	95.118	-.01340	12.38536	3.59772	-.04728	.56060	-.08037	-.1.54260	12.29181	.26696	.00000
.600	97.860	-.01275	11.07408	-.21698	-.05536	.58093	-.11314	-.1.71142	10.94278	.19507	.00000
.600	99.800	-.01278	11.04569	-1.03059	-.04157	.63848	-.15786	-.1.88726	10.86327	.00722	.00000
.600	101.562	-.01332	10.97427	-1.72111	-.05209	.60272	-.10963	-.2.09474	10.77303	-.1.0690	.00000
.599	103.132	-.01171	10.91451	-2.46264	-.04708	.51481	-.08218	-.2.28153	10.67532	-.2.0355	.00000
		-.00023	-.18038	-.77534	.00032	.01889	-.00808	-.2.21087	-.1.9026	-.01077	.00000

SA-2F (8TPT-655)S6B WITH TRIP STRIPS

(RP5013) (29 OCT 73)

REFERENCE DATA

SREF = 7.0690 SQ. IN. XMRP = 20.8340 INCHES
 LREF = 3.0000 INCHES YMRP = .0000 INCHES
 BREF = 3.0000 INCHES ZMRP = .0000 INCHES
 SCALE = .0211 SCALE

PARAMETRIC DATA

BETA = .000 PHI = .000
 RN/L = 2.000 FADSTK = .000
 AFTSTK = .000 ATTRNG = 1.000
 ELETUN = .000 RTORKS = .000

RUN NO. 12/ 0 RN/L = 2.00 GRADIENT INTERVAL = -5.00/ 5.00

MACH	ALPHA	BETA	CN	CLM	CBL	CYN	CY	CL	CD	CA	CAB
.698	79.366	-.00327	16.36387	12.63442	-.04157	.04869	.02911	2.4363	16.21114	.58418	.00000
.698	80.013	-.00288	16.39235	12.44956	-.03811	.04700	.02219	2.26964	16.24489	.58199	.00000
.698	82.017	-.00403	16.65565	11.26852	-.04085	.05274	.04117	1.74169	16.56933	.57626	.00000
.698	83.950	-.00681	16.92324	10.58288	-.04375	.09905	.06108	1.24189	16.88640	.54484	.00000
.698	85.977	-.00396	17.15359	9.59130	-.04473	.03332	.05512	.68056	17.14930	.54429	.00000
.698	87.983	-.00260	17.35819	8.59738	-.04612	-.01274	.06425	.09904	17.36546	.51213	.00000
.698	89.974	.00027	17.43969	7.36564	-.04674	-.06881	.05055	-.51858	17.43893	.52637	.00000
.698	92.022	.00166	17.48742	5.94582	-.04785	-.11120	.05202	-1.12460	17.45861	.50788	.00000
.698	94.156	.00475	17.42293	4.35873	-.04816	-.16769	.03794	-1.71903	17.34396	.45768	.00000
.901	95.837	.00343	17.23725	3.28923	-.04905	-.14507	.04704	-2.13547	17.10878	.38446	.00000
.900	97.888	.00072	16.92584	1.74801	-.06464	-.08011	.05031	-2.60660	16.72638	.28652	.00000
.900	99.899	-.00372	16.65434	.20062	-.05247	.02033	.06176	-3.04396	16.37483	.18363	.00000
.698	101.775	-.00677	16.39834	-1.10168	-.05392	.08740	.07218	-3.41604	16.03875	-.07122	.00000
.698	103.248	-.00403	16.19598	-1.97054	-.04937	.02815	.06292	-3.68921	15.77022	-.02307	.00000
GRADIENT	.00008	-.00202	-.62251	-.62251	-.00064	-.00323	.00110	-.26475	-.01269	-.02237	.00000

RUN NO. 27/ 0 RN/L = 2.00 GRADIENT INTERVAL = -5.00/ 5.00

MACH	ALPHA	BETA	CN	CLM	CBL	CYN	CY	CL	CD	CA	CAB
1.200	79.366	-.00610	20.14153	12.56015	-.06237	-.02951	.16969	3.14315	19.90310	.57587	.00000
1.199	79.897	-.00851	20.27321	12.41429	-.06318	-.00805	.15945	2.98357	20.06090	.56170	.00000
1.199	81.900	-.01077	20.58727	11.78978	-.06276	.03395	.16481	2.35173	20.46083	.55467	.00000
1.200	83.867	-.00819	20.80110	11.08572	-.05968	-.00831	.15244	1.70669	20.53630	.45706	.00000
1.200	85.915	-.00640	20.64950	10.41718	-.06307	-.04826	.15297	1.03620	20.62709	.43570	.00000
1.200	87.835	-.00558	20.65879	9.83091	-.06653	-.06015	.14794	.41738	20.65777	.36344	.00000
1.200	89.807	-.00585	20.61054	9.25077	-.06476	-.06301	.15651	-.21182	20.81137	.28210	.00000
1.200	91.815	-.00663	20.65197	8.59682	-.06896	-.04690	.15921	-.86225	20.83511	.20188	.00000
1.200	93.754	-.00580	20.62493	6.00861	-.06807	-.05502	.14774	-1.47365	20.77502	.11050	.00000
1.201	95.750	-.00640	20.69041	7.34481	-.06643	-.05011	.15469	-2.09991	20.58359	.02720	.00000
1.199	97.700	-.00780	20.40126	6.49591	-.06046	-.03093	.16107	-2.68196	20.22429	-.05188	.00000
1.200	99.871	-.00698	20.12204	5.69433	-.06873	-.01536	.17587	-3.23964	19.86005	-.14264	.00000
1.199	103.472	-.00843	19.49043	4.11846	-.06298	.03484	.14346	-4.18612	19.03860	-.36267	.00000
GRADIENT	.00002	-.01558	-.34020	-.34020	-.00011	.00005	-.00026	-.31145	-.02183	-.03875	.00000

ORIGINAL PAGE IS OF POOR QUALITY

SA-2F (8TPT-655)SRB WITH TRIP STRIPS

(RPS015) (29 OCT 73)

REFERENCE DATA

BREF = 7.0690 56.1IN. YMRP = 20.8340 INCHES
 LREF = 3.0000 INCHES YMRP = .0000 INCHES
 BREF = 3.0000 INCHES ZMRP = .0000 INCHES
 SCALE = .0211 SCALE

PARAMETRIC DATA

BETA = .000 PHI = .000
 RV/L = 3.600 FLDSTK = .000
 AFTSTK = .000 ATTRNG = 1.000
 ELETUN = .000 RTORKS = .000

RUN NO. 31/ 0 RV/L = 3.59 GRADIENT INTERVAL = -5.00/ 5.00

MACH	ALPHA	BETA	CN	CLM	CBL	CYN	CY	CL	CD	CA	CAB
.401	79.109	-.07472	9.21786	10.15763	-.02615	-1.77312	-.23796	1.85748	9.02954	-.11802	.00000
.401	80.725	-.01945	9.03297	8.70041	-.02571	.38524	.12173	1.50844	8.90629	-.05329	.00000
.401	82.759	-.02619	8.98940	7.67555	-.02546	.58484	.10744	1.16762	8.91330	-.03175	.00000
.401	84.778	-.03073	8.91324	6.31094	-.02844	.70797	.10606	.79826	8.87743	.01307	.00000
.400	86.736	-.03106	8.81936	4.94118	-.03737	.72366	.10080	.47846	8.80641	.02378	.00000
.400	88.710	-.01349	8.55130	3.40476	-.03503	.35468	.09886	.09483	8.55134	.09778	.00000
.400	90.694	-.01059	8.49416	2.44120	-.03112	.19614	.07506	-.23588	8.49193	.13293	.00000
.400	92.672	-.01169	8.53059	1.60873	-.03657	.17769	.11540	-.52782	8.51524	.13021	.00000
.400	94.648	-.01215	8.51819	.65450	-.02619	.22436	.08769	-.74379	8.48583	.05363	.00000
.401	96.627	-.00967	8.61267	-.25086	-.03795	.22897	.02888	-.94680	8.56761	-.04741	.00000
.401	98.653	-.02160	8.69182	-1.17889	-.03241	.60493	-.00886	-1.13301	8.61947	-.17675	.00000
.401	100.606	-.02553	8.66772	-2.20465	-.04264	.80069	-.07790	-1.35825	8.56517	-.24759	.00000
.400	103.166	-.02194	8.65119	-2.99477	-.03830	.82064	-.16823	-1.63774	8.50163	-.34178	.00000
GRADIENT		-.00131	-.02165	-.54725	-.00053	.04094	-.00354	-.14324	-.02104	-.00845	.00000

SA-2F (8TPT-655)SRB WITH TRIP STRIPS

(RPS016) (29 OCT 73)

REFERENCE DATA

BREF = 7.0690 56.1IN. YMRP = 20.8340 INCHES
 LREF = 3.0000 INCHES YMRP = .0000 INCHES
 BREF = 3.0000 INCHES ZMRP = .0000 INCHES
 SCALE = .0211 SCALE

PARAMETRIC DATA

BETA = .000 PHI = .000
 RV/L = 4.200 FLDSTK = .000
 AFTSTK = .000 ATTRNG = 1.000
 ELETUN = .000 RTORKS = .000

RUN NO. 28/ 0 RV/L = 4.19 GRADIENT INTERVAL = -5.00/ 5.00

MACH	ALPHA	BETA	CN	CLM	CBL	CYN	CY	CL	CD	CA	CAB
1.200	79.995	-.00456	20.34462	12.22571	-.07086	-.11022	.12691	2.97098	20.13466	.57240	.00000
1.199	81.999	-.00759	20.62141	11.63474	-.07002	-.09791	.14447	2.38680	20.48952	.52437	.00000
1.198	83.931	-.00923	20.82092	11.04929	-.06852	-.08466	.13884	1.73997	20.75327	.46384	.00000
1.199	85.965	-.00787	20.78113	10.41383	-.06745	-.09213	.14256	1.06098	20.75793	.40227	.00000
1.199	87.992	-.00693	20.76146	9.84126	-.06918	-.10057	.14090	.43033	20.75969	.33369	.00000
1.199	89.805	-.00791	20.92266	9.30373	-.07336	-.07668	.12925	-.18386	20.92341	.25505	.00000
1.199	91.733	-.00957	20.97219	8.71035	-.07286	-.06571	.13433	-.80173	20.95753	.16761	.00000
1.200	93.717	-.00795	20.92877	8.10212	-.07295	-.08285	.13479	-1.43355	20.87775	.07699	.00000
1.200	95.671	-.00909	20.70146	7.36121	-.07149	-.06429	.12946	-2.03837	20.60086	-.00744	.00000
1.199	97.585	-.01167	20.47819	6.63214	-.06878	-.03782	.13021	-2.61378	20.30885	-.08253	.00000
1.199	99.802	-.01454	20.17647	5.79299	-.07173	-.01493	.13663	-3.18295	19.92468	-.18527	.00000
1.200	103.873	-.01606	19.75323	4.43402	-.07170	.00254	.15492	-4.29731	19.26484	-.44786	.00000
GRADIENT		-.00243	-.02442	-.32567	-.00010	.00436	.00020	-.31052	-.03411	-.04190	.00000

(RPSD17) (29 OCT 73)

SA-2F (8TPT-655)S6B WITH TRIP STRIPS

REFERENCE DATA

BREF = 7.0690 80.1M. 2MRP = 20.8340 INCHES
 LREF = 3.0000 INCHES 1MRP = .0000 INCHES
 BREF = 3.0000 INCHES 2MRP = .0000 INCHES
 SCALE = .0211 SCALE

RUN NO. 30/ 0 RVL = 5.09 GRADIENT INTERVAL = -5.00/ 5.00

MACH	ALPHA	BETA	CN	CLM	COL	CYN	CY	CL	CD	CA	CAB
.998	79.541	-.02616	13.64010	12.19322	-.04601	.30603	.04320	2.37256	13.43256	.10527	.00000
.999	79.924	-.03015	14.10531	12.23019	-.04680	.33521	.06336	2.36493	13.90604	.10454	.00000
.999	81.898	-.02065	14.00949	11.77355	-.04684	.25005	.02562	1.91318	13.87869	.11093	.00000
.999	83.713	-.00540	14.26462	12.02741	-.05017	-.08701	.01121	1.45860	14.19024	.10424	.00000
.800	85.720	.02252	14.09456	12.01221	-.04621	-.32923	.02049	.96511	14.06177	.08701	.00000
.800	87.879	.00075	13.37171	10.55433	-.04741	-.17059	.13092	.44243	13.36456	.06889	.00000
.800	89.582	-.01633	12.86733	8.79656	-.04296	-.00324	.18212	.01292	12.86758	.08098	.00000
.800	91.355	-.02433	12.60776	7.15371	-.04714	.06764	.21229	-.50584	12.59867	.16362	.00000
.800	93.420	-.01849	11.75049	3.78491	-.04568	.03463	.17506	-.86207	11.71866	.17947	.00000
.998	95.380	-.02334	11.11331	1.09670	-.04503	.08101	.19175	-1.18349	11.05128	.14593	.00000
.800	96.054	-.02082	10.97659	.34478	-.04654	.02313	.20866	-1.28703	10.90165	.13009	.00000
.800	98.165	-.00091	11.01249	-.61313	-.04350	-.38087	.30445	-1.60222	10.89538	.03853	.00000
.999	99.828	.00431	10.96797	-1.43556	-.04103	-.49448	.35513	-1.83778	10.81296	-.03494	.00000
.800	103.265	-.02123	10.81477	-3.08459	-.04543	.02146	.22206	-2.29143	10.57103	-.19523	.00000
GRADIENT	.00012	.00012	-.17054	-.74469	.00020	-.01701	.01246	-.20847	-.17080	-.00646	.00000

(RPSD18) (29 OCT 73)

SA-2F (8TPT-655)S6B WITH TRIP STRIPS

REFERENCE DATA

BREF = 7.0690 80.1M. 2MRP = 20.8340 INCHES
 LREF = 3.0000 INCHES 1MRP = .0000 INCHES
 BREF = 3.0000 INCHES 2MRP = .0000 INCHES
 SCALE = .0211 SCALE

RUN NO. 29/ 0 RVL = 5.47 GRADIENT INTERVAL = -5.00/ 5.00

MACH	ALPHA	BETA	CN	CLM	COL	CYN	CY	CL	CD	CA	CAB
.900	79.999	-.00506	16.44446	12.85791	-.05627	-.09955	.11903	2.38059	16.27848	.48555	.00000
.899	80.382	-.00357	16.46704	12.70361	-.05690	-.09816	.10726	2.29926	16.31318	.49304	.00000
.900	82.186	-.00646	16.72885	11.50349	-.05780	-.07087	.10695	1.78444	16.64368	.52050	.00000
.900	84.173	-.00891	16.97998	10.36076	-.06001	-.05114	.10905	1.20835	16.84485	.51818	.00000
.800	86.220	-.01322	17.21642	9.25079	-.06133	.00997	.09149	.63111	17.21426	.50506	.00000
.800	88.378	-.01233	17.45998	8.15168	-.06195	.00984	.08474	-.02350	17.46764	.51782	.00000
.800	89.987	-.00848	17.32323	7.20076	-.05994	-.04822	.10311	-.50894	17.52335	.51284	.00000
.800	90.362	-.00595	17.60457	7.02448	-.06133	-.07480	.10577	-.59886	17.60131	.49379	.00000
.900	94.973	.01065	16.89373	.53635	-.08119	-.24390	.11784	-2.60447	16.45975	.20243	.00000
.900	100.116	.00900	16.53396	-.41832	-.03776	-.22368	.11379	-3.04523	16.25176	.14349	.00000
.900	103.844	-.00905	16.05590	-2.74339	-.03743	-.09833	.11934	-3.74072	15.61414	-.04795	.00000
GRADIENT	.00052	.00052	-.01392	-.66183	-.00001	-.00332	.00043	-.28419	-.02535	-.02147	.00000

REFERENCE DATA

BREF = 7.0690 50.1IN. YMRP = 20.8340 INCHES
LREF = 3.0000 INCHES YMRP = .0000 INCHES
BREF = 3.0000 INCHES ZMRP = .0000 INCHES
SCALE = .0211 SCALE

PARAMETRIC DATA

BETA = .000 PHI = 45.000
RN/L = 6.100 FUDSTK = 1.100
AFTSTK = 1.100 ATTRNG = 1.000
ELETUN = .000 RTORKS = .000

RUN NO. 49/ 0 RN/L = 3.59 GRADIENT INTERVAL = -5.00/ 5.00

MACH	ALPHA	BETA	CN	CLM	CBL	CYN	CY	CL	CD	CA	CAB
.400	79.995	.19019	7.80340	4.58202	.10068	-4.10318	-.04726	1.57575	7.64315	-.08777	.00000
.400	80.569	.15700	7.86165	4.06881	.09817	-4.17343	-.12668	1.10033	7.78660	.19031	.00000
.400	82.609	.19170	8.03508	3.91007	.09903	-4.75671	-.41056	.77401	8.06199	.26181	.00000
.400	84.874	.25425	8.12713	3.45733	.09037	-6.65698	-.23035	.44563	8.11979	.28164	.00000
.400	86.719	.27794	8.16521	3.07787	.09926	-6.94969	-.52023	.18623	8.16794	.28158	.00000
.400	88.616	.25459	8.22470	2.79708	.10079	-6.40338	-.42823	-.07690	8.22896	.27561	.00000
.400	89.675	.24505	8.30242	2.65565	.09681	-6.27025	-.33718	-.23529	8.30389	.28239	.00000
.400	90.662	.21822	8.24723	2.46045	.09673	-5.82880	-.04851	-.35384	8.24370	.25858	.00000
.400	92.515	.20225	8.24764	1.97861	.09474	-5.64967	.10735	-.54482	8.23166	.18307	.00000
.400	94.494	.18785	8.17434	1.23748	.09260	-5.41739	.23359	-.69370	8.14502	.05342	.00000
.400	96.616	.18116	8.04486	.29458	.09776	-5.30373	.27050	-.84212	8.00112	-.08564	.00000
.400	98.537	.16496	7.85888	-.90827	.10665	-4.93339	.31606	-.99234	7.79797	-.17623	.00000
.400	100.556	.12098	7.78534	-2.27983	.10467	-3.84167	.39094	-1.12621	7.70950	-.30526	.00000
.400	103.104	.06505	7.86293	-3.22135	.10142	-2.41591	.02620	-1.32654	7.76436	-.46830	.00000
.400	GRADIENT	-.00323	-.00310	-.31090	.00020	.05518	.02630	-.11430	-.00306	-.02308	.00000

RUN NO. 48/ 0 RN/L = 5.09 GRADIENT INTERVAL = -5.00/ 5.00

MACH	ALPHA	BETA	CN	CLM	CBL	CYN	CY	CL	CD	CA	CAB
.400	79.628	-.00185	15.48558	12.26665	.09619	-.39992	.34685	2.55650	15.27491	.23538	.00000
.400	81.692	.02343	16.04204	12.59454	.09195	-.77719	.35205	2.08777	15.90747	.24330	.00000
.400	83.957	.06193	16.72002	13.16147	.09555	-1.34911	.19736	1.58857	16.64327	.17253	.00000
.400	85.959	.04189	17.05727	13.28543	.09201	-.64295	.22661	1.09884	17.02219	.10950	.00000
.400	88.005	.03360	17.30563	13.26350	.09108	-.78676	.27298	.52875	17.29771	.07364	.00000
.400	89.944	.03112	17.18227	13.93126	.09170	-1.04110	.28845	-.05196	17.16233	.06875	.00000
.400	91.874	.07296	16.57320	14.04882	.08883	-1.36420	.31089	-.61350	16.56190	.04260	.00000
.400	93.934	.07302	15.57450	12.49190	.09480	-1.41741	.35356	-1.03410	15.54017	-.03455	.00000
.400	95.893	.06487	15.05319	10.90207	.09572	-1.35818	.39305	-1.40818	14.98782	-.13807	.00000
.400	97.863	.05606	14.57794	9.32766	.09848	-1.24750	.39684	-1.72624	14.47791	-.27052	.00000
.400	99.842	.05406	14.01783	7.50372	.09894	-1.14412	.33113	-1.97414	13.88337	-.38894	.00000
.400	103.536	-.01402	13.31589	4.36133	.09849	-.31448	-.09797	-2.51988	13.08950	-.61420	.00000
.400	GRADIENT	.00020	-.12362	-.29939	.00030	.00384	-.00530	-.22427	-.00363	-.03363	.00000

TABULATED SOURCE DATA LARC 8-655/662 (SA-2FA/B)

SA-2F (81PT-655)SRB WITH STRAKES

(RPS019) (29 OCT 75)

PARAMETRIC DATA

BETA = .000 PHI = 45.000
 RV/L = 6.100 FWDSTK = 1.100
 AFTSTK = 1.100 ATTRNG = 1.000
 ELETUN = .000 RTORNS = .000

REFERENCE DATA

SIZE = 7.0690 90.1M. ZMRP = 20.8340 INCHES
 LREF = 3.0000 INCHES YMRP = .0000 INCHES
 BREF = 3.0000 INCHES ZMRP = .0000 INCHES
 SCALE = .0211 SCALE

RUN NO. 47/ 0 RV/L = 5.49 GRADIENT INTERVAL = -5.00/ 5.00

MACH	ALPHA	BETA	CN	CLM	CBL	CYN	CY	CL	CD	CA	CAB
.900	80.066	-.20439	17.65127	11.54489	.07591	2.37441	-.37864	2.52468	17.68062	.56344	.00000
.900	81.470	-.21062	18.11640	10.79202	.07173	2.43420	-.39603	2.13170	17.99931	.56160	.00000
.900	83.900	-.20607	18.37134	9.93469	.07662	2.36275	-.35390	1.54131	16.31459	.54199	.00000
.900	85.613	-.19933	18.53060	9.05195	.07481	2.25675	-.33684	.90366	18.52393	.51572	.00000
.899	87.568	-.19509	18.59393	7.99962	.07625	2.14593	-.28096	.28720	16.59850	.50230	.00000
.900	89.848	-.17648	18.56281	6.66063	.08031	1.95462	-.25350	-.44864	18.56407	.49774	.00000
.900	91.848	-.18460	18.47396	5.62406	.08113	2.04335	-.27200	-1.04248	18.44995	.44767	.00000
.900	93.688	-.19848	18.28666	4.46258	.08110	2.16106	-.26740	-1.55447	18.22443	.37910	.00000
.900	95.324	-.20522	18.06985	3.44449	.07962	2.24127	-.27940	-1.98298	17.96335	.30749	.00000
.901	97.600	-.20968	17.83843	1.97977	.07813	2.26207	-.25610	-2.54636	17.65676	.18871	.00000
.900	99.491	-.19432	17.61464	.42556	.08478	2.10265	-.23464	-2.99062	17.35913	.08716	.00000
.900	103.555	-.19384	17.15815	-1.77990	.08655	2.12985	-.23794	-3.66821	16.71718	-.15783	.00000
GRADIENT		.00037	-.03452	-5.57067	.00048	-.01075	.05658	-.28058	-.04500	-.02799	.00000

RUN NO. 42/ 0 RV/L = 4.19 GRADIENT INTERVAL = -5.00/ 5.00

MACH	ALPHA	BETA	CN	CLM	CBL	CYN	CY	CL	CD	CA	CAB
1.199	80.143	-.11089	20.50599	12.55980	.04450	1.60103	-.28895	2.97797	20.29579	.54028	.00000
1.199	81.931	-.12155	20.82499	12.01062	.04079	1.59997	-.27049	2.43412	20.68814	.49384	.00000
1.199	83.675	-.12533	21.03466	11.41125	.04307	1.64680	-.28075	1.60859	20.96136	.43688	.00000
1.200	85.688	-.13188	21.05012	10.77206	.04284	1.69704	-.27152	1.13350	21.00291	.37550	.00000
1.200	87.614	-.12656	21.06607	10.15572	.04284	1.65305	-.28042	.48602	21.06478	.31373	.00000
1.199	89.603	-.12714	21.14374	9.55932	.04033	1.66239	-.28396	-.16265	21.14443	.23546	.00000
1.199	91.717	-.12654	21.20548	9.11733	.04113	1.67285	-.29682	-.78390	21.19150	.14880	.00000
1.200	93.706	-.13136	21.12733	8.63948	.04297	1.71774	-.29141	-1.42616	21.07922	.06057	.00000
1.200	95.680	-.13061	21.02662	8.06686	.04281	1.72055	-.29665	-2.00845	20.92862	-.02578	.00000
1.200	97.613	-.12929	20.77756	7.32801	.04607	1.71665	-.30012	-2.64007	20.60949	-.11367	.00000
1.200	99.378	-.12503	20.50104	6.40315	.04519	1.69068	-.30967	-3.21467	20.32955	-.21294	.00000
1.200	103.986	-.12284	20.40703	6.14386	.03961	1.72922	-.34283	-4.45142	19.92178	-.49548	.00000
1.201		-.00016	-.00985	-.28203	.00000	.00513	-.00223	-.31682	-.01991	-.04221	.00000

ORIGINAL PAGE IS OF POOR QUALITY

SA-27 (81PT-851)SR8 WITH STRAKES

(RPS020) (29 OCT 75)

REFERENCE DATA

SREF = 7.0690 36.1N, WRP = 20.8340 INCHES
 LREF = 3.0000 INCHES YWRP = .0000 INCHES
 BREF = 3.0000 INCHES ZWRP = .0000 INCHES
 SCALE = .0211 SCALE

PARAMETRIC DATA

BETA = .000 PHI = 90.000
 RV/L = 2.000 FLDSTK = 1.100
 AFTSTR = 1.100 ATTRNG = 1.000
 ELETUN = .000 RTORKS = .000

RUN NO. 37/ 0 RV/L = 1.99 GRADIENT INTERVAL = -5.00/ 5.00

MACH	ALPHA	BETA	CN	CLM	CBL	CYN	CY	CL	CD	CA	CAB
.398	79.102	.07946	12.18557	9.43318	-.03791	-5.06951	.66621	2.15649	11.99417	.14998	.00000
.398	80.519	.03684	12.11258	7.85370	-.02811	-3.28030	1.16119	1.59945	12.01321	.40130	.00000
.398	82.475	-.03874	12.19806	7.23235	-.04214	-3.23510	1.06292	1.06879	12.16101	-.51317	.00000
.399	84.430	.03946	12.10897	6.62009	-.04286	-3.09551	-.96882	.65785	12.10226	.51987	.00000
.398	86.407	.04031	12.19341	6.10108	-.03561	-3.03926	.84837	.26391	12.20085	.50126	.00000
.398	86.463	.04562	12.16587	5.54092	-.03950	-3.26924	.81408	-.14035	12.17546	.46269	.00000
.397	90.558	.05079	12.27762	4.86895	-.03739	-3.47965	.78193	-.56784	12.27268	.44826	.00000
.398	92.682	.05405	12.27920	4.04969	-.03593	-3.53904	.69680	-.91322	12.24969	.33901	.00000
.398	94.456	.05710	12.23320	3.57214	-.04197	-3.67988	.62496	-.19776	12.17694	.24756	.00000
.398	96.404	.05736	12.17477	3.01649	-.03429	-3.69607	.67941	-.145082	12.10838	.09342	.00000
.398	98.519	.05549	11.85458	2.54611	-.02858	-4.17674	1.13999	-.175092	11.72755	-.02549	.00000
.398	100.755	.05430	11.78443	1.96711	-.03662	-4.17042	1.16973	-2.00547	11.61403	-.18670	.00000
.398	103.209	.06300	11.58206	1.43307	-.03635	-4.23217	.83142	-2.27830	11.33127	-.37132	.00000
GRADIENT	.00045	-.01795	-.30905	.00211	-.01929	-.00352	-.17945	-.02172	-.02830	-.02830	.00000

RUN NO. 38/ 0 RV/L = 2.00 GRADIENT INTERVAL = -5.00/ 5.00

MACH	ALPHA	BETA	CN	CLM	CBL	CYN	CY	CL	CD	CA	CAB
.801	79.193	.03378	13.77775	9.86530	-.05601	-1.71203	.43766	2.16173	13.61387	.42916	.00000
.800	79.910	.03396	13.81414	9.74440	-.04680	-1.74492	.45782	1.97513	13.67968	.45191	.00000
.800	81.653	.03730	13.86704	9.03560	-.04644	-1.84335	.48320	1.47309	13.79752	.49699	.00000
.801	83.923	.03914	13.81925	8.15642	-.04653	-1.94956	.49138	.94850	13.79637	.51735	.00000
.801	85.674	.04099	13.77321	7.42087	-.04154	-1.96663	.47210	.50156	13.77281	.49065	.00000
.800	87.927	.04299	13.81412	6.73702	-.04636	-1.98362	.41567	.04317	13.82160	.45685	.00000
.801	89.900	.04092	13.89032	6.09155	-.05307	-1.83605	.35448	-.42474	13.85108	.44698	.00000
.801	91.900	.03616	13.89997	5.23592	-.03790	-1.57921	.27738	-.93685	13.81651	.47819	.00000
.801	93.848	.01971	13.88537	4.18102	-.03658	-.94113	.21583	-1.32791	13.83744	.39618	.00000
.800	95.747	.00085	13.89170	3.23355	-.04205	-.31834	.24151	-1.88816	13.79218	.29657	.00000
.800	97.780	-.01065	13.97231	1.69826	-.04014	-.21718	.48343	-2.08725	13.81694	.19771	.00000
.800	99.727	-.01998	13.95118	.82472	-.04370	-.02430	.47378	-2.42770	13.73851	.07166	.00000
.801	103.229	-.02188	13.59025	-.70622	-.04661	.22599	.44430	-2.96682	13.26332	-.14725	.00000
GRADIENT	-.00264	-.00264	.00067	-.44730	.00033	.09575	-.00338	-.21876	-.00359	-.02107	.00000

SA-2F (81PT-653)S88 WITH STRAKES

(RPS020) (29 OCT 73)

PARAMETRIC DATA

BETA = .000 PHI = 90.000
 RN/L = 2.000 PWDSTK = 1.100
 APTSTK = 1.100 ATTRNG = 1.000
 ELETUN = .000 RTORNS = .000

REFERENCE DATA

MACH = 7.0490 50.1M. WHP = 20.8340 INCHES
 WREF = 3.0000 INCHES WHP = .0000 INCHES
 WREF = 3.0000 INCHES WHP = .0000 INCHES
 SCALE = .0211 SCALE

RUN NO. 39/ 0 RN/L = 2.00 GRADIENT INTERVAL = -5.00/ 5.00

MACH	ALPHA	BETA	ON	CLM	CLN	CYN	CY	CL	CD	CA	CAB
.898	79.396	.10760	17.54965	12.36401	-.06291	-2.82444	.04113	2.61760	17.36450	.62245	.00000
.899	79.942	.10966	17.60106	12.08345	-.07095	-2.82177	.05685	2.45924	17.43958	.62415	.00000
.899	82.109	.10821	17.77579	11.06198	-.06877	-2.84108	.05940	1.83178	17.69183	.61460	.00000
.899	84.176	.10657	18.00512	10.13016	-.05713	-2.83654	.09911	1.23878	17.97219	.59125	.00000
.899	86.131	.10533	18.04610	9.14892	-.05887	-2.81875	.11632	.64102	18.04397	.57788	.00000
.899	88.029	.10364	18.17220	8.30912	-.06068	-2.78599	.12777	.08230	18.18082	.54301	.00000
.899	89.937	.10196	18.33129	7.39603	-.05451	-2.91012	.18369	-.53189	18.33189	.55210	.00000
.899	91.890	.10165	18.29126	6.38309	-.05691	-2.80104	.18233	-1.12510	18.26411	.52211	.00000
.899	93.823	.10116	18.31136	5.29601	-.04743	-2.82278	.20538	-1.69723	18.23681	.47749	.00000
.899	95.802	.09911	18.16144	4.11123	-.04512	-2.82226	.24282	-2.23251	18.04821	.39651	.00000
.900	97.788	.09475	17.86520	2.82500	-.03021	-2.77668	.28832	-2.72357	17.67921	.30285	.00000
.900	99.863	.09057	17.65396	1.46131	-.04834	-2.68829	.29253	-3.21633	17.35956	.19545	.00000
.900	103.283	.08519	17.14914	-.65226	-.03922	-2.57294	.28983	-3.92175	16.69471	-.01888	.00000
GRADIENT		-.00066	-.00371	-.53521	.00110	.00717	.01174	-.28309	-.01342	-.02290	.00000

RUN NO. 40/ 0 RN/L = 2.00 GRADIENT INTERVAL = -5.00/ 5.00

MACH	ALPHA	BETA	ON	CLM	CLN	CYN	CY	CL	CD	CA	CAB
1.800	79.890	.13429	21.07011	12.90319	-.06795	-3.06883	.06615	3.24339	20.62729	.58811	.00000
1.806	81.990	.13116	21.38206	11.73168	-.07120	-2.99702	.09986	2.43825	21.25972	.54808	.00000
1.807	83.811	.13112	21.48966	11.18343	-.07227	-2.95993	.07795	1.82434	21.41761	.49537	.00070
1.808	85.881	.13023	21.53405	10.58635	-.07059	-2.97682	.11624	1.11841	21.50920	.42570	.00000
1.807	87.812	.13045	21.90544	10.12579	-.06464	-2.97851	.11704	.49838	21.50358	.36188	.00000
1.808	89.795	.12958	21.54877	9.68191	-.06563	-2.97813	.14914	-.20410	21.54964	.28128	.00000
1.809	91.798	.13041	21.80150	9.21297	-.06589	-3.04494	.17363	-.86719	21.58496	.19343	.00000
1.809	93.782	.13332	21.48837	8.47273	-.07119	-3.12538	.18387	-1.52939	21.41413	.11353	.00000
1.800	95.689	.13288	21.37927	7.64737	-.06835	-3.15575	.20830	-2.14164	21.27175	.02979	.00000
1.801	97.884	.13214	21.22313	7.10366	-.05937	-3.14224	.20286	-2.78830	20.89244	-.05344	.00000
1.802	99.686	.12931	20.84378	6.34317	-.05689	-3.11072	.21612	-3.36596	20.68244	-.16345	.00000
1.802	101.585	.12434	20.79717	5.85013	-.06395	-3.01807	.21390	-3.90507	20.42914	-.27897	.00000
1.802	103.201	.12120	20.37929	4.92910	-.06083	-2.96157	.20850	-4.37430	19.90820	-.39449	.00000
GRADIENT		-.00029	-.02873	-.30631	.00045	-.00293	.00649	-.32323	-.03993	-.04137	.00000

SA-2F (8TPT-655)SRB WITH STRAKES

(RPS021) (29 OCT 73)

REFERENCE DATA

SREF = 7.0690 SQ. IN. YMRP = 20.6340 INCHES
 LREF = 3.0000 INCHES YMRP = .0000 INCHES
 BREF = 3.0000 INCHES ZMRP = .0000 INCHES
 SCALE = .0211 SCALE

PARAMETRIC DATA

BETA = .000 PHI = 90.000
 RV/L = 3.600 FADSTK = 1.100
 AFTSTK = 1.100 ATTRNG = 1.000
 ELETUN = .000 RTORKS = .000

RUN NO. 36/ 0 RV/L = 3.58 GRADIENT INTERVAL = -5.00/ 5.00

MACH	ALPHA	BETA	CN	CLM	CBL	CYN	CY	CL	CD	CA	CAB
.400	79.196	.78442	9.65948	6.53500	.00171	-20.27364	-1.18375	1.82344	9.48562	-.01259	.00000
.400	79.951	.78146	9.64498	6.21512	.00729	-20.29644	-1.09978	1.69421	9.49502	-.01137	.00000
.400	81.563	.76750	9.65195	5.64965	.00777	-19.98873	-.96269	1.41396	9.54781	.00226	.00000
.399	83.524	.73693	9.74492	4.98757	.00922	-19.35417	-.75019	.92796	9.70216	.17220	.00000
.399	85.912	.74479	9.89029	4.66066	.00669	-19.35858	-.85831	.51151	9.87896	.19407	.00000
.399	87.938	.75678	9.94570	4.29250	.00654	-19.44976	-1.00821	.16572	9.94618	.19228	.00000
.399	89.734	.76922	9.94425	4.01030	.01069	-19.79808	-.99701	-.11978	9.94491	.16589	.00000
.399	92.083	.78146	9.94102	3.87674	.00762	-20.11185	-1.02293	-.43311	9.93184	.07175	.00000
.400	93.762	.77086	9.92867	3.73631	.01158	-19.99979	-.90084	-.60375	9.91041	-.04780	.00000
.399	95.718	.77226	9.78344	2.88991	.00540	-20.07222	-.93353	-.78819	9.75344	-.18750	.00000
.400	97.903	.77174	9.69475	1.29118	.00658	-19.77477	-1.23139	-1.04348	9.64286	-.29235	.00000
.400	99.618	.75058	9.57480	.35510	.01519	-19.33490	-1.19875	-1.24656	9.50007	-.35825	.00000
.399	103.191	.73690	9.50613	-1.40869	.01945	-20.18176	-.43882	-1.62602	9.38265	-.55807	.00000
GRADIENT		-.00065	-.00302	-.28502	.00039	.00388	.00663	-.14540	-.00088	-.02231	.00000

SA-2F (8TPT-655)SRB WITH STRAKES

(RPS022) (29 OCT 73)

REFERENCE DATA

SREF = 7.0690 SQ. IN. YMRP = 20.6340 INCHES
 LREF = 3.0000 INCHES YMRP = .0000 INCHES
 BREF = 3.0000 INCHES ZMRP = .0000 INCHES
 SCALE = .0211 SCALE

PARAMETRIC DATA

BETA = .000 PHI = 90.000
 RV/L = 4.200 FADSTK = 1.100
 AFTSTK = 1.100 ATTRNG = 1.000
 ELETUN = .000 RTORKS = .000

RUN NO. 41/ 0 RV/L = 4.19 GRADIENT INTERVAL = -5.00/ 5.00

MACH	ALPHA	BETA	CN	CLM	CBL	CYN	CY	CL	CD	CA	CAB
1.200	90.154	.30376	21.32153	12.23104	-.06846	-3.28090	.07876	3.08442	21.10494	.56986	.00000
1.199	81.928	.29823	21.54759	11.67456	-.06956	-3.21101	.09619	2.51532	21.40648	.51946	.00000
1.199	83.897	.28964	21.59581	11.11944	-.06993	-3.10393	.07526	1.83677	21.52251	.46169	.00000
1.199	85.937	.28812	21.66225	10.55449	-.06798	-3.10938	.10039	1.13793	21.63600	.39788	.00000
1.199	87.950	.28624	21.70854	10.09042	-.06407	-3.15578	.14136	.42333	21.70622	.32338	.00000
1.199	89.935	.29407	21.78124	9.65691	-.06218	-3.25145	.17186	-.21886	21.78150	.24341	.00000
1.199	91.753	.29276	21.80066	9.32087	-.06115	-3.24881	.17896	-.83294	21.78538	.16618	.00000
1.199	93.752	.29065	21.75680	8.81432	-.06298	-3.25086	.19465	-1.50668	21.70473	.08326	.00000
1.199	95.661	.28923	21.59999	6.16911	-.06288	-3.26311	.20932	-2.12795	21.49495	-.00320	.00000
1.199	97.560	.28941	21.40888	7.52378	-.06236	-3.29337	.22303	-2.72596	21.23482	-.09139	.00000
1.200	99.671	.28704	21.24857	6.90879	-.06236	-3.28264	.228094	-3.37998	20.97890	-.19219	.00000
1.199	101.582	.27912	21.01992	6.37126	-.06563	-3.24347	.24270	-3.91736	20.65399	-.30924	.00000
1.200	103.963	.27244	20.71266	5.99820	-.06855	-3.19989	.24116	-4.55029	20.21194	-.46108	.00000
GRADIENT		-.00079	-.02454	-.27062	.00014	-.00323	.00785	-.32606	-.03672	-.04248	.00000

TABLATED SOURCE DATA LARC 8-855/662 (SA-2FA/B)

DATE 18 APR 74

(RPS023) (29 OCT 73)

SA-2F (01PT-655) SRB WITH STRAKES

PARAMETRIC DATA

BETA = .000 PHI = 90.000
RN/L = 5.100 FADSTK = 1.100
AFTSTK = 1.100 ATTRNG = 1.000
ELETUN = .000 RTORKS = .000

RUN NO. 35/ 0 RV/L = 5.09 GRADIENT INTERVAL = -5.00/ 5.00

REFERENCE DATA

SREF = 7.0690 SQ. IN. XMRP = 20.8340 INCHES
LREF = 3.0000 INCHES YMRP = .0000 INCHES
BREF = 3.0000 INCHES ZMRP = .0000 INCHES
SCALE = .0211 SCALE

Table with columns: MACH, ALPHA, BETA, CN, CLM, CBL, CYN, CY, CL, CD, CA, CAB. Rows 599-600.

(RPS024) (29 OCT 73)

SA-2F (01PT-655) SRB WITH STRAKES

PARAMETRIC DATA

BETA = .000 PHI = 90.000
RN/L = 5.500 FADSTK = 1.100
AFTSTK = 1.100 ATTRNG = 1.000
ELETUN = .000 RTORKS = .000

RUN NO. 34/ 0 RV/L = 5.46 GRADIENT INTERVAL = -5.00/ 5.00

REFERENCE DATA

SREF = 7.0690 SQ. IN. XMRP = 20.8340 INCHES
LREF = 3.0000 INCHES YMRP = .0000 INCHES
BREF = 3.0000 INCHES ZMRP = .0000 INCHES
SCALE = .0211 SCALE

Table with columns: MACH, ALPHA, BETA, CN, CLM, CBL, CYN, CY, CL, CD, CA, CAB. Rows 898-900.

ORIGINAL PAGE IS OF POOR QUALITY

TABULATED SOURCE DATA LARC 8-655/662 (SA-2FA/B)

(RPS025) (29 OCT 73)

SA-2F (8TPT-655)S8B WITH STRAKES

PARAMETRIC DATA

BETA = .000 PHI = 135.000
 RN/L = 6.100 FWDSTK = 1.100
 AFTSTK = 1.100 ATTRNG = 1.000
 ELETUN = .000 RTORKS = .000

RUN NO. 46/ 0 RN/L = 3.59 GRADIENT INTERVAL = -5.00/ 5.00

REFERENCE DATA

MACH = 7.0690 SQ. IN. XMRP = 20.8340 INCHES
 LREF = 3.0000 INCHES YMRP = .0000 INCHES
 BREF = 3.0000 INCHES ZMRP = .0000 INCHES
 SCALE = .0211 SCALE

MACH	ALPHA	BETA	CN	CLM	CL	CY	CYN	CBL	CLM	CL	CD	CA	CAB
.400	79.056	.26998	7.87994	7.76676	-1.47263	-1.68769	-1.6065	-1.16065	7.76676	1.72305	7.69273	-.23121	.00000
.399	81.047	.20274	7.89403	6.53508	-1.16290	-4.36244	-1.95545	-1.16290	6.53508	1.19800	7.80266	.03087	.00000
.403	82.712	.17223	8.00308	6.09218	-1.64222	-3.57095	-1.64222	-1.64222	6.09218	.90640	7.95234	.10967	.00000
.400	84.733	.16080	8.04614	5.41094	-1.70119	-3.39522	-1.82290	-1.70119	5.41094	.57876	8.02891	.16071	.00000
.399	86.727	.17130	8.14653	4.95402	-1.63668	-3.58784	-1.63668	-1.63668	4.95402	.34608	8.14005	.11917	.00000
.400	88.819	.19720	8.19816	4.32855	-1.42256	-3.89025	-1.42256	-1.42256	4.32855	.12599	8.19730	.04294	.00000
.399	90.694	.20649	8.21151	3.92407	-1.5874	-4.03659	-1.5874	-1.5874	3.92407	-1.31077	8.21119	-.02280	.00000
.400	92.637	.20452	8.22473	3.39769	-1.5978	-3.94189	-1.5978	-1.5978	3.39769	-2.4616	8.22211	-.13237	.00000
.400	94.640	.16325	8.23792	2.24259	-1.6161	-3.05816	-1.6161	-1.6161	2.24259	-.46035	8.24771	-.20832	.00000
.400	96.731	.13877	8.22644	.95765	-1.4159	-2.69668	-1.4159	-1.4159	.95765	-1.90509	8.20130	-.27092	.00000
.400	98.738	.13557	8.20514	.10541	-1.4299	-2.39054	-1.4299	-1.4299	.10541	-.90086	8.16303	-.34970	.00000
.400	100.843	.14172	8.11671	-.65710	-1.4514	-2.54161	-1.4514	-1.4514	-.65710	-1.09782	8.05398	-.43661	.00000
.399	103.514	.22943	7.93728	-1.34987	-1.2564	-5.61033	-1.2564	-1.2564	-1.34987	-1.32993	7.84366	-.53961	.00000
GRADIENT		-.00201	.00791	-.37063	.00127	.04465	.00703	-.11686					

RUN NO. 45/ 0 RN/L = 5.07 GRADIENT INTERVAL = -5.00/ 5.00

MACH	ALPHA	BETA	CN	CLM	CL	CY	CYN	CBL	CLM	CL	CD	CA	CAB
.599	79.434	-.00627	14.13347	9.05971	-2.0307	.14809	-.20307	-.20307	9.05971	2.37983	13.93326	.21061	.00000
.600	79.915	-.00711	14.29225	8.92914	-2.0155	.13553	-.20155	-.20155	8.92914	2.29526	14.10832	.21077	.00000
.599	81.783	.00034	14.64645	8.65451	-.20400	.02973	-.20400	-.20400	8.65451	1.87761	14.52724	.21783	.00000
.599	83.799	-.01246	15.46489	8.51523	-.20987	.13337	-.20987	-.20987	8.51523	1.51482	15.39132	.15668	.00000
.599	85.872	-.00725	15.97293	8.23636	-.21103	.09142	-.21103	-.21103	8.23636	1.07494	15.93689	.07497	.00000
.600	87.763	-.02046	16.22493	7.68842	-.21684	.27088	-.21684	-.21684	7.68842	.60507	16.21367	.02837	.00000
.599	89.908	-.02741	16.85343	7.39446	-.22893	.40369	-.22893	-.22893	7.39446	.01986	16.85342	.00735	.00000
.599	91.912	-.03978	17.39569	9.33066	-.23760	.63896	-.23760	-.23760	9.33066	-.58201	17.38995	.00172	.00000
.599	94.101	-.06211	17.28598	9.69018	-.23758	1.06129	-.23758	-.23758	9.69018	-1.17387	17.24619	-.06258	.00000
.599	95.929	-.05977	16.82403	9.26185	-.23368	1.20215	-.23368	-.23368	9.26185	-1.56710	16.75177	-.17177	.00000
.600	97.935	-.06171	14.53630	7.23228	-.22483	1.40829	-.22483	-.22483	7.23228	-1.74544	14.43354	-.26386	.00000
.599	99.724	-.07150	13.74431	5.59856	-.21648	1.33604	-.21648	-.21648	5.59856	-1.97101	13.60669	-.35549	.00000
.599	103.855	-.06537	12.97356	2.99812	-.21570	1.74824	-.21570	-.21570	2.99812	-2.53381	12.75740	-.59009	.00000
GRADIENT		-.00342	-.01425	-.14827	-.00099	.07345	-.02163	-.21753					

TABLULATED SOURCE DATA LARC 8-655/662 (SA-2FA/B)

DATE 18 APR 74

(RP5025) (29 OCT 73)

SA-2F (81FT-655)SRB WITH STRAKES

PARAMETRIC DATA

BETA = .000 PHI = 135.000
 RN/L = 6.100 FADSTK = 1.100
 AFTSTK = 1.100 ATTRC = 1.000
 ELETLN = .000 RTORKS = .000

REFERENCE DATA

SREF = 7.0690 SQ. IN. XMRP = 20.0340 INCHES
 LREF = 3.0000 INCHES YMRP = .0000 INCHES
 BREF = 3.0000 INCHES ZMRP = .0000 INCHES
 SCALE = .0211 SCALE

RUN NO. 44/ 0 RN/L = 5.49 GRADIENT INTERVAL = -5.00/ 5.00

MACH	ALPHA	BETA	CN	CLM	CBL	CYN	CY	CL	CD	CA	CAB
.900	83.025	-.23892	17.75638	12.89930	-.21981	1.47842	.61614	2.52931	17.58407	.55483	.00000
.900	82.219	-.23274	18.11459	11.84102	-.21861	1.50679	.53482	1.91822	18.02081	.55913	.00000
.900	84.284	-.22622	18.30824	10.71011	-.22212	1.50438	.48055	1.31639	18.26796	.50957	.00000
.899	86.331	-.21556	18.35376	9.53234	-.22201	1.40626	.47688	.69658	18.34743	.48891	.00000
.900	88.309	-.22164	18.46889	8.52305	-.22175	1.50270	.44088	.06182	18.47511	.48326	.00000
.900	90.179	-.22874	18.42852	7.44507	-.22240	1.57759	.43193	-.54645	18.42691	.48677	.00000
.900	92.605	-.22565	18.43349	6.03625	-.21942	1.51298	.46354	-1.25238	18.39558	.41493	.00000
.900	94.170	-.22231	18.39874	5.05579	-.21977	1.50000	.45136	-1.69053	18.32432	.35371	.00000
.900	96.411	-.24037	18.25860	3.86049	-.21780	1.65210	.48625	-2.28094	18.11721	.24383	.00000
.900	98.086	-.25112	18.16084	2.96549	-.21610	1.72347	.50122	-2.69904	17.95975	.14592	.00000
.900	99.780	-.26801	17.97863	2.07346	-.21351	1.97449	.57112	-3.09194	17.71080	.03860	.00000
.900	104.008	-.29153	17.42170	-.62880	-.21254	2.04233	.59276	-3.95517	16.96894	-.26993	.00000
GRADIENT		-.00233	-.01255	-.56286	.00034	.02225	.00067	-.27988	-.02434	-.03074	.00000

RUN NO. 45/ 0 RN/L = 4.19 GRADIENT INTERVAL = -5.00/ 5.00

MACH	ALPHA	BETA	CN	CLM	CBL	CYN	CY	CL	CD	CA	CAB
1.200	79.970	-.22698	20.63936	12.36096	-.19651	1.76176	.50427	3.02191	20.42522	.58171	.00000
1.199	81.980	-.22751	20.82514	11.74411	-.19777	1.72829	.52654	2.39129	20.69391	.51826	.00000
1.199	83.911	-.22692	20.92846	11.18438	-.19704	1.71110	.52785	1.76150	20.85930	.46112	.00000
1.199	85.936	-.22862	20.91158	10.61846	-.19772	1.72363	.52654	1.08979	20.88686	.39262	.00000
1.199	87.676	-.23001	21.01177	10.24009	-.19861	1.72775	.53131	.46059	21.00914	.31838	.00000
1.199	89.604	-.22901	21.12156	9.60145	-.20032	1.70529	.50615	-.16733	21.12226	.23964	.00000
1.199	91.723	-.22441	21.18364	9.04382	-.19961	1.71944	.49066	-.79870	21.16939	.16165	.00000
1.200	93.692	-.22543	21.14101	8.53209	-.19863	1.73168	.49184	-1.43083	21.09265	.06954	.00000
1.201	95.738	-.22492	21.00760	7.77217	-.19866	1.74637	.48114	-2.07963	20.90442	-.02080	.00000
1.201	97.717	-.22529	20.78582	6.93151	-.20333	1.74897	.49027	-2.68124	20.61247	-.11106	.00000
1.200	99.551	-.22885	20.58175	6.42730	-.19944	1.79698	.49158	-3.22122	20.32906	-.19659	.00000
1.201	103.956	-.23445	20.14415	5.64135	-.19702	1.93357	.45998	-4.39292	19.66519	-.48025	.00000
GRADIENT		-.00011	-.01525	-.29108	-.00011	.02541	-.00247	-.31491	-.02516	-.04297	.00000

ORIGINAL PAGE IS OF POOR QUALITY

TABLATED SOURCE DATA LARC 8-655/662 (SA-2FA/B)

SA-2F(8TPT-655)SRB

PARAMETRIC DATA

BETA = .000 PHI = .000
 RNVL = 6.100 FWDSTK = .000
 AFTSTK = .000 ATTRNG = 1.000
 ELETUN = .000 RTORRS = .000

REFERENCE DATA

MACH = 7.0695 SQ. IN. WARP = 20.0340 INCHES
 LREF = 3.0000 INCHES YWARP = .0000 INCHES
 BREF = 3.0000 INCHES ZWARP = .0000 INCHES
 SCALE = .0211 SCALE

RUN NO. 120/ 0 RNVL = 3.74 GRADIENT INTERVAL = -5.00/ 5.00

MACH	ALPHA	BETA	CN	CLM	CBL	CYN	CY	CL	CD	CA	CAB
.399	-1.135	-.00460	-.15829	-.05704	-.00269	.03178	.02612	-.14297	.77501	.77203	.24050
.399	.922	-.00498	.00802	.03890	.00022	.03778	.02728	-.00456	.78191	.78189	.24301
.401	2.925	-.00468	.13681	.15255	-.00017	.03149	.02759	.09638	.79475	.78880	.24688
.399	5.036	-.00208	.32508	.34485	-.00409	.01060	.01244	.25125	.85210	.82676	.25453
.399	7.011	-.00199	.46668	.52170	-.00422	.01969	.01969	.35934	.90306	.85245	.26559
.399	9.030	.00196	.62997	.72608	-.01531	-.07606	.00315	.48431	.96631	.87833	.28052
.400	10.052	.00490	.73291	.85020	-.00757	-.0677	-.01954	.56750	.99759	.88323	.28876
.399	10.661	.00506	.81761	.95135	-.00777	-.07405	-.01938	.63527	1.02804	.88993	.29373
.400	12.967	.00567	1.02328	1.30498	-.00116	-.02466	-.03926	.79960	1.09463	.88909	.30403
.399	15.165	.00486	1.24393	1.73287	-.01022	.07208	-.05089	.96779	1.18451	.89009	.31415
.399	17.265	.00935	1.47705	2.20209	-.00733	.18331	-.10838	1.14835	1.28082	.86177	.32119
.399	19.367	.00713	1.73456	2.67665	-.00901	.26819	-.11190	1.35322	1.38085	.85395	.33133
.399	21.167	.00920	1.97483	3.08593	-.01367	.32339	-.13950	1.53990	1.49223	.85551	.33573
.399	23.266	-.00244	2.28140	3.62085	-.01249	-.04821	.02799	1.78078	1.63402	.79775	.33573
GRADIENT		-.00007	.07272	.03160	.00067	-.00006	.00036	.05899	.00486	.00413	.00157

RUN NO. 121/ 0 RNVL = 5.24 GRADIENT INTERVAL = -5.00/ 5.00

MACH	ALPHA	BETA	CN	CLM	CBL	CYN	CY	CL	CD	CA	CAB
.399	-1.199	-.00557	-.10011	-.02972	-.00574	.01884	.01564	-.08373	.61064	.60878	.25187
.399	.871	-.00725	.05263	.03394	-.00456	.02245	.02064	.04030	.81180	.81109	.25494
.399	2.956	-.00824	.22805	.13684	-.00509	.01872	.01782	.18516	.83656	.82590	.25655
.399	5.161	-.00851	.38433	.30839	-.00372	.01681	.01864	.30580	.88678	.85568	.26620
.600	7.003	-.00042	.52706	.46452	-.00514	-.03648	.00968	.41546	.94078	.88311	.27780
.601	9.044	.00106	.71076	.65640	-.00730	-.06027	.00987	.55869	1.01160	.91120	.29225
.601	9.997	.00569	.81186	.77717	-.00710	-.08001	-.00180	.63969	1.04768	.92072	.30025
.600	11.072	.00903	.91761	.95130	-.00744	-.03369	-.01946	.72125	1.09339	.93452	.30795
.600	13.201	.01020	1.11217	1.26524	-.00848	.01439	-.03896	.86936	1.16383	.93455	.31902
.600	15.321	.01169	1.34406	1.71569	-.00718	.03363	-.04863	1.04951	1.25590	.93395	.32959
.600	17.375	.00772	1.58146	2.22121	-.00849	.09870	-.04898	1.23522	1.34818	.91779	.33678
.600	19.359	.00925	1.81932	2.72728	-.00753	.15912	-.06859	1.41874	1.45041	.89810	.34230
.600	21.517	.00121	2.11944	3.29665	-.01124	.02735	-.01046	1.63342	1.58475	.86787	.34915
.600	23.565	-.01391	2.41327	3.89077	-.00457	-.04836	.06095	1.87807	1.72974	.83383	.35795
GRADIENT		-.00016	.07977	.03906	.00016	-.00004	.00152	.06536	.00652	.00417	.00114

SA-2F (8TPT-655) SSB

(RPS626) (29 OCT 73)

REFERENCE DATA

SREF = 7.0690 SQ. IN. XMRP = 20.8540 INCHES
 LREF = 3.0000 INCHES YMRP = .0000 INCHES
 BREF = 3.0000 INCHES ZMRP = .0000 INCHES
 SCALE = .0211 SCALE

PARAMETRIC DATA

BETA = .000 PHI = .000
 RN/L = 6.100 FWDSTK = .000
 AFTSTK = .000 ATTRNG = 1.000
 ELETUN = .000 RTORKS = .000

RUN NO. 122/ 0 RN/L = 6.10 GRADIENT INTERVAL = -5.00/ 5.00

MACH	ALPHA	BETA	CN	CLK	CBL	CYN	CY	CL	CD	CA	CAB
.800	-1.174	-.00569	-.09780	.02264	-.00027	.00875	.01158	-.07983	.89218	.89036	.23126
.801	1.054	-.00931	.09668	-.02558	-.00258	.01534	.01854	.08020	.89714	.89552	.23405
.800	3.171	-.00686	.27002	-.00209	-.00194	.01777	.01214	.21820	.94281	.92930	.24196
.800	5.066	-.00928	.40994	-.13106	-.00125	.01677	.01801	.32291	.99980	.96736	.25421
.800	7.504	-.00218	.63106	.28263	-.02275	-.02275	.01022	.49312	1.08853	1.01481	.27243
.800	9.221	.00242	.77876	.40228	-.00132	-.05728	.00725	.60268	1.14747	1.05607	.28452
.800	10.380	.00420	.89814	.52471	-.00171	-.04654	.00066	.69528	1.19102	1.04657	.29536
.799	11.219	.00834	.98841	.60145	-.00331	-.03686	-.01124	.76430	1.22698	1.05484	.30027
.800	13.411	-.00630	1.22616	.89976	-.00331	-.02891	.02126	.94642	1.31740	1.06197	.31333
.800	15.361	-.03247	1.48417	1.24101	-.00629	-.04494	.08642	1.15138	1.41157	1.05614	.32378
.800	17.989	-.06126	1.77724	1.71118	-.00528	-.09395	.16566	1.38019	1.52743	1.03894	.33512
.800	19.850	-.07718	2.10574	2.24438	-.00691	-.08119	.20135	1.64193	1.66359	1.01455	.34509
.800	21.923	-.05664	2.48480	2.91500	-.00881	-.06677	.13707	1.93845	1.83876	.98205	.35665
.799	24.060	-.00228	2.87936	3.71077	-.00781	-.01082	.03182	2.24075	2.04357	.95207	.36964
GRADIENT			.08468	-.00593	-.00039	.00208	.00016	.06855	.01157	.00890	.00245

RUN NO. 119/ 0 RN/L = 5.48 GRADIENT INTERVAL = -5.00/ 5.00

MACH	ALPHA	BETA	CN	CLK	CBL	CYN	CY	CL	CD	CA	CAB
.800	-1.155	-.00668	-.10352	.01979	-.00182	.01133	.01421	-.08217	1.05962	1.05775	.25309
.899	.804	-.00695	.06338	-.02841	.00262	.01677	.01308	.04861	1.05222	1.05144	.25601
.899	2.859	-.00726	.23739	-.02320	-.00077	.02427	.01207	.18369	1.08115	1.07064	.25880
.899	5.071	-.00689	.42212	.05012	-.00269	.01593	.01299	.32186	1.14849	1.11554	.27368
.898	7.014	-.00798	.61125	.12012	-.00444	-.01929	.02351	.46561	1.22118	1.15518	.29105
.899	9.112	-.00718	.81035	.22271	-.00364	-.04145	.02653	.60997	1.31395	1.20075	.31005
.899	10.127	-.00657	.92567	.31050	-.00401	-.03984	.02470	.69856	1.35355	1.20963	.31814
.899	11.227	-.01471	1.05303	.42237	-.00490	-.02870	.04170	.79511	1.40286	1.22121	.32585
.899	13.212	-.03632	1.31074	.71482	-.00422	-.01886	.09621	.99845	1.49052	1.22333	.34065
.899	15.371	-.06552	1.60239	1.10544	-.00776	.00441	.15671	1.22469	1.59013	1.20861	.35240
.899	17.481	-.09815	1.93986	1.62482	-.00932	.05965	.22376	1.49454	1.71360	1.18618	.36240
.899	19.329	-.11662	2.28413	2.24442	-.00782	.13873	.23221	1.76549	1.85533	1.15841	.37162
.899	21.990	-.03677	2.72240	3.17718	-.01071	.06498	.07562	2.10761	2.05135	1.11294	.38345
.899	24.023	-.03640	3.10210	4.19777	-.01245	.05826	.07686	2.39240	2.25231	1.08325	.39358
GRADIENT			.08493	-.01080	.00025	.00323	-.00053	.06623	.00543	.00326	.00142

SA-2F (81PT-855)SRB

(RFS026) (29 OCT 73)

PARAMETRIC DATA

BETA = .000 PHI = .000
 RN/L = 6.100 FWDSTK = .000
 AFTSTK = .000 ATTRNG = 1.000
 ELETUN = .000 RTORNS = .000

REFERENCE DATA

SREF = 7.0690 90. IN. XMRP = 20.8340 INCHES
 LREF = 3.0000 INCHES YMRP = .0000 INCHES
 BREF = 3.0000 INCHES ZMRP = .0000 INCHES
 SCALE = .0211 SCALE

RUN NO. 116/ 0 RN/L = 4.87 GRADIENT INTERVAL = -5.00/ 5.00

MACH	ALPHA	BETA	CN	CLM	CBL	CYN	CY	CL	CD	CA	CAB
1.000	-1.156	-.00290	-.12185	.06892	-.00048	-.00221	.00795	-.09347	1.40803	1.40586	.53456
.999	.988	-.00377	.08510	-.05323	-.00294	.00976	.00743	.06076	1.41287	1.41161	.39877
1.000	2.846	-.00418	.26147	-.12454	-.00135	.04025	.00155	.19851	1.47392	1.46275	.35211
1.000	4.977	-.00345	.42789	.04839	-.00307	.01922	.00440	.29309	1.56637	1.55504	.37252
.999	7.042	.00150	.62098	.18466	-.00169	-.03264	.00356	.42030	1.66510	1.60105	.39528
1.000	9.173	.00966	.83934	.46134	-.00295	-.07785	.00785	.56516	1.76526	1.65259	.41479
1.000	10.099	.00510	.95135	.61567	-.00377	-.04236	-.00330	.64494	1.80438	1.66332	.42254
1.000	11.263	.00819	1.07809	.83037	-.00225	-.07446	-.00386	.73290	1.83954	1.66096	.42957
.999	13.664	.01270	1.37744	1.45420	-.00559	-.00791	-.03033	.94716	1.93254	1.65362	.44343
1.000	15.553	.00929	1.62216	2.10161	-.00550	.03146	-.03061	1.12376	2.01226	1.63726	.44912
.999	17.685	.00589	1.95965	2.92249	-.00945	.08955	-.03516	1.38195	2.11669	1.59684	.45577
.999	19.845	.00814	2.39653	3.96949	-.00877	.10204	-.04382	1.72466	2.28083	1.55990	.46354
1.000	22.015	.01116	2.88457	5.12644	-.01018	.04209	-.03824	2.10955	2.47790	1.50648	.47020
.998	24.209	.01216	3.42932	6.50117	-.00847	-.07235	-.01537	2.53216	2.73088	1.45234	.48190
GRADIENT	-.00010	.09009	-.00634	-.00031	.00459	.00380	.02640	.06352	.02160	.02160	.00627

RUN NO. 117/ 0 RN/L = 4.17 GRADIENT INTERVAL = -5.00/ 5.00

MACH	ALPHA	BETA	CN	CLM	CBL	CYN	CY	CL	CD	CA	CAB
1.199	-1.266	-.00337	-.11457	-.00114	-.00369	.00202	.00878	-.07997	1.56678	1.56463	.29545
1.199	.935	-.00428	.11705	-.21337	-.00059	.01466	.00834	.09172	1.55398	1.55228	.28954
1.200	3.049	-.00643	.29291	-.13211	-.00039	.06597	.00256	.20878	1.58699	1.57363	.29236
1.199	5.079	-.00548	.40675	.28299	-.00172	.04410	.00487	.26171	1.64991	1.62026	.30136
1.199	7.046	-.00127	.57177	.61697	-.00303	.00938	.00131	.36310	1.72349	1.66594	.31117
1.199	9.166	.00817	.77101	1.04396	-.00551	-.03425	-.01426	.48661	1.82447	1.72366	.32825
1.200	10.153	.00777	.87382	1.28021	-.00129	-.04254	-.01128	.55410	1.86298	1.73613	.34102
1.200	11.164	.01077	.99203	1.53292	-.00294	-.03057	-.02208	.63608	1.90059	1.74146	.34526
1.200	13.372	.00906	1.25057	2.21328	-.00563	.05018	-.03569	.81528	1.97777	1.73560	.35069
1.200	15.591	.00805	1.56939	3.02280	-.00505	.08895	-.04176	1.05135	2.07142	1.71263	.35388
1.199	17.820	.00583	2.00587	4.06848	-.00756	.12630	-.04426	1.39651	2.21013	1.67674	.35803
1.199	19.795	.00330	2.46916	5.10720	-.00875	.14392	-.04141	1.76629	2.38363	1.64461	.36249
1.201	20.934	.00333	2.76476	5.78595	-.00908	.12671	-.03762	2.00137	2.50635	1.62584	.36928
1.201	22.066	.00265	3.07022	6.42632	-.01104	.11691	-.03362	2.24285	2.63951	1.60348	.37502
1.200	24.244	.00018	3.66312	7.64761	-.01181	.06425	-.01497	2.69935	2.92909	1.56276	.38272
GRADIENT	-.00071	.09451	-.03081	.00077	.01476	.00077	.00461	.06699	.00461	.00203	-.00073

TABULATED SOURCE DATA LARC 8-655/662 (SA-2FA/B)
SA-2F (8TPT-655)SRB

(RPSD27) (29 OCT 73)

PARAMETRIC DATA

BETA = .000 PHI = .000
RN/L = 6.100 FWDSTK = .000
AFTSTK = .000 ATTRNG = 1.000
ELETUN = .000 RTORNS = .000

SCALE = 7.0690 SQ. IN. XMRP = 20.8340 INCHES
LREF = 3.0000 INCHES YMRP = .0000 INCHES
BREF = 3.0000 INCHES ZMRP = .0000 INCHES
SCALE = .02:1 SCALE

RUN NO. 116/ 0 RN/L = 3.73 GRADIENT INTERVAL = -5.00/ 5.00

MACH	ALPHA	BETA	CN	CLM	CBL	CYN	CY	CL	CD	CA	CAB
.400	19.039	-.00057	1.59817	2.54173	.00163	-.18610	.04598	1.23678	1.31523	.83984	.31417
.401	21.176	.00981	1.86171	3.05967	.00088	-.03072	-.06318	1.44259	1.42989	.81222	.31837
.401	23.213	.00865	2.11669	3.58546	-.00317	-.09238	-.04069	1.63109	1.56702	.79728	.32313
.400	25.258	.01315	2.36446	4.08066	-.00423	.01799	-.09728	1.81435	1.69576	.75948	.33035
.400	27.266	.02666	2.65931	4.56051	-.00505	.20977	-.23594	2.00398	1.87770	.74182	.34292
.400	29.386	.02539	2.96906	5.07950	-.00521	.11936	-.20688	2.24022	2.07273	.70676	.35994
.400	30.349	.02885	3.16399	5.28747	-.01294	.10917	-.22904	2.38034	2.19654	.69281	.36959
.400	31.381	.02796	3.33238	5.53109	-.00934	.06974	-.21381	2.49494	2.30908	.67215	.37941
.400	33.445	.00982	3.71190	5.94375	-.00897	.04562	-.07993	2.73611	2.59255	.65526	.39995
.400	35.472	-.00190	4.14475	6.26203	-.01056	.29141	-.05211	3.01824	2.90655	.61556	.42610
.400	37.505	-.06271	4.65710	6.48615	-.01644	1.04381	.21312	3.35046	3.28365	.56508	.45822
.400	39.545	-.10109	5.24181	6.77934	-.01751	1.58158	.36829	3.72441	3.72213	.49892	.48201
.400	41.635	-.14287	5.78400	7.25252	-.02075	2.32362	.50954	4.04979	4.14981	.40886	.49263
.400	43.694	-.16276	6.18906	7.79411	-.02740	2.98173	.51443	4.24890	4.51204	.32721	.49406
.400	GRADIENT	-.00670	.18868	.20558	-.00104	.10971	.02375	.12504	.13101	-.01927	.00853

RUN NO. 115/ 0 RN/L = 5.15 GRADIENT INTERVAL = -5.00/ 5.00

MACH	ALPHA	BETA	CN	CLM	CBL	CYN	CY	CL	CD	CA	CAB
.601	19.216	-.00324	1.73003	2.65497	.00107	-.24687	.06710	1.34301	1.40320	.88299	.32970
.600	21.457	.00738	2.02305	3.27408	.00012	-.13318	.00391	1.57128	1.53270	.85169	.33640
.600	23.345	.01386	2.30003	3.86281	.00164	-.10788	-.02443	1.78123	1.66996	.81939	.34217
.599	25.265	.00784	2.60282	4.46149	.00070	-.12114	-.00027	2.00294	1.84452	.79957	.35573
.599	27.699	.00474	2.96416	5.07637	-.00274	-.07301	-.00019	2.26468	2.06316	.77406	.37398
.599	29.773	-.04580	3.34012	5.64805	-.00398	-.00757	.16211	2.52529	2.31224	.75307	.39241
.599	30.837	-.07853	3.57084	5.93623	-.00394	.08690	.25531	2.69049	2.45944	.73260	.40417
.599	31.872	-.12509	3.81447	6.16821	-.00601	.29270	.37234	2.85953	2.62503	.71937	.41643
.599	34.066	-.23725	4.13522	6.53626	-.01363	1.29756	.54108	3.27600	3.03440	.67866	.44482
.600	36.182	-.41211	5.15939	6.80590	-.01809	2.97422	.78144	3.80749	3.53380	.60451	.46673
.599	38.296	-.51460	5.93901	7.36887	-.02467	4.01299	.91811	4.33063	4.09898	.53315	.47709
.600	40.472	-.05048	6.50644	8.30037	-.01947	.74276	.01230	4.65398	4.56965	.45549	.48732
.599	42.707	.26873	7.28326	8.96139	-.01502	-2.28959	-.52193	5.10031	5.21252	.37106	.50191
.599	GRADIENT	-.00631	.23835	.25658	-.00110	.05538	.00949	.16375	.16156	-.02063	.00822

ORIGINAL PAGE IS
OF POOR QUALITY

SA-2F (8TPT-855)SRB

(RPS027) (29 OCT 73)

REFERENCE DATA

BREF = 7.0690 80. IN. XMRP = 20.8340 INCHES
 LREF = 3.0000 INCHES YMRP = .0000 INCHES
 BRFP = 3.0000 INCHES ZMRP = .0000 INCHES
 SCALE = .0211 SCALE

PARAMETRIC DATA

BETA = .000 PHI = .000
 RN/L = 6.100 FLDSTK = .000
 AFTSTK = .000 ATTRNG = 1.000
 ELETUN = .000 RTORRKS = .000

RUN NO. 114/ 0 RN/L = 6.07 GRADIENT INTERVAL = -5.00/ 5.00

MACH	ALPHA	BETA	CN	CLM	CBL	CYN	CY	CL	CD	CA	CAB
.800	19.330	-.04477	2.00067	2.11934	-.00316	-.18026	.14698	1.59921	1.59922	.99295	.33013
.800	21.734	-.05481	2.39517	2.85555	-.00179	-.19864	.17407	1.86923	1.77915	.96049	.34120
.800	23.891	-.03729	2.78359	3.63215	-.00514	-.11159	.11278	2.16906	1.97626	.92847	.35436
.800	26.036	-.00656	3.16720	4.56138	-.00749	-.06304	.03425	2.44880	2.20287	.90448	.36921
.800	28.247	-.02984	3.57774	5.65064	-.00786	-.08080	.05161	2.74041	2.45875	.86996	.38582
.799	30.421	-.11817	4.04245	6.72722	-.00945	-.27314	.21520	3.06709	2.76017	.82714	.40420
.800	31.545	-.16209	4.31787	7.29987	-.00929	-.52261	.26149	3.26954	2.94198	.80145	.41541
.799	32.642	-.27495	4.62520	7.72326	-.01424	1.08464	.40026	3.47678	3.14716	.77472	.42748
.800	34.889	-.51709	5.42525	8.50266	-.02032	2.81538	.57984	4.05108	3.67543	.69764	.44758
.800	37.143	-.36882	6.04911	9.84796	-.02168	2.53274	.34667	4.45180	4.14113	.61295	.44855
.800	39.366	-.07993	6.47793	11.80664	-.02003	.83508	.00165	4.65417	4.33992	.55558	.45234
.800	41.724	.04706	7.24295	13.36583	-.01969	-.06050	-.12608	5.08482	5.18049	.48230	.45616
GRADIENT		-.00793	.23652	.49382	-.00096	.08101	.00036	.16161	.15956	-.02297	.00637

RUN NO. 113/ 0 RN/L = 5.49 GRADIENT INTERVAL = -5.00/ 5.00

MACH	ALPHA	BETA	CN	CLM	CBL	CYN	CY	CL	CD	CA	CAB
.900	19.516	-.13743	2.24869	2.23300	-.00530	-.03133	.34133	1.74473	1.80861	1.12185	.35333
.800	21.691	-.12225	2.61610	3.00255	-.00416	-.01582	.29947	2.03010	1.97646	1.08799	.36448
.898	23.843	-.06288	3.01484	4.07097	-.00692	-.04170	.16116	2.33160	2.18250	1.05375	.37535
.899	26.047	-.07921	3.40592	5.30978	-.00878	-.17059	.15176	2.61171	2.41275	1.02085	.38937
.899	28.247	-.07705	3.94215	6.55590	-.01252	-.48076	.07647	3.00642	2.73362	.98522	.41097
.900	30.491	-.06633	4.59021	7.86451	-.01579	.79208	.03321	3.44500	3.11710	.93806	.43107
.900	31.659	-.19261	4.93306	8.61460	-.01587	1.29646	.16957	3.72162	3.36709	.91268	.44583
.900	32.744	-.12851	5.18766	9.22728	-.01691	.99829	.08341	3.88331	3.55234	.88740	.45137
.900	35.012	.09685	5.86118	10.80621	-.01525	-.52409	-.11483	4.32616	4.03996	.82675	.46152
.899	37.357	.05917	6.75726	12.62635	-.01874	-.74797	-.07148	4.91668	4.69551	.74894	.46812
.901	39.790	.09895	7.97217	14.21136	-.02060	-1.17844	.02494	5.70273	5.60993	.66107	.47170
GRADIENT		.01066	-.27140	.59819	-.00084	-.03516	-.01843	.18902	.17855	-.02179	.00660

(RPS027) (29 OCT 73)

SA-2F(8TPT-655)SEB

PARAMETRIC DATA

BETA = .000 PHI = .000
 R/VL = 6.100 FADSTK = .000
 AFTSTK = .000 ATTRNG = 1.000
 ELETUN = .000 RTORKS = .000

RUN NO. 112/ 0 R/VL = 4.86 GRADIENT INTERVAL = .00/ 5.00

REFERENCE DATA

SREF = 7.0690 SQ. IN. XMRP = 20.8340 INCHES
 LREF = 3.0000 INCHES YMRP = .0000 INCHES
 BREF = 3.0000 INCHES ZMRP = .0000 INCHES
 SCALE = .0211 SCALE

MACH	ALPHA	BETA	CN	CLM	CBL	CYN	CY	CL	CD	CA	CAB
1.000	19.547	.00792	2.30330	3.77323	-.00454	-.13176	.00940	1.67302	2.17259	1.48763	.42313
1.000	21.811	.01938	2.78794	4.97831	-.00587	-.15607	-.01417	2.05230	2.37535	1.44278	.43208
1.000	24.014	.01358	3.30822	6.34832	-.00697	-.14980	-.00065	2.45194	2.62554	1.40043	.44096
1.000	26.187	.01336	3.83865	7.66948	-.01000	-.06164	-.01984	2.84387	2.91509	1.36020	.46000
1.000	28.477	.01365	4.41963	9.07454	-.01222	.08193	-.03335	3.25896	3.26123	1.31276	.47757
.999	30.722	.00626	5.10674	10.98358	-.01345	.08148	-.03412	3.74747	3.69016	1.25777	.48710
.999	31.856	.00406	5.52603	11.97999	-.01370	.02166	-.01512	4.04689	3.95584	1.22021	.48719
.998	33.037	-.01531	5.91852	12.71844	-.01678	.01015	.03642	4.31943	4.21416	1.17799	.49079
1.000	35.363	.00377	6.92060	14.31265	-.02004	-.39525	.07943	4.99713	4.91580	1.11429	.49879
1.000	36.578	-.00470	7.53875	14.82115	-.01770	-.77092	.18550	5.40991	5.36039	1.08081	.51082
	GRADIENT	-.00121	.29968	.67447	-.00089	-.01744	.00701	.21440	.18221	-.02390	.00515

RUN NO. 111/ 0 R/VL = 4.18 GRADIENT INTERVAL = -.50/ 5.00

MACH	ALPHA	BETA	CN	CLM	CBL	CYN	CY	CL	CD	CA	CAB
1.200	19.646	.00874	2.40002	5.10135	-.00087	-.11864	.00287	1.73071	2.29045	1.57524	.32991
1.200	21.830	.01278	2.93716	6.29518	-.00712	-.15891	.00112	2.14669	2.53974	1.53938	.34825
1.200	24.050	.00972	3.54255	7.50272	-.00682	-.14980	.00750	2.61075	2.84254	1.53180	.36578
1.200	26.286	.00806	4.23025	8.65029	-.01177	-.16050	.01984	3.13452	3.20617	1.48651	.37431
1.200	28.562	.00372	5.07151	9.83802	-.01684	-.02944	-.00786	3.76714	3.68708	1.43725	.38118
1.200	30.837	-.00682	6.00261	11.09776	-.01760	.38032	-.06732	4.45472	4.24827	1.36421	.38422
1.200	31.992	-.00442	6.55010	11.59208	-.02232	.72386	-.15110	4.83734	4.61956	1.35511	.40663
1.200	33.121	-.00732	7.05101	11.98394	-.02457	.61718	-.11929	5.16667	4.98498	1.35194	.40849
1.200	35.408	-.00728	8.04049	12.61965	-.02659	.81643	-.16424	5.60413	5.71260	1.29314	.41471
1.200	37.875	-.03801	9.08384	13.24977	-.02742	.33076	.02854	6.42550	6.54163	1.25055	.42935
1.199	39.838	-.03728	10.20504	13.52001	-.03215	.09133	.08111	7.05084	7.47537	1.20329	.45491
1.199	42.212	-.03981	11.26213	13.77136	-.03490	.10174	.06655	7.56937	8.44786	1.17142	.47173
1.199	44.646	-.03575	12.27143	14.01657	-.03638	.22570	.04843	7.98784	9.38087	1.10383	.47562
1.200	46.882	-.02636	13.24023	14.20935	-.04322	.29204	.06266	8.31086	10.35601	1.02717	.48969
	GRADIENT	-.00210	.41416	.34118	-.00145	.01695	.00197	.25917	.30360	-.02011	.00549

ORIGINAL PAGE IS OF POOR QUALITY

SA-2F (81PT-635) SR8

(RP3028) (29 OCT 73)

REFERENCE DATA

SREF = 7.0690 SB.1M. XMRP = 20.8340 INCHES
 LREF = 3.0000 INCHES YMRP = .0000 INCHES
 BREF = 3.0000 INCHES ZMRP = .0000 INCHES
 SCALE = .0211 SCALE

PARAMETRIC DATA

BETA = .000 PHI = .000
 RN/L = 6.100 FLDSTK = .000
 AFTSTK = .000 ATTRNG = 1.000
 ELETUN = .000 RTORNS = .000

RUN NO. 102/ 0 RN/L = 3.59 GRADIENT INTERVAL = -5.00/ 5.00

MACH	ALPHA	BETA	CN	CLM	CBL	CYN	CY	CL	CD	CA	CAB
.399	39.143	.16245	5.30033	6.97154	-.01982	-5.52690	-1.36234	3.73736	3.80464	.59149	.00000
.400	41.174	.22482	5.82624	7.44698	-.02539	-5.20531	-1.37077	4.04730	4.22236	.51374	.00000
.400	43.095	.29947	6.28499	8.03694	-.02199	-7.11911	-1.46091	4.29922	4.60416	.42479	.00000
.400	45.400	.36952	6.84324	8.78414	-.01708	-9.43715	-1.63091	4.56425	5.10998	.33818	.00000
.400	47.311	.43994	7.26532	9.37205	-.02243	-10.63795	-1.87253	4.73980	5.51211	.25341	.00000
.400	49.112	.48278	7.65297	9.94378	-.01898	-11.68275	-2.05174	4.87724	5.90009	.17500	.00000
.400	51.216	.49741	8.01500	10.18257	-.02628	-11.97999	-2.17129	4.96398	6.29320	.07226	.00000
.400	53.117	.39393	7.66390	7.62905	-.01759	-10.00040	-1.05372	4.59336	6.13411	.00755	.00000
.400	55.096	.37518	7.64229	6.66013	-.02035	-9.26665	-1.36385	4.46605	6.21653	-.08910	.00000
.400	57.015	.40163	7.90551	6.71227	-.01945	-10.29782	-1.04563	4.42951	6.54973	-.14968	.00000
.399	58.423	.30109	7.69015	6.00429	-.03631	-7.10212	-1.72801	4.13904	6.48663	-.26382	.00000
.400	61.292	.30357	7.27664	5.95687	-.02963	-7.37664	-1.49335	3.78048	6.22601	-.32516	.00000
.400	63.155	.29892	6.65512	6.20485	-.02468	-7.52351	-1.17308	3.36112	5.75782	-.39876	.00000
GRADIENT		.00284	.06848	-.09229	-.00030	-.08927	.00839	-.01510	.09667	-.04173	.00000

RUN NO. 103/ 0 RN/L = 5.06 GRADIENT INTERVAL = -5.00/ 5.00

MACH	ALPHA	BETA	CN	CLM	CBL	CYN	CY	CL	CD	CA	CAB
.399	39.344	.71062	6.49465	8.30690	-.00811	-8.56103	-1.63682	4.69651	4.51288	.51137	.00000
.399	41.252	.75730	6.89051	9.09492	-.01274	-9.18242	-1.57273	4.87837	4.88778	.45804	.00000
.399	43.265	.79166	7.31977	10.02266	-.01924	-9.54680	-1.65991	5.07159	5.29154	.37733	.00000
.399	45.787	.71846	7.87869	10.59073	-.02193	-8.83946	-1.19563	5.15714	5.69593	.27822	.00000
.399	47.439	.36251	7.53770	10.99098	-.02413	-8.86715	-.40318	4.93212	5.70456	.22557	.00000
.399	48.399	.04105	8.13961	11.45173	-.02912	-.86462	.45620	5.19565	6.26707	.13369	.00000
.399	52.288	-.07280	8.88208	12.51625	-.02874	-.43789	.74821	5.41808	7.03819	.01897	.00000
.399	54.017	-.13219	9.24725	12.99040	-.03183	1.23243	.76376	5.47627	7.45150	-.05325	.00000
.400	55.399	-.10600	9.19649	12.41119	-.03691	.96382	.68655	5.30769	7.51337	-.10075	.00000
.399	57.494	-.08935	9.02452	11.32342	-.03533	.89025	.53166	4.98421	7.52496	-.15946	.00000
.399	59.409	-.06999	9.40733	11.09396	-.04090	.71246	.33688	4.96427	7.99350	-.20543	.00000
.399	61.477	-.07145	9.91005	11.20438	-.04511	.87688	.14883	4.96600	8.58014	-.26613	.00000
.399	63.564	-.05402	10.48976	11.54369	-.04760	.70390	.06384	4.95259	9.23004	-.32549	.00000
GRADIENT		-.04334	.15274	-.11507	-.00151	.52137	.09547	-.00632	.18343	-.03584	.00000

PARAMETRIC DATA

BETA = .000 PHI = .000
 RN/L = 6.100 FLOSTK = .000
 AFTSTK = .000 ATTRNG = 1.000
 ELETUN = .000 RTORRS = .000

REFERENCE DATA

SECF = 7.0690 58.16. WHP = 20.8340 INCHES
 LSEF = 3.0000 INCHES YHP = .0000 INCHES
 BSEF = 3.0000 INCHES ZHP = .0000 INCHES
 SCALE = .0211 SCALE

RUN NO. 84/ 0 RN/L = 5.17 GRADIENT INTERVAL = -5.00/ 5.00

MACH	ALPHA	BETA	ON	CLM	CBL	CYN	CY	CL	CD	CA	CAB
1.000	.997	39.751	9.56343	13.67046	-.04112	-.02132	.29850	6.69069	6.91127	1.03528	.00000
1.000	1.002	41.841	10.53313	14.23717	-.04331	-.28935	.12901	7.20299	7.75990	1.00635	.00000
1.000	1.001	43.661	11.38211	15.34097	-.05189	.46459	-.02600	7.57648	8.54734	.95269	.00000
1.000	1.000	45.706	12.23064	16.54650	-.05515	.34110	-.14888	7.89119	9.38840	.90795	.00000
1.000	1.001	47.825	13.09050	18.02824	-.04589	-.98372	.30578	8.13108	10.21635	.83325	.00000
1.000	1.001	49.985	13.80867	19.32560	-.04617	-1.19746	.52259	8.31715	11.04727	.73345	.00000
.999	1.000	52.188	14.73609	20.06590	-.05848	-.31610	.21189	8.53355	12.03151	.63453	.00000
.999	1.000	53.993	15.41319	21.09156	-.05926	-.24695	.24945	8.62411	12.78605	.54031	.00000
1.000	1.000	56.122	15.82497	22.64830	-.05919	.06810	.15189	8.44960	13.38677	.44715	.00000
GRADIENT		.00173	.38712	.55484	-.00095	-.02152	.00777	.10990	.40066	-.03686	.00000

RUN NO. 93/ 0 RN/L = 4.19 GRADIENT INTERVAL = -5.00/ 5.00

MACH	ALPHA	BETA	ON	CLM	CBL	CYN	CY	CL	CD	CA	CAB
1.000	1.000	39.618	10.26824	12.06612	-.03906	-.20412	.11051	7.13169	7.48765	1.22027	.00000
1.000	1.000	41.839	10.82082	12.67910	-.04129	.02428	.07442	7.43783	8.08160	1.17020	.00000
1.000	1.000	43.348	11.75290	13.41436	-.04572	-.08751	.09388	7.78260	8.87711	1.11328	.00000
1.000	1.000	45.496	12.56553	14.14317	-.04719	-.12542	.14785	8.06681	9.69014	1.03917	.00000
1.000	1.000	47.489	13.33084	14.98221	-.05132	.49835	-.00354	8.30168	10.47412	.95590	.00000
1.000	1.000	49.719	14.13251	15.53811	-.05168	-.08181	.14782	8.50601	11.34258	.84429	.00000
1.000	1.000	51.717	14.76487	16.54132	-.05443	-.03392	.16389	8.54416	12.09153	.78432	.00000
1.000	1.000	53.906	15.42818	17.56340	-.05671	.02077	.15764	8.51297	12.88666	.71268	.00000
1.000	1.000	55.966	16.02933	18.67461	-.06293	.16360	.36466	8.32865	13.44447	.62265	.00000
1.000	1.000	57.822	16.08929	19.45334	-.05748	.20235	.12179	8.10488	13.90957	.54769	.00000
1.000	1.000	59.938	16.39926	19.27870	-.06372	.21735	.12256	7.77017	14.45076	.51385	.00000
1.001	1.001	61.765	16.81964	19.08513	-.06343	.17562	.10767	7.52347	15.05125	.49223	.00000
1.000	1.000	64.099	17.24746	18.81985	-.06622	.18057	.10696	7.10885	15.72140	.47274	.00000
GRADIENT		-.00117	.28565	.32477	-.00104	.01138	.00132	.00123	.33697	-.03357	.00000

(RPS029) (29 OCT 73)

SA-2F (01PT-655) SFS

PARAMETRIC DATA

BETA = .000 PMJ = .000
 RV/L = 6.100 FLOSTK = .000
 AFTSTK = .000 ATTRG = 1.000
 ELETUN = .000 RTOKS = .000

REFERENCE DATA

SRP = 7.0890 SQ. IN. XMRP = 20.0340 INCHES
 LRFP = 3.0000 INCHES YMRP = .0000 INCHES
 BRFP = 3.0000 INCHES ZMRP = .0000 INCHES
 SCALE = .0211 SCALE

RUN NO. 96/ D RV/L = 3.99 GRADIENT INTERVAL = -5.00/ 5.00

MACH	ALPHA	BETA	CN	CLM	CBL	CYN	CY	CL	CD	CA	CAB
.399	59.112	.32787	7.64659	3.78047	-.01580	-7.96603	-1.59359	4.12414	6.44324	-.23149	.00000
.400	60.917	.31057	7.35134	6.09012	-.02379	-7.52876	-1.43922	3.81400	6.26770	-.28631	.00000
.401	63.261	.29225	6.58476	6.46326	-.01970	-7.23244	-1.09639	3.33956	5.80271	-.37167	.00000
.402	65.231	.28628	6.28402	5.82428	-.01044	-7.26773	-.79644	3.03879	5.53241	-.41409	.00000
.399	67.210	.23376	6.07550	5.11954	-.01600	-6.21139	-.25316	2.76522	5.42816	-.44668	.00000
.399	68.944	.17836	6.10225	4.69454	-.01497	-4.82151	-.06365	2.64811	5.51722	-.48905	.00000
.400	71.372	.24108	6.56843	3.13384	-.00069	-7.55971	1.34226	2.58269	6.08236	-.50467	.00000
.399	73.138	.15900	7.16191	3.34019	-.01067	-5.29025	1.26689	2.59989	6.69564	-.54592	.00000
.399	75.128	-.06535	8.08143	5.64875	-.02660	-4.50033	1.85326	2.61512	7.66707	-.55968	.00000
.400	77.176	-.02823	8.01627	5.47621	-.03123	-3.06695	1.49245	2.26647	7.70496	-.90174	.00000
.400	79.331	.01015	7.55432	5.80460	-.02919	-.83687	.76578	1.56476	7.39242	-.16905	.00000
.400	81.327	.02406	7.78915	5.47222	-.03291	-1.14782	.65766	1.21516	7.69369	-.04108	.00000
.399	83.213	.00378	7.91035	5.15037	-.03834	-.56829	.63643	.91059	7.91823	.03154	.00000
GRADIENT		-.01648	.04873	-.02965	-.00078	.36820	.11928	-.11449	-.09384	.00841	.00000

RUN NO. 100/ D RV/L = 5.09 GRADIENT INTERVAL = -5.00/ 5.00

MACH	ALPHA	BETA	CN	CLM	CBL	CYN	CY	CL	CD	CA	CAB
.400	59.348	-.07165	9.25342	10.67314	-.02288	.66749	.43175	4.87758	7.86805	-.16484	.00000
.400	61.304	-.08181	9.72225	11.04635	-.02817	.97559	.19031	4.87541	8.41477	-.23621	.00000
.400	63.368	-.07404	10.23276	11.28576	-.03235	.94786	.07871	4.84486	9.01775	-.28821	.00000
.400	65.282	-.03047	10.78749	11.35957	-.03378	.434.3	-.03147	4.78569	9.67258	-.30280	.00000
.399	67.516	.00724	11.72459	11.84839	-.03787	-.22984	.18199	4.74880	10.72343	-.28668	.00000
.399	69.390	.04294	11.58249	11.37795	-.02910	-.97105	.53993	4.36377	10.73338	-.30634	.00000
.400	71.547	.02833	12.84139	10.59533	-.04188	-.77497	.54265	4.28777	12.14885	-.22185	.00000
.400	73.332	.00232	13.47059	10.31037	-.04804	-.30536	.37370	3.97948	12.06993	-.12061	.00000
.399	75.599	-.01647	14.41981	9.68384	-.03298	.03479	.25924	3.56837	13.96619	.00223	.00000
.400	77.243	-.02756	15.09717	9.46333	-.05853	.20159	.23734	3.27977	14.73671	.05389	.00000
.400	79.179	-.03270	15.75096	9.65815	-.06041	.29180	.22852	2.85508	15.45986	.09805	.00000
.399	81.349	-.04063	16.25435	9.51342	-.06856	.43049	.17671	2.34139	16.06317	.10469	.00000
.399	83.334	-.04650	16.72145	9.56368	-.06819	.52252	.18896	1.83104	16.82127	.11070	.00000
GRADIENT		.00126	.32908	-.08758	-.00195	-.01643	-.00058	-.12665	.38641	.01877	.00000

(RPS029) (29 OCT 73)

SA-2F(8TPT-655)SB

REFERENCE DATA

MACH = 7.0890 SQ. IN. XMRP = 20.8340 INCHES
 LREF = 3.0000 INCHES YMRP = .0000 INCHES
 BRE = 3.0000 INCHES ZMRP = .0000 INCHES
 SCALE = .0211 SCALE

PARAMETRIC DATA

BETA = .000 PHI = .000
 RN/L = 6.100 FMOSTK = .000
 AFTSTK = .000 ATTRG = 1.000
 ELCTUN = .000 RTORKS = .000

RUN NO. 99/ 0 RN/L = 6.06 GRADIENT INTERVAL = -5.00/ 5.00

MACH	ALPHA	BETA	CN	CLM	CBL	CYN	CY	CL	CD	CA	CAB
.800	60.035	.01668	13.58286	19.76610	-.04415	-.26410	.15413	6.85300	11.72761	-.07943	.00000
.801	61.969	.02265	13.98240	19.29184	-.04670	-.22630	.02876	6.63463	12.30830	-.07207	.00000
.801	64.059	.01985	14.25238	19.21393	-.04963	-.15277	-.03657	6.28162	12.79352	-.05213	.00000
.801	66.036	.00489	14.44307	19.13934	-.05008	-.02929	-.02036	5.90972	13.17876	-.04768	.00000
.801	67.950	.00906	14.51401	18.72188	-.05032	-.10953	.03864	5.48819	13.43644	-.04243	.00000
.801	69.802	-.00241	14.64523	17.67956	-.05347	-.01284	.04756	5.06181	13.74269	-.02605	.00000
.800	70.360	-.00353	14.65729	17.42829	-.05521	-.00523	.05088	4.93524	13.80143	-.00932	.00000
.801	71.826	-.03206	15.01140	16.40007	-.05661	.22385	.08885	4.60639	14.28740	.07974	.00000
.801	73.813	-.02308	15.23353	15.37369	-.06008	.17516	.04523	4.08640	14.67617	.16769	.00000
.800	75.756	-.01802	15.32751	14.42657	-.06087	.10491	.08000	3.48502	14.92897	.29532	.00000
.801	77.771	.03190	15.37059	13.21973	-.05922	-.31970	.04163	2.92604	15.09778	.33733	.00000
.800	79.653	.02287	15.33934	12.00155	-.06162	-.21032	.00206	2.41510	15.15197	.34558	.00000
.800	81.705	.03206	15.42628	10.75155	-.06316	-.29256	-.00309	1.89231	15.31347	.33664	.00000
.800	83.750	.01467	15.53272	9.52691	-.06348	-.13811	.00307	1.35717	15.47696	.33588	.00000
GRADIENT		.00017	.07900	-.45319	-.00084	-.00036	-.00185	-.24076	.15801	.02293	.00000

RUN NO. 97/ 0 RN/L = 5.46 GRADIENT INTERVAL = -5.00/ 5.00

MACH	ALPHA	BETA	CN	CLM	CBL	CYN	CY	CL	CD	CA	CAB
.899	64.145	.00973	15.84489	23.25036	-.05207	-.19054	.13826	6.81732	14.30368	.10297	.00000
.899	66.017	-.00822	15.83335	21.99148	-.05053	-.00289	.12130	6.36909	14.49603	.07291	.00000
.899	67.965	-.01651	15.80204	20.85320	-.05250	.07045	.11279	5.85065	14.67928	.08404	.00000
.899	69.994	-.02342	16.10117	19.45906	-.05617	.12541	.12471	5.36669	15.18121	.15089	.00000
.900	71.869	-.01976	16.80197	17.65510	-.06046	.08999	.12698	5.02872	16.03316	.21021	.00000
.900	73.888	-.01917	17.20478	16.23074	-.06480	.03361	.19758	4.45758	16.62057	.32989	.00000
.900	75.768	-.01311	17.47116	15.07794	-.06656	-.00141	.16930	3.87564	17.04137	.43281	.00000
.899	77.629	-.02206	17.64442	13.96160	-.06949	.13655	.09497	3.22736	17.35407	.56408	.00000
.900	79.606	-.04641	17.81298	12.97229	-.07153	.42451	.01314	2.69071	17.61662	.53184	.00000
.900	81.627	-.04474	18.00382	11.65313	-.07337	.42400	-.00386	2.12428	17.88513	.50278	.00000
.899	83.781	-.01625	18.20690	10.60102	-.07082	.09013	.08846	1.51976	18.14907	.45512	.00000
GRADIENT		-.00162	.14073	-.65540	-.00127	.01892	-.00492	-.27142	.21816	.02670	.00000

(RPS029) (29 OCT 73)

SA-2F (GTPT-655)SRB

REFERENCE DATA

XMRP = 7.0890 SQ.IN. XMRP = 20.8340 INCHES
 LREF = 3.0000 INCHES YMRP = .0000 INCHES
 BREF = 3.0000 INCHES ZMRP = .0000 INCHES
 SCALE = .0211 SCALE

PARAMETRIC DATA

BLTA = .000 PHI = .000
 RN/L = 6.100 FMOSTK = .000
 AFTSTK = .000 ATTRNG = 1.000
 ELETUN = .000 RTORKS = .000

RUN NO. 96/ 0 RN/L = 5.15 GRADIENT INTERVAL = -5.00/ 5.00

MACH	ALPHA	BETA	CN	CLM	CBL	CYN	CY	CL	CD	CA	CAB
1.000	61.331	-.00823	16.32542	23.48977	-.05368	.02937	.06434	7.60914	14.44594	.25426	.00000
1.000	62.366	-.00499	16.53379	23.14943	-.05448	-.00160	.06555	7.45330	14.76054	.24303	.00000
.999	64.182	-.01338	16.90655	22.74434	-.05509	-.05479	.09449	7.15828	15.31804	.22753	.00000
.999	66.108	-.02166	17.24816	22.13252	-.05702	.12512	.10103	6.78222	15.86033	.22264	.00000
.999	68.022	-.02126	17.68349	21.04740	-.06122	.09932	.13120	6.38194	16.49368	.25462	.00000
.998	69.993	-.02050	18.53767	19.59266	-.06888	.07508	.15514	5.98642	17.54855	.37892	.00000
1.000	71.958	-.02246	19.35687	18.18156	-.07286	.08797	.16192	5.50964	18.56322	.51060	.00000
1.000	73.906	-.01616	19.74411	17.17156	-.07588	.01763	.17964	4.94117	19.12385	.55395	.00000
1.001	75.945	-.01533	20.17477	15.95372	-.07885	.02442	.16000	4.34349	19.71000	.57328	.00000
.998	77.854	-.02846	20.63793	15.00399	-.07872	.17800	.11738	3.81544	20.28933	.53893	.00000
.999	79.764	-.02964	20.99542	14.04723	-.08340	.16101	.10633	3.24107	20.74972	.49773	.00000
.999	81.723	-.02066	21.37202	13.06192	-.08515	.18824	.10980	2.62173	21.21558	.45966	.00000
.999	83.910	-.03487	21.78644	12.24029	-.08619	.24952	.10936	1.87768	21.70976	.43613	.00000
GRADIENT		-.00094	.25654	-.53500	-.00163	.00760	.00184	-.25309	.33987	.01434	.00000

RUN NO. 95/ 0 RN/L = 4.20 GRADIENT INTERVAL = -5.00/ 5.00

MACH	ALPHA	BETA	CN	CLM	CBL	CYN	CY	CL	CD	CA	CAB
1.199	59.894	-.01105	16.47975	18.62783	-.06020	.04919	.09213	7.77822	14.53960	.56429	.00000
1.200	61.775	-.01189	16.76371	18.79834	-.05851	.05752	.09179	7.46743	15.01775	.52294	.00000
1.199	64.062	-.00865	17.22571	18.61047	-.06169	.02102	.09486	7.07752	15.71267	.50218	.00000
1.199	65.847	-.01429	17.52116	18.18090	-.06434	.06116	.11980	6.67013	16.21109	.54683	.00000
1.197	67.779	-.01431	18.15728	17.35805	-.06650	.06269	.11782	6.32769	17.02898	.58229	.00000
1.199	69.768	-.01805	18.86911	16.40280	-.07267	.09069	.13210	5.87123	17.94572	.69044	.00000
1.199	71.907	-.01536	19.41997	15.03935	-.07586	.04646	.15489	5.39115	18.66880	.67308	.00000
1.199	73.486	-.01042	19.50929	14.24371	-.07474	-.00875	.16079	4.91517	18.99142	.65738	.00000
1.198	75.580	-.01725	19.87363	13.76542	-.07792	.07420	.14487	4.37980	19.39391	.58773	.00000
1.199	77.624	-.01755	20.06476	13.05438	-.07952	.08203	.13947	3.76012	19.71706	.55331	.00000
1.197	79.607	-.01821	20.30775	12.58668	-.07830	.09789	.12851	3.14676	20.06935	.52532	.00000
1.199	81.592	-.01818	20.54546	12.14974	-.08267	.09855	.12875	2.54175	20.39298	.46732	.00000
1.199	83.763	-.01475	20.79074	11.60520	-.08584	.05825	.13633	1.85831	20.71144	.40283	.00000
GRADIENT		.00028	.19150	-.34544	-.00111	.00154	.00201	-.24922	.27143	-.00328	.00000

ORIGINAL PAGE IS OF POOR QUALITY

REFERENCE DATA

SREF = 7.0690 SQ. IN. XMRP = 20.8340 INCHES
 LREF = 3.0000 INCHES YMRP = .0000 INCHES
 BREF = 3.0000 INCHES ZMRP = .0000 INCHES
 SCALE = .0211 SCALE

PARAMETRIC DATA

BETA = .000 PHI = .000
 RN/L = 6.100 FWDSTK = .000
 AFTSTK = .000 ATTRNG = 1.000
 ELETUN = .000 RTORKS = .000

RUN NO. 11/ 0 RN/L = 6.06 GRADIENT INTERVAL = -5.00/ 5.00

MACH	ALPHA	BETA	CN	CLM	CBL	CYN	CY	CL	CD	CA	CAB
.800	80.096	-.05208	15.45984	12.08171	-.06683	.27917	.16005	2.25869	15.29935	.40632	.00000
.800	80.798	-.05328	15.50832	11.68287	-.07266	.30598	.14681	2.07403	15.37451	.41125	.00000
.800	82.728	-.04625	15.63249	10.50691	-.07219	.30525	.09333	1.58345	15.55719	.39655	.00000
.800	84.565	-.03119	15.75311	9.26618	-.07317	.28123	.07053	1.08731	15.72081	.40669	.00000
.800	86.380	-.06331	15.72679	7.91530	-.07248	.54321	.02260	.58897	15.72096	.40474	.00000
.800	88.288	-.07040	15.76914	6.77177	-.07338	.50758	.10325	.08708	15.77358	.38421	.00000
.800	90.385	-.08128	15.66991	5.48010	-.07325	.58669	.11794	-.49758	15.66692	.39229	.00000
.800	92.508	-.07041	15.68717	4.04231	-.07555	.38272	.20553	-1.06337	15.65563	.37737	.00000
.800	94.175	-.06294	15.62523	2.94882	-.07296	.38058	.15284	-1.51519	15.55620	.37864	.00000
.800	96.502	-.04805	15.57483	1.43833	-.07470	.28099	.12596	-2.06191	15.44066	.30005	.00000
.800	98.416	-.05333	15.45443	.11301	-.07752	.33892	.11951	-2.46924	15.25733	.20952	.00000
.800	100.167	-.05668	15.40730	-.91225	-.07710	.26338	.20830	-2.80937	15.14928	.09123	.00000
.799	102.502	-.02313	15.44974	-1.69100	-.07582	.05528	.14550	-3.28276	15.09708	-.06314	.00000
.800	103.517	.02710	15.38629	-1.97380	-.07600	-.40666	.12684	-3.45569	14.99390	-.14461	.00000
GRADIENT	.06140	-.00833	-.62491	-.00028	-.01595	.00266	.00266	-.24924	-.01908	-.01978	.00000

RUN NO. 26/ 0 RN/L = 5.14 GRADIENT INTERVAL = -5.00/ 5.00

MACH	ALPHA	BETA	CN	CLM	CBL	CYN	CY	CL	CD	CA	CAB
1.001	60.376	-.01103	21.10826	13.69274	-.07677	-.06541	.13660	2.98337	20.90166	.53307	.00000
1.001	61.247	-.01930	21.26890	13.15914	-.07780	.01697	.13145	2.69017	21.10532	.55288	.00000
1.000	63.215	-.01615	21.57188	12.28174	-.07938	-.01547	.13419	2.00325	21.48545	.54718	.00000
.999	65.205	-.01715	21.82151	11.45742	-.07867	-.00234	.13032	1.32356	21.78713	.50246	.00000
1.000	67.280	-.01446	21.96950	10.56792	-.07699	-.06041	.15715	.61585	21.96502	.42710	.00000
1.000	69.384	-.01572	21.93827	9.59408	-.07913	-.07308	.17683	-.10790	21.94070	.34366	.00000
1.000	91.145	-.02068	21.96467	8.70233	-.07950	.00152	.15299	-.69844	21.95510	.25972	.00000
1.000	93.058	-.02393	22.04692	7.84555	-.07842	.02125	.16138	-1.33594	22.00699	.19987	.00000
1.001	95.015	-.02610	21.91028	6.78828	-.08036	.02384	.17582	-1.96744	21.82183	.05237	.00000
.999	96.947	-.03079	21.67877	5.71264	-.07720	.05980	.18278	-2.56832	21.52616	-.05415	.00000
.999	99.074	-.02673	21.40029	4.54090	-.07776	.00937	.19436	-3.19835	21.16069	-.17909	.00000
1.000	101.149	-.03257	21.04916	3.79302	-.07523	.03346	.22030	-3.77561	20.75996	-.30027	.00000
1.001	103.939	-.02209	20.52617	2.69061	-.07409	-.01343	.18073	-4.48174	20.03658	-.47671	.00000
GRADIENT	-.09067	-.01799	-.47585	.00010	.00249	.00314	.00314	-.32289	-.02904	-.04477	.00000

SA-2F (8TPT-655) SRB

(RFS031) (29 OCT 73)

REFERENCE DATA

SREF = 7.0690 SQ. IN. XMRP = 20.8340 INCHES
 LREF = 3.0000 INCHES YMRP = .0000 INCHES
 BREF = 3.0000 INCHES ZMRP = .0000 INCHES
 SCALE = .0211 SCALE

PARAMETRIC DATA

BETA = .000 PHI = .000
 RN/L = 6.100 FWDSTK = .000
 AFTSTK = .000 ATTRNG = 1.000
 ELETUN = .000 RTORKS = .000

RUN NO. 69/ 0 RN/L = 3.58 GRADIENT INTERVAL = -5.00/ 5.00

MACH	ALPHA	BETA	CN	CLM	CBL	CYN	CY	CL	CD	CA	CAB
.400	76.741	-.05949	7.89972	5.44810	.03732	1.90824	.16741	2.00825	7.64285	-.20174	.00000
.400	76.646	-.00146	7.72247	4.15222	.01439	-.96479	-.47529	1.44939	7.58558	.07241	.00000
.400	80.635	-.03462	8.05277	4.58989	.02082	-.48492	-.68112	1.03523	7.99082	.27888	.00000
.400	82.682	-.04062	8.18375	4.53355	.02333	-.57392	-.79860	.76104	8.15323	.28376	.00000
.400	84.581	-.04538	8.21886	4.51870	.02109	-.22074	-.69089	.55424	8.20281	.20852	.00000
.400	86.840	-.07152	8.33687	3.88395	.02310	.31236	-.77679	.26949	8.33469	.19042	.00000
.400	88.742	-.05965	8.37012	3.45548	.02180	.10583	-.71790	.01933	8.37171	.16441	.00000
.400	90.858	-.04475	8.28195	2.99494	.02300	-.43888	-.78282	-.23804	8.27924	.10822	.00000
.400	92.620	-.05491	8.28925	2.38414	.02245	-.24256	-.82329	-.45973	8.27689	.08095	.00000
.400	94.655	-.09667	8.33397	1.48074	.02265	.61682	-.95891	-.64488	8.30904	-.03162	.00000
.400	96.571	-.08081	8.26426	.42704	.01514	.52632	-.79903	-.62297	8.22411	-.12359	.00000
.400	98.879	-.01361	8.30807	-1.57836	.01735	-.22622	-.28411	-1.04960	8.24487	-.23561	.00000
.399	100.792	-.00542	8.31683	-2.80283	.02078	-.57326	-.34229	-1.26387	8.22566	-.29869	.00000
GRADIENT		-.00028	.01871	-.29904	-.00029	-.01198	-.00893	-.12683	.02274	-.01377	.00000

RUN NO. 68/ 0 RN/L = 5.08 GRADIENT INTERVAL = -5.00/ 5.00

MACH	ALPHA	BETA	CN	CLM	CBL	CYN	CY	CL	CD	CA	CAB
.598	76.299	-.01923	14.86660	6.52533	.04614	-.08243	-.16579	3.31380	14.79414	.21344	.00000
.598	78.227	-.02155	15.96928	6.44281	.05341	.00157	-.14001	2.99589	15.68803	.26795	.00000
.600	80.261	-.03208	17.02865	6.44653	.05482	.15766	-.13268	2.60617	16.83033	.27829	.00000
.600	82.228	-.05407	17.57883	6.22645	.06059	.40302	-.15703	2.11841	17.45268	.26128	.00000
.600	84.194	-.05154	17.85670	6.19171	.05699	.38169	-.14958	1.58223	17.78789	.22548	.00000
.600	86.136	-.05213	18.21146	6.51190	.06030	.26839	-.20728	1.07001	18.18068	.15751	.00000
.600	88.182	-.05884	18.19012	5.98058	.05722	.31199	-.22746	.47502	18.18420	.10225	.00000
.599	90.254	-.06018	18.17852	5.96913	.05545	.35282	-.21677	-1.17039	18.17794	.08982	.00000
.600	92.182	-.06445	17.97711	6.53660	.05987	.29043	-.27352	-.77571	17.96060	.09133	.00000
.600	94.260	-.09760	17.36776	7.38409	.05406	.54017	-.36691	-1.31106	17.31821	.01506	.00000
.599	96.231	-.11419	16.75512	7.00345	.05527	.76408	-.37989	-1.71481	16.66746	-.10442	.00000
.600	98.245	-.10973	16.19150	6.51723	.05422	.73860	-.35678	-2.10590	16.05545	-.21826	.00000
.600	100.408	-.09204	15.59209	5.62655	.05192	.54844	-.33551	-2.48943	15.39568	-.33273	.00000
GRADIENT		-.00375	.00994	-.00058	.00006	.02797	-.01081	-.25721	.01696	-.02284	.00000

TABULATED SOURCE DATA LARC 8-655/662 (SA-2FA/8)

(RPS031) (29 OCT 73)

SA-2F (8TPT-655) 96B

PARAMETRIC DATA

BETA = .000 PHI = .000
 RN/L = 6.100 FMOSTK = .000
 AFTSTK = .000 ATTRG = 1.000
 ELETUN = .000 RTORCK = .000

REFERENCE DATA

7.0690 SQ. IN. XMRP = 20.8340 INCHES
 3.0000 INCHES YMRP = .0000 INCHES
 3.0000 INCHES ZMRP = .0000 INCHES
 .0211 SCALE

RUN NO. 67/ 0 RN/L = 6.08 GRADIENT INTERVAL = -5.00/ 5.00

MACH	ALPHA	BETA	CN	CLM	CBL	CYN	CY	CL	CD	CA	CAB
.800	76.446	-.06236	15.06980	14.15711	.05316	.09012	-.23072	3.08067	14.75885	.46402	.00000
.800	78.371	-.04215	15.13398	13.28988	.05202	-.06852	-.21559	2.54951	14.92638	.51130	.00000
.800	80.298	-.01934	15.28270	11.97318	.05316	-.14666	-.15292	2.05938	15.15236	.52363	.00000
.800	82.196	-.02481	15.39447	10.82863	.05204	.00016	-.10659	1.58025	15.32179	.51482	.00000
.800	84.106	-.04384	15.51316	9.74856	.05162	.27055	-.05977	1.10271	15.48176	.49278	.00000
.800	86.109	-.06143	15.59700	8.44761	.05165	.37819	-.08335	-.54222	15.59615	.51729	.00000
.800	88.130	-.03581	15.60322	7.18654	.05064	.19383	-.06288	-.02966	15.61250	.53916	.00000
.800	89.943	-.05542	15.66767	6.28905	.05009	.38931	-.05605	-.52170	15.66820	.53735	.00000
.800	91.858	-.07476	15.64207	5.26639	.04899	.41590	-.12174	-1.05173	15.61618	.54498	.00000
.799	93.956	-.05741	15.61363	4.08907	.05333	.39647	-.05764	-1.60597	15.53986	.53017	.00000
.800	95.836	-.06295	15.51472	3.08948	.05382	.51128	-.02757	-2.04791	15.38624	.47282	.00000
.799	97.917	-.06528	15.39513	2.04365	.04903	.52402	-.03288	-2.49446	15.19639	.37755	.00000
.799	99.911	-.03954	15.22695	.56689	.04619	.18153	-.08509	-2.94588	14.94291	.32997	.00000
GRADIENT		-.00085	.01154	-.57598	-.00016	.02136	.00656	-.26099	.01206	-.00429	.00000

RUN NO. 66/ 0 RN/L = 5.48 GRADIENT INTERVAL = -5.00/ 5.00

MACH	ALPHA	BETA	CN	CLM	CBL	CYN	CY	CL	CD	CA	CAB
.800	76.333	-.01369	17.08408	15.14959	.05972	-.00281	-.06275	3.42526	16.74901	.62919	.00000
.800	78.297	.00438	17.32659	14.30845	.05825	-.13450	-.04407	2.90358	17.09296	.62394	.00000
.800	80.185	-.03590	17.56947	13.13311	.05973	.13630	-.09457	2.37122	17.42023	.63305	.00000
.800	82.128	-.00918	17.88240	12.17373	.06112	.00473	-.03819	1.81452	17.80163	.64063	.00000
.800	84.100	.06952	18.10025	11.01657	.06198	-.04810	.01901	1.23500	18.06903	.62906	.00000
.899	85.992	-.05848	18.21450	9.94046	.06000	.11980	.01955	.67555	18.21182	.59897	.00000
.899	87.923	-.00937	18.29239	8.79561	.06173	.11974	.01574	.05511	18.30243	.60840	.00000
.899	89.902	-.02290	18.33103	7.70705	.06136	.18002	-.01474	-.56841	18.33203	.59979	.00000
.899	91.850	-.04444	18.27766	6.48513	.05914	.33243	-.03675	-1.14050	18.25054	.55696	.00000
.800	93.767	-.04615	18.19021	5.19477	.05788	.33730	-.04206	-1.69347	18.11809	.49938	.00000
.800	95.742	-.05100	18.01647	3.92032	.05813	.35501	-.05547	-2.22921	17.88317	.42885	.00000
.800	97.658	-.04848	17.81710	2.66145	.05471	.32076	-.06123	-2.72609	17.61089	.35486	.00000
.800	99.761	-.04290	17.56265	1.19528	.05442	.24657	-.07293	-3.23796	17.26361	.26429	.00000
GRADIENT		-.00207	.02383	-.59647	-.00020	.01824	-.00043	-.29116	.02505	-.01394	.00000

SA-2F (8TPT-655) SPB

(RPS031) (29 OCT 73)

REFERENCE DATA

SREF = 7.0690 SQ. IN. XMRP = 20.6340 INCHES
 LREF = 3.0000 INCHES YMRP = .0000 INCHES
 BREF = 3.0000 INCHES ZMRP = .0000 INCHES
 SCALE = .0211 SCALE

PARAMETRIC DATA

BETA = .000 PHI = .000
 RN/L = 6.100 FADSTK = .000
 AFTSTK = .000 ATTRG = 1.000
 ELETUN = .000 RTORKS = .000

RUN NO. 71/ 0 RN/L = 5.15 GRADIENT INTERVAL = -5.00/ 5.00

MACH	ALPHA	BETA	CN	CLM	CBL	CYN	CY	CL	CD	CA	CAB
1.000	76.194	-.00433	19.71756	15.64704	.06654	-.12990	-.08072	3.98187	19.32547	.74496	.00000
.999	76.031	.02942	20.43039	14.78090	.06925	-.39667	-.03739	3.49598	20.14330	.73747	.00000
1.001	79.976	.03157	20.95852	13.81696	.06956	-.41121	-.05588	2.65060	20.77955	.80969	.00000
1.000	81.916	-.02066	21.32545	13.10253	.06977	-.11221	-.14324	2.29595	21.21338	.71000	.00000
.999	83.911	-.02152	21.73679	12.54188	.07189	-.10807	-.14472	1.65352	21.68373	.65582	.00000
.998	85.644	-.01809	21.99997	11.92684	.07032	-.13270	-.14130	1.06015	21.98294	.61245	.00000
.996	86.028	-.02094	22.25264	10.66766	.07153	-.13852	-.15615	.22747	22.23798	.53771	.00000
1.000	89.803	-.02422	22.38651	9.73770	.07034	-.13532	-.16864	-.37927	22.58795	.45623	.00000
1.001	91.666	-.02476	22.31278	8.65255	.07445	-.08876	-.14896	-1.02266	22.29245	.37314	.00000
1.002	93.657	-.02591	22.21945	7.86645	.06726	-.09475	-.15676	-1.67107	22.15798	.28422	.00000
.999	95.699	-.02619	21.89278	6.64325	.06785	-.05602	-.14020	-2.32824	21.76918	.15503	.00000
1.002	97.718	-.02366	21.46083	5.35154	.06381	-.07693	-.13928	-2.95042	21.25987	.04859	.00000
.999	99.738	-.01365	21.09323	4.24140	.06290	-.17324	-.14174	-3.51327	20.79866	-.03533	.00000
GRADIENT		-.00162	.05916	-.47567	-.00017	-.00795	-.00332	-.32593	.06317	-.03658	.00000

RUN NO. 70/ 0 RN/L = 4.19 GRADIENT INTERVAL = -5.00/ 5.00

MACH	ALPHA	BETA	CN	CLM	CBL	CYN	CY	CL	CD	CA	CAB
1.201	76.111	-.01720	20.43067	13.18927	.07206	-.05283	-.11159	4.16458	20.01615	.76182	.00000
1.200	76.069	-.01916	20.61703	12.69366	.07175	-.07410	-.11068	3.53412	20.32549	.74405	.00000
1.199	80.031	-.01262	20.66435	12.12709	.06859	-.12810	-.12424	2.92346	20.67034	.69895	.00000
1.198	82.000	-.01241	20.96978	11.77058	.07001	-.13835	-.12675	2.30314	20.87238	.62430	.00000
1.196	84.053	-.01352	21.09063	11.27842	.06710	-.13887	-.13218	1.62683	21.03528	.56136	.00000
1.199	86.006	-.01551	21.11605	10.69919	.06694	-.12994	-.13745	.96943	21.09975	.50187	.00000
1.198	87.954	-.01625	21.05996	10.02141	.06773	-.13147	-.14164	.32661	21.06172	.42541	.00000
1.199	89.889	-.01581	21.07870	9.16394	.06549	-.14379	-.14545	-.30376	21.07934	.34675	.00000
1.201	91.866	-.01677	21.16830	8.79056	.06740	-.15104	-.16316	-.94625	21.16871	.25641	.00000
1.201	93.855	-.01632	21.12062	6.40327	.06796	-.14751	-.15877	-1.58776	21.06175	.16810	.00000
1.201	95.921	-.01661	20.84796	7.59609	.06357	-.14313	-.14917	-2.23727	20.72775	.08728	.00000
1.200	98.014	-.01484	20.64288	6.81776	.06056	-.13524	-.13715	-2.86977	20.44243	-.00812	.00000
1.201	100.030	-.01164	20.43191	6.14690	.06324	-.13030	-.11928	-3.45158	20.13856	-.10875	.00000
GRADIENT		-.00001	.00149	-.29402	-.00038	-.00246	-.00114	-.32178	.00619	-.03751	.00000

SAEF = 7.0690 90.1N. XMRP = 20.8340 INCHES
 LREF = 3.0000 INCHES YMRP = .0000 INCHES
 CREF = 3.0000 INCHES ZMRP = .0000 INCHES
 SCALE = .0211 SCALE

PARAMETRIC DATA

BETA = .000 PHI = .000
 RN/L = 6.100 FWDSTK = .000
 AFTSTK = .000 ATTRNG = 1.000
 ELETUN = .000 RTORKS = .000

GRADIENT INTERVAL = -5.00/ 5.00

MACH	ALPHA	BETA	CN	CLM	CBL	CYN	CY	CL	CD	CA	CAB
.401	96.770	-.02100	7.86997	.78022	.04031	.38476	-.12471	-.85768	7.82341	-.07049	.00000
.401	98.751	-.01366	7.83693	-.47437	.03975	.20485	-.10730	-1.03001	7.77068	-.16424	.00000
.401	100.873	-.03565	7.75224	-1.76553	.04676	.62104	-.22175	-1.16738	7.66871	-.27306	.00000
.402	102.569	-.07359	7.78941	-2.64437	.04533	1.48604	-.32264	-1.32174	7.68667	-.39624	.00000
.401	104.854	-.09517	7.74493	-3.71470	.04098	1.86513	-.45226	-1.47916	7.61856	-.49631	.00000
.401	106.825	-.07500	7.47305	-4.67122	.03879	1.36950	-.41422	-1.57804	7.53006	-.61116	.00000
.402	108.834	-.00269	7.21162	-5.01403	.03600	.03527	-.04467	-1.76963	7.20378	-.89351	.00000
.401	110.714	.01978	7.36590	-6.17777	.03847	-.69822	-.04467	-1.76963	7.20378	-.89351	.00000
.401	112.745	.06062	7.51759	-7.29136	.03658	-.82646	-.04467	-1.76963	7.20378	-.89351	.00000
.402	114.753	.08966	7.15518	-7.21642	.03456	-.73506	1.03735	-1.91856	6.99451	-1.18632	.00000
.401	116.811	.04157	7.28306	-6.66885	.03858	.31454	.89656	-2.11633	7.09074	-1.30938	.00000
.401	118.660	-.21050	7.60059	-6.43216	.04396	4.38542	-.68592	-2.41985	7.33918	-1.39651	.00000
.402	120.820	-.30446	8.29082	-7.54739	.04982	5.61026	-1.71212	-2.95552	7.89094	-1.50477	.00000
GRADIENT		-.00350	-.00626	-.33379	.00201	.10093	-.00426	-.07199	-.01878	-.06209	.00000

GRADIENT INTERVAL = -5.10

MACH	ALPHA	BETA	CN	CLM	CBL	CYN	CY	CL	CD	CA	CAB
.604	96.452	-.06657	17.07953	6.06006	.06356	.36985	-.33643	-1.86667	16.97730	-.05285	.00000
.599	98.469	-.08050	16.19734	5.76691	.06671	.44886	-.40840	-2.19137	16.04962	-.19626	.00000
.599	100.591	-.08526	15.20475	4.69444	.06119	.43501	-.45327	-2.47305	15.00585	-.32720	.00000
.599	102.592	-.08792	14.48013	3.55716	.05246	.51683	-.42115	-2.70821	14.23171	-.44931	.00000
.599	104.515	-.09561	13.89903	2.05726	.05053	.58546	-.43996	-2.94669	13.59440	-.55460	.00000
.599	106.458	-.05881	13.14911	-.09693	.04518	.27566	-.32121	-3.13562	12.78684	-.66050	.00000
.599	108.458	-.03953	12.43601	-1.74002	.04026	.30945	-.13855	-3.20748	12.03987	-.76942	.00000
.599	110.475	-.01902	11.77318	-3.86779	.04118	.54872	.18097	-3.29235	11.33778	-.88149	.00000
.600	112.559	.01320	11.02648	-5.83419	.03342	.51351	.44479	-3.33159	10.55607	-.97302	.00000
.599	114.325	.03073	10.49339	-6.90411	.02767	.11703	.32971	-3.34674	10.00285	-1.07071	.00000
.599	116.390	.04700	9.94926	-7.38801	.02429	-.28649	.21746	-3.37463	9.43225	-1.16947	.00000
.599	118.504	.04085	9.74432	-7.84028	.02455	-.34879	.12906	-3.44603	9.21170	-1.33373	.00000
.599	120.493	.03386	9.44599	-8.18853	.02061	-.20282	.16162	-3.54800	8.87282	-1.44515	.00000
GRADIENT		.00649	-.32665	-.69824	-.00202	-.03131	.03554	-.06319	-.34644	-.05620	.00000

REFERENCE DATA

MACH = 7.0690 SQ. IN. XMRP = 20.8340 INCHES BETA = .000 PHI = .000
 LREF = 3.0000 INCHES YMRP = .0000 INCHES RN/L = 6.100 FWDSTK = .0000
 BREF = 3.0000 INCHES ZMRP = .0000 INCHES AFTSTK = .000 ATTRG = 1.000
 SCALE = .0211 SCALE ELETON = .000 RTORKS = .000

GRADIENT INTERVAL = 5.00/ 5.00

MACH	ALPHA	BETA	CN	CLM	CBL	CYN	CY	CL	CD	CA	CAB
.800	96.185	-.07611	15.48853	2.41939	.05746	.45892	-.15910	-2.17118	15.34392	.50549	.00000
.799	96.190	-.08040	15.39629	1.33977	.05525	.38869	-.21804	-2.59406	15.18159	.40486	.00000
.799	100.206	-.08287	15.23789	.05074	.05487	.27975	-.29630	-3.00571	14.94174	.31071	.00000
.799	102.168	-.06594	15.14608	-1.12974	.04983	.04302	-.34424	-3.36489	14.76432	.19692	.00000
.800	104.021	-.09065	15.07888	-1.99175	.04977	.23638	-.36198	-3.69479	14.61927	.04287	.00000
.799	105.699	-.10348	14.97912	-3.05322	.05295	.54381	-.24323	-3.98824	14.43891	-.11965	.00000
.799	107.963	-.07198	14.86331	-3.92019	.05027	.63079	-.01121	-4.25938	14.24402	-.34103	.00000
.799	109.900	-.09520	14.41456	-5.75794	.04627	.75861	-.06135	-4.43926	13.72295	-.49685	.00000
.799	111.975	-.10113	13.93511	-7.06496	.04421	.74344	-.10422	-4.59995	13.17068	-.66262	.00000
.799	114.052	-.08560	13.50830	-7.62722	.04404	.63576	-.08523	-4.73497	12.67936	-.84370	.00000
.799	115.842	-.06680	13.27812	-7.88874	.04314	.48356	-.07428	-4.88681	12.38669	-1.00122	.00000
.792	120.228	-.07395	12.72224	-7.41379	.03938	.35517	-.20451	-5.17942	11.70644	-1.41838	.00000
GRADIENT		-.00001	-.11957	-.47687	-.00072	.01138	.00721	-.12477	-.15690	-.08185	.00000

GRADIENT INTERVAL = 5.44 GRADIENT INTERVAL = -5.00/ 5.00

MACH	ALPHA	BETA	CN	CLM	CBL	CYN	CY	CL	CD	CA	CAB
.900	96.199	-.08304	17.94177	4.24914	.06601	.52639	-.14456	-2.35650	17.79134	.42150	.00000
.900	96.101	-.08191	17.82211	3.07378	.06211	.54611	-.13934	-2.84049	17.59743	.33225	.00000
.900	100.063	-.08147	17.67952	1.83971	.05897	.50682	-.15828	-3.31066	17.36823	.22499	.00000
.899	101.990	-.07764	17.49073	.46866	.05878	.32942	-.24370	-3.77314	17.07953	.14566	.00000
.901	104.077	-.05631	17.33584	-.83836	.05545	.05311	-.30120	-4.24362	16.80638	.02838	.00000
.902	105.961	-.06633	17.12878	-1.83716	.05377	.11041	-.31008	-4.59774	16.50061	-.12289	.00000
.901	107.791	-.06182	16.59484	-3.76747	.05497	.30469	-.16372	-4.81028	15.86472	-.27315	.00000
.901	109.848	-.03169	15.65811	-5.99148	.04811	.10054	-.11827	-4.90760	14.85424	-.42730	.00000
.901	111.846	-.02746	15.24052	-6.93068	.04671	.07178	-.11222	-5.10847	14.37166	-.60820	.00000
.901	113.918	-.01960	14.88551	-7.71094	.04383	.05921	-.07524	-5.29228	13.93666	-.81263	.00000
.901	115.995	-.02262	14.46377	-8.26386	.04243	.05235	-.09709	-5.41539	13.44909	-1.00198	.00000
.900	117.995	-.01962	13.97085	-8.63673	.04271	.04640	-.06418	-5.49598	12.90059	-1.20269	.00000
.900	119.946	-.02532	13.73630	-9.10597	.03963	.06203	-.09569	-5.64020	12.60342	-1.40432	.00000
GRADIENT		.00318	-.19870	-.60928	-.00108	-.02152	.00525	-.13281	-.23935	-.07771	.00000

ORIGINAL PAGE IS
OF POOR QUALITY

REFERENCE DATA
 SEEP = 7.0000 50.1N. XMRP = 20.8340 INCHES
 LREF = 3.0000 INCHES YMRP = .0000 INCHES
 BREF = 3.0000 INCHES ZMRP = .0000 INCHES
 SCALE = .0211 SCALE

PARAMETRIC DATA
 BETA = .000 PHI = .000
 RN/L = 6.100 FLDSTK = .000
 AFTSTK = .000 ATTRNG = 1.000
 ELETUN = .000 RTORKS = .000

RUN NO. 75/ 0 RN/L = 5.13 GRADIENT INTERVAL = -5.00/ 5.00

MACH	ALPHA	BETA	ON	CLM	CBL	CYN	CY	CL	CD	CA	CAB
1.001	96.063	-.01001	21.74813	6.32206	.07363	-.07855	-.10701	-2.48428	21.60659	.18838	.00000
1.006	97.948	-.01450	21.55711	5.42314	.07203	-.06354	-.12289	-3.05317	21.33992	.07322	.00000
.999	99.915	-.01460	21.20409	4.41863	.07326	-.06762	-.12587	-3.61737	20.89328	-.03409	.00000
.997	102.077	-.02275	20.66677	3.15866	.07141	-.02356	-.14489	-4.17496	20.24125	-.15227	.00000
1.001	103.907	-.02432	20.37482	2.47960	.06738	-.06995	-.18165	-4.62778	19.84425	-.27753	.00000
1.001	106.010	-.02336	20.26570	1.95240	.06655	-.06972	-.17671	-5.14953	19.60587	-.45743	.00000
1.001	107.875	-.03196	19.76787	.46318	.06353	-.00007	-.18083	-5.52858	19.00849	-.57275	.00000
1.001	109.876	-.02622	18.66069	-1.87825	.05935	.00143	-.14743	-5.72109	17.77441	-.66262	.00000
.999	111.785	-.03008	17.47109	-3.67431	.05545	.04903	-.14005	-5.77282	16.50758	-.76598	.00000
1.001	113.874	-.02700	16.81924	-4.61163	.05334	.06099	-.11518	-5.94288	15.76270	-.94533	.00000
1.002	115.620	-.02247	16.27034	-5.52564	.05140	.05156	-.09562	-6.07897	15.13330	-1.11926	.00000
1.000	117.935	-.02090	15.60555	-6.43870	.04818	.08165	-.08117	-6.15266	14.40126	-1.31090	.00000
1.001	119.934	-.01072	15.03874	-7.29822	.04415	-.00505	-.06461	-6.21756	13.77354	-1.48490	.00000
GRADIENT		-.00026	-.90049	-.60837	-.00131	.00581	.00218	-.15436	-.33013	-.06875	.00000

RUN NO. 74/ 0 RN/L = 4.19 GRADIENT INTERVAL = -5.00/ 5.00

MACH	ALPHA	BETA	ON	CLM	CBL	CYN	CY	CL	CD	CA	CAB
1.198	96.259	-.00401	20.69946	7.07020	.07174	-.12863	-.10609	-2.33578	20.56740	-.07962	.00000
1.200	98.370	-.00577	20.44763	6.31958	.07190	-.12905	-.11759	-2.95703	20.23269	-.01960	.00000
1.200	100.336	-.01336	20.20763	5.71137	.07029	-.08119	-.13714	-3.50617	19.90151	-.12163	.00000
1.201	102.295	-.01687	19.96304	5.15495	.06955	-.04273	-.13546	-4.02732	19.55393	-.22913	.00000
1.201	104.557	-.01523	19.80656	4.76285	.06549	-.06512	-.13820	-4.63122	19.26085	-.35864	.00000
1.199	106.183	-.01746	19.70141	4.51666	.06672	-.07304	-.15728	-5.03154	19.05408	-.47834	.00000
1.201	108.225	-.02105	19.59017	4.19315	.06673	-.05554	-.15677	-5.51545	18.80875	-.64379	.00000
1.199	110.151	-.02047	19.16301	3.09344	.06568	-.02859	-.14870	-5.88828	18.25174	-.75963	.00000
1.202	112.417	-.01672	18.53632	1.83359	.05756	-.02661	-.12345	-6.21606	17.48950	-.92330	.00000
1.200	113.961	-.01534	17.86332	.64764	.05981	-.01526	-.10784	-6.31992	16.73964	-1.02901	.00000
1.200	116.093	-.00915	17.29785	-.41805	.05751	-.03375	-.07975	-6.52727	16.06421	-1.20363	.00000
1.200	118.223	-.00454	16.53171	-1.78758	.05444	-.08141	-.06733	-6.60372	15.21798	-1.37795	.00000
1.200	120.242	-.00248	15.86828	-2.78139	.04957	-.09404	-.07422	-6.69517	14.48796	-1.51266	.00000
GRADIENT		.00009	-.19248	-.40189	-.00088	.00259	.00220	-.18665	-.24850	-.06783	.00000

SA-2F (8TPT-655)SRB

(RP9033) (29 OCT 73)

REFERENCE DATA

SREF = 7.0890 50.1M. XMRP = 20.8340 INCHES
 LREF = 3.0000 INCHES YMRP = .0000 INCHES
 GREF = 3.0000 INCHES ZMRP = .0000 INCHES
 SCALE = .0211 SCALE

PARAMETRIC DATA

BETA = .000 PHI = .000
 RN/L = 6.100 FMOSTK = .000
 AFTSTK = .000 ATTRNG = 1.000
 ELETON = .000 RTORKS = .000

RUN NO. 90/ 0 RN/L = 3.58 GRADIENT INTERVAL = -5.00/ 5.00

MAOH	ALPHA	BETA	CN	CLM	CBL	CYN	CY	CL	CD	CA	CAB
.401	116.654	.26914	7.91440	-8.62634	.01777	-5.37039	1.93303	-2.38089	7.66039	-1.30863	.00000
.401	119.040	-.30227	8.25238	-8.03683	.04913	6.58898	-1.57392	-2.74642	7.91419	-1.44061	.00000
.401	121.001	-.20225	8.27697	-7.42177	.03630	4.21223	-1.20251	-2.93948	7.88999	-1.54411	.00000
.402	123.035	.03615	8.69312	-7.54334	.02918	.64003	1.45753	-3.31663	8.21275	-1.69675	.00000
.401	124.966	.09519	8.22659	-7.18445	.02660	-.06131	2.26855	-3.25947	7.76300	-1.77899	.00000
.402	127.046	-.00098	7.83214	-6.85015	.03052	-1.64018	-1.49437	-3.20782	7.39154	-1.89275	.00000
.401	128.933	.01509	7.77243	-5.84946	.03662	-2.24254	-1.64397	-3.34916	7.28616	-1.97344	.00000
.401	131.040	.07250	7.45835	-4.99958	.02838	-3.05102	-9.7379	-3.33833	6.98236	-2.06658	.00000
.401	133.099	.09612	7.03904	-4.75916	.02029	-2.61507	-.20112	-3.24897	6.59997	-2.13714	.00000
.402	135.102	.10769	6.53919	-4.86434	.01714	-2.91620	.00700	-3.08195	6.17139	-2.19622	.00000
.402	137.065	.07875	6.15360	-4.90455	.01508	-2.31310	-.14997	-2.96878	5.84299	-2.25553	.00000
.401	139.049	.01577	5.65967	-5.08417	.02134	-.54828	-.10357	-2.76391	5.45024	-2.30487	.00000
.401	140.905	-.00657	5.22610	-4.97107	.02420	.10295	-.07022	-2.58433	5.10682	-2.33373	.00000
GRADIENT		.00356	-.12725	.16754	-.00064	-.12461	-.02605	-.03262	-.12159	-.04294	.00000

RUN NO. 91/ 0 RN/L = 5.06 GRADIENT INTERVAL = -5.00/ 5.00

MAOH	ALPHA	BETA	CN	CLM	CBL	CYN	CY	CL	CD	CA	CAB
.598	116.440	.07130	9.84179	-7.49947	.03680	-.39922	.33340	-3.32214	9.33947	-1.18369	.00000
.598	118.748	.04308	9.70123	-7.96644	.03576	-.13699	.40949	-3.46537	9.16405	-1.36926	.00000
.599	120.741	.01180	9.46947	-8.35636	.03326	.09876	.23088	-3.57521	8.89131	-1.47194	.00000
.599	122.638	.02231	9.12865	-8.31739	.03173	.02439	.29444	-3.58313	8.54559	-1.59175	.00000
.599	124.692	.05544	8.78326	-8.15331	.02948	-.11542	.57111	-3.59564	8.19295	-1.70513	.00000
.599	126.661	.07520	8.46532	-7.73439	.03043	-.24833	.68879	-3.58735	7.88274	-1.82894	.00000
.599	128.791	.06211	7.88905	-7.14661	.02588	-.32695	.45801	-3.42856	7.36575	-1.94221	.00000
.599	130.929	.03532	8.19396	-5.79317	.03052	-.62039	-.11777	-3.79410	7.55554	-2.08335	.00000
.599	132.603	.06155	7.69697	-5.34611	.02797	-1.14906	-.28539	-3.64672	7.11006	-2.13948	.00000
.599	134.930	.09764	7.18976	-5.17206	.02666	-1.50151	-.16103	-3.51149	6.65252	-2.21221	.00000
.599	136.021	.05889	6.74941	-5.10149	.02681	-.12261	-.37117	-3.38132	6.28592	-2.26728	.00000
.599	138.872	.03310	6.12093	-5.15116	.03346	-.73366	-.25311	-3.08624	5.77161	-2.31745	.00000
.599	140.767	.01072	5.56392	-5.03439	.01903	-.32213	-.19690	-2.83104	5.36154	-2.36235	.00000
GRADIENT		-.00006	-.18965	.15979	-.00056	-.34034	-.03742	.01482	-.18135	-.04884	.00000

(RFS033) (29 OCT 73)

SA-2F (81PT-655) SRB

REFERENCE DATA

SFCE = 7.0000 SQ. IN. WARP = 20.0340 INCHES
 LREF = 3.0000 INCHES YARP = .0000 INCHES
 BREF = 3.0000 INCHES ZARP = .0000 INCHES
 SCALE = .0211 SCALE

PARAMETRIC DATA

BETA = .000 PHI = .000
 RV/L = 6.100 FUDSTK = .000
 AFTSTK = .000 RTORKS = 1.000
 ELETUN = .000

NUM NO. 92/ 0 RV/L = 6.04 GRADIENT INTERVAL = -5.00/ 5.00

MACH	ALPHA	BETA	CA	CLM	CBL	CYN	CY	CL	CD	CA	CAB
.800	116.045	-.06376	13.16566	-8.21930	.04875	.48197	-.09877	-4.90386	12.27948	-.98583	.00000
.800	118.442	-.06255	12.93134	-8.22920	.04637	.42175	-.13722	-5.08734	11.95088	-1.21658	.00000
.801	120.216	-.05679	12.73381	-8.06244	.04504	.35329	-.14816	-5.20810	11.70278	-1.38908	.00000
.800	122.258	-.03041	12.61083	-7.89822	.04746	.31081	-.14840	-5.47212	11.45882	-1.48849	.00000
.800	124.359	-.00636	12.19955	-7.75113	.04540	-.08724	-.12987	-5.51438	11.00808	-1.66045	.00000
.800	126.495	.00936	11.74563	-7.48064	.04314	-.18399	-.08932	-5.52708	10.51908	-1.81297	.00000
.800	128.413	.00722	11.24635	-7.19838	.04180	-.12571	-.05445	-5.48178	10.00619	-1.92184	.00000
.800	130.406	.00650	10.47519	-7.21055	.03890	-.07702	-.01658	-5.25182	9.28592	-2.01999	.00000
.801	132.424	.01081	9.63185	-7.12335	.03386	-.11037	-.01098	-4.92747	8.54907	-2.12732	.00000
.799	134.559	.01201	8.75373	-6.96312	.03306	-.09719	-.07089	-4.55433	7.80070	-2.22826	.00000
.800	136.763	.00759	8.03628	-6.90593	.02705	-.11842	-.04616	-4.26958	7.19072	-2.31388	.00000
.799	139.828	.03617	7.32976	-6.41089	.02344	-.32396	.00501	-3.95941	6.60673	-2.36653	.00000
.800	140.556	.04764	6.76735	-5.91652	.02360	-.30442	.11798	-3.70071	6.15565	-2.40119	.00000
GRADIENT		.00415	-.27757	.08549	-.00109	-.02928	.00792	.05597	-.26512	-.03722	.00000

NUM NO. 89/ 0 RV/L = 5.46 GRADIENT INTERVAL = -5.00/ 5.00

MACH	ALPHA	BETA	CA	CLM	CBL	CYN	CY	CL	CD	CA	CAB
.899	116.137	-.03735	14.47857	-8.21756	.05146	.21269	-.12745	-5.48080	13.43610	-.99841	.00000
.801	118.376	-.04412	14.05541	-8.89226	.04915	.27808	-.12249	-5.61136	12.94381	-1.21444	.00000
.801	120.356	-.02530	13.82827	-9.23529	.04654	.12153	-.10289	-5.76392	12.64733	-1.41842	.00000
.800	122.301	-.01568	13.51869	-9.61024	.04480	.01788	-.09808	-5.87384	12.28024	-1.59730	.00000
.800	124.455	-.00958	13.01117	-10.06756	.04442	-.02224	-.09947	-5.97847	11.67735	-1.67692	.00000
.899	126.307	-.00095	12.47080	-9.95483	.04261	-.06856	-.06970	-5.92279	11.12336	-1.81325	.00000
.900	128.305	-.00508	12.02047	-9.80832	.03792	-.04280	-.08020	-5.91653	10.64468	-1.95531	.00000
.900	130.469	-.00246	11.36704	-9.08534	.03943	-.05527	-.06986	-5.79188	10.00042	-2.08439	.00000
.899	132.474	.00087	10.77241	-8.27772	.03745	-.09742	-.08018	-5.65214	9.43049	-2.19910	.00000
.899	134.517	.00455	10.14601	-7.31849	.03540	-.06434	-.01999	-5.46682	8.85454	-2.31055	.00000
.899	136.712	.00762	9.68068	-6.42992	.03395	-.06916	.00139	-5.36419	8.39477	-2.43269	.00000
.900	138.637	-.00240	8.78547	-5.99641	.02967	-.05886	-.07106	-4.95695	7.66479	-2.47708	.00000
.900	140.537	-.01760	8.02669	-5.61181	.02851	-.00752	-.14107	-4.59868	7.04295	-2.51461	.00000
GRADIENT		.00144	-.26325	.13869	-.00093	-.01093	.00236	.03288	-.26393	-.06197	.00000

54-2F (OTPT-855) S&B

(RPS033) (29 OCT 73)

REFERENCE DATA

MREF = 7.0690 SQ. IN. 100FP = 20.6340 INCHES
 LREF = 3.0000 INCHES 100FP = .0000 INCHES
 BREF = 3.0000 INCHES 200FP = .0000 INCHES
 SCALE = .0211 SCALE

PARAMETRIC DATA

BETA = .000 PHI = .000
 RN/L = 6.100 FUDSTK = .000
 AFTSTK = .000 ATTRNG = 1.000
 ELETUN = .000 RTORKS = .000

RUN NO. 87/ 0 RN/L = 5.15 GRADIENT INTERVAL = -5.00/ 5.00

MACH	ALPHA	BETA	ON	CLM	CLN	CON	CYN	CY	CL	CD	CA	CAB
.999	116.179	-.02321	16.46589	-5.33727	.06267	.09429	-.11184	-6.26361	15.26681	-1.11529	.00000	.00000
.999	116.132	-.02967	15.96044	-6.02531	.05655	.14757	-.11847	-6.37159	14.69185	-1.30845	.00000	.00000
.999	120.096	-.02306	15.36682	-6.96016	.05448	.08386	-.11712	-6.42226	14.03901	-1.48344	.00000	.00000
.999	122.070	-.00663	14.63026	-7.63924	.05244	-.02531	-.09422	-6.47226	13.44556	-1.65435	.00000	.00000
.997	124.051	-.01366	14.33624	-8.37622	.05181	.02166	-.09333	-6.61318	12.83624	-1.70824	.00000	.00000
.996	126.035	-.01043	13.67307	-8.79975	.04797	.00925	-.07750	-6.65697	12.31266	-1.86021	.00000	.00000
.997	128.041	-.00824	13.37133	-9.21412	.04540	-.02696	-.09195	-6.65926	11.78748	-2.00682	.00000	.00000
1.000	130.051	-.00622	12.64165	-9.31792	.04560	-.03433	-.08180	-6.63330	11.29030	-2.12935	.00000	.00000
.999	132.071	-.00514	11.98579	-9.63663	.04572	-.03570	-.07424	-6.56524	10.40093	-2.24421	.00000	.00000
1.000	134.094	-.00282	11.21007	-9.61443	.03653	-.04528	-.06211	-6.11280	9.68612	-2.34980	.00000	.00000
1.000	136.134	-.00218	10.56242	-9.37115	.03742	-.04773	-.04428	-5.90127	9.10257	-2.47326	.00000	.00000
1.000	138.163	-.00157	10.06642	-8.22117	.03450	-.02735	-.06619	-5.79223	8.62629	-2.56704	.00000	.00000
.998	140.407	-.00371	9.14135	-7.45453	.03157	-.01433	-.03476	-5.36931	7.85095	-2.62770	.00000	.00000
GRADIENT	.00000	-.29870	-.11173	-.00116	-.00569	.00311	.03334	-.30568	-.06212	.00000	.00000	.00000

RUN NO. 86/ 0 RN/L = 4.17 GRADIENT INTERVAL = -5.00/ 5.00

MACH	ALPHA	BETA	ON	CLM	CLN	CON	CYN	CY	CL	CD	CA	CAB
1.199	116.409	-.01564	16.73765	-1.58693	.06756	.02405	-.12778	-6.39987	15.50972	-1.16849	.00000	.00000
1.200	116.337	-.01596	16.22977	-2.45812	.06064	.04510	-.11066	-6.51669	14.92502	-1.34832	.00000	.00000
1.200	120.279	-.01678	15.72695	-3.20635	.05677	.06169	-.10280	-6.62632	14.34248	-1.50933	.00000	.00000
1.200	122.341	-.01806	15.16956	-3.99195	.05534	.04421	-.11062	-6.71459	13.72686	-1.67020	.00000	.00000
1.199	124.340	-.01404	14.66936	-4.58011	.05242	.02912	-.10472	-6.84594	13.06892	-1.73068	.00000	.00000
1.199	126.303	-.01202	14.22304	-4.79472	.05171	.01327	-.09976	-6.89699	12.50182	-1.89037	.00000	.00000
1.200	128.335	-.00962	13.68140	-5.10463	.04740	-.00672	-.08776	-6.89378	11.99068	-2.02979	.00000	.00000
1.199	130.280	-.00813	13.09810	-5.33746	.04777	-.01722	-.09087	-6.82068	11.58871	-2.15964	.00000	.00000
1.199	132.236	-.00321	12.42139	-5.64821	.04270	-.05307	-.07756	-6.66735	10.72483	-2.27696	.00000	.00000
1.200	134.302	.02099	11.73396	-5.67326	.03947	-.06236	-.06463	-6.49445	10.08565	-2.39629	.00000	.00000
1.200	136.331	.00236	11.07935	-5.36609	.03950	-.06459	-.05366	-6.30993	9.48525	-2.50836	.00000	.00000
1.200	138.360	-.00301	10.48721	-4.87469	.03860	-.03788	-.06216	-6.03396	8.88591	-2.62358	.00000	.00000
1.200	140.381	.00164	9.54623	-4.68053	.03461	-.05191	-.03111	-5.65848	8.14969	-2.70282	.00000	.00000
GRADIENT	.00000	-.29195	-.12766	-.00124	-.00555	.00335	.03335	-.30295	-.06329	.00000	.00000	.00000

ORIGINAL PAGE IS OF POOR QUALITY

(RPS034) (29 OCT 73)

PARAMETRIC DATA

BETA = .000 PMJ = .000
 RN/L = 6.100 FADSTK = .000
 AFTSTK = .000 ATTRG = 1.000
 ELETUN = .000 RTORKS = .000

RUN NO. 156/ 0 RN/L = 3.76 GRADIENT INTERVAL = -5.00/ 5.00

REFERENCE DATA

7.0990 56.1IN. MSEP = 20.8340 INCHES
 3.0000 INCHES YMRP = .0000 INCHES
 3.0000 INCHES ZMRP = .0000 INCHES
 .0211 SCALE

MACH	ALPHA	BETA	ON	CLM	COL	CYN	CY	CL	CD	CA	CAB
.400	136.248	-.02885	7.04341	-2.93852	.01782	-.34769	-.25152	-3.50933	6.31947	-2.28239	.40330
.400	136.307	-.00964	6.49513	-3.10539	.01343	-.25009	-.11378	-3.29140	6.06998	-2.34335	.35532
.400	140.359	-.00349	5.99763	-3.11179	.01399	.10322	-.01490	-3.09940	5.65993	-2.38109	.31111
.400	142.409	-.00798	5.40270	-3.04741	.01990	.59030	.08948	-2.80312	5.21530	-2.52274	.26729
.400	144.473	-.00471	4.75810	-3.07366	.01297	.08771	-.01267	-2.45419	4.75107	-2.44054	.21525
.399	146.536	.00649	4.22589	-3.07465	.00751	-.09735	.02228	-2.17616	4.37156	-2.44705	.15727
.400	148.594	.01273	3.67023	-3.00168	.00216	.07662	.09687	-1.65844	3.99934	-2.44499	.10540
.400	150.630	.01530	3.21741	-3.00962	.00413	.11911	.12442	-1.62482	3.67504	-2.44046	.06140
.400	152.660	.00972	2.91376	-3.11356	.00624	-.01419	.06052	-1.53359	3.37809	-2.29639	.02595
.400	154.697	.00809	2.61436	-3.26534	.00431	-.09099	.03396	-1.43854	3.07401	-2.16425	.00263
.400	156.723	-.00263	2.35372	-3.34592	.00913	-.02362	-.02213	-1.36137	2.79159	-2.02640	-.01767
.399	158.748	-.00177	2.04382	-3.29070	.01850	-.10418	-.03327	-1.22487	2.48916	-1.87593	-.03505
.399	160.948	-.00370	1.70217	-3.07050	.00664	-.03253	-.04879	-1.04483	2.18902	-1.72804	-.05128
GRADIENT	.00038	.00038	-.21959	-.00033	-.00033	-.00000	.00452	.10334	-.17480	.02193	-.01947

RUN NO. 156/ 0 RN/L = 5.21 GRADIENT INTERVAL = -5.00/ 5.00

MACH	ALPHA	BETA	ON	CLM	COL	CYN	C'	CL	CD	CA	CAB
.601	137.366	-.06612	7.16332	-3.40777	.01581	-.26869	-.87280	-3.70397	6.55416	-2.31375	.30778
.600	139.365	-.01658	6.54404	-3.42059	.01608	.01443	-.05781	-3.44172	6.05070	-2.37319	.26628
.600	141.684	-.01990	5.94172	-3.20204	.01126	.13651	-.02304	-3.16917	5.56243	-2.42963	.23386
.601	143.851	.00007	5.34562	-3.14017	.01028	-.02369	-.00469	-2.98015	5.14693	-2.46894	.20077
.600	146.080	.00131	4.64817	-3.16597	.01084	.12478	.03226	-2.46331	4.66184	-2.48900	.14218
.600	148.040	.02983	4.04352	-3.11996	.00799	.08649	.11379	-2.11334	4.25171	-2.48861	.09808
.600	150.229	.00673	3.47805	-3.00404	.00594	.10988	.05080	-1.80402	3.84688	-2.44338	.05246
.600	152.325	-.01421	3.04082	-3.01036	.00211	-.11708	-.06998	-1.61248	3.47250	-2.32833	.02319
.600	154.353	-.01439	2.72601	-3.12061	.00540	-.01052	-.04651	-1.51399	3.14948	-2.18398	-.00039
.600	156.415	.00083	2.40886	-3.18231	-.00131	-.04255	-.00612	-1.39822	2.82994	-2.03621	-.01936
.600	158.546	.00137	2.07860	-3.09172	.00302	-.04181	-.00421	-1.23511	2.54017	-1.91243	-.03682
.600	160.722	.00411	1.72801	-2.95711	.00229	-.02350	-.01831	-1.07373	2.28706	-1.79735	-.05290
GRADIENT	.00140	.00140	-.23748	.01457	-.00067	.00057	.00475	.11812	-.18569	.02403	-.01638

SA-2F (8TPT-655) SR8

REFERENCE DATA

BRDF = 7.0000 SQ. IN. WREP = 20.0340 INCHES
 LREF = 3.0000 INCHES WREP = .0000 INCHES
 BRDF = 3.0000 INCHES WREP = .0000 INCHES
 SCALE = .0211 SCALE

PARAMETRIC DATA

BETA = .000 PHI = .000
 RM/L = 6.100 FLDSTK = .000
 APTSTK = .000 ATTRNG = 1.000
 ELETUN = .000 RTORKS = .000

RUN NO. 157/ 0 RM/L = 6.12 GRADIENT INTERVAL = -5.00/ 5.00

MACH	ALPHA	BETA	CN	CLM	CL	CY	CYN	CD	CA	CAB
.000	136.036	.03197	8.86634	-5.77358	.18240	.10870	.02309	7.81597	-2.28829	.24957
.799	138.346	.02043	7.91800	-5.63437	.01971	.04905	.02022	7.01572	-2.35229	.19631
.800	140.792	.02782	7.17739	-5.26572	-.21581	.01395	.01928	6.40849	-2.39700	.16815
.801	142.632	.04058	6.37411	-4.64120	.10968	.11097	.01167	5.80061	-2.44821	.14219
.802	145.070	.07003	5.60482	-3.92439	.34681	.22290	.01656	5.25230	-2.49206	.12328
.803	147.332	.09322	4.87420	-3.14918	.37285	.27767	.01254	4.62252	-2.49515	.08237
.804	149.664	-.09629	3.86793	-2.83497	.03867	-.19918	.01085	4.09297	-2.46708	.04634
.805	151.910	-.11310	3.34797	-2.77074	-.07895	-.07901	.00977	3.67097	-2.37422	.02933
.806	153.951	-.02908	2.92532	-2.77074	-.07895	-.07901	.00544	3.33373	-2.26080	.01219
.807	156.106	-.00357	2.50119	-2.77266	.01710	-.00418	.00454	3.02118	-2.19632	-.00151
.808	158.233	-.00096	2.12924	-2.66250	.00540	-.00119	.00540	2.74265	-2.10323	-.00081
.809	160.495	-.01378	1.80492	-2.42323	.00236	-.03231	.00236	2.49350	-2.00399	-.00081
GRADIENT	-.00320	-.29999	-.14792	-.00082	-.00335	-.00807	-.16213	-.21834	.01239	-.01064

RUN NO. 155/ 0 RM/L = 5.48 GRADIENT INTERVAL = -5.00/ 5.00

MACH	ALPHA	BETA	CN	CLM	CL	CY	CYN	CD	CA	CAB
.800	133.357	-.05447	11.10666	-6.76182	.10177	-.10416	.02610	9.60295	-2.22634	.38501
.801	135.632	-.08181	10.49009	-6.21343	.11401	-.16207	.02484	9.02185	-2.36200	.31621
.802	137.935	-.06392	9.44540	-5.35820	.13690	-.11568	.02330	8.12904	-2.42575	.25419
.803	140.233	-.03724	8.446	-5.56390	.08885	.00220	.02431	7.31714	-2.48605	.21800
.804	142.536	.07065	7.50707	-4.96129	-.06865	.14305	.01976	6.59639	-2.54721	.20067
.805	144.899	.12360	6.44695	-4.67985	-.09182	.25470	.01842	5.82904	-2.59360	.17704
.806	147.190	.08818	5.32816	-4.36123	-.09535	.17491	.01409	5.07947	-2.60850	.14640
.807	149.545	.04269	4.36110	-3.55775	.05537	.11549	.01280	4.48861	-2.59637	.13983
.808	151.733	.02882	3.73134	-2.95087	.04195	.07210	.01013	3.97265	-2.50416	.13063
.809	153.841	.04594	3.17940	-2.66730	.07821	.11719	.00636	3.58249	-2.43081	.13134
.900	156.071	.03515	2.71725	-2.38580	.08909	.09560	.00557	3.27521	-2.37741	.12065
.900	158.195	.00486	2.28703	-2.05388	.06290	.02405	.00712	3.01686	-2.31847	.11649
.900	160.341	-.01739	2.00746	-.170769	.05816	-.02734	.00346	2.78502	-2.24024	.12263
GRADIENT	-.00262	-.34026	-.19184	-.00091	-.00101	.00573	-.20175	-.26377	.00119	-.00886

SA-2F (81PT-655) SRB

(RPS034) (29 OCT 75)

REFERENCE DATA

SREF = 7.0690 SQ. IN. XRRP = 20.0340 INCHES
 LREF = 3.0000 INCHES YRRP = .0000 INCHES
 BREF = 3.0000 INCHES ZRRP = .0000 INCHES
 SCALE = .0211 SCALE

PARAMETRIC DATA

BETA = .000 PHI = .000
 RN/L = 6.100 FADSTK = .000
 AFTSTK = .000 ATTRNG = 1.000
 ELETUN = .000 RTORKS = .000

RUN NO. 154/ 0 RN/L = 4.89 GRADIENT INTERVAL = -5.00/ 5.00

MACH	ALPHA	BETA	CN	CLM	CBL	CYN	CY	CL	CD	CA	CAB
1.001	133.075	-.01535	12.24424	-8.78175	.02793	.08130	-.02037	-6.70869	10.48998	-2.26383	.32327
.999	135.428	-.01710	11.37672	-8.46586	.02543	.08806	-.02280	-6.40729	9.70693	-2.41832	.30247
1.000	137.804	-.01854	10.90280	-7.47419	.02614	.07459	-.02860	-6.32413	9.24348	-2.56234	.30953
.999	139.901	-.04989	9.89001	-7.12085	.02758	.08182	-.10064	-5.85859	8.39697	-2.64952	.29653
1.000	142.225	-.09298	8.77773	-6.86860	.01859	.12178	-.19230	-5.27334	7.52504	-2.71770	.28658
.999	144.549	-.02946	7.64233	-6.60124	.01722	.03883	-.06060	-4.63076	6.67248	-2.74967	.26357
1.000	146.782	-.03601	7.03719	-5.74774	.02221	.10195	-.06244	-4.31218	6.20569	-2.82928	.26903
1.000	149.088	-.00493	5.96035	-5.53993	.01587	.29639	.04992	-3.64945	5.50745	-2.85040	.24227
.999	151.368	-.05740	4.35225	-5.39634	.01246	.01093	-.13085	-2.94890	4.72458	-2.73374	.21565
.999	153.629	-.04289	4.05129	-5.01421	.00989	.11313	-.07826	-2.44999	4.17898	-2.65563	.19311
1.000	155.841	.01340	3.37576	-4.35965	.00989	.07617	-.04699	-2.01622	3.75335	-2.59943	.17978
1.000	156.055	.01890	2.82400	-3.64352	.00666	.05814	.05826	-1.66782	3.41766	-2.54676	.17221
1.000	160.382	.01686	2.30387	-2.90794	.00685	-.01260	-.04232	-1.33563	3.11474	-2.48549	.15991
1.000	GRADIENT	.00100	-.38559	-.19833	-.00085	-.00138	.00209	.21509	-.28297	-.00554	-.00634

RUN NO. 153/ 0 RN/L = 4.19 GRADIENT INTERVAL = -5.00/ 5.00

MACH	ALPHA	BETA	CN	CLM	CBL	CYN	CY	CL	CD	CA	CAB
1.199	133.593	.00146	12.77213	-2.82632	.03340	.03392	.01080	-7.02724	10.94452	-2.45709	.35226
1.199	135.800	-.00311	11.87651	-3.18524	.03334	.03034	.00250	-6.72158	10.12346	-2.57149	.32664
1.200	136.016	-.01060	10.98885	-3.53099	.02784	.08434	-.00934	-6.36872	9.35050	-2.69028	.30556
1.199	140.237	-.01872	10.07561	-3.90747	.02784	.09904	-.02645	-5.97637	8.57017	-2.76530	.28519
1.200	142.462	-.03623	9.17095	-4.16135	.02457	.15863	-.05748	-5.55851	7.81829	-2.81301	.25734
1.199	144.661	-.04253	8.29755	-4.22023	.02298	.12576	-.07952	-5.10908	7.13999	-2.86828	.23982
1.199	146.889	-.04598	7.39268	-4.26363	.01807	.07771	-.09770	-4.59798	6.48286	-2.91842	.22870
1.199	149.591	-.03138	6.72387	-3.71382	.01813	.06874	-.06331	-4.25390	5.98448	-2.94946	.24424
1.199	151.335	-.03671	5.63780	-4.25670	.01615	.14549	-.06060	-3.56616	5.22994	-2.87836	.22550
1.200	153.571	-.03177	4.66506	-4.53731	.01243	.01634	-.07525	-2.94295	4.60516	-2.81481	.19963
1.199	155.780	-.01974	3.86091	-4.37211	.00924	-.10527	-.07077	-2.38457	4.11033	-2.77026	.19391
1.199	157.987	-.00516	3.14374	-3.96971	.00768	-.08760	-.03101	-1.89876	3.69087	-2.71011	.19212
1.199	160.346	-.00369	2.49893	-3.37161	.00712	-.09900	-.02977	-1.45755	3.34865	-2.66332	.18217
1.199	GRADIENT	-.00026	-.39193	-.02985	-.00106	-.00638	-.00195	.21602	-.28884	-.00641	-.00607

SA-2F (0TPT-655)SRB

REFERENCE DATA

MACH = 7.0690 SQ. IN. XMRP = 20.8340 INCHES
 LREF = 3.0000 INCHES YMRP = .0000 INCHES
 BREF = 3.0000 INC. TS ZMRP = .0000 INCHES
 SCALE = .0211 SCALE

RUN NO. 145/ 0 RV/L = 3.76 GRADIENT INTERVAL = -5.00/ 5.00

MACH	ALPHA	BETA	CN	CLM	CBL	CYN	CY	CL	CD	CA	CAB
.401	156.717	-.00615	2.40951	-3.35646	.00583	.05892	-.02891	-1.42305	2.78886	-1.99926	-.01322
.400	159.075	-.00334	2.03212	-3.28162	.01055	.00474	-.00127	-1.23936	2.44856	-1.84445	-.03328
.400	160.981	-.00322	1.69473	-3.12577	.00230	.02619	-.01582	-1.04089	2.18075	-1.72250	-.04845
.400	162.886	-.00381	1.36307	-2.97703	.00335	-.02631	.01951	-.82287	1.95948	-1.63056	-.06240
.401	164.751	.00765	1.05952	-2.66515	.00126	-.09000	.03126	-.61409	1.77577	-1.55173	-.07364
.400	166.652	.00563	.74940	-2.17758	-.00283	-.06204	.02380	-.38554	1.60904	-1.47968	-.08308
.400	169.839	.00641	.53229	-1.88436	-.00377	-.07993	.02515	-.26001	1.45198	-1.35456	-.09149
.400	170.075	.00119	.39423	-1.72949	.00436	-.06864	-.00644	-.16827	1.32556	-1.27672	-.09770
.400	171.044	.00145	.32531	-1.59725	.00021	-.07459	-.00601	-.07804	1.25885	-1.22312	-.10251
.401	173.081	.00287	.21135	-1.33583	-.00398	-.04751	.00880	-.07804	1.11126	-1.09377	-.11329
.400	174.840	-.00025	.07550	-1.07233	-.00344	.00433	.00626	.03923	.91012	-1.00072	-.11492
.400	176.843	.00041	.01095	-.74062	-.00352	.01731	-.00265	.08367	.77886	-.77991	-.11618
.400	179.232	-.00146	-.07323	-.21530	-.00313	.03271	-.00285	.11017	.77327	-.77085	-.11719
.400	181.174	-.00168	-.12599	.08953	-.00301	.03805	-.00325	.11017	.77327	-.77085	-.11719
GRADIENT		.00002	-.10478	.14827	-.00046	.00035	.00024	.06535	-.08189	.05169	-.00427

RUN NO. 146/ 0 RV/L = 5.23 GRADIENT INTERVAL = -5.00/ 5.00

MACH	ALPHA	BETA	CN	CLM	CBL	CYN	CY	CL	CD	CA	CAB
.601	156.394	-.01076	2.47292	-3.16257	.00825	.10391	-.01405	-1.45232	2.85212	-2.03188	-.01641
.600	158.523	-.01046	2.13191	-3.10017	.00519	.12349	-.00877	-1.28142	2.56598	-1.91865	-.03332
.600	160.947	.00405	1.72173	-2.97391	.00553	.07478	.02036	-1.04125	2.25931	-1.79564	-.05205
.600	162.679	.00219	1.43859	-2.82665	.00633	.00238	.00764	-.86102	2.07107	-1.72080	-.06349
.601	164.834	.01023	1.07552	-2.46453	.00407	-.06337	.01987	-.60478	1.87993	-1.65825	-.07373
.600	166.939	.01041	.79333	-2.01880	.00328	-.07626	.01772	-.41204	1.73435	-1.59636	-.08227
.600	168.621	.01000	.59428	-1.69519	.00086	-.08300	.01492	-.27942	1.62367	-1.53663	-.09001
.601	170.083	.00653	.43611	-1.43147	-.00116	-.08259	.00386	-.17582	1.52662	-1.47353	-.09635
.600	171.556	-.00046	.31933	-1.19673	.00314	-.05374	-.01261	-.10968	1.43579	-1.40412	-.09986
.601	173.086	.00151	.19981	-.98737	.00080	-.04620	-.00472	-.03987	1.33137	-1.31690	-.10370
.600	175.180	-.00275	.10098	-.69307	-.00064	-.00611	-.01014	.00123	1.21642	-1.21222	-.10861
.600	177.154	.00257	.02872	-.23447	-.00097	-.02824	.00250	.03741	1.33096	-1.33118	-.11254
.600	179.110	.00174	-.02395	-.09697	-.00085	-.01659	.00224	.04209	1.36090	-1.36139	-.11431
.600	181.173	-.00113	-.07183	-.00914	-.00069	-.00938	-.00365	.04386	1.35670	-1.35552	-.11519
GRADIENT		.00019	-.10475	.14684	-.00037	-.00440	-.00026	.06428	-.08096	.02979	-.00390

ORIGINAL PAGE IS
OF POOR QUALITY

SA-2F (8TPT-655)SRB

(RFS055) (29 OCT 73)

REFERENCE DATA

SREF = 7.0690 SQ. IN. XMRP = 20.8340 INCHES
 LREF = 3.0000 INCHES YMRP = .0000 INCHES
 BREF = 3.0000 INCHES ZMRP = .0000 INCHES
 SCALE = .0211 SCALE

PARAMETRIC DATA

BETA = .000 PHI = .000
 RV/L = 6.100 FMOSTK = .000
 AFTSTR = .000 ATTRNG = 1.000
 ELETUN = .000 RTORKS = .000

RUN NO. 144/ 0 RV/L = 6.08 GRADIENT INTERVAL = -5.00/ 5.00

MACH	ALPHA	BETA	CN	CLM	CBL	CYN	CY	CL	CD	CA	CAB
.800	156.139	-.00901	2.53922	-2.74191	.00670	.10354	.00146	-1.43649	3.02953	-2.18950	.00081
.801	158.245	-.01269	2.19033	-2.65244	.00690	.10210	-.00673	-1.25160	2.77321	-2.11179	-.00460
.801	160.553	-.00632	1.83123	-2.42520	.00376	.06373	-.00059	-1.05678	2.50724	-2.01237	-.00435
.800	162.558	.00054	1.55816	-2.17634	.00343	.01907	.00512	-.90692	2.31185	-1.93373	.00159
.801	164.406	.00850	1.34680	-1.92196	.00093	-.00440	.01744	-.79632	2.15675	-1.86328	.00533
.801	167.625	.00939	.92808	-1.33249	-.00172	-.03576	.01278	-.52965	1.91654	-1.75830	-.00138
.801	169.160	.00780	.70741	-.85936	-.00081	-.04969	.00647	-.35882	1.88753	-1.78637	-.01422
.800	170.941	.00557	.53496	-.52900	-.00103	-.03872	.00397	-.26211	1.75372	-1.69058	-.02407
.800	172.809	.00546	.33792	-.20972	-.00153	-.03497	.00453	-1.13670	1.61608	-1.58625	-.04259
.800	174.768	.00065	.20378	-.05120	-.00212	-.01231	-.00115	-.06912	1.47983	-1.46736	-.06976
.800	176.707	.00308	.10998	-.02038	-.00278	-.04365	.00087	-.03143	1.36836	-1.36430	-.09509
.800	178.813	.00456	.01032	.09829	-.00191	-.05277	.00249	.01732	1.33466	-1.33473	-.10978
.800	181.166	.00612	-.05303	-.14484	-.00191	-.05277	.00249	.02124	1.53635	-1.53558	-.11264
GRADIENT		.00056	-.10668	.13237	-.00038	-.00578	.00004	.06241	-.06547	.03307	-.00301

RUN NO. 143/ 0 RV/L = 5.48 GRADIENT INTERVAL = -5.00/ 5.00

MACH	ALPHA	BETA	CN	CLM	CBL	CYN	CY	CL	CD	CA	CAB
.899	156.094	.01545	2.76008	-2.34780	.00800	.11267	.05842	-1.56303	3.28486	-2.36966	.12008
.900	157.180	.00659	2.55466	-2.20576	.00907	.10172	.03593	-1.44526	3.15213	-2.34487	.11691
.901	160.201	-.00399	2.05472	-1.71880	.00802	.07918	.00749	-1.16929	2.81812	-2.25547	.12856
.901	162.531	-.00132	1.75515	-1.47504	.00539	.05067	.00756	-1.02193	2.59956	-2.17290	.12895
.900	164.565	.00623	1.51119	-1.24339	.00263	.02017	.01793	-.90629	2.39881	-2.07113	.12614
.900	166.573	.00632	1.20109	-.75937	.00191	.00474	.01490	-.67390	2.34970	-2.12900	.12059
.900	168.954	.00594	.88306	-.26573	.00210	-.03009	.00686	-.48113	2.14442	-2.01252	.10170
.900	169.689	.00637	.79405	-.11016	.00202	-.01090	.01177	-.42849	2.08106	-1.97076	.10726
.899	170.686	.00427	.66985	.07281	.00299	-.02277	.00470	-.35091	1.99931	-1.91617	.09253
.899	173.072	-.00218	.43127	.36814	.00132	-.01542	-.00800	-.21598	1.79796	-1.75878	.06347
.900	175.084	.00168	.29044	.40363	.00029	-.03674	-.00389	-1.49913	1.64610	-1.62720	.01900
.900	177.207	.00098	.16076	.35489	.00085	-.04949	-.00808	-.08716	1.51274	-1.50669	-.03152
.899	179.171	.00623	.03532	.32254	-.00019	-.07221	-.00106	-.01421	1.45815	-1.45779	-.05956
.900	181.154	.00649	-.06371	-.37272	-.00265	-.08948	-.00398	-.03418	1.46622	-1.46523	-.05914
GRADIENT		-.00012	-.11471	.11098	-.00041	-.00767	-.00186	.06589	-.07521	.03547	-.00784

SA-2F (8TPT-655)SRB

REFERENCE DATA

SREF = 7.0690 SQ. IN. XMRP = 20.8340 INCHES
 LREF = 3.0000 INCHES YMRP = .0000 INCHES
 BREF = 3.0000 INCHES ZMRP = .0000 INCHES
 SCALE = .0211 SCALE

PARAMETRIC DATA

BETA = .000 PHI = .000
 RN/L = 6.100 FJOSTK = .000
 AFTSTK = .000 ATTRNG = 1.000
 ELETUN = .000 RTORKS = .000

RUN NO. 142/ 0 RN/L = 4.89 GRADIENT INTERVAL = -5.00/ 5.00

MACH	ALPHA	BETA	CN	CLM	CBL	CYN	CY	CL	CD	CA	CAB
.999	155.890	.01749	3.41300	-4.26889	.01465	.03755	.04966	-2.04493	3.78579	-2.62019	.20186
.998	159.164	.03293	2.84512	-3.57125	.01293	.09324	.09270	-1.68749	3.44022	-2.56671	.19317
.999	160.259	.00041	2.36413	-2.96167	.01309	.04314	.09990	-1.37810	3.15907	-2.50794	.18071
.999	162.381	-.00141	1.95131	-2.43962	.01065	.02376	.00162	-1.10751	2.95929	-2.48823	.16586
.999	164.618	.00438	1.59998	-1.89401	.00946	.01036	.01235	-.88257	2.82379	-2.48854	.15428
.999	166.796	.01084	1.33866	-1.42870	.00430	-.00042	.02511	-.75257	2.65123	-2.40915	.14105
.998	169.419	.01194	1.04086	-1.16993	.00344	-.03018	.02147	-.60151	2.44825	-2.29617	.13420
.998	169.889	.01041	.98777	-.61531	.00197	-.03781	.02147	-.57294	2.41361	-2.27954	.13235
.998	170.666	.00488	.86157	-.39906	.00478	-.02968	.00519	-.49711	2.33569	-2.22716	.12636
1.000	173.066	-.00449	.81586	.00720	.00353	-.00567	-.01161	-.35443	2.18693	-2.12814	.10713
1.000	174.628	-.00070	.42984	.21346	-.00009	-.01507	-.00476	-.24461	2.06586	-2.03540	.08192
1.000	177.195	.00006	.23663	.29943	.00031	-.03021	-.00611	-.14369	1.90249	-1.89318	.03734
1.000	179.142	.00010	.08718	.24511	.00063	-.07242	-.01477	-.05975	1.83155	-1.83045	.00716
.999	181.138	.00392	-.08837	-.26517	.00072	-.06678	-.00456	.05191	1.83705	-1.83566	.00530
GRADIENT		-.00067	-.13221	.18201	-.00063	-.00599	-.00264	.07769	-.07623	.03407	-.00790

RUN NO. 141/ 0 RN/L = 4.19 GRADIENT INTERVAL = -5.00/ 5.00

MACH	ALPHA	BETA	CN	CLM	CBL	CYN	CY	CL	CD	CA	CAB
1.196	155.819	-.03025	3.85406	-4.65688	.01438	.15215	-.84573	-2.39482	4.07551	-2.75698	.16983
1.199	158.051	-.01227	3.15406	-4.18081	.01029	.05459	-.01972	-1.92296	3.66653	-2.68202	.16202
1.199	159.800	.00215	2.66803	-3.71094	.00846	.10058	.02822	-1.58945	3.40673	-2.64835	.16235
1.199	162.367	.00567	1.99803	-3.01554	.01072	.08048	.03079	-1.10002	3.13519	-2.65468	.15950
1.199	164.680	.00563	1.53460	-2.54002	.00758	.01451	.01202	-.78538	2.93793	-2.62550	.15135
1.200	166.605	.00680	1.19454	-2.19013	.00455	-.03418	.00974	-.57640	2.76618	-2.56113	.13747
1.199	169.017	.00737	.91404	-1.81140	.00368	-.02227	.01357	-.42307	2.61775	-2.48920	.11567
1.199	169.690	.01188	.81944	-1.69934	.00632	-.01768	.02371	-.37569	2.56114	-2.45542	.10586
1.200	170.341	.00783	.76228	-1.53916	.00205	-.02247	.01418	-.34285	2.52873	-2.43536	.09998
1.200	172.955	-.00218	.49385	-1.07576	.00243	.03139	.00111	-.20597	2.35978	-2.31669	.06632
1.200	174.924	-.00309	.33451	-.73421	.00067	.03042	-.00135	-.13476	2.26375	-2.24294	.06993
1.199	177.066	-.00474	.18786	-.43294	.00328	.02432	-.00673	-.07633	2.17860	-2.17184	.02651
1.199	179.103	-.00786	.05751	-.22576	.00178	.03433	-.01252	-.02398	2.14138	-2.14074	.03053
1.199	181.177	-.00732	-.07883	.12536	.00022	-.04362	-.00936	.03456	2.11563	-2.15447	.03686
GRADIENT		.00028	-.14804	.18778	-.00050	-.00317	.00007	.09036	-.07345	.02611	-.00669

ORIGINAL PAGE IS OF POOR QUALITY

SA-2F (8YPT-655)SRB

(RPS036) (29 OCT 73)

REFERENCE DATA

SREF = 7.0690 SQ.IN. XMRP = 20.8340 INCHES
 LREF = 3.0000 INCHES YMRP = .0000 INCHES
 BREF = 3.0000 INCHES ZMRP = .0000 INCHES
 SCALE = .0211 SCALE

PARAMETRIC DATA

BETA = .000 PHI = .000
 RN/L = 6.100 FWDSTK = .000
 AFTSTK = .000 ATTRNG = 1.000
 ELETUN = .000 RTORKS = .000

RUN NO. 73/ 0 RN/L = 5.16 GRADIENT INTERVAL = -5.00/ 5.00

MACH	ALPHA	BETA	CN	CLM	CBL	CYN	CY	CL	CD	CA	CAB
1.001	95.541	-.03543	21.85829	6.63667	.07002	.10690	-.10755	-2.31840	21.73600	.20890	.00000
1.001	97.518	-.03016	21.56238	5.43373	.06727	.08854	-.09160	-2.92235	21.36367	.10213	.00000
1.002	99.639	-.02825	21.18769	4.41846	.06622	.04714	-.10165	-3.32669	20.89213	-.02077	.00000
.999	101.472	-.01806	20.71546	3.43648	.06503	-.06241	-.10850	-4.00029	20.32592	-.12217	.00000
1.003	103.616	-.01038	20.44537	2.54672	.05982	-.22653	-.15210	-4.55308	19.95374	-.26773	.00000
GRADIENT		.00309	-.18238	-.50620	-.00113	-.04068	-.00531	-.27594	-.23061	-.05860	.00000

RUN NO. 72/ 0 RN/L = 4.19 GRADIENT INTERVAL = -5.00/ 5.00

MACH	ALPHA	BETA	CN	CLM	CBL	CYN	CY	CL	CD	CA	CAB
1.199	95.803	-.02162	20.94161	7.30897	.06402	.01487	-.10206	-2.19811	20.82608	.08034	.00000
1.200	97.724	-.02238	20.70483	6.63283	.06279	-.00321	-.11354	-2.76343	20.51960	-.01936	.00000
1.200	99.824	-.01645	20.38069	5.83242	.06160	-.01296	-.08791	-3.35665	20.10275	-.12240	.00000
1.200	101.706	-.01262	20.09026	5.16203	.05806	-.03817	-.08042	-3.86391	19.71638	-.21664	.00000
1.201	103.301	-.02026	19.86624	4.68569	.05559	-.05571	-.12603	-4.33534	19.38993	-.31130	.00000
1.199	105.692	-.01854	19.64500	4.30920	.05834	-.10357	-.13991	-4.88708	19.03256	-.44281	.00000
1.199	107.768	-.00614	19.56270	4.04915	.05895	-.14805	-.10005	-5.39592	18.81347	-.60267	.00000
1.199	109.828	-.00852	19.04628	2.74464	.05662	-.10770	-.09255	-5.77598	18.16393	-.72777	.00000
1.199	111.747	-.01315	18.53544	1.60667	.05045	-.09359	-.10860	-6.07367	17.53293	-.85467	.00000
1.198	113.918	-.01061	17.54930	-.21847	.05275	-.08093	-.09025	-6.20351	16.44655	-.99722	.00000
1.199	115.836	-.00768	17.05053	-1.08408	.05009	-.06272	-.06741	-6.38864	15.85075	-1.15764	.00000
1.200	117.971	-.00827	16.43093	-2.20268	.04740	-.06202	-.07012	-6.52782	15.13752	-1.33471	.00000
GRADIENT		.00063	-.19563	-.41716	-.00070	-.00402	.00132	-.20088	-.25175	-.06339	.00000

(RPS037) (29 OCT 73)

SA-2F (STPT-835) SRB

REFERENCE DATA

SREF = 7.0690 SQ. IN. XMRP = 20.9340 INCHES
 LREF = 3.0000 INCHES YMRP = .0000 INCHES
 BREF = 3.0000 INCHES ZMRP = .0000 INCHES
 SCALE = .0211 SCALE

PARAMETRIC DATA

BETA = .000 PHI = .000
 RV/L = 6.100 FWDSTK = .000
 AFTSTK = .000 ATTRNG = 1.000
 ELETUN = .000 RTORKS = .000

RUN NO. 89/ 0 RV/L = 6.06 GRADIENT INTERVAL = -5.00/ 5.00

MACH	ALPHA	BETA	CN	CLM	CBL	CYN	CY	CL	CD	CA	CAB
.600	116.074	-.06556	13.21510	-8.22278	.04659	.50549	-.09213	-4.92353	12.30318	-.98510	.00000
.800	116.912	-.05928	12.98171	-8.21611	.04361	.40927	-.12179	-5.09171	12.00262	-1.20979	.00000
.600	120.482	-.05613	12.73532	-7.93811	.04510	.34714	-.14806	-5.22710	11.70043	-1.42622	.00000
GRADIENT		.00215	-.10930	.06445	-.00034	-.03613	-.01275	-.06922	-.13734	-.10853	.00000

ORIGINAL PAGE IS OF POOR QUALITY

(RFS038) (29 OCT 73)

REFERENCE DATA

MACH = 7.0690 SQ. IN. XMRP = 20.8340 INCHES
 LAEF = 3.0000 INCHES YMRP = .0000 INCHES
 BRP = 3.0000 INCHES ZMRP = .0000 INCHES
 SCALE = .0211 SCALE

PARAMETRIC DATA

BETA = .000 PHI = 45.000
 RN/L = 6.100 FWDSTK = .000
 AFTSTK = .000 ATTRG = 1.000
 ELETLN = 1.000 RTORKS = .000

RUN NO. 137/ 0 RN/L = 5.18 GRADIENT INTERVAL = -5.00/ 5.00

MACH	ALPHA	BETA	CN	CLM	CBL	CYN	CY	CL	CD	CA	CAB
.999	-1.246	-.00565	-.13791	-.03279	.00715	.07365	.00362	-.11983	.83300	.83020	.25222
.999	1.011	-.00359	.04944	.05782	.00881	.04040	.00362	.03473	.83360	.83266	.25489
.999	3.002	-.00281	-.20599	.15880	.00291	.01104	.00745	.15625	.85835	.84899	.25759
.999	5.045	-.00037	.35821	.28548	.00273	-.01069	.00373	.27975	.90456	.87646	.26619
.600	7.094	.01377	.52977	.48384	.00356	-.05655	-.03551	.41376	.96500	.90651	.27883
.600	9.136	.02914	.71977	.68960	.00198	-.04591	-.09163	.56357	1.02869	.92615	.29325
.599	10.137	.03712	.81327	.79929	.00188	-.00785	-.12831	.63613	1.06287	.93431	.30084
.599	11.141	.04376	.91212	.89426	.00327	.06274	-.16766	.71294	1.10041	.94193	.30739
.599	13.210	.05612	1.11249	1.24551	.00375	.24442	-.25196	.86839	1.16875	.93939	.32008
.599	15.245	.06868	1.33720	1.62385	.00357	.49496	-.35318	1.04131	1.26464	.94632	.33310
.599	17.308	.07737	1.57743	2.08686	-.00067	.75061	-.44240	1.22765	1.36257	.93564	.34432
.599	19.374	.08264	1.83488	2.57996	.00083	.97886	-.51355	1.42577	1.47663	.92003	.34993
.599	21.439	.08786	2.11829	3.13896	.00184	1.05362	-.55139	1.64590	1.60401	.89144	.35530
.599	23.560	.07569	2.38308	3.71120	.00336	.76659	-.44564	1.84402	1.73320	.85166	.35946
GRADIENT		.00067	.07985	.04499	-.00096	-.01474	.00088	.06507	.00584	.00133	.00126

RUN NO. 136/ 0 RN/L = 5.48 GRADIENT INTERVAL = -5.00/ 5.00

MACH	ALPHA	BETA	CN	CLM	CBL	CYN	CY	CL	CD	CA	CAB
.900	-1.240	.00228	-.13998	-.07128	.00623	.03289	-.01296	-.11659	1.06168	1.07690	.25850
.899	.981	.00605	.05269	-.03721	.00514	-.04756	-.00398	.03463	1.07717	1.07644	.25984
.900	3.003	.00673	.24187	.01149	.00294	-.02856	-.00981	.18368	1.11559	1.10444	.26402
.900	5.075	.00243	.43100	.07556	.00167	.00619	-.00723	.32815	1.17713	1.14349	.27605
.900	7.100	.01701	.62246	.16410	.00335	-.04130	-.03147	.47064	1.25747	1.18966	.29137
.899	9.182	.04192	.82973	.30199	.00157	-.08334	-.08171	.62488	1.33396	1.21716	.30864
.899	10.239	.05797	.94825	.40571	.00190	-.08223	-.12038	.71469	1.37798	1.22900	.31914
.899	11.259	.06886	1.04399	.49990	.00303	-.04370	-.15531	.78326	1.41254	1.23242	.32527
.900	13.324	.08345	1.29935	.80006	-.00043	.03643	-.20840	.97645	1.51515	1.24932	.33946
.899	15.407	.07946	1.57263	1.15381	-.00207	.11458	-.28173	1.18885	1.60538	1.23184	.35020
.899	17.580	.07916	1.90667	1.59231	-.00221	.20646	-.11707	1.45476	1.72117	1.20139	.36029
.899	19.721	-.03326	2.27558	2.15898	-.00280	.29637	.00689	1.74583	1.87334	1.17434	.37101
.900	21.797	-.10955	2.65140	2.75809	-.00190	.39881	.17832	2.03698	2.04693	1.14423	.38286
.900	24.008	-.27334	3.12492	3.54831	-.00204	.63871	.48641	2.40503	2.28073	1.10468	.40030
GRADIENT		.00106	.08996	.01946	-.00077	-.01477	.00079	.07074	.00786	.00593	.00129

SA-2F(8TPT-655)SRB W/ELE TUNNEL AND THRUST ATT

(RPS038) (29 OCT 73)

PARAMETRIC DATA

BETA = .000 PHI = 45.000
 RN/L = 6.100 FMOSTK = .000
 AFTSTK = .000 ATTRNG = 1.000
 ELETUN = 1.000 RTORKS = .000

REFERENCE DATA

SAFE = 7.0690 SQ. IN. XMRP = 20.8340 INCHES
 LREF = 3.0000 INCHES YMRP = .0000 INCHES
 BREF = 3.0000 INCHES ZMRP = .0000 INCHES
 SCALE = .0211 SCALE

RUN NO. 135/ 0 RN/L = 4.18 GRADIENT INTERVAL = -5.00/ 5.00

MACH	ALPHA	BETA	CN	CLM	CBL	CYN	CY	CL	CD	CA	CAB
1.200	-1.256	-.00659	-.10668	-.02982	.00182	.00790	.01626	-.07173	1.59525	1.59329	.30466
1.201	.950	-.00568	.11832	-.16551	.00318	.01323	.01246	.09195	1.57860	1.57684	.29066
1.701	3.002	-.00577	.28390	-.04510	.00419	.05463	.00325	.19945	1.61752	1.60485	.29356
1.200	5.065	.00223	.42105	.32137	.00304	.03830	-.01464	.27294	1.68329	1.65248	.30324
1.200	7.145	.01692	.58438	.72232	.00653	.02091	-.05018	.36866	1.75738	1.69788	.31110
1.200	9.181	.03120	.77569	1.11539	.00039	.08488	-.10288	.48813	1.84145	1.73997	.33040
1.200	10.233	.04810	.89230	1.38515	.00223	.11247	-.15450	.56672	1.88346	1.75282	.34432
1.200	11.262	.05799	1.00069	1.63395	.00170	.20038	-.20085	.63664	1.92684	1.76540	.34699
1.200	13.373	.08421	1.25264	2.22142	.00157	.46561	-.33135	.81000	2.00872	1.76690	.35643
1.200	15.464	.11167	1.56664	2.90452	.00281	.73711	-.46737	1.04265	2.10679	1.75252	.36272
1.199	17.591	.14548	1.94734	3.78052	.00245	.90434	-.59799	1.33474	2.23354	1.72572	.36804
1.199	19.764	.18728	2.42972	4.88286	.00335	.69125	-.52997	1.71672	2.40762	1.66529	.37068
1.200	21.963	.10564	3.01213	6.20928	.00354	.49612	-.40187	2.17991	2.64813	1.64064	.37489
1.200	24.241	.06772	3.63744	7.51731	.00318	.41405	-.28100	2.66468	2.94155	1.58816	.37930
GRADIENT		.00020	.09187	-.00439	.00057	.01090	-.00304	.06383	.00505	.00257	-.00266

REFERENCE DATA

SREF = 7.0690 SQ. IN. XMRP = 20.8340 INCHES
 LREF = 3.0000 INCHES YMRP = .0000 INCHES
 BREF = 3.0000 INCHES ZMRP = .0000 INCHES
 SCALE = .0211 SCALE

RUN NO. 140/ 0 RN.L = 5.18 GRADIENT INTERVAL = -5.00/ 5.00

PARAMETRIC DATA

BETA = .000 PHI = 45.000
 RN/L = 6.100 FWDSTK = .000
 AFTSTK = .000 ATTRNG = 1.000
 ELETUN = 1.000 RTORRS = .000

MACH	ALPHA	BETA	CN	CLM	CBL	CYN	CY	CL	CD	CA	CAB
.600	19.248	.07747	1.77548	2.55987	-.00116	.73508	-.44099	1.37899	1.43655	.90164	.33777
.600	21.393	.08912	2.03558	3.13905	.00315	.71187	-.47531	1.57813	1.55217	.86957	.34182
.600	23.446	.10127	2.29387	3.70175	.00131	.74036	-.52341	1.77148	1.68054	.83696	.34799
.599	25.568	.08663	2.60275	4.29303	-.00133	.64134	-.44860	2.00081	1.84870	.80414	.35450
.600	27.655	.09948	2.93879	4.83377	.00372	.71352	-.50893	2.24492	2.04747	.77157	.36450
.600	29.732	.19149	3.34314	5.34454	-.00260	.61111	-.87417	2.53479	2.30277	.74252	.38407
.600	30.783	.28532	3.99808	5.48707	-.00042	.85482	-.119066	2.71935	2.46557	.72645	.39875
.600	31.768	.35042	3.86102	5.65088	-.00567	.57742	-.135701	2.90715	2.63861	.71143	.41062
.600	33.930	.56838	4.61579	5.53372	-.00062	-.34787	-.191309	3.45801	3.12913	.66615	.45133
.600	36.163	.68121	5.74598	5.56578	-.01016	-2.58405	-2.51673	4.26553	3.90154	.63284	.49522
.600	38.404	1.15085	6.62975	7.02213	-.01770	-5.25205	-2.89107	4.84885	4.55560	.55785	.50478
.600	40.551	1.21786	7.13580	8.02936	-.00847	-6.81343	-2.80362	5.11968	4.99247	.46499	.48673
.600	42.629	1.16441	7.51701	8.61083	.00103	-7.64227	-2.45260	5.27188	5.37204	.38217	.50030
.599	44.740	.95225	7.73679	9.22238	.00409	-6.44088	-2.00678	5.26819	5.65506	.29454	.51512
GRADIENT		.05261	.26330	.24426	-.00024	-.36780	-.10565	.17843	.18257	-.02244	.00826

RUN NO. 139/ 0 RN/L = 5.48 GRADIENT INTERVAL = -5.00/ 5.00

MACH	ALPHA	BETA	CN	CLM	CBL	CYN	CY	CL	CD	CA	CAB
.900	19.482	.46277	2.23101	2.08836	.00154	-.49752	-1.01334	1.72281	1.81953	1.14078	.35473
.900	21.762	.54177	2.67239	2.77697	.00014	-.90720	-1.10524	2.07346	2.01297	1.09984	.36800
.899	23.929	.66144	3.11758	3.41373	.00169	-1.30209	-1.30017	2.41849	2.23609	1.06296	.38458
.901	26.072	.48046	3.47628	4.45439	.00226	-.77418	-.97753	2.66774	2.45733	1.03479	.39805
.900	28.366	-.32995	4.03209	5.72736	-.00078	1.90229	.36220	3.07405	2.79330	.99728	.42383
.900	30.528	-.04905	4.56675	6.95613	-.00306	1.52082	-.22503	3.14221	3.14221	.95484	.44033
.900	31.654	.08463	4.93839	7.70006	-.00322	1.03437	-.43543	3.72522	3.36777	.91185	.44431
.899	32.928	-.00278	5.21822	6.54072	-.00412	1.35958	-.29944	3.90244	3.57668	.88990	.45218
.900	35.074	-.02977	5.79357	10.37420	-.00283	1.18981	-.19624	4.27382	3.99528	.81385	.45108
.899	37.429	.14006	6.72952	12.08235	-.00201	-.23893	-.39220	4.90875	4.65869	.71607	.44779
.900	39.854	.23972	7.95914	13.44100	-.00546	-.21013	-.63036	5.68140	5.61352	.66624	.47512
.900	41.027	.23432	8.53375	14.16259	-.00497	.09640	-.59391	6.02408	6.10773	.65340	.48798
GRADIENT		-.01926	.28461	.59041	-.00033	.06521	.03173	.19478	.19220	-.02365	.00586

SA-2F(8TPT-655)SRB W/ELE TUNNEL AND THRUST ATT (RPS039) (29 OCT 73)

REFERENCE DATA

SREF = 7.0690 SQ. IN. XMRP = 20.8340 INCHES
 LREF = 3.0000 INCHES YMRP = .0000 INCHES
 BREF = 3.0000 INCHES ZMRP = .0000 INCHES
 SCALE = .0211 SCALE

PARAMETRIC DATA

BETA = .000 PHI = 45.000
 RN/L = 6.100 FLOSTK = .000
 AFTSK = .000 ATTRG = 1.000
 ELETUN = 1.000 RTCKRS = .000

RUN NO. 136/ 0 RN/L = 4.17 GRADIENT INTERVAL = -5.00/ 5.00

MACH	ALPHA	BETA	CN	CLM	CBL	CYN	CY	CL	CD	CA	CAB
1.199	19.636	.15596	2.35131	4.79523	.00297	.53143	-.54557	1.67117	2.31315	1.61704	.53676
1.196	21.949	.12557	2.93247	6.13602	.00256	.29440	-.40680	2.12817	2.56446	1.58309	.34939
1.199	24.186	.06604	3.55251	7.37180	.00319	.17782	-.27211	2.60817	2.86379	1.54366	.55657
1.200	26.351	.04754	4.23298	8.53679	.00393	.11791	-.16821	3.12521	3.22733	1.50464	.37368
1.200	28.655	.01269	5.04993	9.64206	-.00094	.13693	-.06490	3.73651	3.69331	1.44920	.36329
1.200	30.965	-.04723	5.99471	11.08965	.00261	.05538	.11437	4.42227	4.28110	1.39563	.39198
1.199	32.092	-.06663	6.51868	11.54825	.00064	.20115	.18814	4.79010	4.63133	1.37878	.40760
1.200	33.236	-.09462	6.99286	11.81126	.00047	.31402	.19377	5.10120	4.97377	1.36599	.41290
1.200	35.502	-.07109	7.98704	12.56538	.00121	.34194	.11480	5.73903	5.70819	1.31421	.42691
1.200	37.642	-.00796	8.99391	13.03318	-.00648	.06933	.00597	6.35987	6.48196	1.24923	.42879
1.199	40.005	.01812	10.14487	13.36794	-.01140	.30572	-.11828	6.99354	7.44766	1.20907	.44908
1.199	42.256	-.01043	11.44194	13.02201	-.01655	.69805	-.12847	7.64356	8.60231	1.22711	.50727
1.200	44.545	-.03764	12.61780	12.94801	-.02188	.81371	-.03366	8.18084	9.66773	1.14598	.50711
1.199	46.607	-.04084	13.58244	12.97845	-.02327	-.35369	.19441	8.52689	10.62496	1.05583	.49735
		-.00604	.42546	.30950	-.00102	-.00259	.01709	.26654	.31163	-.01988	.00653

ORIGINAL PAGE IS OF POOR QUALITY

SA-2F (0TPT-655)SMB W/ELE TUNNEL AND THRUST ATT

(RPS040) (29 OCT 73)

REFERENCE DATA

SREF = 7.0690 94. IN. XMRP = 20.8340 INCHES
 LREF = 3.0000 INCHES YMRP = .0000 INCHES
 BREF = 3.0000 INCHES ZMRP = .0000 INCHES
 SCALE = .0211 SCALE

PARAMETRIC DATA

BETA = .000 PHI = 45.000
 RN/L = 6.100 FLOSTK = .000
 AFTSTK = .000 ATTRNG = 1.000
 ELETUN = 1.000 RTORKS = .000

RUN NO. 52/ 0 RN/L = 5.09 GRADIENT INTERVAL = -5.00/ 5.00

MACH	ALPHA	BETA	CN	CLM	CBL	CYN	CY	CL	CD	CA	CAB
.600	79.555	-.04528	15.44867	9.98509	-.00048	-.01285	.51547	2.61773	15.22641	.10500	.00000
.600	80.739	-.03620	15.82248	9.82124	-.00409	-.07417	.46240	2.35500	15.64744	.19370	.00000
.600	82.924	-.04484	16.82423	9.86545	-.00958	.06887	.42306	1.90218	16.71723	.17162	.00000
.601	84.898	-.06807	17.41213	10.45776	-.01601	.40824	.41551	1.43382	17.35338	.11500	.00000
.600	86.599	-.05166	17.76284	11.16997	-.01529	.30551	.31810	.89678	17.74022	.03326	.00000
.601	89.016	-.04278	17.94698	11.23319	-.01996	.27425	.24575	.27109	17.94497	.03721	.00000
.600	90.847	-.03225	17.96574	11.53750	-.01969	.25116	.14879	-.30902	17.96313	.04343	.00000
.600	92.887	-.03087	17.77254	11.94993	-.01644	.26286	.12439	-.86641	17.75144	-.02873	.00000
.600	95.126	-.01288	17.46483	11.51002	-.01203	-.06110	.19177	-1.41348	17.40816	-.14751	.00000
.601	96.999	-.00312	16.94437	10.69643	-.00689	-.23391	.22532	-1.77430	16.85376	-.29269	.00000
.600	98.877	-.03150	15.84194	9.18678	-.00585	.07966	.28528	-2.05795	15.71329	-.41902	.00000
.600	100.958	-.06442	14.47988	6.68691	-.00201	.36889	.42736	-2.25329	14.31251	-.90836	.00000
.600	103.647	-.08929	13.67283	4.40484	-.00147	.70073	.43835	-2.60120	13.43851	-.64299	.00000
GRADIENT		-.00022	-.06702	-.13977	.00022	.01044	-.00557	-.23320	-.05805	-.03431	.00000

RUN NO. 51/ 0 RN/L = 5.47 GRADIENT INTERVAL = -5.00/ 5.00

MACH	ALPHA	BETA	CN	CLM	CBL	CYN	CY	CL	CD	CA	CAB
.600	80.008	-.02557	17.74296	12.54735	-.04115	.14685	.07533	2.53996	17.56873	.54707	.00000
.600	82.380	-.02857	18.10342	11.90171	-.04232	.21056	.04493	1.89525	18.01115	.50967	.00000
.600	84.547	-.02534	18.31903	10.99684	-.04094	.13682	.07972	1.26984	18.28109	.47313	.00000
.600	86.628	-.01775	18.38937	9.87858	-.04375	.03840	.10245	.63851	18.38384	.44359	.00000
.600	88.563	-.02586	18.46236	8.62313	-.04380	.10942	.10529	.03203	18.46736	.43102	.00000
.600	90.493	-.03584	18.43695	7.48133	-.04373	.25069	.06512	-.55714	18.43286	.39239	.00000
.600	92.544	-.03848	18.41271	6.25694	-.04642	.24080	.09330	-1.17239	18.37877	.35576	.00000
.600	94.351	-.03848	18.24158	5.00874	-.04422	.30345	.12452	-1.66937	18.16729	.28632	.00000
.600	96.353	-.03895	16.07942	3.62045	-.04351	.15713	.16632	-2.19554	17.94669	.19616	.00000
.600	98.180	-.02399	17.91248	2.39061	-.04173	.02741	.16005	-2.63724	17.71754	.09559	.00000
.600	100.468	-.02192	17.67622	.76266	-.04315	-.01304	.17845	-3.17357	17.38904	-.03872	.00000
.600	103.066	-.03994	17.15174	-1.32667	-.03755	.06693	.25514	-3.88424	16.70776	-.23291	.00000
GRADIENT		-.00041	-.02700	-.60551	.00005	-.00474	.00713	-.27719	-.03867	-.03664	.00000

(RP3040) (29 OCT 73)

REFERENCE DATA

BETA = .000 PHI = 45.000
 RN/L = 6.100 FLDSTK = .000
 AFTSTK = .000 ATTRNG = 1.000
 ELETUN = 1.000 RTORRS = .000

PARAMETRIC DATA

RUN NO. 50/ 0 RN/L = 4.10 GRADIENT INTERVAL = -5.00/ 5.00

MAEF = 7.0690 50.1IN. ZMRP = 20.6340 INCHES
 LREF = 3.0000 INCHES YMRP = .0000 INCHES
 BREF = 3.0000 INCHES ZMRP = .0000 INCHES
 SCALE = .0211 SCALE

MACH	ALPHA	BETA	CN	CLM	CBL	CYN	CV	CL	CD	CA	CAB
1.200	79.900	.01195	20.44836	12.53740	-.06104	-.25852	.09863	3.05851	20.22545	.53560	.00000
1.196	81.948	.00915	20.63763	11.84495	-.06440	-.22680	.10703	2.41041	20.52232	.48798	.00000
1.199	83.996	.00633	20.80193	11.16595	-.05992	-.20715	.09831	1.74026	20.73364	.43805	.00000
1.199	86.031	.00716	20.63106	10.52075	-.06517	-.20390	.10331	1.06840	20.80703	.37444	.00000
1.196	87.977	.00555	20.87112	9.91355	-.06174	-.19010	.10818	.43498	20.66877	.30195	.00000
1.199	89.928	.00943	20.97968	9.33003	-.05771	-.22038	.10022	-.19865	20.97995	.22316	.00000
1.200	91.857	.00708	21.02303	8.77266	-.06433	-.20636	.10856	-.81897	21.00752	.13773	.00000
1.200	93.804	.00712	20.97031	8.22210	-.06044	-.19741	.10080	-1.44213	20.92073	.05116	.00000
1.200	95.741	.00376	20.81996	7.53006	-.06240	-.19594	.12789	-2.05296	20.71852	-.03000	.00000
1.200	97.796	.00326	20.64326	6.77260	-.06147	-.16844	.13514	-2.87549	20.46953	-.12373	.00000
1.200	99.890	-.00323	20.39801	6.07323	-.06173	-.12269	.12770	-3.22121	20.14721	-.21535	.00000
1.200	103.708	-.00670	15.85607	4.63784	-.04191	.00591	.05340	-3.32484	15.50995	-.44531	.00000
GRADIENT		-.00087	-.10248	-.32312	.00044	.00739	-.00027	-.29331	-.10924	-.04104	.00000

ORIGINAL PAGE IS
 OF POOR QUALITY

TABULATED SOURCE DATA LARC 8-655/682 (SA-2FA/B)

SA-2F (81PT-655)SMB W/VELE TUNNEL AND THRUST ATT (RPS041) (29 OCT 73)

PARAMETRIC DATA

BETA = .000 PHI = 45.000
 RM/L = 6.100 FADSTK = .000
 APTSTK = .000 ATTRNG = 1.000
 ELETUN = 1.000 RTORKS = .000

REFERENCE DATA

SREF = 7.0000 50.14. DRGP = 20.0340 INCHES
 LREF = 3.0000 INCHES THRP = .0000 INCHES
 BREF = 3.0000 INCHES ZHRP = .0000 INCHES
 SCALE = .0211 SCALE

RUN NO. 63/ 0 RM/L = 5.08 GRADIENT INTERVAL = -5.00/ 5.00

MACH	ALPHA	BETA	ON	CLM	ORL	CYN	CY	CL	CD	CA	CAB
.999	76.219	.00057	15.01567	5.95500	.10286	.48178	.25190	3.39292	14.62855	.16955	.00000
.999	76.265	-.03622	16.08957	5.67845	.10206	.58924	.02965	3.04270	15.79996	.23429	.00000
.999	80.237	-.03055	16.46811	5.68377	.10338	.43746	.00916	2.55681	16.27361	.25953	.00000
.998	82.131	-.04636	17.15465	5.68998	.09934	.51916	-.05378	2.09500	17.02808	.24996	.00000
.998	84.075	-.05474	17.62062	6.10050	.09494	.65232	-.04194	1.60778	17.54840	.21231	.00000
.998	86.180	-.06874	17.98365	6.30995	.09878	.82941	-.03536	1.03566	17.95454	.16272	.00000
.999	88.192	-.06527	18.19670	6.38040	.09721	.79905	-.03534	.47685	18.19078	.10997	.00000
.999	90.192	-.06787	18.33374	7.07686	.10031	.60930	-.14519	-.13366	18.33333	.09280	.00000
.999	92.147	-.04762	17.98321	7.59113	.10134	.45370	-.08989	-.17487	17.96679	.10126	.00000
.999	94.239	-.01806	17.41243	7.40986	.10482	.31745	.03475	-1.31407	17.36279	.02699	.00000
.999	96.394	.06035	16.85452	6.93785	.10314	.11351	.10716	-1.76941	16.76174	-.10813	.00000
.999	98.433	.01415	16.14918	6.02251	.10482	.13926	.15714	-2.13885	16.00859	-.23194	.00000
.999	100.400	.01285	15.47505	4.86448	.10375	.26324	.20636	-2.47944	15.27846	-.31940	.00000
GRADIENT	.00164	.00164	.01629	.02190	.00014	-.01677	.00268	-.25761	.02342	-.02139	.00000

RUN NO. 62/ 0 RM/L = 5.47 GRADIENT INTERVAL = -5.00/ 5.00

MACH	ALPHA	BETA	ON	CLM	ORL	CYN	CY	CL	CD	CA	CAB
.900	76.551	.02417	17.14197	15.40789	.08287	-.39439	-.07794	3.45080	16.80218	.61182	.00000
.900	78.257	.03011	17.30850	14.71009	.07907	-.50273	-.10348	2.88975	17.07780	.64644	.00000
.900	80.102	.02103	17.31713	13.72418	.08154	-.34681	-.07095	2.33777	17.37289	.65756	.00000
.900	82.102	-.01365	17.80609	12.77192	.08145	-.04526	-.08236	1.81995	17.72414	.63289	.00000
.900	84.000	-.04121	18.05419	11.82319	.08033	-.09394	-.13630	1.29653	18.01736	.59364	.00000
.900	85.990	-.02446	18.14759	10.43859	.08033	-.04667	-.12900	.88726	18.14394	.58318	.00000
.900	87.875	-.02080	18.25864	9.19571	.07988	-.13515	-.10227	.11296	18.26701	.56446	.00000
.900	89.841	-.01689	18.24415	7.78965	.08008	-.29608	-.06637	-.51258	18.24564	.56308	.00000
.900	91.742	.01052	18.25815	6.85529	.07742	-.22155	-.05886	-1.10392	18.18262	.53789	.00000
.900	93.749	-.00821	18.13759	5.79820	.07859	-.08436	-.06700	-1.66098	18.06765	.47606	.00000
.900	95.756	-.01301	18.01456	4.48747	.07539	-.01382	-.06349	-2.20561	17.88351	.48033	.00000
.900	97.846	.00354	17.81340	3.24948	.07856	-.05819	-.01198	-2.68204	17.61315	.31486	.00000
.900	99.836	-.00208	17.55785	1.92315	.07408	-.08631	-.04999	-3.17341	17.27012	-.23793	.00000
GRADIENT	.00075	.00075	.02360	-.59071	-.00030	.01243	.00261	-.28932	.02517	-.01569	.00000

TABLATED SOURCE DATA LARC 8-655/662 (SA-27A/B)

DATE 18 APR 74

SA-27 (8PT-655) SB8 W/ELE TUNNEL AND THRUST ATT

(RP9041) (29 OCT 73)

PARAMETRIC DATA

BETA = .000 PMI = 45.000
 RN/L = 0.100 FADSTK = .031
 AFTSTK = .000 ATTRNG = 1.000
 ELETUN = 1.000 RTORNS = .000

REFERENCE DATA

WARP = 7.000 52-IN. WARP = 20.8340 INCHES
 LARP = 3.000 INCHES WARP = .0000 INCHES
 BRP = 3.000 INCHES WARP = .0000 INCHES
 SCALE = .0211 SCALE

RUN NO. 61/0 RN/L = 4.19 GRADIENT INTERVAL = -9.00/ 9.00

WARP	ALPHA	BETA	CN	CLM	COL	CYN	CV	CL	CD	CA	CAB
1.200	75.911	.00410	20.31630	12.96097	.09421	-.22660	-.08642	4.19679	19.89309	.77214	.00000
1.199	77.966	.01014	20.56224	12.56643	.09064	-.26620	-.08457	3.56829	20.26317	.72327	.00000
1.198	79.939	.00874	20.87180	12.08725	.08607	-.39107	-.12251	2.96899	20.67100	.66772	.00000
1.199	81.911	.01099	21.05671	11.67476	.08956	-.39663	-.13321	2.34559	20.93495	.62370	.00000
1.196	83.983	.01036	21.05616	11.13301	.09068	-.36406	-.12103	1.67641	20.99673	.55696	.00000
1.199	85.998	.00336	21.04516	10.59841	.09122	-.34716	-.14777	1.01643	21.02633	.49014	.00000
1.198	87.981	.00644	20.94563	9.83011	.08988	-.36682	-.14190	.36257	20.96672	.42081	.00000
1.199	89.831	.00807	21.05196	9.17316	.08667	-.36676	-.14370	-.26414	21.09285	.32624	.00000
1.200	91.810	.00132	21.10860	8.73496	.08611	-.35576	-.16175	-.29377	21.09078	.23729	.00000
1.200	93.779	.00118	21.09992	8.36764	.08769	-.35187	-.19054	-1.53664	21.00432	.14912	.00000
1.200	95.808	.00353	20.81678	7.70598	.08558	-.33931	-.15778	-2.17140	20.70533	.06496	.00000
1.200	97.782	-.00460	20.61247	6.95082	.08514	-.27760	-.15405	-2.16777	20.42592	-.02321	.00000
1.200	99.829	-.00972	20.41732	6.32718	.08483	-.25635	-.17034	-3.16185	20.13903	-.12550	.00000
		-.00065	.00009	-.28139	-.00026	.00009	-.00319	-.12024	.00784	-.03931	.00000

ORIGINAL PAGE IS OF POOR QUALITY

(9P5042) (29 OCT 73)

SA-2F (8TPT-655)SRB W/ELE TUNNEL AND THRUST ATT

REFERENCE DATA

MACH = 7.0690 SQ. IN. = 20.8340 INCHES
 LREF = 3.0000 INCHES YMRP = .0000 INCHES
 BREF = 3.0000 INCHES ZMRP = .0000 INCHES
 SCALE = .0211 SCALE

PARAMETRIC DATA

BETA = .000 PHI = 45.000
 RN/L = 6.100 F-0DSTK = .000
 AFTSTK = .000 ATTRNG = 1.000
 ELETUN = 1.000 RTORKS = .000

RUN NO. 170/ 0 RN/L = 5.20 GRADIENT INTERVAL = -5.00/ 5.00

MACH	ALPHA	BETA	CN	CLM	CBL	CYN	CY	CL	CD	CA	CAB
.599	135.365	-.24029	7.50836	-3.88651	.02746	1.77195	-.43392	-3.76142	6.87709	-2.25104	.37116
.600	137.534	-.13914	6.95522	-3.83703	.02424	1.50771	-.14650	-3.57910	6.39217	-2.29959	.21614
.599	139.568	-.13503	6.45742	-3.80692	.01937	1.63497	-.10458	-3.38507	5.98385	-2.35943	.26368
.600	141.729	-.15901	5.84755	-3.72076	.01825	1.74949	-.15502	-3.10050	5.51097	-2.40624	.21850
.599	143.856	-.21145	5.27894	-3.63794	.01795	2.11765	-.24674	-2.82288	5.08527	-2.44161	.18741
.600	145.944	-.19412	4.69074	-3.54641	.01001	2.46578	-.11505	-2.50458	4.67093	-2.46727	.14872
.599	148.094	-.23317	4.21072	-3.24743	.00889	3.43798	-.03955	-2.27155	4.32968	-2.47496	.11443
.600	150.159	-.28353	3.70685	-3.13893	.00307	3.57690	-.10742	-1.99934	3.96426	-2.44377	.07556
.600	152.256	-.30931	3.25050	-.99864	.00581	3.45921	-.27922	-1.79121	3.57705	-2.33195	.03274
.599	154.434	-.28138	2.91596	-3.00999	.02994	2.92525	-.30382	-1.69161	3.22089	-2.17552	.00720
.600	156.413	-.22414	2.63052	-2.95419	.05100	2.27739	-.25370	-1.59417	2.92280	-2.04071	-.00865
.600	158.450	-.20926	2.31907	-2.84167	-.00079	1.70506	-.32341	-1.45194	2.63708	-1.91943	-.02119
.600	160.697	-.21666	1.91536	-2.71898	.00068	1.09980	-.48162	-1.21602	2.32243	-1.78991	-.03809
GRADIENT		-.00312	-.22425	.05517	-.00114	.01813	-.00591	.10410	-.18000	.01789	-.01630

RUN NO. 169/ 0 RN/L = 5.48 GRADIENT INTERVAL = -5.00/ 5.00

MACH	ALPHA	BETA	CN	CLM	CBL	CYN	CY	CL	CD	CA	CAB
.899	135.324	.02755	10.99676	-6.56747	.04850	.03285	.07025	-5.92820	9.52500	-2.22274	.36393
.899	135.864	-.07866	10.27463	-5.93938	.04602	.15898	-.14611	-5.71843	8.86114	-2.37741	.30375
.900	137.992	-.13681	9.35179	-5.61590	.04358	.42968	-.21923	-5.30602	8.08261	-2.45488	.25636
.900	140.334	-.10233	8.32514	-5.29940	.04127	.47127	-.13104	-4.80688	7.24553	-2.50915	.22223
.900	142.641	.03649	7.56646	-4.50622	.03382	.41258	.16642	-4.45196	6.63774	-2.57453	.21495
.900	144.896	.08908	6.93019	-4.21654	.02806	.61168	.32363	-3.84074	5.89157	-2.61124	.19574
.900	148.400	.20944	5.11726	-3.08128	.02071	1.23416	.71673	-2.96177	4.95178	-2.66564	.20447
.899	149.513	.08110	4.69023	-2.73517	.0164	1.85578	.56282	-2.69375	4.65926	-2.64557	.20254
.899	151.788	-.13470	3.89894	-2.47551	.00857	2.44691	.20958	-2.24262	4.06756	-2.52393	.17646
.900	153.926	-.23680	3.37442	-2.18294	.01022	2.92203	.08243	-1.95347	3.68522	-2.45157	.16285
.900	156.126	-.26704	2.91919	-1.89650	.00529	2.79026	-.01355	-1.69855	3.37504	-2.39880	.15544
.900	158.222	-.31510	2.54592	-1.60919	.00432	2.37651	-.20884	-1.49038	3.13177	-2.35532	.15956
.900	160.356	-.37724	2.22380	-1.45505	-.00349	1.82627	-.46547	-1.33064	2.88713	-2.27175	.16007
GRADIENT		-.01135	-.34502	.20094	-.00202	.10723	-.05297	.11893	-.25541	.00021	-.00636

DATE 18 APR 74

TABLULATED SOURCE DATA LARC 9-655/662 (SA-2FA/B)

PAGE 67

(RPS042) (29 OCT 73)

SA-2F (8TPT-65J)SRB W/ELE TUNNEL AND THRUST ATT

REFERENCE DATA

SREF = 7.0690 SQ.IN. XMRP = 20.8340 INCHES
 LREF = 3.0000 INCHES YMRP = .0000 INCHES
 BREF = 3.0000 INCHES ZMRP = .0000 INCHES
 SCALE = .0211 SCALE

PARAMETRIC DATA

BETA = .000 PHI = 45.000
 RN/L = 6.100 FWDSTK = .000
 AFTSTK = .000 ATTRNG = 1.000
 ELETUN = 1.000 RTORKS = .000

RUN NO. 168/ 0 RN/L = 4.18 GRADIENT INTERVAL = -5.00/ 5.00

MACH	ALPHA	BETA	CN	CLM	CBL	CYN	CY	CL	CD	CA	CAB
1.200	133.592	.03383	12.77771	-2.81680	.04551	-.24100	.03730	-7.02044	10.95861	-2.47138	.34401
1.200	135.812	.03932	11.85918	-3.20966	.04359	-.25513	.02448	-6.69731	10.12436	-2.59164	.32597
1.200	138.034	.03994	10.91993	-3.67414	.04033	-.30713	.03730	-6.32074	9.30204	-2.68976	.29759
1.199	140.293	.03927	10.00202	-3.96067	.03711	-.29144	.03618	-5.92604	8.51984	-2.76861	.27664
1.199	142.526	.05138	9.12948	-4.10400	.03886	-.31179	.06350	-5.52845	7.79406	-2.82200	.25448
1.199	144.664	.03278	8.30854	-4.11701	.03205	-.22974	.03379	-5.11667	7.14853	-2.87226	.23604
1.200	146.916	.03154	7.38409	-4.17066	.02901	-.21201	.03414	-4.59229	6.47835	-2.92117	.22809
1.199	149.125	.03343	6.68364	-3.64895	.02621	-.12734	.05638	-4.22336	5.96058	-2.94861	.25161
1.199	151.324	.09366	5.97748	-3.31401	.02850	1.26197	.49266	-3.84504	5.42669	-2.91509	.28110
1.199	153.549	.07390	5.01127	-3.49386	.02690	1.86791	.56952	-3.21894	4.78048	-2.84624	.23355
1.200	155.763	.01666	4.07974	-3.53139	.02763	2.30392	.52364	-2.57795	4.21190	-2.78238	.19839
1.199	158.002	-.05035	3.30413	-3.34699	.01548	2.20097	.33004	-2.03828	3.77559	-2.73722	.16919
1.199	160.341	-.19888	2.59922	-3.01411	.00974	1.48534	-.19159	-1.54649	3.39800	-2.67964	.17564
		-.00422	-.38126	.00536	-.00113	.10581	.01123	.20659	-.28351	-1.00702	-.00533

TABLATED SOURCE DATA LARC 8-655/862 (SA-2FA/B)

DATE 18 APR 74

(RPS043) (29 OCT 75)

SA-2F (6TPT-655)SRB W/ELE TUNNEL AND THRUST ATT

PARAMETRIC DATA

REFERENCE DATA

SREF = 7.0690 SQ. IN. XMRP = 20.8340 INCHES
 LREF = 3.0000 INCHES YMRP = .0000 INCHES
 BREF = 3.0000 INCHES ZMRP = .0000 INCHES
 SCALE = .0211 SCALE

BETA = .000 PHI = 45.000
 RN/L = 6.100 FADSTK = .000
 AFTSTK = .000 ATTRNG = 1.000
 ELETUN = 1.000 RTORKS = .000

RUN NO. 167/ 0 RN/L = 5.21 GRADIENT INTERVAL = -5.00/ 5.00

MACH	ALPHA	BETA	CN	CLM	CBL	CYN	CY	CL	CD	CA	CAB
.600	156.373	-.22273	2.69318	-2.92967	.07435	2.43255	-.23461	-1.64669	2.95558	-2.04788	-.00124
.600	156.434	-.22246	2.34134	-2.83699	-.00156	1.93298	-.33003	-1.47028	2.64981	-1.92388	-.01350
.600	160.509	-.22657	1.96914	-2.77326	.00337	1.34056	-.46117	-1.25226	2.36353	-1.81035	-.02868
.601	162.528	-.19736	1.62233	-2.72057	-.00181	.73937	-.48622	-1.02934	2.13321	-1.72573	-.04726
.600	164.622	-.15144	1.24867	-2.45976	-.00319	.27526	-.43195	-.76490	1.92747	-1.65561	-.06544
.600	166.712	-.10633	.92580	-2.04088	-.00191	.06417	-.32911	-.53465	1.76408	-1.59397	-.08006
.600	168.764	-.07883	.65191	-1.61649	-.00122	.03954	-.24328	-.34285	1.61376	-1.52190	-.08802
.600	170.825	-.05809	.41805	-1.25279	-.00537	.04130	-.17809	-.18468	1.47837	-1.43000	-.09370
.600	172.921	-.03357	.24729	-.94213	-.00022	.03940	-.09993	-.08337	1.33525	-1.31480	-.09856
.600	174.900	-.01401	.15816	-.66782	-.00198	.03718	-.03750	-.04906	1.22954	-1.22031	-.10135
.600	176.976	-.00190	.02716	-.19656	-.00691	.00748	-.00462	.04293	1.32748	-1.32789	-.10891
.600	179.000	-.00026	-.01060	-.04623	-.00112	.03319	.00604	.03421	1.35254	-1.35253	-.11129
.600	181.132	.00156	-.05001	.04394	.00046	.02505	.01029	.02342	1.34680	-1.34607	-.11164
GRADIENT		.01117	-.11439	.13885	-.00016	-.08505	.01903	.07302	-.06525	.03029	-.00459

RUN NO. 166/ 0 RN/L = 5.49 GRADIENT INTERVAL = -5.00/ 5.00

MACH	ALPHA	BETA	CN	CLM	CBL	CYN	CY	CL	CD	CA	CAB
.900	156.025	-.27626	3.00072	-1.86914	.00739	2.91735	-.02294	-1.76336	3.41961	-2.40807	.15822
.900	158.122	-.33268	2.61336	-1.59912	.00342	2.57590	-.21540	-1.54858	3.15680	-2.35239	.16805
.900	160.227	-.37523	2.25922	-1.51147	.00125	1.95162	-.43450	-1.35318	2.91412	-2.28454	.16362
.900	162.319	-.40568	1.94440	-1.44837	-.00225	1.08475	-.67619	-1.18427	2.68703	-2.20043	.14692
.900	164.437	-.39056	1.63642	-1.28746	-.00413	.22187	-.81787	-1.01852	2.4218	-2.07936	.12296
.900	166.574	-.31972	1.34554	-.89903	-.00355	-.20415	-.74706	-.83372	2.21862	-1.95975	.11096
.900	168.678	-.16341	.95277	-.37159	-.00225	-.02711	-.36538	-.53894	2.16133	-2.01346	.10454
.900	170.825	-.11199	.66732	.04202	-.00255	.04836	-.23646	-.35704	1.97452	-1.89233	.08687
.900	172.853	-.07713	.45138	.30584	-.00447	.12030	-.14502	-.22886	1.80265	-1.76016	.06302
.900	174.970	-.04556	.30337	.39118	-.00677	.12278	-.07521	-.16038	1.63783	-1.61746	.01901
.900	176.956	-.01971	.17322	.38428	-.00658	.07790	-.02735	-.09317	1.50987	-1.50279	-.02629
.900	179.022	.02203	.04320	.38288	-.00524	-.01788	.00082	-.01845	1.45096	-1.45043	-.05478
.900	181.128	.01150	-.05983	-.29330	-.00181	-.04348	.01675	.03121	1.45397	-1.45308	-.05782
GRADIENT		.01768	-.12485	.09622	-.00038	-.10809	.01727	.07515	-.08039	.04150	-.00968

TABULATED SOURCE DATA LARC 8-655/662 (SA-2FA/B)

DATE 18 APR 74

(RPS043) (29 OCT 73)

SA-2F (8TPT-655) SB W/ELE TUNNEL AND THRUST ATT

REFERENCE DATA

BETA = .000 PHI = 45.000
 RN/L = 6.100 PMSTK = .000
 AFTSTK = .000 ATTRNG = 1.000
 ELETUN = 1.000 RTORNS = .000

REFERENCE DATA

SREF = 7.0690 54. IN. XMRP = 20.8340 INCHES
 LREF = 3.0000 INCHES YMRP = .0000 INCHES
 BREF = 3.0000 INCHES ZMRP = .0000 INCHES
 SCALE = .0211 SCALE

RUN NO. 165/ 0 RN/L = 4.19 GRADIENT INTERVAL = -5.00/ 5.00

PARAMETRIC DATA

MACH	ALPHA	BETA	CN	CLM	CBL	CYN	CY	CL	CD	CA	CAB
1.199	155.442	.02370	4.19569	-3.79911	.02769	2.70640	.62082	-2.66275	4.26787	-2.77511	.17508
1.199	157.963	-.06208	3.32437	-3.56678	.02177	2.60371	.38207	-2.06152	3.76714	-2.71842	.16377
1.200	160.101	-.19324	2.69030	-3.23931	.01412	2.04316	-.06216	-1.61834	3.43339	-2.67758	.16705
1.200	162.282	-.32949	2.14343	-2.81861	.00495	.72167	-.67229	-1.22420	3.21123	-2.68633	.15836
1.200	164.410	-.37564	1.73408	-2.37171	-.00188	-.08525	-.95016	-.95877	3.01607	-2.64743	.15193
1.200	166.549	-.31880	1.38699	-1.98821	.00637	-.31007	-.85308	-.74755	2.83706	-2.58534	.14955
1.200	168.616	-.22669	1.07544	-1.64369	-.00056	-.33441	-.62920	-.55658	2.68423	-2.52157	.13916
1.200	170.706	-.12699	.79710	-1.29582	-.00180	-.18778	-.35264	-.39443	2.52549	-2.42864	.11969
1.199	172.772	-.06110	.56784	-.96770	-.00112	-.07842	-.16729	-.26920	2.39065	-2.33779	.08156
1.199	174.892	-.02809	.37250	-.61074	-.00086	.06803	-.05552	-.17022	2.27934	-2.25513	.04479
1.200	176.945	-.01964	.22064	-.34606	-.00111	.14398	-.01901	-.10419	2.18772	-2.17906	.03104
1.200	178.983	-.01142	.12636	-.08704	-.00105	.20736	.01439	-.08841	2.13949	-2.13758	.03475
1.199	181.172	-.00743	-.05326	.33138	.00391	.18306	.01919	.00922	2.15290	-2.15226	.04908
	GRADIENT	.00623	-.15520	.16789	-.00088	-.09584	-.04428	.09607	-.07857	.02770	-.00635

ORIGINAL PAGE IS OF POOR QUALITY

TABULATED SOURCE DATA LARC 9-655/662 (SA-2FA/B)

SA-2F (9TPT-655) SRB W/ELE TUNNEL AND THRUST ATT

(RPS044) (29 OCT 75)

PARAMETRIC DATA

REFERENCE DATA

SREF = 7.0690 SQ. IN. YMRP = 20.8340 INCHES
 LREF = 3.0000 INCHES YMRP = .0000 INCHES
 BREF = 3.0000 INCHES ZMRP = .0000 INCHES
 SCALE = .0211 SCALE

BETA = .000 PHI = 90.000
 RN/L = 6.100 FWDSTK = .000
 AFTSTK = .000 ATTRNG = 1.000
 ELETUN = 1.000 RTORKS = .000

RUN NO. 125/ 0 RN/L = 5.19 GRADIENT INTERVAL = -5.00/ 5.00

MACH	ALPHA	BETA	CM	CLM	CBL	CYN	CY	CL	CD	CA	CAB
.600	-1.160	-.00366	-.10216	-.04387	.00450	.04785	.00300	-.08536	.83085	.82895	.25078
.600	1.614	-.00499	.11366	.09275	.00372	.04251	.00808	.09020	.83421	.83134	.25410
.600	3.170	-.00369	.23525	.20066	.00184	.00726	.01137	.18800	.84779	.84779	.25662
.600	4.862	-.00268	.38555	.34238	-.00397	-.02499	.01503	.31109	.89162	.86204	.26341
.599	6.974	.00399	.57026	.54215	-.00527	-.10368	.00934	.45752	.89382	.89382	.27628
.600	9.014	.00924	.79401	.78661	-.01465	-.14978	.00140	.63941	1.03715	.92417	.29339
.600	9.970	.00808	.91565	.90679	-.01700	-.15203	.00595	.74102	1.07326	.92875	.29984
.600	11.214	.00773	1.07152	1.05117	-.02305	-.16619	.01038	.87038	1.11970	.92906	.30498
.600	13.139	-.00272	1.36675	1.35817	-.02655	-.16569	.04684	1.11725	1.22625	.94017	.31400
.599	15.229	-.02074	1.72435	1.71196	-.04092	-.09496	1.42017	1.34783	1.34783	.92745	.32531
.600	17.378	-.05237	2.11404	2.21196	-.05228	-.02955	.19152	1.74464	1.50344	.91374	.33692
.600	19.399	-.10382	2.57209	2.68317	-.06308	-.00066	.36850	2.12780	1.70133	.89800	.34845
.600	21.453	-.17230	3.07172	3.05976	-.07726	.20688	.57984	2.54246	1.92872	.86522	.35118
.600	23.808	-.27863	3.76242	3.58489	-.09133	.89782	.80152	3.11515	2.28280	.83505	.35947
.600	GRADIENT	.00020	.08050	.06343	-.00130	-.01219	.00199	.06538	.00992	.00556	.00199

RUN NO. 124/ 0 RN/L = 5.48 GRADIENT INTERVAL = -5.00/ 5.00

MACH	ALPHA	BETA	CM	CLM	CBL	CYN	CY	CL	CD	CA	CAB
.901	-1.167	-.01068	-.09687	-.04023	.00648	-.03632	-.01785	-.07492	1.07831	1.07655	.25670
.900	.837	.00528	.05930	.03363	.00173	-.03038	-.00594	.04355	1.07782	1.07706	.25576
.901	2.756	.00307	.23170	.10880	.00073	-.00428	-.03643	.17851	1.11043	1.10056	.26130
.900	5.083	-.00655	.46001	.23352	-.00305	-.01236	.01851	.35820	1.16494	1.12862	.27324
.901	6.843	-.01923	.66304	.35356	-.00664	-.04104	.05291	.51902	1.23975	1.16908	.29011
.900	9.077	-.03647	.93672	.56019	-.01606	-.05435	.10661	.73695	1.33754	1.20454	.30603
.900	10.477	-.05143	1.12963	.73608	-.01988	-.06105	.13694	.88984	1.40030	1.21515	.31698
.899	11.677	-.06366	1.32075	.90780	-.02509	-.04435	.16258	1.04566	1.46617	1.22420	.32447
.900	13.454	-.07268	1.61209	1.24777	-.03243	.05146	.16265	1.28239	1.56836	1.22697	.33484
.900	15.622	-.11229	2.03031	1.73403	-.04399	.26603	.21043	1.63079	1.70734	1.20513	.34384
.901	17.569	-.14908	2.46294	2.29522	-.05342	.54749	.23660	1.98894	1.87762	1.18965	.35219
.899	20.030	-.20587	3.07322	3.16931	-.06628	1.03000	.26934	2.49263	2.13526	1.15233	.36258
.900	22.067	-.27622	3.64192	4.09905	-.07628	1.44600	.35109	2.95293	2.40973	1.12384	.37454
.899	24.441	-.33005	4.31217	5.41772	-.09064	1.96740	.37462	3.47845	2.76836	1.08103	.38905
.899	GRADIENT	.00195	.08371	.03798	-.00147	.00813	.00293	.06456	.00813	.00608	.00117

TABLATED SOURCE DATA LARC 8-655/662 (SA-2FA/D)

(RPSD44) (29 OCT 73)

SA-2F (81PT-655)SRB W/ELE TUNNEL AND THRUST ATT

DATE 18 APR 74

PARAMETRIC DATA

REFERENCE DATA

MACH = 1.200
 SREF = 7.0690 SQ.IN.
 LREF = 3.0000 INCHES
 BREF = 3.0000 INCHES
 SCALE = .0211 SCALE

XMRP = 20.8340 INCHES
 YMRP = .0000 INCHES
 ZMRP = .0000 INCHES

BETA = .000
 RN/L = 6.100
 AFTSTK = .000
 ELETUN = 1.000

PHI = 90.000
 FWDSTK = .000
 ATTRNG = 1.000
 RTORKS = .000

RUN NO. 123/ 0 RN/L = 4.18 GRADIENT INTERVAL = -5.00/ 5.00

MACH	ALPHA	BETA	CN	CLM	CBL	CYN	CY	CL	CD	CA	CAB
1.200	-1.153	-.00558	-.09277	-.03772	-.00087	.03042	.00841	-.06074	1.59188	1.59033	.29820
1.200	.900	-.00784	.12747	-.13228	-.00027	.03512	.01343	.10254	1.58662	1.58481	.29447
1.199	2.976	-.00709	.30679	-.06379	-.00178	-.02271	.02432	.22330	1.61381	1.60004	.29201
1.199	5.455	-.00260	.49627	.38704	-.00553	-.10580	.03082	.33729	1.68829	1.64858	.30173
1.199	7.028	.00237	.63840	.73613	-.00966	-.13640	.02432	.42577	1.76404	1.69870	.31742
1.200	9.079	.00863	.88720	1.16537	-.01528	-.19403	.02047	.59838	1.87780	1.75985	.33902
1.199	10.242	.01167	1.04967	1.45106	-.01968	-.21746	.01755	.71617	1.93979	1.78154	.35243
1.200	11.137	.01120	1.19348	1.65875	-.02195	-.17066	.00832	.82591	1.98340	1.78651	.35444
1.200	13.334	.02568	1.58499	2.30169	-.03299	.05386	-.08119	1.13199	2.09661	1.77903	.35868
1.200	15.445	.04840	2.00207	3.11256	-.04104	.32717	-.20431	1.46369	2.21262	1.74292	.35823
1.200	17.752	.10738	2.55043	4.19477	-.05121	.84948	-.48246	1.90941	2.40057	1.70407	.36143
1.200	19.812	.16939	3.11475	5.25162	-.06085	1.33237	-.76195	2.36706	2.61940	1.66209	.36747
1.199	22.427	.20163	3.90027	6.76592	-.07934	1.47870	-.88805	2.98954	2.97986	1.61394	.37267
1.199	24.513	.23131	4.64384	8.08646	-.08496	1.63608	-1.01091	3.57001	3.36374	1.57940	.37735
	GRADIENT	-.00036	.09675	-.00622	-.00064	-.01290	.00386	.06877	.00533	.00236	-.00150

ORIGINAL PAGE IS OF POOR QUALITY

REFERENCE DATA

SREF = 7.0690 50. IN. XMRP = 20.8340 INCHES
 LREF = 3.0000 INCHES YMRP = .0000 INCHES
 BREF = 3.0000 INCHES ZMRP = .0000 INCHES
 SCALE = .0211 SCALE

PARAMETRIC DATA

BETA = .000 PHI = 90.000
 RN/L = 6.100 FMOSTK = .000
 AFTSTK = .000 ATTRNG = 1.000
 ELETUN = 1.000 RTORKS = .000

RUN NO. 128/ 0 RN/L = 5.17 GRADIENT INTERVAL = -5.00/ 5.00

MACH	ALPHA	BETA	CN	CLM	CBL	CYN	CY	CL	CD	CA	CAB
.600	19.551	-.11056	2.51832	2.58796	-.05398	-.23556	.44606	2.08660	1.65867	.87557	.33581
.600	21.393	-.18167	3.03823	2.98450	-.06811	-.01608	.64547	2.52030	1.89597	.84602	.33896
.600	23.609	-.26934	3.67295	3.49257	-.08368	.60322	.81227	3.03922	2.21755	.81476	.34566
.600	25.698	-.35336	4.29113	4.14754	-.09807	1.68547	.86116	3.51706	2.58731	.80629	.36653
.599	27.729	-.42813	4.89598	4.92987	-.11762	3.37065	.74456	3.96260	2.98405	.79760	.39904
.599	29.932	-.51078	5.65289	5.72776	-.13549	5.91900	.45855	4.51283	3.49117	.77376	.43592
.600	31.169	-.54689	6.19780	6.11238	-.14489	7.72217	.17255	4.90906	3.85919	.76130	.45550
.600	32.055	-.55339	6.51494	6.39200	-.15631	8.67140	-.01318	5.12744	4.08723	.74273	.46271
.600	34.375	-.56348	7.45118	7.35878	-.18256	11.36340	-.57937	5.77490	4.75316	.66412	.45420
.600	36.539	-.51681	8.12144	8.32812	-.19216	12.38551	-.96733	6.16621	5.31970	.60293	.44965
.600	39.704	-.34356	8.61034	9.64269	-.20079	12.11636	-1.51039	6.37312	5.81618	.55373	.46320
.599	40.704	-.12025	8.53498	11.31620	-.19787	9.12056	-2.48300	6.14972	5.93872	-.49113	.46210
GRADIENT		-.00371	.31186	.39110	-.00734	.66017	-.13574	.21525	-.21919	-.01706	.00721

RUN NO. 127/ 0 RN/L = 5.49 GRADIENT INTERVAL = -5.00/ 5.00

MACH	ALPHA	BETA	CN	CLM	CBL	CYN	CY	CL	CD	CA	CAB
.900	19.755	-.19678	2.98319	3.02338	-.06359	.80022	-.3827	2.42849	2.06399	1.12170	.34435
.898	22.026	-.24133	3.58304	4.06053	-.07333	1.17783	.31905	2.91676	2.34429	1.07933	.35368
.899	24.177	-.30469	4.20090	5.28217	-.08462	1.65375	.36089	3.40315	2.67667	1.04808	.36734
.900	27.052	-.37220	5.08464	7.19748	-.10162	3.19046	.17309	4.06851	3.21296	1.01108	.39371
.900	28.705	-.22983	5.54385	8.35220	-.10754	3.75441	-.29516	4.38493	3.53486	.99431	.41299
.900	31.192	-.07320	6.45141	9.77468	-.12315	5.47173	-1.05668	5.02691	4.15493	.95531	.44252
.900	32.539	.01135	7.01902	10.54555	-.13501	6.51837	-1.49485	5.42801	4.54208	.90946	.44660
.900	33.365	.09725	7.25127	11.22708	-.13662	6.31776	-1.65557	5.56574	4.73270	.89168	.44910
.901	35.647	.30050	8.09688	12.93982	-.14944	6.26363	-2.13250	6.09486	5.39466	.83200	.45440
.501	37.382	.51280	8.81917	14.16677	-.15735	6.26191	-2.64729	6.53690	5.97060	.77554	.45913
GRADIENT		.03996	.33097	.63646	-.00549	.37929	-.18187	.23413	-.22141	-.01845	.00735

TABULATED SOURCE DATA LARC 8-655/662 (SA-2FA/B)

(SP045) (29 OCT 73)

DATE 18 APR 74

SA-2F (8TPT-655)SRB W/ELE TUNNEL AND THRUST ATT

PARAMETRIC DATA
 BETA = .000 PHI = 90.000
 RN/L = 6.100 FLDSTR = .000
 AFTSTR = .000 ATTRG = 1.000
 ELETUN = .000 RTORKS = .000

REFERENCE DATA
 MACH = 7.0690 50. IN. XMRP = 20.6340 INCHES
 LREF = 3.0000 INCHES YMRP = .0000 INCHES
 BREF = 3.0000 INCHES ZMRP = .0000 INCHES
 SCALE = .0211 SCALE

RUN NO. 126/ 0 RN/L = 4.18 GRADIENT INTERVAL = -5.00/ 5.00

MACH	ALPHA	BETA	CH	CLM	CLB	CYN	CY	CL	CD	CA	CAB
1.200	19.781	.16233	5.08451	5.25088	-.06237	.98452	-.66428	2.35927	2.55433	1.60516	.39336
1.200	22.113	.21479	3.78664	6.62534	-.07502	1.23637	-.86046	2.91462	2.88603	1.37638	.34965
1.200	24.217	.24214	4.51276	7.92814	-.08099	1.39833	-.96813	3.48202	3.25987	1.34472	.36165
1.200	26.436	.28480	5.27772	9.17054	-.09139	1.63847	-1.17991	4.05821	3.69248	1.49970	.36994
1.200	28.766	.30221	6.15358	10.51031	-.11794	2.14984	-1.29560	4.69421	4.23637	1.45460	.37886
1.199	31.037	.33115	7.12450	11.68279	-.11794	2.20118	-1.38533	5.38777	4.66446	1.39019	.39166
1.199	32.451	.36104	7.81660	12.47099	-.12838	2.18977	-1.46458	5.86753	5.33991	1.35767	.39766
1.199	33.587	.37610	8.19262	12.80079	-.13376	1.91507	-1.42763	6.10027	5.63167	1.34537	.39865
1.199	35.852	.42786	9.29260	13.82832	-.14716	1.77192	-1.55461	6.76911	6.49832	1.30254	.40455
1.199	36.215	.53786	10.48623	14.28611	-.17034	2.80202	-2.09031	7.46205	7.47370	1.25591	.42960
1.195	40.034	.61087	11.40547	14.59988	-.18751	2.50263	-2.23154	7.95679	8.25948	1.20194	.43322
1.197	42.697	.66081	12.67655	14.98433	-.20515	1.99373	-2.27169	8.55264	9.42424	1.12652	.43679
1.199	44.661	.69225	13.61316	15.04221	-.21708	1.52862	-2.26770	8.89708	10.36385	1.11774	.45980
1.200	47.180	.70431	14.88341	14.56944	-.23694	1.66503	-2.35829	9.29648	11.67701	1.12304	.49794
1.200	GRADIENT	.02136	.43787	.36517	-.00650	.02558	-.06578	.26570	.33418	-.01982	.00504

TABULATED SOURCE DATA LARC 8-855/862 (SA-2FA/B)

(RPS046) (29 OCT 73)

SA-2F (8TPT-695)258 W/ELE TUNNEL AND THRUST ATT

PARAMETRIC DATA

REFERENCE DATA

MREF = 7.0690 SQ.IN. XMRP = 20.8340 INCHES
 LREF = 3.0000 INCHES YMRP = .0000 INCHES
 BREF = 3.0000 INCHES ZMRP = .0000 INCHES
 SCALE = .0211 SCALE
 BETA = .000 PHI = 90.000
 RN/L = 6.100 FJOSTK = .000
 AFTSK = .000 ATTRNG = 1.000
 ELETUN = 1.000 RTORKS = .500

RUN NO. 107/ 0 RN/L = .16 GRADIENT INTERVAL = -5.00/ 5.00

MACH	ALPHA	BETA	CN	CLM	CBL	CYN	CY	CL	CD	CA	CAB
.600	39.424	-.77396	8.45416	10.40344	-.22070	10.61558	-.03999	6.14379	5.83931	.60899	.00000
.600	41.614	-.61485	8.79069	11.54805	-.21784	9.01424	-.08988	6.21732	6.23754	.53449	.00000
.600	43.644	-.47515	9.14936	12.71078	-.21905	7.78787	-1.86697	6.30540	6.64541	.45701	.00000
.600	45.742	-.69024	10.14246	13.64386	-.24124	10.96391	-2.29035	6.82390	7.51200	.35224	.00000
.600	47.748	-1.07325	11.34580	14.51726	-.26258	16.76939	-3.19262	7.38980	8.61542	.32314	.00000
GRADIENT		-.53181	.34234	.49711	-.00513	.67766	-.37088	.14850	.32771	-.03617	.00000

RUN NO. 106/ 0 RN/L = 5.48 GRADIENT INTERVAL = -5.00/ 5.00

MACH	ALPHA	BETA	CN	CLM	CBL	CYN	CY	CL	CD	CA	CAB
.899	39.631	-.40842	9.59487	14.41614	-.18448	5.19691	-1.83343	6.91069	6.69835	.75095	.00000
.900	42.075	-.48694	10.59928	16.18432	-.20424	5.66545	-1.56880	7.39366	7.62750	.70721	.00000
.900	44.133	-.41714	11.45872	17.44124	-.21149	4.90275	-1.43573	7.74623	8.47168	.68651	.00000
.900	46.176	-.42579	12.38770	18.10660	-.22200	5.08596	-1.55082	8.10171	9.39431	.65990	.00000
.899	48.278	-.43764	13.74801	19.42305	-.24483	5.83253	-2.47397	8.78261	10.58845	.49159	.00000
.900	50.306	-.35278	14.29021	20.74436	-.24903	5.10239	-2.55035	8.80988	11.25904	.41206	.00000
.900	52.375	-.31848	14.81611	22.69399	-.26048	4.76892	-2.52352	8.71871	11.98630	.41267	.00000
GRADIENT		.30652	.43076	.61114	-.00597	-.02232	-.08507	.15841	.42894	-.03050	.00000

RUN NO. 105/ 0 RN/L = 4.18 GRADIENT INTERVAL = -5.00/ 5.00

MACH	ALPHA	BETA	CN	CLM	CBL	CYN	CY	CL	CD	CA	CAB
1.199	39.809	-.07712	11.30938	12.84945	-.19526	2.08241	-1.74127	7.94179	6.14206	1.20956	.00000
1.199	41.896	-.09353	12.32625	13.73748	-.21006	1.97581	-1.95127	8.41278	9.08103	1.14175	.00000
1.199	43.912	.01290	13.18263	14.41453	-.21926	1.35710	-2.05412	8.76825	9.89965	1.05054	.00000
1.196	45.953	.07551	13.95563	15.47927	-.23097	.63338	-1.95146	9.01649	10.69456	.95456	.00000
1.196	48.012	.03274	14.74779	16.46364	-.24617	1.20946	-2.13294	9.22910	11.53495	.85681	.00000
1.199	50.066	.04327	15.56663	17.33239	-.26927	1.00844	-2.00580	9.37659	12.45168	.80302	.00000
1.199	52.129	.07625	16.04494	18.48898	-.29510	.50916	-1.78896	9.30782	13.08725	.68666	.00000
1.199	54.176	.07536	16.37995	19.31800	-.29309	.56632	-1.85734	9.07534	13.55061	.63108	.00000
1.196	56.190	.07579	16.78320	19.55548	-.30068	.58391	-1.89166	8.84402	14.27634	.59548	.00000
1.196	58.196	.07120	17.19584	19.37500	-.30924	.62230	-1.88309	8.59885	14.90148	.54562	.00000
1.196	60.189	.07153	17.54038	19.80698	-.31644	.62296	-1.89478	8.29488	15.46251	.48984	.00000
1.199	62.194	.06157	17.97900	19.80978	-.32423	.52534	-1.91369	7.98494	16.11495	.45430	.00000
1.199	64.121	.09906	18.22563	19.43441	-.32618	.35510	-1.94649	7.53395	16.60239	.46790	.00000
GRADIENT		.00963	.27499	.30268	-.00570	-.06031	.00112	-.02305	.34401	-.03255	.00000

SA-2F (8TPT-655)SRB W/ELE TUNNEL AND THRUST ATT

(RPSD47) (29 OCT 73)

REFERENCE DATA

SREF = 7.0690 SQ. IN. YMRP = 20.8340 INCHES
 LREF = 3.0000 INCHES YMRP = .0000 INCHES
 BREF = 3.0000 INCHES ZMRP = .0000 INCHES
 SCALE = .0211 SCALE

PARAMETRIC DATA

BETA = .000 PHI = 90.000
 RN/L = 6.100 FADSTK = .000
 AFTSTK = .000 ATTRNG = 1.000
 ELETUN = 1.000 RTORKS = .000

RUN NO. 110/ 0 RN/L = 5.18 GRADIENT INTERVAL = -5.00/ 5.00

MACH	ALPHA	BETA	CN	CLM	CBL	CYN	CY	CL	CD	CA	CAB
.600	59.626	.24952	12.87588	17.11712	-.27486	.93348	-5.98697	6.66997	11.01518	-.18516	.00000
.600	61.826	.28060	13.25582	18.20418	-.27268	1.12074	-6.79867	6.47833	11.56763	-.24905	.00000
.600	63.839	.35924	13.47430	18.54817	-.27671	.40249	-7.24913	6.19305	11.96906	-.28343	.00000
.600	65.847	.47281	13.63595	18.73492	-.28179	-.94381	-7.49006	5.88339	12.30593	-.33303	.00000
.600	67.893	.57626	13.71119	19.20132	-.28022	-2.29391	-7.53791	5.50763	12.56199	-.37512	.00000
.600	69.862	.58311	13.79377	19.11662	-.28191	-2.47655	-7.40762	4.96666	12.86747	-.23287	.00000
.600	71.849	.56808	13.89093	18.34055	-.28345	-2.28747	-7.37549	4.43300	13.16440	-.11330	.00000
.600	73.796	.53761	13.75060	17.35888	-.28127	-2.00128	-7.23992	3.86946	13.19498	-.03999	.00000
.600	75.790	.47523	13.72274	15.83527	-.28938	-1.29925	-7.07939	3.34539	13.30874	.02407	.00000
.600	77.732	.36983	13.73474	13.98877	-.29741	-.02664	-6.89294	2.84033	13.43808	.07992	.00000
.600	79.702	.31193	13.91620	12.32687	-.29662	.68819	-6.81908	2.36529	13.71428	.12453	.00000
.596	81.596	.32977	14.09801	10.91299	-.29742	.35706	-6.75310	1.89102	13.97165	-.17077	.00000
.600	83.527	.30271	14.22425	9.53374	-.30414	.65606	-6.68443	1.42764	14.15353	.17694	.00000
GRADIENT		-.00034	.03989	-.35570	-.00123	.00074	.00113	-.23306	.11947	.02243	.00000

RUN NO. 109/ 0 RN/L = 5.49 GRADIENT INTERVAL = -5.00/ 5.00

MACH	ALPHA	BETA	CN	CLM	CBL	CYN	CY	CL	CD	CA	CAB
.800	64.526	.23330	17.05370	24.34343	-.28318	-.26264	-2.61330	7.30306	15.40992	.03239	.00000
.899	66.391	.22221	17.12032	23.10161	-.28479	-.18693	-2.57075	6.82373	15.70192	.03586	.00000
.900	68.301	.21798	17.24738	20.67450	-.29147	-.15487	-2.55604	6.25394	16.07414	.13218	.00000
.899	70.237	.22648	17.48962	19.65522	-.30799	-.14582	-2.67763	5.75046	16.51814	.17360	.00000
.900	71.204	.21708	17.64874	18.88464	-.31133	-.03998	-2.70176	5.49279	16.77347	.20444	.00100
.900	72.179	.20936	17.79318	18.29842	-.31550	.03402	-2.70634	5.22080	17.01165	.23592	.00000
.899	74.132	.19656	17.89493	17.24602	-.31203	.06913	-2.59953	4.54741	17.31111	.35301	.00000
.899	76.102	.19098	18.12357	15.67864	-.31420	.10922	-2.59115	3.89424	17.70656	.47271	.00000
.900	78.035	.23180	18.17959	14.61077	-.31227	-.37984	-2.45090	3.27756	17.88875	.50239	.00000
.900	79.982	.25292	18.32074	13.64574	-.31622	-.63001	-2.39474	2.69160	18.12883	.49980	.00000
.900	81.943	.25620	18.51830	12.72148	-.31912	-.69604	-2.36742	2.11611	18.40337	.48431	.00000
.899	83.847	.26666	18.62495	11.72521	-.32469	-.80279	-2.30691	1.54487	18.59632	.45389	.00000
GRADIENT		.00191	.08580	-.64544	-.00194	-.03173	.01486	-.30340	.16880	.02778	.00000

ORIGINAL PAGE IS OF POOR QUALITY

SA-2 (RPT-655)SRB W/ELE TUNNEL AND THRUST ATT

(RPS047) (29 OCT 73)

REFERENCE DATA

SREF = 7.0890 50. IN. XMRP = 20.8340 INCHES
 LREF = 3.0000 INCHES YMRP = .0000 INCHES
 GRF = 3.0000 INCHES ZMRP = .0000 INCHES
 SCALE = .0211 SCALE

PARAMETRIC DATA

BETA = .000 PHI = 90.000
 RN/L = 6.100 FJOSTK = .000
 AFTSTK = .000 ATTRM% = 1.000
 ELETUN = 1.000 RTORRS = .000

RUN NO. 108/ 0 RN/L = 4.21 GRADIENT INTERVAL = -5.00/ 5.00

MACH	ALPHA	BETA	CN	CLM	CBL	CYN	CY	CL	CD	CA	CAB
1.198	59.675	.08048	17.30834	19.64083	-.29280	.51338	-1.87179	8.23298	15.23394	.52549	.00000
1.199	62.149	.09947	17.87091	19.63521	-.30593	.36448	-1.93219	7.91289	16.03118	.49315	.00000
1.199	64.118	.11781	18.18286	19.28971	-.30816	.19876	-1.96044	7.48916	16.57640	.49786	.00000
1.199	66.091	.11167	18.41689	18.80092	-.31558	.25391	-1.94414	6.99563	17.04422	.51246	.00000
1.199	68.113	.12266	18.62966	18.26160	-.32715	.17246	-1.98591	6.50606	17.67861	.52299	.00000
1.199	70.641	.10769	19.62370	17.05123	-.34132	.29917	-1.94664	6.09616	18.66378	.64075	.00000
1.198	72.005	.09275	20.08302	16.06004	-.33841	.35510	-1.81152	5.69901	19.29725	.63630	.00000
1.199	73.958	.09480	20.41218	14.82681	-.33395	.27808	-1.73706	5.03134	19.79254	.63393	.00000
1.198	75.943	.10773	20.54137	14.40932	-.32816	-.11307	-1.67552	4.42133	20.06844	.58555	.00000
1.198	77.932	.13535	20.71364	13.83734	-.32680	-.21437	-1.65283	3.81153	20.36687	.53093	.00000
1.200	79.888	.13916	21.03981	13.17268	-.33149	-.24946	-1.66969	3.18944	20.80297	.51239	.00000
1.199	81.863	.13839	21.36839	12.45971	-.34162	-.22346	-1.70847	2.55733	21.22006	.47208	.00000
1.198	83.792	.13369	21.60980	11.65771	-.34614	-.17191	-1.72653	1.92730	21.52762	.41183	.00000
	GRADIENT	.00186	.18278	-.36889	-.00173	-.09012	.01343	-.26795	.26797	-.00169	.00000

TABULATED SOURCE DATA LARC 8-655/662 (SA-2FA/8)

SA-2F (BTFT-655)SRB W/ELE TUNNEL AND THRUST ATT

PARAMETRIC DATA

BETA = .000 PHI = 90.000
RN/L = 6.100 FLDSTK = .000
AFTSTK = .000 ATTRNG = 1.000
ELETUN = 1.000 RTORRS = .000

REFERENCE DATA

SRFP = 7.0690 52. IN. ZMRP = 20.8346 INCHES
LREF = 3.0000 INCHES ZMRP = .0000 INCHES
SRFP = 3.0000 INCHES ZMRP = .0000 INCHES
SCALE = .0211 SCALE

RUN NO. 55/ 0 RN/L = 5.09 /GRADIENT INTERVAL = -5.00/ 5.00

MACH	ALPHA	BETA	CN	CLM	CLN	CBL	CYN	CY	CL	CD	CA	CA3
.599	79.644	.54667	13.59917	12.28911	-.29821	.97098	-6.69737	2.25960	13.4145	.18807	.00000	
.600	82.363	.51471	13.69190	10.23099	-.29865	1.25648	-6.72246	1.54354	13.63737	.27365	.00000	
.601	84.431	.51053	13.94177	9.02280	-.29820	1.27035	-6.66841	1.11760	13.90087	.23658	.00000	
.602	86.680	.54035	14.18467	7.51065	-.29866	.90801	-6.67935	.62675	14.17215	.19432	.00000	
.603	89.057	.56251	14.33674	5.70095	-.29729	.64196	-6.70187	.03664	14.33738	.19926	.00000	
.604	90.913	.57444	14.29563	4.29695	-.29782	.43086	-6.79137	-.48795	14.28967	.26032	.00000	
.605	92.981	.58578	14.16376	2.71608	-.29632	.36449	-6.86871	-.93449	14.13431	.19822	.00000	
.606	94.228	.59672	13.93003	1.52814	-.29324	.36449	-6.86871	-1.19517	13.87968	.16955	.00000	
.607	96.302	.57624	13.84463	.08754	-.29833	.91080	-7.11169	-1.55583	13.75698	.03646	.00000	
.608	98.402	.56256	13.75179	-1.45564	-.29794	1.25727	-7.26670	-1.91111	13.61871	-.09925	.00000	
.609	100.171	.54629	13.65489	-2.69441	-.29919	1.60599	-7.39788	-2.15219	13.47907	-.21960	.00000	
.600	103.306	.51762	13.43033	-4.62060	-.29644	2.13591	-7.59987	-2.66465	13.17063	-.43820	.00000	
GRAD:ENT	.00104	-.01014	-.73002	.00006	.00006	.02565	-.03480	-.21262	-.01456	-.02483	.00000	

RUN NO. 54/ 0 RN/L = 5.46 /GRADIENT INTERVAL = -5.00/ 5.00

MACH	ALPHA	BETA	CN	CLM	CLN	CBL	CYN	CY	CL	CD	CA	CA3
.609	90.244	.56689	16.31478	13.80665	-.32055	-.06174	-2.74826	2.55284	16.14459	.59859	.00000	
.609	92.621	.57812	16.63342	12.40300	-.32431	-.12571	-2.76427	1.85443	16.54887	.54316	.00000	
.609	94.870	.59454	16.78375	11.18153	-.32761	-.27480	-2.75907	1.22749	16.75080	.51950	.00000	
.609	97.031	.59612	16.94640	9.53343	-.33090	-.27911	-2.77103	.49103	16.94640	.49111	.00000	
.609	98.949	.40549	19.05322	6.31124	-.32795	-.36820	-2.75018	-.12136	19.05866	.47106	.00000	
.609	90.885	.40858	19.08293	7.10788	-.32820	-.43842	-2.71661	-.77434	19.67316	.47662	.00000	
.609	92.685	.40515	19.18254	5.75100	-.33130	-.41266	-2.70237	-1.32424	19.12149	.42694	.00000	
.609	94.854	.39148	18.92820	4.12767	-.33015	-.38828	-2.63961	-1.93244	18.83323	.33206	.00000	
.609	96.168	.37802	18.78161	3.02960	-.32767	-.30183	-2.62344	-2.29098	18.64338	.27452	.00000	
.609	98.564	.35306	18.53108	.92017	-.32159	-.11513	-2.59256	-.2.91015	18.30178	.15242	.00000	
.609	99.868	.34482	18.39863	-.19454	-.32370	-.02336	-2.61506	-3.24811	18.10988	.06983	.00000	
.609	103.637	.41526	13.02402	-2.37795	-.32781	-.51362	-2.79873	-4.12668	17.55804	-.13511	.00000	
GRAD:ENT	-.00019	-.01364	-.71054	-.00006	-.00006	-.00037	.00489	-.29211	-.02708	-.02759	.00000	

SA-2F (81PT-655)SMB W/ELE TUNNEL AND THRUST ATT

(RPSD46) (29 OCT 73)

REFERENCE DATA

SREF = 7.0000 SQ. IN. YMRP = 20.6340 INCHES
 LREF = 3.0000 INCHES THRP = .0000 INCHES
 DREF = 5.0000 INCHES ZMRP = .0000 INCHES
 SCALE = .0211 SCALE

PARAMETRIC DATA

BETA = .000 PHI = 90.000
 RM/L = 6.100 FMOSTK = .000
 AFTSTK = .000 ATTRK = 1.000
 ELETUN = 1.000 RTORR = .000

RUN NO. 53/ D RM/L = 4.19 GRADIENT INTERVAL = -3.00/ 5.00

MACH	ALPHA	BETA	ON	CLM	CBL	CYN	CY	CL	CD	CA	CAB
1.198	79.992	.23610	20.96557	13.14536	-.34152	-.27908	-1.79165	3.13268	20.73670	.51881	.00000
1.199	62.268	.24045	21.31751	12.30030	-.34519	-.28535	-1.81111	2.36459	21.19187	.50048	.00000
1.199	84.202	.23645	21.47871	11.52116	-.35170	-.23550	-1.82657	1.71596	21.41491	.45617	.00000
1.199	86.212	.23994	21.58969	10.72683	-.35345	-.21871	-1.84928	1.02373	21.56938	.40339	.00000
1.198	88.162	.24238	21.64127	9.95944	-.35177	-.24132	-1.85080	.36018	21.64085	.35424	.00000
1.198	89.962	.24198	21.66124	9.25725	-.35294	-.23826	-1.84932	-.4903	21.66141	.28343	.00000
1.198	91.503	.24098	21.67427	8.45914	-.35107	-.29692	-1.85954	-.88726	21.65687	.18257	.00000
1.199	94.026	.25082	21.59405	7.57932	-.35127	-.33539	-1.84675	-1.59969	21.53488	.08378	.00000
1.201	95.918	.24707	21.40279	6.74994	-.34881	-.35038	-1.80764	-2.21677	21.28773	.00969	.00000
1.200	97.869	.24670	21.20633	5.94269	-.34744	-.37451	-1.79415	-2.81986	21.01818	-.08437	.00000
1.200	99.834	.24644	21.02656	5.20613	-.34304	-.41300	-1.77243	-3.41008	20.74901	-.18391	.00000
1.201	104.030	.25679	20.79376	4.24496	-.35372	-.56919	-1.76770	-4.59705	20.28440	-.45750	.00000
GRADIENT		.00071	-.01608	-.38823	-.00011	-.01116	.00188	-.32601	-.02513	-.04045	.00000

TABULATED SOURCE DATA LARC 0-655/662 (SA-2FA/8)

SA-2F(0TPT-655)SR0 W/ELE TUNNEL AND THRUST ATT

DATE 18 APR 74

(RPS048) (29 OCT 73)

PARAMETRIC DATA

BETA = .000 PHI = 90.000
RNVL = 6.100 FLDSTK = .000
AFTSTK = .000 STRNG = .000
ELETUN = 1.000 RTORNS = .500

REFERENCE DATA
MACH = 7.0490 50-IN. WMP = 20.0340 INCHES
LREF = 3.0000 INCHES WMP = .0000 INCHES
MREF = 3.0000 INCHES WMP = .0000 INCHES
SCALE = .0211 SCALE

RUN NO. 60/ 0 RNVL = 5.09 GRADIENT INTERVAL = -5.00/ 5.00

MACH	ALPHA	BETA	CN	CLM	CBL	CYN	CY	CL	CD	CA	CAB
.600	76.322	-.77814	13.74769	15.19684	-.16930	-.76982	-7.14050	2.92321	13.43501	.21677	.00000
.610	78.782	-.80901	13.89486	13.45369	-.17105	-.35201	-7.09901	2.39276	13.69096	.31643	.00000
.620	80.780	-.82953	14.06046	11.96721	-.17484	-.08235	-7.05192	1.89849	13.93672	.37380	.00000
.630	82.638	-.86834	14.25841	10.52261	-.17641	.33224	-7.00028	1.44469	14.19013	.38056	.00000
.640	84.623	-.91209	14.38798	9.20826	-.17535	.99629	-7.07376	.99400	14.35801	.35230	.00000
.650	86.586	-.90062	14.30029	7.91435	-.17713	.52283	-7.17900	.57395	14.29147	.27806	.00000
.660	88.524	-.86544	14.20425	6.23913	-.18245	.06277	-7.15297	.07998	14.28693	.28802	.00000
.670	90.515	-.85523	14.12629	4.77337	-.17977	-.08944	-7.17645	-.48563	14.12250	.35878	.00000
.680	92.442	-.84840	14.04072	3.32541	-.18124	-.28138	-7.24010	-.95491	14.01276	.27270	.00000
.690	94.415	-.84905	13.86188	1.89889	-.18320	-.34222	-7.31071	-1.33897	13.79976	.15478	.00000
.700	96.377	-.84436	13.78168	.54648	-.18578	-.50840	-7.32696	-1.68224	13.65935	.02930	.00000
.801	98.325	-.86484	13.74340	-.80799	-.18621	-.18387	-7.38147	-2.01880	13.59435	-.10450	.00000
.801	100.451	-.89613	13.61226	-2.36099	-.18847	.18670	-7.45982	-2.36647	13.43538	-.01261	.00000
GRADIENT		-.01828	-.01960	-.73707	-.00075	.00067	-.01329	-.22605	-.01078		.00000

RUN NO. 59/ 0 RNVL = 5.48 GRADIENT INTERVAL = -5.00/ 5.00

MACH	ALPHA	BETA	CN	CLM	CBL	CYN	CY	CL	CD	CA	CAB
.600	76.854	-.49551	18.30583	16.41190	-.19058	-.21103	-3.03797	3.62880	17.95304	.61344	.00000
.610	77.654	-.48093	18.40654	15.88477	-.18982	-.28930	-2.98854	3.30561	18.12060	.64526	.00000
.620	79.644	-.45724	18.47078	14.83848	-.19142	-.42912	-2.91675	2.65644	18.29122	.67508	.00000
.630	81.282	-.46502	18.71352	13.78475	-.19404	-.37083	-2.80979	2.07306	18.61042	.67042	.00000
.640	83.119	-.48064	18.81327	12.92601	-.19403	-.56738	-2.88330	1.60954	18.75553	.64914	.00000
.650	85.284	-.47731	19.04393	11.32240	-.19449	-.41010	-2.98901	.85344	19.03494	.62136	.00000
.660	87.820	-.47936	18.18173	9.65358	-.19595	-.47130	-3.02885	.20619	19.18972	.59088	.00000
.670	89.392	-.48372	19.20685	8.67601	-.20117	-.59188	-3.01188	-.36777	19.23183	.57148	.00000
.680	89.804	-.45330	19.14455	6.58838	-.20117	-.73919	-3.04280	-.43844	19.14803	.37071	.00000
.690	91.406	-.46104	19.18011	7.58848	-.20207	-.63076	-3.02521	-1.03954	19.16237	.56915	.00000
.700	93.245	-.45871	19.18938	6.22933	-.20135	-.63799	-3.01473	-1.61064	19.12868	.52521	.00000
.800	95.256	-.44020	18.98386	4.72583	-.20508	-.66727	-3.05853	-2.19461	18.86213	.45757	.00000
.800	97.178	-.42474	18.84357	3.30789	-.20607	-.84372	-3.10675	-2.72414	18.64934	.37236	.00000
.800	99.124	-.40146	18.63682	1.87951	-.20698	-.13816	-3.1372	-3.22826	18.35713	.27320	.00000
.800	100.107	-.38852	18.53387	.87265	-.21022	-.136052	-3.14793	-3.47425	18.20682	.22533	.00000
GRADIENT		.00282	.01377	-.85866	-.00085	-.04182	-.00748	-.30854	.01610	-.01827	.00000

ORIGINAL PAGE IS OF POOR QUALITY

REFERENCE DATA

MACH = 7.0690 56. IN. XMRP = 20.8340 INCHES
 LREF = 3.0000 INCHES YMRP = .0000 INCHES
 BREF = 3.0000 INCHES ZMRP = .0000 INCHES
 SCALE = .0211 SCALE

PARAMETRIC DATA

BETA = .000 PHI = 90.000
 RN/L = 6.100 FMOSTK = .000
 AFTSK = .000 ATTRNG = 1.000
 ELETUN = 1.000 RTORKS = .000

RUN NO. 61/ 0 RN/L = 5.06 GRADIENT INTERVAL = -5.00/ 5.00

MACH	ALPHA	BETA	CN	CLM	CBL	CYN	CY	CL	CD	CA	CAB
.600	96.335	-79360	14.03591	.80511	-1.18577	-35576	-7.02216	-1.70989	13.93231	.16210	.00000
.600	98.296	-82408	13.80983	-7.2509	-1.18531	-11461	-7.09540	-2.03329	13.65938	.04119	.00000
.600	100.246	-85226	13.70197	-2.10558	-1.18830	.07178	-7.16631	-2.34578	13.49999	-.09301	.00000
.599	102.253	-88531	13.56748	-3.37366	-1.18701	.28145	-7.28691	-2.63798	13.31084	-.24701	.00000
.600	104.279	-94362	13.37130	-4.67413	-1.19354	.89953	-7.38150	-2.91298	13.05618	-.39727	.00000
.599	106.171	-99456	13.21815	-5.77984	-1.19186	1.22471	-7.56170	-3.15953	12.84647	-.54322	.00000
.600	108.144	-1.03084	13.04821	-6.79590	-1.19234	1.26229	-7.81025	-3.44770	12.60115	-.64789	.00000
.600	110.121	-1.05372	12.98642	-7.64323	-1.19931	1.24160	-8.01565	-3.73508	12.46213	-.78000	.00000
.600	112.074	-1.01219	12.92994	-8.61410	-2.0566	.82671	-7.93397	-4.02070	12.32217	-.90475	.00000
.600	114.029	-98191	12.81863	-9.24822	-2.0967	.57403	-7.85161	-4.26233	12.13460	-1.04823	.00000
.600	116.050	-98296	12.63928	-9.43322	-2.0439	1.13105	-7.53881	-4.47609	11.88005	-1.19150	.00000
.600	118.050	-99643	12.61352	-9.80905	-1.8505	2.18680	-7.03045	-4.77116	11.75013	-1.31475	.00000
.599	120.031	-1.01027	12.31311	-9.87586	-1.17119	2.52398	-6.99404	-4.92889	11.37372	-1.42923	.00000
GRADIENT		-.00882	-.06665	-.46258	-.00021	.09410	-.01170	-.13697	-.10238	-.06789	.00000

RUN NO. 60/ 0 RN/L = 5.46 GRADIENT INTERVAL = -5.00/ 5.00

MACH	ALPHA	BETA	CN	CLM	CBL	CYN	CY	CL	CD	CA	CAB
.900	95.999	-44500	18.77416	3.86050	-1.19792	-47449	-2.91314	-2.43269	18.62190	.47333	.00000
.900	96.013	-44448	18.60944	2.46497	-2.0192	-47674	-2.88937	-2.96350	18.37574	.37500	.00000
.900	99.874	-45525	18.45733	1.01691	-2.0552	-48149	-2.93656	-3.43598	18.13678	.27489	.00000
.900	101.813	-45704	18.30312	-.48226	-2.0918	-.52586	-2.95980	-3.91012	17.88136	.16664	.00000
.900	103.775	-45158	18.13944	-1.74281	-2.1269	-70716	-3.03114	-4.35638	17.60859	.03821	.00000
.900	105.821	-44133	17.84371	-3.03635	-2.1427	-.89132	-3.07765	-4.76276	17.19667	-.10620	.00000
.900	107.669	-44141	17.58058	-4.24720	-2.2307	-1.00369	-3.14144	-5.09933	16.82672	-.25463	.00000
.900	109.634	-43895	17.31177	-5.54748	-2.2838	-1.10195	-3.18625	-5.41625	16.44817	-.42537	.00000
.900	111.674	-43448	16.99539	-6.78861	-2.2480	-90967	-3.15697	-5.71676	16.01640	-.60258	.00000
.900	113.577	-48113	16.71171	-7.25767	-2.1928	-.60614	-3.12444	-5.96789	15.62935	-.78179	.00000
.500	115.615	-50735	16.24395	-7.85511	-2.1316	-.28161	-3.08152	-6.13473	15.07317	-.98454	.00000
.900	117.577	-50347	15.75141	-8.36801	-1.1952	-.17413	-3.00368	-6.25649	14.50268	-1.16817	.00000
.900	119.798	-49831	15.44275	-9.14104	-1.19445	-.08684	-2.93574	-6.45214	14.09963	-1.39683	.00000
GRADIENT		-.00252	-.14177	-.55914	-.00017	.01080	-.00588	-.16981	-.19400	-.07937	.00000

PARAMETRIC DATA

BETA = .000 PHI = 90.000
 RN/L = 6.100 FADSTK = .000
 AFTSTK = .000 ATTRNG = 1.000
 ELETUN = 1.000 RTORNS = .000

REFERENCE DATA

SREF = 7.0690 SQ. IN. XMRP = 20.8340 INCHES
 LREF = 3.0000 INCHES YMRP = .0000 INCHES
 BREF = 3.0000 INCHES ZMRP = .0000 INCHES
 SCALE = .0211 SCALE

RUN NO. 62/ 0 RN/L = 4.17 GRADIENT INTERVAL = -5.00/ 5.00

MACH	ALPHA	BETA	CN	CLM	CBL	CYN	CY	CL	CD	CA	CAB
1.199	96.514	-1.7610	21.37408	6.47401	-2.0891	-1.46071	-2.09352	-2.54711	21.22213	.12303	.00000
1.200	96.594	-1.7017	21.07391	5.58271	-2.0996	-1.52715	-2.08272	-3.16996	20.83415	.02459	.00000
1.201	100.475	-1.6606	20.86336	4.94369	-2.0867	-1.55687	-2.06026	-3.72080	20.52903	-.07364	.00000
1.200	102.476	-1.6438	20.60678	4.28578	-2.1164	-1.56289	-2.04210	-4.26105	20.16237	-.19309	.00000
1.200	104.513	-1.6391	20.28682	3.52077	-2.1188	-1.59801	-2.05269	-4.78405	19.71709	-.30966	.00000
1.199	106.436	-1.6083	20.04634	2.94295	-2.1515	-1.63909	-2.06766	-5.25552	19.35024	-.43432	.00000
1.199	108.455	-1.4710	20.02769	2.87624	-2.2499	-1.81785	-2.09818	-5.77436	19.18647	-.59617	.00000
1.200	110.402	-1.3356	19.56342	1.79830	-2.2905	-1.99570	-2.12994	-6.13785	18.58989	-.72779	.00000
1.200	112.373	-1.2491	19.00543	.72086	-2.3289	-1.08629	-2.13274	-6.43174	17.90508	-.86768	.00000
1.199	114.408	-1.2193	18.29718	-.58256	-2.3371	-1.21802	-2.22590	-6.63895	17.08029	-1.01252	.00000
1.199	116.320	-1.3169	17.64386	-1.91198	-2.3146	-1.13548	-2.24509	-6.78185	16.32977	-1.16153	.00000
1.199	118.286	-1.3423	17.13297	-2.82951	-2.2575	-1.07664	-2.22247	-6.93659	15.72339	-1.34263	.00000
1.199	120.426	-1.3730	16.68542	-3.38612	-2.1647	-0.97245	-2.16600	-7.12059	15.14510	-1.52989	.00000
GRADIENT	.00217	-.19625	-.41523	-.00093	-.03165	-.03727	-.03727	-.19347	-.25620	-.06920	.00000

ORIGINAL PAGE IS OF POOR QUALITY

REFERENCE DATA

SREF = 7.0690 SQ.IN. XMRP = 20.8340 INCHES
 LREF = 3.0000 INCHES YMRP = .0000 INCHES
 BREF = 3.0000 INCHES ZMRP = .0000 INCHES
 SCALE = .0211 SCALE

PARAMETRIC DATA

BETA = .000 PHI = 90.000
 RN/L = 6.100 FWDSTK = .000
 AFTSTK = .000 ATTRNG = 1.000
 ELETUN = 1.000 RTORKS = .000

RUN NO. 85/ 0 RN/L = 5.06 GRADIENT INTERVAL = -5.00/ 5.00

MACH	ALPHA	BETA	CN	CLM	CBL	CYN	CY	CL	CD	CA	CAB
.800	116.239	-7.1379	12.64708	-9.81410	-21329	1.20065	-7.80747	-4.49445	11.88464	-1.22516	.00000
.899	118.287	-7.1362	12.68120	-9.91744	-19699	2.13918	-6.90643	-4.81557	11.80938	-1.35588	.00000
.999	120.287	-6.3121	12.40620	-10.42162	-18196	1.98207	-5.97305	-4.98691	11.45343	-1.46846	.00000
.800	122.276	-6.0351	12.06811	-10.68088	-18342	1.99644	-5.59869	-5.14344	11.02505	-1.53869	.00000
.899	124.264	-5.4407	12.06053	-11.39895	-18765	2.11421	-4.71053	-5.39857	10.91546	-1.68382	.00000
.999	126.285	-5.1303	11.74556	-11.31128	-18665	2.02693	-4.41162	-5.49601	10.53616	-1.80516	.00000
.800	128.283	-5.5131	11.48657	-11.21146	-17598	2.51306	-4.41529	-5.61187	10.20404	-1.91680	.00000
.899	130.299	-6.4423	11.25742	-11.14154	-15789	3.38963	-4.73922	-5.75953	9.92654	-2.02887	.00000
.999	132.356	-6.6739	10.96911	-10.15369	-15936	3.68109	-4.74726	-5.82514	9.53286	-2.11808	.00000
.800	134.388	-6.1746	10.59566	-8.50257	-16250	2.94028	-4.84903	-5.84564	9.10495	-2.19171	.00000
.899	136.451	-5.1761	9.88221	-6.97110	-14923	1.53795	-4.91459	-5.60471	8.44734	-2.26104	.00000
.999	138.501	-4.7570	8.99751	-6.16370	-13391	.82494	-5.07557	-4.98651	7.48974	-2.30541	.00000
.800	140.707	-3.4374	7.83408	-5.55099	-12265	-.28156	-4.48078	-4.57441	6.78031	-2.35052	.00000
GRADIENT		.00939	-.17921	.18381	.00309	-.02786	.09469	-.01854	-.19920	-.04799	.00000

RUN NO. 84/ 0 RN/L = 5.46 GRADIENT INTERVAL = -5.00/ 5.00

MACH	ALPHA	BETA	CN	CLM	CBL	CYN	CY	CL	CD	CA	CAB
.800	116.118	-3.4445	16.39787	-7.88046	-21649	-.17081	-3.08830	-6.32544	15.16142	-.99485	.00000
.899	118.031	-3.4647	15.90270	-8.34269	-20492	-.07358	-2.99476	-6.43881	14.58806	-1.17217	.00000
.999	120.001	-3.5084	15.45444	-9.09147	-19722	.01471	-2.93622	-6.53469	14.07246	-1.37725	.00000
.800	121.961	-3.4766	15.20759	-9.87547	-.19181	.00639	-2.89564	-6.72813	13.72699	-1.55798	.00000
.899	123.987	-3.3965	14.63857	-10.35669	-.18739	-.01671	-2.83968	-6.75412	13.10112	-1.72331	.00000
.900	125.960	-3.4187	14.10135	-10.82006	-.17733	.04070	-2.79677	-6.83839	12.46031	-1.78180	.00000
.899	128.049	-3.4280	13.44223	-10.85010	-.17307	.06835	-2.77647	-6.77261	11.76916	-1.92039	.00000
.900	130.042	-3.3227	12.87338	-10.70051	-.16312	.01940	-2.72874	-6.72001	11.16819	-2.04033	.00000
.900	132.054	-3.5292	12.28708	-10.34222	-.15527	.01979	-2.73012	-6.61729	10.57841	-2.17231	.00000
.900	134.060	-3.5539	11.69154	-9.75532	-.14916	.00639	-2.77347	-6.47582	10.00290	-2.30262	.00000
.900	136.136	-3.6151	11.15252	-9.11249	-.14417	.13117	-2.88500	-6.36770	9.46891	-2.41439	.00000
.899	138.201	-3.4979	10.36304	-8.41585	-.14022	-.02379	-2.94219	-6.07477	8.75352	-2.47677	.00000
.899	140.394	-3.3504	9.53365	-7.58553	-.13085	-.01472	-3.02172	-5.74880	8.01669	-2.51666	.00000
.899	GRADIENT	-.00023	-.27930	.00633	.00342	.00457	.00399	.01981	-.29383	-.06300	.00000

TABULATED SOURCE DATA LARC 9-655/662 (SA-2FA/B)

(RPS051) (29 OCT 73)

DATE 18 APR 74

SA-2F(8TFT-655)SRB W/ELE TUNNEL AND THRUST ATT

PARAMETRIC DATA

REFERENCE DATA

BETA = .000 PHI = 90.000
 RN/L = 6.100 FMOSTK = .000
 AFSTK = .000 ATTRNG = 1.000
 ELETUN = 1.000 RTORKS = .000

SRFP = 7.0690 SQ. IN. XMRP = 20.8340 INCHES
 LRFP = 3.0000 INCHES YMRP = .0000 INCHES
 BRFP = 3.0000 INCHES ZMRP = .0000 INCHES
 SCALE = .0211 SCALE

RUN NO. 05/ 0 RN/L = 4.17 GRADIENT INTERVAL = -5.00/ 5.00

MACH	ALPHA	BETA	CN	CLM	CBL	CYN	CY	CL	CD	CA	CAB
1.199	116.375	-1.4284	17.71837	-1.84172	-2.2407	-.97497	-2.23928	-6.85487	16.37798	-1.13437	.00000
1.200	118.314	-1.19243	17.15479	-2.94913	-.21892	-.88434	-2.23802	-6.98732	15.72158	-1.30529	.00000
1.200	120.327	-1.15696	16.67643	-3.64490	-.21380	-.76703	-2.16444	-7.12557	15.15190	-1.50023	.00000
1.199	122.277	-1.14546	16.23808	-4.18184	-.20749	-.88040	-2.15253	-7.25555	14.62316	-1.67467	.00000
1.200	124.270	-1.14124	15.86656	-4.58098	-.20337	-.87013	-2.09638	-7.49013	14.09610	-1.74766	.00000
1.199	126.276	-1.12896	15.39573	-4.99286	-.19409	-.94215	-2.04410	-7.59417	13.52366	-1.87944	.00000
1.199	128.287	-1.12468	14.84354	-5.31878	-.18919	-.92430	-1.98545	-7.61020	12.90360	-2.02170	.00000
1.200	130.271	-1.12223	14.22453	-5.60494	-.17994	-.88969	-1.93071	-7.54884	12.24769	-2.15726	.00000
1.199	132.276	-1.11204	13.51276	-5.91509	-.17261	-.93420	-1.87816	-7.41545	11.52085	-2.26371	.00000
1.199	134.299	-1.10525	12.89789	-5.77297	-.16558	-.94648	-1.82697	-7.29147	10.90605	-2.39829	.00000
1.198	136.321	-1.10720	12.16460	-5.71003	-.15574	-.87787	-1.78608	-7.08130	10.22746	-2.50623	.00000
1.200	138.318	-1.11538	11.43107	-5.50892	-.14490	-.72428	-1.72973	-6.79753	9.55549	-2.61617	.00000
1.199	140.529	-1.12490	10.54746	-5.33007	-.13474	-.57008	-1.68939	-6.43274	8.78058	-2.68884	.00000
	GRADIENT	.00185	-.28928	-1.13652	.00367	.00696	.02433	.01058	-.31156	-.06403	.00000

ORIGINAL PAGE IS
 OF POOR QUALITY

REFERENCE DATA

SAEF = 7.0690 SQ. IN. XMRP = 20.8340 INCHES
 LREF = 3.0000 INCHES YMRP = .0000 INCHES
 BREF = 3.0000 INCHES ZMRP = .0000 INCHES
 SCALE = .0211 SCALE

PARAMETRIC DATA

BETA = .000 PHI = 90.000
 RN/L = 6.100 FWDSTK = .000
 AFTSTK = .000 ATTRNG = 1.000
 ELETUN = 1.000 RTORKS = .000

RUN NO. 160/ 0 RN/L = 5.22 GRADIENT INTERVAL = -5.00/ 5.00

MACH	ALPHA	BETA	CN	CLM	CBL	CYN	CY	CL	CD	CA	CAB
.600	141.217	-1.31255	9.33567	-3.20674	-1.12060	-1.12044	-4.29282	-5.00947	7.07352	-2.37613	.20952
.600	143.359	-1.16086	7.63745	-2.95161	-1.12099	-1.38786	-4.04802	-4.68583	6.45730	-2.41686	.17517
.620	143.485	-0.99459	6.85105	-2.89684	-1.10882	-3.13811	-3.85923	-4.25143	5.90864	-2.45964	.13654
.600	147.798	-0.86081	6.06897	-2.49450	-1.18489	-3.98545	-3.59649	-3.80778	5.33496	-2.47561	.09696
.600	149.836	-0.73369	5.37623	-2.20593	-0.9765	-4.59312	-3.30788	-3.41803	4.81822	-2.44832	.07689
.620	152.004	-0.56719	4.73039	-1.99497	-0.9180	-5.00138	-2.86062	-3.07091	4.30083	-2.35605	.06743
.600	154.095	-0.42860	4.20608	-2.04991	-0.8385	-4.58659	-2.33057	-2.81351	3.83465	-2.22021	.05348
.600	156.160	-0.28148	3.64583	-2.19759	-0.7648	-3.68386	-1.67278	-2.50150	3.35927	-2.06158	.02890
.599	158.274	-0.17861	3.13047	-2.17949	-0.6579	-2.81266	-1.16344	-2.19227	2.95521	-1.93379	.00267
.600	160.567	-0.10599	2.58059	-2.06673	-0.5739	-2.04777	-0.77071	-1.83659	2.5976	-1.79442	-.02687
GRADIENT		.06442	-.29900	.05593	.00359	-.09197	.18968	.16448	-.23571	.03239	-.01137

RUN NO. 161/ 0 RN/L = 5.49 GRADIENT INTERVAL = -5.00/ 5.00

MACH	ALPHA	BETA	CN	CLM	CBL	CYN	CY	CL	CD	CA	CAB
.899	132.845	-1.29215	12.60426	-9.43702	-1.15681	.24940	-2.93162	-6.97639	10.72045	-2.17504	.32527
.900	135.087	-1.36336	11.96104	-8.64715	-1.14859	.25447	-3.03744	-6.83408	10.08635	-2.31792	.28511
.900	137.312	-1.37530	11.14271	-8.01210	-1.14688	.00105	-3.10712	-6.54854	9.33496	-2.42178	.24299
.899	139.597	-1.40714	10.25678	-7.21840	-1.13566	-.00280	-3.16090	-6.20039	8.53979	-2.48421	.21767
.901	141.976	-1.46139	9.49430	-6.34695	-1.12501	.29867	-3.18638	-5.91482	7.84894	-2.53955	.20416
.900	144.313	-1.45906	8.50290	-5.37934	-1.1373	.71043	-3.08210	-5.40180	7.05483	-2.57890	.16247
.901	146.531	-1.31845	7.28191	-4.71871	-1.0634	-.19785	-2.94645	-4.64634	6.17601	-2.58949	.12771
.900	149.067	-1.13255	6.21475	-3.63564	-.09896	-1.34462	-2.77177	-3.99168	5.42919	-2.60509	.11411
GRADIENT		.00552	-.39582	.35570	.00375	-.05704	.00912	.18352	-.33025	-.02510	-.01265

RUN NO. 159/ 0 RN/L = 4.18 GRADIENT INTERVAL = -5.00/ 5.00

MACH	ALPHA	BETA	CN	CLM	CBL	CYN	CY	CL	CD	CA	CAB
1.199	133.287	-0.65900	13.98500	-3.52585	-1.0420	-.75293	-1.84688	-7.83083	11.83600	-2.41505	.29253
1.199	135.467	-0.64478	13.05406	-3.00992	-1.1049	-.71004	-1.75343	-7.53154	10.95822	-2.52942	.27491
1.199	137.661	-0.62493	12.16149	-4.04950	-1.18885	-.68209	-1.72252	-7.20648	10.14910	-2.65252	.27188
1.200	139.886	-0.61115	11.28197	-4.19037	-1.14756	-.60304	-1.65681	-6.85650	9.37181	-2.74948	.26300
1.200	142.157	-0.59707	10.30994	-4.46977	-1.13464	-.45239	-1.58269	-6.42119	8.53978	-2.80443	.24751
1.200	144.322	-0.58379	9.44401	-4.37853	-1.12491	-.42432	-1.54144	-6.00509	7.82885	-2.85702	.23569
1.200	146.607	-0.56912	8.54924	-4.25496	-1.11305	-.38785	-1.52982	-5.53811	7.13221	-2.90680	.22480
1.200	148.793	-0.53030	7.72957	-3.96136	-1.0920	-.35363	-1.53763	-5.09501	6.50757	-2.92600	.22199
1.200	151.065	-0.32759	6.73767	-3.96812	-.09419	-2.19042	-1.26236	-4.50905	5.76967	-2.6782	.21526
1.200	153.306	-0.18895	5.77977	-4.01375	-.09128	-2.67532	-1.01617	-3.90083	5.10807	-2.81126	.20137
1.199	155.517	-0.11081	4.89925	-3.69457	-0.7615	-2.47784	-.78779	-3.30852	4.55619	-2.77535	.19532
1.199	157.757	-0.07464	4.10461	-3.58743	-.06457	-1.86992	-.57309	-2.77177	4.06589	-2.71410	.17032
1.199	160.127	-0.06521	3.35414	-3.09118	-.05551	-1.33372	-.43960	-2.25484	3.62880	-2.6461	.13577
GRADIENT		.02340	-.40093	.01565	.00466	-.06600	.05136	.21280	-.30927	-.00777	-.00501

PARAMETRIC DATA

BETA = .000 PHI = 90.000
RN/L = 6.100 FADSTK = .000
AFTSTK = .000 ATTRG = 1.000
ELETUN = 1.000 RTORNS = .000

REFERENCE DATA

SREF = 7.0690 SQ.IN. XMRP = 20.6340 INCHES
LREF = 3.0000 INCHES YMRP = .0000 INCHES
BREF = 3.0000 INCHES ZMRP = .0000 INCHES
SCALE = .0211 SCALE

RUN NO. 164/ 0 RN/L = 5.22 GRADIENT INTERVAL = -5.00/ 5.00

MACH	ALPHA	BETA	CN	CLM	CBL	CYN	CY	CL	CD	CA	CAB
.600	156.174	-.29391	3.75263	-2.10927	-.07395	-3.56608	-1.71203	-2.59734	3.40789	-2.06825	.03391
.600	156.307	-.17953	3.17296	-2.08968	-.06645	-2.68693	-1.14575	-2.23632	2.96241	-1.92597	.00817
.600	160.362	-.11353	2.69854	-2.00743	-.06015	-2.01469	-.78760	-1.92941	2.62250	-1.82155	-.01627
.599	162.530	-.05980	2.16611	-1.90386	-.05002	-1.43567	-.49148	-1.54944	2.29222	-1.72133	-.03991
.600	164.620	-.01563	1.70949	-1.65693	-.04178	-1.00681	-.25892	-1.20187	2.04011	-1.64769	-.05912
.600	166.696	.00210	1.26812	-1.35589	-.03185	-.64205	-.12614	-.86841	1.83827	-1.58910	-.07402
.600	168.779	.00429	.89544	-1.11543	-.02715	-.37650	-.06415	-.58338	1.66093	-1.51565	-.08251
.600	170.856	.00225	.57854	-.91335	-.01908	-.21602	-.03748	-.34463	1.49677	-1.42280	-.09044
.600	172.890	.00029	.34233	-.78113	-.01667	-.07419	-.01442	-1.17678	1.34846	-1.31621	-.09704
.601	174.956	-.00095	.19321	-.61835	-.00501	.00580	-.00152	-.08494	1.23505	-1.22280	-.10081
.599	177.008	-.00084	.07443	-.48044	-.01253	.00817	-.00103	-.00337	1.02316	-1.32107	-.10779
.600	178.963	-.00096	.01270	-.05353	-.00673	.02649	.00236	.01175	1.35343	-1.35342	-.11026
.600	181.321	.00155	-.04374	.06171	-.00140	.02500	.01025	.01268	1.34713	-1.34647	-.11143
GRADIENT		.00881	-.15431	.09646	.00297	.13175	.05629	.10981	-.08064	.03044	-.00557

RUN NO. 163/ 0 RN/L = 5.49 GRADIENT INTERVAL = -5.00/ 5.00

MACH	ALPHA	BETA	CN	CLM	CBL	CYN	CY	CL	CD	CA	CAB
.699	155.453	-.64867	4.12149	-1.82457	-.07369	-2.54617	-2.00471	-2.75893	3.88440	-2.38799	.11666
.699	157.932	-.42382	3.40443	-1.57783	-.06324	-1.91032	-1.35130	-2.28398	3.42977	-2.32158	.11012
.900	160.096	-.29769	2.68590	-1.40305	-.05774	-1.54212	-.98502	-1.94529	3.10448	-2.25688	.10033
.900	162.241	-.20509	2.42517	-1.20383	-.04598	-1.07175	-.67781	-1.64496	2.81492	-2.17904	.10400
.900	164.387	-.12121	1.99220	-.97509	-.04070	-.67426	-.40773	-1.35668	2.54732	-2.08820	.10109
.900	166.491	-.06101	1.59604	-.77777	-.03573	-.31887	-.20058	-1.09419	2.27798	-1.95936	.08767
.900	168.665	-.00444	1.14293	-.21092	-.02760	-.11107	-.03278	-.72638	2.19124	-2.00573	.07422
.900	170.782	-.00221	.79301	.07642	-.02232	.03913	.00323	-.47876	1.99617	-1.89342	.05987
.900	172.872	-.00067	.52092	.29423	-.01585	.10203	.00202	-.29815	1.81396	-1.76294	.03049
.900	174.916	-.00544	.34960	.36267	-.01037	.08660	.00591	-.20368	1.65337	-1.62880	.01912
.900	176.969	-.00515	.19179	.35431	-.00769	.04757	.00267	-.11220	1.51802	-1.51003	-.02657
.900	179.016	.00587	.05405	.33599	-.00816	-.03081	.00670	-.02909	1.45386	-1.45314	-.03568
.900	181.309	.00525	-.07230	-.32842	-.00142	-.02942	.00569	.03904	1.45603	-1.45478	-.03329
GRADIENT		.02117	-.16220	.08722	.00282	.09420	.06734	.10985	-.09327	.03944	-.00704

TABULATED SOURCE DATA LARC 6-855/662 (SA-2FA/B)

SA-2F (81PT-653)SRB W/ELE TUNNEL AND THRUST ATT

PARAMETRIC DATA

BETA = .000 PHI = 90.000
 RV/L = 6.100 FLDSTK = .000
 AFTSTK = .000 ATTRNG = 1.000
 ELETUN = 1.000 RTORKS = .000

REFERENCE DATA

MACH = 7.0680 50.1N. XMRP = 20.6340 INCHES
 LREF = 3.0000 INCHES YMRP = .0000 INCHES
 BREF = 3.0000 INCHES ZMRP = .0000 INCHES
 SCALE = .0211 SCALE

RUN NO. 162/ 0 RV/L = 4.19 GRADIENT INTERVAL = -5.00/ 5.00

MACH	ALPHA	BETA	CN	CLM	COL	CYN	CY	CL	CD	CA	CAB
1.200	155.230	-1.1569	4.99451	-4.32854	-0.07916	-2.25586	-0.1380	-3.17779	4.60049	-2.76203	.16611
1.200	157.779	-0.9355	4.10366	-3.89151	-0.07095	-1.59247	-0.54094	-2.77956	4.04768	-2.69588	.13427
1.200	162.175	-0.6916	2.75755	-2.69640	-0.04707	-0.96878	-0.42291	-1.60917	3.36182	-2.66565	.11088
1.200	164.323	-1.4884	2.15821	-2.21038	-0.04095	-0.98906	-0.57427	-1.36352	3.12858	-2.64374	.10449
1.200	166.494	-1.0840	1.66807	-1.87082	-0.02752	-0.48866	-0.36941	-1.01815	2.90347	-2.58540	.08734
1.200	168.583	-0.5491	1.24592	-1.65657	-0.02051	-0.15346	-0.16742	-0.72238	2.71702	-2.52026	.09799
1.200	170.666	-0.2012	0.89079	-1.41246	-0.01502	0.01598	-0.04637	-0.48496	2.54699	-2.43492	.06730
1.200	172.763	-0.0909	0.61405	-1.10027	-0.01375	0.0542	-0.00063	-0.31666	2.38723	-2.32894	.06627
1.199	174.862	-0.00780	0.37810	-0.75804	-0.00926	0.09618	0.00058	-0.17585	2.27498	-2.25022	.05310
1.199	176.997	-0.00852	0.10911	-0.09808	-0.00565	0.22865	0.02604	-0.07173	2.13627	-2.13468	.03282
1.199	181.190	-0.00736	-0.06912	0.22214	0.00074	0.17145	0.01698	0.02437	2.15486	-2.15369	.04065
1.199	GRADIENT	0.00546	-0.19207	0.17096	0.00307	0.09266	0.03300	0.12994	-0.09208	0.02633	-0.00493

REFERENCE DATA

REF = 7.0890 SQ. IN. XMRP = 20.8340 INCHES
LREF = 3.0000 INCHES YMRP = .0000 INCHES
BREF = 3.0000 INCHES ZMRP = .0000 INCHES
SCALE = .0211 SCALE

PARAMETRIC DATA

BETA = .000 PHI = 135.000
RN/L = 6.100 FUDSTR = .000
AFTSTR = .000 ATTRNC = 1.000
ELETUN = 1.000 RTORKS = .000

RUN NO. 134/ 0 RN/L = 5.19 GRADIENT INTERVAL = -5.00/ 5.00

MACH	ALPHA	BETA	CN	CLM	CBL	CYN	CY	CL	CD	CA	CAB
.600	-1.332	-.00613	-.11378	-.05302	.00451	.03495	.01399	-.09458	.82713	.82471	.25421
.600	.952	-.00917	.06207	.03116	.00331	.07074	.01649	.04823	.83330	.83238	.25566
.600	2.974	-.01105	.20707	.16545	-.00127	.09181	.01824	.16317	.89039	.84078	.25674
.600	4.993	-.01346	.38019	.36858	-.00385	.09040	.02688	.30357	.89355	.86374	.26466
.599	7.057	-.00926	.52966	.56211	-.00915	.03060	.02558	.41640	.94745	.89911	.27727
.600	9.101	-.01129	.72497	.77460	-.01537	.00879	.03749	.57156	1.01535	.91215	.29359
.600	10.094	-.01799	.82273	.90101	-.02151	-.02149	.06773	.64771	1.05579	.92593	.30069
.599	11.136	-.01915	.93363	1.01628	-.02560	-.03806	.07564	.73582	1.09575	.93296	.30842
.600	13.191	-.04305	1.15771	1.33358	-.03315	-.07495	.16786	.91216	1.18149	.94215	.32026
.600	15.254	-.06252	1.42015	1.68610	-.04548	-.12207	.31711	1.12360	1.27765	.93704	.33023
.600	17.308	-.14032	1.69106	2.06073	-.06322	-.13787	.52547	1.33891	1.38747	.92632	.33923
.600	19.375	-.21661	2.03016	2.47155	-.07648	-.01195	.77854	1.53102	1.53102	.90899	.35335
.599	21.466	-.30623	2.37786	2.93194	-.09454	.34120	1.01788	1.88852	1.69434	.88490	.37506
.600	23.611	-.43968	2.79464	3.41340	-.11374	1.05511	1.34525	2.21293	1.91489	.86826	.39822
GRADIENT		-.00114	.07745	.06622	-.00140	.00982	.00191	.06234	.01019	.00593	.00153

RUN NO. 133/ 0 RN/L = 5.46 GRADIENT INTERVAL = -5.00/ 5.00

MACH	ALPHA	BETA	CN	CLM	CBL	CYN	CY	CL	CD	CA	CAB
.800	-1.163	.00725	-.09658	.03065	.00129	-.04460	-.00765	-.07682	1.07246	1.07060	.25885
.899	.947	.00075	.09176	.06108	.00095	.02050	-.00645	.07404	1.07250	1.07113	.26076
.900	3.011	-.00959	.26552	.12562	-.00261	.13022	-.00621	.22767	1.10716	1.09367	.26393
.900	5.106	-.02547	.46966	.23535	-.00679	.15025	.02734	.36790	1.15986	1.12251	.27460
.900	7.127	-.05266	.67794	.35821	-.01232	.11231	.10096	.52850	1.23742	1.16229	.29101
.899	9.203	-.09279	.89858	.50453	-.01991	.09150	.20173	.69643	1.32009	1.19172	.30739
.900	10.242	-.12790	1.02616	.61143	-.02459	.09809	.28421	.79446	1.37429	1.21112	.31827
.899	11.269	-.15674	1.14275	.72550	-.02688	.09637	.35367	.86310	1.41579	1.21592	.32565
.899	13.362	-.23316	1.43061	1.03013	-.04334	.20088	.51491	1.10884	1.52117	1.22323	.34198
.900	15.463	-.31087	1.72523	1.41832	-.05422	.34129	.67134	1.33751	1.62834	1.21280	.35536
.900	17.599	-.37862	2.05207	1.91250	-.07069	.56366	.76947	1.59728	1.75212	1.18755	.36682
.900	19.704	-.40378	2.39345	2.30512	-.08370	.82337	.79626	1.86414	1.75212	1.15424	.37528
.896	21.880	-.42734	2.78049	3.24994	-.10163	1.03490	.81566	2.16624	2.06804	1.11277	.38488
.900	24.068	-.46266	3.23405	4.18660	-.12260	1.32819	.84343	2.51505	2.29918	1.07559	.40040
GRADIENT		-.00403	.09202	.02272	-.00093	.04164	.00035	.07294	.00828	.00549	.00122

(RPS054) (29 OCT 73)

SA-2F (8TPT-655)SRB W/ELE TUNNEL AND THRUST ATT

PARAMETRIC DATA

REFERENCE DATA

MACH = 1.199
 SREF = 7.0690 IN.
 LREF = 3.0000 INCHES
 BREF = 3.0000 INCHES
 SCALE = .0211 SCALE

BETA = .000
 RV/L = 6.100
 AFTSTK = .000
 ELETUN = 1.000

XMRP = 20.6340 INCHES
 YMRP = .0000 INCHES
 ZMRP = .0000 INCHES

PHI = 195.000
 FWDSTK = .000
 ATTRNG = 1.000
 RTORKS = .000

RUN NO. 132/ 0 RV/L = 4.18 GRADIENT INTERVAL = -5.00/ 5.00

MACH	A' HA	BETA	CN	CLM	UBL	CYN	CY	CL	CD	CA	CAB
1.199	-1.194	-.00515	-.09773	-.02828	.00108	.01489	.01075	-.06476	1.58285	1.58115	.29772
1.200	.947	-.00761	.11383	-.16163	.00138	.02184	.01577	.08782	1.57473	1.57307	.29583
1.200	3.002	-.01161	.27324	-.00390	-.00162	-.04231	.04092	.18991	1.59594	1.59380	.29329
1.200	5.043	-.01093	.40129	.37524	-.00473	-.04001	.03846	.25764	1.64552	1.61650	.30029
1.199	7.104	-.00892	.57052	.75873	-.00958	-.01867	.02819	.35982	1.72609	1.66934	.31001
1.199	9.180	-.00669	.79181	1.20971	-.01545	-.05673	.03076	.50720	1.82467	1.72039	.33135
1.199	10.199	-.01126	.90046	1.44982	-.02350	-.02366	.03557	.57906	1.86685	1.73482	.34106
1.199	11.251	-.01337	1.02704	1.68041	-.02533	-.02690	.04199	.66652	1.91332	1.74671	.34638
1.199	13.369	-.02828	1.29535	2.32260	-.03595	.04224	.06659	.85722	1.99536	1.74309	.35414
1.199	15.496	-.05679	1.61534	3.09900	-.04854	.08280	.13464	1.09542	2.09596	1.72624	.35831
1.199	17.639	-.08270	2.04133	4.05778	-.06400	.26531	.16449	1.43408	2.22658	1.68738	.36281
1.199	19.824	-.16180	2.52231	5.09290	-.08128	.30610	.37240	1.84324	2.41293	1.64483	.36757
1.199	21.994	-.21993	3.12314	6.30909	-.10050	.34222	.52748	2.29193	2.66486	1.61259	.37850
1.199	24.257	-.21537	3.75548	7.67928	-.11687	.42579	.50153	2.77421	2.98471	1.58149	.38874
	GRADIENT	-.00154	.08848	.00533	-.00064	-.01351	.00716	.06077	.00307	.00060	-.00105

REFERENCE DATA

BREF = 7.0690 SQ. IN. XMRP = 20.8340 INCHES
 LRFP = 3.0000 INCHES YMRP = .0000 INCHES
 BRFP = 3.0000 INCHES ZMRP = .0000 INCHES
 SCALE = .0211 SCALE

BETA = .000 PHI = 135.000
 RN/L = 6.100 FLDSTK = .000
 AFTSTK = .000 ATTRNG = 1.000
 ELETUN = 1.000 RTORRS = .000

PARAMETRIC DATA

RUN NO. 131/ 0 RN/L = 5.16 GRADIENT INTERVAL = -5.00/ 5.00

MACH	ALPHA	BETA	CN	CLM	CBL	CYN	CY	CL	CD	CA	CAB
.600	19.359	-21329	1.97634	2.43203	-0.07170	-0.19460	.80177	1.57042	1.49332	.88899	.33815
.600	21.326	-29707	2.33278	2.91509	-0.09097	.14471	1.01634	1.85191	1.66257	.86708	.35676
.600	23.470	-41725	2.68286	3.34541	-0.11167	.77701	1.29100	2.12221	1.84859	.85046	.37814
.600	24.753	-51238	2.95809	3.67402	-0.12421	1.51950	1.45694	2.33574	1.99891	.83725	.39325
.600	27.806	-70812	3.60794	4.27392	-0.15540	3.37336	1.71872	2.81841	2.39619	.81726	.42404
.600	30.059	-80838	4.17736	4.94869	-0.19158	4.84883	1.75639	3.23058	2.75784	.76940	.43738
.600	30.759	-81515	4.32716	5.16408	-0.19604	5.04459	1.71139	3.33679	2.85482	.74823	.43997
.600	31.988	-82601	4.57097	5.51880	-0.21174	5.32541	1.69070	3.49928	3.02604	.71285	.44251
.600	34.031	-81531	4.98048	6.14918	-0.22896	5.87764	1.53320	3.76031	3.33103	.65610	.44455
.599	36.929	-56987	5.42338	7.27011	-0.25107	5.11641	.93057	3.98054	3.71726	.57591	.45966
.600	34.203	-44196	5.58410	7.75314	-0.25470	4.21524	.61251	4.05709	3.87412	.53532	.46762
GRADIENT		-.02066	.20069	.27752	-.01035	.32477	-.00000	.14010	.13184	-.01861	.00674

RUN NO. 130/ 0 RN/L = 5.48 GRADIENT INTERVAL = -5.00/ 5.00

MACH	ALPHA	BETA	CN	CLM	CBL	CYN	CY	CL	CD	CA	CAB
.900	19.635	-38444	2.35188	2.45038	-0.08099	.61758	.79648	1.84035	1.84013	1.11471	.35636
.899	21.719	-41522	2.72109	3.17153	-0.09987	.87132	.80858	2.12936	2.00753	1.07704	.36565
.900	24.104	-44937	3.17589	4.18284	-0.11903	1.21487	.88834	2.47604	2.24231	1.03562	.37980
.899	26.181	-38546	3.53951	5.18008	-0.13357	1.06944	.63705	2.73709	2.45592	.99754	.39423
.899	28.170	-23438	3.91814	6.39273	-0.15275	.86122	.36814	2.99921	2.69903	.96344	.40851
.900	30.547	-15368	4.56384	7.91248	-0.17446	.85016	.17672	3.47014	3.09912	.90533	.42554
.900	31.933	-26819	4.96378	8.86803	-0.19473	1.39653	.32835	3.75048	3.36696	.87373	.43487
.900	32.997	-36562	5.25832	9.44722	-0.20681	1.85066	.46008	3.94472	3.58152	.85919	.44351
.899	33.071	-52305	5.96461	10.95865	-0.23557	2.68697	.65400	4.43180	4.10282	.81144	.45762
.900	36.147	-40819	7.20099	13.41851	-0.26387	3.27994	.24921	5.21322	5.02065	.72625	.47341
GRADIENT		.00038	.25201	.59187	-.00993	.12332	-.02899	.17661	.16345	-.02052	.00663

TABULATED SOURCE DATA LARC 8-655/662 (SA-ZFA/B)

DATE 16 APR 74

(RPS055) (29 OCT 75)

SA-2F (81PT-655)SRB W/ELE TUNNEL AND THRUST ATT

PARAMETRIC DATA

BETA = .000 PHI = 135.000
 RN/L = 6.100 FWDSTK = .000
 AFTSTK = .000 ATTRNG = 1.000
 ELETUN = 1.000 RTORNS = .000

REFERENCE DATA

SREF = 7.0690 SQ. IN. XMRP = 20.9340 INCHES
 LREF = 3.0000 INCHES YMRP = .0000 INCHES
 BREF = 3.0000 INCHES ZMRP = .0000 INCHES
 SCALE = .0211 SCALE

RUN NO. 129/ 0 RN/L = 4.17 GRADIENT INTERVAL = -5.00/ 5.00

MACH	ALPHA	BETA	CN	CLM	CBL	CYN	CY	CL	CD	CA	CAB
1.200	19.746	-.14986	2.49928	5.05912	-.08054	.05899	.39553	1.82230	2.32094	1.58980	.33247
1.200	21.785	-.20836	2.99646	6.15973	-.09658	.09378	.54410	2.20584	2.55481	1.55370	.35371
1.200	24.214	-.20299	3.66414	7.61034	-.12063	.22817	.49693	2.70939	2.90903	1.54185	.37377
1.200	26.340	-.21780	4.38130	8.72623	-.14068	.55652	.46079	3.24275	3.27979	1.50049	.38331
1.200	28.577	-.27025	5.15382	9.83719	-.15985	.84499	.53583	3.82905	3.74470	1.45687	.40670
1.200	30.886	-.35391	6.07904	10.96606	-.18338	1.20514	.67953	4.48455	4.34504	1.42677	.43180
1.199	32.152	-.37118	6.66362	11.51542	-.20040	1.32367	.70043	4.89194	4.73895	1.40885	.44434
1.199	33.720	-.36201	7.24176	12.27229	-.21404	.95031	.76115	5.25379	5.17329	1.38641	.44640
1.199	35.436	-.32719	7.91869	13.10360	-.22946	.26823	.82260	5.68231	5.67264	1.32733	.44330
1.199	37.685	-.40430	8.97562	13.52614	-.25505	1.07059	.85515	6.30951	6.51440	1.29830	.46484
1.199	40.013	-.43635	10.05523	14.01470	-.27399	.63317	1.04784	6.90375	7.41517	1.24050	.48140
1.199	42.634	-.47104	11.40685	13.59634	-.29907	.07707	1.28042	7.60021	8.58601	1.16900	.49698
1.199	44.644	-.48329	12.62102	13.31704	-.31587	-1.47812	1.67649	8.21414	9.64390	1.08945	.49711
1.199	46.899	-.45837	13.55120	13.83046	-.33107	-1.74810	1.88246	8.49183	10.61269	1.05125	.48879
1.199	GRADIENT	-.01248	.41514	.33490	-.00952	-.04828	.04611	.25747	.30736	-.01960	.00618

TABULATED SOURCE DATA LARC 8-655/662 (SA-2FA/B)

(RPS056) (29 OCT 73)

SA-2F (8PTT-655)SRB W/ELE TUNNEL AND THRUST ATT

DATE 18 APR 74

PARAMETRIC DATA

BETA = .000 PHI = 135.000
RNL = 6.100 PADSTR = .000
AFTSTK = .000 ATTRNG = 1.000
ELETUN = 1.000 RTORKS = .000

REFERENCE DATA

MACH = 7.0690 SQ. IN. XMRP = 20.8340 INCHES
LREF = 3.0000 INCHES YMRP = .0000 INCHES
BREF = 3.0000 INCHES ZMRP = .0000 INCHES
SCALE = .0211 SCALE

RUN NO. 58/ 0 RNL = 5.09 GRADIENT INTERVAL = -5.00/ 5.00

MACH	ALPHA	BETA	CN	CLM	CLN	CRN	CYN	CY	CL	CD	CA	CAS
.800	79.550	.00716	13.71089	12.02375	-.60329	.93239	-.84041	2.26900	13.52015	.20220	.00000	.00000
.800	81.825	.00192	13.92499	12.01363	-.60746	.95962	-.80303	1.82009	13.60648	.16160	.00000	.00000
.800	83.811	.00456	14.06315	12.04559	-.60756	.94958	-.82490	1.41877	14.01186	.17019	.00000	.00000
.800	85.803	-.00198	14.16477	12.02421	-.60728	.91064	-.72534	1.00326	14.12923	.03356	.00000	.00000
.800	87.835	.00045	14.12122	11.77633	-.60898	.80291	-.65981	.55940	14.11016	-.02589	.00000	.00000
.800	89.894	.00036	13.83894	10.66081	-.61722	.72395	-.59446	.02997	13.83891	-.00426	.00000	.00000
.800	92.016	-.00545	13.68601	9.56965	-.61894	.60710	-.59845	-.49191	13.67717	.01037	.00000	.00000
.800	93.770	-.01675	13.57847	8.48207	-.61981	.96966	-.60656	-.82095	13.55383	-.07211	.00000	.00000
.800	95.624	-.02114	13.34044	7.15178	-.62632	1.03930	-.61464	-1.14381	13.29233	-.16432	.00000	.00000
.800	97.590	.04417	12.88975	5.14840	-.61232	-.09902	-.40862	-1.45057	12.61037	-.25427	.00000	.00000
.800	99.601	.06469	12.53512	2.65582	-.61104	-.35728	-.42930	-1.75318	12.41662	-.34222	.00000	.00000
.800	101.532	.06027	12.11752	.96207	-.60295	-.45094	-.653	-2.00753	11.95756	-.42342	.00000	.00000
.800	103.378	.09563	11.73010	-.78457	-.59798	-.52114	-.45606	-2.23341	11.52611	-.49411	.00000	.00000
GRADIENT	.00341	-.09033	-.00005	-.55563	-.06449	.01427	-.19658		-.09214	-.02794	.00000	.00000

RUN NO. 57/ 0 RNL = 5.46 GRADIENT INTERVAL = -5.00/ 5.00

MACH	ALPHA	BETA	CN	CLM	CLN	CRN	CYN	CY	CL	CD	CA	CAS
.800	80.167	-.43192	17.19084	12.71797	-.55953	1.41934	2.13519	2.43150	17.02501	.51171	.00000	.00000
.800	82.498	-.41631	17.59063	11.17581	-.58043	1.19284	2.18153	1.80042	17.46506	.49492	.00000	.00000
.800	84.824	-.41350	17.70631	9.85305	-.58261	1.13328	2.19656	1.13622	17.67570	.46111	.00000	.00000
.800	86.473	-.41632	17.95678	8.99946	-.56696	1.11781	2.22602	.68022	17.95016	.44530	.00000	.00000
.800	88.247	-.40924	18.00787	8.15159	-.57140	1.03682	2.23135	.10269	18.01316	.44822	.00000	.00000
.800	89.711	-.40441	17.95607	7.40875	-.57370	.99222	2.23097	-.38250	17.95812	.45301	.00000	.00000
.800	91.711	-.40629	17.91921	6.32572	-.57444	1.02438	2.22015	-.94972	17.99884	.41492	.00000	.00000
.800	93.773	-.39670	17.75430	5.16414	-.57869	.88762	2.18842	-1.50301	17.89361	.33748	.00000	.00000
.801	95.447	-.38476	14.03200	3.37898	-.58031	.78287	2.13183	-1.61140	13.94199	.28064	.00000	.00000
.801	97.980	-.35874	17.53298	2.34116	-.57284	.65689	2.16463	-2.54058	17.14646	.15360	.00000	.00000
.800	100.215	-.34276	17.02204	.92365	-.56551	.56193	2.14352	-3.04095	16.74822	.02260	.00000	.00000
.800	103.656	-.29861	16.49823	-1.73041	-.55545	.31972	2.04985	-3.70744	16.07743	-.19310	.00000	.00000
GRADIENT	.00306	-.03951	-.00000	-.59900	-.00003	-.04089	-.00372	-.86710	-.07113	-.02764	.00000	.00000

ORIGINAL PAGE IS OF POOR QUALITY

PARAMETRIC DATA

BETA = .000 PHI = 135.000
 RN/L = 6.100 FLDBTK = .000
 AFTSTK = .000 ATRIMG = 1.000
 ELETUN = 1.000 RTORNS = .000

REFERENCE DATA

SREF = 7.0000 INCHES YMRP = 20.8340 INCHES
 LREF = 3.0000 INCHES YMRP = .0000 INCHES
 BREF = 3.0000 INCHES ZMRP = .0000 INCHES
 SCALE = .0011 SCALE

RUN NO. 56/ 0 RN/L = 4.26 GRADIENT INTERVAL = -5.00/ 5.00

MACH	ALPHA	BETA	ON	CLN	CRN	CYN	CY	CL	CD	CA	CAB
1.198	79.990	-.26788	20.29600	12.40336	-.47307	.38965	1.97637	2.98932	20.08210	.54695	.00000
1.198	81.832	-.26743	20.44267	11.85450	-.47505	.37585	1.97206	2.41193	20.30604	.49783	.00000
1.197	83.735	-.27185	20.63237	11.27584	-.47961	.41276	1.97065	1.80209	20.55850	.45226	.00000
1.199	85.661	-.27479	20.68391	10.62427	-.48166	.44174	1.96313	1.16851	20.65470	.39752	.00000
1.199	87.742	-.28467	20.64396	9.93434	-.48049	.52265	1.97602	.48653	20.64074	.32501	.00000
1.200	89.669	-.28311	20.63920	9.34147	-.48341	.52106	1.96219	-.13322	20.64031	.25260	.00000
1.199	91.583	-.28654	20.65614	8.69709	-.48450	.58237	1.94258	-.74510	20.64343	.17446	.00000
1.200	93.566	-.28902	20.61190	8.04387	-.48366	.60694	1.94711	-1.37299	20.56632	.09116	.00000
1.200	95.581	-.28617	20.55212	7.45887	-.48660	.62553	1.93049	-1.94095	20.46026	.01365	.00000
1.198	97.464	-.28855	20.40215	6.66511	-.47972	.63476	1.93787	-2.56695	20.24020	-.06416	.00000
1.200	99.277	-.28990	20.29880	6.05385	-.47801	.65584	1.90924	-3.09476	20.06230	-.17989	.00000
1.200	103.937	-.28161	19.61756	4.89173	-.46841	.72520	1.85767	-4.32876	19.34460	-.46471	.00000
66.01021	-.00084	-.01728	-.32275	.00003	.00003	.01532	-.00420	-.31097	-.02659	-.04095	.00000

SA-2F (81PT-655)SR8 W/ELE TUNNEL AND THRUST ATT

(RPS057) (29 OCT 73)

REFERENCE DATA

SREF = 7.0690 59.1IN. XMRP = 20.8340 INCHES
 LREF = 3.0000 INCHES YMRP = .0000 INCHES
 BREF = 3.0000 INCHES ZMRP = .0000 INCHES
 SCALE = .0211 SCALE

PARAMETRIC DATA

BETA = .000 PHI = 135.0000
 RN/L = 6.100 FMOSTK = .000
 AFTSTK = .000 ATTRNG = 1.000
 ELETUN = 1.000 RTORKS = .000

RUN NO. 65/ 0 RN/L = 5.08 GRADIENT INTERVAL = -5.00/ 5.00

MACH	ALPHA	BETA	CN	CLM	CBL	CYN	CY	CL	CD	CA	CAB
.800	76.464	-12724	12.33648	9.43655	-49913	.48306	-60517	2.58007	12.06780	.31612	.00000
.899	78.413	-11794	12.79736	8.52514	-50933	.49967	-53189	2.22689	12.60700	.35062	.00000
.800	80.395	-11352	13.00819	8.28572	-51606	.72663	-38900	1.84377	12.86112	.35141	.00000
.800	82.432	-10158	13.37458	8.45872	-51709	.52540	-40323	1.48401	13.29494	.27973	.00000
.800	84.432	-09831	13.18231	8.41064	-51944	.65480	-31957	1.05686	13.14178	.22323	.00000
.800	86.410	-10325	13.35642	8.59228	-52360	.61807	-36673	.70189	13.33865	.13475	.00000
.800	88.377	-10102	13.49470	8.40776	-52350	.57177	-37285	.32024	13.49104	.06188	.00000
.800	90.376	-10097	13.30536	7.46449	-52287	.66921	-32976	-.20151	13.30434	.11378	.00000
.800	92.352	-08359	13.00511	6.45980	-52811	.47670	-30647	-.70663	12.98705	.17311	.00000
.800	94.429	-12622	12.79133	5.02188	-52928	.82718	-41498	-1.07080	12.74672	.08306	.00000
.800	96.474	-18287	12.60760	3.61748	-52031	1.23885	-58521	-1.39059	12.53072	-.03123	.00000
.800	98.280	-22563	12.44567	2.24718	-51904	1.45464	-76421	-1.65829	12.33544	-.13545	.00000
.899	100.406	-24901	12.34426	.99323	-51646	1.35489	-97303	-1.97655	12.18772	-.25767	.00000
GRADIENT		-.00436	-.01512	-.31974	-.00060	.03486	-.01136	-.19773	-.01116	-.02213	.00000

RUN NO. 64/ 0 RN/L = 5.48 GRADIENT INTERVAL = -5.00/ 5.00

MACH	ALPHA	BETA	CN	CLM	CBL	CYN	CY	CL	CD	CA	CAB
.800	76.337	.31956	16.37010	15.28403	-.43221	1.19347	1.99759	3.34602	16.23928	.58459	.00000
.801	78.237	.35442	16.81629	14.17076	-.43711	1.14143	2.11634	2.81745	16.59031	.62376	.00000
.800	80.119	.33787	17.03136	12.99946	-.43868	1.30913	2.11452	2.26738	16.89288	.66514	.00000
.899	82.110	.35785	17.25365	12.05553	-.43815	1.19783	2.14520	1.71856	17.18038	.65617	.00000
.800	84.027	.35371	17.53760	11.13798	-.44273	1.22566	2.12977	1.21295	17.50643	.61546	.00000
.899	85.994	.35827	17.61324	10.08971	-.44733	1.19045	2.12909	.65250	17.61069	.57945	.00000
.899	87.881	.37444	17.63733	8.96301	-.44709	1.05582	2.12341	.08810	17.64614	.56455	.00000
.800	89.909	.37841	17.63075	7.81948	-.44651	1.00401	2.12402	-.52263	17.63160	.55066	.00000
.800	91.620	.37701	17.61083	6.71314	-.44652	1.04126	2.13601	-1.07085	17.58570	.51164	.00000
.800	93.809	.36466	17.55234	5.48603	-.44566	.98235	2.14444	-1.61655	17.48358	.45167	.00000
.800	95.712	.39128	17.42030	4.25166	-.44335	.94472	2.15943	-2.11146	17.29603	.37853	.00000
.800	97.749	.40534	17.15457	2.65426	-.44718	.75649	2.13940	-2.61858	16.95634	.30852	.00000
.800	99.751	.41258	16.83136	.86863	-.44525	.59550	2.09984	-3.09032	16.54701	.24322	.00000
GRADIENT		.00331	.01630	-.59145	-.00050	-.02325	.00258	-.27901	.01764	-.01586	.00000

SA-2F (8TPT-655)SRB W/ELE TUNNEL AND THRUST ATT

PARAMETRIC DATA

BETA = .000 PHI = 135.000
 RV/L = 6.100 FWDSTK = .000
 AFTSTK = .000 ATTRG = 1.000
 ELETUN = 1.000 RTORKS = .000

REFERENCE DATA

SREF = 7.0690 SQ. IN. XMRP = 20.8340 INCHES
 LREF = 3.0000 INCHES YMRP = .0000 INCHES
 BREF = 3.0000 INCHES ZMRP = .0000 INCHES
 SCALE = .0211 SCALE

RUN NO. 173/ 0 RV/L = 5.19 GRADIENT INTERVAL = -5.00/ 5.00

MACH	ALPHA	BETA	CN	CLM	CBL	CYN	CY	CL	CD	CA	CAB
.600	135.163	-.36095	7.36590	-4.84911	-.26885	2.00718	-.78636	-3.68125	6.77286	-2.20718	.31103
.620	137.454	-.25291	6.77048	-4.64589	-.25426	1.49013	-.52528	-3.45019	6.25366	-2.27435	.26578
.600	139.568	-.20298	6.31263	-4.33521	-.23165	1.01268	-.45385	-3.29314	5.86846	-2.33116	.22852
.620	141.623	-.18168	5.85650	-4.03943	-.21649	.55039	-.47699	-3.10934	5.50705	-2.38684	.19717
.600	143.757	-.19548	5.26923	-3.86872	-.19463	.56062	-.51678	-2.81358	5.07437	-2.42914	.16444
.620	145.934	-.19935	4.69432	-3.68958	-.17663	.41176	-.55641	-2.43976	4.61167	-2.45362	.12503
.600	148.115	-.18275	4.00295	-3.43726	-.15417	-.06702	-.60187	-2.09840	4.20507	-2.46219	.08930
.620	150.134	-.16027	3.54775	-3.24053	-.14282	-.55254	-.58791	-1.86577	3.87523	-2.43146	.05802
.600	152.197	-.10593	3.10001	-3.16832	-.12786	-.50046	-.42829	-1.66073	3.49672	-2.31841	.02523
.620	154.262	-.04708	2.74851	-3.29102	-.11369	-.37167	-.22871	-1.53707	3.14085	-2.216177	-.00039
.600	156.346	-.00249	2.42384	-3.33925	-.10313	-.31505	-.07327	-1.41046	2.82115	-2.01824	-.01797
.620	158.395	.01393	2.10226	-3.21270	-.08804	-.27141	-.01097	-1.25814	2.53260	-1.89142	-.03149
.600	160.699	.01317	1.72158	-3.05522	-.07163	-.17539	.00678	-1.04008	2.23871	-1.76912	-.04487
GRADIENT		.01304	-.22821	.06787	.00783	-.08578	.02531	.10925	-.17969	.01736	-.01445

RUN NO. 172/ 0 RV/L = 5.48 GRADIENT INTERVAL = -5.00/ 5.00

MACH	ALPHA	BETA	CN	CLM	CBL	CYN	CY	CL	CD	CA	CAB
.600	133.416	.38081	10.51526	-7.84808	-.30302	-.29476	.93688	-5.65615	9.12446	-2.16265	.30474
.699	135.689	.16849	9.73761	-7.28951	-.27805	.41606	.46999	-5.36136	8.44783	-2.29979	.25605
.900	137.907	.00601	9.11260	-6.90100	-.25567	.57563	.13270	-5.14735	7.89601	-2.40889	.22097
.699	140.258	.01016	8.12533	-6.46761	-.23456	.57229	.14120	-4.66675	7.09636	-2.47302	.19001
.699	142.457	.01736	7.41857	-5.71853	-.21465	.28081	.09677	-4.34127	6.52558	-2.52877	.18338
.900	144.850	-.01586	6.55622	-5.08270	-.19450	.05976	-.02494	-3.71081	5.77033	-2.58171	.17110
.900	147.256	-.02770	5.23594	-4.65977	-.17383	.12826	-.02351	-2.99796	5.01833	-2.59930	.15373
.900	149.501	-.08164	4.41134	-3.71425	-.15357	-.20802	-.22287	-2.48235	4.47752	-2.55814	.15447
.900	151.690	-.08203	3.76744	-3.15943	-.13404	-.58335	-.30144	-2.13434	3.98186	-2.49341	.14856
.699	153.821	.00313	3.18592	-2.95219	-.12037	-.47641	-.09172	-1.79607	3.56789	-2.40949	.13248
.900	156.038	.07876	2.70249	-2.85643	-.10564	-.23466	.12567	-1.51191	3.25232	-2.35797	.11750
.699	158.184	.06467	2.30719	-2.17646	-.08789	-.08206	.12692	-1.28935	2.98732	-2.29420	.11876
.900	160.473	.03222	1.96257	-1.77799	-.07471	-.01276	.06948	-1.12701	2.75358	-2.21851	.12365
GRADIENT		-.00643	-.33627	.23369	.00843	-.03115	-.02127	.18589	-.24623	.00017	-.00596

TABLULATED SOURCE DATA LARC 6-655/662 (SA-2FA/B)

DATE 18 APR 74

(RFS058) (29 OCT 75)

SA-2F (8TPT-655)SRB W/ELE TUNNEL AND THRUST ATT

PARAMETRIC DATA

BETA = .000 PHI = 135.000
 RN/L = 6.100 FWDSTK = .000
 AFTSTK = .000 ATTRK = 1.000
 ELETUN = 1.000 RTORKS = .000

REFERENCE DATA

SREF = 7.0690 SQ. IN. XMRP = 20.8340 INCHES
 LREF = 3.0000 INCHES YMRP = .0000 INCHES
 BREF = 3.0000 INCHES ZMRP = .0000 INCHES
 SCALE = .0211 SCALE

RUN NO. 171/ 0 RN/L = 4.18 GRADIENT INTERVAL = -5.00/ 5.00

MACH	ALPHA	BETA	CN	CLM	CBL	CYN	CY	CL	CD	CA	CAB
1.199	135.447	.38665	12.67163	-3.32568	-.24148	.98484	1.20090	-6.94210	10.87819	-2.44079	.35035
1.200	135.778	.37163	11.69869	-3.82480	-.23305	.97491	1.14985	-6.59784	9.99427	-2.56078	.32681
1.199	136.072	.35747	10.76451	-4.23868	-.22270	1.00192	1.06012	-6.21782	9.18674	-2.68006	.31275
1.200	140.257	.30565	9.88922	-4.53623	-.20910	1.04952	.98368	-5.83690	8.44787	-2.76393	.29756
1.199	142.365	.25376	8.98317	-4.94470	-.19725	1.14759	.87051	-5.40341	7.70374	-2.80127	.27823
1.199	144.700	.18613	8.07773	-5.03302	-.18424	1.05191	.67973	-4.94567	6.99373	-2.84996	.24007
1.199	146.637	.13307	7.22971	-5.01448	-.16807	.70267	.52508	-4.46786	6.37919	-2.89607	.22651
1.199	149.020	.14607	6.54499	-4.52271	-.14745	.16767	.36363	-4.11007	5.86945	-2.91655	.22934
1.199	151.336	.16735	5.81130	-4.66324	-.13026	-.85222	.18447	-3.52736	5.18317	-2.85600	.21105
1.200	153.513	.16735	4.71758	-4.70804	-.11520	-1.11899	.10243	-2.97380	4.60934	-2.79924	.20234
1.200	155.690	.16633	3.89765	-4.56816	-.10058	-.95798	.21445	-2.41592	4.11962	-2.75977	.20495
1.200	157.908	.14603	3.17105	-4.17152	-.09020	-.47295	.26598	-1.92179	3.69677	-2.70256	.19322
1.200	160.317	.08494	2.48899	-3.55606	-.07213	-.09669	.19250	-1.44819	3.34141	-2.63842	.17482
		-.01065	-.38341	-.00954	.00660	-.06140	-.04434	.20951	-.28351	-.00647	-.00638

TABLATED SOURCE DATA LARC 8-655/662 (SA-2FA/B)

DATE 16 APR 74

(RPS059) (29 OCT 73)

SA-2F (8TPT-655)SRB W/ELE TUNNEL AND THRUST ATT

PARAMETRIC DATA

BETA = .000 PHI = 135.000
 RN/L = 6.100 FMOSTK = .000
 AFTSK = .000 ATTRNG = 1.000
 ELETUN = 1.000 RTORKS = .000

REFERENCE DATA

SREF = 7.0690 SQ.IN. XMRP = 20.8340 INCHES
 LREF = 3.0000 INCHES YMRP = .0000 INCHES
 BREF = 3.0000 INCHES ZMRP = .0000 INCHES
 SCALE = .0211 SCALE

RUN NO. 176/ 0 RN/L = 5.20 GRADIENT INTERVAL = -5.00/ 5.00

MACH	ALPHA	BETA	CN	CLM	CBL	CYN	CY	CL	CD	CA	CAB
.600	156.371	-.00950	2.46455	-3.29490	-.10182	-.16919	-.05158	-1.45412	2.82509	-2.00540	-.01225
.699	156.426	.00623	2.15341	-3.19252	-.08849	-.12371	-.00512	-1.30613	2.55312	-1.89400	-.02601
.800	160.475	.01834	1.81657	-3.07742	-.07109	-.07105	.04508	-1.11229	2.29862	-1.79469	-.03751
.900	162.581	.02519	1.45692	-2.93561	-.05927	-.02559	.07639	-.88016	2.06145	-1.70342	-.04423
.950	164.638	.03087	1.12858	-2.61228	-.05657	-.00309	.10023	-.65315	1.88268	-1.64238	-.05139
.970	166.705	.02791	.82907	-2.16806	-.04173	.03151	.09640	-.44192	1.73507	-1.58695	-.06147
.980	168.799	.02220	.59814	-1.73472	-.02842	.04553	.08081	-.29338	1.59766	-1.51023	-.07208
.990	170.819	.01229	.37869	-1.32664	-.02259	.03498	.04680	-.14668	1.46594	-1.42375	-.08303
.995	172.861	.00682	.23862	-.99356	-.01875	.02755	.02767	-.07431	1.33033	-1.31086	-.09328
.998	174.925	.00313	.12722	-.69873	-.01128	.01206	.01258	-.01939	1.21977	-1.21327	-.09980
.999	176.953	.00298	.03806	-.22097	-.00927	-.00147	.00935	.03231	1.32308	-1.32293	-.10748
.999	178.978	-.00814	-.09533	-.07182	-.00691	.02406	.00454	.02935	1.34606	-1.34637	-.11007
.999	181.143	-.00303	-.06192	.02287	-.00081	.03117	-.00349	.03521	1.33980	-1.33984	-.11117
.999	GRADIENT	-.00056	-.10483	.15392	.00403	.00637	-.00050	.06465	-.06071	.02914	-.00418

RUN NO. 173/ 0 RN/L = 5.48 GRADIENT INTERVAL = -5.00/ 5.00

MACH	ALPHA	BETA	CN	CLM	CBL	CYN	CY	CL	CD	CA	CAB
.699	156.101	.05547	2.74602	-2.61384	-.09967	-.10404	.10447	-1.55784	3.26255	-2.35169	.12590
.899	158.164	.06076	2.36173	-2.21494	-.08561	.02175	.14137	-1.33619	3.01498	-2.30168	.12597
.899	160.305	.03839	2.02763	-1.81015	-.07040	.09344	.10526	-1.15635	2.78620	-2.23330	.13401
.899	162.340	.02828	1.78026	-1.56640	-.05911	.07117	.07769	-1.04170	2.59634	-2.15796	.13122
.899	164.493	.01714	1.51492	-1.25975	-.04775	.03546	.04527	-.89907	2.42951	-2.10097	.12547
.899	166.553	.00482	1.25662	-1.00154	-.03685	-.02402	.00568	-.76925	2.18649	-1.94766	.11546
.899	168.707	.01304	.91948	-.37775	-.02955	.02810	.03453	-.51015	2.14070	-1.99935	.10093
.899	170.771	.00749	.66707	-.02390	-.02083	.03787	.02435	-.35567	1.97036	-1.88781	.07584
.900	172.867	.00664	.45494	.23779	-.01366	.03718	.02234	-.23380	1.79552	-1.75259	.04515
.900	174.877	.00751	.29535	.31758	-.01202	.01001	.01867	-.14955	1.63951	-1.61961	.00521
.900	176.934	.00927	.16645	.32090	-.00756	.00683	.02197	-.08577	1.51069	-1.50394	-.03392
.900	178.969	.00780	.03716	.30566	-.00458	-.04262	.00856	-.01167	1.44514	-1.44471	-.05882
.900	181.134	.00312	-.06520	-.37488	-.00129	-.02613	.00158	.03642	1.45405	-1.45305	-.05341
.900	GRADIENT	-.00205	-.11366	.11660	.00388	-.00083	-.00480	.06564	-.07423	.03942	-.00655

TABULATED SOURCE DATA LARC 8-655/662 (SA-2FA/B)

SA-2F (8TPT-655)SRB W/ELE TUNNEL AND THRUST ATT

(RFS059) (29 OCT 75)

PARAMETRIC DATA

BETA = .000 PHI = 135.000
 RN/L = 6.100 FWDSTR = .000
 AFTSTR = .000 ATTRG = 1.000
 ELETUN = 1.000 RTORKS = .000

REFERENCE DATA

REF = 7.0690 SQ.IN. XMRP = 20.8340 INCHES
 LREF = 3.0000 INCHES YMRP = .0000 INCHES
 BREF = 3.0000 INCHES ZMRP = .0000 INCHES
 SCALE = .0211 SCALE

RUN NO. 174/ 0 RN/L = 4.19 GRADIENT INTERVAL = -5.00/ 5.00

MACH	ALPHA	BETA	CN	CLM	CBL	CYN	CY	CL	CD	CA	CAB
1.199	155.366	.15566	3.93410	-4.87366	-.09876	-.72308	.24779	-2.44973	4.11891	-2.73669	.18291
1.199	157.960	.12236	3.17862	-4.42427	-.08832	-.17499	.27501	-1.93650	3.68230	-2.68580	.16704
1.200	160.081	.08990	2.58376	-3.85117	-.07064	.12918	.25217	-1.52816	3.37270	-2.65032	.15513
1.199	162.311	.04097	2.00877	-3.25228	-.05547	.19277	.14209	-1.10757	3.13826	-2.65335	.14211
1.199	164.428	.01545	1.56912	-2.77184	-.04503	.16881	.07329	-.80611	2.95256	-2.62779	.13206
1.199	166.335	.01572	1.23117	-2.37956	-.03240	.22114	.08467	-.59844	2.78387	-2.56778	.11704
1.200	168.643	.01551	.96452	-2.01031	-.02273	.23972	.08794	-.45333	2.64111	-2.50013	.10389
1.200	170.692	.02209	.73819	-1.63723	-.01623	.26193	.10877	-.33813	2.50088	-2.41325	.08631
1.199	172.778	.00956	.52093	-1.25527	-.00796	.28293	.06150	-.22504	2.36787	-2.32079	.06868
1.199	174.850	.00468	.33370	-.80863	-.00333	.30503	.02203	-.13254	2.26913	-2.24807	.03365
1.199	176.893	.00009	.19369	-.49732	-.00170	.32735	.01548	-.07538	2.18488	-2.17758	.03143
1.199	178.945	-.00533	.08759	-.22616	.00204	.35404	.01857	-.04834	2.13268	-2.13143	.03665
1.199	181.148	-.00677	-.08002	.13582	.00485	.37981	.01605	.03676	2.15987	-2.15870	.04169
1.199		-.00547	-.14821	.19692	.00417	.40693	-.01036	.09034	-.07397	.02627	-.00645

GRADIENT

TABULATED SOURCE DATA LARC 9-855/662 (SA-2FA/D)

(RPSD60) (29 OCT 73)

DATE 18 APR 74

PARAMETRIC DATA

BETA = .000 PHI = .000
 RN/L = 6.100 FLDSTK = .000
 AFTSTK = .000 ATTRNG = 1.000
 ELETUN = 1.000 RTORKS = .000

REFERENCE DATA

SREF = 7.0690 58-IN. YMRP = 20.8340 INCHES
 LREF = 3.0000 INCHES YMRP = .0000 INCHES
 BRFP = 3.0000 INCHES ZMRP = .0000 INCHES
 SCALE = .0211 SCALE

RUN NO. 150/ 0 RN/L = 3.76 GRADIENT INTERVAL = -5.00/ 5.00

MACH	ALPHA	BETA	CN	CLM	CBL	CYN	CY	CL	CD	CA	CAB
.400	136.287	-.01701	7.02194	-2.97176	.00522	.61210	.01285	-3.50893	6.49109	-2.26697	.36898
.401	138.779	-.00376	6.37254	-3.06965	.00103	.19587	.00238	-3.25120	5.95948	-2.34017	.30933
.400	140.538	-.00737	5.88395	-3.14169	.00255	.12570	-.02260	-3.04458	5.55941	-2.35704	.27245
.401	142.523	-.01065	5.34471	-3.07039	-.00204	.19724	-.02895	-2.77855	5.16014	-2.40446	.23962
.400	144.644	-.00430	4.73080	-3.03538	-.00361	.44144	.06280	-2.45345	4.71757	-2.42784	.19537
.400	146.489	.00043	4.21196	-3.03192	.00067	.35275	.06962	-2.16089	4.36559	-2.44688	.14613
.399	148.453	.01309	3.68037	-3.02174	-.00428	.22889	.13287	-1.86869	3.99056	-2.42311	.10252
.401	149.547	.01167	3.42018	-2.99391	-.00564	.14406	.10539	-1.72635	3.81188	-2.41104	.07564
.400	150.713	.00755	3.17649	-2.99490	-.01404	.10150	.07003	-1.59995	3.64083	-2.39278	.05800
.400	152.895	.00414	2.84896	-3.15210	-.00395	.07279	.04205	-1.50305	3.31631	-2.26726	.02591
.401	154.921	.00362	2.52269	-3.27718	-.00622	-.03393	.01652	-1.41238	3.00444	-2.12255	.00271
.401	156.804	.00279	2.33283	-3.34428	-.00838	-.16621	-.01619	-1.35528	2.75998	-2.00304	-.01475
.400	159.237	-.00322	1.95803	-3.21384	-.00462	-.09309	-.04051	-1.18332	2.40159	-1.82806	-.03377
.400	160.992	-.00088	1.65509	-3.04316	-.00967	-.05152	-.01650	-1.01096	2.14692	-1.70058	-.04708
GRADIENT		.00059	-.21871	-.00739	-.00051	-.02220	-.00071	.10354	-.17418	.02299	-.01741

RUN NO. 151/ 0 RN/L = 5.24 GRADIENT INTERVAL = -5.00/ 5.00

MACH	ALPHA	BETA	CN	CLM	CBL	CYN	CY	CL	CD	CA	CAB
.601	144.059	-.01198	5.32083	-3.05238	.00359	.39119	.11961	-2.86026	5.11987	-2.46636	.17885
.602	146.191	.00673	4.56710	-3.16418	.00508	.40376	.10519	-2.41450	4.60240	-2.48064	.12654
.601	148.276	.02079	3.96149	-3.09157	.00586	.22287	.11286	-2.06378	4.19543	-2.48343	.08385
.601	150.464	-.00822	3.43248	-3.01406	.00095	.22164	.01955	-1.76747	3.80810	-2.43203	.04610
.601	153.091	-.02421	2.94618	-3.04096	-.00244	-.03032	-.08397	-1.59841	3.36042	-2.27318	.01258
.601	154.553	-.02170	2.71434	-3.14241	.00199	-.02482	-.07487	-1.51968	3.12351	-2.16752	-.00340
.601	156.455	.00238	2.39851	-3.17368	.00215	-.06306	-.00538	-1.39845	2.81789	-2.02867	-.02195
.600	158.744	-.00106	2.03136	-3.09644	.00101	-.05575	-.01499	-1.20638	2.50200	-1.89444	-.03978
.600	160.745	-.00053	1.70951	-2.95496	-.00037	-.07056	-.01633	-1.02441	2.25129	-1.78753	-.05426
GRADIENT		.00106	-.20798	.00256	-.00028	-.03266	-.01016	.10120	-.17014	.04496	-.01361

TABULATED SOURCE DATA LARC 8-655/662 (SA-EFA/B)

SA-2F (8TPT-655)SRB W/ELE TUNNEL AND THRUST ATT

(RPS08D) (29 OCT 75)

PARAMETRIC DATA

BETA = .000 PHI = .000
 RN/L = 6.100 FWDSTK = .000
 AFTSTK = .000 ATTRNC = 1.000
 ELETUN = 1.000 RTORKS = .000

RUN NO. 152/ 0 RN/L = 6.13 GRADIENT INTERVAL = -5.00/ 5.00

REFERENCE DATA

SREF = 7.0690 54.1N. XMRP = 20.8340 INCHES
 LREF = 3.0000 INCHES YMRP = .0000 INCHES
 DREF = 3.0000 INCHES ZMRP = .0000 INCHES
 SCALE = .0211 SCALE

MACH	ALPHA	BETA	CN	CLM	CBL	CYN	CY	CL	CD	CA	CAB
.801	144.806	.04741	5.73134	-3.99718	.00989	-.00946	.10027	-3.25607	5.32748	-2.47704	.11598
.801	147.677	.06527	4.51974	-3.56965	.00786	.16613	.17459	-2.48984	4.51797	-2.48664	.07856
.800	148.840	-.01216	4.11869	-3.34963	.00984	.24028	.02362	-2.24164	4.25272	-2.47930	.03704
.801	149.827	-.11857	3.86301	-3.16375	.00696	.19237	-.21470	-2.10255	4.06941	-2.46129	.04807
.801	152.167	-.12577	3.29112	-2.83790	.00291	.04791	-.26026	-1.81158	3.61776	-2.35341	.02727
.801	154.245	-.02525	2.86916	-2.76490	.00242	-.08929	-.07276	-1.59761	3.29156	-2.27039	.00888
.800	156.523	.00066	2.44218	-2.76086	.00134	-.00787	-.00019	-1.37408	2.96663	-2.17365	-.00035
.800	158.572	-.00193	2.10289	-2.63981	.00123	-.03995	-.01245	-1.19622	2.70811	-2.08390	-.00557
.801	160.541	-.01159	1.81594	-2.42411	.00086	-.03204	-.03192	-1.04527	2.49267	-2.00209	-.00564
GRADIENT		-.00182	-.23490	.09075	-.00065	-.01279	-.00660	.12882	-.17353	.03414	-.00730

RUN NO. 149/ 0 RN/L = 5.49 GRADIENT INTERVAL = -5.00/ 5.00

MACH	ALPHA	BETA	CN	CLM	CBL	CYN	CY	CL	CD	CA	CAB
.898	133.490	-.04623	11.08447	-6.66180	.02161	.09100	-.08769	-6.01917	9.56851	-2.21841	.34633
.901	135.670	-.08483	10.54232	-6.21528	.02010	.12054	-.16767	-5.89643	9.05058	-2.35380	.29625
.901	138.093	-.03118	9.41890	-5.86732	.01975	.09725	-.04997	-5.39551	8.10101	-2.43197	.23728
.898	140.930	.05912	8.15614	-5.44693	.01568	-.07074	.11754	-4.75284	7.08609	-2.50588	.19337
.901	142.854	.07034	7.47893	-4.94054	.01519	-.14176	.12645	-4.41879	6.55249	-2.55471	.18992
.900	145.287	.12356	6.27329	-4.68253	.00915	-.19175	.25315	-3.68130	5.70192	-2.59058	.16245
.898	147.236	.11455	5.35222	-4.39943	.00834	.00497	.25461	-3.09453	5.08149	-2.59835	.14335
.899	148.563	.07584	4.72167	-4.01402	.00518	.05471	.17838	-2.66628	4.69120	-2.61193	.13244
.899	149.761	.03899	4.32324	-3.49581	.00513	.07917	.10232	-2.42850	4.41845	-2.59421	.11131
.899	152.113	.03036	3.63960	-2.91338	.00127	-.03395	.05988	-2.05441	3.89921	-2.48549	.13035
.898	154.402	.04966	3.08873	-2.60912	.00347	.09948	.13042	-1.74298	3.51073	-2.41307	.12139
.900	156.468	.04234	2.63789	-2.31880	.00197	.04479	.10302	-1.47656	3.21627	-2.35927	.11220
.900	158.587	.01186	2.26719	-1.96337	-.00174	.00250	.02686	-1.26989	2.97172	-2.30296	.10935
.899	160.559	-.00455	1.98637	-1.68189	.00081	-.00590	-.00141	-1.13225	2.76010	-2.22586	.11491
GRADIENT		.00218	-.35922	.19070	-.00091	-.00100	.00475	.20169	-.26272	.00172	-.00782

ORIGINAL PAGE IS OF POOR QUALITY

SA-2F (81PT-655)SRB W/ELE TUNNEL AND THRUST ATT

(RPS060) (29 OCT 73)

REFERENCE DATA

SREF = 7.0690 SQ. IN. YMRP = 20.6340 INCHES
 LREF = 3.0000 INCHES YMRP = .0000 INCHES
 BREF = 3.0000 INCHES ZMRP = .0000 INCHES
 SCALE = .0211 SCALE

PARAMETRIC DATA

BETA = .000 PHI = .000
 RN/L = 6.100 FLDSTK = .000
 AFTSTK = .000 ATTRNG = 1.000
 ELETUN = 1.000 RTORRS = .000

RUN NO. 146/ 0 RN/L = 4.66 GRADIENT INTERVAL = -5.00/ 5.00

MACH	ALPHA	BETA	CN	CLM	CBL	CYN	CY	CL	CD	CA	CAB
.999	133.267	.00275	12.13801	-6.80863	.02190	.03262	.01345	-6.66619	10.39381	-2.27265	.30845
.999	135.724	-.00969	11.26668	-8.48253	.03030	.06510	-.00974	-6.37305	9.60252	-2.42613	.29265
.998	137.814	-.01190	10.64829	-7.44826	.01965	.02419	-.02326	-6.31579	9.18560	-2.56496	.30296
1.000	140.209	-.04512	9.81532	-7.13792	.02158	.08437	-.06871	-5.84409	8.32014	-2.65285	.29103
.999	142.321	-.09297	8.68259	-6.75269	.01700	.12397	-.19196	-5.23439	7.44274	-2.72137	.28628
1.000	144.767	-.02265	7.58985	-6.67651	.01662	.04474	-.04346	-4.61228	6.62588	-2.75129	.25233
1.000	147.040	-.04446	6.97912	-5.58409	.01487	-.17191	-.13875	-4.31402	6.17484	-2.83395	.26233
1.001	149.150	.00132	5.98949	-5.52437	.01091	.22506	.04964	-3.68270	5.51456	-2.84583	.23525
1.000	151.758	-.04568	4.74222	-5.36564	.01214	.09768	-.08563	-2.89173	4.63807	-2.71757	.20269
1.000	154.120	-.00715	3.69161	-4.96731	.00401	-.11806	-.04106	-2.34976	4.07225	-2.63818	.18503
1.000	155.896	.04361	3.35740	-4.34897	.00134	-.07225	.08661	-2.00981	3.72593	-2.59891	.17632
1.000	156.320	.04271	2.76352	-3.56379	.00316	-.01956	.09591	-1.64690	3.39214	-2.54381	.16680
1.000	160.426	.00119	2.32115	-2.91947	.00300	-.02573	-.00253	-1.35444	3.11917	-2.48516	.15515
GRADIENT		.00169	-.36405	.20077	-.00082	-.00400	.00313	.21514	-.28098	-.00902	-.00619

RUN NO. 147/ 0 RN/L = 4.17 GRADIENT INTERVAL = -5.00/ 5.00

MACH	ALPHA	BETA	CN	CLM	CBL	CYN	CY	CL	CD	CA	CAB
1.199	133.682	.00919	12.76247	-2.92826	.03156	.05037	.03410	-7.05643	10.93505	-2.44477	.33998
1.201	135.983	.00673	11.67954	-3.22585	.03001	.07012	.03165	-6.75461	10.10555	-2.57358	.32974
1.200	138.123	-.00102	10.99023	-3.37753	.02674	.03467	.00460	-6.39263	9.33348	-2.68226	.30870
1.199	140.488	-.01514	10.02611	-3.94659	.02452	.10114	-.01703	-5.97596	8.31209	-2.76493	.28225
1.199	142.625	-.02670	9.15094	-4.16729	.02361	.12308	-.04105	-5.57454	7.79037	-2.80698	.25979
1.199	144.849	-.04594	8.30295	-4.24032	.02181	.13561	-.08587	-5.14045	7.12119	-2.86298	.23954
1.199	147.102	-.03533	7.36276	-4.32704	.01875	.08116	-.07059	-4.59655	6.45004	-2.91911	.22670
1.199	148.405	-.03362	6.65331	-4.09727	.01546	.06570	-.06947	-4.29613	6.09639	-2.94190	.23209
1.199	149.352	-.02501	6.74658	-3.60271	.01655	.07662	-.04594	-4.30171	5.97483	-2.94738	.24481
1.199	151.708	-.03041	5.52566	-4.36518	.01406	.01268	-.07249	-3.51027	5.13733	-2.85990	.22264
1.199	153.899	-.02510	4.61553	-4.54292	.01243	-.07325	-.07730	-2.90879	4.53360	-2.80948	.19918
1.199	156.214	-.00247	3.73603	-4.34185	.00679	-.21543	-.03074	-2.30738	4.02818	-2.75541	.19450
1.199	158.450	.00698	3.07071	-3.89245	.00786	-.12403	-.03825	-1.86307	3.64229	-2.70334	.19257
1.199	160.366	.00773	2.53495	-3.36232	.00645	-.10708	-.00276	-1.49547	3.35510	-2.65841	.18514
GRADIENT		-.00010	-.39143	-.02657	-.00099	-.00906	-.00212	.21641	-.26803	-.00649	-.00587

TABULATED SOURCE DATA LARC 8-655/662 (SA-2FA/B)

DATE 18 APR 74

(PPS001) (09 MAR 74)

SA-2F (OPT-655) SRB

REFERENCE DATA

SREF = 7.0890 56. IN. XMRP = 20.8340 INCHES
 LREF = 3.0000 INCHES YMRP = .0000 INCHES
 BREF = 3.0000 INCHES ZMRP = .0000 INCHES
 SCALE = .0211 SCALE

PARAMETRIC DATA

BETA = .000 PHI = .000
 RN/L = .600 FWDSTK = .000
 AFTSTK = .000 ATTRNG = 1.000
 ELETUN = .000 RTORKS = .000

RUN NO. 6/ 0 RN/L = .63 GRADIENT INTERVAL = -5.00/ 5.00

MACH	ALPHA	BETA	θ (PSF)	CP1	CP2	CP3	CP4
.402	79.054	-.00354	55.66224	.00000	.00000	.00000	.00000
.402	80.054	-.00247	55.66224	.00000	.00000	.00000	.00000
.402	82.021	-.00202	55.66224	.00000	.00000	.00000	.00000
.402	84.042	-.00265	55.66224	.00000	.00000	.00000	.00000
.402	85.910	-.00232	55.66224	.00000	.00000	.00000	.00000
.402	87.977	-.00226	55.66224	.00000	.00000	.00000	.00000
.402	89.943	-.00213	55.66224	.00000	.00000	.00000	.00000
.402	91.970	-.00249	55.66224	.00000	.00000	.00000	.00000
.402	93.838	-.00210	55.77149	.00000	.00000	.00000	.00000
.402	95.900	-.00172	55.77149	.00000	.00000	.00000	.00000
.402	97.909	-.00213	55.77149	.00000	.00000	.00000	.00000
.401	100.068	-.00421	55.59107	.00000	.00000	.00000	.00000
.401	101.068	-.00426	55.59139	.00000	.00000	.00000	.00000
.401	103.099	-.00341	55.50139	.00000	.00000	.00000	.00000
GRADIENT		-.00004	-.01415	.00000	.00000	.00000	.00000

RUN NO. 20/ 0 RN/L = .61 GRADIENT INTERVAL = -5.00/ 5.00

MACH	ALPHA	BETA	θ (PSF)	CP1	CP2	CP3	CP4
.601	79.026	.00045	79.30954	.00000	.00000	.00000	.00000
.601	79.934	.00023	79.39417	.00000	.00000	.00000	.00000
.601	81.881	-.00087	79.30954	.00000	.00000	.00000	.00000
.601	83.860	-.00027	79.30954	.00000	.00000	.00000	.00000
.601	85.858	-.00117	79.30954	.00000	.00000	.00000	.00000
.601	87.856	-.00121	79.30954	.00000	.00000	.00000	.00000
.601	89.902	-.00012	79.39252	.00000	.00000	.00000	.00000
.602	91.898	-.00037	79.47879	.00000	.00000	.00000	.00000
.601	93.843	-.00054	79.38252	.00000	.00000	.00000	.00000
.602	95.836	-.00056	79.47879	.00000	.00000	.00000	.00000
.601	97.836	-.00040	79.39417	.00000	.00000	.00000	.00000
.601	99.785	-.00031	79.39252	.00000	.00000	.00000	.00000
.600	103.075	-.00063	79.14352	.00000	.00000	.00000	.00000
GRADIENT		-.00002	.00007	.00000	.00000	.00000	.00000

(PPS001) (09 MAR 74)

SA-2F (8TPT-855)SR8

REFERENCE DATA

XREF = 7.0690 98.1N. XWRP = 20.6340 INCHES
 YREF = 3.0000 INCHES YWRP = .0000 INCHES
 ZREF = 3.0000 INCHES ZWRP = .0000 INCHES
 SCALE = .0211 SCALE

PARAMETRIC DATA

BETA = .000 PHI = .000
 RV/L = .600 FLDSTK = .000
 AFTSTR = .000 ATTRNG = 1.000
 ELETUN = .000 RTORKS = .000

RUN NO. 19/ 0 RV/L = .61 GRADIENT INTERVAL = -5.00/ 5.00

NACH	ALPHA	BETA	Q (PSF)	CP1	CP2	CP3	CP4
.897	79.116	-.00113	106.95648	.00000	.00000	.00000	.00000
.896	79.853	-.00120	106.68154	.00000	.00000	.00000	.00000
.897	81.817	-.00249	106.81904	.00000	.00000	.00000	.00000
.897	83.893	-.00207	106.79030	.00000	.00000	.00000	.00000
.896	85.860	-.00228	106.68154	.00000	.00000	.00000	.00000
.897	87.807	-.00151	106.79030	.00000	.00000	.00000	.00000
.897	89.851	-.00191	106.81904	.00000	.00000	.00000	.00000
.897	91.825	-.00170	106.95648	.00000	.00000	.00000	.00000
.897	93.840	-.00148	106.68777	.00000	.00000	.00000	.00000
.897	95.855	-.00155	106.95648	.00000	.00000	.00000	.00000
.897	97.829	-.00147	106.74129	.00000	.00000	.00000	.00000
.896	99.813	-.00108	106.67254	.00000	.00000	.00000	.00000
.896	103.066	-.00128	106.76829	.00000	.00000	.00000	.00000
GRADIENT		.00002	-.000047	.00000	.00000	.00000	.00000

SA-2F (8TPT-855)SRB

REFERENCE DATA

WREF = 7.0690 SA. IN. WREF = 20.8340 INCHES
 LREF = 3.0000 INCHES YREF = .0000 INCHES
 BREF = 3.0000 INCHES ZREF = .0000 INCHES
 SCALE = .0211 SCALE

PARAMETRIC DATA

BETA = .000 PHI = .000
 RV/L = 1.000 FLOSTK = .000
 AFTSTK = .000 ATTRNG = 1.000
 ELETUN = .000 RTORKS = .000

RUN NO. 23/ 0 RV/L = 1.00 GRADIENT INTERVAL = -5.00/ 5.00

MACH	ALPHA	BETA	Q (PSF)	CP1	CP2	CP3	CP4
1.196	79.283	-.00313	208.62382	.00000	.00000	.00000	.00000
1.196	79.883	-.00403	208.57251	.00000	.00000	.00000	.00000
1.196	81.869	-.00370	208.52120	.00000	.00000	.00000	.00000
1.196	83.844	-.00376	208.62382	.00000	.00000	.00000	.00000
1.196	85.840	-.00253	208.52120	.00000	.00000	.00000	.00000
1.196	87.896	-.00268	208.46988	.00000	.00000	.00000	.00000
1.196	89.874	-.00352	208.52120	.00000	.00000	.00000	.00000
1.196	91.821	-.00397	208.57251	.00000	.00000	.00000	.00000
1.196	93.815	-.00355	208.46988	.00000	.00000	.00000	.00000
1.196	95.796	-.00391	208.64734	.00000	.00000	.00000	.00000
1.197	97.824	-.00367	208.64302	.00000	.00000	.00000	.00000
1.199	99.802	-.00406	208.77176	.00000	.00000	.00000	.00000
1.202	103.271	-.00384	209.06411	.00000	.00000	.00000	.00000
	GRADIENT	-.00002	.01241	.00000	.00000	.00000	.00000

REFERENCE DATA

BREF = 7.0690 SB.1N. XMRP = 20.8340 INCHES
 LREF = 3.0000 INCHES YMRP = .0000 INCHES
 BREF = 3.0000 INCHES ZMRP = .0000 INCHES
 SCALE = .0211 SCALE

PARAMETRIC DATA

BETA = .000 PHI = .000
 RN/L = 1.200 FWDSTK = .000
 AFTSTK = .000 ATTRNG = 1.000
 ELETUN = .000 RTORKS = .000

RUN NO. 8/ 0 RN/L = 1.25 GRADIENT INTERVAL = -5.00/ 5.00

MACH	ALPHA	BETA	Q (PSF)	CP1	CP2	CP3	CP4
.400	79.085	-.00994	111.01058	.00000	.00000	.00000	.00000
.401	80.004	-.00925	111.19107	.00000	.00000	.00000	.00000
.401	81.983	-.00783	111.19107	.00000	.00000	.00000	.00000
.400	84.080	-.00846	110.64950	.00000	.00000	.00000	.00000
.399	86.018	-.01036	110.19799	.00000	.00000	.00000	.00000
.399	88.016	-.00524	110.46892	.00000	.00000	.00000	.00000
.399	90.002	-.00475	110.46892	.00000	.00000	.00000	.00000
.399	92.017	-.00666	110.28776	.00000	.00000	.00000	.00000
.399	94.114	-.00662	110.37862	.00000	.00000	.00000	.00000
.400	95.981	-.00805	110.55921	.00000	.00000	.00000	.00000
.400	98.077	-.00776	110.55921	.00000	.00000	.00000	.00000
.400	99.965	-.01675	110.55921	.00000	.00000	.00000	.00000
.399	101.893	-.01800	110.19799	.00000	.00000	.00000	.00000
.399	103.122	-.01852	110.19799	.00000	.00000	.00000	.00000
	GRADIENT	-.00035	-.02986	.00000	.00000	.00000	.00000

RUN NO. 7/ 0 RN/L = 1.24 GRADIENT INTERVAL = -5.00/ 5.00

MACH	ALPHA	BETA	Q (PSF)	CP1	CP2	CP3	CP4
.598	79.123	-.00260	156.87203	.00000	.00000	.00000	.00000
.601	80.032	-.00263	159.69813	.00000	.00000	.00000	.00000
.599	82.036	-.00332	156.76124	.00000	.00000	.00000	.00000
.599	84.149	-.00363	157.50842	.00000	.00000	.00000	.00000
.599	85.845	-.00390	157.77561	.00000	.00000	.00000	.00000
.600	88.029	-.00430	158.27590	.00000	.00000	.00000	.00000
.600	90.103	-.00563	158.86633	.00000	.00000	.00000	.00000
.600	92.127	-.00304	158.20237	.00000	.00000	.00000	.00000
.600	93.688	-.00448	158.03626	.00000	.00000	.00000	.00000
.599	95.910	-.00618	157.95319	.00000	.00000	.00000	.00000
.600	98.033	-.00785	156.11932	.00000	.00000	.00000	.00000
.599	100.054	-.00855	157.95319	.00000	.00000	.00000	.00000
.599	101.938	-.00756	157.87010	.00000	.00000	.00000	.00000
.599	103.146	-.00847	157.95645	.00000	.00000	.00000	.00000
	GRADIENT	-.00023	-.04282	.00000	.00000	.00000	.00000

(PPS003) (09 MAR 74)

SA-2F (8TPT-655)5EB

PARAMETRIC DATA

BETA = .000 PHI = .000
 RV/L = 1.200 FADSTK = .000
 AFTSTR = .000 ATTRG = 1.000
 ELETUN = .000 RTORKS = .000

REFERENCE DATA

SREF = 7.0690 54.1M. YMRP = 20.6340 INCHES
 LREF = 3.0000 INCHES YMRP = .0000 INCHES
 DREF = 5.0000 INCHES ZMRP = .0000 INCHES
 SCALE = .0211 SCALE

RUN NO. 5/ 0 RV/L = 1.22 GRADIENT INTERVAL = -5.00/ 5.00

MAOH	ALPHA	BETA	Q (PSF)	CP1	CP2	CP3	CP4
.899	79.216	-.00604	214.36647	.00000	.00000	.00000	.00000
.898	79.992	-.00607	214.14239	.00000	.00000	.00000	.00000
.899	82.065	-.00640	214.21104	.00000	.00000	.00000	.00000
.899	64.026	-.00539	214.34830	.00000	.00000	.00000	.00000
.899	85.980	-.00569	214.34830	.00000	.00000	.00000	.00000
.899	86.091	-.00655	214.41692	.00000	.00000	.00000	.00000
.899	89.933	-.00642	214.48554	.00000	.00000	.00000	.00000
.899	91.950	-.00566	214.48554	.00000	.00000	.00000	.00000
.899	93.847	-.00445	214.62274	.00000	.00000	.00000	.00000
.899	95.931	-.00515	214.48554	.00000	.00000	.00000	.00000
.899	97.817	-.00470	214.62274	.00000	.00000	.00000	.00000
.899	100.004	-.00526	214.55414	.00000	.00000	.00000	.00000
.899	102.001	-.00526	214.62274	.00000	.00000	.00000	.00000
.900	103.193	-.00545	214.78262	.00000	.00000	.00000	.00000
	GRADIENT	.00005	.01940	.00000	.00000	.00000	.00000

ORIGINAL PAGE IS OF POOR QUALITY

TABULATED SOURCE DATA LARC 0-855/662 (SA-2FA/8)

DATE 16 APR 74

(PFS004) (09 MAR 74)

SA-2F (0PPT-855)SMB

REFERENCE DATA

BREF = 7.0690 36.14, YMRP = 20.6348 INCHES
 LREF = 3.0000 INCHES YMRP = .0000 INCHES
 BREF = 3.0000 INCHES ZMRP = .0000 INCHES
 SCALE = .0211 SCALE

PARAMETRIC DATA

BETA = .062 PNI = .000
 RVAL = 2.000 FLDSTR = .000
 AFTSTR = .000 ATTRNG = 1.000
 ELETUN = .000 RTORNS = .000

RUN NO. 10/ 0 RVAL = 2.07 GRADIENT INTERVAL = -5.00/ 5.00

MACH	ALPHA	BETA	G (P/ST)	CP1	CPE	CP3	CP4
.399	79.147	-.02089	183.50912	.00000	.00000	.00000	.00000
.398	80.157	-.01735	183.23812	.00000	.00000	.00000	.00000
.398	82.172	-.02328	183.23812	.00000	.00000	.00000	.00000
.399	84.009	-.02375	183.59999	.00000	.00000	.00000	.00000
.399	86.441	-.03028	183.78062	.00000	.00000	.00000	.00000
.399	88.106	-.04123	183.78062	.00000	.00000	.00000	.00000
.399	97.010	-.05308	183.32682	.00000	.00000	.00000	.00000
.398	91.876	-.02037	182.78691	.00000	.00000	.00000	.00000
.399	94.053	-.01686	183.41934	.00000	.00000	.00000	.00000
.399	95.910	-.01440	183.69031	.00000	.00000	.00000	.00000
.399	97.993	-.01928	183.69031	.00000	.00000	.00000	.00000
.398	99.955	-.02290	183.32900	.00000	.00000	.00000	.00000
.398	101.889	-.03348	183.32900	.00000	.00000	.00000	.00000
.398	103.143	-.03248	183.32900	.00000	.00000	.00000	.00000
.398	GRADIENT	-.00012	-.00190	.00000	.00000	.00000	.00000

RUN NO. 9/ 0 RVAL = 2.05 GRADIENT INTERVAL = -5.00/ 5.00

MACH	ALPHA	BETA	G (P/ST)	CP1	CPE	CP3	CP4
.398	79.184	-.00980	282.19379	.00000	.00000	.00000	.00000
.600	80.238	-.00957	283.35900	.00000	.00000	.00000	.00000
.399	82.093	-.00839	283.36553	.00000	.00000	.00000	.00000
.398	84.035	.00095	282.44810	.00000	.00000	.00000	.00000
.600	86.021	.00027	283.61471	.00000	.00000	.00000	.00000
.399	87.973	.00129	283.19286	.00000	.00000	.00000	.00000
.800	90.141	.00888	283.69611	.00000	.00000	.00000	.00000
.800	92.013	.00413	283.27266	.00000	.00000	.00000	.00000
.399	93.633	.00396	282.87023	.00000	.00000	.00000	.00000
.800	96.128	.00725	283.61307	.00000	.00000	.00000	.00000
.398	97.864	.00471	282.61599	.00000	.00000	.00000	.00000
.399	100.029	-.00045	283.02869	.00000	.00000	.00000	.00000
.399	101.831	-.00065	282.78549	.00000	.00000	.00000	.00000
.398	103.188	-.01221	283.19449	.00000	.00000	.00000	.00000
.398	GRADIENT	.00016	-.00315	.00000	.00000	.00000	.00000

TABLATED SOURCE DATA LARC 8-855/862 (SA-2FA/B)

DATE 18 APR 74

(PPSD04) (09 MAR 74)

SA-2F(8TF-855)SRB

REFERENCE DATA

SREF = 7.0690 SQ. IN. XMRP = 20.8340 INCHES
 LREF = 3.0000 INCHES YMRP = .0000 INCHES
 BREF = 3.0000 INCHES ZMRP = .0000 INCHES
 SCALE = .0211 SCALE

PARAMETRIC DATA

BETA = .000 PHI = .000
 RN/L = 2.000 FWDSTK = .000
 AFTSTK = .000 ATTRNG = 1.000
 ELETUN = .000 RTORKS = .000

RUN NO. 4/ 0 RN/L = 2.00 GRADIENT INTERVAL = -5.00/ 5.00

MACH	ALPHA	BETA	Q (PSF)	CP1	CP2	CP3	CP4
.898	79.405	-.01020	356.39264	.00000	.00000	.00000	.00000
.898	79.983	-.01113	356.63110	.00000	.00000	.00000	.00000
.898	81.960	-.00974	356.40689	.00000	.00000	.00000	.00000
.898	83.949	-.00865	356.61297	.00000	.00000	.00000	.00000
.899	85.986	-.00917	356.73210	.00000	.00000	.00000	.00000
.899	87.923	-.00796	356.80073	.00000	.00000	.00000	.00000
.898	89.916	-.00874	356.52617	.00000	.00000	.00000	.00000
.899	91.947	-.00871	356.86936	.00000	.00000	.00000	.00000
.899	93.917	-.00907	356.92889	.00000	.00000	.00000	.00000
.899	95.864	-.00783	356.76436	.00000	.00000	.00000	.00000
.899	97.854	-.00811	357.10741	.00000	.00000	.00000	.00000
.900	99.935	-.00686	357.16689	.00000	.00000	.00000	.00000
.899	101.820	-.00606	356.89250	.00000	.00000	.00000	.00000
.899	103.243	-.00709	356.75528	.00000	.00000	.00000	.00000
	GRADIENT	.00015	.02142	.00000	.00000	.00000	.00000

RUN NO. 22/ 0 RN/L = 1.99 GRADIENT INTERVAL = -5.00/ 5.00

MACH	ALPHA	BETA	Q (PSF)	CP1	CP2	CP3	CP4
1.201	79.541	-.00662	417.66187	.00000	.00000	.00000	.00000
1.201	79.901	-.00649	417.92151	.00000	.00000	.00000	.00000
1.199	81.882	-.00862	417.57253	.00000	.00000	.00000	.00000
1.199	83.879	-.00701	417.59394	.00000	.00000	.00000	.00000
1.200	85.947	.00806	417.47784	.00000	.00000	.00000	.00000
1.200	87.901	-.00768	417.47784	.00000	.00000	.00000	.00000
1.200	89.883	-.00804	417.47784	.00000	.00000	.00000	.00000
1.199	91.872	-.00831	417.42743	.00000	.00000	.00000	.00000
1.200	93.811	-.00848	417.72214	.00000	.00000	.00000	.00000
1.201	95.797	-.00745	417.65537	.00000	.00000	.00000	.00000
1.202	97.816	-.00803	417.97723	.00000	.00000	.00000	.00000
1.200	99.750	-.00888	417.56324	.00000	.00000	.00000	.00000
1.202	103.453	-.01013	417.90370	.00000	.00000	.00000	.00000
	GRADIENT	-.00009	.00744	.00000	.00000	.00000	.00000

(PPS003) (09 MAR 74)

SA-2F (8TPT-855)S8B

REFERENCE DATA

SREF = 7.0690 SQ. IN. XMRP = 20.8340 INCHES
 LREF = 3.0000 INCHES YMRP = .0000 INCHES
 BREF = 3.0000 INCHES ZMRP = .0000 INCHES
 SCALE = .0211 SCALE

BETA = .000 PHI = .000
 RN/L = 3.000 FWDSTK = .000
 AFTSTK = .000 ATTRNG = 1.000
 ELETUN = .000 RTORRS = .000

PARAMETRIC DATA

RUN NO. 24/ 0 RN/L = 2.98 GRADIENT INTERVAL = -5.00/ 5.00

MACH	ALPHA	BETA	Q (PSF)	CF1	CF2	CF3	CF4
1.199	79.792	-.00492	625.39866	.00000	.00000	.00000	.00000
1.198	81.890	-.00659	625.25610	.00000	.00000	.00000	.00000
1.196	83.890	-.00946	625.20565	.00000	.00000	.00000	.00000
1.199	85.891	-.00931	625.27056	.00000	.00000	.00000	.00000
1.200	87.851	-.00926	625.64140	.00000	.00000	.00000	.00000
1.199	89.033	-.00819	625.32682	.00000	.00000	.00000	.00000
1.200	89.837	-.00864	625.59872	.00000	.00000	.00000	.00000
1.200	91.831	-.00941	625.64140	.00000	.00000	.00000	.00000
1.200	93.813	-.00803	625.68405	.00000	.00000	.00000	.00000
1.200	95.793	-.00843	625.68405	.00000	.00000	.00000	.00000
1.200	97.793	-.00870	625.58328	.00000	.00000	.00000	.00000
1.200	99.701	-.01225	625.60641	.00000	.00000	.00000	.00000
1.199	100.931	-.01260	625.27639	.00000	.00000	.00000	.00000
1.200	103.658	-.01275	625.75575	.00000	.00000	.00000	.00000
	GRADIENT	-.00024	.01481	.00000	.00000	.00000	.00000

TABULATED SOURCE DATA LARC 8-655/662 (SA-2FA/B)

(PPS006) (09 MAR 74)

SA-2F (8TPT-655)SR8

REFERENCE DATA

SRFP = 7.0690 SQ.IN. XMRP = 20.8340 INCHES
 LREF = 3.0000 INCHES YMRP = .0000 INCHES
 BRFP = 3.0000 INCHES ZMRP = .0000 INCHES
 SCALE = .0211 SCALE

PARAMETRIC DATA

BETA = .000 PHI = .000
 RN/L = 3.600 FADSTR = .000
 AFTSTK = .000 ATTRNC = 1.000
 ELETUN = .000 RTORKS = .000

RUN NO. 2/ 0 RN/L = 3.72 GRADIENT INTERVAL = -5.00/ 5.00

MACH	ALPHA	BETA	Q (PSF)	CP1	CP2	CP3	CP4
.399	79.081	.01865	330.94533	.00000	.00000	.00000	.00000
.400	81.104	.04402	332.02160	.00000	.00000	.00000	.00000
.400	82.998	.08604	331.48933	.00000	.00000	.00000	.00000
.400	84.990	.06460	331.85104	.00000	.00000	.00000	.00000
.400	86.776	.03847	331.57907	.00000	.00000	.00000	.00000
.399	88.670	.02103	331.30874	.00000	.00000	.00000	.00000
.400	90.345	.00513	331.94021	.00000	.00000	.00000	.00000
.400	92.232	.03963	331.57852	.00000	.00000	.00000	.00000
.399	94.107	-.05425	331.30819	.00000	.00000	.00000	.00000
.400	96.039	-.06871	331.66770	.00000	.00000	.00000	.00000
.400	98.059	-.05442	331.76075	.00000	.00000	.00000	.00000
.399	100.205	-.07570	331.40014	.00000	.00000	.00000	.00000
.399	102.251	-.10977	331.40069	.00000	.00000	.00000	.00000
.400	103.037	-.11688	331.76186	.00000	.00000	.00000	.00000
	GRADIENT	-.00763	.00254	.00000	.00000	.00000	.00000

RUN NO. 21/ 0 RN/L = 3.57 GRADIENT INTERVAL = -5.00/ 5.00

MACH	ALPHA	BETA	Q (PSF)	CP1	CP2	CP3	CP4
.600	79.441	.01261	474.79123	.00000	.00000	.00000	.00000
.599	80.143	.01239	474.04855	.00000	.00000	.00000	.00000
.600	82.109	.02573	475.04855	.00000	.00000	.00000	.00000
.599	84.142	.03064	474.13163	.00000	.00000	.00000	.00000
.599	86.138	.02742	474.04855	.00000	.00000	.00000	.00000
.600	88.174	.02154	474.79942	.00000	.00000	.00000	.00000
.600	90.183	.03080	474.79942	.00000	.00000	.00000	.00000
.600	92.197	.03265	474.80105	.00000	.00000	.00000	.00000
.600	94.189	.03060	474.96223	.00000	.00000	.00000	.00000
.599	96.185	.03168	474.21308	.00000	.00000	.00000	.00000
.600	98.146	.02436	474.87755	.00000	.00000	.00000	.00000
.599	100.021	.02682	474.21634	.00000	.00000	.00000	.00000
.599	103.391	.01423	474.29452	.00000	.00000	.00000	.00000
	GRADIENT	.00023	-.00194	.00000	.00000	.00000	.00000

ORIGINAL PAGE IS OF POOR QUALITY

TABULATED SOURCE DATA LARC 8-855/662 (SA-2FA/B)

DATE 18 APR 74

(PFS007) (09 MAR 74)

SA-2F (81PT-855) SR8

REFERENCE DATA

SREF = 7.0690 SQ. IN. XMRP = 20.6340 INCHES
 LREF = 3.0000 INCHES YMRP = .0000 INCHES
 BREF = 3.0000 INCHES ZMRP = .0000 INCHES
 SCALE = .0211 SCALE

BETA = .000 PHI = .000
 RM/L = 4.200 FWDSTK = .000
 AFTSTK = .000 ATTRNG = 1.000
 ELETUN = .000 RTORKS = .000

PARAMETRIC DATA

RUN NO. 25/ 0 RM/L = 4.19 GRADIENT INTERVAL = -5.03/ 5.00

MACH	ALPHA	BETA	Q (PSF)	CP1	CP2	CP3	CP4
1.199	80.164	-.00769	875.38443	.00000	.00000	.00000	.00000
1.198	81.145	-.00678	874.93154	.00000	.00000	.00000	.00000
1.199	83.150	-.01587	875.21169	.00000	.00000	.00000	.00000
1.199	85.087	-.01534	875.13980	.00000	.00000	.00000	.00000
1.199	87.067	-.01260	875.26842	.00000	.00000	.00000	.00000
1.199	89.087	-.01152	875.20413	.00000	.00000	.00000	.00000
1.199	90.936	-.01065	875.18269	.00000	.00000	.00000	.00000
1.199	92.942	-.01471	875.35405	.00000	.00000	.00000	.00000
1.200	94.904	-.01657	875.59679	.00000	.00000	.00000	.00000
1.200	96.837	-.01661	875.68211	.00000	.00000	.00000	.00000
1.200	98.849	-.01823	875.33111	.00000	.00000	.00000	.00000
1.200	100.798	-.01798	875.66852	.00000	.00000	.00000	.00000
1.199	102.690	-.02189	875.27600	.00000	.00000	.00000	.00000
1.199	103.946	-.02161	875.31885	.00000	.00000	.00000	.00000
	GRADIENT	-.00049	.01404	.00000	.00000	.00000	.00000



SA-2F (8TPT-655) SRB

REFERENCE DATA

BRZF = 7.0690 96. IN. XBRP = 20.6340 INCHES
 LBRF = 3.0000 INCHES YBRP = .0000 INCHES
 BRZF = 3.0000 INCHES ZBRP = .0000 INCHES
 SCALE = .0211 SCALE

PARAMETRIC DATA

BETA = .000 PHI = .000
 RN/L = 5.100 FWDSTK = .000
 AFTSTK = .000 ATTRNG = 1.000
 ELETUN = .000 RTORKS = .000

RUN NO. 1/ 0 RN/L = 5.53 GRADIENT INTERVAL = -5.00/ 5.00

MACH	ALPHA	BETA	Q (PSF)	CP1	CP2	CP3	CP4
.599	81.620	.00195	671.63783	.00000	.00000	.00000	.00000
.599	65.601	-.00509	671.72906	.00000	.00000	.00000	.00000
.599	65.795	-.01420	671.38860	.00000	.00000	.00000	.00000
.600	67.924	-.00722	672.89997	.00000	.00000	.00000	.00000
.599	69.615	-.00051	671.56616	.00000	.00000	.00000	.00000
.600	90.093	-.00651	671.98153	.00000	.00000	.00000	.00000
.600	91.733	.00156	671.72253	.00000	.00000	.00000	.00000
.620	93.612	-.00434	672.05476	.00000	.00000	.00000	.00000
.600	95.639	-.02266	671.81213	.00000	.00000	.00000	.00000
.600	97.979	-.01306	672.64922	.00000	.00000	.00000	.00000
.599	100.285	-.00476	671.54659	.00000	.00000	.00000	.00000
.599	101.924	.00734	670.89334	.00000	.00000	.00000	.00000
.600	103.315	-.00700	672.46313	.00000	.00000	.00000	.00000
	GRADIENT	-.00019	.00367	.00000	.00000	.00000	.00000

SA-2F (8TPT-655) SRB

REFERENCE DATA

BRZF = 7.0690 96. IN. XBRP = 20.6340 INCHES
 LBRF = 3.0000 INCHES YBRP = .0000 INCHES
 BRZF = 3.0000 INCHES ZBRP = .0000 INCHES
 SCALE = .0211 SCALE

PARAMETRIC DATA

BETA = .000 PHI = .000
 RN/L = 5.500 FWDSTK = .000
 AFTSTK = .000 ATTRNG = 1.000
 ELETUN = .000 RTORKS = .000

RUN NO. 3/ 0 RN/L = 5.46 GRADIENT INTERVAL = -5.00/ 5.00

MACH	ALPHA	BETA	Q (PSF)	CP1	CP2	CP3	CP4
.900	79.714	-.00832	982.06336	.00000	.00000	.00000	.00000
.900	60.668	-.01422	983.16505	.00000	.00000	.00000	.00000
.899	62.706	-.02301	981.86371	.00000	.00000	.00000	.00000
.900	64.648	-.06212	982.17020	.00000	.00000	.00000	.00000
.900	66.707	-.07100	981.61616	.00000	.00000	.00000	.00000
.900	68.746	-.03669	982.16109	.00000	.00000	.00000	.00000
.900	90.792	-.04109	982.35770	.00000	.00000	.00000	.00000
.900	92.731	-.03012	982.29624	.00000	.00000	.00000	.00000
.900	94.571	-.01946	982.00568	.00000	.00000	.00000	.00000
.900	96.547	-.03669	982.34858	.00000	.00000	.00000	.00000
.900	98.523	-.04414	982.14285	.00000	.00000	.00000	.00000
.900	100.406	-.04426	982.14285	.00000	.00000	.00000	.00000
.900	102.229	-.04274	982.01460	.00000	.00000	.00000	.00000
	GRADIENT	-.00070	-.00991	.00000	.00000	.00000	.00000

(PPS010) (09 MAR 74)

REFERENCE DATA

SREF = 7.0690 96. IN. XMRP = 20.8340 INCHES
 LREF = 3.0000 INCHES YMRP = .0000 INCHES
 BREF = 3.0000 INCHES ZMRP = .0000 INCHES
 SCALE = .0211 SCALE

PARAMETRIC DATA

BETA = .000 PHI = .000
 RN/L = .600 FWDSTK = .000
 AFTSTK = .000 ATTRNG = 1.000
 ELETUN = .000 RTORKS = .000

RUN NO. 14/ 0 RN/L = .62 GRADIENT INTERVAL = -5.00/ 5.00

MACH	ALPHA	BETA	Q (PSF)	CP1	CP2	CP3	CP4
.403	79.041	-.00697	55.85717	.00000	.00000	.00000	.00000
.401	80.019	-.00757	55.49358	.00000	.00000	.00000	.00000
.401	81.986	-.00744	55.49526	.00000	.00000	.00000	.00000
.398	84.021	-.00575	54.77134	.00000	.00000	.00000	.00000
.399	85.997	-.00544	54.86277	.00000	.00000	.00000	.00000
.398	87.985	-.00510	54.68099	.00000	.00000	.00000	.00000
.398	89.915	-.00320	54.68262	.00000	.00000	.00000	.00000
.399	91.974	-.00364	54.95309	.00000	.00000	.00000	.00000
.400	93.963	-.00377	55.13369	.00000	.00000	.00000	.00000
.399	95.963	-.00357	55.04284	.00000	.00000	.00000	.00000
.399	97.843	-.00409	55.04284	.00000	.00000	.00000	.00000
.399	99.792	-.00490	55.04284	.00000	.00000	.00000	.00000
.400	101.921	-.00503	55.13313	.00000	.00000	.00000	.00000
.398	103.091	-.00542	54.77188	.00000	.00000	.00000	.00000
	GRADIENT	.00011	-.01944	.00000	.00000	.00000	.00000

RUN NO. 18/ 0 RN/L = .61 GRADIENT INTERVAL = -5.00/ 5.00

MACH	ALPHA	BETA	Q (PSF)	CP1	CP2	CP3	CP4
.600	80.589	-.00098	79.04900	.00000	.00000	.00000	.00000
.599	82.615	-.00216	78.79983	.00000	.00000	.00000	.00000
.599	84.617	-.00240	78.79983	.00000	.00000	.00000	.00000
.599	86.646	-.00167	78.71510	.00000	.00000	.00000	.00000
.599	88.565	-.00017	78.79983	.00000	.00000	.00000	.00000
.598	90.595	.00038	78.63036	.00000	.00000	.00000	.00000
.599	92.591	.00044	78.88454	.00000	.00000	.00000	.00000
.599	94.578	.00003	78.71510	.00000	.00000	.00000	.00000
.598	96.557	.00053	78.71510	.00000	.00000	.00000	.00000
.599	98.563	.00000	78.71510	.00000	.00000	.00000	.00000
.599	100.569	-.00136	78.79983	.00000	.00000	.00000	.00000
.598	103.044	-.00136	78.63036	.00000	.00000	.00000	.00000
	GRADIENT	.00005	-.00907	.00000	.00000	.00000	.00000

(PPS010) (09 MAR 74)

TABULATED SOURCE DATA LARC 8-855/662 (SA-2FA/B)

SA-2F (8TPT-655) SRB WITH TRIP STRIPS

PARAMETRIC DATA

BETA = .000 PHI = .000
 RN/L = .600 FWDSTK = .000
 AFTSTK = .000 ATTRNG = 1.000
 ELETUN = .000 RTORKS = .000

REFERENCE DATA

SREF = 7.0690 SQ. IN. XMRP = 20.8340 INCHES
 LREF = 3.0000 INCHES YMRP = .0000 INCHES
 BREF = 3.0000 INCHES ZMRP = .0000 INCHES
 SCALE = .0211 SCALE

RUN NO. 17/ 0 RN/L = .61 GRADIENT INTERVAL = -5.00/ 5.00

MACH	ALPHA	BETA	Q (PSF)	CP1	CP2	CP3	CP4
.897	90.574	-.00144	106.98355	.00000	.00000	.00000	.00000
.897	82.590	-.00206	106.98355	.00000	.00000	.00000	.00000
.897	84.635	-.00133	106.98355	.00000	.00000	.00000	.00000
.897	86.592	-.00051	106.98355	.00000	.00000	.00000	.00000
.897	88.589	-.00025	106.98355	.00000	.00000	.00000	.00000
.897	90.595	-.00044	106.98355	.00000	.00000	.00000	.00000
.897	92.570	.00019	106.98355	.00000	.00000	.00000	.00000
.897	94.575	-.00053	107.04325	.00000	.00000	.00000	.00000
.897	96.559	-.00139	107.04325	.00000	.00000	.00000	.00000
.897	98.542	-.00074	107.04325	.00000	.00000	.00000	.00000
.897	100.554	-.00067	107.04325	.00000	.00000	.00000	.00000
.897	103.076	-.00240	106.97453	.00000	.00000	.00000	.00000
.897	GRADIENT	.00000	.00232	.00000	.00000	.00000	.00000

ORIGINAL PAGE IS OF POOR QUALITY

(PPS012) (09 MAR 74)

SA-2F (8TPT-655)SR8 WITH TRIP STRIPS

REFERENCE DATA

SREP = 7.0690 SQ. IN. XMRP = 20.8340 INCHES
 LREF = 3.0000 INCHES YMRP = .0000 INCHES
 BREF = 3.0000 INCHES ZMRP = .0000 INCHES
 SCALE = .0211 SCALE

PARAMETRIC DATA

BETA = .000 PHI = .000
 RN/L = 1.200 FWDSTK = .000
 AFTSTK = .000 ATTRNG = 1.000
 ELETUN = .000 RTORKS = .000

RUN NO. 15/ 0 RN/L = 1.24 GRADIENT INTERVAL = -5.00/ 5.00

MACH	ALPHA	BETA	Q (PSF)	CP1	CP2	CP3	CP4
.400	79.067	-.00479	110.82839	.00000	.00000	.00000	.00000
.399	79.915	-.00498	110.10602	.00000	.00000	.00000	.00000
.398	81.948	-.00524	110.01733	.00000	.00000	.00000	.00000
.400	83.908	-.00423	110.83116	.00000	.00000	.00000	.00000
.399	85.764	-.00455	110.28776	.00000	.00000	.00000	.00000
.398	87.970	-.00505	109.56610	.00000	.00000	.00000	.00000
.398	89.947	-.00287	109.56610	.00000	.00000	.00000	.00000
.399	91.935	-.00297	110.19744	.00000	.00000	.00000	.00000
.400	93.982	-.00358	110.55866	.00000	.00000	.00000	.00000
.399	95.970	-.00418	110.46947	.00000	.00000	.00000	.00000
.399	97.898	-.00604	110.37862	.00000	.00000	.00000	.00000
.399	100.046	-.00614	110.28830	.00000	.00000	.00000	.00000
.402	101.854	-.00701	111.64385	.00000	.00000	.00000	.00000
.400	103.113	-.00563	110.73867	.00000	.00000	.00000	.00000
	GRADIENT	-.00005	.02272	.00000	.00000	.00000	.00000

RUN NO. 33/ 0 RN/L = 1.20 GRADIENT INTERVAL = -5.00/ 5.00

MACH	ALPHA	BETA	Q (PSF)	CP1	CP2	CP3	CP4
.600	79.219	-.00664	156.45474	.00000	.00000	.00000	.00000
.500	79.961	-.00805	156.45474	.00000	.00000	.00000	.00000
.598	81.990	-.00797	157.45449	.00000	.00000	.00000	.00000
.599	84.136	-.01021	157.87823	.00000	.00000	.00000	.00000
.602	86.094	-.00816	159.11845	.00000	.00000	.00000	.00000
.602	88.326	-.00886	159.03387	.00000	.00000	.00000	.00000
.602	90.137	-.00935	159.03387	.00000	.00000	.00000	.00000
.600	91.934	-.00910	158.28869	.00000	.00000	.00000	.00000
.600	94.060	-.00791	158.37336	.00000	.00000	.00000	.00000
.602	95.897	-.00684	158.95280	.00000	.00000	.00000	.00000
.602	97.959	-.00434	159.20136	.00000	.00000	.00000	.00000
.601	99.838	-.00177	158.78669	.00000	.00000	.00000	.00000
.600	103.161	-.00281	158.28869	.00000	.00000	.00000	.00000
	GRADIENT	.00022	.02346	.00000	.00000	.00000	.00000

SA-2F(8)PT-655)SRB WITH TRIP STRIPS

REFERENCE DATA

SREF = 7.0690 50.1IN. XMRP = 20.8340 INCHES
 LREF = 3.0000 INCHES YMRP = .0000 INCHES
 BREF = 3.0000 INCHES ZMRP = .0000 INCHES
 SCALE = .0211 SCALE

PARAMETRIC DATA

BETA = .000 PHI = .000
 RV/L = 1.200 FLDSTK = .000
 AFTSTK = .000 ATTRNG = 1.000
 ELETUN = .000 RTORKS = .000

RUN NO. 13/ 0 RV/L = 1.22 GRADIENT INTERVAL = -5.00/ 5.00

MACH	ALPHA	BETA	Q (PSF)	CP1	CP2	CP3	CP4
.899	79.232	.00078	214.13332	.00000	.00000	.00000	.00000
.899	80.138	-.00039	214.13332	.00000	.00000	.00000	.00000
.898	82.056	-.00081	214.06467	.00000	.00000	.00000	.00000
.898	83.961	-.00112	214.06467	.00000	.00000	.00000	.00000
.898	85.862	.00137	213.99602	.00000	.00000	.00000	.00000
.899	87.933	.00171	214.13332	.00000	.00000	.00000	.00000
.899	89.962	.00205	214.13332	.00000	.00000	.00000	.00000
.899	92.051	.00217	214.20196	.00000	.00000	.00000	.00000
.899	94.064	.00242	214.13332	.00000	.00000	.00000	.00000
.899	95.929	.00100	214.13332	.00000	.00000	.00000	.00000
.899	97.864	-.00305	214.20196	.00000	.00000	.00000	.00000
.900	99.861	-.00495	214.69133	.00000	.00000	.00000	.00000
.899	101.797	-.00592	214.48534	.00000	.00000	.00000	.00000
.899	103.187	-.00496	214.68005	.00000	.00000	.00000	.00000
	GRADIENT	-.00122	.02052	.00000	.00000	.00000	.00000

TABULATED SOURCE DATA LARC 8-655/662 (SA-2FA/8)

(PPS013) (09 MAR 74)

SA-2F (81PT-655)SRB WITH TRIP STRIPS

REFERENCE DATA

SRZF = 7.0890 96.1IN. YMRP = 20.8340 INCHES
 LREF = 3.0000 INCHES YMRP = .0000 INCHES
 SRZF = 3.0000 INCHES ZMRP = .0000 INCHES
 SCALE = .0211 SCALE

PARAMETRIC DATA

BETA = .000 PHI = .000
 RN/L = 2.000 FADSTR = .000
 AFTSTR = .000 ATTRNG = 1.000
 ELETUN = .000 RTORKS = .000

RUN NO. 32/ 0 RN/L = 1.99 GRADIENT INTERVAL = -5.00/ 5.00

MACH	ALPHA	BETA	Q (PSF)	CP1	CP2	CP3	CP4
.399	79.000	-.00244	183.76117	.00000	.00000	.00000	.00000
.401	63.711	.00120	185.13536	.00000	.00000	.00000	.00000
.400	82.703	-.00084	184.41104	.00000	.00000	.00000	.00000
.399	84.806	.00004	183.67148	.00000	.00000	.00000	.00000
.400	86.723	.00238	184.23323	.00000	.00000	.00000	.00000
.401	88.718	-.00135	185.13536	.00000	.00000	.00000	.00000
.400	89.945	-.00258	184.68353	.00000	.00000	.00000	.00000
.399	90.701	-.00281	184.05099	.00000	.00000	.00000	.00000
.399	92.734	-.00116	183.77953	.00000	.00000	.00000	.00000
.399	94.679	-.00491	183.77953	.00000	.00000	.00000	.00000
.400	96.685	-.00679	184.86461	.00000	.00000	.00000	.00000
.400	98.639	-.00570	184.59215	.00000	.00000	.00000	.00000
.399	100.643	-.00703	183.59889	.00000	.00000	.00000	.00000
.399	103.146	-.00782	183.67148	.00000	.00000	.00000	.00000
	GRADIENT	-.00035	-.01654	.00000	.00000	.00000	.00000

RUN NO. 16/ 0 RN/L = 2.04 GRADIENT INTERVAL = -5.00/ 5.00

MACH	ALPHA	BETA	Q (PSF)	CP1	CP2	CP3	CP4
.600	79.276	-.00785	263.86874	.00000	.00000	.00000	.00000
.600	79.676	-.00830	263.62453	.00000	.00000	.00000	.00000
.600	81.713	-.00918	263.54147	.00000	.00000	.00000	.00000
.600	83.883	-.00791	263.54147	.00000	.00000	.00000	.00000
.599	85.932	-.00776	263.43513	.00000	.00000	.00000	.00000
.600	87.898	-.01046	263.62126	.00000	.00000	.00000	.00000
.600	89.616	-.01546	263.62126	.00000	.00000	.00000	.00000
.600	91.720	-.01808	263.70431	.00000	.00000	.00000	.00000
.600	93.905	-.01739	263.70431	.00000	.00000	.00000	.00000
.600	95.918	-.01340	264.11945	.00000	.00000	.00000	.00000
.600	97.680	-.01278	263.62126	.00000	.00000	.00000	.00000
.600	99.800	-.01278	264.03972	.00000	.00000	.00000	.00000
.599	101.562	-.01332	263.04133	.00000	.00000	.00000	.00000
.599	103.132	-.01171	263.04133	.00000	.00000	.00000	.00000
	GRADIENT	-.00025	-.00894	.00000	.00000	.00000	.00000

SA-2F (81PT-855)SRB WITH TRIP STRIPS

(PP8013) (08 MAR 74)

REFERENCE DATA

SREF = 7.0890 88.14 IN. XMRP = 20.8340 INCHES
 LREF = 3.0000 INCHES YMRP = .0000 INCHES
 BREF = 3.0000 INCHES ZMRP = .0000 INCHES
 SCALE = .0211 SCALE

PARAMETRIC DATA

BETA = .000 PHI = .0000
 RV/L = 2.000 FMOSTR = .000
 AFTSTR = .000 ATTRMG = 1.000
 ELETUN = .000 RTORKS = .000

RUN NO. 12/ 0 RV/L = 2.00 GRADIENT INTERVAL = -5.00/ 5.00

MACH	ALPHA	BETA	Q (PSF)	CP1	CP2	CP3	CP4
.898	79.386	-.00327	356.35644	.00000	.00000	.00000	.00000
.898	80.013	-.00288	356.35644	.00000	.00000	.00000	.00000
.898	82.017	-.00403	356.35644	.00000	.00000	.00000	.00000
.898	83.930	-.00681	356.35644	.00000	.00000	.00000	.00000
.898	85.977	-.00396	356.35644	.00000	.00000	.00000	.00000
.898	87.983	-.00260	356.21908	.00000	.00000	.00000	.00000
.898	89.974	.00027	356.21908	.00000	.00000	.00000	.00000
.898	92.022	.00186	356.23717	.00000	.00000	.00000	.00000
.898	94.156	.00475	356.30586	.00000	.00000	.00000	.00000
.901	95.837	.00343	357.55541	.00000	.00000	.00000	.00000
.900	97.888	.00072	357.04359	.00000	.00000	.00000	.00000
.898	99.899	-.00372	356.41805	.00000	.00000	.00000	.00000
.898	101.775	-.00877	356.35644	.00000	.00000	.00000	.00000
.898	103.248	-.00403	356.35644	.00000	.00000	.00000	.00000
	GRADIENT	.00008	.01338	.00000	.00000	.00000	.00000

RUN NO. 27/ 0 RV/L = 2.00 GRADIENT INTERVAL = -5.00/ 5.00

MACH	ALPHA	BETA	Q (PSF)	CP1	CP2	CP3	CP4
1.200	79.386	-.00810	417.80587	.00000	.00000	.00000	.00000
1.199	79.897	-.00851	417.49024	.00000	.00000	.00000	.00000
1.199	81.900	-.01077	417.13251	.00000	.00000	.00000	.00000
1.200	83.867	-.00819	417.33282	.00000	.00000	.00000	.00000
1.200	85.915	-.00640	417.16910	.00000	.00000	.00000	.00000
1.200	89.807	-.00585	417.05925	.00000	.00000	.00000	.00000
1.200	91.815	-.00683	417.31127	.00000	.00000	.00000	.00000
1.200	93.754	-.00580	417.18006	.00000	.00000	.00000	.00000
1.201	95.790	-.00640	417.26454	.00000	.00000	.00000	.00000
1.199	97.700	-.00780	417.14007	.00000	.00000	.00000	.00000
1.200	99.671	-.00898	417.14598	.00000	.00000	.00000	.00000
1.199	103.472	-.00943	417.10844	.00000	.00000	.00000	.00000
	GRADIENT	.00002	-.01345	.00000	.00000	.00000	.00000

ORIGINAL PAGE IS OF POOR QUALITY

(PPSD15) (09 MAR 74)

SA-2F (81PT-655)S88 WITH TRIP STRIPS

REFERENCE DATA

SREF = 7.0890 26.IN. 2MRP = 20.8340 INCHES
 LREF = 3.0000 INCHES 1MRP = .0000 INCHES
 BREF = 3.0000 INCHES 2MRP = .0000 INCHES
 SCALE = .0211 SCALE

RUN NO. 31/ 0 RM/L = 3.59 GRADIENT INTERVAL = -5.00/ 5.00

PARAMETRIC DATA

BETA = .000 PHI = .000
 RM/L = 3.600 PWDSTR = .000
 AFTSTR = .000 ATTRNG = 1.000
 ELETUN = .000 RTORNS = .000

MACH	ALPHA	BETA	CP1	CP2	CP3	CP4
.401	79.109	.07472	333.36938	.00000	.00000	.00000
.401	80.725	-.01945	333.56906	.00000	.00000	.00000
.401	82.759	-.02619	333.38827	.00000	.00000	.00000
.401	84.778	-.03073	333.25969	.00000	.00000	.00000
.400	86.756	-.03108	332.57599	.00000	.00000	.00000
.400	88.715	-.01349	332.93669	.00000	.00000	.00000
.400	90.694	-.01059	332.66756	.00000	.00000	.00000
.400	92.672	-.01189	331.94574	.00000	.00000	.00000
.400	94.648	-.01215	332.73762	.00000	.00000	.00000
.401	96.627	-.00967	333.48018	.00000	.00000	.00000
.401	98.653	-.02180	333.11809	.00000	.00000	.00000
.401	100.628	-.02553	333.11753	.00000	.00000	.00000
.400	103.166	-.02194	332.30629	.00000	.00000	.00000
.400	GRADIENT	-.00131	-.02760	.00000	.00000	.00000

REFERENCE DATA

SREF = 7.0890 26.IN. 2MRP = 20.8340 INCHES
 LREF = 3.0000 INCHES 1MRP = .0000 INCHES
 BREF = 3.0000 INCHES 2MRP = .0000 INCHES
 SCALE = .0211 SCALE

RUN NO. 28/ 0 RM/L = 4.19 GRADIENT INTERVAL = -5.00/ 5.00

PARAMETRIC DATA

BETA = .000 PHI = .000
 RM/L = 4.200 PWDSTR = .000
 AFTSTR = .000 ATTRNG = 1.000
 ELETUN = .000 RTORNS = .000

MACH	ALPHA	BETA	CP1	CP2	CP3	CP4
1.200	79.995	-.00456	875.64889	.00000	.00000	.00000
1.199	81.899	-.00759	875.42098	.00000	.00000	.00000
1.198	83.931	-.00823	875.13336	.00000	.00000	.00000
1.199	85.965	-.00797	875.41209	.00000	.00000	.00000
1.199	87.892	-.00693	875.41209	.00000	.00000	.00000
1.199	89.805	-.00791	875.41209	.00000	.00000	.00000
1.199	91.733	-.00957	875.39068	.00000	.00000	.00000
1.200	93.717	-.00795	875.33111	.00000	.00000	.00000
1.200	95.671	-.00209	875.92823	.00000	.00000	.00000
1.199	97.565	-.01167	875.21759	.00000	.00000	.00000
1.199	99.602	-.01454	875.57096	.00000	.00000	.00000
1.199	103.875	-.01806	875.61216	.00000	.00000	.00000
1.200	GRADIENT	-.00043	.00691	.00000	.00000	.00000

(PPSD16) (09 MAR 74)

SA-2F (8TPT-655)S8B WITH TRIP STRIPS

(PPSD17) (09 MAR 74)

REFERENCE DATA

SREF = 7.0690 20.1N. YMRP = 20.8340 INCHES
LREF = 3.0000 INCHES YMRP = .0000 INCHES
BREF = 3.0000 INCHES ZMRP = .0000 INCHES
SCALE = .0211 SCALE

PARAMETRIC DATA

BETA = .000 PHI = .000
RM/L = 5.100 FADSTK = .000
AFTSTK = .000 ATTRNG = 1.000
ELETUN = .000 RTORKS = .000

RUN NO. 30/ 0 RM/L = 5.09 GRADIENT INTERVAL = -5.00/ 5.00

MACH	ALPHA	BETA	Q (PSF)	CP1	CP2	CP3	CP4
.599	79.541	-.02616	670.58171	.00000	.00000	.00000	.00000
.599	79.924	-.13015	671.05301	.00000	.00000	.00000	.00000
.599	81.696	-.02065	670.80375	.00000	.00000	.00000	.00000
.599	83.713	.03540	671.14098	.00000	.00000	.00000	.00000
.600	85.720	.02252	672.05314	.00000	.00000	.00000	.00000
.600	87.809	.03075	672.56618	.00000	.00000	.00000	.00000
.600	89.582	-.01633	672.14601	.00000	.00000	.00000	.00000
.600	91.555	-.02433	672.14111	.00000	.00000	.00000	.00000
.600	93.420	-.01849	672.89341	.00000	.00000	.00000	.00000
.599	95.360	-.02334	671.72416	.00000	.00000	.00000	.00000
.600	96.054	-.02062	672.80545	.00000	.00000	.00000	.00000
.600	98.165	-.00091	672.22416	.00000	.00000	.00000	.00000
.599	99.628	.00431	670.79722	.00000	.00000	.00000	.00000
.600	103.265	-.02123	672.89997	.00000	.00000	.00000	.00000
	GRADIENT	.00012	.06571	.00000	.00000	.00000	.00000

SA-2F (8TPT-655)S8B WITH TRIP STRIPS

(PPSD18) (09 MAR 74)

REFERENCE DATA

SREF = 7.0690 20.1N. YMRP = 20.8340 INCHES
LREF = 3.0000 INCHES YMRP = .0000 INCHES
BREF = 3.0000 INCHES ZMRP = .0000 INCHES
SCALE = .0211 SCALE

PARAMETRIC DATA

BETA = .000 PHI = .000
RM/L = 5.500 FADSTK = .000
AFTSTK = .000 ATTRNG = 1.000
ELETUN = .000 RTORKS = .000

RUN NO. 29/ 0 RM/L = 5.47 GRADIENT INTERVAL = -5.00/ 5.00

MACH	ALPHA	BETA	Q (PSF)	CP1	CP2	CP3	CP4
.600	79.969	-.00506	982.05126	.00000	.00000	.00000	.00000
.600	80.262	-.00337	981.92380	.00000	.00000	.00000	.00000
.600	82.166	-.00648	982.05126	.00000	.00000	.00000	.00000
.600	84.173	-.00991	982.41715	.00000	.00000	.00000	.00000
.600	86.220	-.01322	982.07427	.00000	.00000	.00000	.00000
.600	88.378	-.01253	982.13373	.00000	.00000	.00000	.00000
.600	89.967	-.00848	982.23070	.00000	.00000	.00000	.00000
.600	90.342	-.00595	982.29824	.00000	.00000	.00000	.00000
.600	90.975	.01065	981.95533	.00000	.00000	.00000	.00000
.600	100.116	.00900	981.96445	.00000	.00000	.00000	.00000
.600	103.644	-.00505	982.10182	.00000	.00000	.00000	.00000
	GRADIENT	.00032	-.00255	.00000	.00000	.00000	.00000

ORIGINAL PAGE IS
OF POOR QUALITY

(PPS019) (09 MAR 74)

TABULATED SOURCE DATA LARC 9-655/662 (SA-8FA/8)

SA-2F (8TPT-655)S8B WITH STRAKES

PARAMETRIC DATA

BETA = .000 PMI = 45.000
 RN/L = 6.100 FLDSTK = 1.100
 AFTSTK = 1.100 ATTRNG = 1.000
 ELETUN = .000 RTORKS = .000

REFERENCE DATA

SREF = 7.0090 56.1M.
 LREF = 3.0000 INCHES
 BREF = 3.0000 INCHES
 SCALE = .0211 SCALE

RUN NO. 49/ 0 RN/L = 3.59 GRADIENT INTERVAL = -5.00/ 5.00

MACH	ALPHA	BETA	Q (PSF)	CP1	CP2	CP3	CP4
.400	78.995	.15019	332.66903	.00000	.00000	.00000	.00000
.400	80.569	.15701	332.66792	.00000	.00000	.00000	.00000
.400	82.679	.19170	332.57876	.00000	.00000	.00000	.00000
.400	84.874	.25423	332.93669	.00000	.00000	.00000	.00000
.400	86.719	.27794	332.12409	.00000	.00000	.00000	.00000
.400	88.616	.25459	332.75762	.00000	.00000	.00000	.00000
.400	89.673	.24503	331.94463	.00000	.00000	.00000	.00000
.400	90.682	.21622	332.49683	.00000	.00000	.00000	.00000
.400	92.515	.20223	332.21657	.00000	.00000	.00000	.00000
.400	94.494	.18785	332.57855	.00000	.00000	.00000	.00000
.400	96.618	.15116	332.21547	.00000	.00000	.00000	.00000
.400	98.537	.16496	332.39637	.00000	.00000	.00000	.00000
.400	100.556	.12098	331.58404	.00000	.00000	.00000	.00000
.400	103.104	.08904	331.94519	.00000	.00000	.00000	.00000
.400	GRADIENT	-.00323	-.03327	.00000	.00000	.00000	.00000

RUN NO. 44/ 0 RN/L = 5.09 GRADIENT INTERVAL = -5.00/ 5.00

MACH	ALPHA	BETA	Q (PSF)	CP1	CP2	CP3	CP4
.600	79.628	-.00185	672.63838	.00000	.00000	.00000	.00000
.600	81.632	.02543	673.05782	.00000	.00000	.00000	.00000
.600	83.937	.08193	673.48114	.00000	.00000	.00000	.00000
.600	85.939	.04189	672.84430	.00000	.00000	.00000	.00000
.600	86.105	.03380	673.31017	.00000	.00000	.00000	.00000
.600	89.844	.05112	672.22715	.00000	.00000	.00000	.00000
.600	91.974	.07296	672.47330	.00000	.00000	.00000	.00000
.601	93.934	.07302	673.64881	.00000	.00000	.00000	.00000
.601	95.893	.08487	673.98082	.00000	.00000	.00000	.00000
.600	97.863	.05806	673.56590	.00000	.00000	.00000	.00000
.600	99.682	.05408	672.98465	.00000	.00000	.00000	.00000
.600	103.338	-.01402	672.48149	.00000	.00000	.00000	.00000
.600	GRADIENT	.00020	.07993	.00000	.00000	.00000	.00000

TABULATED SOURCE DATA LARC 8-655/662 (SA-2FA/B)

(PPS019) (09 MAR 74)

SA-2F (8TPT-655)SRB WITH STRAKES

REFERENCE DATA

SREF = 7.0690 SQ.IN. XMRP = 20.8340 INCHES
 LREF = 3.0000 INCHES YMRP = .0000 INCHES
 BREF = 3.0000 INCHES ZMRP = .0000 INCHES
 SCALE = .0211 SCALE

PARAMETRIC DATA

BETA = .000 PHI = 45.000
 RN/L = 6.100 FWDSTK = 1.100
 AFTSTK = 1.100 ATTRNG = 1.000
 ELETUN = .000 RTORKS = .000

RUN NO. 47/ 0 RN/L = 5.49 GRADIENT INTERVAL = -5.00/ 5.00

MACH	ALPHA	BETA	Q (PSF)	CP1	CP2	CP3	CP4
.900	80.066	-.20439	982.87885	.00000	.00000	.00000	.00000
.900	81.470	-.21062	982.81029	.00000	.00000	.00000	.00000
.900	83.900	-.20807	982.58167	.00000	.00000	.00000	.00000
.900	85.613	-.19933	982.70968	.00000	.00000	.00000	.00000
.899	87.568	-.19509	981.29245	.00000	.00000	.00000	.00000
.900	89.848	-.17848	983.01596	.00000	.00000	.00000	.00000
.900	91.846	-.18460	982.28437	.00000	.00000	.00000	.00000
.900	93.688	-.19848	982.46276	.00000	.00000	.00000	.00000
.900	95.324	-.20522	983.09366	.00000	.00000	.00000	.00000
.901	97.600	-.20968	983.59969	.00000	.00000	.00000	.00000
.900	99.491	-.19432	983.38154	.00000	.00000	.00000	.00000
.900	103.555	-.19304	982.93827	.00000	.00000	.00000	.00000
	GRADIENT	.00037	.02895	.00000	.00000	.00000	.00000

RUN NO. 42/ 0 RN/L = 4.19 GRADIENT INTERVAL = -5.00/ 5.00

MACH	ALPHA	BETA	Q (PSF)	CP1	CP2	CP3	CP4
1.199	80.143	-.11889	875.77403	.00000	.00000	.00000	.00000
1.199	81.931	-.12155	875.67489	.00000	.00000	.00000	.00000
1.199	83.873	-.12533	875.79545	.00000	.00000	.00000	.00000
1.200	85.888	-.13160	875.96666	.00000	.00000	.00000	.00000
1.200	87.814	-.12658	875.85051	.00000	.00000	.00000	.00000
1.199	89.803	-.12714	875.69829	.00000	.00000	.00000	.00000
1.199	91.717	-.12654	875.74502	.00000	.00000	.00000	.00000
1.200	93.706	-.13136	876.20920	.00000	.00000	.00000	.00000
1.200	95.660	-.13061	876.10569	.00000	.00000	.00000	.00000
1.200	97.613	-.12929	876.06376	.00000	.00000	.00000	.00000
1.200	99.578	-.12503	876.18014	.00000	.00000	.00000	.00000
1.201	103.966	-.12284	876.43356	.00000	.00000	.00000	.00000
	GRADIENT	-.00016	.02383	.00000	.00000	.00000	.00000

SA-2F (8TF7-695) 868 WITH STRAKES

(PPS020) (09 MAR 74)

REFERENCE DATA

BREF = 7.0890 SQ. IN. XMRP = 20.8540 INCHES
 LREF = 3.0000 INCHES YMRP = .0000 INCHES
 BREF = 3.0000 INCHES ZMRP = .0000 INCHES
 SCALE = .0211 SCALE

PARAMETRIC DATA

BETA = .000 PHI = 90.000
 RN/L = 2.000 FWO STK = 1.100
 AFTSTK = 1.100 ATTRNG = 1.000
 ELETUN = .000 RTORKS = .000

RUN NO. 37/ 0 RN/L = 1.99 GRADIENT INTERVAL = -5.00/ 5.00

MACH	ALPHA	BETA	Q (PSF)	CP1	CP2	CP3	CP4
.396	79.102	.07946	182.69328	.00000	.00000	.00000	.00000
.398	80.519	.03694	182.51363	.00000	.00000	.00000	.00000
.398	82.475	.03874	183.05580	.00000	.00000	.00000	.00000
.399	84.430	.03846	183.32682	.00000	.00000	.00000	.00000
.398	86.407	.04031	182.87509	.00000	.00000	.00000	.00000
.398	88.483	.04582	182.69328	.00000	.00000	.00000	.00000
.397	90.558	.05079	182.42217	.00000	.00000	.00000	.00000
.398	92.682	.05405	182.51363	.00000	.00000	.00000	.00000
.398	94.458	.05710	182.51363	.00000	.00000	.00000	.00000
.398	96.404	.05736	182.80401	.00000	.00000	.00000	.00000
.398	98.519	.05549	182.87509	.00000	.00000	.00000	.00000
.398	100.705	.05430	182.96545	.00000	.00000	.00000	.00000
.398	103.209	.06300	182.51363	.00000	.00000	.00000	.00000
	GRADIENT	.00045	-.00741	.00000	.00000	.00000	.00000

RUN NO. 38/ 0 RN/L = 2.00 GRADIENT INTERVAL = -5.00/ 5.00

MACH	ALPHA	BETA	Q (PSF)	CP1	CP2	CP3	CP4
.601	79.193	.03376	264.52945	.00000	.00000	.00000	.00000
.600	79.910	.03396	263.69939	.00000	.00000	.00000	.00000
.600	81.853	.03730	264.12439	.00000	.00000	.00000	.00000
.601	83.923	.03914	264.45143	.00000	.00000	.00000	.00000
.601	85.874	.04099	264.20575	.00000	.00000	.00000	.00000
.600	87.927	.04299	264.20904	.00000	.00000	.00000	.00000
.601	89.900	.04092	264.37340	.00000	.00000	.00000	.00000
.601	91.900	.03616	264.37340	.00000	.00000	.00000	.00000
.601	93.848	.01971	264.45639	.00000	.00000	.00000	.00000
.601	95.747	.00065	263.95670	.00000	.00000	.00000	.00000
.600	97.780	-.01085	264.21069	.00000	.00000	.00000	.00000
.600	99.727	-.01398	263.95670	.00000	.00000	.00000	.00000
.601	103.229	-.02188	264.29205	.00000	.00000	.00000	.00000
	GRADIENT	-.00264	-.00098	.00000	.00000	.00000	.00000

TABLATED SOURCE DATA LARC 8-655/882 (8A-2FA/8)

DATE 18 APR 74

(PPS02D) (09 MAR 74)

3A-2F(8TPT-655)S8B WITH STRAKES

PARAMETRIC DATA

BETA = .000 PHI = 90.000
 AFTSTK = 1.100 FWDSTK = 1.100
 ELETUN = .000 RTORKS = .000

REFERENCE DATA

SREF = 7.0690 SQ.IN. XMRP = 20.8340 INCHES
 LREF = 3.0020 INCHES YMRP = .0000 INCHES
 BREF = 3.0000 INCHES ZMRP = .0000 INCHES
 SCALE = .0211 SCALE

RUN NO. 39/ 0 RNL = 2.00 GRADIENT INTERVAL = -5.00/ 5.00

MACH	ALPHA	BETA	Q (PSF)	CP1	CP2	CP3	CP4
.899	79.396	.10760	357.05205	.00000	.00000	.00000	.00000
.899	79.942	.10696	357.17112	.00000	.00000	.00000	.00000
.899	82.109	.10821	357.10250	.00000	.00000	.00000	.00000
.899	84.176	.10657	357.10250	.00000	.00000	.00000	.00000
.899	86.131	.10533	357.37695	.00000	.00000	.00000	.00000
.899	88.029	.10364	357.03388	.00000	.00000	.00000	.00000
.899	89.937	.10598	357.37695	.00000	.00000	.00000	.00000
.899	91.890	.10165	357.30835	.00000	.00000	.00000	.00000
.899	93.823	.10118	357.17112	.00000	.00000	.00000	.00000
.899	95.802	.09911	357.37695	.00000	.00000	.00000	.00000
.900	97.788	.09473	357.40911	.00000	.00000	.00000	.00000
.900	99.863	.09057	357.45945	.00000	.00000	.00000	.00000
.900	103.283	.08519	357.66516	.00000	.00000	.00000	.00000
GRADIENT		-.00086	.01983	.00000	.00000	.00000	.00000

RUN NO. 40/ 0 RNL = 2.00 GRADIENT INTERVAL = -5.00/ 5.00

MACH	ALPHA	BETA	Q (PSF)	CP1	CP2	CP3	CP4
1.200	79.550	.13425	417.25317	.00000	.00000	.00000	.00000
1.196	81.990	.13116	416.84468	.00000	.00000	.00000	.00000
1.197	83.811	.13112	416.72803	.00000	.00000	.00000	.00000
1.196	85.891	.13023	416.98428	.00000	.00000	.00000	.00000
1.197	87.812	.13045	416.89054	.00000	.00000	.00000	.00000
1.198	89.795	.12938	417.09715	.00000	.00000	.00000	.00000
1.199	91.768	.13041	417.16151	.00000	.00000	.00000	.00000
1.199	93.782	.13332	417.24716	.00000	.00000	.00000	.00000
1.200	95.669	.13296	417.23767	.00000	.00000	.00000	.00000
1.201	97.694	.13214	417.41007	.00000	.00000	.00000	.00000
1.202	99.686	.12931	417.58781	.00000	.00000	.00000	.00000
1.202	101.585	.12434	417.56681	.00000	.00000	.00000	.00000
1.202	103.501	.12120	417.40767	.00000	.00000	.00000	.00000
GRADIENT		-.00029	.02818	.00000	.00000	.00000	.00000

ORIGINAL PAGE IS OF POOR QUALITY

(PPS021) (09 MAR 74)

SA-2F (8TPT-655)SRB WITH STRAKES

REFERENCE DATA

SREF = 7.0690 SQ. IN. XMRP = 20.8340 INCHES
 LREF = 3.0000 INCHES YMRP = .0000 INCHES
 BREF = 3.0000 INCHES ZMRP = .0000 INCHES
 SCALE = .0211 SCALE

RUN NO. 36/ 0 RN/L = 3.58 GRADIENT INTERVAL = -5.00/ 5.00

PARAMETRIC DATA

BETA = .000 PHI = 90.000
 RN/L = 3.600 FWDSTK = 1.100
 AFTSTK = 1.100 ATTRNG = 1.000
 ELETUN = .000 RTORKS = .000

MACH	ALPHA	BETA	Q (PSF)	CP1	CP2	CP3	CP4
.400	79.196	.78442	332.57821	.00000	.00000	.00000	.00000
.400	79.951	.78146	331.76075	.00000	.00000	.00000	.00000
.400	81.563	.76750	331.66936	.00000	.00000	.00000	.00000
.399	83.524	.73693	331.39849	.00000	.00000	.00000	.00000
.399	85.912	.74479	331.12869	.00000	.00000	.00000	.00000
.399	87.938	.75678	331.35794	.00000	.00000	.00000	.00000
.399	89.734	.76922	331.30874	.00000	.00000	.00000	.00000
.399	92.083	.78146	331.39904	.00000	.00000	.00000	.00000
.400	93.762	.77086	331.48933	.00000	.00000	.00000	.00000
.399	95.718	.77226	331.30819	.00000	.00000	.00000	.00000
.400	97.903	.77174	331.58018	.00000	.00000	.00000	.00000
.400	99.618	.75058	331.48823	.00000	.00000	.00000	.00000
.399	103.191	.73680	330.94643	.00000	.00000	.00000	.00000
	GRADIENT	-.00065	-.02821	.00000	.00000	.00000	.00000

SA-2F (8TPT-655)SRB WITH STRAKES

(PPS022) (09 MAR 74)

REFERENCE DATA

SREF = 7.0690 SQ. IN. XMRP = 20.8340 INCHES
 LREF = 3.0000 INCHES YMRP = .0000 INCHES
 BREF = 3.0000 INCHES ZMRP = .0000 INCHES
 SCALE = .0211 SCALE

RUN NO. 41/ 0 RN/L = 4.19 GRADIENT INTERVAL = -5.00/ 5.00

PARAMETRIC DATA

BETA = .000 PHI = 90.000
 RN/L = 4.200 FWDSTK = 1.100
 AFTSTK = 1.100 ATTRNG = 1.000
 ELETUN = .000 RTORKS = .000

MACH	ALPHA	BETA	Q (PSF)	CP1	CP2	CP3	CP4
1.200	80.154	.30376	878.02307	.00000	.00000	.00000	.00000
1.199	81.928	.29623	875.34510	.00000	.00000	.00000	.00000
1.199	83.697	.28964	875.56300	.00000	.00000	.00000	.00000
1.199	85.937	.28812	875.50041	.00000	.00000	.00000	.00000
1.199	87.950	.28824	875.45751	.00000	.00000	.00000	.00000
1.199	89.935	.29407	875.58616	.00000	.00000	.00000	.00000
1.199	91.753	.29278	875.52186	.00000	.00000	.00000	.00000
1.199	93.752	.29065	875.68701	.00000	.00000	.00000	.00000
1.199	95.661	.28925	875.62899	.00000	.00000	.00000	.00000
1.199	97.560	.28941	875.67181	.00000	.00000	.00000	.00000
1.200	99.671	.28704	875.82147	.00000	.00000	.00000	.00000
1.199	101.582	.27912	875.87181	.00000	.00000	.00000	.00000
1.200	103.963	.27244	875.92995	.00000	.00000	.00000	.00000
	GRADIENT	-.00079	.01100	.00000	.00000	.00000	.00000

TABULATED SOURCE DATA LARC 8-655/662 (SA-2FA/B)

(PPSD23) (09 MAR 74)

SA-2F (6TPT-655) SRB WITH STRAKES

REFERENCE DATA

SREF = 7.0690 50. IN. XMRP = 20.8340 INCHES BETA = .000 PHI = 90.000
 LREF = 3.0000 INCHES YMRP = .0000 INCHES RNL = 5.100 FWDSTK = 1.100
 BREF = 3.0000 INCHES ZMRP = .0000 INCHES AFTSTK = 1.000 ATTRNG = 1.000
 SCALE = .0211 SCALE ELETUN = .000 RTORNS = .000

PARAMETRIC DATA

RUN NO. 35/ 0 RNL = 5.09 GRADIENT INTERVAL = -5.00/ 5.00

MACH	ALPHA	BETA	Q (PSF)	CP1	CP2	CP3	CP4
.599	79.575	.74480	671.39023	.00000	.00000	.00000	.00000
.599	81.827	.74868	670.95363	.00000	.00000	.00000	.00000
.600	83.722	.76050	671.71273	.00000	.00000	.00000	.00000
.600	85.843	.72959	671.71763	.00000	.00000	.00000	.00000
.600	87.879	.69467	672.22252	.00000	.00000	.00000	.00000
.600	89.808	.68545	671.88539	.00000	.00000	.00000	.00000
.600	91.630	.69186	672.30066	.00000	.00000	.00000	.00000
.599	93.958	.72075	671.55149	.00000	.00000	.00000	.00000
.600	95.903	.73234	671.72090	.00000	.00000	.00000	.00000
.601	97.854	.73701	673.55757	.00000	.00000	.00000	.00000
.599	100.160	.79879	671.37555	.00000	.00000	.00000	.00000
.600	103.478	.80739	672.63938	.00000	.00000	.00000	.00000
	GRADIENT	.00193	.04790	.00000	.00000	.00000	.00000

SA-2F (6TPT-655) SRB WITH STRAKES

(PPSD24) (09 MAR 74)

REFERENCE DATA

SREF = 7.0690 50. IN. XMRP = 20.8340 INCHES BETA = .000 PHI = 90.000
 LREF = 3.0000 INCHES YMRP = .0000 INCHES RNL = 5.500 FWDSTK = 1.100
 BREF = 3.0000 INCHES ZMRP = .0000 INCHES AFTSTK = 1.000 ATTRNG = 1.000
 SCALE = .0211 SCALE ELETUN = .000 RTORNS = .000

PARAMETRIC DATA

RUN NO. 34/ 0 RNL = 5.48 GRADIENT INTERVAL = -5.00/ 5.00

MACH	ALPHA	BETA	Q (PSF)	CP1	CP2	CP3	CP4
.899	80.155	.40685	980.78820	.00000	.00000	.00000	.00000
.899	82.555	.40128	981.67813	.00000	.00000	.00000	.00000
.899	84.193	.40042	981.80732	.00000	.00000	.00000	.00000
.899	86.060	.41869	981.80732	.00000	.00000	.00000	.00000
.599	88.416	.39006	981.40170	.00000	.00000	.00000	.00000
.899	90.387	.38450	981.47031	.00000	.00000	.00000	.00000
.899	92.172	.38136	981.74473	.00000	.00000	.00000	.00000
.899	94.220	.36937	981.67813	.00000	.00000	.00000	.00000
.900	96.415	.35361	981.61816	.00000	.00000	.00000	.00000
.900	98.245	.35869	982.19316	.00000	.00000	.00000	.00000
.899	100.224	.36336	981.67186	.00000	.00000	.00000	.00000
.900	102.271	.36408	982.02392	.00000	.00000	.00000	.00000
.900	103.698	.37207	981.74937	.00000	.00000	.00000	.00000
	GRADIENT	-.00228	.02866	.00000	.00000	.00000	.00000

ORIGINAL PAGE IS OF POOR QUALITY

(PP3025) (09 MAR 74)

SA-2F (8TPT-695)SRB WITH STRAKES

PARAMETRIC DATA

BETA = .000 PHI = 139.000
 RN/L = 6.100 FADSTK = 1.100
 AFTSTK = 1.100 ATTRNG = 1.000
 ELETUN = .000 RTORKS = .000

REFERENCE DATA

SRF = 7.0690 SQ. IN. XMRP = 20.8340 INCHES
 LREF = 3.0000 INCHES YMRP = .0000 INCHES
 DREF = 3.0000 INCHES ZMRP = .0000 INCHES
 SCALE = .0211 SCALE

RUN NO. 46/ 0 RN/L = 3.59 GRADIENT INTERVAL = -5.00/ 5.00

MACH	ALPHA	BETA	Q (PSF)	CP1	CP2	CP3	CP4
.400	79.056	.26998	332.02938	.00000	.00000	.00000	.00000
.599	81.047	.20274	331.39573	.00000	.00000	.00000	.00000
.400	82.712	.17223	332.02939	.00000	.00000	.00000	.00000
.400	84.733	.16080	331.84938	.00000	.00000	.00000	.00000
.599	86.727	.17130	331.03564	.00000	.00000	.00000	.00000
.400	88.619	.19720	331.48713	.00000	.00000	.00000	.00000
.599	90.694	.20649	331.30488	.00000	.00000	.00000	.00000
.400	92.637	.20452	331.75688	.00000	.00000	.00000	.00000
.400	94.640	.16325	331.84772	.00000	.00000	.00000	.00000
.400	96.731	.13877	331.99800	.00000	.00000	.00000	.00000
.400	98.738	.13557	332.57044	.00000	.00000	.00000	.00000
.400	100.843	.14172	331.39518	.00000	.00000	.00000	.00000
.599	103.514	.22943	331.21569	.00000	.00000	.00000	.00000
	GRADIENT	-.00201	-.00204	.00000	.00000	.00000	.00000

RUN NO. 45/ 0 RN/L = 5.07 GRADIENT INTERVAL = -5.00/ 5.00

MACH	ALPHA	BETA	Q (PSF)	CP1	CP2	CP3	CP4
.599	79.454	-.00827	671.40328	.00000	.00000	.00000	.00000
.600	79.915	-.00748	672.32031	.00000	.00000	.00000	.00000
.599	81.783	.00034	670.72551	.00000	.00000	.00000	.00000
.599	83.799	-.01246	670.81186	.00000	.00000	.00000	.00000
.599	85.672	-.00725	670.98620	.00000	.00000	.00000	.00000
.600	87.763	-.02046	672.15910	.00000	.00000	.00000	.00000
.599	89.908	-.02741	671.06441	.00000	.00000	.00000	.00000
.599	91.912	-.03978	670.55930	.00000	.00000	.00000	.00000
.599	94.101	-.06211	670.64728	.00000	.00000	.00000	.00000
.599	95.929	-.05977	671.31693	.00000	.00000	.00000	.00000
.600	97.935	-.08171	673.65539	.00000	.00000	.00000	.00000
.599	99.724	-.07150	670.63265	.00000	.00000	.00000	.00000
.599	103.655	-.06237	669.39228	.00000	.00000	.00000	.00000
	GRADIENT	-.00342	-.02984	.00000	.00000	.00000	.00000

TABLULATED SOURCE DATA LARC 8-855/662 (SA-2FA/B)

(PPS025) (09 MAR 74)

SA-2F (8TPT-651)SRB WITH STRAKES

REFERENCE DATA

SREF = 7.0690 SQ. IN. YMRP = 20.8340 INCHES
 LREF = 3.0000 INCHES YMRP = .0000 INCHES
 BREF = 3.0000 INCHES ZMRP = .0000 INCHES
 SCALE = .0211 SCALE

PARAMETRIC DATA

BETA = .000 PHI = 135.000
 RN/L = 6.100 FWDSTR = 1.100
 AFTSTR = 1.100 ATTRNG = 1.000
 ELETUN = .000 RTORKS = .000

RUN NO. 44/ 0 RN/L = 5.49 GRADIENT INTERVAL = -5.00/ 5.00

MACH	ALPHA	BETA	Q (PSF)	CP1	CP2	CP3	CP4
.900	80.025	-.23892	982.59992	.00000	.00000	.00000	.00000
.900	82.219	-.23274	983.01596	.00000	.00000	.00000	.00000
.900	84.284	-.22622	982.86971	.00000	.00000	.00000	.00000
.899	86.331	-.21556	982.05555	.00000	.00000	.00000	.00000
.900	88.309	-.22164	982.42627	.00000	.00000	.00000	.00000
.900	90.179	-.22874	982.82855	.00000	.00000	.00000	.00000
.900	92.605	-.22565	982.73086	.00000	.00000	.00000	.00000
.900	94.170	-.22231	983.07538	.00000	.00000	.00000	.00000
.900	96.411	-.24037	983.19420	.00000	.00000	.00000	.00000
.900	98.086	-.25112	982.71433	.00000	.00000	.00000	.00000
.900	99.780	-.28601	982.98855	.00000	.00000	.00000	.00000
.900	104.008	-.29153	983.26274	.00000	.00000	.00000	.00000
	GRADIENT	-.00233	.02338	.00000	.00000	.00000	.00000

RUN NO. 43/ 0 RN/L = 4.19 GRADIENT INTERVAL = -5.00/ 5.00

MACH	ALPHA	BETA	Q (PSF)	CP1	CP2	CP3	CP4
1.200	79.970	-.22698	876.30411	.00000	.00000	.00000	.00000
1.199	81.980	-.22751	875.85208	.00000	.00000	.00000	.00000
1.199	83.911	-.22692	875.80928	.00000	.00000	.00000	.00000
1.199	85.938	-.22862	875.65173	.00000	.00000	.00000	.00000
1.199	87.876	-.23001	875.78026	.00000	.00000	.00000	.00000
1.199	89.804	-.22501	875.69486	.00000	.00000	.00000	.00000
1.199	91.723	-.22441	875.87347	.00000	.00000	.00000	.00000
1.200	93.692	-.22543	876.20920	.00000	.00000	.00000	.00000
1.201	95.736	-.22492	876.34268	.00000	.00000	.00000	.00000
1.201	97.717	-.22529	876.30014	.00000	.00000	.00000	.00000
1.200	99.551	-.22885	876.07937	.00000	.00000	.00000	.00000
1.201	103.958	-.23445	876.52840	.00000	.00000	.00000	.00000
	GRADIENT	-.00011	.02236	.00000	.00000	.00000	.00000

ORIGINAL PAGE IS OF POOR QUALITY

SA-2F (8TPT-855)SRB

(PPS026) (09 MAR 74)

REFERENCE DATA

SREF = 7.0690 56. IN. YMRP = 20.8340 INCHES
 LREF = 3.0000 INCHES YMRP = .0000 INCHES
 BREF = 3.0000 INCHES YMRP = .0000 INCHES
 SCALE = .0211 SCALE

PARAMETRIC DATA

BETA = .000 PHI = .000
 RN/L = 6.100 FADSTK = .000
 AFTSTK = .000 ATTRNG = 1.000
 ELETUN = .000 RTORKS = .000

RUN NO. 120/ 0 RN/L = 3.74 GRADIENT INTERVAL = -5.00/ 5.00

MACH	ALPHA	BETA	Q (PSF)	CP1	CP2	CP3	CP4
.399	-1.135	-.00460	330.94698	-.12123	-.11622	-.14713	-.14674
.399	.922	-.00498	331.12669	-.12297	-.12072	-.14479	-.14764
.401	2.925	-.00488	333.20368	-.12305	-.12355	-.14687	-.15139
.399	5.036	-.00208	331.40014	-.12599	-.12578	-.15244	-.15798
.399	7.011	-.00199	330.13357	-.13216	-.13124	-.15882	-.16430
.399	9.030	.00196	330.31586	-.14325	-.13922	-.16605	-.17013
.400	10.052	.00490	331.49044	-.15910	-.14419	-.16935	-.17248
.399	10.861	.00506	330.31422	-.15248	-.14799	-.17192	-.17447
.403	12.867	.00567	331.58073	-.15962	-.15480	-.17659	-.17784
.399	15.165	.00486	331.21734	-.16456	-.16070	-.18285	-.18295
.399	17.285	.00935	330.67605	-.16623	-.16369	-.18886	-.18827
.399	19.367	.00713	330.22389	-.16727	-.16485	-.19472	-.19392
.399	21.167	.00920	330.65722	-.16795	-.16385	-.20000	-.19925
.399	23.266	-.00244	331.39959	-.16902	-.15931	-.20771	-.20628
	GRADIENT	-.00007	.55379	-.00045	-.00181	.00007	-.00114

RUN NO. 121/ 0 RN/L = 5.24 GRADIENT INTERVAL = -5.00/ 5.00

MACH	ALPHA	BETA	Q (PSF)	CP1	CP2	CP3	CP4
.599	-1.159	-.00557	671.47331	-.12866	-.12399	-.15195	-.15104
.599	.871	-.00725	671.72590	-.13026	-.13008	-.14947	-.15169
.599	2.956	-.00624	671.12958	-.12731	-.13103	-.15144	-.15599
.599	5.161	-.00651	671.22061	-.13149	-.13492	-.15749	-.16350
.600	7.003	-.00042	672.63989	-.13957	-.14036	-.16368	-.16901
.601	9.044	.00106	673.74005	-.14941	-.14921	-.17053	-.17449
.601	9.997	.00569	675.49090	-.15591	-.15419	-.17374	-.17677
.600	11.072	.00903	673.16220	-.16197	-.15932	-.17686	-.17879
.600	13.201	.01020	672.99449	-.16931	-.16732	-.18155	-.18233
.600	15.321	.01169	673.32661	-.17375	-.17371	-.18692	-.18703
.600	17.375	.00772	673.41292	-.17896	-.17681	-.19195	-.19173
.600	19.359	.00925	673.25016	-.18007	-.17768	-.19729	-.19728
.600	21.517	.00121	673.06061	-.18106	-.17903	-.20433	-.20390
.600	23.585	-.01391	673.16220	-.18439	-.18047	-.21247	-.21121
	GRADIENT	-.00016	-.06445	.00033	-.00171	.00012	-.00121

TABULATED SOURCE DATA LARC 8-655/662 (SA-2FA/B)

DATE 18 APR 74

(PPSD26) (09 MAR 74)

SA-2F (OTPT-655)SEB

PARAMETRIC DATA

SREF = 7.0690 SQ. IN. XMRP = 20.8340 INCHES
 LREF = 3.0000 INCHES YMRP = .0000 INCHES
 BREF = 3.0000 INCHES ZMRP = .0000 INCHES
 SCALE = .0211 SCALE

BETA = .000 PHI = .000
 RN/L = 6.100 FWDSTK = .000
 AFTSTK = .000 ATTRNG = 1.000
 ELETUN = .000 RTORKS = .000

RUN NO. 122/ 0 RN/L = 6.10 GRADIENT INTERVAL = -5.00/ 5.00

MACH	ALPHA	BETA	Q (PSF)	CP1	CP2	CP3	CP4
.870	-1.174	-.00569	1006.51960	-.11686	-.11348	-.13964	-.13619
.801	1.054	-.00931	1007.19335	-.11761	-.12126	-.13713	-.13953
.800	3.171	-.00686	1006.34778	-.11711	-.12407	-.14379	-.14913
.800	5.066	-.00928	1005.21847	-.12349	-.13043	-.15047	-.15664
.800	7.504	-.00218	1005.98747	-.13588	-.14158	-.15902	-.16370
.800	9.221	-.00242	1005.26554	-.14511	-.14992	-.16372	-.16705
.800	10.560	.00420	1005.91414	-.15357	-.15701	-.16811	-.17009
.799	11.219	.00834	1004.79718	-.15739	-.16017	-.17001	-.17164
.800	13.411	-.00630	1005.93930	-.16751	-.16837	-.17530	-.17582
.800	15.361	-.03247	1005.73815	-.17431	-.17479	-.18044	-.17997
.800	17.589	-.06126	1006.42740	-.18109	-.18142	-.18635	-.18528
.800	19.650	-.07718	1006.39184	-.18700	-.18663	-.19150	-.19078
.800	21.923	-.05664	1005.33577	-.19277	-.19266	-.19794	-.19801
.799	24.068	-.01418	1004.76146	-.19941	-.19895	-.20584	-.20584
	GRADIENT	-.00028	-.03660	.00040	-.00245	-.00094	-.00250

RUN NO. 119/ 0 RN/L = 5.48 GRADIENT INTERVAL = -5.00/ 5.00

MACH	ALPHA	BETA	Q (PSF)	CP1	CP2	CP3	CP4
.900	-1.135	-.00688	982.95190	-.13129	-.12652	-.15035	-.14941
.899	.804	-.00695	981.21699	-.13095	-.13422	-.14835	-.14963
.899	2.859	-.00726	981.39176	-.12709	-.13468	-.15244	-.15630
.899	5.071	-.00689	981.24034	-.13466	-.14178	-.16101	-.16594
.898	7.014	-.00798	980.36073	-.14569	-.15231	-.16954	-.17336
.899	9.112	-.00718	981.84483	-.15834	-.16586	-.17775	-.17922
.899	10.127	-.00657	981.97785	-.16465	-.17178	-.18079	-.18122
.899	11.227	-.01471	981.98206	-.17070	-.17743	-.18304	-.18349
.899	13.212	-.03632	981.72652	-.18172	-.18677	-.19197	-.19857
.899	15.371	-.06552	981.84064	-.18989	-.19298	-.19531	-.19329
.899	17.461	-.09815	982.11504	-.19612	-.19612	-.20036	-.19831
.899	19.529	-.11662	981.90014	-.20175	-.20339	-.20513	-.20322
.899	21.990	-.03677	980.47997	-.20853	-.20918	-.21220	-.20952
.899	24.023	-.03640	981.55218	-.21407	-.21425	-.21717	-.21619
	GRADIENT	-.00010	-.36481	.00105	-.00202	-.00053	-.00173

ORIGINAL PAGE IS OF POOR QUALITY

(PPS026) (09 MAR 74)

SA-2F (81PT-851)S6B

PARAMETRIC DATA

REFERENCE DATA

SREF = 7.0690 34. IN. XMRP = 20.6340 INCHES
 LREF = 3.0000 INCHES YMRP = .0000 INCHES
 BREF = 3.0000 INCHES ZMRP = .0000 INCHES
 SCALE = .0211 SCALE

BETA = .000 PHI = .000
 RN/L = 6.100 FADSTK = .000
 AFTSTK = .000 ATTRG = 1.000
 ELETUN = .000 RTORCK = .000

RUN NO. 118/ 0 RN/L = 4.87 GRADIENT INTERVAL = -5.00/ 5.00

MACH	ALPHA	BETA	Q (PSF)	CP1	P2	CP3	CP4
1.000	-1.156	-.00290	933.72739	-.17417	.6624	-.19876	-.19796
.999	.988	-.00377	933.26494	-.17351	-.116	-.19608	-.19730
1.000	2.846	-.00418	933.70757	-.17447	-.11214	-.20796	-.21157
1.000	4.977	-.00345	933.91978	-.18537	-.19233	-.21985	-.22349
.999	7.042	.00150	932.84127	-.25048	-.20683	-.22998	-.23262
1.000	9.173	.00966	933.92639	-.21265	-.22140	-.23795	-.23954
1.000	10.099	.00310	933.85566	-.21879	-.22730	-.24039	-.24132
1.000	11.263	.00819	933.99712	-.22542	-.23233	-.24193	-.24270
.999	13.684	.01270	932.75739	-.23870	-.24006	-.24622	-.24659
1.000	15.553	.00929	933.65664	-.24296	-.24276	-.24904	-.24912
.999	17.685	.00589	932.95681	-.24715	-.24610	-.25250	-.25265
.999	19.845	.00814	933.14305	-.25264	-.25058	-.25599	-.25590
1.000	22.015	.01116	933.61224	-.25747	-.25402	-.25946	-.25851
.998	24.209	.01216	932.26846	-.26389	-.26058	-.26587	-.26470
	GRADIENT	-.00010	.04866	-.00171	-.00408	-.00368	-.00446

RUN NO. 117/ 0 RN/L = 4.17 GRADIENT INTERVAL = -5.00/ 5.00

MACH	ALPHA	BETA	Q (PSF)	CP1	CP2	CP3	CP4
1.199	-1.266	-.00337	874.90784	-.15528	-.14778	-.17387	-.17355
1.199	.935	-.00428	874.95068	-.14564	-.15250	-.16944	-.16968
1.200	3.049	-.00643	875.10045	-.14322	-.14813	-.17629	-.17771
1.199	5.079	-.00546	874.74756	-.14837	-.15664	-.17900	-.18030
1.199	7.046	-.00127	874.94922	-.15684	-.16517	-.18085	-.18167
1.199	9.166	.00817	874.94922	-.16761	-.17483	-.18917	-.18995
1.200	10.153	.00777	876.06386	-.18033	-.18370	-.19204	-.19193
1.200	11.164	.01077	875.05004	-.18963	-.18562	-.19289	-.19263
1.200	13.372	.00906	875.05004	-.19070	-.18848	-.19464	-.19445
1.200	15.591	.00805	875.10045	-.19292	-.19061	-.19568	-.19586
1.199	17.620	.00583	875.05630	-.19516	-.19344	-.19762	-.19762
1.199	19.795	.00330	875.15237	-.19742	-.19607	-.20036	-.19994
1.201	20.934	.00333	877.40008	-.20129	-.20004	-.20345	-.20382
1.201	22.068	.00265	875.50321	-.20549	-.20549	-.20584	-.20732
1.200	24.244	.00018	875.97663	-.21028	-.20569	-.21035	-.21168
	GRADIENT	-.00071	.04447	-.00281	-.00010	-.00054	-.00095

(PPS027) (09 MAR 74)

SA-2F (81PT-653)SR8

PARAMETRIC DATA

BETA = .000 PHI = .000
 RN/L = 6.100 FADSTK = .000
 AFTSTK = .000 ATTRG = 1.000
 ELETUN = .000 RTORKS = .000

REFERENCE DATA

SREF = 7.0690 SQ. IN. XMRP = 20.8340 INCHES
 LREF = 3.0000 INCHES YMRP = .0000 INCHES
 BREF = 3.0000 INCHES ZMRP = .0000 INCHES
 SCALE = .0211 SCALE

RUN NO. 116/ 0 RN/L = 3.73 GRADIENT INTERVAL = -5.00/ 5.00

MACH	ALPHA	BETA	Q (PSF)	CP1	CP2	CP3	CP4
.400	19.039	-.00057	332.30463	-.16277	-.15314	-.18875	-.18828
.401	21.176	.00981	333.02784	-.16294	-.15166	-.19420	-.19449
.401	23.213	.00865	333.11697	-.16397	-.15031	-.20057	-.19985
.400	25.258	.01315	332.75707	-.16770	-.15009	-.20730	-.20636
.400	27.266	.02666	332.66625	-.17512	-.15717	-.21413	-.21240
.400	29.386	.02539	331.85104	-.18680	-.16659	-.22152	-.22091
.400	30.349	.02885	331.94353	-.19335	-.17312	-.22827	-.22445
.400	31.381	.02796	332.12409	-.19934	-.17806	-.22992	-.23033
.400	33.445	.00982	332.12409	-.21222	-.19084	-.23874	-.24016
.400	35.472	-.00190	332.03325	-.22110	-.20511	-.25583	-.25821
.400	37.505	-.06271	332.12409	-.23297	-.23361	-.27018	-.27277
.400	39.545	-.10109	332.57655	-.23947	-.25551	-.28339	-.28272
.400	41.655	-.14287	332.48683	-.24167	-.26118	-.29381	-.28842
.400	43.694	-.16276	331.94353	-.23941	-.25918	-.30034	-.29042
.400	GRADIENT	-.00670	-.02599	-.00394	-.00531	-.00480	-.00463

RUN NO. 115/ 0 RN/L = 5.15 GRADIENT INTERVAL = -5.00/ 5.00

MACH	ALPHA	BETA	Q (PSF)	CP1	CP2	CP3	CP4
.801	19.216	-.00324	673.74169	-.17463	-.16950	-.19008	-.19031
.800	21.457	.00758	672.36534	-.17571	-.17045	-.19695	-.19730
.800	23.545	.01386	672.90490	-.17804	-.16937	-.20338	-.20324
.599	25.565	.00784	671.39513	-.18590	-.17563	-.21129	-.21102
.599	27.699	.00474	671.47169	-.19809	-.18677	-.21892	-.21935
.599	29.773	-.04580	671.64599	-.20936	-.19648	-.22658	-.22849
.599	30.837	-.07853	671.57107	-.21605	-.20342	-.23238	-.23462
.599	31.872	-.12509	671.81703	-.22269	-.21296	-.23841	-.24111
.599	34.066	-.23725	671.57107	-.23740	-.22769	-.25332	-.25699
.800	36.182	-.41211	672.15256	-.24484	-.23834	-.27018	-.27333
.599	38.296	-.51480	671.81868	-.24851	-.24180	-.28104	-.27910
.800	40.472	-.05048	672.99285	-.25359	-.24328	-.29011	-.28652
.599	42.707	.28873	671.57597	-.24896	-.26345	-.29064	-.29207
.599	GRADIENT	-.00831	-.03548	-.00401	-.00440	-.00492	-.00477

(PP5027) (09 MAR 74)

SA-2F (87P1-855)SMB

REFERENCE DATA

SREF = 7.0000 SA, IN. ZMRP = 20.8540 INCHES
 LREF = 3.0000 INCHES YMRP = .0000 INCHES
 BREF = 3.0000 INCHES ZMRP = .0000 INCHES
 SCALE = .0211 SCALE

PARAMETRIC DATA

BETA = .000 PHI = .000
 RN/L = 6.100 FLDSTR = .000
 AFTSTR = .000 ATTRNG = 1.000
 ELETUN = .000 RTORNS = .000

RUN NO. 114/ 0 RN/L = 6.07 GRADIENT INTERVAL = -5.00/ 5.00

NACH	ALPHA	BETA	Q (P/SF)	CP1	CP2	CP3	CP4
.800	19.330	-.04477	1006.49442	-.17864	-.17851	-.18303	-.18301
.800	21.734	-.05481	1006.63474	-.18456	-.18389	-.18945	-.18967
.800	23.691	-.03729	1006.00005	-.19151	-.18995	-.19747	-.19770
.800	26.036	-.03856	1005.98747	-.19959	-.19729	-.20600	-.20641
.800	28.247	-.02984	1005.73815	-.20869	-.20566	-.21501	-.21643
.799	30.421	-.11817	1004.52882	-.22470	-.22198	-.23034	-.23352
.800	31.545	-.16209	1006.00005	-.22470	-.22846	-.23691	-.24121
.799	32.642	-.27495	1004.68009	-.23053	-.22846	-.25482	-.25559
.800	34.889	-.51709	1006.03778	-.23611	-.23628	-.25482	-.25559
.800	37.143	-.38882	1005.63339	-.23652	-.23042	-.26078	-.25850
.800	39.386	-.07993	1005.23103	-.23909	-.22904	-.26280	-.26414
.800	41.724	.04706	1006.01263	-.23911	-.22702	-.27024	-.26834
	GRADIENT	-.00793	-.04014	-.00308	-.00265	-.00425	-.00421

RUN NO. 113/ 0 RN/L = 5.49 GRADIENT INTERVAL = -5.00/ 5.00

NACH	ALPHA	BETA	Q (P/SF)	CP1	CP2	CP3	CP4
.800	19.516	-.13743	982.80575	-.19159	-.19331	-.19575	-.19282
.800	21.651	-.12225	981.62630	-.19803	-.19880	-.20190	-.19921
.800	23.843	-.08288	979.77274	-.20423	-.20399	-.20745	-.20617
.800	26.047	-.07921	981.76294	-.21197	-.21069	-.21521	-.21480
.800	28.247	-.07705	981.48851	-.22377	-.22247	-.22667	-.22703
.800	30.481	-.08833	982.09250	-.23505	-.23316	-.23749	-.23825
.800	31.659	-.18261	982.22055	-.24240	-.24206	-.24439	-.24738
.800	32.744	-.12851	982.11548	-.24900	-.24920	-.24731	-.25089
.800	35.012	.09885	982.44471	-.24843	-.25057	-.25375	-.25713
.800	37.357	.09817	980.90815	-.24988	-.24703	-.26483	-.26548
.800	39.790	.09895	983.10273	-.24576	-.23971	-.27845	-.27429
	GRADIENT	.01068	.03661	-.00324	-.00301	-.00413	-.00427

TABULATED SOURCE DATA LARC 8-655/652 (SA-2FA/8)

DATE 18 APR 74

(PP9027) (09 MAR 74)

SA-2F (8YPT-655) S88

PARAMETRIC DATA

REFERENCE DATA

BETA = .000 PHI = .000
 RV/L = 6.100 FWDSTK = .000
 AFTSTK = .000 ATTRNG = 1.000
 ELETUN = .000 RTORNS = .000

MACH = 7.0690 59. IN. WARP = 20.8340 INCHES
 LREF = 3.0000 INCHES YMRP = .0000 INCHES
 SREF = 3.0000 INCHES ZMRP = .0000 INCHES
 SCALE = .0231 SCALE

RUN NO. 112/ 0 RV/L = 4.86 GRADIENT INTERVAL = -5.00/ 5.00

MACH	ALPHA	BETA	Q (PSF)	CP1	CP2	CP3	CP4
1.000	19.547	.00792	933.51982	-.23044	-.22822	-.23358	-.23449
1.000	21.811	.01938	933.59754	-.23690	-.23256	-.23817	-.23850
1.000	24.014	.01358	933.66126	-.24217	-.23712	-.24309	-.24316
1.000	26.197	.01336	933.73198	-.25172	-.24877	-.25373	-.25289
1.000	28.477	.01385	933.51982	-.26124	-.25878	-.26244	-.26306
.999	30.722	.00626	932.86475	-.26607	-.25970	-.27027	-.27124
.999	31.896	.00406	932.84019	-.26463	-.25642	-.27345	-.27393
.998	33.037	-.01531	932.04241	-.26375	-.25720	-.27645	-.27729
1.000	35.383	.00377	933.10367	-.26682	-.25896	-.28501	-.28459
1.000	36.578	-.00470	933.59716	-.26936	-.26351	-.29546	-.29456
	GRADIENT	-.00121	-.04521	-.00237	-.00207	-.00356	-.00352

RUN NO. 111/ 0 RV/L = 4.18 GRADIENT INTERVAL = -5.00/ 5.00

MACH	ALPHA	BETA	Q (PSF)	CP1	CP2	CP3	CP4
1.200	19.646	.00874	875.90696	-.18030	-.17829	-.18188	-.18191
1.200	21.830	.01278	875.92820	-.19127	-.18724	-.19197	-.19207
1.200	24.050	.00972	875.92820	-.20162	-.19557	-.20168	-.20207
1.200	26.296	.00806	875.97859	-.20633	-.19978	-.20656	-.20707
1.200	28.562	.00372	875.97859	-.20872	-.20096	-.21297	-.21286
1.200	30.837	-.00682	875.87187	-.20563	-.19899	-.22045	-.21877
1.200	31.992	-.00442	875.92227	-.20968	-.21942	-.23146	-.23209
1.200	33.121	-.00732	875.94362	-.21082	-.21887	-.23442	-.23361
1.200	35.408	-.00756	876.06396	-.21519	-.21618	-.24105	-.23947
1.200	37.675	-.03901	876.11424	-.22450	-.22623	-.24750	-.24501
1.199	39.938	-.03726	875.70082	-.23725	-.24679	-.25857	-.25552
1.199	42.212	-.03991	875.81542	-.24527	-.26072	-.26541	-.26285
1.199	44.446	-.03575	875.76638	-.24561	-.26491	-.26593	-.26624
1.200	46.822	-.02636	875.87955	-.24833	-.26033	-.26100	-.26669
	GRADIENT	-.00210	-.00411	-.00231	-.00327	-.00327	-.00327

TABULATED SOURCE DATA LARC 0-855/662 (SA-2FA/8)

(FPS028) (09 MAR 74)

REFERENCE DATA

SREF = 7.0000 SQ. IN. ZMRP = 20.8340 INCHES
 LREF = 3.0000 INCHES YMRP = .0000 INCHES
 BREF = 3.0000 INCHES ZMRP = .0000 INCHES
 SCALE = .02:1 SCALE

PARAMETRIC DATA

BETA = .000 PHI = .000
 RN/L = 6.100 FADSTK = .000
 AFTSTK = .000 ATTRNG = 1.000
 ELETUN = .000 RTORRS = .000

RUN NO. 102/ 0 RN/L = 3.59 GRADIENT INTERVAL = -5.00/ 5.00

MACH	ALPHA	BETA	G (PSF)	CP1	CP2	CP3	CP4
.599	39.143	.16245	331.39738	.00000	.00000	.00000	.00000
.403	41.174	.22482	332.02717	.00000	.00000	.00000	.00000
.400	43.095	.29947	332.11966	.00000	.00000	.00000	.00000
.400	45.400	.38952	332.39047	.00000	.00000	.00000	.00000
.400	47.311	.45994	331.75854	.00000	.00000	.00000	.00000
.400	49.112	.46278	331.64627	.00000	.00000	.00000	.00000
.400	51.216	.49741	332.30076	.00000	.00000	.00000	.00000
.400	53.117	.39393	331.84772	.00000	.00000	.00000	.00000
.400	55.096	.37518	332.11966	.00000	.00000	.00000	.00000
.400	57.015	.40163	331.48823	.00000	.00000	.00000	.00000
.599	59.423	.30109	330.85392	.00000	.00000	.00000	.00000
.400	61.292	.30357	331.48713	.00000	.00000	.00000	.00000
.400	63.155	.29892	332.11966	.00000	.00000	.00000	.00000
.400	GRADIENT	.00284	-.01501	.00000	.00000	.00000	.00000

RUN NO. 103/ 0 RN/L = 5.08 GRADIENT INTERVAL = -5.00/ 5.00

MACH	ALPHA	BETA	G (PSF)	CP1	CP2	CP3	CP4
.599	39.344	.71062	671.05790	.00000	.00000	.00000	.00000
.599	41.252	.79730	671.56292	.00000	.00000	.00000	.00000
.599	43.265	.79166	670.97480	.00000	.00000	.00000	.00000
.599	45.767	.71046	671.73396	.00000	.00000	.00000	.00000
.599	47.439	.38851	671.72906	.00000	.00000	.00000	.00000
.599	49.399	.04105	671.64925	.00000	.00000	.00000	.00000
.599	52.288	-.07260	670.83590	.00000	.00000	.00000	.00000
.599	54.017	-.13219	671.56455	.00000	.00000	.00000	.00000
.800	55.389	-.10800	671.89847	.00000	.00000	.00000	.00000
.599	57.484	-.06935	671.14587	.00000	.00000	.00000	.00000
.599	59.409	-.06999	670.47944	.00000	.00000	.00000	.00000
.599	61.477	-.07145	670.64728	.00000	.00000	.00000	.00000
.599	63.564	-.05402	671.15076	.00000	.00000	.00000	.00000
.599	GRADIENT	-.04334	-.02062	.00000	.00000	.00000	.00000

SA-2F (STPT-655)SRB

REFERENCE DATA

SREF = 7.0690 SQ. IN. XMRP = 20.8340 INCHES
 LREF = 3.0000 INCHES YMRP = .0000 INCHES
 BREF = 3.0000 INCHES ZMRP = .0000 INCHES
 SCALE = .0211 SCALE

PARAMETRIC DATA

BETA = .000 PHI = .000
 RN/L = 6.100 FWDSTK = .000
 AFTSTK = .000 ATTRNG = 1.000
 ELETUN = .000 RTORRS = .000

RUN NO. 101/ 0 RN/L = 6.08 GRADIENT INTERVAL = -5.00/ 5.00

MACH	ALPHA	BETA	Q (PSF)	CP1	CP2	CP3	CP4
.799	39.629	.07770	1003.89171	.00000	.00000	.00000	.00000
.800	41.732	.06320	1005.50557	.00000	.00000	.00000	.00000
.799	43.903	.14523	1004.72382	.00000	.00000	.00000	.00000
.800	45.858	.03544	1005.11571	.00000	.00000	.00000	.00000
.799	48.269	.05402	1004.65860	.00000	.00000	.00000	.00000
.800	50.017	.05861	1005.36988	.00000	.00000	.00000	.00000
.799	50.375	.06357	1004.88309	.00000	.00000	.00000	.00000
.799	52.008	.04842	1004.68182	.00000	.00000	.00000	.00000
.799	54.481	.02756	1004.63979	.00000	.00000	.00000	.00000
.799	57.124	-.04486	1004.51185	.00000	.00000	.00000	.00000
.800	58.013	-.00736	1005.75700	.00000	.00000	.00000	.00000
.799	60.440	.00418	1005.20789	.00000	.00000	.00000	.00000
.800	62.204	.01709	1005.19534	.00000	.00000	.00000	.00000
.799	64.235	.01221	1004.42770	.00000	.00000	.00000	.00000
	GRADIENT	-.00417	.01189	.00000	.00000	.00000	.00000

RUN NO. 104/ 0 RN/L = 5.49 GRADIENT INTERVAL = -5.00/ 5.00

MACH	ALPHA	BETA	Q (PSF)	CP1	CP2	CP3	CP4
.900	39.717	.10753	982.28000	.00000	.00000	.00000	.00000
.899	41.668	.00828	981.00820	.00000	.00000	.00000	.00000
.899	43.887	.06134	981.72652	.00000	.00000	.00000	.00000
.900	46.248	.07076	982.13373	.00000	.00000	.00000	.00000
.899	48.103	.01363	981.78551	.00000	.00000	.00000	.00000
.900	49.973	-.05735	982.01480	.00000	.00000	.00000	.00000
.898	52.053	.03442	980.53572	.00000	.00000	.00000	.00000
.899	53.900	.04442	981.86371	.00000	.00000	.00000	.00000
.900	56.100	.02929	982.31207	.00000	.00000	.00000	.00000
.899	58.175	.01944	981.30496	.00000	.00000	.00000	.00000
.901	59.117	.02025	983.02504	.00000	.00000	.00000	.00000
	GRADIENT	-.00241	.01995	.00000	.00000	.00000	.00000

ORIGINAL PAGE IS OF POOR QUALITY

(PPS026) (09 MAR 74)

SA-2F(81PT-655)SRB

PARAMETRIC DATA

REFERENCE DATA

SREF = 7.0690 SQ. IN. XMRP = 20.8340 INCHES
 LREF = 3.0000 INCHES YMRP = .0000 INCHES
 BREF = 5.0000 INCHES ZMRP = .0000 INCHES
 SCALE = .0211 SCALE

BETA = .000 PHI = .000
 RN/L = 6.100 FADSTK = .000
 AFTSTK = .000 ATTRNG = 1.000
 ELETUN = .000 RTORKS = .000

RUN NO. 94/ 0 RN/L = 5.17 GRADIENT INTERVAL = -5.00/ 5.00

MACH	ALPHA	BETA	Q (PSF)	CP1	CP2	CP3	CP4
.997	39.751	-.02099	987.60355	.00000	.00000	.00000	.00000
1.002	41.641	.02122	991.79823	.00000	.00000	.00000	.00000
1.001	43.661	-.04844	991.10139	.00000	.00000	.00000	.00000
1.000	45.706	-.02543	990.54464	.00000	.00000	.00000	.00000
1.001	47.823	.08335	991.22273	.00000	.00000	.00000	.00000
1.001	49.985	.08957	991.25607	.00000	.00000	.00000	.00000
.999	52.188	.01772	989.69701	.00000	.00000	.00000	.00000
.999	53.993	.00708	989.51073	.00000	.00000	.00000	.00000
1.000	56.122	-.01939	990.48906	.00000	.00000	.00000	.00000
	GRADIENT	.00173	.01854	.00000	.00000	.00000	.00000

RUN NO. 93/ 0 RN/L = 4.19 GRADIENT INTERVAL = -5.00/ 5.00

MACH	ALPHA	BETA	Q (PSF)	CP1	CP2	CP3	CP4
1.200	39.618	.01179	875.68985	.00000	.00000	.00000	.00000
1.199	41.259	-.00749	875.60758	.00000	.00000	.00000	.00000
1.198	43.348	.00184	875.37163	.00000	.00000	.00000	.00000
1.199	45.496	.00126	875.29865	.00000	.00000	.00000	.00000
1.200	47.499	-.04793	875.95899	.00000	.00000	.00000	.00000
1.198	49.719	-.00197	875.13433	.00000	.00000	.00000	.00000
1.200	51.717	-.00822	875.76338	.00000	.00000	.00000	.00000
1.200	53.906	-.01112	875.84875	.00000	.00000	.00000	.00000
1.200	55.966	-.02526	875.64122	.00000	.00000	.00000	.00000
1.200	57.822	-.02786	875.92227	.00000	.00000	.00000	.00000
1.200	59.938	-.02919	876.33316	.00000	.00000	.00000	.00000
1.201	61.765	-.02404	876.57875	.00000	.00000	.00000	.00000
1.200	64.099	-.01859	876.27677	.00000	.00000	.00000	.00000
	GRADIENT	-.00117	.03775	.00000	.00000	.00000	.00000

TABULATED SOURCE DATA LARC 6-655/662 (SA-2FA/B)

DATE 18 APR 74

(PPS029) (09 MAR 74)

SA-2F (8TPY-655)SRB

PARAMETRIC DATA

REF # = 7.0890 SQ. IN. XMRP = 20.8340 INCHES
 LREF # = 3.0200 INCHES YMRP = .0000 INCHES
 BREF # = 3.0200 INCHES ZMRP = .0000 INCHES
 SCALE = .0211 SCALE

RUN NO. 98/ 0 RN/L = 3.99 GRADIENT INTERVAL = -5.00/ 5.00

MACH	ALPHA	BETA	Q (PSF)	CP1	CP2	CP3	CP4
.399	59.112	.32787	331.12704	.00000	.00000	.00000	.00000
.400	60.917	.31057	331.93855	.00000	.00000	.00000	.00000
.400	63.261	.29225	331.66826	.00000	.00000	.00000	.00000
.400	65.231	.28628	331.39518	.00000	.00000	.00000	.00000
.399	67.210	.23378	331.30764	.00000	.00000	.00000	.00000
.399	68.944	.17806	331.21734	.00000	.00000	.00000	.00000
.400	71.372	.24108	331.57742	.00000	.00000	.00000	.00000
.399	75.138	.15900	331.03564	.00000	.00000	.00000	.00000
.399	75.128	-.06535	330.94533	.00000	.00000	.00000	.00000
.400	77.176	-.02823	331.84827	.00000	.00000	.00000	.00000
.400	79.331	.01015	331.66936	.00000	.00000	.00000	.00000
.400	81.327	.02406	331.66881	.00000	.00000	.00000	.00000
.399	83.213	.00378	330.94423	.00000	.00000	.00000	.00000
GRADIENT		-.01648	-.00526	.00000	.00000	.00000	.00000

RUN NO. 108/ 0 RN/L = 5.09 GRADIENT INTERVAL = -5.00/ 5.00

MACH	ALPHA	BETA	Q (PSF)	CP1	CP2	CP3	CP4
.600	59.348	-.07165	672.42299	.00000	.00000	.00000	.00000
.600	61.304	-.06181	672.41318	.00000	.00000	.00000	.00000
.600	63.366	-.07404	672.16237	.00000	.00000	.00000	.00000
.600	65.283	-.03047	672.16564	.00000	.00000	.00000	.00000
.599	67.516	.00724	671.74212	.00000	.00000	.00000	.00000
.599	69.390	.04294	671.32508	.00000	.00000	.00000	.00000
.600	71.547	.02833	673.59211	.00000	.00000	.00000	.00000
.600	73.352	.02252	672.25360	.00000	.00000	.00000	.00000
.599	75.599	-.01647	671.99950	.00000	.00000	.00000	.00000
.600	77.248	-.02756	672.91638	.00000	.00000	.00000	.00000
.600	79.179	-.03270	672.41972	.00000	.00000	.00000	.00000
.599	81.349	-.04063	671.91970	.00000	.00000	.00000	.00000
.599	83.334	-.04650	671.17029	.00000	.00000	.00000	.00000
GRADIENT		.00126	-.01447	.00000	.00000	.00000	.00000

ORIGINAL PAGE IS OF POOR QUALITY

SA-2F (81PT-855)SRB

REFERENCE DATA

SREF = 7.0690 58.14. 306P = 20.8340 INCHES
 LREF = 3.0000 INCHES YMRP = .0000 INCHES
 PREF = 3.0000 INCHES ZMRP = .0000 INCHES
 SCALE = .0211 SCALE

PARAMETRIC DATA

BETA = .000 PHI = .000
 RN/L = 6.100 FWDSTK = .000
 AFTSTK = .000 ATTRNG = 1.000
 ELETUN = .000 RTORKS = .000

RUN NO. 99/ 0 RN/L = 6.08 GRADIENT INTERVAL = -5.00/ 5.00

MACH	ALPHA	BETA	Q (PSF)	CP1	CP2	CP3	CP4
.800	60.035	.01668	1006.58032	.00000	.00000	.00000	.00000
.801	61.969	.02265	1007.79873	.00000	.00000	.00000	.00000
.801	64.059	.01985	1007.40323	.00000	.00000	.00000	.00000
.800	66.036	.00489	1006.05664	.00000	.00000	.00000	.00000
.801	67.950	.00906	1007.54980	.00000	.00000	.00000	.00000
.801	69.882	-.00241	1007.01784	.00000	.00000	.00000	.00000
.800	70.360	-.00353	1006.78766	.00000	.00000	.00000	.00000
.801	71.826	-.03206	1007.18966	.00000	.00000	.00000	.00000
.801	73.810	-.02308	1007.05567	.00000	.00000	.00000	.00000
.800	75.756	-.01802	1006.39813	.00000	.00000	.00000	.00000
.801	77.771	.03190	1007.49545	.00000	.00000	.00000	.00000
.800	79.653	.02287	1006.42740	.00000	.00000	.00000	.00000
.800	81.705	.03206	1006.27035	.00000	.00000	.00000	.00000
.800	83.750	-.01467	1007.05169	.00000	.00000	.00000	.00000
.800	GRADIENT	.00017	-.01822	.00000	.00000	.00000	.00000

RUN NO. 97/ 0 RN/L = 5.46 GRADIENT INTERVAL = -5.00/ 5.00

MACH	ALPHA	BETA	Q (PSF)	CP1	CP2	CP3	CP4
.898	64.145	.00973	981.80844	.00000	.00000	.00000	.00000
.899	66.017	-.00922	981.84064	.00000	.00000	.00000	.00000
.899	67.965	-.01651	981.80844	.00000	.00000	.00000	.00000
.899	69.994	-.02342	981.80844	.00000	.00000	.00000	.00000
.900	71.869	-.01976	982.68230	.00000	.00000	.00000	.00000
.900	73.888	-.01917	982.54958	.00000	.00000	.00000	.00000
.900	75.768	-.01311	982.49924	.00000	.00000	.00000	.00000
.899	77.829	-.02206	981.69433	.00000	.00000	.00000	.00000
.900	79.806	-.04641	982.36207	.00000	.00000	.00000	.00000
.900	81.827	-.04474	982.54958	.00000	.00000	.00000	.00000
.899	83.781	-.01625	981.98695	.00000	.00000	.00000	.00000
.899	GRADIENT	-.03162	.02280	.00000	.00000	.00000	.00000

TABLATED SOURCE DATA LARC 8-655/662 (SA-2FA/B)

DATE 18 APR 74

(PPS029) (09 MAR 74)

SA-2F(8TPT-655)SRB

REFERENCE DATA

SREF = 7.0690 SQ. IN. XMRP = 20.8340 INCHES

LREF = 3.0000 INCHES YMRP = .0000 INCHES

BREF = 3.0000 INCHES ZMRP = .0000 INCHES

SCALE = .0211 SCALE

PARAMETRIC DATA

BETA = .000 PHI = .000

R/V/L = 6.100 FWDSTK = .000

AFTSTK = .000 ATTRNG = 1.000

ELETUN = .000 RTORKS = .000

RUN NO. 96/ 0 R/V/L = 5.15 GRADIENT INTERVAL = -5.00/ 5.00

MACH	ALPHA	BETA	Q (PSF)	CP1	CP2	CP3	CP4
1.000	61.331	-.00823	990.51350	.00000	.00000	.00000	.00000
1.000	62.366	-.00499	989.93394	.00000	.00000	.00000	.00000
.999	64.182	-.01338	989.66544	.00000	.00000	.00000	.00000
.999	66.108	-.02166	989.94871	.00000	.00000	.00000	.00000
.998	68.022	-.02126	989.56292	.00000	.00000	.00000	.00000
.998	69.993	-.02050	988.62257	.00000	.00000	.00000	.00000
1.000	71.958	-.02246	990.28805	.00000	.00000	.00000	.00000
1.000	73.906	-.01616	990.57106	.00000	.00000	.00000	.00000
1.001	75.945	-.01530	991.08390	.00000	.00000	.00000	.00000
.998	77.854	-.02846	988.75791	.00000	.00000	.00000	.00000
.999	79.764	-.02564	989.47253	.00000	.00000	.00000	.00000
.999	81.723	-.02866	989.87135	.00000	.00000	.00000	.00000
.999	83.910	-.03487	989.77436	.00000	.00000	.00000	.00000
	GRADIENT	-.00094	-.01101	.00000	.00000	.00000	.00000

RUN NO. 95/ 0 R/V/L = 4.20 GRADIENT INTERVAL = -5.00/ 5.00

MACH	ALPHA	BETA	Q (PSF)	CP1	CP2	CP3	CP4
1.199	59.694	-.01105	875.10326	.00000	.00000	.00000	.00000
1.200	61.775	-.01189	875.95533	.00000	.00000	.00000	.00000
1.199	64.082	-.00965	875.52669	.00000	.00000	.00000	.00000
1.199	65.847	-.01429	875.57710	.00000	.00000	.00000	.00000
1.197	67.779	-.01431	874.49439	.00000	.00000	.00000	.00000
1.199	69.786	-.01805	875.78769	.00000	.00000	.00000	.00000
1.199	71.907	-.01536	875.44871	.00000	.00000	.00000	.00000
1.199	73.486	-.01042	875.66559	.00000	.00000	.00000	.00000
1.196	75.580	-.01725	875.17855	.00000	.00000	.00000	.00000
1.199	77.624	-.01755	875.28212	.00000	.00000	.00000	.00000
1.197	79.607	-.01821	875.10089	.00000	.00000	.00000	.00000
1.199	81.592	-.01818	875.51293	.00000	.00000	.00000	.00000
1.199	83.763	-.01475	875.35954	.00000	.00000	.00000	.00000
	GRADIENT	-.00028	-.00504	.00000	.00000	.00000	.00000

SA-2F (81PT-655)SRB

REFERENCE DATA

SREF = 7.0490 50. IN. XMRP = 20.8340 INCHES
 LREF = 3.0000 INCHES YMRP = .0000 INCHES
 PREF = 3.0000 INCHES ZMRP = .0000 INCHES
 SCALE = .0211 SCALE

PARAMETRIC DATA

BETA = .000 PHI = .000
 RN/L = 6.100 FWDSTK = .000
 AFTSTK = .000 ATTRNG = 1.000
 ELETUN = .000 RTORKS = .000

RUN NO. 11/ 0 RN/L = 6.06 GRADIENT INTERVAL = -5.00/ 5.00

MACH	ALPHA	BETA	Q (PSF)	CP1	CP2	CP3	CP4
.800	80.096	-.05208	1006.16967	.00000	.00000	.00000	.00000
.800	80.788	-.05328	1004.91879	.00000	.00000	.00000	.00000
.800	82.728	-.04625	1005.32118	.00000	.00000	.00000	.00000
.800	84.565	-.03119	1006.04191	.00000	.00000	.00000	.00000
.800	86.380	-.06331	1005.76748	.00000	.00000	.00000	.00000
.800	88.288	-.07040	1005.38824	.00000	.00000	.00000	.00000
.800	90.385	-.08128	1006.34778	.00000	.00000	.00000	.00000
.800	92.508	-.07041	1005.43223	.00000	.00000	.00000	.00000
.800	94.175	-.06294	1006.19485	.00000	.00000	.00000	.00000
.800	96.502	-.04805	1006.02933	.00000	.00000	.00000	.00000
.800	98.416	-.05333	1005.94971	.00000	.00000	.00000	.00000
.800	100.167	-.05668	1005.65224	.00000	.00000	.00000	.00000
.799	102.502	-.02313	1004.75518	.00000	.00000	.00000	.00000
.800	103.517	-.02710	1005.43851	.00000	.00000	.00000	.00000
	GRADIENT	.00140	-.00679	.00000	.00000	.00000	.00000

RUN NO. 26/ 0 RN/L = 5.14 GRADIENT INTERVAL = -5.00/ 5.00

MACH	ALPHA	BETA	Q (PSF)	CP1	CP2	CP3	CP4
1.001	80.376	-.01103	991.59206	.00000	.00000	.00000	.00000
1.001	81.247	-.01930	991.78412	.00000	.00000	.00000	.00000
1.000	83.215	-.01619	990.25677	.00000	.00000	.00000	.00000
.999	85.205	-.01715	989.32433	.00000	.00000	.00000	.00000
1.000	87.280	-.01446	990.43615	.00000	.00000	.00000	.00000
1.000	89.384	-.01572	990.14652	.00000	.00000	.00000	.00000
1.000	91.145	-.02068	990.42956	.00000	.00000	.00000	.00000
1.000	93.058	-.02393	990.60876	.00000	.00000	.00000	.00000
1.001	95.015	-.02610	991.08390	.00000	.00000	.00000	.00000
.999	96.947	-.03079	989.52379	.00000	.00000	.00000	.00000
.999	98.074	-.02673	990.05755	.00000	.00000	.00000	.00000
1.000	101.149	-.03257	990.87178	.00000	.00000	.00000	.00000
1.001	103.939	-.02209	990.92257	.00000	.00000	.00000	.00000
	GRADIENT	-.00067	-.01737	.00000	.00000	.00000	.00000

(PPS031) (09 MAR 74)

SA-2F (STPT-655) SR8

REFERENCE DATA

REF = 7.0690 50. IN. XMRP = 20.8340 INCHES
 LREF = 3.0000 INCHES YMRP = .0000 INCHES
 BREF = 3.0000 INCHES ZMRP = .0000 INCHES
 SCALE = .0211 SCALE

PARAMETRIC DATA

BETA = .000 PHI = .000
 RN/L = 6.100 FADSTK = .000
 AFTSTK = .000 ATTRNG = 1.000
 ELETUN = .000 RTORKS = .000

RUN NO. 69/ 0 RN/L = 3.58 GRADIENT INTERVAL = -5.00/ 5.00

MACH	ALPHA	BETA	Q (PSF)	CP1	CP2	CP3	CP4
.400	76.741	-.05549	332.39546	.00000	.00000	.00000	.00000
.400	78.646	-.00146	332.39601	.00000	.00000	.00000	.00000
.400	80.635	-.03462	332.57544	.00000	.00000	.00000	.00000
.400	82.682	-.04062	332.57599	.00000	.00000	.00000	.00000
.400	84.681	-.04538	332.66514	.00000	.00000	.00000	.00000
.400	86.840	-.07152	331.67212	.00000	.00000	.00000	.00000
.400	88.742	-.05965	332.57710	.00000	.00000	.00000	.00000
.400	90.898	-.04475	332.93814	.00000	.00000	.00000	.00000
.400	92.620	-.05491	331.94353	.00000	.00000	.00000	.00000
.400	94.655	-.09667	331.85269	.00000	.00000	.00000	.00000
.400	96.571	-.08081	332.12574	.00000	.00000	.00000	.00000
.400	98.879	-.01361	332.57655	.00000	.00000	.00000	.00000
.399	100.792	-.00542	331.04004	.00000	.00000	.00000	.00000
	GRADIENT	-.00028	-.03100	.00000	.00000	.00000	.00000

RUN NO. 68/ 0 RN/L = 5.08 GRADIENT INTERVAL = -5.00/ 5.00

MACH	ALPHA	BETA	Q (PSF)	CP1	CP2	CP3	CP4
.598	76.299	-.01923	668.47912	.00000	.00000	.00000	.00000
.598	78.227	-.02155	669.73294	.00000	.00000	.00000	.00000
.600	80.261	-.03208	672.80874	.00000	.00000	.00000	.00000
.600	82.228	-.05407	672.30393	.00000	.00000	.00000	.00000
.600	84.194	-.05154	672.03151	.00000	.00000	.00000	.00000
.600	86.136	-.05213	672.23071	.00000	.00000	.00000	.00000
.600	88.162	-.05884	672.03151	.00000	.00000	.00000	.00000
.599	90.254	-.06018	671.47005	.00000	.00000	.00000	.00000
.600	92.162	-.06445	671.80886	.00000	.00000	.00000	.00000
.600	94.260	-.09760	672.97644	.00000	.00000	.00000	.00000
.599	96.231	-.11419	671.30389	.00000	.00000	.00000	.00000
.600	98.245	-.10973	671.89193	.00000	.00000	.00000	.00000
.600	100.408	-.09204	672.47166	.00000	.00000	.00000	.00000
	GRADIENT	-.00375	.08058	.00000	.00000	.00000	.00000

ORIGINAL PAGE IS OF POOR QUALITY

SA-2F (STPT-855)SR8

REFERENCE DATA

SREF = 7.0690 SO. IN. XMRP = 20.8340 INCHES
 LREF = 3.0100 INCHES YMRP = .0000 INCHES
 BREF = 3.0000 INCHES ZMRP = .0000 INCHES
 SCALE = .0211 SCALE

PARAMETRIC DATA

BETA = .000 PHI = .000
 RN/L = 6.100 FADSTK = .000
 AFTSTR = .000 ATTRG = 1.000
 ELETUN = .000 RTORKS = .000

RUN NO. 67/ 0 RN/L = 6.08 GRADIENT INTERVAL = -5.00/ 5.00

MACH	ALPHA	BETA	Q (PSF)	CP1	CP2	CP3	CP4
.800	76.445	-.06236	1005.39029	.00000	.00000	.00000	.00000
.800	78.371	-.04215	1005.98117	.00000	.00000	.00000	.00000
.800	80.298	-.01934	1005.48043	.00000	.00000	.00000	.00000
.800	82.196	-.02481	1005.27298	.00000	.00000	.00000	.00000
.800	84.106	-.04384	1005.56005	.00000	.00000	.00000	.00000
.800	86.109	-.06143	1005.58519	.00000	.00000	.00000	.00000
.800	88.130	-.03581	1005.66481	.00000	.00000	.00000	.00000
.800	89.943	-.05542	1005.85968	.00000	.00000	.00000	.00000
.799	91.858	-.07476	1005.51185	.00000	.00000	.00000	.00000
.800	93.956	-.05741	1004.79091	.00000	.00000	.00000	.00000
.800	95.836	-.06295	1005.35888	.00000	.00000	.00000	.00000
.799	97.917	-.06528	1004.79907	.00000	.00000	.00000	.00000
.799	99.911	-.03954	1004.56016	.00000	.00000	.00000	.00000
	GRADIENT	-.00086	-.03578	.00000	.00000	.00000	.00000

RUN NO. 66/ 0 RN/L = 5.48 GRADIENT INTERVAL = -5.00/ 5.00

MACH	ALPHA	BETA	Q (PSF)	CP1	CP2	CP3	CP4
.900	76.333	-.01369	982.33945	.00000	.00000	.00000	.00000
.900	78.297	.00438	982.13373	.00000	.00000	.00000	.00000
.900	80.185	-.03590	982.27088	.00000	.00000	.00000	.00000
.900	82.128	-.00918	982.16108	.00000	.00000	.00000	.00000
.900	84.100	.00952	981.89586	.00000	.00000	.00000	.00000
.899	85.992	-.00846	981.69008	.00000	.00000	.00000	.00000
.899	87.923	-.00937	981.53892	.00000	.00000	.00000	.00000
.899	89.902	-.02290	981.60752	.00000	.00000	.00000	.00000
.899	91.830	-.04444	981.33309	.00000	.00000	.00000	.00000
.900	93.787	-.04615	982.08338	.00000	.00000	.00000	.00000
.900	95.742	-.05100	982.18874	.00000	.00000	.00000	.00000
.900	97.658	-.04848	983.00224	.00000	.00000	.00000	.00000
.900	99.761	-.04290	982.54981	.00000	.00000	.00000	.00000
	GRADIENT	-.00207	.01101	.00000	.00000	.00000	.00000

TABULATED SOURCE DATA LARC 8-855/862 (SA-SFA/B)

DATE 18 APR 74

(PPS031) (09 MAR 74)

SA-2F(81PT-855)5EB

REFERENCE DATA

SREF = 7.0690 96.1N. XMRP = 20.8340 INCHES
 LREF = 3.0000 INCHES YMRP = .0000 INCHES
 GREF = 3.0000 INCHES ZMRP = .0000 INCHES
 SCALE = .0211 SCALE

PARAMETRIC DATA

BETA = .000 PHI = .000
 RV/L = 6.100 FWDSTK = .000
 AFTSTK = .000 ATTRNG = 1.000
 ELETUN = .000 RTORKS = .000

RUN NO. 71/ 0 RV/L = 5.15 GRADIENT INTERVAL = -5.00/ 5.00

MACH	ALPHA	BETA	Q (PSF)	CP1	CP2	CP3	CP4
1.000	76.194	-.00433	990.10864	.00000	.00000	.00000	.00000
.999	76.031	-.02942	989.94216	.00000	.00000	.00000	.00000
1.001	79.976	.03157	991.21865	.00000	.00000	.00000	.00000
1.000	81.916	-.02066	990.89166	.00000	.00000	.00000	.00000
.999	83.911	-.02152	989.54989	.00000	.00000	.00000	.00000
.998	85.644	-.01809	989.71930	.00000	.00000	.00000	.00000
1.000	88.028	-.02094	989.37636	.00000	.00000	.00000	.00000
1.000	89.803	-.02422	990.39832	.00000	.00000	.00000	.00000
1.000	91.666	-.02476	990.57766	.00000	.00000	.00000	.00000
1.002	93.657	-.02391	992.31939	.00000	.00000	.00000	.00000
.999	95.699	-.02618	989.85171	.00000	.00000	.00000	.00000
1.002	97.718	-.02366	992.46060	.00000	.00000	.00000	.00000
.999	99.738	-.01365	990.21225	.00000	.00000	.00000	.00000
GRADIENT		-.00162	.04419	.00000	.00000	.00000	.00000

RUN NO. 70/ 0 RV/L = 4.19 GRADIENT INTERVAL = -5.00/ 5.00

MACH	ALPHA	BETA	Q (PSF)	CP1	CP2	CP3	CP4
1.201	76.111	-.01720	876.23412	.00000	.00000	.00000	.00000
1.200	76.069	-.01518	875.99217	.00000	.00000	.00000	.00000
1.199	80.031	-.01262	875.16898	.00000	.00000	.00000	.00000
1.196	82.000	-.01241	874.86116	.00000	.00000	.00000	.00000
1.193	84.053	-.01352	875.10646	.00000	.00000	.00000	.00000
1.190	86.008	-.01551	875.42098	.00000	.00000	.00000	.00000
1.198	87.954	-.01625	875.51548	.00000	.00000	.00000	.00000
1.199	89.669	-.01565	875.48530	.00000	.00000	.00000	.00000
1.201	91.866	-.01877	875.99792	.00000	.00000	.00000	.00000
1.201	93.855	-.01632	876.26088	.00000	.00000	.00000	.00000
1.201	95.921	-.01661	876.44693	.00000	.00000	.00000	.00000
1.200	98.014	-.01484	875.86233	.00000	.00000	.00000	.00000
1.201	100.030	-.01164	876.13894	.00000	.00000	.00000	.00000
GRADIENT		-.00001	.02896	.00000	.00000	.00000	.00000

TABULATED SOURCE DATA LARC 8-655/862 (SA-2FA/8)

DATE 18 APR 74

(PPS032) (09 MAR 74)

SA-2F (TYPT-655) S6B

PARAMETRIC DATA

REFERENCE DATA

SHEP = 7.0690 SQ. IN. XMRP = 20.8340 INCHES
 LREF = 3.0000 INCHES YMRP = .0000 INCHES
 BREF = 3.0000 INCHES ZMRP = .0000 INCHES
 SCALE = .0211 SCALE

BETA = .000 PHI = .0000
 RN/L = 6.100 FLDSTK = .000
 AFTSTK = .000 ATTRNG = 1.000
 ELETUN = .000 RTCRKS = .000

RUN NO. 78/ 0 RN/L = 3.62 GRADIENT INTERVAL = -5.00/ 5.00

MACH	ALPHA	BETA	Q (PSF)	CP1	CP2	CP3	CP4
.401	96.770	-.02100	333.38771	.00000	.00000	.00000	.00000
.401	96.751	-.01366	333.56819	.00000	.00000	.00000	.00000
.401	100.673	-.03565	334.19978	.00000	.00000	.00000	.00000
.402	102.669	-.07359	334.83181	.00000	.00000	.00000	.00000
.401	104.654	-.09517	334.01934	.00000	.00000	.00000	.00000
.401	106.825	-.07500	333.65898	.00000	.00000	.00000	.00000
.402	108.834	-.00269	334.65196	.00000	.00000	.00000	.00000
.401	110.714	-.01978	334.11124	.00000	.00000	.00000	.00000
.401	112.745	.06062	334.29056	.00000	.00000	.00000	.00000
.402	114.753	.08966	335.01333	.00000	.00000	.00000	.00000
.401	116.811	.04157	334.20146	.00000	.00000	.00000	.00000
.401	118.660	-.20050	334.20090	.00000	.00000	.00000	.00000
.402	120.820	-.30446	334.83237	.00000	.00000	.00000	.00000
	GRADIENT	-.00390	.03661	.00000	.00000	.00000	.00000

RUN NO. 79/ 0 RN/L = 5.10 GRADIENT INTERVAL = -5.00/ 5.00

MACH	ALPHA	BETA	Q (PSF)	CP1	CP2	CP3	CP4
.604	96.452	-.06657	679.39663	.00000	.00000	.00000	.00000
.599	98.469	-.08050	671.48962	.00000	.00000	.00000	.00000
.599	100.591	-.08526	670.72876	.00000	.00000	.00000	.00000
.599	102.582	-.08792	670.88194	.00000	.00000	.00000	.00000
.599	104.515	-.09561	671.14587	.00000	.00000	.00000	.00000
.599	106.654	-.05681	671.38697	.00000	.00000	.00000	.00000
.599	108.458	-.03953	671.39187	.00000	.00000	.00000	.00000
.599	110.475	-.01902	671.47984	.00000	.00000	.00000	.00000
.600	112.559	.01520	671.81213	.00000	.00000	.00000	.00000
.599	114.325	.03073	671.14597	.00000	.00000	.00000	.00000
.599	116.390	.04700	671.06115	.00000	.00000	.00000	.00000
.599	118.304	.04085	670.38658	.00000	.00000	.00000	.00000
.599	120.493	.03386	671.73396	.00000	.00000	.00000	.00000
	GRADIENT	.00649	-.13332	.00000	.00000	.00000	.00000

TABULATED SOURCE DATA LARC 8-855/862 (SA-2FA/B)

DATE 16 APR 74

(PPS032) (09 MAR 74)

SA-2F (8TPT-855) SRB

REFERENCE DATA

SREF = 7.0690 SB.1M. XMRP = 20.8340 INCHES
 LREF = 3.0X000 INCHES YMRP = .00000 INCHES
 BREF = 3.00000 INCHES ZMRP = .00000 INCHES
 SCALE = .0211 SCALE

PARAMETRIC DATA

BETA = .000 PHI = .000
 RN/L = 6.100 FMOSTK = .000
 AFTSTK = .000 ATTRNG = 1.000
 ELETUN = .000 RTORRS = .000

RUN NO. 77/ 0 RN/L = 6.02 GRADIENT INTERVAL = -5.00/ 5.00

MACH	ALPHA	BETA	Q (PSF)	CP1	CP2	CP3	CP4
.800	96.165	-.07611	1005.67738	.00000	.00000	.00000	.00000
.799	96.190	-.08040	1004.41966	.00000	.00000	.00000	.00000
.799	100.206	-.08267	1004.56642	.00000	.00000	.00000	.00000
.799	102.169	-.06584	1004.84109	.00000	.00000	.00000	.00000
.800	104.021	-.09065	1005.36086	.00000	.00000	.00000	.00000
.798	105.699	-.10348	1005.03931	.00000	.00000	.00000	.00000
.799	107.963	-.07198	1005.04863	.00000	.00000	.00000	.00000
.799	109.900	-.09520	1004.92073	.00000	.00000	.00000	.00000
.799	111.975	-.10113	1004.63979	.00000	.00000	.00000	.00000
.799	114.052	-.08560	1004.32124	.00000	.00000	.00000	.00000
.799	115.642	-.06660	1003.86391	.00000	.00000	.00000	.00000
.792	120.228	-.07395	991.79210	.00000	.00000	.00000	.00000
	GRADIENT	-.00001	-.30311	.00000	.00000	.00000	.00000

RUN NO. 76/ 0 RN/L = 5.44 GRADIENT INTERVAL = -5.00/ 5.00

MACH	ALPHA	BETA	Q (PSF)	CP1	CP2	CP3	CP4
.900	96.199	-.06004	982.87420	.00000	.00000	.00000	.00000
.900	98.101	-.06191	983.49591	.00000	.00000	.00000	.00000
.900	100.063	-.06147	982.67761	.00000	.00000	.00000	.00000
.899	101.980	-.07764	982.20185	.00000	.00000	.00000	.00000
.901	104.077	-.05831	983.86127	.00000	.00000	.00000	.00000
.902	105.981	-.06633	985.06105	.00000	.00000	.00000	.00000
.901	107.791	-.06182	984.21742	.00000	.00000	.00000	.00000
.901	109.848	-.03169	983.83360	.00000	.00000	.00000	.00000
.901	111.846	-.02748	983.72421	.00000	.00000	.00000	.00000
.901	113.918	-.01980	983.94771	.00000	.00000	.00000	.00000
.901	115.995	-.02262	983.86568	.00000	.00000	.00000	.00000
.900	117.995	-.01962	982.91086	.00000	.00000	.00000	.00000
.900	119.946	-.02532	982.99307	.00000	.00000	.00000	.00000
	GRADIENT	.00318	.01899	.00000	.00000	.00000	.00000

ORIGINAL PAGE IS OF POOR QUALITY

TABULATED SOURCE DATA LARC 8-655/662 (SA-2FA/B)

(PPSD3E) (09 MAR 74)

SA-2F (81PT-655)SBS

PARAMETRIC DATA

BETA = .000 PHI = .000
 RV/L = 6.100 FLDSTR = .000
 AFTSTR = .000 ATTRG = 1.000
 ELETUN = .000 RTORKS = .000

REFERENCE DATA

7.0000 20.1M. WHP = 20.6340 INCHES
 3.0000 INCHES YHP = .0000 INCHES
 3.0000 INCHES ZHP = .0000 INCHES
 .0211 SCALE

RUN NO. 73/ 0 RV/L = 5.13 GRADIENT INTERVAL = -5.00/ 5.00

MACH	ALPHA	BETA	Q (PSF)	CP1	CP2	CP3	CP4
1.001	96.063	-.01001	991.25166	.00000	.00000	.00000	.00000
1.006	97.948	-.01450	995.55328	.00000	.00000	.00000	.00000
.999	99.915	-.01460	990.00642	.00000	.00000	.00000	.00000
.997	102.077	-.02273	987.81583	.00000	.00000	.00000	.00000
1.001	103.907	-.02432	991.40458	.00000	.00000	.00000	.00000
1.001	106.010	-.02356	991.23195	.00000	.00000	.00000	.00000
1.001	107.675	-.03196	991.78796	.00000	.00000	.00000	.00000
1.001	109.676	-.02622	990.99327	.00000	.00000	.00000	.00000
.999	111.785	-.03008	989.74280	.00000	.00000	.00000	.00000
1.001	113.874	-.02700	991.46609	.00000	.00000	.00000	.00000
1.002	115.820	-.02247	992.29920	.00000	.00000	.00000	.00000
1.000	117.935	-.02090	990.34816	.00000	.00000	.00000	.00000
1.001	119.934	-.01072	991.16786	.00000	.00000	.00000	.00000
	GRADIENT	-.00026	-.02765	.00000	.00000	.00000	.00000

RUN NO. 74/ 0 RV/L = 4.19 GRADIENT INTERVAL = -5.00/ 5.00

MACH	ALPHA	BETA	Q (PSF)	CP1	CP2	CP3	CP4
1.196	96.239	-.00401	875.41366	.00000	.00000	.00000	.00000
1.200	98.370	-.00577	875.80808	.00000	.00000	.00000	.00000
1.200	100.336	-.01336	875.97085	.00000	.00000	.00000	.00000
1.201	102.295	-.01687	875.96884	.00000	.00000	.00000	.00000
1.201	104.257	-.01523	876.11770	.00000	.00000	.00000	.00000
1.199	106.183	-.01746	875.60613	.00000	.00000	.00000	.00000
1.201	108.225	-.02105	875.91846	.00000	.00000	.00000	.00000
1.199	110.151	-.02047	875.71460	.00000	.00000	.00000	.00000
1.202	112.417	-.01672	876.57824	.00000	.00000	.00000	.00000
1.200	113.901	-.01534	875.90495	.00000	.00000	.00000	.00000
1.200	116.093	-.00915	875.74802	.00000	.00000	.00000	.00000
1.200	118.223	-.00454	875.68721	.00000	.00000	.00000	.00000
1.200	120.242	-.00246	876.07937	.00000	.00000	.00000	.00000
	GRADIENT	.00009	.01245	.00000	.00000	.00000	.00000

(PP80333) (09 MAR 74)

SA-2F (87PT-855)SRB

PARAMETRIC DATA

REFERENCE DATA

BREF = 7.069C 50.1IN. 1MRP = 20.6340 INCHES
 LREF = 3.0000 INCHES 1MRP = .0000 INCHES
 BREF = 3.0000 INCHES 2MRP = .0000 INCHES
 SCALE = .0211 SCALE

RUN NO. 90/ 0 R/V/L = 3.58 GRADIENT INTERVAL = -5.00/ 5.00
 BETA = .000 PH1 = .000
 R/V/L = 6.100 PH2/3TR = .000
 AFTSTR = .000 ATTRNG = 1.000
 ELETUN = .000 RTORNS = .000

MA01	ALPHA	BETA	Q (PSP)	CP1	CP2	CP3	CP4
.401	116.654	.26914	333.02339	.00000	.00000	.00000	.00000
.401	119.040	-.30227	334.26664	.00000	.00000	.00000	.00000
.401	121.001	-.20225	334.01710	.00000	.00000	.00000	.00000
.402	123.035	.03615	334.65064	.00000	.00000	.00000	.00000
.401	124.966	.09519	333.92744	.00000	.00000	.00000	.00000
.402	127.046	-.00598	334.65064	.00000	.00000	.00000	.00000
.401	128.933	.01509	334.19978	.00000	.00000	.00000	.00000
.401	131.040	.07250	334.10788	.00000	.00000	.00000	.00000
.401	133.099	.09612	333.74810	.00000	.00000	.00000	.00000
.402	135.102	.10769	334.65196	.00000	.00000	.00000	.00000
.402	137.065	.07673	334.55895	.00000	.00000	.00000	.00000
.401	139.049	.01577	333.63833	.00000	.00000	.00000	.00000
.401	140.905	-.00657	333.74698	.00000	.00000	.00000	.00000
	GRADIENT	.02356	.00962	.00000	.00000	.00000	.00000

RUN NO. 91/ 0 R/V/L = 5.06 GRADIENT INTERVAL = -5.00/ 5.00

MA01	ALPHA	BETA	Q (PSP)	CP1	CP2	CP3	CP4
.598	116.440	.07130	666.54779	.00000	.00000	.00000	.00000
.599	118.748	.04306	670.30997	.00000	.00000	.00000	.00000
.599	120.741	.01180	670.49567	.00000	.00000	.00000	.00000
.598	122.639	.02231	670.15164	.00000	.00000	.00000	.00000
.599	124.682	.05544	670.23820	.00000	.00000	.00000	.00000
.599	126.661	.07520	670.58762	.00000	.00000	.00000	.00000
.599	128.791	.06211	671.40491	.00000	.00000	.00000	.00000
.598	130.929	.03532	670.46431	.00000	.00000	.00000	.00000
.598	132.663	.06155	671.40817	.00000	.00000	.00000	.00000
.598	134.930	.09764	670.58762	.00000	.00000	.00000	.00000
.599	136.921	.05969	670.06547	.00000	.00000	.00000	.00000
.599	138.672	.03310	671.37597	.00000	.00000	.00000	.00000
.599	140.787	.01072	671.24036	.00000	.00000	.00000	.00000
	GRADIENT	-.00006	.06632	.00000	.00000	.00000	.00000

TABULATED SOURCE DATA LARC 6-655/662 (SA-87A/B)

(PPS033) (09 MAR 74)

SA-87 (81PT-655)SMB

REFERENCE DATA

BREF = 7.0000 SA.1M. TMRP = 20.6340 INCHES
 LREF = 3.0000 INCHES TMRP = .0000 INCHES
 BREF = 3.0000 INCHES TMRP = .0000 INCHES
 SCALE = .0211 SCALE

PARAMETRIC DATA

BETA = .000 PHI = .000
 RN/L = 6.100 FADSTK = .000
 AFTSTK = .000 ATTRNG = 1.000
 ELETUN = .000 RTORIKS = .000

RUN NO. 92/ 0 RN/L = 6.04 GRADIENT INTERVAL = -5.00/ 5.00

MACH	ALPHA	BETA	Q (PSF)	CP1	CP2	CP3	CP4
.800	116.045	-.06376	1005.46363	.00000	.00000	.00000	.00000
.800	118.442	-.06255	1006.40442	.00000	.00000	.00000	.00000
.801	120.216	-.05879	1006.81686	.00000	.00000	.00000	.00000
.800	122.258	-.03041	1006.64104	.00000	.00000	.00000	.00000
.800	124.359	-.00636	1005.22475	.00000	.00000	.00000	.00000
.800	126.495	.00936	1006.12153	.00000	.00000	.00000	.00000
.800	128.413	.00722	1006.58032	.00000	.00000	.00000	.00000
.800	130.406	.00650	1005.93930	.00000	.00000	.00000	.00000
.801	132.222	.01091	1007.09744	.00000	.00000	.00000	.00000
.799	134.559	.02701	1004.78773	.00000	.00000	.00000	.00000
.800	136.763	.00734	1005.71930	.00000	.00000	.00000	.00000
.799	138.828	.03617	1005.06745	.00000	.00000	.00000	.00000
.800	140.558	.04764	1005.65653	.00000	.00000	.00000	.00000
	GRADIENT	.00415	-.03224	.00000	.00000	.00000	.00000

RUN NO. 86/ 0 RN/L = 5.46 GRADIENT INTERVAL = -5.00/ 5.00

MACH	ALPHA	BETA	Q (PSF)	CP1	CP2	CP3	CP4
.899	116.137	-.03735	982.37543	.00000	.00000	.00000	.00000
.901	118.376	-.04412	984.16667	.00000	.00000	.00000	.00000
.901	120.358	-.08330	983.73135	.00000	.00000	.00000	.00000
.900	122.300	-.01368	982.55429	.00000	.00000	.00000	.00000
.900	124.455	-.00958	982.33770	.00000	.00000	.00000	.00000
.899	126.307	-.00000	981.94142	.00000	.00000	.00000	.00000
.900	128.305	-.00308	982.65024	.00000	.00000	.00000	.00000
.900	130.469	.00246	982.48125	.00000	.00000	.00000	.00000
.899	132.474	.00087	981.78114	.00000	.00000	.00000	.00000
.899	134.517	.00455	982.03555	.00000	.00000	.00000	.00000
.898	136.712	.00762	981.99606	.00000	.00000	.00000	.00000
.900	138.837	-.00240	982.66665	.00000	.00000	.00000	.00000
.900	140.537	-.01760	982.52222	.00000	.00000	.00000	.00000
	GRADIENT	.00144	-.04219	.00000	.00000	.00000	.00000

SA-2F (STPT-655)SRB

REFERENCE DATA

SREF = 7.0690 SQ. IN. XMRP = 20.6340 INCHES
 LREF = 3.0000 INCHES YMRP = .0000 INCHES
 BREF = 3.0000 INCHES ZMRP = .0000 INCHES
 SCALE = .0211 SCALE

PARAMETRIC DATA

BETA = .000 PHI = .000
 RN/L = 6.100 FADSTK = .000
 AFTSTK = .000 ATTRNG = 1.000
 ELETUN = .000 RTORKS = .000

RUN NO. 87/ 0 RN/L = 5.15 GRADIENT INTERVAL = -5.00/ 5.00

MACH	ALPHA	BETA	Q (PSF)	CP1	CP2	CP3	CP4
.999	116.179	-.02321	988.74371	.00000	.00000	.00000	.00000
.999	118.132	-.02987	988.84716	.00000	.00000	.00000	.00000
.999	120.096	-.02306	988.78934	.00000	.00000	.00000	.00000
.999	122.070	-.00863	989.50296	.00000	.00000	.00000	.00000
.997	124.051	-.01566	987.81670	.00000	.00000	.00000	.00000
.998	126.035	-.01043	988.49943	.00000	.00000	.00000	.00000
.997	128.041	-.00824	987.81670	.00000	.00000	.00000	.00000
1.000	130.051	-.00622	989.66926	.00000	.00000	.00000	.00000
.999	132.071	-.00514	988.87229	.00000	.00000	.00000	.00000
1.000	134.094	-.00262	989.96547	.00000	.00000	.00000	.00000
1.000	136.134	-.00018	990.23525	.00000	.00000	.00000	.00000
1.000	138.183	-.00527	989.52115	.00000	.00000	.00000	.00000
.998	140.407	-.00571	988.33874	.00000	.00000	.00000	.00000
	GRADIENT	.00098	.03097	.00000	.00000	.00000	.00000

RUN NO. 86/ 0 RN/L = 4.17 GRADIENT INTERVAL = -5.00/ 5.00

MACH	ALPHA	BETA	Q (PSF)	CP1	CP2	CP3	CP4
1.199	116.409	-.01564	875.19777	.00000	.00000	.00000	.00000
1.200	118.337	-.01596	875.90091	.00000	.00000	.00000	.00000
1.200	120.279	-.01678	875.50369	.00000	.00000	.00000	.00000
1.200	122.341	-.01606	875.76156	.00000	.00000	.00000	.00000
1.199	124.340	-.01404	875.47627	.00000	.00000	.00000	.00000
1.199	126.303	-.01202	875.55572	.00000	.00000	.00000	.00000
1.200	128.335	-.00862	875.93326	.00000	.00000	.00000	.00000
1.199	130.280	-.00813	875.02383	.00000	.00000	.00000	.00000
1.199	132.256	-.00321	875.19657	.00000	.00000	.00000	.00000
1.200	134.302	.00099	875.82914	.00000	.00000	.00000	.00000
1.200	136.331	.00238	875.30208	.00000	.00000	.00000	.00000
1.200	138.390	-.00301	875.99081	.00000	.00000	.00000	.00000
1.200	140.581	.00164	875.32344	.00000	.00000	.00000	.00000
	GRADIENT	.00098	-.00674	.00000	.00000	.00000	.00000

SA-2F(0TPT-655)SRB

REFERENCE DATA

SREF = 7.0690 SQ. IN. XMRP = 20.8340 INCHES
 LREF = 3.0000 INCHES YMRP = .0000 INCHES
 BREF = 2.0000 INCHES ZMRP = .0000 INCHES
 SCALE = .0211 SCALE

PARAMETRIC DATA

BETA = .000 PHI = .000
 RN/L = 6.100 FWDSTK = .000
 AFTSTK = .000 ATTRNG = 1.000
 ELETUN = .000 RTORKS = .000

RUN NO. 156/ 0 RN/L = 3.76 GRADIENT INTERVAL = -5.00/ 5.00

MACH	ALPHA	BETA	q (PSF)	CP1	CP2	CP3	CP4
.400	136.248	-.02695	331.75908	.25428	.21931	.15566	.25169
.400	138.307	-.00964	332.66126	.22339	.19157	.13936	.21802
.400	140.359	-.00549	331.93911	.19327	.16516	.12866	.19014
.400	142.409	-.00498	332.12077	.16263	.13652	.12002	.16438
.400	144.473	-.00471	331.84827	.13529	.09930	.10413	.13246
.399	146.538	.00649	331.21569	.10045	.06650	.08172	.09648
.400	148.594	.01273	331.84993	.06794	.04166	.05919	.06297
.400	150.630	.01530	331.57852	.04001	.02289	.03524	.03706
.400	152.660	.00972	331.48878	.02172	.00912	.01710	.01796
.400	154.697	.00809	332.21270	.00514	-.00365	.00127	.00328
.400	156.723	-.00263	331.48933	-.00671	-.01380	-.00897	-.00896
.399	158.748	-.00177	331.03564	-.01691	-.02297	-.01826	-.01825
.399	160.948	-.00570	330.85502	-.02602	-.03164	-.02658	-.02766
GRADIENT		.00068	-.04138	-.01191	-.01056	-.00806	-.01186

RUN NO. 156/ 0 RN/L = 5.21 GRADIENT INTERVAL = -5.00/ 5.00

MACH	ALPHA	BETA	q (PSF)	CP1	CP2	CP3	CP4
.601	137.386	-.06612	675.34487	.18657	.16329	.12204	.19895
.600	139.565	-.01858	672.38206	.16604	.13690	.10867	.16877
.600	141.824	-.01590	672.22907	.15017	.10991	.10488	.14595
.601	143.851	.00007	673.90606	.13077	.08669	.09743	.12487
.600	146.020	.00131	672.48968	.09107	.05893	.07637	.08584
.600	148.040	.02983	673.23866	.06317	.03916	.05576	.05751
.600	150.229	.00873	672.65250	.03531	.01933	.03053	.03016
.600	152.325	-.01421	672.48641	.01941	.00557	.01195	.01389
.600	154.353	-.01439	673.49101	.00548	-.00583	-.00206	.00155
.600	156.415	.00083	673.15727	-.00556	-.01600	-.01240	-.00834
.600	158.546	.00137	672.15910	-.01603	-.02578	-.02115	-.01732
.600	160.722	-.00411	672.48641	-.02604	-.03416	-.02907	-.02601
GRADIENT		.00140	-.04967	-.00984	-.00856	-.00724	-.01010

SA-2F (OTPT-655)58B

REFERENCE DATA
 SREF = 7.0690 SQ. IN. XMRP = 20.8340 INCHES
 LREF = 3.0000 INCHES YMRP = .0000 INCHES
 BREF = 3.0000 INCHES ZMRP = .0000 INCHES
 SCALE = .0211 SCALE

PARAMETRIC DATA
 BETA = .000 PHI = .000
 RN/L = 6.100 FWDSTK = .000
 AFTSTK = .000 ATTRNG = 1.000
 ELETUN = .000 RTORKS = .000

RUN NO. 157/ 0 RN/L = 6.12 GRADIENT INTERVAL = -5.00/ 5.00

MACH	ALPHA	BETA	Q (PSF)	CP1	CP2	CP3	CP4
.800	136.036	.03197	1005.25614	.16471	.12214	.09708	.15947
.759	138.386	.02045	1004.84736	.13196	.09268	.08129	.12651
.800	140.592	.02782	1006.38961	.11521	.07210	.07534	.10462
.800	142.852	.04058	1004.79931	.09330	.05885	.07339	.08626
.800	145.070	.07003	1006.29964	.07938	.04793	.07086	.07308
.801	147.352	.09322	1006.71834	.05460	.03038	.05001	.04624
.800	149.664	-.09629	1005.05932	.03195	.01543	.02700	.02767
.801	151.910	-.11310	1007.57505	.00937	.00836	.01775	.01953
.800	153.951	-.02908	1005.59147	.00995	.00045	.00693	.00991
.800	156.106	-.00357	1005.63967	.00219	-.00720	-.00086	.00322
.800	158.235	-.00056	1006.01891	-.00170	-.01196	-.00319	-.00992
.800	160.495	-.01378	1006.22002	-.00311	-.01359	-.00116	-.00258
	GRADIENT	-.00320	.03592	-.00705	-.00540	-.00452	-.00664

RUN NO. 155/ 0 RN/L = 5.48 GRADIENT INTERVAL = -5.00/ 5.00

MACH	ALPHA	BETA	Q (PSF)	CP1	CP2	CP3	CP4
.900	133.367	-.05447	982.68692	.26407	.18040	.15214	.24130
.900	135.852	-.08161	981.96445	.21451	.14735	.13557	.19617
.899	137.935	-.06392	980.27593	.16816	.11996	.11265	.15420
.899	140.254	-.00724	981.30156	.13994	.10836	.10188	.12731
.898	142.858	.07065	978.90730	.12073	.10106	.10568	.11122
.900	144.899	.12580	982.33033	.10414	.08492	.10516	.09410
.899	147.190	.08818	980.98092	.08622	.06755	.08897	.07888
.899	149.545	.04269	981.78601	.08168	.06196	.08644	.07630
.900	151.733	.02882	982.92000	.08054	.06036	.08815	.07642
.899	153.941	.04594	981.68097	.07716	.05655	.08608	.06957
.900	156.071	.03515	982.52691	.07008	.05123	.08384	.06141
.900	158.195	.02496	982.58182	.06568	.04778	.08572	.05849
.899	160.341	-.01759	981.57532	.06765	.05094	.08315	.05944
	GRADIENT	.00262	.02823	-.00637	-.00442	-.00201	-.00590

ORIGINAL PAGE IS
 OF POOR QUALITY

SA-2F (8TPT-855) SRB

REFERENCE DATA

MACH = 1.000 XMRP = 7.0690 SQ. IN. XMRP = 20.8340 INCHES BETA = .000 PHI = .000

LEEF = 3.0000 INCHES YMRP = .0000 INCHES R/VL = 6.100 FADSTK = .000

BREF = 3.0000 INCHES ZMRP = .0000 INCHES AFTSTK = .000 ATTRNC = 1.000

SCALE = .0211 SCALE ELETUN = .000 RTORKS = .000

PARAMETRIC DATA

RUN NO. 154/ 0 R/VL = 4.89 GRADIENT INTERVAL = -5.00/ 5.00

MACH	ALPHA	BETA	Q (PSF)	CF1	CF2	CF3	CF4
1.001	133.075	-.01535	934.16287	.20322	.16297	.15958	.17915
.999	135.428	-.01710	931.97730	.17585	.16194	.16076	.16196
1.000	137.604	-.01854	933.01805	.17078	.17071	.17352	.16175
.999	139.901	-.01989	932.66582	.15865	.16158	.17478	.15468
1.000	142.225	-.02226	933.24349	.15407	.15198	.16939	.15312
.999	144.549	-.02946	932.65926	.14326	.13736	.15551	.14216
1.000	146.782	-.03601	933.64801	.14407	.13647	.15867	.15219
1.000	149.088	-.04493	933.29440	.13397	.12176	.15097	.12527
.999	151.368	-.05740	932.65926	.11585	.10438	.14087	.11389
.999	153.629	-.07428	932.28020	.10538	.08848	.13120	.10093
1.000	155.841	.01340	932.84532	.09915	.07860	.12666	.09271
1.000	158.055	.01890	932.91609	.09493	.07368	.12469	.08744
1.000	160.382	-.01686	932.98686	.08768	.06754	.11843	.06016
	GRADIENT	.00100	-.01148	-.00394	-.00414	-.00195	-.00362

RUN NO. 153/ 0 R/VL = 4.19 GRADIENT INTERVAL = -5.00/ 5.00

MACH	ALPHA	BETA	Q (PSF)	CP1	CP2	CP3	CP4
1.199	133.593	.00146	875.31125	.20805	.18064	.18515	.19633
1.199	135.850	-.00311	875.49766	.18152	.17239	.18249	.17904
1.200	138.018	-.01060	875.48828	.16629	.16112	.17406	.16850
1.199	140.287	-.01872	875.27461	.15583	.14883	.16226	.15858
1.200	142.482	-.03623	875.36015	.14365	.13238	.14486	.14330
1.199	144.661	-.05453	875.29601	.13475	.12346	.13444	.13244
1.199	146.889	-.07498	875.24559	.12692	.11902	.13078	.12457
1.199	149.091	-.09838	875.24559	.12325	.12827	.14547	.12857
1.199	151.335	-.03671	875.26698	.12359	.11863	.13361	.11849
1.200	153.571	-.03177	875.37384	.10999	.10366	.11633	.10779
1.199	155.789	-.01974	875.32389	.10801	.09574	.11597	.10625
1.199	157.987	-.00516	874.90784	.10678	.09263	.11945	.10365
1.199	160.346	-.00362	875.02383	.10118	.08702	.11440	.09620
	GRADIENT	-.00026	-.05707	-.00352	-.00341	-.00277	-.00351

(PPS035) (09 MAR 74)

SA-2F (87FT-655)SRB

PARAMETRIC DATA

SREF = 7.0690 SQ. IN. XHRP = 20.6340 INCHES BETA = .000 PHI = .000
 LREF = 3.0000 INCHES YHRP = .0000 INCHES RN/L = 6.100 FMOSTR = .000
 BREF = 3.0000 INCHES ZHRP = .0000 INCHES AFTSTK = .000 ATTRNG = 1.000
 SCALE = .0211 SCALE ELETUN = .000 RTORKS = .000

RUN NO. 145/ 0 RN/L = 3.76 GRADIENT INTERVAL = -5.00/ 5.00

MACH	ALPHA	BETA	Q (PSF)	CP1	CP2	CP3	CP4
.401	156.717	-.00615	333.11809	-.00450	-.01030	-.00788	-.00618
.400	159.075	-.00034	332.93647	-.01616	-.02108	-.01733	-.01810
.400	160.981	-.00322	332.48517	-.02490	-.02914	-.02503	-.02675
.400	162.886	.00381	332.84622	-.03258	-.03671	-.03263	-.03443
.401	164.751	.00765	333.20778	-.03822	-.04233	-.03997	-.04063
.400	166.892	.00563	332.57655	-.04214	-.04778	-.04630	-.04578
.400	169.838	.00641	332.75596	-.04532	-.05307	-.05212	-.05004
.400	170.075	.00119	332.30519	-.04791	-.05693	-.05652	-.05284
.400	171.044	.00145	332.57544	-.04975	-.05977	-.05957	-.05573
.401	173.081	.00287	333.29802	-.05566	-.06636	-.06727	-.05899
.400	174.840	-.00025	332.66681	-.05735	-.06217	-.06887	-.06430
.400	176.8-3	.00041	332.93758	-.06156	-.06246	-.06832	-.06288
.400	179.232	-.00146	332.03215	-.06119	-.06451	-.06533	-.06348
.400	181.174	-.00168	332.75651	-.06125	-.06493	-.06490	-.06575
GRADIENT		.00002	-.01516	-.00226	-.00222	-.00254	-.00236

RUN NO. 146/ 0 RN/L = 5.23 GRADIENT INTERVAL = -5.00/ 5.00

MACH	ALPHA	BETA	Q (PSF)	CP1	CP2	CP3	CP4
.601	156.394	-.01076	673.82473	-.00319	-.01441	-.01121	-.00716
.600	158.523	-.01046	672.98301	-.01282	-.02363	-.01984	-.01662
.600	160.947	.00405	673.48607	-.02404	-.03331	-.02916	-.02730
.600	162.679	.00219	673.15399	-.03181	-.03835	-.03454	-.03410
.601	164.834	.01023	673.74005	-.03808	-.04281	-.04007	-.04033
.600	166.939	.01041	672.90818	-.04228	-.04721	-.04566	-.04497
.600	168.621	.01000	673.74663	-.04571	-.05165	-.05057	-.04924
.601	170.083	.00653	673.73676	-.04824	-.05537	-.05500	-.05258
.600	171.556	-.00046	672.14765	-.04950	-.05744	-.05794	-.05413
.601	173.088	.00151	673.73676	-.05118	-.05925	-.06179	-.05531
.600	175.180	-.00275	673.07589	-.05550	-.06073	-.06526	-.05668
.600	177.154	.00257	672.24052	-.05885	-.06181	-.06467	-.06141
.600	179.110	.00174	672.48313	-.05954	-.06311	-.06436	-.06358
.600	181.173	-.00113	673.32497	-.06019	-.06394	-.06394	-.06437
GRADIENT		.00019	-.03054	-.00220	-.00193	-.00223	-.00220

ORIGINAL PAGE IS OF POOR QUALITY

SA-2F (8TPT-655) SRB

(PPS035) (09 MAR 74)

REFERENCE DATA

SEEF = 7.0690 SQ. IN. ZMRP = 20.8340 INCHES
 LREF = 3.0000 INCHES YMRP = .0000 INCHES
 BREF = 3.0000 INCHES ZMRP = .0000 INCHES
 SCALE = .0211 SCALE

PARAMETRIC DATA

BETA = .000 PHI = .000
 RN/L = 6.100 FADSTK = .000
 AFTSTK = .000 ATTRNG = 1.000
 ELETUN = .000 RTORKS = .000

RUN NO. 144/ 0 RN/L = 6.08 GRADIENT INTERVAL = -5.00/ 5.00

MACH	ALPHA	BETA	Q (PSF)	CP1	CP2	CP3	CP4
.800	156.139	-.00901	1005.74232	.00356	-.00473	.00104	.00230
.801	158.245	-.01269	1006.73095	.00031	-.00839	-.00033	-.00105
.801	160.553	-.00632	1006.36840	-.00092	-.00967	.00432	-.00259
.800	162.558	.00054	1006.15078	.00317	-.00904	.01264	-.00179
.801	164.406	.00850	1006.73095	.00644	-.00975	.01806	-.00129
.801	167.625	.00939	1007.00522	.00503	-.01702	.01539	-.00437
.801	169.160	.00780	1006.95715	-.00162	-.02362	.00600	-.00997
.800	170.941	.00557	1005.71301	-.00621	-.02904	-.00213	-.01354
.800	172.809	.00546	1005.14512	-.01626	-.03680	-.01678	-.02209
.800	174.768	.00065	1006.26187	-.03250	-.04643	-.03662	-.03662
.800	176.707	.00308	1006.67655	-.04825	-.05501	-.05258	-.05238
.800	178.813	.00456	1006.37702	-.05729	-.06115	-.06082	-.06117
.800	181.186	.00612	1005.15140	-.05866	-.06237	-.06302	-.06286
	GRADIENT	.00056	-.02100	-.00267	-.00257	-.00301	-.00276

RUN NO. 143/ 0 RN/L = 5.48 GRADIENT INTERVAL = -5.00/ 5.00

MACH	ALPHA	BETA	Q (PSF)	CP1	CP2	CP3	CP4
.899	156.094	.01545	981.34219	.06702	.05371	.08320	.06092
.900	157.180	.00659	982.82855	-.06503	.05117	.08288	.05905
.901	160.201	-.00399	983.45454	.07131	.05618	.09562	.06079
.901	162.531	-.00132	983.37239	.07031	.05413	.09906	.06217
.900	164.585	.00623	983.21701	.06746	.05026	.09906	.06324
.900	166.573	.00632	983.25360	.06387	.04509	.09696	.06247
.900	168.954	.00594	982.53570	.05815	.03176	.08310	.05785
.900	169.689	.00637	982.66849	.05709	.02592	.08398	.05411
.899	170.666	.00427	982.06466	.05313	.02592	.07718	.05062
.899	173.072	-.00218	981.90014	.04140	.00976	.05395	.03737
.900	175.064	.00168	983.52673	.01810	-.01074	.02081	.01606
.900	177.207	.00098	982.69246	-.01198	-.02870	-.01299	-.01407
.899	179.171	.00623	982.40764	-.03032	-.03630	-.03101	-.03242
.900	181.154	.00649	982.27525	-.02986	-.03225	-.03201	-.03201
	GRADIENT	-.00012	-.00690	-.00409	-.00406	-.00523	-.00585

TABULATED SOURCE DATA LARC 8-655/662 (SA-2FA/B)

DATE 18 APR 74

(PPSD35) (09 MAR 74)

SA-2F (8TPT-655)SRB

PARAMETRIC DATA

REFERENCE DATA

SREF = 7.0690 SQ. IN. XMRP = 20.8340 INCHES
 LREF = 3.0000 INCHES YMRP = .0000 INCHES
 BREF = 3.0000 INCHES ZMRP = .0000 INCHES
 SCALE = .0211 SCALE

BETA = .000 PHI = .000
 RN/L = 6.100 FMOSTK = .000
 AFTSTK = .000 ATTRNG = 1.000
 ELETUN = .000 RTORKS = .000

RUN NO. 142/ 0 RN/L = 4.89 GRADIENT INTERVAL = -5.00/ 5.00

MACH	ALPHA	BETA	Q (PSF)	CP1	CP2	CP3	CP4
.999	155.890	.01749	931.99686	.10871	.09296	.14050	.10333
.998	158.184	.03093	931.80383	.10444	.08770	.13730	.09703
.999	160.259	.00041	931.78432	.09751	.08166	.12988	.09002
.999	162.381	-.00141	932.31181	.08930	.07557	.12081	.08058
.999	164.618	.00438	931.93253	.08285	.07222	.11193	.07329
.999	166.796	.01084	932.04814	.07532	.06676	.10223	.06674
.998	169.419	.01194	931.60422	.06746	.06693	.09801	.06371
.998	169.889	.01041	931.81033	.06657	.06605	.09670	.06269
.998	170.866	.00488	931.73947	.06387	.06245	.09303	.05951
1.000	173.066	-.00449	932.89634	.05564	.04949	.07935	.05231
1.000	174.828	-.00070	932.71035	.04563	.03238	.05920	.04432
1.000	177.195	.00006	933.15293	.02371	.00688	.02665	.02649
1.000	179.142	.00010	933.06236	.00598	-.00167	.00648	.00556
.999	181.138	.00392	932.46652	.00359	.00254	.00192	.00348
GRADIENT		-.00067	.04432	-.00420	-.00379	-.00559	-.00382

RUN NO. 141/ 0 RN/L = 4.19 GRADIENT INTERVAL = -5.00/ 5.00

MACH	ALPHA	BETA	Q (PSF)	CP1	CP2	CP3	CP4
1.198	155.819	-.03025	874.43384	.09349	.08490	.10229	.09239
1.199	158.031	-.01227	874.85740	.06907	.07938	.10379	.08402
1.199	159.600	.00215	875.05153	.06909	.07796	.10688	.08336
1.199	162.367	.00567	875.23941	.06673	.07556	.10581	.08350
1.199	164.660	.00363	875.56473	.08153	.07134	.09846	.08236
1.200	166.805	.00680	875.89140	.07455	.06618	.08640	.07558
1.199	169.017	.00737	876.42955	.06324	.05675	.07089	.06353
1.199	169.890	.01188	875.05153	.05812	.05234	.06453	.05770
1.200	170.341	.00763	876.49020	.05518	.04985	.06050	.05411
1.200	172.955	-.00218	876.46888	.03625	.03258	.05854	.03609
1.200	174.924	-.00309	876.61419	.01791	.01457	.01594	.01711
1.200	177.068	-.00474	876.42955	.01537	.01447	.01290	.01510
1.199	179.103	-.00786	876.29348	.01765	.01707	.01477	.01707
1.199	181.177	-.00732	876.13461	.02304	.02039	.02029	.02113
GRADIENT		.00028	.07577	-.00359	-.00318	-.00447	-.00349

SA-2F (81PT-655)SR8

REFERENCE DATA

SREF = 7.0690 SQ. IN. XMRP = 20.8340 INCHES
 LREF = 3.0000 INCHES YMRP = .0000 INCHES
 BREF = 3.0000 INCHES ZMRP = .0000 INCHES
 SCALE = .0211 SCALE

PARAMETRIC DATA

BETA = .000 PHI = .000
 RN/L = 6.100 FWDSTK = .000
 AFTSTK = .000 ATTRNG = 1.000
 ELETUN = .000 RTORKS = .000

RUN NO. 73/ 0 RN/L = 5.16 GRADIENT INTERVAL = -5.00/ 5.00

MACH	ALPHA	BETA	Q (PSF)	CP1	CP2	CP3	CP4
1.001	95.541	-.03543	991.46809	.00000	.00000	.00000	.00000
1.001	97.518	-.03016	991.30264	.00000	.00000	.00000	.00000
1.002	99.638	-.02825	992.49749	.00000	.00000	.00000	.00000
.999	101.472	-.01806	989.79400	.00000	.00000	.00000	.00000
1.003	103.616	-.01038	993.29121	.00000	.00000	.00000	.00000
	GRADIENT	.00309	.11423	.00000	.00000	.00000	.00000

RUN NO. 72/ 0 RN/L = 4.19 GRADIENT INTERVAL = -5.00/ 5.00

MACH	ALPHA	BETA	Q (PSF)	CP1	CP2	CP3	CP4
1.199	95.805	-.02162	875.52669	.00000	.00000	.00000	.00000
1.200	97.724	-.02238	875.71891	.00000	.00000	.00000	.00000
1.200	99.824	-.01645	875.22088	.00000	.00000	.00000	.00000
1.200	101.706	-.01262	875.39337	.00000	.00000	.00000	.00000
1.201	103.501	-.02026	875.95877	.00000	.00000	.00000	.00000
1.199	105.692	-.01854	875.06532	.00000	.00000	.00000	.00000
1.199	107.768	-.00614	874.91540	.00000	.00000	.00000	.00000
1.199	109.828	-.00852	875.60613	.00000	.00000	.00000	.00000
1.199	111.747	-.01315	875.10955	.00000	.00000	.00000	.00000
1.198	113.918	-.01061	874.81341	.00000	.00000	.00000	.00000
1.199	115.836	-.00768	875.23941	.00000	.00000	.00000	.00000
1.200	117.971	-.00827	875.60266	.00000	.00000	.00000	.00000
	GRADIENT	.00063	-.01565	.00000	.00000	.00000	.00000

TABULATED SOURCE DATA LARC 8-655/662 (SA-2FA/B)

DATE 18 APR 74

(PPS037) (09 MAR 74)

SA-2F (87P1-655) SRB

PARAMETRIC DATA

BETA = .000 PHI = .000
 RW/L = 6.100 FWDSTK = .000
 AFTSTK = .000 ATTRNG = 1.000
 ELETUN = .000 RTORKS = .000

REFERENCE DATA

XMRP = 7.0690 SQ. IN. XMRP = 20.6340 INCHES
 YMRP = 3.0000 INCHES YMRP = .0000 INCHES
 ZMRP = 3.0000 INCHES ZMRP = .0000 INCHES
 SCALE = .0211 SCALE

RUN NO. 89/ 0 RW/L = 6.06 GRADIENT INTERVAL = -5.00/ 5.00

MACH	ALPHA	BETA	G (PSF)	CP1	CP2	CP3	CP4
.800	116.074	-.06556	1006.25148	.00000	.00000	.00000	.00000
.800	116.312	-.05928	1006.09853	.00000	.00000	.00000	.00000
.800	120.462	-.05613	1006.43369	.00000	.00000	.00000	.00000
	GRADIENT	.00215	.04057	.00000	.00000	.00000	.00000

ORIGINAL PAGE IS OF POOR QUALITY

TABULATED SOURCE DATA LARC 8-855/862 (SA-2FA/B)

DATE 18 APR 74

SA-2F (81PT-855)SRB W/ELE TUNNEL AND THRUST ATT

(PPS036) (09 MAR 74)

REFERENCE DATA

MACH = 7.0890 50. IN. ZWRP = 20.8340 INCHES
 LREF = 3.0000 INCHES YWRP = .0000 INCHES
 BRFP = 3.0000 INCHES ZWRP = .0000 INCHES
 SCALE = .0211 SCALE

BETA = .000 PHI = 45.000
 RN/L = 6.100 FLDSTK = .000
 AFTSTK = .000 ATTRG = 1.000
 ELETUN = 1.000 RTORKS = .000

PARAMETRIC DATA

RUN NO. 137/ 0 RN/L = 5.18 GRADIENT INTERVAL = -5.00/ 5.00

MACH	ALPHA	BETA	Q (PSF)	CP1	CP2	CP3	CP4
.599	-1.246	-.00565	670.12913	-.13425	-.11868	-.15258	-.15091
.599	1.011	-.00359	671.54822	-.13093	-.12993	-.14929	-.15116
.599	3.002	-.00281	670.88194	-.12629	-.13391	-.15169	-.15601
.599	5.045	-.00037	670.46807	-.12992	-.13833	-.15633	-.16241
.600	7.094	.01377	671.88539	-.14990	-.14415	-.16304	-.16856
.600	9.136	.02914	672.13947	-.15622	-.15171	-.17003	-.17383
.599	10.137	.04376	670.62940	-.16190	-.15621	-.17314	-.17601
.599	11.111	.05612	671.46842	-.17177	-.15977	-.17557	-.17828
.599	13.210	.06868	671.46842	-.17925	-.16723	-.18111	-.18249
.599	15.245	.07737	671.30763	-.18466	-.17520	-.18876	-.18764
.599	17.308	.08264	671.36860	-.18655	-.18061	-.19739	-.19302
.599	19.374	.08786	671.64109	-.19125	-.17807	-.20340	-.19889
.599	21.439	.07569	671.30715	-.19306	-.17901	-.20432	-.20652
.599	23.560	.00067	.18722	-.00186	-.00362	-.21068	-.21113
	GRADIENT					.00024	-.00118

RUN NO. 136/ 0 RN/L = 5.48 GRADIENT INTERVAL = -5.00/ 5.00

MACH	ALPHA	BETA	Q (PSF)	CP1	CP2	CP3	CP4
.900	-1.240	.00228	981.88675	-.13864	-.12580	-.15293	-.15190
.899	.961	.00603	980.64690	-.13361	-.13652	-.14997	-.15103
.900	3.003	.00673	982.07898	-.12817	-.14101	-.15415	-.15828
.900	5.075	.00243	982.30759	-.13322	-.14684	-.16128	-.16704
.900	7.100	.01701	982.44921	-.14373	-.15586	-.16854	-.17322
.899	9.162	.04192	981.30286	-.15681	-.16708	-.17591	-.17829
.899	10.239	.05797	981.60752	-.16507	-.17410	-.17976	-.18135
.899	11.259	.06866	981.07267	-.16966	-.17820	-.18199	-.18344
.900	13.324	.08345	982.30736	-.18137	-.18659	-.18729	-.18824
.899	15.407	.07946	981.56622	-.18950	-.19186	-.19240	-.19240
.899	17.560	.02916	980.77004	-.19575	-.19723	-.19814	-.19750
.899	19.721	-.03026	981.55289	-.20229	-.20257	-.20427	-.20291
.900	21.797	-.10955	982.53604	-.20979	-.21027	-.21051	-.20935
.900	24.008	-.27334	982.15197	-.21915	-.21684	-.22126	-.21908
	GRADIENT	.00106	.03742	.00246	-.00360	-.00027	-.00148

TABULATED SOURCE DATA LARC 8-655/662 (SA-2FA/B)

(PP3038) (09 MAR 74)

SA-2F(8TPT-655)SRB W/ELE TUNNEL AND THRUST ATT

REFERENCE DATA

MACH = 7.0690 50.1M. XMRP = 20.8340 INCHES
 LREF = 3.0000 INCHES YMRP = .0000 INCHES
 BREF = 3.0000 INCHES ZMRP = .0000 INCHES
 SCALE = .0211 SCALE

PARAMETRIC DATA

BETA = .000 PHI = 45.000
 RN/L = 6.100 FL0STK = .000
 AFTSTK = .000 ATTRNG = 1.000
 ELETUN = 1.000 RT0RNS = .000

RUN NO. 135/ G RN/L = 4.18 GRADIENT INTERVAL = -5.00/ 5.00

MACH	ALPHA	BETA	Q (PSF)	CP1	CP2	CP3	CP4
1.200	-1.256	-.00659	875.95726	-.16343	-.15365	-.17549	-.17488
1.201	-.958	-.00568	876.28666	-.14333	-.15493	-.17076	-.17089
1.201	3.002	-.00577	876.29787	-.14130	-.15420	-.17514	-.17680
1.200	5.085	.00223	876.01537	-.14766	-.16035	-.17933	-.18089
1.200	7.145	.01692	876.06576	-.15440	-.16634	-.18132	-.18257
1.200	9.181	.03120	876.06576	-.16891	-.17816	-.18917	-.18957
1.200	10.233	.04810	875.91458	-.18139	-.18591	-.19405	-.19407
1.200	11.262	.05799	876.06576	-.18302	-.18735	-.19545	-.19530
1.200	13.373	.08421	876.06576	-.19256	-.19193	-.19861	-.19793
1.200	15.464	.11167	875.70528	-.19690	-.19382	-.20191	-.19989
1.199	17.591	.14548	875.72222	-.19923	-.19920	-.20532	-.20242
1.199	19.764	.13728	875.80166	-.20260	-.19999	-.20529	-.20380
1.200	21.963	.10564	875.95899	-.20696	-.20155	-.20626	-.20587
1.200	24.241	.06772	875.92995	-.21042	-.20303	-.20836	-.20848
1.200	GRADIENT	.00020	.08094	.00373	-.00014	.00011	-.00042

TABULATED SOURCE DATA LARC 8-655/662 (SA-RFA/B)

(PPS039) (09 MAR 74)

SA-RF (81PT-655)SRB W/ELE TUNNEL AND THRUST ATT

REFERENCE DATA

MACH = 7.0690 58.14.
 LREF = 3.0000 INCHES
 BREF = 3.0000 INCHES
 SCALE = .0211 SCALE

PARAMETRIC DATA

BETA = .000 PHI = 45.000
 RW/L = 6.100 FWDSTK = .000
 AFTSTK = .000 ATTRNG = 1.000
 ELETUN = 1.000 RTORKS = .000

RUN NO. 140; 0 RW/L = 5.18 GRADIENT INTERVAL = -5.00/ 5.00

MACH	ALPHA	BETA	0 (PSF)	CP1	CP2	CP3	CP4
.600	19.248	.07747	672.61530	-.18274	-.17186	-.15566	-.19178
.600	21.393	.08912	672.64594	-.18455	-.17232	-.19659	-.19787
.600	23.446	.10127	671.89683	-.18684	-.17182	-.20365	-.20350
.599	25.568	.08663	671.65252	-.19051	-.16929	-.21163	-.20981
.600	27.655	.09948	672.31540	-.19655	-.17235	-.21840	-.21616
.600	29.732	.19149	673.23209	-.20851	-.18418	-.22766	-.22549
.600	30.783	.28532	672.40172	-.21768	-.19340	-.23408	-.23236
.600	31.788	.35042	672.14801	-.22554	-.19944	-.23946	-.23885
.600	33.930	.56838	673.06768	-.24223	-.23405	-.25728	-.25750
.600	36.163	.88121	673.06768	-.26271	-.27502	-.27367	-.27306
.600	38.404	1.15085	672.06459	-.26777	-.27675	-.28434	-.27722
.600	40.551	1.21788	672.15419	-.26067	-.23664	-.28854	-.28376
.600	42.829	1.16441	673.06439	-.25241	-.26252	-.29594	-.29027
.599	44.740	.95225	670.56742	-.24489	-.29161	-.30158	-.29444
	GRADIENT	.05261	-.02034	-.00363	-.00523	-.00474	-.00452

RUN NO. 159; 0 RW/L = 5.48 GRADIENT INTERVAL = -5.00/ 5.00

MACH	ALPHA	BETA	0 (PSF)	CP1	CP2	CP3	CP4
.900	19.482	.46277	903.12106	-.19095	-.19344	-.20145	-.19110
.900	21.782	.54177	902.71881	-.19845	-.19981	-.21099	-.19685
.899	23.929	.66144	901.57111	-.20832	-.20785	-.22010	-.20617
.901	26.072	.48046	903.16557	-.21910	-.21465	-.22010	-.21750
.900	28.368	-.32995	902.04215	-.23331	-.22832	-.23329	-.23291
.900	30.528	-.04905	902.79202	-.24277	-.23666	-.24172	-.24283
.900	31.654	.08463	903.35872	-.24642	-.24024	-.24737	-.24771
.899	32.828	-.00270	901.93231	-.24960	-.24204	-.24694	-.24949
.899	35.074	-.02977	901.30995	-.24991	-.23770	-.25046	-.25013
.900	37.429	1.4008	902.19755	-.24683	-.22541	-.25668	-.25441
.900	39.854	.23972	902.14719	-.26370	-.23694	-.27208	-.27072
.900	41.027	.23452	902.79651	-.27122	-.24248	-.28035	-.27771
	GRADIENT	-.01926	-.02343	-.00353	-.00210	-.00340	-.00394

TABULATED SOURCE DATA LARC 8-655/662 (SA-2FA/B)

(PP9099) (09 MAR 74)

SA-2F (81PT-655)SRB W/ELE TUNNEL AND THRUST ATY

DATE 10 APR 74

REFERENCE DATA

MACH = 7.0490 50.1N. YMRP = 20.0340 INCHES
 LREF = 3.0000 INCHES YMRP = .0000 INCHES
 BREF = 3.0000 INCHES ZMRP = .0000 INCHES
 SCALE = .0211 SCALE

BETA = .000 PHI = 45.000
 R/VL = 6.100 FADSTK = .000
 AFTSTR = .000 ATTRNG = 1.000
 ELETUN = 1.000 RTORKS = .000

PARAMETRIC DATA

RUN NO. 139/ 0 R/VL = 4.17 GRADIENT INTERVAL = -5.00/ 5.00

MACH	ALPHA	BETA	Q (PSF)	CP1	CP2	CP3	CP4
1.199	19.636	.15596	875.02251	-.18670	-.18238	-.18700	-.18549
1.198	21.949	.12557	875.57343	-.19356	-.18753	-.19186	-.19180
1.199	24.186	.08604	876.27067	-.19982	-.19114	-.19735	-.19660
1.200	26.351	.04754	876.13156	-.20063	-.19802	-.20579	-.20568
1.200	28.655	.01269	875.97267	-.21375	-.20028	-.21310	-.21264
1.200	30.965	-.04723	875.97267	-.21646	-.20155	-.22218	-.21969
1.199	32.092	-.08663	875.58616	-.21826	-.21268	-.23292	-.23100
1.200	33.238	-.09462	876.13156	-.21777	-.21872	-.23616	-.23386
1.200	35.502	-.07109	876.18829	-.22439	-.22907	-.24269	-.24070
1.200	37.642	-.00796	876.11021	-.22869	-.22830	-.24427	-.24180
1.199	40.005	-.01812	875.59237	-.23877	-.24135	-.25376	-.25099
1.199	42.256	-.01043	875.75865	-.26735	-.27913	-.26234	-.26285
1.200	44.545	-.03764	876.03076	-.26792	-.27955	-.28041	-.28323
1.199	46.807	-.04084	875.20413	-.26242	-.27533	-.27412	-.27768
	GRADIENT	-.00604	.00069	-.00298	-.00394	-.00372	-.00381

ORIGINAL PAGE IS OF POOR QUALITY

TABULATED SOURCE DATA LARC 0-655/462 (SA-27A/R)

(PPS040) (29 MAR 74)

REFERENCE DATA

MACH = 7.0680 30.1M. THRP = 20.8340 INCHES
 LARC = 9.0000 INCHES THRP = .0000 INCHES
 BACT = 3.0000 INCHES THRP = .0000 INCHES
 SCALE = .0211 SCALE

PARAMETRIC DATA

BETA = .030 PHI = 45.000
 RN/L = 6.100 FLOSTR = .000
 AFTS% = .000 ATTR% = 1.000
 ELETUN = 1.000 RTORNS = .000

RUN NO. 52/ 0 RN/L = 5.09 GRADIENT INTERVAL = -5.00/ 5.00

MACH	ALPHA	BETA	θ (PSF)	CP1	CP2	CP3	CP4
.600	79.555	-.04528	672.62842	.00000	.00000	.00000	.00000
.600	80.739	-.03620	673.56929	.00000	.00000	.00000	.00000
.600	82.924	-.04484	672.99121	.00000	.00000	.00000	.00000
.601	84.898	-.06807	674.07206	.00000	.00000	.00000	.00000
.600	86.999	-.05166	673.24030	.00000	.00000	.00000	.00000
.600	89.016	-.04278	673.07589	.00000	.00000	.00000	.00000
.600	90.647	-.03225	673.49265	.00000	.00000	.00000	.00000
.600	92.887	-.03087	673.74828	.00000	.00000	.00000	.00000
.600	95.126	-.01286	672.98957	.00000	.00000	.00000	.00000
.600	96.999	-.00312	673.24030	.00000	.00000	.00000	.00000
.600	98.977	-.03150	672.74374	.00000	.00000	.00000	.00000
.500	100.956	-.06442	673.40799	.00000	.00000	.00000	.00000
.600	103.647	-.08929	672.49132	.00000	.00000	.00000	.00000
GRADIENT		-.00022	-.01793	.00000	.00000	.00000	.00000

RUN NO. 51/ 0 RN/L = 5.47 GRADIENT INTERVAL = -5.00/ 5.00

MACH	ALPHA	BETA	θ (PSF)	CP1	CP2	CP3	CP4
.900	80.008	-.02557	981.99179	.00000	.00000	.00000	.00000
.900	82.380	-.02857	981.79993	.00000	.00000	.00000	.00000
.900	84.547	-.02534	982.14285	.00000	.00000	.00000	.00000
.899	85.622	-.01775	981.43399	.00000	.00000	.00000	.00000
.692	86.563	-.02566	981.77690	.00000	.00000	.00000	.00000
.899	88.490	-.03584	981.65792	.00000	.00000	.00000	.00000
.899	92.544	-.03848	981.65792	.00000	.00000	.00000	.00000
.899	94.351	-.05848	981.45211	.00000	.00000	.00000	.00000
.900	96.353	-.03893	982.76918	.00000	.00000	.00000	.00000
.900	100.460	-.02399	981.58021	.00000	.00000	.00000	.00000
.900	100.460	-.02192	981.74957	.00000	.00000	.00000	.00000
.900	103.666	-.03994	981.79993	.00000	.00000	.00000	.00000
GRADIENT		-.00041	-.00156	.00000	.00000	.00000	.00000

REFERENCE DATA

SREF = 7.0690 50-IN. XMRP = 20.6340 1M ES
 LRFP = 3.0000 INCHES YMRP = .0000 INCHES
 BRFP = 3.0000 INCHES ZMRP = .0000 INCHES
 SCALE = .0211 SCALE

PARAMETRIC DATA

BETA = .000 PHI = 45.000
 RN/L = 6.100 FLDSTK = .000
 AFTSTK = .000 ATTRNG = 1.000
 ELETUN = 1.000 RTORRS = .000

RUN NO. 50/ 0 RN/L = 4.19 GRADIENT INTERVAL = -5.00/ 5.00

MACH	ALPHA	BETA	Q (PSF)	CP1	CP2	CP3	CP4
1.200	79.900	.01195	875.56177	.00000	.00000	.00000	.00000
1.198	81.948	.00915	875.47652	.00000	.00000	.00000	.00000
1.199	83.996	.00733	875.34642	.00000	.00000	.00000	.00000
1.199	86.031	.00716	875.21799	.00000	.00000	.00000	.00000
1.198	87.977	.00555	874.65520	.00000	.00000	.00000	.00000
1.199	89.928	.00943	875.15237	.00000	.00000	.00000	.00000
1.200	91.857	.00708	875.54041	.00000	.00000	.00000	.00000
1.200	93.804	.00712	875.38918	.00000	.00000	.00000	.00000
1.200	95.741	.00376	875.47232	.00000	.00000	.00000	.00000
1.200	97.796	.00026	875.33710	.00000	.00000	.00000	.00000
1.200	99.690	.00323	875.44560	.00000	.00000	.00000	.00000
1.200	103.708	-.00670	875.43193	.00000	.00000	.00000	.00000
	GRADIENT	-.00067	.01426	.00000	.00000	.00000	.00000

TABLATED SOURCE DATA LARC 8-655/662 (SA-2FA/B)

DATE 18 APR 74

(PPS041) (09 MAR 74)

SA-2F (81PT-651)SRB W/ELE TUNNEL AND THRUST ATT

PARAMETRIC DATA

BETA = .000 PH-1 = 45.000
 RN/L = 6.100 FWDSTK = .000
 AFTSTK = .000 ATTRNG = 1.000
 ELETGN = 1.000 RTORKS = .000

REFERENCE DATA

SLF = 7.0690 SQ. IN. ZMRP = 20.8340 INCHES
 LREF = 3.0000 INCHES YMRP = .0000 INCHES
 BREF = 3.0000 INCHES ZMRP = .0000 INCHES
 SCALE = .0211 SCALE

RUN NO. 63/ D RN/L = 5.08 GRADIENT INTERVAL = -5.30/ 5.00

MACH	ALPHA	BETA	Q (PSF)	CP1	CP2	CP3	CP4
.599	76.219	.00057	670.81186	.00000	.00000	.00000	.00000
.599	78.265	-.03822	671.64273	.00000	.00000	.00000	.00000
.599	80.237	-.03055	671.72580	.00000	.00000	.00000	.00000
.599	82.151	-.04636	669.80312	.00000	.00000	.00000	.00000
.599	84.075	-.05474	669.96613	.00000	.00000	.00000	.00000
.598	86.180	-.06674	669.88625	.00000	.00000	.00000	.00000
.599	88.152	-.06527	670.22523	.00000	.00000	.00000	.00000
.599	90.190	-.06787	670.47619	.00000	.00000	.00000	.00000
.599	92.147	-.04762	669.97100	.00000	.00000	.00000	.00000
.600	94.239	-.01806	671.80069	.00000	.00000	.00000	.00000
.600	96.394	.00835	671.88866	.00000	.00000	.00000	.00000
.599	98.433	.01415	670.30185	.00000	.00000	.00000	.00000
.599	100.400	.01265	671.56128	.00000	.00000	.00000	.00000
	GRADIENT	.00164	.01451	.00000	.00000	.00000	.00000

RUN NO. 62/ D RN/L = 5.47 GRADIENT INTERVAL = -5.00/ 5.00

MACH	ALPHA	BETA	Q (PSF)	CP1	CP2	CP3	CP4
.900	76.351	.02417	982.14285	.00000	.00000	.00000	.00000
.899	78.257	.03011	981.71741	.00000	.00000	.00000	.00000
.900	80.186	.02103	982.29824	.00000	.00000	.00000	.00000
.900	82.102	-.01385	982.09250	.00000	.00000	.00000	.00000
.900	84.000	-.04121	981.90497	.00000	.00000	.00000	.00000
.899	85.990	-.02446	981.70830	.00000	.00000	.00000	.00000
.900	87.875	-.00880	981.95533	.00000	.00000	.00000	.00000
.900	89.841	.01689	982.36682	.00000	.00000	.00000	.00000
.900	91.782	.01052	981.81816	.00000	.00000	.00000	.00000
.900	93.749	-.00621	982.22055	.00000	.00000	.00000	.00000
.900	95.750	-.01301	982.58634	.00000	.00000	.00000	.00000
.900	97.646	.00354	983.21701	.00000	.00000	.00000	.00000
.899	99.636	-.00208	981.88193	.00000	.00000	.00000	.00000
	GRADIENT	-.00073	.02263	.00000	.00000	.00000	.00000

TABLATED SOURCE DATA LARC 8-655/662 (SA-2FA/B)

(PPSO41) (09 MAR 74)

DATE 18 APR 74

SA-2F (81PT-655)SRB W/ELE TUNNEL AND THRUST ATT

PARAMETRIC DATA

BETA = .000 PHI = 45.000
 RN/L = 6.100 FADSTR = .000
 AFTSTR = .000 ATTRNC = 1.000
 ELETUN = 1.000 RTORKS = .000

REFERENCE DATA

SREF = 7.0690 90. IN. XMRP = 20.8340 INCHES
 LREF = 3.0000 INCHES YMRP = .0000 INCHES
 BREF = 3.0000 INCHES ZMRP = .0000 INCHES
 SCALE = .0211 SCALE

RUN NO. 61/ 0 RN/L = 4.19 GRADIENT INTERVAL = -5.00/ 5.00

MACH	ALPHA	BETA	Q (PSF)	CP1	CP2	CP3	CP4
1.200	75.911	.00410	875.67792	.00000	.00000	.00000	.00000
1.199	77.998	.01014	875.48530	.00000	.00000	.00000	.00000
1.198	79.939	.00874	874.96051	.00000	.00000	.00000	.00000
1.199	81.911	.01099	875.24821	.00000	.00000	.00000	.00000
1.198	83.920	.01038	875.22675	.00000	.00000	.00000	.00000
1.199	85.898	.00336	875.44111	.00000	.00000	.00000	.00000
1.199	87.861	.00644	875.41209	.00000	.00000	.00000	.00000
1.199	89.831	.00607	875.25457	.00000	.00000	.00000	.00000
1.200	91.810	.00132	875.51137	.00000	.00000	.00000	.00000
1.200	93.779	.00118	875.77512	.00000	.00000	.00000	.00000
1.200	95.808	.00053	875.64718	.00000	.00000	.00000	.00000
1.200	97.781	-.00460	875.66852	.00000	.00000	.00000	.00000
1.200	99.829	-.00972	875.74024	.00000	.00000	.00000	.00000
1.200	GRADIENT	-.00065	.01663	.00000	.00000	.00000	.00000

ORIGINAL PAGE IS
 OF POOR QUALITY

(PPSD42) (09 MAR 74)

REFERENCE DATA

SRF = 7.0690 SQ. IN. XMRP = 20.8340 INCHES
 LRF = 3.0000 INCHES YMRP = .0000 INCHES
 PRF = 3.0000 INCHES ZMRP = .0000 INCHES
 SCALE = .0211 SCALE

PARAMETRIC DATA

BETA = .000 PHI = 45.000
 RN/L = 6.100 FWOSTK = .000
 AFTSTK = .000 ATTRNG = 1.000
 ELETUN = 1.000 RTORKS = .000

RUN NO. 170/ 0 RN/L = 5.20 GRADIENT INTERVAL = -5.00/ 5.00

MACH	ALPHA	BETA	Q (PSF)	CP1	CP2	CP3	CP4
.599	135.365	-.24028	671.30063	.22400	.18797	.15186	.24717
.600	137.534	-.13914	672.47822	.19790	.15794	.13404	.19994
.599	139.568	-.13503	670.63590	.16800	.12640	.11457	.16685
.600	141.729	-.15901	672.81925	.13468	.09720	.10408	.14336
.599	143.856	-.21145	671.55312	.10798	.07811	.10903	.11869
.600	145.944	-.19412	672.98301	.08682	.05740	.10578	.07907
.599	148.094	-.23317	671.64599	.07009	.03917	.09247	.05180
.600	150.159	-.26353	672.13783	.04598	.02183	.05760	.03084
.600	152.256	-.30931	672.47658	.02262	.00867	.02322	.01803
.599	154.434	-.28138	670.96340	.00835	-.00221	.00392	.00604
.600	156.413	-.22414	672.59353	-.00247	-.01079	-.00344	-.00147
.600	158.450	-.20826	672.81038	-.01406	-.01953	-.00694	-.00379
.600	160.697	-.21666	671.81090	-.02560	-.02913	-.01302	-.00821
GRADIENT		-.00312	.02337	-.01000	-.00839	-.00701	-.01015

RUN NO. 169/ 0 RN/L = 5.48 GRADIENT INTERVAL = -5.00/ 5.00

MACH	ALPHA	BETA	Q (PSF)	CP1	CP2	CP3	CP4
.899	133.324	.02755	981.60752	.25361	.16788	.15087	.21939
.899	135.864	-.07866	980.80233	.20332	.14127	.13781	.17986
.900	137.992	-.13681	982.24790	.16608	.12378	.12177	.14749
.900	140.334	-.10233	982.57721	.13800	.11191	.11087	.12418
.900	142.641	.03649	982.71433	.13003	.10616	.11609	.11788
.900	144.896	.08308	982.21142	.12018	.09199	.11494	.10160
.900	148.400	.20944	982.45834	.13450	.09847	.12328	.08933
.899	149.515	.08110	981.74473	.13258	.10218	.11983	.08603
.899	151.788	-.13470	981.30995	.11423	.09207	.09920	.07803
.900	153.926	-.23680	982.22967	.10150	.08714	.09117	.07447
.900	156.126	-.26704	982.10162	.09146	.07931	.09493	.07428
.900	158.222	-.31510	981.94622	.08821	.07666	.10764	.07855
.900	160.356	-.37724	982.50412	.08602	.07241	.11490	.08021
GRADIENT		-.01135	.01549	-.00491	-.00285	-.00137	-.00463

TABLATED SOURCE DATA LARC 8-655/862 (SA-2FA/8)

(PPSD42) (09 MAR 74)

DATE 18 APR 74

SA-2F (87FT-655)SRB W/ELC TUNNEL AND THRUST ATT

REFERENCE DATA

SREF = 7.0690 SQ.IN. XMRP = 20.8340 INCHES
 LREF = 3.0000 INCHES YMRP = .0000 INCHES
 BREF = 3.0000 INCHES ZMRP = .0000 INCHES
 SCALE = .0211 SCALE

PARAMETRIC DATA

BETA = .000 PHI = 45.000
 RN/L = 6.100 FMOSTK = .000
 AFTSTK = .000 ATTRNG = 1.000
 ELETUN = 1.000 RTORRS = .000

RUN NO. 168/ 0 RN/L = 4.16 GRADIENT INTERVAL = -5.00/ 5.00

MACH	ALPHA	BETA	Q (PSF)	CP1	CP2	CP3	CP4
1.200	133.592	.03383	875.46096	.19716	.18042	.18674	.18822
1.200	135.812	.03032	875.63172	.17930	.17289	.18204	.17958
1.200	138.034	.03994	875.85618	.16370	.15739	.16779	.16320
1.199	140.293	.03927	875.07294	.15487	.14422	.15577	.15118
1.199	142.526	.05138	875.55572	.14301	.13149	.14357	.13954
1.199	144.664	.03278	875.41209	.13259	.12237	.13407	.12811
1.200	146.916	.03154	875.60449	.12729	.11956	.13212	.12069
1.199	149.125	.03348	875.17378	.13744	.13308	.15360	.12739
1.199	151.324	.09366	875.40447	.17301	.14531	.16664	.12602
1.199	153.549	.07390	875.50530	.14355	.12451	.13155	.10897
1.200	155.763	.01866	875.56944	.11480	.10605	.11558	.09695
1.199	158.002	-.05035	875.16756	.11039	.09179	.11769	.09506
1.199	160.341	-.19888	875.44111	.09424	.08373	.11534	.09143
	GRADIENT	-.00422	-.00698	-.00280	-.00297	-.00238	-.00352

SA-2F (81PT-655)SRB W/ELE TUNNEL AND THRUST ATT (PPS043) (09 MAR 74)

REFERENCE DATA:

SREF = 7.0690 SQ. IN. XMRP = 20.6340 INCHES
LREF = 3.0000 INCHES YMRP = .0000 INCHES
BREF = 3.0000 INCHES ZMRP = .0000 INCHES
SCALE = .0211 SCALE

PARAMETRIC DATA

BETA = .000 PHI = 45.000
RN/L = 6.100 FWOStK = .000
AFTSTK = .000 ATTRNG = 1.000
ELETON = 1.000 RTORKS = .000

RUN NO. 167/ 0 RN/L = 5.21 GRADIENT INTERVAL = -5.00/ 5.00

MACH	ALPHA	BETA	Q (PSF)	CP1	CP2	CP3	CP4
.600	156.373	-.22273	671.98316	.00234	-.00644	.00103	.00331
.600	158.434	-.22246	672.97972	-.01068	-.01592	-.00171	.00110
.600	160.509	-.22637	672.89505	-.02162	-.02562	-.00839	-.00400
.601	162.528	-.19736	673.65045	-.03019	-.03410	-.02095	-.01608
.600	164.622	-.15144	672.97972	-.03674	-.04143	-.03339	-.03035
.600	166.712	-.10633	672.81858	-.04086	-.04760	-.04491	-.04165
.600	168.764	-.07883	672.81366	-.04216	-.05185	-.04840	-.05064
.600	170.825	-.05809	673.07096	-.04132	-.05615	-.05223	-.05633
.600	172.921	-.03337	673.06439	-.04179	-.05711	-.05843	-.06009
.600	174.900	-.01401	672.63086	-.04792	-.05432	-.06159	-.06012
.600	176.976	-.00190	672.31376	-.05354	-.05961	-.06268	-.06367
.600	179.000	-.00026	673.15399	-.05537	-.06227	-.06439	-.06439
.600	181.132	.00156	672.48641	-.05729	-.06343	-.06024	-.06359
GRADIENT		.01117	-.00269	-.00206	-.00216	-.00285	-.00313

RUN NO. 166/ 0 RN/L = 5.45 GRADIENT INTERVAL = -5.00/ 5.00

MACH	ALPHA	BETA	Q (PSF)	CP1	CP2	CP3	CP4
.900	156.025	-.27626	982.96103	.09210	.08032	.09652	.07741
.900	158.122	-.33268	982.75531	.09176	.08111	.11316	.08367
.900	160.227	-.37523	982.56167	.08702	.07353	.11805	.08307
.900	162.319	-.40568	983.25818	.07580	.05992	.10764	.08306
.900	164.437	-.39056	982.74146	.05765	.04917	.08869	.07901
.900	166.574	-.31972	982.94277	.05199	.04100	.08666	.06874
.900	168.678	-.16341	982.56782	.06060	.03076	.08009	.06183
.900	170.825	-.11199	982.63640	.05648	.01799	.06620	.05826
.900	172.853	-.07713	982.67268	.04229	.00388	.04941	.04679
.900	174.970	-.04556	982.50836	.01523	-.01367	.02208	.02175
.900	176.956	-.01971	982.76444	-.00943	-.02937	-.00592	-.01083
.900	179.022	.00203	982.84682	-.02691	-.03683	-.02522	-.03016
.900	181.122	.01150	983.33129	-.02839	-.03120	-.03378	-.03389
GRADIENT		.01768	.00188	-.00500	-.00526	-.00609	-.00490

TABLATED SOURCE DATA LAEC 8-855/662 (SA-SFA/D)

(PPSD43) (09 MAR 74)

SA-2F (87PT-855) SUB W/ELE TUNNEL AND THRUST ATT

REFERENCE DATA

XREF = 7.0690 96. IN. XMRP = 20.8340 INCHES
 LREF = 3.0000 INCHES YMRP = .0000 INCHES
 BREF = 3.0000 INCHES ZMRP = .0000 INCHES
 SCALE = .0211 SCALE

PARAMETRIC DATA

BETA = .000 PHI = 45.000
 RN/L = 6.100 FWDSTK = .000
 AFTSTK = .000 ATTRNG = 1.000
 ELETUN = 1.000 RTORKS = .000

RUN NO. 165/ 0 RN/L = 4.19 GRADIENT INTERVAL = -5.00/ 5.00

MACH	ALPHA	BETA	Q (PSF)	CP1	CP2	CP3	CP4
1.199	153.442	.02370	875.16125	.10108	.09566	.09902	.08634
1.199	157.963	-.06208	875.50330	.09471	.08021	.10170	.08258
1.200	160.101	-.19324	874.96120	.08960	.08130	.10935	.08763
1.200	162.282	-.32949	875.51904	.07699	.08187	.10322	.08729
1.200	164.410	-.37564	875.59848	.07481	.08240	.09403	.08300
1.200	166.549	-.31480	875.69393	.08242	.07593	.08966	.08028
1.200	168.616	-.22669	875.79063	.07811	.06867	.08399	.07281
1.200	170.706	-.12699	875.23630	.06731	.05966	.07458	.06113
1.199	172.772	-.06110	875.62273	.04460	.03634	.05055	.04860
1.199	174.892	-.02809	875.60166	.02436	.01897	.02763	.02816
1.200	176.945	-.01964	875.90899	.01748	.01548	.01878	.01638
1.200	178.983	-.01142	875.97267	.02539	.01365	.02401	.01278
1.199	181.172	-.00743	875.31739	.03319	.01959	.03468	.02011
	GRADIENT	.00623	.01965	-.00330	-.00349	-.00378	-.00333

ORIGINAL PAGE IS OF POOR QUALITY

DATE 10 APR 74

TABULATED SOURCE DATA LARC 8-655/682 (SA-2FA/B)

SA-2F (8YPT-655)SRB W/ELE TUNNEL AND THRUST ATT

REFERENCE DATA

SREF = 7.0690 50. IN.
 LREF = 3.0000 INCHES
 ZREF = 3.0000 INCHES
 SCALE = .0211 SCALE

MRP = 20.8340 INCHES
 YMRP = .0000 INCHES
 ZMRP = .0000 INCHES

PARAMETRIC DATA

BETA = .000 PH1 = 90.000
 RN/L = 6.100 FWDSTK = .000
 AFTSTK = .000 ATTRNG = 1.000
 ELETUN = 1.000 RTORKS = .000

RUN NO. 125/ 0 RN/L = 5.19 GRADIENT INTERVAL = -5.00/ 5.00

MACH	ALPHA	BETA	Q (PSF)	CP1	CP2	CP3	CP4
.600	-1.160	-.00386	671.98153	-.12800	-.12371	-.15118	-.15033
.600	1.614	-.00499	672.22907	-.12830	-.12992	-.14947	-.15222
.600	3.170	-.00369	671.98643	-.12818	-.13057	-.15118	-.15596
.600	4.863	-.00268	672.06323	-.13122	-.13285	-.15551	-.16157
.599	6.974	.00399	671.7550	-.14147	-.13999	-.16293	-.16906
.600	9.014	.00924	672.31867	-.15367	-.14808	-.16974	-.17429
.600	9.970	.00808	672.23398	-.15853	-.15229	-.17230	-.17639
.600	11.214	.00773	672.48477	-.16194	-.15636	-.17423	-.17786
.600	13.139	-.00272	672.40663	-.16708	-.16258	-.17896	-.18120
.599	15.229	-.02074	670.55443	-.17153	-.17181	-.18485	-.18612
.600	17.378	-.05237	672.14765	-.17334	-.18058	-.19345	-.19276
.600	19.399	-.10382	672.32849	-.17471	-.18797	-.20316	-.20029
.600	21.453	-.17530	672.06950	-.17666	-.18492	-.20989	-.20718
.600	23.808	-.27863	672.98957	-.18182	-.18612	-.21646	-.21646
	GRADIENT	.00020	.00569	-.00045	-.00148	-.00265	-.00182

RUN NO. 124/ 0 RN/L = 5.48 GRADIENT INTERVAL = -5.00/ 5.00

MACH	ALPHA	BETA	Q (PSF)	CP1	CP2	CP3	CP4
.901	-1.167	.01068	983.16211	-.13370	-.12912	-.15168	-.15076
.900	.837	.00528	982.78289	-.13322	-.13599	-.14949	-.15098
.901	2.756	.00307	983.33855	-.13013	-.13652	-.15278	-.15615
.900	5.083	-.00655	982.28000	-.13551	-.14139	-.16511	-.16324
.901	6.843	-.01823	983.39959	-.14603	-.15059	-.16862	-.17368
.903	9.077	-.03847	982.24790	-.15684	-.16175	-.17550	-.17874
.900	10.477	-.05143	982.04215	-.16539	-.16954	-.17977	-.18125
.899	11.677	-.06366	981.85460	-.17143	-.17455	-.18250	-.18331
.900	13.454	-.07266	982.87430	-.17955	-.18139	-.18626	-.18633
.900	15.622	-.11229	982.07860	-.18615	-.18687	-.18995	-.19004
.901	17.569	-.14908	983.43623	-.19081	-.19150	-.19469	-.19428
.899	20.030	-.20587	981.66212	-.19555	-.19782	-.20103	-.19966
.900	22.067	-.27622	982.56342	-.20005	-.20459	-.21055	-.20539
.899	24.441	-.35005	981.35541	-.20408	-.21434	-.22061	-.21371
	GRADIENT	-.00195	.04831	-.00091	-.00190	-.00267	-.00136

TABULATED SOURCE DATA LARC 0-655/862 (SA-2FA/D)

(PPSD44) (09 MAR 74)

DATE 16 APR 74

SA-2F(01PT-655)SRB W/ELE TUNNEL AND THRUST ATT

PARAMETRIC DATA

BETA = .000 PHI = 90.000
 RN/L = 6.100 FLDSTK = .000
 AFTSTK = .000 ATTRNG = 1.000
 ELETUN = 1.000 RTORKS = .000

REFERENCE DATA

XMRP = 7.0690 SQ. IN. XMRP = 20.8340 INCHES
 YMRP = 3.0000 INCHES YMRP = .0000 INCHES
 ZMRP = 3.0000 INCHES ZMRP = .0000 INCHES
 SCALE = .0211 SCALE

RUN NO. 123/ 0 RN/L = 4.18 GRADIENT INTERVAL = -5.00/ 5.00

MACH	ALPHA	BETA	Q (PSF)	CP1	CP2	CP3	CP4
1.200	-1.153	-.00558	876.00172	-.15725	-.15051	-.17461	-.17380
1.200	.900	-.00784	875.29839	-.15154	-.15594	-.17078	-.17139
1.199	2.976	-.00709	874.71089	-.14497	-.15176	-.17260	-.17413
1.199	5.455	-.00260	874.71089	-.15167	-.15879	-.17626	-.17741
1.199	7.028	.00237	874.71089	-.16322	-.16741	-.18277	-.18446
1.200	9.079	.00863	875.01334	-.17576	-.17902	-.19453	-.19570
1.199	10.242	.01167	874.27994	-.18422	-.18714	-.20100	-.20163
1.200	11.137	.01120	875.75568	-.18593	-.18821	-.20175	-.20241
1.200	13.334	.02568	875.61218	-.19272	-.19161	-.20128	-.20087
1.200	15.445	.04840	875.61218	-.19412	-.19251	-.19947	-.19882
1.200	17.752	.10738	875.61378	-.19575	-.19596	-.20078	-.19914
1.200	19.812	.16939	875.87187	-.20031	-.19976	-.20331	-.20109
1.199	22.427	.20163	875.49766	-.20400	-.20156	-.20623	-.20412
1.199	24.513	.23131	875.44871	-.20720	-.20339	-.20860	-.20696
	GRADIENT	-.00036	-.31257	.00297	-.00030	.00048	-.00008

ORIGINAL PAGE IS OF POOR QUALITY

SA-2F (0TPT-655)56B W/ELE TUNNEL AND THRUST ATT

(PP5045) (09 MAR 74)

REFERENCE DATA

SREF = 7.0690 SQ.IN. ZMRP = 20.8340 INCHES
 LREF = 3.0000 INCHES YMRP = .0000 INCHES
 BREF = 3.0000 INCHES ZMRP = .0000 INCHES
 SCALE = .0211 SCALE

PARAMETRIC DATA

BETA = .000 PHI = 90.000
 RN/L = 6.100 FLOSTK = .000
 ATTRNG = .000
 ELETUN = 1.000 RTORRS = .000

RUN NO. 126/ 0 RN/L = 5.17 GRADIENT INTERVAL = -5.00/ 5.00

MACH	ALPHA	BETA	Q (PSF)	CP1	CP2	CP3	CP4
.600	19.351	-.11056	672.05151	-.16905	-.18096	-.19591	-.19231
.600	21.393	-.18167	672.96987	-.17610	-.17999	-.20221	-.19351
.600	23.609	-.26934	672.12801	-.17445	-.17550	-.20783	-.19934
.600	25.698	-.35336	671.63129	-.18409	-.19508	-.21807	-.20910
.599	27.729	-.42813	670.21386	-.19739	-.22465	-.23131	-.22270
.599	29.932	-.51078	671.46678	-.21522	-.24500	-.24817	-.24876
.600	31.169	-.54689	673.22880	-.22463	-.25635	-.25830	-.26386
.600	32.055	-.55339	671.72253	-.22976	-.25926	-.26420	-.26266
.600	34.375	-.56348	671.79579	-.23704	-.22751	-.27135	-.26434
.600	36.539	-.51681	672.05805	-.23548	-.21231	-.27248	-.27235
.600	38.704	-.34356	671.71599	-.24096	-.22429	-.27763	-.28026
.599	40.704	.12025	670.71575	-.23786	-.22388	-.27895	-.27910
	GRADIENT	-.03371	-.03857	-.00404	-.00261	-.00448	-.00490

RUN NO. 127/ 0 RN/L = 5.49 GRADIENT INTERVAL = -5.00/ 5.00

MACH	ALPHA	BETA	Q (PSF)	CP1	CP2	CP3	CP4
.900	19.755	-.19678	982.43977	-.18604	-.18737	-.19212	-.18864
.898	22.026	-.24133	980.56809	-.19039	-.19314	-.20180	-.19407
.899	24.177	-.30469	982.10107	-.19389	-.20109	-.21043	-.19977
.900	27.052	-.37220	983.17591	-.20649	-.22028	-.21969	-.22065
.900	28.705	-.22983	982.77825	-.21741	-.23006	-.22541	-.23168
.900	31.152	-.07920	982.44889	-.23325	-.24520	-.24345	-.24756
.900	32.539	.01135	982.67761	-.23501	-.24070	-.25236	-.25172
.900	33.365	.09725	983.17135	-.23618	-.24110	-.25369	-.25451
.901	35.647	.30050	983.78800	-.23684	-.23551	-.26161	-.26524
.901	37.382	.51280	983.35409	-.23115	-.23690	-.26667	-.26807
	GRADIENT	.03998	.10738	-.00351	-.00332	-.00445	-.00503

TABLATED SOURCE DATA LARC 8-655/862 (SA-2FA/M)

(PPSD45) (09 MAR 74)

SA-2F (8TPT-655)SRB W/ELE TUNNEL AND THRUST ATT

REFERENCE DATA

SREF = 7.0690 SQ. IN. XMRP = 20.8340 INCHES
 LREF = 3.0000 INCHES YMRP = .0000 INCHES
 BRFP = 3.0000 INCHES ZMRP = .0000 INCHES
 SCALE = .0211 SCALE

PARAMETRIC DATA

BETA = .000 PHI = 90.000
 RN/L = 6.100 FLOSTK = .000
 AFTSTK = .000 ATTRNG = 1.000
 ELET/M = 1.000 RTORKS = .000

RUN NO. 126/ D RN/L = 4.18 GRADIENT INTERVAL = -5.00/ 5.00

MACH	ALPHA	BETA	a (PSF)	CP1	CP2	CP3	CP4
1.200	19.781	.16233	876.01348	-.18618	-.18370	-.18750	-.18547
1.250	22.113	.21479	875.80419	-.19224	-.18877	-.19324	-.19116
1.200	24.217	.24214	875.95533	-.19938	-.19407	-.19983	-.19852
1.200	26.436	.28480	876.09608	-.20323	-.19774	-.20502	-.20424
1.200	28.766	.30221	876.03478	-.20660	-.19908	-.21326	-.21181
1.200	31.037	.33115	875.63946	-.20746	-.19908	-.22027	-.21837
1.199	32.451	.36104	875.45751	-.20627	-.21756	-.22573	-.22282
1.199	33.387	.37010	875.34026	-.20625	-.21794	-.22679	-.22370
1.199	35.852	.42786	875.69459	-.21362	-.20894	-.23520	-.23117
1.199	38.215	.53766	875.98054	-.22722	-.22323	-.24365	-.24018
1.199	40.054	.61087	875.34785	-.23018	-.22923	-.24744	-.24399
1.197	42.697	.66081	874.76549	-.23140	-.23199	-.24826	-.24531
1.199	44.661	.68223	875.50672	-.24253	-.25002	-.25949	-.25617
1.200	47.160	.70431	875.97085	-.25530	-.27039	-.28206	-.28429
	GRADIENT	.02136	-.02074	-.02223	-.00269	-.00312	-.00311

TABULATED SOURCE DATA LARC 8-655/662 (SA-2FA/B)

DATE 16 APR 74

SA-2F (81PT-655)SRB W/ELE TUNNEL AND THRUST ATT

(PPSD46) (09 MAR 74)

REFERENCE DATA

SEEP = 7.0690 50.1N. 1MRP = 20.6340 INCHES
 LREF = 3.0000 INCHES 1MRP = .0000 INCHES
 BREF = 3.0000 INCHES 2MRP = .0000 INCHES
 SCALE = .0211 SCALE

PARAMETRIC DATA

BETA = .000 PHI = 90.000
 RN/L = 6.100 FLDSTK = .000
 AFTSTK = .000 ATTRNG = 1.000
 ELETUN = .000 RTORKS = .000

RUN NO. 107/ 0 RN/L = 5.16 GRADIENT INTERVAL = -5.00/ 5.00

MACH	ALPHA	BETA	Q (PSF)	CP1	CP2	CP3	CP4
.600	39.424	-.77596	672.89177	.00000	.00000	.00000	.00000
.600	41.614	-.61485	672.06132	.00000	.00000	.00000	.00000
.600	43.644	-.47515	672.64922	.00000	.00000	.00000	.00000
.600	45.742	-.69024	673.56744	.00000	.00000	.00000	.00000
.600	47.748	-1.07325	672.80381	.00000	.00000	.00000	.00000
	GRADIENT	-.03161	.06346				

RUN NO. 106/ 0 RN/L = 5.46 GRADIENT INTERVAL = -5.00/ 5.00

MACH	ALPHA	BETA	Q (PSF)	CP1	CP2	CP3	CP4
.899	39.631	-.40842	961.93231	.00000	.00000	.00000	.00000
.900	42.075	-.46694	962.86344	.00000	.00000	.00000	.00000
.900	44.133	-.41714	963.11193	.00000	.00000	.00000	.00000
.900	46.176	-.42579	962.86508	.00000	.00000	.00000	.00000
.899	48.278	-.43764	961.96386	.00000	.00000	.00000	.00000
.900	50.306	-.35276	962.54516	.00000	.00000	.00000	.00000
.900	52.373	-.31848	962.81029	.00000	.00000	.00000	.00000
	GRADIENT	.00662	.01541				

RUN NO. 105/ 0 RN/L = 4.16 GRADIENT INTERVAL = -5.00/ 5.00

MACH	ALPHA	BETA	Q (PSF)	CP1	CP2	CP3	CP4
1.199	36.609	-.07782	874.82208	.00000	.00000	.00000	.00000
1.199	41.896	-.05353	875.05769	.00000	.00000	.00000	.00000
1.199	43.912	.01200	875.08671	.00000	.00000	.00000	.00000
1.198	45.953	.07551	874.65029	.00000	.00000	.00000	.00000
1.196	46.012	.03274	874.79418	.00000	.00000	.00000	.00000
1.199	50.056	.04327	874.95948	.00000	.00000	.00000	.00000
1.199	52.129	.07625	874.96448	.00000	.00000	.00000	.00000
1.199	54.176	.07536	874.94308	.00000	.00000	.00000	.00000
1.198	56.190	.07578	874.64262	.00000	.00000	.00000	.00000
1.199	56.196	.07120	874.82208	.00000	.00000	.00000	.00000
1.198	60.189	.07193	874.74375	.00000	.00000	.00000	.00000
1.199	62.194	.06157	875.12470	.00000	.00000	.00000	.00000
1.199	64.121	.09908	874.98727	.00000	.00000	.00000	.00000
1.199	GRADIENT	.00563	.00042				

TABULATED SOURCE DATA LARC 8-655/662 (SA-2FA/B)

(PPSD47) (09 MAR 74)

PARAMETRIC DATA

BREF = 7.0690 30.1M. WARP = 20.8340 INCHES BETA = .000 PHI = 90.000
 LREF = 3.0000 INCHES YWRP = .0000 INCHES RN/L = 6.100 FLDSTK = .000
 BREF = 3.0000 INCHES ZWRP = .0000 INCHES AFTSTK = .000 ATTRNG = 3.000
 SCALE = .0211 SCALE ELETUN = 1.007 RTORRS = .000

RUN NO. 110/ 0 RN/L = 5.18 GRADIENT INTERVAL = -5.00/ 5.00

MACH	ALPHA	BETA	Q (PSF)	CP1	CP2	CP3	CP4
.600	59.628	.24952	672.47166	.00000	.00000	.00000	.00000
.600	61.826	.28080	672.38534	.00000	.00000	.00000	.00000
.600	63.839	.35924	672.80709	.00000	.00000	.00000	.00000
.600	65.847	.47281	672.38862	.00000	.00000	.00000	.00000
.600	67.893	.57626	672.14601	.00000	.00000	.00000	.00000
.600	69.862	.58311	672.14111	.00000	.00000	.00000	.00000
.600	71.849	.56808	672.56290	.00000	.00000	.00000	.00000
.600	73.798	.53781	672.55143	.00000	.00000	.00000	.00000
.600	75.790	.47523	671.88702	.00000	.00000	.00000	.00000
.600	77.732	.46983	671.97989	.00000	.00000	.00000	.00000
.600	79.702	.31193	672.56290	.00000	.00000	.00000	.00000
.599	81.598	.32977	670.97155	.00000	.00000	.00000	.00000
.600	83.527	.30271	672.23234	.00000	.00000	.00000	.00000
	GRADIENT	-.00034	-.02982	.00000	.00000	.00000	.00000

RUN NO. 109/ 0 RN/L = 5.49 GRADIENT INTERVAL = -5.00/ 5.00

MACH	ALPHA	BETA	Q (PSF)	CP1	CP2	CP3	CP4
.900	64.828	.23330	982.09250	.00000	.00000	.00000	.00000
.899	66.391	.22221	981.54802	.00000	.00000	.00000	.00000
.900	68.301	.21798	981.91408	.00000	.00000	.00000	.00000
.899	70.237	.22648	981.21406	.00000	.00000	.00000	.00000
.900	71.804	.21708	982.28070	.00000	.00000	.00000	.00000
.900	72.179	.20936	982.57721	.00000	.00000	.00000	.00000
.899	74.152	.19656	981.65792	.00000	.00000	.00000	.00000
.899	76.102	.19098	981.70830	.00000	.00000	.00000	.00000
.900	78.035	.23180	982.09250	.00000	.00000	.00000	.00000
.900	79.992	.22592	982.27088	.00000	.00000	.00000	.00000
.900	81.943	.22620	982.54067	.00000	.00000	.00000	.00000
.899	83.847	.22666	981.44719	.00000	.00000	.00000	.00000
	GRADIENT	.00191	.01022	.00000	.00000	.00000	.00000

LABORATORY SOURCE DATA LARC 9-855/562 (SA-2FA/0)

(PPS047) (09 MAR 74)

PARAMETRIC DATA

BETA = .000 PHI = 90.000
 RN/L = 6.100 FJOSTK = .000
 AFTSTK = .000 ATTRNG = 1.000
 ELETUN = 4.000 RTORRS = .000

REFERENCE DATA

DATE 10 APR 74
 MACH = 7.0650 50-IN. WARP = 20.6340 INCHES
 LEFP = 3.0000 INCHES WARP = .0000 INCHES
 BRFP = 3.0000 INCHES WARP = .0000 INCHES
 SCALE = .0211 SCALE

BLN NO. 108/ 0 RN/L = 4.21 GRADIENT INTERVAL = -5.00/ 5.00

MACH	ALPHA	BETA	Q (PSF)	C.I	CP2	CP3	CP4
1.198	59.873	.08040	874.89508	.00000	.00000	.00000	.00000
1.199	62.149	.09947	875.14732	.00000	.00000	.00000	.00000
1.199	64.118	.11782	875.39954	.00000	.00000	.00000	.00000
1.199	66.091	.11167	875.26967	.00000	.00000	.00000	.00000
1.199	68.113	.12268	875.27719	.00000	.00000	.00000	.00000
1.199	70.041	.10769	875.19021	.00000	.00000	.00000	.00000
1.196	72.005	.09275	875.30518	.00000	.00000	.00000	.00000
1.199	73.956	.09480	875.44871	.00000	.00000	.00000	.00000
1.198	75.943	.12773	874.65473	.00000	.00000	.00000	.00000
1.198	77.932	.13535	875.20125	.00000	.00000	.00000	.00000
1.199	79.886	.13916	875.54041	.00000	.00000	.00000	.00000
1.199	81.863	.13839	875.26212	.00000	.00000	.00000	.00000
1.198	83.782	.13369	875.11188	.00000	.00000	.00000	.00000
1.198	GRADIENT	.09186	.02475	.00000	.00000	.00000	.00000

TABLATED SOURCE DATA LARC 9-655/662 (SA-2FA/B)

DATE 18 APR 74

SA-2F (8TPT-655)SRB W/ELE TUNEL AND THRUST ATT

(PPSD48) (09 MAR 74)

PARAMETRIC DATA

BETA = .000 PHI = 90.000
 RN/L = 6.100 FADSTK = .000
 AFTSTK = .000 ATTRNG = 1.000
 ELETUN = 1.000 RTORRS = .000

REFERENCE DATA

SREF = 7.0690 SQ. IN. XMRP = 20.6340 INCHES
 LREF = 3.0000 INCHES YMRP = .0000 INCHES
 BREF = 3.0000 INCHES ZMRP = .0000 INCHES
 SCALE = .0211 SCALE

RUN NO. 55/ 0 RN/L = 5.09 GRADIENT INTERVAL = -5.00/ 5.00

MACH	ALPHA	BETA	Q (PSF)	CP1	CP2	CP3	CP4
.599	79.644	.54667	671.74375	.00000	.00000	.00000	.00000
.600	82.383	.51471	672.74701	.00000	.00000	.00000	.00000
.600	84.431	.51053	672.33176	.00000	.00000	.00000	.00000
.600	86.680	.54035	672.91146	.00000	.00000	.00000	.00000
.600	89.057	.56251	672.40991	.00000	.00000	.00000	.00000
.600	90.913	.57444	672.08257	.00000	.00000	.00000	.00000
.600	92.981	.58578	672.75029	.00000	.00000	.00000	.00000
.600	94.228	.59672	672.57928	.00000	.00000	.00000	.00000
.600	96.302	.57604	672.24870	.00000	.00000	.00000	.00000
.600	98.402	.56256	672.58420	.00000	.00000	.00000	.00000
.600	100.171	.54629	673.66033	.00000	.00000	.00000	.00000
.600	103.306	.51782	673.24687	.00000	.00000	.00000	.00000
	GRADIENT	.00104	.04213	.00000	.00000	.00000	.00000

RUN NO. 54/ 0 RN/L = 5.46 GRADIENT INTERVAL = -5.00/ 5.00

MACH	ALPHA	BETA	Q (PSF)	CP1	CP2	CP3	CP4
.899	80.244	.36689	981.72652	.00000	.00000	.00000	.00000
.899	82.621	.37812	981.71741	.00000	.00000	.00000	.00000
.899	84.670	.39494	981.58021	.00000	.00000	.00000	.00000
.899	87.031	.39812	981.58021	.00000	.00000	.00000	.00000
.899	88.949	.40549	981.71741	.00000	.00000	.00000	.00000
.899	90.895	.40858	981.64881	.00000	.00000	.00000	.00000
.899	92.685	.40343	981.58021	.00000	.00000	.00000	.00000
.899	94.854	.39148	981.71741	.00000	.00000	.00000	.00000
.899	96.168	.37902	981.51161	.00000	.00000	.00000	.00000
.900	98.564	.35306	981.97956	.00000	.00000	.00000	.00000
.900	99.688	.34482	981.80904	.00000	.00000	.00000	.00000
.900	103.657	.41526	982.22055	.00000	.00000	.00000	.00000
	GRADIENT	-.00019	.01560	.00000	.00000	.00000	.00000

ORIGINAL PAGE IS OF POOR QUALITY

(PPS048) (09 MAR 74)

TABULATED SOURCE DATA LARC 8-655/662 (SA-2FA/8)

SA-2F (8TPT-655) SB W/ELE TUNNEL AND THRUST ATT

DATE 18 APR 74

PARAMETRIC DATA

BETA = .000 PHI = 90.000
 RV/L = 6.100 FMOSTK = .000
 APTSTK = .000 ATTRNG = 1.000
 ELETUN = 1.000 RTORKS = .000

REFERENCE DATA

SREF = 7.0690 SQ. IN. XMRP = 20.9340 INCHES
 LRCF = 3.0000 INCHES YMRP = .0000 INCHES
 DREF = 3.0000 INCHES ZMRP = .0000 INCHES
 SCALE = .0211 SCALE

RUN NO. 53/ 0 RV/L = 4.19 GRADIENT INTERVAL = -5.00/ 5.00

MACH	ALPHA	BETA	Q (PSF)	CP1	CP2	CP3	CP4
1.199	79.992	.23610	876.26572	.00000	.00000	.00000	.00000
1.199	82.288	.24045	876.29471	.00000	.00000	.00000	.00000
1.199	84.202	.23845	876.49519	.00000	.00000	.00000	.00000
1.199	86.212	.23994	875.56592	.00000	.00000	.00000	.00000
1.198	88.162	.24238	874.49699	.00000	.00000	.00000	.00000
1.198	89.962	.24198	874.38955	.00000	.00000	.00000	.00000
1.198	91.863	.24898	875.38560	.00000	.00000	.00000	.00000
1.199	94.026	.25082	875.95554	.00000	.00000	.00000	.00000
1.201	95.918	.24707	876.54633	.00000	.00000	.00000	.00000
1.200	97.869	.24670	876.37584	.00000	.00000	.00000	.00000
1.200	99.834	.24644	876.19369	.00000	.00000	.00000	.00000
1.201	104.030	.25679	876.51724	.00000	.00000	.00000	.00000
	GRADIENT	.00071	.02077	.00000	.00000	.00000	.00000

SA-2F (8TPT-655)SRB W/ELE TUNNEL AND THRUST ATT

(PPSD49) (09 MAR 74)

REFERENCE DATA
 XMRP = 7.0690 SQ.IN.
 YMRP = 3.0000 INCHES
 ZMRP = 3.0000 INCHES
 SCALE = .0211 SCALE

PARAMETRIC DATA
 BETA = .000
 RN/L = 6.100
 AFTSTK = .000
 ELETUN = 1.000
 PHI = 90.000
 FADSTK = .000
 ATTRNG = 1.000
 RTORKS = .000

RUN NO. 60/ 0 RN/L = 5.09 GRADIENT INTERVAL = -5.00/ 5.00

MACH	ALPHA	BETA	q (PSF)	CP1	CP2	CP3	CP4
.600	76.822	-.77814	672.71914	.00000	.00000	.00000	.00000
.600	78.782	-.80981	672.80709	.00000	.00000	.00000	.00000
.600	80.720	-.82953	673.30030	.00000	.00000	.00000	.00000
.601	82.658	-.86834	673.80823	.00000	.00000	.00000	.00000
.600	84.623	-.91209	673.30688	.00000	.00000	.00000	.00000
.600	86.586	-.90062	672.47986	.00000	.00000	.00000	.00000
.601	88.524	-.86544	673.81647	.00000	.00000	.00000	.00000
.600	90.515	-.85923	673.14085	.00000	.00000	.00000	.00000
.600	92.442	-.84840	673.48278	.00000	.00000	.00000	.00000
.600	94.415	-.84985	672.81038	.00000	.00000	.00000	.00000
.600	96.377	-.84436	672.89177	.00000	.00000	.00000	.00000
.601	98.325	-.86484	673.72523	.00000	.00000	.00000	.00000
.601	100.451	-.89613	673.81317	.00000	.00000	.00000	.00000
	GRADIENT	-.00228	.02118	.00000	.00000	.00000	.00000

RUN NO. 59/ 0 RN/L = 5.48 GRADIENT INTERVAL = -5.00/ 5.00

MACH	ALPHA	BETA	q (PSF)	CP1	CP2	CP3	CP4
.900	76.654	-.49551	982.59079	.00000	.00000	.00000	.00000
.901	77.654	-.48093	983.63264	.00000	.00000	.00000	.00000
.900	79.644	-.45724	983.31300	.00000	.00000	.00000	.00000
.901	81.592	-.46502	983.51861	.00000	.00000	.00000	.00000
.900	83.119	-.44064	983.31300	.00000	.00000	.00000	.00000
.900	85.564	-.47731	982.74173	.00000	.00000	.00000	.00000
.900	87.620	-.47938	982.61373	.00000	.00000	.00000	.00000
.900	89.392	-.46372	982.55429	.00000	.00000	.00000	.00000
.900	89.604	-.45330	982.66649	.00000	.00000	.00000	.00000
.900	91.406	-.46104	982.82855	.00000	.00000	.00000	.00000
.900	93.245	-.45871	982.75999	.00000	.00000	.00000	.00000
.900	95.256	-.44020	983.03423	.00000	.00000	.00000	.00000
.900	97.178	-.42474	982.70519	.00000	.00000	.00000	.00000
.900	99.134	-.40146	983.08908	.00000	.00000	.00000	.00000
.901	100.107	-.39882	983.42263	.00000	.00000	.00000	.00000
	GRADIENT	-.00292	-.00942	.00000	.00000	.00000	.00000

SA-2F (8TPT-655; SRB W/ELE TUNNEL AND THRUST ATT

(PPS030) (09 MAR 74)

REFERENCE DATA

SREF = 7.0690 SQ. IN. XMRP = 20.8340 INCHES
 LREF = 3.0000 INCHES YMRP = .0000 INCHES
 BRP = 3.0000 INCHES ZMRP = .0000 INCHES
 SCALE = .0211 SCALE

PARAMETRIC DATA

BETA = .000 PHI = 90.000
 RN/L = 6.100 FWDSTK = .000
 AFTSTK = .000 ATTRNG = 1.000
 ELETTUN = 1.000 RTORIKS = .000

RUN NO. 81/ 0 RN/L = 5.06 GRADIENT INTERVAL = -5.00/ 5.00

MACH	ALPHA	BETA	q (PSF)	CP1	CP2	CP3	CP4
.600	96.335	-.79360	672.32849	.00000	.00000	.00000	.00000
.600	98.296	-.82408	671.98316	.00000	.00000	.00000	.00000
.600	100.246	-.85226	672.57109	.00000	.00000	.00000	.00000
.599	102.253	-.88531	671.49451	.00000	.00000	.00000	.00000
.600	104.279	-.94362	671.90337	.00000	.00000	.00000	.00000
.599	106.171	-.99456	671.66394	.00000	.00000	.00000	.00000
.600	108.144	-1.03084	672.90490	.00000	.00000	.00000	.00000
.600	110.121	-1.05372	672.32521	.00000	.00000	.00000	.00000
.600	112.074	-1.01219	672.07277	.00000	.00000	.00000	.00000
.600	114.029	-.98191	672.08094	.00000	.00000	.00000	.00000
.600	116.030	-.98296	672.16237	.00000	.00000	.00000	.00000
.600	118.050	-.99643	672.41316	.00000	.00000	.00000	.00000
.599	120.051	-1.01027	671.66068	.00000	.00000	.00000	.00000
	GRADIENT	-.00882	-.00209	.00000	.00000	.00000	.00000

RUN NO. 80/ 0 RN/L = 5.46 GRADIENT INTERVAL = -5.00/ 5.00

MACH	ALPHA	BETA	q (PSF)	CP1	CP2	CP3	CP4
.900	95.999	-.44500	982.20667	.00000	.00000	.00000	.00000
.900	98.013	-.44448	982.44008	.00000	.00000	.00000	.00000
.900	99.674	-.45525	982.98855	.00000	.00000	.00000	.00000
.900	101.813	-.45704	982.94284	.00000	.00000	.00000	.00000
.900	103.775	-.45158	982.14285	.00000	.00000	.00000	.00000
.900	105.821	-.44133	982.17020	.00000	.00000	.00000	.00000
.900	107.689	-.44141	982.67317	.00000	.00000	.00000	.00000
.900	109.634	-.43695	982.53604	.00000	.00000	.00000	.00000
.900	111.674	-.45448	982.37119	.00000	.00000	.00000	.00000
.900	113.577	-.48113	982.59547	.00000	.00000	.00000	.00000
.900	115.615	-.50735	982.50865	.00000	.00000	.00000	.00000
.900	117.577	-.50347	982.57721	.00000	.00000	.00000	.00000
.900	119.758	-.49631	982.73720	.00000	.00000	.00000	.00000
	GRADIENT	-.00252	.06485	.00000	.00000	.00000	.00000

TABULATED SOURCE DATA LARC 3-655/662 (SA-2FA/B)

DATE 18 APR 74

(PPSD50) (09 MAR 74)

SA-2F (01PT-655)SRB W/ELE TUNNEL AND THRUST ATT

REFERENCE DATA

SREF = 7.0690 SQ. IN. XMRP = 20.8340 INCHES
 LREF = 3.0000 INCHES YMRP = .0000 INCHES
 BREF = 3.0000 INCHES ZMRP = .0000 INCHES
 SCALE = .0211 SCALE

PARAMETRIC DATA

BETA = .000 PHI = 90.000
 RN/L = 6.100 FLDSTK = .000
 AFTSTK = .000 ATTRNG = 1.000
 ELETUN = 1.000 RTORKS = .000

RUN NO. 82/ 0 RN/L = 4.17 GRADIENT INTERVAL = -5.00/ 5.00

MACH	ALPHA	BETA	Q (PSF)	CP1	CP2	CP3	CP4
1.199	96.514	-.17610	875.49286	.00000	.00000	.00000	.00000
1.200	98.584	-.17017	875.68552	.00000	.00000	.00000	.00000
1.201	100.475	-.16606	876.14122	.00000	.00000	.00000	.00000
1.200	102.476	-.16438	875.87781	.00000	.00000	.00000	.00000
1.200	104.513	-.16391	875.92046	.00000	.00000	.00000	.00000
1.199	106.436	-.16083	875.55543	.00000	.00000	.00000	.00000
1.199	108.455	-.14710	875.27600	.00000	.00000	.00000	.00000
1.200	110.402	-.13356	876.29639	.00000	.00000	.00000	.00000
1.200	112.373	-.12491	875.67026	.00000	.00000	.00000	.00000
1.199	114.408	-.12193	875.29112	.00000	.00000	.00000	.00000
1.199	116.520	-.13169	876.19123	.00000	.00000	.00000	.00000
1.199	118.286	-.13423	875.39683	.00000	.00000	.00000	.00000
1.199	120.426	-.13730	875.16125	.00000	.00000	.00000	.00000
	GRADIENT	.00217	-.01540	.00000	.00000	.00000	.00000

SA-2F (8TPT-855) SRB W/ELE TUNEL AND THRUST ATT (PPS051) (09 MAR 74)

REFERENCE DATA

SREF = 7.0690 28. IN. XMRP = 20.8340 INCHES
 LREF = 3.0000 INCHES YMRP = .0000 INCHES
 PREF = 3.0000 INCHES ZMRP = .0000 INCHES
 SCALE = .0211 SCALE

PARAMETRIC DATA

BETA = .000 PHI = 90.000
 RN/L = 6.100 FADSTR = .000
 AFTSTK = .000 ATTRNG = 1.000
 ELETUN = 1.000 RTORRS = .000

RUN NO. 83/ 0 RN/L = 5.06 GRADIENT INTERVAL = -5.00/ 5.00

MACH	ALPHA	BETA	Q (PSF)	CP1	CP2	CP3	CP4
.600	116.239	-71.379	672.05151	.00000	.00000	.00000	.00000
.599	118.287	-71.362	670.89334	.00000	.00000	.00000	.00000
.599	120.287	-63.121	671.13936	.00000	.00000	.00000	.00000
.599	122.276	-60.551	671.64599	.00000	.00000	.00000	.00000
.600	124.264	-54.407	672.14929	.00000	.00000	.00000	.00000
.599	126.265	-51.303	670.13399	.00000	.00000	.00000	.00000
.599	128.283	-55.131	671.47658	.00000	.00000	.00000	.00000
.600	130.299	-64.423	672.31540	.00000	.00000	.00000	.00000
.601	132.356	-66.739	673.64881	.00000	.00000	.00000	.00000
.599	134.386	-61.746	671.40165	.00000	.00000	.00000	.00000
.599	136.431	-51.761	671.56781	.00000	.00000	.00000	.00000
.599	138.501	-47.570	671.06278	.00000	.00000	.00000	.00000
.599	140.707	-34.374	671.14750	.00000	.00000	.00000	.00000
	GRADIENT	.00939	.00400	.00000	.00000	.00000	.00000

RUN NO. 84/ 0 RN/L = 5.46 GRADIENT INTERVAL = -5.00/ 5.00

MACH	ALPHA	BETA	Q (PSF)	CP1	CP2	CP3	CP4
.900	116.118	-34.445	962.11548	.00000	.00000	.00000	.00000
.900	118.031	-34.647	962.33945	.00000	.00000	.00000	.00000
.899	120.001	-35.084	961.08591	.00000	.00000	.00000	.00000
.900	121.961	-34.766	962.84230	.00000	.00000	.00000	.00000
.899	123.987	-33.965	961.83638	.00000	.00000	.00000	.00000
.900	125.960	-34.187	962.17493	.00000	.00000	.00000	.00000
.899	128.049	-34.280	961.28267	.00000	.00000	.00000	.00000
.900	130.042	-33.227	962.17020	.00000	.00000	.00000	.00000
.901	132.054	-33.292	963.99788	.00000	.00000	.00000	.00000
.900	134.060	-33.559	961.82727	.00000	.00000	.00000	.00000
.900	136.136	-36.151	962.60460	.00000	.00000	.00000	.00000
.899	138.201	-34.979	961.67613	.00000	.00000	.00000	.00000
.899	140.394	-35.804	961.52557	.00000	.00000	.00000	.00000
	GRADIENT	-.00023	.00104	.00000	.00000	.00000	.00000

TABULATED SOURCE DATA LARC 8-655/662 (SA-2FA/D)

(PPSD31) (09 MAR 74)

DATE 10 APR 74

SA-2F (8TPT-653)SRB W/ELE TUNNEL AND THRUST ATT

PARAMETRIC DATA

SREF = 7.0690 SQ. IN. XMRP = 20.8340 INCHES
 LREF = 3.0000 INCHES YMRP = .0000 INCHES
 BRFP = 3.0000 INCHES ZMRP = .0000 INCHES
 SCALE = .0211 SCALE

BETA = .000 PHI = 90.000
 RN/L = 6.100 FLDSTK = .000
 AFTSTK = .000 ATTRNG = 1.000
 ELETUN = 1.000 RTORKS = .000

RUN NO. 83/ 0 RN/L = 4.17 GRADIENT INTERVAL = -5.00/ 5.00

MACH	ALPHA	BETA	Q (PSF)	CP1	CP2	CP3	CP4
1.199	116.375	-.14264	874.70611	.00000	.00000	.02000	.00000
1.200	116.314	-.15243	874.98430	.00000	.00000	.00000	.00000
1.200	120.327	-.15696	875.79063	.00000	.00000	.00000	.00000
1.199	122.277	-.14546	874.52449	.00000	.00000	.00000	.00000
1.200	124.270	-.14124	875.73433	.00000	.00000	.00000	.00000
1.198	126.276	-.12896	874.66611	.00000	.00000	.00000	.00000
1.199	128.287	-.12468	875.41209	.00000	.00000	.00000	.00000
1.200	130.271	-.12223	875.68985	.00000	.00000	.00000	.00000
1.199	132.278	-.11204	874.58379	.00000	.00000	.00000	.00000
1.199	134.299	-.10525	875.46251	.00000	.00000	.00000	.00000
1.198	136.321	-.10720	874.33678	.00000	.00000	.00000	.00000
1.200	138.318	-.11538	875.69162	.00000	.00000	.00000	.00000
1.199	140.329	-.12490	875.38443	.00000	.00000	.00000	.00000
	GRADIENT	.00185	.00867	.00000	.00000	.00000	.00000

ORIGINAL PAGE IS OF POOR QUALITY

TABULATED SOURCE DATA LARC 8-855/862 (SA-2FA/B)

(PP5032) (09 MAR 74)

SA-2F (OPT-655)888 W/ELE TUNNEL AND THRUST ATT

REFERENCE DATA

SHEP = 7.0690 56.1M. XMRP = 20.8340 INCHES
 LREF = 3.0000 INCHES YMRP = .0000 INCHES
 BREF = 3.0000 INCHES ZMRP = .0000 INCHES
 SCALE = .0211 SCALE

PARAMETRIC DATA

BETA = .000 PHI = 90.000
 RNVL = 6.100 FADSTR = .000
 AFTSTK = .000 ATTRNG = 1.000
 ELETUN = 1.000 RTORKS = .000

RUN NO. 160/ 0 RNVL = 5.22 GRADIENT INTERVAL = -5.00/ 5.00

MACH	ALPHA	BETA	Q (PSF)	CP1	CP2	CP3	CP4
.600	141.217	-1.31255	673.31839	.15867	.09094	.09920	.10565
.600	143.359	-1.16086	672.31376	.14402	.07067	.08065	.08343
.600	145.485	-.99459	672.39026	.12019	.05206	.05881	.06322
.600	147.708	-.86081	672.31048	.08755	.03369	.04023	.04748
.600	149.836	-.73369	673.14578	.07918	.02316	.02900	.03332
.600	152.054	-.56719	672.30885	.07794	.01690	.02917	.02646
.600	154.095	-.42860	672.64758	.06800	.00865	.02636	.01043
.600	156.160	-.28148	672.39845	.04947	-.00411	.01828	-.00311
.999	158.274	-.17861	671.22733	.02880	-.01592	.00659	-.01557
.600	160.567	-.10599	671.69847	.00759	-.02905	-.00959	-.02931
GRADIENT		.06442	-.09682	-.00731	-.00581	-.00494	-.00669

RUN NO. 161/ 0 RNVL = 5.49 GRADIENT INTERVAL = -5.00/ 5.00

MACH	ALPHA	BETA	Q (PSF)	CP1	CP2	CP3	CP4
.899	132.645	-1.29215	981.32399	.22818	.16364	.12479	.18806
.900	135.087	-1.36336	981.91887	.19038	.13133	.12029	.17039
.900	137.312	-1.37530	981.85026	.16182	.11420	.11022	.14347
.899	139.597	-1.40714	981.51646	.13535	.10874	.11010	.12095
.900	141.976	-1.46139	983.03866	.12071	.10321	.11589	.10693
.900	144.313	-1.45906	982.28469	.10507	.08998	.11456	.09175
.901	146.531	-1.31845	983.31748	.07132	.06278	.07418	.07205
.900	149.067	-1.13255	982.44452	.06000	.05904	.06309	.06871
GRADIENT		.00552	.09056	-.01026	-.00594	-.00332	-.00769

RUN NO. 159/ 0 RNVL = 4.16 GRADIENT INTERVAL = -5.00/ 5.00

MACH	ALPHA	BETA	Q (PSF)	CP1	CP2	CP3	CP4
1.199	133.287	-.65500	875.49913	.16294	.15412	.16667	.19695
1.199	135.467	-.64478	875.67181	.15093	.14536	.15812	.14802
1.199	137.681	-.62493	875.42586	.14791	.14419	.15339	.15049
1.200	139.696	-.61115	875.72066	.14308	.13827	.14572	.14968
1.200	142.157	-.59707	875.74202	.13650	.12728	.13599	.14321
1.200	144.322	-.58579	876.08516	.13143	.12081	.13066	.13443
1.200	146.607	-.56912	875.74024	.12688	.11530	.12454	.12594
1.200	148.793	-.53030	875.69140	.12328	.11585	.12477	.12259
1.200	151.065	-.32759	875.64875	.11744	.11454	.12016	.11959
1.200	153.306	-.16695	875.67792	.11122	.10950	.11346	.11116
1.199	155.517	-.11081	875.63516	.10728	.09933	.11689	.10529
1.199	157.757	-.07484	875.43349	.09513	.06404	.10369	.09126
1.199	160.127	-.06521	875.51293	.07688	.06825	.07551	.07332
GRADIENT		.02540	-.00097	-.00271	-.00278	-.00265	-.00281

TABULATED SOURCE DATA LARC 9-655/662 (SA-2FA/B)

SA-2F (8TPT-655)SRB W/ELE TUNNEL AND THRUST ATT

(PPSD53) (09 MAR 74)

PARAMETRIC DATA

BETA = .000 PHI = 90.000
 RN/L = 6.100 FWDSTK = 1.000
 AFTSTK = .000 ATTRNC = 1.000
 ELETUN = 1.000 RTORNS = .000

REFERENCE DATA

SREF = 7.0620 50. IN. XMRP = 20.8340 INCHES
 LREF = 3.0000 INCHES YMRP = .0000 INCHES
 BREF = 3.0000 INCHES ZMRP = .0000 INCHES
 SCALE = .001 SCALE

RUN NO. 164/ 0 RN/L = 5.22 GRADIENT INTERVAL = -5.00/ 5.00

MACH	ALPHA	BETA	Q (PSF)	CP1	CP2	CP3	CP4
.600	156.174	-.29391	672.73062	.03250	-.00127	.01916	.00101
.600	158.307	-.17953	672.97644	.03263	-.01355	.00910	-.01229
.600	160.362	-.11353	672.46347	.01922	-.02447	-.00413	-.02390
.599	162.530	-.05980	671.64109	-.00078	-.03419	-.01662	-.03449
.600	164.600	-.01363	672.64758	-.01421	-.04171	-.03221	-.04296
.600	166.696	.00210	673.31182	-.02526	-.04659	-.04424	-.04767
.600	168.779	.00429	672.73062	-.03428	-.04937	-.04959	-.04861
.600	170.836	.00225	672.80874	-.04369	-.05105	-.05313	-.05065
.600	172.890	.00029	672.31376	-.04889	-.04981	-.05890	-.05622
.601	174.956	-.00085	673.55592	-.05112	-.05029	-.06242	-.05852
.599	177.008	-.00094	671.55639	-.05459	-.05772	-.06292	-.06175
.600	178.965	-.00096	673.23373	-.05443	-.06156	-.06214	-.06405
.600	181.321	.00155	672.89997	-.05621	-.06356	-.06210	-.06438
.600	GRADIENT	.00881	.00854	-.00424	-.00216	-.00333	-.00239

RUN NO. 165/ 0 RN/L = 5.49 GRADIENT INTERVAL = -5.00/ 5.00

MACH	ALPHA	BETA	Q (PSF)	CP1	CP2	CP3	CP4
.699	155.453	-.64867	961.94142	.06798	.03306	.07482	.06076
.699	157.952	-.42382	961.19998	.07110	.04250	.07677	.05195
.900	160.096	-.29769	962.14755	.07067	.03252	.06478	.03288
.900	162.241	-.20509	962.17020	.06661	.02699	.06389	.04986
.900	164.387	-.12121	962.56342	.09395	.02670	.06197	.03660
.900	166.491	-.06101	962.45600	.09255	.02011	.05365	.02222
.900	168.665	-.00444	962.46276	.06614	.01474	.04394	.01370
.900	170.762	-.00221	962.31171	.07232	.00917	.03799	.00615
.900	172.872	-.00867	962.74173	.05821	.00521	.03866	.00661
.900	174.916	-.00544	962.91066	.02901	-.01000	.02207	.00112
.900	176.989	-.00315	963.13833	-.00436	-.02708	-.00733	-.01666
.900	179.016	.00587	962.71521	-.02639	-.03550	-.02745	-.03231
.900	181.309	.00325	962.85595	-.02309	-.02857	-.05379	-.03247
.900	GRADIENT	.02117	.05034	-.00409	-.00331	-.00424	-.00363

SA-2F (01PT-855)SMB W/ELE TUNNEL AND THRUST ATT

(PP5033) (09 MAR 74)

REFERENCE DATA

SREF = 7.0890 56.14. XRRP = 20.0340 INCHES
 LREF = 3.0000 INCHES YRRP = .0000 INCHES
 BREF = 3.0000 INCHES ZRRP = .0000 INCHES
 SCALE = .0211 SCALE

PARAMETRIC DATA

BETA = .000 PHI = 90.000
 RN/L = 6.100 FLDSTK = .000
 AFTSTK = .000 ATTRNG = 1.000
 ELETUN = 1.000 RTORKS = .000

RUN NO. 162/ 0 RN/L = 4.19 GRADIENT INTERVAL = -5.00/ 5.00

MACH	ALPHA	BETA	Q (PSF)	CP1	CP2	CP3	CP4
1.200	155.230	-.13569	875.77702	.09248	.08503	.09771	.06909
1.200	157.779	-.06355	875.59061	.07725	.06924	.07804	.07056
1.200	162.175	-.08916	875.64889	.06309	.05184	.06684	.06211
1.200	164.323	-.14864	875.63353	.05942	.05007	.06349	.05660
1.200	166.494	-.10940	875.67026	.05398	.05526	.05873	.04449
1.200	168.583	-.05491	875.66258	.05217	.06016	.05598	.04512
1.200	170.686	-.02012	875.63513	.04674	.05223	.05020	.04117
1.200	172.783	-.00909	875.78473	.03714	.03654	.04048	.03061
1.199	174.682	-.00780	875.41209	.01806	.01771	.02189	.01485
1.199	176.997	-.00652	875.61376	.02077	.01916	.01922	.01189
1.199	181.190	-.00736	875.26062	.02555	.01854	.02620	.01869
	GRADIENT	.00546	-.00992	-.00272	-.00242	-.00285	-.00285

REFERENCE DATA
 MREF = 7.0890 50.1M. YMRP = 20.8340 INCHES BETA = .000 PHI = 135.000
 LREF = 3.0000 INCHES YMRP = .0000 INCHES RN/L = 6.100 FADSTR = .000
 BREF = 3.0000 INCHES ZMRP = .0000 INCHES AFTSTRK = .000 ATTRNG = 1.000
 SCALE = .0211 SCALE ELETUN = 1.000 RTORKS = .000

PARAMETRIC DATA

RUN NO. 134/ 0 RN/L = 5.19 GRADIENT INTERVAL = -5.00/ 5.00

MACH	ALPHA	BETA	Q(P/SF)	CP1	CP2	CP3	CP4
.600	-1.332	-.00613	672.23561	-.13285	-.12462	-.15189	-.15097
.600	.952	-.00917	673.40635	-.13007	-.13240	-.14096	-.15139
.600	2.974	-.01105	672.98301	-.12621	-.13337	-.15112	-.15528
.600	4.993	-.01346	672.57109	-.12995	-.13624	-.15593	-.16160
.599	7.057	-.00926	671.73069	-.13850	-.14186	-.16214	-.16876
.600	9.101	-.01129	672.73554	-.15176	-.15012	-.16935	-.17529
.600	10.094	-.01799	672.64756	-.15008	-.15445	-.17190	-.17680
.599	11.136	-.01915	671.73069	-.16433	-.15922	-.17492	-.17913
.600	13.191	-.04305	671.90173	-.17237	-.16727	-.18058	-.18270
.600	15.254	-.06232	673.23337	-.17876	-.17446	-.18513	-.18986
.600	17.308	-.14032	673.31839	-.18409	-.17862	-.19086	-.19045
.600	19.375	-.21881	672.72898	-.19021	-.16628	-.20156	-.19713
.599	21.486	-.30623	671.92663	-.19848	-.20218	-.21378	-.20818
.600	23.611	-.43966	672.82022	-.20797	-.21875	-.22458	-.22185
	GRADIENT	-.00114	.03344	.00061	-.00172	-.00065	-.00168

RUN NO. 133/ 0 RN/L = 5.48 GRADIENT INTERVAL = -5.00/ 5.00

MACH	ALPHA	BETA	Q(P/SF)	CP1	CP2	CP3	CP4
.600	-1.163	.00725	981.75081	-.13680	-.12996	-.15189	-.15124
.600	.947	.00075	980.52272	-.13356	-.13609	-.14999	-.15160
.600	3.011	-.00959	982.42182	-.13026	-.13908	-.15429	-.15772
.600	5.106	-.02537	982.63951	-.13418	-.14382	-.16114	-.16615
.600	7.127	-.05266	982.22525	-.14444	-.15293	-.16866	-.17490
.600	9.205	-.09279	981.64881	-.15611	-.16434	-.17544	-.17987
.600	10.242	-.12790	982.18844	-.16449	-.17217	-.17966	-.18240
.600	11.269	-.15674	981.28678	-.17021	-.17709	-.18236	-.18468
.600	13.382	-.23316	980.97593	-.18226	-.18661	-.19112	-.18936
.600	15.463	-.31087	982.08315	-.19130	-.19316	-.20030	-.19370
.600	17.569	-.37262	981.82798	-.19822	-.19929	-.20709	-.19883
.600	19.704	-.40378	982.11985	-.20331	-.20446	-.21035	-.20362
.600	21.860	-.42754	980.57717	-.20991	-.20984	-.21435	-.20954
.600	24.066	-.46266	982.81489	-.21783	-.21768	-.22296	-.21819
	GRADIENT	-.00403	.14838	.00132	-.00219	-.00057	-.00155

ORIGINAL PAGE IS
 OF POOR QUALITY

TABLULATED SOURCE DATA LARC 0-055/1602 (SA-2FA/B)

(FPS054) (09 MAR 74)

PARAMETRIC DATA

BETA = .000 PHI = 135.000
 RM/L = 6.100 FMJ3TK = .000
 AFTSTR = .000 ATTRNG = 1.000
 ELETUN = 1.000 RTCKRS = .000

REFERENCE DATA

MACH = 7.0690 90.14. MRP = 20.6340 INCHES
 LREF = 3.0000 INCHES YMRP = .0000 INCHES
 BREF = 3.0000 INCHES ZMRP = .0000 INCHES
 SCALE = .0211 SCALE

RUN NO. 132/ 0 RM/L = 4.18 GRADIENT INTERVAL = -5.00/ 5.00

MACH	ALPHA	BETA	Q (FPS)	CP1	CP2	CP3	CP4
1.199	-1.194	-.00515	875.62751	-.15931	-.14582	-.17522	-.17517
1.200	.947	-.00761	875.67187	-.15457	-.15260	-.16922	-.17036
1.203	3.002	-.01161	875.93592	-.14641	-.15315	-.17222	-.17420
1.200	5.043	-.01093	875.91458	-.15082	-.15602	-.17527	-.17686
1.199	7.104	-.00892	875.46251	-.15507	-.16319	-.16102	-.16320
1.199	9.160	-.00669	875.63316	-.16754	-.17459	-.19261	-.19432
1.199	10.199	-.01126	875.62751	-.17523	-.18203	-.19572	-.19646
1.199	11.251	-.01337	875.58357	-.18297	-.18565	-.19568	-.19568
1.199	13.369	-.02828	875.73596	-.19252	-.18973	-.19708	-.19664
1.199	15.496	-.05679	875.73596	-.19604	-.19263	-.19648	-.19805
1.199	17.638	-.08270	875.73596	-.19885	-.19562	-.20001	-.19991
1.199	19.824	-.16160	875.68357	-.20132	-.19079	-.20227	-.20210
1.199	21.994	-.21993	875.43349	-.20654	-.20544	-.20842	-.20801
1.199	24.237	-.21537	875.68357	-.21405	-.21012	-.21352	-.21319
GRADIENT		-.00154	.07379	.00307	-.00177	.00073	.00025

TABULATED SOURCE DATA LARC 8-655/862 (SA-87A/B)

(PP5055) (09 MAR 74)

SA-27 (8TPT-655)S8B W/ELE TUNNEL AND THRUST ATT

PARAMETRIC DATA

BREF = 7.0000 INCHES
 LARF = 3.0000 INCHES
 BREF = 3.0000 INCHES
 SCALE = .0811 SCALE

MACH = 20.0348 INCHES
 YMRP = .0000 INCHES
 ZMRP = .0000 INCHES
 SCALE = .0811 SCALE

BETA = .000
 FM1 = 135.000
 FM2STK = .000
 AFTSTK = .000
 ATTKNG = 1.000
 ELETUN = 1.000
 RTORNS = .000

RUN NO. 131/ 0 MACH = 5.16 GRADIENT INTERVAL = -5.00/ 5.00

MACH	ALPHA	BETA	CP1	CP2	CP3	CP4
.800	19.339	-21329	673.07280	-18217	-17883	-19431
.800	21.526	-29707	673.15563	-19051	-18929	-20615
.800	23.470	-41725	673.37402	-19602	-20593	-21571
.800	24.753	-51236	672.48968	-20502	-21533	-22225
.800	27.608	-70812	672.56782	-22342	-22822	-23829
.800	30.050	-80838	672.31703	-23253	-22913	-24925
.800	30.739	-81515	673.49101	-23469	-22754	-25260
.800	31.946	-82801	672.81858	-23770	-22553	-25676
.800	34.031	-81531	673.15892	-24052	-22158	-26150
.800	36.929	-59987	671.40165	-24519	-22882	-27182
.800	38.203	-44196	672.90818	-24744	-23329	-27636
GRADIENT		-1.02086	-1.04007	-1.00367	-1.00256	-1.00437

RUN NO. 130/ 0 MACH = 5.48 GRADIENT INTERVAL = -5.00/ 5.00

MACH	ALPHA	BETA	CP1	CP2	CP3	CP4
.800	19.635	-36444	981.96445	-19248	-19325	-20308
.800	21.719	-41522	981.74473	-19934	-19871	-20647
.800	24.104	-44937	981.82293	-20667	-20569	-21431
.800	26.161	-36546	981.18180	-21342	-21379	-22187
.800	28.170	-23438	981.23224	-21882	-22343	-22839
.800	30.547	-15368	981.94008	-22778	-23277	-23732
.800	31.933	-26819	982.08038	-23397	-23739	-24104
.800	32.937	-36582	982.33472	-24031	-24125	-24400
.800	35.071	-52305	981.33723	-24085	-24614	-25319
.800	36.147	-40819	982.44821	-25637	-24647	-27187
GRADIENT		-1.00358	-1.02864	-1.00328	-1.00359	-1.00408

REFERENCE DATA

SREF = 7.0690 SQ. IN. XMRP = 20.8340 INCHES
 LREF = 3.0000 INCHES YMRP = .0000 INCHES
 BREF = 3.0000 INCHES ZMRP = .0000 INCHES
 SCALE = .0211 SCALE

PARAMETRIC DATA

BETA = .000 PHI = 135.000
 RN/L = 6.100 FADSTK = .000
 AFTSTK = .000 ATTRNG = 1.000
 ELETUN = 1.000 RTORKS = .000

RUN NO. 129/ 0 RN/L = 4.17 GRADIENT INTERVAL = -5.00/ 5.00

MACH	ALPHA	BETA	Q (PSF)	CP1	CP2	CP3	CP4
1.200	19.746	-.14986	875.64528	-.18190	-.18046	-.18326	-.18217
1.200	21.785	-.20836	875.64718	-.19382	-.19217	-.19394	-.19425
1.200	24.214	-.20299	875.67623	-.20674	-.20121	-.20525	-.20487
1.200	26.340	-.21780	875.65489	-.21192	-.20581	-.21056	-.21080
1.200	28.577	-.27925	875.65489	-.22237	-.22040	-.22398	-.22362
1.200	30.886	-.35391	875.59081	-.23316	-.23647	-.23832	-.23747
1.199	32.152	-.37118	875.12470	-.23816	-.24270	-.24666	-.24582
1.199	33.720	-.36201	875.24700	-.23781	-.24367	-.24962	-.24707
1.199	35.436	-.32719	875.78786	-.23527	-.24167	-.24843	-.24624
1.199	37.685	-.40430	875.77403	-.24831	-.24971	-.26295	-.25963
1.199	40.013	-.43635	875.75116	-.25611	-.25778	-.27303	-.26900
1.199	42.634	-.47104	875.59237	-.26005	-.26898	-.28167	-.27970
1.199	44.644	-.48329	875.19024	-.26164	-.26764	-.28015	-.28122
1.199	46.899	-.45837	875.16756	-.25495	-.26641	-.27423	-.27662
1.199	GRADIENT	-.01248	-.01131	-.00283	-.00333	-.00375	-.00374

SA-2F (8TPY-695)SRB W/ELE TUNNEL AND THRUST ATT

(PPS056) (09 MAR 74)

REFERENCE DATA

SREF = 7.0690 SQ. IN. XMRP = 20.8340 INCHES
 LRFP = 3.0000 INCHES YMRP = .0000 INCHES
 BRFP = 3.0000 INCHES ZMRP = .0000 INCHES
 SCALE = .0211 SCALE

PARAMETRIC DATA

BETA = .000 PH1 = 155.000
 RN/L = 6.100 FWDSTK = .000
 AFTSTK = .000 ATTRNG = 1.000
 ELETUN = 1.000 RTORKS = .000

RUN NO. 58/ 0 RN/L = 5.09 GRADIENT INTERVAL = -5.00/ 5.00

MACH	ALPHA	BETA	Q (PSF)	CP1	CP2	CP3	CP4
.600	79.550	.00716	672.89341	.00000	.00000	.00000	.00000
.600	81.825	.00182	672.64102	.00000	.00000	.00000	.00000
.600	83.811	.00456	672.63938	.00000	.00000	.00000	.00000
.600	85.803	-.00158	672.72242	.00000	.00000	.00000	.00000
.600	87.835	.00045	672.72734	.00000	.00000	.00000	.00000
.600	89.894	.00036	672.30721	.00000	.00000	.00000	.00000
.600	92.016	-.00545	672.47002	.00000	.00000	.00000	.00000
.600	93.770	-.01675	672.72406	.00000	.00000	.00000	.00000
.600	95.624	-.02114	673.14249	.00000	.00000	.00000	.00000
.600	97.590	.04417	672.46838	.00000	.00000	.00000	.00000
.600	99.601	.06469	672.64102	.00000	.00000	.00000	.00000
.600	101.532	.08027	672.05805	.00000	.00000	.00000	.00000
.600	103.378	.09568	672.31212	.00000	.00000	.00000	.00000
	GRADIENT	.00341	-.01654	.00000	.00000	.00000	.00000

RUN NO. 57/ 0 RN/L = 5.48 GRADIENT INTERVAL = -5.00/ 5.00

MACH	ALPHA	BETA	Q (PSF)	CP1	CP2	CP3	CP4
.900	80.167	-.43192	982.48572	.00000	.00000	.00000	.00000
.900	82.499	-.41631	982.55429	.00000	.00000	.00000	.00000
.900	84.824	-.41350	982.12897	.00000	.00000	.00000	.00000
.899	86.473	-.41652	981.93656	.00000	.00000	.00000	.00000
.900	88.247	-.40924	982.57254	.00000	.00000	.00000	.00000
.900	89.711	-.40441	982.29824	.00000	.00000	.00000	.00000
.900	91.711	-.40629	982.42627	.00000	.00000	.00000	.00000
.900	93.773	-.38670	982.67885	.00000	.00000	.00000	.00000
.901	95.447	-.38476	983.42263	.00000	.00000	.00000	.00000
.901	97.920	-.35874	983.68283	.00000	.00000	.00000	.00000
.900	100.215	-.34278	983.02968	.00000	.00000	.00000	.00000
.900	103.656	-.29861	982.93827	.00000	.00000	.00000	.00000
	GRADIENT	.00506	.04811	.00000	.00000	.00000	.00000

ORIGINAL PAGE IS OF POOR QUALITY

SA-2F (8TPT-855)SRB W/ELE TUNNEL AND THRUST ATT

(PPS056) (09 MAR 74)

REFERENCE DATA

MREF = 7.0690 SQ.IN. XMRP = 20.8340 INCHES
 LREF = 3.0000 INCHES YMRP = .0000 INCHES
 BREF = 3.0000 INCHES ZMRP = .0000 INCHES
 SCALE = .0211 SCALE

PARAMETRIC DATA

BETA = .000 PHI = 135.000
 RN/L = 6.100 FLDSTK = .000
 AFTSTK = .000 ATTRNG = 1.000
 ELETUN = 1.000 RTORKS = .000

RUN NO. 56/ 0 RN/L = 4.28 GRADIENT INTERVAL = -5.00/ 5.00

MACH	ALPHA	BETA	Q (PSF)	CP1	CP2	CP3	CP4
1.196	79.990	-.26788	875.08291	.00000	.00000	.00000	.00000
1.198	81.832	-.26743	875.15770	.00000	.00000	.00000	.00000
1.197	83.735	-.27185	874.96611	.00000	.00000	.00000	.00000
1.199	85.661	-.27479	875.67316	.00000	.00000	.00000	.00000
1.199	87.742	-.28467	875.65040	.00000	.00000	.00000	.00000
1.200	89.669	-.28311	875.80011	.00000	.00000	.00000	.00000
1.199	91.583	-.28654	875.68557	.00000	.00000	.00000	.00000
1.200	93.566	-.28902	875.82914	.00000	.00000	.00000	.00000
1.200	95.381	-.28817	876.06386	.00000	.00000	.00000	.00000
1.199	97.464	-.28855	875.57710	.00000	.00000	.00000	.00000
1.200	99.277	-.28595	875.76338	.00000	.00000	.00000	.00000
1.200	103.957	-.28161	875.70528	.00000	.00000	.00000	.00000
	GRADIENT	-.00084	.03112	.00000	.00000	.00000	.00000

SA-2F(8PPT-655)SRB W/ELE TUNNEL AND THRUST ATT

(PPSD37) (09 MAR 74)

REFERENCE DATA

SREF = 7.0690 84.1N. XMRP = 20.6340 INCHES
 LREF = 3.0000 INCHES YMRP = .0000 INCHES
 BREF = 3.0000 INCHES ZMRP = .0000 INCHES
 SCALE = .0211 SCALE

PARAMETRIC DATA

BETA = .000 PHI = 135.000
 RV/L = 6.100 FWDSTK = .000
 AFTSTK = .000 ATTRNG = 1.000
 ELETUN = 1.000 RTORKS = .000

RUN NO. 65/ 0 RV/L = 5.08 GRADIENT INTERVAL = -5.00/ 5.00

MACH	ALPHA	BETA	Q (PSF)	CP1	CP2	CP3	CP4
.600	76.464	-.12724	672.56782	.00000	.00000	.00000	.00000
.599	78.413	-.11794	671.31042	.00000	.00000	.00000	.00000
.600	80.395	-.11352	673.06932	.00000	.00000	.00000	.00000
.600	82.432	-.10158	673.40963	.00000	.00000	.00000	.00000
.600	84.432	-.09831	672.23234	.00000	.00000	.00000	.00000
.600	86.410	-.10325	672.15419	.00000	.00000	.00000	.00000
.600	88.377	-.10102	672.57109	.00000	.00000	.00000	.00000
.600	90.378	-.10597	672.98465	.00000	.00000	.00000	.00000
.600	92.352	-.08359	673.23537	.00000	.00000	.00000	.00000
.600	94.429	-.12622	672.06950	.00000	.00000	.00000	.00000
.600	96.474	-.18267	672.48149	.00000	.00000	.00000	.00000
.600	98.280	-.22583	672.40500	.00000	.00000	.00000	.00000
.599	100.408	-.24901	671.14750	.00000	.00000	.00000	.00000
GRADIENT		-.00436	-.01624	.00000	.00000	.00000	.00000

RUN NO. 64/ 0 RV/L = 5.48 GRADIENT INTERVAL = -5.00/ 5.00

MACH	ALPHA	BETA	Q (PSF)	CP1	CP2	CP3	CP4
.900	76.337	.31958	982.88797	.00000	.00000	.00000	.00000
.901	78.237	.35442	983.42707	.00000	.00000	.00000	.00000
.900	80.119	.33787	982.03778	.00000	.00000	.00000	.00000
.899	82.110	.35785	981.75868	.00000	.00000	.00000	.00000
.900	84.027	.35371	982.17020	.00000	.00000	.00000	.00000
.899	85.994	.35827	981.62149	.00000	.00000	.00000	.00000
.899	87.861	.37444	981.75868	.00000	.00000	.00000	.00000
.900	89.909	.37841	981.96443	.00000	.00000	.00000	.00000
.900	91.820	.37701	982.03903	.00000	.00000	.00000	.00000
.900	93.809	.38466	981.69586	.00000	.00000	.00000	.00000
.900	95.712	.39128	982.27088	.00000	.00000	.00000	.00000
.900	97.749	.40534	982.19318	.00000	.00000	.00000	.00000
.900	99.751	.41258	982.24350	.00000	.00000	.00000	.00000
GRADIENT		.00331	-.02403	.00000	.00000	.00000	.00000

SA-2F (81PT-855)SRB W/ELE TUNNEL AND THRUST ATT

(PPS058) (09 MAR 74)

REFERENCE DATA

SREF = 7.0690 90.1N. XMRP = 20.8340 INCHES
 LREF = 3.0000 INCHES YMRP = .0000 INCHES
 BREF = 3.0000 INCHES ZMRP = .0000 INCHES
 SCALE = .0211 SCALE

PARAMETRIC DATA

BETA = .000 PHI = 135.000
 RN/L = 6.100 PWDSTK = .000
 AFTSTK = .000 ATTRNG = 1.000
 ELETUN = 1.000 RTORKS = .000

RUN NO. 173/ 0 RN/L = 5.19 GRADIENT INTERVAL = -5.00/ 5.00

MACH	ALPHA	BETA	Q (PSF)	CP1	CP2	CP3	CP4
.600	135.163	-.36095	672.48477	.17319	.15868	.12904	.21895
.600	137.454	-.25291	672.56618	.14925	.13229	.11326	.18861
.600	139.568	-.20298	673.14578	.12991	.10775	.10228	.16453
.600	141.623	-.18168	672.39845	.11953	.08777	.09159	.13423
.600	143.757	-.19548	672.23071	.10111	.07232	.08437	.10329
.601	145.934	-.19935	673.73346	.07280	.05535	.07106	.07607
.600	148.115	-.18275	672.56454	.05016	.03966	.05721	.04994
.600	150.134	-.16027	673.05947	.03268	.02411	.03999	.05149
.600	152.197	-.10093	672.64922	.01598	.00786	.01774	.01435
.600	154.262	-.04708	672.48805	.00281	-.00531	-.00231	.00236
.600	156.346	-.00249	671.80723	-.00649	-.01453	-.01066	-.00736
.600	158.395	.01393	673.23373	-.01391	-.02249	-.01615	-.01599
.600	160.699	.01317	672.48477	-.02009	-.03088	-.02017	-.02668
	GRADIENT	.01304	-.00396	-.00806	-.00740	-.00631	-.00091

RUN NO. 172/ 0 RN/L = 5.48 GRADIENT INTERVAL = -5.00/ 5.00

MACH	ALPHA	BETA	Q (PSF)	CP1	CP2	CP3	CP4
.900	133.416	.36081	982.07427	.19949	.14099	.12696	.19800
.899	135.689	.16849	980.45917	.16187	.11641	.11502	.16737
.900	137.907	.00601	982.27525	.13189	.10295	.10917	.14088
.899	140.258	.01016	981.58932	.11365	.09235	.09671	.11343
.899	142.457	.01738	981.73562	.10536	.08971	.10345	.10684
.900	144.850	-.01686	981.82727	.09312	.08085	.10205	.10099
.900	147.256	-.02270	981.72223	.08337	.07043	.09388	.09155
.900	149.501	-.08164	981.91887	.08024	.07159	.09644	.09311
.900	151.690	-.08203	982.37594	.07456	.06970	.09422	.09019
.899	153.821	.00313	981.58021	.06780	.06009	.08773	.07765
.900	156.058	.07876	982.59547	.06515	.04880	.08341	.06262
.899	158.184	.06467	981.36530	.06708	.04910	.08742	.05896
.900	160.473	.03222	981.90497	.07076	.05211	.09366	.05649
	GRADIENT	-.00643	.01509	-.00421	-.00300	-.00118	-.00451

REFERENCE DATA

SREF = 7.0690 50. IN. XMRP = 20.8340 INCHES
 LREF = 3.0000 INCHES YMRP = .0000 INCHES
 BREF = 3.0000 INCHES ZMRP = .0000 INCHES
 SCALE = .0211 SCALE

PARAMETRIC DATA

BETA = .000 PHI = 135.000
 RN/L = 6.100 FWDSTK = .000
 AFTSTK = .000 ATTRNG = 1.000
 ELETUN = 1.000 RTORKS = .000

RUN NO. 171/ 0 RN/L = 4.18 GRADIENT INTERVAL = -5.00/ 5.00

MACH	ALPHA	BETA	g (PSF)	CP1	CP2	CP3	CP4
1.199	135.447	.38665	875.80166	.19216	.18674	.19388	.19473
1.200	135.778	.37163	875.28071	.17978	.17534	.18784	.17747
1.199	138.072	.33747	875.36761	.17383	.16376	.17828	.16939
1.200	140.257	.30565	875.57544	.16833	.15372	.16747	.16228
1.199	142.365	.25376	875.15237	.15619	.13915	.15154	.14930
1.199	144.700	.18613	875.31256	.13580	.12354	.13327	.13336
1.199	146.837	.15340	875.34785	.12612	.11793	.12740	.12495
1.199	149.020	.13307	875.07427	.12535	.12087	.13314	.12340
1.199	151.336	.14607	875.46251	.11483	.11288	.11662	.11611
1.200	153.513	.16735	875.48096	.11182	.10379	.11607	.11222
1.200	155.690	.16633	875.44560	.11377	.10175	.12036	.11431
1.200	157.908	.14603	875.74797	.10873	.09598	.11600	.10342
1.200	160.317	.08494	875.44560	.09951	.08552	.10499	.09375
	GRADIENT	-.01065	.00139	-.00350	-.00360	-.00332	-.00352

ORIGINAL PAGE IS OF POOR QUALITY

SA-2F (81PT-655)SRB W/ELE TUNNEL AND THRUST ATT

(PPS059) (09 MAR 74)

REFERENCE DATA

SREF = 7.0690 SQ. IN. XGRP = 20.8340 INCHES
 LREF = 3.0000 INCHES YGRP = .0000 INCHES
 BREF = 3.0000 INCHES ZGRP = .0000 INCHES
 SCALE = .0211 SCALE

PARAMETRIC DATA

BETA = .000 PHI = 135.000
 RN/L = 6.100 FWDSTK = .000
 AFTSTK = .000 ATTRNG = 1.000
 ELETUN = 1.000 RTORKS = .000

RUN NO. 176/ 0 RN/L = 5.20 GRADIENT INTERVAL = -5.00/ 5.00

MACH	ALPHA	BETA	Q (PSF)	CP1	CP2	CP3	CP4
.600	156.371	-.00500	672.65578	-.00238	-.01143	-.00755	-.00539
.599	158.426	-.00623	671.55149	-.00991	-.01947	-.01370	-.01366
.600	160.475	-.01834	673.07096	-.01497	-.02669	-.01706	-.02324
.600	162.581	-.02519	672.81038	-.01409	-.03347	-.01790	-.03150
.600	164.638	-.03087	673.49265	-.01490	-.03955	-.02143	-.03693
.600	166.705	-.02791	672.65578	-.01950	-.04551	-.02776	-.04219
.600	168.799	-.02220	672.57109	-.02515	-.05067	-.03509	-.04741
.600	170.819	-.01229	671.99297	-.03075	-.05519	-.04428	-.05242
.600	172.881	-.00662	672.66397	-.04261	-.04922	-.05955	-.05475
.600	174.925	-.00313	672.90161	-.05108	-.04957	-.06303	-.05638
.600	176.953	-.00298	672.24052	-.05629	-.05632	-.06349	-.06007
.600	178.978	-.00014	672.66397	-.05585	-.06048	-.06268	-.06268
.600	181.143	-.00303	672.57765	-.05656	-.06282	-.06368	-.06363
	GRADIENT	-.00056	-.00065	-.00239	-.00189	-.00261	-.00230

RUN NO. 175/ 0 RN/L = 5.48 GRADIENT INTERVAL = -5.00/ 5.00

MACH	ALPHA	BETA	Q (PSF)	CP1	CP2	CP3	CP4
.899	156.101	.05347	981.56622	.06990	.05309	.08816	.06724
.899	158.164	.06076	981.60327	.07211	.05277	.09037	.06274
.899	160.305	.03839	980.93049	.07842	.05786	.09834	.06067
.899	162.340	.02828	980.59644	.07695	.05321	.09906	.05817
.900	164.493	.01714	982.20230	.07536	.04979	.09733	.05686
.899	166.553	.00482	980.96684	.07123	.04067	.08914	.05445
.900	168.707	.01304	982.38529	.07254	.03136	.07540	.04283
.899	170.771	.00749	981.02135	.06044	.01842	.05707	.03083
.900	172.867	.00664	981.74045	.03784	.00535	.03769	.01912
.900	174.877	.00751	981.89586	.01278	-.01233	.01174	.00026
.900	176.934	.00927	982.02392	-.01222	-.02804	-.01293	-.02041
.900	178.989	.00780	982.16108	-.02954	-.05338	-.03000	-.05367
.900	181.134	.00312	982.44008	-.02535	-.02701	-.03485	-.03088
	GRADIENT	-.00205	.04077	-.00451	-.00416	-.00579	-.00439

(PPS059) (09 MAR 74)

TABLATED SOURCE DATA LARC 9-655/662 (SA-2FA/B)

SA-2F (8TPT-655)SRB W/ELE TUNEL AND THRUST ATT

PARAMETRIC DATA

BETA = .000 PHI = 195.000
 RV/L = 6.100 P*OSTK = .000
 AFTSTK = .000 ATTRNG = 1.000
 ELETUN = 1.000 RTORKS = .000

REFERENCE DATA

SREF = 7.0690 SQ.IN. XMRP = 20.8340 INCHES
 LREF = 3.0000 INCHES YMRP = .0000 INCHES
 BREF = 3.0000 INCHES ZMRP = .0000 INCHES
 SCALE = .0211 SCALE

RUN NO. 174/ 0 RV/L = 4.19 GRADIENT INTERVAL = -5.00/ 5.00

MACH	ALPHA	BETA	Q (PSF)	CP1	CP2	CP3	CP4
1.199	155.566	.15566	875.28836	.10210	.09118	.10675	.10156
1.199	157.960	.12236	875.61376	.09516	.08289	.10100	.08740
1.200	160.081	.08990	876.02700	.08912	.07630	.09592	.07897
1.199	162.311	.04097	875.41209	.08165	.06899	.08923	.07205
1.199	164.428	.01545	875.71460	.07617	.06269	.08330	.06791
1.199	166.535	.01572	875.73598	.06927	.05606	.07307	.05825
1.200	168.643	.01551	875.67792	.06393	.05007	.06317	.05010
1.200	170.692	.02209	875.54807	.05040	.04603	.05066	.04137
1.199	172.778	.00956	875.31739	.03947	.03636	.04038	.03394
1.199	174.850	.00468	875.14614	.01848	.01539	.02290	.01743
1.199	176.893	.00009	875.75124	.01693	.01710	.02081	.01401
1.199	178.945	-.00533	875.67942	.02259	.02159	.02073	.01447
1.199	181.148	-.00677	875.69331	.02721	.01991	.02583	.01797
	GRADIENT	-.00547	.00299	-.00360	-.00311	-.00369	-.00356

ORIGINAL PAGE IS
 OF POOR QUALITY

REFERENCE DATA

SREF = 7.0690 SQ. IN. XMRP = 20.8340 INCHES
 LREF = 3.0000 INCHES YMRP = .0000 INCHES
 BREF = 3.0000 INCHES ZMRP = .0000 INCHES
 SCALE = .0211 SCALE

PARAMETRIC DATA

BETA = .000 PHI = .000
 RV/L = 6.100 FWDSTK = .000
 AFTSTK = .000 ATTRNG = 1.000
 ELETUN = 1.000 RTORKS = .000

RUN NO. 150/ 0 RV/L = 3.76 GRADIENT INTERVAL = -5.00/ 5.00

MACH	ALPHA	BETA	Q (PSF)	CP1	CP2	CP3	CP4
.400	136.287	-.01701	332.75540	.25071	.17460	.19357	.22425
.401	138.779	-.00576	333.11586	.21217	.13620	.13431	.19224
.400	140.538	-.00737	332.75707	.18797	.11641	.12219	.16837
.401	142.523	-.01065	333.02506	.16380	.10013	.11297	.14709
.397	144.644	-.00430	327.14539	.13005	.07986	.09794	.12040
.400	146.489	.00043	332.11966	.09847	.05854	.07654	.08678
.399	148.453	.01309	331.30984	.07080	.03995	.05542	.05845
.401	149.547	.01167	333.93079	.05438	.02827	.04022	.04266
.400	150.713	.00755	332.93647	.04378	.02079	.03007	.03208
.400	152.895	.00414	331.85104	.02511	.00572	.01127	.01412
.401	154.921	.00362	333.74977	.01191	-.00517	-.00235	.00078
.401	156.804	.00279	333.47795	.00241	-.01401	-.01107	-.01051
.400	159.237	-.00322	331.85104	-.00912	-.02437	-.01997	-.02112
.400	160.992	-.00068	332.03215	-.01650	-.03138	-.02689	-.02897
	GRADIENT	.00059	.01426	-.01118	-.00821	-.00791	-.01074

RUN NO. 151/ 0 RV/L = 5.24 GRADIENT INTERVAL = -5.00/ 5.00

MACH	ALPHA	BETA	Q (PSF)	CP1	CP2	CP3	CP4
.601	144.059	.01196	674.41393	.11956	.07334	.09481	.10898
.602	146.191	.00673	675.74473	.08230	.05068	.06955	.07545
.601	148.276	.02079	674.32929	.05612	.03234	.04732	.04835
.601	150.464	-.00822	675.40463	.03360	.01569	.02508	.02673
.601	153.091	-.02421	674.66620	.01446	.00041	.00458	.00788
.601	154.553	-.02170	674.91182	.00565	-.00772	-.00480	-.00091
.601	156.435	.00236	675.15907	-.00485	-.01781	-.01469	-.01096
.600	158.744	-.00106	673.57896	-.01511	-.02756	-.02396	-.02059
.600	160.745	-.00053	673.74663	-.02380	-.03310	-.03110	-.02877
	GRADIENT	-.00106	-.06397	-.00804	-.00636	-.00754	-.00793

PARAMETRIC DATA

REFERENCE DATA

SREF = 7.0690 SQ-IN. XMRP = 20.6340 INCHES
 LREF = 3.0000 INCHES YMRP = .0000 INCHES
 BREF = 3.0000 INCHES ZMRP = .0000 INCHES
 SCALE = .0211 SCALE

BETA = .000 PHI = .000
 RN/L = 6.100 FWDSTK = .000
 AFTSTK = .000 ATTRNG = 1.000
 ELETUN = 1.000 RTORKS = .000

RUN NO. 152/ 0 RN/L = 6.13 GRADIENT INTERVAL = -5.00/ 5.00

MACH	ALPHA	BETA	Q (PSF)	CP1	CP2	CP3	CP4
.801	144.806	.04741	1007.46000	.07514	.04954	.06501	.06932
.801	147.677	.06527	1007.77210	.07177	.02367	.03725	.03734
.800	148.840	-.01216	1006.97838	.01029	.01718	.02760	.02854
.801	149.827	-.11857	1007.44738	.04148	.01415	.02359	.02538
.801	152.167	-.12577	1007.26295	.02422	.00667	.01355	.01502
.801	154.245	-.02525	1008.44178	.01136	-.00144	.00397	.00551
.800	156.523	.00066	1007.22351	.01178	-.00082	-.00322	-.00115
.800	158.572	-.00193	1007.21091	.01147	-.01338	-.00602	-.00509
.801	160.541	-.01159	1007.53960	.01092	-.01453	-.00285	-.00638
GRADIENT		-.00182	.00118	-.00392	-.00361	-.00414	-.00438

RUN NO. 149/ 0 RN/L = 5.49 GRADIENT INTERVAL = -5.00/ 5.00

MACH	ALPHA	BETA	Q (PSF)	CP1	CP2	CP3	CP4
.898	133.490	-.04623	979.97869	.24496	.14900	.14208	.21882
.801	135.670	-.08483	983.88401	.19932	.13628	.12589	.18450
.801	138.093	-.03118	983.60991	.15515	.11446	.10376	.14387
.898	140.930	.05912	979.99549	.12079	.09811	.09062	.11246
.801	142.854	.07034	984.43145	.11273	.09788	.09894	.10549
.800	145.287	.12356	962.92451	.09545	.07954	.09426	.08677
.898	147.236	.11455	978.22045	.06552	.06827	.08519	.07529
.899	148.563	.07584	962.22007	.07886	.06158	.08019	.07005
.899	149.761	.03699	961.34632	.07783	.06030	.07011	.07005
.899	152.113	.03036	961.67186	.07643	.05890	.06136	.06996
.898	154.402	.04966	980.39318	.07209	.05400	.07860	.06226
.800	156.468	.04234	962.44452	.06557	.04872	.07739	.05546
.800	158.587	.01166	962.71410	.06201	.04601	.07995	.05361
.899	160.557	-.00455	981.32313	.06342	.04805	.06703	.05375
GRADIENT		.00218	-.02031	-.00561	-.00378	-.00165	-.00543

REFERENCE DATA

MREF = 7.0690 SQ. IN. XWRP = 20.8340 INCHES
 LREF = 3.0000 INCHES YWRP = .0000 INCHES
 BREF = 3.0000 INCHES ZWRP = .0000 INCHES
 SCALE = .0211 SCALE

PARAMETRIC DATA

BETA = .000 PHI = .000
 RV/L = 6.100 FWDSTK = .000
 AFTSTK = .000 ATRING = 1.000
 ELETUN = 1.000 RTORKS = .000

RUN NO. 146/ 0 RV/L = 4.66 GRADIENT INTERVAL = -5.00/ 5.00

MACH	ALPHA	BETA	Q (PSF)	CP1	CP2	CP3	CP4
.999	133.287	.00275	932.96867	.18794	.15779	.15586	.17173
.999	135.724	-.00969	932.61396	.16935	.16684	.15694	.15725
.996	137.614	-.01190	932.07487	.16973	.16600	.16680	.15956
1.000	140.209	-.04512	933.14156	.19007	.15758	.16832	.15219
.999	142.521	-.09297	932.24196	.15727	.15186	.16679	.15131
1.000	144.767	-.02265	933.46232	.13990	.13175	.14727	.13412
1.000	147.040	-.04446	933.46232	.14121	.13770	.15252	.14418
1.001	149.190	.00132	934.19366	.13014	.12131	.14260	.12189
1.000	151.756	-.04568	933.56392	.11001	.09961	.13247	.10383
1.000	154.120	-.00715	933.09710	.10032	.08568	.12746	.09441
1.000	155.996	.04361	933.41139	.09686	.07906	.12445	.08875
1.000	158.320	.04271	933.48214	.09194	.07331	.12082	.08233
1.000	160.426	.00119	933.26989	.08555	.06750	.11357	.07617
1.000	GRADIENT	.00169	.03340	-.00380	-.00397	-.00193	-.00366

RUN NO. 147/ 0 RV/L = 4.17 GRADIENT INTERVAL = -5.00/ 5.00

MACH	ALPHA	BETA	Q (PSF)	CP1	CP2	CP3	CP4
1.199	133.662	.00919	876.05518	.20059	.17574	.17940	.18737
1.201	135.983	.00673	876.85269	.18725	.17325	.18099	.18010
1.200	138.123	-.00102	875.36015	.17156	.16215	.17404	.16855
1.199	140.488	-.01514	875.02383	.15849	.14651	.15823	.15514
1.199	142.625	-.02670	875.34026	.14807	.13368	.14426	.14294
1.199	144.849	-.04594	875.41970	.13782	.12356	.13213	.13076
1.199	147.102	-.05533	875.69320	.12927	.11621	.12664	.12187
1.199	148.403	-.03362	875.74362	.13004	.12175	.13425	.12223
1.199	149.352	-.02501	875.28984	.13666	.12942	.14290	.12706
1.199	151.706	-.03041	875.21040	.12391	.11787	.12931	.11644
1.199	153.699	-.02510	875.38307	.11223	.10404	.11399	.10592
1.199	156.214	-.00247	875.44725	.10966	.09641	.11731	.10331
1.199	158.450	.00396	875.44725	.10759	.09405	.12066	.10086
1.199	160.386	.00773	875.49766	.10258	.08860	.11899	.09695
1.199	GRADIENT	-.00010	-.02004	-.00349	-.00327	-.00256	-.00345

APPENDIX B
TABULATED SOURCE DATA
SA2FB (8 TPT-662)

**Plotted data tabulations available
on request from DMS.**

SA-2F-B (81PT-662)S2D

(RFS101) (05 DEC 73)

REFERENCE DATA

BRCP = 7.0690 50.1H. 20RP = 20.0340 INCHES
 LREF = 3.0000 INCHES 1MRP = .0000 INCHES
 BRCP = 3.0000 INCHES 2MRP = .0000 INCHES
 SCALE = .0211 SCALE

PARAMETRIC DATA

BETA = .000 PHI = .000
 RN/L = 3.800 FLDSTK = .000
 AFTSTK = .000 ATTRNG = 1.000
 ELTUN = .000 RTORKS = .000

RUN NO. 22/ 0 RN/L = 3.62 GRADIENT INTERVAL = -5.00/ 5.00

MACH	ALPHA	BETA	CA	CLM	CBL	CYN	CY	CD	L/D	CAB
.400	36.831	.10665	.61591	6.06195	-.01096	-2.23436	-1.09386	3.71878	.97824	.00000
.400	39.937	.12237	.56783	7.14864	-.01242	-2.62554	-1.04746	3.90365	.96708	.00000
.400	41.965	.14943	.49871	7.50295	-.01464	-3.43235	-.94517	4.21598	.93507	.00000
.400	43.974	.20446	.41079	6.01194	-.01687	-5.02358	-.95298	4.56694	.90693	.00000
.400	45.994	.26939	.31442	9.49050	-.02668	-6.63465	-.99921	4.94635	.87753	.00000
.400	48.004	.30499	.23103	9.04164	-.02590	-7.44917	-1.19190	5.32804	.84193	.00000
.400	50.014	.33244	.13910	9.32097	-.02566	-7.96051	-1.32158	5.71147	.80691	.00000
.400	52.011	.33264	.03831	9.03662	-.02741	-7.77113	-1.80931	6.10686	.77303	.00000
.400	54.007	.30201	-.05862	9.45016	-.02668	-7.72861	-.72728	6.68359	.73723	.00000
.400	56.008	.20771	-.11778	9.34200	-.02534	-5.61461	-.10400	7.30303	.69376	.00000
.400	57.973	.20693	-.21329	7.18670	-.01580	-4.63755	-1.43578	6.92949	.66183	.00000
.400	59.946	.21981	-.26841	5.59859	-.02712	-4.69333	-1.65650	6.40505	.62702	.00000
.400	61.944	.22433	-.32759	4.93409	-.01951	-5.45839	-1.10557	5.93331	.59331	.00000
.400	63.071	.21004	-.37143	4.76783	-.02068	-5.46879	-.56126	5.68098	.58130	.00000
GRADIENT	.00309	.09378	-.04185	-.07742	-.02035	-.06899	.00187	.11437	-.01693	.00000

ORIGINAL PAGE IS OF POOR QUALITY

REFERENCE DATA
 BMEF = 7.0690 SA. IN. ZMRP = 20.8340 INCHES
 LARF = 3.0200 INCHES YMRP = .0000 INCHES
 BMEF = 3.0200 INCHES ZMRP = .0000 INCHES
 SCALE = .0211 SCALE

PARAMETRIC DATA
 BETA = .000 PHI = .000
 RM/L = 3.600 FLDSTK = .000
 AFTSTK = .000 ATTRNG = 1.000
 ELTUN = .000 RTORRS = .000

RUN NO. 26/ 0 RM/L = 3.60 GRADIENT INTERVAL = -5.00/ 5.00

ALPHA	BETA	CM	CA	CLN	CLM	CYN	CY	CD	L/O	CAB
.400	56.069	.20953	-24459	7.31512	-.01425	-4.70313	-1.41622	6.97773	.64496	.00000
.401	59.285	0.17737	-27617	7.11216	-.01099	-4.57818	-1.47348	6.93804	.62310	.00000
.400	61.941	7.63669	-.30454	6.28540	-.01354	-1.56882	-.00338	6.59584	.58336	.00000
.400	63.910	.07183	-.36254	5.63928	-.00146	-1.84785	-.16979	6.29019	.55385	.00000
.400	65.905	.14026	-.39321	5.32764	-.00314	-4.15854	.45616	6.13878	.51775	.00000
.400	67.931	.10792	-.41485	5.04631	-.00218	-3.72565	1.10710	6.20276	.47759	.00000
.400	69.906	.06786	-.48776	4.75470	-.00234	-3.28782	1.74931	6.37265	.44730	.00000
.401	71.903	.04122	-.53450	4.97072	-.01092	-2.56903	-.46824	6.64052	.41148	.00000
.400	73.967	.17224	-.53559	5.06191	-.01828	-4.88326	.25035	7.39412	.36351	.00000
.400	75.941	.15641	-.34435	7.06298	-.00935	-4.34630	.09099	7.84643	.29367	.00000
.400	77.943	.02223	-.22296	6.62784	-.00670	-.64431	.04493	7.72880	.24309	.00000
.400	79.826	-.02237	-.18707	6.13032	-.00633	.80075	-.25323	7.73458	.20222	.00000
.400	81.930	.04042	-.03197	6.28772	-.01217	-.69808	-.59710	8.28505	.14569	.00000
.400	83.127	.03639	-.04458	5.57145	-.01127	-.84717	-.59360	8.36982	.12590	.00000
GRADIENT	-.00556	.02138	.00811	-.01111	-.00304	-.13809	.02394	.07446	-.02156	.00000

DATE 18 APR 74

TABULATED SOURCE DATA LARC 8-855/662 (SA-2FA/B)

PAGE 203

(RPS103) (05 DEC 73)

SA-2F-B (81PT-662)SRB

REFERENCE DATA

SREF = 7.0690 SQ. IN. XMRP = 20.8340 INCHES
 LREF = 3.0000 INCHES YMRP = .0000 INCHES
 BREF = 3.0000 INCHES ZMRP = .0000 INCHES
 SCALE = .0211 SCALE

PARAMETRIC DATA

BETA = .000 PHI = .000
 RV/L = 3.600 FLDSTK = .000
 AFTSTK = .000 ATTRG = 1.000
 ELTUN = .000 RTORKS = .000

RUN NO. 29/ 0 RV/L = 3.59 GRADIENT INTERVAL = -5.00/ 5.00

WACH	ALPHA	BETA	CN	CA	CLM	CBL	CYN	CY	CD	L/D	CAB
.400	76.848	.01167	7.91952	-.12920	6.14545	-.00688	-.06974	-.35387	7.74401	.21414	.00000
.400	79.980	-.01029	7.89835	-.09447	5.60254	-.01053	.47607	-.26706	7.76143	.18905	.00000
.401	81.898	.03528	8.13699	.07925	5.37425	-.01093	-.57822	-.54332	8.06893	.13244	.00000
.400	83.936	.01637	8.19133	.09794	4.67626	-.00610	-.17244	-.38519	.15587	.09413	.00000
.400	85.877	.00144	8.14233	.12119	3.92067	-.00284	.09790	-.19109	8.12996	.05715	.00000
.400	87.879	.00199	8.16888	.12234	3.36723	-.00666	.16194	-.30105	8.16781	.02205	.00000
.400	89.881	.01617	8.19007	.08966	2.82294	-.00139	-.14896	-.40572	8.19024	-.00888	.00000
.400	91.863	.00195	8.15569	.04383	2.21831	.00049	.26642	-.44535	8.14996	-.03790	.00000
.400	93.869	-.01099	8.11552	.01517	1.33209	.00109	.43935	-.19424	8.09599	-.06952	.00000
.400	95.833	-.02671	8.13052	-.08686	.89274	-.00297	.87961	-.20555	8.09724	-.09138	.00000
.400	97.841	-.00504	8.25794	-.17241	-.00939	.00539	-.00058	.19426	8.20426	-.11649	.00000
.400	99.801	.01234	8.23191	-.27453	-1.32833	.01042	-.71292	.51825	8.15850	-.13859	.00000
.400	101.811	.02258	8.17685	-.39009	-1.98289	.01345	-1.00133	.51756	8.08358	-.15981	.00000
.400	102.996	.01736	7.99768	-.46819	-2.28702	.01027	-.74892	.36583	7.89811	-.16996	.00000
GRADIENT		-.00014	.00586	-.01612	-.34919	.00089	-.02247	.03622	.00709	-.01562	.00000

ORIGINAL PAGE IS OF POOR QUALITY

SA-2F-B (8TPT-662)SRB

(RPS104) (05 DEC 73)

REFERENCE DATA

SAEP = 7.0690 SQ. IN. XMRP = 20.6340 INCHES
 LMRP = 3.0000 INCHES YMRP = .0000 INCHES
 BMRP = 3.0000 INCHES ZMRP = .0000 INCHES
 SCALE = .0211 SCALE

PARAMETRIC DATA

BETA = .000 PHI = .000
 RN/L = 3.600 FLDSTK = .000
 AFTSTK = .000 ATTRG = 1.000
 ELTUN = .000 RTORKS = .000

RUN NO. 32/ 0 RN/L = 3.62 GRADIENT INTERVAL = -5.00/ 5.00

MACH	ALPHA	BETA	CN	CA	CLM	CBL	CYN	CY	CD	L/D	CAB
.400	76.792	.18269	7.56830	-.29480	3.70012	.00486	-4.96790	.07134	7.30075	.27616	.00000
.400	78.084	.11900	7.54314	-.10840	4.35471	.00069	-3.60007	-.13690	7.35820	.22609	.00000
.400	80.084	.11682	7.85651	.09836	4.79071	.00502	-3.89598	-.28788	7.75435	.16325	.00000
.400	82.059	.08544	7.87321	.12355	3.80858	.00412	-3.35041	-.47499	7.81477	.12354	.00000
.400	84.056	.08344	7.91619	.10288	3.01633	.00239	-3.37482	-.51681	7.88429	.09100	.00000
.400	86.046	.11119	8.03686	.06958	2.52682	.00373	-3.73994	-.33261	8.02255	.06042	.00000
.400	88.031	.08965	8.20862	.12751	2.45667	.01083	-2.85187	-.19326	8.20816	.01883	.00000
.400	90.043	.08255	8.25404	.12470	1.90648	.01101	-2.38716	-.06440	8.25395	-.01586	.00000
.400	92.035	.08941	8.24705	.05397	1.34619	.01189	-2.19739	-.11159	8.30006	-.04208	.00000
.400	94.019	.05178	8.34753	-.04355	.38767	.01530	-1.69758	-.13451	8.33993	-.08889	.00000
.400	96.005	.05054	8.44550	-.13642	-.34808	.01210	-1.94371	-.26647	8.41343	-.11315	.00000
.400	97.973	.03870	8.55528	-.22131	-1.32394	.01821	-1.48907	-.20228	8.50521	-.13875	.00000
.400	99.981	.08958	8.19445	-.29804	-1.77623	.02062	-1.80902	-.31784	8.12206	-.13875	.00000
.400	100.828	.13102	7.97380	-.31812	-1.69610	.01877	-2.97771	.57315	7.89159	-.13023	.00000
GRADIENT		-.00225	.02736	-.00888	-.27180	.00076	.10379	.01917	.03234	-.01661	.00000

SA-2F-B (8TPT-682)58B

(RPS105) (05 DEC 73)

REFERENCE DATA

SREF = 7.0890 SQ. IN. XMRP = 20.8340 INCHES
 LREF = 3.0000 INCHES YMRP = .0000 INCHES
 BREF = 3.0000 INCHES ZMRP = .0000 INCHES
 SCALE = .0211 SCALE

PARAMETRIC DATA

BETA = .000 PHI = .000
 RN/L = 3.600 FMOSTK = .000
 AFTSTK = .600 ATTRNG = 1.000
 ELTUN = .000 RTORKS = .000

RUN NO. 5/ 0 RN/L = 3.60 GRADIENT INTERVAL = -5.00/ 5.00

MACH	ALPHA	BETA	CN	CA	CLM	CBL	CYN	CY	CD	L/D	CAB
.400	136.443	.00784	7.07726	-2.39405	-2.98758	-.00280	1.39899	.34275	6.61171	-.52621	.48555
.400	137.341	.01185	6.75628	-2.41313	-3.11175	-.00681	.55273	.19379	6.35288	-.52470	.45636
.400	139.406	.00741	6.20872	-2.44476	-3.23238	-.00504	.99535	.06905	5.89641	-.52976	.40494
.400	141.475	.01620	5.62960	-2.47936	-3.12696	-.00626	-.38264	.02751	5.44613	-.52513	.36126
.400	143.506	.02591	5.02419	-2.50930	-3.11527	-.00567	-.70392	.02423	5.00535	-.50879	.31813
.400	145.599	.02842	4.38354	-2.52200	-3.17307	-.00566	-.54406	.07352	4.55752	-.48097	.26101
.400	147.653	.02290	3.83691	-2.51076	-3.17082	-.01176	-.13686	.12112	4.17407	-.45475	.19378
.400	149.684	.02614	3.33630	-2.50234	-3.15305	-.00869	-.20368	.12807	3.84421	-.42062	.13098
.400	151.714	.02164	2.93124	-2.41022	-3.20340	-.01705	-.17638	.10427	3.51147	-.40982	.07592
.400	153.750	.01688	2.63175	-2.27031	-3.38883	-.00831	-.01892	.10637	3.20932	-.42821	.03999
.400	155.777	.00747	2.37454	-2.13660	-3.46739	-.00867	.08407	.06638	2.92273	-.44098	.01389
.400	157.819	.01428	2.07713	-1.97790	-3.45846	-.01421	-.05180	.08314	2.61572	-.44985	-.00872
.400	159.846	.01927	1.76059	-1.84552	-3.30213	-.01397	-.04969	.11738	2.33913	-.43474	-.03069
.400	161.255	.01934	1.51136	-1.75547	-3.14451	-.01290	-.12817	.10191	2.14805	-.40364	-.04371
	GRADIENT	.02016	-.22469	.02504	-.01103	-.00039	-.02090	-.00317	-.17819	.00501	-.02250

ORIGINAL PAGE IS OF POOR QUALITY

SA-2F-B (PTT-662)SGB

(RPS106) (05 DEC 73)

REFERENCE DATA

SREF = 7.0690 56.1N. XMRP = 20.6340 INCHES
 LREF = 3.0000 INCHES YMRP = .0000 INCHES
 BREF = 3.0000 INCHES ZMRP = .0000 INCHES
 SCALE = .0211 SCALE

PARAMETRIC DATA

BETA = .000 PHI = .000
 RN/L = 3.600 FWDSTK = .000
 AFTSTK = .000 ATTRNG = 1.000
 ELTUN = .000 RTORKS = .000

RUN NO. 16/ 0 RN/L = 3.59 GRADIENT INTERVAL = -5.00/ 5.00

MACH	ALPHA	BETA	CN	CA	CLM	CBL	CYN	CY	CD	L/D	CAB
.400	28.816	.00684	3.10141	.69279	5.18461	.01144	-.07323	-.23771	2.10197	1.13387	.32096
.400	29.983	.00923	3.28933	.69304	5.44222	-.00346	.00797	-.36678	2.24414	1.11525	.33296
.400	31.991	.02393	3.66996	.68607	5.80928	.00478	-.29073	-.51375	2.52568	1.08865	.36237
.400	33.987	.04322	4.12634	.65541	6.07538	.00254	-.77843	-.56792	2.85008	1.07191	.39759
.400	36.011	.08159	4.67295	.62720	6.14130	.00172	-1.65842	-.79352	3.25474	1.04808	.42769
.400	38.005	.11633	5.15293	.57178	6.31278	-.00662	-2.51842	-.91548	3.62337	1.02341	.43817
.400	40.007	.14831	5.62974	.51481	6.92055	.00006	-2.98815	-.88382	4.01359	.99194	.44302
.400	42.008	.13439	6.02275	.43409	7.52258	-.00275	-3.04747	-.86756	4.35320	.96129	.44215
.400	44.036	.19291	6.48589	.34681	7.98039	-.01039	-4.63454	-.88784	4.75785	.92931	.43656
.400	46.047	.28357	7.03526	.26085	8.42491	-.01612	-6.99821	-1.09326	5.24578	.89504	.44103
.400	48.067	.35325	7.54080	.17893	8.93261	-.02334	-8.72132	-1.43259	5.72936	.85631	.44938
.400	50.054	.42611	7.98888	.10206	9.25524	-.02778	-10.69276	-1.57147	6.19021	.81599	.46275
.400	52.078	.48776	8.29947	.01629	9.37712	-.03260	-12.06485	-1.39680	6.55701	.77595	.47324
.400	53.001	.52949	8.43388	-.02369	8.90747	-.02417	-7.14922	-1.46235	6.72142	.75794	.48415
GRADIENT		.01792	.22906	-.03146	.18044	-.00153	-.46313	-.04975	.19622	-.01536	.00559

TABULATED SOURCE DATA LARC 8-655/662 (SA-2FA/B)
 SA-2F-0 (0TPT-662)SRB

REFERENCE DATA
 BREF = 7.0690 SQ.IN. ZMRP = 20.8340 INCHES
 LREF = 3.0000 INCHES YMRP = .0000 INCHES
 BREF = 3.0000 INCHES ZMRP = .0000 INCHES
 SCALE = .0211 SCALE

PARAMETRIC DATA

BETA = .000 PHI = .000
 RN/L = 3.600 FADSTK = .000
 AFTSTK = .000 ATTRNG = 1.000
 ELTUN = .000 RTORKS = .000

RUN NO. 11/ 0 RN/L = 3.59 GRADIENT INTERVAL = -5.00/ 5.00

MACH	ALPHA	BETA	CN	CA	CLM	CEB	CYN	CY	CD	L/D	CAB
.401	125.626	.22821	8.95980	-1.95765	-4.89448	.02327	.85001	1.70370	8.41048	-.43482	.59291
.400	127.173	-.22344	9.06379	-2.07521	-5.82423	.02419	-1.69217	-1.84474	8.47606	-.45103	.59416
.400	129.196	-.19742	9.04637	-2.17889	-3.00359	.03163	-2.11416	-1.74911	8.38781	-.48028	.61271
.400	131.248	.04657	8.99978	-2.23359	-2.69743	.02106	.34808	.37915	7.93848	-.50270	.59168
.400	133.315	.04604	7.91229	-2.29092	-2.79045	.01853	.85671	.47945	7.32854	-.51320	.53880
.400	135.369	.02138	7.36483	-2.36068	-2.87931	.02079	.99422	.34602	6.85401	-.52272	.49255
.400	137.425	.01734	6.74197	-2.41137	-3.16569	.01626	.34801	.18517	6.33703	-.52601	.43508
.400	139.480	.00739	6.21119	-2.44354	-3.16128	.00937	.12328	.07375	5.89300	-.53183	.38837
.400	141.536	.00848	5.68903	-2.48126	-3.00731	.01431	-.30514	-.00803	5.48152	-.53108	.34879
.400	143.609	.01724	5.06141	-2.48838	-3.06330	.01797	-.44788	.01982	5.00600	-.51899	.30277
.400	145.663	.01149	4.41438	-2.49618	-3.07306	.01559	-.33430	.00578	4.55039	-.49197	.24395
.400	147.717	.01853	3.90530	-2.49470	-3.07349	.00943	-.39626	.03977	4.19491	-.46942	.18123
.400	149.766	.02320	3.42214	-2.46006	-2.99189	.01023	-.42459	.06533	3.84858	-.44639	.12010
.400	150.911	.01911	3.18356	-2.40636	-3.01411	.01043	-.34970	.05421	3.65059	-.44159	.08597
.400	GRADIENT	.00184	-.25479	-.01766	.03092	-.00065	-.00059	.01197	-.20863	.00008	-.02166

SA-2F-B (8TPT-662)SRB

REFERENCE DATA

MREF = 7.0690 50-IN. XMRP = 20.8340 INCHES
 LREF = 3.0000 INCHES YMRP = .0000 INCHES
 BREF = 3.0000 INCHES ZMRP = .0000 INCHES
 SCALE = .0211 SCALE

RUN NO. 23/ 0 RN/L = 3.62 GRADIENT INTERVAL = -5.00/ 5.00

MACH	ALPHA	BETA	CN	CA	CLM	CBL	CYN	CY	CD	L/D	CAB
.400	39.032	.10929	5.18223	.60618	6.88671	-.00905	-2.26523	-1.06015	3.75439	.97575	.00000
.400	39.936	.12226	5.40246	.56832	7.12390	-.01220	-2.63668	-1.02958	3.90380	.96766	.00000
.400	41.955	.15484	5.74910	.49438	7.54565	-.00946	-3.56262	-.96954	4.21050	.93675	.00000
.400	43.943	.20735	6.15762	.40788	7.99347	-.01862	-4.99587	-.96682	4.56675	.90808	.00000
.400	45.963	.26785	6.55669	.32370	8.45987	-.02281	-6.60255	-.99936	4.93861	.87513	.00000
.400	47.974	.30930	6.95645	.23623	8.92732	-.02642	-7.60287	-1.15425	5.32567	.84152	.00000
.400	49.984	.32956	7.32399	.14391	9.51673	-.02458	-7.91535	-1.46828	5.70168	.80663	.00000
.400	51.990	.33428	7.67625	.04317	9.83270	-.02145	-7.71920	-1.80587	6.07472	.77255	.00000
.400	53.977	.30234	8.26620	-.05390	9.45126	-.01675	-5.54831	-1.2885	6.65383	.73718	.00000
.400	55.995	.20622	8.82183	-.11745	9.18170	-.02740	-4.94968	-1.43110	7.24755	.69417	.00000
.400	57.966	.21732	8.18451	-.21306	6.87542	-.02740	-4.94968	-1.66938	6.41134	.66248	.00000
.400	59.926	.22029	7.56392	-.26805	5.58919	-.02392	-4.89932	-1.66938	6.82540	.62739	.00000
.400	61.934	.22815	6.95342	-.33200	4.93380	-.02191	-5.54220	-1.14152	5.97956	.59610	.00000
.400	63.420	.19736	6.45253	-.39470	4.74707	-.02193	-5.17084	-.49789	5.99398	.57922	.00000
GRADIENT		.00293	.09000	-.04197	-.08169	-.00047	-.08443	.00168	.11121	-.01689	.00000

PARAMETRIC DATA

BETA = .000 PHI = .000
 RN/L = 3.600 FLDSTK = .000
 AFTSTK = .000 ATTRNG = 1.000
 ELTUN = .000 RTORKS = .000

(RPS109) (05 DEC 75)

SA-2F-B (8TPT-662)SRB

REFERENCE DATA

MREF = 7.0690 50-IN. XMRP = 20.8340 INCHES
 LREF = 3.0000 INCHES YMRP = .0000 INCHES
 BREF = 3.0000 INCHES ZMRP = .0000 INCHES
 SCALE = .0211 SCALE

RUN NO. 4/ 0 RN/L = 6.08 GRADIENT INTERVAL = -5.00/ 5.00

MACH	ALPHA	BETA	CN	CA	CLM	CBL	CYN	CY	CD	L/D	CAB
.800	159.370	.04742	1.94467	-2.06397	-2.64994	.00018	-.21883	.03802	2.63541	-.41199	-.00164
.800	160.622	.04563	1.77042	-2.03425	-2.49489	.00062	-.16983	.06467	2.50643	-.39705	-.00352
GRADIENT		-.00143	-.13918	.03963	.12384	.00035	.03914	.00531	-.10303	.01193	-.00150

PARAMETRIC DATA

BETA = .000 PHI = .000
 RN/L = 6.100 FLDSTK = .000
 AFTSTK = .000 ATTRNG = 1.000
 ELTUN = .000 RTORKS = .000

TABULATED SOURCE DATA LARC 8-655/662 (SA-2FA/B)

DATE 18 APR 74

SA-2F-B (8TPT-662)SRB WITH NO. 4D TRIP STRIPS

(RPS11D) (05 DEC 73)

REFERENCE DATA

SREF = 7.0690 SQ. IN. YMRP = 20.8340 INCHES
LREF = 3.0000 INCHES YMRP = .0000 INCHES
BREF = 3.0000 INCHES ZMRP = .0000 INCHES
SCALE = .0211 SCALE

PARAMETRIC DATA

BETA = .000 PHI = .000
RN/L = .600 FWDSTK = .000
AFTSTK = .000 ATTRNG = 1.000
ELTUN = .000 RTORKS = .000

RUN NO. 60/ 0 RN/L = .57 GRADIENT INTERVAL = -5.00/ 5.00

MACH	ALPHA	BETA	CN	CA	CLM	CBL	CYN	CY	CD	L/D	CAB
.397	78.936	-.00425	8.52924	-.14004	10.63921	.15524	-.01822	.63840	8.34569	.21155	.00000
.396	79.865	-.00494	8.58290	-.09782	10.23559	.13008	-.02016	.74195	8.43177	.19054	.00000
.396	81.871	-.00522	8.24032	.09779	8.53246	.07952	.03659	.73300	8.17135	.13074	.00000
.396	83.848	-.00494	8.43373	.26756	6.65371	.11261	-.05988	.76895	8.41383	.07580	.00000
.396	85.852	-.00464	8.10217	.49295	3.87927	.14470	-.09526	.75004	8.11661	.01164	.00000
.397	87.851	-.00556	8.22416	.54379	2.93776	.11954	-.01298	.79215	8.23877	-.02852	.00000
.396	89.840	-.00524	8.01752	.42079	2.60910	.14674	-.03705	.78037	8.01866	-.04969	.00000
.399	91.850	-.00509	8.04434	.40162	1.95824	.12308	-.05269	.77055	8.02718	-.08295	.00000
.399	93.859	-.00434	8.26072	.35482	1.08537	.12698	.01881	.60565	8.21812	-.11073	.00000
.399	95.859	-.00474	8.29595	.25129	.61586	.12854	.03596	.65074	8.22697	-.13331	.00000
.399	97.839	-.00520	8.41029	.11920	.35779	.13020	.00377	.74692	8.31544	-.15215	.00000
.399	99.859	-.00493	8.44472	.04594	-.17180	.10638	.03192	.68825	8.31250	-.17915	.00000
.399	101.858	-.00581	8.41650	-.14437	-.69492	.16011	.01261	.83855	8.26711	-.19176	.00000
.399	103.086	-.00627	8.34204	-.23379	-.92635	.15691	-.02072	.93879	8.17829	-.20314	.00000
GRADIENT		-.00503	-.00145	-.00592	-.46863	.00117	.00161	.00356	-.00317	-.01691	.00000

RUN NO. 58/ 0 RN/L = .60 GRADIENT INTERVAL = -5.00/ 5.00

MACH	ALPHA	BETA	CN	CA	CLM	CBL	CYN	CY	CD	L/D	CAB
.590	79.048	-.00201	14.40130	.13793	12.48019	.09123	-.36054	.49375	14.16521	.18360	.00000
.593	79.899	-.00262	14.98638	.14759	12.14782	.07561	-.35884	.54987	14.77999	.16800	.00000
.593	81.896	-.01193	13.36075	.13979	12.23352	.07150	-.37580	.49527	13.24703	.13173	.00000
.594	83.916	-.01093	14.60523	.13318	13.72432	.07234	-.33306	.55501	14.53708	.09737	.00000
.593	85.904	-.00177	14.63823	.13030	13.06312	.04098	-.41893	.51395	14.61015	.05267	.00000
.594	87.904	-.00152	14.68972	.10696	12.62475	.04278	-.39838	.47276	14.68381	.02931	.00000
.593	89.903	-.00160	14.50282	.10451	12.42920	.06048	-.34703	.43817	14.50297	-.00552	.00000
.592	91.912	-.00201	14.46674	.11093	11.98908	.06112	-.25418	.40221	14.45498	-.04107	.00000
.596	93.920	-.00336	14.46998	.09923	10.86499	.06229	-.22839	.52608	14.42935	-.07541	.00000
.597	95.871	-.00144	11.50163	.26646	2.29857	.05449	-.36478	.43620	11.41403	-.12630	.00000
.596	97.863	-.00029	10.96178	.21963	.32610	.05870	-.44656	.39463	10.82866	-.15859	.00000
.596	99.862	-.00187	10.78091	.09478	-.18091	.11053	-.38489	.49659	10.60537	-.18291	.00000
.595	101.850	-.00203	10.73072	-.04969	-.81499	.04167	-.27652	.42491	10.51222	-.20500	.00000
.595	103.100	-.00246	10.64563	-.16621	-1.22714	.07633	-.05543	.28572	10.60126	-.21660	.00000
GRADIENT		.00002	-.17987	-.00563	-.66602	-.00019	.00538	-.00614	-.18184	-.01724	.00000

(RFS110) (05 DEC 73)

SA-2F-B (61PT-662)SRB WITH NO. 40 TRIP STRIPS

PARAMETRIC DATA

BETA = .000 PHI = .000
 RN/L = .600 FADSTR = .000
 AFTSTR = .000 ATTRG = 1.000
 ELTUN = .000 RTOKS = .000

REFERENCE DATA

SRF = 7.0690 SQ. IN. XMRP = 20.8340 INCHES
 LREF = 3.0000 INCHES YMRP = .0000 INCHES
 BRP = 3.0000 INCHES ZMRP = .0000 INCHES
 SCALE = .0211 SCALE

RUN NO. 59/ 0 RN/L = .61 GRADIENT INTERVAL = -5.00/ 5.00

MACH	ALPHA	BETA	CN	CA	CLM	CBL	CYN	CY	CD	L/D	CAB
.900	79.090	-.00147	16.63742	.49567	12.73335	.01475	-.09611	.18220	16.43052	.16203	.00000
.901	79.956	-.00118	16.41521	.50297	12.19922	.02857	-.14843	.20486	16.25137	.14568	.00000
.900	81.942	-.00124	16.46288	.48817	11.02664	.04418	-.16381	.22099	16.36876	.11146	.00000
.905	83.938	-.00116	16.74062	.50133	9.85036	.04747	-.09799	.16109	16.69995	.07602	.00000
.900	85.923	-.00232	16.90110	.47261	8.66713	.03686	-.01945	.17715	16.89194	.04323	.00000
.900	87.919	-.00308	16.99433	.43028	7.55482	.06429	.05321	.16971	16.99874	.01101	.00000
.898	89.924	-.00249	17.06942	.45944	6.45286	.04257	-.01526	.18503	17.07001	-.02559	.00000
.899	91.909	-.00214	16.96075	.47911	5.37924	.01968	-.03602	.17793	16.93537	-.06164	.00000
.897	93.913	-.00183	16.79167	.43113	4.09451	.03510	-.05331	.17095	16.72311	-.09424	.00000
.898	95.908	-.00205	16.53202	.36930	2.68612	.01209	-.08630	.21372	16.40629	-.12607	.00000
.896	97.877	-.00311	16.10564	.27963	1.05758	.03894	-.04970	.25848	15.91537	-.15608	.00000
.897	99.880	-.00255	15.94412	.19044	-.34713	.04194	-.05573	.22593	15.67499	-.18650	.00000
.897	101.873	-.00287	15.68497	.10047	-1.61522	.04358	-.02032	.22083	15.32871	-.21695	.00000
.897	103.120	-.00390	15.57380	.01652	-2.22666	.04416	.00808	.24287	15.16350	-.23420	.00000
	GRADIENT	-.00007	-.03800	-.01742	-.62488	.00024	.00384	.00211	-.04740	-.01660	.00000

REFERENCE DATA
 SHEET = 7.0690 SQ. IN. XMRP = 20.8340 INCHES BETA = .000 PHI = .000
 LREF = 3.0000 INCHES YMRP = .0000 INCHES RN/L = 2.000 FMOSTK = .000
 DRFF = 3.0000 INCHES ZMRP = .0000 INCHES AFTSTK = .000 ATTRNG = 1.000
 SCALE = .0211 SCALE ELTUN = .000 RTORKS = .000

PARAMETRIC DATA

RUN NO. 55/ 0 RN/L = 2.03 GRADIENT INTERVAL = -5.00/ 5.00

MACH	ALPHA	BETA	CA	CLM	CBL	CYN	CY	CD	L/D	CAB
.399	79.122	.00609	-1.0585	10.77273	-.01943	-.57977	.22571	10.04783	.20290	.00000
.399	79.969	-.00432	-.08746	10.52062	-.01158	-.06318	.22139	9.94860	.18581	.00000
.399	81.962	-.01436	-.03232	9.57320	-.02286	.35574	.29563	10.08489	.14445	.00000
.399	83.950	-.01715	.07996	8.07790	-.02927	.49622	.28914	10.02946	.09798	.00000
.400	85.936	-.02037	.27332	5.64042	-.01967	.62704	.30855	9.81677	.04310	.00000
.399	87.923	-.01522	.36968	3.96707	-.03776	.68530	.05272	9.68306	-.00194	.00000
.398	89.905	-.01932	.38169	3.01425	-.02980	.64792	.25337	9.60838	-.03806	.00000
.399	91.910	-.01742	.37700	2.30334	-.02599	.45629	.33165	9.53789	-.07269	.00000
.400	93.905	-.01267	.32403	1.59331	-.03536	.18149	.36302	9.37061	-.10220	.00000
.399	95.909	-.01234	.19308	.84701	-.02600	.13862	.38761	9.52968	-.12387	.00000
.396	97.883	-.01346	.03686	.10861	-.01058	.21984	.37131	9.50536	-.14238	.00000
.399	99.865	-.01824	-.14347	-.90772	-.01953	.51559	.32495	9.41231	-.15879	.00000
.399	101.868	-.01879	-.29132	-1.79718	-.02579	.55478	.32078	9.28502	-.17809	.00000
.399	103.123	-.01499	-.34701	-2.32104	-.02898	.27043	.40080	9.19613	-.19439	.00000
GRADIENT		-.00043	-.00630	-.55299	-.00215	.01407	.00635	-.03367	-.01672	.00000

RUN NO. 54/ 0 RN/L = 2.02 GRADIENT INTERVAL = -5.00/ 5.00

MACH	ALPHA	BETA	CA	CLM	CBL	CYN	CY	CD	L/D	CAB
.800	79.276	-.01401	.15938	13.83640	-.06192	.01276	.39150	15.43464	-.17888	.00000
.800	80.128	-.01470	.17953	13.56486	-.05928	.06877	.36389	16.02706	.16265	.00000
.801	82.063	-.01203	.25771	10.32800	-.05077	-.06582	.39500	13.11418	.11956	.00000
.800	84.107	-.00617	.17228	12.60166	-.03232	-.18799	.38590	15.01810	.09168	.00000
.800	86.126	-.00809	.20470	12.85905	-.04512	-.28864	.40917	15.58963	.03455	.00000
.800	88.127	-.00433	.1576601	.21490	-.04815	-.36783	.42397	15.76469	.01907	.00000
.800	90.115	-.00781	.1580957	.22702	-.04379	-.28039	.43386	15.80908	-.01637	.00000
.800	92.019	-.01382	.1356369	.39255	-.03673	-.07986	.45794	13.54164	-.06426	.00000
.801	93.937	-.01800	.1225783	.44436	-.03940	-.00335	.51036	12.19795	-.10568	.00000
.800	95.939	-.02492	.1209332	.74315	-.03540	.22732	.52036	11.99317	-.13420	.00000
.800	97.968	-.02310	.21275	-.26807	-.03352	.26039	.44423	11.84948	-.15736	.00000
.399	99.928	-.01974	.01001	-.93564	-.02333	.13073	.45883	11.77069	-.17590	.00000
.399	101.958	-.01702	-.10880	-1.95116	-.04261	-.00039	.49192	11.63130	-.20166	.00000
.800	103.149	-.01696	-.18420	-2.52909	-.02060	.00464	.48718	11.57162	-.21758	.00000
GRADIENT		-.00044	-.18404	-.00999	-.76971	.00068	.00919	-.16707	-.01704	.00000

SA-2F-B (81PT-602)SMB WITH NO. 40 TRIP STRIPS

(RPS111) (05 DEC 73)

REFERENCE DATA

SREF = 7.0690 30.1M. ZMRP = 20.8340 INCHES
 LREF = 3.0000 INCHES YMRP = .0000 INCHES
 BREF = 3.0000 INCHES ZMRP = .0000 INCHES
 SCALE = .0211 SCALE

PARAMETRIC DATA

BETA = .000 PHI = .000
 RN/L = 2.000 FMOSTK = .000
 AFTSTR = .000 ATTRNG = 1.000
 ELTUN = .000 RTORKS = .000

RUN NO. 53/ 0 RN/L = 2.00 GRADIENT INTERVAL = -5.00/ 5.00

NO	ALPHA	BETA	CN	CA	CLM	CBL	CYN	CY	CD	L/D	CAB
.899	79.395	.00935	16.54379	.51668	13.14704	-.04742	-.33538	.07752	16.35586	.15527	.00000
.899	80.228	.01110	16.67998	.53682	12.62364	-.04843	-.37375	.07238	16.52908	.13928	.00000
.899	82.221	.01007	16.94218	.55458	11.35605	-.04996	-.35191	.07735	16.86132	.10342	.00000
.899	84.216	.00812	17.23849	.54727	10.22326	-.04386	-.26331	.04629	17.20588	.06932	.00000
.899	86.192	.00593	17.44673	.52765	9.17334	-.04564	-.20698	.04620	17.44325	.03625	.00000
.899	88.178	.00497	17.65619	.49574	8.17971	-.03952	-.17289	.03850	17.66302	.00372	.00000
.899	90.151	.00565	17.81303	.51542	6.98408	-.04026	-.17910	.02949	17.81161	-.03157	.00000
.899	92.142	.00555	17.84882	.49022	5.78163	-.04542	-.17171	.02946	17.81803	-.06493	.00000
.899	94.119	.00412	17.72843	.42390	4.46248	-.04347	-.16070	.04589	17.65018	-.09610	.00000
.899	96.091	.00533	17.48163	.34564	2.94883	-.04868	-.17506	.03213	17.32636	-.12678	.00000
.900	98.063	.00462	17.10005	.25994	1.43299	-.03932	-.16990	.04234	16.89471	-.15713	.00000
.900	100.025	.00376	16.86883	.16831	-.09434	-.04513	-.13219	.02908	16.58198	-.18708	.00000
.900	101.997	.00199	16.54132	.07761	-1.57251	-.03612	-.09976	.03962	16.16390	-.21741	.00000
.900	103.243	.00055	16.34075	.00828	-2.29543	-.03580	-.06999	.04564	15.90431	-.23587	.00000
GRADIENT	-.00034	-.00641	-.02093	-.64493	.00034	.01060	-.00147	-.01758	-.01638		.00000

SA-2F-B (81PT-662)SRB WITH NO. 40 TRIP STRIPS

(RPS112) (05 DEC 73)

REFERENCE DATA

SREF = 7.0690 IN. YMRP = 20.8340 INCHES
 LREF = 3.0000 INCHES YMRP = .0000 INCHES
 SREF = 3.0000 INCHES ZMRP = .0000 INCHES
 SCALE = .0211 SCALE

PARAMETRIC DATA

BETA = .000 PHI = .000
 RN/L = 3.600 FWDSTK = .000
 APTSTK = .000 ATTRNG = 1.000
 ELTUN = .000 RTORKS = .000

RUN NO. 56/ 0 RN/L = 3.62 GRADIENT INTERVAL = -5.00/ 5.00

MACH	ALPHA	BETA	CN	CA	CLM	CBL	CYN	CY	CD	L/D	CAB
.400	79.230	-.16343	9.93987	-1.14715	10.43692	-.00919	3.38750	.93289	9.73728	.20360	.00000
.401	80.079	-.15938	9.83166	-1.13468	9.76389	-.01476	3.28240	.90976	9.68115	.18902	.00000
.400	82.061	-.07833	9.60675	-.06796	6.11211	-.00894	1.44550	.37838	9.50727	.14667	.00000
.401	84.039	-.04035	9.49037	-.01610	6.72100	.00272	.54099	.46485	9.43738	.10613	.00000
.401	86.015	-.02604	9.38975	.03476	5.24021	-.00594	.19964	.41880	9.36946	.06594	.00000
.400	88.002	-.01903	9.23067	.06276	3.81477	-.00153	.08715	.35365	9.22724	.02808	.00000
.400	89.977	-.03264	9.08540	.07669	2.91062	-.00097	.43437	.37256	9.08543	-.00804	.00000
.401	91.961	-.06325	9.01127	.05216	1.85286	-.00926	1.10022	.50773	9.00421	-.04003	.00000
.401	93.944	-.04362	8.97190	-.01379	.76837	-.00427	.61747	.46857	8.95160	-.06740	.00000
.401	95.940	-.03233	9.03479	-.06720	-.24988	-.00225	.36648	.42504	8.93324	-.09653	.00000
.401	97.916	-.03075	9.13556	-.15204	-1.24611	-.00375	.37481	.38538	9.06944	-.12212	.00000
.401	99.895	-.03380	9.16791	-.22434	-2.04214	-.00741	.47745	.37367	9.07009	-.14933	.00000
.400	101.865	-.03370	9.18026	-.27551	-2.74475	-.00645	.53560	.33102	9.04022	-.17931	.00000
.400	103.138	-.03557	9.15395	-.32027	-3.16733	-.00660	.61404	.31422	8.98716	-.19681	.00000
GRADIENT		.00379	-.03020	-.00798	-.56862	.00011	-.08183	-.01830	-.02962	-.01671	.00000

ORIGINAL PAGE IS OF POOR QUALITY

SA-2F-8 (8TPT-662)SRS WITH NO. 40 TRIP STRIPS

REFERENCE DATA

BREF = 7.0690 SA. IN. XRRP = 20.6340 INCHES
 LREF = 3.0000 INCHES YRRP = .0000 INCHES
 BREF = 3.0000 INCHES ZRRP = .0000 INCHES
 SCALE = .0211 SCALE

PARAMETRIC DATA

BETA = .000 PHI = .000
 RN/L = 5.100 FLDSTK = .000
 AFTSTK = .000 ATTRNG = 1.000
 ELTUN = .000 RTORKS = .000

RUN NO. 52/ 0 RN/L = 5.06 GRADIENT INTERVAL = -5.00/ 5.00

BWCH	ALPHA	BETA	CN	CA	CLM	CBL	CYN	CY	CD	L/D	CAB
.601	79.393	-.02036	12.27284	.05858	12.33406	-.03680	.25368	.01990	12.07322	-.18266	.00000
.600	80.470	-.03337	12.34925	.05186	11.99579	-.04001	.43997	.01435	12.38464	-.16364	.00000
.601	82.430	-.05856	12.54897	.06291	11.02189	-.03916	.74123	.04272	12.44790	-.12779	.00000
.600	84.402	-.05596	12.55651	.06564	10.12009	-.03674	.75855	-.00234	12.50303	.09273	.00000
.601	86.375	-.02968	12.41975	.03233	9.00283	-.03464	.49116	-.07308	12.39694	.06074	.00000
.600	88.401	-.02556	12.76104	-.00577	8.61596	-.03548	.53373	-.15602	12.75591	.02837	.00000
.601	90.363	-.00875	13.11661	.07041	8.39291	-.03500	.29738	-.14765	13.11590	-.01170	.00000
.600	92.236	-.00017	12.50886	.14619	5.53865	-.02840	.10707	-.08626	12.49337	-.05116	.00000
.600	94.064	-.00760	11.32928	.21859	1.46282	-.02609	.10043	.00169	11.28494	-.09082	.00000
.600	96.080	.00225	11.10079	.15687	-.11278	-.01909	-.04020	.00808	11.02222	-.12045	.00000
.601	98.022	.02207	11.13672	.06045	-1.05017	-.01784	-.34379	.03635	11.01931	-.14647	.00000
.600	99.993	.02697	11.22010	-.04406	-1.74054	-.01661	-.42761	-.04857	11.03754	-.17215	.00000
.600	102.003	-.00409	11.23323	-.15695	-2.39926	-.01572	-.11562	-.04875	11.02028	-.19805	.00000
.600	103.191	-.01074	11.22143	-.22586	-2.76639	-.01693	.38789	-.10583	10.97688	-.21326	.00000
.600	GRADIENT	.00222	-.07126	-.00633	-.71303	.00113	-.02859	-.00119	-.07419	-.01708	.00000

SA-2F-8 (81PT-862)SRB WITH NO. 40 TRIP STRIPS

(RPS114) (05 DEC 73)

PARAMETRIC DATA

BETA = .000 PHI = .000
 RN/L = 5.500 FLDSTK = .000
 AFTSTK = .000 ATTRNG = 1.000
 ELTUN = .000 RTORKS = .000

REFERENCE DATA

WARP = 7.0890 IN. WARP = 20.0340 INCHES
 LREF = 3.0000 INCHES WARP = .0000 INCHES
 WREF = 3.0000 INCHES WARP = .0000 INCHES
 SCALE = .0211 SCALE

RUN NO. 51/ 0 RN/L = 5.48 GRADIENT INTERVAL = -5.00/ 5.00

WARP	ALPHA	BETA	CN	CA	CLM	COL	CYN	CY	CD	L/D	CAB
.900	79.875	.04075	16.70713	.49217	13.14703	-.04604	-.41013	.02375	16.53345	.14834	.00000
.900	80.970	.03900	16.68548	.50751	12.50560	-.04634	-.39407	.02425	16.73611	.12821	.00000
.900	82.066	.03796	17.15955	.51939	11.36413	-.04518	-.38373	.02616	17.09183	.09415	.00000
.900	84.059	.03948	17.45228	.50496	10.29586	-.04479	-.40291	.03094	17.42733	.06037	.00000
.900	86.835	.04155	17.69536	.48084	9.15677	-.04534	-.41825	.02859	17.69492	.02807	.00000
.900	89.778	.03839	17.94937	.47293	8.14333	-.04244	-.37494	.01736	17.95337	-.00500	.00000
.900	90.710	.03374	18.06514	.46268	7.01682	-.04221	-.31679	.00413	18.05802	-.03802	.00000
.900	92.657	.03406	18.16953	.41355	5.77782	-.04104	-.38448	.00827	18.13083	-.06924	.00000
.900	94.800	.03143	17.91277	.34321	4.25535	-.03608	-.30779	.01417	17.82756	-.09976	.00000
.900	96.509	.02928	17.45114	.27970	2.61347	-.03602	-.29609	.02014	17.30694	-.13036	.00000
.900	99.423	.02219	17.18343	.19427	1.17180	-.03327	-.25294	.03788	16.94962	-.15967	.00000
.900	100.353	.02964	16.94845	.08402	.09174	-.03094	-.29582	.01489	16.65839	-.18782	.00000
.900	102.286	.02721	16.61337	-.01713	-1.45072	-.02937	-.27453	.01463	16.23655	-.21669	.00000
.900	103.438	.01898	16.40464	-.07983	-2.33549	-.02835	-.20545	.02091	15.97405	-.23380	.00000
GRADIENT	-.00078	-.00078	-.01360	-.02407	-.65814	.00060	.00754	-.00029	-.02371	-.01621	.00000

SA-27-B (01PT-662)SMB WITH NO. 23 TRIP STRIPS

(NP8119) (05 DEC 73)

REFERENCE DATA

WDY = 7.0690 98.1M. SWRP = 20.6340 INCHES
LWDY = 3.0000 INCHES SWRP = .0000 INCHES
BWDY = 3.0000 INCHES SWRP = .0000 INCHES
SCALE = .0211 SCALE

PARAMETRIC DATA

BETA = .000 PHI = .000
RM/L = .600 PWDSTR = .000
AFTSTR = .000 ATTRNG = 1.000
ELTUN = .000 RTORNS = .000

RUN NO. 41/ 0 RM/L = .57 GRADIENT INTERVAL = -5.00/ 5.00

MACH	ALPHA	BETA	CM	CA	CLM	CEL	CYN	CY	CD	L/D	CAB
.399	78.789	.00360	9.56874	-.02290	10.91036	-.03999	-.42919	-.17172	9.40131	.20069	.00000
.399	79.646	.00390	9.90395	.06912	10.47953	-.03798	-.56213	-.10330	9.36733	.17157	.00000
.403	81.645	.00463	9.51110	.20028	8.73393	-.07377	-.60556	-.10090	9.45467	.11356	.00000
.400	83.682	.00568	9.49910	.43716	7.22636	.02373	-.80287	-.17899	9.45162	.06103	.00000
.398	85.636	.00635	9.37482	.59666	5.27240	-.03792	-.79324	-.25758	9.39352	.00907	.00000
.399	87.627	.00523	9.44583	.79056	4.46307	-.04797	-.64312	-.36746	9.46144	-.02451	.00000
.400	89.625	.00479	9.27742	.60670	3.56458	-.06364	-.67684	-.12312	9.27922	-.06233	.00000
.400	91.624	.00548	9.35965	.52952	2.68422	-.02407	-.62595	-.26593	9.33805	-.06858	.00000
.400	93.633	.00477	9.46329	.42344	2.02509	-.06565	-.44395	-.31545	9.41361	-.11209	.00000
.399	95.633	.00418	9.47444	.37965	1.39669	-.06696	-.42870	-.24759	9.36742	-.14216	.00000
.399	97.642	.00480	9.46373	.18461	.81753	-.02108	-.62917	-.14546	9.36682	-.15834	.00000
.398	99.631	.00341	9.41167	.10646	.25925	-.06440	-.56843	-.09021	9.25528	-.18497	.00000
.398	101.631	.00531	9.30047	-.08355	-.38648	-.04562	-1.12091	.14235	9.12004	-.20011	.00000
.398	103.630	.00468	9.33187	-.17551	-.75847	-.09776	-.84701	.05853	9.13116	-.21169	.00000
GRADIENT		-.00000	-.00427	-.00996	-.47315	-.00094	-.00958	.00751	-.00961	-.01637	.00000

RUN NO. 46/ 3 RM/L = .61 GRADIENT INTERVAL = -5.00/ 5.00

MACH	ALPHA	BETA	CM	CA	CLM	CEL	CYN	CY	CD	L/D	CAB
.397	79.632	.00627	12.46006	.22730	11.93039	-.03826	-.51067	-.18597	12.24852	.17851	.00000
.397	79.674	.00800	13.01281	.25146	11.97901	-.01965	-.46897	-.19110	12.85062	.16029	.00000
.398	81.622	.00739	13.09064	.29605	11.09485	-.05018	-.69140	-.18893	13.00264	.11877	.00000
.398	83.692	.00724	13.40609	.29253	10.59000	-.04695	-.68644	-.12563	13.56310	.08503	.00000
.398	85.679	.00663	13.24362	.34254	9.53211	-.04052	-.62599	-.11314	13.23419	.04811	.00000
.397	87.682	.00771	12.83129	.35654	7.71481	-.02236	-.64174	-.20014	12.83573	.00902	.00000
.398	89.639	.00609	12.81710	.37101	6.81686	-.04803	-.62233	-.27164	12.81797	-.06649	.00000
.398	91.637	.00876	12.84608	.42826	5.91724	-.04791	-.62189	-.31793	12.82685	-.06652	.00000
.398	93.633	.00915	12.83911	.42915	4.73145	-.03653	-.63641	-.34206	12.78123	-.10101	.00000
.397	95.640	.00989	12.86519	.34198	3.89941	-.04874	-.78768	-.31153	12.56333	-.13035	.00000
.398	97.633	.01013	12.28836	.32476	1.91866	-.04337	-.79348	-.31478	12.10895	-.16500	.00000
.398	99.649	.00931	12.01793	.16323	.93065	-.03938	-.81475	-.22398	11.81239	-.18764	.00000
.397	101.647	.00988	11.96823	.01993	.18064	-.03315	-.96785	-.16149	11.65047	-.21152	.00000
.397	103.633	.00913	11.71790	-.07720	-.45540	-.03756	-.87163	-.08993	11.43338	-.22458	.00000
GRADIENT		.00016	-.04795	-.00782	-.54541	-.00008	-.01619	-.05187	-.05340	-.01795	.00000

DATE 18 APR 74 TABULATED SOURCE DATA LARC 8-655/682 (SA-2FA/B)

SA-2F-B (81PT-662)SRB WITH NO. 25 TRIP STRIPS (RFS115) (05 DEC 73)

PARAMETRIC DATA

BETA = .000 PHI = .000
RN/L = .600 FWDSTK = .000
AFTSTK = .000 ATTRNG = 1.000
ELTUN = .000 RTORKS = .000

REFERENCE DATA

SREF = 7.0690 54. IN. XMRP = 20.8540 INCHES
LRFP = 3.0000 INCHES YMRP = .0000 INCHES
BRFP = 3.0000 INCHES ZMRP = .0000 INCHES
SCALE = .0211 SCALE

RUN NO. 39/ 0 RN/L = .61 GRADIENT INTERVAL = -5.00/ 5.00

MACH	ALPHA	BETA	CN	CA	CLM	CBL	CYN	CY	CD	L/D	CAB
.898	78.861	.00119	16.80775	.56418	13.00847	-.07730	-.18246	.06575	16.60105	.16190	.00000
.898	79.919	.00117	17.02853	.58146	12.44976	-.04944	-.16467	.05237	16.66742	.14277	.00000
.897	81.936	.00013	17.42588	.57721	11.39802	-.07145	-.05019	.03200	17.33455	.10805	.00000
.899	83.913	.00121	17.70402	.55684	10.30716	-.05796	-.13229	.02420	17.66325	.07494	.00000
.898	85.920	.00017	18.02928	.53895	9.31853	-.05134	-.06744	.04364	18.02193	.04135	.00000
.898	87.916	-.00005	18.18074	.50753	8.31091	-.06187	-.07145	.06239	18.18717	.00846	.00000
.898	89.903	.00008	18.41708	.51866	7.34861	-.06182	-.08091	.06059	18.41793	-.02647	.00000
.898	91.907	.00096	18.30707	.51934	6.12993	-.05429	-.12562	.03600	18.27964	-.06173	.00000
.898	93.930	-.00145	17.63539	.48132	4.73824	-.06083	.02541	.08051	17.76137	-.09533	.00000
.897	95.893	-.00063	17.63639	.41654	3.36361	-.06576	.00255	.05578	17.50044	-.12714	.00000
.899	97.864	-.00083	17.17141	.32302	1.70077	-.04671	-.01157	.06784	16.96481	-.15769	.00000
.897	99.865	-.00067	16.81281	.23193	.17964	-.05463	-.04255	.08268	16.52337	-.18851	.00000
.899	101.869	.00005	16.52558	.11198	-1.05687	-.04013	-.05349	.04029	16.14923	-.21726	.00000
.899	103.056	.00043	16.33979	.04070	-1.66424	-.05194	-.04979	.01015	15.92769	-.23452	.00000
GRADIENT		-.00006	-.02711	-.01963	-.61325	.00067	.00502	.00005	-.03750	-.01650	.00000

ORIGINAL PAGE IS OF POOR QUALITY

SA-2F-8 (6TPT-662)SRD WITH NO. 25 TRIP STRIPS

(RPS116) (05 DEC 75)

REFERENCE DATA

SHEF = 7.0690 50. IN. XMRP = 20.6340 INCHES
 LMEF = 3.0000 INCHES YMRP = .0000 INCHES
 BMEF = 3.0000 INCHES ZMRP = .0000 INCHES
 SCALE = .0211 SCALE

PARAMETRIC DATA

BETA = .000 PHI = .000
 RV/L = .900 FADSTK = .000
 AFTSTR = .000 ATTRNG = 1.000
 ELTUN = .000 RTORKS = .000

RUN NO. 44/ 0 RV/L = .92 GRADIENT INTERVAL = -5.00/ 5.00

MACH	ALPHA	BETA	CH	CA	CLM	CBL	CYN	CY	CD	L/D	CAB
.399	78.807	.00884	10.04424	-.03967	11.40698	-.04272	-.69233	-.24099	9.84531	.20198	.00000
.399	79.876	.00896	10.03358	.03531	10.97416	-.03132	-.69100	-.25017	9.88357	.17493	.00000
.400	81.871	.01055	9.90816	.18534	9.39748	-.01858	-.81570	-.28309	9.83283	.12380	.00000
.401	83.866	.01074	9.94329	.28304	7.80516	-.01017	-.82331	-.28910	9.91660	.07877	.00000
.401	85.848	.01042	9.66422	.45002	5.90361	-.04292	-.83568	-.24488	9.67144	.02593	.00000
.401	87.846	.00975	9.88704	.48046	5.01109	-.03424	-.74271	-.26306	9.89811	-.01097	.05000
.401	89.863	.01005	9.89948	.50978	3.90632	-.03482	-.77565	-.26036	9.90067	-.04910	.00000
.401	91.880	.00932	9.83440	.50978	2.91398	-.02738	-.73593	-.22640	9.81235	-.08491	.00000
.401	93.856	.01012	9.94664	.44328	2.06725	-.03502	-.85945	-.19778	9.89467	-.11198	.00000
.401	95.846	.01002	10.01403	.36753	1.35451	-.02245	-.89329	-.16354	9.93063	-.13352	.00000
.401	97.844	.00929	9.89011	.15518	.68685	-.02634	-.83744	-.14768	9.77640	-.15379	.00000
.401	99.842	.00893	9.65533	-.01484	-.08512	-.01141	-.48701	-.40751	9.71283	-.17193	.00000
.401	101.839	.00875	9.77565	-.16746	-.82630	-.01613	-.33768	-.51956	9.60204	-.19181	.00000
.401	103.056	.00812	9.74957	-.27627	-1.30331	-.03148	-.26385	-.52586	9.56056	-.20191	.00000
GRADIENT		-.00004	-.00621	-.01002	-.52193	.00042	.01315	-.00685	-.00859	-.01659	.00000

RUN NO. 43/ 0 RV/L = .91 GRADIENT INTERVAL = -5.00/ 5.00

MACH	ALPHA	BETA	CH	CA	CLM	CBL	CYN	CY	CD	L/D	CAB
.601	76.864	.01574	12.54220	.18895	12.22436	-.05879	-.84420	-.30816	12.34254	.18125	.00000
.599	79.916	.01597	13.06061	.20474	12.26037	-.03232	-.89564	-.28170	12.91459	.16174	.00000
.600	81.931	.01611	13.03365	.21270	11.22754	-.04580	-.1.04419	-.28819	12.93467	.12516	.00000
.600	83.915	.01629	12.87857	.28189	10.04776	-.04229	-.1.04781	-.29166	12.83569	.08452	.00000
.599	85.898	.01845	12.74234	.32729	8.82700	-.03984	-.1.05234	-.29647	12.73312	.04594	.00000
.599	87.912	.02036	12.63790	.31133	7.57993	-.04750	-.1.14155	-.34085	12.64085	.01182	.00000
.599	89.887	.02106	12.63453	.39707	6.55473	-.03197	-.1.16726	-.36210	12.63521	-.02629	.00000
.599	91.880	.02082	12.52715	.44369	5.28011	-.03933	-.1.08305	-.41921	12.50585	-.06832	.00000
.599	93.893	.02060	12.45355	.40828	3.87696	-.03635	-.1.08163	-.40903	12.39710	-.10106	.00000
.599	95.927	.02176	12.41775	.33650	2.76134	-.02764	-.1.16682	-.41528	12.31661	-.13129	.00000
.599	97.870	.02046	11.99405	.27765	1.52791	-.03772	-.1.14051	-.36054	11.84307	-.16189	.00000
.599	99.866	.01523	11.98607	.09741	1.02269	-.02243	.13966	-.1.08715	11.79206	-.18233	.00000
.599	101.840	.01745	11.69653	-.03463	-.22846	-.02826	-.51793	-.69562	11.45476	-.20656	.00000
.599	103.058	.01553	11.72682	-.14800	-.69879	-.02517	-.03005	-.97829	11.45701	-.21868	.00000
GRADIENT		.00002	-.04983	-.00653	-.56530	.00062	.02751	-.02457	-.05443	-.01697	.00000

TABULATED SOURCE DATA LARC 8-655/662 (SA-2FA/B)

DATE 18 APR 74

(RPS116) (05 DEC 73)

SA-2F-B (8TPT-662)SRB WITH NO. 25 TRIP STRIPS

PARAMETRIC DATA

BETA = .000 PHI = .000
 RN/L = .900 FPOSTK = .000
 AFTSTK = .000 ATTRNG = 1.000
 ELTUN = .000 RTORRS = .000

REFERENCE DATA

SAEF = 7.0690 94. IN. XMRP = 20.8340 INCHES
 LREF = 3.0000 INCHES YMRP = .0000 INCHES
 BREF = 3.0000 INCHES ZMRP = .0000 INCHES
 SCALE = .0211 SCALE

RUN NO. 42/ 0 RN/L = .90 GRADIENT INTERVAL = -5.00/ 5.00

MACH	ALPHA	BETA	CN	CA	CLM	CBL	CYN	CY	CD	L/D	CAB
.901	79.001	.00485	16.48359	.55858	12.80571	-.05325	-.31125	.02735	16.28738	.15542	.00000
.900	79.998	.00497	16.57964	.55259	12.29992	-.03600	-.28810	.00363	16.42365	.14219	.00000
.900	81.983	.00472	16.82883	.54878	11.25488	-.03128	-.27772	.00780	16.74088	.10775	.00000
.900	83.996	.00509	17.03480	.55393	10.16938	-.04360	-.33216	.03638	16.99930	.07240	.00000
.900	86.002	.00543	17.41257	.53150	9.16207	-.03631	-.33742	.02579	17.40725	.03929	.00000
.901	87.956	.00480	17.63860	.50103	8.11914	-.03962	-.26138	-.00718	17.64524	.00728	.00000
.900	89.948	.00377	17.64084	.54449	6.95732	-.04583	-.21157	-.00078	17.64133	-.02996	.00000
.900	91.950	.00384	17.59865	.52746	5.80877	-.04433	-.19030	-.02150	17.57052	-.06408	.00000
.901	93.941	.00406	17.54779	.46473	4.59200	-.02983	-.19085	-.03113	17.47435	-.09556	.00000
.901	95.959	.00240	17.21569	.39452	3.14096	-.03511	-.12125	-.01213	17.08169	-.12761	.00000
.900	97.915	.00230	16.74862	.31567	1.43273	-.04042	-.10049	-.02475	16.54561	-.15829	.00000
.900	99.914	.00167	16.49487	.21874	.04165	-.03679	-.07067	-.02032	16.21091	-.18847	.00000
.900	101.904	.00196	16.19109	.08597	-1.11605	-.03040	-.08079	-.02619	15.82515	-.21636	.00000
.900	103.089	.00304	16.07799	.02057	-1.75211	-.02556	-.11317	-.05160	15.65560	-.23586	.00000
GRADIENT		-.00014	-.01 :2	-.01988	-.61289	.00047	.01100	-.00261	-.02848	-.01645	.00000

REFERENCE DATA

SREF = 7.0490 36.1M. XMRP = 20.8340 INCHES
 LREF = 3.0000 INCHES YMRP = .0000 INCHES
 SREF = 3.0000 INCHES ZMRP = .0000 INCHES
 SCALE = .0211 SCALE

PARAMETRIC DATA

BETA = .000 PHI = .000
 RM/L = 1.600 FWDSTK = .000
 AFTSTK = .000 ATTRG = 1.000
 ELTUN = .000 RTORKS = .000

RUN NO. 47/ 0 RM/L = 1.61 GRADIENT INTERVAL = -5.00/ 5.00

MACH	ALPHA	BETA	CN	CA	CLM	CBL	CYN	CY	CD	L/D	CAB
.400	78.862	.01450	9.67086	-.07922	11.14645	-.03058	-.60334	-.24767	9.66982	.20524	.00000
.400	79.968	.01761	9.89743	-.05714	10.73186	-.03642	-.62597	-.22078	9.73620	.18284	.00000
.400	81.953	.01868	9.96519	-.00223	9.71561	-.02951	-.90681	-.21566	9.86677	.14160	.00000
.400	83.900	.01891	9.76522	.15025	7.93971	-.02529	-.89842	-.21985	9.72590	.09133	.00000
.400	85.898	.02237	9.68914	.33118	6.05926	-.02564	-1.04190	-.27288	9.68801	.03744	.00000
.400	87.901	.02238	9.69903	.40658	4.94679	-.01631	-1.03459	-.28050	9.70741	-.00527	.00000
.399	89.893	.01852	9.54241	.43433	3.74972	-.02387	-.83391	-.25047	9.54320	-.04365	.00200
.400	91.868	.01833	9.57801	.41487	2.96439	-.01254	-.83555	-.23656	9.55914	-.07639	.00000
.399	93.874	.01905	9.68991	.35793	2.12661	-.02515	-.88119	-.24188	9.64359	-.10492	.00000
.399	95.911	.01876	9.76913	.25124	1.51462	-.01865	-.86542	-.22602	9.71120	-.12955	.00000
.399	97.857	.01510	9.72991	.09561	.72553	-.03225	-.55327	-.31542	9.62549	-.14804	.00000
.399	99.891	.00645	9.62123	-.11765	-.13445	-.01055	-.12920	-.53953	9.49343	-.16179	.00000
.399	101.845	.00597	9.53137	-.30236	-1.12073	-.01958	-.56795	-.77461	9.39049	-.17682	.00000
.399	103.060	.00673	9.42511	-.40283	-1.73667	-.02271	-.42800	-.80458	9.27234	-.18738	.00000
GRADIENT		-.00040	-.01420	-.01005	-.32939	.00049	.04737	-.01864	-.01473	-.01655	.00000

RUN NO. 46/ 0 RM/L = 1.60 GRADIENT INTERVAL = -5.00/ 5.00

MACH	ALPHA	BETA	CN	CA	CLM	CBL	CYN	CY	CD	L/D	CAB
.600	78.956	.03367	12.59732	.18373	12.23561	-.04023	-1.02015	-.37137	12.39921	.18008	.00000
.599	80.051	.03653	12.60091	.23239	11.57686	-.03597	-1.14114	-.37057	12.64856	.15675	.00000
.601	82.003	.04391	12.99463	.25565	10.51173	-.02905	-1.46778	-.35320	12.90384	.12047	.00000
.600	83.996	.04514	12.96816	.26733	9.68308	-.03370	-1.57787	-.30242	12.94487	.08441	.00000
.600	86.037	.04291	13.48751	.29773	9.41291	-.02834	-1.47913	-.29991	13.47585	.04712	.00000
.601	87.992	.03839	13.55070	.32210	8.73350	-.03234	-1.29633	-.28611	13.55367	.01128	.00000
.600	89.993	.03782	13.52061	.33492	7.74656	-.03368	-1.21932	-.32220	13.52085	-.02465	.00000
.600	91.957	.03968	12.87493	.34775	5.49379	-.02977	-1.18277	-.42779	12.85292	-.06723	.00000
.999	93.988	.03853	12.64536	.43222	3.73900	-.02172	-1.15170	-.41662	12.58467	-.10415	.00000
.600	95.935	.03768	12.52016	.36363	2.46230	-.02409	-1.11612	-.41765	12.41544	-.13341	.00000
.600	97.925	.03790	12.38905	.22803	1.41728	-.01930	-1.09913	-.44470	12.23995	-.15767	.00000
.600	99.945	.03509	12.26064	.05215	.41509	-.02395	-.97095	-.45716	12.06739	-.17973	.00000
.600	101.895	.03515	12.08147	-.10370	-.59763	-.01196	-.97641	-.39308	11.82386	-.20167	.00000
.599	103.102	.03135	12.05293	-.21329	-.93949	-.01900	-.75517	-.53409	11.78800	-.21398	.00000
GRADIENT		-.00026	-.03918	-.01151	-.37401	.00090	.01789	-.00609	-.04393	-.01673	.00000

TABULATED SOURCE DATA LARC 8-655/662 (SA-27A/B)

(RP9117) (05 DEC 73)

SA-2F-B (81PT-662)SRB WITH NO. 25 TRIP STRIPS

REFERENCE DATA

SREF = 7.0000 IN. XMRP = 20.0340 INCHES
 LREF = 3.0000 INCHES YMRP = .0000 INCHES
 BREF = 3.0000 INCHES ZMRP = .0000 INCHES
 SCALE = .0211 SCALE

PARAMETRIC DATA

BETA = .000 PHI = .000
 RN/L = 1.600 FLDSTK = .000
 AFTSTK = .000 ATTRNG = 1.000
 ELTUN = .000 RTORKS = .000

RUN NO. 45/ 0 R/L = 1.60 GRADIENT INTERVAL = -5.00/ 5.00

MACH	ALPHA	BETA	CN	CA	CLM	CBL	CYN	CY	CD	L/D	CAS
.900	79.098	.00839	17.30819	.54312	13.70379	-.04800	-.21502	-.04586	17.09642	.16030	.00000
.900	80.150	.00969	17.90328	.54866	13.10716	-.04634	-.27371	-.03116	17.33911	.14152	.00000
.900	82.179	.01032	17.90568	.56490	11.92811	-.04603	-.29345	-.02848	17.81599	.10536	.00000
.900	84.124	.01154	18.56870	.54089	11.04793	-.04468	-.32975	-.03112	18.52651	.07357	.00000
.900	86.126	.01023	18.68269	.49764	10.12876	-.03980	-.28202	-.03520	18.87336	.04130	.00000
.900	88.114	.01006	19.06490	.52003	9.06796	-.04297	-.24220	-.06316	19.07169	.00565	.00000
.900	90.098	.00841	19.05804	.49442	7.83390	-.03928	-.20003	-.05459	19.05716	-.02766	.00000
.900	92.081	.00878	18.99502	.44407	6.56211	-.04468	-.19359	-.06375	18.96637	-.05977	.00000
.900	94.064	.00903	18.66875	.36886	5.27404	-.03997	-.21031	-.06297	18.79518	-.09072	.00000
.900	96.052	.00958	18.63948	.29376	3.79342	-.04038	-.22538	-.06591	18.50461	-.17199	.00000
.900	98.028	.00960	18.18260	.20409	2.25505	-.03701	-.22562	-.06717	17.97590	-.18220	.00000
.900	99.960	.00999	17.56928	.11975	.50230	-.02861	-.23539	-.07078	17.26270	-.21290	.00000
.900	101.966	.00929	17.18649	.01515	-.89133	-.02497	-.19914	-.08370	16.80977	-.22992	.00000
.901	103.156	.00892	16.97958	-.06166	-1.66378	-.01998	-.18318	-.08775	16.54795	-.22992	.00000
	GRADIENT	-.00002	-.01757	-.02456	-.63927	.00097	.00334	-.00220	-.02788	-.01824	.00000

TABULATED SOURCE DATA LARC 6-655/662 (SA-SFA/B)

(RFS110) (05 DEC 73)

SA-25-B (8PT-662)SRB WITH NO. 25 TRIP STRIPS

PARAMETRIC DATA

BETA = .000 PHI = .000
RM/L = 2.000 FUDSTR = .000
AFTSTR = .000 ATTRG = 1.000
ELTUN = .000 RTORKS = .000

REFERENCE DATA

7.0690 24. IN. WHP = 20.8340 INCHES
3.0000 INCHES YHP = .0000 INCHES
3.0000 INCHES ZHP = .0000 INCHES
.0211 SCALE

RUN NO. 36/ 0 RM/L = 2.02 GRADIENT INTERVAL = -5.00/ 5.00

MACH	ALPHA	BETA	CN	CA	CLM	CBL	CYN	CY	CD	L/D	CAB
.398	79.087	.01864	9.74299	-.09218	10.64044	-.02148	-.51238	-.26652	9.54934	.20264	.00000
.398	79.946	.01479	9.75055	-.08087	10.44746	-.02503	-.44408	-.24441	9.58669	.16587	.00000
.399	81.937	.02502	9.75430	.02372	9.22445	-.02086	-.6841C	-.29480	9.64167	.13898	.00000
.399	83.926	.02146	9.71521	.10952	7.87568	-.01617	-.74910	-.25688	9.67215	.09513	.00000
.399	85.921	.02000	9.62458	.24578	6.18445	-.02017	-.72229	-.21663	9.61769	.04569	.00000
.399	87.899	.01855	9.52744	.36041	4.71976	-.02055	-.71717	-.16151	9.53425	-.00114	.00000
.399	89.880	.01667	9.49711	.39010	3.61315	-.02055	-.60467	-.17832	9.49790	-.03897	.00000
.399	91.863	.01282	9.52025	.38269	2.61097	-.01920	-.48175	-.12406	9.60249	-.07275	.00000
.399	93.847	.00842	9.64928	.29679	1.79059	-.02352	-.35231	.02889	9.60697	-.09890	.00000
.399	95.862	.00903	9.68014	.16419	1.06616	-.02628	-.43352	-.01124	9.59286	-.11987	.00000
.399	97.875	.00814	9.61628	-.03043	.25356	-.01179	-.26601	-.11410	9.52976	-.13509	.00000
.399	99.858	.00881	9.59832	-.22509	-.70903	-.00703	-.08784	-.28901	9.49515	-.14970	.00000
.399	101.859	.00776	9.41944	-.40357	-.171228	-.00665	.12919	-.42634	9.30134	-.16564	.00000
.399	103.073	.00841	9.35816	-.49203	-.234023	-.00671	.04991	-.38241	9.22691	-.17747	.00000
GRADIENT		-.00080	-.01112	-.01436	-.54505	.00059	.03059	-.00086	-.01071	-.01607	.00000

RUN NO. 37/ 0 RM/L = 2.00 GRADIENT INTERVAL = -5.00/ 5.00

MACH	ALPHA	BETA	CN	CA	CLM	CBL	CYN	CY	CD	L/D	CAB
.399	79.136	.04580	12.60440	.19051	12.03207	-.02587	-1.15734	-.36700	12.41439	.17630	.00000
.601	80.059	.04946	12.59588	.22892	11.34863	-.03801	-1.25354	-.38058	12.43644	.15858	.00000
.600	82.040	.05553	12.78706	.23747	10.44348	-.02816	-1.44395	-.39186	12.69874	.18095	.00000
.600	84.034	.05817	13.03785	.26261	9.76925	-.03556	-1.56540	-.36390	12.99453	.08418	.00000
.600	86.048	.05920	13.18238	.27806	9.07766	-.03040	-1.63138	-.33204	13.17006	.04808	.00000
.601	88.018	.05620	13.23112	.31614	8.14933	-.03334	-1.62523	-.30020	13.23414	.01070	.00000
.601	89.983	.05590	12.84514	.35391	6.37171	-.02993	-1.51340	-.31718	12.84524	-.02726	.00000
.600	91.972	.05363	12.62416	.44802	4.81822	-.02394	-1.39970	-.36523	12.60126	-.07001	.00000
.600	93.966	.05126	12.60295	.41518	3.57507	-.02435	-1.32656	-.36104	12.54402	-.10254	.00000
.600	95.947	.05126	12.56886	.30579	2.61987	-.02421	-1.30884	-.37750	12.46954	-.12882	.00000
.601	97.933	.05077	12.44032	.13720	1.54326	-.01112	-1.27579	-.39475	12.30233	-.15061	.00000
.600	99.924	.04653	12.12045	-.02496	.21454	-.01345	-1.14965	-.38692	11.94338	-.17285	.00000
.399	101.898	.04256	11.98554	-.18829	-.105639	-.01764	-1.01441	-.39621	11.76687	-.19434	.00000
.399	103.130	.04273	11.64985	-.26624	-.165386	-.01783	-.97735	-.43717	11.60054	-.20969	.00000
GRADIENT		-.00036	-.09634	-.01501	-.58185	.00080	.01419	-.00193	-.04053	-.01641	.00000

SA-2F-8 (0TPT-662)SRB WITH NO. 25 TRIP STRIPS

PARAMETRIC DATA

BETA = .000 PHI = .000
 RN/L = 2.000 FWOSTK = .000
 AFTSTK = .000 ATTRNG = 1.000
 ELTUN = .000 RTORKS = .000

REFERENCE DATA

WREF = 7.0690 98. IN. XWRP = 20.6340 INCHES
 LREF = 3.0000 INCHES YWRP = .0000 INCHES
 BREF = 3.0000 INCHES ZWRP = .0000 INCHES
 SCALE = .0211 SCALE

RUN NO. 36/ 0 RN/L = 2.00 GRADIENT INTERVAL = -5.00/ 5.00

MACH	ALPHA	BETA	CN	CA	CLM	CBL	CYN	CY	CD	L/D	CAS
.899	79.347	.02136	16.82095	.52386	13.09162	-.04928	-.60814	.04690	16.62787	.15605	.00000
.899	87.210	.01913	16.92284	.53667	12.60603	-.05290	-.52586	.02779	16.76767	.14006	.00000
.900	82.206	.01595	17.21331	.54118	11.48344	-.04703	-.41696	.00751	17.12769	.10498	.00000
.901	84.184	.01449	17.60260	.53359	10.43613	-.04977	-.32368	-.03698	17.56607	.07132	.00000
.899	86.176	.01449	18.07722	.49934	9.60507	-.04829	-.34127	-.02229	18.07028	.03914	.00000
.899	88.181	.01294	18.25954	.50077	8.53140	-.04925	-.31225	-.01318	18.26620	.00467	.00000
.899	90.145	.01192	18.39133	.50002	7.40577	-.04563	-.26111	-.03387	18.39001	-.02972	.00000
.899	92.134	.01082	18.28440	.45582	6.22013	-.04145	-.23123	-.03566	18.25474	-.06226	.00000
.899	94.112	.01015	18.13955	.39950	4.90837	-.04298	-.22415	-.02800	18.06423	-.09406	.00000
.900	96.087	.00794	17.85242	.31513	3.56544	-.04502	-.15956	-.03331	17.71836	-.12452	.00000
.900	98.049	.00301	17.22896	.24374	1.73004	-.03834	-.03689	-.01657	17.02510	-.15587	.00000
.900	100.013	.00109	16.85557	.14410	.37168	-.03837	-.00672	-.01764	16.57380	-.18538	.00000
.900	102.007	.00173	16.49219	.02839	-.96213	-.03009	-.01226	-.02669	16.12549	-.21448	.00000
.900	103.193	.00371	16.35191	-.04922	-1.69252	-.02700	-.04789	-.04005	15.93154	-.23125	.00000
GRADIENT		-.00077	-.02106	-.02272	-.62152	.00084	.02241	-.00215	-.03154	-.01630	.00000

ORIGINAL PAGE IS OF POOR QUALITY

SA-2F-B (81PT-662)SBB WITH NO. 23 TRIP STRIPS

(RP8119) (09 DEC 73)

REFERENCE DATA

SREF = 7.0690 58.1N. XMRP = 20.0340 INCHES
 LREF = 3.0000 INCHES YMRP = .0000 INCHES
 BREF = 3.0000 INCHES ZMRP = .0000 INCHES
 SCALE = .0211 SCALE

PARAMETRIC DATA

BETA = .000 PHI = .000
 RIN/L = 2.900 PADSTK = .000
 AFTSTK = .000 ATTRNC = 1.000
 ELTUN = .000 RTORKS = .000

RUN NO. 48/ 0 RIN/L = 2.12 GRADIENT INTERVAL = -5.00/ 5.00

MACH	ALPHA	BETA	CN	CA	CLM	CLB	CYN	CY	CD	L/D	CAB
.400	78.896	.02692	9.60101	-.05037	10.56005	-.02354	-.85137	-.36676	9.60761	.20161	.00000
.400	79.963	.01064	9.75273	-.06285	10.21964	-.02178	-.22512	-.22817	9.59251	.18365	.00000
.400	81.945	.02005	9.68456	-.02085	9.29747	-.02907	-.64007	-.24998	9.56608	.14372	.00000
.398	83.922	.06178	9.49966	.16961	6.96267	-.01113	-2.26867	-.53440	9.46422	.08846	.00000
.399	85.935	.06090	9.61943	.25495	5.94447	-.02379	-2.27908	-.47583	9.61332	.04448	.00000
.399	87.915	.03331	9.49930	.26983	4.81575	-.02399	-1.26132	-.24648	9.50356	.00590	.00000
.399	89.904	.02466	9.49575	.34714	3.52779	-.02253	-.94769	-.17010	9.49632	-.03488	.00000
.399	91.896	.01624	9.52563	.33988	2.52530	-.01965	-.61317	-.12143	9.50936	-.06886	.00000
.399	93.910	.01066	9.49824	.25893	1.82844	-.02667	-.37478	-.10320	9.45847	-.09379	.00000
.399	95.870	.01454	9.36770	.05886	.73390	-.01540	-.49028	-.16024	9.31256	-.10916	.00000
.399	97.923	.01360	9.30969	-.12617	-.08155	-.01380	-.25158	-.32205	9.23821	-.12538	.00000
.399	99.875	.00664	9.37152	-.27503	-1.07278	-.01475	.34396	-.54202	9.27983	-.14400	.00000
.399	101.848	.00451	9.24096	-.42992	-1.85778	-.00710	.70091	-.75310	9.13235	-.16169	.00000
GRADIENT		-.00125	-.02058	-.01162	-.55538	.00051	.06633	-.00625	-.01645	-.01633	.00000

TABULATED SOURCE DATA LARC 8-655/642 (SA-EFA/B)

DATE 18 APR 74

(RFS120) (05 DEC 73)

PARAMETRIC DATA

BETA = .000 PHI = .000
RN/L = 3.600 FUDSTK = .000
AFTSTK = .000 ATTRNG = 1.000
ELTUN = .000 RTOKS = .000

REFERENCE DATA

7.0490 54. IN. XMRP = 20.0340 INCHES
3.0000 INCHES YMRP = .0000 INCHES
3.0000 INCHES ZMRP = .0000 INCHES
SCALE = .0211 SCALE

RUN NO. 55/ 0 RN/L = 3.61 GRADIENT INTERVAL = -5.00/ 5.00

Table with columns: MACH, ALPHA, BETA, CN, CA, CLM, CBL, CYN, CY, CD, L/D, CAB. Rows 400-460.

RUN NO. 50/ 0 RN/L = 3.59 GRADIENT INTERVAL = -5.00/ 5.00

Table with columns: MACH, ALPHA, BETA, CN, CA, CLM, CBL, CYN, CY, CD, L/D, CAB. Rows 600-660.

SA-27-8 (OPT-662) 968 WITH NO. 25 TRIP STRIPS (RPS120) (05 DEC 73)

REFERENCE DATA

BREF = 7.0690 50.1IN. 196P = 20.8340 INCHES
 LREF = 3.0000 INCHES 196P = .0000 INCHES
 BREF = 3.0000 INCHES 2HP = .0000 INCHES
 SCALE = .0211 SCALE

PARAMETRIC DATA

BETA = .000 PHI = .000
 RM/L = 3.60 FLDSTR = .000
 AFTSTR = .000 ATTRG = 1.000
 ELTUN = .000 RTORKS = .000

RUN NO. 49/ 0 RM/L = 3.60 GRADIENT INTERVAL = -5.00/ 5.00

MACH	ALPHA	BETA	CN	CA	CLM	COL	CYN	CY	CD	L/O	CAB
.895	79.510	.01672	17.36968	.49169	13.54704	-.05305	-.16680	06669	17.18854	.15606	.00000
.899	80.588	.01849	17.60781	.51095	12.95906	-.05179	-.16669	6531	17.45433	.13609	.00000
.893	82.546	.02479	18.09011	.52338	11.93983	-.05294	-.30901	-1.1524	16.00521	.10146	.00000
.900	84.542	.02706	18.75561	.49719	11.20174	-.05239	-.35924	-0.363	16.71807	.06887	.00000
.900	86.574	.02716	19.09432	.45024	10.33169	-.05107	-.32202	-.04987	19.08710	.03624	.00000
.900	88.502	.02515	19.11567	.43330	9.26853	-.04936	-.27140	-.06796	19.12047	.00347	.00000
.900	90.468	.02420	19.07078	.42245	8.11949	-.04881	-.26548	-.06180	19.06670	-.03032	.00000
.900	92.462	.02551	18.91940	.38646	6.70060	-.04802	-.27830	-.06677	18.88533	-.06348	.00000
.900	94.382	.02667	18.82966	.31675	5.59183	-.04758	-.29476	-.06713	18.75062	-.09357	.00000
.900	96.344	.02585	18.59163	.22982	3.94072	-.04264	-.27809	-.07713	18.45281	-.12370	.00000
.900	98.271	.02062	18.01275	.14610	2.25103	-.04138	-.21658	-.06299	17.80440	-.15365	.00000
.899	100.203	.01486	17.35769	.07376	.46302	-.03632	-.12526	-.07191	17.07016	-.18437	.00000
.899	102.191	.00980	17.02995	-.03937	-1.03415	-.03237	-.03684	-.08585	16.65422	-.21363	.00000
.900	103.335	.00624	16.84365	-.10895	-1.78470	-.03315	-.02520	-.07721	16.41463	-.23022	.00000
GRADIENT		-.00042	-.03296	-.02507	-.64770	-.00066	.00729	-.00115	-.04373	-.01622	.00000

REFERENCE DATA
 MACH = 7.0690 50. IN. ZMRP = 20.8340 INCHES
 LREF = 3.0000 INCHES VMRP = .0000 INCHES
 BREF = 3.0000 INCHES ZMRP = .0000 INCHES
 SCALE = .0211 SCALE

PARAMETRIC DATA
 BETA = .000 PHI = .000
 RN/L = 5.100 FLDSTK = .000
 AFTSTK = .000 ATTRNG = 1.000
 ELTUN = .000 RTORKS = .000

RUN NO. 34/ 0 RN/L = 5.06 GRADIENT INTERVAL = -5.00/ 5.00

MACH	ALPHA	BETA	CA	CLM	CBL	CYN	CY	CD	L/D	CAB
.670	79.570	.09052	12.67983	11.61159	-.04608	-.82465	-.33876	12.48902	.17567	.00000
.800	80.445	.09014	12.67472	11.13870	-.04458	-.79949	-.35329	12.51822	.15889	.00000
.800	82.442	.07372	13.04062	10.45742	-.04464	-.65766	-.30391	12.93645	.12610	.00000
.800	84.435	.06347	13.29866	10.03777	-.04585	-.71439	-.36199	13.23964	.09457	.00000
.599	86.394	.11700	13.18461	9.12675	-.04442	-1.06189	-.42619	13.15614	.06347	.00000
.800	88.449	.09997	14.07440	9.66097	-.04603	-.92439	-.34622	14.06838	.02932	.00000
.600	90.324	.11439	13.16647	7.17234	-.04136	-1.05555	-.39748	13.16210	-.00784	.00000
.800	92.245	.13008	12.60757	4.71643	-.03372	-1.22792	-.43056	12.59228	-.09058	.00000
.800	94.180	.14133	12.21374	2.59373	-.03290	-1.39209	-.42360	12.17178	-.08379	.00000
.599	96.126	.14992	12.11687	1.27931	-.03195	-1.58130	-.37096	12.04155	-.11212	.00000
.800	96.083	.16320	12.08487	-.04525	-.02970	-1.92523	-.26222	11.97117	-.13820	.00000
.800	100.046	.17339	11.83864	-1.11801	-.02951	-2.08998	-.25160	11.68169	-.16492	.00000
.800	102.016	.14141	11.79470	-1.74271	-.03040	-1.07803	-.71400	11.60024	-.18577	.00000
.800	103.217	.12220	11.63142	-2.54971	-.02571	-.68749	-.82478	11.40788	-.20156	.00000
	GRADIENT	.00319	-.06275	-.64949	.00090	-.03170	-.01031	-.06520	-.01640	.00000

ORIGINAL PAGE IS
 OF POOR QUALITY

(RPS122) (05 DEC 73)

SA-2F-8 (8TPT-662)SRB WITH NO. 25 TRIP STRIP2

PARAMETRIC DATA

REFERENCE DATA

BETA = .000 PHI = .000
 RN/L = 5.500 FLDSTK = .000
 AFTSTK = .000 ATTSNG = 1.000
 ELTUN = .000 RTORNS = .000

SREF = 7.0690 90. IN. WARP = 20.8340 INCHES
 LREF = 3.0000 INCHES YWRP = .0000 INCHES
 BREF = 3.0000 INCHES ZWRP = .0000 INCHES
 SCALE = .0211 SCALE

RUN NO. 33/ 0 RN/L = 5.48 GRADIENT INTERVAL = -5.00/ 5.00

INCH	ALPHA	BETA	ON	CA	CLM	CBL	CYN	CY	CD	L/D	CAB
.900	80.098	.03300	17.39452	.51096	12.93782	-.05548	-.21295	-.07835	17.22328	.14444	.00000
.900	80.953	.03026	17.58491	.51625	12.46307	-.05990	-.17513	-.08780	17.44733	.12926	.00000
.900	82.909	.02174	18.01828	.51233	11.42817	-.05731	-.09864	-.08482	17.94371	.09562	.00000
.900	84.893	.02583	18.33046	.48495	10.39459	-.05535	-.11289	-.10349	18.30085	.06277	.00000
.900	86.857	.02737	18.60345	.46226	9.41644	-.05067	-.13866	-.09502	18.60081	.03001	.00000
.900	88.808	.03000	18.77126	.43844	8.41208	-.05092	-.16916	-.08807	18.77632	-.00254	.00000
.900	90.766	.03693	18.79624	.42145	7.26430	-.04946	-.25376	-.07116	18.78893	-.03580	.00000
.900	92.695	.03304	18.68916	.37717	5.99456	-.04963	-.24739	-.04717	18.65077	-.06731	.00000
.900	94.627	.03747	18.56005	.31283	4.61035	-.04286	-.29733	-.04043	18.47433	-.09792	.00000
.900	96.569	.03610	18.23753	.23156	3.14556	-.04374	-.31498	-.03159	18.09129	-.12805	.00000
.900	98.467	.03636	17.69900	.15381	1.51097	-.04275	-.30348	-.02903	17.49345	-.15776	.00000
.900	100.362	.02873	17.29961	.06142	-.04390	-.04093	-.22670	-.01961	17.00529	-.18689	.00000
.900	102.268	.01837	16.91397	-.03972	-1.61835	-.03628	-.12915	-.03634	16.53494	-.21535	.00000
.900	103.472	.01574	16.77180	-.11123	-2.30562	-.03692	-.09596	-.04383	16.33624	-.23255	.00000
.900	GRADIENT	-.00018	-.03378	-.02577	-.65497	.00068	-.00220	.00308	-.04589	-.01617	.00000

SA-2F-B (01P1-662)SRB

(RPS123) (05 DEC 75)

REFERENCE DATA

MACH = 7.0490 50.1IN. YMRP = 20.0340 INCHES
 LREF = 3.0000 INCHES YMRP = .0000 INCHES
 BRCP = 3.0000 INCHES ZMRP = .0000 INCHES
 SCALE = .0211 SCALE

PARAMETRIC DATA

BETA = .000 PHI = .000
 RM/L = 5.100 FLDSTR = .000
 AFTSTR = .000 ATTRG = 1.000
 ELTUN = .000 RTORKS = .000

RUN NO. 21/ 0 RM/L = 5.08 GRADIENT INTERVAL = -5.00/ 5.00

MACH	ALPHA	BETA	CA	CLM	CBL	CYN	CY	CD	L/D	CAB
.800	39.009	.59971	6.24570	8.23287	-.01074	-6.80846	-1.96453	4.34309	1.04065	.00000
.800	40.148	.68505	6.61037	8.76329	-.01644	-7.97943	-1.93201	4.63564	1.02204	.00000
.800	42.187	.81139	7.28449	9.42322	-.02637	-9.81767	-1.94598	5.20551	.98228	.00000
.800	44.217	.93775	7.59499	10.35422	-.02668	-8.47691	-1.33567	5.53564	.94132	.00000
.800	46.216	.39713	7.66510	10.60622	-.02151	-4.75095	-.68279	5.71405	.89530	.00000
.800	48.242	.35274	8.03982	11.34994	-.02768	-4.28292	-.66107	6.11924	.85271	.00000
.800	50.271	.30402	8.36334	12.14533	-.02927	-3.71687	-.53165	6.50073	.81006	.00000
.800	52.297	.25621	8.58184	12.91555	-.02757	-3.20847	-.34280	6.80695	.76779	.00000
.800	54.314	.19630	8.86766	13.34493	-.02507	-2.96181	-.21531	7.17587	.72605	.00000
.800	56.300	.16076	9.14289	12.83554	-.02651	-2.11038	-.09504	7.54471	.68465	.00000
.800	58.335	.11368	9.53977	12.88236	-.02666	-1.50862	-.03485	8.02876	.64209	.00000
.800	60.318	.07819	9.95021	12.89406	-.02737	-1.00659	-.09117	8.51751	.59992	.00000
.800	62.296	.05438	10.24477	12.10108	-.02637	-.64405	-.14871	8.93661	.56145	.00000
.800	63.421	.07256	10.51290	11.89955	-.02710	-.80080	-.17321	9.25705	.53940	.00000
.800	GRADIENT	-.02947	.15960	.16534	-.02036	.34194	.08801	.19115	-.02081	.00000

(RPS124) (05 DEC 73)

SA-2F-8 (8TPT-662)588

PARAMETRIC DATA

BETA = .000 PH1 = .000
 RN/L = 5.100 FWDSTK = .000
 AFTSTK = .000 ATTRG = 1.000
 ELTUN = .000 RTORRS = .000

REFERENCE DATA

WOP = 7.0690 54.14. WRP = 20.8340 INCHES
 LWR = 3.0000 INCHES WRP = .0000 INCHES
 BRG = 3.0000 INCHES ZWRP = .0000 INCHES
 SCALE = .0211 SCALE

RUN NO. 25/ 0 RN/L = 5.09 GRADIENT INTERVAL = -5.00/ 5.00

MACH	ALPHA	BETA	CN	CA	CLM	COL	CYN	CY	CD	L/D	CAB
.600	59.190	.03103	9.74155	-.20232	12.86715	-.02141	-.51640	.12845	8.26307	.62487	.00000
.601	60.275	.03133	9.90256	-.23151	12.89736	-.02022	-.71169	.01021	8.48454	.60245	.00000
.601	62.560	.03016	10.16326	-.28540	12.40871	-.02123	-1.06167	-.22165	8.86232	.56230	.00000
.600	64.275	.02801	11.26549	-.31453	11.69702	-.01882	-1.06294	-.17537	10.01291	.51724	.00000
.600	66.269	.02224	12.57334	-.26800	12.80230	-.01824	-1.43706	.08372	11.39616	.46579	.00000
.601	68.269	.07807	11.84834	-.28962	12.29637	-.01948	-1.20227	.21323	10.90073	.42676	.00000
.600	70.325	.04131	12.19680	-.31594	12.89567	-.02384	-.67474	.16490	11.37857	.38655	.00000
.600	72.266	-.01262	12.04903	-.26400	12.11974	-.02172	.11992	.06956	11.39228	.34412	.00000
.600	74.246	-.03375	12.66560	-.06168	11.61936	-.01992	.46795	-.01787	12.17306	.28736	.00000
.600	76.256	-.02602	13.46560	.04670	11.50090	-.02264	.35433	.03448	13.11115	.24072	.00000
.600	78.282	-.01707	14.09011	.10098	12.10642	-.02331	.22666	.00727	13.77779	.19994	.00000
.600	80.275	-.01411	14.66590	.09965	12.30182	-.02242	.16875	.03368	14.47203	.16408	.00000
.601	82.310	-.03655	15.19655	.09930	11.73964	-.02024	.45043	.07346	15.07182	.12905	.00000
.600	83.484	-.03590	15.49952	.05923	11.68206	-.02156	.43710	.07552	15.36668	.11016	.00000
GRADIENT		-.00317	.22429	.01780	-.03777	-.00008	.06824	.00292	.28588	-.02173	.00000

TABULATED SOURCE DATA LARC 8-655/662 (SA-2FA/B)

DATE 18 APR 74

(RFS125) (05 DEC 73)

SA-2F-B (8TPT-662) SRB

PARAMETRIC DATA

BETA = .000 FHI = .000
 RN/L = 5.100 FADSTK = .000
 AFTSTK = .000 ATTRNG = 1.000
 ELTUN = .000 RTORKS = .000

REFERENCE DATA

SREF = 7.0690 SQ. IN. XMRP = 20.8340 INCHES
 LREF = 3.0000 INCHES YMRP = .0000 INCHES
 BREF = 3.0000 INCHES ZMRP = .0000 INCHES
 SCALE = .0211 SCALE

RUN NO. 28 / 0 RN/L = 5.08 GRADIENT INTERVAL = -5.00 / 5.03

MACH	ALPHA	BETA	CN	CA	CLM	CEB	CYN	CY	CD	L/D	CAB
.599	79.197	-.01219	15.09547	.13681	12.02366	-.02101	-.15145	-.02189	14.85359	.18144	.00000
.599	80.291	.01234	15.35769	.13233	12.39491	-.01767	-.13856	-.04212	15.16003	.16224	.00000
.599	82.313	.00589	15.84022	.10202	12.66232	-.02129	-.02682	-.07426	15.71154	.12841	.00000
.600	84.365	-.01170	16.12823	.04852	12.61834	-.02050	.19693	-.05382	16.05507	.09562	.00000
.599	86.359	-.00945	16.83463	-.03985	12.90642	-.01792	.16015	-.04518	16.79812	.06600	.00000
.599	88.319	-.00505	17.04619	-.09260	13.14704	-.01959	.09772	-.04113	17.03614	.03478	.00000
.599	90.389	-.00288	16.98748	-.09584	13.43019	-.02138	.02310	.02198	16.98774	-.00114	.00000
.599	92.328	.03020	16.93187	-.04192	12.74733	-.01872	-.51149	.14471	16.91961	-.03817	.00000
.600	94.312	.07224	16.13054	-.11139	11.76150	-.01503	-1.17176	.27212	16.09325	-.06846	.00000
.599	96.218	.07122	14.68771	-.20312	10.35052	-.01790	-1.17406	.28840	14.62329	-.09498	.00000
.600	98.205	.06770	14.26247	-.32708	9.34509	-.01764	-1.06162	.19432	14.16316	-.12086	.00000
.599	100.158	.06090	14.02130	-.41656	7.57962	-.01300	-1.08599	.34929	13.87499	-.14867	.00000
.599	102.074	.04778	13.45955	-.49600	5.33248	-.01050	-.97910	.44590	13.26555	-.17567	.00000
.599	103.226	.03529	12.87815	-.53609	3.62242	-.01063	-.83510	.48220	12.65920	-.19153	.00000
GRADIENT		.00272	-.10486	-.02700	-.30838	.00037	-.05459	.02300	-.10509	-.01563	.00000

ORIGINAL PAGE IS OF POOR QUALITY

SA-2F-B (01PT-662)SRB

(RPS126) (05 DEC 73)

REFERENCE DATA

SREF = 7.0690 SQ. IN. XMRP = 20.8340 INCHES
 LREF = 3.0000 INCHES YMRP = .0000 INCHES
 BREF = 3.0000 INCHES ZMRP = .0000 INCHES
 SCALE = .0211 SCALE

PARAMETRIC DATA

BETA = .000 PHI = .000
 RNVL = 5.100 FWDSTK = .000
 AFTSTK = .000 ATTRNG = 1.000
 ELTUN = .000 RTORKS = .000

RUN NO. 31/ 0 RNVL = 5.09 GRADIENT INTERVAL = -5.00/ 5.00

MACH	ALPHA	BETA	CN	CA	CLH	CBL	CYN	CY	CD	L/D	CAB
.601	76.361	.04447	16.02147	.14911	7.91944	.03277	-.23458	.18063	15.60483	.29281	.00000
.600	77.602	.06478	17.06345	.17061	8.27648	.03592	-.60017	.13958	16.70213	.20938	.00000
.600	79.588	.05986	17.31202	.22860	7.93134	.03513	-.55340	.11949	17.06825	.17014	.00000
.600	81.568	.07523	17.42426	.25588	7.76930	.03868	-.69932	.15423	17.27272	.13355	.00000
.599	83.541	.08475	17.88990	.21852	7.65660	.03636	-.89112	.12287	17.80094	.10085	.00000
.600	85.531	.10144	18.09585	.15981	7.61878	.03800	-1.07664	.13885	18.05328	.06928	.00000
.600	87.497	.10675	18.37397	.11647	7.56795	.03848	-1.07542	.17262	18.36152	.03737	.00000
.600	89.511	.08511	18.39185	.11706	7.42555	.03935	-.89330	.11938	18.39218	.00216	.00000
.600	91.529	.07158	18.09979	.10748	7.79664	.03706	-.71664	.11773	18.10047	-.03264	.00000
.600	93.578	.04848	17.48821	.03356	8.32937	.03392	-.46081	.09148	17.45190	-.06457	.00000
.600	95.604	.02390	16.77756	-.07566	7.96807	.03361	-.30300	.00958	16.70477	-.09357	.00000
.600	97.629	.06399	15.83915	-.18544	7.26126	.03332	-.62956	.11330	15.72355	-.12205	.00000
.600	99.646	.06837	14.89387	-.29462	5.37852	.03239	-.72905	.09714	14.73268	-.14967	.00000
.600	100.484	.06893	14.57036	-.35166	5.04749	.03120	-.72055	.10499	14.39109	-.16021	.00000
GRADIENT		-.00032	-.07060	-.02109	-.07486	-.00014	-.00203	-.00316	-.06233	-.01629	.00000

(RPS127) (05 DEC 75)

SA-2F-B (81PT-662) SK8

PARAMETRIC DATA

BETA = .000 PHI = .000
 RN/L = 5.100 FWDSTK = .000
 AFTSTK = .000 ATRING = 1.000
 ELTUN = .000 RTORKS = .000

REFERENCE DATA

SREF = 7.0690 SQ. IN. YMRP = 20.8340 INCHES
 LREF = 3.0000 INCHES YMRP = .0000 INCHES
 BREF = 3.0000 INCHES ZMRP = .0000 INCHES
 SCALE = .0211 SCALE

RUN NO. 7/ 0 RN/L = 5.11 GRADIENT INTERVAL = -5.00/ 5.00

MACH	ALPHA	BETA	CN	CA	CLM	CBL	CYN	CY	CD	L/D	CAB
.600	135.510	.06285	7.92039	-2.33537	-3.30267	.00613	.55138	.39003	7.21648	-.55617	.42581
.600	136.434	.07588	7.57432	-2.36655	-3.30975	.00380	.33462	.32079	6.93557	-.55665	.40323
.600	138.548	.07138	6.93376	-2.41528	-3.45647	.00554	.50682	.33992	6.40167	-.56229	.35964
.600	140.721	.02927	6.28890	-2.47237	-3.32225	.00623	.14789	.12620	5.89531	-.56024	.32006
.600	142.834	.01842	5.75327	-2.51765	-3.11916	.00576	-.50428	-.04486	5.48197	-.55888	.29862
.601	144.932	.03493	5.05504	-2.54646	-3.11511	.00364	-.90244	-.07433	4.98857	-.53609	.24437
.601	147.088	.02569	4.34655	-2.55066	-3.20596	.00111	-.29815	.02088	4.50301	-.50256	.17349
.601	149.229	.02959	3.75308	-2.52581	-3.10405	-.00064	-.24586	.04415	4.09032	-.47246	.11495
.600	151.330	.03049	3.26545	-2.44535	-3.02367	-.00002	-.27401	.04130	3.71218	-.45578	.05928
.600	153.379	.01797	2.90300	-2.29741	-3.11659	-.00158	-.07218	.04294	3.35465	-.46676	.03545
.600	155.408	.01838	2.58438	-2.15130	-3.23870	-.00391	-.05450	.04806	3.03167	-.47983	.01080
.601	157.507	.02154	2.24575	-2.01327	-3.21621	-.00255	-.16872	.03482	2.71927	-.47979	-.01173
.601	159.602	.02493	1.90384	-1.89227	-3.08295	-.00532	-.19881	.04003	2.43718	-.46157	-.03070
.600	161.023	.02132	1.67871	-1.81944	-2.97626	-.00499	-.16182	.03637	2.26645	-.43937	-.04343
GRADIENT		-.00202	-.24840	.02056	.01155	-.00047	-.01964	-.01081	-.19476	.00495	-.01961

TABULATED SOURCE DATA LARC 8-855/862 (SA-2FA/B)

(RPS128) (05 DEC 73)

SA-2F-B (8TPT-662)SRB

PARAMETRIC DATA

BETA = .000 PHI = .000
 RN/L = 5.100 FLDSTK = .000
 AFTSTK = .000 ATTRNG = 1.000
 ELTUN = .000 RTORRS = .000

RUN NO. 19/ 0 RN/L = 5.09 GRADIENT INTERVAL = -5.00/ 5.00

REFERENCE DATA

SLREP = 7.0690 SQ. IN. YMRP = 20.8340 INCHES
 LREF = 3.0000 INCHES YMRP = .0000 INCHES
 BREF = 3.0000 INCHES ZMRP = .0000 INCHES
 SCALE = .0211 SCALE

MACH	ALPHA	BETA	CN	CA	CLM	CBL	CYN	CY	CD	L/D	CAB
.600	28.940	.03330	3.44388	.72058	5.67039	-.00426	-.03833	-.62005	2.29708	1.16023	.35725
.600	30.090	.07372	3.72959	.71215	5.92548	-.00467	-.33360	-.94632	2.48607	1.15440	.37304
.602	32.116	.18337	4.33978	.70818	6.23516	-.00615	-1.59854	-1.22699	2.90697	1.13493	.41250
.601	34.128	.34159	5.08058	.65303	6.46292	-.01309	-3.63852	-1.35694	3.39098	1.13220	.44199
.601	36.142	.45424	5.78798	.57089	7.06387	-.01334	-5.14351	-1.35273	3.87472	1.11941	.44598
.601	38.195	.56412	6.45278	.51679	7.93802	-.01765	-6.47180	-1.54660	4.39615	1.08089	.45356
.600	40.216	.66766	7.07156	.44871	8.77840	-.02302	-7.79829	-1.64046	4.90856	1.04108	.45748
.600	42.232	.70473	7.58410	.36579	9.46675	-.02692	-8.45134	-1.43979	5.36838	1.00023	.45352
.600	44.276	.52450	7.70848	.29914	10.18027	-.02060	-6.38200	-.96084	5.59561	.94901	.45398
.601	46.289	.38704	7.95763	.21979	10.81592	-.02043	-4.74322	-.68020	5.90393	.90449	.45657
.600	48.310	.32566	8.40757	.13199	11.38431	-.02157	-3.95318	-.66654	6.36614	.86290	.46499
.600	50.334	.31909	8.83627	.05264	12.02884	-.02226	-3.91856	-.62088	6.83557	.81921	.47252
.600	52.346	.27560	9.21420	-.03720	12.62341	-.03216	-3.25746	-.74971	7.27229	.77807	.48264
.600	53.311	.26420	9.45109	-.06925	12.71824	-.02648	-3.12050	-.74154	7.53735	.75654	.48650
		.00652	.24254	-.03413	.31095	-.00094	-.10437	.01862	.21334	-.01746	.00403

REFERENCE DATA PARAMETRIC DATA

BETA = 7.0690 SQ. IN. BETA = .000 PHI = .000
 LREF = 3.0000 INCHES RN/L = 5.100 FADSTK = .000
 BREF = 3.0000 INCHES AFTSTK = .000 ATTRNG = 1.000
 SCALE = .0211 SCALE ELTUN = .000 RTORRS = .000

RUN NO. 13/ 0 RN/L = 5.08 GRADIENT INTERVAL = -5.00/ 5.00

MACH	ALPHA	BETA	CN	CA	CLM	CBL	CYN	CY	CD	L/D	CAB
.600	124.933	-.00479	9.84517	-1.82520	-5.43097	.02305	.04597	-.00645	9.11644	-.45425	.30914
.600	126.010	.07610	9.65813	-1.89642	-5.17031	.02591	.13040	.27960	8.92757	-.46420	.49082
.600	128.136	.14452	9.09825	-2.01684	-4.86440	.02679	-.01030	.47357	8.40170	-.47991	.44847
.600	130.140	.07822	9.34008	-2.17483	-3.37603	.02137	.14474	.28606	8.54222	-.51024	.49216
.600	132.355	.02312	8.73273	-2.25271	-3.23934	.02019	.37822	.15359	7.97108	-.52925	.47056
.600	134.392	.10218	8.27673	-2.31710	-3.12421	.01941	1.16177	.57175	7.53527	-.54867	.44178
.600	136.563	.10126	7.56268	-2.37144	-3.30784	.01546	.66340	.46406	6.92174	-.55781	.39587
.600	138.671	.07410	6.84728	-2.41434	-3.44561	.01547	.35353	.31219	6.33485	-.55998	.34747
.600	140.930	.03177	6.21880	-2.46285	-3.33431	.01551	.16725	.13708	5.83732	-.55945	.31089
.600	142.911	.03511	5.71420	-2.50379	-3.07883	.01729	-.63210	-.01785	5.44483	-.55963	.28731
.599	145.053	.02232	4.99186	-2.53904	-3.13373	.01199	-.74553	-.08233	4.93326	-.53565	.23123
.600	147.185	.03636	4.30860	-2.53323	-3.15723	.01098	-.54857	.00425	4.46394	-.50364	.16372
.600	149.280	.03347	3.75837	-2.50668	-3.03992	.01273	-.44782	.01636	4.07486	-.47866	.10663
.600	150.486	.04175	3.47349	-2.46308	-3.00405	.00747	-.45577	.04209	3.85519	-.46902	.07992
GRADIENT		-.00160	-.25973	-.02544	.07613	-.00062	-.03495	-.01255	-.21435	-.00099	-.01659

SA-27-B (8TPT-662)SRB

PARAMETRIC DATA

BETA = .000 PHI = .000
 RN/L = 6.100 P.DSTK = .000
 AFTSTK = .000 ATTRNG = 1.000
 ELTUN = .000 RTORKS = .000

REFERENCE DATA

SRF = 7.0690 50.1M. XMRP = 20.8340 INCHES
 LRF = 3.0000 INCHES YMRP = .0000 INCHES
 SRF = 3.0000 INCHES ZMRP = .0000 INCHES
 SCALE = .0211 SCALE

RUN NO. 20/ 0 RN/L = 6.08 GRADIENT INTERVAL = -5.00/ 5.00

MACH	ALPHA	BETA	CN	CA	CLM	CBL	CYN	CY	CD	L/D	CAB
.800	39.330	.16156	6.67040	.61338	11.51931	-.02560	-1.22212	-.35676	4.70203	1.01464	.00000
.800	40.470	.11892	7.02124	.57971	12.30003	-.02486	-.92740	-.21933	4.99817	.99338	.00000
.800	42.573	.30166	7.98037	.49456	13.61569	-.02864	-2.32330	-.57710	5.77004	.96183	.00000
.800	44.634	.06474	8.53079	.43949	15.17786	-.02905	-.55695	-.03863	6.30625	.91367	.00000
.800	46.733	.02061	9.28275	.38141	16.68100	-.03178	-.43492	.34731	7.02083	.86666	.00000
.800	48.806	.04524	10.01577	.30859	17.81792	-.02967	-.79510	.54101	7.73990	.82228	.00000
.800	50.827	.04657	10.71941	.22717	18.75015	-.03316	-.51298	.13099	8.45366	.78013	.00000
.800	52.872	.04090	11.43271	.15260	19.52785	-.03207	-.44726	.19982	9.22323	.73631	.00000
.800	54.909	.00789	12.26552	.06182	20.10193	-.03246	-.18225	.15583	10.07166	.69508	.00000
.800	56.933	-.01883	13.03852	-.00761	20.45086	-.03224	.05169	.16598	10.92251	.65191	.00000
.800	58.965	.00835	13.66380	-.07197	20.98961	-.03572	-.15189	.10556	11.67082	.60888	.00000
.800	60.968	.01042	14.16595	-.11642	21.12518	-.03434	-.16113	.09133	12.32945	.56584	.00000
.800	62.966	.03203	14.44098	-.11817	20.82009	-.03317	-.27972	-.02282	12.80942	.52063	.00000
.800	64.952	.03703	14.54297	-.11526	20.69222	-.03171	-.30109	-.05948	13.03101	.49558	.00000
.800	GRADIENT	-.00656	.33333	-.03203	.38479	-.00031	.05089	.01227	.35117	-.02112	.00000

SA-2F-B (81PT-662)SRB

REFERENCE DATA

SCRF = 7.0690 SQ. IN. XMRP = 20.8340 INCHES
 LREF = 3.0000 INCHES YMRP = .0000 INCHES
 BREF = 3.0000 INCHES ZMRP = .0000 INCHES
 SCALE = .0211 SCALE

PARAMETRIC DATA

BETA = .000 PHI = .000
 RN/L = 6.100 FLDSTK = .000
 AFTSTK = .000 ATTRNG = 1.000
 ELTUN = .000 RTORKS = .000

RUN NO. 24/ 0 RN/L = 6.08 GRADIENT INTERVAL = -5.00/ 5.00

MACH	ALPHA	BETA	CN	CA	CLM	CBL	CYN	CY	CD	L/D	CAB
.800	59.846	.05446	13.70262	-.08012	20.93641	-.03350	-.51729	.02773	11.80815	.58878	.00000
.801	60.949	-.05377	14.04828	-.09398	20.68943	-.03304	-.50293	-.01904	12.23522	.56426	.00000
.800	62.975	.04185	14.33652	-.10080	20.54801	-.03200	-.36504	-.02008	12.72527	.51897	.00000
.800	64.935	-.03184	14.48362	-.09267	20.28249	-.03314	-.25238	-.04885	13.08044	.47550	.00000
.800	66.881	.03886	14.49712	-.07451	19.75999	-.03223	-.27570	-.10374	13.30362	.43302	.00000
.800	68.871	-.03894	14.39420	-.06895	19.11629	-.03060	-.25144	-.13770	13.40163	.39197	.00000
.800	70.802	.03570	14.57598	-.03780	18.03573	-.03095	-.25527	-.09190	13.75293	.35111	.00000
.800	72.733	-.01216	14.97132	.06332	16.69129	-.02550	-.09818	-.01580	14.31539	.30620	.00000
.800	74.686	.01361	15.14970	.18700	15.64470	-.02797	-.06901	-.07517	14.66114	.26061	.00000
.800	76.706	.02616	15.40670	.26193	14.72536	-.02546	-.17355	-.08841	15.05406	.21840	.00000
.800	78.597	.00968	15.63436	.32753	13.62637	-.02545	-.03338	-.07631	15.39049	.17999	.00000
.800	80.581	.01167	15.68927	.33106	12.43202	-.02320	-.01368	-.12986	15.53193	.14428	.00000
.800	82.527	-.01684	16.31894	.32178	11.77277	-.02170	.24115	-.11974	16.22219	.11116	.00000
.800	83.752	-.04362	17.03662	.30870	12.14311	-.02361	.48767	-.11608	16.96903	.09118	.00000
GRADIENT		-.00301	.10933	.02194	-.42488	.00050	.03096	-.00485	.18947	-.02115	.00000

REFERENCE DATA

BREF = 7.0690 SQ. IN. XWRP = 20.8340 INCHES
 LREF = 3.0000 INCHES YWRP = .0000 INCHES
 BREF = 3.0000 INCHES ZWRP = .0000 INCHES
 SCALE = .0211 SCALE

PARAMETRIC DATA

BETA = .000 PHI = .000
 RN/L = 6.100 FLDSTR = .000
 AFTSTR = .000 ATTRNG = 1.000
 ELTUN = .000 RTORKS = .000

RUN NO. 27/ 0 RN/L = 6.08 GRADIENT INTERVAL = -5.00/ 5.00

MACH	ALPHA	BETA	CN	CA	CLM	CEL	CYN	CY	CD	L/D	CAB
.800	79.492	-.01991	15.51953	.35988	13.08932	-.02441	.23913	-.07960	15.32489	.16160	.00000
.800	80.542	-.02219	15.54693	.35802	12.44451	-.02276	.20871	-.00911	15.39444	.14301	.00000
.801	82.494	-.01547	15.80579	.35833	11.35733	-.02130	.11300	-.03795	15.71717	.10876	.00000
.800	84.477	-.00472	16.39047	.36561	10.85724	-.02105	.07199	-.04082	16.34956	.07423	.00000
.800	86.560	.00902	17.55218	.33589	11.51449	-.01926	.04702	-.12858	17.54071	.04092	.00000
.800	88.392	.00343	16.76712	.35616	8.95174	-.01452	.00489	-.07498	16.77051	.00663	.00000
.800	90.279	.00515	16.34040	.39385	6.85284	-.01159	.00606	-.07304	16.33830	-.02897	.00000
.800	92.219	.01661	16.12516	.42695	5.20103	-.01002	-.12195	-.03852	16.09653	-.06530	.00000
.800	94.162	.00860	15.88035	.42522	3.60112	-.00835	-.13323	.07755	15.80762	-.09974	.00000
.800	96.084	.00492	15.93434	.37483	2.56442	-.00710	-.09623	.07202	15.80488	-.13043	.00000
.800	98.039	-.01987	15.97120	.28833	1.59907	-.00506	.11846	.08664	15.77391	-.15970	.00000
.801	100.022	-.03061	15.78404	.17591	.41039	-.00395	.15710	.17078	15.51257	-.18824	.00000
.800	101.912	.00819	15.57668	.03262	-.83302	-.00450	-.19544	.16753	15.23453	-.21314	.00000
.800	103.096	.04579	15.53458	-.07577	-1.37581	-.00493	-.49918	.10348	15.14726	-.22763	.00000
GRADIENT		.00109	-.01583	-.01261	-.65023	.00093	-.01660	.00921	-.02534	-.01684	.00000

SA-2F-8 (8TPT-662)SRB

REFERENCE DATA

SREF = 7.0690 SQ. IN. YMRP = 20.8340 INCHES
 LREF = 3.0000 INCHES YMRP = .0000 INCHES
 BREF = 3.0000 INCHES ZMRP = .0000 INCHES
 SCALE = .0211 SCALE

PARAMETRIC DATA

BETA = .000 PHI = .000
 RM/L = 6.100 FMOSTK = .000
 AFTSTK = .000 ATTRNG = 1.000
 ELTUN = .000 RTORKS = .000

RUN NO. 30/ 0 RM/L = 6.07 GRADIENT INTERVAL = -5.00/ 5.00

MACH	ALPHA	BETA	CN	CA	CLM	CBL	CYN	CY	CD	L/D	CAB
.001	76.447	-.07744	15.38056	.44461	14.35781	.02450	-.32380	.18651	15.05647	.21068	.00000
.000	77.678	-.02913	15.49103	.49994	13.69748	.02424	.31530	.02232	15.24088	.18486	.00000
.000	79.629	-.12139	15.48076	.53393	12.61371	.02243	.80025	-.14771	15.32395	.14760	.00000
.000	81.375	-.18147	15.58846	.55657	11.63368	.02407	1.23633	-.19726	15.50178	.11182	.00000
.000	83.336	-.21007	15.69280	.53007	10.73642	.02546	1.55193	-.16771	15.65271	.07922	.00000
.799	85.462	-.19372	15.66351	.54512	9.31893	.02666	1.38295	-.17485	15.65753	.04445	.00000
.000	87.396	-.15994	15.75292	.56243	8.07535	.02794	1.11356	-.15526	15.76220	.00976	.00000
.000	89.344	-.09601	15.89566	.57671	6.97417	.03048	.80939	-.02611	15.90122	-.02483	.00000
.000	91.270	.00067	15.91961	.56645	5.84222	.03357	.09691	.04884	15.90315	-.05779	.00000
.000	93.214	-.03663	15.89977	.56338	4.54807	.03284	.28153	-.02313	15.80325	-.09186	.00000
.000	95.161	-.02652	15.76719	.52430	3.26790	.03451	.09490	-.06875	15.65611	-.12394	.00000
.000	97.119	-.00479	15.64357	.41669	1.96385	.03690	-.06859	-.03319	15.47131	-.19204	.00000
.000	99.086	-.00199	15.46191	.34026	.73128	.03731	-.00996	-.01331	15.21416	-.18258	.00000
.000	99.910	-.00803	15.35005	.30744	.20480	.03774	-.05980	-.06320	15.06810	-.19542	.00000
.000	GRADIENT	.00342	.00461	-.00525	-.60669	.00068	-.03147	-.00022	.00482	-.01727	.00000

ORIGINAL PAGE IS OF POOR QUALITY

REFERENCE DATA
 BREF = 7.0690 50.1N. ZMRP = 20.8340 INCHES BETA = .000 PHI = .000
 LREF = 3.0000 INCHES YMRP = .0000 INCHES RNLV = 6.100 FLDSTK = .000
 SREF = 3.0000 INCHES ZMRP = .0000 INCHES AFTSTK = .000 ATTRG = 1.000
 SCALE = .0211 SCALE ELTUN = .000 RTORRS = .000

PARAMETRIC DATA

RUN NO. 6/ D RNLV = 5.99 GRADIENT INTERVAL = -5.00/ 5.00

WACH	ALPHA	BETA	CN	CA	CLM	CBL	CYN	CY	CD	L/D	CAB
.800	133.990	.01814	9.86690	-2.22344	-5.93351	.02110	.02997	.04687	8.51497	-.60209	.32036
.801	134.964	.03213	9.45408	-2.28956	-5.96881	.02121	.02101	.07598	8.30716	-.60922	.30211
.802	137.259	.02534	8.42707	-2.36608	-6.00376	.01824	.05723	.06775	7.45708	-.61461	.23856
.800	139.542	.02819	7.55495	-2.42407	-5.61412	.01604	.04122	.07029	6.74675	-.61889	.20764
.800	141.767	.04504	6.84694	-2.47599	-5.04830	.01474	.16343	.13190	6.18062	-.62246	.18760
.801	144.062	.01606	6.05371	-2.51593	-4.21019	.01369	-.78808	-.12869	5.59003	-.61265	.17105
.801	146.357	.02305	5.17557	-2.53828	-3.77270	.00829	-.61065	-.07694	4.94171	-.57554	.13020
.801	148.655	.02964	4.20191	-2.53079	-3.41411	.00530	.07501	-.07929	4.34729	-.52263	.07955
.801	150.817	-.01167	3.80632	-2.45795	-2.97450	.00492	.04528	-.01571	3.90536	-.49977	.05553
.800	152.931	-.00727	3.14196	-2.33201	-2.88512	.00327	-.02126	-.02007	3.52236	-.49147	.03569
.801	155.118	.02190	2.64491	-2.26914	-2.85113	.00286	-.00097	.04710	3.18820	-.46450	.01434
.801	157.243	.03331	2.30486	-2.17652	-2.80244	.00013	-.13204	.04911	2.89867	-.44278	.00562
.801	159.367	.04422	1.95714	-2.08263	-2.63069	-.00162	-.18865	.05726	2.63869	-.41602	-.00104
.801	160.812	.04007	1.74567	-2.02745	-2.45367	-.00017	-.16187	.05413	2.48856	-.39474	-.00241
.801	GRADIENT	.00010	-.30699	.00646	.14808	-.00089	-.00459	-.000178	-.22947	.00664	-.01235

REFERENCE DATA
 SREF = 7.0690 SQ. IN. YMRP = 20.8340 INCHES
 LREF = 3.0000 INCHES YMRP = .0000 INCHES
 BREF = 3.0000 INCHES ZMRP = .0000 INCHES
 SCALE = .0211 SCALE

PARAMETRIC DATA
 BETA = .000 PHI = .000
 RN/L = 6.100 FWDSTK = .000
 AFTSTK = .000 ATTRNG = 1.000
 ELTUN = .000 RTORKS = .000

RUN NO. 17/ 0 RN/L = 6.08 GRADIENT INTERVAL = -5.00/ 5.00

MACH	ALPHA	BETA	CN	CA	CLM	CBL	CYN	CY	CD	L/D	CAB
.601	29.028	.03841	4.03172	.79249	6.74837	-.01196	-.22862	-.17106	2.66230	1.18522	.36048
.601	30.283	.06934	4.35655	.76496	7.41375	-.01244	-.41100	-.31006	2.85748	1.18157	.37138
.601	32.319	.24640	5.07163	.72109	8.22078	-.01513	-1.63610	-.83322	3.32084	1.17454	.39964
.600	34.764	.46800	5.98224	.66503	8.98129	-.01879	-3.49720	-1.01776	3.92566	1.16229	.42433
.600	36.409	.36243	6.41369	.61327	10.67165	-.01745	-2.92201	-.48217	4.30373	1.11409	.43691
.601	38.355	.14705	6.85857	.55934	12.54934	-.02080	-1.24160	-.11127	4.71224	1.06420	.44433
.601	40.624	.24886	7.93690	.48234	13.78406	-.02039	-2.12391	-.15769	5.53354	1.03193	.44691
.600	42.713	.09233	8.54040	.41843	15.59052	-.02337	-.87259	.03380	6.10088	.96200	.44713
.600	44.800	-.05058	9.26661	.34335	17.19036	-.02408	.38042	.10617	6.77319	.93507	.44729
.600	46.964	-.04249	10.08342	.27933	18.38064	-.02598	.24413	.19669	7.54650	.88695	.45022
.600	48.905	-.03017	11.02480	.20184	19.22506	-.02904	.14180	.18542	8.44120	.84047	.45106
.601	50.965	.03492	11.98597	.12086	19.84261	-.02649	-.35472	.04839	9.37079	.79420	.45335
.600	53.012	.06713	12.64854	.02113	20.47602	-.02810	-.51911	-.14090	10.14784	.75062	.45390
.600	53.911	-.01159	13.29231	-.01947	19.90163	-.02866	.09945	.00465	10.73013	.73116	.45363
		-.00987	.36804	-.03252	.59209	-.00068	.06928	.02771	.52100	-.01958	.00311

ORIGINAL PAGE IS
 OF POOR QUALITY

SA-27-B (81PT-662)SRB

PARAMETRIC DATA

REFERENCE DATA

BREF = 7.0690 50.1IN. ZMP = 20.0340 INCHES
 LREF = 3.0000 INCHES YMP = .0000 INCHES
 SREF = 3.0000 INCHES ZMP = .0000 INCHES
 SCALE = .0211 SCALE

BETA = .000 PHI = .000
 RN/L = 6.100 FADSTK = .000
 AFTSTK = .000 ATTRNG = 1.000
 ELTUN = .000 RTORRS = .000

RUN NO. 12/ 0 RN/L = 6.08 GRADIENT INTERVAL = -5.00/ 5.00

MACH	ALPHA	BETA	CN	CA	CLN	CON	CYN	CY	CD	L/D	CAB
.000	122.503	.03564	13.51865	-1.63973	-9.80593	.03719	.06550	.08965	12.28224	-4.7864	.65559
.000	123.934	.01998	13.13566	-1.73462	-5.88488	.04034	.11864	.06948	11.88335	-4.9689	.65037
.000	126.116	.03926	12.63412	-1.88448	-5.58352	.03756	.08561	.10493	11.31687	-5.2352	.64349
.000	128.293	.06368	11.92511	-1.99318	-5.64247	.03590	-.07425	.12486	10.59460	-5.4985	.58850
.001	130.591	.00647	10.90701	-2.08114	-6.10775	.03390	.07785	.03025	9.63660	-5.7244	.45656
.001	132.902	.02492	9.84411	-2.15712	-6.32527	.03128	.00654	.05545	8.67945	-5.9004	.32889
.001	135.038	.03072	9.28225	-2.29561	-6.11952	.03022	.08679	.08437	3.18350	-6.0435	.28908
.000	137.373	.03758	8.23443	-2.36651	-6.07011	.02841	.08590	.09881	7.33135	-6.1653	.22789
.000	139.601	.04022	7.46803	-2.41916	-5.82715	.02372	.20764	.12967	6.68307	-6.1794	.20058
.000	141.840	.04737	6.71432	-2.47389	-4.90616	.02261	.39932	.18484	6.08714	-6.1805	.18502
.000	144.138	.01872	5.93277	-2.50671	-4.22264	.01878	-.61452	-.08703	5.51886	-6.0805	.16126
.000	146.478	.02518	4.98937	-2.52299	-3.76192	.01452	-.51195	-.05160	4.84784	-5.6712	.11774
.001	148.812	.02504	4.11736	-2.50502	-3.32374	.01331	-.27246	-.00201	4.27515	-5.2046	.06931
.001	149.976	.00807	3.79211	-2.46570	-3.03752	.00994	-.18552	-.02523	4.03229	-5.0827	.05620
GRADIENT		-.00047	-.36454	-.03124	.09837	-.00106	-.01459	-.00415	-.30815	-.00175	-.02364

SA-2F-B (81PT-662)SRB

REFERENCE DATA
 BREF = 7.0690 50.1IN. YMRP = 20.8340 INCHES BETA = .000 PHI = .000
 LREF = 3.0000 INCHES YMRP = .0000 INCHES RN/L = 5.500 FLOSTK = .000
 BRCP = 3.0000 INCHES ZMRP = .0000 INCHES AFTSTK = .000 ATTRNG = 1.000
 SCALE = .0211 SCALE ELTUN = .000 RTORKS = .000

PARAMETRIC DATA
 RUN NO. 3/ D RN/L = 5.49 GRADIENT INTERVAL = -5.00/ 5.00

MACH	ALPHA	BETA	ON	CA	CLM	CBL	CYN	CY	CD	L/D	CAB
.896	133.835	.04094	10.94936	-2.27776	-6.73341	.02933	.01831	.09802	9.47590	-.62690	.37592
.900	134.671	.02940	10.62223	-2.31819	-6.60233	.02810	-.02353	.06655	9.18386	-.63363	.34503
.899	136.877	.01431	9.96111	-2.44665	-6.21775	.02472	.04069	.04088	8.59483	-.65133	.28539
.900	139.210	.05445	8.87703	-2.50648	-5.95712	.01996	-.02396	.11735	7.89698	-.66044	.23556
.900	141.506	.03228	7.95757	-2.57281	-5.41556	.01702	-.03731	.10888	6.96675	-.66412	.22136
.899	143.799	-.01737	7.06533	-2.62502	-4.73660	.01533	-.13641	-.06686	6.30297	-.66114	.21700
.900	146.143	.01175	5.87517	-2.65173	-4.68552	.01231	.10536	.26323	5.47524	-.62126	.17118
.899	148.501	.04831	4.74464	-2.65540	-4.15953	.00642	.12027	.13163	4.74314	-.56240	.14730
.899	150.775	.02221	3.99118	-2.58015	-3.23103	.00813	-.11263	.02568	4.20045	-.52933	.14721
.900	152.945	.04888	3.43631	-2.49494	-2.87558	.00243	.03446	.11090	3.78489	-.50873	.14033
.900	155.108	.06448	2.92526	-2.43448	-2.62024	.00278	-.09586	.12287	3.43959	-.47355	.12675
.900	157.255	.04963	2.46837	-2.37680	-2.29655	.00118	-.13694	.08191	3.15406	-.43623	.11418
.900	159.388	.04244	2.14440	-2.30736	-1.90723	-.00156	-.16830	.05995	2.91453	-.40999	.11854
.900	160.680	.02954	1.97070	-2.26361	-1.74042	-.00094	-.11542	.04229	2.78651	-.39801	.12164
GRADIENT	.00145	.00145	-.35445	.00191	.19408	-.00114	-.00526	-.00015	-.25936	.00995	-.00877

SA-2F-B (81PT-662)SRB

(RPS138) (05 DEC 73)

REFERENCE DATA

BREF = 7.0000 20-IN. THRP = 20.0340 INCHES
 LREF = 3.0000 INCHES THRP = .0000 INCHES
 MREF = 3.0000 INCHES THRP = .0000 INCHES
 SCALE = .0211 SCALE

RUN NO. 16/ 0 RM/L = 5.48 GRADIENT INTERVAL = -5.00/ 5.00

MACH	ALPHA	BETA	CN	CA	CLM	COL	CYN	CY	CD	L/D	CAB
.800	29.148	-.05516	4.57357	.89219	7.91674	-.01490	-.41899	.13978	3.00686	1.18390	.36619
.850	30.336	-.04595	4.89913	.86325	8.65250	-.01694	-.36725	.08617	3.21944	1.17795	.39320
.900	32.420	-.02855	5.52927	.81634	10.09208	-.01618	-.17469	-.12609	3.65344	1.15777	.40533
.950	34.487	-.04987	6.26320	.78919	11.84128	-.01960	-.40163	.06398	4.19687	1.12360	.43212
.970	36.166	-.14735	7.34822	.73993	13.48015	-.02247	-.127309	-.12022	4.97504	1.09791	.45161
.980	36.661	-.03799	8.09172	.70814	15.36617	-.02378	-.36826	.02513	5.61001	1.04707	.46862
.990	42.873	-.04168	9.07492	.64194	17.07847	-.02720	-.38717	-.00449	6.41234	1.00542	.46514
.995	44.868	-.06725	10.19011	.56678	18.40066	-.02638	-.40820	.11129	7.31627	.96473	.45887
.998	46.964	-.08648	12.28356	.51278	19.35512	-.02987	-.49769	.17315	8.32426	.91682	.46565
.999	48.971	-.10450	13.42490	.46360	20.35724	-.03170	-.41365	.28395	9.29485	.86543	.47836
.9995	51.002	-.12126	14.16906	.40690	20.23939	-.03208	-.96690	.01150	10.39460	.81627	.48480
.9998	53.039	-.06710	14.87120	.31837	21.17782	-.03149	-.16665	-.06750	11.21211	.77319	.47118
.9999	54.000	-.00924	15.27002	.23495	21.81154	-.03140	-.02879	-.05358	12.10394	.72619	.45721
GRADIENT		-.00090	.45233	-.02747	.58740	-.03367	-.04774	-.05598	12.47075	.70690	.45362
						-.00074	.00925	-.00143	.39703	-.02008	.00295

(RPS138) (05 DEC 73)

REFERENCE DATA

BREF = 7.0000 20-IN. THRP = 20.0340 INCHES
 LREF = 3.0000 INCHES THRP = .0000 INCHES
 MREF = 3.0000 INCHES THRP = .0000 INCHES
 SCALE = .0211 SCALE

RUN NO. 10/ 0 RM/L = 5.48 GRADIENT INTERVAL = -5.00/ 5.00

MACH	ALPHA	BETA	CN	CA	CLM	COL	CYN	CY	CD	L/D	CAB
.800	28.073	.03314	12.88165	-1.98831	-8.79873	.03705	.01663	-.10073	11.22512	-.55650	.48109
.850	130.209	.03293	12.03387	-2.10650	-8.18161	.03771	.01371	.07655	10.55004	-.50391	.44322
.900	132.683	.04208	11.35689	-2.23982	-7.23661	.03576	-.00375	.09241	9.88818	-.60163	.40884
.950	134.703	.02337	10.40510	-2.32477	-6.74209	.03401	-.00396	.05584	9.02436	-.62911	.31778
.980	136.974	.03333	9.77093	-2.44496	-6.34757	.03101	-.02548	.06835	8.45233	-.64757	.28872
.990	138.323	.05373	8.67351	-2.49955	-6.10303	.02782	-.01679	.11506	7.54904	-.65556	.22169
.995	141.683	-.04540	7.82208	-2.56369	-5.47169	.02618	-.01632	.09675	6.86581	-.66135	.21109
.998	143.870	-.02953	6.91621	-2.61402	-4.78923	.02362	-.16031	-.09063	6.18856	-.65376	.20335
.999	146.280	.06033	5.65452	-2.62896	-4.73266	.02125	.10315	.1519	5.32706	-.60863	.15492
.9995	148.582	.04127	4.83693	-2.63464	-4.06232	.01940	.06382	.11921	4.66504	-.59402	.13497
.9998	148.686	.02279	4.19910	-2.58660	-3.45178	.01472	-.12808	.02442	4.34425	-.53741	.13497
GRADIENT		-.00040	-.39678	-.02836	.22417	-.00109	-.00183	-.00130	-.31933	.60054	-.01623

SA-2F-B (8TPT-662)SRB

REFERENCE DATA

SREF = 7.0690 SQ. IN. XMRP = 20.8340 INCHES
 LREF = 5.0000 INCHES YMRP = .0000 INCHES
 BREF = 5.0000 INCHES ZMRP = .0000 INCHES
 SCALE = .0211 SCALE

PARAMETRIC DATA

BETA = .000 FHI = .000
 RN/L = 4.900 FADSTK = .000
 AFTSTK = .000 ATTRNG = 1.000
 ELTUN = .000 RTORKS = .000

RUN NO. 2/ 0 RN/L = 4.89 GRADIENT INTERVAL = -5.00/ 5.00

MACH	ALPHA	BETA	CN	CA	CLM	CBL	CYN	CY	CD	L/D	CAB
1.000	133.358	.03465	12.17289	-2.31313	-9.04713	.03253	.00795	.06570	10.43752	-.63975	.30645
1.000	134.385	.03435	11.80148	-2.38311	-8.92446	.03327	.00658	.08420	10.10097	-.64862	.29478
1.000	136.599	.04358	11.13653	-2.53590	-8.22829	.02997	-.02676	.09851	9.49445	-.66870	.29909
1.000	138.814	.05323	10.51263	-2.65775	-7.32239	.02641	-.04699	.11632	8.92277	-.69053	.30523
1.001	141.158	.07002	9.37437	-2.72455	-7.15360	.02281	-.00735	.06898	8.00139	-.69897	.28418
.999	143.507	.04319	8.13809	-2.77842	-6.96913	.01970	-.05965	.08861	7.07362	-.69130	.26707
.993	145.768	.16453	7.14281	-2.81651	-6.76255	.02034	-.78874	.21968	6.34675	-.68082	.24491
.998	147.935	-.06586	6.88886	-2.91486	-6.519070	.01708	-.81284	-.32166	6.12736	-.70022	.29363
1.000	150.355	.01837	5.24426	-2.81211	-5.69047	.01051	.06599	.05634	5.03793	-.62861	.22272
1.000	152.609	.01150	4.42396	-2.71810	-5.32809	.01056	.06764	.04072	4.44867	-.60186	.20383
1.000	154.836	.03080	3.69318	-2.66109	-4.69658	.00738	-.03223	.06504	3.97892	-.55571	.18786
1.000	157.033	.04992	3.09126	-2.60674	-3.98983	.00585	-.07685	.10080	3.60632	-.50719	.17535
1.000	159.227	.01981	2.57828	-2.54368	-3.26898	.00165	-.11679	.02234	3.29276	-.45812	.16307
1.000	160.623	.00114	2.27735	-2.50682	-2.86475	.00061	-.10337	-.01874	3.12040	-.42195	.15396
	GRADIENT	-.00108	-.38321	-.00501	.21232	-.00120	-.00232	-.00311	-.28109	.00796	-.00585

REFERENCE DATA

SRFP = 7.0690 SQ.IN. XMRP = 20.8340 INCHES
 LRFP = 3.0000 INCHES YMRP = .0000 INCHES
 BRFP = 3.0000 INCHES ZMRP = .0000 INCHES
 SCALE = .0211 SCALE

RUN NO. 15/ 0 RN/L = 4.87 GRADIENT INTERVAL = -5.00/ 5.00

PARAMETRIC DATA

BETA = .000 PHI = .000
 RN/L = 4.900 FLDSTK = .000
 AFTSTK = .000 ATTRNG = 1.000
 ELTUN = .000 RTORRS = .000

WACH	ALPHA	BETA	CM	CA	CLM	CBL	CYN	CY	CD	L/D	CAB
1.000	29.170	.02916	5.04359	1.19433	10.82179	-.01933	-.21627	-.09955	3.50114	1.09159	.42299
1.000	30.464	.04131	5.49500	1.16767	11.94384	-.02034	-.32035	-.11933	3.79242	1.09281	.43157
.999	32.544	.06689	6.36819	1.11529	13.57664	-.02286	-.60374	-.06821	4.36590	1.09217	.45098
1.000	34.635	-.00979	7.42247	1.07165	15.17001	-.02418	.20303	-.15007	5.10028	1.07799	.46922
.999	36.686	-.12002	8.51274	1.00696	16.10765	-.02600	1.22044	-.07435	5.89327	1.05628	.48705
.999	38.752	-.03104	9.49975	.91396	17.60735	-.02881	.38447	-.11577	6.65914	1.02662	.46753
1.000	40.799	-.05202	10.76258	.84627	18.16306	-.03079	.64824	-.19994	7.67301	.98975	.47309
1.000	42.839	-.01419	11.89757	.79563	19.05784	-.03167	.30958	-.23924	8.67312	.94350	.47485
1.001	44.855	.02105	12.88013	.75417	20.07541	-.03419	-.11539	-.12463	9.65213	.89267	.47567
1.001	46.922	-.01917	13.89759	.68836	20.70178	-.03372	.24748	-.08389	10.62135	.84632	.47012
1.002	48.928	-.06275	14.97321	.63749	20.90575	-.03506	.71655	-.13946	11.70689	.79927	.48259
.999	50.953	-.00693	15.84612	.50627	20.99112	-.03205	.15583	-.12306	12.62552	.75951	.44136
.999	52.996	.00027	16.53802	.39760	21.81120	-.03467	.08972	-.12877	13.44652	.71663	.40177
.999	53.964	.00181	16.77151	.36727	22.16214	-.03704	.07510	-.12991	13.77823	.69455	.39788
.999	GRADIENT	-.00129	.49682	-.03287	.43223	-.00066	.01554	-.00115	.43427	-.01735	-.00074

SA-2F-B (8TPT-662)SRB (RPS142) (05 DEC 73)

REFERENCE DATA

SRFP = 7.0690 SQ.IN. XMRP = 20.8340 INCHES
 LRFP = 3.0000 INCHES YMRP = .0000 INCHES
 BRFP = 3.0000 INCHES ZMRP = .0000 INCHES
 SCALE = .0211 SCALE

RUN NO. 9/ 0 RN/L = 4.87 GRADIENT INTERVAL = -5.00/ 5.00

PARAMETRIC DATA

BETA = .000 PHI = .000
 RN/L = 4.900 FLDSTK = .000
 AFTSTK = .000 ATTRNG = 1.000
 ELTUN = .000 RTORRS = .000

WACH	ALPHA	BETA	CM	CA	CLM	CBL	CYN	CY	CD	L/D	CAB
.999	129.573	.02745	13.72786	-2.07152	-9.30684	.03587	.01084	.06731	12.02428	-.57716	.40769
1.000	129.944	.02596	13.33625	-2.15823	-9.18847	.03969	.02847	.06712	11.61019	-.59497	.37341
1.000	132.127	.02911	12.55588	-2.27592	-9.18605	.03910	.01690	.07174	10.83680	-.62131	.32173
1.000	134.352	.04654	11.67223	-2.40242	-9.08627	.03522	-.03862	.10054	10.02576	-.64252	.28793
1.000	136.584	.04793	11.08023	-2.54972	-8.27873	.03422	-.04538	.10206	9.46741	-.66503	.29663
1.001	138.801	.05418	10.41565	-2.65398	-7.47823	.03263	-.07244	.11064	8.65752	-.68742	.28971
1.000	141.110	.02550	9.24959	-2.69644	-7.22903	.02781	.01288	.06182	7.90591	-.69651	.25877
.999	143.492	.04605	8.02688	-2.74365	-7.28115	.02641	-.08511	.08944	6.98076	-.69039	.23655
1.000	145.667	.11265	7.07306	-2.79467	-6.66132	.02374	-.64973	.12838	6.28209	-.68233	.21937
1.000	148.011	-.09126	6.79124	-2.68756	-5.25108	.01952	-1.68453	-.56304	6.04677	-.69960	.26371
1.000	149.364	-.00151	5.62553	-2.61751	-5.75524	.02075	-.50846	-.10899	5.28972	-.64397	.20742
1.000	GRADIENT	-.00160	-.38793	-.03756	.19019	-.00095	-.04878	-.01391	-.32137	-.00444	-.00075

DATE 18 APR 74

TABULATED SOURCE DATA LARC 8-695/662 (SA-2FA/B)

PAGE 247

(RPS143) (05 DEC 73)

SA-2F-B (8TPT-662)SRB

REFERENCE DATA

SREF = 7.0690 SQ. IN. XMRP = 20.8340 INCHES
 LREF = 3.0000 INCHES YMRP = .0000 INCHES
 BREF = 3.0000 INCHES ZMRP = .0000 INCHES
 SCALE = .0211 SCALE

PARAMETRIC DATA

BETA = .000 PHI = .000
 RN/L = 4.200 FWDSTK = .000
 AFTSTK = .000 ATTRNG = 1.000
 ELTUN = .000 RTORRS = .000

RUN NO. 1/ 0 RN/L = 4.18 GRADIENT INTERVAL = -5.00/ 5.00

MACH	ALPHA	BETA	CN	CA	CLM	CBL	CYN	CY	CD	L/D	CAB
1.200	133.792	.02873	12.83520	-2.50281	-2.82191	.03482	.00748	.07564	10.99728	-.64341	.35247
1.200	134.768	.02538	12.41980	-2.55936	-2.98591	.03103	.02564	.07044	10.61760	-.65298	.34196
1.199	137.001	.02539	11.47715	-2.67829	-3.45506	.02849	.00880	.06634	9.78611	-.67109	.31371
1.200	139.213	.02502	10.56530	-2.77225	-3.78201	.03292	.02586	.06841	9.00072	-.68756	.29358
1.200	141.438	.01731	9.60562	-2.82205	-4.11355	.02530	.05434	.05509	8.19445	-.70191	.26582
1.200	143.658	.01850	8.75977	-2.87808	-4.20323	.02296	.03530	.05339	7.50938	-.71249	.24647
1.199	145.882	.01698	7.86931	-2.94134	-4.25456	.01923	.01340	.04492	6.84845	-.71026	.23390
1.200	148.098	.00660	6.99667	-2.98586	-4.16550	.01485	.04049	.02475	6.23236	-.69988	.23689
1.200	150.322	.00984	6.17453	-2.95009	-4.06736	.01248	.12319	.04989	5.62026	-.69461	.23596
1.200	152.554	.00429	5.13524	-2.88210	-4.45798	.01235	.08139	.02750	4.92461	-.65565	.21185
1.200	154.762	.00383	4.27743	-2.84032	-4.45803	.01001	.03118	.01596	4.39303	-.60506	.20923
1.200	156.991	.00255	3.52035	-2.78563	-4.17144	.00812	-.02819	.00050	3.94005	-.54604	.20211
1.199	159.177	.00385	2.86904	-2.72408	-3.65541	.00684	-.12532	-.01633	3.56606	-.48043	.19245
	GRADIENT	-.00111	-.39828	-.00934	-.04169	-.00113	-.00173	-.00320	-.29759	.00488	-.00600

REFERENCE DATA
 MACH = 7.0690 50.1IN. XMRP = 20.8340 INCHES
 LREF = 3.0000 INCHES YMRP = .0000 INCHES
 BREF = 3.0000 INCHES ZMRP = .0000 INCHES
 SCALE = .0211 SCALE

BETA = .000 PHI = .000
 RN/L = 4.200 FLDSTK = .000
 AFTSTK = .000 ATTRNG = 1.000
 ELTUN = .000 RTORKS = .000

PARAMETRIC DATA

GRADIENT INTERVAL = -5.00/ 5.00

MACH	ALPHA	BETA	CN	CA	CLM	CBL	CYN	CY	CD	L/D	CAB
1.200	29.143	.03949	5.85912	1.36270	10.78162	-.02288	-.40781	-.01062	4.04354	1.10145	.35773
1.200	30.414	.06427	6.47577	1.33777	11.39664	-.02337	-.72411	.07050	4.43202	1.10726	.36034
1.199	32.452	.01162	7.47405	1.30268	12.33987	-.02497	.00969	-.18237	5.10980	1.09748	.36996
1.199	34.499	.02914	8.48679	1.26003	13.00624	-.02415	-.25753	-.06293	5.84531	1.07447	.38132
1.199	36.532	-.02199	9.56973	1.22676	13.31151	-.02429	-.23998	-.01706	6.68270	1.04145	.39972
1.199	38.550	-.01748	10.57439	1.16962	13.77048	-.02657	.17874	.00285	7.50465	1.00464	.40716
1.200	40.562	-.02588	11.66369	1.13788	14.04423	-.02786	.38111	-.15815	8.45177	.96052	.41921
1.199	42.611	-.00932	12.65276	1.07451	14.53376	-.02819	.18992	-.13018	9.35692	.91746	.41601
1.200	44.626	.03627	13.56855	1.01620	14.93617	-.03117	-.43668	.08407	10.25482	.87218	.41731
1.200	46.638	.08026	14.49417	.95156	15.27947	-.03098	-.102761	.26686	11.19432	.82685	.40091
1.198	48.660	.09894	15.29019	.86967	15.61817	-.03228	-.76751	.20936	12.05432	.78968	.38877
1.197	50.729	-.03688	15.78751	.76496	16.94762	-.03631	.55228	-.23176	12.70626	.73988	.33075
1.195	52.767	-.01315	16.44717	.71437	17.47217	-.03426	-.24930	-.15268	13.52709	.69363	.32062
1.195	53.696	.01112	16.81716	.68574	17.37263	-.03403	-.05170	-.09322	13.95875	.67372	.32356
GRADIENT		-.00085	.45521	-.02793	.25098	-.00053	.00920	-.00035	.41427	-.01878	-.00126

BETA = .000 PHI = .000
 RN/L = 4.200 FLDSTK = .000
 AFTSTK = .000 ATTRNG = 1.000
 ELTUN = .000 RTORKS = .000

PARAMETRIC DATA

GRADIENT INTERVAL = -5.00/ 5.00

MACH	ALPHA	BETA	CN	CA	CLM	CBL	CYN	CY	CD	L/D	CAB
1.198	126.021	.03679	15.09372	-2.03105	-3.62612	.04289	-.02678	.08856	13.40228	-.53973	.45964
1.198	129.181	.03169	14.53046	-2.13758	-3.36455	.04170	.02494	.08536	12.74318	-.57299	.39633
1.200	130.366	.02375	13.83362	-2.27219	-3.37636	.03952	.05661	.07136	12.01173	-.60178	.35404
1.200	132.566	.02906	13.07094	-2.40131	-3.65866	.03843	.03203	.07919	11.25106	-.62866	.31790
1.200	134.723	.03702	12.30476	-2.54051	-3.79463	.03977	.00177	.09235	10.53040	-.65084	.30216
1.200	136.942	.03173	11.43582	-2.65441	-4.01905	.03556	.01605	.08193	9.74720	-.67131	.28118
1.200	139.159	.02270	10.54640	-2.74863	-3.99679	.03380	.05466	.06749	8.97635	-.68860	.26644
1.200	141.401	.01416	9.62417	-2.81249	-4.05168	.03046	.08157	.05194	8.20226	-.70309	.25290
1.200	143.633	.01006	8.75026	-2.86806	-4.06104	.02964	.08818	.04321	7.49797	-.71291	.23677
1.200	145.859	.02203	7.85214	-2.93677	-4.11411	.02481	.01958	.05883	6.83753	-.70942	.22960
1.200	148.103	.01264	6.94484	-2.97772	-4.05820	.02163	-.02768	.02579	6.19769	-.69748	.23450
1.200	149.347	.02302	6.68992	-2.97521	-3.37822	.01843	-.15237	.02609	5.97028	-.70989	.25871
GRADIENT		-.00083	-.37498	-.04166	-.01900	-.00104	-.00233	-.00261	-.32734	-.00700	-.00828

DATE 18 APR 74

TABULATED SOURCE DATA LARC 8-655/662 (SA-2FA/B)

SA-2F-B (81FT-662)SRB

PARAMETRIC DATA

REF = 7.0690 SQ. IN. XMRP = 20.6340 INCHES
 LREF = 3.0000 INCHES YMRP = .0000 INCHES
 BREF = 3.0000 INCHES ZMRP = .0000 INCHES
 SCALE = .0211 SCALE

RUN NO. 22/ 0 RN/L = 3.62 GRADIENT INTERVAL = -5.00/ 5.00

MACH	ALPHA	BETA	Q (PSF)	CP1	CP2	CP3	CP4	BETA =	PHI =	FWDSTK =	ATTRNG =	RTORKS =
.400	38.831	.10865	331.85324	.00000	.00000	.00000	.00000	.000	.000	3.600	1.000	.000
.400	39.957	.12237	332.93814	.00000	.00000	.00000	.00000	.000	.000	.000	.000	.000
.400	41.965	.14943	332.21381	.00000	.00000	.00000	.00000	.000	.000	.000	.000	.000
.400	43.974	.20846	332.39546	.00000	.00000	.00000	.00000	.000	.000	.000	.000	.000
.400	45.994	.26939	332.48462	.00000	.00000	.00000	.00000	.000	.000	.000	.000	.000
.400	48.004	.30499	332.66570	.00000	.00000	.00000	.00000	.000	.000	.000	.000	.000
.400	50.014	.33244	332.48517	.00000	.00000	.00000	.00000	.000	.000	.000	.000	.000
.400	52.011	.35264	332.30353	.00000	.00000	.00000	.00000	.000	.000	.000	.000	.000
.400	54.007	.30201	332.30408	.00000	.00000	.00000	.00000	.000	.000	.000	.000	.000
.400	56.008	.20771	332.48628	.00000	.00000	.00000	.00000	.000	.000	.000	.000	.000
.400	57.973	.20693	332.75651	.00000	.00000	.00000	.00000	.000	.000	.000	.000	.000
.400	59.946	.21981	332.39380	.00000	.00000	.00000	.00000	.000	.000	.000	.000	.000
.400	61.944	.22433	332.30574	.00000	.00000	.00000	.00000	.000	.000	.000	.000	.000
.400	63.071	.21004	332.75762	.00000	.00000	.00000	.00000	.000	.000	.000	.000	.000
.400	GRADIENT	.00309	.00798	.00000	.00000	.00000	.00000	.000	.000	.000	.000	.000

ORIGINAL PAGE IS OF POOR QUALITY

SA-2F-B (81PT-662)SRB

REFERENCE DATA

SREF = 7.6690 50. IN. XMRP = 20.8340 INCHES
 LREF = 3.0000 INCHES YMRP = .0000 INCHES
 BREF = 3.0000 INCHES ZMRP = .0000 INCHES
 SCALE = .0211 SCALE

PARAMETRIC DATA

BETA = .000 PHI = .000
 RN/L = 3.600 FWDSTK = .000
 AFTSTK = .000 ATTRNG = 1.000
 ELTUN = .000 RTORKS = .000

RUN NO. 26/ 0 RN/L = 3.60 GRADIENT INTERVAL = -5.00/ 5.00

MACH	ALPHA	BETA	Q (PSF)	CP1	CP2	CP3	CP4
.400	58.868	.20625	332.39601	.00000	.00000	.00000	.00000
.401	59.925	.20434	333.20945	.00000	.00000	.00000	.00000
.400	61.941	.07817	333.03006	.00000	.00000	.00000	.00000
.400	63.910	.07183	332.93869	.00000	.00000	.00000	.00000
.400	65.905	.14026	332.21436	.00000	.00000	.00000	.00000
.400	67.931	.10792	332.93758	.00000	.00000	.00000	.00000
.400	69.908	.08786	332.66792	.00000	.00000	.00000	.00000
.401	71.903	.08122	333.02839	.00000	.00000	.00000	.00000
.400	73.927	.17224	332.39601	.00000	.00000	.00000	.00000
.400	75.941	.15641	332.66736	.00000	.00000	.00000	.00000
.400	77.943	.02223	332.12187	.00000	.00000	.00000	.00000
.400	79.926	-.02237	332.39213	.00000	.00000	.00000	.00000
.400	81.930	.04042	332.21491	.00000	.00000	.00000	.00000
.400	83.127	.03839	332.75873	.00000	.00000	.00000	.00000
	GRADIENT	-.00556	-.01963	.00200	.00000	.00000	.00000

SA-2F-B (8YPT-662)5FB

REFERENCE DATA

SREF = 7.0690 SQ. IN. XMRP = 20.8340 INCHES
 LREF = 3.0000 INCHES YMRP = .9000 INCHES
 BREF = 3.0000 INCHES ZMRP = .0000 INCHES
 SCALE = .0211 SCALE

BETA = .000 PHI = .000
 RN/L = 3.600 FWDSTK = .000
 AFTSTK = .000 ATTRNG = 1.000
 ELTUN = .000 RTORKS = .000

PARAMETRIC DATA

RUN NO. 29/ 0 RN/L = 3.59 GRADIENT INTERVAL = -5.00/ 5.00

MACH	ALPHA	BETA	Q (PSF)	CP1	CP2	CP3	CP4
.400	78.848	.01167	332.39601	.00000	.00000	.00000	.00000
.400	79.980	-.01029	332.48462	.00000	.00000	.00000	.00000
.401	81.898	.03528	333.11920	.00000	.00000	.00000	.00000
.400	83.938	.01637	331.85214	.00000	.00000	.00000	.00000
.400	85.877	.00144	331.94242	.00000	.00000	.00000	.00000
.400	87.879	.00199	332.48573	.00000	.00000	.00000	.00000
.400	89.881	.01617	332.57765	.00000	.00000	.00000	.00000
.400	91.863	.00195	332.66625	.00000	.00000	.00000	.00000
.400	93.869	-.01099	332.66348	.00000	.00000	.00000	.00000
.400	95.833	-.02671	332.21325	.00000	.00000	.00000	.00000
.400	97.841	-.00504	332.03270	.00000	.00000	.00000	.00000
.400	99.801	.01234	332.66514	.00000	.00000	.00000	.00000
.400	101.811	.02258	331.85214	.00000	.00000	.00000	.00000
.400	102.996	.01736	331.85104	.00000	.00000	.00000	.00000
	GRADIENT	-.00014	-.01677	.00000	.00000	.00000	.00000

ORIGINAL PAGE IS OF POOR QUALITY

(PPS104) (18 FEB 74)

TABULATED SOURCE DATA LARC 8-855/662 (SA-2FA/B)

SA-2F-8 (8TP1-662)SRB

REFERENCE DATA

SREF = 7.0690 SQ. IN. XMRP = 20.8340 INCHES
 LREF = 3.0000 INCHES YMRP = .0000 INCHES
 ZREF = 3.0000 INCHES ZMRP = .0000 INCHES
 SCALE = .0211 SCALE

PARAMETRIC DATA

BETA = .000 PHI = .000
 RN/L = 3.600 FLDSTK = .000
 AFTSTK = .000 ATTRNG = 1.000
 ELTUN = .000 RTORKS = .000

RUN NO. 32/ 0 RN/L = 3.62 GRADIENT INTERVAL = -5.00/ 5.00

WACH	ALPHA	BETA	Q (PSF)	CP1	CP2	CP3	CP4
.400	76.792	.18269	332.21049	.00000	.00000	.00000	.00000
.400	78.084	.11900	332.75263	.00000	.00000	.00000	.00000
.400	80.084	.11882	332.20938	.00000	.00000	.00000	.00000
.400	82.059	.08544	332.57266	.00000	.00000	.00000	.00000
.400	84.056	.08344	332.39158	.00000	.00000	.00000	.00000
.400	86.046	.11119	332.12021	.00000	.00000	.00000	.00000
.400	88.031	.08965	332.84288	.00000	.00000	.00000	.00000
.400	90.043	.08255	331.94021	.00000	.00000	.00000	.00000
.400	92.035	.08941	332.93425	.00000	.00000	.00000	.00000
.400	94.019	.05178	332.21104	.00000	.00000	.00000	.00000
.400	96.005	.05034	332.75374	.00000	.00000	.00000	.00000
.400	97.973	.03870	332.75374	.00000	.00000	.00000	.00000
.400	99.961	.08958	332.02994	.00000	.00000	.00000	.00000
.400	100.828	.15102	332.39269	.00000	.00000	.00000	.00000
	GRADIENT	-.00223	.00130	.00000	.00000	.00000	.00000

TABULATED SOURCE DATA LARC 8-655/662 (SA-2FA/B)

DATE 18 APR 74

(PPS105) (18 FEB 74)

SA-2F-B (8TPT-662)SR8

PARAMETRIC DATA

BETA = .000 PHI = .000
 RN/L = 3.600 FWDSTK = .000
 AFTSTK = .000 ATTRNG = 1.000
 ELTUN = .000 RTORKS = .000

REFERENCE DATA

SREF = 7.0690 SQ. IN. YMRP = 20.0340 INCHES
 LREF = 3.0000 INCHES YMRP = .0000 INCHES
 BREF = 3.0000 INCHES ZMRP = .0000 INCHES
 SCALE = .0211 SCALE

RUN NO. 5 / 0 RN/L = 5.60 GRADIENT INTERVAL = -5.00/ 5.00

MACH	ALPHA	BETA	Q (PSF)	CP1	CP2	CP3	CP4
.400	136.443	.00784	332.21325	.20423	.26390	.37923	.22753
.400	137.341	.01185	332.66459	.19219	.24675	.36091	.21062
.400	139.406	.03741	331.75965	.17033	.21329	.32739	.18677
.400	141.475	.01620	332.21270	.15618	.18555	.29458	.16473
.400	143.506	.02591	332.03160	.14587	.15816	.25959	.14119
.400	145.599	.02842	331.48823	.12337	.12583	.21727	.11184
.400	147.633	.02290	332.21104	.09560	.08762	.16636	.08012
.400	149.684	.02614	332.48184	.06587	.05642	.11449	.05396
.400	151.714	.02164	332.93369	.04022	.03409	.06066	.03287
.400	153.750	.01688	332.21159	.02190	.01955	.02884	.01767
.400	155.777	.00747	332.39213	.00783	.00775	.00897	.00580
.400	157.819	.01428	332.48240	-.00395	-.00388	-.00560	-.00599
.400	159.846	.01927	331.66826	-.01522	-.01584	-.01897	-.01763
.400	161.255	.01934	332.21249	-.02255	-.02281	-.02596	-.02482
.400	GRADIENT	.00018	.00259	-.00963	-.01192	-.01779	-.01049

REFERENCE DATA
 MACH = 7.0690 50. IN. WARP = 20.6340 INCHES BETA = .0000 PHI = .0000
 LREF = 3.0000 INCHES YWRP = .0000 INCHES RN/L = 3.600 FLOSTK = .0000
 BREF = 3.0000 INCHES ZWRP = .0000 INCHES AFTSTK = .0000 ATTRNG = 1.0000
 SCALE = .0211 SCALE ELTUN = .0000 RTORKS = .0000

PARAMETRIC DATA

BETA = .0000 PHI = .0000
 RN/L = 3.600 FLOSTK = .0000
 AFTSTK = .0000 ATTRNG = 1.0000
 ELTUN = .0000 RTORKS = .0000

RUN NO. 18/ 0 RN/L = 3.59 GRADIENT INTERVAL = -5.00/ 5.00

MACH	ALPHA	BETA	Q (PSF)	CP1	CP2	CP3	CP4
.400	28.816	.00884	331.76075	-.16398	-.14953	-.20089	-.19533
.400	29.983	.00923	332.20993	-.17190	-.15772	-.20577	-.20001
.400	31.981	.02393	331.57742	-.19118	-.17533	-.21865	-.21368
.400	33.987	.04322	331.66936	-.20762	-.19801	-.23600	-.23416
.400	36.011	.08159	332.30186	-.21847	-.21845	-.25273	-.25233
.400	38.005	.11633	331.85048	-.22470	-.21477	-.26723	-.25996
.400	40.007	.11631	332.39213	-.22961	-.20372	-.27885	-.26736
.400	42.008	.13439	331.75854	-.22978	-.19151	-.28757	-.27095
.400	44.036	.19291	332.21104	-.21769	-.19128	-.28828	-.27157
.400	46.047	.28357	331.84993	-.21348	-.20437	-.28702	-.27292
.400	48.067	.35325	331.48768	-.21178	-.22456	-.28492	-.27296
.400	50.054	.42611	331.66936	-.21383	-.24036	-.28335	-.28531
.400	52.078	.46776	331.67046	-.21383	-.24526	-.27905	-.30896
.400	53.001	.29249	331.75965	-.21413	-.24162	-.27934	-.33869
.400	GRADIENT	.01792	-.00944	-.00145	-.00311	-.00338	-.00460

REFERENCE DATA PARAMETRIC DATA

SREF = 7.0690 SQ.IN. XMRP = 20.0340 INCHES
 LREF = 3.0000 INCHES YMRP = .0000 INCHES
 BREF = 3.0000 INCHES ZMRP = .0000 INCHES
 SCALE = .0211 SCALE

BETA = .000 PHI = .000
 RN/L = 3.600 FNGSTR = .000
 AFTSTR = .000 ATTRNG = .000
 ELTUM = .000 RTORKS = .000

RUN NO. 11/ 0 RN/L = 3.59 GRADIENT INTERVAL = -5.00/ 5.00

MACH	ALPHA	BETA	Q (PSF)	CP1	CP2	CP3	CP4
.401	125.626	.22621	333.20722	.24132	.37237	.40327	.28734
.400	127.173	-.22344	332.57599	.24042	.35407	.40804	.30655
.400	129.196	-.19742	332.39490	.27225	.36010	.41230	.30356
.400	131.248	.04657	332.66792	.26430	.34157	.42601	.27101
.400	133.315	.04604	332.84677	.23370	.30302	.40333	.24934
.400	135.369	.02138	332.39490	.20836	.27368	.38184	.22510
.400	137.425	.01734	332.04622	.16192	.23424	.34879	.19686
.400	139.480	.00739	332.21361	.16220	.20335	.31941	.17655
.400	141.536	.00648	332.57544	.19013	.17679	.28876	.15830
.400	143.609	.01724	331.94167	.13641	.14864	.25138	.13518
.400	145.683	.01149	332.93758	.11310	.11322	.20994	.10583
.400	147.717	.01853	332.12333	.08756	.07928	.16169	.07421
.400	149.766	.02320	332.30408	.05915	.05119	.10770	.04890
.400	150.911	.01911	332.39490	.04412	.03746	.07340	.03560
.400	GRADIENT	.00164	-.02023	-.00672	-.01413	-.01359	-.01111

TABULATED SOURCE DATA LARC 9-655/662 (SA-2FA/B)

DATE 18 APR 74

(PPS108) (18 FEB 74)

SA-2F-B (9TPT-662) 508

PARAMETRIC DATA

REFERENCE DATA

BREF = 7.0690 56-IN. WARP = 20.8340 INCHES
 LREF = 3.0000 INCHES WARP = .0000 INCHES
 BREF = 3.0000 INCHES WARP = .0000 INCHES
 SCALE = .0211 SCALE

BETA = .000 PHI = .000
 RN/L = 3.600 FLDSTK = .000
 AFTSTK = .000 ATTRNG = 1.000
 ELTUN = .000 RTORRS = .000

RUN NO. 25/ C RN/L = 3.62 GRADIENT INTERVAL = -5.00/ 5.00

MACH	ALPHA	BETA	B (P/SF)	CP1	CP2	CP3	CP4
.400	39.032	.10929	332.84677	.00000	.00000	.00000	.00000
.400	39.936	.12226	332.84677	.00000	.00000	.00000	.00000
.400	41.955	.15484	332.30519	.00000	.00000	.00000	.00000
.400	43.943	.20735	331.67102	.00000	.00000	.00000	.00000
.400	45.983	.26765	332.03436	.00000	.00000	.00000	.00000
.400	47.974	.30930	332.30519	.00000	.00000	.00000	.00000
.400	49.964	.32956	332.66681	.00000	.00000	.00000	.00000
.400	51.990	.33428	332.03381	.00000	.00000	.00000	.00000
.400	53.977	.30234	332.30574	.00000	.00000	.00000	.00000
.400	55.995	.20622	332.93756	.00000	.00000	.00000	.00000
.400	57.968	.21732	332.57544	.00000	.00000	.00000	.00000
.400	59.926	.22029	332.48406	.00000	.00000	.00000	.00000
.400	61.934	.22815	332.12353	.00000	.00000	.00000	.00000
.400	63.420	.19736	332.57599	.00000	.00000	.00000	.00000
.400	GRADIENT	.00293	.00086	.00000	.00000	.00000	.00000

(PPS109) (18 FEB 74)

SA-2F-B (9TPT-662) 508

PARAMETRIC DATA

REFERENCE DATA

BREF = 7.0690 56-IN. WARP = 20.8340 INCHES
 LREF = 3.0000 INCHES WARP = .0000 INCHES
 BREF = 3.0000 INCHES WARP = .0000 INCHES
 SCALE = .0211 SCALE

BETA = .000 PHI = .000
 RN/L = 6.100 FLDSTK = .000
 AFTSTK = .000 ATTRNG = 1.000
 ELTUN = .000 RTORRS = .000

RUN NO. 4/ 0 RN/L = 6.08 GRADIENT INTERVAL = -5.00/ 5.00

MACH	ALPHA	BETA	B (P/SF)	CP1	CP2	CP3	CP4
.600	159.370	.04742	1006.36037	-.00948	-.00310	.00759	-.00126
.600	160.622	.04563	1006.29335	-.00332	-.00314	.00062	-.00130
.600	GRADIENT	-.00143	-.05483	.00157	-.00003	-.00341	-.00003



TABULATED SOURCE DATA LARC 8-655/662 (SA-2FA/B)

(PPS110) (10 FEB 74)

SA-2F-B (OYPT-662)SRB WITH NO. 40 TRIP STRIPS

REFERENCE DATA

MRCP = 7.0490 IN. MRCP = 20.6340 INCHES
LREF = 3.0000 INCHES YREF = .0000 INCHES
BRCP = 3.0000 INCHES ZREF = .0000 INCHES
SCALE = .0211 SCALE

BETA = .000 PHI = .000
RV/L = .600 FLDSTK = .000
AFTSTK = .000 ATTRNG = 1.000
ELTUN = .000 RTORKS = .000

PARAMETRIC DATA

RUN NO. 60/ 0 RV/L = .57 GRADIENT INTERVAL = -5.00/ 5.00

MACH	ALPHA	BETA	Q (PSF)	CP1	CP2	CP3	CP4
.397	78.996	-.00425	51.62993	.00000	.00000	.00000	.00000
.396	79.665	-.00494	51.36355	.00000	.00000	.00000	.00000
.396	81.871	-.00322	51.36622	.00000	.00000	.00000	.00000
.396	83.848	-.00494	51.27042	.00000	.00000	.00000	.00000
.396	85.652	-.00464	51.45237	.00000	.00000	.00000	.00000
.397	87.851	-.00556	51.54332	.00000	.00000	.00000	.00000
.398	89.640	-.00524	51.99790	.00000	.00000	.00000	.00000
.399	91.850	-.00509	52.04713	.00000	.00000	.00000	.00000
.399	93.859	-.00434	52.06713	.00000	.00000	.00000	.00000
.399	95.859	-.00474	52.08713	.00000	.00000	.00000	.00000
.399	97.859	-.00520	52.08713	.00000	.00000	.00000	.00000
.399	99.859	-.00493	52.08713	.00000	.00000	.00000	.00000
.399	101.838	-.00581	51.99681	.00000	.00000	.00000	.00000
.399	103.088	-.00527	51.99681	.00000	.00000	.00000	.00000
	GRADIENT	-.00003	.03306	.00000	.00000	.00000	.00000

RUN NO. 58/ 0 RV/L = .60 GRADIENT INTERVAL = -5.00/ 5.00

MACH	ALPHA	BETA	Q (PSF)	CP1	CP2	CP3	CP4
.590	79.048	-.00201	77.05713	.00000	.00000	.00000	.00000
.593	79.899	-.00262	77.55535	.00000	.00000	.00000	.00000
.593	81.896	-.00193	77.63881	.00000	.00000	.00000	.00000
.594	83.916	-.00293	77.89374	.00000	.00000	.00000	.00000
.593	85.904	-.00177	77.63881	.00000	.00000	.00000	.00000
.594	87.904	-.00152	77.80878	.00000	.00000	.00000	.00000
.593	89.903	-.00160	77.72580	.00000	.00000	.00000	.00000
.592	91.912	-.00201	77.47137	.00000	.00000	.00000	.00000
.596	93.920	-.00336	78.30561	.00000	.00000	.00000	.00000
.597	95.871	-.00146	78.56709	.00000	.00000	.00000	.00000
.596	97.963	-.00329	78.30561	.00000	.00000	.00000	.00000
.596	99.962	-.00187	78.22711	.00000	.00000	.00000	.00000
.595	101.950	-.00203	78.07574	.00000	.00000	.00000	.00000
.595	103.100	-.00246	78.14222	.00000	.00000	.00000	.00000
	GRADIENT	.00002	.03776	.00000	.00000	.00000	.00000

ORIGINAL PAGE IS OF POOR QUALITY

SA-2F-8 (8TPT-662)SND WITH NO. 40 TRIP STRIPS

(PP3110) (18 FEB 74)

REFERENCE DATA

MRP = 7.0690 50.14. MRP = 20.8340 INCHES
 LRF = 3.0000 INCHES YMRP = .0000 INCHES
 DRF = 3.0000 INCHES ZMRP = .0000 INCHES
 SCALE = .0211 SCALE

PARAMETRIC DATA

BETA = .000 PHI = .000
 RM/L = .600 FLDSTR = .000
 AFTSTR = .000 ATTRG = 1.000
 ELTUN = .000 RTORRS = .000

RUN NO. 59/ 0 RM/L = .61 GRADIENT INTERVAL = -5.00/ 5.00

MACH	ALPHA	BETA	Q (PST)	CP1	CP2	CP3	CP4
.900	79.080	-.00147	107.46910	.00000	.00000	.00000	.00000
.901	79.856	-.00118	107.45995	.00000	.00000	.00000	.00000
.900	81.942	-.00124	107.48736	.00000	.00000	.00000	.00000
.900	83.925	-.00116	107.34111	.00000	.00000	.00000	.00000
.900	85.923	-.00232	107.42793	.00000	.00000	.00000	.00000
.900	87.919	-.00308	107.40968	.00000	.00000	.00000	.00000
.898	89.924	-.00249	107.24931	.00000	.00000	.00000	.00000
.899	91.909	-.00214	107.23117	.00000	.00000	.00000	.00000
.897	93.913	-.00183	107.12099	.00000	.00000	.00000	.00000
.898	95.906	-.00205	107.10291	.00000	.00000	.00000	.00000
.898	97.877	-.00311	107.18064	.00000	.00000	.00000	.00000
.897	99.880	-.00255	107.34325	.00000	.00000	.00000	.00000
.897	101.873	-.00287	106.96355	.00000	.00000	.00000	.00000
.897	103.120	-.00350	107.07030	.00000	.00000	.00000	.00000
.897	GRADIENT	-.00007	-.00055	.00000	.00000	.00000	.00000

SA-2F-8 (8TPT-662)SRB WITH NO. 40 TRIP STRIPS

(PPS111) (18 FEB 74)

REFERENCE DATA

SREF = 7.0690 50. IN. XMRP = 20.6340 INCHES BETA = .000 PHI = .000
 LREF = 3.0000 INCHES YMRP = .0000 INCHES RN/L = 2.000 FWDSTK = .000
 BREF = 3.0000 INCHES ZMRP = .0000 INCHES AFTSTK = .000 ATTRNG = 1.000
 SCALE = .0211 SCALE ELTUN = .000 RTORKS = .000

PARAMETRIC DATA

RUN NO. 55/ 0 RN/L = 2.03 GRADIENT INTERVAL = -5.00/ 5.00

MACH	ALPHA	BETA	Q (PSF)	CP1	CP2	CP3	CP4
.399	79.122	-.01401	184.07713	.00000	.00000	.00000	.00000
.399	79.969	-.01436	183.59340	.00000	.00000	.00000	.00000
.399	81.962	-.01715	183.95794	.00000	.00000	.00000	.00000
.399	83.950	-.02037	184.31910	.00000	.00000	.00000	.00000
.400	85.938	-.01522	183.95518	.00000	.00000	.00000	.00000
.398	89.905	-.01742	183.50747	.00000	.00000	.00000	.00000
.399	91.910	-.01267	184.40773	.00000	.00000	.00000	.00000
.400	93.905	-.01234	183.95629	.00000	.00000	.00000	.00000
.398	97.883	-.01346	183.23375	.00000	.00000	.00000	.00000
.399	99.885	-.01824	184.04769	.00000	.00000	.00000	.00000
.399	101.868	-.01879	184.04769	.00000	.00000	.00000	.00000
.399	103.123	-.01499	182.86598	.00000	.00000	.00000	.00000
	GRADIENT	-.02043	.00450	.00000	.00000	.00000	.00000

RUN NO. 54/ 0 RN/L = 2.02 GRADIENT INTERVAL = -5.00/ 5.00

MACH	ALPHA	BETA	Q (PSF)	CP1	CP2	CP3	CP4
.600	79.276	-.01401	263.62453	.00000	.00000	.00000	.00000
.600	80.128	-.01470	263.79063	.00000	.00000	.00000	.00000
.601	82.063	-.01203	264.78828	.00000	.00000	.00000	.00000
.600	84.107	-.00817	253.54310	.00000	.00000	.00000	.00000
.600	86.126	-.00609	263.62616	.00000	.00000	.00000	.00000
.600	88.127	-.00433	263.95670	.00000	.00000	.00000	.00000
.600	90.115	-.00781	263.95670	.00000	.00000	.00000	.00000
.600	92.019	-.01392	263.95670	.00000	.00000	.00000	.00000
.601	93.957	-.01800	264.37175	.00000	.00000	.00000	.00000
.600	95.939	-.02492	263.71249	.00000	.00000	.00000	.00000
.600	97.926	-.02310	263.62126	.00000	.00000	.00000	.00000
.599	99.928	-.01974	263.37206	.00000	.00000	.00000	.00000
.599	101.926	-.01702	263.29224	.00000	.00000	.00000	.00000
.600	103.149	-.01696	263.96162	.00000	.00000	.00000	.00000
	GRADIENT	-.00044	-.01406	.00000	.00000	.00000	.00000

SA-2F-B (8TPT-662)SRB WITH NO. 4D TRIP STRIPS

(PPS111) (16 FEB 74)

REFERENCE DATA

SREF = 7.0690 IN. XMRP = 20.8340 INCHES
 LREF = 3.0000 INCHES YMRP = .0000 INCHES
 BREF = 3.0000 INCHES ZMRP = .0000 INCHES
 SCALE = .0211 SCALE

PARAMETRIC DATA

BETA = .000 PHI = .000
 RN/L = 2.000 FWDSTK = .000
 AFTSTK = .000 ATTRNG = 1.000
 ELTUN = .000 RTORKS = .000

RUN NO. 53/ 0 RN/L = 2.00 GRADIENT INTERVAL = -5.00/ 5.00

MACH	ALPHA	BETA	G(PSP)	CP1	CP2	CP3	CP4
.899	79.385	.00935	357.31744	.00000	.00000	.00000	.00000
.899	80.228	.01110	356.90569	.00000	.00000	.00000	.00000
.899	82.221	.01007	357.02479	.00000	.00000	.00000	.00000
.899	84.216	.00812	357.08431	.00000	.00000	.00000	.00000
.899	86.192	.00593	357.15293	.00000	.00000	.00000	.00000
.899	88.178	.00497	357.15293	.00000	.00000	.00000	.00000
.899	90.151	.00565	357.15293	.00000	.00000	.00000	.00000
.899	92.142	.00535	357.15293	.00000	.00000	.00000	.00000
.899	94.119	.00412	357.22154	.00000	.00000	.00000	.00000
.899	96.091	.00533	357.15293	.00000	.00000	.00000	.00000
.900	98.063	.00462	357.32229	.00000	.00000	.00000	.00000
.900	100.025	.00376	357.32229	.00000	.00000	.00000	.00000
.900	101.997	.00199	357.51690	.00000	.00000	.00000	.00000
.900	103.243	.00055	357.45033	.00000	.00000	.00000	.00000
.900	GRADIENT	-.00034	.01520	.00000	.00000	.00000	.00000

TABULATED SOURCE DATA LARC 8-655/662 (SA-2FA/B)

DATE 18 APR 74

(PPS112) (18 FEB 74)

SA-2F-B (81PT-662)SRB WITH NO. 40 TRIP STRIPS

REFERENCE DATA

SREP = 7.0690 SQ. IN. XMRP = 20.8340 INCHES
 LRFF = 3.0000 INCHES YMRP = .0000 INCHES
 BRFF = 3.0000 INCHES ZMRP = .0000 INCHES
 SCALE = .0211 SCALE

PARAMETRIC DATA

BETA = .000 PHI = .000
 RN/L = 3.600 FWOStK = .000
 AFTStK = .000 ATTRNG = 1.000
 ELTUN = .000 RTORKS = .000

RUN NO. 56/ 0 RN/L = 3.62 GRADIENT INTERVAL = -5.00/ 5.00

MACH	ALPHA	BETA	Q (PSF)	CP1	CP2	CP3	CP4
.400	79.230	-.16343	332.75485	.00000	.00000	.00000	.00000
.401	80.079	-.15938	333.47851	.00000	.00000	.00000	.00000
.400	82.061	-.07833	332.93536	.00000	.00000	.00000	.00000
.401	84.039	-.04055	333.29802	.00000	.00000	.00000	.00000
.401	86.015	-.02624	333.02728	.00000	.00000	.00000	.00000
.400	88.002	-.01903	332.84511	.00000	.00000	.00000	.00000
.401	89.977	-.03264	332.75485	.00000	.00000	.00000	.00000
.401	91.961	-.06325	333.47906	.00000	.00000	.00000	.00000
.401	93.944	-.04362	333.29802	.00000	.00000	.00000	.00000
.401	95.940	-.03233	333.02617	.00000	.00000	.00000	.00000
.401	97.916	-.03075	333.20833	.00000	.00000	.00000	.00000
.401	99.895	-.03380	333.20778	.00000	.00000	.00000	.00000
.400	101.885	-.03370	332.39213	.00000	.00000	.00000	.00000
.400	103.138	-.03537	332.03160	.00000	.00000	.00000	.00000
.400	GRADIENT	.00379	-.01988	.00000	.00000	.00000	.00000

TABULATED SOURCE DATA LARC 8-655/662 (SA-2FA/B)

(PPS113) (18 FEB 74)

SA-2F-8 (81PT-662)SRB WITH NO. 40 TRIP STRIPS

REFERENCE DATA

SREF = 7.0690 SQ. IN. XMRP = 20.8340 INCHES
 LREF = 3.0000 INCHES YMRP = .0000 INCHES
 BREF = 3.0000 INCHES ZMRP = .0000 INCHES
 SCALE = .0211 SCALE

PARAMETRIC DATA

BETA = .000 PHI = .000
 RN/L = 5.100 FADSTK = .000
 AFTSTK = .000 ATTRNG = 1.000
 ELTUN = .000 RTORKS = .000

RUN NO. 52/ 0 RN/L = 5.08 GRADIENT INTERVAL = -5.00/ 5.00

MACH	ALPHA	BETA	Q (PSF)	CP1	CP2	CP3	CP4
.601	79.385	-.02036	674.05557	.00000	.00000	.00000	.00000
.600	80.470	-.03357	673.39154	.00000	.00000	.00000	.00000
.601	82.430	-.05856	673.89947	.00000	.00000	.00000	.00000
.600	84.462	-.05596	673.47620	.00000	.00000	.00000	.00000
.601	86.375	-.02988	673.81317	.00000	.00000	.00000	.00000
.600	88.401	-.02556	673.47949	.00000	.00000	.00000	.00000
.601	90.363	-.00875	673.73346	.00000	.00000	.00000	.00000
.600	92.259	-.00017	673.23044	.00000	.00000	.00000	.00000
.600	94.064	-.00760	673.39648	.00000	.00000	.00000	.00000
.600	96.060	.00225	673.47456	.00000	.00000	.00000	.00000
.601	98.022	.02207	674.06711	.00000	.00000	.00000	.00000
.600	99.993	.02697	673.23209	.00000	.00000	.00000	.00000
.600	102.003	-.00409	673.30853	.00000	.00000	.00000	.00000
.600	103.191	-.01874	673.31675	.00000	.00000	.00000	.00000
	GRADIENT	.00222	-.01677	.00000	.00000	.00000	.00000

TABULATED SOURCE DATA LARC 8-655/662 (SA-2FA/B)

(PPS114) (18 FEB 74)

SA-2F-B (8TPT-662)SRB WITH NO. 40 TRIP STRIPS

REFERENCE DATA

SRFP = 7.0690 SQ. IN. ZMRP = 25.8340 INCHES
 LREF = 3.0000 INCHES YMRP = .0000 INCHES
 BRFP = 3.0000 INCHES ZMRP = .0000 INCHES
 SCALE = .0211 SCALE

PARAMETRIC DATA

BETA = .000 PHI = .000
 RN/L = 5.500 FWDSTK = .000
 AFTSTK = .000 ATTRNG = 1.000
 ELTUN = .000 RTORKS = .000

RUN NO. 51/ 0 RN/L = 5.48 GRADIENT INTERVAL = -5.00/ 5.00

MACH	ALPHA	BETA	Q (PSF)	CP1	CP2	CP3	CP4
.900	79.875	.04075	982.47699	.00000	.00000	.00000	.00000
.900	80.970	.03800	981.98267	.00000	.00000	.00000	.00000
.900	82.888	.03788	981.91408	.00000	.00000	.00000	.00000
.900	84.859	.03948	982.34858	.00000	.00000	.00000	.00000
.900	86.335	.04155	982.33033	.00000	.00000	.00000	.00000
.900	88.778	.03839	982.40802	.00000	.00000	.00000	.00000
.900	90.710	.03374	982.11074	.00000	.00000	.00000	.00000
.900	92.657	.03406	982.09250	.00000	.00000	.00000	.00000
.900	94.600	.03143	982.94284	.00000	.00000	.00000	.00000
.900	96.509	.02928	982.96113	.00000	.00000	.00000	.00000
.900	98.423	.02219	982.59547	.00000	.00000	.00000	.00000
.900	100.353	.02964	982.94284	.00000	.00000	.00000	.00000
.900	102.286	.02721	982.90172	.00000	.00000	.00000	.00000
.900	103.438	.01898	982.46747	.00000	.00000	.00000	.00000
.900	GRADIENT	-.00078	.03060	.00000	.00000	.00000	.00000

SA-2F-B (0TPT-662)S8B WITH NO. 25 TRIP STRIPS

REFERENCE DATA

SREF = 7.0690 SQ. IN. XMRP = 20.8340 INCHES
 LREF = 3.0000 INCHES YMRP = .0000 INCHES
 BREF = 3.0000 INCHES ZMRP = .0000 INCHES
 SCALE = .0211 SCALE

PARAMETRIC DATA

BETA = .000 PHI = .000
 RN/L = .600 FADSTK = .000
 AFTSTK = .000 ATTRG = 1.000
 ELTUN = .000 RTORKS = .000

RUN NO. 41/ 0 RN/L = .57 GRADIENT INTERVAL = -5.00/ 5.00

MACH	ALPHA	BETA	Q (PSF)	CF1	CF2	CF3	CF4
.399	78.789	.00360	52.08548	.00000	.00000	.00000	.00000
.399	79.848	.00390	52.08603	.00000	.00000	.00000	.00000
.400	81.845	.00463	52.35690	.00000	.00000	.00000	.00000
.400	83.862	.00536	52.26608	.00000	.00000	.00000	.00000
.399	85.838	.00635	52.08603	.00000	.00000	.00000	.00000
.399	87.827	.00525	51.99571	.00000	.00000	.00000	.00000
.400	89.825	.00479	52.44772	.00000	.00000	.00000	.00000
.400	91.824	.00548	52.26608	.00000	.00000	.00000	.00000
.400	93.833	.00477	52.26608	.00000	.00000	.00000	.00000
.399	95.833	.00418	52.08603	.00000	.00000	.00000	.00000
.399	97.882	.00460	52.17579	.00000	.00000	.00000	.00000
.398	99.831	.00341	51.81502	.00000	.00000	.00000	.00000
.398	101.831	.00531	51.90483	.00000	.00000	.00000	.00000
.398	103.030	.00488	51.81502	.00000	.00000	.00000	.00000
	GRADIENT	-.00000	-.01175	.00000	.00000	.00000	.00000

RUN NO. 40/ 0 RN/L = .81 GRADIENT INTERVAL = -5.00/ 5.00

MACH	ALPHA	BETA	Q (PSF)	CF1	CF2	CF3	CF4
.597	78.832	.00627	78.39205	.00000	.00000	.00000	.00000
.597	79.874	.00690	78.55688	.00000	.00000	.00000	.00000
.598	81.922	.00759	78.72644	.00000	.00000	.00000	.00000
.598	83.892	.00724	78.72644	.00000	.00000	.00000	.00000
.598	85.879	.00663	78.72644	.00000	.00000	.00000	.00000
.597	87.892	.00771	78.55849	.00000	.00000	.00000	.00000
.598	89.859	.00828	78.64166	.00000	.00000	.00000	.00000
.598	91.897	.00876	78.64166	.00000	.00000	.00000	.00000
.598	93.853	.00915	78.72644	.00000	.00000	.00000	.00000
.597	95.880	.00989	78.47368	.00000	.00000	.00000	.00000
.598	97.853	.01013	78.72644	.00000	.00000	.00000	.00000
.598	99.849	.00931	78.72644	.00000	.00000	.00000	.00000
.597	101.847	.00988	78.55688	.00000	.00000	.00000	.00000
.597	103.035	.00913	78.55688	.00000	.00000	.00000	.00000
	GRADIENT	.00016	.00141	.00000	.00000	.00000	.00000

(PPS115) (18 FEB 74)

TABLATED SOURCE DATA LARC 8-655/662 (SA-2FA/B)

SA-2F-8 (8YPT-662)SRB WITH NO. 25 TRIP STRIPS

PARAMETRIC DATA

BETA = .000 PHI = .000
 RM/L = .600 FWDSTK = .000
 AFTSTK = .000 ATTRNG = 1.000
 ELTUN = .000 RTORRS = .000

REFERENCE DATA

SREF = 7.0690 SQ.IN. XMRP = 20.9340 INCHES
 LREF = 3.0000 INCHES YMRP = .0000 INCHES
 BREF = 3.0000 INCHES ZMRP = .0000 INCHES
 SCALE = .0211 SCALE

RUN NO. 39/ 0 RM/L = .61 GRADIENT INTERVAL = -5.00/ 5.00

MACH	ALPHA	BETA	Q (PSF)	CP1	CP2	CP3	CP4
.898	78.881	.00119	106.91122	.00000	.00000	.00000	.00000
.898	79.919	.00117	106.84256	.00000	.00000	.00000	.00000
.897	81.936	.00013	106.63649	.00000	.00000	.00000	.00000
.899	83.913	.00121	106.97986	.00000	.00000	.00000	.00000
.898	85.920	.00017	106.84256	.00000	.00000	.00000	.00000
.898	87.916	-.00005	106.84256	.00000	.00000	.00000	.00000
.898	89.903	.00098	106.70520	.00000	.00000	.00000	.00000
.898	91.907	.00096	106.84256	.00000	.00000	.00000	.00000
.898	93.900	-.00145	106.84256	.00000	.00000	.00000	.00000
.897	95.893	-.00083	106.63649	.00000	.00000	.00000	.00000
.899	97.884	-.00067	106.63649	.00000	.00000	.00000	.00000
.897	99.885	-.00005	106.97986	.00000	.00000	.00000	.00000
.899	101.869	.00005	106.97986	.00000	.00000	.00000	.00000
.899	103.056	.00043	106.97986	.00000	.00000	.00000	.00000
	GRADIENT	-.00006	.00169	.00000	.00000	.00000	.00000

(FPS116) (18 FEB 74)

SA-2F-B (81PT-662)SRB WITH NO. 25 TRIP STRIPS

REFERENCE DATA

SREF = 7.0690 SQ.IN. ZMRP = 20.8340 INCHES
 LREF = 3.0000 INCHES YMRP = .0000 INCHES
 BREF = 3.0000 INCHES ZMRP = .0000 INCHES
 SCALE = .0211 SCALE

PARAMETRIC DATA

BETA = .000 PHI = .000
 RN/L = .900 FWDSTK = .000
 AFTSTK = .000 ATTRNG = 1.000
 ELTUN = .000 RTORIS = .000

RUN NO. 44/ 0 RN/L = .92 GRADIENT INTERVAL = -5.00/ 5.00

MACH	ALPHA	BETA	Q (PSF)	CP1	CP2	CP3	CP4
.399	76.807	.00884	82.67107	.00000	.00000	.00000	.00000
.399	79.876	.00896	82.67107	.00000	.00000	.00000	.00000
.400	81.871	.01055	83.12807	.00000	.00000	.00000	.00000
.401	83.866	.01074	83.20447	.00000	.00000	.00000	.00000
.401	85.848	.01042	83.38269	.00000	.00000	.00000	.00000
.401	87.846	.00975	83.11366	.00000	.00000	.00000	.00000
.401	89.863	.01005	83.29916	.00000	.00000	.00000	.00000
.401	91.880	.00932	83.47962	.00000	.00000	.00000	.00000
.401	93.838	.01012	83.47962	.00000	.00000	.00000	.00000
.401	95.846	.01002	83.47962	.00000	.00000	.00000	.00000
.401	97.814	.00929	83.47962	.00000	.00000	.00000	.00000
.401	99.842	.00893	83.47962	.00000	.00000	.00000	.00000
.401	101.839	.00875	83.47962	.00000	.00000	.00000	.00000
.401	103.036	.00812	83.47962	.00000	.00000	.00000	.00000
	GRADIENT	-.00004	.02951	.00000	.00000	.00000	.00000

RUN NO. 43/ 0 RN/L = .91 GRADIENT INTERVAL = -5.00/ 5.00

MACH	ALPHA	BETA	Q (PSF)	CP1	CP2	CP3	CP4
.601	76.864	.01574	119.04812	.00000	.00000	.00000	.00000
.599	79.916	.01597	118.46203	.00000	.00000	.00000	.00000
.600	81.931	.01611	118.63143	.00000	.00000	.00000	.00000
.600	83.915	.01629	118.63143	.00000	.00000	.00000	.00000
.599	85.896	.01645	118.46203	.00000	.00000	.00000	.00000
.599	87.912	.02036	118.46530	.00000	.00000	.00000	.00000
.600	89.887	.02106	118.55070	.00000	.00000	.00000	.00000
.599	91.880	.02082	118.38058	.00000	.00000	.00000	.00000
.599	93.893	.02063	118.38058	.00000	.00000	.00000	.00000
.599	95.927	.02176	118.46367	.00000	.00000	.00000	.00000
.599	97.870	.02046	118.46367	.00000	.00000	.00000	.00000
.599	99.868	.01523	118.29910	.00000	.00000	.00000	.00000
.599	101.840	.01745	118.38058	.00000	.00000	.00000	.00000
.599	103.058	.01533	118.29585	.00000	.00000	.00000	.00000
	GRADIENT	.00002	-.01687	.00000	.00000	.00000	.00000

(PP3116) (10 FEB 74)

TABLATED SOURCE DATA LARC 8-655/662 (SA-2FA/B)

SA-2F-B (OPT-662)SRB WITH NO. 25 TRIP STRIPS

DATE 10 APR 74

REFERENCE DATA

SREF = 7.0690 SQ. IN. XMRP = 20.6340 INCHES
 LREF = 5.0000 INCHES YMRP = .0000 INCHES
 BREF = 3.0000 INCHES ZMRP = .0000 INCHES
 SCALE = .0211 SCALE

BETA = .000 PHI = .000
 RN/L = .900 FADSTK = .000
 AFTSTK = .000 ATTRNG = 1.000
 ELTUN = .000 RTORKS = .000

PARAMETRIC DATA

RUN NO. 42/ 0 RN/L = .90 GRADIENT INTERVAL = -5.00/ 5.00

MACH	ALPHA	BETA	Q (PSF)	CP1	CP2	CP3	CP4
.901	79.001	.00485	160.92482	.00000	.00000	.00000	.00000
.900	79.998	.00497	160.81520	.00000	.00000	.00000	.00000
.900	81.983	.00472	160.80606	.00000	.00000	.00000	.00000
.900	83.996	.00509	160.79691	.00000	.00000	.00000	.00000
.900	86.002	.00543	160.87460	.00000	.00000	.00000	.00000
.901	87.956	.00480	160.92482	.00000	.00000	.00000	.00000
.900	89.948	.00377	160.81520	.00000	.00000	.00000	.00000
.900	91.950	.00384	160.73750	.00000	.00000	.00000	.00000
.901	93.941	.00406	160.93393	.00000	.00000	.00000	.00000
.901	95.959	.00240	160.98415	.00000	.00000	.00000	.00000
.900	97.915	.00230	160.87460	.00000	.00000	.00000	.00000
.900	99.914	.00167	160.74663	.00000	.00000	.00000	.00000
.900	01.904	.00196	160.87460	.00000	.00000	.00000	.00000
.900	03.089	.00304	160.75750	.00000	.00000	.00000	.00000
.900	GRADIENT	-.00014	-.00128	.00000	.00000	.00000	.00000

ORIGINAL PAGE IS OF POOR QUALITY

SA-2F-B (61PT-662)SRB WITH NO. 25 TRIP STRIPS

REFERENCE DATA

BART = 7.0690 SQ. IN. XMRP = 20.8340 INCHES
 LBRT = 3.0000 INCHES YMRP = .0000 INCHES
 BRFT = 3.0000 INCHES ZMRP = .0000 INCHES
 SCALE = .0211 SCALE

PARAMETRIC DATA

BETA = .000 PHI = .000
 RN/L = 1.60 PADSTK = .000
 AFTSTK = .000 ATTRNG = 1.000
 ELTUN = .000 RTORKS = .000

RUN NO. 477 0 RN/L = 1.61 GRADIENT INTERVAL = -5.00/ 5.00

MACH	ALPHA	BETA	Q (PSF)	CP1	CP2	CP3	CP4
.400	78.862	.01450	147.70695	.00000	.00000	.00000	.00000
.400	79.969	.01761	147.79776	.00000	.00000	.00000	.00000
.400	81.933	.01888	147.52640	.00000	.00000	.00000	.00000
.400	83.900	.01691	147.61723	.00000	.00000	.00000	.00000
.400	85.898	.02237	147.70805	.00000	.00000	.00000	.00000
.399	87.901	.02236	147.34694	.00000	.00000	.00000	.00000
.399	89.893	.01852	147.25555	.00000	.00000	.00000	.00000
.400	91.888	.01833	147.43723	.00000	.00000	.00000	.00000
.399	93.874	.01905	147.07805	.00000	.00000	.00000	.00000
.399	95.911	.01876	147.16580	.00000	.00000	.00000	.00000
.399	97.857	.01510	147.25665	.00000	.00000	.00000	.00000
.399	99.891	.00845	147.16580	.00000	.00000	.00000	.00000
.399	101.845	.00597	147.16580	.00000	.00000	.00000	.00000
.399	103.080	.00873	147.25665	.00000	.00000	.00000	.00000
	GRADIENT	-.00040	-.02491	.00000	.00000	.00000	.00000

RUN NO. 467 0 RN/L = 1.60 GRADIENT INTERVAL = -5.00/ 5.00

MACH	ALPHA	BETA	Q (PSF)	CP1	CP2	CP3	CP4
.600	78.956	.03367	210.83448	.00000	.00000	.00000	.00000
.599	80.051	.03627	210.75304	.00000	.00000	.00000	.00000
.601	82.003	.04391	211.41572	.00000	.00000	.00000	.00000
.600	83.996	.04514	211.08528	.00000	.00000	.00000	.00000
.600	86.037	.04291	211.08528	.00000	.00000	.00000	.00000
.601	87.992	.03839	211.41737	.00000	.00000	.00000	.00000
.600	89.993	.03782	211.33436	.00000	.00000	.00000	.00000
.600	91.957	.03968	211.00060	.00000	.00000	.00000	.00000
.599	93.968	.03853	210.84101	.00000	.00000	.00000	.00000
.600	95.935	.03790	211.17488	.00000	.00000	.00000	.00000
.600	97.905	.03509	211.25791	.00000	.00000	.00000	.00000
.600	99.945	.03509	211.25791	.00000	.00000	.00000	.00000
.600	101.895	.03315	210.92081	.00000	.00000	.00000	.00000
.599	103.102	.03135	210.50052	.00000	.00000	.00000	.00000
	GRADIENT	-.00026	-.00475	.00000	.00000	.00000	.00000

REFERENCE DATA
 XREF = 7.0890 50. IN. XMRP = 20.8340 INCHES
 YREF = 3.0000 INCHES YMRP = .0000 INCHES
 ZREF = 3.0000 INCHES ZMRP = .0000 INCHES
 SCALE = .0211 SCALE

PARAMETRIC DATA
 BETA = .000 PHI = .000
 RN/L = 1.600 FLDSTK = .000
 APTSTK = .000 ATTRNG = 1.000
 ELTUN = .000 RTORNS = .000

RUN NO. 45/ 0 RN/L = 1.60 GRADIENT INTERVAL = -5.00/ 5.00

MACH	ALPHA	BETA	θ (PSF)	CP1	CP2	CP3	CP4
.900	73.095	.00839	285.60919	.00000	.00000	.00000	.00000
.900	80.150	.00969	285.60919	.00000	.00000	.00000	.00000
.900	82.179	.01032	285.66866	.00000	.00000	.00000	.00000
.900	84.124	.01154	285.66866	.00000	.00000	.00000	.00000
.900	86.126	.01023	285.66866	.00000	.00000	.00000	.00000
.900	88.114	.01096	285.66866	.00000	.00000	.00000	.00000
.900	90.098	.00841	285.66866	.00000	.00000	.00000	.00000
.900	92.081	.00878	285.66866	.00000	.00000	.00000	.00000
.900	94.064	.00903	285.60007	.00000	.00000	.00000	.00000
.900	96.052	.00958	285.60007	.00000	.00000	.00000	.00000
.900	98.028	.00980	285.66866	.00000	.00000	.00000	.00000
.900	99.980	.00999	285.78755	.00000	.00000	.00000	.00000
.900	101.968	.00929	285.90637	.00000	.00000	.00000	.00000
.901	103.156	.00892	286.03429	.00000	.00000	.00000	.00000
GRADIENT		-.00000	.01044	.00000	.00000	.00000	.00000

TABULATED SOURCE DATA LARC 8-655/662 (A1-2FA/8)

SA-2F-8 (8PPT-682)888 WITH NO. 25 TRIP STRIPS

REFERENCE DATA

BREF = 7.0690 26.14. WHP = 20.9340 INCHES
 LREF = 3.0100 INCHES TRIP = .0000 INCHES
 BREF = 3.0000 INCHES ZHP = .0000 INCHES
 SCALE = .0211 SCALE

PARAMETRIC DATA

BETA = .000 PHI = .000
 RM/L = 2.000 FWDSTK = .000
 AFTSTK = .000 ATTRNG = 1.000
 ELTUN = .000 RTORKS = .000

RUN NO. 36/ 0 RM/L = 2.02 GRADIENT INTERVAL = -5.00/ 5.00

MACH	ALPHA	BETA	0 (PSF)	CP1	CP2	CP3	CP4
.398	79.087	.01864	183.23757	.07302	.00000	.00000	.00000
.398	79.946	.01479	183.23757	.00000	.00000	.00000	.00000
.399	81.937	.02502	183.96014	.00000	.00000	.00000	.00000
.399	83.926	.02146	183.96014	.00000	.00000	.00000	.00000
.399	85.921	.02000	184.05044	.00000	.00000	.00000	.00000
.399	87.899	.01855	183.86983	.00000	.00000	.00000	.00000
.399	89.820	.01667	183.68921	.00000	.00000	.00000	.00000
.399	91.883	.01282	183.50857	.00000	.00000	.00000	.00000
.399	93.887	.00642	183.69031	.00000	.00000	.00000	.00000
.399	95.862	.00903	183.87258	.00000	.00000	.00000	.00000
.399	97.875	.00814	183.87258	.00000	.00000	.00000	.00000
.399	99.858	.00881	184.14349	.00000	.00000	.00000	.00000
.399	101.859	.00776	184.14349	.00000	.00000	.00000	.00000
.399	103.073	.00641	184.14349	.00000	.00000	.00000	.00000
.399	GRADIENT	-.00080	.22361	.00000	.00000	.00000	.00000

RUN NO. 37/ 0 RM/L = 2.00 GRADIENT INTERVAL = -5.00/ 5.00

MACH	ALPHA	BETA	0 (PSF)	CP1	CP2	CP3	CP4
.399	79.136	.04590	263.04133	.00000	.00000	.00000	.00000
.601	80.059	.04943	264.62235	.00000	.00000	.00000	.00000
.600	82.040	.05553	264.11945	.00000	.00000	.00000	.00000
.600	84.034	.05817	263.53820	.00000	.00000	.00000	.00000
.600	86.048	.05920	263.87695	.00000	.00000	.00000	.00000
.601	88.018	.05820	264.78993	.00000	.00000	.00000	.00000
.601	89.983	.05530	264.53807	.00000	.00000	.00000	.00000
.600	91.972	.05365	263.53820	.00000	.00000	.00000	.00000
.600	93.968	.05128	263.53820	.00000	.00000	.00000	.00000
.600	95.947	.05126	263.96182	.00000	.00000	.00000	.00000
.601	97.933	.05077	264.37340	.00000	.00000	.00000	.00000
.600	99.924	.04853	264.05808	.00000	.00000	.00000	.00000
.399	101.898	.04258	263.37369	.00000	.00000	.00000	.00000
.399	103.130	.04273	263.37369	.00000	.00000	.00000	.00000
.399	GRADIENT	-.00036	-.01066	.00000	.00000	.00000	.00000

SA-27-B (81PT-662)SFB WITH NO. 25 TRIP STRIPS

REFERENCE DATA

SREF = 7.0690 50.1N. DRIP = 20.8340 INCHES
 LREF = 3.0000 INCHES TRIP = .0000 INCHES
 BREF = 3.0000 INCHES ZREF = .0000 INCHES
 SCALE = .0211 SCALE

RUN NO. 36/ 0 RN/L = 2.00 GRADIENT INTERVAL = -5.00/ 5.00

PARAMETRIC DATA

BETA = .000 PHI = .000
 RN/L = 2.000 FLDSTR = .000
 AFTSTR = .000 ATTRNG = 3.000
 ELTUN = .000 RTORKS = .000

MACH	ALPHA	BETA	Q (PSF)	CP1	CP2	CP3	CP4
.899	75.347	.02136	356.64209	.00000	.00000	.00000	.00000
.899	80.210	.01913	357.02060	.00000	.00000	.00000	.00000
.900	82.206	.01395	357.30871	.00000	.00000	.00000	.00000
.901	74.184	.01449	357.57373	.00000	.00000	.00000	.00000
.899	65.176	.01449	356.90160	.00000	.00000	.00000	.00000
.899	66.161	.01294	356.95200	.00000	.00000	.00000	.00000
.899	90.145	.01192	356.97021	.00000	.00000	.00000	.00000
.899	92.134	.01062	356.90160	.00000	.00000	.00000	.00000
.899	94.112	.01015	356.90160	.00000	.00000	.00000	.00000
.900	96.087	.00794	357.25642	.00000	.00000	.00000	.00000
.900	96.049	.00301	357.32698	.00000	.00000	.00000	.00000
.900	100.013	.00109	357.25642	.00000	.00000	.00000	.00000
.900	102.007	.00173	357.31785	.00000	.00000	.00000	.00000
.900	103.193	.00371	357.31785	.00000	.00000	.00000	.00000
GRADIENT		-.00077	.30980	.00000	.00000	.00000	.00000

ORIGINAL PAGE IS OF POOR QUALITY

SA-27-B (81PT-662)S88 WITH NO. 23 TRIP STRIPS

(PP3119) (18 FEB 74)

REFERENCE DATA

SREF = 7.0690 SA-IN. WMP = 20.0340 INCHES
 LREF = 3.0000 INCHES WSP = .0000 INCHES
 SREF = 3.0000 INCHES WMP = .0000 INCHES
 SCALE = .0211 SCALE

PARAMETRIC DATA

BETA = .000 PHI = .000
 RN/L = 2.900 FLOSTR = .000
 APTSTR = .000 ATTRNG = 1.000
 ELTUN = .000 RTORRS = .000

RUN NO. 48/ 0 RN/L = 2.12 GRADIENT INTERVAL = -.5.00/ 5.00

MAON	ALPHA	BETA	Q (PSP)	CP1	CP2	CP3	CP4
.400	78.896	.02892	194.24777	.00000	.00000	.00000	.00000
.400	79.863	.01064	194.33804	.00000	.00000	.00000	.00000
.400	81.945	.02005	194.06555	.00000	.00000	.00000	.00000
.398	83.922	.06178	192.61884	.00000	.00000	.00000	.00000
.399	85.935	.06090	193.34370	.00000	.00000	.00000	.00000
.399	87.915	.03331	193.25283	.00000	.00000	.00000	.00000
.399	89.904	.02466	193.34315	.00000	.00000	.00000	.00000
.399	91.896	.01624	193.34315	.00000	.00000	.00000	.00000
.399	93.810	.01066	193.34315	.00000	.00000	.00000	.00000
.399	95.870	.01454	193.16251	.00000	.00000	.00000	.00000
.399	97.923	.01380	193.16251	.00000	.00000	.00000	.00000
.399	99.875	.00664	193.07218	.00000	.00000	.00000	.00000
.399	101.848	.00451	193.34315	.00000	.00000	.00000	.00000
	GRADIENT	-.00125	-.03768	.00000	.00000	.00000	.00000

DATE 18 APR 74

TABLATED SOURCE DATA LARC 8-655/662 (SA-3FA/D)

SA-2F-8 (87FT-662)SR8 WITH NO. 25 TRIP STRIPS

(PPS120) (18 FEB 74)

PARAMETRIC DATA

BETA = .000 PHI = .000
 RV/L = 3.600 FWDSTK = .000
 AFTSTK = .000 ATTRNG = 1.000
 ELTUN = .000 RTORKS = .000

REFERENCE DATA

SREF = 7.0690 50. IN. XMRP = 20.8340 INCHES
 LREF = 3.0000 INCHES YMRP = .0000 INCHES
 BREF = 3.0000 INCHES ZMRP = .0000 INCHES
 SCALE = .0211 SCALE

RUN NO. 35/ 0 RV/L = 3.61 GRADIENT INTERVAL = -5.00/ 5.00

MACH	ALPHA	BETA	Q (PSF)	CP1	CP2	CP3	CP4
.400	79.190	-1.3994	331.48713	.00000	.00000	.00000	.00000
.400	80.061	-1.4421	332.57433	.00000	.00000	.00000	.00000
.400	82.032	-.04987	331.84993	.00000	.00000	.00000	.00000
.400	84.002	-.00145	331.94076	.00000	.00000	.00000	.00000
.400	86.006	.01731	331.75909	.00000	.00000	.00000	.00000
.399	87.986	.02551	331.21679	.00000	.00000	.00000	.00000
.400	89.954	.00634	332.03160	.00000	.00000	.00000	.00000
.400	91.933	-.00160	331.84938	.00000	.00000	.00000	.00000
.400	93.914	.03584	332.21361	.00000	.00000	.00000	.00000
.399	95.895	.05645	331.39849	.00000	.00000	.00000	.00000
.400	97.903	.05667	331.57907	.00000	.00000	.00000	.00000
.400	99.884	.04009	331.48878	.00000	.00000	.00000	.00000
.400	101.875	.01416	331.59128	.00000	.00000	.00000	.00000
.400	103.078	.00913	331.48933	.00000	.00000	.00000	.00000
	GRADIENT	.00379	-.01844	.00000	.00000	.00000	.00000

RUN NO. 50/ 0 RV/L = 3.59 GRADIENT INTERVAL = -5.00/ 5.00

MACH	ALPHA	BETA	Q (PSF)	CP1	CP2	CP3	CP4
.600	79.202	.05855	475.72260	.00000	.00000	.00000	.00000
.601	80.264	.05822	475.81054	.00000	.00000	.00000	.00000
.600	82.268	.04218	474.97206	.00000	.00000	.00000	.00000
.600	84.271	.03892	475.72424	.00000	.00000	.00000	.00000
.601	86.231	.04338	476.03790	.00000	.00000	.00000	.00000
.600	88.196	.04740	475.38888	.00000	.00000	.00000	.00000
.600	90.159	.06157	475.55821	.00000	.00000	.00000	.00000
.601	92.173	.06286	475.69026	.00000	.00000	.00000	.00000
.600	94.067	.05948	475.72260	.00000	.00000	.00000	.00000
.600	96.060	.06032	475.22810	.00000	.00000	.00000	.00000
.600	98.021	.06393	475.72260	.00000	.00000	.00000	.00000
.600	100.013	.05342	474.63858	.00000	.00000	.00000	.00000
.601	101.959	.04694	476.30357	.00000	.00000	.00000	.00000
.600	103.148	.03615	474.97534	.00000	.00000	.00000	.00000
	GRADIENT	.00006	-.01114	.00000	.00000	.00000	.00000

SA-2F-B (8TPT-662)S8B WITH NO. 25 TRIP STRIPS

(PPS120) (18 FEB 74)

REFERENCE DATA

SREF = 7.0690 58.IN. XRRP = 20.8340 INCHES
 LREF = 3.0000 INCHES YRRP = .0000 INCHES
 BREF = 3.0000 INCHES ZRRP = .0000 INCHES
 SCALE = .0211 SCALE

PARAMETRIC DATA

BETA = .000 PHI = .000
 RV/L = 3.600 FLDSTK = .000
 AFTSTK = .000 ATTRNG = 1.000
 ELTUN = .000 RTORKS = .000

RUN NO. 49/ 0 RV/L = 3.60 GRADIENT INTERVAL = -5.00/ 3.00

MACH	ALPHA	BETA	Q (PSF)	CP1	CP2	CP3	CP4
.999	79.510	.01872	642.67533	.00000	.00000	.00000	.00000
.999	80.588	.01849	642.82163	.00000	.00000	.00000	.00000
.999	82.548	.02479	642.82163	.00000	.00000	.00000	.00000
.900	84.542	.02706	643.46644	.00000	.00000	.00000	.00000
.900	86.574	.02716	643.38875	.00000	.00000	.00000	.00000
.900	88.592	.02515	643.08249	.00000	.00000	.00000	.00000
.900	90.468	.02420	643.13723	.00000	.00000	.00000	.00000
.900	92.462	.02551	643.03217	.00000	.00000	.00000	.00000
.900	94.382	.02667	643.34761	.00000	.00000	.00000	.00000
.900	96.344	.02585	643.53499	.00000	.00000	.00000	.00000
.900	98.271	.02062	643.40240	.00000	.00000	.00000	.00000
.899	100.203	.01486	642.83984	.00000	.00000	.00000	.00000
.899	102.191	.00980	642.70264	.00000	.00000	.00000	.00000
.900	103.335	.00824	643.45715	.00000	.00000	.00000	.00000
	GRADIENT	-.00042	.01107	.00000	.00000	.00000	.00000

(PPS121) (18 FEB 74)

SA-2F-B (DTPT-662)S8B WITH NO. 25 TRIP STRIPS

PARAMETRIC DATA

SREF = 7.0690 SA. IN. XMRP = 20.8340 INCHES BETA = .000 PHI = .000
 LREF = 3.0000 INCHES YMRP = .0000 INCHES RN/L = 5.100 FMOSTK = .000
 SREF = 3.0000 INCHES ZMRP = .0000 INCHES AFTSTK = .000 ATTRG = 1.000
 SCALE = .0211 SCALE ELTUN = .000 RTORKS = .000

REFERENCE DATA

MACH ALPHA BETA Q (PSF) CP1 CP2 CP3 CP4
 .600 79.370 .09052 673.14906 .00000 .00000 .00000 .00000
 .600 80.445 .09014 672.64758 .00000 .00000 .00000 .00000
 .600 82.442 .07572 672.55470 .00000 .00000 .00000 .00000
 .600 84.435 .08547 672.81530 .00000 .00000 .00000 .00000
 .599 86.394 .11700 671.23222 .00000 .00000 .00000 .00000
 .600 88.449 .09997 672.65414 .00000 .00000 .00000 .00000
 .600 90.324 .11435 672.48313 .00000 .00000 .00000 .00000
 .600 92.245 .13098 672.72898 .00000 .00000 .00000 .00000
 .600 94.180 .14133 672.64922 .00000 .00000 .00000 .00000
 .599 96.126 .14992 671.72580 .00000 .00000 .00000 .00000
 .600 98.083 .16520 673.39977 .00000 .00000 .00000 .00000
 .600 100.046 .17539 673.40141 .00000 .00000 .00000 .00000
 .600 102.016 .14141 672.64922 .00000 .00000 .00000 .00000
 .600 103.217 .12220 672.32358 .00000 .00000 .00000 .00000
 GRADIENT .00319 .00529 .00000 .00000

RUN NO. 34/ 0 RN/L = 5.08 GRADIENT INTERVAL = -5.00/ 5.00

ORIGINAL PAGE IS OF POOR QUALITY

SA-2F-B (81PT-662)SRB WITH NO. 25 TRIP STRIPS

(PPS122) (10 FEB 74)

REFERENCE DATA

SREF = 7.0690 60.IN; XMRP = 20.8340 INCHES
 LREF = 3.0000 INCHES; YMRP = .0000 INCHES
 BRCP = 3.0000 INCHES; ZMRP = .0000 INCHES
 SCALE = .0211 SCALE

PARAMETRIC DATA

BETA = .000 PHI = .000
 RN/L = 5.500 FLDSTK = .000
 AFTSTK = .000 ATTRNG = 1.000
 ELTUN = .000 RTORKS = .000

RUN NO. 33/ 0 RN/L = 5.48 GRADIENT INTERVAL = -9.00/ 5.00

WACH	ALPHA	BETA	Q(PSF)	CP1	CP2	CP3	CP4
.900	60.098	.03300	983.07993	.00000	.00000	.00000	.00000
.900	60.953	.03026	983.01139	.00000	.00000	.00000	.00000
.900	62.909	.02174	982.07427	.00000	.00000	.00000	.00000
.900	64.853	.02583	982.31207	.00000	.00000	.00000	.00000
.900	66.857	.02757	982.47211	.00000	.00000	.00000	.00000
.900	68.808	.03000	982.64230	.00000	.00000	.00000	.00000
.900	90.766	.03693	982.36239	.00000	.00000	.00000	.00000
.900	92.695	.03304	982.64577	.00000	.00000	.00000	.00000
.900	94.627	.03747	982.44008	.00000	.00000	.00000	.00000
.900	96.569	.03810	982.67778	.00000	.00000	.00000	.00000
.900	98.467	.03636	982.78289	.00000	.00000	.00000	.00000
.900	100.382	.02673	982.39890	.00000	.00000	.00000	.00000
.900	102.288	.01837	982.60460	.00000	.00000	.00000	.00000
.900	103.472	.01574	982.26175	.00000	.00000	.00000	.00000
	GRADIENT	-.00018	-.00953	.00000	.00000	.00000	.00000

(PPS123) (18 FEB 74)

SA-2F-B (8TPT-662)SRB

PARAMETRIC DATA

BETA = .000 PHI = .000
 RN/L = 5.100 FLDSTK = .000
 AFTSTK = .000 ATTRNG = 1.000
 ELTUN = .000 RTORKS = .000

REFERENCE DATA

SREF = 7.0690 50-IN. XMRP = 20.6340 INCHES
 LREF = 3.0000 INCHES YMRP = .0000 INCHES
 BRREF = 3.0000 INCHES ZMRP = .0000 INCHES
 SCALE = .0211 SCALE

RUN NO. 21/ 0 RN/L = 5.08 GRADIENT INTE. AL = -5.00/ 5.00

MACH	ALPHA	BETA	Q (PSF)	CP1	CP2	CP3	CP4
.600	39.009	.59971	672.55470	.00000	.00000	.00000	.00000
.600	40.148	.68505	671.71926	.00000	.00000	.00000	.00000
.600	42.187	.81139	672.86684	.00000	.00000	.00000	.00000
.600	44.207	.69775	672.72078	.00000	.00000	.00000	.00000
.600	46.216	.38713	672.63774	.00000	.00000	.00000	.00000
.599	48.242	.35274	671.54496	.00000	.00000	.00000	.00000
.600	50.271	.30402	671.62803	.00000	.00000	.00000	.00000
.600	52.297	.25621	672.12801	.00000	.00000	.00000	.00000
.600	54.314	.18630	672.38206	.00000	.00000	.00000	.00000
.600	56.300	.16076	672.38698	.00000	.00000	.00000	.00000
.600	58.335	.11568	672.21761	.00000	.00000	.00000	.00000
.600	60.318	.07819	671.62639	.00000	.00000	.00000	.00000
.600	62.296	.05438	671.71763	.00000	.00000	.00000	.00000
.600	63.421	.07256	672.55143	.00000	.00000	.00000	.00000
	GRADIENT	-.02947	-.01508	.00000	.00000	.00000	.00000

SA-2F-8 (8TPT-882)SR8

(PPS124) (18 FEB 74)

REFERENCE DATA

SREF = 7.0690 SQ.IN. ZMRP = 20.8340 INCHES
 LREF = 3.0000 INCHES YMRP = .0000 INCHES
 BREF = 3.0000 INCHES ZMRP = .0000 INCHES
 SCALE = .0211 SCALE

PARAMETRIC DATA

BETA = .000 PHI = .000
 RM/L = 5.100 FLDSTK = .000
 AFTSTK = .000 ATTRNG = 1.000
 ELTUN = .000 RTORKS = .000

RUN NO. 25/ 0 RM/L = 5.09 GRADIENT INTERVAL = -5.00/ 5.00

MACH	ALPHA	BETA	Q (PSF)	CP1	CP2	CP3	CP4
.600	59.190	.03103	673.63704	.00000	.00000	.00000	.00000
.601	60.273	.05133	674.32104	.00000	.00000	.00000	.00000
.601	62.260	.09016	674.47710	.00000	.00000	.00000	.00000
.600	64.275	.08801	673.39648	.00000	.00000	.00000	.00000
.600	66.269	.10224	673.48936	.00000	.00000	.00000	.00000
.601	68.269	.07807	673.69782	.00000	.00000	.00000	.00000
.600	70.320	.04131	672.22907	.00000	.00000	.00000	.00000
.600	72.266	-.01262	673.48443	.00000	.00000	.00000	.00000
.600	74.246	-.03375	673.40141	.00000	.00000	.00000	.00000
.600	76.258	-.02802	673.48278	.00000	.00000	.00000	.00000
.600	78.282	-.01707	673.32004	.00000	.00000	.00000	.00000
.600	80.293	-.01411	673.14413	.00000	.00000	.00000	.00000
.601	82.310	-.03655	673.64057	.00000	.00000	.00000	.00000
.600	83.494	-.03550	673.32004	.00000	.00000	.00000	.00000
.600	GRADIENT	-.00517	-.02815	.00000	.00000	.00000	.00000

SA-2F-B (8TPT-662)SR8

(PPS125) (18 FEB 74)

REFERENCE DATA

SREF = 7.0690 SQ.IN. XMRP = 20.8340 INCHES
 LREF = 3.0000 INCHES YMRP = .0000 INCHES
 BREF = 3.0000 INCHES ZMRP = .0000 INCHES
 SCALE = .0211 SCALE

BETA = .000 PHI = .000
 RN/L = 5.100 FWDSTK = .000
 AFTSTK = .000 ATTRNG = 1.000
 ELTUN = .000 RTORKS = .000

PARAMETRIC DATA

RUN NO. 28/ D RN/L = 5.08 GRADIENT INTERVAL = -5.00/ 5.00

MACH	ALPHA	BETA	Q (PSF)	CP1	CP2	CP3	CP4
.599	79.197	.01219	671.47494	.00000	.00000	.00000	.00000
.599	80.291	.01234	671.30552	.00000	.00000	.00000	.00000
.599	82.313	.00569	671.38860	.00000	.00000	.00000	.00000
.600	84.365	-.01170	672.14274	.00000	.00000	.00000	.00000
.599	86.359	-.00945	671.21918	.00000	.00000	.00000	.00000
.599	88.319	-.00505	671.21918	.00000	.00000	.00000	.00000
.599	90.389	-.00268	671.05464	.00000	.00000	.00000	.00000
.599	92.328	.03020	671.47005	.00000	.00000	.00000	.00000
.620	94.312	.07224	671.88048	.00000	.00000	.00000	.00000
.599	96.218	.07122	670.96503	.00000	.00000	.00000	.00000
.620	98.205	.06770	671.89356	.00000	.00000	.00000	.00000
.599	100.158	.06090	670.97318	.00000	.00000	.00000	.00000
.599	102.074	.04778	671.63946	.00000	.00000	.00000	.00000
.599	103.226	.03929	671.83946	.00000	.00000	.00000	.00000
	GRADIENT	.00278	.00156	.00000	.00000	.00000	.00000

ORIGINAL PAGE IS OF POOR QUALITY

SA-27-B (OTPT-662)SRB

REFERENCE DATA

SREF = 7.0690 50.1IN. YMRP = 20.8340 INCHES
 LREF = 3.0000 INCHES YMRP = .0000 INCHES
 BRP = 3.0000 INCHES ZMRP = .0000 INCHES
 SCALE = .0211 SCALE

RUN NO. 31/ 0 R/V/L = 5.09 GRADIENT INTERVAL = -5.00/ 5.00

PARAMETRIC DATA

BETA = .000 PHI = .000
 R/V/L = 5.100 FLDSTK = .000
 AFTSTK = .000 ATTRNG = 1.000
 ELTUN = .000 RTORKS = .000

MACH	ALPHA	BETA	Q (PSF)	CP1	CP2	CP3	CP4
.601	76.361	.04447	673.96577	.00000	.00000	.00000	.00000
.600	77.802	.06478	671.98316	.00000	.00000	.00000	.00000
.600	79.586	.05886	673.39977	.00000	.00000	.00000	.00000
.600	81.568	.07523	672.56454	.00000	.00000	.00000	.00000
.599	83.541	.06475	671.72906	.00000	.00000	.00000	.00000
.600	85.531	.10144	672.98629	.00000	.00000	.00000	.00000
.600	87.497	.10675	672.31540	.00000	.00000	.00000	.00000
.600	89.511	.06511	673.15563	.00000	.00000	.00000	.00000
.600	91.529	.07138	671.97826	.00000	.00000	.00000	.00000
.600	93.578	.04848	672.73062	.00000	.00000	.00000	.00000
.600	95.604	.02390	672.47622	.00000	.00000	.00000	.00000
.600	97.629	.06399	672.89305	.00000	.00000	.00000	.00000
.600	99.646	.06837	672.05805	.00000	.00000	.00000	.00000
.600	100.484	.06893	673.48772	.00000	.00000	.00000	.00000
GRADIENT		-.00032	-.00900	.00000	.00000	.00000	.00000

SA-2F-B (8TPT-662)SFB

REFERENCE DATA

BREF = 7.0690 SQ.IN. WMRP = 20.8340 INCHES
 LREF = 3.0000 INCHES YMRP = .0000 INCHES
 BREF = 3.0000 INC-FT ZMRP = .0000 INCHES
 SCALE = .0211 SCALE

PARAMETRIC DATA

BETA = .000 PHI = .000
 RN/L = 5.100 PWDSTK = .000
 APTSTK = .000 ATTRNG = 1.000
 ELTUN = .000 RTORKS = .000

RUN NO. 7/ 0 RN/L = 5.11 GRADIENT INTERVAL = -5.00/ 5.00

MACH	ALPHA	BETA	g (PSF)	CP1	CP2	CP3	CP4
.600	135.510	.08265	672.90136	.10171	.22468	.33081	.20830
.600	136.454	.07566	673.06439	.17033	.21124	.31713	.19539
.600	138.548	.07139	672.31376	.14602	.18706	.29044	.17294
.600	140.721	.02927	672.90465	.13203	.16546	.26445	.14879
.600	142.834	.01842	673.65210	.13423	.14844	.24427	.13315
.601	144.932	.03493	673.72852	.11763	.11532	.20315	.10541
.601	147.038	.02569	673.73017	.08576	.07928	.14538	.07409
.601	149.229	.02959	673.89947	.05867	.05341	.08987	.05203
.600	151.330	.03049	673.30853	.03598	.03414	.04872	.03387
.600	153.379	.01797	673.59612	.01698	.01911	.02287	.01914
.600	155.408	.01838	673.48114	.00304	.00727	.00534	.00727
.601	157.507	.02154	673.97917	-.00912	-.00434	-.00759	-.00450
.601	159.602	.02493	673.73181	-.01881	-.01497	-.01874	-.01462
.600	161.023	.02132	672.32521	-.02505	-.02192	-.02807	-.02209
	GRADIENT	-.00202	.01684	-.00952	-.01012	-.01551	-.00931

ORIGINAL PAGE IS
 OF POOR QUALITY

REFERENCE DATA

WREP = 7.0690 SB. IN. WREP = 20.0340 INCHES
 LREP = 3.0000 INCHES WREP = .0000 INCHES
 SREP = 3.0000 INCHES ZREP = .0000 INCHES
 SCALE = .0211 SCALE

PARAMETRIC DATA

BETA = .000 PHI = .000
 RV/L = 5.100 FWDSTK = .000
 AFTSTK = .000 ATTRNG = 1.000
 ELTUN = .000 RTORRS = .000

RUN NO. 19/ 0 RV/L = 5.08 GRADIENT INTERVAL = -5.00/ 5.00

MACH	ALPHA	BETA	Q (P3F)	CP1	CP2	CP3	CP4
.600	28.940	.03330	673.29648	-.19616	-.18690	-.20977	-.20288
.600	30.090	.07372	673.47949	-.19631	-.19619	-.21597	-.21090
.602	32.116	.16337	673.73310	-.22017	-.21640	-.23312	-.23384
.601	34.128	.34139	673.81976	-.22871	-.23548	-.25190	-.25487
.601	36.142	.45424	673.98247	-.23330	-.22789	-.26281	-.25717
.600	40.216	.66766	673.48114	-.23613	-.21717	-.27599	-.26890
.600	42.232	.70473	673.31511	-.22860	-.21345	-.28652	-.27239
.600	44.276	.52450	673.56415	-.22539	-.21290	-.28952	-.27708
.601	46.289	.58704	674.14681	-.22266	-.21811	-.29108	-.27878
.600	48.310	.32566	672.73226	-.21992	-.23459	-.29201	-.28165
.600	50.334	.31909	673.31511	-.21854	-.24722	-.29057	-.28772
.600	52.346	.27580	673.48278	-.21666	-.25304	-.28844	-.30946
.600	53.311	.26420	673.48443	-.21630	-.25558	-.28451	-.32004
	GRADIENT	.00652	-.03275	-.00047	-.00191	-.00308	-.00376

SA-2F-B (8YPT-662)SRB

REFERENCE DATA

SREF = 7.0690 SO.IN. WMRP = 20.0340 INCHES
 LREF = 3.0000 INCHES YMRP = .0000 INCHES
 BREF = 3.0000 INCHES ZMRP = .0000 INCHES
 SCALE = .0211 SCALE

PARAMETRIC DATA

BETA = .000 PHI = .000
 RN/L = 5.100 FWDSTK = .000
 AFTSTK = .000 ATTRNG = 1.000
 ELTUN = .000 RTORKS = .000

RUN NO. 13/ D RN/L = 5.08 GRADIENT INTERVAL = -5.00/ 5.00

MACH	ALPHA	BETA	Q (PSF)	CP1	CP2	CP3	CP4
.600	124.933	-.00479	672.56782	.20101	.31186	.35128	.25863
.600	126.010	.07610	673.31675	.19759	.29649	.34312	.24925
.600	128.136	.14452	672.96465	.18616	.26339	.32220	.21770
.600	130.140	.07822	672.06950	.21136	.27786	.36368	.23371
.600	132.355	.02312	672.81530	.20316	.26069	.35573	.22012
.600	134.392	.10218	672.48313	.18937	.23074	.34474	.21431
.600	136.563	.10126	673.23537	.16619	.20430	.31726	.19082
.600	138.671	.07410	672.23071	.14212	.17765	.28733	.16512
.600	140.630	.03177	672.07113	.12736	.15698	.26261	.14413
.600	142.911	.03511	672.48641	.12934	.13870	.23946	.13030
.599	145.053	.02232	671.47821	.10819	.10684	.19760	.10061
.600	147.185	.03636	672.57109	.07990	.07225	.14263	.06877
.600	149.280	.03347	672.23561	.05337	.04627	.08858	.04607
.600	150.466	.04173	672.57109	.04002	.03709	.06441	.03539
GRADIENT		-.00160	-.02573	-.00634	-.01075	-.01084	-.00856

ORIGINAL PAGE IS OF POOR QUALITY

REFERENCE DATA

WREF = 7.0690 88. IN. WREF = 20.8340 INCHES
 LREF = 3.0000 INCHES YREF = .6000 INCHES
 BREF = 3.0000 INCHES ZREF = .0000 INCHES
 SCALE = .0211 SCALE

PARAMETRIC DATA

BETA = .000 PHI = .000
 RN/L = 6.100 FLDSTK = .000
 AFTSTK = .000 ATTRNG = 1.000
 ELTUN = .000 RTORNS = .000

RUN NO. 20/ 0 RN/L = 6.06 GRADIENT INTERVAL = -5.00/ 5.00

MACH	ALPHA	BETA	CP1	CP2	CP3	CP4
.000	39.330	.16156 1006.31222	.00000	.00000	.00000	.00000
.000	40.470	.11692 1005.76748	.00000	.00000	.00000	.00000
.000	42.575	.30166 1005.60404	.00000	.00000	.00000	.00000
.000	44.634	.06474 1006.57403	.00000	.00000	.00000	.00000
.000	46.733	.02061 1006.28705	.00000	.00000	.00000	.00000
.001	48.806	.04524 1006.91537	.00000	.00000	.00000	.00000
.000	50.827	.04657 1006.44812	.00000	.00000	.00000	.00000
.000	52.872	.04090 1006.44628	.00000	.00000	.00000	.00000
.001	54.909	.00780 1007.15419	.00000	.00000	.00000	.00000
.000	56.933	-.01683 1006.00634	.00000	.00000	.00000	.00000
.000	58.965	.00835 1006.36667	.00000	.00000	.00000	.00000
.000	60.968	.01042 1006.49442	.00000	.00000	.00000	.00000
.000	62.966	.03203 1005.95816	.00000	.00000	.00000	.00000
.000	64.092	.03703 1006.44812	.00000	.00000	.00000	.00000
.000	GRADIENT	-.00656 .01158	.00000	.00000	.00000	.00000

SA-2F-B (87PT-662)SRB

REFERENCE DATA

SREF = 7.7890 INCHES
 LREF = 3.1000 INCHES
 SREF = 20.8340 INCHES
 LREF = .0000 INCHES
 SREF = 3.0000 INCHES
 LREF = .0000 INCHES
 SCALE = .0211 SCALE

RUN NO. 24/ 0 RN/L = 6.08 GRADIENT INTERVAL = -5.00/ 5.00

PARAMETRIC DATA

BETA = .000 PHI = .000
 RN/L = 6.100 FADSTR = .000
 AFTSTR = .000 ATTRNG = 1.000
 ELTUN = .000 RTORNS = .000

INCH	ALPHA	BETA	Q (PBF)	CP1	CP2	CP3	CP4
.800	59.846	.05446	1006.37286	.00000	.00000	.00008	.00000
.801	60.949	.05377	1007.00126	.00000	.00000	.00000	.00000
.800	62.975	.04185	1005.71930	.00000	.00000	.00000	.00000
.800	64.935	.03184	1006.52589	.00000	.00000	.00000	.00000
.800	66.881	.02886	1006.08376	.00000	.00000	.00000	.00000
.800	68.871	.03894	1006.67655	.00000	.00000	.00000	.00000
.800	70.802	.03970	1005.21373	.00000	.00000	.00000	.00000
.800	72.733	.01216	1006.56143	.00000	.00000	.00000	.00000
.800	74.646	.01361	1006.08376	.00000	.00000	.00000	.00000
.800	76.706	.02616	1006.58662	.00000	.00000	.00000	.00000
.800	78.597	.00968	1006.58773	.00000	.00000	.00000	.00000
.800	80.561	.01167	1006.20335	.00000	.00000	.00000	.00000
.800	82.527	-.01684	1006.79616	.00000	.00000	.00000	.00000
.810	83.782	-.04362	1006.34778	.00000	.00000	.00000	.00000
	GRADIENT	-.00901	.00414	.00000	.00000	.00000	.00000

SA-2F-B (OTPT-662)SRB

REFERENCE DATA

SREF = 7.1690 SQ.IN. XMRP = 20.6340 INCHES
 LREF = 3.0000 INCHES YMRP = .0000 INCHES
 BREF = 3.0000 INCHES ZMRP = .0000 INCHES
 SCALE = .0211 SCALE

PARAMETRIC DATA

BETA = .000 PH1 = .000
 RN/L = 6.100 PMSTK = .000
 FTSTK = .000 ATTRNG = 1.000
 ELTUN = .000 RTORKS = .000

RUN NO. 27/ 0 RN/L = 6.08 GRADIENT INTERVAL = -5.00/ 5.00

MACH	ALPHA	BETA	Q (PSF)	CP1	CP2	CP3	CP4
.800	79.492	-.01991	1006.42740	.00000	.00000	.00000	.00000
.800	80.542	-.02219	1006.58662	.00000	.00000	.00000	.00000
.801	82.494	-.01547	1006.82316	.00000	.00000	.00000	.00000
.800	84.477	-.00472	1005.87854	.00000	.00000	.00000	.00000
.800	86.560	.00502	1005.92043	.00000	.00000	.00000	.00000
.800	88.392	.00543	1005.79677	.00000	.00000	.00000	.00000
.800	90.279	.00515	1005.64596	.00000	.00000	.00000	.00000
.800	92.219	.01661	1006.28076	.00000	.00000	.00000	.00000
.800	94.162	.00860	1006.09853	.00000	.00000	.00000	.00000
.800	96.084	.00492	1005.24359	.00000	.00000	.00000	.00000
.800	98.039	-.01987	1006.34778	.00000	.00000	.00000	.00000
.801	100.022	-.03061	1007.06028	.00000	.00000	.00000	.00000
.800	101.912	.02019	1006.22652	.00000	.00000	.00000	.00000
.800	103.096	.04579	1006.01263	.00000	.00000	.00000	.00000
	GRADIENT	.00109	-.00637	.00000	.00000	.00000	.00000

TABULATED SOURCE DATA LARC 8-655/662 (SA-2FA/B)

DATE 18 APR 74

(PPS133) (18 FEB 74)

SA-2F-B (81PT-662)SRB

PARAMETRIC DATA

BETA = .000 PHI = .000
 RNL = 6.100 FNDSTK = .000
 AFTSTK = .000 ATTRNG = 1.000
 ELTUN = .000 RTORKS = .000

REFERENCE DATA

SREF = 7.0690 SQ. IN. XMRP = 20.8340 INCHES
 LEF = 3.0000 INCHES YMRP = .0000 INCHES
 BREF = 3.0000 INCHES ZMRP = .0000 INCHES
 SCALE = .0211 SCALE

RUN NO. 30/ 0 RNL = 6.07 GRADIENT INTERVAL = -5.00/ 5.00

MACH	ALPHA	BETA	Q (PSF)	CP1	CP2	CP3	CP4
.801	76.447	-.07744	1006.99498	.00000	.00000	.00000	.00000
.800	77.878	-.02913	1006.14670	.00000	.00000	.00000	.00000
.800	79.629	-.12139	1005.85339	.00000	.00000	.00000	.00000
.800	81.575	-.18147	1005.94558	.00000	.00000	.00000	.00000
.800	83.536	-.21007	1004.99842	.00000	.00000	.00000	.00000
.799	85.462	-.19372	1004.86427	.00000	.00000	.00000	.00000
.800	87.396	-.15994	1006.30593	.00000	.00000	.00000	.00000
.800	89.344	-.09601	1005.65224	.00000	.00000	.00000	.00000
.800	91.270	.00067	1006.04407	.00000	.00000	.00000	.00000
.800	93.214	-.03663	1005.57262	.00000	.00000	.00000	.00000
.800	95.161	-.02652	1005.37773	.00000	.00000	.00000	.00000
.800	97.119	-.00479	1005.56519	.00000	.00000	.00000	.00000
.800	99.086	-.00199	1005.81777	.00000	.00000	.00000	.00000
.800	99.910	-.00803	1005.00470	.00000	.00000	.00000	.00000
.800	GRADIENT	.00342	-.03368	.00000	.00000	.00000	.00000

SA-27-B (0TFT-682)S8B

(PP8134) (16 FEB 74)

REFERENCE DATA

SREF = 7.0690 SQ. IN. XMRP = 20.8340 INCHES
 LREF = 3.0000 INCHES YMRP = .0000 INCHES
 BREF = 3.0000 INCHES ZMRP = .0000 INCHES
 SCALE = .0211 SCALE

PARAMETRIC DATA

BETA = .000 PHI = .000
 RN/L = 6.100 FADSTK = .000
 AFTSTK = .000 ATTRNG = 1.000
 ELTUN = .000 RTORKS = .000

RUN NO. 6/ 0 RN/L = 5.99 GRADIENT INTERVAL = -5.00/ 5.00

MACH	ALPHA	BETA	Q (PSF)	CP1	CP2	CP3	CP4
.800	133.990	.01814	1006.43143	.12693	.18050	.23601	.16610
.801	134.964	.03213	1007.03676	.12203	.16901	.22338	.15442
.801	137.259	.02534	1007.93264	.09650	.13003	.18361	.11867
.800	139.542	.02819	1006.56143	.08653	.11177	.15923	.10251
.800	141.767	.04504	1006.29111	.08431	.09867	.13966	.09225
.801	144.062	.01606	1007.20227	.08810	.09217	.11936	.07600
.801	146.357	.02305	1007.18335	.07068	.06988	.08677	.05794
.901	148.653	.02964	1007.65849	.04011	.04099	.05369	.04046
.801	150.817	-.01167	1007.14550	.02690	.02943	.03772	.02834
.800	152.991	.02727	1006.68915	.01510	.01843	.02759	.01805
.801	155.118	.02190	1006.57174	.00262	.00598	.01699	.00718
.801	157.243	.03531	1007.49298	-.00345	-.00019	.01652	.00136
.801	159.367	.04422	1006.91300	-.00543	-.00268	.00866	-.00145
.801	160.912	.04007	1006.87755	-.00229	-.00232	.00340	-.00068
	GRADIENT	.00010	.00263	-.00922	-.00691	-.00892	-.00624

DATE 18 APR 74

TABULATED SOURCE DATA LARC 8-655/662 (SA-2FA/B)

PAGE 289

SA-2F-B (81FT-662)SRB

(PPS135) (18 FEB 74)

REFERENCE DATA

SREF = 7.0690 SQ. IN. XMRP = 20.8340 INCHES
 LREF = 3.0000 INCHES YMRP = .0000 INCHES
 BREF = 3.0000 INCHES ZMRP = .0000 INCHES
 SCALE = .0211 SCALE

PARAMETRIC DATA

BETA = .000 PHI = .000
 RN/L = 6.100 FWDSTK = .000
 AFTSTK = .000 ATTRNG = 1.000
 ELTUN = .000 RTORKS = .000

RUN NO. 17/ 0 RN/L = 6.08 GRADIENT INTERVAL = -5.00/ 5.00

MACH	ALPHA	BETA	Q (PSF)	CP1	CP2	CP3	CP4
.801	29.088	.03841	1007.30079	-.19237	-.19339	-.20491	-.19983
.801	30.283	.06954	1007.73424	-.19870	-.19918	-.21075	-.20567
.801	32.319	.24640	1007.11636	-.21341	-.21478	-.22670	-.22137
.800	34.364	.46800	1006.77506	-.22233	-.22950	-.24406	-.23556
.800	36.449	.36243	1005.78006	-.23116	-.22845	-.25392	-.25094
.801	38.555	.14705	1007.74440	-.23349	-.22824	-.25943	-.25598
.801	40.624	.24886	1007.27557	-.23083	-.21785	-.27120	-.26601
.800	42.715	.09253	1005.85339	-.21945	-.22536	-.27490	-.26743
.800	44.800	-.05058	1006.77506	-.21083	-.22997	-.27635	-.27120
.800	46.864	-.04249	1006.01891	-.20744	-.23447	-.27867	-.27456
.800	48.905	-.03017	1006.56773	-.20376	-.23230	-.28285	-.27940
.801	50.965	.03492	1007.06198	-.19800	-.23567	-.28582	-.28481
.800	53.012	.06713	1006.51330	-.19239	-.24284	-.27685	-.29322
.800	53.911	-.01139	1006.70176	-.19079	-.24284	-.27335	-.29800
	GRADIENT	-.00987	-.02888	.00062	-.00149	-.00285	-.00358

SA-2F-B (8TPT-662)SRB

(PP8136) (10 FEB 74)

REFERENCE DATA

SREF = 7.0690 SQ. IN. WARP = 20.8340 INCHES
 LREF = 3.0000 INCHES YWRP = .0000 INCHES
 BREF = 3.0000 INCHES ZWRP = .0000 INCHES
 SCALE = .0211 SCALE

PARAMETRIC DATA

BETA = .000 PHI = .000
 RN/L = 6.100 FLDSTK = .000
 AFTSTK = .000 ATTRNG = 1.000
 ELTUN = .000 RTORKS = .000

RUN NO. 12/ 0 RN/L = 6.08 GRADIENT INTERVAL = -5.00/ 5.00

MACH	ALPHA	BETA	Q (PSF)	CF1	CP2	CP3	CP4
.800	122.503	.03364	1005.56005	.26377	.39698	.38423	.39832
.800	123.934	.01998	1005.74861	.26363	.39692	.37441	.39825
.800	126.116	.03926	1005.96445	.25983	.39683	.36590	.39496
.800	128.293	.06368	1005.24156	.23515	.36518	.34890	.34711
.801	130.591	.00647	1007.51193	.17894	.27027	.30320	.25654
.800	132.902	.02492	1005.94342	.12610	.18496	.24518	.17304
.801	135.036	.03072	1006.83577	.11644	.15841	.21869	.14720
.800	137.373	.03758	1006.29964	.09141	.12118	.18032	.11300
.800	139.601	.04022	1006.58032	.08293	.10456	.15862	.09909
.800	141.940	.04737	1006.17186	.08445	.09189	.14158	.09208
.800	144.138	.01872	1006.21373	.08299	.08385	.11587	.07205
.800	146.476	.02518	1005.67738	.06246	.06292	.08339	.05193
.801	148.812	.02904	1006.66395	.03491	.03621	.04875	.03272
.801	149.976	.00807	1007.11636	.02719	.03009	.04037	.02614
GRADIENT		-.00047	.02835	-.00905	-.01487	-.01329	-.01491

SA-2F-B (8TPT-662)58B

REFERENCE DATA

SREF = 7.0690 50-IN. XMRP = 20.8340 INCHES
 LREF = 3.0000 INCHES YMRP = .0000 INCHES
 BREF = 3.0000 INCHES ZMRP = .0000 INCHES
 SCALE = .0211 SCALE

PARAMETRIC DATA

BETA = .000 PHI = .000
 RN/L = 5.500 FMOSTK = .000
 AFTSTK = .000 ATTRNG = 1.000
 ELTUN = .000 RTORRS = .000

RUN NO. 3/ 0 RN/L = 5.49 GRADIENT INTERVAL = -5.00/ 5.00

MACH	ALPHA	BETA	Q (PSF)	CP1	CP2	CP3	CP4
.899	133.835	.04094	981.04456	.15063	.22187	.24726	.21046
.900	134.671	.02940	982.62750	.13922	.20270	.22923	.19083
.899	136.877	.01431	981.68097	.12099	.16437	.19210	.15236
.900	139.210	.05445	982.40802	.10272	.13138	.16414	.12185
.900	141.506	.05228	982.41715	.10272	.11910	.15488	.11168
.899	143.799	-.01737	981.60327	.11059	.11726	.14336	.10552
.900	146.143	.10175	982.99310	.09000	.08646	.10803	.09221
.899	148.501	.04831	981.28267	.07707	.07533	.09149	.08016
.899	150.775	.02221	981.29689	.07764	.07743	.09064	.07760
.900	152.945	.04698	981.97356	.07775	.07418	.07906	.07686
.900	155.108	.06448	982.11548	.07608	.06759	.06206	.07065
.900	157.255	.04963	982.12460	.07612	.05910	.05013	.06246
.900	159.389	.04244	981.94184	.08425	.05996	.05107	.06125
.900	160.660	.02934	982.67776	.08906	.05996	.05240	.06161
GRADIENT		.00045	.00906	-.00225	-.00544	-.00707	-.00480

ORIGINAL PAGE IS OF POOR QUALITY

(PPS138) (10 FEB 74)

SA-2F-B (8TPT-662)SRB

REFERENCE DATA

SRFP = 7.0690 SQ. IN. XRRP = 20.8340 INCHES
LRRP = 3.0000 INCHES YRRP = .0000 INCHES
BRFP = 3.0000 INCHES ZRRP = .0000 INCHES
SCALE = .0211 SCALE

PARAMETRIC DATA

BETA = .000 PHI = .000
RN/L = 5.500 FLDSTK = .000
AFTSTK = .000 ATTRNG = 1.000
ELTUN = .000 RTORKS = .000

RUN NO. 16/ 0 RN/L = 5.48 GRADIENT INTERVAL = -5.00/ 5.00

MACH	ALPHA	BETA	Q (PSF)	CP1	CP2	CP3	CP4
.900	29.148	-.05516	982.31207	-.20829	-.21043	-.21678	-.21030
.899	30.336	-.04595	981.94142	-.21167	-.21350	-.22202	-.21419
.900	32.420	.02855	982.81942	-.21850	-.21985	-.22750	-.22210
.899	34.487	-.04987	981.31067	-.23316	-.23256	-.24155	-.23969
.900	36.586	.14735	982.93827	-.23508	-.24485	-.25870	-.25238
.900	38.681	.03799	982.35770	-.24029	-.25134	-.27294	-.26501
.900	40.770	-.04168	982.92000	-.23710	-.23892	-.27866	-.26960
.900	42.833	-.06158	982.86971	-.23195	-.23018	-.28012	-.26970
.900	44.888	-.06725	982.83317	-.23192	-.24371	-.28512	-.27445
.900	46.964	-.06648	982.43540	-.23153	-.25233	-.28902	-.28165
.900	48.971	-.10430	982.81942	-.22938	-.25917	-.29270	-.28782
.900	51.002	-.01258	982.36682	-.21590	-.25909	-.28466	-.27936
.900	53.029	.00710	982.06036	-.20160	-.25214	-.27568	-.28018
.899	54.008	.00924	981.78601	-.19617	-.24922	-.27084	-.28687
GRADIENT		-.00090	.00068	.00039	-.00162	-.00260	-.00301

(PPS139) (10 FEB 74)

SA-2F-B (8TPT-662)SRB

REFERENCE DATA

SRFP = 7.0690 SQ. IN. XRRP = 20.8340 INCHES
LRRP = 3.0000 INCHES YRRP = .0000 INCHES
BRFP = 3.0000 INCHES ZRRP = .0000 INCHES
SCALE = .0211 SCALE

PARAMETRIC DATA

BETA = .000 PHI = .000
RN/L = 5.500 FLDSTK = .000
AFTSTK = .000 ATTRNG = 1.000
ELTUN = .000 RTORKS = .000

RUN NO. 10/ 0 RN/L = 5.48 GRADIENT INTERVAL = -5.00/ 5.00

MACH	ALPHA	BETA	Q (PSF)	CP1	CP2	CP3	CP4
.900	128.000	.04314	982.77832	.17823	.20682	.31792	.28247
.900	130.209	.03293	982.62750	.16890	.26484	.29462	.25395
.900	132.483	.04208	982.69805	.15987	.24266	.26875	.22934
.900	134.789	.02557	981.91408	.12760	.18604	.21496	.17348
.900	136.974	.05333	982.25263	.11364	.15285	.18436	.14306
.900	139.325	.05573	981.96445	.09649	.12154	.15731	.11460
.900	141.625	.04540	982.44008	.09806	.11151	.14986	.10668
.899	143.879	-.02593	981.48121	.10441	.10899	.13542	.09794
.900	146.280	.06033	982.23438	.06077	.07853	.10008	.08161
.900	148.592	.04127	982.46747	.06999	.06870	.08589	.07271
.900	149.686	.02279	982.32120	.06988	.07036	.08602	.07054
GRADIENT		-.00040	-.02046	-.00494	-.01040	-.01069	-.00980

SA-2F-B (8TPT-662)SRB

(PPS140) (18 FEB 74)

REFERENCE DATA

SREF = 7.0690 84.IN. XMRP = 20.8340 INCHES
 LREF = 3.0000 INCHES YMRP = .0000 INCHES
 BREF = 3.0000 INCHES ZMRP = .0000 INCHES
 SCALE = .0211 SCALE

PARAMETRIC DATA

BETA = .000 PHI = .000
 RN/L = 4.900 FMOSTK = .000
 AFTSTK = .000 ATTRNG = 1.000
 ELTUN = .000 RTORKS = .000

RUN NO. 2/ 0 RN/L = 4.89 GRADIENT INTERVAL = -5.00/ 5.00

MACH	ALPHA	BETA	Q (PSF)	CP1	CP2	CP3	CP4
1.000	133.368	.03465	933.09053	.15665	.17715	.16413	.17268
1.000	134.385	.03435	933.53966	.15584	.16678	.15969	.16270
1.000	136.599	.04358	933.28308	.16509	.16210	.16969	.15758
1.000	138.814	.05323	933.01975	.17408	.16170	.17370	.15807
1.001	141.158	.03002	934.04563	.16259	.15051	.15829	.15004
.999	143.507	.04319	932.81396	.15061	.14415	.14475	.14438
.998	145.768	.16453	932.76284	.13581	.13320	.12990	.13442
.998	147.935	-.06586	932.49356	.17015	.16312	.15769	.14923
1.000	150.355	.01837	933.09053	.13834	.11495	.11416	.11802
1.000	152.609	.01150	933.64801	.13183	.10419	.10009	.10735
1.000	154.836	.03080	933.36043	.12637	.09633	.08674	.09827
1.000	157.033	.04992	932.92925	.12098	.08995	.07753	.09148
1.000	159.227	.01981	933.27649	.11461	.08374	.07033	.08423
1.000	160.623	.00114	933.27649	.10871	.07923	.06559	.07954
GRADIENT		-.00108	-.00290	-.00197	-.00357	-.00406	-.00355

REFERENCE DATA

SREF = 7.0690 50. IN. XRRP = 20.6340 INCHES
 LREF = 3.0000 INCHES YRRP = .0000 INCHES
 PREF = 3.0000 INCHES ZRRP = .0000 INCHES
 SCALE = .0211 SCALE

PARAMETRIC DATA

BETA = .000 PHI = .000
 RN/L = 4.900 FWDSTK = .000
 AFTSTK = .000 ATTRNG = 1.000
 ELTUN = .000 RTORKS = .000

RUN NO. 15/ 0 RN/L = 4.67 GRADIENT INTERVAL = -5.00/ 5.00

MACH	ALPHA	BETA	Q (PSF)	CP1	CP2	CP3	CP4
1.000	29.170	.02916	933.73198	-.22999	-.22810	-.23675	-.23169
1.000	30.464	.04131	933.53966	-.23426	-.22989	-.24379	-.23797
.999	32.544	.06689	932.42839	-.24476	-.23783	-.25524	-.25112
1.000	34.635	-.00979	933.55949	-.24752	-.25182	-.26832	-.26186
.999	36.686	-.12002	932.43492	-.25077	-.26601	-.28067	-.27150
.999	38.752	-.03104	932.71821	-.24111	-.24553	-.27691	-.26439
1.000	40.799	-.05202	933.24523	-.25120	-.24093	-.28205	-.26604
1.000	42.839	-.01419	933.09710	-.24753	-.24286	-.28453	-.26989
1.001	44.895	.02105	933.67341	-.24273	-.24311	-.28636	-.27546
1.001	46.922	-.01917	933.95075	-.23529	-.24267	-.28295	-.27497
1.000	48.928	-.06273	933.16130	-.24026	-.24727	-.29165	-.28478
.999	50.953	-.00693	932.93064	-.21231	-.23442	-.26510	-.26109
.999	52.996	.00027	933.03946	-.18199	-.22085	-.24000	-.24354
.999	53.964	.00181	932.49268	-.17670	-.22136	-.23687	-.24304
GRADIENT		-.00129	-.00882	.00183	.00040	-.00031	-.00058

SA-2F-B (8TPT-662) 988

REFERENCE DATA

SREF = 7.0690 50. IN. XRRP = 20.6340 INCHES
 LREF = 3.0000 INCHES YRRP = .0000 INCHES
 PREF = 3.0000 INCHES ZRRP = .0000 INCHES
 SCALE = .0211 SCALE

PARAMETRIC DATA

BETA = .000 PHI = .000
 RN/L = 4.900 FWDSTK = .000
 AFTSTK = .000 ATTRNG = 1.000
 ELTUN = .000 RTORKS = .000

RUN NO. 9/ 0 RN/L = 4.67 GRADIENT INTERVAL = -5.00/ 5.00

MACH	ALPHA	BETA	Q (PSF)	CP1	CP2	CP3	CP4
.999	128.573	.02745	932.96034	.17183	-.24699	-.25006	-.22858
1.000	129.944	.02596	933.60565	.16784	-.22863	-.21179	-.21123
1.000	132.127	.02911	933.59335	.15931	-.19055	-.17259	-.16219
1.000	134.352	.04654	933.57929	.15399	-.18206	-.15662	-.15718
1.000	136.584	.04793	933.31800	.16544	-.15920	-.16884	-.15558
1.001	138.801	.05418	934.24665	.16704	-.15160	-.16498	-.15001
1.000	141.110	.02950	933.65566	.14696	-.13704	-.14628	-.13578
.999	143.492	.04605	933.12993	.13437	-.12638	-.12969	-.12679
1.000	145.667	.11265	933.70097	.12343	-.12075	-.11619	-.11804
1.000	148.011	-.09126	933.64344	.15378	-.15225	-.14505	-.12733
1.000	149.384	-.00151	933.67451	.12592	-.11151	-.10800	-.10637
1.000	GRADIENT	-.00160	.01854	-.00187	-.00929	-.00502	-.00502

DATE 18 APR 74

PAGE 295

TABULATED SOURCE DATA LARC 6-655/662 (SA-2FA/B)

(PPS143) (18 FEB 74)

SA-2F-B (8TPT-662)SRB

PARAMETRIC DATA

BETA = .000 PHI = .000
 RN/L = 4.200 FUDSTK = .000
 AFTSTK = .000 ATTRNG = 1.000
 ELTUN = .000 RTORKS = .000

REFERENCE DATA

SREF = 7.0690 90. IN. YMRP = 20.6340 INCHES
 LREF = 3.0000 INCHES YMRP = .0000 INCHES
 BREF = 3.0000 INCHES ZMRP = .0000 INCHES
 SCALE = .0211 SCALE

RUN NO. 1 / 0 RN/L = 4.16 GRADIENT INTERVAL = -5.00/ 5.00

MACH	ALPHA	BETA	Q (PSF)	CP1	CP2	CP3	CP4
1.200	133.792	.02873	875.68393	.16937	.19098	.20313	.18884
1.200	134.786	.02536	875.64122	.16661	.19450	.19464	.18311
1.199	137.001	.02539	875.57710	.17576	.16907	.17140	.16990
1.200	139.213	.02502	875.59848	.16494	.15935	.15701	.16051
1.200	141.438	.01781	875.68393	.14929	.14531	.13949	.14683
1.200	143.658	.01850	875.66258	.13730	.13622	.12872	.13607
1.199	145.682	.01698	875.49766	.13134	.12871	.12276	.12795
1.200	148.098	.00660	875.46096	.13667	.12628	.12527	.12701
1.200	150.322	.00984	875.64283	.13971	.12593	.12636	.12524
1.200	152.554	.00429	875.46233	.12760	.11126	.11133	.11198
1.200	154.762	.00383	875.71298	.13176	.10986	.10424	.10948
1.200	156.991	.00255	875.72066	.13013	.10546	.09792	.10589
1.199	159.177	.00385	875.48391	.12405	.10113	.09319	.09986
	GRADIENT	-.00111	-.00111	-.00246	-.00343	-.00395	-.00341

ORIGINAL PAGE IS OF POOR QUALITY

(PPS144) (18 FEB 74)

SA-EF-B (81PT-662)SRB

REFERENCE DATA

SACF = 7.0690 SQ. IN. XRRP = 20.6340 INCHES
 LACF = 3.0000 INCHES YRRP = .0000 INCHES
 BACF = 3.0000 INCHES ZRRP = .0000 INCHES
 SCALE = .0211 SCALE

PARAMETRIC DATA

BETA = .000 PHI = .000
 RN/L = 4.200 FLDSTK = .000
 AFTSTK = .000 ATTRNG = 1.000
 ELTUN = .000 RTORRS = .000

RUN NO. 14/ 0 RN/L = 4.18 GRADIENT INTERVAL = -5.00/ 5.00

MACH	ALPHA	BETA	0 (PSF)	CP1	CP2	CP3	CP4
1.200	29.143	.03949	875.63353	-.18935	-.19555	-.20128	-.19788
1.200	30.414	.06427	875.64889	-.18668	-.19514	-.20702	-.20211
1.199	32.452	.01162	875.34642	-.19161	-.19487	-.21620	-.21048
1.199	34.499	.02914	875.45629	-.20032	-.19752	-.22326	-.21710
1.199	36.532	-.02199	875.48391	-.21159	-.20713	-.23293	-.22669
1.199	38.550	-.01748	875.50530	-.21419	-.21404	-.23611	-.22999
1.200	40.582	-.02568	875.65489	-.22027	-.22045	-.24272	-.23742
1.199	42.611	-.00932	875.50530	-.21971	-.21925	-.23946	-.23508
1.200	44.628	.03627	875.56944	-.21851	-.21587	-.24300	-.24015
1.200	46.658	.08026	875.41056	-.20326	-.20369	-.23849	-.23607
1.198	48.660	.05894	875.00046	-.19354	-.20542	-.22640	-.23054
1.197	50.729	-.03688	874.41962	-.16312	-.17877	-.19257	-.19320
1.195	52.767	-.01315	874.15384	-.15660	-.16689	-.18597	-.19750
1.195	53.696	.01112	874.33145	-.15652	-.16885	-.18530	-.20178
	GRADIENT	-.00085	-.05005	.00120	.00062	-.00064	-.00003

SA-EF-B (81PT-662)SRB

(PPS145) (18 FEB 74)

REFERENCE DATA

SACF = 7.0690 SQ. IN. XRRP = 20.6340 INCHES
 LACF = 3.0000 INCHES YRRP = .0000 INCHES
 BACF = 3.0000 INCHES ZRRP = .0000 INCHES
 SCALE = .0211 SCALE

PARAMETRIC DATA

BETA = .000 PHI = .000
 RN/L = 4.200 FLDSTK = .000
 AFTSTK = .000 ATTRNG = 1.000
 ELTUN = .000 RTORRS = .000

RUN NO. 8/ 0 RN/L = 4.19 GRADIENT INTERVAL = -5.00/ 5.00

MACH	ALPHA	BETA	0 (PSF)	CP1	CP2	CP3	CP4
1.198	128.021	.03679	875.19670	.17828	.29913	.26682	.26656
1.199	128.181	.03189	875.35662	.17211	.23916	.22887	.23149
1.200	130.366	.02375	875.65647	.16771	.20654	.20227	.20076
1.200	132.566	.02906	875.59848	.16600	.17512	.18522	.17059
1.200	134.725	.03702	875.69757	.16503	.16423	.17057	.16161
1.200	136.942	.03173	875.82742	.15619	.15279	.15348	.15255
1.200	139.159	.02270	875.91458	.14849	.14598	.14154	.14644
1.200	141.401	.01416	875.89914	.14084	.13959	.13210	.14012
1.200	143.633	.01006	875.83513	.13163	.13191	.12286	.13082
1.200	145.859	.02203	875.80608	.12894	.12994	.11981	.12525
1.200	148.103	.01264	875.76930	.13552	.12814	.12380	.12427
1.200	149.347	.02302	875.68383	.15474	.13820	.13643	.13281
	GRADIENT	-.00063	.01724	-.00162	-.00585	-.00546	-.00323