




NATIONAL AERONAUTICS AND SPACE ADMINISTRATION



(NASA-CR-134113) INVESTIGATION OF SPACE SHUTTLE ORBITER SUBSONIC STABILITY AND CONTROL CHARACTERISTICS IN THE NAAL LOW SPEED WIND TUNNEL (OA62B), (Chrysler Corp.) 1051 p HC \$55.75

N74-33338

CSCL 22B

G3/31

Unclas 47922

SPACE SHUTTLE

AEROTHERMODYNAMIC DATA REPORT

JOHNSON SPACE CENTER

HOUSTON, TEXAS

DATA MANAGMENT services

SPACE DIVISION



CHRYSLER CORPORATION

July, 1974

DMS-DR-2104
NASA CR-134,113

INVESTIGATION OF SPACE SHUTTLE ORBITER
SUBSONIC STABILITY AND CONTROL CHARACTERISTICS
IN THE NAAL LOW SPEED WIND TUNNEL (OA62B)
VOLUME II

by

Robert Mennell and Terrance Hughes
Rockwell International/Space Division

Prepared under NASA Contract Number NAS9-13247

by

Data Management Services
Chrysler Corporation Space Division
New Orleans, La. 70189

for

Engineering Analysis Division
Johnson Space Center
National Aeronautics and Space Administration
Houston, Texas

WIND TUNNEL TEST SPECIFICS

Test Number: NAAL 717
NADA Series Number: OAG2B
Test Dates: 14 November through 6 December 1973
Model Number: 45-0

FACILITY COORDINATOR:

R. B. Russell
Mail Code BDOF
Rockwell International B-1 Division
Los Angeles International Airport
Los Angeles, California 90009

Phone: (213) 670-9151 x3343


PROJECT ENGINEERS:

Robert Mennell and Terrance Hughes
Mail Code BDO2
Rockwell International B-1 Division
Los Angeles International Airport
Los Angeles, California 90009

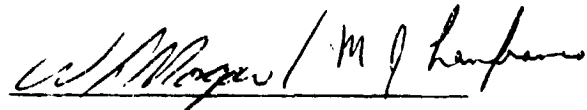
Phone (213) 670-9151 x3343


DATA MANAGEMENT SERVICES:

This document has been prepared by:



D. A. Sarver/M. J. Lanfranco
Liaison Operations

M. M. Mann
Data Operations


W. A. Meyer / M. J. Lanfranco


M. M. Mann

This document has been reviewed and is approved for release.


N. D. Kemp
Data Management Services


D. E. Fowler

Chrysler Corporation Space Division assumes no responsibility for the data presented other than display characteristics.

INVESTIGATION OF SPACE SHUTTLE ORBITER
SUBSONIC STABILITY AND CONTROL CHARACTERISTICS
IN THE NAAL LOW SPEED WIND TUNNEL (OA62B)
By Robert Mennell and Terrance Hughes
Rockwell International Space Division

ABSTRACT

Experimental aerodynamic investigations were conducted on a sting-mounted 0.0405-scale representation (model 43-0) of the 140A/B Space Shuttle Orbiter in the Rockwell International 7.75- by 11-Foot Low Speed Wind Tunnel during the time period from 14 November 1973 to 6 December 1973. The NASA designation for this test period was OA62B.

The primary test objectives were to establish basic longitudinal stability characteristics in and out of ground effect as well as lateral-directional stability characteristics in free air.

Two dual podded nacelle configurations (ABPS) were also tested, one with three dual podded nacelles on the lower wing surface at fuselage station 950. This configuration was tested in and out of ground effect. The other ABPS configuration included a single dual nacelle on the lower centerline and another dual nacelle pylon mounted above each wing. The overwing nacelle/pylon was toed in 5 degrees toward the model centerline and the nacelle was rotated 7 degrees nose down. This configuration was tested in ground effect only.

Stability and control characteristics were investigated at nominal

elevon deflections of 0° , 5° , 10° , 15° , -5° , -10° , -15° , -20° , -30° and -40° ; rudder deflections of 0° , -7.96° and -16.22° ; aileron deflections of 0° , $+5^\circ$, $+10^\circ$, $+15^\circ$ and -5° used in conjunction with elevon deflections of 0° , $+5^\circ$, $+10^\circ$, -5° , -10° and -15° ; rudder flare angles of 0° , 25° , 40° , 55° and 85° ; and body flap deflections of 0° , -11.7° , $+16.3^\circ$ and $+22.5^\circ$.

The effects of various elevon and elevon/fuselage gaps on longitudinal stability and control were also investigated. Additional configurations tested included Reynolds number effect, boundary layer transition grit on and off, elliptical wing leading edge on the 45° swept portion of the wing, cargo bay door gaps and hinges, OMS pod gaps, vertical tail gaps and flow visualization.

Pressure bugs were used to determine pressures on the vertical tail at spanwise stations of $\eta = 0.1228$, 0.500 and 0.878 and chordwise stations of $x/c = 0.05$, 0.15 , 0.25 , 0.45 , 0.55 , 0.65 , 0.75 , and 0.90 . These were installed at 0° and 25° rudder flare angles. An additional survey was made at 0° flare angle and OMS pods off. Rudder hingeline radii of 2.09 and 4.94 inches were investigated along with a 6.12 -inch radius contour on the rudder. Additional inputs to lateral-directional stability which were tested included a straight leading edge on the vertical tail and recontouring of the vertical tail airfoil section to a biconvex section.

Aerodynamic force and moment data were measured in the stability axis system by an internally mounted, six-component strain gage balance (MK IX, 2.5 -inch diameter). The model was sting-mounted with the center of rotation located at the trailing edge of the wing. The nominal angle of attack (α)

range was from -4° to $+30^{\circ}$. Yaw polars were recorded over a sideslip angle (β) range of -10° to $+10^{\circ}$ at fixed angles of attack of 0° , 5° , 10° , 15° and 20° .

This report is published in two volumes. Volume I contains Data Figures 4 through 71. Volume II contains Data Figures 72 through 128 and the Tabulated Source Data.

TABLE OF CONTENTS

	Page
ABSTRACT	iii
INDEX OF MODEL FIGURES	2
INDEX OF DATA FIGURES	3
NOMENCLATURE	15
CONFIGURATIONS INVESTIGATED	19
TEST FACILITY DESCRIPTION	22
DATA REDUCTION	23
TABLES	
I. TEST CONDITIONS	25
II. DATA SET/RUN NUMBER COLLATION SUMMARY	26
III. MODEL DIMENSIONAL DATA	48
FIGURES	
MODEL	85
DATA (VOLUME II-FIGURES 72 THROUGH 128)	95
APPENDIX	
TABULATED SOURCE DATA	

INDEX OF MODEL FIGURES

Figure	Title	Page
1.	Axis systems.	
a.	Body and stability axes.	85
b.	Sign convention for control surfaces.	86
2.	Model sketches.	
a.	General arrangement - 140A/B orbiter.	87
b.	Cargo bay door and OMS pod gaps.	88
c.	Nose landing gear, G_{15} .	89
d.	Main landing gear, G_{15} .	90
e.	Elevon gap configurations.	91
f.	Vertical tail - V_8, V_{16} .	92
g.	Vertical tail and rudder modifications.	93
3.	Model photographs.	
a.	Ground plane in, overwing ABPS configuration.	94
b.	Free air, underwing ABPS configuration.	94

INDEX OF DATA FIGURES

FIGURE NO.	TITLE	PLOTTED		CONDITIONS VARYING	PLOT PAGES
		COEFFICIENTS SCHEDULE			
<u>VOLUME I</u>					
4	Elevon Effectiveness in Presence of Ground H/BW = 0.285	(A)		Elevon	1-30
5	Elevon Effectiveness in Presence of Ground H/BW = 0.178	(A)		Elevon	31-60
6	Elevon Effectiveness in Presence of Ground H/BW = 0.125	(A)		Elevon	61-90
7	Elevon Effectiveness (No Gaps) in Presence of Ground H/BW = .125	(A)		Elevon	91-112
8	Elevon Effectiveness in Presence of Ground H/BW = 0.068	(A)		Elevon	113-138
9	Elevon Effectiveness in Presence of Ground H/BW = 0.35	(A)		Elevon	139-162
10	Elevon Effectiveness (No Gaps) in Presence of Ground H/PW = 0.035	(A)		Elevon	163-178
11	Effect of Vertical Tail Flare, Underwing Podded Engines, H/BW = 0.035	(B)		SPDBRK	179-186
12	Elevon Effectiveness, Underwing Podded Engines, H/BW = 0.035	(A)		Elevon	187-202
13	Elevon Effectiveness, Underwing Podded Engines, H/BW = 0.125	(A)		Elevon	203-224
14	Elevon Effectiveness, Underwing Podded Engines, H/BW = 0.285	(A)		Elevon	225-246

INDEX OF DATA FIGURES (Continued)

FIGURE NO.	TITLE	PLOTTED		CONDITIONS VARYING	PLOT PAGES
		COEFFICIENTS SCHEDULE			
15	Effect of Ground Ht., Underwing Podded Engines OMS on, Elevon = 0	(B)	H/BW		247-254
16	Effect of Ground Ht., Underwing Podded Engines OMS on, Elevon = 15	(B)	H/BW		255-262
17	Effect of Ground Ht., Underwing Podded Engines OMS on, Elevon = -10	(B)	H/BW		263-270
18	Effect of Ground Ht., Underwing Podded Engines OMS on, Elevon = -20	(B)	Elevon		271-276
19	Effect of Ground Ht., Underwing Podded Engines OMS on, BDFLAP = 22.5	(B)	Elevon		279-286
20	Effect of Ground Ht., Elevon = 15	(C)	Alpha		287-289
21	Effect of Ground Ht., Elevon = 10	(C)	Alpha		290-292
22	Effect of Ground Ht., Elevon = 5	(C)	Alpha		293-295
23	Effect of Ground Ht., Elevon = 0	(C)	Alpha		296-298
24	Effect of Ground Ht., Elevon = -5	(C)	Alpha		299-301
25	Effect of Ground Ht., Elevon = -10	(C)	Alpha		302-304
26	Effect of Ground Ht., Elevon = -15	(C)	Alpha		305-307
27	Effect of Ground Ht., Elevon = -20	(C)	Alpha		308-310
28	Effect of Ground Ht., Elevon = -30	(C)	Alpha		311-313

INDEX OF DATA FIGURES (Continued)

FIGURE NO.	TITLE	PLOTTED		PLOT PAGES
		COEFFICIENTS SCHEDULE	CONDITIONS VARYING	
29	Effect of Ground Ht., Elevon = -40	(C)	Alpha	314-316
30	Effect of Engine Configuration in Ground Effect, H/BW = .285 Elevon = 0	(B)	SPDBRK	317-324
31	Effect of Engine Configuration in Ground Effect, H/BW = .125 Elevon = 0	(B)	SPDBRK	325-332
32	Effect of Engine Configuration in Ground Effect, H/BW = .035 Elevon = 0	(C)	SPDBRK	333-340
33	Elevon Effectiveness, Free Air, Gear Down, 25 Deg Rudder Flare	(A)	Elevon	341-370
34	Effect of Vertical Tail Flare, Free Air, Gear Down, Elevon = 0	(B)	SPDBRK	371-378
35	Lat/Dir Stability, Overwing Podded Engines, H/BW = 0.285, Elevon = 0	(D)	Alpha	379-384
36	Elevon Effectiveness, H/BW = 0.285, Overwing Podded Engines	(A)	Elevon	385-406
37	Lateral/Directional Stability, Gear Down, Elevon = 0, Rudder Flare = 0	(D)	Alphr	407-412
38	Lateral/Directional Scability, Gear Down, Elevon = 0, Rudder Flare = 25	(D)	Alpha	413-418
39	Elevon Effectiveness, Free Air Gear Off, Baseline Elevon Gap	(B)	Elevon	419-434
40	Elevon Effectiveness, Free Air, Gear Off, Baseline Elevon Gap	(J)	Delvon	435-448

INDEX OF DATA FIGURES (Continued)

FIGURE NO.	TITLE	PLOTTED		CONDITIONS VARYING	PLOT PAGES
		COEFFICIENTS SCHEDULE			
41	Elevon Effectiveness, Free Air, Gear Off Solid Elevon	(A)		Elevon	449-470
42	Lateral/Directional Stability Free Air Gear Off, 0 Rudder Baseline Elevon Gap 25 Flare	(D)		Alpha	471-476
43	Effect of Baseline Elevon Gap, Gear Off, Elevon = 0	(B)			477-484
44	Effect of Baseline Elevon Gap, Gear Off, Elevon = +5	(B)			485-492
45	Effect of Baseline Elevon Gap, Gear Off, Elevon = +15	(B)			493-500
46	Effect of Baseline Elevon Gap, Gear Off, Elevon = -10	(B)			501-508
47	Lateral-Directional Stability, Gear Off, Rudder = 0, 25 Deg. Flare, Solid Elevon	(D)		Alpha	509-514
48	Aileron Effectiveness, Baseline Elevon Gap, 25 Deg. Flare	(E)		Alpha, Aileron	515-552
49	Body Flap Effectiveness, 25 Deg. Flare	(F)		BDFLAP	553-595
50	Lateral Directional Stability, 40 Deg. Flare, Rudder = 0	(D)		Alpha	596-601
51	Lateral Directional Stability, 85 Deg. Flare, Rudder = 0	(D)		Alpha	602-607

INDEX OF DATA FIGURES (Continued)

FIGURE NO.	TITLE	PLOTTED		PLOT PAGES
		COEFFICIENTS SCHEDULE	CONDITIONS VARYING	
52	Lateral Directional Stability, 55 Deg. Flare, Rudder = 0	(D)	Alpha	608-613
53	Effect of Vertical Tail Flare Angle, Rudder = 0, Beta = 0	(G)	SPDBRK	614-679
54	Effect of Reynolds No. on Longitudinal Stability, Elevation = 0, 25 Deg. Flare	(B)	Reynolds No.	680-687
55	Aileron Effectiveness, Baseline Elevation Gap, 25 Deg. Flare	(E)	Elevation, Aileron	688-763
56	Rudder Effectiveness, 25 Deg. Flare	(H)	Rudder	764-783
57	Lateral-Directional Stability, Rudder = -7.96 Deg., 25 Deg. Flare	(D)	Alpha	784-789
58	Lateral-Directional Stability, Rudder = -16.22 Deg., 25 Deg. Flare	(D)	Alpha	790-795
59	Rudder Effectiveness, 40 Deg. Flare	(H)	Rudder	796-815
60	Lateral-Directional Stability, Rudder = -7.96, 40 Deg. Flare	(D)	Alpha	816-821
61	Lateral-Directional Stability, Rudder = -16.22, 40 Deg. Flare	(D)	Alpha	822-827
62	Rudder Effectiveness, 55 Deg. Flare	(H)	Rudder	828-847
63	Lateral-Directional Stability, Rudder = 0, 55 Deg. Flare	(D)	Alpha	848-853

INDEX OF DATA FIGURES (Continued)

FIGURE NO.	TITLE	PLOTTED		PLOT PAGES
		COEFFICIENTS SCHEDULE	CONDITIONS VARYING	
64	Lateral-Directional Stability, Rudder = -7.96, 55 Deg. Flare	(D)	Alpha	854-859
65	Lateral-Directional Stability, Rudder = -16.22, 55 Deg. Flare	(D)	Alpha	860-865
66	Lateral-Directional Stability, Rudder = 0, 25 Deg. Flare	(D)	Alpha	866-871
67	Lateral-Directional Stability, Rudder = 0, 40 Deg. Flare	(D)	Alpha	872-877
68	Rudder Effectiveness, 85 Deg. Flare	(H)	Rudder	878-897
69	Lateral-Directional Stability, Rudder = 0, 85 Deg. Flare	(D)	Alpha	898-903
70	Lateral-Directional Stability, Rudder = -7.96, 85 Deg. Flare	(D)	Alpha	904-909
71	Lateral-Directional Stability, Rudder = -16.22, 85 Deg. Flare	(D)	Alpha	910-915
<u>VOLUME II</u>				
72	Effect of Grit, Mach = 0.26, Elevon = 0 Deg.	(B)		916-923
73	Effect of Grit, Mach = 0.16, Elevon = 0 Deg.	(B)		924-931
74	Model Buildup, Longitudinal Stability	(B)		932-939
75	Model Buildup, Lateral-Directional Stability, Alpha = 0	(I)		940-942
76	Model Buildup, Lateral-Directional Stability, Alpha = 5	(I)		943-945

INDEX OF DATA FIGURES (Continued)

FIGURE NO.	TITLE	PLOTTED		PLOT PAGES
		COEFFICIENTS SCHEDULE	CONDITIONS VARYING	
77	Model Buildup, Lateral-Directional Stability, Alpha = 10	(I)		946-948
78	Model Buildup, Lateral-Directional Stability, Alpha = 15	(I)		949-951
79	Model Buildup, Lateral-Directional Stability, Alpha = 20	(I)		952-954
80	Lateral-Directional Stability, Body Flap Off	(D)	Alpha	955-960
81	Lateral-Directional Stability, Vertical Tail Off	(D)	Alpha	961-966
82	Lateral-Directional Stability, Vertical Tail and OMS Pods Off	(D)	Alpha	967-972
83	Lateral-Directional Stability, OMS Pods Off	(D)	Alpha	973-978
84	Lateral-Directional Stability, Body Alone	(D)	Alpha	979-984
85	Elevon Effectiveness, Rudder = 0, 0 Deg. Flare	(A)	Elevon	985-1006
86	Lateral-Directional Stability, Rudder = 0, 0 Deg. Flare	(D)	Alpha	1007-1012
87	Effect of Varying Elevon and Elevon-Fuselage Gap, Elevon = 0, 25 Flare	(B)	Elevon	1013-1028
88	Elevon Effectiveness, E29, 25 Deg. Flare	(A)	Elevon	1029-1050
89	Elevon Effectiveness, E30, 25 Deg. Flare	(A)	Elevon	1051-1072

INDEX OF DATA FIGURES (Continued)

FIGURE NO.	TITLE	PLOTTED		PLOT PAGES
		COEFFICIENTS SCHEDULE	CONDITIONS VARYING	
90	Elevon Effectiveness, E31, 25 Deg. Flare	(A)	Elevon	1073-1094
91	Elevon Effectiveness, E34, 25 Deg. Flare	(B)	Elevon	1095-1116
92	Effect of Cargo Bay Door Gaps + Hinges plus OMS + Vert. Tail Gaps-Long	(I)		1117-1124
93	Effect of Cargo Bay Door Gaps + Hinges + OMS + V.T. Gaps-Lat. 0 Alpha	(I)		1125-1127
94	Effect of Cargo Bay Door Gaps + Hinges + OMS + V.T. Gaps-Lat., 5 Alpha	(I)		1128-1130
95	Effect of Cargo Bay Door Gaps + Hinges + OMS + V.T. Gaps-Lat. 10 Alpha	(I)		1131-1133
96	Effect of Cargo Bay Door Gaps + Hinges + OMS + V.T. Gaps-Lat., 15 Alpha	(I)		1134-1136
97	Effect of Cargo Bay Door Gaps + Hinges + OMS + V.T. Gaps-Lat., 20 Alpha	(I)		1137-1139
98	Effect of OMS + Vert. Tail Gaps Only on Long. Stab., 25 Flare, 0 Elevon	(B)		1140-1147
99	Effect of OMS + Vert. Tail Gaps Only on Lat./Dir. Stab., 25 Flare, 0 Alpha	(I)		1148-1150
100	Effect of OMS + Vert. Tail Gaps Only on Lat./Dir. Stab., 25 Flare, 5 Alpha	(I)		1151-1153
101	Effect of OMS + Vert. Tail Gaps Only on Lat./Dir. Stab., 25 Flare, 10 Alpha	(I)		1154-1156

INDEX OF DATA FIGURES (Continued)

FIGURE NO.	TITLE	PLOTTED		PLOT PAGES
		COEFFICIENTS SCHEDULE	CONDITIONS VARYING	
102	Effect of OMS + Vert. Tail Gaps Only on Lat./Dir. Stab., 25 Flare, 15 Alpha	(I)		1157-1159
103	Effect of OMS + Vert. Tail Gaps Only on Lat./Dir. Stab., 25 Flare, 20 Alpha	(I)		1160-1162
104	Effect of OMS Pods on Longitudinal Stability, 0 Deg. Flare, Elevon = 0	(B)		1163-1170
105	Effect of OMS Pods on Lateral-Directional Stability, 0 Deg. Flare, Alpha = 0	(I)		1171-1173
106	Effect of OMS Pods on Lateral-Directional Stab., 0 Deg. Flare, Alpha = 5	(I)		1174-1176
107	Effect of OMS Pods on Lateral-Directional Stab., 0 Deg. Flare, Alpha = 10	(I)		1177-1179
108	Effect of OMS Pods on Lateral-Directional Stab., 0 Deg. Flare, Alpha = 15	(I)		1180-1182
109	Effect of OMS Pods on Lateral-Directional Stab., 0 Deg. Flare, Alpha = 20	(I)		1183-1185
110	Effect of Elliptical Wing Ie On Longitudinal Stability, 25 Deg. Flare	(B)		1186-1193
111	Elevon Effectiveness, Elliptical Wing Ie, 25 Deg. Flare	(A)	Elevon	1194-1215
112	Effect of Elliptical Wing Ie on Lat.-Dir. Stab., 25 Deg. Flare, Alpha = 0	(I)		1216-1218

INDEX OF DATA FIGURES (Continued)

FIGURE NO.	TITLE	PLOTTED COEFFICIENTS SCHEDULE	CONDITIONS VARYING	PLOT PAGES
113	Effect of Elliptical Wing Le on Lat.-Dir. Stab., 25 Deg. Flare, Alpha = 5	(I)		1219-1221
114	Effect of Elliptical Wing Le on Lat.-Dir. Stab., 25 Deg. Flare, Alpha = 10	(I)		1222-1224
115	Effect of Elliptical Wing Le on Lat.-Dir. Stab., 25 Deg. Flare, Alpha = 15	(I)		1225-1227
116	Effect of Elliptical Wing Le on Lat.-Dir. Stab., 25 Deg. Flare, Alpha = 20	(I)		1228-1230
117	Effect of Rudder HL Radius + Rudder Contour on Long. Stab., 0 Deg. Flare	(B)	Hingeline Radius	1231-1238
118	Effect of Rudder HL Radius + Rudder Contour on Lat.-Dir. Stab., Alpha = 0	(I)	Hingeline Radius	1239-1241
119	Effect of Rudder HL Radius + Rudder Contour on Lat.-Dir. Stab., Alpha = 5	(I)	Hingeline Radius	1242-1244
120	Effect of Rudder HL Radius + Rudder Contour on Lat.-Dir. Stab., Alpha = 10	(I)	Hingeline Radius	1245-1247
121	Effect of Rudder HL Radius + Rudder Contour on Lat.-Dir. Stab., Alpha = 15	(I)	Hingeline Radius	1248-1250
122	Effect of Rudder HL Radius + Rudder Contour on Lat.-Dir. Stab., Alpha = 20	(I)	Hingeline Radius	1251-1253
123	Effect of Vertical Tail Straight Le + Contour on Long. Stab., 0 Flare	(B)		1254-1261

INDEX OF DATA FIGURES (Continued)

FIGURE NO.	TITLE	PLOTTED		PLOT PAGES
		COEFFICIENTS SCHEDULE	CONDITIONS VARYING	
124	Effect of Vertical Tail Straight Le + Contour on Lat.-Dir. Stab., Alpha = 0	(I)		1262-1264
125	Effect of Vertical Tail Straight Le + Contour on Lat.-Dir. Stab., Alpha = 5	(I)		1265-1267
126	Effect of Vertical Tail Straight Le + Contour on Lat.-Dir. Stab., Alpha = 10	(I)		1268-1270
127	Effect of Vertical Tail Straight Le + Contour on Lat.-Dir. Stab., Alpha = 15	(I)		1271-1273
128	Effect of Vertical Tail Straight Le + Contour on Lat.-Dir. Stab., Alpha = 20	(I)		1274-1276

Note: See next page for Plotted Coefficients Schedule.

INDEX OF DATA FIGURES (Concluded)

SCHEDULE OF COEFFICIENTS PLOTTED:

- (A) CL, CN, CAF, CAB, CDF, CLM, XCP/L, LF/DF versus ALPHA
CL versus CLM
CL versus CDF
DCL, DCDF, DCLM, DCA, DCN versus DELVON
- (B) CL, CN, CAF, CAB, CDF, CLM, XCP/L, LF/DF versus ALPHA
CL versus CLM
CL versus CDF
- (C) DCL, DCDF, DCLM versus H/BW
- (D) CY, CYN, CBL versus BETA
CYNBET, CBLBET, CYBETA versus ALPHA
- (E) CY, CYN, CBL versus ALPHA
DCY, DCYN, DCBL, DCA, DCN versus AILRON
- (F) CL, CDF, CLM versus ALPHA
DCL, DCDF, DCLM, DCA, DCN versus BDFLAP
- (G) CL, CDF, CLM versus ALPHA
DCL, DCDF, DCLM, DCA, DCN versus SPDBRK
CY, CYN, CBL versus ALPHA
DCY, DCYN, DCBL versus SPDBRK
- (H) CL, CDF, CLM, CY, CYN, CBL versus ALPHA
DCY, DCYN, DCBL, DCA, DCN versus RUDDER
- (I) CY, CYN, CBL versus BETA
- (J) DCL, DCDF, DCLM, DCA versus DELVON

NOMENCLATURE (Continued)

Body-Axis System

<u>SYMBOL</u>	<u>SADSAC SYMBOL</u>	<u>DEFINITION</u>
C_N	CN	normal-force coefficient; $\frac{\text{normal force}}{qS}$
C_A	CA	axial-force coefficient; $\frac{\text{axial force}}{qS}$
C_Y	CY	side-force coefficient; $\frac{\text{side force}}{qS}$
C_{A_b}	CAB	base-force coefficient; $\frac{\text{base force}}{qS}$ $-A_b(p_b - p_\infty)/qS$
C_{A_f}	CAF	forebody axial force coefficient, $C_A - C_{A_b}$
C_m	CLM	pitching-moment coefficient; $\frac{\text{pitching moment}}{qS L_{REF}}$
C_n	CYN	yawing-moment coefficient; $\frac{\text{yawing moment}}{qS b}$
C_l	CBL	rolling-moment coefficient; $\frac{\text{rolling moment}}{qS b}$

Stability-Axis System

C_L	CL	lift coefficient; $\frac{\text{lift}}{qS}$
C_D	CD	drag coefficient; $\frac{\text{drag}}{qS}$
C_{D_b}	CDB	base-drag coefficient; $\frac{\text{base drag}}{qS}$
C_{D_f}	CDF	forebody drag coefficient; $C_D - C_{D_b}$
C_Y	CY	side-force coefficient; $\frac{\text{side force}}{qS}$
C_m	CLM	pitching-moment coefficient; $\frac{\text{pitching moment}}{qS L_{REF}}$
C_n	CLN	yawing-moment coefficient; $\frac{\text{yawing moment}}{qS b}$
C_l	CSL	rolling-moment coefficient; $\frac{\text{rolling moment}}{qS b}$
L/D	L/D	lift-to-drag ratio; C_L/C_D
L_f/D_f	LF/DF	forebody lift-to-drag ratio C_{L_f}/C_{D_f}

NOMENCLATURE
General

<u>SYMBOL</u>	<u>SADSAC SYMBOL</u>	<u>DEFINITION</u>
a		speed of sound; m/sec, ft/sec
C _p	CP	pressure coefficient; $(p_1 - p_\infty)/q$
M	MACH	Mach number; V/a
p		pressure; N/m ² , psf
q	Q(NSM) Q(PSF)	dynamic pressure; $1/2\rho V^2$, N/m ² , psf
RN/L	RN/L	unit Reynolds number; per m, per ft
V		velocity; m/sec, ft/sec
α	ALPHA	angle of attack, degrees
β	BETA	angle of sideslip, degrees
ψ	PSI	angle of yaw, degrees
ϕ	PHI	angle of roll, degrees
ρ		mass density; kg/m ³ , slugs/ft ³

Reference & C.G. Definitions

A _b		base area; m ² , ft ²
b	BREF	wing span or reference span; m, ft
c.g.		center of gravity
$\frac{l}{c}$ _{REF}	LREF	reference length or wing mean aerodynamic chord; m, ft
S	SREF	wing area or reference area; m ² , ft ²
	MRP	moment reference point
	XMRP	moment reference point on X axis
	YMRP	moment reference point on Y axis
	ZMRP	moment reference point on Z axis

SUBSCRIPTS

b	base
l	local
s	static conditions
t	total conditions
∞	free stream

NOMENCLATURE (Continued)
Additions To Standard Nomenclature

<u>Symbol</u>	<u>Plot Symbol</u>	<u>Description</u>
ABPS		air breathing propulsion system
A_{BC}		balance cavity area, ft ²
$C_{A_{BC}}$		balance cavity axial-force coefficient
C_{A_N}		nacelle internal duct drag axial-force coefficient correction
C_{A_T}		model weight tare axial-force coefficient correction
C_{m_N}		nacelle internal duct drag pitching-moment coefficient correction
C_{m_u}		balance measured pitching-moment coefficient
Flare	SPDBRK	speed brake deflection angle, degrees
h/b_w	H/BW	distance between wing trailing edge and ground plane, fraction of wing span
P_{BC}		balance cavity pressure, psia
δ_a	AILRON	aileron deflection angle, degrees
δ_e	ELEVON	elevon deflection angle, degrees
δ_{e_L}	ELEV-L	left elevon deflection angle, degrees
δ_{e_R}	ELEV-R	right elevon deflection angle, degrees
δ_f	δ DFLAP	body flap deflection angle, degrees
δ_R	RUDDER	rudder deflection angle, degrees

NOMENCLATURE (Concluded)

<u>Symbol</u>	<u>Plot Symbol</u>	<u>Description</u>
XCP/l	XCP/L	longitudinal center of pressure location; fraction of body length.
ΔC_A	DCA	incremental axial force coefficient, algebraic difference of two runs.
ΔC_{D_F}	DCDF	incremental forebody drag coefficient, algebraic difference of two runs
ΔC_{L_i}	DCL	incremental lift coefficient, algebraic difference of two runs.
ΔC_m	DCLM	incremental pitching moment coefficient, algebraic difference of two runs.
ΔC_N	DCN	incremental normal force coefficient, algebraic difference of two runs.
ΔC_l	DCBL	incremental rolling moment coefficient, algebraic difference of two runs.
ΔC_Y	DCY	incremental side force coefficient, algebraic difference of two runs.
ΔC_n	DCYN	incremental yawing moment coefficient, algebraic difference of two runs.
C_{Y_β}	CYBETA	derivative of side force coefficient with respect to beta (beta = $\pm 5^\circ$); per degree, body axis system.
C_{n_β}	CYNBET	derivative of yawing moment coefficient with respect to beta (beta = $\pm 5^\circ$); per degree, body axis system.
C_{l_β}	CBLBET	derivative of rolling moment coefficient with respect to beta (beta = $\pm 5^\circ$); per degree, body axis system.

CONFIGURATIONS INVESTIGATED

The model used for this test period was an 0.0405-scale representation of the Rockwell International 140A/B Space Shuttle Orbiter. The basic model is of the blended wing-body design utilizing a double delta wing ($75^\circ/45^\circ \Lambda_{L.E.}$), full span elevons (unswept hingeline), a centerline vertical tail with rudder and/or speed brake capability, a canopy, and an orbital maneuvering system (OMS). To test the orbiter in the ferry mission configuration, the OMS pods are removed and air breathing engines are located in various number/location combinations on the wing and fuselage.

During the air breathing propulsion system (ABPS) testing, the left hand engine pod was instrumented with an 8 tube static pressure and 17 tube total pressure rake located at each engine face station. This pressure instrumentation was used to determine engine pressure recovery and to check on the repeatability of nacelle inlet assembly.

For this test period the following nomenclature was used to designate the various model components:

<u>Component</u>	<u>Description</u>
B ₂₆	-140A/B fuselage
B ₅₂	B ₂₆ with simulated cargo bay door gaps added
B ₅₃	B ₅₂ with simulated cargo bay door hinges added
C ₉	-140A/B canopy
G ₁₅	Main and nose landing gear plus doors

M₇ -140A/B orbital maneuvering system (OMS)

M₅₀ M₇ with simulated gap

F₈ -140A/B Orbiter body flap

W₁₁₆ -140A/B Double delta wing (75°/45°_{L.E.})

W₁₂₂ W₁₁₆ with elliptical lower surface L.E. on 45° sweep portion of wing

E₂₆ -140A/B Solid elevon used on wing W₁₁₆

E₂₈ Elevon with midspan and elevon/fuselage baseline "Grumman" gap

E₂₉₋₃₆ Elevons with various combinations of midspan and elevon/fuselage gaps. See Model Dimensional Data

J₄₃ Air Breathing Propulsion System (ABPS) consisting of three underwing pylon mounted dual podded nacelles located at Fuselage Station 950

J₆₂ Air Breathing Propulsion System (ABPS) consisting of a single centerline lower wing surface dual nacelle (FS 950) and a pylon-mounted dual nacelle above each wing (FS 1050)

V₈ -140A/B vertical tail

V₉ V₈ with vertical tail/rudder thermal expansion gap open

V₁₂ Vertical tail used with rudder hingeline modification R₇

V₁₃ Vertical tail used with rudder hingeline modification R₈

V₁₄ Vertical tail used with rudder hingeline modification R₉

V₁₅ Vertical tail used with rudder R₁₀ modification

V₁₆ Same as V₈ except L.E. of vertical tail is extended forward at the vertical/fuselage intersection

V₁₇ Same as V₈ except contour forward of the rudder hingeline is modified to a biconvex section

R₅ -140A/B rudder used on vertical tail V₈

R₇ Same as R₅ except for 2.09 inch radius at rudder hingeline

R₈ Same as R₅ except for 4.94 inch radius at rudder hingeline

R₉ Same as R₅ except for 6.12 inch radius from rudder hingeline to rudder TE

R₁₀ Same as R₉ except the 6.12 inch radius is on the entire vertical aft of the rudder hingeline

X₉ Transition grit composed of glass beads located aft of all swept surfaces and model nose

X₁₀ Same as X₉ except also added to ABPS nacelles

TEST FACILITY DESCRIPTION

The North American Aerodynamics Laboratory (NAAL) 7.75- by 11-Foot Wind Tunnel is a continuous flow, closed circuit, single return type tunnel capable of speeds up to 200 miles per hour. The test section is vented to atmospheric pressure and is 7.75 x 11 feet wide by 12 feet in length. Power is supplied by a 1250 horsepower nacelle-mounted synchronous motor driving a 19 foot, seven blade, laminated birch propeller. The airspeed is controlled by varying the degree of coupling between the motor and propeller by means of a magnetic clutch. A damping screen and honeycomb section in the settling chamber upstream from the contraction cone (ratio 7.53 to 1) minimizes turbulence in the test section. The NAAL Wind Tunnel has been in operation since June 1943 and calibrations are available over a wide range of test conditions.

Tests may be conducted using a variety of mounting systems; e.g., a single strut, double strut, sting strut, reflection plane, cable suspension, and two dimensional wall. Aerodynamic data may be measured by a planar type external balance system or sting mounted internal balances. An Astro-data Automatic Data Acquisition System is used to collect, multiplex, digitize, and record 50 channels of force and/or pressure data on magnetic tape. This data is then rapidly reduced and plotted using automatic data processing equipment and an automatic digital plotter.

DATA REDUCTION

The aerodynamic force and moment data presented were measured by the Task Corporation 2.5-inch MK IX strain gage balance. The data have been corrected for model base and balance chamber pressure effects, nacelle internal drag, model blockage influence on tunnel dynamic pressure, wall interference effects, sting and balance deflections, and model weight tare.

The corrections made to axial force were accomplished in the following manner:

$$C_{A_F} = C_A - C_{A_{BC}} - C_{A_B} - C_{A_N} - C_{A_T}$$

where

$$C_{A_{BC}} = - \left(\frac{P_{SC} - P_o}{q} \right) \left(\frac{A_{DC}}{S_w} \right)$$

$$C_{A_B} = - \left(\frac{P_B - P_o}{q} \right) \left(\frac{A_B}{S_w} \right), \quad P_B = 1/5 (P_{B1} + \dots + P_{B5})$$

C_{A_N} = nacelle internal drag correction

C_{A_T} = model axial force weight tare

CONFIG.	C_{A_N}
J ₄₃	.002468
J ₆₂	.002449

The correction made to pitching moment to account for the nacelle internal drag was as follows:

$$C_m = C_{m_u} + C_{m_N}$$

where:

C_{m_u} = uncorrected pitching moment

C_{m_N} = nacelle internal drag correction

CONFIG.	C_{m_N}
J ₄₃	0.00069
J ₆₂	0.00012

The following reference dimensions were used for reducing all aerodynamic data to coefficient form:

<u>Symbol</u>	<u>Definition</u>	<u>Value</u>
A_B	Area of base (OMS on), ft ²	0.594
A_B	Area of base (OMS off), ft ²	0.440
A_{BC}	Area of balance cavity, ft ²	0.0985
S_w	Area of wing, ft ²	4.412
XMRP	Center of gravity, fus. sta., in	43.5974
ZMRP	Center of gravity, waterplane, in	15.1875
L_B	Length of orbiter body, in	52.257
\bar{c}_w (LREF)	Wing MAC, in	19.230
b_w (BREF)	Wing span, in	37.936

TABLE I.

TEST : OA62B NAAL 717		DATE : 12 Dec 73	
TEST CONDITIONS			
NOMINAL MACH NUMBER	REYNOLDS NUMBER (per unit length)	DYNAMIC PRESSURE	STAGNATION TEMPERATURE (degrees Fahrenheit)
0.12	$0.83 \times 10^6/\text{ft}$	20 psf	80+120°F
0.16	$1.18 \times 10^6/\text{ft}$	40 psf	80+120°F
0.20	$1.42 \times 10^6/\text{ft}$	60 psf	80+120°F
0.23	$1.65 \times 10^6/\text{ft}$	80 psf	80+120°F
0.26	$1.85 \times 10^6/\text{ft}$	100 psf	80+120°F
BALANCE UTILIZED: <u>Task 2.5-inch MK IX Internal Strain Gage</u>			
	CAPACITY:	ACCURACY:	COEFFICIENT TOLERANCE:
NF	<u>1500 lbs</u>	<u>+0.25%</u>	<u> </u>
SF	<u>750 lbs</u>	<u>+0.25%</u>	<u> </u>
AF	<u>200 lbs</u>	<u>+0.25%</u>	<u> </u>
PM	<u> </u>	<u> </u>	<u> </u>
RM	<u>4000 in-lbs</u>	<u>+0.25%</u>	<u> </u>
YM	<u>4000 in-lbs</u>	<u>+0.25%</u>	<u> </u>
COMMENTS:			

TABLE II.

TEST: CA-6CB 1.17-711		DATA SET/RUN NUMBER COLLATION SUMMARY										DATE: 2-1-72				
DATA SET IDENTIFIER	CONFIGURATION	PARAMETERS/VALUES										NO. OF RUNS	MACH NUMBERS			
		SCHD.	α	β	δ	δF	δ	δC	δE	δC	δF		δE	1	2	
KZC1	B2G15M7F8W16E28V6R8X9	A	0°	0	0	0	0	0	0	0	0	0	25	1	1	
C02															2	
C03															3	
C04															4	
C05															5	
C06															6	
C07															7	
C08															8	
C09															9	
C10															10	
C11															11	
C12															12	
C13															13	
C14															14	
C15															15	
C16															16	
C17															17	
C18															18	

TEST RUN NUMBERS

7 13 19 25 31 37 43 49 55 61 67 75 76

CH...GDF...GEM...CAF...GYN...GBL...G...XSP/L...GAB...MACH...ALPHA

α OR β SCHEDULES

COEFFICIENTS

α (A) - 4 1 0 1 0 4 30

IC (AR) (1) IC (AR) (2)

TABLE II. - Continued.

TEST: CAGEB NANL 717		DATA SET/RUN NUMBER COLLATION SUMMARY										DATE: 27 NOV 73			
DATA SET IDENTIFIER	CONFIGURATION	SCHD.		PARAMETERS/VALUES							NO. OF RUNS	MACH NUMBERS			
		G	B	$\delta\alpha$	$\delta\beta$	$\delta\gamma$	$\delta\epsilon$	$\delta\zeta$	$\delta\eta$	$\delta\theta$			FLAPE		
RDZ019	PAF6G15M7F0W14E2B4E5X9	A	O	.178	11.7				+5	+5	O	O	25	1	19
C20		A		.178					O	O					20
C21		C		.125					O	O					21
C22	E26								C	C					22
C23	E28								+5	+5					23
C24	L26								+5	+5					24
C25	E28								+15	+15					25
C26	E26								+15	+15					26
C27	E28								-10	-10					27
C28	E26								-10	-10					28
C29	E28								+10	+10					29
C30									-5	-5					30
C31									-15	-15					31
C32									-20	-20					32
C33									-30	-30					33
C34									-40	-40					34
C35		D		.068					-40	-40					35
C36		D		.068					-30	-30					36

7 13 19 25 31 37 43 49 55 61 67 73 74
 CDF C.M. C.N. CAF CYN CBL CYP/CAB MACH. AREA
 COEFFICIENTS
 $\alpha(A) = -4^\circ, -2^\circ, -1^\circ, 0^\circ, 1^\circ, 2^\circ \rightarrow 30^\circ, \Delta\alpha = 2^\circ$
 $\alpha(C) = 3^\circ, 4^\circ \rightarrow 30^\circ, \Delta\alpha = 2^\circ$
 $\alpha(D) = 11, 12^\circ \rightarrow 30^\circ, \Delta\alpha = 2^\circ$

TABLE II. - Continued.

TEST: CAGCE		DATA SET/RUN NUMBER COLLATION SUMMARY												DATE: 27 NOV 73
DATA SET IDENTIFIER	CONFIGURATION	SCHD.		PARAMETERS/VALUES								NO. OF RUNS	MACH NUMBERS	
		α	β	δα	δL	δER	δE	FACE	α	β				
PZC 37	B26/915 M/F W/16 E/26 B/29	D	C	C	-20	-20	0	25	1	37				
030					-15	-15				38				
039					-10	-10				39				
040					-5	-5				40				
041					+15	+15				41				
042					+10	+10				42				
043					+5	+5				43				
044					0	0				44				
045		E								45				
046	E26									46				
049	E28									49				
050					+5	+5				50				
051					+10	+10				51				
052					+15	+15				52				
053	E26				+15	+15				53				
054	E26				+5	+5				54				
055	E28				-5	-5				55				
056	E26				10	-10				56				

1 / 13 19 25 31 37 43 49 55 61 67 75 76

SCHEDULES: α OR β → 30, Δα 2, SCHEDULES α(E) = 16 → 37, Δα 21

COEFFICIENTS: CAGCE → CAGCE → XGR/LIGAB → MACH → PETA → PETA

IC: AR 11 11. APR 12 1973

TABLE II. - Continued.

TEST: CAG6E		DATA SET/RUN NUMBER COLLATION SUMMARY															DATE: 27 NO 79	
DATA SET IDENTIFIER	CONFIGURATION	SCMD.		PARAMETERS/VALUES										NO. OF RUNS	MACH NUMBERS			
		α	β	h/w	δF	δa	δc_L	δc_C	δc	ILAGE	TEST RUN NUMBERS							
057	B ₂ C ₂ G ₁ S ₁ M ₁ F ₁ G ₁ M ₁ L ₁ C ₁ W ₁ A ₁ R ₁ E ₁ X ₁	E	O	.035	11.7	O										1	57	
058	E ₂ F																58	
059																	59	
060																	60	
061																	61	
062	B ₂ C ₂ G ₁ S ₁ M ₁ F ₁ G ₁ M ₁ L ₁ C ₁ W ₁ A ₁ R ₁ E ₁ X ₁																62	
063																	63	
064																	64	
065																	65	
066																	66	
067		C		.125													67	
068																	68	
069																	69	
070																	70	
071					22.5												71	
072		A		.265	22.5												72	
073					-11.7												73	
074					-11.7												74	

α OR β SCHEDULES
 α (A) = -4, -2, -1, 0, 1, 2 \rightarrow 30, $\Delta\alpha = 2$
 β (C) = 3, 4 \rightarrow 30, $\Delta\beta = 2$

COEFFICIENTS
 α (E) = 16 \rightarrow 28, $\Delta\alpha = 2$
 β (A) = -10 \rightarrow -10, $\Delta\beta = 2$

7 13 19 25 31 37 43 49 55 61 67 73
 C₁ C₂ G₁ S₁ M₁ F₁ G₁ M₁ L₁ C₁ W₁ A₁ R₁ E₁ X₁ ALPHA
 C₁ C₂ G₁ S₁ M₁ F₁ G₁ M₁ L₁ C₁ W₁ A₁ R₁ E₁ X₁ BETA

TABLE II. - Continued.

TEST: CAG2B NAAL 717		DATA SET/RUN NUMBER COLLATION SUMMARY										DATE: 27 NOV 73				
DATA SET IDENTIFIER	CONFIGURATION	PARAMETERS/VALUES										NO. OF RUNS	MACH NUMBERS			
		α	β	h/bw	CF	δ ₃	δ ₂	δ ₁	δ ₀	FACE	TEST RUN NUMBERS					
C75	BzCg6M7F6J43V11U5E2V85X ₁	A	0	225	-11.7	0								1	75	
C76	↓	↑	↑	↑	↑										76	
C77	J ₂	0	A												77	
C78	↓	5													78	
C79	↓	10													79	
C80	↓	15													80	
C81	↓	20	↑												81	
C82	↓	A	0	↑											82	
C83	↓	A	0												83	
C84	BzCg6M7F6J43V11U5E2V85X ₂	A	0												84	
C85	↓	0	A												85	
C86	↓	5													86	
C87	↓	10													87	
C88	↓	15													88	
C89	↓	20	↑												89	
C90	↓	A	0										25		90	
C91	↓	C	A												91	
C92	↓	5	A												92	

α(A) = -4, β(A) = -10, γ(A) = 2
 COEFFICIENTS
 SCHEDULES β(A) = -10, γ(A) = 2

TABLE II. - Continued.

TEST: OAGCB NAAL 7:7		DATA SET/RUN NUMBER COLLATION SUMMARY												DATE: 27 NOV 73	
DATA SET IDENTIFIER	CONFIGURATION	SCHD.		PARAMETERS/VALU S								NO. OF RUNS	MACH NUMBERS		
		A	B	DF	CA	DB	DC	DE	FLARE	FE					
02003	B00G0M7FBW10E28V6S X6	10	A	-11.7	0	0	C	0	0	25	1	93			
02004		15										94			
02005		20										95			
02006		A	0				+5	+5				96			
02007							+10	+10				97			
02008							+15	+15				98			
02009							-5	-5				99			
100							-10	-10				100			
101							-15	-15				101			
102							-20	-20				102			
103							-30	-30				103			
104							-40	-40				104			
105	B00G0M7FBW10E28V6S X6						-40	-40				105			
106							-30	-30				106			
107							-20	-20				107			
108							-15	-15				108			
109							-10	-10				109			
110							-10	-10				110			

7 13 19 25 31 37 43 49 55 61 67 73 79

Coefficient: $\alpha(A) = -4$, $\beta(A) = -10$, $\alpha(B)$, $\beta(B)$

SCHEDULES

TABLE II. - Continued.

TEST: CAG2B NAAL 717		DATA SET/RUN NUMBER COLLATION SUMMARY										DATE: 21 NOV 73		
DATA SET IDENTIFIER	CONFIGURATION	SCMD.		PARAMETERS/VALUES							FLARE	NO. OF RUNS	MACH NUMBERS	
		A	B	δ1	δL	δC	δR	δE	δF	δG			δH	δI
R07 111	P28 G M7 F3 W16 E28 V8 S N	A	C	C	-5	-5	+15	C	25	1	111	120		
112	E26				+15	+15					112			
113	E26				+15	+15					113			
114	E28				+10	+10					114			
115					+5	+5					115			
116	E26				+5	+5					116			
117	E28				0	0					117			
118		-5	A								118			
119		0									119			
120		5									120			
121		10									121			
122		15									122			
123		20									123			
124	E26	A	O								124			
125		C	A								125			
126		5									126			
127		10									127			
128		15									128			

1 7 13 19 25 31 37 43 49 55 61 67 73
 C L C D E C D E C L M C M C N C A F C N C B L C M C X C P L C A B C M A L ALPHA
 SCHEDULES α(A) = -4.2, 1, 0, 1, 2 → 30, AX = 2 β(A) = -10 → +10, AB = 2
 COEFFICIENTS
 (C A B) (C A B) (C A B)

TABLE II. - Continued.

TEST: CA60B NAAL 117		DATA SET/RUN NUMBER COLLATION SUMMARY										DATE: 21 NOV 73	
DATA SET IDENTIFIER	CONFIGURATION	SCMD.		PARAMETERS/VALUES							NO. OF RUNS	MACH NUMBERS	
		α	β	δF	δa	δe_L	δe_R	δE	FLAB.				
129	B2G5M7B110E20B10S19	20	A	-11.7	0	C	C	0	0	0	25	1	129
130	E20	A	0			0	-30						130
131							+5	-25					131
132							+5	-5					132
133							+10	-10					133
134							+15	-15					134
135							0	0					135
136				16.3									136
137				22.5									137
138				-11.7							40		138
139		C	A										139
140		5											140
141		10											141
142		15											142
143		20											143
144		A	C								65		144
145		C	A										145
146		5	A										146

α OR β SCHEDULES $\frac{A}{B(A)} = -4 \rightarrow +10, 1, 0, 1, 2 \rightarrow 40, \Delta a = 2$
 COEFFICIENTS $\frac{A}{B(A)} = -10 \rightarrow +10, \Delta b = 2$

1 7 13 19 25 31 37 43 49 55 61 67 73
 CUMULATIVE SUM OF CAL. COEFFICIENTS INSP/5 CAB MACH 10000

TABLE II. - Continued.

TEST: OAG2B NADL 717		DATA SET/RUN NUMBER COLLATION SUMMARY										DATE: 27 NOV 75								
DATA SET IDENTIFIER	CONFIGURATION	PARAMETERS/VALUES										NO. OF RUNS	MACH NUMBERS							
		SCHD.	δF	δa	δb	δc	δd	δe	δf	δg	δh		δi	δj	δk	δl				
RDZ 147	P2 CM7 FB WIND 28 VR 5 X 2	C	-11.7	0	0	0	0	0	0	0	0	0	0	0	1	.26	.23	.20	.16	
14C		15																147	148	149
14D		20																		
15C		A														150	151			
151																				
152																			152	153
153																				
154																			M = 0.12	154
155																				155
156																				156
157																				157
158																				158
159																				159
160																				160
161																				161
162																				162
163																				163
164																				164

7 13 19 25 31 37 43 49 55 61 67 73
 CLM CPM CN CAE CYN CBL CSY XEP/L CAB MACH 10 APR 75
 SCHEDULES
 α(A) = -4, -2, -1, 1, 2 → 3C, M = 2
 β(A) = -10 → +10, AB = 2

TABLE II. - Continued.

TEST: CAGCB NAAL 717		DATA SET/RUN NUMBER COLLATION SUMMARY										DATE: 27 NOV 73								
DATA SET IDENTIFIER	CONFIGURATION	SCMD.		PARAMETERS/VALUES										NO. OF RUNS	MACH NUMBERS					
		α	β	δF	δJ	δL	δR	δR	δR	δR	δR	δR	δR		δR	δR	δR	δR		
R02165	B ₂ CMTF8M16E ₂ V8R5X ₁	0	A	-117	0	0	0	0	0	0	0	0	0	0	0	0	0	1	165	
166		5																	166	
167		10																	167	
168		15																	168	
169		20																	169	
170		A	C																170	
171		C	A																171	
172		5																	172	
173		10																	173	
174		15																	174	
175		20																	175	
176		A	O																176	
177		C	A																177	
178		5																	178	
179		10																	179	
180		15																	180	
181		20																	181	
182		A	O																182	

7 13 19 25 31 37 43 49 55 61 67 73 79

CH... G... M... ON... CAF... GYN... CBF... SY... X... P... L... CAB... MACH... BE... A...

COEFFICIENT: $A(A) = -4, B = -1, C = 1, D = 2 \rightarrow SC, AD = 2$

SCHEDULES: $A(A) = -10 \rightarrow +10, AB = 2$

IC APR 11 (5412) '63

TABLE II. - Continued.

TEST: 0A62E NAAL 717		DATA SET/RUN NUMBER COLLATION SUMMARY												DATE: 24 NOV 73		
DATA SET IDENTIFIER	CONFIGURATION	SCHD.		PARAMETERS/VALUES								NO. OF RUNS	MACH NUMBERS			
		α	β	δF	δG	δL	δR	δC	FLAGE	δC	δC					
R DZ183	B ₂₈ G ₉ M ₇ F ₈ W ₁₆ E ₂₈ V ₈ R ₅ X ₉	0	A	-11.7	0	0	0	0	0	0	0	-16.22	40	1	183	
184		5													184	
185		10													185	
186		15													186	
187		20	↓												187	
188		A	0									-7.96	25		188	
189		0	A												189	
190		5													190	
191		10													191	
192		15													192	
193		20	↑												193	
194		A	0									-16.22			194	
195		0	A												195	
196		5													196	
197		10													197	
198		15													198	
199		20	↑												199	
200	B ₂₈ G ₉ M ₇ F ₈ W ₁₆ E ₂₈ V ₈ R ₅	A	0									0	25		200	

13 19 25 31 37 43 49 55 61 67 75 71
 C... CPE... CEM... CN... CAF... CYN... CEL... CY... XCP/L CAE... MACH... ALPHA
 COEFFICIENTS
 $\alpha(A) = -4, -2, -1, C, 1, 2 \rightarrow 30, \Delta \alpha = 2$
 $\beta(A) = -10 \rightarrow +10, \Delta \beta = 2$
 SCHEDULES

TABLE II. - Continued.

TEST: OA628 NAAL 717		DATA SET/RUN NUMBER COLLATION SUMMARY												DATE: 27 NOV 73	
DATA SET IDENTIFIER	CONFIGURATION	SCHD.		PARAMETERS/VALUES								NO. OF RUNS	MACH NUMBERS		
		α	β	δF	$\delta \theta$	$\delta \epsilon_L$	$\delta \epsilon_R$	$\delta \epsilon$	FLARE						
RDZ 201	B26G9M7F8M116E28V8X9	A	O	-11.7	O	O	C	C	C	25	1	.20	.16		
202	B26G9M7M116E28V8X9	A	O									202			
203		O	A									203			
204		5										204			
205		10										205			
206		15										206			
207		20										207			
208	B26G9F8M116E28V8X9	A	O	-11.7								208			
209		C	A									209			
210		5										210			
211		10										211			
212		15										212			
213		20										213			
214	B26G9F8M116E28X9	A	O									214			
215		O	A									15			
216		5										16			
217		10										17			
218		15										18			

1 7 13 19 25 31 37 43 49 55 61 67 73 79

CLM CPM CLM CN CAF GYN CBL XCP/L CAB MACH

COEFFICIENTS

α OR β SCHEDULES $\alpha(A) = -4, \beta(A) = -10, \delta(A) = 10, \delta(\beta) = 2$

IC (A) (1) (A) (2) (A) (3)

TABLE II. - Continued.

TEST: CA6CB NANL 717		DATA SET/RUN NUMBER COLLATION SUMMARY										DATE: 27 NOV 73	
DATA SET IDENTIFIER	CONFIGURATION	SCHD.		PARAMETERS/VALUES							NO. OF RUNS	MACH NUMBERS	
		α	β	δF	δS	δL	δT	δC	FLAGE				
RDZ 219	B ₂₆ G ₁ F ₃ W ₁₁₆ E ₂₈ X ₁	20	A	-11.7	C	0	0				1		.20
220	B ₂₆ G ₁ M ₇ F ₈ W ₁₁₆ E ₂₈ X ₁	A	C										220
221		C	A										221
222		5											222
223		10											223
226		15											226
225		20											225
227	B ₂₆ G ₁ M ₇ F ₈ W ₁₁₆ E ₂₈ X ₉	A	O					-5	-5	0	0		227
228		A	O					0	0				228
229		O	A										229
230		5											230
231		10											231
232		15											232
233		20											233
240		A	O										240
241								+5	+5				241
242	E ₂₈							+5	+5				242
244								-10	-10				244

TEST RUN NUMBERS

7 13 19 25 31 37 43 49 55 61 67 73 75

SCHEDULES: CAE, CEM, CN, CAF, GYN, CBL, XCP, CAS, MACE, BEA

COEFFICIENTS: $\alpha(A) = -4, -2, -1, 0, 1, 2 \rightarrow 30$; $\Delta d = 2$

SCHEDULES: $\beta(A) = -10 \rightarrow +10$; $A/\beta = 2$

TABLE II. - Continued.

TEST: OAG2B		NAAL 717		DATA SET/RUN NUMBER COLLATION SUMMARY												DATE: 10 DEC 73	
DATA SET IDENTIFIER	CONFIGURATION	SCHD.		PARAMETERS/VALUES								NO. OF RUNS	MACH NUMBERS				
		α	β	δF	δa	δL	δQ	δR	FLARE								
RDE 245	B ₂ G ₁ M ₇ F ₈ W ₁₁₆ E ₂₀ N ₈ R ₅ X ₉	A	O	-11.7	0	+15	+15	0	25	1		245					
246	↓					0	0					246					
248	E ₃₀					0	0					248					
249	↓					+5	+5					249					
250	↓					-10	-10					250					
251	E ₃₁					-10	-10					251					
252	↓					+5	+5					252					
253	↓					+15	+15					253					
254	↓					0	0					254					
255	E ₃₂											255					
256	E ₃₃											256					
257	E ₃₄											257					
258	↓					+5	+5					258					
259	↓					-10	-10					259					
260	↓					+15	+15					260					
261	E ₃₅					0	0					261					
262	↓											262					
263	B ₂ G ₁ M ₇ F ₈ W ₁₁₆ E ₃₆ V ₈ R ₅ X ₉											263					

7 13 19 25 31 37 43 49 55 61 67 75 71

CH... GPF... 19M... GN... CAF... GYN... GBL... SY... XCP... ISAB... MACU... ALPHA

COEFFICIENTS
 $\alpha(A) = -4, -2, -1, 0, 1, 2 \rightarrow 30, A, 1, 2$
 $\beta(A) = -10 \rightarrow +10, AB = 2$

α OR β SCHEDULES

TABLE II. - Continued.

TEST: OAG2B NACA 717		DATA SET/RUN NUMBER COLLATION SUMMARY										DATE: 10 DEC 73	
DATA SET IDENTIFIER	CONFIGURATION	SCHD.		PARAMETERS/VALUES						NO. OF RUNS	MACH NUMBERS		
		α	β	δF	$\delta \alpha$	$\delta \epsilon_L$	$\delta \epsilon_R$	δE	FUNC				
264	B52C9M7F8W16E28V8R5X9	0	A	-11.7	0	0	0	0	0	25	1		264
265		5											265
266		10											266
267	B52C9M7F8W16E28V8R5X9	A	O										267
268		O	A										268
269		5											269
270		10											270
271		15											271
272		20											272
273	B52C9M7F8W16E28V8R5X9	A	O										273
274		O	A										274
275		5											275
276		10											276
277		15											277
278		20											278
279	B52C9M7F8W16E28V8R5X9	A	O										279
280		O	A										280
281		5	A										281

TEST RUN NUMBERS

7 13 19 25 31 37 43 49 55 61 67 73 76

CH... GDF... ICLM... FN... CAE... GYN... CBL... GY... XCP/LICAB... MACH... ALPHA... BETA... (CVAR 11) (CVAR 12) (CVAR 13)

$\alpha(A) = -4, -2, -1, 0, 1, 2 \rightarrow 30$ COEFFICIENTS
 $\beta(A) = -10 \rightarrow +10, \Delta \beta = 2$

α OR β
 SCHEDULES

TABLE II. - Continued.

TEST: OA62B NAAL 717		DATA SET/RUN NUMBER COLLATION SUMMARY										DATE: 10 DEC 73		
DATA SET IDENTIFIER	CONFIGURATION	PARAMETERS/VALUES										NO. OF RUNS	MACH NUMBERS	
		SCHD. α	SCHD. β	δF	$\delta \beta$	$\delta \alpha_L$	$\delta \alpha_R$	SR	FLAGE					
RDZ 282	B26G M50 F8 M16 E2a V8 D5 X9	10	A	-11.7	0	0	0	0	0	0	25	1	282	
283		15											283	
284		20											284	
285	B26G M50 F8 M16 E2a V8 D5 X9	A	0										285	
286		0	A										286	
287		5											287	
288		10											288	
289		15											289	
290		20											290	
291	B26G M7 F8 M16 E2a V8 D5 X9	A	0										291	
292		0	A										292	
293		5											293	
294		10											294	
295		15											295	
296		20											296	
297	B26G M7 F8 M16 E2a V8 D5 X9	A	0								0		297	
298		0	A										298	
299		5	A										299	

1 7 13 19 25 31 37 43 49 55 61 67 73
 CH... GDE... ICLM... CN... CAF... CYN... CBL... CY... XCP... F... GAB... MACH... ALPHA... BETA...
 COEFFICIENTS
 $\alpha(A) = -4, -2, -1, 0, 1, 2, 3, 4$
 $\beta(A) = -10, -10, +10, +10$
 $\Delta\beta = 2^\circ$
 SCHEDULES
 (CVAR (1) 1E APR 73)

TABLE II. - Continued.

TEST: OAG2B NAAL 717		DATA SET/RUN NUMBER COLLATION SUMMARY												DATE 10 DEC 73	
DATA SET IDENTIFIER	CONFIGURATION	SCHD.		PARAMETERS/VALUES								NO. OF RUNS	MACH NUMBERS		
		α	β	δF	δa	$\delta \epsilon_L$	$\delta \epsilon_R$	δR	FUSE						
RDZ 300	B28G1M7 F8W116 E28V8R5X9	10	A	-11.7	0	0	0	0	0	0	0	1		300	
301		15												301	
302		20												302	
303	B28G9 F8W116 E28V8R5X9	A	O											303	
304		O	A											304	
305		5												305	
306		10												306	
307		15												307	
308		20												308	
309	B28G9M7 F8W116 E28V8 + R5X10	A	O											309	
310				22.5										310	
311				-11.7		+15	+15							311	
312						-10	-10							312	
313						-20	-20							313	
314	B28G9M7 F8W122 E28V8R5X9					0	0				25			314	
315		O	A											315	
316		5												316	
317		10												317	

1 7 13 19 25 31 37 43 49 55 61 67 73 79
 CH... GDF... GCM... GN... GAF... GGN... GBH... GY... XCP... GAB... MACH...
 COEFFICIENTS
 $\alpha(A) = -4, -2, -1, 0, 1, 2 \rightarrow 50, \Delta\alpha = 2^\circ$
 $\beta(A) = -10 \rightarrow +10, \Delta\beta = 2^\circ$
 SCHEDULES
 OR β

TABLE II. - Continued.

TEST: CAG2B NAAL 7:7		DATA SET/RUN NUMBER COLLATION SUMMARY										DATE: 10 DEC 73		
DATA SET IDENTIFIER	CONFIGURATION	PARAMETERS/VALUES										NO. OF RUNS	MACH. NUMBERS	
		α	β	δF	δU	δL	δR	δE	FLUCE					
318	B ₂ C ₁ M ₇ F ₈ W ₁₀ E ₂₈ V ₈ R ₅ X ₉	15	A	-11.7	0	C	0	C	0	C	25	1	318	326
319		20	A			0	0	0	0				319	
321		A	O			+5	+5						321	
322						+10	+10						322	
323	B ₂ C ₁ M ₇ F ₈ W ₁₀ E ₂₈ V ₈ R ₅ X ₉					0	0							323
324		0	A											324
325		5												325
326		10												326
327		15												327
328		20												328
329		A	C										329	
330		A	O								40			330
331		C	A											331
332		5												332
333		10												333
334		15												334
335		20												335
336		A	O								55			336

α OR β SCHEDULES: $\alpha(A) = -4, -2, -1, 0, 1, 2 \rightarrow 30$, $\Delta A = 2^\circ$
 $\beta(A) = -10 \rightarrow +10$, $\Delta \beta = 2^\circ$

CH... GDE... IGLM... CN... CAF... CYN... CBL... CBY... IXCP/L... GAB... MACH... 10 (AR 11) 10 (AR 21) 10

TABLE II. - Continued.

TEST: OAS2B NAAL 717		DATA SET/RUN NUMBER COLLATION SUMMARY										DATE: 10 DEC 75					
DATA SET IDENTIFIER	CONFIGURATION	PARAMETERS/VALUES										NO. OF RUNS	MACH NUMBERS		TEST RUN NUMBERS		
		SCHD.	α	β	δF	δB	δC	δD	δE	δF	δG		δH	δI		δJ	δK
RZ 337	B2E G M F A H I G E 2 A V 8 5 X	C	A	-11.7	0	0	0	0	0	0	0	0	55	1		.20	.26
338		5														338	
339		10														339	
340		15														340	
341		20														341	
343		A	O														343
344		O	A														344
345		5															345
346		10															346
347		15															347
348		20															348
349		A	O										-7.96				349
350		C	A														350
351		5															351
352		10															352
353		15															353
354		20															354
355		A	O										-16.22				355

7 13 19 25 31 37 43 49 55 61 67 75 71
 C D E F G H I J K L M N O P Q R S T U V W X Y Z
 COEFFICIENTS
 $\alpha(A) = -4, -2, -1, 0, 1, 2 \rightarrow 30, \Delta \alpha = 2^\circ$
 $\beta(A) = -10 \rightarrow 10, \Delta \beta = 2^\circ$
 SCHEDULES
 MACH NUMBERS
 TEST RUN NUMBERS

TABLE II. - Continued.

TEST: CAG2B NAAL 717		DATA SET/RUN NUMBER COLLATION SUMMARY												DATE: 10 DEC 73	
DATA SET IDENTIFIER	CONFIGURATION	SCHED. α	METERS/VALUES						NO. OF RUNS	MACH NUMBERS					
			δF	δL	δC	δR	FLARE	NO. OF RUNS		20	26				
356	R20GM7FAMU4E1085X	A	11.7		C		-10.21	55	1						
357		5											357		
358		10											358		
359		15											359		
360		20											360		
361		A					0	85					361		
362		U											362		
363		5											363		
364		10											364		
365		15											365		
366		20											366		
384	V107X9	A						0					384		
385		O											385		
386		5											386		
387		10											387		
388		15											388		
389		20											389		
391	V13R8X	A											391		

7 13 19 25 31 37 43 49 55 61 67 73.71
 CH...SDF...GEM...CN...CAF...GYN...CPL...CY...XCP/E/CAB...MASH...
 α OR β SCHEDULES α(L) = -4, -2, -1, 0, 1, 2, -30, ΔA = 2°
 β(A) = -10, +10, ΔA = 2°

TABLE II. - Continued.

TEST: CAG2B NAAL 717		DATA SET/RUN NUMBER COLLATION SUMMARY										DATE: 10 DEC 73				
DATA SET IDENTIFIER	CONFIGURATION	PARAMETERS/VALUES										NO. OF RUNS	MACH NUMBERS			
		α	β	δ ₁	δ ₂	δ ₃	δ ₄	δ ₅	δ ₆	δ ₇	δ ₈		δ ₉	δ ₁₀		
392	B ₂ C ₁ M ₁ F ₁ K ₁ L ₁ E ₂ V ₃ P ₁ A ₁ Y ₁	0	A	11.7	0	0	0	0	0	0	0	0	0	1	30	31
393		5													313	32
394		10													314	33
395		15													305	34
396		20													306	35
403	V ₁ A ₁ G ₁ X ₁ Y ₁	A	O												403	36
404		O	A												404	37
405		5													405	38
406		10													406	39
407		15													407	40
408		20													408	41
409	V ₁ S ₁ R ₁ O ₁ X ₁ Y ₁	A	O												409	42
410		O	A												410	43
411		5													411	44
412		10													412	45
415		15													415	46
414		20													414	47
429	V ₁ G ₁ S ₁ X ₁ Y ₁	A	O												429	48

7 13 19 25 31 37 43 49 55 61 67 75 79

CH... GDE... JGEM... CN... CAE... GYN... GEL... GY... XCP/A... GAB... MACH... PL... PL... PL...

α OR β SCHEDULES α(A) = -4, -2, -1, 0, 1, 2, → 30, ΔA = 2°
 β(A) = -10 → +10, ΔB = 2°

COEFFICIENTS

IC (AR 11) 10 24 72 408

TABLE II. - Concluded.

TEST: CAG2B NAML 717		DATA SET/RUN NUMBER COLLATION SUMMARY												DATE: 10 DEC 73	
DATA SET IDENTIFIER	CONFIGURATION	PARAMETERS/VALUES										NO. OF RUNS	MACH NUMBERS		
		SCHD α	β	δF	δa	δL	δR	δE	FUNDE	TEST RUN NUMBERS					
430	B26G9M7F8W116E28V16R5X9	0	A	-11.7	0	0	0	0	0	0	0	1	430		
431		5											431		
432		10											432		
433		15											433		
434		20											434		
436	V17B5X9	A	0										436		
437		0	A										437		
438		5											438		
439		10											439		
440		15											440		
441		20											441		
443	B26G9 FaX9	A	0										443		
444		0	A										444		
445		5											445		
446		10											446		
447		15											447		
448		20											448		

α OR β SCHEDULES α(A) = -4, -2, -1, 0, 1, 2, → 30, ΔA = 2° β(A) = -10 → +10, ΔA = 2°

1 7 13 19 25 31 37 43 49 55 61 67 73 79
 CH...GDE...GFM...CN...CAF...GN...GEL...GYP/A...IGAB...MACH...
 (15 APR 73) (10 APR 73)

TABLE III. - MODEL DIMENSIONAL DATA

MODEL COMPONENT BODY - B₂₆

GENERAL DESCRIPTION Orbiter fuselage configuration 140 A/B

MODEL SCALE: 0.0405

DRAWING NUMBER VI.70-000193, VI.70-000140A

DIMENSIONS	FULL SCALE	MODEL SCALE
Length (Body nose @ $X_0=238$.)-In.	<u>1290.30</u>	<u>52.257</u>
Max Width ($X_0 = 1520$ In.) - In.	<u>262.00</u>	<u>10.611</u>
Max Depth ($X_0 = 1464$ In.) - In.	<u>250.00</u>	<u>10.125</u>
Fineness Ratio	<u>4.925</u>	<u>4.925</u>
Area - v_t^2	<u> </u>	<u> </u>
Max. Cross-Sectional	<u>340.88</u>	<u>0.559</u>
Planform	<u> </u>	<u> </u>
Wetted	<u> </u>	<u> </u>
Base	<u> </u>	<u> </u>

TABLE III. = MODEL DIMENSIONAL DATA .. Continued.

MODEL COMPONENT : BODY - B₅₂

GENERAL DESCRIPTION : Orbiter fuselage configuration 140 A/B with simulated cargo bay door gaps and thermal expansior joints. All gaps are 1.50" deep (full scale); all longitudinal gaps are 0.500" wide (full scale); lateral gaps vary in width from 0.500 to 2.830" (Full scale).

MODEL SCALE: 0.0405

DRAWING NUMBER : VL70-000193, VL70-000140A

DIMENSIONS	FULL SCALE	MODEL SCALE
Length (Body nose @ X ₀ = 238.0) - In.	<u>1290.30</u>	<u>52.257</u>
Max Width (X ₀ = 1520 In.) - In.	<u>262.00</u>	<u>10.611</u>
Max Depth (X ₀ = 1464 In.) - In.	<u>250.00</u>	<u>10.125</u>
Fineness Ratio	<u>4.925</u>	<u>4.925</u>
Area - Ft ²	<u> </u>	<u> </u>
Max. Cross-Sectional	<u>340.83</u>	<u>0.559</u>
Planform	<u> </u>	<u> </u>
Wetted	<u> </u>	<u> </u>
Base	<u> </u>	<u> </u>

TABLE III. - MODEL DIMENSIONAL DATA - Continued.

MODEL COMPONENT : BODY - B₅₃

GENERAL DESCRIPTION : Orbiter fuselage configuration 140 A/B with simulated cargo bay door hinges along waterplane Z₀ - 420.00(sill longeron).

MODEL SCALE: 0.0405

DRAWING NUMBER : VL70-000193, VL70-000140A

DIMENSIONS	FULL SCALE	MODEL SCALE
Length (Body nose @ X ₀ =238) - In.	<u>1290.30</u>	<u>52.257</u>
Max Width (X ₀ = 1520 In.) - In.	<u>262.00</u>	<u>10.611</u>
Max Depth (X ₀ = 1464 In.) - In.	<u>250.00</u>	<u>10.125</u>
Fineness Ratio	<u>4.925</u>	<u>4.925</u>
Area - Ft ²	<u> </u>	<u> </u>
Max. Cross-Sectional	<u>340.88</u>	<u>0.559</u>
Planform	<u> </u>	<u> </u>
Wetted	<u> </u>	<u> </u>
Base	<u> </u>	<u> </u>

LONGITUDINAL LOCATION OF HINGES (FUS.STA.):

	<u>FULL SCALE</u>	<u>MODEL SCALE</u>		<u>FULL SCALE</u>	<u>MODEL SCALE</u>
X ₀	602.50	24.401	X ₀	1033.40	41.853
	669.80	27.127		1100.45	44.568
	737.30	29.861		1144.20	46.340
	783.55	31.734		1204.20	48.770
	850.60	34.449		1264.20	51.200
	917.65	37.165		1293.00	52.367
	966.35	39.137			

TABLE III. - MODEL DIMENSIONAL DATA - Continued.

MODEL COMPONENT CANOPY - C₀
 GENERAL DESCRIPTION Orbiter canopy Configuration used on BODY
B₂₆
MODEL SCALE: 0.0405
 DRAWING NUMBER VL70-000140A, VL70-000143A

DIMENSIONS	FULL SCALE	MODEL SCALE
Length ($X_0 = 434.64 \quad 670.00$)-In.	<u>235.36</u>	<u>9.532</u>
Max Width ($X_0 = 513.13$) - In.	<u>152.41</u>	<u>6.173</u>
Max Depth ($X_0 = 485.00$ - In.	<u>25.00</u>	<u>1.013</u>
Fineness Ratio	<u> </u>	<u> </u>
Area	<u> </u>	<u> </u>
Max. Cross-Sectional	<u> </u>	<u> </u>
Planform	<u> </u>	<u> </u>
Wetted	<u> </u>	<u> </u>
Base	<u> </u>	<u> </u>

TABLE III. - MODEL DIMENSIONAL DATA - Continued.

MODEL COMPONENT: ELEVON - E₂₆

GENERAL DESCRIPTION: Orbiter elevon configuration used on WING W16.

DOES NOT HAVE ELEVON GAPS.

MODEL SCALE: 0.0405

DRAWING NUMBER: VL70-000400, VL70-000140B

<u>DIMENSIONS:</u> (DATA FOR 1 OF 2 SIDES)	<u>FULL-SCALE</u>	<u>MODEL SCALE</u>
Area - Ft ²	<u>223.58</u>	<u>0.367</u>
Span (equivalent) - In.	<u>368.34</u>	<u>14.918</u>
Inb'd equivalent chord - In.	<u>119.62</u>	<u>4.845</u>
Outb'd equivalent chord - In.	<u>55.19</u>	<u>2.235</u>
Ratio movable surface chord/ total surface chord		
At Inb'd equiv. chord	<u>0.210</u>	<u>0.210</u>
At Outb'd equiv. chord	<u>0.400</u>	<u>0.400</u>
Sweep Back Angles, degrees		
Leading Edge	<u>0.000</u>	<u>0.000</u>
Trailing Edge	<u>- 10.056</u>	<u>- 10.056</u>
Hingeline	<u>0.000</u>	<u>0.000</u>
Area Moment (Normal to hinge line)-Ft ³	<u>851.15</u>	<u>0.057</u>

TABLE III. MODEL DIMENSIONAL DATA - Continued.

MODEL COMPONENT: ELEVON - E28

GENERAL DESCRIPTION: Elevon configuration used with WING - W116, has a
midspan gap and an elevon-fuselage gap. These two gaps are referred
to as baseline Grumman gaps, configuration 1-A.

MODEL SCALE: 0.0405

DRAWING NUMBER: _____

<u>DIMENSIONS: (DATA FOR 1 OF 2 SIDES)</u>	<u>FULL-SCALE</u>	<u>MODEL SCALE</u>
Area - Ft ²	<u>223.58</u>	<u>0.367</u>
Span (equivalent) - In.	<u>368.34</u>	<u>14.918</u>
Inb'd equivalent chord - In.	<u>119.62</u>	<u>4.845</u>
Outb'd equivalent chord - In.	<u>55.19</u>	<u>2.235</u>
Ratio movable surface chord/ total surface chord		
At Inb'd equiv. chord	<u>0.210</u>	<u>0.210</u>
At Outb'd equiv. chord	<u>0.400</u>	<u>0.400</u>
Sweep Back Angles, degrees		
Leading Edge	<u>0.000</u>	<u>0.000</u>
Trailing Edge	<u>- 10.056</u>	<u>- 10.056</u>
Hingeline	<u>0.000</u>	<u>0.000</u>
Area Moment (Normal to hinge line) - Ft ³	<u>851.15</u>	<u>0.057</u>

TABLE III. - MODEL DIMENSIONAL DATA - Continued.

MODEL COMPONENT: ELEVON - E₂₉

GENERAL DESCRIPTION: Elevon configuration used with WING - W₁₁₆ has a

midspan gap and an alternate #1 elevon/fuselage gap, configuration

1-B.

MODEL SCALE: 0.0405

DRAWING NUMBER: _____

<u>DIMENSIONS: (DATA FOR 1 OF 2 SIDES):</u>	<u>FULL-SCALE</u>	<u>MODEL SCALE</u>
Area - Ft ²	<u>223.58</u>	<u>0.367</u>
Span (equivalent) - In.	<u>368.34</u>	<u>14.918</u>
Inb'd equivalent chord - In.	<u>119.62</u>	<u>4.845</u>
Outb'd equivalent chord - In.	<u>55.19</u>	<u>2.235</u>
Ratio movable surface chord/ total surface chord		
At Inb'd equiv. chord	<u>0.210</u>	<u>0.210</u>
At Outb'd equiv. chord	<u>0.400</u>	<u>0.400</u>
Sweep Back Angles, degrees		
Leading Edge	<u>0.000</u>	<u>0.000</u>
Trailing Edge	<u>-10.056</u>	<u>-10.056</u>
Hingeline	<u>0.000</u>	<u>0.000</u>
Area Moment (Normal to hinge line)-Ft. ³	<u>851.15</u>	<u>0.057</u>

TABLE III. - MODEL DIMENSIONAL DATA - Continued.

MODEL COMPONENT: ELEVON - E₃₀

GENERAL DESCRIPTION: Elevon configuration used with WING, W₁₁₆, has a
mid-span gap and an alternate #2 elevon/fuselage gap. These two
gaps are referred to as baseline Grumman gaps, configuration 1-C.

MODEL SCALE: 0.0405

DRAWING NUMBER: _____

<u>DIMENSIONS:</u> (DATA FOR 1 OF 2 SIDES)	<u>FULL-SCALE</u>	<u>MODEL SCALE</u>
Area - Ft ²	<u>223.58</u>	<u>0.367</u>
Span (equivalent) - In.	<u>368.34</u>	<u>14.918</u>
Inb'd equivalent chord - In.	<u>119.62</u>	<u>4.845</u>
Outb'd equivalent chord - In.	<u>55.19</u>	<u>2.235</u>
Ratio movable surface chord/ total surface chord		
At Inb'd equiv. chord	<u>0.210</u>	<u>0.210</u>
At Outb'd equiv. chord	<u>0.400</u>	<u>0.400</u>
Sweep Back Angles, degrees		
Leading Edge	<u>0.000</u>	<u>0.000</u>
Trailing Edge	<u>- 10.056</u>	<u>- 10.056</u>
Hingeline	<u>0.000</u>	<u>0.000</u>
Area Moment (Normal to hinge line)-Ft ³	<u>851.1</u>	<u>0.057</u>

TABLE III. - MODEL DIMENSIONAL DATA - Continued.

MODEL COMPONENT: ELEVON - E₃₁

GENERAL DESCRIPTION: Elevon configuration used with WING, W₁₁₆, has an alternate #1 midspan elevon gap, configuration 2A. (Baseline Grumman gap, configuration 2A).

MODEL SCALE: 0.0405

DRAWING NUMBER: _____

<u>DIMENSIONS:</u> (DATA FOR 1 OF 2 SIDES)	<u>FULL-SCALE</u>	<u>MODEL SCALE</u>
Area - ft ²	<u>223.58</u>	<u>0.367</u>
Span (equivalent) - In.	<u>368.34</u>	<u>14.918</u>
Inb'd equivalent chord - In.	<u>119.62</u>	<u>4.845</u>
Outb'd equivalent chord - In.	<u>55.19</u>	<u>2.235</u>
Ratio movable surface chord/ total surface chord		
At Inb'd equiv. chord	<u>0.210</u>	<u>0.210</u>
At Outb'd equiv. chord	<u>0.400</u>	<u>0.400</u>
Sweep Back Angles, degrees		
Leading Edge	<u>0.000</u>	<u>0.000</u>
Trailing Edge	<u>- 10.056</u>	<u>- 10.056</u>
Hingeline	<u>0.000</u>	<u>0.000</u>
Area Moment (Normal to hinge line) ft ³	<u>851.15</u>	<u>0.057</u>

TABLE III. - MODEL DIMENSIONAL DATA - Continued.

MODEL COMPONENT: ELEVON - E32

GENERAL DESCRIPTION: Elevon configuration used with WING, W₁₁₆, has
a midspan gap and an alternate #1 elevon/fuselage gap. These two
gaps are referred to as baseline Grumman gaps, Configuration 2B.

MODEL SCALE: 0.0405

DRAWING NUMBER: _____

<u>DIMENSIONS:</u> (DATA for 1 OF 2 SIDES):	<u>FULL-SCALE</u>	<u>MODEL SCALE</u>
Area - ft ²	<u>223.58</u>	<u>0.367</u>
Span (equivalent) - In.	<u>368.34</u>	<u>14.918</u>
Inb'd equivalent chord - In.	<u>119.62</u>	<u>4.845</u>
Outb'd equivalent chord - In.	<u>55.19</u>	<u>2.235</u>
Ratio movable surface chord/ total surface chord		
At Inb'd equiv. chord	<u>0.210</u>	<u>0.210</u>
At Outb'd equiv. chord	<u>0.400</u>	<u>0.400</u>
Sweep Back Angles, degrees		
Leading Edge	<u>0.000</u>	<u>0.000</u>
Trailing Edge	<u>10.056</u>	<u>10.056</u>
Hingeline	<u>0.000</u>	<u>0.000</u>
Area Moment (Normal to hinge line)-ft ³	<u>851.15</u>	<u>0.057</u>

TABLE III. - MODEL DIMENSIONAL DATA - Continued.

MODEL COMPONENT: ELEVON - E33

GENERAL DESCRIPTION: Elevon configuration used with WING, W116, has an
alternate #2 midspan elevon gap, configuration 2B. This is baseline
Grumman gap, configuration 2B.

MODEL SCALE: 0.0405

DRAWING NUMBER: _____

<u>DIMENSIONS:</u> (DATA FOR 1 OF 2 SIDES)	<u>FULL-SCALE</u>	<u>MODEL SCALE</u>
Area - Ft. ²	<u>223.58</u>	<u>0.367</u>
Span (equivalent)- In.	<u>368.34</u>	<u>14.918</u>
Inb'd equivalent chord - In.	<u>119.62</u>	<u>4.845</u>
Outb'd equivalent chord - In.	<u>55.19</u>	<u>2.235</u>
Ratio movable surface chord/ total surface chord		
At Inb'd equiv. chord	<u>0.210</u>	<u>0.210</u>
At Outb'd equiv. chord	<u>0.400</u>	<u>0.400</u>
Sweep Back Angles, degrees		
Leading Edge	<u>0.000</u>	<u>0.000</u>
Trailing Edge	<u>-10.056</u>	<u>- 10.056</u>
Hingeline	<u>0.000</u>	<u>0.000</u>
Area Moment (Normal to hinge line) -ft ³	<u>851.15</u>	<u>0.057</u>

TABLE III. - MODEL DIMENSIONAL DATA - Continued.

MODEL COMPONENT: ELEVON - E₃₄

GENERAL DESCRIPTION: Elevon configuration used with WING, W₁₁₆, has an alternate #2 midspan elevon gap. This gap is referred to as baseline Grumman gap, Configuration 3A.

MODEL SCALE: 0.0405

DRAWING NUMBER: _____

<u>DIMENSIONS:</u> (DATA FOR 1 OF 2 SIDES)	<u>FULL-SCALE</u>	<u>MODEL SCALE</u>
Area - ft ²	<u>223.58</u>	<u>0.367</u>
Span (equivalent) - In.	<u>368.34</u>	<u>14.918</u>
Inb'd equivalent chord - In.	<u>119.62</u>	<u>4.845</u>
Outb'd equivalent chord - In.	<u>55.19</u>	<u>2.235</u>
Ratio movable surface chord/ total surface chord		
At Inb'd equiv. chord	<u>0.210</u>	<u>0.210</u>
At Outb'd equiv. chord	<u>0.400</u>	<u>0.400</u>
Sweep Back Angles, degrees		
Leading Edge	<u>0.000</u>	<u>0.000</u>
Trailing Edge	<u>- 10.056</u>	<u>-10.056</u>
Hingeline	<u>0.00</u>	<u>0.00</u>
Area Moment (Normal to hinge line)-ft ³	<u>851.15</u>	<u>0.057</u>

TABLE III. - MODEL DIMENSIONAL DATA - Continued.

MODEL COMPONENT: ELEVON - E35

GENERAL DESCRIPTION: Elevon configuration used with WING, W₁₁₆, has an alternate #1 elevon/fuselage gap. These two gaps are referred to as baseline Grumman gaps, Configuration 3B.

MODEL SCALE: 0.0405

DRAWING NUMBER: _____

<u>DIMENSIONS:</u> (DATA FOR 1 OF 2 SIDES)	<u>FULL-SCALE</u>	<u>MODEL SCALE</u>
Area - ft ²	<u>223.58</u>	<u>0.367</u>
Span (equivalent) - In.	<u>368.34</u>	<u>14.918</u>
Inb'd equivalent chord In.	<u>119.62</u>	<u>4.845</u>
Outb'd equivalent chord - In.	<u>55.19</u>	<u>2.232</u>
Ratio movable surface chord/ total surface chord		
At Inb'd equiv. chord	<u>0.210</u>	<u>0.210</u>
At Outb'd equiv. chord	<u>0.400</u>	<u>0.400</u>
Sweep Back Angles, degrees		
Leading Edge	<u>0.000</u>	<u>0.000</u>
Trailing Edge	<u>-10.056</u>	<u>-10.056</u>
Hingeline	<u>0.00</u>	<u>0.00</u>
Area Moment (Normal to hinge line) -ft ³	<u>851.15</u>	<u>0.057</u>

TABLE III. - MODEL DIMENSIONAL DATA - Continued.

MODEL COMPONENT: ELEVON - E36

GENERAL DESCRIPTION: Elevon configuration used with WING, W116, has an
alternate #2 elevon/fuselage gap. These gaps are referred to as
baseline Grumman gaps, configuration 3C.

MODEL SCALE: 0.0405

DRAWING NUMBER: _____

<u>DIMENSIONS:</u> (DATA FOR 1 OF 2 SIDES)	<u>FULL-SCALE</u>	<u>MODEL SCALE</u>
Area ft^2	<u>223.58</u>	<u>0.367</u>
Span (equivalent) In.	<u>368.34</u>	<u>14.918</u>
Inb'd equivalent chord In.	<u>119.62</u>	<u>2.235</u>
Outb'd equivalent chord - In.	<u>55.19</u>	<u>2.235</u>
Ratio movable surface chord/ total surface chord		
At Inb'd equiv. chord	<u>0.210</u>	<u>0.210</u>
At Outb'd equiv. chord	<u>0.400</u>	<u>0.400</u>
Sweep Back Angles, degrees		
Leading Edge	<u>0.000</u>	<u>0.000</u>
Trailing Edge	<u>- 10.056</u>	<u>10.056</u>
Hingeline	<u>0.0</u>	<u>0.0</u>
Area Moment (Normal to hinge line) $-\text{ft}^3$	<u>851.15</u>	<u>0.057</u>

TABLE III. - MODEL DIMENSIONAL DATA - Continued.

MODEL COMPONENT : BODY FLAP - F8

GENERAL DESCRIPTION Orbiter body flap configuration used on
BODY - B26.

MODEL SCALE: 0.0405

DRAWING NUMBER VL70-00014CB, VL70-000400

DIMENSIONS	FULL SCALE	MODEL SCALE
Length - In.	<u>94.86</u>	<u>3.842</u>
Max Width - In.	<u>262.31</u>	<u>10.623</u>
Max Depth - In.	<u>23.00</u>	<u>0.932</u>
Fineness Ratio	<u> </u>	<u> </u>
Area - Ft ²	<u> </u>	<u> </u>
Max. Cross-Sectional	<u> </u>	<u> </u>
Planform	<u>158.85</u>	<u>0.261</u>
Wetted	<u> </u>	<u> </u>
Base	<u>41.90</u>	<u>0.069</u>

TABLE III. - MODEL DIMENSIONAL DATA - Continued.

COMPONENT MODEL: LANDING GEAR - G₁₅

GENERAL DESCRIPTION: Main and nose landing gear doors and assemblies.

MODEL SCALE: 0.0405

DRAWING NUMBER: VL70-000140A/SS-A00149

DIMENSIONS:	<u>FULL SCALE</u>	<u>MODEL SCALE</u>
NOSE GEAR:		
No. wheels	<u>2</u>	<u>2</u>
Wheel axis:		
Fuselage Station	<u>374.407</u>	<u>15.177</u>
Waterline	<u>22.151</u>	<u>8.971</u>
Pivot axis:		
Fuselage Station	<u>366.458</u>	<u>15.208</u>
Waterline	<u>298.000</u>	<u>12.069</u>
Strut Diameter - In.	<u>7.72</u>	<u>0.3125</u>
Wheel diameter - In.	<u>32.000</u>	<u>1.296</u>
Wheel Width - In.	<u>8.790</u>	<u>0.356</u>
Wheel centerline-to-centerline width-In.	<u>22.000</u>	<u>0.891</u>
Side Door:		
Height (follows body contour) - In.	<u>18.518</u>	<u>0.75</u>
Leading Edge location, F.S.	<u>271.605</u>	<u>11.0</u>
Trailing Edge location, F.S.	<u>381.926</u>	<u>15.468</u>
MAIN GEAR:		
No. of wheels	<u>2</u>	<u>2</u>
Wheel axis:		
Fuselage Station	<u>44.247</u>	<u>1.792</u>
Waterline	<u>175.432</u>	<u>7.105</u>
Pivot Axis		
Fuselage Station	<u>1180.000</u>	<u>47.790</u>
Waterline	<u>283.012</u>	<u>11.462</u>
Main Strut Diameter - In.	<u>9.259</u>	<u>0.375</u>
Wheel Diameter - In.	<u>44.198</u>	<u>1.79</u>
Wheel Width - In.	<u>16.049</u>	<u>0.65</u>
Wheel centerline-to-centerline width-In.	<u>36.000</u>	<u>1.458</u>
Side Door:		
Length - In.	<u>148.148</u>	<u>6.00</u>
Width - In.	<u>61.728</u>	<u>2.50</u>

TABLE III. - MODEL DIMENSIONAL DATA - Continued.

MODEL COMPONENT: AIR BREATHING PROPULSION SYSTEM - J43

GENERAL DESCRIPTION: Six underwing engines installed in three nacelle pods. Inlet has short cowl, 7° cowl lip angle, short flow diverter, and 7° diverter lip angle. Baseline engine position @ F.S. 950.

MODEL SCALE: 0.0405

DRAWING NO.: SS-A00139, SS-A01159

DIMENSION (EACH NACELLE):	FULL SCALE	MODEL SCALE
Length - In.	<u>209.51</u>	<u>8.485</u>
Max. Width - In.	<u>66.00</u>	<u>2.673</u>
Max. Depth - In.	<u>66.00</u>	<u>2.673</u>
Max. Pylon Width, In.	<u>19.75</u>	<u>0.800</u>
Area - In. ²		
Max. Cross-Sectional	<u>2737.30</u>	<u>4.490</u>
Capture	<u>1900.92</u>	<u>3.118</u>
Wetted	<u> </u>	<u> </u>
Base	<u> </u>	<u> </u>

*Nacelle Sta. 0.0 @

	WING PODS		E PODS	
	Outboard	Inboard	Left	Right
Model Sta. - In.	<u>38.475</u>	<u>38.475</u>	<u>38.475</u>	<u>38.475</u>
Waterplane - In.	<u>9.665</u>	<u>9.665</u>	<u>9.310</u>	<u>9.310</u>
Buttock Plane - In.	<u>+ 11.583</u>	<u>+ 8.910</u>	<u>- 1.337</u>	<u>+ 1.337</u>
Incidence Angle - Deg.	<u>3.933</u>	<u>3.933</u>	<u>3.933</u>	<u>3.933</u>
Nacelle Clearance	<u>0.608</u>	<u>0.608</u>	<u>0.142</u>	<u>0.142</u>
Toe-In Angle	<u>5.000</u>	<u>5.000</u>	<u>0.0</u>	<u>0.0</u>

*All numbers in model scale

TABLE III. - MODEL DIMENSIONAL DATA - Continued.

MODEL COMPONENT: AIR BREATHING PROPULSION SYSTEM - J62

GENERAL DESCRIPTION: Six engines installed in three nacelle pods, one centerline underwing, two overwing. Inlet has short cowl, 7° lip angle, short flow diverter, and 7° diverter lip angle. Baseline engine position @ F.S. 950 centerline and 1050 wing pods.

MODEL SCALE: 0.0405

DRAWING NUMBER: SS-00139, SS-A01159

DIMENSIONS (EACH NACELLE)	FULL SCALE	MODEL SCALE
Length - In.	209.51	8.485
Max. Width - In.	66.00	2.673
Max. Depth - In.	66.00	2.673
Max. Pylon Width - In.	19.75	0.800
AREA - ft ²		
Max. Cross-Sectional	2737.30	4.490
Capture	1900.92	3.118

*NACELLE STA. 0.0 @	WING PODS		CENTERLINE POD	
	Outb'd	Inb'd	Left	Right
Model Sta. - In.	42.525	42.525	38.475	38.475
Waterplane - In.	15.180	15.180	9.310	9.310
Buttock plane - In.	+ 11.583	+ 8.910	- 1.337	+ 1.337
Incidence Angle - Deg.	- 7.000	- 7.000	3.933	3.933
Nacelle Clearance - In.	1.215	1.215	0.142	0.142
Toe-In Angle - Deg.	5.000	5.000	0.0	0.0

*All numbers in model scale.

TABLE III. - MODEL DIMENSIONAL DATA _ Continued.

MODEL COMPONENT : ORBITAL MANEUVERING SYSTEM PODS - M₇

GENERAL DESCRIPTION : OMS Pods used on BODY - B₂₆

MODEL SCALE: 0.0405

DRAWING NUMBER : VL70-000140A, VL70-000145

DIMENSIONS	FULL SCALE	MODEL SCALE
Length (Fwd Sta. @ $X_0 = 1233.00$) In.	<u>327.00</u>	<u>13.244</u>
Max Width ($X_0 = 1450.00$) - In.	<u>94.50</u>	<u>3.827</u>
Max Depth ($X_0 = 1493.00$) - In.	<u>109.00</u>	<u>4.415</u>
Fineness Ratio	<u> </u>	<u> </u>
Area	<u> </u>	<u> </u>
Max. Cross-Sectional	<u> </u>	<u> </u>
Planform	<u> </u>	<u> </u>
Wetted	<u> </u>	<u> </u>
Base	<u> </u>	<u> </u>

TABLE III. - MODEL DIMENSIONAL DATA - Continued.

MODEL COMPONENT : ORBITAL MANEUVERING SYSTEM PODS - M₅₀

GENERAL DESCRIPTION : Configuration 3A with thermal expansion joint gap, 2.930" wide and 1.50" deep (full scale).

MODEL SCALE: 0.0405

DRAWING NUMBER : VI70-000140A, VI70-000145

DIMENSIONS	FULL SCALE	MODEL SCALE
Length (OMS Fwd Sta. $X_0=1233.0$)	In. <u>327.000</u>	<u>13.244</u>
Max Width (@ $X_0 = 1450.0$) - In.	<u>94.500</u>	<u>3.827</u>
Max Depth (@ $X = 1493.0$) - In.	<u>109.000</u>	<u>4.414</u>
Fineness Ratio	<u> </u>	<u> </u>
Area	<u> </u>	<u> </u>
Max. Cross-Sectional	<u> </u>	<u> </u>
Planform	<u> </u>	<u> </u>
Wetted	<u> </u>	<u> </u>
Base	<u> </u>	<u> </u>

TABLE III. - MODEL DIMENSIONAL DATA - Continued.

MODEL COMPONENT: RUDDER - R₅

GENERAL DESCRIPTION: Orbiter rudder used on Vertical Tail, V₈. See
Figure 2 (Cont'd).

MODEL SCALE: 0.0405

DRAWING NUMBER: VI.70-000095, SS-A00088

<u>DIMENSIONS:</u>	<u>FULL-SCALE</u>	<u>MODEL SCALE</u>
Area - ft ²	<u>106.38</u>	<u>0.174</u>
Span (equivalent) - in.	<u>201.00</u>	<u>8.141</u>
Inb'd equivalent chord - In.	<u>91.59</u>	<u>3.709</u>
Outb'd equivalent chord - In.	<u>50.83</u>	<u>2.059</u>
Ratio movable surface chord/ total surface chord		
At Inb'd equiv. chord	<u>0.400</u>	<u>0.400</u>
At Outb'd equiv. chord	<u>0.400</u>	<u>0.400</u>
Sweep Back Angles, degrees		
Leading Edge	<u>34.830</u>	<u>34.830</u>
Trailing Edge	<u>26.250</u>	<u>26.250</u>
Hingeline	<u>34.830</u>	<u>34.830</u>
Area Moment (Normal to hinge line) ft ³	<u>526.13</u>	<u>0.035</u>

TABLE III. - MODEL DIMENSIONAL DATA - Continued.

MODEL COMPONENT: RUDDER - R₇

GENERAL DESCRIPTION: Orbiter rudder used on Vertical Tail, V₈, with a
2.09 inch leading edge radius (at the rudder hingeline).

MODEL SCALE: 0.0405

DRAWING NUMBER: VL70-000095, SS-A00088

<u>DIMENSIONS:</u>	<u>FULL-SCALE</u>	<u>MODEL SCALE</u>
Area - ft ²	<u>106.38</u>	<u>0.174</u>
Span (equivalent) - In.	<u>201.00</u>	<u>8.141</u>
Inb'd equivalent chord - In.	<u>91.59</u>	<u>3.709</u>
Outb'd equivalent chord - In.	<u>50.83</u>	<u>2.059</u>
Ratio movable surface chord/ total surface chord		
At Inb'd equiv. chord	<u>0.400</u>	<u>0.400</u>
At Outb'd equiv. chord	<u>0.400</u>	<u>0.400</u>
Sweep Back Angles, degrees		
Leading Edge	<u>34.830</u>	<u>34.830</u>
Tailing Edge	<u>26.250</u>	<u>26.250</u>
Hingeline	<u>34.830</u>	<u>34.830</u>
Area Moment (Normal to hinge line) -ft ³	<u>526.13</u>	<u>0.035</u>

TABLE III. - MODEL DIMENSIONAL DATA - Continued.

MODEL COMPONENT: RUDDER R₈

GENERAL DESCRIPTION: Orbiter rudder used on Vertical Tail, V₈, with a
4.94 inch radius at the leading edge radius (at the rudder hingeline).

MODEL SCALE: 0.0405

DRAWING NUMBER: VL70-000095, SS-A00088

<u>DIMENSIONS:</u>	<u>FULL-SCALE</u>	<u>MODEL SCALE</u>
Area ft ²	<u>106.38</u>	<u>0.174</u>
Span (equivalent) - In.	<u>201.00</u>	<u>8.141</u>
Inb'd equivalent chord In.	<u>91.59</u>	<u>3.709</u>
Outb'd equivalent chord - In.	<u>50.83</u>	<u>2.059</u>
Ratio movable surface chord/ total surface chord		
At Inb'd equiv. chord	<u>0.400</u>	<u>0.400</u>
At Outb'd equiv. chord	<u>0.400</u>	<u>0.400</u>
Sweep Back Angles, degrees		
Leading Edge	<u>34.830</u>	<u>34.830</u>
Trailing Edge	<u>26.250</u>	<u>26.250</u>
Hingeline	<u>34.83</u>	<u>34.83</u>
Area Moment (Normal to hinge line) ft ³	<u>526.13</u>	<u>0.035</u>

TABLE III. - MODEL DIMENSIONAL DATA - Continued.

MODEL COMPONENT: RUDDER - R₉

GENERAL DESCRIPTION: Orbiter rudder used on Vertical Tail, V₈, with a
6.12" radius contour aft of rudder hingeline to the trailing edge.

MODEL SCALE: 0.0405

DRAWING NUMBER: VL70-000095, SS-A00088

<u>DIMENSIONS:</u>	<u>FULL-SCALE</u>	<u>MODEL SCALE</u>
Area - ft ²	<u>106.38</u>	<u>0.175</u>
Span (equivalent) - In.	<u>201.00</u>	<u>8.141</u>
Inb'd equivalent chord In.	<u>91.59</u>	<u>3.709</u>
Outb'd equivalent chord In.	<u>50.83</u>	<u>2.059</u>
Ratio movable surface chord/ total surface chord		
At Inb'd equiv. chord	<u>0.400</u>	<u>0.400</u>
At Outb'd equiv. chord	<u>0.400</u>	<u>0.400</u>
Sweep Back Angles, degrees		
Leading Edge	<u>34.830</u>	<u>34.830</u>
Trailing Edge	<u>26.250</u>	<u>26.250</u>
Hingeline	<u>34.83</u>	<u>34.83</u>
Area Moment (Normal to hinge line) -ft ³	<u>526.13</u>	<u>0.035</u>

TABLE III. - MODEL DIMENSIONAL DATA - Continued.

MODEL COMPONENT: RUDDER - R₁₀

GENERAL DESCRIPTION: Orbiter rudder used on Vertical Tail, V₈, with a
6.12-inch radius contour extending from the root to the tip chord of
the vertical tail aft of the rudder hingeline.

MODEL SCALE: 0.0405

DRAWING NUMBER: VL70-000095, SS-A00088

<u>DIMENSIONS:</u>	<u>FULL-SCALE</u>	<u>MODEL SCALE</u>
Area - ft ²	<u>106.38</u>	<u>0.175</u>
Span (equivalent) - In.	<u>201.00</u>	<u>8.141</u>
Inb'd equivalent chord - In.	<u>91.59</u>	<u>3.709</u>
Outb'd equivalent chord - In.	<u>50.83</u>	<u>2.059</u>
Ratio movable surface chord/ total surface chord		
At Inb'd equiv. chord	<u>0.400</u>	<u>0.400</u>
At Outb'd equiv. chord	<u>0.400</u>	<u>0.400</u>
Sweep Back Angles, degrees		
Leading Edge	<u>34.830</u>	<u>34.830</u>
Trailing Edge	<u>26.250</u>	<u>26.250</u>
Hingeline	<u>34.83</u>	<u>34.83</u>
Area Moment (Normal to hinge line) -ft ³	<u>526.13</u>	<u>0.035</u>

TABLE III. -- MODEL DIMENSIONAL DATA - Continued.

MODEL COMPONENT: VERTICAL - V8

GENERAL DESCRIPTION: Centerline vertical tail with rudder and/or speed brake capability.

MODEL SCALE: 0.0405

DRAWING NUMBER: VL70-000140A, VL70-000146A, SS-A00088

<u>DIMENSIONS:</u>	<u>FULL-SCALE</u>	<u>MODEL SCALE</u>
<u>TOTAL DATA</u>		
Area (Theo) - Ft ²		
Planform	<u>413.25</u>	<u>0.678</u>
Span (Theo) - In	<u>315.72</u>	<u>12.787</u>
Aspect Ratio	<u>1.675</u>	<u>1.675</u>
Rate of Taper	<u>0.507</u>	<u>0.507</u>
Taper Ratio	<u>0.404</u>	<u>0.404</u>
Sweep Back Angles, degrees		
Leading Edge	<u>45.000</u>	<u>45.000</u>
Trailing Edge	<u>25.947</u>	<u>25.947</u>
0.25 Element Line	<u>41.130</u>	<u>41.130</u>
Chords: - In.		
Root (Theo) WP	<u>268.50</u>	<u>10.874</u>
Tip (Theo) WP	<u>108.47</u>	<u>4.393</u>
MAC	<u>199.81</u>	<u>8.092</u>
Fus. Sta. of .25 MAC	<u>1463.50</u>	<u>59.272</u>
W. P. of .25 MAC	<u>635.52</u>	<u>25.738</u>
B. L. of .25 MAC	<u>0.0</u>	<u>0.0</u>
Airfoil Section		
Leading Wedge Angle - Deg	<u>10.000</u>	<u>10.000</u>
Trailing Wedge Angle - Deg	<u>14.920</u>	<u>14.920</u>
Leading Edge Radius - % Chord	<u>1.466</u>	<u>1.466</u>
Void Area	<u>13.17</u>	<u>0.022</u>
Blanketed Area		

TABLE III. - MODEL DIMENSIONAL DATA - Continued.

MODEL COMPONENT: VERTICAL - V₉

GENERAL DESCRIPTION: Centerline vertical tail with rudder and/or speed brake capability and with groove along the rudder hingeline.

MODEL SCALE: 0.0405

DRAWING NUMBER: VL70-000140A, VL70-000146A, SS-A00088

<u>DIMENSIONS:</u>	<u>FULL-SCALE</u>	<u>MODEL SCALE</u>
<u>TOTAL DATA</u>		
Area (Theo) - Ft ²		
Planform	<u>413.25</u>	<u>0.678</u>
Span (Theo) -in	<u>315.72</u>	<u>12.787</u>
Aspect Ratio	<u>1.675</u>	<u>1.675</u>
Rate of Taper	<u>0.507</u>	<u>0.507</u>
Taper Ratio	<u>0.404</u>	<u>0.404</u>
Sweep Back Angles, degrees		
Leading Edge	<u>45.000</u>	<u>45.000</u>
Trailing Edge	<u>25.947</u>	<u>25.947</u>
0.25 Element Line	<u>41.130</u>	<u>41.130</u>
Chords:		
Root (Theo) WP	<u>268.50</u>	<u>10.874</u>
Tip (Theo) WP	<u>108.47</u>	<u>4.393</u>
MAC	<u>19.81</u>	<u>8.092</u>
Fus. Sta. of .25 MAC	<u>1463.50</u>	<u>59.272</u>
W. P. of .25 MAC	<u>635.52</u>	<u>25.738</u>
B. L. of .25 MAC	<u>0.00</u>	<u>0.00</u>
Airfoil Section		
Leading Wedge Angle - Deg	<u>10.000</u>	<u>10.000</u>
Trailing Wedge Angle - Deg	<u>14.920</u>	<u>14.920</u>
Leading Edge Radius	<u>1.466</u>	<u>1.466</u>
Void Area	<u>13.17</u>	<u>0.022</u>
Blanketed Area		

TABLE III. - MODEL DIMENSIONAL DATA - Continued.

MODEL COMPONENT: VERTICAL - V₁₂

GENERAL DESCRIPTION: Centerline vertical tail with rudder and/or speed brake
capability with a 2.09 inch radius at rudder hinge line. Used with
RUDDER - R₇.

MODEL SCALE: 0.0405

DRAWING NUMBER: VL70-000140A, VL70-000146A, SS-A00088

<u>DIMENSIONS:</u>	<u>FULL-SCALE</u>	<u>MODEL SCALE</u>
<u>TOTAL DATA</u>		
Area (Theo) - Ft ²		
Planform	<u>413.25</u>	<u>0.678</u>
Span (Theo) - In	<u>315.72</u>	<u>12.787</u>
Aspect Ratio	<u>1.675</u>	<u>1.675</u>
Rate of Taper	<u>0.507</u>	<u>0.507</u>
Taper Ratio	<u>0.404</u>	<u>0.404</u>
Sweep Back Angles, degrees		
Leading Edge	<u>45.000</u>	<u>45.000</u>
Trailing Edge	<u>25.947</u>	<u>25.947</u>
0.25 Element Line	<u>41.130</u>	<u>41.130</u>
Chords:		
Root (Theo) WP	<u>268.50</u>	<u>10.874</u>
Tip (Theo) WP	<u>108.47</u>	<u>4.393</u>
MAC	<u>199.81</u>	<u>8.092</u>
Fus. Sta. of .25 MAC	<u>1463.50</u>	<u>59.272</u>
W. P. of .25 MAC	<u>635.52</u>	<u>25.738</u>
B. L. of .25 MAC	<u>0.0</u>	<u>0.0</u>
Airfoil Section		
Leading Wedge Angle - Deg	<u>10.000</u>	<u>10.000</u>
Trailing Wedge Angle Deg	<u>14.920</u>	<u>14.920</u>
Leading Edge Radius	<u>1.466</u>	<u>1.466</u>
Void Area	<u>13.17</u>	<u>0.022</u>
Blanketed Area		

TABLE III. - MODEL DIMENSIONAL DATA - Continued.

MODEL COMPONENT: VERTICAL - V₁₃

GENERAL DESCRIPTION: Centerline vertical tail with rudder and/or speed brake capability and 4.94 inch radius at rudder hingeline. Used with

RUDDER - Rg.

MODEL SCALE: 0.0405

DRAWING NUMBER: VL70-000140A, VL70-000146A, SS-A00088

DIMENSIONS: FULL-SCALE MODEL SCALE

TOTAL DATA

Area (Theo) - Ft ²		
Planform	<u>413.25</u>	<u>0.678</u>
Span (Theo) - In	<u>315.72</u>	<u>12.787</u>
Aspect Ratio	<u>1.675</u>	<u>1.675</u>
Rate of Taper	<u>0.507</u>	<u>0.507</u>
Taper Ratio	<u>0.404</u>	<u>0.404</u>
Sweep Back Angles, degrees		
Leading Edge	<u>45.000</u>	<u>45.000</u>
Trailing Edge	<u>25.947</u>	<u>25.947</u>
0.25 Element Line	<u>41.130</u>	<u>41.130</u>
Chords:		
Root (Theo) WP	<u>268.50</u>	<u>10.874</u>
Tip (Theo) WP	<u>108.47</u>	<u>4.393</u>
MAC	<u>199.81</u>	<u>8.092</u>
Fus. Sta. of .25 MAC	<u>1463.50</u>	<u>59.272</u>
W. P. of .25 MAC	<u>635.52</u>	<u>25.738</u>
B. L. of .25 MAC	<u>0.0</u>	<u>0.0</u>
Airfoil Section		
Leading Wedge Angle - Deg	<u>10.000</u>	<u>10.000</u>
Trailing Wedge Angle - Deg	<u>14.920</u>	<u>14.920</u>
Leading Edge Radius	<u>1.466</u>	<u>1.466</u>
Void Area	<u>13.17</u>	<u>0.022</u>
Blanketed Area		

TABLE III. - MODEL DIMENSIONAL DATA - Continued.

MODEL COMPONENT: VERTICAL - V₁₄

GENERAL DESCRIPTION: Centerline vertical tail with rudder and/or speed brake capability with 6.12 inch radius contour on rudder aft of hingeline between W.L. 7.000 and W.L. 15.350. Used with RUDDER - R₉

MODEL SCALE: 0.0405

DRAWING NUMBER: VL70-000140A, VL70-000146A, SS-A00088

<u>DIMENSIONS:</u>	<u>FULL-SCALE</u>	<u>MODEL SCALE</u>
<u>TOTAL DATA</u>		
Area (Theo) - Ft ²		
Planform	<u>413.25</u>	<u>0.678</u>
Span (Theo) - In	<u>215.72</u>	<u>12.787</u>
Aspect Ratio	<u>1.675</u>	<u>1.675</u>
Rate of Taper	<u>0.507</u>	<u>0.507</u>
Taper Ratio	<u>2.404</u>	<u>0.404</u>
Sweep Back Angles, degrees		
Leading Edge	<u>45.000</u>	<u>45.000</u>
Trailing Edge	<u>25.947</u>	<u>25.947</u>
0.25 Element Line	<u>41.130</u>	<u>41.130</u>
Chords:		
Root (Theo) WP	<u>268.50</u>	<u>10.874</u>
Tip (Theo) WP	<u>108.47</u>	<u>4.393</u>
MAC	<u>199.81</u>	<u>8.092</u>
Fus. Sta. of .25 MAC	<u>1463.50</u>	<u>59.272</u>
W. P. of .25 MAC	<u>635.52</u>	<u>25.738</u>
B. L. of .25 MAC	<u>0.0</u>	<u>0.0</u>
Airfoil Section		
Leading Wedge Angle - Deg	<u>10.000</u>	<u>10.000</u>
Trailing Wedge Angle - Deg	<u>14.920</u>	<u>14.920</u>
Leading Edge Radius	<u>1.466</u>	<u>1.466</u>
Void Area	<u>13.17</u>	<u>0.022</u>
Blanketed Area		

TABLE III. - MODEL DIMENSIONAL DATA - Continued.

MODEL COMPONENT: VERTICAL - V₁₅
 GENERAL DESCRIPTION: Centerline vertical tail with rudder and/or speed brake capability with 6.12 inch radius contour extending from root to tip aft of hingeline. Used with RUDDER - R₁₀
 MODEL SCALE: 0.0405
 DRAWING NUMBER: VL70-000140A, VL70-000146A, SS-A00088

<u>DIMENSIONS:</u>	<u>FULL-SCALE</u>	<u>MODEL SCALE</u>
<u>TOTAL DATA</u>		
Area (Theo) - Ft ²		
Planform	<u>413.25</u>	<u>0.678</u>
Span (Theo) - In	<u>315.72</u>	<u>12.787</u>
Aspect Ratio	<u>1.675</u>	<u>1.675</u>
Rate of Taper	<u>0.507</u>	<u>0.507</u>
Taper Ratio	<u>0.404</u>	<u>0.404</u>
Sweep Back Angles, degrees		
Leading Edge	<u>45.000</u>	<u>45.000</u>
Trailing Edge	<u>25.947</u>	<u>25.947</u>
0.25 Element Line	<u>41.130</u>	<u>41.130</u>
Chords:		
Root (Theo) WP	<u>268.50</u>	<u>10.874</u>
Tip (Theo) WP	<u>108.47</u>	<u>4.393</u>
MAC	<u>199.81</u>	<u>8.092</u>
Fus. Sta. of .25 MAC	<u>1463.50</u>	<u>59.272</u>
W. P. of .25 MAC	<u>635.52</u>	<u>25.738</u>
B. L. of .25 MAC	<u>0.0</u>	<u>0.0</u>
Airfoil Section		
Leading Wedge Angle - Deg	<u>10.000</u>	<u>10.000</u>
Trailing Wedge Angle - Deg	<u>14.920</u>	<u>14.920</u>
Leading Edge Radius	<u>1.466</u>	<u>1.466</u>
Void Area	<u>13.17</u>	<u>0.022</u>
Blanketed Area		

TABLE III. - MODEL DIMENSIONAL DATA - Continued.

MODEL COMPONENT: VERTICAL - V₁₆

GENERAL DESCRIPTION: Centerline vertical tail with rudder and/or speed
brake capability with the vertical tail leading edge extended forward
at the vertical/fuselage intersection.

MODEL SCALE: 0.0405

DRAWING NUMBER: VL70-000140A, VL70-000146A, SS-A00088

<u>DIMENSIONS:</u>	<u>FULL-SCALE</u>	<u>MODEL SCALE</u>
<u>TOTAL DATA</u>		
Area (Theo) - Ft ²		
Planform	<u>413.25</u>	<u>0.678</u>
Span (Theo) - In	<u>315.72</u>	<u>12.787</u>
Aspect Ratio	<u>1.675</u>	<u>1.675</u>
Rate of Taper	<u>0.507</u>	<u>0.507</u>
Taper Ratio	<u>0.404</u>	<u>0.404</u>
Sweep Back Angles, degrees		
Leading Edge	<u>45.000</u>	<u>45.000</u>
Trailing Edge	<u>25.947</u>	<u>25.947</u>
0.25 Element Line	<u>41.130</u>	<u>41.130</u>
Chords:		
Root (Theo) WP	<u>268.50</u>	<u>10.874</u>
Tip (Theo) WP	<u>108.47</u>	<u>4.393</u>
MAC	<u>199.81</u>	<u>8.092</u>
Fus. Sta. of .25 MAC	<u>1463.50</u>	<u>59.272</u>
W. P. of .25 MAC	<u>635.52</u>	<u>25.738</u>
B. L. of .25 MAC	<u>0.0</u>	<u>0.0</u>
Airfoil Section		
Leading Wedge Angle - Deg	<u>10.000</u>	<u>10.000</u>
Trailing Wedge Angle Deg	<u>14.920</u>	<u>14.920</u>
Leading Edge Radius	<u>1.466</u>	<u>1.466</u>
Void Area	<u>13.17</u>	<u>0.022</u>
Blanketed Area		

TABLE III. - MODEL DIMENSIONAL DATA - Continued.

MODEL COMPONENT: VERTICAL - V₁₇

GENERAL DESCRIPTION: Centerline vertical tail with rudder and/or speed brake capability with the contour forward of the rudder hingeline modified to a biconvex section.

MODEL SCALE: 0.0405

DRAWING NUMBER: VI70-000140A, VI70-000146A, SS-00088

<u>DIMENSIONS:</u>	<u>FULL-SCALE</u>	<u>MODEL SCALE</u>
<u>TOTAL DATA</u>		
Area (Theo) - Ft ²		
Planform	<u>413.25</u>	<u>0.678</u>
Span (Theo) - In	<u>315.72</u>	<u>12.787</u>
Aspect Ratio	<u>1.675</u>	<u>1.675</u>
Rate of Taper	<u>0.507</u>	<u>0.507</u>
Taper Ratio	<u>0.404</u>	<u>0.404</u>
Sweep Back Angles, degrees		
Leading Edge	<u>45.000</u>	<u>45.000</u>
Trailing Edge	<u>25.947</u>	<u>25.947</u>
0.25 Element Line	<u>41.130</u>	<u>41.130</u>
Chords:		
Root (Theo) WP	<u>268.50</u>	<u>10.874</u>
Tip (Theo) WP	<u>108.47</u>	<u>4.393</u>
MAC	<u>199.81</u>	<u>8.092</u>
Fus. Sta. of .25 MAC	<u>1463.50</u>	<u>59.272</u>
W. P. of .25 MAC	<u>635.52</u>	<u>25.738</u>
B. L. of .25 MAC	<u>0.0</u>	<u>0.0</u>
Airfoil Section		
Leading Wedge Angle - Deg	<u>10.000</u>	<u>10.000</u>
Trailing Wedge Angle - Deg	<u>14.920</u>	<u>14.920</u>
Leading Edge Radius	<u>1.466</u>	<u>1.466</u>
Void Area	<u>13.17</u>	<u>0.022</u>
Blanketed Area		

TABLE III. - MODEL DIMENSIONAL DATA - Continued.

MODEL COMPONENT: <u>WING-W₂₂</u>		
GENERAL DESCRIPTION: <u>Orbiter delta wing configuration used on BODY - B₂₆ with</u> <u>the addition of a lower surface elliptical L.E. added to the 45° swept</u> <u>portion of the wing. Tangency points are at the L.E. and 30% chord element.</u> <u>No change made to the planform area.</u>		
MODEL SCALE: 0.0405		
TEST NO.	DWG. NO. <u>VL70-000140B, VL70-000400</u>	
DIMENSIONS:	FULL-SCALE	MODEL SCALE
TOTAL DATA		
Area (Theo.) - Ft ²		
Planform	2690.00	4.412
Span (Theo) - In.	936.68	37.936
Aspect Ratio	2.265	2.265
Rate of Taper	1.177	1.177
Taper Ratio	3.500	3.500
Dihedral Angle, degrees	0.500	0.500
Incidence Angle, degrees	3.000	3.000
Aerodynamic Twist, degrees		
Sweep Back Angles, degrees		
Leading Edge	45.000	45.000
Trailing Edge	- 10.056	- 10.056
0.25 Element Line	35.209	35.209
Chords:		
Root (Theo) B.P.O.O.	689.24	27.914
Tip, (Theo) B.P.	137.85	5.583
MAC	474.81	19.230
Fus. Sta. of .25 MAC	1126.72	45.632
W.P. of .25 MAC	291.00	11.786
B.L. of .25 MAC	187.33	7.587
EXPOSED DATA		
Area (Theo) - Ft ²	1812.22	2.973
Span, (Theo) - In. BP108	736.68	29.836
Aspect Ratio	2.058	2.058
Taper Ratio	0.245	0.245
Chords		
Root BP108	570.62	23.110
Tip 1.00 $\frac{b}{2}$	137.85	5.583
MAC	354.24	14.345
Fus. Sta. of .25 MAC	1164.24	47.152
W.P. of .25 MAC	292.00	11.826
B.L. of .25 MAC	239.68	9.707
Airfoil Section (Rockwell Mod NASA) XXXX-64		
Root $\frac{b}{2}$ = .425 Root %	11.3	11.3
Tip $\frac{b}{2}$ = 1.000 Root %	12.0	12.0
Data for (1) of (2) Sides		
Leading Edge Cuff		
Planform Area Ft ²	118.33	0.191
Leading Edge Intersects Fus M. L. @ Sta	505.00	20.453
Leading Edge Intersects Wing @ Sta	1084.5	43.92

TABLE III. - MODEL DIMENSIONAL DATA - Continued.

MODEL COMPONENT: WING-W 116

GENERAL DESCRIPTION: Orbiter delta 1.04 configuration used on BODY - B26

MODEL SCALE: 0.0405

TEST NO. _____ DWG. NO. VL70-000140B
VL70-000400

DIMENSIONS: FULL-SCALE MODEL SCALE

TOTAL DATA

Area (Theo.) - Ft ²		
Planform	<u>2690.00</u>	<u>4.412</u>
Span (Theo) In.	<u>936.68</u>	<u>37.936</u>
Aspect Ratio	<u>2.265</u>	<u>2.265</u>
Rate of Taper	<u>1.177</u>	<u>1.177</u>
Taper Ratio	<u>0.200</u>	<u>0.200</u>
Dihedral Angle, degrees	<u>3.500</u>	<u>3.500</u>
Incidence Angle, degrees	<u>0.500</u>	<u>0.500</u>
Aerodynamic Twist, degrees	<u>3.000</u>	<u>3.000</u>
Sweep Back Angles, degrees		
Leading Edge	<u>45.000</u>	<u>45.000</u>
Trailing Edge	<u>-10.056</u>	<u>-10.056</u>
0.25 Element Line	<u>35.209</u>	<u>35.209</u>
Chords:		
Root (Theo) B.P.O.O.	<u>689.24</u>	<u>27.914</u>
Tip, (Theo) B.P.	<u>137.85</u>	<u>5.583</u>
MAC	<u>474.81</u>	<u>19.230</u>
Fus. Sta. of .25 MAC	<u>1126.72</u>	<u>45.632</u>
W.P. of .25 MAC	<u>291.00</u>	<u>11.786</u>
B.L. of .25 MAC	<u>187.33</u>	<u>7.587</u>

EXPOSED DATA

Area (Theo) - Ft ²	<u>1812.22</u>	<u>2.973</u>
Span, (Theo) In. BP108	<u>736.68</u>	<u>29.836</u>
Aspect Ratio	<u>2.058</u>	<u>2.058</u>
Taper Ratio	<u>0.245</u>	<u>0.245</u>
Chords		
Root BP108	<u>570.62</u>	<u>23.110</u>
Tip $1.00 \frac{b}{2}$	<u>137.85</u>	<u>5.583</u>
MAC	<u>354.24</u>	<u>14.345</u>
Fus. Sta. of .25 MAC	<u>1164.24</u>	<u>47.152</u>
W.P. of .25 MAC	<u>292.00</u>	<u>11.826</u>
B.L. of .25 MAC	<u>239.68</u>	<u>9.707</u>

Airfoil Section (Rockwell Mod NASA)
XXXX-64

Root $\frac{b}{2}$ = .25 Root %	<u>11.3</u>	<u>11.3</u>
Tip $\frac{b}{2}$ = 1.000 Tip %	<u>12.0</u>	<u>12.0</u>

Data for (1) of (2) Sides

Leading Edge Cuff		
Planform Area Ft ²	<u>13.33</u>	<u>0.194</u>
Leading Edge Intersects Fus M. L. @ Sta	<u>595.00</u>	<u>20.453</u>
Leading Edge Intersects Wing @ Sta	<u>1084.5</u>	<u>43.92</u>

TABLE III. - MODEL DIMENSIONAL DATA - Continued.

MODEL COMPONENT: TRANSITION GRIT - X₉

GENERAL DESCRIPTION: Grit composed of glass beads located aft of model nose and all swept surfaces to provide forced boundary layer transition. All dimensions are measured in the streamwise direction aft of the local leading edge.

Grit Diameter - In.	
Fuselage	0.0054
Swept surfaces	0.0076
Strip Width - In.	0.10
Location aft of L.E., In.	1.00

TABLE III. - MODEL DIMENSIONAL DATA - Concluded.

MODEL COMPONENT: TRANSITION GRIT - X₁₀

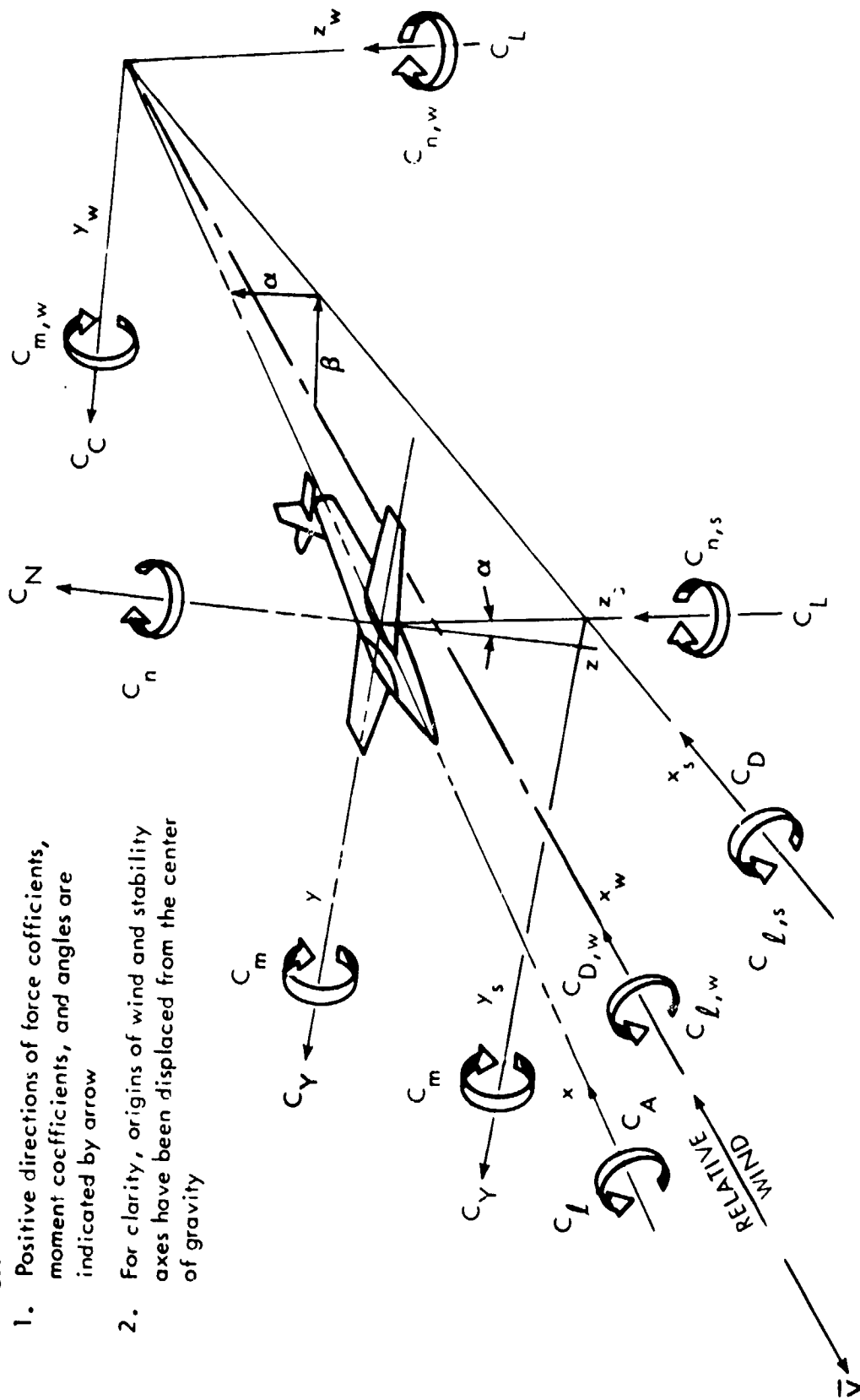
GENERAL DESCRIPTION: Grit composed of glass beads located aft of model nose, ABPS nacelles and all swept surfaces to provide forced boundary layer transition. All dimensions are measured in the streamwise direction aft of the local leading edge.

Grit diameter - In.

Fuselage	0.0054
Swept surfaces	0.0076
ABPS Nacelles	0.0076
Strip width - In.	0.10
Location aft of cowl L.E.	1.00

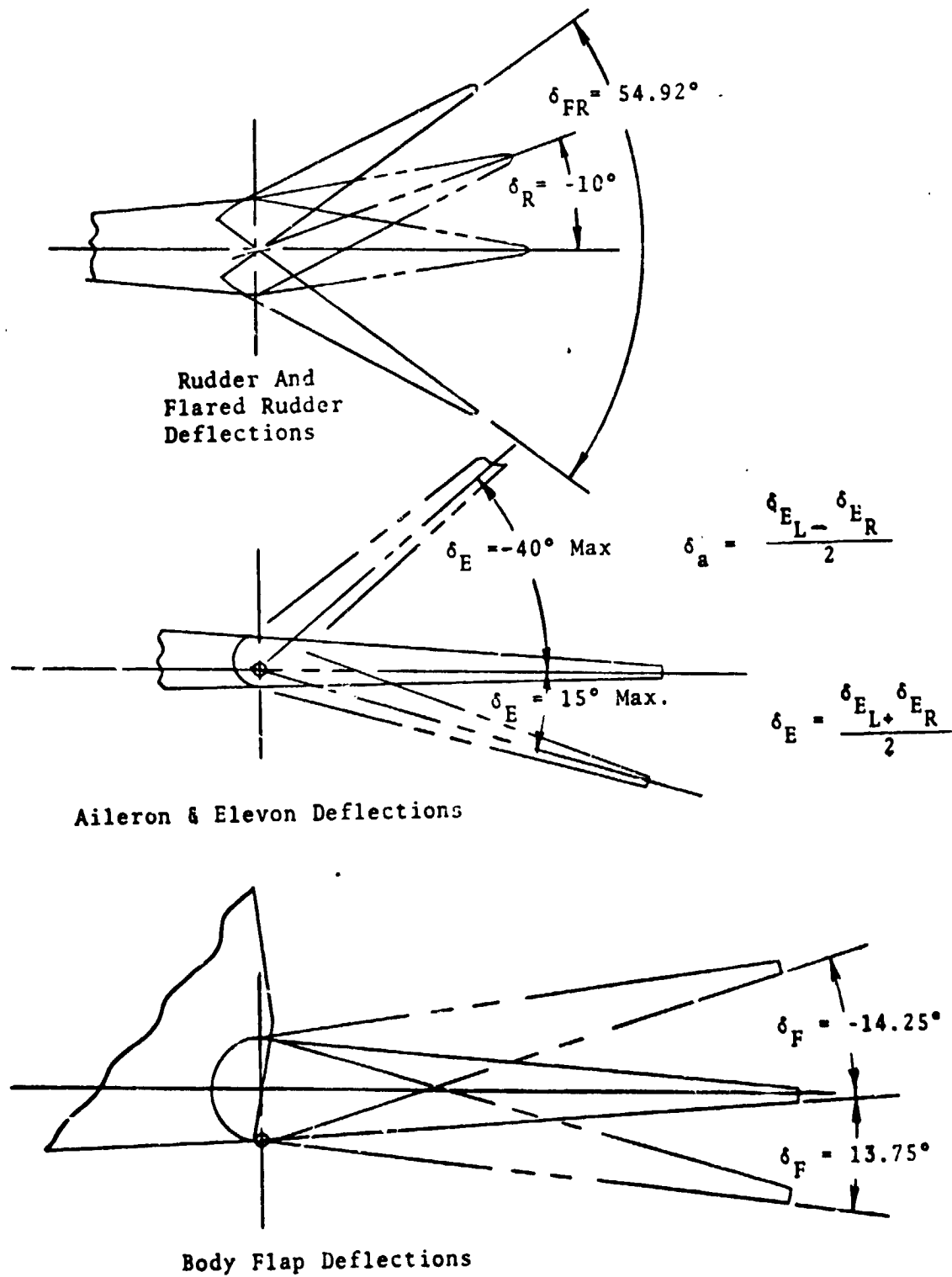
Notes:

1. Positive directions of force coefficients, moment coefficients, and angles are indicated by arrow
2. For clarity, origins of wind and stability axes have been displaced from the center of gravity



a. Body and stability axes

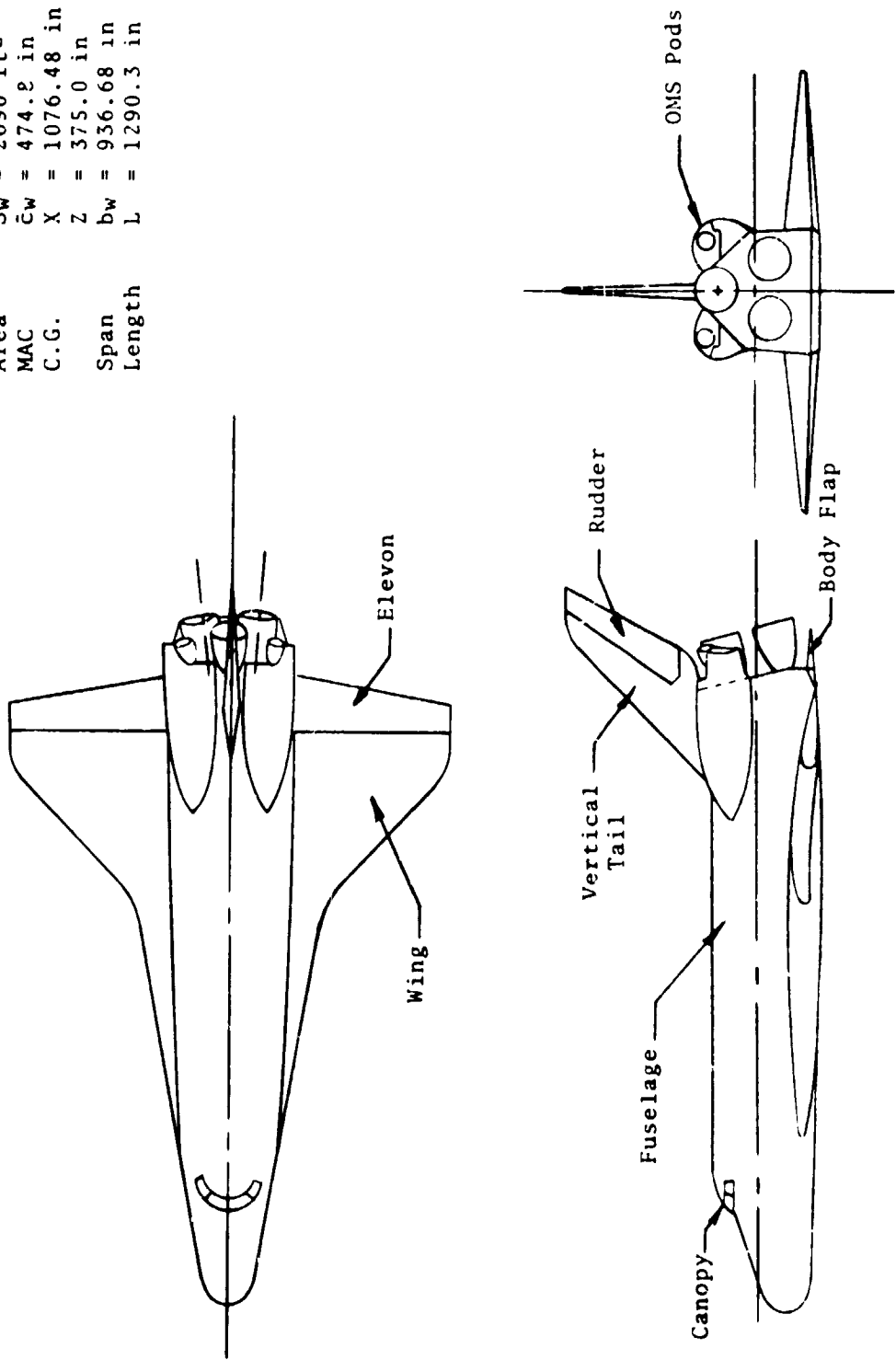
Figure 1. - Axis systems.



b. Sign convention for control surfaces.

Figure 1. - Concluded.

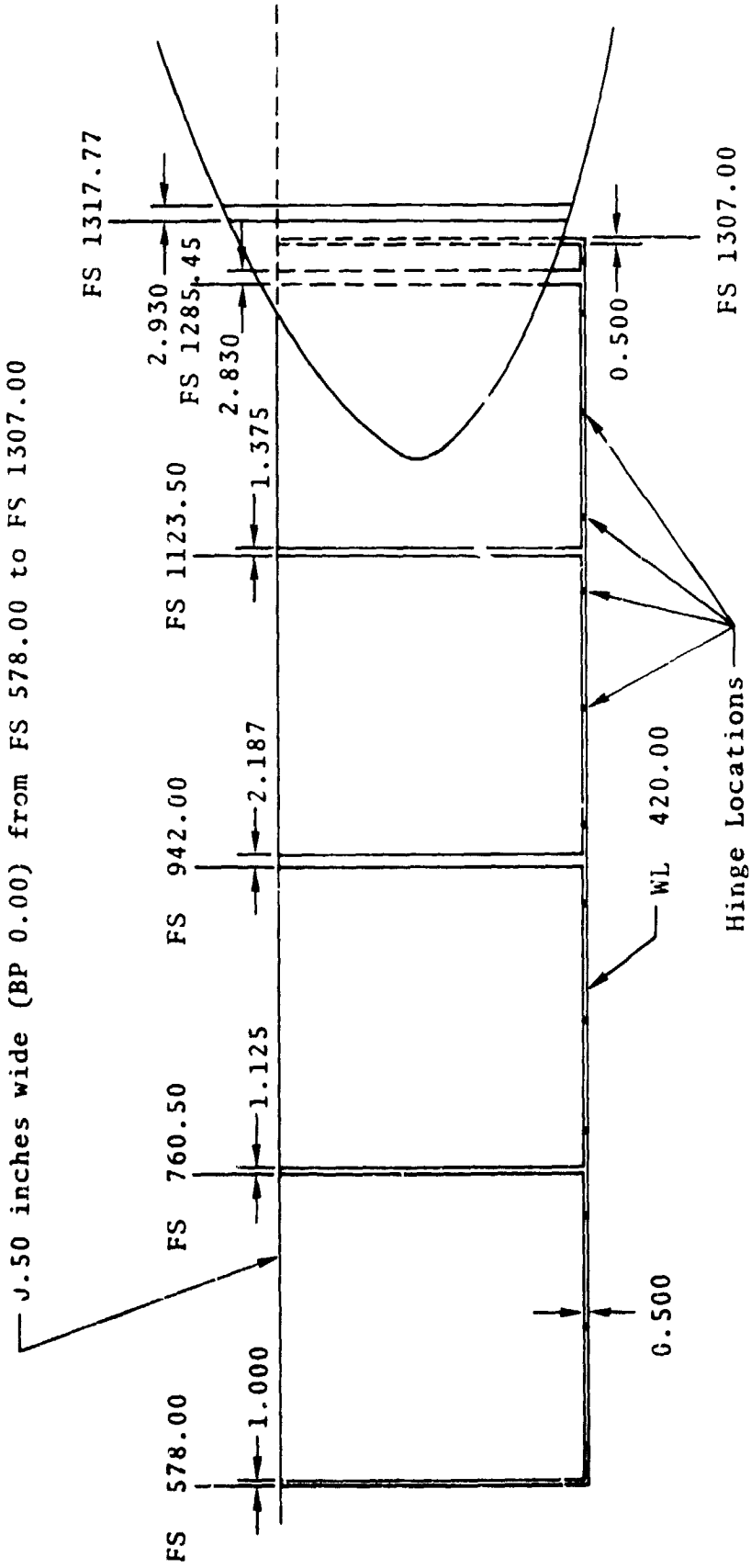
Reference	Dimension
Area	$S_w = 2690 \text{ ft}^2$
MAC	$\bar{c}_w = 474.8 \text{ in}$
C.G.	$X = 1076.48 \text{ in}$
	$Z = 375.0 \text{ in}$
Span	$b_w = 936.68 \text{ in}$
Length	$L = 1290.3 \text{ in}$



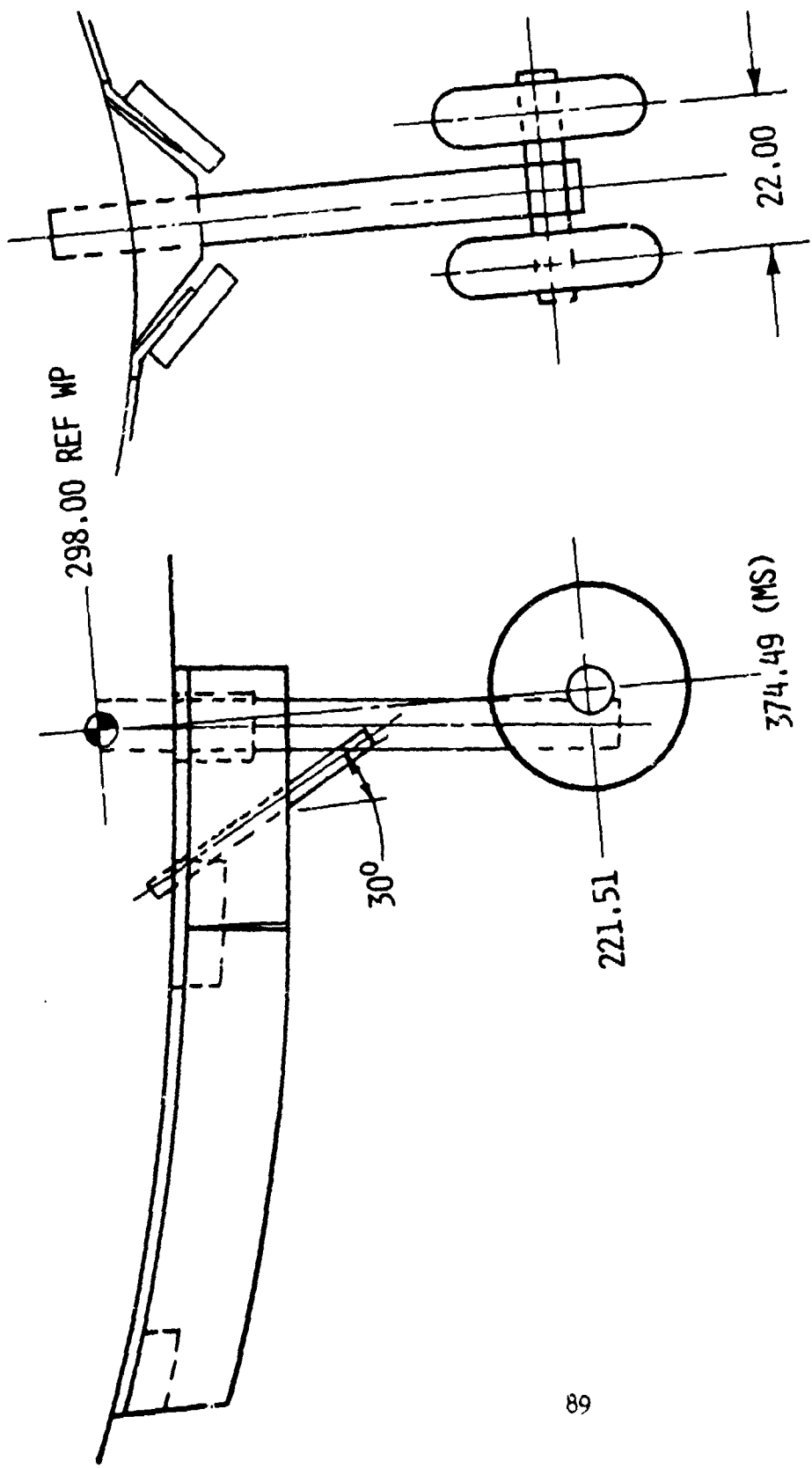
a. GENERAL ARRANGEMENT - 140 ORBITER.

Figure 2. - Model sketches.

All gaps are 1.50 inches deep

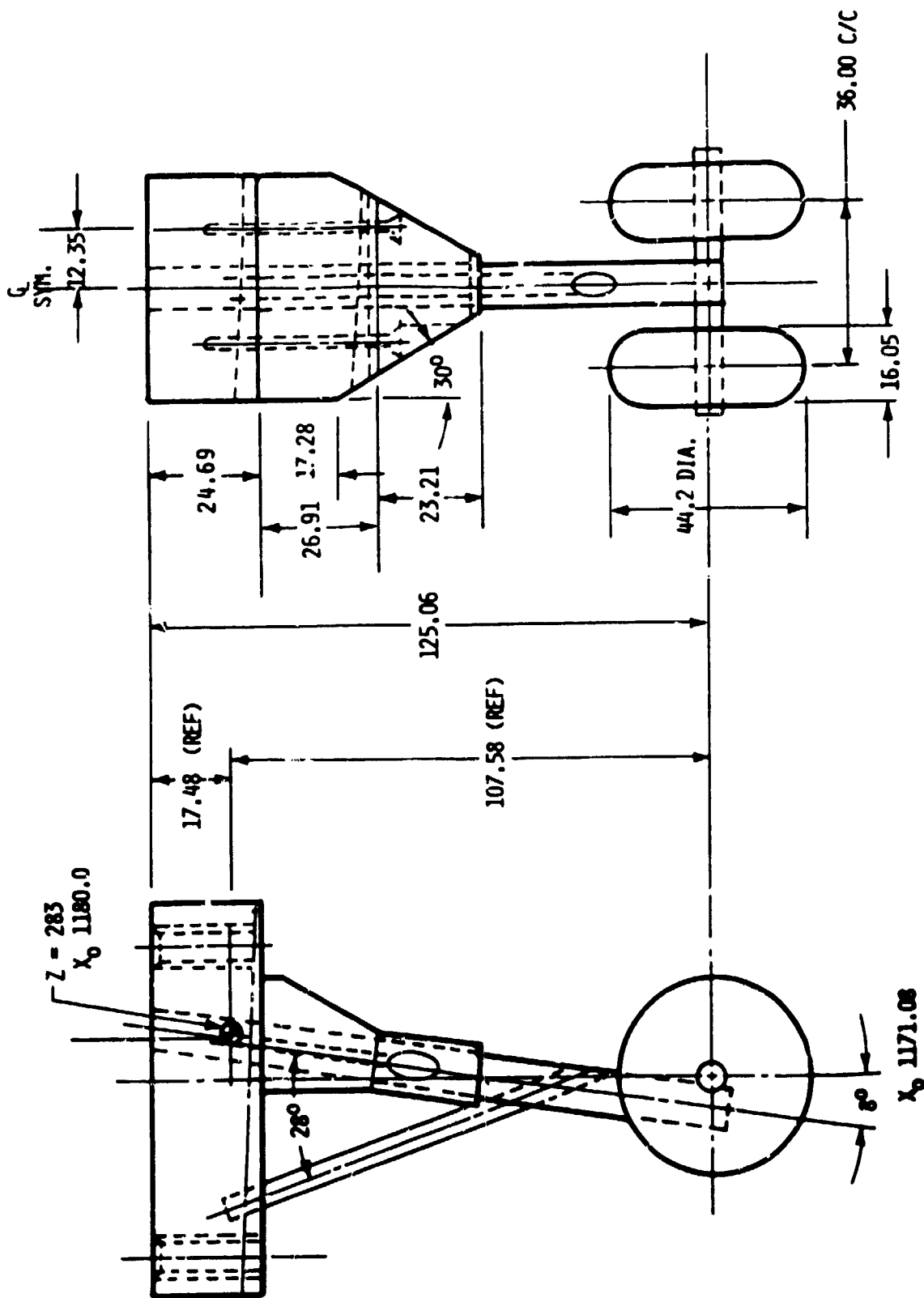


b. Cargo bay door and OMS pod gaps.
Figure 2. - Continued



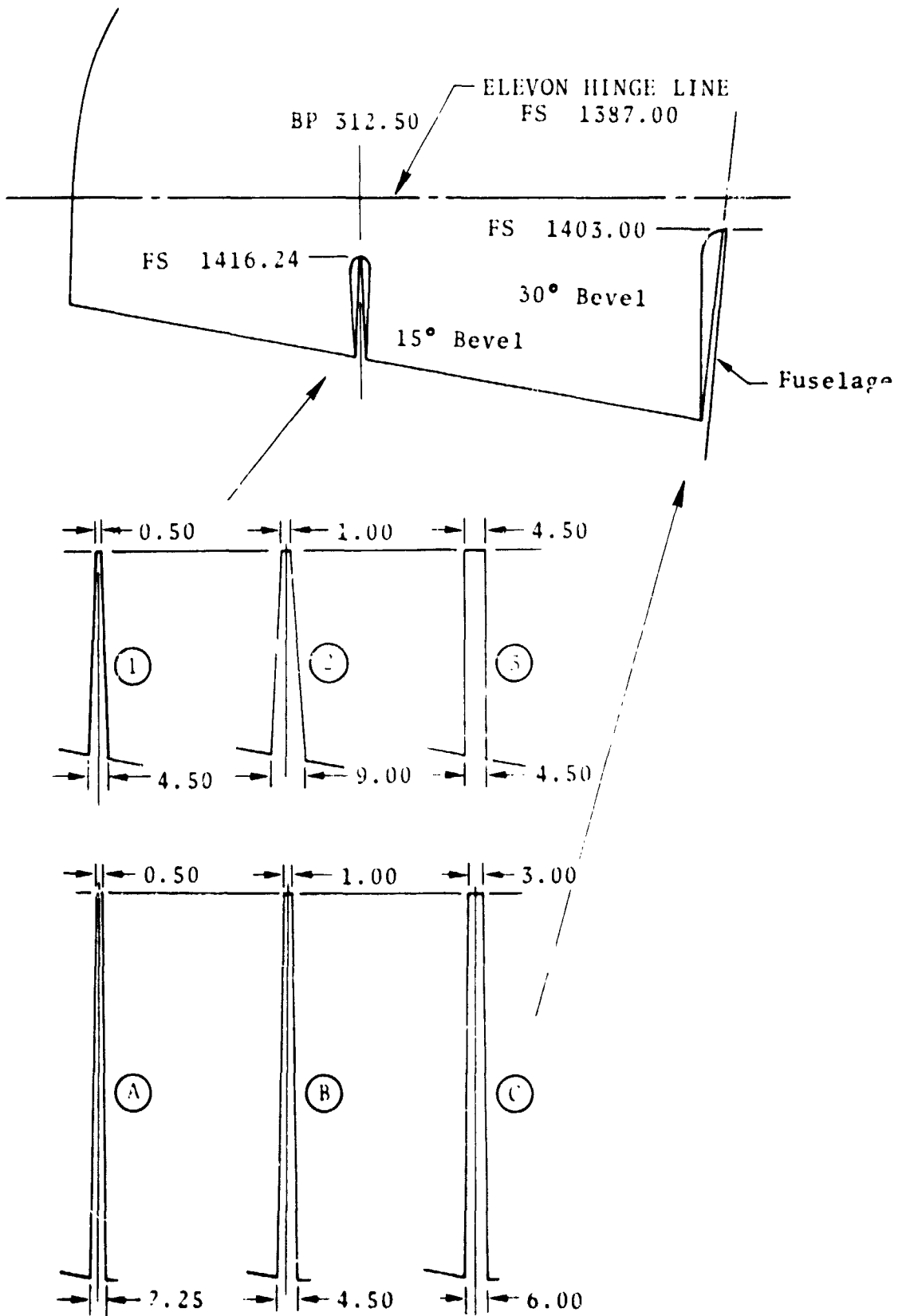
c. Nose landing gear, G₁₅

Figure 2. - Continued.



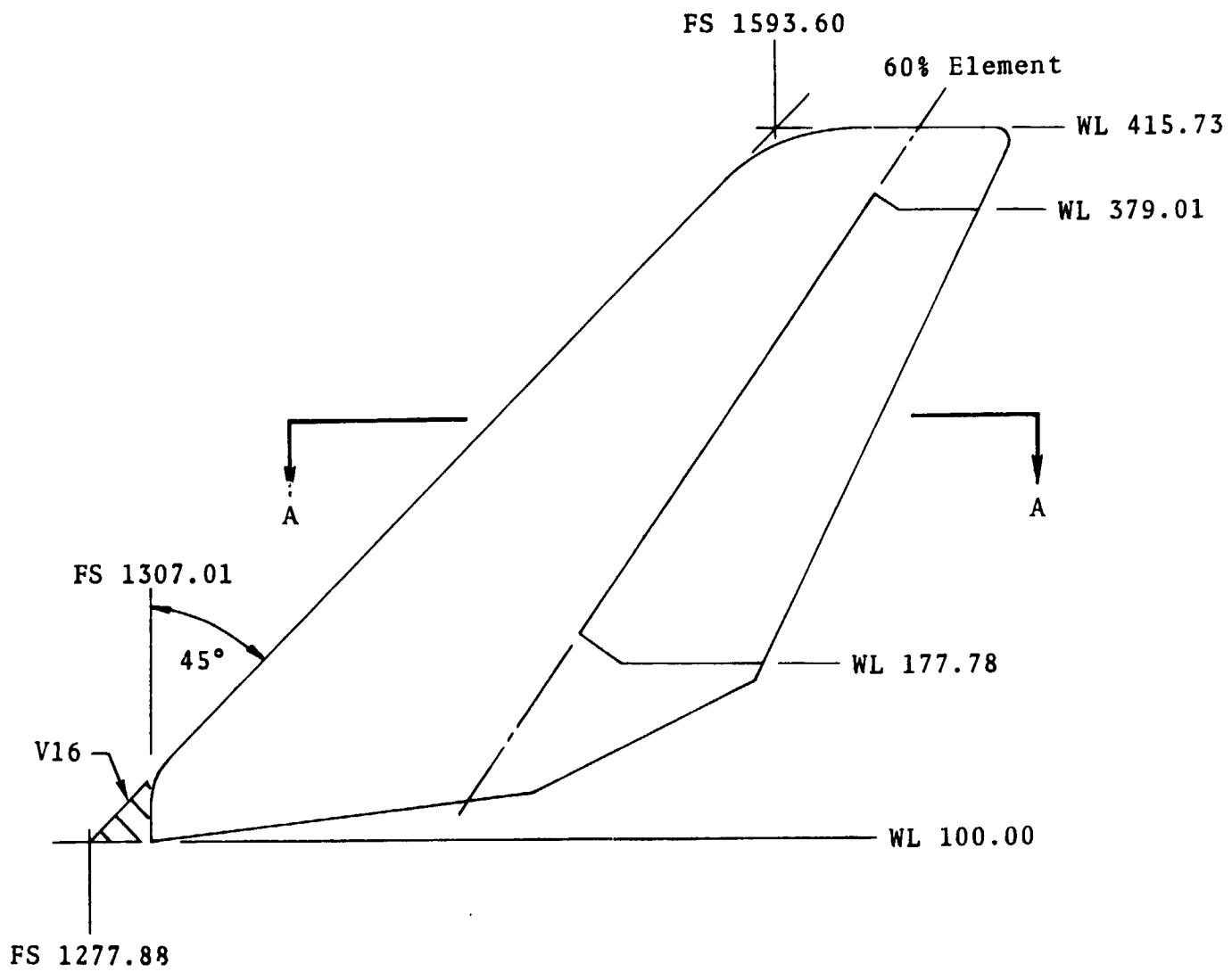
d. Main landing gear, G₁₅.

Figure 2. - Continued.



e. Elevon Gap configurations

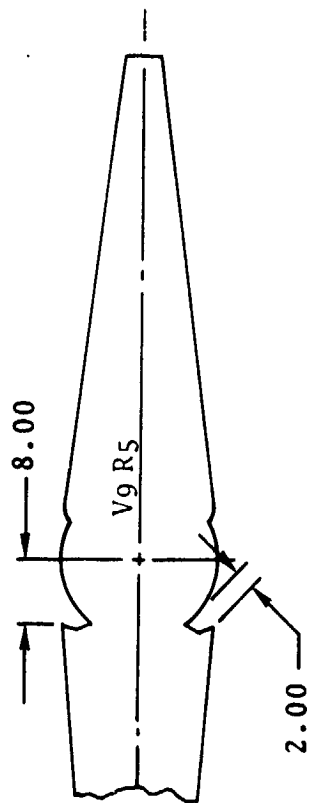
Figure 2. - Continued.



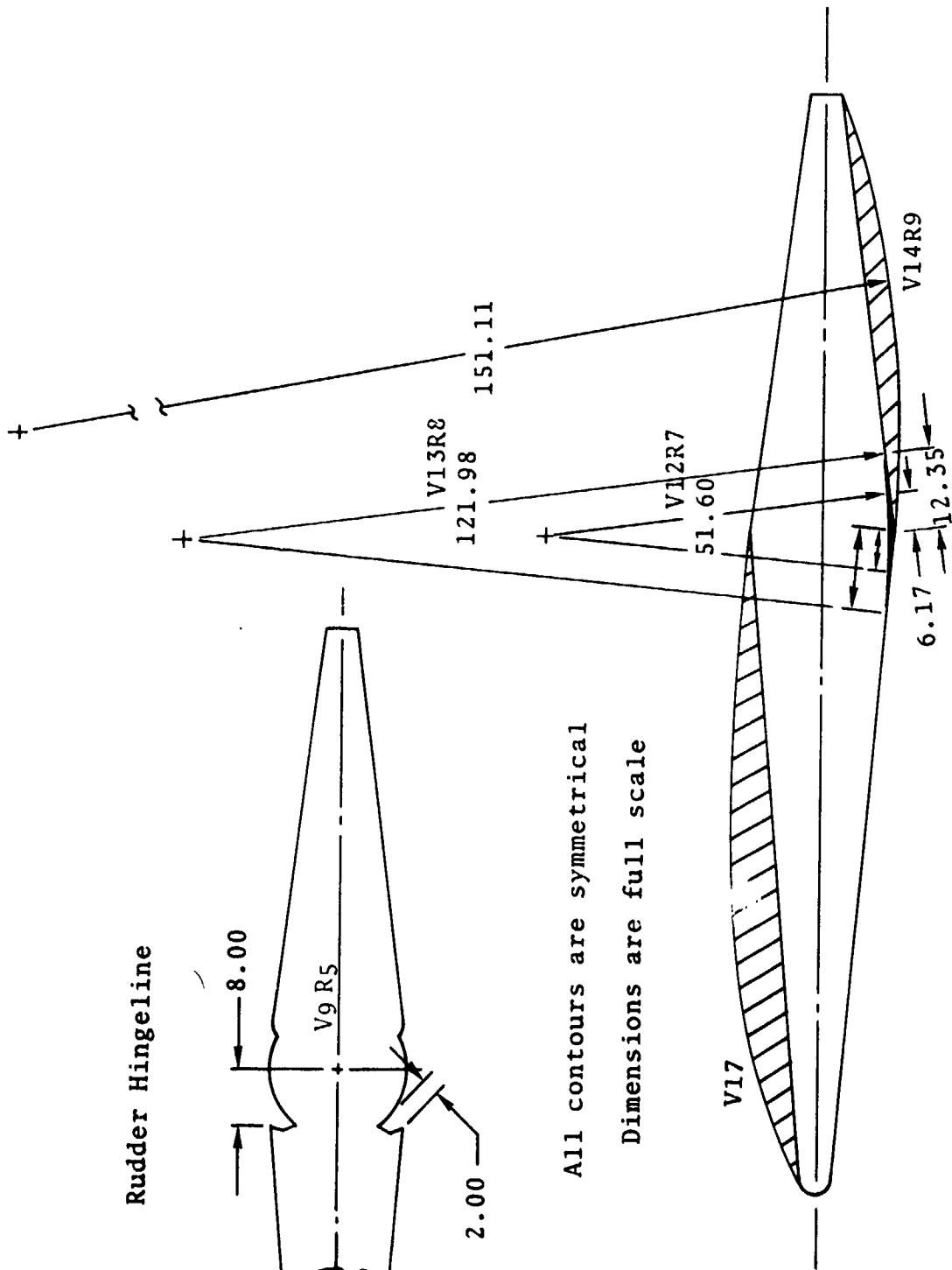
f. Vertical tail - V₈, V₁₆.

Figure 2. - Continued.

Rudder Hingeline




All contours are symmetrical
Dimensions are full scale




g. Vertical tail and rudder modifications.

Figure 2. - Concluded.



a. Ground plane in, overwing ABPS configuration



b. Free air, underwing ABPS configuration

Figure 3. - Model photographs.

DATA FIGURES

VOLUME II

See Volume I for Figures 1 thru 71.

DATA SET SYMBOL: (802150) (802200)  CONFIGURATION DESCRIPTION
 0A628 B26C9 M7F8 V116E28V8R5X9
 0A628 B26C9 M7F8 V116E28V8R5

ELEVON SPOB F BDF LAP RUDDER
 .000 25.000 -12.000 .000
 .000 25.000 -12.000 .000

REFERENCE INFORMATION
 SRF F 4.4119 SQ.FT.
 LRF F 19.2299 INCHES
 BR F 37.9359 INCHES
 XMRP 43.5874 INCHES
 YMRP .0000 INCHES
 ZMRP 15.1875 INCHES
 SCALE .0105

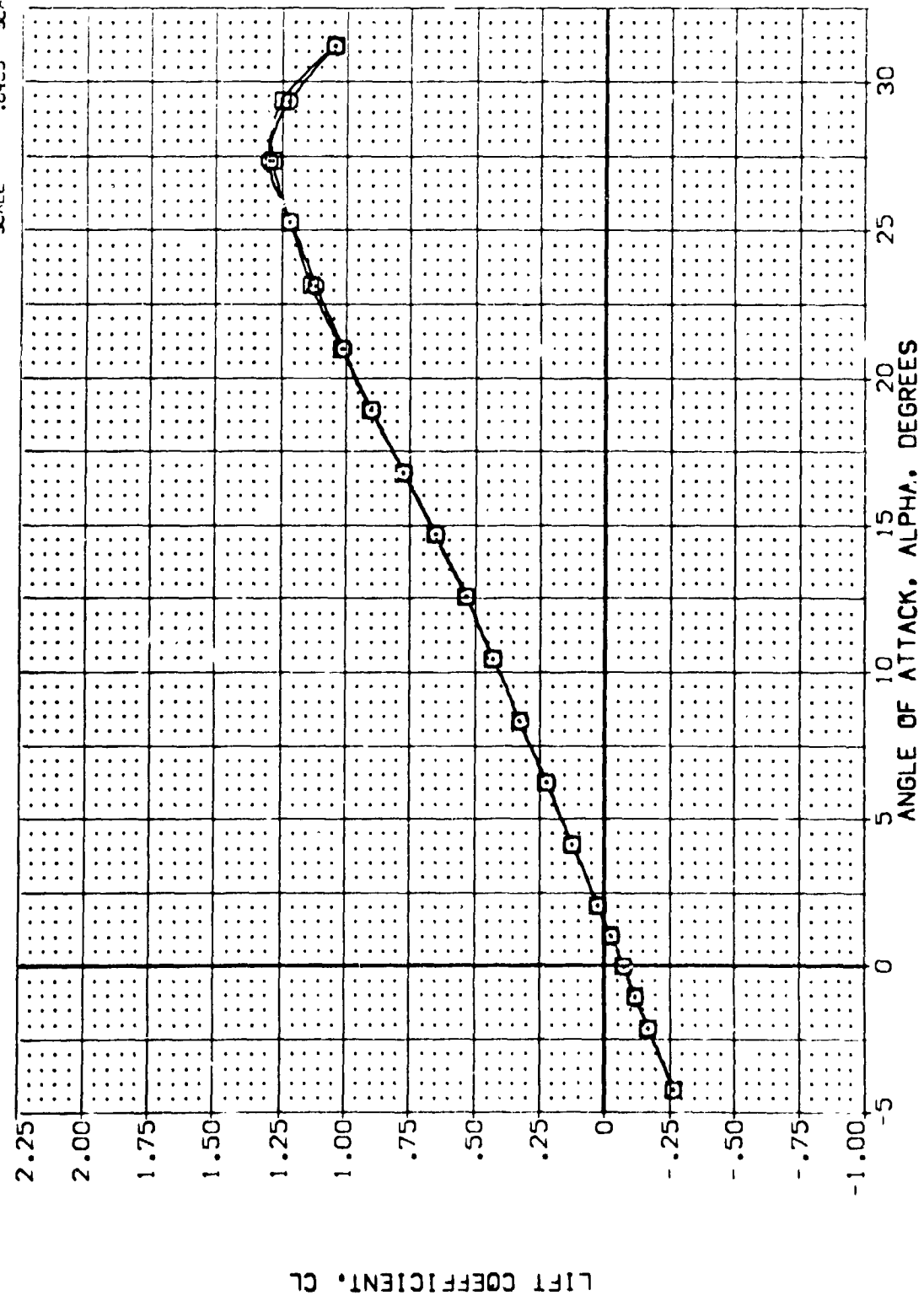


FIG 72 EFFECT OF GRIT, MACH = 0.26, ELEVON = 0 DEG.

(A)MACH = .26

DATA SET SYMBOL: (B0Z150) (B0Z200)

CONFIGURATION DESCRIPTION	DESCRIPTION
04628 826C9 M7E8	V116E28V8FS49
04628 826C9 M7E8	V116E28V8FS

ELEVON	SPOBRK	BDFLAP	RUDDER	REFERENCE INFORMATION
.000	25.000	-12.000	.000	SREF 4.4119 SC.FT.
.000	25.000	-12.000	.000	LREF 19.2299 INCHES
				BREF 37.9359 INCHES
				XMRP 43.5874 INCHES
				YMRP .0000 INCHES
				ZMRP 15.1875 INCHES
				SCALE .0105 SCALE

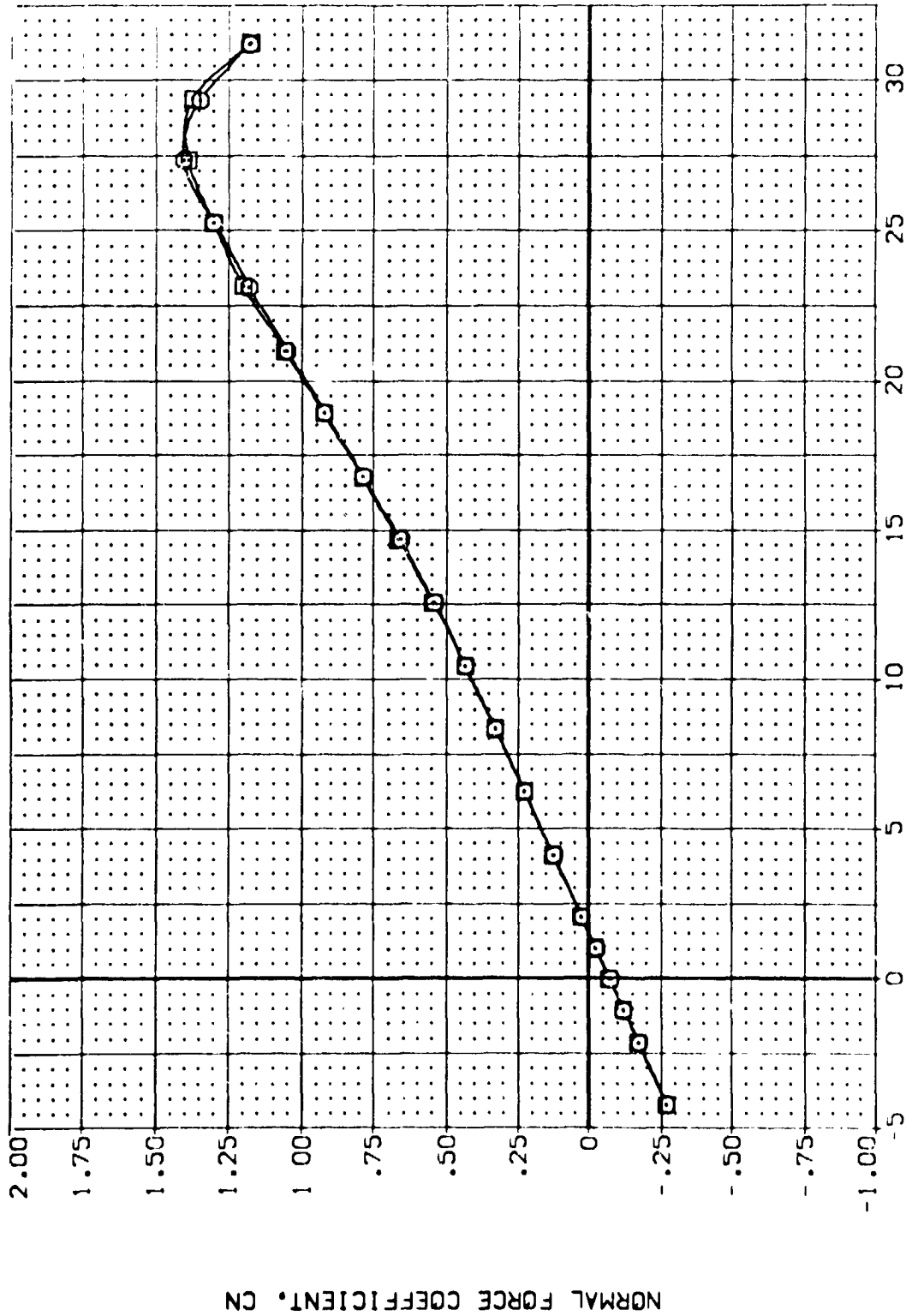


FIG 72 EFFECT OF GRIT, MACH = 0.26, ELEVON = 0 DEG.

(A) MACH = .26

DATA SET SYMBOL: (80Z150) (80Z200)

CONFIGURATION DESCRIPTION: M7F8 M7F8
 REFERENCE INFORMATION: SREF 4.4119 SQUAT NC44S
 LREF 19.2799 NC44S
 XMRP 37.9359 NC44S
 YMRP 43.5574 NC44S
 ZMRP .0000 NC44S
 SCALE 15.1875 NC44S
 SCALE .0405

ELEVON: .000
 SPOBRK: 25.000
 RUDDER: .000
 REF LAP: -12.000
 REF LAG: -12.000

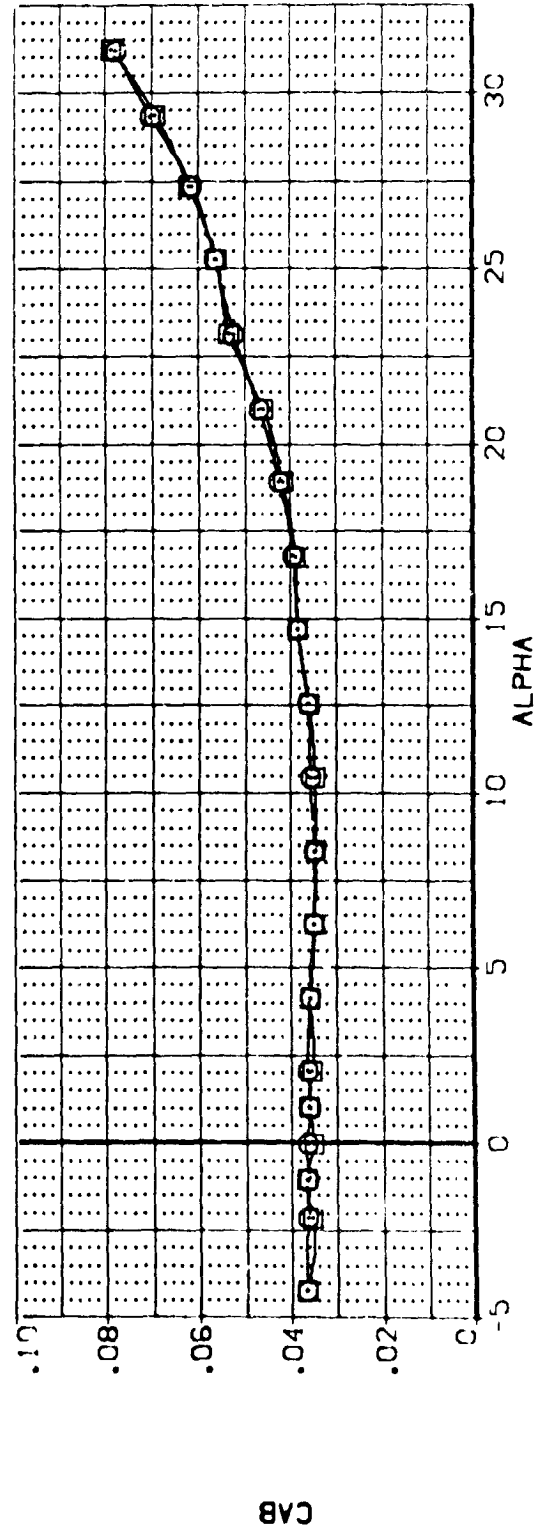
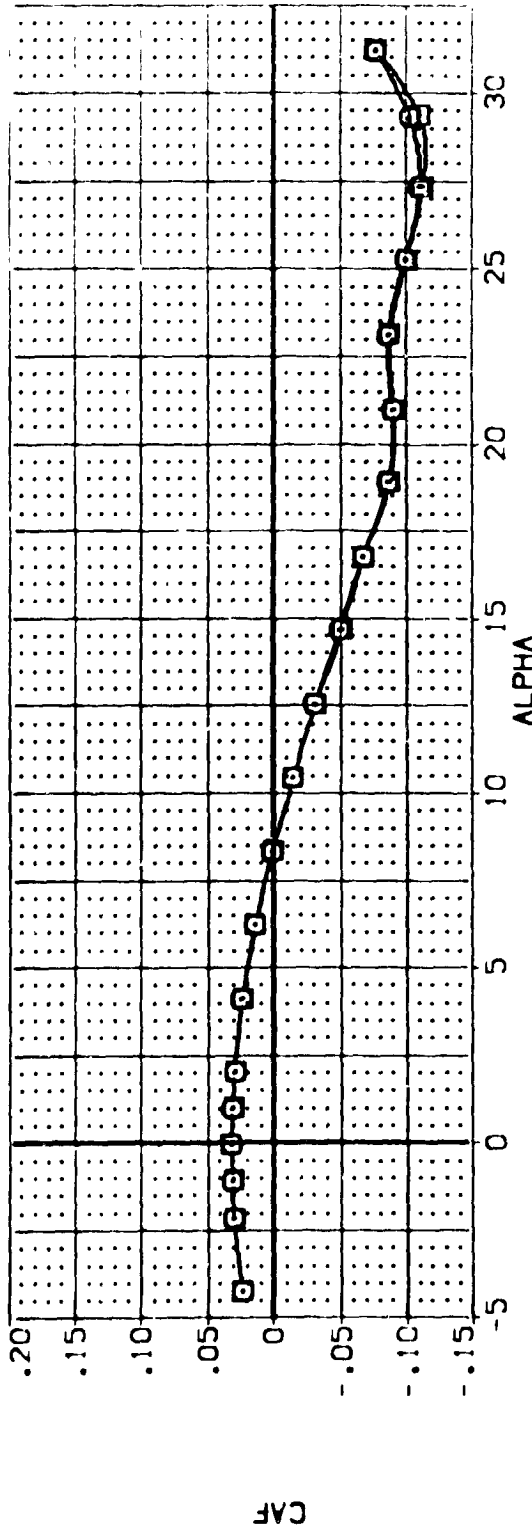


FIG 72 EFFECT OF GRIT, MACH = 0.26, ELEVON = 0 DEG.
 (A) MACH = 0.26

DATA SET SYMBOL: (80Z150)
 CONFIGURATION DESCRIPTION: (80Z700)

CONF	DESCRIPTION
0A628	B26C9
0A628	B26C9
M7F8	W116E28V8R5K9
M7F8	W116E28V8R5

ELEVON	SPOBRK	BDFLAP	RJODER
.000	25.000	-12.000	.000
.000	25.000	-12.000	.000

REFERENC INFORMATION:

REF	SCAL
SR.F	4.4119
LR.F	15.2289
BR.F	37.9939
XR.F	43.9374
YMRP	.0000
ZMRP	15.1875
SCAL.F	.0405

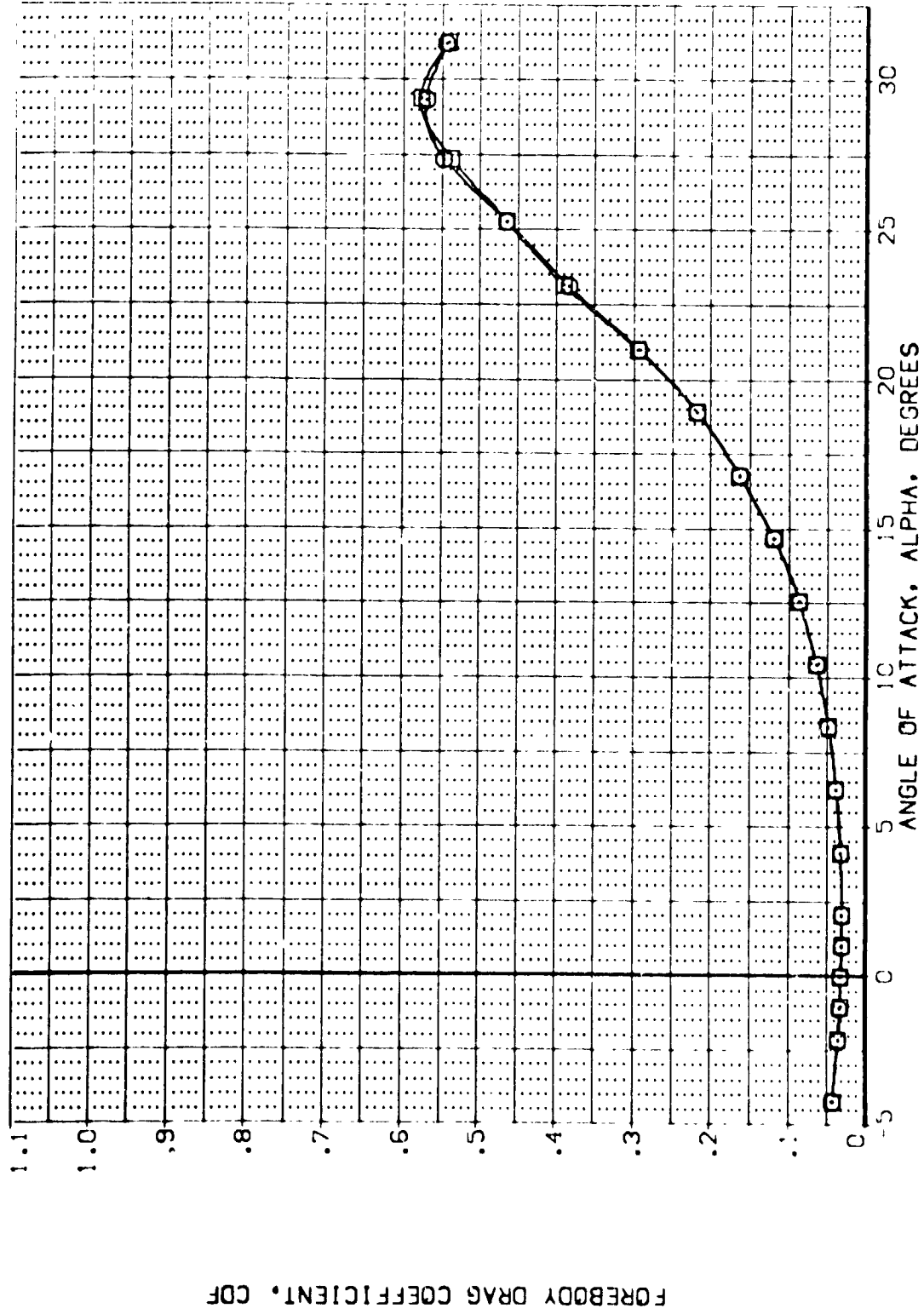


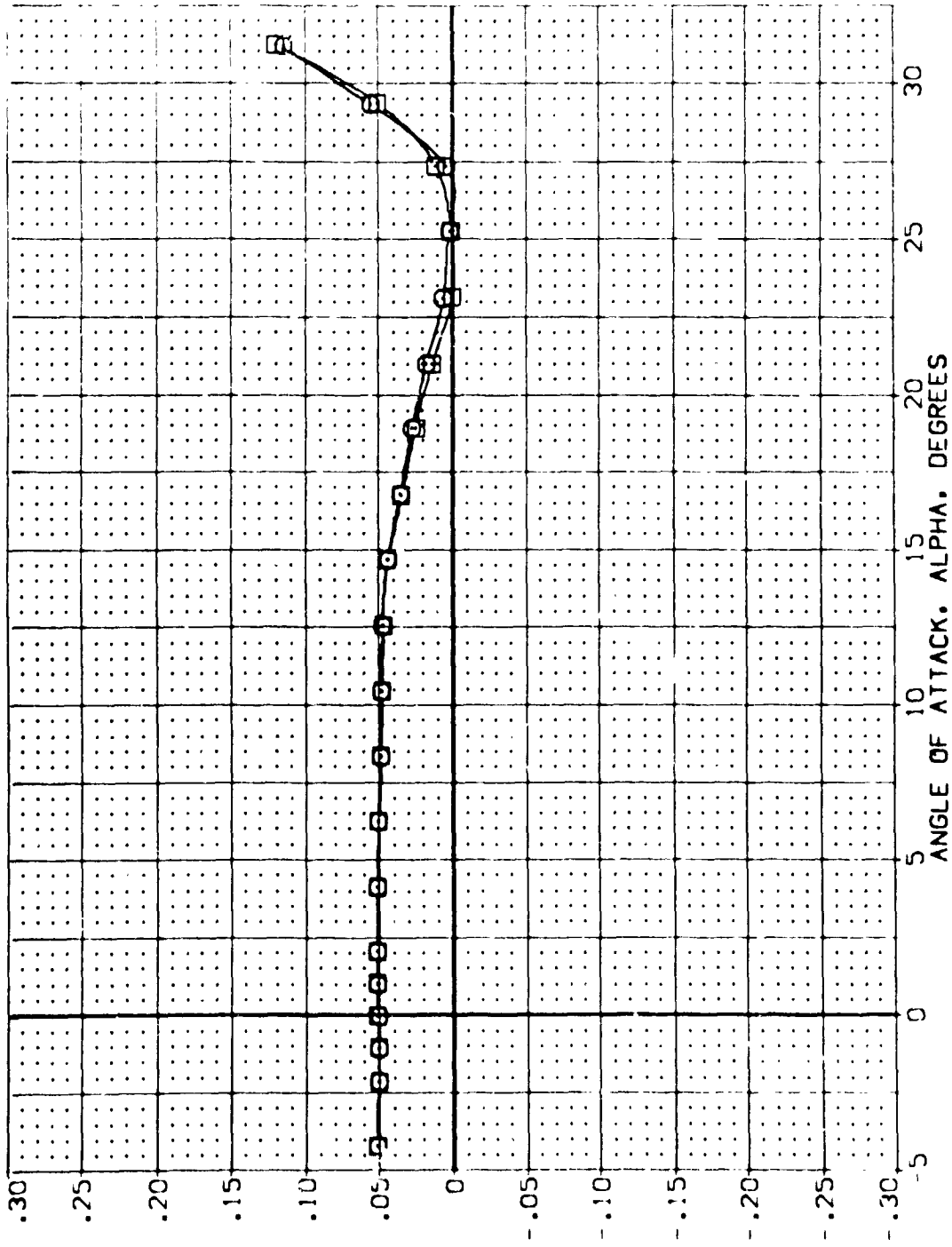
FIG 72 EFFECT OF GRIT, MACH = 0.26, ELEVON = 0 DEG.

(A) MACH = .26

DATA SET SYMBOL: 04528 826C9 M7F8 V116E28V8RS49
 (802150) 04528 826C9 M7F8 V116E28V8RS
 (902700)

ELEVON .000 25.000 .000
 SPODRM 25.000 -12.000
 BOFLAP .000 .000
 RUDDER .000 .000

REFERENCE INFORMATION:
 SREF 4.4119 SCALF
 LREF 19.2799 INCHES
 BREF 37.5359 INCHES
 XMRP 43.5974 INCHES
 YMRP .0000 INCHES
 ZMRP 15.1875 INCHES
 SCALE .0105



PITCHING MOMENT COEFFICIENT, CLM

FIG 72 EFFECT OF GRIT, MACH = 0.26, ELEVON = 0 DEG.

(A) MACH = .26

DATA SET SYMBOL CONFIGURATION DESCRIPTION
 (1807:50) Q CAS278 876CS M7FB V116E28V8P5AS
 (1807:200) CAS278 876CS M7FB V116E28V8P5AS

ELEVON SPOBRK BDF LAP RUDDER REFERENCE INFORMATION
 .000 25.000 -12.000 .000 SREF 4.4119 SCALE
 .000 25.000 -12.000 .000 LREF 19.2299 SCALE
 .000 25.000 -12.000 .000 BREF 37.9399 SCALE
 .000 25.000 -12.000 .000 XMRP 43.5974 SCALE
 .000 25.000 -12.000 .000 YMRP .0000 SCALE
 .000 25.000 -12.000 .000 ZMRP 15.1875 SCALE
 .000 25.000 -12.000 .000 SCA.E .0405 SCALE

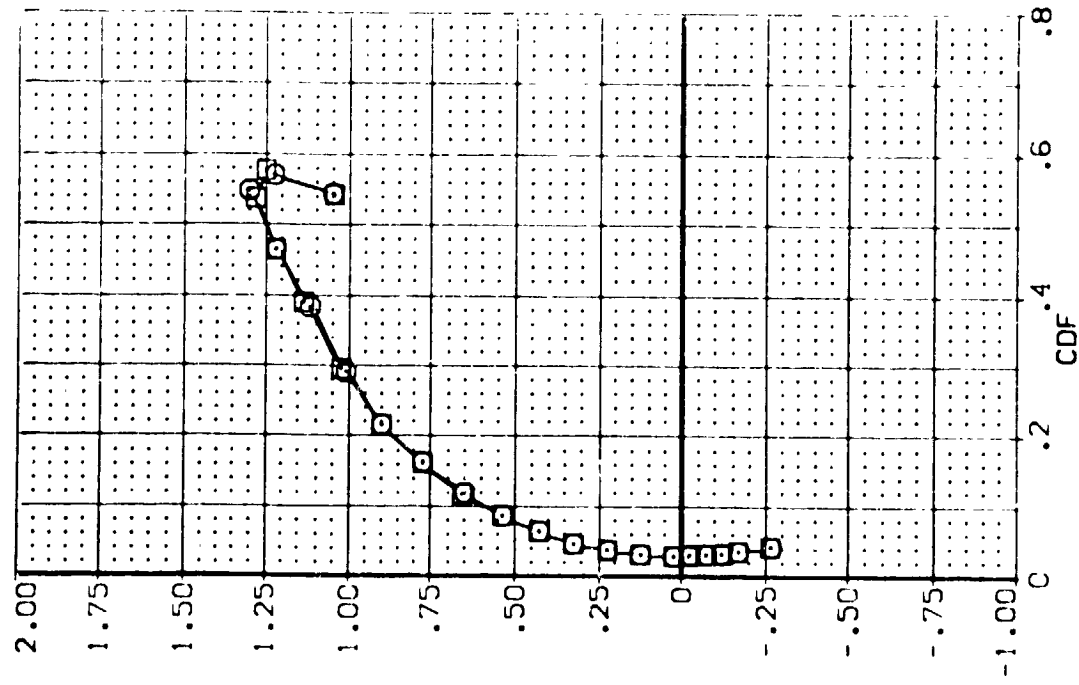
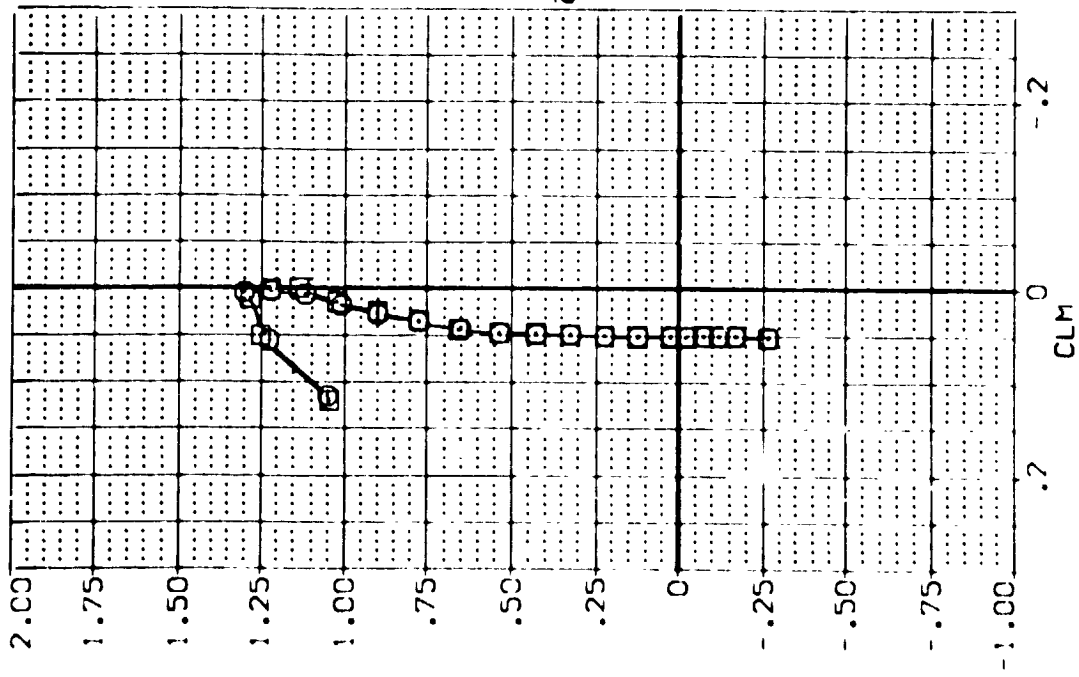


FIG 72 EFFECT OF GRIT, MACH = 0.26, ELEVON = 0 DEG.

(A)YAC... .26

DATA SET SYMBOL: (BD2150) (BD2700)

CONFIGURATION DESCRIPTION:

0A628	B76C9	M18	W116E28V8R5X9
0A628	B76C5	M18	W116E28V8R5X5

REFERENCE INFORMATION:

SREF	4.4119	SCALE
URF	19.2759	SCALE
BREF	37.9379	SCALE
XAPP	43.5574	SCALE
YAPP	.0000	SCALE
ZAPP	15.1875	SCALE
SCALE	.0405	SCALE

ELEVON: .000, .000, .000

SPOBRK: 25.000, 25.000

BOFLAP: -12.000, -12.000

RJODER: .000, .000

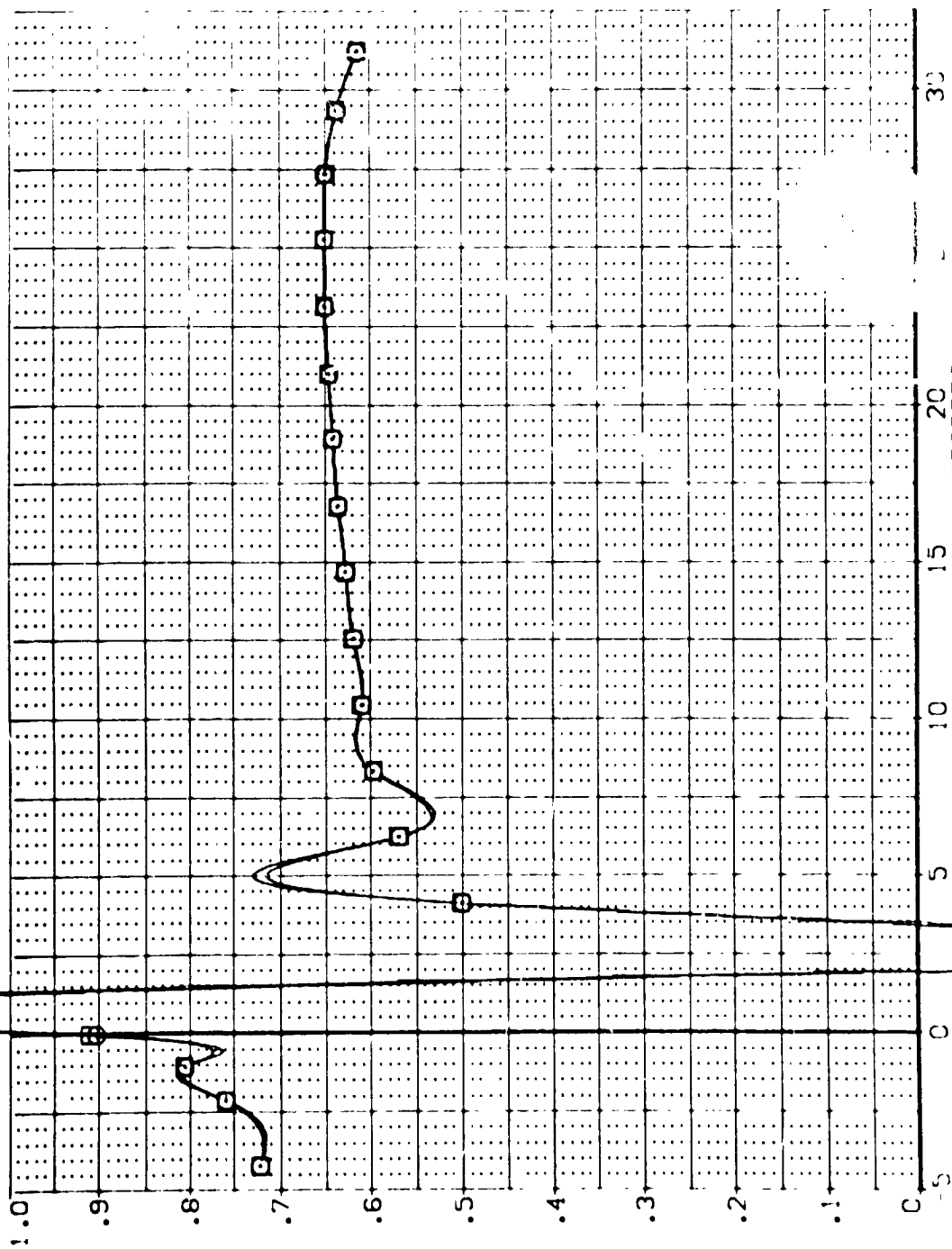


FIG 72 EFFECT OF BRIT, MACH = 0.26, ELEVON = 0 DEG.

(A)MACH .26

DATA SET SYMBOL: (802150) (802700) (802700)
 CONFIGURATION DESCRIPTION: M78B M78B M78B
 CA5281 876C9 CA5281 876C9 CA5281 876C9
 V116E28V8FS49 V116E28V8FS49 V116E28V8FS49
 ELEVON: .000 .000 .000
 SPOBRK: 75.000 75.000 75.000
 BDFLAP: -12.000 -12.000 -12.000
 RUDDER: .000 .000 .000
 REFERENCE INFORMATION:
 SREF: 4.4119 SQFT
 XREF: 19.2299 INCHES
 BREF: 37.9339 INCHES
 YREF: 43.5914 INCHES
 ZREF: .0000 INCHES
 SCALE: 15.1875 INCHES

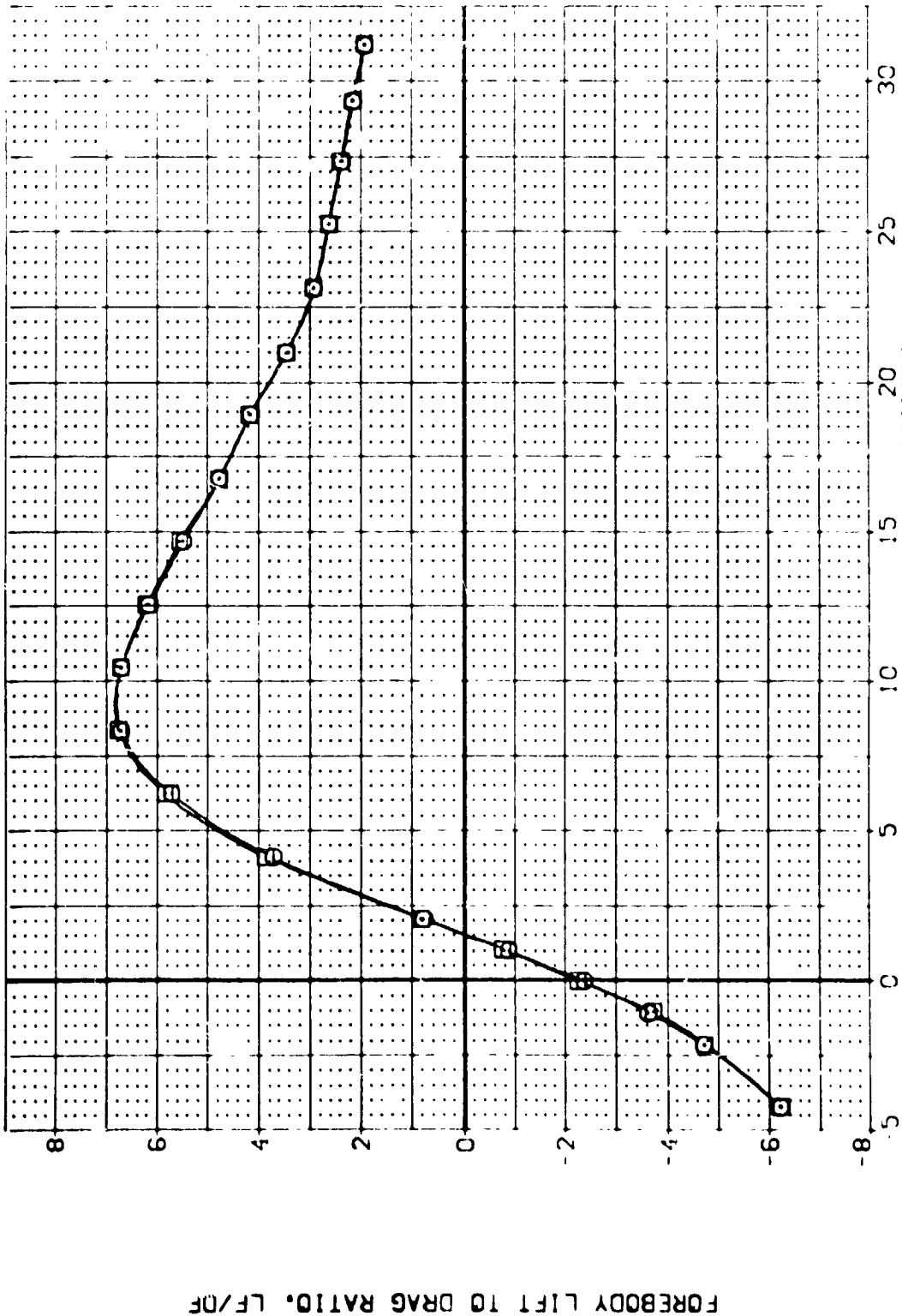


FIG 72 EFFECT OF GRIT, MACH = 0.26, ELEVON = 0 DEG.

DATA SET SYMBOL: Q
 (B02153)
 (R02702)

CONFIGURATION DESCRIPTION

BAG28 B26C9 M773 V116E28V8R549
 BAG28 B26C9 M778 V116E28V8R5

ELEVON .000
 SPOBRK 25.000
 BDFLAP -12.000
 R_JODER .000

REFERENCE INFORMATION
 SREF 1.4119 SC.FT.
 LREF 19.2299 INCHES
 BREF 37.9359 INCHES
 YMRP 43.5974 INCHES
 ZMRP .0000 INCHES
 SCALE 15.1875 SCALE

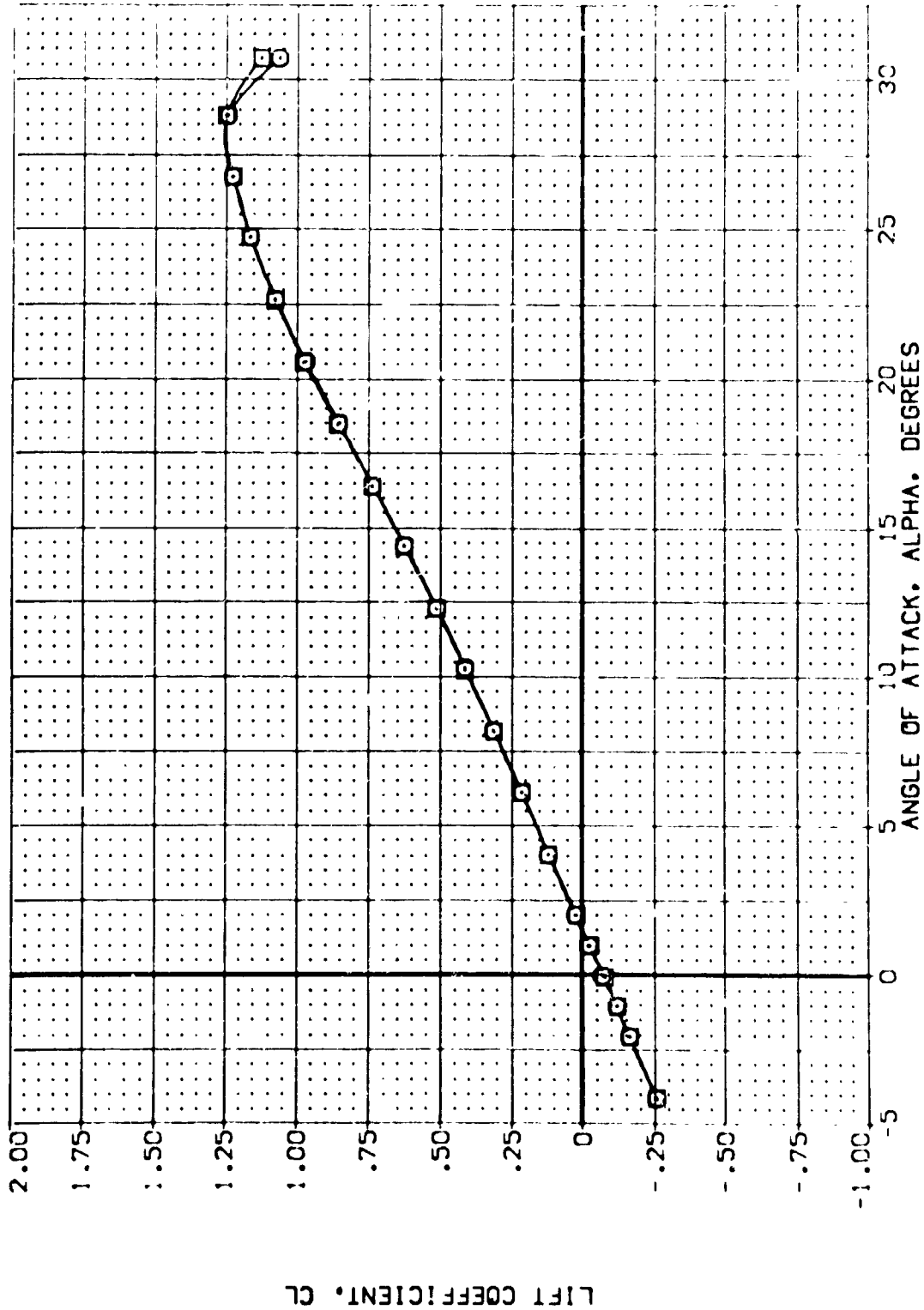


FIG 73 EFFECT OF GRIT, MAC1 = 0.16, ELEVON = 0

(A)MAC1 = .16

DATA SET SYMBOL: (BDZ153) (BDZ201)

CONFIGURATION DESCRIPTION: CA629 B26C9 M7F8 V116E28V8C9X9
 CA629 B26C9 M7F8 V116E28V8C9

ELEVON: .000
 SP/BRK: 25.000
 BOFLAP: -12.000
 RUDDER: .000

REFERENCE INFORMATION: SREF 4.4118
 LREF 19.2299
 BRKF 37.9369
 XPRD 43.15274
 YPRD 15.1875
 ZPRD .0000
 SCALE .0405

SCALE: S.F.T. S
 INCHES S
 INCHES S
 INCHES S
 INCHES S

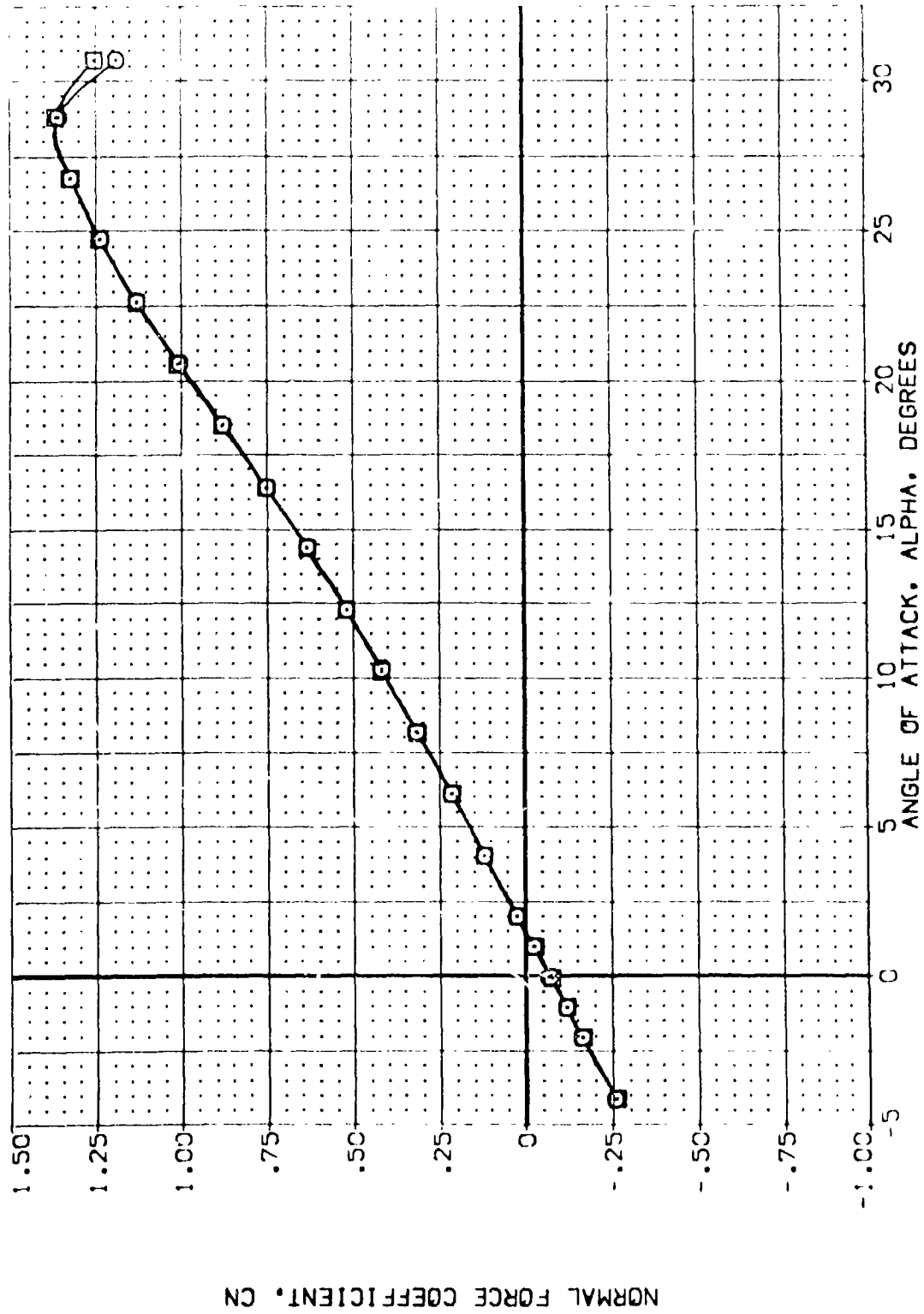


FIG 73 EFFECT OF GRIT, MACH = 0.16, ELEVON = 0

(M)MACH = .16

DATA SET SYMBOL: (B02153) (B02251)
 CONFIGURATION DESCRIPTION: M/F B V:1:6E28V8R5X9 M/F B V:1:6E28V8R5
 REFERENCE INFORMATION: SREF 4.4119 SCALE: S
 LREF 19.2299 SCALE: S
 BREF 37.9358 SCALE: S
 XREF 43.5574 SCALE: S
 YREF 11.2200 SCALE: S
 ZREF 15.1675 SCALE: S
 ELEVON .000 SPOBRK BDFLAP RUDDER
 .000 25.000 -12.000 .000
 .000 25.000 -12.000 .000

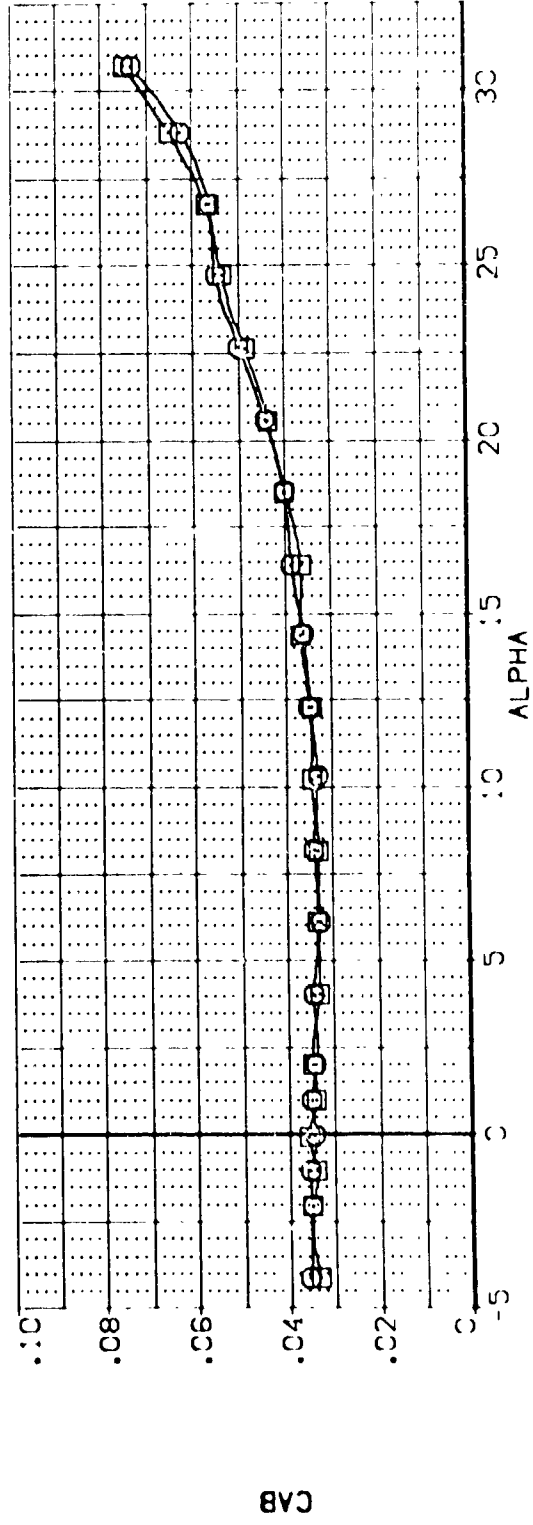
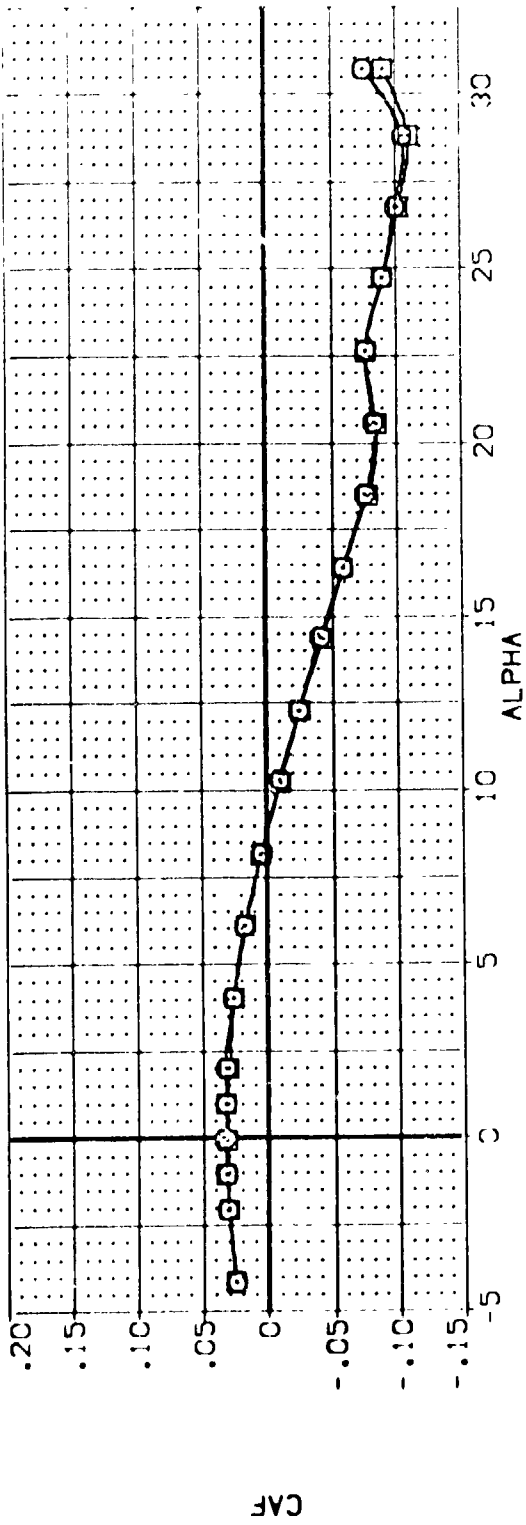


FIG 73 EFFECT OF GRIT, MACH = 0.16, ELEVON = 0

CAMAC = .16

DATA SET SYMBOL (BC2153) (BC2201)

CONFIGURATION DESCRIPTION
 CA628 B26C9 M7F8 V116E28V8R5X9
 CA629 B26C9 M7F8 V116E28V8R5

ELEVON SPOBRK BOFLAP RUDDER
 .000 25.000 -12.000 .000
 .000 25.000 -12.000 .000

REFERENCE INFORMATION
 SREF 4.4119 SQ.FT.
 LREF 19.7299 INCHES
 BREF 37.9359 INCHES
 XPRP 43.5571 INCHES
 YPRP .0000 INCHES
 ZPRP 15.1875 INCHES
 SCALE .0405

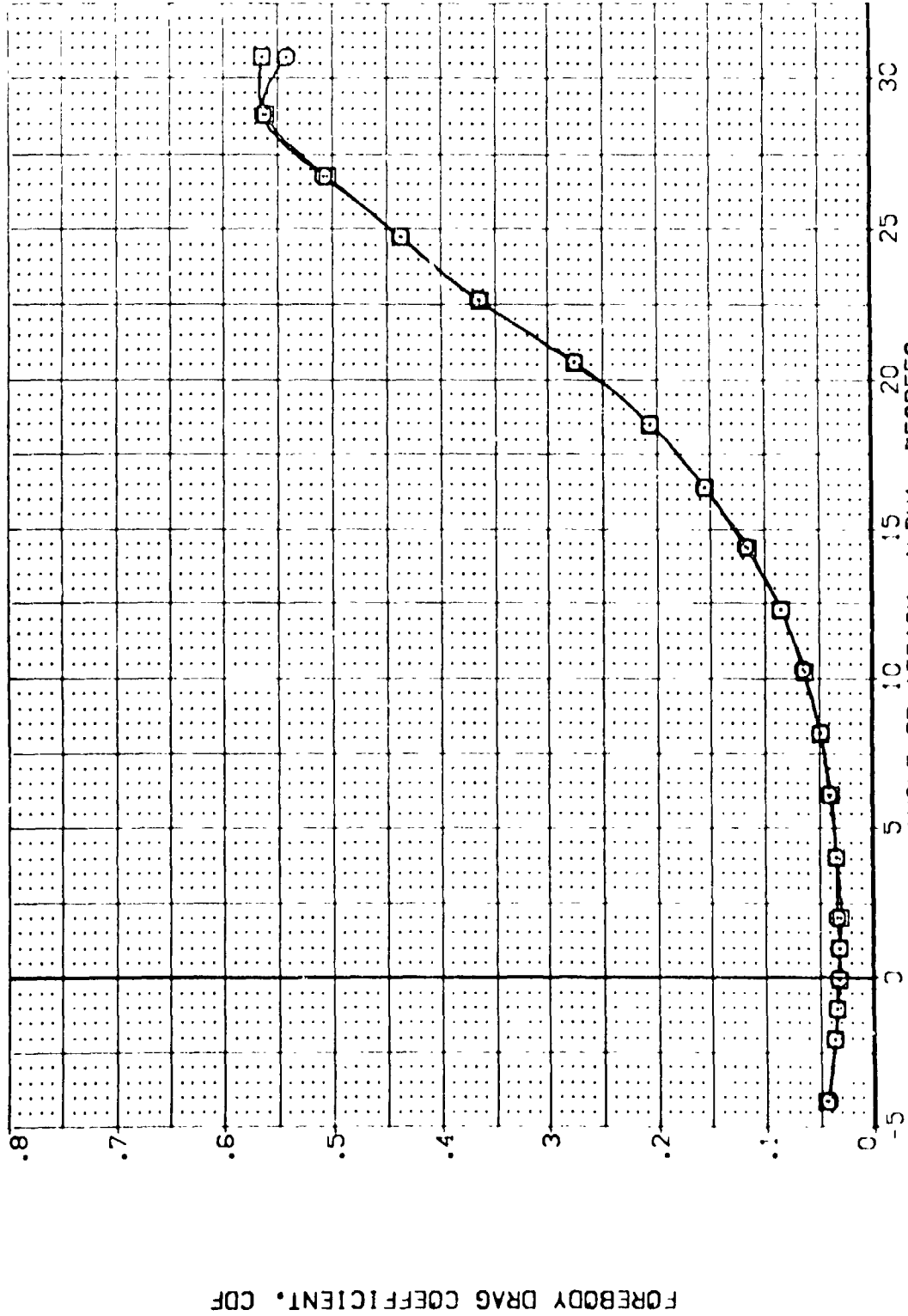


FIG 73 EFFECT OF GRIT, MACH = 0.16, ELEVON = 0

CALMACH = .16

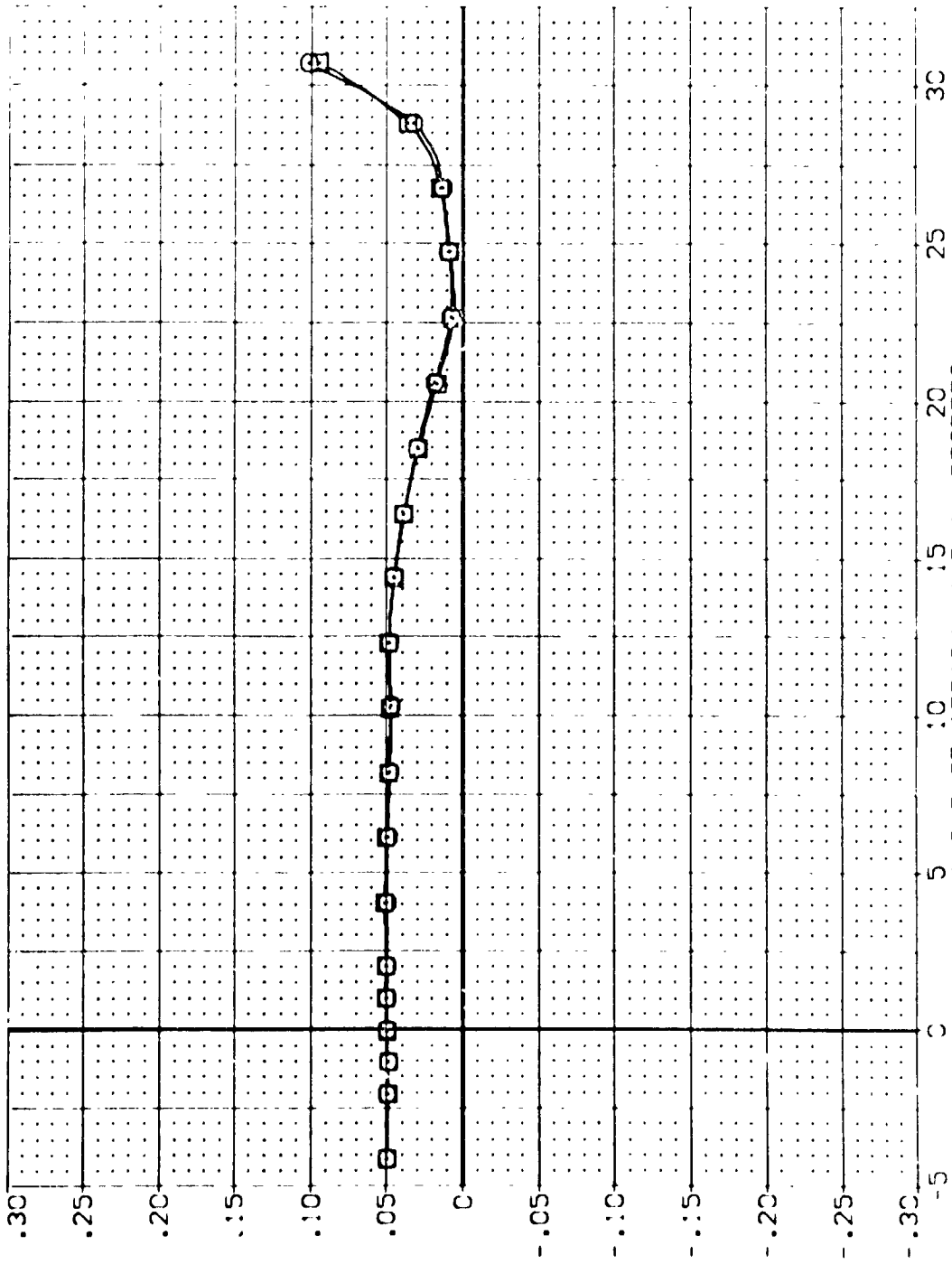
DATA SET SYMBOL CONFIGURATION DESCRIPTION REFERENCE INFORMATION

(B07153)	Q	0A628	B26C9	M7:8	V1:1E28V8R5X9	SPX F	4.4119	SCALE
(B07201)	Q	0A628	B26C9	M7:8	V1:1E28V8R5	RKE	19.2768	SCALE
						BPK F	37.9359	SCALE
						YMOO	43.5874	SCALE
						ZMPD	15.1873	SCALE
						SCALE	10400	SCALE

ELEVON .000 RUDDER .000

SPDBRK 25.000 BDFLAP -12.000

SPDBRK 25.000 BDFLAP -12.000



PITCHING MOMENT COEFFICIENT, CLM

FIG 73 EFFECT OF GRIT, MACH = 0.16, ELEVON = 0

CADMACH = .16

DATA SET SYMBOL CONFIGURATION DESCRIPTION
 (BCZ53) (C) CAG28 B26C9 M7F8 V11:GE28VBR5X9
 (BCZ201) (C) CAG28 B26C9 M7F8 V11:GE28VBR5

ELEVON SPEEDK BOFLAP RUDDER
 .000 25.000 -12.000 .000
 .000 25.000 -12.000 .000

REFERENCE INFORMATION
 SREF 4.4119 SQ.FT.
 BKX 19.27289 INCHES
 BXS 37.92659 INCHES
 XFD 43.5974 INCHES
 YFD 1.0000 INCHES
 ZFD 15.1875 INCHES
 SCALE .0405

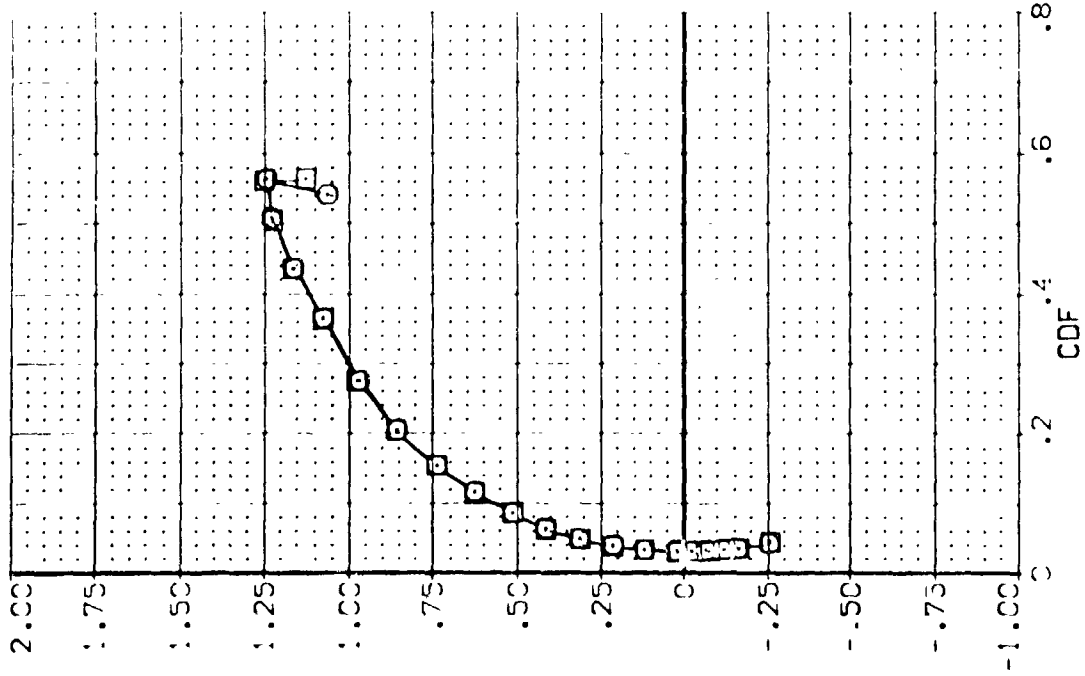
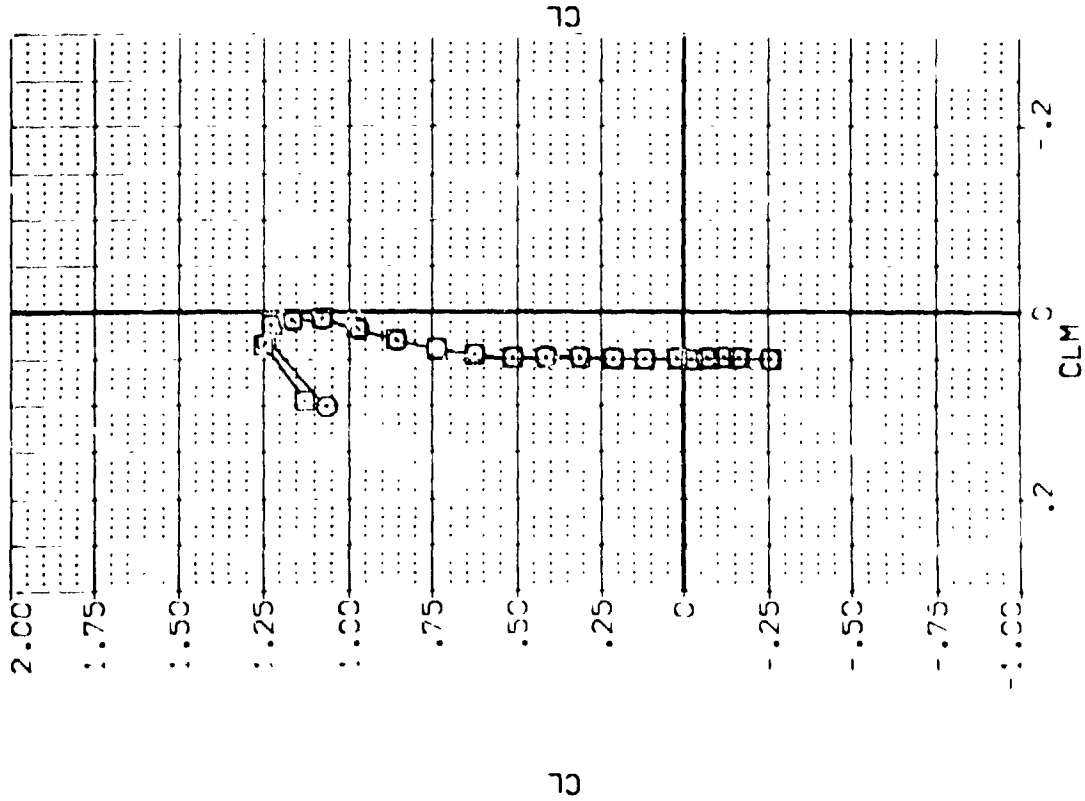


FIG 73 EFFECT OF GRIT, MACH = 0.16, ELEVON = 0

CAMACH = .16

DATA SET SYMBOL CONFIGURATION DESCRIPTION REFERENCE INFORMATION SCALE

(B07:53)	CA628	B76C9	W7 B	V116E 28/8P5	19.2298	4.419	SC11	1.000
(B077C1)	CA628	B76C9	W7 B	V116E 28/8P5	37.9378	19.2298	SC11	1.000
					43.5874	43.5874	SC11	1.000
					15.4875	15.4875	SC11	1.000

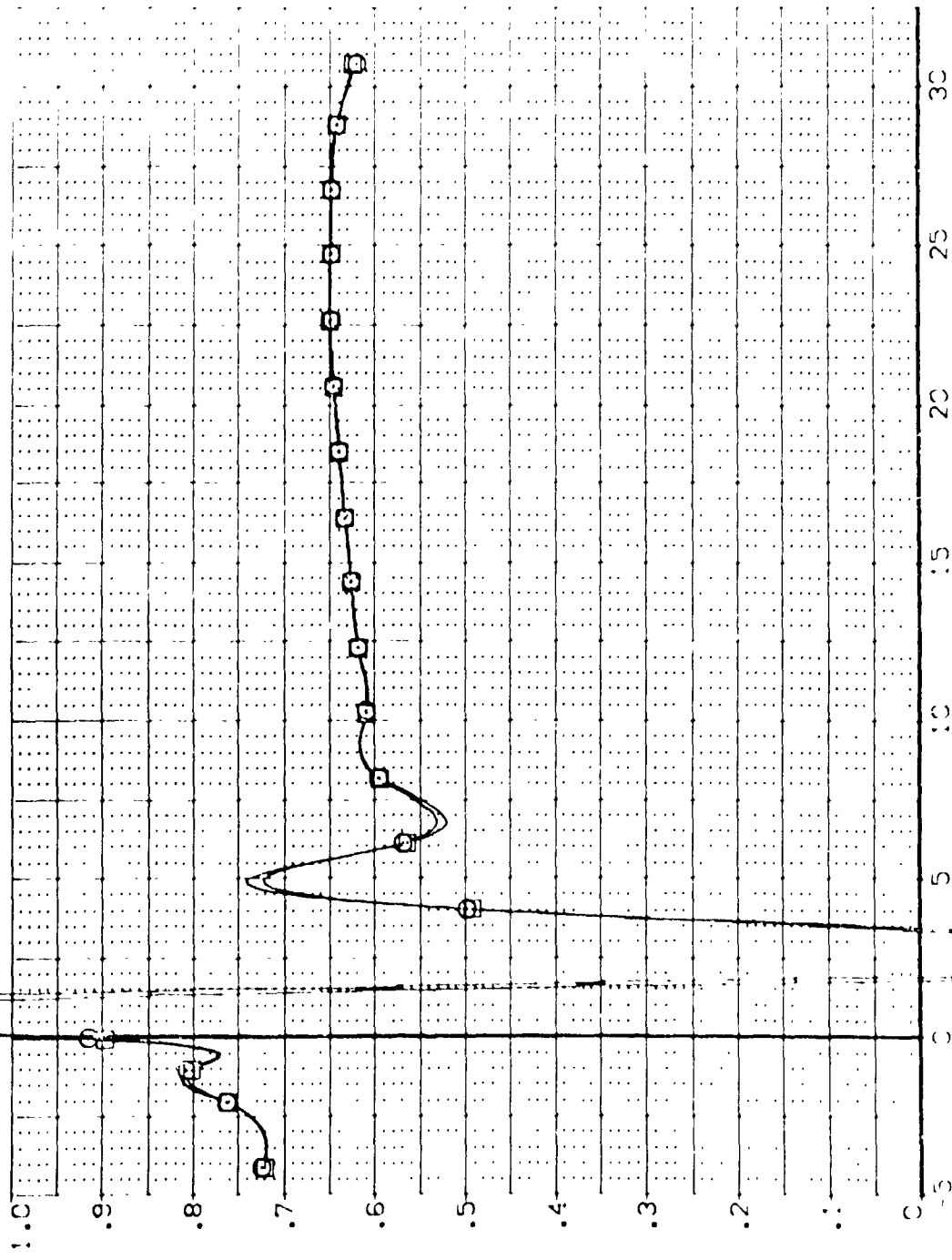
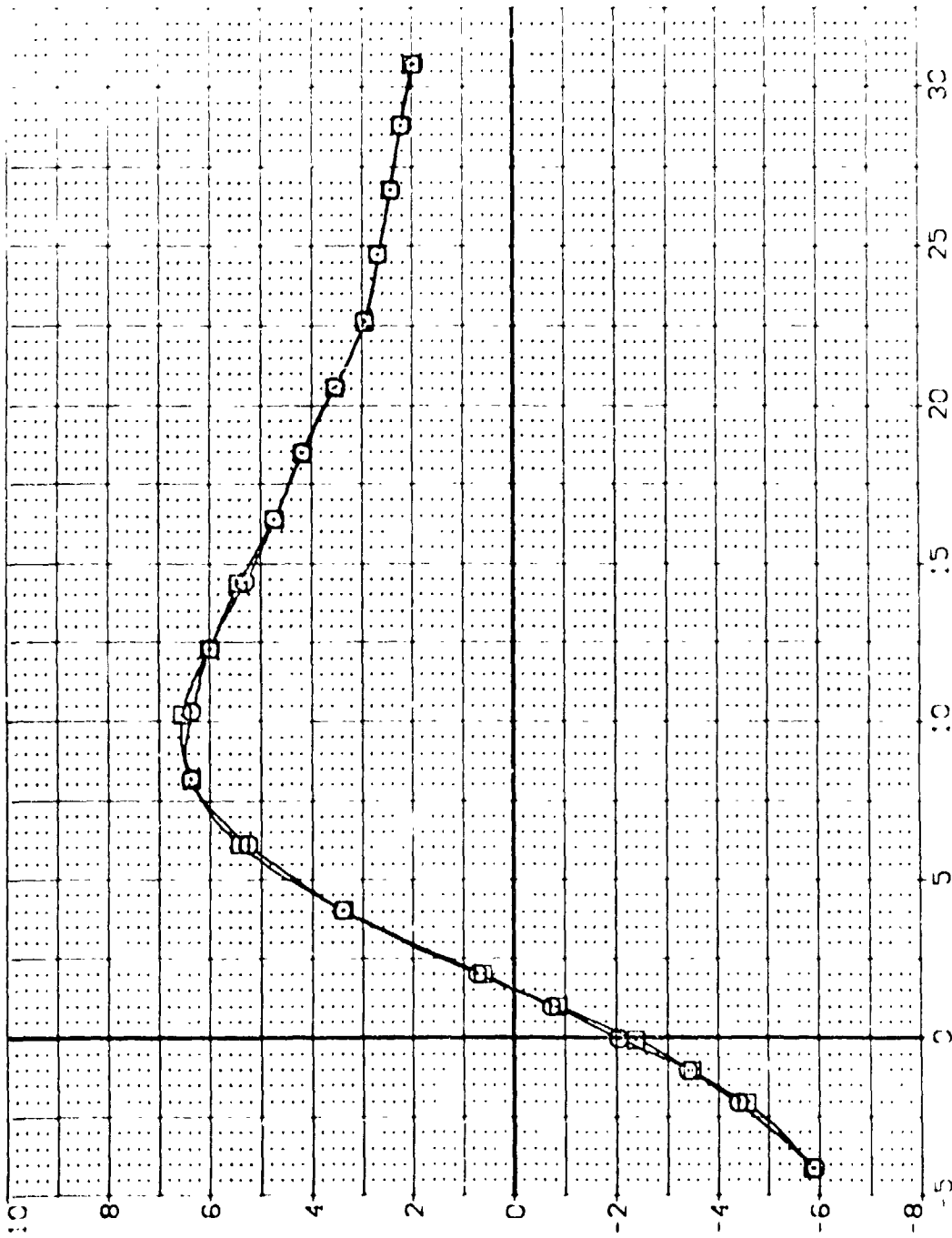


FIG 73 EFFECT OF DRIT, MACH = 0.16, ELEVON = 0

DATA SET SYMBOL CONFIGURATION DESCRIPTION
 (B07153) □ D1628 B26C9 M7F8 W116E28V8K5X9
 (B07201) □ D1628 B26C9 M7F8 W116E28V8K5

ELEVON	SPOBRK	BOFLAP	RUDDER	REFERENCE INFORMATION
.000	25.000	-12.000	.000	SPEE 4.4119 SCALE 10000
.000	25.000	-12.000	.000	REF 19.2799 SCALE 10000
				XREF 37.9369 SCALE 10000
				XAPP 43.5874 SCALE 10000
				ZAPP .0000 SCALE 10000
				ZAPP 15.1875 SCALE 10000



FOREBODY LIFT TO DRAG RATIO, L/D

ANGLE OF ATTACK, ALPHA, DEGREES

FIG 73 EFFECT OF GRIT, MACH = 0.16, ELEVON = 0

AD/MACH = .16

DATA SET SYMBOL	CONFIGURATION DESCRIPTION	ELEVATION	SPEED	BOFLAP	RUDLER	REFERENCE INFORMATION
BC1171	01628 B76C9 V 6E78/B75X9	.000	25.000	-12.000	.000	4.118 SCALE
BC1207	01629 B76C9 W7F8 V 6E78/B75X9	.000	25.000	-12.000	.000	19.2799 SCALE
BC1220	01629 B76C9 W7F8 V 6E78/B75X9	.000	25.000	-12.000	.000	37.9339 SCALE
BC1214	01629 B76C9 F8 V 6E78/B75X9	.000	25.000	-12.000	.000	43.5974 SCALE
BC1208	01629 B76C9 F8 V 6E78/B75X9	.000	25.000	-12.000	.000	15.1875 SCALE
BC1143	01629 B76C9 F8 V 6E78/B75X9	.000	25.000	-12.000	.000	15.1875 SCALE

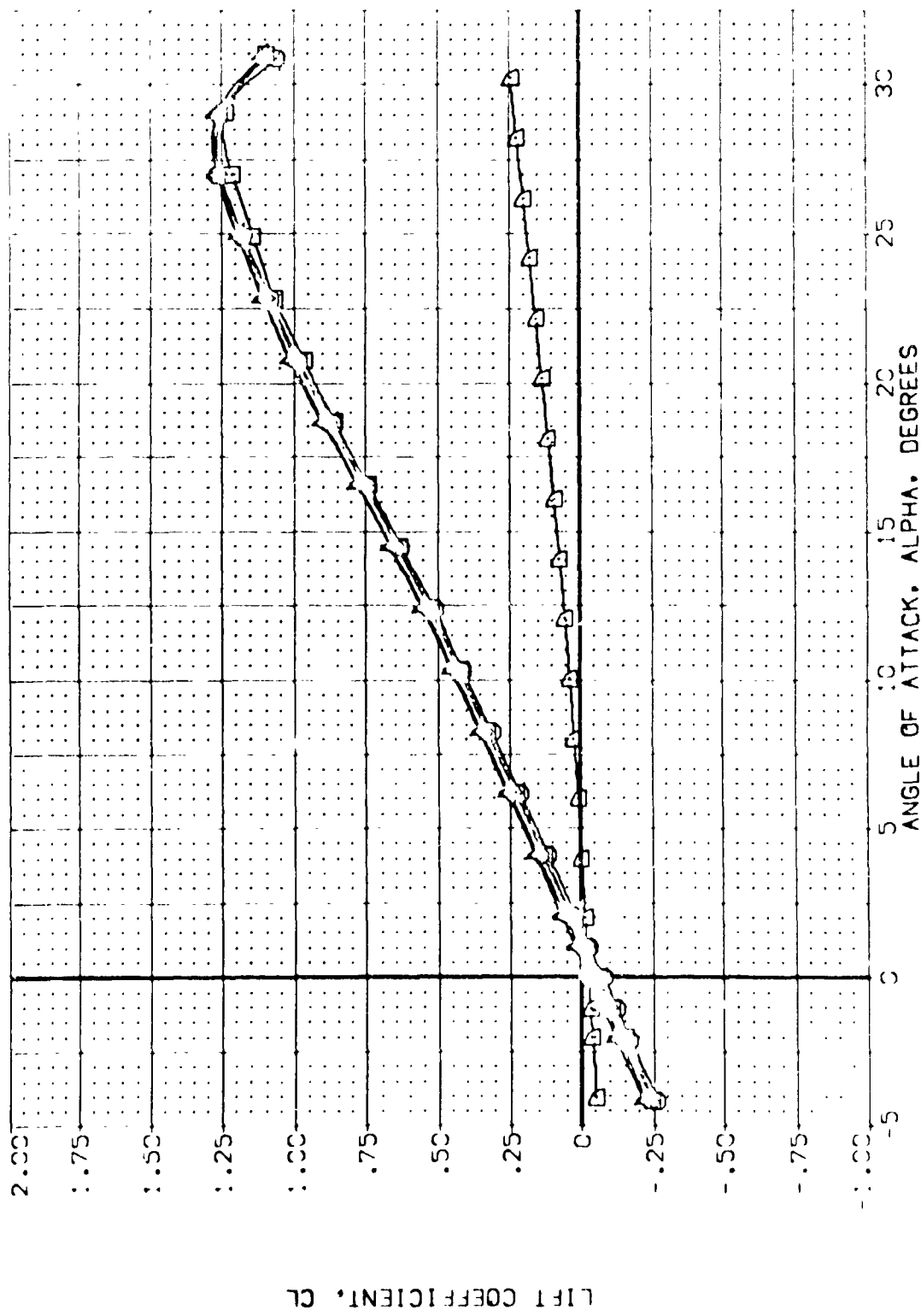
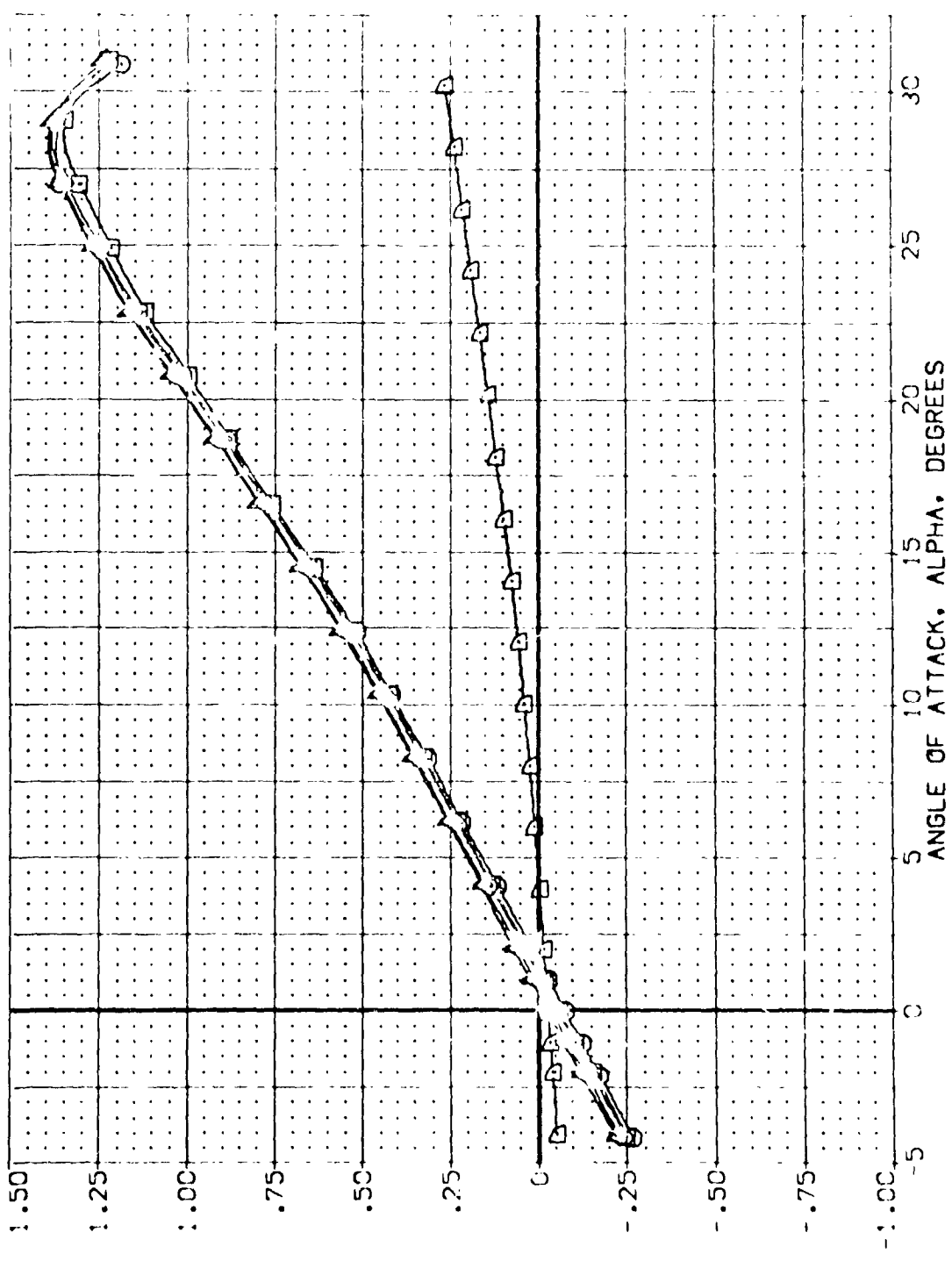


FIG 74 MODEL BUILDUP, LONGITUDINAL STABILITY

CADMAC = .20

DATA SET SYMBOL	CONFIGURATION DESCRIPTION	ELEVON	SPOBRK	BOFLAP	RUDDER	REFERENCE INFORMATION
(B07117)	CA628 B26C9 M7F8 V116E28V8R5X9	.000	25.000	-12.000	.000	SREF 4.4119 SCALF 1
(B07202)	CA628 B78C9 M7 V116E28V8R5X9	.000	25.000	-12.000	.000	SRFF 19.2799 SCALF 5
(B07270)	CA628 B26C9 M7F8 V116E28 V8R5X9	.000	75.000	-12.000	.000	SRFF 37.9359 SCALF 5
(B07214)	CA628 B78C9 F8 V116E28 V8R5X9	.000	75.000	-12.000	.000	SRFF 43.5874 SCALF 5
(B07208)	CA628 B26C9 F8 V116E28V8R5X9	.000	75.000	-12.000	.000	SRFF 43.0000 SCALF 5
(B07443)	CA628 B26C9 F8 V116E28V8R5X9	.000	75.000	-12.000	.000	SRFF 15.1875 SCALF 5



NORMAL FORCE COEFFICIENT, CN

FIG 74 MODEL BUILDUP, LONGITUDINAL STABILITY

DATA SET SYMBOL	CONFIGURATION DESCRIPTION	ELEVON	SPOBRK	BOFLAP	RUDDER	REFERENCE	SCALE
(B07117)	CA1628 B76C9	.000	25.000	-12.000	.000	SREF	4.4119
(B07202)	CA1628 B76C9	.000	25.000	-12.000	.000	LREF	19.2798
(B07277)	CA1628 B76C9	.000	25.000	-12.000	.000	BRX-E	37.9359
(B07274)	CA1628 B76C9	.000	25.000	-12.000	.000	YREF	43.5874
(B07208)	CA1628 B76C9	.000	25.000	-12.000	.000	ZREF	15.0000
(B07443)	CA1628 B76C9	.000	25.000	-12.000	.000	SCALE	.5465

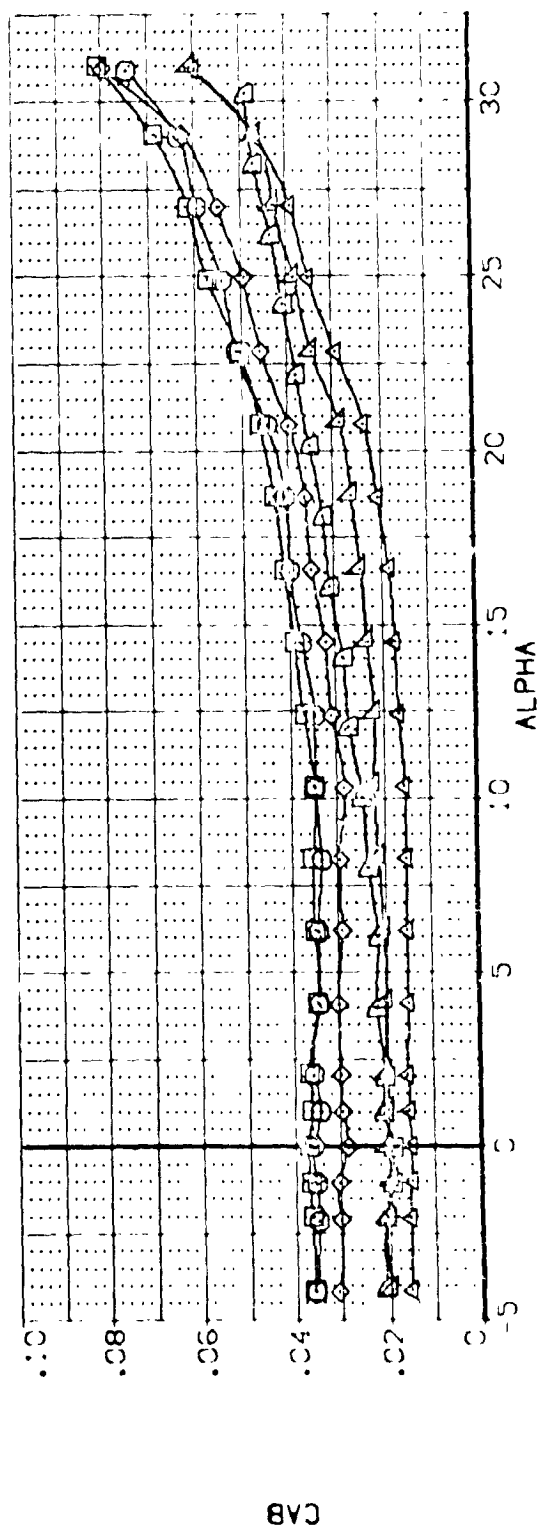
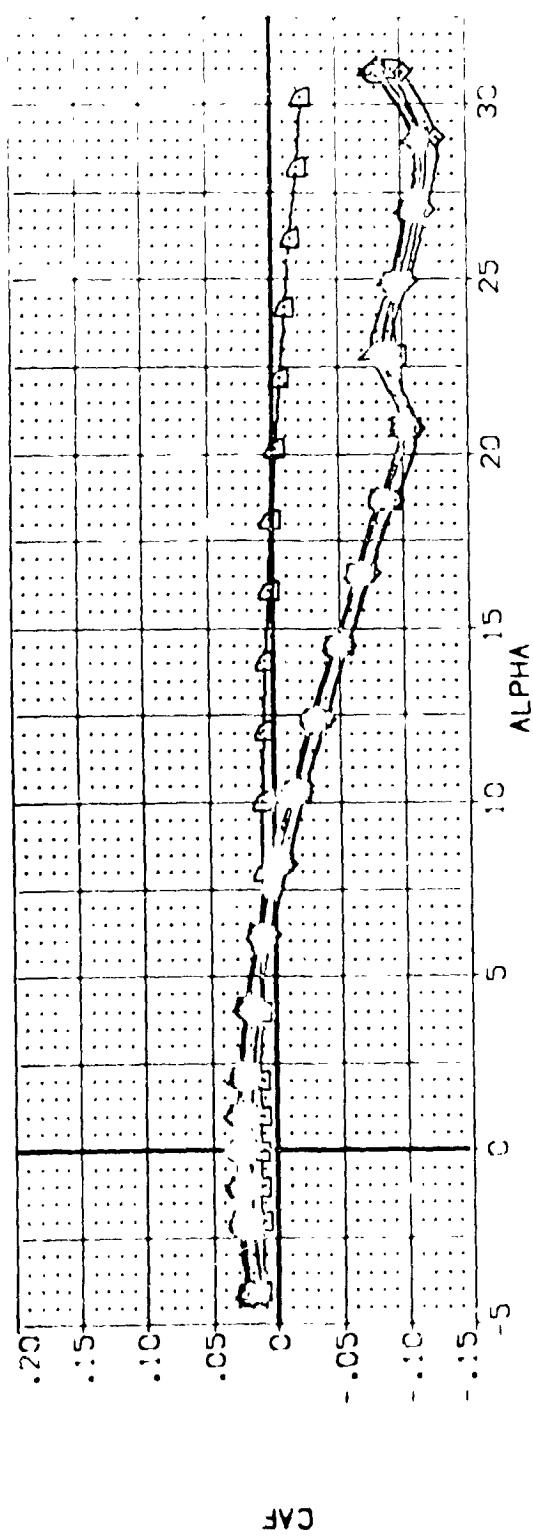


FIG 74 MODEL BUILDUP. LONGITUDINAL STABILITY

CAMACH = .20

DATA SET SYMBOL	CONFIGURATION	DESCRIPTION	ELEVON	SPOBRK	BOFLA2	RUDER	REFERENCE INFORMATION
BC7117	CA628	B76C9	M7F8	V116E28V8F5X9	.000	.000	SREF 4.419 SC.F.F.S
BC7127	CA628	B76C9	M7F8	V116E28V8F5X9	.000	.000	LRK 19.2799 INCHES
BC7137	CA628	B76C9	M7F8	V116E28V8F5X9	.000	.000	BRK 37.9359 INCHES
BC714	CA628	B76C9	F8	V116E28V8F5X9	.000	.000	XMPD 43.5874 INCHES
BC7208	CA629	B76C9	F8	V116E28V8F5X9	.000	.000	YMPD 15.1873 INCHES
BC7443	CA629	B76C9	F8	V116E28V8F5X9	.000	.000	ZMPD 15.1873 INCHES
							SCALE .0400 SC.F.F.S



FOREBODY DRAG COEFFICIENT, CDF

FIG 74 MODEL BUILDUP, LONGITUDINAL STABILITY

DATA SET SYMBO.	CONFIGURATION DESCRIPTION	ELEVON	SPOBRN	BOF AP	RJODER	REFERENCE	SCALE
BC7117	WFB V1 6E28/805X9	.000	75.000	-12.000	.000	4.419	SCALE
BC7202	WFB V1 6E28/805X9	.000	75.000	-12.000	.000	19.2729	SCALE
BC7275	WFB V1 6E28/805X9	.000	75.000	-12.000	.000	37.1379	SCALE
BC7274	FB V1 6E28/805X9	.000	75.000	-12.000	.000	43.1514	SCALE
BC7208	FB V1 6E28/805X9	.000	75.000	-12.000	.000	15.815	SCALE
BC7443	FB V1 6E28/805X9	.000	75.000	-12.000	.000	15.815	SCALE

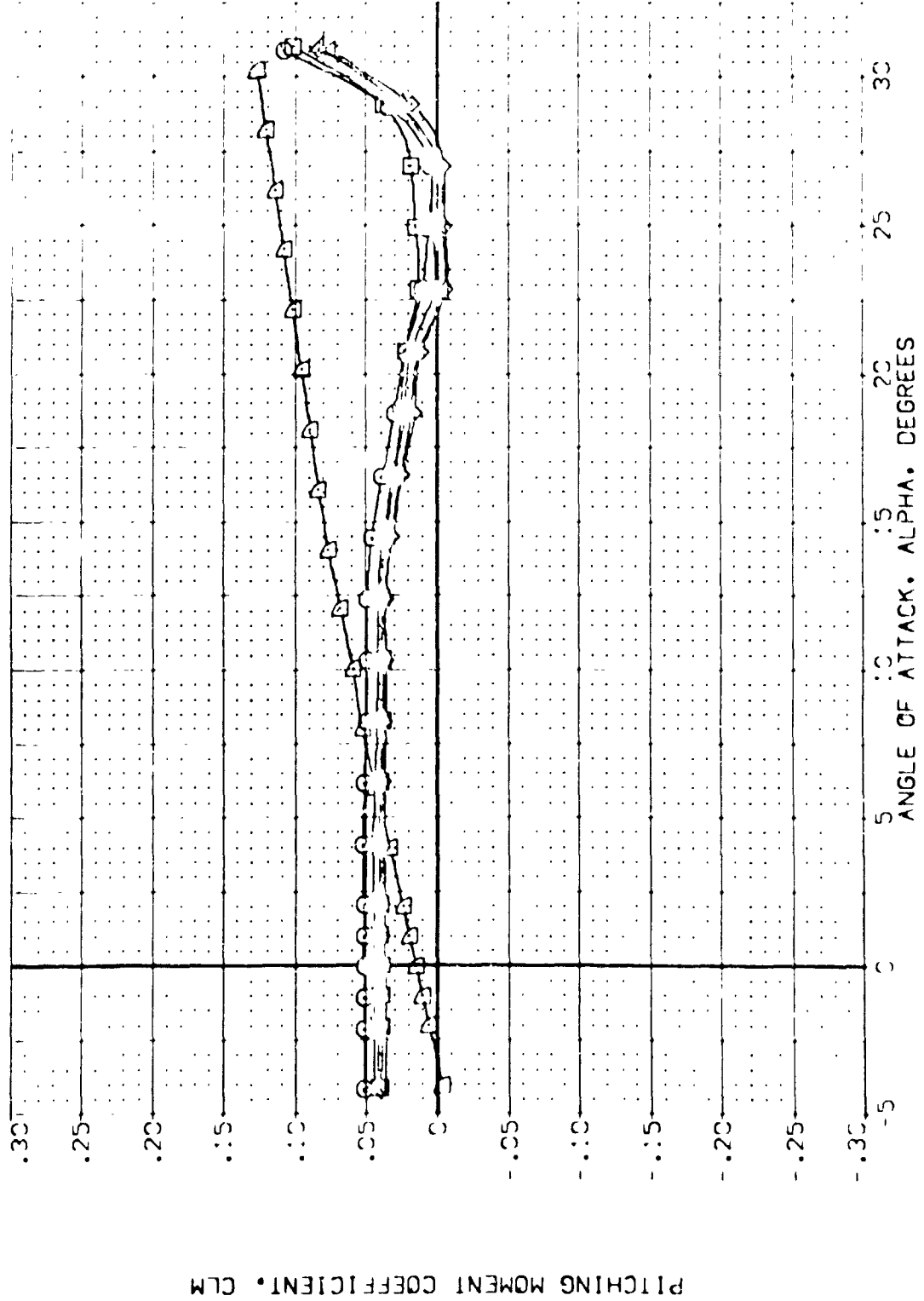


FIG 74 MODEL BUILDUP, LONGITUDINAL STABILITY

ELEVON	SP5BRK	BDFLAP	RJCODE4	REFERENCE INFORMATION
.000	25.000	-12.000	.000	SREF 4.4119
.000	25.000	-12.000	.000	REF 19.2769
.000	.000	-12.000	.000	BRKF 37.9375
.000	.000	-12.000	.000	YAPP 43.5011
.000	25.000	-12.000	.000	YAPP 15.1875
.000	25.000	-12.000	.000	SCALE .0425

DATA SET SYMBOL	CONFIGURATION DESCRIPTION
(B07117)	M7K 8 V116E28V8FSX9
(B07202)	M7K 8 V116E28V8FSX9
(B07270)	M7K 8 V116E28V8FSX9
(B07274)	F8 V116E28V8FSX9
(B07208)	F8 V116E28V8FSX9
(B07443)	F8 V116E28V8FSX9

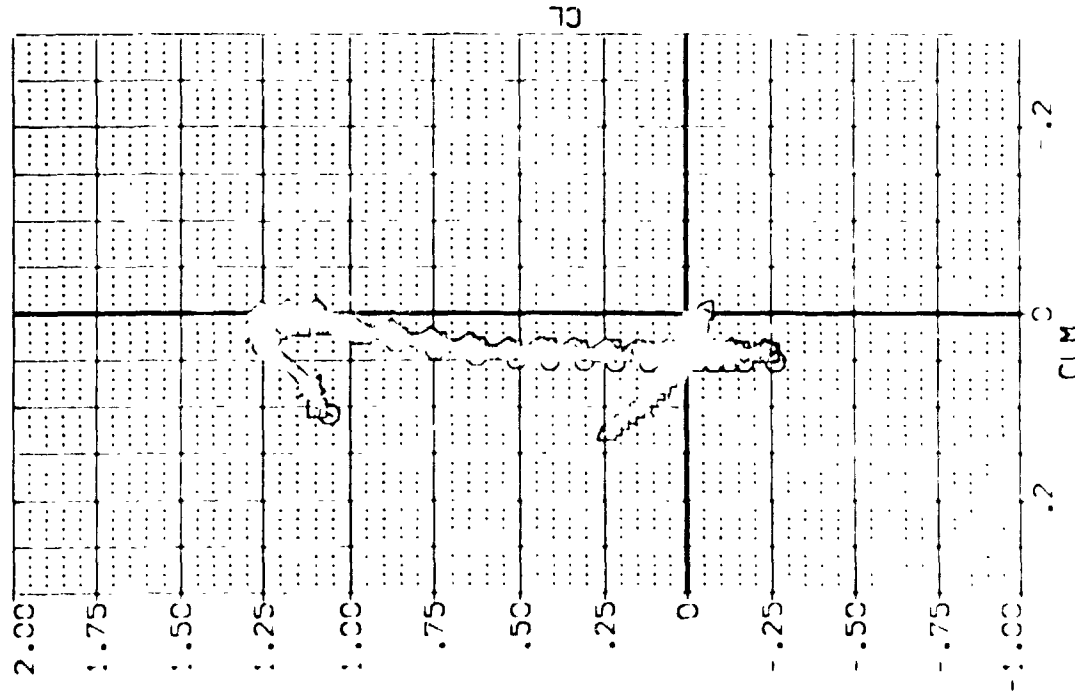
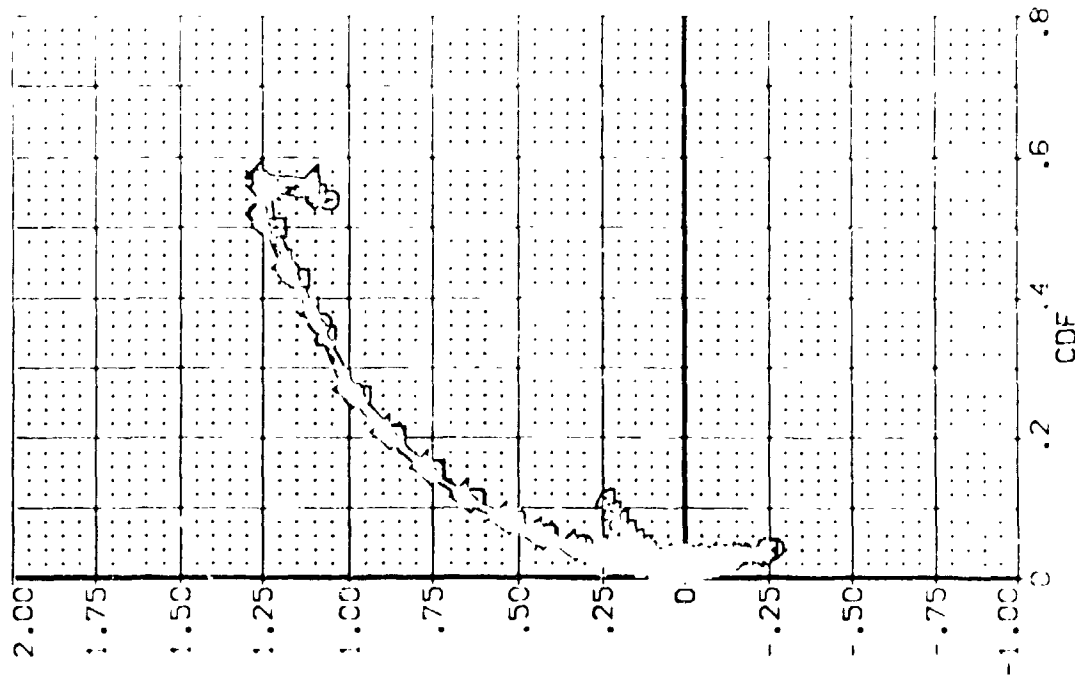


FIG 74 MODEL BUILDUP, LONGITUDINAL STABILITY

DATA SET SYMBOL	CONFIGURATION	DESCRIPTION	EXCITATION	SPEED	BOFLAP	RUDER	REFERENCE INFORMATION
007117	01679	V1: 167 7B/8P5X9	.000	75.000	-12.000	.000	4.4119
007202	01679	V1: 167 7B/8P5X9	.000	75.000	-12.000	.000	19.3369
007203	01679	V1: 167 7B/8P5X9	.000	75.000	-12.000	.000	31.0359
007214	01679	V1: 167 7B/8P5X9	.000	75.000	-12.000	.000	43.0574
007208	01679	V1: 167 7B/8P5X9	.000	75.000	-12.000	.000	15.0800
007443	01679	V1: 167 7B/8P5X9	.000	75.000	-12.000	.000	15.0800

LONGITUDINAL CENTER OF PRESSURE, XCP/L

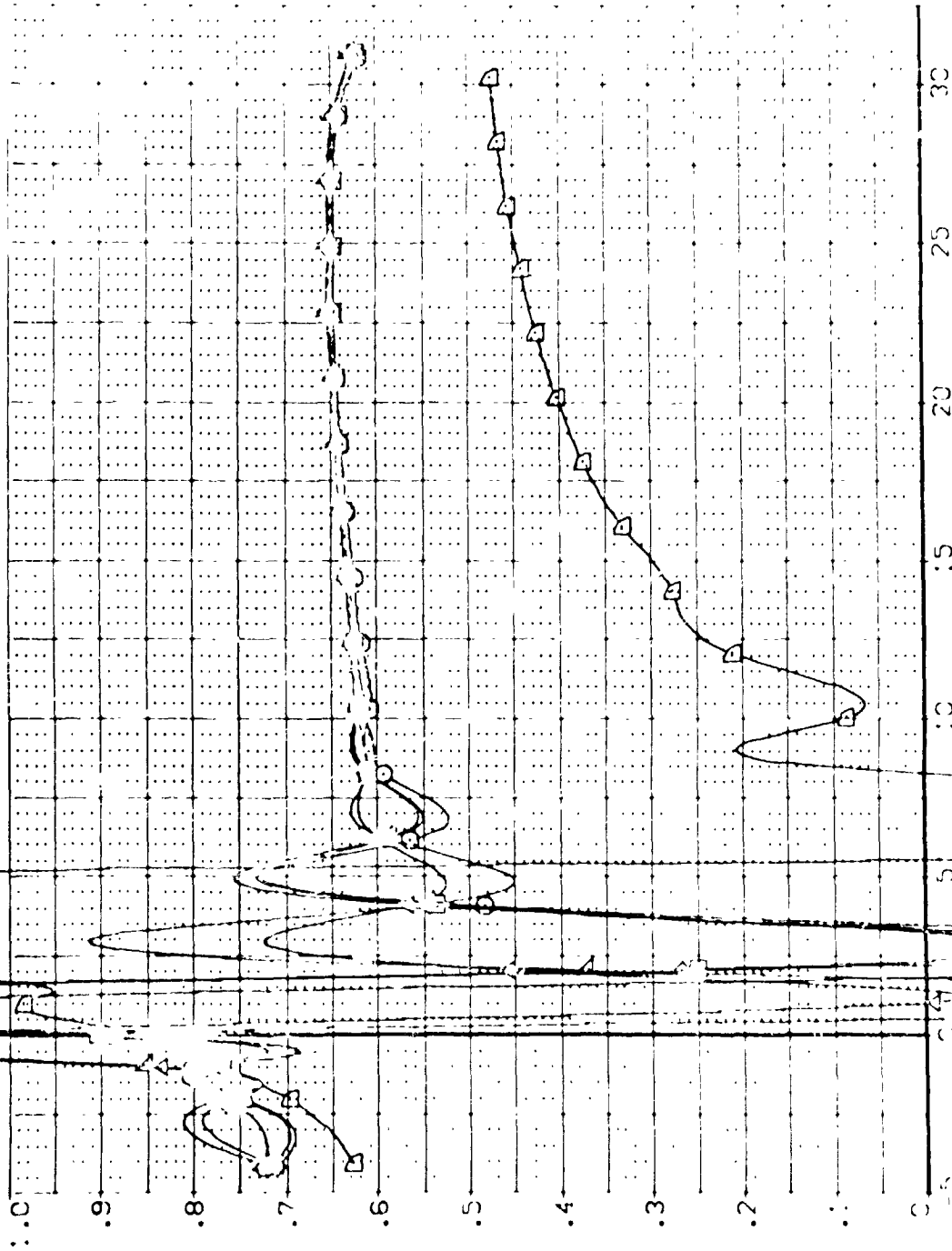


FIG 74 MODEL BUILDUP, LONGITUDINAL STABILITY

CASMAC .20

DATA SET SYMBOL	CONFIGURATION DESCRIPTION	ELEVATION	SPODBK	BOFLAP	RUDDER	REFERENCE INFORMATION
{ 807117 }	CAS28 B26C9 M7F R V116E28/BR5X9	.000	25.000	-12.000	.000	SREF 4.4119 SC.F.F.
{ 807202 }	CAS28 B26C9 M7 F V116E28/BR5X9	.000	25.000	-12.000	.000	LREF 19.2298 SC.F.F.
{ 807270 }	CAS28 B26C9 M7F 8 F8 V116E28 X9	.000			.000	BR.F 37.9368 SC.F.F.
{ 807274 }	CAS28 B26C9 F8 V116E28 X9	.000			.000	XAPP 43.3074 SC.F.F.
{ 807208 }	CAS28 B26C9 F8 V116E28/BR5X9	.000	25.000	-12.000	.000	ZAPP .5000 SC.F.F.
{ 807443 }	CAS28 B26C9 F8 V116E28/BR5X9	.000	25.000	-12.000	.000	SCALE 15.1875 SC.F.F.

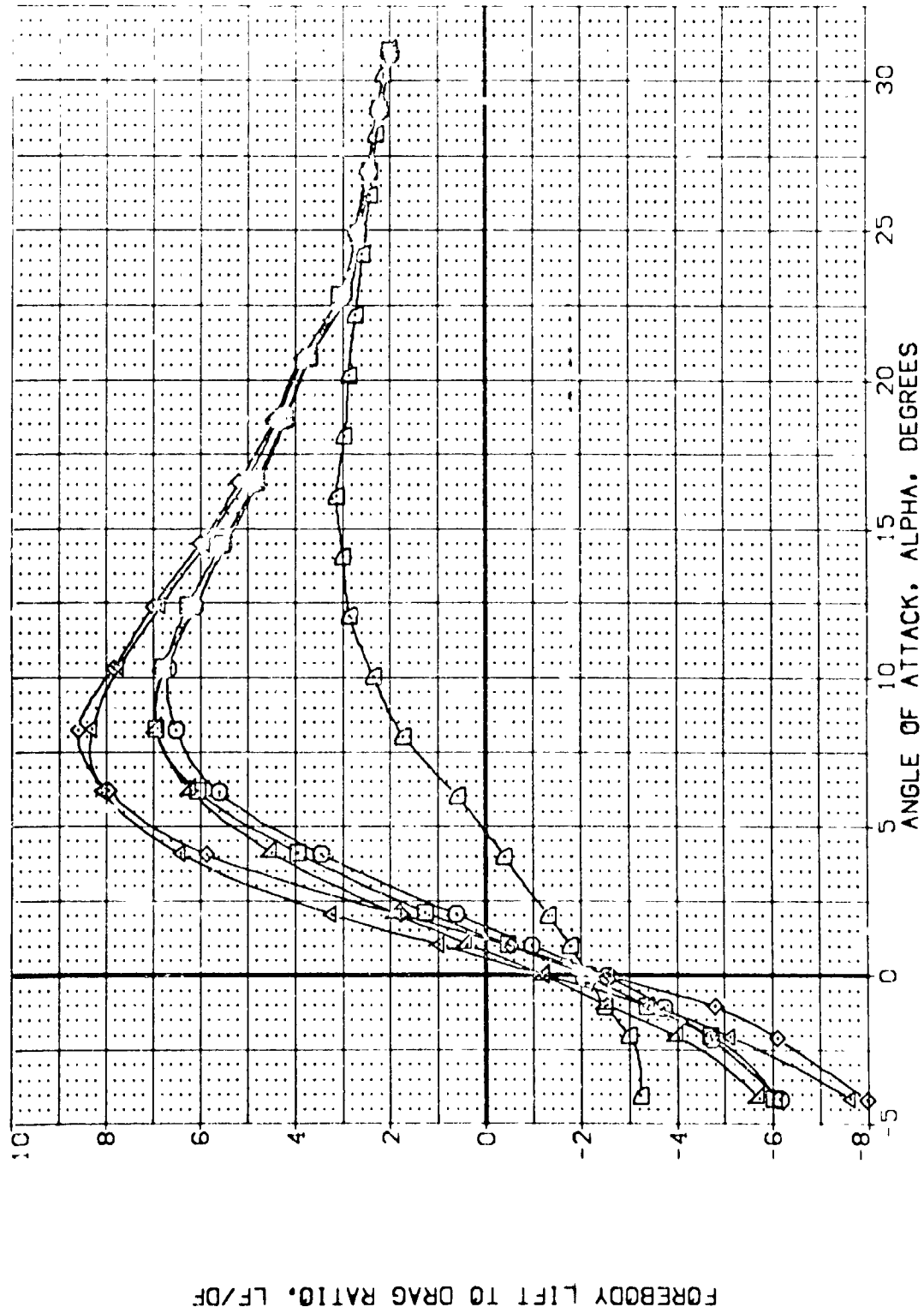
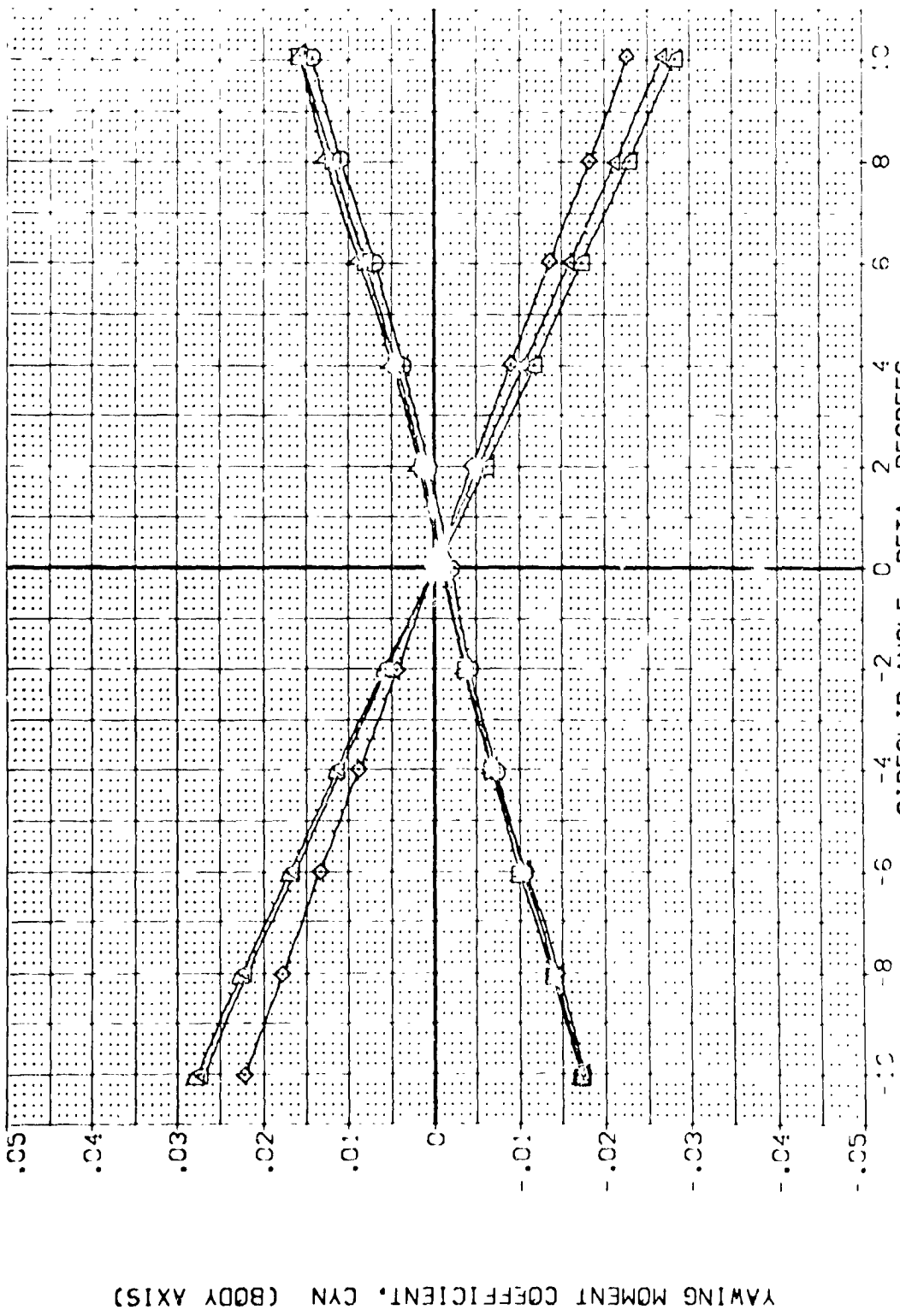


FIG 74 MODEL BUILDUP, LONGITUDINAL STABILITY

CADMAC = .20

DATA SET SYMBOL	CONFIGURATION DESCRIPTION	ALPHA	RUDDER	SPDRBK	BOFLAP	REFERENCE INFORMATION
(RZ119)	CA628 B76C9 M7F8	.000	.000	25.000	-12.000	SKE 4.419
(RZ120)	CA628 B76C9 M7	.000	.000	25.000	-12.000	LKE 19.239
(RZ121)	CA628 B76C9 M7F8	.000	.000	25.000	-12.000	BKE 37.939
(RZ122)	CA628 B76C9 F8	.000	.000	25.000	-12.000	MKE 43.554
(RZ123)	CA628 B76C9 F8	.000	.000	25.000	-12.000	YKE 15.1875
(RZ124)	CA628 B76C9 F8	.000	.000	25.000	-12.000	ZKE 15.1875
(RZ125)	CA628 B76C9 F8	.000	.000	25.000	-12.000	SCALE 1.000

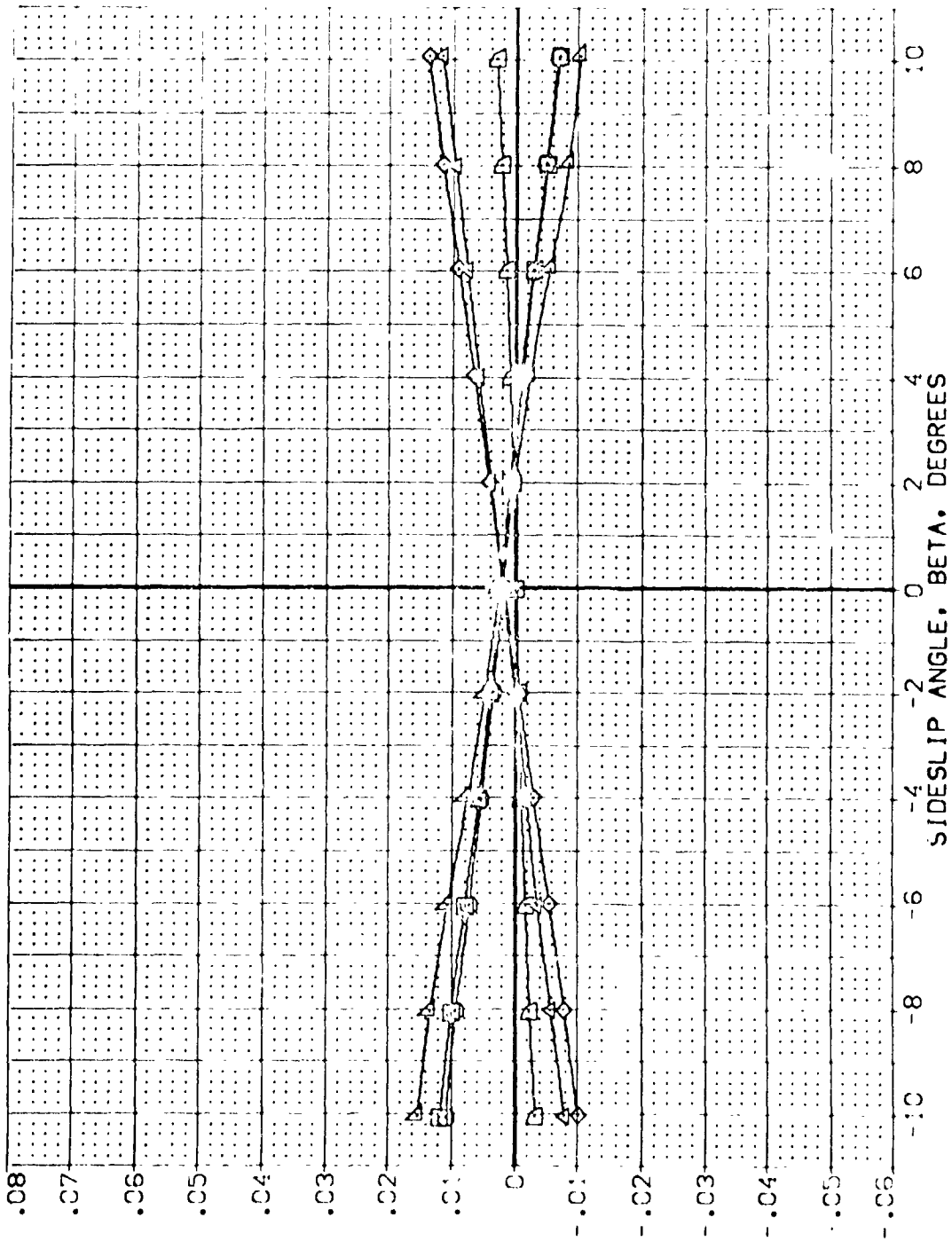


YAWING MOMENT COEFFICIENT, CYN (BODY AXIS)

FIG 75 MODEL BUILDUP, LATERAL-DIRECTIONAL STABILITY, ALPHA = 0

DATA SET SYMBOL CONFIGURATION DESCRIPTION REFERENCE INFORMATION SCALE

DATA SET SYMBOL	CONFIGURATION DESCRIPTION	REF	SCALE
{ PZ119 }	B628 B76C9 M7F8 V116E28V8R5X9	SREF 4.4119	SCALE 1
{ PZ120 }	B628 B76C9 M7F8 V116E28V8R5X9	LREF 19.2298	SCALE 6
{ PZ121 }	B628 B76C9 M7F8 V116E28V8R5X9	BREF 37.9359	SCALE 5
{ PZ122 }	B628 B76C9 M7F8 V116E28V8R5X9	XREF 43.5874	SCALE 5
{ PZ123 }	B628 B76C9 M7F8 V116E28V8R5X9	YREF 0.000	SCALE 1
{ PZ124 }	B628 B76C9 M7F8 V116E28V8R5X9	ZREF 19.1875	SCALE 1
{ PZ125 }	B628 B76C9 M7F8 V116E28V8R5X9		SCALE .0405



ROLLING MOMENT COEFFICIENT, CBL (BODY AXIS)

FIG 75 MODEL BUILDUP, LATERAL-DIRECTIONAL STABILITY, ALPHA = 0

DATA SET SYMBOL	CONFIGURATION DESCRIPTION	ALPHA	RLOOR	SPOBRK	BFLAP	SREF	REFERENCE INFORMATION
(PZ119)	CA628 B76C9 M7F8 V116E28V8F5X9	.000	.000	25.000	-12.000	4.419	SCALE
(PZ123)	V7 V116E28V8F5X9	.000	.000	25.000	-12.000	9.2299	SCALE
(PZ127)	M7F8 V116E28	.000	.000	25.000	-12.000	37.9309	SCALE
(PZ125)	CA628 B76C9 F8 V116E28	.000	.000	25.000	-12.000	43.5974	SCALE
(PZ129)	CA628 B76C9 F8 V116E28V8F5X9	.000	.000	25.000	-12.000	15.1875	SCALE
(PZ144)	CA628 B76C9 F8	.000	.000	25.000	-12.000	15.1875	SCALE

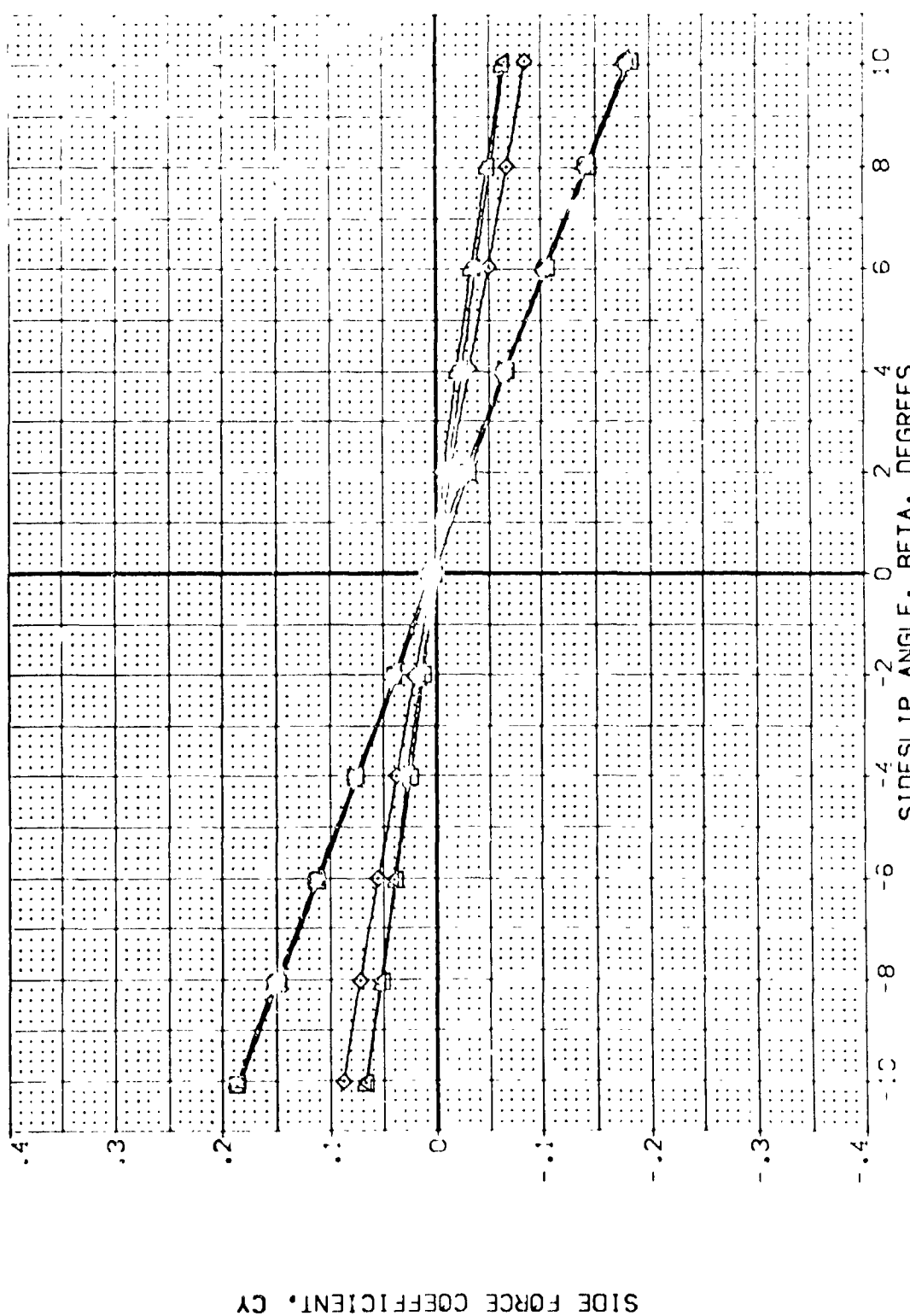
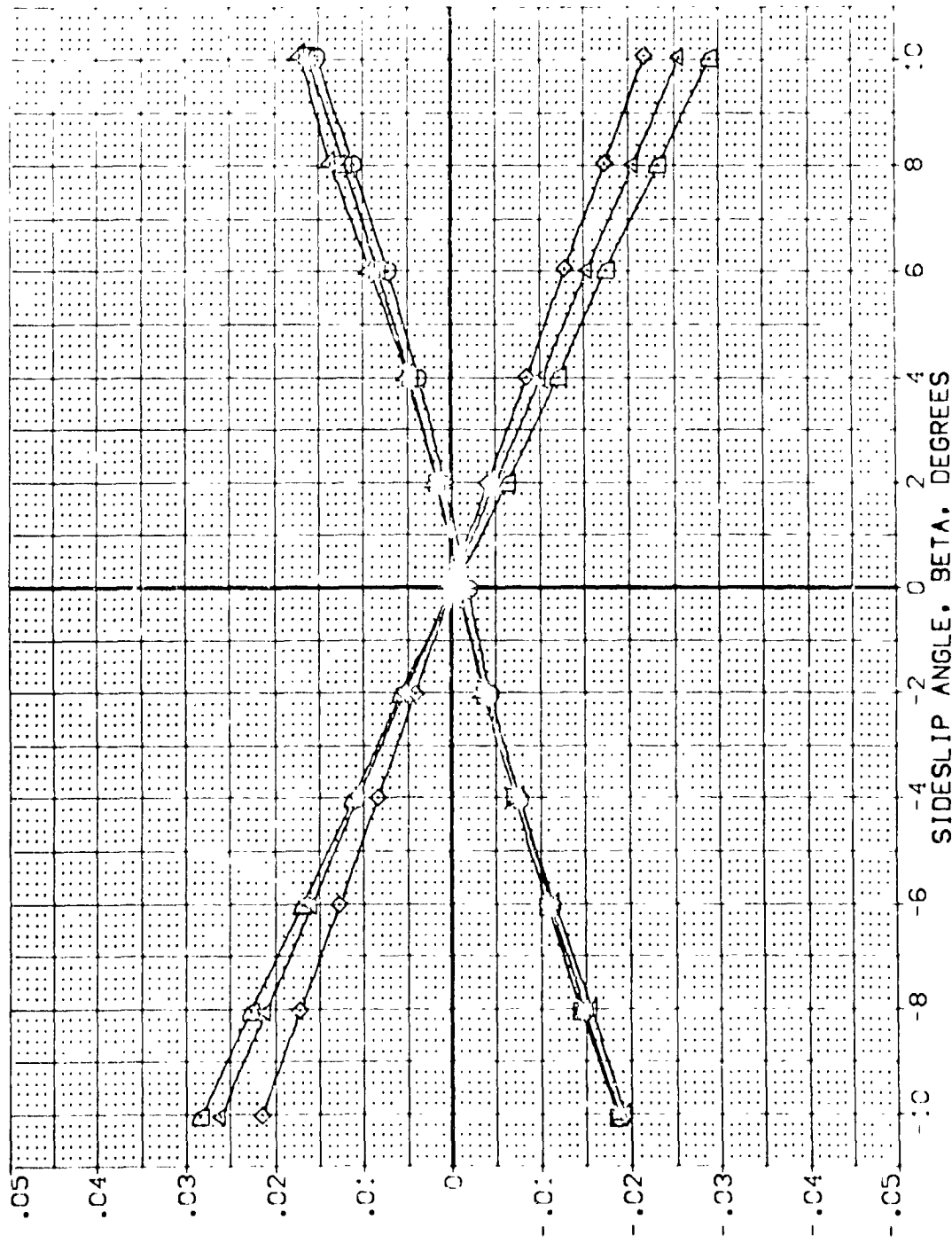


FIG 75 MODEL BUILDUP, LATERAL-DIRECTIONAL STABILITY, ALPHA = 0

(A)MAC = .20

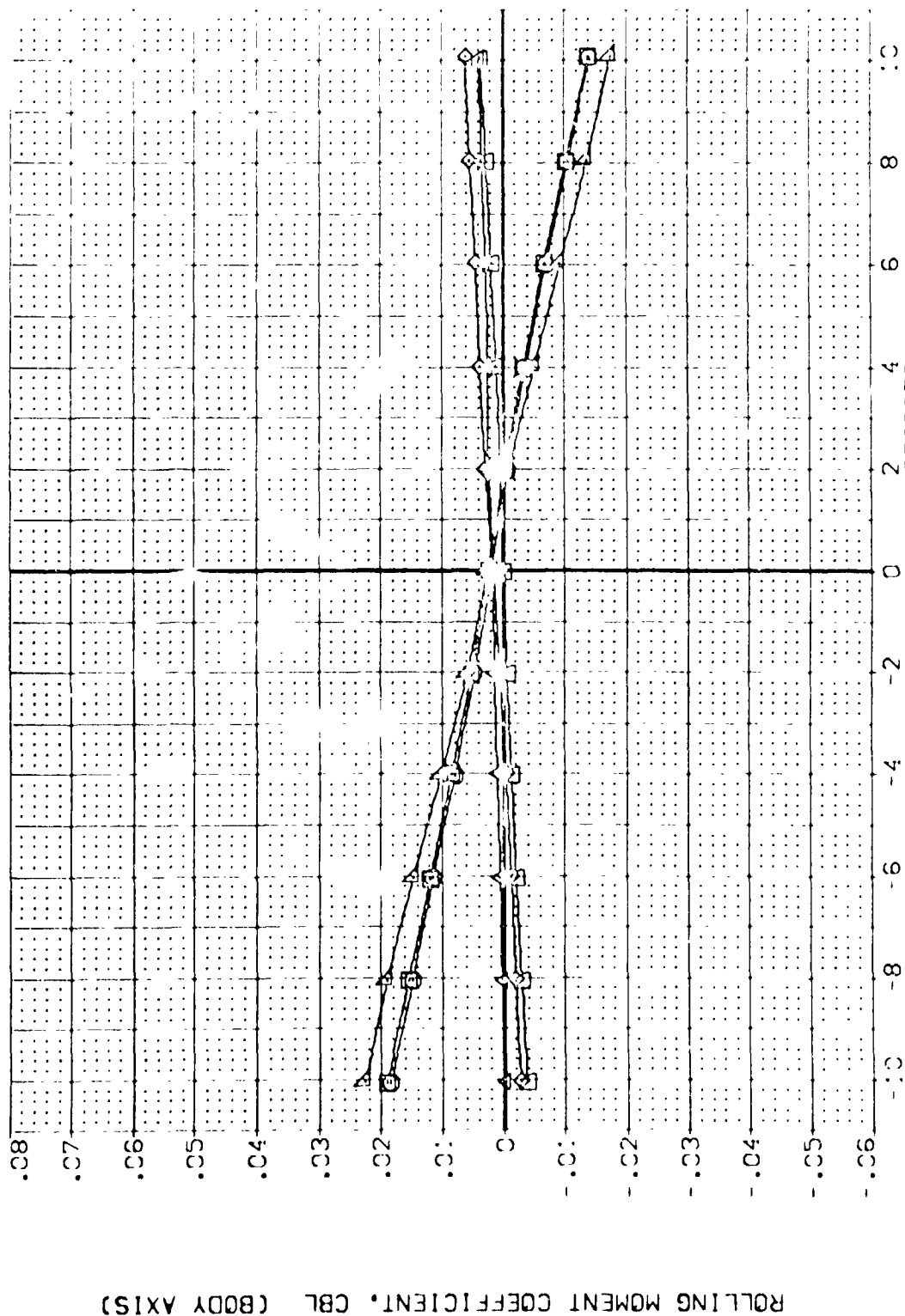
DATA SET SYMBOL	CONFIGURATION DESCRIPTION	ALPHA	RUDDER	SPOBRK	BOFLAP	REFERENCE INFORMATION
{RZ720}	B26C9 M7F8 V116E28V8F5X9	5.000	.000	25.000	-12.000	SCALE 4.4119
{RZ720A}	B76C9 M7 F V116E28V8F5X9	5.000	.000	25.000	-12.000	SCALE 10.2709
{RZ7272}	B76C9 M7F8 V116E28 X9	5.000	.000	25.000	-12.000	SCALE 37.9359
{RZ7216}	B76C9 F8 V116E28 X9	5.000	.000	25.000	-12.000	SCALE 43.5574
{RZ721C}	B76C9 F8 V116E28V8F5X9	5.000	.000	25.000	-12.000	SCALE 15.1875
{RZ7445}	B26C9 F8	5.000	.000	25.000	-12.000	SCALE 10.2709



YAWING MOMENT COEFFICIENT, CYN (BODY AXIS)

FIG 76 MODEL BUILDUP, LATERAL-DIRECTIONAL STABILITY, ALPHA = 5

DATA SET SYMBOL	CONFIGURATION DESCRIPTION	ALPHA	RUDDER	SPOBBY	BOFLAP	REFERENCE INFORMATION
(PZ720)	CA628 BZ6C9 M7F8 V116E28V8P5X9	5.000	.000	25.000	-12.000	SPEE 4.4119 SCALE 5
(PZ7204)	CA628 BZ6C9 M7 V116E28V8P5X9	5.000	.000	25.000	-12.000	LEAF 19.2799 SCALE 5
(PZ7272)	CA628 BZ6C9 M7F8 V116E28 X9	5.000	.000	25.000	-12.000	BOXE 31.9359 SCALE 5
(PZ7216)	CA628 BZ6C9 F8 V116E28 X9	5.000	.000	25.000	-12.000	ANOD 43.5911 SCALE 5
(PZ7213)	CA628 BZ6C9 F8 V116E28V8P5X9	5.000	.000	25.000	-12.000	ANOD 43.5911 SCALE 5
(PZ7445)	CA628 BZ6C9 F8	5.000	.000	25.000	-12.000	ZMAX 15.8775 SCALE 5



ROLLING MOMENT COEFFICIENT, CBL (BODY AXIS)

FIG 76 MODEL BUILDUP, LATERAL-DIRECTIONAL STABILITY, ALPHA = 5

DATA SET SYMBOL CONFIGURATION DESCRIPTION REFERENCE INFORMATION SCALE

DATA SET SYMBOL	CONFIGURATION DESCRIPTION	REF. INFO	SCALE
PC1201	CA628 B76C9 M7F8 V16E28/8PSX9	SPREF 4.419	SCALE
PC1204	CA628 B76C9 M7 F V16E28/8PSX9	SPREF 19.299	SCALE
PC1222	CA628 B76C9 M7F8 V16E28 X9	BPREF 37.939	SCALE
PC1215	CA628 B76C9 F8 V16E28 X9	BPREF 43.957	SCALE
PC1210	CA628 B76C9 F8 V16E28/8PSX9	YREF 1.000	SCALE
PC1445	CA628 B76C9 F8 V16E28/8PSX9	YREF 15.187	SCALE
		SCALE	SCALE

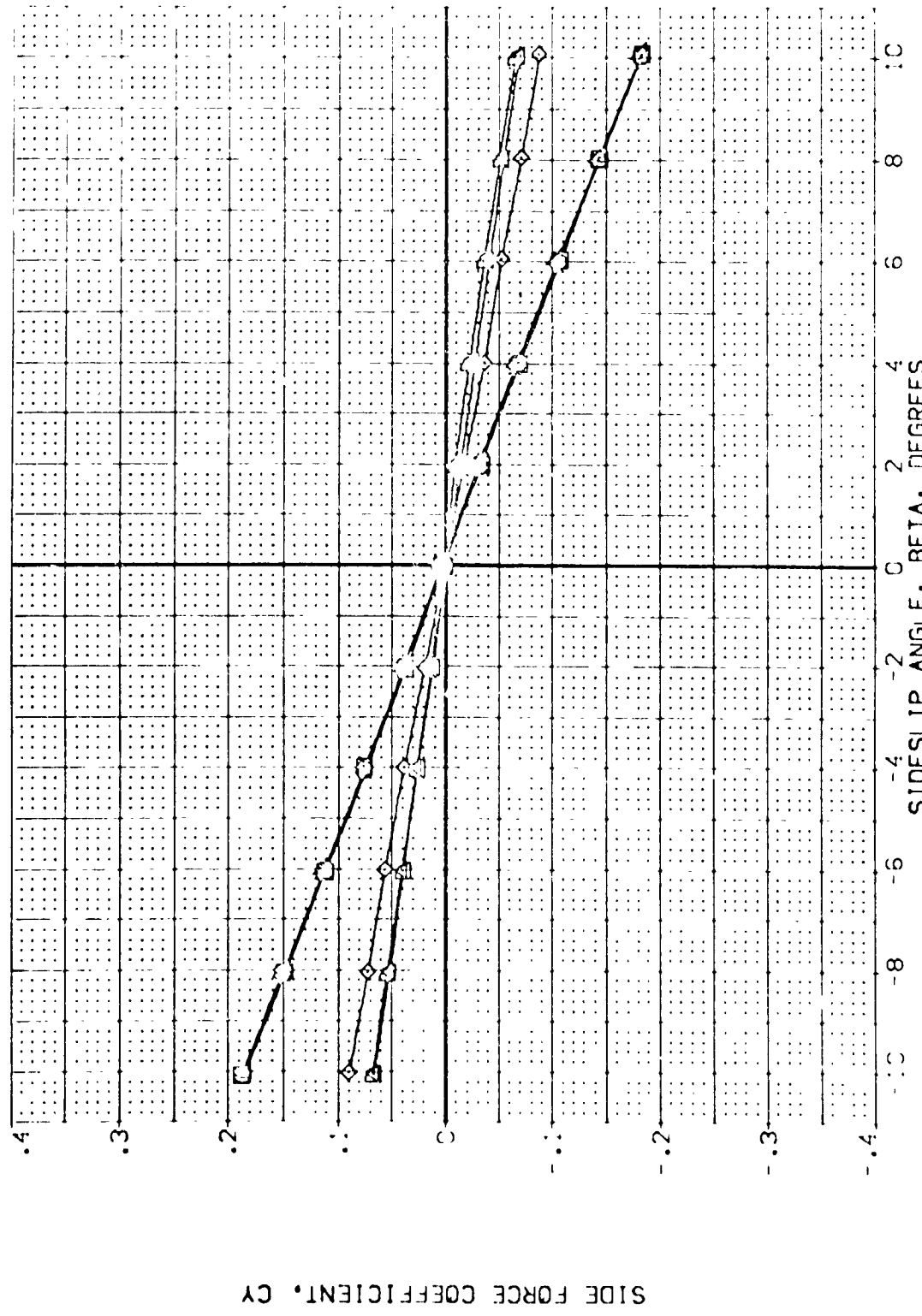


FIG 76 MODEL BUILDUP, LATERAL-DIRECTIONAL STABILITY, ALPHA = 5

DATA SET SYMBOL	CONFIGURATION DESCRIPTION	ALPHA	RUDDER	SPODBK	BOFLAP	REFERENCE INFORMATION
{RZ121}	CA628 B76C9 M7F8 V16E28V8F5X9	10.000	.000	25.000	-17.000	SPK 4.418 SCALE \$
{RZ125}	CA628 B76C9 M7F8 V16E28V8F5X9	10.000	.000	25.000	-17.000	REF 9.5793 SCALE \$
{RZ173}	CA628 B76C9 M7F8 V16E28V8F5X9	10.000	.000	25.000	-17.000	BOCF 37.9359 SCALE \$
{RZ177}	CA628 B76C9 F8 V16E28V8F5X9	10.000	.000	25.000	-17.000	V400 43.5974 SCALE \$
{RZ211}	CA628 B76C9 F8 V16E28V8F5X9	10.000	.000	25.000	-17.000	V400 43.5974 SCALE \$
{RZ446}	CA628 B76C9 F8 V16E28V8F5X9	10.000	.000	25.000	-17.000	SCALE 15.1875 SCALE \$

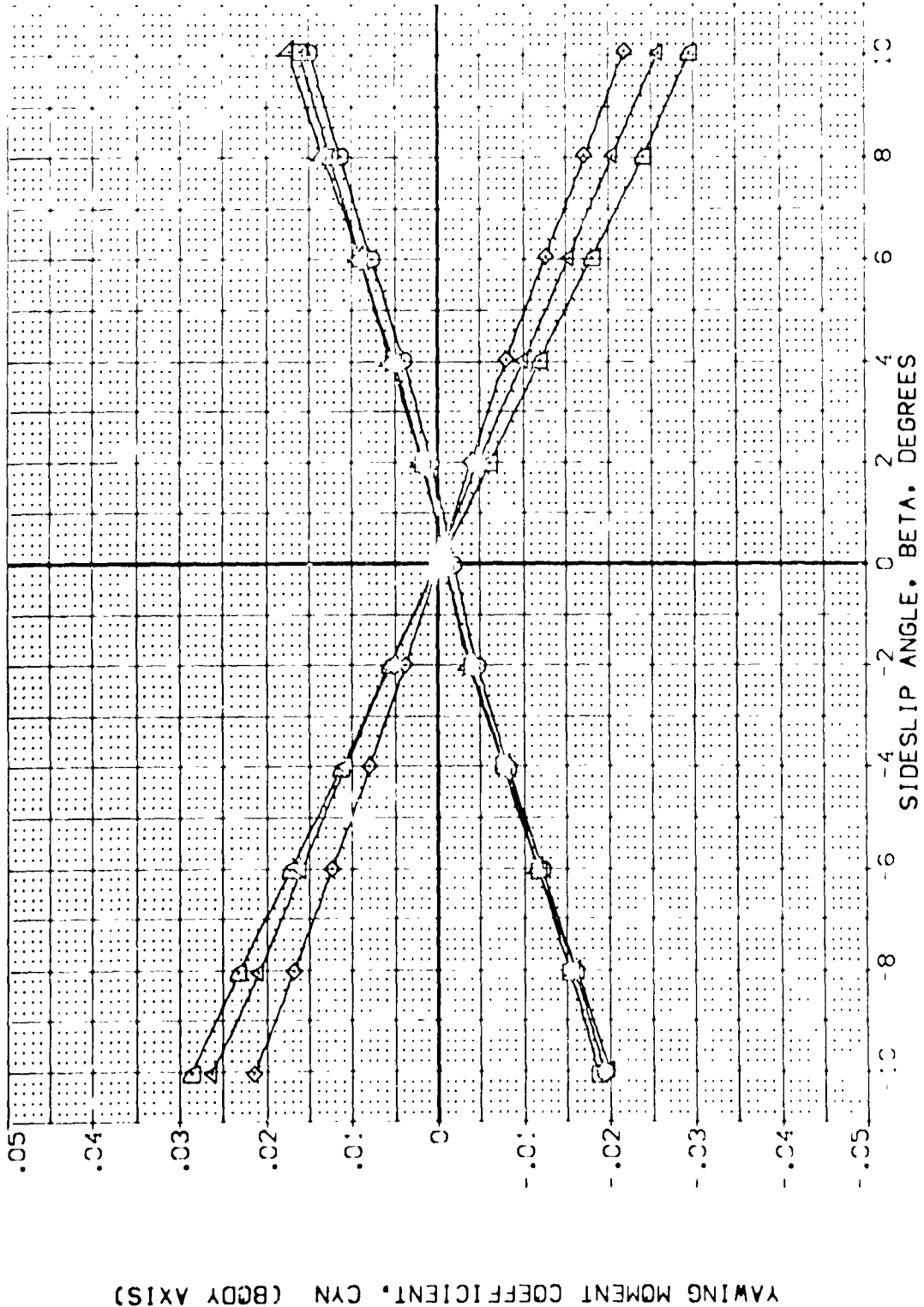
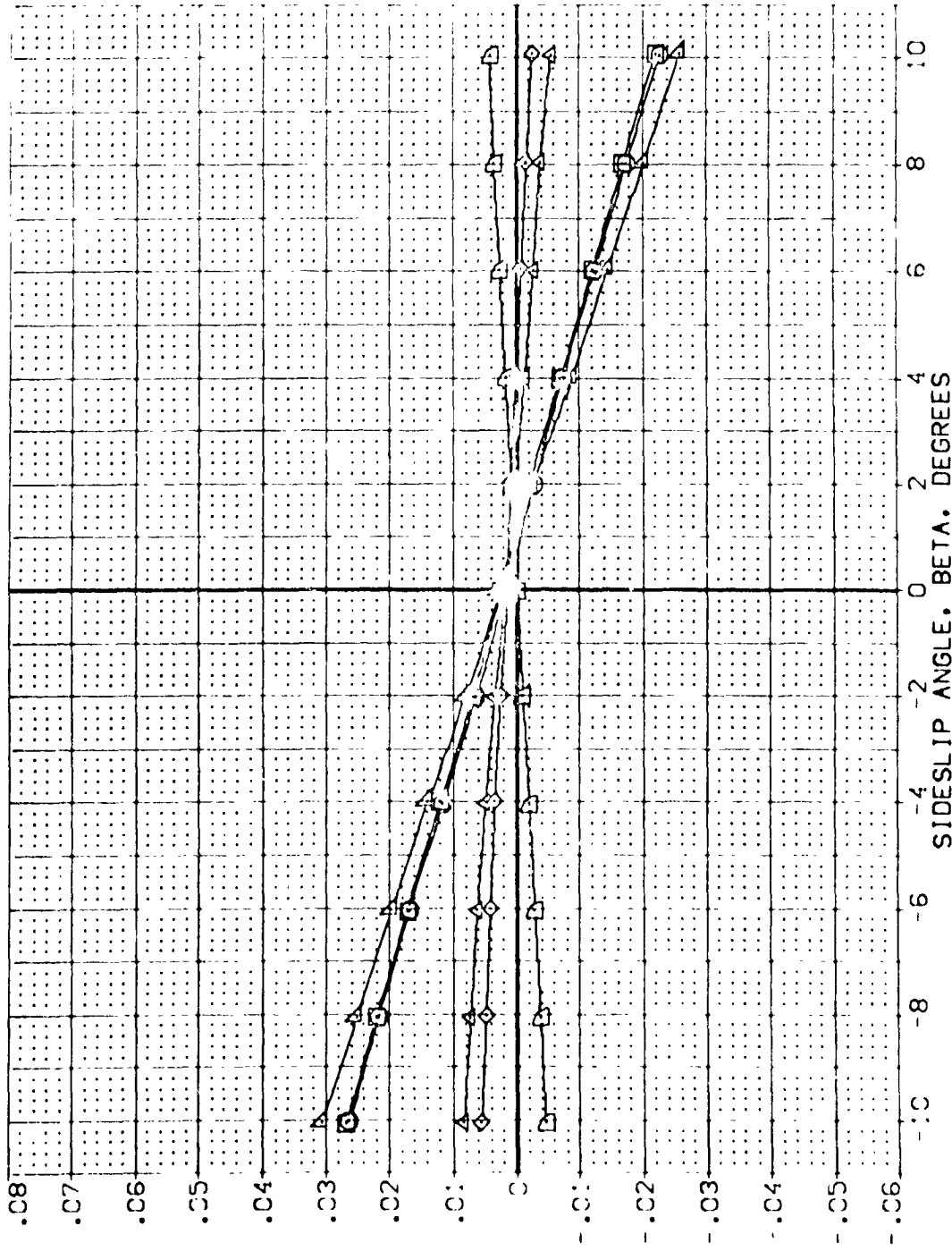


FIG 77 MODEL BUILDUP, LATERAL-DIRECTIONAL STABILITY, ALPHA = 10

DATA SET SYMBOL	CONFIGURATION DESCRIPTION	ALPHA	RUDDER	SPOBRK	BOFLAP	REFERENCE INFORMATION
[P27121]	BAS28 B26C9 M7F8 V116E28V8F5X9	0.000	.000	25.000	-12.000	SREF 4.4119 SC.FT.S
[P27205]	CA528 B26C9 M7 V116E28V8F5X9	0.000	.000	25.000	-12.000	LRKF 19.2798 SC.FT.S
[P27223]	CA528 B26C9 M7F8 V116E28 V116E28 X9	0.000	.000	25.000	-12.000	BRKF 37.9359 SC.FT.S
[P27217]	CA528 B26C9 F8 V116E28 X9	0.000	.000	25.000	-12.000	X400 43.5874 SC.FT.S
[P27211]	CA528 B26C9 F8 V116E28V8F5X9	0.000	.000	25.000	-12.000	Y400 0.0000 SC.FT.S
[P27446]	CA528 B26C9 F8 V116E28V8F5X9	0.000	.000	25.000	-12.000	Z400 15.1873 SC.FT.S
						SCALE 0.0400



ROLLING MOMENT COEFFICIENT, CBL (BODY AXIS)

FIG 77 MODEL BUILDUP, LATERAL-DIRECTIONAL STABILITY, ALPHA = 10

DATA SET SYMBOL	CONFIGURATION DESCRIPTION	ALPHA	RUDDER	SPOBRK	ROFLAP	REFERENCE INFORMATION
PCZ121	C16Z8 B76C9 M7F8 V116E78V8R5X9	10.000	.000	75.000	-12.000	SCALE 4.419
PCZ205	C16Z8 B76C9 M7F8 V116E78V8R5X9	10.000	.000	75.000	-12.000	SCALE 19.2708
PCZ273	C16Z8 B76C9 M7F8 V116E78V8R5X9	10.000	.000	75.000	-12.000	SCALE 37.9378
PCZ277	C16Z8 B76C9 M7F8 V116E78V8R5X9	10.000	.000	75.000	-12.000	SCALE 43.5974
PCZ211	C16Z8 B76C9 F8 V116E78V8R5X9	10.000	.000	75.000	-12.000	SCALE 1.000
PCZ446	C16Z8 B76C9 F8 V116E78V8R5X9	10.000	.000	75.000	-12.000	SCALE 15.1875

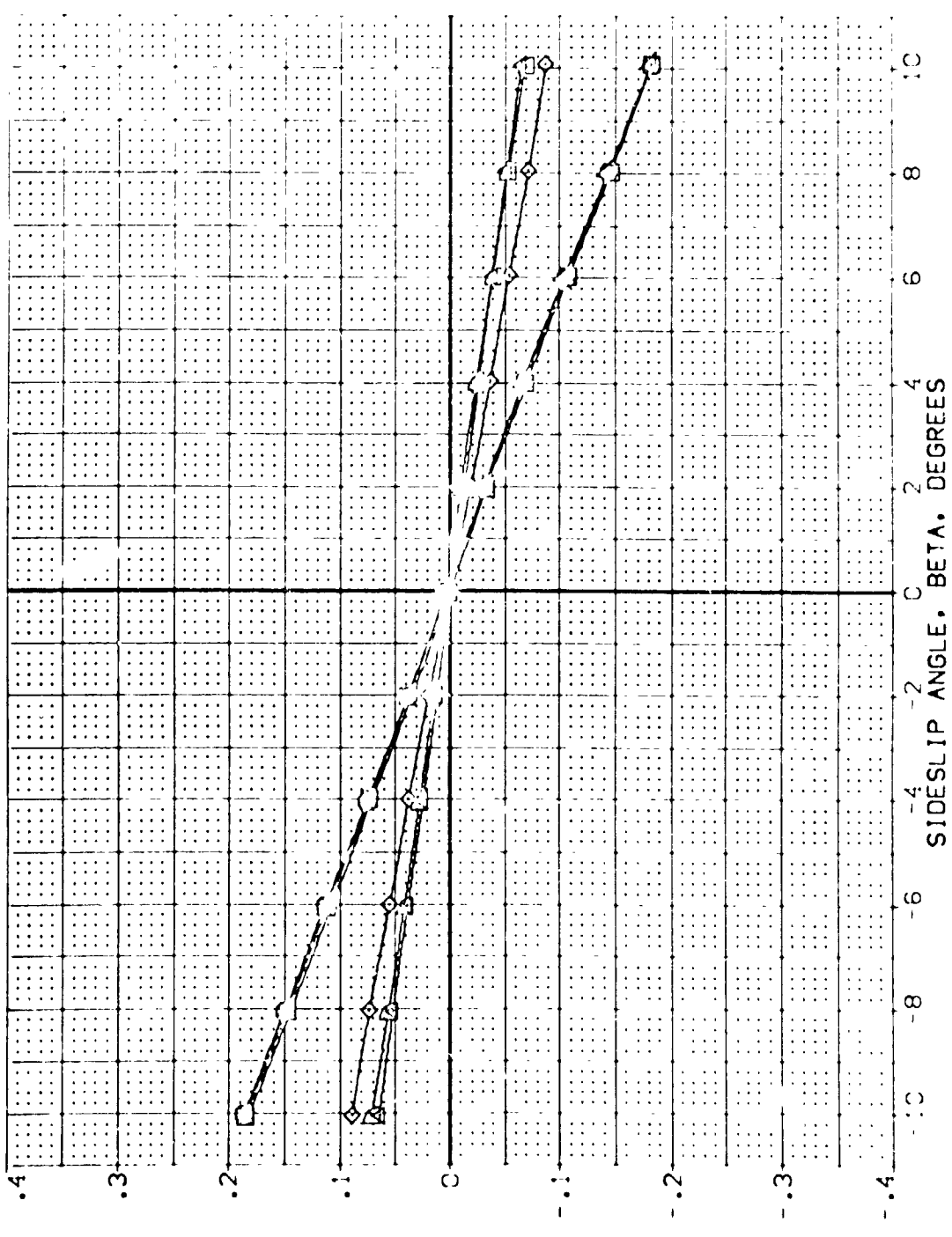


FIG 77 MODEL BUILDUP, LATERAL-DIRECTIONAL STABILITY, ALPHA = 10

DATA SET SYMBOL	CONFIGURATION DESCRIPTION	ALPHA	RUDDER	SPDBRK	BOF AP	REFERENCE INFORMATION
[RZ172]	M7F8	15.000	.000	25.000	-12.070	4.4119
[RZ1726]	M7F8	15.000	.000	25.000	-12.070	19.2789
[RZ1726]	M7F8	15.000	.000	25.000	-12.070	31.9338
[RZ1718]	F8	15.000	.000	25.000	-12.070	43.5500
[RZ1712]	F8	15.000	.000	25.000	-12.070	15.1875
[RZ1417]	F8	15.000	.000	25.000	-12.070	15.1875

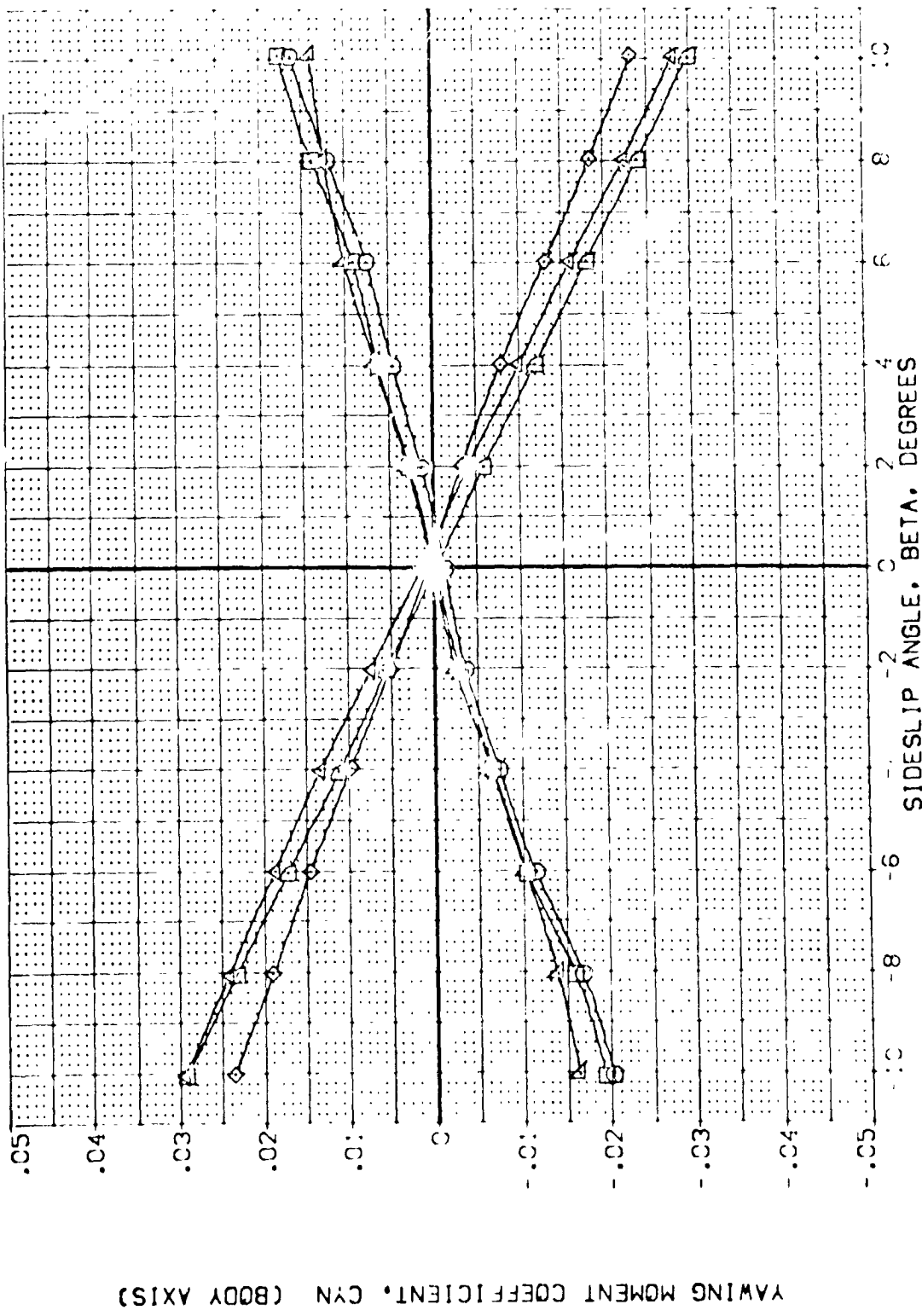


FIG 78 MODEL BUILDUP, LATERAL-DIRECTIONAL STABILITY, ALPHA = 15

DATA SET SYMBOL	CONFIGURATION DESCRIPTION	ALPHA	RUDLER	SPOILER	BOX LAP	REFERENCE INFORMATION
PC7122	CA628 B76C9 M78	5.000	.000	25.000	-12.000	4.4119 SC115
PC7206	CA629 B76C9 M78	5.000	.000	25.000	-12.000	19.2289 SC115
PC7276	CA628 B76C9 M78	5.000	.000	25.000	-12.000	31.8238 SC115
PC7278	CA629 B76C9 M78	5.000	.000	25.000	-12.000	43.2374 SC115
PC7279	CA628 B76C9 M78	5.000	.000	25.000	-12.000	15.2875 SC115
PC7244	CA629 B76C9 M78	5.000	.000	25.000	-12.000	15.2875 SC115

ROLLING MOMENT COEFFICIENT, CBL (BODY AXIS)

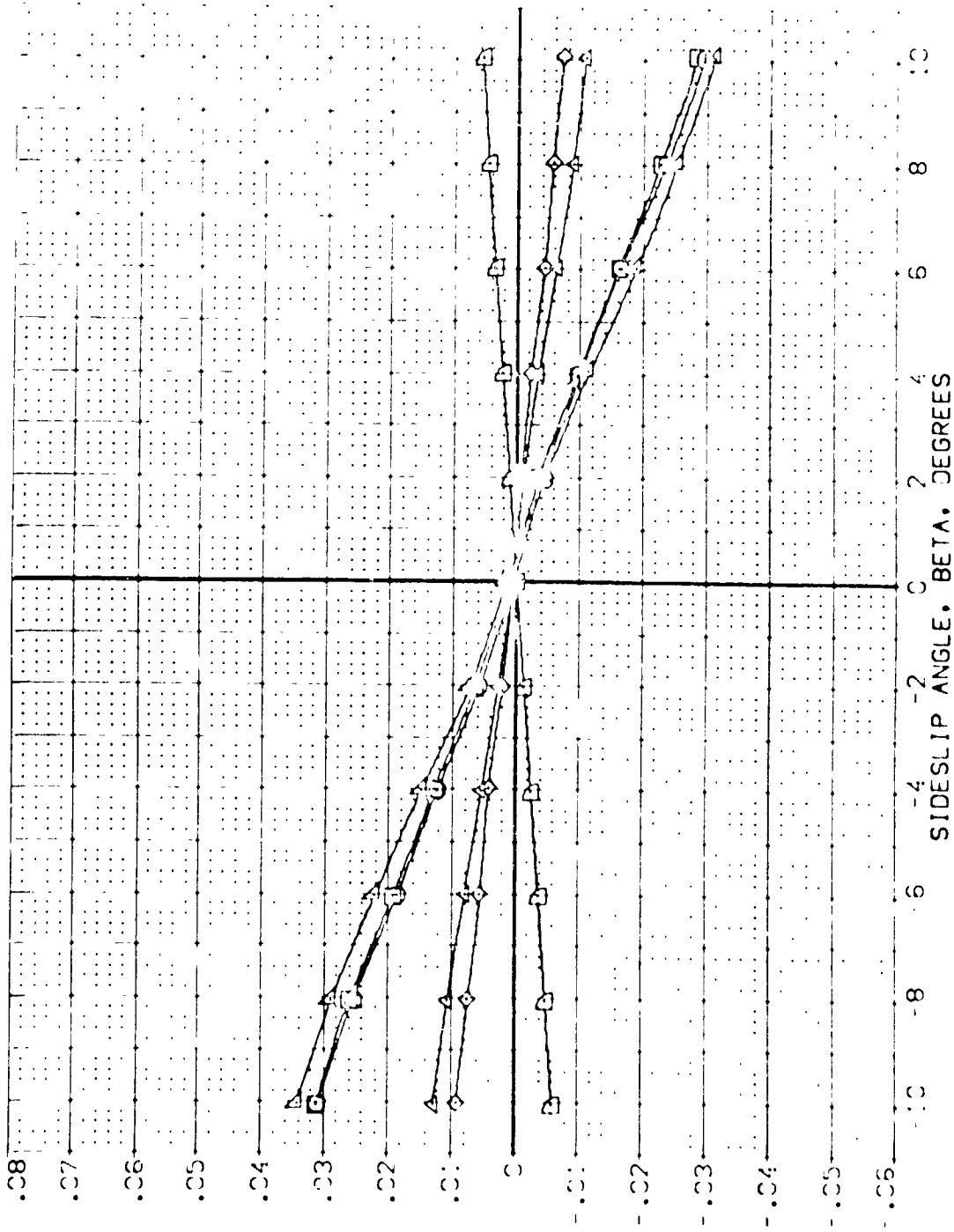


FIG 78 MODEL BUILDUP, LATERAL-DIRECTIONAL STABILITY, ALPHA = 15

DATA SET SYMBOL	CONFIGURATION DESCRIPTION	ALPHA	RUDDER	SPEEDK	BOFLAP	REFERENCE INFORMATION	SCALE
PC1721	WTE8	15.000	.000	25.000	-12.000	SPE	4.4119
PC1722	WTE8	15.000	.000	25.000	-12.000	LR	19.2799
PC1723	WTE8	15.000	.000	25.000	-12.000	BRF	37.9359
PC1724	WTE8	15.000	.000	25.000	-12.000	XUB	43.5974
PC1725	WTE8	15.000	.000	25.000	-12.000	YUP	0.000
PC1726	WTE8	15.000	.000	25.000	-12.000	ZUP	0.000
PC1727	WTE8	15.000	.000	25.000	-12.000	SCALE	0.000
PC1728	WTE8	15.000	.000	25.000	-12.000	SCALE	0.000

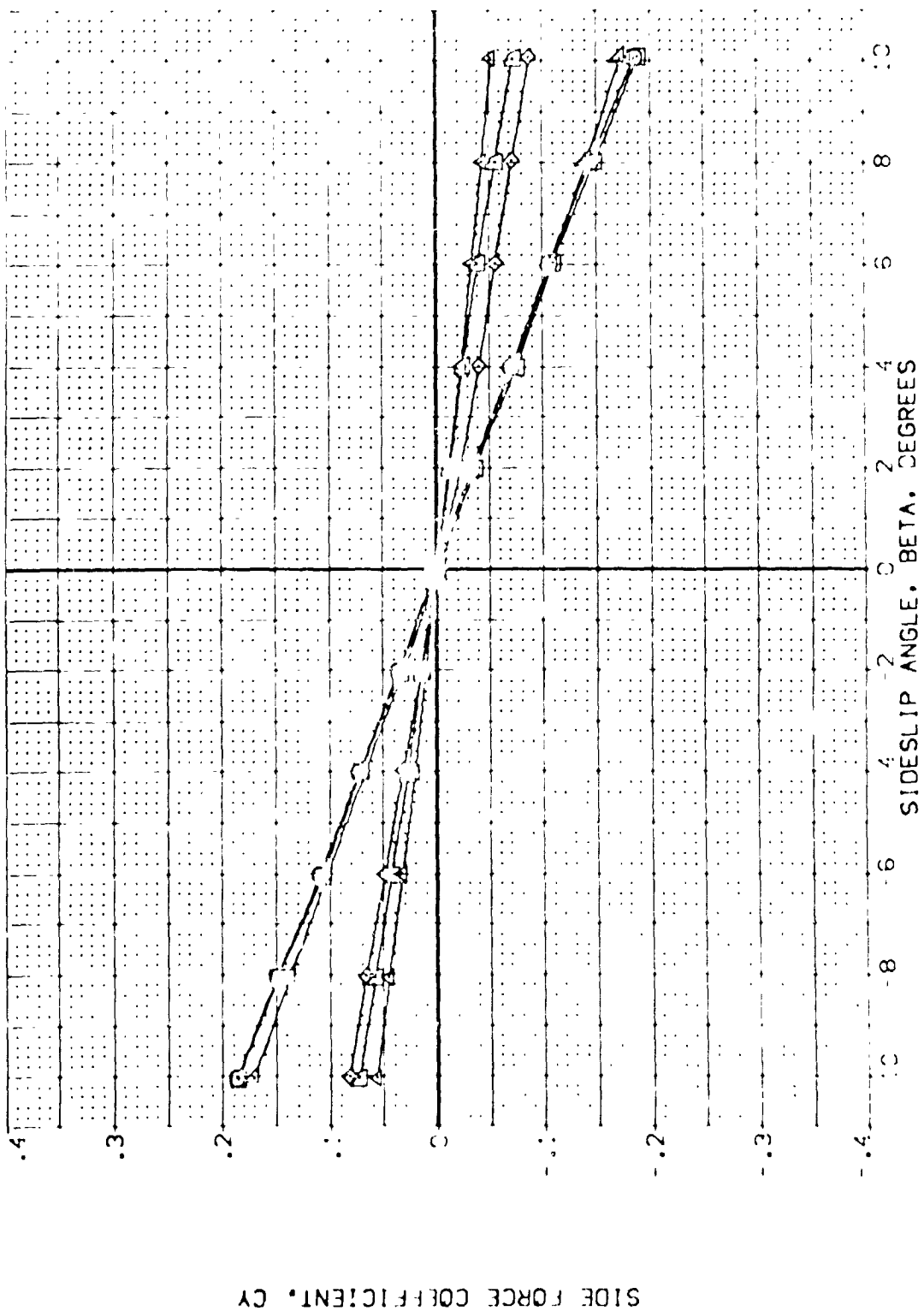


FIG 78 MODEL BUILDUP, LATERAL-DIRECTIONAL STABILITY, ALPHA = 15

DATA SET SYMBOL CONFIGURATION DESCRIPTION
 027123 C1679 B7659 WTS8 W1679/89519
 027124 C1679 B7659 WTS8 W1679/89519
 027125 C1679 B7659 WTS8 W1679/89519
 027126 C1679 B7659 WTS8 W1679/89519
 027127 C1679 B7659 WTS8 W1679/89519
 027128 C1679 B7659 WTS8 W1679/89519
 027129 C1679 B7659 WTS8 W1679/89519
 027130 C1679 B7659 WTS8 W1679/89519
 027131 C1679 B7659 WTS8 W1679/89519
 027132 C1679 B7659 WTS8 W1679/89519
 027133 C1679 B7659 WTS8 W1679/89519
 027148 C1679 B7659 WTS8 W1679/89519

ALPHA RUDDER SPEEDY BOVLAP SCALE RELEASE OF THE OPERATION
 20.000 .000 25.000 -12.000 4.410 SC1
 20.000 .500 25.000 -12.000 4.410 SC2
 20.000 1.000 25.000 -12.000 4.410 SC3
 20.000 1.500 25.000 -12.000 4.410 SC4
 20.000 2.000 25.000 -12.000 4.410 SC5
 20.000 2.500 25.000 -12.000 4.410 SC6
 20.000 3.000 25.000 -12.000 4.410 SC7
 20.000 3.500 25.000 -12.000 4.410 SC8
 20.000 4.000 25.000 -12.000 4.410 SC9
 20.000 4.500 25.000 -12.000 4.410 SC10
 20.000 5.000 25.000 -12.000 4.410 SC11
 20.000 5.500 25.000 -12.000 4.410 SC12
 20.000 6.000 25.000 -12.000 4.410 SC13
 20.000 6.500 25.000 -12.000 4.410 SC14
 20.000 7.000 25.000 -12.000 4.410 SC15
 20.000 7.500 25.000 -12.000 4.410 SC16
 20.000 8.000 25.000 -12.000 4.410 SC17
 20.000 8.500 25.000 -12.000 4.410 SC18
 20.000 9.000 25.000 -12.000 4.410 SC19
 20.000 9.500 25.000 -12.000 4.410 SC20
 20.000 10.000 25.000 -12.000 4.410 SC21

YAWING MOMENT COEFFICIENT, CYN (BODY AXIS)

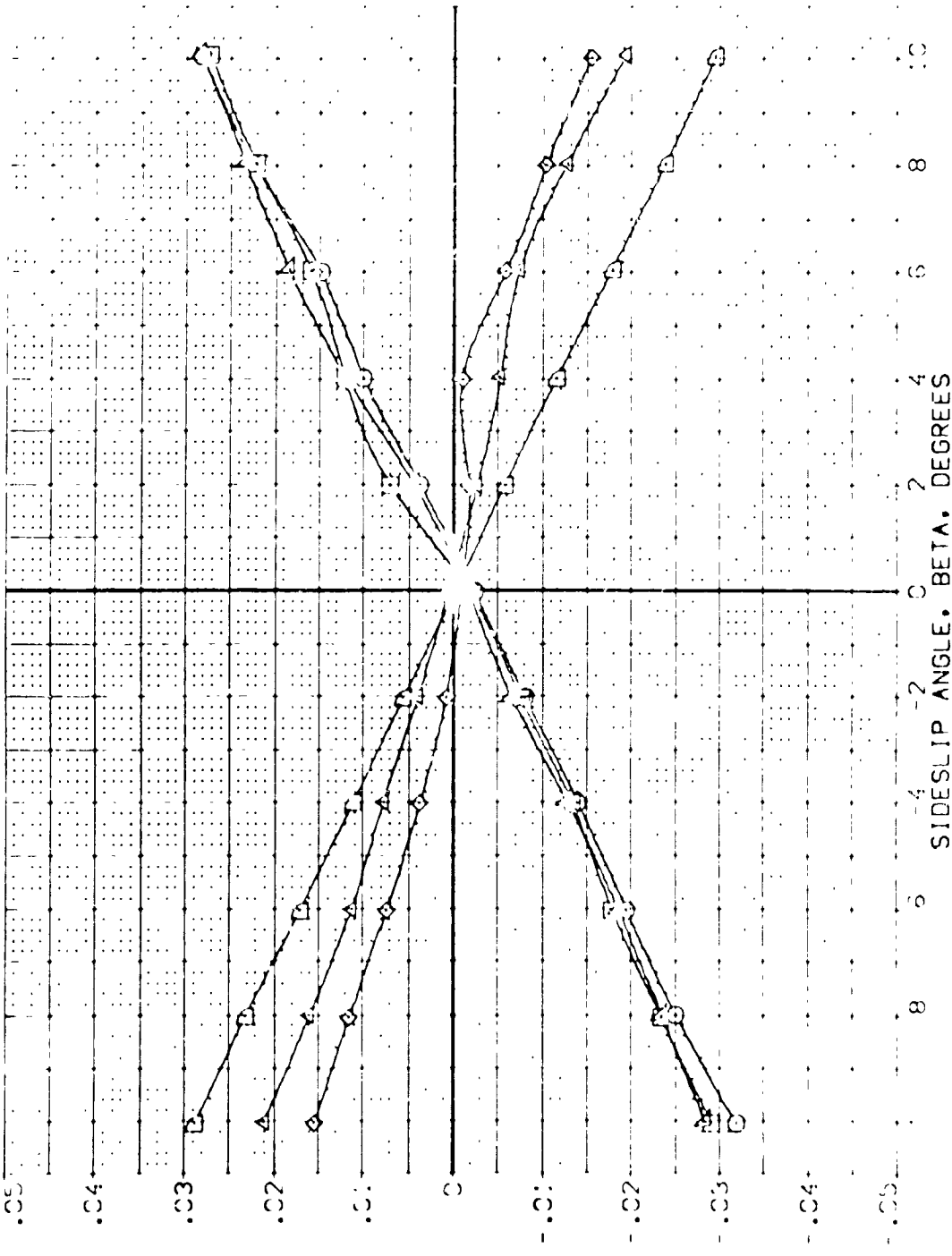


FIG 79 MODEL BUILDUP, LATERAL-DIRECTIONAL STABILITY, ALPHA = 20

DATA SET SYMBOL	CONFIGURATION DESCRIPTION	ALPHA	RUDDER	SPOBRK	BOFLAP	REFERENCE INFORMATION
[PZ123]	CA628 B76C9 W7F8 V16E28VBFSX9	20.000	.000	25.000	-12.000	SRL 4.4119 SCALE
[PZ207]	CA628 B76C9 W7F8 V16E28VBFSX9	20.000	.000	25.000	-12.000	LRF 19.7259 SCALE
[PZ226]	CA628 B76C9 W7F8 V16E28VBFSX9	20.000	.000	25.000	-12.000	BKF 37.9259 SCALE
[PZ219]	CA628 B76C9 W7F8 V16E28VBFSX9	20.000	.000	25.000	-12.000	YAPP 15.9874 SCALE
[PZ213]	CA628 B76C9 W7F8 V16E28VBFSX9	20.000	.000	25.000	-12.000	ZAPP 15.0000 SCALE
[PZ448]	CA628 B76C9 W7F8 V16E28VBFSX9	20.000	.000	25.000	-12.000	ZAPP 15.1875 SCALE

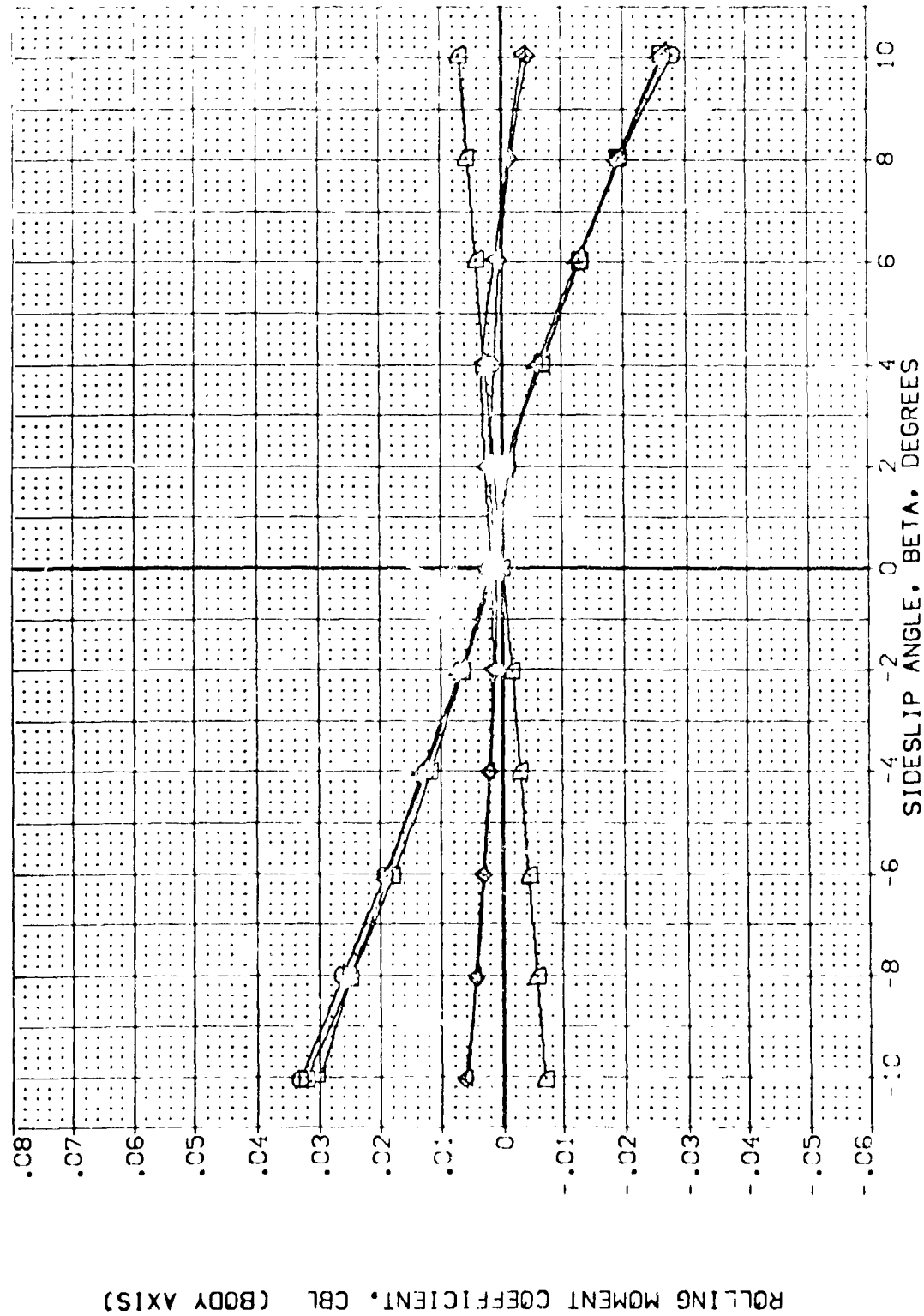
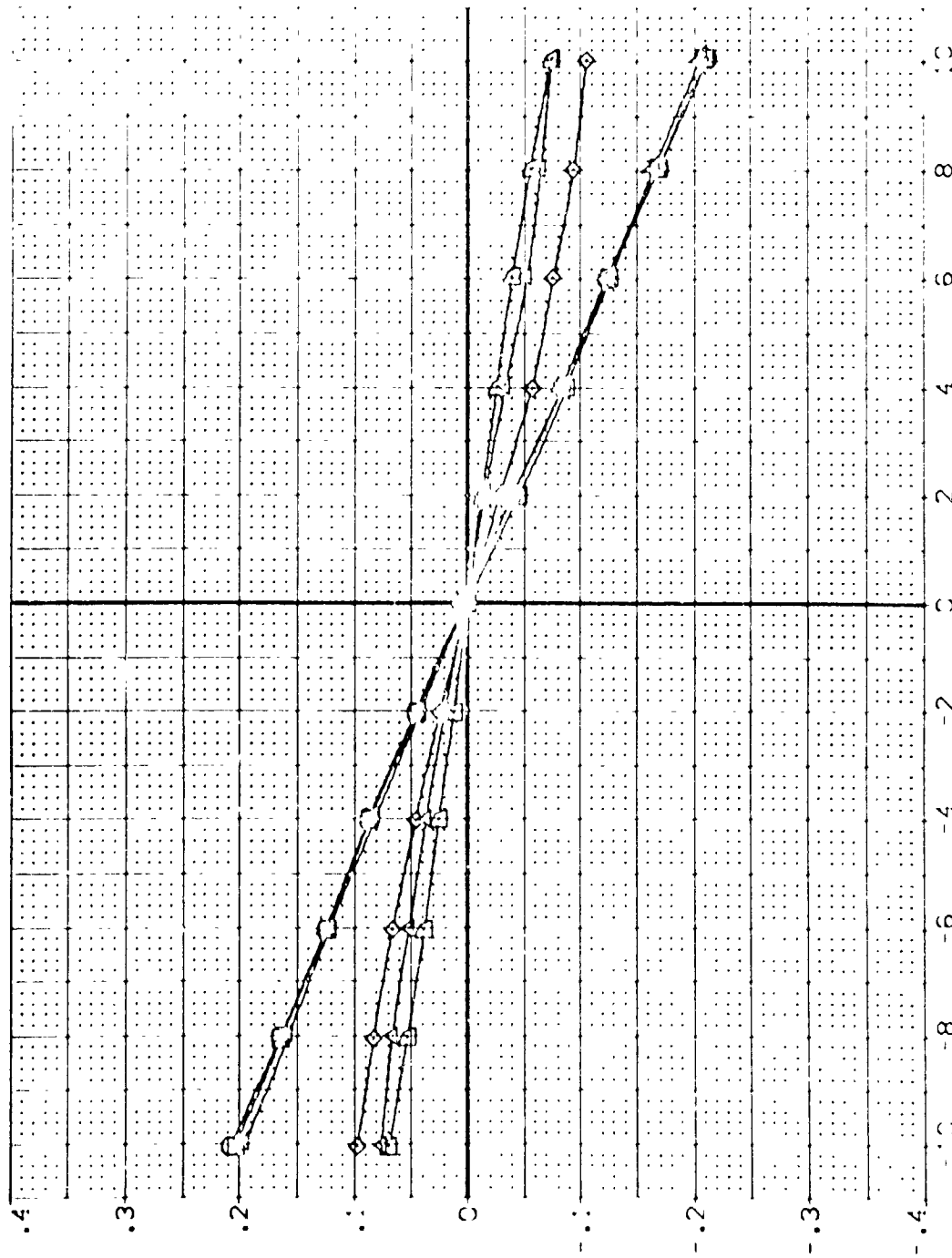


FIG 79 MODEL BUILDUP, LATERAL-DIRECTIONAL STABILITY, ALPHA = 20

CAMACH = .20

DATA SET SYMBOL	CONFIGURATION DESCRIPTION	ALPHA	RUDDER	SPEED	FOIL AP	REFERENCE INFORMATION
PCZ123	CA629 B76C9 W7B V1: 5E28/8F5X9	20.000	.000	25.000	-12.000	4.1119 SCALE
PCZ277	CA629 B76C9 W7B V1: 5E28/8F5X9	20.000	.000	25.000	-12.000	12.1069 SCALE
PCZ278	CA629 B76C9 W7B V1: 5E28/8F5X9	20.000	.000	25.000	-12.000	37.0333 SCALE
PCZ279	CA629 B76C9 W7B V1: 5E28/8F5X9	20.000	.000	25.000	-12.000	43.1594 SCALE
PCZ280	CA629 B76C9 W7B V1: 5E28/8F5X9	20.000	.000	25.000	-12.000	15.1183 SCALE
PCZ448	CA629 B76C9 W7B V1: 5E28/8F5X9	20.000	.000	25.000	-12.000	10.425 SCALE



SIDE FORCE COEFFICIENT, CY

FIG 79 MODEL BUILDUP, LATERAL-DIRECTIONAL STABILITY, ALPHA = 20

DATA SET SYMBOL	CONFIGURATION DESCRIPTION	ALPHA	RUDDER	SPOBRK	AILEPON	REFERENCE INFORMATION
[P07203]	BAG28 B26C9 M7 V116E28/8PSX9	.000	.000	25.000	.000	4.4119 SCALES
[P07204]	CAB28 B26C9 M7 V116E28/8PSX9	5.000	.000	25.000	.000	19.2769 SCALES
[P07205]	CAB28 B26C9 M7 V116E28/8PSX9	10.000	.000	25.000	.000	37.5319 SCALES
[P07206]	CAB28 B26C9 M7 V116E28/8PSX9	15.000	.000	25.000	.000	43.5814 SCALES
[P07207]	CAB28 B26C9 M7 V116E28/8PSX9	20.000	.000	25.000	.000	15.1875 SCALES
						.0000 SCALES

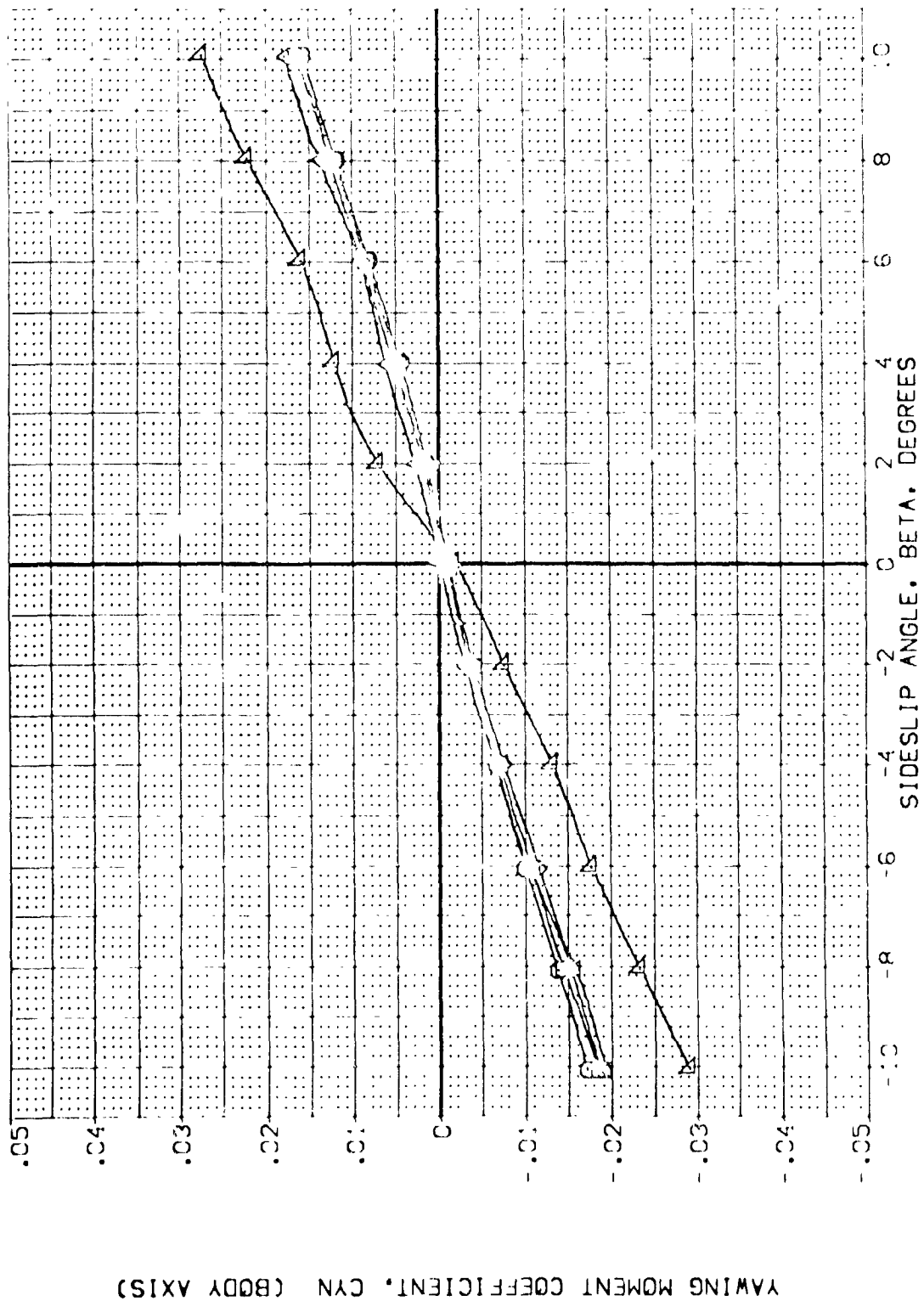
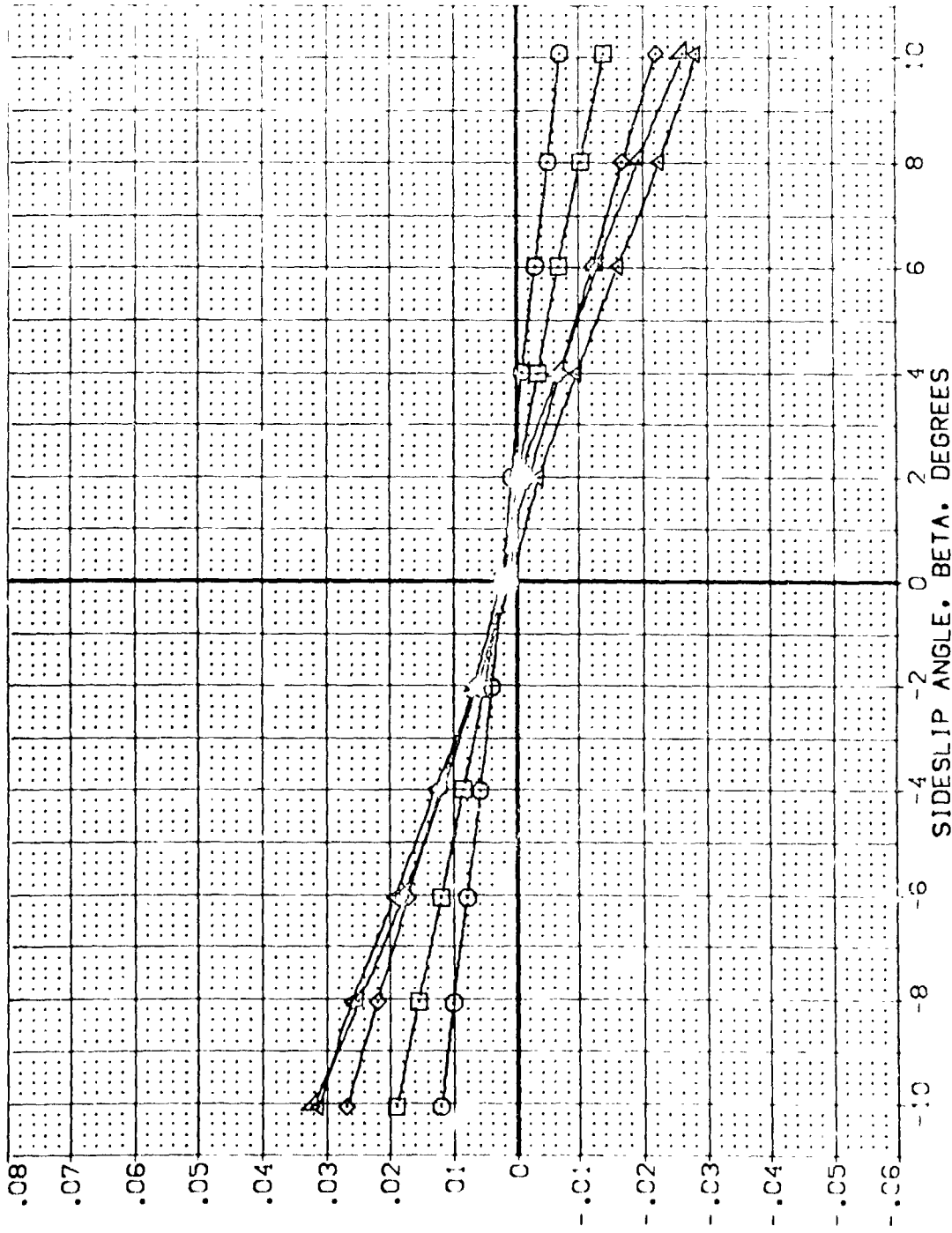


FIG 80 LATERAL-DIRECTIONAL STABILITY, BODY FLAP OFF

DATA SET SYMBOL CONFIGURATION DESCRIPTION REFERENCE INFORMATION

DATA SET SYMBOL	CONFIGURATION DESCRIPTION	ALPHA	RUDDER	SPODBK	A1LRON	SREF	SCALE
{PCZ703}	CA628 B26C9 M7 V116E28V8F5X9	.000	.000	25.000	.000	4.4119	SCALE
{PCZ704}	CA628 B76C9 M7 V116E28V8F5X9	5.000	.000	25.000	.000	19.2792	SCALE
{PCZ705}	CA628 B76C9 M7 V116E28V8F5X9	10.000	.000	25.000	.000	37.9359	SCALE
{PCZ706}	CA628 B76C9 M7 V116E28V8F5X9	15.000	.000	25.000	.000	43.5814	SCALE
{PCZ707}	CAE78 B26C9 M7 V116E28V8F5X9	20.000	.000	25.000	.000	15.1875	SCALE



ROLLING MOMENT COEFFICIENT, CBL (BODY AXIS)

FIG 80 LATERAL-DIRECTIONAL STABILITY, BODY FLAP OFF

(A)MAC = .20

DATA SET SYMBOL	CONFIGURATION DESCRIPTION	ALPHA	RUDDER	SPOILER	AILERON	REFERENCE INFORMATION
[R07203]	0A628 B76C9 M7 V1 6E28V8F5X9	.000	.000	25.000	.000	SPRF 4.4119 SCALE
[R07204]	0A628 B76C9 M7 V1 6E28V8F5X9	5.000	.000	25.000	.000	SKL 19.2269 SCALE
[R07205]	0A628 B76C9 M7 V1 6E28V8F5X9	10.000	.000	25.000	.000	BRFL 37.9359 SCALE
[R07206]	0A628 B76C9 M7 V1 6E28V8F5X9	15.000	.000	25.000	.000	XMRP 43.5974 SCALE
[R07207]	0A628 B76C9 M7 V1 6E28V8F5X9	20.000	.000	25.000	.000	ZMRP .0000 SCALE
						SCALE 15.1875 SCALE

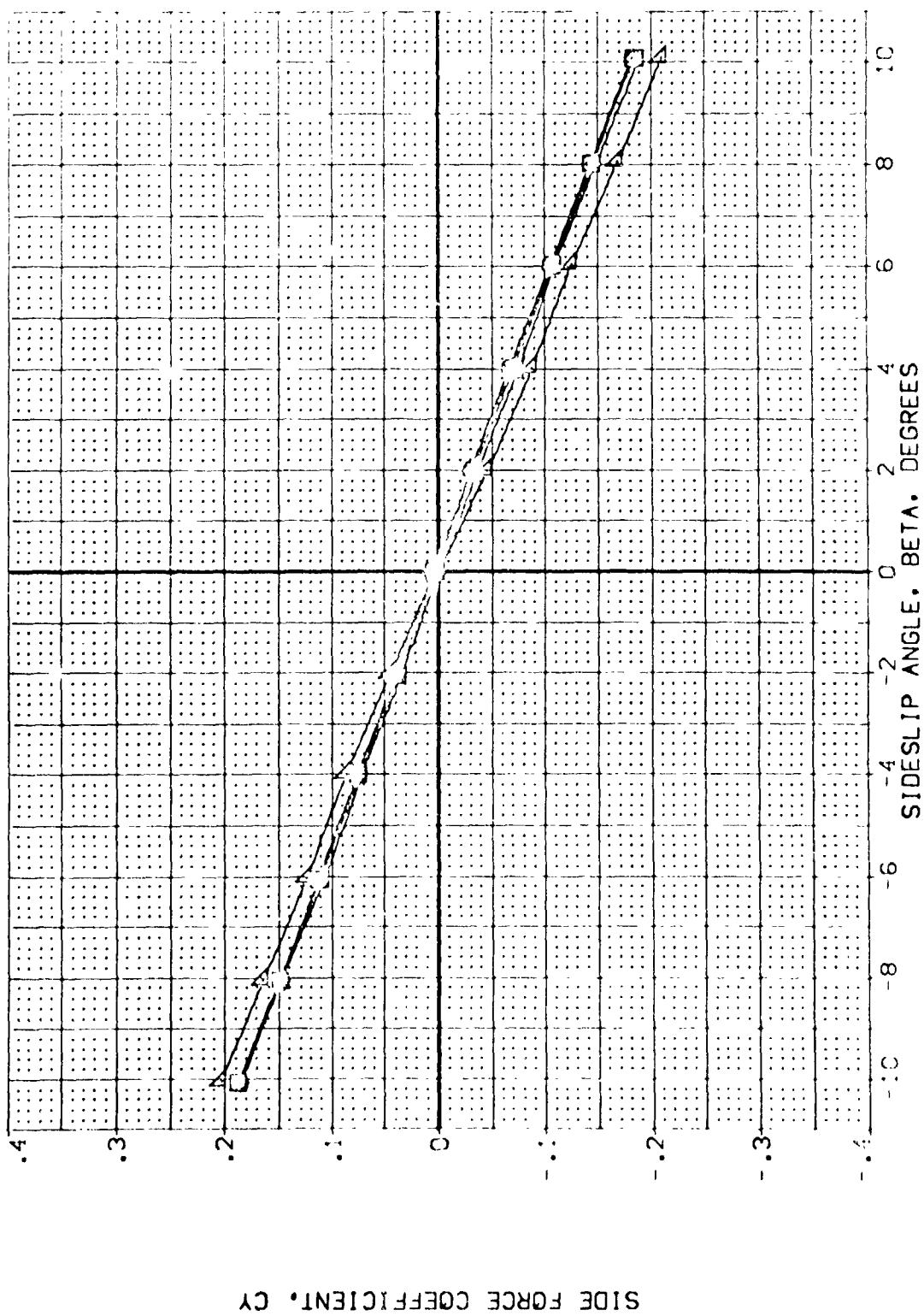


FIG 80 LATERAL-DIRECTIONAL STABILITY, BODY FLAP OFF

CAMACH = .2C

0A62B B26C9 M7 W116E28V6R5X9 (C0Z203)

SYMBOL ○

PARAMETRIC VALUES
 .200 ELEVON .000
 .000 SPOBRK 25.000

MACH
 AILRON

REFERENCE INFORMATION
 SREF 4.4119
 LREF 19.2799
 BREF 37.9359
 XMRP 43.5574
 YMRP 0.0000
 ZMRP 15.1875
 SCALE .0405

YAWING MOMENT COEFFICIENT DERIVATIVE WITH BETA, CYNBET, PER DEGREE

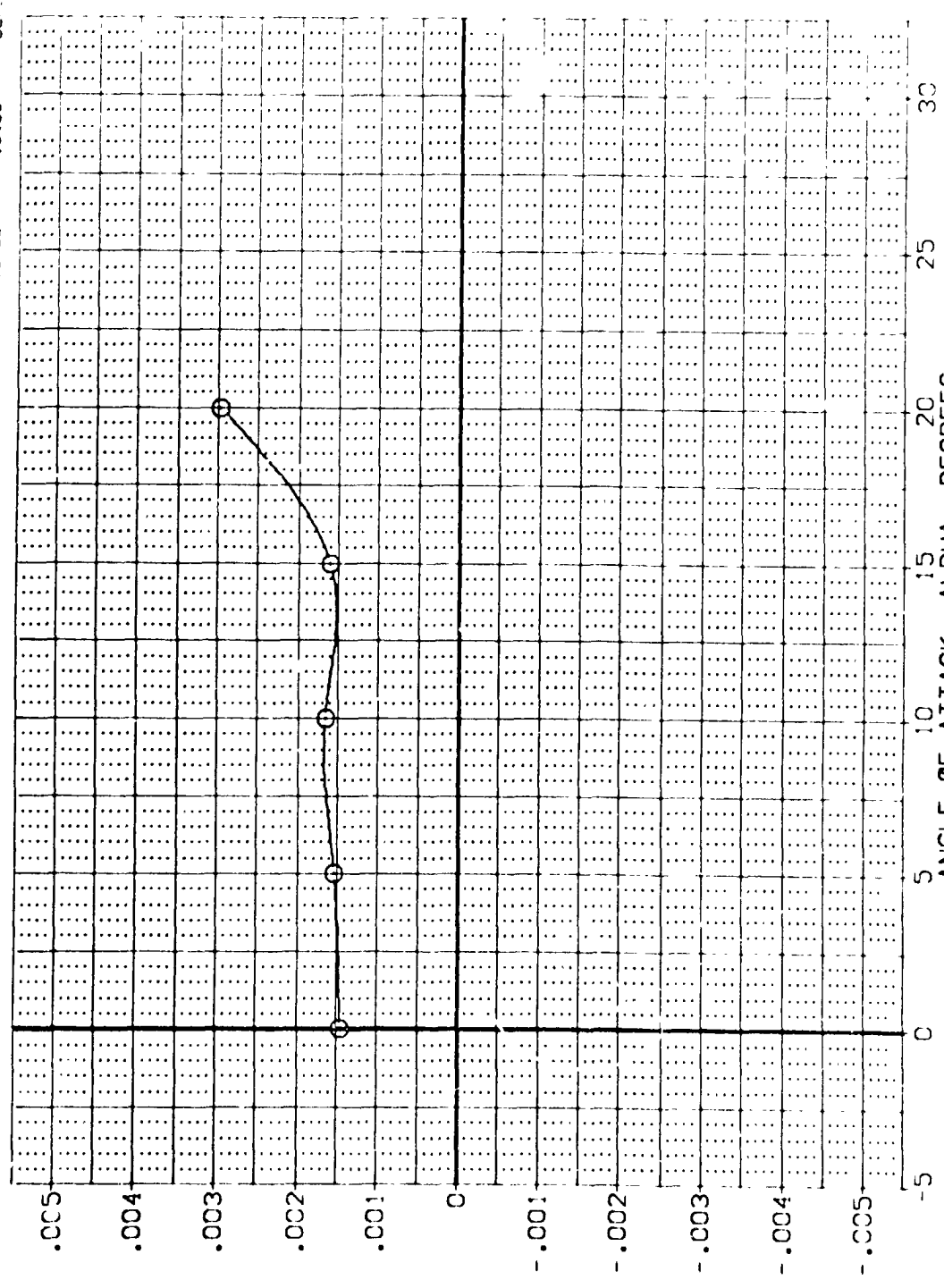


FIG 80 LATERAL-DIRECTIONAL STABILITY, BODY FLAP OFF

(CDZ203)

0A62B B26C9 M7 W116E28V8R5X9

SYMBOL
O

RUDDER .000
MACH .200
AILRON .000
ELEVON .000
SPDRK 25.000

REFERENCE INFORMATION
SREF 4.4118
LREF 19.2299
BREF 37.9359
XMRP 43.5974
YMRP .0000
ZMRP 15.1875
SCALE .0400

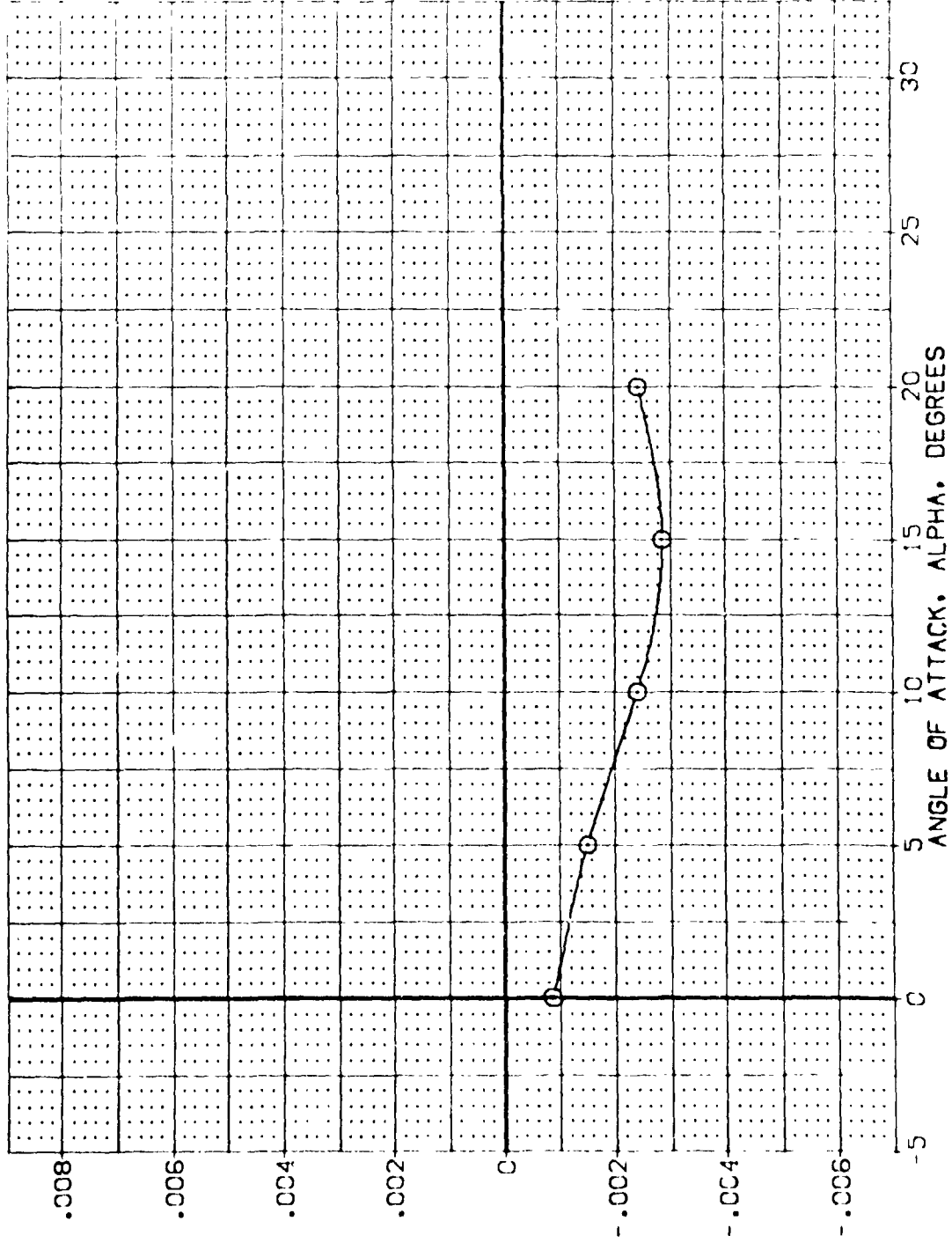


FIG 80 LATERAL-DIRECTIONAL STABILITY, BODY FLAP OFF

(CDZ203)

W116E28V8R5X9

M7

B26C9

0A62B

SYMBOL
○

RUDDER
.000

MACH
A TL RON

PARAMETRIC VALUES
.200 ELEVON
.000 SPODRK

.000
75.000

REFERENCE INFORMATION

SPRKE	4.4119	SCALE	SC
REF	19.7799	SCALE	SS
BRZE	37.9359	SCALE	SS
XAPP	43.5974	SCALE	SS
YAPP	.0000	SCALE	SS
ZAPP	15.1875	SCALE	SS
SCALE	.0405	SCALE	SS

SIDE FORCE COEFFICIENT DERIVATIVE WITH BETA, CYBETA, PER DEGREE

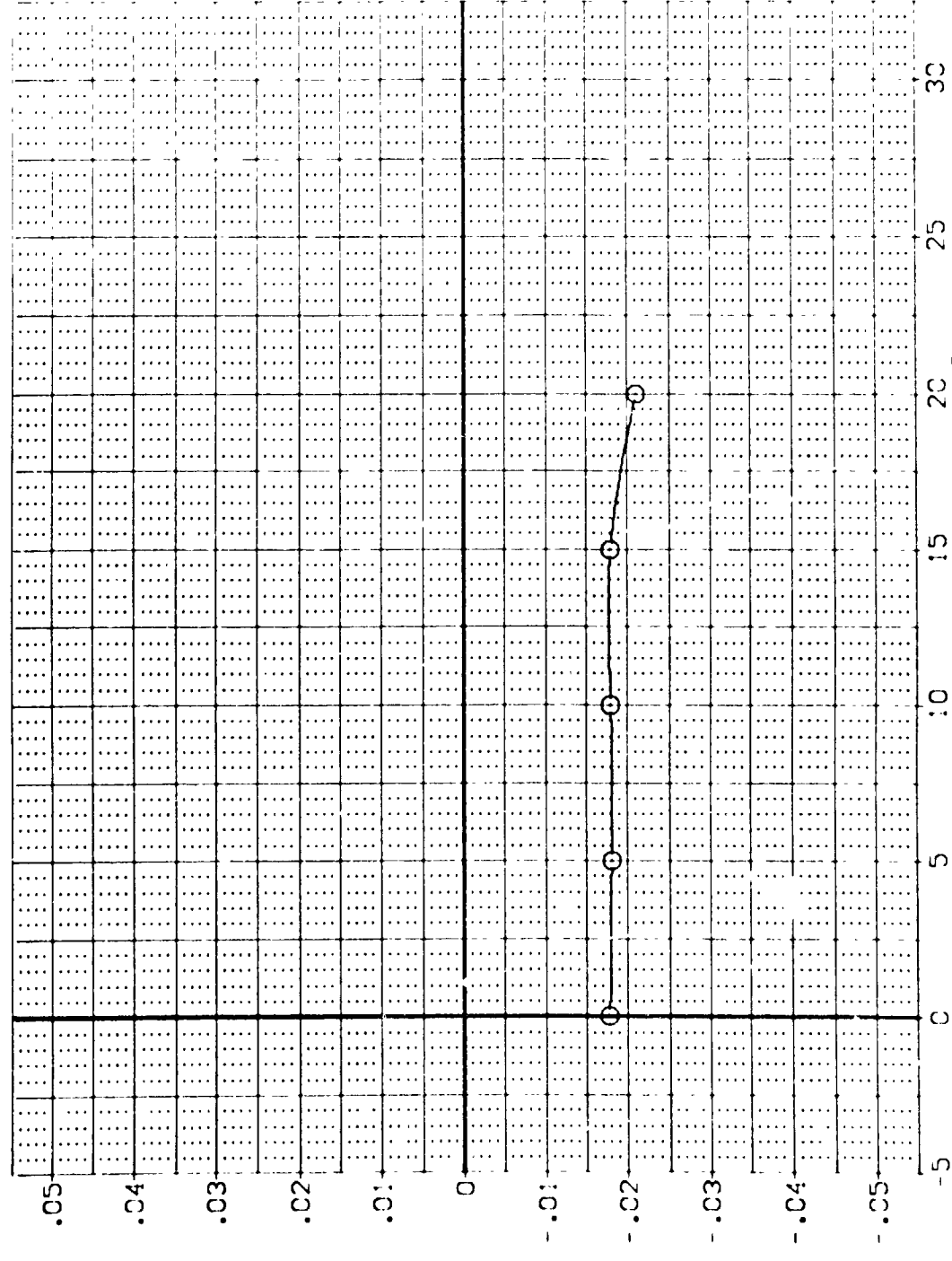


FIG 80 LATERAL-DIRECTIONAL STABILITY, BODY FLAP OFF

DATA SET SYMBOL	CONFIGURATION DESCRIPTION	ALPHA	BOFLAP	ELEVON	AILERON	REFERENCE INFORMATION
POZ721	CA628 B76C9 M7F8 V116E28 X9	.000	-12.000	.000	.000	SREF 4.4119 SCLETS
POZ722	CA628 B76C9 M7F8 V116E28 X9	5.000	-12.000	.000	.000	LREF 19.2290 SCLETS
POZ723	CA628 B76C9 M7F8 V116E28 X9	10.000	-12.000	.000	.000	BREF 37.8204 SCLETS
POZ724	CA628 B76C9 M7F8 V116E28 X9	15.000	-12.000	.000	.000	XREF 43.5351 SCLETS
POZ725	CA628 B76C9 M7F8 V116E28 X9	20.000	-12.000	.000	.000	YREF 15.1875 SCLETS
						ZREF .0000 SCLETS
						SCALE .0105

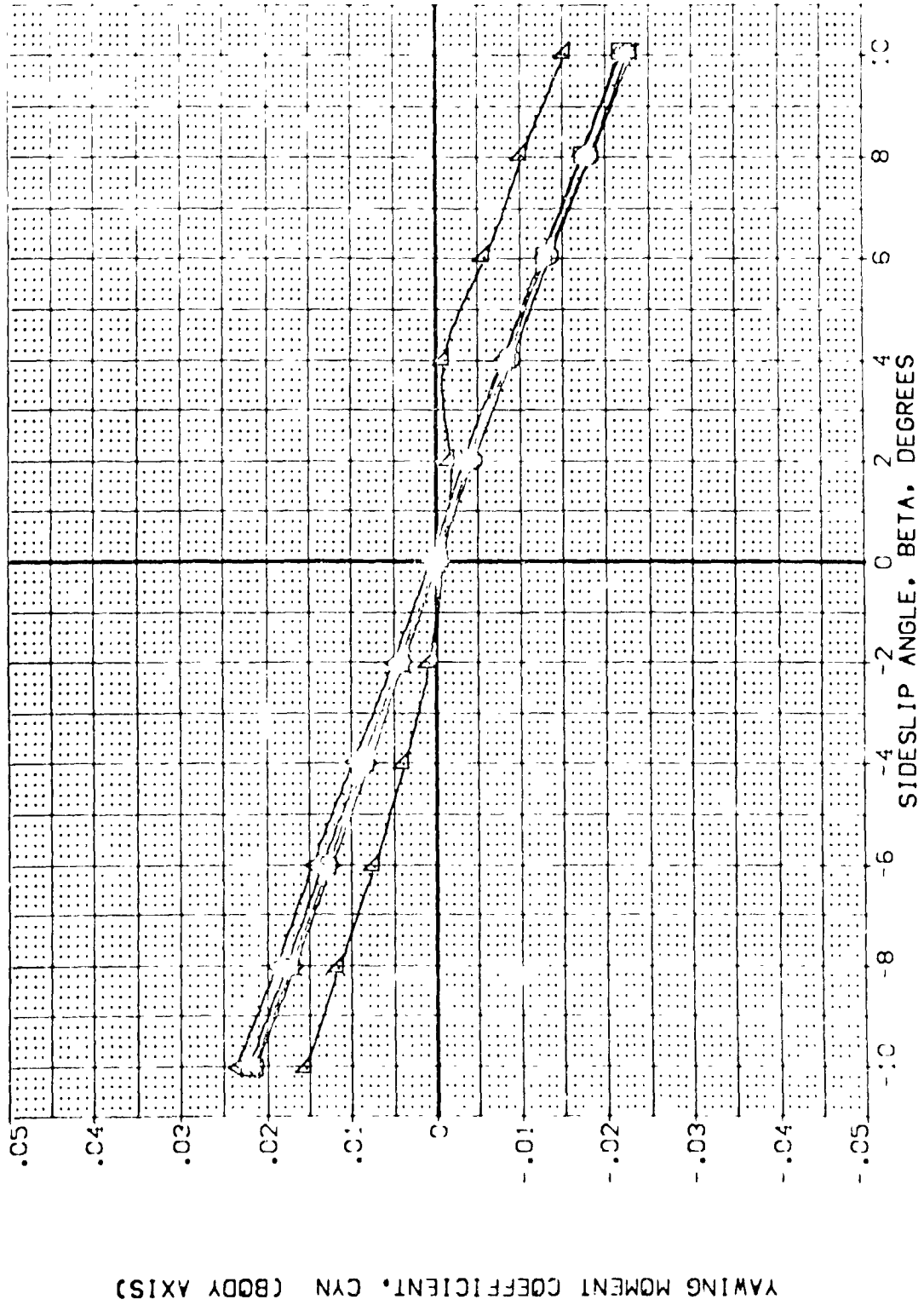


FIG 81 LATERAL-DIRECTIONAL STABILITY, VERTICAL TAIL OFF

DATA SET SYMBOL	CONFIGURATION DESCRIPTION	ALPHA	BOFLAP	ELEVON	AILEPON	REFERENCE INFORMATION
PCZ221	M7E8 V:16E28 X9	.000	-12.000	.000	.000	SPR 4.4119 SCALE
PCZ222	M7E8 V:16E28 X9	5.000	-12.000	.000	.000	LRP 19.2798 SCALE
PCZ223	M7E8 V:16E28 X9	10.000	-12.000	.000	.000	BRF 37.9359 SCALE
PCZ226	M7E8 V:16E28 X9	15.000	-12.000	.000	.000	XMP 43.5874 SCALE
PCZ225	M7E8 V:16E28 X9	20.000	-12.000	.000	.000	ZMP 50.0000 SCALE
						SCALE 15.1875

ROLLING MOMENT COEFFICIENT, CRL (BODY AXIS)

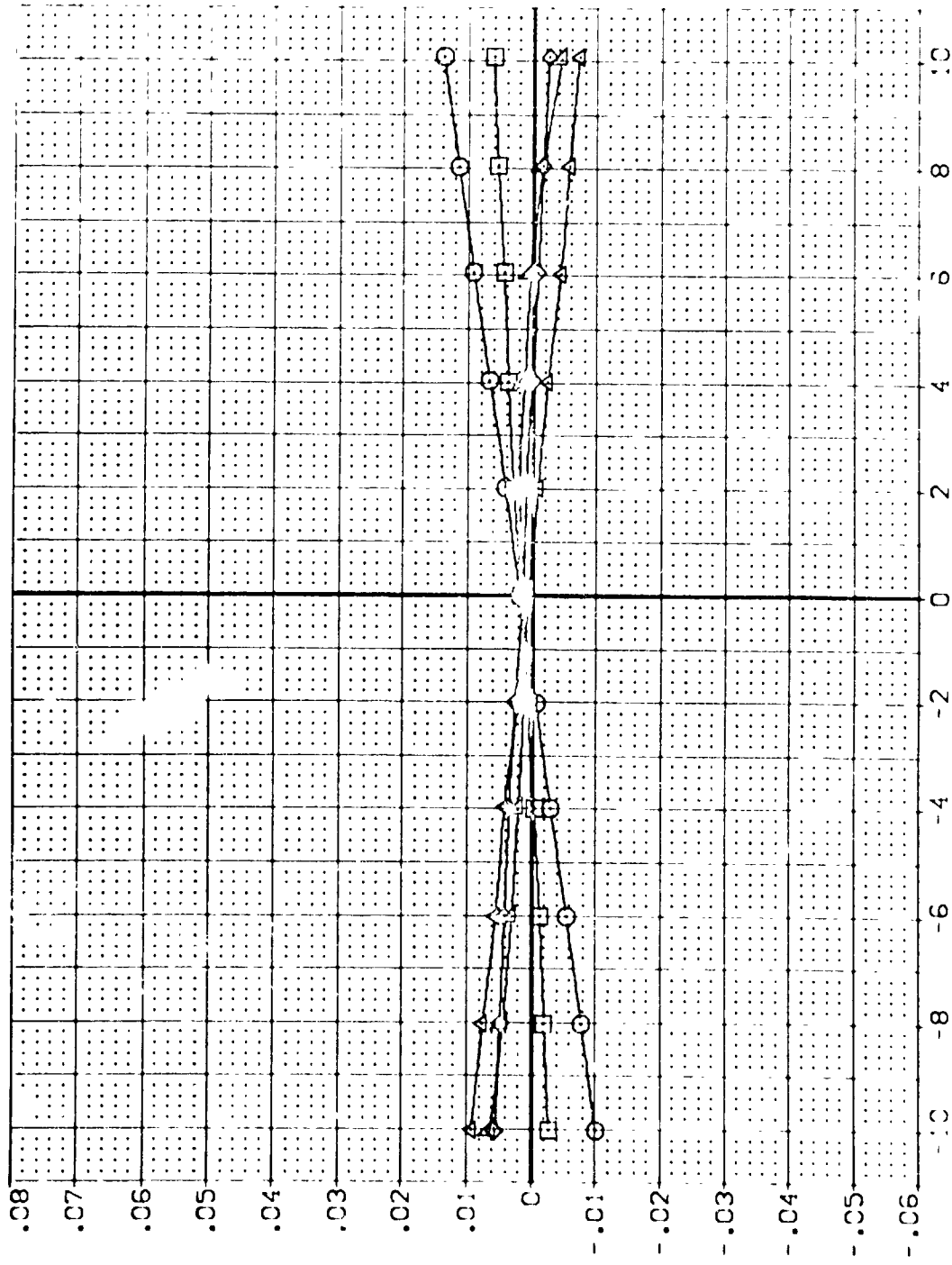


FIG 81 LATERAL-DIRECTIONAL STABILITY, VERTICAL TAIL OFF

CAYAC .20

DATA SET SYMBOL	CONFIGURATION DESCRIPTION	X9	ALPHA	BDF LAP	ELEVATION	AIRLIFT	REFERENCE INFORMATION	SCALE
[R0Z771]	CA628 B76C9	X9	.000	-12.000	.000	.000	SREF 4.4119	SCALE
[R0Z772]	CA628 B76C9	X9	5.000	-12.000	.000	.000	URF 19.2299	SCALE
[R0Z773]	CA628 B76C9	X9	10.000	-12.000	.000	.000	BRF 37.9399	SCALE
[R0Z774]	CA628 B76C9	X9	15.000	-12.000	.000	.000	XMP 43.5974	SCALE
[R0Z775]	CA628 B76C9	X9	20.000	-12.000	.000	.000	ZMP 15.1875	SCALE

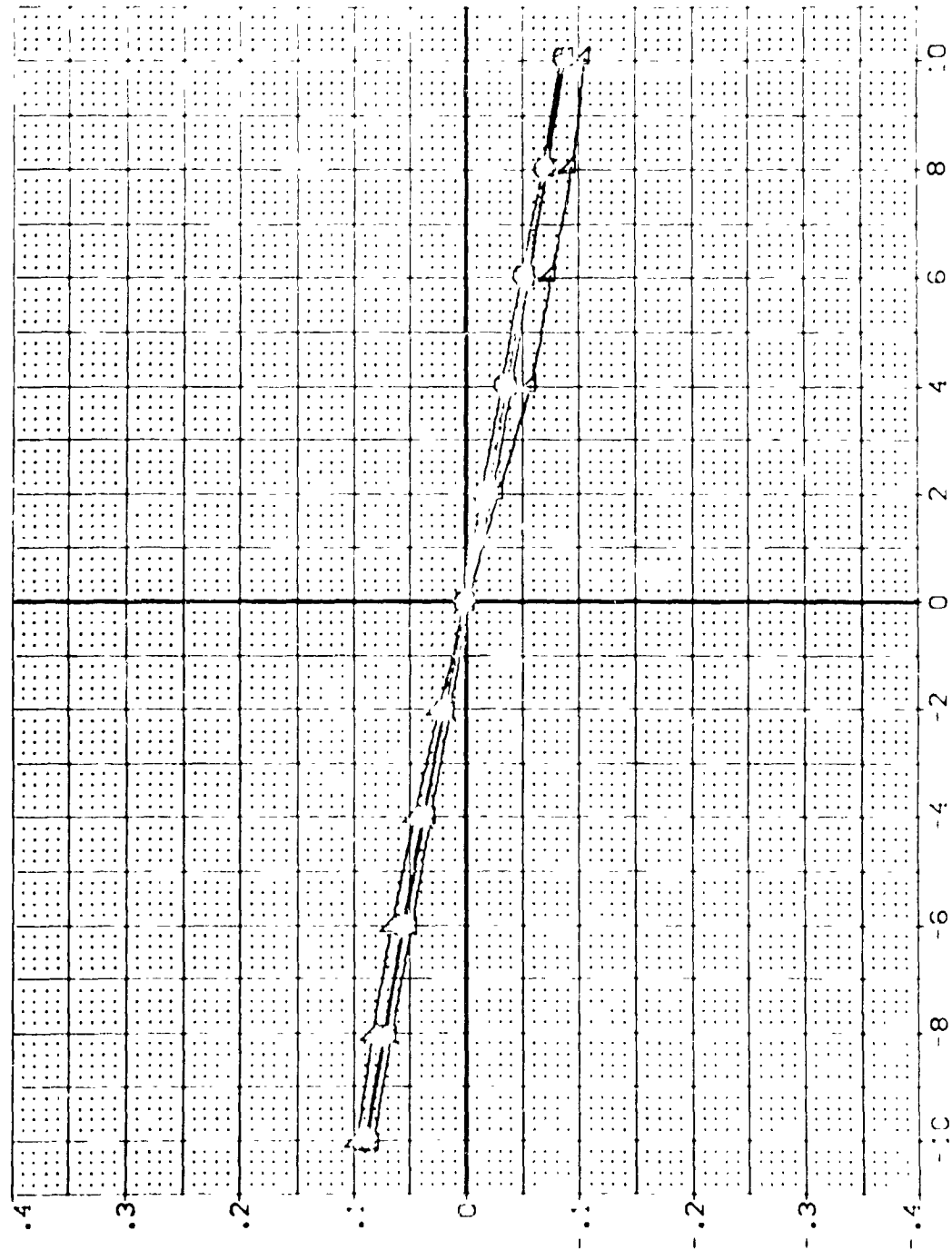


FIG 81 LATERAL-DIRECTIONAL STABILITY, VERTICAL TAIL OFF

CA623 B26C9 M7F8 W116E28 X9 (00/221)

SYMBOL ○

BOEJAP
-12.000

MACH
ALTRON

PARAMETRIC VALUES
.200 ELEVON .000

REFERENCE INFORMATION
 SREF 4.419 SCALE
 LREF 19.2288 SCALE
 BREF 37.9318 SCALE
 XREF 43.5874 SCALE
 YREF 100.0000 SCALE
 ZREF 15.1875 SCALE
 SCALE .2405

YAWING MOMENT COEFFICIENT DERIVATIVE WITH BETA, CYNBET, PER DEGREE

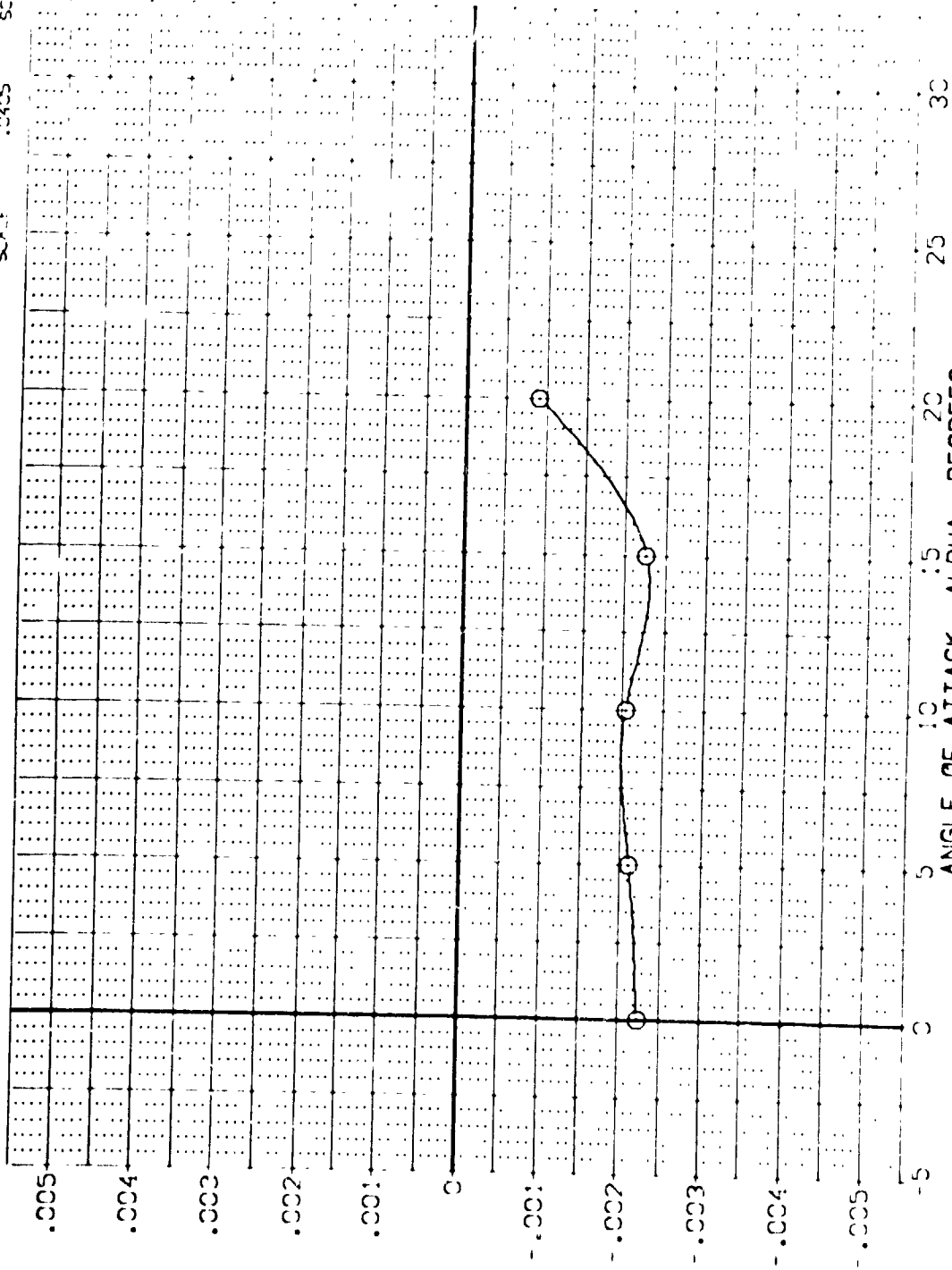


FIG 8: LATERAL-DIRECTIONAL STABILITY, VERTICAL TAIL OFF

(C07221)

X9

W116E28

M7F8

B26C9

CA62B

SYMBOL ○

REFLAP -17.000

MACH ALLRON

PARAMETRIC VALUES

.200 ELEVON .000

.000

REFERENCE INFORMATION

SPRF 4.4119

LRP 19.7289

BRF 37.9359

XMRD 43.5574

YMRD .0000

ZMRD 15.1875

SCALE .0005

SCALE \$

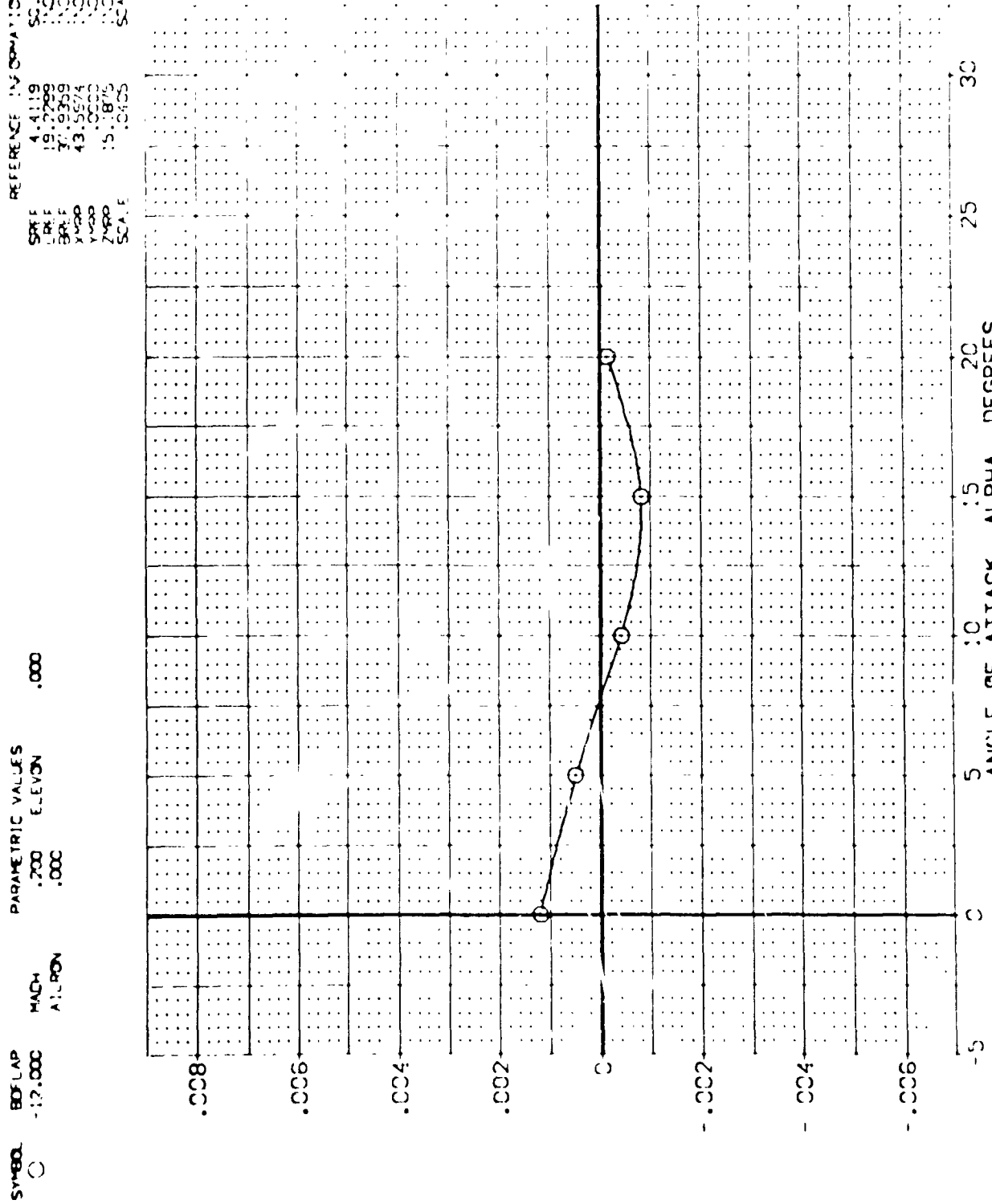
SCALE \$

SCALE \$

SCALE \$

SCALE \$

SCALE \$



ROLLING MOMENT COEFFICIENT DERIVATIVE WITH BETA, CRLBET, PER DEGREE

FIG 81 LATERAL-DIRECTIONAL STABILITY, VERTICAL TAIL OFF

CA628 0326C9 M7F8 W116E28 X9 (002221)

SYMBOL ○
 REF LAP -12.000
 MACH .200
 ALT. POSN .000
 PARAMETRIC VALUES
 ELEVATION .000

REFERENCE INFORMATION
 SREF 4.4119
 LREF 19.2298
 BREF 37.0369
 XREF 43.5874
 YREF 15.0000
 ZREF 15.0000
 SCALE .0400

SIDE FORCE COEFFICIENT DERIVATIVE WITH BETA, CYBETA, PER DEGREE

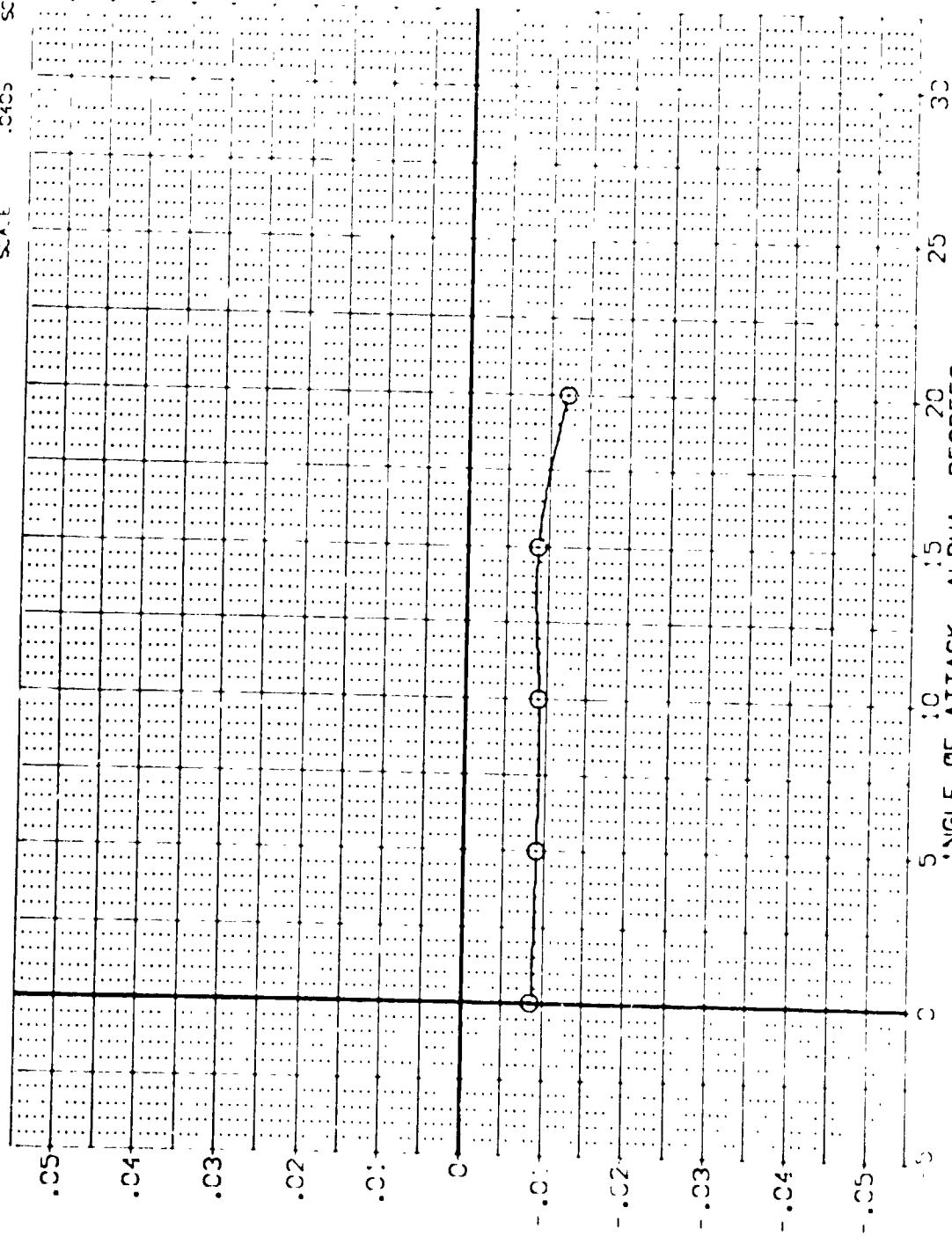


FIG 81 LATERAL-DIRECTIONAL STABILITY, VERTICAL TAIL OFF

DATA SET SYMBOL	CONFIGURATION DESCRIPTION	ALPHA	BOFLAP	ELEVON	AILERON	REFERENCE INFORMATION
[R022:5]	CA528 B76C9 FB V116E28 X9	.000	-12.000	.000	.000	SREF 4.419 SCALY .5
[R022:6]	CA528 B76C9 FB V116E28 X9	5.000	-12.000	.000	.000	LREF 19.2269 SCALY .5
[R022:7]	CA528 B76C9 FB V116E28 X9	10.000	-12.000	.000	.000	BREF 77.9359 SCALY .5
[R022:8]	CA528 B76C9 FB V116E28 X9	15.000	-12.000	.000	.000	YREF 43.5874 SCALY .5
[R022:9]	CA528 B76C9 FB V116E28 X9	20.000	-12.000	.000	.000	ZREF 15.1873 SCALY .5

YAWING MOMENT COEFFICIENT, C_{YN} (BODY AXIS)

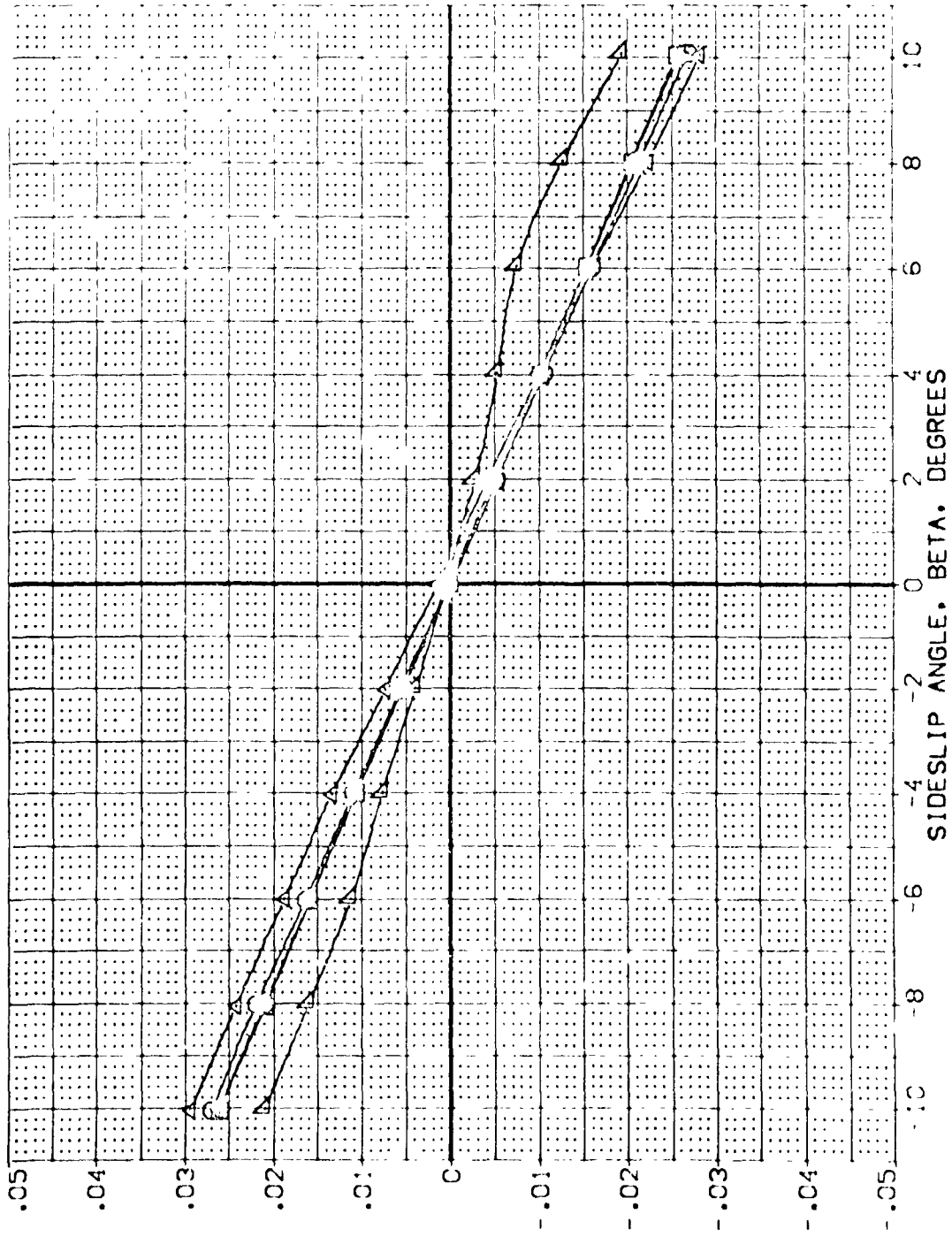
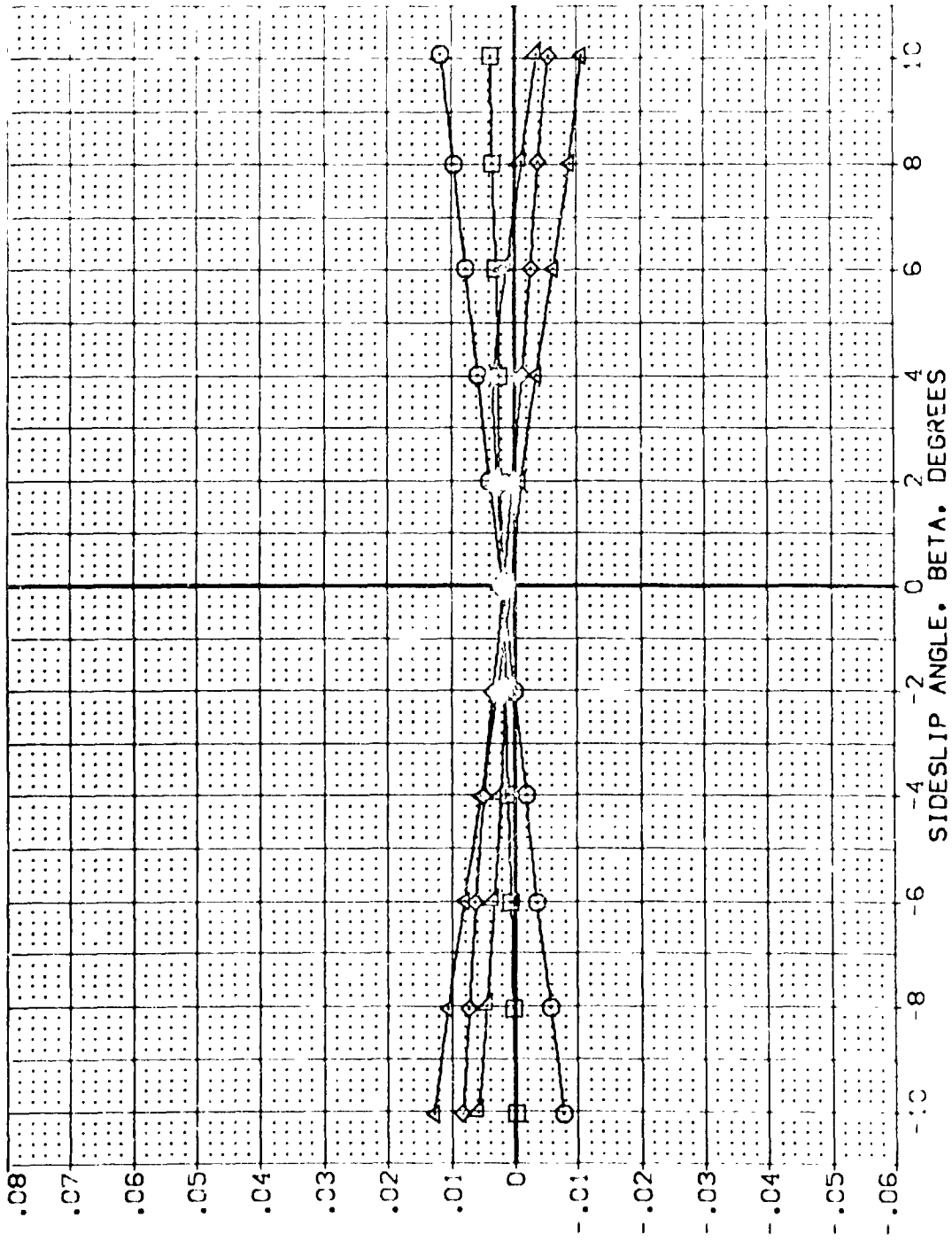


FIG 82 LATERAL-DIRECTIONAL STABILITY, VERTICAL TAIL AND CMS PODS OFF

DATA SET SYMBOL	CONFIGURATION DESCRIPTION	ALPHA	BOFLAP	ELEVON	AILEXON	REFERENCE INFORMATION
{P07215}	D1628 B76C9 FB V116E28 X9	.000	-12.000	.000	.000	1.4119 SCALE
{P07216}	D1628 B76C9 FB V116E28 X9	5.000	-12.000	.000	.000	19.2299 SCALE
{P07217}	D1628 B76C9 FB V116E28 X9	10.000	-12.000	.000	.000	37.9359 SCALE
{P07218}	D1628 B76C9 FB V116E28 X9	15.000	-12.000	.000	.000	43.5974 SCALE
{P07219}	D1628 B76C9 FB V116E28 X9	20.000	-12.000	.000	.000	15.1875 SCALE



ROLLING MOMENT COEFFICIENT, CBL (BODY AXIS)

FIG 82 LATERAL-DIRECTIONAL STABILITY, VERTICAL TAIL AND CMS PODS OFF

DATA SET SYMBOL	CONFIGURATION DESCRIPTION	ALPHA	BDF LAP	ELEVON	AILERON	REFERENCE INFORMATION
(R02215)	DAG28 B26C9 FB V116E28 X9	.000	-12.000	.000	.000	SREF 4.4119 SC.F.T.
(R02216)	DAG28 B26C9 FB V116E28 X9	5.000	-12.000	.000	.000	UREF 19.2799 SC.F.T.S
(R02217)	DAG28 B26C9 FB V116E28 X9	10.000	-12.000	.000	.000	BREF 37.9399 SC.F.T.S
(R02218)	DAG28 B26C9 FB V116E28 X9	15.000	-12.000	.000	.000	XREF 43.5974 SC.F.T.S
(R02219)	DAG28 B26C9 FB V116E28 X9	20.000	-12.000	.000	.000	YREF .0000 SC.F.T.S
						ZREF .0405 SC.F.T.S
						SCALE

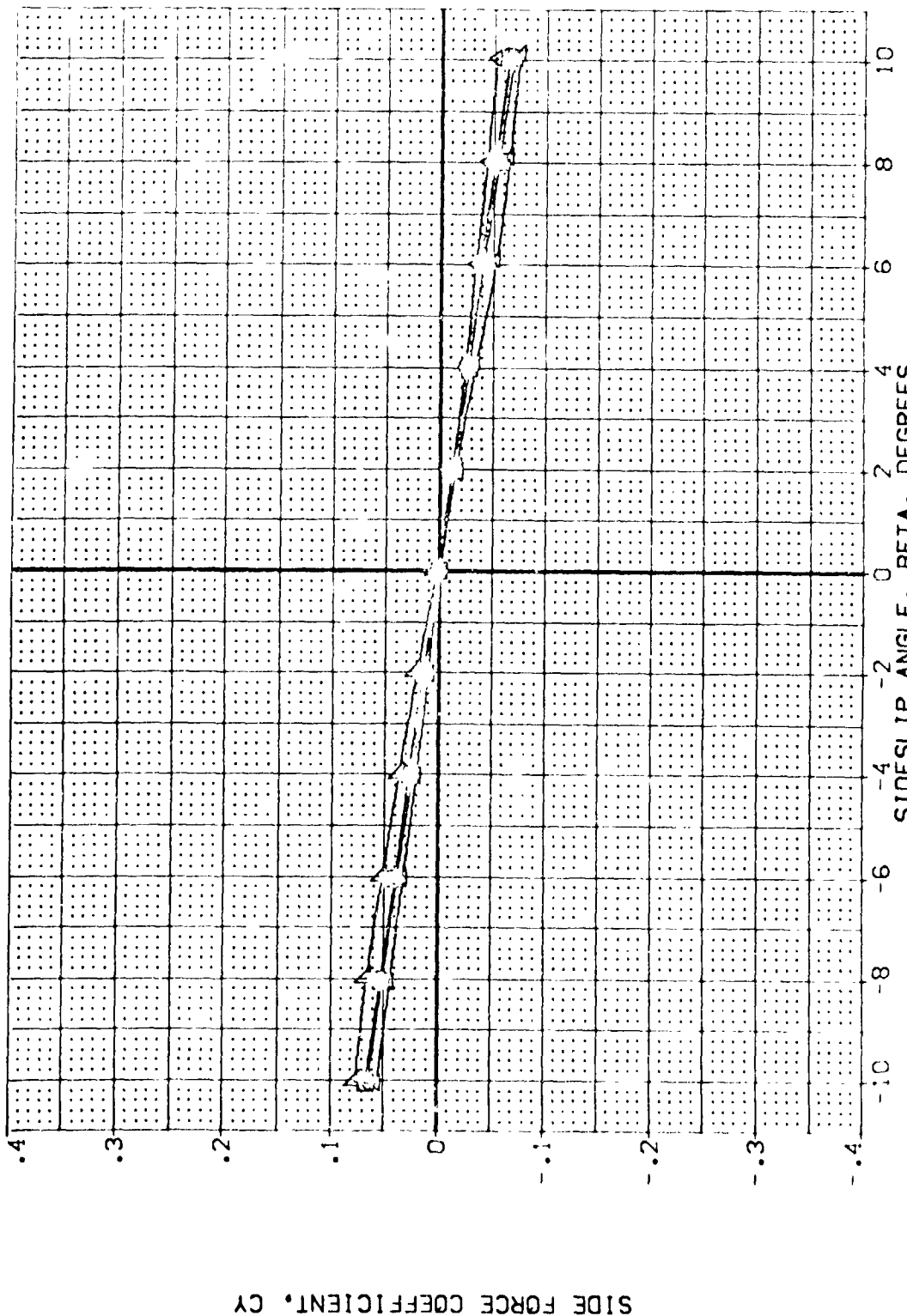


FIG 82 LATERAL-DIRECTIONAL STABILITY, VERTICAL TAIL AND OMS PODS OFF
 CASMAC = .20 PAGE 969

(CDZ215)

X9

F8 W116E28

0A62B B26C9

SYMBOL
O

BDFLAP
-12.000

MACH
A1LR0N

PARAMETRIC VALUES
.200 ELEVON
.000

.000

REFERENCE INFORMATION

SRKF	4.4119	SCALE
LRKF	19.7289	SCALE
BRKF	37.9359	SCALE
YMPP	43.5974	SCALE
ZMPP	.0000	SCALE
ZMPP	15.1875	SCALE
ZMPP	.0405	SCALE

YAWING MOMENT COEFFICIENT DERIVATIVE WITH BETA, CYNBET, PER DEGREE

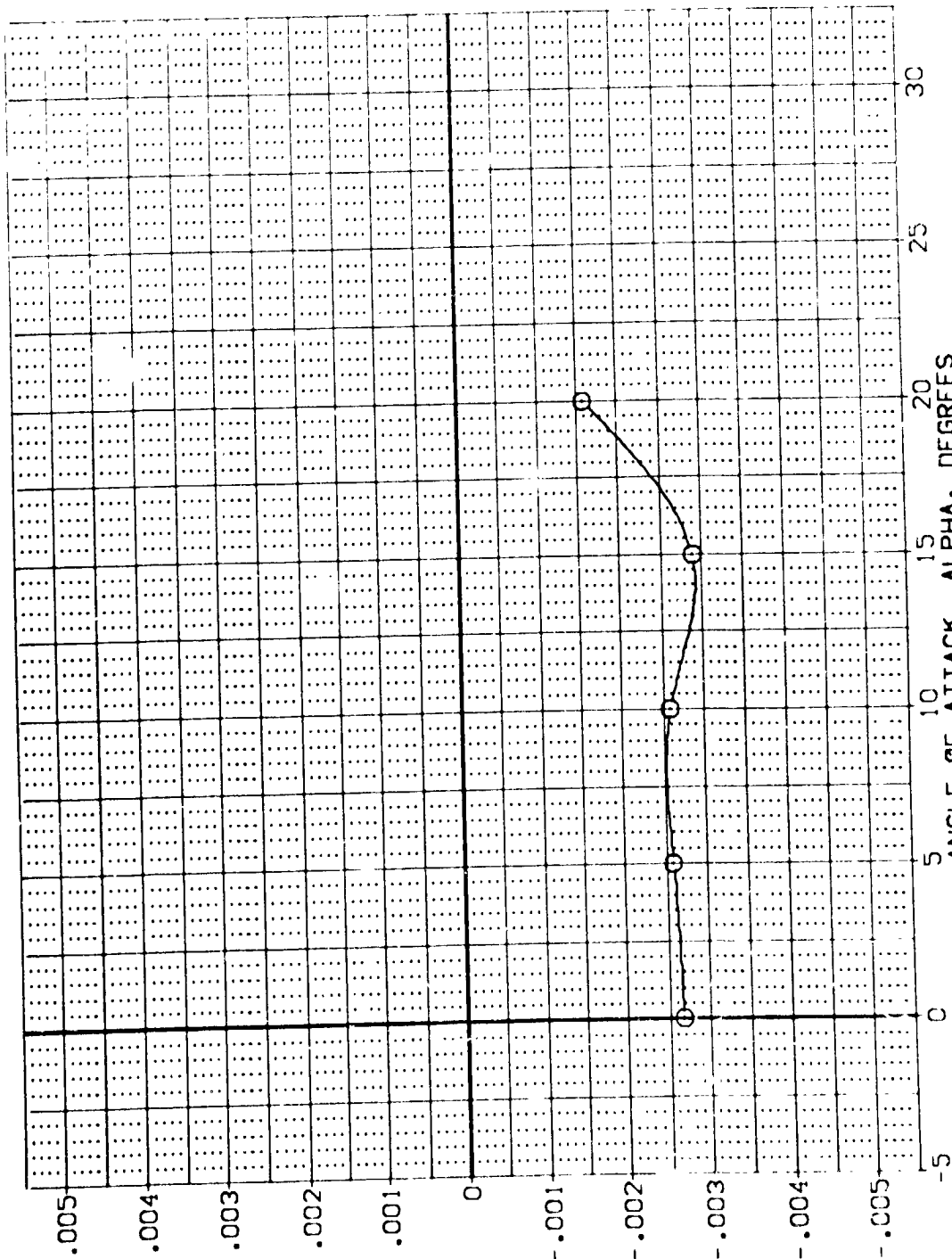


FIG 82 LATERAL-DIRECTIONAL STABILITY, VERTICAL TAIL AND OMS PODS OFF

0A62B B26C9 F8 W116E28 X9 (CDZ215)

SYMBOL ○
 REFERENCE INFORMATION
 SREF 1.4115 SQ.FT.
 LRF 19.2298 INCHES
 SCAL 37.9359 INCHES
 XMPD 43.5974 INCHES
 YMPD .0000 INCHES
 ZMPD 15.1875 INCHES
 SCALE .0405

PARAMETRIC VALUES
 MACH .200
 ELEVON .000
 AILRON .000

BD FLAP -12.000

ROLLING MOMENT COEFFICIENT DERIVATIVE WITH BETA, CBLBET, PER DEGREE

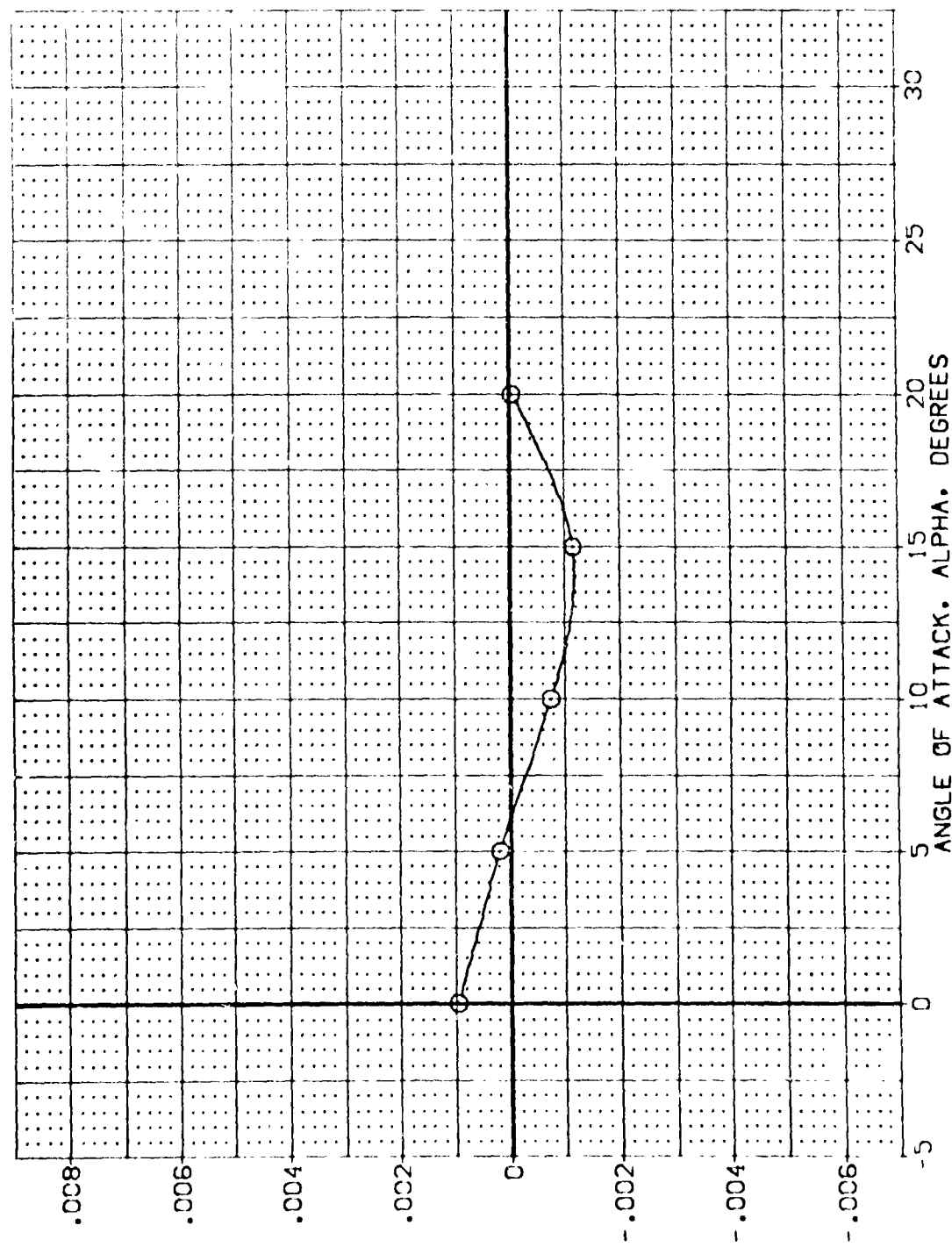


FIG 82 LATERAL-DIRECTIONAL STABILITY, VERTICAL TAIL AND OMS PODS OFF

0A628 826C9 F8 W116E28 X9 (C0Z215)

SYMBOL ○

PARAMETRIC VALUES
 MACH .200
 ELEVON .000
 AILRON .000

REFERENCE INFORMATION
 SREF 4.4119 SC.F. INCHES
 LREF 19.7299 SC.F. INCHES
 BR.F 37.9359 INCHES
 XMPD 43.5874 INCHES
 YMPD 10.0000 INCHES
 ZMPD 15.1875 INCHES
 SCALE .0405

REFLAP -12.000

SIDE FORCE COEFFICIENT DERIVATIVE WITH BETA, CYBETA, PER DEGREE

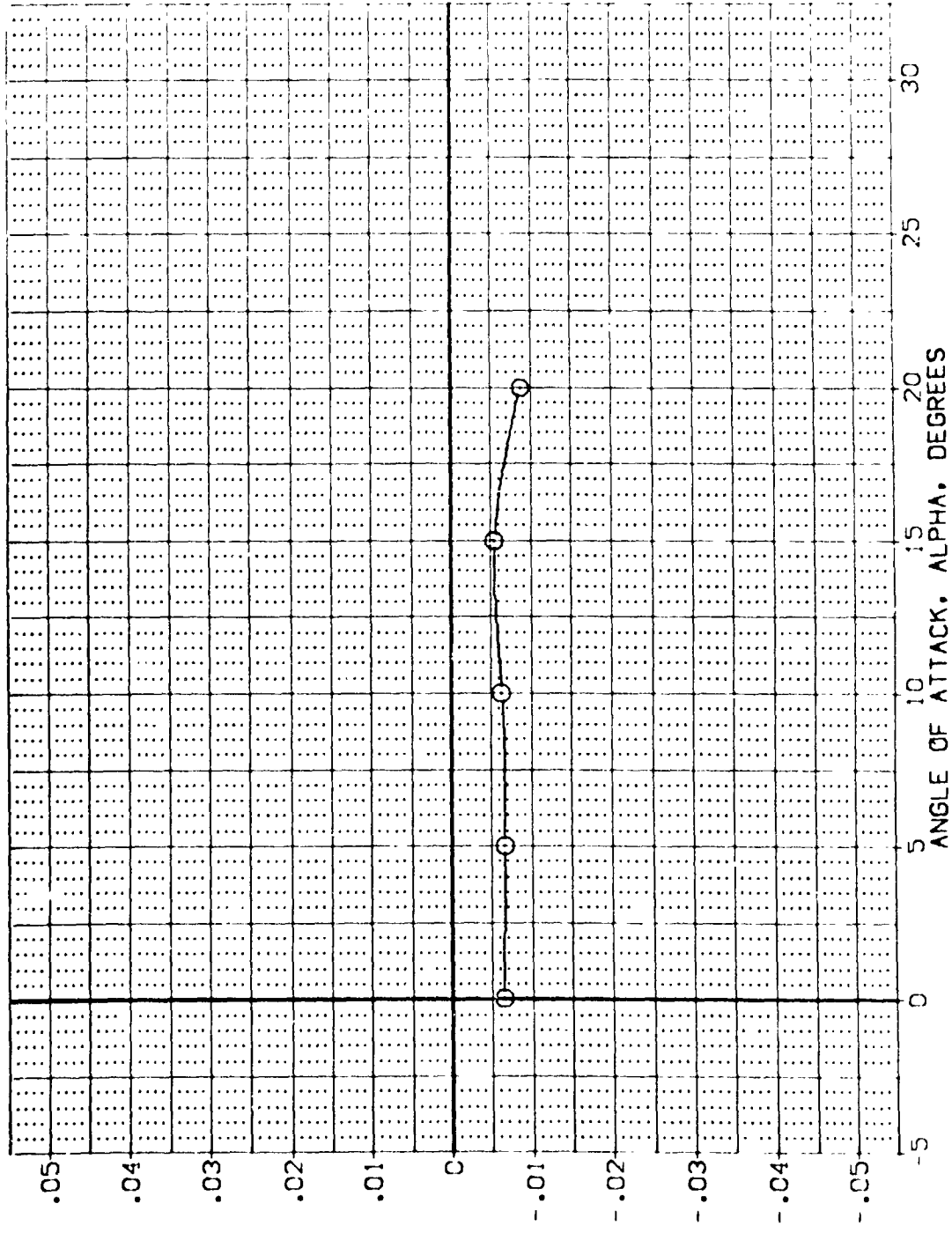


FIG 82 LATERAL-DIRECTIONAL STABILITY, VERTICAL TAIL AND OMS PODS OFF

DATA SET SYMBOL	CONFIGURATION DESCRIPTION	ALPHA	RUDDER	SPOBRK	BDFLAP	REFERENCE INFORMATION
{R0Z209}	CA628 B76C9 F8 V115E28V8F5X9	.000	.000	25.000	-12.000	SREF 4.4119 SCALE
{R0Z210}	CA628 B76C9 F8 V115E28V8F5X9	5.000	.000	25.000	-12.000	REF 19.2069 SCALE
{R0Z211}	CA628 B76C9 F8 V115E28V8F5X9	10.000	.000	25.000	-12.000	REF 37.9329 SCALE
{R0Z212}	CA628 B76C9 F8 V115E28V8F5X9	15.000	.000	25.000	-12.000	REF 43.5974 SCALE
{R0Z213}	CA628 B76C9 F8 V115E28V8F5X9	20.000	.000	25.000	-12.000	REF .0000 SCALE
						ZMPD 15.1875 SCALE

YAWING MOMENT COEFFICIENT, CYN (BODY AXIS)

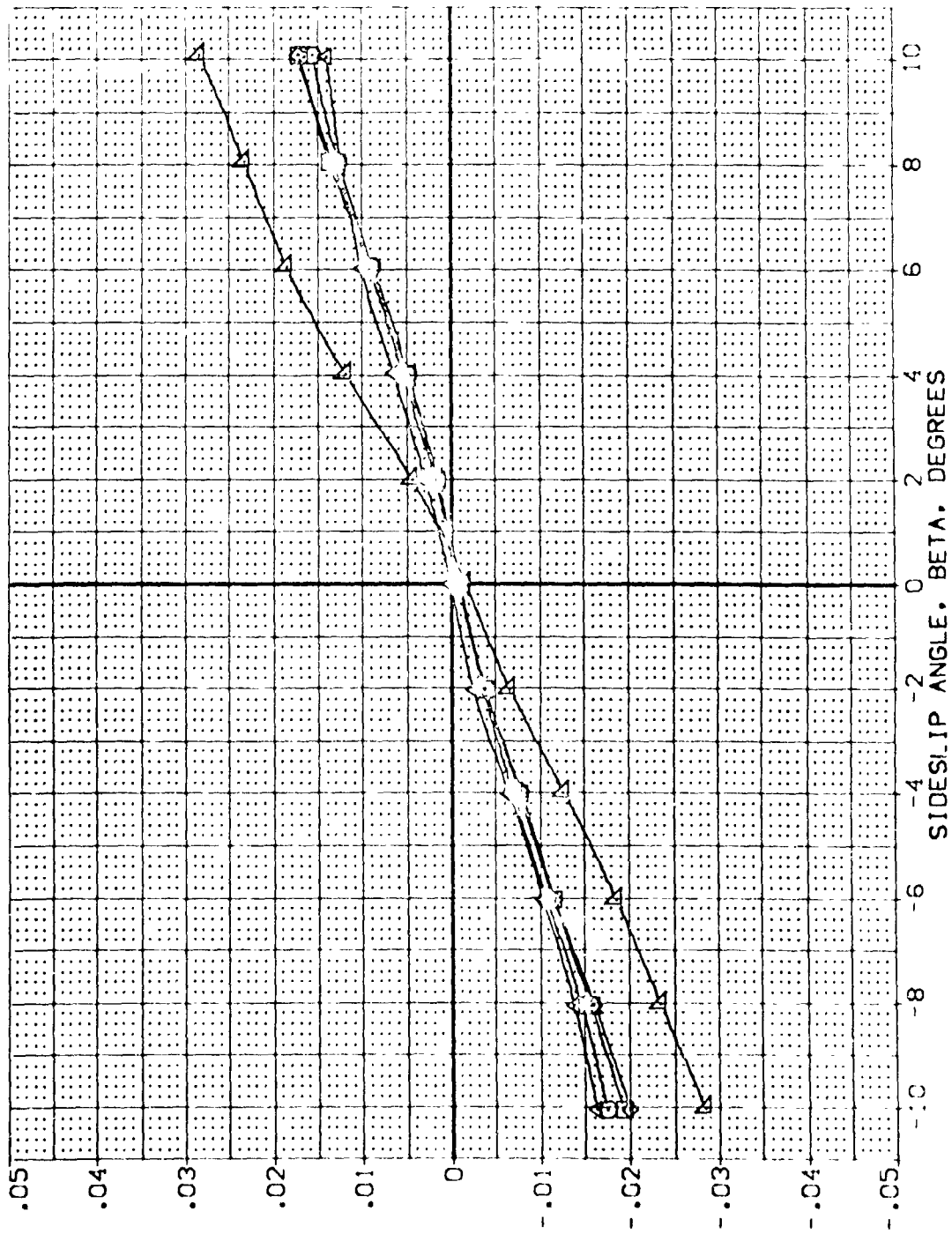
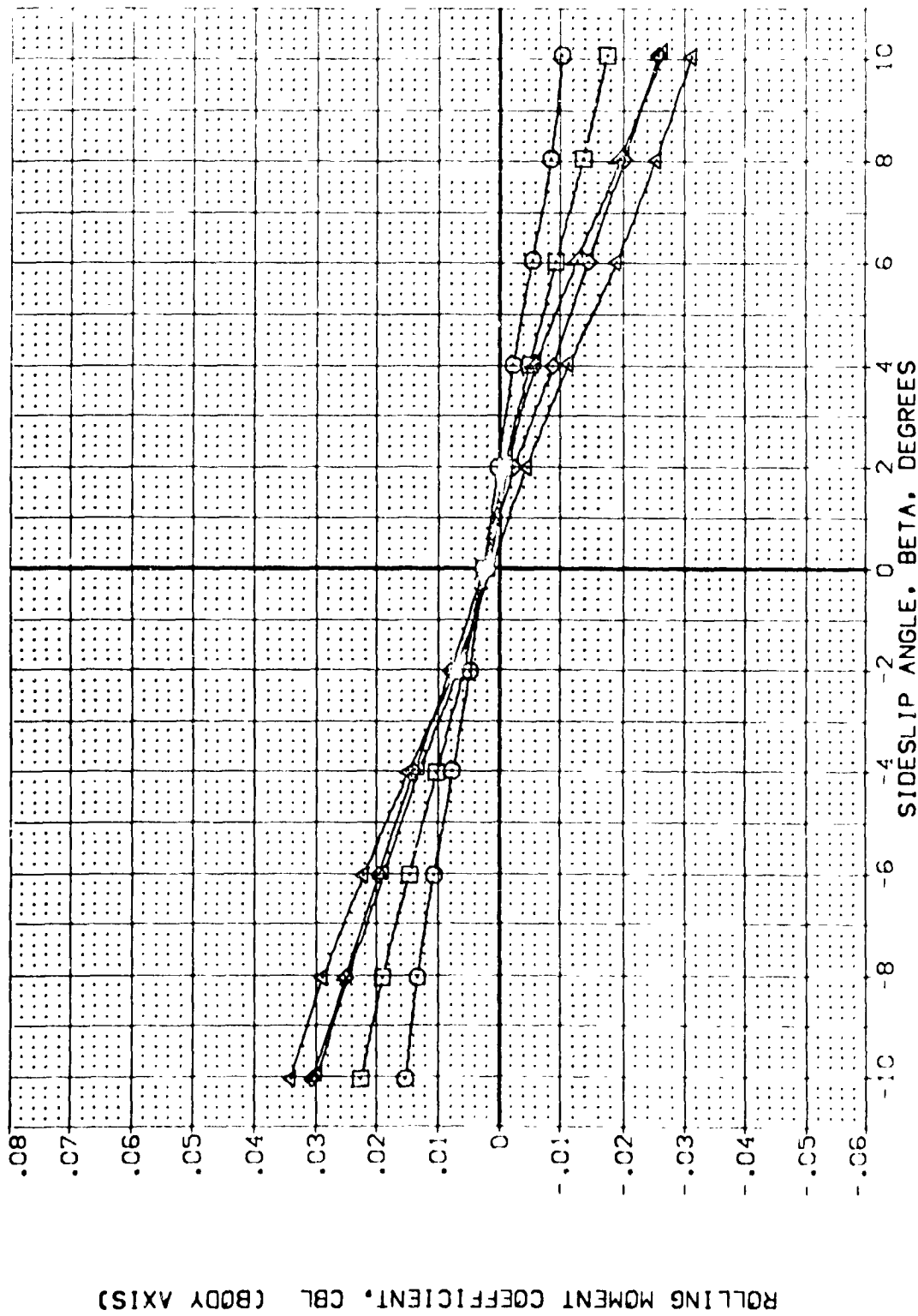


FIG 83 LATERAL-DIRECTIONAL STABILITY, CMS PODS OFF

{A}MAC = .20

DATA SET SYMBOL	CONFIGURATION DESCRIPTION	ALPHA	RUDDER	SPOBRK	BOFLAP	REFERENCE INFORMATION
(RDZ209)	0A628 876C9 F8 V116E28V875X9	.000	.000	25.000	-12.000	SREF 4.419 SCAL7
(RDZ210)	0A628 876C9 F8 V116E28V875X9	5.000	.000	25.000	-12.000	LRFF 19.2299 INCHES
(RDZ211)	0A628 876C9 F8 V116E28V875X9	10.000	.000	25.000	-12.000	BRFF 37.9359 INCHES
(RDZ212)	0A628 876C9 F8 V116E28V875X9	15.000	.000	25.000	-12.000	XRFF 43.5874 INCHES
(RDZ213)	0A628 876C9 F8 V116E28V875X9	20.000	.000	25.000	-12.000	YRFF .0000 INCHES
						ZRFF 15.1875 INCHES
						SCALE .0405



ROLLING MOMENT COEFFICIENT, CBL (BODY AXIS)

FIG 83 LATERAL-DIRECTIONAL STABILITY, OMS PODS OFF

CAS/MACH = .20

DATA SET SYMBOL	CONFIGURATION DESCRIPTION	ALPHA	RUDDER	SPOBRK	BDF LAP	REFERENCE INFORMATION
[RDZ209]	0A628 B26C9 F8 V116E28V8F5X9	.000	.000	25.000	-12.000	SREF 4.4119 SQ.FT.
[RCZ210]	0A628 B26C9 F8 V116E28V8F5X9	5.000	.000	25.000	-12.000	LREF 19.2799 INCHES
[RCZ211]	0A628 B26C9 F8 V116E28V8F5X9	10.000	.000	25.000	-12.000	BREF 37.9358 INCHES
[RCZ212]	0A628 B26C9 F8 V116E28V8F5X9	15.000	.000	25.000	-12.000	XMRP 43.5974 INCHES
[RCZ213]	0A628 B26C9 F8 V116E28V8F5X9	20.000	.000	25.000	-12.000	ZMRP 15.0000 INCHES
						SCALE 15.875 INCHES

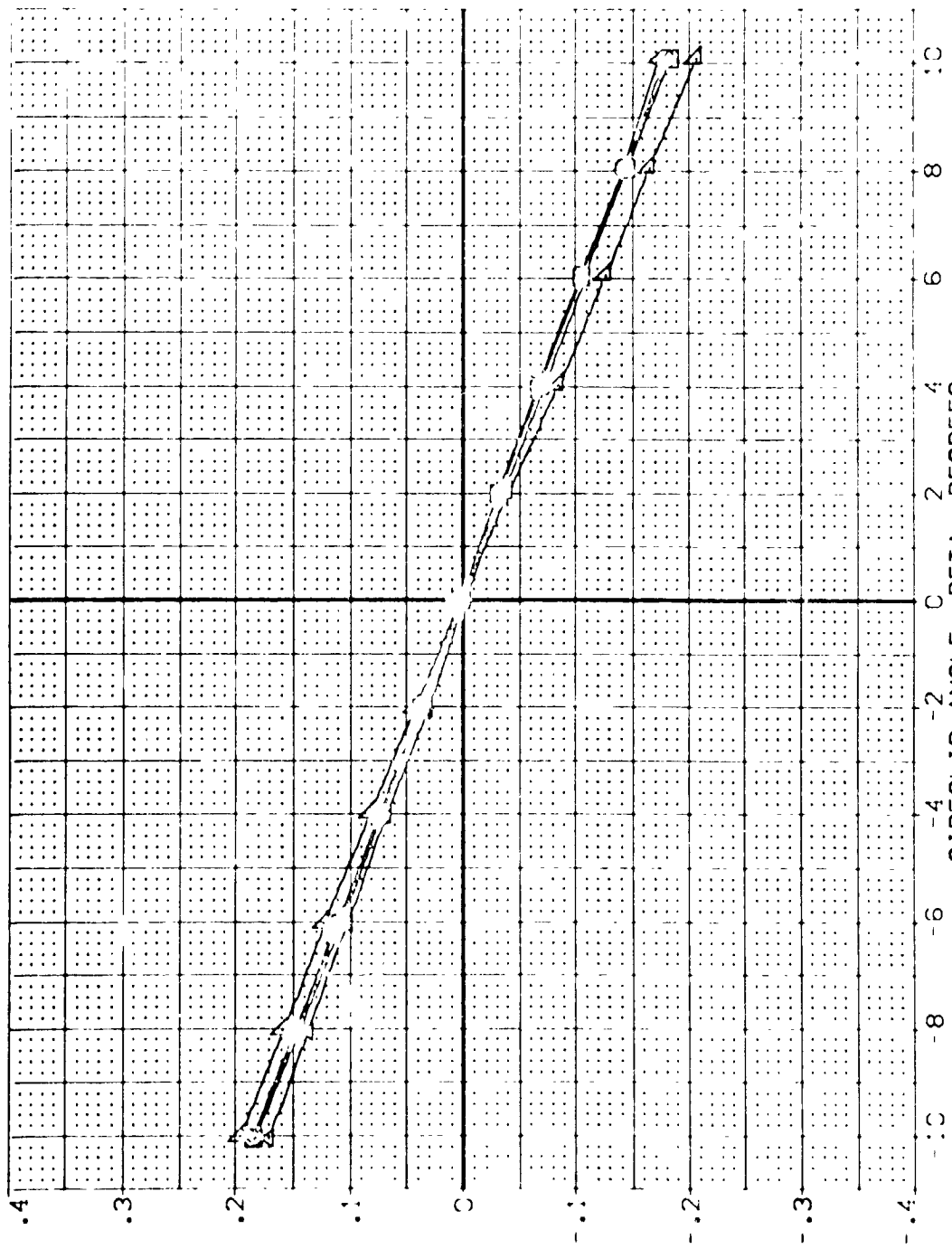


FIG 83 LATERAL-DIRECTIONAL STABILITY, CMS PGDS OFF

CASMAC - .2C

CA628 B26C9 F8 W116E28V8R5X9 (C0Z209)

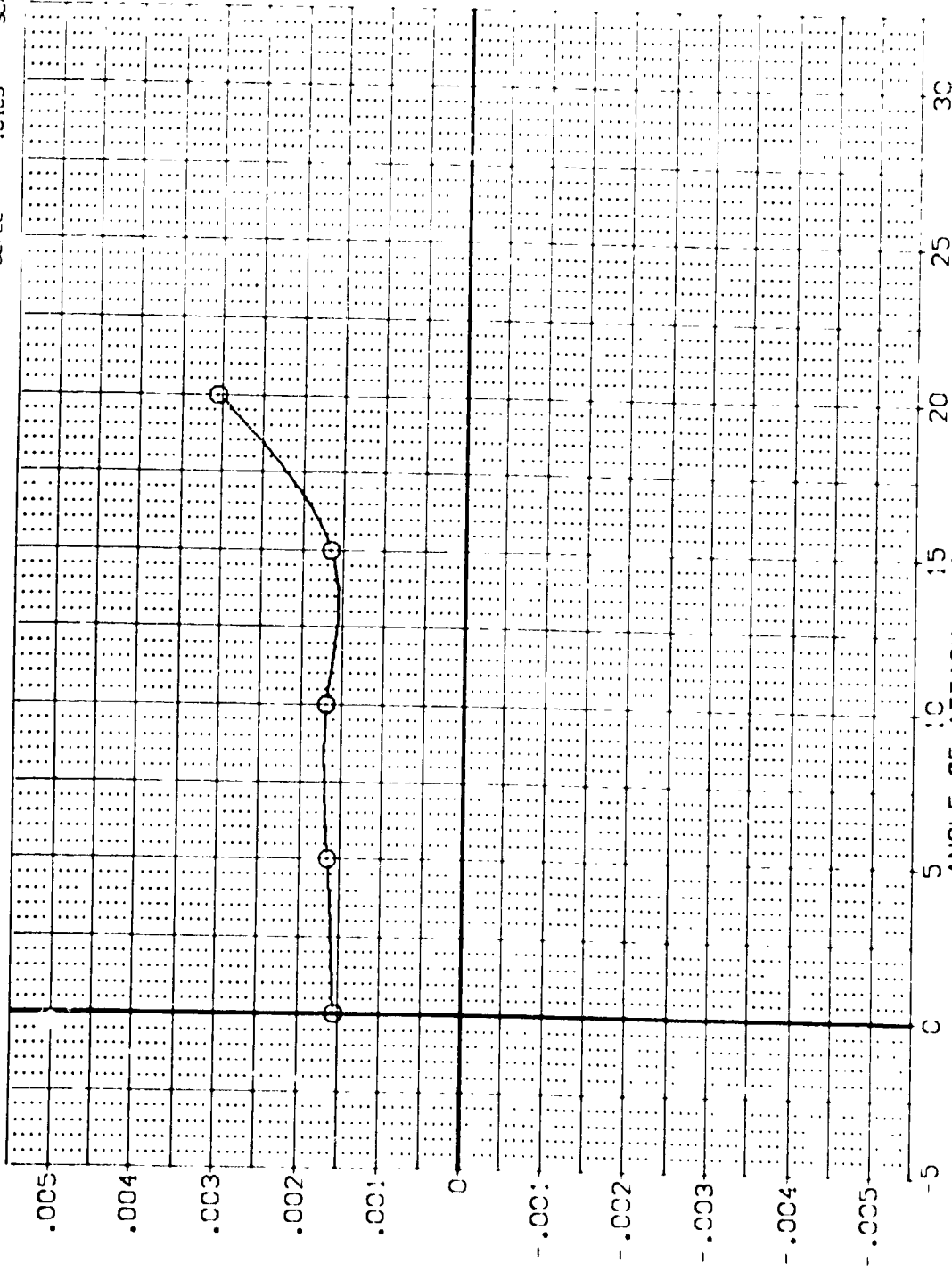
SYMBOL ○

PARAMETRIC VALUES

MACH	.700	BOFLAP	-12.000
ELEVON	.000	AILRON	.000
SPOBRK	25.000		

REFERENCE INFORMATION

SREF	4.4119	SCALE	.0405
LREF	19.7298	SCALE	
BREF	37.9358	SCALE	
XMRP	43.5874	SCALE	
YMRP	.0000	SCALE	
ZMRP	15.1875	SCALE	



YAWING MOMENT COEFFICIENT DERIVATIVE WITH BETA, CYNBET, PER DEGREE

FIG 83 LATERAL-DIRECTIONAL STABILITY, OMS PODS OFF

(C02209)

0A628 B26C9 F8 W116E28V8R5X9

SYMBOL ○

PARAMETRIC VALUES

MACH .200 BOFLAP -12.000

ELEVON .000 AILRON .000

SPOBRK 25.000

RUDDER .000

REFERENCE INFORMATION

SREF 4.4119 SCALE INCHES

LREF 19.2298 SCALE INCHES

BREF 37.9308 SCALE INCHES

XMRP 43.5974 SCALE INCHES

YMRP .0000 SCALE INCHES

ZMRP 15.1875 SCALE INCHES

SCALE .0405

ROLLING MOMENT COEFFICIENT DERIVATIVE WITH BETA, CBLBET, PER DEGREE

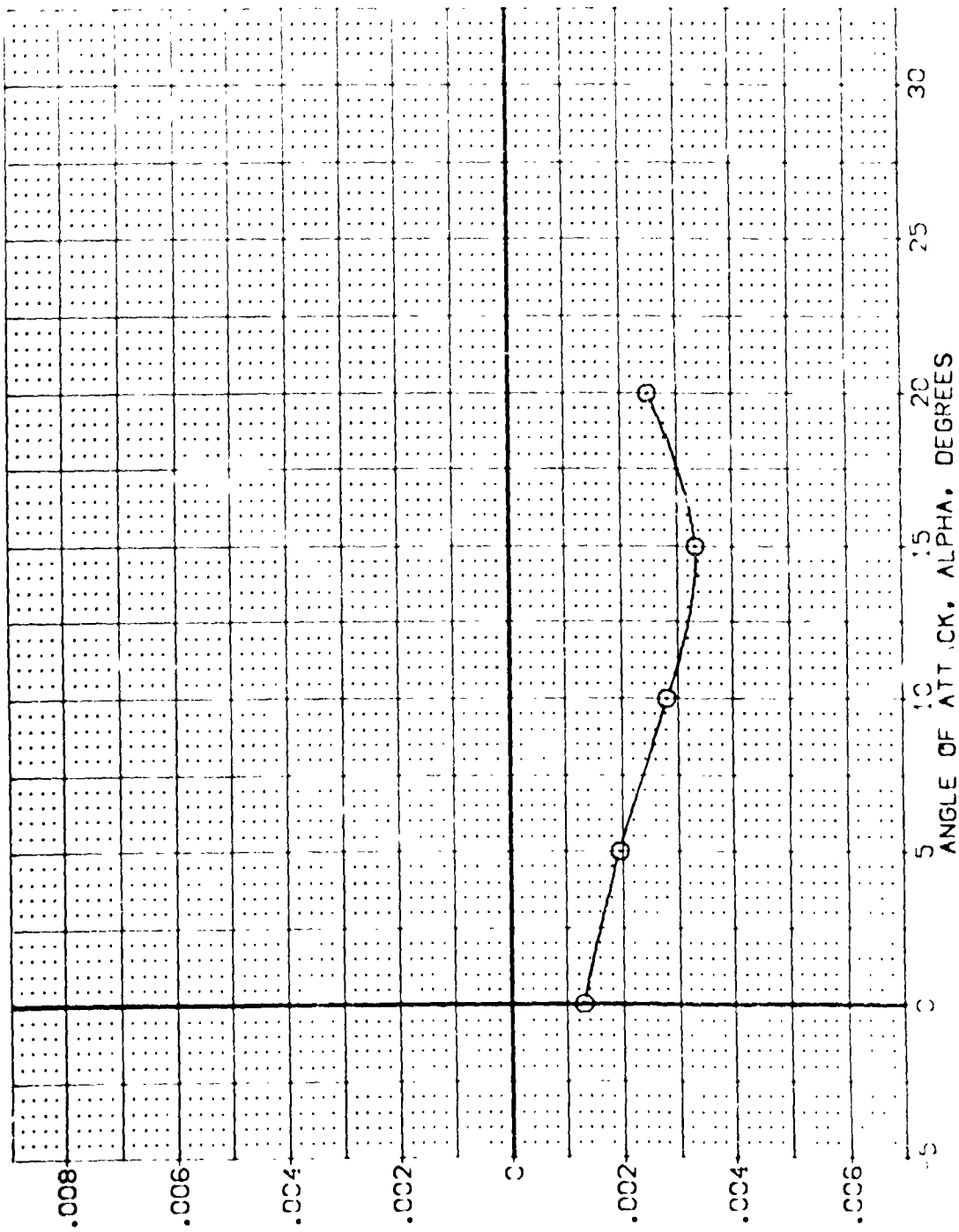


FIG 83 LATERAL-DIRECTIONAL STABILITY, CMS PODS OFF

SYMBOL ○

CA62B 826C9 F8 W116E28V8R5X9

(C07209)

PARAMETRIC VALUES

RUDDER	.000
MACH	.200
BDF LAP	-12.000
ELEVON	.000
AILERON	.000
SPDBRK	25.000

REFERENCE INFORMATION

SCALE	4.419
REF	19.2799
SPR	37.9359
X400	43.5874
Y400	0.000
Z400	15.113
SCALE	10.000

SIDE FORCE COEFFICIENT DERIVATIVE WITH BETA, CYBETA, PER DEGREE

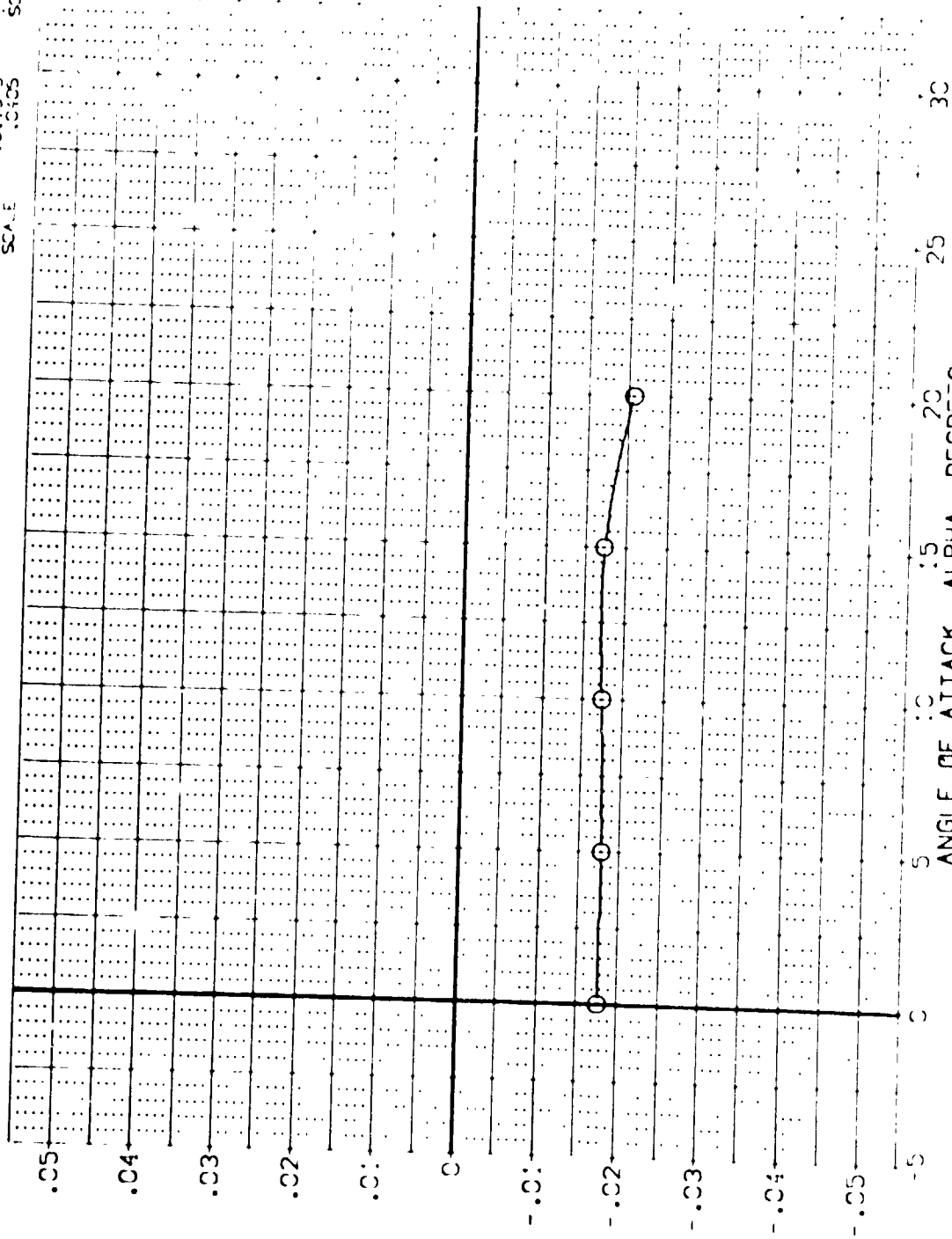
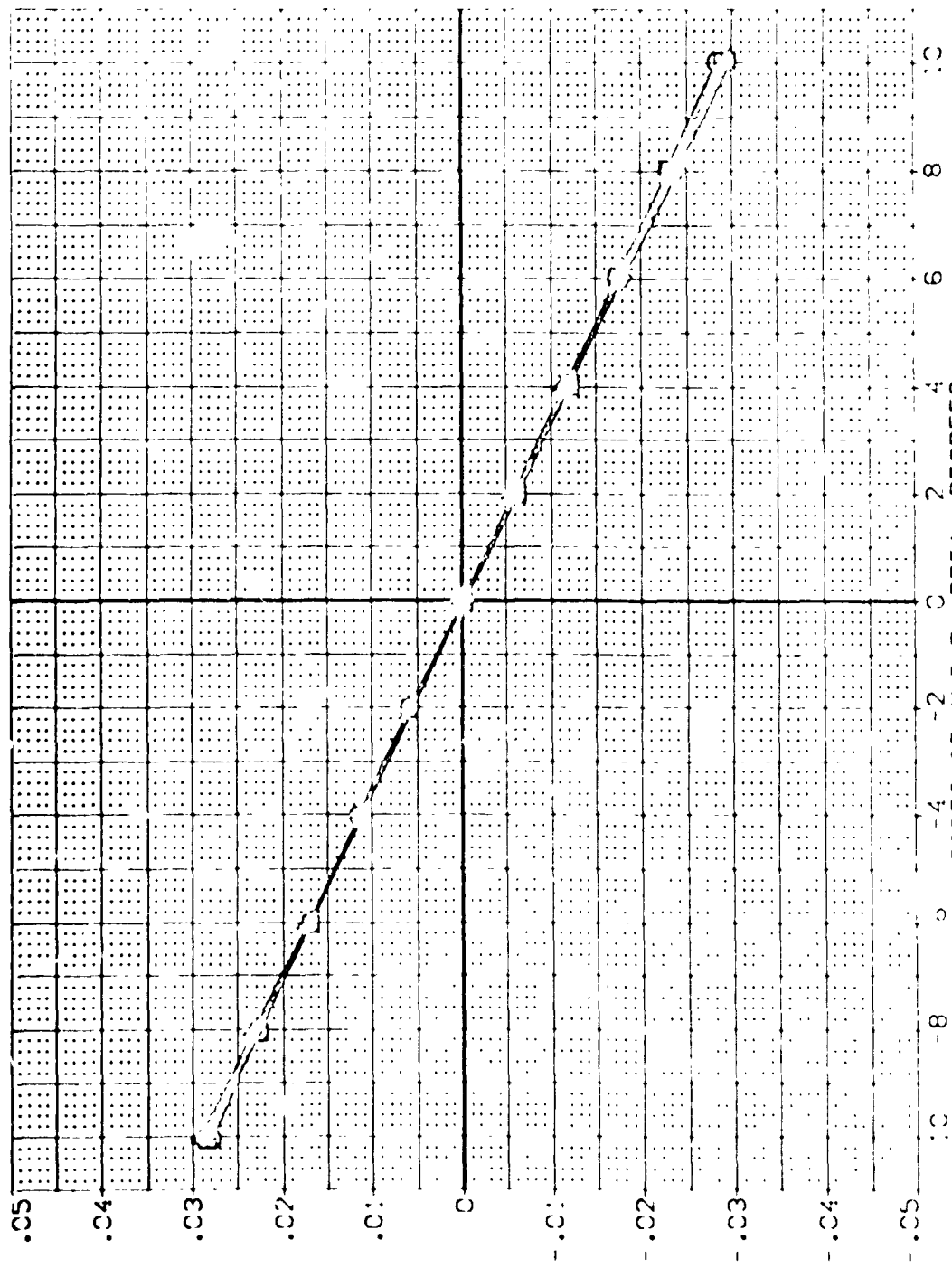


FIG 83 LATERAL-DIRECTIONAL STABILITY, OMS PODS OFF

DATA SET SYMBOL	CONFIGURATION DESCRIPTION	X9	ALPHA	BOFLAP	ELEVON	AILRON	REFERENCE INFORMATION
[R0Z444]	C162B B26C9 FB	X9	.000	-12.000			SREF 4.4119 SCALES
[R0Z445]	C162B B26C9 FB	X9	5.000	-12.000			SRFF 19.2299 SCALES
[R0Z446]	C162B B26C9 FB	X9	10.000	-12.000			BRFF 37.9359 SCALES
[R0Z447]	C162B B26C9 FB	X9	15.000	-12.000			XRFF 43.5974 SCALES
[R0Z448]	C162B B26C9 FB	X9	20.000	-12.000			YRFF .0000 SCALES
							ZRFF 15.1875 SCALES
							SCALE .0405



YAWING MOMENT COEFFICIENT, CYN (BODY AXIS)

FIG 84 LATERAL-DIRECTIONAL STABILITY, BODY ALONE

DATA SET SYMBOL	CONFIGURATION DESCRIPTION		ALPHA	BOFLAP	ELEVON	AILRON	REFERENCE INFORMATION
(RZ7444)	0A628 B76C9	FB	.000	-12.000			SRF 4.4115 SCALF
(RZ7445)	0A628 B76C9	FB	5.000	-12.000			LRF 19.2299 SCALF
(RZ7446)	0A628 B76C9	FB	10.000	-12.000			BRF 37.9379 SCALF
(RZ7447)	0A628 B76C9	FB	15.000	-12.000			YPRF 43.5974 SCALF
(RZ7448)	0A628 B76C9	FB	20.000	-12.000			YPRD 15.0000 SCALF
							ZPRD 15.0000 SCALF

ROLLING MOMENT COEFFICIENT, CBL (BODY AXIS)

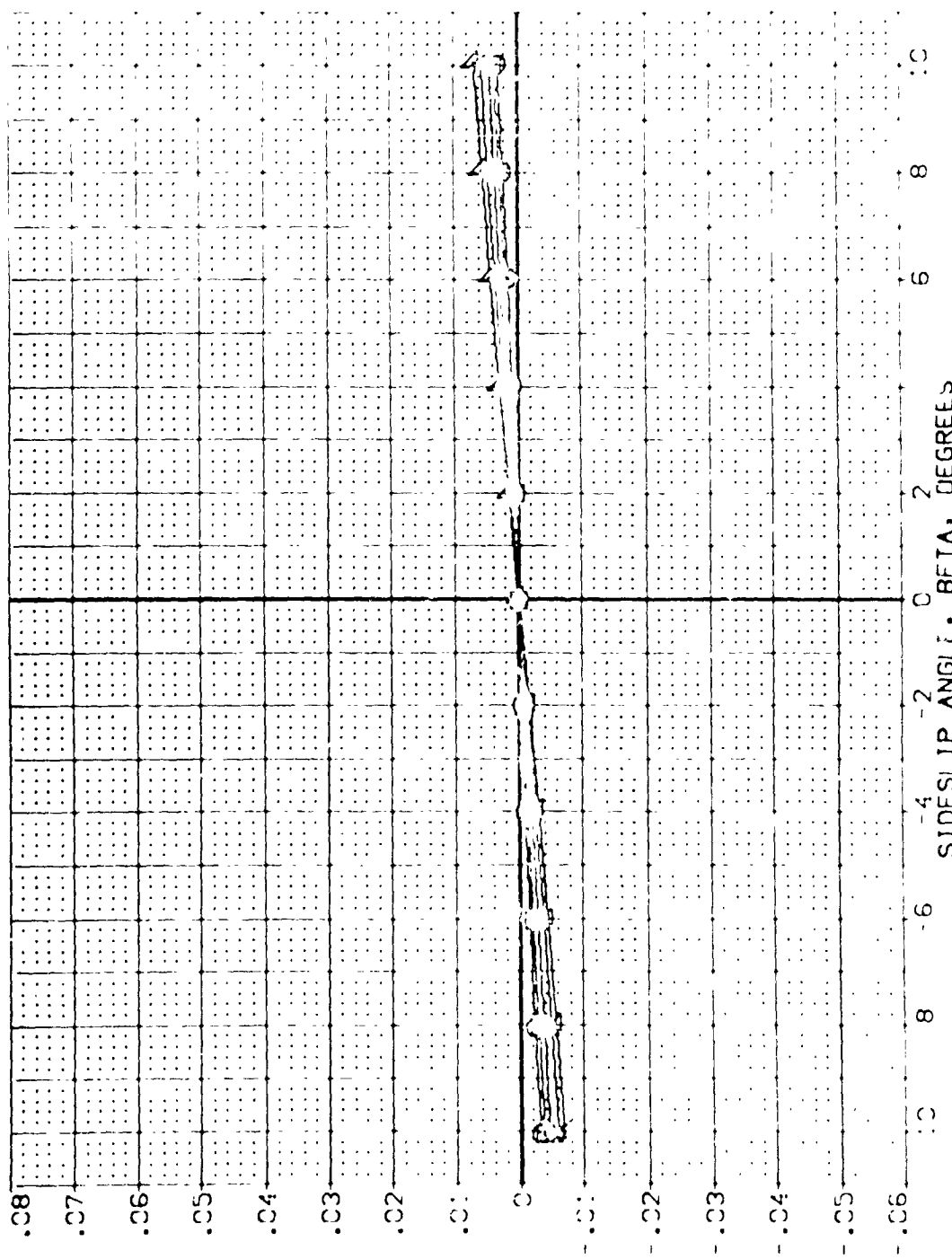
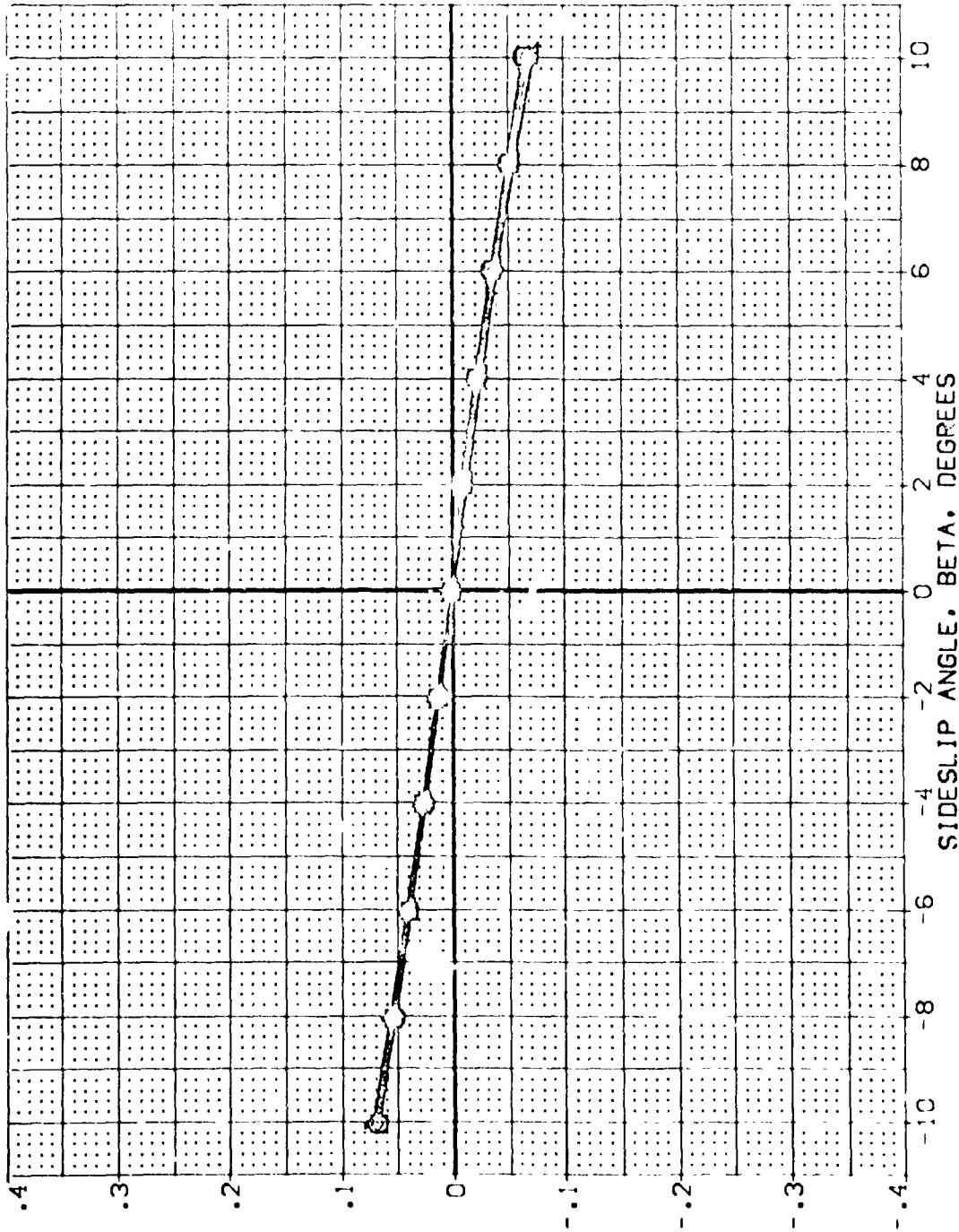


FIG 84 LATERAL-DIRECTIONAL STABILITY, BODY ALONE

DATA SET SYMBO.	CONFIGURATION DESCRIPTION	X9	ALPHA	BDF LAP	ELEVON	AILRON	REFERENCE INFORMATION
(R0Z441)	DA628 B26C9 FB	X9	.000	-12.000			SREF 4.4119 SC.FT.
(R0Z445)	DA628 B26C9 FB	X9	5.000	-12.000			LREF 19.2299 NCES
(R0Z446)	CA628 B26C9 FB	X9	10.000	-12.000			BREF 37.9359 NCES
(R0Z447)	CA628 B26C9 FB	X9	15.000	-12.000			XMRP 43.5974 NCES
(R0Z448)	DA628 B26C9 FB	X9	20.000	-12.000			YMRP .0000 NCES
							ZMRP 15.1875 NCES
							SCALE .0405 SCALE



SIDE FORCE COEFFICIENT, CY

FIG 84 LATERAL-DIRECTIONAL STABILITY, BODY ALONE

(AJMAC) = .2C

(CDZ444)

X9

F8

CA62B B26C9

SYMBOL
○

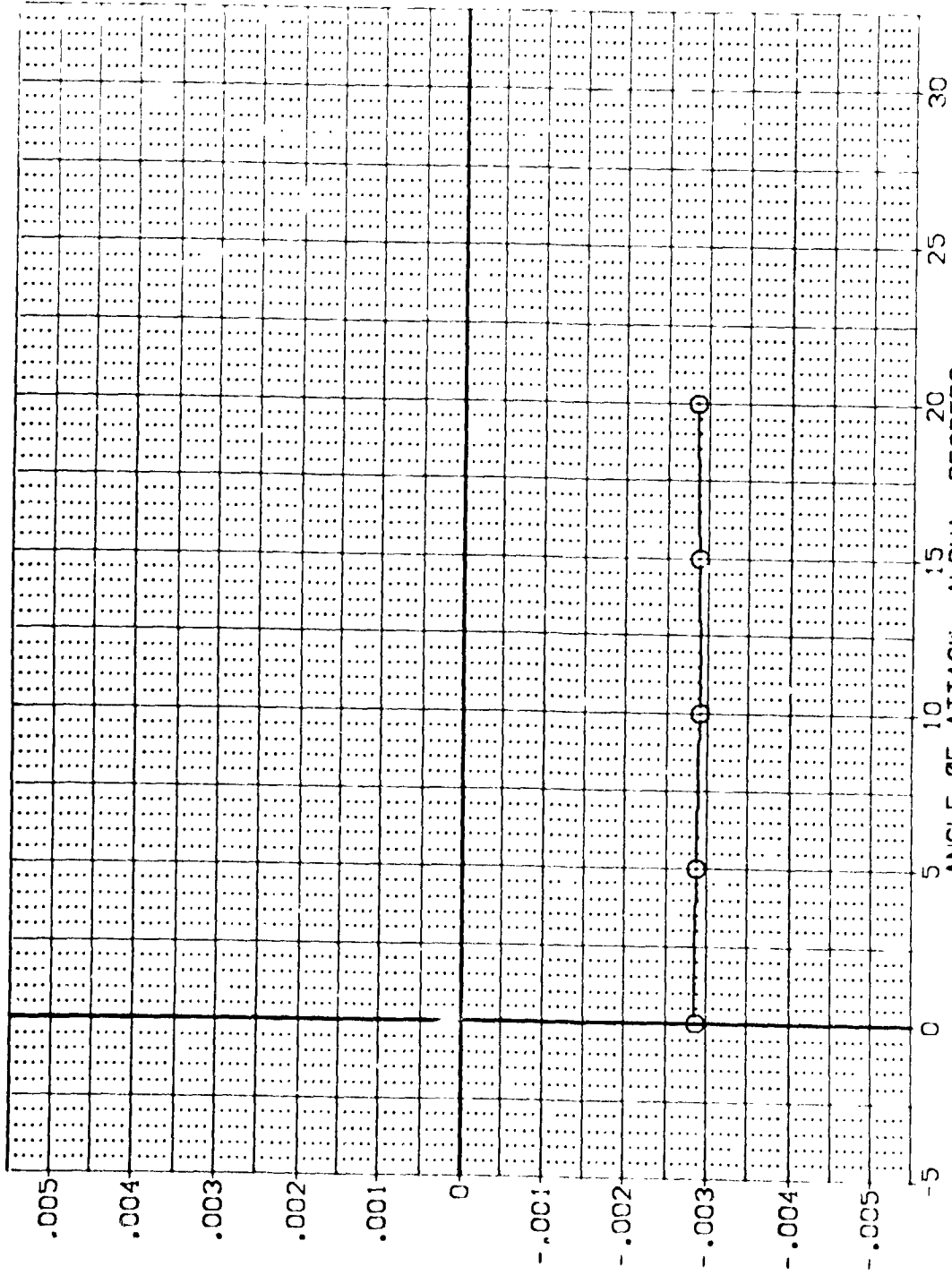
BDFLAP
-12.000

MACH

PARAMETRIC VALUES
.200

REFERENCE INFORMATION

SCALE	4.4119	SCALE	SCALE
LPRF	19.2269	SCALE	SCALE
BRLE	37.9359	SCALE	SCALE
XMRP	43.5974	SCALE	SCALE
YMRP	.0000	SCALE	SCALE
ZMRP	15.1875	SCALE	SCALE
SCALE	.0405	SCALE	SCALE



YAWING MOMENT COEFFICIENT DERIVATIVE WITH BETA, CYNBET, PER DEGREE

FIG 84 LATERAL-DIRECTIONAL STABILITY, BODY ALONE

(COZ444)

X9

F8

0A62B B26C9

PARAMETRIC VALUES
.200

MACH

BDFLAP
-12.000

SYMBOL
O

REFERENCE INFORMATION

SREF	4.4119	SQ.FT.
LREF	19.2263	INCHES
BREF	37.9369	INCHES
XMRD	43.5574	INCHES
YMRD	.0000	INCHES
ZMRD	15.1875	INCHES
SCALE	.0435	SCALE

ROLLING MOMENT COEFFICIENT DERIVATIVE WITH BETA, CBLBET, PER DEGREE

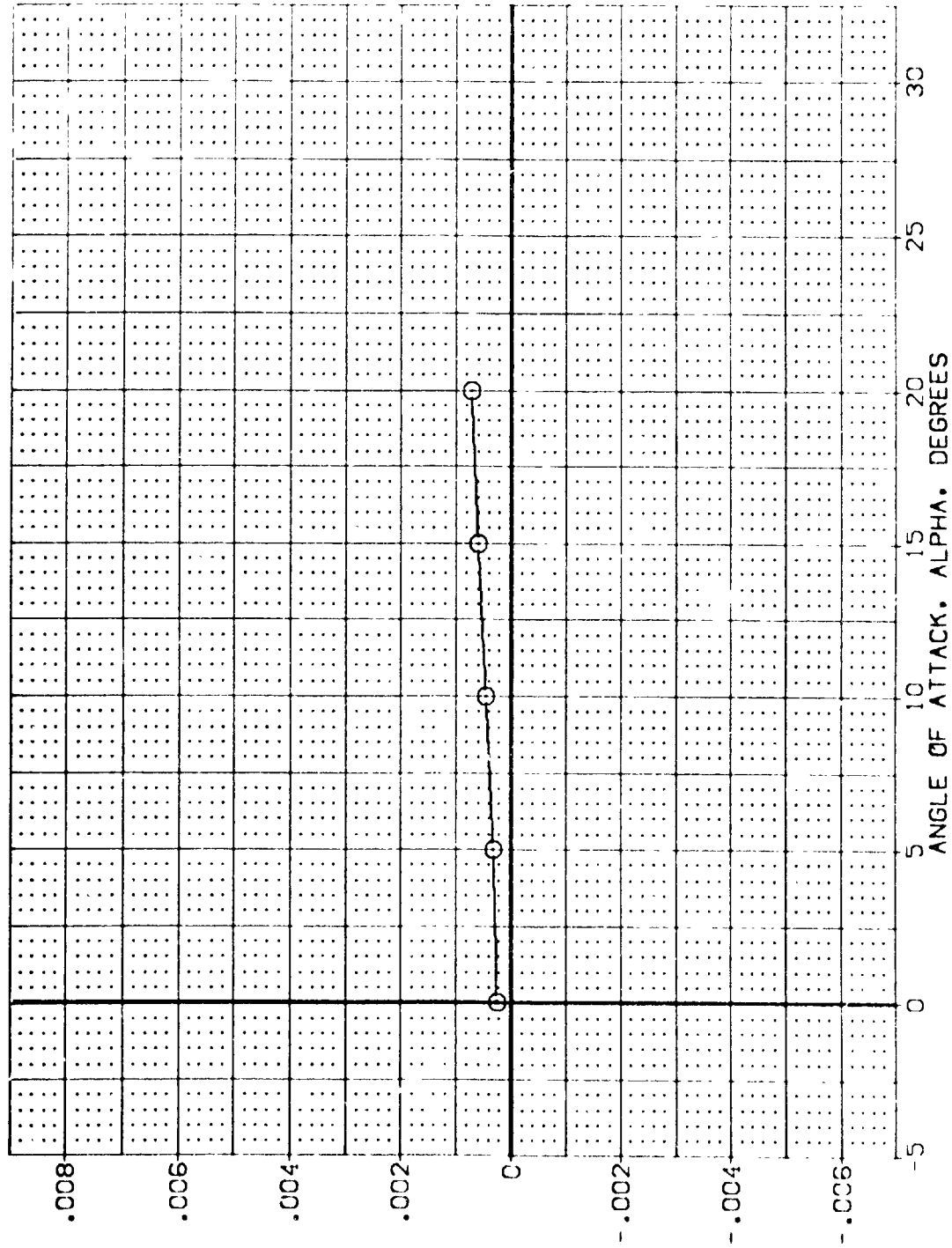


FIG 84 LATERAL-DIRECTIONAL STABILITY, BODY ALONE

(CDZ444)

X9

F8

0A62B B26C9

SYMBOL
O

BDLAP
-12.000

MACH

PARAMETRIC VALUES
.200

REFERENCE INFORMATION

SREF 4.4119
 LREF 19.2298
 BREF 37.9258
 YMRP 43.5974
 YMRP .UOOD
 ZMRP 15.1875
 SCALE .04CS

SIDE FORCE COEFFICIENT DERIVATIVE WITH BETA, CYBETA, PER DEGREE

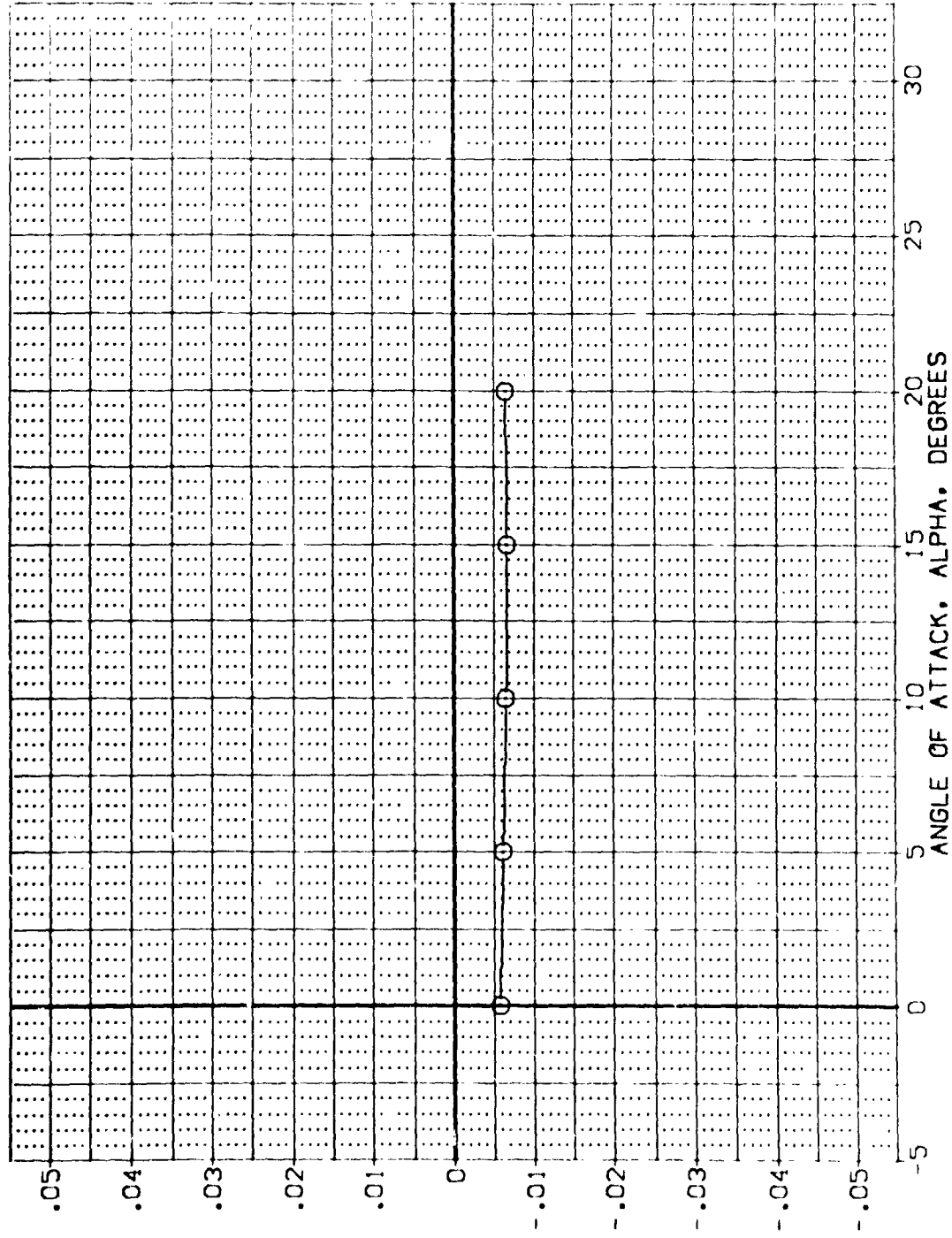


FIG 84 LATERAL-DIRECTIONAL STABILITY, BODY ALONE

DATA SET SYMBOL: (802227) (802228)
 CONFIGURATION DESCRIPTION: 0A628 826CS M7F8 V116E28V8RS4S
 0A628 826CS M7F8 V116E28V8RS4S

ELEVON SPODBK BOFLAP RUDDER
 -5.000 .000 .000
 .000 -12.000 .000

REFERENCE INFORMATION
 SREF 4.4119 SQ.F.
 LREF 19.2298 INCHES
 PREF 37.9359 INCHES
 AMRP 43.5974 INCHES
 ZMRP .0000 INCHES
 SCALE 15.1875 INCHES
 .0405 SCALE

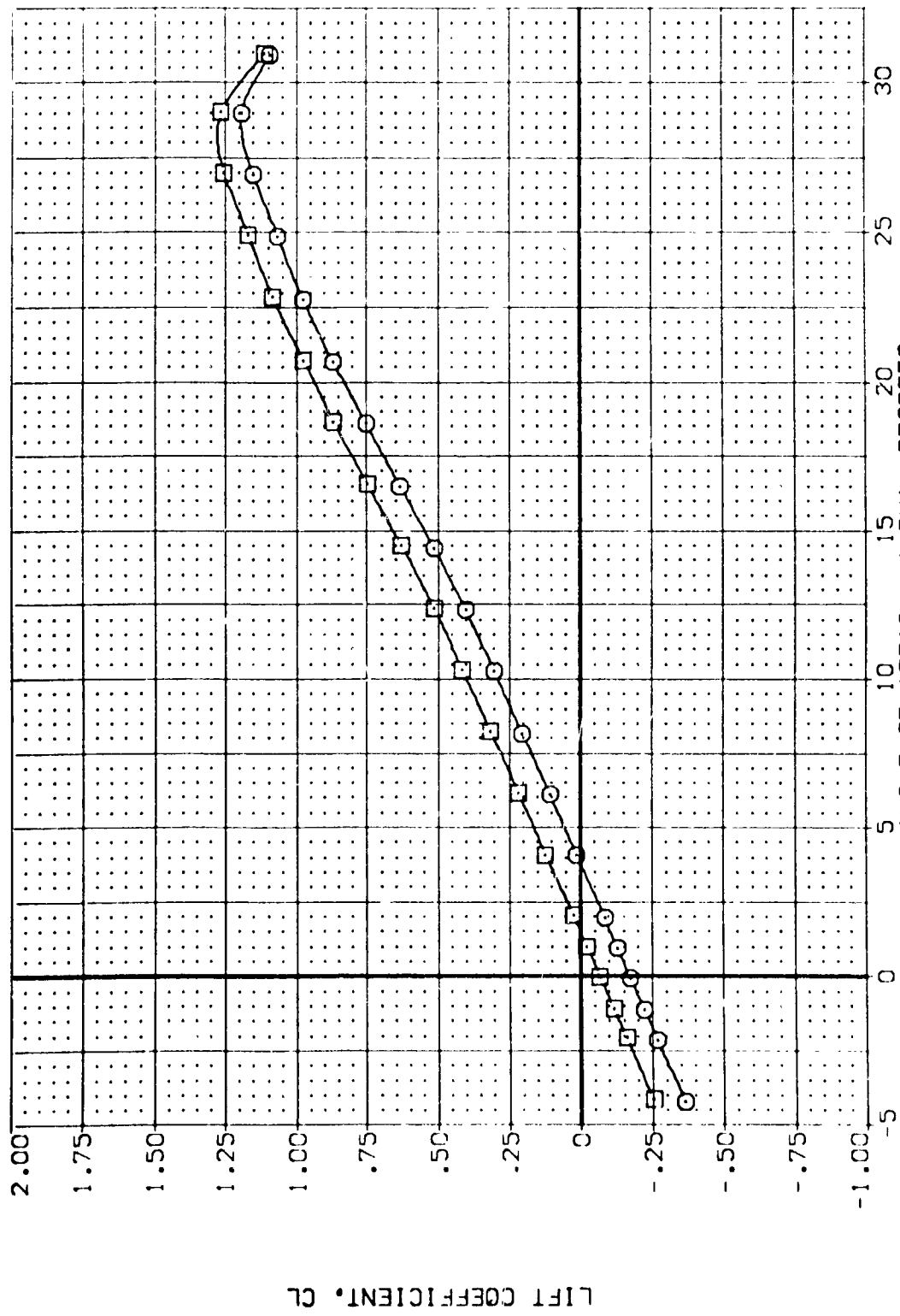


FIG 85 ELEVON EFFECTIVENESS, RUDDER = 0, 0 DEG. FLARE

(A) MACH = .20

DATA SET SYMBOL: (80Z227) (80Z228)

CONFIGURATION DESCRIPTION: M7F8 V11GE28V8F5X9 M7F8 V11GE28V8F5X9

ELEVON SPOBRK BOFLAP RUDDER REFERENCE INFORMATION

ELEVON	SPOBRK	BOFLAP	RUDDER	SREF	4.4119	50.FT.
-5.000	.000	-12.000	.000	LREF	19.2789	INCHES
.000	.000	-12.000	.000	BREF	37.9359	INCHES
				XMRP	43.5874	INCHES
				YMRP	10.000	INCHES
				ZMRP	15.1875	INCHES
				SCALE	.0405	SCALE

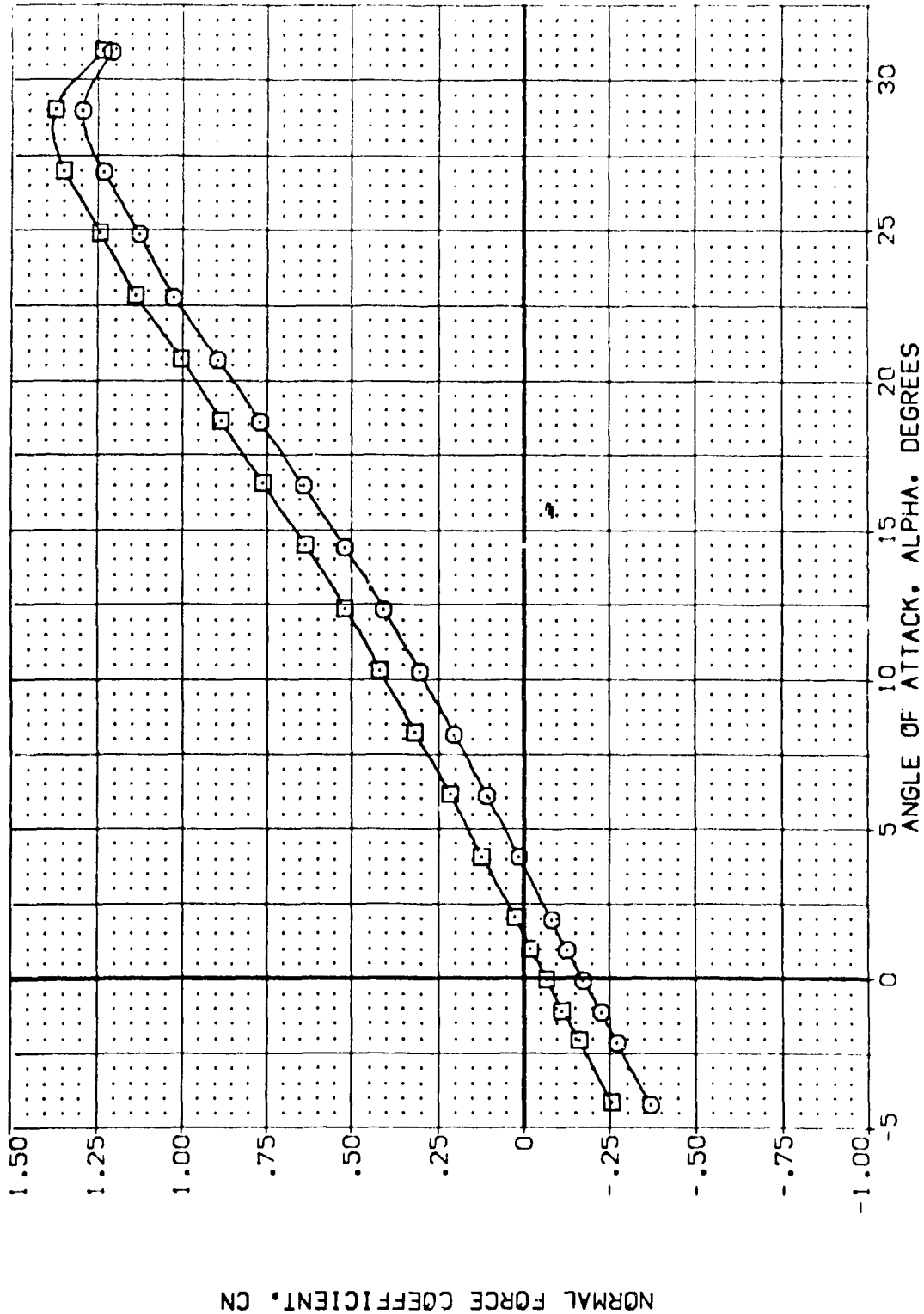


FIG 85 ELEVON EFFECTIVENESS, RUDDER = 0, 0 DEG. FLARE

CAMACH = .20

DATA SET SYMBOL: (807227) (807228)
 CONFIGURATION DESCRIPTION: M7F8 M7F8 V116E28V8F5X9 V116E28V8F5X9
 CA628 B26C9 M7F8 M7F8 V116E28V8F5X9 V116E28V8F5X9
 ELEVON: -5.000 .000
 SPDRBK: .000 .000
 BDLAP: -12.000 -12.000
 RUDDER: .000 .000
 REFERENCE INFORMATION:
 SREF: 4.4119 SC.F.T.
 LREF: 19.2799 INCHES
 XREF: 37.9359 INCHES
 YREF: 43.5574 INCHES
 ZREF: .0000 INCHES
 SCALE: 15.1875 INCHES
 SCALE: .0405 INCHES

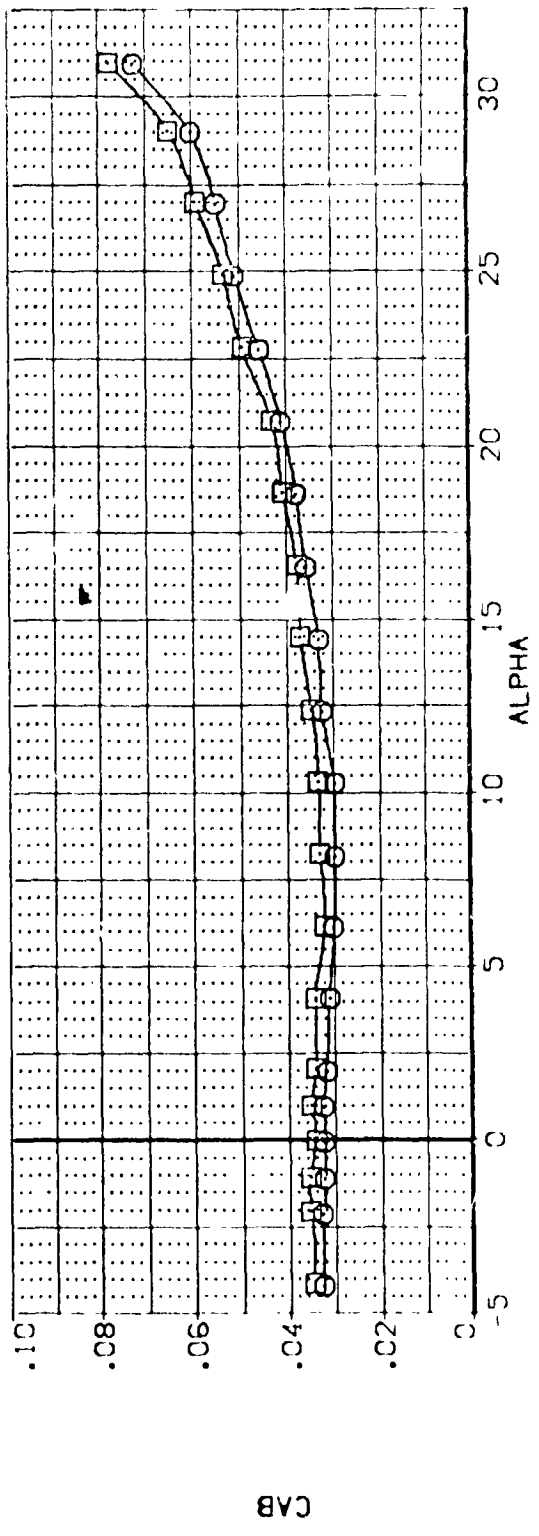
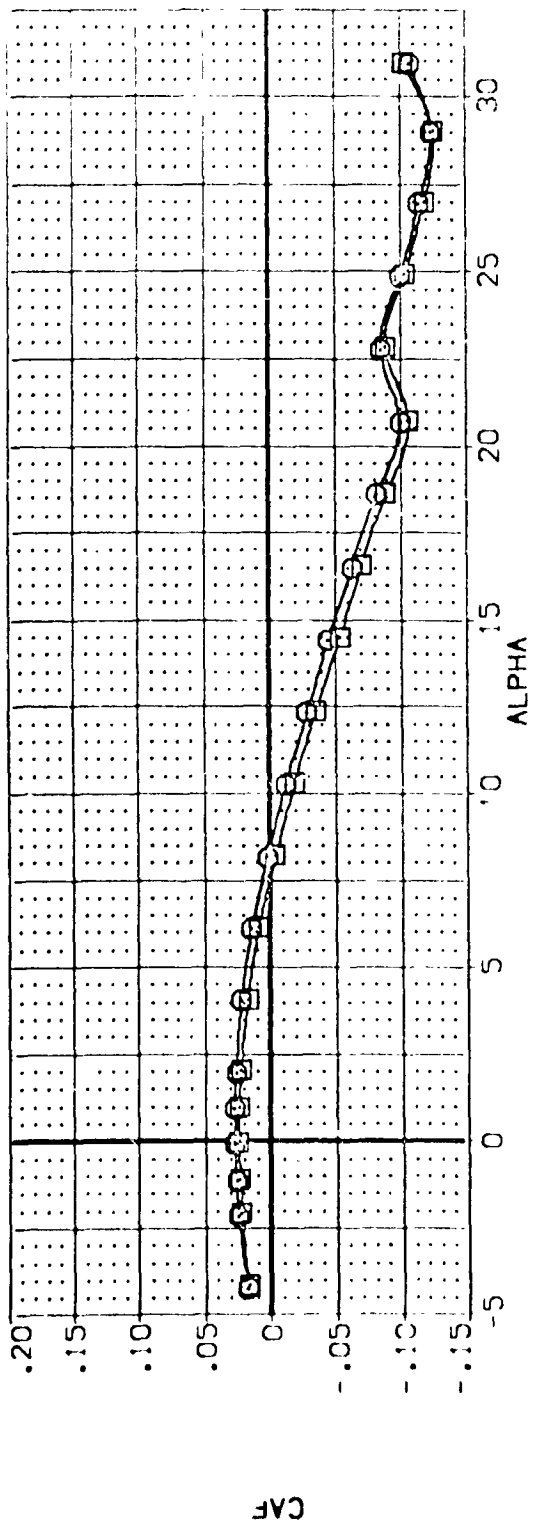


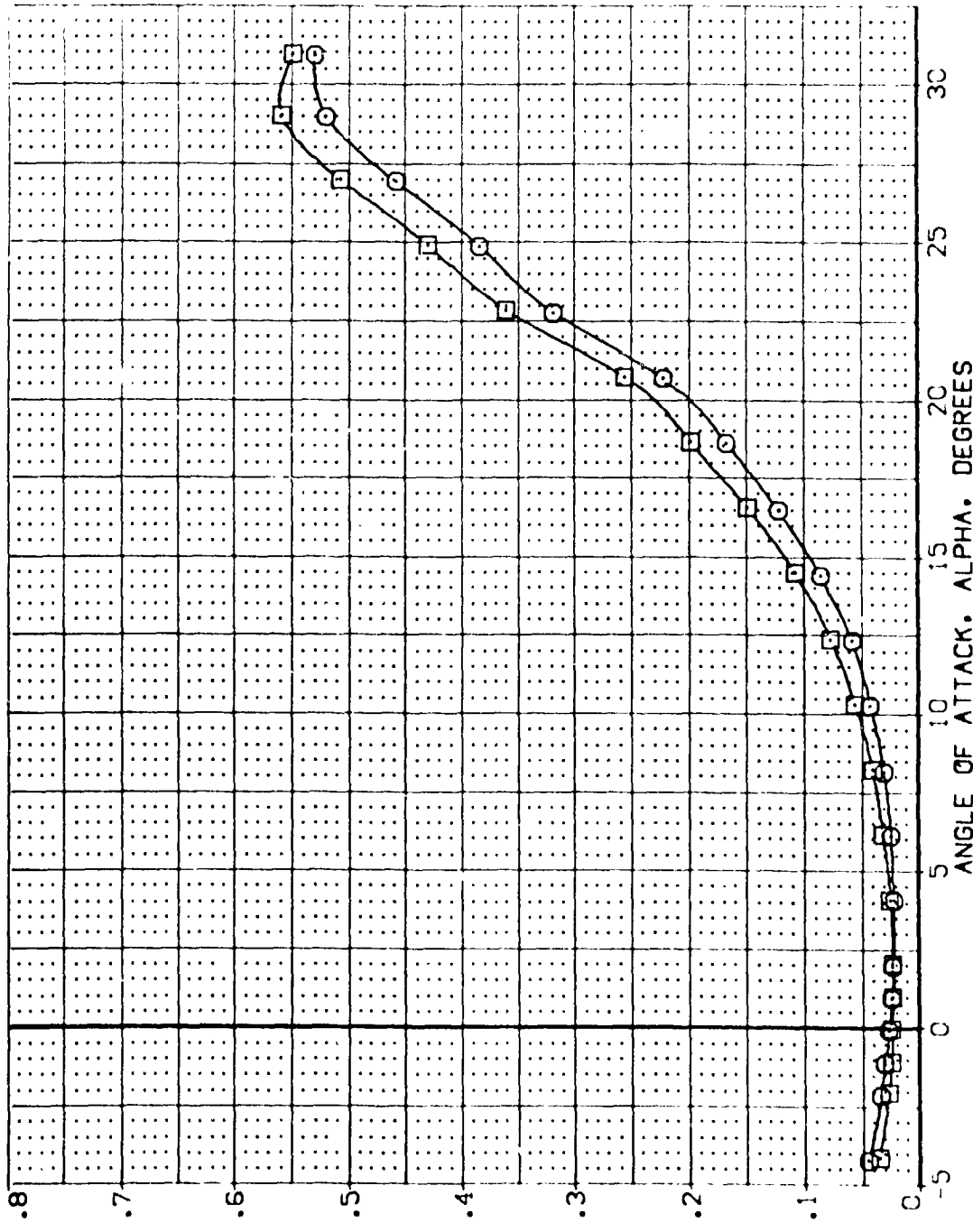
FIG 85 ELEVON EFFECTIVENESS, RUDDER = 0, 0 DEG. FLARE

CADMACH = .20

DATA SET SYMBOL CONFIGURATION DESCRIPTION
 (BD2277) □ CAG28 826C9 M7F8 V116E28V8RSX9
 (BD2278) □ CAG28 826C9 M7F8 V116E28V8RSX9

ELEVON SPDBRK BOFLAP RUDDER
 -5.000 .000 -12.000 .000
 .000 .000 -12.000 .000

REFERENCE INFORMATION
 SREF 4.4118 SC.FT.
 LREF 19.2759 INCHES
 BREF 37.9359 INCHES
 XMRP 43.5574 INCHES
 YMRP .0000 INCHES
 ZMRP 15.1875 INCHES
 SCALE .0405 SCALE



FOREBODY DRAG COEFFICIENT, CDF

FIG 85 ELEVON EFFECTIVENESS, RUDDER = 0, 0 DEG. FLARE

CAS/MACH = .20

DATA SET SYMBOL (B02277) (B02228)

CONFIGURATION DESCRIPTION	ELEVON	SPOBRK	BOFLAP	RUDDER	REFERENCE INFORMATION
0A528 B26C9 M7F8 V116E28V8R5X9	-5.000	.000	-12.000	.000	SREF 4.419
0A628 B26C9 M7F8 V116E28V8R5X9	.000	.000	-12.000	.000	REF 19.2268
					BOXF 37.9318
					XMRP 43.5974
					YMRP .000
					ZMRP .000
					SCALE 15.1875
					SCALE .0405

PITCHING MOMENT COEFFICIENT, CLM

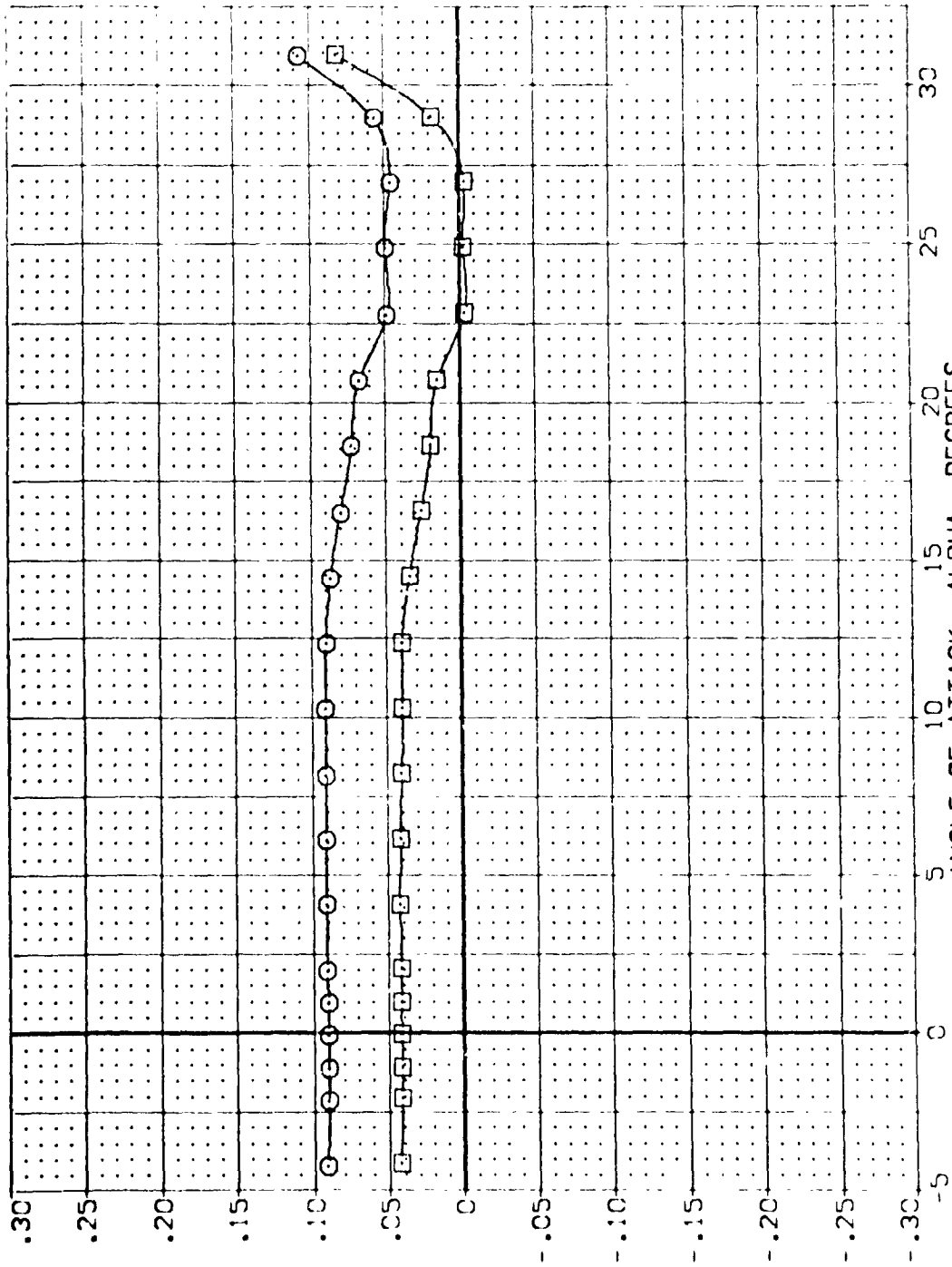


FIG 85 ELEVON EFFECTIVENESS, RUDDER = 0, 0 DEG. FLARE

CADMAC- = .20

DATA SET SYMBOL CONFIGURATION DESCRIPTION
 (B07277) D 04528 B26C9 M7F8 V116E28V85X9
 (B07278) D 04528 B26C9 M7F8 V116E28V85X9

ELEVON SPOBRK BOFLAP RUDDER REFERENCE INFORMATION
 -5.000 .000 .000 .000 SREF 4.4119 SCALF .S
 .000 -12.000 .000 .000 LREF 19.2799 SCALS .S
 .000 -12.000 .000 .000 BREF 37.9399 SCALS .S
 .000 .000 .000 .000 XREF 43.5874 SCALS .S
 .000 .000 .000 .000 YREF .0000 SCALS .S
 .000 .000 .000 .000 ZREF 15.1875 SCALS .S
 .000 .000 .000 .000 SCALE

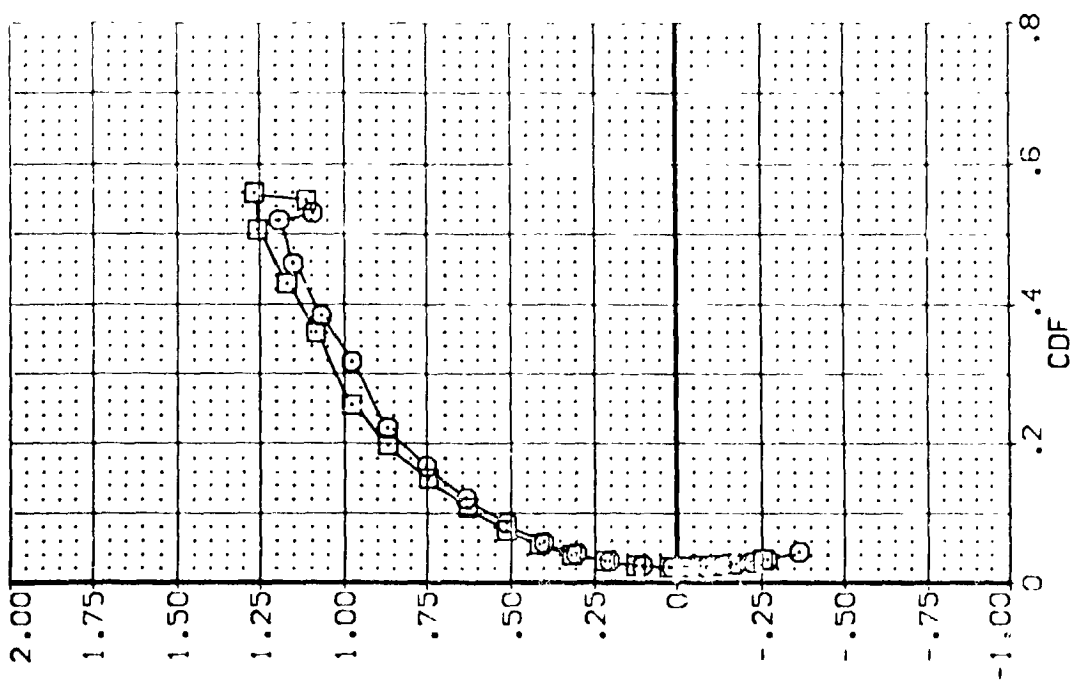
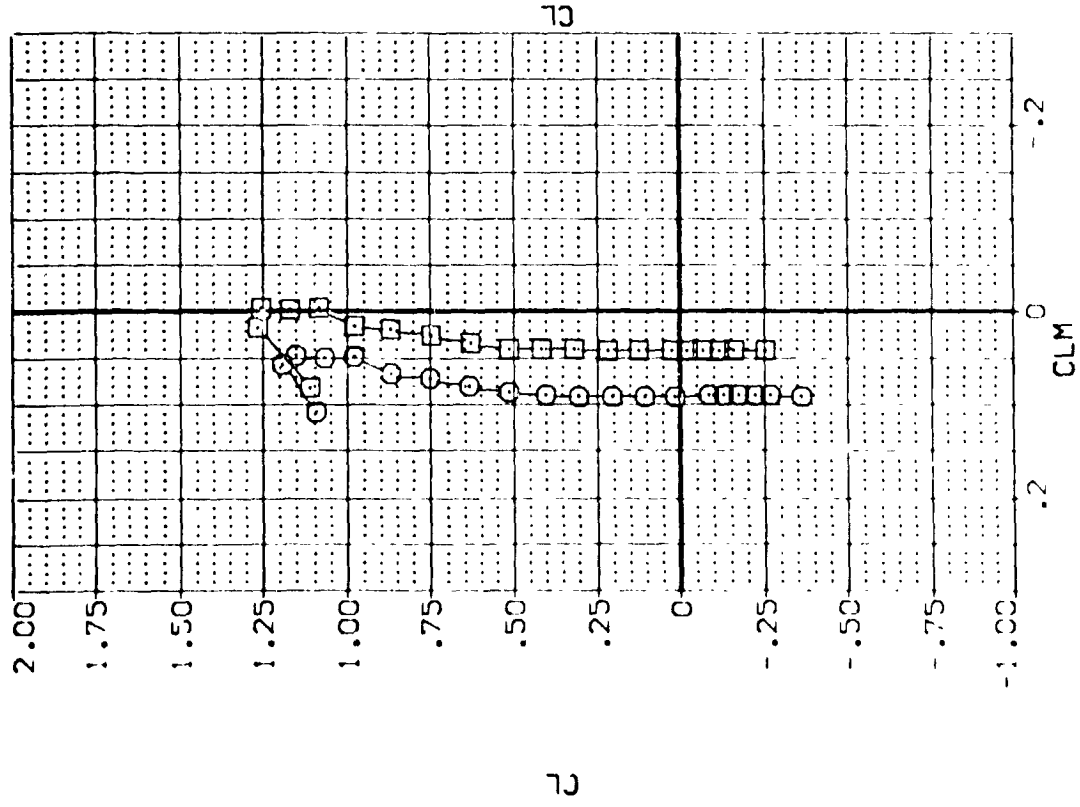
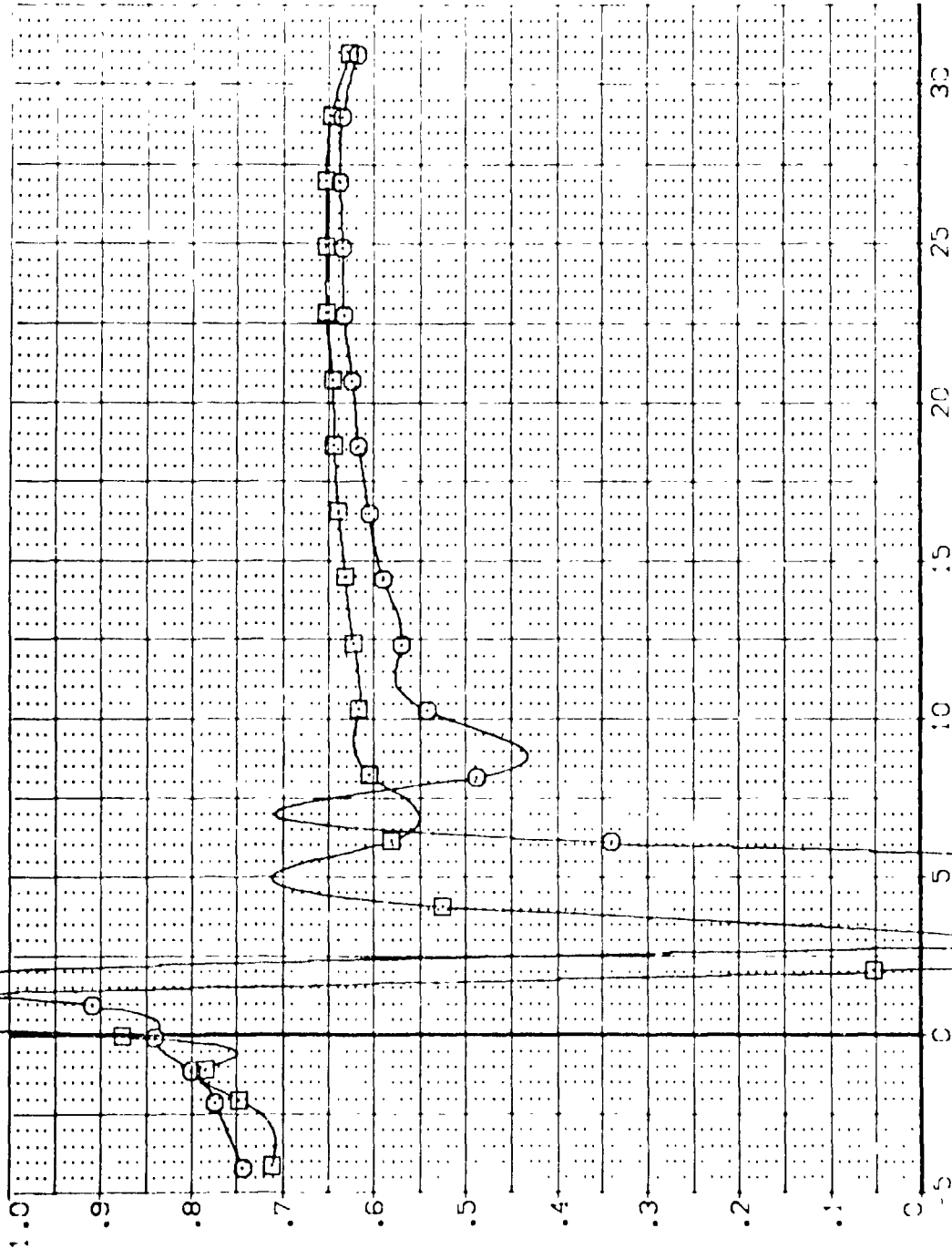


FIG 85 ELEVON EFFECTIVENESS, RUDDER = 0, 0 DEG. FLARE
 CARMACH = .20

DATA SET SYMBOL: (BDZ277) (BDZ278)
 CONFIGURATION: CA629 B26C9
 DESCRIPTION: W78 V116E28V8FSX9
 W78 V116E28V8FSX9

ELEVON SPODBK BOFLAP RUDDER
 -5.000 .000 -12.000 .000
 .000 .000 -12.000 .000

REFERENCE INFORMATION
 SREF 4.4119 SQ.FT
 LREF 19.7799 INCHES
 BREF 37.5359 INCHES
 XREF 43.5974 INCHES
 YREF .0000 INCHES
 ZREF .0000 INCHES
 SCALE .0005



LONGITUDINAL CENTER OF PRESSURE, XCP/L

ANGLE OF ATTACK, ALPHA, DEGREES

FIG 85 ELEVON EFFECTIVENESS, RUDDER = 0, 0 DEG. FLARE

(M)MACH = .70

DATA SET SYMBOL CONFIGURATION DESCRIPTION

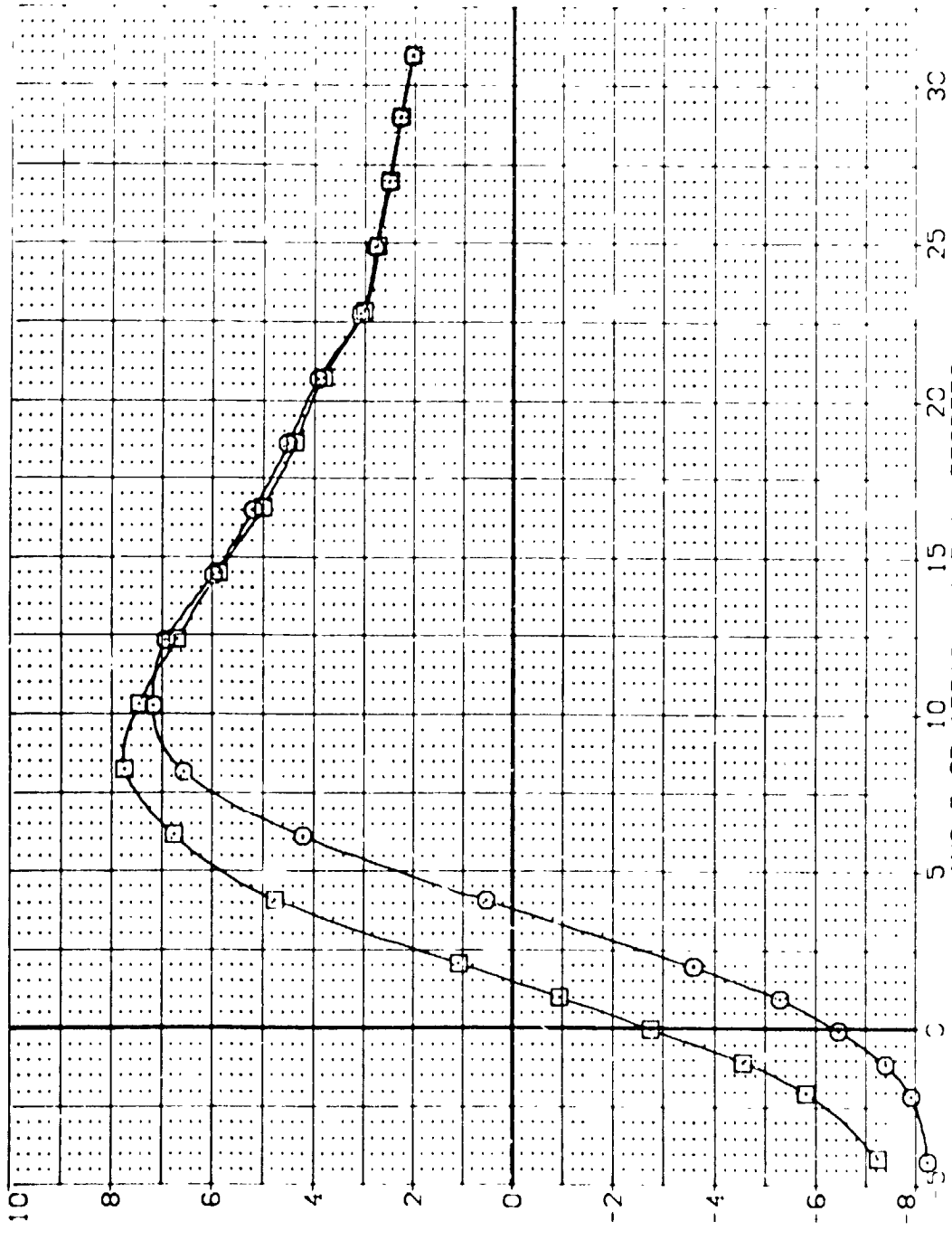
{BCZ277}	QAG28 BZ6C9 M7E8 V116E28V8RSX9
{BCZ278}	CAG28 BZ6C9 M7E8 V116E28V8RSX9

ELEVON SPOBRK BOFLAP RUDDER

-5.000	.000	.000
.000	-12.000	.000
.000	-12.000	.000

REFERENCE INFORMATION

SREF	4.4119	SCALE
LREF	19.2799	SCALE
BREF	37.9359	SCALE
X400	43.5874	SCALE
Y400	.0000	SCALE
Z400	15.1875	SCALE
SCALE	.0400	SCALE



FOREBODY LIFT TO DRAG RATIO, LF/DF

FIG 85 ELEVON EFFECTIVENESS, RUDDER = 0, 0 DEG. FLARE

CASMAC .20

0A62B 026C9 M7F8 W116E28V8R5X9 (EDZ227)

SYMBOL	ALPHA	MACH	PARAMETRIC VALUES			DATA SOURCE			REFERENCE INFORMATION			
○	.000	A1LRN	.700	BDLAP	-12.000	EDZ277	-5.000	DELVN	.000	SREF	4.419	SCALE
		SPDRK	.000	RUDDER	.000	EDZ278		DELVN	.000	REF	19.2789	SCALE
			.000	BETA	.000			EXP-F		REF	37.9359	SCALE
								XTRP		REF	43.5674	SCALE
								YTRP		REF	1.0000	SCALE
								ZTRP		REF	15.1875	SCALE
								SCALE				SCALE

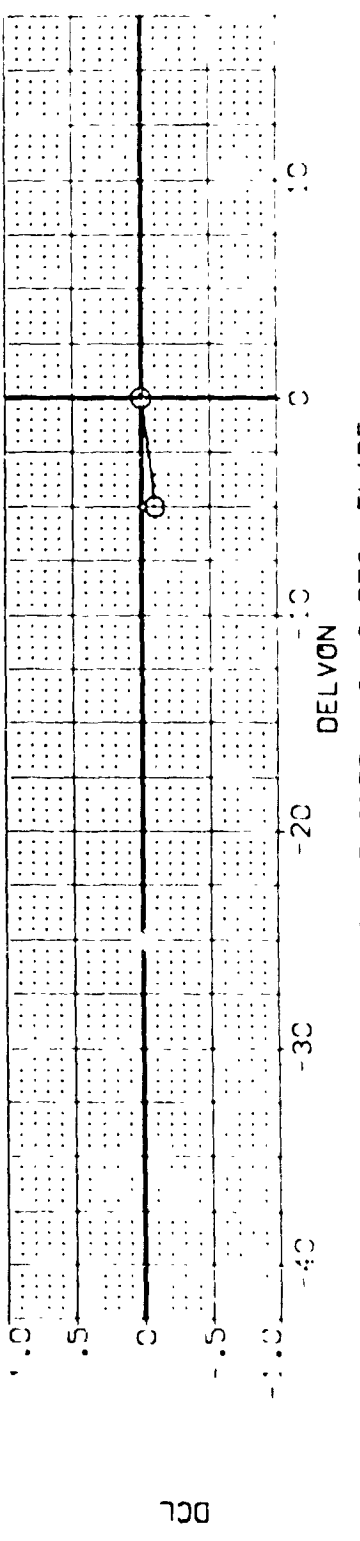
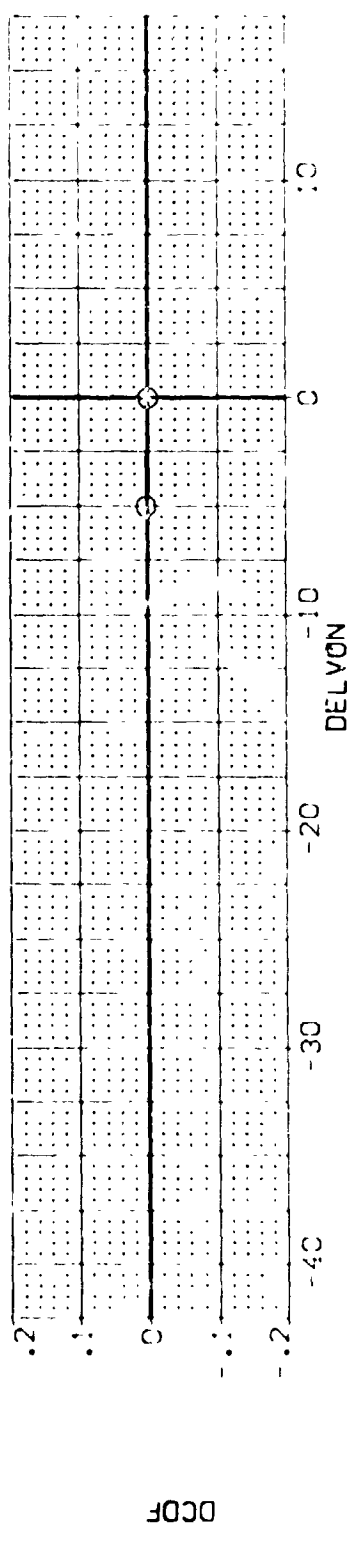
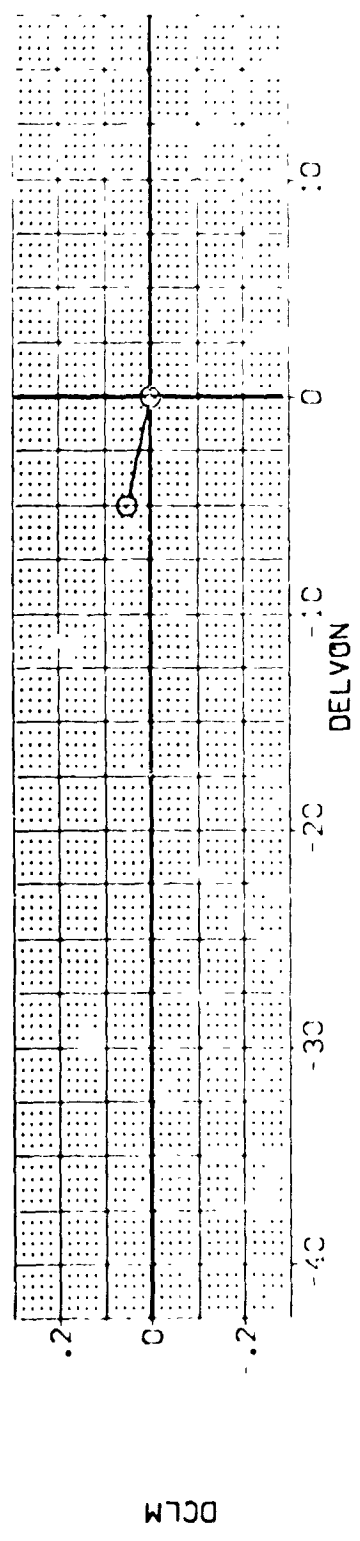


FIG 85 ELEVON EFFECTIVENESS, RUDDER = 0, 0 DEG. FLARE

CA623 826C9 M7F8 W116E28V8R5X9 (ECZ227)

ALPHA	5.000	MACH	.200	BOFLAP	-12.000	DATASET	EDZ277	DELVON	-5.000	DATA SOURCE	DELVON	DELVON	DELVON	SREF	4.4119	REFERENCE INFORMATION	SCALE
SYMBOL	○	A11PON	.000	RJODER	.000	EDZ277	.000	DELVON	.000	DELVON	DELVON	DELVON	DELVON	DELVON	19.2798	SCALE	1.045
		SPOBPM	.000	BETA	.000									BRK	37.9359	SCALE	1.045
														XMAP	43.5874	SCALE	1.045
														YMAP	0.0000	SCALE	1.045
														Z MAP	15.1815	SCALE	1.045
														SCALE	.0405	SCALE	1.045


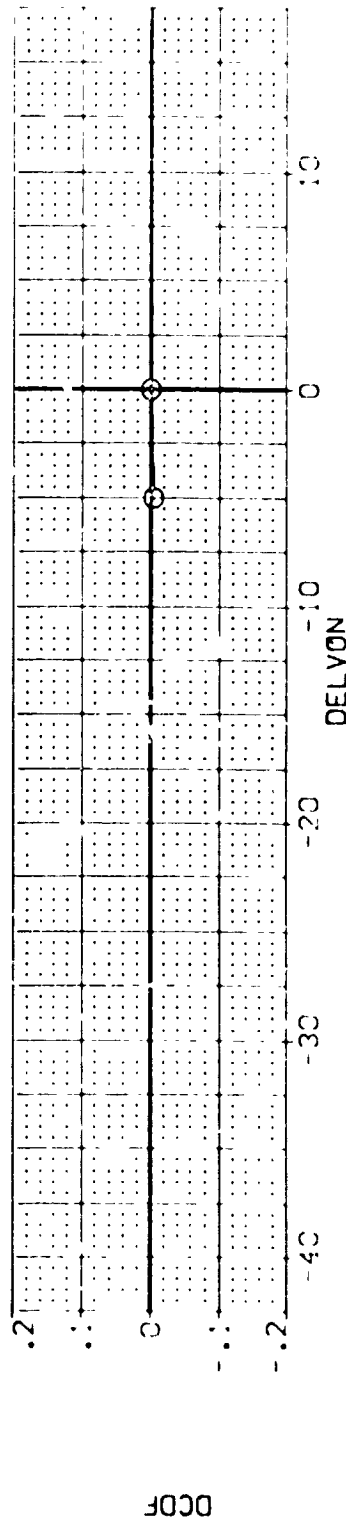
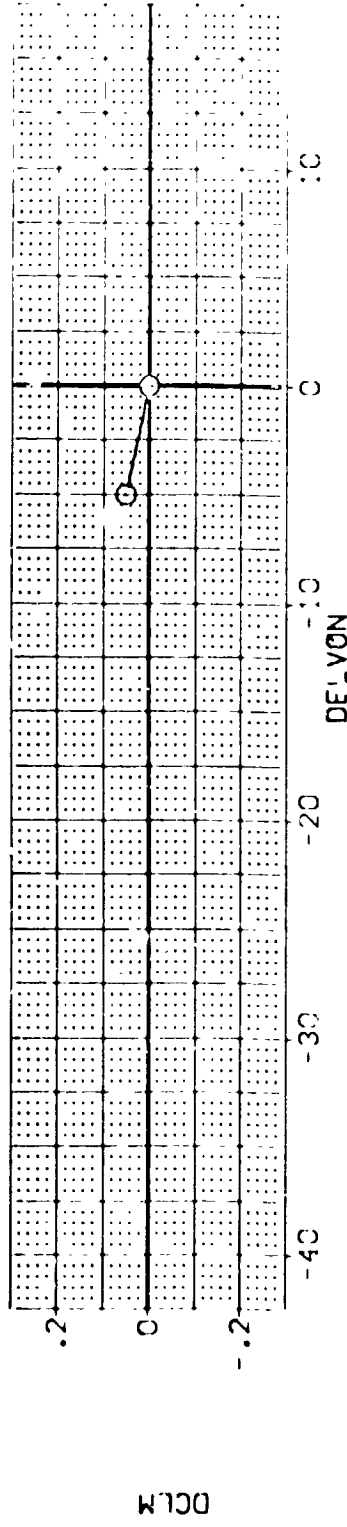


FIG 85 ELEVON EFFECTIVENESS, RUDDER = C, 0 DEG. FLARE

0A528 B26C9 M7F8 W116E28V9R5X9 (EDZ227)

SYMBOL	ALPHA	MACH	PARAMETRIC VALUES		DATA SOURCE		REFERENCE INFORMATION	
○	10.000	A11.000	.200	BD LAP	-12.000	DELVON	DELVON	SC.FT.
		SFOBRK	.000	RJODER	.000	EDZ227	.000	L.REF
			.000	BE TA	-5.000	EDZ228		BRGF
								XMRP
								ZMRP
								SCALE
								15.1875
								.0200

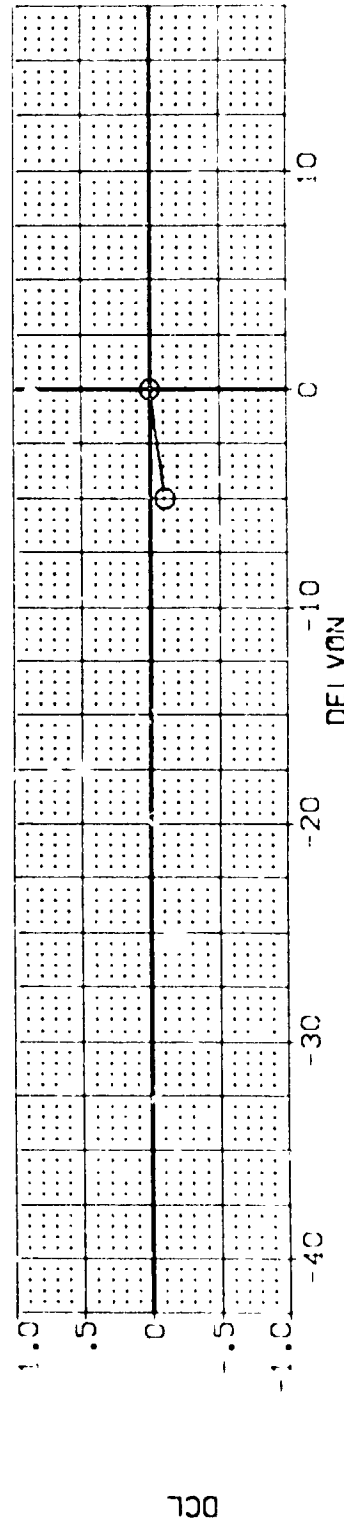

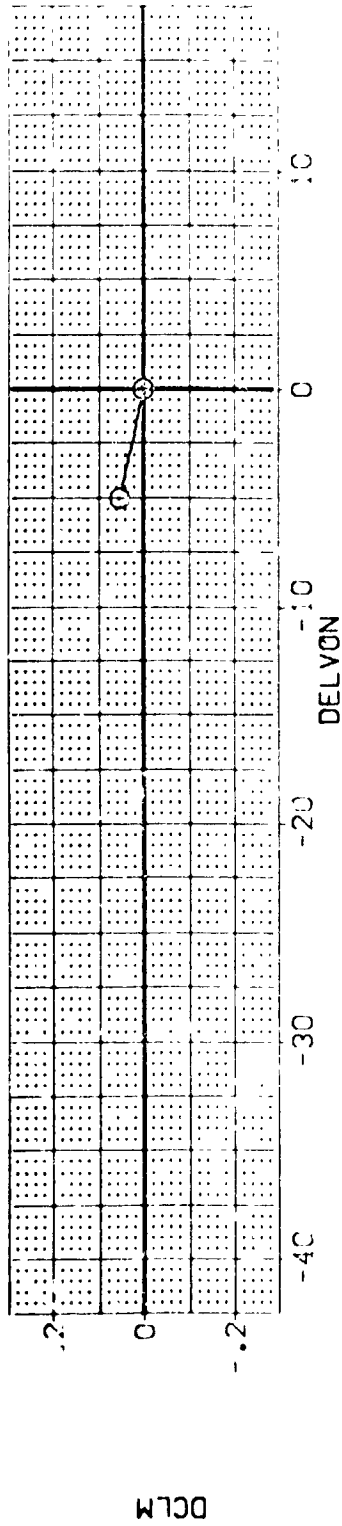


FIG 85 ELEVON EFFECTIVENESS, RUDDER = 0, 0 DEG. FLARE

0A62B 826C3 M7F8 W116E28V8R5X9 (EDZ227)

SYMBOL	ALPHA	MACH	PARAMETRIC VALUES			DATA SOURCE			REFERENCE INFORMATION		
○	15.000		.200	BOFLAP	-12.000	EDZ227	-5.000	DELVON	SREF	4.4119	SCALE
		ATLON	.000	RJOOER	.000	EDZ227	.000	DELVON	LREF	19.2299	INCHES
		SPOBRK	.000	BETA	.000		.000	DELVON	BREF	37.9359	INCHES
								DELVON	YMRP	43.5374	INCHES
								DELVON	ZMRP	15.1875	INCHES
								DELVON	SCALE	.6405	SCALE

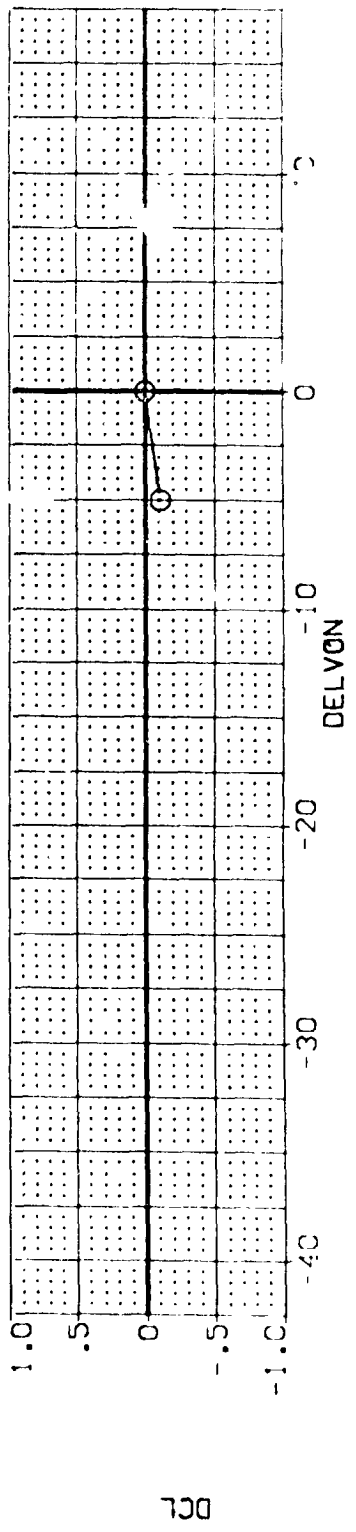
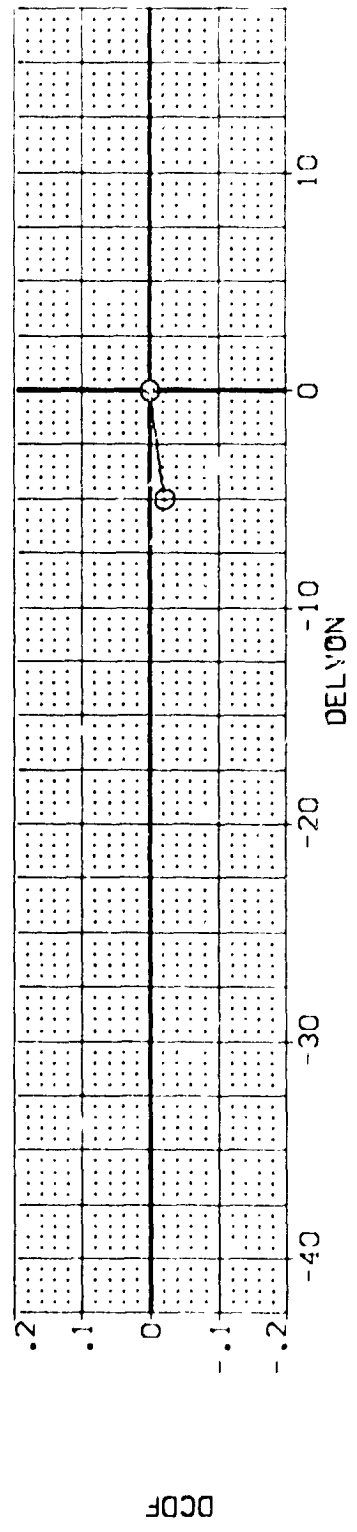
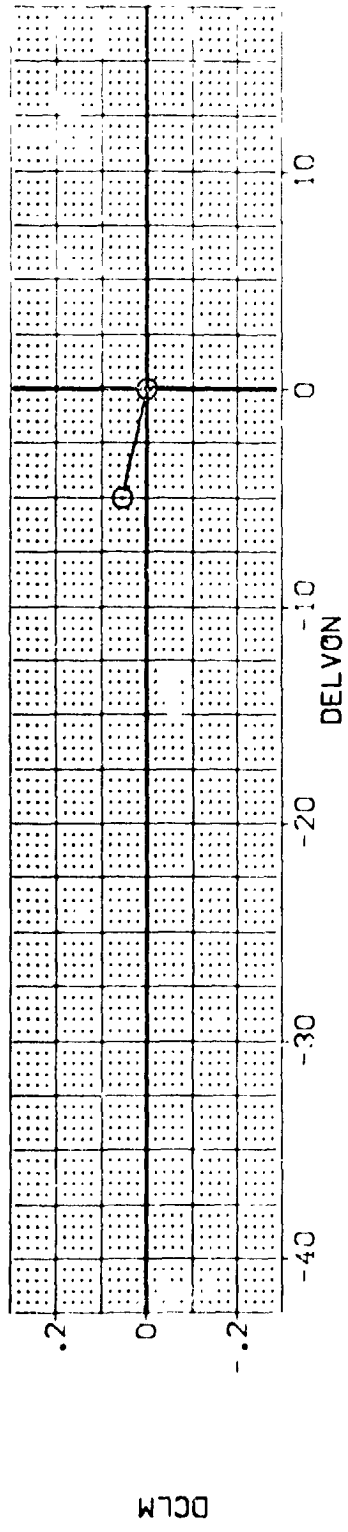


FIG 85 ELEVON EFFECTIVENESS, RUDDER = 0, 0 DEG. FLARE

0A62B B26C9 M7F8 W116E28V8R5X9 (ED2227)

SYMBOL	ALPHA	MACH	PARAMETRIC VALUES		DATA SOURCE		REFERENCE INFORMATION				
○	20.000	A1LRON	.200	BDFLAP	DELTON	DELTON	SREF	SC.FT.			
		SPOBRK	.000	RUDDER	ED2227	.000	LREF	INCHES			
			.000	BETA	ED2227	.000	BREF	INCHES			
							XMRP	INCHES			
							YMRP	INCHES			
							ZMRP	INCHES			
							SCALE	SCALE			

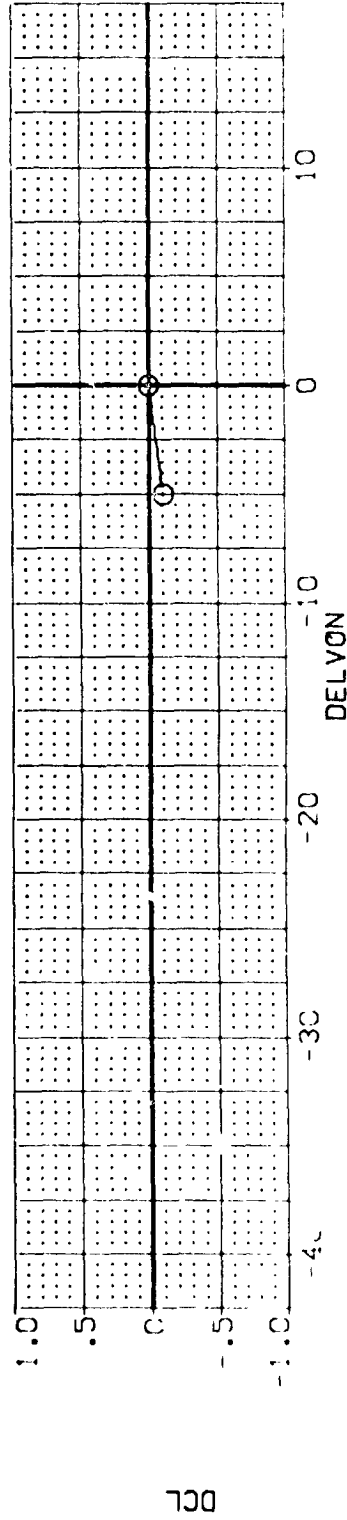




FIG 85 ELEVON EFFECTIVENESS, RUDDER = 0, 0 DEG. FLARE

CA628 B26C9 M7F8 W116E28V8R5X9 (EDZ227)

ALPHA	25.000	MACH	.200	BOFLAP	-12.000	DATASET	EDZ227	DELVON	-5.000	DATA SOURCE	EDZ228	DELVON	.000	SREF	4.4119	SCALE	INCHES
SYMBOL	○	AILRON	.000	RJDDER	.000	EDZ227								LREF	19.2799	SCALE	INCHES
		SPOBRK	.000	BETA	.000									XREF	37.9359	SCALE	INCHES
														YREF	43.5974	SCALE	INCHES
														ZREF	.0000	SCALE	INCHES
														ZMPR	15.1875	SCALE	INCHES
														SCALE	.0415		


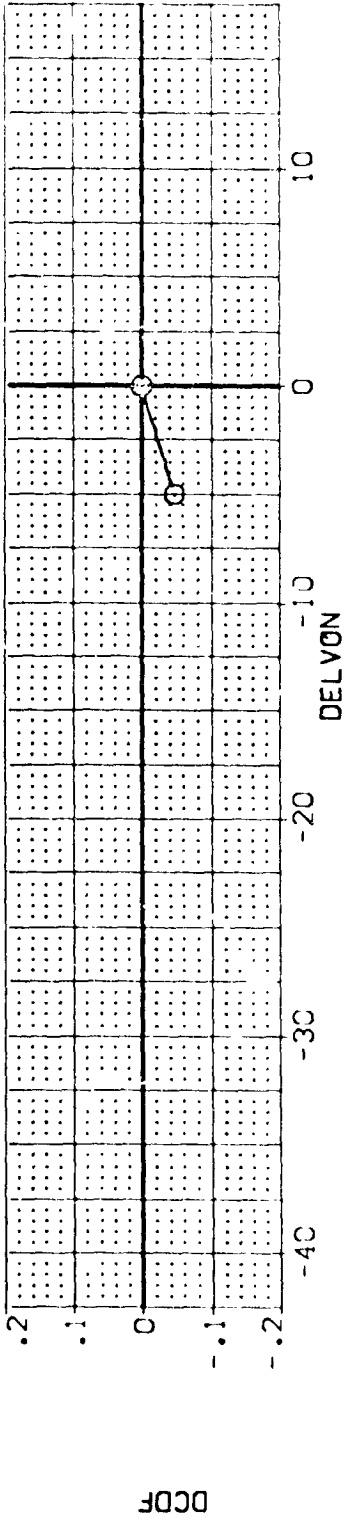
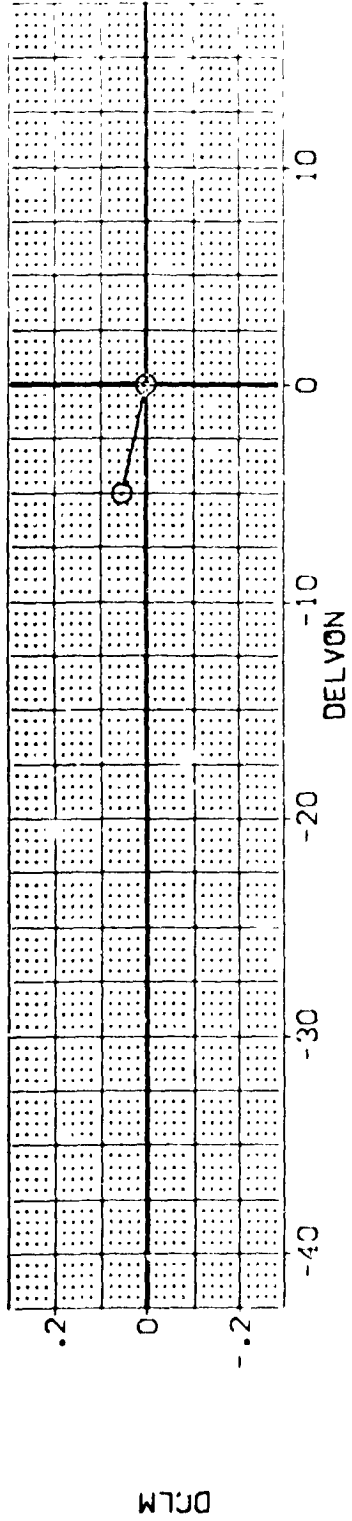


FIG 85 ELEVON EFFECTIVENESS, RUDDER = 0, 0 DEG. FLARE

0A628 B26C9 M7F8 W116E28V8R5X9 (EDZ227)

ALPHA	30.000	PARAMETRIC VALUES		DATA SOURCE	DATASET	DELVON	SREF	REFERENCE INFORMATION
SYMBOL	○	MACH	.200	BOFLAP	-12.000	DELVON	-5.000	4.4119
		AILRON	.000	RJODEH	.000	EDZ227	.000	19.2288
		SPOBRK	.000	BETA	.000			37.9369
								43.5974
								.0000
								15.1875
								.0000
								SCALE

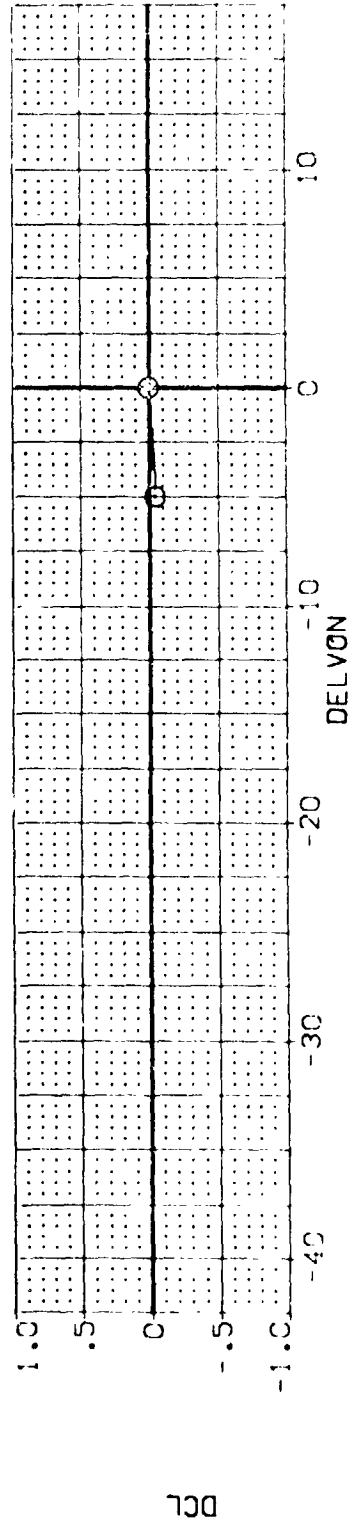
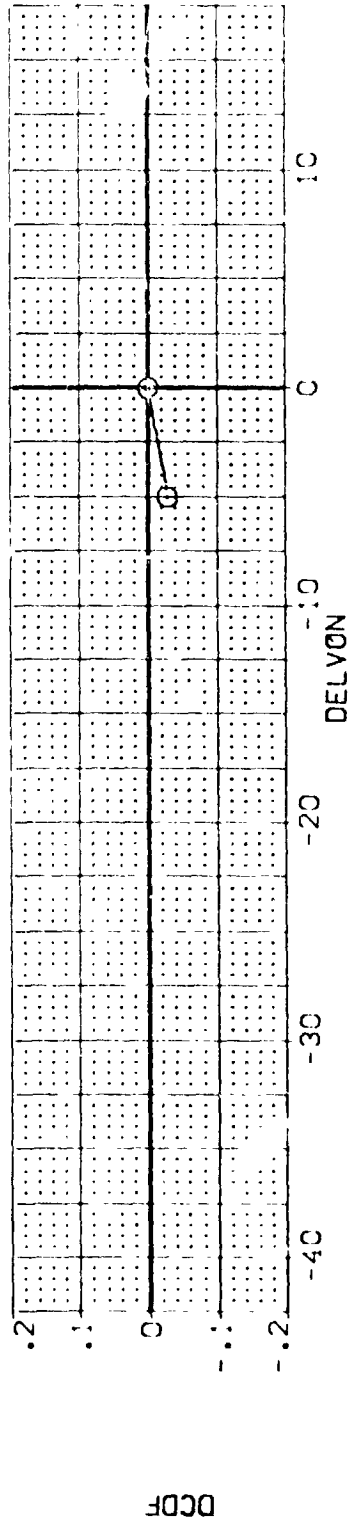



FIG 85 ELEVON EFFECTIVENESS, RUDDER = 0, 0 DEG. FLARE

0A625 B26C9 M7F8 W116E28V8R5X9 (EDZ227)

SYMBOL	ALPHA	MACH	PARAMETRIC VALUES			DATA SOURCE			REFERENCE INFORMATION					
○	.000	AILRON	.200	BDELAP	-12.000	EDZ227	DELVN	-5.000	EDZ228	DELVN	.000	SREF	4.4119	SQ.FT.
		SPOBRK	.000	RJDDER	.000	EDZ227	DELVN	.000	EDZ228	DELVN	.000	LREF	19.2298	INCHES
			.000	BETA	.000							BREF	37.9368	INCHES
												XMRP	43.5974	INCHES
												YMRP	.0000	INCHES
												ZMRP	15.1875	INCHES
												SCALE	.0405	SCALE

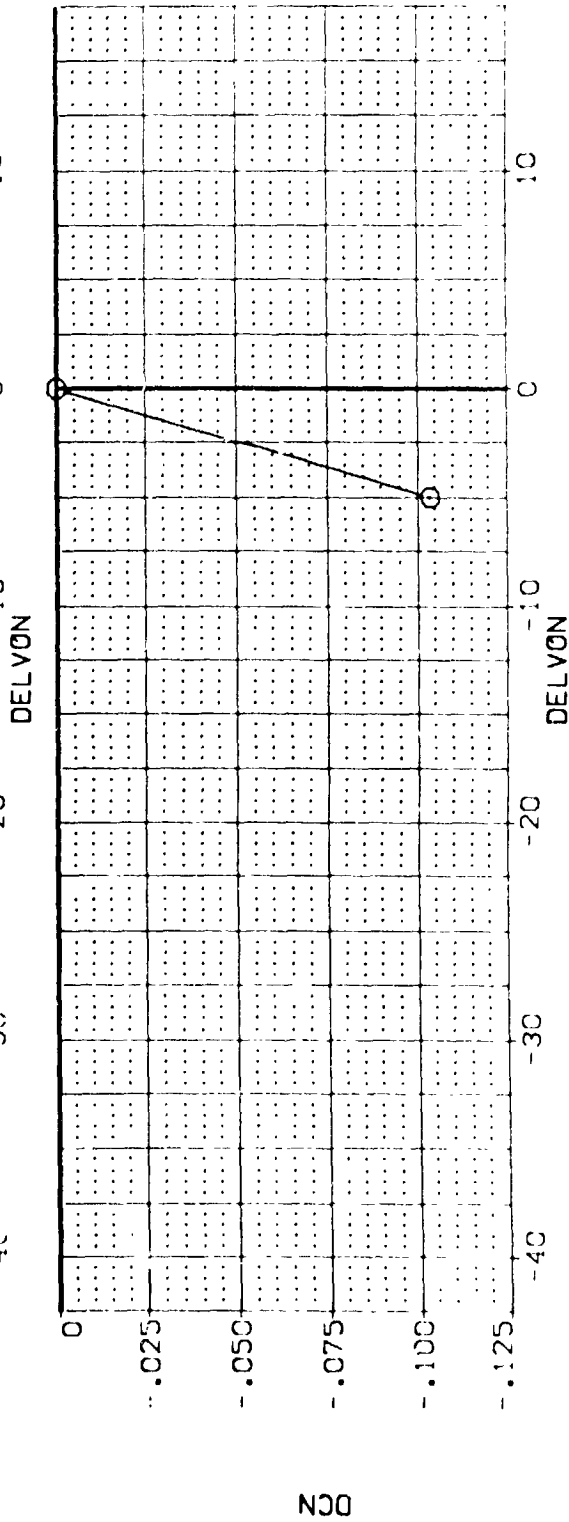



FIG 85 ELEVON EFFECTIVENESS, RUDDER = 0, 0 DEG. FLARE

0A62B B26C9 M7F8 W116E28V8R5X9 (EDZ277)

SYMBOL	ALPHA	MACH	PARAMETRIC VALUES			DATA SOURCE			REFERENCE INFORMATION					
○	5.000	A1LRON	.200	BOFLAP	-12.000	EDZ277	DELVN	-5.000	EDZ278	DELVN	.000	SREF	4.4119	SC.FT.
		SPOBRK	.000	R-DDER	.000	EDZ277	DELVN	-5.000	EDZ278	DELVN	.000	L-REF	19.2299	INCHES
			.000	BETA	.000	EDZ277	DELVN	-5.000	EDZ278	DELVN	.000	X-MPP	37.9339	INCHES
												Y-MPP	43.5874	INCHES
												Z-MPP	15.0000	INCHES
												SCALE	15.0000	SCALE

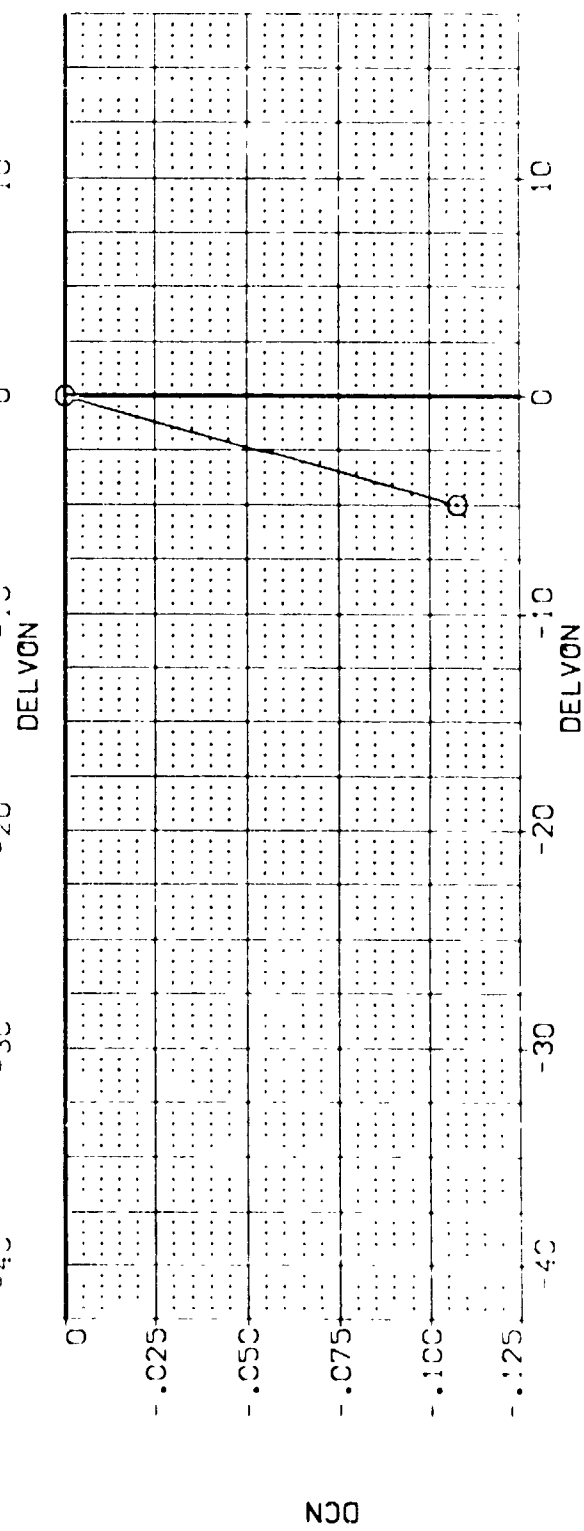



FIG 85 ELEVON EFFECTIVENESS, RUDDER = 0, 0 DEG. FLARE

CAS23 B26C9 M7F8 W116E28V8R5X9 (EDZ227)

SYMBOL	ALPHA	MACH	PARAMETRIC VALUES			DATA SOURCE			REFERENCE INFORMATION					
○	10.000	A1LRON	.200	EDFLAP	-12.000	EDZ227	DELVON	-5.000	DELVON	.000	SREF	4.419	SCALE	1.000
		SPOBR	.000	RDOER	.000	EDZ228	DELVON	.000	LREF	19.209	SCALE	1.000	SCALE	1.000
			.000	BETA	.000				SREF	37.939	SCALE	1.000	SCALE	1.000
									XMRP	43.5974	SCALE	1.000	SCALE	1.000
									YMRP	.0000	SCALE	1.000	SCALE	1.000
									ZMRP	15.1875	SCALE	1.000	SCALE	1.000
									SCALE	.0405	SCALE	1.000	SCALE	1.000

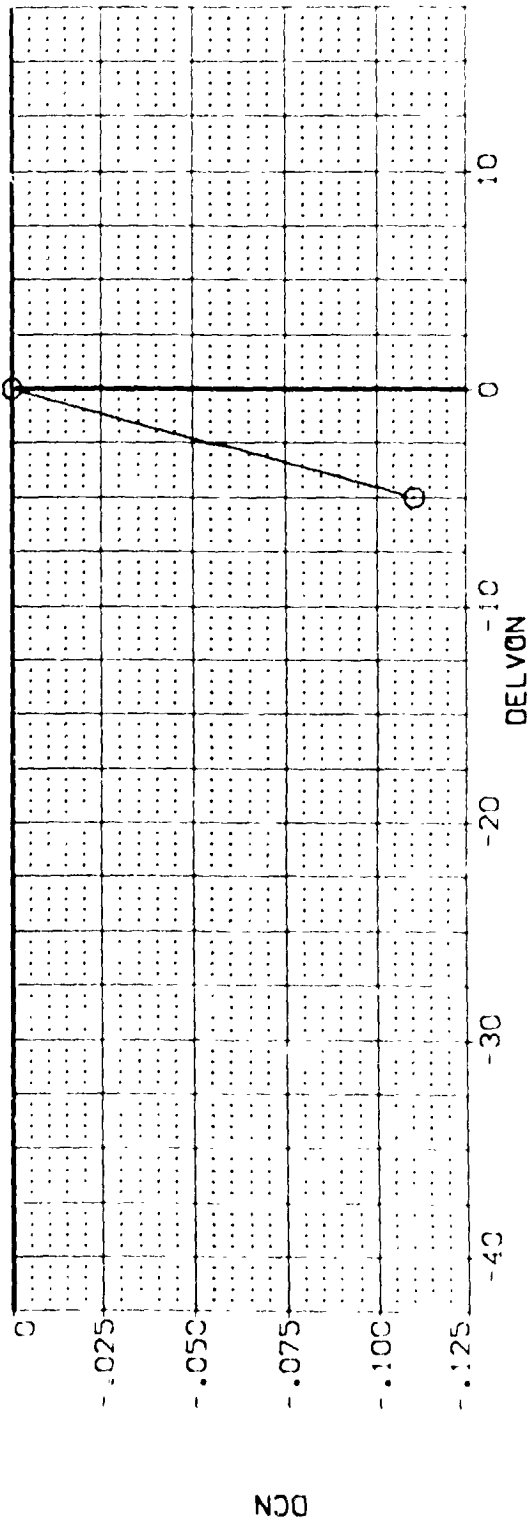
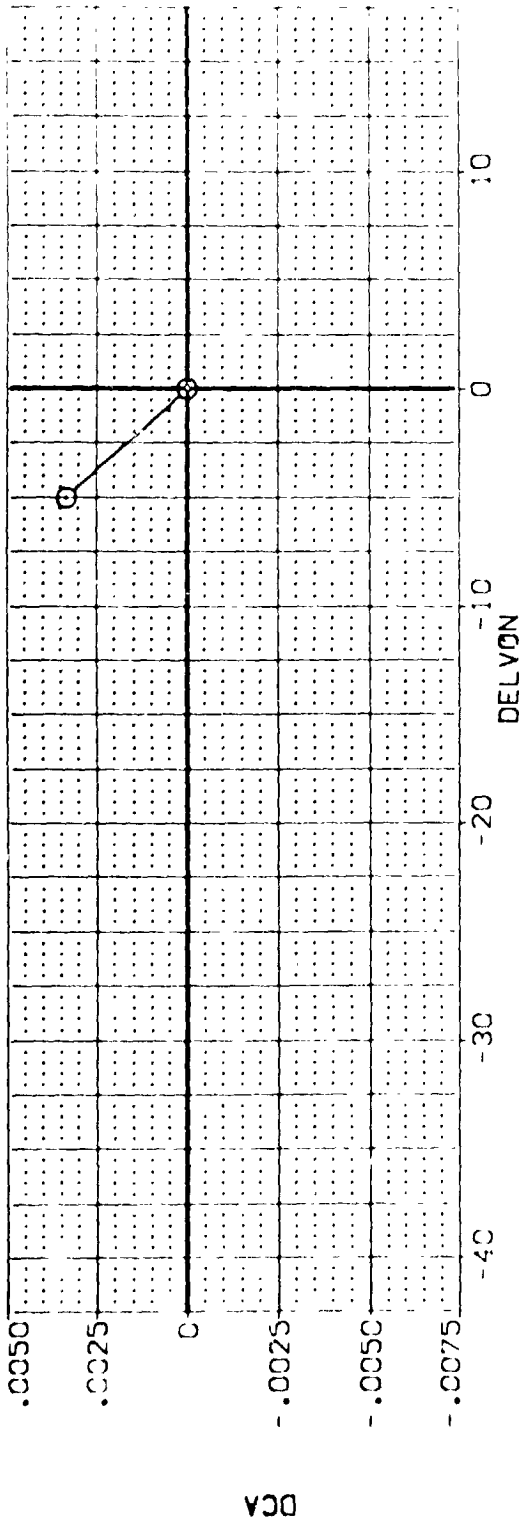


FIG 85 ELEVON EFFECTIVENESS, RUDDER = 0, 0 DEG. FLARE

(EDZ227)

0A628 B26C9 M7F8 W116E28V8R5X9

SYMBOL	ALPHA	MACH	PARAMETRIC VALUES			DATA SOURCE	DELTA	DELTA	DELTA	REFERENCE INFORMATION		
○	15.000	A1LRON	.200	BOFLAP	-12.000	DELTA	EDZ228	.000	SREF	4.4119	SQ.F.T.	
		SPOBRK	.000	RUDER	.000	EDZ227			LREF	19.2789	INCHES	
			.000	BETA	.000				BREF	37.9359	INCHES	
									YREF	43.5974	INCHES	
									ZREF	.0000	INCHES	
									SCALE	15.1875	INCHES	
										.0405	SCALE	

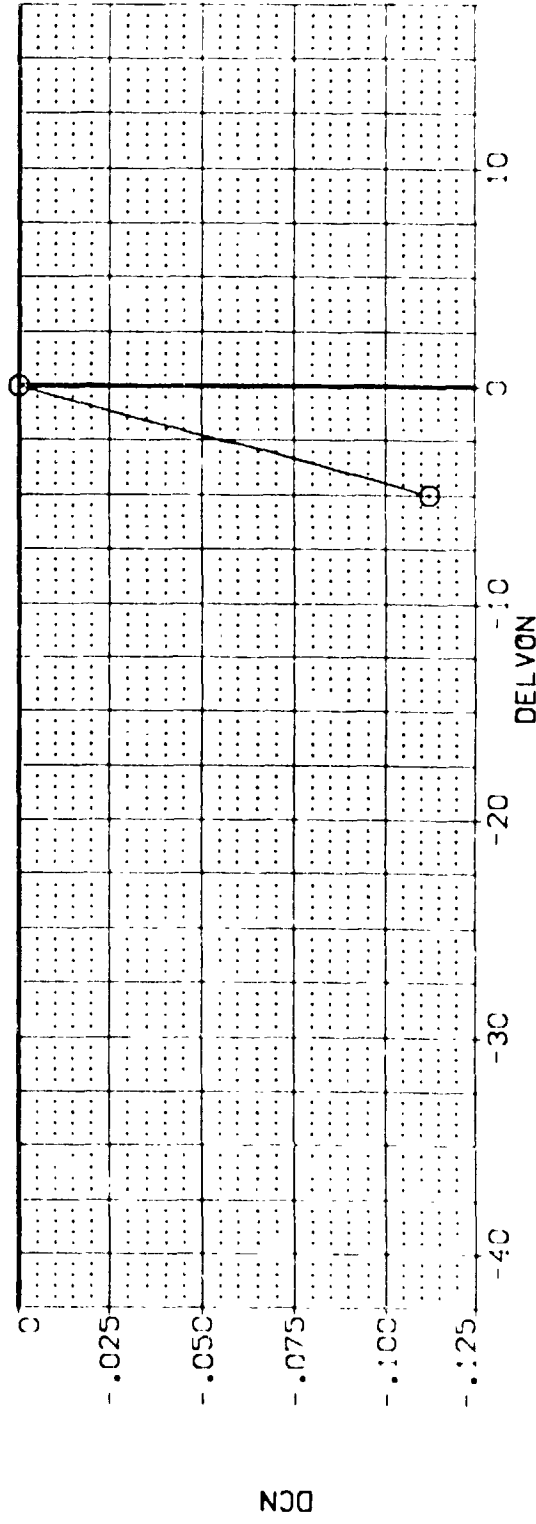



FIG 85 ELEVON EFFECTIVENESS, RUDDER = 0, 0 DEG. FLARE

0A628 B26C9 M7F8 W116E28V8R5X9 (EDZ277)

SYMBOL	ALPHA	MACH	PARAMETRIC VALUES		DATA SOURCE		REFERENCE INFORMATION	
○	20.000	A11R0N	.200	EDFLAP	DELVON	SREF	4.419	SCALE
		SPOBRK	.000	RUDER	EDZ277	REF	19.2269	SCALE
			.000	BETA	EDZ278	REF	37.9359	SCALE
						XMRP	43.5974	SCALE
						YMRP	.0000	SCALE
						ZMRP	15.1875	SCALE
						SCALE	.0405	SCALE

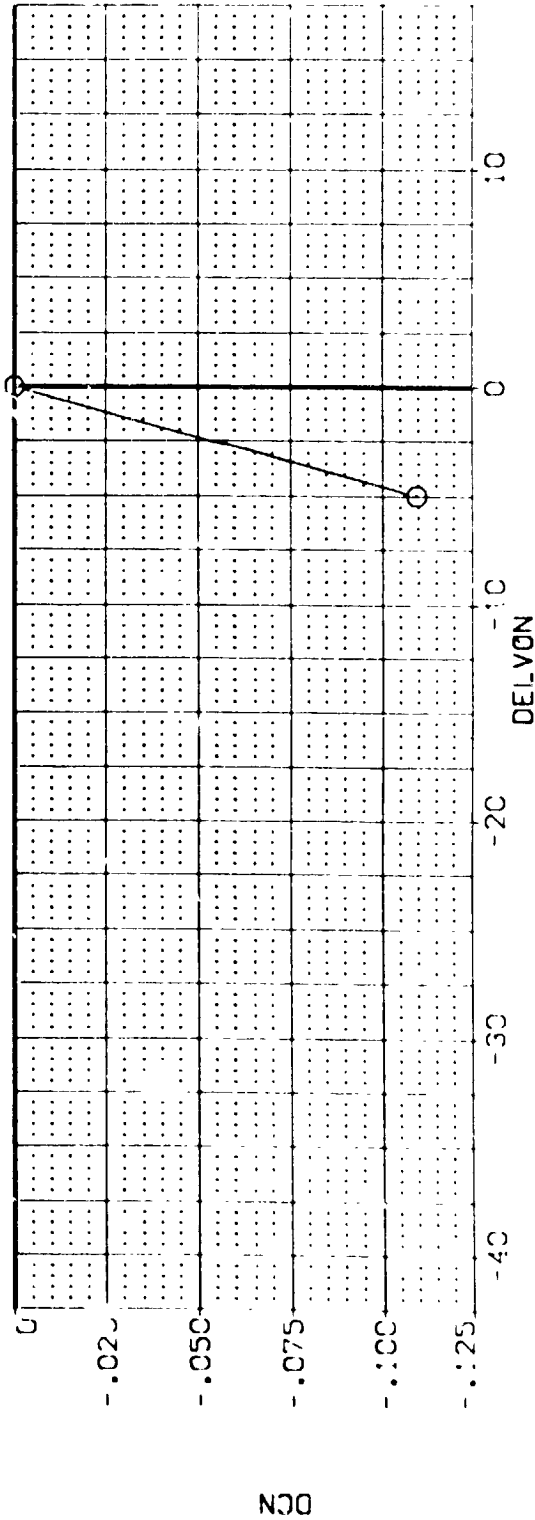



FIG 85 ELEVON EFFECTIVENESS, RUDDER = 0, 0 DEG. FLARE

(EDZ227)

0A625 B26C9 M7F8 W116E28V8R5X9

SYMBOL

○

ALPHA 5.000
MACH .200
AIRON .000
SPDRK .000

PARAMETRIC VALUES
GOFLAP -12.000
RUDDER .000
BETA .000

DATA SOURCE
DELVON -5.000
EDZ227 .000

DELVON .000
EDZ228 .000

REF LREF XREF YREF ZREF
4.4119
19.2799
37.9359
43.5974
15.1875
SCALE .0403

REFERENCE INFORMATION
SCALE
SCALE
SCALE
SCALE
SCALE

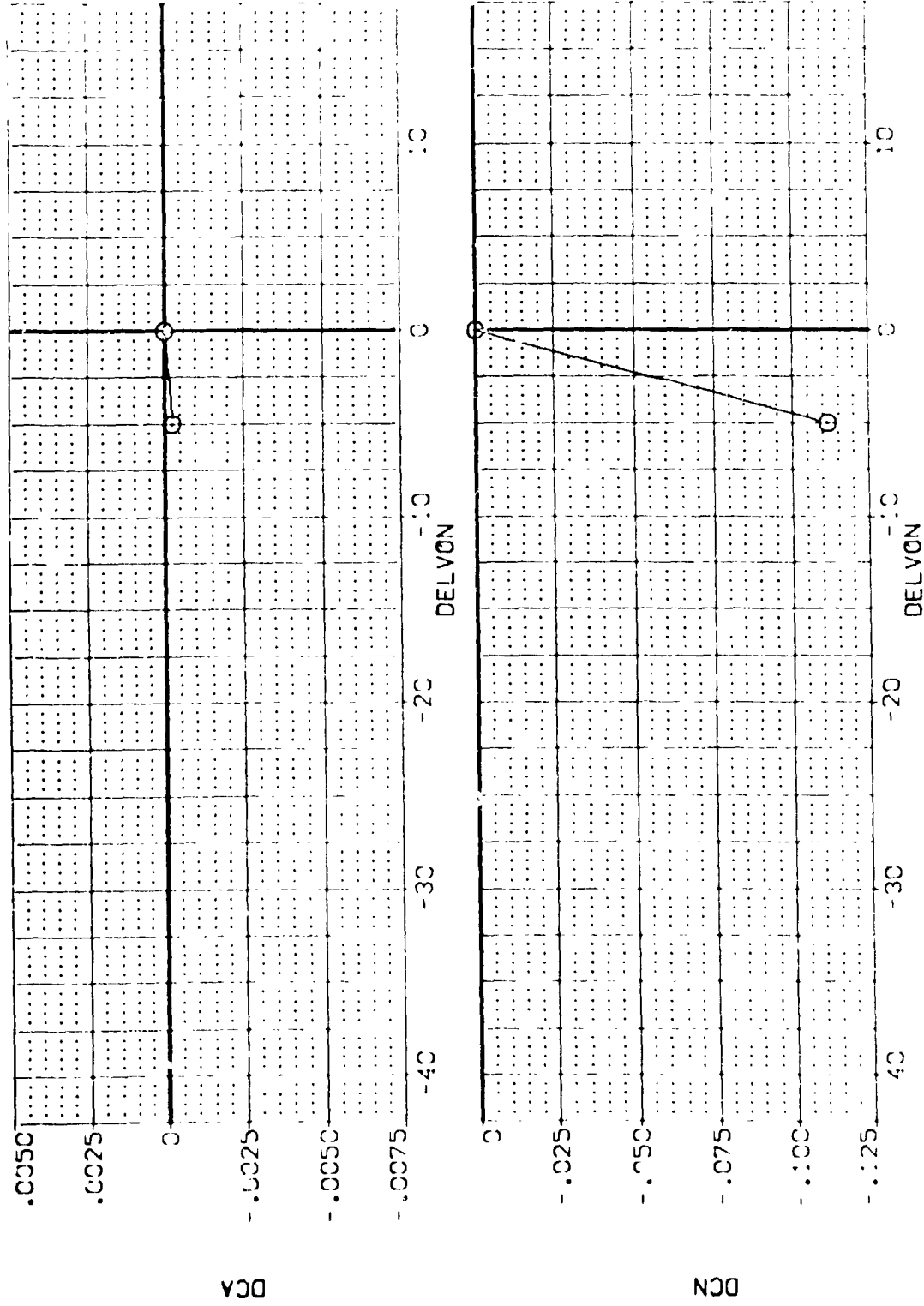


FIG 85 ELEVON EFFECTIVENESS, RUDDER = 0, 0 DEG. FLARE

CA62B B26C9 M7F8 W116E28V8R5X9 (EDZ227)

SYMBOL	ALPHA	MACH	PARAMETRIC VALUES			DATA SOURCE			REFERENCE INFORMATION			
○	30.000	A1LRON	.200	BOFLAP	-12.000	DELVON	EDZ277	DELVON	SREF	4.4119	SCALE	5
		SPOBRK	.000	RUDER	.000	-5.000	EDZ278	.000	REF	19.2286	SCALE	5
			.000	BETA	.000				BRK	37.9359	SCALE	5
									XMRP	43.5974	SCALE	5
									YMRP	.0000	SCALE	5
									ZMRP	15.1975	SCALE	5
									SCALE	.0405	SCALE	5

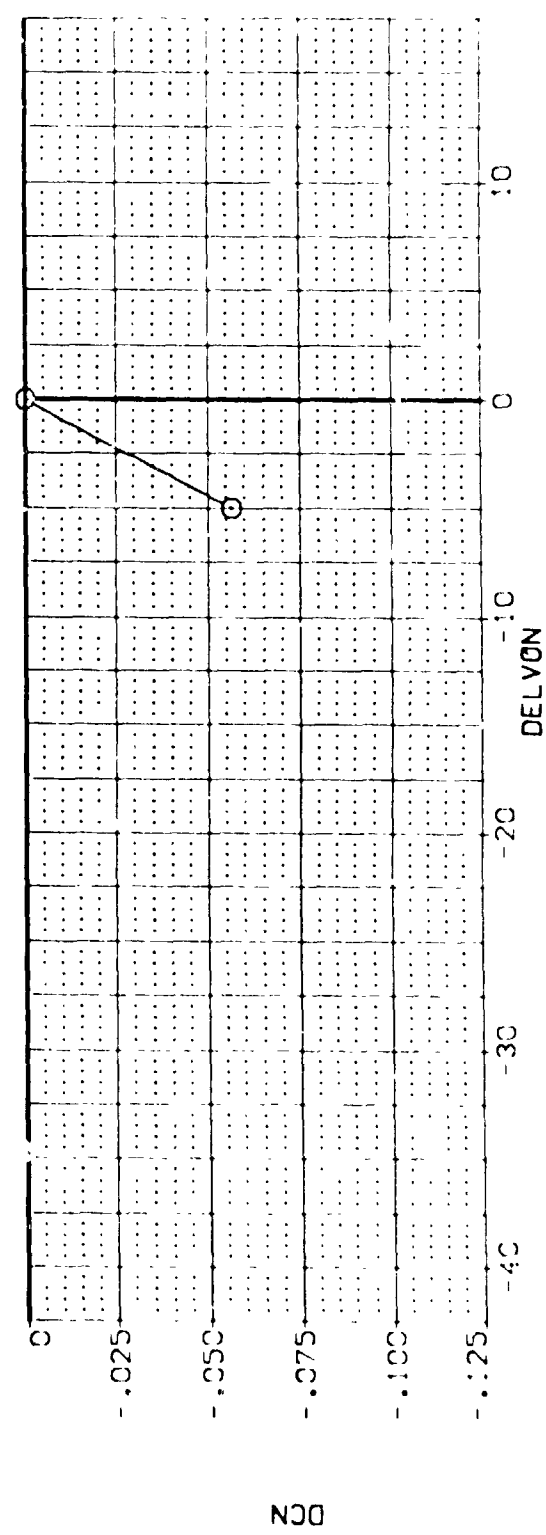

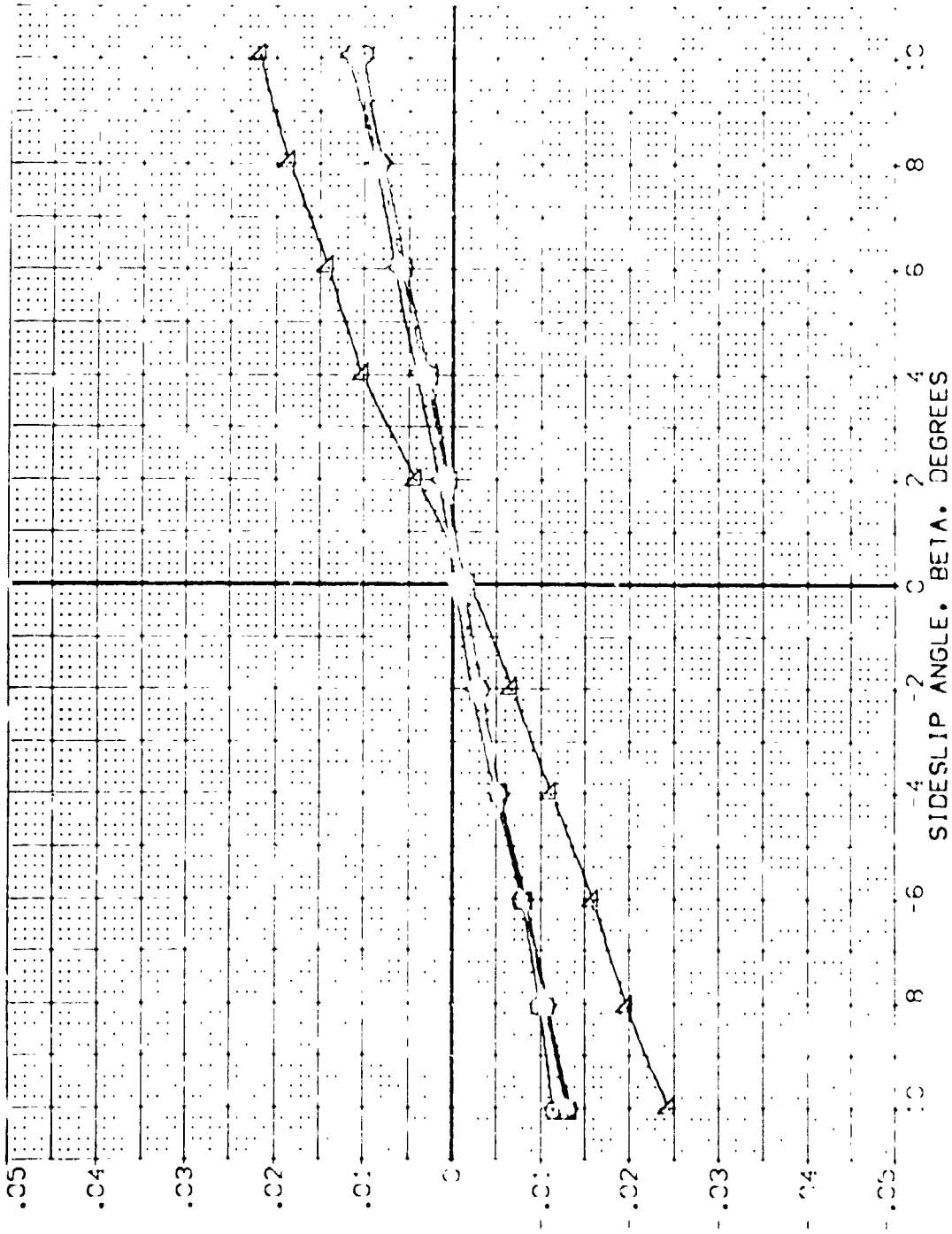


FIG 85 ELEVON EFFECTIVENESS, RUDDER = 0, 0 DEG. FLARE

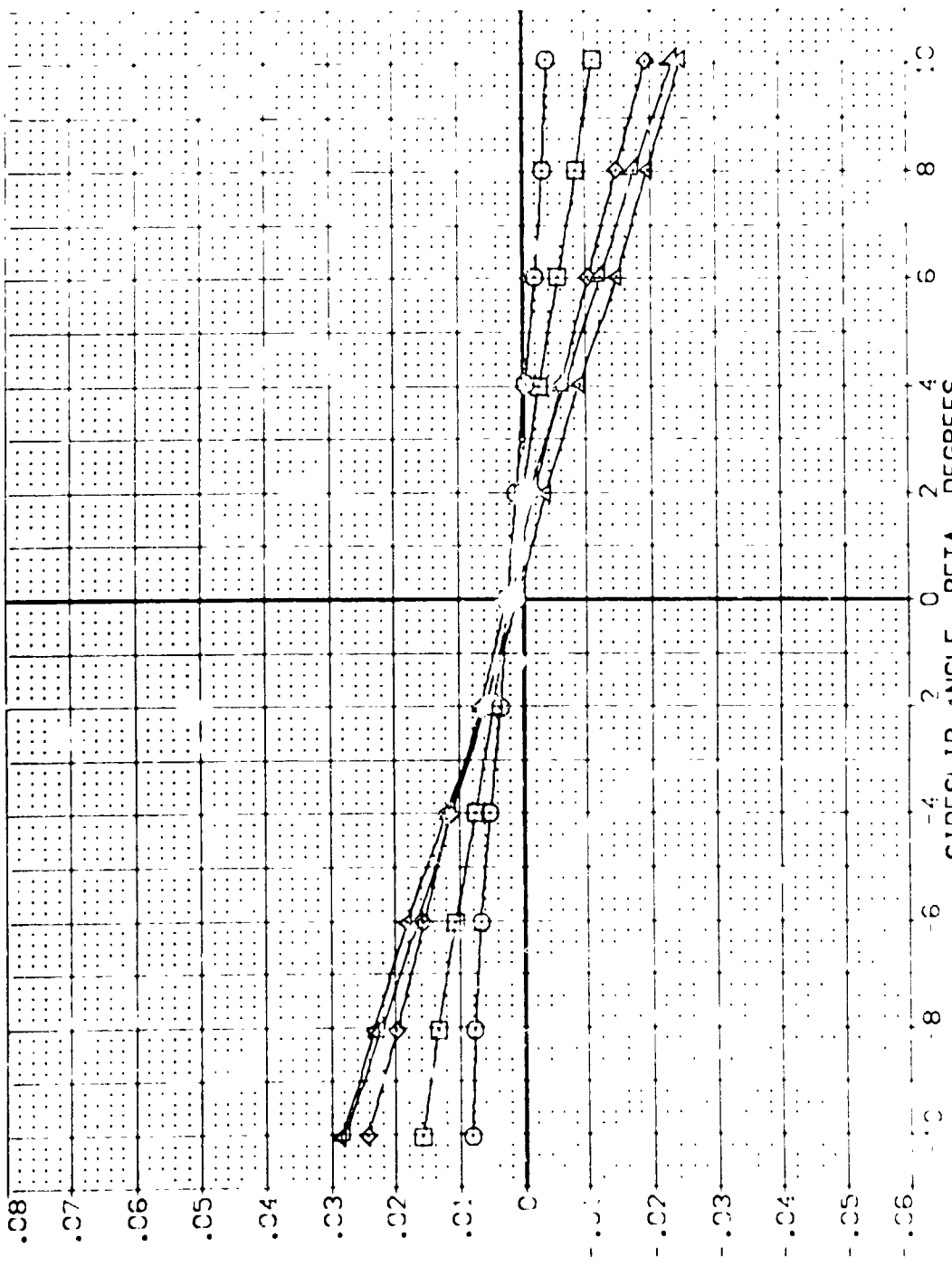
DATA SET SYMBOL	CONFIGURATION DESCRIPTION	ALPHA	RUDDER	SPOBRK	A1LRON	REFERENCE IN ORIGIN
PC2729	C4629 B76C9 M7E8 V116E28V8PSX9	.000	.000	.000	.000	SREF 4.419 SCAL 1.000
PC2730	C4629 B76C9 M7E8 V116E28V8PSX9	5.000	.000	.000	.000	SREF 19.2709 SCAL 1.000
PC2731	C4629 B76C9 M7E8 V116E28V8PSX9	10.000	.000	.000	.000	SREF 37.9359 SCAL 1.000
PC2732	C4629 B76C9 M7E8 V116E28V8PSX9	15.000	.000	.000	.000	SREF 43.5974 SCAL 1.000
PC2733	C4629 B76C9 M7E8 V116E28V8PSX9	20.000	.000	.000	.000	SREF 15.1875 SCAL 1.000



YAWING MOMENT COEFFICIENT, CYN (BODY AXIS)

FIG 36 LATERAL-DIRECTIONAL STABILITY, RUDDER = 0. 0 DEG. FLARE

DATA SET SYMBOL	CONFIGURATION DESCRIPTION	ALPHA	RUDDER	SPODBRK	AILERON	REFERENCE IV DENOMINATOR
PC2729	0A629 B76C9 W7E8 V16E28V8F5X9	.000	.000	.000	.000	4.4119 SCALE
PC2730	0A629 B76C9 W7E8 V16E28V8F5X9	5.000	.000	.000	.000	19.2799 SCALE
PC2731	0A629 B76C9 W7E8 V16E28V8F5X9	10.000	.000	.000	.000	37.9359 SCALE
PC2732	0A629 B76C9 W7E8 V16E28V8F5X9	15.000	.000	.000	.000	43.5874 SCALE
PC2733	0A629 B76C9 W7E8 V16E28V8F5X9	20.000	.000	.000	.000	15.18 SCALE



ROLLING MOMENT COEFFICIENT, CRL (BODY AXIS)

FIG 86 LATERAL-DIRECTIONAL STABILITY, RUDDER = 0, 0 DEG. FLARE

DATA SET SYMBOL	CONFIGURATION DESCRIPTION	ALPHA	RUDDER	SPOBRK	AILRON	REFERENCE INFORMATION
{RDZ229}	0A628 B26C9 M7F8 V116E28V8F5X9	.000	.000	.000	.000	SREF 4.4119 SC.FT.
{RDZ230}	0A628 B26C9 M7F8 V116E28V8F5X9	5.000	.000	.000	.000	LREF 19.2269 NC.FT.
{RDZ231}	0A628 B26C9 M7F8 V116E28V8F5X9	10.000	.000	.000	.000	BREF 37.9359 NC.FT.
{RDZ232}	0A628 B26C9 M7F8 V116E28V8F5X9	15.000	.000	.000	.000	XMRP 43.5974 NC.FT.
{RDZ233}	0A628 B26C9 M7F8 V116E28V8F5X9	20.000	.000	.000	.000	YMRP .0000 NC.FT.
						ZMRP 15.1873 NC.FT.
						SCALE .0403

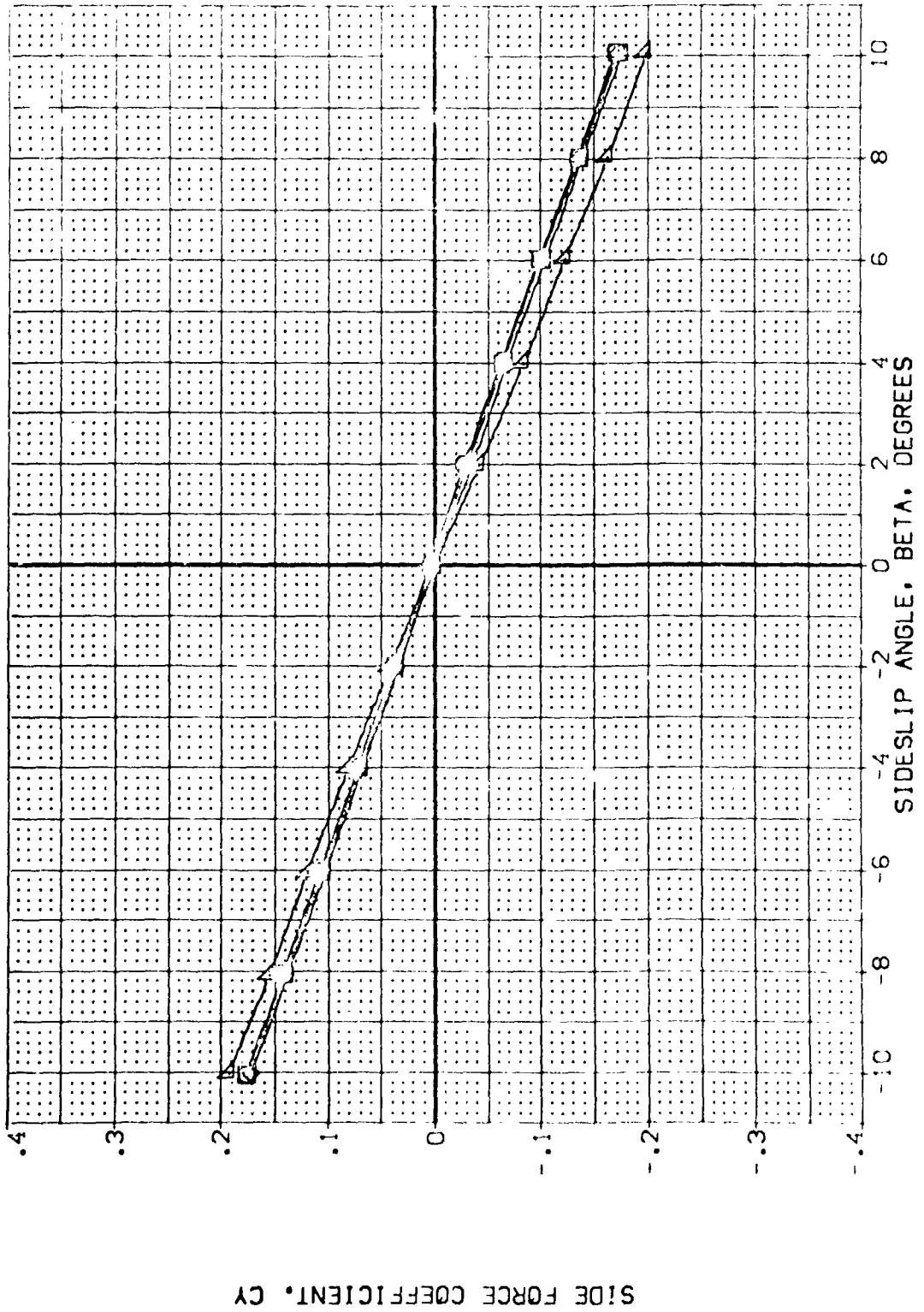


FIG 86 LATERAL-DIRECTIONAL STABILITY, RUDDER = 0, 0 DEG. FLARE

0A62B B26C9 M7F8 W116E28V8R5X9 (C0Z229)

SYMBOL ○
 RUDDER .000
 MACH .200
 ELEVON .000
 SPOBRK .000
 BDFLAP -12.000
 AILTRON .000
 R-LRAD .000

REFERENCE INFORMATION
 SREF 1.4119
 LREF 19.2289
 BREF 37.9799
 XMRP 43.5974
 YMRP .0000
 ZMRP 15.1875
 SCALE .0405

YAWING MOMENT COEFFICIENT DERIVATIVE WITH BETA, CYNBET, PER DEGREE

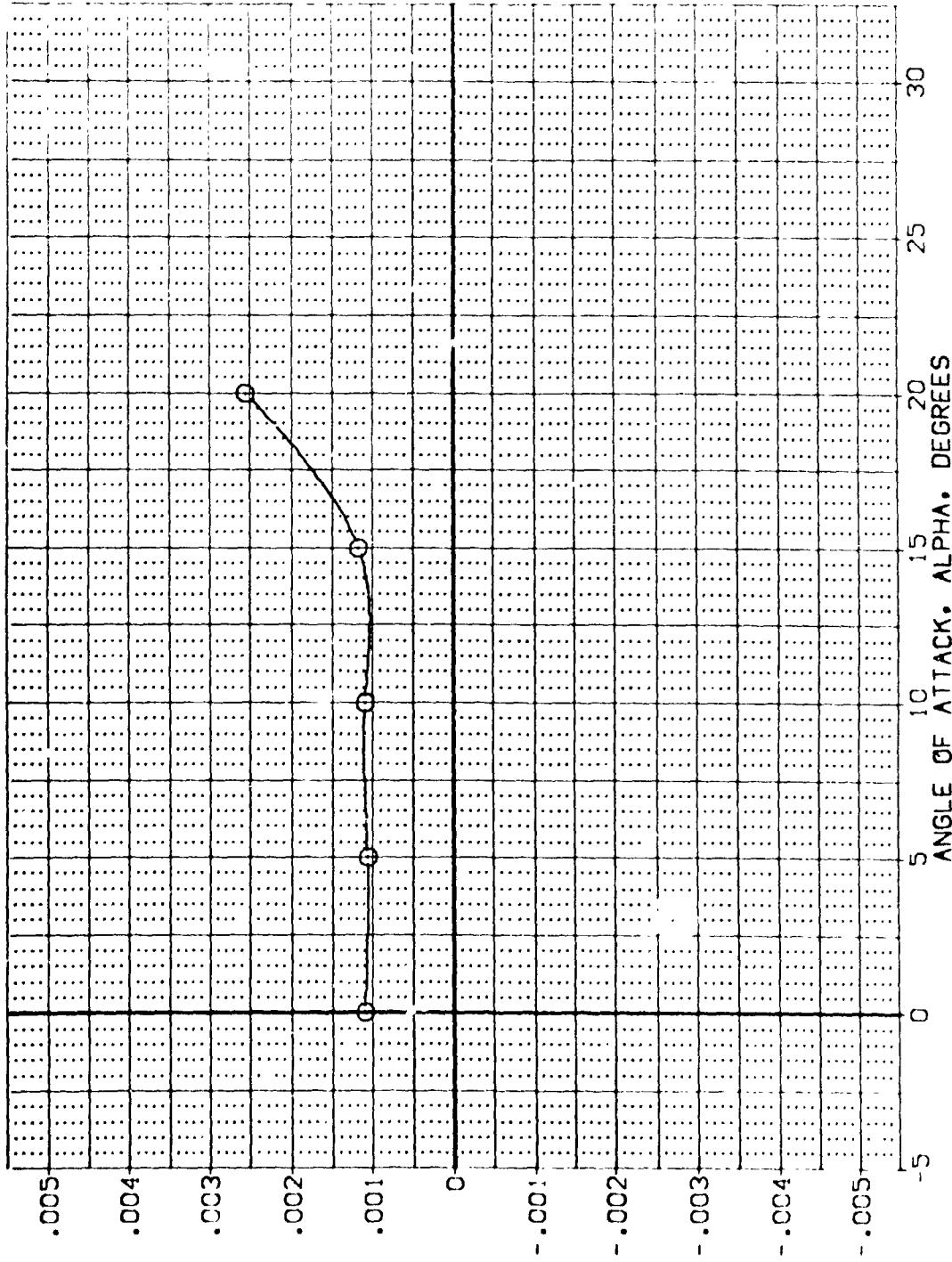


FIG 86 LATERAL-DIRECTIONAL STABILITY, RUDDER = 0, 0 DEG. FLARE

0A628 826C9 M7F8 W116E28V8R5X9 (C0Z229)

SYMBOL ○
 RUDDER .000
 MACH .200
 ELEVON .000
 SPOBRK .000
 PARAMETRIC VALUES
 BOFLAP -12.000
 AILRON .000
 RHLRAD .000

REFERENCE INFORMATION
 SREF 4.4119
 LREF 19.2299
 BREF 37.9359
 XMRP 43.5874
 YMRP .0000
 ZMRP 15.1875
 SCALE .0400

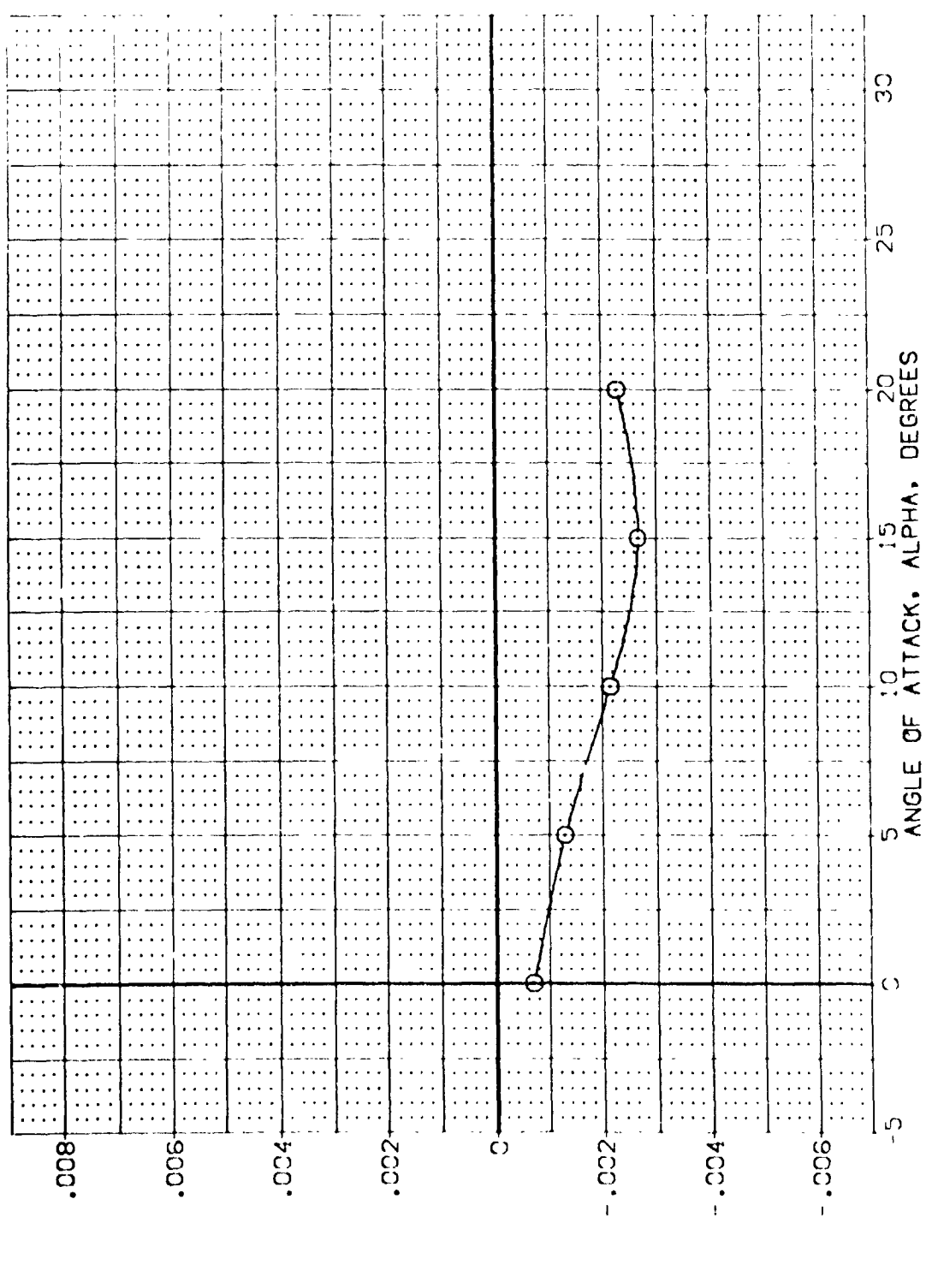


FIG 86 LATERAL-DIRECTIONAL STABILITY, RUDDER = 0, 0 DEG. FLARE

CA62B B26C9 W7F8 W116E28V8R5X9 (002229)

SYMBOL ○
 RUDER .000
 MACH .200
 ELEVON .000
 SPDRM .000
 PARAMETRIC VALUES
 BOFLAP -12.000
 ATRON .000
 PALRAD .000
 REFERENCE INFORMATION
 SREF 4.419
 SKE 19.2700
 SREF 31.9300
 Y400 43.1574
 Y400 1.0000
 Y400 1.0000
 SCALE 15.1875
 SCALE .0405

SIDE FORCE COEFFICIENT DERIVATIVE WITH BETA, CYBETA, PER DEGREE

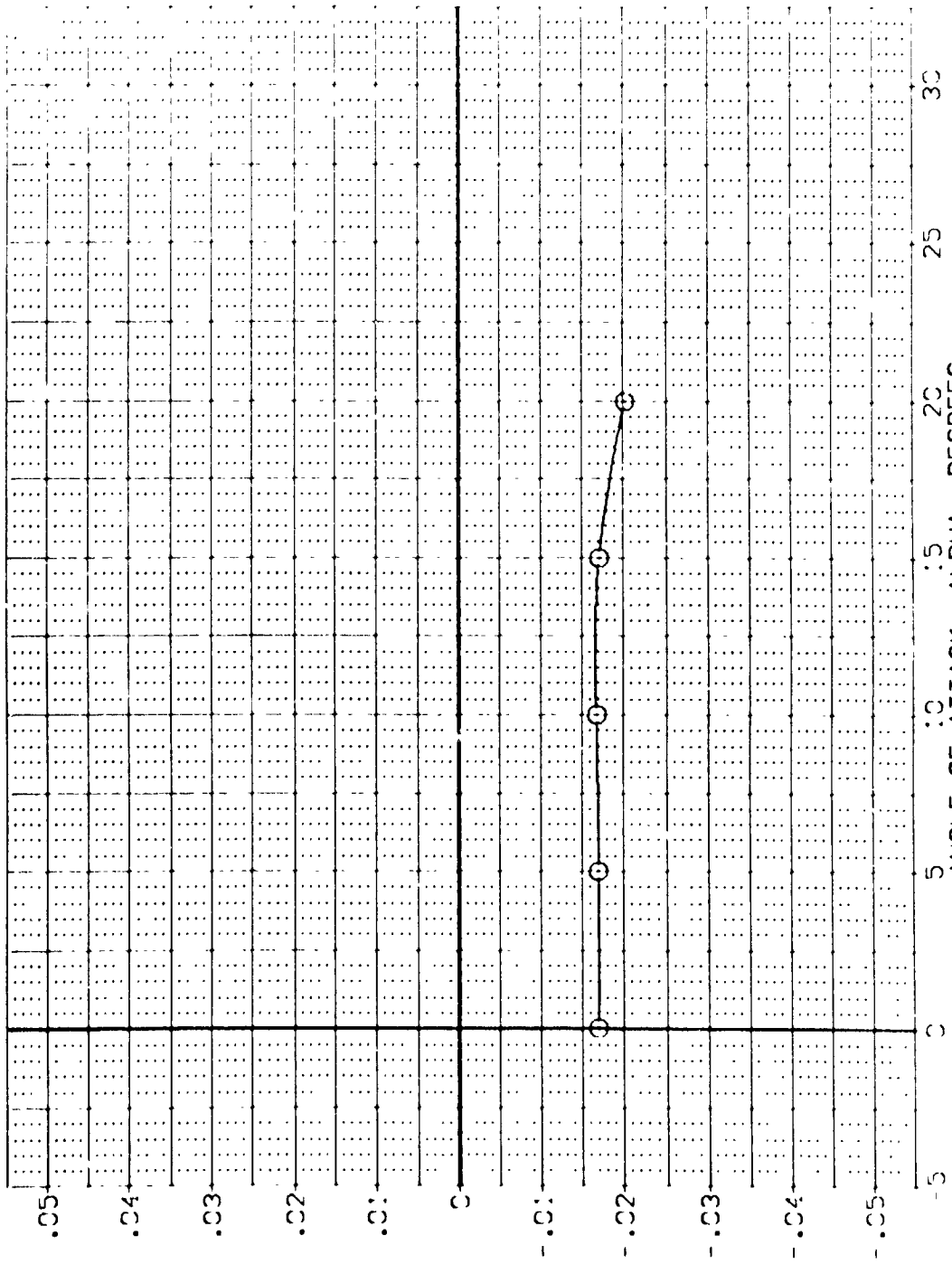


FIG 86 LATERAL-DIRECTIONAL STABILITY, RUDDER = 0, 0 DEG. FLARE

DATA SET SYMBOL	CONFIGURATION DESCRIPTION	ELEVON	SPOILER	BOFLAP	RUDDER	REFERENCE INFORMATION
(BD2240)	0A628 B26C9 V116E28V8F5X9	.000	25.000	-12.000	.000	SREF 4.4119 SQ.FT.
(BD2246)	0A628 B26C9 M7F8 V116E29V8F5X9	.000	25.000	-12.000	.000	LREF 19.2299 INCHES
(BD2248)	0A628 B26C9 M7F8 V116E30V8F5X9	.000	25.000	-12.000	.000	BREF 37.5359 INCHES
(BD2254)	0A628 B26C9 M7F8 V116E31V8F5X9	.000	25.000	-12.000	.000	XMRP 43.5974 INCHES
(BD2255)	0A628 B26C9 M7F8 V116E32V8F5X9	.000	25.000	-12.000	.000	ZMRP .0000 INCHES
						SCALE .0405

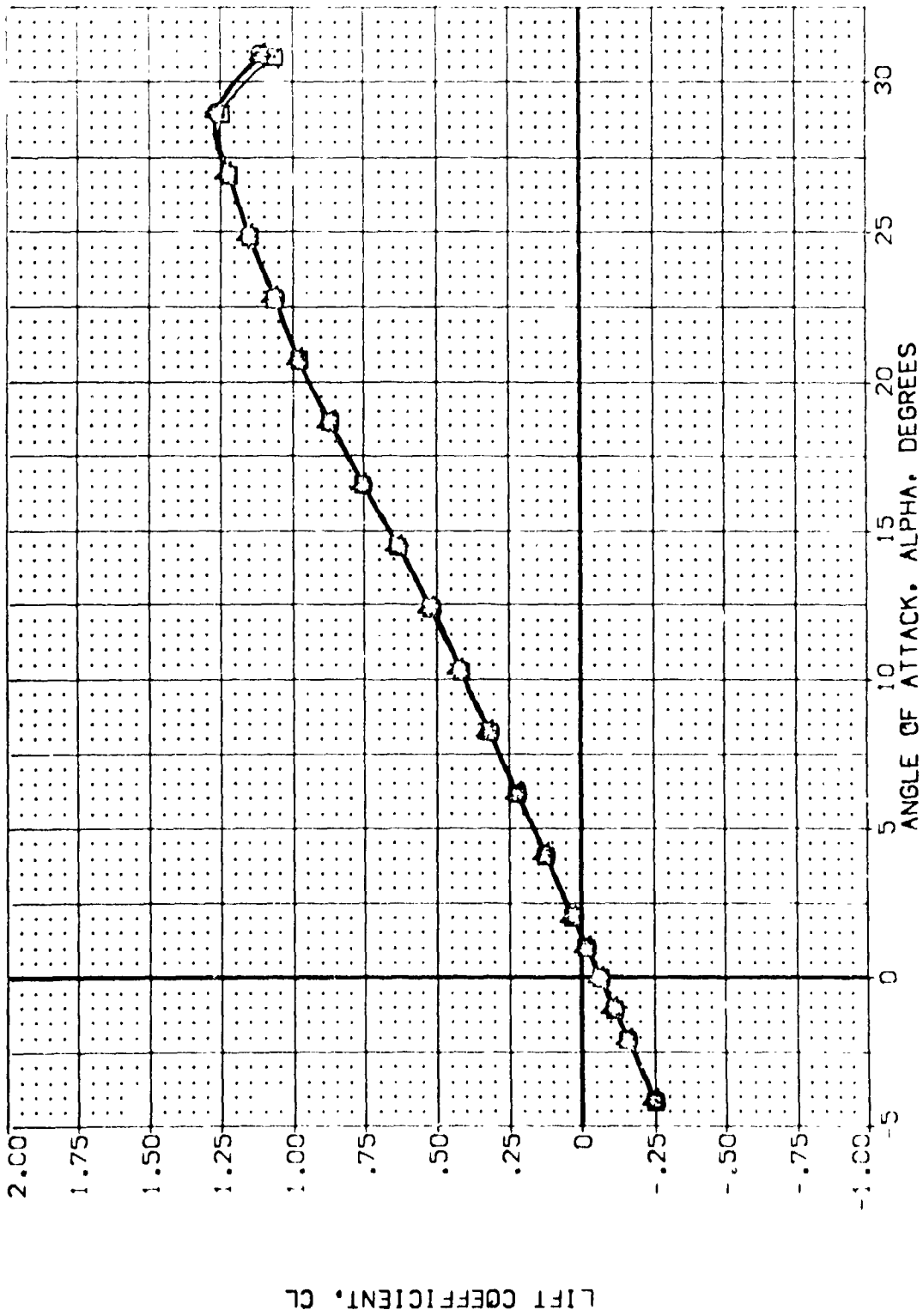


FIG 87 EFFECT OF VARYING ELEVON AND ELEVON-FUSELAGE GAP, ELEVON = 0, 25 FLARE
 (A)YACH = .20 PAGE 1013

DATA SET SYMBOL	CONFIGURATION DESCRIPTION	ELEVON	SPOBRK	BDFLAP	RJODER	REFERENCE INFORMATION
{BDZ240}	CA628 B26C9 M7F8 V116E28V8F5X9	.000	25.000	-12.000	.000	SREF 4.4119
{BCZ246}	CA628 B26C9 M7F8 V116E29V8F5X9	.000	25.000	-12.000	.000	LRFF 19.2299
{BDZ248}	CA628 B26C9 M7F8 V116E30V8F5X9	.000	25.000	-12.000	.000	BRFF 37.9399
{BDZ254}	CA628 B26C9 M7F8 V116E31V8F5X9	.000	25.000	-12.000	.000	XMRP 43.5974
{BDZ255}	CA628 B26C9 M7F8 V116E32V8F5X9	.000	25.000	-12.000	.000	ZMRP 0.0000
						SCALE .0400
						SCALE .0400

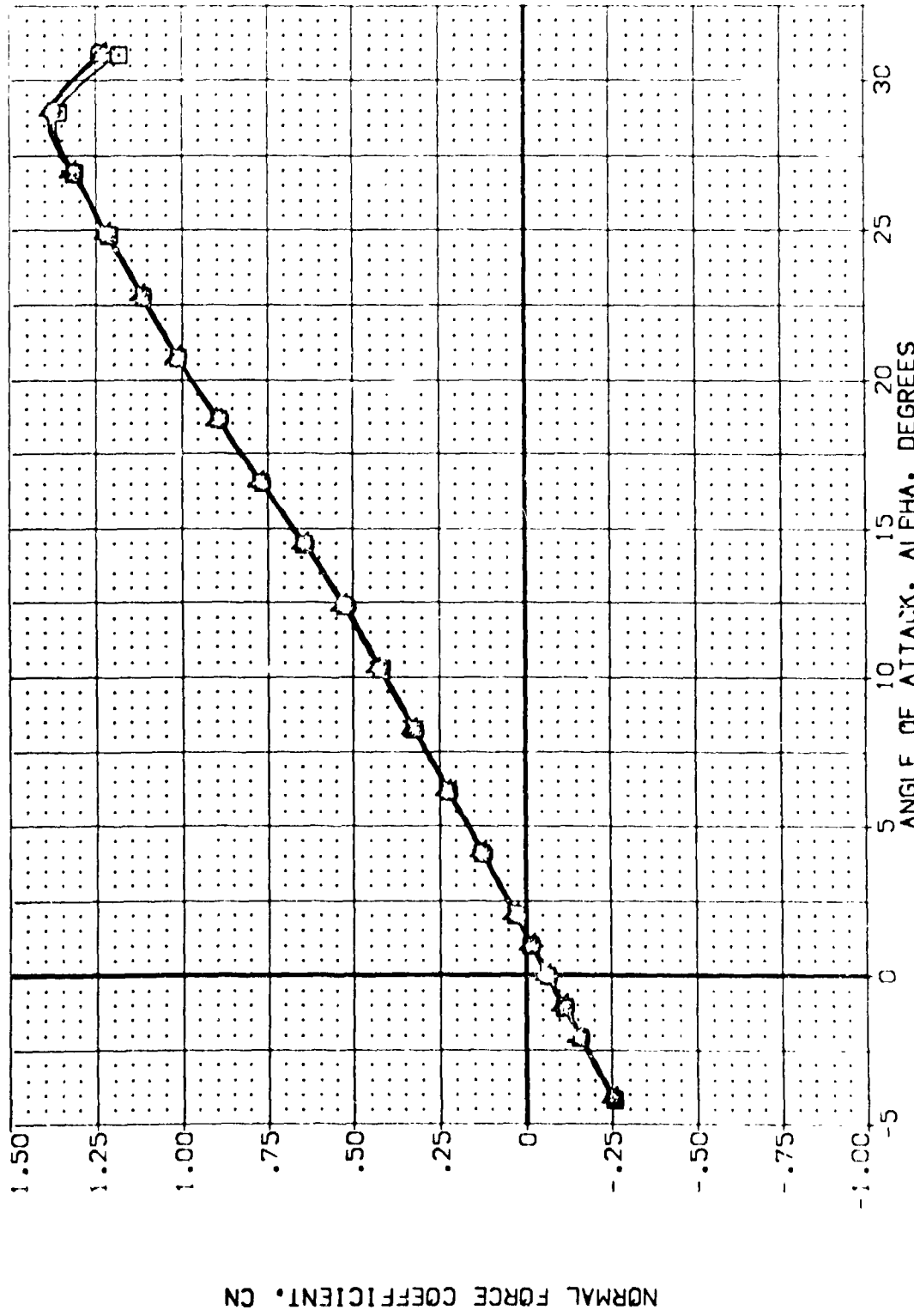


FIG 87 EFFECT OF VARYING ELEVON AND ELEVON-FUSELAGE GAP, ELEVON = 0, 25 FLARE
 (A)MAC = .20 PAGE 10:4

DATA SET SYMBOL	CONFIGURATION DESCRIPTION	ELEVON	SPOBRK	BD/LAP	RUDDER	REFERENCE INFORMATION
{ 807240 }	DA628 B26C9 M7F8 V116E28V8R5X9	.000	25.000	-12.000	.000	SREF 4.4119 SC.F.T.
{ 807246 }	DA628 B26C9 M7F8 V116E28V8R5X9	.000	25.000	-12.000	.000	LREF 19.2799 INCHES
{ 807248 }	DA628 B26C9 M7F8 V116E30V8R5X9	.000	25.000	-12.000	.000	BREF 37.9359 INCHES
{ 807254 }	CA628 B26C9 M7F8 V116E31V8R5X9	.000	25.000	-12.000	.000	XMRP 43.5874 INCHES
{ 807255 }	CA628 B26C9 M7F8 V116E32V8R5X9	.000	25.000	-12.000	.000	YMRP 15.0000 INCHES
						ZMRP 15.1875 INCHES
						SCALE .0400

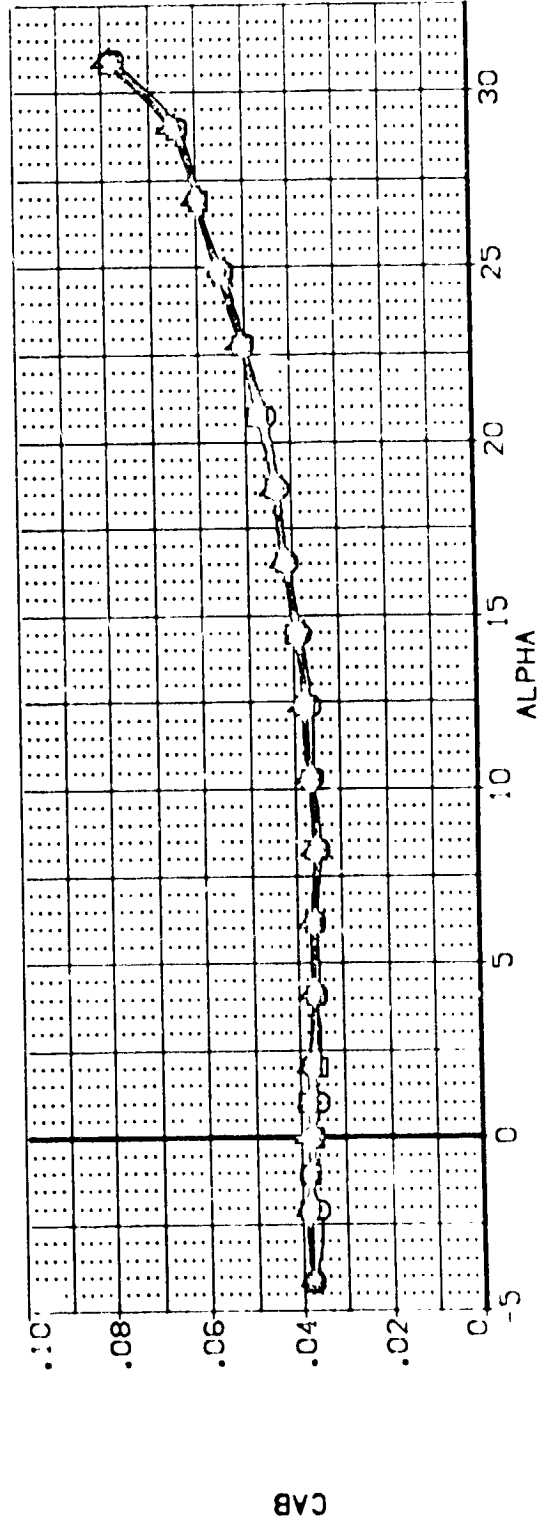
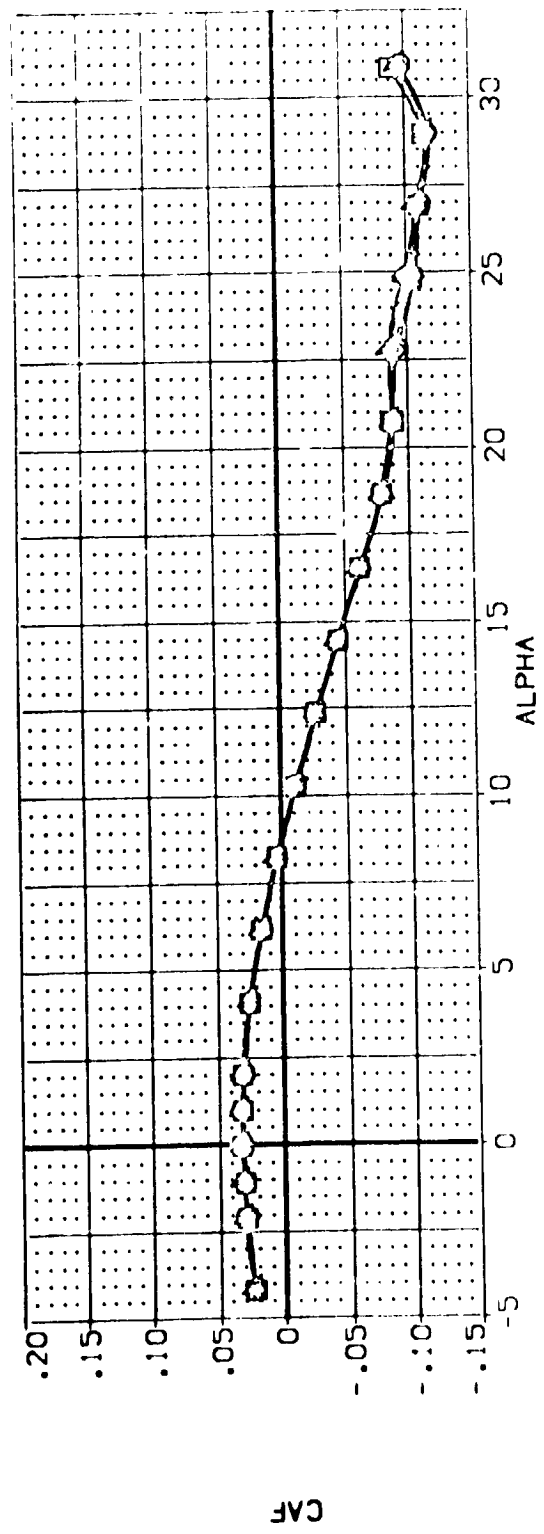


FIG 87 EFFECT OF VARYING ELEVON AND ELEVON-FUSELAGE GAP, ELEVON = 0, 25 FLARE
 CASMAC = .20 PAGE 1015

DATA SET SYMBOL CONFIGURATION DESCRIPTION MTF-8 B26C9 B26C9 B26C9 B26C9 B26C9 B26C9
 (BDZ740) (BDZ741) (BDZ742) (BDZ743) (BDZ744) (BDZ745) (BDZ746) (BDZ747) (BDZ748) (BDZ749) (BDZ750) (BDZ751) (BDZ752) (BDZ753) (BDZ754) (BDZ755)

ELEVON SPOBR BDELAP RUDDER REFERENCE INFORMATION SCALE
 .000 25.000 -17.000 .000 SREF 4.419 SCAL
 .000 25.000 -12.000 .000 LREF 19.2298 SCAL
 .000 25.000 -12.000 .000 BRFF 37.9379 SCAL
 .000 29.000 -12.000 .000 XMRP 49.5971 SCAL
 .000 .000 .000 .000 YMRP 15.1875 SCAL
 .000 .000 .000 .000 ZMRP .0000 SCAL
 .000 .000 .000 .000 SCALE .0425 SCAL

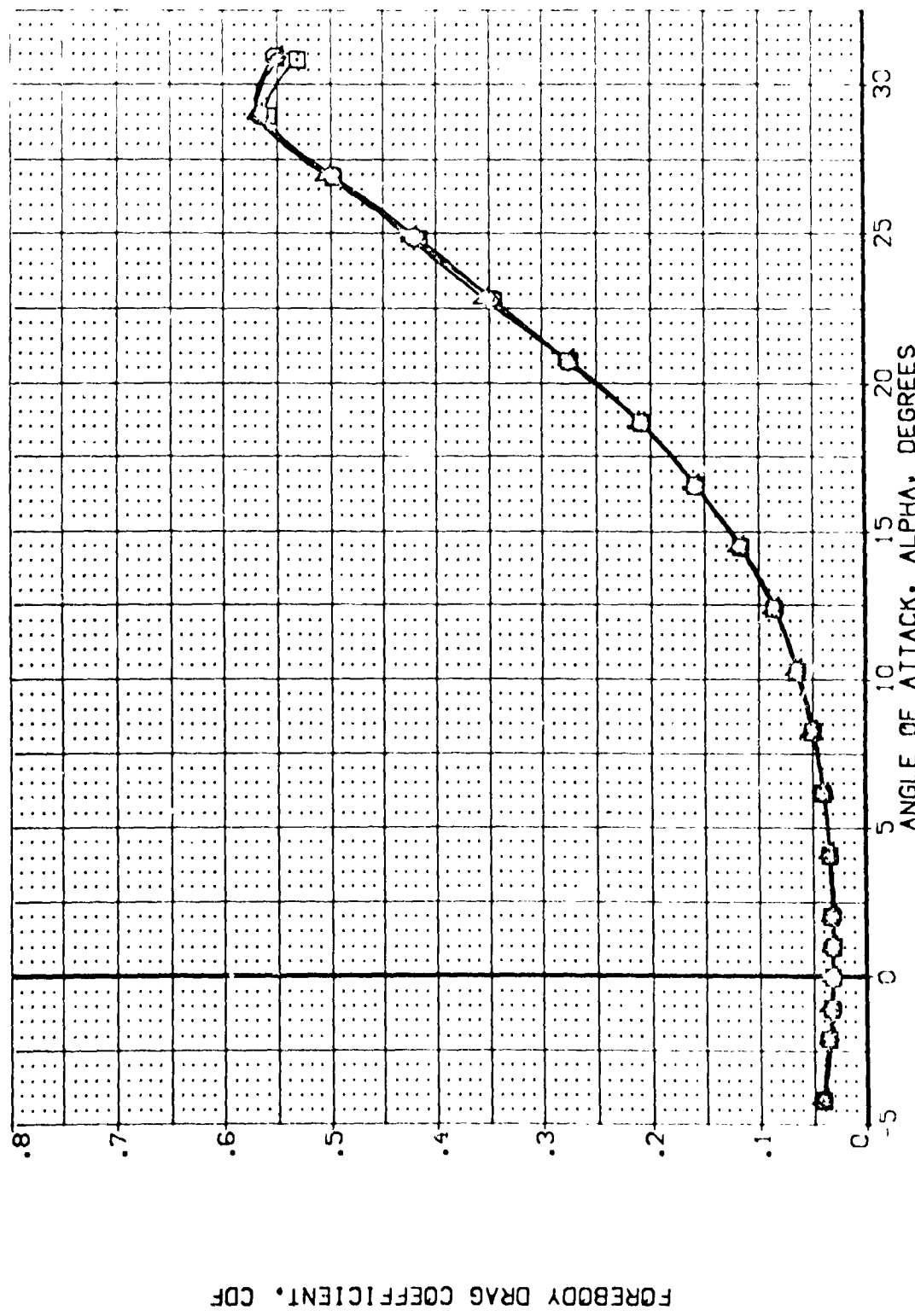


FIG 87 EFFECT OF VARYING ELEVON AND ELEVON-FUSELAGE GAP, ELEVON = 0, 25 FLARE
 (A)MACH = .20 PAGE 1016

DATA SET SYMBOL	CONFIGURATION DESCRIPTION	ELEVON	SPOBRK	BDFLAP	RUDDER	REFERENCE INFORMATION
{BD7240}	CA628 B26C9 M7F8 V116E28V895X9	.000	25.000	-12.000	.000	SREF 4.4119 SQ.FT. 5
{BD7246}	CA628 B26C9 M7F8 V116E29V895X9	.000	25.000	-12.000	.000	SREF 19.2709 SQ.FT. 5
{BD7248}	CA628 B26C9 M7F8 V116E30V895X9	.000	25.000	-12.000	.000	SREF 37.9359 SQ.FT. 5
{BD7254}	CA628 B16C9 M7F8 V116E31V895X9	.000	25.000	-12.000	.000	XMRP 43.5974 INCHES
{BD7255}	CA628 B26C9 M7F8 V116E32V895X9	.000	25.000	-12.000	.000	ZMRP .0000 INCHES
						SCALE 15.1875 INCHES
						SCALE .0405 INCHES

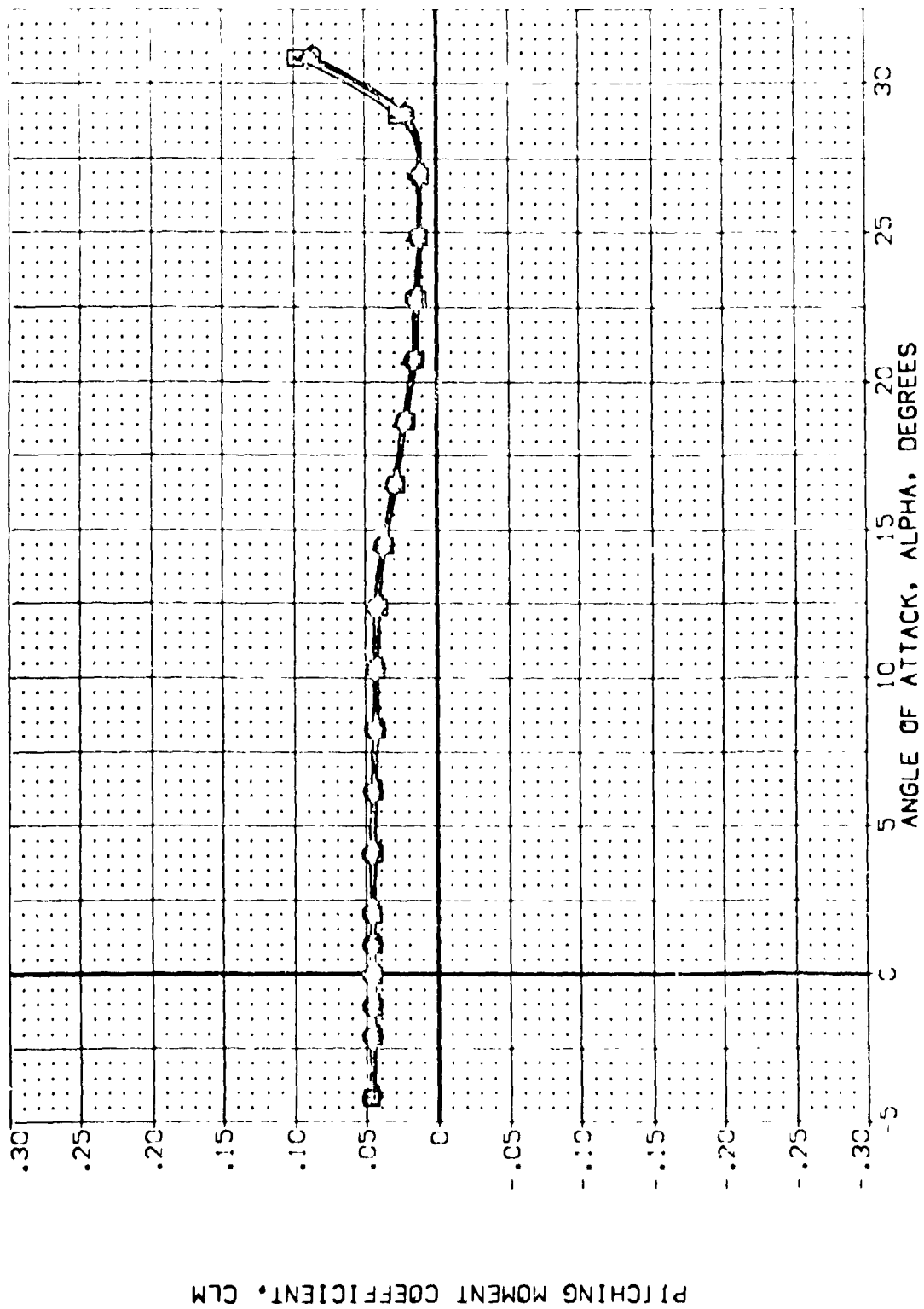


FIG 87 EFFECT OF VARYING ELEVON AND ELEVON-FUSELAGE GAP, ELEVON = 0, 25 FLARE
 CASYAC .20 PAGE :0:7

ELEVON	SPOBRK	BDFLAP	RJDOER	REFERENCE INFORMATION	SCALE
.000	25.000	-12.000	.000	SREF	4.4119
.000	25.000	-12.000	.000	LRFF	19.2299
.000	25.000	-12.000	.000	BRFF	37.9339
.000	25.000	-12.000	.000	XVPP	43.5914
.000	25.000	-12.000	.000	YVPP	1.0000
.000	25.000	-12.000	.000	ZVPP	15.1875
				SCALE	.2405

DATA SET SYMBOL	CONF	IGURATION	DESCRIPTION
(B07243)	Q	CA628	B26C9 M7F8 V116E28V8F5X9
(B07246)	Q	CA628	B26C9 M7F8 V116E29V8F5X9
(B07248)	Q	CA628	B26C9 M7F8 V116E30V8F5X9
(B07254)	X	CA628	B26C9 M7F8 V116E31V8F5X9
(B07255)	X	CA628	B26C9 M7F8 V116E32V8F5X9

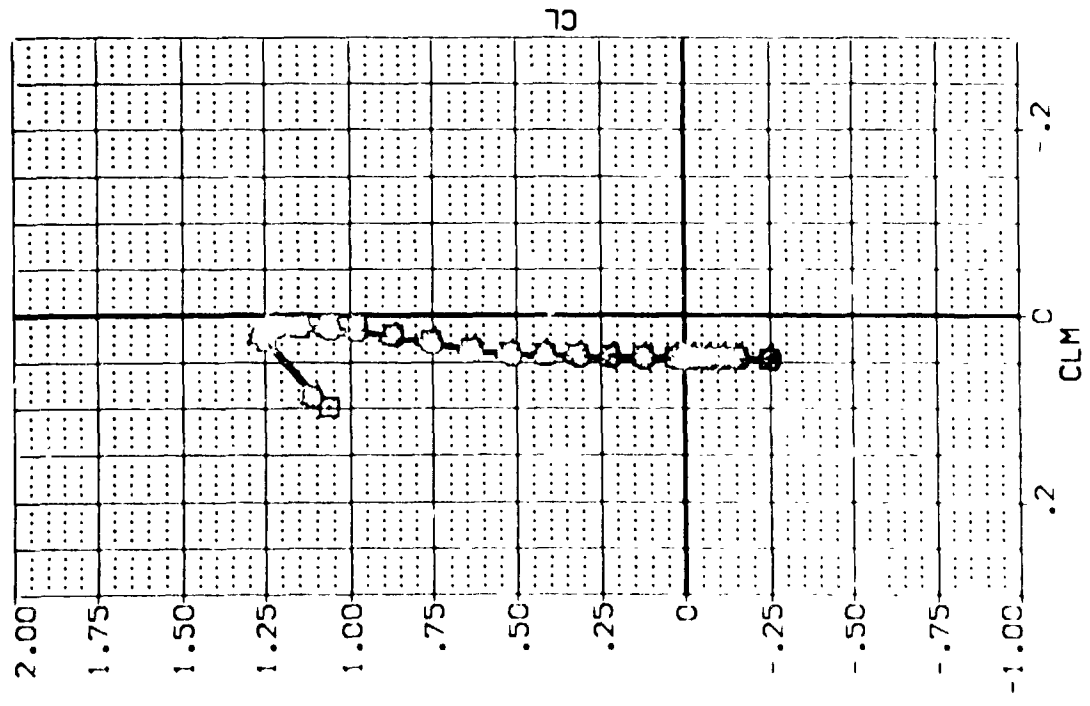
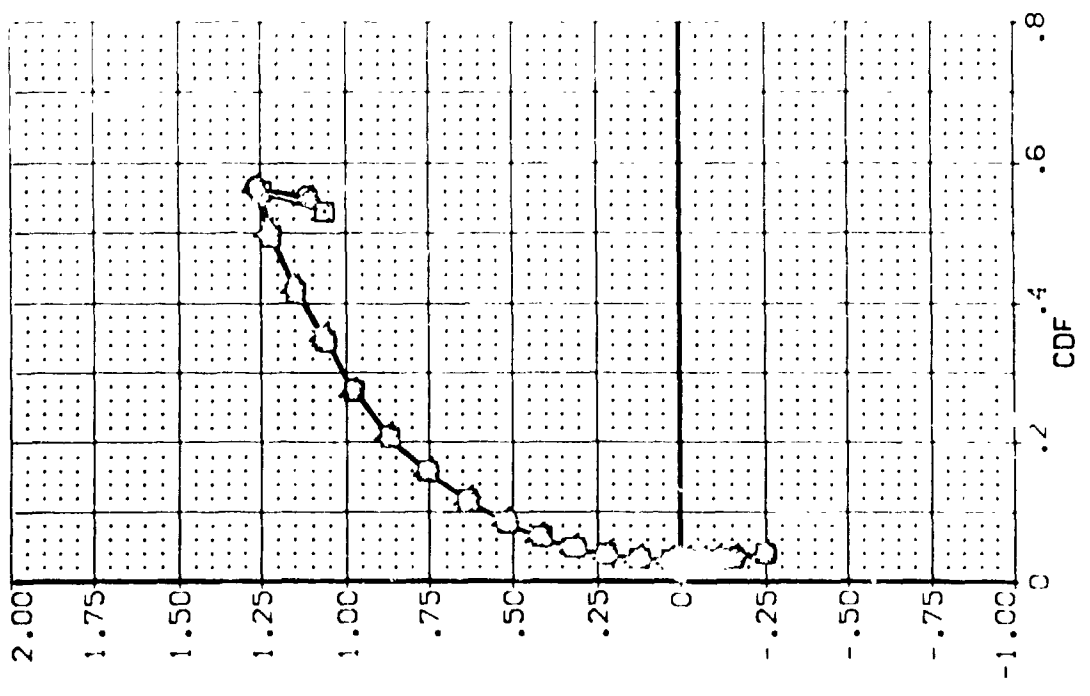


FIG 87 EFFECT OF VARYING ELEVON AND ELEVON-FUSELAGE GAP, ELEVON = 0, 25 FLARE
 CLMACH = .20 PAGE 10:8

DATA SET SYMBOL CONFIGURATION DESCRIPTION REFERENCE INFORMATION

(BD2740)	CA628	B76C9	M718	V11E28V8F5X9	ELEVON	SPOBRK	BOFLAP	RUDER	SREF	4.4119	SCALE
(BC2746)	CA628	B76C9	M718	V11E29V8F5X9	.000	25.000	-12.000	.000	LRFF	19.2799	SCALE
(BC2748)	CA628	B76C9	M718	V11E30V8F5X9	.000	25.000	-12.000	.000	BRFF	37.8369	SCALE
(BD2754)	CA628	B76C9	M718	V11E31V8F5X9	.000	25.000	-12.000	.000	XMRP	49.5874	SCALE
(BC2755)	CA628	B76C9	M718	V11E32V8F5X9	.000	25.000	-12.000	.000	ZMRP	15.8875	SCALE

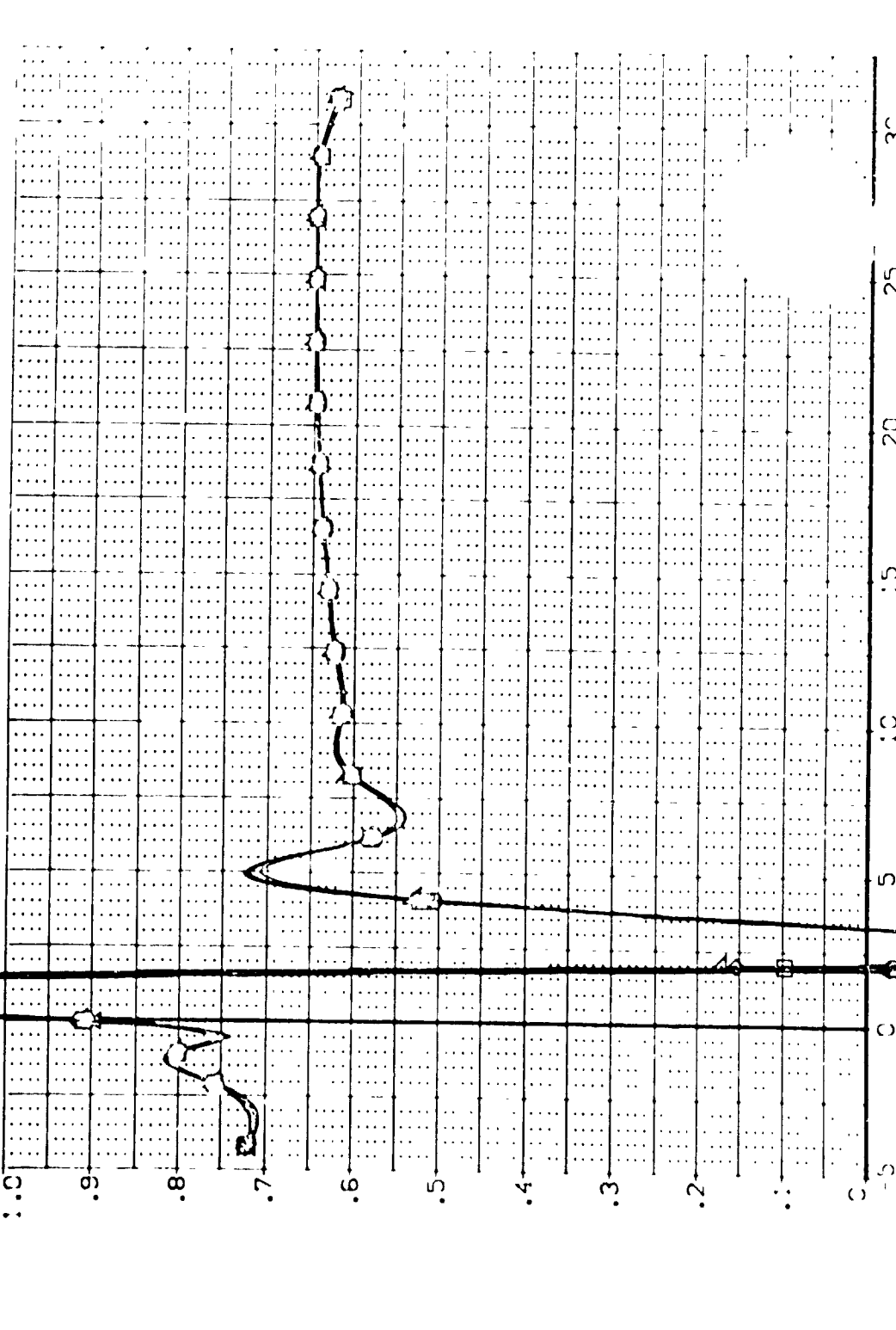


FIG 87 EFFECT OF VARYING ELEVON AND ELEVON-FUSELAGE GAP, ELEVON = 0, 25 FLARE
 (A) MAG. .20 PAGE 1019

LONGITUDINAL CENTER OF PRESSURE, XCP/L

DATA SET SYMBOL	CONFIGURATION DESCRIPTION	ELEVON	SPDRBK	BDF LAP	R-RODR	REFERENCE INFORMATION
(B07240)	CA628 B76C9 M7F8 V116E28V8F5X9	.000	25.000	-12.000	.000	SREF 4.4119 SCALE
(B07246)	CA628 B76C9 M7F8 V116E29V8F5X9	.000	25.000	-12.000	.000	LREF 19.2299 SCALE
(B07248)	CA628 B76C9 M7F8 V116E30V8F5X9	.000	25.000	-12.000	.000	BREF 37.9359 SCALE
(B07254)	CA628 B76C9 M7F8 V116E31V8F5X9	.000	25.000	-12.000	.000	XREF 43.5574 SCALE
(B07255)	CA628 B76C9 M7F8 V116E32V8F5X9	.000	25.000	-12.000	.000	YREF .0000 SCALE
						ZREF 15.1875 SCALE

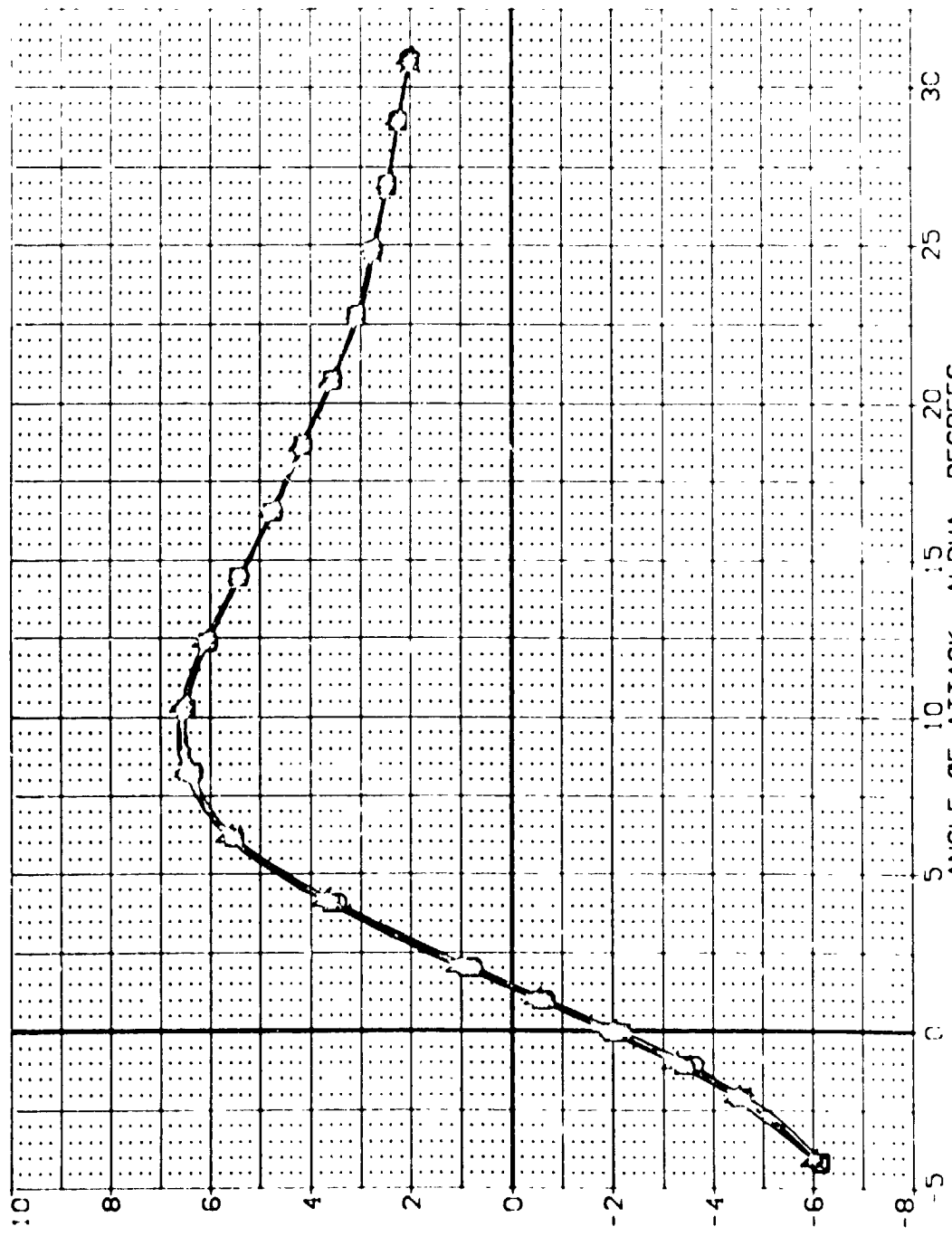


FIG 87 EFFECT OF VARYING ELEVON AND ELEVON-FUSELAGE GAP, ELEVON = 0, 25 FLARE
 CASMAC- .20 PAGE 1020

DATA SET SYMBOL CONFIGURATION DESCRIPTION

(B02240)	□	C1628	B76C9	M718	V116E28V8RSX9
(B02245)	⊗	C1628	B76C9	M718	V116E31V8RSX9
(B02257)	△	C1628	B76C9	M718	V116E34V8RSX9
(B02261)		C1628	B76C9	M718	V116E35V8RSX9
(B02262)		C1628	B76C9	M718	V116E36V8RSX9

ELEVON SPODBK BOFLAP RUDDER REFERENCE INFORMATION

.000	25.000	-12.000	.000	SREF	4.4119	SCALE	1.0000
.000	25.000	-12.000	.000	REF	19.2298	SCALE	1.0000
.000	25.000	-12.000	.000	BKFF	37.9358	SCALE	1.0000
.000	25.000	-12.000	.000	YHPP	43.5874	SCALE	1.0000
.000	25.000	-12.000	.000	ZHPP	15.1875	SCALE	1.0000
.000	25.000	-12.000	.000	SCALE	1.0000	SCALE	1.0000

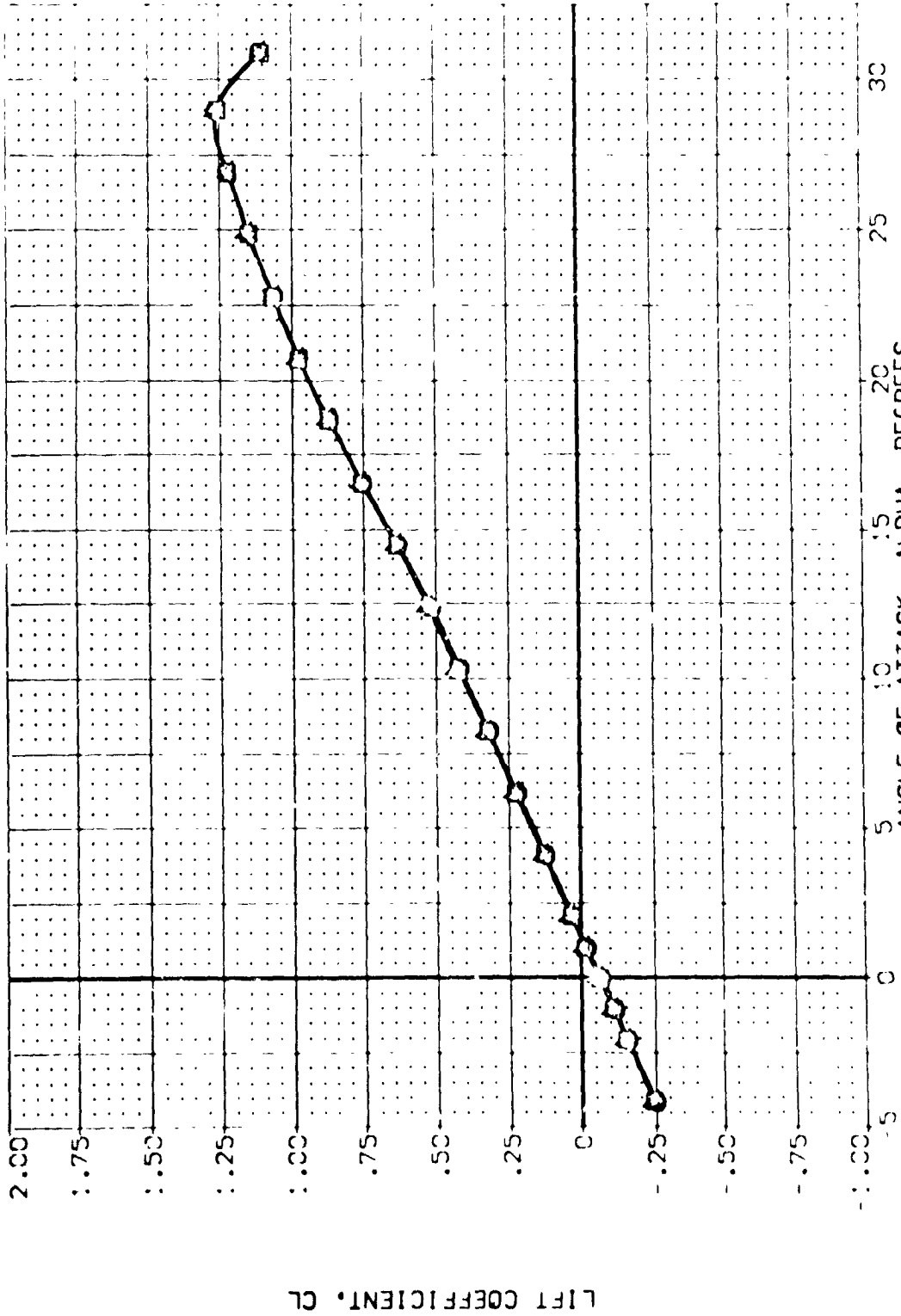


FIG 87 EFFECT OF VARYING ELEVON AND ELEVON-FUSELAGE GAP, ELEVON = 0, 25 FLARE
CALMAC .20 PAGE 1021

DATA SET SYMBOL CONFIGURATION DESCRIPTION REFERENCE INFORMATION

(80Z743)	CA628	B76C9	M7F8	V116E28V8F5X9	ELEVON	SF5BRK	BDFLAP	RUDLER	SREF	4.4119	SCALE
(80Z756)	CA628	B76C9	M7F8	V116E33V8F5X9					LREF	19.2229	SCALE
(80Z767)	CA628	B76C9	M7F8	V116E34V8F5X9					BREF	37.9379	SCALE
(80Z761)	CA628	B76C9	M7F8	V116E35V8F5X9					XMRP	43.5874	SCALE
(80Z762)	CA628	B76C9	M7F8	V116E36V8F5X9					YMRP	15.1875	SCALE
									ZMRP	7.0000	SCALE
									SCALE	.0405	SCALE

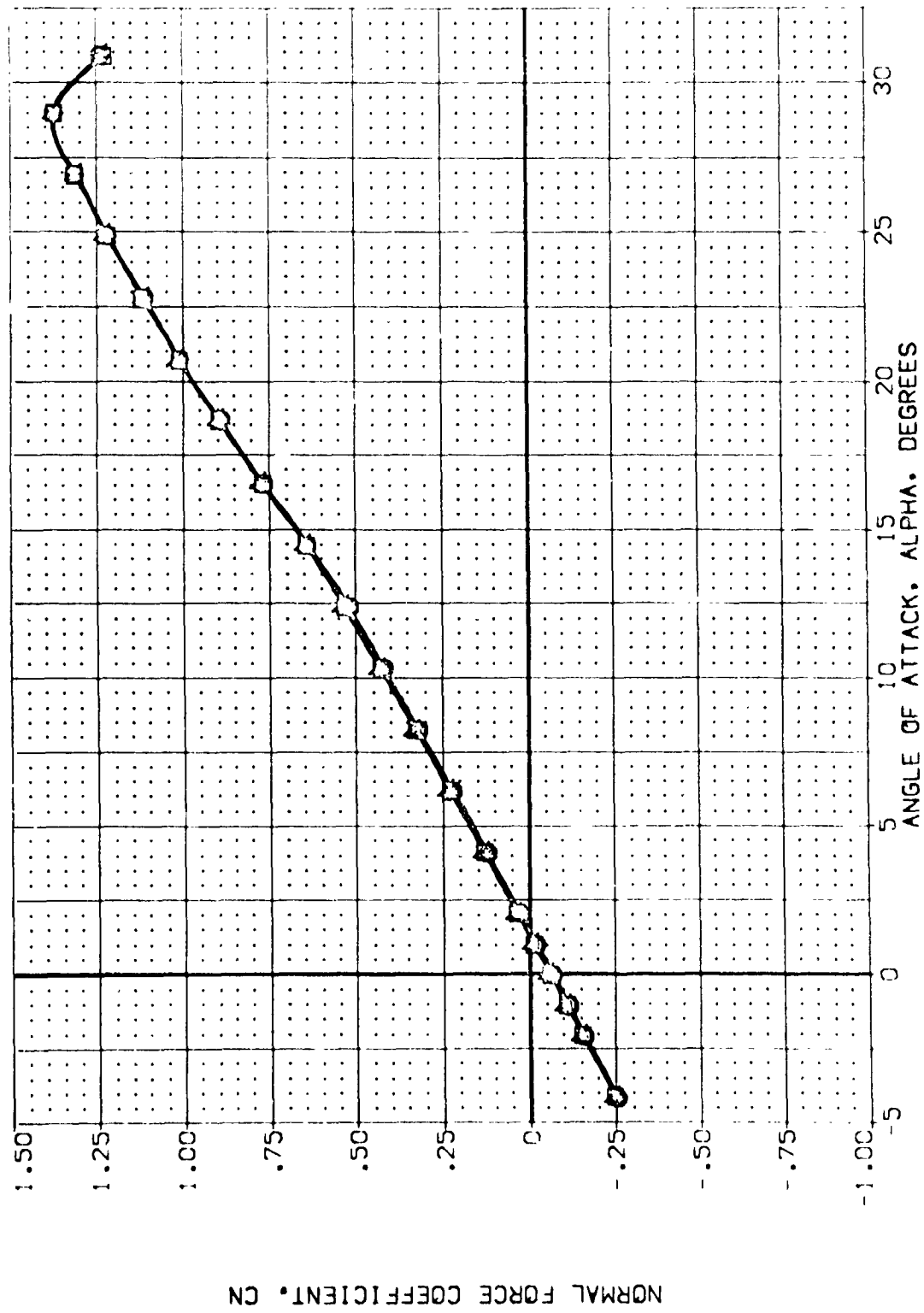


FIG 87 EFFECT OF VARYING ELEVON AND ELEVON-FUSELAGE GAP, ELEVON = 0, 25 FLARE
 (A)MAC = .20 PAGE 1022

DATA SET SYMBOL	CONFIGURATION DESCRIPTION	ELEVON	SPOBRK	BOFLAP	PJORDER	REFERENCE INFORMATION
(BC7240)	3A628 B276C9 M7F8 V116E26VBRSX9	.000	25.000	-12.000	.000	SREF 4.4119
(BC7256)	CA628 B276C9 M7F8 V116E33VBRSX9	.000	25.000	-12.000	.000	LREF 19.2799
(BC7257)	CA628 B276C9 M7F8 V116E31VBRSX9	.000	25.000	-12.000	.000	BREF 37.9359
(BC7261)	CA628 B276C9 M7F8 V116E35VBRSX9	.000	25.000	-12.000	.000	XREF 43.5974
(BC7262)	CA628 B276C9 M7F8 V116E36VBRSX9	.000	25.000	-12.000	.000	YREF .0000
						ZREF 15.1875
						SCALE .0405

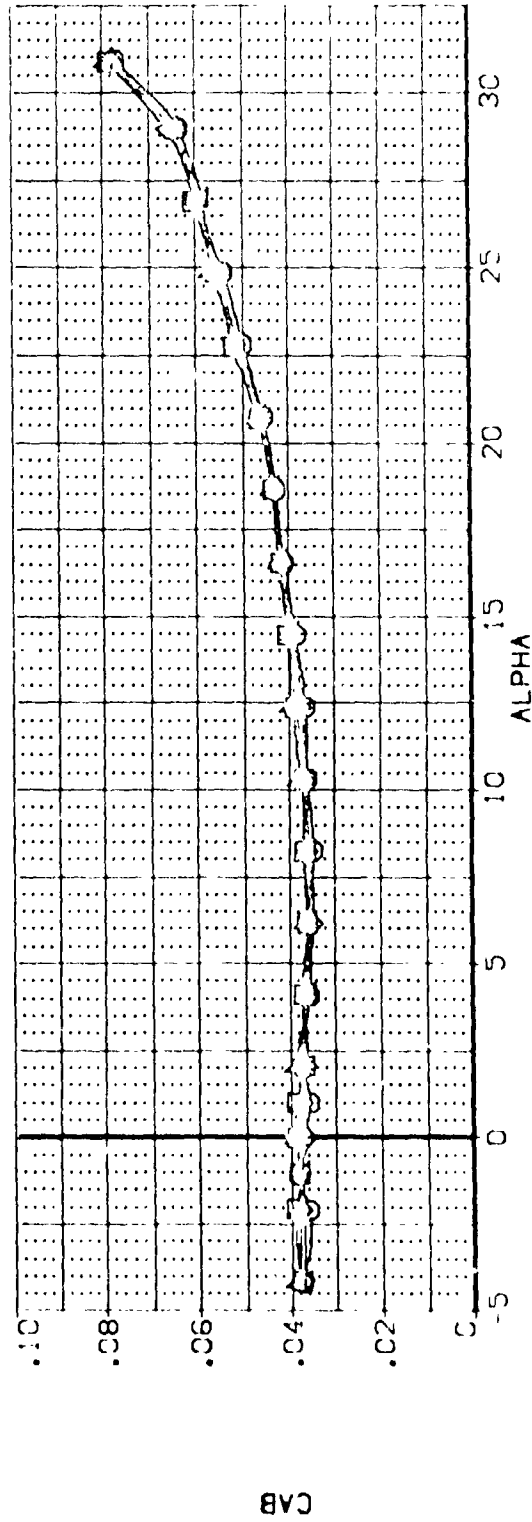
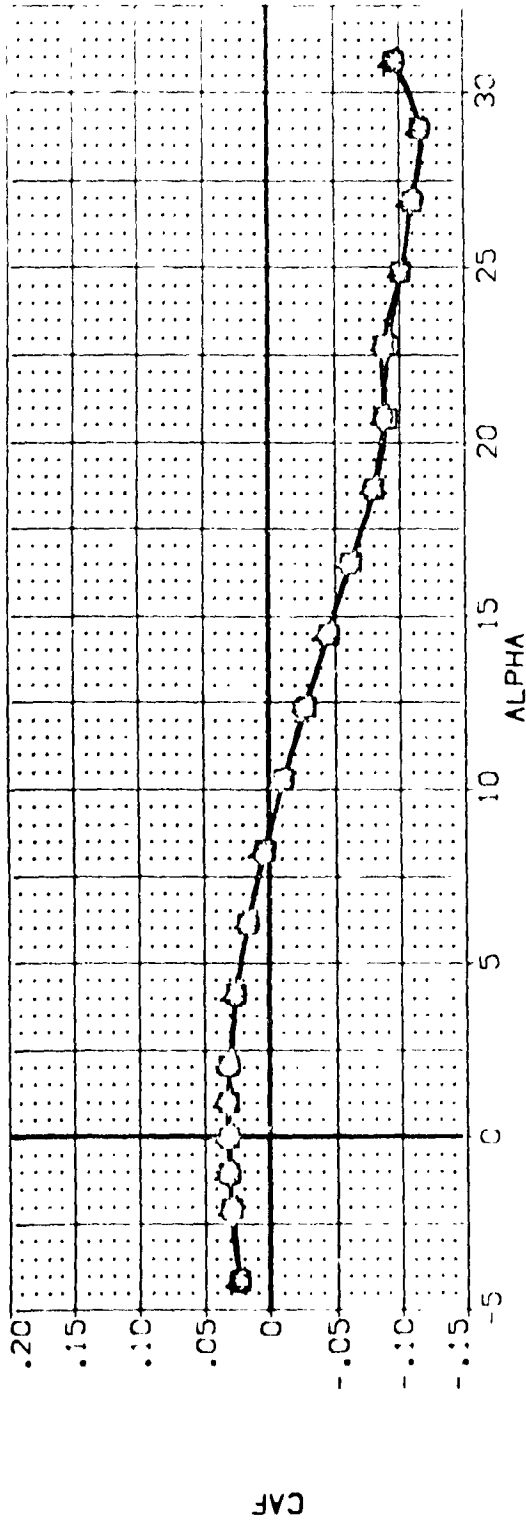


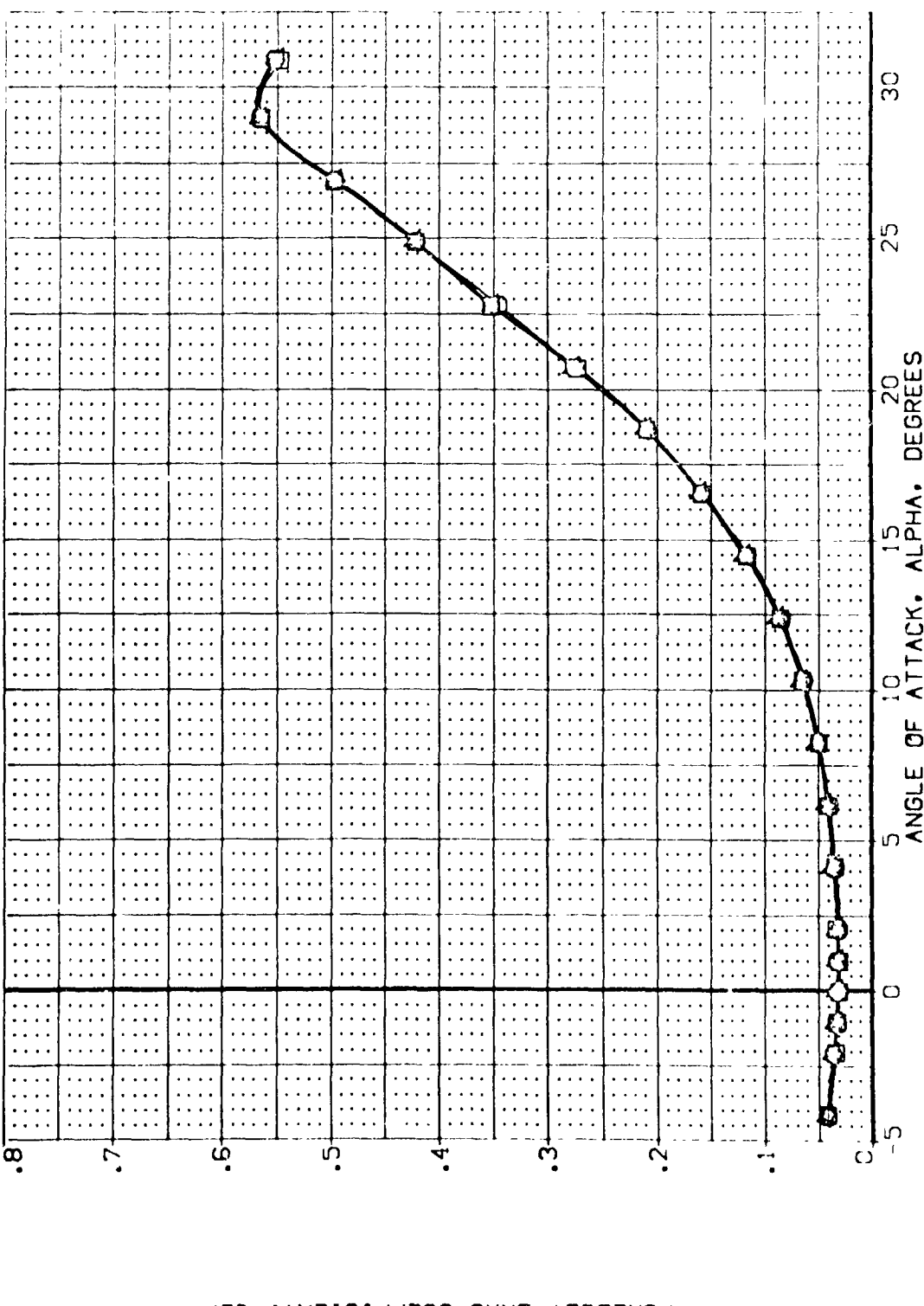
FIG 87 EFFECT OF VARYING ELEVON AND ELEVON-FUSELAGE GAP, ELEVON = 0.25 FLARE
 (A)MAC = .20 PAGE 1023

DATA SET SYMBOL CONFIGURATION DESCRIPTION

(B07240)	D1628	B26C9	M7E8	V116E28V8R5X9
(B07256)	D1628	B26C9	M7E8	V116E33V8R5X9
(B07257)	D1628	B26C9	M7E8	V116E34V8R5X9
(B07261)	D1628	B26C9	M7E8	V116E35V8R5X9
(B07262)	D1628	B26C9	M7E8	V116E36V8R5X9

ELEVON SPOBRK BOFLAP RUDDER REFERENCE INFORMATION SCALE

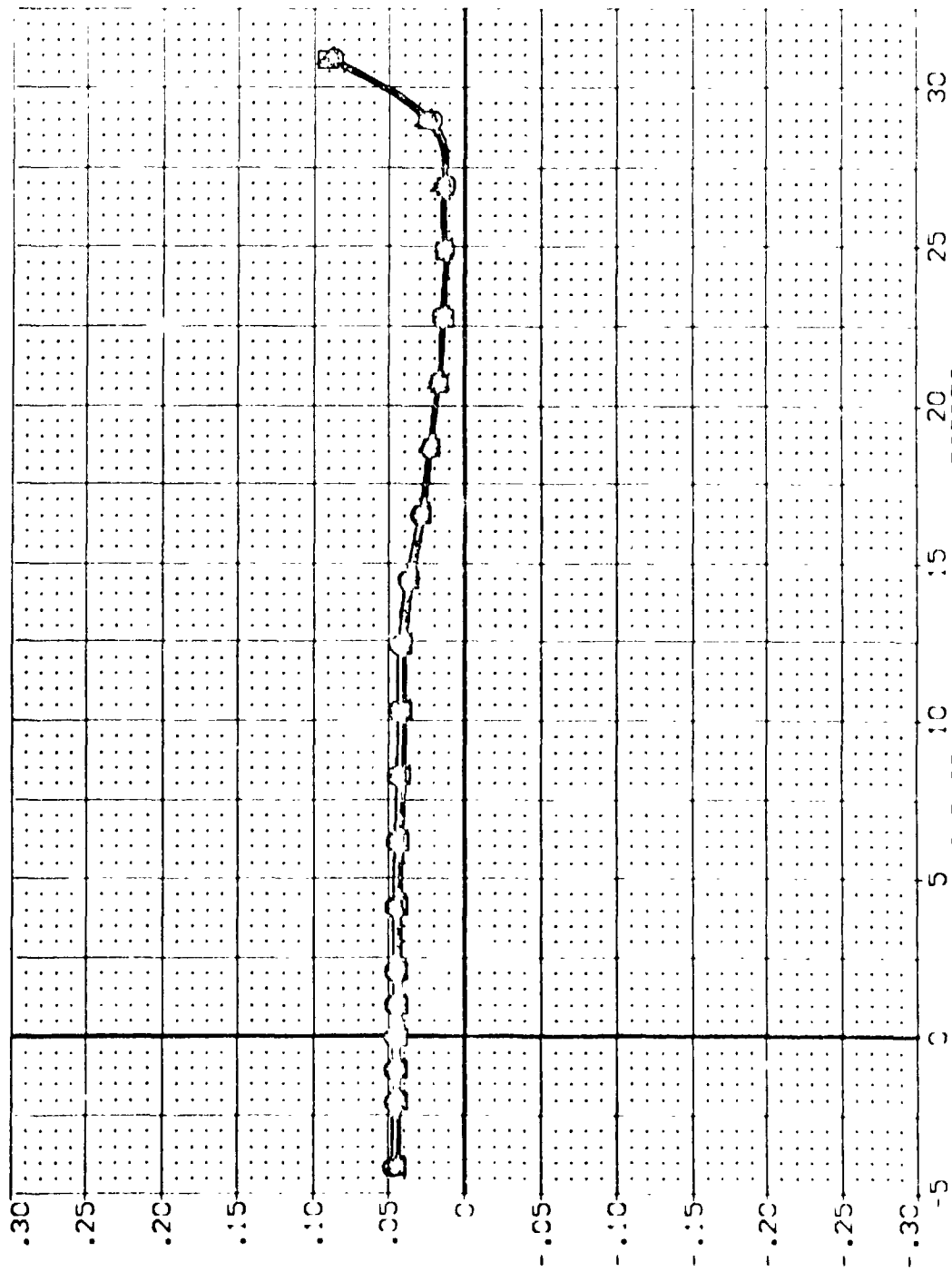
.000	25.000	-12.000	.000	SREF	4.4119	SCALE
.000	25.000	-12.000	.000	LREF	19.2268	SCALE
.000	25.000	-12.000	.000	BREF	37.9359	SCALE
.000	25.000	-12.000	.000	XMRP	43.5974	SCALE
.000	25.000	-12.000	.000	ZMRP	.0000	SCALE
.000	25.000	-12.000	.000	YMRP	15.1875	SCALE
					.0405	SCALE



FOREBODY DRAG COEFFICIENT, CDF

FIG 87 EFFECT OF VARYING ELEVON AND ELEVON-FUSELAGE GAP, ELEVON = 0, 25 FLARE
 CASMACH = .20 PAGE :024

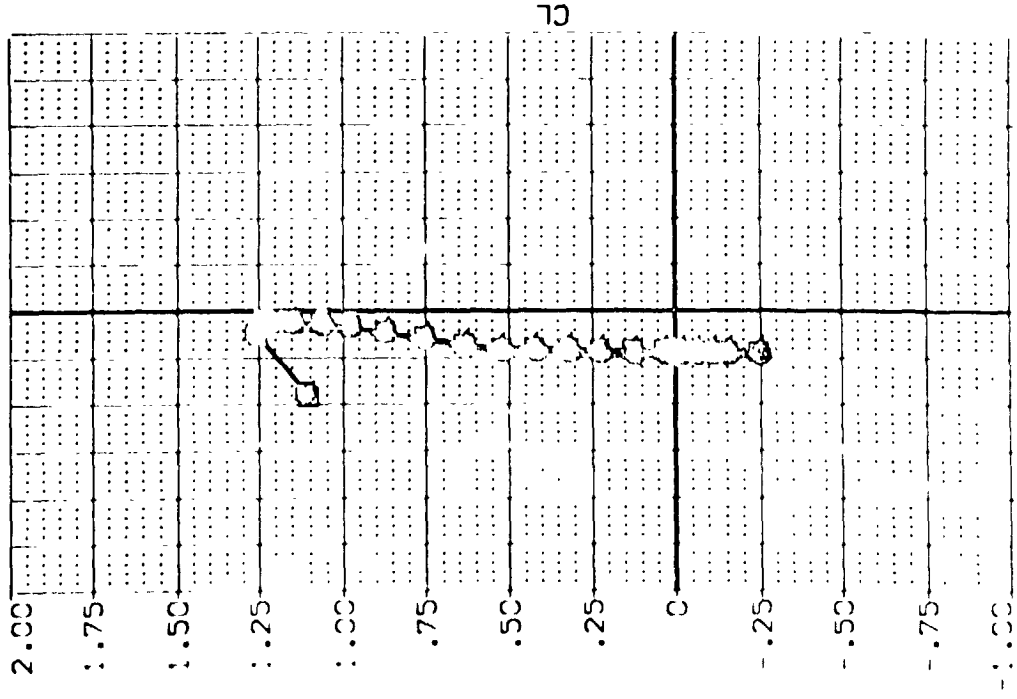
DATA SET SYMBOL	CONFIGURATION DESCRIPTION	ELEVON	SPOBRK	BOFLAP	RUDDER	REFERENCE INFORMATION
[BDZ240]	CA628 B74C9 W7E8 V116E28VBR5X9	.000	25.000	-12.000	.000	SCALE
[BDZ256]	CA628 B76C9 W7E8 V116E30VBR5X9	.000	25.000	-12.000	.000	SCALE
[BDZ257]	CA628 B76C9 W7E8 V116E31VBR5X9	.000	25.000	-12.000	.000	SCALE
[BDZ261]	CA628 B76C9 W7E8 V116E35VBR5X9	.000	25.000	-12.000	.000	SCALE
[BDZ276]	CA628 B76C9 W7E8 V116E36VBR5X9	.000	25.000	-12.000	.000	SCALE



PITCHING MOMENT COEFFICIENT, CLM

FIG 87 EFFECT OF VARYING ELEVON AND ELEVON-FUSELAGE GAP, ELEVON = 0, 25 FLARE

DATA SET SYMBOL CONFIGURATION DESCRIPTION
 (BC7240) CA1678 B76C9 W7F8 V116E28V8R5X9
 (BC7250) CA1678 B76C9 W7F8 V116E33V8R5X9
 (BC7260) CA1678 B76C9 W7F8 V116E34V8R5X9
 (BC7270) CA1678 B76C9 W7F8 V116E35V8R5X9
 (BC7280) CA1678 B76C9 W7F8 V116E36V8R5X9



ELEVON SPOBRK BOFLAP RUDDER REFERENCE INFORMATION
 .000 25.000 -12.000 .000 4.4119 SCALE
 .000 25.000 -12.000 .000 19.2269 SCALE
 .000 25.000 -12.000 .000 37.0319 SCALE
 .000 25.000 -12.000 .000 43.5374 SCALE
 .000 25.000 -12.000 .000 15.1875 SCALE

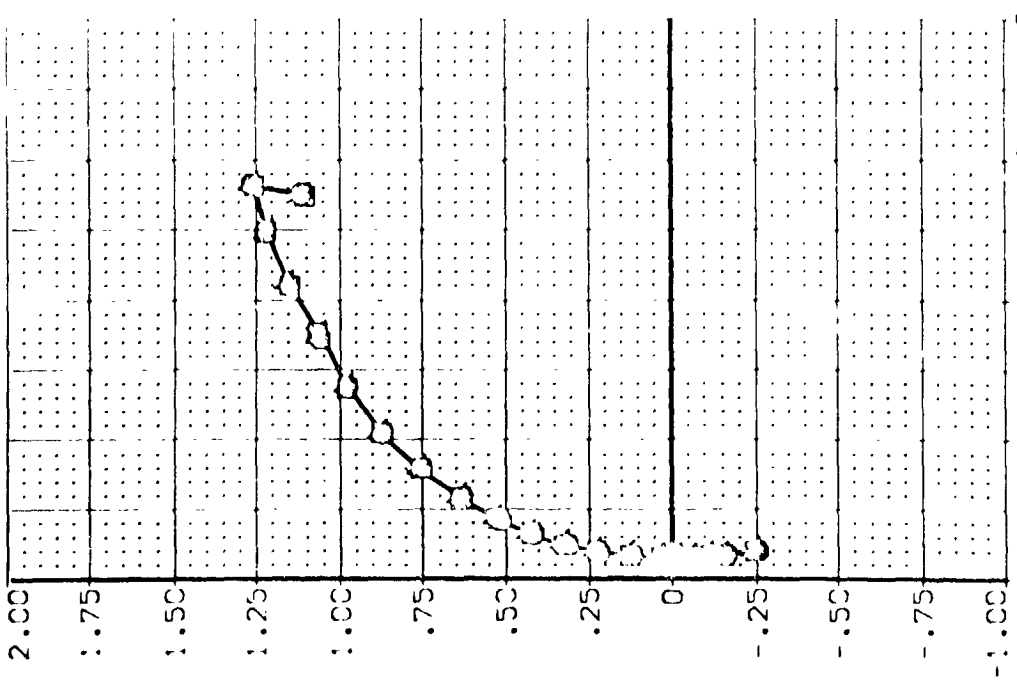


FIG 87 EFFECT OF VARYING ELEVON AND ELEVON-FUSELAGE GAP. ELEVON = 0.25 FLARE
 CASMACH = .20 PAGE 1026

LONGITUDINAL CENTER OF PRESSURE, XCP/L

DATA SET SYMBOL	CONFIGURATION DESCRIPTION	ELEVON	SPODBRK	BDFLAP	RUDDER	REFERENCE INFORMATION
[BD724C]	CA628 B76C9	.000	25.000	-12.000	.000	4.4119 SCALE
[BC7256]	CA628 B76C9	.000	25.000	-12.000	.000	19.2299 SCALE
[BC7257]	CA628 B76C9	.000	25.000	-12.000	.000	37.9399 SCALE
[BC7261]	CA628 B76C9	.000	25.000	-12.000	.000	43.5974 SCALE
[BC7262]	CA628 B76C9	.000	25.000	-12.000	.000	.0000 SCALE
						5.1875 SCALE

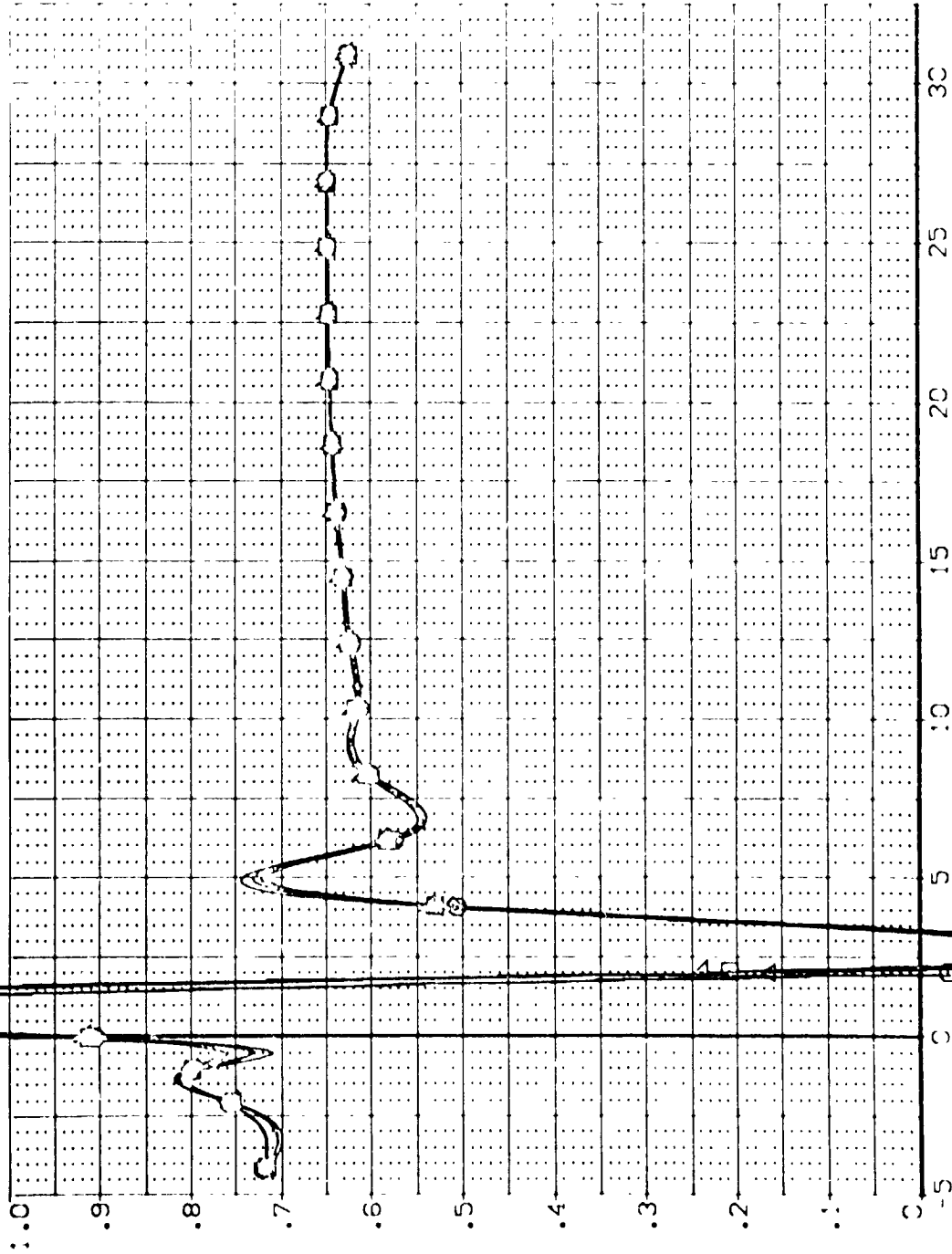


FIG 87 EFFECT OF VARYING ELEVON AND ELEVON-FUSELAGE GAP, ELEVON = 0, 25 FLARE
 (A) MAC = .20 PAGE : 027

DATA SET SYMBOL	CONF	IGURATION	DESCRIPTION	ELEVON	SPDBRK	BD/L/P	RUDDER	REFERENCE INFORMATION
BC7240	C1628	B76C9	M7F8	.000	25.000	-2.000	.000	SREF 4.419
BC7241	C1628	B76C9	M7F8	.000	25.000	-2.000	.000	REF 19.27299
BC7242	C1628	B76C9	M7F8	.000	25.000	-2.000	.000	BRK 37.9339
BC7243	C1628	B76C9	M7F8	.000	25.000	-2.000	.000	XAPP 43.5974
BC7244	C1628	B76C9	M7F8	.000	25.000	-2.000	.000	YAPP 15.0000
BC7245	C1628	B76C9	M7F8	.000	25.000	-2.000	.000	ZAPP 15.8715
BC7246	C1628	B76C9	M7F8	.000	25.000	-2.000	.000	SCALE 1.0405

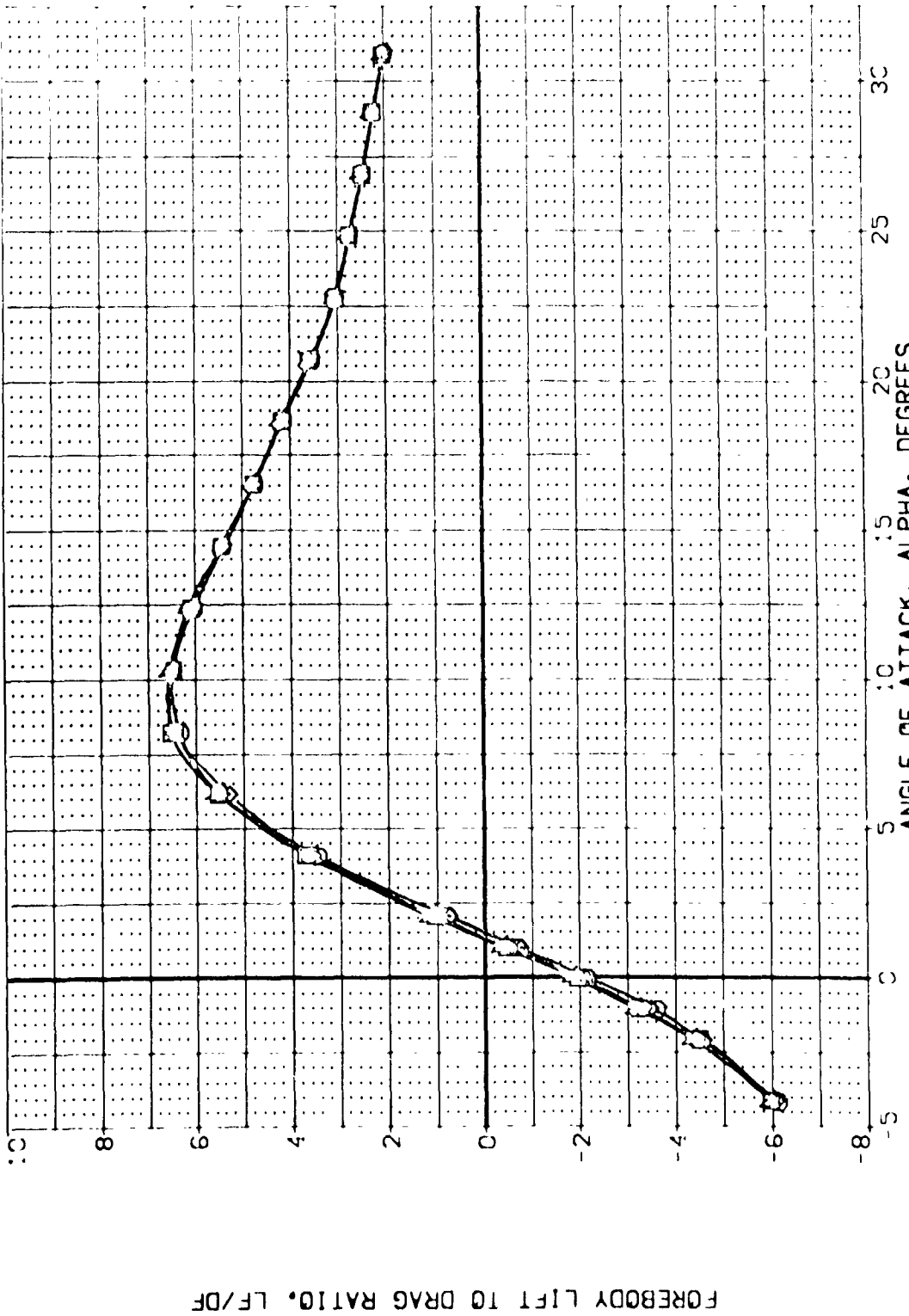


FIG 87 EFFECT OF VARYING ELEVON AND ELEVON-FUSELAGE GAP, ELEVON = 0, 25 FLARE
 CASMAC = .20 PAGE 1028

DATA SET SYMBOL	CONFIGURATION DESCRIPTION	ELEVON	SPOBRK	BOFLAP	RUDDER	REFERENCE INFORMATION
(BC7244)	CA628 B26C9 M7F8 V116E29V8F5X9	-10.000	25.000	-12.000	.000	SREF 1.4119 SCF71 S
(BC7246)	CA628 B26C9 M7F8 V116E29V8F5X9	.000	25.000	-12.000	.000	LREF 19.2269 NCHE1 S
(BC7242)	CA628 B26C9 M7F8 V116E29V8F5X9	5.000	25.000	-12.000	.000	BREF 37.9359 NCHE1 S
(BC7245)	CA628 B26C9 M7F8 V116E29V8F5X9	15.000	25.000	-12.000	.000	XREF 43.5974 NCHE1 S
						ZREF .0000 NCHE1 S
						YREF 15.1875 NCHE1 S
						SCALE .0400

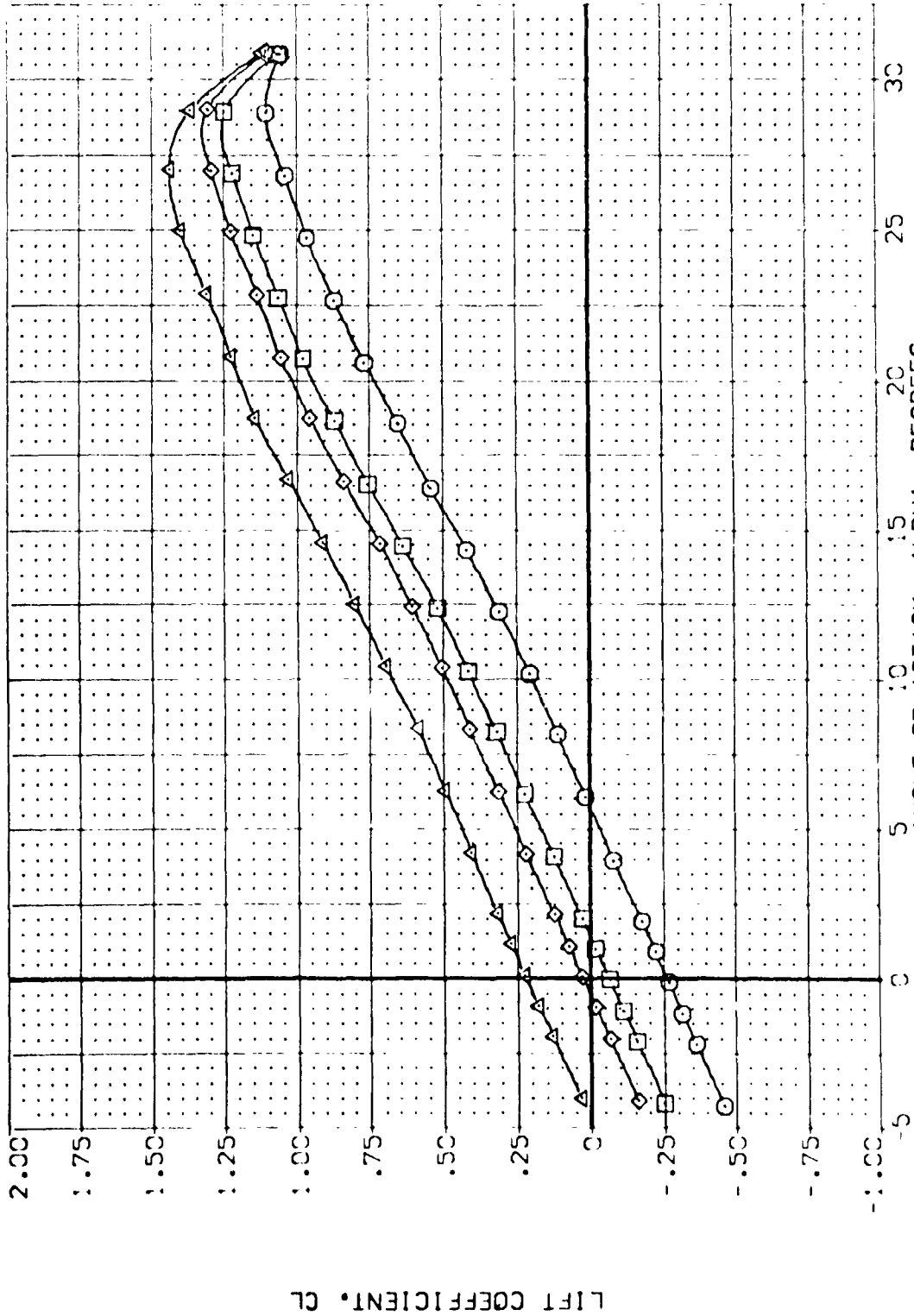


FIG 88 ELEVON EFFECTIVENESS, E29, 25 DEG. FLARE

CA3MAC = .2C

DATA SET SYMBOL CONFIGURATION DESCRIPTION

(B07244)	DA628	B76C9	M7F8	V11	EE29VB75X9
(B07245)	DA628	B76C9	M7F8	V11	EE29VB75X9
(B07242)	DA628	B76C9	M7F8	V11	EE29VB75X9
(B07243)	DA628	B76C9	M7F8	V11	EE29VB75X9

ELEVON SPOBRK BDFLAP RLODER REFERENCE INFORMATION

-10.000	25.000	-12.000	.000	SREF	4.419	SCALE
.000	25.000	-12.000	.000	LREF	19.2299	SCALE
5.000	25.000	-12.000	.000	BREF	37.9309	SCALE
15.000	25.000	-12.000	.000	XREF	43.5871	SCALE
				ZREF	.0000	SCALE
				SCALE	15.1875	SCALE

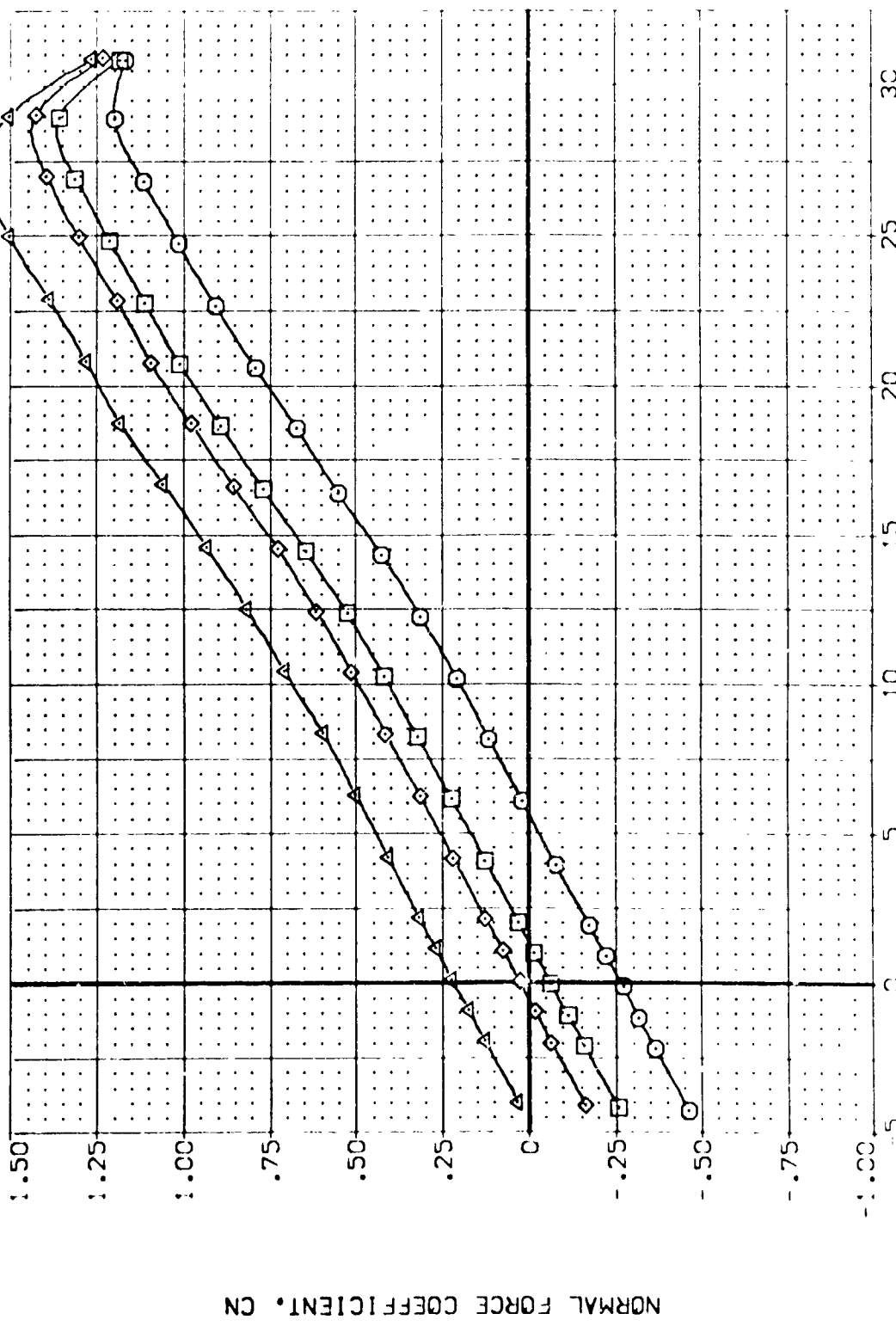


FIG 88 ELEVON EFFECTIVENESS, E29, 25 DEG. FLARE

CADYAC = .2C

DATA SET SYMBOL	CONFIGURATION DESCRIPTION	ELEVON	SPOBRK	BOFLAP	RUDDER	REFERENCE INFORMATION
{BDJ244}	Q CAS28 BZ6C9 M7F8 V116E29V8PSX9	-10.000	25.000	-12.000	.000	SREF 4.4119 SCALE
{BDJ246}	X CAS28 BZ6C9 M7F8 V116E29V8PSX9	.000	25.000	-12.000	.000	LREF 19.2299 SCALE
{BDJ242}	X CAS28 BZ6C9 M7F8 V116E29V8PSX9	5.000	25.000	-12.000	.000	BREF 37.9359 SCALE
{BDJ245}	X CAS28 BZ6C9 M7F8 V116E29V8PSX9	15.000	25.000	-12.000	.000	XREF 43.5974 SCALE
						YREF .0000 SCALE
						ZREF 15.1875 SCALE
						SCALE .0435

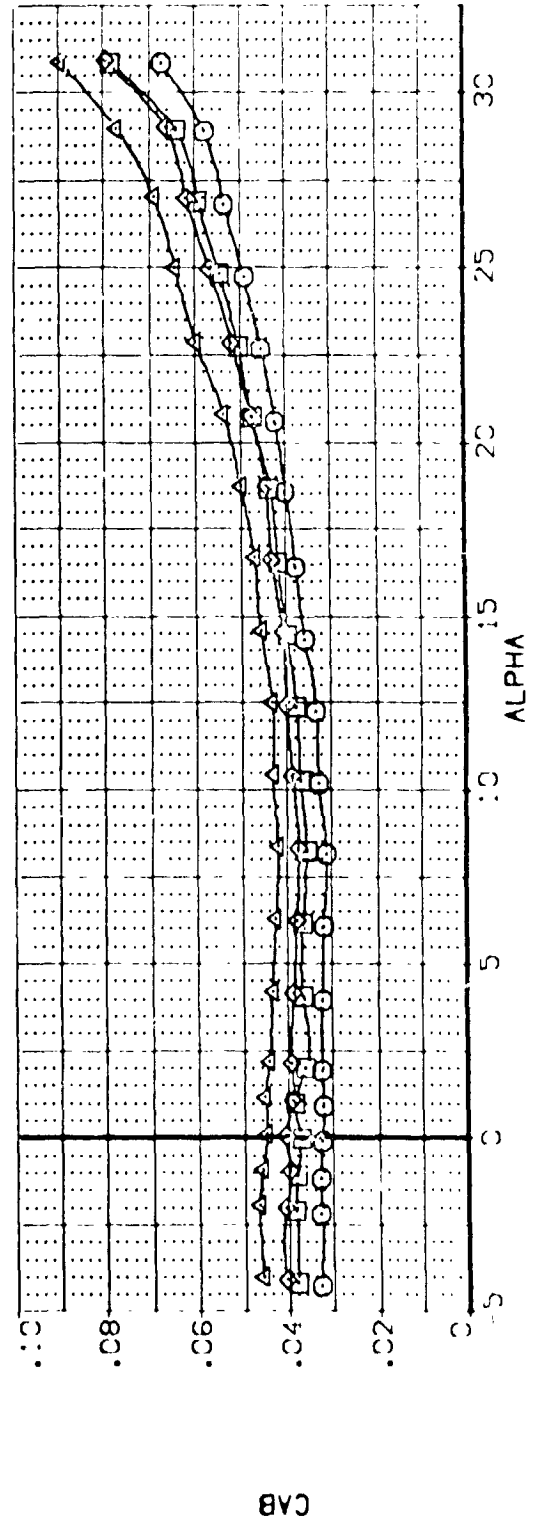
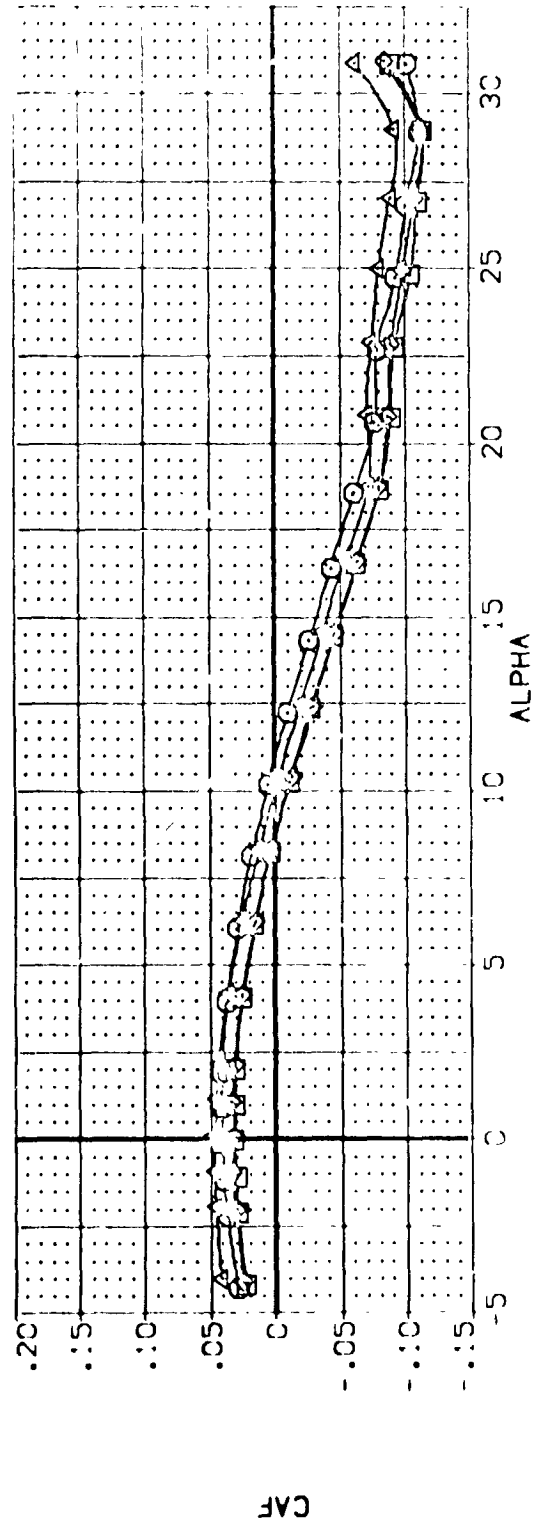
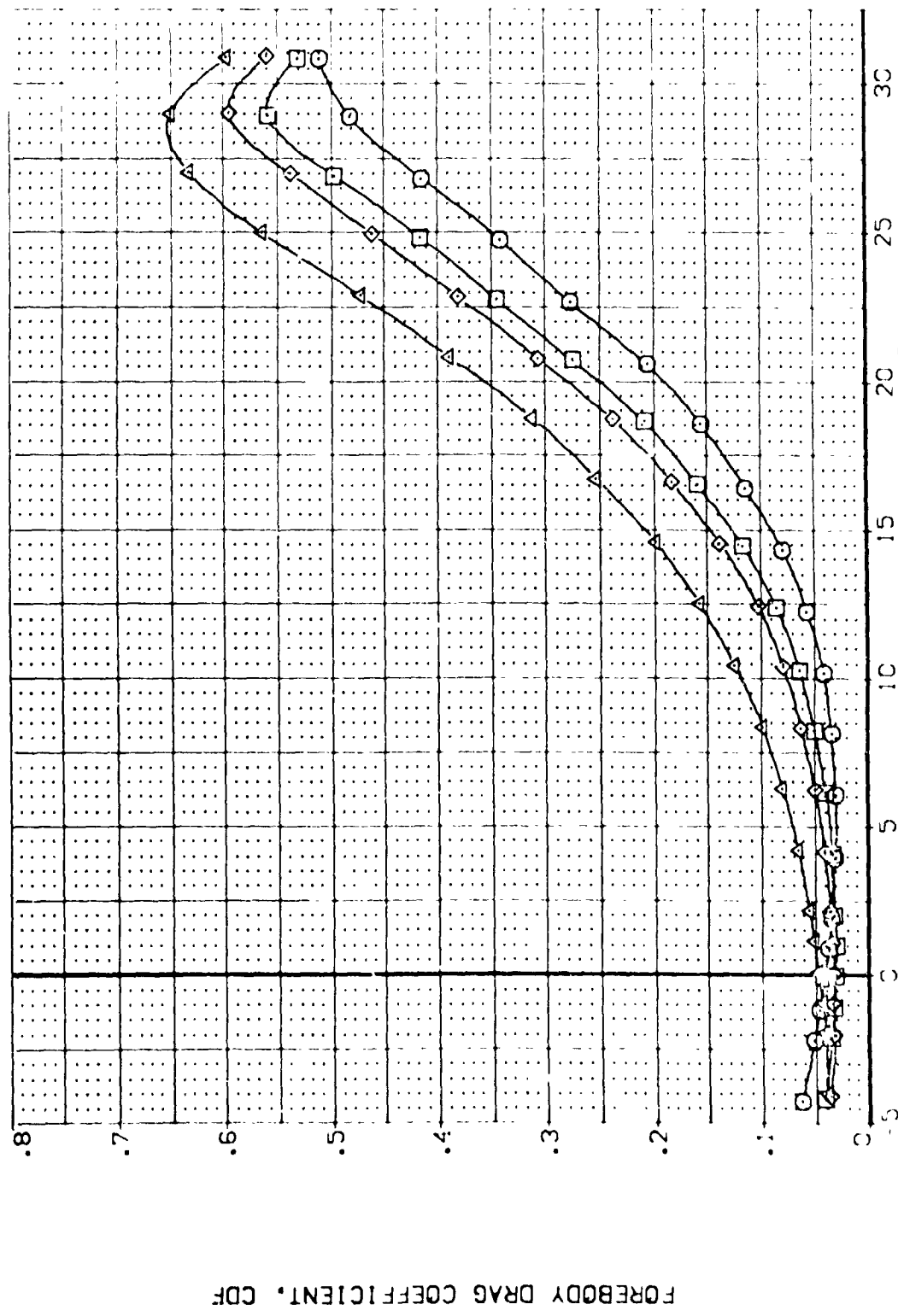


FIG 88 ELEVON EFFECTIVENESS, E29, 25 DEG. FLARE

CAS28 = .20

DATA SET SYMBOL CONFIGURATION DESCRIPTION REFERENCE INFORMATION

(BC2244)	CA628	B26C9	M7F8	V116E29V8F5X9	ELEVON	SPOBRK	BOFLAP	RUDDER	SR.F	4.419	SCALE
(BC2245)	CA628	B26C9	M7F8	V116E29V8F5X9	-10.000	25.000	-12.000	.000	LR.F	9.2799	INCHES
(BC2242)	CA628	B26C9	M7F8	V116E29V8F5X9	5.000	25.000	-12.000	.000	BR.F	37.9359	INCHES
(BC2245)	CA629	B26C9	M7F8	V116E29V8F5X9	15.000	25.000	-12.000	.000	YMRP	43.5971	INCHES
									ZMRP	.0000	INCHES
									SCALE	15.1675	SCALE



FOREBODY DRAG COEFFICIENT, CDF

FIG 88 ELEVON EFFECTIVENESS, E29, 25 DEG. FLARE

CAS/MACH = .20

DATA SET SYMBOL	CONFIGURATION DESCRIPTION	ELEVON	SPOBRK	BOFLAP	RUDDER	REFERENCE INFORMATION
(BC2744)	BAS28 B26C9 M7E8 V116E28V8P5X9	-10.000	25.000	-12.000	.000	SREF 4.4119 SCALE
(BC2746)	CA628 B26C9 M7E8 V116E28V8P5X9	5.000	25.000	-12.000	.000	BRFL 19.2299 SCALE
(BC2742)	CA628 B26C9 M7E8 V116E28V8P5X9	5.000	25.000	-12.000	.000	BRFL 37.9339 SCALE
(BC2745)	CA628 B26C9 M7E8 V116E28V8P5X9	15.000	75.000	-12.000	.000	AMRP 43.5533 SCALE
						VMRP .0000 SCALE
						ZMRP 15.1875 SCALE
						SCALE .0425 SCALE

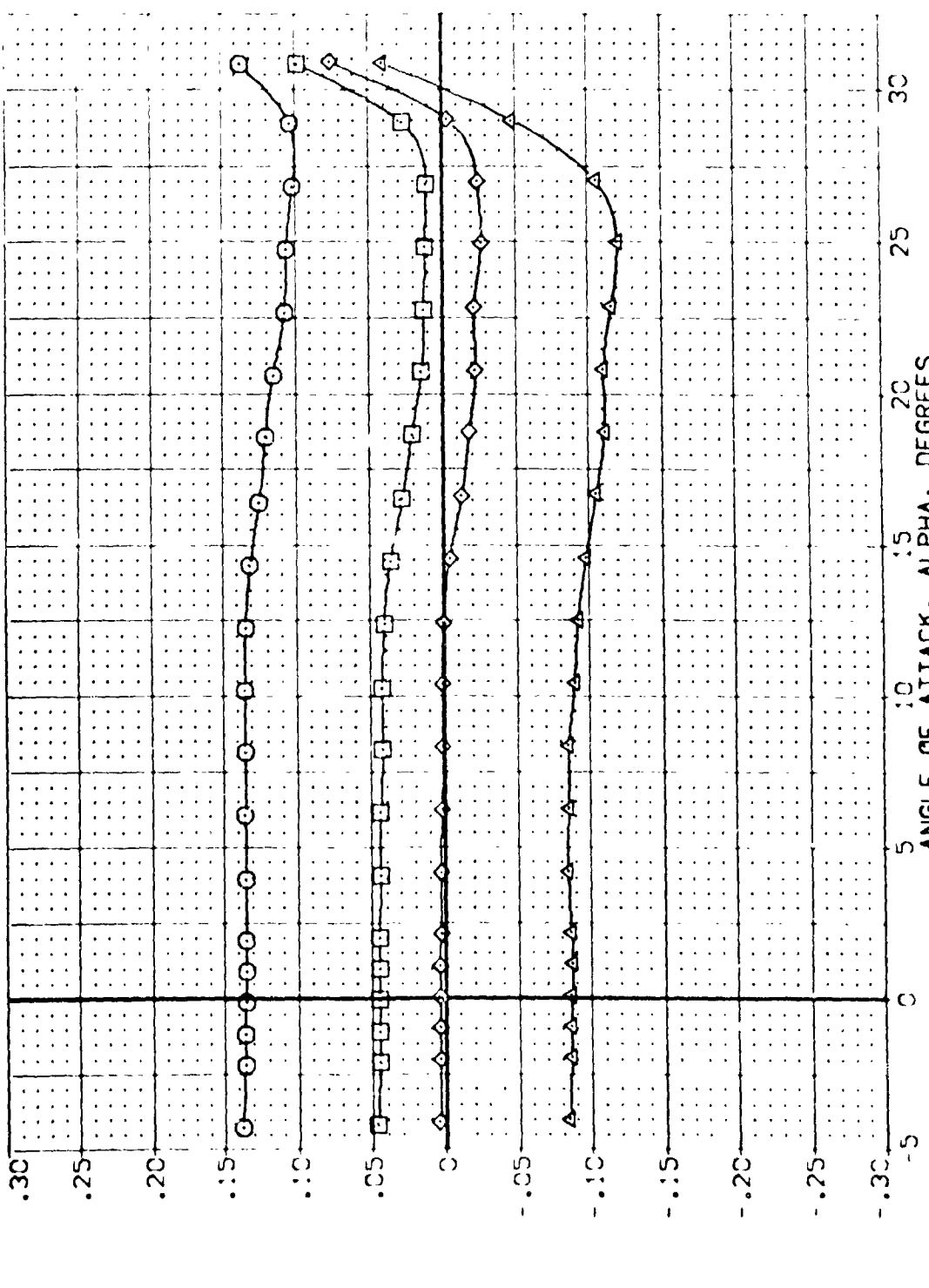


FIG 88 ELEVON EFFECTIVENESS, E29, 25 DEG. FLARE

(A) MAG. .20

DATA SET SYMBOL CONFIGURATION DESCRIPTION

(807244)	01628	87609	M7E8	V116E29-8P5X9
(807246)	01628	87609	M7E8	V116E29-8P5X9
(807247)	01628	87609	M7E8	V116E29-8P5X9
(807245)	01628	87609	M7E8	V116E29-8P5X9

ELEVON SPOBRK BOFLAP RUDDER REFERENCE INFORMATION

-10.000	25.000	.000	SREF	4.419	SCALE
5.000	25.000	.000	REF	19.279	SCALE
15.000	25.000	.000	BPZF	37.939	SCALE
			YPRD	4.507	SCALE
			ZPRD	.000	SCALE
			SCALE	15.183	SCALE

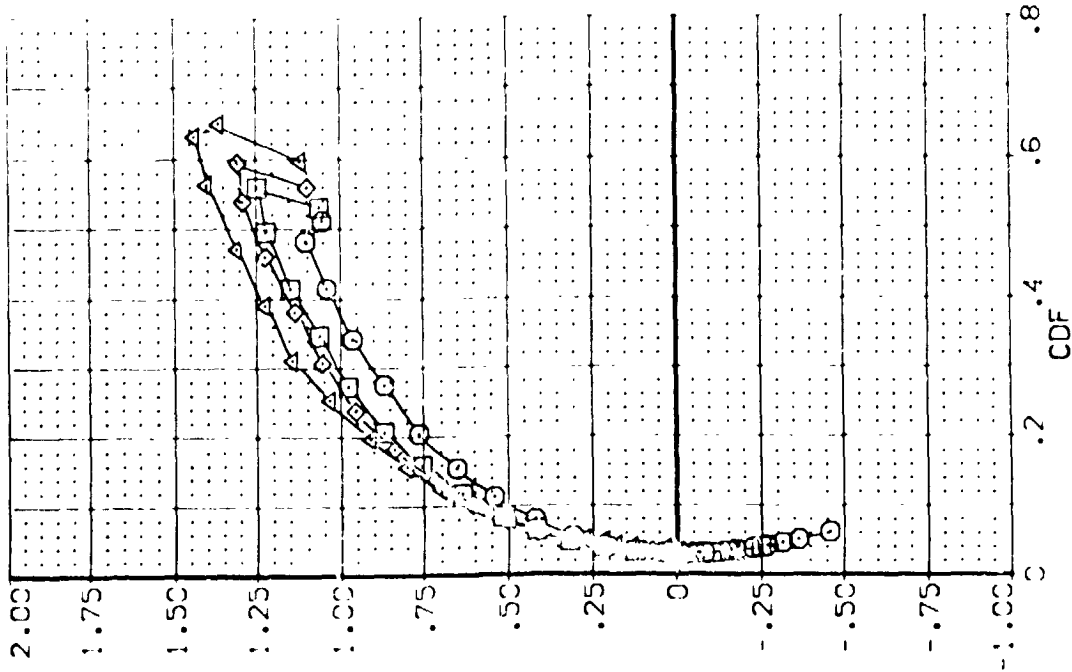
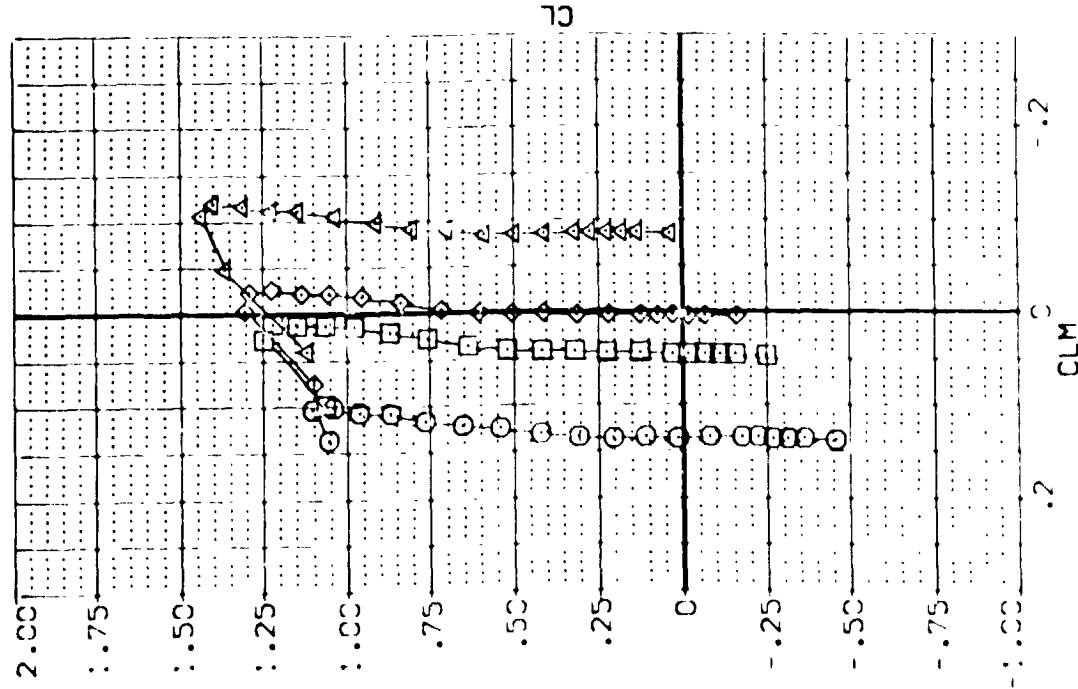


FIG 88 ELEVON EFFECTIVENESS, E29, 25 DEG. FLARE

CAMAC .20

DATA SET SYMBOL CONFIGURATION DESCRIPTION REFERENCE INFORMATION SCALE

(B02744)	D	D1628	B76C9	M718	V11E29/B76C9	SREF	4.4119	SCALE	1000
(B02745)	D	D1628	B76C9	M718	V11E29/B76C9	UREF	19.2268	SCALE	1000
(B02742)	X	D1628	B76C9	M718	V11E29/B76C9	BR	37.9359	SCALE	1000
(B02745)	X	D1628	B76C9	M718	V11E29/B76C9	XMAP	43.5974	SCALE	1000
						YMAP	0.0000	SCALE	1000
						ZMAP	15.1875	SCALE	1000
						SCALE	1000		1000

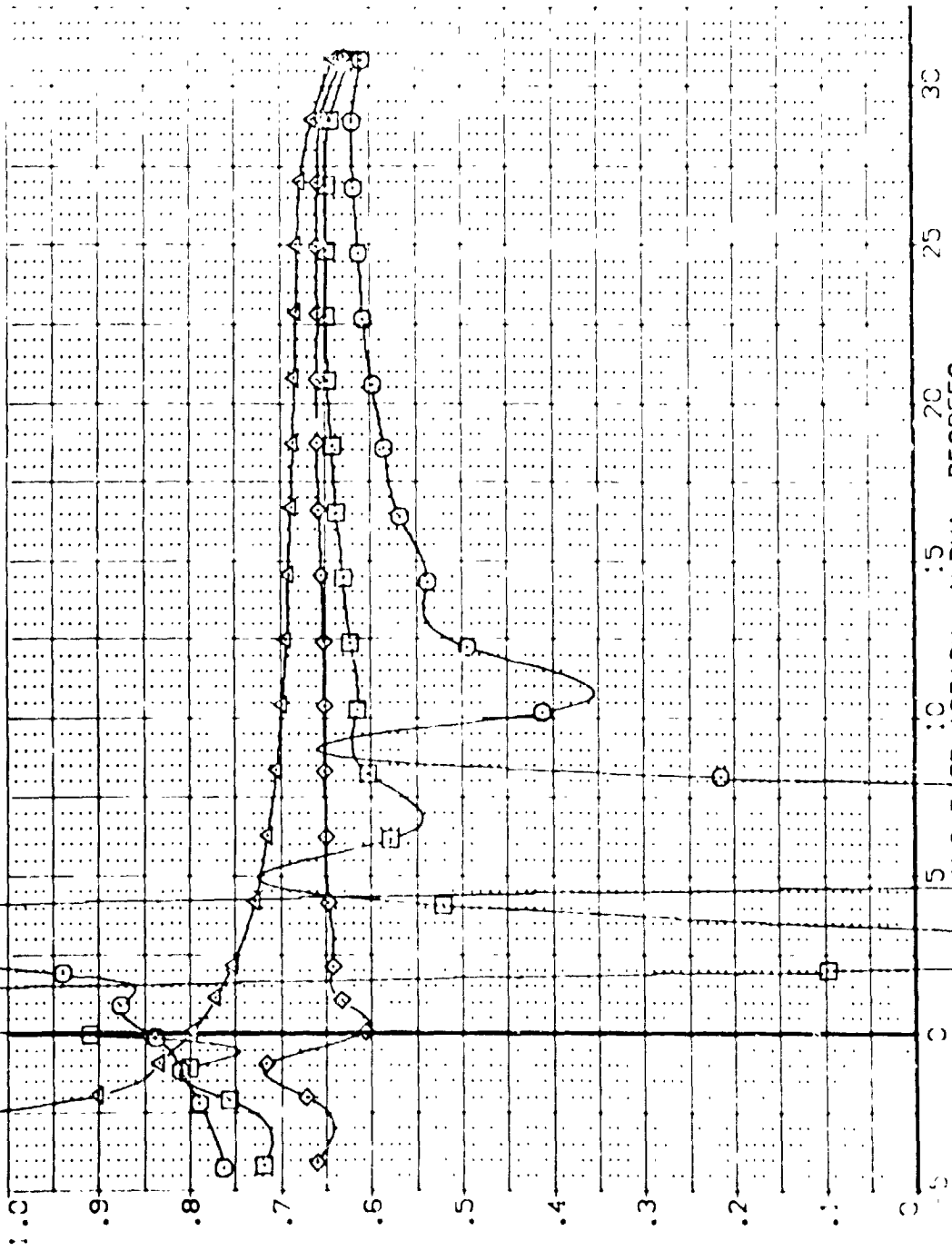


FIG 88 ELEVON EFFECTIVENESS, E29, 25 DEG. FLARE

DATA SET SYMBOL CONFIGURATION DESCRIPTION
 (80Z214) O M7F8 V116E29V8R5X9
 (80Z216) O M7F8 V116E29V8R5X9
 (80Z242) X M7F8 V116E29V8R5X9
 (80Z245) X M7F8 V116E29V8R5X9

ELEVON SPOBRK BOFLAP RUDOX REFERENCE INFORMATION
 -10.000 25.000 -12.000 .000 SREF 4.4119 SCALE
 5.000 23.000 -12.000 .000 LRF 19.2399 SCALE
 15.000 25.000 -12.000 .000 XMRP 37.9399 SCALE
 YMRP 43.5974 SCALE
 ZMRP .0000 SCALE
 SCALE 15.1875 SCALE

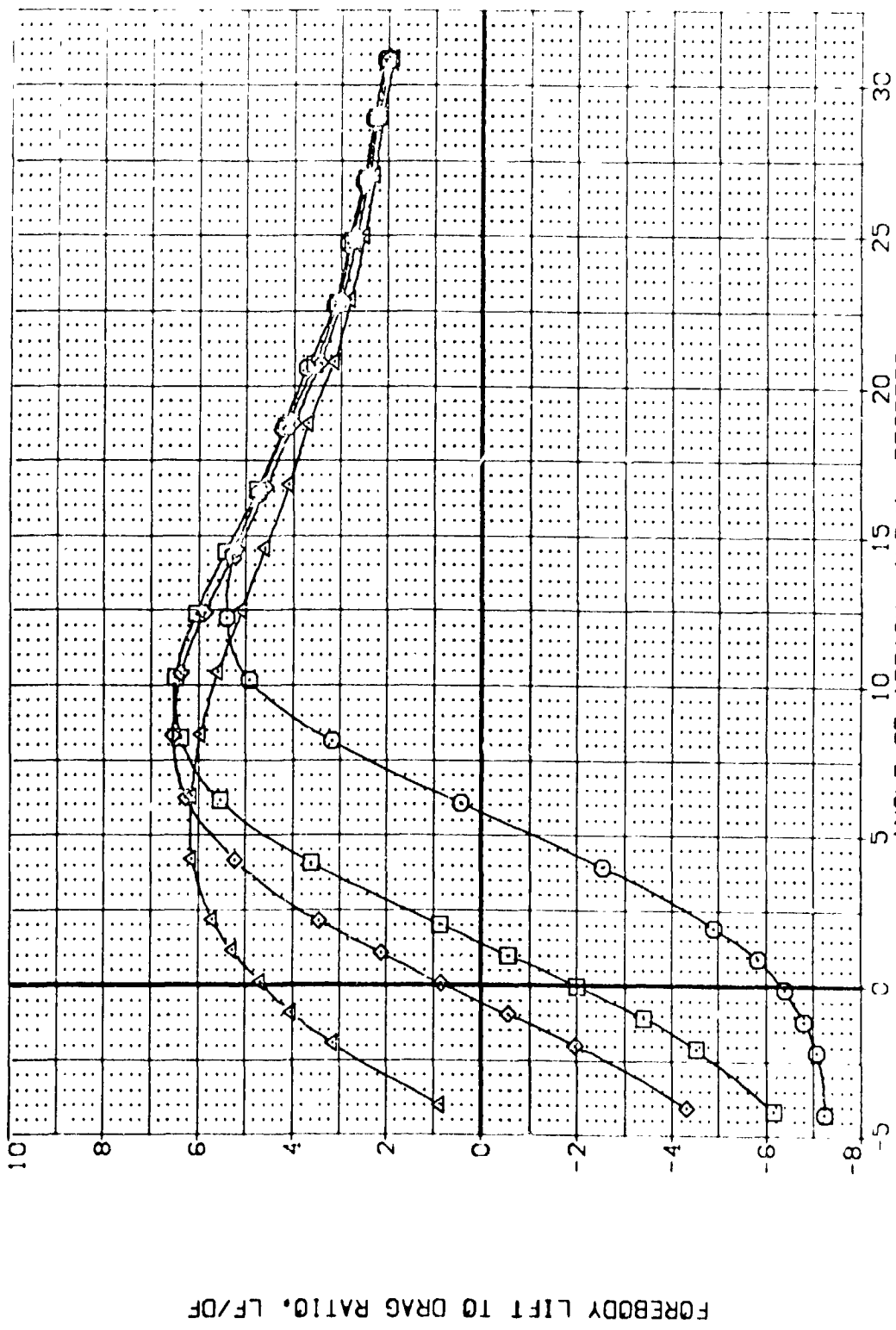



FIG 88 ELEVON EFFECTIVENESS, E29, 25 DEG. FLARE

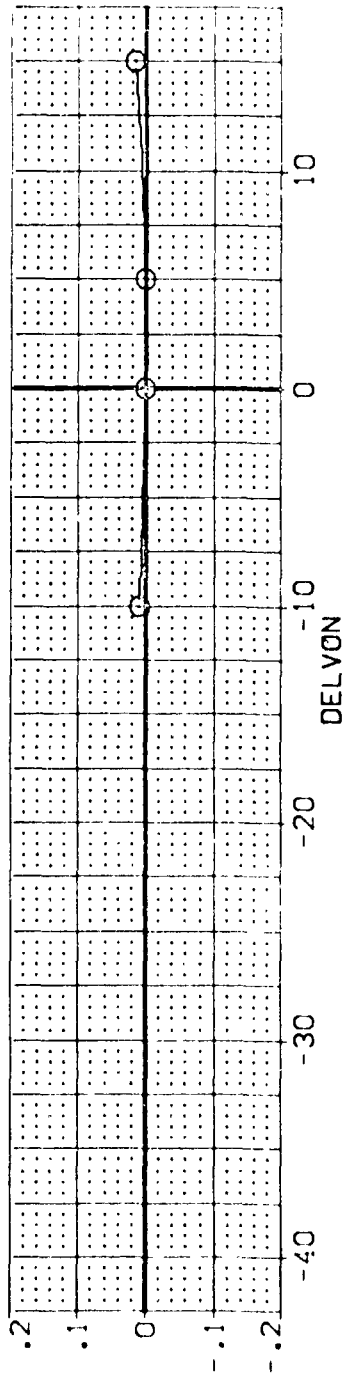
(A)MAC = .20

CA628 B26C9 M7F8 W116E29V8R5X9 (EDZ244)

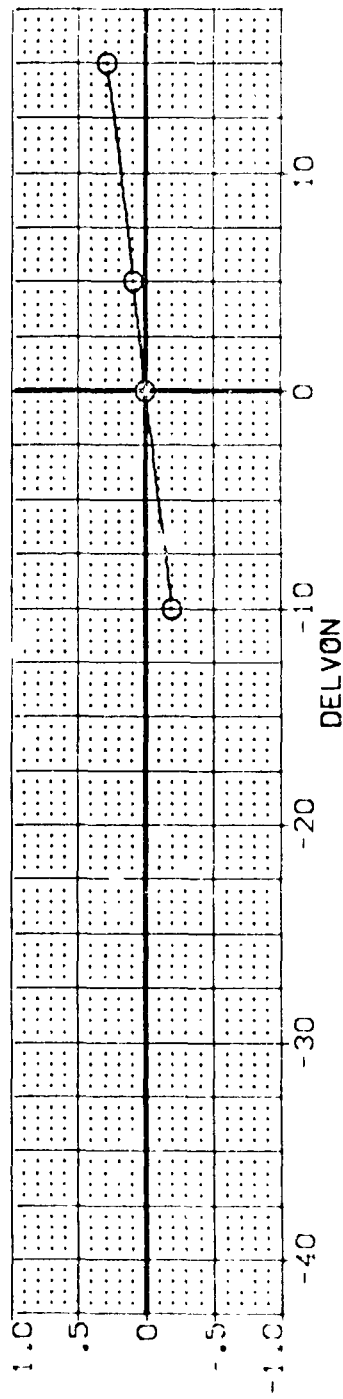
ALPHA	.000	PARAMETRIC VALUES		DATA SOURCE		REFERENCE INFORMATION	
SYMBOL	○	MACH	.200	DELTA	-12.000	DATASET	EDZ245
		AILERON	.000	EDZ244	.000	DELTON	15.000
		SPOBRK	25.000	EDZ242	.000	SREF	4.4119
		BETA				LREF	19.2798
						BREF	37.9359
						XMRP	43.5974
						YMRP	.0000
						ZMRP	15.1875
						SCALE	.0405



DCLM



DCDF



DCL

FIG 88 ELEVON EFFECTIVENESS, E29, 25 DEG. FLARE

CA628 B26C9 M7F8 W116E29V8R5X9 (EDZ244)

SYMBOL	ALPHA	PARAMETRIC VALUES			DATA SOURCE			REFERENCE INFORMATION			
○	5.000	MACH	.200	BDLAP	-12.000	DATASET	DELVON	SREF	4.4119	SCALE	.0005
		AILRON	.000	RJDOER	.000	EDZ244	-10.000	LREF	19.2799	NC+S	
		SPOBRK	25.000	BETA	.000	EDZ242	5.000	BREF	37.9359	NC+S	
								XMRP	43.5974	NC+S	
								YMRP	.0000	NC+S	
								ZMRP	15.1875	NC+S	
								SCALE	.0405	SCALE	.0405

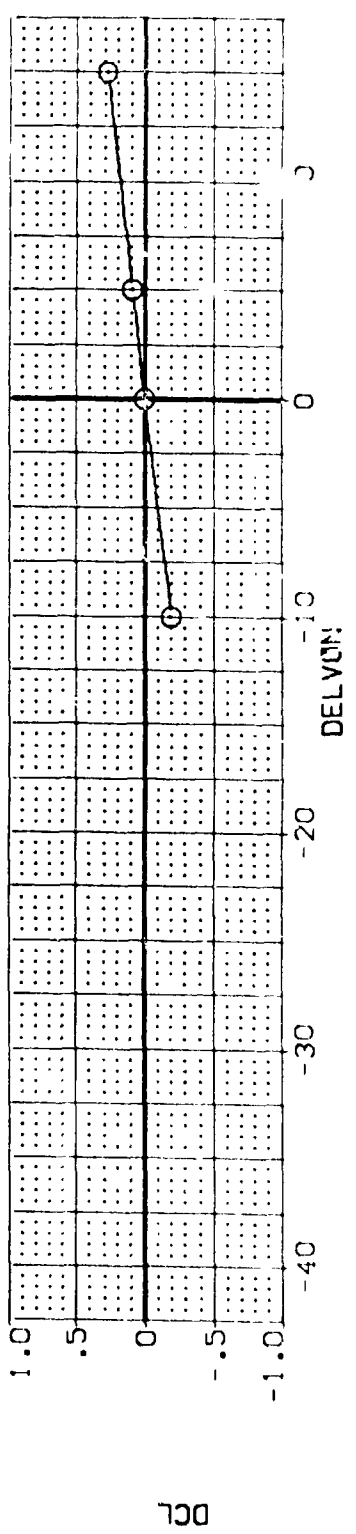
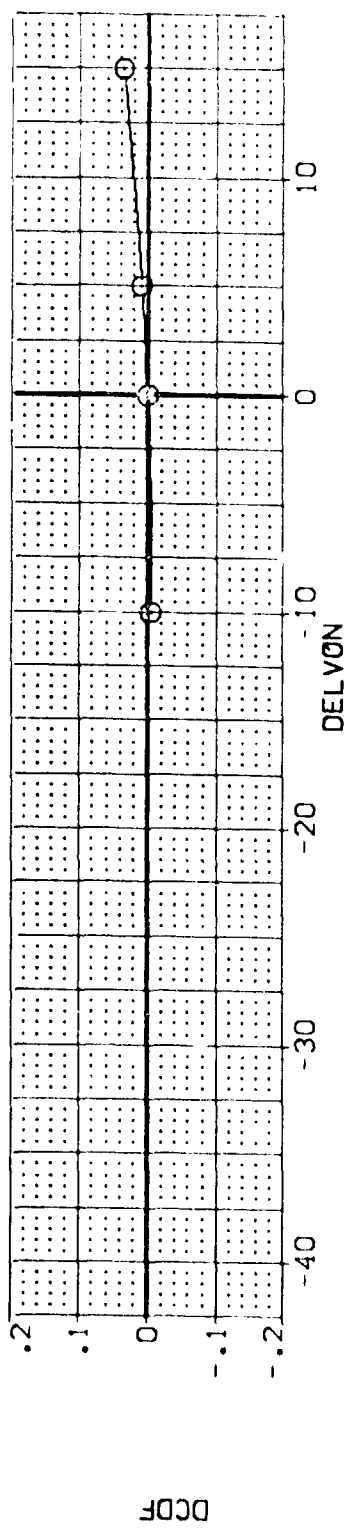
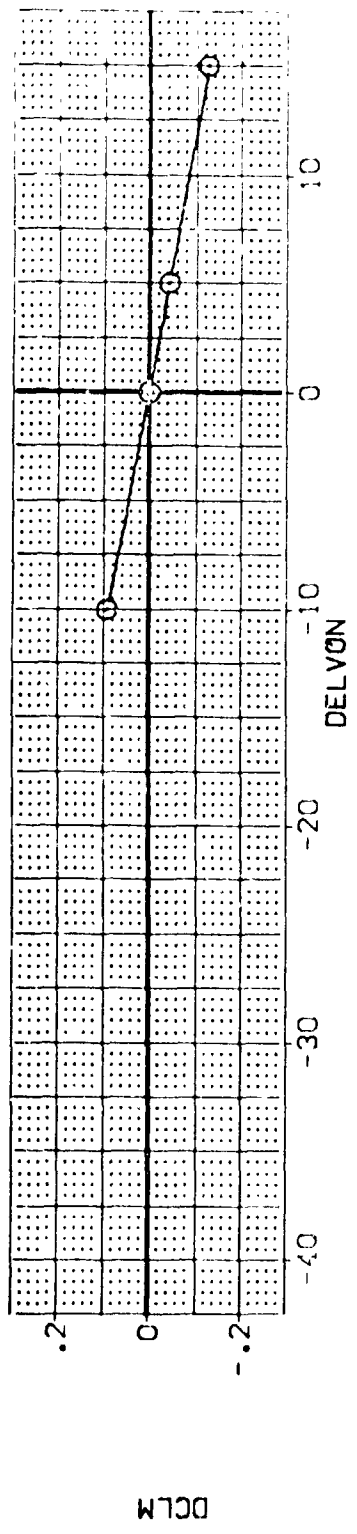


FIG 88 ELEVON EFFECTIVENESS, E29, 25 DEG. FLARE

0A62B B26C9 M7F8 W116E29V8R5X9 (EDZ244)

SYMBOL	ALPHA	MACH	PARAMETRIC VALUES		DATA SOURCE		REFERENCE INFORMATION	
○	10.000	.200	BOFLAP	-12.000	DELVON	DATASET	DELVON	SREF
		.000	RUDDER	.000	EDZ244	EDZ246	.000	LREF
		.25.000	BETA	.000	EDZ242	EDZ245	15.000	BREF
								XMRP
								YMRP
								ZMRP
								SCALE
								SO.FT.
								INCHES
								INCHES
								INCHES
								INCHES
								SCALE
								SCALE

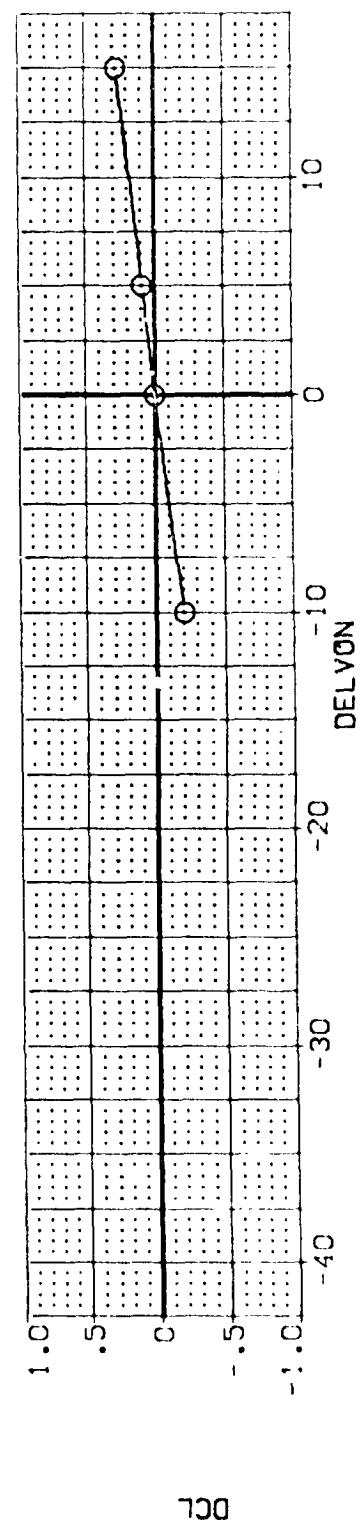
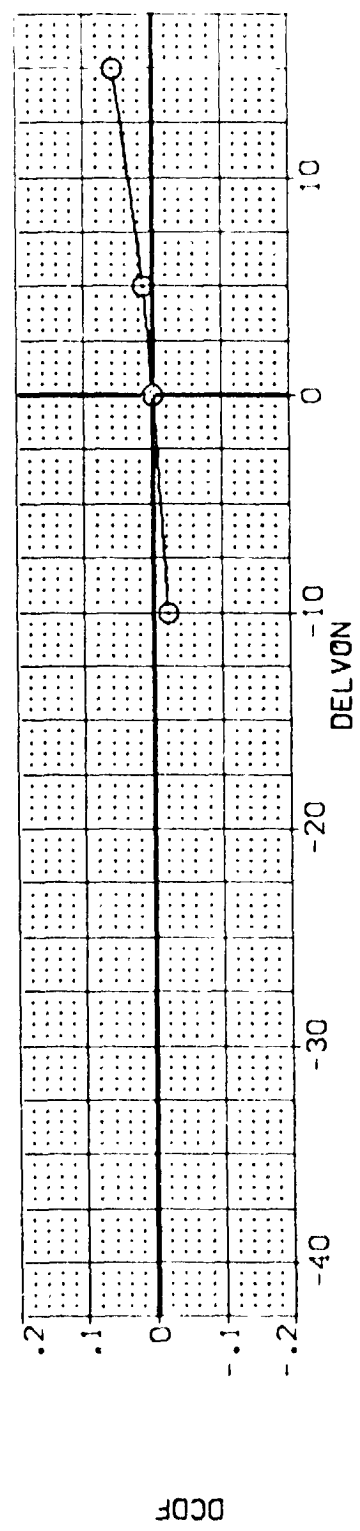
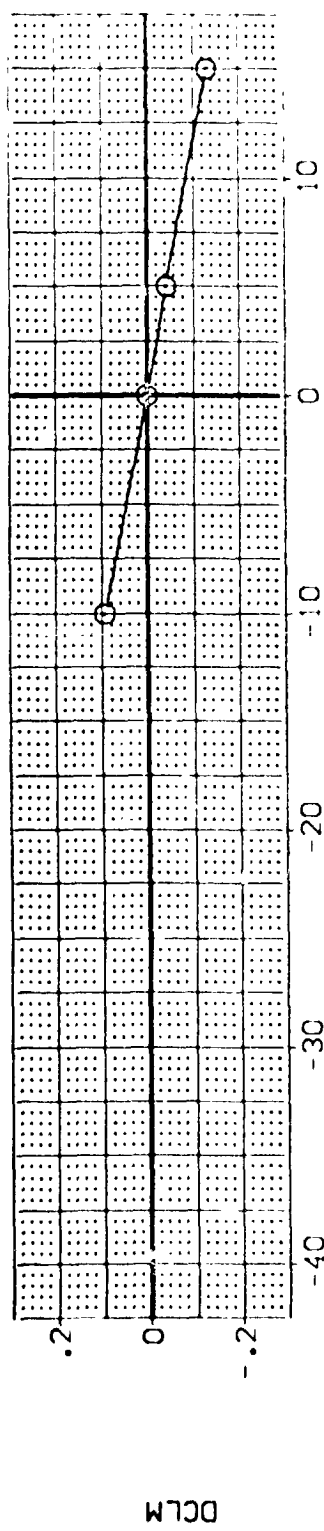


FIG 88 ELEVON EFFECTIVENESS, E29, 25 DEG. FLARE

3A628 326C9 M7F8 W116E29V8R5X9 (EDZ244)

SYMBOL	○
ALPHA	15.000
MACH	.200
AILERON	.000
SPDBRK	25.000
PARAMETRIC VALUES	
BOFLAP	-12.000
RUDDER	.000
BETA	.000
DATA SOURCE	
DELVON	-10.000
EDZ244	.000
EDZ242	.000
DATASET	
EDZ246	EDZ245
DELVON	15.000
EDZ245	.000
REFERENCE INFORMATION	
SREF	4.4119
BRF	19.2299
BRF	37.9359
XREF	43.5974
YREF	.0000
ZREF	15.1875
SCALE	.0405


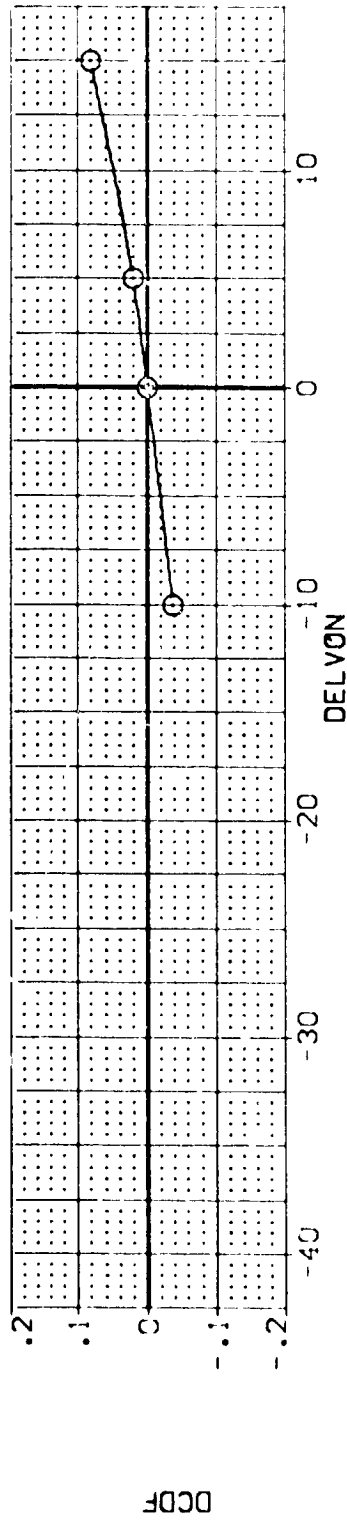
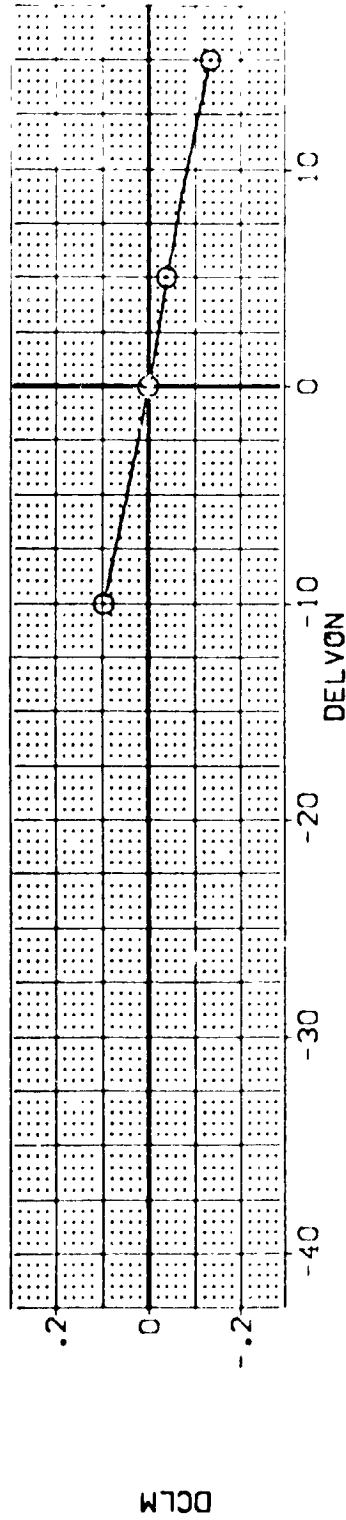



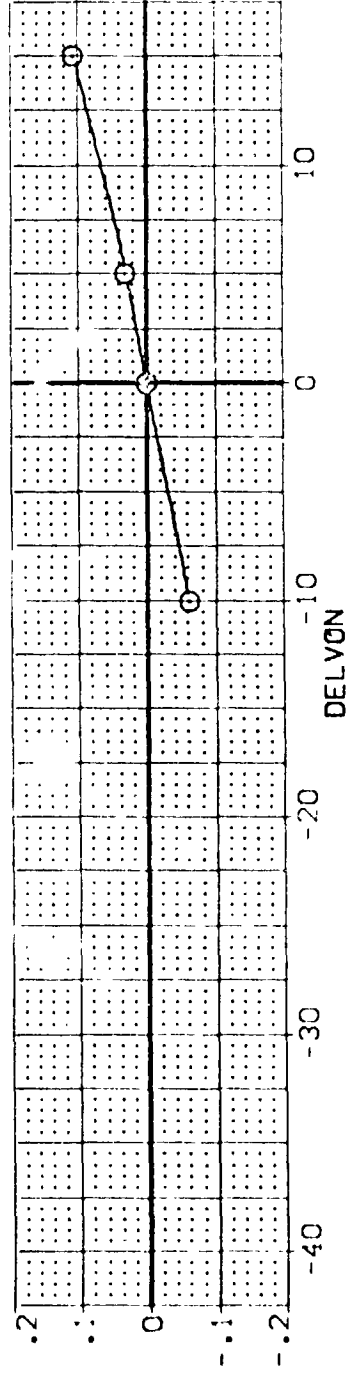
FIG 88 ELEVON EFFECTIVENESS, E29, 25 DEG. FLARE

0A628 826C9 M7F8 W116E29V8R5X9 (EDZ244)

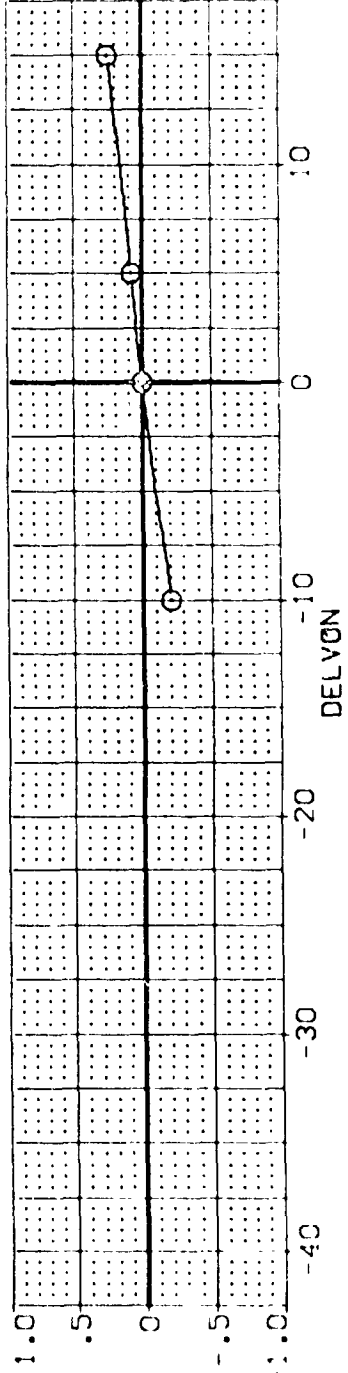
SYMBOL	○
ALPHA	20.000
MACH	.200
A1LRON	.000
SPOBRK	25.000
BDFLAP	-12.000
RJODER	.000
BETA	.000
PARAMETRIC VALUES	
DELTON	-10.000
EDZ244	5.000
EDZ242	
EDZ245	
DELTON	15.000
DATA SOURCE	
SREF	4.4119
LREF	19.2299
BREF	37.9359
XMRP	43.5974
YMRP	.0000
ZMRP	15.1875
SCALE	.0405
REFERENCE INFORMATION	
SO.FT.	
INCHES	
INCHES	
INCHES	
INCHES	
SCALE	



DCLM



DCDF



DCL

FIG 88 ELEVON EFFECTIVENESS, E29, 25 DEG. FLARE

0A628 B26C9 M7F8 W116E29V8R5X9 (EDZ244)

ALPHA	PARAMETRIC VALUES				DATA SOURCE				REFERENCE INFORMATION				
25.000	MACH	.200	BDLAP	-12.000	DATASET	DELVON	DELVON	SREF	4.4119	SO.FT.			
	A1LRON	.000	RJODER	.000	EDZ244	-10.000	.000	LREF	19.2289	INCHES			
	SPOBRK	25.000	BETA	.000	EDZ242	5.000	15.000	BREF	37.9359	INCHES			
								XMRP	43.5974	INCHES			
								YMRP	.0000	INCHES			
								ZMRP	15.1875	INCHES			
								SCALE	.0405	SCALE			

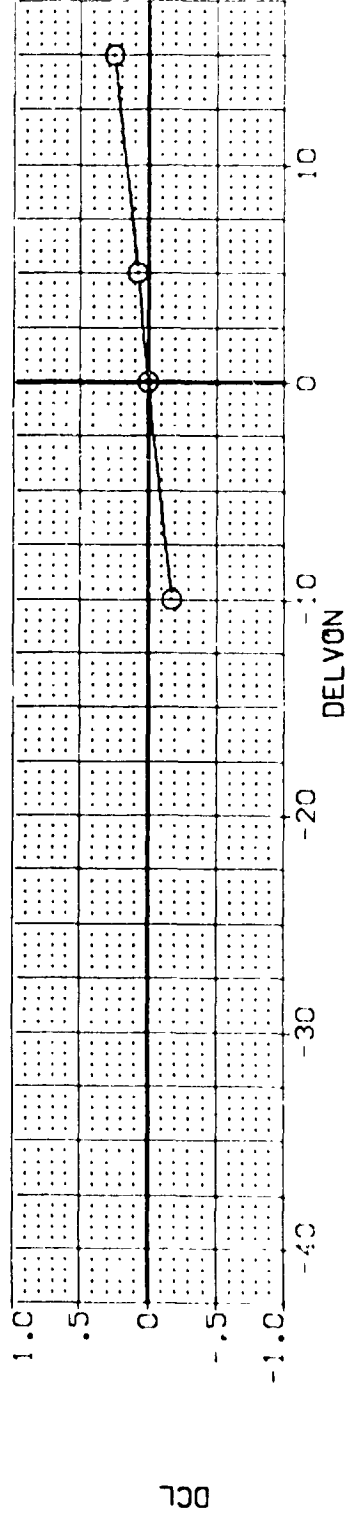
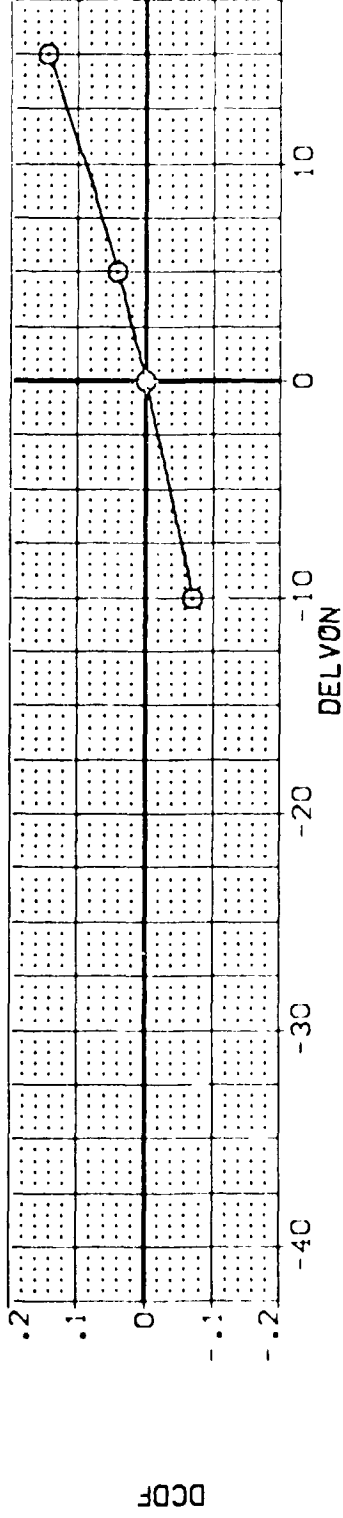
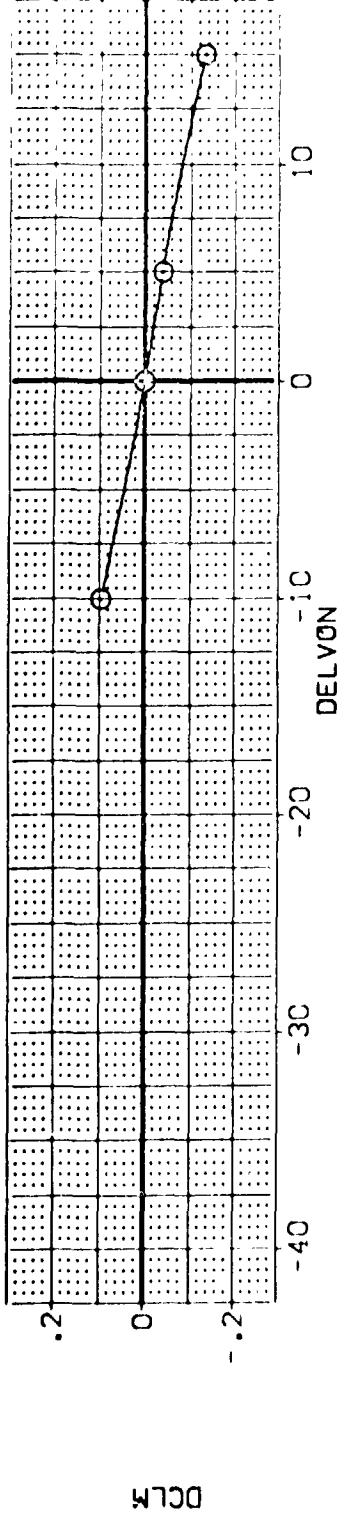


FIG 88 ELEVON EFFECTIVENESS, E29, 25 DEG. FLARE

(EDZ244)

0A62B B26C9 M7F8 W116E29V8R5X9

SYMBOL ALPHA 3C.000
 C

PARAMETRIC VALUES
 MACH .200 BOFLAP -12.000 DATASET -10.000
 AILRON .000 RLODER .000 EDZ244 -10.000
 SPDRPK 25.000 BETA .000 EDZ242 5.000

DATA SOURCE
 DELVON DELVON
 EDZ246 EDZ245

REFERENCE INFORMATION
 SREF 4.4119
 LREF 19.2299
 XREF 37.9359
 YREF 43.5971
 ZREF .0000
 ZMRP 15.1875
 SCALE .0400

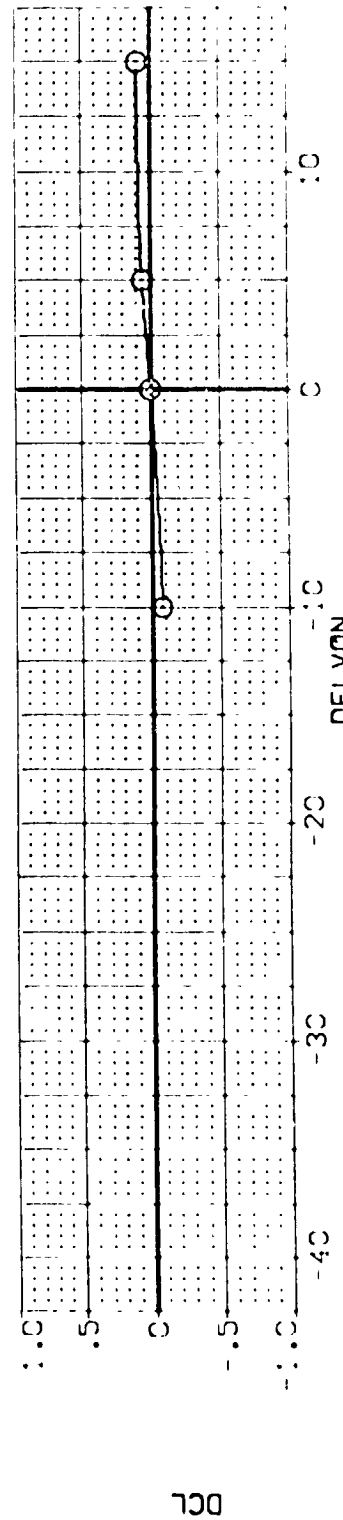
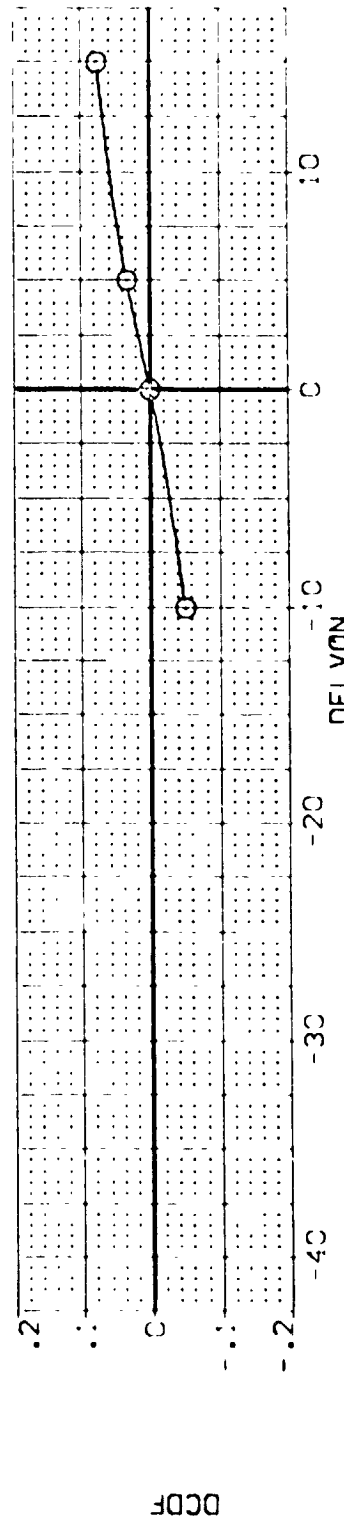
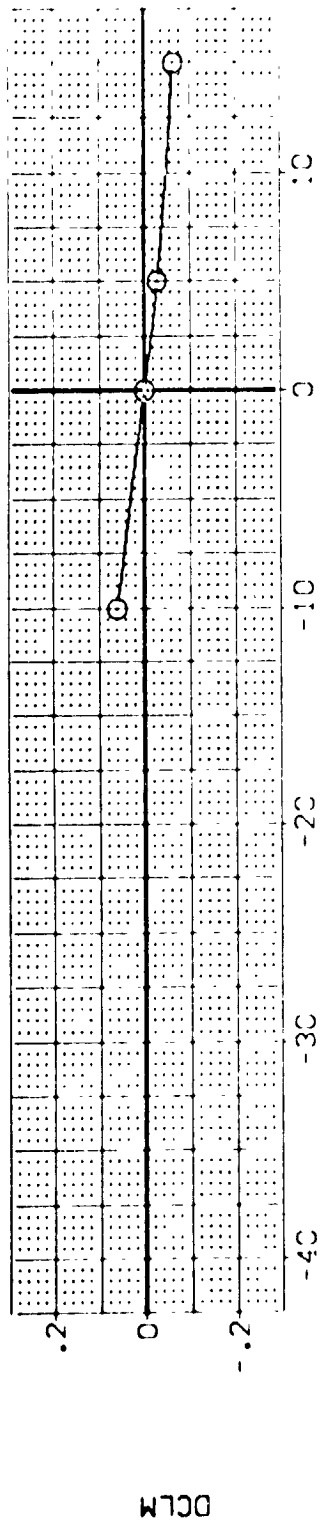


FIG 88 ELEVON EFFECTIVENESS, E29, 25 DEG. FLARE

CA628 B26C9 M7F8 W116E29V8R5X9 (EDZ244)

SYMBOL	ALPHA	MACH	PARAMETRIC VALUES	DATA SOURCE	DELTVON	DELTVON	DELTVON	SCALE
○	.000	A11R0N	.200 BOFLAP	-12.000	EDZ244	.000	4.4119	SCALE
		SPOBRK	.003 RJOER	.000	EDZ244	.000	9.2298	SCALE
			25.000 BE'A	.000	EDZ245	15.000	37.9359	SCALE
							43.5974	SCALE
							.0000	SCALE
							15.1875	SCALE
							.0405	SCALE

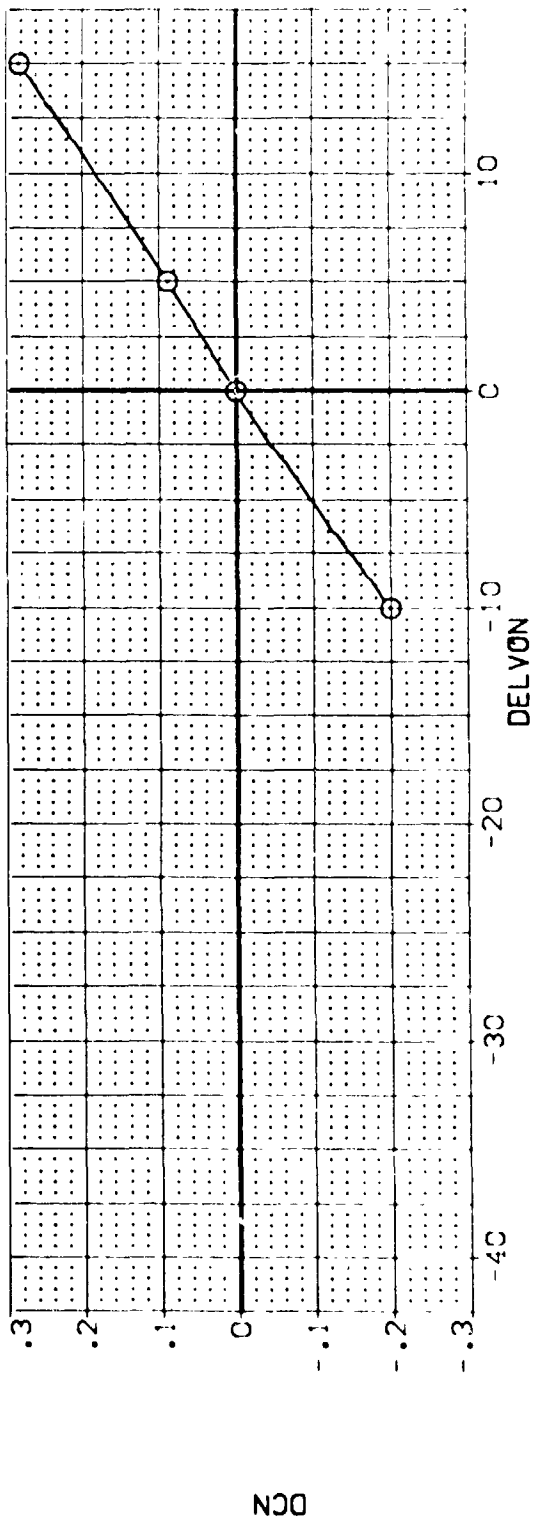
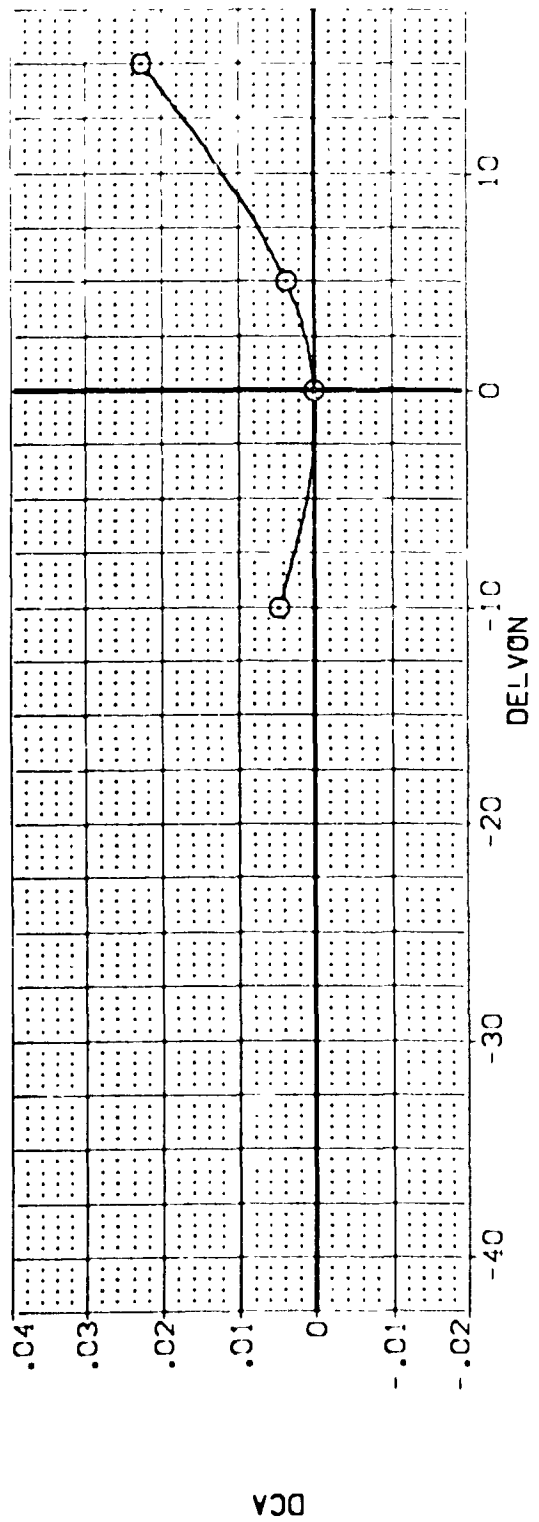
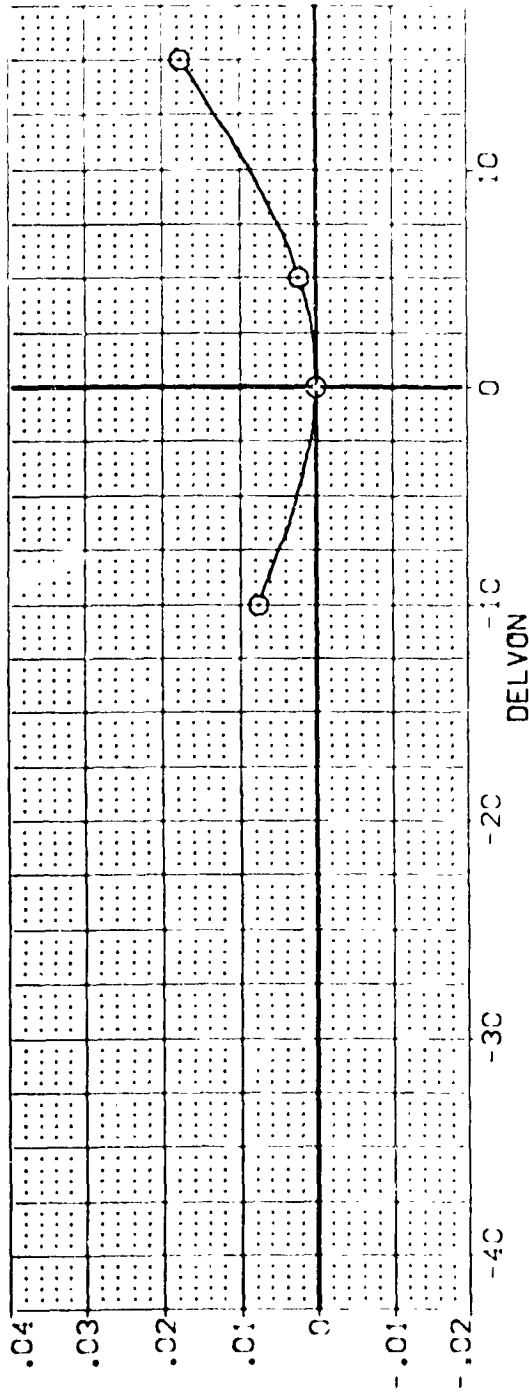


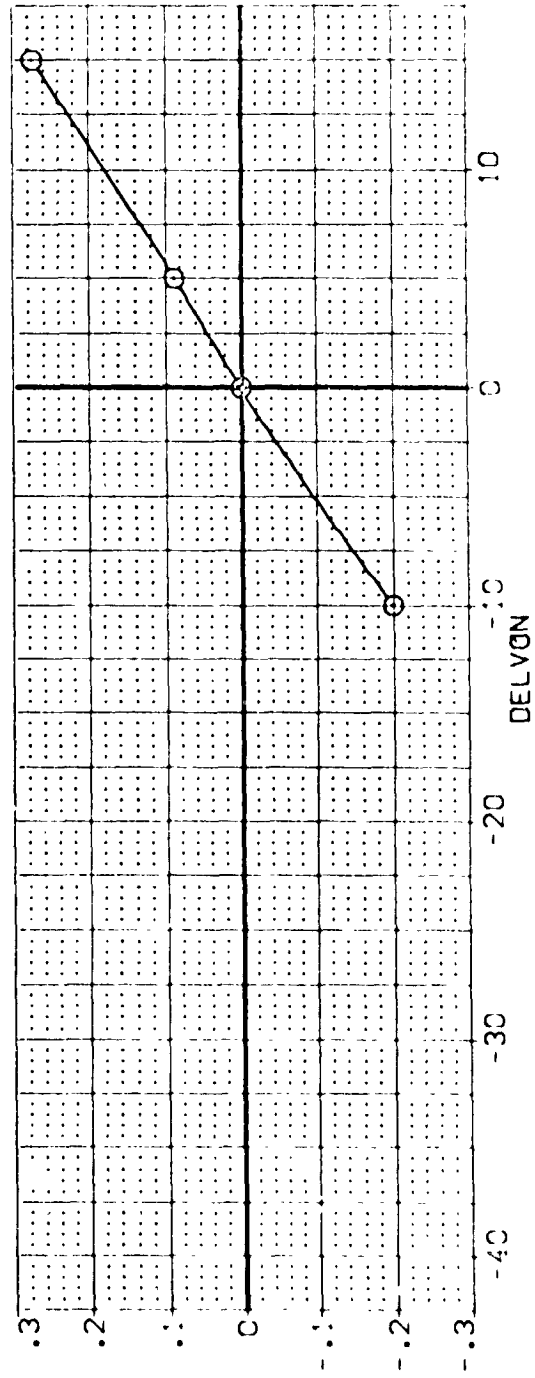
FIG 88 ELEVON EFFECTIVENESS, E29, 25 DEG. FLARE

0A628 826C9 M7F8 W116E29V8R5X9 (EDZ244)

SYMBOL	ALPHA	MACH	PARAMETRIC VALUES			DATA SOURCE			REFERENCE INFORMATION		
○	5.000	.200	BDLAP	-12.000	DELVON	EDZ246	DELVON	SREF	4.4119	SCALE	SCALES
		.000	RUDDER	.000	-10.000	EDZ245	.000	LREF	19.2298		SCALES
		25.000	BETA	.000	5.000	EDZ242	15.000	BREF	37.9358		SCALES
								XMRP	43.5974		SCALES
								YMRP	15.0000		SCALES
								ZMRP	15.8775		SCALES
								SCALE	.0405		SCALE



DCA



DCN

FIG 88 ELEVON EFFECTIVENESS, E29, 25 DEG. FLARE

SYMBOL ○
 ALPHA 10.000
 MACH .200 BOFLAP .000 R-ORDER 25.000 BETA .000
 AILRON .000
 SPOBRM .000
 DATA SOURCE DELVON DELVON DATASET EDZ246 EDZ245
 DELVON -10.000 5.000
 REFERENCE INFORMATION
 SREF 4.4118
 BRP 19.2292
 BRP 37.9355
 XAPP 43.5974
 YAPP .0000
 ZAPP 15.1875
 SCALE .0405

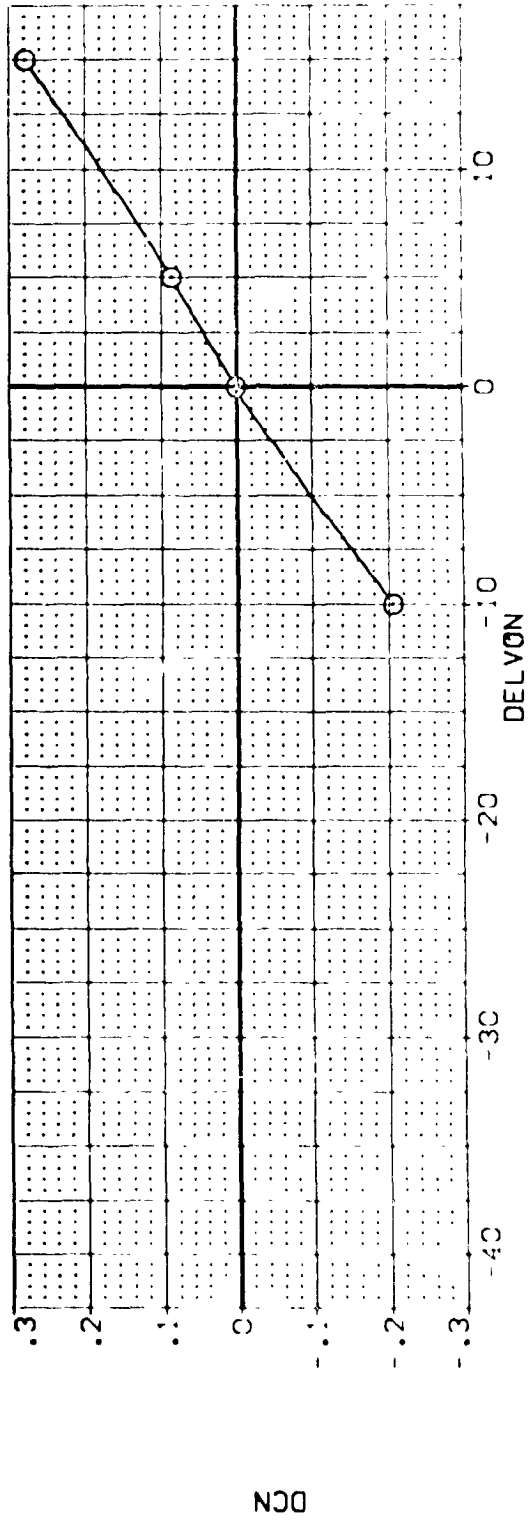
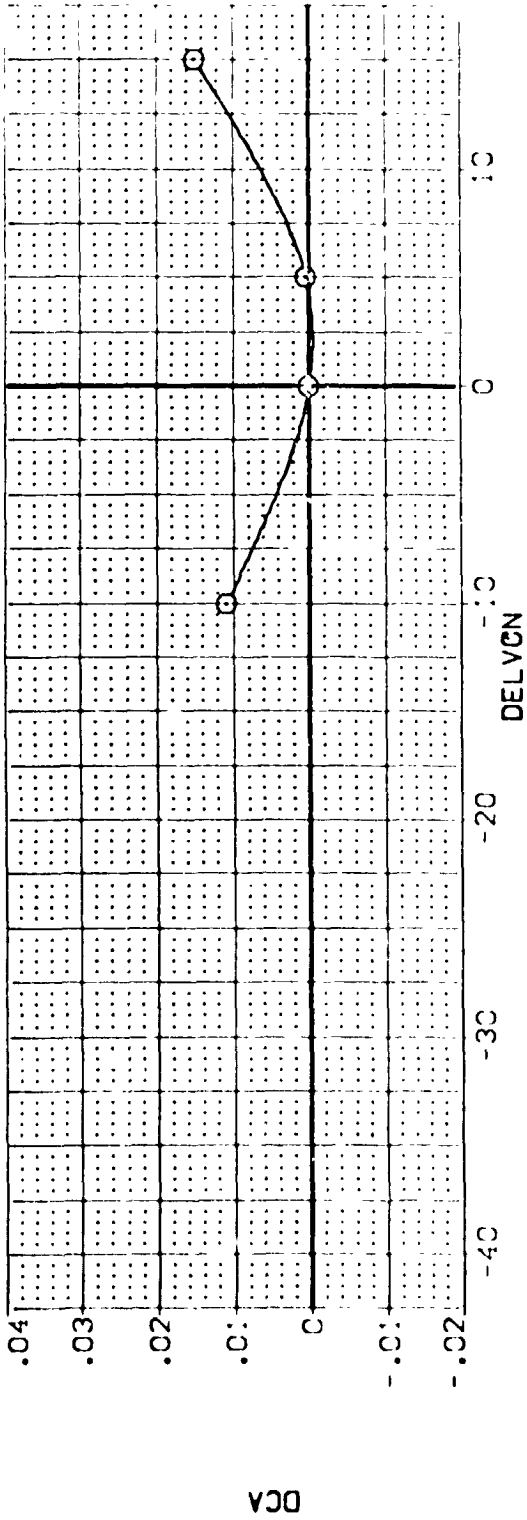


FIG 88 ELEVON EFFECTIVENESS, E29, 25 DEG. FLARE

CA628 B26C9 M7F8 W:16E29V8R5X9 (EDZ244)

ALPHA	15.000	MACH	.200	BDFLAP	-12.000	DATASET	DELVON	DATA SOURCE	DELVON	SREF	4.4119	REFERENCE INFORMATION
SYMBOL	○	AIRLON	.000	RJODER	.000	EDZ244	.000	DELVON	.000	DEF	19.2299	SCALE
		SPOBRK	25.000	BETA	.000	EDZ242	15.000	EDZ245	15.000	SREF	37.9359	SCALE
										X499	43.5974	SCALE
										Y499	.0000	SCALE
										Z499	15.1873	SCALE
										SCALE	.0405	SCALE

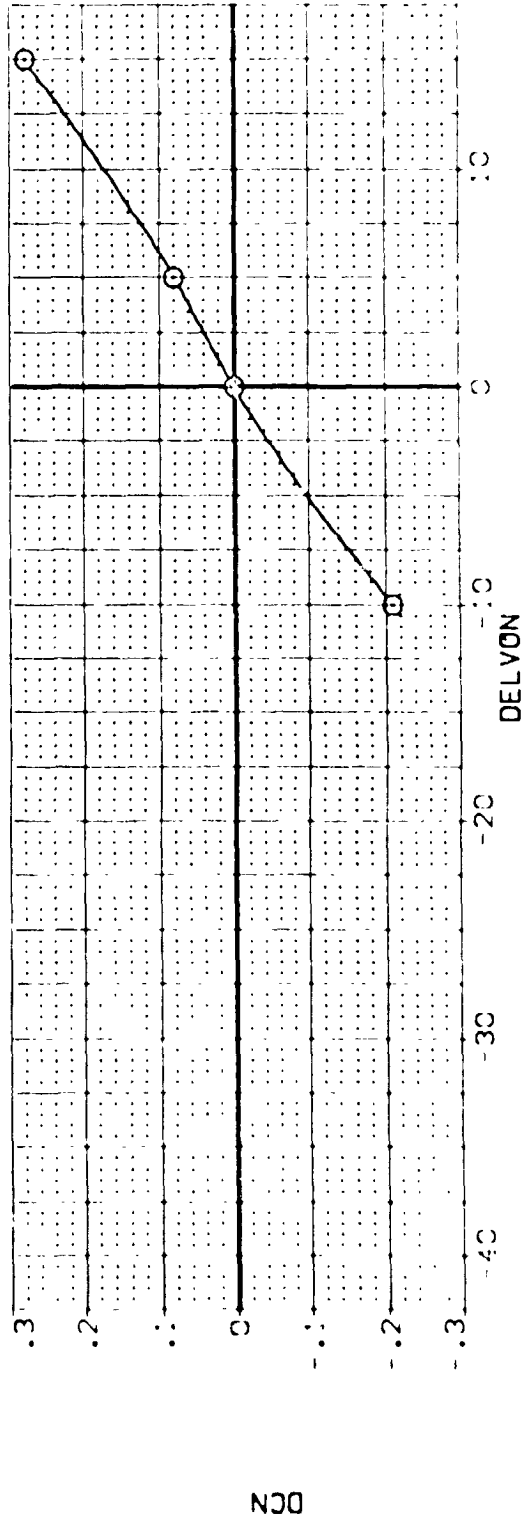
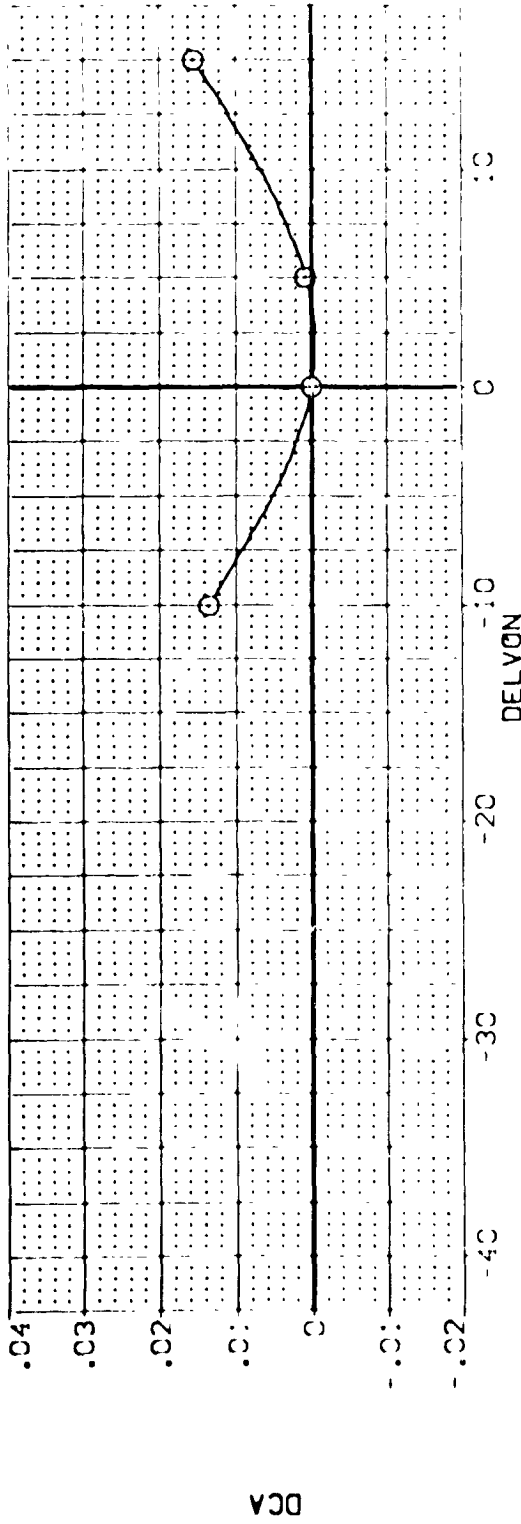


FIG 88 ELEVON EFFECTIVENESS, E29, 25 DEG. FLARE

ALPHA 20.000
 MACH 1.000
 AILRON 25.000
 SPDRBK 25.000
 BE'A

PARAMETRIC VALUES
 BDFLAP .200
 RLOOR .000
 DATASET EDZ244
 DELVON -10.000
 DATA SOURCE
 DELVON 5.000
 EDZ245

DELVON 15.000
 SREF 4.4119
 BREF 19.2298
 XREF 37.9359
 YREF 43.5974
 XMOD 1.0000
 YMOD 15.1875
 ZMOD 10.0000
 SCALE

REFERENCE INFORMATION
 SCAL S
 SCAL S
 SCAL S
 SCAL S
 SCAL S
 SCAL S

SYMBOL
 O

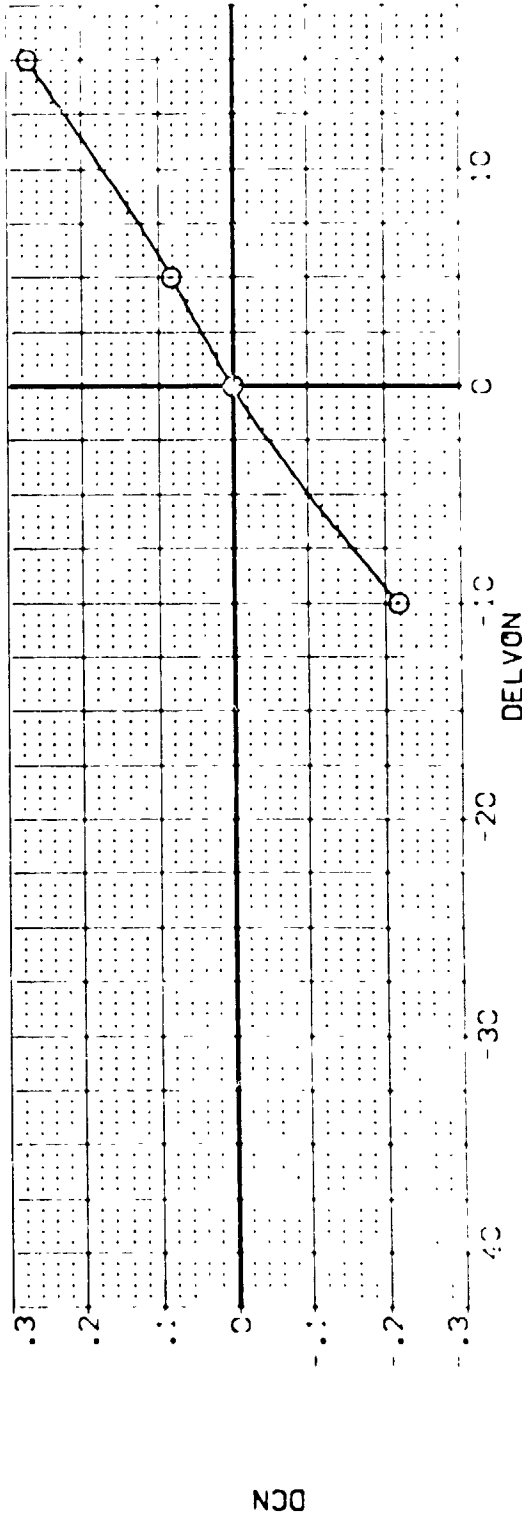
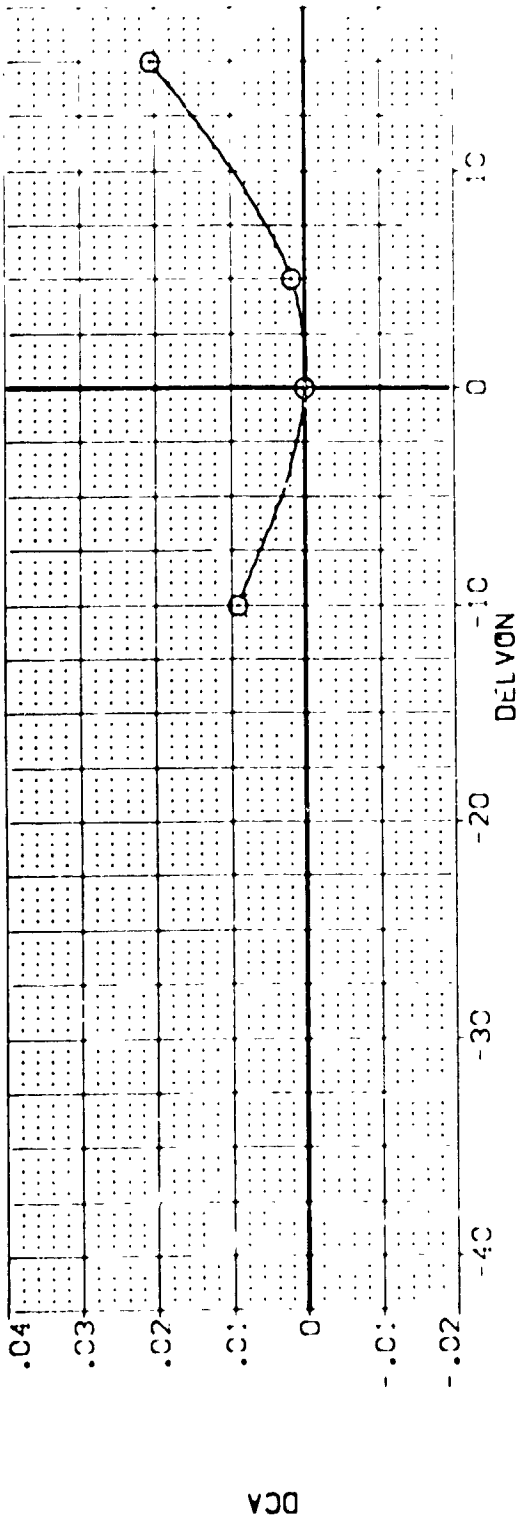


FIG 88 ELEVON EFFECTIVENESS, E29, 25 DEG. FLARE

0A628 B26C9 M7F8 W116E29V8R5X9 (EDZ244)

SYMBOL	ALPHA	MACH	PARAMETRIC VALUES		DATA SOURCE		REFERENCE INFORMATION	
O	25.000	A1LRON	.200	BDFLAP	-12.000	DELVON	507246	4.4119
		SPOBRK	.000	RLOOR	.000	DELVON	507245	19.2799
			25.000	BETA	-10.000	DELVON		37.9329
					5.000	DELVON		43.5974
						DELVON		.0000
						DELVON		15.1873
						DELVON		.0400

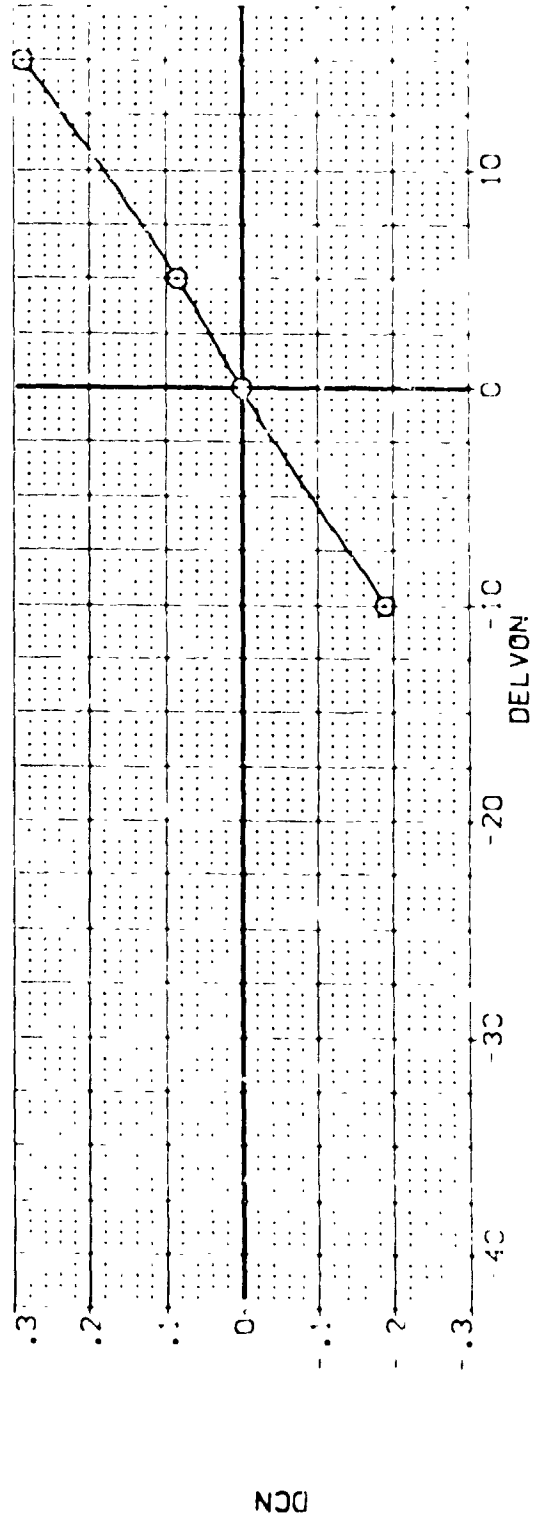
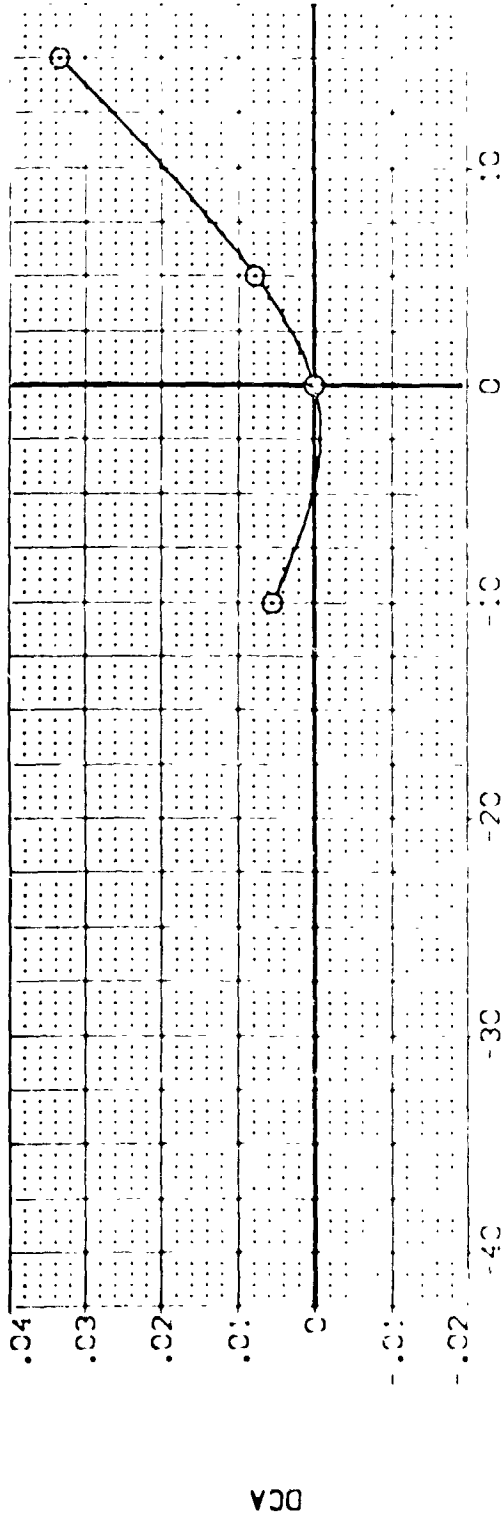


FIG 88 ELEVON EFFECT:VENESS. E29. 25 DEG. FLARE

0A628 B26C9 M7F8 W116E29 R5X9 (E0Z244)

SYMBOL	ALPHA	MACH	PARAMETRIC VALUES		DATA SOURCE		REFERENCE INFORMATION	
○	30.000	A1LRON	.200	BDELAP	DELVON	DELVON	SREF	SCALE
		SPOBRK	.000	RJODER	-10.000	.000	LREF	4.4119
			25.000	BETA	.000	15.000	BREF	19.2249
					.000	5.000	XMRP	37.9319
					.000		YMRP	43.5974
							ZMRP	15.0000
							SCALE	.0405

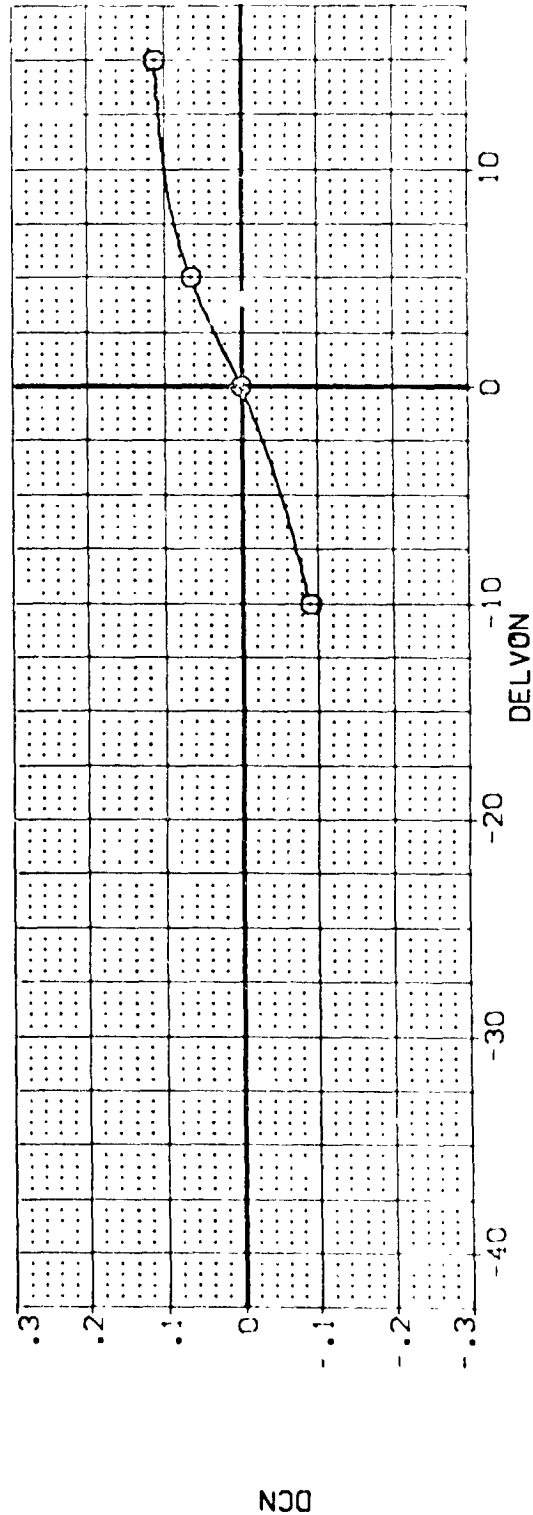
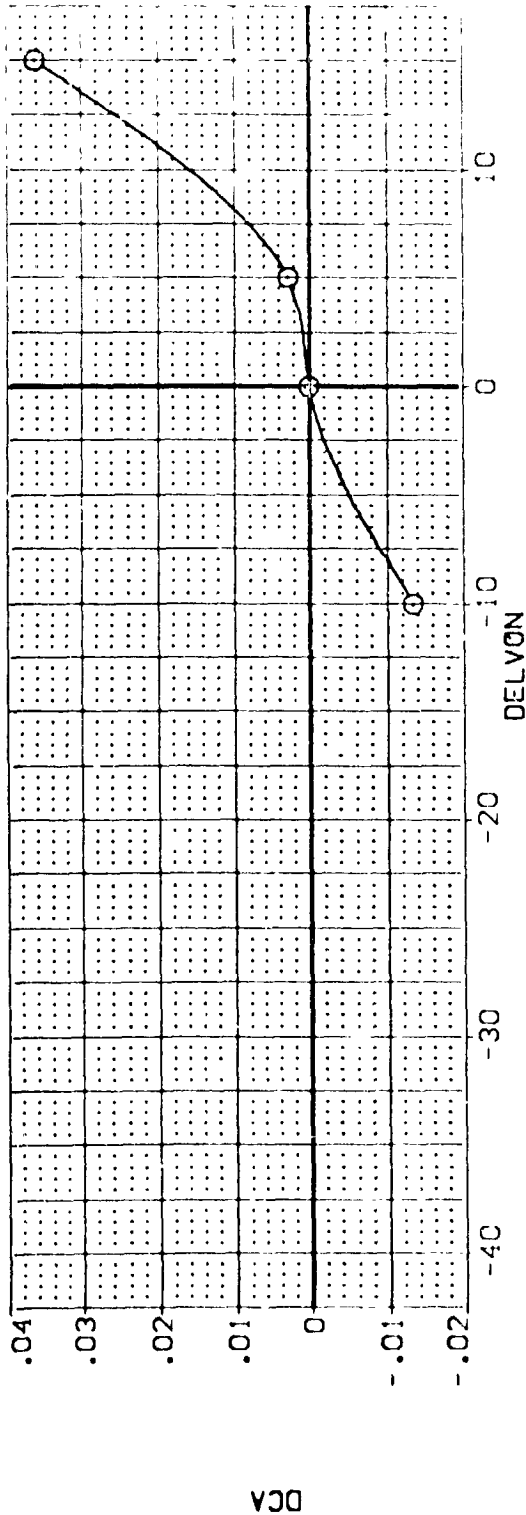


FIG 88 ELEVON EFFECTIVENESS, E29, 25 DEG. FLARE

DATA SET SYMBOL	CONFIGURATION DESCRIPTION	ELEVON	SPOBRK	BOFLAP	RUJDER	REFERENCE INFORMATION
(BDZ250)	CA628 B26C9 M7F8 V116E30V8P5X9	-10.000	25.000	-12.000	.000	SREF 4.4119 SC.F.T.
(BCZ248)	CA628 B26C9 M7F8 V116E30V8P5X9	.000	25.000	-12.000	.000	LREF 19.2289 T.C.4.S
(BCZ249)	CA628 B26C9 M7F8 V116E30V8P5X9	5.000	25.000	-12.000	.000	BREF 37.9359 T.C.4.S
						XREF 43.5874 T.C.4.S
						YREF .0000 T.C.4.S
						ZREF 15.1875 T.C.4.S
						SCALE .5405

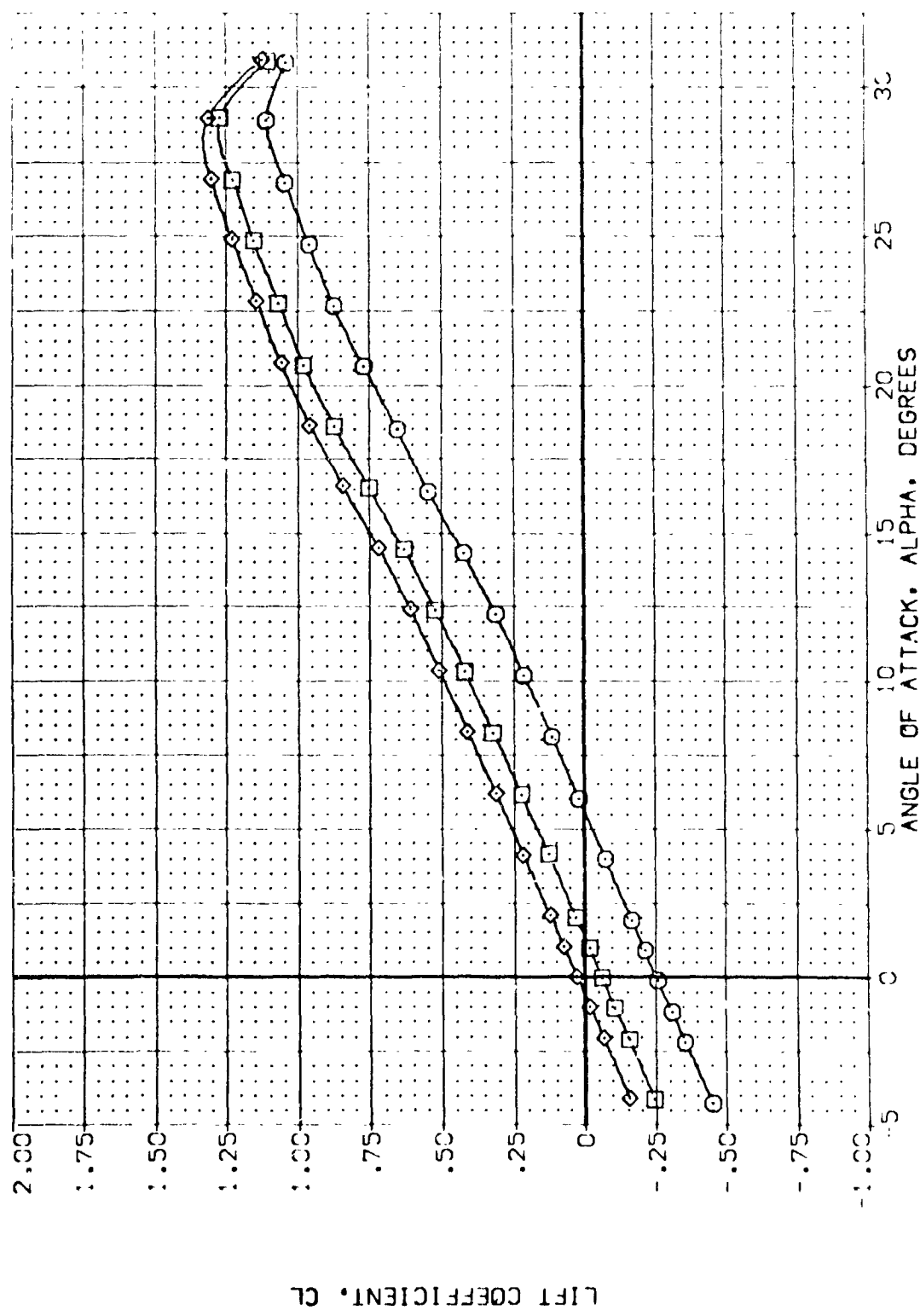


FIG 89 ELEVON EFFECTIVENESS, E30, 25 DEG. FLARE

DATA SET SYMBOL. CONFIGURATION DESCRIPTION
 (BCZ750) CA628 B26C9 M7F8 V116E30V8F5X9
 (BCZ748) CA628 B26C9 M7F8 V116E30V8F5X9
 (BCZ749) CA628 B26C9 M7F8 V116E30V8F5X9

REFERENCE INFORMATION
 SREF 4.4119 SCALE 1:5
 XREF 19.2789 SCALE 1:5
 BREF 37.9359 SCALE 1:5
 XMAP 43.5874 SCALE 1:5
 YMAP 15.0000 SCALE 1:5
 ZMAP 15.1875 SCALE 1:5

ELEVON SPOBRK BOFLAP RUDDER
 -10.000 25.000 -12.000 .000
 .000 25.000 -12.000 .000
 5.000 25.000 -12.000 .000

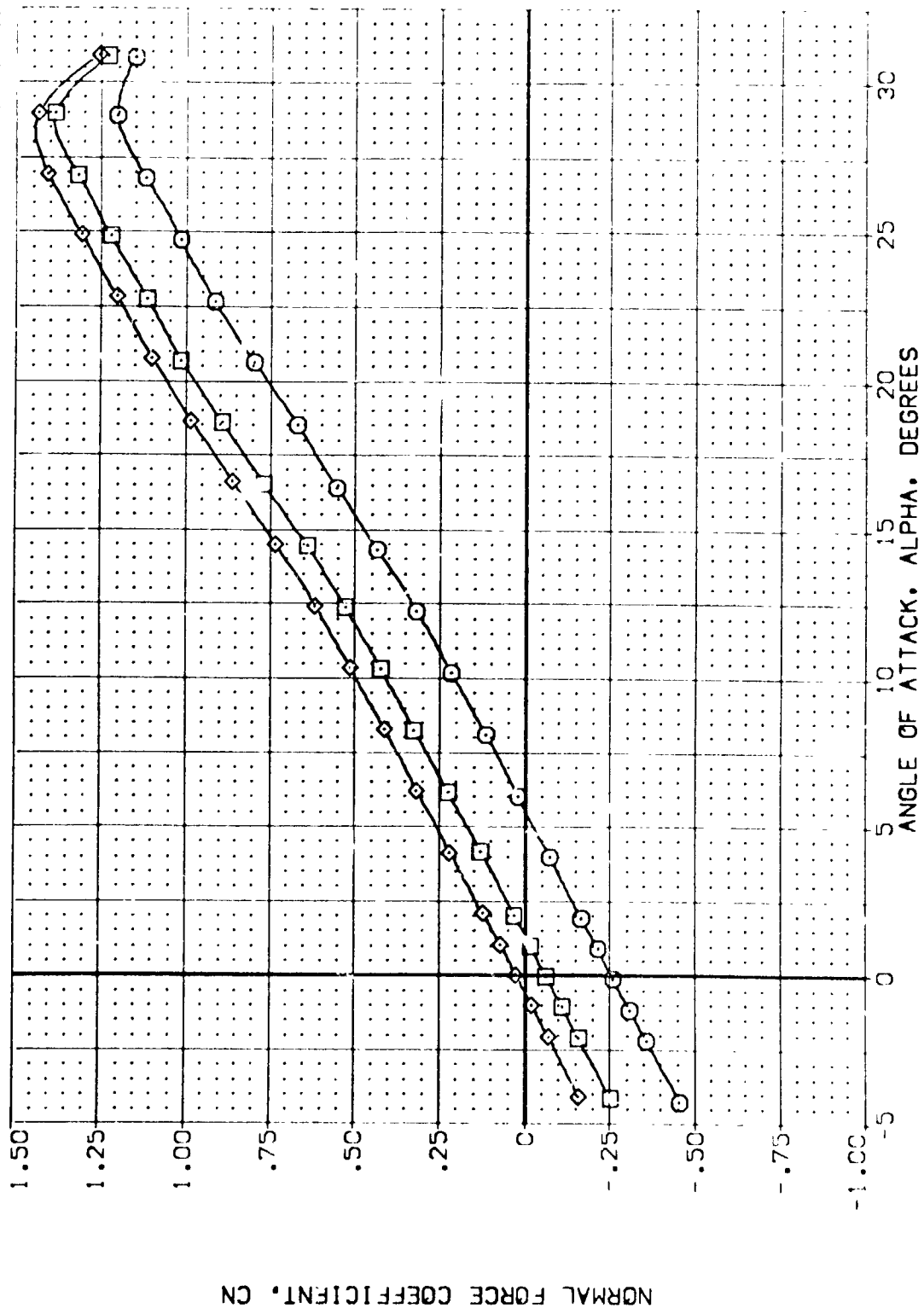


FIG 89 ELEVON EFFECTIVENESS, E30, 25 DEG. FLARE

CAMAC = .20

DATA SET SYMBOL	CONFIGURATION DESCRIPTION	ELEVON	SPOBRK	BOFLAP	RUDDER	REFERENCE INFORMATION
(BDZ250)	CA628 B26C9 M7F8 V1116E30VBR5X9	-10.000	25.000	-12.000	.000	SPRF 4.4119 SQ.F.F.
(BDZ248)	CA628 B26C9 M7F8 V1116E30VBR5X9	.000	25.000	-12.000	.000	LRFF 19.2299 INCHES
(BDZ249)	CA628 B26C9 M7F8 V1116E30VBR5X9	5.000	25.000	-12.000	.000	BRFF 37.9359 INCHES
						XMPP 43.5874 INCHES
						YMPD .0000 INCHES
						ZMPD 15.1875 INCHES
						SCALE .0405

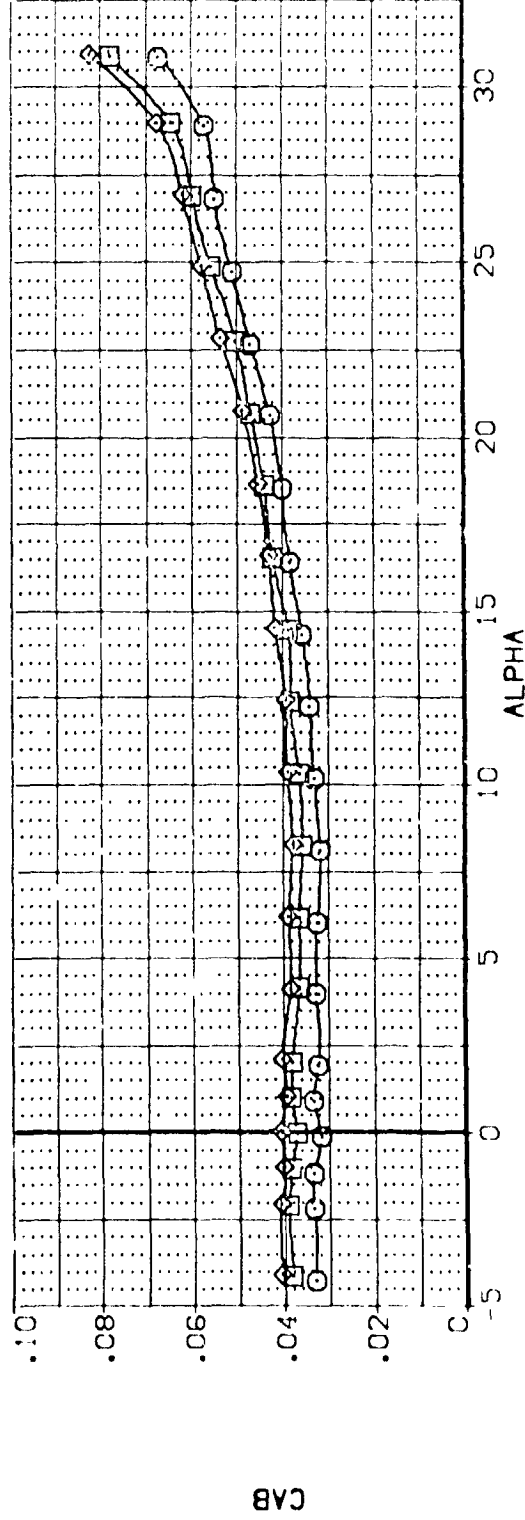
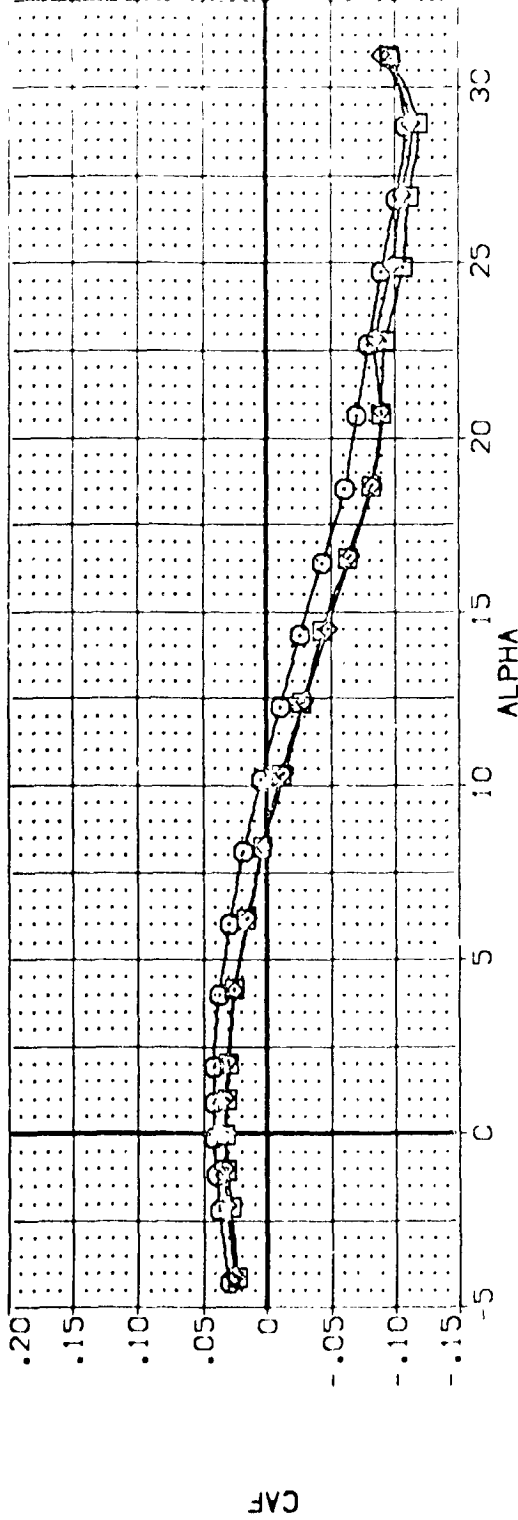


FIG 89 ELEVON EFFECTIVENESS, E30, 25 DEG. FLARE

(A)MACH = .20

DATA SET SYMBO. CONFIGURATION DESCRIPTION

(80Z250)	Q	M7F8	V116E30V8R5X9
(80Z248)	Q	M7F8	V116E30V8R5X9
(80Z249)	Q	M7F8	V116E30V8R5X9

ELEVON SPOBRK BDF LAP RUDDER

-10.000	25.000	.000	.000
.000	25.000	-12.000	.000
5.000	25.000	-12.000	.000

REFERENCE INFORMATION

SREF	4.4118	SCALE	
LREF	19.2293	SCALE	
BREF	37.9359	SCALE	
XREF	43.5574	SCALE	
YREF	.0000	SCALE	
ZREF	15.1875	SCALE	
SCALE	.0400	SCALE	

FOREBODY DRAG COEFFICIENT, CDF

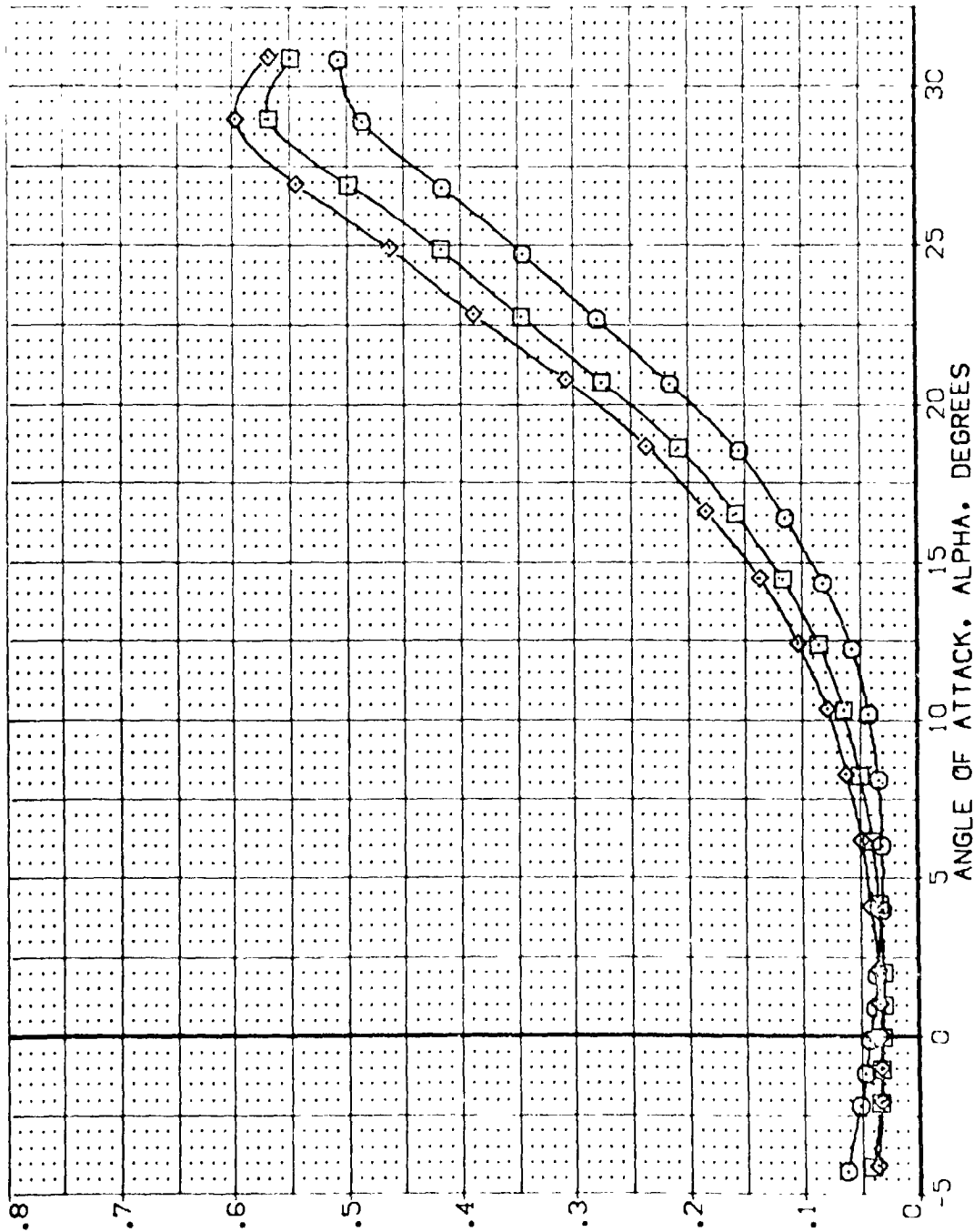


FIG 89 ELEVON EFFECTIVENESS, E30, 25 DEG. FLARE

(A)MAC = .20

DATA SET SYMBOL CONFIGURATION DESCRIPTION REFERENCE INFORMATION

(BD7250)	0A62B	826C9	M7F8	V116E30V8RSX9	SREF	4.4119	SO.F.T.
(BD7248)	0A62B	826C9	M7F8	V116E30V8RSX9	UREF	19.2299	INCHES
(BD7249)	0A62B	826C9	M7F8	V116E30V8RSX9	BREF	37.9359	INCHES
					XMRP	43.5974	INCHES
					YMRP	.0000	INCHES
					ZMRP	15.1875	INCHES
					SCALE	.0405	INCHES

ELEVON SPDBRK BOFLAP RUDDER

-10.000	25.000	-12.000	.000
.000	25.000	-12.000	.000
5.000	25.000	-12.000	.000

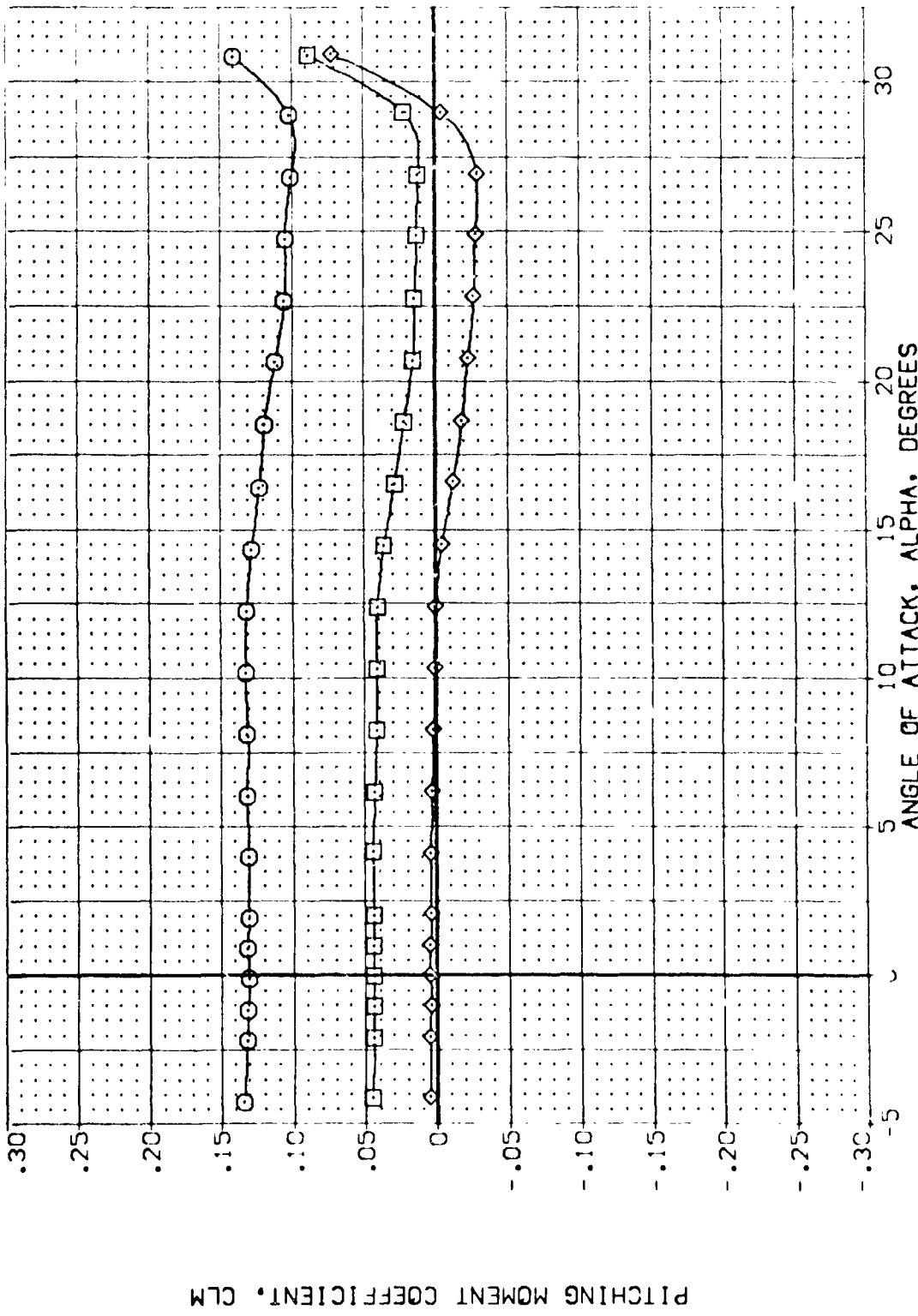


FIG 89 ELEVON EFFECTIVENESS, E30, 25 DEG. FLARE

(C)MAC = .20

DATA SET SYMBOL CONFIGURATION DESCRIPTION
 (B02250) O B26C9 M7F8 V116E30V8R5X9
 (B02248) O B26C9 M7F8 V116E30V8R5X9
 (B02249) X B26C9 M7F8 V116E30V8R5X9

ELEVON SPOBRK BDFLAP RUDDER REFERENCE INFORMATION
 -10.000 25.000 25.000 4.4119 SCALE \$
 .000 .000 .000 19.2199 SCALE \$
 5.000 25.000 -12.000 37.3359 SCALE \$
 .000 .000 -12.000 43.5974 SCALE \$
 YMRP .0000 YMRP .0000
 ZMRP 15.1875 ZMRP 15.1875
 SCALE .0400 SCALE .0400

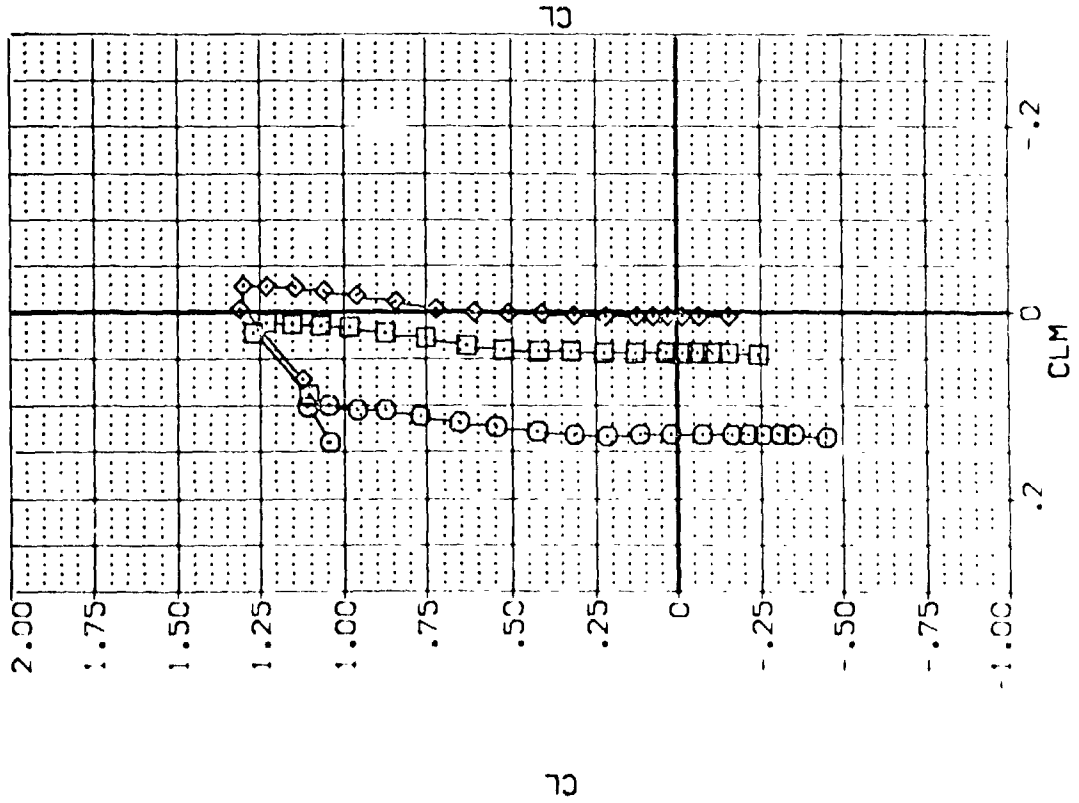


FIG 89 ELEVON EFFECTIVENESS, E30, 25 DEG. FLARE

CADYAC- = .20

LONGITUDINAL CENTER OF PRESSURE, XCP/L

DATA SET	SYMBOL	CONFIGURATION DESCRIPTION	ELEVON	SPOBRN	BDF LAR	R L ODER	REFERENCE INFORMATION
(BD7750)	□	CA629 B76C9 M718 V1:BE30VBR5X9	-10.000	25.000	-12.000	.000	SREF 4.4119 SCALE
(BD7248)	○	CA629 B76C9 M718 V1:BE30VBR5X9	1.000	25.000	-12.000	.000	BRF 19.2799 SCALE
(BD7249)	◇	CA629 B76C9 M718 V1:BE30VBR5X9	5.000	25.000	-12.000	.000	XMPD 37.9359 SCALE
							YMPD 43.1574 SCALE
							ZMPD 15.1875 SCALE
							SCALE 1.9405

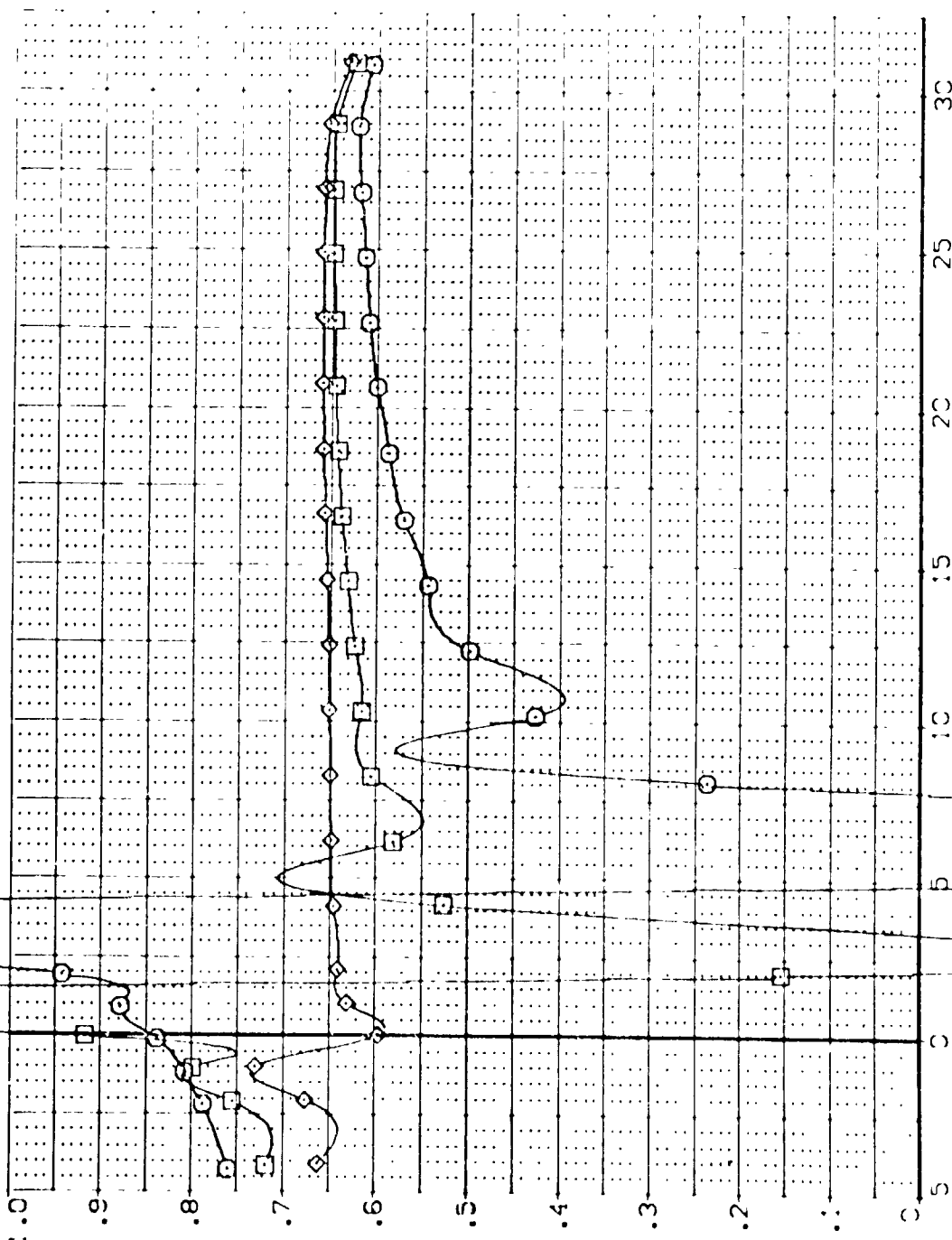


FIG 89 ELEVON EFFECTIVENESS, E30, 25 DEG. FLARE

CA629 .20

DATA SET SYMBOL CONFIGURATION DESCRIPTION REFERENCE INFORMATION

DATA SET SYMBOL	CONFIGURATION DESCRIPTION	ELEVON	SPODBK	BOFLAP	RJODER	SREF	4.4119	SCALE
(802750)	M7F8 W116E30V8F5X9	-10.000	25.000	-12.000	.000	LREF	19.2799	INCHES
(802748)	M7F8 W116E30V8F5X9	.000	25.000	-12.000	.000	BREF	37.9359	INCHES
(802749)	M7F8 W116E30V8F5X9	5.000	25.000	-12.000	.000	XMRP	43.5874	INCHES
						ZMRP	15.1875	INCHES
						SCALE	.0400	SCALE

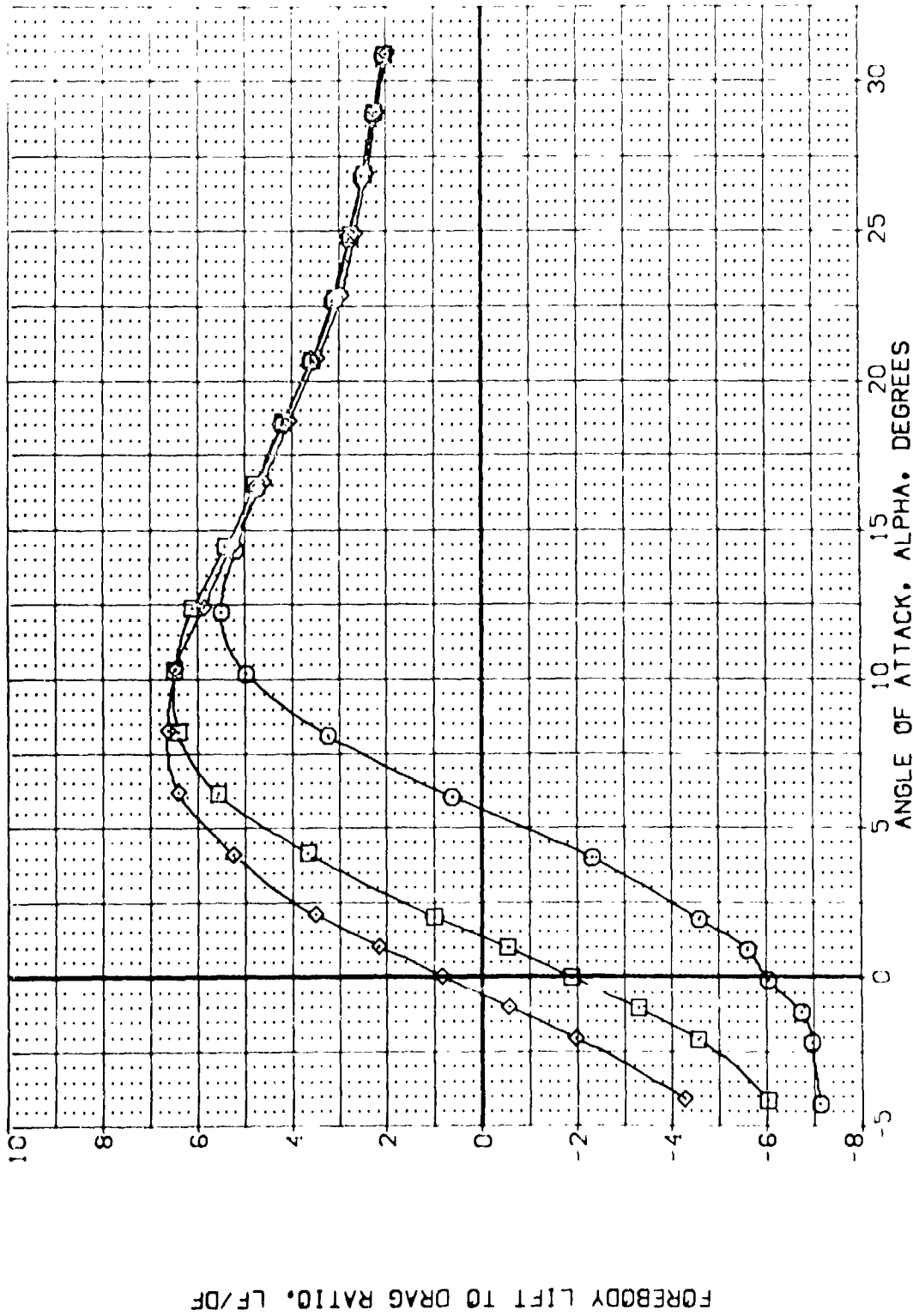


FIG 89 ELEVON EFFECTIVENESS, E30, 25 DEG. FLARE

(A)YACF = .20

0A62B B26C9 M7F8 W116E30V8R5X9 (EDZ250)

SYMBOL	ALPHA	PARAMETRIC VALUES				DATA SOURCE				REFERENCE INFORMATION			
○	.000	MACH	.200	BFLAP	-12.000	DATASET	DELVON	EDZ248	SREF	4.4119	SCALE	1.000	VALUES
		A1LRON	.000	RJODER	.000	EDZ250	-10.000	EDZ248	LREF	19.2798	VALUES	1.000	VALUES
		SPDRK	75.000	BETA	.000	EDZ249	5.000		XREF	37.9358	VALUES	1.000	VALUES
									YREF	43.5874	VALUES	1.000	VALUES
									ZREF	15.1873	VALUES	1.000	VALUES
									SCALE	.0405	SCALE	1.000	VALUES

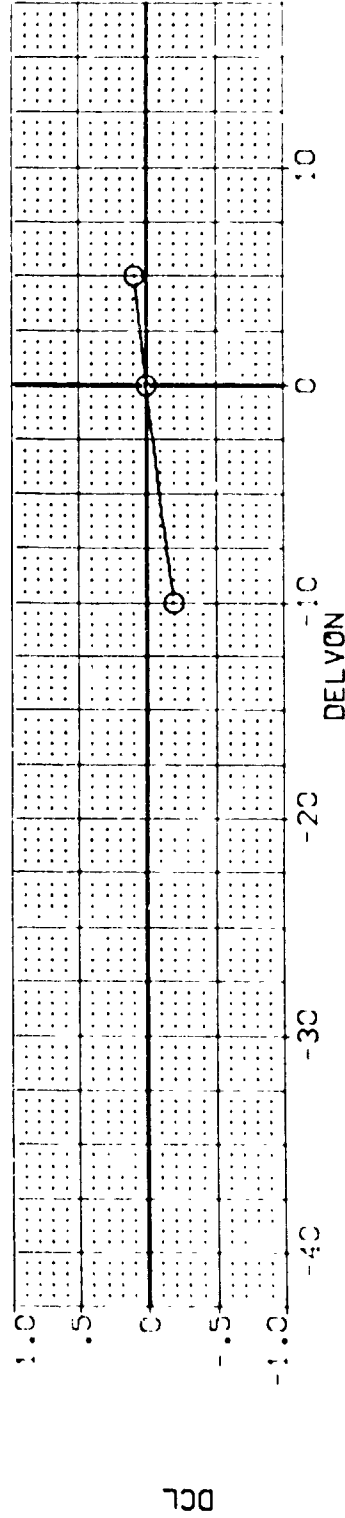
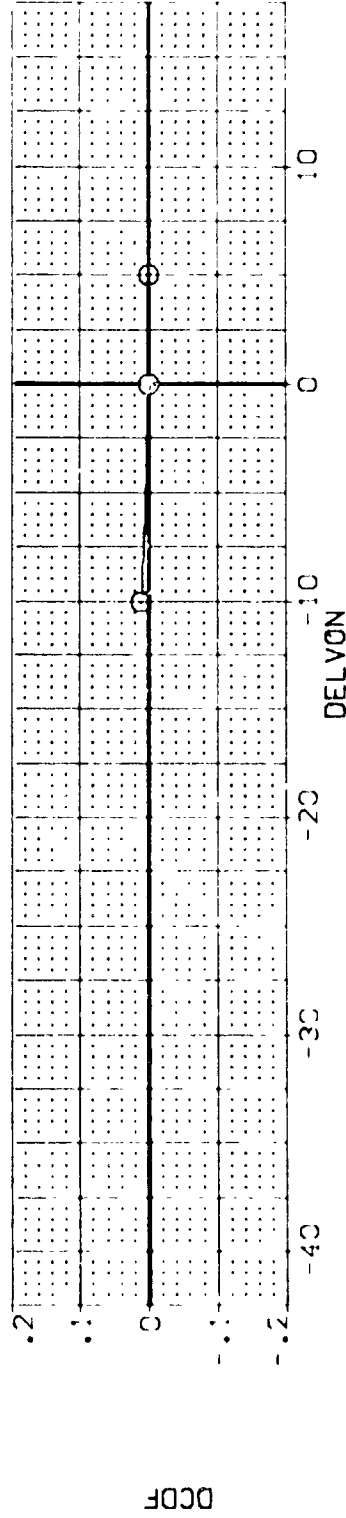
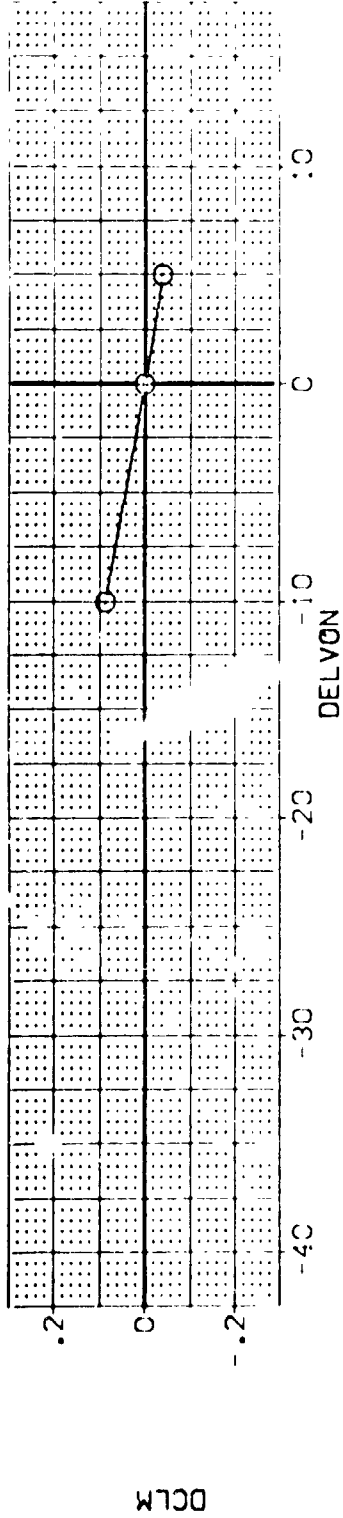


FIG 89 ELEVON EFFECTIVENESS, E30, 25 DEG. FLARE

SYMBOL ○
 ALPHA 5.000
 MACH AILRON SPOBRK
 PARAMETRIC VALUES
 .200 BOFLAP
 .000 RJOORR
 25.000 BETA
 DATA SOURCE
 DELVON -12.000 DATASET EDZ250
 DELVON -10.000 DATASET EDZ248
 DELVON -5.000 DATASET EDZ249
 REFERENCE INFORMATION
 4.4119 SCALE
 19.2299 SCALE
 37.9333 SCALE
 43.5974 SCALE
 .0000 SCALES
 .0000 SCALES
 15.1875 SCALES
 .0405 SCALE

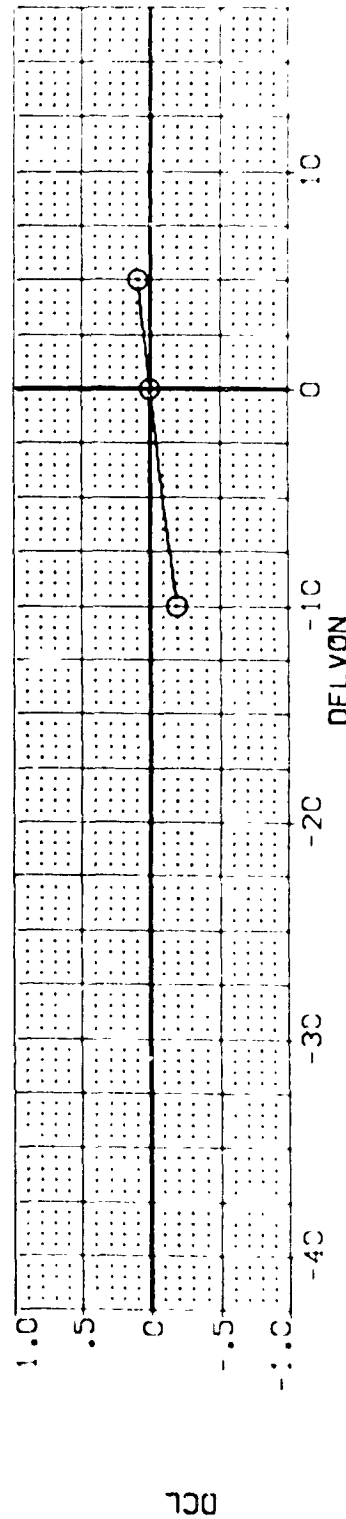
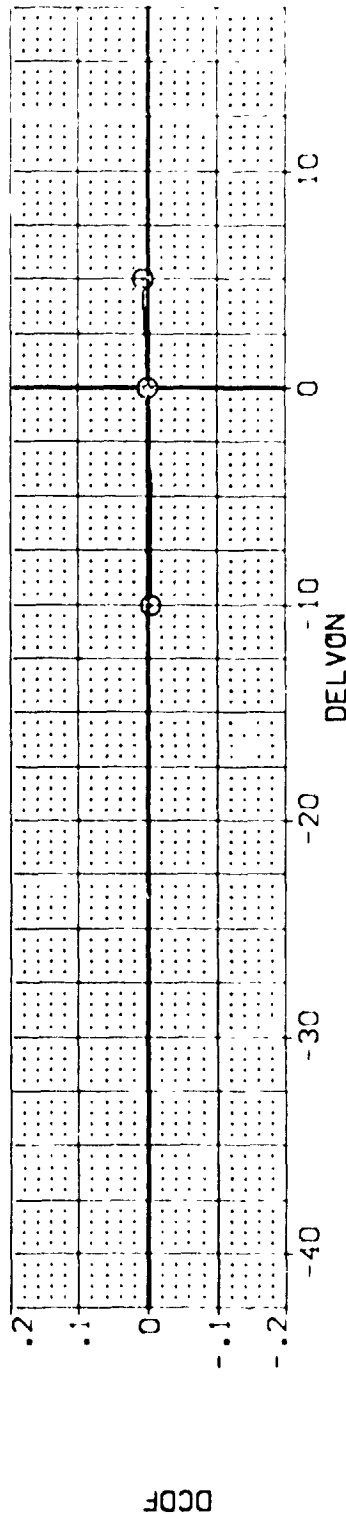
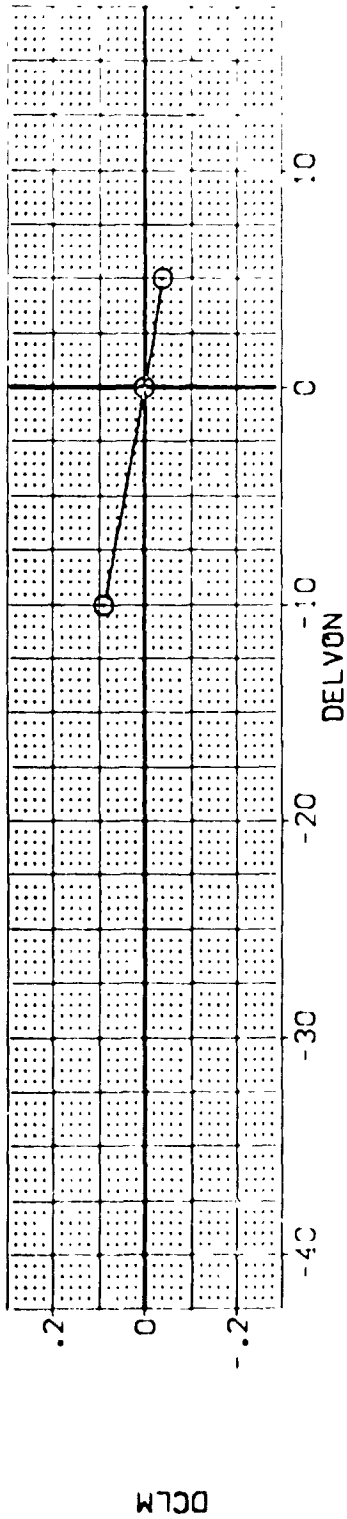


FIG 89 ELEVON EFFECTIVENESS, E30, 25 DEG. FLARE

CA628 B26C9 M7F8 W116E30V8R5X9 (EDZ250)

SYMBOL	ALPHA	MACH	PARAMETRIC VALUES	DATA SOURCE	REFERENCE INFORMATION
○	10.000	A1LR0N	.700 BDFLAP	DELTON	SCALE
		SPDRK	.000 RLOOR	EDZ248	DEF
			25.000 BETA	EDZ249	SCALE
				EDZ250	SCALE
				EDZ248	SCALE
				EDZ249	SCALE
				EDZ250	SCALE
				EDZ248	SCALE
				EDZ249	SCALE
				EDZ250	SCALE

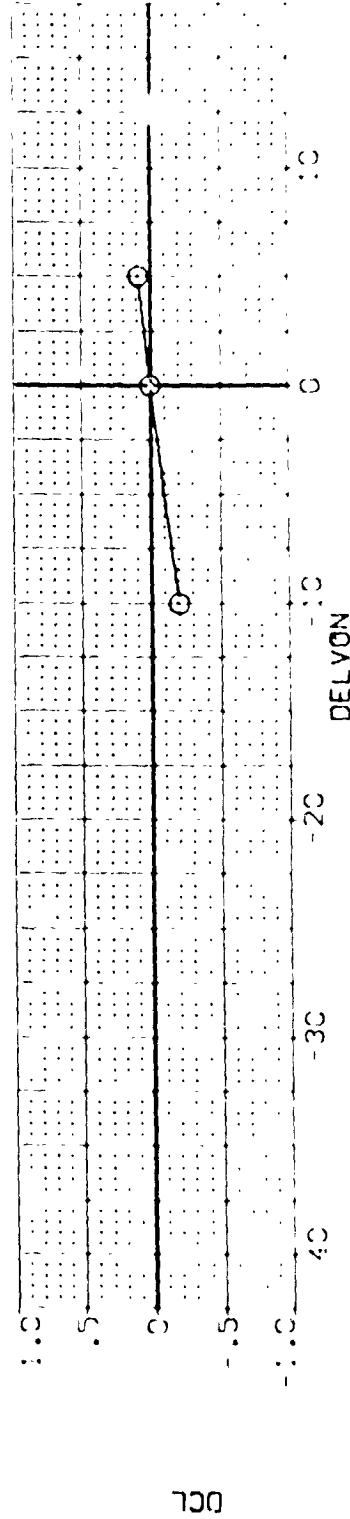
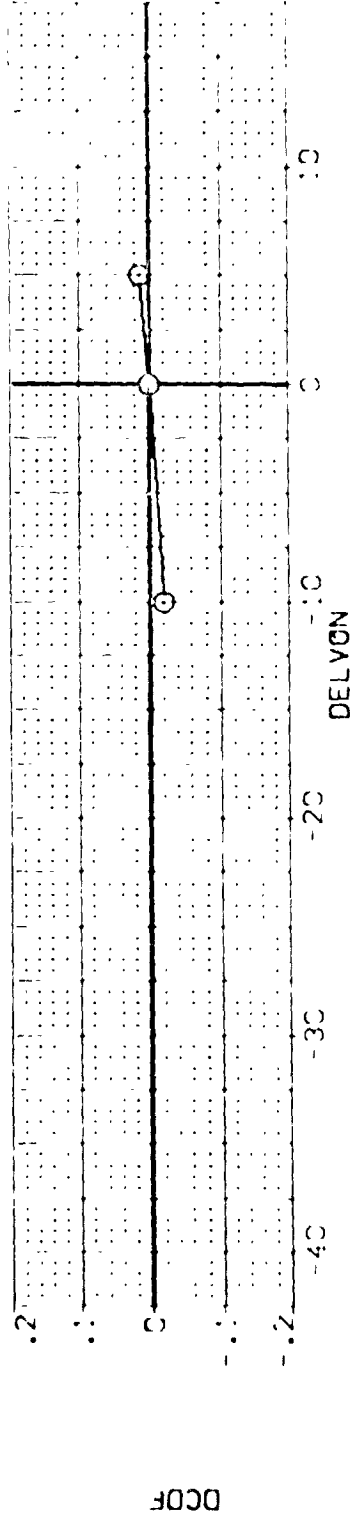
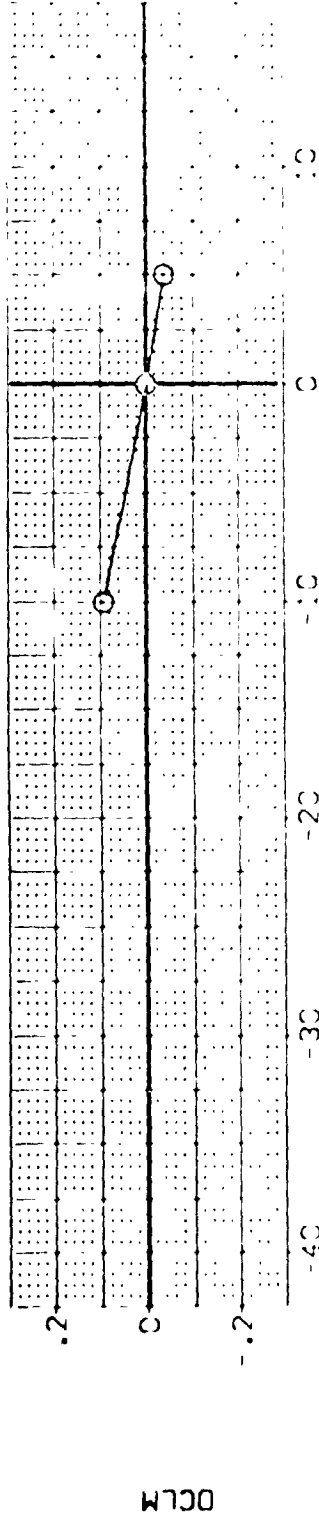


FIG 89 ELEVON EFFECTIVENESS, E30, 25 DEG. FLARE

(EDZ250)

W:16E30V8R5X9

M7F8

JA628 B26C9

ALPHA

SYMBOL

○

15.000

MACH
AILRON
SPOBRK

PARAMETRIC VALUES
.200 BOFLAP
.000 RUDDER
75.000 BETA

DATA SOURCE
DELVON
-10.000
5.000

DATASET
EDZ248

DELVON
.000
XREF
YREF
ZREF
SCALE

REFERENCE INFORMATION
4.4118
19.5769
37.9329
43.5974
.0000
15.1875
.0405

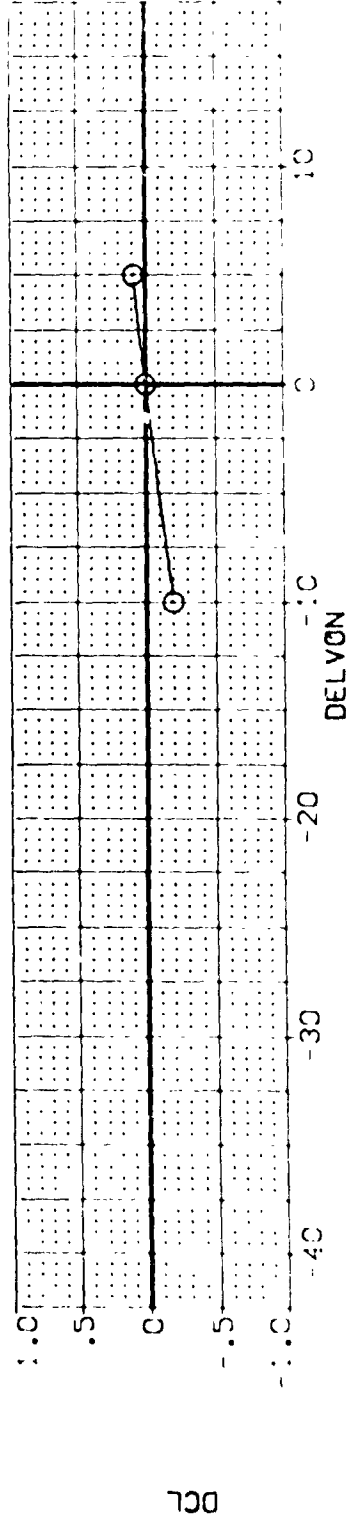
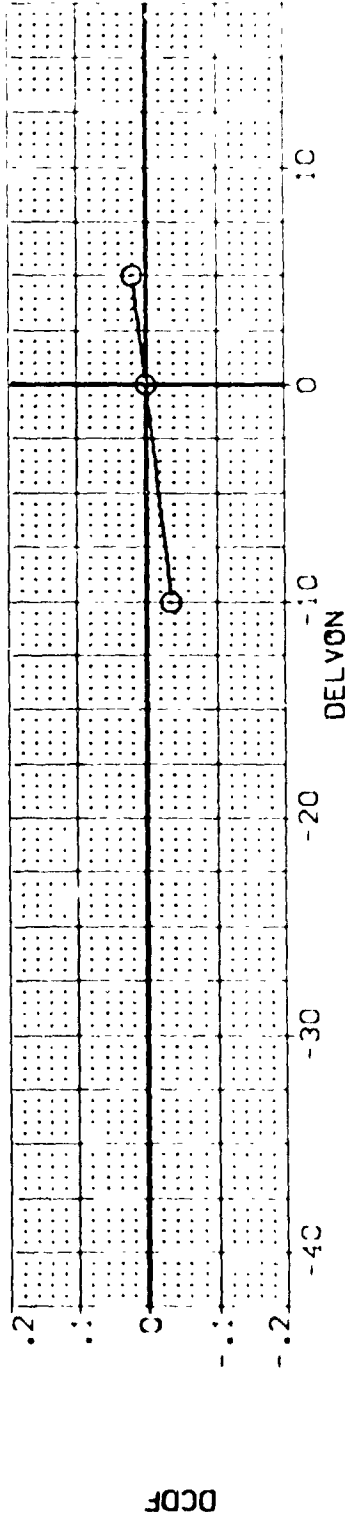
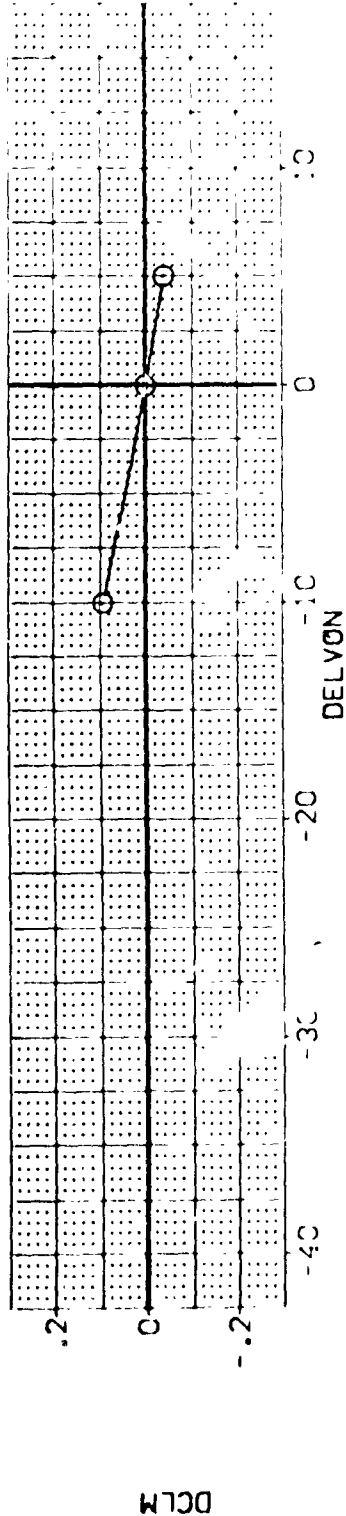


FIG 89 ELEVON EFFECTIVENESS, E30, 25 DEG. FLARE

CA628 B26C9 M7F8 W116E30V8R5X9 (EDZ250)

PARAMETRIC VALUES
 MACH .200 BDF LAP -12.000
 ATLRON .000 R ADER .000 EDZ250
 SPDRK 25.000 BETA .000 EDZ249

DATA SOURCE
 DELVON -10.000
 5.000

DELVON .000
 DATASET EDZ248

DELVON SREF
 XREF
 YREF
 ZREF
 SCALE

REFERENCE INFORMATION
 SCALE
 SCALE
 SCALE
 SCALE
 SCALE
 SCALE

SYMBOL
 ○

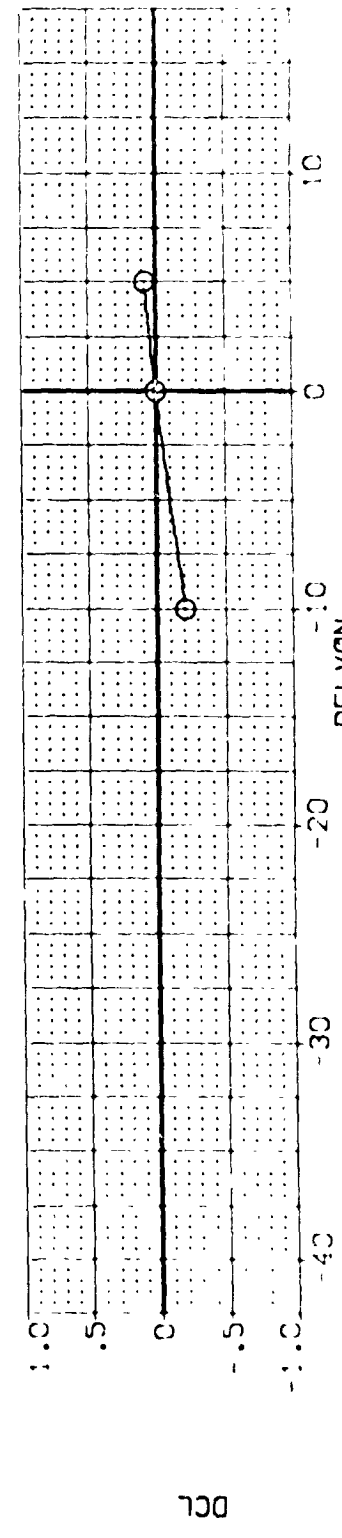
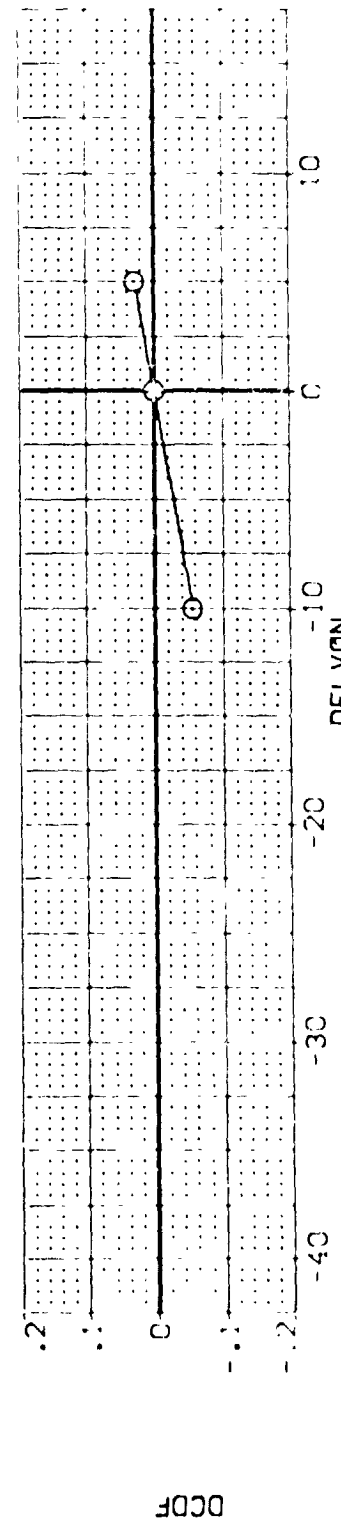
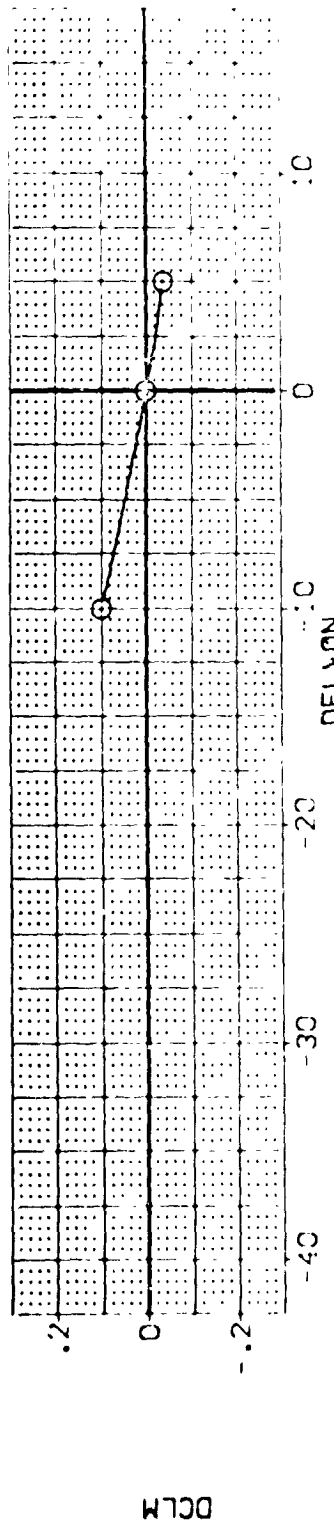


FIG 89 ELEVON EFFECTIVENESS, E30, 25 DEG. FLARE

CA62B B26C9 M7F8 W116E30V8R5X9 (EDZ250)

SYMBOL	ALPHA	MACH	PARAMETRIC VALUES			DATA SOURCE			REFERENCE INFORMATION		
○	25.000	A1.000	.200	BDFLAP	-12.000	DELVN	EDZ250	SREF	4.4119	SCPT	SCPT
		SPDRK	.000	RLODR	.000	DELVN	EDZ249	REF	19.2799	NGLES	NGLES
			25.000	BETA	.000	DELVN	EDZ248	BREF	37.9319	NGLES	NGLES
						5.000		XPRP	43.5874	NGLES	NGLES
								YPRP	.0000	NGLES	NGLES
								ZPRP	15.1875	SCALE	SCALE
								SCALE	.0405		

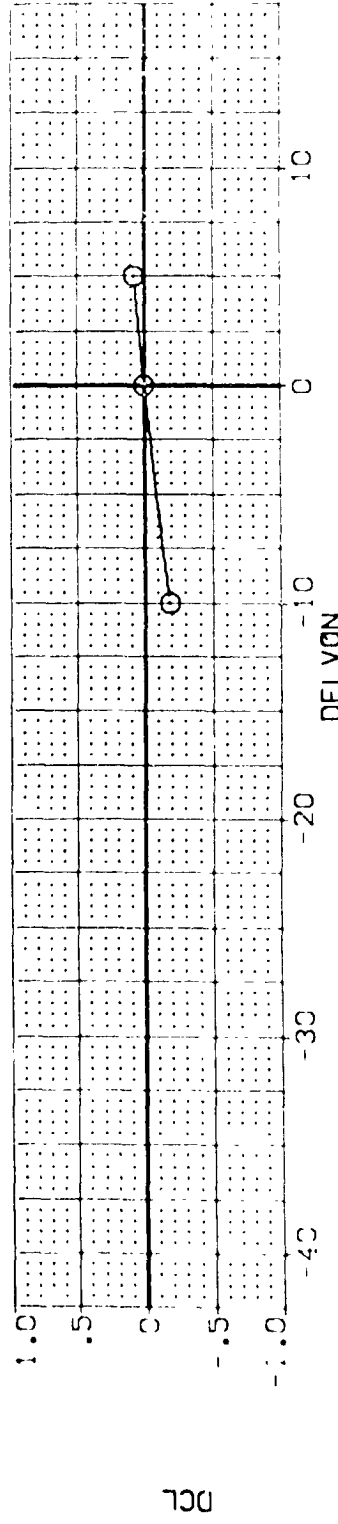
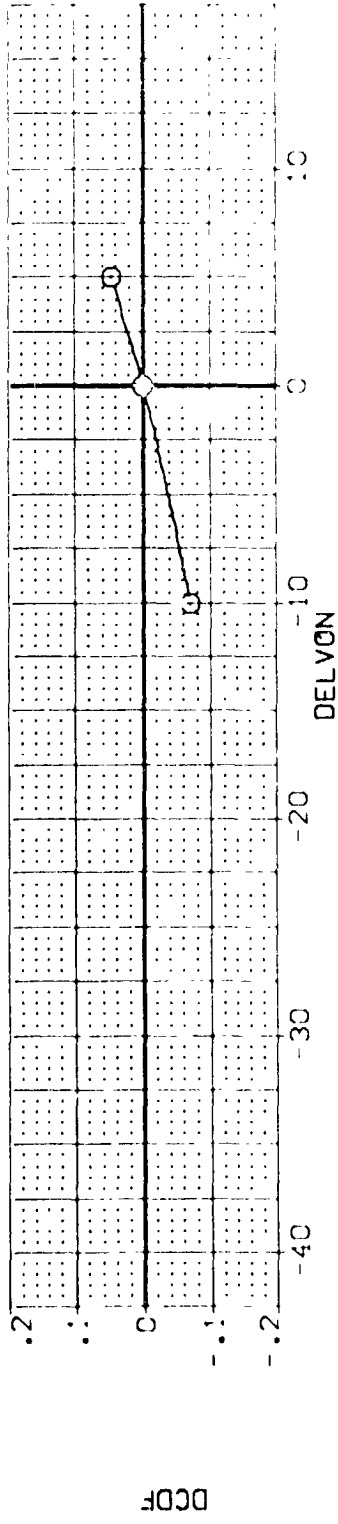
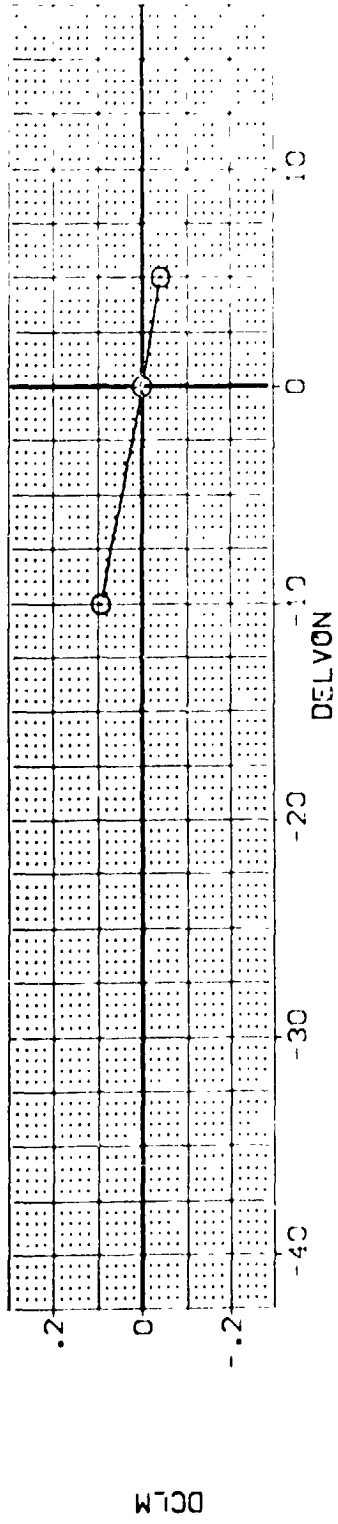


FIG 89 ELEVON EFFECTIVENESS, E30, 25 DEG. FLARE

0A62B 826C9 M7F8 W1:6E30V8R5X9 (EDZ25C)

SYMBOL	○
ALPHA	30.000
MACH	.700
ALLRON	.000
SPOBPM	75.000
BOFLAP	-12.000
RJORDER	.000
BETA	.000
DATA SOURCE	DELVON
DATASET	EDZ24B
DELVON	.000
SPEF	REF
REF	19.2292
YAPP	37.9356
ZAPP	43.9874
SCALE	.0000
SCALE	15.1875
SCALE	.0405

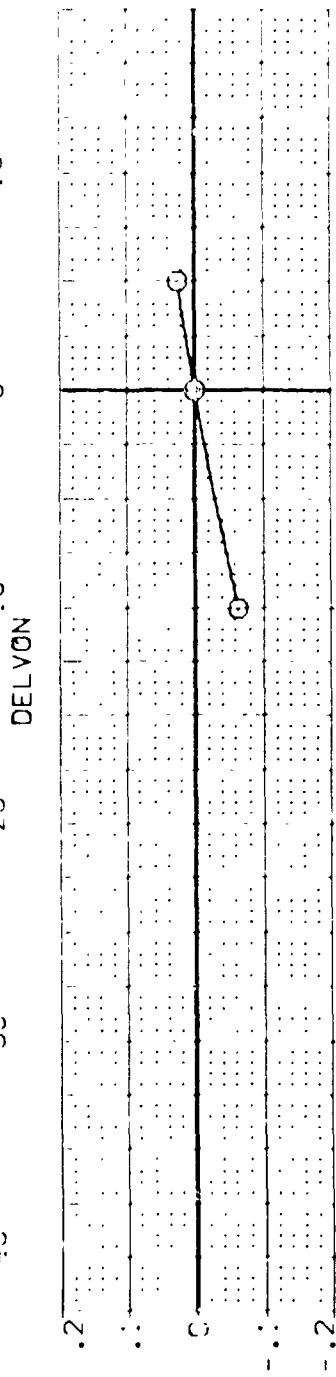



FIG 89 ELEVON EFFECTIVENESS, E30, 25 DEG. FLARE

CA62B B26C9 M7F8 W116E30V8R5X9 (EDZ250)

SYMBOL	ALPHA	MACH	PARAMETRIC VALUES			DATA SOURCE			REFERENCE INFORMATION		
○	.000	A1LRON	.200	BOFLAP	-12.000	UAIASET	DELVON	SREF	4.4119	SCALE	SCALF
		SPOBRK	.000	RJODER	.000	EDZ250	-10.000	LREF	19.2298		SCALG
			25.000	BETA	.000	EDZ249	5.000	BREF	37.9359		SCALI
								XMRP	43.5974		SCALJ
								YMRP	.0000		SCALK
								ZMRP	15.1875		SCALM
								SCALE	.0405		SCALN

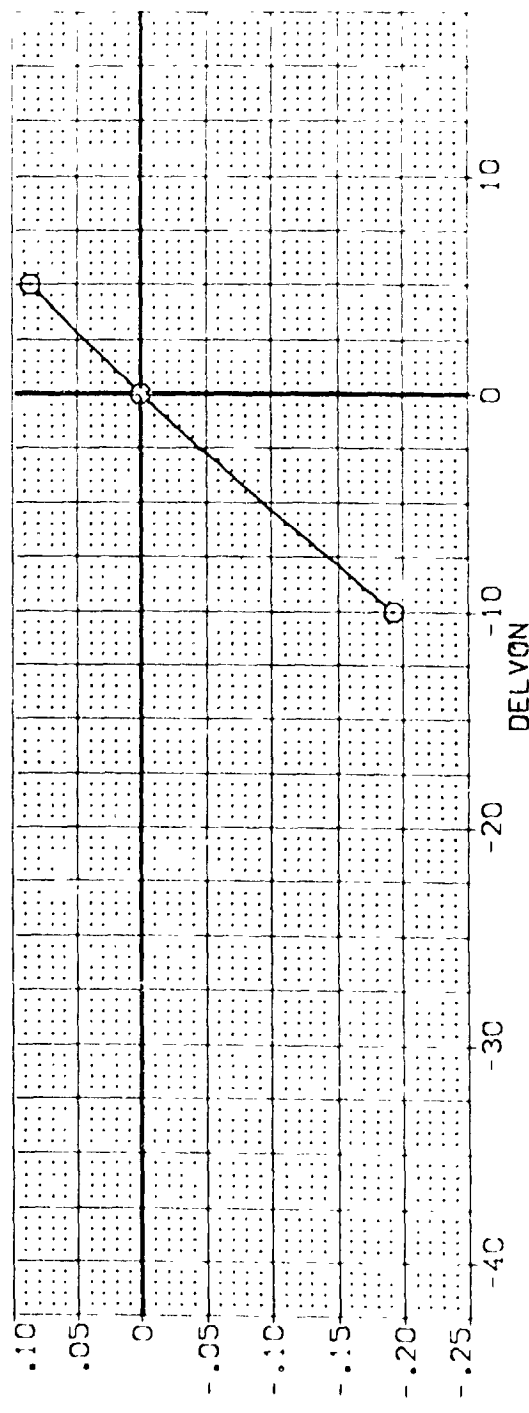
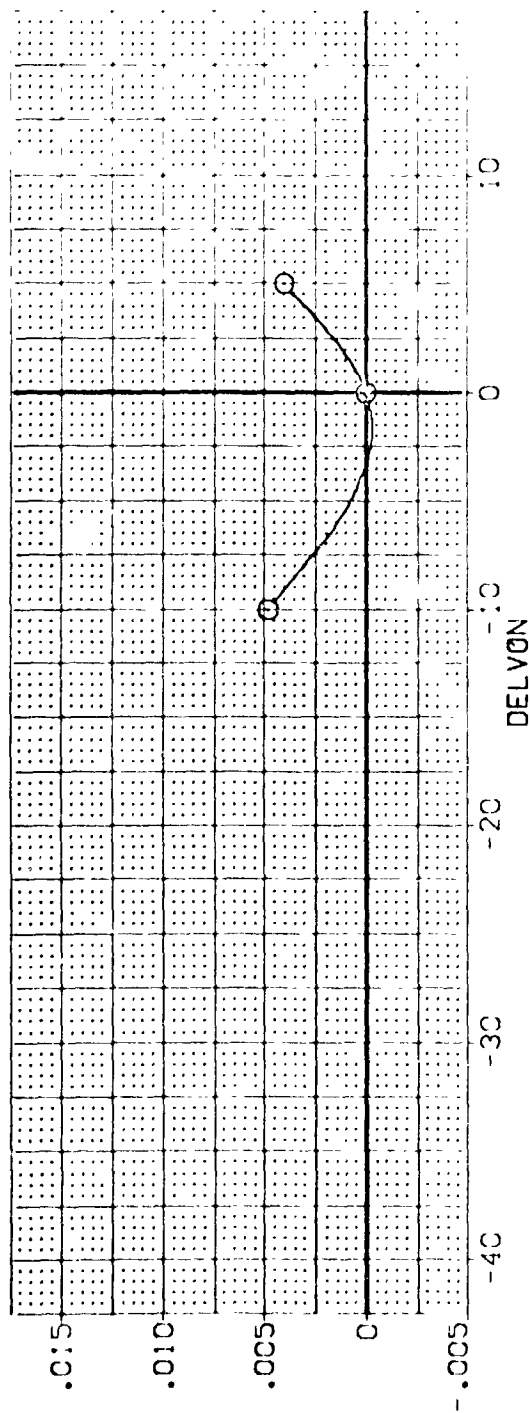


FIG 89 ELEVON EFFECTIVENESS, E30, 25 DEG. FLARE

0A62B B26C9 M7F8 W116E30V8R5X9 (EDZ250)

SYMBOL	ALPHA	MACH	PARAMETRIC VALUES		DATA SOURCE		REFERENCE INFORMATION	
○	5.000	AILRON	.200	BOFLAP	-12.000	DATASET	DELVON	SREF
		SPOBRK	.000	RJODER	.000	EDZ250	.000	LREF
			75.000	BETA	.000	EDZ249		BMREF
								XMRP
								YMRP
								ZMRP
								SCALE
								4.4119
								19.2298
								37.9359
								43.5874
								.0000
								15.1875
								.0405

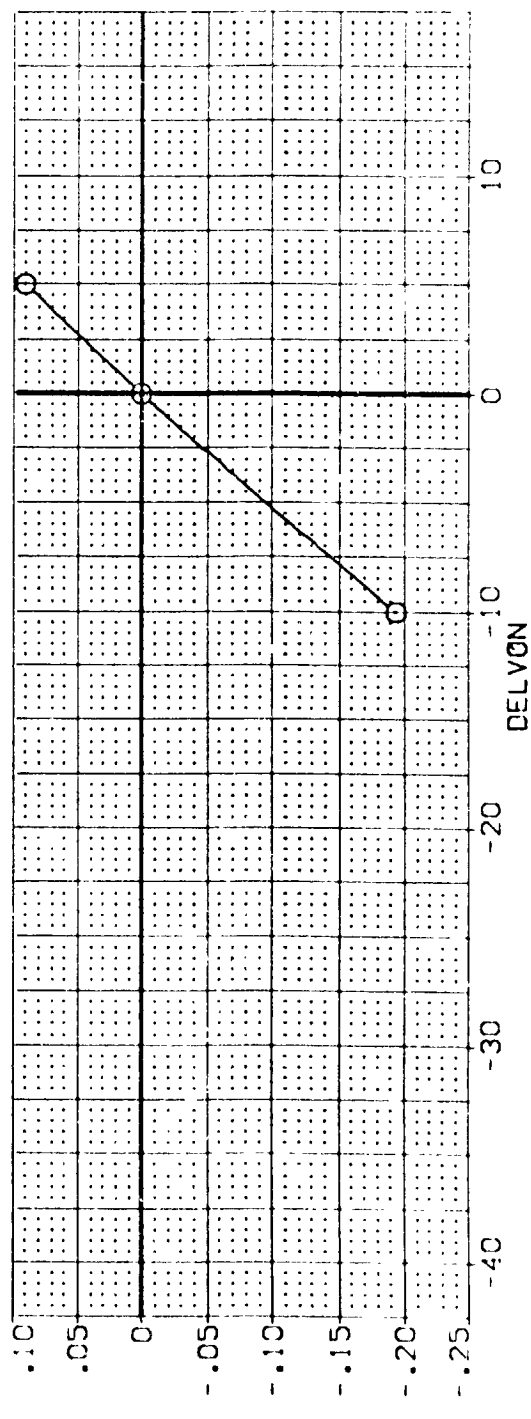
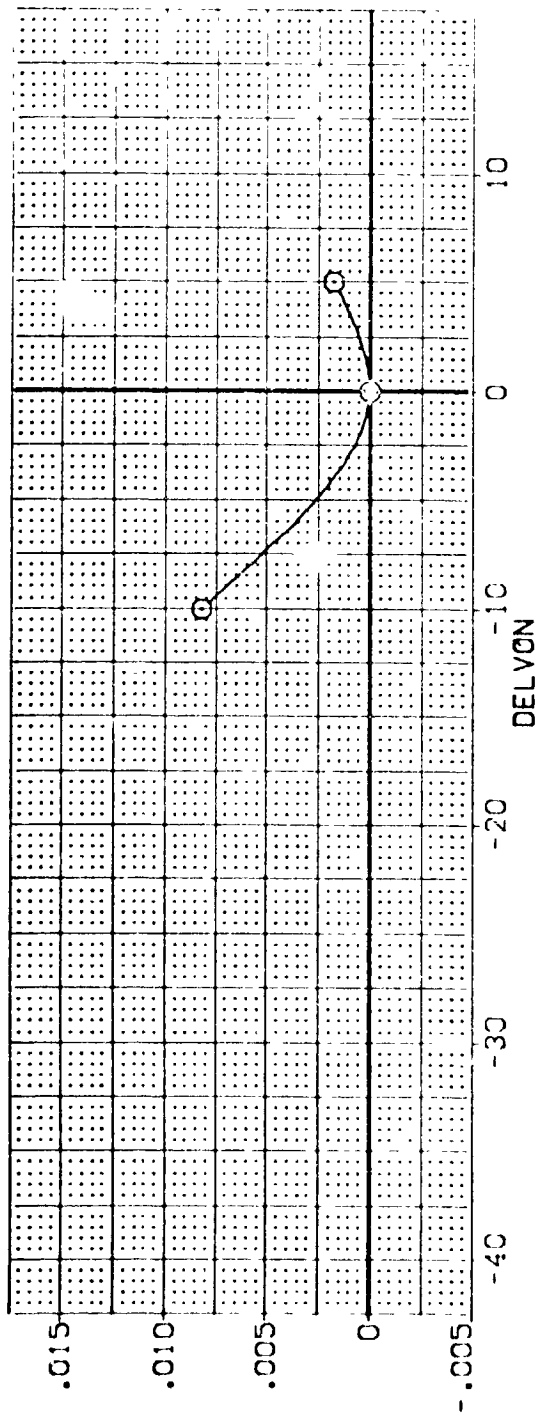


FIG 89 ELEVON EFFECTIVENESS, E30, 25 DEG. FLARE

(EDZ250)

0A628 B26C9 M7F8 W116E30V8R5X9

SYMBOL ○

PARAMETRIC VALUES

MACH .200 BOFLAP .000 RUDDER .000 BETA 25.000

ALPHA 10.000

DATA SOURCE

DELVON -10.000 DATASET EDZ250

DELVON .000 DATASET EDZ248

SCALE

SCALE 4.4119

SCALE 19.2299

SCALE 37.9359

SCALE 43.9974

SCALE .0000

SCALE 15.1875

SCALE .0405

REFERENCE INFORMATION

SREF 4.4119

LREF 19.2299

BREF 37.9359

XMRP 43.9974

YMRP .0000

ZMRP 15.1875

SCALE .0405

DATA SOURCE

DELVON -10.000 DATASET EDZ250

DELVON .000 DATASET EDZ248

PARAMETRIC VALUES

MACH .200 BOFLAP .000 RUDDER .000 BETA 25.000

ALPHA 10.000

SCALE

SCALE 4.4119

SCALE 19.2299

SCALE 37.9359

SCALE 43.9974

SCALE .0000

SCALE 15.1875

SCALE .0405

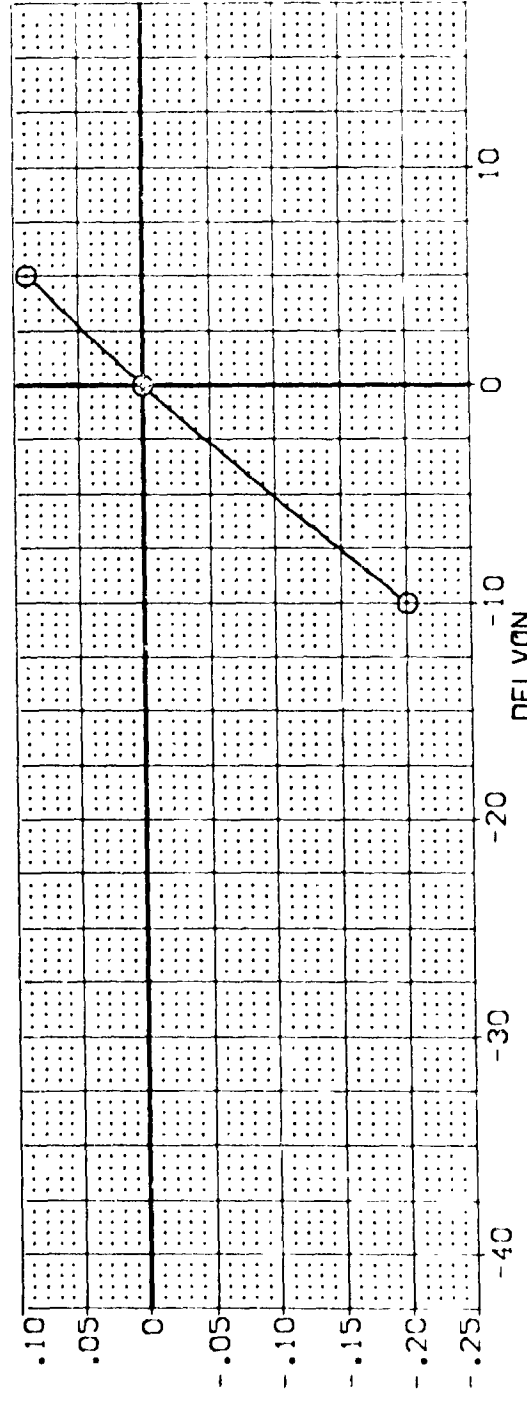
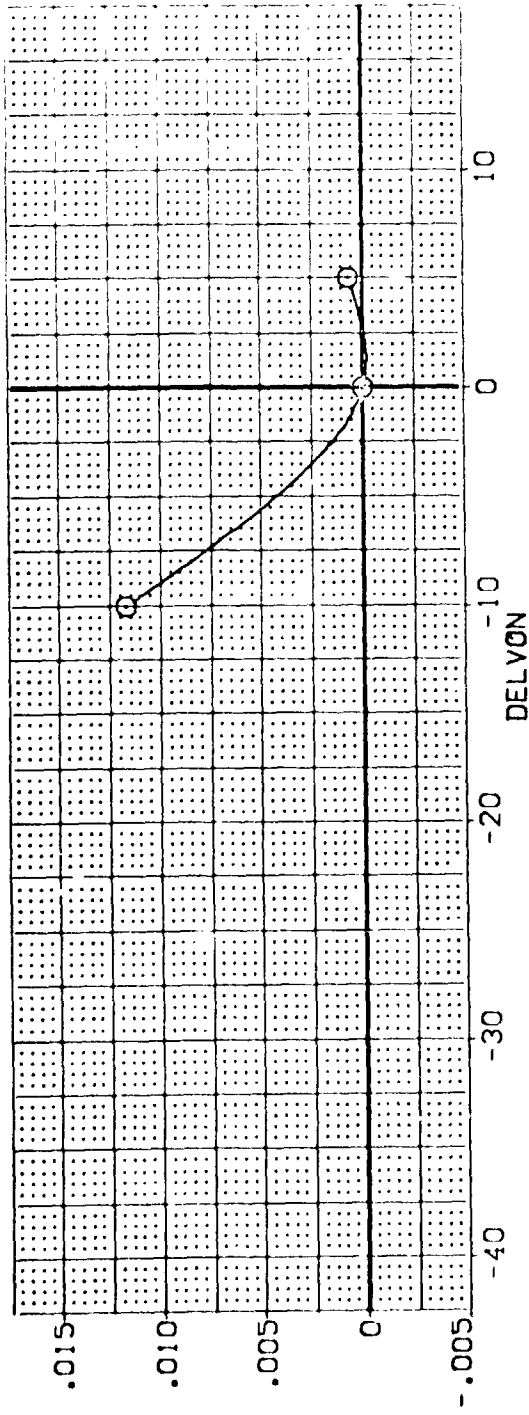


FIG 89 ELEVON EFFECTIVENESS, E30, 25 DEG. FLARE

0A62B B26C9 M7F8 W116E30V8R5X9 (EDZ250)

SYMBOL	ALPHA	MACH	PARAMETRIC VALUES			DATA SOURCE	DATA SET	DELTVN	SREF	REFERENCE INFORMATION		
○	15.000	A1LR0N	.200	BDFLAP	-12.000	.000	EDZ250	.000	4.4119	SCALF	INCHES	INCHES
		SPOBRK	.000	RUDRER	.000	EDZ249	5.000	.000	19.2289	INCHES	INCHES	INCHES
			25.000	BETA	.000				37.9359	INCHES	INCHES	INCHES
									43.5974	INCHES	INCHES	INCHES
									.0000	SCALE	SCALE	SCALE
									15.1875			
									.0405			

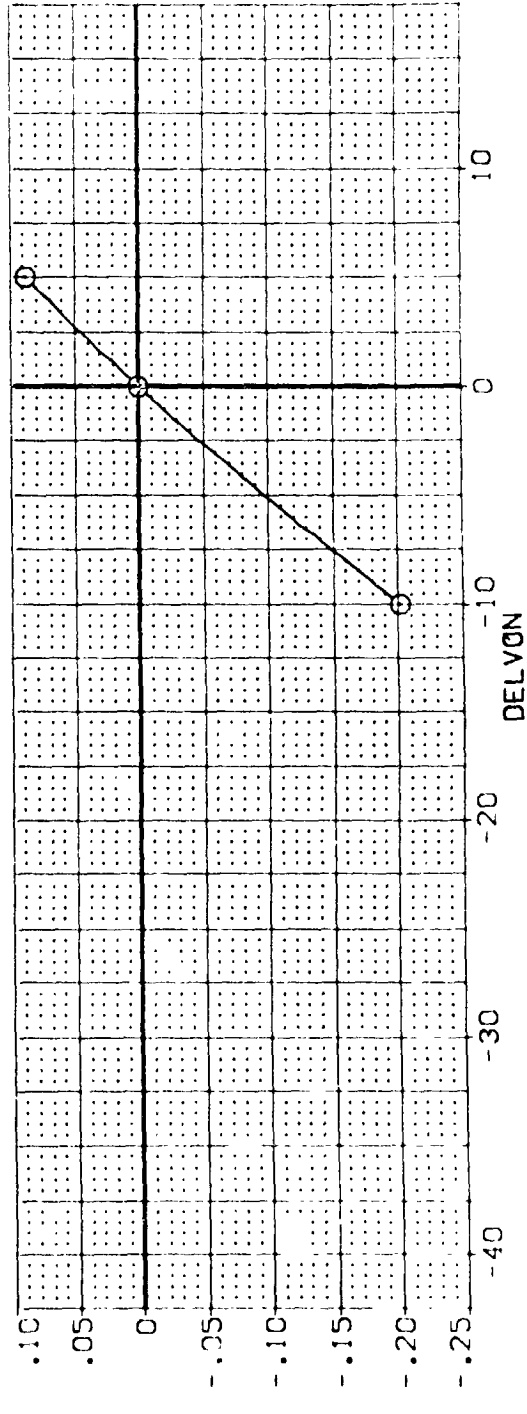
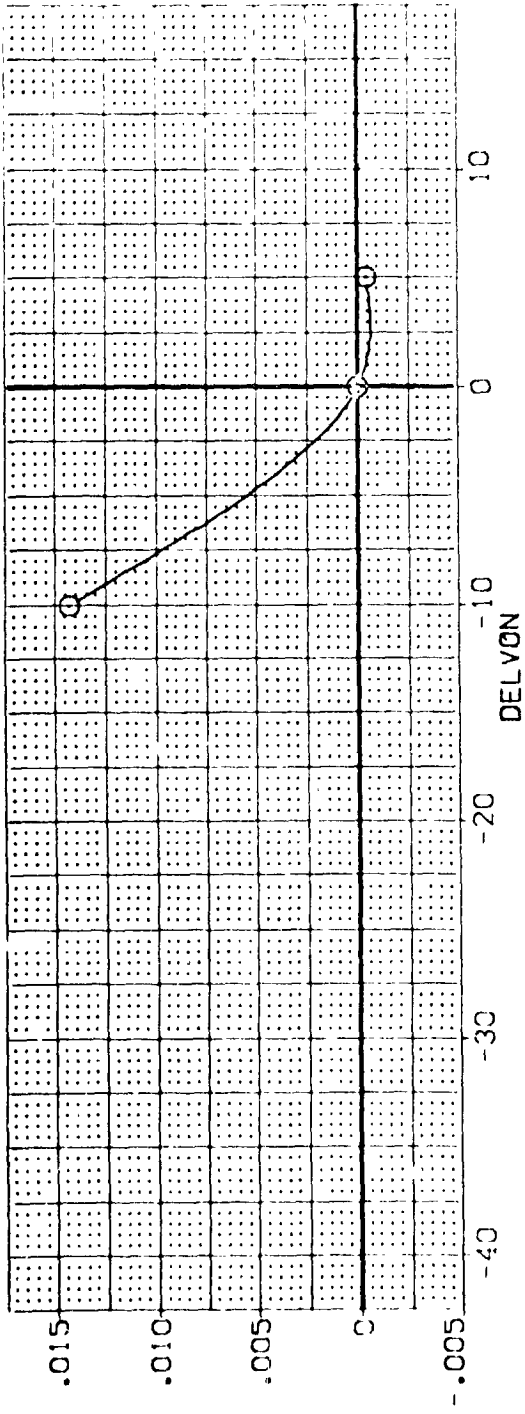


FIG 89 ELEVON EFFECTIVENESS, E30, 25 DEG. FLARE

(EDZ250)

0A628 B26C9 M7F8 W116E30V8R5X9

SYMBOL	ALPHA	MACH	PARAMETRIC VALUES			DATA SOURCE		REFERENCE INFORMATION				
○	20.000	AILRON	.200	BOFLAP	-12.000	DELVON	EDZ248	DELVON	SREF	4.4119	SCALE	NC-ES
		SPOBRK	.000	RUDDER	.000	EDZ250		LREF	19.2299			NC-ES
			25.000	BETA	.000	EDZ249		BREF	37.9359			NC-ES
								XMRP	43.5974			NC-ES
								ZMRP	0.000			NC-ES
								SCALE	15.1875			SCALE

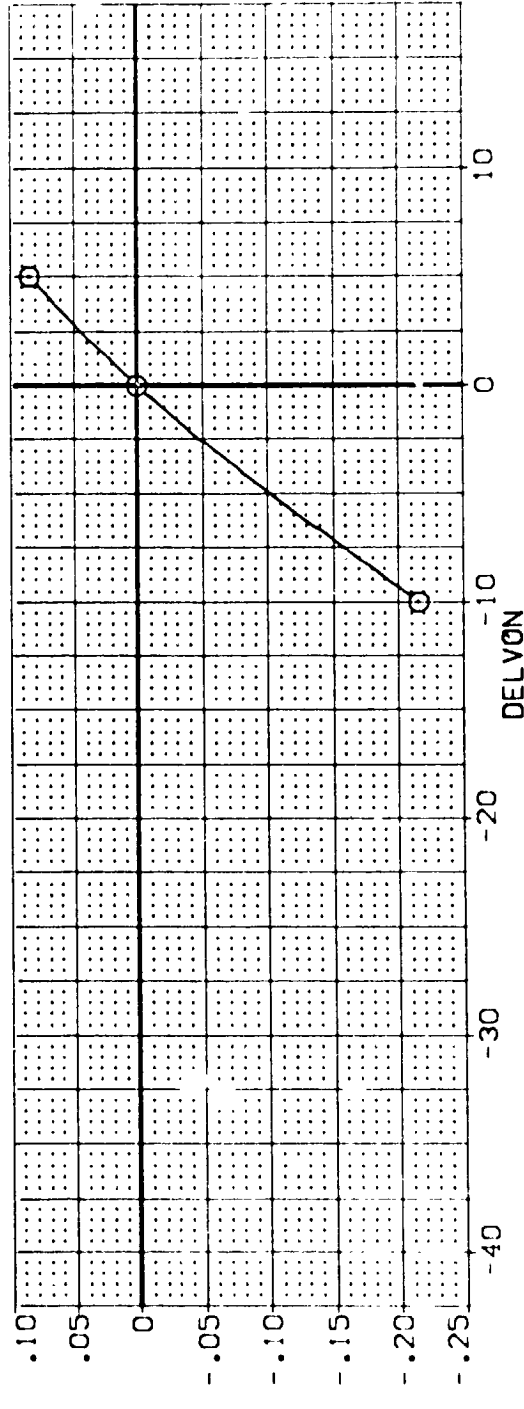
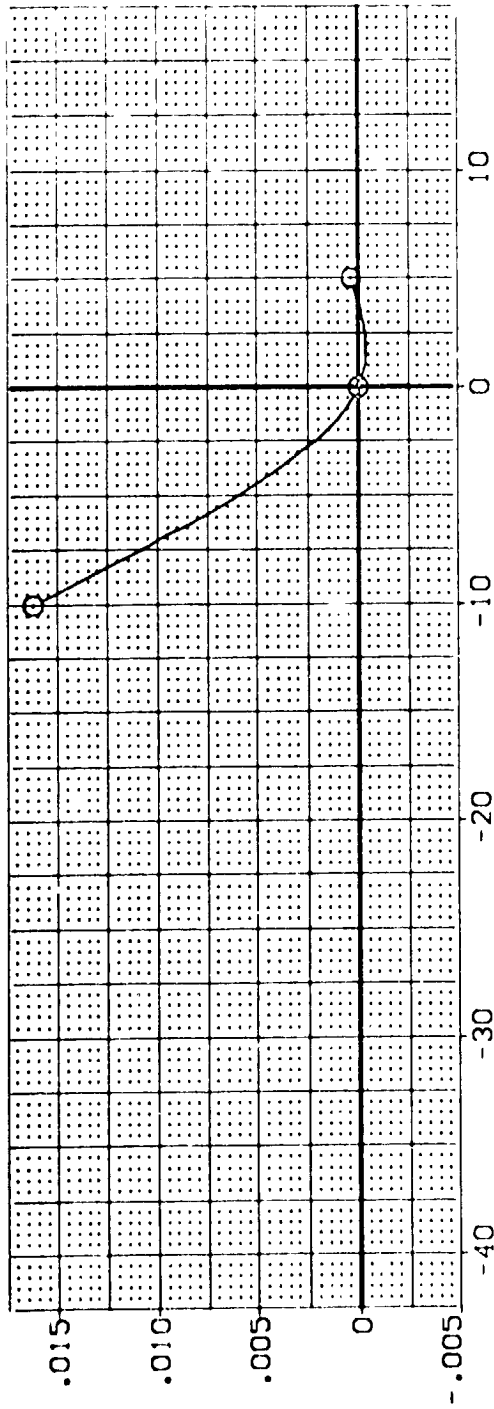


FIG 89 ELEVON EFFECTIVENESS, E30, 25 DEG. FLARE

0A62B B26C9 M7F8 W116E30V8R5X9 (EDZ250)

SYMBOL	ALPHA	MACH	PARAMETRIC VALUES			DATA SOURCE			REFERENCE INFORMATION		
○	25.000		.200	BDFLAP	-12.000	DATASET	DELVON	SREF	4.4118	SCALE	
		ATLRON	.000	RUDDER	.000	EDZ250	-10.000	LREF	19.2298	NCES	
		SPOBRK	25.000	BETA	.000	EDZ249	5.000	BREF	37.9395	NCES	
								XMRP	43.5974	NCES	
								YMRP	.0000	NCES	
								ZMRP	15.1875	NCES	
								SCALE	.0405	SCALE	

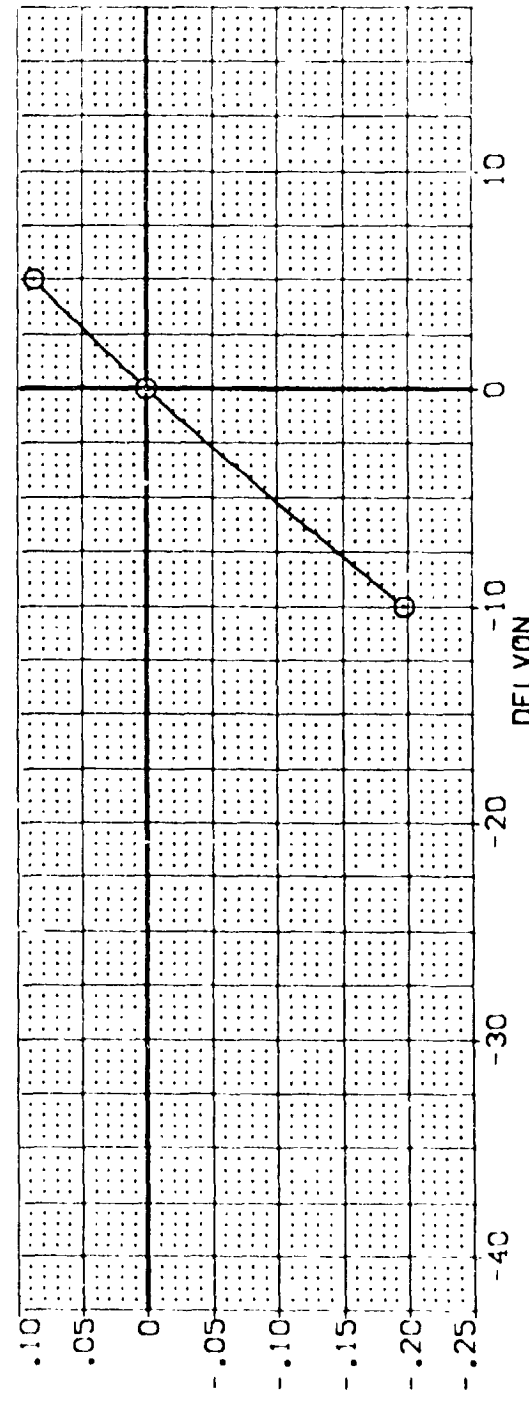
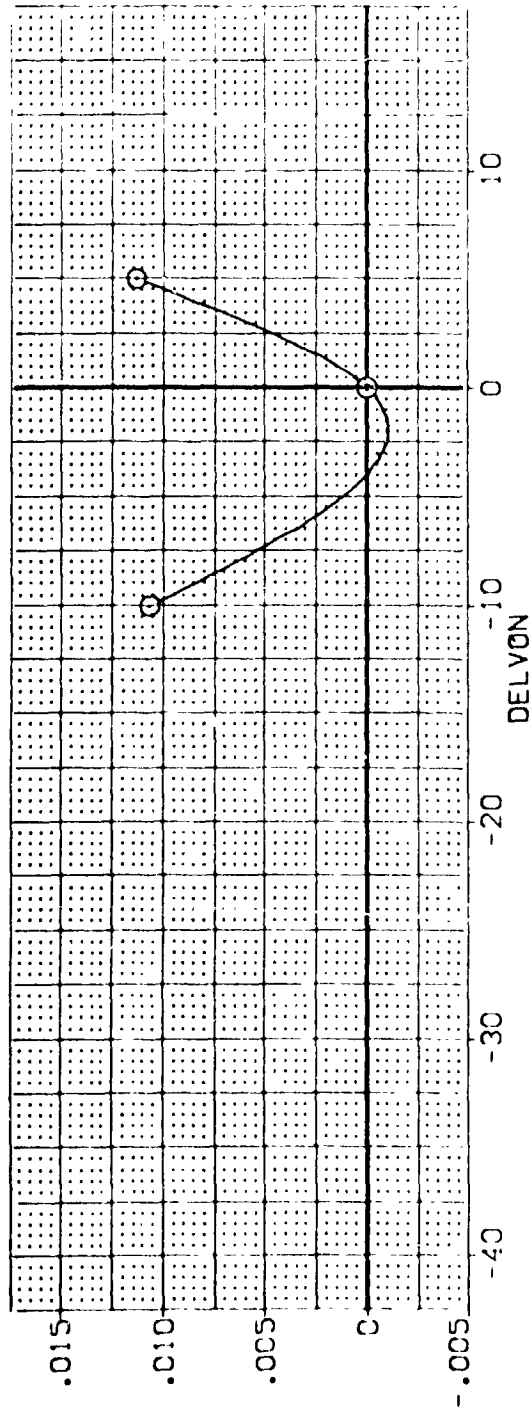
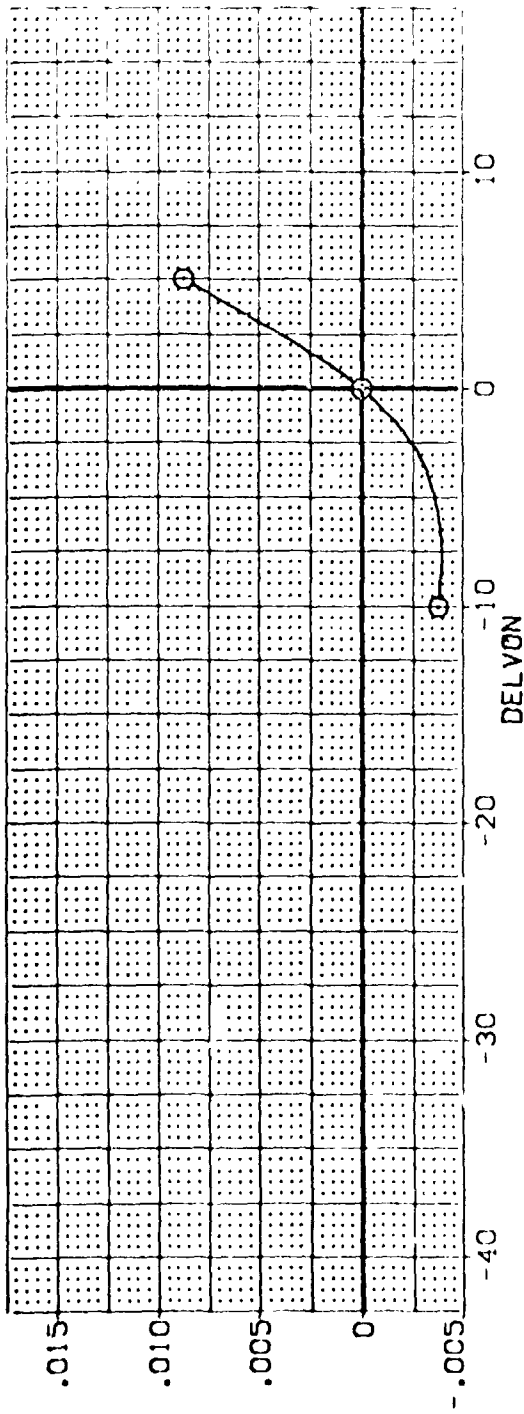


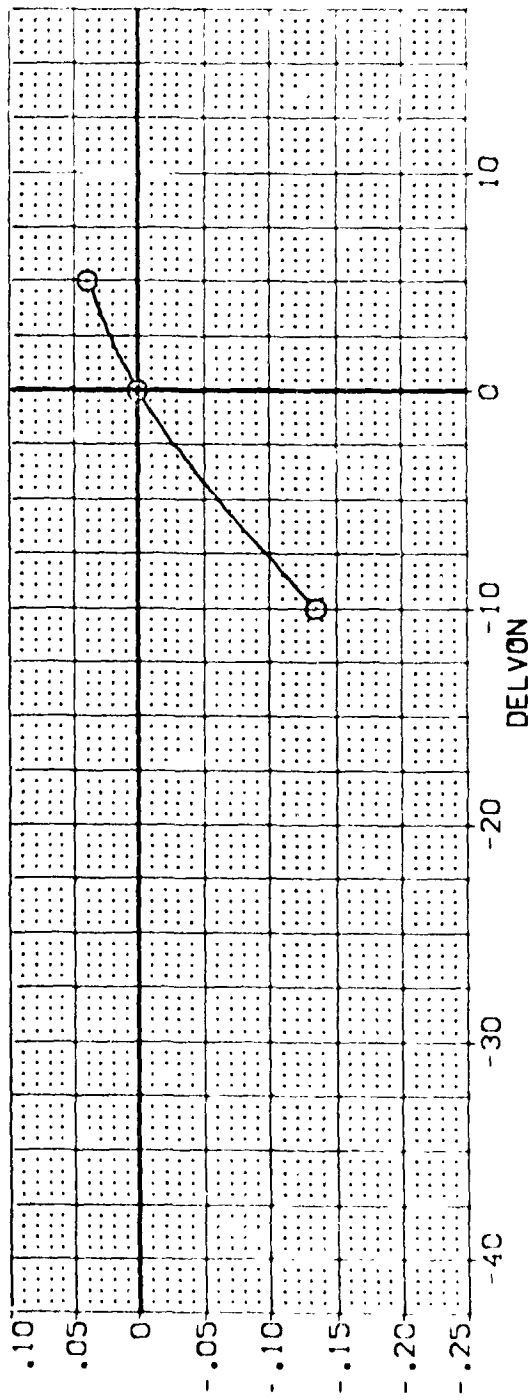
FIG 89 ELEVON EFFECTIVENESS, E30, 25 DEG. FLARE

0A628 B26C9 M7F8 W116E30V8R5X9 (EDZ250)

SYMBOL	ALPHA	MACH	PARAMETRIC VALUES			DATA SOURCE			REFERENCE INFORMATION					
○	30.000	AILRON	.700	BOFLAP	-12.000	.000	EDZ250	DELVON	DELVON	.000	SREF	4.4119	SCALE	4.4119
		SPOBRK	.000	R-LODER	.000	EDZ249	-10.000	DELVON	DELVON	.000	LRREF	15.2759	SCALE	15.2759
			25.000	BETA	.000	EDZ248	5.000	DELVON	DELVON	.000	YREF	37.9359	SCALE	37.9359
								DELVON	DELVON	.000	ZREF	43.5974	SCALE	43.5974
								DELVON	DELVON	.000	SCALE	15.1875	SCALE	15.1875
								DELVON	DELVON	.000	SCALE	.0405	SCALE	.0405



DCA



DCN

FIG 89 ELEVON EFFECTIVENESS, E30, 25 DEG. FLARE

DATA SET SYMBOL	CONFIGURATION DESCRIPTION	ELEVON	SPOBRK	BOFLAP	RUDDER	REFERENCE INFORMATION
(B0Z751)	CA628 B26C9 M7F8 V116E31V8F5X9	-10.000	25.000	-12.000	.000	SREF 4.4119 SCALE
(B0Z754)	CA628 B26C9 M7F8 V116E31V8F5X9	.000	29.000	-12.000	.000	LREF 19.7298 SCALE
(B0Z752)	CA628 B26C9 M7F8 V116E31V8F5X9	5.000	29.000	-12.000	.000	BREF 37.9359 SCALE
(B0Z753)	CA628 B26C9 M7F8 V116E31V8F5X9	15.000	25.000	-12.000	.000	XPRP 43.5574 SCALE
						ZPRP .0000 SCALE
						SCALE 15.1875 SCALE

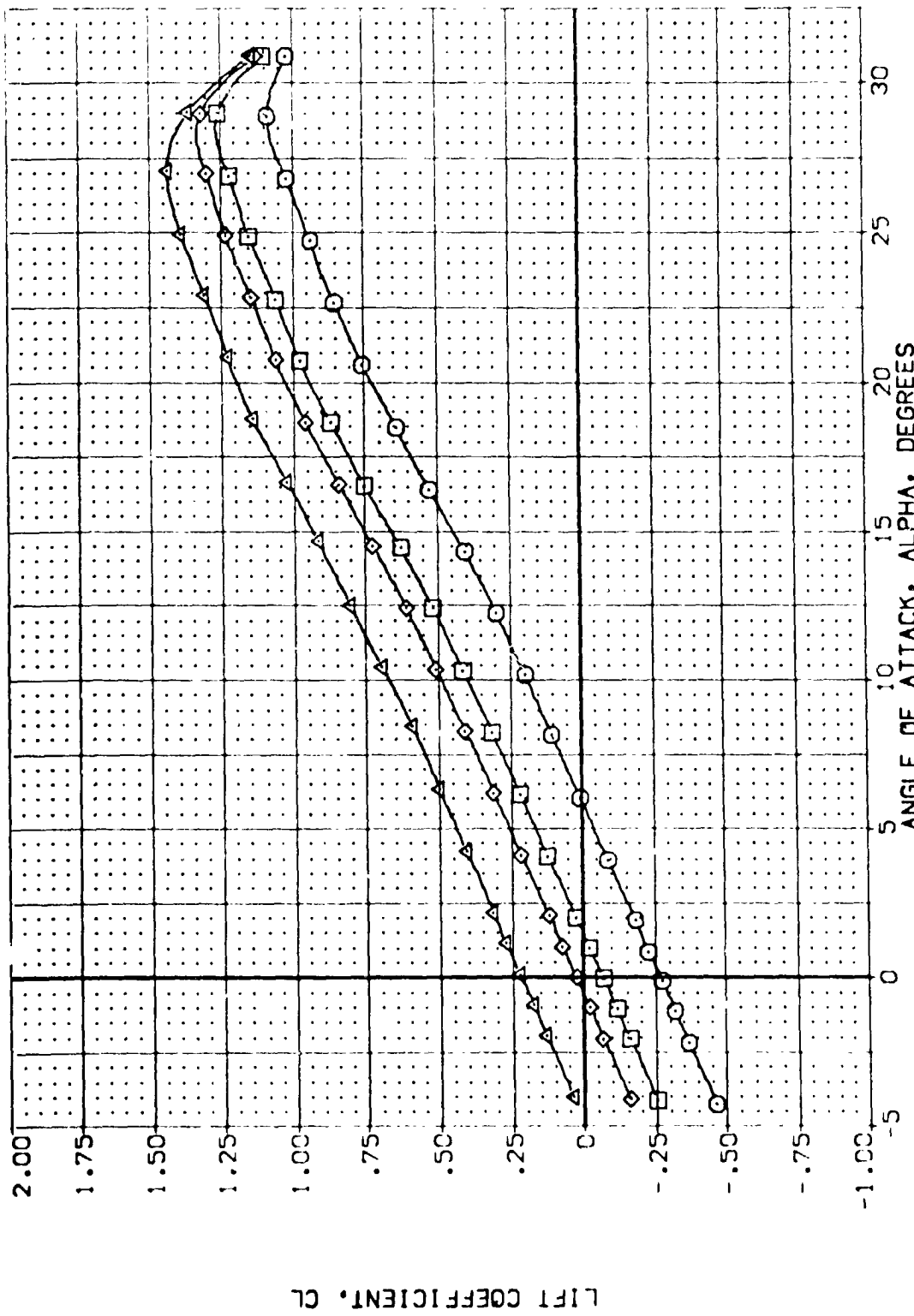


FIG 90 ELEVON EFFECTIVENESS, E31, 25 DEG. FLARE
 (A)MAC = .20
 PAGE 1073

DATA SET SYMBOL	CONFIGURATION DESCRIPTION	ELEVON	SPOBRK	BOFLAP	RUDDER	REFERENCE INFORMATION
(BDZ751)	CA628 826C9 M7F8 V11E31V8R5X9	-10.000	25.000	-12.000	.000	SREF 4.4119 SQ.FT.
(BDZ754)	CA628 826C9 M7F8 V11E31V8R5X9	.000	25.000	-12.000	.000	LREF 19.7299 INCHES
(BDZ752)	CA628 826C9 M7F8 V11E31V8R5X9	5.000	25.000	-12.000	.000	BREF 37.9359 INCHES
(BDZ753)	CA628 826C9 M7F8 V11E31V8R5X9	15.000	25.000	-12.000	.000	XMRP 43.5974 INCHES
						YMRP 15.8705 INCHES
						ZMRP .0405 INCHES
						SCALE

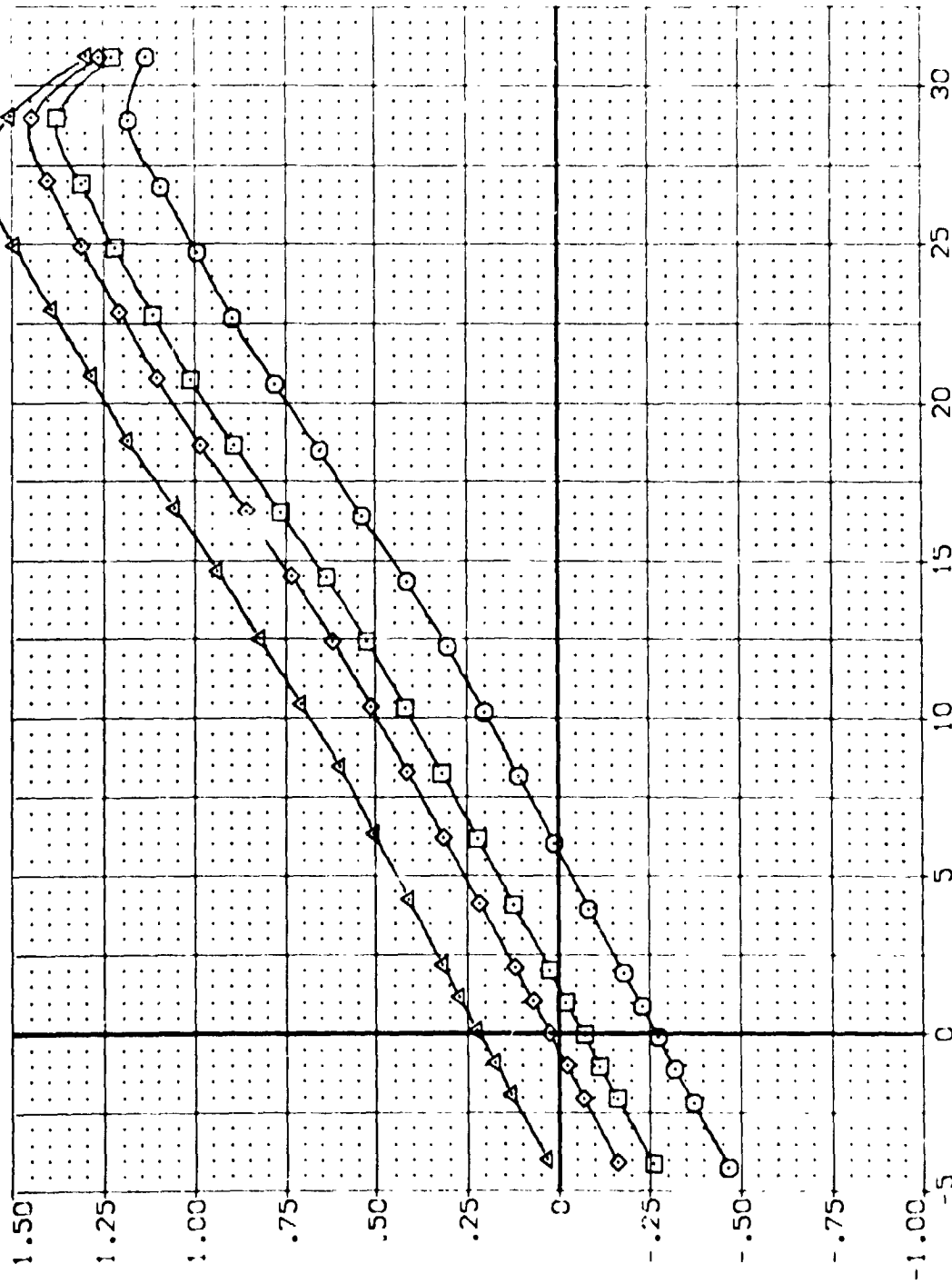


FIG 90 ELEVON EFFECTIVENESS, E31, 25 DEG. FLARE

CA628 = .20

DATA SET SYMBOL	CONFIGURATION DESCRIPTION	ELEVON	SPOBRK	EOF LAP	RUDDER	REFERENCE INFORMATION
(B02751)	CA628 B06C9 M7F8 V116E31V8F5X9	-10.000	25.000	-12.000	.000	SREF 4.4119 SQ.FT.
(B02752)	CA628 B26C9 M7F8 V116E31V8F5X9	0.000	25.000	-12.000	.000	LREF 19.2299 INCHES
(B02753)	CA628 B26C9 M7F8 V116E31V8F5X9	5.000	25.000	-12.000	.000	BREF 37.9379 INCHES
(B02754)	CA628 B26C9 M7F8 V116E31V8F5X9	15.000	25.000	-12.000	.000	XMRP 43.5974 INCHES
(B02755)	CA628 B26C9 M7F8 V116E31V8F5X9					YMRP 15.1875 INCHES
						ZMRP .0000 INCHES
						SCALE .0005

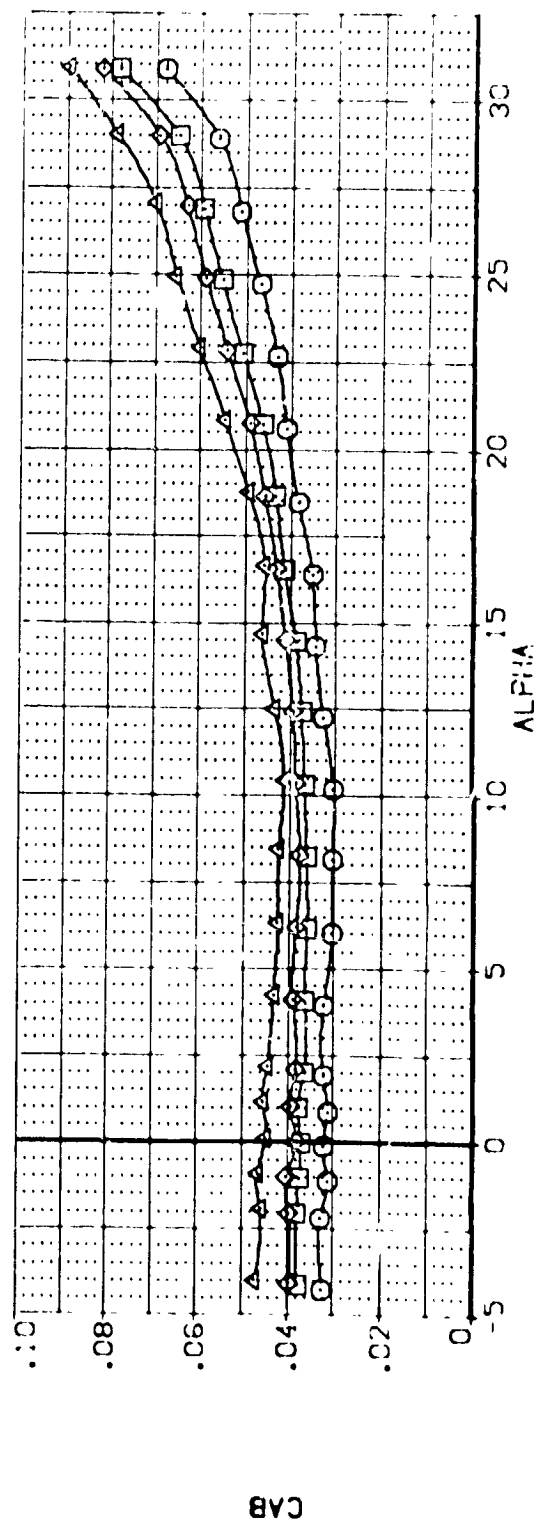
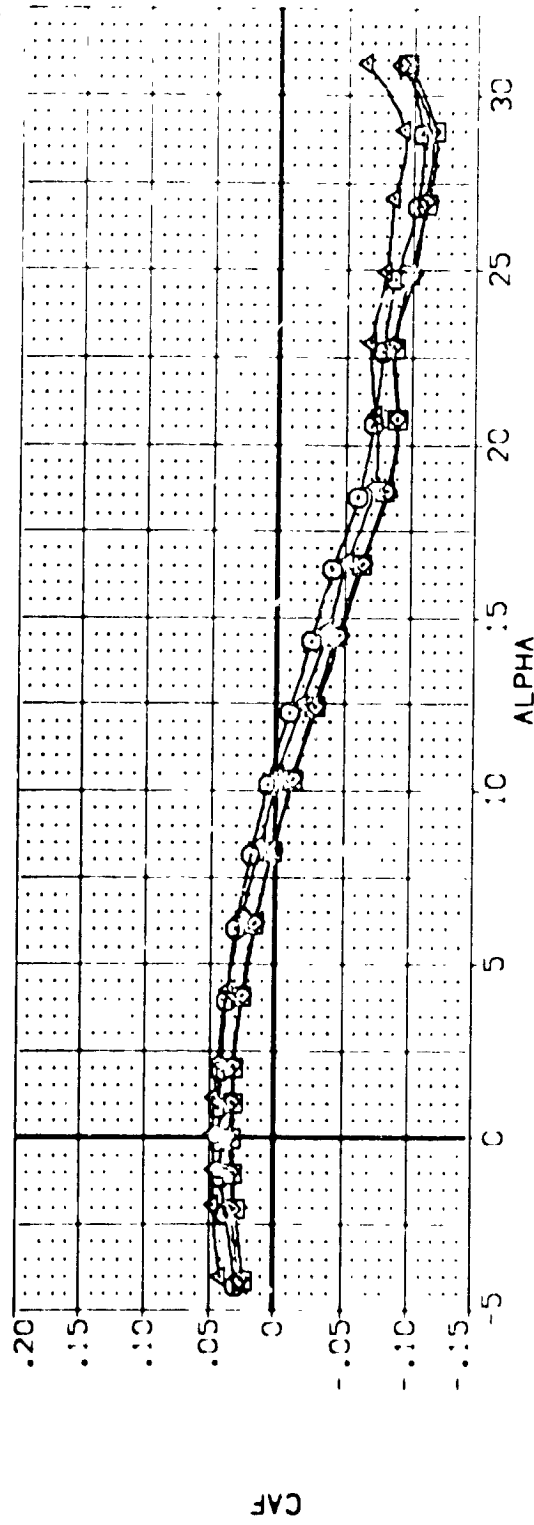


FIG 90 ELEVON EFFECTIVENESS. E31, 25 DEG. FLARE

CAMACH = .20

DATA SET SYMBOL CONFIGURATION DESCRIPTION

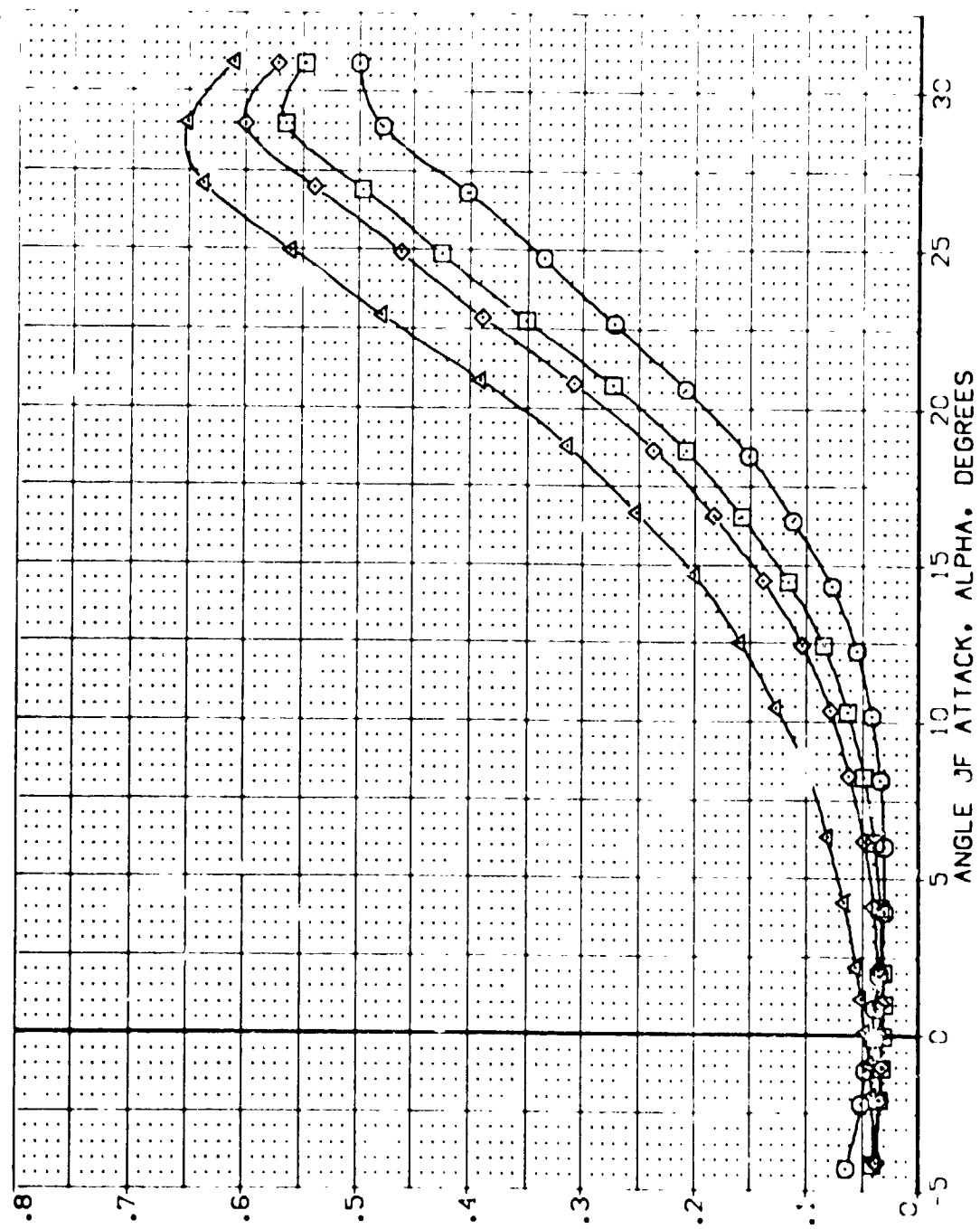
(B07251)	M7F8	V116E31V8F5X9
(B07252)	M7F8	V116E31V8F5X9
(B07253)	M7F8	V116E31V8F5X9
(B07254)	M7F8	V116E31V8F5X9
(B07255)	M7F8	V116E31V8F5X9

ELEVON SPOBRK BDFLAP RUDDER

-10.000	25.000	-12.000	.000
.000	25.000	-12.000	.000
5.000	25.000	-12.000	.000
15.000	25.000	-12.000	.000

REFERENCE INFORMATION

SREF	4.4119	SCALE	INCHES
LREF	19.2799	SCALE	INCHES
BREF	37.9359	SCALE	INCHES
XAPP	43.5974	SCALE	INCHES
ZAPP	15.0000	SCALE	INCHES
SCALE	15.1875	SCALE	INCHES



FOREBODY DRAG COEFFICIENT, CDF

FIG 30 ELEVON EFFECTIVENESS, E31, 25 DEG. FLARE

(A)MAC= .20

DATA SET SYMBOL	CONFIGURATION DESCRIPTION	ELEVON	SPOBRK	BOFLAP	RJODDER	REFERENCE INFORMATION
(BDZ751)	0A628 B26C9 P778 V116E31VBR5X9	-10.000	25.000	-12.000	.000	SREF 4.4119 SQ.FT.
(BDZ752)	0A628 B26C9 P778 V116E31VBR5X9	.000	25.000	-12.000	.000	BRF 19.7299 INCHES
(BDZ753)	0A628 B26C9 P778 V116E31VBR5X9	5.000	25.000	-12.000	.000	BRF 37.5339 INCHES
(BDZ754)	0A628 B26C9 P778 V116E31VBR5X9	15.000	25.000	-12.000	.000	XMRP 43.5974 INCHES
						ZMRP .0000 INCHES
						SCALE 15.1875 INCHES
						SCALE .0405 INCHES

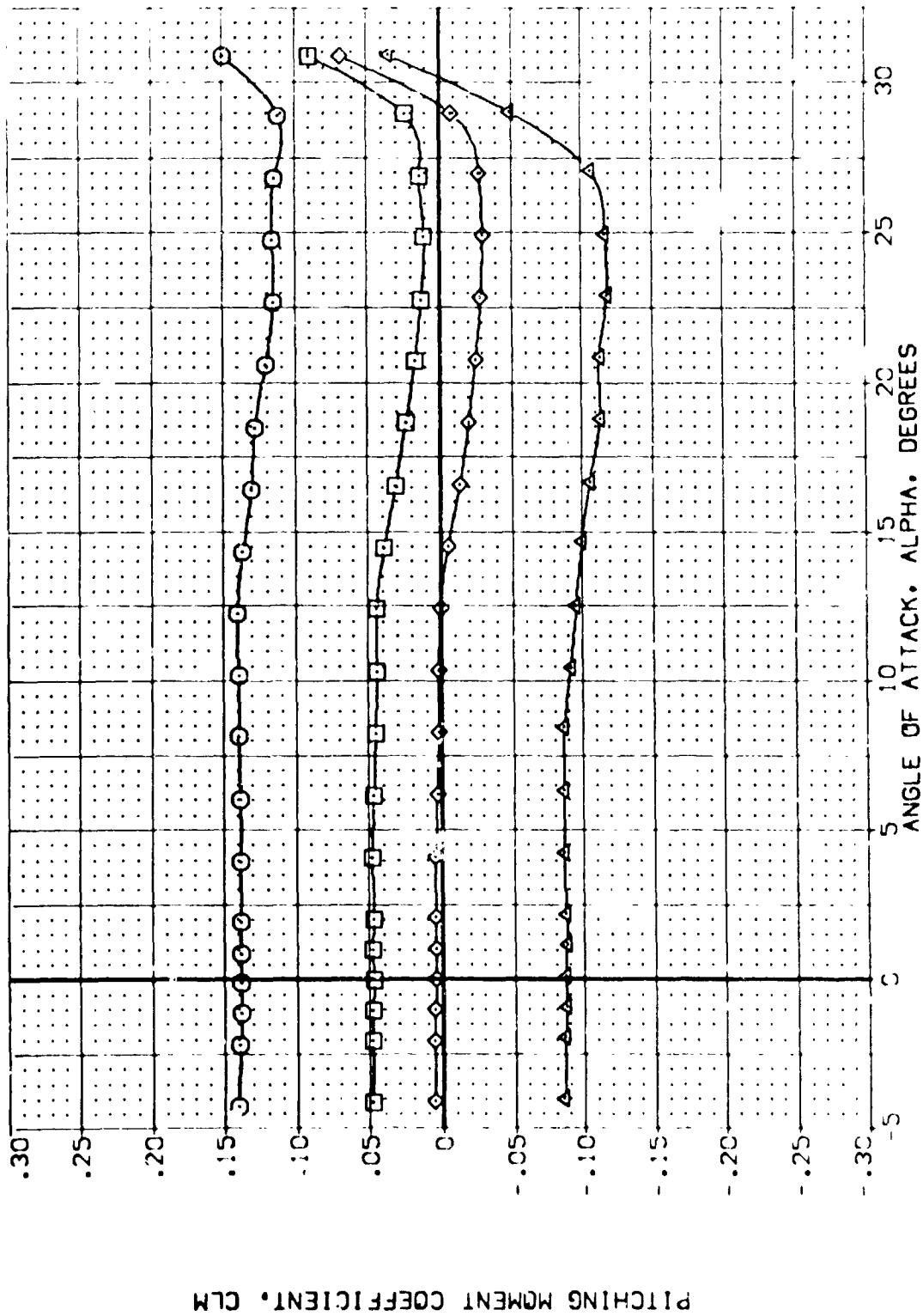


FIG 90 ELEVON EFFECTIVENESS, E31, 25 DEG. FLARE

DATA SET SYMBOL CONF [GURATION DESCRIPTION

(B0Z751)	Q	MA6Z8	BZ6C9	M7F8	V116E31VBR5X9
(B0Z752)	X	MA6Z8	BZ6C9	M7F8	V116E31VBR5X9
(B0Z753)	X	MA6Z8	BZ6C9	M7F8	V116E31VBR5X9

ELEVON SPEEDK BOFLAP RUDDER REFERENCE INFORMATION

-10.000	25.000	.000	SREF	1.4119	SCALE
.000	25.000	.000	LREF	19.2299	SCALE
5.000	25.000	.000	BREF	37.9399	SCALE
15.000	25.000	.000	XMRP	43.5974	SCALE
			YMRP	COCC	SCALE
			ZMRP	15.1875	SCALE
			SCALE	.0405	SCALE

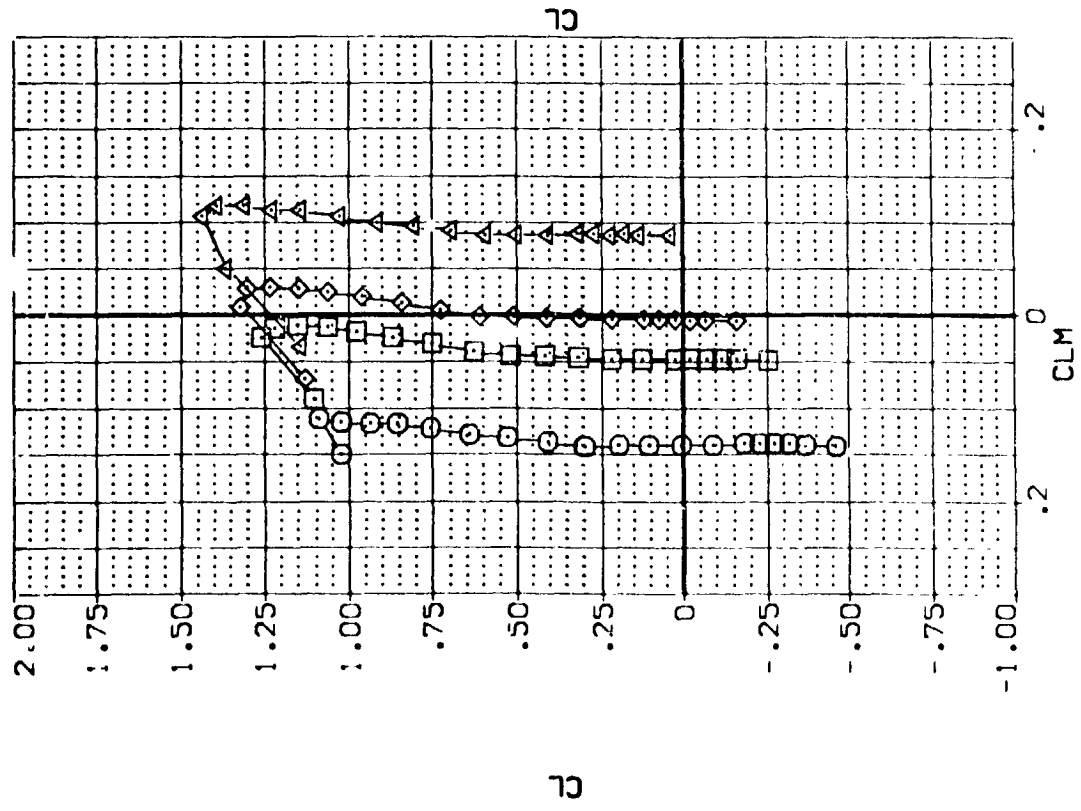
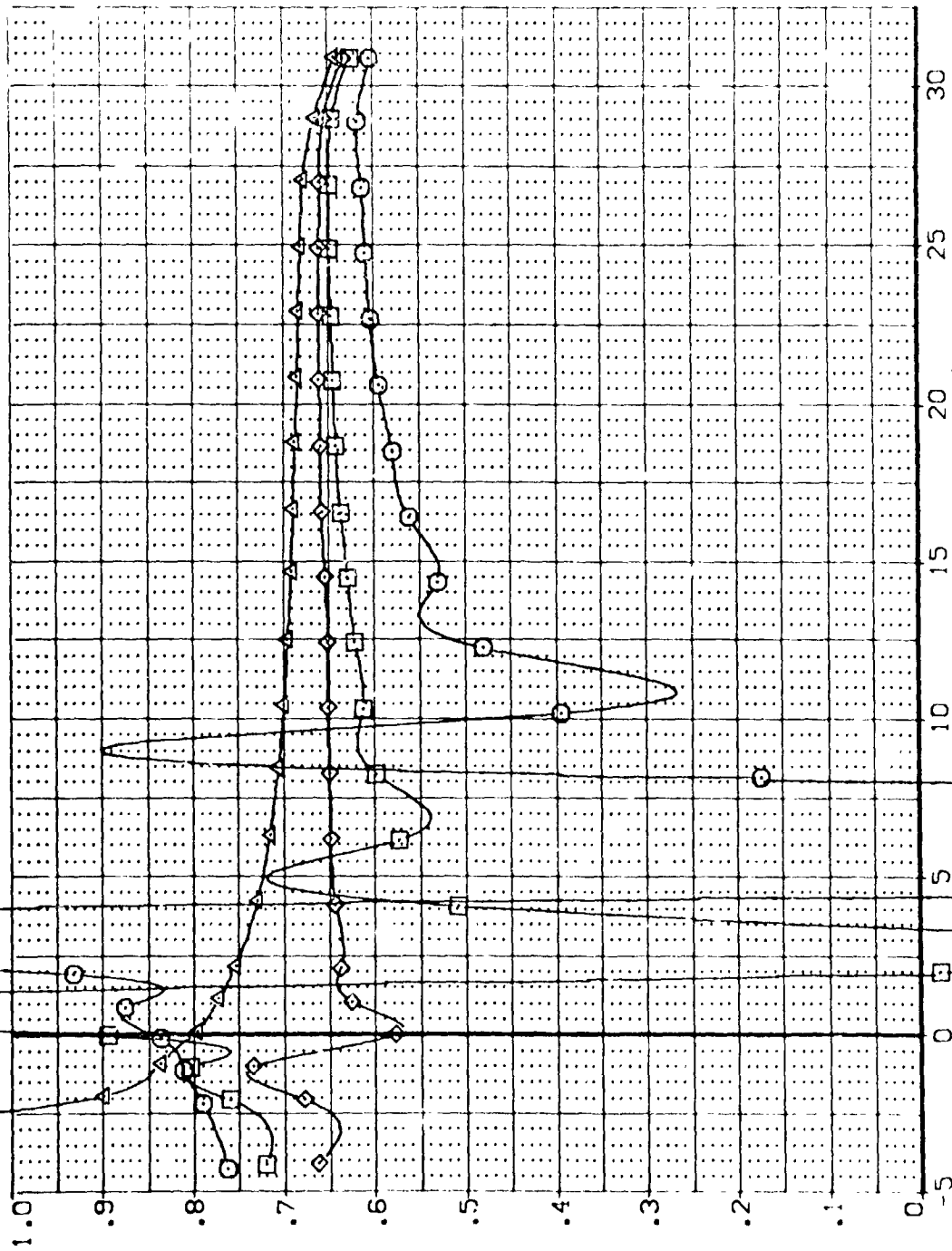


FIG 90 ELEVON EFFECTIVENESS, E31, 25 DEG. FLARE

(AJMAC) = .20

DATA SET SYMBOL	CONFIGURATION DESCRIPTION	ELEVON	SPOBRK	BOFLAP	RUDDER	REFERENCE INFORMATION
(BDZ251)	VI 16E31VB85X9	-10.000	25.000	-12.000	.000	SREF 4.4119 SC.F.T.
(BDZ254)	VI 16E31VB85X9	.000	25.000	-12.000	.000	LREF 19.2799 SC.F.T.
(BDZ252)	VI 16E31VB85X9	5.000	25.000	-12.000	.000	BREF 37.9359 SC.F.T.
(BDZ253)	VI 16E31VB85X9	15.000	25.000	-12.000	.000	XMRP 49.5971 SC.F.T.
						ZMRP .0000 SC.F.T.
						SCALE .0405



LONGITUDINAL CENTER OF PRESSURE, XCP/L

ANGLE OF ATTACK, ALPHA, DEGREES

FIG 90 ELEVON EFFECTIVENESS, E31, 25 DEG. FLARE

(M)MACH = .20

DATA SET SYMBOL CONFIGURATION DESCRIPTION

(802251)	0A628	B26C9	M7F8	V116E31V8R5X9
(802254)	0A628	B26C9	M7F8	V116E31V8R5X9
(802252)	0A628	B26C9	M7F8	V116E31V8R5X9
(802253)	0A628	B26C9	M7F8	V116E31V8R5X9

ELEVON SPLARK BOFLAP RUDDER REFERENCE INFORMATION

-10.000	25.000	-12.000	.000	SREF	4.4119	SCALE	SC.F.T.
5.000	25.000	-12.000	.000	LREF	19.2298		INCHES
15.000	25.000	-12.000	.000	BREF	37.9359		INCHES
				XMRP	43.3974		INCHES
				YMRP	.0000		INCHES
				ZMRP	15.1870		INCHES
				SCALE	.0405		SCALE

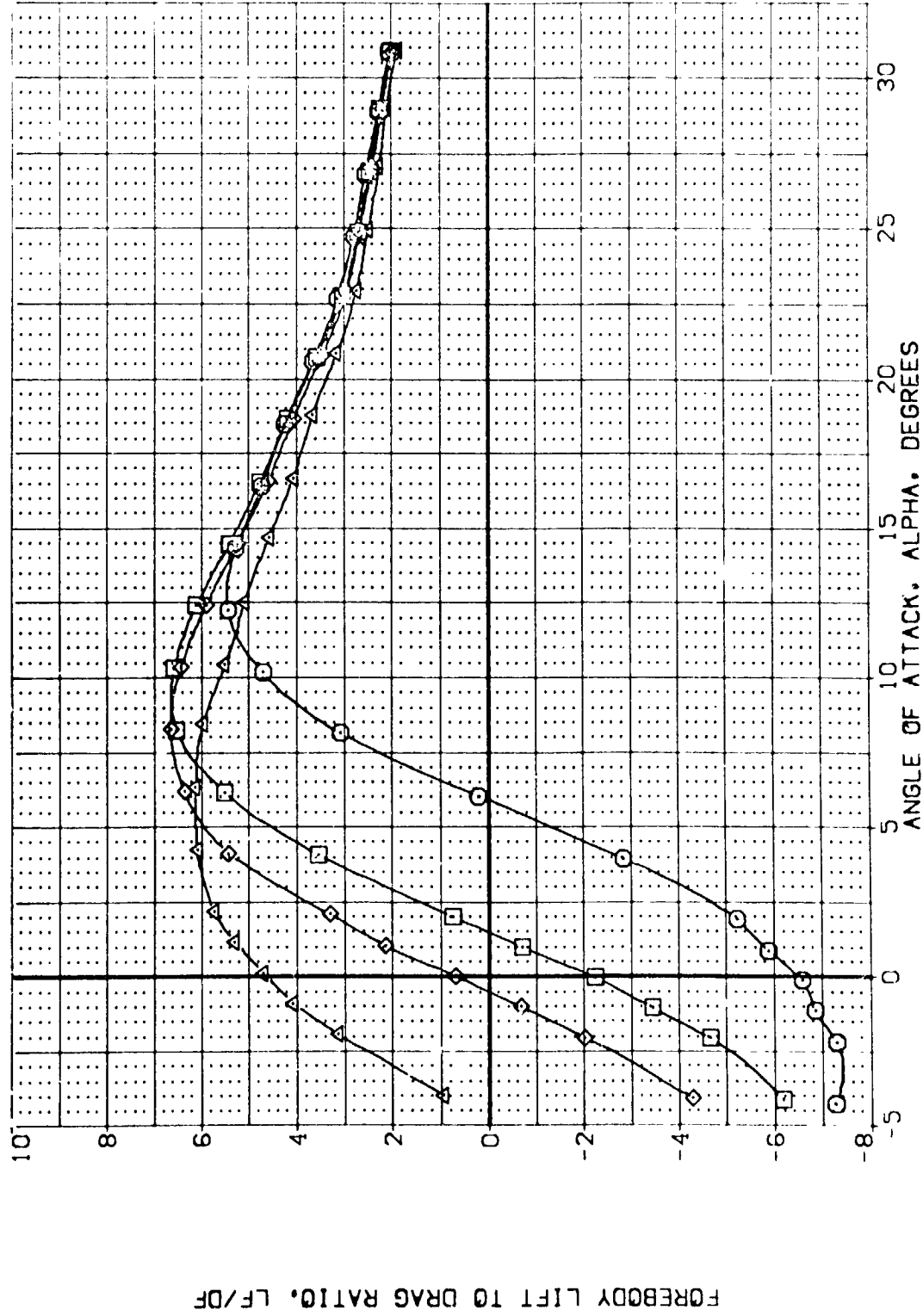


FIG 90 ELEVON EFFECTIVENESS, E31, 25 DEG. FLARE

(M)MACH = .20

0A628 B26C9 M7F8 W116E31V8R5X9 (EDZ251)

SYMBOL	ALPHA	PARAMETRIC VALUES				DATA SOURCE		REFERENCE INFORMATION							
		MACH	BOFLAP	DELVON	DATASET	DELVON	SREF	SQ.LT.	LINE	INCH'S	INCH'S	INCH'S			
○	.000	.200	.000	-12.000	.000	EDZ251	.000	4.4119	19.7299	37.9358	43.5974	15.000	7.000	15.1875	.0405
		SPDRK	BETA		.000	EDZ252	15.000								

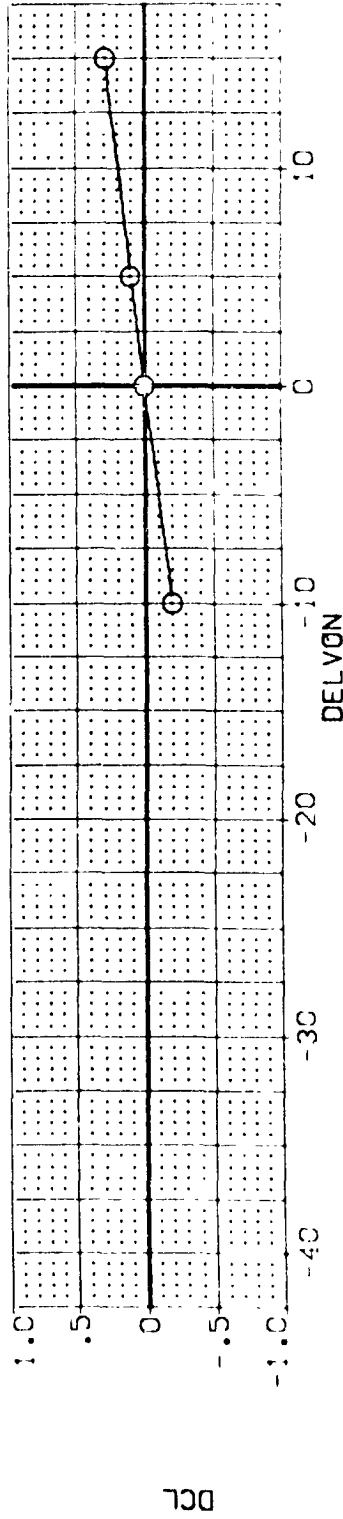
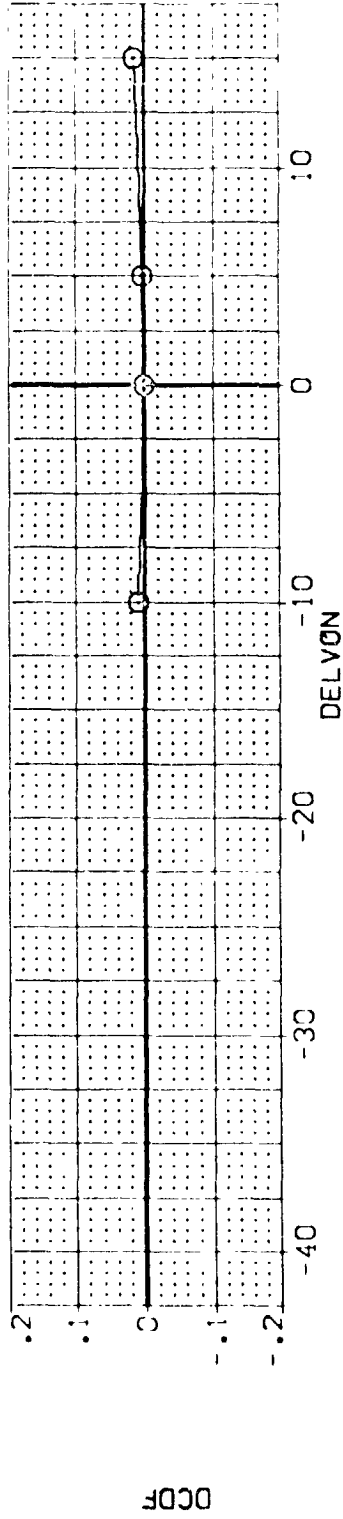
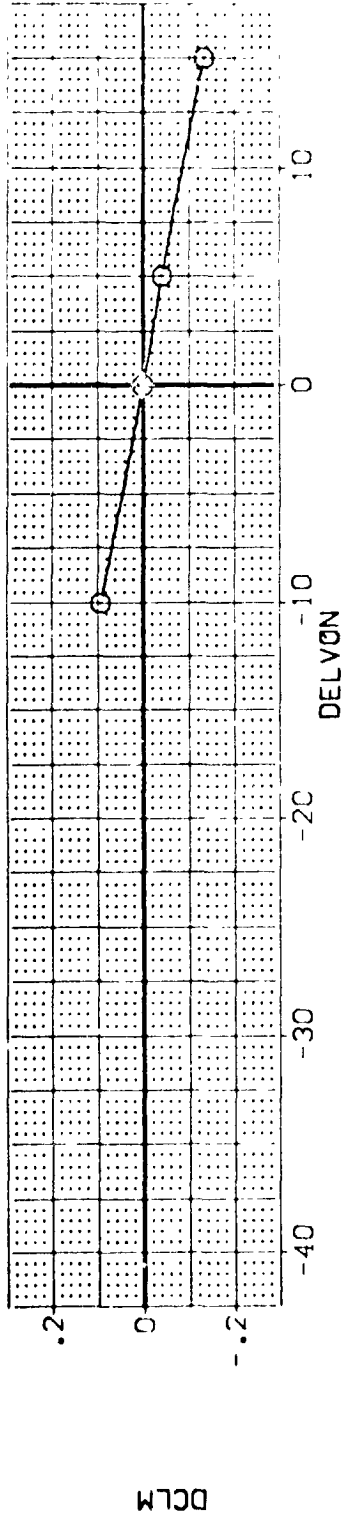


FIG 90 ELEVON EFFECTIVENESS, E31, 25 DEG. FLARE

(EDZ251)

CA62B B26C9 M7F8 W116E31V8R5X9

SYMBOL ○

PARAMETRIC VALUES

ALPHA	5.000	MACH	.200	BOFLAP	-12.000	DATASET	EDZ251	DELVON	-10.000	DATASET	EDZ254	DELVON	.000	SREF	LRP	4.418	SCALE	.0405
ALLRON	.000	RUDDER	.000	EDZ52	.000	EDZ53	5.000	DELVON	15.000	SREF	LRP	19.299	SCALE	NC+5				
SPDRK	75.000	BETA	.000	EDZ52	.000	EDZ53	5.000	DELVON	15.000	SREF	YMRP	37.999	SCALE	NC+5				
										SREF	ZMRP	43.597	SCALE	NC+5				
										SREF	SCALE	15.1875	SCALE	NC+5				

REFERENCE INFORMATION

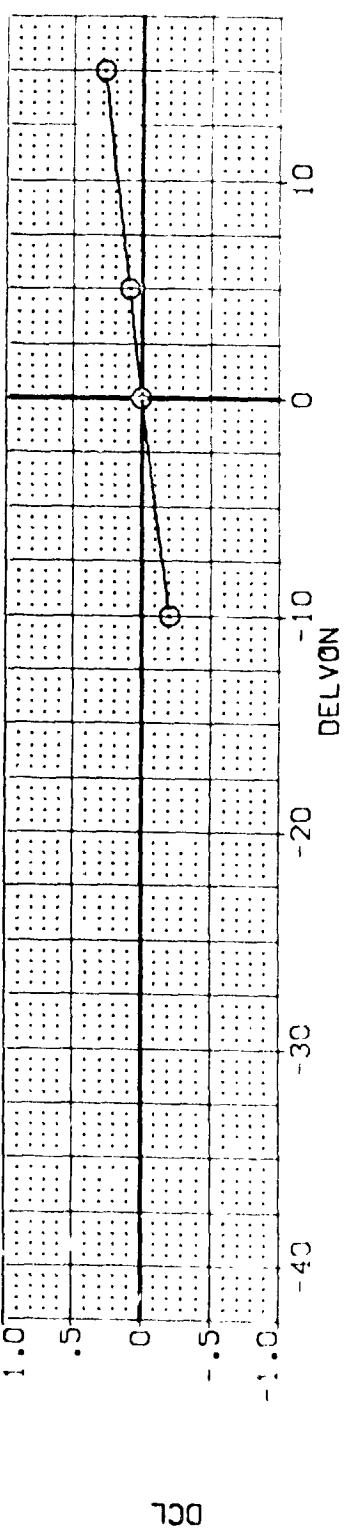
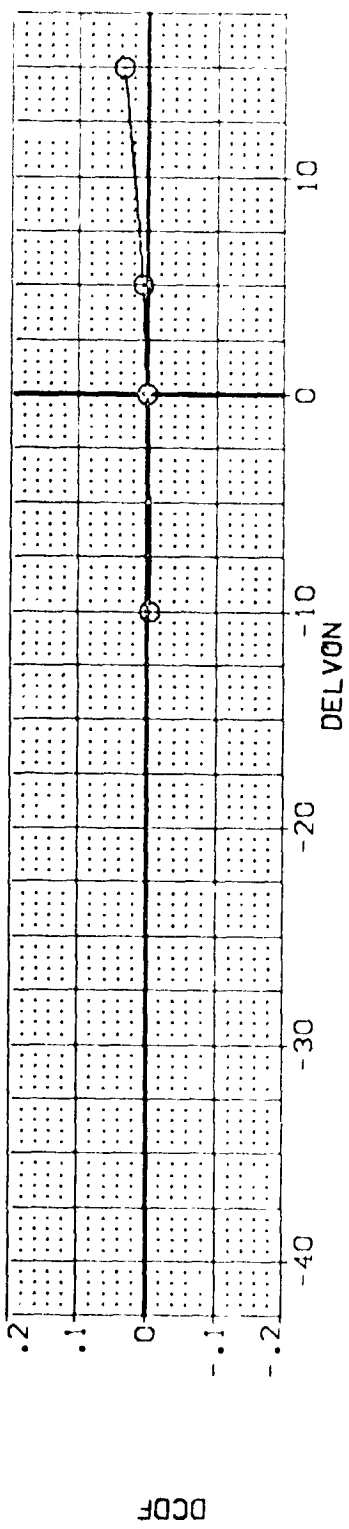
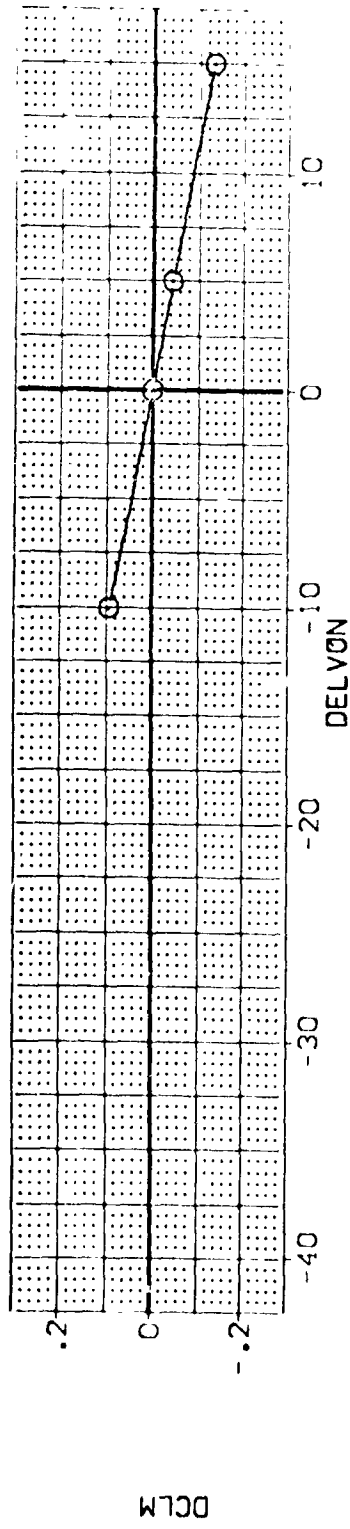


FIG 90 ELEVON EFFECTIVENESS, E31, 25 DEG. FLARE

0A62B B26C9 M7F8 W116E31V8R5X3 (EDZ251)

PARAMETRIC VALUES				DATA SOURCE				REFERENCE INFORMATION					
ALPHA	10.000	MACH	.200	BOFLAP	-12.000	DATASET	EDZ251	DELTON	0.000	SREF	4.4119	SCALE	15.1875
ALLRON	.000	RUDDER	.000	EDZ252	.000	EDZ254	EDZ253	LREF	19.2798	LREF	19.2798	SCALE	15.1875
SPOBRK	25.000	BETA	.000	EDZ252	.000	EDZ253	EDZ253	BREF	37.9356	BREF	37.9356	SCALE	15.1875
								XMRP	43.5874	XMRP	43.5874	SCALE	15.1875
								ZMRP	.0000	ZMRP	.0000	SCALE	15.1875
								SCALE	.0400	SCALE	.0400	SCALE	15.1875

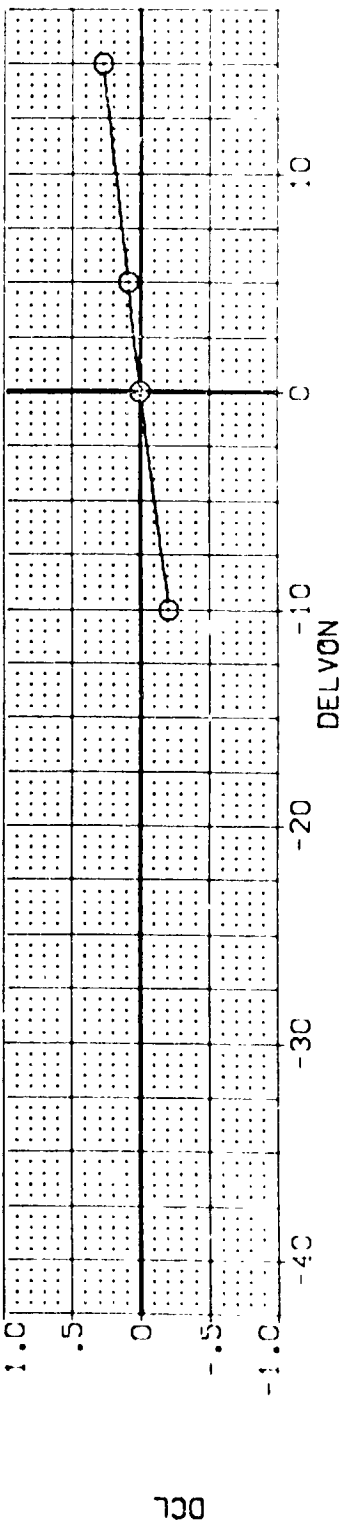
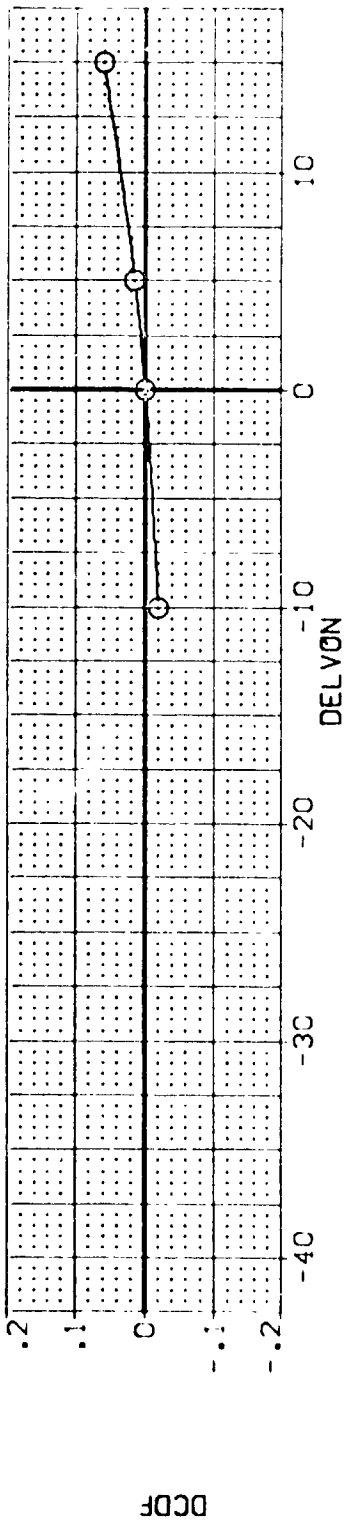
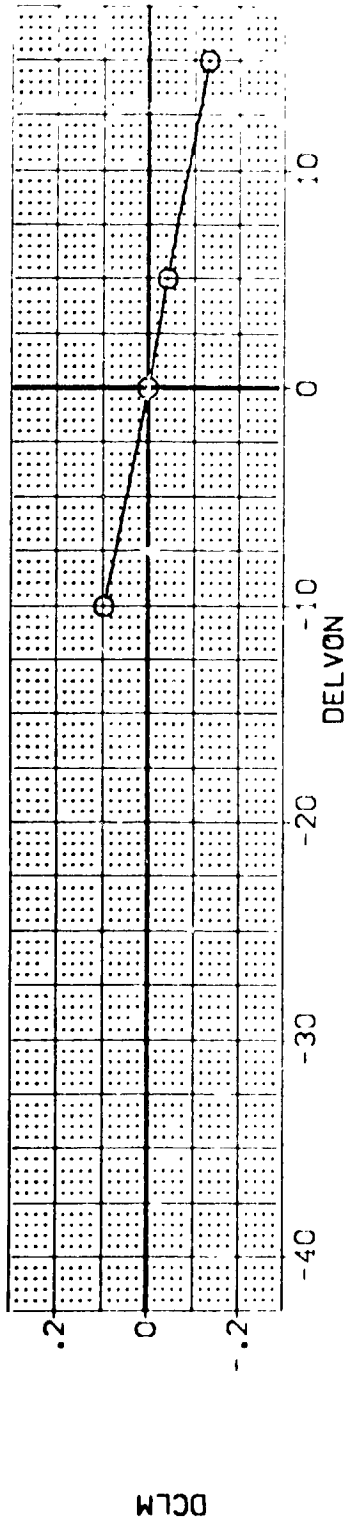


FIG 90 ELEVON EFFECTIVENESS, E31, 25 DEG. FLARE

0A62B 326C9 M7F8 W116E31V8R5X9 (EDZ25:)

SYMBOL	ALPHA	MACH	PARAMETRIC VALUES		DATA SOURCE		REFERENCE INFORMATION	
○	15.000	A1LRON	.200	BDFLAP	-12.000	DATASET	DELTON	SREF
		SPURK	.000	RJODER	.000	EDZ251	.000	LREF
			75.000	BETA	5.000	EDZ252	15.000	BREF
								XREF
								YREF
								ZREF
								SCALE
								4.419
								13.2799
								37.9359
								43.5874
								0.000
								0.000
								15.1875
								0.005

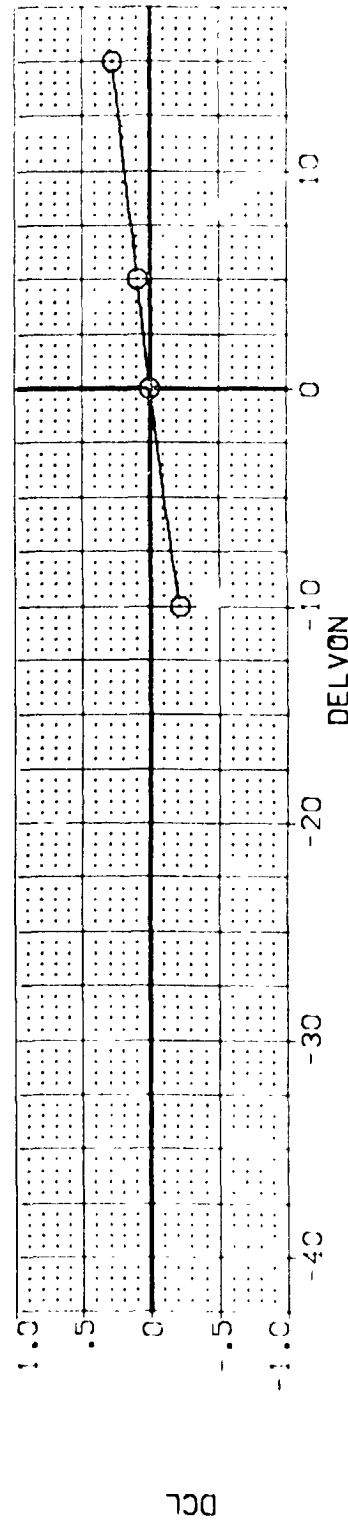
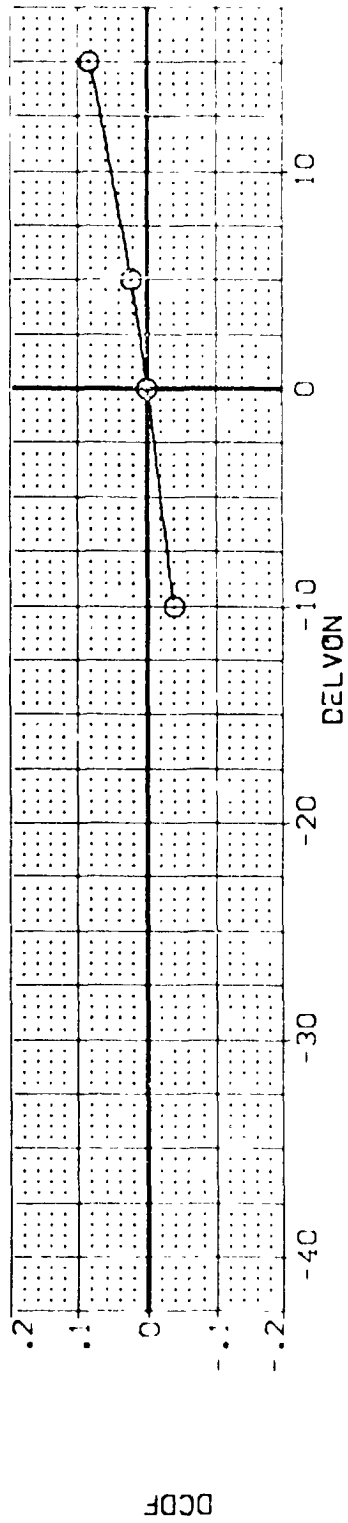
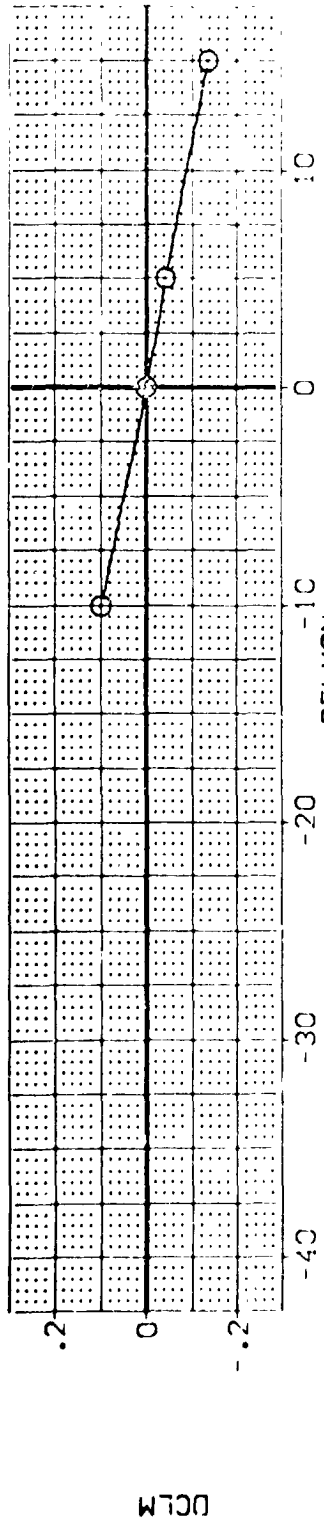


FIG 90 ELEVON EFFECTIVENESS, E31, 25 DEG. FLARE

0A623 B26C9 M7F8 W116E31V8R5X9 (EDZ251)

SYMBOL	ALPHA	MACH	PARAMETRIC VALUES			DATA SOURCE			REFERENCE INFORMATION		
C	20.000	A1LRON	.200	BOFLAP	-12.000	DELTON	EDZ251	DELTON	SREF	4.4119	SC.F1
		SPOBRK	.000	R-ODER	.000	EDZ252	EDZ254	LREF	19.2299	INCLES	
			25.000	BETA	.000	EDZ253		BREF	37.9359	INCLES	
								XMRP	43.5974	INCLES	
								YMRP	.0000	INCLES	
								ZMRP	15.8675	INCLES	
								SCALE	.0405	SCALE	

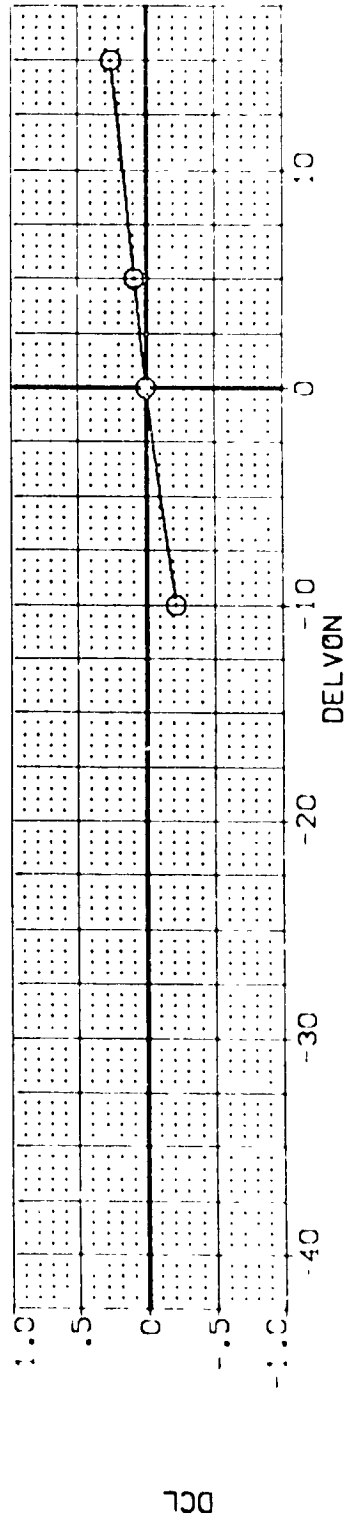
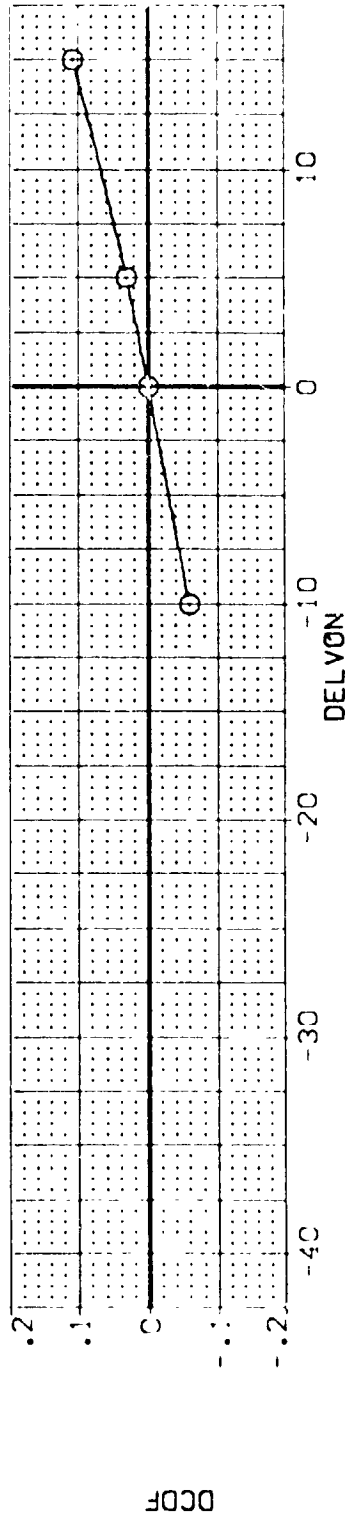
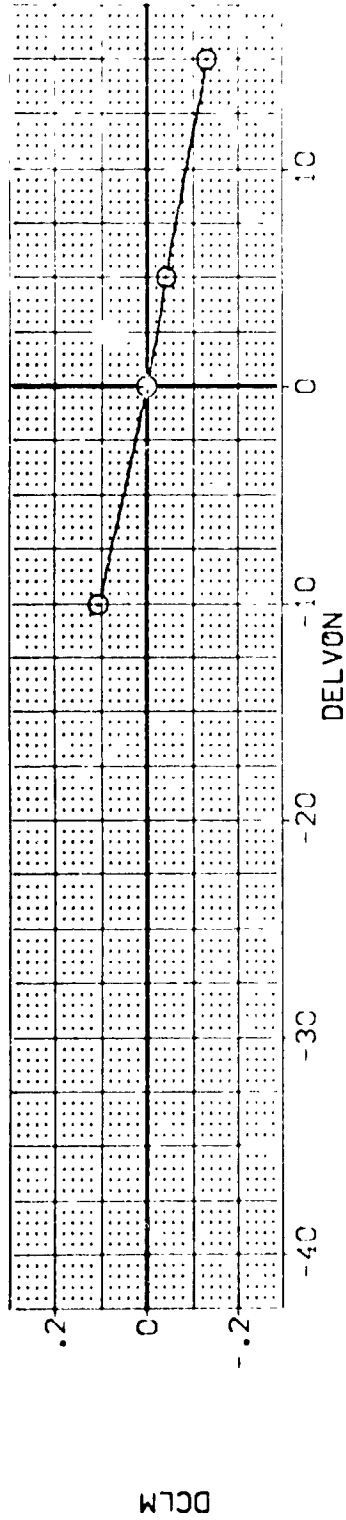


FIG 90 ELEVON EFFECTIVENESS, E31, 25 DEG. FLARE

CA628 B26C9 W7F8 W116E31V8R5X9 (EDZ251)

ALPHA	25.000	MACH	.200	BOFLAP	-12.000	DATASET	DELVON	DATA SOURCE	DELVON	DATASET	DELVON	SCALE	REF. INFO.
SYMBOL	○	ALLRON	.000	RJODER	.000	EDZ251	-10.000		5.000	EDZ254	.000	4.4118	SUBJECT
		SPOBRK	25.000	BETA	.000	EDZ252	5.000		15.000	EDZ253	15.000	15.2793	NOTES
												43.5974	NOTES
												.0000	NOTES
												7.999	SCALE
												15.1875	SCALE
												.0405	SCALE

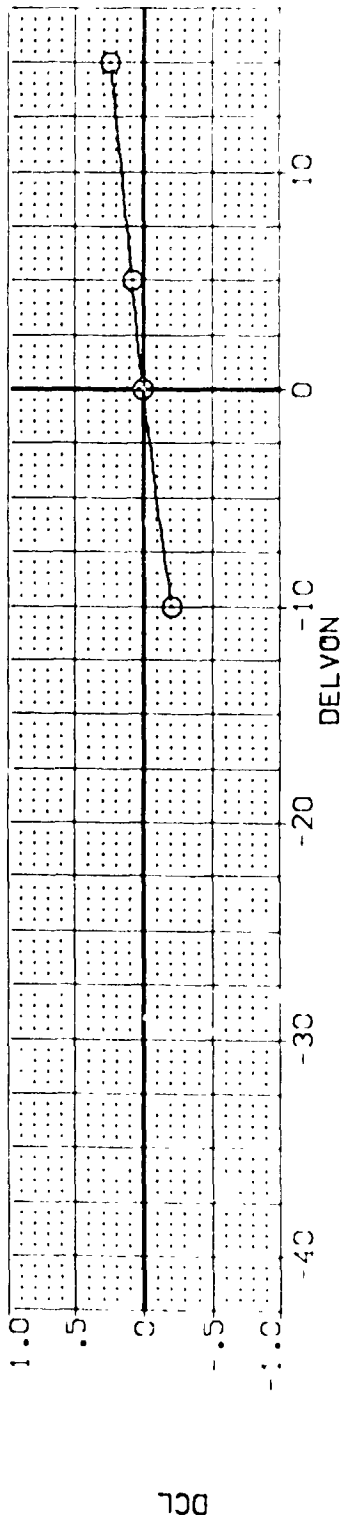
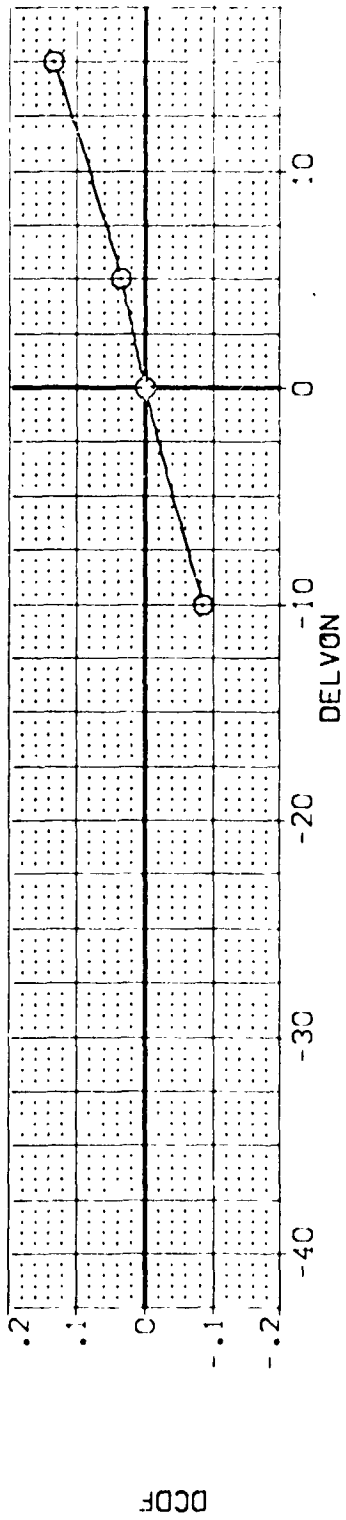
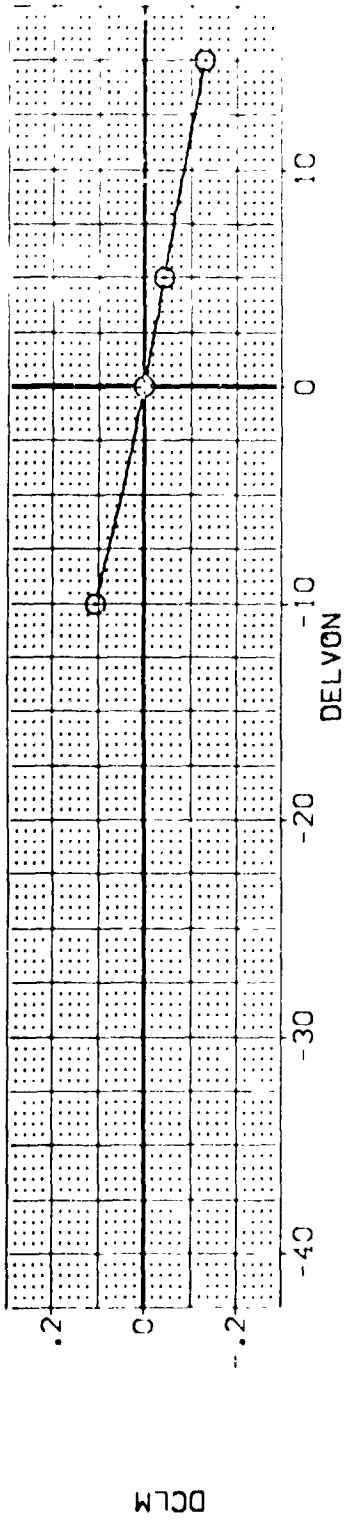


FIG 90 ELEVON EFFECTIVENESS, E31, 25 DEG. FLARE

0A62B B26C9 M7F8 W116E31V8R5X9 (EDZ25:)

SYMBOL ○

ALPHA 30.000

MACH AILRON SPOBRK

PARAMETRIC VALUES

BDFLAP .200

RLODER .000

BETA 25.000

DATA SOURCE

DELVON -10.000

DATASET EDZ251

DELVON 5.000

DATASET EDZ253

DELVON 15.000

SREF LREF BREF XREF YREF ZREF

4.4119

19.2298

37.9368

43.5874

.3000

15.1875

.0405

SCALE

SCALE

SCALE

SCALE

SCALE

SCALE

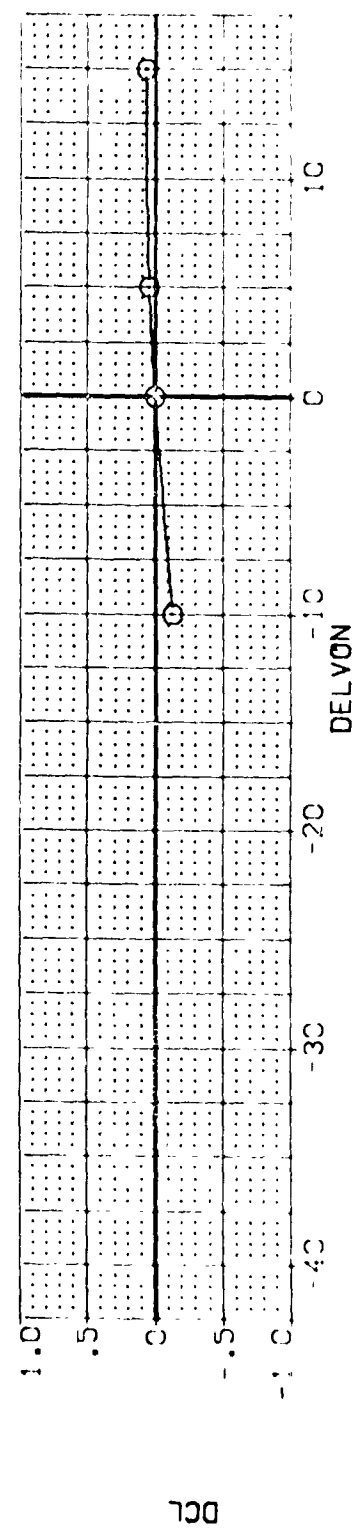
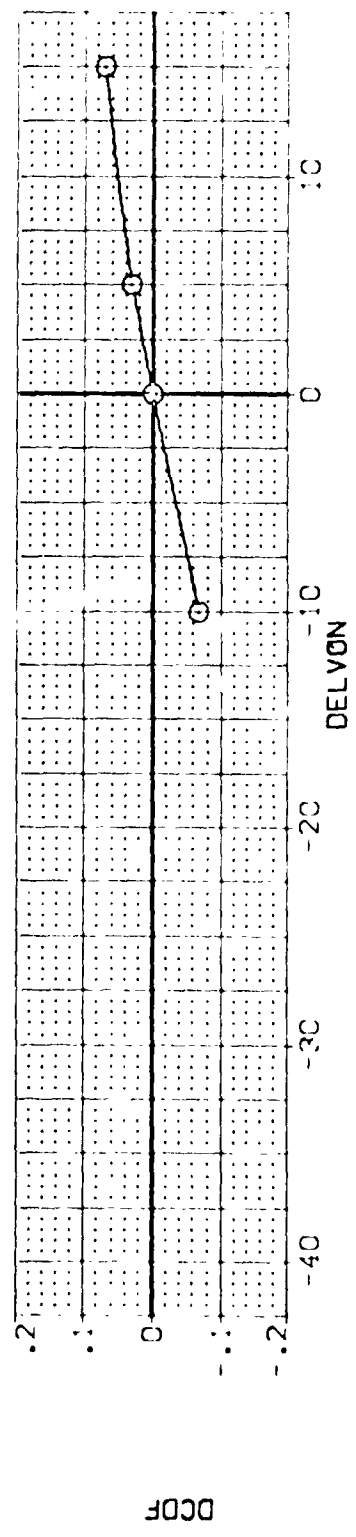
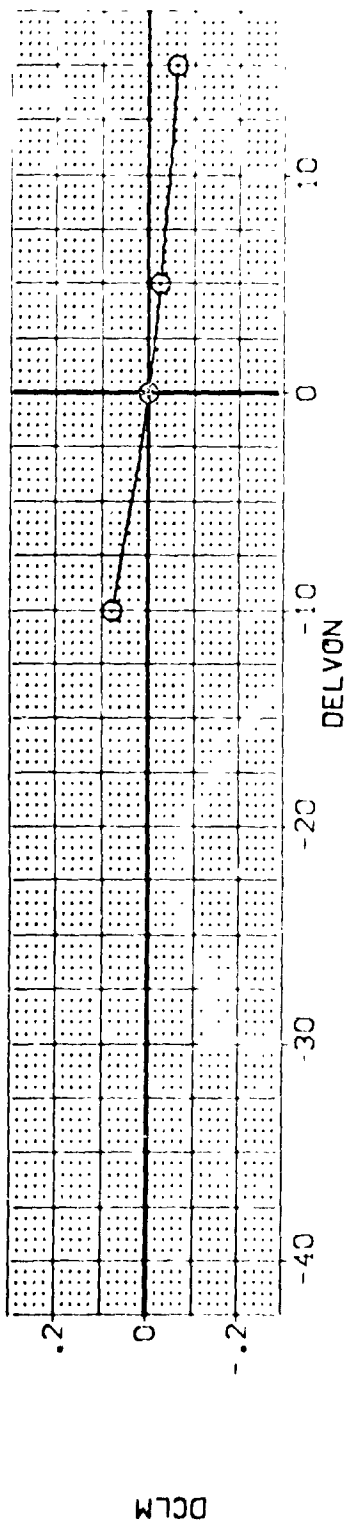


FIG 90 ELEVON EFFECTIVENESS, E31, 25 DEG. FLARE

CA628 326C9 W7F8 W116E31V8R5X9 (EDZ251)

ALPHA	.000	MACH	.200	BDFLAP	-12.000	DATASET	DELVON	DELVON	DELVON	SRFF	SCALE
SYMBOL	○	A1LRON	.000	RLA0ER	.000	EDZ251	.000	.000	.000	LRFF	4.4119
		SP0BRK	75.000	BETA	.000	EDZ252	15.000	15.000	15.000	BRFF	19.2799
										XMRP	37.9359
										YMRP	43.5874
										ZMRP	.0000
										SCALE	15.1803
											.0400

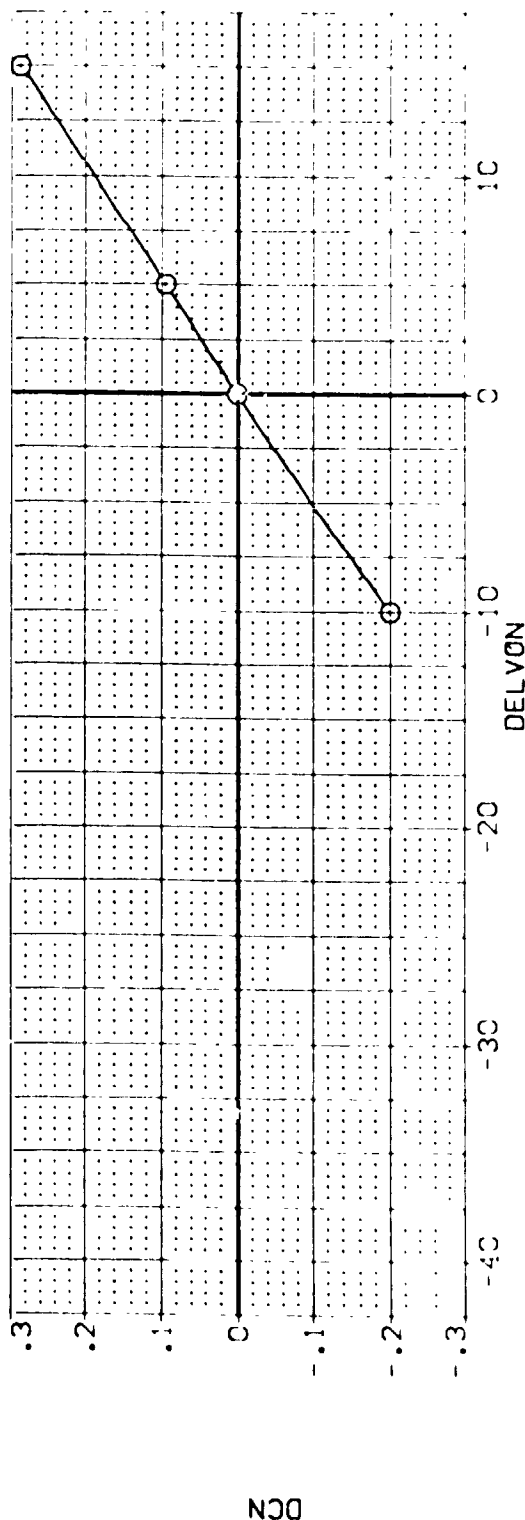
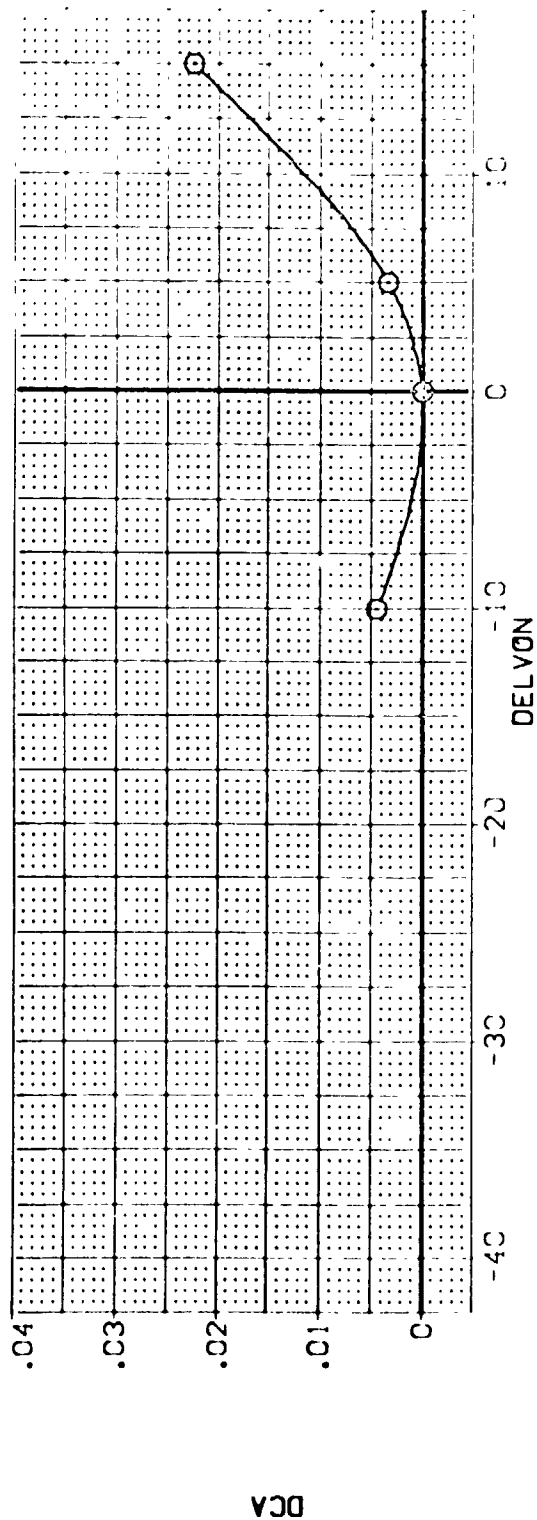


FIG 90 ELEVON EFFECTIVENESS, E31, 25 DEG. FLARE

CAS2B 826C9 M7F8 W116E31V8R5X9 (EDZ251)

SYMBOL	ALPHA	MACH	PARAMETRIC VALUES			DATA SOURCE			REFERENCE INFORMATION			
○	5.000	AILRON	.200	EDFLAP	-12.000	EDZ251	DELVN	DELVN	SREF	4.4119	SCALE	SCALE
		SPOBRK	.000	RUDER	.000	EDZ252	-10.000	.000	LRFF	19.2289	SCALE	SCALE
			25.000	BETA	.000	EDZ253	5.000	15.000	BRFF	37.9359	SCALE	SCALE
									YMRP	43.5874	SCALE	SCALE
									ZMRP	15.0000	SCALE	SCALE
									SCALE	.0405	SCALE	SCALE

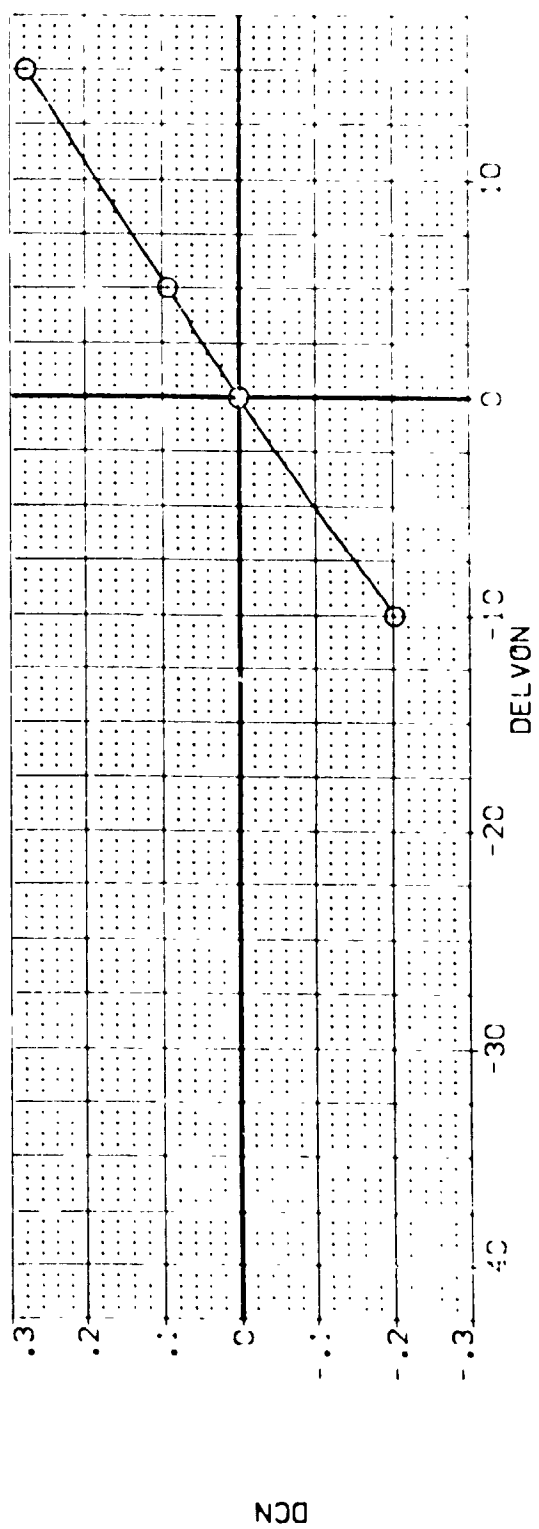
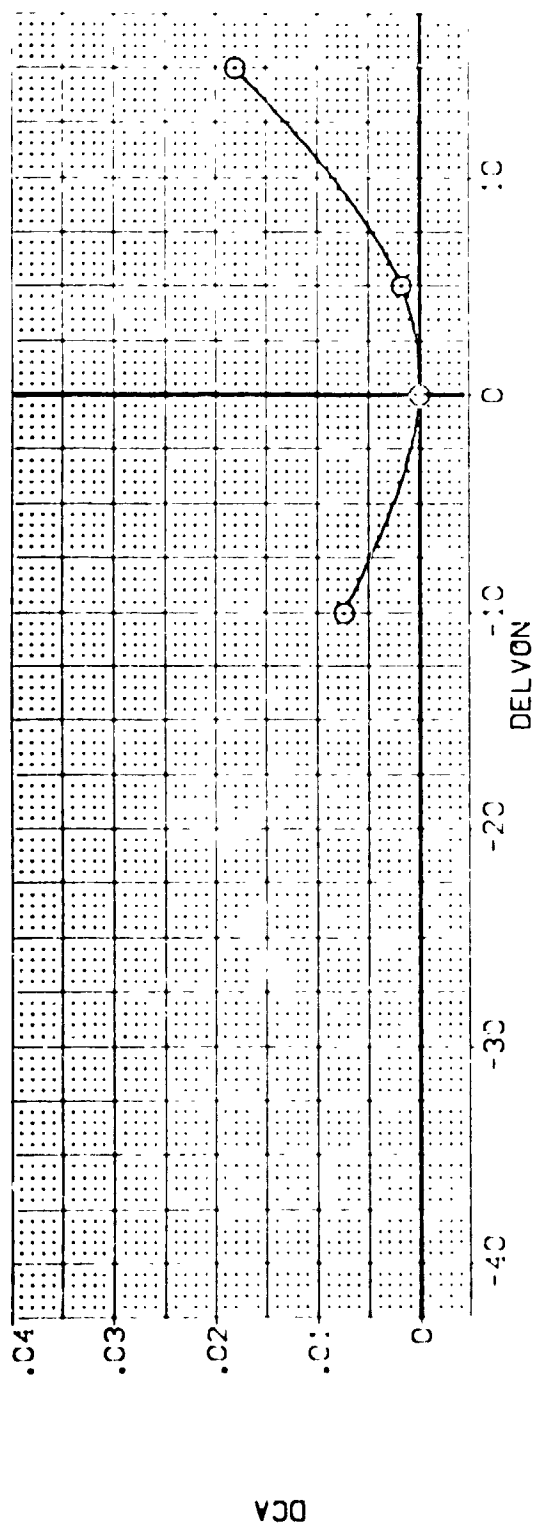


FIG 90 ELEVON EFFECTIVENESS, E31, 25 DEG. FLARE

(EDZ25:)

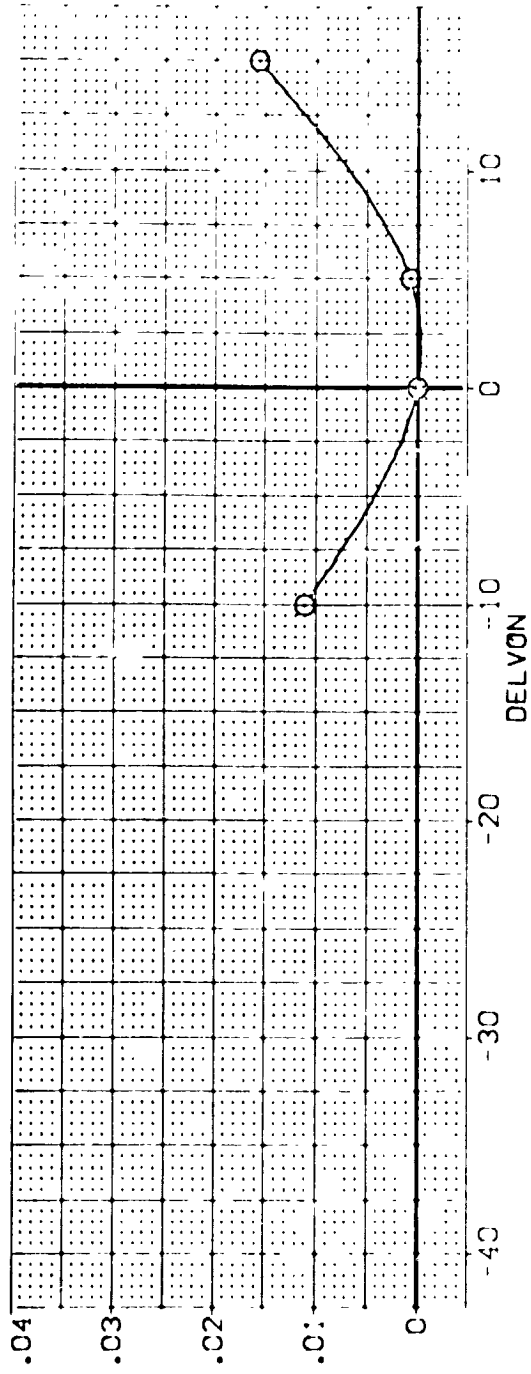
W116E31V8R5X9

M7E8

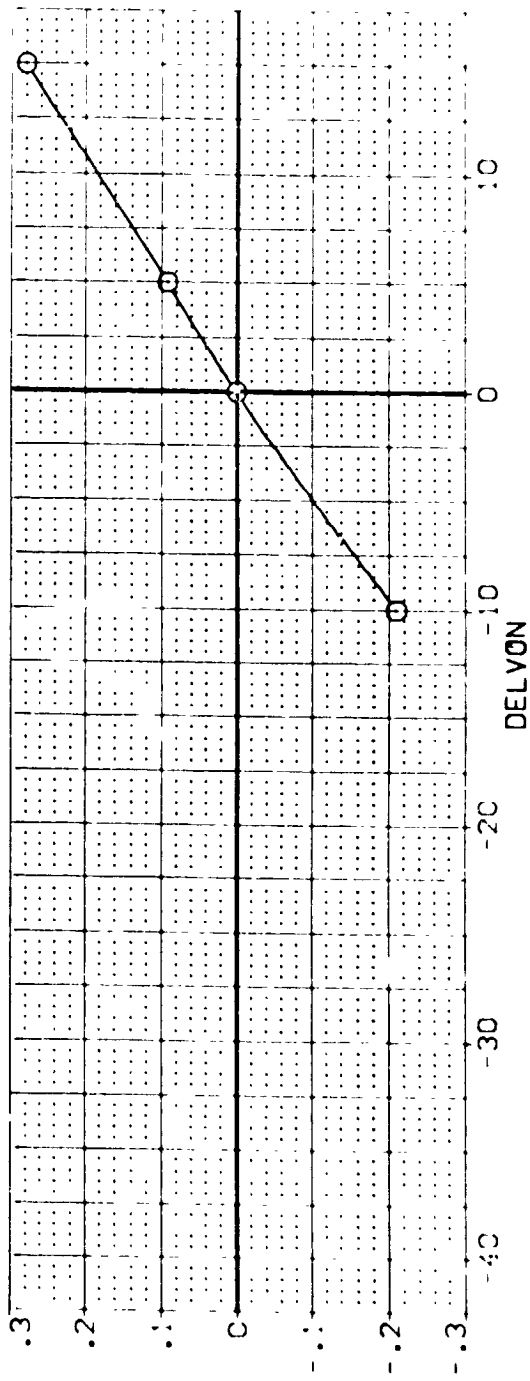
B26C9

CA62B

ALPHA	10.000	MACH	.200	BOFLAP	-12.000	DATASET	DEL VON	DATA SOURCE	DEL VON	SREF	REFERENCE INFORMATION
ALLRON	.000	RJDDER	.000	EDZ51	-10.000	EDZ54	.000	REF	19.2799	SCALE	SCALE
SPOBRN	25.000	BETA	.000	EDZ52	5.000	EDZ53	15.000	SREF	37.9333	SCALE	SCALE
								X44P	43.5574	SCALE	SCALE
								Y44P	.000	SCALE	SCALE
								Z44P	.000	SCALE	SCALE
								SCALE	15.1675	SCALE	SCALE



DCA



DCN

FIG 90 ELEVON EFFECTIVENESS, E31, 25 DEG. FLARE

0A628 B26C9 M7F8 W116E31V8R5X9 (E07251)

SYMBOL		PARAMETRIC VALUES				DATA SOURCE		REFERENCE INFORMATION					
C	ALPHA	15.000	MACH	.200	BDFLAP	-12.000	DATASET	DEL VGN	DE VGN	SREF	4.4119	SCALE	SCAL S
			AIRRON	.000	RJODER	.000	E07251	-10.000	.000	REF	19.7299		SCAL S
			SPOBRK	75.000	BETA	.000	E07252	5.000	15.000	X-PROP	37.9359		SCAL S
										Y-PROP	43.5874		SCAL S
										Z-PROP	15.0000		SCAL S
										SCALE	15.1875		SCAL S

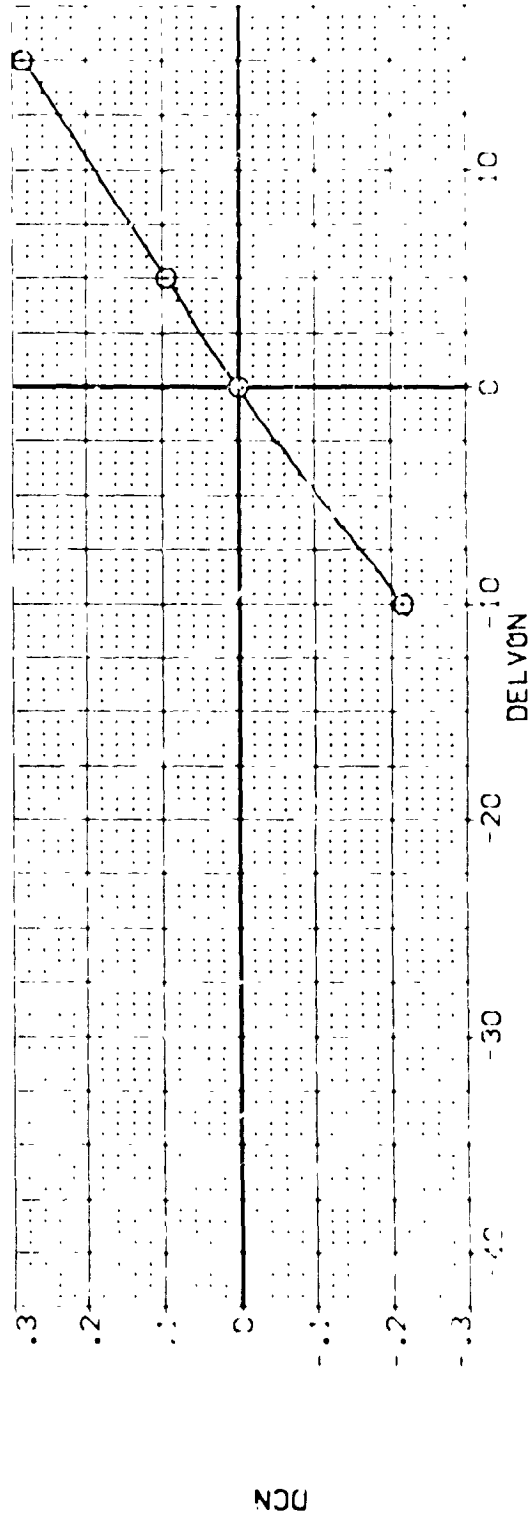
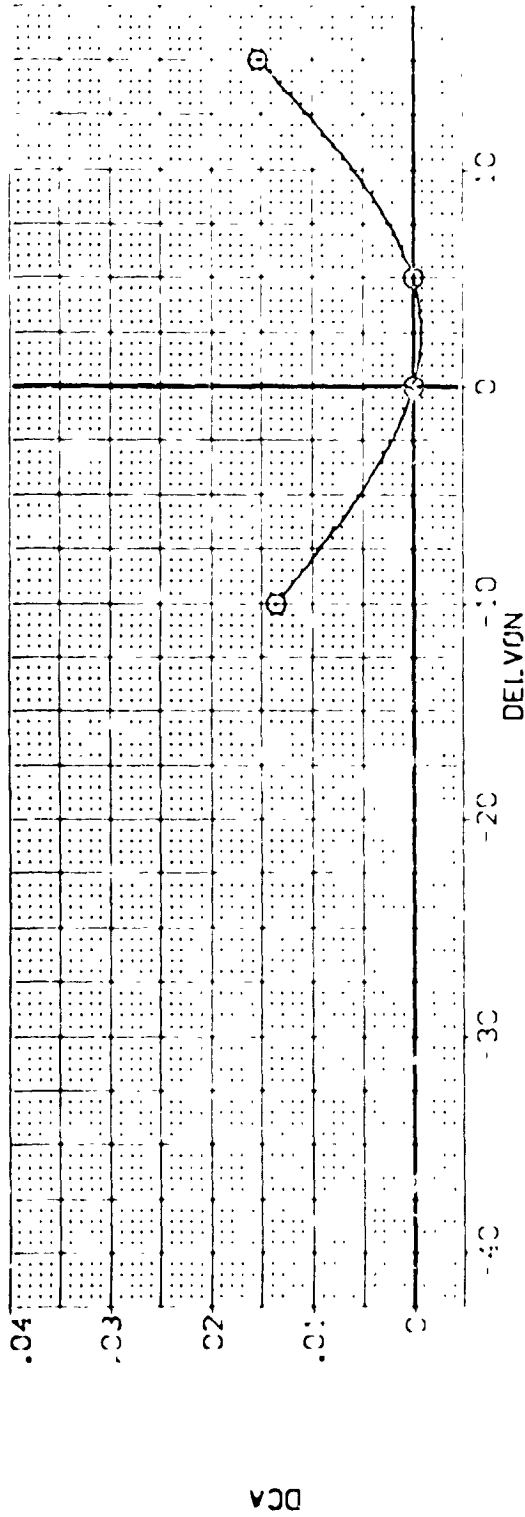


FIG 90 ELEVON EFFECTIVENESS, E31, 25 DEG. FLARE

0A62B B26C9 M7F8 W116E31V8R5A9 (EDZ25:)

SYMBOL
○

ALPHA
70.000

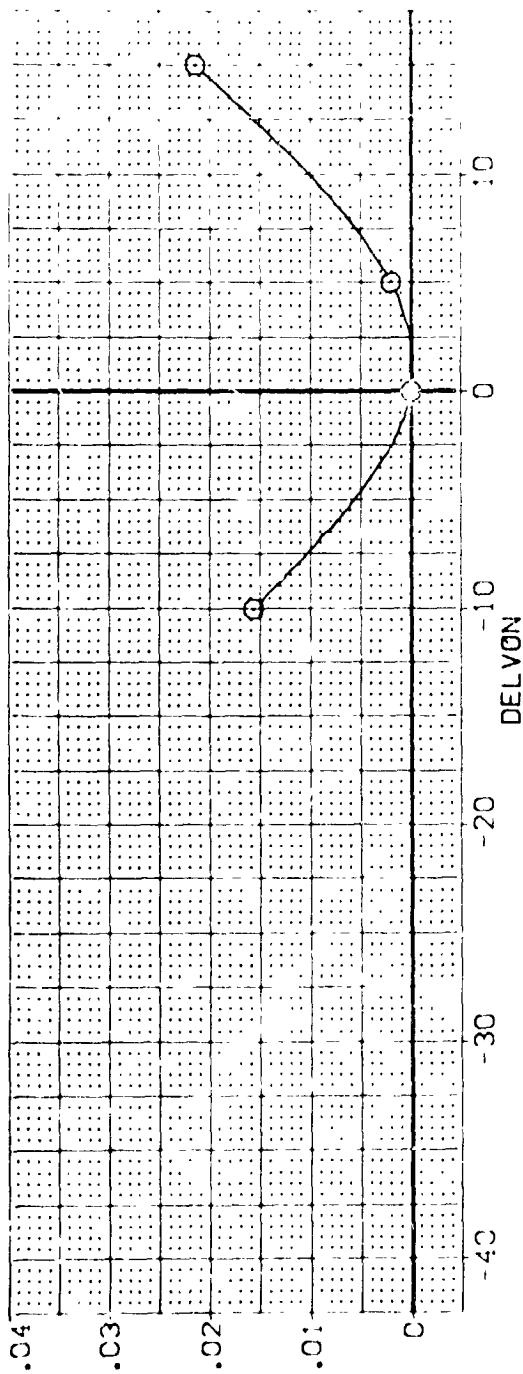
MACH
ALLRON
SPOBRN

PARAMETRIC VALUES
.200 BOFLAP
.000 R-DOER
25.000 PLTA

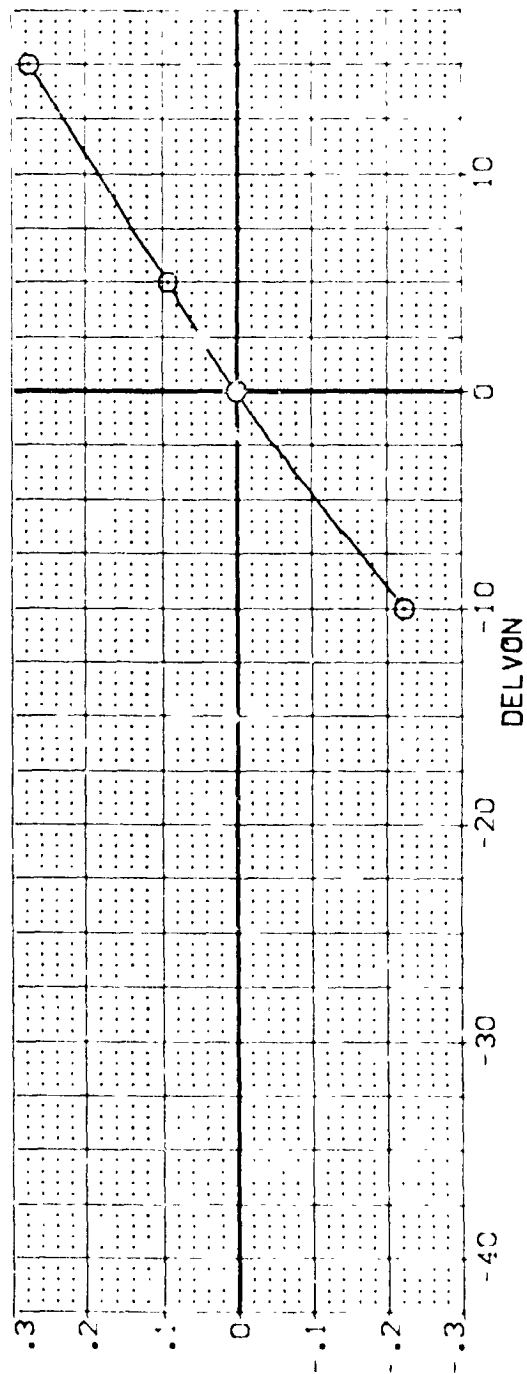
DATA SOURCE
DELVON
-12.000
.000 EDZ251
.000 EDZ252

REFERENCE INFORMATION
SREF
LREF
BREF
X-MOD
Y-MOD
Z-MOD
SCALE

4.4118
19.7208
37.9339
43.5974
.0000
15.1875
.0425



DCA



DCN

FIG 90 ELEVON EFFECTIVENESS, E31, 25 DEG. FLARE

0A628 B26C9 M7F8 W116E31V8R5X9

(EDZ251)

→ *BOL
○

ALPHA
25.000
MACH
ALLRON
SPOBRK

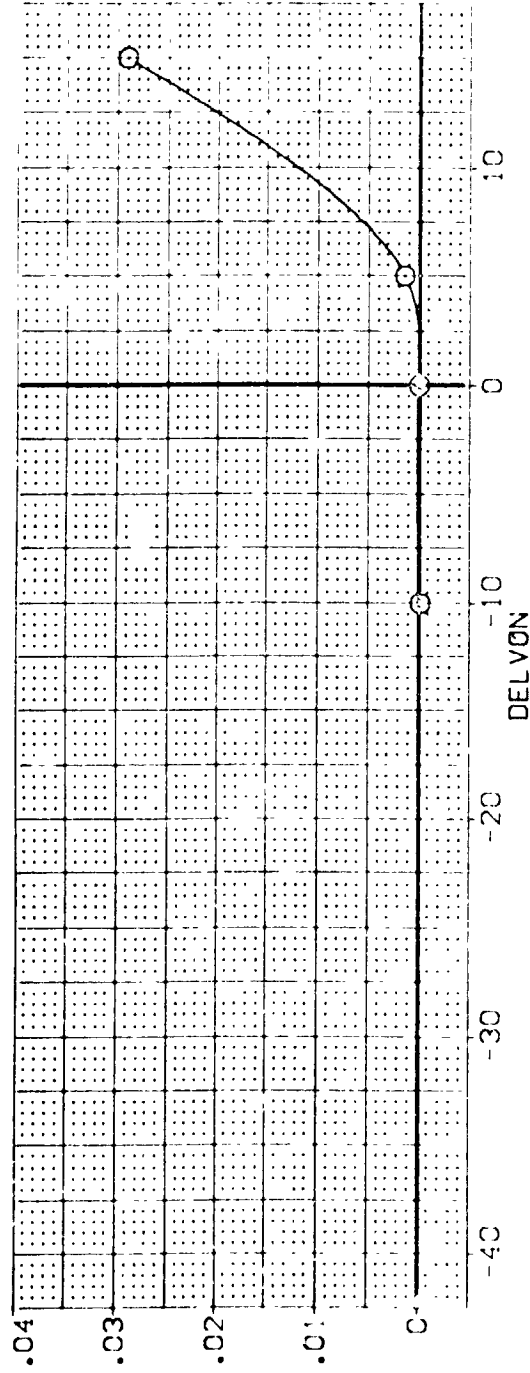
PARAMETRIC VALUES
.200 BOFLAP
.000 R-RODR
25.000 BETA

DATA SOURCE
DELVON
-10.000
5.000

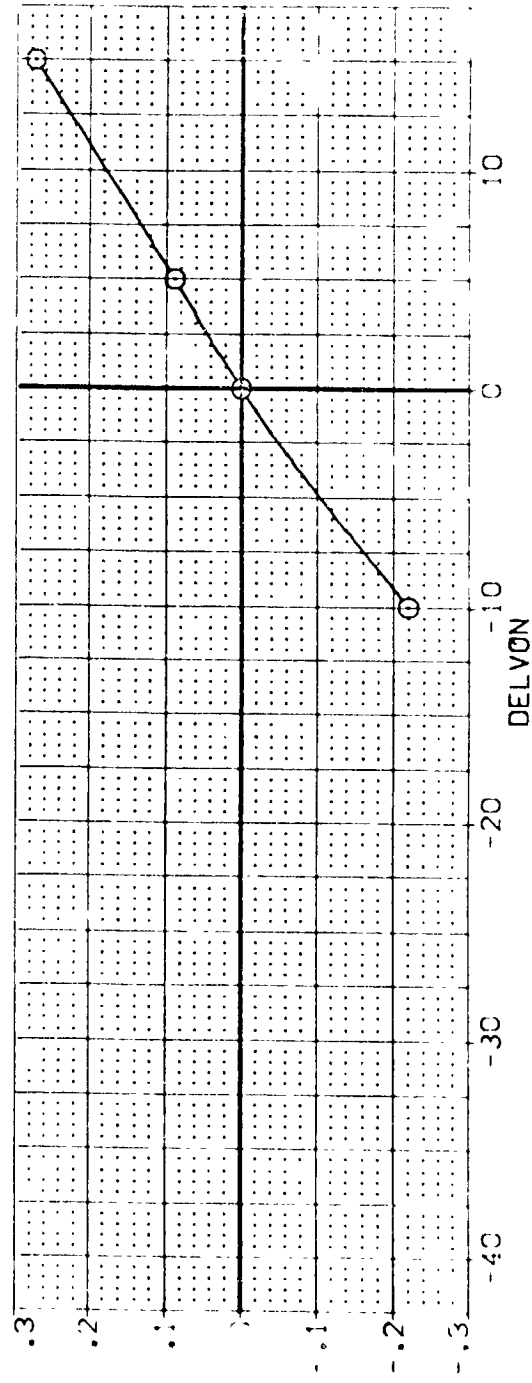
DATASET
EDZ251
EDZ252

SRF
LRF
XMRP
YMRP
ZMRP
SCALE

REFERENCE INFORMATION
SCALE
4.4118
19.2739
37.9359
43.9874
.0000
15.1874
.0405



DCA



DCN

FIG 90 ELEVON EFFECTIVENESS, E31, 25 DEG. FLARE

0A623 B26C9 W7F8 W116E31V8R5X9 (EDZ251)

ALPHA	30.000	MACH	.200	BDFLAP	-12.000	DATASET	-10.000	DELVON	5.000	DATA SOURCE	EDZ251	DELVON	.000	SREF	4.419	SCALE	.0405
ATLRON	.000	RADDER	.000	EDZ251	.000	EDZ251	-10.000	BRFF	15.000	EDZ253	.000	BRFF	.000	LRFF	19.2298	SCALE	.0405
SPOBRK	25.000	BETA	.000	EDZ252	.000	EDZ253	5.000	YMRP	15.000	EDZ253	.000	YMRP	.000	ZMRP	43.5374	SCALE	.0405
								ZMRP	.000			ZMRP	.000	SCALE	15.1875	SCALE	.0405

REFERENCE INFORMATION
 SCALF
 SCALF
 SCALF
 SCALF
 SCALF
 SCALF

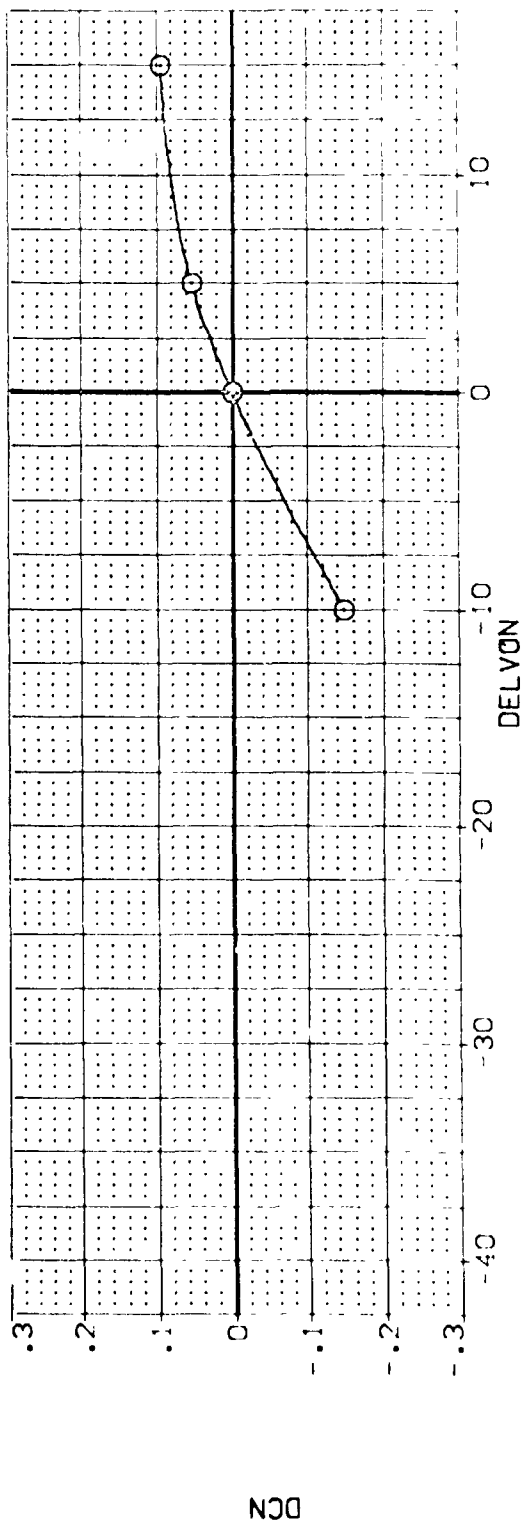
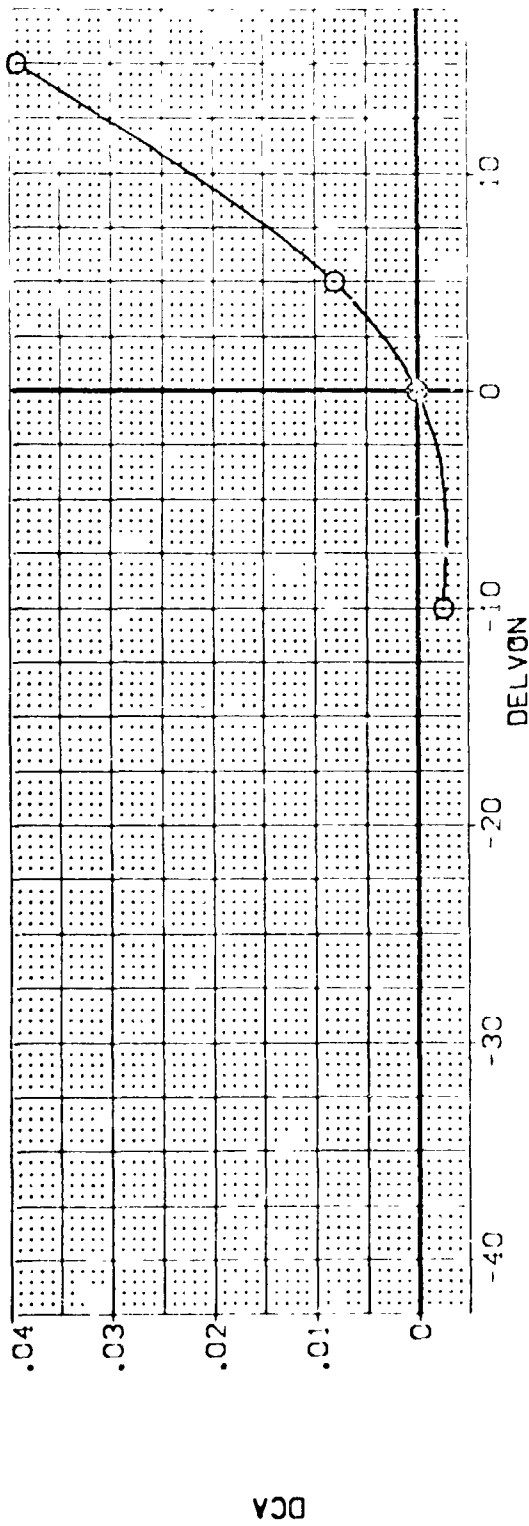


FIG 90 ELEVON EFFECTIVENESS, E31, 25 DEG. FLARE

DATA SET SYMBOL	CONFIGURATION DESCRIPTION	ELEVON	SPOBRK	BOFLAP	RUDDER	REFERENCE INFORMATION
{BDZ759}	CA628 B26C9 M7F8 V116E3A185X9	-10.000	25.000	-12.000	.000	SREF 4.4119 SCALF .
{BDZ757}	CA628 B26C9 M7F8 V116E3A185X9	.000	25.000	-12.000	.000	LREF 19.2290 SCALF .
{BDZ758}	CA628 B26C9 M7F8 V116E3A185X9	5.000	25.000	-12.000	.000	BRFF 37.9359 SCALF .
{BDZ760}	CA628 B26C9 M7F8 V116E3A185X9	15.000	25.000	-12.000	.000	XMRD 43.5871 SCALF .
						ZMRD .0000 SCALF .
						SCALE 15.1875 .0403 SCALF .

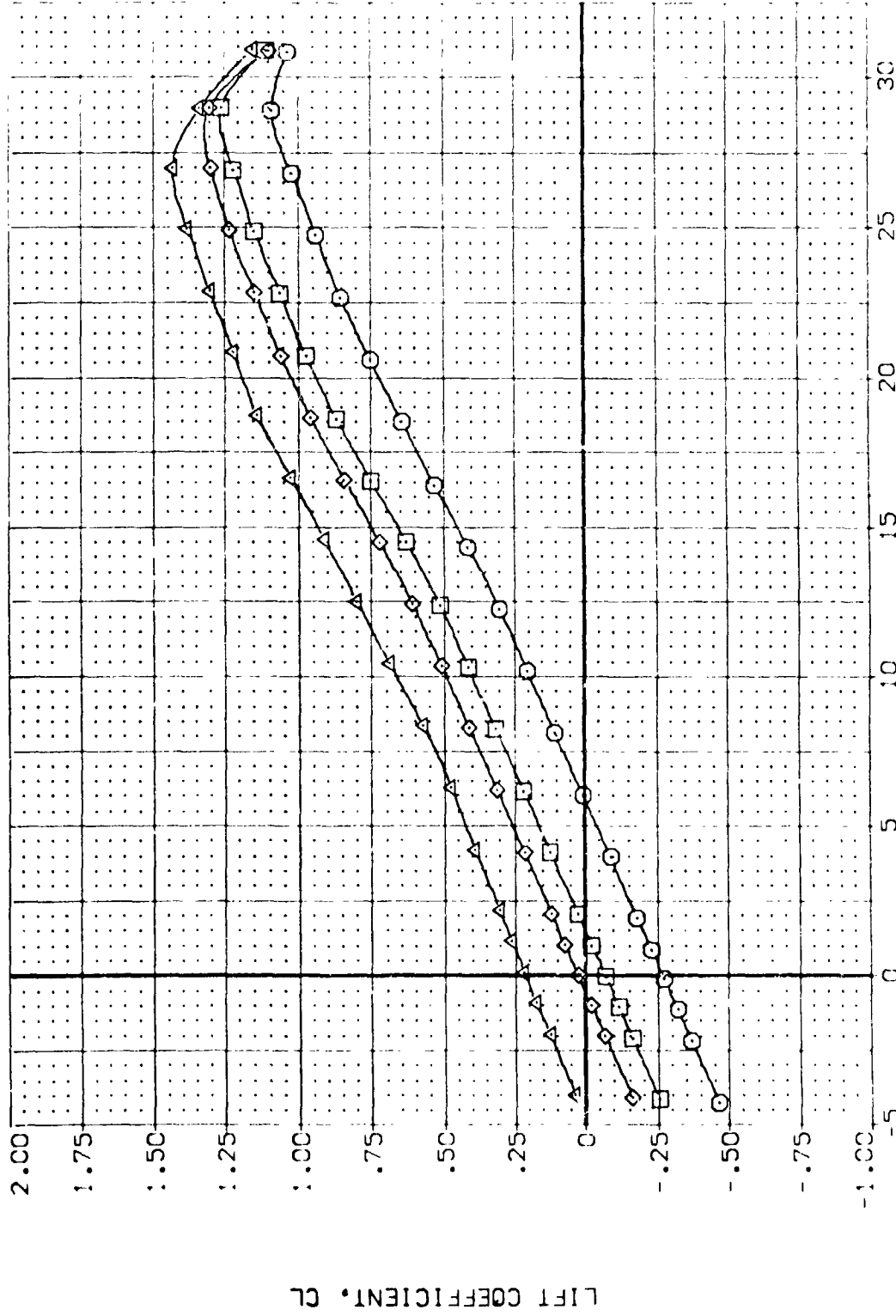


FIG 91 ELEVON EFFECTIVENESS, E34, 25 DEG. FLARE

CA3MAC .20

DATA SET SYMBOL	CONFIGURATION DESCRIPTION	ELEVON	SPOBRK	REF LAP	RUDDER	REFERENCE INFORMATION
(BCZ758)	M7F8 V11E34V85X9	-10.000	25.000	-12.000	.000	SREF 4.1119
(BCZ757)	M7F8 V11E34V85X9	.000	25.000	-12.000	.000	LREF 15.7299
(BCZ756)	M7F8 V11E34V85X9	5.000	25.000	-12.000	.000	BREF 37.4359
(BCZ760)	M7F8 V11E34V85X9	15.000	25.000	-12.000	.000	XMRP 43.5874
						ZMRP .0000
						SCALE 15.875
						SCALE .0400

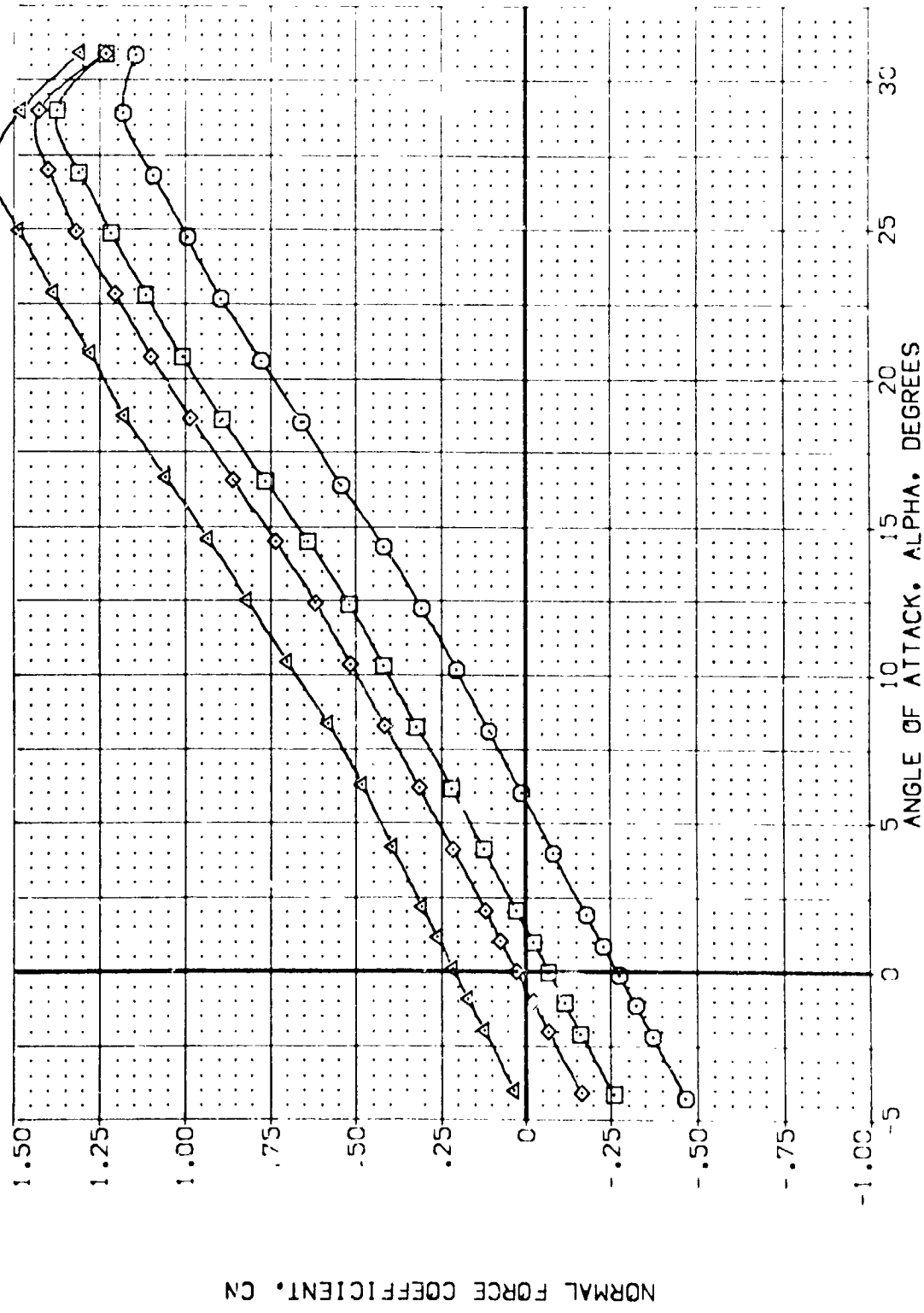


FIG 91 ELEVON EFFECTIVENESS, E34, 25 DEG. FLARE

(M)MAC = .20

DATA SET SYMBOL	CONFIGURATION DESCRIPTION	ELEVON	SPOBRK	EDFLAP	RUDDER	REFERENCE INFORMATION
(B0Z259)	CA628 B26C9 M7F8 V116E34V8FSX9	-10.000	25.000	-12.000	.000	SREF 4.4119 SCALF1
(B0Z257)	CA628 B26C9 M7F8 V116E34V8FSX9	.000	25.000	-12.000	.000	LREF 19.2293 SCALF2
(SCZ258)	CA628 B26C9 M7F8 V116E34V8FSX9	5.000	25.000	-12.000	.000	BREF 37.9353 SCALF3
(B0Z260)	CA628 B26C9 M7F8 V116E34V8FSX9	15.000	25.000	-12.000	.000	XREF 43.5974 SCALF4
						ZREF .0000 SCALF5
						YREF 15.1875 SCALF6
						SCALE .0405

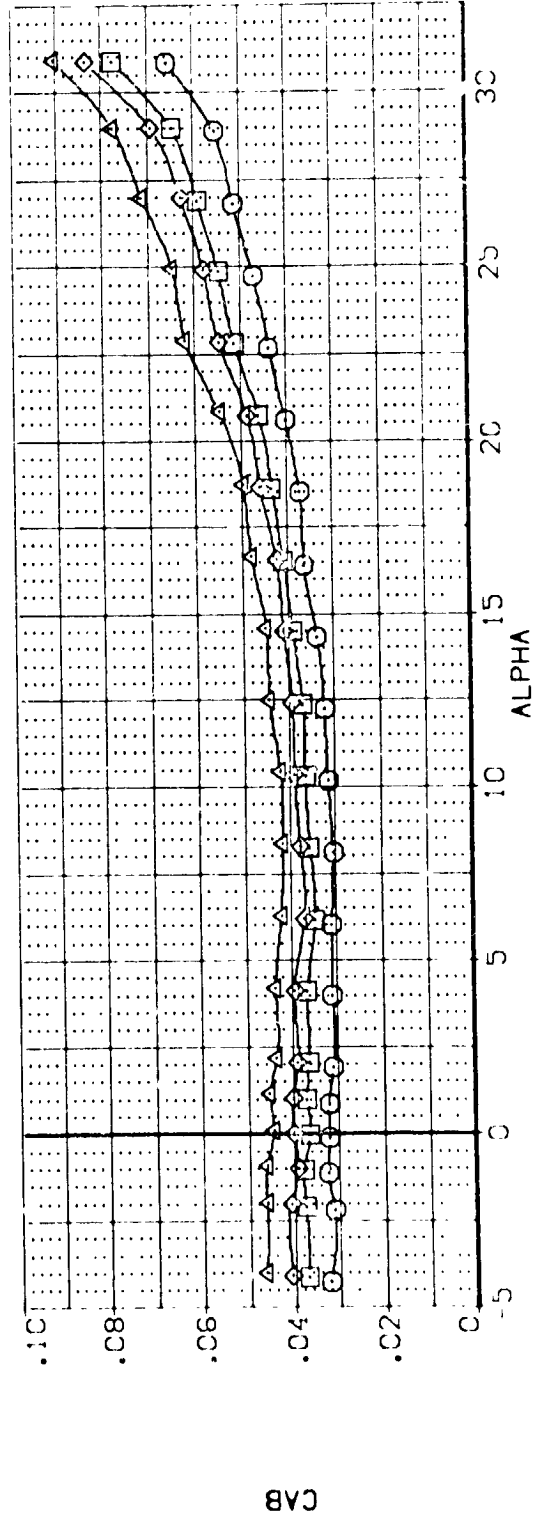
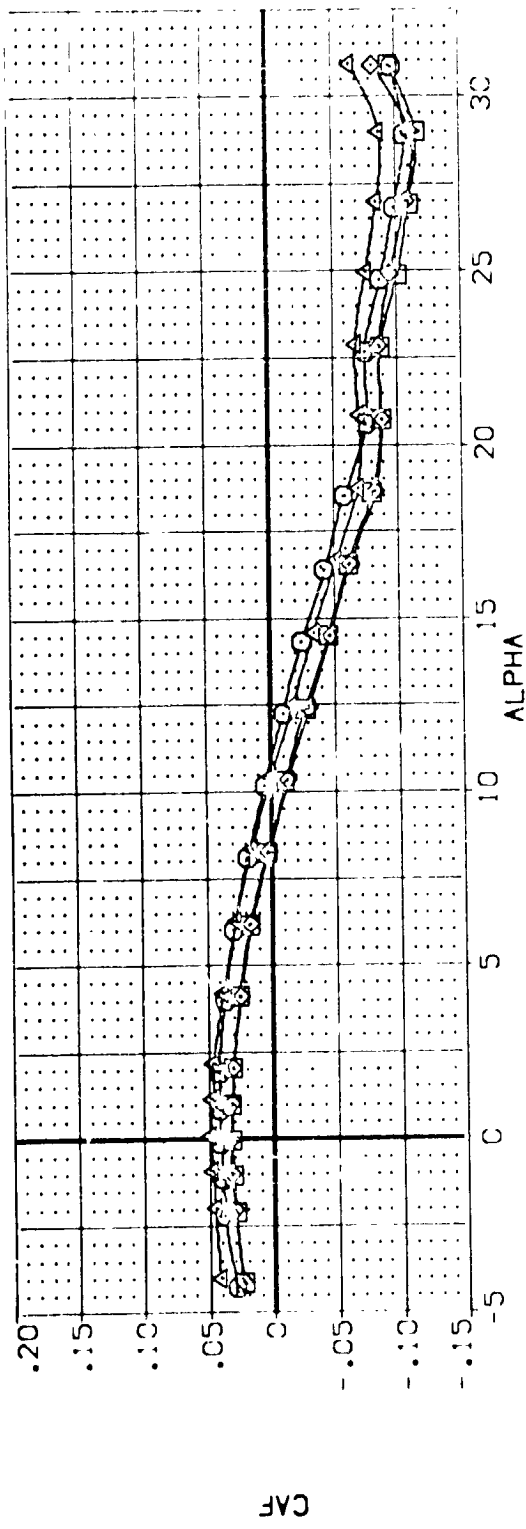


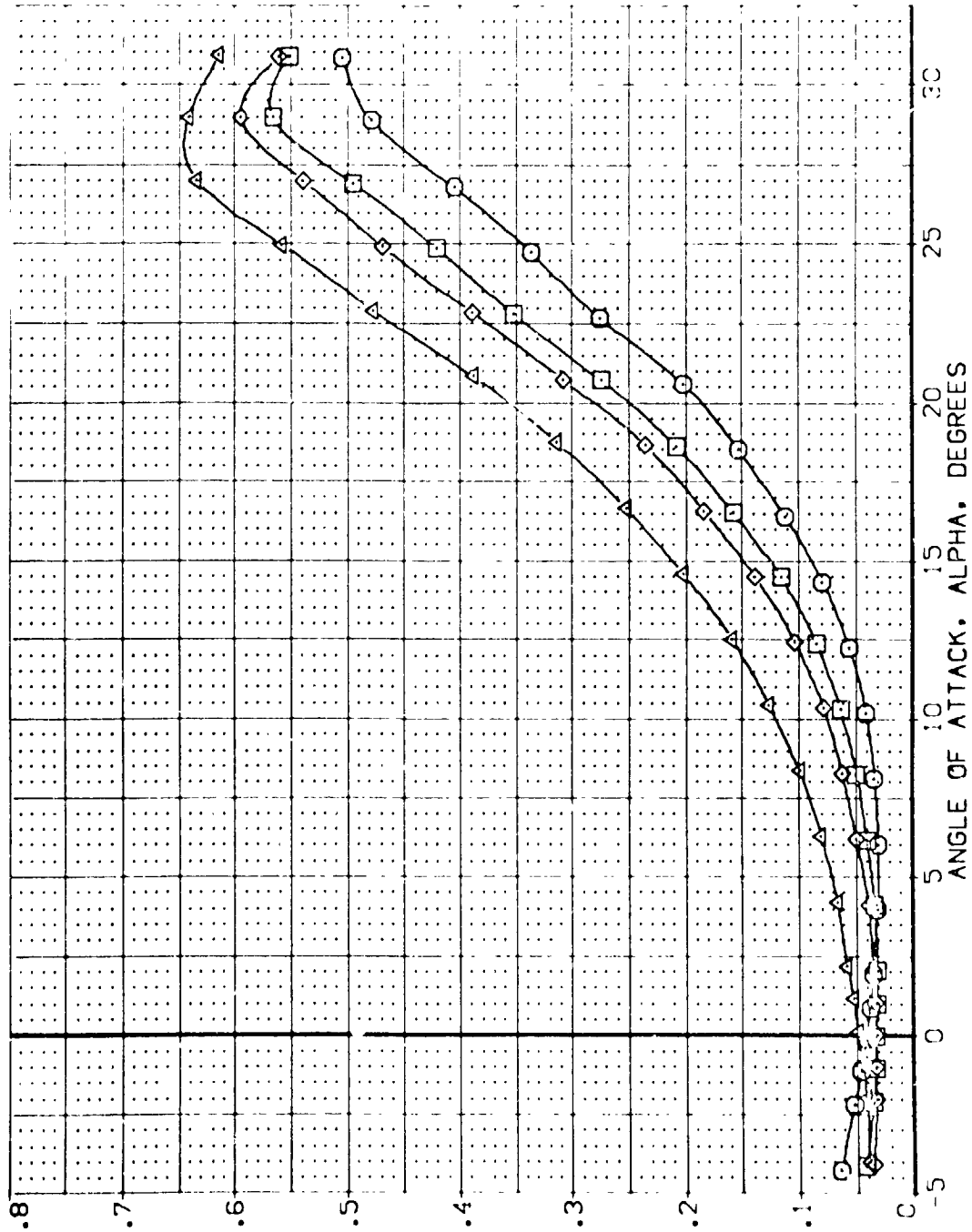
FIG 91 ELEVON EFFECTIVENESS, E34, 25 DEG. FLARE

(A)MAC- .20

DATA SET SYMBOL CONFIGURATION DESCRIPTION
 (B0Z759) (C) A628 B26C9 M7F8 V:16E34V8R5X9 SCALE
 (B0Z757) (C) A628 B26C9 M7F8 V:16E34V8R5X9 SCALE
 (B0Z758) (C) A628 B26C9 M7F8 V:16E34V8R5X9 SCALE
 (B0Z760) (C) A628 B26C9 M7F8 V:16E34V8R5X9 SCALE

ELEVON SPODBK BOFLAP RUDDER
 -10.000 25.000 -12.000 .000
 .000 25.000 -12.000 .000
 5.000 25.000 -12.000 .000
 15.000 25.000 -12.000 .000

REFERENCE INFORMATION
 SPKF 4.4119 SCALE
 REF 19.2799 SCALE
 BRKF 37.9799 SCALE
 XMRD 43.5574 SCALE
 YMRD 55.0000 SCALE
 ZMRD 15.1875 SCALE
 SCALE .0400



FOREBODY DRAG COEFFICIENT, CDF

FIG 91 ELEVON EFFECTIVENESS, E34, 25 DEG. FLARE

CADYAC = .20

DATA SET SYMBOL	CONFIGURATION DESCRIPTION	ELEVON	SPOBRK	BOFLAP	RUDDER	REFERENCE INFORMATION
(B07259)	D1628 B76C9 M7F8 V116E34V8PSX9	-10.000	25.000	-12.000	.000	SREF 4.4119 SCALE 1
(B07257)	D1628 B76C9 M7F8 V116E34V8PSX9	5.000	25.000	-12.000	.000	SREF 19.2289 SCALE 5
(B07258)	D1628 B76C9 M7F8 V116E34V8PSX9	5.000	25.000	-12.000	.000	SREF 37.6359 SCALE 5
(B07260)	D1628 B76C9 M7F8 V116E34V8PSX9	15.000	25.000	-12.000	.000	XPRP 43.5974 SCALE 5
						ZPRP .0000 SCALE 5
						ZPRP .151875 SCALE 5
						ZPRP .13405 SCALE 5

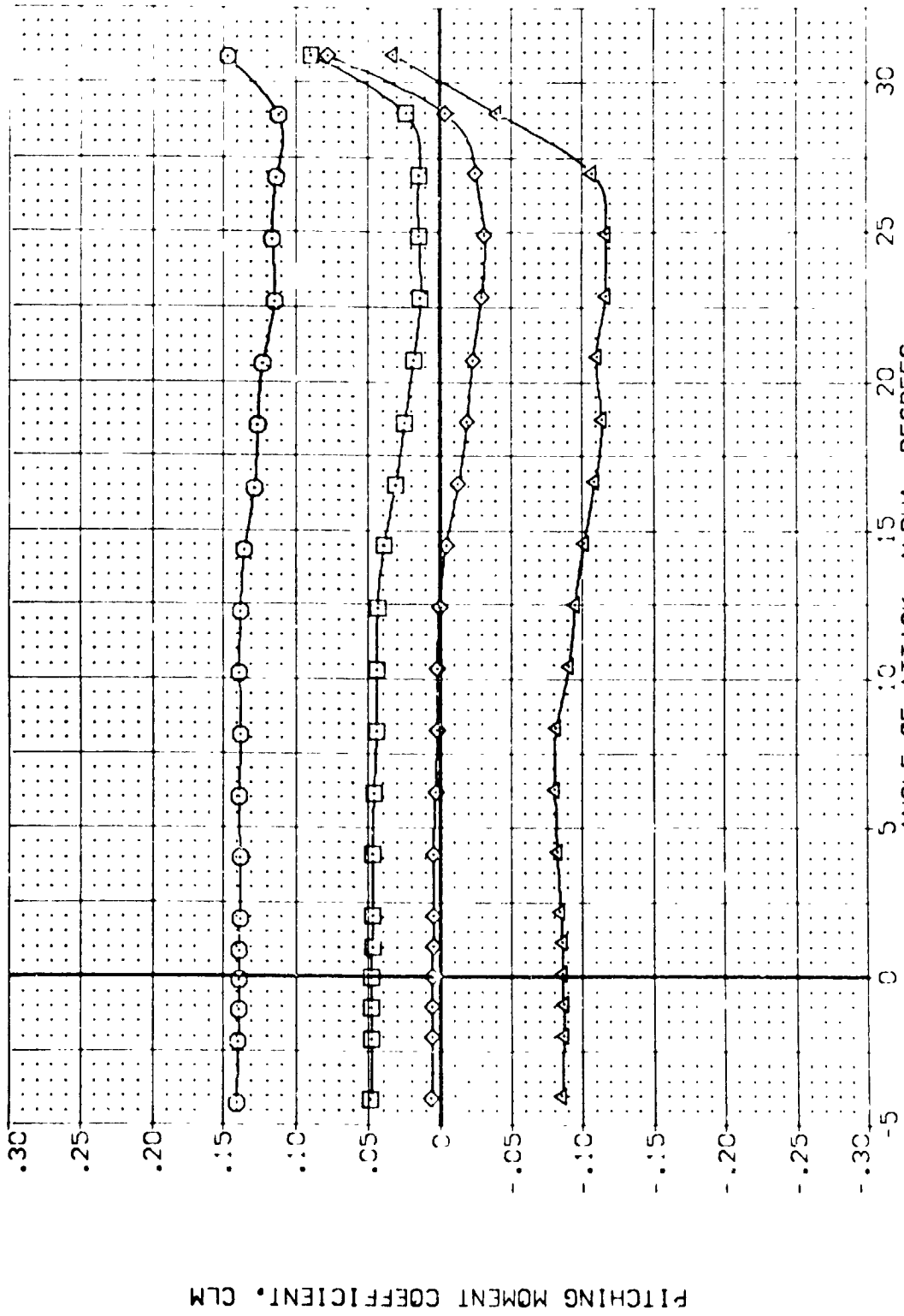


FIG 91 ELEVON EFFECTIVENESS, E34, 25 DEG. FLARE

DATA SET SYMBOL CONFIGURATION DESCRIPTION
 (B07759) W7F8 V116E34V8F5X9
 (B07757) W7F8 V116E34V8F5X9
 (B07758) W7F8 V116E34V8F5X9
 (B07760) W7F8 V116E34V8F5X9

ELEVON SPOBRK BOFLAP R_LODGR REFERENCE INFORMATION SCALE
 -10.000 75.000 -12.000 .000 SREF 4.4119 SCALE
 .000 75.000 -12.000 .000 LREF 19.2769 SCALE
 5.000 23.000 -12.000 .000 BREF 37.9359 SCALE
 15.000 75.000 -12.000 .000 XMRP 43.5974 SCALE
 .000 .000 .000 .000 ZMRP 15.1875 SCALE
 .0405

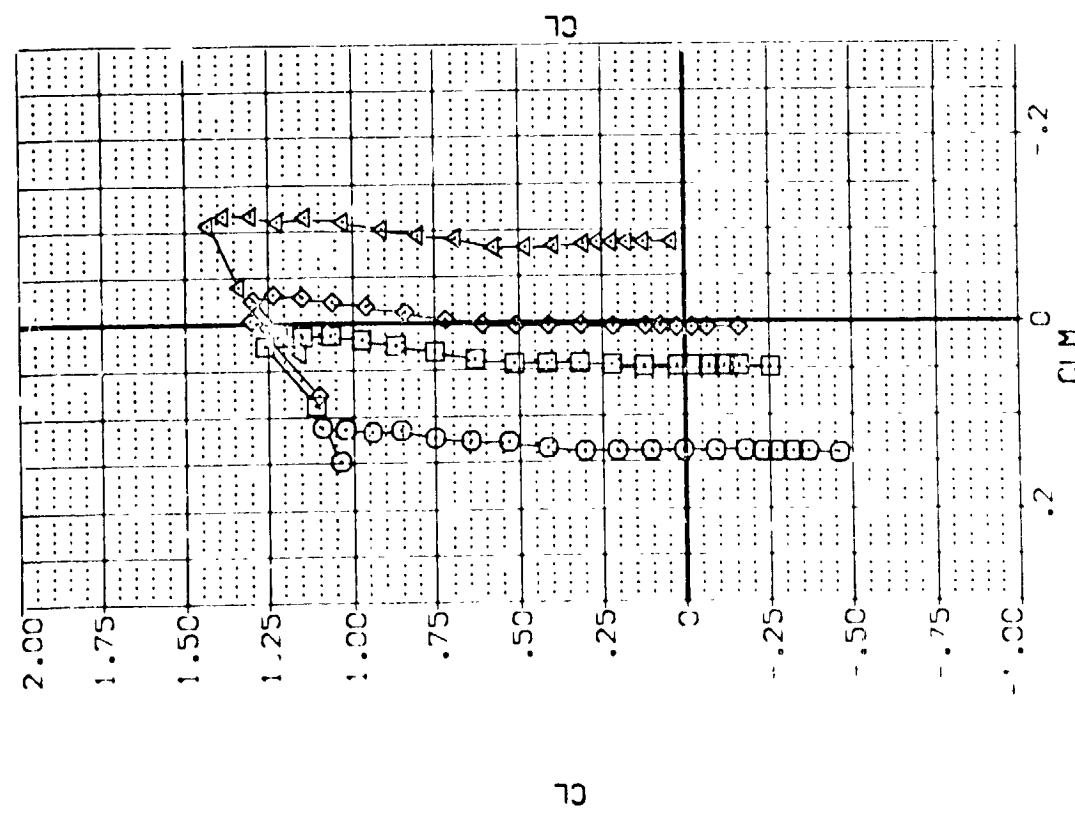
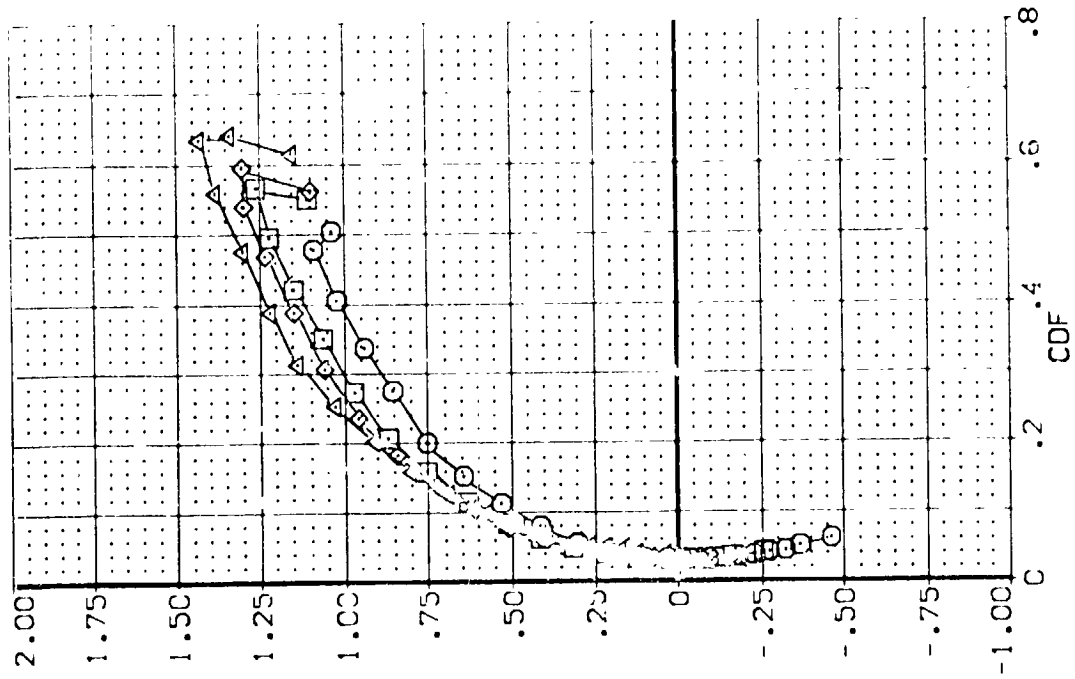


FIG 91 ELEVON EFFECTIVENESS, E34, 25 DEG. FLARE

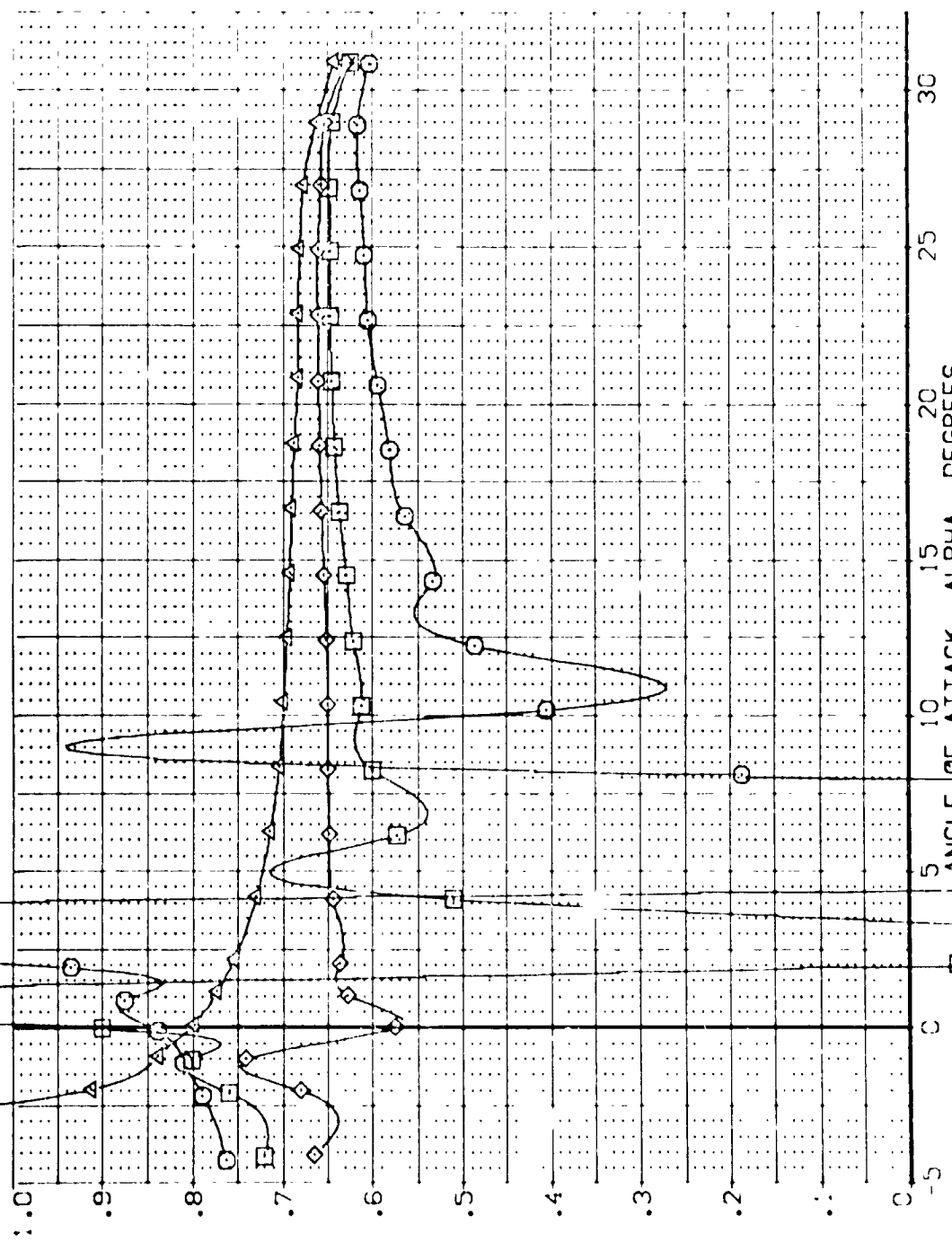
CASMAC .70

DATA SET SYMBOL CONFIGURATION DESCRIPTION REFERENCE INFORMATION

(802759)	B76C9	M71 B	V1 6E34VBRGX9	SREF	4.4119	SCALE	SCAL
(802757)	B76C9	M71 B	V1 6E34VBRGX9	LR	19.2299		SCAL
(802758)	B76C9	M71 B	V1 6E34VBRGX9	BRF	37.9339		SCAL
(80276C)	B76C9	M71 B	V1 6E34VBRGX9	YMRP	43.5974		SCAL
				ZMRP	.0000		SCAL
				SCALE	15.1875		SCAL

ELEVON SPOBRK BOFLAP RUDDER

-10.000	25.000	-12.000	.000
.000	25.000	-12.000	.000
5.000	25.000	-12.000	.000
15.000	25.000	-12.000	.000



LONGITUDINAL CENTER OF PRESSURE, XCP/L

FIG 91 ELEVON EFFECTIVENESS, E34, 25 DEG. FLARE

CASMAC .2C

DATA SET SYMBOL	CONFIGURATION DESCRIPTION	ELEVON	SPDRK	BOFLAP	RUDDR	REFERENCE INFORMATION
807259	8A678 M7E8 V11E34V8F5X9	-10.000	25.000	-12.000	.000	SRF 4.418 SCALE 5
807257	8A678 M7E8 V11E34V8F5X9	0.000	25.000	-12.000	.000	BXF 19.2000 SCALE 5
807258	8A678 M7E8 V11E34V8F5X9	5.000	25.000	-12.000	.000	BXF 37.939 SCALE 5
807260	8A678 M7E8 V11E34V8F5X9	15.000	25.000	-12.000	.000	XAPP 43.251 SCALE 5
						YAPP 15.000 SCALE 5
						ZAPP 15.1875 SCALE 5
						SCALE 1.0405 SCALE 5

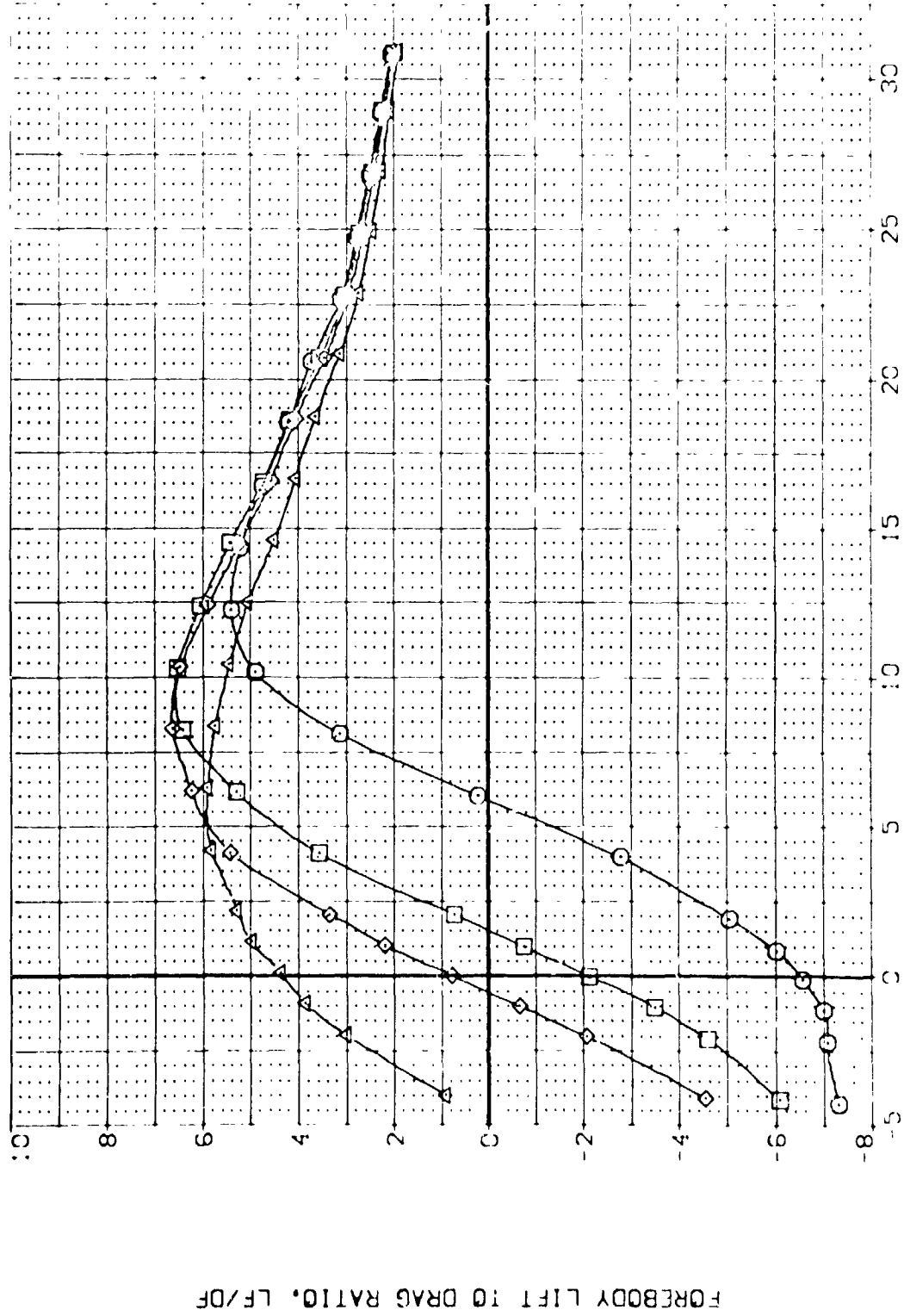


FIG 9: ELEVON EFFECTIVENESS- E34, 25 DEG. FLARE

CAS/MAC: .20

PAGE 1102

3A623 B26C9 M7F8 W116E34V8R5X9

(EDZ259)

SYMBOL	ALPHA	PARAMETRIC VALUES			DATA SOURCE			REFERENCE INFORMATION			
○	.000	MACH	.200	BFLAP	-17.000	DATASET	DELVON	SREF	4.4119	SCALE	15.1675
		AIRLON	.000	RLODER	.000	EDZ259	-10.000	LREF	19.2798	SCALE	15.1675
		SPOBRK	25.000	BETA	.000	EDZ259	.000	BREF	37.9358	SCALE	15.1675
							15.000	XMRP	43.5874	SCALE	15.1675
								ZMRP	.0000	SCALE	15.1675
								SCALE	.0405		

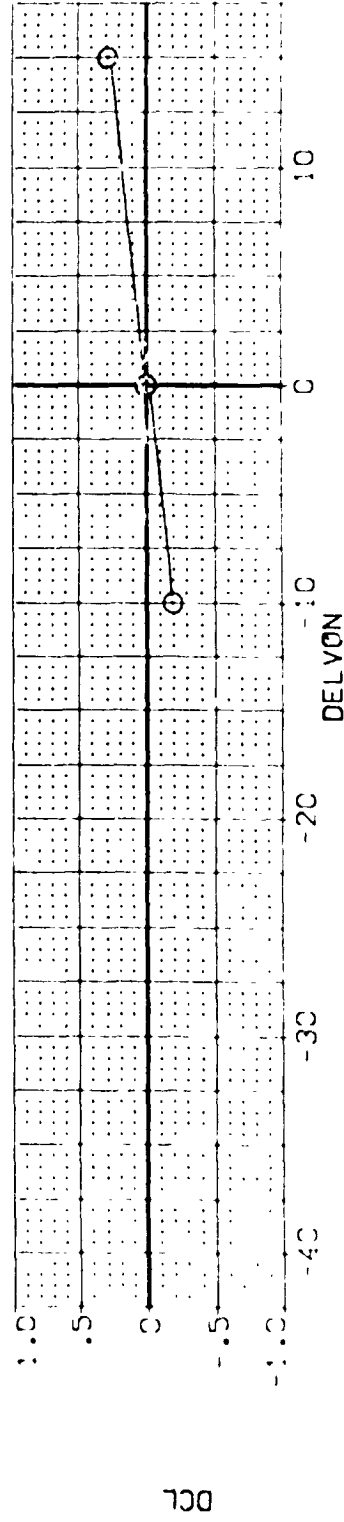
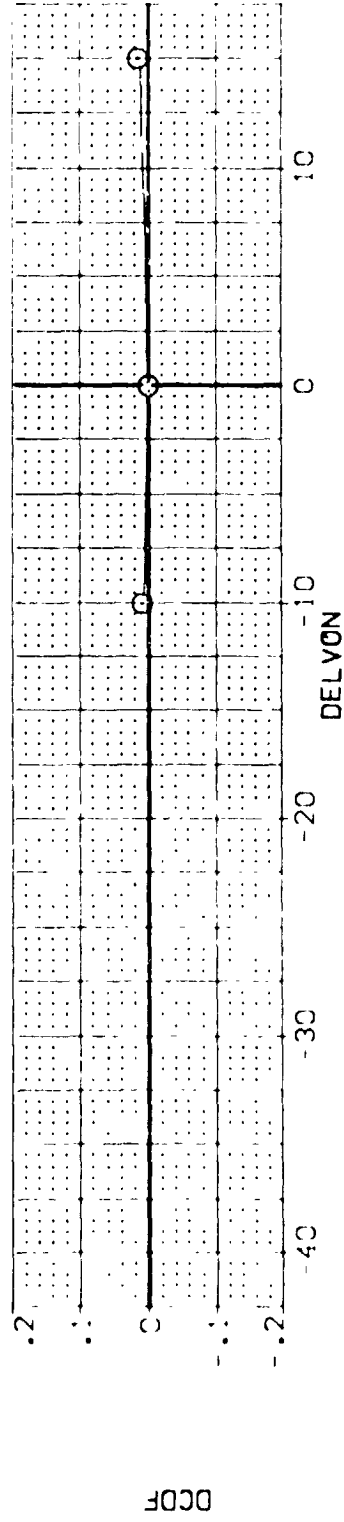
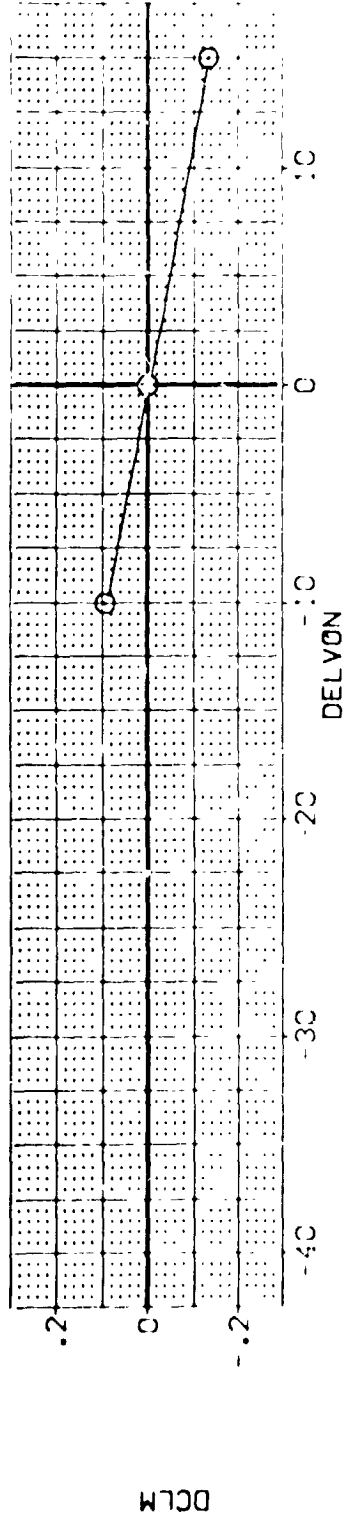


FIG 91 ELEVON EFFECTIVENESS, E34, 25 DEG. FLARE

CA628 826C9 M7F8 W116E34V8R5X9 (EDZ759)

SYMBOL	ALPHA	MACH	PARAMETRIC VALUES			DATA SOURCE			REFERENCE INFORMATION		
○	5.000	A1URON	.200	BDFLAP	-12.000	DELVON	EDZ757	SREF	4.418	SCALE	SCALE
		SPDBK	.000	RJDER	.000	EDZ758	EDZ759	REF	19.299	SCALE	SCALE
			75.000	BETA	.000	EDZ758	EDZ759	BAF	31.939	SCALE	SCALE
								XAPP	43.5974	SCALE	SCALE
								YAPP	.0000	SCALE	SCALE
								ZAPP	15.1875	SCALE	SCALE
								SCALE	.0105	SCALE	SCALE

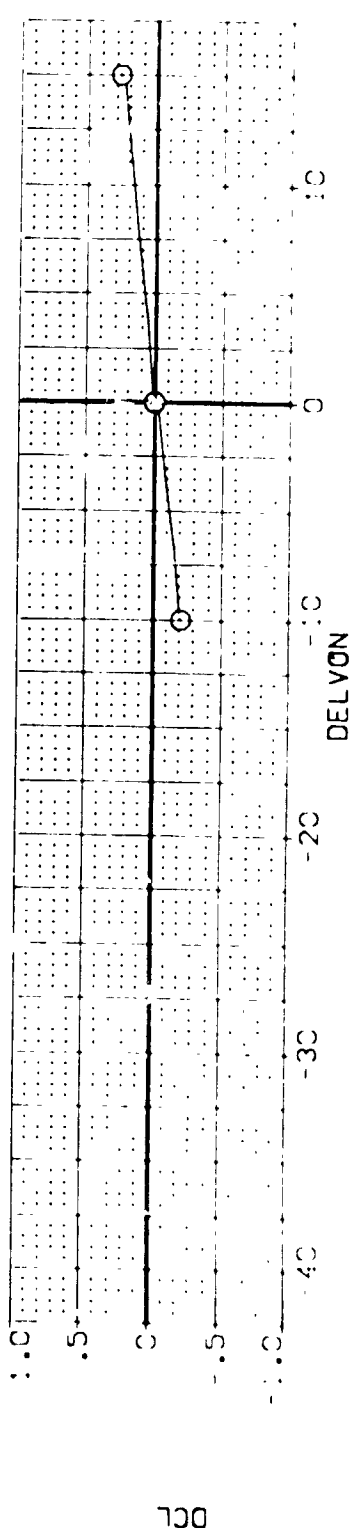
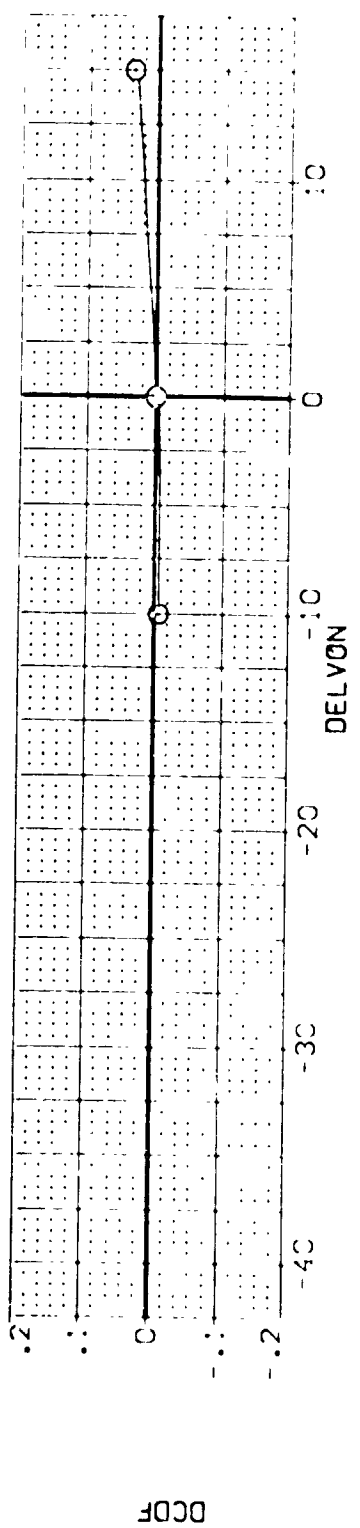
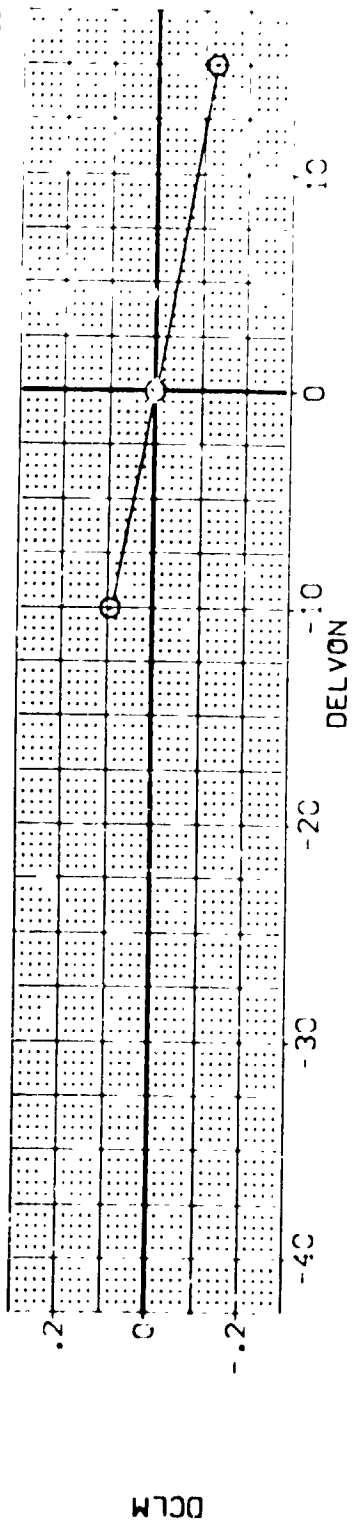


FIG 91 ELEVON EFFECTIVENESS, E34, 25 DEG. FLARE

JA62B 826C9 M7F8 W116E34V8R5X9 (EDZ259)

SYMBOL	ALPHA	PARAMETRIC VALUES		DATA SOURCE		REFERENCE INFORMATION					
○	10.000	MACH	.200	BDF LAP	-12.000	CATASET	DELVCN	SREF	4.4119	SCALE	1.000
		AIRLON	.000	RJODER	.000	EDZ759	DELVCN	PK F	19.2268	SCALE	1.000
		SPOBPM	75.000	SE TA	.000	EDZ758	DELVCN	SREF	37.9269	SCALE	1.000
							DELVCN	X-PROP	13.5574	SCALE	1.000
							DELVCN	Y-PROP	.000	SCALE	1.000
							DELVCN	Z-PROP	15.1875	SCALE	1.000
							DELVCN	SCALE	.0400	SCALE	1.000

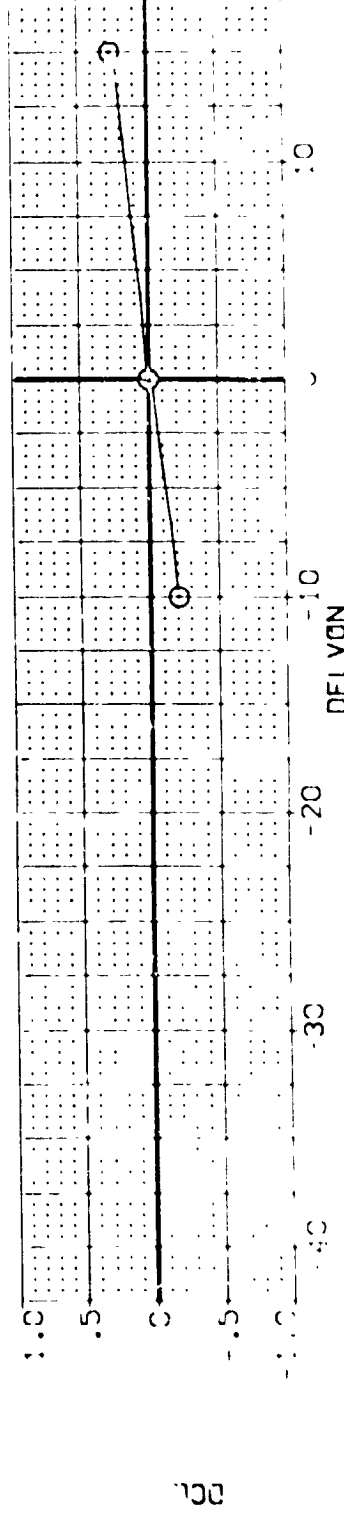
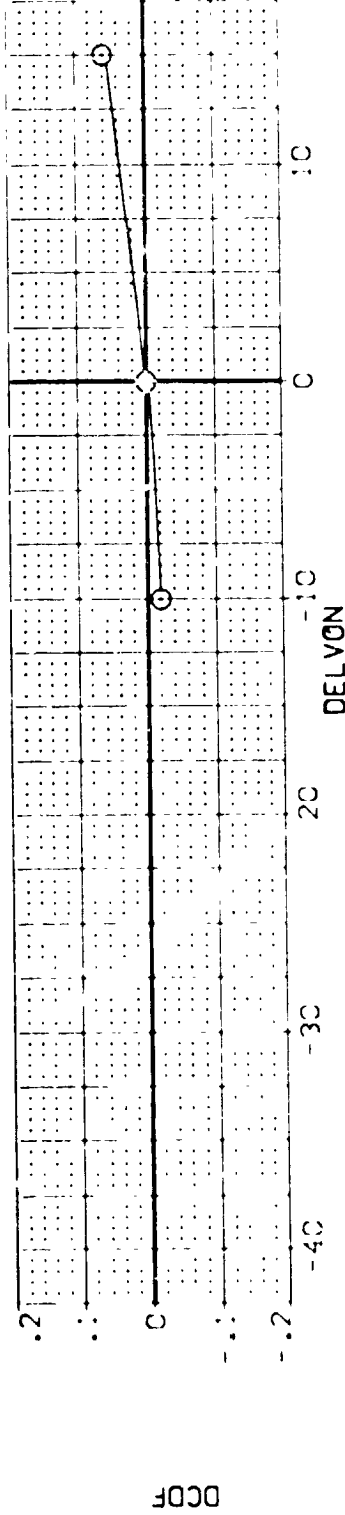
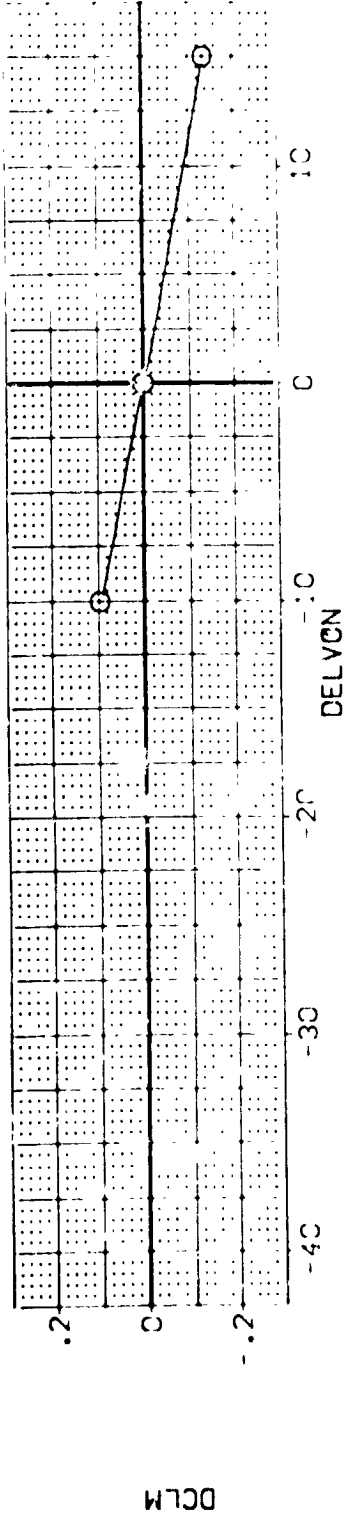


FIG 91 ELEVON EFFECTIVENESS, E34, 25 DEG. FLARE

GA628 B26C9 M7F8 W116E34V8R5X9 (EDZ259)

SYMBOL	ALPHA	MACH	PARAMETRIC VALUES			DATA SOURCE			REFERENCE INFORMATION		
○	15.000	A1LRON	.200	8DFLAP	-12.000	EDZ257	DELVON	SRFF	4.4118	SCALE	SCALE
		SPOBRK	.000	RJODER	.000	EDZ258	DELVON	BRFF	19.2299	SCALE	SCALE
			25.000	BETA	.000		DELVON	XMRP	37.9359	SCALE	SCALE
							DELVON	ZMRP	43.5874	SCALE	SCALE
							DELVON	SCALE	.0000	SCALE	SCALE
							DELVON		.0000	SCALE	SCALE
							DELVON		15.1875	SCALE	SCALE
							DELVON		.0405	SCALE	SCALE

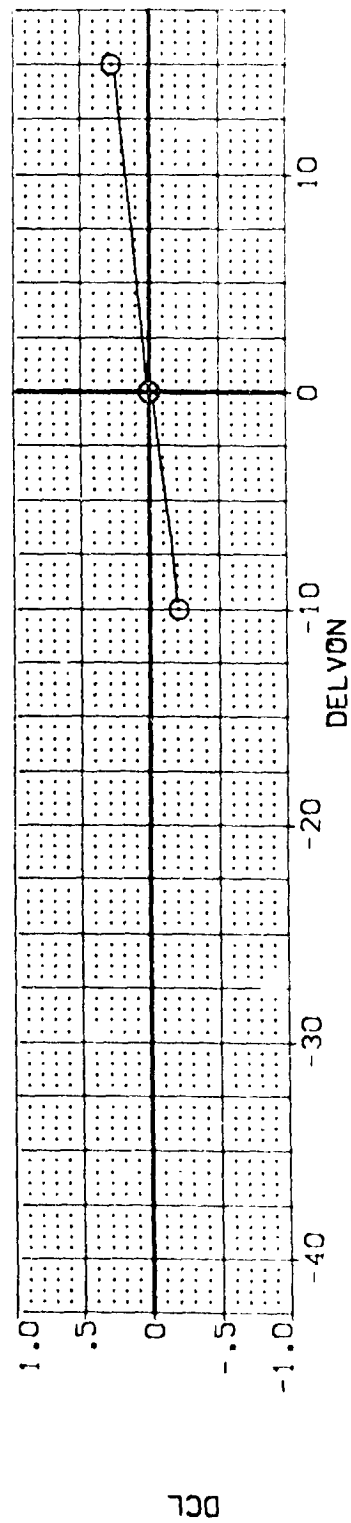
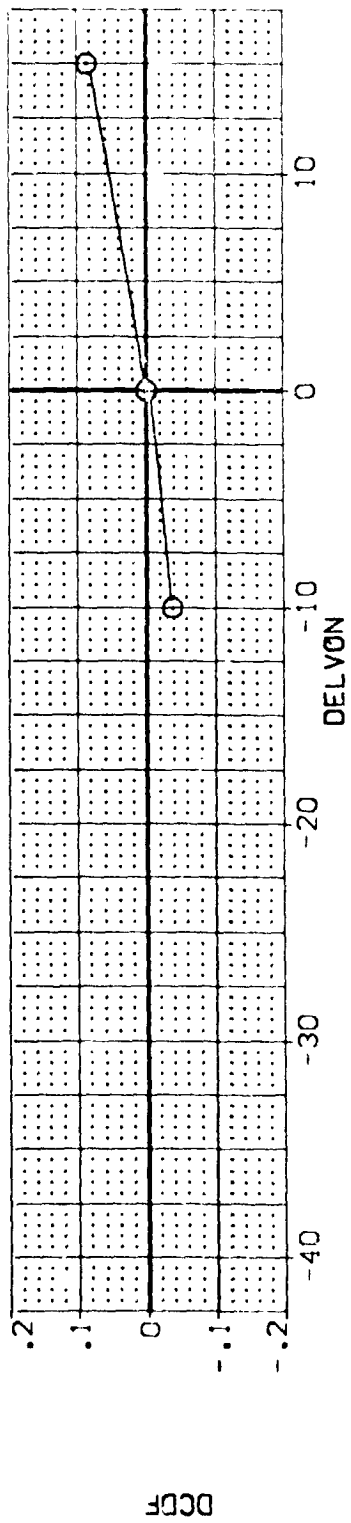
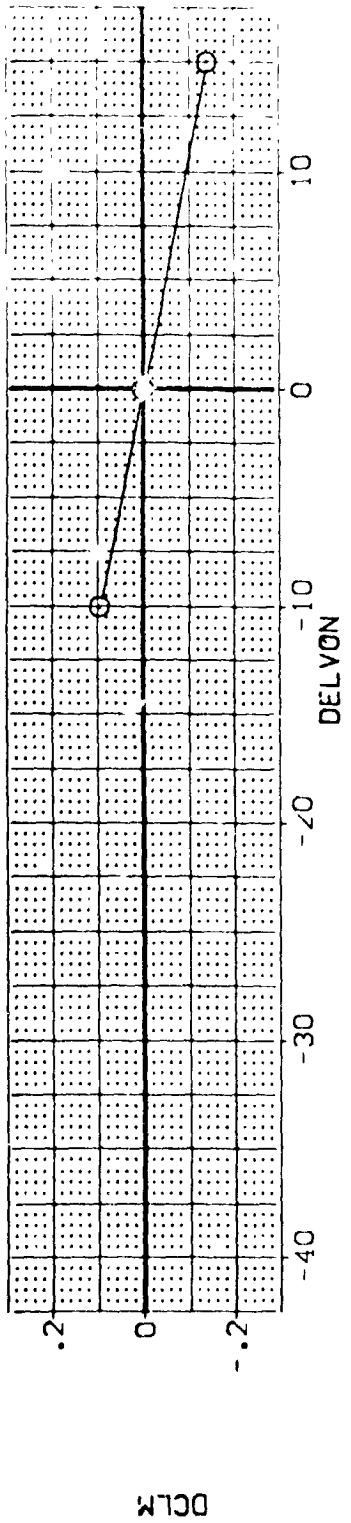


FIG 91 ELEVON EFFECTIVENESS, E34, 25 DEG. FLARE

3A62B 826C9 M7F8 W116E34V8R5X9 (EDZ259)

SYMBOL	ALPHA	PARAMETRIC VALUES	DATA SOURCE	DATASET	DELVON	SREF	REFERENCE INFORMATION
○	20.000	MACH .200 A1LRN .000 SPDRK 25.000	DELVON -10.000 .000 .000	EDZ259 EDZ258	.000 15.000	4.4119 19.2259 37.9359 43.5974 .0000 15.1875 .0405	SCALE SCALE SCALE SCALE SCALE SCALE


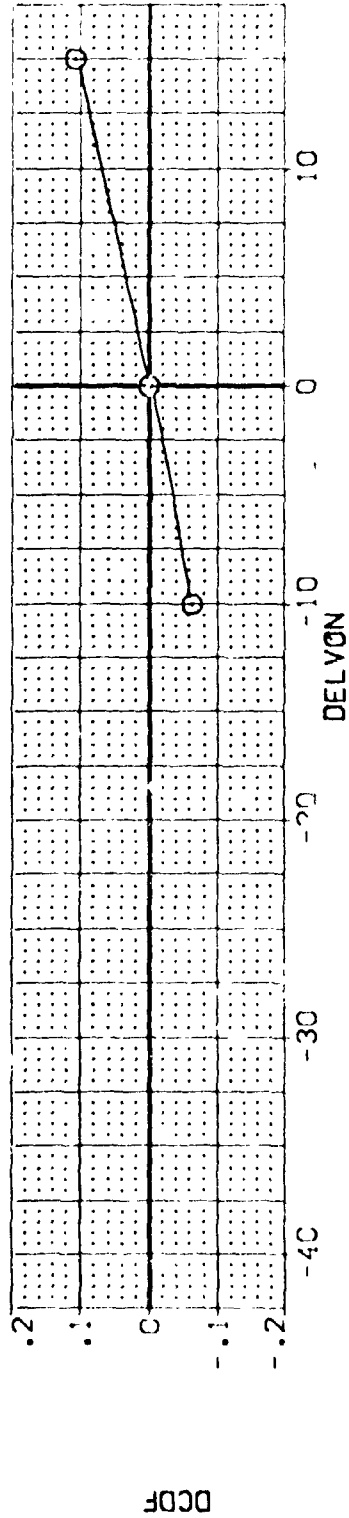
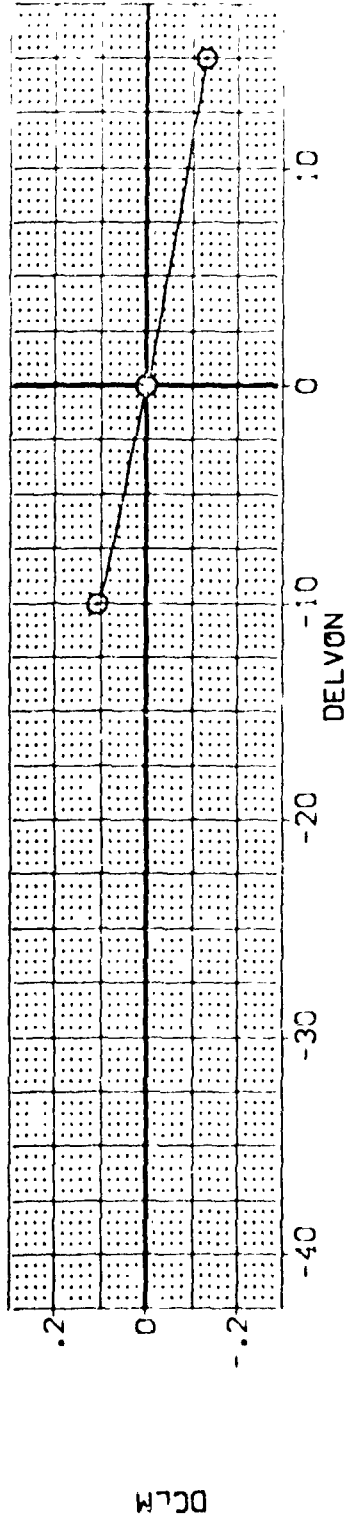


FIG 91 ELEVON EFFECTIVENESS, E34, 25 DEG. FLARE

CA629 B26C9 M7F8 W116E34V8R5X9 (EDZ259)

SYMBOL	ALPHA	MACH	PARAMETRIC VALUES			DATA SOURCE			REFERENCE INFORMATION		
○	75.000	A1LR0N	.200	BOFLAP	-12.000	EDZ259	DELVN	SRFF	4.4119	SCALF	SCALF
		SPDBPX	.000	RUDDER	.000	EDZ258	.000	LRFF	19.2299	LRFF	LRFF
			75.000	BETA	.000	EDZ258	15.000	BRFF	37.9358	BRFF	BRFF
								XMRP	43.5974	XMRP	XMRP
								ZMRP	.0000	ZMRP	ZMRP
								SCALE	15.1875	SCALE	SCALE
									.0405		

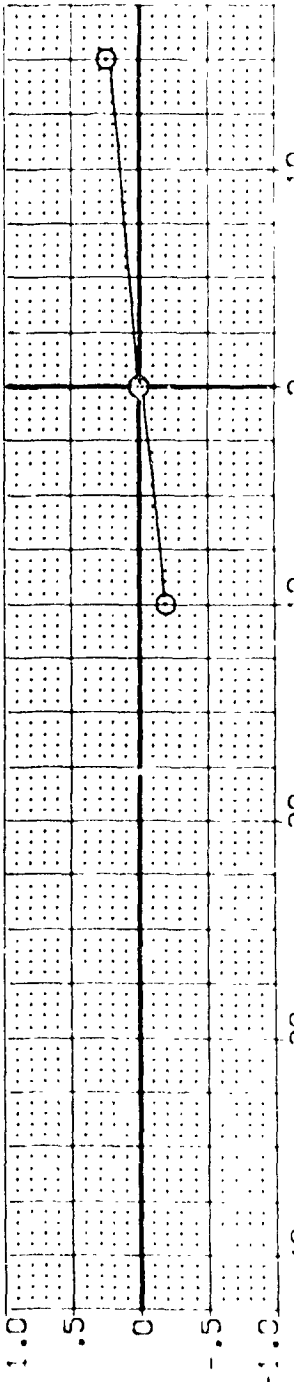
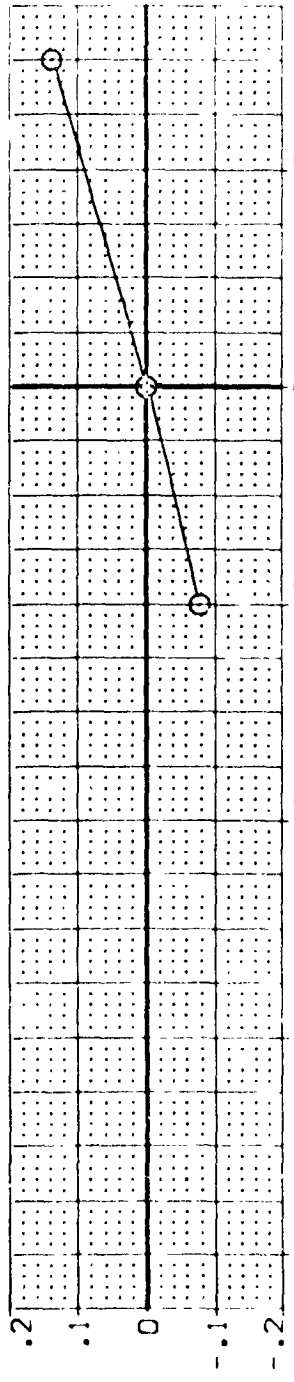



FIG 91 ELEVON EFFECTIVENESS, E34, 25 DEG. FLARE

CA62B B26C9 M7F8 W116E34V8RSX9 (EDZ259)

SYMBOL	ALPHA	MACH	PARAMETRIC VALUES			DATA SOURCE			REFERENCE INFORMATION			
○	30.000	.200	BOFLAP	-12.000	DATASET	DELVON	SREF	4.419	SCALE	15.000	DELVON	15.000
		.000	RJODER	.000	EDZ259	-10.000	LN.F	19.2700	SCALE	15.000	DELVON	15.000
		25.000	BETA	.000	EDZ258	.000	EX.F	37.9300	SCALE	15.000	DELVON	15.000
							X-MAP	43.5974	SCALE	15.000	DELVON	15.000
							Y-MAP	15.000	SCALE	15.000	DELVON	15.000
							Z-MAP	15.1875	SCALE	15.000	DELVON	15.000
							SCALE	.0405				

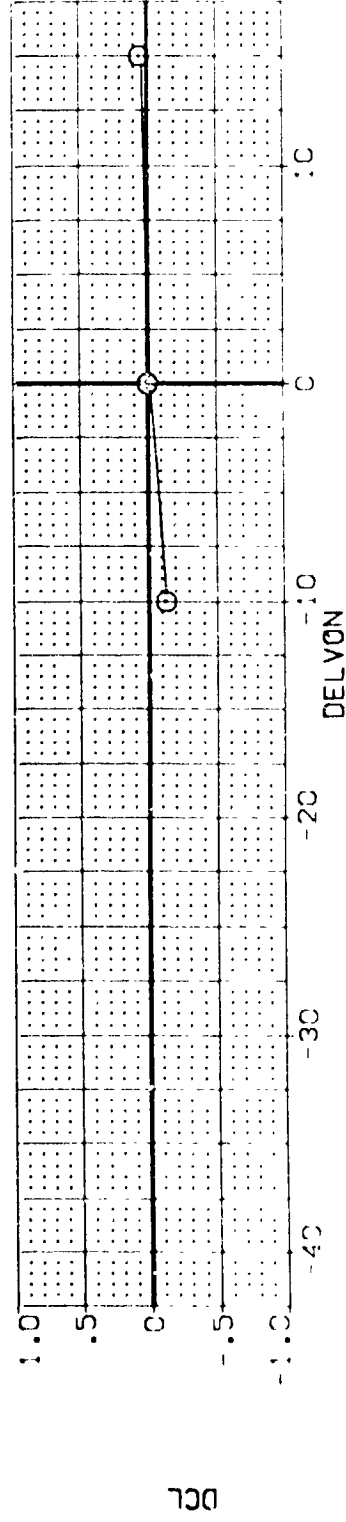
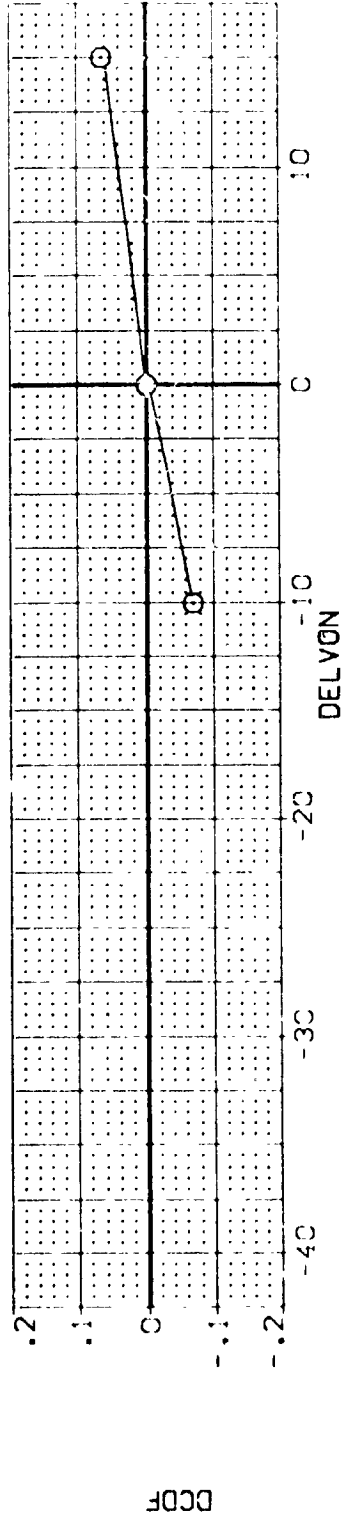
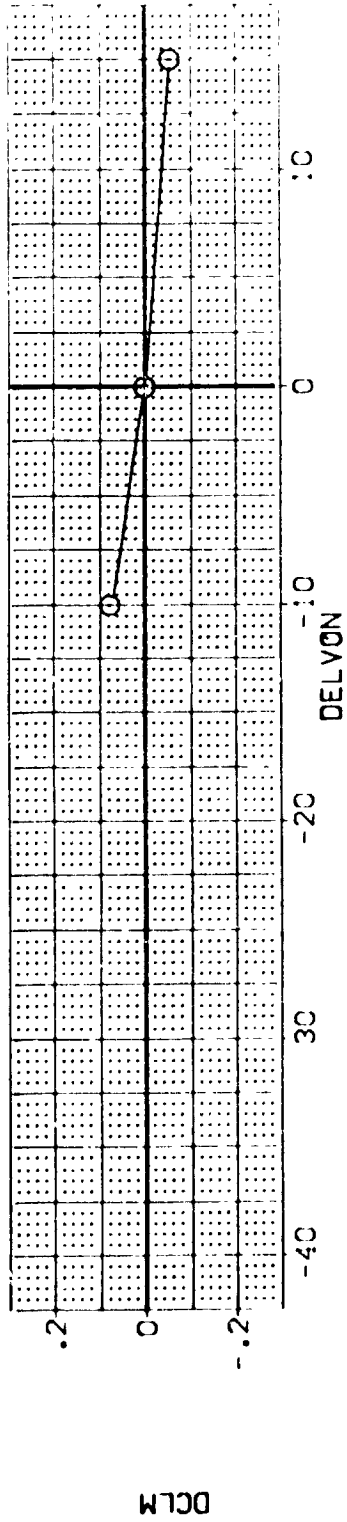


FIG 91 ELEVON EFFECTIVENESS, E34, 25 DEG. FLARE

SYMBOL
O

ALPHA
.000

MACH
.200

A1LRON
.000

SPDRK
25.000

PARAMETRIC VALUES
BOFLAP
.000

RJDDER
.000

BETA
25.000

DATA SOURCE
DELVON
-10.000

DELVON
.000

DELVON
15.000

REFERENCE INFORMATION
SCALE
4.4119

SCALE
19.2299

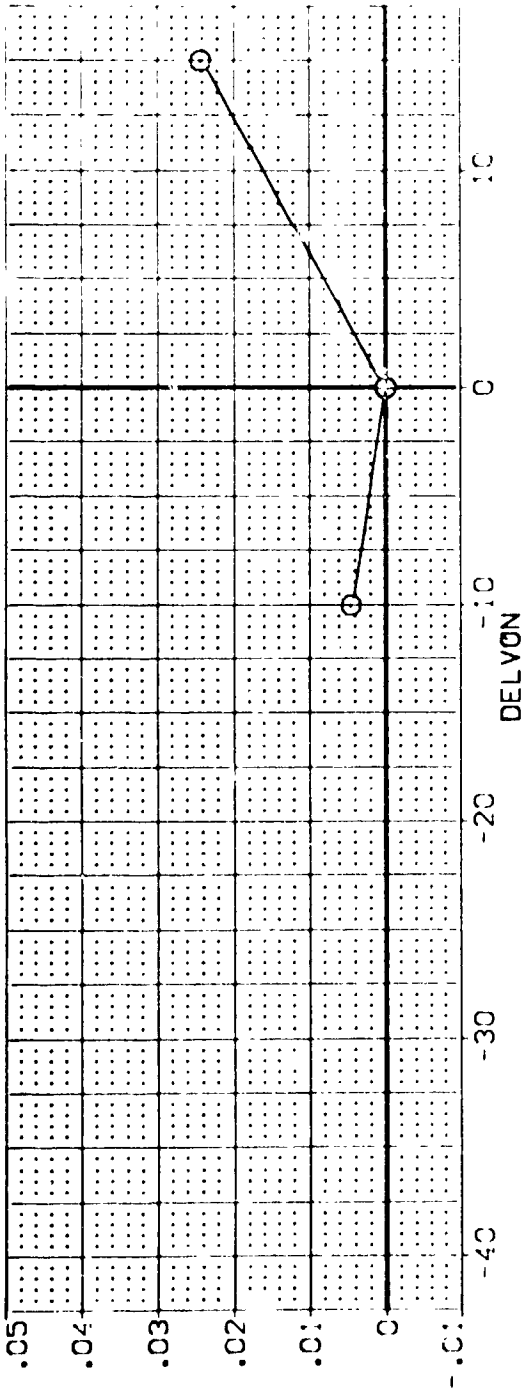
SCALE
37.5359

SCALE
73.9974

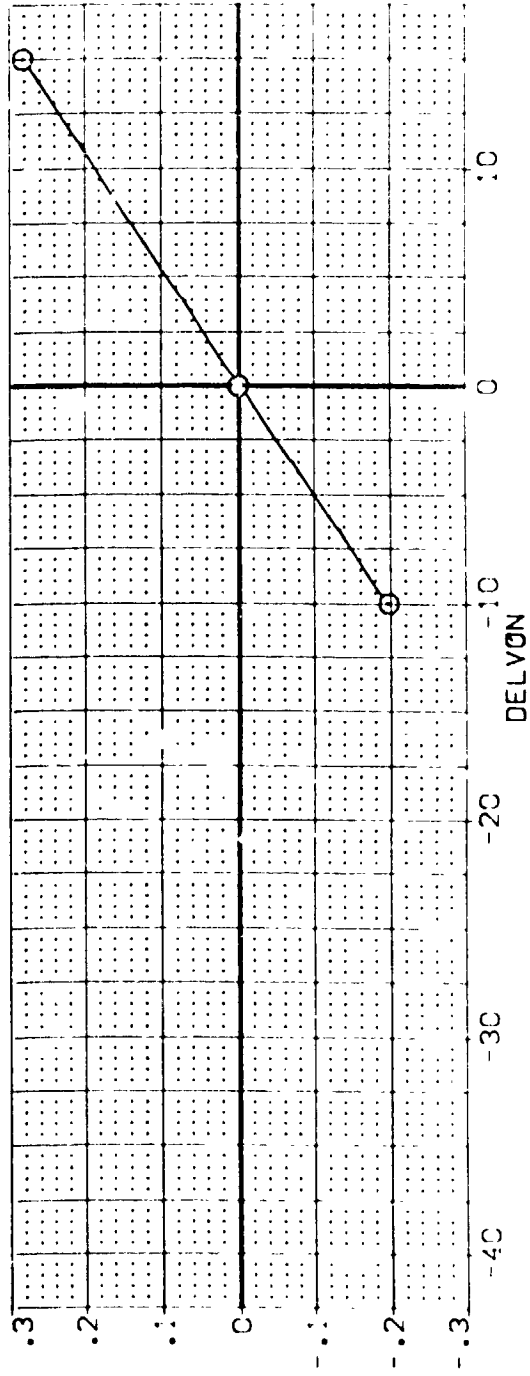
SCALE
15.1875

SCALE
15.1875

SCALE
15.1875



DCA



DCN

FIG 91 ELEVON EFFECTIVENESS, E34, 25 DEG. FLARE

CA628 B26C9 W7F8 W116E34V8R5X9 (EDZ259)

SYMBOL	ALPHA	PARAMETRIC VALUES			DATA SOURCE			REFERENCE INFORMATION			
○	5.000	MAG.	.200	BOFLAP	-12.000	DATASET	DELVON	SPRF	4.4119	SCALE	1.000
		ALPHON	.000	R-LOPER	.000	EDZ259	.000	REF	19.2799	SCALE	1.000
		SPORIN	25.000	BETA	.000	EDZ258	15.000	ERR	37.9359	SCALE	1.000
								YMAX	43.5974	SCALE	1.000
								ZMAX	15.1805	SCALE	1.000
								SCALE	.0405		

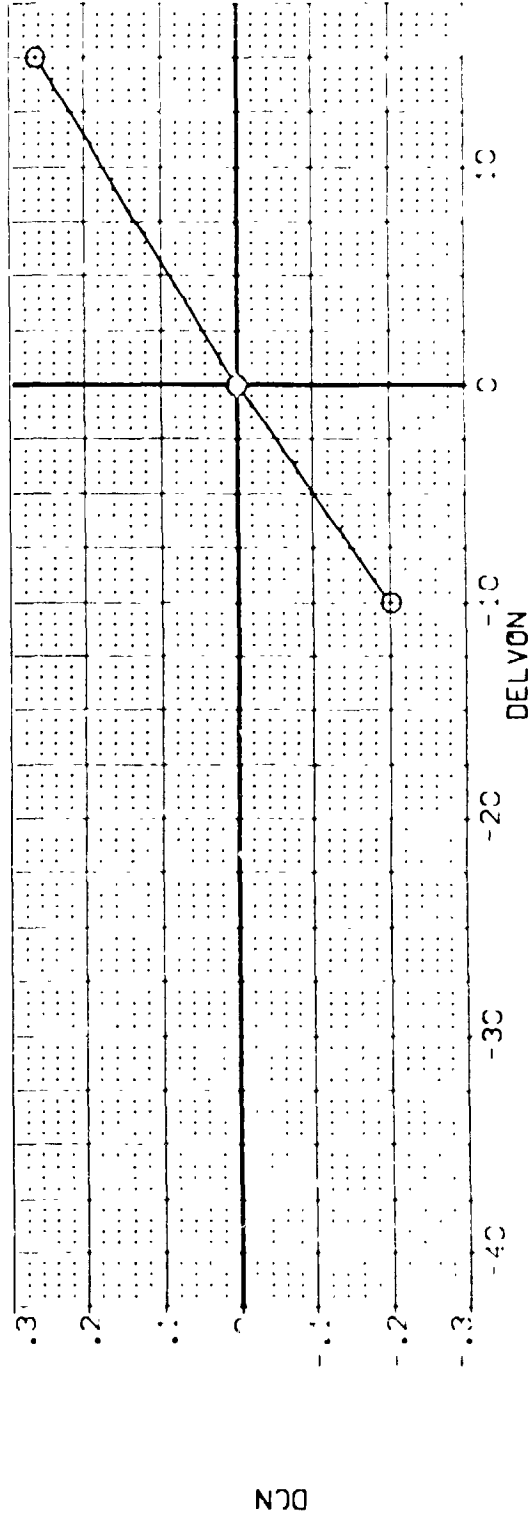
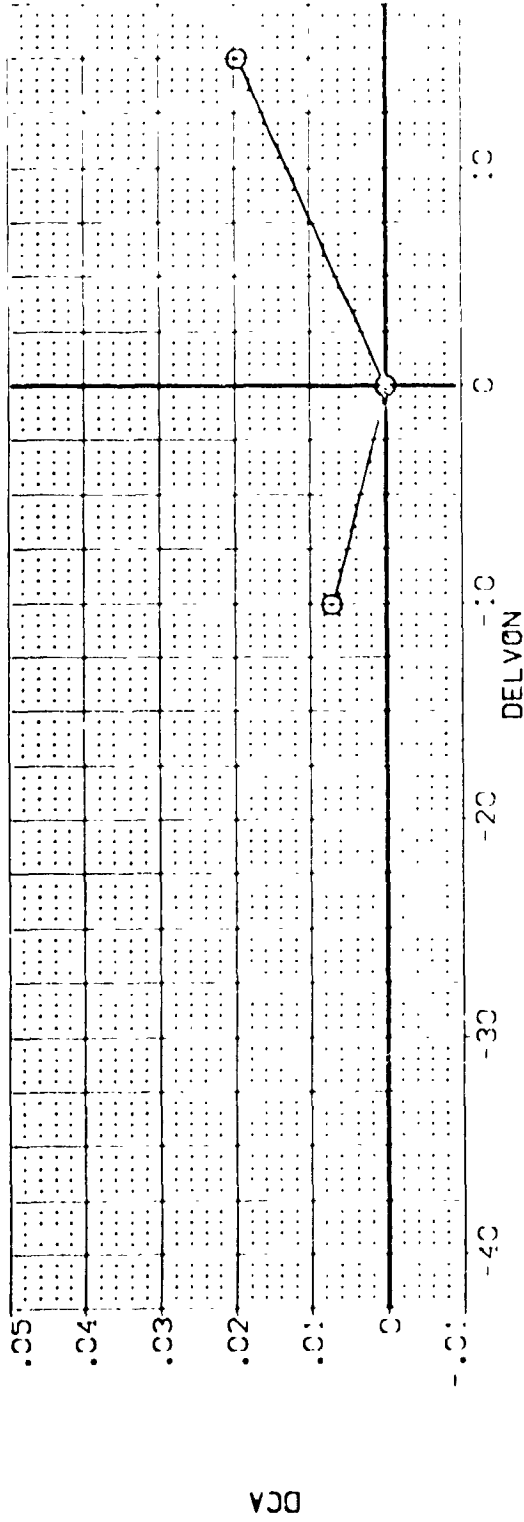


FIG 91 ELEVON EFFECTIVENESS, E34, 25 DEG. FLARE

0A62B 876C9 W7F8 W116E34V8R519 (EDZ259)

SYMBOL	ALPHA	MACH	PARAMETRIC VALUES		DATA SOURCE		REFERENCE INFORMATION	
C	10.000	A1LPHN	.200	BOFLAP	-12.000	DATASET	DELVON	SREF
		SPOBRK	.000	RJDDER	.000	ED7257	.000	REF
			25.000	BETA	.000	ED7260	15.000	EPCE
								XMAP
								YMAP
								ZMAP
								SCALE
								SCALE

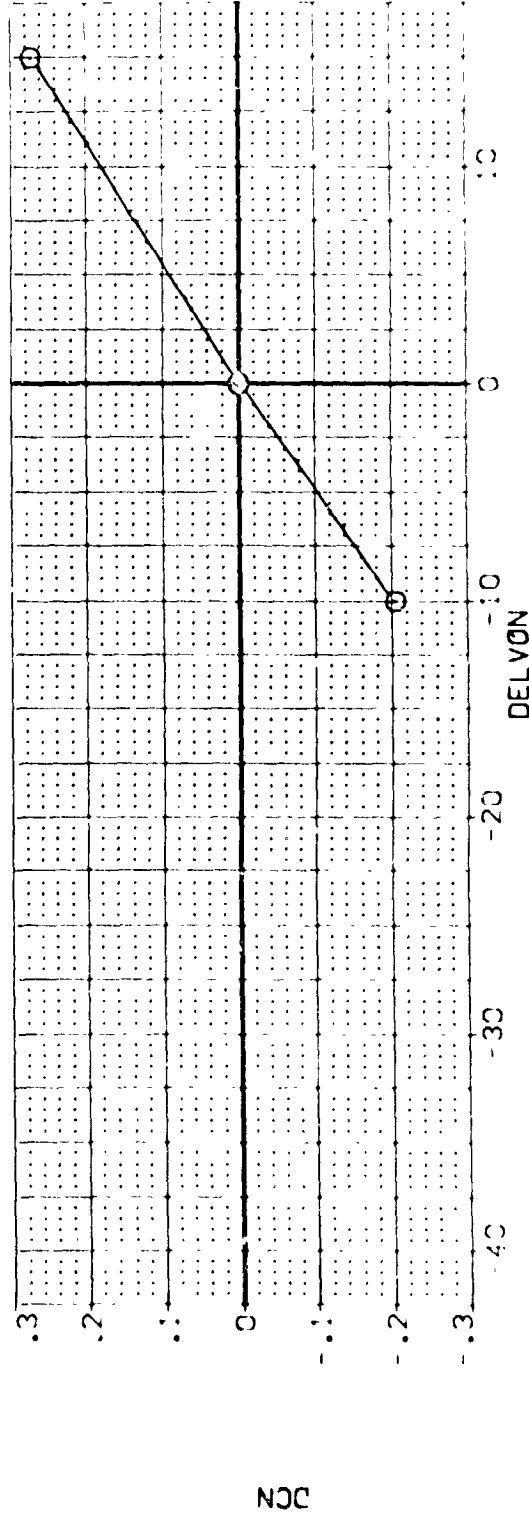
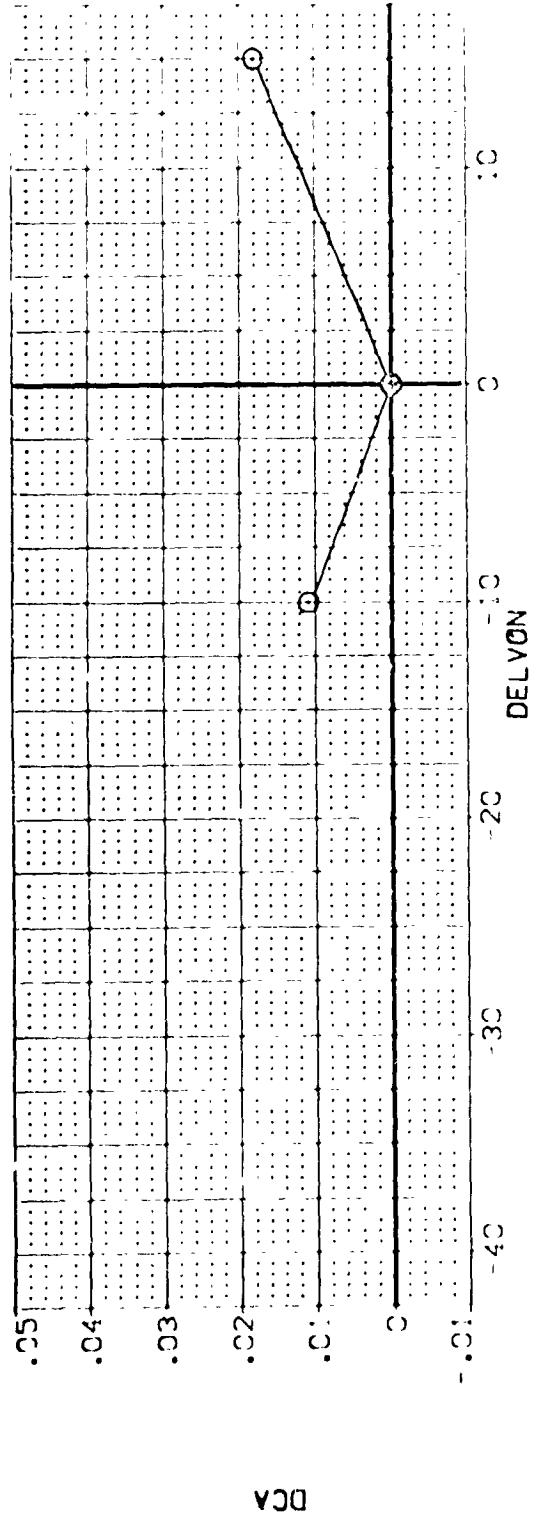
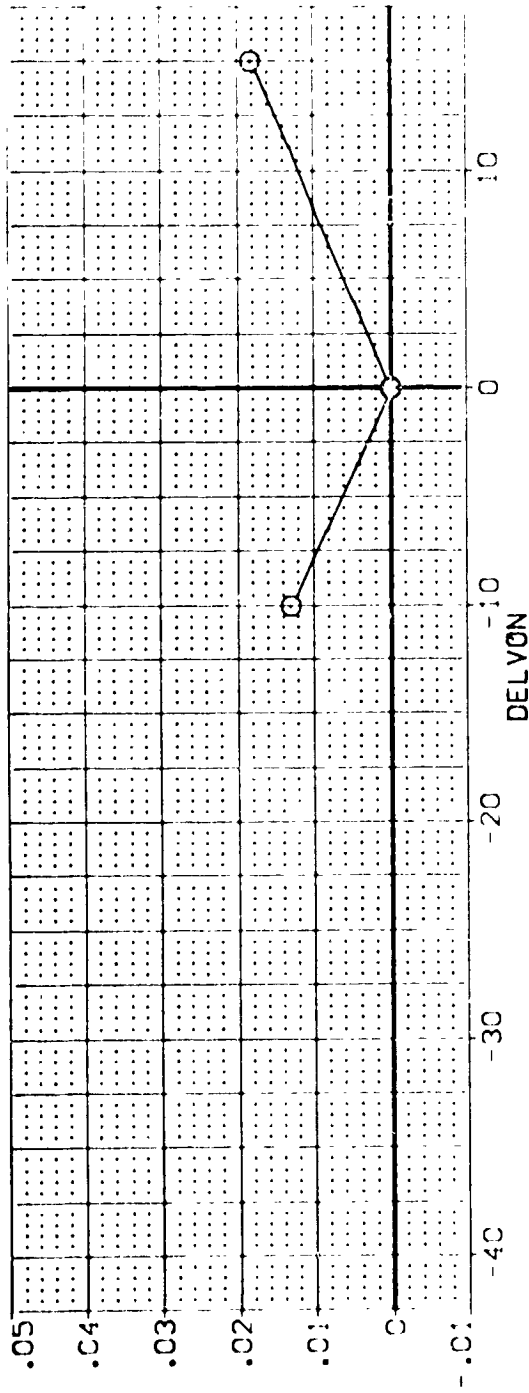


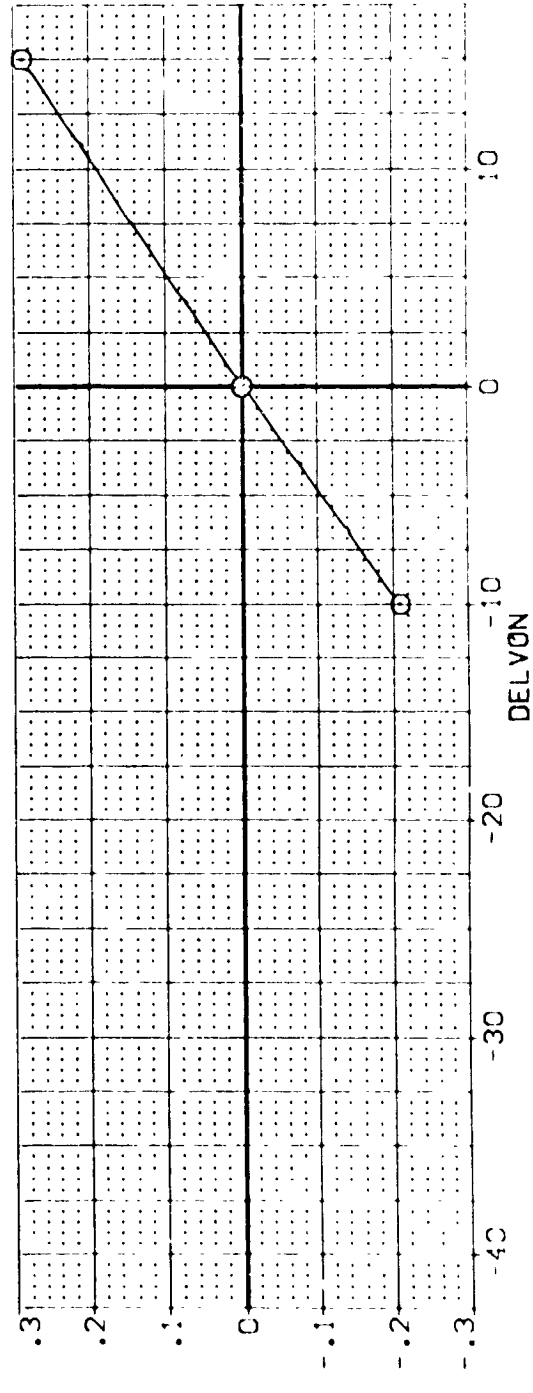
FIG 9: ELEVON EFFECTIVENESS, E34, 25 DEG. FLARE

CA62B B26C9 M7F8 W116E34V8R5X9 (EDZ259)

ALPHA	15.000	MACH	.200	BOFLAP	-12.000	DATASET	DELVON	DELVON	DELVON	SREF	4.4119	SC.F.F.S
SYMBOL	○	AILRON	.000	RJODER	.000	EDZ759	-10.000	.000	LPKF	19.2269	INCHES	
		SPOBRK	25.000	BETA	.000	EDZ758	.000	15.000	BRKF	37.9359	INCHES	
							.000		X-APP	43.5974	INCHES	
									Y-APP	.0000	INCHES	
									Z-APP	15.1875	SCALE	
									SCALE	.0405	SCALE	



DCA



DCN

FIG 91 ELEVON EFFECTIVENESS, E34, 25 DEG. FLARE

CA62B 826C9 M7F8 W116E34V8R5X9 (EDZ259)

ALPHA 20.000
 MACH .200
 AILRON .000
 SPOBRK 25.000

PARAMETRIC VALUES
 BOFLAP -12.000
 RUDDER .000
 BETA .000

DATA SOURCE
 DELVON -10.000
 DATASET EDZ259
 EDZ758

DELVON 0.000
 DATASET EDZ757
 EDZ760

REFERENCE INFORMATION
 SREF 4.4119
 LREF 19.2799
 BRX 37.9359
 YMAP 43.5874
 ZMAP 15.1000
 SCALE .0405

SYMBOL ○

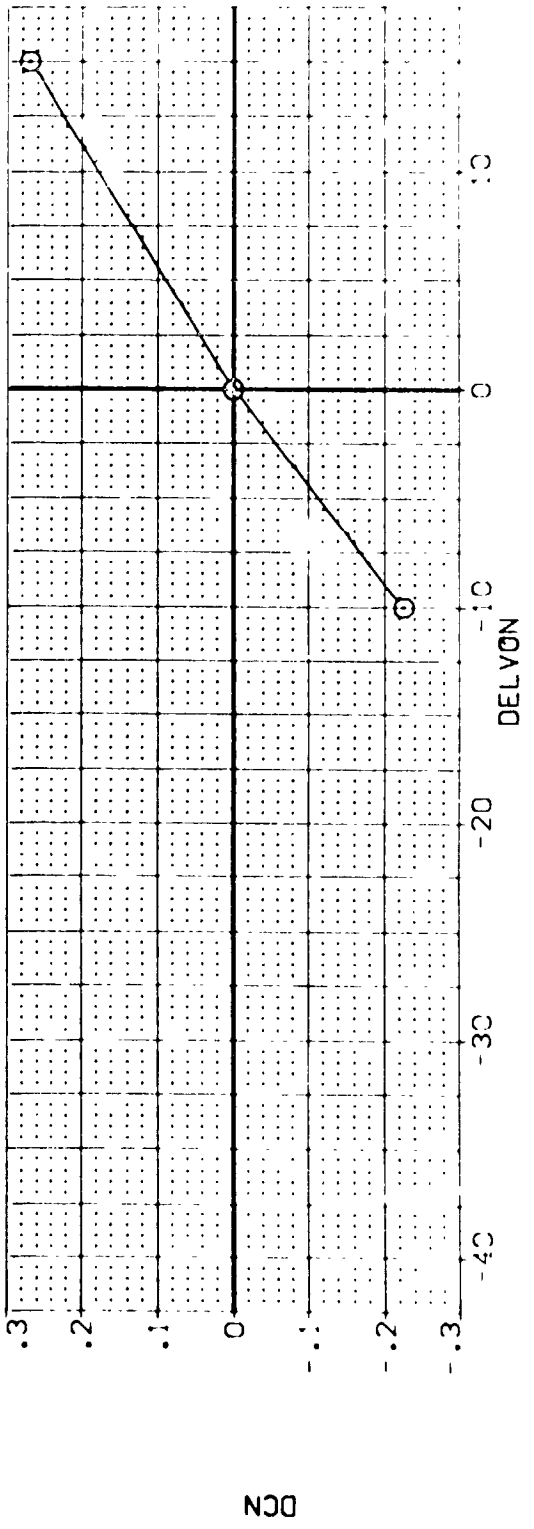
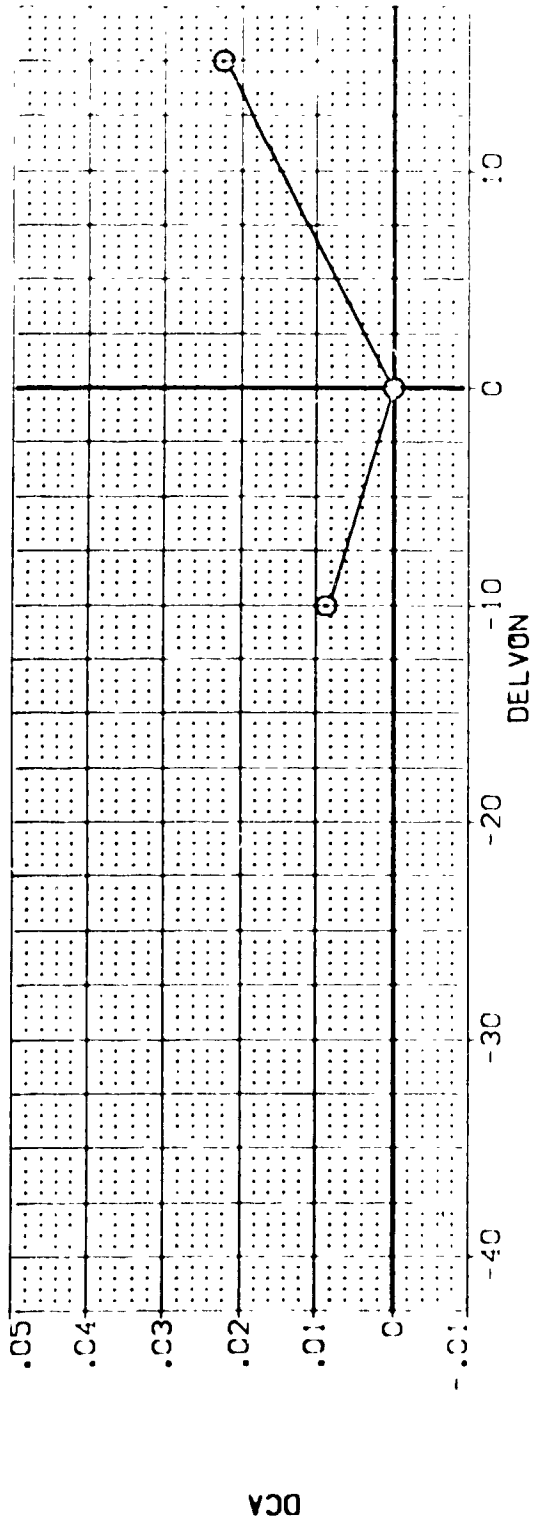


FIG 91 ELEVON EFFECTIVENESS, E34, 25 DEG. FLARE

GA62B 826C9 M7F8 W116E34V8R5X9 (EDZ259)

ALPHA	25.000	MACH	.200	BOFLAP	-12.000	DATASET	DELTON	DELTON	SRF	SCALE	REFERENCE INFORMATION
ALLRON	.000	R-ORDER	.000	EDZ259	-10.000	EDZ257	.000	.000	REF	19.2789	SCALE
SPOBRK	25.000	BETA	.000	EDZ258	.000	EDZ260	15.000	15.000	BRLE	37.9359	SCALE
									X-PRP	43.9374	SCALE
									Y-PRP	.0000	SCALE
									Z-PRP	15.1875	SCALE
									SCALE	.0505	SCALE

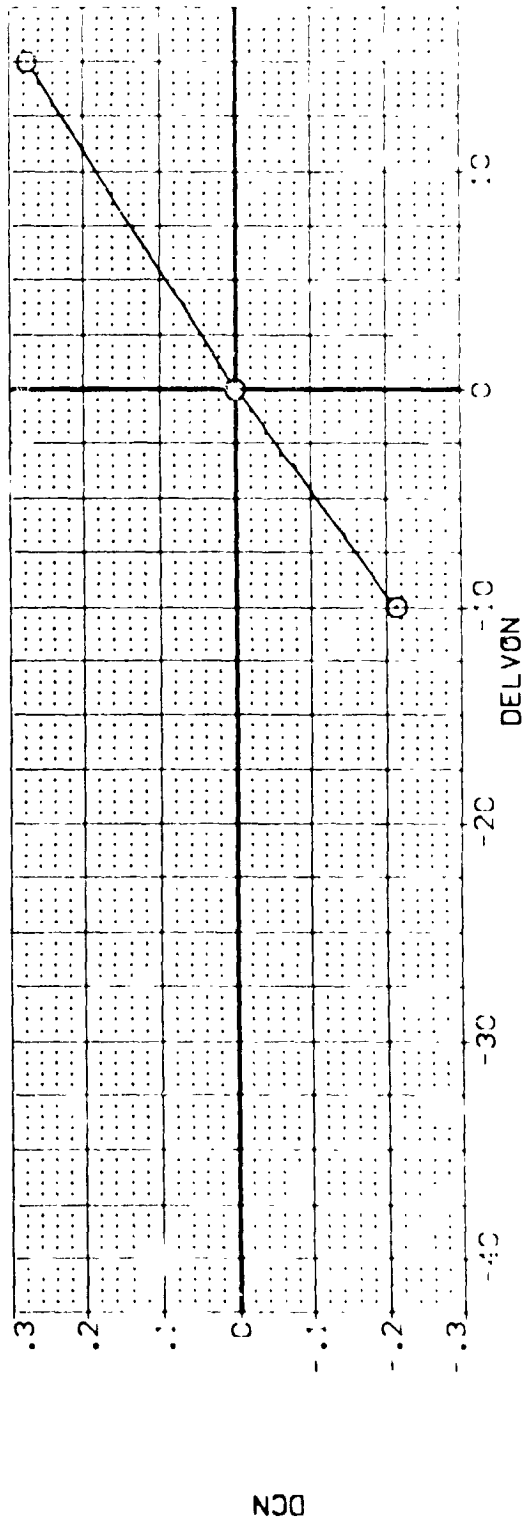
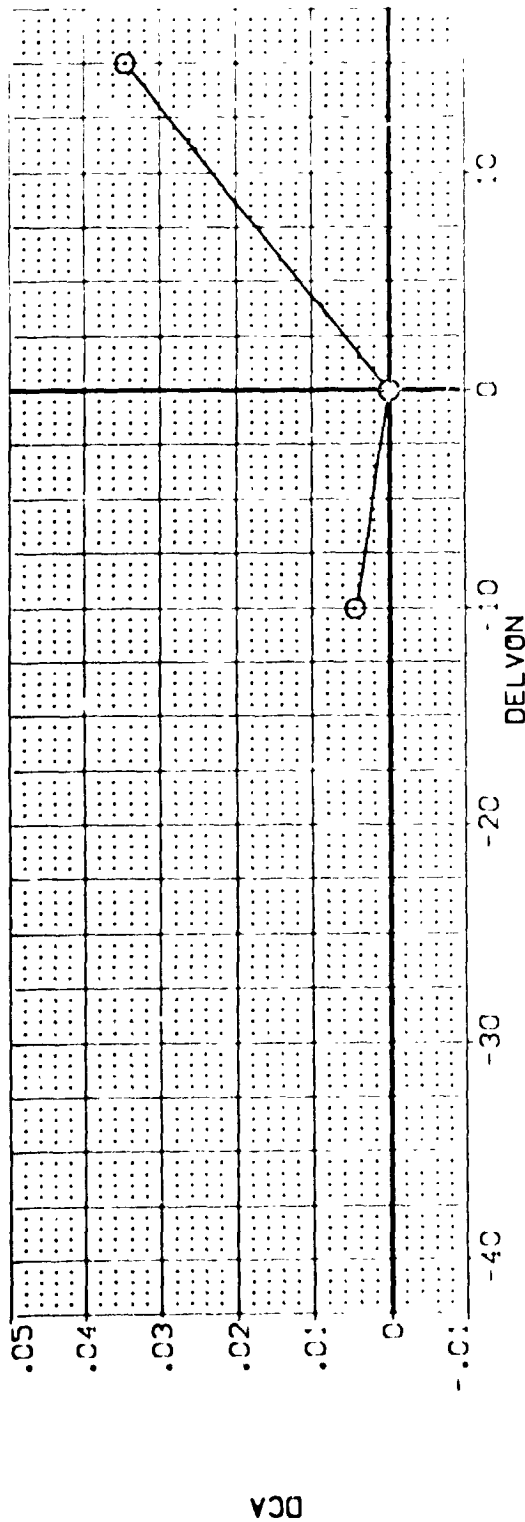


FIG 91 ELEVON EFFECTIVENESS, F34, 25 DEG. FLARE

CA628 326C9 M7F8 W:16E34V8R5X9 (EDZ759)

SYMBOL ○
 ALPHA 30.000
 MACH 1.10000
 SPOBRK 75.000
 BE'A
 PARAMETRIC VALUES
 BDFLAP .700
 RLODER .000
 DATA SOURCE
 DELVON -12.000
 DATASET EDZ759
 EDZ758
 DELVON .000
 DATASET EDZ757
 EDZ760
 REFERENCE INFORMATION
 SREF 4.4119
 SREF 19.7296
 SREF 31.9309
 SREF 43.5912
 SREF .0000
 SREF .0000
 SREF 15.1876
 SREF .0405
 SCALE

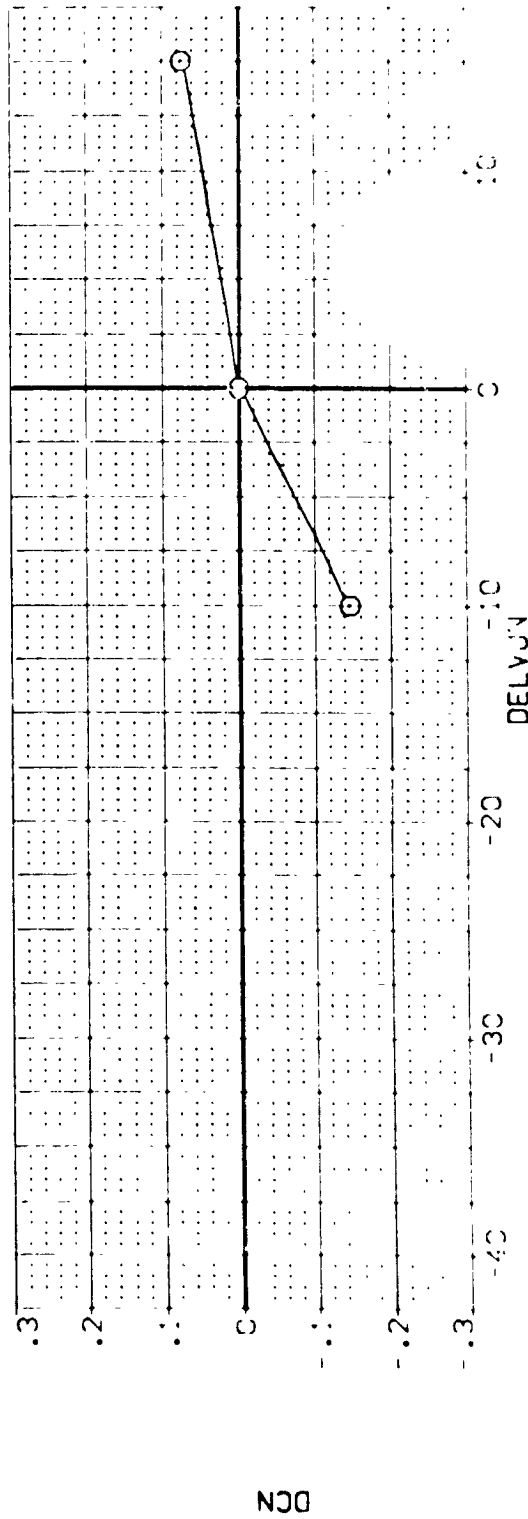
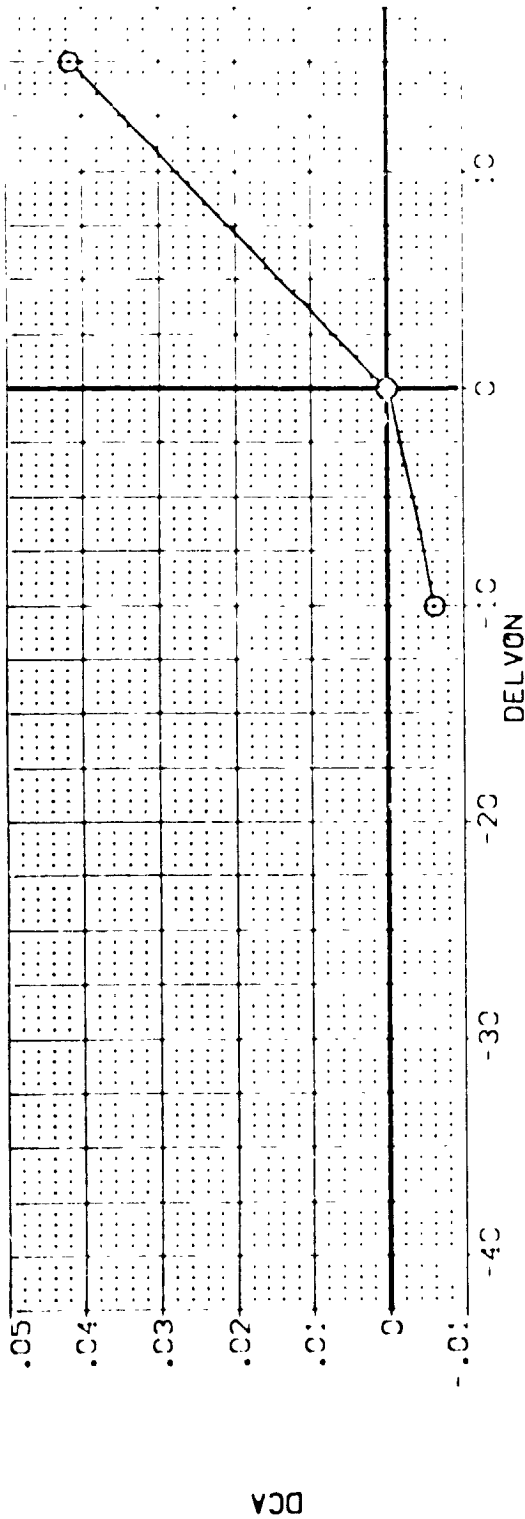


FIG 91 ELEVON EFFECTIVENESS, E34, 25 DEG. FLARE

DATA SET SYMBOL	CONFIGURATION DESCRIPTION	ELEVON	SPOBRK	BD/LAP	RUDDER	REFERENCE INFORMATION
(807240)	D4528 B75C9 M75B V115E28V8P5X9	.000	25.000	-12.000	.000	4.4119 SQ.FT.
(807267)	D4628 B52C9 M75B V115E28V8P5X9	.000	25.000	-12.000	.700	19.7299 SQ.FT.
(807273)	D4628 B53C9 M75B V115E28V8P5X9	.000	25.000	-12.000	.000	37.9329 SQ.FT.
(807279)	D4628 B53C9 M50F8 V115E28V8P5X9	.000	25.000	-12.000	.000	43.5914 SQ.FT.
					7.999	15.1879 SQ.FT.
					SCALE	SCALE

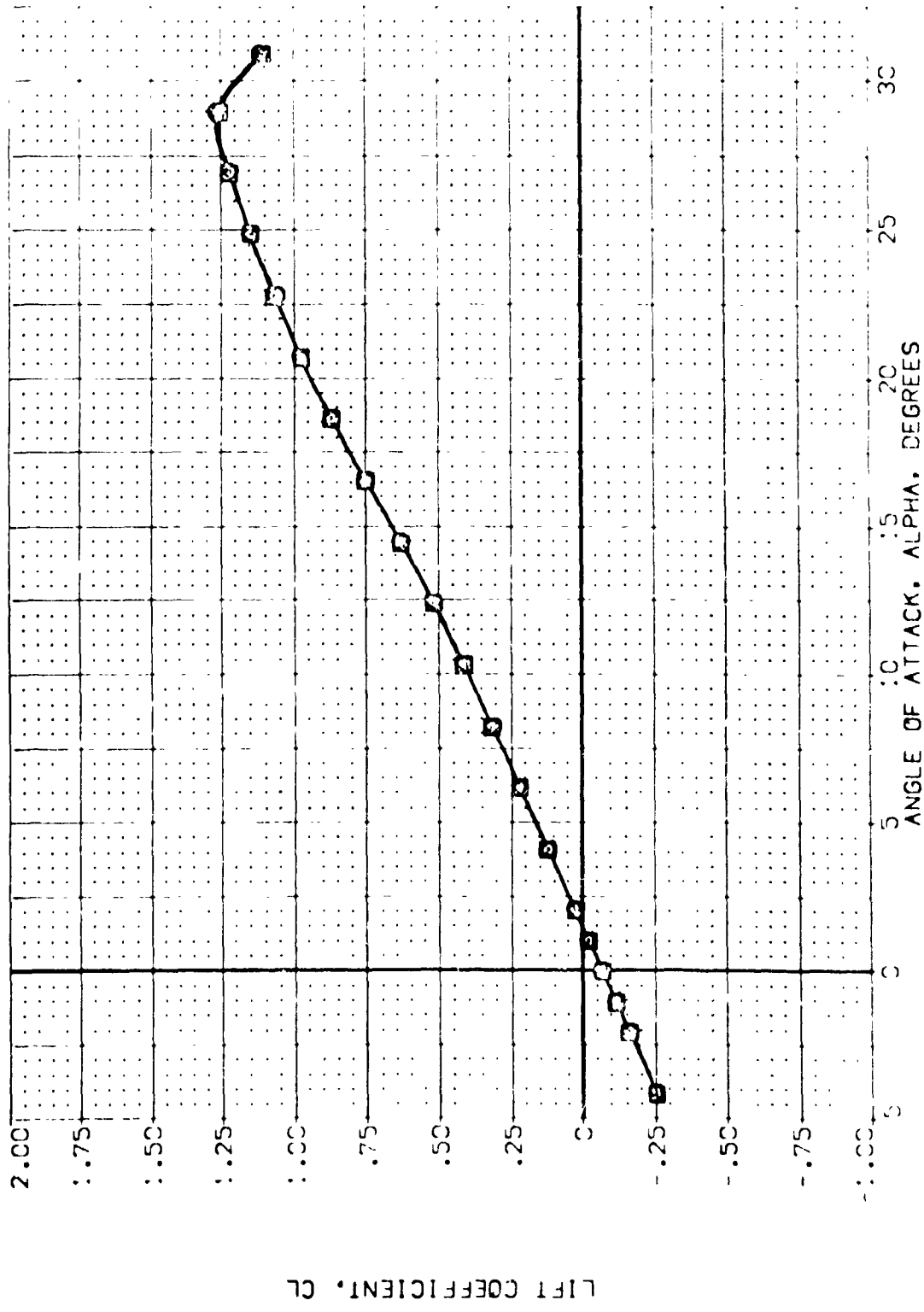


FIG 92 EFFECT OF CARGO BAY DOOR GAPS + HINGES PLUS α S + VERT. TAIL GAPS-LONG
 CALMAC... PAGE 120

DATA SET SYMBOL CONFIGURATION DESCRIPTION

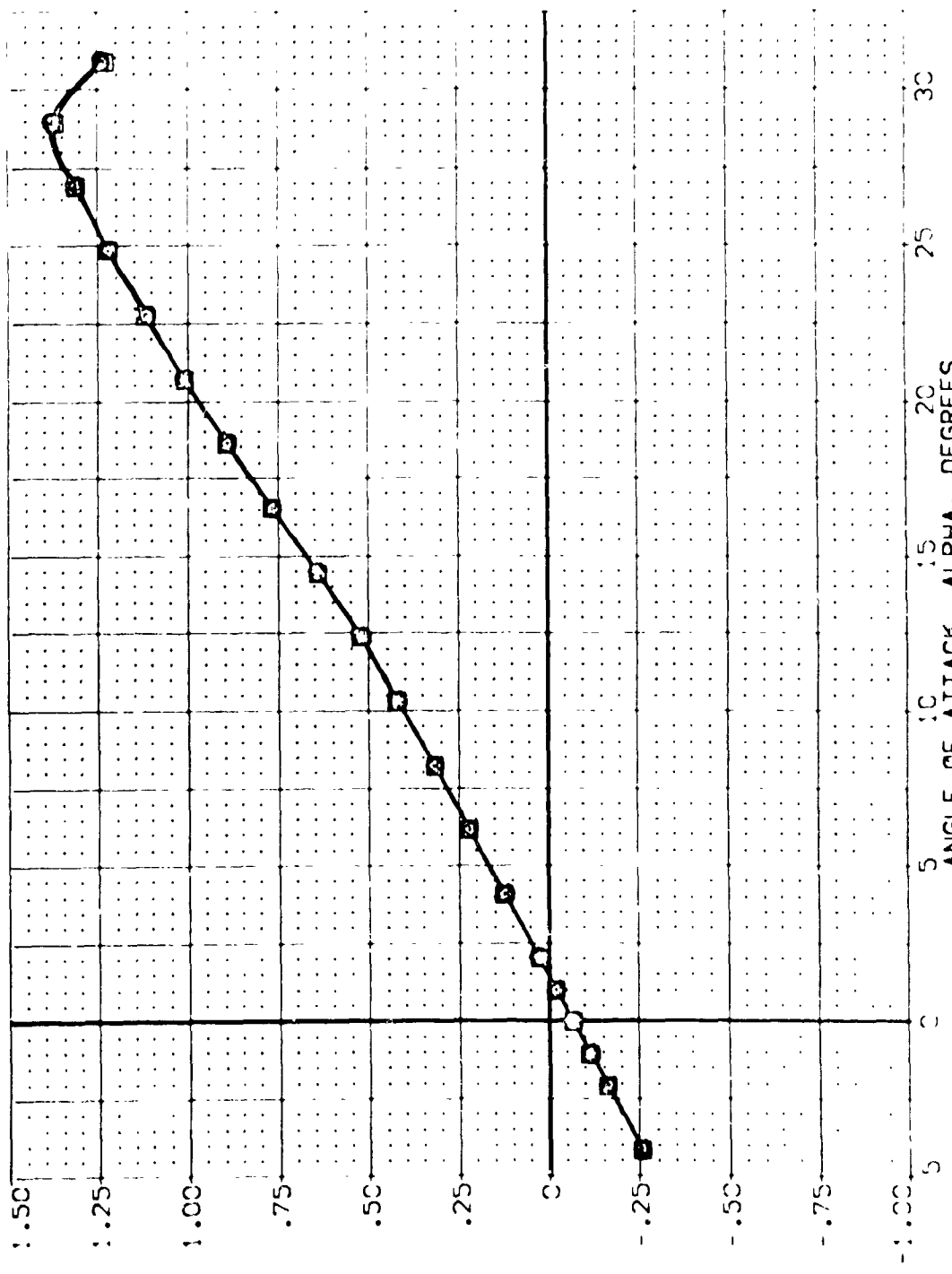
BC7240	CA628	B75C9	M7F8	V116E28V8F5X9
BC7307	CA628	B53C9	M7F8	V116E28V8F5X9
BC7373	CA628	B53C9	M7F8	V116E28V8F5X9
BC7779	CA628	B53C9	M50F8	V116E28V8F5X9

ELEVON SPODBK BOFLAP RUDDER

.000	25.000	-12.000	.000
.000	25.000	-12.000	.000
.000	25.000	-12.000	.000
.000	25.000	-12.000	.000

REFERENCE INFORMATION

SPK1	4.1119	SCALE
PK1	19.2709	SCALE
PK2	37.9319	SCALE
XPR0	43.15871	SCALE
YPR0	15.1873	SCALE
ZPR0	.0403	SCALE



NORMAL FORCE COEFFICIENT, CN

FIG 92 EFFECT OF CARGO bmt DOOR GAPS + HINGES PLUS OMS + VERT. TAIL GAPS-LONG
 CA2VAC- .20 PAGE 1118

DATA SET SYMBOL	CONFIGURATION DESCRIPTION	ELEVON	SPODBRK	BOFLAP	RUDDER	REFERENCE INFORMATION
(80Z740)	CA628 B26C9 M7F8 V116E28V9F5X9	.000	25.000	-12.000	.000	SREF 4.4119 SQ.FT.
(80Z767)	CA628 B53C9 M7F8 V116E28V9F5X9	.000	25.000	-12.000	.000	LREF 19.2789 INCHES
(80Z773)	CA628 B53C9 M7F8 V116E28V9F5X9	.000	25.000	-12.000	.000	BREF 37.9359 INCHES
(80Z779)	CA628 B53C9 M50F8 V116E28V9F5X9	.000	25.000	-12.000	.000	XMRP 43.5974 INCHES
						CMRP .0000 INCHES
						YMRP 15.1875 INCHES
						SCALE .0400

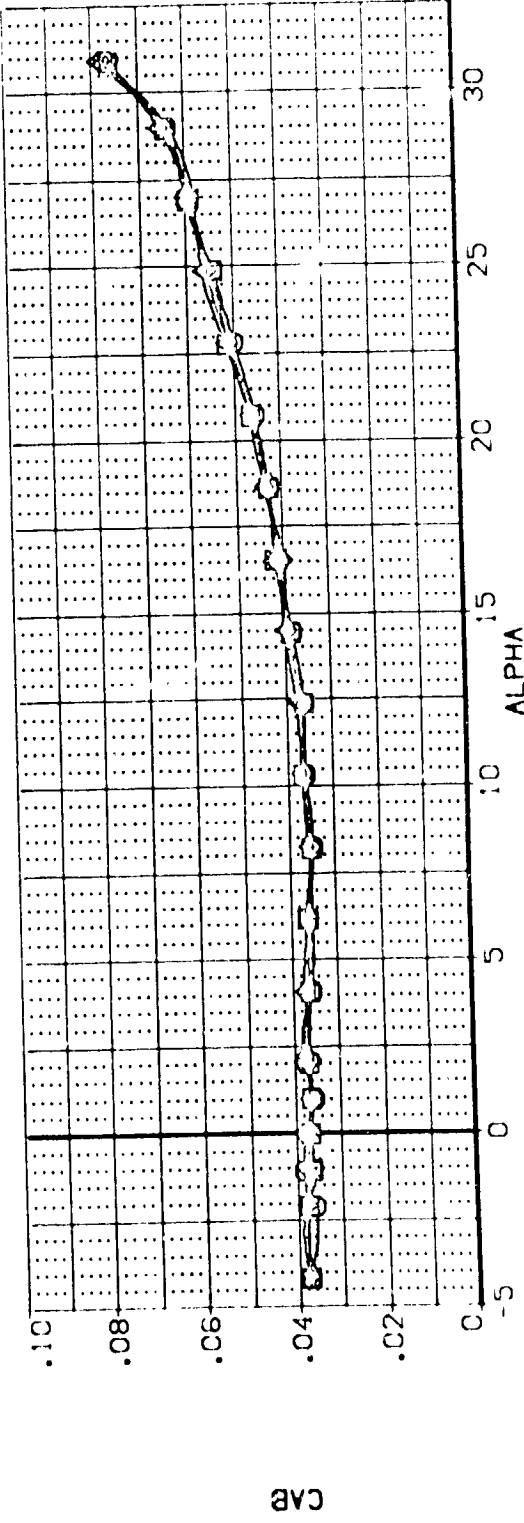
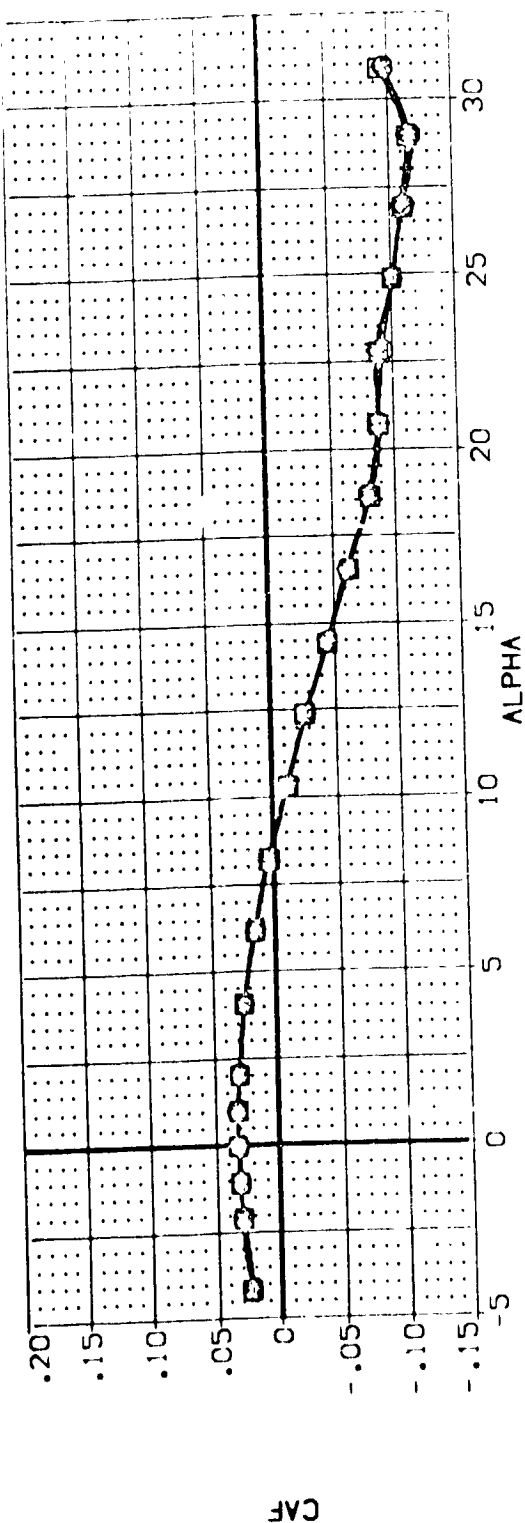


FIG 92 EFFECT OF CARGO BAY DOOR GAPS + HINGES PLUS OMS + VERT. TAIL GAPS-LONG
 (A)MACH = .20 PAGE 1119

DATA SET SYMBOL CONFIGURATION DESCRIPTION REFERENCE INFORMATION

SYMBOL	CONFIGURATION	DESCRIPTION	ELEVON	SPDBRK	BUFLAP	RJDOOR	SREF	REF	SCALE
□	CA629	B076C9	0.000	25.000	-12.000	0.000	4.4.18	19.2.309	SCALE
□	CA629	B076C9	0.000	25.000	-12.000	0.000	37.9.379	19.2.309	SCALE
□	CA629	B076C9	0.000	25.000	-12.000	0.000	43.2.204	19.2.309	SCALE
□	CA629	B076C9	0.000	25.000	-12.000	0.000	15.1.875	19.2.309	SCALE

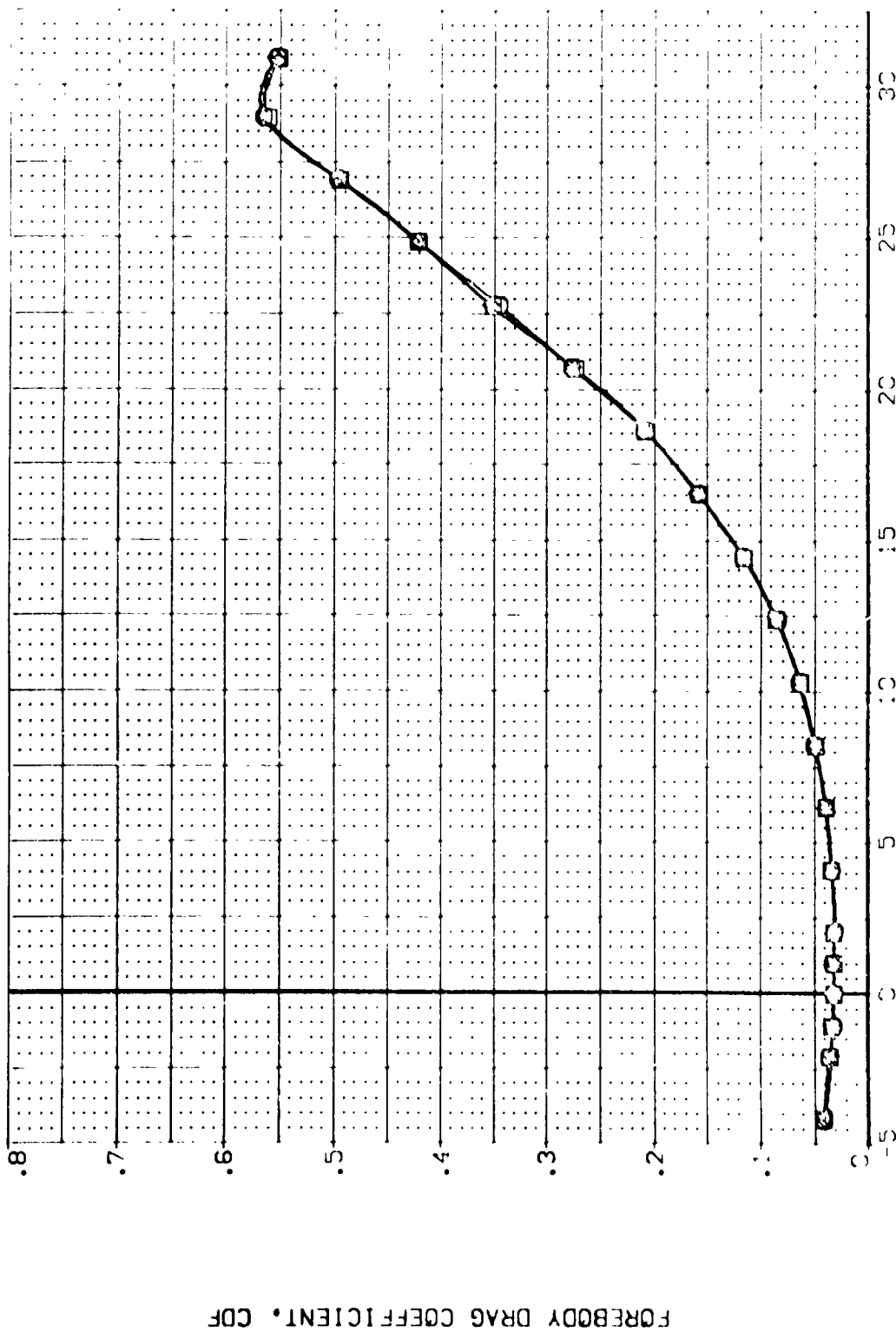
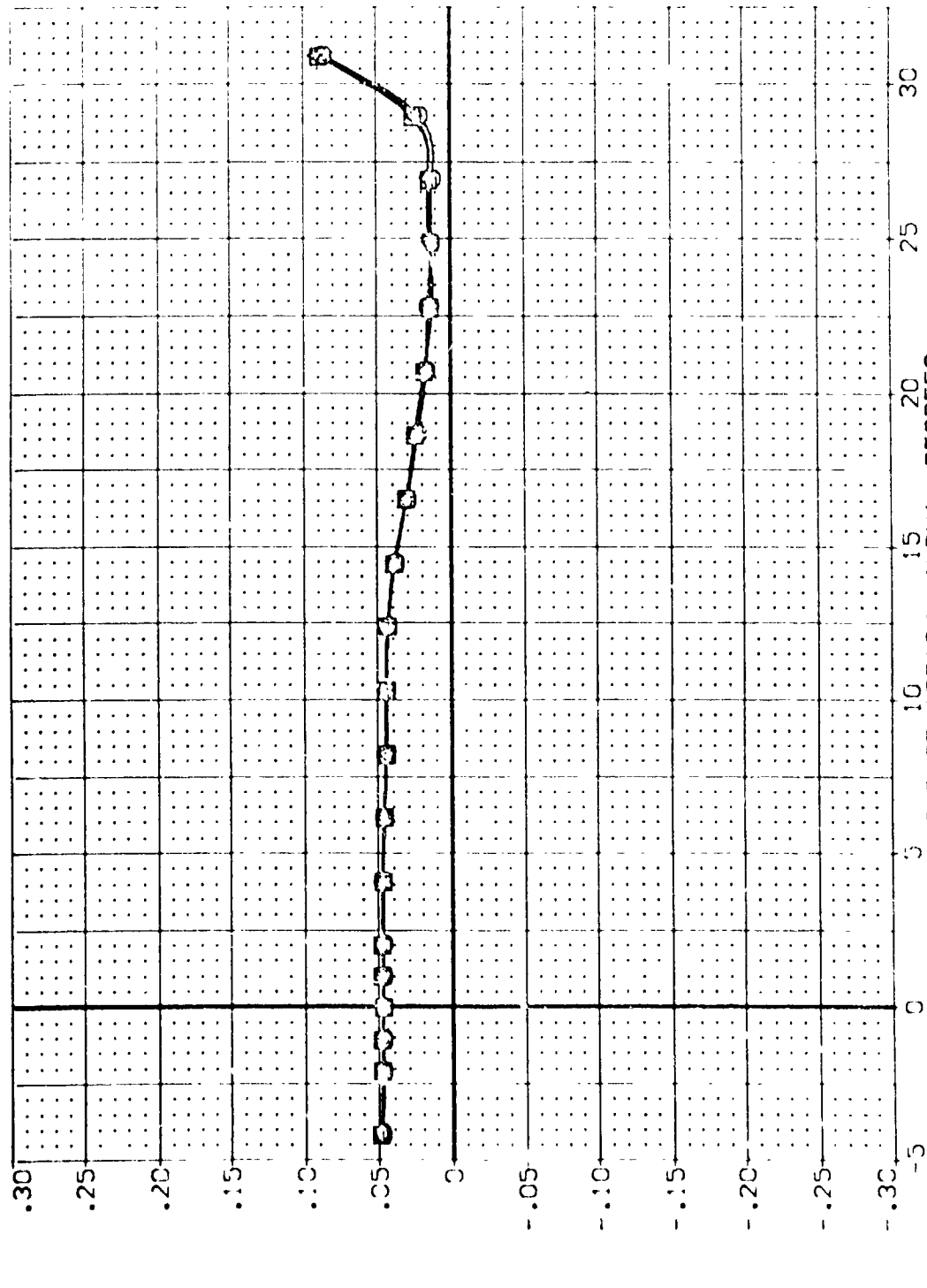


FIG 92 EFFECT OF CARGO BAY DOOR GAPS + HINGES PLUS GMS + VERT. TAIL GAPS-LONG
 CADMACH = .20
 PAGE 1:20

FOREBODY DRAG COEFFICIENT, CDF

DATA SET SYMBOL	CONFIGURATION DESCRIPTION	ELEVON	SPOILER	BDFLAP	RUDDER	REFERENCE INFORMATION
(807240)	CA628 B53C9 M7F8 V116E28V8F5X9	.000	25.000	-12.000	.000	SPRF 4.4119 SCALE
(807267)	CA628 B53C9 M7F8 V116E28V8F5X9	.000	25.000	-12.000	.000	BRF 19.7298 SCALE
(807273)	CA628 B53C9 M7F8 V116E28V8F5X9	.000	25.000	-12.000	.000	BRF 37.9359 SCALE
(807279)	CA628 B53C9 M50F8 V116E28V9F5X9	.000	25.000	-12.000	.000	X-SEP 43.9974 SCALE
						Y-SEP .0000 SCALE
						Z-MPP 15.1875 SCALE
						SCALE .0105



PITCHING MOMENT COEFFICIENT, CLM

FIG 92 EFFECT OF CARGO BAY DOOR GAPS + HINGES PLUS OMS + VERT. TAIL GAPS-LONG

DATA SET SYMBOL CONFIGURATION DESCRIPTION
 (BDZ240) Q N4528 B27C9 M7F8 V 16E28/895X9
 (BDZ267) Q N4628 B57C9 M7F8 V 16E28/895X9
 (BDZ273) Q N4628 B53C9 M7F8 V 16E28/895X9
 (BDZ279) Q N4628 B63C9 M50F8 V 16E28/895X9

ELEVON SPOBRK BDFLAP RUDDER REFERENCE INFORMATION
 .000 25.000 -2.000 .000 SREF 4.4119 SCAL
 .000 25.000 -2.000 .000 LREF 19.2793 SCAL
 .000 25.000 -2.000 .000 BRKF 37.9333 SCAL
 .000 25.000 -2.000 .000 YAPP 43.5811 SCAL
 .000 25.000 -2.000 .000 ZAPP 15.8715 SCAL
 .000 25.000 -2.000 .000 SCALE .0403 SCAL

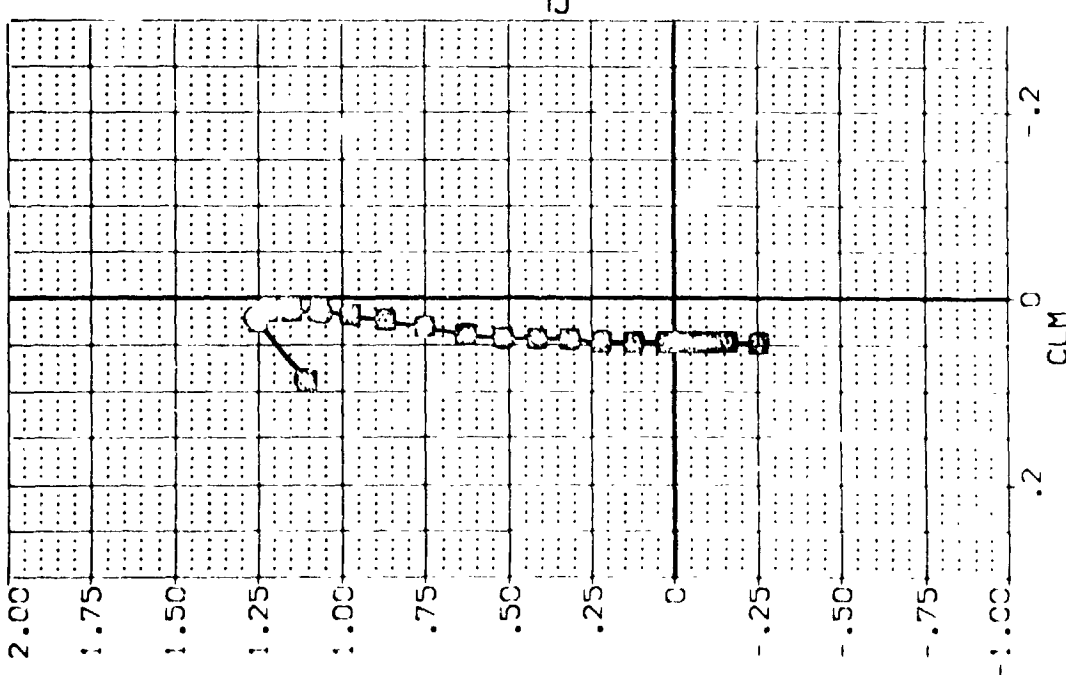
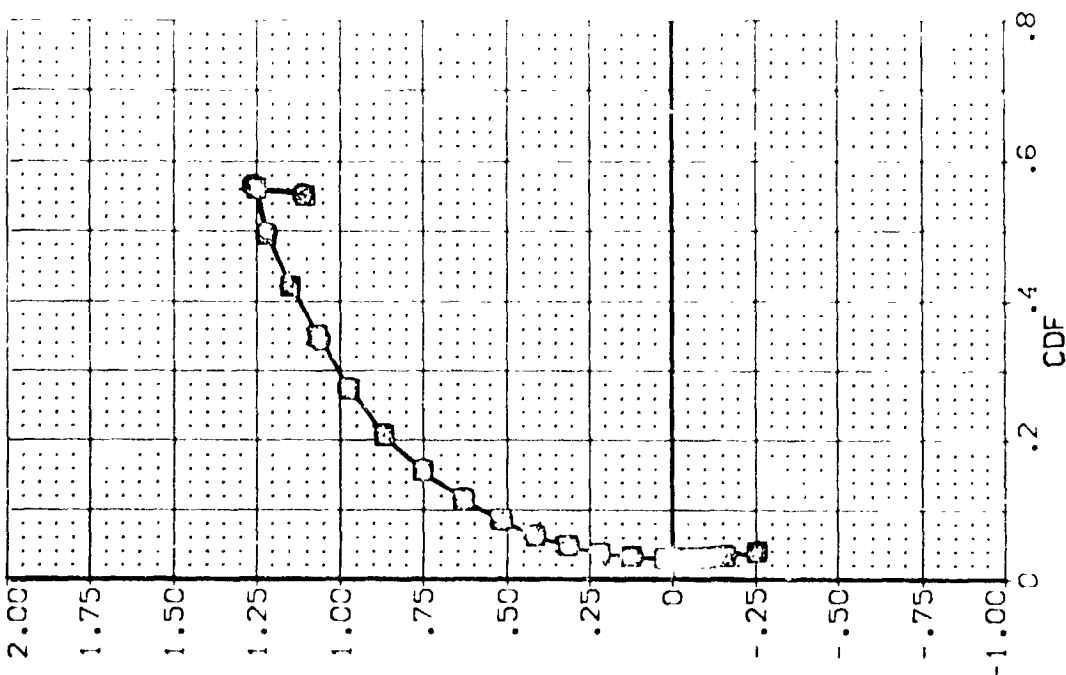


FIG 92 EFFECT OF CARGO BAY DOOR GAPS + HINGES PLUS OMS + VERT. TAIL GAPS-LONG
 (A)MAC - .20 PAGE : 22

DATA SET SYMBOL CONFIGURATION DESCRIPTION REFERENCE INFORMATION

(BDZ240)	Q	CA628	B76C9	M718	V116E28V8P5X9	ELEVON	SPOBRK	BDFLAP	RJODDR	SREF	4.419	FT.
(BCZ267)		CA628	B57C9	M718	V116E28V8P5X9					LRFF	19.2299	INCHES
(BCZ273)		CA628	B53C9	M718	V116E28V8P5X9					BRFF	37.9399	INCHES
(BDZ779)		CA628	B53C9	M5318	V116E28V8P5X9					XMRP	43.5574	INCHES
										YMRP	15.1805	INCHES
										ZMRP	15.1805	INCHES
										SCALE	.0400	SCALE

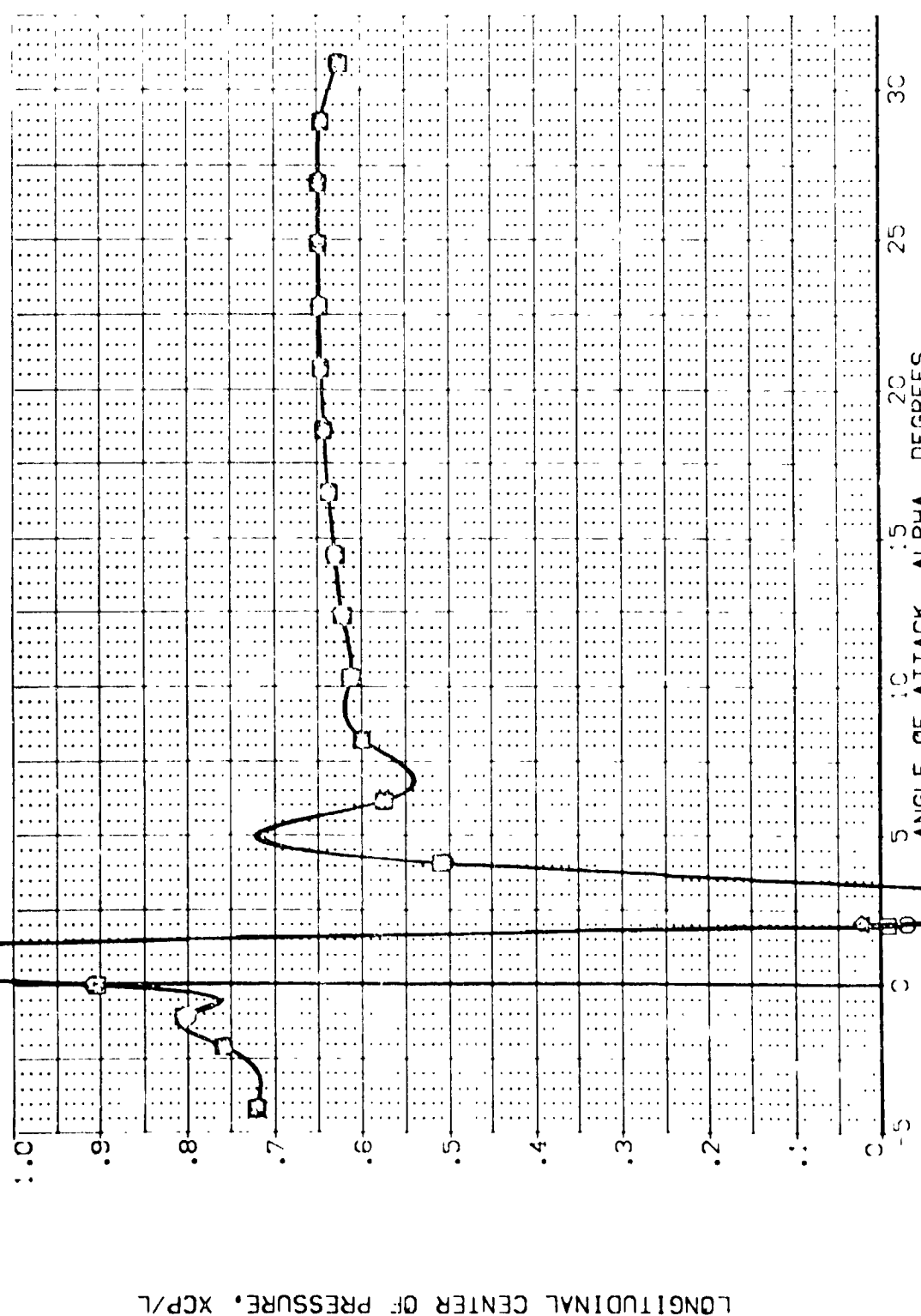


FIG 92 EFFECT OF CARGO BAY DOOR GAPS + HINGES PLUS CMS + VERT. TAIL GAPS-LONG

DATA SET SYMBOL CONFIGURATION DESCRIPTION REFERENCE INFORMATION

DATA SET SYMBOL	CONFIGURATION	DESCRIPTION	ELEVATION	SPOBRK	BOF LAP	R-DOOR	REFERENCE INFORMATION
1807249	01628	B76C9	.000	25.000	-12.000	.000	SPKF 4.419
1807257	01628	B52C9	.000	25.000	-12.000	.000	SPKF 19.200
1807273	01628	B53C9	.000	25.000	-12.000	.000	SPKF 37.900
1807279	01628	B53C9	.000	25.000	-12.000	.000	SPKF 43.500
							WAPP 1.000
							WAPP 1.000
							WAPP 1.000
							SCALE 15.000

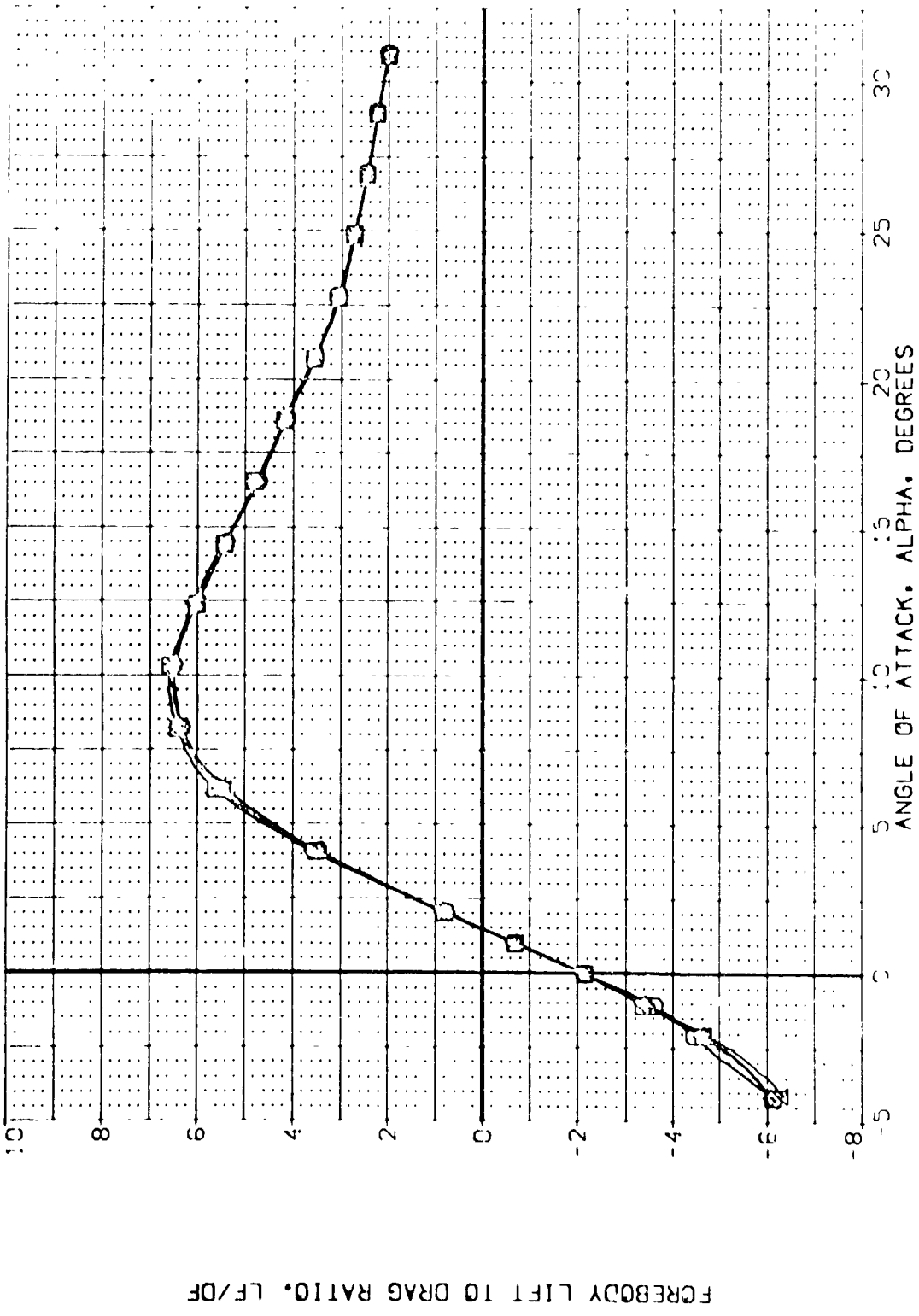
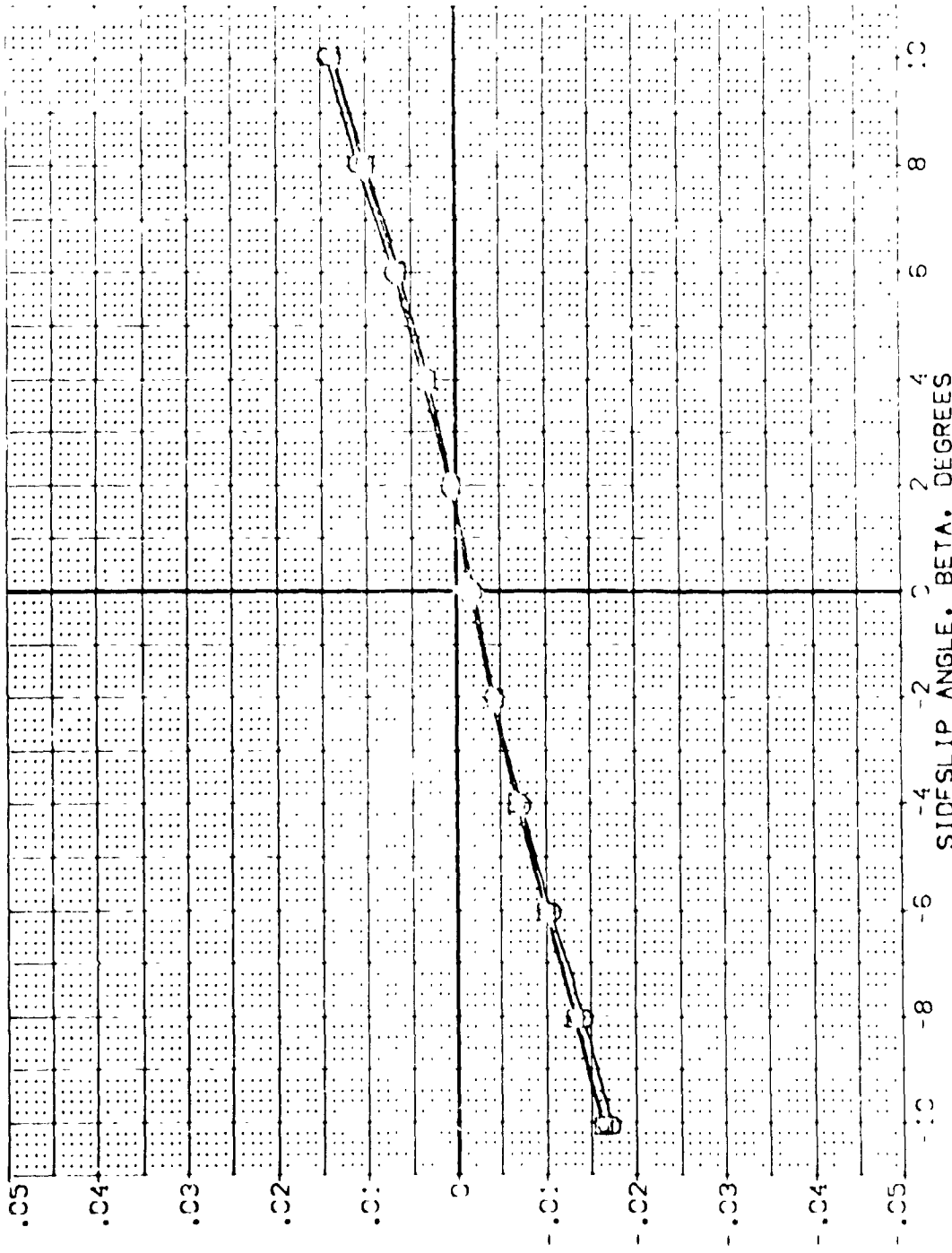


FIG 92 EFFECT OF CARGO BAY DOOR GAPS + HINGES PLUS VERT. TAIL GAPS-LONG

DATA SET SYMBOL	CONFIGURATION DESCRIPTION	ALPHA	RUDDER	SPDBRK	AIRDRG	REFERENCE INFORMATION
01027119	CA628 85629 M718 V116E28V85X9	.000	.000	25.000	.000	SKE 4.419 SCALE
01027268	CA628 85729 M718 V116E28V85X9	.000	.000	25.000	.000	LDL 19.2799 SCALE
01027274	CA628 85309 M718 V116E28V85X9	.000	.000	25.000	.000	BRF 37.9359 SCALE
01027280	CA628 85309 M50F8 V116E28V85X9	.000	.000	25.000	.000	MPP 43.5974 SCALE
						YMP 15.000 SCALE
						ZMP 15.000 SCALE



YAWING MOMENT COEFFICIENT, CYN (BODY AXIS)

FIG 93 EFFECT OF CARGO BAY DOOR GAPS + HINGES + 0MS + V.T. GAPS-LAT. 0 ALPHA
 CALMAC- .20 PAGE 1125

DATA SET SYMBOL CONFIGURATION DESCRIPTION

(R0Z119)	UA628	B26C9	M7E8	V116E28V85X9
(R0Z268)	CA628	B52C9	M7E8	V116E28V85X9
(R0Z274)	CA628	B53C9	M7E8	V116E28V85X9
(R0Z280)	CA628	B53C9	M50F8	V116E28V85X9

ALPHA .000
 RUDDER .000
 SPOONR 25.000
 AIRLON .000

REFERENCE INFORMATION
 SPEE 4.4119 SCALE
 LREF 19.2709
 BREF 37.9353
 YMRP 43.5911
 ZMRP 0.0000
 SCALE 15.1813

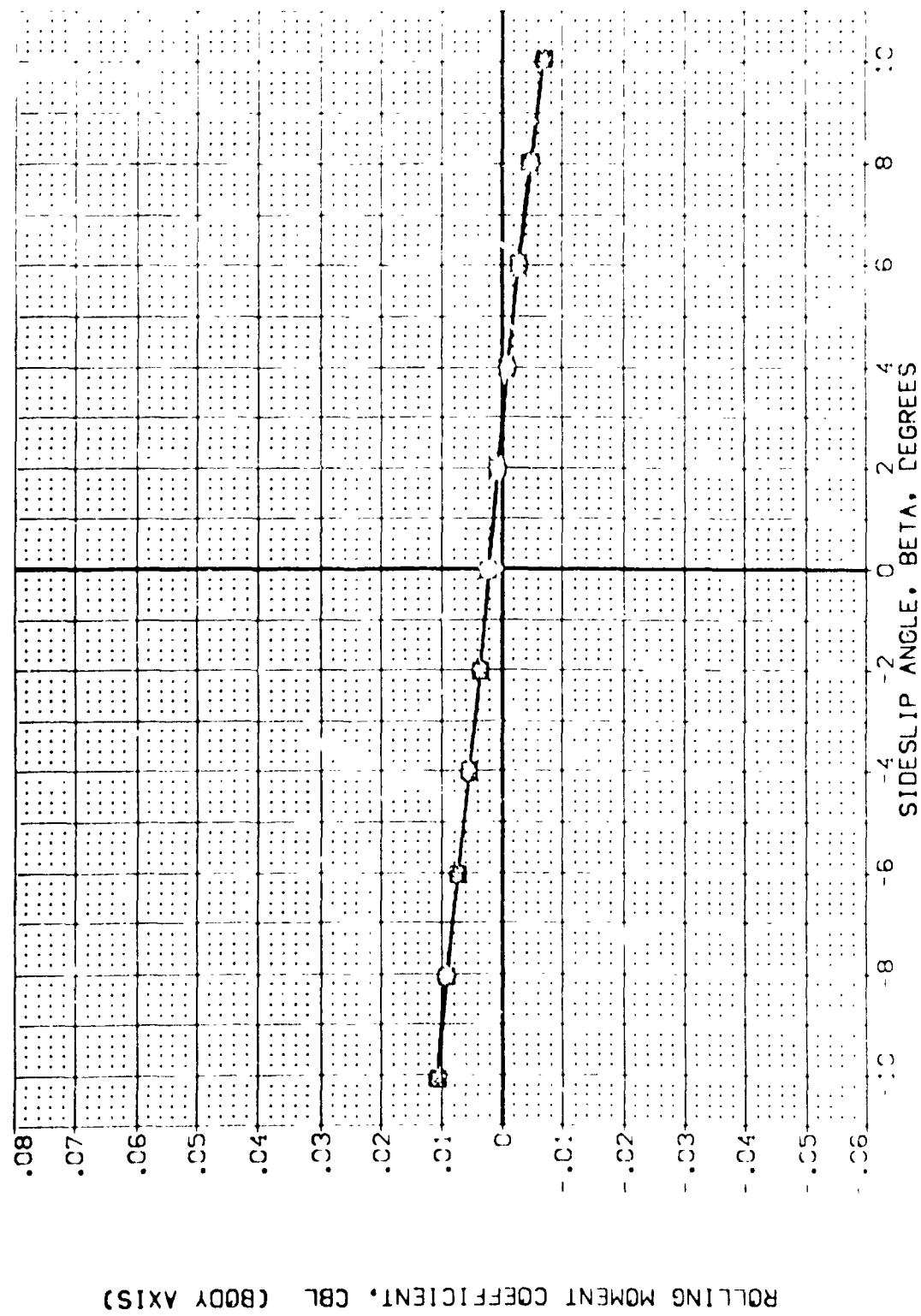


FIG 93 EFFECT OF CARGO BAY DOOR GAPS + HINGES + OMS + V.T. GAPS-LAT. 0 ALPHA
 CAVAC = .20 PAGE 1126

DATA SET SYMBOL	CONFIGURATION	DESCRIPTION	ALPHA	RJORDER	SPOBRK	AIRTON	REFERENCE INFORMATION
(RZ119)	CA628	B05C9	M7E8	V116E2878R5X9	4.119	SCALE	SCALE
(RZ268)	CA628	B52C9	M7E8	V116E2878R5X9	19.2288	SCALE	SCALE
(RZ774)	CA628	B53C9	M7E8	V116E2878R5X9	37.9379	SCALE	SCALE
(RZ780)	CA628	B53C9	M5F8	V116E2878R5X9	43.5574	SCALE	SCALE
					15.000	SCALE	SCALE
					7.000	SCALE	SCALE
					15.1875	SCALE	SCALE
					1.2435	SCALE	SCALE

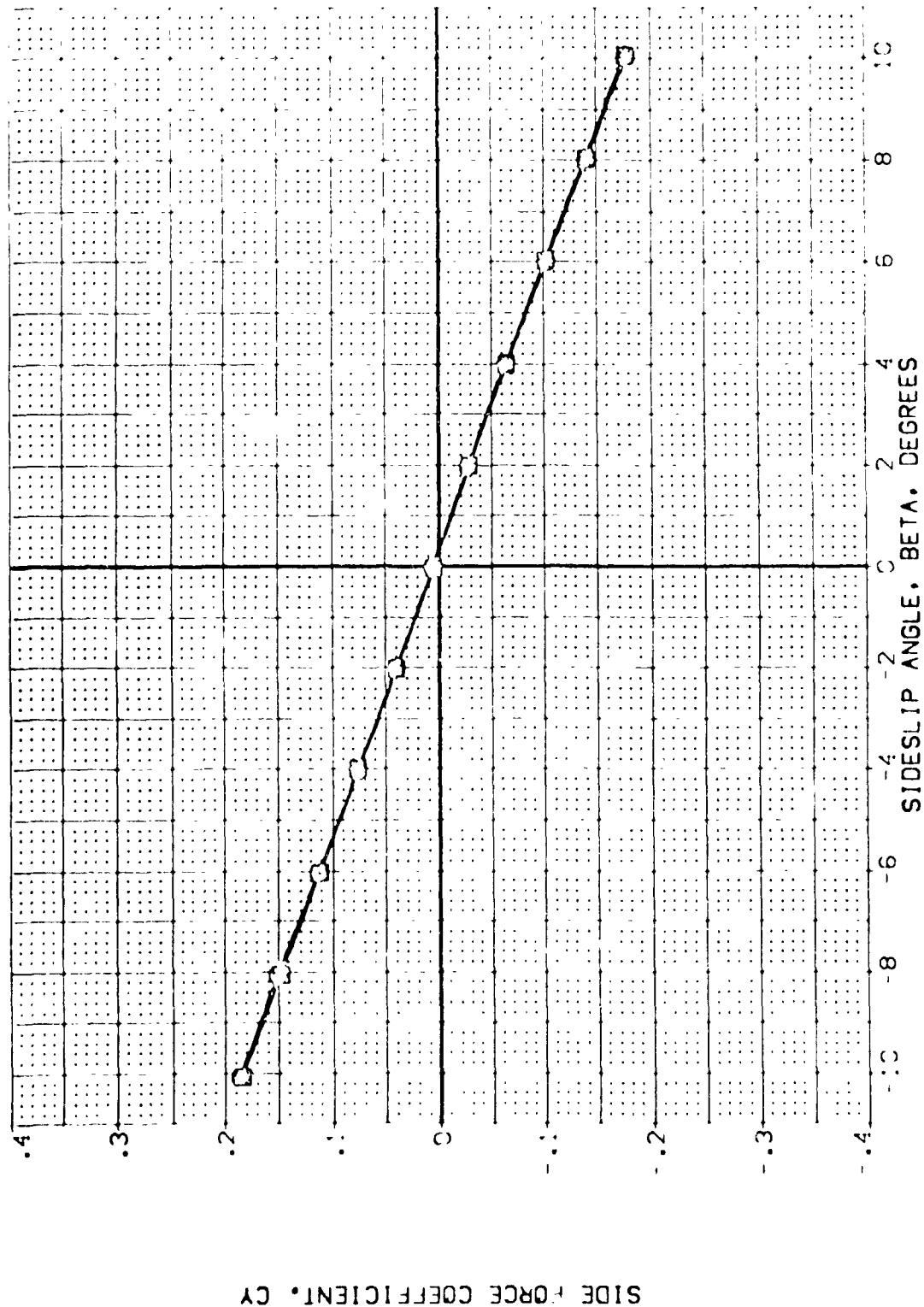
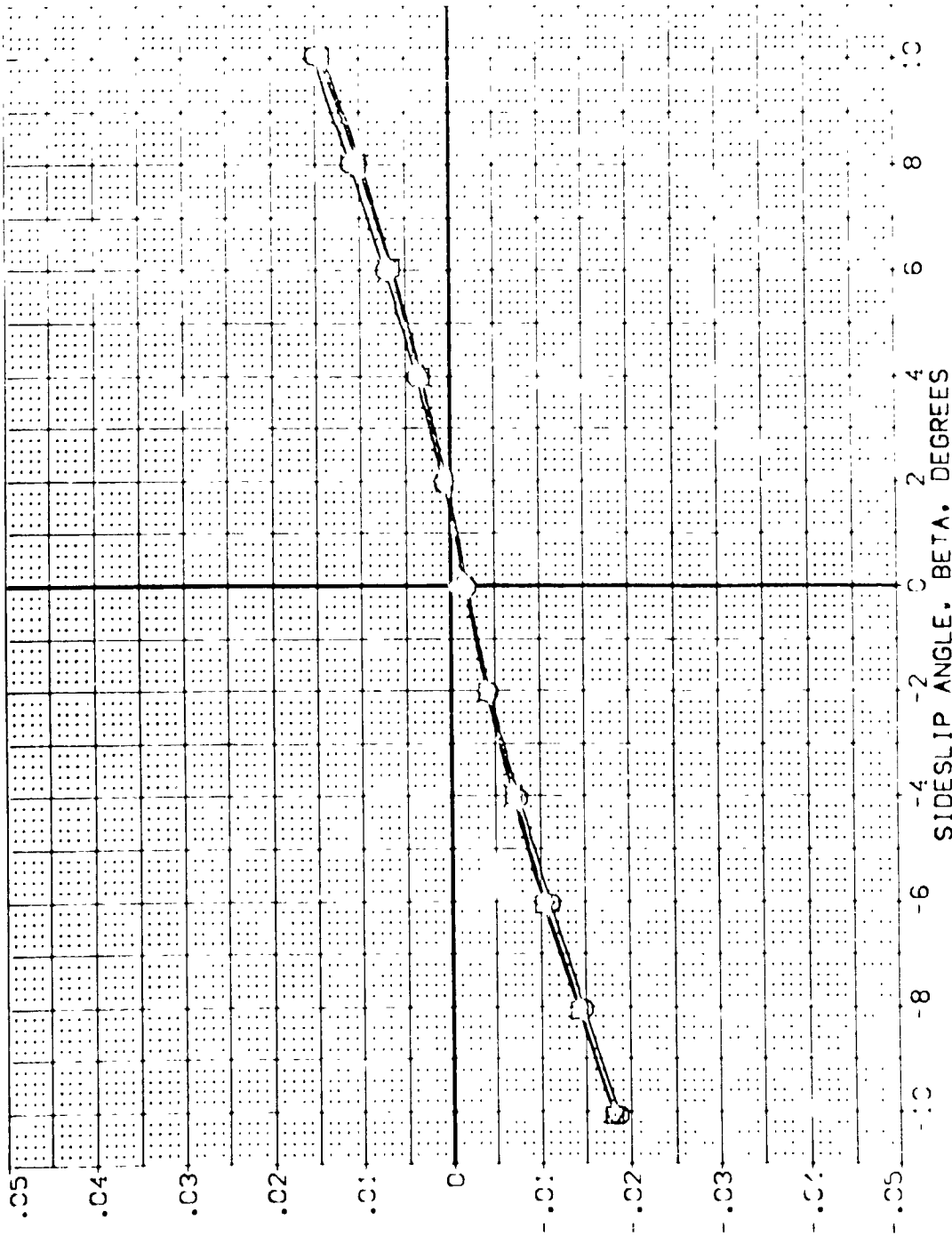


FIG 93 EFFECT OF CARGO BAY DOOR GAPS + HINGES + GMS + V.T. GAPS-LAT. 0 ALPHA
 (AS)MAC- .2C PAGE 1127

SIDE FORCE COEFFICIENT, CY

DATA SET SYMBOL	CONFIGURATION DESCRIPTION	ALPHA	RUDDER	SPOILER	AIRLON	REFERENCE INFORMATION
01628	W7F8 V116E28V8F5X9	5.000	.000	25.000	.000	SPR 4.418
01628	W7F8 V116E28V8F5X9	5.000	.000	25.000	.000	BRF 19.2709
01628	W7F8 V116E28V8F5X9	5.000	.000	25.000	.000	BRF 37.9329
01628	W5OF8 V116E28V9F5X9	5.000	.000	25.000	.000	XMOO 43.5874
						YMOO .0000
						ZMOO 15.1875
						SCALE .0005



YAWING MOMENT COEFFICIENT, CYN (BODY AXIS)

FIG 94 EFFECT OF CARGO BAY DOOR GAPS + HINGES + CMS + V.T. GAPS-LAT. 5 ALPHA
 CASMAC = .20 PAGE 1:28

DATA SET SYMBOL: (RZ/20) (RZ/29) (RZ/75) (RZ/78)

CONFIGURATION DESCRIPTION: CAS28 B05C9 M7E8 V116E28V8PSX9 CAS28 B52C9 M7E8 V116E28V8PSX9 CAS28 B53C9 M7E8 V116E28V8PSX9 CAS28 B53C9 M50F8 V116E28V8PSX9

ALPHA: 5.000 5.000 5.000 5.000

RUDDER: .000 .000 .000 .000

SPODBRK: 25.000 25.000 25.000 25.000

AILTRON: .000 .000 .000 .000

REFERENCE INFORMATION: SREF 4.4119 SCALE 5 SREF 19.2789 SCALE 5 SREF 37.9359 SCALE 5 SREF 43.5974 SCALE 5 SREF 15.1875 SCALE 5

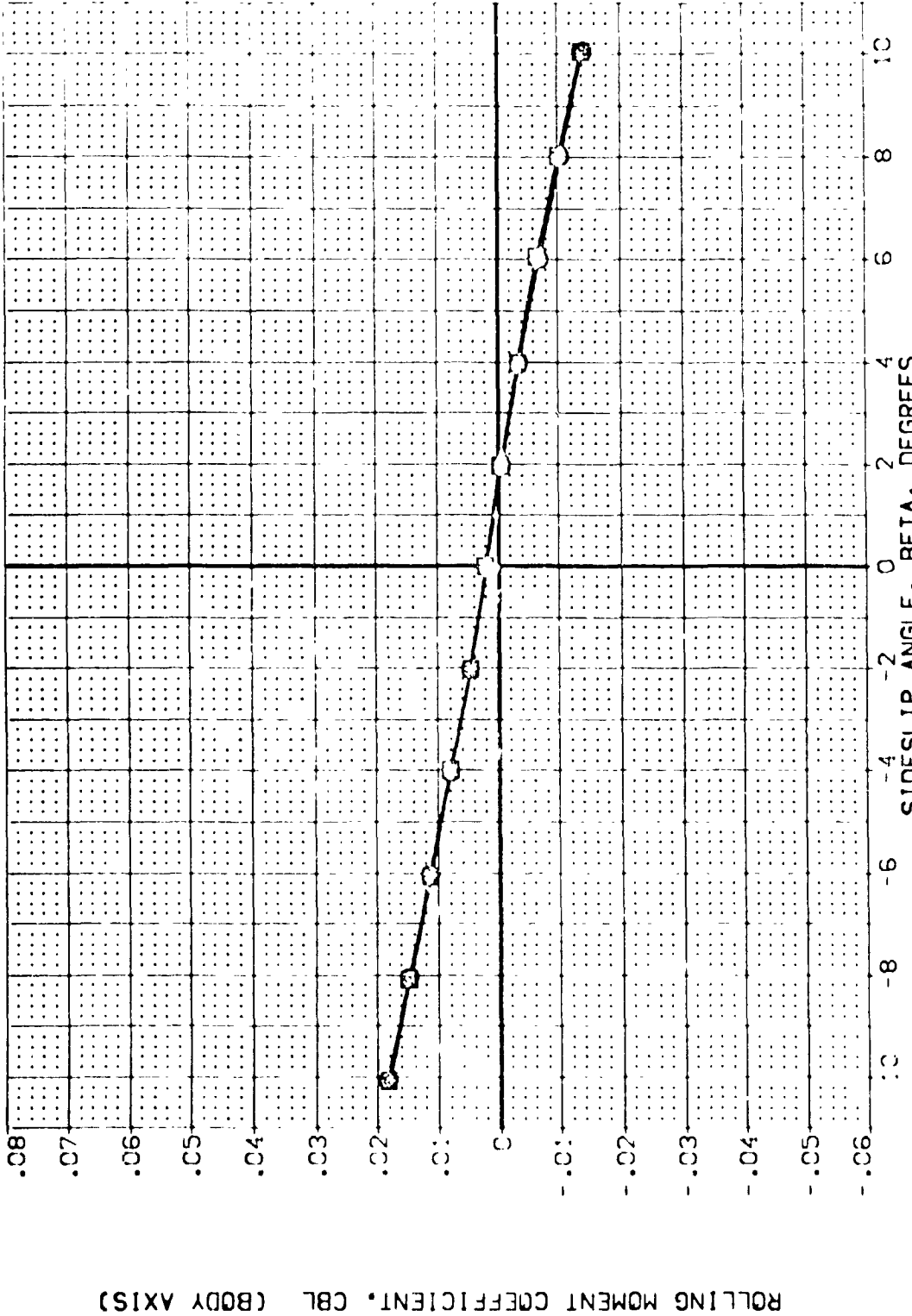
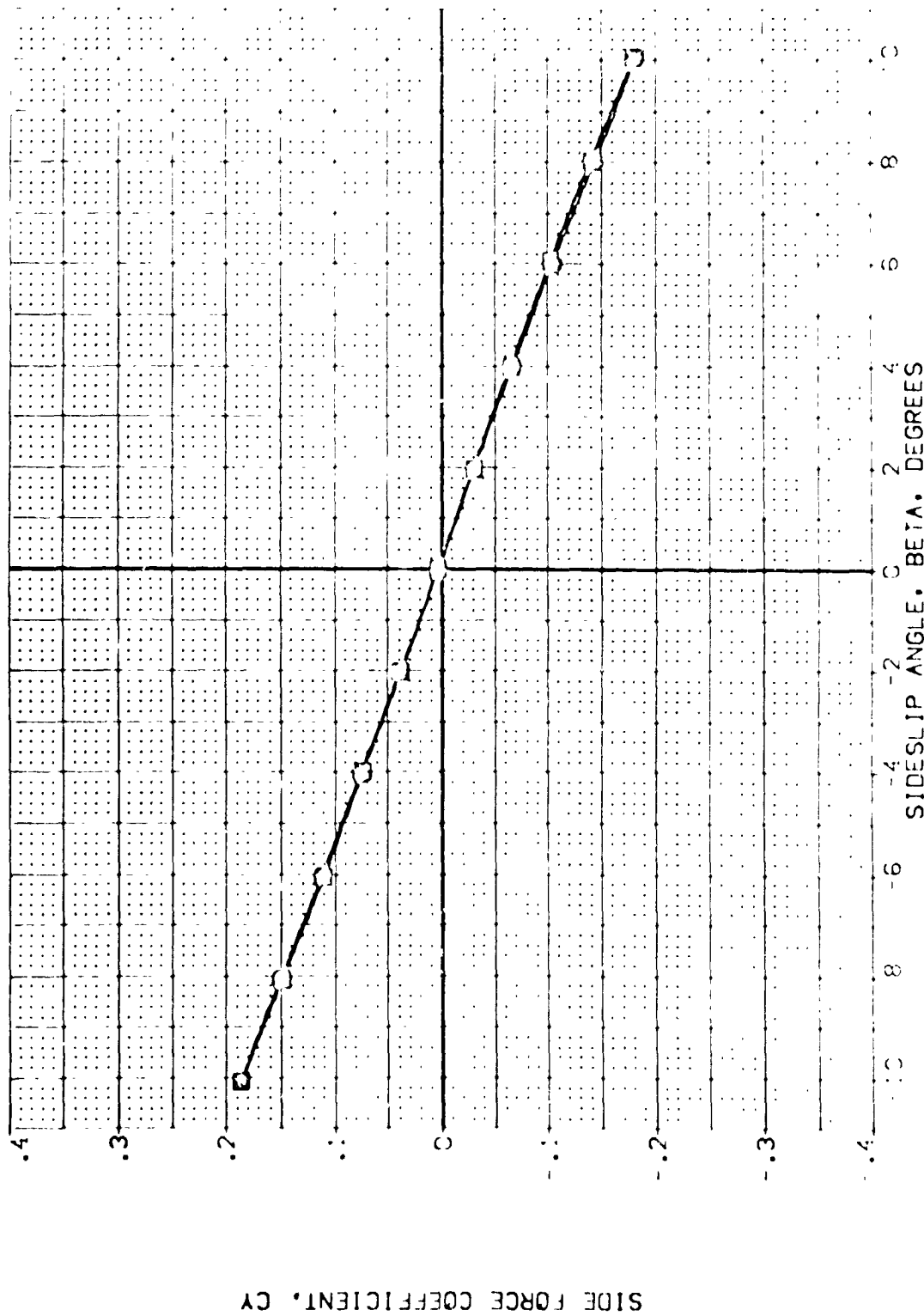


FIG 94 EFFECT OF CARGO BAY DOOR GAPS + HINGES + OMS + V.T. GAPS-LAT. 5 ALPHA

CASMAC = .20 PAGE 1:29

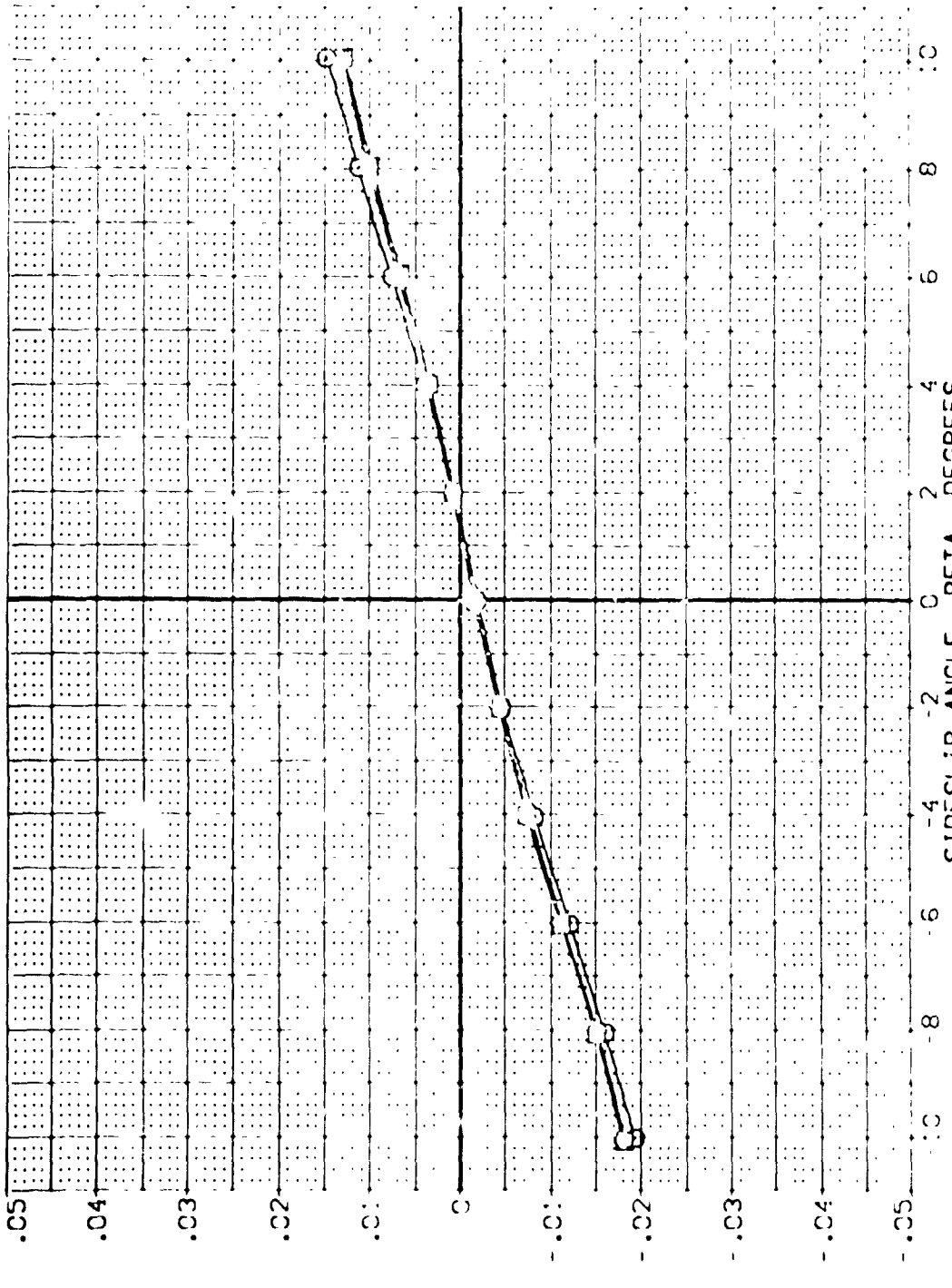
DATA SET SYMBOL	CONFIGURATION DESCRIPTION	ALPHA	RUDDER	SPOON	AIRLON	REFERENCE INFORMATION
002720	CA628 B76C9 M7E8 V116E78/8P5X9	5.000	.000	75.000	.000	SREF 4.419 SCALE
0027269	CA628 B76C9 M7E8 V116E78/8P5X9	5.000	.000	75.000	.000	BRF 19.7493 SCALE
0027775	CA628 B76C9 M7E9 V116E78/8P5X9	5.000	.000	75.000	.000	BRF 37.9379 SCALE
002778	CA628 B76C9 M50'8 V116E78/8P5X9	5.000	.000	75.000	.000	YAPP 43.5574 SCALE
						ZAPP .0000 SCALE
						SCALE 15.1875 SCALE



SIDE FORCE COEFFICIENT, CY

FIG 94 EFFECT OF CARGO BAY DOOR GAPS + HINGES + 0MS + V.T. GAPS-LAT. 5 ALPHA
 CASYAC - .20 PAGE 1130

DATA SET SYMBOL	CONFIGURATION DESCRIPTION	ALPHA	R. LOOER	SPOORR	AL. RON	SPEF	REFERENCE INFORMATION
RCZ121	M78 V 16E28/8FSX9	10.000	.000	25.000	.000	4.119	SCALE
RCZ173	M78 V 16E28/8FSX9	10.000	.000	25.000	.000	19.299	SCALE
RCZ276	M78 V 16E28/8FSX9	10.000	.000	25.000	.000	37.939	SCALE
RCZ287	M508 V 16E28/8FSX9	10.000	.000	25.000	.000	43.587	SCALE
						7400	SCALE
						15.805	SCALE
						.0405	SCALE



YAWING MOMENT COEFFICIENT, CYN (BODY AXIS)

FIG 95 EFFECT OF CARGO BAY DOOR GAPS + HINGES + OMS + V.T. GAPS-LAT. 10 ALPHA
 CASMAC- .20 PAGE 113

DATA SET SYMBOL	CONFIGURATION DESCRIPTION	ALPHA	RUDDER	SPEED	AIR DEN	PREFERENCE INFORMATION
[RZ712]	0A628 B06C9 W7F8 V: 6E28/8F5X9	10.000	.000	25.000	.000	4.4119 SCALING
[RZ770]	0A628 B53C9 W7F8 V: 6E28/8F5X9	10.000	.000	25.000	.000	9.2745 SCALING
[RZ776]	0A628 B53C9 W7F8 V: 6E28/8F5X9	10.000	.000	25.000	.000	37.9319 SCALING
[RZ782]	0A628 B53C9 W50F8 V: 6E28/8F5X9	10.000	.000	25.000	.000	43.5974 SCALING
						15.1875 SCALING

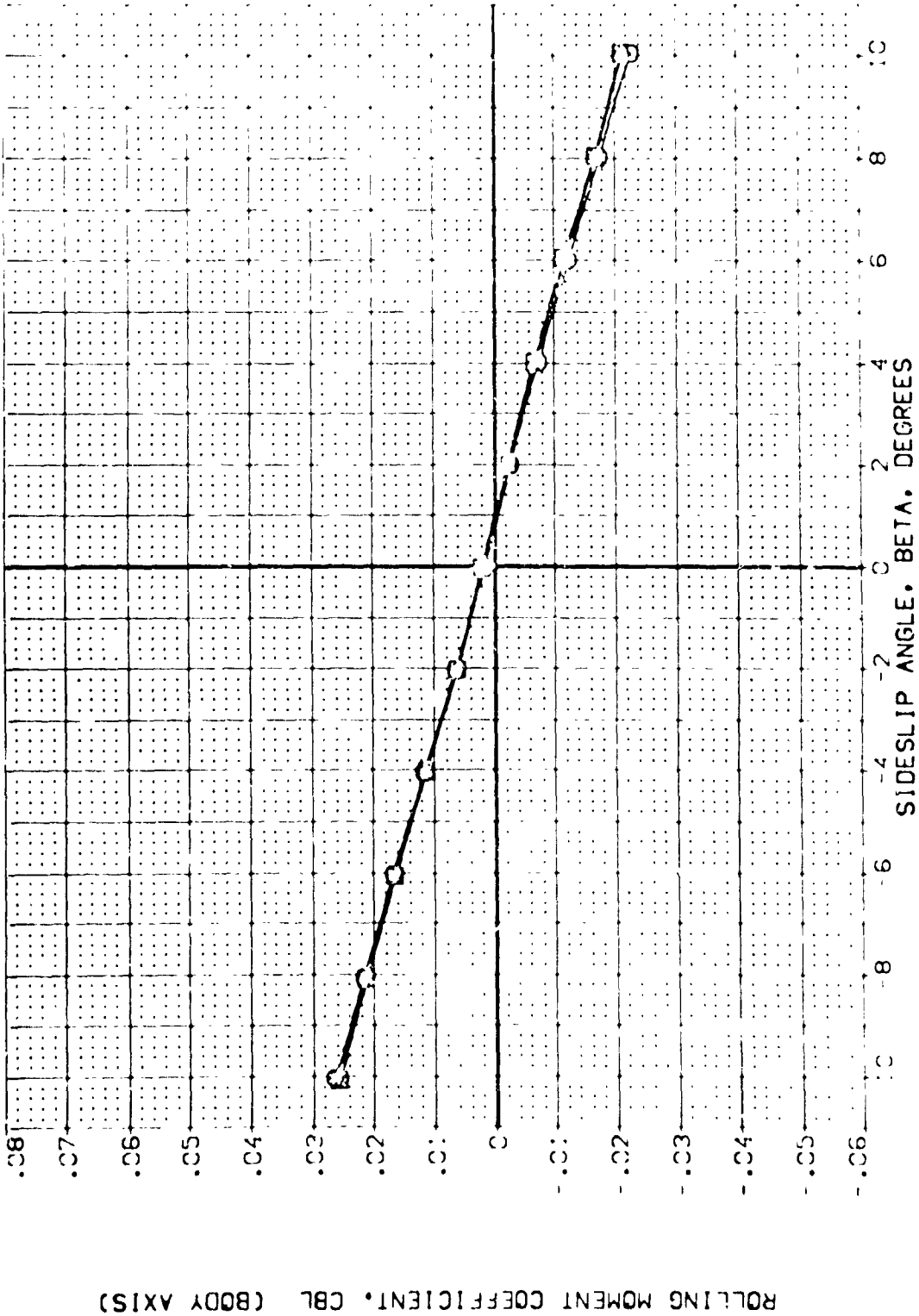


FIG 95 EFFECT OF CARGO BAY DOOR GAPS + HINGES + CMS + V.T. GAPS-LAT. 10 ALPHA
 (A) VAC... .20 PAGE 1132

ROLLING MOMENT COEFFICIENT, CBL (BODY AXIS)

DATA SET SYMBOL	CONFIGURATION DESCRIPTION	ALPHA	RUDDER	SPOBRK	AIRRON	REFERENCE INFORMATION
(R0Z121)	M7F8 V116E28V895X9	10.000	.000	25.000	.000	SREF 4.4119 SC.F.T.
(R0Z270)	M7F8 V116E28V895X9	10.000	.000	25.000	.000	LREF 19.2296 INCHES
(R0Z276)	M7F8 V116E28V895X9	10.000	.000	25.000	.000	BREF 37.9355 INCHES
(R0Z282)	M50F8 V116E28V955X9	10.000	.000	25.000	.000	XMRP 43.5974 INCHES
						ZMRP .0000 INCHES
						SCALE 15.1875 SCALE

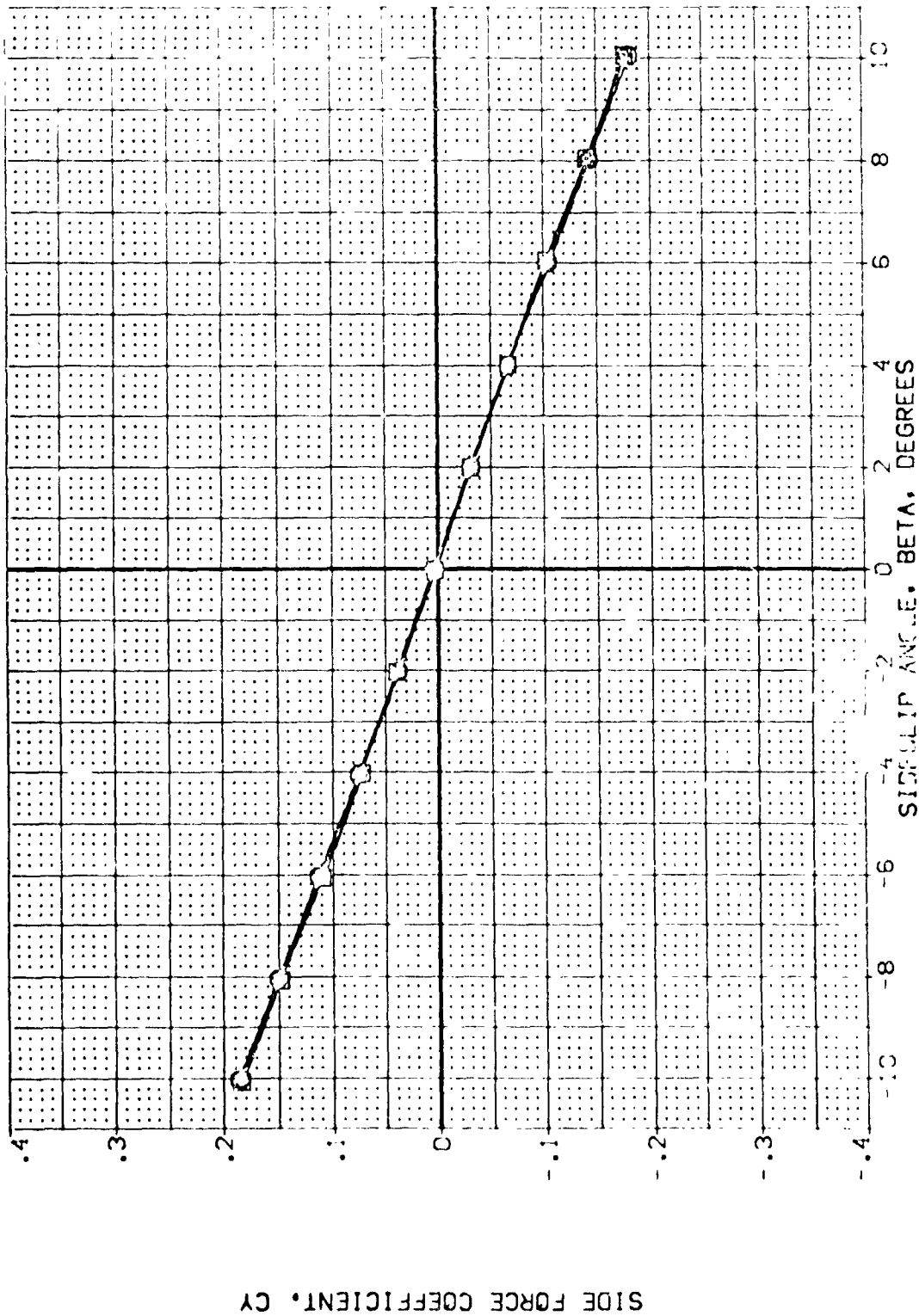


FIG 95 EFFECT OF CARGO BAY DOOR GAPS + HINGE GMS + V.T. GAPS-LAT. 10 ALPHA
 CAYMAC = .20 PAGE 133

DATA SET SYMBOL CONFIGURATION DESCRIPTION
 C1A629 806C9 W7E8 V15E28-8PSX9
 C1A629 807C9 W7E8 V15E28-8PSX9
 C1A629 808C9 W7E8 V15E28-8PSX3
 C1A629 809C9 W5O7E8 V15E28-9PSX9

ALPHA .000
 .5.000
 .5.000
 .5.000

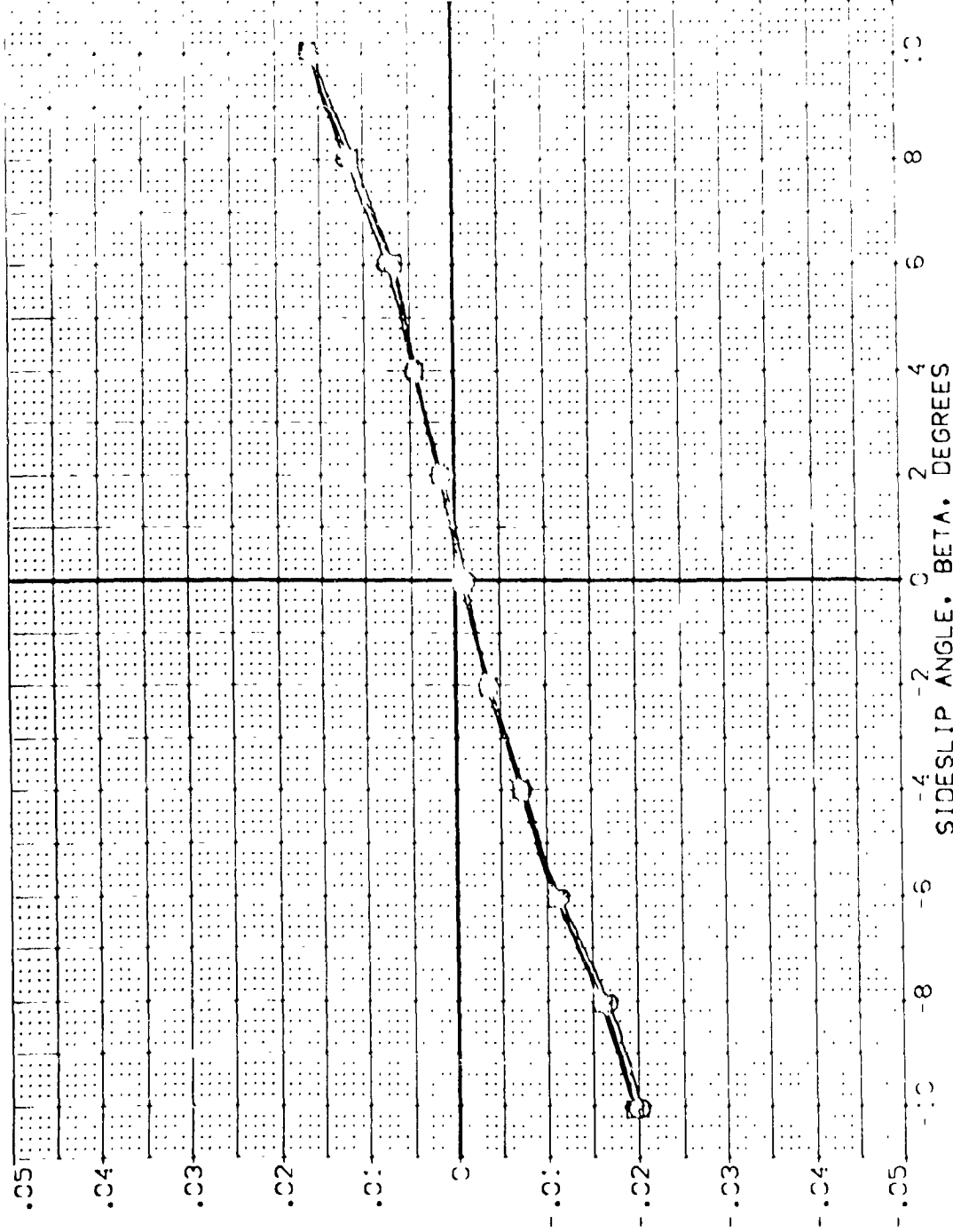
RUDDER .000
 .000
 .000
 .000

SPEEDWAY 25.000
 25.000
 25.000
 25.000

ALTRON .000
 .000
 .000
 .000

SCALE
 4.41E
 19.27E
 37.93E
 43.55E

REFERENCE INFORMATION
 SCALE
 15.87E
 15.87E
 15.87E
 15.87E



YAWING MOMENT COEFFICIENT, CYN (BODY AXIS)

FIG 96 EFFECT OF CARGO BAY DOOR GAPS + HINGES + CMS + V.T. GAPS-LAT. 15 ALPHA

DATA SET SYMBOL	CONFIGURATION DESCRIPTION	ALPHA	RUDDER	SPEED	A'LPON	REFERENCE INFORMATION
(PZ122)	DA628 B26C9 M7F8 V116E28V895X9	15.000	.000	25.000	.000	SKEW 4.4119 SQ.FT.
(PZ171)	CA628 B53C9 M7F8 V116E28V895X9	15.000	.000	25.000	.000	LRG 19.2289 INCHES
(PZ177)	DA628 B53C9 M7F8 V116E28V895X9	15.000	.000	25.000	.000	BXLE 37.9359 INCHES
(PZ283)	DA628 B53C9 M50F8 V116E28V895X9	15.000	.000	25.000	.000	YMRP 43.5974 INCHES
						ZMRP 15.1875 INCHES
						SCALE .0405

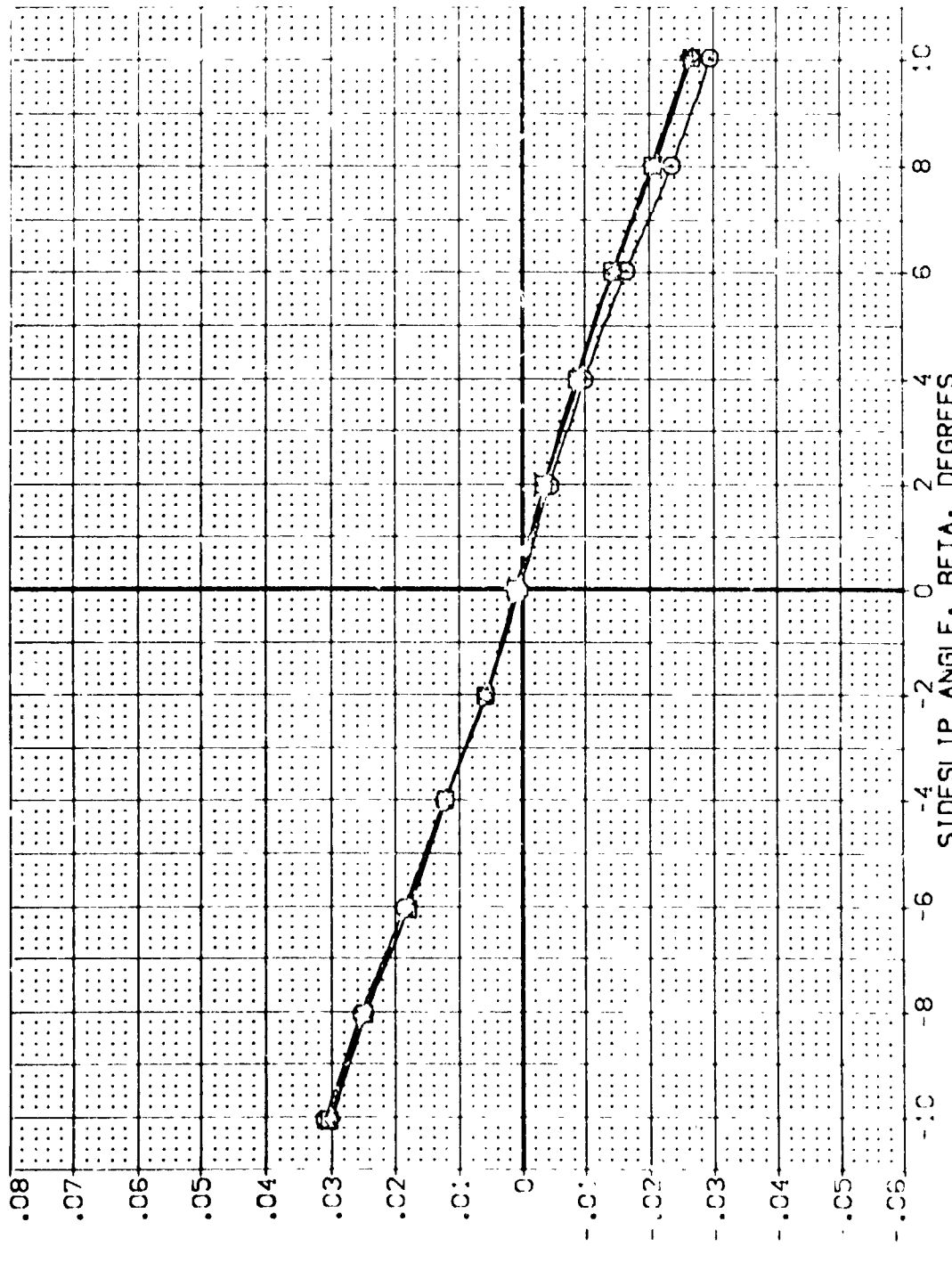
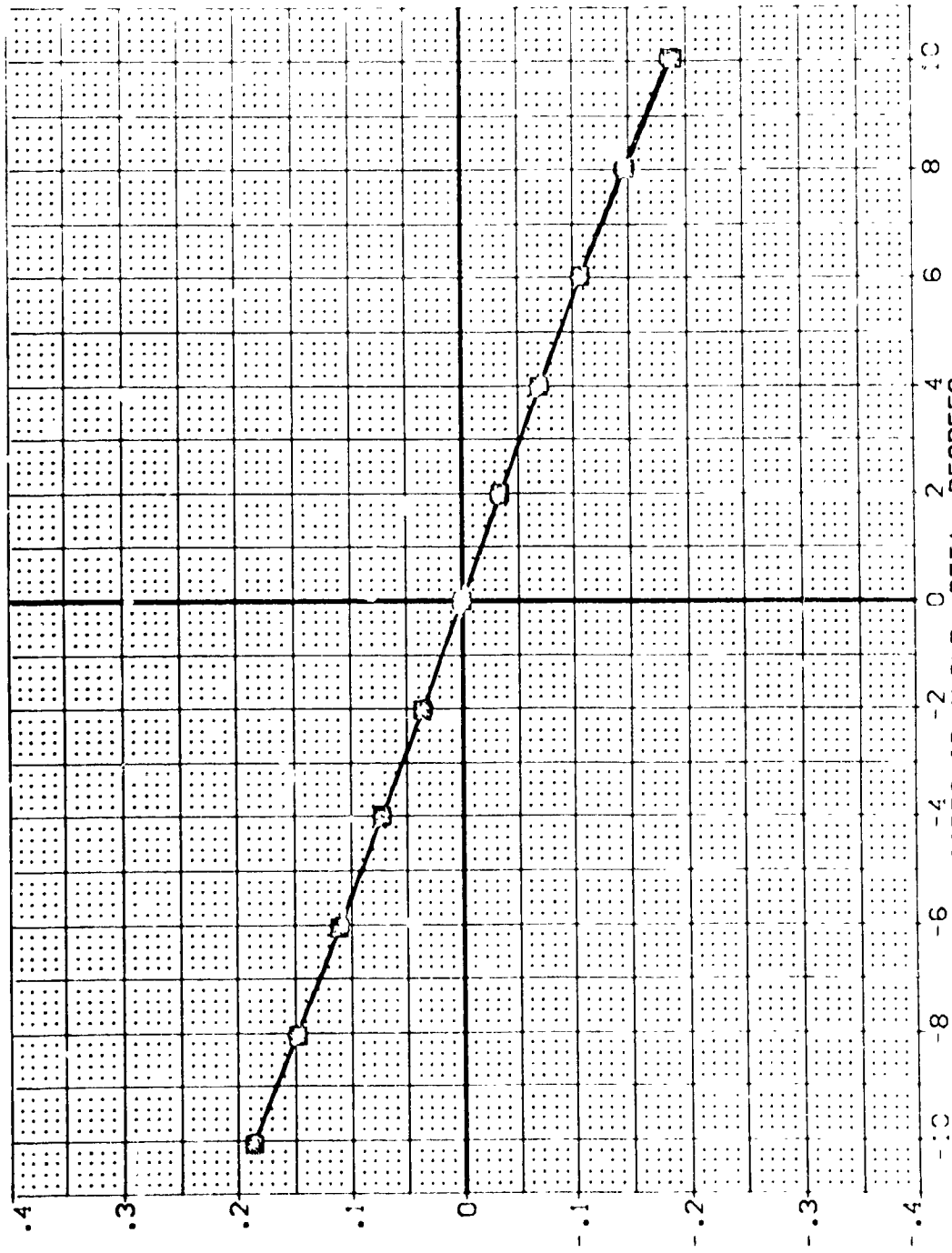


FIG 96 EFFECT OF CARGO BAY DOOR GAPS + HINGES + 0MS + V.T. GAPS-LAT. 15 ALPHA
 (A)MAC = .20 PAGE 1:35

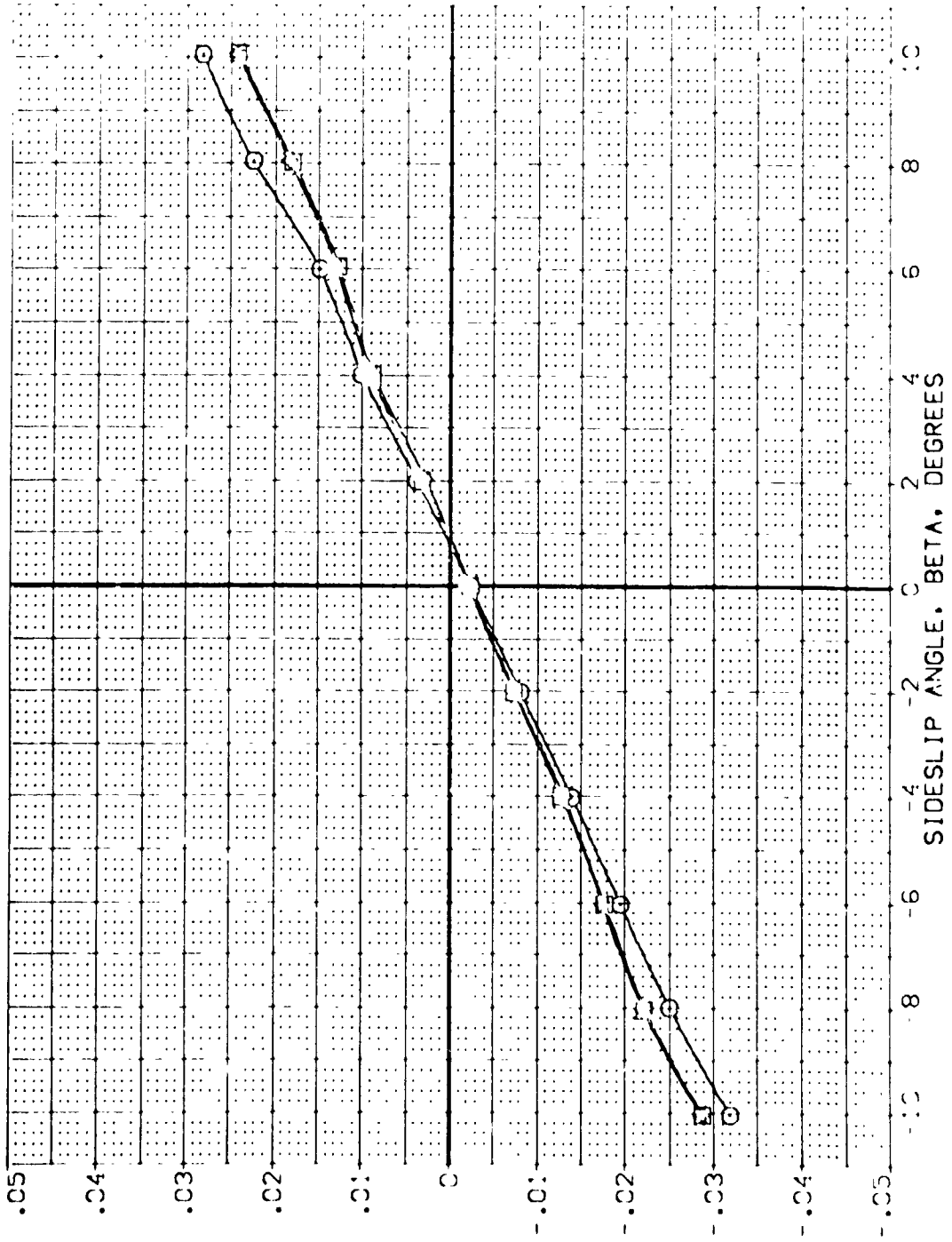
DATA SET SYMBOL	CONFIGURATION DESCRIPTION	ALPHA	RUDDER	SPOBRK	AUTIRON	REFERENCE INFORMATION
(R02122)	CA628 B06C9 W78 V1 6E28V8F5X9	15.000	.000	25.000	.000	SAFE 4.419 SCALE
(R02171)	CA628 B52C9 W78 V1 6E28V8F5X9	15.000	.000	25.000	.000	LRFF 19.2298 SCALE
(R02277)	CA628 B53C9 W78 V1 6E28V8F5X9	15.000	.000	25.000	.000	BRFF 37.9369 SCALE
(R02283)	CA628 B53C9 W50F8 V1 6E28V8F5X9	15.000	.000	25.000	.000	XMRP 49.5914 SCALE
						YMRP .0000 SCALE
						ZMRP 15.1875 SCALE
						SCALE .0405



SIDE FORCE COEFFICIENT, CY

FIG 96 EFFECT OF CARGO BAY DOOR GAPS + HINGES + OMS + V.T. GAPS-LAT. 15 ALPHA
 CASVAC- .20 PAGE 1:36

DATA SET SYMBOL	CONFIGURATION DESCRIPTION	ALPHA	RUDDER	SPDRBK	AILRON	REFERENCE INFORMATION
[RZ123]	01628 826C9 W7F8 V116E28/8P5X9	20.000	.000	25.000	.000	SKEW 4.4119 SCALE 1.000
[RZ172]	01628 857C9 W7F8 V116E28/8P5X9	20.000	.000	25.000	.000	DRF 19.2789 SCALE 1.000
[RZ178]	01628 863C9 W7F8 V116E28/8P5X9	20.000	.000	25.000	.000	BRF 37.9359 SCALE 1.000
[RZ184]	01628 863C9 W50F8 V116E28/8P5X9	20.000	.000	25.000	.000	YMRP 43.5874 SCALE 1.000
						ZMRP 15.1875 SCALE 1.000
						SCALE .0405



YAWING MOMENT COEFFICIENT, CYN (BODY AXIS)

FIG 97 EFFECT OF CARGO BAY DOOR GAPS + HINGES + 0MS + V.T. GAPS-LAT. 20 ALPHA

ROLLING MOMENT COEFFICIENT, CBL (BODY AXIS)

DATA SET SYMBOL CONFIGURATION DESCRIPTION
 (PCZ173) CA628 B26C9 W7:8 V116E28V8F5X9
 (PCZ177) CA628 B52C9 W7:8 V116E28V8F5X9
 (PCZ178) CA628 B53C9 W7:8 V116E28V8F5X9
 (PCZ184) CA628 B53C9 W50F8 V116E28V9F5X9

ALPHA RUDDER SPODBK ALLRON REFERENCE INFORMATION
 20.000 .000 25.000 .000 SREF 4.4119 SCALE
 20.000 .000 25.000 .000 BRP 19.2729 SCALE
 20.000 .000 25.000 .000 X1000 37.9359 SCALE
 20.000 .000 25.000 .000 Y1000 43.5974 SCALE
 Z1000 15.0000 SCALE
 SCALE 15.8775 SCALE

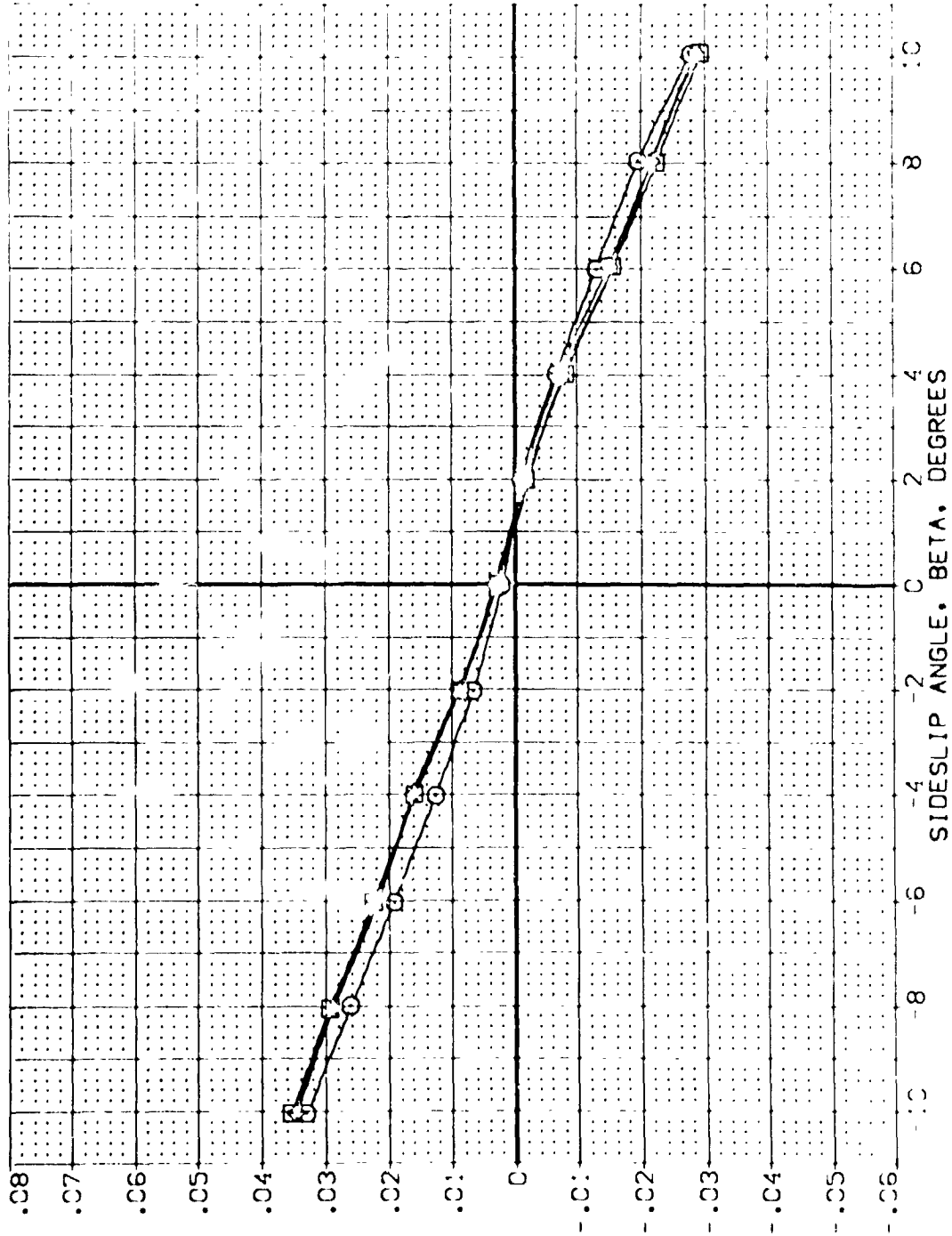


FIG 97 EFFECT OF CARGO BAY DOOR GAPS + HINGES + OMS + V.T. GAPS-LAT. 2C ALPHA

DATA SET SYMBO	CONFIGURATION DESCRIPTION	ALPHA	RUDDER	SPODBK	AILTRON	REFERENCE INFORMATION
(PCZ123)	CA628 B26C9 MTF8 V116E28V85X9	20.000	.000	25.000	.000	SPE 4.4119 SCALE
(PCZ777)	CA628 B52C9 MTF8 V116E28V85X9	20.000	.000	25.000	.000	UREF 19.2799 SCALE
(PCZ778)	CA628 B53C9 MTF8 V116E28V85X9	20.000	.000	25.000	.000	BRPF 37.9359 SCALE
(PCZ784)	CA628 B53C9 M50F8 V116E28V95X9	20.000	.000	25.000	.000	XMPD 43.5974 SCALE
						YMPD .0000 SCALE
						ZMPD 15.1875 SCALE
						SCALE .0005

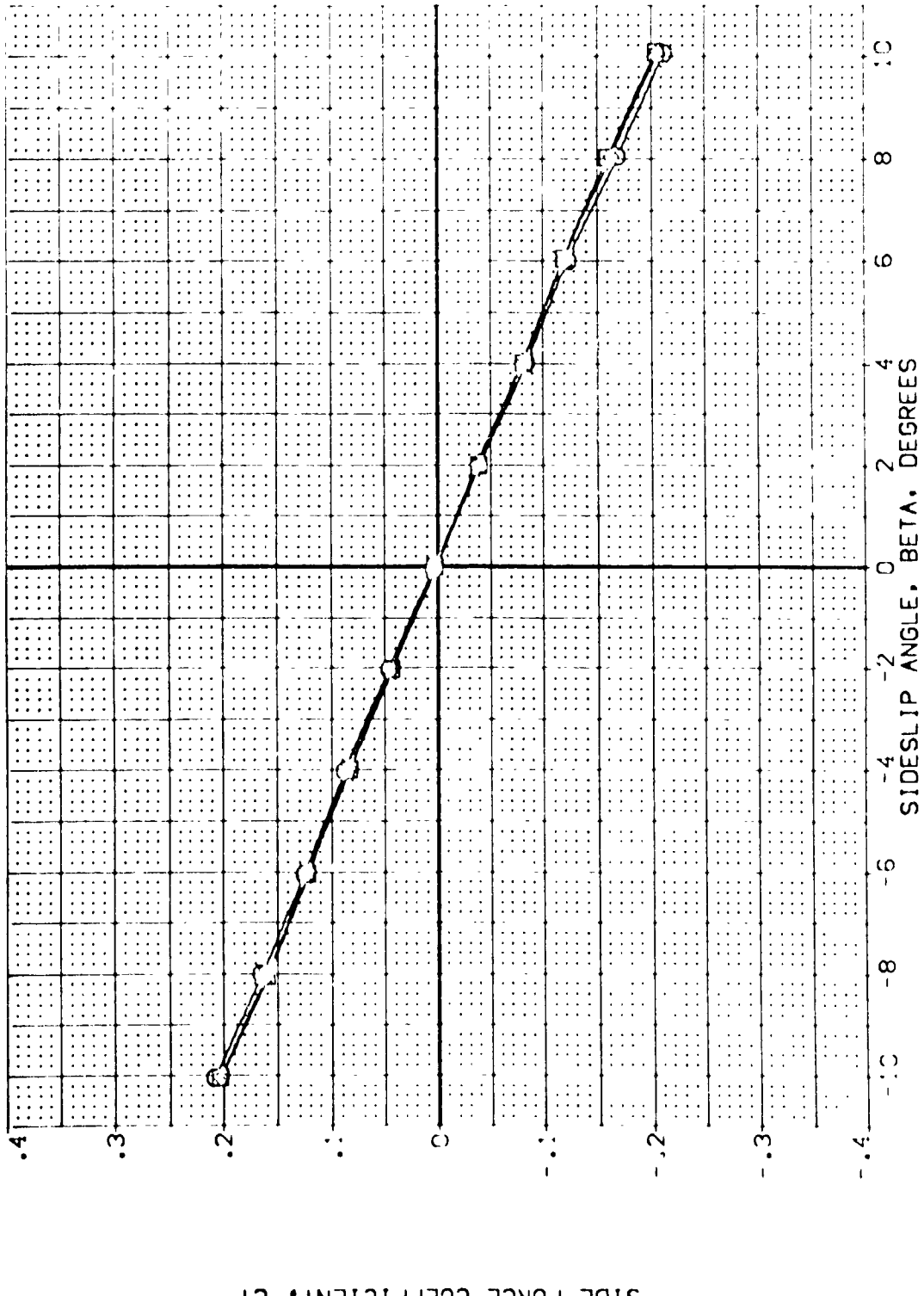


FIG 97 EFFECT OF CARGO BAY DOOR GAPS + HINGES + OMS + V.T. GAPS-LAT. 20 ALPHA
 CA628 .20 PAGE 1:39

DATA SET SYMBOL CONFIGURATION DESCRIPTION
 :BDZ740 : CA629 B26C9 M7F8 V: 6E28V8F5X9
 :BDZ785 : CA629 B26C9 M50F8 V: 6E28V8F5X9
 :BDZ79 : CA629 B26C9 M7F8 V: 6E28V9F5X9

ELEVON SPOBRK BOFLAP RUDDER REFERENCE INFORMATION:
 :000 25.000 :000 4.419 SCALE
 :000 25.000 :000 19.2789 SCALE
 :000 25.000 :000 37.9359 SCALE
 :000 25.000 :000 43.5874 SCALE
 :000 25.000 :000 43.5874 SCALE
 :000 25.000 :000 43.5874 SCALE
 :000 25.000 :000 43.5874 SCALE

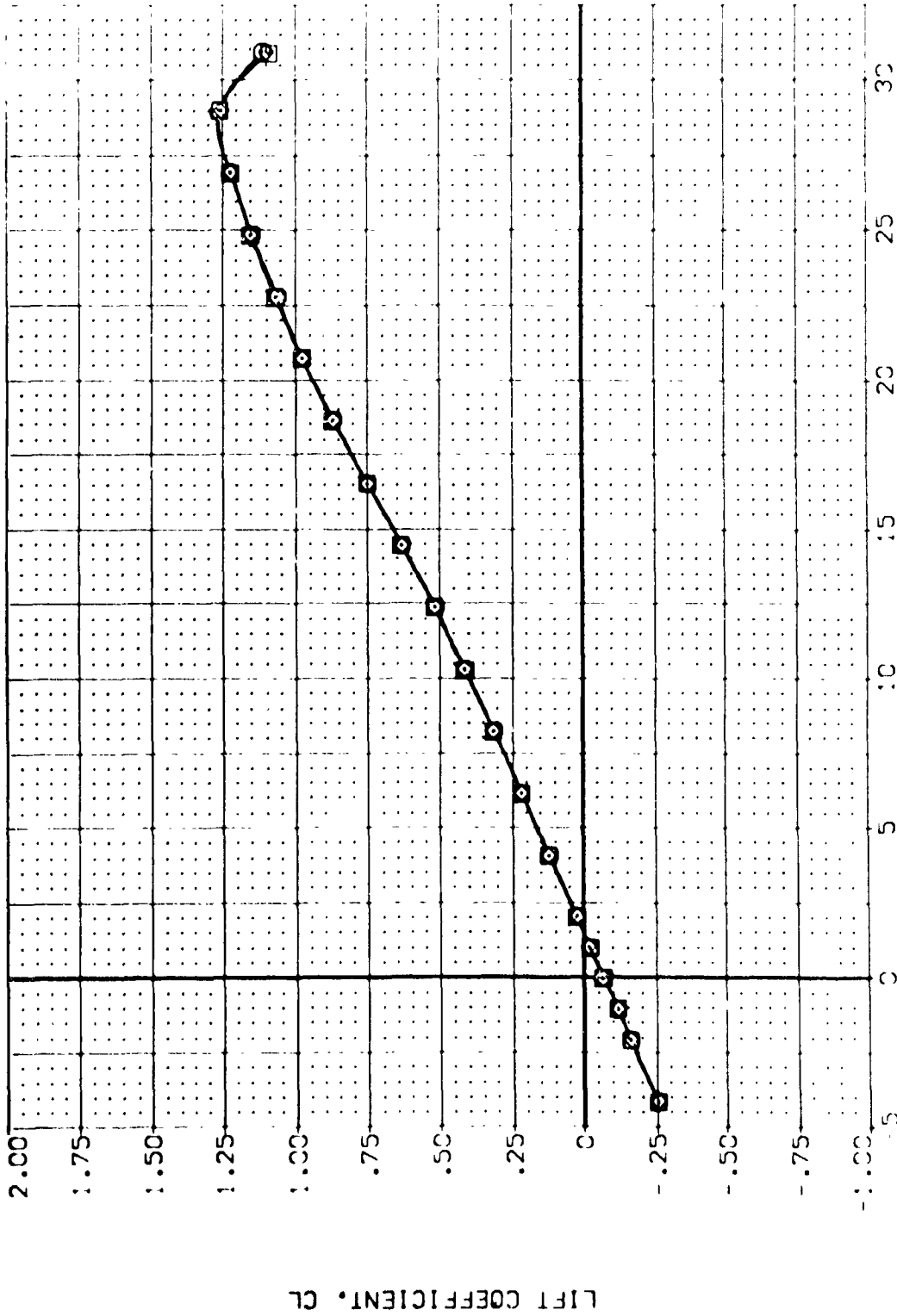


FIG 98 EFFECT OF 0MS + VERT. TAIL GAPS ONLY ON LONG. STAB., 25 FLARE, 0 ELEVON
 CADMAC = .20 PAGE 1140

DATA SET SYMBOL	CONFIGURATION DESCRIPTION	ELEVON	SPDBRK	BDFLAP	RUDDER	REFERENCE INFORMATION
(B07240)	0A628 B76C9 M7F8 V116E28V8R5X9	.000	25.000	-12.000	.000	SRPF 4.4119 SCALE INCHES
(B07285)	0A628 B76C9 M50F8 V116E28V8R5X9	.000	25.000	-12.000	.000	LRPF 19.2799 SCALE INCHES
(B07291)	0A628 B76C9 M7F8 V116E28V8R5X9	.000	25.000	-12.000	.000	SRPF 37.9359 SCALE INCHES
						XMRP 43.5874 SCALE INCHES
						ZMRP 15.1875 SCALE INCHES
						SCALE .0405

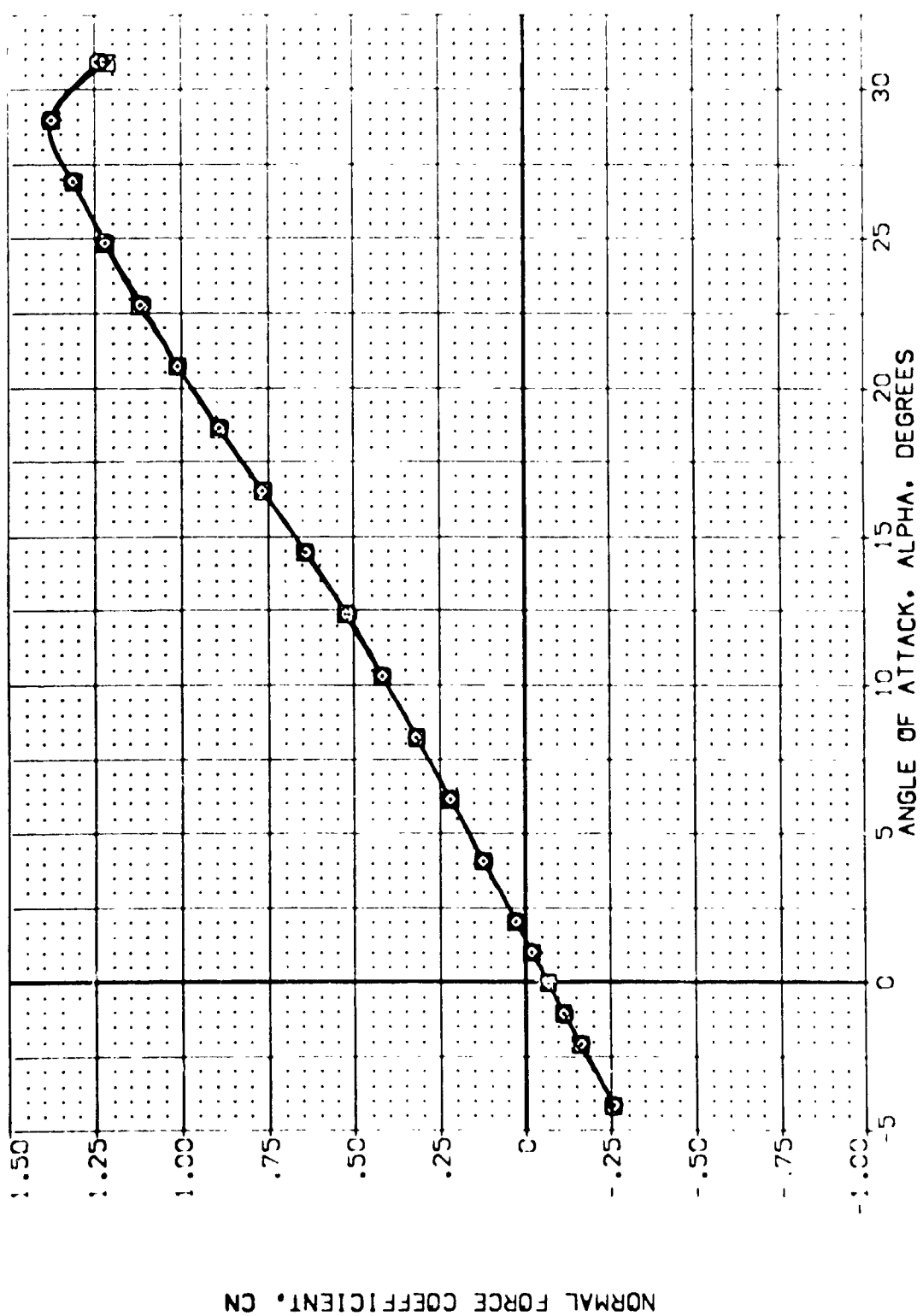


FIG 98 EFFECT OF OMS + VERT. TAIL GAPS ONLY ON LONG. STAB., 25 FLARE, 0 ELEVON
 CASMAC-110 PAGE 114

DATA SET SYMBOL CONFIGURATION DESCRIPTION
 (B02749) □ M7E8 V116E28/8R5X9
 (B02785) □ M5OF8 V116E28/8R5X9
 (B02791) ◇ M7E8 V116E28/8R5X9

ELEVON SPODBK BOFLAP RJODDER
 .000 25.000 -12.000 .000
 .000 25.000 -12.000 .000
 .000 25.000 -12.000 .000

REFERENCE INFORMATION
 SREF 4.4118 SCALE .0001 S
 BREF 9.27093 SCALE .0001 S
 BRFE 37.9359 SCALE .0001 S
 YMOO 43.5974 SCALE .0001 S
 ZMOO .0000 SCALE .0001 S
 SCALE 15.1875 SCALE .0400

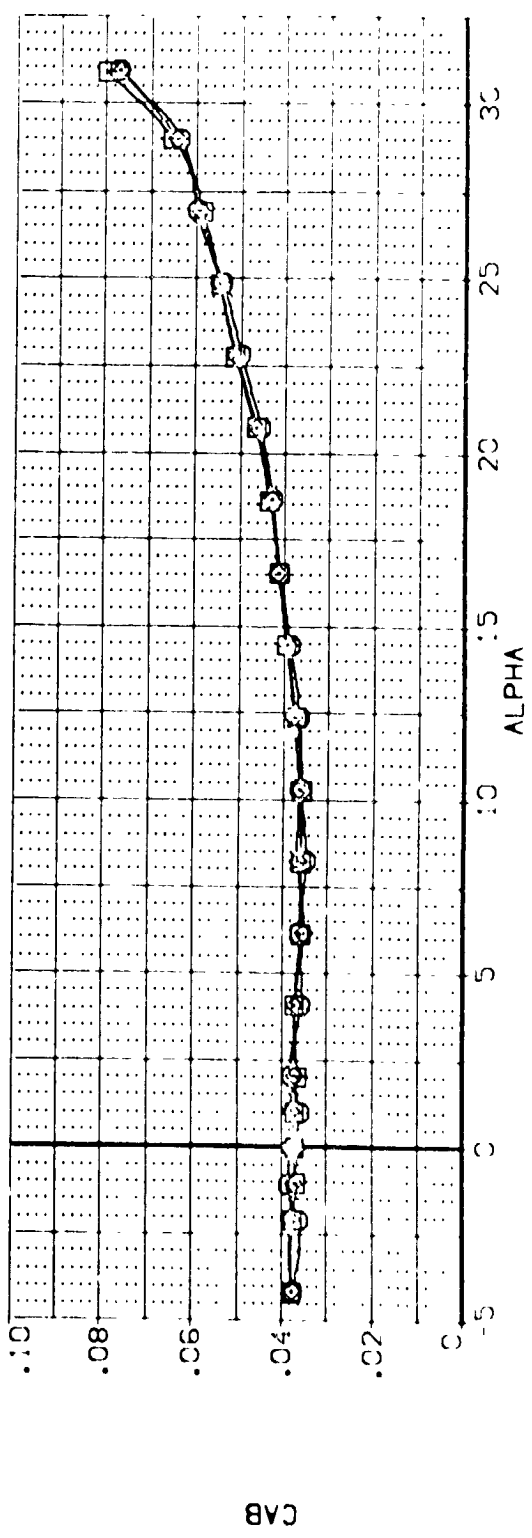
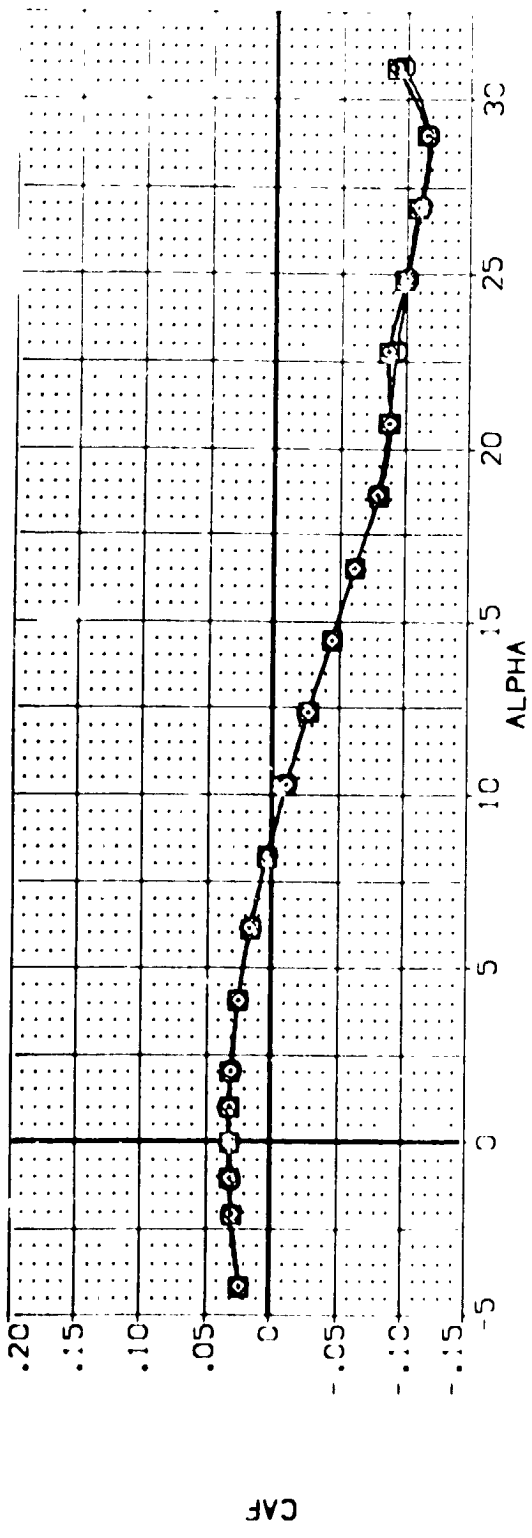


FIG 98 EFFECT OF OMS + VERT. TAIL GAPS ONLY ON LONG. STAB..25 FLARE, 0 ELEVON
 (A)MAC- .20 PAGE :142

DATA SET SYMBOL CONFIGURATION DESCRIPTION REFERENCE INFORMATION

(807240)	□	3A628 B26C9 M7F8 V116E28V85X9	SREF	4.4119	SCALE
(807265)	◇	0A628 B26C9 M50F8 V116E28V85X9	LDREF	19.7209	SCALE
(807291)	◇	0A628 B26C9 M7F8 V116E28V85X9	BREF	37.9359	SCALE
			KREF	43.5974	SCALE
			VREF	.0000	SCALE
			ZREF	15.1875	SCALE
			SCALE	.0425	SCALE

ELEVON SPOBRK BOFLAP RLODER

.000	25.000	-12.000	.000
.000	25.000	-12.000	.000
.000	25.000	-12.000	.000

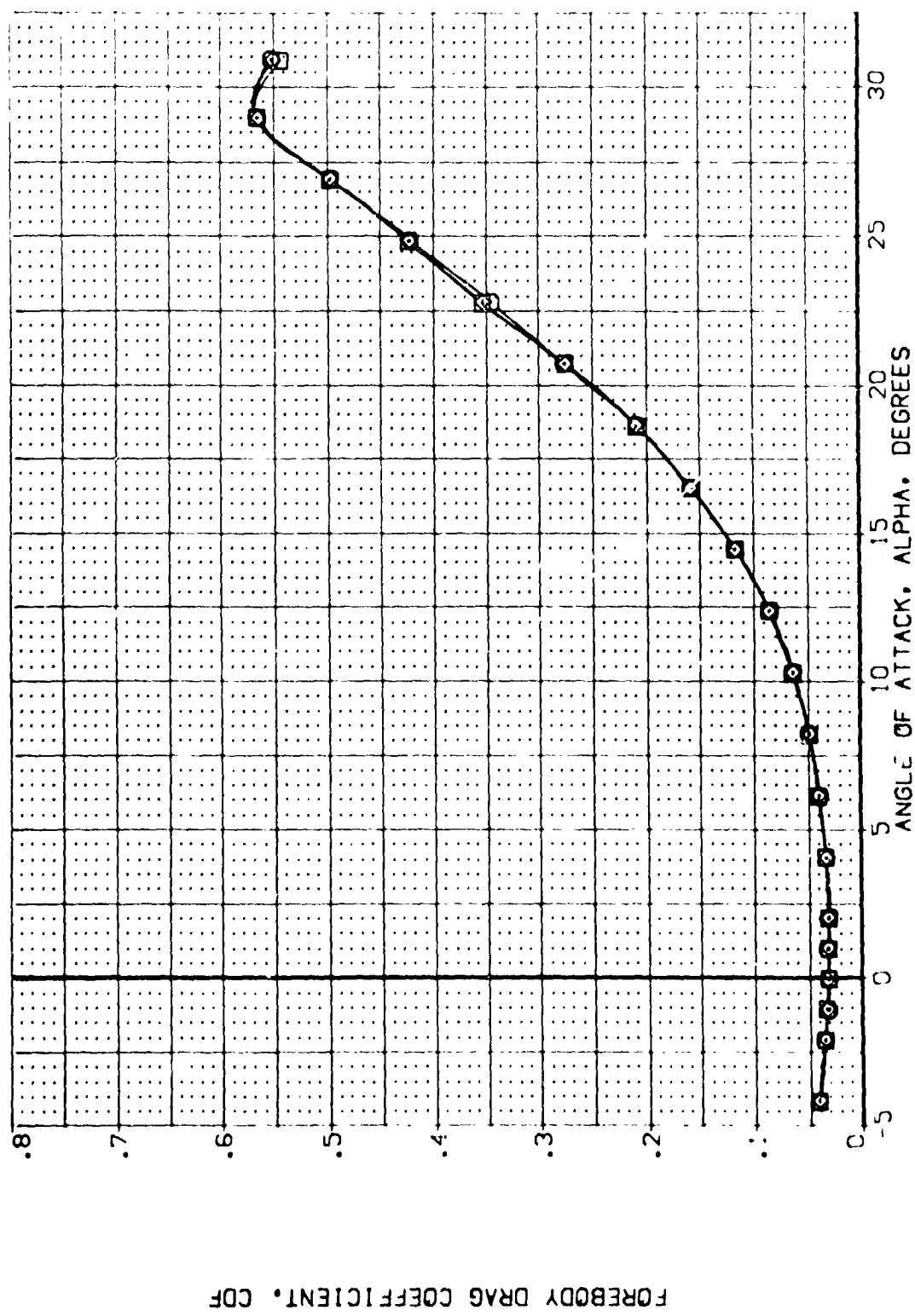
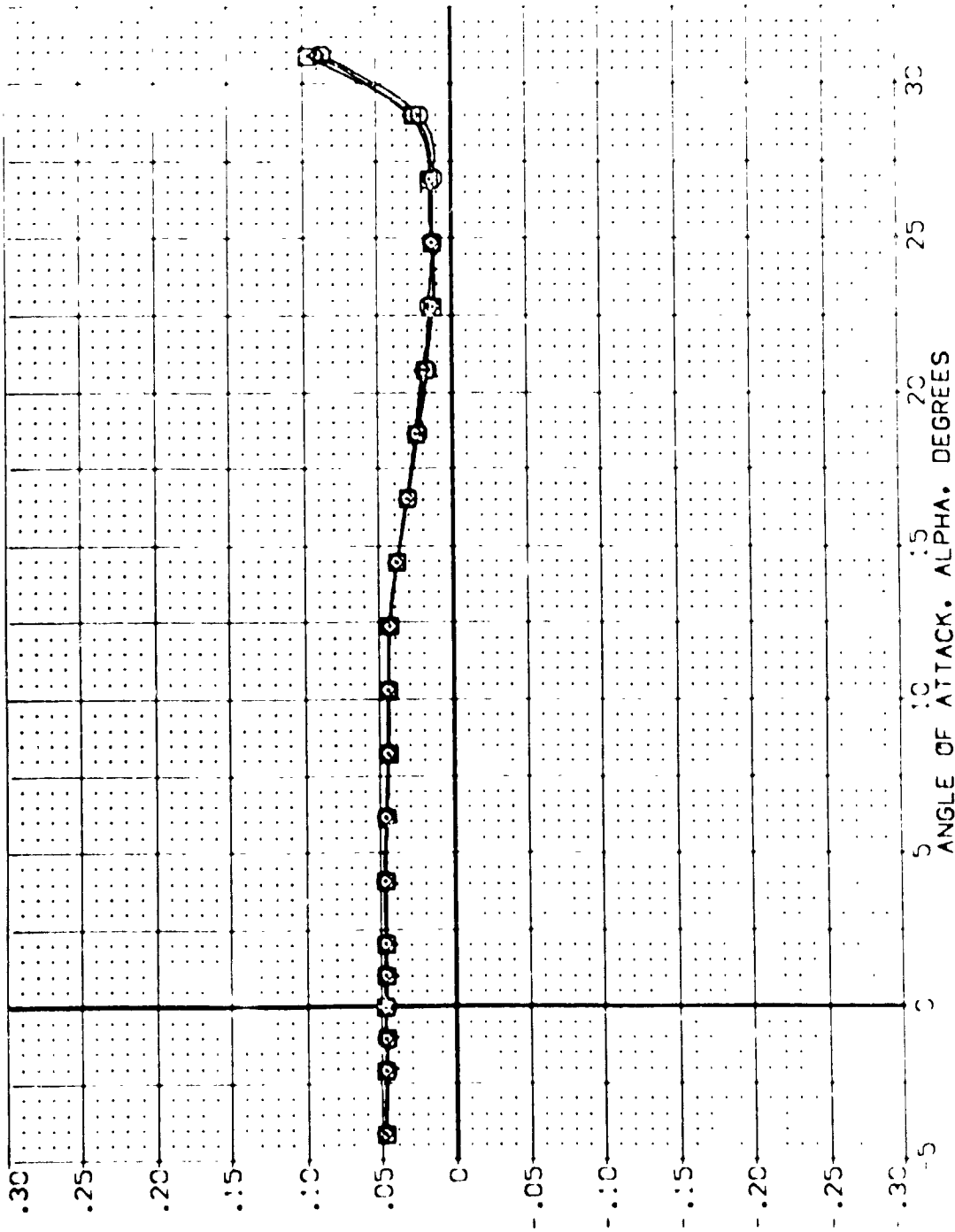


FIG 98 EFFECT OF OMS + VERT. TAIL GAPS ONLY ON LONG. STAB., 25 FLARE, 0 ELEVON
 CADMAC = .20 PAGE 1143

DATA SET SYMBOL CONFIGURATION DESCRIPTION
 (807240) □ CA528 876C9 M7F8 V116E28V85K9
 (807260) □ CA628 876C9 M50F8 V116E28V85K9
 (807280) □ CA628 876C9 M7F8 V116E28V85K9

ELEVON SPOBRK BDF LAP RUDDER REFERENCE INFORMATION
 .000 25.000 .12.000 .000 4.419 SCALE
 .000 25.000 .12.000 .000 9.239 SCALE
 .000 25.000 .12.000 .000 37.539 SCALE
 .000 25.000 .12.000 .000 43.5974 SCALE
 .000 25.000 .12.000 .000 15.1800 SCALE
 .000 25.000 .12.000 .000 10.400 SCALE

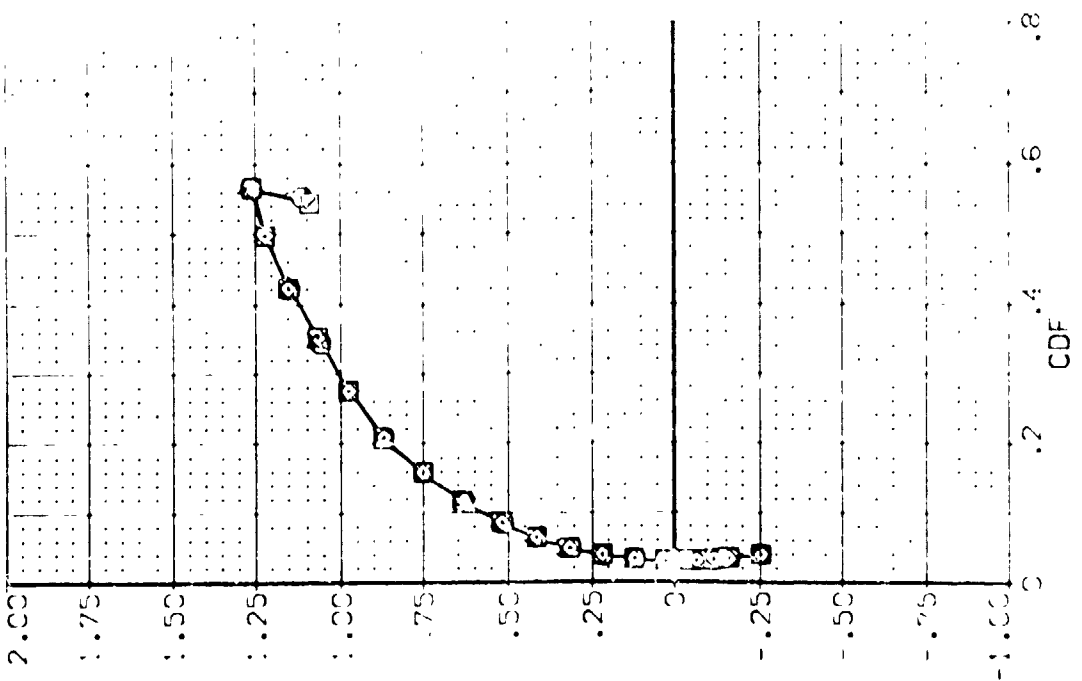
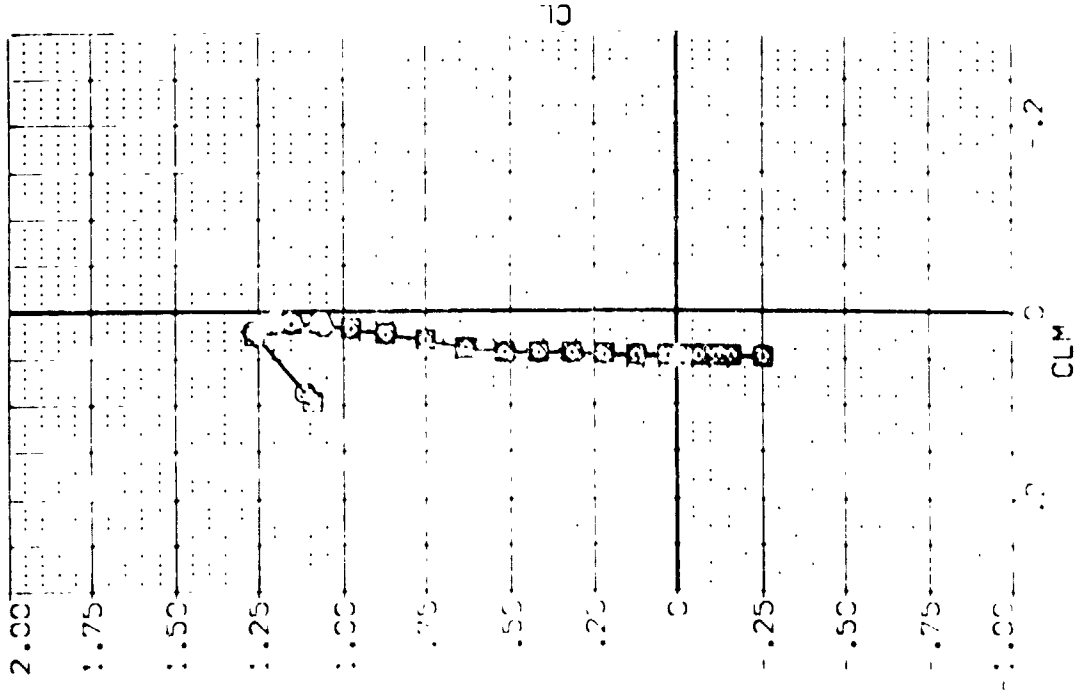


PITCHING MOMENT COEFFICIENT, CLM

FIG 98 EFFECT OF OMS + VERT. TAIL GAPS ONLY ON LONG. STAB..25 FLARE, O ELEVON
 CASMAC. - .20 PAGE 1:44

DATA SET SYMBOL CONFIGURATION DESCRIPTION
 (B07240) (C) 04678 B76C9 M78B V116E78/8P5X9
 (B07285) (C) 04678 B76C9 M50F8 V116E78/8P5X9
 (B07291) (C) 04678 B76C9 M78B V116E78/8P5X9

ELEVON SPDRBY BDFLAP RJORDER REFERENCE INFORMATION
 .000 25.000 -12.000 .000 4.4119 50.000
 .000 25.000 -12.000 .000 19.2399 100.000
 .000 25.000 -12.000 .000 31.9359 150.000
 .000 25.000 -12.000 .000 43.3554 200.000
 .000 25.000 -12.000 .000 55.0000 250.000
 .000 25.000 -12.000 .000 66.8750 300.000
 .000 25.000 -12.000 .000 78.7500 350.000
 .000 25.000 -12.000 .000 90.6250 400.000
 .000 25.000 -12.000 .000 102.5000 450.000
 .000 25.000 -12.000 .000 114.3750 500.000
 .000 25.000 -12.000 .000 126.2500 550.000
 .000 25.000 -12.000 .000 138.1250 600.000
 .000 25.000 -12.000 .000 150.0000 650.000
 .000 25.000 -12.000 .000 161.8750 700.000
 .000 25.000 -12.000 .000 173.7500 750.000
 .000 25.000 -12.000 .000 185.6250 800.000
 .000 25.000 -12.000 .000 197.5000 850.000
 .000 25.000 -12.000 .000 209.3750 900.000
 .000 25.000 -12.000 .000 221.2500 950.000
 .000 25.000 -12.000 .000 233.1250 1000.000



10

FIG 98 EFFECT OF 0MS + VERT. TAIL GAPS ONLY ON LONG. STAB., 25 FLARE, 0 ELEVON

DATA SET SYMBOL: (B07240) (B07265) (B07291)

CONFIGURATION DESCRIPTION: M7F8 V116E28V8R5X9 M7F8 V116E28V8R5X9 M7F8 V116E28V8R5X9

ELEVON: .000 .000 .000

SPDBRK: 25.000 25.000 25.000

BOFLAP: -12.000 -12.000 -12.000

RJODER: .000 .000 .000

REFERENCE INFORMATION: SREF 4.419 SC.F.T. LREF 19.2299 INCHES BR.F 37.9359 INCHES XMRP 43.5974 INCHES YMRP .0000 INCHES ZMRP 15.1873 INCHES SCALE .0400

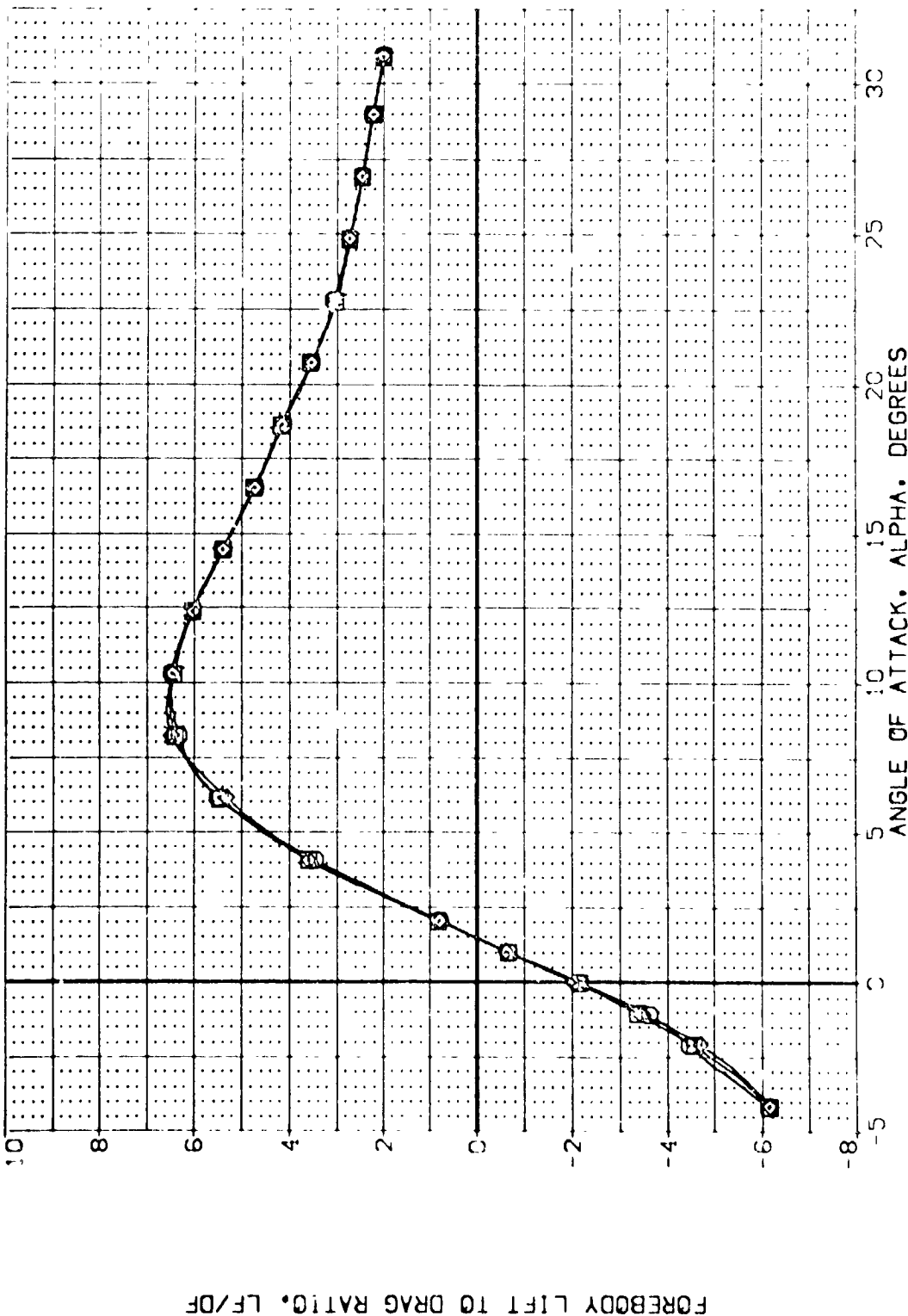


FIG 98 EFFECT OF OMS + VERT. TAIL GAPS ONLY ON LONG. STAB., 25 FLARE, 0 ELEVON
 CASMACH = .20 PAGE 1147

DATA SET SYMBOL CONFIGURATION DESCRIPTION REFERENCE INFORMATION

DATA SET SYMBOL	CONFIGURATION	DESCRIPTION	ALPHA	RUDDER	SPINRAT	AIRLIFT	SPEED	SCALE
01Z119	0A628	02609 WTB V: 6E28/0F5X9	.000	.000	25.000	.000	4.49	SCALE
02Z286	0A628	02609 WTB V: 6E28/0F5X9	.000	.000	25.000	.000	19.220	SCALE
03Z297	0A628	02609 WTB V: 6E28/0F5X9	.000	.000	25.000	.000	37.9359	SCALE
							43.000	SCALE
							5.000	SCALE
							7.000	SCALE
							15.000	SCALE

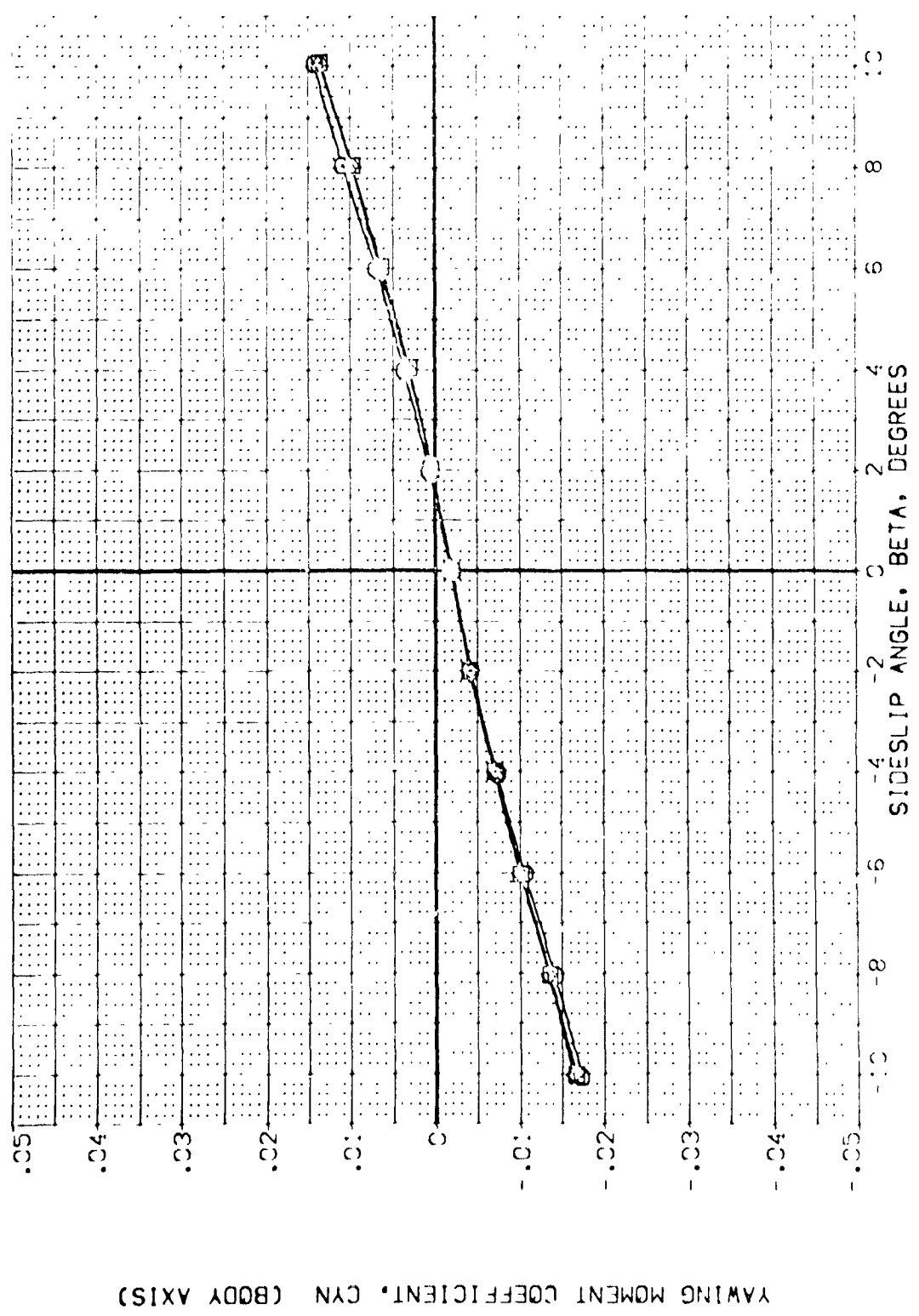


FIG 99 EFFECT OF OMS + VERT. TAIL GAPS ONLY ON LAT/DIR ST. .25 FLARE, C ALPHA

DATA SET SYMBOL CONFIGURATION DESCRIPTION REFERENCE INFORMATION

DATA SET SYMBOL	CONFIGURATION	DESCRIPTION	ALPHA	RUDDER	SPOILER	AILERON	SREF	REFERENCE INFORMATION
(R02119)	CA628	B76C9	M7F8	V116E28/8R5X9	.000	.000	.000	4.4119
(R02786)	CA628	B76C9	M50F8	V116E28/8R5X9	.000	.000	.000	19.2739
(R02792)	CA628	B76C9	M7F8	V116E28/9R5X9	.000	.000	.000	37.9339
								43.5974
								15.1875
								.2400

SCALE

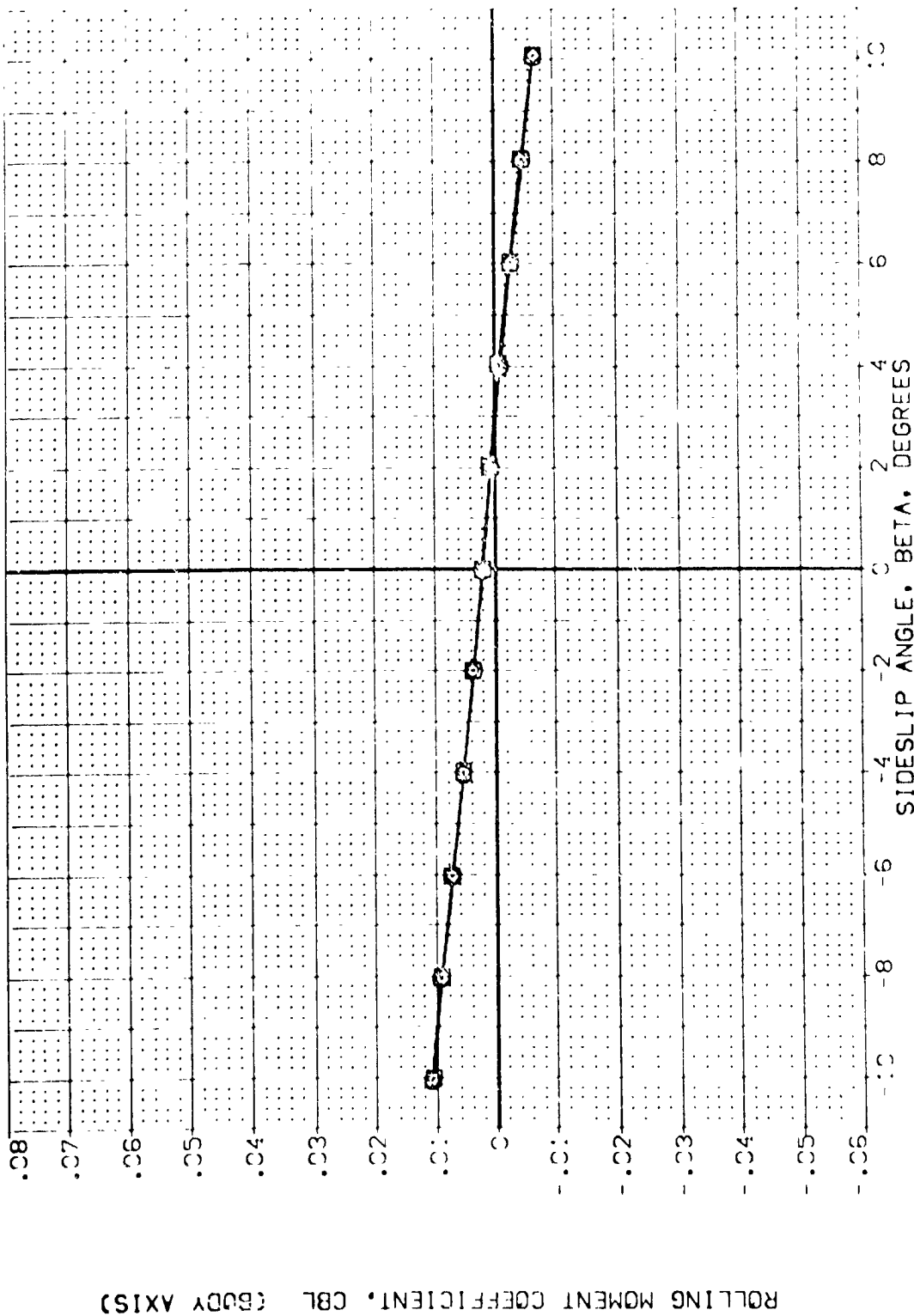


FIG 99 EFFECT OF QMS + VERT. TAIL GAPS ONLY ON LAT/DIR ST., 25 FLARE, C ALPHA
 CA VAC. = .20 PAGE 1149

DATA SET SYMBOL CONFIGURATION DESCRIPTION
 (RZ119) CA628 B26C9 M7F8 V116E28V8FSX9
 (RZ286) CA628 B26C9 M50F8 V116E28V8FSX9
 (RZ292) CA628 B26C9 M7F8 V116E28V8FSX9

ALPHA RUDDER SPODBK AILRON
 .000 .000 25.000 .000
 .000 .000 25.000 .000
 .000 .000 25.000 .000

REFERENCE INFORMATION
 SREF 4.4119 SCALE
 LREF 19.2799 INCHES
 BRKF 37.9359 INCHES
 XAPP 43.5974 INCHES
 YAPP .0000 INCHES
 ZAPP 15.1875 INCHES
 SCALE .0405 SCALE

SIDE FORCE COEFFICIENT, CY

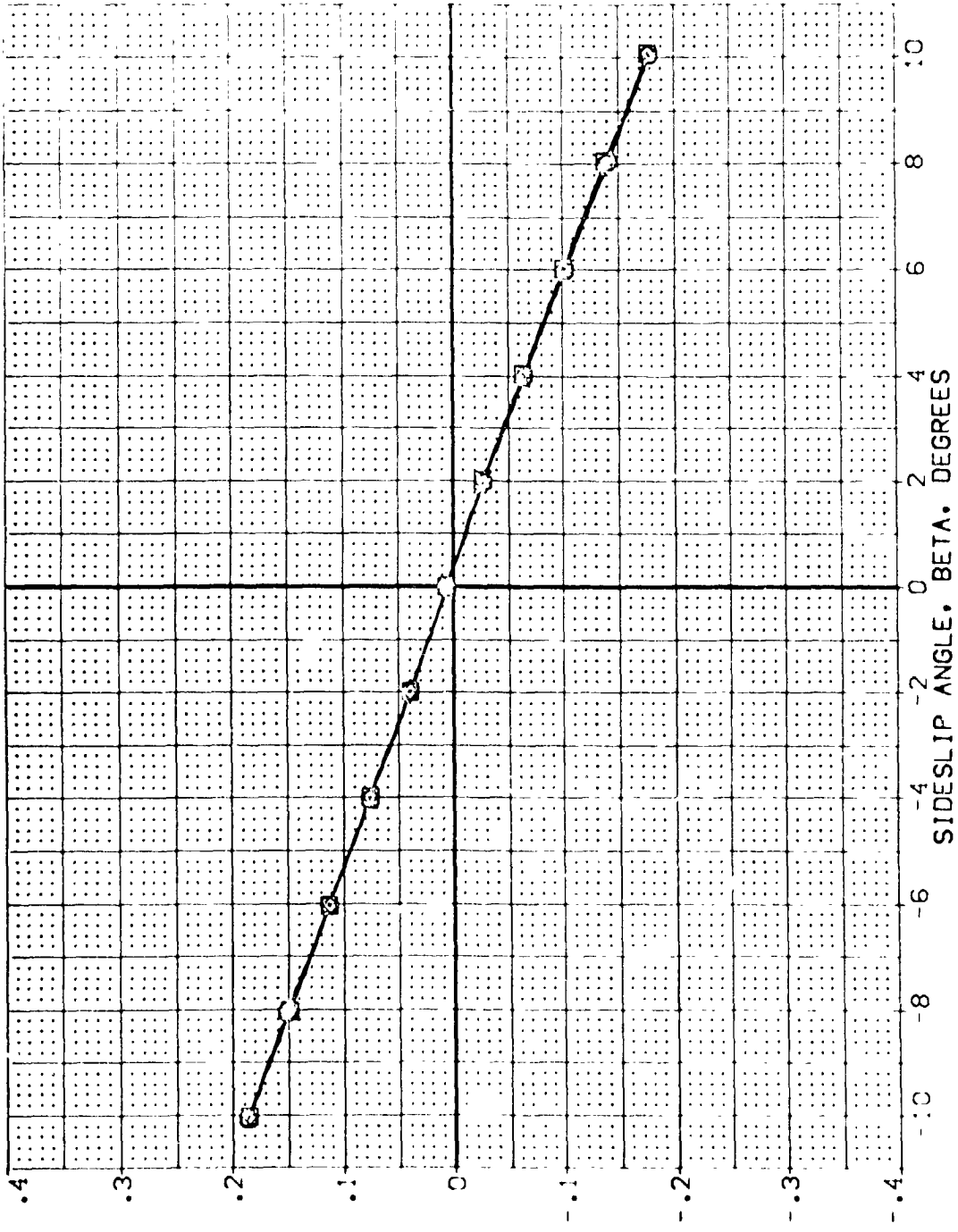
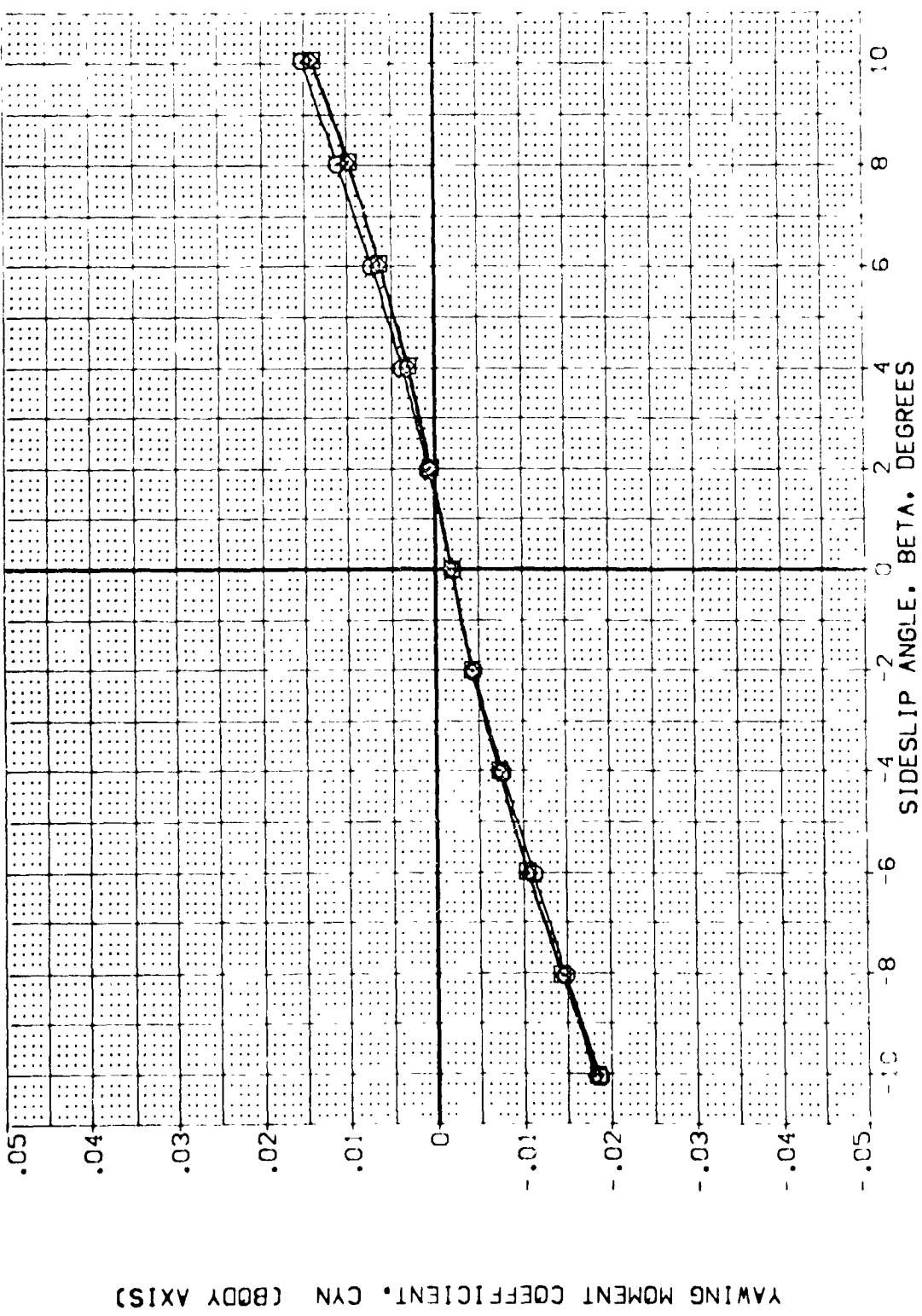


FIG 99 EFFECT OF CMS + VERT. TAIL GAPS ONLY ON LAT/DIR ST., .25 FLARE, 0 ALPHA
 (A)YACH = .20 PAGE 115C

DATA SET SYMBOL	CONFIGURATION DESCRIPTION	ALPHA	RUDDER	SPOILER	AILERON	REFERENCE INFORMATION
(RD120)	0A628 B26C9 M718 V116E28V875X9	5.000	.000	.000	.000	SREF 4.4119 SQ.FT.
(RD127)	0A628 B26C9 M5018 V116E28V875X9	5.000	.000	25.000	.000	LREF 19.2799 INCHES
(RD293)	0A528 B26C9 M718 V116E28V875X9	5.000	.000	25.000	.000	BREF 37.9359 INCHES
						XMRP 43.5874 INCHES
						YMRP .0000 INCHES
						ZMRP 15.1873 INCHES
						SCALE .0400



YAWING MOMENT COEFFICIENT, CYN (BODY AXIS)

FIG 100 EFFECT OF QMS + VERT. TAIL GAPS ONLY ON LAT/DIR ST., 25 FLARE 5 ALPHA
 CAMAC .20 PAGE 151

DATA SET SYMBOL	CONFIGURATION DESCRIPTION	ALPHA	RUDDER	SPODBK	AILLRON	REFERENCE INFORMATION
(R02120)	0A628 B26C9 M7F8 V116E28V8R5X9	5.000	.000	25.000	.000	SREF 4.4119 SQ.FT.
(R02287)	0A628 B26C9 M50F8 V116E28V8R5X9	5.000	.000	25.000	.000	LREF 19.2799 INCHES
(R02793)	0A628 B26C9 M7F8 V116E28V8R5X9	5.000	.000	25.000	.000	BREF 37.9359 INCHES
						XMRP 43.5974 INCHES
						ZMRP 15.0000 INCHES
						SCALE .0405

ROLLING MOMENT COEFFICIENT, CRL (BODY AXIS)

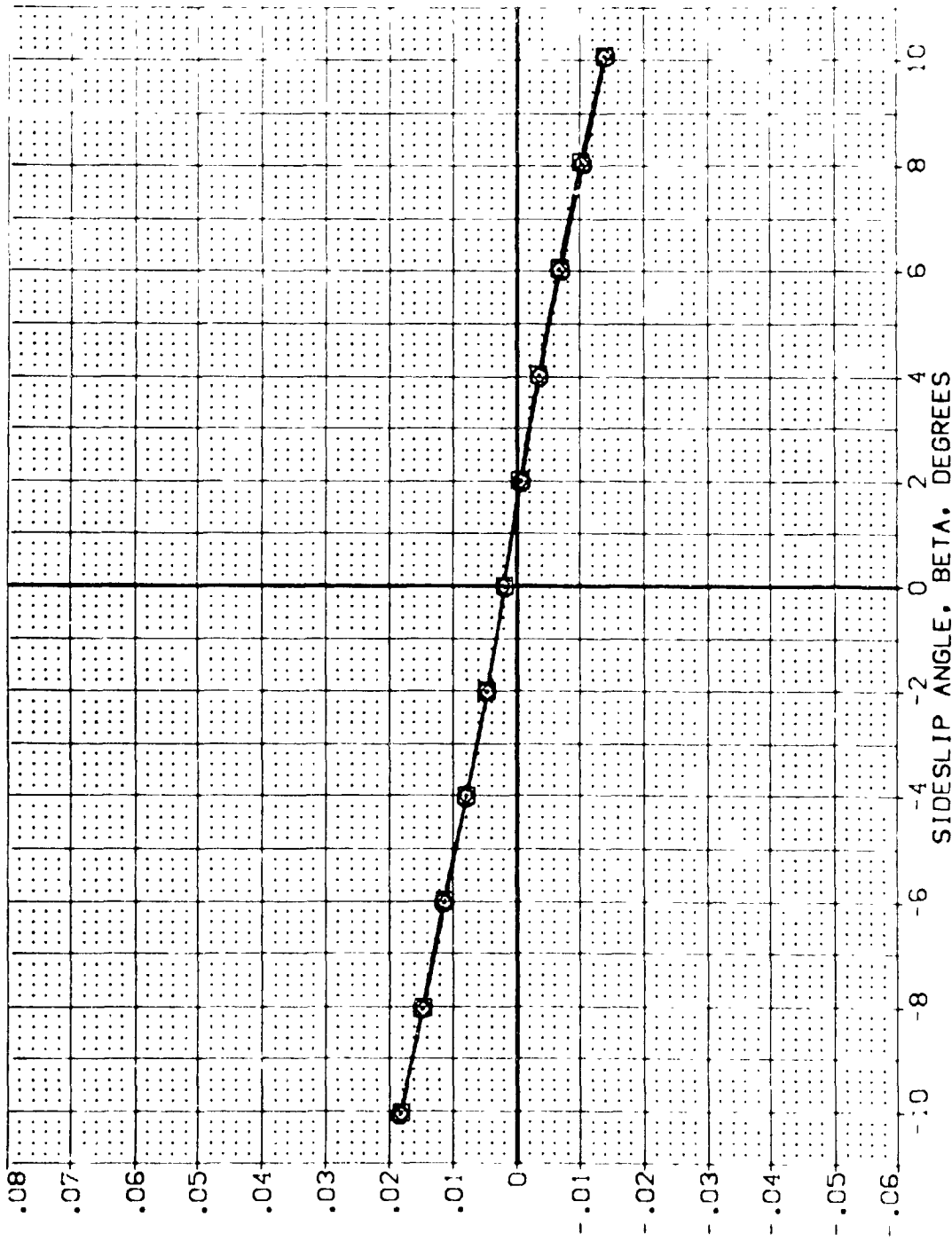
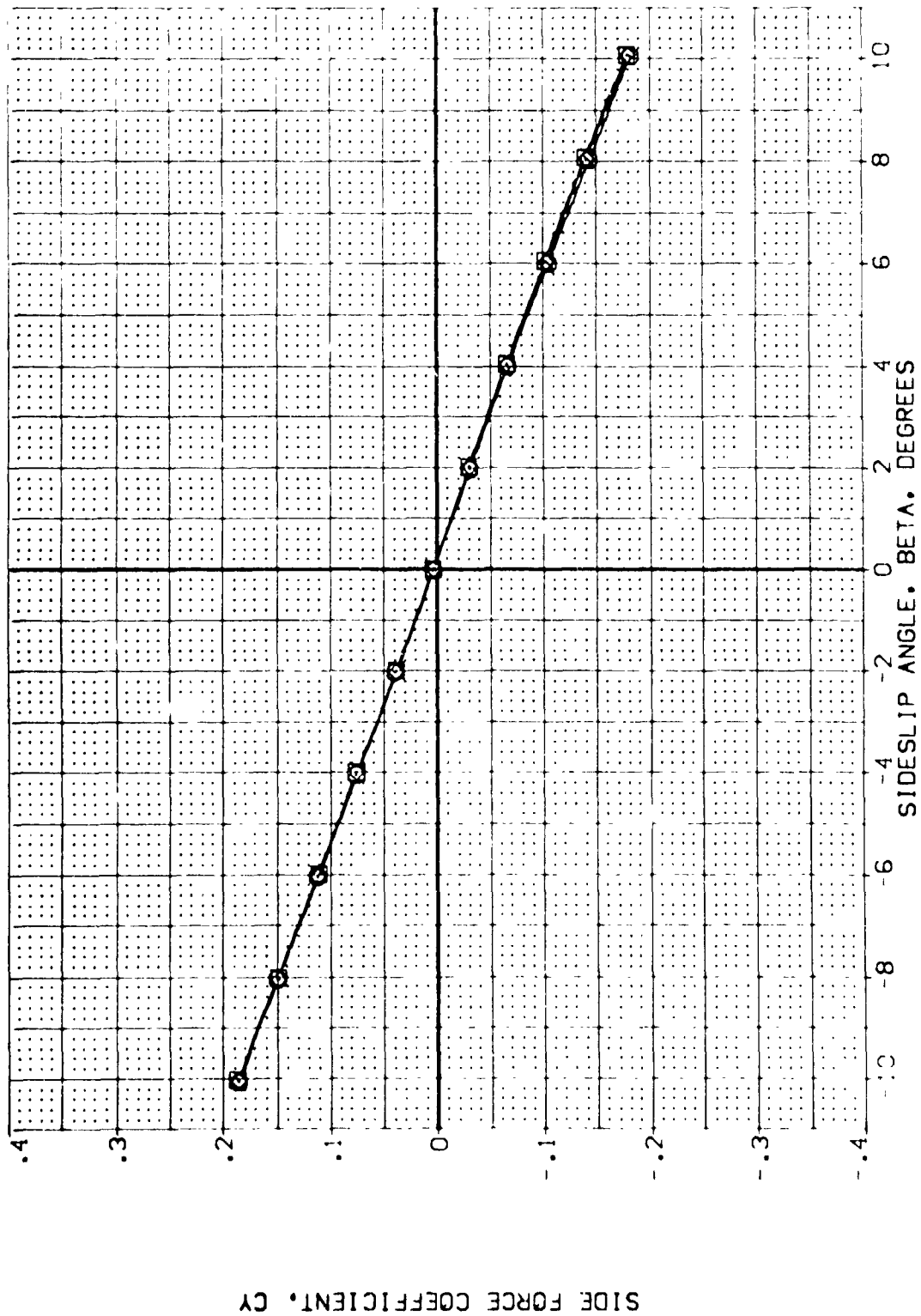


FIG 100 EFFECT OF OMS + VERT. TAIL GAPS ONLY ON LAT/DIR ST., 25 FLARE 5 ALPHA

(-)*MAC = .20

DATA SET SYMBOL	CONFIGURATION DESCRIPTION	ALPHA	RUDER	SPOBRK	A1LRON	REFERENCE INFORMATION
(RZ120)	M7F8 V116E28V8R5X9	5.000	.000	25.000	.000	SREF 4.4119 SC.FT.
(RZ287)	M5OF8 V116E28V8R5X9	5.000	.000	25.000	.000	LREF 19.2299 INCHES
(RZ293)	M7F8 V116E28V8R5X9	5.000	.000	25.000	.000	BREF 37.9359 INCHES
						YMRP 43.5874 INCHES
						ZMRP .0000 INCHES
						SCALE 15.1875 INCHES
						SCALE .0405

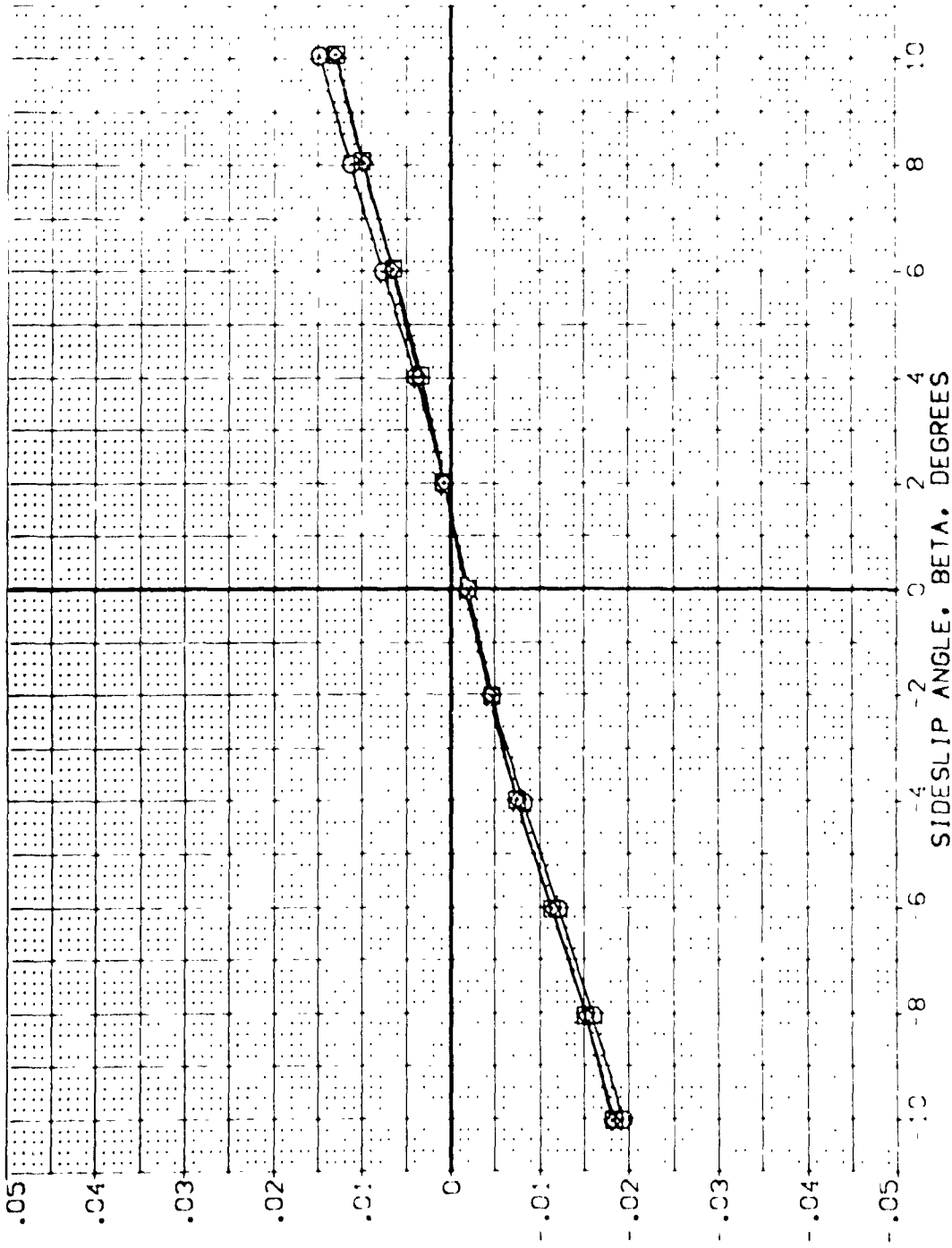


SIDE FORCE COEFFICIENT, CY

FIG 100 EFFECT OF QMS + VERT. TAIL GAPS ONLY ON LAT/DIR ST., 25 FLARE 5 ALPHA

DATA SET SYMBOL CONFIGURATION DESCRIPTION
 (R02721) CA628 B76C9 M7F8 V116E28V8P5X9
 (R02788) CA628 B76C9 M50F8 V116E28V8P5X9
 (R02794) CA628 B76C9 M7F8 V116E28V8P5X9

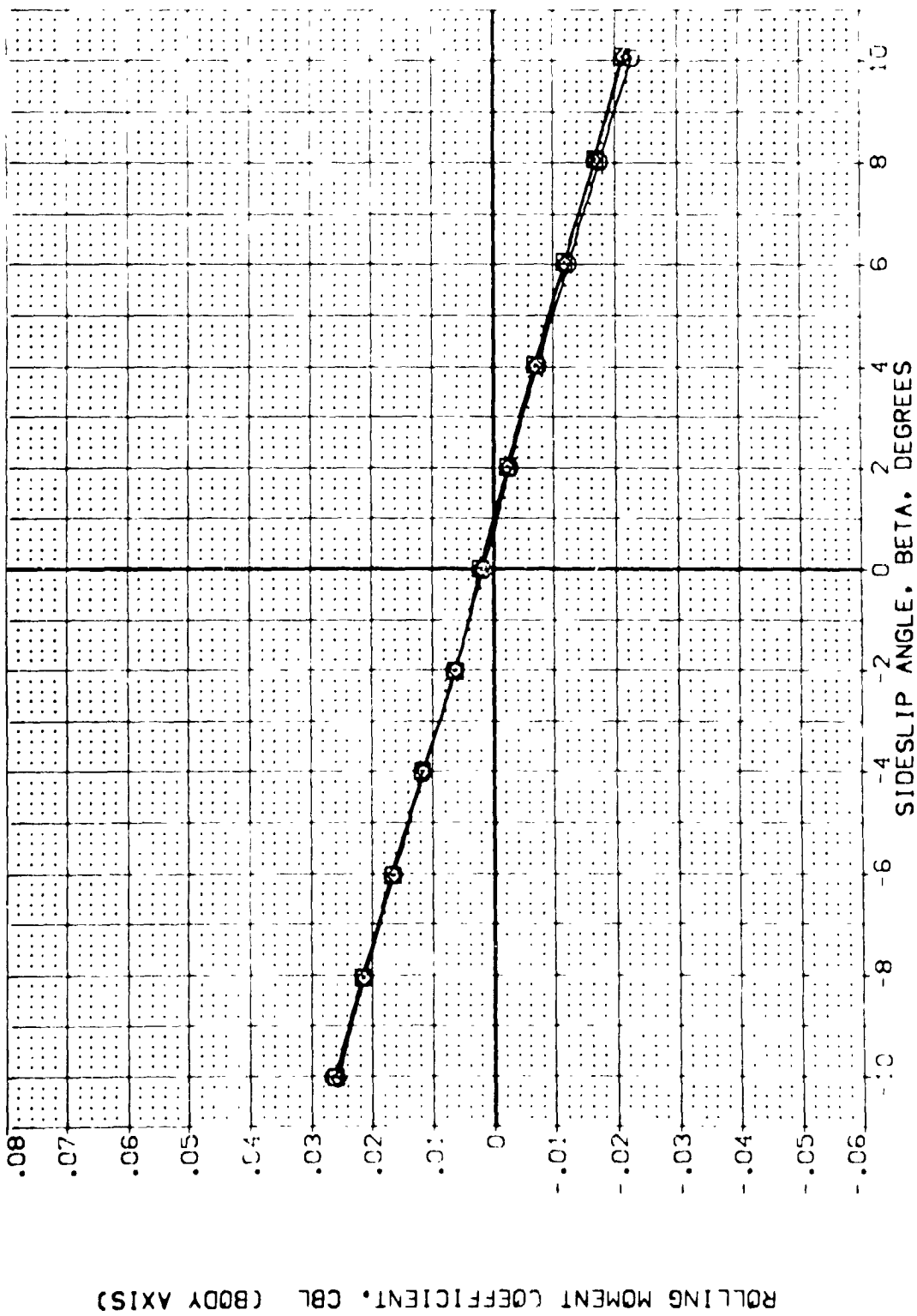
ALPHA RUDDER SPODBK ALLRON REFERENCE INFORMATION
 10.000 .000 .000 .000 SREF 4.4119 SCALF
 10.000 .000 25.000 .000 BRK 19.2799 SCALF
 10.000 .000 25.000 .000 XMPD 37.9359 SCALF
 YMPD 43.587A SCALF
 SCALE 15.1875 SCALF
 SCALE .0405



YAWING MOMENT COEFFICIENT, CYN (BODY AXIS)

FIG 101 EFFECT OF CMS + VERT. TAIL GAPS ONLY ON LAT/DIR ST., 25 FLARE 10 ALPHA
 (A)MAG-- .20 PAGE : :54

DATA SET SYMBOL	CONFIGURATION DESCRIPTION	ALPHA	RUDDER	SPODBK	AILIRON	SREF	REFERENCE INFORMATION
(RDZ121)	Q 0A628 B26C9 M7F8 V116E28V9F5X9	10.000	.000	25.000	.000	4.4119	50. FT.
(RDZ788)	Q 0A628 B26C9 M50F8 V116E28V9F5X9	10.000	.000	25.000	.000	19.2299	NC+S
(RDZ794)	Q 0A628 B26C9 M7F8 V116E28V9F5X9	10.000	.000	25.000	.000	37.9359	NC+S
						43.5974	NC+S
						.0000	NC+S
						ZMRP	NC+S
						15.1875	NC+S
						SCALE	SCALE



ROLLING MOMENT COEFFICIENT, CBL (BODY AXIS)

FIG 101 EFFECT OF QMS + VERT. TAIL GAPS ONLY ON LAT/DIR ST., 25 FLARE 10 ALPHA
 CADMAC: .20 PAGE 1:55

DATA SET SYMBOL CONFIGURATION DESCRIPTION
 (R071211) O 04628 826C9 M7F8 V116Z28V9P3X9
 (R07288) O 04628 826C9 M50F8 V116Z28V9P3X9
 (R07294) O 04628 826C9 M7F8 V116Z28V9P3X9

ALPHA RUDDER SPOBRK ALLRON REFERENCE INFORMATION
 10.000 .000 25.000 .000 SREF 4.4119 SQ.FT.
 10.000 .000 25.000 .000 LREF 19.2299 INCHES
 10.000 .000 25.000 .000 BRKF 37.9359 INCHES
 XMRP 43.5974 INCHES
 YMRP .0000 INCHES
 ZMRP 15.1875 INCHES
 SCALE .0405 SCALE

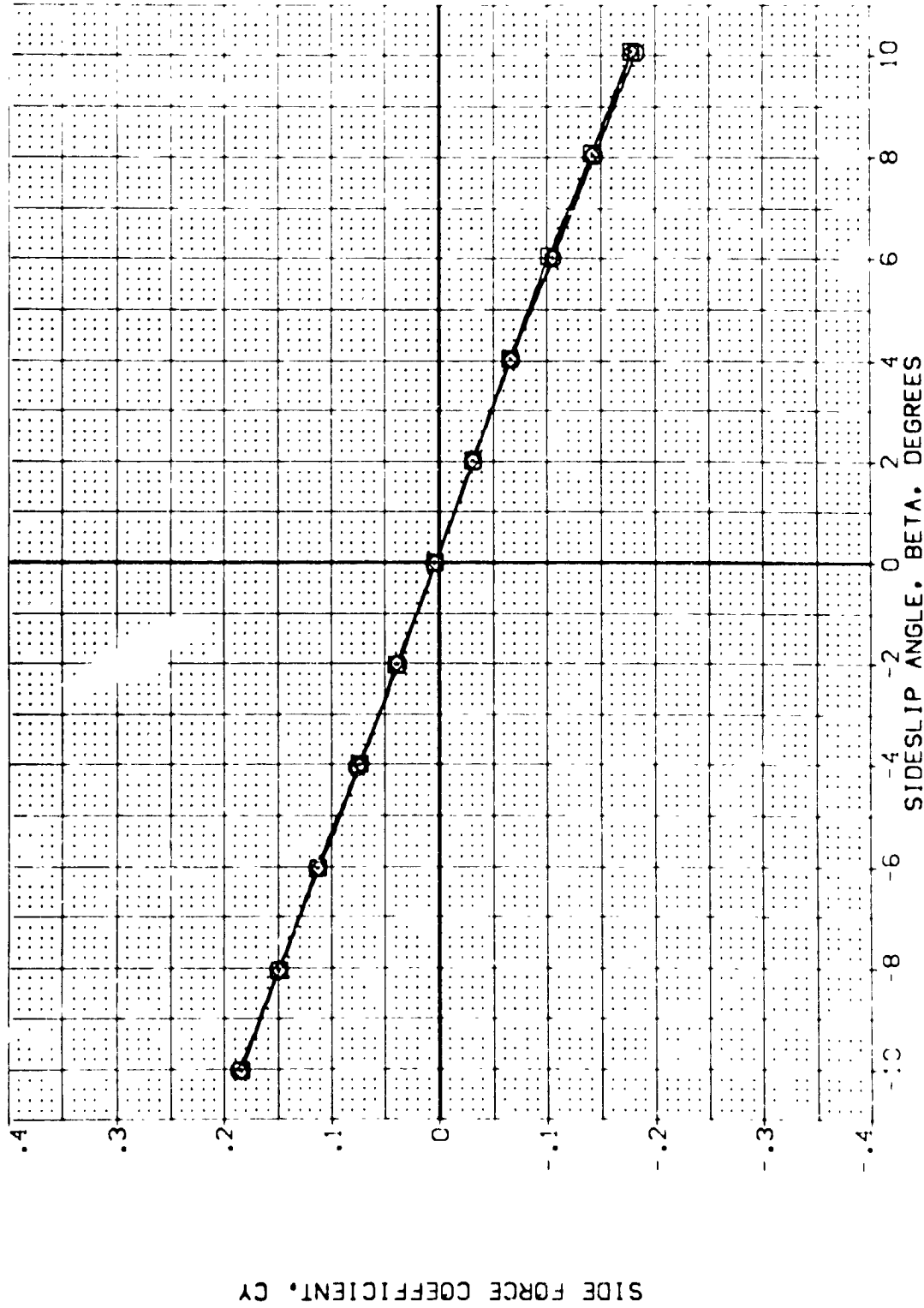


FIG 101 EFFECT OF QMS + VERT. TAIL GAPS ONLY ON LAT/DIR ST., 25 FLARE 10 ALPHA

(A)MAC = .20

DATA SET SYMBOL	CONFIGURATION DESCRIPTION	ALPHA	RUDDER	SPOON	AILERON	REFERENCE INFORMATION
(RDZ172)	0A628 876C9 M7F8 V116E28V8FSX9	15.000	.000	25.000	.000	SREF 4.4119 SO.FT.
(RDZ269)	0A628 876C9 M50F8 V116E28V8FSX9	15.000	.000	25.000	.000	LREF 19.2799 INCHES
(RDZ295)	0A628 876C9 M7F8 V116E28V9FSX9	15.000	.000	25.000	.000	BREF 37.9379 INCHES
						XMPR 43.5974 INCHES
						YMPR .0000 INCHES
						ZMPR 15.1875 INCHES
						SCALE .0405 SCALE

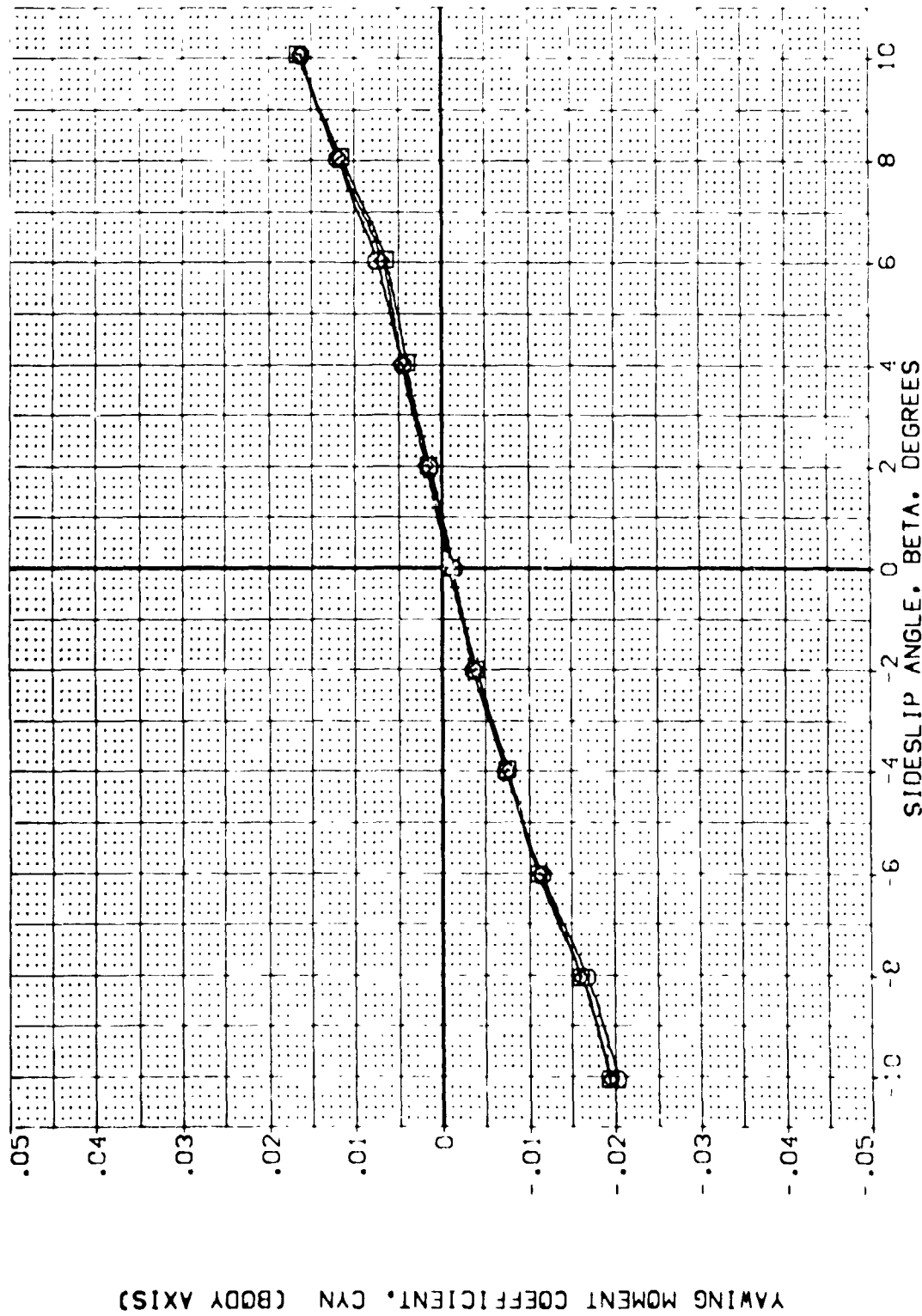


FIG 102 EFFECT OF OMS + VERT. TAIL GAPS ONLY ON LAT/DIR ST..25 FLARE 15 ALPHA
 (A)MAC .2C PAGE 1157

DATA SET SYMBOL. CONFIGURATION DESCRIPTION
 (R02172) □ 04628 B76C9 M718 V116L28V8P5X9
 (R02288) ○ 04628 B76C9 M5018 V116L28V8P5X9
 (R02295) ○ 04628 B76C9 M718 V116L28V8P5X9

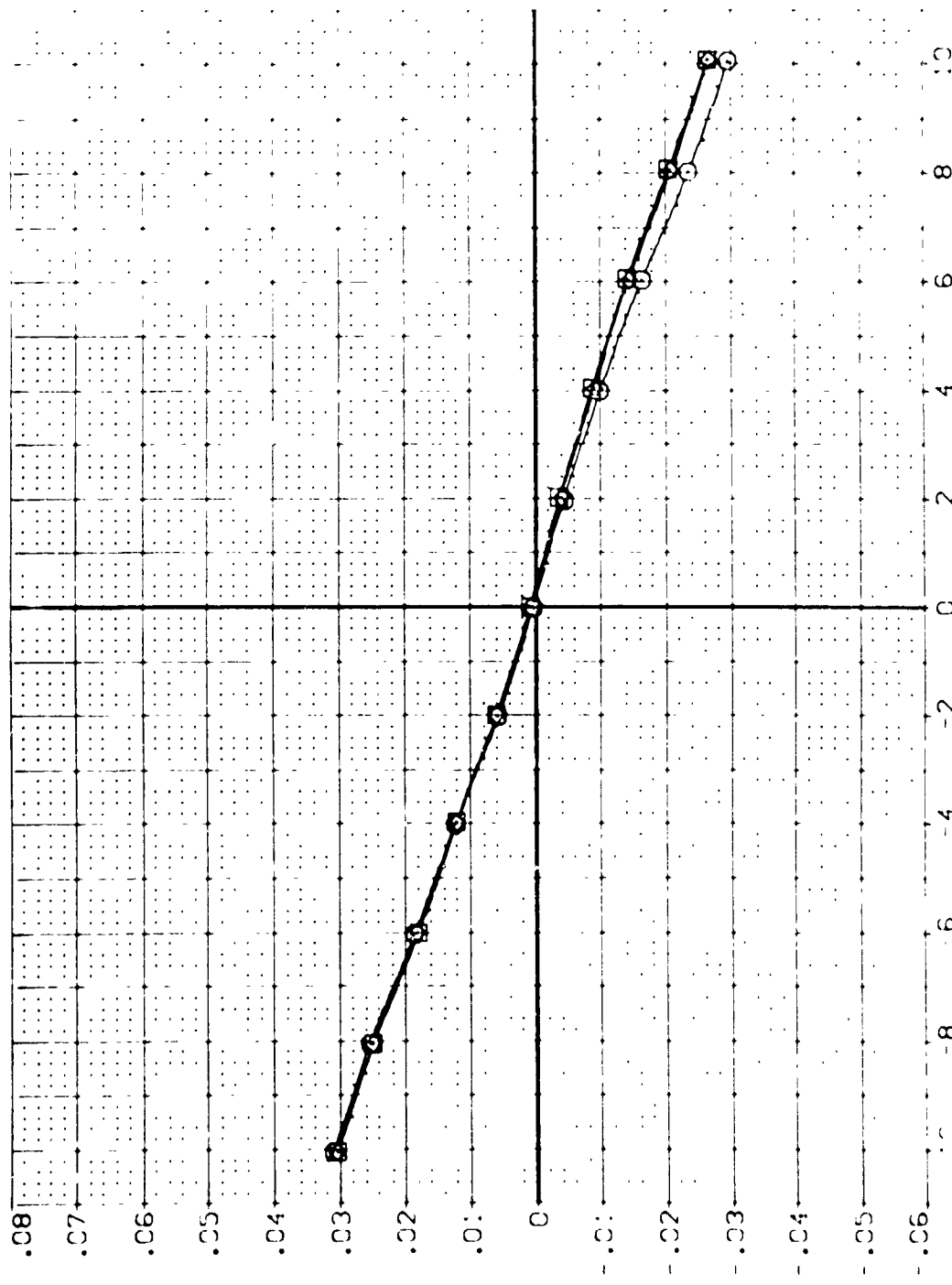
ALPHA 15.000
 15.000
 15.000

RUDDER .000
 .000
 .000

SPODBK 25.000
 25.000
 25.000

AIRDRN .000
 .000
 .000

REFERENCE INFORMATION
 SREF 4.4119 SC.F.T.
 LRF 19.2298 IN.C.H.S
 BRF 37.3339 IN.C.H.S
 YMR 43.5974 IN.C.H.S
 ZMR 15.0000 IN.C.H.S
 SCALE 15.875 SC.F.T.
 .0405



ROLLING MOMENT COEFFICIENT, CBL (BODY AXIS)

FIG 102 EFFECT OF OMS + VERT. TAIL GAPS ONLY ON LAT/DIR ST., 25 FLARE 15 ALPHA
 (A)MAC. .20 PAGE 1158

SIDE FORCE COEFFICIENT, CY

DATA SET SYMBOL CONFIGURATION DESCRIPTION
 (R02727) Q1628 M7F8 V116E28V895X9
 (R02728) Q1628 B26C9 M50F8 V116E28V895X9
 (R02729) Q1628 B26C9 M7F8 V116E28V895X9

ALPHA RUDDER SPOBRK AILRON REFERENCE INFORMATION
 15.000 .000 25.000 .000 4.4119 SC.F.T.
 15.000 .000 25.000 .000 19.2799 INCHES
 15.000 .000 25.000 .000 37.9359 INCHES
 YMAPP XMAPP YMAPP XMAPP
 15.000 .000 15.000 .000
 SCALE SCALE SCALE SCALE

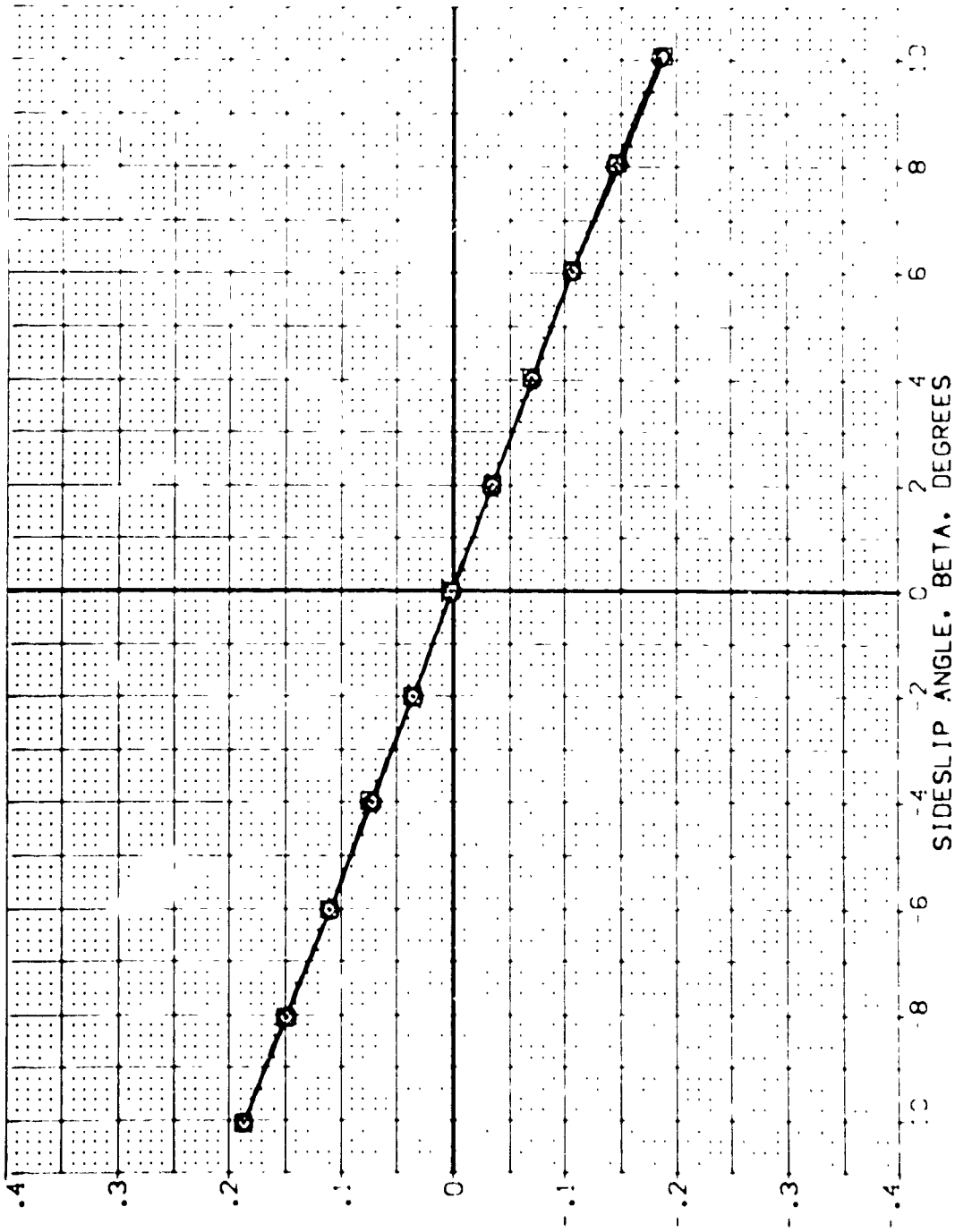


FIG 102 EFFECT OF QMS + VERT. TAIL GAPS ONLY ON LAT/DIR ST., 25 FLARE 15 ALPHA

DATA SET SYMBOL	CONFIGURATION DESCRIPTION	ALPHA	RUDDER	SPOILER	AILERON	REFERENCE INFORMATION
(R02123)	0A628 B26C9 M7F8 V116E28V8P5X9	20.000	.000	25.000	.000	SRF 4.4119 SO.FT
(R02124)	0A628 B26C9 P50F8 V116E28V8P5X9	20.000	.000	25.000	.000	LRF 19.2759 NCR.S
(R02125)	0A628 B26C9 M7F8 V116E28V8P5X9	20.000	.000	25.000	.000	BRF 37.9359 NCR.S
(R02126)	0A628 B26C9 M7F8 V116E28V8P5X9	20.000	.000	25.000	.000	K400 43.5574 NCR.S
						Y400 .0000 NCR.S
						Z400 15.1875 NCR.S
						SCALE .0405 SCALE

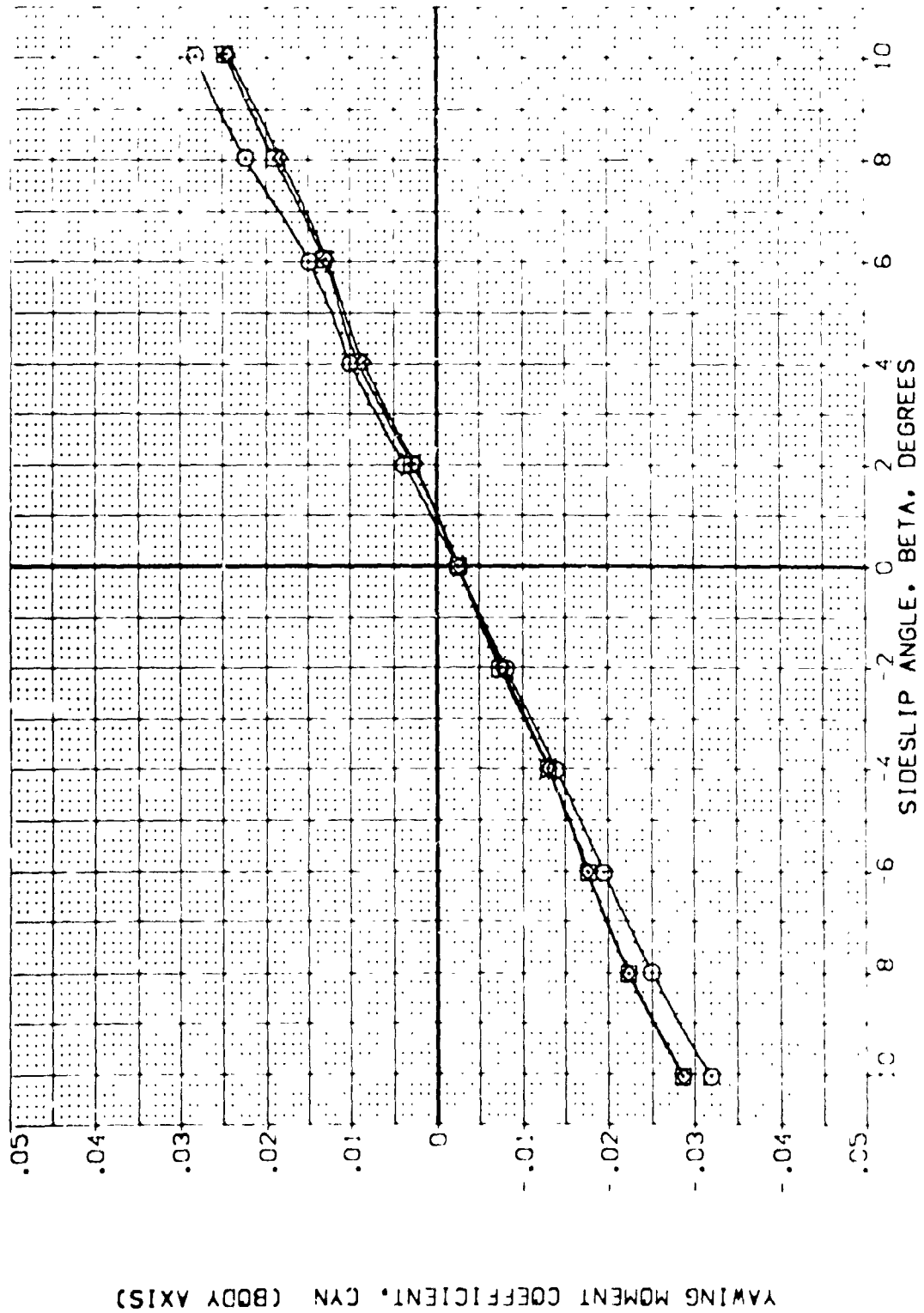
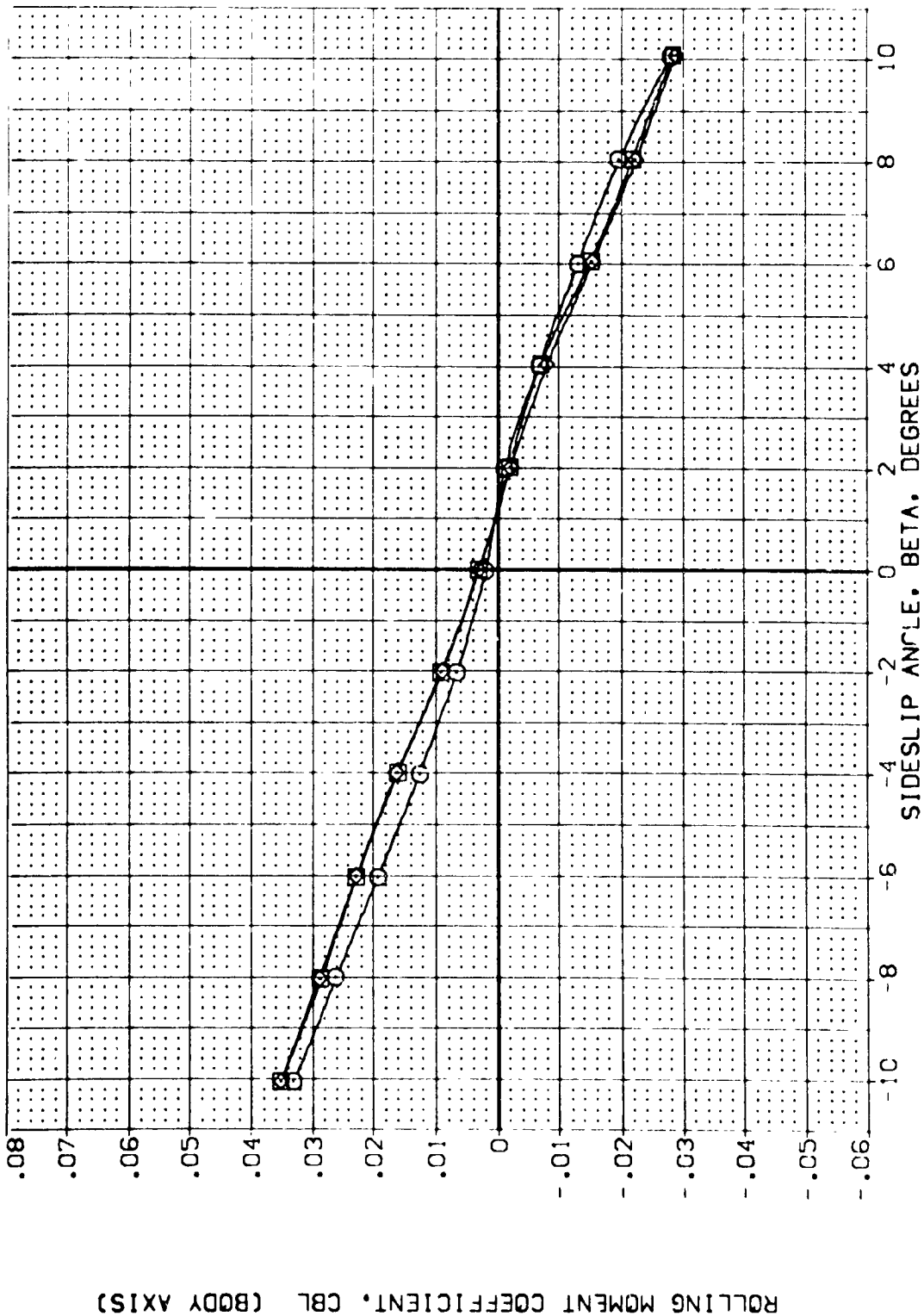


FIG 103 EFFECT OF OMS + VERT. TAIL GAPS ONLY ON LAT/DIR ST., 25 FLARE 20 ALPHA
 (ADMAG) .20 PAGE 1160

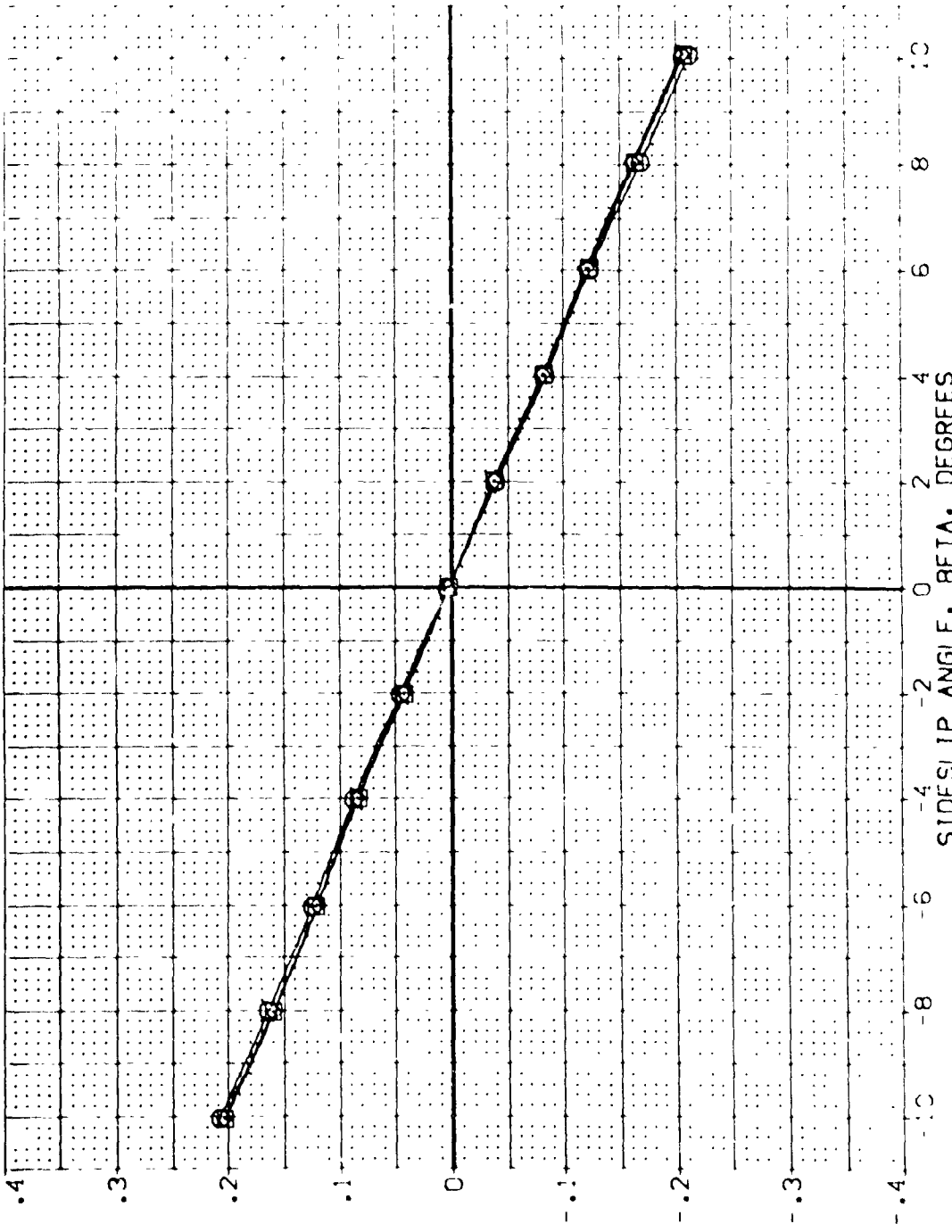
DATA SET SYMBOL	CONFIGURATION DESCRIPTION	AILRON	SPOBRK	RUDDER	ALPHA	REFERENCE INFORMATION
(R02123)	0A628 B26C9 M7F8 V116E28V8R5X9	.000	25.000	.000	20.000	SREF 4.4119 SO.FT
(R02290)	0A628 B26C9 M7F8 V116E28V8R5X9	.000	25.000	.000	20.000	LREF 19.2298 INCHES
(R02296)	0A628 B26C9 M7F8 V116E28V8R5X9	.000	25.000	.000	20.000	BREF 37.9359 INCHES
						XMRP 43.5574 INCHES
						YMRP .0000 INCHES
						ZMRP 15.1875 INCHES
						SCALE .0405 SCALE



ROLLING MOMENT COEFFICIENT, CBL (BODY AXIS)

FIG 103 EFFECT OF QMS + VERT. TAIL GAPS ONLY ON LAT/DIR ST., 25 FLARE 20 ALPHA

DATA SET SYMBOL	CONFIGURATION DESCRIPTION	ALPHA	RUDDER	SPOBBY	AIRTON	REFERENCE INFORMATION
(R02173)	0A628 826C9 M7E8 V116E28/89549	20.000	.000	25.000	.000	SREF 4.4119 SQ.F.
(R02750)	0A628 826C9 M50E8 V116E28/89549	20.000	.000	25.000	.000	LREF 19.2799 INCHES
(R02756)	0A628 826C9 M7E8 V116E28/89549	20.000	.000	25.000	.000	BREF 37.9359 INCHES
						XAPP 43.5974 INCHES
						YAPP COOC INCHES
						ZAPP 15.1875 INCHES
						SCALE .0400



SIDE FORCE COEFFICIENT, CY

FIG 103 EFFECT OF OMS + VERT. TAIL GAPS ONLY ON LAT/DIR ST., 25 FLARE 20 ALPHA
 CADMAC = .20 PAGE 1162

DATA SET SYMBOL: (807278) (807303)
 CONFIGURATION DESCRIPTION: DA628 M7F8 V116E28V8F5X9, DA628 B26C9 F8 V116E28V8F5X9, DA628 B26C9 F8 V116E28V8F5X9
 REFERENCE INFORMATION: SREF 4.4119 SC.FT, LREF 19.2799 INCHES, BREF 37.5359 INCHES, YMPD 43.5974 INCHES, ZMPD .0000 INCHES, SCALE 15.1875 SC.FT, RLODR .000, BOFLAP -12.000, SPOBRK .000, ELEVON .000, RLODR .000

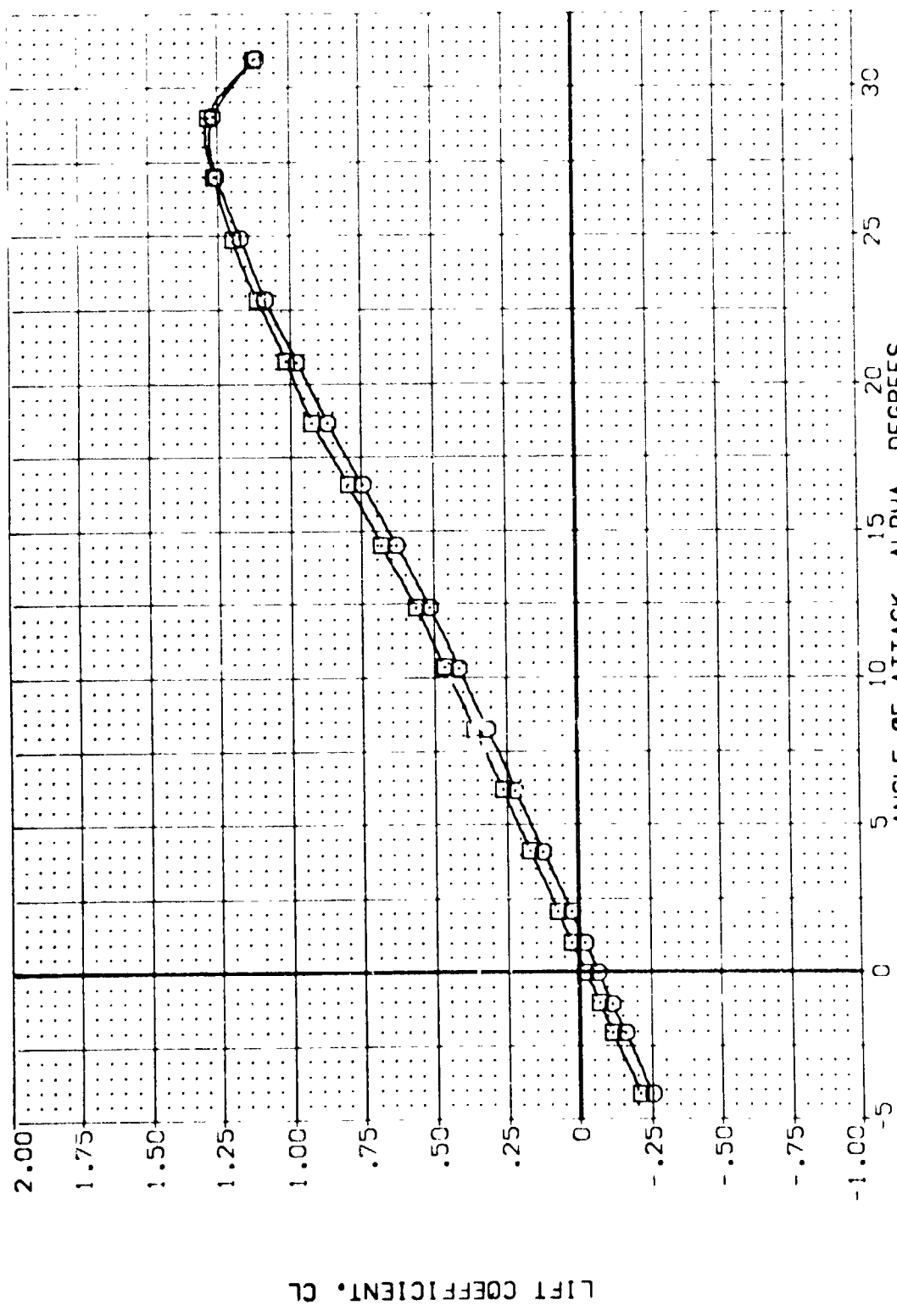


FIG 104 EFFECT OF OMS PODS ON LONGITUDINAL STABILITY, 0 DEG FLARE, ELEVON = 0
 (A)MAC-- .20 PAGE 1:63

LIFT COEFFICIENT, CL

DATA SET SYMBOL: (BDZ228) (BDZ303)
 CONFIGURATION DESCRIPTION: GA628 B26C9 M7F8 V11E28V8FSX9
 GA628 B76C9 F8 V11E28V8FSX9
 REFERENCE INFORMATION: SREF 4.4119 SOLET .
 LREF 19.2298 NCES .
 BRFL 37.9359 NCES .
 XMRP 43.9574 NCES .
 YMRP .0000 NCES .
 ZMRP 15.1875 NCES .
 SCALE .0105 SCALE .

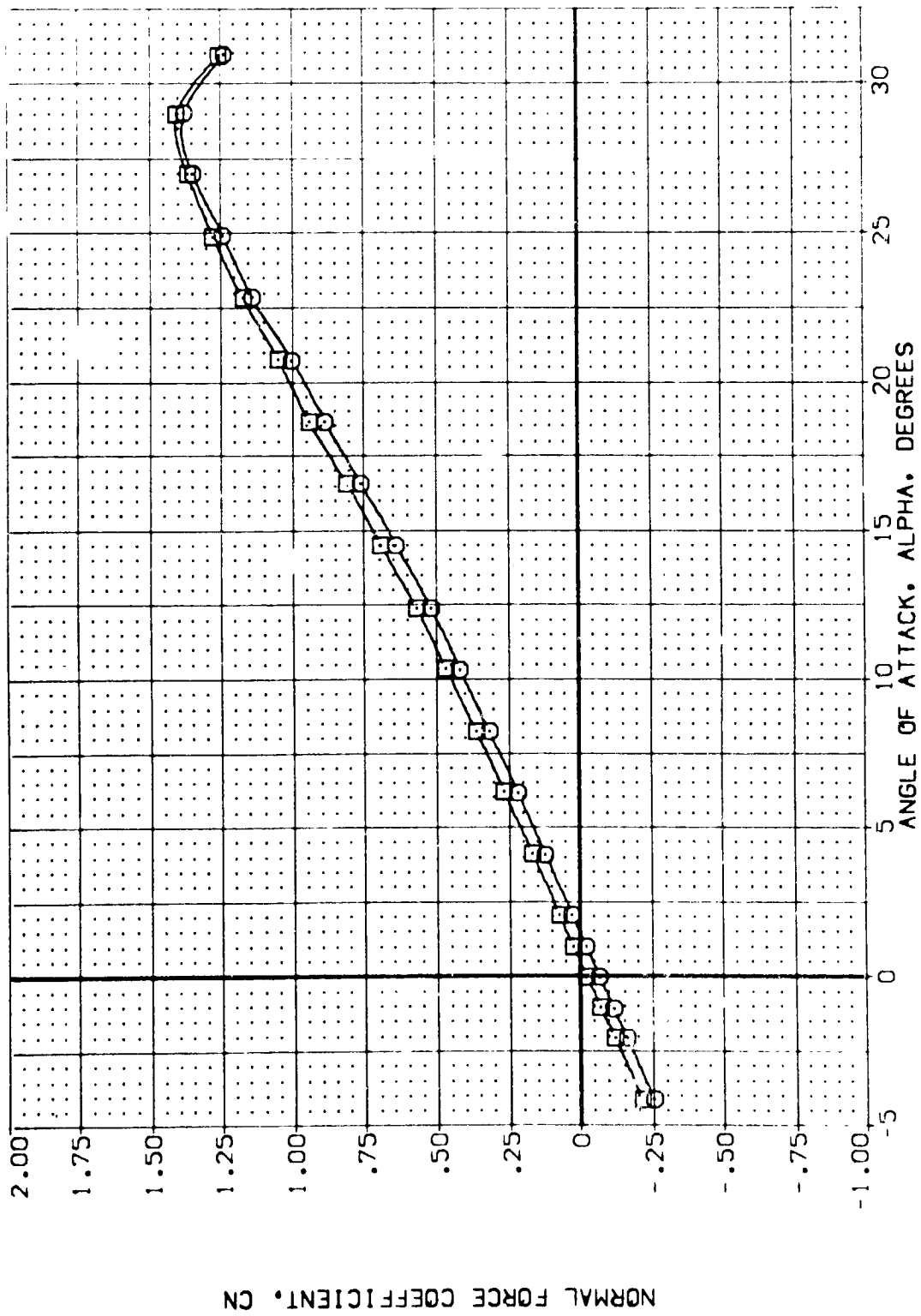


FIG 104 EFFECT OF OMS PODS ON LONGITUDINAL STABILITY, 0 DEG FLARE, ELEVON = 0
 (A)MACH = .20 PAGE 1164

DATA SET SYMBOL (BDZ228) (BDZ303) CONFIGURATION DESCRIPTION QAS28 BZ6C3 MTF8 V116E28V8FSX9 QAS28 BZ6C9 FB V116E28V8FSX9

ELEVON .000 .000 SPOBRK .000 .000 BOFLAP -12.000 -12.000 RUDDER .000 .000 REFERENCE INFORMATION SREF 4.4119 SQ.FT. LBREF 19.2299 INCHES BRREF 37.9359 INCHES XMRP 43.5974 INCHES YMRP .0000 INCHES ZMRP 15.1875 INCHES SCALE .0405 INCHES

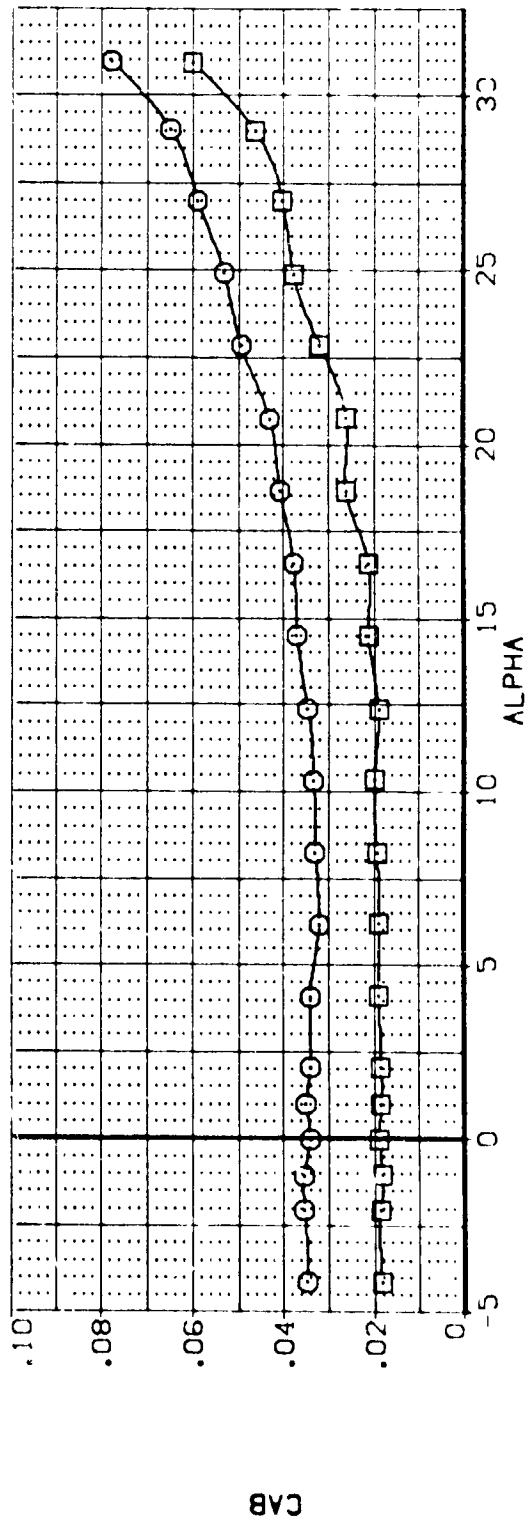
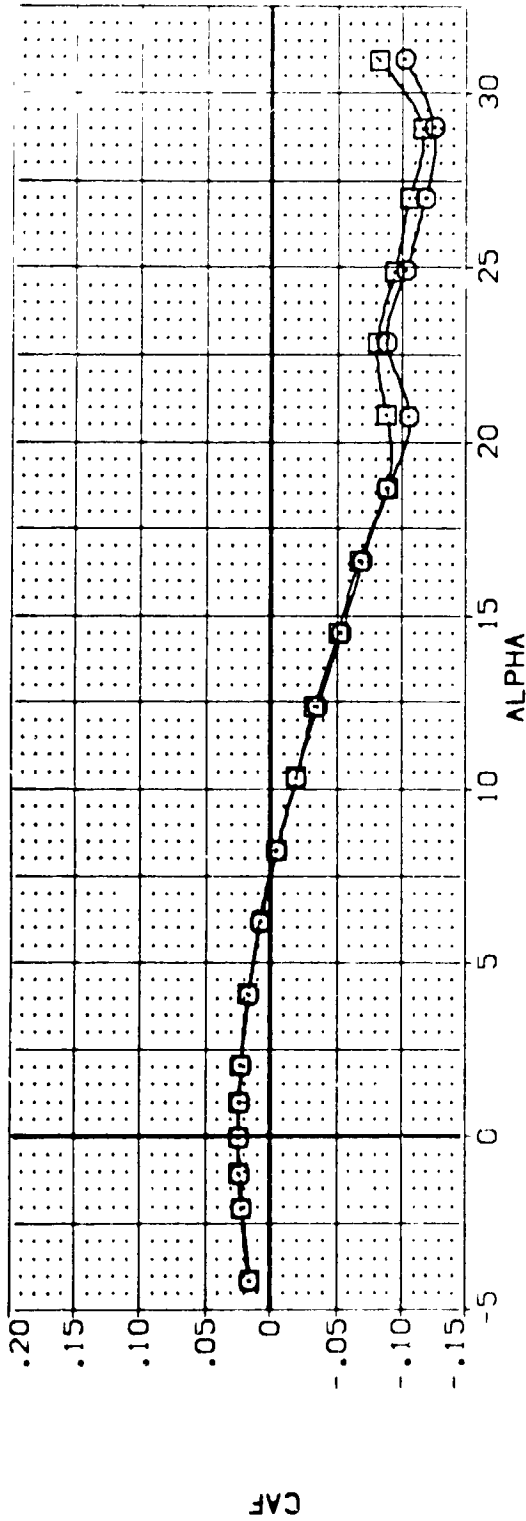


FIG 104 EFFECT OF OMS PODS ON LONGITUDINAL STABILITY, 0 DEG FLARE, ELEVON = 0

DATA SET SYMBOL: (B02278) (B02303)

CONFIGURATION DESCRIPTION: M7FB V116E28V8FSX9 FB V116E28V8FSX9

ELEVON: .000 .000

SPOBRK: .000 .000

BOFLAP: -12.000 -12.000

RUDDER: .000 .000

REFERENCE INFORMATION:

SREF: 4.4119 SQ.FT.

LREF: 19.2299 INCHES

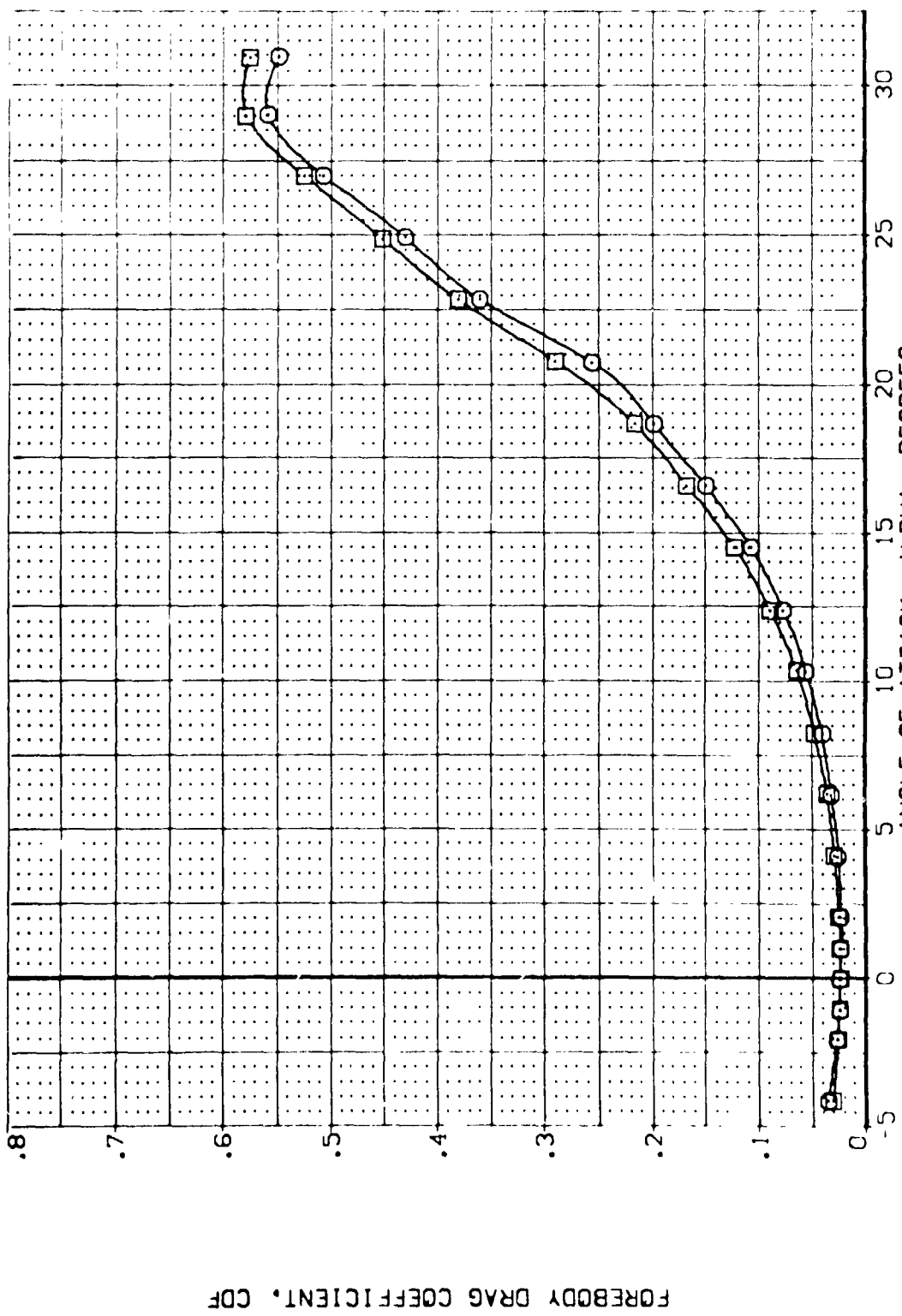
BREF: 37.9359 INCHES

XMRP: 43.5974 INCHES

YMRP: .0000 INCHES

ZMRP: 15.1875 INCHES

SCALE: .0405



FOREBODY DRAG COEFFICIENT, CDF

FIG 104 EFFECT OF OMS PODS ON LONGITUDINAL STABILITY, 0 DEG FLARE, ELEVON = 0

DATA SET SYMBOL: (802228) (802303)
 CONFIGURATION DESCRIPTION: M78 FB W116E28V85X9
 M78 FB W116E28V85X9
 ELEVON: .000
 SPOBRK: .000
 BDFLAP: -12.000
 RUDDER: .000
 REFERENCE INFORMATION:
 SRLF: 4.4119 SO.FT.
 LREF: 19.2299 INCHES
 XMRP: 37.9359 INCHES
 YMRP: 43.5974 INCHES
 ZMRP: .0000 INCHES
 SCALE: 15.1875 INCHES

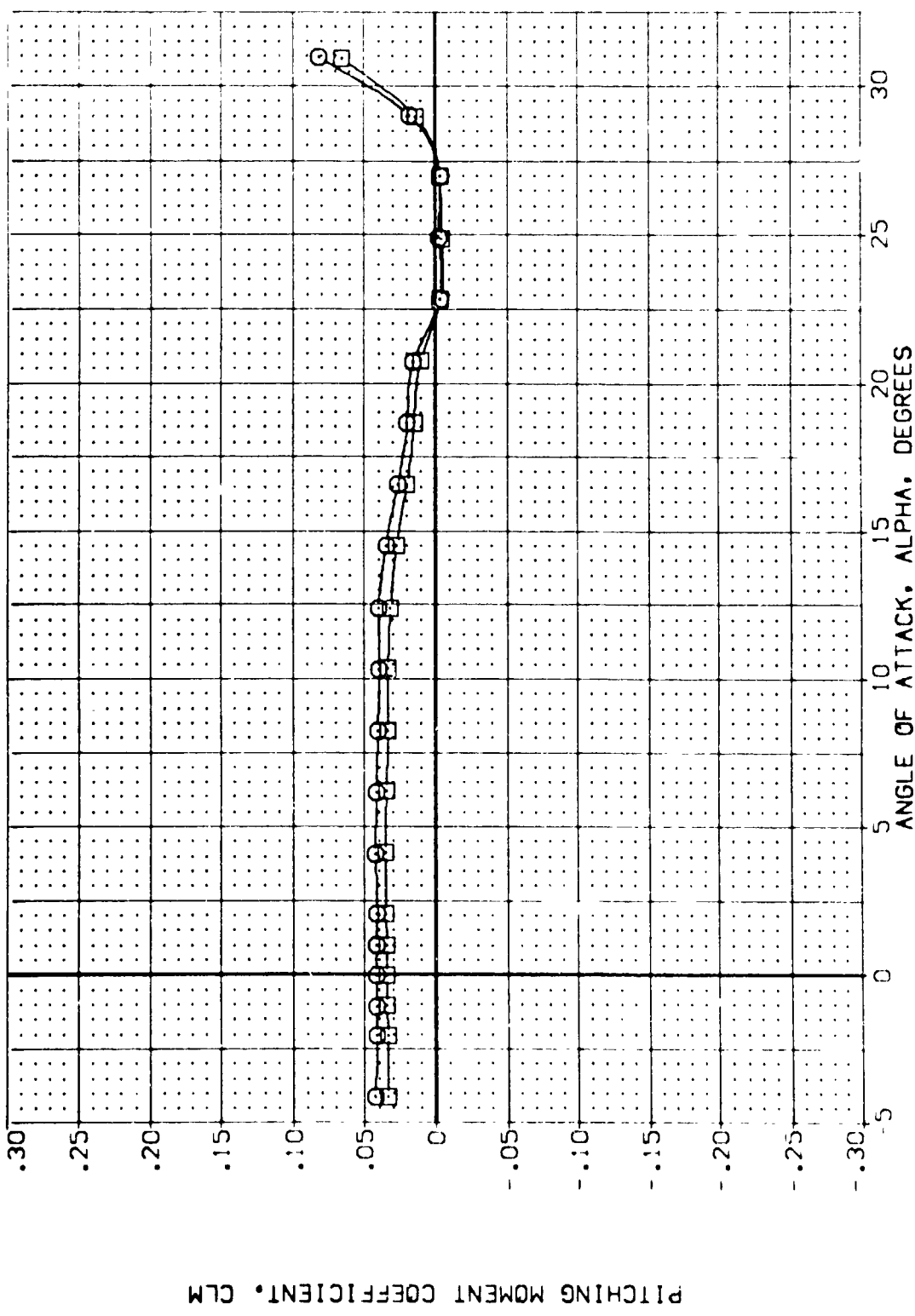


FIG 104 EFFECT OF OMS PODS ON LONGITUDINAL STABILITY, 0 DEG FLARE, ELEVON = 0
 (MACH) = .20 PAGE 1167

DATA SET SYMBOL: (B07278) (B07303)
 CONFIGURATION DESCRIPTION: 0A628 876C9 M7F8 V116E28V8R5X9
 0A628 976C9 F8 V116E28V8R5X9

ELEVON SPOBRK BOFLAP RUDDER REFERENCE INFORMATION:
 .000 .000 .000 .000 4.4119 SC.FT
 .000 .000 .000 .000 9.2299 INCHES
 .000 .000 .000 .000 37.9359 INCHES
 .000 .000 .000 .000 43.5974 INCHES
 .000 .000 .000 .000 15.1875 INCHES
 .000 .000 .000 .000 .0405 INCHES

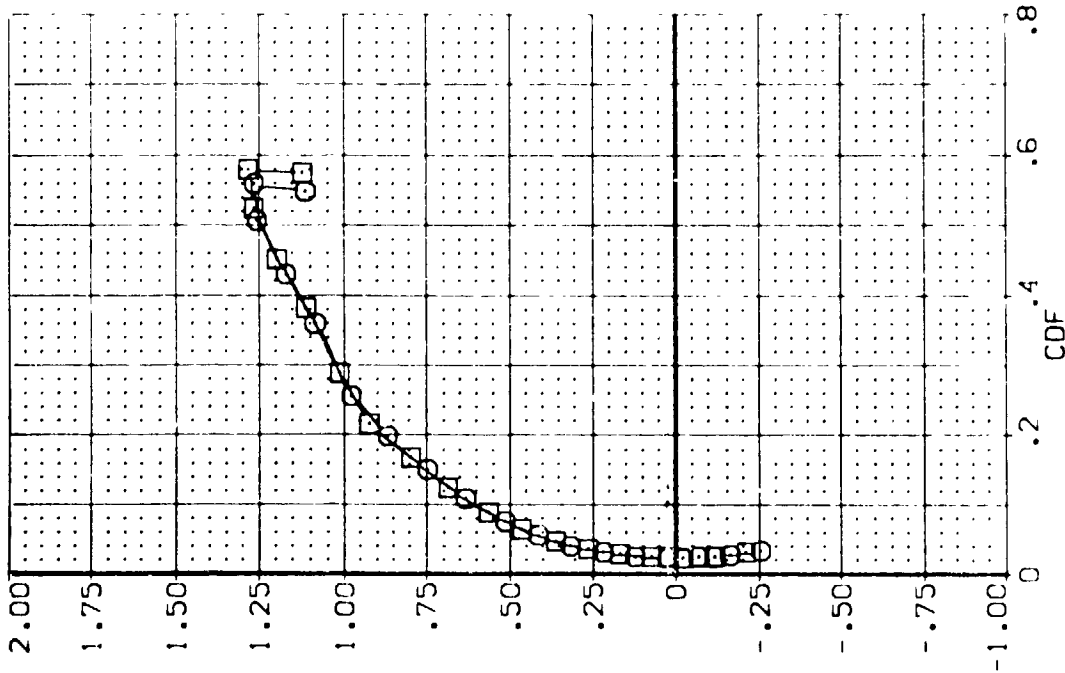
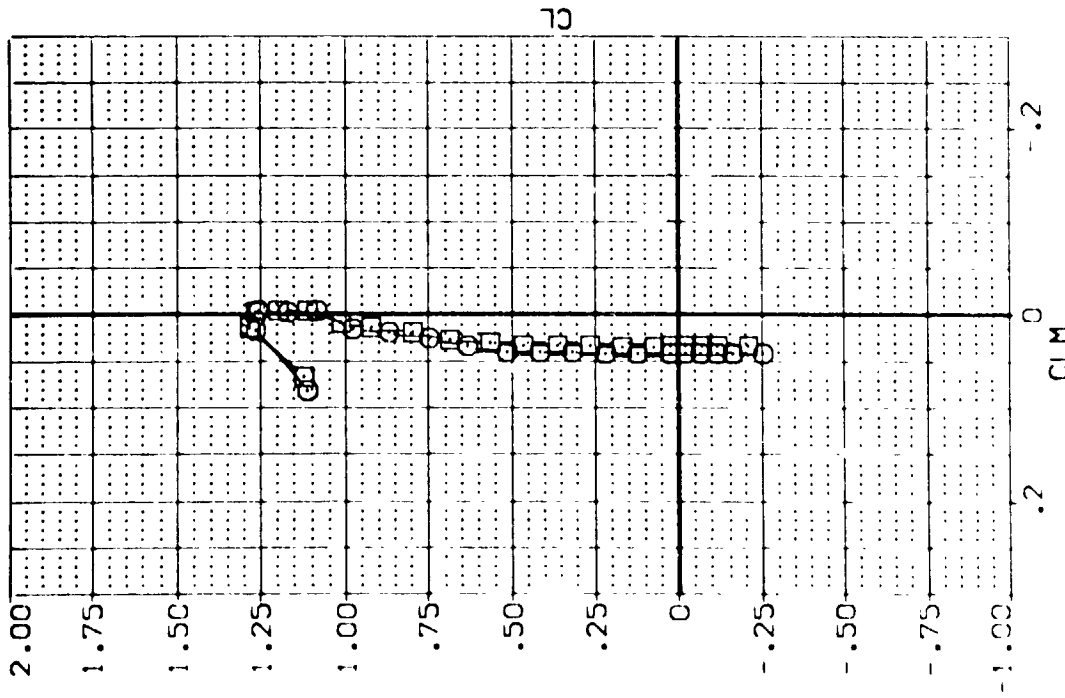


FIG 104 EFFECT OF OMS PODS ON LONGITUDINAL STABILITY, 0 DEG FLARE, ELEVON = 0
 (A)MAC: .20 PAGE 1168

DATA SET SYMBOL: (802228) (802303)

CONFIGURATION DESCRIPTION: 0A628 B26C9 MT 8 V116E28V8F5X9 0A628 B26C9 MT 8 V116E28V8F5X9

ELEVON: .000 .000

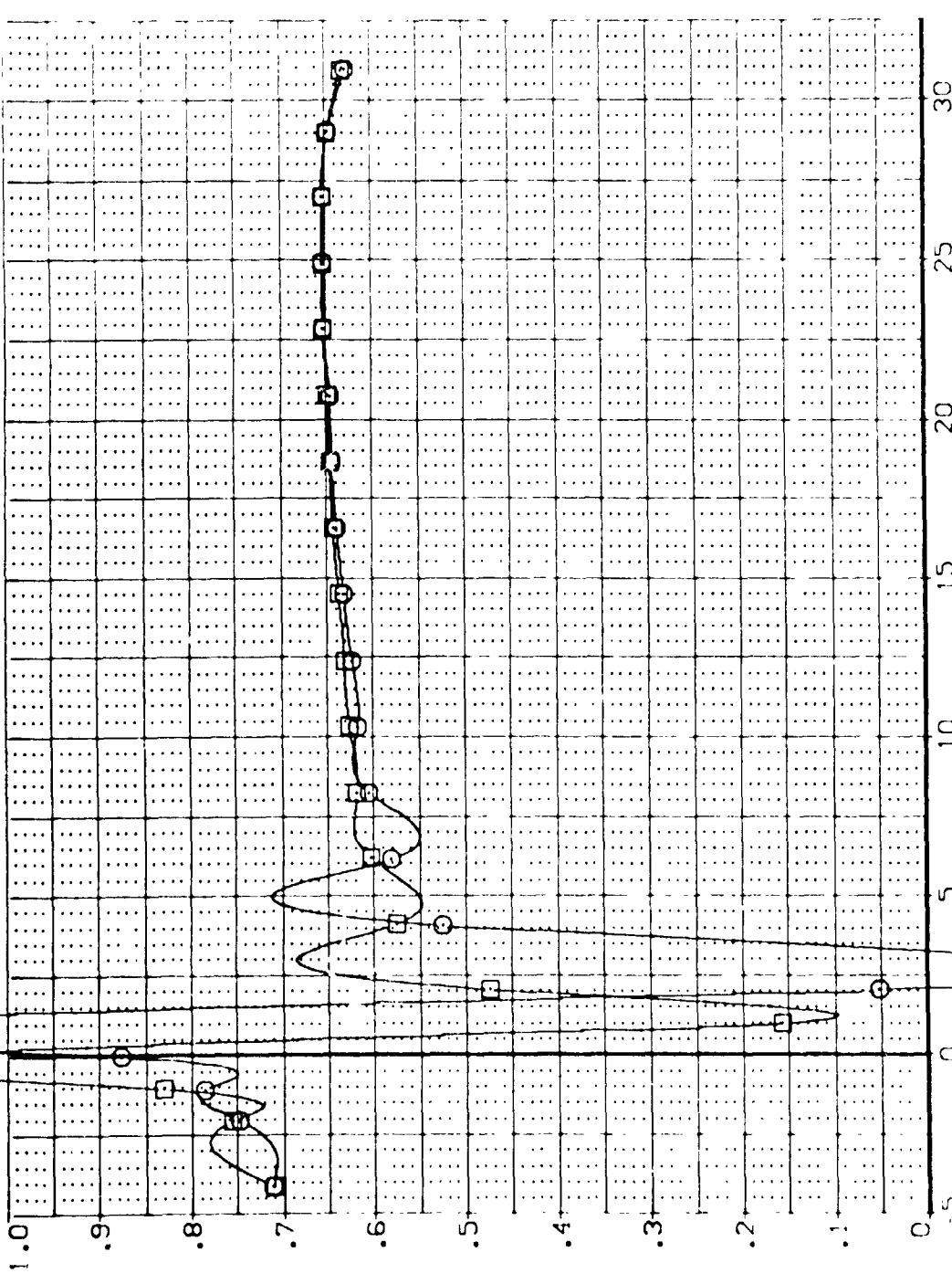
SPOBRK: .000 .000

BOFLAP: -12.000 -12.000

RUDDER: .000 .000

REFERENCE INFORMATION:

SREF	4.4119	SC.FT.
LREF	19.2798	INCHES
BREF	37.9369	INCHES
XMRP	43.5874	INCHES
YMRP	.0000	INCHES
ZMRP	15.1875	INCHES
SCALE	.0405	SCALE



LONGITUDINAL CENTER OF PRESSURE LOCATION, XCP/L, FRACTION BODY LENGTH

FIG 104 EFFECT OF OMS PODS ON LONGITUDINAL STABILITY, 0 DEG FLARE, ELEVON = 0

DATA SET SYMBOL (BD2278) (BD2303)

CONFIGURATION DESCRIPTION
 DAG29 B26C9 M7:8 V116E28V8P5A9
 DAG29 B26C9 FB V116E28V8P5A9

ELEVON SPOBRK BDFLAP RUDDER
 .000 .000 .000
 .000 .000 -12.000
 .000 -12.000

REFERENCE INFORMATION
 SREF 4.4119 SQ.FT. SQ.FT.
 LREF 19.2299 INCHES INCHES
 BRFL 37.9359 INCHES INCHES
 XMRP 43.5974 INCHES INCHES
 YMRP .0000 INCHES INCHES
 ZMRP 15.1875 INCHES INCHES
 SCALE .0405 SCALE

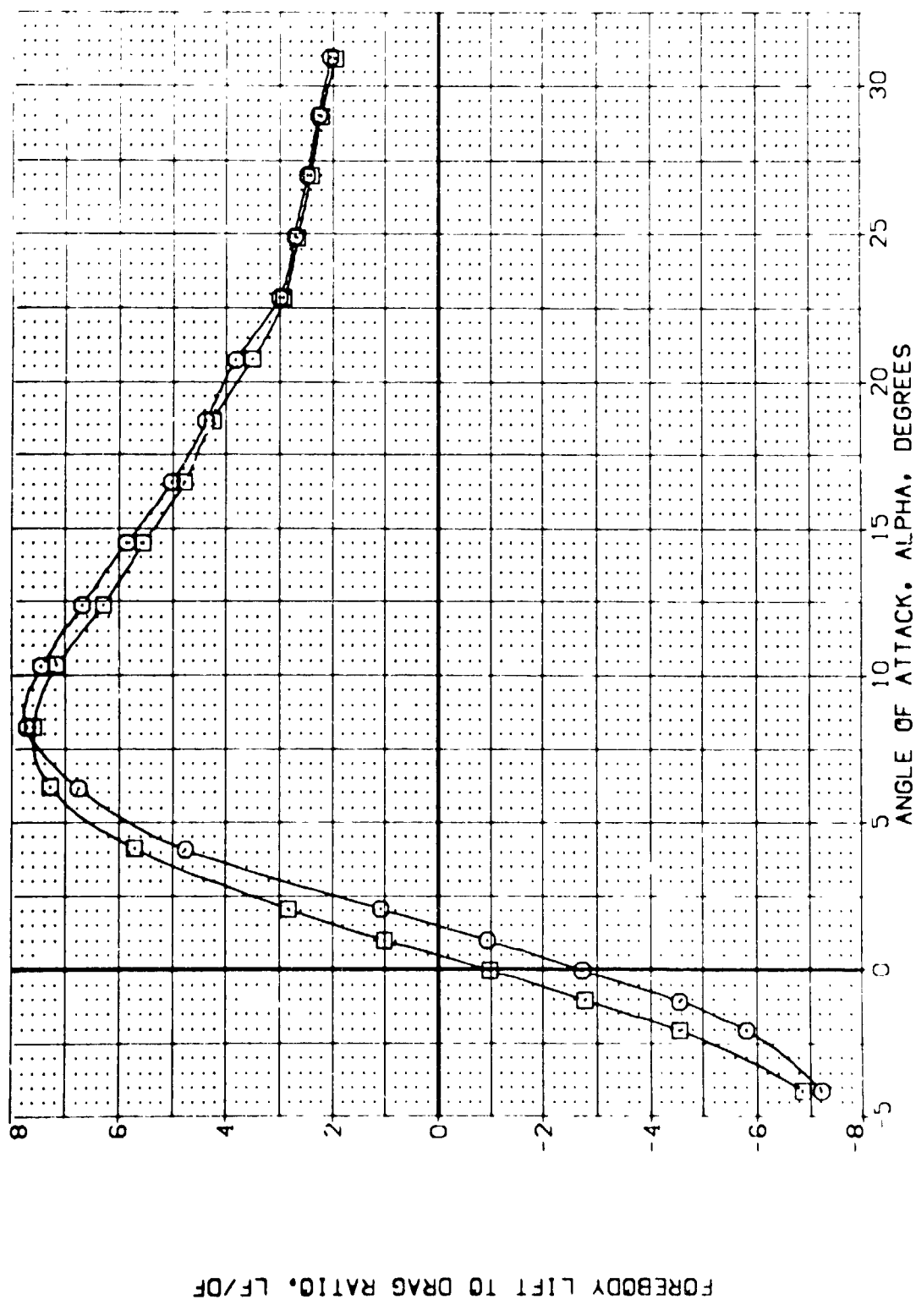


FIG 104 EFFECT OF OMS PODS ON LONGITUDINAL STABILITY, 0 DEG FLARE, ELEVON = 0
 (A)MAC = .20 PAGE 1170

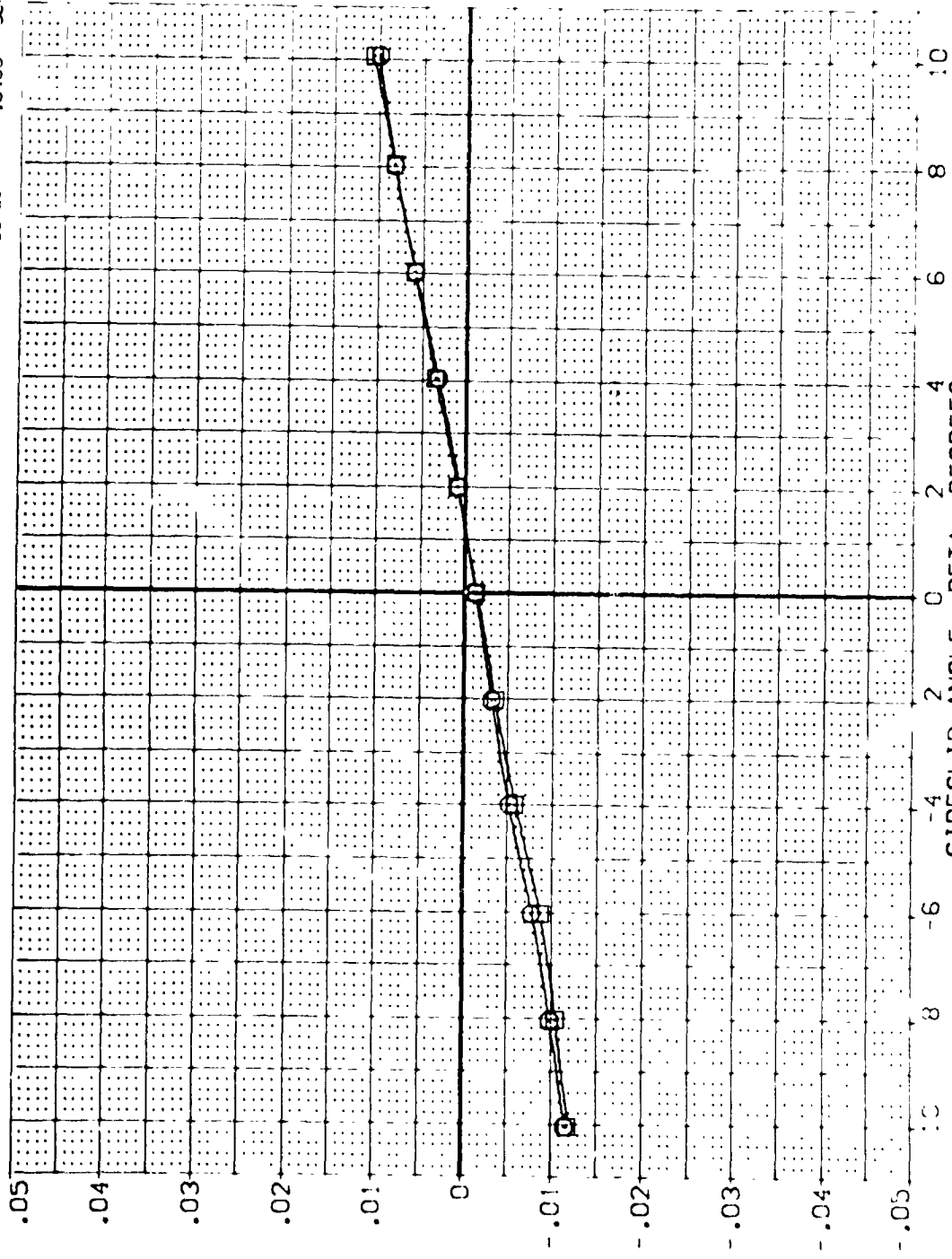
DATA SET SYMBOL
 (PROJ229)
 (PROJ304)

CONFIGURATION DESCRIPTION

DAG28 B26C9 M778 V116E28VBR5X9
 DAG28 B26C9 F8 V116E28VBR5X9

ALPHA .000
 RUDDER .000
 SPOBRK .000
 AIRLON .000

REFERENCE INFORMATION
 SREF 4.4119 SQ.FT.
 LREF 19.2798 INCHES
 BREF 37.9368 INCHES
 XMRP 43.5874 INCHES
 YMRP .0000 INCHES
 ZMRP 15.1875 INCHES
 SCALE .0400



YAWING MOMENT COEFFICIENT, CYN (BODY AXIS)

FIG 105 EFFECT OF OMS PODS ON LATERAL-DIRECTIONAL ST., 0 DEG FLARE, ALPHA = 0

DATA SET SYMBOL: (R07229) (R07304)

CONFIGURATION DESCRIPTION: M7FB M1FB W11SE28V895X8 W11SE28V895X8 B26C9 B26C9 B26C9 B26C9

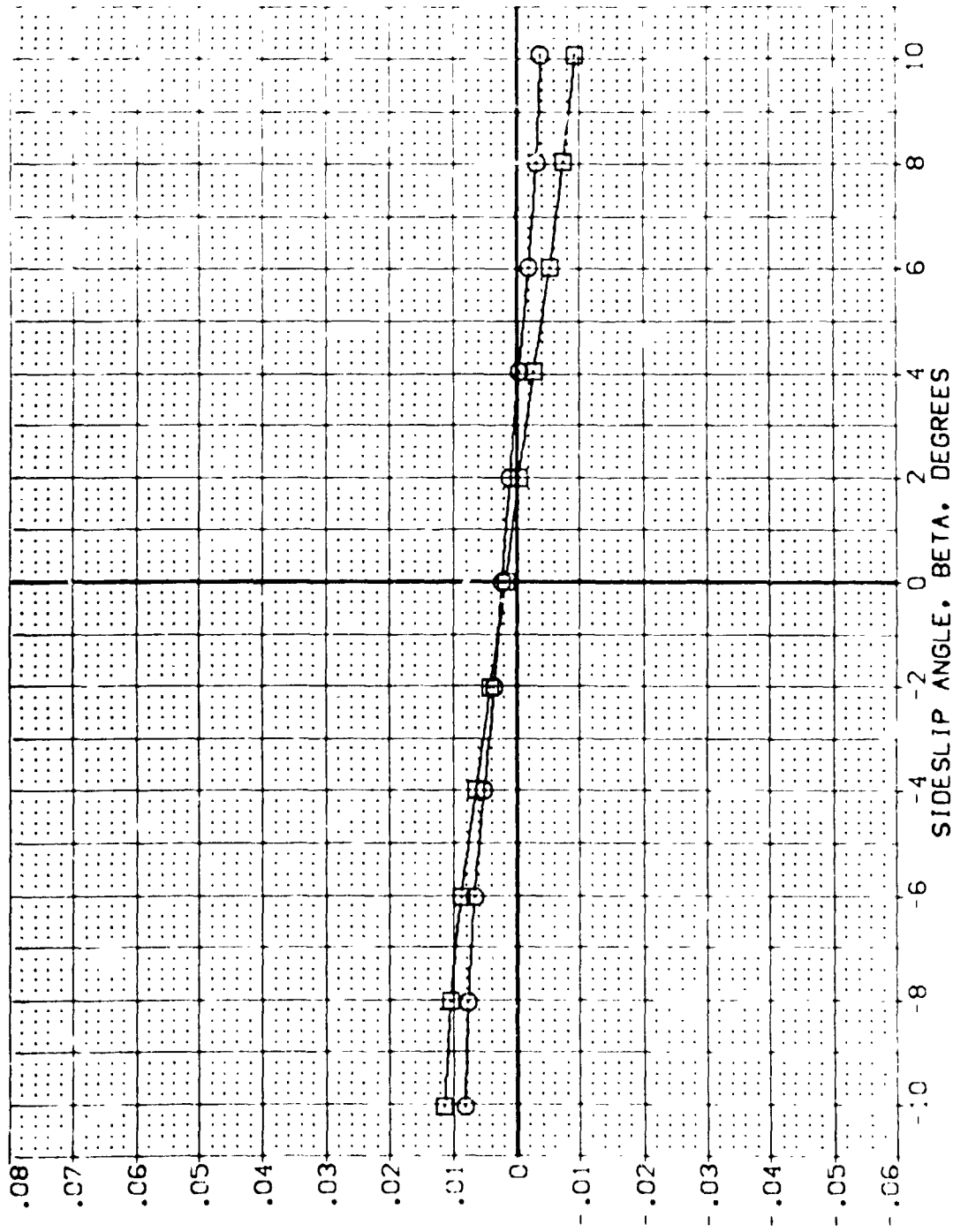
ALPHA: .000 .000

RUDDER: .000 .000

SPODBK: .000 .000

AILRON: .000 .000

REFERENCE INFORMATION: SREF 4.4119 SQ.FT. INCHES
 UREF 19.2299 INCHES
 BREF 37.9399 INCHES
 XMRP 43.5974 INCHES
 YMRP .0000 INCHES
 ZMRP 15.1875 INCHES
 SCALE .0405 SCALE



ROLLING MOMENT COEFFICIENT, CBL (BODY AXIS)

FIG 105 EFFECT OF OMS PODS ON LATERAL-DIRECTIONAL ST., 0 DEG FLARE, ALPHA = 0

(A) MAG. = .20

DATA SET SYMBOL: (R02229) (R02304)

CONFIGURATION DESCRIPTION: M78 8 V115E28V8R5X9
 F8 V115E28V8R5X9

ALPHA: .000
 RUDDER: .000
 SPOBRK: .000
 AIRLON: .000

REFERENCE INFORMATION:
 SREF: 4.4119 SCFT: NC4'S
 LREF: 19.2299 NC4'S
 BR F: 37.9359 NC4'S
 XMRP: 43.5974 NC4'S
 YMRP: .0000 NC4'S
 ZMRP: 15.1875 NC4'S
 SCALE: .0405 SCALE

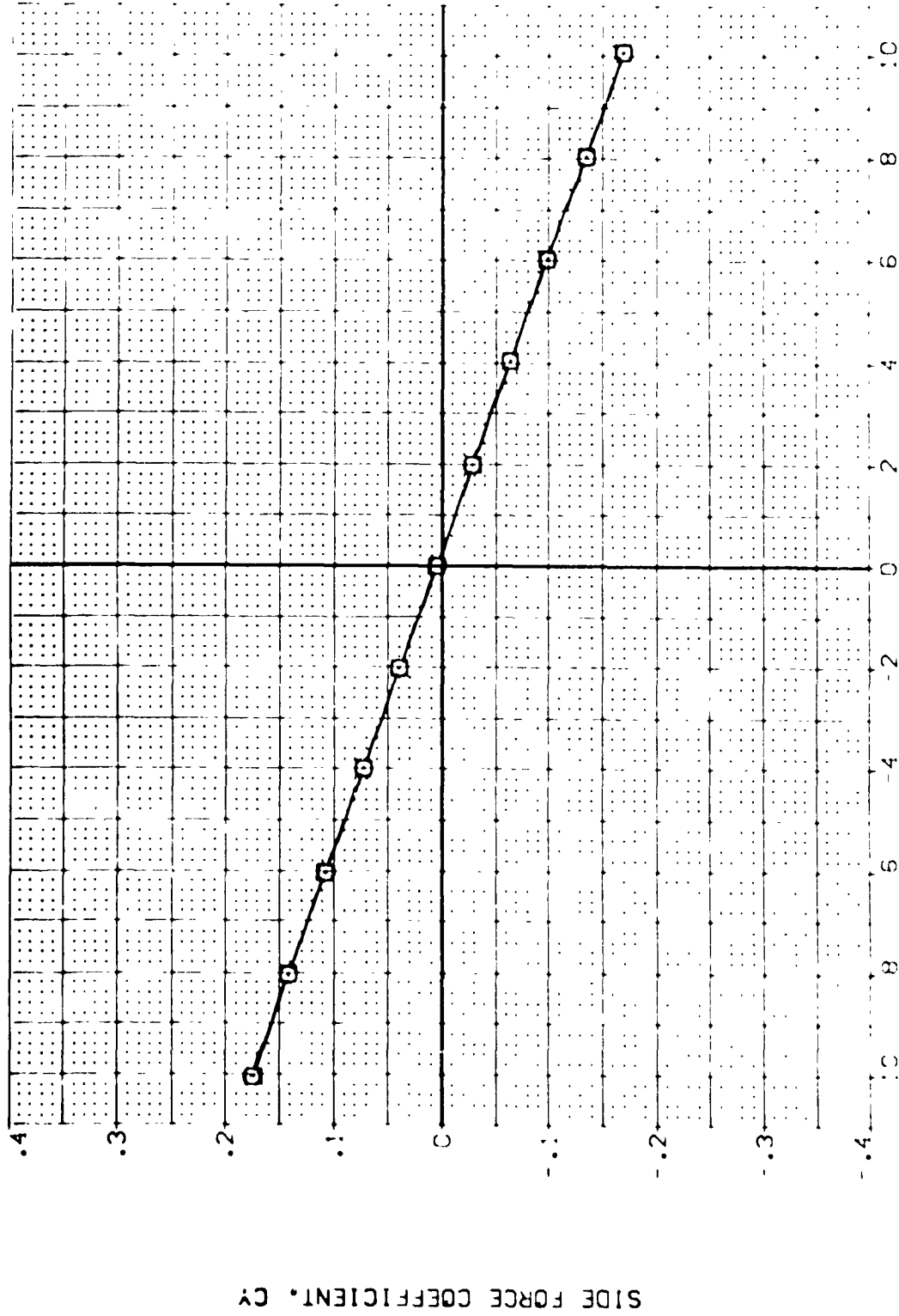


FIG 105 EFFECT OF OMS PODS ON LATERAL-DIRECTIONAL ST., 0 DEG FLARE, ALPHA = 0

DATA SET SYMBOL: (POL/20) (POL/305)

CONFIGURATION DESCRIPTION: D4628 B26C9 M718 V116E28V8P5X9 D4628 B26C9 F8 V116E28V8P5X9

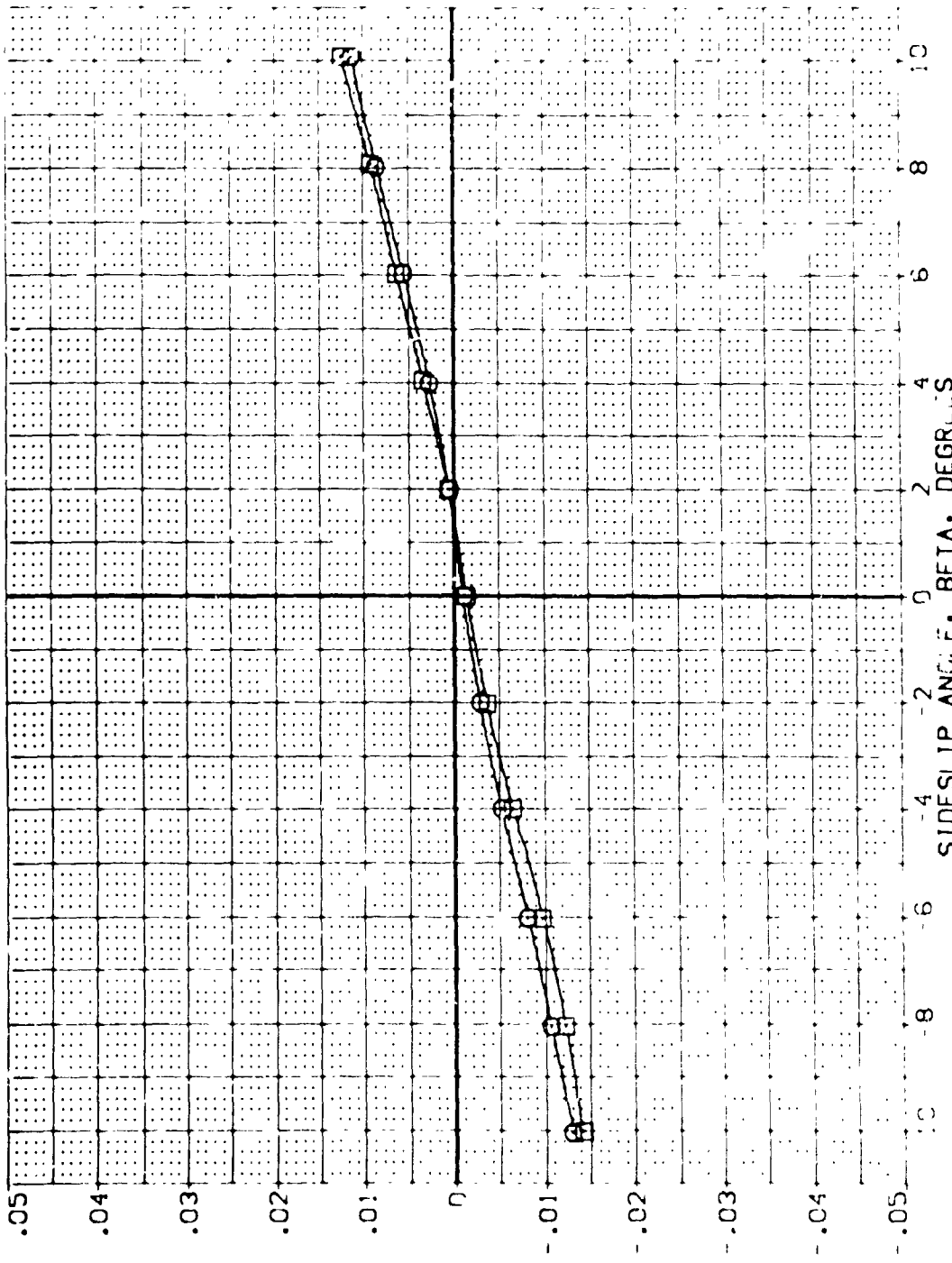
ALPHA: 5.000 5.000

R_LOAD: 0.000 0.000

SPEED: 0.000 0.000

AIRFLOW: 0.000 0.000

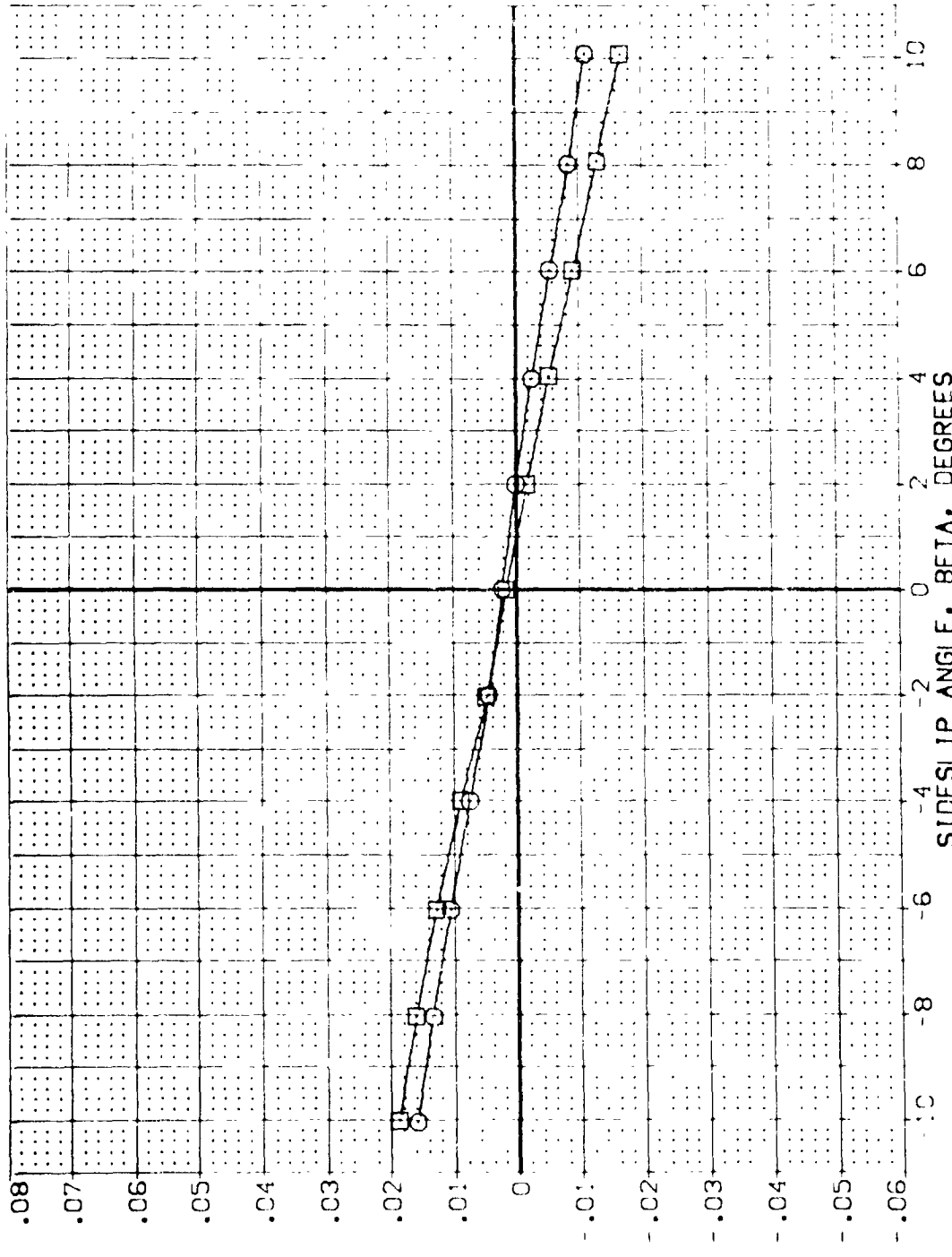
REFERENCE INFORMATION: SRFF 4.4119 50.17 INCHES LREF 19.2299 INCHES BRFF 37.9369 INCHES XMAP 43.5874 INCHES YMAP 15.0000 INCHES ZMAP 15.1875 INCHES SCALE 0.0105



YAWING MOMENT COEFFICIENT, CYN (BODY AXIS)

FIG 106 EFFECT OF OMS POOS ON LATERAL-DIRECTIONAL ST., 0 DEG FLARE, ALPHA = 5
 (ADMAG) .20 PAGE 1174

DATA SET SYMBOL	CONFIGURATION DESCRIPTION	ALPHA	RUDDER	SPOBRK	A1LRON	REFERENCE INFORMATION
(RDZ230)	0A628 B26C9 M7F8 V116E28V8PSX9	5.000	.000	.000	.000	SREF 4.4119 SC.FT.
(RDZ#75)	0A628 B26C9 F8 V116E28V8PSX9	5.000	.000	.000	.000	SR1 19.2298 INCHES
						BR1 37.9359 INCHES
						XMRP 43.5974 INCHES
						YMRP .0000 INCHES
						ZMRP 15.1875 INCHES
						SCALE .0405 SCALE



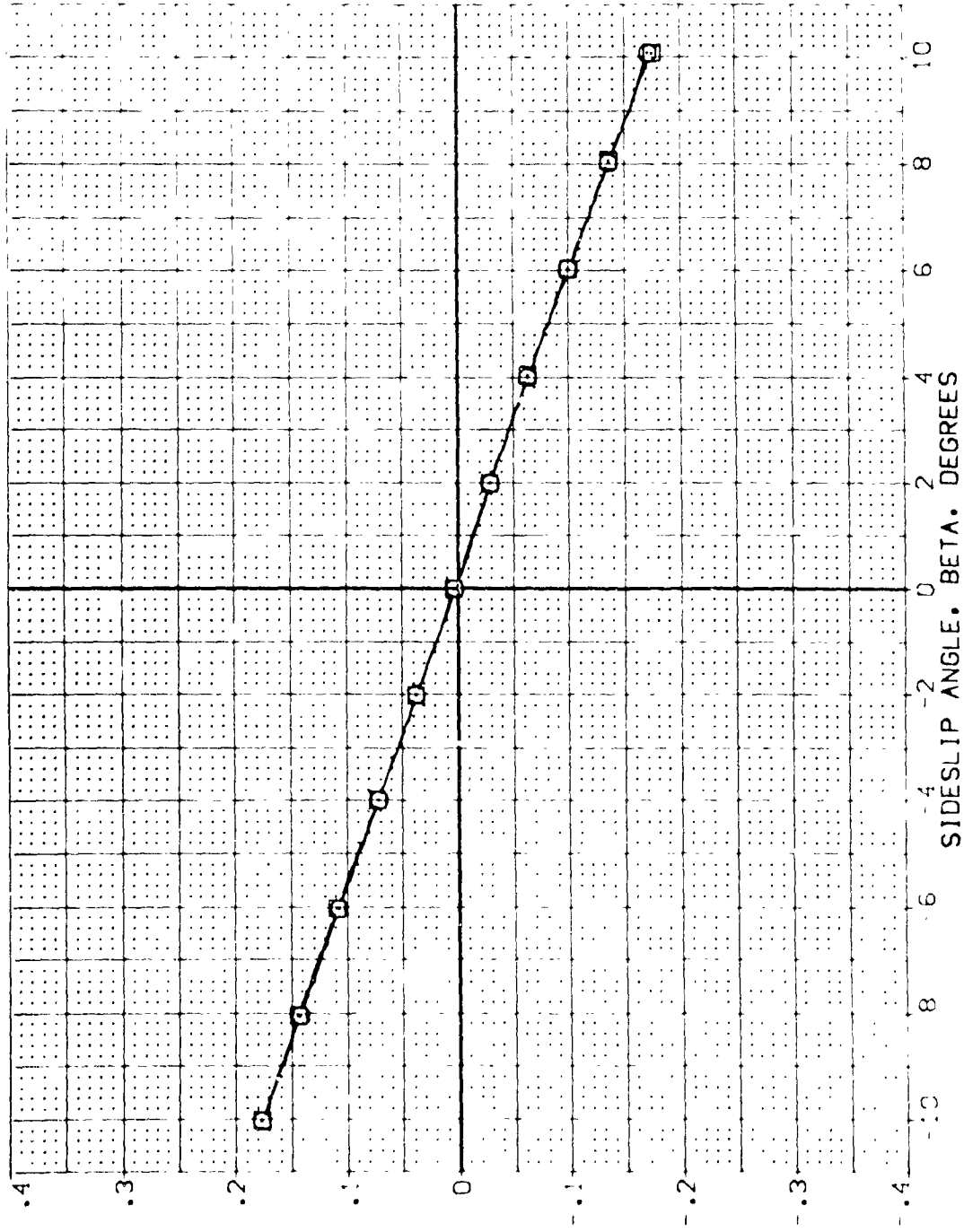
ROLLING MOMENT COEFFICIENT, CBL (BODY AXIS)

FIG 106 EFFECT OF OMS PODS ON LATERAL-DIRECTIONAL ST., 0 DEG FLARE, ALPHA = 5
 (A) MAC = .20 PAGE 1175

DATA SET SYMBOL CONFIGURATION DESCRIPTION
 (RDZ30) □ DABZB BZBC9 M7FB V11GE28VBR5X9
 (RDZ30S) □ DABZB BZBC9 FB V11SE28VBR5X9

ALPHA RUDDER SPOBRK AILTRON
 5.000 .000 .000 .000
 5.000 .000 .000 .000

REFERENCE INFORMATION
 SREF 4.4119 SCAL1
 LREF 19.2298 INCHES
 BREF 37.9395 INCHES
 XMPD 43.5974 INCHES
 YMPD .0000 INCHES
 ZMPD 15.1875 INCHES
 SCALE .0425



SIDE FORCE COEFFICIENT, CY

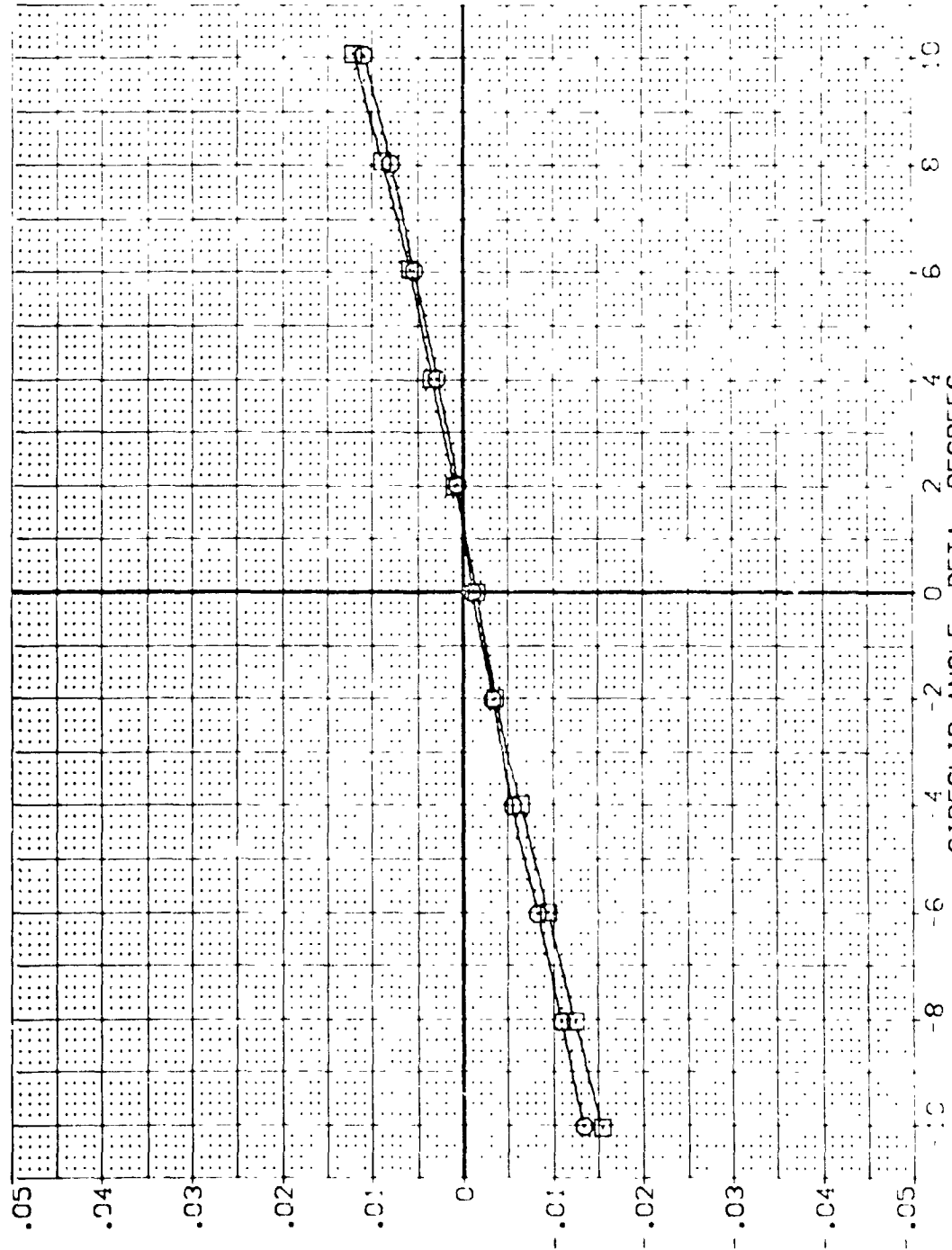
SIDESLIP ANGLE, BETA, DEGREES

FIG 106 EFFECT OF OMS PODS ON LATERAL-DIRECTIONAL ST., 0 DEG FLARE, ALPHA = 5

CADMAC - .20

DATA SET SYMBOL: (R02231) (R02306) CONFIGURATION DESCRIPTION: M7F8 F8 M116E28V8FGX9 V116E28V8FGX9

ALPHA	RUDDER	SPOILER	AILERON	REFERENCE INFORMATION
10.000	.000	.000	.000	SREF 4.4119 SQ.FT.
10.000	.000	.000	.000	LREF 19.2298 INCHES
				BREF 37.9359 INCHES
				YREF 43.5974 INCHES
				ZREF .0000 INCHES
				ZL REF 15.1875 INCHES
				SCALE .0405 SCALE



YAWING MOMENT COEFFICIENT, CYN (BODY AXIS)

FIG 107 EFFECT OF OMS PODS ON LATERAL-DIRECTIONAL ST., 0 DEG FLARE, ALPHA = 10

DATA SET SYMBOL (RD2231) (RD2306) CONFIGURATION DESCRIPTION M7FB M116E28V8RSX9 FB M116E28V8RSX9

ALPHA 10.000 RUDDER .000 SPODBRK .000 AIRLON .000

REFERENCE INFORMATION SREF 4.4119 SQ.FT. INCHES LREF 19.2298 INCHES BREF 37.9359 INCHES XMRP 43.5974 INCHES YMRP .0000 INCHES ZMRP 15.1875 INCHES SCALE .0405

ROLLING MOMENT COEFFICIENT, CBL (BODY AXIS)

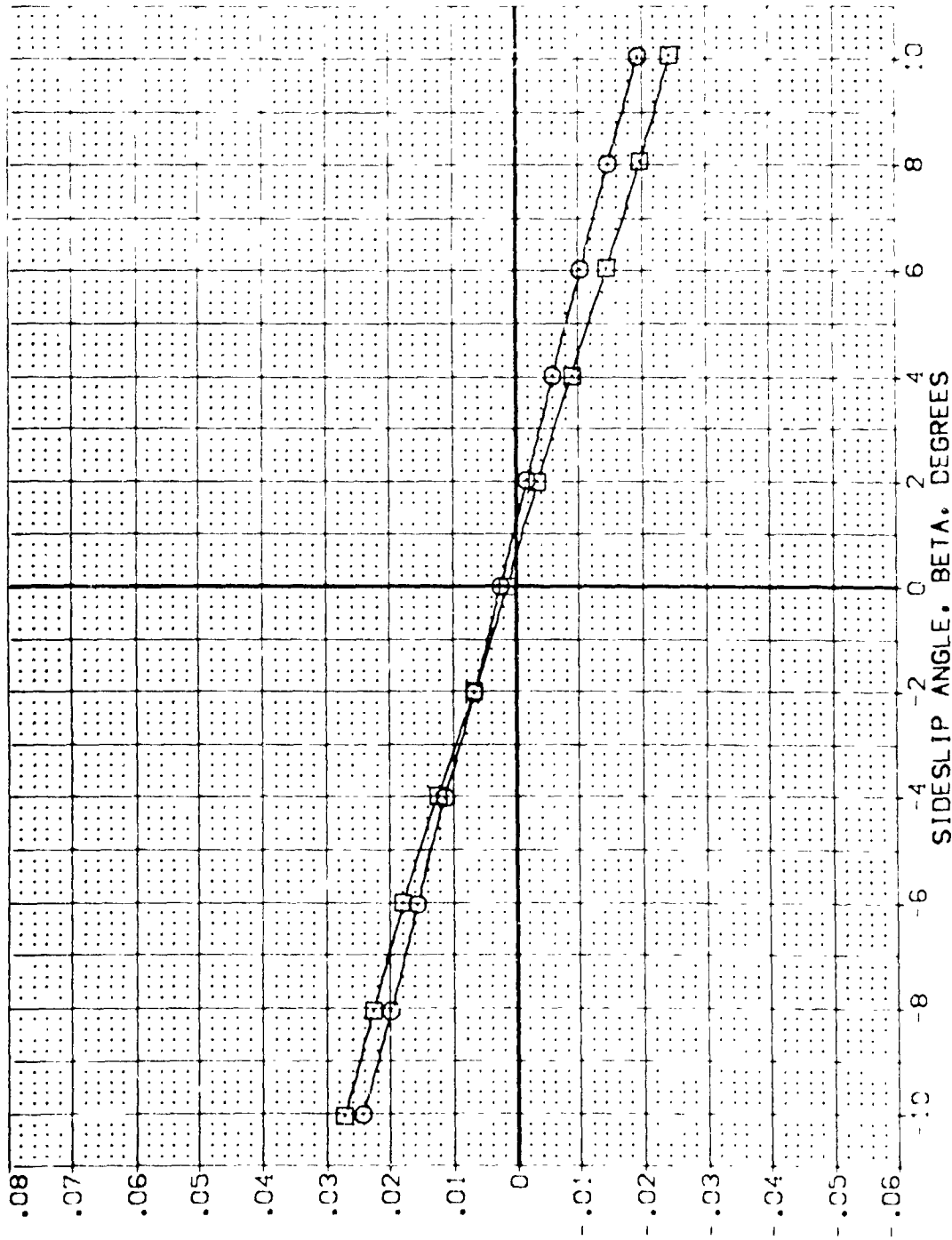
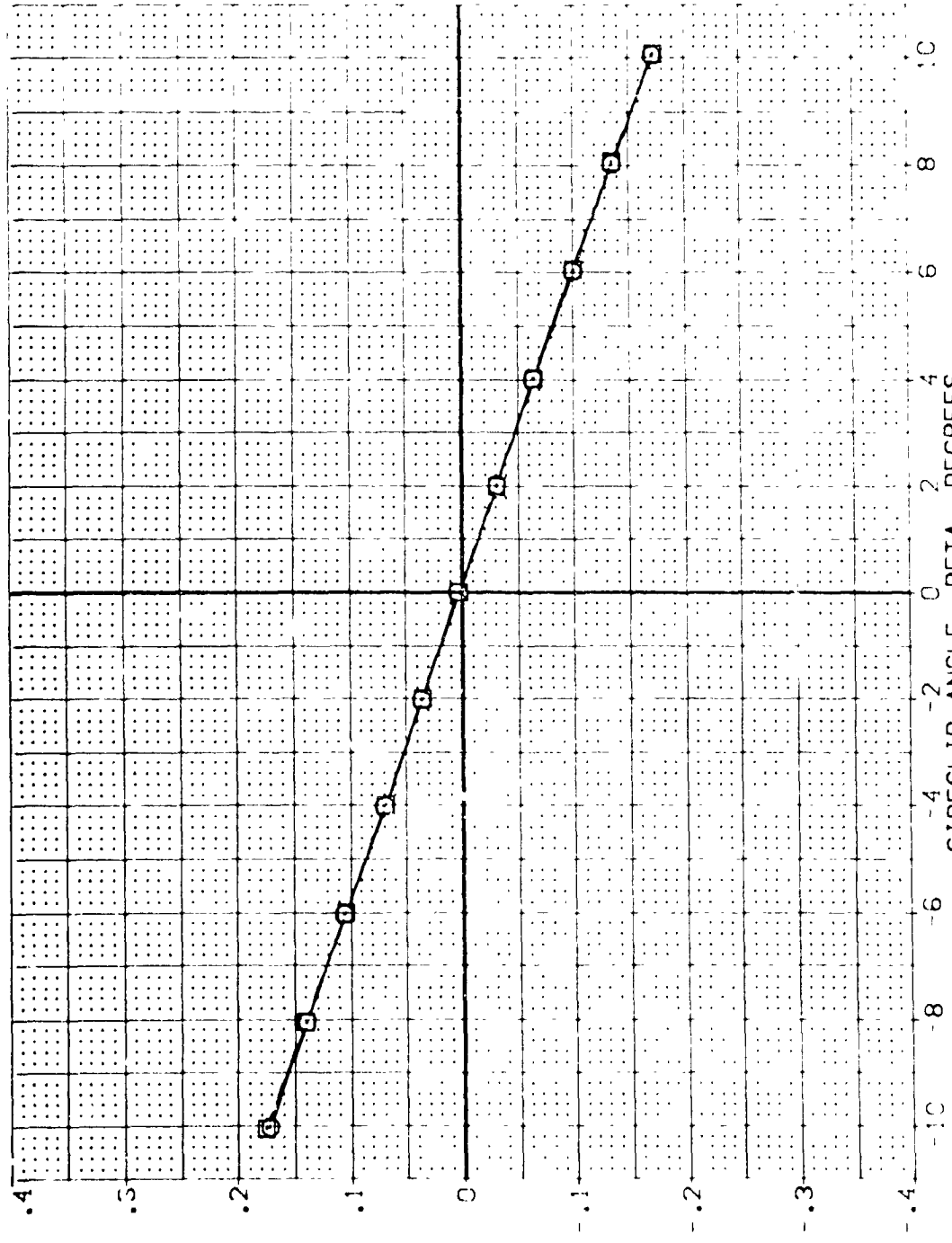


FIG 107 EFFECT OF OMS PODS ON LATERAL-DIRECTIONAL ST., 0 DEG FLARE, ALPHA = 10 (A)MACR = .20 PAGE 1:78

DATA SET SYMBOL	CONFIGURATION DESCRIPTION	ALPHA	RUDDER	SPODBRK	AIL/ROD	REFERENCE INFORMATION
(RDZ731)	0A628 026C9 M7F8 V116E28V865X8	10.000	.000	.000	.000	SREF 4.4119 SCALF
(RDZ306)	0A628 026C9 F8 V116E28V3P5X8	10.000	.000	.000	.000	LREF 19.2298 NCLES
						BREF 37.9659 NCLES
						XMRP 43.5974 NCLES
						YMRP .0000 NCLES
						ZMRP 15.1875 NCLES
						SCALE



SIDE FORCE COEFFICIENT, CY

FIG 107 EFFECT OF OMS PODS ON LATERAL-DIRECTIONAL ST., 0 DEG FLARE, ALPHA = 10
 (ADMACH) .20 PAGE 1179

DATA SET SYMBOL: (R07232) (R07307)
 CONFIGURATION DESCRIPTION: DA628 B76C9 M778 V16E28V865X9
 DA628 B76C9 F8 V16E28V865X9

ALPHA: 15.000
 RUDDER: .000
 SPOILER: .000
 ALLISON: .000

REFERENCE INFORMATION:
 SREF: 4.4119 SQ.FT.
 LREF: 19.2299 INCHES
 BREF: 37.9359 INCHES
 XMPD: 43.5874 INCHES
 YMPD: .0000 INCHES
 ZMPD: 15.1875 INCHES
 SCALE: .0405

YAWING MOMENT COEFFICIENT, CYN (BODY AXIS)

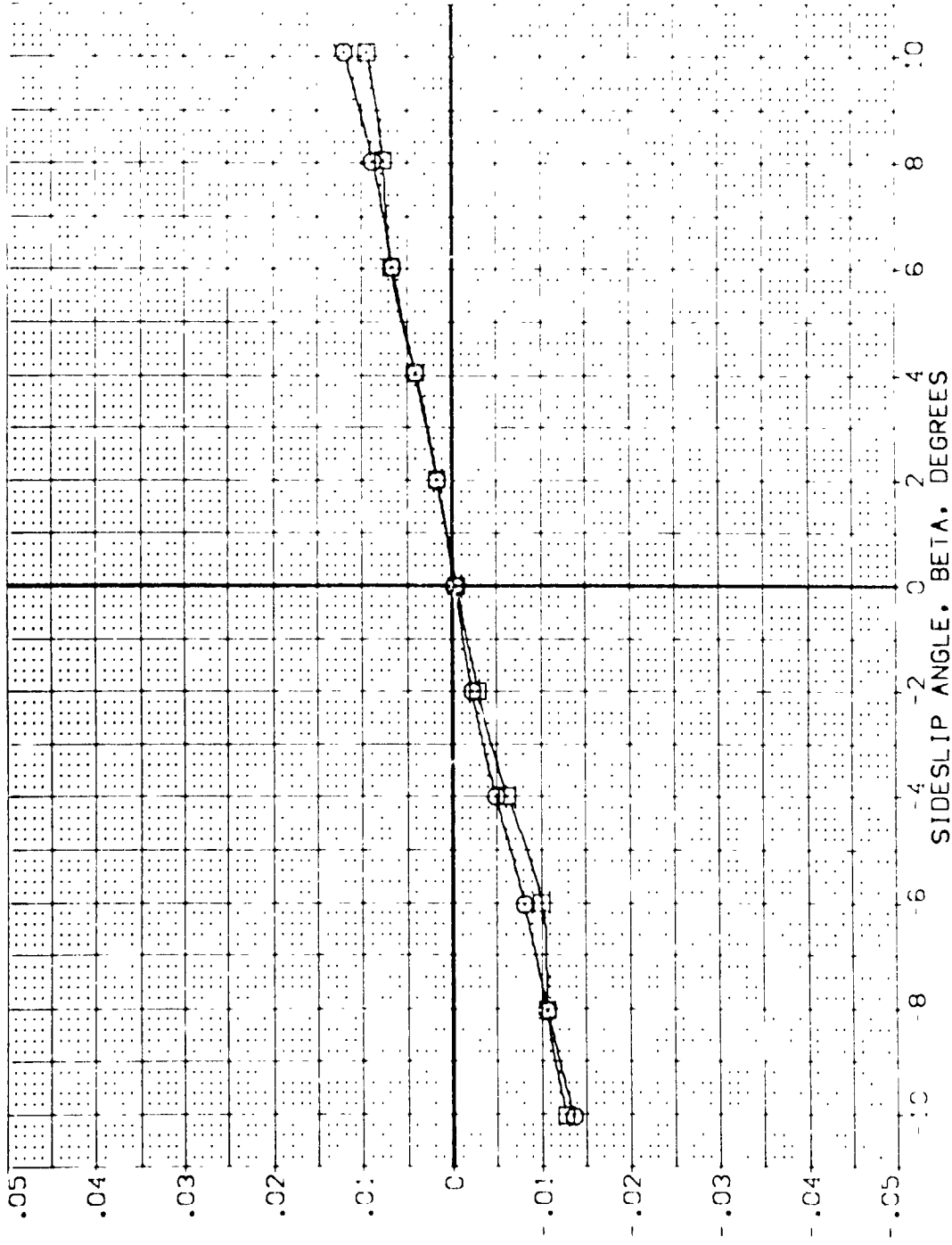
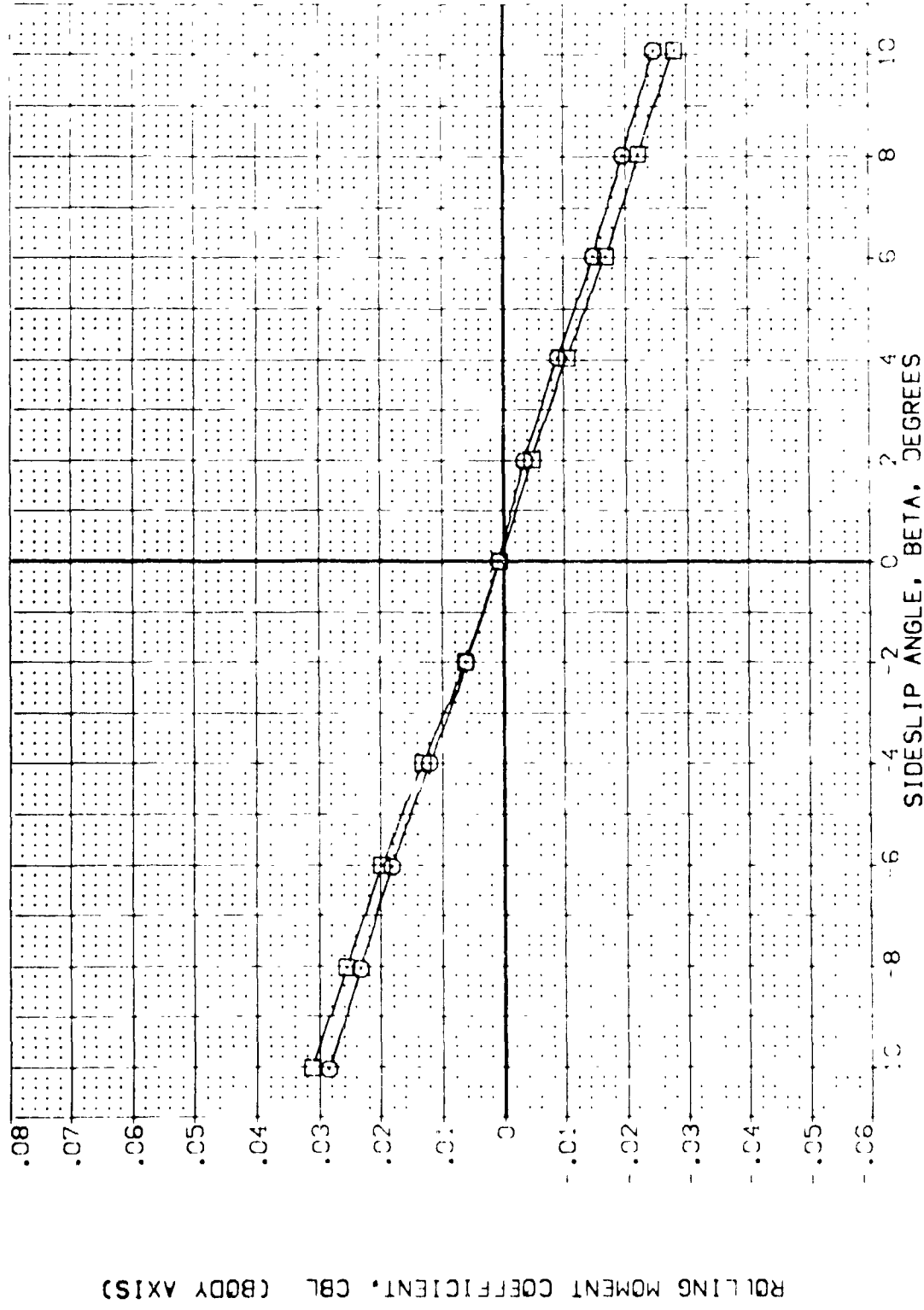


FIG 108 EFFECT OF CMS PODS ON LATERAL-DIRECTIONAL ST., 0 DEG FLARE, ALPHA = 15
 (A) MAC: .20 PAGE 1180

DATA SET SYMBOL CONFIGURATION DESCRIPTION REFERENCE INFORMATION

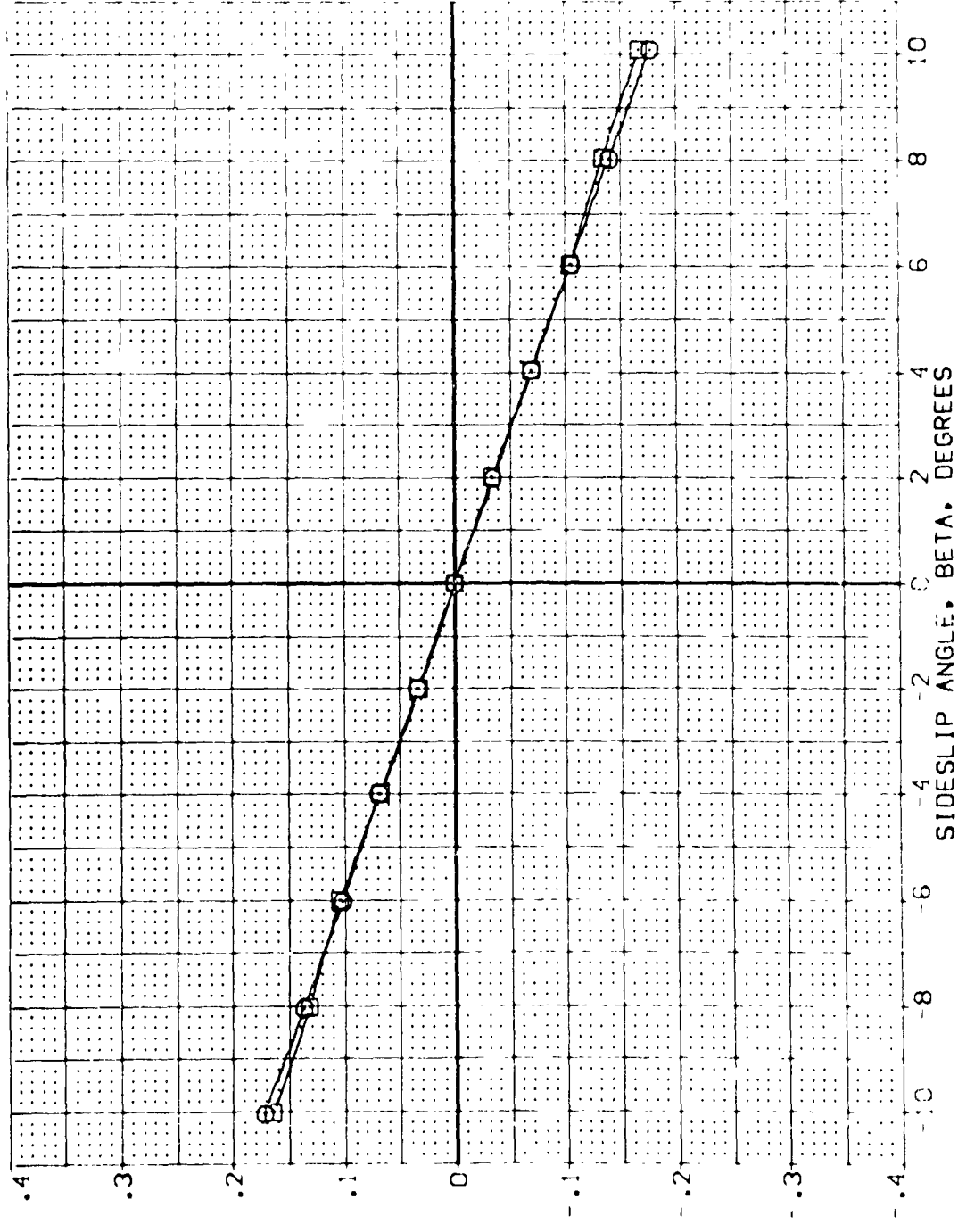
(R0Z232)	CA628 826C9 M7F8 V116L28V8F5X9	SREF	4.4119	SO, FT.
(R0Z307)	CA628 826C9 ?8 V116L28V8F5X9	LREF	19.2799	INCHES
		BREF	37.9359	INCHES
		XMR0	43.5974	INCHES
		YMR0	.0000	INCHES
		ZMR0	15.1875	INCHES
		SCALE	.0405	SCALE



ROLLING MOMENT COEFFICIENT, CBL (BODY AXIS)

FIG 108 EFFECT OF OMS PODS ON LATERAL-DIRECTIONAL ST., 0 DEG FLARE, ALPHA = 15
 CASMAC .20 PAGE 181

DATA SET SYMBOL: (302232) (PCZ307)
 CONFIGURATION DESCRIPTION: DA628 B26C9 M7F8 V116E28V8R5X9
 DA628 B26C9 F8 V116E28V8R5X9
 REFERENCE INFORMATION: SREF 4.4119 SQ.FT.
 LREF 19.2299 INCHES
 BREF 37.9359 INCHES
 XMRP 43.5571 INCHES
 YMRP .0000 INCHES
 ZMRP 15.1875 INCHES
 SCALE .0405



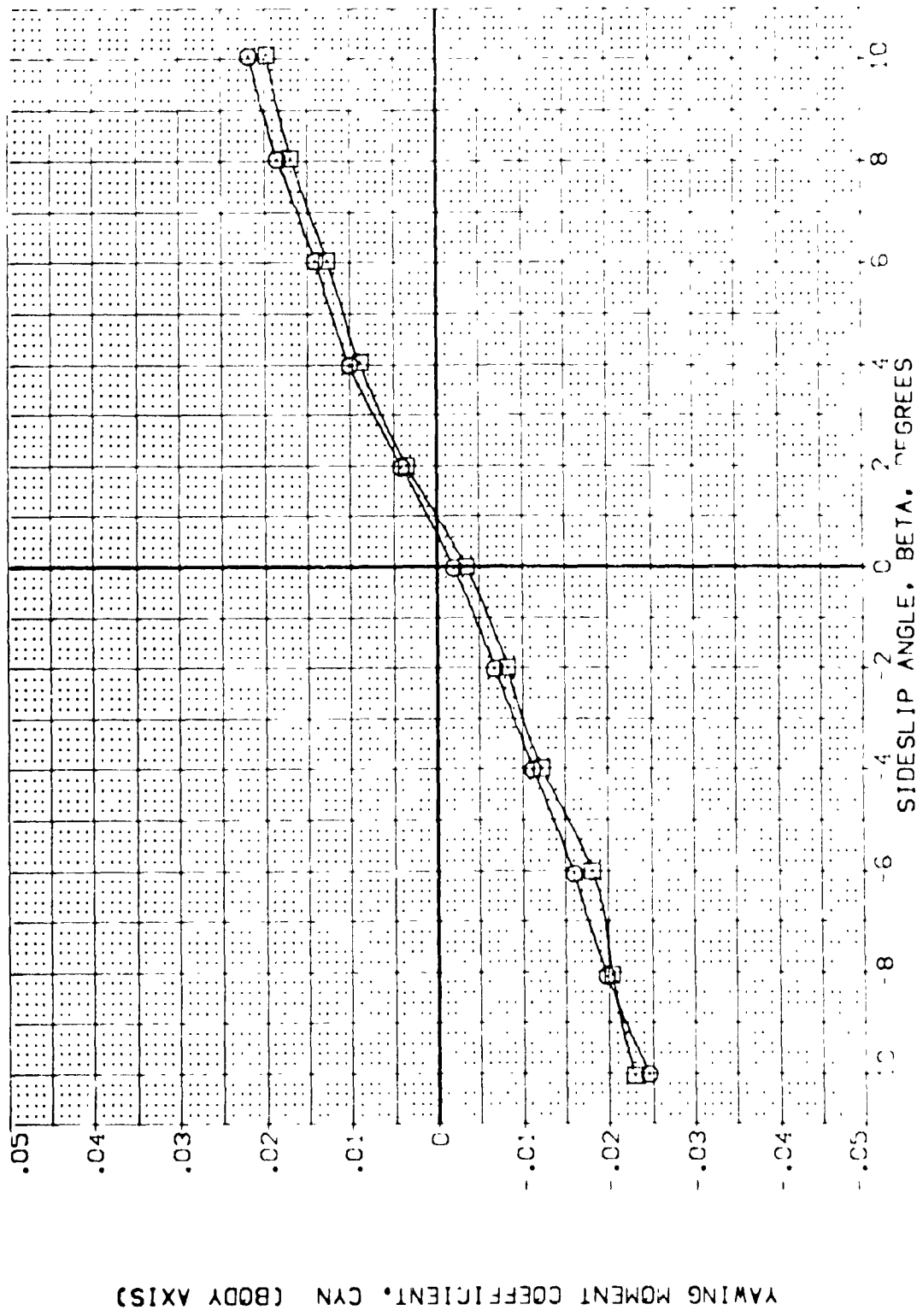
SIDE FORCE COEFFICIENT, CY

FIG 108 EFFECT OF OMS PODS ON LATERAL-DIRECTIONAL ST., 0 DEG FLARE, ALPHA = 15
 (A) MACR .20
 PAGE 1182

DATA SET SYMBOL CONFIGURATION DESCRIPTION
 (RDZ233) 01628 B26C9 M718 V116E28V85X9
 (RDZ308) 01628 B26C9 F8 V116E28V85X9

ALPHA RUDDER SPDBRK AILTRON
 20.000 .000 .000 .000
 20.000 .000 .000 .000

REFERENCE INFORMATION
 SREF 4.4119 SO.FT.
 LREF 19.2799 INCHES
 BRFF 37.9359 INCHES
 XMP0 43.5974 INCHES
 YMP0 .0000 INCHES
 ZMP0 15.1875 INCHES
 SCALE .0105



YAWING MOMENT COEFFICIENT, CYN (BODY AXIS)

FIG 109 EFFECT OF 0MS PODS ON LATERAL-DIRECTIONAL ST., 0 DEG FLARE, ALPHA = 20
 (A)MAC .20 PAGE 1183

DATA SET SYMBOL: (R07233) (R07308)
 CONFIGURATION DESCRIPTION: M7FB W11GE28VBR0X9
 M7FB W11GE28VBR0X9

ALPHA: 20.000
 20.000

REFERENCE INFORMATION:
 SREF: 4.4119 INCHES
 LREF: 19.2799 INCHES
 BREF: 37.9359 INCHES
 XMRP: 43.5674 INCHES
 YMRP: .0000 INCHES
 ZMRP: 15.1875 INCHES
 SCALE: .0405

ROLLING MOMENT COEFFICIENT, CRL (BODY AXIS)

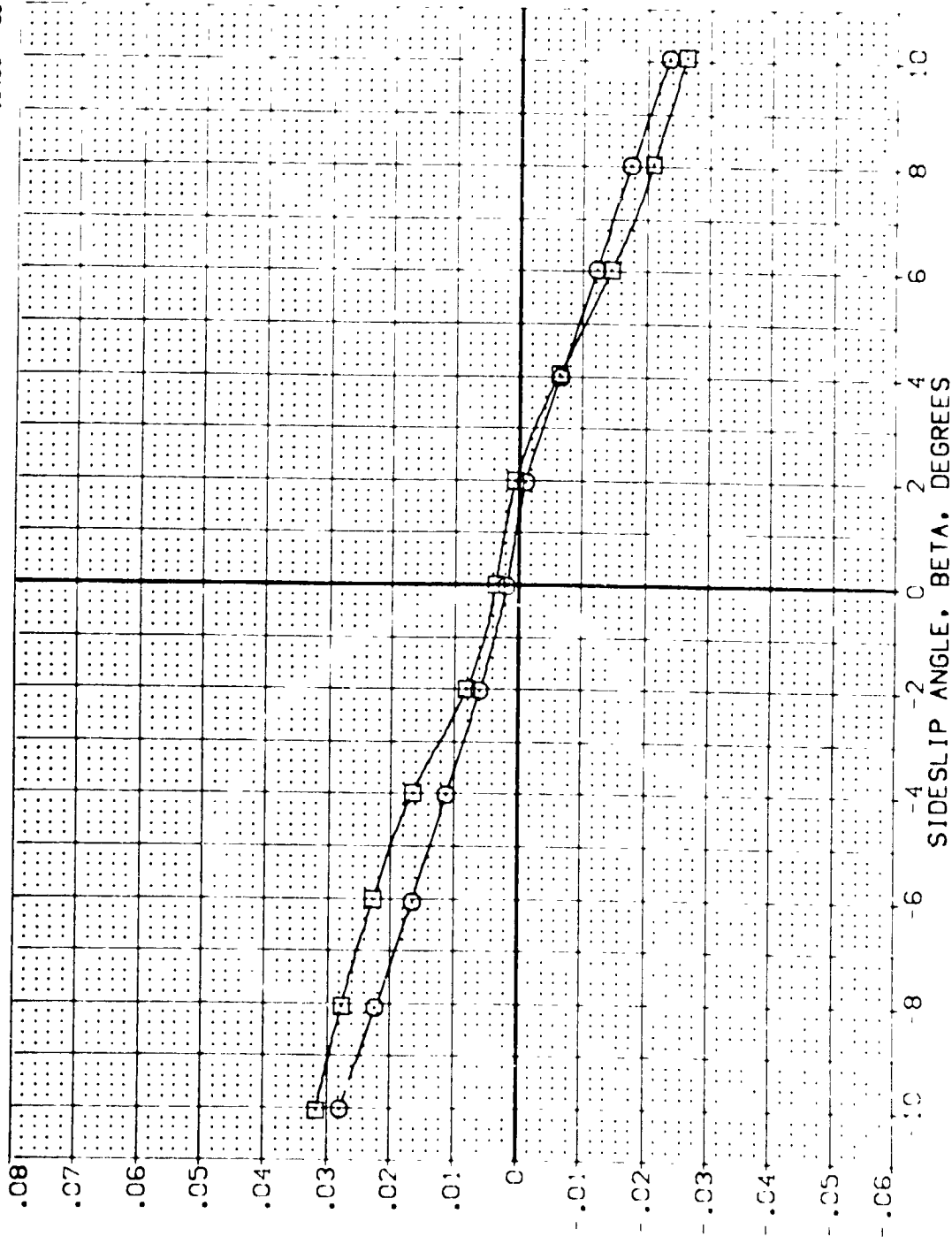


FIG 109 EFFECT OF OMS PODS ON LATERAL-DIRECTIONAL ST., 0 DEG FLARE, ALPHA = 20

CAMAC .20

PAGE :184

DATA SET SYMBOL: (R07233) (R07308)
 CONFIGURATION DESCRIPTION: DA628 B76C9 M/FB V116E28V8F5X9
 DA628 B76C9 FB V116E28V8F5X9

ALPHA: 20.000
 RUDDER: .000
 SPOBRK: .000
 AIRLON: .000

REFERENCE INFORMATION:
 SREF: 4.4119 SQ.FT.
 LREF: 19.2299 INCHES
 BRKF: 37.5359 INCHES
 YMRP: 43.5874 INCHES
 ZMRP: 15.1875 INCHES
 SCALE: .0405

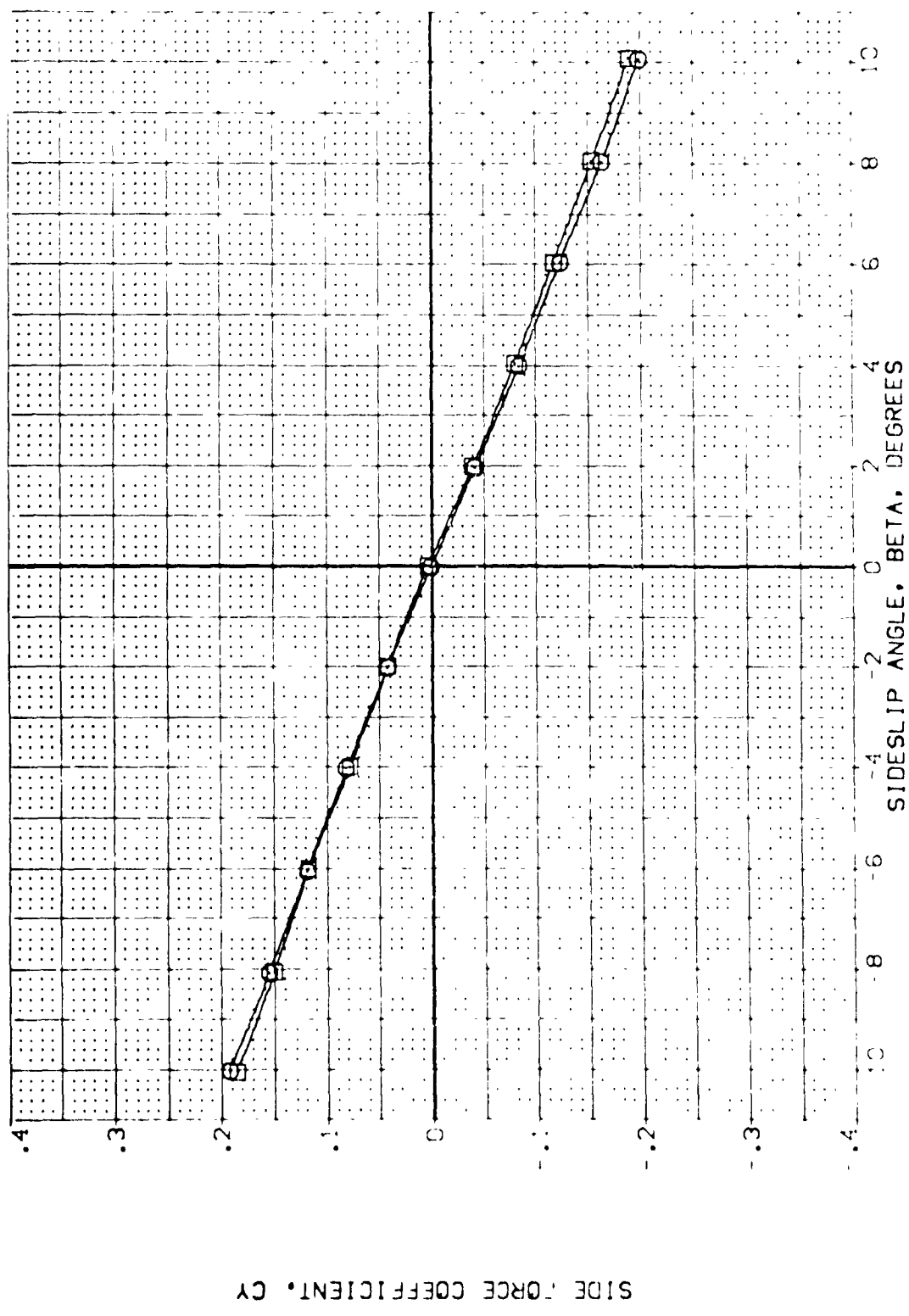


FIG 109 EFFECT OF OMS PODS ON LATERAL-DIRECTIONAL ST., 0 DEG FLARE, ALPHA = 20
 (ADMAD) .20 PAGE 1185

DATA SET SYMBOL: (B02740) (B02314)

ELEVATION: .000 .000

SPOBRK: 25.000 25.000

BOFLAP: -12.000 -12.000

RJODER: .000 .000

REFERENCE INFORMATION:
 SREF: 4.4119 50. FT
 CRF: 19.2798
 BRF: 37.9335
 AMPP: 43.9874
 YMPD: .0000
 ZMPD: 15.1875
 SCALE: .0405

CONFIGURATION DESCRIPTION:
 M7E8 V116F28V8R5K9
 M7E8 V12ZE28V8R5K9

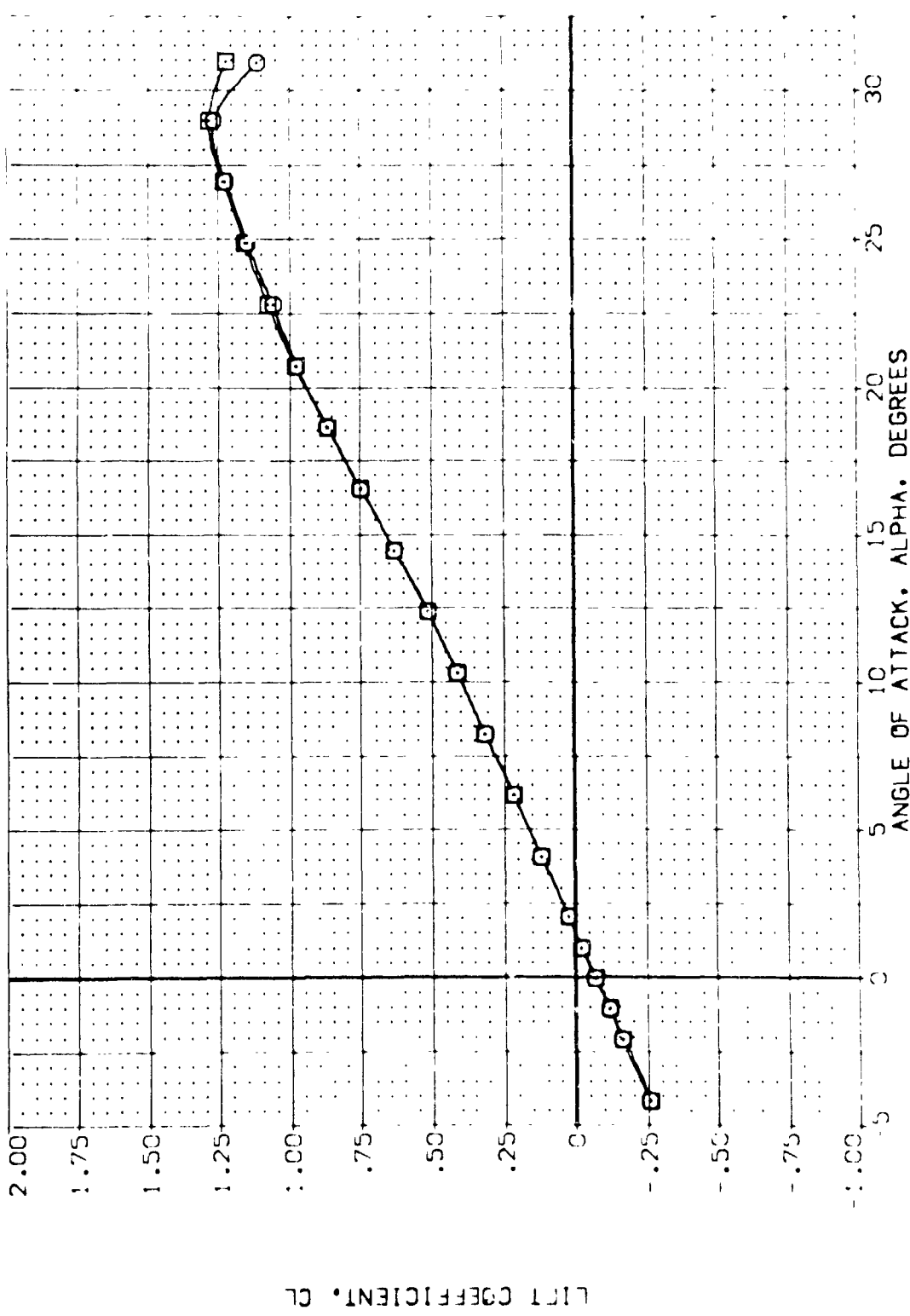


FIG 110 EFFECT OF ELLIPTICAL WING LE ON LONGITUDINAL STABILITY, 25 DEG. FLARE
 (A)MAC: .20 PAGE 1:86

DATA SET SYMBOL	CONFIGURATION DESCRIPTION	ELEVON	SPOBRK	BOFLAP	RUDDER	REFERENCE INFORMATION
(BDZ240)	8A628 806C9 M778 V11EE 28V8R5A9	.000	25.000	-12.000	.000	SREF 4.4119 SO.FT.
(BDZ314)	8A628 806C9 M778 V12ZE 28V8R5A9	.000	25.000	-12.000	.000	LREF 19.2799 INCHES
						BREF 37.9759 INCHES
						XMRP 43.5974 INCHES
						YMRP .0000 INCHES
						ZMRP 15.1875 INCHES
						SCALE .0100 SCALE

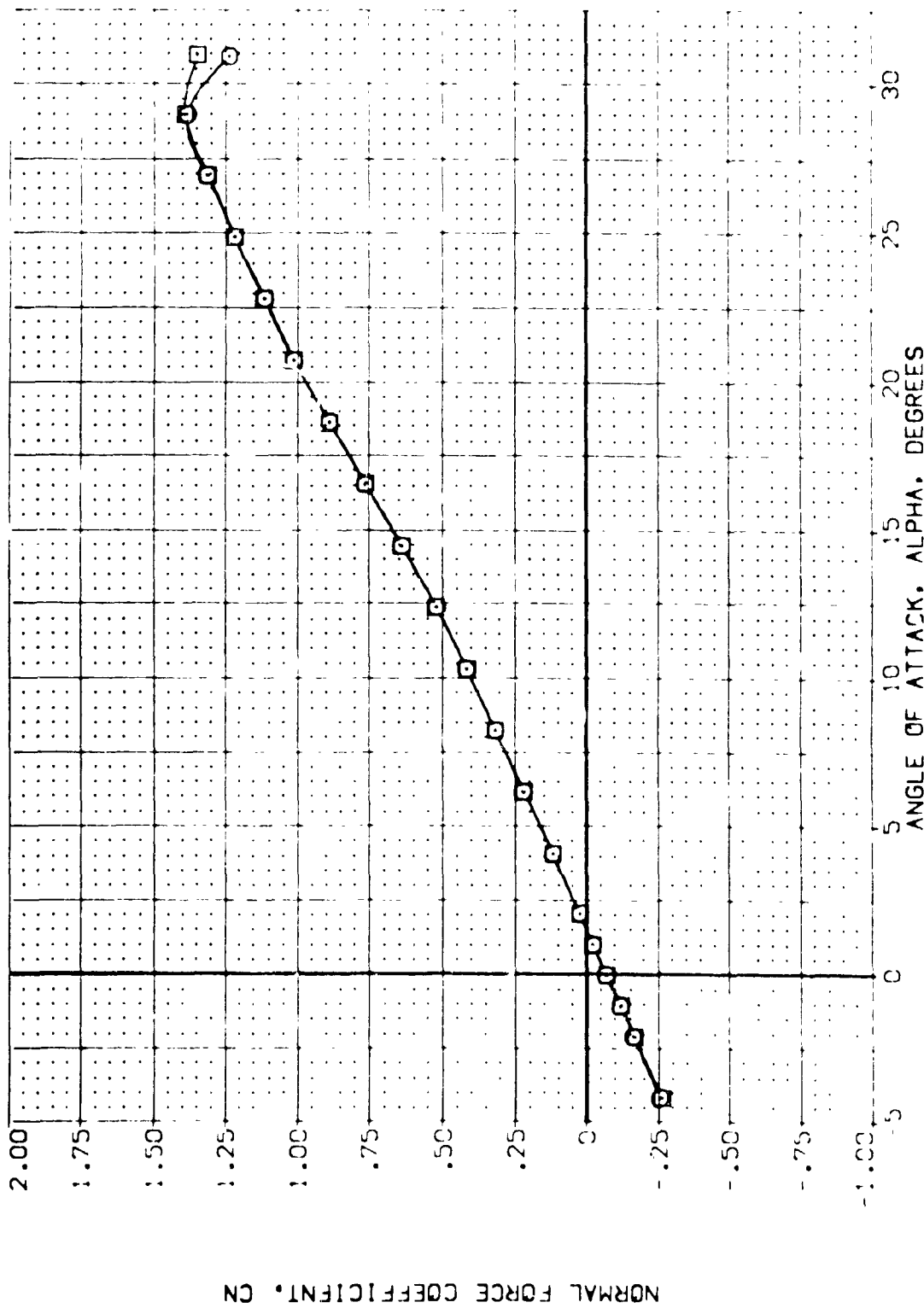


FIG 110 EFFECT OF ELLIPTICAL WING LE ON LONGITUDINAL STABILITY, 25 DEG. FLARE
 CADMAC: .PC PAGE 1187

DATA SET SYMBOL: (807240) (807314)
 CONFIGURATION DESCRIPTION: M71-8 V116E28V8FSX9
 M71-8 V12E28V8FSX9

LEVON: .000
 SPIBRK: 25.000
 BOFLAP: -12.000
 RAOUER: .000

REFERENCE INFORMATION:
 SREF: 4.4119
 LRFF: 19.1299
 BRK: 37.9399
 XMAP: 43.1874
 YMAP: .0000
 ZMAP: 15.1875
 SCALE: .0100

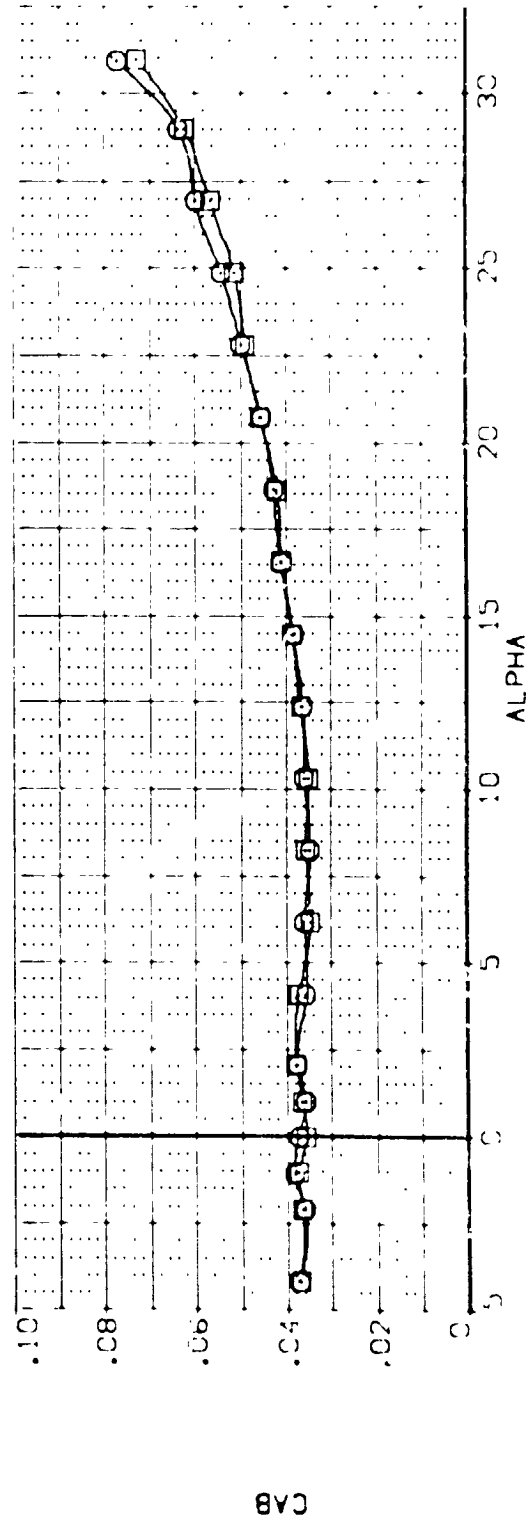
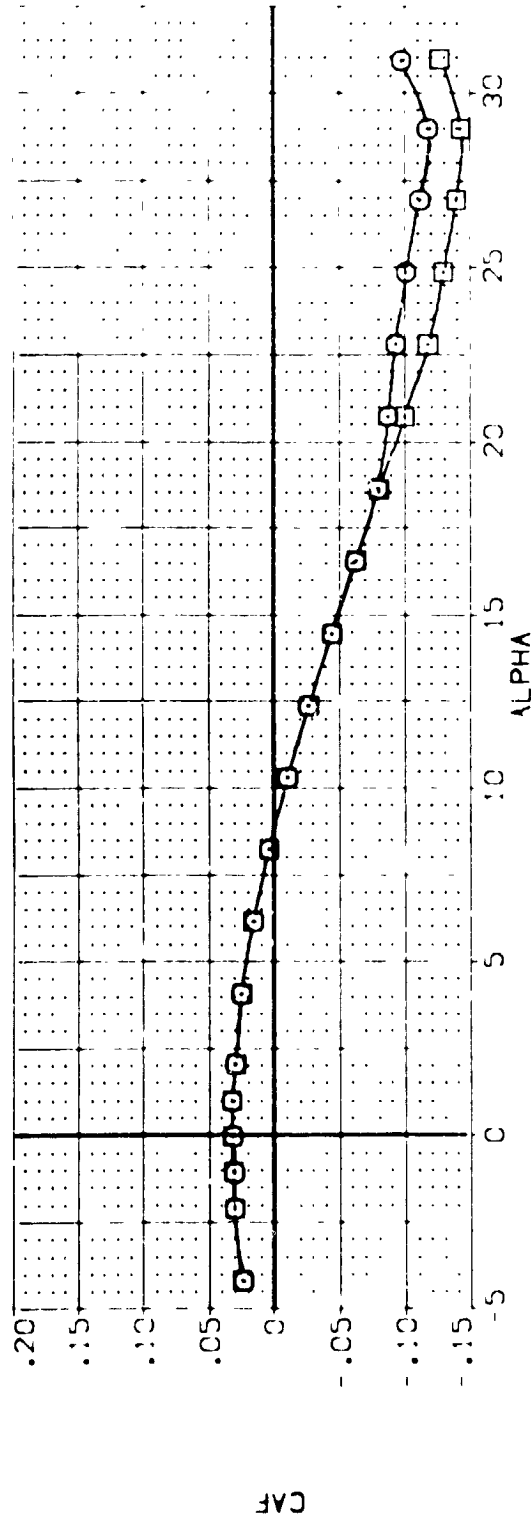


FIG 110 EFFECT OF ELLIPTICAL WING LE ON LONGITUDINAL STABILITY, 25 DEG. FLARE

CADYAC: .20

DATA SET: 100L CONFIGURATION DESCRIPTION
 (807240) DA628 B76C9 M7F8 W116E28V87519
 (807314) DA628 B76C9 M7F8 W122E28V87519

ELEVGN .000 SPOBRK 25.000 BOFLAP -12.000 RUDDER .000 REFERENCE INFORMATION
 .000 25.000 -12.000 .000 SREF 4.4119 SOLF 19.2293
 .000 25.000 -12.000 .000 LREF 37.9369 NC4S
 .000 25.000 -12.000 .000 BRFF 43.5874 NC4S
 XMRP .0000 NC4S
 YMRP .0000 NC4S
 ZMRP .0000 NC4S
 SCALE .0405 SCALE

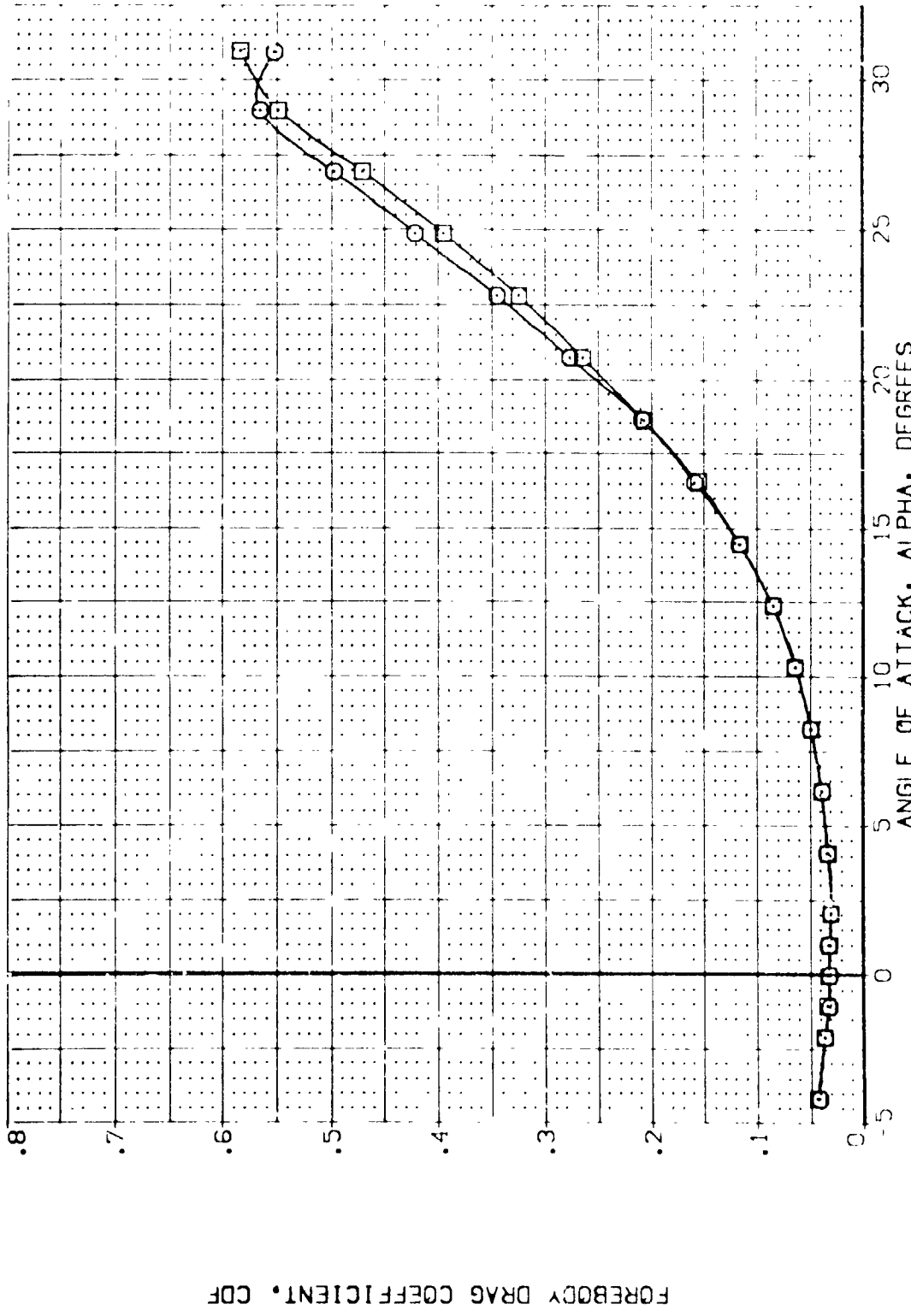


FIG 110 EFFECT OF ELLIPTICAL WING LE ON LONGITUDINAL STABILITY, 25 DEG. FLARE

DATA SET SYMBOL CONFIGURATION DESCRIPTION
 (807240) (81528) (82609) M7E8 M7E8 M116E28/8P5X9
 (807314) (81528) (82609) M7E8 M7E8 M122E28/8P5X9

ELEVON SPOBRK BOVLAP RJODLER
 .000 25.000 -12.000 .000
 .000 25.000 -12.000 .000

REFERENCE INFORMATION:
 SREF 4.4119 SCALING
 LREF 19.2298 INCHES
 BREF 37.9358 INCHES
 YMAP 43.5874 INCHES
 ZMAP 15.0000 INCHES
 SCALE 15.1875 INCHES

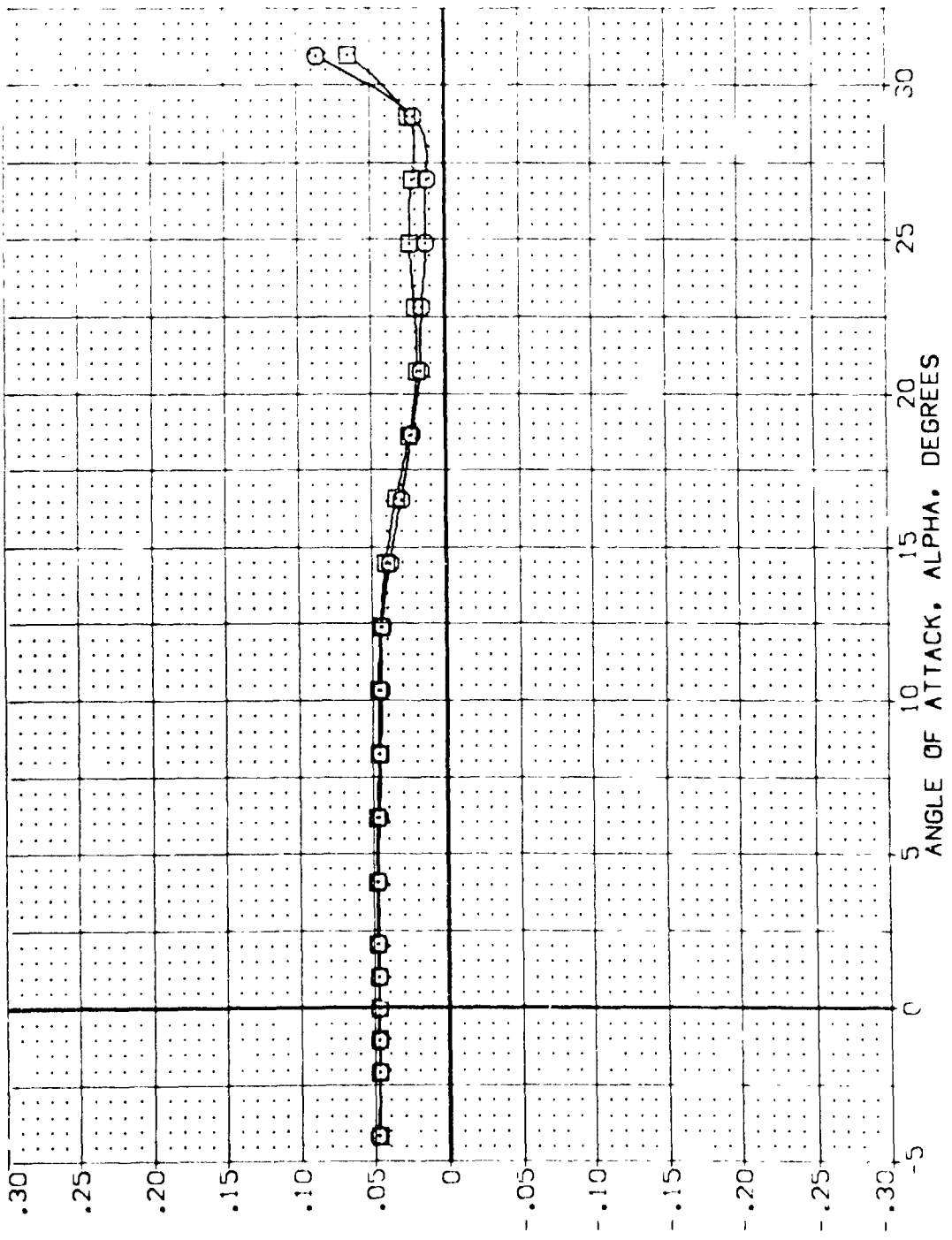


FIG 1:0 EFFECT OF ELLIPTICAL WING LE ON LONGITUDINAL STABILITY, 25 DEG. FIRE

DATA SET SYMBOL CONFIGURATION DESCRIPTION
 (BJZ240) QAG28 B26C9 M7F8 V11E28V8F5X9
 (BDZ314) QAG28 B26C9 M7F8 V12E28V8F5X9

ELEVON SPOBRK BDLAP RUDDER REFERENCE INFORMATION
 .000 25.000 -12.000 .000 SREF 4.4119 SC.F.T.
 .000 25.000 -12.000 .000 LREF 19.2299 INCHES
 .000 25.000 -12.000 .000 BREF 37.9359 INCHES
 .000 25.000 -12.000 .000 XREF 43.5874 INCHES
 .000 25.000 -12.000 .000 YREF .0000 INCHES
 .000 25.000 -12.000 .000 ZREF 15.1874 INCHES
 .000 25.000 -12.000 .000 SCALE .0405 SCALE

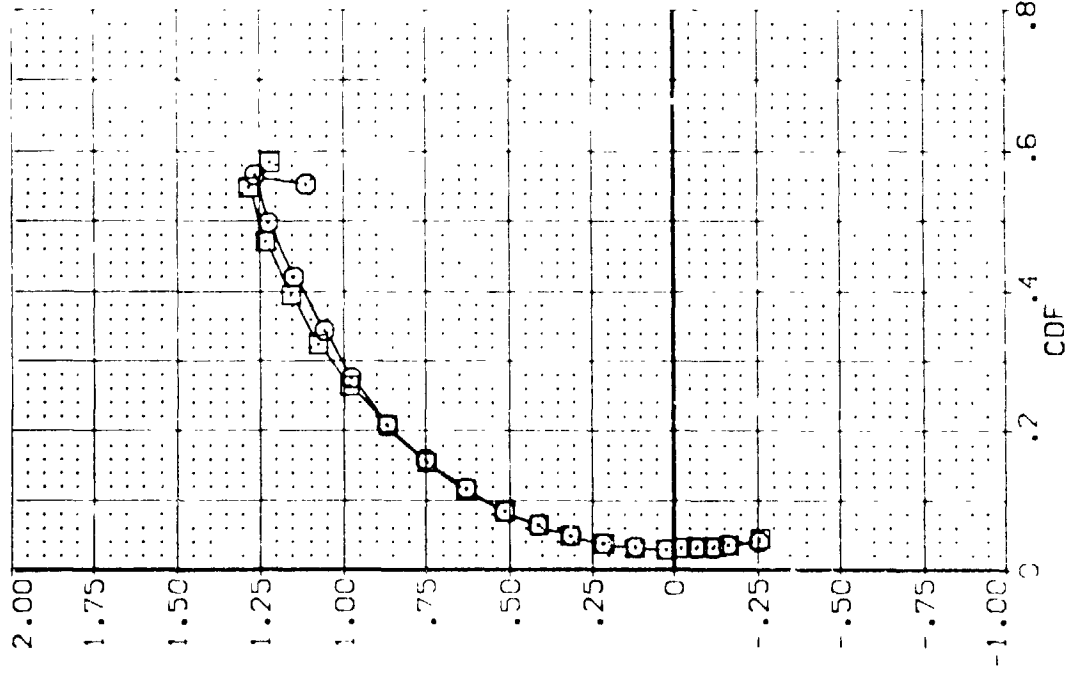
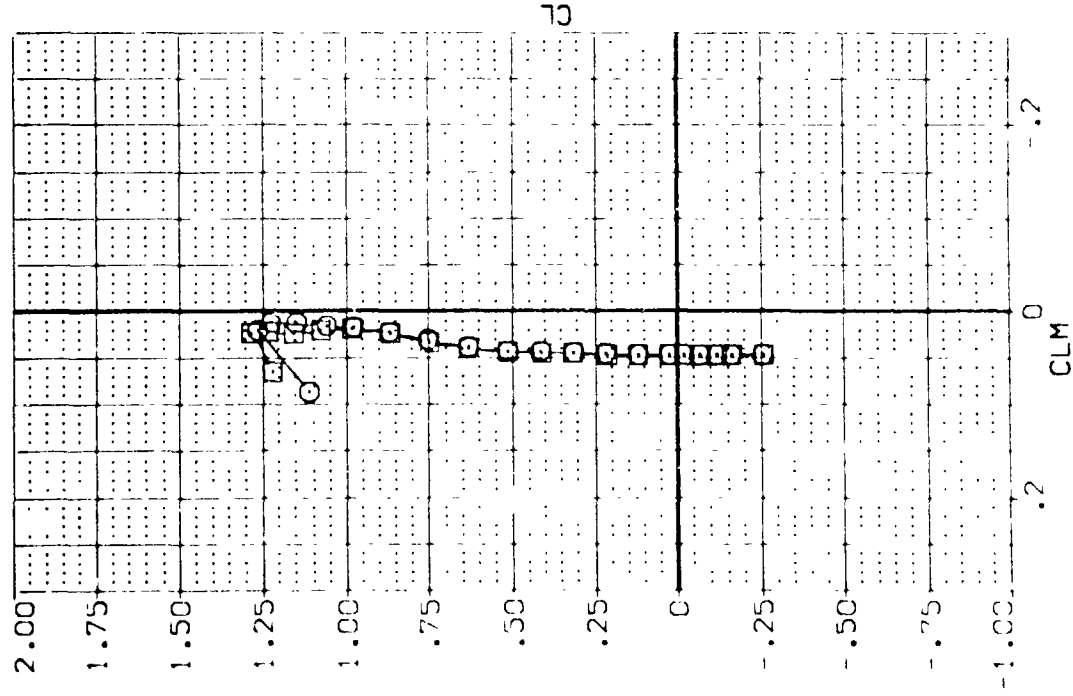


FIG 110 EFFECT OF ELLIPTICAL WING LE ON LONGITUDINAL STABILITY, 25 DEG. FLARE

(A) MACR = .20

DATA SET SYMBOL: (802240) (802314)

CONFIGURATION DESCRIPTION	ELEVON	SPOBRK	BOFLAP	RJDOER	REFERENCE INFORMATION
QAG28 826C9	.000	25.000	-12.000	.000	SREF 4.4119
M718 V116E28/8R5X9	.000	25.000	-12.000	.000	LREF 19.2298
M718 V122E28/8R5X9	.000	25.000	-12.000	.000	BRX F 37.9358
					XMAP 43.5874
					YMAP .0000
					ZMAP .0000
					SCALE 15.875
					SCALE .0405

DESCRIPTION: (802240) (802314)

LONGITUDINAL CENTER OF PRESSURE LOCATION, XCP/L, FRACTION BODY LENGTH

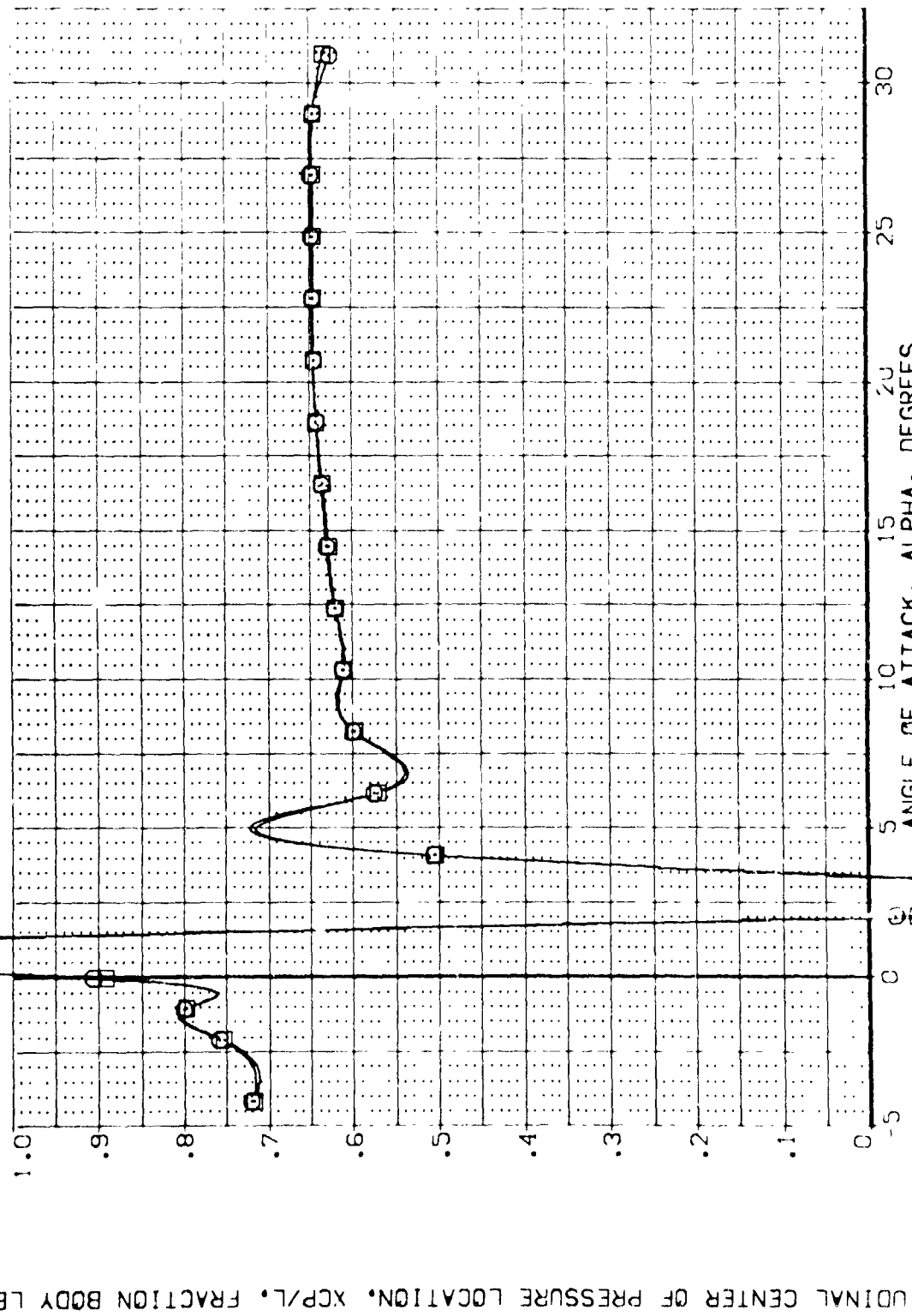


FIG 110 EFFECT OF ELLIPTICAL WING LE ON LONGITUDINAL STABILITY, 25 DEG. FLARE
 (A)MACH .20
 PAGE 1192

DATA SET SYMBOL	CONFIGURATION DESCRIPTION	ELEVON	SPOBRK	BDFLAP	RUDDER	REFERENCE INFORMATION
(807240)	0A628 B26C9 M7F8 V116E28V8FSX9	.000	25.000	-12.000	.000	SREF 1.4119 SO.FT
(807314)	0A628 B26C9 M7F8 V122E28V8FSX9	.000	25.000	-12.000	.000	LREF 19.2299 INCHES
						BREF 37.9359 INCHES
						XMRP 43.5574 INCHES
						YMRP .0000 INCHES
						ZMRP 15.1875 INCHES
						SCALE .04CS

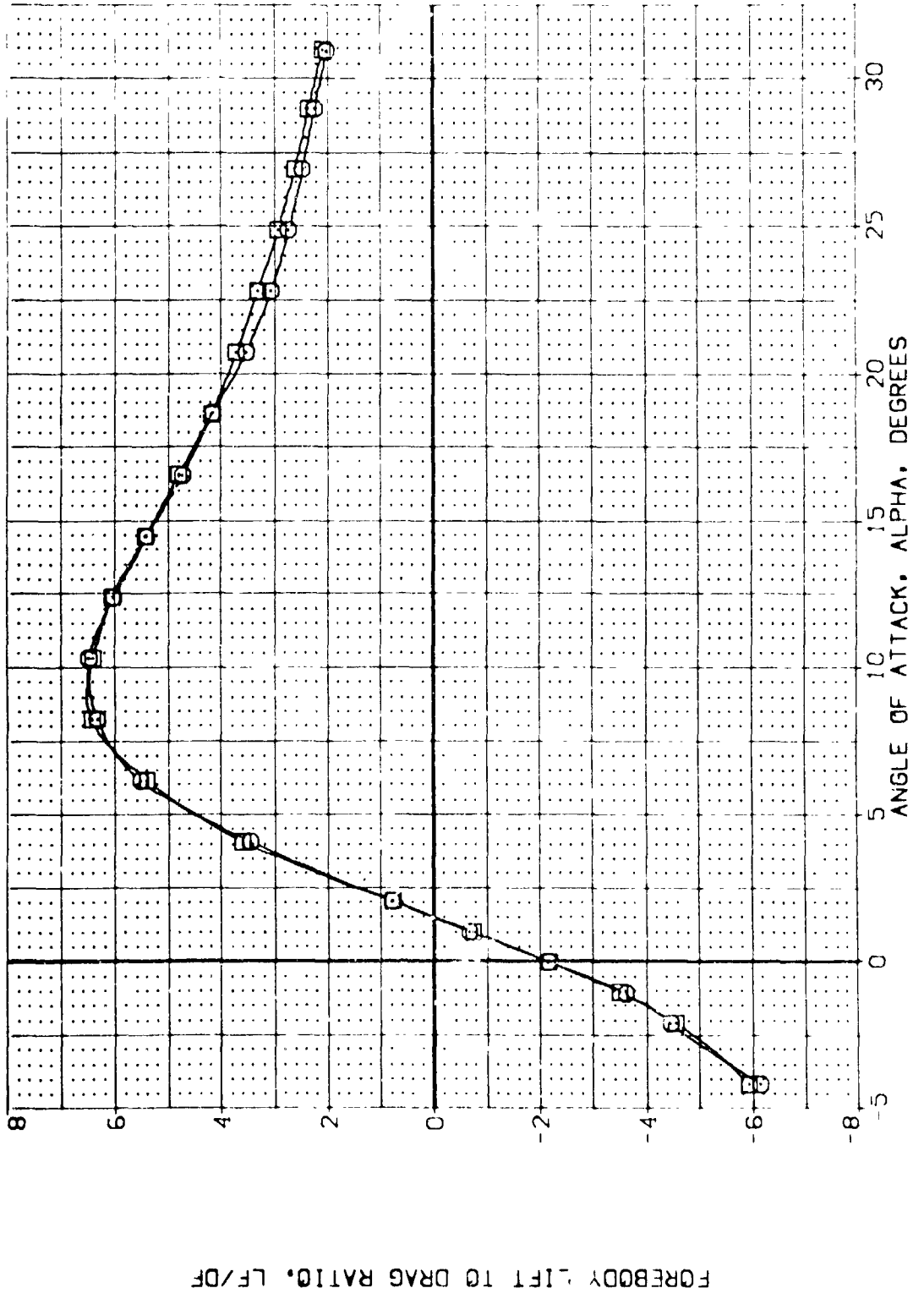


FIG 110 EFFECT OF ELLIPTICAL WING LE ON LONGITUDINAL STABILITY, 25 DEG. FLARE

DATA SET SYMBOL CONFIGURATION DESCRIPTION
 (B02314) □ JA628 B26C9 M7F-8 V 22E28V85X9
 (B02321) □ JA628 B26C9 M7F-8 V 22E28V85X9
 (B02322) □ JA628 B26C9 M7F-8 V 22E28V85X9

ELEVON SPOBRK BDFLAP RUDDER
 .000 25.000 -12.000 .000
 5.000 25.000 -12.000 .000
 10.000 25.000 -12.000 .000

REFERENCE INFORMATION
 SREF 4.4119 SC.FT.
 LREF 19.2799 INCHES
 BRP 37.9359 INCHES
 XMAP 43.5974 INCHES
 YMAP 15.2000 INCHES
 ZMAP 15.1875 INCHES
 SCALE .0405

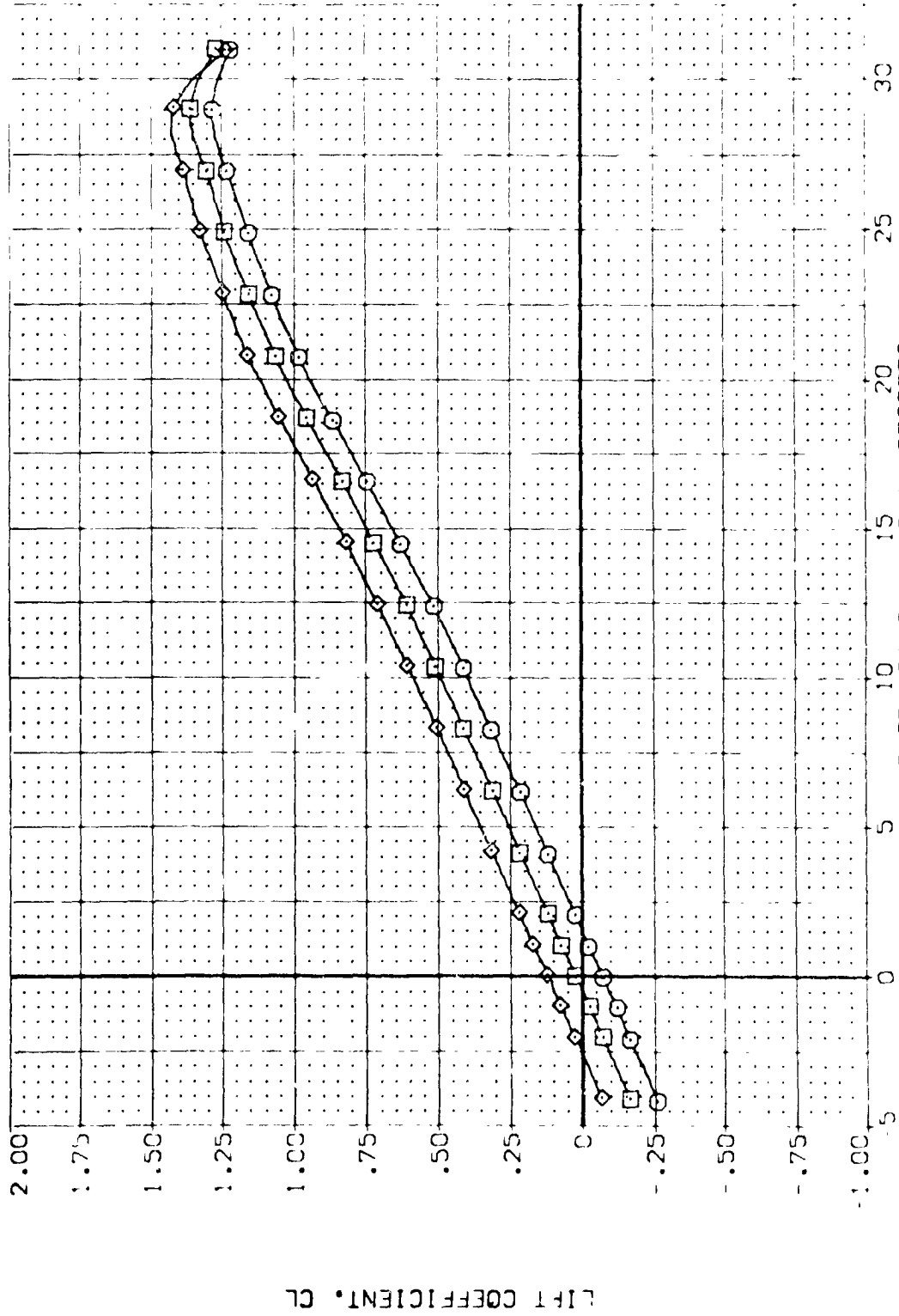


FIG 111 ELEVON EFFECTIVENESS, ELLIPTICAL WING LE, 25 DEG FLARE

(A)MAC: .20

DATA SET SYMBOL	CONFIGURATION DESCRIPTION	ELEVON	SPOBRK	BDFLAP	RUDDER	REFERENCE INFORMATION
(B0Z314)	QAG28 B76C9 M7F8 V1Z2L28V8F5X9	.000	25.000	-12.000	.000	SREF 4.4119 SQ.FT.
(B0Z321)	QAG28 B76C9 M7F8 V1Z2L28V8F5X9	5.000	25.000	-12.000	.000	LREF 19.2299 INCHES
(B0Z322)	QAG28 B76C9 M7F8 V1Z2L28V8F5X9	10.000	25.000	-12.000	.000	BREF 37.9359 INCHES
						XREF 43.5874 INCHES
						YREF .0000 INCHES
						ZREF 15.1875 INCHES
						SCALE .0405

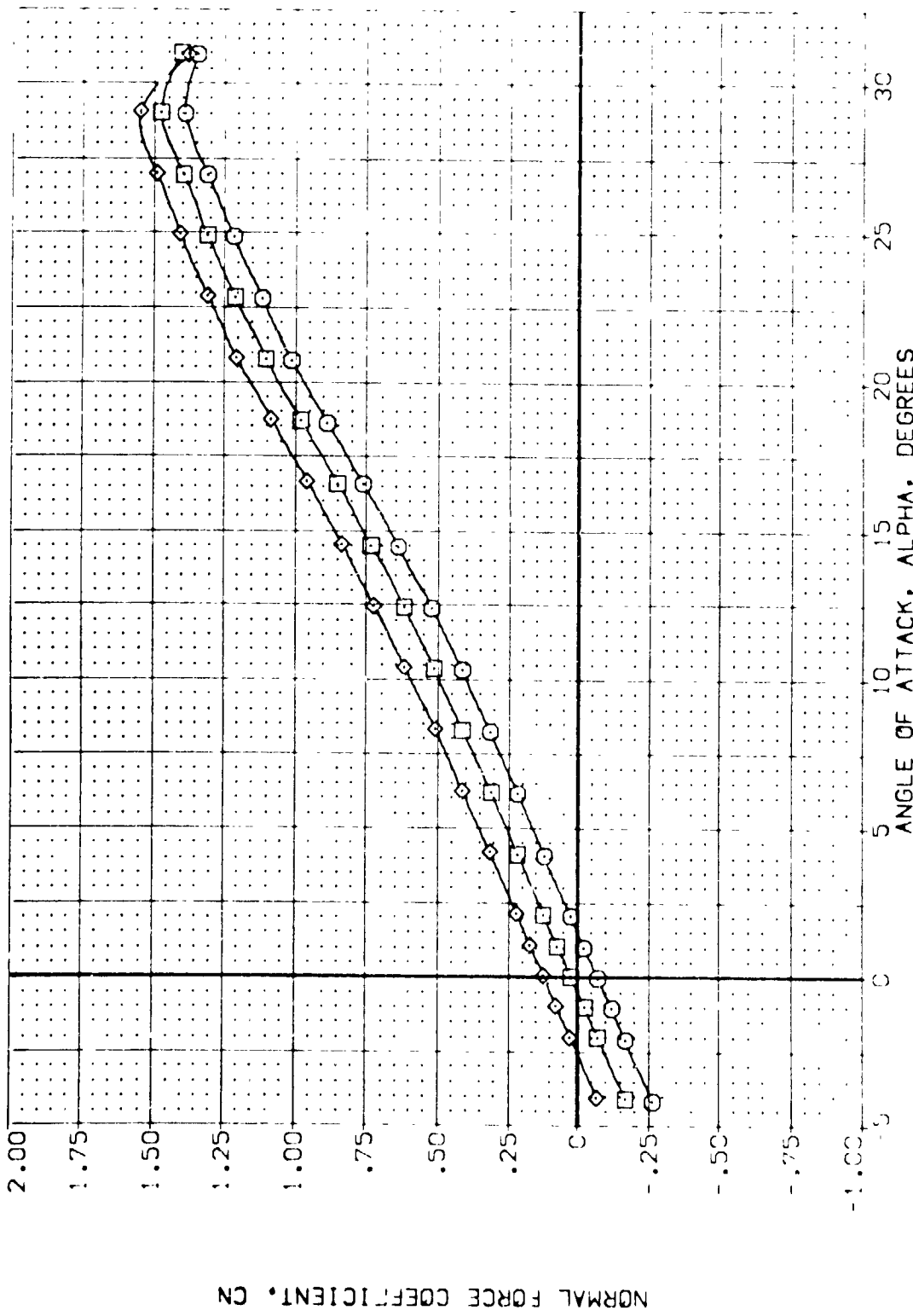


FIG 111 ELEVON EFFECTIVENESS, ELLIPTICAL WING LE, 25 DEG FLARE

DATA SET SYMBOL	CONFIGURATION DESCRIPTION	ELEVON	SPOBRK	BDF LAP	RUDLER	REFERENCE INFORMATION
(BDZ314)	CA628 B76C9 M7F8 V1Z2E28V8F5X9	.000	25.000	-12.000	.000	SREF 4.4119 SCAL1
(BDZ321)	CA628 B76C9 M7F8 V1Z2E28V8F5X9	5.000	25.000	-12.000	.000	LRP 19.7299 SCAL2
(BDZ322)	CA628 B76C9 M7F8 V1Z2E28V8F5X9	10.000	25.000	-12.000	.000	BRP 37.9399 SCAL3
						XMPD 43.5974 SCAL4
						ZMPD .0000 SCAL5
						ZMPD 15.1875 SCAL6
						SCALE .0405

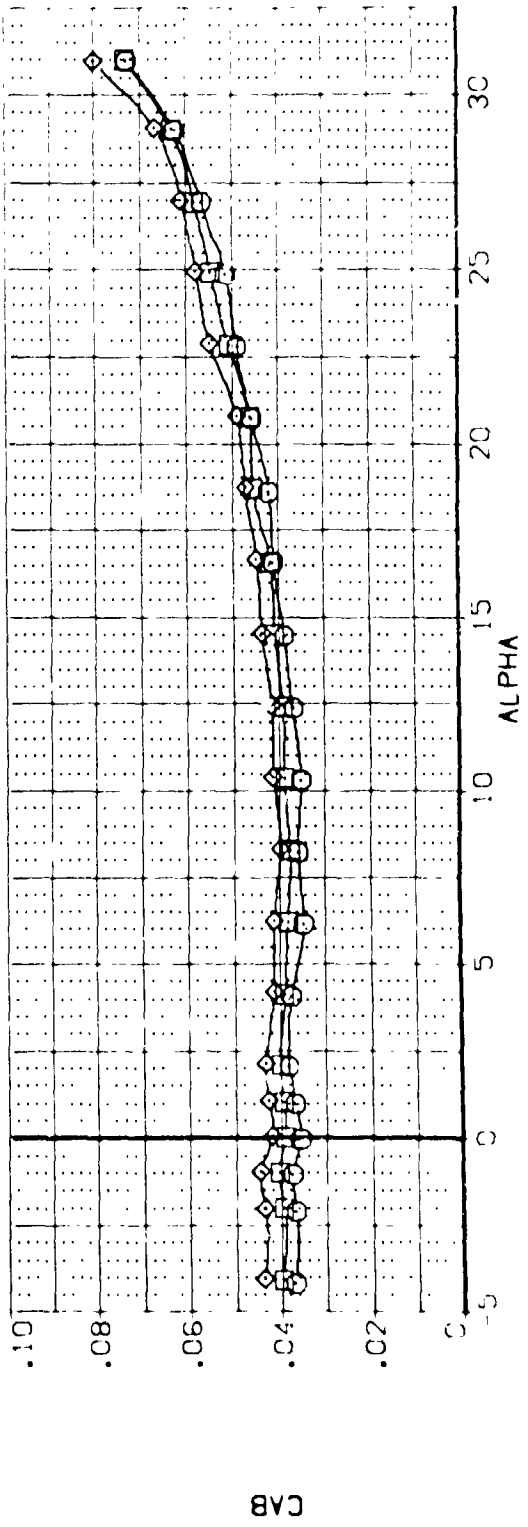
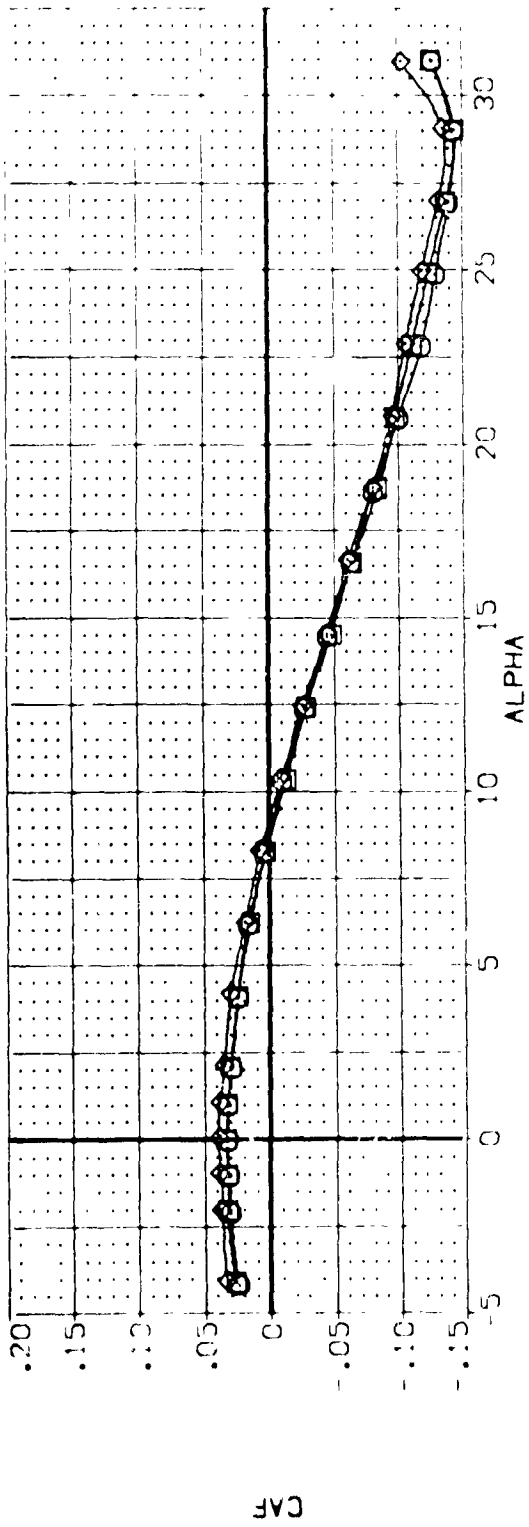


FIG 111 ELEVON EFFECTIVENESS, ELLIPTICAL WING LE, 25 DEG FLARE

CAVMAC .20

DATA SET SYMBOL CONFIGURATION DESCRIPTION

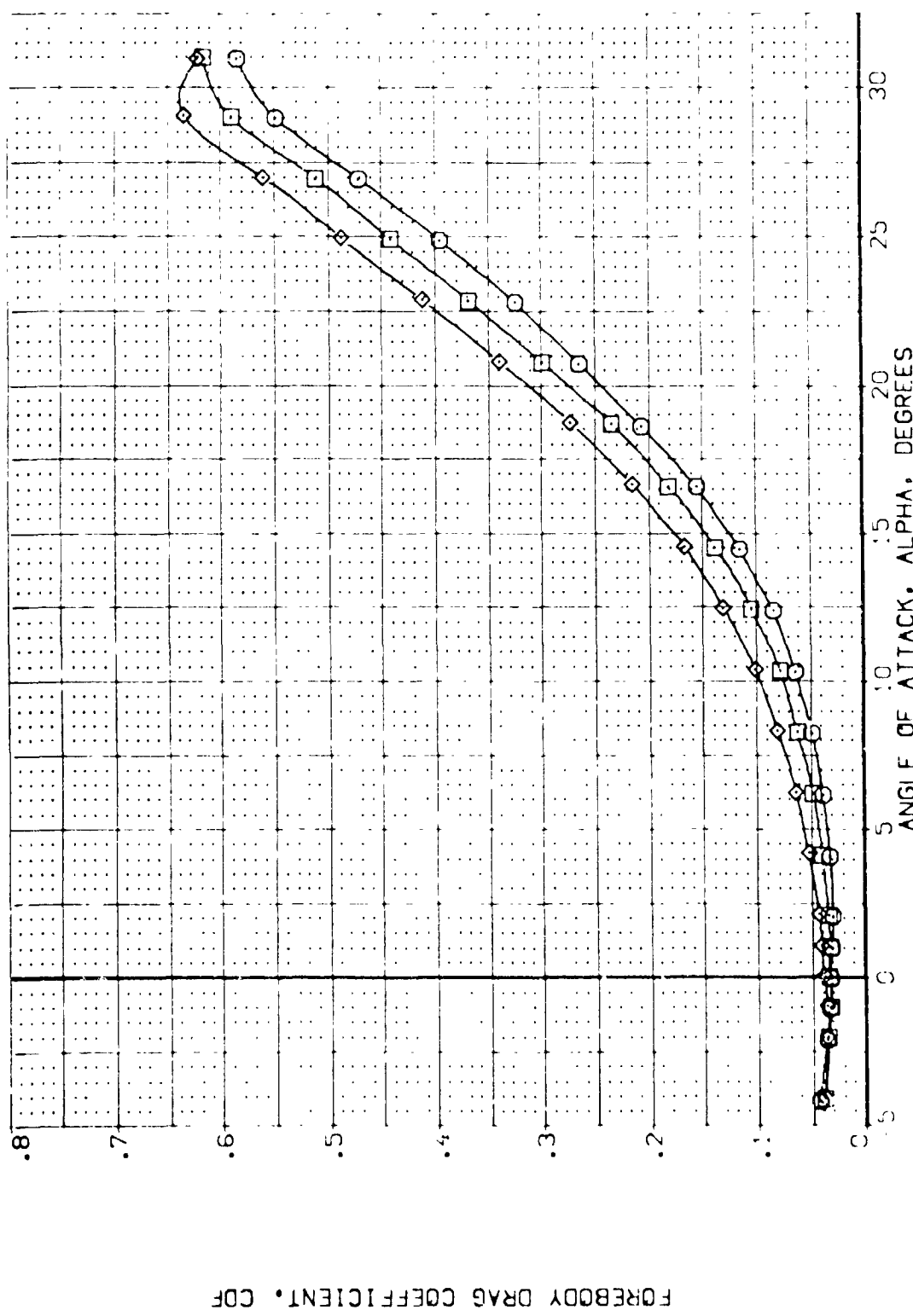
(B02314)	0A629	B76C9	M7F8	V12Z28/B76SX9
(B02321)	0A629	B76C9	M7F8	V12Z28/B76SX9
(B02322)	0A629	B76C9	M7F8	V12Z28/B76SX9

ELEVON SPOBRK BOFLAP RUDDER

.000	25.000	-12.000	.000
5.000	25.000	-12.000	.000
10.000	25.000	-12.000	.000

REFERENCE INFORMATION

SREF	4.4119	SO.FT.
LRF	19.2799	INCHES
BRF	37.9359	INCHES
XMRP	43.5974	INCHES
YMRP	10.000	INCHES
ZMRP	15.1875	INCHES
SCALE	.0405	SCALE



FOREBODY DRAG COEFFICIENT, CDF

FIG 111 ELEVON EFFECTIVENESS, ELLIPTICAL WING LE, 25 DEG FLARE

CADYACF .20

DATA SET SYMBOL CONFIGURATION DESCRIPTION REFERENCE INFORMATION

(B07314)	0	04628	B76C9	M7E8	V12E28V8F5X9	SRFF	4.4119	SCAFF
(B07321)	○	04628	B76C9	M7E8	V12E28V8F5X9	LRFF	19.2799	INC+S
(B07322)	◇	04628	B76C9	M7E8	V12E28V8F5X9	BRFF	37.9308	INC+S
						XAPP	43.5874	INC+S
						YAPP	15.0000	INC+S
						ZAPP	15.1875	INC+S
						SCALE	.0105	SCALE

ELEVON SPOBRK BOFLAP RUDDER

.000	25.000	-12.000	.000
5.000	25.000	-12.000	.000
10.000	25.000	-12.000	.000

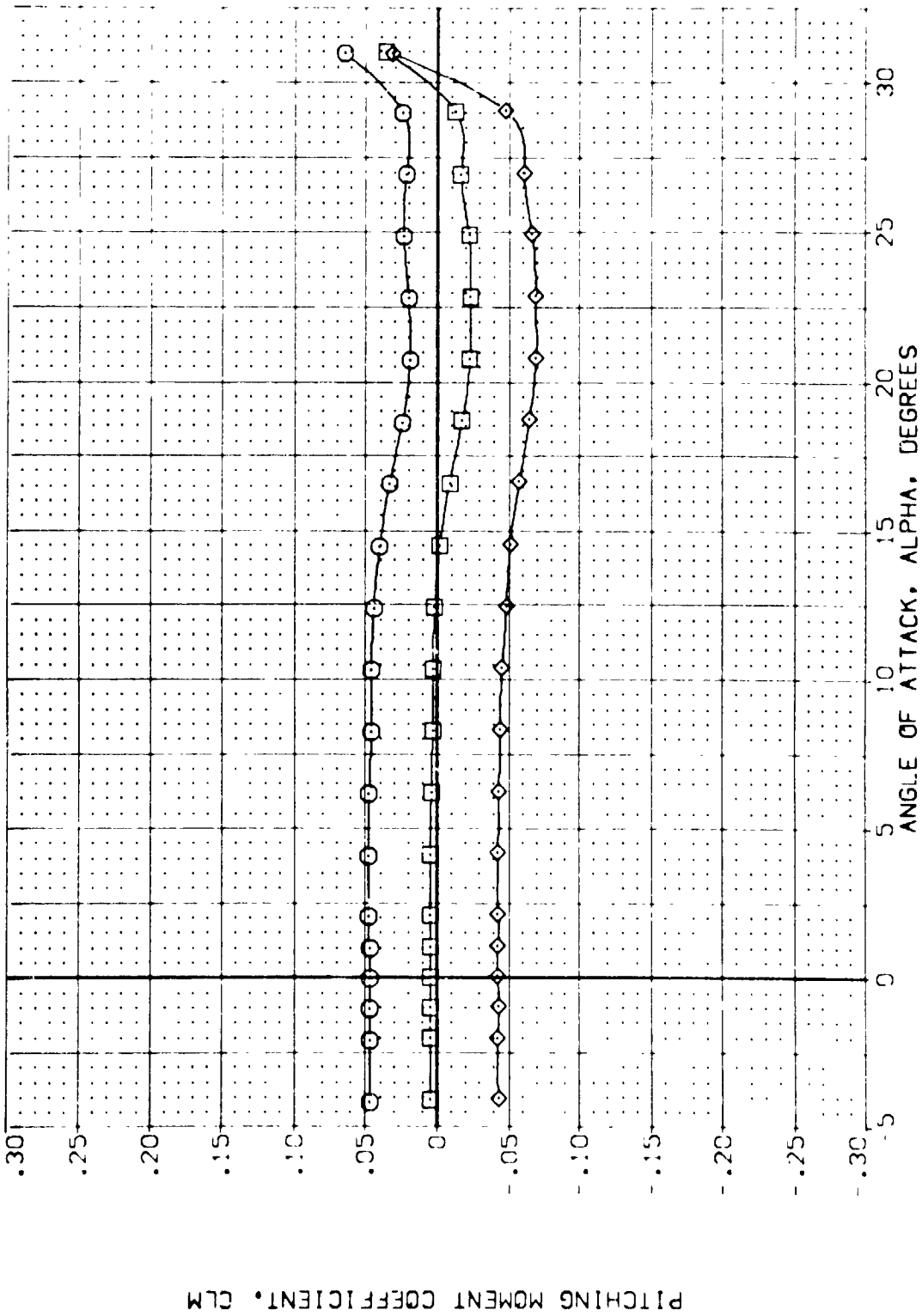


FIG 111 ELEVON EFFECTIVENESS, ELLIPTICAL WING LE, 25 DEG FLARE

LA2MAC .20

DATA SET SYMBOL CONFIGURATION DESCRIPTION
 (807314) □ CA628 B26C9 M718 V12X28V8F5X9
 (807321) □ CA628 B26C9 M718 V12X28V8F5X9
 (807322) □ CA628 B26C9 M718 V12X28V8F5X9

ELEVON SPOBRK BDFLAP RUDDER REFERENCE INFORMATION
 .000 25.000 -12.000 .000 4.4119 SQ.FT.
 5.000 25.000 -12.000 .000 19.2769 INCHES
 10.000 25.000 -12.000 .000 37.9378 INCHES
 XREF 43.5874 INCHES
 YREF 15.0000 INCHES
 ZREF 15.1875 INCHES
 SCALE .04C5 SCALE

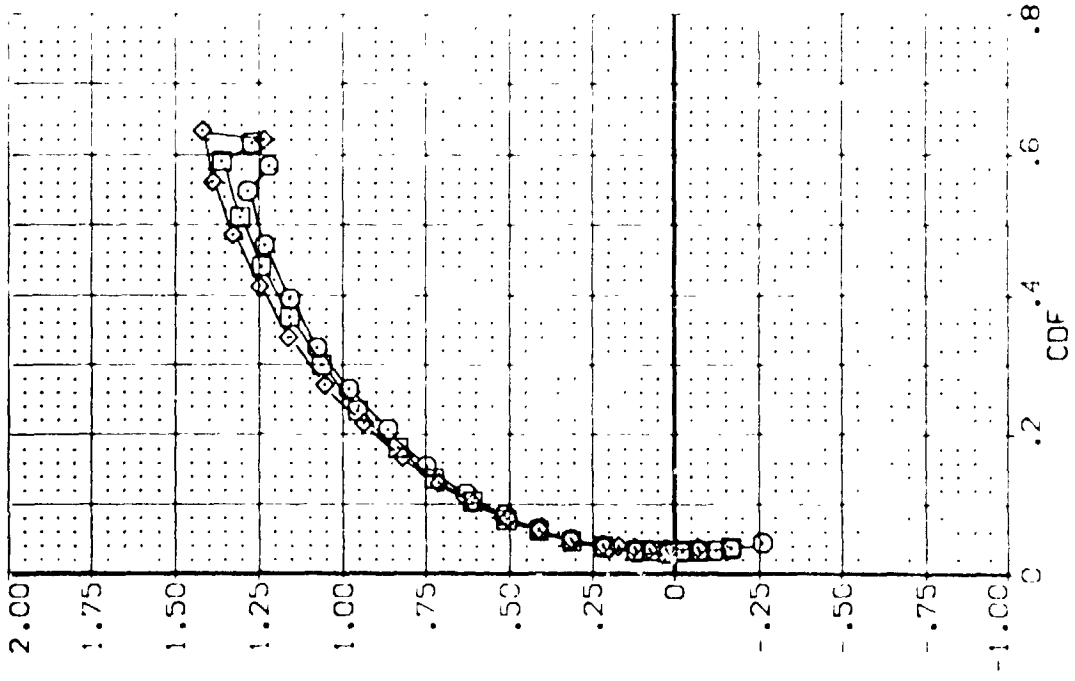
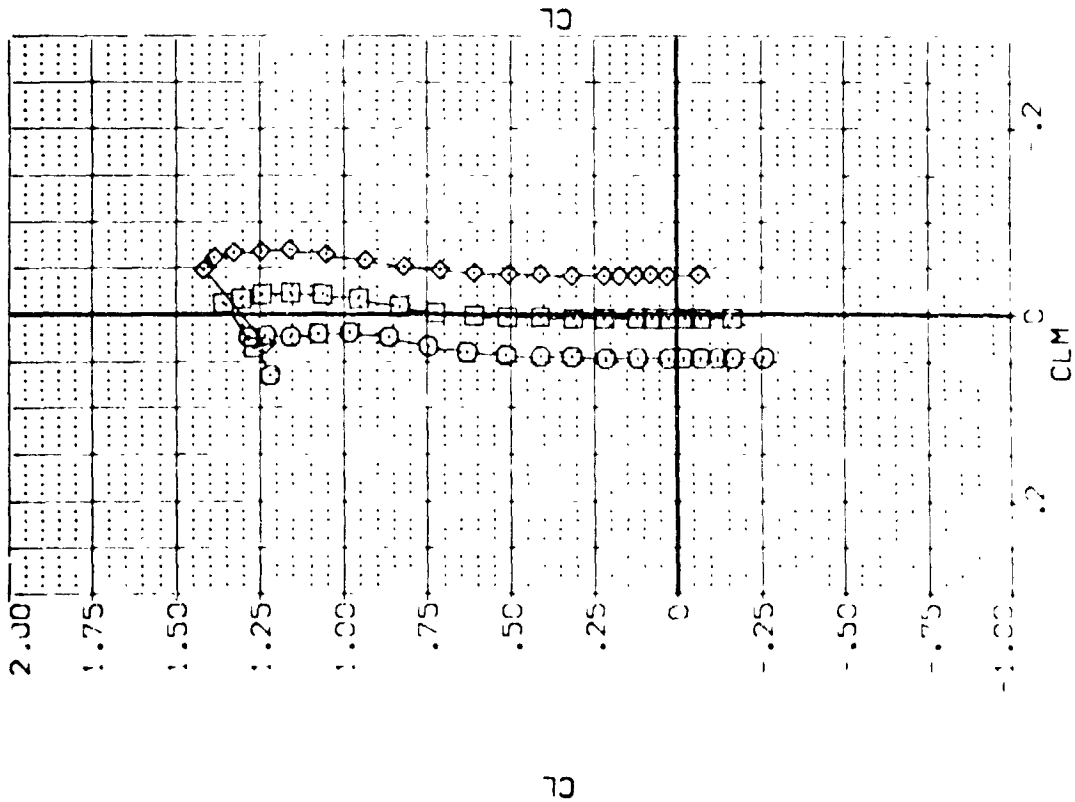


FIG 111 ELEVON EFFECTIVENESS, ELLIPTICAL WING LE, 25 DEG FLARE

DATA SET SYMBOL CONFIGURATION DESCRIPTION
 (80732) C 0A628 B16C9 W78 W122X28V89S49
 (80733) C 0A628 B16C9 W78 W122X28V89S49
 (80734) C 0A628 B16C9 W78 W122X28V89S49

ELEVON SPOBRK BDF LAP RUDDER
 .000 25.000 -12.000 .000
 5.000 25.000 -12.000 .000
 10.000 25.000 -12.000 .000

REFERENCE INFO MATRICES
 SREF 4.1119 SCAL .1
 BR 19.2499 INCL 5
 YPRP 37.9339 INCL 5
 ZPRP 43.5974 INCL 5
 YPRP 15.0000 INCL 5
 ZPRP 15.0000 INCL 5
 SCALE .0003

LONGITUDINAL CENTER OF PRESSURE LOCATION, XCP/L, FRACTION BODY LENGTH




FIG 111 ELEVON EFFECTIVENESS, ELLIPTICAL WING LE, 25 DEG FLARE
 (A) (MAG) .20

DATA SET SYMBOL CONFIGURATION DESCRIPTION REFERENCE INFORMATION

DATA SET SYMBOL	CONFIGURATION DESCRIPTION	REF. SURF	SCALE
(BD7314)	M78 V12X28V85X9	4.4119	SCALARS
(BD737)	CA628 B26C9 M78 V12X28V85X9	19.2299	SCALARS
(BD7372)	CA628 B26C9 M78 V12X28V85X9	37.9378	SCALARS
		43.5874	SCALARS
		.0000	SCALARS
		15.1875	SCALARS
		.0425	SCALE

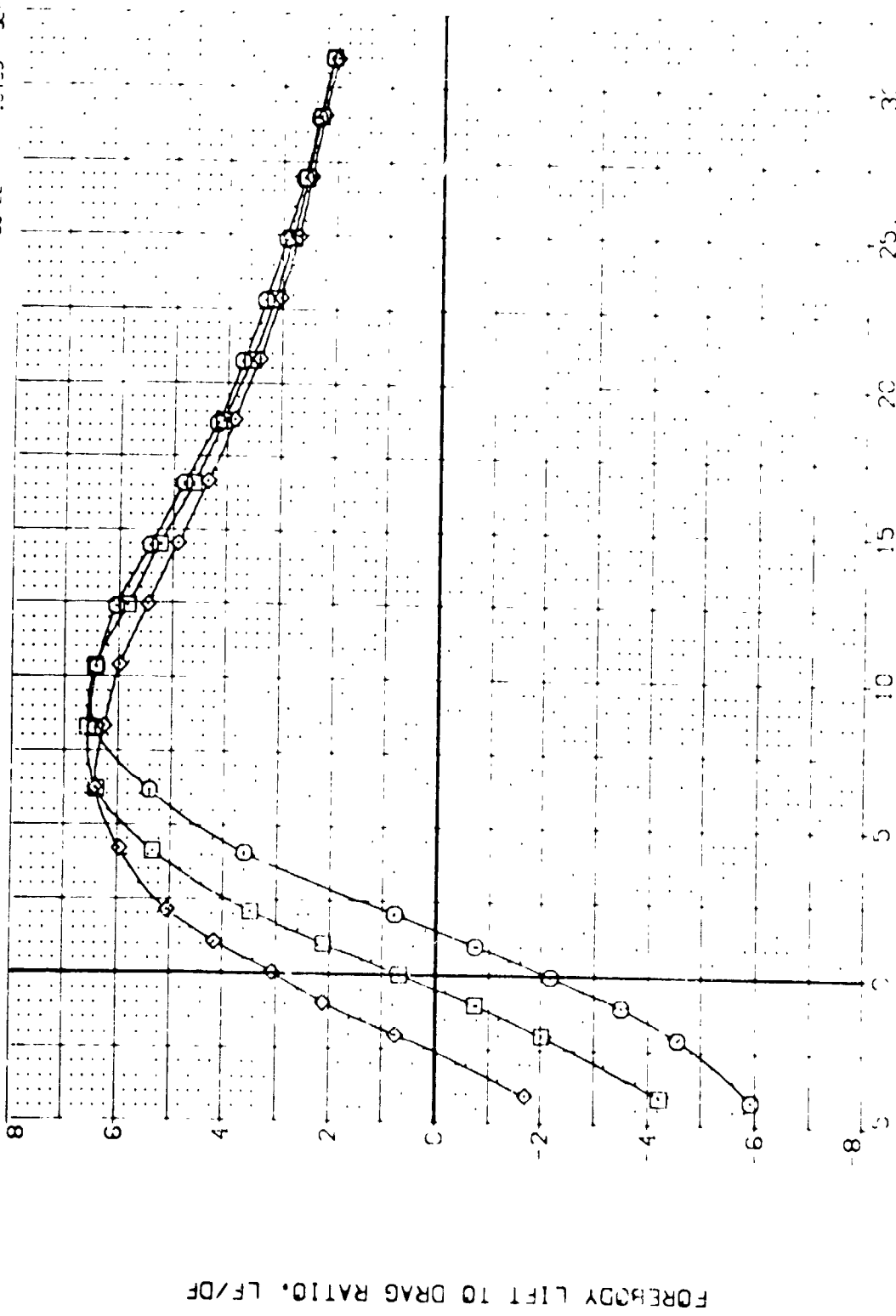


FIG 111 ELEVON EFFECTIVENESS, ELLIPTICAL WING LE, 25 DEG FLARE

CAG28 826C9 M7F8 #122128V8R5X9 (E07314)

SYMBOL	ALPHA	MACH	ALL-ROD	SP088M	PARAMETRIC VALUES	DATA SOURCE	DELVON	DATASET	DELVON	SCALE	REFERENCE INFORMATION
	.000	.200	.000	.25000	BOVLAP	-12.000	.000	E07321	5.000	4.4119	SCALE S
		.000	.000		R-ORDER	.000	10.000			9.7298	SCALE S
					BETA	.000				37.9359	SCALE S
						.000				43.5874	SCALE S
										.0000	SCALE S
										15.1875	SCALE S
										.0405	SCALE S

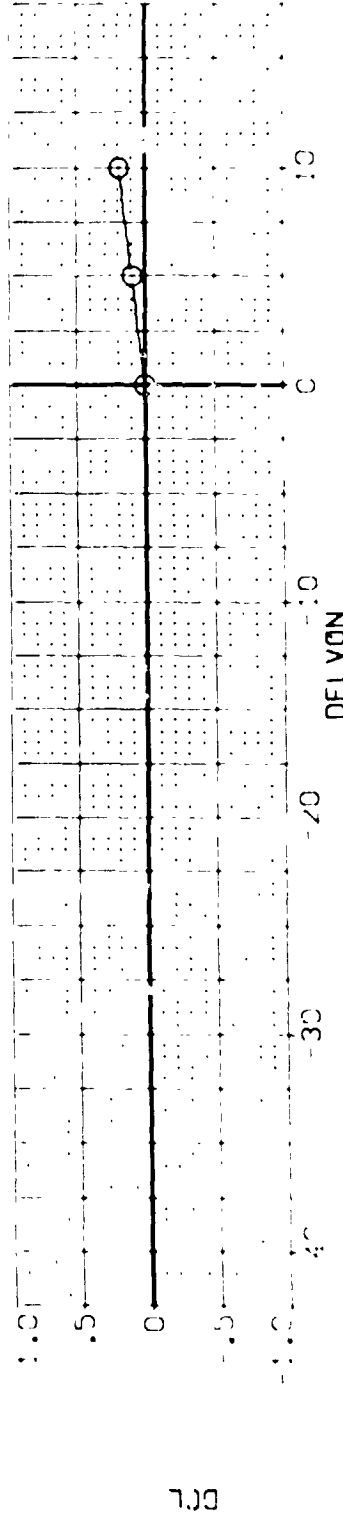
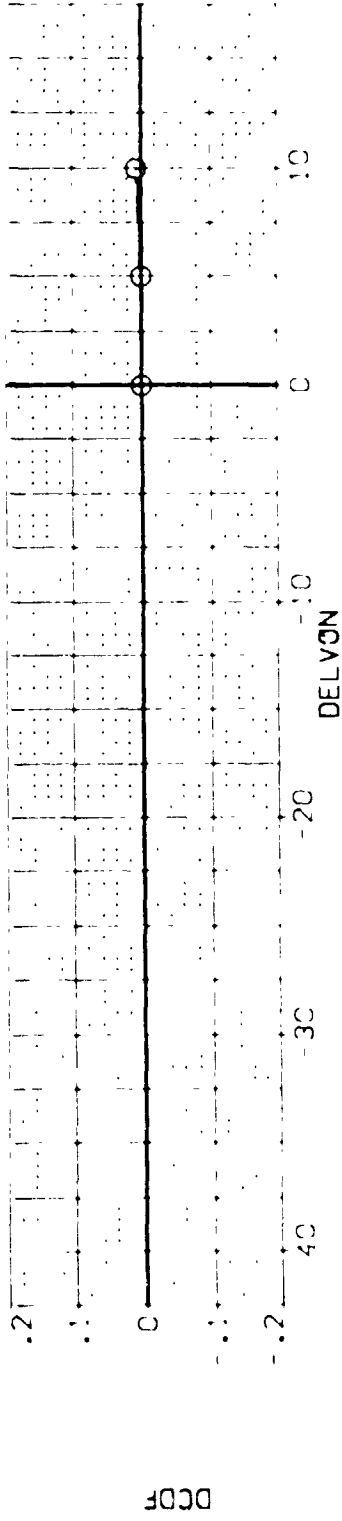
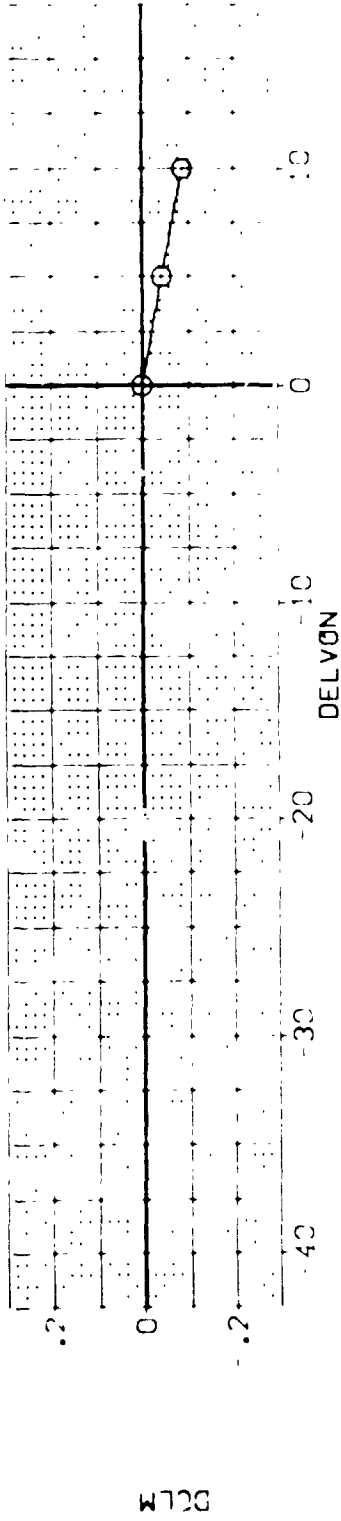


FIG 111 ELEVON EFFECTIVENESS, ELLIPTICAL WING LE, 25 DEG FLARE

0A628 B26C9 M7F8 W122E28V8R5X9 (EDZ314)

SYMBOL	ALPHA	MACH	PARAMETRIC VALUES		DATA SOURCE		REFERENCE INFORMATION	
○	5.000	.200	BDFLAP	-12.000	EDZ314	DELVON	10.000	50.FT.
		.000	RUDDER	.000	EDZ322	DELVON	.000	INCHES
		25.000	BETA	.000	EDZ321	DELVON	5.000	INCHES
						SREF	4.4119	INCHES
						LREF	19.2299	INCHES
						BREF	37.9359	INCHES
						XTRP	43.59 4	INCHES
						YTRP	.0000	INCHES
						ZTRP	15.1875	INCHES
						SCALE	.0405	SCALE


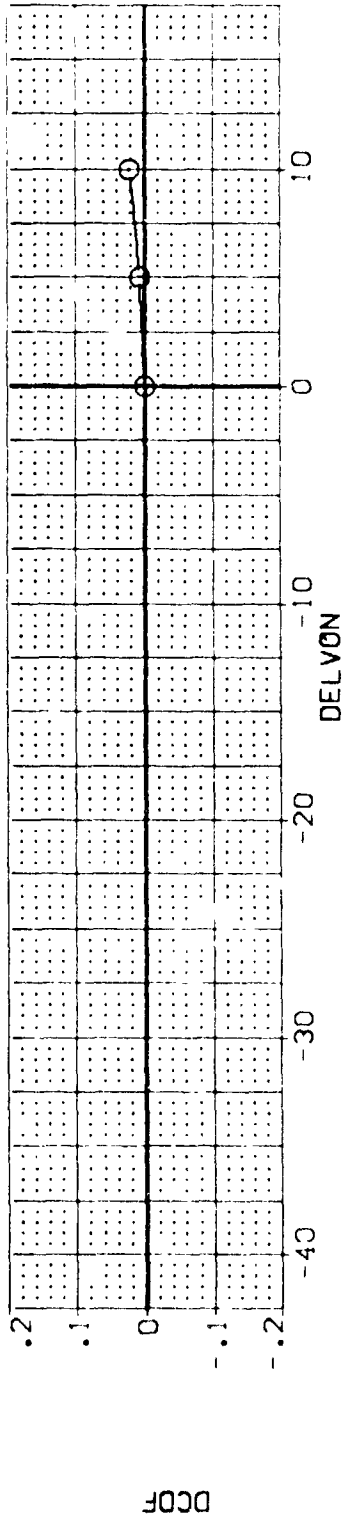
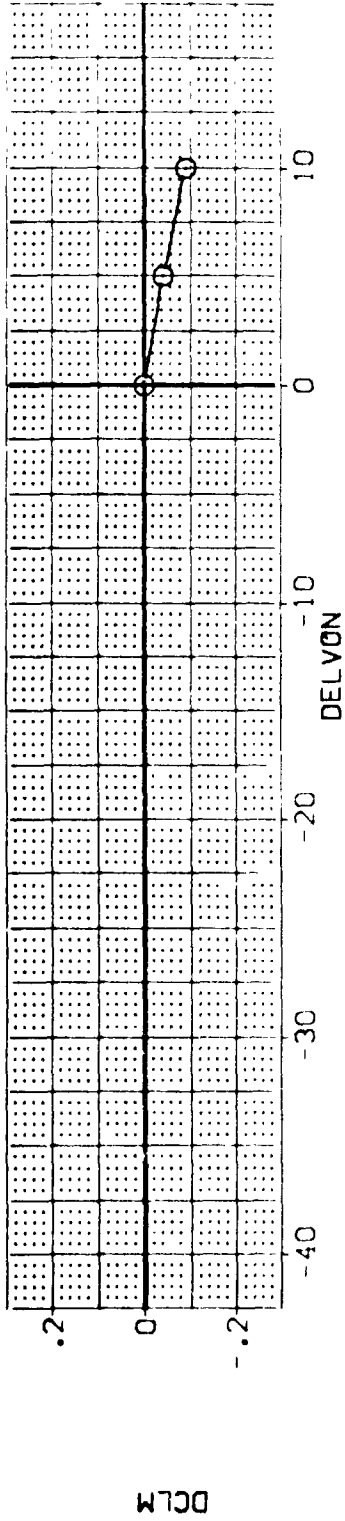


FIG 111 ELEVON EFFECTIVENESS, ELLIPTICAL WING LE, 25 DEG FLARE

SYMBOL	ALPHA	MACH	PARAMETRIC VALUES		DATA SOURCE		REFERENCE INFORMATION	
C	10.000	.200	BOFLAP	-12.000	DATASET	DELVON	SREF	SC.F.T.
		.000	RLOOR	.000	EDZ314	.000	LREF	INC.F.S
		.75.000	BETA	.000	EDZ322	10.000	XMPD	INC.F.S
							ZMPD	INC.F.S
							ZMPD	INC.F.S
							SCALE	SCALE

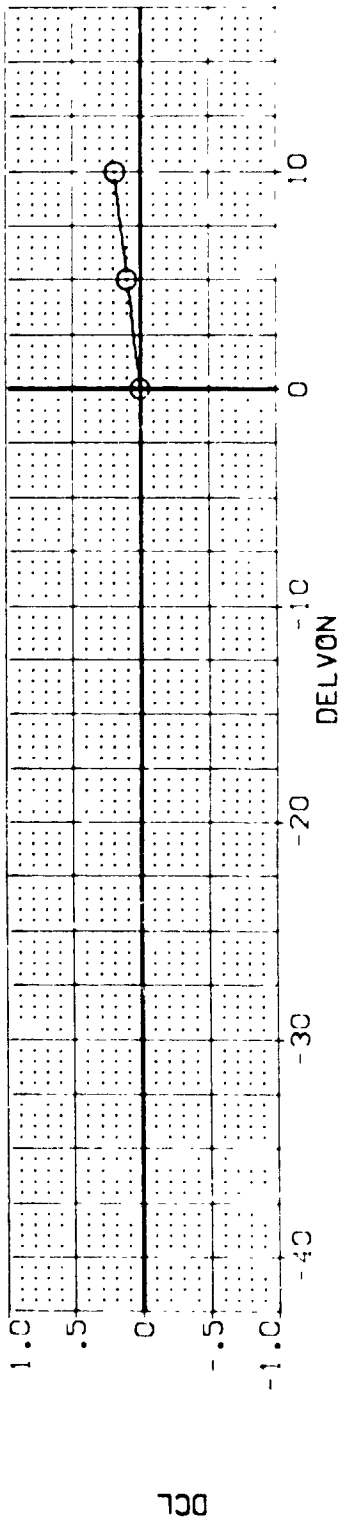
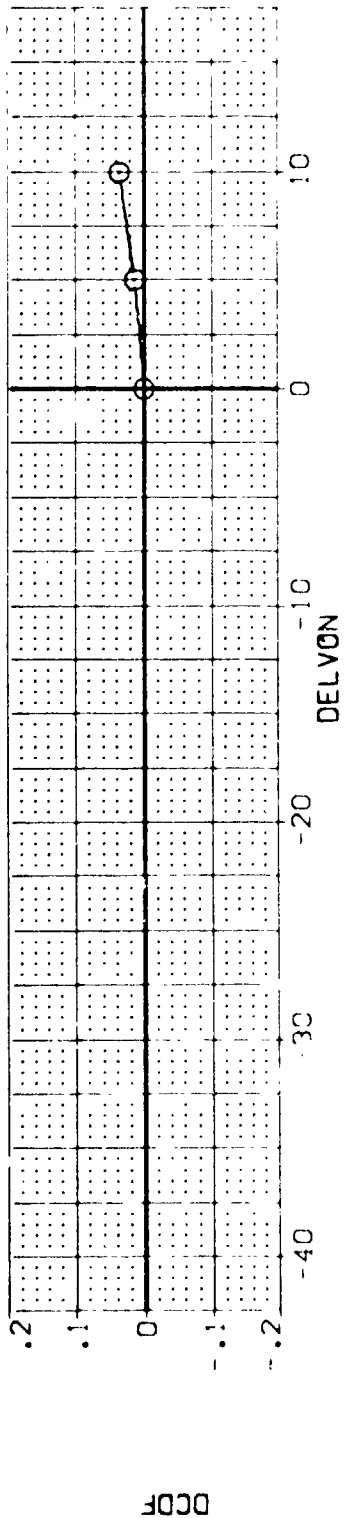
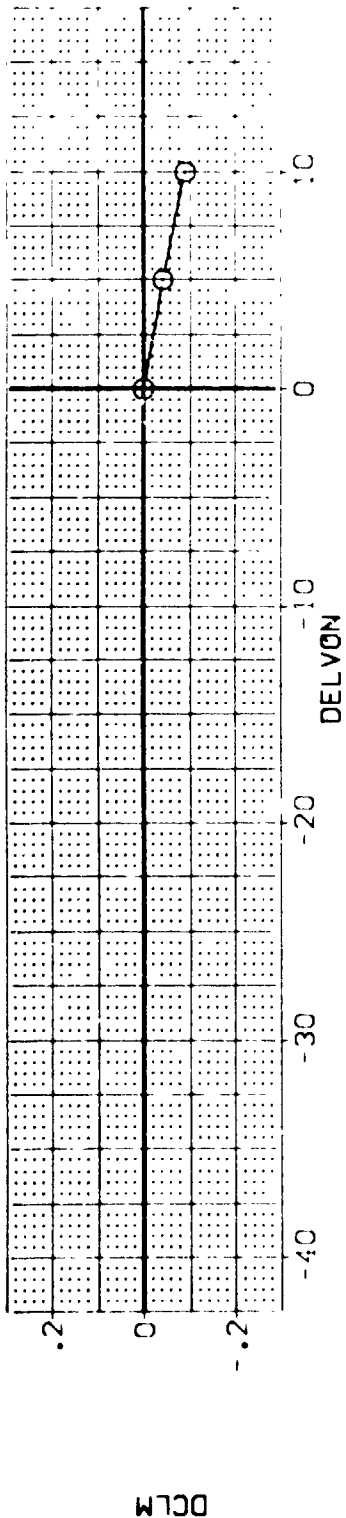



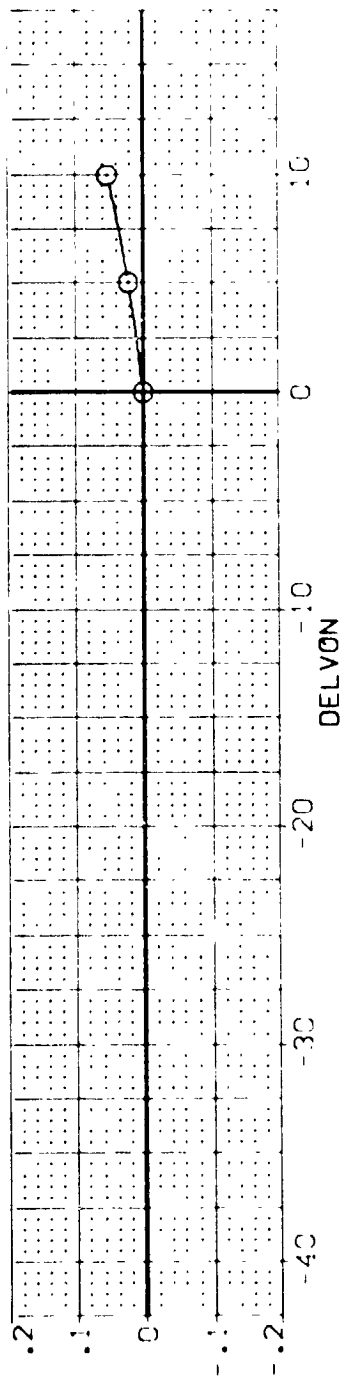
FIG 111 ELEVON EFFECTIVENESS, ELLIPTICAL WING LE, 25 DEG FLARE

0A628 B26C9 M7F8 W122E28V8R5X9 (EDZ314)

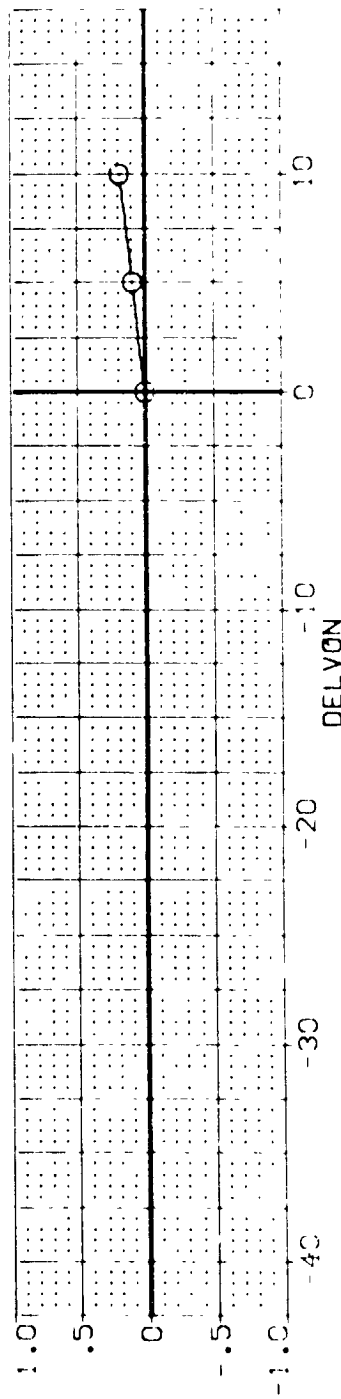
SYMBOL	ALPHA	PARAMETRIC VALUES			DATA SOURCE		REFERENCE INFORMATION						
○	15.000	MACH	.200	BOFLAP	-12.000	DATASET	EDZ321	DELVON	5.000	SREF	4.4119	SCALE	
		A1LRON	.000	R-DGER	.000	EDZ314		LREF	19.2799	LREF	19.2799	INCHES	
		SPDRK	25.000	BETA	.000	EDZ322		BREF	37.9359	BREF	37.9359	INCHES	
								XMRP	43.5574	XMRP	43.5574	INCHES	
								YMRP	.0000	YMRP	.0000	INCHES	
								ZMRP	15.1875	ZMRP	15.1875	INCHES	
								SCALE	.0405	SCALE	.0405	SCALE	



DCLM



DCDF



DCL

FIG 111 ELEVON EFFECTIVENESS, ELLIPTICAL WING LE, 25 DEG FLARE

CA62B 826C9 M7F8 W122E28V8R5X9 (EDZ314)

SYMBOL
○

PARAMETRIC VALUES
ALPHA 20.000
MACH ALLRON
SPDRBY 75.000 BETA

DATA SOURCE
DELVON .000
DELVON 10.000

DATASET
EDZ321
EDZ314
EDZ322

REFERENCE INFORMATION
SCALF 4.4118
INCHFS 19.2799
INCHFS 37.9359
INCHFS 43.5874
INCHFS .0000
INCHFS 15.1875
SCALE .0405

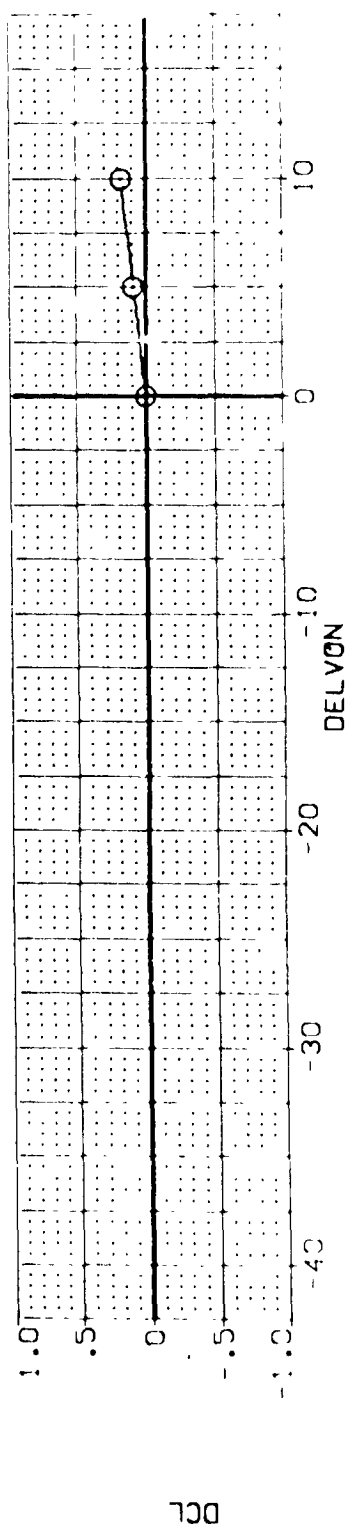
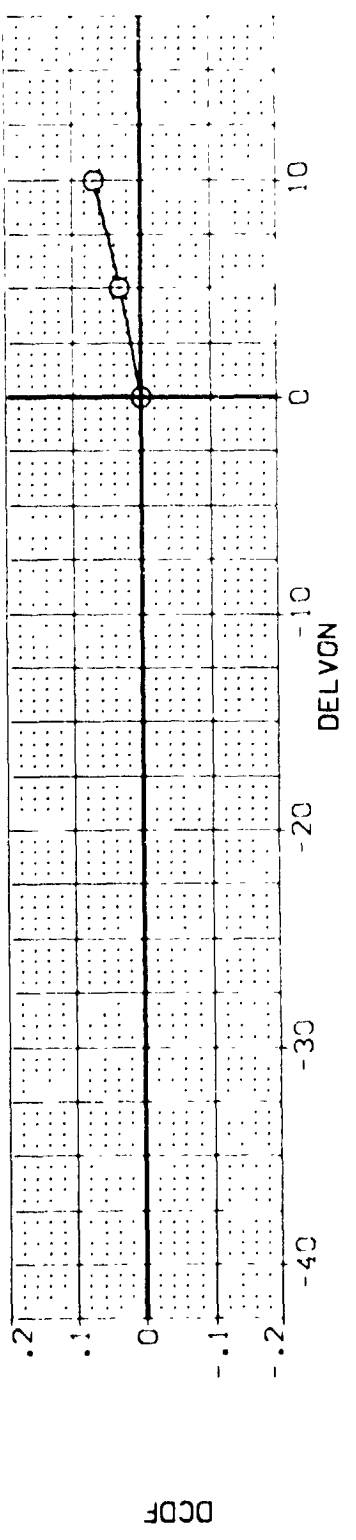
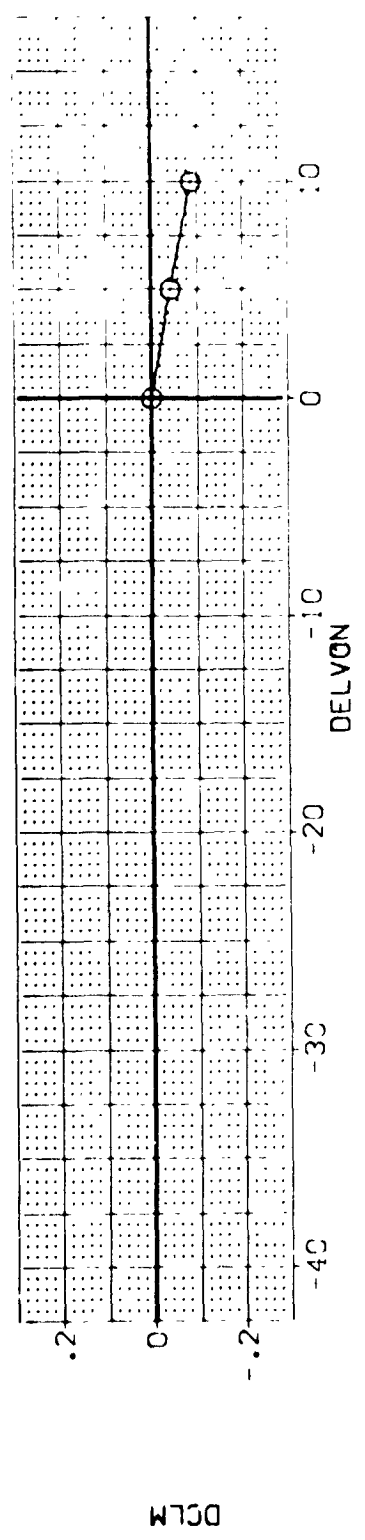


FIG 111 ELEVON EFFECTIVENESS, ELLIPTICAL WING LE, 25 DEG FLARE

0A628 B26C9 M7F8 W122E28V8R5X9 (EDZ314)

SYMBOL	ALPHA	MACH	PARAMETRIC VALUES			DATA SOURCE			REFERENCE INFORMATION		
○	25.000	.200	BDFLAP	-12.000	DATASET	DELVON	SREF	4.4119	SC.FT.	19.2299	INCHES
		.000	RJODER	.000	EDZ314	.000	LREF	37.9359	INCHES	43.5974	INCHES
		.25.000	BETA	.000	EDZ322	10.000	XREF	.0000	INCHES	.0000	INCHES
							YREF	15.1875	INCHES	15.1875	INCHES
							ZREF	.0405	SCALE	.0405	SCALE


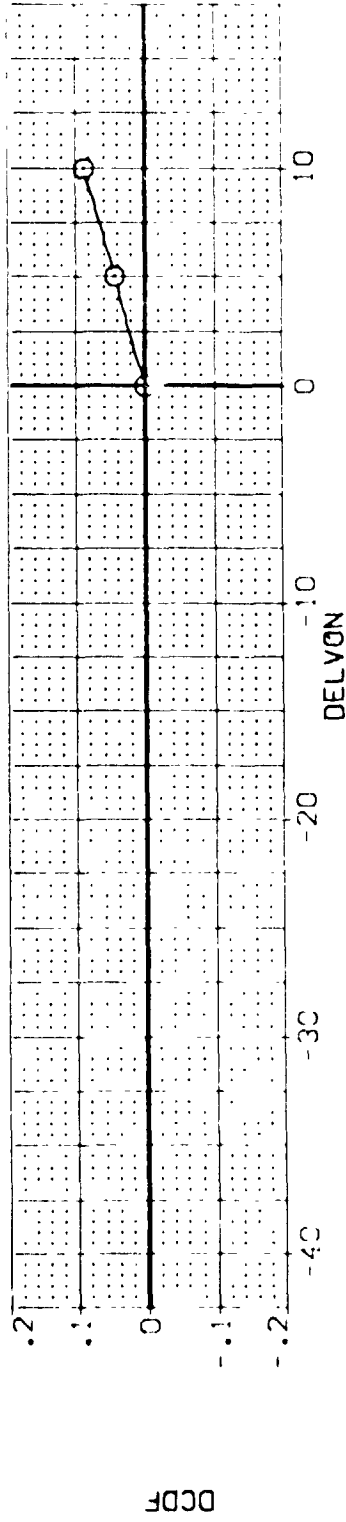



FIG 111 ELEVON EFFECTIVENESS, ELLIPTICAL WING LE, 25 DEG FLARE

CA628 B26C9 M7F8 W122E28V8R5X9 (EDZ314)

ALPHA	30.000	PARAMETRIC VALUES		DATA SOURCE		REFERENCE INFORMATION			
SYMBOL	○	MACH	.700	EDFLAP	-12.000	DATASET	EDZ321	SREF	4.4119
		AILRON	.000	RJODER	.000	DELVON	5.000	REF	19.2799
		SPOBRK	75.000	BETA	.000	DELVON	10.000	BRFF	37.9359
						DELVON		XMRP	43.5974
						DELVON		YMRP	.0000
						DELVON		ZMRP	15.1875
						DELVON		SCALE	.0405
						DELVON		SCALE	.0405

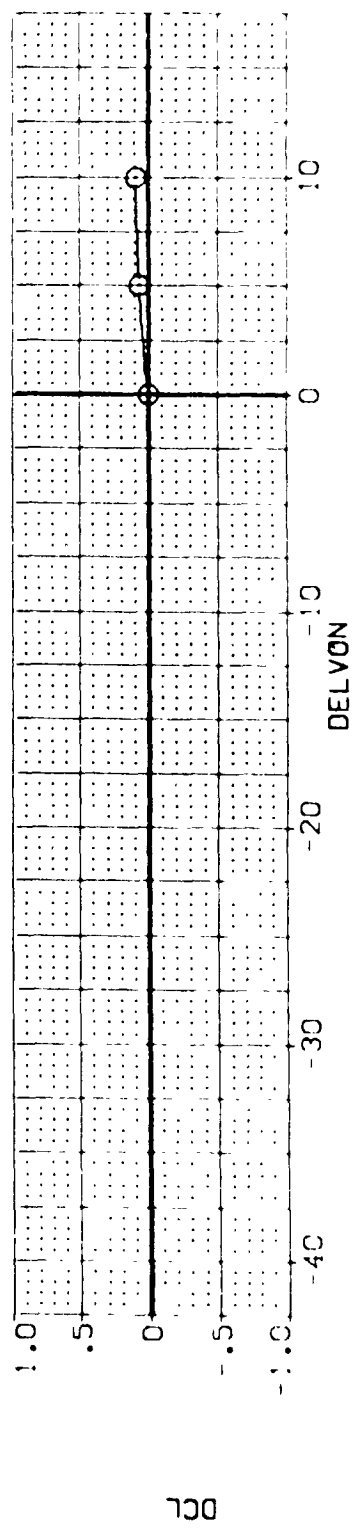
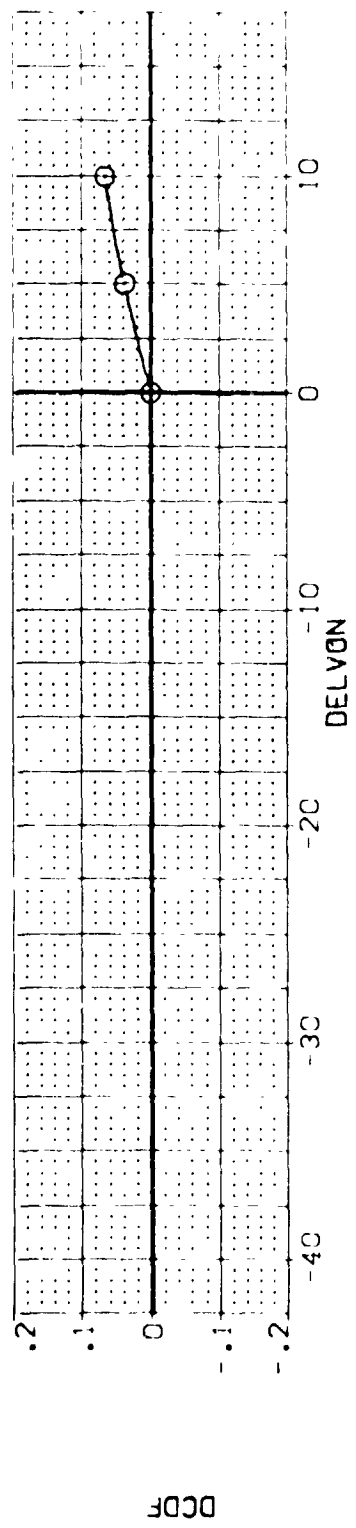
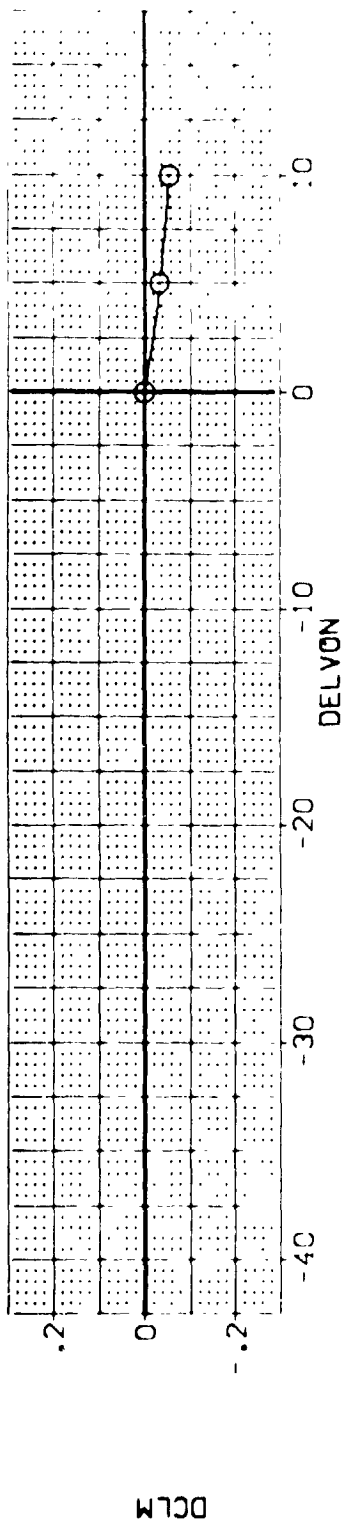


FIG 111 ELEVON EFFECTIVENESS, ELLIPTICAL WING LE, 25 DEG FLARE

0A628 B26C9 M7F8 W122E28V8R5X9 (EDZ314)

SYMBOL	ALPHA	MACH	PARAMETRIC VALUES			DATA SOURCE			REFERENCE INFORMATION		
○	.000	.200	BOFLAP	-12.000	EDZ314	DELVON	EDZ321	SREF	4.4119	SO.FT.	50.000
		.000	RUDDER	.000	EDZ314	.000	5.000	LREF	19.2799	INCHES	
		25.000	BETA	.000	EDZ322	10.000		BREF	37.9359	INCHES	
								XPROP	43.5974	INCHES	
								YPROP	15.0000	INCHES	
								ZPROP	15.1875	INCHES	
								SCALE	.0405	SCALE	

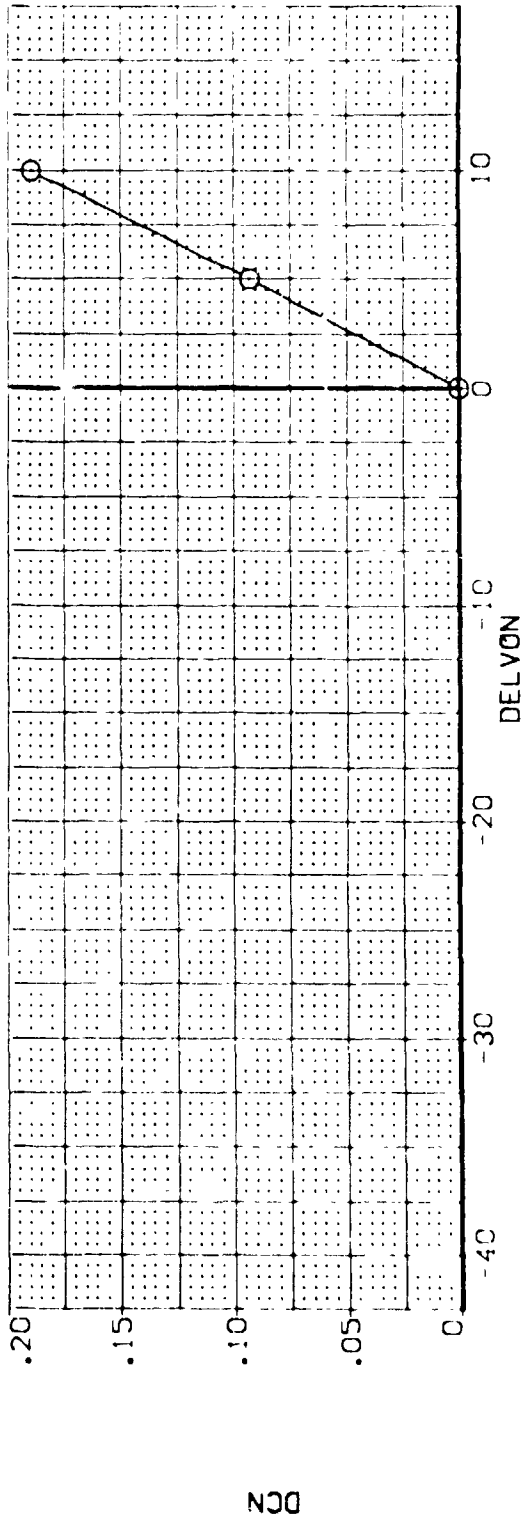
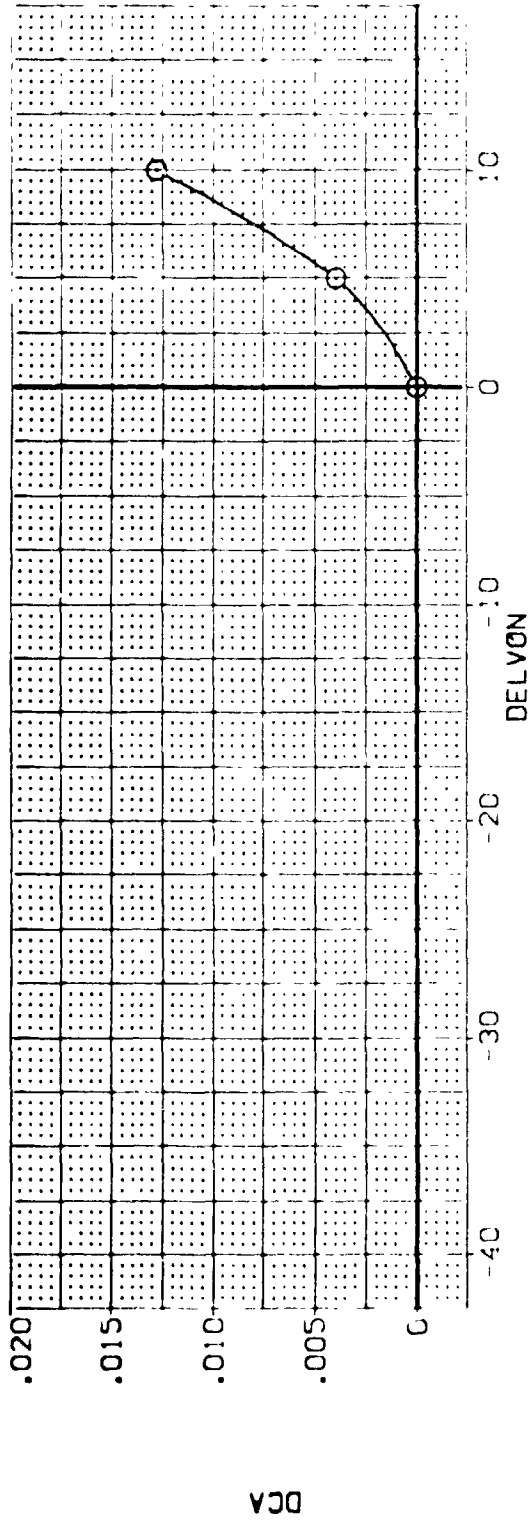


FIG 111 ELEVON EFFECTIVENESS, ELLIPTICAL WING LE, 25 DEG FLARE

SYMBOL
○

ALPHA
5.000

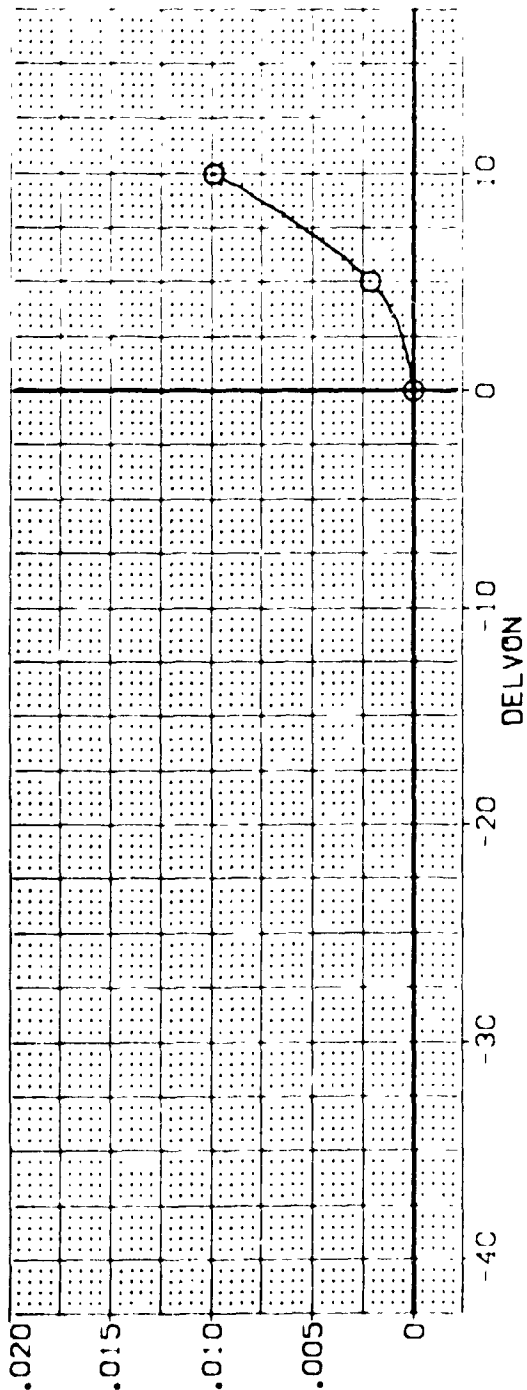
MACH
A1LRON
SPDRBK

PARAMETRIC VALUES
.200 BOFLAP
.000 RUDDER
75.000 BETA

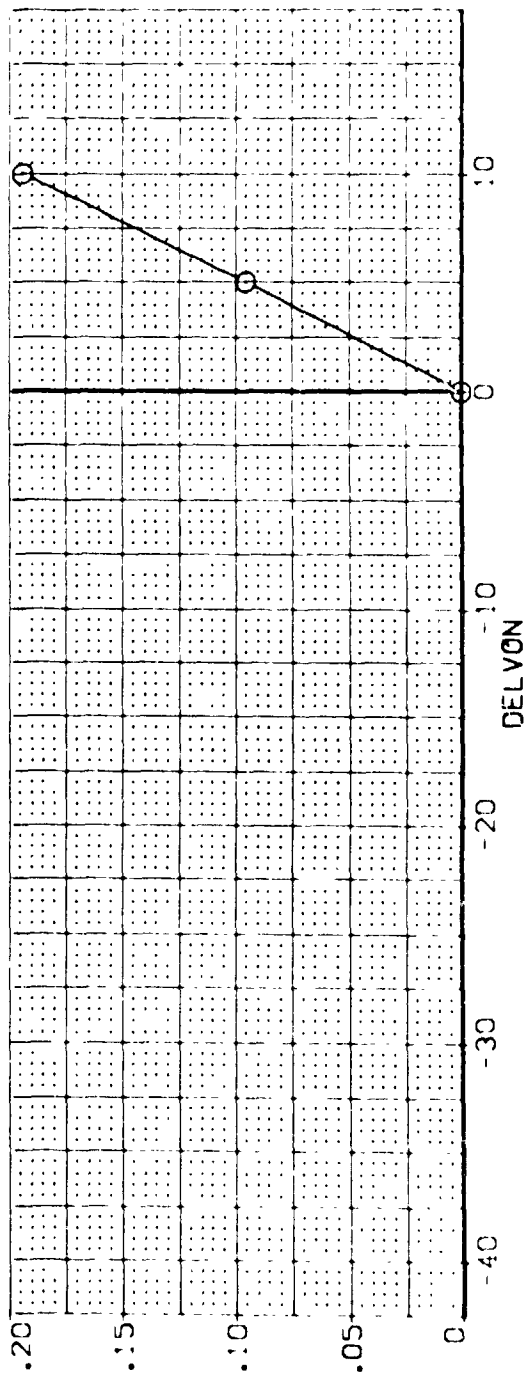
DATA SOURCE
DELVON
DELVON
10.000

DATASET
EDZ321
EDZ314
EDZ322

REFERENCE INFORMATION
SREF 4.419
LREF 19.2299
BREF 37.9339
XMRP 43.5974
YMRP .0000
ZMRP 15.1875
SCALE .0405



DCA



DCN

FIG 111 ELEVON EFFECTIVENESS, ELLIPTICAL WING LE, 25 DEG FLARE

0A628 826C9 M7F8 W122E28V8R5X9 (E0Z314)

ALPHA	10.000	MACH	.200	BOFLAP	-12.000	DATASET	DELVON	DATA SOURCE	DELVON	SREF	4.4119	SO.FT.	INCHES
SYMBOL	○	AILRON	.000	RJODER	.000	EDZ314	5.000	U.PREF	5.000	UREF	19.2799	INCHES	
		SPDRK	25.000	BETA	.000	EDZ322	10.000	BREF		XPRP	37.9359	INCHES	
								YPRP		ZPRP	43.5974	INCHES	
								SCALE		SCALE	15.1875	INCHES	
											.0405	SCALE	

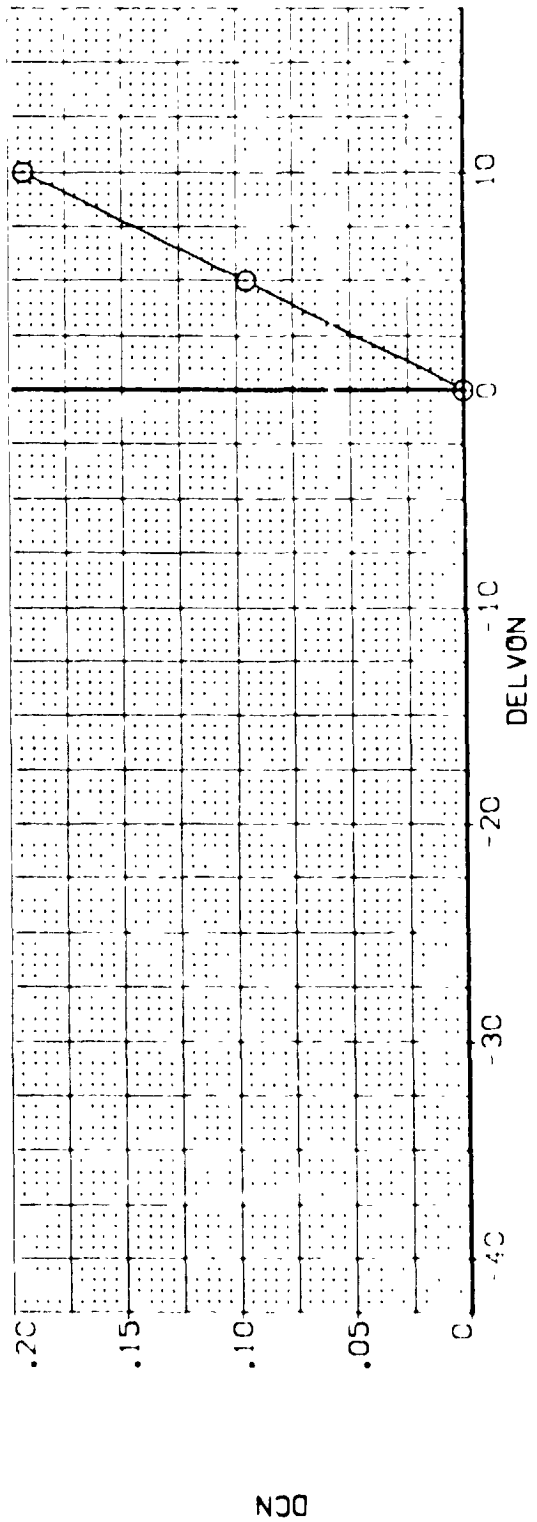
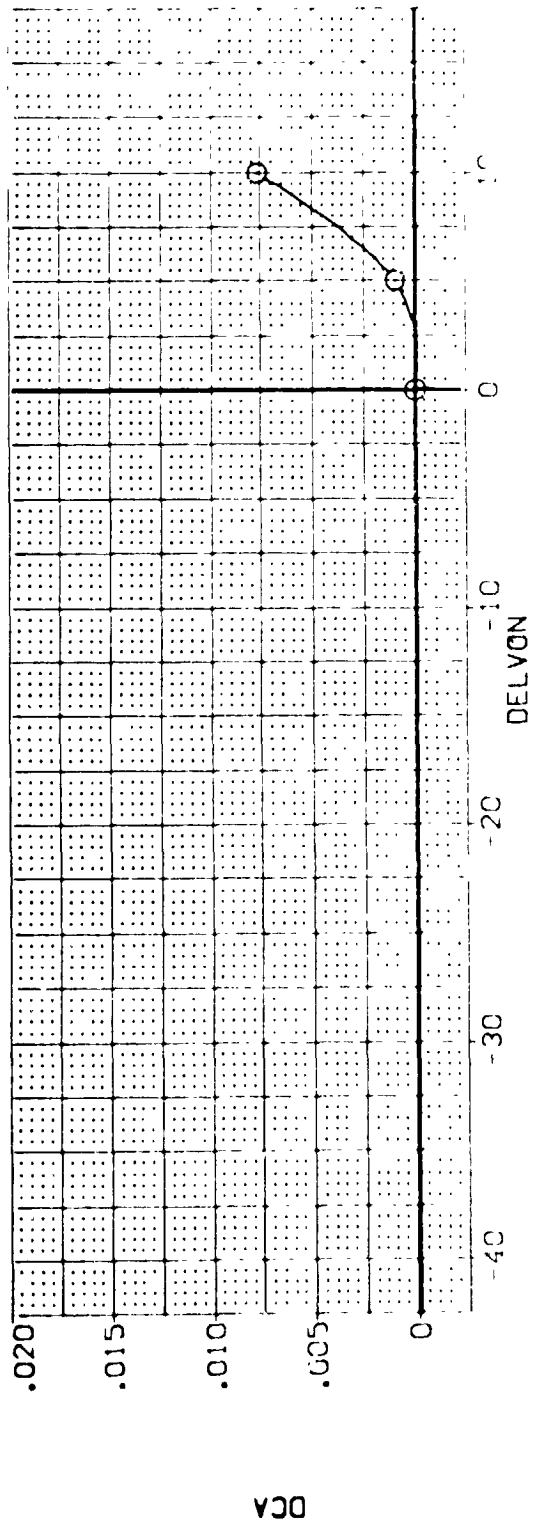


FIG 111 ELEVON EFFECTIVENESS, ELLIPTICAL WING LE, 25 DEG FLARE

0A628 B26C9 M7F8 W122E28V8P5X9 (E0Z314)

ALPHA	15.000	MACH	.200	BOFLAP	-12.000	DATASET	DELVON	DATA SOURCE	DELVON	DATASET	DELVON	SREF	SCALE	REFERENCE INFORMATION
SYMBOL	○	AILRON	.000	RUDER	.000	E0Z314	5.000	DELVON	.000	E0Z321	5.000	REF	19.2798	SCALE
		SPOBRK	25.000	BETA	.000	E0Z322	10.000	DELVON	10.000			REF	37.9359	SCALE
												XREF	43.5974	SCALE
												YREF	.0000	SCALE
												ZREF	15.1873	SCALE
												SCALE	.0405	SCALE

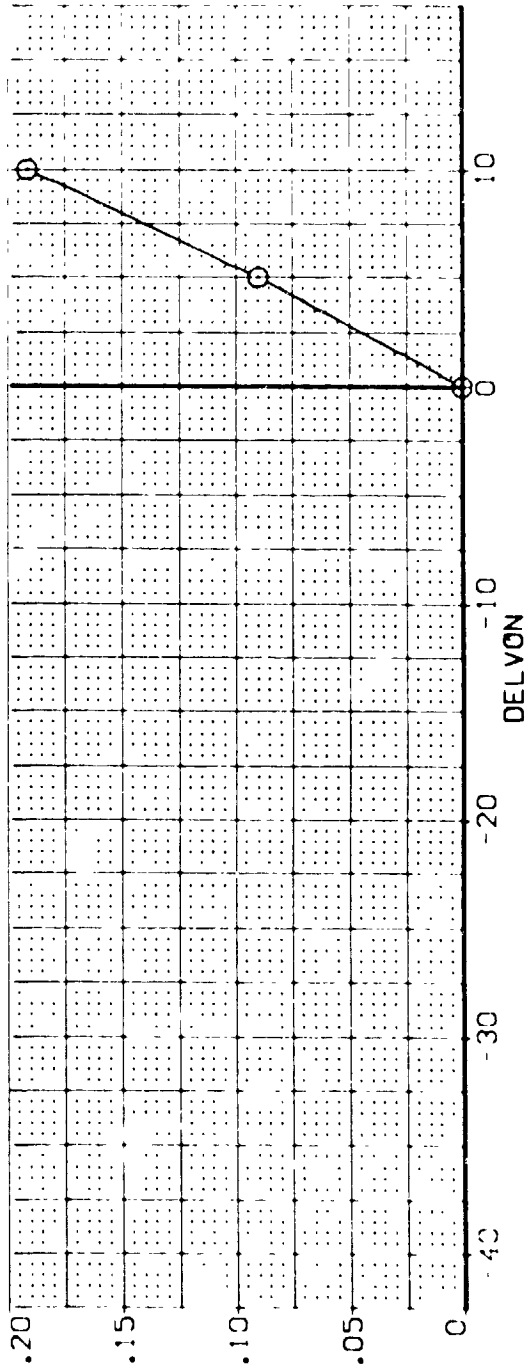
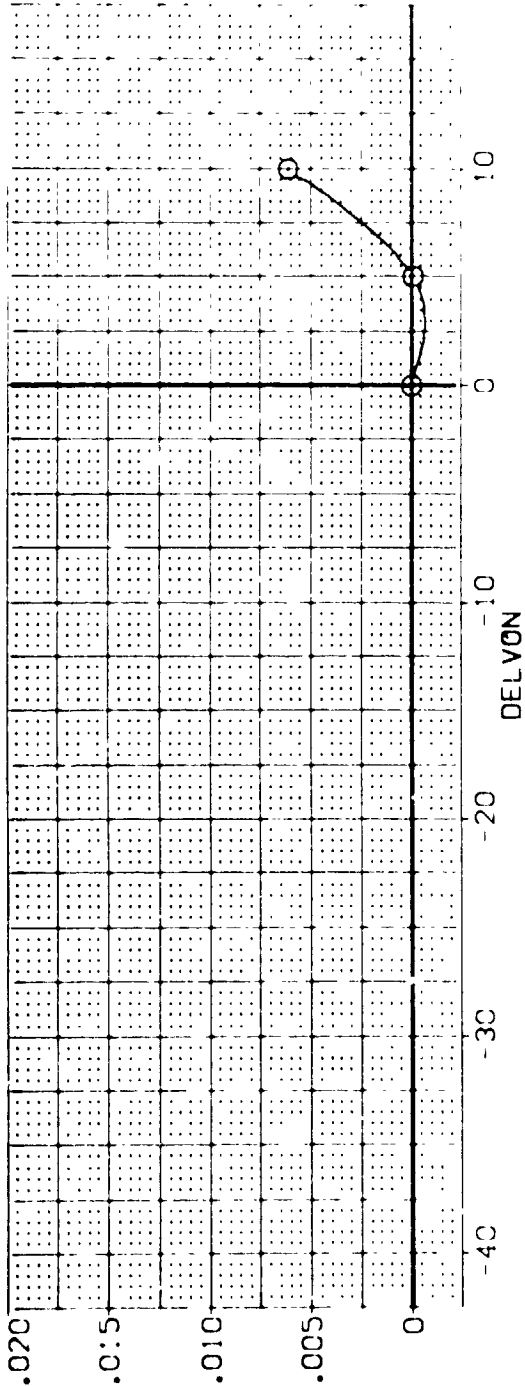


FIG 111 ELEVON EFFECTIVENESS, ELLIPTICAL WING LE, 25 DEG FLARE

0A628 B26C9 M7F8 W122E28V8R5X9 (EDZ314)

SYMBOL	ALPHA	MACH	PARAMETRIC VALUES			DATA SOURCE	DATA SET	DELVON	SREF	REFERENCE INFORMATION		
○	20.000	A1LRON	.200	BD-LAP	-12.000	DELVON	EDZ321	5.000	4.4119	SO.FT.	NCRES	
		SYDBRK	.000	RJODER	.000	EDZ314	EDZ321		19.7799	INCHES	NCRES	
			75.000	BETA	.000	EDZ322			37.5369	INCHES	NCRES	
									43.5874	INCHES	NCRES	
									.0000	INCHES	NCRES	
									15.1875	INCHES	NCRES	
									.0405	SCALE	SCALE	

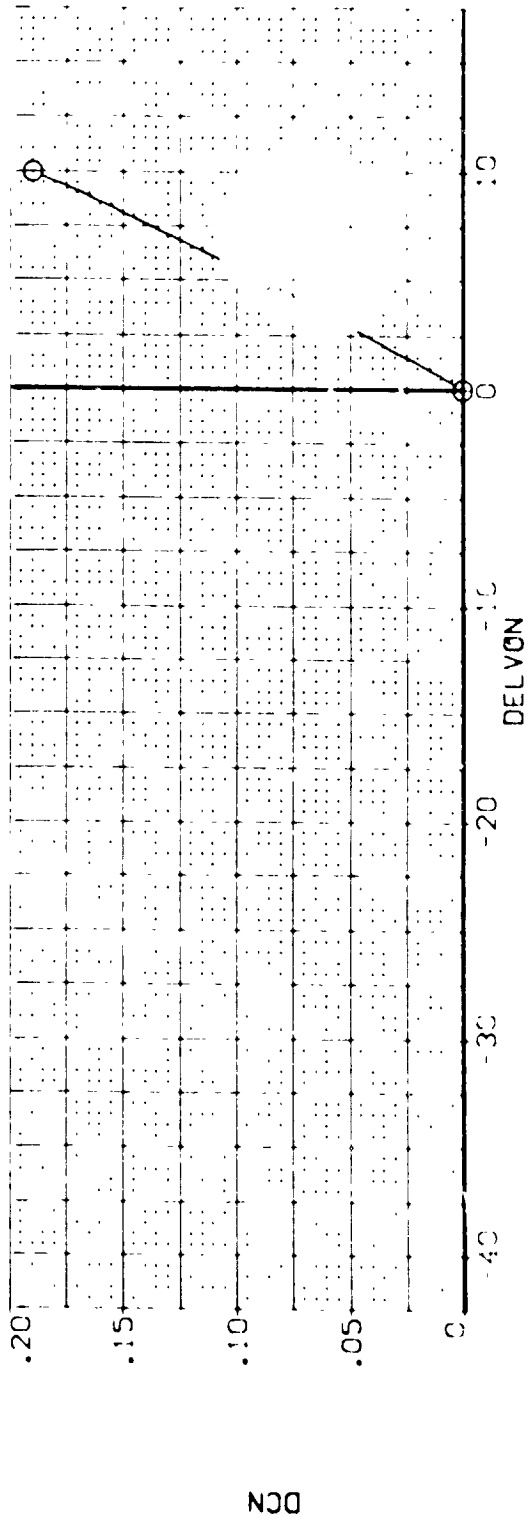
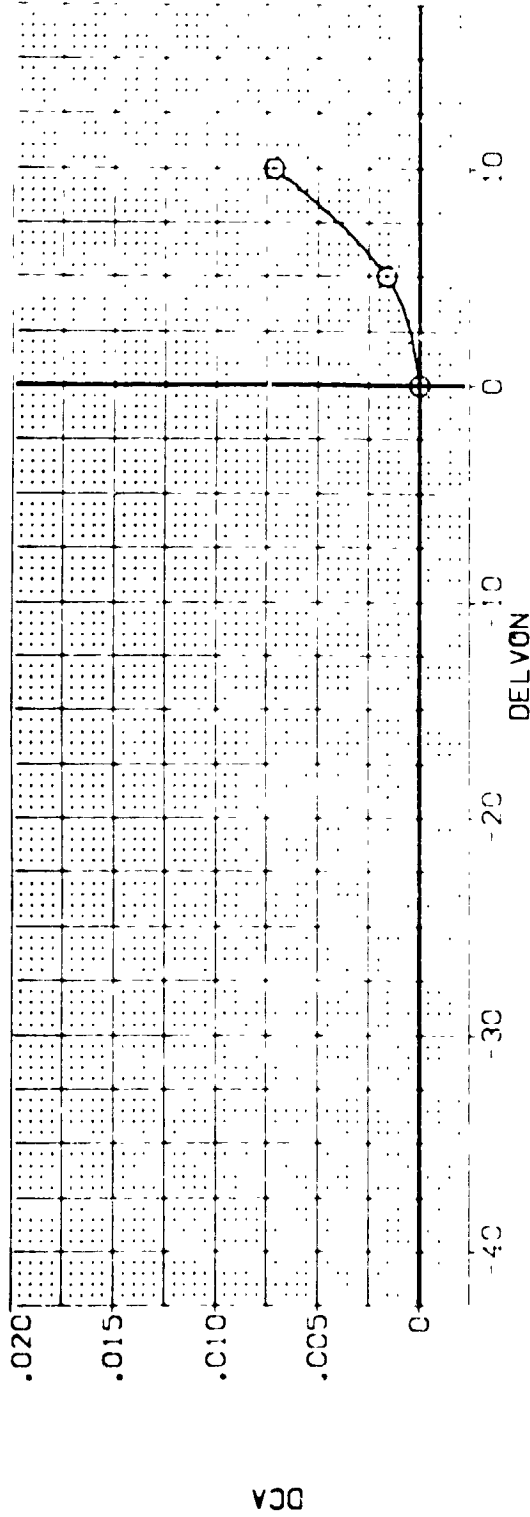


FIG 111 ELEVON EFFECTIVENESS, ELLIPTICAL WING LE. 25 DEG FLARE

SYMBOL ○
 ALPHA 75.000
 MACH ALLRON
 SPEEDM 75.000 BETA
 PARAMETRIC VALUES
 .200 BOFLAP
 .000 RLODER
 .000 BETA
 -12.000 DATASET
 .000 EDZ314
 .000 EDZ322
 DATA SOURCE
 DELVON
 .000
 10.000
 DELVON 5.000
 DATASET EDZ321
 REF 5.000
 REF 19.2709
 REF 37.9319
 REF 43.5914
 XMAP .000
 YMAP .000
 ZMAP .1815
 SCALE .0465
 REFERENCE INFORMATION
 SCALF
 SCALF
 SCALF
 SCALF
 SCALF
 SCALF
 SCALF

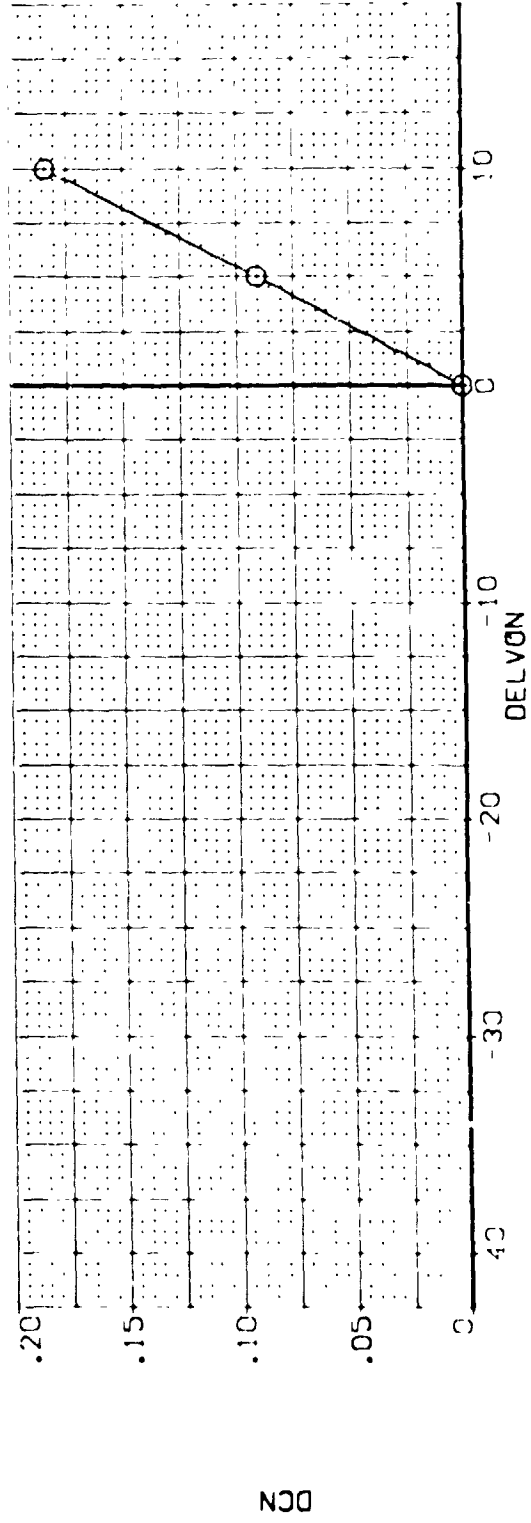
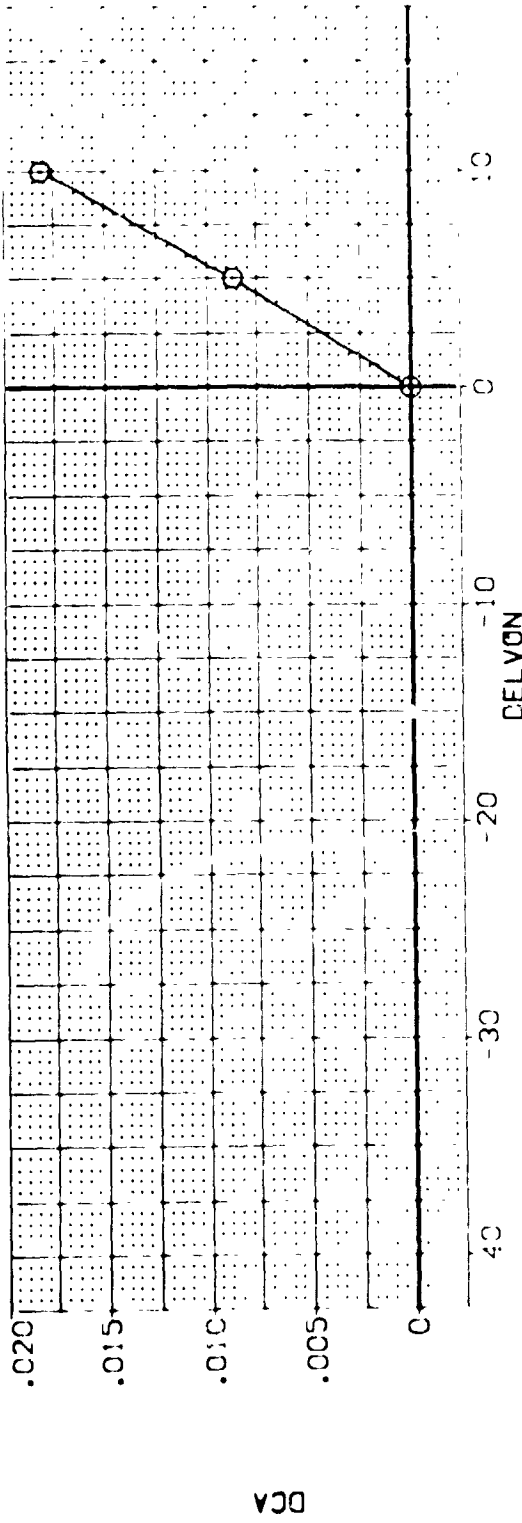


FIG 111 ELEVEN EFFECTIVENESS, ELLIPTICAL WING LE, 25 DEG FLARE

0A62B B26C9 M7F8 W122E28V8R5X9 (EDZ314)

SYMBOL	ALPHA	MACH	PARAMETRIC VALUES			DATA SOURCE			REFERENCE INFORMATION		
○	30.000		.200	BOFLAP	-12.000	DATASET	DELVON	SREF	4.4119	SC.FT.	
		ALLRON	.000	RLODER	.000	EDZ314	5.000	LR.FF	19.7299	INC.FS	
		SPOBRK	25.000	BETA	.000	EDZ322	10.000	BR.FF	37.9359	NC.FS	
								YMRP	43.5974	NC.FS	
								ZMRP	.0000	NC.FS	
								SCALE	15.1875	NC.FS	
									.0465	SCALE	

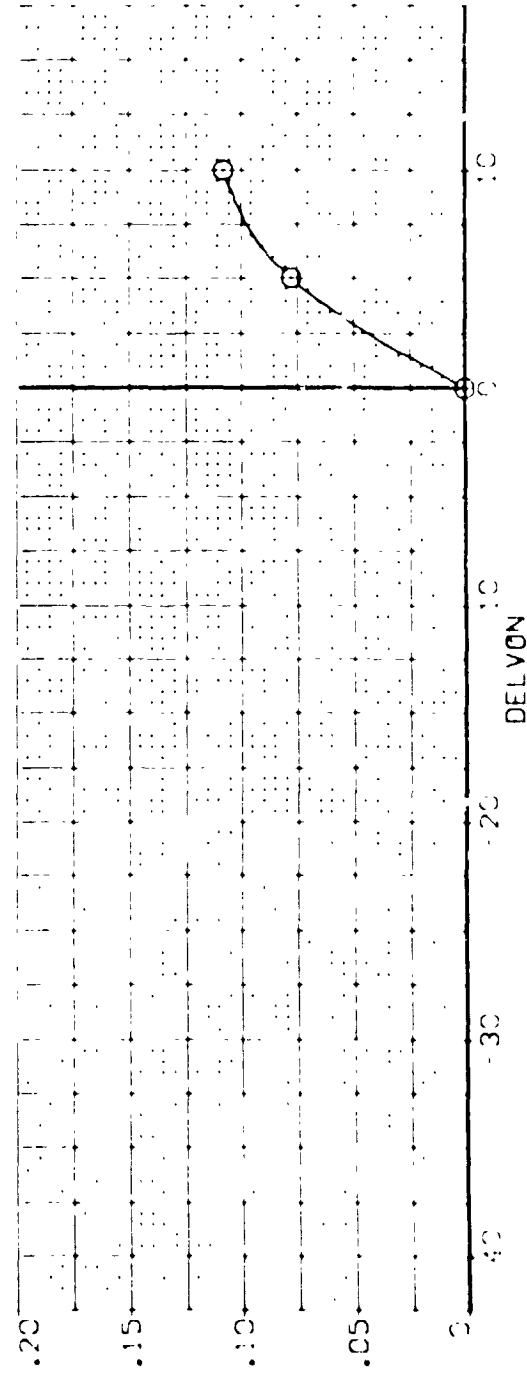
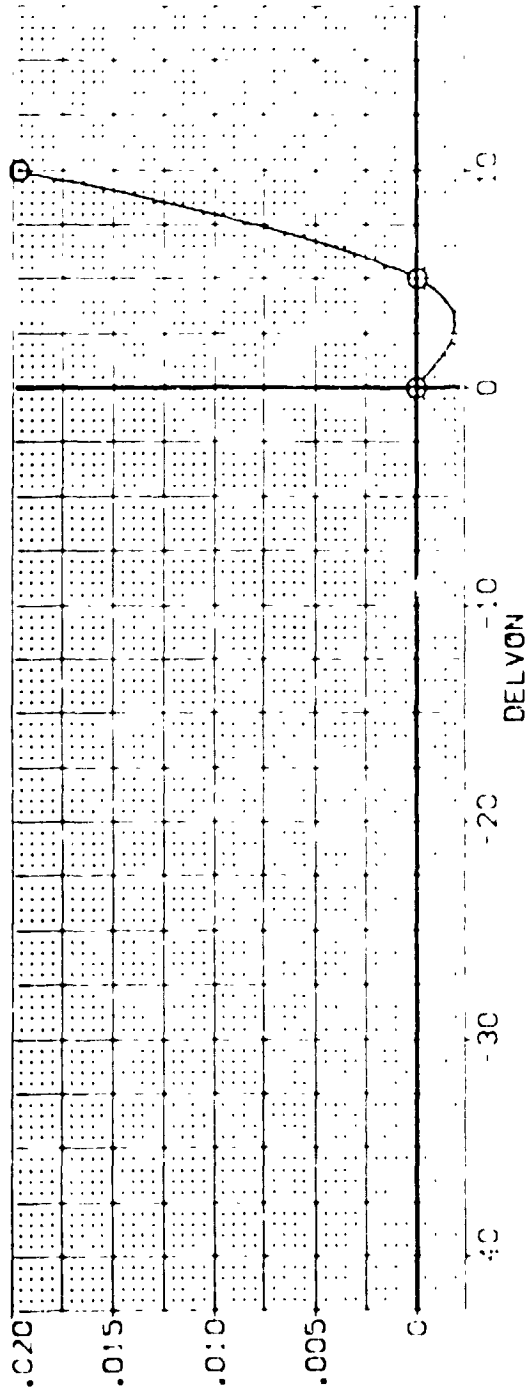


FIG 11: ELEVON EFFECTIVENESS, ELLIPTICAL WING LE, 25 DEG FLARE

DATA SET SYMBOL: (PROJ119) (RZ315)

CONFIGURATION DESCRIPTION

0A628 B26C9 M7F8 V116E28V8RSX9
 0A628 B26C9 M7F8 V122E28V8RSX9

ALPHA .000
 RUDDER .000
 SPOILER 75.000
 ALLION .000

REFERENCE INFORMATION
 SREF 4.119 SC.FT.
 LREF 19.2769 INCHES
 XREF 37.9359 INCHES
 YREF 43.5874 INCHES
 ZREF .0000 INCHES
 SCALE 15.875 SCALE
 SCALE .0400

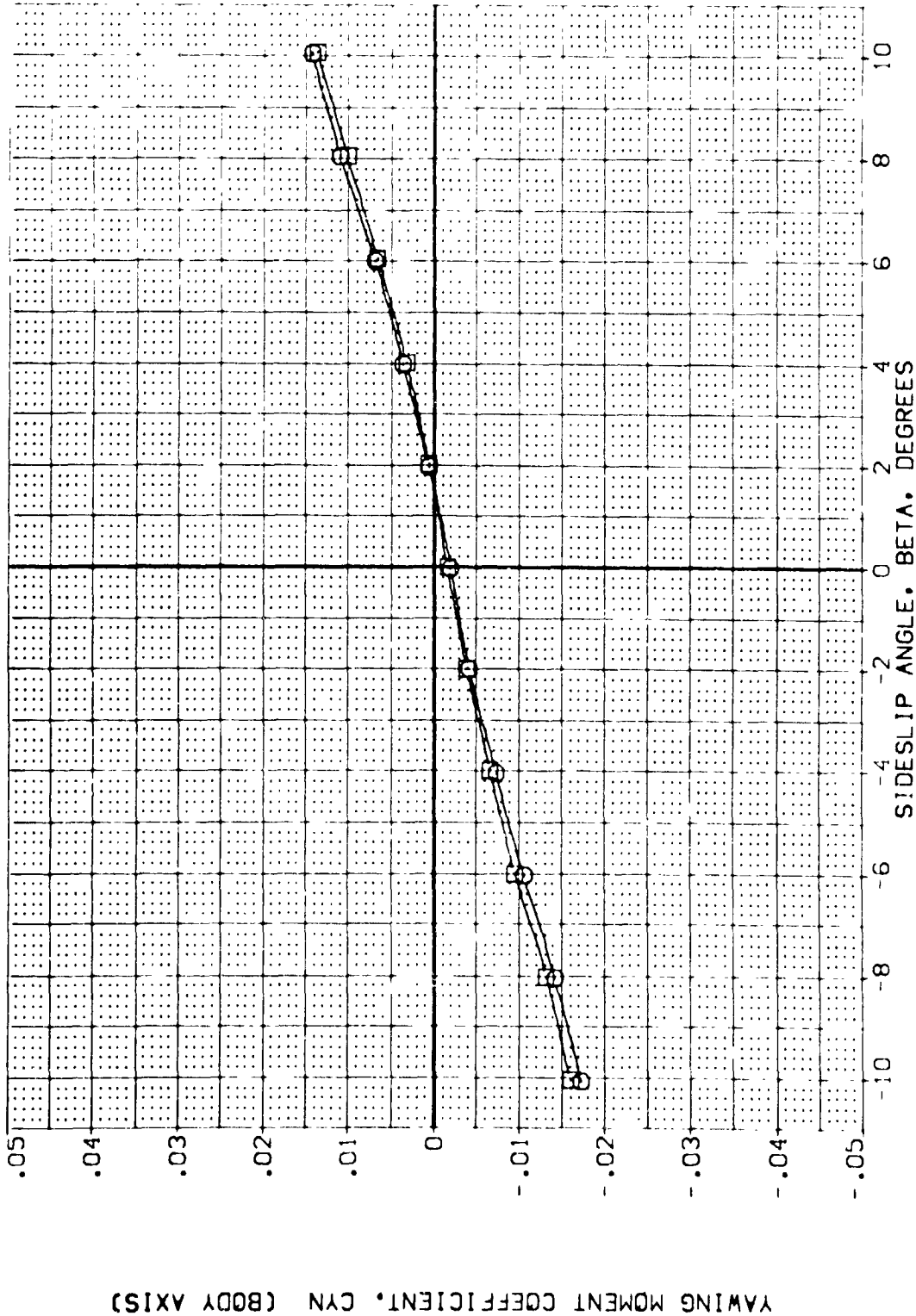


FIG 112 EFFECT OF ELLIPTICAL WING LE ON LAT-DIR STAB., 25 DEG FLARE, ALPHA = 0

$C_{MACH} = .20$

DATA SET SYMBOL	CONFIGURATION DESCRIPTION	ALPHA	RUDDER	SPOILER	AILERON	REFERENCE INFORMATION
(R02119)	DAS28 B26C9 M778 V115E28/BR5X9	.000	.000	25.000	.000	SREF 4.4119 SC.FT.
(R02315)	DAS28 B26C9 M778 V122E28/BR5X9	.000	.000	25.000	.000	L.PREF 19.2299 INCHES
						B.PREF 37.9369 INCHES
						X.MAP 43.5974 INCHES
						Y.MAP .0000 INCHES
						Z.MAP 15.1875 INCHES
						SCALE .0405 SCALE

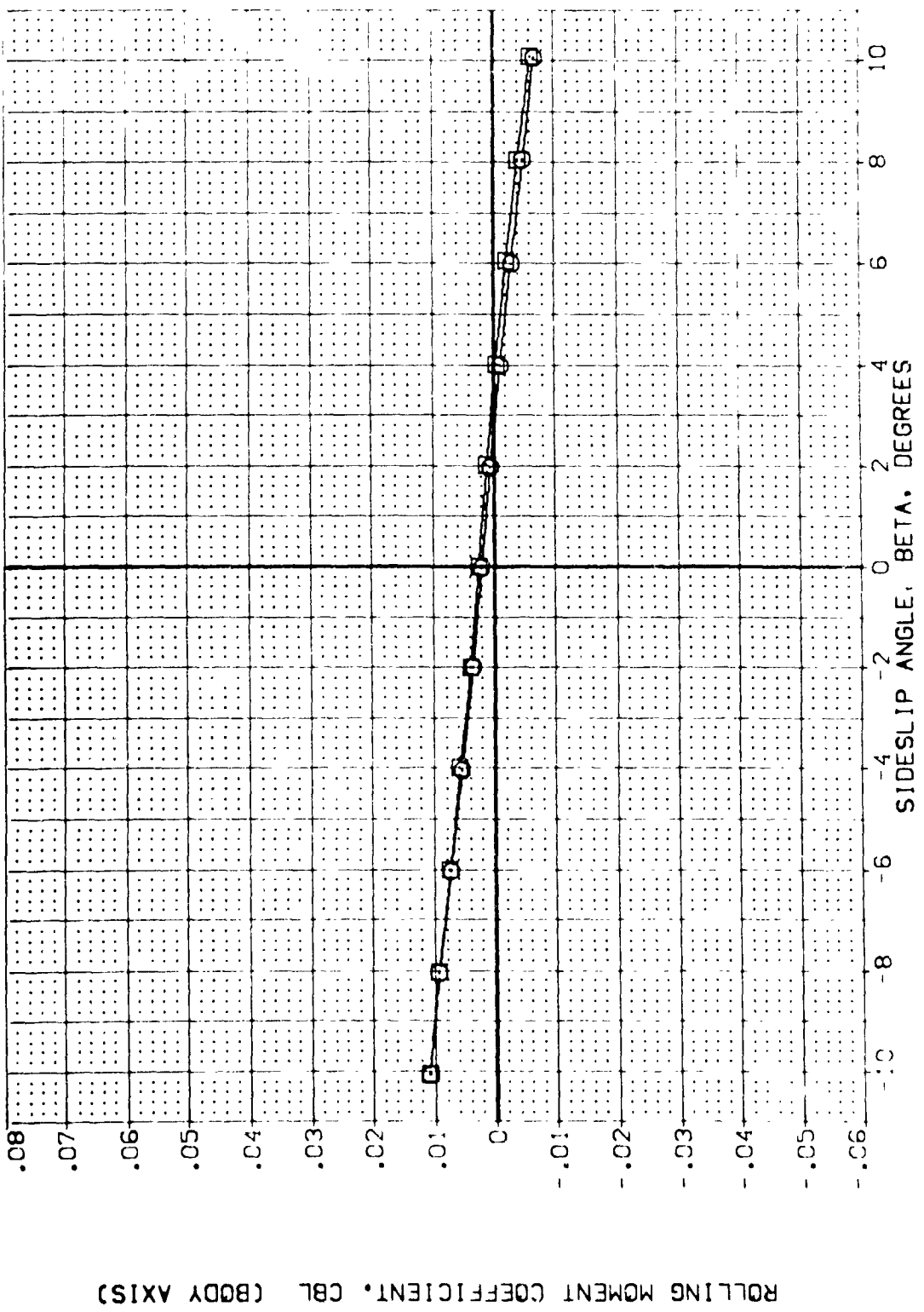


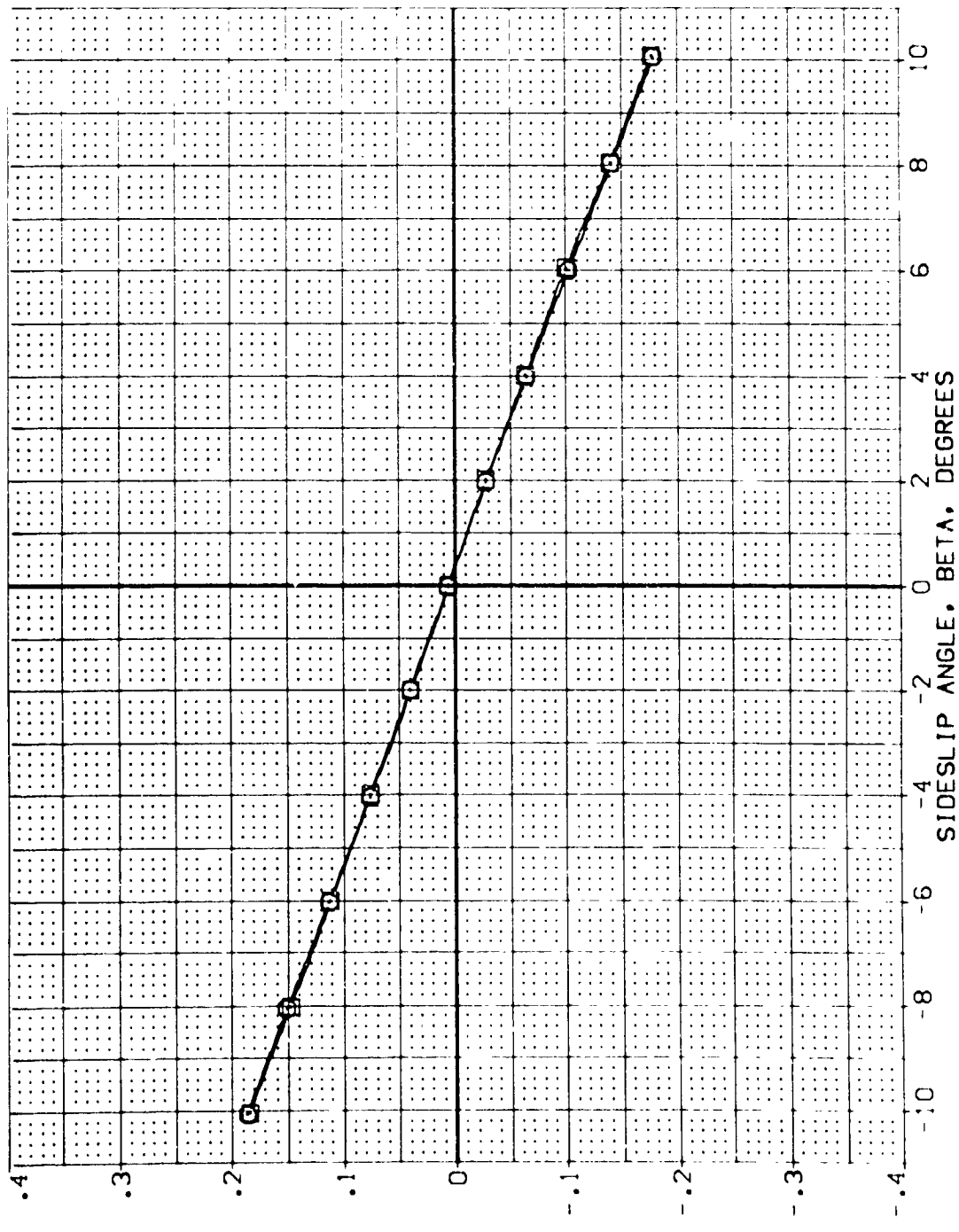
FIG 112 EFFECT OF ELLIPTICAL WING LE ON LAT-DIR STAB., 25 DEG FLARE, ALPHA = 0
 CASMAC .20 PAGE 12:7

DATA SET SYMBOL (R02119) (R02315)

CONFIGURATION DESCRIPTION
 0A62B B26C9 M7F8 V115E28V8PSX9
 0A62B B26C9 M7F8 V122E28V8PSX9

ALPHA RUDDER SPOBRK AILRON
 .000 .000 .000 .000
 .000 .000 .000 .000

REFERENCE INFORMATION
 SREF 4.4119 SO.FT
 LREF 19.2798 INCHES
 BREF 37.9359 INCHES
 XMRP 43.5974 INCHES
 YMRP .0000 INCHES
 ZMRP 15.1875 INCHES
 SCALE .0405

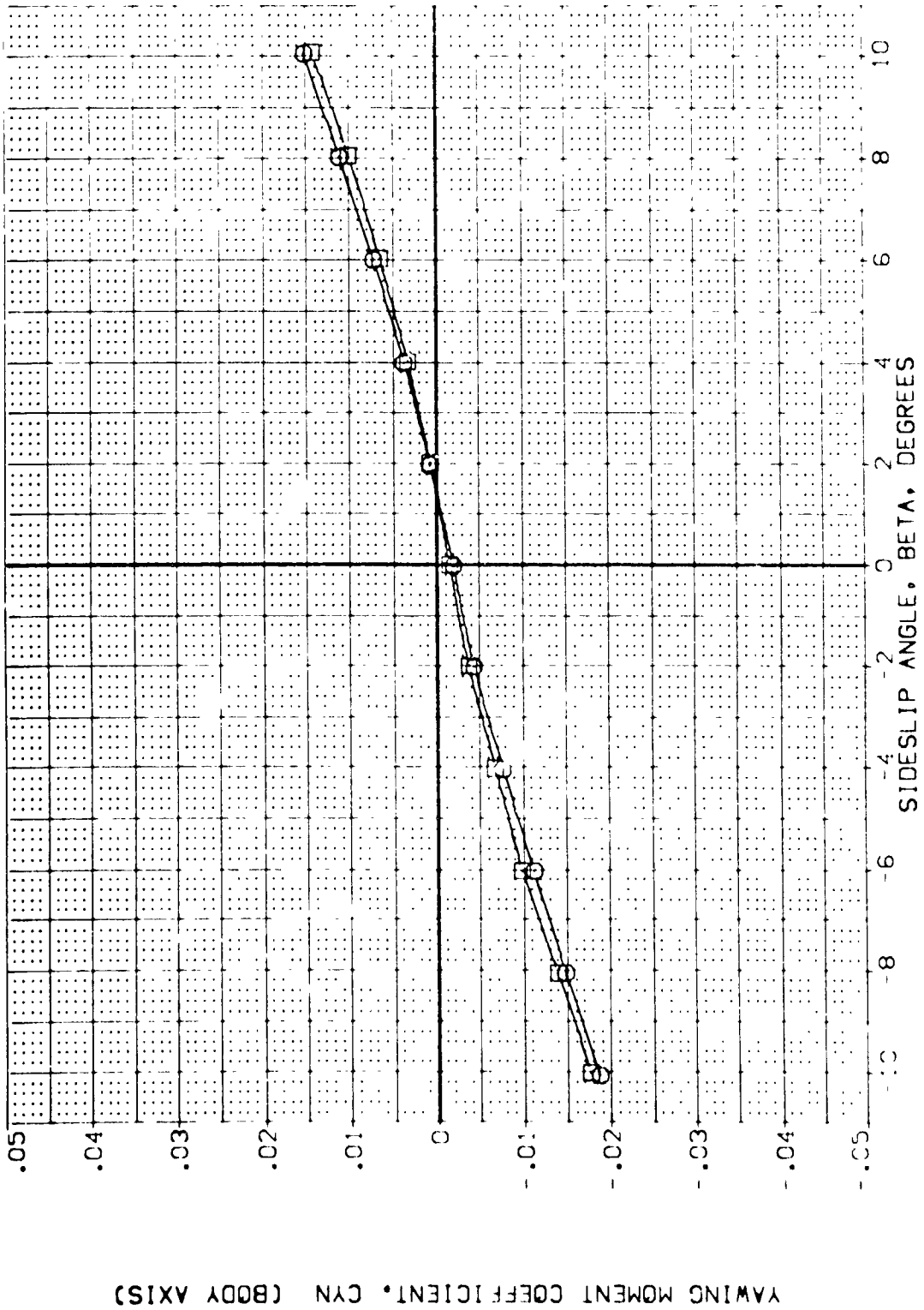


SIDE FORCE COEFFICIENT, CY

FIG 112 EFFECT OF ELLIPTICAL WING LE ON LAT-DIR STAB., 25 DEG FLARE, ALPHA = 0
 (A)MACH = .20 PAGE 1218

DATA SET SYMBOL CONFIGURATION DESCRIPTION ALPHA RUDDER SPOBRK ALLRON REFERENCE INFORMATION

(RZ/120)	0A628 B26C9 M7F8 V116E28V8RSX9	5.000	.000	25.000	.000	SREF	4.4119	SO.FT.
(RZ/316)	0A628 B26C9 M7F8 V127E28V8RSX9	5.000	.000	25.000	.000	LREF	19.2299	INCHES
						BREF	37.9359	INCHES
						XMRP	43.5874	INCHES
						YMRP	.0000	INCHES
						ZMRP	15.1875	INCHES
						SCALE	.0405	SCALE

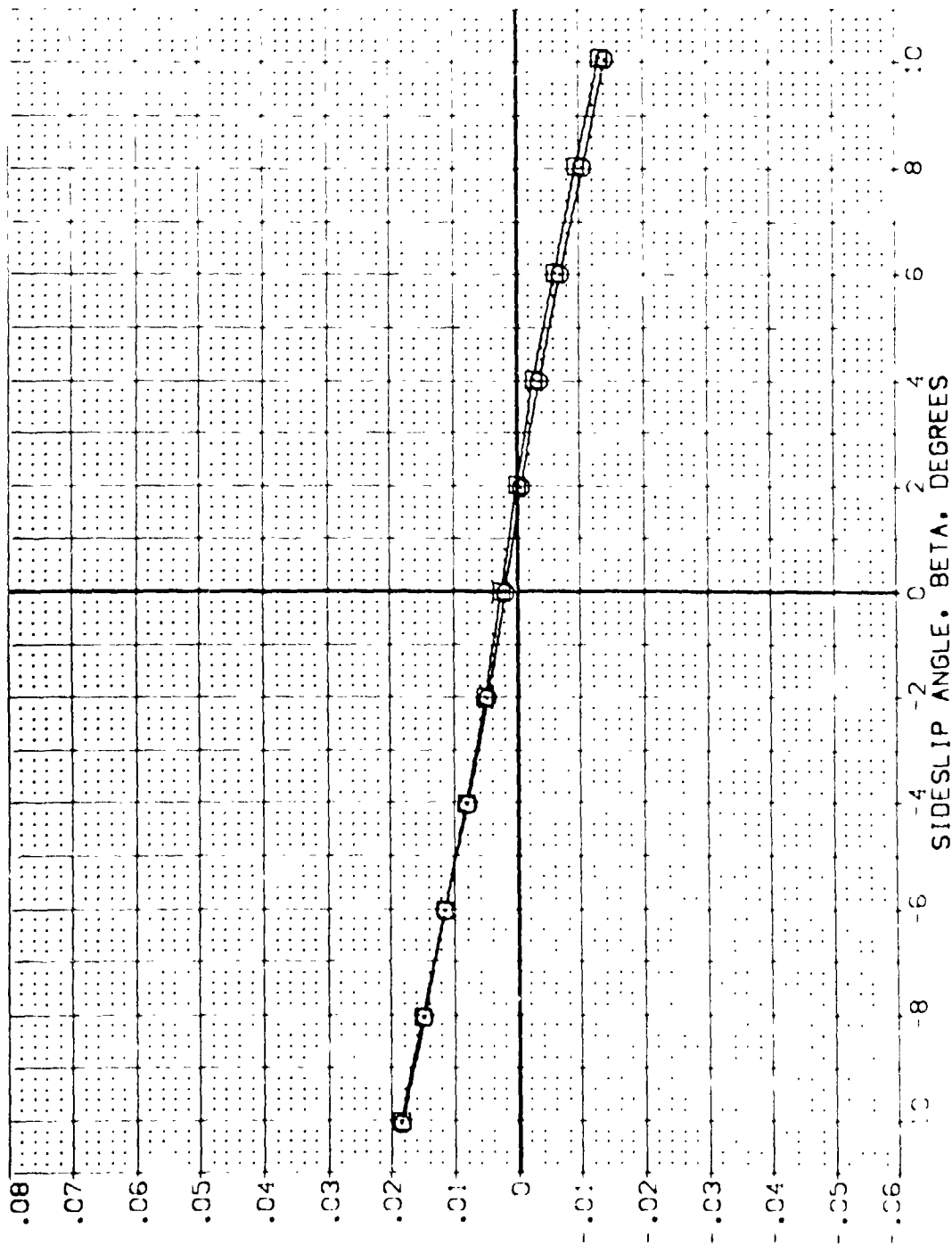


YAWING MOMENT COEFFICIENT, CYN (BODY AXIS)

FIG 113 EFFECT OF ELLIPTICAL WING LE ON LAT-DIR STAB., 25 DEG FLARE, ALPHA = 5

DATA SET SYMBOL: (RQZ120) (RQZ316)

CONFIGURATION	DESCRIPTION	ALPHA	RUDDER	SPOBRK	AILRON	REFERENCE	INFORMATION
0A6Z8	876C9	5.000	.000	75.000	.000	SRFF	4.4117
0A6Z8	876C9	5.000	.000	75.000	.000	SRFF	19.72%
	M7F8					SRFF	37.9359
	M7F8					SRFF	43.5974
						VMPP	.0000
						ZMPP	15.1875
						SCALE	.0405



ROLLING MOMENT COEFFICIENT, CRL (BODY AXIS)

FIG 113 EFFECT OF ELLIPTICAL WING LE ON LAT-DIR STAB., 25 DEG FLARE, ALPHA = 5

DATA SET SYMBOL	CONFIGURATION DESCRIPTION	ALPHA	RUDER	SPOBRK	AIRLON	REFERENCE INFORMATION
(RQZ170)	0A628 B26C9 M7F8 V116E28V8F5X9	5.000	.000	25.000	.000	SREF 4.4119 SQ.FT.
(RQZ316)	0A628 B26C9 M7F8 V12E28V8F5X9	5.000	.000	25.000	.000	LREF 19.2299 INCHES
						BREF 37.9359 INCHES
						XMRP 43.5874 INCHES
						YMRP .0000 INCHES
						ZMRP 15.1875 INCHES
						SCALE .0405

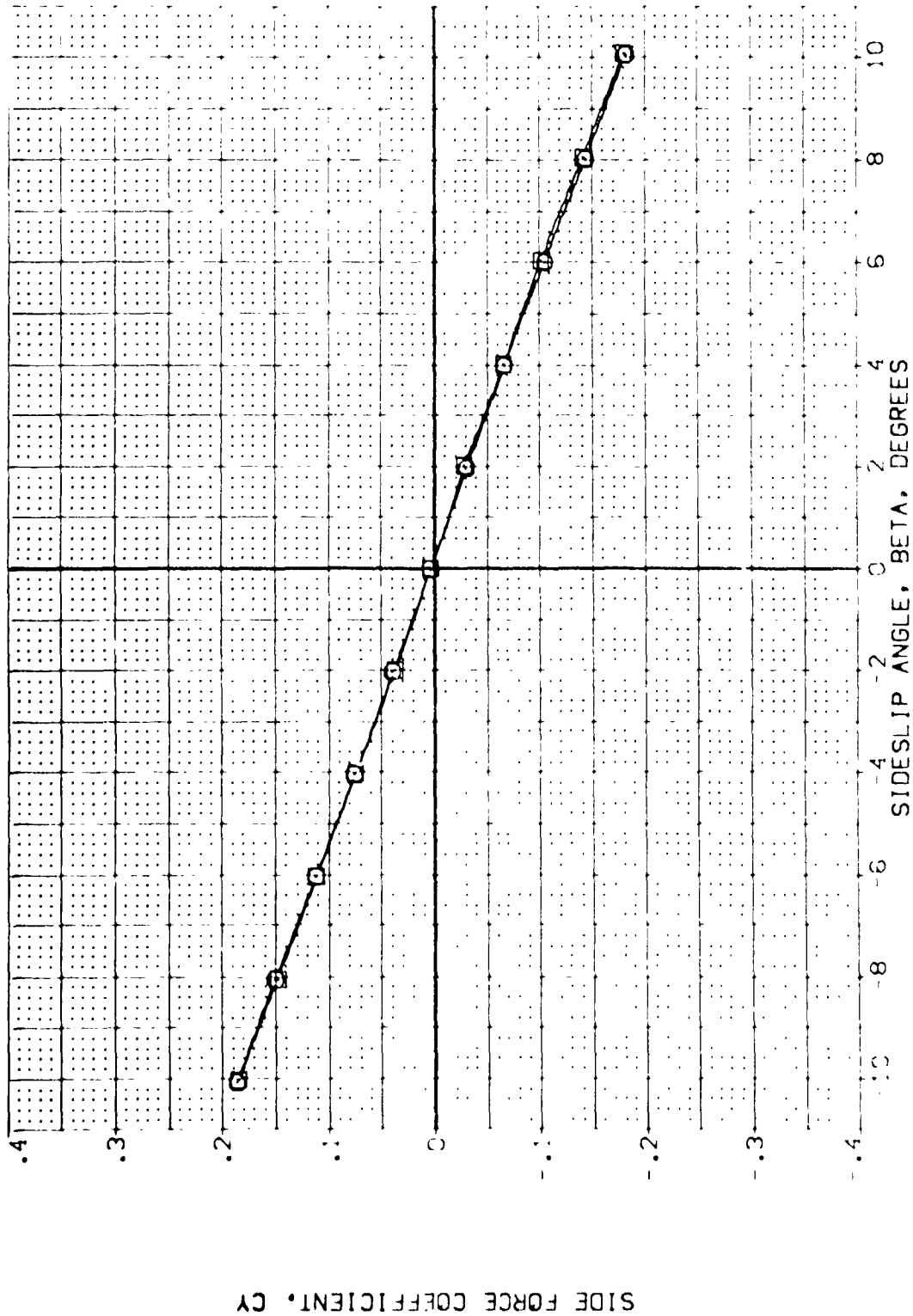
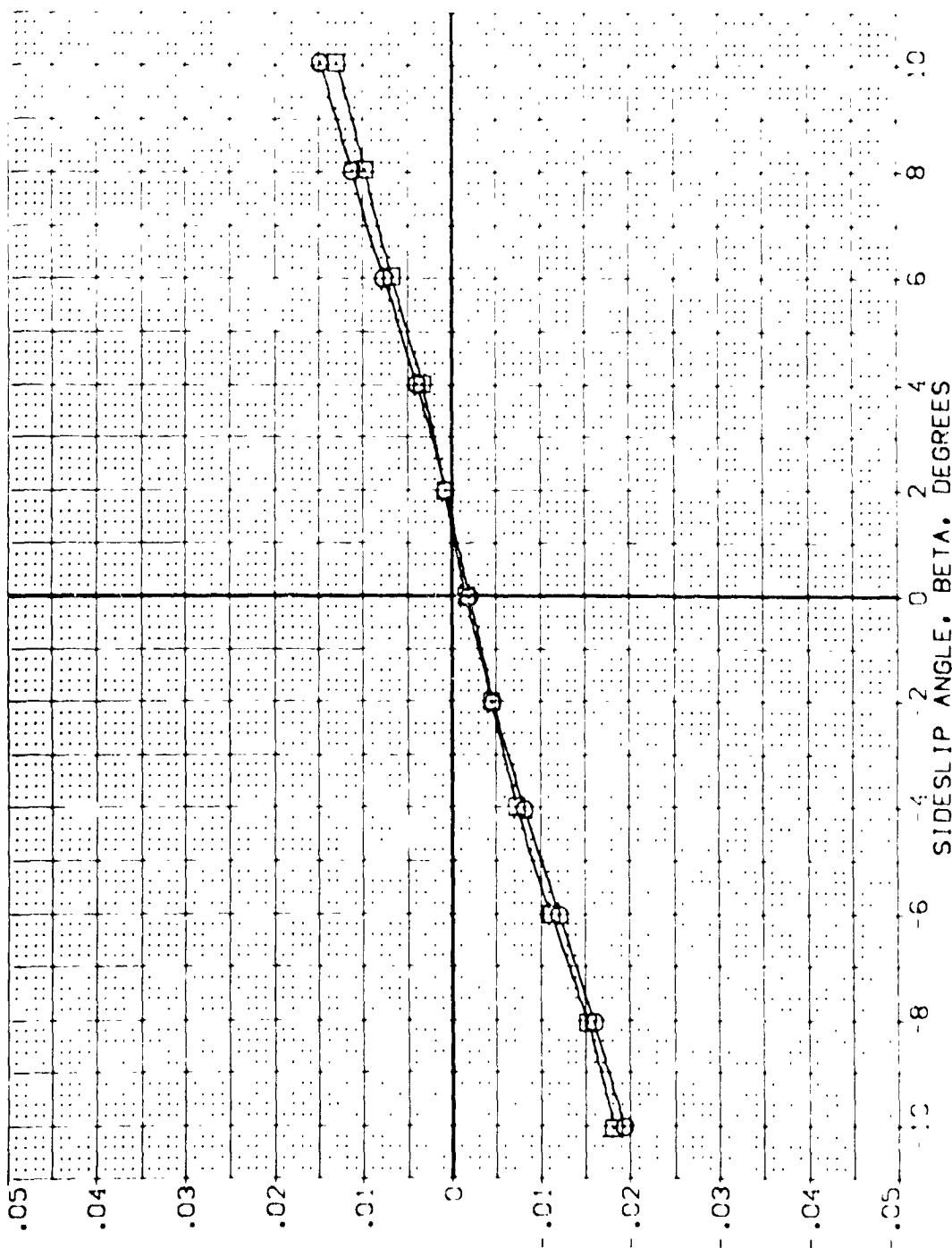


FIG 113 EFFECT OF ELLIPTICAL WING LE ON LAT-DIR STAB., 25 DEG FLARE, ALPHA = 5
 (ADMACH) .20 PAGE 1221

DATA SET SYMBOL: (R0212.1) (R223.7)

CONFIGURATION	DESCRIPTION	ALPHA	RUDDER	SPOILER	AILERON	REFERENCE INFORMATION
01628	B26C9	M7:8	V116E.28	BFSX9	4.4119	SCALE
01629	B26C9	M7:8	V122E.28	BFSX9	19.2799	SCALE
					37.9399	SCALE
					43.5874	SCALE
					.0000	SCALE
					19.1875	SCALE
					.0000	SCALE

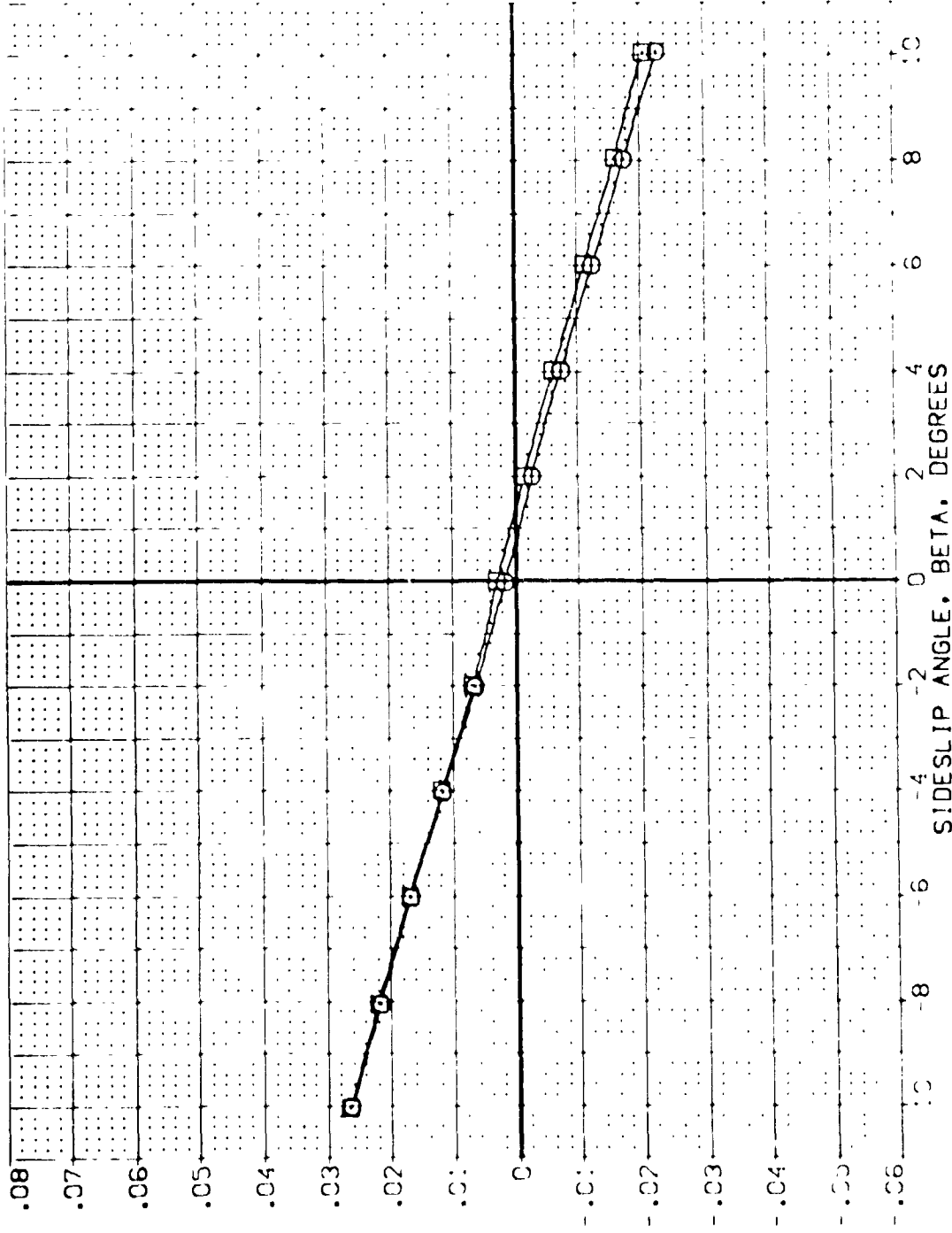


YAWING MOMENT COEFFICIENT, CYN (BODY AXIS)

FIG 114 EFFECT OF ELLIPTICAL WING LE ON LAT-DIR STAB., 25 DEG FLARE, ALPHA = 10
 (A) MAC: .20 PAGE: 1222

DATA SET SYMBOL CONFIGURATION DESCRIPTION
 (R02171) Q 0A628 B26C9 M718 W116E28V8R5X9
 (R02317) Q 0A628 B26C9 M718 W127E28V8R5X9

ALPHA RUDDER SPOBRK AIRLON REFERENCE INFORMATION
 10.000 .000 25.000 .000 SREF 4.4119 SCALF
 10.000 .000 25.000 .000 LREF 19.2299 SCALF
 .000 .000 .000 .000 BRP 37.9359 SCALF
 .000 .000 .000 .000 X-OPP 43.5974 SCALF
 .000 .000 .000 .000 Y-OPP .0000 SCALF
 .000 .000 .000 .000 Z-OPP 15.1875 SCALF
 .000 .000 .000 .000 SCALE .0405 SCALF



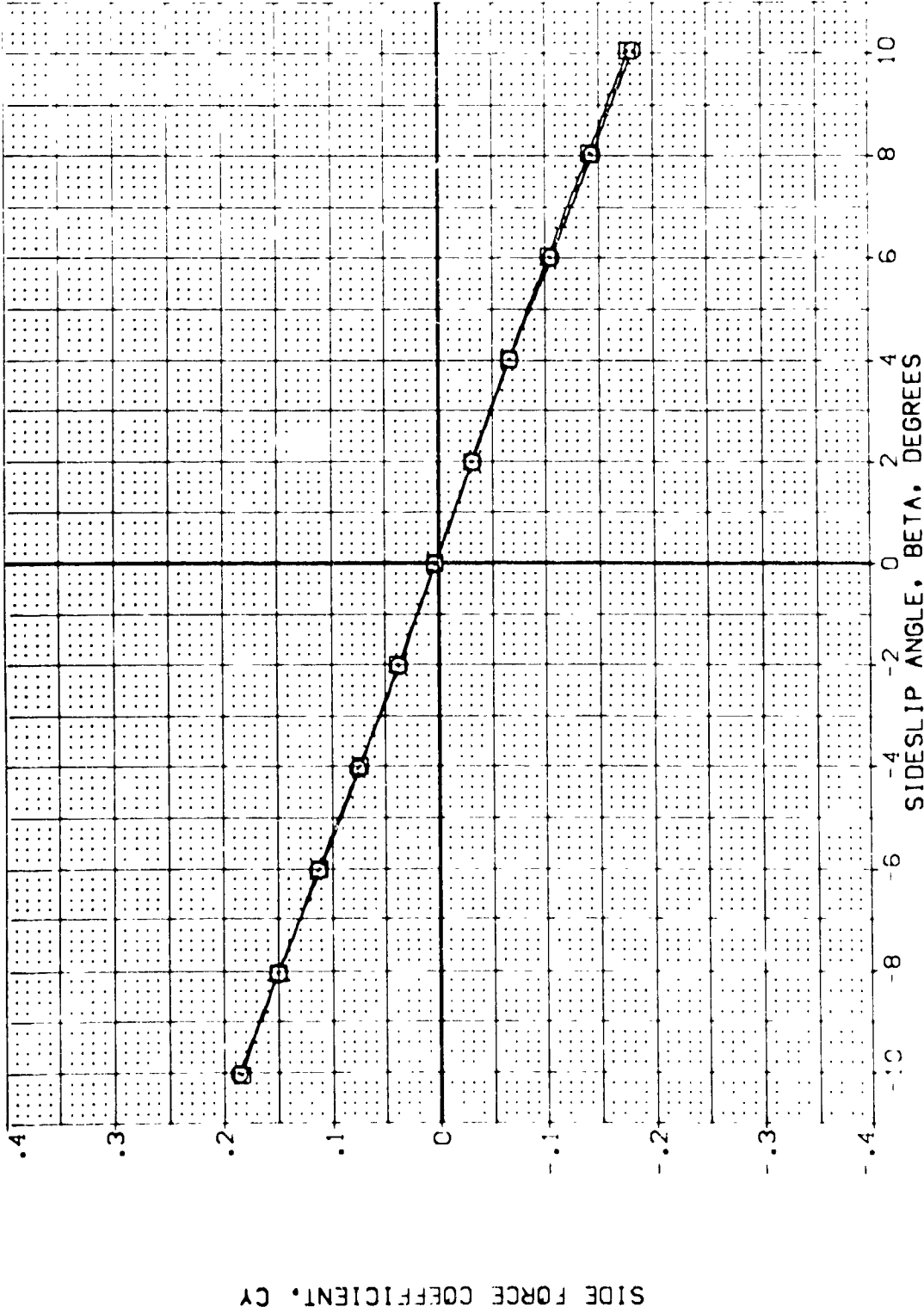
ROLLING MOMENT COEFFICIENT, CBL (BODY AXIS)

FIG 114 EFFECT OF ELLIPTICAL WING LE ON LAT-DIR STAB., 25 DEG FLARE, ALPHA = 10
 CADMAC .20 PAGE :223

DATA SET SYMBOL: (RQZ121) (RQZ317)
 CONFIGURATION DESCRIPTION:
 OAG28 B76C9 M7F8 V116E28V8R5X9
 OAG28 B76C9 M7F8 V122E28V8R5X9

ALPHA: 10.000 10.000
 RUDDER: .000 .000
 SPOBRK: .000 25.000

REFERENCE INFORMATION:
 SREF: 4.4119 INCHES
 LREF: 19.2299 INCHES
 BREF: 37.9359 INCHES
 XMRP: 43.5974 INCHES
 YMRP: .0000 INCHES
 ZMRP: 15.1875 INCHES
 SCALE: .0405



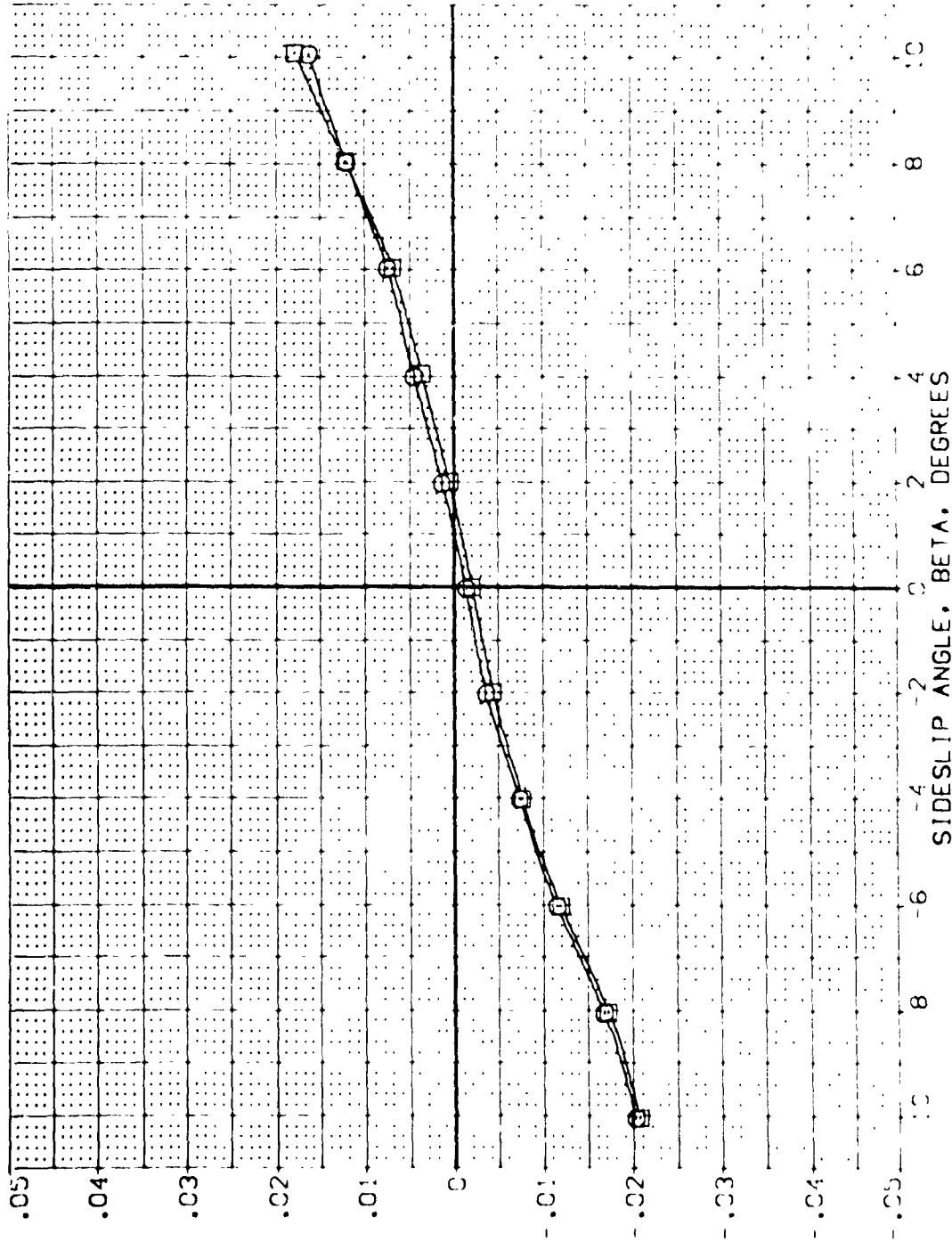
SIDE FORCE COEFFICIENT, CY

FIG 114 EFFECT OF ELLIPTICAL WING LE ON LAT-DIR STAB., 25 DEG FLARE, ALPHA = 10

DATA SET SYMBOL CONFIGURATION DESCRIPTION
 (R02122) 0A528 B76C9 M7F8 W116Z28V8RSX9
 (R02318) 0A528 B26C9 M7F8 W172Z28V8RSX9

ALPHA R_ORDER SPOBRK AILRON
 15.000 .000 25.000 .000
 15.000 .000 25.000 .000

REFERENCE INFORMATION
 SREF 4.4119 SC.FT.
 LREF 19.2289 INCHES
 BREF 37.9359 INCHES
 X-MPP 43.9574 INCHES
 Y-MPP .0000 INCHES
 Z-MPP 15.1875 INCHES
 SCALE .0405 SCALE



YAWING MOMENT COEFFICIENT, CYN (BODY AXIS)

FIG 115 EFFECT OF ELLIPTICAL WING LE ON LAT-DIR STAB., 25 DEG FLARE, ALPHA = 15

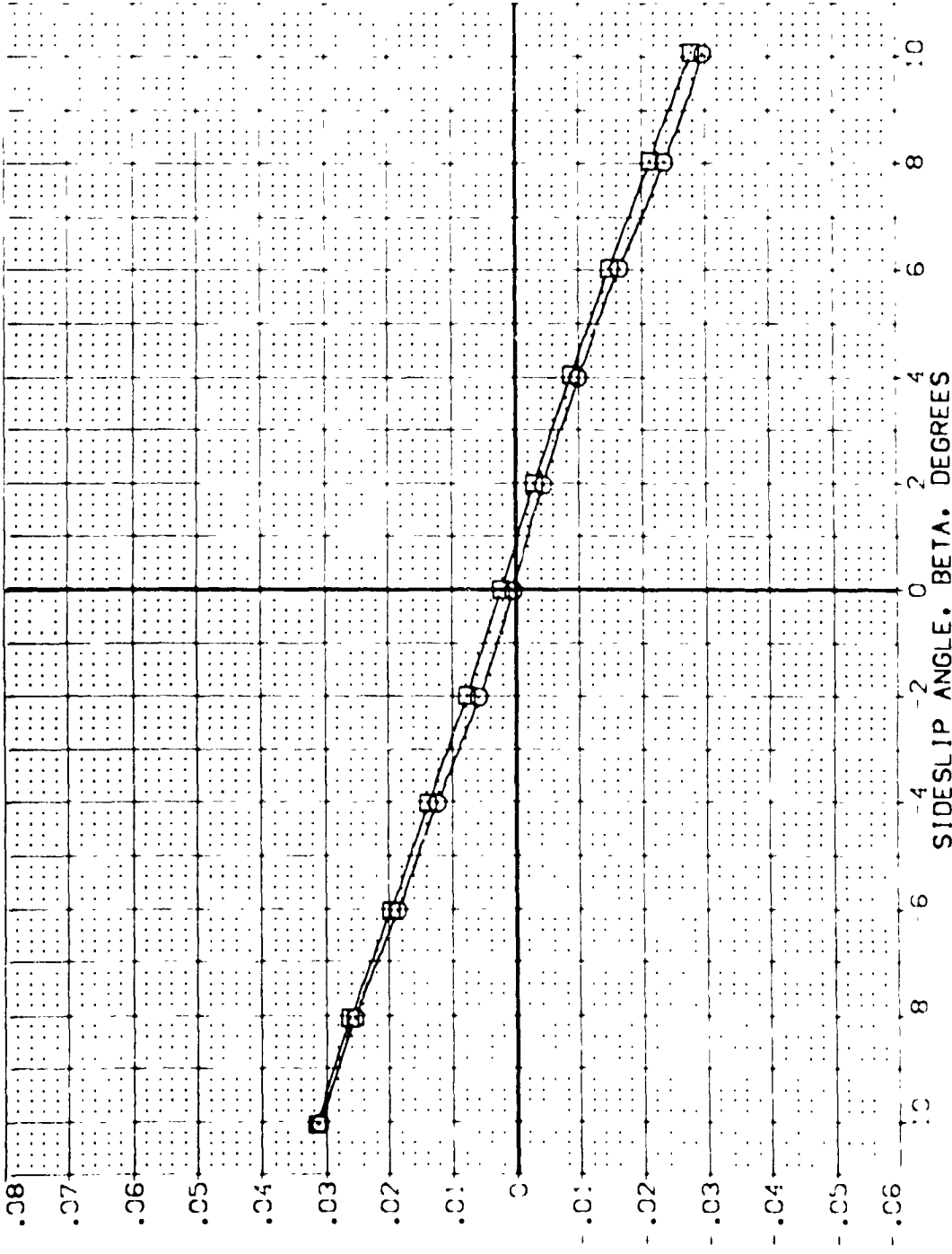
PAGE: 1225

CAMAC .20

DATA SET SYMBOL CONFIGURATION DESCRIPTION
 (R02172) (C) 0A628 B76C9 M7E 8 V116E28V8PSX9
 (R02318) (C) 0A628 B76C9 M7E 8 V127E28V8PSX9

ALPHA RUDDER SPOILER AILERON
 15.000 .000 25.000 .000
 15.000 .000 25.000 .000

REFERENCE INFORMATION
 SREF 4.419 SC1.7
 LRFF 19.2799 INC14 S
 BRK 37.9359 INC14 S
 X4PP 43.5574 INC14 S
 Y4PP .0000 INC14 S
 Z4PP 15.1675 INC14 S
 SCALE .0100 SC1.7



ROLLING MOMENT COEFFICIENT, CBL (BODY AXIS)

FIG 115 EFFECT OF ELLIPTICAL WING LE ON LAT-DIR STAB., 25 DEG FLARE, ALPHA = 15

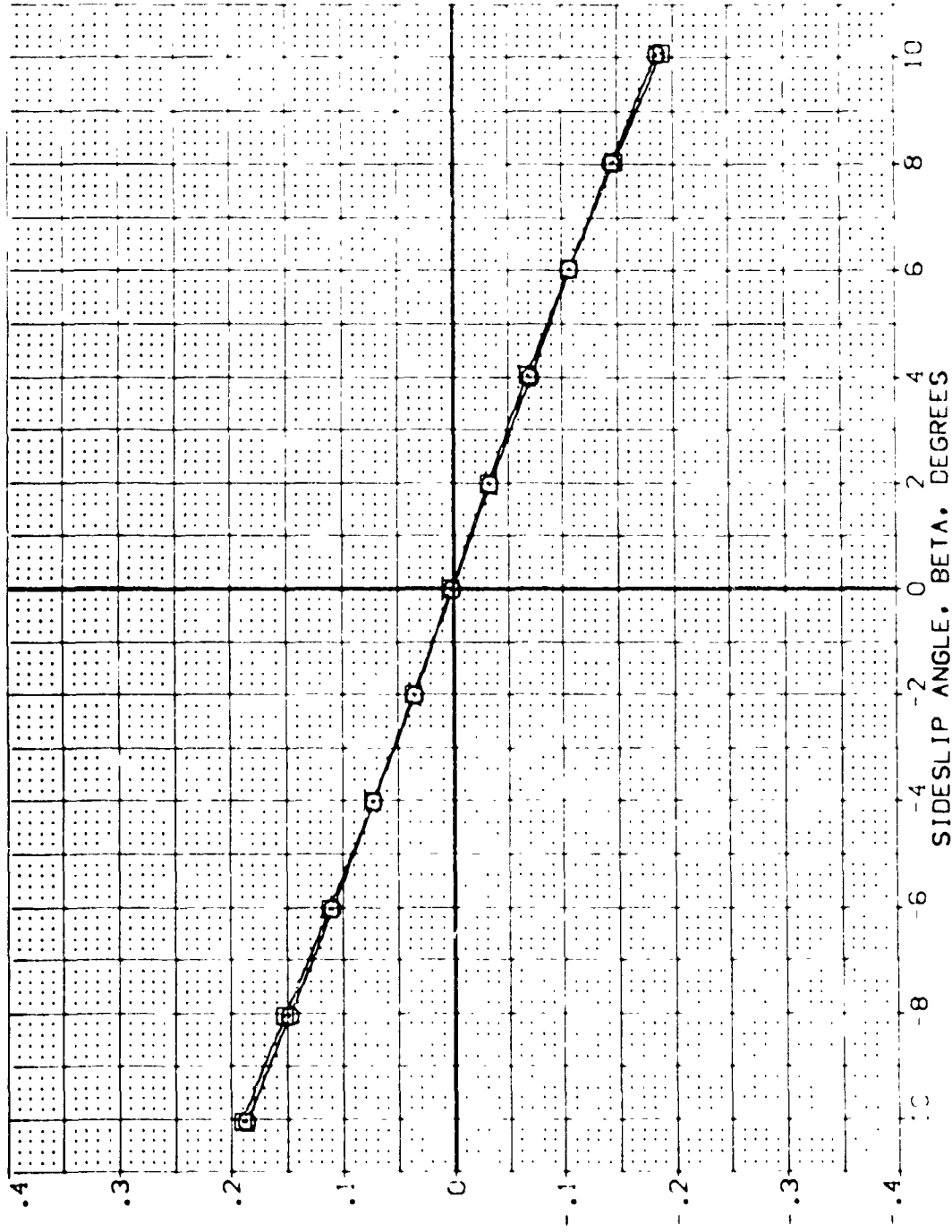
CADMACP .20

PAGE 1226

DATA SET SYMBOL CONFIGURATION DESCRIPTION
 (R02122) □ 0A628 B26C9 M718 V116E28V8FSX9
 (R02318) □ 0A628 B26C9 M718 V122E28V8FSX9

ALPHA RUDER SPOBRK AIRLON
 15.000 .000 25.000 .000
 15.000 .000 25.000 .000

REFERENCE INFORMATION
 SREF 4.4118 SQ.FT.
 LREF 19.2299 INCHES
 BRFF 37.9359 INCHES
 XMRP 43.5974 INCHES
 YMRP .0000 INCHES
 ZMRP 15.1875 INCHES
 SCALE .0405 SCALE



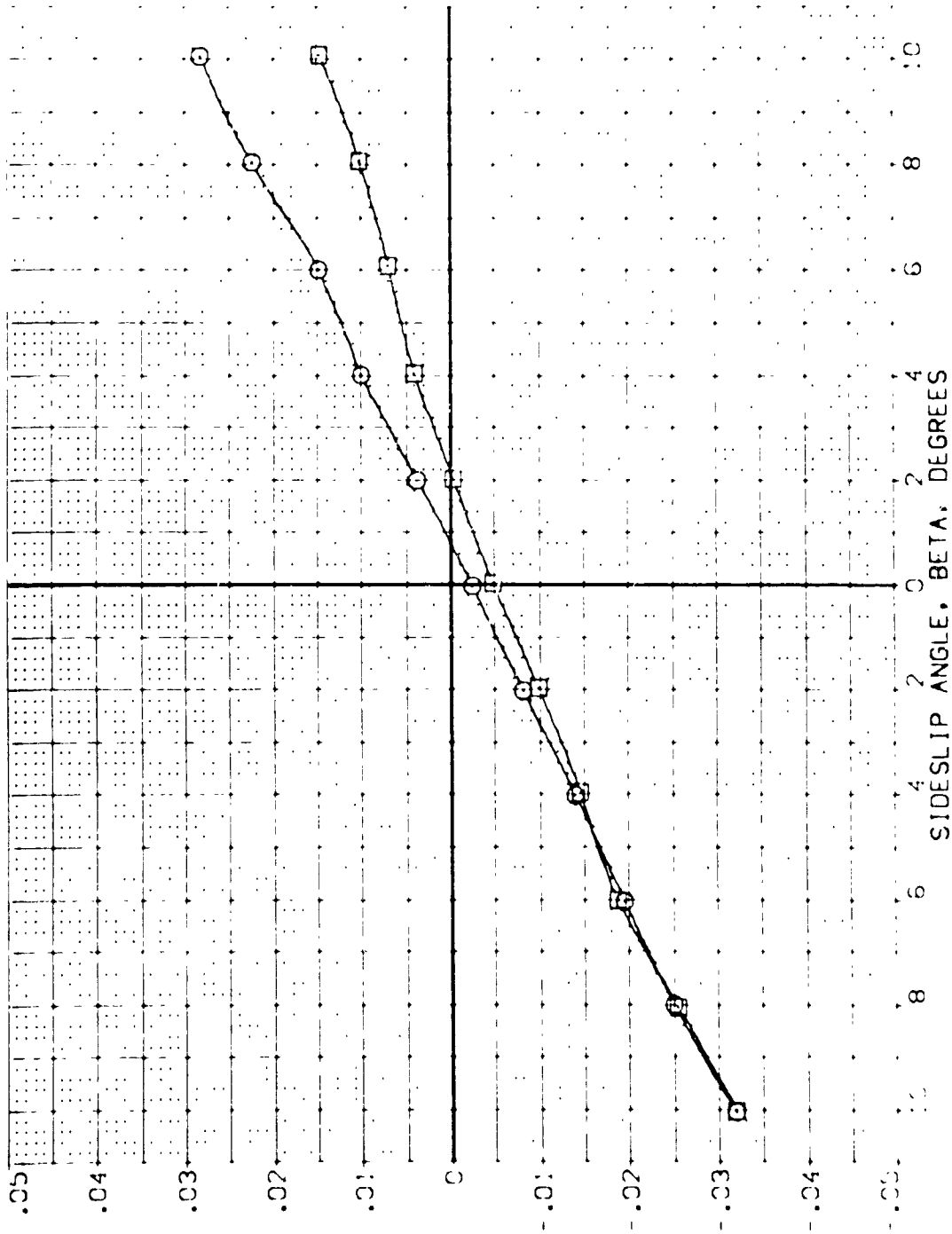
SIDE FORCE COEFFICIENT, CY

FIG 115 EFFECT OF ELLIPTICAL WING LE ON LAT-DIR STAB., 25 DEG FLARE, ALPHA = 15
 :ADMAG: .20 PAGE : 277

DATA SET SYMBOL CONFIGURATION DESCRIPTION
 (R2/123) C1 CAS28 B76C9 W1/8 W1/6 28V85X9
 (R2/319) C1 CAS28 B76C9 W1/8 W1/2 26V85X9

ALPHA 20.000
 RUDDER .000
 SPOBRK 25.000
 ALLPROP .000

REFERENCE INFORMATION
 SPFL 4.418 SCALE
 SPFL 19.2749 INCHES
 BK 37.9339 INCHES
 YAMP 43.5874 INCHES
 YAMP 15.1815 INCHES
 ZAMP .0415 SCALE



YAWING MOMENT COEFFICIENT, CYN (BODY AXIS)

FIG 116 EFFECT OF ELLIPTICAL WING LE ON LAT-DIR STAB., 25 DEG FLARE, ALPHA = 20

CADMAC- .20

PAGE : 228

DATA SET SYMBOL CONFIGURATION DESCRIPTION REFERENCE INFORMATION

DATA SET SYMBOL	CONFIGURATION	DESCRIPTION	ALPHA	RJODER	SPOBRK	AIIIRON	SREF	SCALE
(R02173)	0A678	876C9 M718 V11GE 28VBR5X9	20.000	.000	25.000	.000	4.4119	SC.FT
(R22319)	0A678	876C9 M718 V122L 28VBR5X9	20.000	.000	25.000	.000	19.2299	INCHES
							37.9359	INCHES
							43.5974	INCHES
							.0000	INCHES
							15.1875	INCHES
							.0405	SCALE

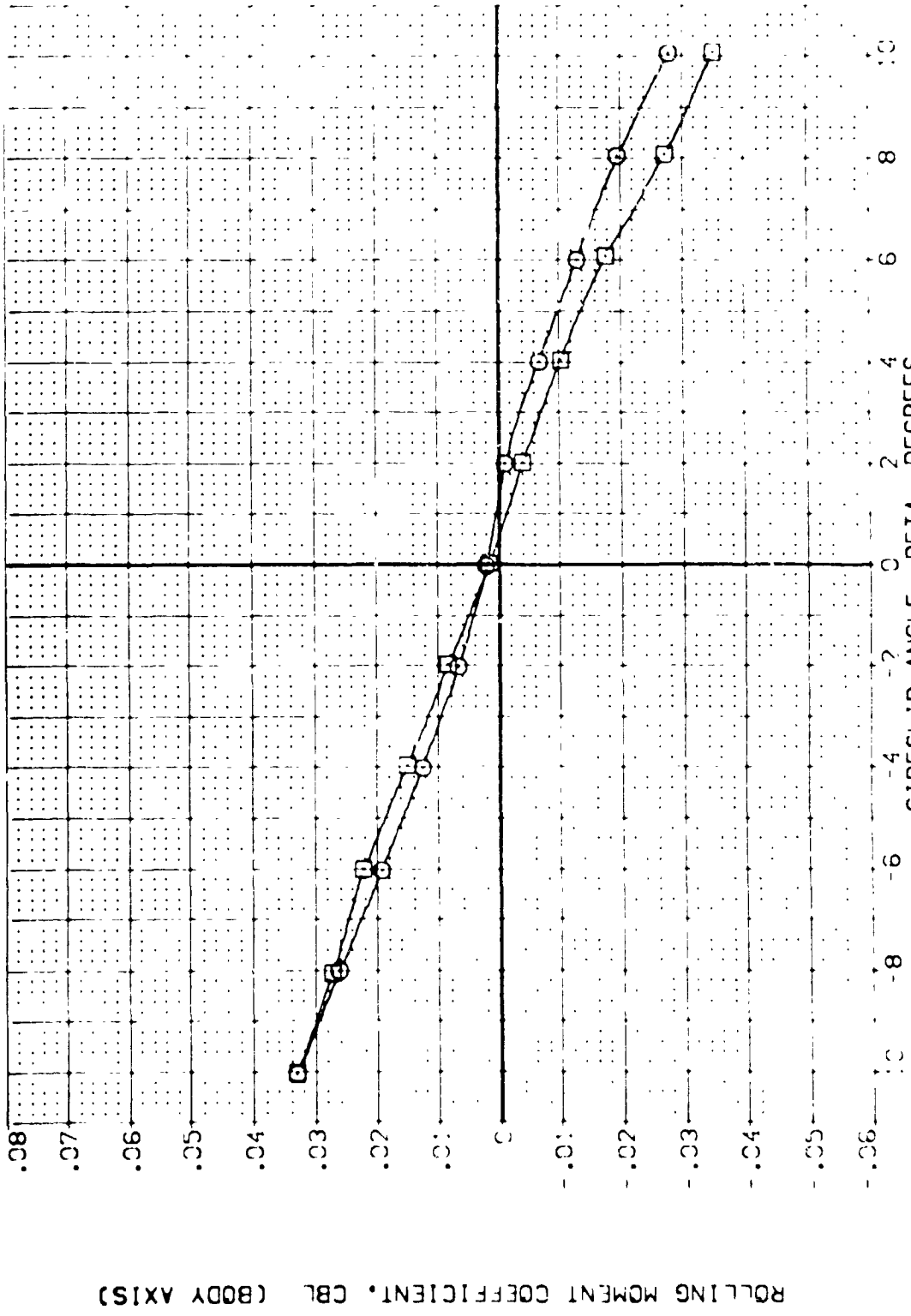


FIG 116 EFFECT OF ELLIPTICAL WING LE ON LAT-DIR STAB., 25 DEG FLARE, ALPHA = 20

SIDE FORCE COEFFICIENT, CY

DATA SET SYMBOL CONFIGURATION DESCRIPTION
 (R02173) (A) 0A628 B26C9 M7F8 V116E28V8FSX9
 (R02173) (B) 0A628 B26C9 M7F8 V127E28V8FSX9

ALPHA FLUDDR SPOBRK AILTRON
 20.000 .000 25.000 .000
 20.000 .000 25.000 .000

REFERENCE INFORMATION
 SREF 4.9119 SOLFT
 LRFF 19.2259 SC+S
 BRFF 37.9259 SC+S
 XMRP 43.5574 SC+S
 YMRP .0000 SC+S
 ZMRP 15.1875 SC+S
 SCALE .0105 SCALE

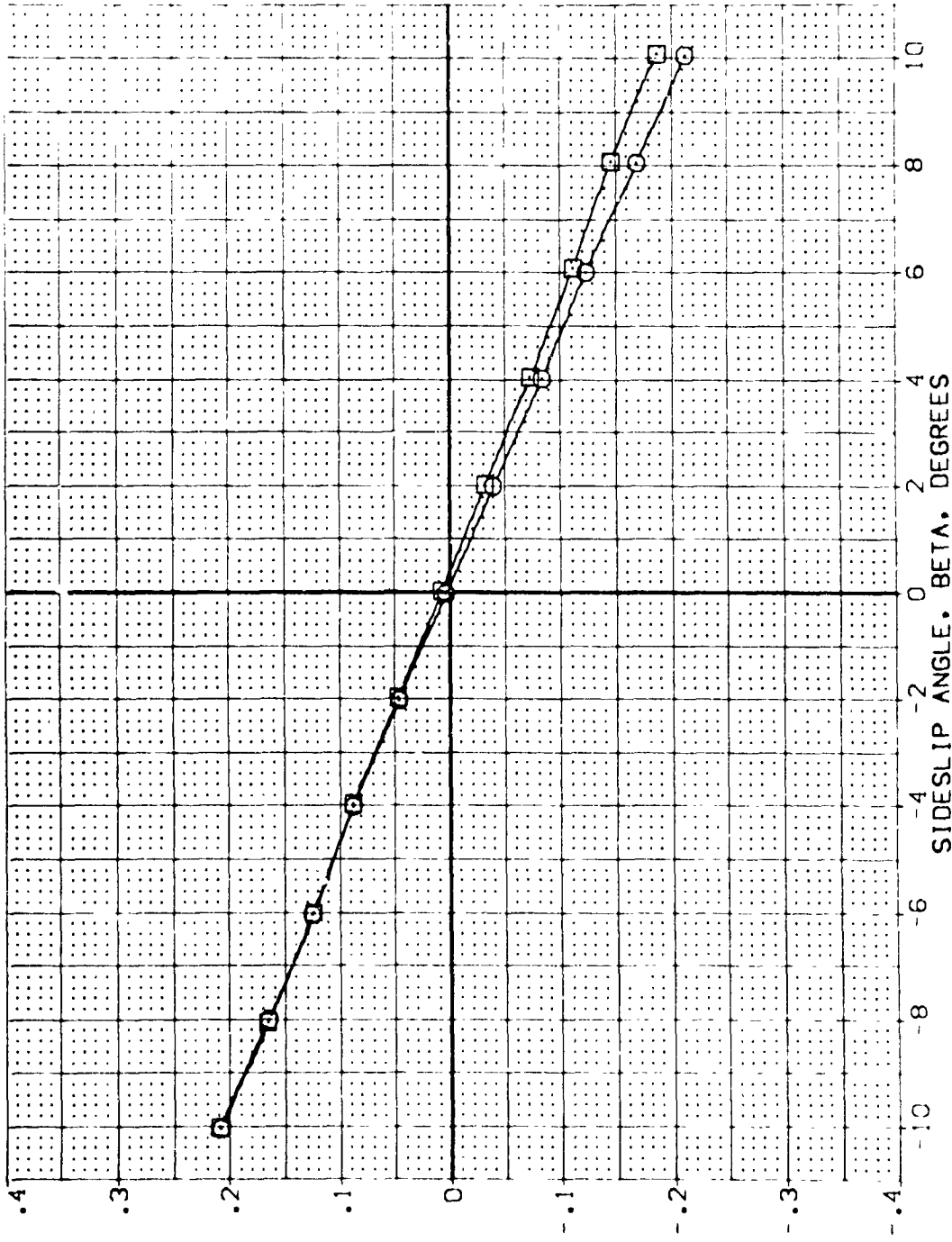


FIG 116 EFFECT OF ELLIPTICAL WING LE ON LAT-3., STAB., 25 DEG FLARE, ALPHA = 20

(A) MACH = .20

DATA SET SYMBOL	CONFIGURATION DESCRIPTION	BETA	RU-RAD	RUDDER	BOF LAP	REFERENCE INFORMATION
(80Z228)	0A628 B26C9 M7F8 V116E28V SR10X9	.000	.000	.000	-12.000	SREF 4.4119 SQ.FT.
(80Z284)	0A628 B26C9 M7F8 V116E28V SR71X9	.000	2.090	.000	-12.000	LREF 19.2299 INCHES
(80Z281)	0A628 B26C9 M7F8 V116E28V SR8X9	.000	4.940	.000	-12.000	BREF 37.9358 INCHES
(80Z403)	0A628 B26C9 M7F8 V116E28V SR9X9	.000	6.120	.000	-12.000	XMRP 43.5974 INCHES
(80Z409)	0A628 B26C9 M7F8 V116E28V SR10X9	.000	6.120	.000	-12.000	ZMRP 15.1875 INCHES
						SCALE .0405

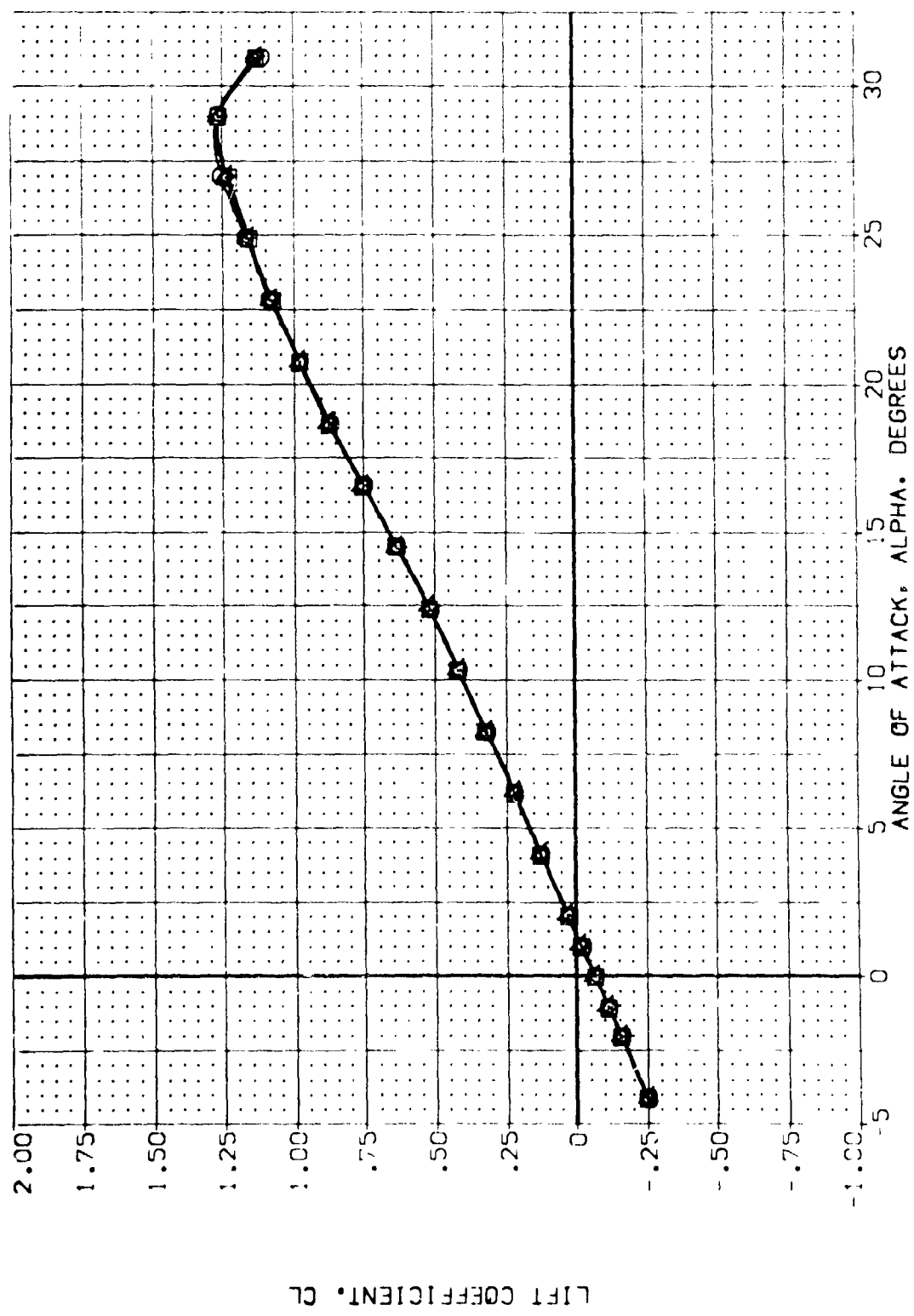


FIG 117 EFFECT OF RUDDER HL RADIUS + RUDDER CONTOUR ON LONG. STAB., 0 DEG FLARE
 (ADMAC) .20 PAGE 123:

DATA SET SYMBOL CONFIGURATION DESCRIPTION REFERENCE INFORMATION SCALE

{ 802728 }	0A528	876C9	M7E8	V116E28V189X9	SREF	4.4119	SCALE
{ 802734 }	0A528	876C9	M7E8	V116E28V189X9	RNF	19.2298	SCALE
{ 802735 }	0A528	876C9	M7E8	V116E28V189X9	BRF	37.9379	SCALE
{ 802740 }	0A528	876C9	M7E8	V116E28V189X9	XMRP	43.5974	SCALE
{ 802740S }	0A528	876C9	M7E8	V116E28V189X9	ZMRP	.0000	SCALE
					SCALE	15.1875	SCALE

BETA .000
 RULRAD .000
 RUDDER .000
 BOFLAP .000

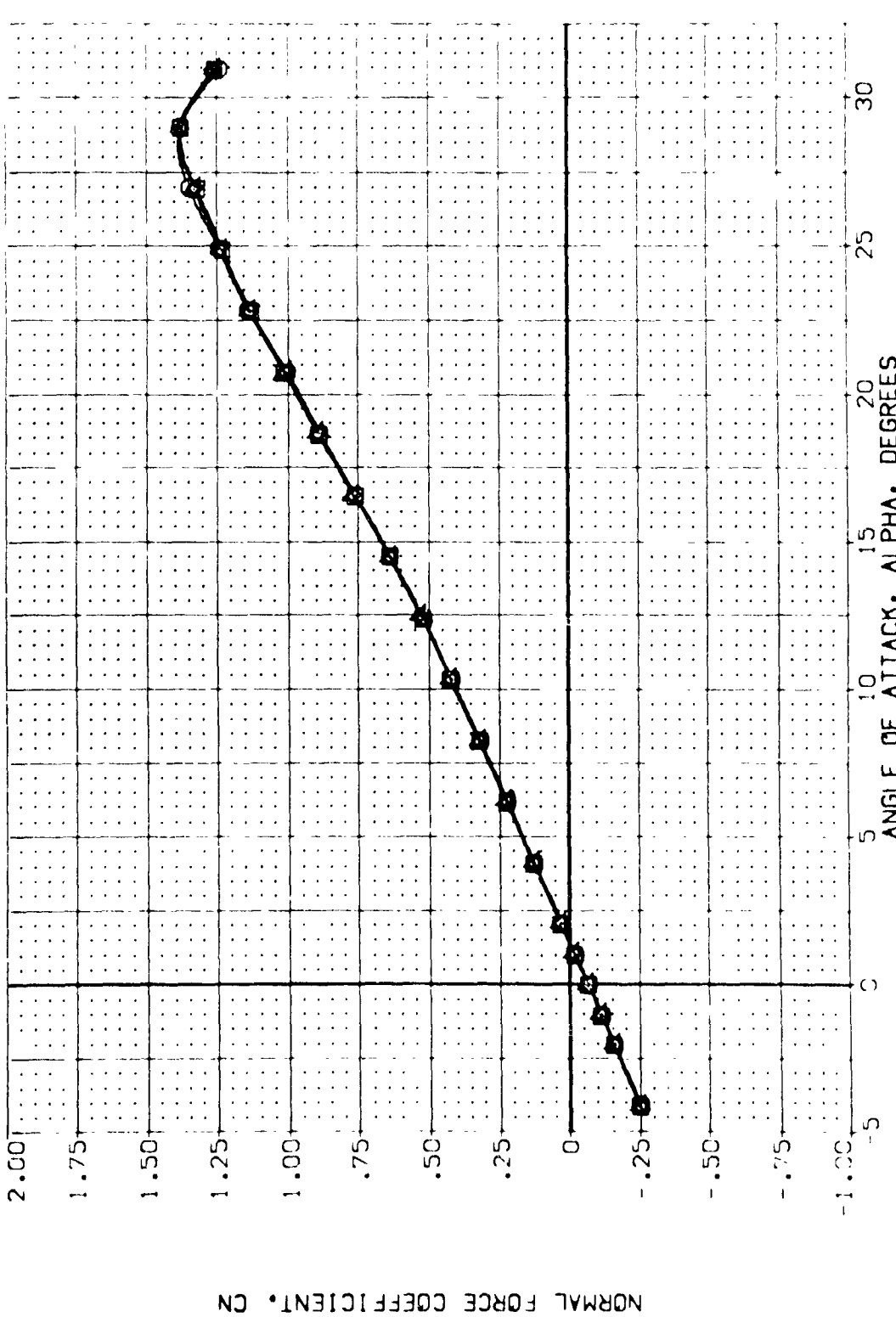


FIG 117 EFFECT OF RUDDER HL RADIUS + RUDDER CONTOUR ON LONG. STAB., 0 DEG FLARE
 (CAMACH) .20 PAGE 1232

DATA SET SYMBOL	CONFIGURATION DESCRIPTION	BETA	RU-1 RAD	RUDDER	6°F LAP	REFERENCE INFORMATION
(802226)	0A628 B26C9 M7F8 V116E28V8R5X9	.000	.000	.000	-1.000	SREF 4.419 SC17
(802364)	0A628 B26C9 M7F8 V116E28V12R7X9	.000	2.050	.000	-12.000	LREF 19.2799 INC45
(802391)	0A628 B26C9 M7F8 V116E28V13R9X9	.000	4.940	.000	-12.000	BREF 37.9359 INC45
(802403)	0A628 B26C9 M7F8 V116E28V14R9X9	.000	6.120	.000	-12.000	MREF 43.5874 INC45
(802409)	0A628 B26C9 M7F8 V116E28V15R10X9	.000	6.120	.000	-12.000	ZMREF 15.1875 INC45
						SCALE 1.0405

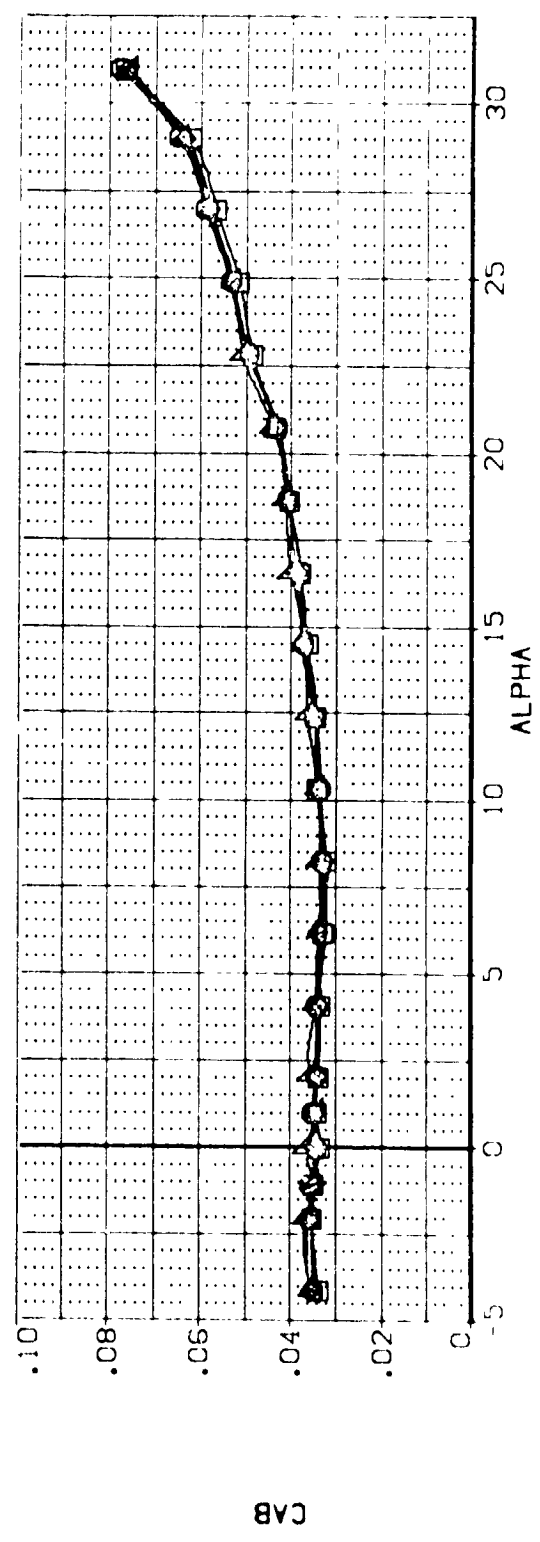
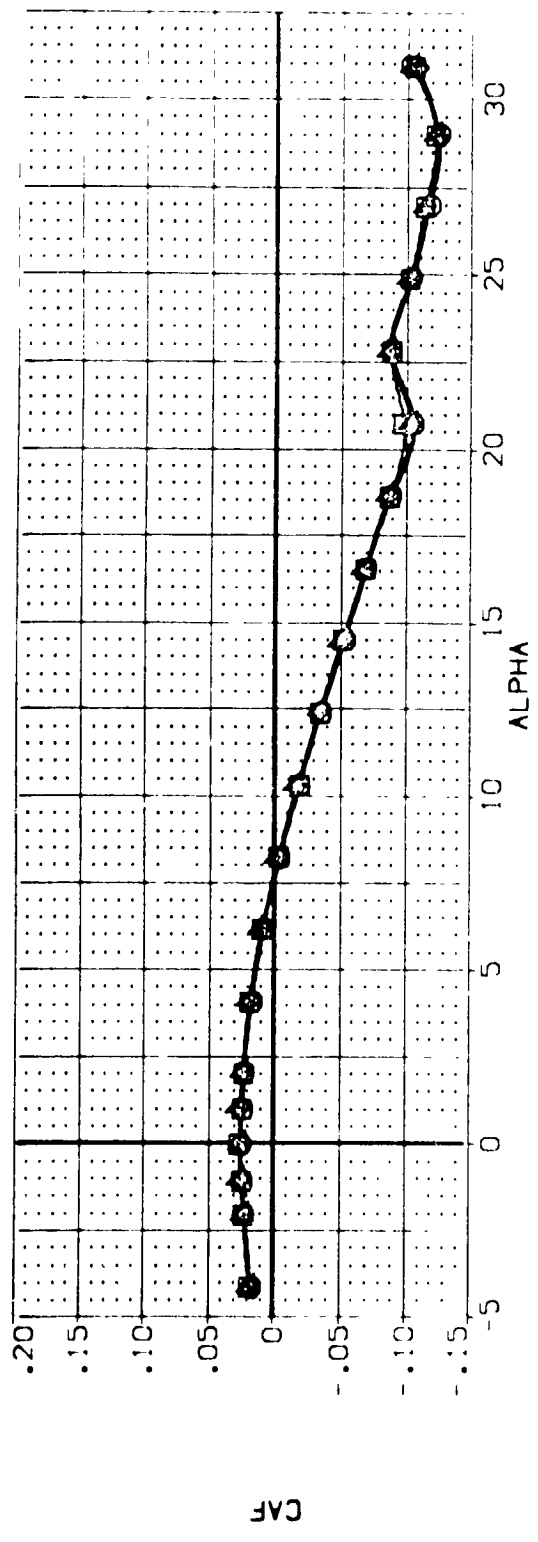


FIG 117 EFFECT OF RUDDER HL RADIUS + RUDDER CONTOUR ON LONG. STAB., 0 DEG FLARE

DATA SET SYMBOL CONFIGURATION DESCRIPTION

(B07278)	0A628	B76C9	M7F8	V116E28V1875X9
(B0738A)	0A628	B76C9	M7F8	V116E28V1297X9
(B07391)	0A628	B76C9	M7F8	V116E28V1398X9
(B07403)	0A628	B76C9	M7F8	V116E28V1499X9
(B07409)	0A628	B76C9	M7F8	V116E28V15910X9

BETA .000
 RH/RAD 2.090
 RUDDER .000
 BOX/LAP -12.000
 SREF 19.2799
 LRF 37.9359
 BRP 43.5874
 XMRP .000
 YMRP 15.1875
 ZMRP .0405
 SCALE

REFERENCE INFORMATION
 SREF 4.4119 INCHES
 LRF 19.2799 INCHES
 BRP 37.9359 INCHES
 XMRP 43.5874 INCHES
 YMRP 15.1875 INCHES
 ZMRP .0405 INCHES
 SCALE

FOREBODY DRAG COEFFICIENT, CDF

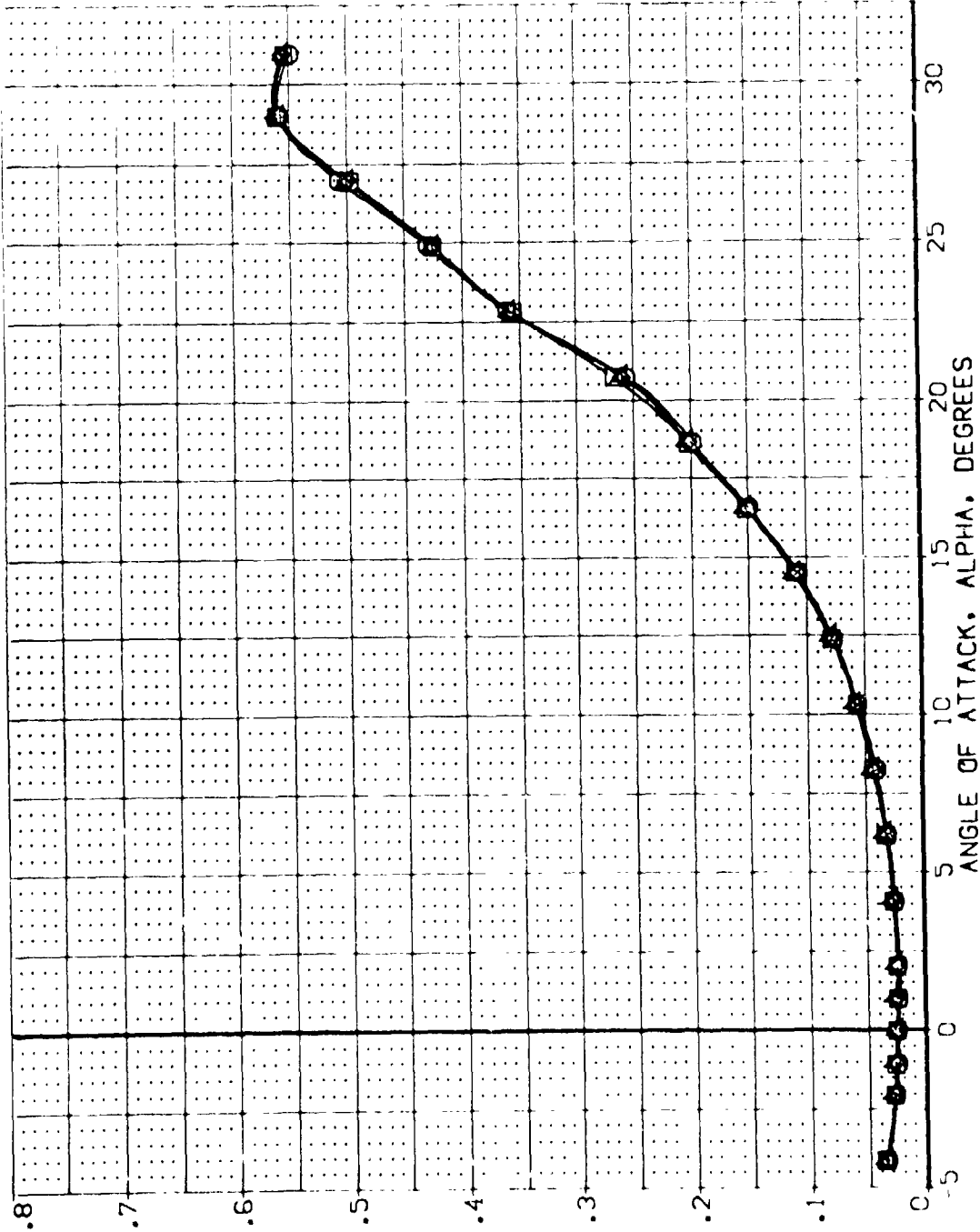


FIG 117 EFFECT OF RUDDER HL RADIUS + RUDDER CONTOUR ON LONG. STAB., 0 DEG FLARE

DATA SET SYMBOL	CONFIGURATION DESCRIPTION	BETA	RH-RAD	RUDDER	BOFLAP	REFERENCE INFORMATION
(BDZ228)	Q1628 B26C9 M7F8 V116E28V12R7X9	.000	.000	.000	-12.000	SREF 4.4119 SQ.FT.
(BDZ384)	Q1628 B26C9 M7F8 V116E28V12R7X9	.000	2.090	.000	-12.000	LREF 19.2299 INCHES
(BDZ391)	Q1628 B26C9 M7F8 V116E28V13R8X9	.000	4.940	.000	-12.000	BREF 37.9359 INCHES
(BDZ403)	Q1628 B26C9 M7FE V116E28V14R9X9	.000	6.120	.000	-12.000	XMRP 43.5974 INCHES
(BDZ409)	Q1628 B26C9 M7F8 V116E28V15R10X9	.000	6.120	.000	-12.000	ZMRP .0000 INCHES
						SCALE 15.1875 INCHES
						SCALE .0405 INCHES

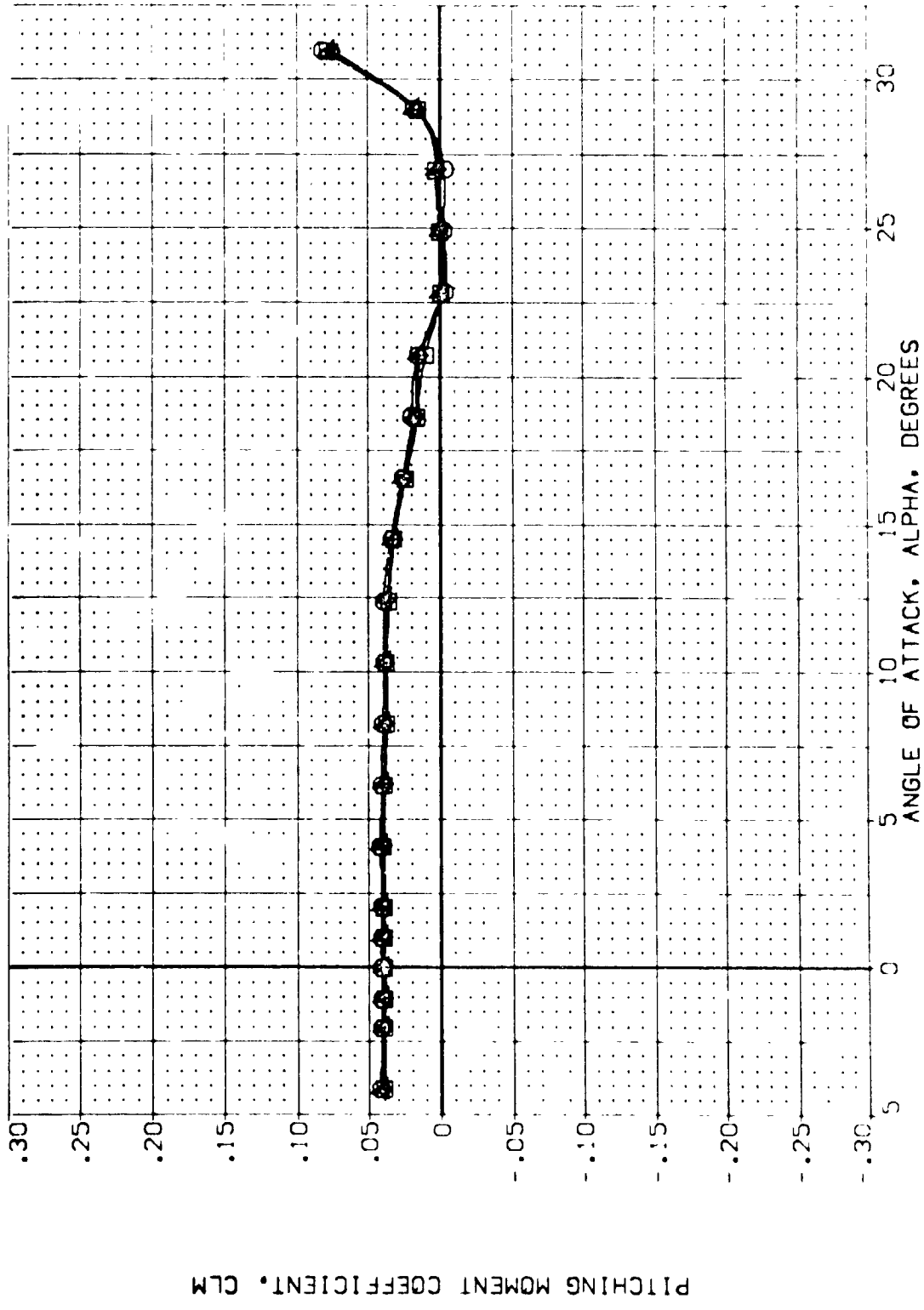


FIG 117 EFFECT OF RUDDER HL RADIUS + RUDDER CONTOUR ON LONG. STAB., 0 DEG FLARE

DATA SET SYMBOL CONFIGURATION DESCRIPTION

(B07278)	0A628	826C9	M7F8	V15E28V12R7X9
(B07384)	0A629	826C9	M7F8	V15E28V12R7X9
(B07391)	0A628	826C9	M7F8	V15E28V13R8X9
(B07403)	0A628	826C9	M7F8	V15E28V14R9X9
(B07409)	0A628	826C9	M7F8	V15E28V15R10X9

BETA R/RAD RUDDER BOFLAP REFERENCE INFORMATION

.000	.000	.000	-12.000	SREF	4.4119	SCALE
.000	2.090	.000	-12.000	LRP	19.2799	SCALE
.000	4.940	.000	-12.000	BRP	37.9359	SCALE
.000	6.120	.000	-12.000	YAPP	43.3974	SCALE
.000	6.120	.000	-12.000	ZAPP	15.1800	SCALE
				SCALE	.0100	SCALE

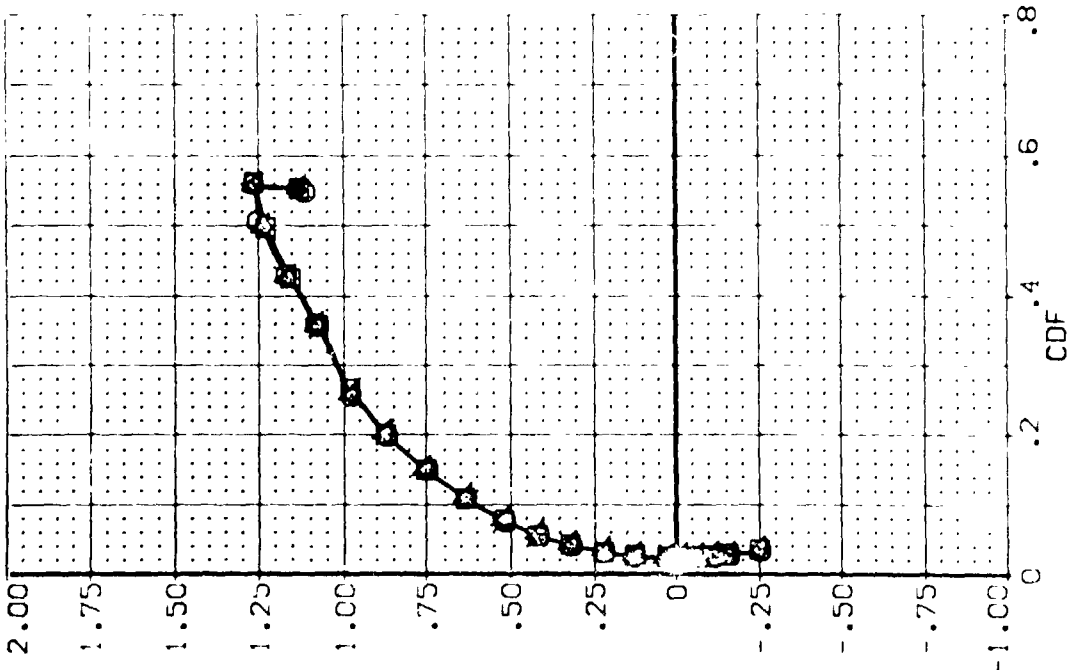
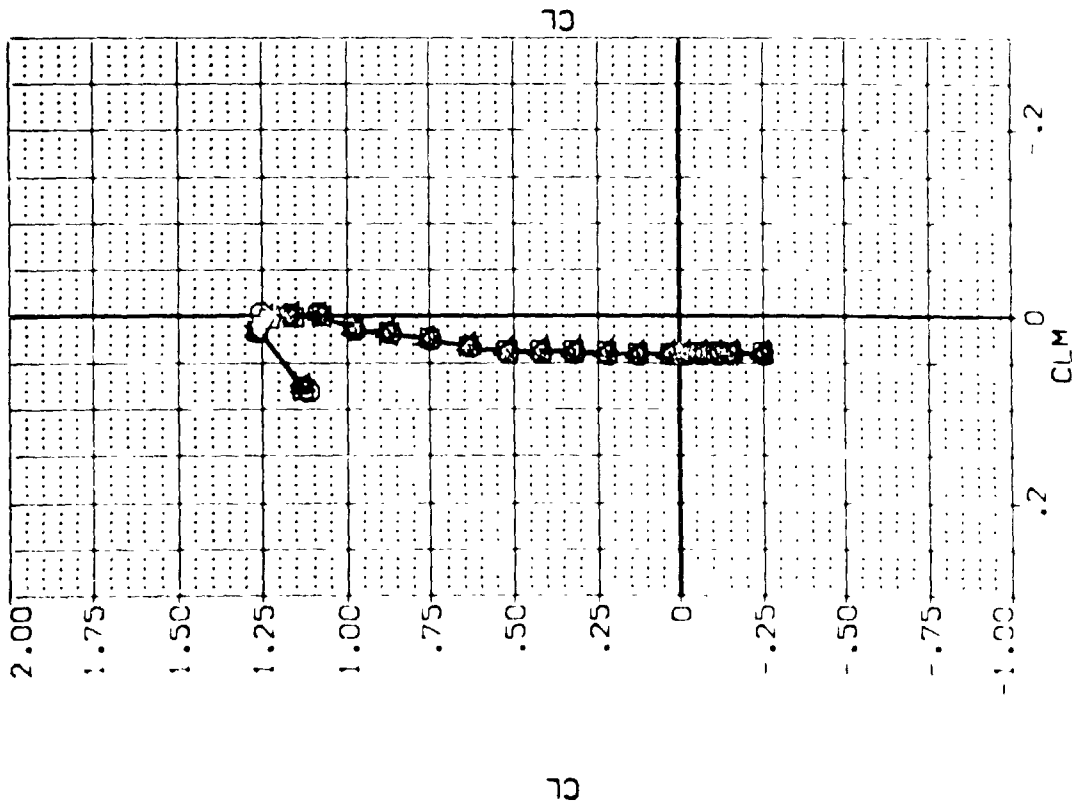


FIG 117 EFFECT OF RUDDER HL RADIUS + RUDDER CONTOUR ON LONG. STAB., 0 DEG FLARE

(A)MAC

.20

LONGITUDINAL CENTER OF PRESSURE LOCATION, XCP/L, FRACTION BODY LENGTH

DATA SET SYMBOL	CONFIGURATION DESCRIPTION	BETA	R-L RAD	RUDDER	BOFLAP	REFERENCE INFORMATION
(BC2278)	CA628 B26C9	.000	.000	.000	-12.000	SREF 4.4119 SCALE
(BC2281)	CA628 B26C9	.000	2.090	.000	-12.000	REF 19.2299 SCALE
(BC2282)	CA628 B26C9	.000	4.940	.000	-12.000	REF 37.9368 SCALE
(BC2453)	CA628 B26C9	.000	6.120	.000	-12.000	REF 43.5874 SCALE
(BC2459)	CA628 B26C9	.000	6.120	.000	-12.000	REF 45.0000 SCALE
						REF 15.1875 SCALE

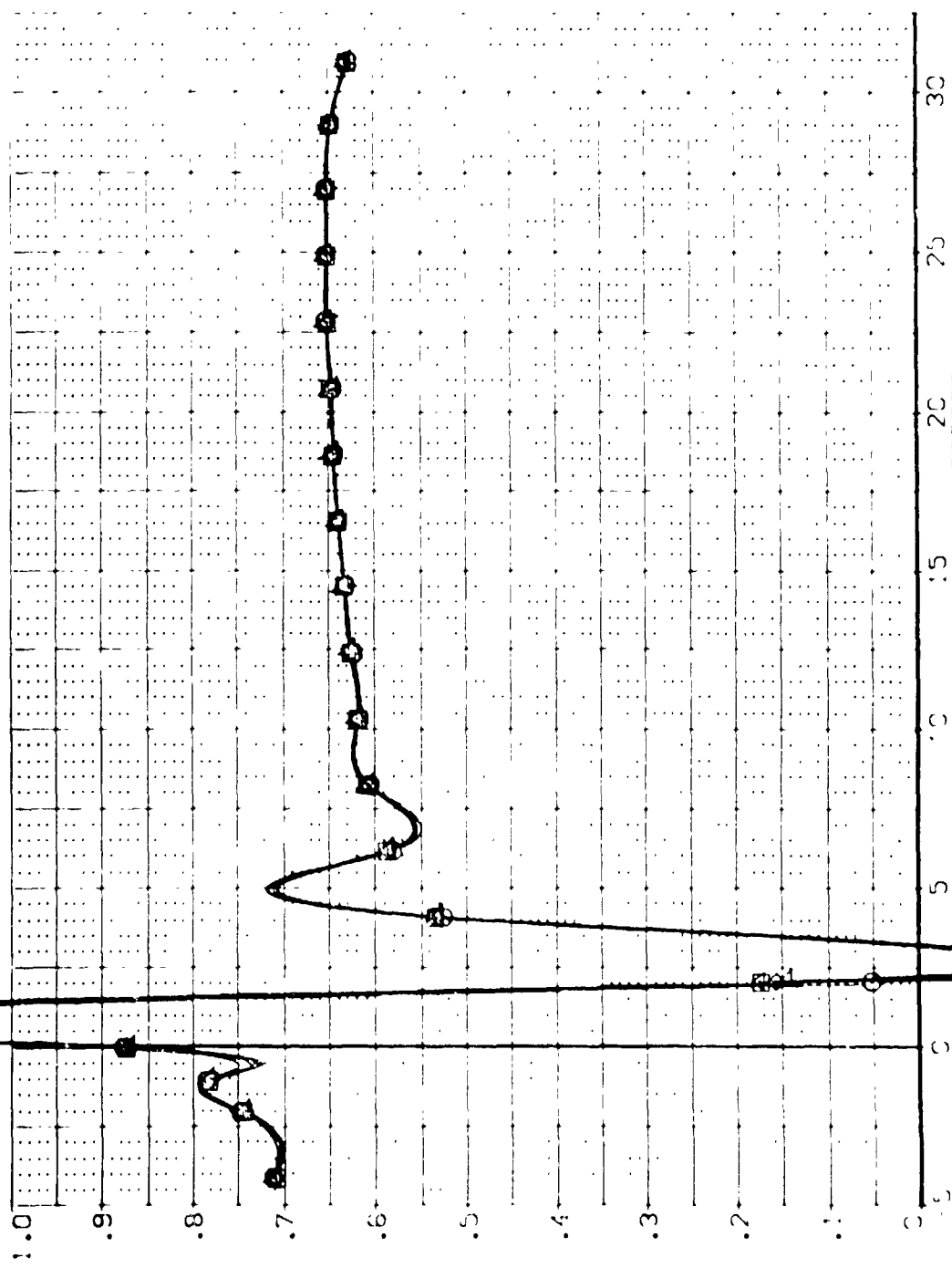


FIG 117 EFFECT OF RUDDER HL RADIUS + RUDDER CONTOUR ON LONG. STAB. 0 DEG FLARE
 CASMAC. 22
 PAGE 1237

DATA SET SYMBOL CONFIGURATION DESCRIPTION M/F/B W/L REFERENCE INFORMATION

(A2728)	DA628 B76C9	M/F/B	W/L	SAF	4.419	SCALE
(A2729)	DA628 B76C9	M/F/B	W/L	SAE	19.2299	SCALE
(B2730)	DA628 B76C9	M/F/B	W/L	SAE	37.9359	SCALE
(B2731)	DA628 B76C9	M/F/B	W/L	SAE	43.5974	SCALE
(B2732)	DA628 B76C9	M/F/B	W/L	SAE	15.1875	SCALE
(B2733)	DA628 B76C9	M/F/B	W/L	SAE	15.1875	SCALE
(B2734)	DA628 B76C9	M/F/B	W/L	SAE	15.1875	SCALE
(B2735)	DA628 B76C9	M/F/B	W/L	SAE	15.1875	SCALE
(B2736)	DA628 B76C9	M/F/B	W/L	SAE	15.1875	SCALE
(B2737)	DA628 B76C9	M/F/B	W/L	SAE	15.1875	SCALE
(B2738)	DA628 B76C9	M/F/B	W/L	SAE	15.1875	SCALE
(B2739)	DA628 B76C9	M/F/B	W/L	SAE	15.1875	SCALE
(B2740)	DA628 B76C9	M/F/B	W/L	SAE	15.1875	SCALE
(B2741)	DA628 B76C9	M/F/B	W/L	SAE	15.1875	SCALE
(B2742)	DA628 B76C9	M/F/B	W/L	SAE	15.1875	SCALE
(B2743)	DA628 B76C9	M/F/B	W/L	SAE	15.1875	SCALE
(B2744)	DA628 B76C9	M/F/B	W/L	SAE	15.1875	SCALE
(B2745)	DA628 B76C9	M/F/B	W/L	SAE	15.1875	SCALE
(B2746)	DA628 B76C9	M/F/B	W/L	SAE	15.1875	SCALE
(B2747)	DA628 B76C9	M/F/B	W/L	SAE	15.1875	SCALE
(B2748)	DA628 B76C9	M/F/B	W/L	SAE	15.1875	SCALE
(B2749)	DA628 B76C9	M/F/B	W/L	SAE	15.1875	SCALE
(B2750)	DA628 B76C9	M/F/B	W/L	SAE	15.1875	SCALE
(B2751)	DA628 B76C9	M/F/B	W/L	SAE	15.1875	SCALE
(B2752)	DA628 B76C9	M/F/B	W/L	SAE	15.1875	SCALE
(B2753)	DA628 B76C9	M/F/B	W/L	SAE	15.1875	SCALE
(B2754)	DA628 B76C9	M/F/B	W/L	SAE	15.1875	SCALE
(B2755)	DA628 B76C9	M/F/B	W/L	SAE	15.1875	SCALE
(B2756)	DA628 B76C9	M/F/B	W/L	SAE	15.1875	SCALE
(B2757)	DA628 B76C9	M/F/B	W/L	SAE	15.1875	SCALE
(B2758)	DA628 B76C9	M/F/B	W/L	SAE	15.1875	SCALE
(B2759)	DA628 B76C9	M/F/B	W/L	SAE	15.1875	SCALE
(B2760)	DA628 B76C9	M/F/B	W/L	SAE	15.1875	SCALE
(B2761)	DA628 B76C9	M/F/B	W/L	SAE	15.1875	SCALE
(B2762)	DA628 B76C9	M/F/B	W/L	SAE	15.1875	SCALE
(B2763)	DA628 B76C9	M/F/B	W/L	SAE	15.1875	SCALE
(B2764)	DA628 B76C9	M/F/B	W/L	SAE	15.1875	SCALE
(B2765)	DA628 B76C9	M/F/B	W/L	SAE	15.1875	SCALE
(B2766)	DA628 B76C9	M/F/B	W/L	SAE	15.1875	SCALE
(B2767)	DA628 B76C9	M/F/B	W/L	SAE	15.1875	SCALE
(B2768)	DA628 B76C9	M/F/B	W/L	SAE	15.1875	SCALE
(B2769)	DA628 B76C9	M/F/B	W/L	SAE	15.1875	SCALE
(B2770)	DA628 B76C9	M/F/B	W/L	SAE	15.1875	SCALE
(B2771)	DA628 B76C9	M/F/B	W/L	SAE	15.1875	SCALE
(B2772)	DA628 B76C9	M/F/B	W/L	SAE	15.1875	SCALE
(B2773)	DA628 B76C9	M/F/B	W/L	SAE	15.1875	SCALE
(B2774)	DA628 B76C9	M/F/B	W/L	SAE	15.1875	SCALE
(B2775)	DA628 B76C9	M/F/B	W/L	SAE	15.1875	SCALE
(B2776)	DA628 B76C9	M/F/B	W/L	SAE	15.1875	SCALE
(B2777)	DA628 B76C9	M/F/B	W/L	SAE	15.1875	SCALE
(B2778)	DA628 B76C9	M/F/B	W/L	SAE	15.1875	SCALE
(B2779)	DA628 B76C9	M/F/B	W/L	SAE	15.1875	SCALE
(B2780)	DA628 B76C9	M/F/B	W/L	SAE	15.1875	SCALE
(B2781)	DA628 B76C9	M/F/B	W/L	SAE	15.1875	SCALE
(B2782)	DA628 B76C9	M/F/B	W/L	SAE	15.1875	SCALE
(B2783)	DA628 B76C9	M/F/B	W/L	SAE	15.1875	SCALE
(B2784)	DA628 B76C9	M/F/B	W/L	SAE	15.1875	SCALE
(B2785)	DA628 B76C9	M/F/B	W/L	SAE	15.1875	SCALE
(B2786)	DA628 B76C9	M/F/B	W/L	SAE	15.1875	SCALE
(B2787)	DA628 B76C9	M/F/B	W/L	SAE	15.1875	SCALE
(B2788)	DA628 B76C9	M/F/B	W/L	SAE	15.1875	SCALE
(B2789)	DA628 B76C9	M/F/B	W/L	SAE	15.1875	SCALE
(B2790)	DA628 B76C9	M/F/B	W/L	SAE	15.1875	SCALE
(B2791)	DA628 B76C9	M/F/B	W/L	SAE	15.1875	SCALE
(B2792)	DA628 B76C9	M/F/B	W/L	SAE	15.1875	SCALE
(B2793)	DA628 B76C9	M/F/B	W/L	SAE	15.1875	SCALE
(B2794)	DA628 B76C9	M/F/B	W/L	SAE	15.1875	SCALE
(B2795)	DA628 B76C9	M/F/B	W/L	SAE	15.1875	SCALE
(B2796)	DA628 B76C9	M/F/B	W/L	SAE	15.1875	SCALE
(B2797)	DA628 B76C9	M/F/B	W/L	SAE	15.1875	SCALE
(B2798)	DA628 B76C9	M/F/B	W/L	SAE	15.1875	SCALE
(B2799)	DA628 B76C9	M/F/B	W/L	SAE	15.1875	SCALE
(B2800)	DA628 B76C9	M/F/B	W/L	SAE	15.1875	SCALE

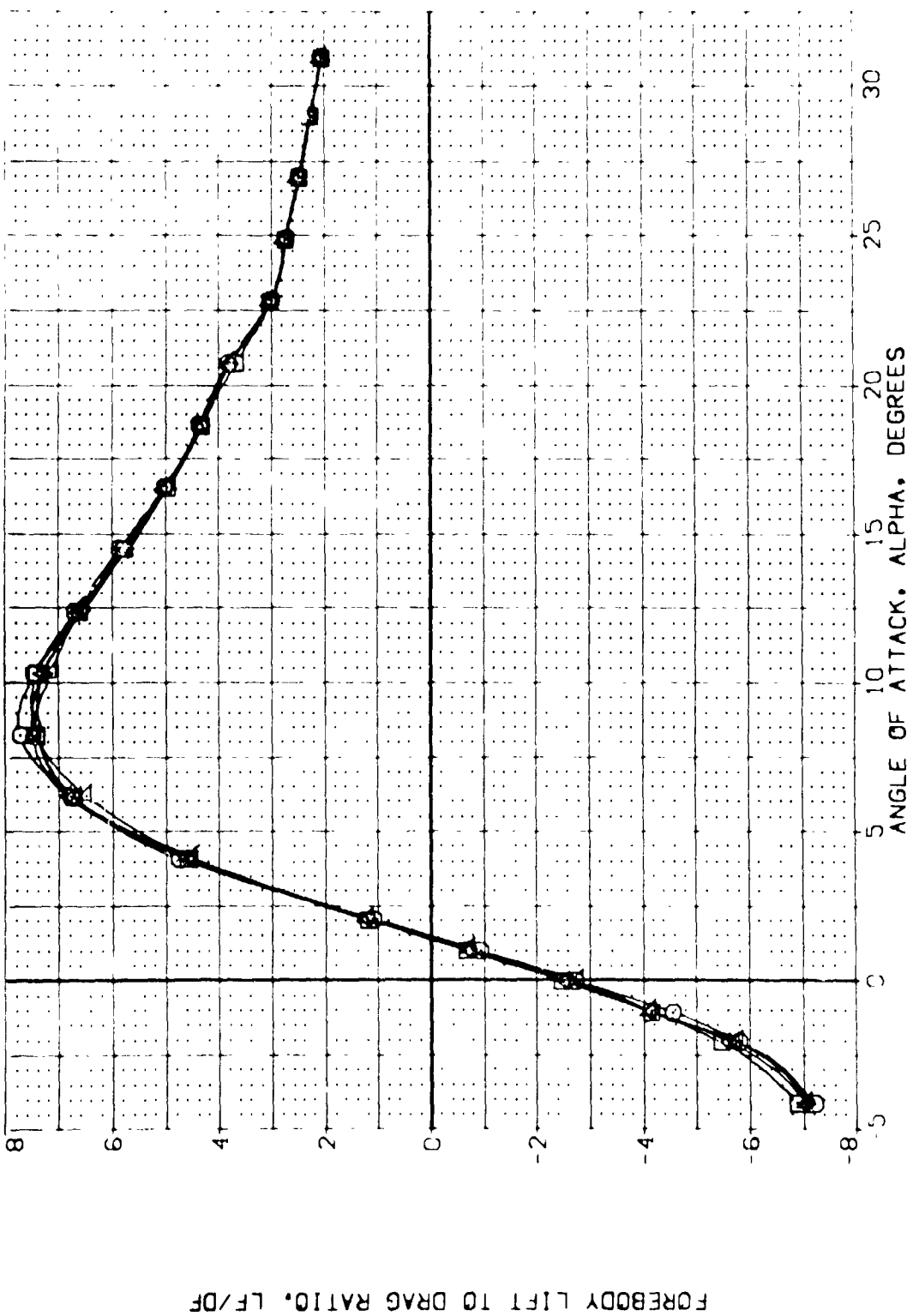


FIG 117 EFFECT OF RUDDER HL RADIUS + RUDDER CONTOUR ON LONG. STAB..0 DEG FLARE
 (A)MAC. .20 PAGE 1238

DATA SET SYMBOL CONFIGURATION DESCRIPTION

(R07279)	Q	0A628	876C9	M7F8	V116E28V120V65X9
(R07365)		0A628	876C9	M7F8	V116E28V120V7X9
(R07397)	X	0A628	876C9	M7F8	V116E28V130V9X9
(R07404)	X	0A628	876C9	M7F8	V116E28V140V9X9
(R07410)	X	0A628	876C9	M7F8	V116E28V150V9X9

ALPHA R/R/RAD RUDDER BOG/LAP SKEW REFERENCE INFORMATION

.000	.000	.000	-12.000	SKEW	4.4119	SCALE
.000	2.09C	.000	-12.000	L/R/F	19.2799	SCALE
.000	4.940	.000	-12.000	B/R/F	37.9359	SCALE
.000	6.170	.000	-12.000	X/R/P	43.5874	SCALE
.000	6.170	.000	-12.000	Y/R/P	15.1875	SCALE
				Z/R/P	0.0409	SCALE

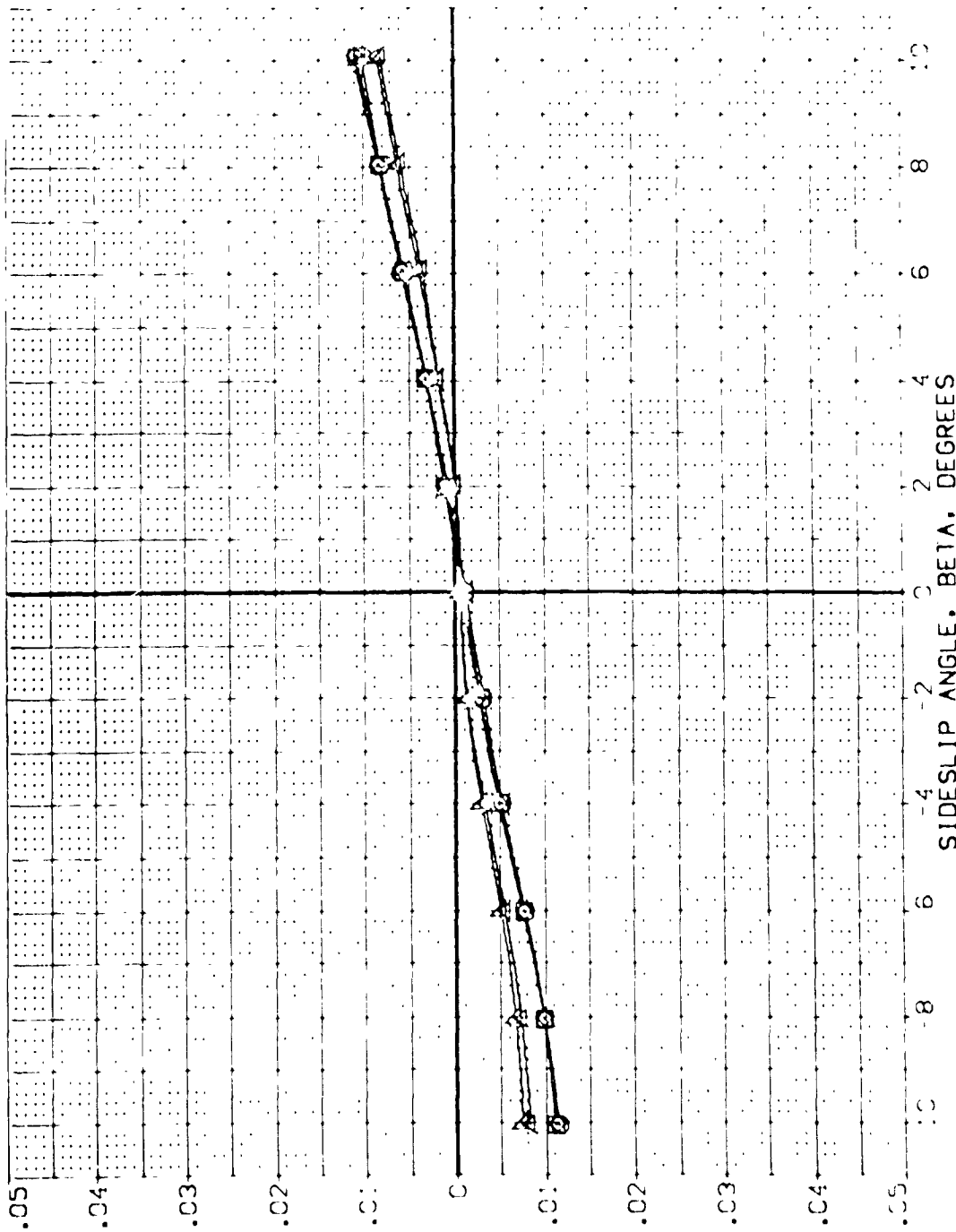


FIG 118 EFFECT OF RUDDER HL RADIUS + RUDDER CONTOUR ON LAT-DIR ST., ALPHA = 0

YAWING MOMENT COEFFICIENT, CYN (BODY AXIS)

DATA SET SYMBOL CONFIGURATION OF DESCRIPTION REFERENCE INFORMATION SCALE

RC779	0A628	B76C9	M718	V	6E28V12R7X9	4.4119	SCF	1.0
RC780	0A628	B76C9	M718	V	6E28V12R7X9	19.2798	SCF	1.0
RC781	0A628	B76C9	M718	V	6E28V13R8X9	37.5358	SCF	1.0
RC782	0A628	B76C9	M718	V	6E28V14R9X9	43.5914	SCF	1.0
RC783	0A628	B76C9	M718	V	6E28V15R10X9	50.0000	SCF	1.0
RC784	0A628	B76C9	M718	V	6E28V15R10X9	15.0000	SCF	1.0

ALPHA .000 R/R/RAD .000 RUDDER .000 BOFLAP 12.000
 .000 2.050 .000 .000
 .000 4.940 .000 .000
 .000 6.170 .000 .000
 .000 6.170 .000 .000

ROLLING MOMENT COEFFICIENT, CBL (BODY AXIS)

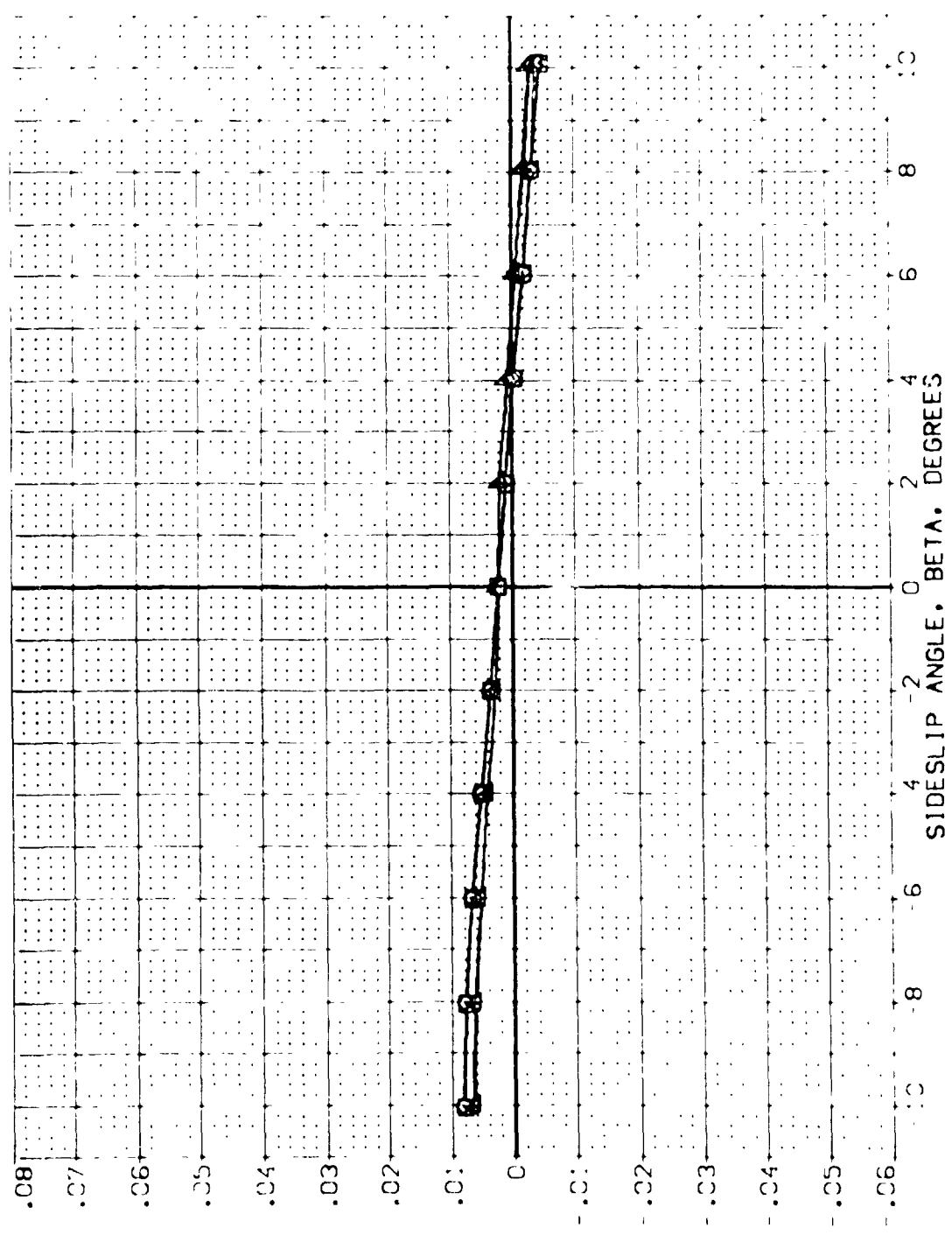
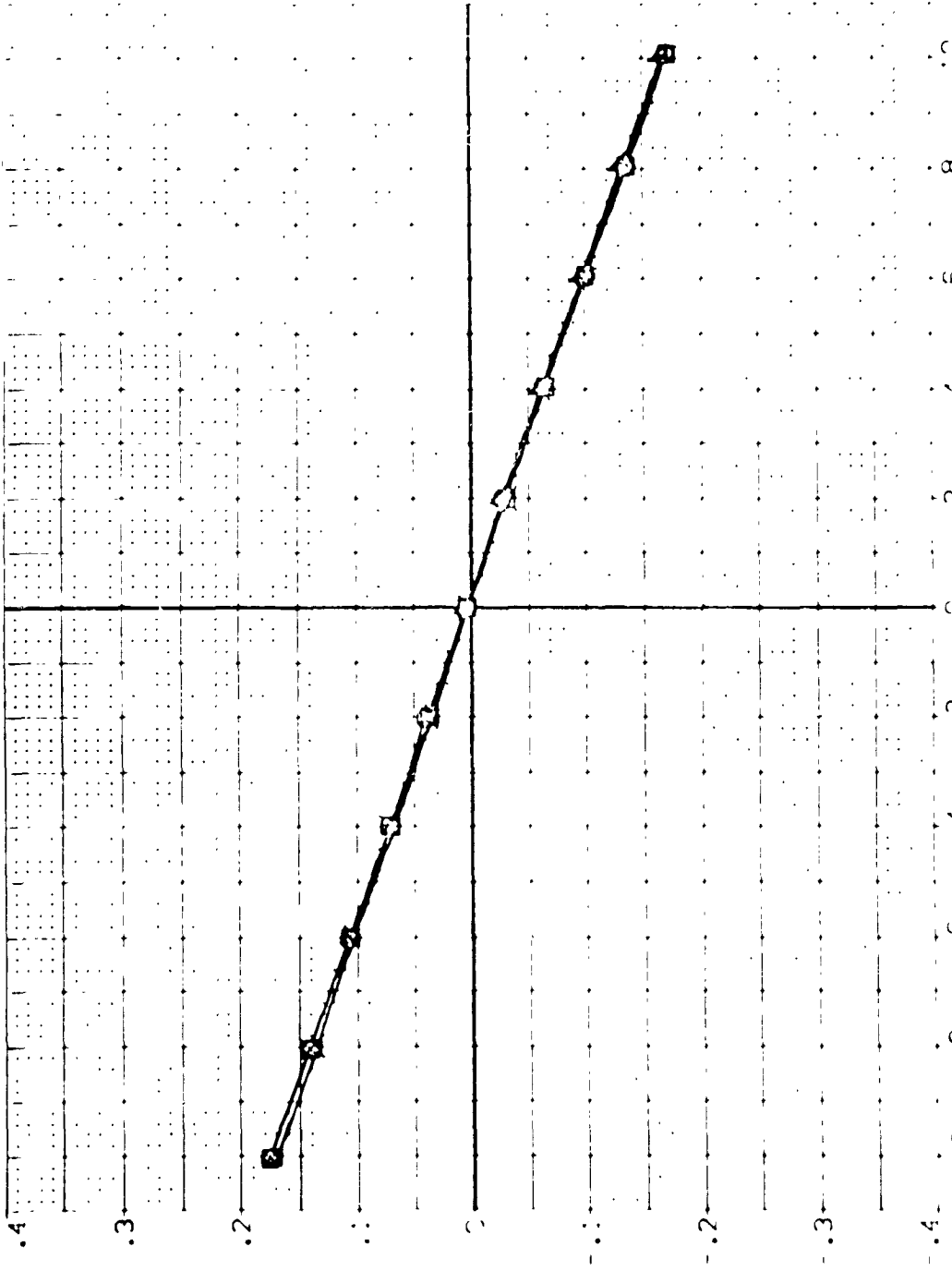


FIG 118 EFFECT OF RUDDER HL RADIUS + RUDDER CONTOUR ON LAT-DIR ST., ALPHA = 0
 (A) (A) .20 PAGE 1240

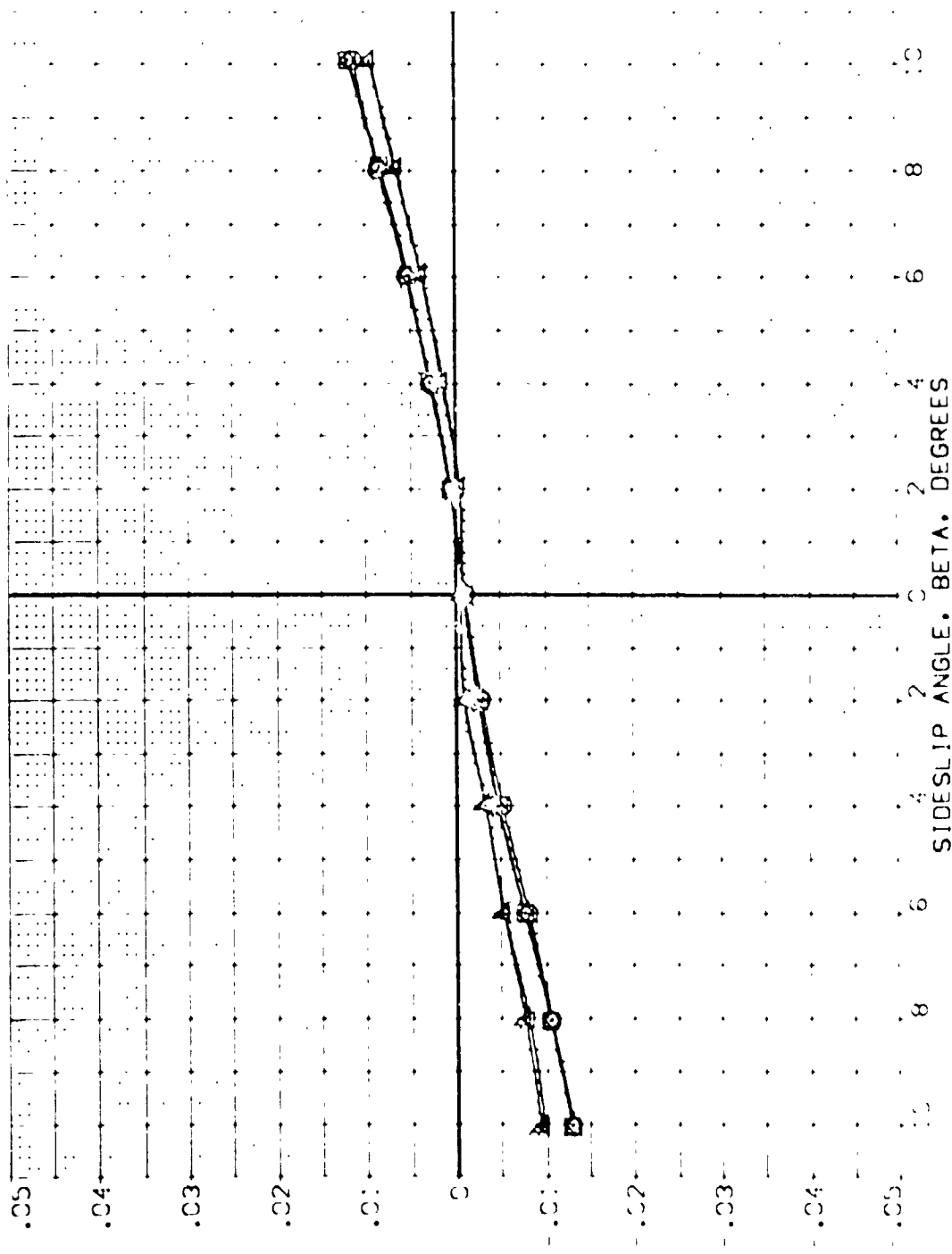
DATA SET SYMBOL	CONFIGURATION DESCRIPTION	ALPHA	R/RAD	RUDDER	BOX LAP	REFERENCE INFORMATION	SCALE
PC7279	M718 V1 GE281 876C9	.000	.000	.000	-2.000	SRF	4.419
PC7285	M718 V1 GE281 26719	.000	2.090	.000	-2.000	SRF	19.239
PC7292	M718 V1 GE281 37819	.000	4.940	.000	-2.000	SRF	37.939
PC7404	M718 V1 GE281 47819	.000	6.170	.000	-2.000	SRF	43.384
PC7410	M718 V1 GE281 57109	.000	6.170	.000	-2.000	SRF	15.875
						SCALE	10.000



SIDE FORCE COEFFICIENT, CY

FIG 118 EFFECT OF RUDDER HL RADIUS + RUDDER CONTOUR ON LAT-DIR ST., ALPHA = 0

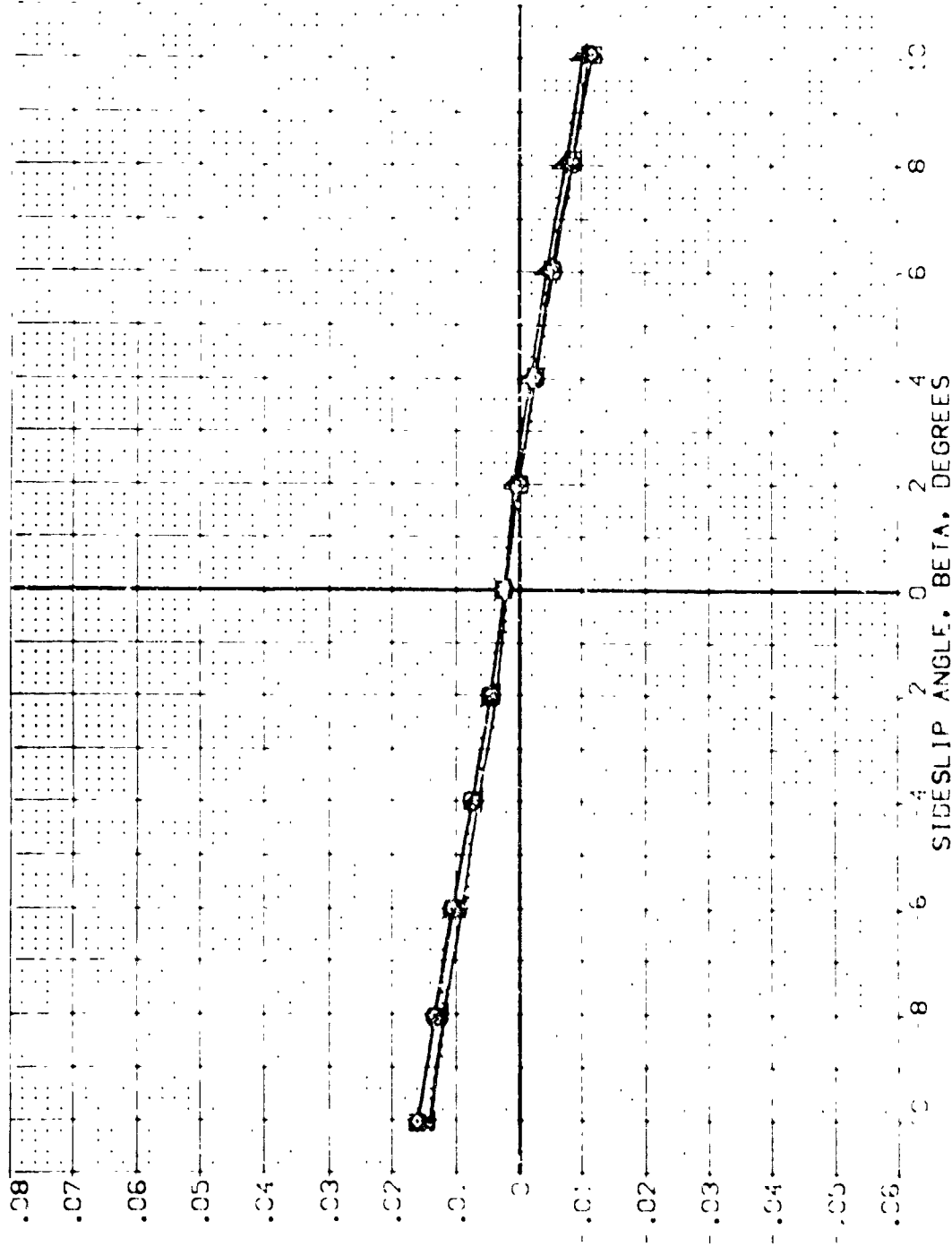
DATA SET SYMBOL	CONFIGURATION	DESCRIPTION	ALPHA	RM RAD	RUDDER	BDZ AP	REFERENCE	DESCRIPTION	SCALE
190720C	04629	W7.8	5.000	.000	.000	2.000	SMF	4.419	SCALE
190730C	04629	W7.8	5.000	2.090	.000	2.000	SMF	19.279	SCALE
190740C	04629	W7.8	5.000	4.940	.000	2.000	SMF	37.937	SCALE
190750C	04629	W7.8	5.000	6.170	.000	2.000	SMF	43.000	SCALE
190760C	04629	W7.8	5.000	6.170	.000	2.000	SMF	15.000	SCALE



YAWING MOMENT COEFFICIENT, CYN (BODY AXIS)

FIG 119 EFFECT OF RUDDER HL RADIUS + RUDDER CONTOUR ON LAT-DIR ST., ALPHA = 5
 CADMAC: 122 PAGE: 1242

DATA SET SYMBOL	CONFIGURATION DESCRIPTION	ALPHA	RH-RAD	RUDDER	BD-LAP	REFERENCE INFORMATION
(R02730)	04678 B76C9 M718 V116Z8V1207A9	5.000	.000	.000	-12.000	SREF 4.4119 SQ.FT.
(R02736)	04678 B76C9 M718 V116Z8V1207A9	5.000	2.090	.000	-12.000	LREF 19.2799 INCHES
(R02739)	04679 B76C9 M718 V116Z8V1207A9	5.000	4.940	.000	-12.000	BREF 37.9359 INCHES
(R02740)	04678 B76C9 M718 V116Z8V1207A9	5.000	6.120	.000	-12.000	MREF 43.5874 INCHES
(R02741)	04679 B76C9 M718 V116Z8V1207A9	5.000	6.120	.000	-12.000	MREF 43.5874 INCHES
						ZMREF 15.1875 INCHES
						SCALE 10X10



ROLLING MOMENT COEFFICIENT, CBL (BODY AXIS)

FIG 119 EFFECT OF RUDDER HL RADIUS + RUDDER CONTOUR ON LAT-DIR ST., ALPHA = 5

(R02740) .20

PAGE 1243

DATA SET SYMBOL	CONFIGURATION DESCRIPTION	ALPHA	RH-RAD	RUDDER	LX-LAP	REFERENCE INFORMATION
[P02230]	CA628 B76C9 M7F8 V16E28VBR5X9	5.000	.000	.000	17.000	SREF 4 4119 SC1F1
[P02366]	CA628 B76C9 M7F8 V16E28V12R7X9	5.000	2.090	.000	17.000	LR1F 19 2798 SC1F1
[P02363]	CA628 B76C9 M7F8 V16E28V13R8X9	5.000	4.940	.000	17.000	BR1F 37 9309 SC1F1
[P02415]	CA628 B76C9 M7F8 V16E28V14R9X9	5.000	6.170	.000	17.000	X1RP 43 1581 SC1F1
[P02411]	CA628 B76C9 M7F8 V16E28V15R10X9	5.000	6.170	.000	17.000	YMRP 2000 SC1F1
						ZMRP 15 1875 SC1F1
						SCAE 0405 SC1F1

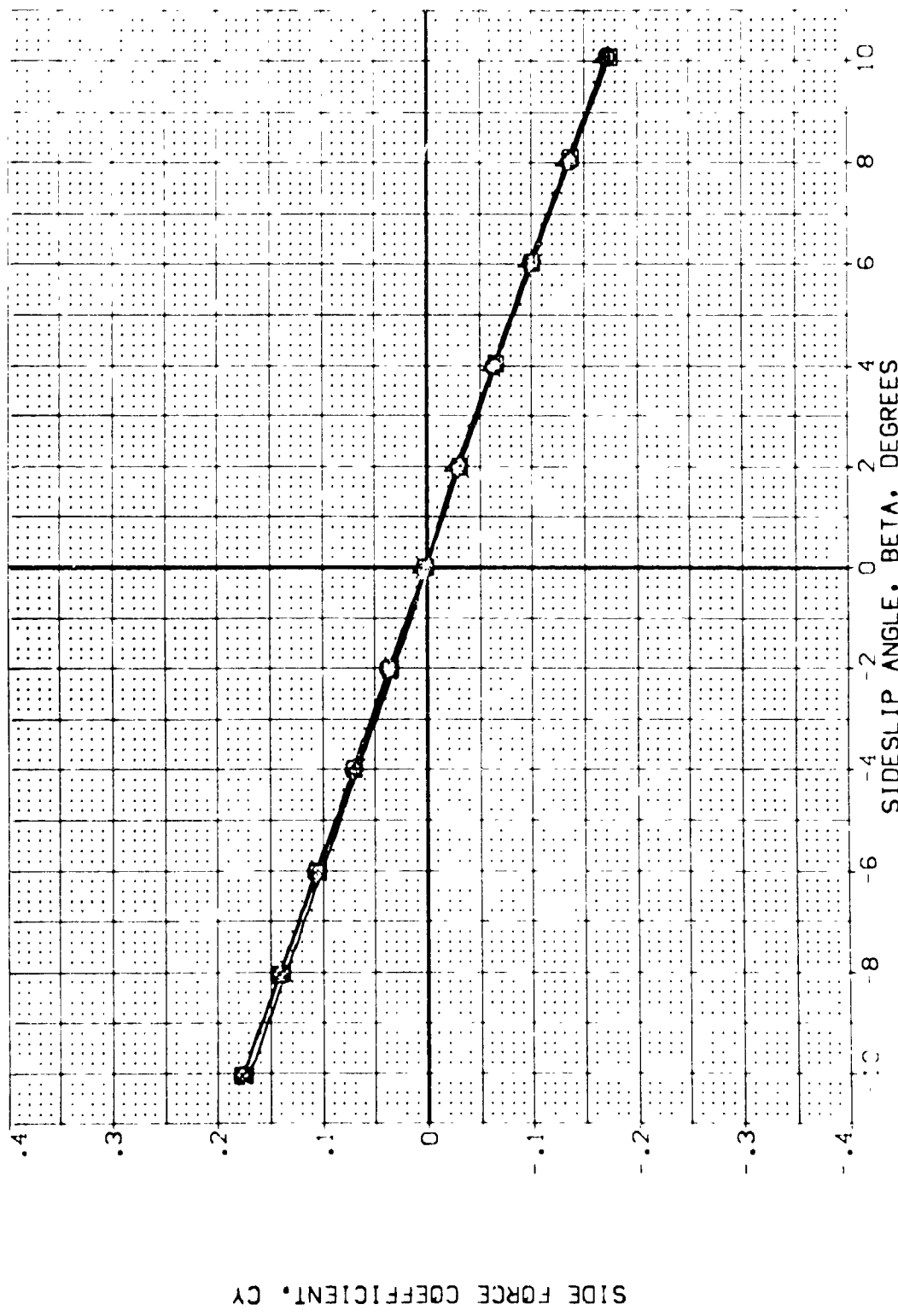
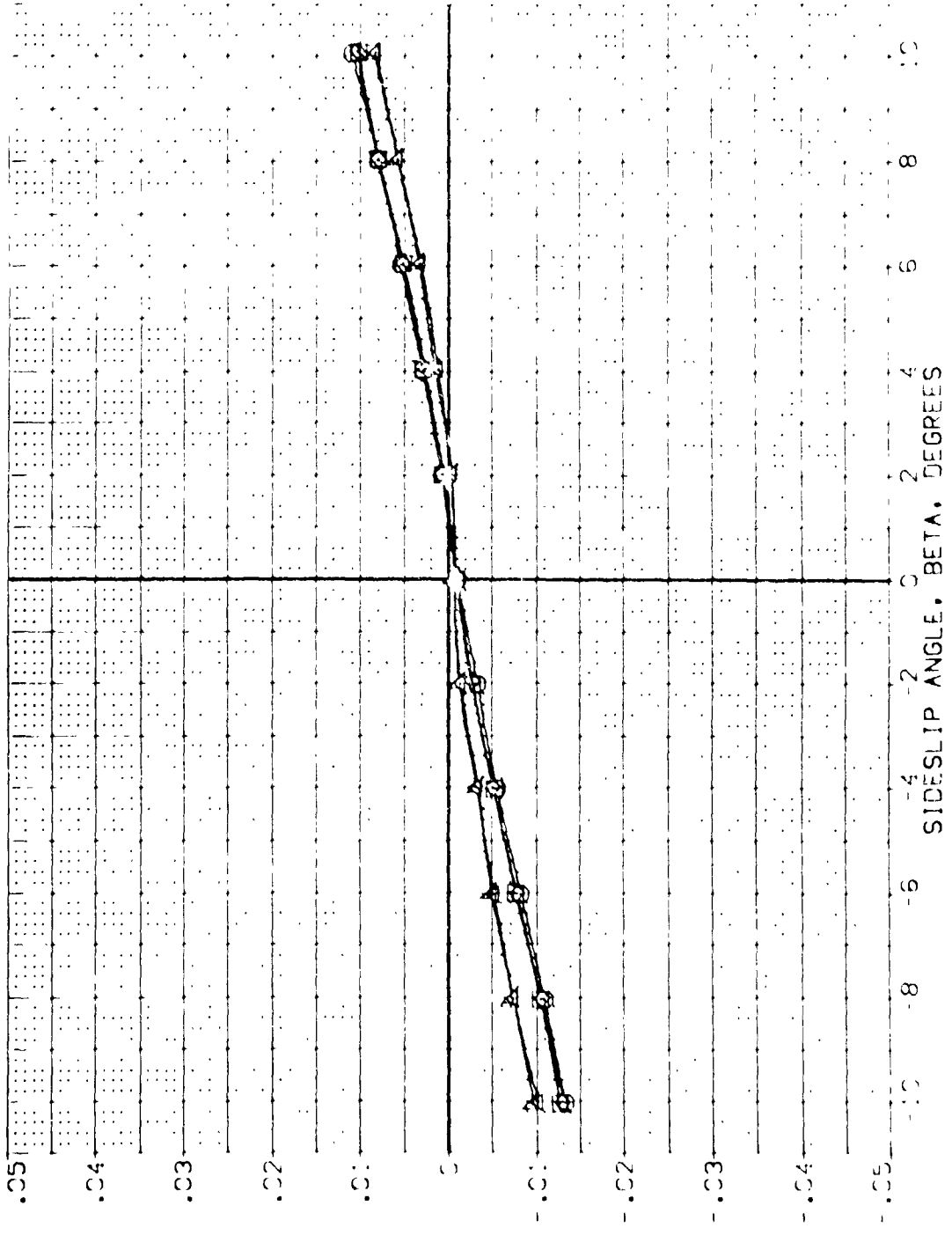


FIG 119 EFFECT OF RUDDER HL RADIUS + RUDDER CONTOUR ON LAT-DIR ST., ALPHA = 5
 CAMACH = .20 PAGE 1244

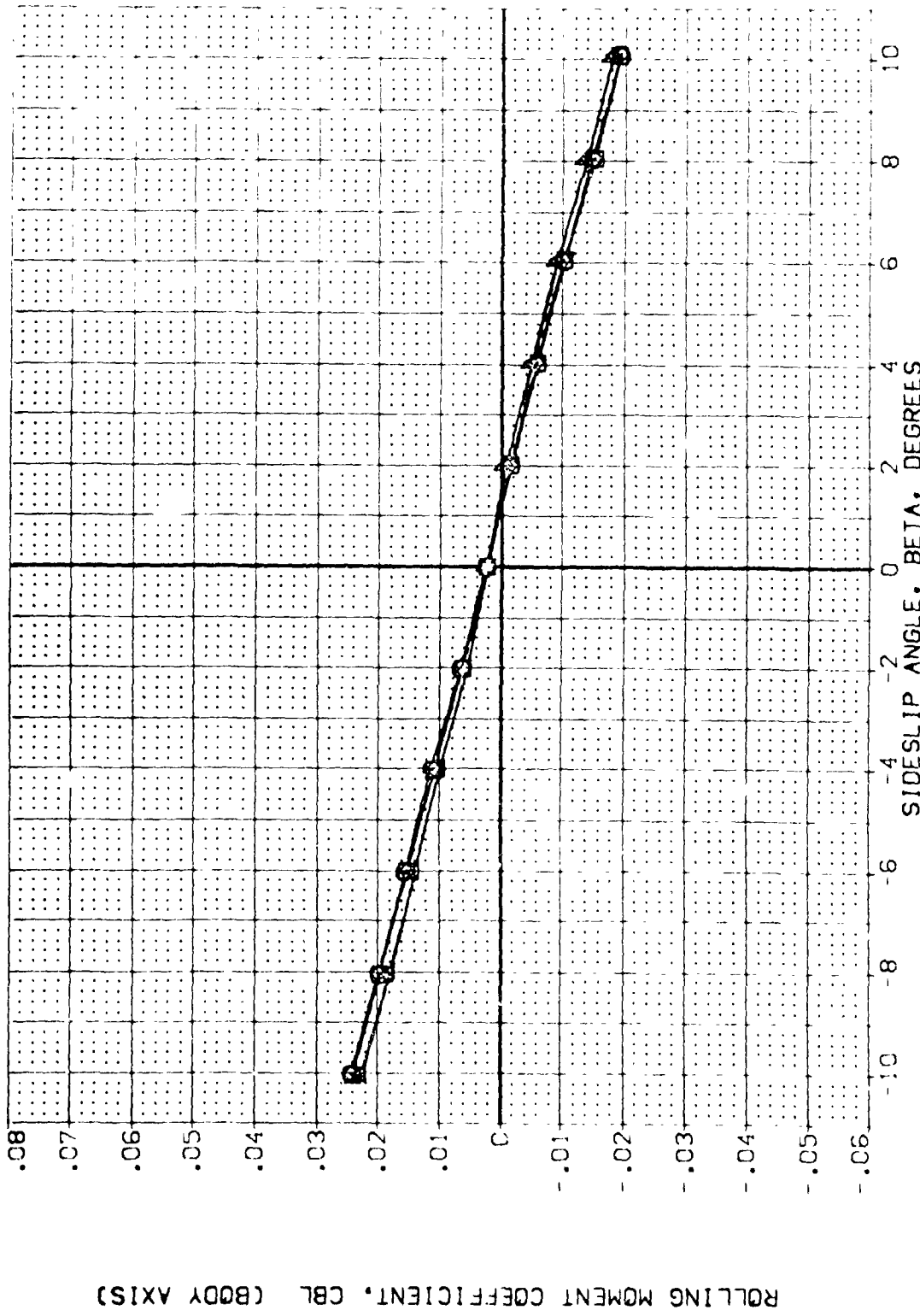
DATA SET SYMBOL	CONFIGURATION DESCRIPTION	ALPHA	RU-RAD	RUDDER	BO-LAP	REFERENCE INFORMATION
PCZ231	DA628 B26C9 W7F8 V116E28V8F5X9	10.000	2.000	.000	2.000	SPT: 4.119 SCALES
PCZ237	DA628 B26C9 W7F8 V116E28V1207X9	10.000	2.000	.000	2.000	REF: 19.2765 INCHES
PCZ264	DA628 B26C9 W7F8 V116E28V1308X9	10.000	4.940	.000	2.000	EPK: 31.9219 INCHES
PCZ426	DA628 B26C9 W7F8 V116E28V149X9	10.000	6.120	.000	2.000	MEM: 43.1554 INCHES
PCZ412	DA628 B26C9 W7F8 V116E28V1510X9	10.000	6.120	.000	2.000	MEM: 43.1554 INCHES
						MEM: 15.1875 INCHES
						SCALE: .0405 SCALE



YAWING MOMENT COEFFICIENT, CYN (BODY AXIS)

FIG 120 EFFECT OF RUDDER HL RADIUS + RUDDER CONTOUR ON LAT-DIR ST., ALPHA = 10

DATA SET SYMBOL	CONFIGURATION DESCRIPTION	ALPHA	RHLRAD	RUDDER	BOFLAP	REFERENCE INFORMATION	SCALE
[R02731]	0A628 826C9 M7F8 V116E28V1SR1DX9	10.000	.000	.000	12.000	SREF 4.1119	SCALE
[R02387]	0A628 826C9 M7F8 V116E28V1SR1DX9	10.000	2.090	.000	12.000	LRF 19.2289	SCALE
[R02394]	0A628 826C9 M7F8 V116E28V1SR1DX9	10.000	4.940	.000	12.000	RF 37.9359	SCALE
[R02406]	0A628 826C9 M7F8 V116E28V1SR1DX9	10.000	6.120	.000	12.000	XAPP 43.5974	SCALE
[R02412]	0A628 826C9 M7F8 V116E28V1SR1DX9	10.000	6.120	.000	12.000	YAPP .0000	SCALE
						ZAPP 15.1875	SCALE
						SCALE .0405	



ROLLING MOMENT COEFFICIENT, CBL (BODY AXIS)

FIG 120 EFFECT OF RUDDER HL RADIUS + RUDDER CONTOUR ON LAT-DIR ST., ALPHA = 10

DATA SET SYMBOL	CONFIGURATION DESCRIPTION	ALPHA	RH-RAD	RUDDER	BOFLAP	REFERENCE INFORMATION
(R07231)	01628 B26C9 M7F8 V116E28V15R10X9	10.000	.000	.000	-12.000	SREF 4.419 SQ.FT. INCHES
(R07367)	01628 B26C9 M7F8 V116E28V1277X9	10.000	2.090	.000	-12.000	LRFF 19.2789 INCHES
(R07364)	01628 B26C9 M7F8 V116E28V1368X9	10.000	4.940	.000	-12.000	BRFF 37.9359 INCHES
(R07405)	01628 B26C9 M7F8 V116E28V1493X9	10.000	6.170	.000	-12.000	XMRP 43.5874 INCHES
(R07412)	01628 B26C9 M7F8 V116E28V15R10X9	10.000	6.170	.000	-12.000	YMRP 15.1875 INCHES
						SCALE .0400 SCALE

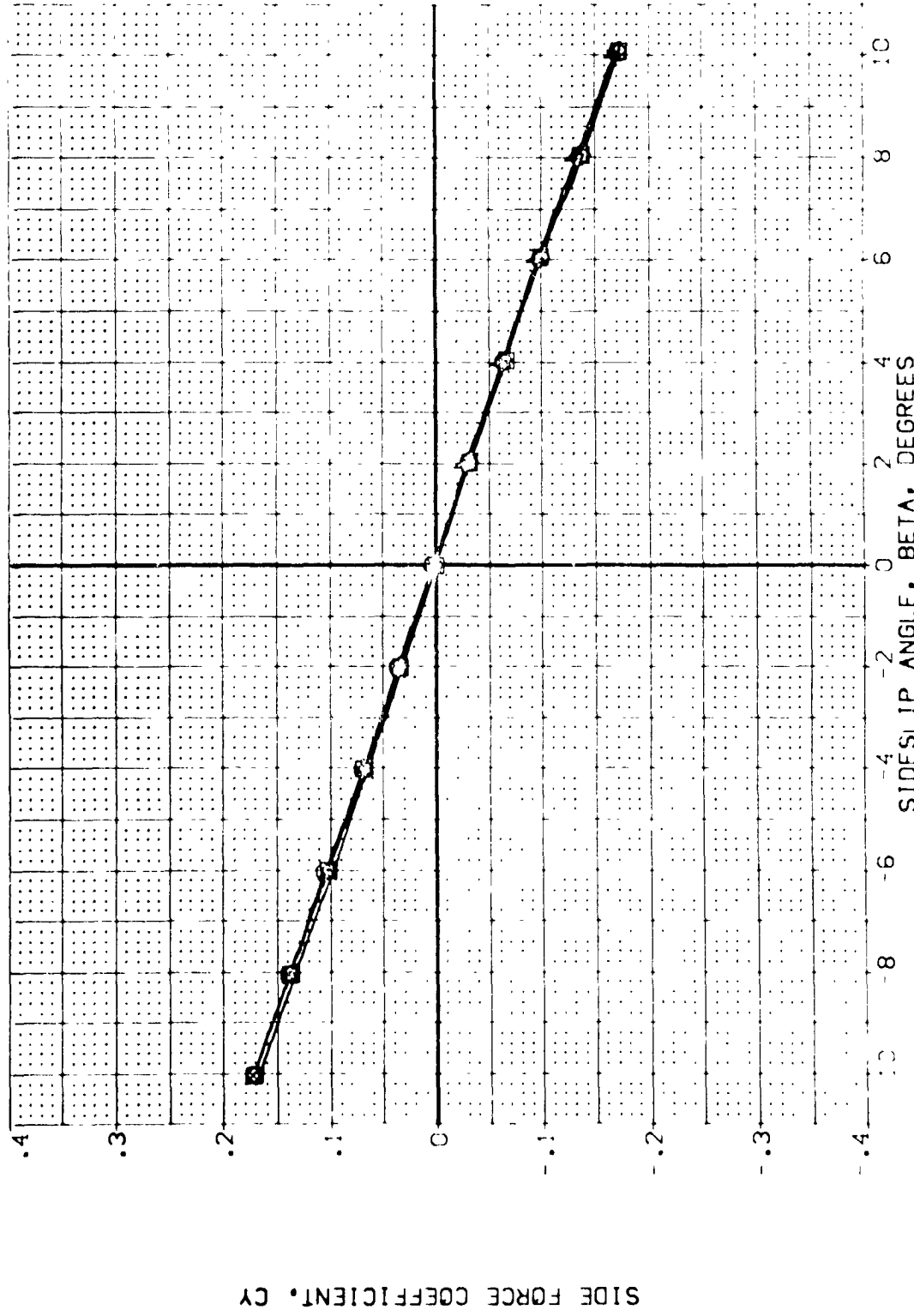


FIG 120 EFFECT OF RUDDER HL RADIUS + RUDDER CONTOUR ON LAT-DIR ST., ALPHA = 10
 CASMAC .20 PAGE 1247

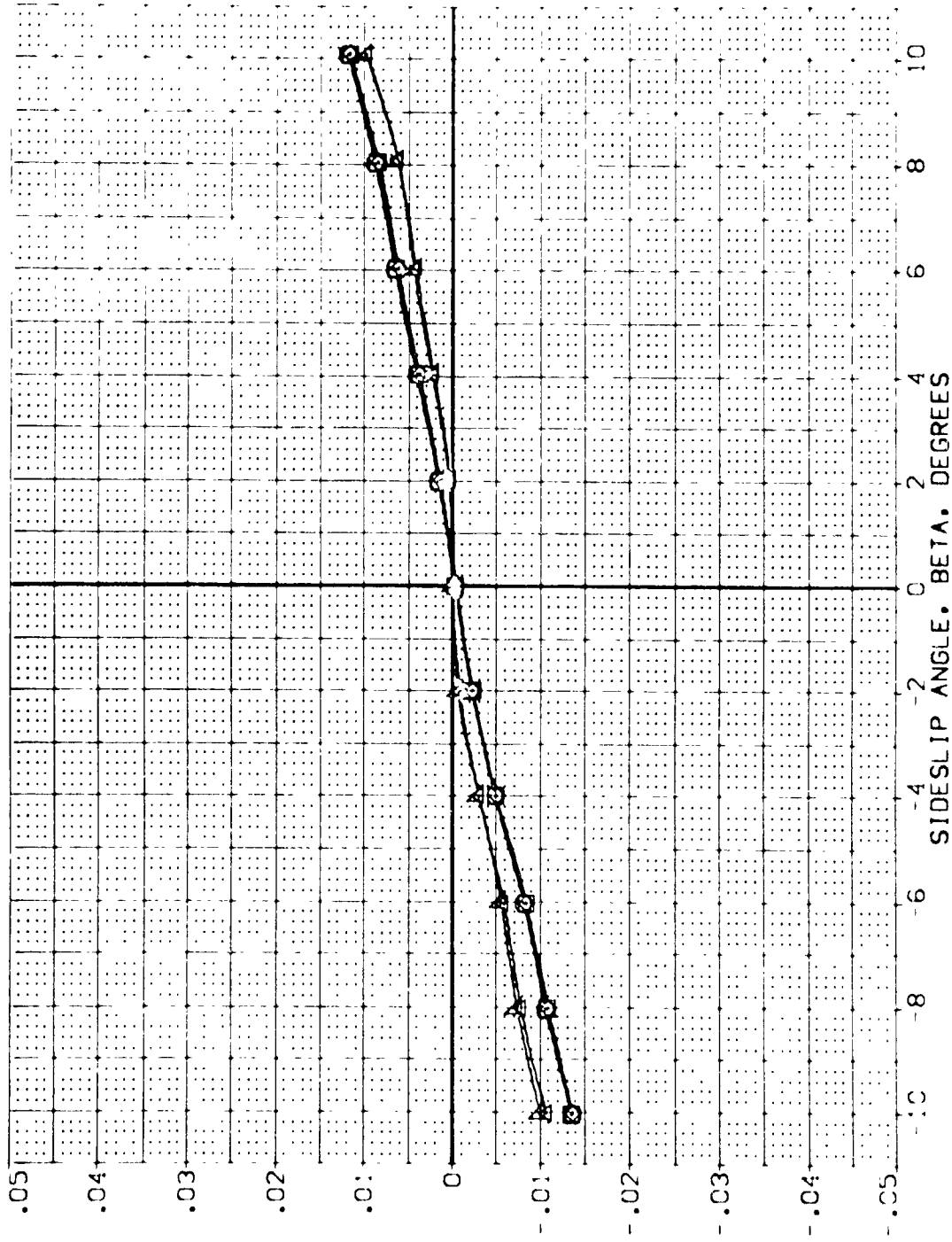
DATA SET SYMBOL CONFIGURATION DESCRIPTION

(RD737)	Q	CA629	B76C9	M7E8	V	6E28V1R7X9
(RD388)	Q	CA629	B76C9	M7E8	V	6E28V1R7X9
(RD395)	Q	CA629	B76C9	M7E8	V	6E28V1R7X9
(RD407)	Q	CA629	B76C9	M7E8	V	6E28V1R7X9
(RD413)	Q	CA629	B76C9	M7E8	V	6E28V1R7X9

ALPHA REFERENCE INFORMATION

15.000	.000	-12.000	4.419	SQ.F.T.
15.000	.000	-12.000	19.296	IN.C.H.S
15.000	2.090	.000	37.935	IN.C.H.S
15.000	4.940	.000	43.581	IN.C.H.S
15.000	6.120	.000	43.000	IN.C.H.S
15.000	6.120	.000	15.185	IN.C.H.S

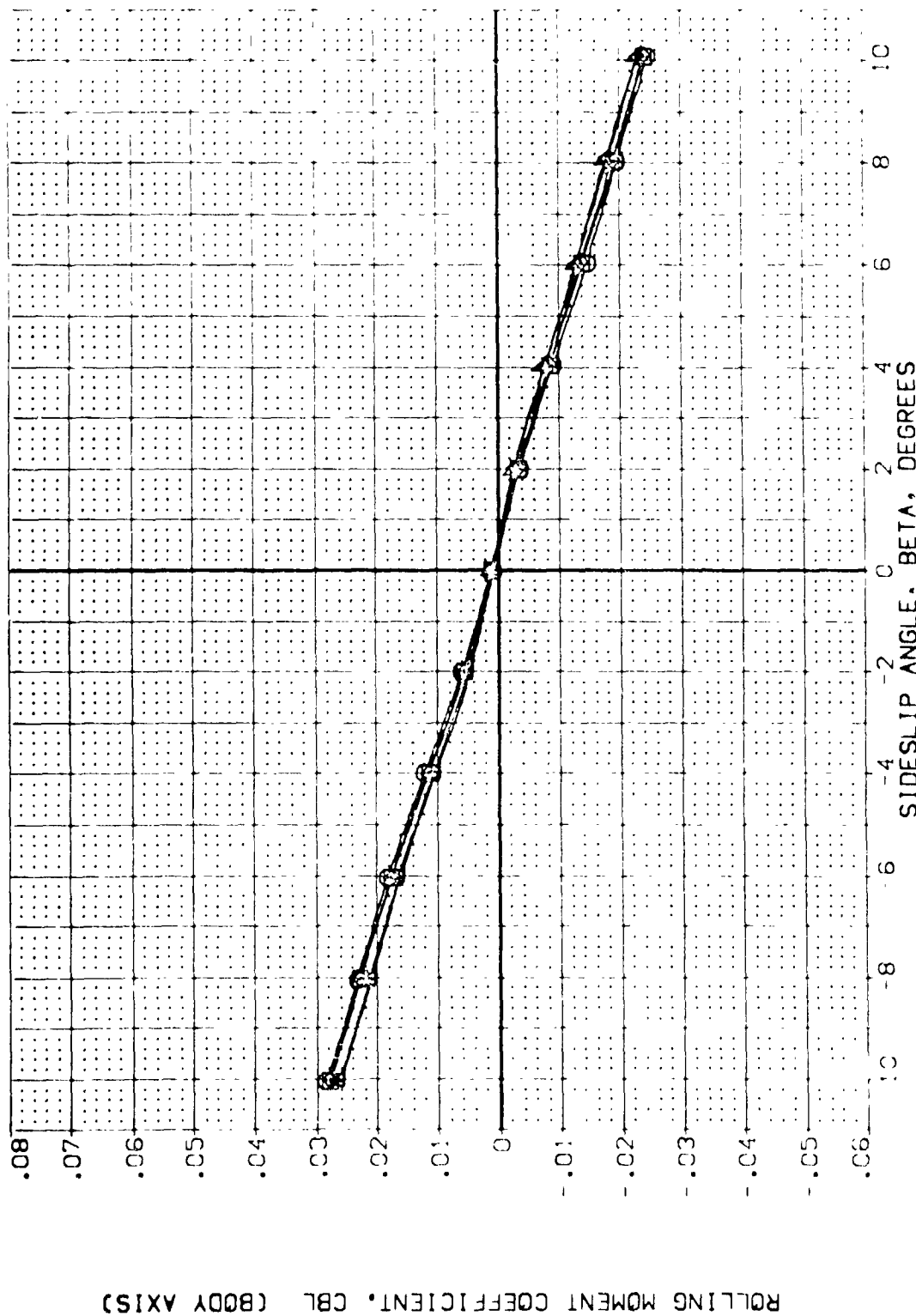
SCALE



YAWING MOMENT COEFFICIENT, CYN (BODY AXIS)

FIG 121 EFFECT OF RUDDER HL RADIUS + RUDDER CONTOUR ON LAT-DIR ST., ALPHA = 15
 (A)MAC .20 PAGE 1248

DATA SET SYMBOL	CONFIGURATION DESCRIPTION	ALPHA	RH-RAD	RUDDER	BOFLAP	REFERENCE INFORMATION
(R07332)	DA628 B26C9 M7F8 V116E28VBR5X9	15.000	.000	.000	-12.000	SREF 4.4119 SQ.FT.
(R07368)	DA628 B26C9 M7F8 V116E28V1297X9	15.000	2.090	.000	-12.000	LREF 19.2299 INCHES
(R07385)	DA628 B26C9 M7F8 V116E28V1398X9	15.000	4.940	.000	-12.000	BREF 37.9359 INCHES
(R07407)	DA628 B26C9 M7F8 V116E28V1499X9	15.000	6.120	.000	-12.000	YMRP 43.5874 INCHES
(R07413)	DA629 B26C9 M7F8 V116E28V15R10X9	15.000	6.120	.000	-12.000	ZMRP 15.0000 INCHES
						SCALE .0405



ROLLING MOMENT COEFFICIENT, CBL (BODY AXIS)

FIG 121 EFFECT OF RUDDER HL RADIUS + RUDDER CONTOUR ON LAT-DIR ST., ALPHA = 15
 CADMAC PAGE 1249

DATA SET SYMBOL	CONFIGURATION DESCRIPTION	ALPHA	R-RAD	RUDDER	BDF/LAP	REFERENCE INFORMATION	SCALE
[R02233]	D/A628 B76C9 M7F8 V116E28V1895X9	20.000	.000	.000	-12.000	SREF	4.4119
[R02369]	D/A628 B76C9 M7F8 V116E28V1247X9	20.000	2.050	.000	-12.000	LREF	19.2789
[R02356]	D/A628 B76C9 M7F8 V116E28V1346X9	20.000	4.940	.000	-12.000	BREF	37.9359
[R02408]	D/A628 B76C9 M7F8 V116E28V1499X9	20.000	6.120	.000	-12.000	XMRP	43.5974
[R02414]	D/A628 B76C9 M7F8 V116E28V15410X9	20.000	6.120	.000	-12.000	YMRP	.0000
						ZMRP	15.1875
						SCALE	.0405

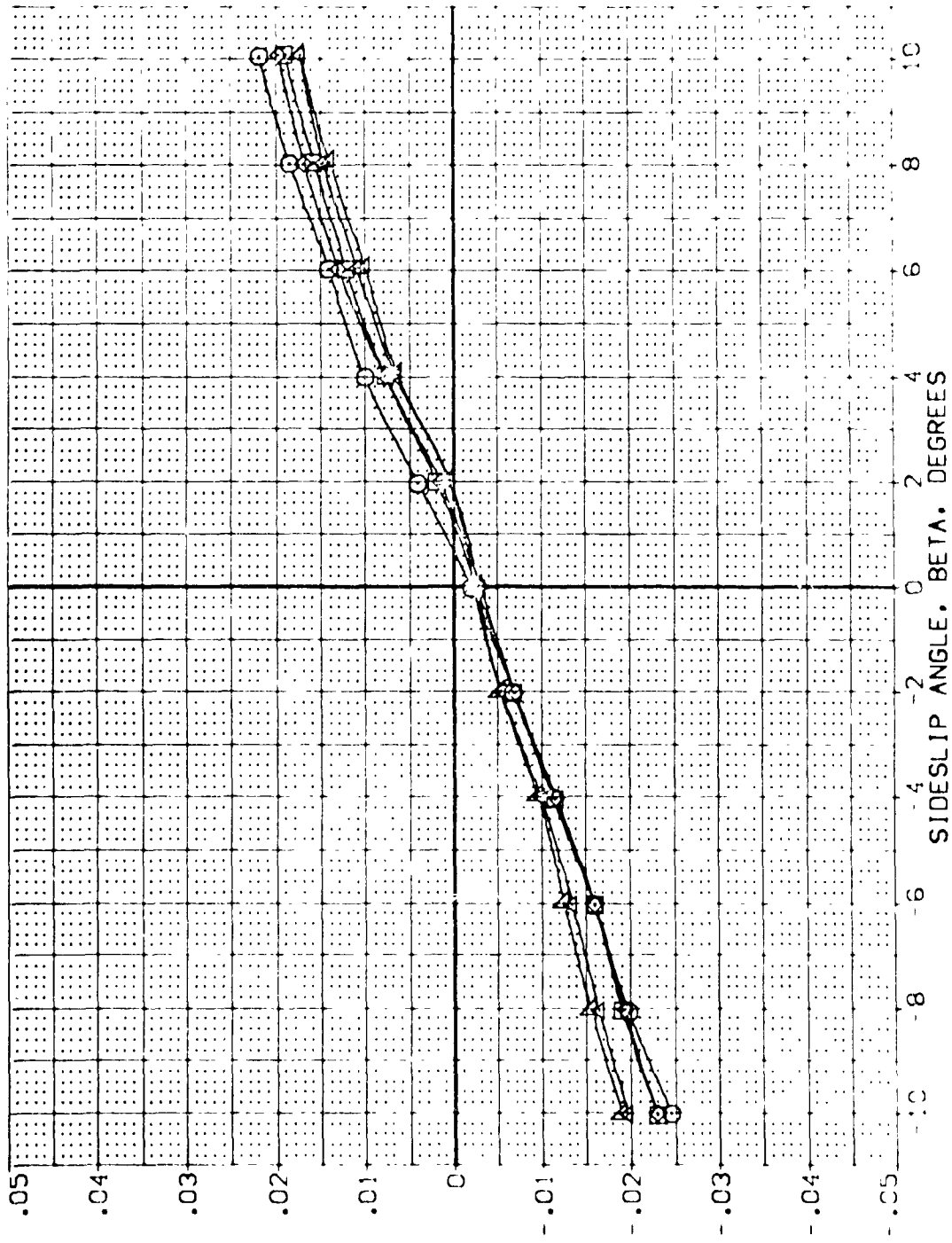


FIG 122 EFFECT OF RUDDER HL RADIUS + RUDDER CONTOUR ON LAT-DIR ST., ALPHA = 20

DATA SET SYMBOL CONFIGURATION DESCRIPTION REFERENCE INFORMATION

Q	0A628	B76C9	M7F8	V	16E28V12R7X9	SC.F.T.	4.4119	SC.F.T.
	0A628	B76C9	M7F8	V	16E28V12R7X9	SC.F.T.	19.2799	SC.F.T.
X	0A628	B76C9	M7F8	V	16E28V13R8X9	SC.F.T.	37.9356	SC.F.T.
Z	0A628	B76C9	M7F8	V	16E28V14R9X9	SC.F.T.	43.5974	SC.F.T.
	0A628	B76C9	M7F8	V	16E28V15R10X9	SC.F.T.	51.875	SC.F.T.

ALPHA 20.000 R/RAD .000 RUDDER .000 BOFLAP 12.000
 20.000 2.596 .000 12.000
 20.000 4.940 .000 12.000
 20.000 6.170 .000 12.000
 20.000 6.170 .000 12.000

SPEE 4.4119 SC.F.T.
 DR 19.2799 SC.F.T.
 BR.F 37.9356 SC.F.T.
 X-MPP 43.5974 SC.F.T.
 Y-MPP 51.875 SC.F.T.
 Z-MPP 51.875 SC.F.T.
 SCALE 15.0105 SC.F.T.

ROLLING MOMENT COEFFICIENT, CBL (BODY AXIS)

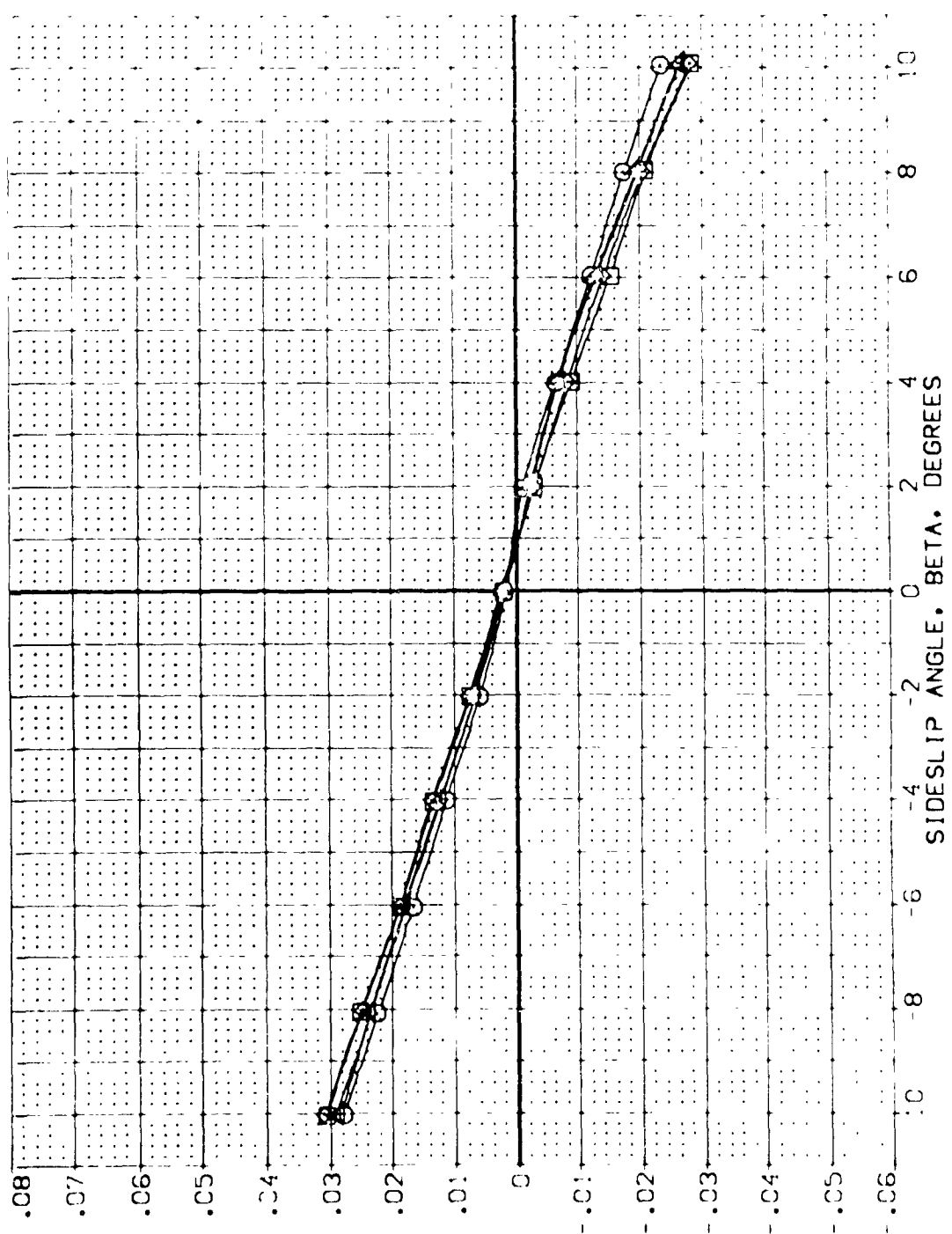


FIG 122 EFFECT OF RUDDER HL RADIUS + RUDDER CONTOUR ON LAT-DIR ST., ALPHA = 20
 (A) MAC = .20 PAGE 1252

DATA SET SYMBOL	CONFIG.	LOCATION	DESCRIPTION	ALPHA	RH-RAD	RUDER	BOFLAP	REFERENCE INFORMATION
(R02733)	0A628	B26C9	M7F8	20.000	.000	.000	-12.000	SREF 4.4119 SQ.FT.
(R02736)	0A628	B26C9	M7F8	20.000	2.090	.000	-12.000	LRFF 19.2799 INCHES
(R02739)	0A628	B26C9	M7F8	20.000	4.940	.000	-12.000	BRFF 37.9359 INCHES
(R02740)	0A528	B26C9	M7F8	20.000	6.120	.000	-12.000	XMRP 43.5974 INCHES
(R02741)	0A528	B26C9	M7F8	20.000	6.120	.000	-12.000	YMRP 50.0000 INCHES
								ZMRP 15.1875 INCHES
								SCALE .0400

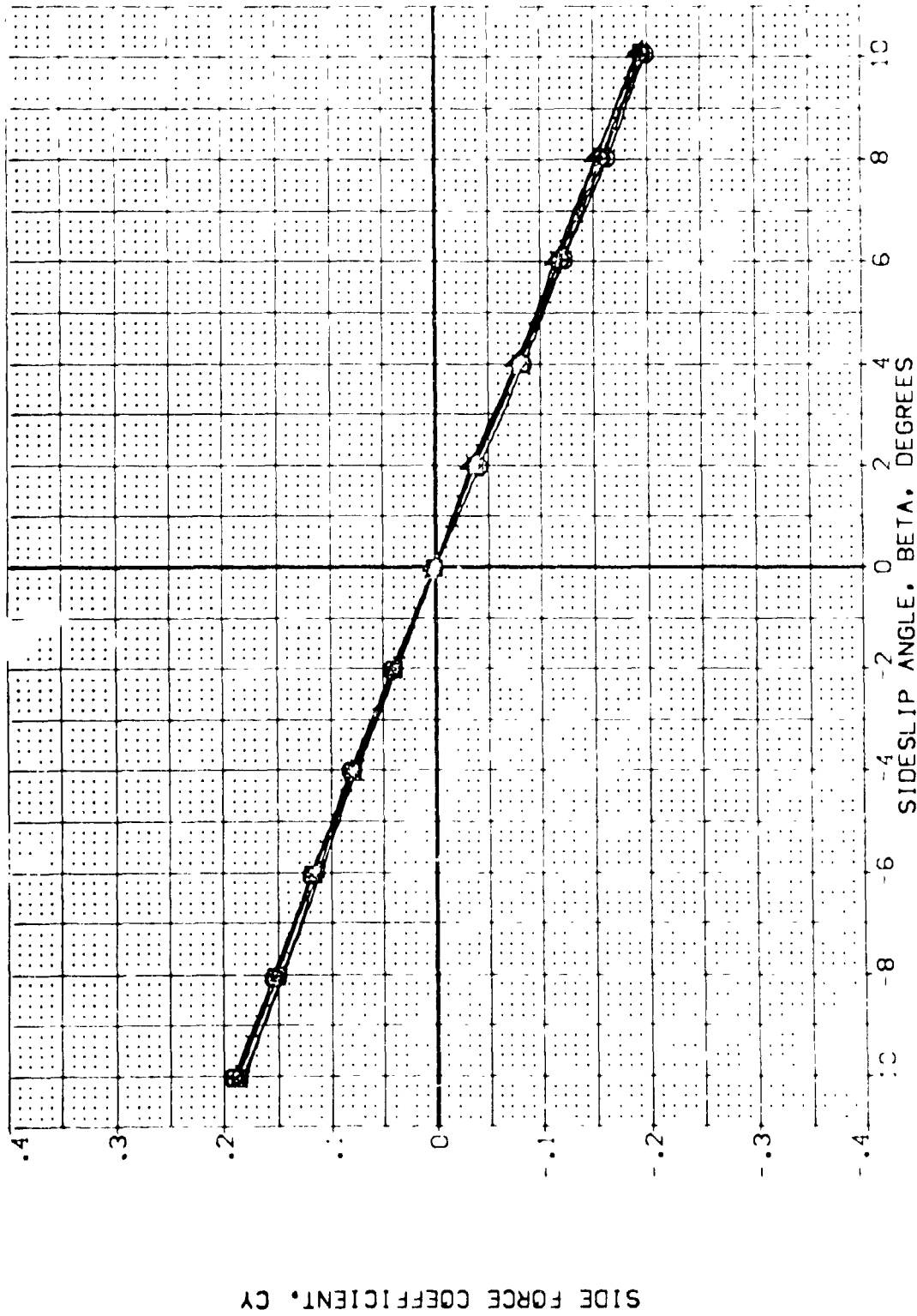


FIG 122 EFFECT OF RUDDER HL RADIUS + RUDDER CONTOUR ON LAT-DIR ST., ALPHA = 20
 CADMAC .20 PAGE 1253

DATA SET SYMBO.	CONFIGURATION DESCRIPTION	ELEVON	SPOBRK	BOFLAP	RUDDER	REFERENCE INFORMATION
(BDZ728)	CA628 B26C9 M7H-8 V 6E28V B26C9	.000	.000	-12.000	.000	SREF 4.4119 SCALE
(BDZ729)	CA628 B26C9 M7H-8 V 6E28V B26C9	.000	.000	-12.000	.000	AREF 19.2299 SCALE
(BDZ736)	CA628 B26C9 M7H-8 V 6E28V B26C9	.000	.000	-12.000	.000	BRF 37.9239 SCALE
						XREF 43.9974 SCALE
						YREF .0000 SCALE
						ZREF 15.1875 SCALE
						SCALE

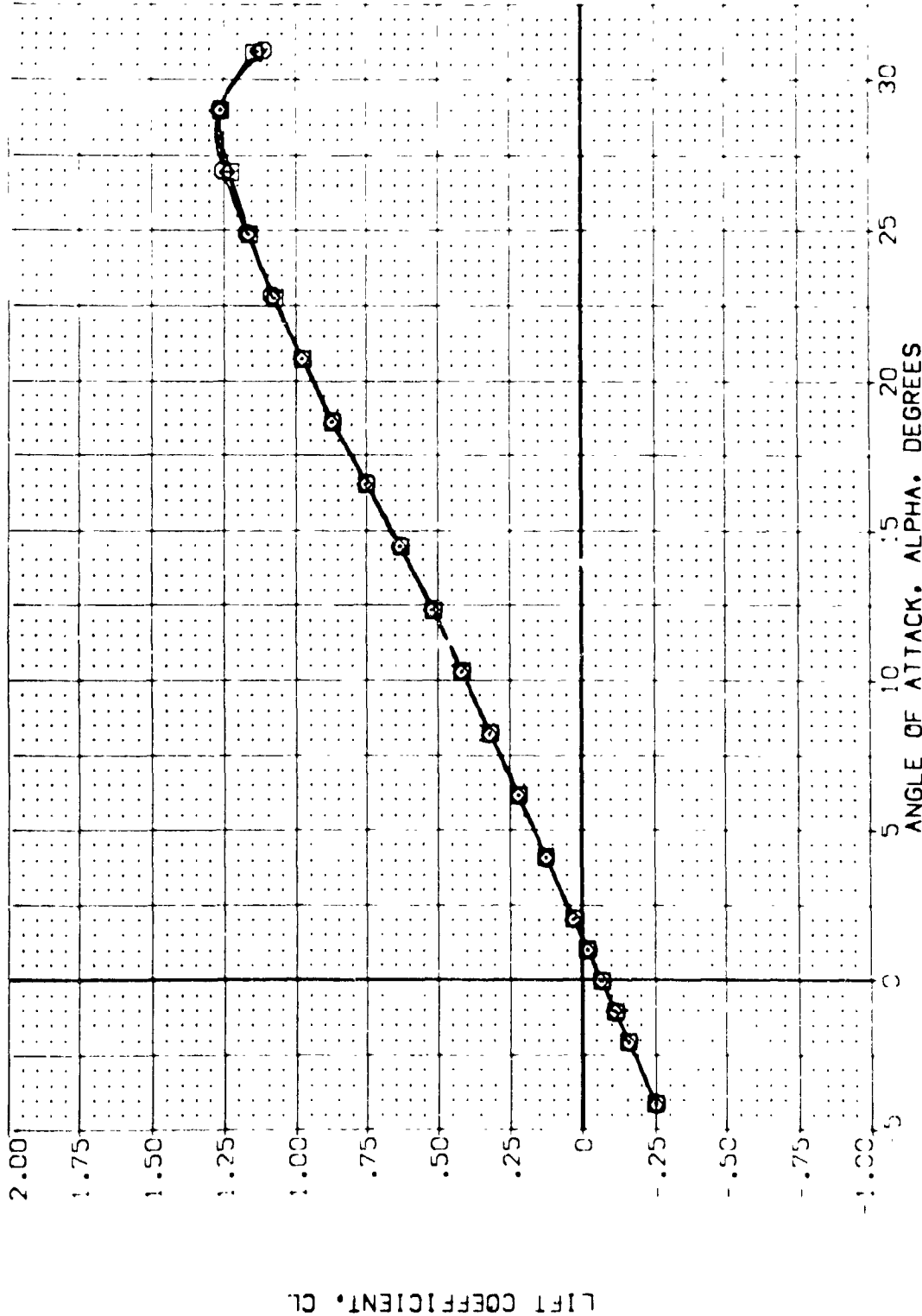


FIG 123 EFFECT OF VERTICAL TAIL STRAIGHT LE + CONTOUR ON LONG. STAB., 0 FLARE
 (CAMAC) = .20 PAGE 1254

DATA SET SYMBOL	CONFIGURATION DESCRIPTION	ELEVON	SPOBRK	BOFLAP	RUDDER	REFERENCE INFORMATION
(BD2728)	Q CAS28 B76CS M7F8 V116E28V16R5X9	.000	.000	-12.000	.000	SREF 4.4119 SC.FT
(BD2429)	Q CAS28 B76CS M7F8 V116E28V16R5X9	.000	.000	-12.000	.000	LREF 19.2299 INCHES
(BD2436)	Q CAS28 B76CS M7F8 V116E28V17R5X9	.000	.300	-12.000	.000	BREF 37.9359 INCHES
						XMRP 43.5974 INCHES
						ZMRP .0000 INCHES
						SCALE 15.1875 INCHES
						SCALE .0400

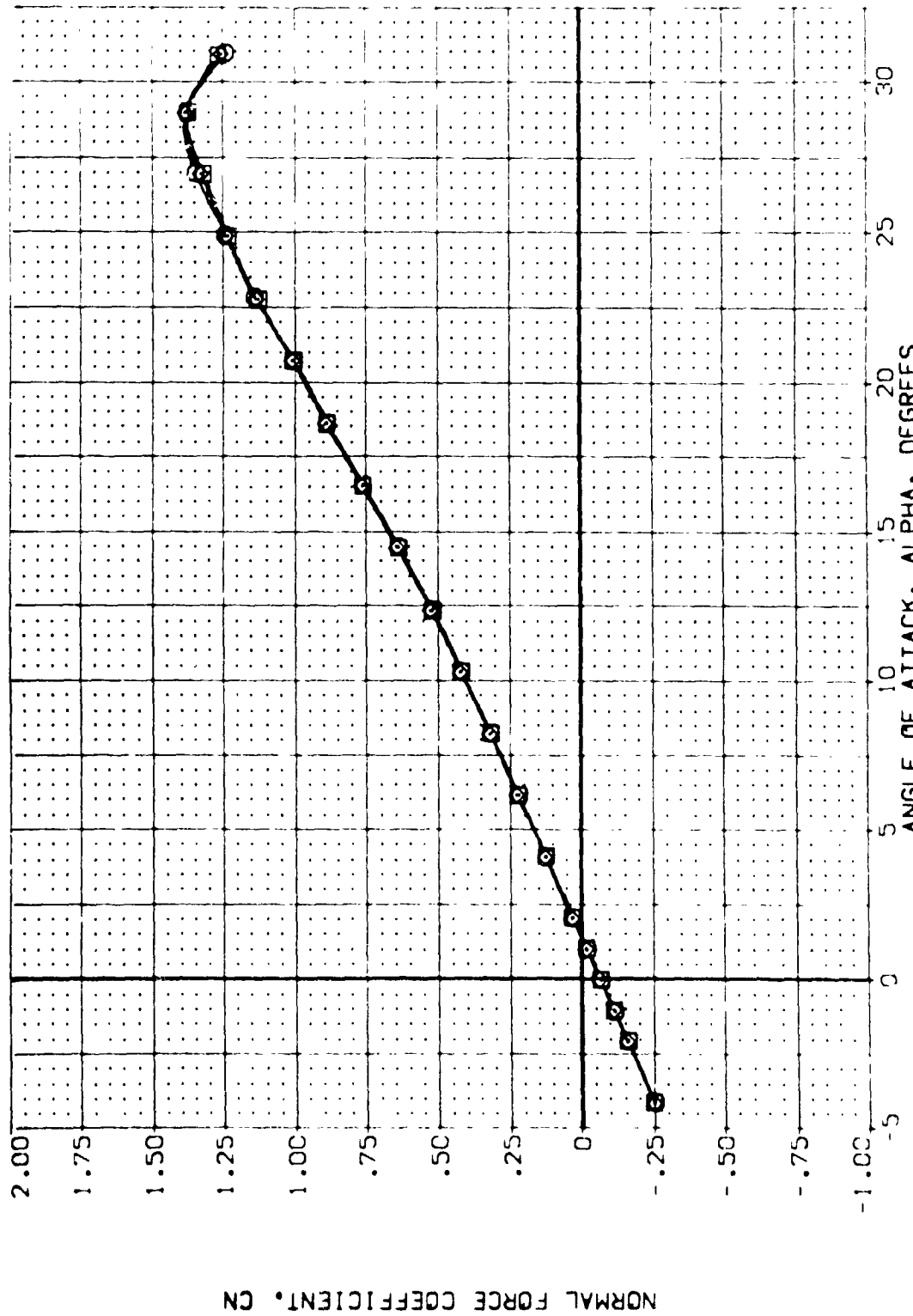


FIG 123 EFFECT OF VERTICAL TAIL STRAIGHT LE + CONTOUR ON LONG. STAB., O FLARE

DATA SET SYMBOL	CONFIGURATION DESCRIPTION	ELEVON	SPOILER	DELTA P	RUDDER	REFERENCE INFORMATION
(B07278)	0A628 B76C9 M7E 8 V11E 28V1685X9	.000	.000	-12.000	.000	SREF 4.4119 SCALF 1
(B07429)	0A628 B76C9 M7E 8 V11E 28V1685X9	.000	.000	-12.000	.000	LREF 19.2299 SCALF 5
(B07436)	0A628 B76C9 M7E 8 V11E 28V1705X9	.000	.000	-12.000	.000	BREF 37.9359 SCALF 5
						MREF 43.5874 SCALF 5
						YREF 15.0000 SCALF 5
						ZREF 15.1875 SCALF 5
						SCALE

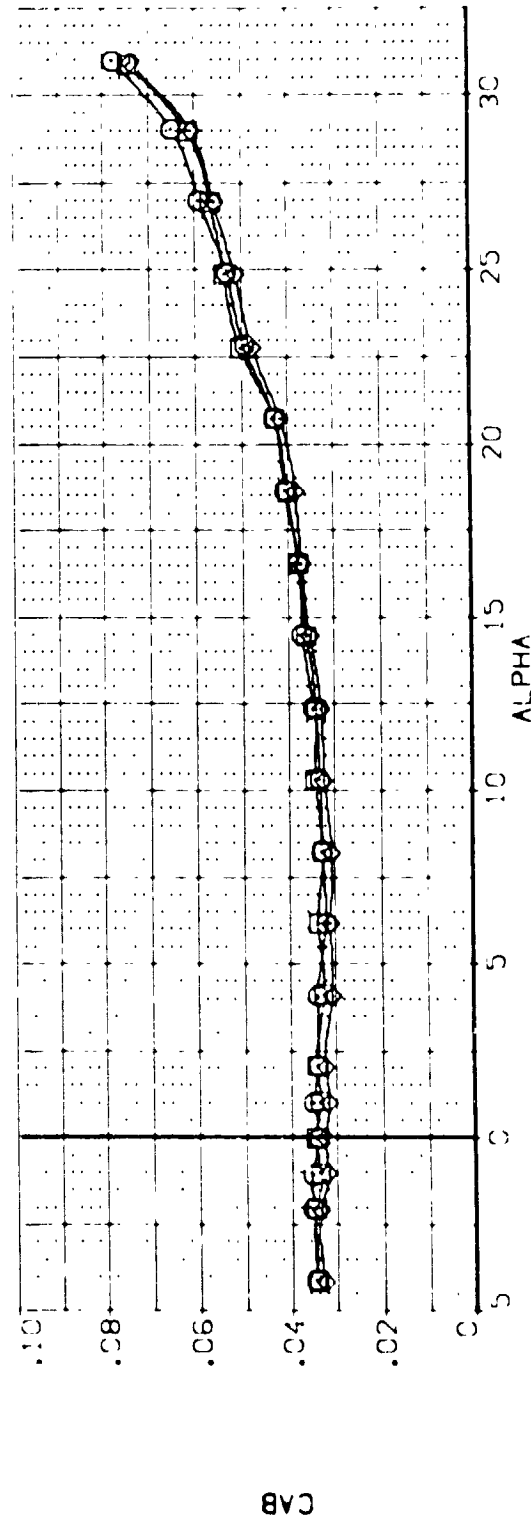
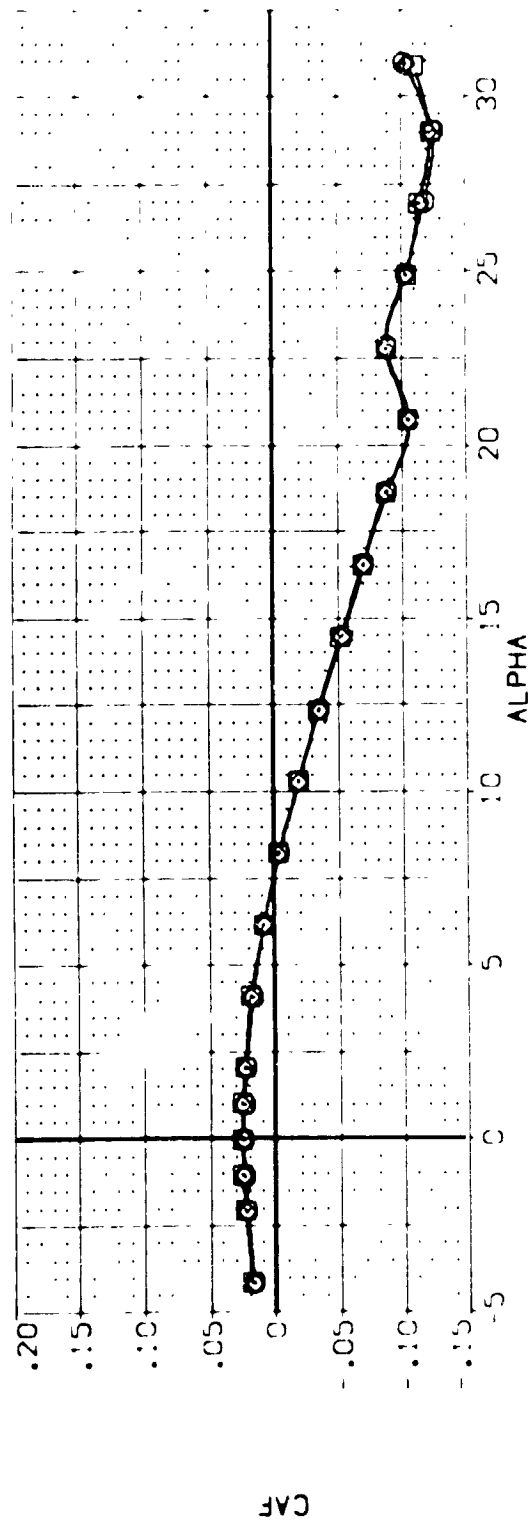


FIG 123 EFFECT OF VERTICAL TAIL STRAIGHT LE + CONTOUR ON LONG. STAB. 0 FLARE
 (CAMACH) .20 PAGE 1256

DATA SET SYMBOL	CONFIGURATION DESCRIPTION	ELEVON	SPOBRK	BEFLAP	R-LODR	REFERENCE INFORMATION
(807228)	M78 B V116E28V85X9	.000	.000	-12.000	.000	4.4119
(807429)	M78 B V116E28V16R3X9	.000	.000	-12.000	.000	9.2799
(807436)	M78 B V116E28V17R5X9	.000	.000	-12.000	.000	37.9379
						43.5974
						.0030
						15.1875
						.0475
						SCALE

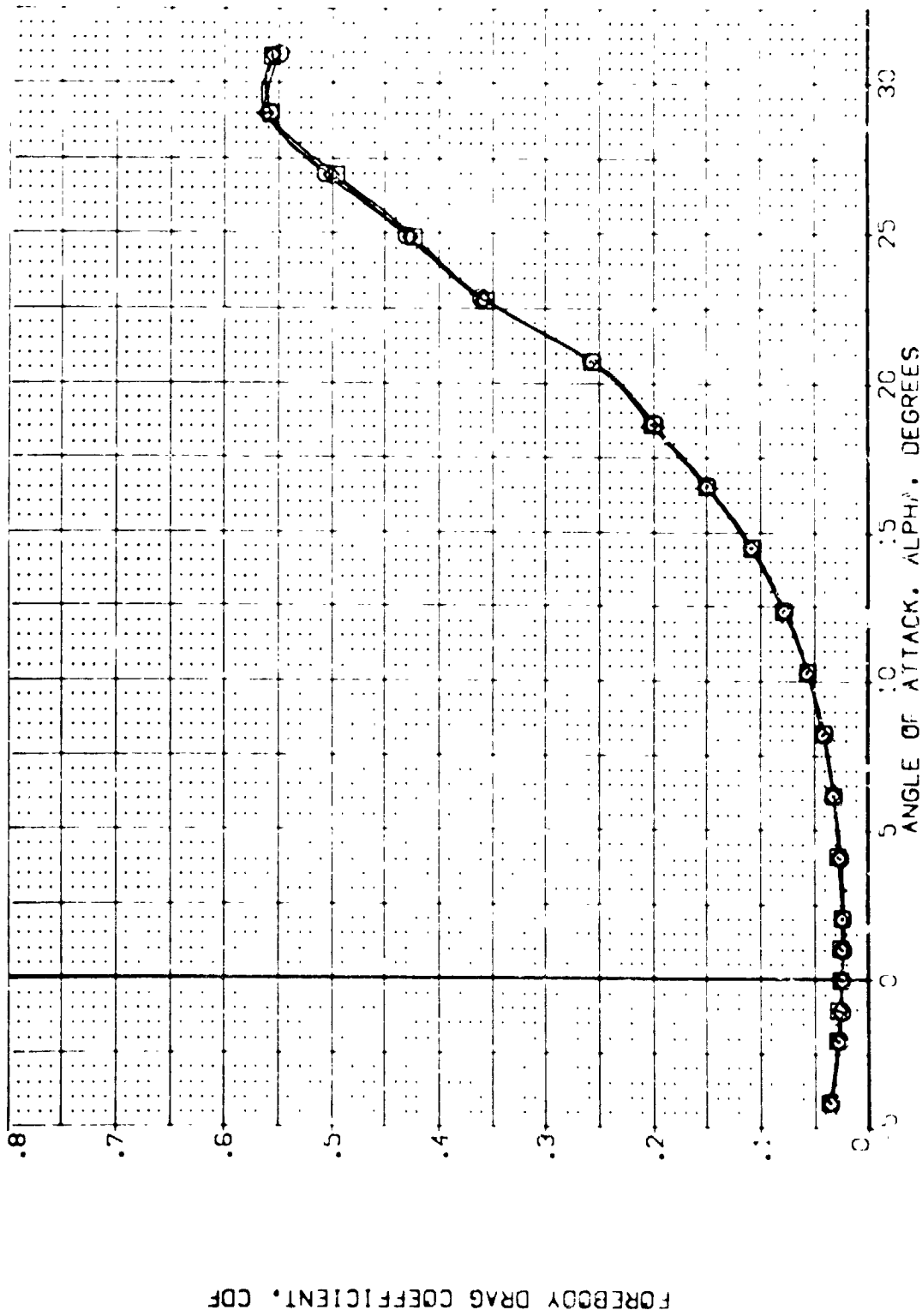


FIG 123 EFFECT OF VERTICAL TAIL STRAIGHT LE + CONTOUR ON LONG. STAB., 0 FLAP

DATA SET SYMBOL	CONFIGURATION DESCRIPTION	ELEVON	SPOBRK	BOFLAP	RUDDER	REFERENCE INFORMATION
(307278)	04628 876C9 M7FB	.000	.000	-12.000	.000	SRE 4.4119
(307428)	04628 876C9 M7FB	.000	.000	-12.000	.000	LRF 19.2798
(807436)	04628 876C9 M7FB	.000	.000	-12.000	.000	BRKF 37.9359
						XMRP 43.5834
						YMRP 15.1000
						ZMRP 15.1813
						SCALE .0003
						SCALE .0003

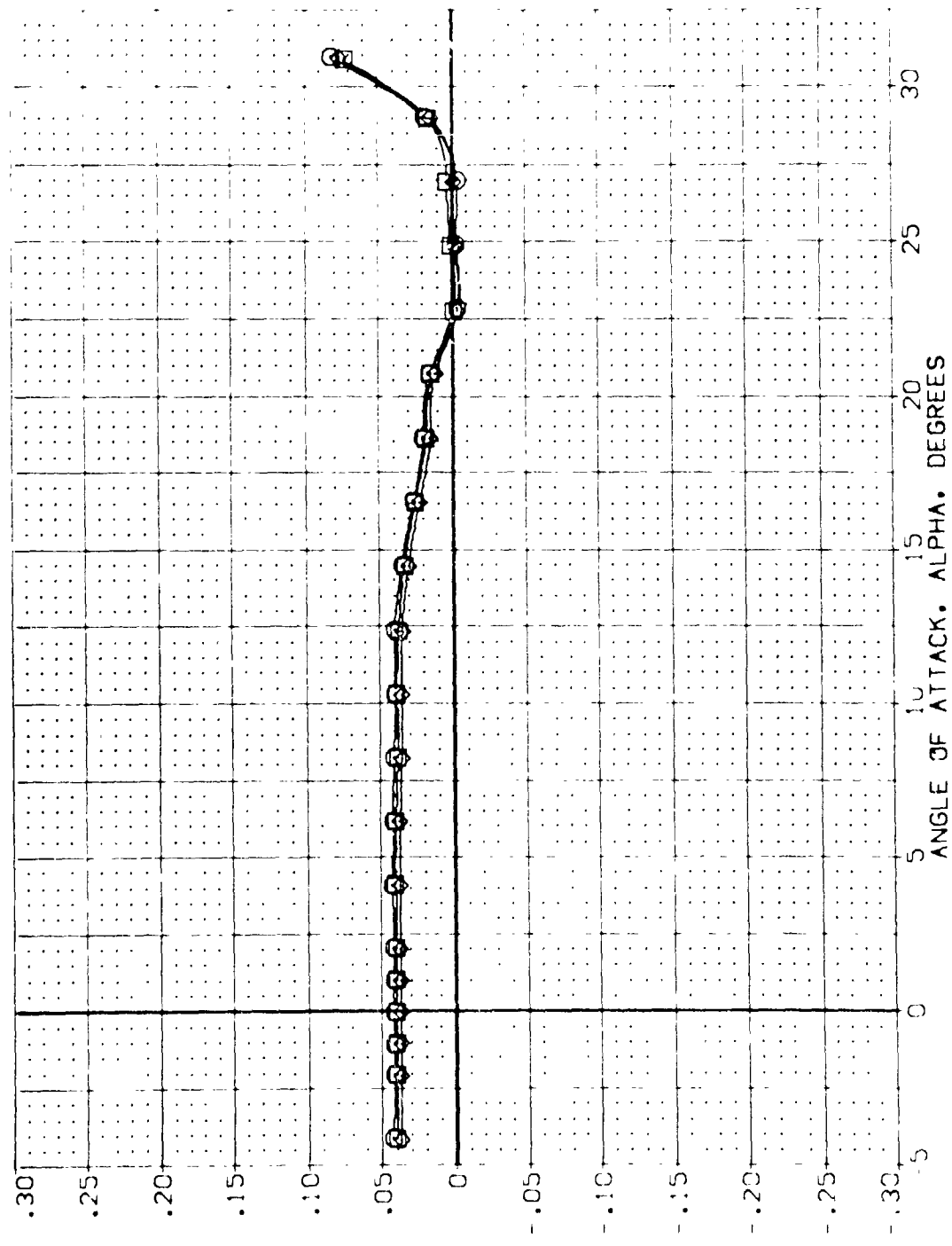


FIG 123 EFFECT OF VERTICAL TAIL STRAIGHT LE + CONTOUR ON LONG. STAB., 0 FLARE

DATA SET SYMBOL CONFIGURATION DESCRIPTION
 (802728) OAS28 B26C9 M7F8 V116E28V18FSX9
 (802729) OAS28 B26C9 M7F8 V116E28V18FSX9
 (802736) OAS28 B26C9 M7F8 V116E28V17FSK9

ELEVON SPOONK BOFLAP RUDDER REFERENCE INFORMATION
 .000 .000 .000 SREF 4.419 SCALE
 .000 .000 .000 LREF 19.249 SCALE
 .000 .000 .000 BRFL 37.949 SCALE
 XAPP 43.5874 SCALE
 YAPP .0000 SCALE
 ZAPP 15.1875 SCALE
 SCALE .0005 SCALE

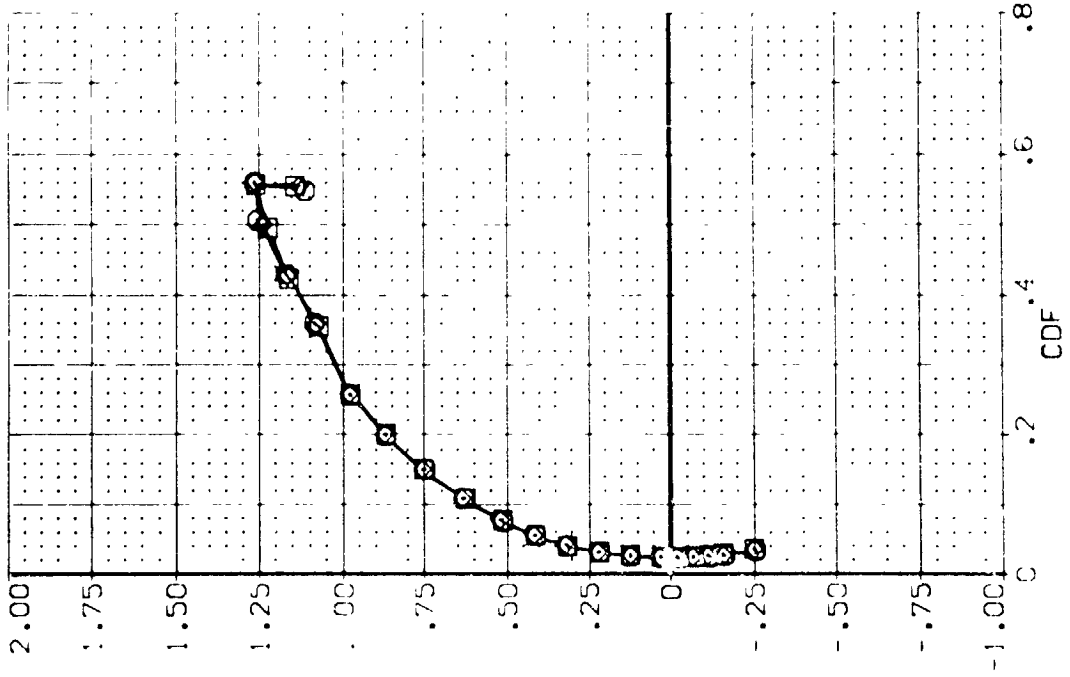
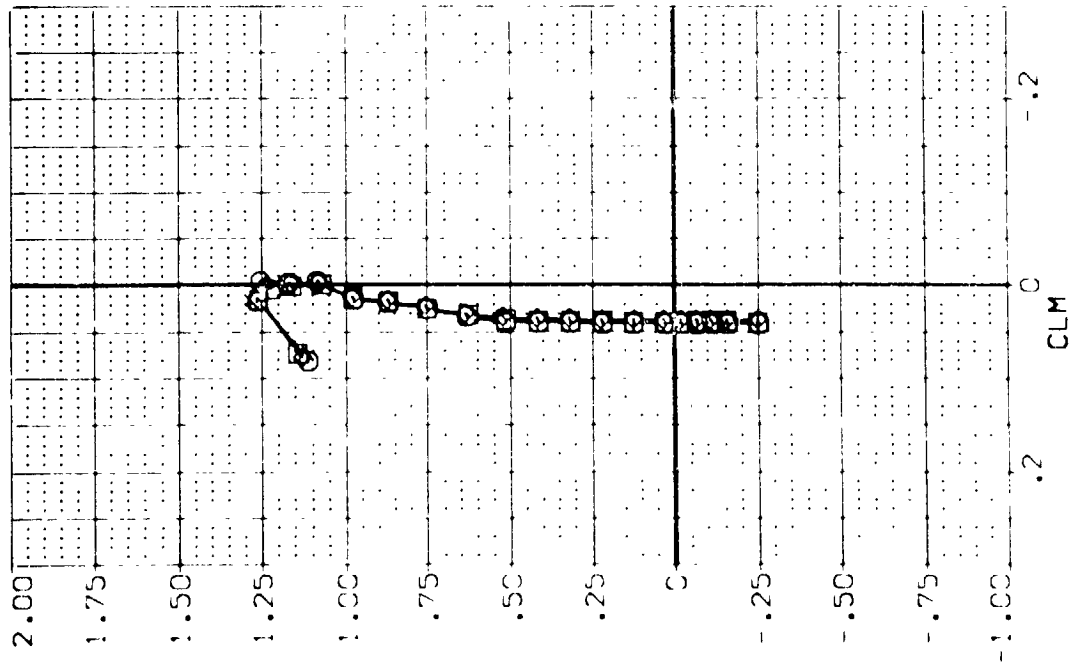


FIG 123 EFFECT OF VERTICAL TAIL STRAIGHT LE + CONTOUR ON LONG. STAB. O FLARE

LONGITUDINAL CENTER OF PRESSURE LOCATION, XCP/L, FRACTION BODY LENGTH

DATA SET SYMBOL	CONFIGURATION DESCRIPTION	ELEVON	SPDBRY	BOF LAP	RUDDER	REFERENCE INFORMATION
(802728)	W78 V16E28V6R5X9	.000	.000	-12.000	.000	SPR: 4.4119 SCAL: 1
(802728)	W78 V16E28V6R5X9	.000	.000	-12.000	.000	LAP: 19.2498 SCAL: 5
(802728)	W78 V16E28V6R5X9	.000	.000	-12.000	.000	BRU: 3.9359 SCAL: 5
(802728)	W78 V16E28V6R5X9	.000	.000	-12.000	.000	XAPP: 43.3584 SCAL: 5
						ZAPP: .0000 SCAL: 5
						SCALE: 19.1875 SCAL: 5
						SCALE: .0400 SCAL: 5

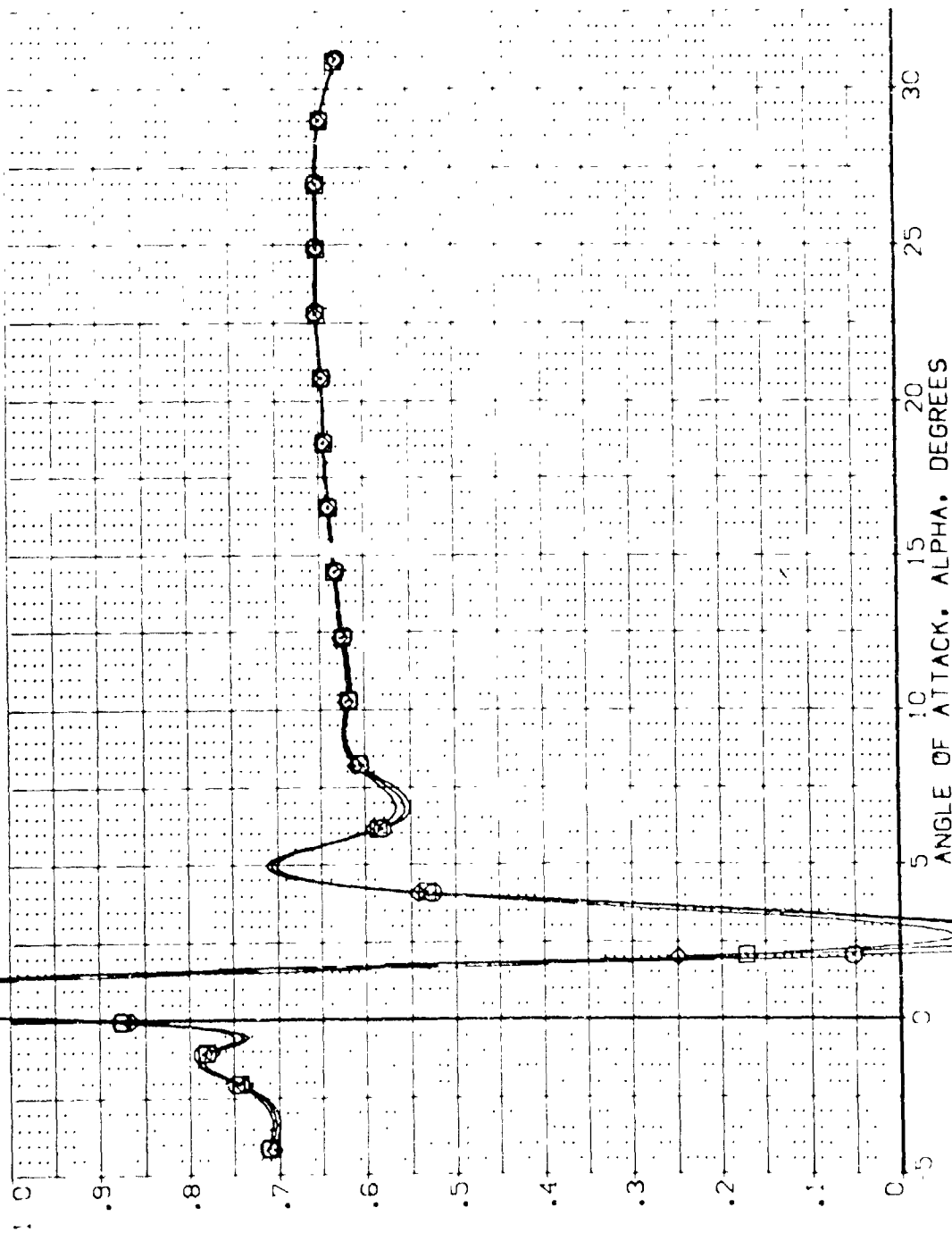


FIG 123 EFFECT OF VERTICAL TAIL STRAIGHT LE + CONTOUR ON LONG. STAB. 0 FLARE
 CAMACH .20
 PAGE 126C

DATA SET SYMBOL	CONFIGURATION DESCRIPTION	ELEVON	SPOBRK	BDFLAP	RUDDEP	REFERENCE INFORMATION
(BDZ278)	0A628 B26C9 M7F8 V116E28V16R5X9	.000	.000	-12.000	.000	4.4119 SO.FT
(BDZ429)	0A628 B26C9 M7F8 V116E28V16R5X9	.000	.000	-12.000	.000	19.799 INCHES
(BDZ436)	0A628 B26C9 M7F8 V116E28V17R5X9	.000	.000	-12.000	.000	37.358 INCHES
						43.9874 INCHES
						.0000 INCHES
						15.1875 INCHES
						.0405 SCALE

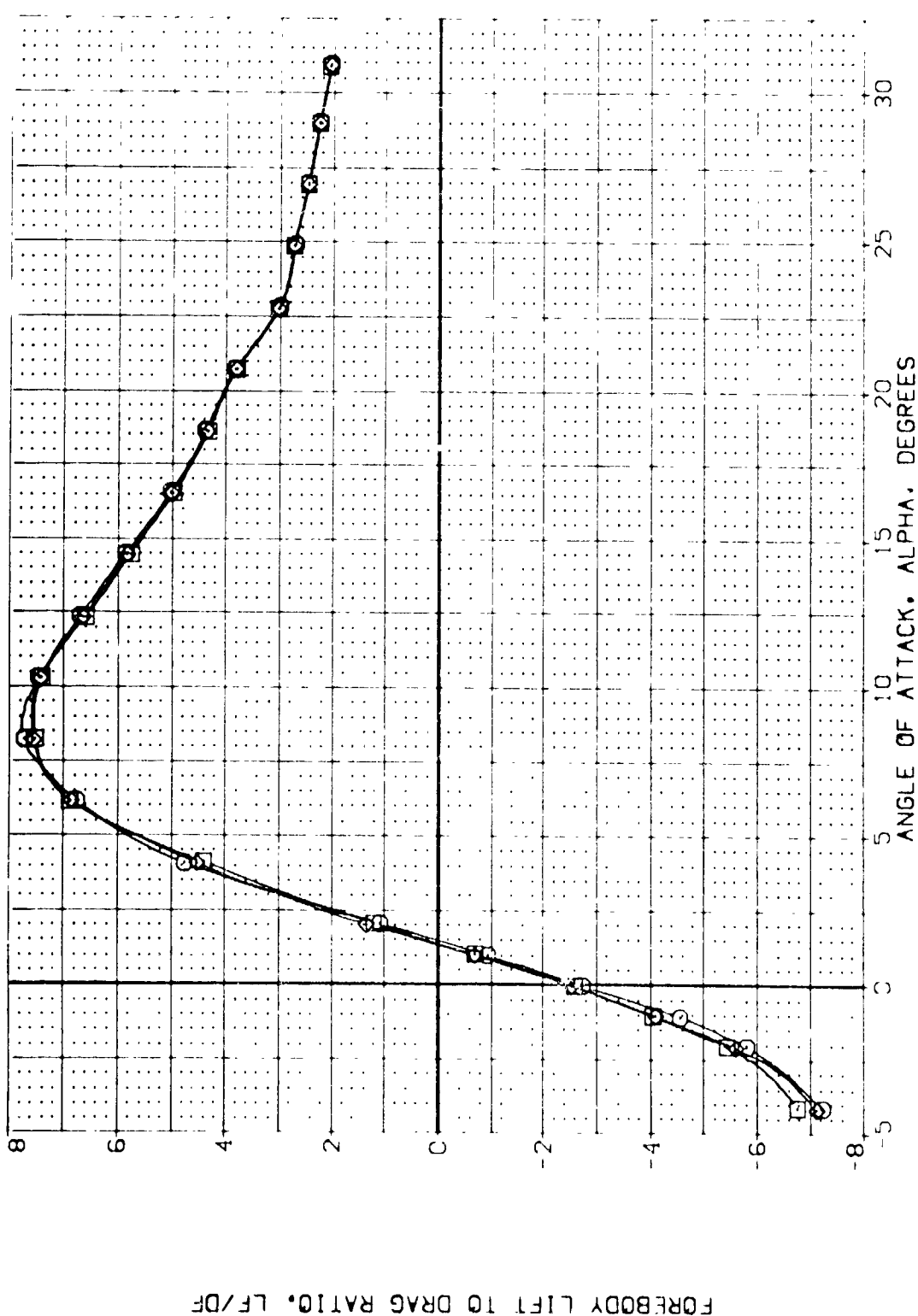


FIG 123 EFFECT OF VERTICAL TAIL STRAIGHT LE + CONTOUR ON LONG. STAB., 0 FLARE
 (A)MAD: .20 PAGE 126:

DATA SET SYMBOL CONFIGURATION DESCRIPTION REFERENCE INFORMATION

DATA SET SYMBOL	CONFIGURATION	DESCRIPTION	REFERENCE INFORMATION
(R0Z279)	0A628	B26C9 M718 V	4.4119 SCF
(R0Z430)	0A628	B26C9 M718 V	19.2799 SCF
(R0Z437)	0A628	B26C9 M718 V	37.9399 SCF
			43.5974 SCF
			.0000 SCF
			15.1875 SCF
			.0400 SCF

ALPHA RUDDER SPOBRK ALLRON SRF

.000 .000 .000 .000

.000 .000 .000 .000

.000 .000 .000 .000

YMPD ZMPD

SCA E

YAWING MOMENT COEFFICIENT, CYN (BODY AXIS)

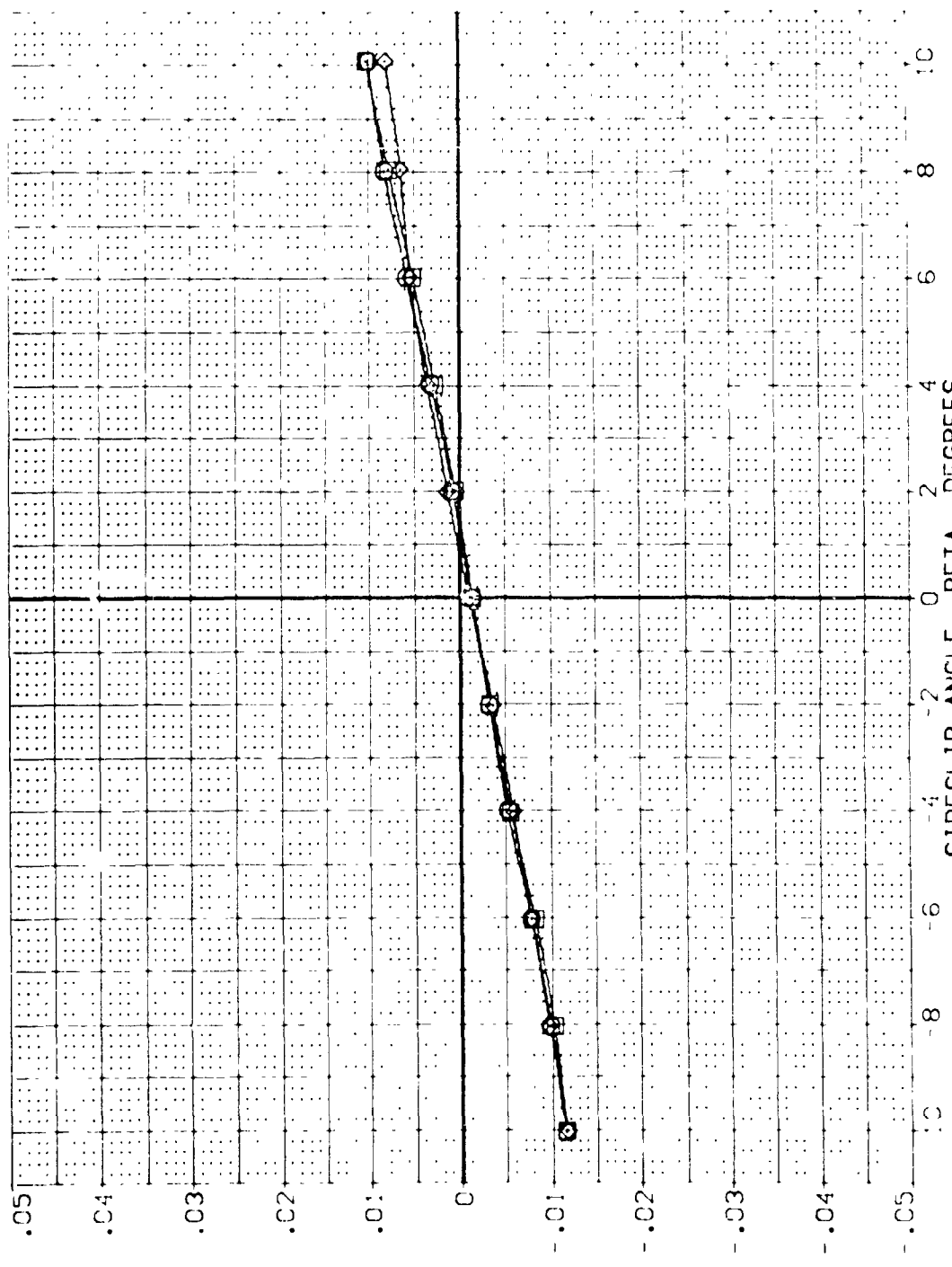


FIG 124 EFFECT OF VERTICAL TAIL STRAIGHT LE + CONTOUR ON LAT-DIR ST., ALPHA = 0

DATA SET SYMBOL	CONFIGURATION DESCRIPTION	ALPHA	RUDDER	SPOILER	AILERON	REFERENCE INFORMATION
(RDZ729)	0A628 B76C9 M7F8 V116E28V16R5X9	.000	.000	.000	.000	SREF 4.4119 SC.F.T
(RDZ130)	0A628 B76C9 M7F8 V116E28V16R5X9	.000	.000	.000	.000	LREF 19.2799 IN.C.F.S
(RDZ137)	0A628 B76C9 M7F8 V116E28V17R5X9	.000	.000	.000	.000	BREF 37.9379 IN.C.F.S
						XMRP 43.5974 IN.C.F.S
						ZMRP .000 IN.C.F.S
						SCALE 15.1875 IN.C.F.S

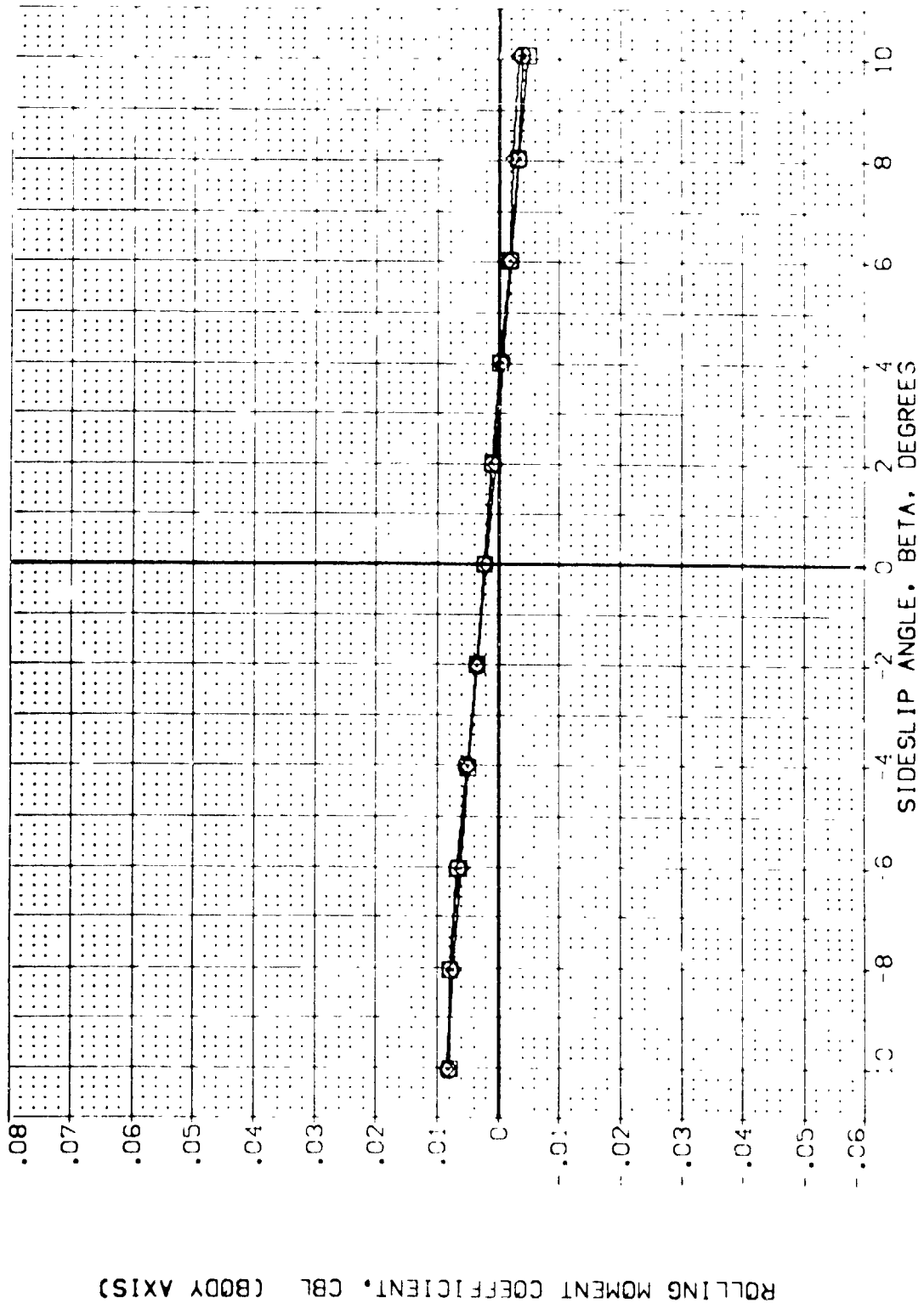


FIG 124 EFFECT OF VERTICAL TAIL STRAIGHT LE + CONTOUR ON LAT-DIR ST., ALPHA = 0
 CADMAC .20 PAGE 1263

DATA S#	SYMBOL	CONFIGURATION	DESCRIPTION	ALPHA	R-ODER	SPOBRK	AILRON	REFERENCE INFORMATION
(R02278)	□	0A628	B26C8	M71.8	V116E28V895X9	.000	.000	SREF 4.4119 SCALF
(R02430)	□	0A628	B26C8	M71.8	V116E28V1695X9	.000	.000	LRFF 19.2798
(R02437)	□	0A628	B26C8	M71.8	V116E28V1795X9	.000	.000	BRJ 37.9378
						.000	.000	XAPP 43.5574
						.000	.000	YAPP 15.000
						.000	.000	ZAPP 15.1875
						.000	.000	SCALE .0403

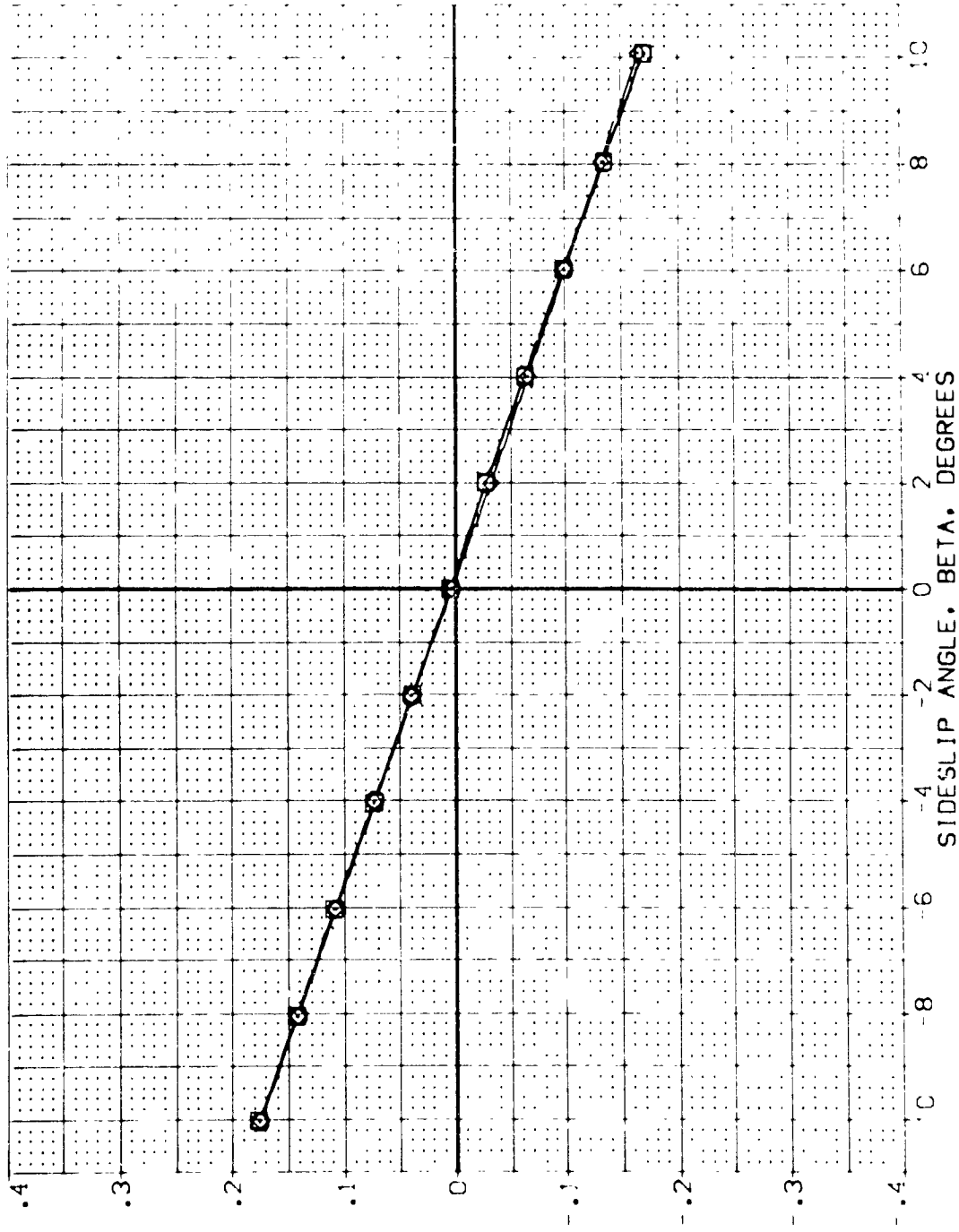
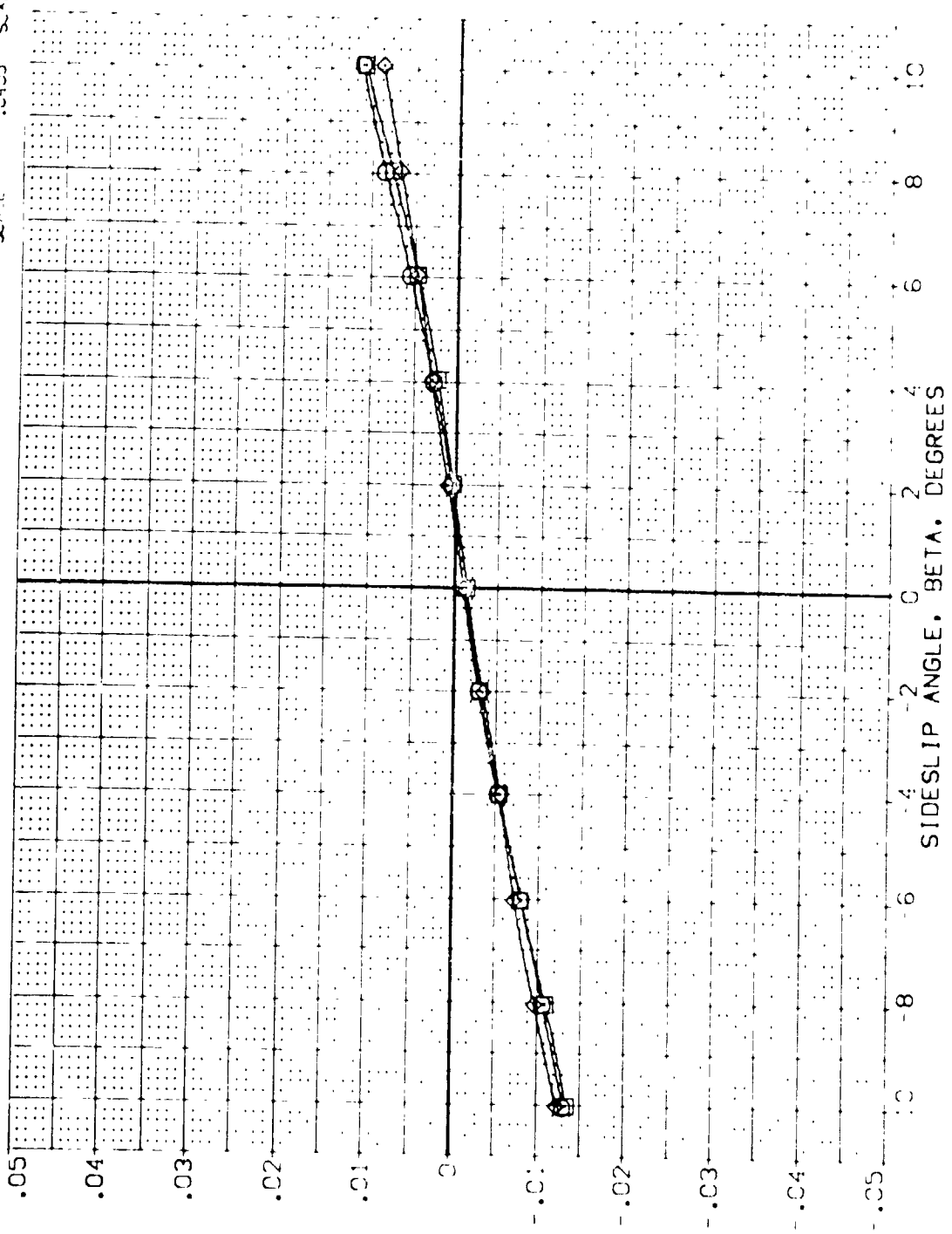


FIG 124 EFFECT OF VERTICAL TAIL STRAIGHT LE + CONTOUR ON LAT-DIR ST., ALPHA = 0

(A)MAC- .20

DATA SET SYMBOL	CONFIGURATION DESCRIPTION	ALPHA	RUDDER	SPOBRK	AIRRON	REFERENCE INFORMATION
(R02730)	Q1628 B26C9 M7F8 V116E28V16RSX9	5.000	.000	.000	.000	SREF 4.4119 SO.FT.
(R07431)	Q1628 B26C9 M7F8 V116E28V16RSX9	5.000	.000	.000	.000	LREF 19.2298 INCHES
(R07438)	Q1628 B26C9 M7F8 V116E28V16RSX9	5.000	.000	.000	.000	BREF 37.9359 INCHES
						XMRD 43.5874 INCHES
						YMRD .0000 INCHES
						ZMRD 15.1875 INCHES
						SCALE .0405



YAWING MOMENT COEFFICIENT, CYN (BODY AXIS)

FIG 125 EFFECT OF VERTICAL TAIL STRAIGHT LE + CONTOUR ON LAT-DIR ST., ALPHA = 5
 CASMAC .20 PAGE 1265

DATA SET SYMBOL CONFIGURATION DESCRIPTION REFERENCE INFORMATION

(R02720)	0A678	B76C9	M7: 8	V116E 28V17R5X9	SREF	4.4119	SC.F.T.
(R027431)	0A678	B76C9	M7: 8	V116E 28V17R5X9	RX1	19.2759	INCHES
(R027438)	0A678	B76C9	M7: 8	V116E 28V17R5X9	BR1	37.9359	INCHES
					XMAP	43.5874	INCHES
					YMAP	13.0000	INCHES
					ZMAP	13.1803	INCHES
					SCALE	.0400	SCALE

ROLLING MOMENT COEFFICIENT, CBL (BODY AXIS)

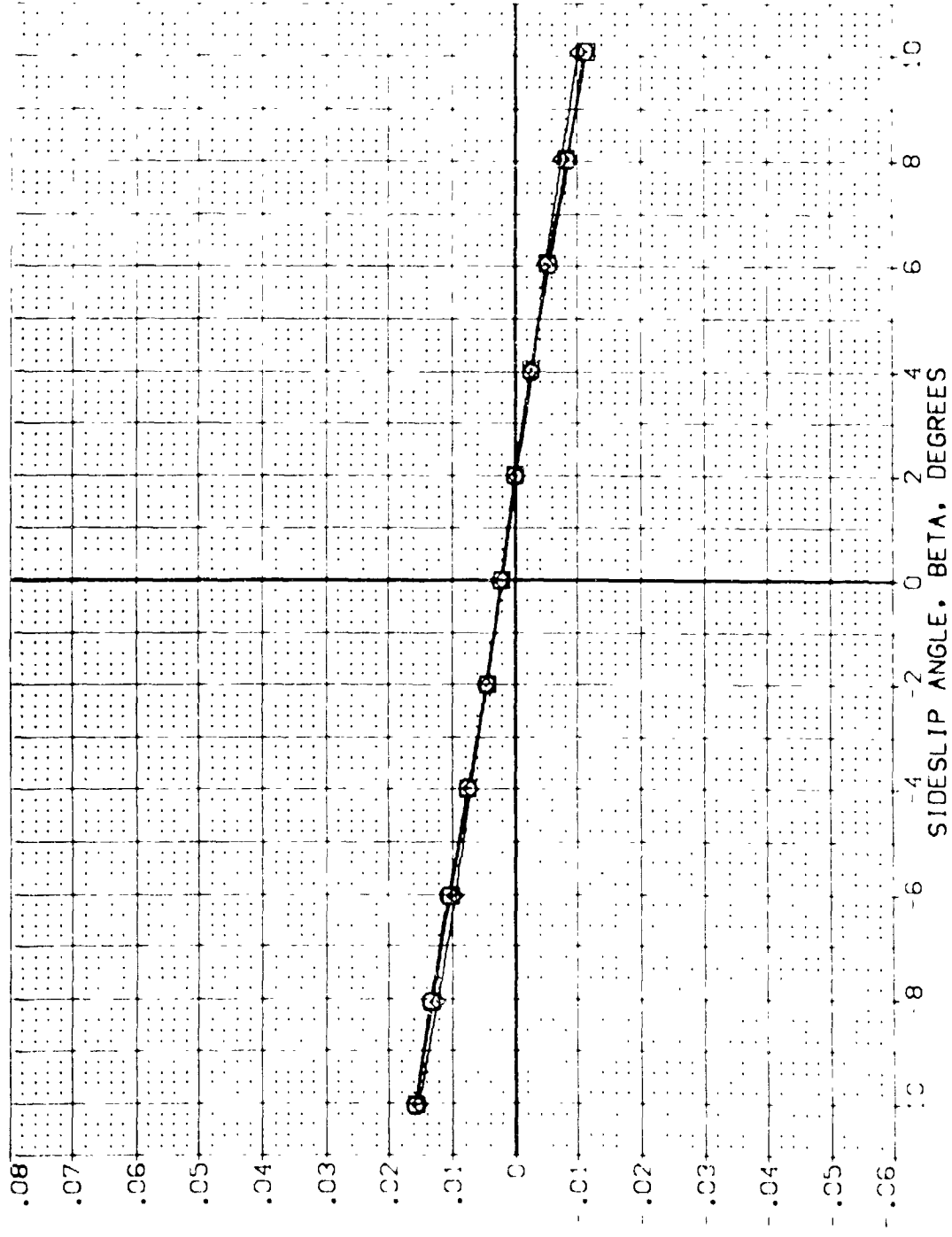
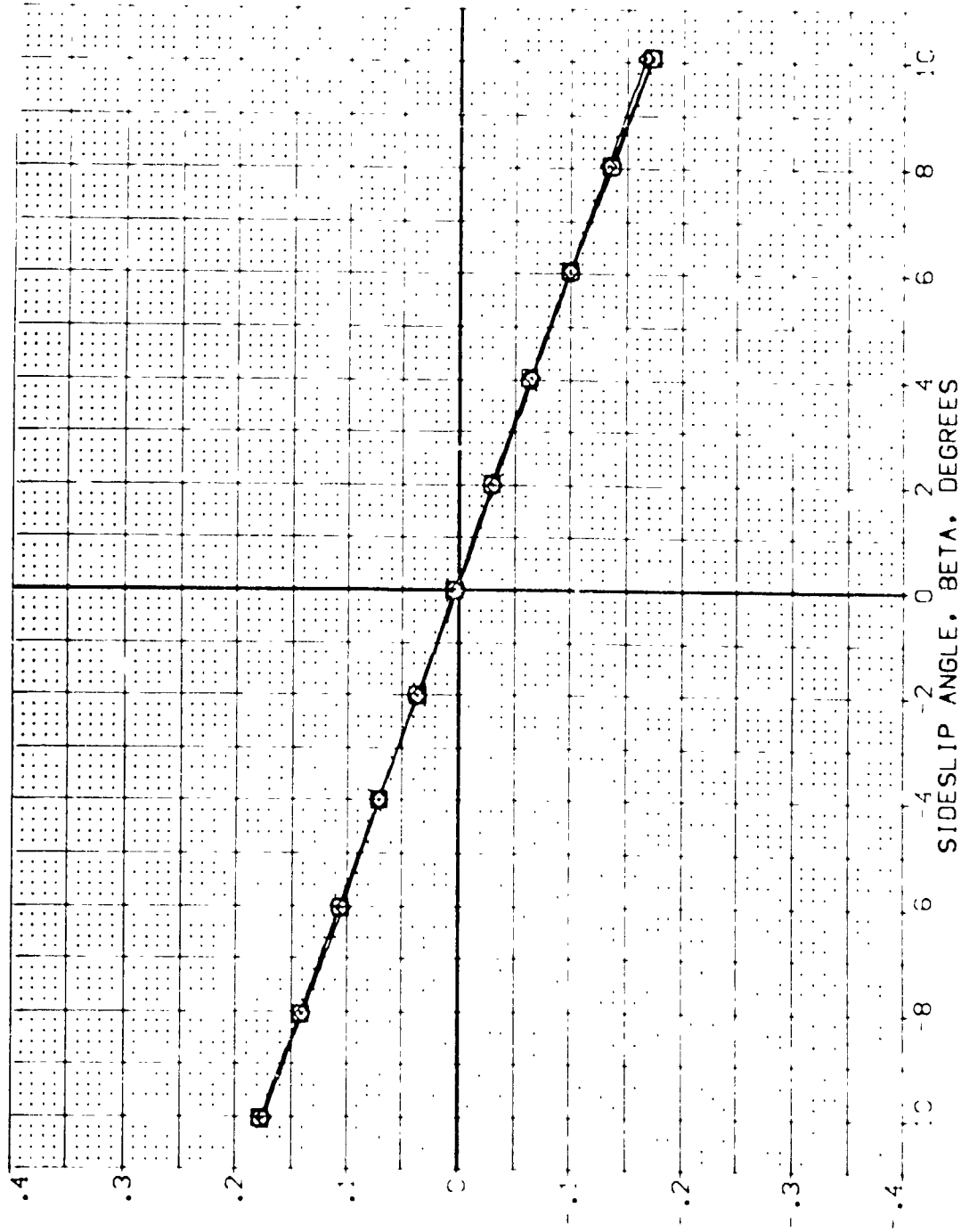


FIG 125 EFFECT OF VERTICAL TAIL STRAIGHT LE + CONTOUR ON LAT-DIR ST., ALPHA = 5

DATA SET SYMBOL	CONFIGURATION DESCRIPTION	ALPHA	RUDDER	SPOBRK	AILRON	REFERENCE INFORMATION
(R07230)	04628 B26C9 M7F8 W116E28V1675X9	5.000	.000	.000	.000	SREF 4.4119 SCALE
(R27431)	04628 B26C9 M7F8 W116E28V1675X9	5.000	.000	.000	.000	REF 19.2289 SCALE
(R27438)	04628 B26C9 M7F8 W116E28V1765X9	5.000	.000	.000	.000	BRKF 37.0269 SCALE
						XAPP 43.5974 SCALE
						YAPP .0000 SCALE
						ZAPP 15.16 SCALE
						SCALE .0405 SCALE



SIDE FORCE COEFFICIENT, CY

FIG 125 EFFECT OF VERTICAL TAIL STRAIGHT LE + CONTOUR ON LAT-DIR ST., ALPHA = 5

DATA SET SYMBOL CONFIGURATION DESCRIPTION REFERENCE INFORMATION SCALE

DATA SET SYMBOL	CONFIGURATION	DESCRIPTION	REFERENCE INFORMATION	SCALE
01	01628	01628/01628X9	SRF1	4.4119
02	01629	01629/01629X9	SRF2	9.2238
03	01630	01630/01630X9	SRF3	37.9356
04	01631	01631/01631X9	SRF4	43.5814
05	01632	01632/01632X9	SRF5	15.1875
06	01633	01633/01633X9	SRF6	10.0000
07	01634	01634/01634X9	SRF7	10.0000
08	01635	01635/01635X9	SRF8	10.0000
09	01636	01636/01636X9	SRF9	10.0000
10	01637	01637/01637X9	SRF10	10.0000
11	01638	01638/01638X9	SRF11	10.0000
12	01639	01639/01639X9	SRF12	10.0000
13	01640	01640/01640X9	SRF13	10.0000
14	01641	01641/01641X9	SRF14	10.0000
15	01642	01642/01642X9	SRF15	10.0000
16	01643	01643/01643X9	SRF16	10.0000
17	01644	01644/01644X9	SRF17	10.0000
18	01645	01645/01645X9	SRF18	10.0000
19	01646	01646/01646X9	SRF19	10.0000
20	01647	01647/01647X9	SRF20	10.0000
21	01648	01648/01648X9	SRF21	10.0000
22	01649	01649/01649X9	SRF22	10.0000
23	01650	01650/01650X9	SRF23	10.0000
24	01651	01651/01651X9	SRF24	10.0000
25	01652	01652/01652X9	SRF25	10.0000
26	01653	01653/01653X9	SRF26	10.0000
27	01654	01654/01654X9	SRF27	10.0000
28	01655	01655/01655X9	SRF28	10.0000
29	01656	01656/01656X9	SRF29	10.0000
30	01657	01657/01657X9	SRF30	10.0000
31	01658	01658/01658X9	SRF31	10.0000
32	01659	01659/01659X9	SRF32	10.0000
33	01660	01660/01660X9	SRF33	10.0000
34	01661	01661/01661X9	SRF34	10.0000
35	01662	01662/01662X9	SRF35	10.0000
36	01663	01663/01663X9	SRF36	10.0000
37	01664	01664/01664X9	SRF37	10.0000
38	01665	01665/01665X9	SRF38	10.0000
39	01666	01666/01666X9	SRF39	10.0000
40	01667	01667/01667X9	SRF40	10.0000
41	01668	01668/01668X9	SRF41	10.0000
42	01669	01669/01669X9	SRF42	10.0000
43	01670	01670/01670X9	SRF43	10.0000
44	01671	01671/01671X9	SRF44	10.0000
45	01672	01672/01672X9	SRF45	10.0000
46	01673	01673/01673X9	SRF46	10.0000
47	01674	01674/01674X9	SRF47	10.0000
48	01675	01675/01675X9	SRF48	10.0000
49	01676	01676/01676X9	SRF49	10.0000
50	01677	01677/01677X9	SRF50	10.0000
51	01678	01678/01678X9	SRF51	10.0000
52	01679	01679/01679X9	SRF52	10.0000
53	01680	01680/01680X9	SRF53	10.0000
54	01681	01681/01681X9	SRF54	10.0000
55	01682	01682/01682X9	SRF55	10.0000
56	01683	01683/01683X9	SRF56	10.0000
57	01684	01684/01684X9	SRF57	10.0000
58	01685	01685/01685X9	SRF58	10.0000
59	01686	01686/01686X9	SRF59	10.0000
60	01687	01687/01687X9	SRF60	10.0000
61	01688	01688/01688X9	SRF61	10.0000
62	01689	01689/01689X9	SRF62	10.0000
63	01690	01690/01690X9	SRF63	10.0000
64	01691	01691/01691X9	SRF64	10.0000
65	01692	01692/01692X9	SRF65	10.0000
66	01693	01693/01693X9	SRF66	10.0000
67	01694	01694/01694X9	SRF67	10.0000
68	01695	01695/01695X9	SRF68	10.0000
69	01696	01696/01696X9	SRF69	10.0000
70	01697	01697/01697X9	SRF70	10.0000
71	01698	01698/01698X9	SRF71	10.0000
72	01699	01699/01699X9	SRF72	10.0000
73	01700	01700/01700X9	SRF73	10.0000
74	01701	01701/01701X9	SRF74	10.0000
75	01702	01702/01702X9	SRF75	10.0000
76	01703	01703/01703X9	SRF76	10.0000
77	01704	01704/01704X9	SRF77	10.0000
78	01705	01705/01705X9	SRF78	10.0000
79	01706	01706/01706X9	SRF79	10.0000
80	01707	01707/01707X9	SRF80	10.0000
81	01708	01708/01708X9	SRF81	10.0000
82	01709	01709/01709X9	SRF82	10.0000
83	01710	01710/01710X9	SRF83	10.0000
84	01711	01711/01711X9	SRF84	10.0000
85	01712	01712/01712X9	SRF85	10.0000
86	01713	01713/01713X9	SRF86	10.0000
87	01714	01714/01714X9	SRF87	10.0000
88	01715	01715/01715X9	SRF88	10.0000
89	01716	01716/01716X9	SRF89	10.0000
90	01717	01717/01717X9	SRF90	10.0000
91	01718	01718/01718X9	SRF91	10.0000
92	01719	01719/01719X9	SRF92	10.0000
93	01720	01720/01720X9	SRF93	10.0000
94	01721	01721/01721X9	SRF94	10.0000
95	01722	01722/01722X9	SRF95	10.0000
96	01723	01723/01723X9	SRF96	10.0000
97	01724	01724/01724X9	SRF97	10.0000
98	01725	01725/01725X9	SRF98	10.0000
99	01726	01726/01726X9	SRF99	10.0000
100	01727	01727/01727X9	SRF100	10.0000

YAWING MOMENT COEFFICIENT, CYN (BODY AXIS)

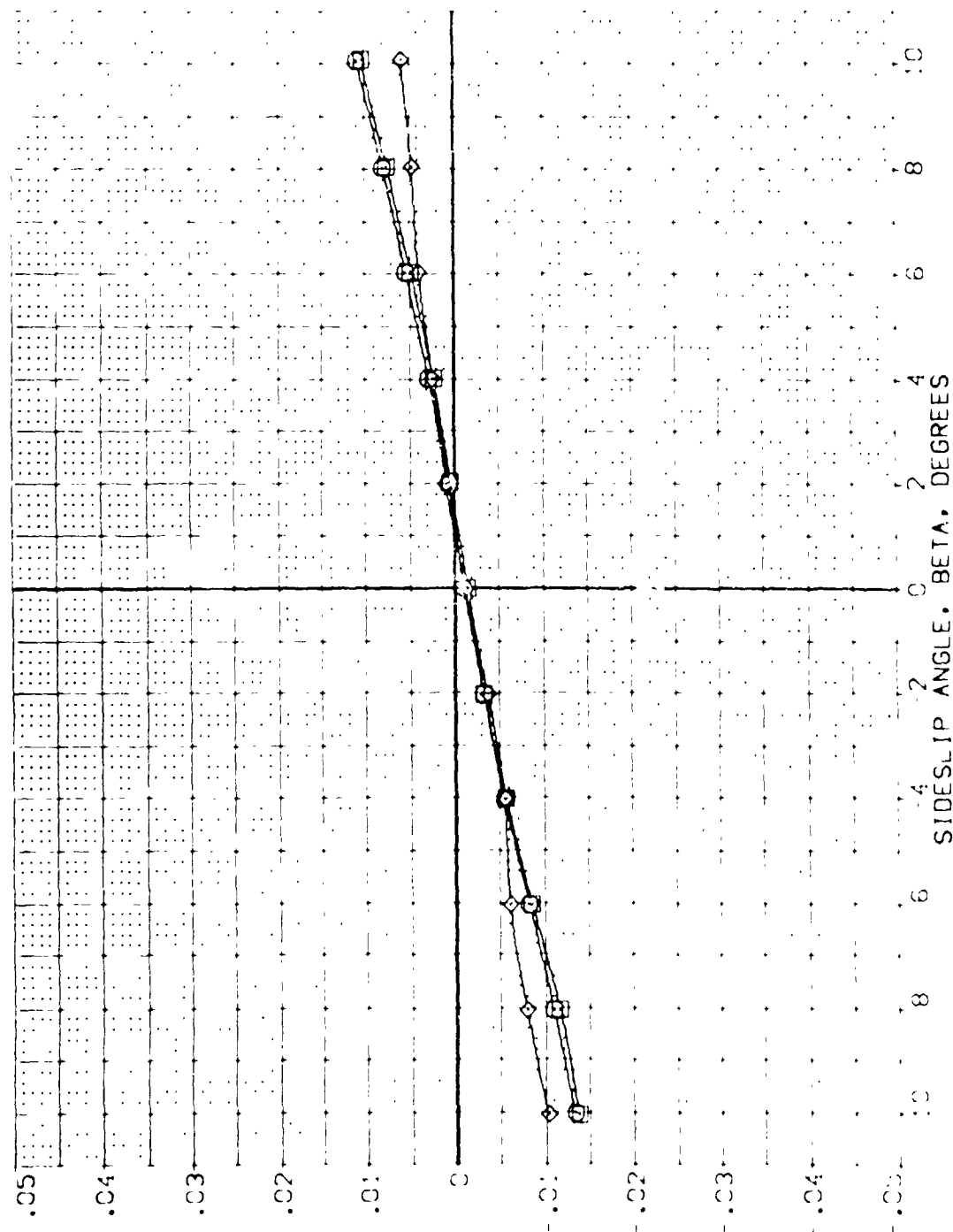


FIG 126 EFFECT OF VERTICAL TAIL STRAIGHT LE + CONTOUR ON LAT-DIR ST., ALPHA = 10
 CASMAG: .20 PAGE: 1268

DATA SET SYMBOL CONFIGURATION DESCRIPTION REFERENCE INFORMATION

(R02791)	D4628 B26C9 M7B	V116E28V8P5X9	SPX	4.4119	SO.FT.
(R02792)	D4628 B26C9 M7B	V116E28V8P5X9	SPX	19.2789	INCHES
(R02793)	D4628 B26C9 M7B	V116E28V8P5X9	SPX	37.9359	INCHES
(R02794)	D4628 B26C9 M7B	V116E28V8P5X9	SPX	43.3551	INCHES
			YMP	1.0000	INCHES
			ZMP	15.1875	INCHES
			SCALE	1.0400	SCALE

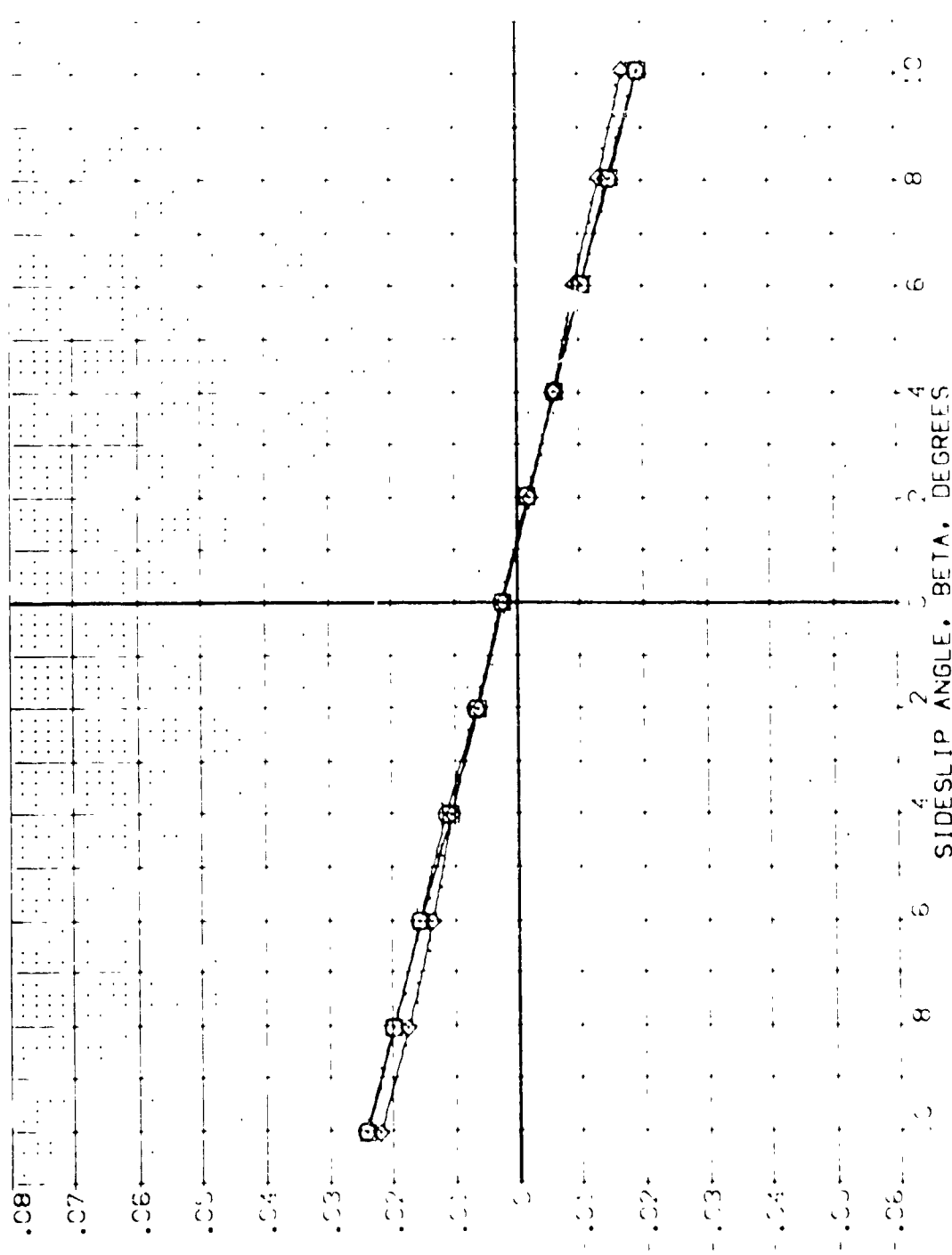
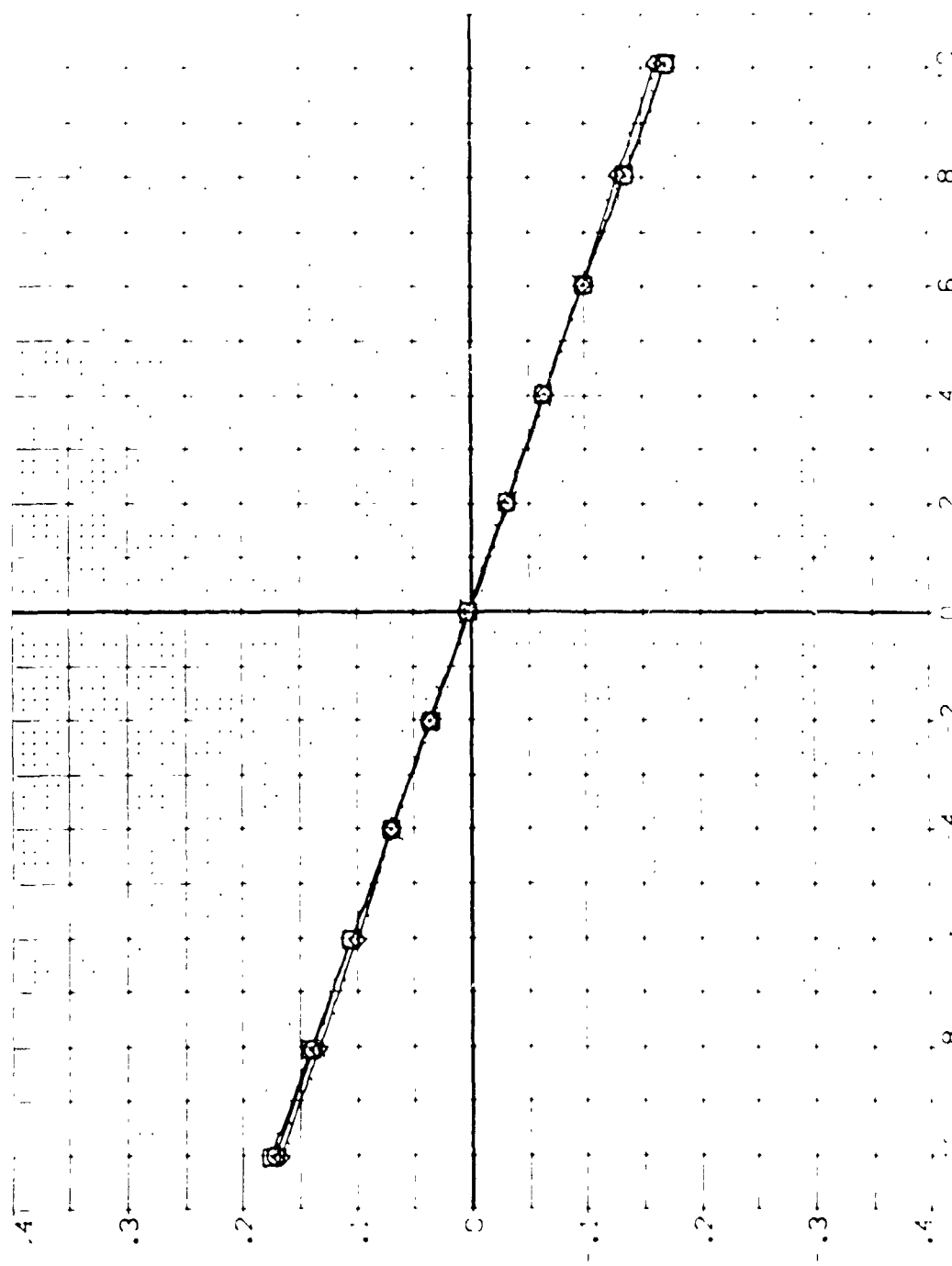


FIG 126 EFFECT OF VERTICAL TAIL STRAIGHT LE + CONTOUR ON LAT-DIP ST. A_PHA = 10
 CASMAC 126

DATA SET SPEED CONFIGURATION OF DESCRIPTION
 14027311 21628 37659 W/B 1 OF 28160X19
 14027312 21624 37659 W/B 1 OF 28160X19
 14027313 21624 37659 W/B 1 OF 28160X19

REFERENCE INFORMATION
 SURF 1.4119 SCALARS
 AIR 9.2759 SCALARS
 BRK 71.9316 SCALARS
 X400 13.1074 SCALARS
 X400 1.0000 SCALARS
 X400 5.1875 SCALARS
 SCALE 1.0000

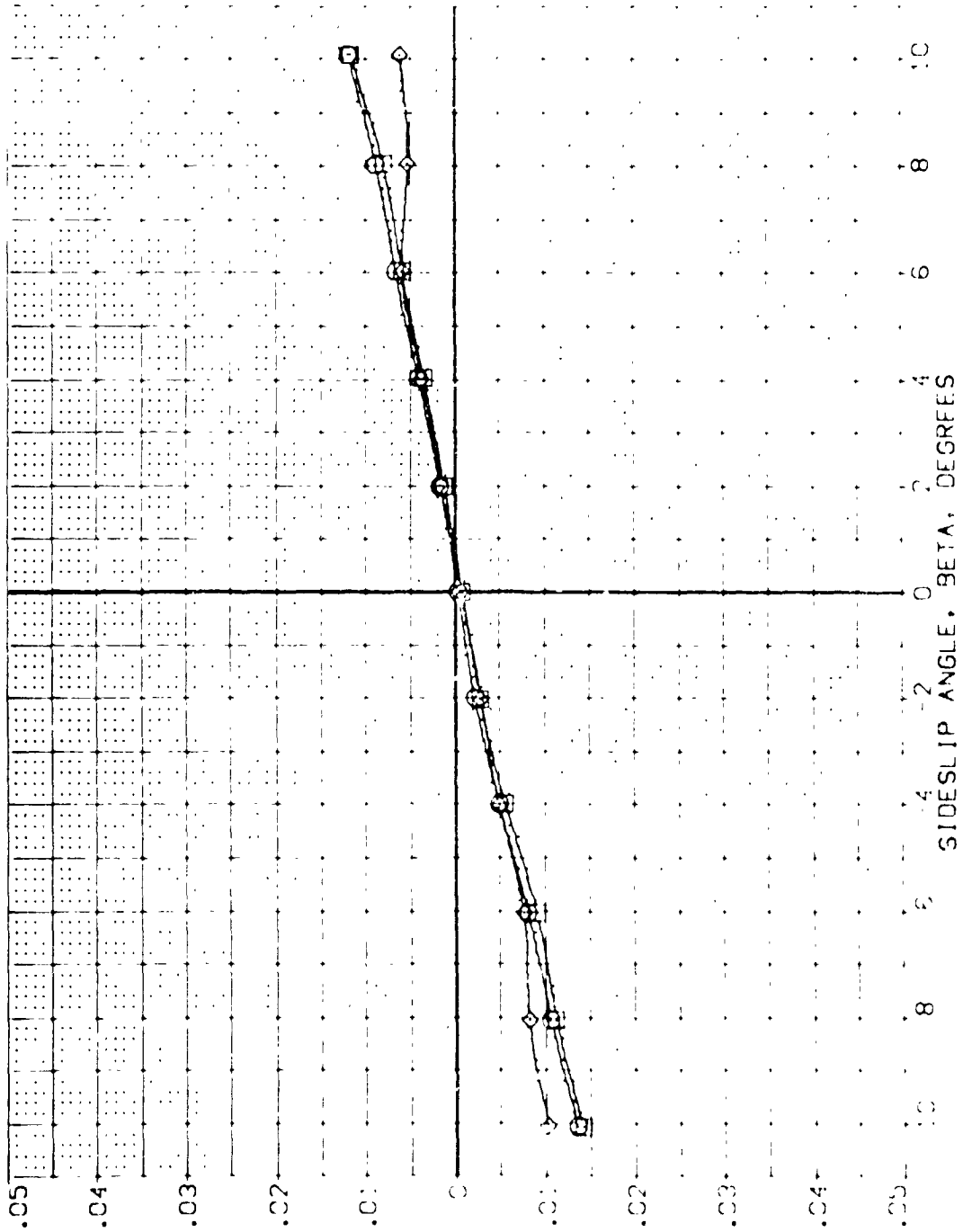
A BVA RUDIR SPOBRN ALIPDN
 10.000 .000 .000 .000
 10.000 .000 .000 .000
 10.000 .000 .000 .000



SIDE FORCE COEFFICIENT, CY

FIG 126 EFFECT OF VERTICAL TAIL STRAIGHT LE + CONTOUR ON LAT-DIR ST., ALPHA = 10
 CASMAC. 001 PAGE 1270

DATA SET SYMBOL	CONFIGURATION DESCRIPTION	ALPHA	RUDDER	SPEED	AIRFOIL	REFERENCE INFORMATION
(R02232)	0A628 B76C9 M78 B V116E28V16R5A9	15.000	.000	.000	.000	SREF 4.4119 SQ.FT.
(R02433)	0A628 B76C9 M78 B V116E28V16R5A9	15.000	.000	.000	.000	LREF 19.2298 INCHES
(R02440)	0A628 B76C9 M78 B V116E28V16R5A9	15.000	.000	.000	.000	BREF 37.9759 INCHES
						AREF 43.5514 INCHES
						YREF .0000 INCHES
						ZREF .0403 INCHES
						SCALE



YAWING MOMENT COEFFICIENT, CYN (BODY AXIS)

FIG 127 EFFECT OF VERTICAL TAIL STRAIGHT LE + CONTOUR ON LAT-DIR ST., ALPHA = 15

DATA SET SYMBOL CONFIGURATION DESCRIPTION REFERENCE INFORMATION

(H02732)	3A628	B76C9	W7F8	V1.6E28V16R5X9	4.4119	SCALE
(R0233)	3A628	B76C9	W7F8	V1.6E28V16R5X9	19.2299	SCALE
(R02410)	3A628	B76C5	W7F8	V1.6E28V17R5X9	37.9359	SCALE

ALPHA RUDDER SPOBRK ALLRON

15.000	.000	.000	.000
15.000	.000	.000	.000
15.000	.000	.000	.000

REFERENCE INFORMATION

SREF	4.4119	SCALE
LREF	19.2299	SCALE
BREF	37.9359	SCALE
XMPD	43.5974	SCALE
YMPD	.0000	SCALE
ZMPD	15.1875	SCALE

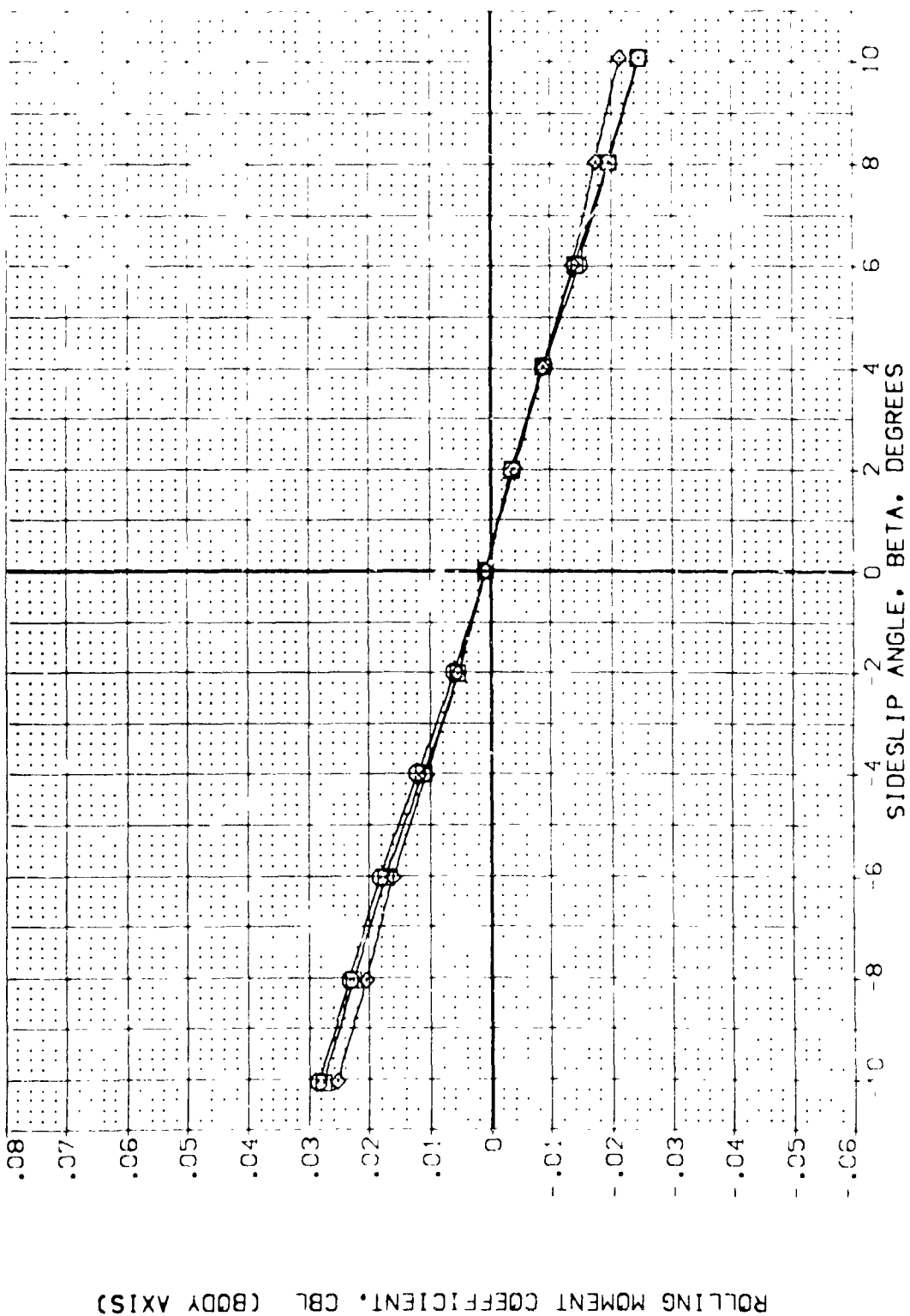
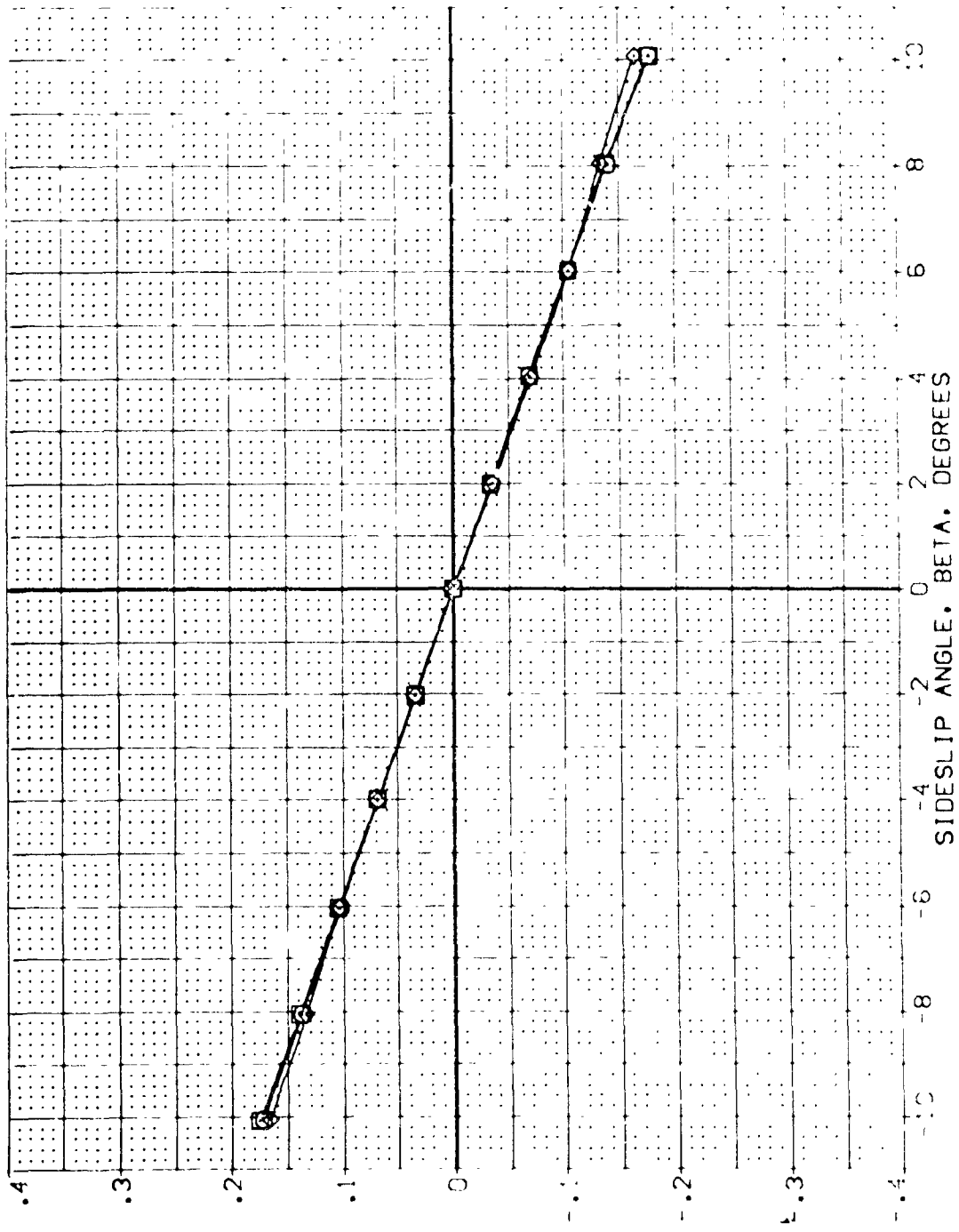


FIG 127 EFFECT OF VERTICAL TAIL STRAIGHT LE + CONTOUR ON LAT-DIR ST., ALPHA = 15
 (A)MAC: .20 PAGE 1272

DATA SET SYMBOL	CONFIGURATION DESCRIPTION	ALPHA	RUDDER	SPOBRK	ALLRON	REFERENCE INFORMATION
(R02232)	0A628 B26C9 M7F8 V11E28V1R5X9	15.000	.000	.000	.000	SREF 4.4119 SC.F.T.
(R02433)	0A628 B26C9 M7F8 V11E28V1R5X9	15.000	.000	.000	.000	LREF 19.2299 INCHES
(R02440)	0A628 B26C9 M7F8 V11E28V1R5X9	15.000	.000	.000	.000	BREF 37.9359 INCHES
						XMRP 43.5874 INCHES
						ZMRP .0000 INCHES
						SCALE 15.1875 INCHES
						SCALE .0405



SIDE FORCE COEFFICIENT, CY

FIG 127 EFFECT OF VERTICAL TAIL STRAIGHT LE + CONTOUR ON LAT-DIR ST., ALPHA = 15
 (A)MAC- .20 PAGE 1273

DATA SET SYMBOL	CONF	DURATION	DESCRIPTION	ALPHA	FLUTTER	SPOBRK	ALLRDN	REFERENCE	INFORMATION	
(RDZ733)	□	0A528	B26C9	M7F8	66.28/16RSX9	0.000	0.000	SREF	4.1119	SQ.1
(RDZ734)	□	0A628	B26C9	M7F8	66.28/16RSX9	0.000	0.000	IAF	19.2798	1-C+S
(RDZ741)	◇	0A528	B26C9	M7F8	66.28/17RSX9	0.000	0.000	BA	37.9379	1-C+S
								KMPD	43.15071	1-C+S
								IMPD	0.000	1-C+S
								IMPD	15.1875	1-C+S
								SCALE	0.000	SCALE

YAWING MOMENT COEFFICIENT, CYN (BODY AXIS)

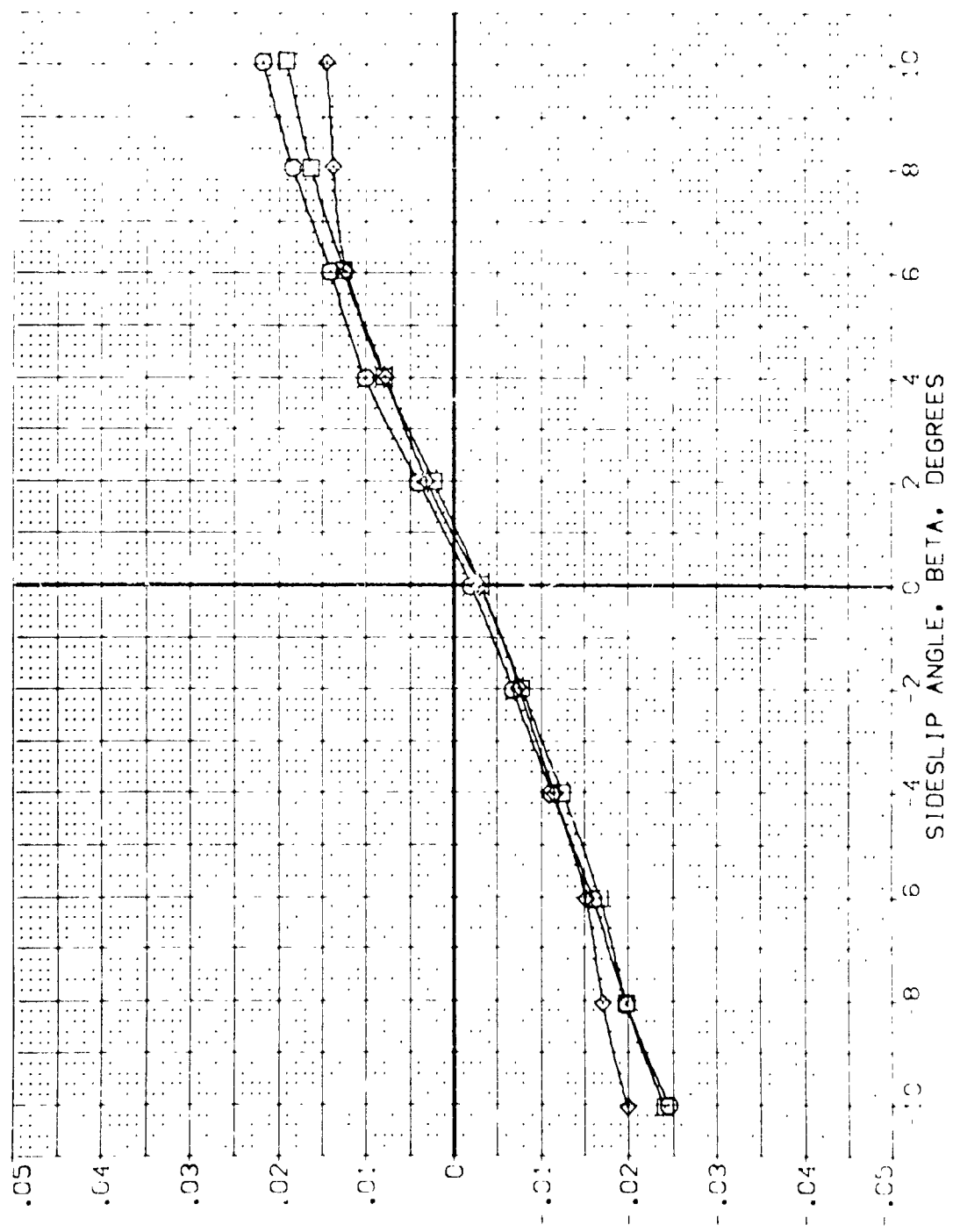


FIG 128 EFFECT OF VERTICAL TAIL STRAIGHT LE + CONTOUR ON LAT-DIR ST., ALPHA = 20
 (A)MAC: .20 CASE: 1274

DATA SET SYMBOL	CONFIGURATION DESCRIPTION	ALPHA	RUDDER	SPODBK	AILERON	REFERENCE INFORMATION
(RD233)	0A628 B26C9 M7F8 V116E28V865X9	20.000	.000	.000	.000	SREF 4.4119 SQ.FT.
(RD434)	0A628 B26C9 M7F8 V116E28V1565X9	20.000	.000	.000	.000	LREF 19.2299 INCHES
(RD441)	0A628 B26C9 M7F8 V116E28V175X9	20.000	.300	.000	.000	BREF 37.9359 INCHES
						XMRP 43.5574 INCHES
						YMRP .0000 INCHES
						ZMRP 15.875 INCHES
						SCALE .0405

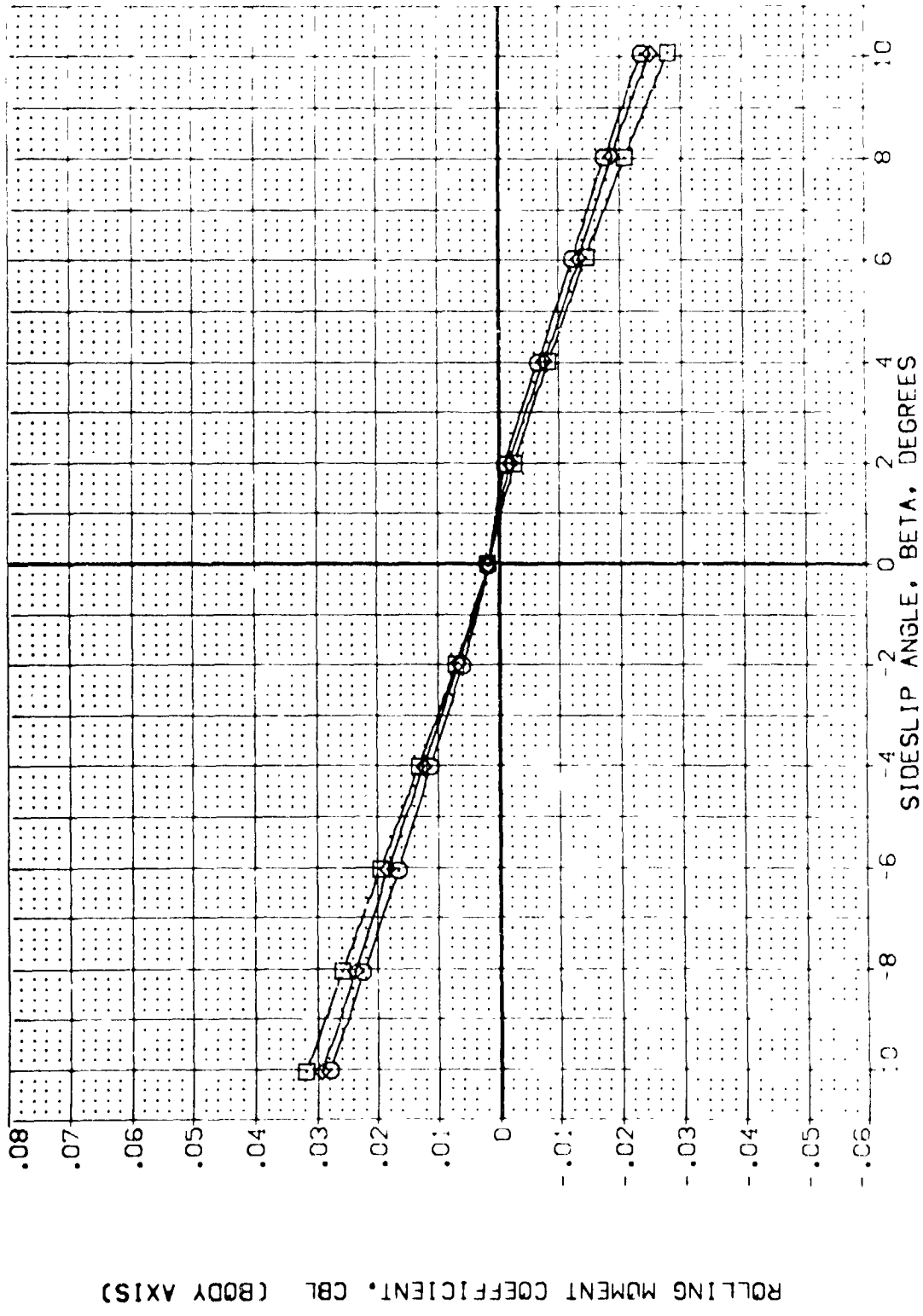
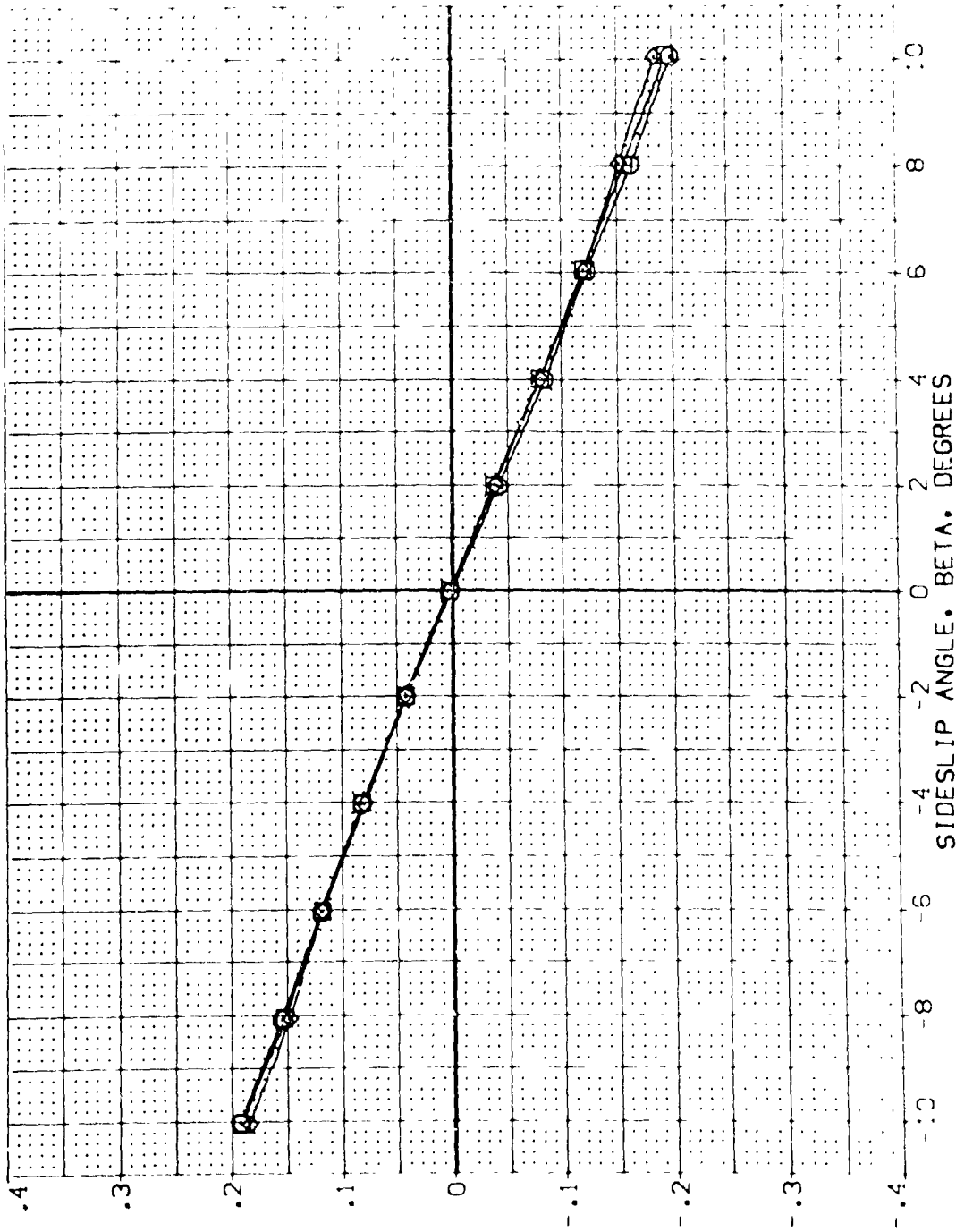


FIG 128 EFFECT OF VERTICAL TAIL STRAIGHT LE + CONTOUR ON LAT-DIR ST., ALPHA = 20
 CASMAC .20 PAGE 1275

DATA SET SYMBOL	CONFIGURATION DESCRIPTION	ALPHA	RUDDER	SPOBRK	AILLON	REFERENCE INFORMATION
(R0Z233)	0A628 B76C9 M7E8 V116E28V176SX9	20.000	.000	.000	.000	SREF 4.4119 SQ.FT.
(R0Z434)	0A628 B76C9 M7E8 V116E28V176SX9	20.000	.000	.000	.000	RX 19.2285 INCHES
(R0Z441)	0A628 B76C9 M7E8 V116E28V176SX9	20.000	.000	.000	.000	BRK 37.9359 INCHES
						YMRP 43.5874 INCHES
						ZMRP 15.1875 INCHES
						SCALE .0405 INCHES



SIDE FORCE COEFFICIENT, CY

FIG 128 EFFECT OF VERTICAL TAIL STRAIGHT LE + CONTOUR ON LAT-DIR ST., ALPHA = 20
 (A) MAC = .20 PAGE : 276

APPENDIX
TABULATED SOURCE DATA

Tabulations of plotted data are available on request from
Data Management Services.

04628 926091547F8 W116E28W85X9

(R0Z101) (07 JUN 74)

REFERENCE DATA

SREF = 4.4119 SQ.FT. YMRP = 43.5974 INCHES
 L-R F = 19.2299 INCHES YMRP = .0000 INCHES
 BREF = 37.9359 INCHES ZMRP = 15.1875 INCHES
 SCALE = .0405 SCALE

PARAMETRIC DATA

BETA = .000 BDFLAP = -12.0000
 ELEVON = .0000 AILRON = .0000
 RUDDER = .0000 SPDBRK = 25.0000
 GP.FOS = .285

RUN NO. 1 / 0 RN/L = 1.42 GRADIENT INTERVAL = -6.00/ 6.00

MACH	ALPHA	CL	CDP	CLM	CN	CAF	CYN	CBL	CY	XCP/L	CAB
.200	-4.240	-30530	.07340	.05880	-30990	.05062	-.00080	.00280	-.00600	.72100	-.04518
.200	-2.120	-19190	.06460	.05580	-19410	.05745	-.00070	.00270	.00400	.75200	-.04465
.200	-1.120	-13780	.06190	.05480	-13900	.05921	-.00050	.00260	.00300	.79700	-.04453
.200	-.020	-08800	.05910	.05410	-08810	.05912	-.00040	.00270	.00200	.89700	-.04457
.200	.980	-02810	.05720	.05250	-02710	.05777	-.00050	.00260	.00200	1.36300	-.04417
.200	2.010	.02400	.05720	.05170	.02600	.05638	-.00050	.00270	.00100	-.07800	-.04403
.200	4.130	.11160	.05760	.04910	.13540	.04880	-.00030	.00280	-.00000	.51800	-.04390
.200	6.210	.23790	.06300	.04560	.24330	.03690	-.00040	.00250	.00000	.58300	-.04259
.200	8.340	.34810	.07300	.04180	.35800	.02172	-.00040	.00250	.00000	.60800	-.04268
.200	10.400	.45220	.08880	.03900	.46780	.00571	-.00030	.00260	-.00200	.62900	-.04287
.200	12.530	.56070	.11200	.03590	.57160	-.01225	.00000	.00230	-.00300	.62900	-.04351
.200	14.620	.68390	.14710	.02790	.69890	-.03023	.00020	.00200	-.00600	.63700	-.04476
.200	16.730	.81320	.19280	.01670	.83420	-.04940	.00020	.00180	-.00500	.64400	-.04627
.200	18.830	.93270	.24600	.00290	.96220	-.06931	-.00010	.00140	-.00600	.64800	-.04779
.200	20.980	1.04930	.32250	-.00160	1.09520	-.07429	.00840	.00120	-.02300	.65200	-.05116
.200	23.050	1.13320	.41180	-.00440	1.20360	-.06565	.00050	-.00070	-.00400	.65300	-.05635
.200	25.110	1.19540	.46940	.00470	1.27260	-.07603	.00260	.00060	-.01300	.65000	-.06116
.200	27.160	1.22260	.52690	.01100	1.32830	-.08931	.00180	.00150	-.01100	.64900	-.06399
.200	29.200	1.22730	.58060	.03240	1.35460	-.09270	.00110	.00070	-.01900	.64300	-.06843
.200	31.170	1.17930	.61910	.06030	1.32550	-.08075	.00130	.00070	-.02000	.63900	-.07910
	GRADIENT	.05221	-.00189	-.00112	.05322	-.00032	.00005	.00000	-.00071	-.00430	-.00024

0462B B26C9615M7F8 W16E28V8R5Y9

(RDZ002) (07 JUN 74)

REFERENCE DATA

SREF = 4.119 SQ.FT. XMRP = 43.5974 INCHES
 LREF = 19.2299 INCHES YMRP = .0000 INCHES
 BREF = 37.9359 INCHES ZMRP = 15.1875 INCHES
 SCALE = .0405 SCALE

BETA = .000
 ELEWON = 5.000
 RUDCR = .000
 GP.POS = .285

BDFLAP = -12.000
 AILRON = .000
 SPD8RK = 25.000

PARAMETRIC DATA

RUN NO. 2 / 0 RN/L = 1.42 GRADIENT INTERVAL = -6.00/ 6.00

MACH	ALPHA	CL	CDF	CLM	CN	CAF	CYN	CBL	CY	XCP/L	CAB
.200	-4.170	-21010	.06850	.01720	-21450	.05301	-.00100	.00100	.00500	.60100	.04734
.200	-2.080	-109790	.06210	.01450	-10010	.05849	-.00090	.00090	.00400	.70500	.04763
.200	-1.020	-04220	.06000	.01320	-04330	.05926	-.00100	.00100	.00400	.76400	.04725
.200	.000	.01080	.06000	.01200	.01080	.06003	-.00090	.00100	.00400	.24500	.04659
.200	1.030	.06420	.05920	.01060	.06330	.05805	-.00080	.00110	.00200	.59200	.04607
.200	2.110	.11980	.06050	.00920	.12210	.05607	-.00090	.00090	.00200	.62400	.04613
.200	4.180	.22180	.06380	.00700	.22590	.04742	-.00090	.00110	.00100	.64000	.04533
.200	6.280	.33000	.07300	.00340	.33600	.03641	-.00090	.00120	.00000	.64800	.04482
.200	8.380	.43460	.08490	-.00090	.44230	.02072	-.00090	.00090	.00100	.65200	.04410
.200	10.480	.54470	.10490	-.00380	.55470	.00408	-.00110	.00080	.00000	.65400	.04485
.200	12.580	.65990	.13190	-.00760	.66590	-.01344	-.00090	.00040	.00000	.65600	.04516
.200	14.690	.77570	.16990	-.01520	.79340	-.03238	-.00050	-.00060	.00200	.65900	.04594
.200	16.800	.90360	.21950	-.02690	.92840	-.05102	-.00060	-.00090	.00200	.66200	.04886
.200	18.900	1.02440	.27670	-.03380	1.05880	-.07011	-.00040	.00110	.00400	.66300	.04518
.200	21.020	1.13640	.35990	-.04240	1.18990	-.07175	.00090	.00640	.00200	.66500	.05323
.200	23.090	1.20480	.44520	-.04270	1.26290	-.06302	.00140	-.00230	.00100	.66400	.05847
.200	25.150	1.24990	.50570	-.03120	1.34530	-.07349	.00170	-.00040	.00000	.66000	.06377
.200	27.220	1.28650	.56570	-.01950	1.40280	-.08555	.00160	.00110	.00200	.65700	.06792
.200	29.230	1.27020	.6110	.00590	1.40680	-.08718	.00100	.00860	.00200	.65000	.07212
.200	31.180	1.20430	.63940	.04010	1.36140	-.07664	.00090	.00880	.00400	.64100	.08473
	GRADIENT	.05178	-.00052	-.00123	.05280	-.00065	.00002	.00001	-.00050	-.01124	-.00010



DATE 02 JUL 74

(RCZ003) (07 JUN 74)

OM62B B26C9G15MTF0 M116E28WR5X9

PARAMETRIC DATA

SREF = 4.4119 SQ.FT. XMRP = 43.5974 INCHES
 LREF = 19.2299 INCHES YMRP = .0000 INCHES
 RREF = 37.9359 INCHES ZMRP = 15.1875 INCHES
 SCALE = .0495 GRADE

BETA = .000 BDFLAP = -12.000
 ELEVON = 10.000 AIRLON = .000
 RUDDER = .000 SFD8RK = 25.000
 GP.POS = .285

RUN NO. 3 / 0 RN/L = 1.42 GRADIENT INTERVAL = -6.00/ 6.00

REFERENCE DATA

MACH	ALPHA	CL	CD	CLM	CN	CAF	CYN	CBL	CY	XCP/L	CAB
.200	-4.130	-1.1700	.06620	-.02360	-.12150	.05762	-.00060	.00330	.00400	-.50000	.04931
.200	-2.520	-.00370	.06210	-.02610	-.00590	.06194	-.00050	.00330	.00200	-.97500	.04925
.200	-.960	.05210	.06130	-.02730	.05110	.06219	-.00050	.00330	.00200	-.84900	.04894
.200	.060	.10490	.06250	-.02870	.04500	.06241	-.00040	.00330	.00100	.75200	.04833
.200	1.110	.16000	.06380	-.03010	.06120	.06368	-.00040	.00340	.00100	.72000	.04784
.200	2.160	.21270	.06560	-.03130	.21500	.06576	-.00040	.00330	.00000	.70500	.04806
.200	4.240	.31510	.07280	-.03400	.31960	.06934	-.00050	.00320	.00100	.69100	.04682
.200	6.360	.42420	.08440	-.03800	.43100	.07656	-.00060	.00320	.00000	.68400	.04529
.200	8.450	.52860	.10240	-.04160	.53770	.08216	-.00060	.00290	.00000	.68000	.04569
.200	10.530	.63790	.12320	-.04570	.64870	.08470	-.00050	.00300	.00000	.67800	.04610
.200	12.630	.74780	.15440	-.04910	.76350	-.01295	-.00030	.00310	-.00300	.67500	.04657
.200	14.740	.85870	.19290	-.05490	.87960	-.03197	-.00020	.00250	-.00500	.67500	.04765
.200	16.840	.98440	.24600	-.06360	1.01350	-.04982	-.00020	.00180	-.00400	.67500	.04890
.200	18.960	1.11000	.31200	-.07240	1.14590	-.06942	-.00010	.00490	-.00600	.67500	.05126
.200	21.060	1.23110	.38200	-.08030	1.27330	-.08946	.01140	.00960	-.00300	.67500	.05480
.200	23.140	1.27010	.48000	-.07610	1.35650	-.05786	.00090	.00000	-.00400	.67200	.05029
.200	25.210	1.30850	.54110	-.06130	1.41430	-.06778	.00120	.00150	-.01100	.66800	.06551
.200	27.240	1.32950	.59770	-.04700	1.45560	-.07727	.00140	.00230	-.01200	.66400	.06320
.200	29.250	1.31050	.64010	-.01800	1.45620	-.08188	.00150	.00370	-.02700	.65600	.07599
.200	31.200	1.22640	.66550	-.02480	1.39380	-.06607	.00050	.00770	-.02000	.64500	.08687
.200	.05168	.05168	.00081	-.00125	.05275	-.00098	.00002	-.00001	-.00039	.08360	-.00031

GRADIENT

OM628 B26C9G15W7F8 W116E28W8R5X9

REFERENCE DATA

SREF = 4.4119 SQ.FT. YMRP = 43.5974 INCHES BETA = .000 BDFLAP = -12.000
 LFCF = 19.2299 INCHES YMRP = .0000 INCHES ELEVON = 15.000 AILRON = .000
 BREF = 37.9359 INCHES ZMRP = 15.1875 INCHES RUDDER = .000 SPDRK = 25.000
 SCALE = .0495 SCALE GP.POS = .285

RUN NO. 4 / 0 RN/L = 1.42 GRADIENT INTERVAL = -6.00 / 6.00

PARAMETRIC DATA

WACH	ALPHA	CL	CDF	CLM	CN	CAF	CYN	CBL	CY	XCP/L	CAB
.205	-4.550	-.03620	.06600	-.05890	-.04080	.06333	-.00160	-.00630	.01100	.12100	.05108
.200	-1.950	.07530	.06540	-.06180	.07300	.06754	-.00180	-.00640	.01100	.96300	.05 69
.200	-.900	.12870	.06590	-.06290	.12760	.06802	-.00200	-.00650	.01100	.83300	.05003
.200	.130	.18310	.06760	-.06420	.18320	.06726	-.00190	-.00650	.01100	.78200	.05023
.200	1.180	.23590	.07060	-.06610	.23730	.06574	-.00200	-.00650	.01100	.75400	.04970
.200	2.230	.28850	.07370	-.06710	.29120	.06242	-.00200	-.00650	.01100	.73600	.04912
.200	3.880	.38840	.08000	-.06850	.39360	.05366	-.00210	-.00650	.01100	.71600	.04835
.200	6.400	.49530	.09710	-.07000	.50310	.04127	-.00 2	-.00680	.01000	.70500	.04727
.200	8.490	.59820	.11510	-.07630	.61870	.02547	-.00 1	-.00700	.01000	.69800	.04704
.200	10.600	.70950	.14150	-.08180	.72340	.00854	-.00 1	-.00730	.01100	.69300	.04683
.200	12.710	.82670	.17640	-.08730	.84530	-.00975	-.0021	-.00800	.01000	.69000	.04768
.200	14.810	.93550	.21820	-.09110	.96020	-.02815	-.0016	-.00840	.00800	.68710	.04828
.200	16.910	1.05980	.27390	-.09520	1.09370	-.04645	-.00 1	-.00810	.00800	.68500	.04973
.200	19.020	1.18110	.33720	-.09650	1.22670	-.06569	-.00 1	-.00450	.00500	.68400	.05115
.200	21.110	1.26200	.44460	-.10460	1.33750	-.08395	-.00 1	-.00800	.00500	.68300	.05891
.200	23.180	1.32020	.51130	-.10350	1.41490	-.04978	-.00 1	-.00730	.01200	.67900	.06260
.200	25.250	1.35250	.57110	-.08630	1.46690	-.06154	.00 1	-.00530	-.00200	.67300	.06736
.200	27.270	1.37640	.63190	-.06990	1.51290	-.06321	.00 1	-.00400	-.001200	.66900	.07315
.200	29.260	1.31810	.65620	-.02740	1.47070	-.07103	.00 1	.01270	-.00300	.65900	.08037
.200	1.23850	1.23850	.68170	.01210	1.41250	-.05924	.00 1	.00650	-.002700	.64800	.09137
.200	.05091	.05091	.03203	-.00119	.05203	-.00818	-.00 1	-.00903	-.00000	.04229	-.00033



OM62B B26C9C15H7F8 W116E28V8R3X9 (RDZ005) (07 JUN 74)

SREF = 4.4119 50.F. XMRP = 43.5974 INCHES BETA = .000 BDFLAP = -12.000
 LREF = 19.2299 INCHES YMRP = .0000 INCHES ELEVON = -5.000 ALLRON = .000
 BREF = 37.9339 INCHES ZMRP = 15.1875 INCHES RUDDER = .000 SPDBRK = 25.000
 SCALE = .0405 SCALE GP.FOS = .285

RUN NO. 5 / 0 RW/L = 1.42 GRADIENT INTERVAL = -6.00 / 6.00

PARAMETRIC DATA

MACH	ALPHA	CL	CDF	CLM	CN	CAF	CYN	CBL	CY	XCP/L	CAB
.200	-4.340	-.43570	.08620	.11530	-.44150	.03294	-.00020	.00370	.00500	.74800	.04261
.200	-2.270	-.31990	.07360	.11100	-.32260	.06109	-.00030	.00330	.00500	.77800	.04181
.200	-1.180	-.26150	.06830	.10950	-.26280	.06289	-.00030	.00320	.00300	.80500	.04231
.200	-.150	-.20680	.06460	.10870	-.20750	.06407	-.00020	.00290	.00200	.84500	.04224
.200	.880	-.15350	.06130	.10810	-.15280	.06375	-.00020	.00280	.00210	.91200	.04199
.200	1.930	-.09700	.05850	.10620	-.09490	.06132	-.00030	.00280	.00100	1.06300	.04168
.200	4.120	.01920	.05571	.10420	.01310	.05493	-.00010	.00270	.00000	-2.25500	.04092
.200	6.130	.11710	.05740	.10250	.12260	.04455	-.00020	.00280	.00030	.34400	.04038
.200	8.270	.22350	.06310	.10010	.23230	.03113	-.00010	.00270	.00100	.49500	.04014
.200	10.290	.32460	.07391	.09720	.33260	.01474	-.00020	.00270	-.00020	.54400	.04034
.200	12.471	.44820	.09500	.09440	.45230	-.00267	.00000	.00260	-.00300	.57500	.04142
.200	14.540	.55820	.12340	.08630	.57130	-.02171	.00040	.00240	-.00600	.59600	.04258
.200	16.600	.68730	.16360	.07610	.70540	-.03952	.00010	.00230	-.00600	.61200	.04452
.200	18.980	.82610	.22300	.06560	.85280	-.06078	.00010	.00230	-.00600	.62300	.04468
.200	20.910	.94230	.28790	.05570	.98300	-.06745	.00710	.00230	-.01900	.63100	.04449
.200	22.960	1.02840	.37070	.04900	1.09160	-.05985	.00000	.00250	-.00400	.63500	.05277
.200	25.050	1.09680	.43100	.03590	1.17610	-.07418	.00000	.00230	-.01100	.63500	.05687
.200	27.100	1.13990	.48630	.06100	1.23630	-.08658	.00250	.00170	-.01200	.62400	.06141
.200	29.140	1.15600	.54100	.07180	1.27490	-.09132	.00100	.00200	-.01300	.63100	.06412
.200	31.100	1.13300	.58830	.09180	1.27410	-.09152	.00080	.00280	-.02000	.62500	.07362
	GRADIENT	.05315	-.00364	-.00126	.426	.00014	.00001	-.00019	-.00066	-.25804	-.00017



DATE 02 JUL 74 TABULATED SOURCE DATA - 0A628

0A628 B26C9G15W7F8 W116E28W8R30

(RDZ106) (07 JUN 74)

PARAMETRIC DATA

BETA = .0000 BDFLAP = -12.000
 ELEVON = -10.000 AILRON = .000
 RUDDER = .0000 SPOBRK = 25.000
 GP.POS = .285

REFERENCE DATA

SREF = 4.4119 SQ.FT. XMRP = 43.5974 INCHES
 LREF = 19.2299 INCHES YMRP = .0000 INCHES
 BREF = 37.9339 INCHES ZMRP = 15.1875 INCHES
 SCALE = .0415 SCALE

RUN NO. 67/5 RN/L = 1.42 GRADIENT INTERVAL = -6.00/ 5.00

MACH	ALPHA	CL	CLM	CN	CAF	CYN	CBL	CY	XCP/L	CAB
.200	-4.420	-1.54030	.16120	-.54650	.05841	-.00860	-.00240	.00700	.76000	-.04014
.200	-2.310	-1.42470	.15710	-.42770	.06703	-.00070	.00200	.00600	.78700	.04019
.200	-1.250	-1.37090	.15520	-.37250	.06975	-.00070	-.00190	.00500	.80600	.04155
.200	-.210	-1.31530	.15310	-.31560	.07059	-.00060	.00170	.00400	.83300	.04032
.200	.810	-1.26000	.15310	-.25930	.07034	-.00070	-.00160	.00400	.86900	.03967
.200	1.900	-1.20520	.15280	-.20300	.06952	-.00070	.00150	.00300	.92900	.04030
.200	3.040	-1.09990	.14930	-.09540	.06370	-.00060	-.00150	.00200	1.22800	.03836
.200	6.130	-.07470	.14300	.11150	.05249	-.00060	.00150	.00000	-4.56800	.03852
.200	8.210	.11340	.14670	.12040	.03982	-.00050	.00150	.00000	.20500	.03816
.200	10.210	.21260	.14510	.22190	.02611	-.00030	.00170	-.00200	.40200	.03634
.200	12.130	.32200	.14470	.33180	.01007	-.00020	.00150	-.00200	.43100	.03561
.200	14.470	.44340	.13720	.45530	-.00778	-.00010	.00130	-.00400	.54100	.04173
.200	16.150	.57160	.12630	.58730	-.02694	-.00010	.00120	-.00300	.57200	.04269
.200	18.690	.70750	.11860	.72420	-.04524	-.00020	.00280	-.00400	.59200	.04442
.200	20.790	.82030	.11130	.85230	-.06465	.00030	.00340	-.00500	.60400	.04630
.200	22.890	.92350	.09870	.98050	-.08219	-.00040	.00070	-.00200	.61800	.05105
.200	24.930	1.01130	.08260	1.07310	-.09660	.00010	.00000	-.00100	.61600	.05412
.200	27.050	1.05590	.06330	1.14490	-.07968	.00030	.00190	-.00100	.61800	.05801
.200	29.080	1.07590	.04190	1.18420	-.08432	.00030	.00190	-.00100	.61700	.06119
.200	31.090	1.07240	.02790	1.21680	-.07614	.00170	.00440	-.00000	.61300	.07112
.200	GRADIENT	.05263	-.00128	.05387	.00062	-.00000	-.00011	-.00062	.05039	-.00014



04628 B26C9G15W7F8 W116E28W85X9

(RDZ007) (07 JUN 74)

REFERENCE DATA

SREF = 4.4119 SQ.FT. XMRP = 43.9974 INCHES
 LREF = 19.2299 INCHES YMRP = .0000 INCHES
 BREF = 37.9339 INCHES ZMRP = 15.1875 INCHES
 SCALE = .0405 SCALE

PARAMETRIC DATA

BETA = .000 BDFLAP = -12.000
 ELEVON = -15.000 ALLRON = .000
 RUDDER = .000 SPSBRK = 25.000
 GP.POS = .285

RUN NO 770 RN/L = 1.42 GRADIENT INTERVAL = -6.00/ 6.00

WACH	ALPHA	CL	PDF	CLM	CN	CAF	CYN	CBL	CY	XCP/L	CAB
.20	-4.480	-63010	.11720	.20010	-63740	.06700	.00000	.00450	.00700	.78700	.03864
.20	-2.350	-51490	.09790	.19650	-51850	.07670	-.00010	.00390	.00600	.79100	.03852
.20	-1.150	-46310	.08660	.18600	-46800	.07900	-.00010	.00360	.00600	.80700	.03907
.20	-.290	-40760	.07920	.17980	-40820	.09099	-.00030	.00300	.00500	.82600	.03846
.20	.790	-35440	.07630	.18290	-35340	.08164	-.00020	.00300	.00400	.85000	.03835
.20	1.800	-30000	.07190	.18220	-29760	.08070	-.00040	.00270	.00300	.88900	.03816
.20	3.189	-24900	.06310	.18360	-18930	.07613	-.00040	.00240	.00200	1.00000	.03743
.20	6.123	-20590	.05720	.18810	-12840	.06647	-.00040	.00200	.00100	1.47200	.03675
.20	8.170	-16620	.05400	.18660	-10240	.05483	-.00030	.00100	.00000	-2.15600	.03663
.20	11.170	-11970	.06190	.18720	-10416	.04016	-.00030	.00100	-.00200	.00000	.03738
.20	12.260	-8200	.07370	.18710	-12660	.02400	-.00020	.00100	-.00300	.00000	.03600
.20	14.360	-3370	.09440	.18790	-15110	.00780	-.00010	.00100	-.00400	.00000	.03564
.20	16.460	4660	.12660	.17210	-14020	-.00064	.00000	.00100	-.00700	.00000	.04119
.20	18.600	15910	.16960	.16490	-61430	-.02797	.00000	.00100	-.00700	.00000	.04268
.20	21.690	31100	.21870	.15810	-74240	-.04666	.00000	.00100	-.00900	.00000	.04467
.20	22.820	46350	.28510	.14690	-87110	-.04014	-.00000	.00100	-.00000	.00000	.04748
.20	24.890	61200	.36840	.14700	-96950	-.05488	.00000	.00100	-.00100	.00000	.05012
.20	26.950	76250	.47110	.14510	-104930	-.06790	.00000	.00100	-.00100	.00000	.05323
.20	29.170	99360	.60020	.14160	-111200	-.07451	.00000	.00100	-.00100	.00000	.05629
.20	31.000	110070	.75720	.13590	-113620	-.06805	.00000	.00100	-.00100	.00000	.06075
.20	GRADIENT	.00000	-.00645	-.000121	.000152	.00000	-.00005	-.00000	-.00064	.00000	-.00014

0A628 B26C9G15M7F8 M116E28V8R5X9

(RDZ008) (07 JUN 74)

REFERENCE DATA

SREF = 4.4119 SQ.FT. XMRP = 43.5974 INCHES
 LREF = 19.2299 INCHES YMRP = 10000 INCHES
 BREF = 37.359 INCHES ZMRP = 15.1875 INCHES
 SCALE = 1.405 SCALE

BETA = .000 BDFLAP = -12.000
 ELEWON = -20.000 AIRLON = .000
 RUDDER = .000 SPDRK = 25.000
 GP.FOS = .285

RUN NO. 8 / 0 RN/L = 1.42 GRADIENT INTERVAL = -6.00 / 6.00

PARAMETRIC DATA

MACH	ALPHA	CL	CMF	CLM	CN	CAF	CYN	CBL	CY	XCP/L	CAB
.20	-4.550	-69570	.13850	.23050	-70450	.08294	-100063	.00080	.00900	.77200	.03808
.20	-2.450	-58490	.11700	.22710	-58930	.09191	-100100	.00180	.00700	.79300	.03806
.20	-1.400	-53800	.10310	.22920	-54050	.09593	-100080	.00200	.00700	.80200	.03831
.20	-.340	-46270	.10120	.22790	-48330	.09735	-100070	.00190	.00600	.82500	.03804
.20	.690	-43460	.09240	.22850	-43350	.09767	-100100	.00170	.00500	.84600	.03783
.20	1.710	-38080	.08480	.22560	-37810	.09827	-100110	.00160	.00400	.87200	.03785
.20	3.820	-27710	.07420	.22560	-27150	.09254	-100130	.00150	.00300	.95700	.03706
.20	5.910	-17630	.06670	.22430	-19660	.08451	-100110	.00100	.00200	1.14200	.03512
.20	7.960	-10620	.06440	.22290	-10660	.07200	-100100	.00080	.00100	1.87800	.03553
.20	10.000	.22230	.06400	.22550	.03320	.05310	-100110	.00090	.00100	-1.45900	.03640
.20	12.160	.12270	.07120	.22850	.13430	.04393	-100100	.00120	.00100	.02600	.03729
.20	14.270	.23190	.08660	.22760	.24660	.02872	-100060	.00040	.00200	.31200	.03338
.20	16.390	.35160	.11500	.22300	.36880	.01145	-100020	.00030	.00400	.43200	.04109
.20	18.470	.46610	.15000	.21450	.48970	-0.07549	-100000	.00010	.00500	.49100	.04239
.20	20.610	.58480	.19550	.21870	.62710	-0.22245	-100000	.00000	.00600	.52300	.04440
.20	22.700	.70210	.24130	.19830	.75280	-0.42175	-100020	.00010	.00200	.55500	.04655
.20	24.800	.76720	.32430	.19070	.85160	-0.65064	-100100	.00000	.00700	.56600	.05154
.20	26.960	.85600	.37960	.19250	.93510	-0.94984	-100000	.00000	.00200	.57600	.05443
.20	28.940	.90560	.43710	.19390	1.01400	-1.35579	-100000	.00000	.00100	.58100	.05787
.20	30.860	.92240	.49330	.19740	1.04470	-1.85151	-100000	.00000	.00100	.58200	.06490
.20	32.730	.94958	.54958	.00000	.00000	.00000	-100000	.00000	.00000	.00000	.00000



0A62B 826C061547F8 4016E28083X9

PARAMETRIC DATA

BETA = .000 BDF_LAP = -12.000
 ELEVEN = -30.000 ALLRON = .000
 RUDDER = .000 SPDBRK = 25.000
 GP.POS = .285

REFERENCE DATA

SREF = 4.4119 SQ.F.T. YMRP = 43.5974 INCHES
 LREF = 19.2299 INCHES YMRP = .0000 INCHES
 BRP = 37.9359 INCHES ZMRP = 15.1875 INCHES
 SCALE = .0405 SCALE

RUN NO. 9/5 RN/L = 1.42 GRAJIENT INTERVAL = -6.00/ 6.00

WACH	ALPHA	CL	CLM	CN	CAF	CYN	CBL	CY	XCP/L	CAB
.200	-4.520	-73200	.16900	-74310	.11074	-.00080	.00500	.01100	.77200	.04061
.200	-2.420	-61100	.14600	-61670	.12075	-.00100	.00270	.00700	.79200	.04056
.200	-1.370	-56460	.13840	-56780	.12485	-.00140	.00170	.00800	.80600	.04103
.200	-.340	-51270	.12960	-51350	.12660	-.00140	.00130	.00700	.82200	.04048
.200	.680	-46880	.12300	-46730	.12872	-.00120	.00160	.00600	.84100	.04051
.200	1.730	-41760	.11560	-41390	.12822	-.00120	.00150	.00600	.86400	.04009
.200	3.830	-32640	.09360	-31280	.12479	-.00190	.00220	.00600	.93300	.03862
.200	5.910	-21940	.09400	-20850	.11620	-.00100	.00170	.00400	1.07000	.03777
.200	7.980	-12290	.08870	-11940	.10497	-.00090	.00120	.00200	1.45500	.03706
.200	10.080	-02640	.08600	-01060	.09134	-.00100	.00130	.00200	9.04500	.03763
.200	12.150	.05590	.08920	.07340	.07550	-.00090	.00220	.00300	-.59300	.03756
.200	14.270	.15370	.10170	.17400	.06075	-.00050	.00220	.00600	.11700	.03900
.200	16.330	.24750	.12300	.27140	.04588	-.00020	.00170	.00400	.30400	.04081
.200	18.400	.32310	.14300	.35180	.03369	-.00030	.00130	.00200	.37200	.04495
.200	20.530	.42150	.17780	.45710	.01873	-.00050	.00270	.00600	.43400	.04441
.200	22.620	.51710	.23210	.56660	.01532	-.00060	.00190	.00500	.47400	.04692
.200	24.700	.60140	.27970	.66330	.00268	-.00070	.00140	.00400	.50000	.04893
.200	26.760	.67970	.33050	.75570	-.01104	.0210	.00050	.00900	.52200	.05310
.200	28.860	.74440	.38880	.83970	-.01878	.00500	-.00030	.01100	.53700	.05663
.200	30.910	.79330	.44680	.91010	-.02416	.00620	.00070	.01200	.54800	.06274
.200	GRADIENT	.04828	-.00703	.05339	.00050	.00000	-.00022	-.00054	.02701	-.00029

0A62B B26C9615H7F8 W16E2B08R5X9

REFERENCE DATA

SREF = 4.4119 SQ.FT. XMRP = 43.5974 INCHES
 LREF = 19.2299 INCHES YMRP = .0000 INCHES
 BREF = 37.9359 INCHES ZMRP = 15.1875 INCHES
 SCALE = .0405 SCALE

PARAMETRIC DATA

BETA = .000 BDFLAP = -12.000
 ELEVON = -40.000 AILRON = .000
 RUDDER = .000 SPDBRK = 25.000
 GP.POS = .285

RUN NO. 10/0 RN/L = 1.42 GRADIENT INTERVAL = -6.000, 6.000

MACH	ALPHA	CL	CDF	CLM	CN	CAF	CYN	CBL	CY	XCP/L	CAB
.205	-4.610	-7.9360	.20440	.26270	-.80760	.13961	-.00110	.08450	.01400	.77100	-.04222
.200	-2.540	-.68480	.17940	.25960	-.69210	.14892	-.00120	.09510	.01100	.79000	-.04128
.200	-1.470	-.62930	.16790	.25720	-.63340	.15170	-.00100	.09510	.01000	.80100	-.04171
.200	-.440	-.57140	.15620	.25340	-.57260	.15183	-.00110	.09480	.01000	.81500	-.04149
.200	.590	-.51630	.14640	.25040	-.51470	.15185	-.00120	.09450	.00900	.83100	-.04196
.200	1.630	-.45580	.13720	.24540	-.45160	.15036	-.00120	.09430	.00800	.85200	-.04162
.200	3.840	-.34090	.12140	.24340	-.33200	.14399	-.00110	.09470	.00700	.04113	-.04113
.200	5.860	-.24230	.11310	.23910	-.22950	.13734	-.00090	.09510	.00600	1.03500	-.04303
.200	8.710	-.14230	.10730	.24320	-.12590	.12617	-.00090	.09490	.00300	1.35300	-.03980
.200	10.060	-.04310	.10560	.24120	-.02990	.11261	-.00090	.09490	.00200	3.61400	-.03989
.200	12.120	.05040	.11230	.24160	.07280	.09927	-.00090	.09540	.00000	-.57800	-.03932
.200	14.220	.15620	.12690	.24270	.18260	.08467	.00000	.09440	-.00200	.16300	-.03834
.200	16.310	.25670	.14810	.24840	.28800	.07000	.00160	.09520	-.00900	.33700	-.04021
.200	18.410	.34960	.17440	.24820	.38680	.05504	.00270	.09690	-.01200	.41600	-.04221
.200	20.510	.44010	.21620	.25360	.48900	.04825	.00280	.09730	-.01300	.46000	-.04534
.200	22.660	.49930	.25880	.27250	.56740	.04740	.00000	.09190	-.00800	.47300	-.04972
.200	24.940	.55820	.29140	.27420	.62890	.03203	.00060	.09050	-.00800	.49100	-.05119
.200	25.710	.60630	.33860	.27940	.71230	.02065	.00300	-.00060	-.01100	.50700	-.05426
.200	28.760	.64950	.36270	.28990	.74390	.00536	.00480	-.00840	-.00900	.50800	-.05750
.200	30.810	.72280	.40230	.28730	.82690	-.02476	.00740	-.00620	-.01100	.52400	-.06278
.200		.05307	-.00378	-.00253	.05561	-.00048	.00005	.00001	-.00071	.02382	-.00017



CA62B B26C9615M7F8 W16E28V8R5X9

(RDZ011) (07 JUN 74)

REFERENCE DATA

SREF = 4.4119 SQ.FT. XMRP = 43.5974 INCHES
 LREF = 19.2299 INCHES YMRP = .0000 INCHES
 BREF = 37.9359 INCHES ZMRP = 15.1875 INCHES
 SCALE = .0405 SCALE

PARAMETRIC DATA

BETA = .000 BDFLAP = -12.000
 ELEVEN = -40.000 AILRON = .000
 RUDDER = .000 SPDBRK = 25.000
 GP.POS = .178

RUN NO. 11/ 0 RN/L = 1.42 GRADIENT INTERVAL = -6.00/ 6.00

MACH	ALPHA	CL	COF	CLM	CN	CAF	CYN	CBL	CY	XCP/L	CAB
.200	-4.680	-1.8340	.22300	.29170	-.86880	.15261	-.00180	.00600	.01500	.77500	-.04898
.200	-2.590	-.72740	.19250	.28930	-.73630	.15944	-.00140	.00580	.01200	.79600	-.04760
.200	-1.1500	-.66000	.17710	.28450	-.66440	.15976	-.00140	.00540	.01100	.80900	-.04786
.200	-.440	-.59400	.16560	.27980	-.59320	.16110	-.00150	.00520	.01000	.82500	-.04706
.200	.590	-.52960	.15350	.27450	-.52870	.15904	-.00150	.00490	.00900	.84300	-.04670
.200	1.650	-.46680	.14240	.26920	-.46250	.15587	-.00150	.00490	.00800	.86600	-.04679
.200	3.760	-.34790	.12740	.26010	-.33880	.15307	-.00120	.00540	.00700	.93400	-.04531
.200	5.830	-.24180	.11720	.25630	-.22870	.14125	-.00090	.00570	.00500	1.06400	-.04408
.200	7.960	-.13800	.11200	.25590	-.12120	.13333	-.00100	.00510	.00300	1.42900	-.04308
.200	10.050	-.03680	.11140	.25650	-.01670	.11611	-.00110	.00530	.00100	6.27100	-.04339
.200	12.130	.06600	.11710	.25350	.08810	.10031	-.00100	.00580	.00000	-.40300	-.04213
.200	14.250	.17870	.13400	.25130	.20820	.08587	.00000	.00450	-.00200	.20300	-.04264
.200	16.330	.27320	.15440	.25230	.30570	.07139	.00140	.00500	-.00200	.34500	-.04392
.200	18.490	.36630	.18150	.25610	.40510	.05615	.00200	.00600	-.00100	.41900	-.04477
.200	20.530	.43760	.22340	.26870	.48820	.05568	.00480	.00780	-.00700	.44900	-.05137
.200	22.600	.50530	.26460	.27850	.56820	.05005	.00410	-.00080	-.00700	.47100	-.05409
.200	24.690	.56960	.30210	.28980	.64370	.05365	.00420	-.00490	-.00700	.48600	-.05677
.200	26.740	.61640	.34200	.28800	.70440	.02810	.00270	-.00810	-.00800	.50100	-.06017
.200	28.850	.68920	.37910	.28000	.78600	-.00063	.00610	-.00770	-.01000	.52100	-.06328
.200	30.880	.77240	.42590	.27140	.88150	-.03102	.00680	-.00610	-.01000	.53800	-.06918
GRADIENT	.05872	-.01005	-.00379	-.00379	.06141	-.00129	.00007	-.00004	-.00090	.02595	-.00044

OM62B B26C9615M7F8 J116E28V8R5Y9

(RDZ)1:2 (07 JUN 74)

REFERENCE DATA

SREF = 4.4119 SQ.FT. XMRP = 43.5974 INCHES
 LREF = 19.2299 INCHES YMRP = .0000 INCHES
 BREF = 37.9339 INCHES ZMRP = 15.1875 INCHES
 SCALE = .0405 SCALE

PARAMETRIC DATA

BETA = .000 BOFLAP = -12.000
 ELEVON = -30.000 AILRON = .000
 RUDDER = .000 SFDPRK = 25.000
 GP.POS = .178

RUN NO. 12/0 RN/L = 1.42 GRADIENT INTERVAL = -6.00/ 6.00

MACH	ALPHA	CL	CDF	CLM	CN	CAF	CYN	CBL	CY	XCP/L	CAB
.200	-4.660	-.81050	.18700	.27640	-.82300	.12042	-.00170	.00170	.01100	.77500	.04328
.200	-2.550	-.66470	.16080	.27720	-.69120	.13019	-.00170	.00460	-.00000	.79900	.04325
.200	-1.350	-.63440	.15200	.27960	-.63830	.13473	-.00180	.00120	.00800	.81300	.04355
.200	-.460	-.57100	.14550	.27670	-.57210	.13595	-.00130	.00130	.00800	.83000	.04263
.200	.600	-.51590	.13140	.27680	-.51450	.13694	-.00170	.00160	.00700	.85000	.04294
.200	1.630	-.45970	.12240	.27350	-.43600	.13558	-.00160	.00180	.00700	.87200	.04147
.200	3.740	-.35480	.10920	.27260	-.34690	.13214	-.00130	.00230	.00600	.94100	.03989
.200	5.820	-.25640	.09700	.27160	-.24520	.12257	-.00100	.00280	.00400	1.05800	.03771
.200	7.920	-.16020	.08860	.27210	-.14650	.10988	-.00030	.00260	.00000	1.33500	.03821
.200	10.020	-.05800	.08670	.27130	-.04200	.09556	-.00010	.00290	-.00400	3.02500	.03859
.200	12.120	.04700	.09210	.27070	.06530	.08016	.00010	.00430	-.00600	-.87100	.03948
.200	14.220	.16400	.10780	.26690	.18550	.06418	.00050	.00220	-.00600	.12200	.04087
.200	16.330	.26880	.13010	.26620	.29460	.04929	.00120	.00260	-.00800	.31900	.04288
.200	18.480	.36820	.16160	.26140	.41370	.03208	.00170	.00480	-.01000	.41900	.04503
.200	20.560	.47500	.20550	.26450	.51690	.02563	.00150	.00750	-.01100	.46300	.04731
.200	22.630	.56410	.25460	.26580	.61860	.01802	.00070	.00900	-.00800	.49400	.04920
.200	24.720	.64540	.29990	.26350	.71170	.00251	.00100	.00330	-.00900	.51500	.05206
.200	26.790	.73060	.35470	.25570	.81210	-.01272	.00310	.00180	-.01000	.53600	.05676
.200	28.890	.79820	.41690	.24560	.90030	-.02062	.00430	.00270	-.01100	.55100	.06112
.200	30.950	.84940	.47550	.23860	.97310	-.02908	.00630	.00230	-.01400	.56100	.06707
	GRADIENT	.05277	-.00845	-.00074	.05503	.00002	.00008	.00016	-.00056	.02582	-.00055



04628 B26C9615M7F8 W116E28V8R5X9

(R02013) (07 JUN 74)

REFERENCE DATA

SREF = 4.4119 SQ.FT. XMRP = 43.5974 INCHES
 LREF = 19.2299 INCHES YMRP = .0000 INCHES
 SREF = 37.9359 INCHES ZMRP = 15.1875 INCHES
 SCALE = .0405 SCALE

PARAMETRIC DATA

BETA = .000 BDFLAP = -12.0000
 ELEVON = -20.000 AILRON = .000
 RUDDER = .000 SPDBRK = 25.000
 GP.POS = .178

RUN NO. 13/0 RN/L = 1.42 GRADIENT INTERVAL = -6.00/ 6.00

MACH	ALPHA	CL	CLM	CN	CAF	CYN	CBL	CY	XCP/L	CAB
.200	-4.610	-.77080	.26170	-.78070	.09121	-.00090	.00140	.01000	.77500	.04160
.200	-2.500	-.64740	.26250	-.65250	.10124	-.00090	.00120	.00900	.80000	.04077
.200	-1.440	-.59370	.26460	-.59550	.10485	-.00100	.00170	.00800	.81500	.04092
.200	-.370	-.53020	.26110	-.53090	.10520	-.00100	.00200	.00700	.83000	.04011
.200	.650	-.47580	.26090	-.47460	.10580	-.00100	.00200	.00600	.85400	.04034
.200	1.710	-.41250	.25630	-.40960	.10442	-.00110	.00170	.00600	.88200	.03947
.200	3.800	-.29950	.25180	-.29360	.09973	-.00100	.00160	.00500	.96700	.03870
.200	5.910	-.18990	.24840	-.18170	.08942	-.00090	.00140	.00300	1.15000	.03767
.200	8.010	-.07950	.24480	-.16940	.07695	-.00070	.00140	.00200	1.94800	.03737
.200	10.100	.02520	.24480	.03660	.06217	-.00060	.00160	.00000	1.80000	.03849
.200	12.220	.13480	.24280	.14790	.04614	-.00050	.00240	-.00100	.04800	.03939
.200	14.330	.26300	.23280	.27860	.02798	-.00030	.00300	-.00100	.34400	.04091
.200	16.420	.38450	.22200	.40420	.01115	.00030	.00150	-.00300	.44900	.04192
.200	18.570	.51610	.21050	.54190	-.00770	.00070	.00420	-.00600	.50900	.04418
.200	20.690	.64930	.19850	.67910	-.01425	.00000	.00230	-.00500	.54400	.04670
.200	22.790	.74760	.18820	.80160	-.02227	.00050	.00160	-.00500	.56500	.04820
.200	24.890	.84030	.18330	.90790	-.03099	.00260	.00060	-.00900	.57700	.05216
.200	26.990	.91570	.17970	.99920	-.05591	.00280	.00070	-.01000	.58900	.05683
.200	29.040	.95880	.17590	1.06340	-.05989	.00280	.00210	-.01000	.59100	.06051
.200	31.070	.98790	.17770	1.11970	-.05662	.00340	.00230	-.01300	.59300	.06983
.200	GRADIENT	.05532	-.00791	.05704	-.00033	-.00000	.00001	-.00065	.03352	-.00037

04628 B26C9615M7F8 W11E28V8R59

REFERENCE DATA

SREF = 4.4119 SQ FT. XMRP = 43.5974 INCHES
 LREF = 19.2299 INCHES YMRP = .0000 INCHES
 BREF = 37.5559 INCHES ZMRP = 15.1875 INCHES
 SCALE = .5405 SCALE

PARAMETRIC DATA

BETA = .000 BDFLAP = -12.000
 ELEVON = -15.000 ALLRON = .000
 RUDDER = .000 SPDBRK = 25.000
 GP.POS = .178

RUN NO. 14/0 RN/L = 1.42 GRADIENT INTERVAL = -6.00/ 6.00

WACH	ALPHA	CL	CLM	CN	CAF	CYN	CBL	CY	XCP/L	CAB
.200	-1.570	-7.0530	.23170	-7.1370	.07634	-.00070	.00250	.00900	.77100	.04166
.200	-2.470	-5.7700	.23020	-5.8130	.08622	-.00080	.00200	.00800	.79780	.04117
.200	-1.390	-5.1330	.10150	-5.1560	.08995	-.00090	.00180	.00700	.81500	.04137
.200	-.340	-4.5280	.22640	-4.45340	.09003	-.00100	.00170	.00700	.83500	.04152
.200	.680	-3.9320	.22470	-3.9210	.09027	-.00090	.00180	.00600	.86300	.04080
.200	1.760	-3.3150	.22150	-3.2990	.08887	-.00090	.00190	.00600	.90000	.03996
.200	3.860	-2.1620	.21640	-2.1110	.08285	-.00090	.00170	.00400	1.02900	.03902
.200	5.960	-1.0210	.21140	-0.99510	.07211	-.00080	.00170	.00200	1.46900	.03857
.200	8.050	.00950	.20710	-0.1720	.05856	-.00070	.00170	.00100	1.60500	.03832
.200	10.150	.11780	.2480	.12750	.04381	-.00060	.00200	.00000	1.46900	.03859
.200	12.250	.23330	.19960	.24460	.02690	-.00030	.00270	-.00100	-3.60500	.03956
.200	14.350	.36220	.1820	.37720	.00889	-.00000	.00170	-.00200	.35100	.04105
.200	16.500	.49290	.17580	.51090	-.01087	.00030	.00260	-.00400	.52500	.04271
.200	18.640	.62210	.16330	.65290	-.02989	.10050	.00440	-.00500	.56100	.04483
.200	20.740	.74910	.15080	.78820	-.04193	.00500	.00470	-.01300	.58100	.04542
.200	22.870	.86400	.13930	.92150	-.04075	.00050	.0040	-.00300	.59600	.04999
.200	24.960	.94110	.13770	1.05120	-.05776	.00260	.00390	-.00900	.60200	.04939
.200	27.020	1.00150	.13430	1.02800	-.07128	.00290	.00200	-.01100	.60200	.05273
.200	29.090	1.04850	.13620	1.15590	-.07915	.00250	.00410	-.01300	.60800	.05678
.200	31.110	1.05900	.14180	1.19460	-.07018	.00240	.00390	-.01400	.60800	.06234
.200	GRADIENT	.05716	-.00204	.05562	-.00054	-.00001	-.00006	-.00064	.05400	.07163
										-.00032



0A62B 826C9615WTF9 W116E28V8R5X9

REFERENCE DATA

SREF = 4.4119 SQ.FT. XMRP = 43.5974 INCHES
 LREF = 19.2299 INCHES YMRP = .0000 INCHES
 BREF = 37.9359 INCHES ZMRP = 15.1875 INCHES
 SCALE = .0405 SCALE

PARAMETRIC DATA

BETA = .000 BDFLAP = -12.000
 ELEVON = -10.000 ALLRON = .000
 RUDDER = .000 SPOBRK = 25.000
 GP.POS = .176

RUN NO. 15/ 0 RN/L = 1.42 GRADIENT INTERVAL = -6.00/ 6.00

WACH	ALPHA	CL	CDF	CLM	CN	CAF	CYN	CBL	CY	XCP/L	CAB
.200	-4.500	-6.1160	.11470	.19110	-.61870	.06634	-.00100	.00210	.00800	.76500	.04219
.200	-2.390	-4.8080	.09470	.18850	-.48430	.07458	-.00090	.00190	.00700	.79500	.04226
.200	-1.310	-4.4100	.08670	.18700	-.41590	.07729	-.00090	.00170	.00600	.81000	.04228
.200	-.280	-3.5720	.07920	.18560	-.35760	.07747	-.00080	.00170	.00500	.84300	.04247
.200	.780	-.29230	.07390	.18250	-.29130	.07790	-.00080	.00170	.00400	.88200	.04133
.200	1.820	-.23490	.06850	.18160	-.23260	.07594	-.00080	.00180	.00300	.93900	.04189
.200	3.930	-.11630	.06130	.17470	-.11180	.06937	-.00070	.00180	.00200	1.22700	.04008
.200	6.030	-.00120	.05870	.17000	-.00490	.06855	-.00060	.00180	.00100	-11.92000	.03917
.200	8.140	.11390	.05030	.16470	.12130	.06355	-.00050	.00170	.00000	.15200	.03944
.200	10.240	.22450	.06910	.16030	.23320	.07260	-.00050	.00190	-.00020	.39900	.03923
.200	12.350	.34460	.08610	.15380	.35500	.08036	-.00020	.00200	-.00030	.49200	.04080
.200	14.480	.47220	.11300	.14500	.42550	-.00861	.00020	.00130	-.00040	.54500	.04172
.200	16.590	.61340	.15290	.12610	.53150	-.08282	.00010	.00180	-.00040	.57500	.04378
.200	18.710	.74070	.20020	.11280	.76580	-.07793	.00000	.00320	-.00050	.59700	.04491
.200	20.870	.87110	.26940	.10030	.91000	-.05863	.00000	.00460	-.00070	.61100	.04731
.200	22.930	.98250	.34630	.09150	1.07120	-.05228	.00000	-.00010	-.00090	.61800	.04934
.200	25.040	1.07350	.40720	.09290	1.11230	-.07020	.00000	-.00010	-.00100	.62100	.05472
.200	27.120	1.14290	.47010	.09150	1.19600	-.08435	.00000	.00080	-.00100	.62400	.05879
.200	29.150	1.18310	.52690	.09480	1.23750	-.08704	.00200	.00340	-.00140	.63000	.06276
.200	31.170	1.12240	.58820	.10840	1.26480	-.07760	.00150	.00440	-.00140	.62000	.07548
.200	GRADIENT	.05867	-.00629	-.00190	.05804	.00003	.00003	-.00003	-.00072	.05493	-.00023

PARAMETRIC DATA

SREF = 4.4119 SQ.FT. XMRP = 43.5974 INCHES
 LREF = 19.2299 INCHES YMRP = .0000 INCHES
 BRFP = 37.9359 INCHES ZMRP = 15.1875 INCHES
 SCALE = .0405 SCALE

RUN NO. 16/ 0 RNV/L = 1.42 GRADIENT INTERVAL = -6.00/ 6.00

REFERENCE DATA

BETA = .000 BDFLAP = -12.000
 ELEWON = -5.000 AILRON = .000
 RUDDER = .000 SFDPRK = 25.000
 GP.POS = .178

MACH	ALPHA	CL	CDP	C.L.M	CN	CAF	CYN	CBL	CY	XCP/L	CAB
.200	-4.430	-4.9440	.09730	.14110	-1.50040	.05885	-0.00060	.00300	.00700	.75590	.04487
.200	-2.300	-3.6180	.08200	.13400	-1.36480	.06744	-0.00060	.00280	.00500	.79100	.04425
.200	-1.240	-2.9710	.07630	.13630	-1.29870	.06981	-0.00050	.00280	.00400	.82000	.04414
.200	-1.170	-2.3490	.06990	.13390	-1.23510	.06923	-0.00050	.00280	.00300	.86100	.04429
.200	.850	-1.17380	.05630	.13170	-1.17280	.06896	-0.00040	.00290	.00200	.93200	.04333
.200	1.910	-1.1420	.05280	.12880	-1.12000	.06668	-0.00040	.00300	.00100	1.07500	.04276
.200	4.010	.00570	.05910	.12340	.00980	.05857	-0.00020	.00310	.00000	-3.94500	.04244
.200	6.120	.12370	.06040	.11690	.12650	.04719	.00000	.00310	-0.00100	.31200	.04047
.200	8.230	.23610	.06630	.11070	.24310	.03181	.00000	.00320	-0.00200	.48400	.04038
.200	10.330	.35270	.07930	.10540	.36120	.01479	.00000	.00320	-0.00300	.54400	.04120
.200	12.460	.47200	.10040	.09640	.48260	-.00376	.00050	.00320	-0.00500	.57800	.04209
.200	14.570	.60370	.13290	.08200	.61780	-.02326	.00080	.00270	-0.00700	.60200	.04335
.200	16.690	.74080	.17740	.06900	.76050	-.04284	.00040	.00310	-0.00600	.61800	.04465
.200	18.810	.87270	.23040	.05670	.90040	-.06342	.00080	.00450	-0.00800	.62800	.04624
.200	20.920	.98600	.30380	.04280	1.02940	-.08841	.00080	.00720	-0.02300	.63600	.04724
.200	23.040	1.08350	.39160	.03700	1.15030	-.06369	.00140	.00060	-0.00500	.64000	.05330
.200	25.110	1.14180	.44800	.04140	1.22400	-.07891	.00300	.00100	-0.01200	.63900	.05770
.200	27.170	1.19490	.50990	.04390	1.29560	-.09184	.00270	.00140	-0.01400	.63900	.06199
.200	29.200	1.20680	.56730	.05470	1.33030	-.09351	.00210	.00490	-0.01800	.63700	.06684
.200	31.200	1.17600	.61950	.07350	1.32680	-.07928	.00080	.00410	-0.01300	.63100	.07930
GRADIENT		.05916	-.00455	-.00212	.06037	-.00005	.00005	.00002	-.00086	-.40803	-.00000

(RDZ017) (07 JUN 74)

CJJB B26C9G15M7F8 W16E2HWR5X9

PARAMETRIC DATA

BETA = .000 BDFLAP = -12.000
 ELEVON = 15.000 AIRCON = .000
 RUDPER = .000 SPCBRK = 25.000
 GP,POS = .173

REFERENCE DATA

SREF = 4.4119 SQ FT. XMRP = 43.9974 INCHES
 LREF = 19.2299 INCHES YMRP = .0000 INCHES
 SREF = 37.9359 INCHES ZMRP = 15.1875 INCHES
 SCALE = .0405 SCALE

RUN NO. 17/0 FNL = 1.42 GRADIENT INTERVAL = -6.00/ 6.00

WACH	ALPHA	CL	CDF	CLM	CN	CAF	CYN	CBL	CY	X/P/L	CAB
.200	-4.049	-01030	.07180	-07060	-01530	.07098	-00050	-00190	.00400	-1.04000	.05343
.200	-1.920	.11980	.07120	-07380	-11730	.07524	-00050	.00170	.00100	.68300	.05202
.200	-1.850	.18240	.07230	-07710	.18130	.07508	-00060	.00190	.00200	.68800	.05209
.200	.200	.24190	.07360	-07980	.24220	.07279	-00050	.00180	.00200	.77300	.05253
.200	1.240	.29870	.07690	-08190	.30030	.07043	-00050	.00170	.00100	.75200	.05091
.200	2.280	.35370	.08190	-08420	.35670	.05774	-00050	.00160	.00200	.73900	.04982
.200	4.370	.45780	.09150	-08660	.46360	.05632	-00040	.00130	.00100	.72000	.04872
.200	6.470	.56980	.10710	-09420	.57830	.04219	-00060	.00100	.00100	.71200	.04780
.200	8.570	.68240	.12830	-10140	.69390	.02511	-00070	.00080	.00000	.70500	.04706
.200	10.720	.80750	.15910	-11100	.82310	.01616	-00050	.00100	.00100	.70100	.04705
.200	12.830	.92370	.19620	-11590	.94130	.01309	-00040	.00100	.00200	.69700	.04714
.200	14.920	1.03640	.24400	-12290	1.06420	.01017	-00020	.00050	.00200	.69400	.04708
.200	17.040	1.16100	.30170	-13290	1.19850	.01184	-00010	.00060	.00600	.69200	.04894
.200	19.150	1.28060	.38730	-14360	1.33620	.01343	.01120	.00960	.03100	.69100	.05417
.200	21.260	1.33410	.47660	-14110	1.41510	.01426	.00180	.00150	.00800	.68800	.05762
.200	23.270	1.38530	.51980	-12850	1.48590	.01512	.00060	.00210	.00400	.68300	.06239
.200	25.360	1.43080	.51460	-11760	1.55620	.01674	.00150	.00250	.01100	.67900	.06755
.200	27.390	1.44130	.66970	-09510	1.59780	.01689	.00320	.00010	.02000	.67400	.07564
.200	29.330	1.35120	.68680	-04980	1.51440	.01632	.00200	.01230	.03700	.66400	.08525
.200	31.300	1.30320	.72220	-02200	1.48880	.01601	.00090	.00410	.05000	.65700	.09673
.200	GRADIENT	.05568	.00237	-00203	.05696	.00017	.00001	.00006	.00025	.15254	.00055



0A62B B26C9G15M7F8 M18E22V6R5J9

PARAMETRIC DATA

BETA = .000 BDFLAP = -12.0000
 ELEVON = 10.000 AILRON = .000
 RUDDER = .000 SPDBRK = 25.000
 GP.POS = .178

REFERENCE DATA

SREF = 4.4119 SQ.FT. XMRP = 43.5974 INCHES
 LREF = 19.2299 INCHES YMRP = .0000 INCHES
 PREF = 37.9359 INCHES ZMRP = 15.1875 INCHES
 SCALE = .0405 SCALE

RUN NO. 18/0 RN/L = 1.42 GRADIENT INTERVAL = -6.00/ 6.00

MACH	ALPHA	CL	CDP	CLM	CN	CAF	CYN	CBL	CY	XCP/L	CAB
.200	-4.130	-12610	.07190	-02150	-13100	.06269	-10060	.00170	.00500	.59400	.05230
.210	-1.970	.01010	.06710	-02440	.00780	.06741	-10050	.00150	.00300	1.80100	.05170
.220	-9.80	.06850	.06640	-02750	.06730	.06760	-10040	.00140	.00300	.79900	.05101
.230	.090	.13100	.06730	-03000	.13110	.06718	-10040	.00150	.00200	.73600	.05030
.240	1.140	.19080	.06820	-03250	.19210	.06443	-10065	.00150	.00200	.71400	.05007
.250	2.190	.24850	.07040	-03540	.25100	.06187	-10050	.00150	.00200	.70400	.04914
.260	4.280	.36520	.07820	-04110	.37020	.05055	-10040	.00130	.00100	.69300	.04875
.270	6.440	.47810	.09320	-04820	.48520	.03603	-10050	.00120	.00000	.68600	.04733
.280	8.510	.59420	.12870	-05590	.60380	.01954	-10050	.00120	.00000	.68600	.04685
.290	15.610	.70550	.13370	-06190	.71850	.00132	-10040	.00140	-.00100	.68300	.04624
.300	12.730	.82530	.16830	-06930	.84220	.00170	-10010	.00110	-.00300	.68200	.04681
.310	14.870	.94710	.21320	-07910	.97110	.03707	-10030	.00040	-.00300	.68200	.04738
.320	16.920	1.07240	.26790	-09100	1.10400	-.03593	-10030	.00040	-.00500	.68200	.04813
.330	19.120	1.19430	.34840	-10210	1.24320	-.06820	-10090	.00030	-.02600	.68200	.05118
.340	21.160	1.3191	.44780	-10840	1.39170	-.05058	-10060	.00180	-.00600	.68100	.05633
.350	23.230	1.33880	.50570	-09750	1.42700	-.08222	-10060	.00150	-.00800	.67700	.06107
.360	25.330	1.37540	.57260	-08780	1.48820	-.07114	-10090	.00180	-.01300	.67300	.06556
.370	27.360	1.40730	.63840	-1.1.30	1.54330	-.07981	-10030	.00090	-.01900	.66900	.07141
.380	29.310	1.34830	.66740	-09330	1.50240	-.07826	-10010	.01390	-.03300	.66100	.06194
.390	31.280	1.28870	.70950	-00720	1.46980	-.06292	-10080	.00530	-.01900	.6300	.09510
.400		.05818	.00074	-00049	.05933	-.00147	.00002	-.00003	-.00043	-.04174	-.00146

GRADIENT



04628 B26C9G15HTF8 W116E28V8RSYS

(RDZ020) (07 JUN 74)

REFERENCE DATA

SREF = 4.4119 SQ.FT. XMRP = 43.5974 INCHES
 LREF = 19.2299 INCHES YMRP = .0000 INCHES
 BREF = 37.9359 INCHES ZMRP = 15.1875 INCHES
 SCALE = 1:4.5 SCALE

PARAMETRIC DATA

BETA = .0000 BDFLAP = -12.0000
 ELEVON = .0000 ALLRON = .0000
 RUDDER = .0000 SPOBRK = 25.0000
 GP.POS = .172

RUN NO. 20/0 RN/L = 1.42 GRADIENT INTERVAL = -6.00/ 6.00

MACH	ALPHA	CL	CD	CLM	CN	CAF	CYN	CBL	CY	XCP/L	CAB
.20	-4.124	-3.6270	.08360	.03370	-3.6790	.05619	-0.00070	.00260	.00500	.73500	.04686
.21	-2.180	-2.2920	.07150	.02360	-2.3180	.05281	-0.00070	.00240	.00400	.78000	.04693
.22	-1.532	-1.6470	.05780	.01250	-1.6650	.05455	-0.00050	.00240	.00200	.82600	.04616
.23	-1.050	-1.1150	.04630	.00760	-1.1310	.05356	-0.00060	.00250	.00200	.88800	.04589
.24	-.650	-.6434	.03420	.00710	-.6424	.05195	-0.00050	.00240	.00100	1.23300	.04524
.25	2.090	.01820	.06140	.01100	.02340	.05976	-0.00040	.00210	.00100	-.61200	.04449
.26	4.130	.03670	.06150	.01640	.04870	.05565	-0.00040	.00260	.00100	.48300	.04493
.27	6.230	.05390	.05840	.01750	.08390	.03347	-0.00040	.00270	.00100	.57000	.04260
.28	8.340	.07140	.05760	.01500	.13650	.02177	-0.00050	.00240	.00100	.60300	.04319
.29	10.420	.07450	.04880	.01430	.43850	.00456	-0.00030	.00250	.00200	.61800	.04291
.30	12.450	.07490	.03990	.01350	.61610	.00471	-0.00020	.00220	.00500	.63100	.04391
.31	14.600	.07460	.03680	.01240	.74640	-.03473	.00060	.00170	.00500	.64000	.04487
.32	16.810	.06820	.02500	.00960	.82450	-.05311	.00020	.00170	.00900	.64800	.04544
.33	18.990	.05530	.02080	.00720	1.00110	-.07453	.00010	.00180	.00900	.65200	.04763
.34	21.110	.03720	.01870	.00570	1.15560	-.09741	.00050	.00190	.00500	.65700	.05275
.35	23.110	.01790	.01870	.00420	1.28310	-.06687	.00180	-.00120	.00700	.65600	.05522
.36	25.110	.00360	.01870	.00270	1.38790	-.00020	.00230	.00120	.00100	.65400	.05722
.37	27.260	.00440	.01870	.00140	1.33720	-.00347	.00340	-.00120	.00100	.65300	.05636
.38	29.290	.00650	.01870	.00050	1.41230	-.01934	.00300	.00340	.00200	.64900	.05705
.39	31.250	.00230	.01870	.00000	1.33370	-.00390	.00100	.00460	.00100	.64000	.05871
.40		.00500	-.00274	-.00000	.00000	-.00000	.00000	.00000	-.00000	-.00000	-.00000
		.00500	-.00274	-.00000	.00000	-.00000	.00000	.00000	-.00000	-.00000	-.00000



04628 B26C9615M78 W116E28W8519 (R02021) (07 JUN 74)

PARAMETRIC DATA

REF = 4.4119 SQ.FT. XMRP = 43.5974 INCHES BETA = .000 BDFLAP = -12.000
 YREF = 19.2229 INCHES YMRP = .0000 INCHES ELEVON = .000 AILRON = .000
 ZREF = 37.9339 INCHES ZMRP = 15.1875 INCHES RUDDER = .000 SPOBRK = 25.000
 SCALE = .1405 SCALE GP1POS = .125

RUN NO. 21/0 RW/L = 1.42 GRADIENT INTERVAL = -6.00/ 6.00

MACH	ALPHA	CL	CD	CM	CN	CAF	CYN	CBL	CY	XCP/L	CAB
.20	3.110	.07850	.05340	.08190	.00060	.00290	.00600	.00000	.00000	.28500	.14521
.20	4.210	.14593	.06310	.15020	.00040	.00227	.00000	.00290	.00000	.76500	.14490
.20	6.230	.26710	.06770	.27310	.00000	.00000	.00000	.00280	.00000	.55500	.14296
.20	8.330	.39260	.07490	.39990	.00000	.00000	.00000	.00260	.00000	.60200	.14292
.20	10.420	.51421	.09710	.50260	.00000	.00000	.00000	.00250	.00000	.62100	.14354
.20	12.540	.6424	.12500	.65540	.00000	.00000	.00000	.00230	.00000	.63400	.14363
.20	14.760	.7756	.16520	.79210	.00000	.00000	.00000	.00210	.00000	.64500	.14377
.20	16.970	.9124	.21320	.92650	.00000	.00000	.00000	.00190	.00000	.65100	.14413
.20	19.170	1.0560	.27320	1.06000	.00000	.00000	.00000	.00170	.00000	.65500	.14472
.20	21.340	1.2131	.34520	1.20160	.00000	.00000	.00000	.00150	.00000	.65700	.14511
.20	23.420	1.3836	.44000	1.37950	.00000	.00000	.00000	.00130	.00000	.65900	.14530
.20	25.500	1.5665	.56800	1.57160	.00000	.00000	.00000	.00110	.00000	.65900	.14530
.20	27.550	1.7620	.73000	1.74690	.00000	.00000	.00000	.00090	.00000	.65700	.14530
.20	29.540	1.9700	.93000	1.94520	.00000	.00000	.00000	.00070	.00000	.65000	.14561
.20	31.460	2.2000	1.20000	2.14330	.00000	.00000	.00000	.00050	.00000	.64500	.14545
.20	33.320	2.4527	1.54000	2.4612	.00000	.00000	.00000	.00030	.00000	.63164	.14528
.20	35.120	2.7270	1.94000	2.8209	.00000	.00000	.00000	.00010	.00000	.61000	.14490

GRADIENT

04628 B26C9G15M78 M16E26V8R5X9

PARAMETRIC DATA

BETA = .000 BDFLAP = -12.000
 ELEVON = .000 ALURON = .000
 RUDDER = .000 SPDBRK = 25.000
 CP,POS = .125

REFERENCE DATA

SREF = 4.4119 SQ.FT. YMRP = 43.5974 INCHES
 LREF = 39.2299 INCHES YMRP = .0000 INCHES
 BREF = 37.9359 INCHES ZMRP = 15.1875 INCHES
 SCALE = 0.0005 SCALE

RUN NO. 22/0 KNYL = 1.42 GRADIENT INTERVAL = -6.007 6.000

WACH	ALPHA	CL	CDF	CLM	CN	CAF	CYN	CBL	CY	XCF/L	CAB
.200	3.100	.06630	.06230	.06660	.06960	.06809	-.00040	.291	.00000	.19400	.4498
.210	4.150	.13060	.06230	.06580	.13480	.06255	-.00040	.0280	.00000	.42800	.04538
.220	6.310	.25840	.06660	.07150	.26410	.03773	-.00020	.0280	-.01100	.55300	.04284
.230	8.380	.39160	.07770	.07560	.38660	.02070	-.00010	.0270	-.01270	.59500	.04389
.240	10.490	.51250	.08600	.08000	.51150	.00248	.00000	.0280	-.01300	.61700	.04319
.250	12.620	.63470	.12450	.07430	.62660	-.00729	.00040	.0260	-.01400	.63200	.04337
.260	14.790	.76600	.16410	.07170	.76530	.00750	.00050	.0270	-.01500	.64300	.04338
.270	16.870	.90630	.20400	.07150	.92340	.00809	.00050	.0230	-.01500	.65100	.04440
.280	19.010	1.02950	.27110	.07110	1.06210	-.00924	.00040	.0390	-.01900	.65500	.04475
.290	21.120	1.14450	.37510	.07110	1.15930	.00515	.00040	.0370	-.01900	.66100	.04591
.300	23.200	1.24240	.43920	.07140	1.26740	.00719	.00030	.0370	-.01900	.66600	.04588
.310	25.310	1.33010	.50610	.07050	1.37630	.00896	.00020	.0370	-.01100	.66900	.04528
.320	27.360	1.40860	.57670	.07050	1.44730	-.00963	.00020	.0360	-.01100	.65800	.04635
.330	29.440	1.47450	.62500	.07260	1.44410	-.00942	.00010	.0360	-.00200	.65200	.04795
.340	31.320	1.52660	.68100	.07160	1.43740	-.00964	.00010	.0330	-.01100	.64700	.04800
.350	GRADIENT	1.57240	-.00019	-.00457	.00600	-.00458	.00000	.0330	.00000	.62200	.04719



0A62B B26C9015HTF8 W18E28V8R5X9

REFERENCE DATA
 SREF = 4.4119 SQ.FT. XMRP = 43.5974 INCHES
 LREF = 19.2299 INCHES YMRP = .0000 INCHES
 BREF = 37.9359 INCHES ZMRP = 15.1875 INCHES
 SCALE = .0405 SCALE

PARAMETRIC DATA
 BETA = .000 BDFLAP = -12.000
 ELEVON = 5.000 AILRON = .000
 RUDDER = .000 SPDBRK = 25.000
 GF_POS = .125

RUN NO. 23/0 RN/L = 1.42 GRADIENT INTERVAL = -6.00/ 6.00

MACH	ALPHA	CL	CD	CLM	CN	CAF	CYN	CBL	CY	XCP/L	CAB
.200	3.210	.20080	.06660	.02350	.20430	.03526	-.00030	.00270	.00000	.60600	.04671
.200	4.280	.26710	.06920	.02500	.27160	.04910	-.00040	.00270	.00000	.62500	.04627
.200	6.380	.38990	.07730	.00900	.39510	.03359	-.00040	.00240	.00000	.64300	.04480
.200	8.530	.51380	.09260	-.00150	.52180	.01535	-.00030	.00220	.00000	.65300	.04481
.200	10.600	.62750	.11420	-.00970	.63780	-.00326	-.00030	.00240	-.00200	.65700	.04447
.200	12.730	.75150	.14550	-.02070	.76510	-.02365	.00010	.00170	-.00300	.66200	.04461
.200	14.840	.89030	.18970	-.03520	.89930	-.04221	.00030	.00010	-.00400	.66600	.04408
.200	16.980	1.01440	.24450	-.04980	1.04160	-.06245	.00060	.00190	-.00500	.66900	.04470
.200	19.090	1.13050	.31710	-.06310	1.17200	-.07002	.00090	.00640	-.02600	.67100	.04799
.200	21.190	1.23080	.41070	-.07560	1.29600	-.08200	.00250	.00010	-.00900	.67300	.05283
.200	23.270	1.29670	.47700	-.08690	1.37970	-.07420	.00160	-.00100	-.00700	.67000	.05690
.200	25.350	1.35410	.54810	-.09660	1.45840	-.08445	.00240	-.00160	-.01100	.66800	.06188
.200	27.430	1.38640	.61510	-.09870	1.51380	-.09290	.00510	-.00140	-.02100	.66600	.06666
.200	29.390	1.34400	.65570	-.09290	1.49280	-.08827	.00250	.01280	-.03700	.65900	.07977
.200	31.380	1.29780	.70840	-.08060	1.47690	-.07103	.00100	.00390	-.01800	.65300	.09140
GRADIENT		.06196	.00243	-.00514	.06290	-.00578	-.00009	.00000	.00000	.01776	-.00041

04628 B26C9G15WTF8 W16E26V8R59

(RD2024) (07 JUN 74)

REFERENCE DATA

SREF = 4.4119 SQ.FT. XMRP = 43.5974 INCHES
 LREF = 19.2299 INCHES YMRP = .0000 INCHES
 BREF = 37.9359 INCHES ZMRP = 15.1875 INCHES
 SCALE = .0405 SCALE

PARAMETRIC DATA

BETA = .000 BDFLAP = -12.000
 ELEVON = 5.000 ALLRON = .000
 RUDDER = .000 SPOBRK = 25.000
 GP.FOS = .125

RUN NO. 24 / 0 RN/L = 1.42 GRADIENT INTERVAL = -6.00 / 6.00

MACH	ALPHA	CL	CLM	CDF	CN	CAF	CYN	CBL	CY	XCP/L	CAB
.200	3.200	.19820	.02920	.06580	.19860	.05485	-.00030	.00300	.00000	.59700	.04732
.200	4.240	.25740	.02330	.06820	.26180	.04894	-.00030	.00290	-.00000	.61900	.04589
.200	6.380	.38380	.01210	.07650	.39000	.03340	-.00040	.00270	.00000	.64000	.04513
.200	8.500	.50480	.00080	.09130	.51280	.01570	-.00030	.00250	-.00100	.65100	.04415
.200	10.600	.62570	-.00090	.11270	.63580	-.00433	-.00020	.00280	-.00100	.65700	.04481
.200	12.860	.75990	-.02270	.14840	.77390	-.02443	.00030	.00220	-.00400	.66200	.04360
.200	14.850	.88690	-.03200	.19150	.90630	-.04225	.00050	.00080	-.00500	.66700	.04385
.200	16.980	1.02110	-.05300	.24610	1.04840	-.06291	.00090	.00220	-.00600	.67000	.04419
.200	19.100	1.14730	-.06800	.32270	1.18980	-.07054	.00980	.00690	-.02600	.67300	.04782
.200	21.180	1.23960	-.08000	.41390	1.30540	-.06211	.00220	.00010	-.00700	.67400	.05272
.200	23.270	1.30190	-.07370	.47850	1.38510	-.07481	.00180	-.00730	-.00700	.67100	.05675
.200	25.340	1.36200	-.05160	.55160	1.46700	-.08455	.00280	-.00130	-.01100	.67000	.06829
.200	27.410	1.39970	-.06350	.61990	1.52800	-.09408	.00480	-.00040	-.02100	.66700	.06829
.200	29.410	1.34660	-.03240	.65720	1.49580	-.08894	.00250	.00370	-.03800	.66700	.08782
.200	31.350	1.29980	-.01070	.70580	1.47720	-.07353	.00180	.00530	-.02200	.63400	.09248
	GRADIENT	.05981	-.00567	.00231	.06077	-.00569	.00000	-.00010	.00000	.02115	-.00137



0A628 B26C9615M7F8 M116E28V8R5X9

(RDZ025) (07 JUN 74)

REFERENCE DATA

SREF = 4.4119 SQ.FT. XMRP = 43.5974 INCHES
 LREF = 19.2299 INCHES YMRP = .0000 INCHES
 BREF = 37.9359 INCHES ZMRP = 15.1875 INCHES
 SCALE = .0405 SCALE

PARAMETRIC DATA

BETA = .000 BDFLAP = -12.000
 ELEVON = 15.000 AIRLON = .000
 RUDDER = .000 SFDDBK = 25.000
 GP.POS = .125

RUN NO. 25 / 0 RN/L = 1.42 GRADIENT INTERVAL = -6.00 / 6.00

WACH	ALPHA	CL	CL1	CL2	CDF	CN	CAF	CYN	CBL	CY	XCP/L	CAB
.200	3.390	.42690	-.08030	.43130	.08670	.43130	.06135	-.00050	.00200	.00100	.72000	.04901
.200	4.420	.48850	-.08500	.49420	.09290	.49420	.05497	-.00040	.00190	.00000	.71500	.04861
.200	6.540	.60170	-.09290	.61010	.10830	.61010	.03912	-.00050	.00130	.00000	.70800	.04663
.200	8.680	.72070	-.10380	.73210	.13040	.73210	.02010	-.00060	.00160	.00000	.70400	.04552
.200	10.780	.83960	-.11320	.85480	.16090	.85480	.00098	-.00030	.00160	.00000	.70000	.04459
.200	12.900	.96000	-.12110	.98050	.20050	.98050	-.01888	.00000	.00120	-.00000	.69700	.04469
.200	15.010	1.07990	-.13060	1.10790	.25050	1.10790	-.03781	.00010	.00030	-.00400	.69500	.04531
.200	17.110	1.20370	-.14160	1.24140	.30900	1.24140	-.05902	-.00010	.00250	-.00600	.69400	.04661
.200	19.230	1.35720	-.15010	1.36400	.39390	1.36400	-.05881	.01210	.00790	-.03000	.69200	.05038
.200	21.340	1.38160	-.14830	1.45950	.47440	1.45950	-.06094	.00510	.00180	-.01400	.68900	.05349
.200	23.420	1.42210	-.14250	1.52530	.55440	1.52530	-.05655	.00130	-.00280	-.00700	.68600	.06036
.200	25.440	1.47240	-.13610	1.60090	.63160	1.60090	-.06215	.00330	-.00480	-.01400	.68300	.06644
.200	27.460	1.47100	-.11090	1.62050	.68360	1.62050	-.07175	.00500	.00060	-.02600	.67700	.07310
.200	29.440	1.39630	-.06760	1.56580	.71170	1.56580	-.06673	.00050	.01540	-.03700	.66800	.09029
.200	31.420	1.35750	-.05090	1.55050	.75200	1.55050	-.06600	.00100	.00300	-.01600	.66400	.10122
GRADIENT		.05981	-.00456	.06107	.00602	.06107	-.00619	.00010	-.00010	-.00097	-.00485	-.00039

REFERENCE DATA
 SREF = 4.4119 SQ.FT. CMRF = 45.5974 INCHES
 LREF = 19.2299 INCHES YMRP = .0000 INCHES
 BREF = 37.9359 INCHES ZMRP = 15.1875 INCHES
 SCALE = .0435 SCALE

PARAMETRIC DATA
 BETA = .000 BDFLAP = -12.000
 ELEWON = 15.000 ALLRON = .000
 RIDDER = .000 SPDRK = 25.000
 GP.POS = .125

RUN NO. 26/0 RW/L = 1.42 GRADIENT INTERVAL = -6.00/ 6.00

WACH	ALPHA	CL	CDF	CLM	CN	CAF	CYN	CBL	CY	XCF/L	CAB
.200	3.390	.42940	.08710	-.08040	.43380	.06152	-.00010	.00250	.00100	.72000	.04870
.200	4.440	.49590	.09340	-.08640	.49660	.05507	.00000	.00250	.00000	.71600	.04807
.200	6.530	.60410	.10810	-.09570	.61250	.03869	.00000	.00180	.00000	.70900	.04714
.200	8.670	.73050	.13180	-.10810	.74200	.02019	.00000	.00180	-.00100	.70500	.04629
.200	10.780	.86310	.16510	-.12280	.87870	.00066	.00000	.00220	-.00200	.70300	.04554
.200	12.910	.98610	.20570	-.13330	1.00710	-.01997	.00010	.00060	-.00400	.70000	.04607
.200	15.020	1.10180	.25630	-.14330	1.13060	-.03807	.00030	.00060	-.00400	.69800	.04563
.200	17.140	1.23370	.31670	-.15470	1.27220	-.06092	.00020	.00260	-.00500	.69600	.04804
.200	19.260	1.33080	.40140	-.16040	1.32870	-.06615	.01250	.00820	-.03100	.69400	.05188
.200	21.320	1.39450	.48940	-.15943	1.47700	-.05130	.00120	-.00040	-.00000	.69100	.05606
.200	23.400	1.45530	.56650	-.15410	1.56060	-.05822	.00100	-.00280	-.00600	.68800	.06261
.200	25.440	1.47940	.63550	-.14620	1.60900	-.06178	.00270	-.00050	-.01100	.68500	.06679
.200	27.480	1.49010	.69130	-.11910	1.64090	-.07434	.00430	.00000	-.02900	.67800	.07571
.200	29.420	1.41010	.71430	-.07580	1.57910	-.07067	.00060	.01530	-.03600	.66900	.09251
.200	31.410	1.36080	.75440	-.05660	1.55460	-.06552	.00060	.00330	-.01600	.66500	.10100
.200	GRADIENT	.05857	.00600	-.00571	.05981	-.00614	.00010	.00000	-.00095	-.00381	-.00061



(RDZ027) (07 JUN 74)

0A62B B26C9G15M7F8 W116E28W8R5X9

PARAMETRIC DATA

SREF = 4.4119 SQ.FT. XMRP = 43.5974 INCHES
 LREF = 19.2299 INCHES YMRP = .000L INCHES
 BREF = 37.9359 INCHES ZMRP = 15.1875 INCHES
 SCALE = .0405 SCALE

BETA = .000 BDFLAP = -12.000
 ELEVEN = -10.000 AILRON = .000
 RUDDER = .000 SPDRBK = 25.000
 GF.POS = .125

RUN NO. 27 / 0 RN/L = 1.42 GRADIENT INTERVAL = -6.00 / 6.00

REFERENCE DATA

MACH	ALPHA	CL	CLM	CN	CAF	CYN	CBL	CY	XCF/L	CAB
.200	2.900	-.18310	.19670	-.17930	.07784	-.00100	.00130	.00300	1.05500	.04184
.200	3.940	-.12100	.19230	-.11630	.07260	-.00080	.00130	.00200	1.26000	.04175
.200	6.060	.01100	.18240	.01030	.05949	-.00070	.00130	.00000	-5.83800	.04038
.200	8.240	.13040	.17280	.13810	.04393	-.00050	.00130	-.00100	.19100	.03929
.200	10.300	.24940	.16600	.25830	.02656	-.00040	.00150	-.00100	.41500	.04130
.200	12.420	.37790	.15360	.38870	.00788	-.00000	.00140	-.00200	.50600	.04150
.200	14.540	.51260	.13900	.52630	-.01237	.00030	.00060	-.00400	.55700	.04210
.200	16.690	.65760	.11790	.67690	-.03229	.00040	.00130	-.00400	.58800	.04327
.200	18.790	.78920	.10280	.81560	-.05315	.00150	.00260	-.00700	.60500	.04433
.200	20.920	.91680	.08150	.96400	-.07458	.00050	.00350	-.01000	.62100	.04701
.200	23.050	1.00880	.07850	1.07110	-.09398	.00170	-.00080	-.00400	.62500	.04993
.200	25.130	1.08100	.07720	1.15830	-.07620	.00310	-.00050	-.01000	.62700	.05461
.200	27.170	1.13230	.07370	1.22770	-.08802	.00190	.00060	-.00900	.63000	.05743
.200	29.210	1.15550	.07820	1.27360	-.09010	.00200	.00420	-.01600	.62910	.06537
.200	31.280	1.15680	.08840	1.30450	-.08028	.00120	.00460	-.01600	.62700	.07844
GRADIENT		.05971	-.00404	.06058	-.00304	.00019	.00005	-.00096	.19712	-.00009

04628 826C9G1547F8 W16E26V8R519

(R02028) (07 JUN 74)

REFERENCE DATA

SREF = 4.4119 SQ.FT. XMRP = 43.9974 INCHES
 LREF = 19.2299 INCHES YMRP = .0000 INCHES
 BREF = 37.9359 INCHES ZMRP = 15.1875 INCHES
 SCALE = .0405 SCALE

PARAMETRIC DATA

BETA = .000 BOFLAP = -12.000
 ELEVON = -10.000 AILRON = .000
 RUDDER = .000 SPDBRK = 25.000
 GP.POS = .125

RUN NO. 28/ 0 RN/L = 1.42 GRADIENT INTERVAL = -6.00/ 6.00

WACH	ALPHA	CL	CDF	CLM	CN	CAF	CYN	CBL	CY	XCP/L	CAB
.200	2.870	-1.1980	.06840	.20380	-.19610	.07839	-.00080	.00100	.00300	1.03400	.04206
.200	3.920	-1.13740	.06440	.19330	-.13260	.07368	-.00070	.00100	.00100	1.20800	-.04171
.200	6.040	-.01220	.06030	.19030	-.00570	.06132	-.00050	.00110	.00000	12.74500	.04009
.200	8.160	.11030	.06140	.18090	.11790	.04511	-.00050	.00100	.00000	.03700	-.03961
.200	10.290	.23390	.07050	.17270	.24270	.02763	-.00050	.00130	.00100	.39000	.04054
.200	12.410	.36000	.08890	.15950	.37070	.00951	.00000	.00120	-.00200	.49300	.04065
.200	14.600	.51270	.11920	.14240	.51670	-.01077	.00040	.00030	-.00400	.55000	.04141
.200	16.640	.63690	.16000	.12450	.65610	-.02912	.00040	.00120	-.00500	.58200	-.04195
.200	18.790	.77920	.21000	.10990	.80530	-.05213	.00150	.00260	-.00300	.60100	.04491
.200	20.910	.94650	.29880	.08580	.95340	-.07447	.00000	.00040	-.00200	.61600	-.04728
.200	23.060	1.08280	.36390	.06170	1.05330	-.05799	.00180	-.00130	-.00400	.62300	.04937
.200	25.080	1.07470	.42090	.07840	1.15180	-.07442	.00300	-.00060	-.00900	.62700	-.05391
.200	27.160	1.14120	.48650	.07510	1.23750	-.08813	.00220	.00020	-.01000	.62900	.05786
.200	29.210	1.16280	.54690	.07980	1.28190	-.09027	.00270	.00360	-.01700	.62900	-.06433
.200	31.220	1.15040	.60730	.08930	1.29860	-.07697	.00130	.00290	-.01000	.62600	.07730
GRADIENT		.05043	-.00381	-.00429	.06048	-.00449	.00010	.00000	-.00190	.16286	-.00033



0A62B 826C9G15WTF8 W116E28V8R5X9

(RDZ029) (07 JUN 74)

REFERENCE DATA

SREF = 4.4119 SQ.FT. XMRP = 43.5974 INCHES
 LREF = 19.2299 INCHES YMRP = .0000 INCHES
 BREF = 37.9359 INCHES ZMRP = 15.1875 INCHES
 SCALE = .0405 SCALE

PARAMETRIC DATA

BETA = .000 BDFLAP = -12.0000
 ELEVEN = 10.000 AILRON = .000
 RUBBER = .000 SPDBRK = 25.000
 CP.POS = .125

RUN NO. 29 / 0 RVL = 1.42 GRADIENT INTERVAL = -6.00 / 6.00

WACH	ALPHA	CL	COF	CLM	CN	CAF	CYN	CBL	CY	XCF/L	CAB
.200	3.290	.31890	.07520	-.02890	.32270	.05682	-.00040	.00150	.00200	.68500	.04784
.200	4.350	.38170	.07870	-.03390	.38660	.04953	-.00050	.00140	.00200	.68400	.04791
.200	6.450	.49850	.09020	-.04310	.50550	.03369	-.00060	.00100	.00100	.68300	.04673
.200	8.540	.61660	.10870	-.05370	.62590	.01586	-.00060	.00120	.00000	.68300	.04565
.200	10.670	.73520	.13580	-.06280	.75060	-.00332	-.00020	.00140	.00000	.68200	.04533
.200	12.780	.85350	.17130	-.07180	.87030	-.02212	.00000	.00110	-.00100	.68200	.04385
.200	14.910	.98160	.21820	-.08440	1.00470	-.04163	.00050	-.00030	-.00300	.68300	.04428
.200	17.020	1.11230	.27580	-.09730	1.14440	-.06185	.00260	-.00200	-.00150	.68300	.04517
.200	19.160	1.22730	.35840	-.11070	1.27690	-.08432	.01170	.00820	-.02900	.68400	.04939
.200	21.250	1.30940	.44730	-.11590	1.38250	-.05777	.00200	-.00010	-.00500	.68300	.05430
.200	23.340	1.37020	.51640	-.10930	1.46270	-.05889	.00110	-.00200	-.00500	.67900	.05919
.200	25.430	1.41560	.58860	-.10380	1.53130	-.07548	.00240	-.00260	-.00100	.67700	.06381
.200	27.430	1.45020	.65190	-.08990	1.57530	-.06303	.00450	-.00045	-.02100	.67200	.06957
.200	29.390	1.37530	.68200	-.05990	1.53300	-.08076	.00150	.01470	-.00900	.66400	.08549
.200	31.360	1.31850	.72000	-.02950	1.50580	-.06301	.00070	.00350	-.01600	.65900	.09665
GRADIENT	.05925	.00330	.00028	-.00472	.06028	-.00688	-.00009	-.00009	.00000	-.00034	.00007

PARAMETRIC DATA

SREF = 4.4119 SQ.FT. XMRP = 43.9974 INCHES
 LREF = 19.2299 INCHES YMRP = .0000 INCHES
 BREF = 37.9359 INCHES ZMRP = 15.1875 INCHES
 SCALE = .0405 SCALE

REFERENCE DATA

BETA = .000 BDFLAP = -12.000
 ELEVON = -5.000 AILRON = .000
 RUDDER = .000 SPOBRK = 25.000
 GP,POS = .125

RUN NO. 30/0 RN/L = 1.42 GRADIENT INTERVAL = -6.05/ 6.00

MACH	ALPHA	CL	CDF	CLM	CN	CAF	CYN	CBL	CY	XCP/L	CAB
.200	3.000	-.05730	.06350	.14250	-.05390	.06647	-.00020	.00300	.00000	1.62400	.04341
.200	4.060	.00320	.06220	.13850	-.00980	.06169	-.00030	.00320	.00000	-4.63400	.04281
.200	6.150	.12680	.06190	.12850	.13270	.04801	.00000	.00330	-.00200	.29500	.04130
.200	8.270	.25260	.06820	.11890	.25980	.03113	.00000	.00360	-.00300	.48300	.04142
.200	10.380	.37330	.08140	.10860	.38180	.01284	.00020	.00360	-.00500	.54700	.04153
.200	12.510	.50670	.10500	.09540	.51750	-.00726	.00090	.00340	-.00600	.58400	.04226
.200	14.650	.64440	.14010	.07830	.65880	-.02749	.00120	.00250	-.00700	.60800	.04329
.200	16.760	.78090	.18620	.06070	.80140	-.04688	.00080	.00320	-.00700	.62400	.04340
.200	18.900	.91840	.24160	.04690	.94710	-.06699	.00290	.00470	-.00900	.63300	.04467
.200	21.040	1.03080	.33780	.02820	1.08330	-.07480	.00060	.00130	-.00400	.64300	.04483
.200	23.110	1.11090	.40020	.02350	1.17890	-.06799	.00220	.00000	-.00700	.64400	.05128
.200	25.200	1.18310	.46380	.02730	1.26800	-.08411	.00310	.00070	-.01200	.64400	.05641
.200	27.260	1.23860	.53040	.02640	1.34400	-.09583	.00320	.00000	-.01300	.64400	.06029
.200	29.270	1.23780	.58510	.03810	1.36580	-.09494	.00250	.00590	-.02200	.64100	.06805
.200	31.280	1.21090	.64130	.05340	1.36780	-.08079	.00140	.00590	-.02000	.63700	.08356
	GRADIENT	.05896	-.00123	-.00377	.05991	-.00451	-.00009	.00019	.00000	-5.90377	-.00057



0A62B B26C9G15MTF0 W116E28V8R3X9

REFERENCE DATA
 SREF = 4.4119 SQ.FT. XMRP = 43.5974 INCHES BETA = .0000 BDFLAP = -12.0000
 L-REF = 19.2299 INCHES YMRP = .0000 INCHES ELEVON = -15.0000 AILRON = .0000
 B-REF = 37.9359 INCHES ZMRP = 15.1875 INCHES RUDDER = .0000 SFCBRK = 25.0000
 SCALE = .0435 SCALE GF.POS = .125

PARAMETRIC DATA

RUN NO. 31 / G RNL = 1.42 GRADIENT INTERVAL = -6.00 / 6.00

WACH	ALPHA	CL	CDF	CLM	CN	CAF	CYN	CBL	CY	XCP/L	CAB
.200	2.810	-29470	.07730	.24370	-.29060	.09173	-.00100	-.00180	.00400	-.96300	.04045
.200	3.880	-23120	.07150	.24230	-.22580	.08703	-.00080	.00170	.00200	1.04600	.04035
.200	5.970	-11120	.06420	.23220	-.10390	.07547	-.00070	.00140	.00100	1.47400	.03838
.200	8.070	.00000	.06300	.22640	-.01790	.06116	-.00050	.00110	-.00100	-3.99800	.03885
.200	10.160	.12670	.06780	.21840	.13670	.04440	-.00040	.00140	-.00200	.06400	.03930
.200	12.320	.25520	.08230	.20950	.26690	.02601	-.00010	.00130	-.00300	.36300	.04083
.200	14.430	.38960	.10740	.19150	.40410	.00687	-.00010	-.00010	-.00100	.47700	.04123
.200	16.570	.52860	.14330	.17590	.54760	-.01340	.00050	.00080	-.00400	.53300	.04364
.200	18.720	.66460	.19080	.15830	.69070	-.03259	.00120	.00280	-.00800	.56700	.04367
.200	20.860	.79900	.25530	.14200	.83760	-.04599	.00630	.00280	-.01500	.58900	.04683
.200	22.940	.89600	.33170	.13010	.95450	-.04372	.00100	.00100	-.00300	.60100	.04863
.200	25.040	.98520	.39180	.12340	1.05840	-.06210	.00320	-.00130	-.00900	.60800	.05310
.200	27.120	1.04870	.45290	.12120	1.13990	-.07504	.00230	.00000	-.01100	.61300	.05621
.200	29.160	1.08810	.51590	.12000	1.20160	-.07963	.00220	.00190	-.01300	.61500	.06236
.200	31.190	1.09430	.57940	.12340	1.23620	-.07111	.00170	.00230	-.01300	.61500	.07479
.200	GRADIENT	.05798	-.00406	-.00435	.05898	-.00520	.00009	-.00013	-.00088	.16763	-.00069

REFERENCE DATA

SREF = 4.4119 SQ.FT. XMRP = 43.5974 INCHES
 LREF = 19.2299 INCHES YMRP = .0000 INCHES
 BREF = 37.9359 INCHES ZMRP = 15.1875 INCHES
 SCALE = .0405 SCALE

PARAMETRIC DATA

BETA = .000 BDFLAP = -12.000
 ELEVON = -20.000 AILRON = .000
 RUDDER = .000 SPDBRK = 25.000
 CP_POS = .125

RUN NO. 32/0 RN/L = 1.42 GRADIENT INTERVAL = -6.00/ 6.00

MACH	ALPHA	CL	CDF	CLM	CN	CAF	CYN	CBL	CY	XCF/L	CAB
.200	2.730	-38260	.09040	.26570	-37780	.10862	-100130	.00110	.00600	.93000	.04001
.200	3.780	-32320	.08230	.26030	-31700	.10355	-100100	.00080	.00500	.97700	.03926
.200	5.900	-20190	.07220	.27230	-19340	.09266	-100100	.00080	.00400	1.17000	.03778
.200	7.990	-10840	.06640	.28450	-10740	.07754	-100080	.00070	.00300	1.56400	.03858
.200	10.120	.03070	.06800	.25910	.04220	.06156	-100050	.00100	-.00100	-1.60600	.03935
.200	12.220	.15190	.07860	.23370	.16510	.04468	-100020	.00140	-.00300	.08700	.04045
.200	14.350	.28570	.09950	.23710	.30140	.02556	-100010	-.00100	-.00600	.36200	.04163
.200	16.480	.42170	.13190	.22370	.44180	.00683	-.00050	.00100	-.00400	.46500	.04376
.200	18.620	.55640	.17440	.20630	.58300	-.01242	.00110	.00310	-.00600	.52100	.04543
.200	20.730	.68780	.22370	.18810	.72950	-.01560	.00020	.00130	-.00400	.55700	.04765
.200	22.850	.79720	.30650	.17780	.85370	-.02717	.00130	-.00010	-.00500	.57500	.04956
.200	24.960	.89030	.36270	.16930	.96020	-.04682	.00300	-.00080	-.00900	.58700	.05347
.200	27.010	.95340	.41830	.16100	1.03970	-.05981	.00300	.00050	-.01000	.59500	.05617
.200	29.100	1.00550	.48740	.15740	1.11560	-.06827	.00330	.00210	-.01300	.60000	.05626
.200	31.120	1.01540	.54770	.15580	1.15580	-.07814	.00320	.00390	-.01800	.60200	.07099
GRADIENT		.05703	-.00560	-.00416	.05819	-.00515	.00008	-.00008	-.00061	.07793	-.00070



GA62B B26C9G15M7F8 W16E28W8R5X9

(RDZ533) (07 JUN 74)

REFERENCE DATA

SHEF = 4.4119 SQ.FT. XMRP = 43.9974 INCHES
 LREF = 19.2299 INCHES YMRP = .0000 INCHES
 BREF = 37.9359 INCHES ZMRP = 15.1875 INCHES
 SCALE = 1:40'S SCALE

PARAMETRIC DATA

BETA = .000 BDFLAP = -12.000
 ELEWLN = -30.000 AILRON = .000
 RUDDER = .000 SPDRK = 25.000
 GP. POS = .125

RUN NO. 33/0 RN/L = 1.42 GRADIENT INTERVAL = -6.00/ 6.00

MACH	ALPHA	CL	CLM	CN	CAF	CYN	CBL	CY	XCP/L	CAB
.200	2.690	-4.3750	.30790	-4.3130	.14253	-1.00050	.01090	.00700	.91400	.04226
.200	3.710	-4.0930	.31580	-4.0100	.13970	-1.00080	.00640	.00600	.94100	.04219
.200	5.810	-3.8070	.32330	-3.8910	.13764	-1.00070	.00540	.00400	1.03300	.03959
.200	7.880	-2.2370	.32161	-2.2970	.11646	-1.00030	.00570	.00100	1.21400	.04212
.200	10.050	-1.1180	.31790	-1.1050	.10172	-1.00030	.00440	.00000	1.75700	.03992
.200	12.110	-.0790	.31590	-.0920	.08608	-1.00000	.00510	-1.00000	-11.95500	.04133
.200	14.220	.11840	.31430	.13960	.07016	.00050	.00460	-1.00600	-1.15100	.04316
.200	16.320	.22880	.29320	.25530	.05844	.00110	.00410	-1.00600	-1.00600	.04433
.200	18.440	.34690	.26280	.27820	.03734	.00150	.00370	-1.00700	.00000	.04753
.200	20.570	.46340	.24760	.51160	.02738	.00130	.00220	-1.00600	.45000	.04938
.200	22.660	.57770	.27290	.63340	.01738	.00090	.00180	-1.00800	.49300	.05183
.200	24.770	.67550	.31140	.74380	-.01037	.00060	-.00120	-1.00800	.52300	.05370
.200	26.890	.76480	.36940	.84920	-.01648	.00030	-.00100	-1.00800	.54500	.05557
.200	28.950	.83180	.43460	.93820	-.02231	.00000	-.00040	-1.00900	.56100	.05716
.200	31.020	.88970	.49520	1.01710	-.02877	.00000	.00030	-1.01800	.57100	.05818
.200	GRADIENT	.03815	-.01743	.03985	-.01329	-1.00005	-.00157	-1.00096	.03899	-.00091

0A62B B26C9G15MTF8 W16E2RWR5X9 (RDZ334) (07 JUN 74)

REFERENCE DATA

SREF = 4.4119 SQ.FT. XMRP = 43.5974 INCHES BDFLAP = -12.0000
 LREF = 19.2299 INCHES YMRP = .0000 INCHES AILRON = .0000
 BREF = 37.9359 INCHES ZMRP = 15.1875 INCHES RUDDER = .0000 SPDBRK = 25.0000
 SCALE = .0405 SCALE GP.POS = .125

RUN NO. 34/0 RN/L = 1.42 GRADIENT INTERVAL = -6.00/ 6.00

MACH	ALPHA	CL	CDF	CLM	CN	CAF	CYN	CBL	CY	XCF/L	CAB
.200	2.730	-39300	.14150	.28150	-38590	.16015	-0.00200	-0.00120	.00700	.92000	.04896
.200	3.180	-33190	.13545	.27630	-32120	.15705	-0.00190	-0.00170	.00600	.96830	.04878
.200	5.680	-22280	.12400	.27120	-20890	.14620	-0.00210	-0.00260	.00400	1.12900	.04693
.200	7.190	-11270	.11775	.26950	-10320	.13335	-0.00290	-0.00290	.00200	1.61300	.04661
.200	10.070	-02290	.11740	.27330	-02200	.11962	-0.00190	-0.00170	.00300	-15.48200	.04630
.200	12.180	.07930	.12350	.26710	.10420	.11387	-0.00170	-0.00210	.00100	-1.29000	.04554
.200	14.310	.19070	.14090	.26470	.21960	.10941	-0.00320	-0.00300	.00100	.20800	.04487
.200	16.360	.26820	.15930	.27180	.30230	.11769	-0.00600	.00160	.00700	.32100	.04813
.200	18.440	.35710	.19760	.27140	.40850	.12467	-0.00260	.00360	.00800	.40700	.05058
.200	20.550	.42940	.22980	.28660	.48280	.16449	.00140	-0.01400	.00700	.43300	.05316
.200	22.640	.51710	.27130	.29140	.57250	.15516	.00040	-0.01500	.00400	.45400	.05444
.200	24.730	.59210	.31430	.28760	.66530	.13777	.00020	-0.00630	.00700	.49400	.05729
.200	26.810	.66950	.36710	.27580	.76310	.10256	-0.00270	-0.00690	.00700	.52000	.06115
.200	28.920	.74150	.40420	.26180	.84450	.10487	.00510	-0.00790	.00900	.53800	.06613
.200	30.950	.81350	.44640	.25480	.92720	.10354	.00610	-0.01100	.00900	.55100	.07217
.200	.05375	.05375	.05375	.05375	.05375	.05375	.05375	.05375	.05375	.05375	.05375

(RDZ335) (07 JUN 74)

REFERENCE DATA

SREF = 4.4119 SQ.FT. XMRP = 43.5974 INCHES BDFLAP = -12.0000
 LREF = 19.2299 INCHES YMRP = .0000 INCHES AILRON = .0000
 BREF = 37.9359 INCHES ZMRP = 15.1875 INCHES RUDDER = .0000 SPDBRK = 25.0000
 SCALE = .0405 SCALE GP.POS = .125

RUN NO. 35/0 RN/L = 1.42 GRADIENT INTERVAL = -6.00/ 6.00

MACH	ALPHA	CL	CDF	CLM	CN	CAF	CYN	CBL	CY	XCF/L	CAB
.200	11.200	.06860	.13020	.29020	.09260	.11445	-0.00180	-0.00110	.00300	-1.49900	.05044
.200	12.250	.11500	.13760	.29170	.14160	.11037	-0.00180	.00160	.00600	-1.00500	.04836
.200	14.310	.20120	.15260	.29390	.23260	.09812	-0.00070	-0.00120	.00700	.16700	.05113
.200	16.410	.27820	.17110	.30130	.31640	.08937	-0.00020	-0.00160	.00400	.30100	.05717
.200	18.510	.37980	.21120	.29760	.40680	.07872	.00110	-0.00170	.00200	.39500	.06045
.200	20.620	.47420	.25710	.28680	.53440	.07387	.00090	.00190	.00300	.44700	.06264
.200	22.720	.57510	.31540	.28620	.64870	.06045	.00060	.00180	.00300	.49200	.06714
.200	24.820	.67110	.35310	.28550	.75670	.03911	.00150	-0.00360	.00300	.52100	.07191
.200	26.930	.77220	.40620	.24470	.87330	.01423	.00320	-0.00470	.00500	.54300	.07417
.200	29.070	.86460	.46550	.21610	.98190	.01244	.00340	-0.00710	.00500	.57100	.07645
.200	31.100	.95210	.52200	.18560	1.07520	.01418	.00410	-0.00850	.00400	.58900	.07812
.200	.05445	.05445	.05445	.05445	.05445	.05445	.05445	.05445	.05445	.05445	.05445



04628 B26C9615M7F8 W16E28V8R5Y9

(RDZ036) (07 JUN 74)

REFERENCE DATA

SREF = 4.4119 SQ.FT. YMRP = 43.5974 INCHES
 LREF = 19.2299 INCHES YMRP = .0000 INCHES
 BREF = 37.9359 INCHES ZMRP = 15.1875 INCHES
 SCALE = .0405 SCALE

PARAMETRIC DATA

BETA = .0000 BDFLAG = -12.0000
 ELEVON = -30.0000 AILRON = .0000
 RUDDER = .0000 SPDRBK = 25.0000
 GF.FOS = .068

RUN NO. 36/0 RN/L = 1.42 GRADIENT INTERVAL = -6.00/ 6.00

MACH	ALPHA	CL	CDF	CLM	CN	CAF	CYN	CBL	CY	XCP/L	CAB
.200	11.130	-.00945	.09690	.33650	.00940	.09698	-.00190	-.00370	.00400	-12.34500	.04499
.200	12.230	.03790	.10290	.33050	.07840	.08833	-.00180	-.00600	.00300	-.89800	-.04624
.200	14.310	.18270	.11910	.31530	.20650	.07023	-.00110	-.00700	.00200	.09000	.04849
.200	16.430	.31320	.14840	.29940	.34250	.05377	.00000	-.00340	.00200	.33000	.05118
.200	18.550	.42640	.18180	.29170	.46210	.03675	.00070	-.00410	.00000	.41900	.05426
.200	20.710	.52810	.23550	.26990	.60340	.02299	.00220	.00180	-.00200	.48800	.05648
.200	22.820	.67720	.28870	.25400	.73620	.01343	.00500	.00070	-.00700	.52500	.06062
.200	24.920	.86910	.35100	.22880	.85340	-.01145	.00300	-.00100	-.00800	.55300	.06497
.200	27.030	.06990	.41530	.20840	.96370	-.02539	.00320	-.00020	-.00800	.57200	.06759
.200	29.080	.93280	.48530	.19030	1.05110	-.02740	.00240	.00210	-.00900	.58500	.06918
.200	31.150	.94800	.54930	.17360	1.13000	-.04052	.00310	.00200	-.01400	.59500	.07779
GRADIENT	.05165	.02299	-.00828	-.00718	.05755	-.00718	.00029	.00037	-.00084	.31189	.00152

REFERENCE DATA

SREF = 4.4119 SQ.FT. YMRP = 43.5974 INCHES
 LREF = 19.2299 INCHES YMRP = .0000 INCHES
 BREF = 37.9359 INCHES ZMRP = 15.1875 INCHES
 SCALE = .0405 SCALE

PARAMETRIC DATA

BETA = .0000 BDFLAG = -12.0000
 ELEVON = -20.0000 AILRON = .0000
 RUDDER = .0000 SPDRBK = 25.0000
 GF.FOS = .068

04628 B26C9615M7F8 W16E28V8R5Y9

(RDZ037) (07 JUN 74)

RUN NO. 37/0 RN/L = 1.42 GRADIENT INTERVAL = -6.00/ 6.00

MACH	ALPHA	CL	CDF	CLM	CN	CAF	CYN	CBL	CY	XCP/L	CAB
.200	11.240	.02630	.07950	.28060	.13940	.05341	-.00050	.00210	.00000	-.08800	.04367
.200	12.310	.19870	.08650	.27040	.21300	.04412	-.00040	.00060	.00000	.00000	.04430
.200	14.470	.34940	.11550	.24760	.36720	.02449	.00030	-.00020	-.00000	.40400	.04464
.200	16.570	.49130	.15090	.22420	.51390	.00449	.00170	.00200	.00000	.43100	.04512
.200	18.730	.63740	.19790	.20260	.66720	-.01720	.00180	.00340	-.00400	.54000	.04793
.200	20.860	.78110	.27950	.17340	.82940	-.01703	.00060	.00120	-.00200	.57500	.05214
.200	22.970	.94710	.33650	.15680	.94890	-.03462	.00280	-.00060	-.00600	.59100	.05468
.200	25.180	.97900	.39600	.14450	1.02460	-.05637	.00340	.00120	-.01000	.60300	.05852
.200	27.340	1.04860	.45910	.13160	1.14260	-.06929	.00220	.00110	-.01000	.60900	.06018
.200	29.380	1.08770	.52770	.12290	1.20690	-.06970	.00210	.00110	-.01400	.61400	.06474
.200	31.250	1.12660	.60310	.11490	1.27620	-.06992	.00250	.00180	-.01400	.61800	.07815
GRADIENT	.05233	.02669	-.00669	-.00669	.05680	-.00669	.00017	.00014	-.00069	.00061	.00147

04628 B26C9615M7F8 W16E28V8R59

(RDZ338) (07 JUN 74)

REFERENCE DATA

SREF = 4.4119 SQ.FT. XMRP = 43.5974 INCHES
 LREF = 19.2299 INCHES YMRP = .0000 INCHES
 BR.F = 37.9359 INCHES ZMRP = 15.1875 INCHES
 SCALE = .0405 SCALE

BETA = .000 BDFLAP = -12.000
 ELEVON = -15.000 AILRON = .000
 RUDDER = .000 SPDBRK = 25.000
 GP.POS = .068

RUN NO. 38 / 0 RN/L = 1.42 GRADIENT INTERVAL = -6.00 / 6.00

MACH	ALPHA	CL	CLM	CLN	CAF	CYN	CBL	CY	XCF/L	CAB
.200	11.330	.23830	.08270	.24990	.03428	-.00020	.00200	.00000	.31500	.04197
.200	12.410	.31350	.09300	.32620	.02351	.00010	.00120	-.00200	.40500	.04325
.200	14.550	.46240	.12280	.47850	.00270	.00050	.000	-.00300	.50300	.04320
.200	16.690	.61420	.16490	.63570	-.01843	.00070	.00210	-.00300	.55300	.04458
.200	18.800	.75460	.21300	.78300	-.04152	.00170	.00310	-.00600	.58200	.04695
.200	20.950	.89290	.26430	.94270	-.03515	.00090	.00740	-.00300	.60500	.05118
.200	23.060	.98850	.30430	1.05200	-.03275	.00270	-.00050	-.00600	.61400	.05310
.200	25.140	1.06780	.34220	1.14600	-.07140	.00280	.00060	-.00900	.62000	.05594
.200	27.220	1.13410	.48860	1.23200	-.08440	.00250	.00070	-.01100	.62500	.05837
.200	29.230	1.18440	.55360	1.28630	-.08559	.00200	.00740	-.01500	.62700	.06695
.200	31.240	1.18220	.62740	1.33630	-.07739	.00190	.00140	-.01200	.62900	.07902
GRADIENT	.04978	.02845	-.00779	.05663	-.00605	.00013	.00002	-.00065	.01773	.00157

REFERENCE DATA

SREF = 4.4119 SQ.FT. XMRP = 43.5974 INCHES
 LREF = 19.2299 INCHES YMRP = .0000 INCHES
 BR.F = 37.9359 INCHES ZMRP = 15.1875 INCHES
 SCALE = .0405 SCALE

BETA = .000 BDFLAP = -12.000
 ELEVON = -10.000 AILRON = .000
 RUDDER = .000 SPDBRK = 25.000
 GP.POS = .068

04628 B26C9615M7F8 W16E28V8R59

(RDZ339) (07 JUN 74)

RUN NO. 39 / 0 RN/L = 1.42 GRADIENT INTERVAL = -6.00 / 6.00

MACH	ALPHA	CL	CLM	CLN	CAF	CYN	CBL	CY	XCF/L	CAB
.200	11.430	.36450	.08910	.37500	.01508	.00000	.00130	-.00100	.48500	.04209
.200	12.520	.43820	.10210	.44990	.00472	.00020	.00090	-.00200	.52000	.04253
.200	14.640	.58860	.13640	.60390	-.01714	.00050	-.00020	-.00300	.56800	.04345
.200	16.770	.73940	.18210	.76050	-.03894	.00090	.00110	-.00500	.59700	.04462
.200	18.900	.87540	.23420	.90400	-.06232	.00160	.00240	-.00700	.61400	.04567
.200	21.030	.99590	.30580	1.04830	-.04871	.00060	.00060	-.00100	.62900	.04835
.200	23.100	1.08100	.36130	1.14680	-.06656	.00230	.00010	-.00500	.63200	.05229
.200	25.230	1.16280	.45420	1.24550	-.08486	.00290	-.00020	-.01000	.63600	.05647
.200	27.290	1.23210	.52740	1.33670	-.09641	.00360	-.00090	-.01200	.64000	.05892
.200	29.320	1.24300	.58900	1.37200	-.09517	.00250	.00460	-.01900	.63900	.06915
.200	31.330	1.22530	.65070	1.38990	-.08189	.00140	.00350	-.01600	.64000	.08148
GRADIENT	.04646	.02943	-.00670	.05377	-.00538	.00013	.00008	-.00079	.00684	.00169

04628 B26C9G15M7F8 M116E28W85S9

(RDZ040) (07 JUN 74)

REFERENCE DATA

SREF = 4.4119 SQ.FT. YMRP = 43.5974 INCHES
 LREF = 19.1229 INCHES YMRP = .0000 INCHES
 BREF = 37.9359 INCHES ZMRP = 15.1875 INCHES
 SCALE = .0405 SCALE

BETA = .000 BDFLAP = -12.000
 ELEVON = -5.000 AILRON = .000
 RUDDER = .000 SPDBRK = 25.000
 GP.AROS = .058

RUN NO. 40/ 0 RN/L = 1.42 GRADIENT INTERVAL = -6.00/ 6.00

MACH	ALPHA	CL	CDF	CLM	CN	CAF	CYN	CBL	CY	XCF/L	CAB
.200	11.1550	.50700	.10190	.10320	.51710	-.00166	.00030	.00260	-.00400	.57800	.04269
.200	12.1630	.58180	.11730	.09330	.59340	-.01287	.00260	.00220	-.00400	.59400	.04361
.200	14.1750	.73040	.15620	.06900	.74620	-.03436	.00090	.00090	-.00500	.61800	.04479
.200	16.1870	.87270	.21540	.04690	.89470	-.05673	.00160	.00200	-.00800	.63200	.04553
.200	19.1020	1.00550	.27560	.02630	1.04040	-.06729	.00750	.00540	-.01700	.64200	.04652
.200	21.1140	1.11560	.36430	.01910	1.17190	-.07572	.00130	.00090	-.02000	.64900	.05002
.200	23.1210	1.19520	.42670	.00550	1.26670	-.07937	.00220	.00090	-.02700	.65000	.05322
.200	25.1310	1.25720	.48640	-.00030	1.32570	-.08201	.00270	-.00030	-.03100	.65200	.05689
.200	27.1370	1.31640	.56690	-.00420	1.42970	-.08176	.00360	-.00030	-.03600	.65300	.05938
.200	29.1440	1.29760	.62140	.00460	1.43360	-.08424	.00260	.00160	-.03200	.65000	.07045
.200	31.1500	1.33330	.69430	.00720	1.47420	-.08568	.00080	.00310	-.01500	.65000	.08767
GRADIENT	.04250		.03052	-.00518	.05041	-.00458	.00007	.00012	-.00067	.00324	.00161

04628 B26C9G15M7F8 M116E28W85S9

(RDZ041) (07 JUN 74)

REFERENCE DATA

SREF = 4.4119 SQ.FT. YMRP = 43.5974 INCHES
 LREF = 19.1229 INCHES YMRP = .0000 INCHES
 BREF = 37.9359 INCHES ZMRP = 15.1875 INCHES
 SCALE = .0405 SCALE

BETA = .000 BDFLAP = -12.000
 ELEVON = 15.000 AILRON = .000
 RUDDER = .000 SPDBRK = 25.000
 GP.AROS = .058

RUN NO. 41/ 0 RN/L = 1.42 GRADIENT INTERVAL = -6.00/ 6.00

MACH	ALPHA	CL	CDF	CLM	CN	CAF	CYN	CBL	CY	XCF/L	CAB
.200	11.1900	.95730	.18440	-.11990	.97480	-.01707	.00040	.00090	-.00600	.69700	.04305
.200	12.1930	1.02060	.25730	-.12590	1.04120	-.02643	.00080	.00100	-.00700	.69800	.04311
.200	15.1070	1.14250	.25830	-.13720	1.17040	-.04767	.00150	.00100	-.00800	.69500	.04491
.200	17.1160	1.24940	.31110	-.14230	1.28550	-.07157	.00080	.00140	-.00900	.69200	.04469
.200	19.1290	1.36800	.41000	-.15900	1.42660	-.08557	.00400	.00130	-.01200	.69300	.04911
.200	21.1400	1.43400	.49650	-.16760	1.51630	-.08598	.00140	.00090	-.01600	.69100	.05184
.200	23.1460	1.49790	.57780	-.16160	1.59780	-.08357	.00230	.00040	-.02000	.68900	.05561
.200	25.1530	1.54580	.65810	-.15720	1.67940	-.07839	.00490	.00050	-.02300	.68600	.05972
.200	27.1530	1.51450	.70140	-.14290	1.66720	-.07722	.00490	.00090	-.02400	.68300	.06465
.200	29.1460	1.43340	.74270	-.09750	1.60340	-.05548	.00310	.00160	-.02100	.67400	.07045
.200	31.1500	1.43600	.79980	-.11000	1.64220	-.05642	.00070	.00190	-.02000	.67200	.08043
GRADIENT	.02616		.03337	.00193	.03626	-.00122	.00019	.00002	-.00127	.00119	.00276

0A62B B26C9G15M7F8 M16E28V8R5X9

(RDZ042) (07 JUN 74)

REFERENCE DATA

SREF = 4.4119 SQ.FT. XMRP = 43.5974 INCHES
 LREF = 19.2299 INCHES YMRP = .0000 INCHES
 BREF = 37.9359 INCHES ZMRP = 15.1875 INCHES
 SCALE = .0405 SCALE

BETA = .000 BDFLAP = -12.000
 ELEWON = 10.000 AILRON = .000
 RUDDER = .000 SPDBRK = 25.000
 GP.POS = .068

RUN NO. 42/ 0 RN/L = 1.42 GRADIENT INTERVAL = -6.00/ 6.00

MACH	ALPHA	CL	CDF	CLM	CN	CAF	CYN	CBL	CY	XCP/L	CAB
.200	11.830	.86180	.15960	-.07200	.87620	-.02046	.00020	.00130	-.00600	.68200	.04294
.200	12.890	.93060	.18140	-.07990	.94760	-.03085	.00070	.00030	-.00700	.68300	.04329
.200	15.000	1.05970	.23180	-.09590	1.08360	-.05040	.00150	-.00110	-.01000	.68400	.04321
.200	17.120	1.17960	.28580	-.10840	1.21150	-.07420	.00120	-.00060	-.00900	.68400	.04459
.200	19.250	1.30390	.38340	-.12530	1.35740	-.06801	.00610	.00430	-.01700	.68600	.04892
.200	21.350	1.37700	.46230	-.12840	1.45100	-.07047	.00270	.00080	-.00900	.68400	.05156
.200	23.430	1.43900	.54150	-.12830	1.53570	-.07532	.00500	-.00140	-.01300	.68200	.05717
.200	25.510	1.49510	.62370	-.12940	1.62130	-.08275	.00500	-.00300	-.02100	.68100	.06424
.200	27.510	1.51250	.68100	-.11420	1.65600	-.09476	.00570	.00480	-.03600	.67700	.06640
.200	29.500	1.42970	.72060	-.08080	1.59920	-.07679	.00070	.01430	-.04200	.67000	.09158
.200	31.480	1.41850	.78820	-.07910	1.62130	-.06670	.00010	.00160	-.01600	.67000	.10499
GRADIENT	.03089		.03357	-.00062	.04048	-.00259	.00007	.00029	-.00129	-.00064	.00759

0A62B B26C9G15M7F8 M16E28V8R5X9

(RDZ143) (07 JUN 74)

REFERENCE DATA

SREF = 4.4119 SQ.FT. XMRP = 43.5974 INCHES
 LREF = 19.2299 INCHES YMRP = .0000 INCHES
 BREF = 37.9359 INCHES ZMRP = 15.1875 INCHES
 SCALE = .0405 SCALE

BETA = .000 BDFLAP = -12.000
 ELEWON = 5.000 AILRON = .000
 RUDDER = .000 SPDBRK = 25.000
 GP.POS = .068

RUN NO. 43/ 0 RN/L = 1.42 GRADIENT INTERVAL = -6.00/ 6.00

MACH	ALPHA	CL	CDF	CLM	CN	CAF	CYN	CBL	CY	XCP/L	CAB
.200	11.740	.75680	.13680	-.01940	.76880	-.02007	.00090	.00240	-.00900	.66100	.04303
.200	12.800	.82440	.15640	-.02830	.83850	-.03016	.00120	.00160	-.01000	.66400	.04284
.200	14.920	.96030	.20380	-.04680	.98040	-.05032	.00190	.00070	-.01200	.66900	.04336
.200	17.050	1.09030	.25850	-.06250	1.18200	-.07265	.00230	.00200	-.01300	.67200	.04437
.200	19.170	1.21180	.34130	-.08150	1.25660	-.07561	.01180	.00670	-.03000	.67600	.04794
.200	21.280	1.30170	.42680	-.09030	1.36790	-.07480	.00310	.00230	-.01200	.67600	.05130
.200	23.360	1.35010	.49820	-.09060	1.44610	-.08203	.00300	.00050	-.01500	.67500	.05550
.200	25.420	1.41880	.57720	-.09440	1.52920	-.08785	.00470	-.00200	-.01900	.67400	.05846
.200	27.490	1.47090	.65280	-.08730	1.60620	-.10005	.00560	.00240	-.03000	.67200	.06395
.200	29.460	1.41100	.69500	-.06190	1.57040	-.08885	.00060	.01800	-.04600	.66600	.06883
.200	31.460	1.38880	.75850	-.05700	1.58050	-.07794	.00030	.00290	-.01900	.66500	.09720
GRADIENT	.03495		.03313	-.00229	.04405	-.00315	.00000	.00027	-.00019	-.00017	.00238



0A62B B26C9615M7F8 W16E28V8R5X9

(RDZ044) (07 JUN 74)

REFERENCE DATA

SREF = 4.4119 SQ.FT. YMRP = 43.5974 INCHES
 LREF = 19.2299 INCHES YMRP = .0000 INCHES
 BREF = 37.9359 INCHES ZMRP = 15.1875 INCHES
 SCALE = .0405 SCALE

BETA = .0005 BDFLAP = -12.0000
 ELEVON = .0000 AILRON = .0000
 RUDDER = .0000 SPDRK = 25.0000
 GP.POS = .068

RUN NO. 44/0 RN/L = 1.42 GRADIENT INTERVAL = -6.00/ 6.00

MACH	ALPHA	CL	CLM	CDF	CLM	CN	CAF	CYN	CBL	CY	XCF/L	CAB
.200	11.650	.64740	.11880	.03280	.65800	-.01435	.00070	-.00800	.00270	-.00800	.63300	.04268
.200	12.700	.71800	.13650	.02370	.73050	-.02477	.00100	-.00900	.00220	-.00900	.64000	.04341
.200	14.840	.85760	.18020	.03370	.87510	-.04546	.00150	-.01000	.00090	-.01100	.65000	.04356
.200	16.990	.99110	.23250	.01190	1.01570	-.07735	.00210	-.01300	.00220	-.01300	.65600	.04443
.200	19.100	1.10810	.30650	-.02970	1.14740	-.07773	.00120	-.00650	.00650	-.02800	.66100	.04726
.200	21.210	1.21030	.38150	-.03940	1.26640	-.08211	.00070	-.00370	.00370	-.02200	.66300	.04970
.200	23.250	1.26910	.45650	-.04240	1.34630	-.08165	.00290	-.00050	.00050	-.01400	.66300	.05285
.200	25.380	1.35040	.53830	-.04880	1.45160	-.09262	.00450	-.00160	-.00160	-.01800	.66400	.05754
.200	27.430	1.38710	.60510	-.04470	1.51640	-.10118	.00440	-.00170	.00170	-.02600	.66300	.06150
.200	29.440	1.37020	.66150	-.03070	1.51850	-.10973	.00260	-.00160	.00160	-.00520	.65900	.07395
.200	31.430	1.35090	.72880	-.02750	1.53270	-.08271	.00060	-.00060	.00060	-.02800	.65800	.09127
GRADIENT		.03287	-.00392	-.00469	-.00380	-.00005	.00000	-.00000	.00000	-.00000	.00000	.00000

REFERENCE DATA

SREF = 4.4119 SQ.FT. YMRP = 43.5974 INCHES
 LREF = 19.2299 INCHES YMRP = .0000 INCHES
 BREF = 37.9359 INCHES ZMRP = 15.1875 INCHES
 SCALE = .0405 SCALE

BETA = .0005 BDFLAP = -12.0000
 ELEVON = .0000 AILRON = .0000
 RUDDER = .0000 SPDRK = 25.0000
 GP.POS = .035

RUN NO. 45/0 RN/L = 1.42 GRADIENT INTERVAL = -6.00/ 6.00

MACH	ALPHA	CL	CLM	CDF	CLM	CN	CAF	CYN	CBL	CY	XCF/L	CAB
.200	17.060	1.05200	.24460	-.02580	1.07740	-.07478	.00060	-.00080	.00080	-.00060	.66000	.04532
.200	19.190	1.17970	.32810	-.04990	1.22200	-.07785	.00560	-.00420	.00420	-.01200	.66700	.04659
.200	21.280	1.27450	.40500	-.06390	1.33460	-.08531	.00330	-.00210	.00210	-.00900	.66900	.04880
.200	23.390	1.36040	.48550	-.07660	1.44140	-.09463	.00260	-.00080	.00080	-.00000	.67100	.05113
.200	25.510	1.44250	.57150	-.08950	1.54800	-.10553	.00450	-.00280	.00280	-.01600	.67300	.05327
.200	27.550	1.48810	.64310	-.09270	1.61770	-.11632	.00360	-.00160	.00160	-.01300	.67300	.05626
.200	29.490	1.41100	.68710	-.07670	1.56650	-.09669	.00000	-.00400	.00400	-.00400	.67000	.07300
GRADIENT		.03214	-.00454	-.00461	-.00282	-.00002	.00000	-.00000	.00000	-.00000	.00000	.00000

0A62B B26C9615M7F8 W16E28V8R5X9

(RDZ045) (07 JUN 74)

0A62B B26C9615M7F8 W16E26V8R5X9

(RDZ046) (07 JUN 74)

REFERENCE DATA

SREF = 4.4119 SQ.FT. XMRP = 43.5974 INCHES
 LREF = 19.2299 INCHES YMRP = .0000 INCHES
 BREF = 37.9359 INCHES ZMRP = 15.1875 INCHES
 SCALE = .0405 SCALE

BETA = .000 BDFLAP = -12.000
 ELEWON = .000 AILRON = .000
 RUDDER = .000 SPDBRK = 25.000
 GP.FOS = .035

RUN NO. 46/ 0 RNVL = 1.42 GRADIENT INTERVAL = -6.00/ 6.00

MACH	ALPHA	CL	CDF	CLM	CN	CAF	CYN	CBL	CY	XCP/L	CAB
.200	17.050	1.05180	.24470	-.02730	1.07730	-.07452	.00070	.00060	-.00600	.66100	.04490
.200	19.230	1.18970	.33700	-.05710	1.23430	-.07377	.00220	.00330	-.00700	.66900	.04762
.200	21.310	1.28200	.40710	-.07010	1.34230	-.08680	.00290	.00180	-.00700	.67100	.05026
.200	23.400	1.36930	.48850	-.08390	1.45070	-.09570	.00420	-.00030	-.01000	.67300	.05322
.200	25.530	1.43990	.57060	-.09580	1.54530	-.10572	.00420	-.00250	-.01600	.67400	.05241
.200	27.590	1.49460	.64590	-.09820	1.62380	-.11975	.00330	.00020	-.01900	.67400	.05709
.200	29.510	1.42820	.69590	-.08110	1.58570	-.09802	.00150	.01260	-.04000	.67000	.07987
GRADIENT		.03271	.03663	-.00466	.04316	-.00313	.00011	.00042	-.00230	.00070	.00214

REFERENCE DATA

SREF = 4.4119 SQ.FT. XMRP = 43.5974 INCHES
 LREF = 19.2299 INCHES YMRP = .0000 INCHES
 BREF = 37.9359 INCHES ZMRP = 15.1875 INCHES
 SCALE = .0405 SCALE

BETA = .000 BDFLAP = -12.000
 ELEWON = .000 AILRON = .000
 RUDDER = .000 SPDBRK = 25.000
 GP.FOS = .035

RUN NO. 49/ 0 RNVL = 1.42 GRADIENT INTERVAL = -6.00/ 6.00

MACH	ALPHA	CL	CDF	CLM	CN	CAF	CYN	CBL	CY	XCP/L	CAB
.200	17.070	1.05740	.24610	-.02700	1.08300	-.07517	.00060	.00030	-.00700	.66100	.04541
.200	19.170	1.18750	.33690	-.05420	1.23230	-.07172	.00230	.00330	-.00700	.66800	.04740
.200	21.290	1.28390	.40860	-.06670	1.34470	-.08553	.00220	.00130	-.00700	.67000	.04970
.200	23.390	1.36270	.48680	-.07950	1.44400	-.09423	.00240	-.00090	-.01000	.67200	.05280
.200	25.480	1.44460	.57150	-.09250	1.54990	-.10549	.00380	-.00330	-.01500	.67400	.05360
.200	27.540	1.48990	.64460	-.09490	1.61910	-.11750	.00350	-.00110	-.01900	.67300	.05713
.200	29.510	1.43020	.69430	-.07990	1.58670	-.10046	.00170	.01400	-.04500	.67000	.08205
GRADIENT		.03247	.03646	-.00459	.04286	-.00323	.00013	.00046	-.00249	.00071	.00227

(RDZ149) (07 JUN 74)

PARAMETRIC DATA



DATE 02 JUL 74 TABULATED SOURCE DATA - 0A62B

(RDZ050) (07 JUN 74)

0A62B B26C9G15M7F8 M116E28W8R5X9

PARAMETRIC DATA

BETA = .000 BDFLAP = -12.000
ELEVON = 5.000 AILRON = .000
RUDDER = .000 SPDRK = 25.000
GP.FOS = .035

REFERENCE DATA

SREF = 4.4119 SQ.FT. XMRP = 43.5974 INCHES
LREF = 19.2299 INCHES YMRP = .0000 INCHES
BREF = 37.9359 INCHES ZMRP = 15.1875 INCHES
SCALE = .0405 SCALE

RUN NO. 50/ 0 RN/L = 1.42 GRADIENT INTERVAL = -6.00/ 6.00

MACH	ALPHA	CL	CDF	CLM	CN	CAF	CYN	CBL	CY	XCF/L	CAB
.200	17.130	1.14390	.26670	-.07440	1.17170	-.08213	-.00020	.00010	-.00500	.67500	.04527
.200	19.250	1.27590	.36050	-.10660	1.32340	-.08047	.00310	.00170	-.00900	.68000	.04773
.200	21.360	1.56310	.43950	-.11140	1.42950	-.08733	.00310	.00160	-.01000	.68000	.05003
.200	23.450	1.44410	.52570	-.12340	1.53400	-.09237	.00340	-.00190	-.01200	.68100	.05256
.200	25.520	1.51490	.60900	-.13110	1.62950	-.10322	.00430	-.00290	-.01700	.68100	.05363
.200	27.580	1.54440	.67890	-.12890	1.68320	-.11342	.00460	.00040	-.02500	.68000	.05939
.200	29.530	1.45120	.72970	-.10760	1.61790	-.08822	.00050	.01390	-.04400	.67600	.08694
GRADIENT		.02794	.03741	-.00307	.03909	-.00174	.00011	.00058	-.00267	.00008	.00260

(RDZ051) (07 JUN 74)

0A62B B26C9G15M7F8 M116E28W8R5X9

PARAMETRIC DATA

BETA = .000 BDFLAP = -12.000
ELEVON = 10.000 AILRON = .000
RUDDER = .000 SPDRK = 25.000
GP.FOS = .035

REFERENCE DATA

SREF = 4.4119 SQ.FT. XMRP = 43.5974 INCHES
LREF = 19.2299 INCHES YMRP = .0000 INCHES
BREF = 37.9359 INCHES ZMRP = 15.1875 INCHES
SCALE = .0405 SCALE

RUN NO. 51/ 0 RN/L = 1.42 GRADIENT INTERVAL = -6.00/ 6.00

MACH	ALPHA	CL	CDF	CLM	CN	CAF	CYN	CBL	CY	XCF/L	CAB
.200	17.200	1.21630	.29000	-.11150	1.24770	-.08272	-.00090	-.00130	-.00200	.68500	.04442
.200	19.320	1.35200	.38710	-.13650	1.40400	-.08216	.00300	-.00050	-.00900	.68700	.04873
.200	21.410	1.43020	.47030	-.14520	1.50320	-.08437	.00360	.00020	-.01000	.68700	.05123
.200	23.510	1.50920	.56250	-.15690	1.60830	-.08624	.00370	-.00380	-.01200	.68800	.05387
.200	25.580	1.56150	.63990	-.15870	1.68470	-.09709	.00370	-.00390	-.01700	.68600	.05559
.200	27.600	1.55940	.70250	-.14800	1.70750	-.09998	.00390	.00930	-.04000	.68400	.05684
.200	29.550	1.46880	.74650	-.12960	1.64590	-.07508	.00040	.00940	-.04000	.68100	.08029
GRADIENT		.02277	.03760	-.00161	.03452	-.00046	.00011	.00081	-.00316	-.00032	.00337

DATE 02 JUL 74 TABULATED SOURCE DATA - QM62B

OM62B B26C9G15M7F8 W16E2B8R5X9

(RDZ052) (07 JUN 74)

REFERENCE DATA

SREF = 4.4119 SQ.FT. XMRP = 43.5974 INCHES
LREF = 19.2299 INCHES YMRP = .0000 INCHES
BREF = 37.9359 INCHES ZMRP = 15.1875 INCHES
SCALE = .0435 SCALE

BETA = .000 BDFLAP = -12.000
ELEVON = 15.000 AILRON = .000
RUDDER = .000 SPDBRK = 25.000
GP.POS = .035

RUN NO. 52/ 0 RN/L = 1.42 GRADIENT INTERVAL = -6.00/ 6.00

MACH	ALPHA	CL	CDF	CLM	CN	CAF	CYN	CBL	CY	XCF/L	CAB
.200	17.220	1.27400	.31210	-1.14430	1.30930	-.07914	-.00190	.00010	.00000	.69230	.04412
.200	19.350	1.39870	.41270	-1.16460	1.45640	-.07406	.00320	.00000	-.01000	.69300	-.04724
.200	21.440	1.47440	.50240	-1.17370	1.55600	-.07132	.00220	-.00090	-.00800	.69300	.04989
.200	23.510	1.54760	.58570	-1.18230	1.65280	-.06840	.00230	-.00340	-.01300	.69200	-.05508
.200	25.600	1.60670	.67400	-1.18570	1.74020	-.06668	.00430	-.00530	-.02100	.69100	.05752
.200	27.560	1.54090	.71390	-1.16310	1.69630	-.06814	.00370	.02220	-.06600	.68700	-.08571
.200	29.520	1.47480	.77500	-1.15160	1.66310	-.06816	-.00240	.00670	-.03600	.68500	.09627
GRADIENT		.01799	.03746	-.00059	.03027	.00070	.00015	.00103	-.00405	-.00060	-.00417

OM62B B26C9G15M7F8 W16E2B8R5X9

(RDZ053) (07 JUN 74)

REFERENCE DATA

SREF = 4.4119 SQ.FT. XMRP = 43.5974 INCHES
LREF = 19.2299 INCHES YMRP = .0000 INCHES
BREF = 37.9359 INCHES ZMRP = 15.1875 INCHES
SCALE = .0435 SCALE

BETA = .000 BDFLAP = -12.000
ELEVON = 15.000 AILRON = .000
RUDDER = .000 SPDBRK = 25.000
GP.POS = .035

RUN NO. 53/ 0 RN/L = 1.42 GRADIENT INTERVAL = -6.00/ 6.00

MACH	ALPHA	CL	CDF	CLM	CN	CAF	CYN	CBL	CY	XCF/L	CAB
.200	17.240	1.31190	.32040	-1.16440	1.34790	-.08292	-.00070	.00020	-.00300	.69700	.04591
.200	19.350	1.43320	.42190	-1.18590	1.49200	-.07680	.00400	-.00020	-.01200	.69800	.04993
.200	21.450	1.50420	.50970	-1.19390	1.58650	-.07572	.00320	-.00120	-.01200	.69700	.05292
.200	23.520	1.57310	.59360	-1.20230	1.67940	-.06858	.00260	-.00440	-.01300	.69600	.05528
.200	25.650	1.62000	.67880	-1.20260	1.75420	-.06943	.00500	-.00570	-.02300	.69400	.05982
.200	27.550	1.54010	.72200	-1.17460	1.69950	-.07241	.00270	.02740	-.07700	.68900	.09316
.200	29.530	1.48960	.77580	-1.16270	1.67840	-.06921	-.00150	.00580	-.00300	.68700	.10021
GRADIENT		.01529	.03723	-.00027	.02766	.00112	-.00005	.00116	-.00195	-.00088	.00432



0A628 B26C9G15M7F8 W16E226V8R5X9

(RDZ054) (07 JUN 74)

REFERENCE DATA

SREF = 4.4119 SQ.FT. XMRP = 43.5974 INCHES
 LREF = 19.2299 INCHES YMRP = .0000 INCHES
 BREF = 37.9359 INCHES ZMRP = 15.1875 INCHES
 SCALE = .0405 SCALE

BETA = .000 BDFLAP = -12.000
 ELEVEN = 5.000 AIRLON = .000
 RUDDER = .000 SPDBRK = 25.000
 GP.POS = .035

RUN NO. 54/ 0 RN/L = 1.42 GRADIENT INTERVAL = -6.00/ 6.00

MACH	ALPHA	CL	CLM	CLN	CAF	CYN	CBL	CY	XCP/L	CAB
.200	17.120	1.15400	-.07910	1.18170	-.06391	.00020	.00010	-.00500	.67600	.04484
.200	19.280	1.29590	-.10850	1.34320	-.08493	.00020	.00160	-.00800	.68100	.04806
.200	21.360	1.38160	-.12340	1.44800	-.09370	.00310	.00220	-.01000	.68200	.05133
.200	23.470	1.46250	-.13330	1.55320	-.09453	.00340	.00100	-.01100	.68300	.05274
.200	25.540	1.52860	-.14010	1.64310	-.09680	.00410	-.00250	-.01700	.68300	.05455
.200	27.580	1.55860	-.13670	1.69850	-.11473	.00410	.00230	-.02000	.68400	.06010
.200	29.520	1.45950	-.11470	1.62860	-.08990	.00190	.00190	-.04400	.67800	.06905
GRADIENT	.02763	.03761	-.00320	.03884	-.00110	.00015	.00054	-.00274	.00313	.00273

REFERENCE DATA

SREF = 4.4119 SQ.FT. XMRP = 43.5974 INCHES
 LREF = 19.2299 INCHES YMRP = .0000 INCHES
 BREF = 37.9359 INCHES ZMRP = 15.1875 INCHES
 SCALE = .0405 SCALE

BETA = .000 BDFLAP = -12.000
 ELEVEN = 5.000 AIRLON = .000
 RUDDER = .000 SPDBRK = 25.000
 GP.POS = .035

RUN NO. 55/ 0 RN/L = 1.42 GRADIENT INTERVAL = -6.00/ 6.00

MACH	ALPHA	CL	CLM	CLN	CAF	CYN	CBL	CY	XCP/L	CAB
.200	16.960	.94270	.00060	.96670	-.06184	.00180	.00160	-.00800	.64000	.04643
.200	19.100	1.07700	.00020	1.11920	-.05920	.00230	.00360	-.00200	.65200	.04821
.200	21.210	1.17850	-.01520	1.23560	-.07366	.00220	.00120	-.00700	.65600	.05009
.200	23.320	1.26920	-.02760	1.34300	-.09086	.00330	.00070	-.01200	.65900	.05329
.200	25.380	1.34400	-.04120	1.43870	-.10302	.00390	-.00080	-.01500	.66200	.05509
.200	27.480	1.41320	-.05040	1.53290	-.11559	.00490	-.00080	-.02000	.66400	.05652
.200	29.480	1.38870	-.04300	1.53570	-.10542	.00150	.00120	-.03600	.66200	.07418
GRADIENT	.03729	.03519	-.00597	.04688	-.00467	.00010	.00036	-.00197	.00165	.00119

(RDZ055) (07 JUN 74)

0A628 B26C9G15M7F8 W16E226V8R5X9

0462B B26C9G15M7F8 W116E28W85X9

(RDZ056) (07 JUN 74)

REFERENCE DATA

SREF = 4.4119 SQ.FT. XMRP = 43.5974 INCHES
 LREF = 19.2299 INCHES YMRP = .0000 INCHES
 BREF = 37.9359 INCHES ZMRP = 15.1875 INCHES
 SCALE = .0405 SCALE

PARAMETRIC DATA

BETA = .000 BDFLAP = -12.000
 ELEVON = -10.000 AILRON = .000
 RUDDER = .000 SPDBRK = 25.000
 GP.POS = .035

RUN NO. 56/ 0 RN/L = 1.42 GRADIENT INTERVAL = -6.00/ 6.00

MACH	ALPHA	CL	CLM	CDF	CN	CAF	CYN	CBL	CY	XCP/L	CAB
.200	16.860	.81560	.09480	.20250	.83930	-.04278	.00220	.00120	-.00970	.61080	.04827
.200	18.990	.95540	.06460	.26850	.99450	-.05825	.00890	.00300	-.02260	.62800	.04991
.200	21.110	1.07640	.03830	.35000	1.13020	-.06122	.00290	-.00070	-.00700	.63900	.05136
.200	23.200	1.16620	.02460	.41240	1.23440	-.08037	.00350	-.00070	-.01100	.64400	.05312
.200	25.280	1.25320	.00640	.48600	1.34070	-.09578	.00460	-.00190	-.01600	.65000	.05600
.200	27.370	1.31430	-.00400	.56080	1.42500	-.10639	.00360	-.00000	-.01700	.65300	.05746
.200	29.370	1.31820	-.00560	.62530	1.45550	-.10171	.00260	.01040	-.03600	.65300	.07121
GRADIENT	.04104	.03402	-.00286	.03002	-.00002	-.00527	-.00013	.00034	-.00143	.00326	.00151

0462B B26C9G15M7F8 W116E28W85X9

(RDZ057) (07 JUN 74)

REFERENCE DATA

SREF = 4.4119 SQ.FT. XMRP = 43.5974 INCHES
 LREF = 19.2299 INCHES YMRP = .0000 INCHES
 BREF = 37.9359 INCHES ZMRP = 15.1875 INCHES
 SCALE = .0405 SCALE

PARAMETRIC DATA

BETA = .000 BDFLAP = -12.000
 ELEVON = -10.000 AILRON = .000
 RUDDER = .000 SPDBRK = 25.000
 GP.POS = .035

RUN NO. 57/ 0 RN/L = 1.42 GRADIENT INTERVAL = -6.00/ 6.00

MACH	ALPHA	CL	CLM	CDF	CN	CAF	CYN	CBL	CY	XCP/L	CAB
.200	16.860	.80030	.10730	.19780	.82330	-.04201	.00070	.00150	-.00700	.60400	.04706
.200	18.980	.94550	.07610	.26300	.97960	-.05887	.00780	.00360	-.01900	.62000	.04977
.200	21.060	1.06550	.04570	.34610	1.11870	-.06992	.00210	.00000	-.00700	.63700	.05041
.200	23.160	1.15900	.03000	.40800	1.22610	-.08080	.00280	.00000	-.01100	.64300	.05312
.200	25.270	1.25440	.01780	.48470	1.34120	-.09729	.00340	-.00110	-.01500	.64900	.05613
.200	27.400	1.31240	-.00390	.55890	1.42240	-.10784	.00340	-.00190	-.01600	.65200	.05733
.200	29.340	1.33110	-.00350	.62200	1.46810	-.10496	.00240	.00770	-.02900	.65300	.07100
GRADIENT	.04296	.03444	-.00084	.03104	-.00004	-.00554	-.00004	.00012	-.00115	.00371	.00157

04628 B26C9G15M7F8 W16E29WR59X

(RDZ059) (07 JUN 74)

REFERENCE DATA

SFEF = 4.4119 SQ.FT. YMRP = 43.5974 INCHES
 LREF = 19.2299 INCHES YMRP = .0000 INCHES
 BREF = 37.9359 INCHES ZMRP = 15.1875 INCHES
 SCALE = .0405 SCALE

BETA = .000 BOFLAP = -12.000
 ELEVON = -15.000 ATLRON = .000
 RUDDER = .000 SPDBRK = 25.000
 GP.FOS = .035

RUN NO. 58/0 RN/L = 1.42 GRADIENT INTERVAL = -6.00/ 6.00

WACH	ALPHA	CL	CDF	CLM	CN	CAF	CYN	CBL	XCF/L	CAB
.200	16.770	.69320	.18520	.15900	.71720	-.02268	.00090	.00160	.57000	.04793
.200	18.940	.84130	.24440	.12540	.87510	-.04191	.00600	.00320	.59900	.05003
.200	21.040	.97460	.32640	.08870	1.02690	-.04527	.00180	-.00060	-.00600	-.05261
.200	23.150	1.07820	.38670	.06940	1.15320	-.06890	.00270	.00000	-.01100	.05491
.200	25.230	1.15820	.44980	.05230	1.23940	-.09661	.00310	-.00100	-.01200	.05614
.200	27.300	1.22770	.52340	.03870	1.33100	-.09808	.00300	-.00110	-.01400	.05783
.200	29.340	1.28590	.59150	.03300	1.36810	-.09148	.00300	-.00220	-.02000	.06519
GRADIENT	.04423	.03242	-.01005	.05256	-.01610	.00003	.00003	-.00012	.00546	.00121

REFERENCE DATA

SFEF = 4.4119 SQ.FT. YMRP = 43.5974 INCHES
 LREF = 19.2299 INCHES YMRP = .0000 INCHES
 BREF = 37.9359 INCHES ZMRP = 15.1875 INCHES
 SCALE = .0405 SCALE

BETA = .000 BOFLAP = -12.000
 ELEVON = -20.000 ATLRON = .000
 RUDDER = .000 SPDBRK = 25.000
 GP.FOS = .035

RUN NO. 59/0 RN/L = 1.42 GRADIENT INTERVAL = -5.00/ 6.00

WACH	ALPHA	CL	CDF	CLM	CN	CAF	CYN	CBL	XCF/L	CAB
.200	16.670	.57190	.17390	.21740	.59770	.01255	.00090	.00190	.51810	.05014
.200	18.800	.72750	.22670	.18060	.76180	-.01994	.00430	.00270	.56400	.05241
.200	20.950	.87400	.30730	.13710	.92610	-.02561	.00100	-.00040	-.00700	.05473
.200	23.070	.99100	.36750	.10330	1.05570	-.05027	.00300	.00090	-.00800	.05661
.200	25.160	1.08710	.42850	.08830	1.16610	-.07436	.00350	-.00130	-.01300	.06300
.200	27.250	1.15100	.49750	.07300	1.25110	-.08478	.00310	-.00140	-.01100	.06142
.200	29.280	1.17310	.56230	.06680	1.29560	-.09192	.00240	.00210	-.01600	.06676
GRADIENT	.04653	.03101	-.01207	.05628	-.00734	.00003	.00003	-.00011	.00573	.00122

04628 B26C9G15M7F8 W16E29WR59X

(RDZ059) (07 JUN 74)

0A62B B26C9615M7F8 W16E28V8R5X9

(R0Z060) (07 JUN 74)

REFERENCE DATA

SREF = 4.4119 SQ.FT. XMRP = 43.5974 INCHES
 LREF = 19.2299 INCHES YMRP = .0000 INCHES
 BREF = 37.9359 INCHES ZMRP = 15.1875 INCHES
 SCALE = .0405 SCALE

BETA = .0000 BDFLAP = -12.000
 ELEVON = -30.0000 AIRLON = .0000
 RUDDER = .0000 SPDBRK = 25.0000
 GP.POS = .035

RUN NO. 60/ 0 RN/L = 1.42 GRADIENT INTERVAL = -6.00/ 6.00

MACH	ALPHA	CL	CDF	CLM	CN	CAF	CYN	CBL	CY	XCP/L	CAB
.200	16.560	.44050	.17880	.26810	.47320	.04577	.00060	.00120	-.00200	.44300	.05774
.200	18.720	.57050	.22100	.24500	.61130	.02626	.00250	.00100	-.00600	.50400	.05922
.200	20.880	.70600	.28900	.21270	.76260	.01868	.00030	.00000	-.00100	.54900	.06091
.200	22.950	.82170	.34120	.18110	.88970	-.00630	.00210	-.00110	-.00400	.57700	.06203
.200	25.050	.92890	.39930	.15230	1.01070	-.03156	.00050	-.00080	-.00700	.59600	.06577
.200	27.130	1.01240	.46400	.13140	1.11260	-.04879	.00150	.00050	-.00900	.60800	.06931
.200	29.180	1.03300	.52550	.13490	1.15810	-.04489	.00240	.00000	-.01100	.60900	.07174
GRADIENT		.04905	.02779	-.00169	.05620	-.00803	.00009	-.00009	-.00061	.01283	.00114

0A62B B26C9615M7F8 W16E28V8R5X9

(R0Z061) (07 JUN 74)

REFERENCE DATA

SREF = 4.4119 SQ.FT. XMRP = 43.5974 INCHES
 LREF = 19.2299 INCHES YMRP = .0000 INCHES
 BREF = 37.9359 INCHES ZMRP = 15.1875 INCHES
 SCALE = .0405 SCALE

BETA = .0000 BDFLAP = -12.000
 ELEVON = -40.0000 AIRLON = .0000
 RUDDER = .0000 SPDBRK = 25.0000
 GP.POS = .035

RUN NO. 61/ 0 RN/L = 1.42 GRADIENT INTERVAL = -6.00/ 6.00

MACH	ALPHA	CL	CDF	CLM	CN	CAF	CYN	CBL	CY	XCP/L	CAB
.200	16.550	.43630	.21160	.25730	.47820	.07862	.00040	.00080	-.00200	.45400	.06318
.200	18.640	.54520	.25610	.24040	.59850	.06836	.00080	-.00020	-.00200	.50400	.06420
.200	20.760	.65890	.30570	.21830	.72450	.05232	.00070	-.00090	-.00200	.54100	.06489
.200	22.890	.76510	.35890	.19500	.84450	.03303	.00190	-.00240	-.00300	.56700	.06669
.200	24.940	.86120	.39630	.19370	.90200	.01765	.00260	-.00080	-.00400	.57300	.06863
.200	27.040	.90110	.46020	.17020	1.01190	.00021	.00260	-.00010	-.00600	.59000	.07019
.200	29.100	.95320	.52090	.16420	1.08620	-.00840	.00190	-.00100	-.00800	.59600	.07619
GRADIENT		.04122	.02433	-.00758	.04826	-.00737	.00017	.00001	-.00048	.01075	.00093



04628 B26C9G15WTF8J43M16E28W85X10

(RDZ562) (07 JUN 74)

REFERENCE DATA

SREF = 4.4119 SQ.FT. YMRP = 43.5974 INCHES
 LREF = 19.2239 INCHES YMRP = .0000 INCHES
 BREF = 37.9359 INCHES ZMRP = 15.1875 INCHES
 SCALE = .0425 SCALE

BETA = .000 BDFLAP = -12.0000
 ELEWON = .000 AILRON = .0000
 RUDDER = .000 SPOBRK = 25.0000
 GP,POS = .035

RUN NO. 62/0 RN/L = 1.42 GRADIENT INTERVAL = -6.00/ 6.00

MACH	ALPHA	CL	CDF	CLM	CN	CAF	CYN	CBL	CY	XCF/L	CAB
.200	17.050	1.04690	.26490	.06370	1.04030	-1.4138	.00060	.00180	-.00000	.62900	.05036
.200	19.130	1.09370	.31650	.05200	1.13700	-.05934	-.00080	.00050	-.00000	.63500	.05116
.200	21.250	1.18830	.38700	.03180	1.24780	-.07052	.00170	.00130	-.01300	.64200	.05327
.200	23.330	1.27690	.48270	.01020	1.36370	-.06251	.00260	.00200	-.01000	.64900	.05438
.200	25.410	1.33500	.57160	-.00300	1.45110	-.05653	.00080	-.00050	-.01000	.65200	.05701
.200	27.490	1.39520	.65520	-.01160	1.54010	-.06237	-.00110	.00060	-.01300	.65400	.06258
.200	29.570	1.41520	.72210	-.01520	1.58780	-.06956	.00000	-.00000	-.01000	.65500	.07566
GRADIENT		.03391	.03830	-.01684	.04549	-.00322	-.00006	-.00004	-.00004	.00216	.00176

REFERENCE DATA

SREF = 4.4119 SQ.FT. YMRP = 43.5974 INCHES
 LREF = 19.2239 INCHES YMRP = .0000 INCHES
 BREF = 37.9359 INCHES ZMRP = 15.1875 INCHES
 SCALE = .0425 SCALE

BETA = .000 BDFLAP = -12.0000
 ELEWON = .000 AILRON = .0000
 RUDDER = .000 SPOBRK = .0000
 GP,POS = .035

RUN NO. 63/0 RN/L = 1.42 GRADIENT INTERVAL = -6.00/ 6.00

MACH	ALPHA	CL	CDF	CLM	CN	CAF	CYN	CBL	CY	XCF/L	CAB
.200	17.060	1.03710	.26150	.05520	1.04910	-1.04838	.00020	.00200	-.00000	.63200	.04781
.200	19.160	1.10650	.31440	.04250	1.14840	-.06610	-.00110	.00100	-.00000	.63800	.04975
.200	21.280	1.20480	.38630	.02230	1.26290	-.07668	.00190	.00150	-.01400	.64500	.05237
.200	23.340	1.28960	.48180	.00700	1.37500	-.06857	.00020	.00040	-.01200	.65200	.05372
.200	25.440	1.35050	.57100	-.00400	1.46480	-.06449	.00000	.00030	-.00900	.65500	.05620
.200	27.490	1.40970	.65440	-.02530	1.55260	-.07032	-.00400	.00170	-.01100	.65500	.06262
.200	29.590	1.43440	.72760	-.02800	1.61670	-.07565	-.00000	.00230	-.00900	.65800	.07564
GRADIENT		.03430	.03872	-.00721	.04592	-.00134	-.00004	-.00112	-.00004	.00219	.00199

04628 B26C9G15WTF8J43M16E28W85X10

(RDZ563) (07 JUN 74)

0462B B26C9G15M7F8J43M16E28W85X10

(RDZ064) (07 JUN 74)

REFERENCE DATA

SREF = 4.4119 SQ.FT. XMRP = 43.5974 INCHES
 LREF = 19.2299 INCHES YMRP = .0000 INCHES
 BREF = 37.9359 INCHES ZMRP = 15.1875 INCHES
 SCALE = .0405 SCALE

PARAMETRIC DATA

BETA = .0000 BDFLAP = -12.0000
 ELEVON = 15.0000 AILRON = .0000
 RUDDER = .0000 SPDBRK = .0000
 GP.FDS = .0335

RUN NO. 64/0 RN/L = 1.42 GRADIENT INTERVAL = -6.00/ 6.00

MACH	ALPHA	CL	CLM	CDF	CN	CAF	CYN	CBL	CY	XCF/L	CAB
.200	17.210	1.21240	-.05640	.32810	1.25330	-.04542	-.00100	-.00100	-.00200	.66800	.04649
.200	19.330	1.30530	-.06690	.39640	1.36740	-.05823	-.00060	-.00070	-.01000	.67000	.04991
.200	21.447	1.39920	-.07710	.46630	1.48370	-.07495	-.00030	-.00050	-.01000	.67300	.05316
.200	23.490	1.46102	-.08620	.53930	1.57800	-.09455	-.00060	-.00150	-.01200	.67500	.05610
.200	25.600	1.50470	-.09550	.61420	1.64830	-.12432	-.00030	-.00050	-.01600	.67500	.05903
.200	27.610	1.53120	-.10420	.67420	1.70550	-.16341	-.00020	-.00000	-.01100	.67500	.07258
.200	29.620	1.52710	-.10740	.68430	1.73000	-.20716	-.00000	-.00020	-.00900	.67500	.08832
GRADIENT		.02597	-.00453	.03929	.03055	-.00000	.00000	.00011	-.00000	.00057	.00307

0462B B26C9G15M7F8J43M16E28W85X10

(RDZ065) (07 JUN 74)

REFERENCE DATA

SREF = 4.4119 SQ.FT. XMRP = 43.5974 INCHES
 LREF = 19.2299 INCHES YMRP = .0000 INCHES
 BREF = 37.9359 INCHES ZMRP = 15.1875 INCHES
 SCALE = .0405 SCALE

PARAMETRIC DATA

BETA = .0000 BDFLAP = -12.0000
 ELEVON = -10.0000 AILRON = .0000
 RUDDER = .0000 SPDBRK = .0000
 GP.FDS = .0335

RUN NO. 65/0 RN/L = 1.42 GRADIENT INTERVAL = -6.00/ 6.00

MACH	ALPHA	CL	CLM	CDF	CN	CAF	CYN	CBL	CY	XCF/L	CAB
.200	16.180	.79900	.16390	.21790	.82720	-.02354	.00000	.00100	-.00000	.57600	.04937
.200	19.000	.91770	.14660	.26960	.95550	-.04302	-.00050	-.00050	-.00400	.59500	.05020
.200	21.100	1.02210	.12800	.33120	1.07250	-.06103	-.00020	-.00000	-.00600	.61000	.05224
.200	23.190	1.11120	.10960	.40610	1.18130	-.08640	-.00030	-.00140	-.00600	.62200	.05565
.200	25.310	1.18230	.09030	.49440	1.28090	-.125874	-.00120	-.00170	-.00000	.63000	.05817
.200	27.370	1.23530	.07020	.57710	1.36010	-.176479	-.00000	-.00070	-.00000	.63600	.06069
.200	29.420	1.26350	.05070	.65570	1.42510	-.240354	.00020	-.00150	-.00000	.63900	.06991
GRADIENT		.04030	-.00986	.03554	.03037	-.000325	-.000002	-.00011	-.00014	.00497	.00151



(RDZ166) (07 JUN 74)

04628 B26C9G15M7F8 J43M16E28V8R5X10

PARAMETRIC DATA

BETA = .000 BDFLAP = -12.000
ELEVON = -20.000 ALLRON = .000
RUDDER = .000 SPOBRK = .000
GP.POS = .035

REFERENCE DATA

SREF = 4.4119 SQ.FT. YMRP = 43.5974 INCHES
LREF = 19.2299 INCHES YMRP = .0000 INCHES
BREF = 37.9359 INCHES ZMRP = 15.11875 INCHES
SCALE = .5405 SCALE

RUN NO. 667 0 RNL = 1.42 GRADIENT INTERVAL = -6.00/ 6.00

WACH	ALPHA	CL	CDF	CLM	CN	CAF	CYN	CBL	CY	XCP/L	CAB
.250	16.700	.57550	.19200	.27750	.62650	.01850	.00000	.00170	-.00600	.48300	.05180
.250	18.800	.71790	.23940	.24490	.75670	-.05989	.00000	.00340	-.00800	.53300	.05395
.250	20.900	.86680	.31490	.92210	-.01636	-.01636	.00000	-.00000	-.00000	.57300	.05806
.250	23.000	.95240	.36490	.17180	.00280	.00280	.00000	.00000	-.01400	.59000	.05877
.250	25.150	1.03840	.44200	.14380	1.12780	-.04112	.00240	.00140	-.01400	.60500	.05990
.250	27.250	1.11920	.52320	.12850	1.23460	-.07476	-.00000	.00140	-.01800	.61300	.06333
.250	29.320	1.15930	.58860	.12370	1.29950	-.07548	-.00000	.00170	-.01000	.61700	.06694
GRADIENT	.04638	.03200	-.05173	.05508	-.00002	-.00002	-.00000	-.00000	-.00000	.00000	.00122

(RDZ167) (07 JUN 74)

04628 B26C9G15M7F8 J43M16E28V8R5X10

PARAMETRIC DATA

BETA = .000 BDFLAP = -12.000
ELEVON = -20.000 ALLRON = .000
RUDDER = .000 SPOBRK = .000
GP.POS = .125

REFERENCE DATA

SREF = 4.4119 SQ.FT. YMRP = 43.5974 INCHES
LREF = 19.2299 INCHES YMRP = .0000 INCHES
BREF = 37.9359 INCHES ZMRP = 15.11875 INCHES
SCALE = .5405 SCALE

RUN NO. 677 0 RNL = 1.42 GRADIENT INTERVAL = -6.00/ 6.00

WACH	ALPHA	CL	CDF	CLM	CN	CAF	CYN	CBL	CY	XCP/L	CAB
.250	2.770	-.35240	.09920	.26380	-.34720	.11619	-.00160	.00150	.00600	.92300	.13789
.250	3.100	-.28740	.09130	.26500	-.28060	.13153	-.00150	.00160	.00300	.99900	.03747
.250	3.950	-.15410	.06320	.26210	-.14460	.09881	-.00120	.00200	.00300	1.31800	.03721
.250	4.160	-.03320	.04140	.26570	-.02140	.08525	-.00120	.00210	.00200	5.112200	.03702
.250	10.180	.09000	.08750	.26260	.10410	.07023	-.00000	.00210	-.00100	-.00100	.03864
.250	12.310	.20570	.10010	.26240	.22230	.05394	-.00000	.00280	-.00200	.21700	.03925
.250	14.420	.32660	.12380	.26170	.34720	.03851	-.00020	.00260	-.00000	.37400	.04098
.250	16.530	.43960	.15270	.26050	.46490	.02125	-.00000	.00270	-.00000	.44500	.04369
.250	18.650	.55790	.19280	.25920	.58120	.00419	-.00060	.00400	-.00000	.49200	.04551
.250	20.770	.67460	.24090	.24320	.71620	-.01400	-.00000	.00200	-.00200	.52700	.04661
.250	22.890	.79700	.29330	.22060	.86230	-.00663	-.00000	.00190	-.00600	.55800	.05074
.250	24.960	.86410	.34590	.20750	.94620	-.00478	-.00000	.00150	-.00100	.56900	.05390
.250	27.030	.93760	.44260	.20320	1.03200	-.02851	-.00000	.00260	-.00100	.57800	.05751
.250	29.100	.98420	.51610	.20240	1.11700	-.03567	-.00000	.00290	-.00100	.58400	.06140
.250	31.160	1.02040	.57170	.20000	1.17410	-.04468	-.00000	.00240	-.00100	.58900	.06663
GRADIENT	.04655	-.00408	-.00119	.00319	-.00000	-.00000	-.00000	-.00000	-.00000	.00000	.00122

04628 826C9615WTF8 J43W16E28W85 X10

(RDZ068) (07 JUN 74)

REFERENCE DATA

SREF = 4.4119 SQ.FT. YMRP = 43.5974 INCHES
 LREF = 19.2299 INCHES YMRP = .0000 INCHES
 BREF = 37.9359 INCHES ZMRP = 15.1875 INCHES
 SCALE = .0405 SCALE

PARAMETRIC DATA

BETA = .000 BDFLAP = -12.000
 ELEVON = -19.000 AILRON = .000
 RUDBER = .000 SPDBRK = .000
 GP.POS = .125

RUN NO. 68 / 0 RN/L = 1.42 GRADIENT INTERVAL = -6.00 / 6.00

MACH	ALPHA	CL	CLM	CN	CAF	CYN	CBL	CY	XCP/L	CAB
.200	2.930	-1.4390	.07810	-1.13970	.08539	-.00140	.00150	.00400	1.13400	.03980
.200	4.020	-.07340	.07460	-.06800	.07958	-.00130	.00170	.00300	1.63900	.03955
.200	6.120	.05750	.07280	.06490	.06626	-.00110	.00180	.00200	-.35600	.03916
.200	8.240	.18620	.07940	.19560	.05190	-.00100	.00170	.00000	.32000	.03894
.200	10.340	.30610	.09210	.31770	.03563	-.00080	.00210	.00000	.44900	.03912
.200	12.460	.42430	.11260	.43860	.01838	-.00040	.00250	-.00300	.50700	.04022
.200	14.600	.54340	.14400	.56210	.00237	-.00020	.00190	-.00300	.54000	.04207
.200	16.710	.66030	.18290	.68500	-.01471	-.00010	.00220	-.00500	.56200	.04417
.200	18.830	.77580	.22910	.80630	-.03298	-.00050	.00250	-.00500	.57800	.04588
.200	20.940	.88790	.29930	.93620	-.03785	-.00060	.00040	-.01500	.59300	.04891
.200	23.020	.96610	.37270	1.03490	-.03484	-.00090	-.00020	-.00400	.60200	.05209
.200	25.110	1.03140	.42470	1.11410	-.05328	.00700	.00140	-.01800	.60600	.05428
.200	27.160	1.07780	.49710	1.18580	-.04981	.00170	.00040	-.01100	.60800	.05882
.200	29.220	1.11270	.56350	1.24620	-.05156	.00030	-.00050	-.00500	.60900	.06529
.200	31.250	1.14120	.62770	1.30130	-.05562	.00130	.00020	-.00800	.61200	.06980
.200	GRADIENT	.06468	-.00321	.06578	-.00533	.00009	.00018	-.00092	.46300	-.00023



0A628 B26C9G15M7F8J43M16E28V8R5X10

(RDZ069) (07 JUN 74)

REFERENCE DATA

SREF = 4.4119 SQ.FT. XMRP = 43.5974 INCHES
 LREF = 19.2299 INCHES YMRP = .0000 INCHES
 BREF = 37.9359 INCHES ZMRP = 15.1875 INCHES
 SCALE = .0495 SCALE

PARAMETRIC DATA

BETA = .000 BDFLAP = -12.000
 ELEVEN = 15.000 AILRON = .000
 RUDDER = .000 SPDBRK = .000
 GP.FOS = .125

RUN NO. 69/0 RN/L = 1.42 GRADIENT INTERVAL = -6.00/ 6.00

MACH	ALPHA	CL	CDF	CLM	CN	CAF	CYN	CBL	CY	XCP/L	CAB
.200	3.420	.45840	.09190	-.07270	.46310	.06435	-.00110	-.00140	.00300	.70900	.04649
.200	4.550	.52820	.10010	-.07670	.53450	.05809	-.00120	.00180	.00200	.70400	.04523
.200	6.590	.64380	.11810	-.07830	.63310	.04344	-.00100	-.00170	.00100	.69600	.04423
.200	8.700	.74950	.14280	-.07630	.76250	.02771	-.00090	.00180	-.00100	.68800	.04281
.200	10.810	.85760	.17560	-.07430	.87530	.01163	-.00080	-.00130	-.00100	.68300	.04351
.200	12.920	.96170	.21770	-.07120	.98600	-.00291	-.00070	.00140	-.00300	.67800	.04424
.200	15.020	1.05560	.26580	-.06530	1.08840	-.01683	-.00080	.00190	-.00500	.67400	.04647
.200	17.070	1.12810	.31070	-.05410	1.16960	-.03423	-.00010	-.00140	-.00500	.66900	.04953
.200	19.160	1.19720	.36540	-.04510	1.25080	-.04781	-.00060	.00290	-.00700	.66500	.05243
.200	21.230	1.26370	.42960	-.03740	1.33350	-.05731	.00020	-.00010	-.01000	.66200	.05627
.200	23.310	1.30630	.52140	-.03400	1.40600	-.03816	-.00080	-.00150	-.01000	.66100	.06165
.200	25.350	1.32560	.59790	-.02640	1.45400	-.02729	.00020	-.00250	-.01000	.65800	.067048
.200	27.370	1.32780	.65760	-.01480	1.48150	-.02663	-.00080	.00000	-.01000	.65500	.06250
.200	29.410	1.32580	.71340	.00060	1.50530	-.02959	.00000	-.00220	-.00700	.65200	.06633
.200	31.420	1.34170	.77950	.00040	1.55140	-.03441	.00210	.00090	-.02200	.65200	-.00450
	GRADIENT	.06288	.00739	-.00360	.06432	-.00564	-.00009	.00036	-.00090	-.00450	-.00314

04628 B26C9015HTF8J43W.16E28WRP5X0 (R0Z07G) (07 JUN 74)

REFERENCE DATA

SREF = 4.4119 SQ.FT. XMRP = 43.5974 INCHES
 LREF = 19.2299 INCHES YMRP = .0000 INCHES
 BREF = 37.9339 INCHES ZMRP = 15.1875 INCHES
 SCALE = .0405 SCALE

PARAMETRIC DATA

BETA = .0000 BDFLAP = -12.0000
 ELEVON = .0000 AILTRON = .0000
 RUDDER = .0000 SPDBRK = .0000
 GP.FOS = .125

RUN NO. 70/ 0 RN/L = 1.42 GRADIENT INTERVAL = -6.00/ 6.00

WACH	ALPHA	CL	CLM	CLH	CN	CAF	CYN	CBL	CY	XCF/L	CAB
.200	3.150	.11850	.07560	.12220	.06403	-.00080	.00280	.00000	.00000	.42600	.04281
.200	4.210	.18460	.07180	.18940	.05805	-.00070	.00280	.00000	.00000	.51000	.04263
.200	6.340	.31720	.06800	.32410	.04423	-.00070	.00290	.00000	.00000	.57400	.04169
.200	8.440	.44020	.06440	.44990	.02865	-.00070	.00310	.00000	.00000	.59800	.04131
.200	10.560	.55810	.06150	.56980	.01108	-.00050	.00320	-.00200	.00000	.61000	.04216
.200	12.690	.66900	.05820	.68480	-.00704	-.00030	.00310	-.00300	.00000	.61700	.04199
.200	14.800	.78230	.05500	.80390	-.02017	-.00030	.00260	-.00500	.00000	.62300	.04325
.200	16.890	.89180	.05200	.91960	-.03762	-.00020	.00290	-.00800	.00000	.62700	.04554
.200	18.990	.98180	.05000	1.01960	-.05431	-.00020	.00060	-.00600	.00000	.62900	.04728
.200	21.070	1.07390	.05460	1.13130	-.05096	.00240	.00170	-.01300	.00000	.63400	.05067
.200	23.160	1.13450	.05940	1.20440	-.06903	.00551	.00140	-.01800	.00000	.63300	.05230
.200	25.230	1.18470	.05940	1.28220	-.05814	.00120	-.00000	-.00000	.00000	.63500	.05612
.200	27.270	1.21550	.06570	1.34090	-.05169	.00030	-.00080	-.00000	.00000	.63400	.06479
.200	29.310	1.22460	.07230	1.37510	-.05218	-.00070	-.00120	-.00200	.00000	.63200	.07185
.200	31.350	1.25290	.06900	1.43190	-.05797	.00180	.00050	-.01400	.00000	.63400	.07594
GRADIENT	.06236	.00113	-.00217	.06340	-.00564	.00000	.00000	.00000	.00000	.07925	-.00017



OM62B B26C9G15M7F8 J43M16E28W85X00

(RDZ071) (07 JUN 74)

REFERENCE DATA

SREF = 4.419 SQ.FT. XMRP = 43.9974 INCHES
 LREF = 19.2299 INCHES YMRP = .0000 INCHES
 BREF = 37.9359 INCHES ZMRP = 15.1875 INCHES
 SCALE = .0405 SCALE

PARAMETRIC DATA

BETA = .000 BDFLAP = 22.000
 ELEVON = .000 AIRLN = .000
 RUDDER = .000 SPDBRK = .000
 GP.FOS = .125

RUN NO. 71/0 RN/L = 1.42 GRADIENT INTERVAL = -6.00/ 6.00

MACH	ALPHA	CL	CLM	CN	CAF	CYN	CBL	CY	XCP/L	CAB
.200	3.240	.23480	.07280	.23850	.05941	-.00040	.00260	.00000	.63200	.04252
.200	4.310	.30800	.07620	.31280	.05282	-.00030	.00250	.00000	.64300	.04341
.200	6.420	.44280	-.00050	.45000	.03915	-.00040	.00260	.00000	.65200	.04501
.200	8.550	.57030	-.00760	.58030	.02746	-.00030	.00290	-.00200	.65700	.04600
.200	10.780	.69410	-.01350	.70820	.00936	-.00010	.00280	-.00300	.65900	.04625
.200	12.750	.80720	-.01790	.82620	-.00626	.00020	.00260	-.00550	.66000	.04782
.200	14.890	.92550	-.02360	.95200	-.02149	.00000	.00240	-.00700	.66100	.04878
.200	16.980	1.02970	-.02640	1.06520	-.03762	.00090	.00180	-.01000	.66100	.04980
.200	19.100	1.12800	-.02880	1.17570	-.05221	.00010	.00100	-.00700	.66100	.05158
.200	21.200	1.21910	-.03700	1.28560	-.05697	.00500	.00160	-.02200	.66200	.05664
.200	23.280	1.28080	-.03950	1.36810	-.06110	.00240	.00110	-.01500	.66200	.05913
.200	25.370	1.33500	-.04160	1.45520	-.04696	.00070	-.00150	-.01100	.66200	.06249
.200	27.390	1.35630	-.04130	1.50820	-.04141	-.00060	-.00010	-.00800	.66200	.06743
.200	29.440	1.39930	-.04030	1.58020	-.04698	-.00050	-.00140	-.00400	.66100	.07598
.200	31.490	1.42610	-.04600	1.64130	-.05099	.00020	-.00050	-.00200	.66200	.08251
GRADIENT		.06841	-.06477	.06974	-.00616	.00009	-.00009	.00000	.01028	.00083

REFERENCE DATA

SREF = 4.4119 SQ.FT. XMRP = 43.5974 INCHES
 LREF = 19.2299 INCHES YMRP = .0000 INCHES
 BREF = 37.9359 INCHES ZMRP = 15.1875 INCHES
 SCALE = .0405 SCALE

PARAMETRIC DATA

BETA = .000 BDFLAP = 22.000
 ELEVON = .000 AILRON = .000
 RUDDER = .000 SPDBRK = .000
 GP.POS = .285

RUN NO. 72/0 RN/L = 1.42 GRADIENT INTERVAL = -6.00/ 6.00

MACH	ALPHA	CL	CDf	CLM	CN	CAF	CYN	CBL	CY	XCP/L	CAB
.200	-4.230	-2.5580	.07880	-0.0680	-26.100	.05974	-0.0080	.00290	.00400	.64200	.04023
.200	-2.150	-1.13000	.07100	-0.0290	-13.250	.06612	-0.0050	.00260	.00200	.64300	.03982
.200	-1.090	-0.6830	.06770	-0.0170	-6.6360	.06642	-0.0030	.00250	.00000	.64200	.04123
.200	-0.910	-0.0740	.06640	-0.0150	-0.0750	.06644	-0.0030	.00250	.00000	.62500	.04012
.200	1.020	.05210	.06550	.00020	.05330	.06457	-0.0030	.00240	.00000	.65000	.04139
.200	1.1240	.06550	.06550	.00120	.11470	.06138	-0.0020	.00230	.00000	.64800	.04058
.200	4.170	.22850	.07330	.00280	.23400	.05351	-0.0040	.00230	.00000	.64700	.03977
.200	6.270	.34450	.08160	.00350	.35130	.04343	-0.0040	.00230	.00000	.64800	.04012
.200	8.360	.45540	.09870	.00510	.46490	.03124	-0.0050	.00250	.00300	.64500	.04021
.200	10.470	.56460	.12110	.00890	.57730	.01654	-0.0050	.00250	.00200	.64800	.04219
.200	12.580	.66920	.15050	.01210	.68590	.00120	.00000	.00270	.00300	.64500	.04310
.200	14.680	.77760	.18930	.01440	.80040	.01341	.00020	.00240	.00500	.64500	.04422
.200	16.790	.89220	.24070	.01590	.92370	.02734	.00030	.00250	.00700	.64500	.04512
.200	18.890	.98600	.29310	.01750	1.02780	.04194	.00110	.00140	.00500	.64500	.04621
.200	20.980	1.08140	.35380	.01820	1.11640	.05701	.00130	.00190	.00200	.64500	.05024
.200	23.050	1.15100	.43730	.00940	1.23030	.07489	.01110	.00510	.03100	.64900	.05517
.200	3.140	1.22010	.50990	.01110	1.32110	.05579	.00590	.00310	.02200	.64900	.05215
.200	27.170	1.23820	.58230	.01860	1.36400	.04770	.00090	.00000	.01300	.64700	.05636
.200	29.200	1.25540	.65260	.03010	1.41390	.04342	.00020	.00020	.01000	.64400	.05744
.200	31.230	1.26220	.71140	.02870	1.44820	.04630	.00090	.00000	.01000	.64400	.058173
.200	GRADIENT	.05760	-0.00107	.00110	.05876	.00082	.00015	-0.00007	.00045	.00085	.00001



0A628 B26C9G15MTF8J43M116E28V8R51D

REFERENCE DATA

SREF = 4.4119 SQ.FT. XMRP = 43.5974 INCHES
 LREF = 19.2299 INCHES YMRP = .0000 INCHES
 BREF = 37.9359 INCHES ZMRP = 15.1875 INCHES
 SCALE = .0405 SCALE

PARAMETRIC DATA

BETA = .000 BDFLAP = -12.000
 ELEVEN = .000 AILRON = .000
 RUDDER = .000 SPDBRK = .000
 GF.POS = .285

RUN NO. 73/ 0 RN/L = 1.42 GRADIENT INTERVAL = -6.00/ 6.00

MACH	ALPHA	CL	CLM	CN	CAF	CYN	CBL	CY	XCF/L	CAB
.200	-4.280	-34450	.03370	-34980	.05775	-.00170	.00300	.00700	.68700	.04116
.200	-2.150	-20970	.07330	-21230	.06115	-.00150	.00260	.00400	.71300	.04071
.200	-1.120	-14740	.03650	-14870	.06637	-.00110	.00260	.00300	.74200	.04072
.200	-.070	-08540	.06710	-13550	.06715	-.00110	.00240	.00300	.81600	.04001
.200	.990	-02720	.06560	-02600	.06711	-.00100	.00250	.00100	1.21600	.04018
.200	2.050	.03280	.04170	.03510	.06311	-.00090	.00240	.00100	.21400	.04032
.200	4.140	.14770	.04460	.15210	.05485	-.00080	.00240	.4400	.03969	.03969
.200	6.230	.25910	.04670	.26550	.04453	-.00080	.00230	.00100	.58700	.03833
.200	8.340	.37260	.04980	.38120	.03155	-.00080	.00260	.00000	.60400	.03902
.200	10.470	.48240	.05360	.49360	.01882	-.00060	.00260	.00000	.61000	.03933
.200	12.540	.58330	.05670	.59770	.00983	-.00050	.00290	.00000	.61400	.03990
.200	14.660	.69170	.06710	.71110	-.01465	-.00030	.00260	-.00300	.61700	.04139
.200	16.730	.79260	.07120	.81840	-.03378	-.00020	.00230	-.00500	.62000	.04300
.200	18.830	.88790	.07380	.92230	-.04672	-.00020	.00220	-.00500	.62100	.04497
.200	20.950	.97950	.08070	1.02490	-.06249	-.00120	.00190	-.00200	.62300	.04724
.200	23.040	1.04940	.08720	1.11980	-.074829	.00350	.00300	-.01300	.62600	.05151
.200	25.080	1.10110	.08290	1.18930	-.05650	.00190	.00350	-.02400	.62600	.05419
.200	27.120	1.12350	.09360	1.23580	-.05166	.00210	.00070	-.01200	.62300	.05821
.200	29.160	1.13350	.11180	1.26940	-.05135	.00000	.00040	-.00700	.61900	.06465
.200	31.180	1.11660	.12710	1.27640	-.04747	.00100	-.00010	-.00700	.61500	.07035
.200	GRADIENT	.05825	-.00211	.00138	-.00036	.00006	-.00007	-.00082	-.02488	-.00016

04628 B26C901547F8J43W116E28V8R5J0

(602074) (07 JUN 74)

REFERENCE DATA

SREF = 4.4119 SQ.FT. XMRP = 43.5974 INCHES
 LREF = 19.2229 INCHES YMRP = .0000 INCHES
 BREF = 37.9359 INCHES ZMRP = 15.1875 INCHES
 SCALE = .0005 SCALE

PARAMETRIC DATA

BETA = .000 BOFLAP = -12.000
 ELEVON = 15.000 AILRON = .000
 RUDDER = .000 SPDBRK = .000
 GP.POS = .285

RUN NO. 74/0 RN/L = 1.42 GRADIENT INTERVAL = -6.00/ 6.00

MACH	ALPHA	CL	CLM	CN	CAF	CYN	CBL	CY	XCP/L	CAB
.200	-4.060	-.01750	-.09850	-.02260	-.07228	-.00150	.00170	.00600	-.94600	-.04706
.200	-1.950	.11050	-.09720	.10790	.07730	-.00130	.00140	.00300	.98300	-.04734
.200	-.890	.16960	-.09560	.16840	.07686	-.00130	.00140	.00300	.86100	.04627
.200	.150	.22800	-.09450	.22820	.07647	-.00120	.00130	.00300	.80400	.04639
.200	1.110	.28330	-.09190	.28430	.07354	-.00120	.00130	.00300	.77000	.04610
.200	2.230	.33790	-.08920	.34100	.07121	-.00120	.00070	.00300	.74200	.04541
.200	4.320	.44530	-.08570	.45130	.06196	-.00100	.00000	.00200	.72200	.04571
.200	6.450	.56320	-.08140	.57320	.05156	-.00090	.00090	.00100	.70700	.04388
.200	8.540	.66750	-.07670	.68060	.03729	-.00090	.00070	.00000	.69600	.04319
.200	10.630	.76620	-.07390	.76370	.02183	-.00060	.00060	-.00200	.68600	.04315
.200	12.740	.86350	-.07240	.86700	.00696	-.00060	.00000	-.00300	.68000	.04314
.200	14.860	.96470	-.07100	.96930	-.00817	-.00080	.00120	-.00200	.67400	.04484
.200	16.910	1.05370	-.05220	1.09410	-.02367	-.00050	.00170	-.00600	.66900	.04652
.200	19.000	1.12390	-.03750	1.17510	-.03948	-.00160	.00180	-.00200	.66300	.04825
.200	21.090	1.18570	-.02940	1.25730	-.05321	.00830	.00420	-.02500	.66100	.05266
.200	23.140	1.23030	-.01520	1.31980	-.04256	.00930	.00480	-.02300	.65600	.05468
.200	25.190	1.24730	.00150	1.36230	-.03425	.00000	-.00050	-.00900	.65100	.05796
.200	27.200	1.23640	.02590	1.37610	-.02745	.00000	-.00070	-.00900	.64800	.05640
.200	29.170	1.19810	.05400	1.36840	-.02459	-.00040	-.00150	-.00500	.63700	.07534
.200	31.190	1.12780	.06480	1.37400	-.02419	.00090	-.00060	-.00800	.63400	.08002
.200		.05505	.00161	.00568	-.00029	.00005	-.00002	-.00036	.63062	-.00028

GRADIENT



0A628 B26C9G15WTF8J43M16E28W8R5X10

(RDZ075) (07 JUN 74)

REFERENCE DATA

SPEF = 4.419 SQ.FT. XMRP = 43.5974 INCHES
 UREF = 19.2299 INCHES YMRP = .0000 INCHES
 BREF = 37.9359 INCHES ZMRP = 15.1875 INCHES
 SCALE = .0405 SCALE

PARAMETRIC DATA

BETA = .000 BDFLAP = -12.000
 ELEMON = -10.000 ALLRON = .000
 BUDDER = .000 SDBBRK = .000
 SP.PDS = .285

RUN NO. 75/0 RN/L = 1.42 GRADIENT INTERVAL = -6.00/ 6.00

WACH	ALPHA	CL	CDF	CLM	CN	CAF	CYN	CBL	CY	XCF/L	CAB
.200	-4.480	-158280	.11380	.13010	-.58990	.05795	-.00150	.00230	.00000	.73300	.03664
.200	-2.380	-44440	.03560	.13030	-.44790	.07712	-.00150	.00170	.00000	.75900	.03653
.200	-1.1300	-137950	.06800	.13150	-.33140	.07938	-.00140	.00140	.00600	.77900	.03649
.200	-.250	-31950	.03240	.13280	-.31990	.08100	-.00140	.00140	.00600	.81500	.03618
.200	.780	-125200	.07700	.13410	-.25720	.08154	-.00140	.00120	.00500	.84300	.03604
.200	1.640	-19790	.07240	.13560	-.19550	.07860	-.00130	.00110	.00400	.91700	.03572
.200	3.060	-103000	.16700	.13890	-.07610	.07275	-.00130	.00120	.00200	1.32100	.03501
.200	6.090	-33490	.05600	.14230	.04180	.06200	-.00130	.00130	.00300	-.61100	.03498
.200	8.160	-14390	.07120	.14620	.15260	.05110	-.00120	.00130	.00100	-.29900	.03503
.200	10.250	-25300	.08290	.15160	.26370	.05367	-.00110	.00170	.00000	.77100	.03511
.200	12.350	-36120	.10140	.15690	.37450	.02150	-.00100	.00130	.00000	.49300	.03576
.200	14.470	-46660	.12630	.16180	.46330	.00562	-.00100	.00120	-.00400	.00000	.03792
.200	16.560	-57200	.15910	.16630	.53350	-.01164	-.00090	.00170	-.00400	.54300	.04119
.200	18.650	-67590	.19960	.17030	.57590	-.02713	-.00080	.00230	-.00600	.56200	.04213
.200	21.770	-74000	.25050	.17410	.58920	-.04238	-.00070	.00260	-.00800	.57500	.04355
.200	22.870	-87790	.34010	.15640	-.34190	-.02764	-.00140	.00170	-.00200	.59100	.04718
.200	24.990	-92900	.39760	.15280	1.11110	-.03115	-.00090	.00110	-.00400	.53400	.05140
.200	27.020	-97240	.45290	.15030	1.17210	-.03645	-.00040	.00240	-.00400	.53500	.05236
.200	29.040	-101390	.51010	.14810	1.13150	-.04437	.00240	.00230	-.00100	.53500	.05567
.200	31.060	-102560	.56930	.14710	1.17170	-.04467	.00200	.00160	-.00200	.53500	.05628
.200	33.080	-103520	.63020	.14610	.05662	.04054	.00000	-.00000	-.00000	.06145	-.00019

GRADIENT

(RDZ076) (07 JUN 74)

0A628 B26C9G15WF8J43M16E28V8R5XJ0

PARAMETRIC DATA

BETA = .000 BDFLAP = -12.000
 ELEVON = -20.000 AILRON = .000
 RUDDER = .000 SPDRBK = .000
 GP_POS = .285

REFERENCE DATA

SECF = 4.4119 SQ.FT. XMRP = 43.5974 INCHES
 LEFF = 19.2299 INCHES YMRP = .0000 INCHES
 BREF = 37.9359 INCHES ZMRP = 15.1875 INCHES
 SCALE = .285 SCALE

FUN NO. 76/0 RN/L = 1.42 GRADIENT INTERVAL = -6.00/ 6.00

WACH	ALPHA	CL	CLM	CN	CAF	CYN	CBL	CY	XCP/L	CAB
.200	-4.600	-1.74910	.19680	-.75890	.09181	-.00130	.00190	.01300	.74700	.03413
.200	-2.500	-.61790	.19970	-.62230	.10228	-.00140	.00090	.00900	.77000	.03338
.200	-1.420	-.55680	.20200	-.55960	.11527	-.00130	.00080	.00900	.78500	.03349
.200	-.380	-.49690	.20370	-.49760	.12625	-.00120	.00070	.00700	.80200	.03387
.200	.690	-.43660	.20560	-.43540	.13766	-.00120	.00050	.00700	.82500	.03270
.200	1.720	-.37930	.20740	-.37630	.14575	-.00120	.00070	.00600	.85400	.03305
.200	3.820	-.26700	.21120	-.26090	.09396	-.00110	.00110	.00500	.95000	.03239
.200	5.940	-.15370	.21550	-.14510	.09126	-.00120	.00110	.00300	1.19800	.03130
.200	8.050	-.04570	.22050	-.03490	.07930	-.00100	.00140	.00200	2.97500	.03216
.200	10.130	.06130	.22790	.07420	.06679	-.00090	.00200	.00000	-.47700	.03320
.200	12.230	.16330	.23350	.17930	.05334	-.00070	.00260	-.00200	.17200	.03322
.200	14.330	.27200	.24110	.29050	.03816	-.00050	.00280	-.00200	.34600	.03566
.200	16.420	.37620	.24620	.39890	.02262	-.00000	.00240	-.00300	.42500	.03790
.200	18.500	.47720	.25010	.50580	.00779	.00010	.00350	-.00400	.47000	.04008
.200	20.600	.58240	.25140	.61920	-.00842	-.00020	.00380	-.00400	.50200	.04126
.200	22.730	.68410	.2540	.73240	-.02234	-.00110	.00300	.00000	.52800	.04263
.200	24.830	.77390	.2590	.84830	-.03959	-.00060	.00320	-.00400	.55200	.04701
.200	26.910	.82950	.23250	.92340	-.01369	-.00050	.00290	-.00500	.55900	.05099
.200	28.940	.86860	.23800	.98190	-.01989	.00060	.00200	-.00700	.56400	.05352
.200	30.980	.91890	.23220	1.05380	-.03011	.00030	.00130	-.00900	.57100	.05655
.200	GRADIENT	.05615	.00178	.05789	-.00023	.00002	-.00004	-.00086	.03887	-.00024



(RDZ077) (07 JUN 74)

5A62B B26C9G15W7F8J62M16E28W853D

REFERENCE DATA

SREF = 4.4119 SQ.FT. XMRP = 43.5974 INCHES
 LREF = 19.2299 INCHES YMRP = .0000 INCHES
 BREF = 37.9359 INCHES ZMRP = 15.1875 INCHES
 SCALE = .0405 SCALE

PARAMETRIC DATA

BETA .000 BDFLAP = -12.000
 ELEVON = .000 AILRON = .000
 RUDDER = .000 SFD8RK = .000
 GF.FOS = .285

RUN NO. 77 / 0 RNL = 1.42 GRADIENT INTERVAL = -6.00 / 6.00

MACH	ALPHA	CL	CLM	CN	CAF	CYN	CBL	CY	XCP/L	CAB
.200	-4.190	-.29280	.08160	-.29800	.05995	-.00120	.00380	.00400	.70200	.04201
.200	-2.060	-.17360	.04310	-.17830	.06571	-.00080	.00380	.00100	.74100	.04257
.200	-1.060	-.11790	.04240	-.11920	.06680	-.00070	.00380	.00000	.78300	.04127
.200	-.030	-.06250	.04200	-.06260	.06841	-.00060	.00400	.00000	.89900	.04261
.200	1.040	-.00370	.04120	-.00240	.06788	-.00020	.00390	-.00100	6.76900	.04115
.200	2.070	.04810	.03650	.05060	.06818	-.00070	.00300	.00100	.38600	.04082
.200	4.150	.15690	.03200	.16190	.05577	-.00170	.00210	.00500	.57900	.04007
.200	6.250	.26240	.02590	.27010	.05368	-.00180	.00200	.00500	.61600	.03996
.200	8.330	.36230	.02440	.37250	.05266	-.00110	.00260	.00100	.62800	.03834
.200	10.430	.47230	.02550	.48520	.05086	-.00070	.00330	.00000	.63200	.03873
.200	12.520	.57420	.02820	.58950	.04580	-.00070	.00290	-.00100	.63400	.03859
.200	14.670	.68840	.03600	.70750	-.01584	-.00340	.00210	.00100	.63300	.03938
.200	16.740	.79800	.03780	.82160	-.03893	-.00380	.00210	-.00300	.63500	.04057
.200	18.830	.89530	.03480	.92710	-.05833	-.00410	.00160	-.00200	.63800	.04121
.200	20.940	.99110	.03320	1.03130	-.07808	-.00410	.00250	-.00400	.64000	.04227
.200	23.010	1.05370	.03290	1.14680	-.09871	-.00250	.00300	-.00300	.64200	.04186
.200	25.120	1.08720	.02990	1.28670	-.09023	.00100	.00360	-.01200	.64200	.05584
.200	27.120	1.12690	.04130	1.24680	-.03793	.00010	.00130	-.00900	.63900	.06150
.200	29.160	1.13650	.05460	1.27740	-.04315	.00050	-.00040	-.00500	.63600	.06604
.200	31.190	1.16100	.06380	1.32640	-.04926	.00000	.00040	-.00700	.63400	.06981
.200	GRADIENT	.05400	-.00081	.05522	.00038	-.00003	-.00019	.00007	.11021	-.00026

(RDZ078) (07 JUN 74)

QM628 B26C9615M7F8 J62M16E28V8R5 X10

PARAMETRIC DATA

ALPHA = .000 BDFLAP = -12.000
 ELEVON = .000 AILRON = .000
 RUDDER = .000 SPDBRK = .000
 GP.FDS = .285

REFERENCE DATA

SREF = 4.4119 SQ.FT. YMRP = 43.5974 INCHES
 LREF = 19.2299 INCHES YMRP = .0000 INCHES
 BREF = 37.9359 INCHES ZMRP = 15.1875 INCHES
 SCALE = .0405 SCALE

RUN NO. 78/0 RN/L = 1.42 GRADIENT INTERVAL = -6.00/ 6.00

MACH	BETA	CL	CDF	CLM	CN	CAF	CYN	CBL	CY	XCP/L	CAB
.200	-10.110	-.04290	.04990	-.27770	-.04290	.04995	-.04820	.01560	.23800	.89900	.04539
.200	-8.090	-.04800	.05360	-.03050	-.04800	.05362	-.00670	.01400	.19100	.88500	.04367
.200	-6.080	-.05100	.05900	-.03380	-.05100	.05906	-.00490	.01170	.14300	.89600	.04290
.200	-4.060	-.05730	.06450	-.03760	-.05740	.06454	-.00310	.00860	.09400	.89300	.04133
.200	-2.040	-.05870	.06760	-.04020	-.05870	.06762	-.00180	.00630	.04700	.90400	.04232
.200	-.010	-.05950	.06890	-.04180	-.05960	.06889	-.00090	.00390	.00000	.91000	.04141
.200	2.000	-.05830	.06840	-.04070	-.05840	.06840	.00100	.00160	-.04500	.90800	.04184
.200	4.030	-.05560	.06470	-.03700	-.05660	.06470	.00260	-.00070	-.09200	.89800	.04305
.200	6.040	-.05270	.06080	-.03460	-.05370	.06080	.00400	-.00360	-.13900	.89400	.04271
.200	8.050	-.04750	.05510	-.03130	-.04750	.05519	.00550	-.00640	-.18800	.89500	.04401
.200	10.060	-.04350	.05200	-.02590	-.04350	.05207	.00600	-.00880	-.23100	.87100	.04441
GRADIENT		.00009	.00006	.00005	.00009	.00005	.00070	-.00015	-.02295	.00069	.00015

(RDZ079) (07 JUN 74)

QM628 B26C9615M7F8 J62M16E28V8R5 X10

PARAMETRIC DATA

ALPHA = 5.000 BDFLAP = -12.000
 ELEVON = .000 AILRON = .000
 RUDDER = .000 SPDBRK = .000
 GP.FDS = .285

REFERENCE DATA

SREF = 4.4119 SQ.FT. YMRP = 43.5974 INCHES
 LREF = 19.2299 INCHES YMRP = .0000 INCHES
 BREF = 37.9359 INCHES ZMRP = 15.1875 INCHES
 SCALE = .0405 SCALE

RUN NO. 79/0 RN/L = 1.42 GRADIENT INTERVAL = -6.00/ 6.00

MACH	BETA	CL	CDF	CLM	CN	CAF	CYN	CBL	CY	XCP/L	CAB
.200	-10.110	.22830	.06340	-.01730	.23320	.04232	-.00850	.02210	.22300	.62400	.04352
.200	-8.090	.22230	.06690	-.02250	.22740	.04637	-.00590	.01910	.17600	.61500	.04332
.200	-6.080	.21860	.07150	-.02590	.22420	.05136	-.00300	.01490	.12800	.60900	.04285
.200	-4.060	.21460	.07380	-.02940	.22040	.05396	-.00140	.01060	.08100	.60200	.04175
.200	-2.040	.21080	.07610	-.03340	.21690	.05663	-.00050	.00690	.04000	.59500	.04086
.200	-.030	.20870	.07820	-.03440	.21480	.05693	-.00060	.00260	.00300	.59300	.03995
.200	1.990	.21260	.07520	-.03130	.21860	.05549	-.00050	-.00100	-.03600	.59900	.04090
.200	4.020	.21560	.07370	-.02700	.22140	.05374	.00000	-.00480	.60000	.60000	.04126
.200	6.030	.21960	.07120	-.02330	.22520	.05090	.00140	-.00910	.12400	.61400	.04258
.200	8.040	.22460	.06800	-.02160	.22990	.04730	.00360	-.01320	-.17100	.61900	.04355
.200	10.050	.22810	.06410	-.01620	.23310	.04337	.00570	-.01660	-.21700	.62600	.04378
GRADIENT		.00019	-.00005	-.00031	.00019	-.00008	.00017	-.00032	-.01972	.00017	-.00005



REFERENCE DATA
 SREF = 4.4119 SQ.FT. XMRP = 43.5974 INCHES
 LREF = 19.2299 INCHES YMRP = .0000 INCHES
 BREF = 37.9359 INCHES ZMRP = 15.1875 INCHES
 SCALE = .0405 SCALE

PARAMETRIC DATA
 ALPHA = 10.000 BDFLAP = -12.000
 ELEWIN = .000 AILRON = .000
 RUDDER = .000 SPDRBK = .000
 GP.FDS = .285

RUN NO. 80/0 RNL = 1.42 GRADIENT INTERVAL = -6.00/ 6.00

MACH	BETA	CL	CDF	CLM	CN	CAF	CYN	CBL	CY	XCF/L	CAB
.200	-10.080	.48590	.10140	.01740	.49530	.01173	-.00810	.02420	.21000	.63900	.04565
.200	-8.100	.48300	.10580	.02180	.49420	.01638	-.00600	.01980	.16800	.63500	.04389
.200	-6.070	.47710	.10890	.03460	.48900	.02251	-.00320	.01470	.12000	.63000	.04151
.200	-4.050	.47600	.11090	.04810	.48220	.02266	-.00170	.01110	.07900	.63000	.03976
.200	-2.040	.47750	.11030	.06140	.48570	.02156	-.00070	.00710	.03700	.62900	.04255
.200	-.040	.47530	.11170	.07610	.48770	.02056	-.00060	.00230	.00200	.63000	.03898
.200	3.990	.47540	.11120	.09200	.48770	.02037	-.00020	-.00160	-.00500	.63100	.03892
.200	4.330	.47500	.10990	.10860	.48361	.02143	-.00020	-.00660	-.07600	.63200	.03924
.200	6.020	.48120	.10850	.12200	.48290	.02137	.00070	-.01180	-.11700	.63500	.03882
.200	8.040	.48350	.10630	.13800	.48470	.02167	.00221	-.01640	-.16000	.63600	.04123
.200	10.080	.49030	.10360	.15440	.50100	.02188	.00473	-.02171	-.20400	.64100	.04323
GRADIENT	.00004	.00004	-.00005	-.00040	.00004	-.00004	.00017	-.00219	-.01943	.00000	-.00113

REFERENCE DATA
 SREF = 4.4119 SQ.FT. XMRP = 43.5974 INCHES
 LREF = 19.2299 INCHES YMRP = .0000 INCHES
 BREF = 37.9359 INCHES ZMRP = 15.1875 INCHES
 SCALE = .0405 SCALE

PARAMETRIC DATA
 ALPHA = 15.000 BDFLAP = -12.000
 ELEWIN = .000 AILRON = .000
 RUDDER = .000 SPDRBK = .000
 GP.FDS = .285

RUN NO. 81/0 RNL = 1.42 GRADIENT INTERVAL = -6.00/ 6.00

MACH	BETA	CL	CDF	CLM	CN	CAF	CYN	CBL	CY	XCF/L	CAB
.200	-10.090	.74280	.17210	.01610	.76170	-.03510	-.01020	.02900	.20300	.64400	.04261
.200	-8.100	.74290	.17570	.02200	.76270	-.03167	-.00890	.02420	.16700	.64100	.04037
.200	-6.070	.74220	.17780	.02650	.76260	-.02945	-.00610	.01940	.12300	.63900	.04013
.200	-4.030	.73700	.17830	.03070	.75790	-.02775	-.00440	.01360	.08100	.63700	.04000
.200	-2.040	.74390	.17980	.03710	.76480	-.02673	-.00340	.00800	.04300	.63400	.04006
.200	-.030	.74710	.18010	.04450	.76400	-.02670	-.00210	.00190	.00100	.63300	.04072
.200	3.990	.74290	.18190	.05380	.76360	-.02791	-.00170	-.00110	-.00450	.63300	.04029
.200	3.990	.74610	.17900	.06570	.76670	-.02942	-.00140	-.00320	-.00910	.63500	.04028
.200	6.020	.74050	.17760	.07840	.76100	-.02985	-.00140	-.00540	-.01260	.63800	.04050
.200	8.040	.74180	.17580	.09230	.76170	-.03132	-.00160	-.00720	-.01650	.64100	.04035
.200	10.080	.74780	.17260	.10790	.75990	-.03442	-.00200	-.01260	-.02100	.64300	.04037
GRADIENT	.00005	.00001	-.00001	.00057	.00002	-.00006	.00011	-.00286	-.01044	.00000	.00005



(R02702) (07 JUN 74)

34528 B26C9015W7F0J62M16E20VR05J0G

PARAMETRIC DATA

ALPHA = 20.000 BDFLAP = -12.000
 ELEVON = 0.000 ALLRON = 0.000
 PUDGER = 0.000 SPDBOK = 0.000
 GR.FOS = .285

REFERENCE DATA

SEFF = 4.4119 SQ.FT. YMRP = 43.5974 INCHES
 YSEF = 19.2293 INCHES YMRP = 0.0000 INCHES
 BSEF = 17.9359 INCHES ZMRP = 15.1875 INCHES
 SCALE = 0.0405 SCALE

RUN NO. 827.0 FN/L = 1.42 GRADIENT INTERVAL = -6.00/ 6.00

WACH	BETA	CL	CLM	CDF	CLM	CN	CAF	CYN	CBL	CY	XCF/L	CAB
.210	-1.0075	.99510	.01220	.01170	.01220	1.03900	-0.03340	-0.03980	.03980	.17700	.64900	.04185
.211	-0.740	.99580	.01150	.01140	.01150	1.04240	-0.00790	.03530	.03530	.14100	.64900	.04215
.212	-6.740	.98510	.02360	.01760	.02360	1.03540	.00330	.02920	.02920	.09300	.64300	.04149
.213	-4.11	.98540	.02570	.01970	.02570	1.03370	.00590	.02270	.02270	.05500	.64300	.04262
.214	-2.000	.98520	.02340	.01950	.02340	1.03440	.00930	.01430	.01430	.01000	.64300	.04374
.215	.000	.98140	.02550	.02210	.02550	1.04110	.01270	.00750	.00750	.03300	.64300	.04541
.216	2.000	.94410	.02540	.02012	.02540	1.03360	.01460	.00300	.00300	.07000	.64300	.04662
.217	4.000	.98700	.02690	.01600	.02690	1.03630	.01800	-0.01720	-0.01720	.11400	.64200	.04313
.218	6.11	.98340	.02850	.01770	.02850	1.02950	.02190	-0.01430	-0.01430	.15600	.64100	.04153
.219	8.70	.98170	.02400	.01640	.02400	1.03340	.02260	-0.02230	-0.02230	.21000	.64300	.04165
.220	10.000	.98160	.01860	.01660	.01860	1.04270	.02690	-0.02980	-0.02980	.24600	.64500	.04334
.221	10.000	.98112	.01120	.01113	.01120	1.03015	.01148	-0.01367	-0.01367	.02280	.64000	.04009



0A82B B26C9G1547F8 M116E28V8R5X9

(RDZ084) (07 JUN 74)

REFERENCE DATA

SREF = 4.4119 SQ.FT. XMRP = 43.5974 INCHES
 LREF = 19.2299 INCHES YMRP = .0000 INCHES
 BREF = 37.9359 INCHES ZMRP = 15.1875 INCHES
 SCALE = .0405 SCALE

RUN NO. 84/ 0 RNVL = 1.42 GRADIENT INTERVAL = -6.00/ 6.00

PARAMETRIC DATA

BETA = .000 BDFLAP = -12.000
 ELEVON = .000 AIRLON = .000
 RUDDER = .000 SFDORK = .000

MACH	ALPHA	CL	CLM	CN	CAF	CYN	CBL	CY	XCP/L	CAB
.200	-4.150	-.24190	.03450	-.24590	.04629	-.00090	.00250	.00700	.70300	.03331
.200	-2.060	-.14530	.03420	-.14720	.05176	-.00090	.00250	.00600	.73700	.03416
.200	-1.060	-.10110	.03450	-.10210	.05254	-.00090	.00240	.00500	.77600	.03435
.200	.010	-.05430	.03480	-.05430	.05322	-.00090	.00250	.00500	.88800	.03294
.200	.990	-.00850	.03530	-.00860	.05246	-.00080	.00260	.00400	2.15800	.03349
.200	2.020	.03790	.03570	.03970	.05017	-.00090	.00250	.00500	.32100	.03411
.200	4.080	.12950	.03600	.13300	.04376	-.00080	.00250	.00400	.55200	.03338
.200	6.150	.22530	.03570	.23020	.03326	-.00080	.00240	.00300	.59500	.03363
.200	8.230	.32380	.03530	.33020	.02100	-.00090	.00250	.00300	.61300	.03222
.200	10.310	.42200	.03550	.43000	.00571	-.00100	.00250	.00200	.62100	.03332
.200	12.380	.52370	.03600	.53370	-.01112	-.00080	.00250	.00100	.62700	.03528
.200	14.460	.63370	.03260	.64740	-.02745	-.00040	.00150	.00000	.63300	.03660
.200	16.540	.74970	.02610	.76880	-.04463	-.00010	.00090	-.00100	.63900	.03808
.200	18.620	.86840	.01890	.89520	-.06294	.00010	.00190	-.00200	.64400	.04135
.200	20.720	.98270	.01410	1.02010	-.08095	.00080	.00480	-.00600	.64700	.04349
.200	22.810	1.07050	.00600	1.13400	-.06499	-.00140	.00050	-.00400	.65000	.04913
.200	24.860	1.12530	.01700	1.20570	-.07469	.00100	.00070	-.00400	.64600	.05257
.200	26.900	1.17270	.02590	1.27080	-.08732	.00110	.00250	-.00700	.64400	.05846
.200	28.940	1.18840	.03950	1.30620	-.09391	.00090	.00660	-.01100	.64100	.06196
.200	31.920	1.14400	.07110	1.28130	-.08730	.00010	.01040	-.01800	.63100	.07074
	GRADIENT	.04506	.00132	.04598	-.00031	.00001	.00000	-.00035	-.00143	-.00002



(RDZ085) (07 JUN 74)

0462B B26C9G15M7F8 W16E2B0R5X9

PARAMETRIC DATA

SREF = 4.4119 SQ.FT. XMRP = 43.5974 INCHES
 LREF = 19.2299 INCHES YMRP = .0000 INCHES
 BREF = 37.9359 INCHES ZMRP = 15.1875 INCHES
 SCALE = .0405 SCALE

ALPHA = .000 BDFLAP = -12.000
 ELEVON = .000 AILRON = .000
 RUDDER = .000 SPDBPK = .000

RUN NO. 85/0 RN/L = 1.42 GRADIENT INTERVAL = -6.00/ 6.00

WACH	BETA	CL	CLM	CDF	CN	CAF	CYN	CBL	CY	XCP/L	CAB
.200	-10.070	.03020	.02010	.03520	.03020	.03523	-.00890	.01010	.02000	.89600	.03803
.200	-8.070	.03380	.02370	.03900	.03380	.03901	-.00750	.00980	.05400	.90900	.03572
.200	-6.050	.04180	.02790	.04490	.04180	.04489	-.00560	.00780	.12500	.89600	.03368
.200	-4.010	.04810	.03130	.04910	.04810	.04913	-.00370	.00570	.06500	.89100	.03383
.200	-1.980	.05160	.03400	.05320	.05170	.05312	-.00200	.00400	.04400	.89400	.03267
.200	.000	.05220	.03480	.05380	.05220	.05348	-.00080	.00280	.00600	.89700	.03348
.200	2.000	.05310	.03560	.05470	.05310	.05476	.00150	.00150	-.03300	.89600	.03487
.200	4.000	.05490	.03650	.05630	.05490	.05634	.00220	-.00200	-.00700	.88500	.03552
.200	6.000	.05720	.03760	.05860	.05720	.05894	.00300	-.00220	-.11300	.89500	.03514
.200	8.000	.06000	.03890	.06170	.06000	.06220	.00350	-.00350	-.09600	.89600	.03583
.200	10.000	.06320	.04040	.06460	.06320	.06520	.00400	-.00400	-.09200	.89800	.03683
.200	GRADIENT	-.00024	.00051	-.00004	-.00024	-.00003	.00071	-.00072	-.00197	-.00100	.00022

(RDZ086) (07 JUN 74)

0462B B26C9G15M7F8 W16E2B0R5X9

PARAMETRIC DATA

SREF = 4.4119 SQ.FT. XMRP = 43.5974 INCHES
 LREF = 19.2299 INCHES YMRP = .0000 INCHES
 BREF = 37.9359 INCHES ZMRP = 15.1875 INCHES
 SCALE = .0405 SCALE

ALPHA = 5.000 BDFLAP = -12.000
 ELEVON = .000 AILRON = .000
 RUDDER = .000 SPDBPK = .000

RUN NO. 86/0 RN/L = 1.42 GRADIENT INTERVAL = -6.00/ 6.00

WACH	BETA	CL	CLM	CDF	CN	CAF	CYN	CBL	CY	XCP/L	CAB
.200	-10.070	.03070	.02180	.04220	.03070	.02414	-.00110	.01630	.00000	.61200	.03765
.200	-8.050	.03290	.02520	.04520	.03290	.02782	-.00080	.01490	.05000	.60400	.03690
.200	-6.060	.03930	.02900	.04960	.03930	.03275	-.00050	.01060	.12000	.59600	.03483
.200	-4.000	.04700	.03230	.05270	.04700	.03609	-.00040	.00740	.06000	.58900	.03380
.200	-2.030	.05160	.03490	.05580	.05160	.03816	-.00010	.00460	.04200	.58200	.03454
.200	.000	.05220	.03570	.05620	.05220	.04002	.00000	.00250	.00000	.58100	.03277
.200	2.000	.05310	.03650	.05680	.05310	.04240	.00000	.00140	-.00320	.58100	.03429
.200	4.000	.05490	.03760	.05830	.05490	.04507	.00000	-.00020	-.00700	.58600	.03515
.200	6.000	.05720	.03890	.06060	.05720	.04832	.00000	-.00040	-.11100	.59400	.03621
.200	8.000	.06000	.04040	.06370	.06000	.05192	.00000	-.00020	-.09500	.60100	.03690
.200	10.000	.06320	.04240	.06680	.06320	.05600	.00000	-.00020	-.09100	.60500	.03815
.200	GRADIENT	-.00040	.00009	-.00002	-.00041	.00001	.00068	-.00016	-.00185	-.00100	.00012

(RDZ087) (07 JUN 74)

QM62B B26C9G15W7F8 W416E28V8R5X9

PARAMETRIC DATA

ALPHA = 10.000 BDFLAP = -12.000
ELEVON = .000 AILERON = .000
RUDDER = .000 SPODBRK = .000

REFERENCE DATA

SREF = 4.4119 SQ.FT. XMRP = 43.5974 INCHES
LREF = 19.2299 INCHES YMRP = .0000 INCHES
BREF = 37.9359 INCHES ZMRP = 15.1875 INCHES
SCALE = .0405 SCALE

RUN NO. 87/0 RM/L = 1.42 GRADIENT INTERVAL = -6.00/ 6.00

Table with columns: MACH, BETA, CL, CDF, CLM, CN, CAF, CYN, CBL, CYP/L, CAB. Rows range from MACH .200 to .800.

(RDZ788) (07 JUN 74)

QM62B B26C9G15W7F8 W416E28V8R5X9

PARAMETRIC DATA

ALPHA = 15.000 BDFLAP = -12.000
ELEVON = .000 AILERON = .000
RUDDER = .000 SPODBRK = .000

REFERENCE DATA

SREF = 4.4119 SQ.FT. XMRP = 43.5974 INCHES
LREF = 19.2299 INCHES YMRP = .0000 INCHES
BREF = 37.9359 INCHES ZMRP = 15.1875 INCHES
SCALE = .0405 SCALE

RUN NO. 88/0 RM/L = 1.42 GRADIENT INTERVAL = -6.00/ 6.00

Table with columns: MACH, BETA, CL, CDF, CLM, CN, CAF, CYN, CBL, CYP/L, CAB. Rows range from MACH .200 to .800.



OM62B B26C9G15M7F8 W116E28V8R5X9 (RDZ089) (07 JUN 74)

REFERENCE DATA
 SREF = 4.4119 SQ.FT. XMRP = 43.5974 INCHES ALPHA = 20.000 BCFLA0 = -12.000
 LREF = 19.2299 INCHES YMRP = .0700 INCHES ELEVON = .000 AILRON = .000
 RREF = 37.9359 INCHES ZMRP = 15.1875 INCHES RUDDER = .000 SPBRK = .000
 SCALE = .0405 SCALE

PARAMETRIC DATA

RUN NO. 89/G RN/L = 1.42 GRADIENT INTERVAL = -6.00/ 6.00

MACH	BETA	CL	CLM	CN	CAF	CYN	CBL	CY	XCP/L	CAB
.200	-10.080	.99200	-.00160	1.02780	-.08656	-.01500	.03640	.19400	.65200	.04596
.200	-8.070	.98860	.00240	1.02810	-.08179	-.00980	.02940	.15100	.65100	.04323
.200	-6.050	.98520	.00720	1.02380	-.07811	-.00862	.02310	.11200	.64900	.04114
.200	-4.020	.98000	.01210	1.01890	-.07607	-.00230	.01730	.07100	.64700	.04190
.200	-2.030	.98150	.01150	1.02150	-.07359	.00180	.01230	.02600	.64700	.04314
.200	-0.030	.98030	.01040	1.02100	-.07160	.00570	.00620	-.01600	.64800	.04361
.200	1.990	.98000	.01230	1.02050	-.07231	.00800	-.00050	-.05400	.64700	.04357
.200	4.010	.96800	.01690	1.01790	-.07125	.01100	-.00780	-.09300	.64500	.04151
.200	6.040	.96750	.01620	1.01690	-.07278	.01460	-.01300	-.13600	.64600	.04233
.200	8.070	.96710	.00970	1.01600	-.07381	.01960	-.01870	-.18100	.64800	.04570
.200	10.070	.96990	.00540	1.01800	-.07648	.02480	-.02550	-.22500	.65000	.04776
.200	GRADIENT	-.00127	.00007	-.00115	.00004	.00166	-.00313	-.02032	-.00020	-.00002

0M62B B26C9G15M7F8 W116E28W8E5X9

REFERENCE DATA

SREF = 4.4119 SQ.FT. XMRP = 43.5974 INCHES
 LREF = 19.2299 INCHES YMRP = .0000 INCHES
 BREF = 37.9359 INCHES ZMRP = 15.1875 INCHES
 SCALE = .0405 SCALE

PARAMETRIC DATA

BETA = .000 BDFLAP = -12.000
 ELEVON = .000 AIRCRN = .000
 RUDDER = .000 SPDBRK = 25.000

RUN NO. 96/ 0 RN/L = 1.42 GRADIENT INTERVAL = -6.95/ 6.00

MACH	ALPHA	CL	CDF	CLM	CN	CAF	CYN	CBL	CY	XCF/L	CAB
.200	-4.130	-2.4590	.07050	.04260	-2.5040	.05259	-0.00130	.00280	.00700	.71400	.03605
.200	-2.090	-1.1530	.06340	.04190	-1.15750	.05775	-0.00150	.00270	.00700	.75000	.03652
.200	-1.060	-0.6850	.06170	.04170	-1.0970	.05971	-0.00140	.00270	.00700	.79200	.03549
.200	-0.540	-0.5640	.05870	.04220	-0.86400	.05867	-0.00140	.00260	.00600	.89400	.03696
.200	.980	-0.1600	.05850	.04230	-0.81500	.05886	-0.00140	.00280	.00600	1.68800	.03528
.200	2.040	.02700	.05750	.04240	.02900	.05659	-0.00130	.00280	.00500	.11400	.03562
.200	4.080	.12300	.05820	.04300	.12640	.04994	-0.00130	.00280	.00500	.52700	.03532
.200	6.170	.21800	.06430	.04200	.22360	.04546	-0.00140	.00270	.00500	.58200	.03457
.200	8.200	.31300	.07230	.04140	.32020	.04685	-0.00140	.00240	.00400	.60500	.03398
.200	10.280	.41050	.08560	.04140	.41920	.04094	-0.00150	.00250	.00300	.61500	.03533
.200	12.320	.51070	.10720	.04150	.52190	-0.01420	-0.00150	.00250	.00200	.62200	.03519
.200	14.440	.61930	.13640	.03800	.63380	-0.02237	-0.00100	.00180	.00000	.63000	.03821
.200	16.530	.73660	.17640	.03150	.75630	-0.04046	-0.00060	.00110	.00000	.63600	.04115
.200	18.620	.89230	.22620	.02430	.88010	-0.07228	-0.00050	.00200	-0.00100	.64100	.04157
.200	20.700	.96690	.28420	.01920	1.00490	-0.07591	-0.00020	.00460	-0.00400	.64500	.04467
.200	22.780	1.06200	.36210	.01430	1.11930	-0.07737	.00730	.00590	-0.01900	.64700	.04887
.200	24.840	1.11250	.43420	.02450	1.19200	-0.07340	-0.00050	.00090	-0.02000	.64400	.05425
.200	26.880	1.11580	.49470	.03120	1.25460	-0.08140	.00063	.00240	-0.00600	.64200	.05749
.200	28.920	1.17340	.54730	.04530	1.29170	-0.08851	.00050	.00580	-0.01100	.63900	.06197
.200	30.880	1.12450	.57840	.07770	1.26210	-0.08094	-0.00010	.01050	-0.01800	.62900	.07695
.200	GRADIENT	.04486	-0.00143	.00007	.04588	-0.00032	.00001	.00001	-0.00030	-0.02631	-0.00011

(RDZ591) (07 JUN 74)

OA62B B26C9615M7F8 W116E28V8R5X9

PARAMETRIC DATA

SREF = 4.4119 SQ.FT. XMRP = 43.5974 INCHES
 LREF = 19.2299 INCHES YMRP = .0000 INCHES
 BREF = 37.9359 INCHES ZMRP = 15.1875 INCHES
 SCALE = .0405 SCALE

RUN NO. 91/0 RN/L = 1.42 GRADIENT INTERVAL = -6.00/ 6.00

MACH	BETA	CL	CLM	CDF	CN	CAF	CYN	CBL	CY	XCP/L	CAB
.200	-10.090	-.03840	.02750	.04200	-.03840	.04206	-.01450	.01290	.21300	.91500	.03984
.200	-8.090	-.04660	.03290	.04540	-.04660	.04543	-.01140	.01130	.17300	.91100	.03837
.200	-6.080	-.05340	.03660	.05090	-.05350	.05068	-.00860	.00890	.13100	.90400	.03656
.200	-4.030	-.05790	.03930	.05550	-.05790	.05555	-.00580	.00650	.08800	.90100	.03569
.200	-2.030	-.06070	.04130	.05830	-.06070	.05831	-.00320	.00430	.04700	.90200	.03587
.200	-.020	-.06220	.04210	.05948	-.06220	.05948	-.00140	.00280	.00700	.90100	.03610
.200	1.990	-.06140	.04110	.05930	-.06150	.05932	.00050	.00120	-.03200	.89800	.03606
.200	4.000	-.05890	.03920	.05900	-.05900	.05972	.00290	-.00050	-.07500	.89600	.03761
.200	6.040	-.05450	.03670	.05170	-.05460	.05168	-.00290	-.00290	-.11800	.89900	.03811
.200	8.080	-.04800	.03370	.04730	-.04800	.04733	.00860	-.00520	-.16100	.91000	.03834
.200	10.060	-.04070	.02910	.04290	-.04070	.04288	.01170	-.00710	-.20300	.91400	.04010
GRADIENT	-.00013	.00007	-.00002	-.000015	-.000015	.00007	.00105	-.00085	-.02017	-.00070	.00015

ALPHA = .000 BDFLAP = -12.000
 ELEVON = .000 AILRON = .000
 RUDDER = .000 SPDBRK = 25.000

(RDZ192) (07 JUN 74)

OA62B B26C9615M7F8 W116E28V8R5X9

PARAMETRIC DATA

SREF = 4.4119 SQ.FT. XMRP = 43.5974 INCHES
 LREF = 19.2299 INCHES YMRP = .0000 INCHES
 BREF = 37.9359 INCHES ZMRP = 15.1875 INCHES
 SCALE = .0405 SCALE

RUN NO. 92/0 RN/L = 1.42 GRADIENT INTERVAL = -6.00/ 6.00

MACH	BETA	CL	CLM	CDF	CN	CAF	CYN	CBL	CY	XCP/L	CAB
.200	-10.090	.19260	.02790	.04770	.19620	.03014	-.01660	.01910	.21100	.59900	.03942
.200	-8.050	.18500	.03310	.05100	.18380	.03433	-.01250	.01540	.16900	.58700	.03834
.200	-6.070	.17840	.03650	.05620	.18270	.04003	-.00910	.01190	.12600	.57800	.03610
.200	-4.020	.17480	.03960	.05810	.17930	.04232	-.00630	.00860	.08500	.57000	.03563
.200	-2.030	.17290	.04130	.06030	.17760	.04467	-.00340	.00530	.04500	.56600	.03564
.200	-.030	.17020	.04240	.06123	.17500	.04575	-.00140	.00270	.00500	.56200	.03446
.200	1.970	.17130	.04150	.05930	.17390	.04366	.00050	.00020	-.03300	.56500	.03622
.200	4.000	.17340	.03860	.05790	.17790	.04220	.00310	-.00270	-.07300	.57200	.03721
.200	6.020	.17630	.03590	.05550	.18050	.03952	.00600	-.00060	-.11600	.57800	.03856
.200	8.040	.18160	.03360	.05100	.18550	.03441	.00930	-.00060	-.15900	.58500	.04003
.200	10.060	.18670	.02990	.04740	.19020	.03048	.01320	-.00130	-.20400	.59400	.04003
GRADIENT	-.00007	.00007	-.00009	-.00007	-.00022	.00006	.00113	-.00136	-.00066	-.00015	.00019

ALPHA = 5.000 BDFLAP = -12.000
 ELEVON = .000 AILRON = .000
 RUDDER = .000 SPDBRK = 25.000

04628 B26C9G15W7F8 W16E28W8R5X9

(RDZ093) (07 JUN 74)

REFERENCE DATA

SREF = 4.4119 SQ.FT. XMRP = 43.5974 INCHES
 LREF = 19.2299 INCHES YMRP = .0000 INCHES
 BREF = 37.9359 INCHES ZMRP = 15.1875 INCHES
 SCALE = .0405 SCALE

RUN NO. 93 / 0 RN/L = 1.42 GRADIENT INTERVAL = -6.00 / 6.00

MACH	BETA	CL	CDF	CLM	C1	CAF	CYN	CBL	CY	XCP/L	CAB
.200	-10.080	.43410	.08050	.02630	.44150	.00169	-.01650	.02630	.20500	.63000	-.04266
.200	-8.080	.42650	.08280	.03090	.43450	.00527	-.01320	.02200	.16600	.62500	-.03946
.200	-6.070	.42520	.08340	.03400	.42950	.00692	-.01120	.01720	.12500	.62200	-.03800
.200	-4.020	.41530	.08510	.03870	.42390	.00959	-.00670	.01280	.08300	.61800	-.03527
.200	-2.040	.41110	.08530	.04080	.41970	.01054	-.00390	.00690	.04200	.61600	-.03542
.200	-.030	.41020	.08600	.04160	.41890	.01137	-.00160	.00250	.00400	.61500	-.03517
.200	1.980	.40940	.08640	.04340	.41870	.01095	.00060	-.00180	-.03300	.61600	-.03511
.200	4.030	.41180	.08320	.03800	.42040	.00830	-.00300	-.00690	-.07300	.61800	-.03668
.200	6.030	.41860	.08150	.03420	.42640	.00545	.00020	-.01190	-.11600	.62200	-.03893
.200	8.050	.42270	.07980	.03080	.43070	.00301	.00320	-.01640	-.15800	.62500	-.04139
.200	10.090	.43040	.07720	.02780	.43730	-.00086	.01270	-.02120	-.20100	.62900	-.04483
GRADIENT	-.00043	-.00019	-.00009	-.00009	-.00046	-.00011	.00019	-.00023	-.01923	.00000	-.00013

04628 B26C9G15W7F8 W16E28W8R5X9

(RDZ194) (07 JUN 74)

REFERENCE DATA

SREF = 4.4119 SQ.FT. XMRP = 43.5974 INCHES
 LREF = 19.2299 INCHES YMRP = .0000 INCHES
 BREF = 37.9359 INCHES ZMRP = 15.1875 INCHES
 SCALE = .0405 SCALE

RUN NO. 94 / 0 RN/L = 1.42 GRADIENT INTERVAL = -6.00 / 6.00

MACH	BETA	CL	CDF	CLM	CN	CAF	CYN	CBL	CY	XCP/L	CAB
.200	-10.080	.70620	.15350	.01480	.72150	-.04085	-.01720	.03040	.20400	.64400	-.04306
.200	-8.080	.70120	.15530	.01960	.71730	-.03770	-.01420	.02470	.16500	.64200	-.04109
.200	-6.070	.68960	.15710	.02790	.70650	-.03285	-.00990	.01850	.12100	.63700	-.03800
.200	-4.020	.68340	.15670	.03310	.70340	-.03147	-.00610	.01270	.08100	.63400	-.03851
.200	-2.030	.68220	.15730	.03420	.69940	-.03073	-.00320	.00660	.04000	.63400	-.03866
.200	-.020	.67890	.15610	.03500	.69600	-.03082	-.00070	.00140	.00000	.63300	-.03894
.200	1.970	.68110	.15800	.03480	.69480	-.02957	.00040	-.00380	-.03800	.63300	-.03846
.200	4.030	.68350	.15640	.03470	.69760	-.03105	.00400	-.00940	-.07900	.63300	-.03780
.200	6.040	.68340	.15540	.03120	.70010	-.03271	.00620	-.01470	-.11800	.63500	-.03809
.200	8.050	.69550	.15280	.02400	.71110	-.03356	.01070	-.02030	-.16300	.63900	-.04137
.200	10.070	.70300	.15110	.01700	.71780	-.03420	.01440	-.02670	-.20500	.64300	-.04257
GRADIENT	-.00034	-.00019	-.00000	-.00019	-.00032	.00010	.00012	-.00022	-.01986	-.00015	-.00008



0A62B B26C9G15P7F8 W116E28V8R5X9

(RDZ995) (07 JUN 74)

REFERENCE DATA

SPEC = 4.4119 SQ.FT. YMRP = 43.9974 INCHES
 LDEF = 19.2299 INCHES YMRP = .0000 INCHES
 BDEF = 37.9359 INCHES ZMRP = 15.1875 INCHES
 SCALE = .0455 SCALE

PARAMETRIC DATA

ALPHA = 20.000 BDFLAP = -12.000
 ELEVM = .000 AILROM = .000
 FUDGEF = .000 SPDBRK = 25.000

RUN NO. 95/0 RNL = 1.42 GRADIENT INTERVAL = -6.00/ 6.00

WACH	BETA	CL	CLM	CN	CAF	CYN	CBL	CY	XCP/L	CAB
.200	-10.0790	.98170	.00200	1.01830	-.08291	-.02160	.03960	.20000	.65100	.04642
.210	-6.0090	.97870	.00670	1.01700	-.07803	-.01410	.03110	.16100	.54900	.04528
.220	-6.0070	.97190	.01440	1.01150	-.07319	-.00850	.02400	.11700	.64600	.04223
.230	-4.0030	.96830	.01830	1.00880	-.07117	-.00460	.01810	.07600	.64500	.04232
.240	-2.0040	.96830	.01650	1.00970	-.06772	.00100	.01220	.02800	.64600	.04374
.250	-.0010	.97100	.01630	1.01270	-.06750	.00320	.00600	-.01400	.64600	.04542
.260	1.9800	.96690	.01720	1.01850	-.05695	.00860	-.00070	-.05400	.64500	.04492
.270	3.1990	.95930	.02270	1.00040	-.05668	.01200	-.00810	-.09500	.64300	.04298
.280	6.0030	.95630	.02280	.99640	-.06822	.01600	-.01420	-.11900	.64300	.04337
.290	8.0030	.95680	.01510	.99740	-.05773	.02350	-.02020	-.18900	.64600	.04650
.300	10.0070	.95230	.00900	.99740	-.07183	.03040	-.02870	-.23800	.64800	.04731
GRADIENT	-.00097	.00047	.00047	-.00087	.00047	.00203	-.00326	-.02114	-.00025	.00012



TABULATED SOURCE DATA - Q678 (RD2096) (07 JUN 74)

Q628 B26C9015W78 W116E28W85X9

REFERENCE DATA

SPEF = 4.4119 SQ.FT. XWEP = 43.5974 INCHES
 YWEP = 19.2299 INCHES YWEP = 10.000 INCHES
 ZWEP = 37.9389 INCHES ZWEP = 15.1875 INCHES
 SCALE = 1:2475 SCALE

PARAMETRIC DATA

BETA = .0000 BDFLAP = -12.000
 ELEWLN = 5.0000 ALTRON = .0000
 RUDDER = .0000 SPDRBK = 25.000

RUN NO. 96/5 RN/L = 1.42 GRADIENT INTERVAL = -6.00/ 6.00

WACH	ALPHA	CL	CLM	CN	CAF	CYN	CBL	CY	XCF/L	CAB
.200	-1.5580	-0.0050	-0.1600	-0.5371	-0.00120	.00330	.00000	.65000	.03911	
.200	-2.0640	-0.0120	-0.6370	-0.5948	-0.00120	.00340	.00600	.64400	.03270	
.200	-2.5700	-0.0120	-1.0160	-0.5962	-0.00130	.00340	.01600	.62300	.03950	
.200	-3.0760	-0.0110	-1.3220	-0.6053	-0.00130	.00350	.00500	.65500	.03734	
.200	-3.5820	-0.0090	-1.0790	-0.5932	-0.00130	.00340	.00500	.65600	.03814	
.200	-4.0880	-0.0130	-1.2860	-0.5662	-0.00140	.00340	.00600	.65600	.03836	
.200	-4.5940	-0.0090	-1.0250	-0.4928	-0.00130	.00320	.00500	.65300	.03717	
.200	-5.1000	-0.0210	-1.3340	-0.3340	-0.00160	.00340	.00500	.65400	.03778	
.200	-5.6060	-0.0160	-1.0257	-0.2537	-0.00160	.00260	.00400	.65400	.03653	
.200	-6.1120	-0.0220	-1.4210	-0.1010	-0.00160	.00260	.00300	.65300	.03645	
.200	-6.6180	-0.0280	-1.5210	-0.0744	-0.00140	.00270	.00200	.65300	.03921	
.200	-7.1240	-0.0260	-1.6260	-0.0744	-0.00100	.00130	.00100	.65800	.03977	
.200	-7.6300	-0.0640	-1.7330	-0.2387	-0.00070	.00170	.00100	.65700	.04231	
.200	-8.1360	-0.1220	-1.8630	-0.4194	-0.00070	.00220	.00100	.65900	.04426	
.200	-8.6420	-0.1840	-1.9560	-0.5529	-0.00070	.00280	.00100	.66100	.04625	
.200	-9.1480	-0.2460	-1.1187	-0.5529	-0.00140	.00330	.00100	.66100	.04825	
.200	-9.6540	-0.3150	-1.2217	-0.5849	-0.00140	.00330	.00100	.66100	.05168	
.200	-10.1600	-0.1660	-1.2930	-0.6726	-0.00130	.00310	.00300	.65600	.05710	
.200	-10.6660	-0.0320	-1.3420	-0.7831	-0.00100	.00350	.00500	.65300	.06214	
.200	-11.1720	-0.1540	-1.3710	-0.8497	-0.00110	.00340	.00500	.64800	.06526	
.200	-11.6780	-0.2160	-1.3710	-0.8711	-0.00160	.00340	.00500	.64400	.07359	
.200	-12.1840	-0.2780	-1.2970	-0.9057	-0.00160	.00340	.00500	.64000	.08192	
.200	-12.6900	-0.3400	-1.2460	-0.9504	-0.00092	.00340	.00500	.63600	.09024	



(R02097) (07 JUN 74)

0A62B B29C015M7E M15E2#MRS10

SREF = 4.4119 S3.FT. XMRP = 43.5974 INCHES BETA = .0020 BDFLAP = -12.000
 LREF = 19.2299 INCHES YMRP = .0000 INCHES ELEMN = 10.0000 AIRCON = .0000
 BREF = 37.9359 INCHES ZMRP = 15.1875 INCHES RUDDER = .0000 SPDRK = 23.0000
 SCALE = .0415 SCALE

REFERENCE DATA

PARAMETRIC DATA

RUN NO. 97/0 RN/L = .42 GRADIENT INTERV -6.00/ 6.00

MACH	ALPHA	CL	CLP	CN	CAF	CBL	CY	XCF/L	CAB
.200	-4.080	-0.6120	-0.7428	-0.6970	0.6001	-0.0220	0.00700	.41210	0.4207
.200	-2.010	0.3140	-0.4320	0.2910	0.6483	0.0230	0.00700	1.19510	0.4095
.200	-0.970	0.0720	-0.0430	0.7810	0.6445	0.0210	0.00600	0.85600	0.4149
.200	0.050	0.2530	-0.0337	1.2340	0.6432	0.0220	0.00600	0.77900	0.4125
.200	1.080	1.7210	-0.4330	1.7340	0.6266	0.0190	0.00600	0.74500	0.4138
.200	2.120	0.2210	-0.4380	2.2320	0.6017	0.0190	0.00600	0.72400	0.4103
.200	4.161	3.0050	-0.4350	3.1520	0.5273	0.0190	0.00600	0.70200	0.4149
.200	6.230	4.0780	-0.4510	4.1480	0.4119	0.0190	0.00600	0.69200	0.3990
.200	8.330	5.0010	-0.4510	5.1340	0.2739	0.0120	0.00600	0.64400	0.3323
.200	10.390	5.9320	-0.4640	6.1150	0.1197	0.0120	0.00600	0.64000	0.3957
.200	12.470	7.0740	-0.4660	7.2320	0.0380	0.0110	0.00600	0.67600	0.4182
.200	14.550	8.1170	-0.4530	8.3290	0.0225	0.0110	0.00600	0.67400	0.4244
.200	16.630	9.2830	-0.4560	9.5720	0.0392	0.0130	0.00600	0.67400	0.4439
.200	18.710	1.04600	-0.4630	1.03510	0.05728	0.0150	0.00600	0.67300	0.4647
.200	20.830	1.15410	-0.4720	1.21210	0.05946	0.0130	0.00600	0.67400	0.4832
.200	22.880	1.22300	-0.4710	1.31340	0.05245	0.0140	0.00600	0.67200	0.5018
.200	24.940	1.26210	-0.5210	1.36340	0.06048	0.0150	0.00600	0.66600	0.5131
.200	26.990	1.29230	-0.5370	1.41440	0.07153	0.0160	0.00600	0.66100	0.5236
.200	28.970	1.26710	-0.5580	1.40730	0.07411	0.00640	0.00600	0.60300	0.56857
.200	30.930	1.17610	0.4170	1.33250	0.06444	0.00650	0.00600	0.64000	0.77854
.200		0.4526	0.01129	0.44639	0.00093	0.00014	0.00014	0.00244	-0.00014

GRADIENT

Q4628 B26C9015W78 W116E28V8R539

(RDZ098) (07 JUN 74)

REFERENCE DATA

SEEF = 4.4119 SQ.FT. XMRP = 43.5974 INCHES
 LEFF = 19.2299 INCHES YMRP = .0000 INCHES
 BREF = 37.9359 INCHES ZMRP = 15.1875 INCHES
 SCALE = .0405 SCALE

PARAMETRIC DATA

BETA = .000 BDFLAP = -12.000
 ELEVON = 15.000 ALLRON = .000
 RUDDER = .000 SPDRK = 25.000

RUN NO. 98/0 RN/L = 1.42 GRADIENT INTERVAL = -6.00/ 6.00

WACH	ALPHA	CL	COF	CLM	CN	CAF	CYN	CBL	CY	XCF/L	CAB
.200	-4.000	.03410	.06700	-.08710	.02930	.06929	-.00150	.00300	.00700	1.74500	.04299
.200	-1.940	.12840	.06740	-.08890	.12670	.07182	-.00150	.00310	.00700	.91100	.04399
.200	-.910	.17510	.06900	-.08930	.17400	.07187	-.00160	.00290	.00700	.84100	.04423
.200	.110	.22210	.07230	-.08980	.22220	.07194	-.00170	.00290	.00700	.80000	.04304
.200	1.130	.26670	.07520	-.08990	.26820	.06989	-.00160	.00280	.00600	.77500	.04303
.200	2.170	.31240	.07910	-.09010	.31510	.06715	-.00160	.00270	.00500	.75700	.04287
.200	4.230	.41110	.08450	-.08840	.41650	.05870	-.00170	.00260	.00500	.73200	.04234
.200	6.310	.49600	.10250	-.08950	.51430	.04780	-.00180	.00220	.00600	.71700	.04120
.200	8.400	.59340	.12190	-.09210	.61420	.03413	-.00190	.00160	.00500	.70800	.04077
.200	10.450	.70110	.14730	-.09510	.71520	.01791	-.00180	.00130	.00500	.70100	.04102
.200	12.540	.80590	.18020	-.09840	.82590	.00096	-.00160	.00110	.00400	.69600	.04236
.200	14.620	.91110	.22110	-.10070	.93940	-.01661	-.00180	.00140	.00400	.69100	.04488
.200	16.690	1.02120	.27110	-.10440	1.05600	-.03362	-.00190	.00160	.00300	.68600	.04635
.200	18.600	1.13920	.33400	-.10930	1.18610	-.05093	-.00170	.00250	.00300	.68000	.04409
.200	20.870	1.23710	.41650	-.11550	1.31440	-.07113	-.00170	.00250	.00200	.67400	.05345
.200	22.930	1.29360	.50250	-.11030	1.33720	-.04123	-.00170	.00210	.00400	.68100	.05955
.200	24.980	1.32220	.58210	-.08790	1.43590	-.02497	-.00000	.00370	.00300	.67400	.06376
.200	27.010	1.33630	.61630	-.05510	1.47100	-.05825	-.00010	.00350	.00300	.66800	.06722
.200	28.990	1.27770	.63770	-.02210	1.42670	-.06168	-.00010	.00390	.00260	.65700	.07237
.200	30.970	1.19050	.65030	.02750	1.35540	-.05320	-.00010	.00470	.00190	.64400	.08351
.200	GRADIENT	.04464	.04267	-.00119	.04588	-.050124	-.00002	-.00306	-.00030	-.10250	-.00014



QAB2B B26C9015W7F0 W316E29WR5X9

REFERENCE DATA
 SREF = 4.4119 52. FT. IREF = 43.5974 INCHES BETA = 0.000 DDECLAP = -12.000
 UREF = 19.2235 INCHES IREF = 10.000 INCHES ELEMN = -5.000 ALLEGM = 0.000
 BREF = 27.9339 INCHES IREF = 15.1075 INCHES EREF = 0.000 SDEBY = 25.000
 SCALE = 1.405 SCALE

FUN NO. 99/ C FNJL = 1.42 GRADIENT INTERVAL = -6.00/ 6.00

PARAMETRIC DATA

WACR	ALPHA	CL	CF	CLW	CM	CAF	CYN	CBL	CT	ICP/L	CAB
.2	-4.200	-3.8600	1.6710	1.894	-36.790	1.5380	-1.1110	1.7280	1.00700	.74200	1.03349
.2	-2.140	-2.5740	1.0710	1.667	-22.590	1.1592	-1.1130	1.0220	1.00000	.77400	1.3368
.2	-1.111	-2.0100	1.157	1.551	-2.113	1.6032	-1.0010	1.1210	1.00000	1.00000	1.3300
.2	-1.19	-1.6530	1.634	1.481	-1.166	1.6321	-1.1130	1.1210	1.161	1.04300	1.3315
.2	.940	-1.1790	1.514	1.458	-1.1620	1.5241	-1.1130	1.1190	1.161	1.02700	1.3315
.2	1.970	-1.7100	1.355	1.478	-1.2590	1.6135	-1.1130	1.1140	1.1610	1.11400	1.3315
.2	4.030	-2.2000	1.187	1.443	-1.245	1.5513	-1.1130	1.1200	1.150	1.150	1.331
.2	6.110	-1.1630	1.133	1.401	1.021	1.465	-1.140	1.151	1.151	1.14600	1.313
.2	8.170	2.141	1.646	1.720	1.211	1.7149	-1.110	1.151	1.151	1.151	1.313
.2	10.250	3.1720	1.744	1.850	1.155	1.6152	-1.110	1.151	1.210	1.15400	1.320
.2	12.310	4.76	1.923	1.931	1.179	1.4179	-1.110	1.151	1.210	1.15700	1.3120
.2	14.400	5.169	1.114	1.971	1.111	1.1419	-1.110	1.14	1.151	1.15900	1.3154
.2	16.510	6.318	1.156	1.971	1.164	1.1171	-1.110	1.14	1.151	1.151	1.3154
.2	18.650	7.119	1.119	1.967	1.176	1.1171	-1.110	1.210	1.151	1.151	1.3155
.2	20.780	8.720	1.257	1.915	1.163	1.1172	-1.110	1.210	1.151	1.151	1.3155
.2	22.740	1.97	1.327	1.627	1.1160	1.1172	-1.110	1.210	1.151	1.151	1.3155
.2	24.680	1.120	1.333	1.714	1.1140	1.1172	-1.110	1.210	1.151	1.151	1.3155
.2	26.670	1.125	1.457	1.766	1.1132	1.1172	-1.110	1.210	1.151	1.151	1.3155
.2	28.910	1.1150	1.444	1.854	1.1200	1.1172	-1.110	1.210	1.151	1.151	1.3155
.2	30.970	1.1720	1.5210	1.110	1.1235	1.1172	-1.110	1.210	1.151	1.151	1.3155
.2	32.453	1.4553	1.1200	1.4671	1.1112	1.1172	-1.110	1.210	1.151	1.151	1.3155

GRADIENT

PARAMETRIC DATA

BETA = 1.70 BDFLAP = -12.000
ELEVON = -10.000 AILRON = 0.000
RUDDER = 0.000 SPOILER = 25.000

REFERENCE DATA

SEEF = 4.4119 SQ.FT. XREF = 43.5974 INCHES
LSEF = 19.2239 INCHES XREF = 10.000 INCHES
BREF = 19.3359 INCHES ZREF = 15.1875 INCHES
SCALE = 1:4.5 SCALE

RUN NO. 100/0 RNL/E 1.42 GRADIENT INTERVAL = -6.00/ 6.00

MACH	ALPHA	CL	CDF	CLM	CN	CAF	CYN	CBL	CY	XCP/L	CAB
.2	-4.250	-4.3340	1.3400	.133	-1.45920	.05993	-1.00120	.00210	.01800	.75000	.03142
.2	-2.250	-3.5540	1.7500	.119	-1.35230	.06646	-1.00150	.00119	.01800	.74500	.03132
.2	-1.119	-3.0200	1.7600	.117	-1.31400	.06949	-1.00160	.00120	.01700	.61500	.03079
.2	0.15	-2.6540	1.7740	.117	-1.26550	.06972	-1.00150	.00116	.01700	.60000	.03116
.2	1.70	-2.2100	1.6700	.125	-1.21350	.07164	-1.00150	.00118	.01700	.67400	.03146
.2	3.90	-1.7400	1.6300	.130	-1.17100	.06973	-1.00160	.00118	.01600	.93700	.03127
.2	4.11	-1.6270	1.5070	.134	-1.13740	.06432	-1.00160	.00117	.01600	1.23200	.03131
.2	6.13	-1.0900	1.5550	.133	-1.11300	.05891	-1.00160	.00117	.01500	-2.16500	.03113
.2	8.130	1.130	1.530	.134	-1.09000	.04804	-1.00160	.00117	.01500	.19700	.02962
.2	11.15	1.9520	1.5050	.135	-1.07400	.03747	-1.00160	.00116	.01500	.41000	.03133
.2	12.230	2.8400	1.7900	.140	-1.07000	.03157	-1.00170	.00116	.01400	.44200	.03140
.2	14.120	4.1240	1.1100	.145	-1.07000	.02039	-1.00170	.00116	.01200	.50000	.03122
.2	16.410	5.1050	1.3300	.151	-1.07000	.01461	-1.00170	.00116	.01100	.55000	.03134
.2	18.430	6.3540	1.7470	.159	-1.07000	.00867	-1.00180	.00116	.01000	.58000	.03161
.2	20.590	7.8740	1.2200	.168	-1.07000	.00253	-1.00180	.00116	.00900	.59000	.03145
.2	22.670	8.5900	1.1000	.177	-1.07000	.00077	-1.00160	.00116	.00800	.61600	.03481
.2	24.740	9.1200	1.0200	.187	-1.07000	.00002	-1.00160	.00116	.00700	.61000	.03493
.2	26.790	9.9140	1.4200	.194	1.11430	-1.7193	.00160	.00116	.00600	.61000	.03239
.2	28.850	1.0260	1.4760	.198	1.11246	-1.0782	.00180	.00116	.00500	.61000	.03572
.2	30.640	1.0154	1.5210	.199	1.11394	-1.0725	.00190	.00116	.00400	.61000	.03646
.2	32.440	1.0449	1.5210	.201	1.11540	-1.0756	.00200	.00116	.00300	.61000	.03717
GRADIENT											



(R02101) (07 JUN 74)

04628 B26C9015M7F8 W116E24V8F5R9

PARAMETRIC DATA

BETA = .000 BOFLAP = -12.000
 ELEVON = -15.000 AILRON = .000
 RODDER = .000 SPOBEX = 25.000

REFERENCE DATA

SREF = 4.4119 SQ.F. YREF = 43.5974 INCHES
 LEFF = 19.2239 INCHES YREF = .0000 INCHES
 BREF = 37.9319 INCHES ZREF = 15.1875 INCHES
 SCALE = 1:4.05 SCALE

RUN NO. 101/0 RN/L = 1.42 GRADIENT INTERVAL = -6.00/ 6.00

MICH	ALPHA	CL	CLM	CN	CAF	CYN	CBL	CY	XCF/L	CAB
200	-4.320	-1.9880	.17020	-1.54550	.16108	-.00110	.00160	.00900	.76700	.02828
201	-2.260	-1.4630	.16970	-1.45170	.17645	-.00120	.00290	.00800	.79000	.02844
202	-1.220	-1.0720	.16960	-1.40590	.17849	-.00130	.00280	.00700	.80300	.02855
203	-1.180	-1.0552	.16947	-1.35550	.17971	-.00140	.00250	.00700	.81700	.02861
204	.630	-1.0390	.16930	-1.30860	.18105	-.00150	.00230	.00700	.83400	.02861
205	1.660	-1.0240	.16910	-1.26210	.18240	-.00150	.00220	.00700	.85400	.02843
206	3.020	-1.0090	.16890	-1.21720	.18374	-.00150	.00240	.00700	.87900	.02803
207	6.020	-.9940	.16870	-1.17370	.18503	-.00150	.00220	.00700	1.02400	.02893
208	6.020	-.9790	.16850	-1.13140	.18623	-.00160	.00200	.00700	1.49500	.02693
209	6.020	-.9640	.16830	-1.09010	.18730	-.00160	.00200	.00700	3.05000	.02810
210	10.030	-.9490	.16810	-1.04930	.18830	-.00140	.00220	.00700	.05700	.02926
211	12.010	-.9340	.16790	-1.00900	.18920	-.00140	.00250	.00700	.32900	.02697
212	14.020	-.9190	.16770	-.96930	.19000	-.00160	.00250	.00700	.44000	.03196
213	16.030	-.9040	.16750	-.93010	.19070	-.00190	.00290	.00700	.50700	.03396
214	18.040	-.8890	.16730	-.89150	.19130	-.00260	.00240	.00700	.53700	.03176
215	20.050	-.8740	.16710	-.85300	.19180	-.00310	.00240	.00700	.55100	.03298
216	22.060	-.8590	.16690	-.81490	.19220	-.00330	.00270	.00700	.57300	.03464
217	24.070	-.8440	.16670	-.77690	.19250	-.00360	.00290	.00700	.58500	.03407
218	26.070	-.8290	.16650	-.73900	.19270	-.00400	.00340	.00700	.59100	.03463
219	28.080	-.8140	.16630	-.70150	.19280	-.00460	.00340	.00700	.59200	.03527
220	30.080	-.7990	.16610	-.66460	.19280	-.00500	.00360	.00700	.59100	.03578
221	30.080	-.7840	.16590	-.62810	.19270	-.00550	.00360	.00700	.59100	.03602
222	30.080	-.7690	.16570	-.59150	.19250	-.00600	.00360	.00700	.59100	.03655

QX62B B26C9G15W7F8 M116E28W85X9

(RDZ102) (07 JUN 74)

REFERENCE DATA

SREF = 4.4119 SQ.FT. XMRP = 43.5974 INCHES
 LREF = 19.2289 INCHES YMRP = .0000 INCHES
 BKREF = 37.9359 INCHES ZMRP = 15.1875 INCHES
 SCALE = .0405 SCALE

BETA = .000 BOFLAP = -12.000
 ELEVON = -20.000 AIRLON = .000
 RUDDER = .000 SPDBRK = 25.000

PARAMETRIC DATA

RUN NO. 102/ 0 RN/L = 1.42 GRADIENT INTERVAL = -6.00/ 6.00

MACH	ALPHA	CL	CDF	CLM	CN	CAF	CYN	CBL	CY	XCP/L	CAB
.200	-4.360	-.59940	.12670	.19710	-.60730	.08075	-.00110	.00200	.00900	.77100	.02661
.200	-2.290	-.51190	.10960	.19720	-.51590	.08909	-.00120	.00120	.00800	.79200	.02680
.200	-1.250	-.46690	.10110	.19750	-.46990	.09086	-.00130	.00120	.00800	.80700	.02742
.200	-.210	-.42070	.09400	.19720	-.42100	.09243	-.00140	.00120	.00800	.82400	.02762
.200	.795	-.37600	.08800	.19790	-.37470	.09332	-.00140	.00140	.00700	.84600	.02722
.200	1.830	-.33370	.08100	.19920	-.33090	.09169	-.00130	.00130	.00700	.87300	.02851
.200	3.890	-.24320	.07210	.20310	-.23780	.08846	-.00130	.00130	.00600	.96100	.02692
.200	5.970	-.15200	.06480	.20210	-.14440	.08031	-.00160	.00100	.00600	1.16700	.02702
.200	8.010	-.06340	.06280	.20430	-.05400	.07106	-.00170	.00060	.00500	2.04300	.02610
.200	10.100	.02450	.06340	.20840	-.03530	.05813	-.00170	.00070	.00500	-1.51900	.02738
.200	12.170	.12720	.07040	.21310	.13230	.04352	-.00170	.00130	.00500	.05900	.02875
.200	14.240	.21580	.08510	.21520	.23020	.02945	-.00150	.00130	.00200	.30800	.03010
.200	16.330	.32530	.10990	.21260	.34310	.01398	-.00090	.00020	.00200	.42400	.03173
.200	18.420	.43720	.14310	.21150	.46010	-.00238	-.00010	.00260	.00100	.48200	.03481
.200	20.490	.55160	.18600	.20560	.58090	-.01852	.00030	.00430	-.00300	.52100	.03717
.200	22.580	.65660	.23170	.20270	.70290	-.01970	-.00070	.00220	-.00200	.54600	.03879
.200	24.670	.74490	.30480	.20270	.80410	-.03392	-.00160	.00160	-.00100	.55900	.04284
.200	26.700	.80860	.35430	.20310	.88150	-.04689	-.00020	.00130	-.00200	.56700	.04660
.200	28.780	.86120	.41110	.20420	.95280	-.05434	.00240	.00160	-.00500	.57300	.05002
.200	30.790	.87230	.45280	.21180	.98630	-.04894	.00320	.00210	-.00700	.57300	.05523
	GRADIENT	.04336	-.00597	.00050	.04486	-.00013	-.00005	-.00206	-.00031	.03539	.00004



04628 B26C9515M7F8 W16E28V8R5X9

(602103) (07 JUN 74)

REFERENCE DATA

SEEF = 4.4119 SQ.FT. YMRP = 43.5974 INCHES
 LSEF = 19.2298 INCHES YMRP = 1.0000 INCHES
 BSEF = 37.9359 INCHES ZMRP = 15.1875 INCHES
 SCALE = 10405 SCALE

PARAMETRIC DATA

BETA = .000 BDFLAP = -12.000
 ELEVON = -30.000 AILRON = .000
 RUDDER = 1.000 SPOBRK = 25.000

RUN NO. 103/0 RN/L = 1.42 GRADIENT INTERVAL = -6.00/ 6.00

WACH	ALPHA	CL	CLM	CN	CAP	CYN	CBL	CY	ACP/L	CAB
.200	-4.350	-57370	.15960	-168390	.10760	-100260	-100100	.01200	.77430	.02626
.200	-2.330	-57340	.13730	-57850	.11447	-100210	-100060	.01100	.79210	.02718
.200	-1.300	-56960	.12910	-53240	.11714	-100160	-100000	.00900	.80800	.02754
.200	-.270	-48550	.12190	-42610	.11944	-100160	-100070	.00900	.82100	.02742
.200	.770	-44250	.11500	-44390	.12100	-100170	-100020	.00800	.83800	.02700
.200	1.790	-41090	.10740	-39730	.12053	-100180	-100010	.00700	.85300	.02719
.200	3.800	-38240	.09710	-32120	.11891	-100180	-100020	.00600	.91620	.02697
.200	5.920	-24730	.08810	-23050	.11256	-100170	-100050	.00500	1.12710	.02554
.200	7.950	-11560	.08090	-14350	.10177	-100160	-100000	.00400	1.26100	.02517
.200	10.020	-17320	.07230	-15390	.08946	-100160	-100010	.00300	2.14500	.02576
.200	12.100	11130	.06150	-2280	.07653	-100160	-100120	.00200	-2.16510	.02626
.200	14.150	19310	.04970	11200	.06473	-100120	-100090	.00200	-1.19500	.02673
.200	16.210	19730	.03720	21200	.054974	-100090	-100070	.00200	.19700	.03152
.200	18.330	27610	.02410	30540	.03797	-100070	-100050	.00100	.32900	.03297
.200	20.490	37410	.01000	41190	.02296	-100030	-100060	.00100	.41300	.03641
.200	22.460	48120	.02170	52760	.01767	-100010	-100020	.00100	.46200	.03115
.200	24.540	56790	.06130	61860	.01477	-100160	-100160	.00100	.49100	.03940
.200	26.620	64790	.31760	72150	.01548	-100010	-100010	.00100	.51700	.04423
.200	28.670	70370	.37020	79510	-100120	-100010	-100010	.00100	.53100	.044675
.200	30.700	73840	.42430	85160	-100220	-100010	-100010	.00100	.53700	.05219
.200	GRADIENT	.64124	-100577	.04323	.00150	.00006	.00005	-1.00048	.02352	-100007

04628 B26C9015W7F8 W116E28V8R598 (RDZ104) (07 JUN 74)

REFERENCE DATA
 S-EFF = 4.4119 SQ.FT. YMRP = 43.5974 INCHES BETA = .006 BDELAP = -12.000
 L-EFF = 19.2299 INCHES YMRP = .0000 INCHES ELEVON = -40.000 AILTRON = .000
 R-EFF = 37.9359 INCHES YMRP = 15.1875 INCHES RUDDER = .006 SPDRK = 25.000
 SCALE = 0.400 SCALE

PARAMETRIC DATA

RUN NO. 104/0 RN/L = 1.42 GRADIENT INTERVAL = -6.00/ 6.00

MACH	ALPHA	CL	CD	CLM	CN	CAF	CYN	CBL	CY	XCP/L	CAB
.200	-4.420	-7.2740	.19250	.24290	-7.74010	.13589	-.00220	.00220	.01300	.77200	.02869
.200	-2.350	-6.1060	.16940	.23320	-6.3700	.14331	-.00200	.00170	.01100	.74900	.02690
.200	-1.330	-5.8430	.15890	.23640	-5.8780	.14530	-.00180	.00130	.01000	.80000	.02773
.200	-.280	-5.5510	.14910	.23410	-5.3380	.14658	-.00170	.00110	.00900	.81200	.02715
.200	.770	-4.5720	.14040	.23310	-4.8520	.14698	-.00190	.00090	.00800	.82400	.02757
.200	1.760	-4.4520	.13160	.23110	-4.3650	.14539	-.00210	-.00050	.00700	.82700	.02869
.200	3.830	-3.4530	.11330	.22960	-3.3760	.14121	-.00220	-.00080	.00600	.91200	.02858
.200	5.860	-2.6890	.10940	.23100	-2.4630	.13537	-.00200	.00000	.00500	.93700	.02916
.200	7.950	-1.7620	.10310	.23670	-1.6720	.12654	-.00160	.00000	.00400	1.11500	.02911
.200	10.010	-.0280	.10010	.24160	-.07000	.11407	-.00140	.00050	.00300	.98200	.02833
.200	12.090	.00000	.10370	.24560	.02180	.10143	-.00130	.00160	.00200	-3.14300	.02897
.200	14.180	.03460	.11990	.24870	.11960	.08729	-.00120	.00130	.00200	-1.11300	.03154
.200	16.240	.19190	.13210	.25240	.22120	.07316	-.00070	-.00030	.00100	.02200	.03225
.200	18.300	.27740	.15710	.25820	.31270	.06200	-.00070	-.00010	.00000	.34500	.03221
.200	20.370	.35720	.18790	.26500	.40080	.05161	-.00050	-.00070	.00000	.61500	.03619
.200	22.450	.44160	.23420	.27530	.49760	.04774	-.00140	-.00270	.00000	.44800	.04034
.200	24.510	.50690	.26960	.28450	.57310	.03501	-.00140	-.00210	-.00000	.46300	.04454
.200	26.560	.57040	.31340	.28140	.65060	.02557	-.00050	.00040	-.00000	.49100	.04519
.200	28.620	.62840	.36560	.28520	.72680	.01990	.00240	.00130	-.00000	.50700	.04821
.200	30.670	.67090	.41870	.28240	.79170	.01780	.00660	.00090	-.00000	.52100	.05211
.200	GRADIENT	.04565	-.00808	-.00122	.04609	-.00020	-.00000	-.00028	-.00072	.02033	.00024



QM628 B26C9 M7F8 W116E28VBR5X9

PARAMETRIC DATA

BETA = .000 BDFLAP -12.000
 ELEVON = -40.000 AILRON .000
 RUDDER = .000 SPDBRK = 25.000

REFERENCE DATA

SREF = 4.4119 SQ.FT. XMRP = 43.5974 INCHES
 LREF = 19.2299 INCHES YMRP = .0000 INCHES
 BREF = 37.9359 INCHES ZMRP = 15.1875 INCHES
 SCALE = .0405 SCALE

RUN NO. 105/ 0 RN/L = 1.42 GRADIENT INTERVAL = -6.00/ 6.00

MACH	ALPHA	CL	CLM	CN	CAF	CYN	CBL	CY	XCF/L	CAB
.200	-4.420	-.73140	.24920	-.74170	.10463	-.00190	.00180	.01000	.77500	.03039
.205	-2.370	-.63640	.24470	-.64160	.11323	-.00190	.00140	.01000	.79200	.02926
.205	-1.310	-.58630	.24280	-.58910	.11524	-.00190	.00110	.00900	.80300	.03001
.200	-.290	-.53810	.24040	-.53870	.11672	-.00190	.00090	.00800	.81600	.03006
.200	.710	-.48770	.23810	-.48630	.11624	-.00200	.00060	.00800	.83200	.03062
.200	1.770	-.43440	.23430	-.43100	.11527	-.00220	.00000	.00800	.83200	.03008
.200	3.870	-.33540	.23130	-.32880	.11057	-.00220	.00000	.00600	.91100	.03177
.200	5.890	-.24460	.23220	-.23500	.10570	-.00190	.00060	.00600	1.01500	.03195
.200	7.970	-.15940	.23650	-.14650	.09610	-.00180	.00070	.00500	1.24500	.03265
.200	10.020	-.07190	.24030	-.05780	.08529	-.00160	.00140	.00400	2.18100	.03213
.200	12.100	.02250	.24420	.03870	.07297	-.00180	.00220	.00400	-1.67000	.03350
.200	14.200	.12360	.24410	.14280	.06029	-.00150	.00150	.00400	.02300	.03216
.200	16.230	.21970	.24820	.24220	.04602	-.00070	.00180	.00300	.27500	.03377
.200	18.300	.31210	.25300	.33900	.03364	.00010	.00320	.00000	.37800	.03318
.200	20.380	.40490	.25730	.43920	.01961	.00090	.00470	.00000	.43600	.03582
.200	22.480	.49660	.26000	.54350	.01463	.00040	.00230	.00000	.47600	.03971
.200	24.540	.56220	.27080	.62160	.00784	.00110	.00300	-.00200	.49100	.04358
.200	26.620	.64140	.27100	.71410	-.00652	-.00210	.00220	.00100	.51200	.04592
.200	28.650	.67950	.28080	.77070	-.00665	-.00370	-.00070	.00400	.51800	.04625
.200	30.700	.72610	.28770	.84010	-.00734	-.00340	.00130	.00100	.52600	.05263
.200	GRADIENT	.04770	-.00790	.04961	-.00013	-.00002	-.00015	-.00045	.02225	.00022

(RDZ106) (07 JUN 74)

04628 B25C9 M7F8 W116E28V8R5X9

PARAMETRIC DATA

BETA = .000 BDFLAP = -12.000
ELEVON = -30.000 ALLRON = .000
RUDDER = .000 SPOBRK = 25.000

REFERENCE DATA

SREF = 4.4119 SQ.FT. XMRP = 43.5974 INCHES
LREF = 19.2299 INCHES YMRP = .0000 INCHES
BREF = 37.9359 INCHES ZMRP = 15.1875 INCHES
SCALE = .0405 SCALE

RUN NO. 106/0 RN/L = 1.4 GRADIENT INTERVAL = .6 uc / 6.00

MACH	ALPHA	CL	CLM	CN	CAF	CYN	CBL	CY	XCP/L	CAB
.200	-4.410	-.66370	.12820	-.67160	.07684	-.00260	.00010	.01190	.77600	.02877
.200	-2.300	-.56860	.10750	-.57240	.08466	-.00170	.00060	.00800	.79630	.02873
.200	-1.300	-.52380	.10030	-.52390	.08833	-.00190	.00040	.00700	.80900	.02853
.200	-.260	-.48080	.09180	-.48130	.08964	-.00190	.00020	.00700	.82400	.02917
.200	.720	-.43270	.08590	-.43160	.09148	-.00190	.00010	.00700	.84200	.02808
.200	1.780	-.38720	.07710	-.38460	.08959	-.00190	.00000	.00600	.86600	.03103
.200	3.830	-.29260	.06740	-.28750	.08689	-.00190	-.00030	.00400	.93700	.02955
.200	5.920	-.20220	.05970	-.19500	.08030	-.00190	-.00120	.00500	1.07500	.02963
.200	7.960	-.11350	.05510	-.10470	.07035	-.00220	-.00200	.00400	1.45000	.02959
.200	10.040	-.02190	.05490	-.01390	.05830	-.00240	-.00220	.00500	6.79400	.03110
.200	12.100	.06120	.06090	.07260	.04675	-.00250	-.00200	.00500	-.54700	.03013
.200	14.170	.14760	.07180	.16070	.03345	-.00250	-.00470	.00500	.09200	.03135
.200	16.250	.24600	.09240	.26210	.01986	-.00220	-.00670	.00500	.30400	.03293
.200	18.320	.33190	.11570	.35150	.00550	-.00120	-.00990	.00300	.38500	.03410
.200	20.380	.41860	.14950	.44440	-.00566	-.00040	.00160	.00100	.43300	.03528
.200	22.460	.50120	.19800	.53880	-.00845	-.00020	.00120	.00000	.46800	.03623
.200	24.540	.58450	.24730	.63440	-.01773	.00030	.00300	-.00200	.49400	.03975
.200	26.600	.66810	.30080	.73210	-.03028	-.00160	.00560	-.00300	.51600	.04224
.200	28.680	.74600	.36190	.82820	-.04401	-.00160	.00850	-.00300	.53200	.04626
.200	30.730	.79850	.42650	.90440	-.04140	-.00220	.01020	-.00500	.54000	.05244
.200	GRADIENT	.04478	-.00026	.04623	.00024	.00004	-.00014	-.00057	.12742	.00013



(RDZ107) (07 JUN 74)

0A62B B26C9 H7F8 W116E28W85X9

REFERENCE DATA

SREF = 4.4119 SQ.FT. XHRP = 43.5974 INCHES
 LREF = 19.2299 INCHES YMRP = .00000 INCHES
 PREF = 37.9359 INCHES ZMRP = 15.1875 INCHES
 SCALE = .0435 SCALE

PARAMETRIC DATA

BETA = .000 BDFLAP = -12.000
 ELEVON = -20.000 AIRCON = .000
 RUDDER = .000 SFD8BK = 25.000

RUN NO. 107 / 0 RW/L = 1.42 GRADIENT INTERVAL = -6.00 / 6.00

MACH	ALPHA	CL	CLM	CN	CAF	CYN	CBL	CY	XCF/L	CAB
.200	-4.360	-.62330	.09920	.21200	.05160	-.00170	.00090	.00900	.77600	.02677
.205	-2.290	-.53030	.08100	-.53310	.05972	-.00150	.00070	.00800	.79700	.02621
.210	-1.290	-.48600	.07330	-.48760	.06239	-.00150	.00090	.00700	.81100	.02602
.215	-.210	-.43780	.06480	-.43800	.06325	-.00160	.00090	.00700	.82900	.02695
.220	.800	-.38960	.05920	-.38870	.06474	-.00160	.00090	.00600	.85000	.02602
.225	1.830	-.34260	.05280	-.34080	.06380	-.00160	.00090	.00600	.87900	.02646
.230	3.900	-.24950	.04330	-.24600	.06318	-.00170	.00110	.00600	.96600	.02620
.235	5.980	-.15730	.03750	-.15250	.05369	-.00150	.00090	.00400	1.16200	.02554
.240	8.000	-.06680	.03460	-.16130	.04359	-.00160	.00080	.00500	1.93500	.02628
.245	10.100	.02390	.03690	-.03000	.03218	-.00190	.00080	.00300	-1.99400	.02638
.250	12.130	.11620	.04830	.12290	.01895	-.00170	.00110	.00200	-.00800	.02807
.255	14.230	.21910	.06110	.22320	.00539	-.00150	.00020	.00300	.29500	.02870
.260	16.310	.32970	.08540	.34040	-.01065	-.00130	.00190	.00000	.41500	.03109
.265	18.440	.44290	.11820	.45760	-.02799	-.00060	.00340	.00000	.47800	.03405
.270	20.500	.55800	.16120	.57910	-.04441	.00040	.00340	-.00200	.51700	.03667
.275	22.560	.66340	.22890	.70090	-.04320	-.00100	.00220	.00100	.54500	.03717
.280	24.650	.76230	.28710	.81260	-.05706	-.00070	.00460	-.00200	.56000	.04068
.285	26.770	.85570	.35200	.92260	-.07125	-.00070	.00730	-.00500	.57300	.04534
.290	28.790	.92600	.41540	1.01160	-.08195	-.00130	.00980	-.00400	.58000	.05005
.295	30.810	.92150	.46570	1.03000	-.07214	-.00170	.00980	-.00600	.57600	.05273
	GRADIENT	.04522	-.00595	.04623	.07010	.00000	.00002	-.00043	.03447	-.00008



DATE 02 JUL 74 TABULATED SOURCE DATA - 0A62B

(07 JUN 74)

0A62B 926C9 H7F8 W16E28V8R59

REFERENCE DATA

SREF = 4.4119 SQ.F.T. XMRP = 43.5974 INCHES
 LREF = 19.2299 INCHES YMRP = .0000 INCHES
 BREF = 37.9359 INCHES ZMRP = 15.1875 INCHES
 SCALE = .0475 SCALE

PARAMETRIC DATA

BETA = .000 BDELAP = -12.000
 ELEVON = -15.000 AILRON = .000
 RUDDER = .000 SPDRK = 25.000

RUN NO. 108/ 0 RNVL = 1.42 GRADIENT INTERVAL = -6.00/ 6.00

MACH	ALPHA	CL	CLM	CN	CAF	CYN	CBL	CY	XCP/L	CAB
.200	-4.290	-55930	.08140	-56380	.03929	-.00170	.00240	.00800	.77100	.02721
.200	-2.240	-46660	.06470	-46880	.04637	-.00160	.00230	.00600	.79400	.02775
.200	-1.180	-41770	.05820	-41890	.04952	-.00150	.00230	.00600	.81100	.02741
.200	-1.180	-37060	.05140	-37080	.05024	-.00150	.00220	.00500	.83200	.02861
.200	.850	-32360	.04750	-32290	.05232	-.00160	.00220	.00500	.85800	.02709
.200	1.890	-27590	.04210	-27470	.05118	-.00160	.00230	.00500	.89600	.02802
.200	3.990	-18210	.03490	-18200	.04751	-.00160	.00240	.00400	1.02500	.02676
.200	6.010	-08800	.03210	-08410	.04118	-.00160	.00230	.00400	1.45200	.02694
.200	8.090	-00690	.03280	-01150	.03157	-.00140	.00230	.00200	-5.23500	.02576
.200	10.130	10710	.03780	10520	.01967	-.00150	.00230	.00200	.00100	.02688
.200	12.210	19650	.04790	20220	.00524	-.00160	.00270	.00100	.30900	.02782
.200	14.300	30570	.06750	31290	-.01016	-.00130	.00150	.00000	.43300	.02971
.200	16.380	42110	.09510	43080	-.02744	-.00120	.00070	.00000	.49600	.03034
.200	18.460	53690	.13170	55100	-.04504	-.00070	.00260	.00000	.53300	.03511
.200	20.570	65430	.17950	67570	-.06172	.00020	.00450	-.00300	.55800	.03665
.200	22.660	76580	25570	80520	-.05903	.00000	.00300	.00000	.57800	.03952
.200	24.740	85960	31700	91340	-.07183	-.00140	.00490	-.00200	.58800	.04191
.200	26.830	95370	38680	102560	-.08528	-.00070	.00830	-.00700	.59600	.04703
.200	28.870	101510	45010	110630	-.09614	-.00180	.00980	-.00400	.60000	.05143
.200	30.860	98470	49050	109690	-.08407	-.00220	.01290	-.01000	.59000	.05907
.200	GRADIENT	.04571	-.00557	.04661	.00104	.00001	.00000	-.00044	.02923	-.00004



0A62B B26C9 W7F8 M16E2BWB5X2

(RDZ109) (07 JUN 74)

REFERENCE DATA

SREF = 4.4119 SQ.FT. XMRP = 43.5974 INCHES
 LREF = 19.2299 INCHES YMRP = .0000 INCHES
 BREF = 37.9359 INCHES ZMRP = 15.1875 INCHES
 SCALE = .0425 SCALE

BETA = .000 BDFLAP = -12.0000
 ELEWON = -10.000 AILRON = .0000
 RUDDER = .000 SPDBRK = 25.0000

RUN NO. 109/ 0 RN/L = 1.42 GRADIENT INTERVAL = -6.00/ 6.00

PARAMETRIC DATA

MACH	ALPHA	CL	CLM	CLN	CAF	CYN	CBL	CY	XCP/L	CAB
.200	-4.260	-4.7350	.06610	-4.7710	.03073	-1.00170	.00180	.00800	.76300	.02993
.200	-2.200	-3.7930	.05210	-3.8100	.03750	-1.00160	.00170	.00700	.79100	.03067
.200	-1.150	-3.2920	.04720	-3.3010	.04061	-1.00170	.00170	.00700	.81200	.02977
.200	-.120	-2.8240	.04240	-2.8250	.04179	-1.00170	.00160	.00700	.83900	.02980
.200	.870	-2.3680	.03890	-2.3610	.04260	-1.00160	.00170	.00600	.87500	.02936
.200	1.940	-1.8620	.03510	-1.8490	.04139	-1.00160	.00180	.00500	.93900	.02999
.200	3.980	-1.9290	.03140	-.09040	.03779	-1.00150	.00190	.00400	1.23900	.02888
.200	6.040	.00010	.03070	-.00330	.03053	-1.00150	.00190	.00400	-15.31400	.02812
.200	8.130	.09770	.03320	.01240	.01910	-1.00150	.00200	.00300	.12300	.02830
.200	10.220	.19340	.04100	.19760	.01605	-1.00150	.00190	.00200	.37800	.02912
.200	12.270	.29300	.05430	.29780	-.00923	-1.00150	.00190	.00200	.46900	.03035
.200	14.360	.40310	.07720	.40970	-.02522	-1.00110	.00120	.00000	.52100	.03208
.200	16.430	.51850	.10820	.52790	-.04285	-1.00120	.00030	.00000	.55400	.03435
.200	18.530	.63890	.13620	.65360	-.06062	-1.00100	.00180	.00000	.57600	.03633
.200	20.610	.75540	.20140	.77800	-.07749	-1.00000	.00360	-.00200	.59100	.03837
.200	22.690	.86450	.24550	.90770	-.07016	-1.00180	.00320	.00100	.60500	.04179
.200	24.800	.96700	.34930	1.01800	-.08563	-1.00130	.00530	-.00100	.61000	.04547
.200	26.860	1.05390	.42550	1.13250	-.09675	-1.00060	.00990	-.00900	.61600	.04982
.200	28.920	1.11040	.48930	1.20340	-.10598	-1.00180	.00910	-.00400	.61700	.05445
.200	30.880	1.02460	.51050	1.14140	-.08789	-1.00080	.00380	-.00100	.60100	.05470
.200	GRADIENT	.04626	-.00419	.04700	.00008	-.00002	.00001	-.00049	.05228	-.00014

OM62B B26C9 H7F8 M116E26V8R5X9

(RDZ110) (07 JUN 74)

REFERENCE DATA

SREF = 4.4119 SQ.FT. XMRP = 43.5974 INCHES
 LREF = 19.2299 INCHES YMRP = .0000 INCHES
 BREF = 37.9359 INCHES ZMRP = 15.1875 INCHES
 SCALE = .0425 SCALE

BETA = .0000 BDFLAP = -12.0000
 ELEVON = -10.0000 AIRLON = .0000
 RUDDER = .0000 SPDPRK = 25.0000

RUN NO. 1107 0 RN/L = 1.42 GRADIENT INTERVAL = -6.00/ 6.00

PARAMETRIC DATA

MACH	ALPHA	CL	CLM	CLN	CAF	CYN	CBL	CY	XCF/L	CAB
.250	-4.250	-4.47970	.14640	-4.8330	.03041	-.00150	.00180	.00800	.76500	.02955
.250	-2.200	-3.87000	.14750	-3.8875	.03789	-.00160	.00180	.00700	.79100	.02953
.250	-1.150	-3.38100	.14700	-3.3900	.04055	-.00150	.00180	.00600	.81100	.02908
.250	-.130	-2.91800	.14740	-2.9190	.04116	-.00160	.00190	.00600	.83800	.03009
.250	-.900	-2.43400	.14800	-2.4280	.04218	-.00160	.00180	.00600	.87600	.02944
.250	1.940	-1.94400	.14850	-1.9310	.04175	-.00160	.00200	.00500	.93400	.02871
.250	3.990	-1.03300	.14900	-.10150	.03777	-.00160	.00220	.00400	1.19200	.02901
.250	6.040	-.01060	.14980	-.00750	.02983	-.00170	.00210	.00400	7.92300	.02869
.250	8.130	.02000	.15090	.08870	.01360	-.00150	.00220	.00300	.02600	.02765
.250	10.200	.18110	.15190	.18520	.00665	-.00160	.00230	.00200	.35000	.02847
.250	12.280	.27950	.15290	.28440	-.00772	-.00160	.00220	.00200	.45410	.02914
.250	14.370	.39090	.15350	.39730	-.02436	-.00150	.00150	.00200	.51200	.03146
.250	16.440	.50980	.15500	.51890	-.04253	-.00110	.00070	.00000	.54800	.03418
.250	18.510	.62440	.13960	.63880	-.05871	-.00110	.00240	.00000	.57100	.03497
.250	20.620	.74550	.13240	.76190	-.07505	-.00010	.00430	-.00300	.58800	.03731
.250	22.710	.85660	.11950	.88890	-.07100	-.00170	.00350	.00000	.60300	.04196
.250	24.790	.95750	.11690	1.11530	-.08530	-.00130	.00610	-.00200	.61900	.04581
.250	26.900	1.05590	.10810	1.13470	-.09736	-.00030	.01060	-.00000	.61700	.04986
.250	28.920	1.10690	.11410	1.20470	-.10625	-.00190	.01050	-.00000	.61700	.05443
.250	30.900	1.03860	.15450	1.15580	-.09153	-.00120	.01180	-.01100	.61200	.05490
.250	GRADIENT	.04581	-.00431	.04654	.00090	-.00000	.00005	-.00046	.04754	-.00008



REFERENCE DATA
 PARAMETRIC DATA

SKEF = 4.4119 SQ.FT. XMRP = 43.5974 INCHES BETA = .0000 BDFLAP = -12.000
 LREF = 19.2299 INCHES YMRP = .0000 INCHES ELEVON = -5.0000 AIRLRN = .0000
 BREF = 37.9359 INCHES ZMRP = 15.1875 INCHES RUDDER = .0000 SPDRK = 25.0000
 SCALE = .0405 SCALE

RUN NO. 111/ 0 RN/L = 1.42 GRADIENT INTERVAL = -6.00/ 6.00

MACH	ALPHA	CL	CLM	CN	CAF	CYN	CBL	CY	XCP/L	CAB
.200	-4.215	-3.7295	.05340	-3.7590	.02585	-.00160	.00270	.00600	.74950	.02249
.200	-2.150	-2.7860	.04270	-2.8000	.03220	-.00160	.00260	.00500	.78200	.03272
.200	-1.100	-2.2910	.03840	-2.2980	.03407	-.00160	.00260	.00600	.81000	.03286
.200	-.760	-1.8240	.03550	-1.8250	.03537	-.00150	.00260	.00500	.85100	.03196
.200	.940	-1.3470	.03320	-1.3410	.03546	-.00160	.00270	.00400	.92300	.03213
.200	1.930	-.8780	.03090	-.08670	.03357	-.00160	.00280	.00400	1.07400	.03242
.200	4.030	.00620	.03130	.02830	.02988	-.00150	.00290	.00200	-3.71300	.03152
.200	6.110	1.0340	.03220	.10630	.02103	-.00150	.00290	.00200	.30600	.03128
.200	8.190	2.0200	.03910	.20550	.00994	-.00150	.00290	.00100	.47300	.03015
.200	10.240	3.0030	.04950	.30430	-.00466	-.00150	.00270	.00100	.53200	.03172
.200	12.330	4.0110	.06760	.40630	-.01958	-.00130	.00280	.00000	.56200	.03178
.200	14.420	5.1430	.09360	.52140	-.03740	-.00080	.00230	-.00100	.58400	.03491
.200	16.500	6.2920	.12970	.64070	-.05446	-.00080	.00170	-.00100	.60000	.03592
.200	18.600	7.5520	1.7630	.77200	-.07377	-.00080	.00260	-.00200	.61300	.03880
.200	20.690	8.7470	2.3180	.90020	-.09221	-.00030	.00430	-.00200	.62100	.04199
.200	22.780	9.7640	3.2250	1.12510	-.08370	-.00170	.00450	-.00100	.62900	.04677
.200	24.850	1.07050	3.9410	1.43700	-.09232	-.00000	.00750	-.00000	.63300	.04986
.200	26.940	1.16480	4.7250	1.8240	-.11662	.00000	.01160	-.01400	.63600	.05486
.200	28.970	1.19410	5.3260	1.30270	-.11246	-.00250	.00830	-.00200	.63200	.05904
.200	30.890	1.03750	5.2300	1.15880	-.08386	.00240	-.03100	.01000	.61000	.06919
.200	GRADIENT	.04603	-.00280	.04665	.00049	-.00001	.00003	-.00046	-.39500	-.00012

PARAMETRIC DATA

BETA = .0005 BDFLAP = -12.0000
 ELEWON = 15.0000 AIRLON = .0000
 RUDDER = .0000 SPDBRK = 25.0000

REFERENCE DATA

SREF = 4.4119 SQ.FT. YMRP = 43.5974 INCHES
 LREF = 19.2299 INCHES YMRP = .0000 INCHES
 PRF = 37.9359 INCHES ZMRP = 15.1875 INCHES
 SCALE = .0405 SCALE

RUN NO. 112/0 EN/L = 1.42 GRADIENT INTERVAL = -6.00/ 6.00

MACH	ALPHA	CL	CLM	CLN	CAF	CYN	CBL	CY	XCP/L	CAB
.200	-4.010	.02920	-.08920	-.02640	-.04147	-.00190	.00290	.00700	1.85800	.04497
.200	-1.940	.12400	-.08800	.12260	.04560	-.00180	.10320	.00600	.91000	.04438
.200	-.920	.17050	-.08600	.16970	.04689	-.00180	.10000	.00500	.83800	.04318
.200	.130	.21750	-.08300	.21760	.04666	-.00180	.310	.00500	.79800	.04300
.200	1.130	.26460	-.08000	.26560	.04533	-.00190	.00290	.00500	.77100	.04237
.200	2.170	.30900	-.08640	.31170	.04247	-.00200	.00300	.00500	.75400	.04269
.200	4.200	.39800	-.08430	.40170	.03545	-.00210	.00280	.00500	.72900	.04116
.200	6.280	.49240	-.08430	.49820	.02535	-.00240	.00270	.00600	.71400	.03974
.200	8.350	.58950	-.08460	.59660	.01137	-.00250	.00210	.00600	.70400	.03998
.200	10.430	.69300	-.08790	.70500	-.01298	-.00250	.01180	.00500	.69800	.03888
.200	12.510	.80610	-.09220	.82140	-.02078	-.00200	.01230	.00200	.69300	.04138
.200	14.620	.93360	-.09730	.95440	-.03753	-.00150	.00180	.00100	.69000	.04238
.200	16.660	1.08360	-.10240	1.05220	-.05417	-.00160	-.00090	.00200	.68700	.04362
.200	18.760	1.14890	-.11190	1.18840	-.07336	-.00210	.00150	.00200	.68600	.04707
.200	20.860	1.24150	-.11660	1.30150	-.07117	-.00290	.00960	-.00200	.68500	.05258
.200	22.940	1.33910	-.12790	1.42650	-.06523	-.00320	.00720	-.00600	.68500	.05899
.200	25.030	1.43420	-.13360	1.54540	-.06024	-.00370	.01420	-.01900	.68300	.06450
.200	27.090	1.46460	-.10360	1.59980	-.06865	-.00630	.01210	-.01200	.67700	.06878
.200	29.000	1.28100	-.01010	1.42180	-.07734	-.00030	.01150	-.01700	.65600	.08710
.200	30.910	1.13640	.04100	1.29180	-.05861	-.00260	-.00680	.00100	.64000	.08890
.200	GRADIENT	.04502	.00009	.04582	-.00074	-.00003	-.00002	-.00023	-.11185	-.00045



SREF = 4.4119 SQ.FT. XREF = 43.5974 INCHES
 LEF = 19.2239 INCHES YMER = .0000 INCHES
 BREF = 37.9359 INCHES ZREF = 15.11375 INCHES
 SCALE = .0435 SCALE

BETA = .000 BDFLAP = -12.000
 ELEVON = 15.000 AILPON = .000
 RUDDER = .000 SPDBRK = 25.000

PARAMETRIC DATA

RUN NO. 113/0 RN/L = 1.42 GRADIENT INTERVAL = -6.00/ 6.00

MACH	ALPHA	CL	CLM	CDF	CN	CAF	CYN	CBL	CY	XCF/L	CAB
.20	-4.000	.03510	-0.8320	.04050	.02720	.04259	-0.00180	.00320	.00500	1.00500	.04373
.20	-1.940	.02240	-0.6520	.04140	.02030	.04557	-0.01180	.00330	.00600	.91300	.04365
.20	-0.910	.01720	-0.50650	.04370	.01720	.04652	-0.01170	.00340	.00500	.83700	.04365
.20	.130	.02730	-0.36550	.04830	.02270	.04784	-0.01180	.00320	.00500	.79500	.04117
.20	1.150	.02620	-0.2710	.05000	.02630	.04777	-0.01170	.00340	.00400	.77300	.04316
.20	2.160	.00590	-0.1870	.05510	.03180	.04300	-0.01190	.00300	.00400	.75400	.04133
.20	4.240	.00170	-0.1050	.05530	.04540	.03542	-0.0210	.00290	.00500	.73100	.04111
.20	6.300	.00040	-0.0610	.05020	.05020	.03512	-0.01240	.00260	.00500	.71500	.03930
.20	8.370	.00000	-0.0370	.04980	.06000	.03157	-0.02240	.00210	.00500	.70500	.04120
.20	10.450	.00000	-0.0320	.04450	.07230	.007479	-0.01250	.00180	.00500	.69300	.04113
.20	12.540	.00000	-0.0290	.03920	.08330	.002166	-0.0210	.00240	.00300	.69500	.04239
.20	14.620	.00000	-0.0150	.03390	.09510	.00000	-0.0110	.00160	.00100	.69200	.04351
.20	16.710	.00000	-0.0110	.02860	.10730	.005635	-0.0170	.00190	.00100	.69300	.04616
.20	18.800	.00000	-0.0210	.02330	.12050	.007400	-0.0120	.00140	.00100	.69300	.04447
.20	20.910	.00000	-0.0250	.01800	.13210	.007232	.00790	.00930	.00200	.69300	.05432
.20	22.970	.00000	-0.0370	.01370	.14460	.006600	-0.0130	.00630	.00150	.69300	.05781
.20	25.040	.00000	-0.0470	.00970	.15800	.006090	.00170	.00470	.00200	.69400	.06636
.20	27.080	.00000	-0.0570	.00600	.160210	.006844	.00310	.00130	.00100	.67600	.07016
.20	29.000	.00000	-0.0310	.00320	.145440	.009079	-0.00100	.00190	.00100	.65900	.07805
.20	30.920	.00000	.00670	.00320	.129100	.005766	.00280	.00360	.00400	.64100	.08489
GRADIENT	.04511	.00000	-0.00013	.00000	.04592	.00000	-0.00003	.00000	.00000	.00000	.00000

REFERENCE DATA
 SREF = 4.4119 SQ.FT. YMRP = 43.5972 INCHES
 LREF = 19.2239 INCHES YMRP = .0000 INCHES
 BREF = 37.9339 INCHES ZMRP = 15.1875 INCHES
 SCALE = .0405 SCALE

PARAMETRIC DATA
 BETA = .000 BDFLAP = -12.000
 ELEWON = 5.000 AIRLON = .000
 RUDDER = .000 SPDRK = 25.000

RUN NO. 115/0 RN/L = 1.42 GRADIENT INTERVAL = -6.00/ 6.00

MACH	ALPHA	CL	CD	CLM	CN	CAF	CYN	CBL	CY	XCP/L	CAP
.200	-4.130	-1.16620	.03830	.00540	-1.0860	.02825	-1.00170	.00320	.00700	.66100	.03848
.200	-2.740	-.07040	.03360	.00520	-.07160	.03114	-.00170	.00330	.00500	.67800	.03821
.200	-1.030	-.12430	.03290	.00510	-.02550	.03248	-.00160	.00330	.00500	.72400	.03816
.200	.000	.02350	.03250	.00510	.02350	.03252	-.00170	.00330	.00500	.57100	.03822
.200	1.040	.07230	.03160	.00520	.07290	.03032	-.00170	.00330	.00400	.62500	.03819
.200	2.070	.11950	.03460	.00480	.12070	.03057	-.00170	.00320	.00300	.63700	.03829
.200	4.190	.21430	.03860	.00470	.21720	.02287	-.00160	.00330	.00300	.64400	.03826
.200	6.220	.31330	.04810	.00390	.31630	.01401	-.00180	.00320	.00330	.64700	.03818
.200	8.280	.41130	.06170	.00290	.41590	.00781	-.00190	.00300	.00300	.65100	.03892
.200	10.350	.51110	.07850	.00250	.51690	-.01460	-.00190	.00280	.00300	.65300	.03677
.200	12.410	.61260	.09340	.00230	.62370	-.03076	-.00160	.00300	.00310	.65000	.03755
.200	14.510	.72010	.11740	.00200	.73160	-.04719	-.00140	.00200	.00300	.65200	.03817
.200	16.590	.84090	.14160	.00190	.85770	-.06612	-.00100	.00260	.00300	.65600	.04101
.200	18.700	.95940	.16660	.00160	.89460	-.08348	-.00120	.00240	.00300	.65300	.04248
.200	20.790	1.17620	.19260	.00160	.94460	-.10379	-.00110	.00220	.00300	.65100	.04686
.200	22.850	1.47240	.41250	.00170	1.21670	-.08442	-.00110	.00650	.00300	.66300	.05435
.200	24.940	1.27420	.48540	.00210	1.36000	-.09728	-.00110	.00180	.00300	.65300	.05465
.200	27.020	1.34930	.56620	.00400	1.45920	-.10876	.00130	.01300	.00300	.66200	.06234
.200	29.010	1.30190	.59970	.00260	1.42940	-.10709	-.00260	.02270	.00700	.65100	.06828
.200	30.870	1.09060	.56520	.00230	1.22610	-.07460	.00410	-.00900	.00400	.62700	.07405
GRADIENT		.04593	.00012	-.00074	.04650	-.00034	.00001	.00000	-.00048	-.00588	-.00019

QM628 B26C9 MTF8 M16E26V8R5X9

(RDZ116) (07 JUN 74)

REFERENCE DATA

SREF = 4.4119 SQ.FT. XMRP = 43.5974 INCHES
 LREF = 19.2299 INCHES YMRP = .0000 INCHES
 BTRF = 37.9359 INCHES ZMRP = 15.1875 INCHES
 SCALE = .0405 SCALE

PARAMETRIC DATA

BETA = .000 BDFLAP = -12.000
 ELEVON = 5.000 AILRON = .000
 RUDDER = .000 SPDBRK = 25.000

RUN NO. 116/ 0 RV/L = 1.42 GRADIENT INTERVAL = -6.00/ 6.00

MACH	ALPHA	CL	CDF	CLM	CN	CAF	CYN	CBL	CY	XCP/L	CAB
.200	-1.7140	.03760	.00820	-.17360	.02531	-.00170	.00350	.66900	.03871	.66900	.03871
.200	-1.07950	.03220	.00790	-.08070	.02340	-.00160	.00360	.68800	.03952	.68800	.03952
.200	-.02923	.03320	.00830	-.02980	.03274	-.00160	.00350	.75400	.03879	.75400	.03879
.200	.00000	.01520	.00830	.01520	.03207	-.00170	.00360	.45100	.03755	.45100	.03755
.200	.06310	.03240	.00830	.06360	.03126	-.00170	.00360	.60500	.03761	.60500	.03761
.200	.11400	.03530	.00780	.11520	.03112	-.00160	.00360	.62700	.03591	.62700	.03591
.200	.20730	.03830	.00770	.20960	.02333	-.00170	.00360	.63800	.03692	.63800	.03692
.200	.30630	.04770	.00660	.30960	.01429	-.00190	.00360	.64400	.03534	.64400	.03534
.200	.40350	.05980	.00620	.40790	.00121	-.00180	.00350	.64600	.03535	.64600	.03535
.200	.50390	.07810	.00460	.50970	-.01353	-.00190	.00340	.64800	.03546	.64800	.03546
.200	.61120	.10260	.00310	.61890	-.03138	-.00140	.00360	.65000	.03796	.65000	.03796
.200	.71750	.13610	.00140	.72870	-.04797	-.00090	.00270	.65200	.03855	.65200	.03855
.200	.83920	.18120	.00080	.85600	-.06569	-.00080	.00150	.65500	.04183	.65500	.04183
.200	.96010	.23600	.01690	.98510	-.08437	-.00110	.00310	.65800	.04275	.65800	.04275
.200	1.07640	.31390	.02940	1.11770	-.08875	-.00610	.00760	.66100	.04719	.66100	.04719
.200	1.17750	.40410	.03990	1.24200	-.08504	-.00090	.00690	.66400	.05456	.66400	.05456
.200	1.27610	.48700	.04420	1.36240	-.09651	-.00150	.01150	.66800	.05765	.66800	.05765
.200	1.35650	.56840	.04470	1.46670	-.11040	-.00200	.01600	.67300	.06304	.67300	.06304
.200	1.30460	.60040	.00070	1.43210	-.10765	-.00260	.00120	.67800	.06932	.67800	.06932
.200	1.08770	.56410	.08060	1.22300	-.07475	.00340	-.00740	.62700	.07794	.62700	.07794
.200	.04612	.00019	-.00006	.04667	-.00014	.00000	.00001	-.00025	-.00001	-.00025	-.00001



0462B B26C9 H7F8 W18E28V8R5X9

(RDZ117) (07 JUN 74)

PARAMETRIC DATA

BETA = .000 BDFLAP = -12.000
 ELEVON = .000 AIRLON = .000
 RUBBER = .000 SFDERK = 25.000

REFERENCE DATA

SREF = 4.4119 SQ.FT. XMRP = 43.9974 INCHES
 LREF = 19.2299 INCHES YMRP = .0000 INCHES
 BREF = 37.9359 INCHES ZMRP = 15.1975 INCHES
 SCALE = .0405 SCALE

RUN NO. 117/0 RN/L = 1.42 GRADIENT INTERVAL = -6.00/ 5.00

WICH	ALPHA	CL	CDF	CLM	CN	CAF	CYN	CBL	CY	%CP/L	CAB
.200	-4.170	-.26340	.04320	.05170	-.26790	.02378	-.00180	.00200	.00700	.72300	.03574
.200	-2.130	-.17190	.03650	.05120	-.17320	.03013	-.00180	.00190	.01600	.76100	.03499
.200	-1.070	-.12470	.03340	.05120	-.12530	.03115	-.00180	.00200	.00600	.80200	.03542
.200	-.050	-.07870	.03110	.05170	-.07870	.03107	-.00180	.00200	.00500	.89300	.03586
.200	.970	-.03030	.03100	.05170	-.02980	.03156	-.00180	.00210	.00500	1.28900	.03451
.200	2.030	.01890	.03000	.05170	.02000	.02932	-.00180	.00210	.00400	-.29700	.03574
.200	4.080	.11220	.03230	.05190	.11420	.02445	-.00180	.00200	.00300	.48400	.03452
.200	5.140	.21200	.03790	.05140	.21480	.01516	-.00190	.00200	.00400	.56400	.03444
.200	8.210	.30880	.04750	.04980	.31230	.01290	-.00190	.00200	.00400	.59300	.03351
.200	10.290	.41150	.06170	.04750	.41590	-.01280	-.00190	.00180	.00200	.60800	.03480
.200	12.360	.51110	.08390	.04220	.51720	-.02748	-.00170	.00170	.00200	.61700	.03479
.200	14.450	.62560	.11370	.04590	.63420	-.04609	-.00100	.00180	.00000	.62500	.03742
.200	16.520	.74640	.15450	.03850	.75950	-.06427	-.00110	.00130	.00000	.63300	.03967
.200	18.640	.86380	.20530	.03010	.88420	-.08153	-.00130	.00130	.00000	.63900	.04051
.200	20.720	.98260	.26470	.02200	1.01270	-.10018	-.00100	.00320	-.00200	.64400	.04426
.200	22.840	1.08240	.36310	.01000	1.13850	-.08551	-.00160	.00430	.00000	.64800	.05094
.200	24.860	1.17350	.43750	.01600	1.24870	-.09655	.00500	.00780	-.00900	.65000	.05383
.200	27.000	1.26400	.51820	.00450	1.32610	-.11166	.00070	.01240	-.01600	.65000	.05953
.200	28.990	1.25530	.56740	.03400	1.37300	-.11228	-.00240	.00440	.00200	.64300	.06330
.200	30.870	1.05870	.53880	.10200	1.18520	-.08070	.00390	-.00920	.00400	.61800	.07441
GRADIENT		.04581	-.00134	.00005	.04636	.00003	.00000	.00001	-.00048	-.06110	-.00010

0628 B26C9 M7F8 W16E28V8R5X9

(RDZ118) (07 JUN 74)

REFERENCE DATA

SREF = 4.4119 SQ.FT. XMRP = 43.5974 INCHES
 LREF = 19.2299 INCHES YMRP = .0000 INCHES
 BREF = 37.9359 INCHES ZMRP = 15.1875 INCHES
 SCALE = .0405 SCALE

PARAMETRIC DATA

ALPHA = -5.000 BDFLAP = -12.000
 ELEVEN = .000 AILRON = .000
 RUDDER = .000 SPDRK = 25.000

RUN NO. 118/0 RN/L = 1.42 GRADIENT INTERVAL = -6.00/ 6.00

MACH	BETA	CL	CLM	CDF	CLN	CAF	CYN	CBL	CY	XCP/L	CAB
.200	-10.060	-1.28960	.03230	.03950	-.29130	.00608	-.01590	.00330	.18700	.70200	.04003
.200	-8.060	-.29750	.03700	.04240	-.29970	.00994	-.01330	.00350	.15200	.70400	.03889
.200	-6.060	-.30430	.04070	.04590	-.30670	.01306	-.01030	.00310	.11500	.70700	.03772
.200	-4.020	-.30710	.04430	.04860	-.30990	.01637	-.00710	.00260	.07900	.70900	.03622
.200	-2.020	-.31030	.04600	.05120	-.31320	.01783	-.00430	.00210	.04300	.71200	.03640
.200	-.030	-.31140	.04740	.05240	-.31440	.01904	-.00200	.00200	.00800	.71300	.03603
.200	1.990	-.31250	.04730	.05160	-.31550	.01882	.00050	.00200	.00800	.71200	.03625
.200	4.020	-.30800	.04450	.04920	-.31080	.01643	.00350	.00160	.06400	.71000	.03780
.200	6.030	-.30400	.04260	.04650	-.30660	.01498	.00680	.00120	.10100	.70800	.03791
.200	8.030	-.29840	.03730	.04340	-.30060	.01020	.01050	.00060	.14100	.70500	.03960
.200	10.030	-.28960	.03180	.04000	-.29130	.00556	.01360	.00050	.17900	.70200	.04143
.200	GRADIENT	-.00020	.00008	.00008	-.00020	.00005	.00129	-.00010	-.01772	.00010	.00015

0628 B26C9 M7F8 W16E28V8R5X9

(RDZ119) (07 JUN 74)

REFERENCE DATA

SREF = 4.4119 SQ.FT. XMRP = 43.5974 INCHES
 LREF = 19.2299 INCHES YMRP = .0000 INCHES
 BREF = 37.9359 INCHES ZMRP = 15.1875 INCHES
 SCALE = .0405 SCALE

PARAMETRIC DATA

ALPHA = .000 BDFLAP = -12.000
 ELEVEN = .000 AILRON = .000
 RUDDER = .000 SPDRK = 25.000

RUN NO. 119/0 RN/L = 1.42 GRADIENT INTERVAL = -6.00/ 6.00

MACH	BETA	CL	CLM	CDF	CLN	CAF	CYN	CBL	CY	XCP/L	CAB
.200	-10.070	-.05410	.01750	.03690	-.05410	.01756	-.01730	.01090	.18600	.90300	.03958
.200	-8.060	-.06090	.02220	.04090	-.06090	.02225	-.01420	.00930	.15100	.89900	.03805
.200	-6.050	-.06740	.02690	.04500	-.06740	.02692	-.01060	.00730	.11300	.89700	.03618
.200	-4.030	-.07020	.02950	.04820	-.07020	.02949	-.00730	.00540	.07600	.90400	.03606
.200	-2.000	-.07450	.03120	.05030	-.07460	.03118	-.00420	.00390	.03900	.90000	.03515
.200	-.030	-.07580	.03220	.05150	-.07590	.03214	-.00200	.00200	.00600	.90200	.03511
.200	1.980	-.07500	.03130	.05080	-.07500	.03128	.00060	.00050	.00100	.90100	.03609
.200	3.990	-.07240	.02960	.04850	-.07240	.02959	.00360	.00110	.06500	.89800	.03723
.200	6.010	-.06850	.02670	.04560	-.06850	.02672	.00690	.00000	.10300	.89700	.03839
.200	8.060	-.06350	.02180	.04200	-.06350	.02183	.01090	.00050	.14200	.89500	.04127
.200	10.050	-.05580	.01740	.03830	-.05580	.01745	.01430	.00060	.17900	.90500	.04377
.200	GRADIENT	-.00024	.00001	.00005	-.00024	.00001	.00133	-.00080	-.01143	-.00055	.00016



0A62B B26C9 MTF8 W16E28V8R5X9

(RDZ120) (07 JUN 74)

REFERENCE DATA

SREF = 4.4119 SQ.FT. XMRP = 43.5974 INCHES
 LREF = 19.2299 INCHES YMRP = .0000 INCHES
 BREF = 37.9359 INCHES ZMRP = 15.1875 INCHES
 SCALE = .0405 SCALE

ALPHA = 5.000 BDFLAP = -12.000
 ELEVON = .000 AILRON = .000
 RUDDER = .000 SPDBRK = 25.000

PARAMETRIC DATA

RUN NO. 120/0 RN/L = 1.42 GRADIENT INTERVAL = -6.00/ 6.00

MACH	BETA	CL	CLM	CDF	CN	CAF	CYN	CBL	CY	XCP/L	CAB
.200	-10.070	.18160	.03730	.02370	.18300	.00736	-.01880	.01840	.18600	.57700	.03835
.200	-8.050	.17630	.04170	.02770	.17810	.01183	-.01490	.01480	.15000	.56500	.03709
.200	-6.050	.17090	.04590	.03030	.17290	.01495	-.01120	.01150	.11200	.55400	.03695
.200	-4.030	.16700	.04880	.03340	.16930	.01839	-.00770	.00800	.07500	.54500	.03500
.200	-2.030	.16450	.05070	.03470	.16690	.01988	-.00440	.00470	.03900	.54000	.03462
.200	-.030	.16290	.05170	.03500	.16540	.02037	-.00190	.00190	.00400	.53700	.03450
.200	1.970	.16450	.05060	.03410	.16690	.01933	.00070	-.00070	-.03100	.54000	.03646
.200	3.990	.16610	.04810	.03280	.16840	.01788	.00370	-.00370	-.06700	.54600	.03714
.200	6.020	.17020	.04560	.03030	.17220	.01439	.00720	-.00700	-.10500	.55400	.03913
.200	8.030	.17380	.04260	.02640	.17540	.01075	.01110	-.01060	-.14400	.56200	.04038
.200	10.050	.17960	.03820	.02280	.18090	.00670	.01520	-.01410	-.18200	.57400	.04096
.200	GRADIENT	-.00009	-.00008	-.00009	-.00009	-.00008	.00139	-.00144	-.01766	.00010	.00031

0A62B B26C9 MTF8 W16E28V8R5X9

(RDZ121) (07 JUN 74)

REFERENCE DATA

SREF = 4.4119 SQ.FT. XMRP = 43.5974 INCHES
 LREF = 19.2299 INCHES YMRP = .0000 INCHES
 BREF = 37.9359 INCHES ZMRP = 15.1875 INCHES
 SCALE = .0405 SCALE

ALPHA = 10.000 BDFLAP = -12.000
 ELEVON = .000 AILRON = .000
 RUDDER = .000 SPDBRK = 25.000

PARAMETRIC DATA

RUN NO. 121/0 RN/L = 1.42 GRADIENT INTERVAL = -6.00/ 6.00

MACH	BETA	CL	CLM	CDF	CN	CAF	CYN	CBL	CY	XCP/L	CAB
.200	-10.070	.42930	.03550	.05360	.43200	-.02386	-.01930	.02630	.18600	.62100	.04120
.200	-8.070	.42330	.03890	.05750	.42680	-.01902	-.01600	.02160	.15000	.61800	.03823
.200	-6.050	.41790	.04270	.05980	.42180	-.01574	-.01220	.01600	.11300	.61400	.03572
.200	-4.030	.41430	.04710	.06120	.41860	-.01379	-.00830	.01160	.07500	.61000	.03428
.200	-2.010	.41080	.04930	.06260	.41540	-.01174	-.00470	.00640	.03700	.60800	.03402
.200	-.020	.41120	.04920	.06270	.41380	-.01172	-.00200	.00160	.00300	.60800	.03424
.200	1.990	.41110	.04860	.06200	.41560	-.01239	.00070	-.00270	-.03200	.60900	.03489
.200	4.020	.41100	.04650	.06040	.41320	-.01392	.00390	-.00740	-.06700	.61000	.03520
.200	6.020	.41590	.04290	.05820	.41960	-.01698	.00770	-.01230	-.10600	.61400	.03744
.200	8.040	.41870	.03920	.05560	.42190	-.02004	.01130	-.01750	-.14400	.61700	.03987
.200	10.050	.42560	.03550	.05120	.42790	-.02559	.01480	-.02270	-.18200	.62100	.04427
.200	GRADIENT	-.00031	-.00011	-.00011	-.00033	-.00005	.00148	-.00234	-.01756	.00005	.00013

(RDZ122) (07 JUN 4)

QMS2B B26C9 MTF8 W16E28W85X9

PARAMETRIC DATA

ALPHA = 15.000 BDFLAP = -12.000
ELEVON = .000 AILRON = .000
RUDDER = .000 SPDBRK = 25.000

REFERENCE DATA

SREF = 4.4119 SQ.FT. XMRP = 43.5974 INCHES
LREF = 19.2299 INCHES YMRP = .0000 INCHES
BREF = 37.9359 INCHES ZMRP = 15.1875 INCHES
SCALE = .0405 SCALE

RUN NO. 122/0 RN/L = 1.42 GRADIENT INTERVAL = -6.00/ 6.00

MACH	BETA	CL	CLM	CLN	CAF	CYN	CBL	CY	XCP/L	CAB
.200	-10.060	.70460	.02030	.71280	-.06656	-.02030	.03090	.18600	.64100	.04169
.200	-8.070	.69890	.02670	.70780	-.06315	-.01680	-.02540	.14800	.63800	.03908
.200	-6.040	.69360	.03340	.70350	-.05864	-.01150	.01860	.10900	.63400	.03694
.200	-4.010	.68860	.03970	.69710	-.05568	-.00730	.00570	.07200	.63100	.03626
.200	-2.010	.68280	.04230	.69340	-.05471	-.00360	.00040	.03500	.62900	.03752
.200	-1.020	.68560	.04290	.69630	-.05454	-.00130	-.00440	.00100	.62900	.03845
.200	1.980	.68430	.04230	.69490	-.05503	.00130	-.01000	-.07400	.63000	.03841
.200	4.000	.68270	.04070	.69330	-.05498	.00450	-.01640	-.10700	.63200	.03654
.200	6.030	.68050	.03680	.68600	-.05919	.00750	-.02360	-.14500	.63700	.04090
.200	8.030	.67530	.02780	.70380	-.06424	.01200	-.02360	-.14500	.64100	.04290
.200	10.050	.70450	.02460	.71220	-.06830	.01620	-.02970	-.18600	.64100	.04290
GRADIENT		-.00032	.00010	-.00031	.00005	.00142	-.00273	-.01774	-.00010	.00009

(RDZ123) (07 JUN 74)

QM62B B26C9 MTF8 W16E28W85X9

PARAMETRIC DATA

ALPHA = 20.000 EDFLAP = -12.000
ELEVON = .000 AILRON = .000
RUDDER = .000 SPDBRK = 25.000

REFERENCE DATA

SREF = 4.4119 SQ.FT. XMRP = 43.5974 INCHES
LREF = 19.2299 INCHES YMRP = .0000 INCHES
BREF = 37.9359 INCHES ZMRP = 15.1875 INCHES
SCALE = .0405 SCALE

RUN NO. 123/0 RN/L = 1.42 GRADIENT INTERVAL = -6.00/ 6.00

MACH	BETA	CL	CLM	CLN	CAF	CYN	CBL	CY	XCP/L	CAB
.200	-10.060	.97650	-.00220	1.01230	-.08387	-.03190	.03300	.20800	.65200	.04861
.200	-8.020	.97220	.00460	1.00930	-.07954	-.02510	.02610	.16400	.65000	.04607
.200	-6.040	.96660	.01290	1.00510	-.07487	-.01950	.01930	.12500	.64700	.04487
.200	-4.010	.96810	.01820	1.00690	-.07566	-.01450	.01260	.08700	.64500	.04187
.200	-2.020	.97400	.01830	1.01300	-.07529	-.00810	.00670	.04600	.64500	.04427
.200	-1.020	.97600	.01460	1.01510	-.07523	-.00240	.00200	.00300	.64500	.04541
.200	1.990	.97200	.01720	1.01540	-.07772	.00370	-.00120	-.04000	.64500	.04562
.200	4.020	.97440	.01840	1.01110	-.08129	.01000	-.00670	-.08400	.64500	.04310
.200	6.010	.97270	.01550	1.00860	-.08305	.01490	-.01300	-.12300	.64600	.04370
.200	8.050	.98360	.00250	1.02020	-.08338	.02240	-.01970	-.16900	.65100	.04815
.200	10.060	.99150	-.01300	1.02690	-.08596	.02820	-.02800	-.21200	.65500	.04871
GRADIENT		.00078	-.00044	-.00003	.00057	.00298	-.00232	-.02133	.00000	.00019



04628 B26C9 H7F8 W16E26V8R5Y9

(R02124) (07 JUN 74)

REFERENCE DATA

SREF = 4.4119 SQ.FT. XMRP = 43.5974 INCHES
 LREF = 19.2299 INCHES YMRP = .0000 INCHES
 BREF = 37.9359 INCHES ZMRP = 15.1875 INCHES
 SCALE = .0005 SCALE

BETA = .000 BDFLAP = -12.000
 ELEVON = .000 AILRON = .000
 RUDDER = .000 SPDBRK = 25.000

PARAMETRIC DATA

RUN NO. 124/0 RN/L = 1.42 GRADIENT INTERVAL = -6.00/ 6.00

WACH	ALPHA	CL	CLM	CN	CAF	CYN	CBL	CY	XCP/L	CAB
.200	-4.240	-27520	.04490	-27780	.02442	-.00190	.00200	.00700	.72500	-.03513
.200	-2.090	-118080	.05530	-18200	.02919	-.00180	.00200	.00600	.76400	-.03514
.200	-1.070	-13380	.05560	-13440	.03029	-.00190	.00210	.00600	.80400	-.03558
.200	-.040	-08620	.05570	-08620	.03180	-.00180	.00200	.00500	.88900	-.03399
.200	1.000	-03790	.05610	-03730	.03049	-.00190	.00220	.00500	1.20400	-.03537
.200	2.010	.00720	.05620	.00830	.02929	-.00180	.00220	.00400	-1.83800	-.03365
.200	4.070	.00160	.05650	.00360	.02571	-.00180	.00210	.00300	.45100	-.03345
.200	6.140	.20010	.05600	.20290	.01544	-.00190	.00210	.00400	.55000	-.03351
.200	8.210	.29660	.05570	.30000	.00228	-.00190	.00200	.00300	.58300	-.03342
.200	10.290	.39950	.05460	.40380	-.01225	-.00190	.00180	.00200	.60200	-.03405
.200	12.360	.50070	.05410	.50660	-.02743	-.00150	.00200	.00100	.61200	-.03437
.200	14.440	.61460	.05090	.62290	-.04584	-.00100	.00120	.00000	.62200	-.03734
.200	16.520	.72950	.04340	.74240	-.06223	-.00110	.00060	.00000	.63000	-.03770
.200	18.620	.85440	.03450	.87390	-.08209	-.00120	.00150	.00000	.63700	-.04127
.200	20.730	.97580	.02610	1.00590	-.09919	-.00080	.00360	-.00200	.64200	-.04370
.200	22.790	1.07730	.01110	1.13350	-.08350	-.00160	.00440	.00000	.64800	-.04963
.200	24.890	1.18140	.00630	1.25690	-.09819	.00060	.00850	-.01000	.65000	-.05482
.200	26.980	1.26890	.00360	1.35700	-.11189	.00110	.01320	-.01800	.65100	-.05934
.200	28.980	1.25290	.00300	1.37050	-.11146	-.00290	.00260	.00600	.64300	-.06359
.200	30.870	1.06840	.00500	1.19570	-.08219	.00380	-.00140	.00500	.61900	-.07456
.200	.04548	-.00152	.00013	.04604	.00007	.00001	.00002	-.00048	-.13459	-.00023

GRADIENT

04628 B26C9 M7F8 W16E26V8R5X9

(RDZ125) (07 JUN 74)

REFERENCE DATA

SREF = 4.4119 SQ.FT. XMRP = 43.5974 INCHES
 LREF = 19.2299 INCHES YMRP = .0000 INCHES
 BREF = 37.9359 INCHES ZMRP = 15.1875 INCHES
 SCALE = .0405 SCALE

RUN NO. 125/ 0 RN/L = 1.42 GRADIENT INTERVAL = -6.00/ 6.00

MACH	BETA	CL	CLM	CDF	CN	CAF	CYN	CBL	CY	XCP/L	CAB
.200	-10.060	-.06640	.04160	.01790	-.06640	.01793	-.01710	.01090	1.8600	.88200	.03828
.200	-8.060	-.07220	.04550	.02180	-.07230	.02178	-.01410	.00940	.15000	.88300	.03772
.200	-6.050	-.07850	.04940	.02580	-.07850	.02579	-.01060	.00740	.11300	.88300	.03678
.200	-4.010	-.08270	.05250	.02890	-.08270	.02888	-.00730	.00550	.07700	.88500	.03596
.200	-2.010	-.08660	.05490	.03140	-.08670	.03132	-.00420	.00370	.04000	.88500	.03477
.200	-.020	-.08760	.05580	.03180	-.08760	.03178	-.00190	.00210	.00600	.88600	.03496
.200	2.000	-.08870	.05510	.03200	-.08870	.03197	.00050	.00160	-.02800	.88500	.03504
.200	4.010	-.08880	.05270	.02980	-.08880	.02979	.00360	-.00100	-.06500	.88300	.03637
.200	6.030	-.08800	.04990	.02550	-.08800	.02558	.00700	-.00290	-.10300	.87700	.03889
.200	8.030	-.08500	.04620	.02090	-.08500	.02089	.01100	-.00480	-.14200	.87900	.04038
.200	10.060	-.07980	.04260	.01630	-.07980	.01630	.01440	-.00650	-.18000	.87300	.04111
GRADIENT	-.00011	.00012	.00003	-.00011	.00011	.00012	.00132	-.00080	-.01756	-.00020	.00005

ALPHA = .000 BDFLAP = -12.000
 ELEVON = .000 AILRON = .000
 RUDDER = .000 SPDBRK = 25.000

PARAMETRIC DATA

04628 B26C9 M7F8 W16E26V8R5X9

(RDZ126) (07 JUN 74)

REFERENCE DATA

SREF = 4.4119 SQ.FT. XMRP = 43.5974 INCHES
 LREF = 19.2299 INCHES YMRP = .0000 INCHES
 BREF = 37.9359 INCHES ZMRP = 15.1875 INCHES
 SCALE = .0405 SCALE

RUN NO. 126/ 0 RN/L = 1.42 GRADIENT INTERVAL = -6.00/ 6.00

MACH	BETA	CL	CLM	CDF	CN	CAF	CYN	CBL	CY	XCP/L	CAB
.200	-10.060	.17110	.04310	.02140	.17230	.00611	-.01890	.370	.18800	.56000	.03884
.200	-8.060	.16480	.04700	.02620	.16640	.01138	-.01470	.01530	.14900	.54800	.03792
.200	-6.030	.15850	.05060	.03050	.16160	.01622	-.01100	.01170	.11200	.53600	.03470
.200	-4.010	.15580	.05340	.03210	.15800	.01811	-.00760	.00820	.07500	.52700	.03475
.200	-2.010	.15410	.05530	.03300	.15640	.01914	-.00450	.00480	.04000	.52200	.03503
.200	-.020	.15260	.05650	.03370	.15500	.02000	-.00180	.00210	.00400	.51700	.03431
.200	1.990	.15340	.05530	.03320	.15570	.01935	.00080	-.00060	-.03100	.52100	.03556
.200	4.030	.15460	.05290	.03040	.15670	.01653	.00380	-.00370	-.06800	.52700	.03825
.200	6.030	.15860	.05040	.02800	.16150	.01376	.00710	-.00700	-.10500	.53600	.03953
.200	8.050	.16290	.04760	.02470	.16440	.01006	.01110	-.01060	-.14300	.54500	.04073
.200	10.060	.16700	.04410	.02140	.16820	.00647	.01520	-.01430	-.18200	.55500	.04043
GRADIENT	-.00015	-.00016	-.00005	-.00016	.00016	-.00015	.00140	-.00145	-.01778	-.00004	.000038

ALPHA = 5.000 BDFLAP = -12.000
 ELEVON = .000 AILRON = .000
 RUDDER = .000 SPDBRK = 25.000

PARAMETRIC DATA



OM628 B26C9 MTF8 MA16E26V8R5X9
 REFERENCE DATA
 XREF = 4.4119 SQ.FT. XMRP = 43.5974 INCHES
 LREF = 19.2299 INCHES YMRP = .0000 INCHES
 BREF = 37.9339 INCHES ZMRP = 15.1875 INCHES
 SCALE = .0405 SCALE

ALPHA = 10.000 BDFLAP = -12.000
 ELEVEN = .000 AILRON = .000
 RUDDER = .000 SPDBK = 25.000

RUN NO. 127/0 RN/L = 1.42 GRADIENT INTERVAL = -6.00/ 6.00

WACH	BETA	CL	CLM	CDF	CN	CAF	CYN	CBL	CY	XCP/L	CAB
.200	-10.060	.41730	.04070	.05210	.41990	-.02323	-.01920	.02660	.18400	.61600	.03976
.200	-8.050	.41070	.04470	.05430	.41390	-.01944	-.01600	.02180	.15000	.61200	.03821
.200	-6.030	.40530	.04860	.05630	.40920	-.01494	-.01200	.01690	.11100	.60800	.03471
.200	-4.020	.40230	.05220	.05840	.40650	-.01334	-.00820	.01160	.07500	.60400	.03383
.200	-2.010	.39750	.05440	.06130	.40210	-.01164	-.00470	.00620	.03900	.60200	.03223
.200	-.010	.39820	.05470	.06120	.40270	-.01180	-.00200	.00190	.06400	.60200	.03281
.200	2.000	.40040	.05350	.05990	.40430	-.01244	.00080	-.00230	-.03200	.60300	.03467
.200	3.990	.40030	.05160	.05770	.40420	-.01468	.00400	-.00700	-.06800	.60500	.03571
.200	6.030	.40510	.04860	.05510	.40840	-.01809	.00780	-.01230	-.10700	.60800	.03877
.200	8.070	.40900	.04480	.05280	.41190	-.02107	.01140	-.01750	-.14400	.61200	.04035
.200	10.070	.41320	.04090	.04910	.41530	-.02547	.01490	-.02250	-.18200	.61500	.04375
.200	GRADIENT	-.00007	-.00024	-.00010	-.00012	-.00022	.00149	-.00228	-.01782	.00015	.00003

OM628 B26C9 MTF8 MA16E26V8R5X9

REFERENCE DATA
 XREF = 4.4119 SQ.FT. XMRP = 43.5974 INCHES
 LREF = 19.2299 INCHES YMRP = .0000 INCHES
 BREF = 37.9339 INCHES ZMRP = 15.1875 INCHES
 SCALE = .0405 SCALE

ALPHA = 15.000 BDFLAP = -12.000
 ELEVEN = .000 AILRON = .000
 RUDDER = .000 SPDBK = 25.000

RUN NO. 128/0 RN/L = 1.42 GRADIENT INTERVAL = -6.00/ 6.00

WACH	BETA	CL	CLM	CDF	CN	CAF	CYN	CBL	CY	XCP/L	CAB
.200	-10.060	.69420	.02470	.12380	.70210	-.06606	-.01990	.03080	.18500	.63900	.04131
.200	-8.050	.68710	.03110	.12570	.69580	-.06229	-.01660	.02540	.14800	.63500	.03852
.200	-6.030	.68130	.03740	.12900	.69100	-.05752	-.01140	.01860	.10800	.63200	.03615
.200	-4.010	.67850	.04450	.12990	.68850	-.05198	-.00730	.01250	.07200	.62800	.03679
.200	-2.020	.67470	.04680	.13090	.68520	-.05395	-.00370	.00620	.03500	.62600	.03670
.200	.000	.67000	.04730	.13140	.68080	-.05222	-.00120	.00090	.00000	.62600	.03638
.200	2.000	.67050	.04740	.12950	.68080	-.05413	.00140	-.00430	-.03400	.62600	.03799
.200	4.020	.67110	.04580	.12880	.68120	-.05498	.00480	-.00980	-.07100	.62700	.03685
.200	6.020	.67530	.04160	.12640	.68450	-.05846	.00780	-.01630	-.10700	.62900	.03758
.200	8.070	.68600	.03320	.12390	.69420	-.06378	.01240	-.02310	-.14800	.63400	.04040
.200	10.060	.69570	.02460	.12220	.70300	-.06810	.01610	-.02910	-.18600	.63900	.04277
.200	GRADIENT	-.00095	-.00016	-.00018	-.00095	-.00046	.00146	-.00274	-.01768	.00010	.00007

QA628 926C9 M7F8 W116E26V8R5X9

(RDZ129) (07 JUN 74)

REFERENCE DATA

SREF = 4.4119 SQ.FT. XMRP = 43.5974 INCHES
 LREF = 19.2299 INCHES YMRP = .0000 INCHES
 BREF = 37.3359 INCHES ZMRP = 15.1875 INCHES
 SCALE = .0405 SCALE

PARAMETRIC DATA

ALPHA = 20.0000 BDFLAP = -12.0000
 ELEWON = .0000 AILRON = .0000
 RUDDER = .0000 SPDBRK = 25.0000

RUN NO. 129/ 0 RN/L = 1.42 GRADIENT INTERVAL = -6.00/ 6.00

WACH	BETA	CL	CDF	CLM	CN	CAF	CYN	CBL	CY	XCP/L	CAB
.200	-10.050	.97210	.27920	-.00050	1.000800	-.08255	-.03150	.03370	-.20750	.63200	.04691
.200	-8.060	.96820	.28170	.00710	1.00530	-.07878	-.02500	.02690	.16300	.64900	.04517
.200	-6.070	.96080	.28310	.01510	.99880	-.07489	-.01930	.01960	-.12400	.64600	.04175
.200	-4.140	.96470	.28370	.02100	1.00270	-.07575	-.01400	.01330	.08600	.64400	.04206
.200	-2.030	.97340	.28560	.02130	1.01150	-.07713	-.00810	.00720	-.04500	.64400	.04528
.200	-.020	.96680	.28650	.02090	1.00560	-.07396	-.00190	.00260	.00200	.64400	.04371
.200	1.980	.97090	.28400	.02000	1.00860	-.07773	.00410	-.00070	-.04100	.64400	.04491
.200	3.990	.96660	.27890	.02140	1.00280	-.08104	.01000	-.00620	-.08400	.64400	.04297
.200	6.030	.97110	.27720	.01750	1.01640	-.08421	.01540	-.01230	-.12600	.64500	.04488
.200	8.020	.98140	.28070	.00400	1.01720	-.08464	.02290	-.01970	-.17000	.65000	.04900
.200	10.030	.98960	.28140	-.00650	1.02510	-.08686	.02860	-.02810	-.21300	.65400	.05495
.200	GRADIENT	.00006	-.00056	-.00002	-.00013	-.00056	.00300	-.00234	-.02123	-.00000	.00007



04628 B25C9 M7F8 W16E28W8R5X9

REFERENCE DATA

SREF = 4.4119 SQ.FT. XMRP = 43.5974 INCHES
 LREF = 19.2299 INCHES YMRP = .0000 INCHES
 PREF = 37.9359 INCHES ZMRP = 15.1875 INCHES
 SCALE = .0405 SCALE

PARAMETRIC DATA

BETA = .000 BDFLAP = -12.000
 ELEVON = -15.000 AIRON = 15.000
 RUDDER = .000 SPDBRK = 25.000

RUN NO. 130/0 RN/L = 1.42 GRADIENT INTERVAL = -6.00/ 6.00

WACH	ALPHA	CL	CLM	CN	CAF	CYN	CBL	CY	XCP/L	CAB
.200	-4.310	-4.5810	.08660	-4.6330	.05199	.01030	.03780	-.02100	.75900	.03235
.200	-2.280	-3.6730	.13530	-3.7000	.06094	.01060	.03880	-.02300	.78600	.03066
.200	-1.220	-3.2430	.07070	-3.2570	.06382	.01100	.04040	-.02400	.80800	.03108
.200	-.190	-2.7850	.13870	-2.7870	.06513	.01120	.04120	-.02600	.83500	.03115
.200	.830	-2.3540	.14030	-2.3450	.06468	.01160	.04240	-.02800	.87200	.03234
.200	1.840	-1.9550	.14100	-1.8850	.06592	.01190	.04300	-.03000	.92700	.03024
.200	3.910	-1.0900	.14600	-1.0500	.06271	.01290	.04610	-.03500	1.16300	.02999
.200	5.970	-.02210	.15080	-.01650	.05484	.01340	.04770	-.03800	1.00400	.03038
.200	8.050	.07510	.14950	.03210	.04381	.01420	.04780	-.04400	-.01800	.03045
.200	10.120	.16700	.15200	.17500	.03002	.01530	.04920	-.04900	.33200	.03152
.200	12.180	.26150	.07120	.27060	.01443	.01690	.05050	-.05600	.44000	.03270
.200	14.230	.37950	.09490	.39120	-.00174	.01710	.05680	-.05900	.51100	.03334
.200	16.360	.48370	.12360	.49890	-.01766	.01830	.05400	-.06400	.54100	.03603
.200	18.410	.58450	.15960	.60500	-.03315	.01940	.05540	-.07000	.56000	.03832
.200	20.540	.69980	.21270	.72990	-.04641	.02120	.05920	-.07600	.57800	.04154
.200	22.600	.80040	.28100	.84590	-.04812	.01730	.05860	-.06900	.59000	.04465
.200	24.690	.88840	.34940	.96310	-.05366	.01510	.06190	-.07000	.59900	.04817
.200	26.760	.98400	.41930	1.07640	-.06872	.01200	.06630	-.06900	.60600	.05364
.200	28.790	1.00990	.47590	1.11190	-.07375	.00730	.05940	-.04800	.60200	.05908
.200	30.750	.89080	.47180	1.00690	-.05003	.01020	.01820	.00200	.57900	.07190
	GRADIENT	.04228	-.00325	.04333	.00420	.00031	.00102	-.00176	.24317	-.00017

(RDZ131) (07 JUN 74)

OM628 B26C9 M7F8 W16E28W8R5X9

PARAMETRIC DATA

REFERENCE DATA

BETA = .000 BDFLAP = -12.000
 ELEWON = -10.000 AIRLON = 15.000
 RUDDER = .000 SPDBRK = 25.000

SREF = 4.4119 SQ.FT. XMRP = 43.5974 INCHES
 LREF = 19.2299 INCHES YMRP = .0000 INCHES
 BREF = 37.9359 INCHES ZMRP = 15.1875 INCHES
 SCALE = .0415 SCALE

RUN NO. 131/0 RV/L = 1.42 GRADIENT INTERVAL = -6.00/ 6.00

MACH	ALPHA	CL	CD	CLM	CN	CAF	CYN	CBL	CY	XCF/L	CAB
.200	-4.230	-38740	.06960	-10520	-39150	.04079	.00740	.04550	-.02100	.75100	.03329
.200	-2.180	-29360	.05840	-10430	-29570	.04716	.00810	.04560	-.02600	.78200	.03260
.200	-1.120	-24550	.05320	-10460	-24650	.04843	.00850	.04590	-.02800	.80800	.03333
.200	-.080	-19920	.05030	-10460	-19930	.05004	.00850	.04600	-.03000	.84500	.03258
.200	.930	-15190	.04660	-10500	-15110	.04906	.00890	.04650	-.03200	.90700	.03356
.200	1.970	-10420	.04480	-10530	-10260	.04843	.00930	.04680	-.03400	1.02900	.03308
.200	4.010	-00920	.04390	-10530	-00760	.04453	.00990	.4720	-.03800	6.97800	.03213
.200	6.180	.08490	.04520	-10550	.08920	.05800	.01080	.04800	-.04200	.21700	.03204
.200	8.150	.18200	.05160	-10540	.18750	.02526	.01150	.04850	-.04700	.44500	.03121
.200	10.230	.27450	.06090	-10780	.28100	.01124	.01280	.05020	-.05300	.51100	.03247
.200	12.290	.37100	.07630	-11070	.37670	-.00440	.01380	.05160	-.05600	.54400	.03397
.200	14.380	.47910	.10270	-10850	.48970	-.01961	.01500	.05080	-.06300	.57000	.03402
.200	16.460	.59220	.13680	-10370	.60670	-.03663	.01520	.05070	-.06600	.58900	.03667
.200	18.540	.70740	.18040	-09990	.72800	-.05472	.01640	.05400	-.07000	.58900	.03940
.200	20.650	.83070	.24330	-08960	.86310	-.06549	.01790	.05620	-.07600	.61300	.04110
.200	22.720	.92930	.32200	-08130	.98150	-.06198	.01050	.05310	-.06100	.62100	.04545
.200	24.810	1.02990	.39470	-07640	1.10050	-.07403	.01050	.05730	-.06900	.62600	.04968
.200	26.900	1.11990	.46680	-07400	1.21990	-.08941	.00800	.06020	-.06700	.62900	.05625
.200	28.910	1.10940	.51040	-00220	1.21790	-.08972	.00220	.04540	-.03400	.62100	.06139
.200	30.840	.97290	.51630	.15280	1.09490	-.06413	.00610	.00500	-.01900	.60000	.07505
.200		.04584	-.00316	.00006	.04671	.00042	.00030	.00023	-.00203	.58682	-.01108



04628 B26C9 M7F8 W116E28V8F5D9

(RCZ132) (07 JUN 74)

REFERENCE DATA

SREF = 4.4119 SQ.FT. XMRP = 43.5974 INCHES
 LREF = 19.2299 INCHES YMRP = .0000 INCHES
 BREF = 37.9359 INCHES ZMRP = 15.1875 INCHES
 SCALE = .0405 SCALE

BETA = .000 BOFLAP = -12.000
 ELEVON = .000 AILRON = 5.000
 RUDDER = .000 SPDRBK = 25.000

RUN NO. 132/ 0 RN/L = 1.42 GRADIENT INTERVAL = -6.05/ 6.00

PARAMETRIC DATA

MACH	ALPHA	CL	CD	CLM	CN	CAF	CYN	CBL	CY	XCP/L	CAB
.200	-4.130	-2.6720	.04570	.05090	-.26980	.02631	.00170	.02230	-.00900	.72100	-.03609
.200	-2.080	-1.7200	.03860	.05050	-.17330	.03233	.00180	.02230	-.01000	.75900	-.03609
.200	-1.020	-1.2390	.03610	.05070	-.12450	.03394	.00200	.02230	-.01200	.80200	-.03583
.200	.000	-.07540	.03300	.05050	-.07530	.03508	.00210	.02240	-.01200	.89800	-.03485
.200	1.230	-.02680	.03490	.05080	-.02610	.03544	.00240	.02260	-.01500	1.36700	-.03430
.200	2.030	.01710	.03380	.05020	.01830	.03326	.00250	.02300	-.01500	-.36800	-.03500
.200	4.100	.11100	.03610	.05110	.11330	.02810	.00290	.02320	-.01800	.48600	-.03380
.200	6.160	.20740	.04110	.05060	.21360	.01866	.00310	.02350	-.02000	.56300	-.03475
.200	8.250	.30890	.05120	.04980	.31310	.00635	.00340	.02370	-.02300	.59300	-.03305
.200	10.320	.40860	.06560	.04960	.41380	-.00870	.00380	.02390	-.02500	.60700	-.03420
.200	12.400	.51210	.08670	.04940	.51880	-.02537	.00430	.02410	-.02800	.61700	-.03588
.200	14.490	.62120	.11760	.04700	.63080	-.04158	.00530	.02320	-.03400	.62400	-.03635
.200	16.590	.73860	.15750	.04000	.75280	-.05982	.00510	.02320	-.03400	.63200	-.03861
.200	18.650	.85790	.20730	.03190	.87920	-.07300	.00510	.02400	-.03500	.63800	-.04103
.200	20.750	.97650	.26900	.02390	1.00850	-.09446	.00470	.02630	-.03600	.64300	-.04321
.200	22.840	1.08530	.36780	.00920	1.14300	-.08235	.00230	.02580	-.03100	.64900	-.05067
.200	24.920	1.17860	.44460	.00590	1.25620	-.09337	.00370	.03000	-.03800	.65000	-.05276
.200	26.980	1.26130	.52300	.00580	1.36130	-.10628	.00250	.03210	-.03900	.65000	-.05669
.200	29.000	1.22930	.56280	.04010	1.34800	-.10374	-.00270	.01510	-.00400	.64100	-.06239
.200	30.900	1.05870	.54300	.10470	1.18730	-.07786	.00490	-.00690	-.01200	.61900	-.07530
.200	GRADIENT	.04603	-.00114	.00003	.04663	.00025	.00015	.00012	-.00113	-.06721	-.00030

PARAMETRIC DATA

BETA = .000 BDFLAP = -12.000
ELEVON = .000 AILRON = 10.000
RUDDER = .000 SPDBRK = 25.000

REFERENCE DATA

SREF = 4.4119 SQ.FT. XMRP = 43.5974 INCHES
LREF = 19.2299 INCHES YMRP = .0000 INCHES
BREF = 37.9359 INCHES ZMRP = 15.1875 INCHES
SCALE = .0405 SCALE

RUN NO. 133 / 0 RW/L = 1.42 GRADIENT INTERVAL = -6.00 / 6.00

WACH	ALPHA	CL	CLM	CN	CAF	CYN	CBL	CY	XCF/L	CAB
.200	-4.170	-26450	.05020	-26760	.03226	.00470	.13950	-.02400	.72100	.03748
.210	-2.12	-17080	.04970	-17230	.03789	.00340	.03980	-.02800	.75800	.03715
.220	-1.070	-11980	.04900	-12050	.03991	.00360	.03980	-.03000	.80100	.03648
.230	-.140	-87180	.04930	-87190	.04088	.00690	.04090	-.03100	.91100	.03626
.240	1.010	-82300	.04960	-82230	.04044	.00620	.04030	-.03400	1.47100	.03600
.250	2.030	-82340	.04970	-82480	.03895	.00650	.04070	-.03500	-.08400	.03618
.260	4.070	-11650	.04990	-11920	.03368	.00730	.04130	-.03900	.49700	.03547
.270	6.160	-21220	.04990	-21610	.02523	.00730	.04180	-.04100	-.04100	.03470
.280	8.230	-30770	.04990	-31280	.01265	.00800	.04210	-.04500	.59300	.03480
.290	10.320	-40930	.04990	-40930	-.00333	.00850	.04270	-.04900	.60600	.03414
.300	12.380	-51540	.05160	-45930	-.00726	.00930	.04370	-.05500	.61800	.03562
.310	14.460	-61870	.05300	-51410	-.03345	.01130	.04330	-.06000	.62400	.03653
.320	16.510	-71930	.05490	-60730	-.05166	.01020	.04270	-.06100	.63100	.03397
.330	18.620	-81970	.05690	-74810	-.06953	.01130	.04400	-.06200	.63700	.04184
.340	20.730	-96340	.05870	-87640	-.08465	.00920	.04630	-.06200	.64200	.04295
.350	22.790	-107100	.06030	1.07410	-.09339	.00870	.04440	-.05400	.64800	.04949
.360	24.890	-117100	.06160	1.33150	-.09538	.00640	.03930	-.06300	.65100	.05337
.370	26.950	-124670	.06240	1.34900	-.09371	.00330	.04910	-.05700	.64900	.05746
.380	28.940	-119740	.05170	1.31620	-.09266	-.01230	.02600	-.05400	.63700	.06463
.390	30.680	-105280	.04520	1.18320	-.07228	.00390	-.00150	-.04900	.61800	.07231
.400	GRADIENT	.04640	.00002	.04710	.00020	.00028	.00023	-.00180	-.04372	-.00024

REFERENCE DATA

XREF = 4.4119 SJ.FT. XMRP = 43.5974 INCHES
 YREF = 19.2299 Y.ACHES YMRP = .0000 INCHES
 ZREF = 37.9359 INCHES ZMRP = 15.1875 INCHES
 SCALE = .0405 SCALE

PARAMETRIC DATA

BETA = .0000 BDFLAP = -12.0000
 ELEWIN = .0000 AIRLON = 15.0000
 RUDDER = .0000 SPDRBK = 25.0000

RUN NO. 134/0 RN/L = 1.42 GRADIENT INTERVAL = -6.03/ 6.00

MACH	ALPHA	CL	CDF	CLM	CN	CAF	CVM	CBL	CY	XCF/L	CAB
.200	-4.130	-25450	.06120	.04620	-25820	.04269	.00730	.05810	-.03700	.71600	.03954
.200	-2.110	-16130	.05570	.04330	-16360	.04975	.00800	.05850	-.04100	.75400	.03773
.200	-1.080	-11370	.05320	.04540	-11470	.05116	.00830	.05893	-.04400	.79200	.03785
.200	-.020	-16710	.05150	.04540	-116710	.05151	.00900	.05920	-.04700	.90000	.03739
.200	.990	-01910	.05160	.04580	-01820	.05195	.00930	.05950	-.05000	1.57500	.03664
.200	2.030	.02650	.05210	.04600	.02830	.05133	.00970	.05990	-.05200	.05500	.03561
.200	4.090	.02130	.05380	.04590	.02380	.04577	.01040	.06030	-.05600	.01500	.03583
.200	6.150	.02120	.05910	.04700	.02170	.03599	.01090	.06110	-.06000	.07300	.03554
.200	8.210	.02480	.06790	.04740	.01940	.02370	.01170	.06150	-.06500	.09800	.03571
.200	10.290	.02140	.07700	.04770	.01999	.00999	.01200	.06230	-.07000	.06100	.03645
.200	12.380	.02490	.08530	.04750	.01561	.00750	.01250	.06430	-.07700	.01500	.03678
.200	14.440	.02120	.09390	.04530	.02172	.00561	.01300	.06470	-.08200	.02800	.03811
.200	16.530	.02530	.10390	.04390	.02391	.00391	.01400	.06550	-.08500	.03962	.03962
.200	18.610	.02340	.11460	.04340	.02623	.00263	.01400	.06620	-.08700	.05000	.04106
.200	20.710	.02240	.12620	.04260	.02820	.00215	.01330	.06650	-.08800	.06200	.04256
.200	22.800	.02590	.13870	.04140	.02990	.00166	.01320	.06650	-.08800	.07400	.04416
.200	24.880	.02530	.15200	.04010	.03190	.00119	.01300	.06650	-.08700	.08600	.04586
.200	26.950	.02240	.16610	.03870	.03410	.00074	.01280	.06650	-.08500	.09800	.04766
.200	29.040	.02170	.18090	.03720	.03640	.00031	.01250	.06650	-.08200	.11000	.04956
.200	30.890	.02050	.19640	.03560	.03870	.00000	.01220	.06650	-.07800	.12200	.05156
.200		.01880	.21260	.03390	.04100		.01190	.06650	-.07300	.13400	.05366
.200		.01650	.22950	.03210	.04330		.01130	.06650	-.06800	.14600	.05586
.200		.01360	.24700	.03020	.04560		.01070	.06650	-.06200	.15800	.05816
.200		.01010	.26510	.02820	.04790		.01000	.06650	-.05600	.17000	.06046
.200		.00610	.28380	.02610	.05020		.00930	.06650	-.05000	.18200	.06276
.200		.00160	.30310	.02390	.05250		.00860	.06650	-.04400	.19400	.06506
.200			.32300	.02160	.05480		.00790	.06650	-.03800	.20600	.06736
.200			.34350	.01920	.05710		.00720	.06650	-.03200	.21800	.06966
.200			.36460	.01670	.05940		.00650	.06650	-.02600	.23000	.07196
.200			.38630	.01410	.06170		.00580	.06650	-.02000	.24200	.07426
.200			.40860	.01140	.06400		.00510	.06650	-.01400	.25400	.07656
.200			.43150	.00860	.06630		.00440	.06650	-.00800	.26600	.07886
.200			.45500	.00570	.06860		.00370	.06650	-.00200	.27800	.08116
.200			.47910	.00270	.07090		.00300	.06650	.00400	.29000	.08346
.200			.50380		.07320		.00230	.06650	.01000	.30200	.08576
.200			.52910		.07550		.00160	.06650	.01600	.31400	.08806
.200			.55500		.07780		.00090	.06650	.02200	.32600	.09036
.200			.58150		.08010		.00020	.06650	.02800	.33800	.09266
.200			.60860		.08240		.00000	.06650	.03400	.35000	.09496
.200			.63630		.08470			.06650	.04000	.36200	.09726
.200			.66460		.08700			.06650	.04600	.37400	.09956
.200			.69350		.08930			.06650	.05200	.38600	.10186
.200			.72300		.09160			.06650	.05800	.39800	.10416
.200			.75310		.09390			.06650	.06400	.41000	.10646
.200			.78380		.09620			.06650	.07000	.42200	.10876
.200			.81510		.09850			.06650	.07600	.43400	.11106
.200			.84700		.10080			.06650	.08200	.44600	.11336
.200			.87950		.10310			.06650	.08800	.45800	.11566
.200			.91260		.10540			.06650	.09400	.47000	.11796
.200			.94630		.10770			.06650	.10000	.48200	.12026
.200			.98060		.11000			.06650	.10600	.49400	.12256
.200			.10150		.11230			.06650	.11200	.50600	.12486
.200			.10300		.11460			.06650	.11800	.51800	.12716
.200			.10550		.11690			.06650	.12400	.53000	.12946
.200			.10800		.11920			.06650	.13000	.54200	.13176
.200			.11050		.12150			.06650	.13600	.55400	.13406
.200			.11300		.12380			.06650	.14200	.56600	.13636
.200			.11550		.12610			.06650	.14800	.57800	.13866
.200			.11800		.12840			.06650	.15400	.59000	.14096
.200			.12050		.13070			.06650	.16000	.60200	.14326
.200			.12300		.13300			.06650	.16600	.61400	.14556
.200			.12550		.13530			.06650	.17200	.62600	.14786
.200			.12800		.13760			.06650	.17800	.63800	.15016
.200			.13050		.13990			.06650	.18400	.65000	.15246
.200			.13300		.14220			.06650	.19000	.66200	.15476
.200			.13550		.14450			.06650	.19600	.67400	.15706
.200			.13800		.14680			.06650	.20200	.68600	.15936
.200			.14050		.14910			.06650	.20800	.69800	.16166
.200			.14300		.15140			.06650	.21400	.71000	.16396
.200			.14550		.15370			.06650	.22000	.72200	.16626
.200			.14800		.15600			.06650	.22600	.73400	.16856
.200			.15050		.15830			.06650	.23200	.74600	.17086
.200			.15300		.16060			.06650	.23800	.75800	.17316
.200			.15550		.16290			.06650	.24400	.77000	.17546
.200			.15800		.16520			.06650	.25000	.78200	.17776
.200			.16050		.16750			.06650	.25600	.79400	.18006
.200			.16300		.16980			.06650	.26200	.80600	.18236
.200			.16550		.17210			.06650	.26800	.81800	.18466
.200			.16800		.17440			.06650	.27400	.83000	.18696
.200			.17050		.17670			.06650	.28000	.84200	.18926
.200			.17300		.17900			.06650	.28600	.85400	.19156
.200			.17550		.18130			.06650	.29200	.86600	.19386
.200			.17800		.18360			.06650	.29800	.87800	.19616
.200			.18050		.18590			.06650	.30400	.89000	.19846
.200			.18300		.18820			.06650	.31000	.90200	.20076
.200			.18550		.19050			.06650	.31600	.91400	.20306
.200			.18800		.19280			.06650	.32200	.92600	.20536
.200			.19050		.19510			.06650	.32800	.93800	.20766
.200			.19300		.19740			.06650	.33400	.95000	.20996
.200			.19550		.19970			.06650	.34000	.96200	.21226
.200			.19800		.20200			.06650	.34600	.97400	.21456
.200			.20050		.20430			.06650	.35200	.98600	.21686
.200			.20300		.20660			.06650	.35800	.99800	.21916
.200			.20550		.20890			.06650	.36400	.10000	.22146
.200			.20800		.21120			.06650	.37000	.10200	.22376
.200			.21050		.21350			.06650	.37600	.10400	.22606
.200			.21300		.21580			.06650	.38200	.10600	.22836
.200			.21550		.21810			.06650	.38800	.10800	.23066
.200			.21800		.22040			.06650	.39400	.11000	.23296
.200			.22050		.22270			.06650	.40000	.11200	.23526
.200			.22300		.22500			.06650	.40600	.11400	.23756
.200			.22550		.22730			.06650	.41200	.11600	.23986
.200			.22800		.22960			.06650	.41800	.11800	.24216
.200			.23050		.23190			.06650	.42400	.12000	.24446
.200			.23300		.23420			.06650	.43000	.12200	.24676
.200			.23550		.23650			.06650	.43600	.12400	.24906
.200			.23800		.23880			.06650	.44200	.12600	.25136
.200			.24050		.24110			.06650	.44800	.12800	.25366
.200			.24300		.24340			.06650	.45400	.13000	.25596
.200			.24550		.24570			.06650	.46000	.13200	.25826
.200			.24800		.24800			.06650	.46600	.13400	.26056
.200			.25050		.25030			.06650	.47200	.13600	.26286
.200			.25300		.25260			.06650	.47800	.13800	.26516
.200			.25550		.25490			.06650	.48400	.14000	.26746
.200			.25800		.25720			.06650	.49000	.14200	.26976
.200			.26050		.25950			.06650			

REFERENCE DATA

SR F = 4.4119 SQ.FT. XMRP = 43.5974 INCHES
 LREF = 19.2299 INCHES YMRP = .0000 INCHES
 BREF = 37.9359 INCHES ZMRP = 15.1875 INCHES
 SCALE = .0005 SCALE

BETA = .0000 BDFLAP = .0000
 ELEWON = .0000 AJLRON = .0000
 RUDDER = .0000 SFDDBK = 25.0000

PARAMETRIC DATA

RUN NO. 135/ 0 RN/L = 1.42 GRADIENT INTERVAL = -6.00/ 6.05

MACH	ALPHA	CL	CLM	CN	CAF	CYN	CBL	CY	XCP/L	CAB
.200	-4.160	-.23590	.03280	-.23820	.02233	-.00110	.00260	.00500	.70200	-.03261
.200	-2.110	-.14290	.03240	-.14400	.02747	-.00130	.00260	.00500	.73500	-.03317
.200	-1.070	-.09430	.03280	-.09490	.02874	-.00140	.00250	.00500	.77900	-.03328
.200	-.050	-.04810	.03280	-.04810	.02948	-.00120	.00270	.00400	.90300	-.03264
.200	.990	.00000	.03270	.00040	.0251	-.00130	.00270	.00400	-.25.14100	-.03319
.200	2.020	.04890	.03280	.04990	.02771	-.00130	.00270	.00300	.41000	-.03257
.200	4.060	.14150	.03230	.14340	.02153	-.00130	.00270	.00300	.56900	-.03235
.200	6.150	.24210	.03190	.24470	.01128	-.00150	.01260	.00300	.60500	-.03232
.200	8.250	.34350	.02950	.34700	-.00101	-.00140	.00270	.00100	.62000	-.03120
.200	10.290	.44320	.02880	.44750	-.01609	-.00160	.00230	.00100	.62800	-.03260
.200	12.380	.54610	.02850	.55190	-.03305	-.00130	.00250	.00000	.63300	-.03442
.200	14.460	.65790	.0271	.66630	-.04988	-.00110	.00160	.00000	.63800	-.03653
.200	16.550	.77710	.0160	.79090	-.06668	-.00090	.00080	.00000	.64300	-.03716
.200	18.650	.89620	.00830	.91710	-.08550	-.00110	.00180	.00000	.64800	-.04050
.200	20.720	1.01320	.0000	1.04460	-.10224	-.00110	.00320	-.00100	.65100	-.0434
.200	22.800	1.11290	.37450	1.1710	-.08612	-.00150	.00550	-.00100	.65500	-.04920
.200	24.910	1.21490	.45530	1.29370	-.09887	-.00040	.00980	-.01000	.65700	-.05326
.200	26.960	1.29670	.53490	1.39830	-.11113	.00090	.01280	-.01600	.65600	-.05733
.200	29.010	1.29270	.58840	1.41590	-.11232	-.00020	.00310	-.01400	.65000	-.06418
.200	30.890	1.10310	.66570	1.24130	-.08352	.00350	-.00430	-.00400	.62900	-.07611
GRADIENT	.04601	-.00095	-.00003	.04652	-.00009	-.00002	.00002	-.00030	-.63156	-.00005



(RDZ136) (07 JUN 74)

0A628 B26C9 M7F8 W16E28V8R539

REFERENCE DATA

SREF = 4.4119 SQ.FT. XMRP = 43.5974 INCHES
 LREF = 19.2299 INCHES YMRP = .0000 INCHES
 BREF = 37.9359 INCHES ZMRP = 15.1875 INCHES
 SCALE = .0405 SCALE

PARAMETRIC DATA

BETA = .000 BDFLAP = 16.000
 ELEVON = .000 AILECON = .000
 RUDDER = .000 SPDBRK = 25.000

RUN NO. 13670 RN/L = 1.42 GRADIENT INTERVAL = -6.00/ 6.00

MACH	ALPHA	CL	CDF	CLM	CN	CAF	CYN	CBL	CY	XCP/L	CAB
.200	-4.110	-1.8690	.03740	.00220	-1.8910	.02391	-.00110	.00250	.00400	.65600	.03420
.200	-2.960	-1.09140	.03230	.00210	-.09260	.02901	-.00120	.00250	.00400	.65600	.03396
.200	-1.840	-.64410	.03160	.00200	-.04470	.03083	-.00110	.00250	.00300	.66900	.03393
.200	.000	.00290	.02910	.00200	.00290	.02918	-.00120	.00250	.00400	.39200	.03526
.200	1.030	.05090	.03130	.00180	.05140	.02745	-.00120	.00260	.00300	.63800	.03323
.200	2.060	.09950	.03140	.00130	.10950	.02768	-.00120	.00260	.00300	.64700	.03419
.200	4.130	.19640	.03570	.00010	.19850	.02148	-.00100	.00260	.00300	.65100	.03446
.200	6.210	.29660	.04390	-.00260	.29960	.01154	-.00120	.00250	.00200	.65500	.03598
.200	8.270	.3967	.05620	-.00510	.40560	-.00150	-.00150	.00240	.00300	.65600	.03643
.200	10.350	.49850	.07330	-.00540	.50360	-.01740	-.00150	.00220	.00200	.65600	.03745
.200	12.430	.59920	.09890	-.00660	.60640	-.03231	-.00110	.00240	.00000	.65600	.03767
.200	14.530	.70860	.13310	-.01000	.71930	-.04891	-.00090	.00130	.00000	.65700	.03839
.200	16.610	.82630	.17740	-.01700	.84260	-.06623	-.00080	.00180	.00000	.65700	.04119
.200	18.680	.94470	.23220	-.02520	.96930	-.08263	-.00120	.00180	.00000	.66100	.04402
.200	20.770	1.06330	.29850	-.03360	1.10000	-.09797	-.00120	.00340	.00000	.66300	.04679
.200	22.890	1.16190	.40790	-.04710	1.22630	-.08253	-.00090	.00610	-.00200	.66600	.05401
.200	24.960	1.26690	.48450	-.05380	1.35300	-.09536	-.00080	.00970	-.01100	.66600	.05762
.200	27.030	1.34940	.56760	-.05420	1.46000	-.10766	-.00100	.01280	-.01500	.66500	.06156
.200	29.000	1.33920	.62110	-.02710	1.47220	-.10723	-.00240	.00130	.00500	.65800	.06878
.200	31.000	1.18110	.61130	.03150	1.32730	-.08344	.00350	-.00560	-.00300	.64300	.08089
.200	.RADIE T	.04645	-.00020	-.00024	.04698	-.00009	.00001	-.00002	-.00032	-.00177	.00002

REFERENCE DATA

SREF = 4.4119 SQ.FT. XMRP = 43.5974 INCHES
 LREF = 19.2299 INCHES YMRP = .0000 INCHES
 BREF = 37.9359 INCHES ZMRP = 15.1875 INCHES
 SCALE = .0405 SCALE

BETA = .0000 BDFLAP = 22.0000
 ELEVON = .0000 AILRON = .0000
 RUDDER = .0000 SPDBRK = 25.0000

PARAMETRIC DATA

RUN NO. 137/0 RN/L = 1.42 GRADIENT INTERVAL = -6.00/ 6.00

MACH	ALPHA	CL	CLM	CN	CAF	CYN	CBL	CY	XCP/L	CAB
.200	-4.110	-.16080	-.01465	-.16310	.02680	-.00080	.00240	.00400	.61900	.03704
.200	-2.950	-.06440	-.01470	-.06550	.03115	-.00070	.00250	.00300	.56900	.03806
.200	-1.820	-.01670	-.01450	-.01720	.03221	-.00080	.00240	.00300	.34100	.03773
.200	.010	.02950	-.01470	.02950	.03280	-.00090	.00290	.00200	.83600	.03735
.200	1.040	.07870	-.01520	.07930	.03139	-.00080	.00260	.00200	.72200	.03827
.200	2.070	.16680	-.01600	.12800	.02932	-.00090	.00260	.00200	.69800	.03894
.200	4.140	.22480	-.01790	.22700	.02202	-.00070	.00250	.00100	.68100	.04086
.200	6.220	.32680	-.02100	.33030	.01397	-.00080	.00250	.00100	.67500	.04020
.200	8.280	.42560	-.02360	.42990	-.00115	-.00080	.00250	.00000	.67200	.04278
.200	10.350	.52440	-.02380	.53010	-.01645	-.00090	.00220	.00000	.66800	.04340
.200	12.450	.62860	-.02440	.63640	-.03296	-.00080	.00220	.00000	.66600	.04447
.200	14.510	.73450	-.02670	.74600	-.04894	-.00050	.00130	.00000	.66500	.04384
.200	16.590	.84900	-.03450	.86690	-.06384	-.00080	.00060	.00000	.66800	.04678
.200	18.620	.96790	-.04300	.99460	-.08046	-.00090	.00180	.00000	.66900	.05164
.200	20.730	1.082	-.05390	1.12340	-.09450	-.00050	.00540	-.01400	.67100	.05734
.200	22.870	1.18830	-.06440	1.25800	-.07993	-.00070	.00570	-.00400	.67100	.06095
.200	24.950	1.29060	-.07170	1.38950	-.09233	-.00130	.00980	-.01900	.66900	.06386
.200	27.010	1.37240	-.07180	1.48710	-.10479	-.00160	.01280	-.01900	.66200	.07129
.200	29.050	1.35730	-.04280	1.49520	-.07352	-.00240	-.00040	.00700	.66200	.08244
.200	30.960	1.20070	-.01300	1.35500	-.07503	-.00440	-.00030	-.01300	.64800	.08244
.200	GRADIENT	.04666	-.00038	.04720	-.00055	.00000	.00002	-.00035	.02048	.00041



0A62B B26C9 M7F8 W116E28W8R5X9

(R02138) (07 JUN 74)

REFERENCE DATA

SREF = 4.4119 SQ.FT. XMRP = 43.5974 INCHES
 LREF = 19.2299 INCHES YMRP = .0000 INCHES
 BREF = 37.9359 INCHES ZMRP = 15.1875 INCHES
 SCALE = .5405 SCALE

PARAMETRIC DATA

BETA = .000 BDFLAP = -12.000
 ELEVON = .000 AILRON = .000
 RUDPER = .000 SFDPRK = 40.000

RUN NO. 138/ 0 RN/L = 1.42 GRADIENT INTERVAL = -6.00/ 6.00

MACH	ALPHA	CL	CLM	CN	CAF	CYN	CBL	CY	XCP/L	CAB
.200	-4.160	-2.7360	.04940	-2.7650	.02948	-.00120	-.00220	.00500	.73200	.04110
.200	-2.100	-1.17780	.04430	-1.17930	.03780	-.00130	.00230	.00400	.77500	.03862
.200	-1.050	-.12950	.04100	-.13020	.03866	-.00120	-.00230	.00400	.82100	.03927
.200	-.020	-.08420	.03970	-.08420	.03967	-.00110	.00220	.00400	.91500	.03884
.200	.980	-.03650	.03850	-.03580	.03914	-.00110	-.00230	.00300	1.27200	.03655
.200	2.030	.01010	.03800	.01140	.03763	-.00110	.00220	.00200	-1.28800	.03831
.200	4.080	.11600	.03890	.10850	.03130	-.00110	-.00220	.00100	.44600	.03850
.200	6.150	.20290	.04340	.20640	.02148	-.00110	.00210	.00100	.54500	.03810
.200	8.240	.30140	.05310	.30590	.00936	-.00100	.00210	.00000	.58200	.03688
.200	10.320	.40240	.06660	.40790	-.00652	-.00100	.00170	.00000	.60000	.03818
.200	12.400	.50460	.08700	.51190	-.02171	-.00070	-.00200	-.00100	.61000	.03798
.200	14.460	.61640	.11790	.62630	-.03968	-.00050	.00150	-.00100	.62000	.04021
.200	16.530	.73290	.15840	.74770	-.05568	-.00060	.00040	-.00100	.62800	.04169
.200	18.640	.85510	.20920	.87710	-.07553	-.00090	.00160	.00000	.63500	.04382
.200	20.740	.97270	.26920	1.00500	-.09282	-.00040	.00320	-.00300	.64100	.04698
.200	22.800	1.07410	.36750	1.13260	-.07758	-.00030	.00500	-.00400	.64600	.05335
.200	24.920	1.17400	.44510	1.25230	-.09109	.00060	.00970	-.01400	.64800	.05746
.200	26.970	1.25100	.51990	1.35100	-.10419	.00160	.01150	-.01900	.64700	.06192
.200	28.970	1.23590	.56710	1.35590	-.10267	-.00070	-.00120	.00500	.63900	.06695
.200	30.890	1.08320	.54870	1.19410	-.07578	.00690	-.00750	-.00700	.61700	.07369
GRADIENT		.04595	-.00132	.00005	.04661	.00017	-.00002	-.00049	-.11171	-.00027

(RDZ139) (07 JUN 74)

0A628 B26C9 M7F8 W16E28V8R5X9

PARAMETRIC DATA

SREF = 4.4119 SQ.FT. XMRP = 43.5974 INCHES ALPHA = .000 BDFLAP = -12.000
 LREF = 19.2299 INCHES YMRP = .0000 INCHES ELEVON = .000 AILRON = .000
 RREF = 37.9359 INCHES ZMRP = 15.1875 INCHES RUDDER = .000 SPDBRK = 40.000
 SCALE = .0405 SCALE

RUN NO. 139/ 0 RN/L = 1.42 GRADIENT INTERVAL = -6.00/ 6.00

MACH	BETA	CL	CDF	CLM	CN	CAF	CYN	CBL	CY	XCP/L	CAB
.200	-10.060	-0.06310	.02470	.04510	-.06310	-.02473	-.01740	.01120	.18700	.91500	.04289
.200	-8.060	-.06950	.03010	.04990	-.06950	.03008	-.01380	.00940	.14900	.91600	-.04117
.200	-6.050	-.07530	.03290	.05390	-.07540	.03291	-.01000	.00740	.11200	.91500	.04190
.200	-4.020	-.07980	.03710	.05610	-.07980	.03704	-.00675	.00560	.07500	.91100	-.03557
.200	-2.000	-.08340	.03850	.05860	-.08340	.03846	-.00350	.00370	.03900	.91000	.03918
.200	0.000	-.08540	.03940	.05980	-.08540	.03940	-.00120	.00240	.00500	.91000	-.03903
.200	1.990	-.08350	.03780	.05920	-.08350	.03789	.00110	.00090	-.03000	.91300	.04027
.200	4.000	-.08280	.03690	.05690	-.08280	.03691	.00410	-.00070	-.06700	.90500	-.04131
.200	6.040	-.07910	.03310	.05310	-.07910	.03314	.00770	-.00260	-.10400	.90300	.04370
.200	8.040	-.07110	.02920	.04990	-.07110	.02915	.01230	-.00500	-.14500	.91500	-.04433
.200	10.050	-.06640	.02360	.04580	-.06650	.02362	.01610	-.00070	-.18300	.90500	.04608
GRADIENT	-.00030	-.00006	-.00004	.00011	-.00030	-.00004	.00131	-.00077	-.01760	-.00045	-.00023

(RDZ140) (07 JUN 74)

0A628 B26C9 M7F8 W16E28V8R5X9

PARAMETRIC DATA

SREF = 4.4119 SQ.FT. XMRP = 43.5974 INCHES ALPHA = 5.000 BDFLAP = -12.000
 LREF = 19.2299 INCHES YMRP = .0000 INCHES ELEVON = .000 AILRON = .000
 RREF = 37.9359 INCHES ZMRP = 15.1875 INCHES RUDDER = .000 SPDBRK = 40.000
 SCALE = .0405 SCALE

RUN NO. 140/ 0 RN/L = 1.42 GRADIENT INTERVAL = -6.00/ 6.00

MACH	BETA	CL	CDF	CLM	CN	CAF	CYN	CBL	CY	XCP/L	CAB
.200	-10.060	-0.17320	.02760	.04460	.17500	-.01208	-.01880	.01890	.18700	.55800	.04329
.200	-8.060	-0.16660	.03240	.04930	.16880	.01747	-.01470	.01510	.14900	.54400	.04128
.200	-6.050	-0.16150	.03580	.05340	.16400	.02128	-.01040	.01160	.11100	.53200	.04086
.200	-4.020	-0.15750	.03830	.05640	.16030	.02415	-.00700	.00840	.07400	.52200	.03921
.200	-2.020	-0.15490	.04110	.05810	.15790	.02719	-.00360	.00480	.03700	.51600	.03752
.200	0.000	-0.15300	.04080	.06000	.15600	.02705	-.00110	.00220	.00200	.51000	.03858
.200	1.980	-0.15470	.04040	.05930	.15770	.02645	.00140	-.00020	-.03200	.51600	-.03983
.200	4.000	-0.15600	.03820	.05510	.15880	.02416	.00470	-.00330	-.07000	.52400	.04218
.200	6.050	-0.16160	.03510	.05280	.16310	.02062	.00840	-.00660	-.10800	.53200	.04445
.200	8.040	-0.16420	.03230	.04930	.16653	.01751	.01250	-.01030	-.14700	.54300	.04453
.200	10.050	-0.17100	.02770	.04510	.17280	.01232	.01700	-.01390	-.18600	.55500	.04568
GRADIENT	-.00016	-.00005	-.00004	.00012	-.00016	-.00004	.00142	-.00142	-.01781	-.00020	-.00041



REFERENCE DATA

SREF = 4.4119 SQ.FT. XMRP = 43.5974 INCHES
 LREF = 19.2299 INCHES YMRP = .0000 INCHES
 BREF = 37.9339 INCHES ZMRP = 15.1875 INCHES
 SCALE = .0405 S-SCALE

RUN NO. 141/ 0 RN/L = 1.42 GRADIENT INTERVAL = -6.00/ 6.00

PARAMETRIC DATA

ALPHA = 10.000 BDFLAP = -12.000
 ELEWON = .000 AILRON = .000
 RUDDER = .000 SPDPRK = 40.000

MACH	BETA	CL	CLM	CDF	CN	CAF	CYN	CBL	CY	XCP/L	CAB
.200	-10.070	.42200	.04140	.05760	.42350	-.01917	-.01880	-.02670	.18400	.61600	.04327
.200	-8.050	.41820	.04590	.05160	.42250	-.01429	-.01560	.02190	.14900	.61200	.04133
.200	-6.060	.41110	.05100	.06440	.41900	-.01023	-.01150	.01690	.11100	.60600	.03860
.200	-4.010	.40690	.05450	.06550	.41211	-.00844	-.00760	.01180	.07300	.60300	.03792
.200	-2.030	.40460	.05700	.06710	.41010	-.00636	-.00400	.00660	.03600	.60000	.03736
.200	-.010	.40330	.05770	.06690	.40880	-.00633	-.00110	.00200	.00100	.60000	.03821
.200	1.980	.40270	.05680	.06700	.40820	-.00608	.00150	-.00250	-.00300	.60000	.03832
.200	4.000	.40360	.05410	.06440	.40760	-.00883	.00510	-.00740	-.07000	.60300	.03978
.200	6.020	.40940	.06030	.06210	.41390	-.01219	.00870	-.01200	-.00800	.60700	.04267
.200	8.030	.41370	.04570	.05680	.41750	-.01625	.01260	-.01670	-.04600	.61100	.04553
.200	10.060	.41850	.04300	.05580	.42170	-.01999	.01550	-.02210	-.08300	.61600	.04776
GRADIENT	-.00042	-.00012	-.00005	-.00044	-.00003	.00154	-.00237	-.00000	-.01772	.00000	.00023

REFERENCE DATA

SREF = 4.4119 SQ.FT. XMRP = 43.5974 INCHES
 LREF = 19.2299 INCHES YMRP = .0000 INCHES
 BREF = 37.9339 INCHES ZMRP = 15.1875 INCHES
 SCALE = .0405 S-SCALE

RUN NO. 142/ 0 RN/L = 1.42 GRADIENT INTERVAL = -6.00/ 6.00

PARAMETRIC DATA

ALPHA = 15.000 BDFLAP = -12.000
 ELEWON = .000 AILRON = .000
 RUDDER = .000 SPDPRK = 40.000

MACH	BETA	CL	CLM	CDF	CN	CAF	CYN	CBL	CY	XCP/L	CAB
.200	-10.060	.69860	.02720	.13000	.70790	-.06146	-.02020	.03190	.18500	.63800	.04359
.200	-8.070	.69150	.03350	.13140	.70150	-.05834	-.01610	.02650	.14700	.63400	.04166
.200	-6.060	.68320	.04190	.13420	.69420	-.05340	-.01020	.01930	.10800	.62900	.03942
.200	-4.030	.67870	.04860	.13600	.69040	-.05033	-.00710	.01340	.07200	.62600	.03933
.200	-2.000	.67440	.05090	.13630	.68630	-.04889	-.00280	.00670	.03300	.62400	.04036
.200	-.020	.67560	.05170	.13680	.68760	-.04870	-.00010	.00120	-.00100	.62400	.04118
.200	1.980	.67380	.05170	.13610	.68570	-.04893	.00280	-.00410	-.00380	.62400	.04075
.200	4.000	.67570	.04860	.13370	.68680	-.05170	.00590	-.01020	-.07400	.62600	.04184
.200	6.010	.67830	.04450	.13310	.68920	-.05306	.00830	-.01640	-.09000	.62800	.04431
.200	8.020	.68900	.03500	.13010	.69870	-.05884	.01290	-.02330	-.04800	.63300	.04336
.200	10.060	.69690	.02700	.12770	.70570	-.06319	.01690	-.02930	-.08600	.63700	.04646
GRADIENT	-.00033	-.00024	-.00004	-.00039	-.00014	.00158	-.00289	-.00000	-.01811	.00000	.00027

PARAMETRIC DATA

REFERENCE DATA

SREF = 4.4119 SQ.FT. XMRP = 43.5974 INCHES ALPHA = 20.0000 BDFLAP = -12.0000
 LREF = 19.2299 INCHES YMRP = .0000 INCHES ELEVON = .0000 AILRON = .0000
 RREF = 37.9359 INCHES ZMRP = 15.1875 INCHES RUDDER = .0000 SPDRBK = 40.0000
 SCALE = .0405 SCALE

RUN NO. 143/0 RW/L = 1.42 GRADIENT INTERVAL = -6.00/ 6.00

MACH	BETA	CL	CDF	CL4	CN	CAF	CYN	CBL	CY	XCP/L	CAB
.200	-10.060	.97530	.28530	.00440	1.01310	-.07821	-.03160	.03340	.20600	.65000	.05044
.200	-8.060	.96830	.28750	.01270	1.00740	-.07370	-.02450	.02370	.16100	.64700	.04900
.200	-6.050	.96300	.28880	.02310	1.00290	-.07057	-.01860	.01910	.12100	.64300	.04588
.200	-4.020	.96400	.28950	.02830	1.00410	-.07042	-.01410	.01340	.08500	.64100	.04459
.200	-2.040	.96910	.29280	.02760	1.01000	-.06917	-.00730	.00780	.04100	.64200	.04644
.200	-.020	.97350	.29260	.02650	1.01400	-.07086	-.00130	.00300	.00000	.64200	.04889
.200	2.000	.97350	.29540	.02670	1.01330	-.07302	.00440	-.00160	-.04200	.64200	.04817
.200	4.040	.96800	.28410	.02730	1.00390	-.07685	.01050	-.00730	-.08600	.64200	.04787
.200	6.020	.96930	.28370	.02450	1.00700	-.07767	.01560	-.01270	-.12600	.64300	.04814
.200	8.060	.97910	.28640	.01000	1.01710	-.07854	.02220	-.01960	-.16900	.64800	.05234
.200	10.060	.99010	.28790	.00000	1.02790	-.08124	.02920	-.02820	-.21500	.65200	.05215
	GRADIENT	1.00061	-.00066	-.00012	.00034	-.00083	.00302	-.00249	-.02108	.00010	.00041



QM628 B76C9 MTF8 W116E28V8R5Y9

(RDZ144) (07 JUN 74)

REFERENCE DATA

SREF = 4.4119 SQ.FT. XMRP = 43.5974 INCHES
 LREF = 19.2299 INCHES YMRP = .0000 INCHES
 BREF = 37.9359 INCHES ZMRP = 15.1875 INCHES
 SCALE = .04375 SCALE

BETA = .000 BDFLAP = -12.000
 ELEVON = .000 AILRON = .000
 RUDDER = .000 SPOBRK = 85.000

PARAMETRIC DATA

RUN NO. 144/0 RN/L = 1.42 GRADIENT INTERVAL = -6.00/ 6.00

MACH	ALPHA	CL	CLM	CN	CAF	CYN	CBL	CY	XCP/L	CAB
.200	-4.170	-3.0920	.08200	-3.1430	.05932	-0.00060	.00210	.00300	.77800	.06276
.200	-2.120	-2.1620	.07470	-2.1890	.06669	-0.00060	.00210	.00200	.83400	.06094
.200	-1.060	-1.16870	.07210	-1.7000	.05901	-0.00060	.00210	.00200	.88900	.05998
.200	-0.060	-1.2380	.07020	-1.2390	.07314	-0.00070	.00210	.00300	.97100	.05914
.200	.960	-0.07700	.06840	-0.07580	.05974	-0.00060	.00220	.00100	1.176	.05857
.200	2.050	-0.03030	.06720	.0810	.05824	-0.00060	.00220	.00100	2.07600	.05871
.200	4.060	.06260	.06770	.06730	.06421	-0.00060	.00220	.00000	.05300	.05613
.200	6.130	.15820	.07260	.16510	.05530	-0.00050	.00220	.00000	.41300	.05496
.200	8.230	.25640	.07990	.26530	.04704	-0.00050	.00230	-0.00100	.50500	.05343
.200	10.280	.35550	.08370	.36650	.02876	-0.00040	.00240	-0.00200	.54600	.05283
.200	12.360	.45050	.11210	.45900	.01192	-0.00020	.00220	-0.00200	.56800	.05335
.200	14.480	.56590	.14050	.58300	-0.00543	.00040	.00160	-0.00400	.58700	.05329
.200	16.530	.68430	.17660	.71670	-0.02346	.00100	.00090	-0.00500	.60200	.05632
.200	18.730	.80730	.22700	.83760	-0.04285	.00000	.00140	-0.00200	.61400	.05767
.200	20.710	.92540	.28510	.96640	-0.06770	.00000	.00250	-0.00200	.62200	.06080
.200	22.840	1.03800	.37710	1.08450	-0.04775	-0.00140	.00410	.00000	.62800	.06503
.200	24.880	1.12960	.45200	1.21680	-0.06154	.00000	.00870	-0.00870	.63200	.06842
.200	26.960	1.19940	.52910	1.30900	-0.07214	.00220	.01180	-0.01800	.63300	.07395
.200	28.980	1.18880	.57840	1.32020	-0.07005	-0.00150	.00000	.00800	.62500	.07684
.200	30.900	1.03250	.56240	1.17480	-0.04778	.00680	-0.00920	-0.00100	.63200	.08176
	GRADIENT	.04515	-0.00064	.04635	.00064	.00000	.00012	-0.00035	-0.00187	-0.00075

REFERENCE DATA
 SREF = 4.4119 SQ.FT. XMRP = 43.5974 INCHES ALPHA = .0000 BDFLAP = -12.0000
 LREF = 19.2299 INCHES YMRP = .0000 INCHES ELEVEN = .0000 ALLRON = .0000
 BREF = 37.9359 INCHES ZMRP = 15.1875 INCHES RUDDER = .0000 SPDBRK = 85.0000
 SCALE = .0405 SCALE

PARAMETRIC DATA

RUN NO. 145/0 RN/L = 1.42 GRADIENT INTERVAL = -6.00/ 6.00

MACH	BETA	CL	CLM	CDF	CN	CAF	CYN	CBL	CY	XCP/L	CAB
.200	-10.070	-1.0300	.09410	.05476	-.10300	.05461	-.01830	.01010	.19000	.97300	.05823
.200	-8.060	-1.1170	.09700	.06220	-.11180	.06207	-.01450	.00850	.15300	.97100	.05598
.200	-6.060	-1.1800	.10360	.06710	-.11810	.06700	-.01020	.00664	.11400	.97400	.05664
.200	-4.020	-1.2170	.10750	.07050	-.12180	.07038	-.00620	.00440	.07300	.97600	.05657
.200	-2.030	-1.2580	.10780	.07180	-.12590	.07165	-.00220	.00260	.03700	.96700	.05616
.200	-0.930	-1.2940	.10820	.07200	-.12950	.07203	-.00050	.00210	.00300	.96900	.05932
.200	1.980	-1.2500	.10510	.06810	-.12510	.06794	.00110	.00180	-.03000	.96100	.06154
.200	3.990	-1.2240	.10210	.06510	-.12250	.06493	.00440	.00000	-.06700	.95800	.06387
.200	6.020	-1.1890	.09780	.06060	-.11900	.06046	.00860	-.00180	-.10700	.95400	.06549
.200	8.030	-1.1120	.08250	.05480	-.11130	.05473	.00320	-.00380	-.14700	.95700	.06613
.200	10.050	-1.0320	.06640	.05030	-.10320	.05021	.00170	-.00540	-.18500	.96000	.06456
GRADIENT	-.00013	-.00072	-.00067	-.00003	-.00003	-.00003	.00122	-.00049	-.01752	-.00210	.00300

REFERENCE DATA
 SREF = 4.4119 SQ.FT. XMRP = 43.5974 INCHES ALPHA = 5.0000 BDFLAP = -12.0000
 LREF = 19.2299 INCHES YMRP = .0000 INCHES ELEVEN = .0000 ALLRON = .0000
 BREF = 37.9359 INCHES ZMRP = 15.1875 INCHES RUDDER = .0000 SPDBRK = 85.0000
 SCALE = .0405 SCALE

PARAMETRIC DATA

RUN NO. 146/0 RN/L = 1.42 GRADIENT INTERVAL = -6.00/ 6.00

MACH	BETA	CL	CLM	CDF	CN	CAF	CYN	CBL	CY	XCP/L	CAB
.200	-10.050	-1.3170	.09270	.05830	.13640	.04634	-.01790	.01680	.18600	.40200	.05698
.200	-8.070	-1.2500	.09840	.06320	.13020	.05184	-.01400	.01380	.14900	.37300	.05602
.200	-6.050	-1.1820	.10320	.06770	.12380	.05686	-.00990	.01040	.11100	.34500	.05525
.200	-4.020	-1.1350	.10680	.07030	.11940	.05991	-.00620	.00730	.07400	.32200	.05485
.200	-2.030	-1.1030	.10840	.07220	.11630	.06214	-.00230	.00410	.03500	.30900	.05353
.200	-0.930	-1.1120	.10710	.06970	.11750	.05956	-.00050	.00220	.00100	.31600	.05627
.200	1.990	-1.1300	.10380	.06510	.11840	.05582	.00120	.00040	-.03200	.32900	.06015
.200	3.990	-1.1490	.10000	.06370	.12310	.05329	.00480	-.00220	-.07000	.34500	.06216
.200	6.010	-1.1790	.09680	.06100	.12280	.05031	.00850	-.00340	-.10800	.36200	.06403
.200	8.040	-1.2600	.09190	.05720	.13160	.04571	.00910	-.00910	-.14700	.39600	.06247
.200	10.050	-1.3280	.08570	.05270	.13700	.04066	.01710	-.01220	-.18600	.42100	.06356
GRADIENT	.00028	-.00096	-.00091	-.00008	.00018	-.00008	.00127	-.00113	-.01171	.00230	.00300



(RDZ147) (07 JUN 74)

0462B 826C9 MTF8 W116E28V8R5X9

PARAMETRIC DATA

ALPHA = 10.000 BDFLAP = -12.000
 ELEVN = .000 AILRON = .000
 RUDDER = .000 SPDBK = 85.000

REFERENCE DATA

SREF = 4.4119 SQ.FT. XMRP = 43.5974 INCHES
 LREF = 19.2299 INCHES YMRP = .0000 INCHES
 BREF = 37.9359 INCHES ZMRP = 15.1875 INCHES
 SCALE = .0405 SCALE

RUN NO. 147/ 0 RN/L = 1.42 GRADIENT INTERVAL = -6.00/ 6.00

MACH	BETA	CL	CDF	CLM	CN	CAF	CYN	CBL	CY	XCF/L	CAB
.200	-10.080	.37670	.08500	.08830	.38590	.01630	-.01170	.02470	.18200	.56700	.05402
.200	-8.080	.36900	.09920	.09600	.37910	.02182	-.01340	.02000	.14600	.55800	.05448
.200	-6.060	.35930	.09410	.10460	.37030	.02840	-.00910	.01500	.10700	.54800	.05215
.200	-4.030	.35610	.09440	.10770	.36720	.02935	-.00550	.01050	.06900	.54400	.05241
.200	-2.040	.35420	.09510	.10760	.36550	.03042	-.00260	.00570	.03400	.54300	.05061
.200	-0.020	.35780	.09360	.11610	.36870	.02818	-.00090	.00200	.00000	.54600	.05321
.200	1.970	.35860	.09120	.10150	.36910	.02569	-.00150	.00150	-.03300	.55300	.05514
.200	3.990	.36110	.08860	.09950	.37110	.02264	.00420	-.06900	-.06900	.55300	.05770
.200	6.020	.36140	.08720	.09620	.37110	.02131	.00720	-.00980	-.10500	.55600	.05943
.200	8.040	.37210	.08240	.08620	.38090	.01464	.01160	-.01480	-.14500	.56700	.06152
.200	10.050	.37810	.07990	.08240	.38630	.01170	.01550	-.01980	-.18200	.57300	.06094
GRADIENT		.00072	-.00077	-.00112	.00057	-.00091	.00116	-.00197	-.01711	.00125	.00075

(RDZ148) (07 JUN 74)

0462B 826C9 MTF8 W116E28V8R5X9

PARAMETRIC DATA

ALPHA = 15.000 BDFLAP = -12.000
 ELEVN = .000 AILRON = .000
 RUDDER = .000 SPDBK = 85.000

REFERENCE DATA

SREF = 4.4119 SQ.FT. XMRP = 43.5974 INCHES
 LREF = 19.2299 INCHES YMRP = .0000 INCHES
 BREF = 37.9359 INCHES ZMRP = 15.1875 INCHES
 SCALE = .0405 SCALE

RUN NO. 148/ 0 RN/L = 1.42 GRADIENT INTERVAL = -6.00/ 6.00

MACH	BETA	CL	CDF	CLM	CN	CAF	CYN	CBL	CY	XCF/L	CAB
.200	-10.070	.65170	.15330	.07510	.66890	-.02636	-.01570	.02930	.17600	.61000	.05403
.200	-8.070	.63660	.15830	.08960	.65580	-.01751	-.01190	.02360	.14000	.60200	.05209
.200	-6.050	.62630	.16340	.10070	.64720	-.00973	-.00660	.01670	.10000	.59400	.04966
.200	-4.030	.62420	.16110	.10280	.64450	-.01146	-.00490	.01140	.06600	.59300	.05291
.200	-2.030	.62450	.15900	.10120	.64430	-.01344	-.00150	.00600	.03200	.59400	.05293
.200	-0.040	.62590	.15830	.09930	.64540	-.01457	.00060	.00130	-.00100	.59500	.05419
.200	1.970	.62710	.15570	.09820	.64600	-.01739	.00240	-.00330	-.03600	.59600	.05591
.200	4.000	.62590	.15500	.09550	.64450	-.01772	.00450	-.00860	-.07000	.59700	.05622
.200	6.010	.62750	.15560	.09290	.64630	-.01769	.00380	-.01410	-.10200	.59900	.05718
.200	8.020	.63900	.15460	.08320	.65710	-.02180	.00920	-.02020	-.13800	.60500	.05751
.200	10.040	.65270	.14960	.07100	.66890	-.03023	.01290	-.02600	-.17700	.61300	.05856
GRADIENT		.00030	-.00077	-.00088	.00008	-.00082	.00104	-.00246	-.01695	.00050	.00062

PARAMETRIC DATA

REFERENCE DATA

SREF = 4.4119 SQ.FT. XMRP = 43.5974 INCHES
 LREF = 19.2199 INCHES YMRP = .0000 INCHES
 BREF = 37.9359 INCHES ZMRP = 15.1875 INCHES
 SCALE = 1.645 SCALE

ALPHA = 20.0000 BDFLAP = -12.0000
 ELEVEN = .0000 AIRCON = .0000
 RUDDER = .0000 SPDBRK = 85.0000

RUN NO. 149/ 0 RNVL = 1.42 GRADIENT INTERVAL = -6.00/ 6.00

MACH	BETA	CL	CDF	CLM	CN	CAF	CYN	CBL	CY	XCF/L	CAB
.200	-10.050	.92500	.30410	.05480	.97280	-.04294	-.02680	.03040	.19700	.63100	.55916
.200	8.040	.91530	.30750	.05550	.96490	-.03617	-.02000	.02240	.15200	.62700	.05927
.200	-6.010	.90860	.30870	.07740	.95910	-.03280	-.01390	.01510	.11300	.62200	.05644
.200	-4.010	.90970	.30800	.08280	.95980	-.03384	-.00890	.00980	.07600	.62000	.05731
.200	-2.010	.91470	.30930	.08540	.96490	-.03450	-.00590	.00510	.04200	.62100	.05814
.200	-0.010	.92300	.30750	.07520	.97210	-.03910	-.00110	.00160	.00000	.62300	.06039
.200	2.000	.92460	.30200	.07440	.97170	-.04487	.00350	-.00120	-.03900	.62300	.06287
.200	4.010	.91930	.30060	.07780	.96620	-.04417	.00760	-.00570	-.07700	.62200	.05161
.200	6.060	.92000	.30110	.07490	.96670	-.04482	.01110	-.00160	-.11400	.62300	.05637
.200	8.050	.92790	.30530	.06700	.97590	-.04294	.01740	-.00740	-.15600	.62900	.06364
.200	10.070	.94330	.30680	.04690	.99090	-.04697	.02340	-.00530	-.20100	.63400	.06258
GRADIENT		.00145	-.00110	-.00380	.00098	-.00155	.00211	-.00186	-.01930	.00030	.00056



04628 B26C9 W7F8 W116E28V8R519

(R0Z150) (07 JUN 74)

REFERENCE DATA

SREF = 4.4119 SQ.FT. YMRP = 43.5974 INCHES
 LREF = 19.2293 INCHES YMRP = 10000 INCHES
 BREF = 37.9353 INCHES ZMRP = 15.1875 INCHES
 SCALE = 1:4.15 SCALE

BETA = .000 BDFLAP = -12.000
 ELEVON = .000 ALLRON = .000
 RUDDER = .000 SPDBRK = 25.000
 RWFT = 1.850

PARAMETRIC DATA

RUN NO. 150/ 1 RN/L = 1.85 GRADIENT INTERVAL = -6.00/ 6.00

MACH	ALPHA	CL	CLM	CN	CAF	CYN	CBL	CY	XCP/L	CAB
.260	-4.240	-126860	115140	-27100	122332	-100160	100250	100600	.72200	103680
.261	-4.140	-117130	115070	-117260	12290	-100150	100260	100500	.76000	103611
.262	-4.0390	-112220	115000	-112290	123128	-100160	100260	100500	.80400	103632
.263	-3.9340	-107440	114930	-107440	123141	-100150	100270	100400	.80200	103611
.264	-3.8270	-102710	114860	-102650	123156	-100150	100270	100400	.80200	103580
.265	-3.7190	-98020	114790	-98240	123142	-100140	100260	100300	.80300	103580
.266	-3.6110	-93330	114720	-93460	123124	-100150	100270	100300	.80300	103556
.267	-3.5030	-88640	114650	-88680	123143	-100150	100250	100200	.80200	103463
.268	-3.3950	-83950	114580	-83900	123126	-100150	100230	100200	.80100	103444
.269	-3.2870	-79260	114510	-79270	123126	-100150	100240	100100	.80100	103316
.270	-3.1790	-74570	114440	-74570	123126	-100160	100160	100100	.80100	103216
.271	-3.0710	-69880	114370	-69870	123154	-100180	100140	100000	.80000	103207
.272	-2.9630	-65190	114300	-65140	123147	-100150	100160	100000	.80000	103215
.273	-2.8550	-60500	114230	-60540	123126	-100150	100160	100000	.80000	103215
.274	-2.7470	-55810	114160	-55820	123126	-100150	100160	100000	.80000	103215
.275	-2.6390	-51120	114090	-51140	123126	-100150	100160	100000	.80000	103215
.276	-2.5310	-46430	114020	-46470	123126	-100150	100160	100000	.80000	103215
.277	-2.4230	-41740	113950	-41790	123126	-100150	100160	100000	.80000	103215
.278	-2.3150	-37050	113880	-37090	123126	-100150	100160	100000	.80000	103215
.279	-2.2070	-32360	113810	-32410	123126	-100150	100160	100000	.80000	103215
.280	-2.0990	-27670	113740	-27720	123126	-100150	100160	100000	.80000	103215
.281	-1.9910	-22980	113670	-23030	123126	-100150	100160	100000	.80000	103215
.282	-1.8830	-18290	113600	-18340	123126	-100150	100160	100000	.80000	103215
.283	-1.7750	-13600	113530	-13650	123126	-100150	100160	100000	.80000	103215
.284	-1.6670	-8910	113460	-8915	123126	-100150	100160	100000	.80000	103215
.285	-1.5590	-4220	113390	-4225	123126	-100150	100160	100000	.80000	103215
.286	-1.4510	4670	113320	4675	123126	-100150	100160	100000	.80000	103215
.287	-1.3430	9360	113250	9365	123126	-100150	100160	100000	.80000	103215
.288	-1.2350	14050	113180	14055	123126	-100150	100160	100000	.80000	103215
.289	-1.1270	18740	113110	18745	123126	-100150	100160	100000	.80000	103215
.290	-1.0190	23430	113040	23435	123126	-100150	100160	100000	.80000	103215
.291	-0.9110	28120	112970	28125	123126	-100150	100160	100000	.80000	103215
.292	-0.8030	32810	112900	32815	123126	-100150	100160	100000	.80000	103215
.293	-0.6950	37500	112830	37505	123126	-100150	100160	100000	.80000	103215
.294	-0.5870	42190	112760	42195	123126	-100150	100160	100000	.80000	103215
.295	-0.4790	46880	112690	46885	123126	-100150	100160	100000	.80000	103215
.296	-0.3710	51570	112620	51575	123126	-100150	100160	100000	.80000	103215
.297	-0.2630	56260	112550	56265	123126	-100150	100160	100000	.80000	103215
.298	-0.1550	60950	112480	60955	123126	-100150	100160	100000	.80000	103215
.299	-0.0470	65640	112410	65645	123126	-100150	100160	100000	.80000	103215
.300	0.0610	70330	112340	70335	123126	-100150	100160	100000	.80000	103215
.301	0.1690	75020	112270	75025	123126	-100150	100160	100000	.80000	103215
.302	0.2770	79710	112200	79715	123126	-100150	100160	100000	.80000	103215
.303	0.3850	84400	112130	84405	123126	-100150	100160	100000	.80000	103215
.304	0.4930	89090	112060	89095	123126	-100150	100160	100000	.80000	103215
.305	0.6010	93780	111990	93785	123126	-100150	100160	100000	.80000	103215
.306	0.7090	98470	111920	98475	123126	-100150	100160	100000	.80000	103215
.307	0.8170	103160	111850	103165	123126	-100150	100160	100000	.80000	103215
.308	0.9250	107850	111780	107855	123126	-100150	100160	100000	.80000	103215
.309	1.0330	112540	111710	112545	123126	-100150	100160	100000	.80000	103215
.310	1.1410	117230	111640	117235	123126	-100150	100160	100000	.80000	103215
.311	1.2490	121920	111570	121925	123126	-100150	100160	100000	.80000	103215
.312	1.3570	126610	111500	126615	123126	-100150	100160	100000	.80000	103215
.313	1.4650	131300	111430	131305	123126	-100150	100160	100000	.80000	103215
.314	1.5730	135990	111360	135995	123126	-100150	100160	100000	.80000	103215
.315	1.6810	140680	111290	140685	123126	-100150	100160	100000	.80000	103215
.316	1.7890	145370	111220	145375	123126	-100150	100160	100000	.80000	103215
.317	1.8970	150060	111150	150065	123126	-100150	100160	100000	.80000	103215
.318	2.0050	154750	111080	154755	123126	-100150	100160	100000	.80000	103215
.319	2.1130	159440	111010	159445	123126	-100150	100160	100000	.80000	103215
.320	2.2210	164130	110940	164135	123126	-100150	100160	100000	.80000	103215
.321	2.3290	168820	110870	168825	123126	-100150	100160	100000	.80000	103215
.322	2.4370	173510	110800	173515	123126	-100150	100160	100000	.80000	103215
.323	2.5450	178200	110730	178205	123126	-100150	100160	100000	.80000	103215
.324	2.6530	182890	110660	182895	123126	-100150	100160	100000	.80000	103215
.325	2.7610	187580	110590	187585	123126	-100150	100160	100000	.80000	103215
.326	2.8690	192270	110520	192275	123126	-100150	100160	100000	.80000	103215
.327	2.9770	196960	110450	196965	123126	-100150	100160	100000	.80000	103215
.328	3.0850	201650	110380	201655	123126	-100150	100160	100000	.80000	103215
.329	3.1930	206340	110310	206345	123126	-100150	100160	100000	.80000	103215
.330	3.3010	211030	110240	211035	123126	-100150	100160	100000	.80000	103215
.331	3.4090	215720	110170	215725	123126	-100150	100160	100000	.80000	103215
.332	3.5170	220410	110100	220415	123126	-100150	100160	100000	.80000	103215
.333	3.6250	225100	110030	225105	123126	-100150	100160	100000	.80000	103215
.334	3.7330	229790	109960	229795	123126	-100150	100160	100000	.80000	103215
.335	3.8410	234480	109890	234485	123126	-100150	100160	100000	.80000	103215
.336	3.9490	239170	109820	239175	123126	-100150	100160	100000	.80000	103215
.337	4.0570	243860	109750	243865	123126	-100150	100160	100000	.80000	103215
.338	4.1650	248550	109680	248555	123126	-100150	100160	100000	.80000	103215
.339	4.2730	253240	109610	253245	123126	-100150	100160	100000	.80000	103215
.340	4.3810	257930	109540	257935	123126	-100150	100160	100000	.80000	103215
.341	4.4890	262620	109470	262625	123126	-100150	100160	100000	.80000	103215
.342	4.5970	267310	109400	267315	123126	-100150	100160	100000	.80000	103215
.343	4.7050	272000	109330	272005	123126	-100150	100160	100000	.80000	103215
.344	4.8130	276690	109260	276695	123126	-100150	100160	100000	.80000	103215
.345	4.9210	281380	109190	281385	123126	-100150	100160	100000	.80000	103215
.346	5.0290	286070	109120	286075	123126	-100150	100160	100000	.80000	103215
.347	5.1370	290760	109050	290765	123126	-100150	100160	100000	.80000	103215
.348	5.2450	295450	108980	295455	123126	-100150	100160	100000	.80000	103215
.349	5.3530	300140	108910	300145	123126	-100150	100160	100000	.80000	103215
.350	5.4610	304830	108840	304835	123126	-100150	100160	100000	.80000	103215
.351	5.5690	309520	108770	309525	123126	-100150	100160	100000	.80000	103215
.352	5.6770	314210	108700	314215	123126	-100150	100160	100000	.80000	103215
.353	5.7850	318900	108630	318905	123126	-100150	100160	100000	.80000	103215
.354	5.8930	323590	108560	323595	123126	-100150	100160	100000	.80000	103215
.355	5.9990	328280	108490	328285	123126	-100150	100160	100000	.80000	103215

QX628 B26C9 M78 W116C28N85R9

(RZ151) (07 JUN 74)

REFERENCE DATA

SEEP = 4.4119 SJ/T. XMRP = 43.5974 INCHES
 -REF = 19.2299 INCHES YMRP = .0000 INCHES
 BREF = 37.9359 INCHES ZMRP = 15.1175 INCHES
 SCALE = 1:4.5 SCALE

BETA = .0000 BDFLAP = -12.0000
 ELEVON = .0000 AIRLOM = .0000
 RUDDER = .0000 SPODBK = 25.0000
 RN/RY = 1.65

PARAMETRIC DATA

RUN NO. 151/0 RN/L = 1.65 GRADIENT INTERVAL = -6.000/ 6.000

WACH	ALPHA	CL	CDF	CLM	CN	CAF	CYN	CBL	CY	XCP/L	CAB
.21	-4.210	-1.2636	.7436	.1510	-1.2630	.02422	-.00170	.00240	.00500	.72200	.03624
.23	-2.120	-1.1665	.0360	.0500	-.1670	.03164	-.00170	.00230	.00400	.76200	.03552
.24	-1.080	-1.1200	.0340	.1150	-1.0700	.03174	-.00170	.00230	.00400	.81600	.03584
.25	-.040	-1.0730	.1320	.0510	-.0730	.03205	-.00160	.00250	.00400	.90600	.03616
.26	.930	-1.0240	.0315	.0670	-.0230	.03237	-.00160	.00250	.00300	1.43200	.03431
.27	2.130	.0230	.0310	.1120	.0240	.03763	-.00160	.00210	.00300	-.09500	.03527
.28	4.112	1.2230	.0338	.0510	1.2440	.02495	-.00150	.00260	.00200	1.02300	.03469
.29	6.110	2.1560	.0300	.0510	.0210	.01539	-.00160	.00250	.00200	1.56300	.03424
.30	8.260	3.2160	.0490	.0480	3.2440	.00275	-.00150	.00240	1.1200	1.57100	.03352
.31	10.360	4.2300	.0340	.0450	.4230	-.01184	-.00150	.00230	1.0000	1.61000	.03524
.32	12.440	5.2730	.0350	.0450	.5330	-.02915	-.00120	.00230	.00100	1.61300	.03517
.33	14.570	6.4170	.1170	.0470	.6510	-.07402	-.00090	.00150	.00000	1.62700	.03773
.34	16.650	7.6110	.1595	.0350	.7740	-.11637	-.00190	.00190	.00000	1.63500	.03911
.35	18.760	8.8420	.2110	.0270	.8450	-.16414	-.00130	.00130	.00100	1.64700	.04181
.36	21.000	1.00120	.2460	.0170	1.0370	-.21995	-.00140	.00150	-.00100	1.64900	.04450
.37	22.950	1.10500	.3760	.0160	1.1640	-.28650	-.00140	.00140	-.00400	1.65000	.04704
.38	25.100	1.20200	.4520	.0120	1.2830	-.36417	-.00160	.00130	-.00100	1.65100	.04951
.39	27.170	1.2970	.5160	.0130	1.3930	-.44226	-.00130	.00140	-.00100	1.65100	.05196
.40	29.170	1.24220	.5730	.0440	1.3610	-.51660	-.00240	.00140	.00000	1.64900	.05440
.41	31.150	1.0560	.5430	.0090	1.1850	-.60788	-.00540	-.00430	-.00500	1.61900	.05686
.42	GRADIENT	.04627	-.01119	-.01115	.04663	11.1198	.00303	.00303	-.00134	-.04519	-.00117



(RDZ152) (07 JUN 74)

04628 B26C9 MTF8 W116E28W05199

REFERENCE DATA

SREF = 4.4119 SQ.FT. XMRP = 43.3974 INCHES
 LEFP = 19.2299 INCHES YLRF = 10.0000 INCHES
 RREF = 37.9359 INCHES ZMRP = 15.1875 INCHES
 SCALE = 1.41% SCALE

PARAMETRIC DATA

BETA = .0000 BDFLAP = -12.0000
 ELEVON = .0000 AILRON = .0000
 RUDDER = .0000 SPDRX = 25.0000
 RN/FY = 1.420

SUN NO. 152/0 RN/L = 1.42 GRADIENT INTERVAL = -6.00/ 6.00

MACH	ALPHA	CL	CD	CLM	CN	CAF	CYN	CBL	CY	YCF/L	CAB
.200	-4.140	-22590	.04440	.05020	-26110	.02563	-1.00160	.00230	.00400	.72200	.03461
.2	-2.110	-16540	.03630	.04970	-16660	.01133	-1.00160	.00230	.00400	.76200	.03596
.2	-1.070	-11770	.03460	.04980	-11640	.01247	-1.00170	.00220	.00400	.80700	.03542
.2	-0.850	-8740	.03240	.05110	-10750	.03234	-1.00150	.00230	.00230	.91300	.03588
.2	-0.720	-6230	.02270	.04980	-10220	.03240	-1.00160	.00230	.00400	1.45400	.03515
.2	-2.112	-6241	.03130	.05110	.02520	.03050	-1.00150	.00230	.00200	-1.07800	.03555
.2	-4.078	-1194	.0450	.0512	.02150	.02450	-1.00140	.00240	.00200	.5110	.03412
.2	-6.160	-21510	.03910	.04980	.22100	.01545	-1.00150	.00230	.00210	.56900	.03404
.2	-8.250	-31740	.04310	.0450	.32120	.00315	-1.00140	.00240	.00100	.59700	.03384
.2	-10.310	-41650	.06550	.04740	.42150	-0.01199	-1.00150	.00220	.00300	.61100	.03485
.2	-12.360	-5185	.08550	.04730	.52480	-0.02746	-1.00110	.00220	.00100	.62600	.03712
.2	-14.450	-61740	.11650	.04430	.63360	-0.04453	-1.00180	.00110	.00100	.63400	.03824
.2	-16.540	-74540	.15680	.03740	.74520	-0.06910	-1.00070	.00050	.00000	.64100	.04118
.2	-18.610	-8650	.20790	.02960	.86530	-0.10173	-1.00120	.00130	.00000	.64400	.04311
.2	-20.710	-96540	.26870	.0270	1.01680	-0.13752	-1.00150	.00250	.00000	.64700	.04511
.2	-22.800	-1.05540	.36930	.01990	1.14360	-0.16171	-1.00120	.00470	-1.00000	.65100	.04718
.2	-24.830	-1.1660	.51260	.01260	1.26130	-0.19548	-1.00130	.00320	.00000	.65100	.04912
.2	-26.570	-1.26560	.69170	.00460	1.36450	-0.23918	-1.00110	.00280	.00100	.65100	.06006
.2	-28.090	-1.24940	.96760	.00160	1.36730	-0.29335	-1.00250	.00110	.00000	.64200	.06941
.2	-30.810	-1.07170	1.4720	.00260	1.27160	-0.35116	-1.00160	.00090	.00000	.62100	.07419
.2	-34.597	-1.00121	.00121	.0012	.14655	.00003	-1.00003	.00001	-1.0028	-0.04495	-0.00007

GRADIENT

PARAMETRIC DATA

REFERENCE DATA

SREF = 4.4119 SQ.FT. XMRP = 43.5974 INCHES
 LREF = 19.2299 INCHES YMRP = .0000 INCHES
 BREF = 37.9359 INCHES ZMRP = 15.1875 INCHES
 SCALE = .0405 SCALE

BETA = .000 BDFLAP = -12.000
 ELEVON = .000 AILRON = .000
 RUDDER = .000 SPDBRK = 25.000
 RN/FT = 1.180

RUN NO. 153/ 0 RN/L = 1.16 GRADIENT INTERVAL = -6.00/ 6.00

MACH	ALPHA	CL	CDF	CLM	CN	CAF	CYN	CBL	CY	XCP/L	CAB
.160	-4.120	-.25510	.04310	-.04960	-.25760	.02461	-.00190	.00210	.00500	.72300	.03571
.150	-2.080	-.16110	.03670	.04910	-.16230	.03084	-.00170	.00220	.00300	.75300	.03514
.160	-1.040	-.11540	.03390	.04900	-.11600	.03179	-.00160	.00220	.00200	.80700	.03521
.165	-.030	-.06860	.03340	.04930	-.06860	.03337	-.00160	.00230	.00200	.91600	.03427
.160	1.000	-.02280	.03160	.04960	-.02220	.03203	-.00160	.00240	.00100	1.47300	.03513
.160	2.000	.02490	.03370	.04930	.02600	.03289	-.00170	.00240	.00200	-.04400	.03396
.160	4.040	.11740	.03460	.04970	.11950	.02622	-.00160	.00240	.00100	.49870	.03441
.160	6.120	.21430	.04090	.04880	.21750	.01784	-.00160	.00230	.00100	.56910	.03283
.160	8.180	.31340	.04910	.04760	.31720	.01096	-.00160	.00220	.00100	.59600	.03400
.160	10.300	.41300	.06520	.04680	.41800	-.00966	-.00160	.00190	.00000	.61000	.03319
.160	12.310	.51280	.08580	.04810	.51930	-.02542	-.00130	.00230	.00000	.61800	.03493
.160	14.410	.62390	.11800	.04470	.63370	-.04099	-.00190	.00100	-.00100	.62600	.03599
.160	16.410	.73620	.15600	.03840	.75030	-.05840	-.00100	.00110	.00000	.63300	.03856
.160	18.500	.85320	.20510	.03070	.87420	-.07621	-.00190	.00120	.00000	.63900	.03993
.160	20.580	.96950	.27530	.01820	1.00440	-.08318	-.00420	.00440	-.01400	.64500	.04410
.160	22.670	1.07350	.36550	.00670	1.13140	-.07647	-.00090	.00340	-.00200	.64900	.04971
.160	24.730	1.15030	.43550	.00870	1.25610	-.08991	.00050	.00640	-.00000	.64900	.05483
.160	26.780	1.22680	.50770	.01290	1.32400	-.09950	.00000	.00850	-.00000	.64800	.05622
.160	28.810	1.24270	.56270	.03260	1.36000	-.10578	-.00230	.00550	.00000	.64300	.06229
.160	30.700	1.06100	.54190	.10170	1.18900	-.07594	.00300	-.01380	.01000	.62000	.07305
GRADIENT		.04562	-.00099	.00003	.04619	.00025	.00003	.00004	-.00044	-.04272	-.00018



(RDZ154) (07 JUN 74)

OM62B B26C9 MTF8 W16E20V8R5X9

REFERENCE DATA

SREF = 4.4119 SQ.FT. XMRP = 43.9974 INCHES
 LREF = 19.2299 INCHES YMRP = .0000 INCHES
 BREF = 37.9359 INCHES ZMRP = 15.1875 INCHES
 SCALE = .0400 SCALE

PARAMETRIC DATA

BETA = .000 BDFLAP = -12.000
 ELEVON = .000 AILRON = .000
 RUDDER = .000 SPDRK = 23.000
 RN/FT = .830

RUN NO. 154/ 0 RN/L = .83 GRADIENT INTERVAL = -6.00/ 6.00

MACH	ALPHA	CL	CDF	CLM	CN	CAF	CYN	CBL	CY	XCP/L	CAB
.120	-4.110	-25930	.04440	.04880	-26180	.02575	-.00130	.00200	.00400	.72000	.03370
.120	-2.080	-16640	.03710	.04790	-16770	.03106	-.00130	.00210	.00300	.75700	.03418
.120	-1.020	-11980	.03480	.04850	-12040	.03271	-.00140	.00210	.00300	.80000	.03348
.120	-.040	-07320	.03340	.04820	-.07330	.03341	-.00110	.00230	.00300	.89400	.03336
.120	.990	-03120	.03220	.04880	-.03070	.03279	-.00120	.00230	.00300	1.23700	.03340
.120	1.980	.01390	.03250	.04910	.01500	.03209	-.00110	.00220	.00300	-.55000	.03354
.120	4.030	.11000	.03520	.04900	.11220	.02738	-.00110	.00200	.00300	.49100	.03290
.120	6.080	.20310	.03970	.04780	.20810	.01775	-.00100	.00180	.00200	.56700	.03315
.120	8.130	.30290	.05050	.04700	.30700	.00722	-.00090	.00180	.00100	.59500	.03227
.120	10.170	.39750	.06460	.04730	.40270	-.00654	-.00090	.00190	.00100	.60800	.03334
.120	12.220	.49980	.08680	.04800	.50680	-.02097	-.00080	.00160	.00100	.61700	.03389
.120	14.280	.60860	.11710	.04520	.61870	-.03667	-.00040	.00120	.00000	.62500	.03540
.120	16.320	.71870	.15640	.03850	.73370	-.05187	-.00090	.00060	.00000	.63200	.03661
.120	18.390	.83710	.20560	.02830	.85930	-.06902	-.00090	.00040	.00000	.64000	.03906
.120	20.450	.94550	.27990	.02030	.98370	-.06819	-.00010	.00030	.00000	.64400	.04293
.120	22.530	1.03280	.35220	.01540	1.08900	-.07047	.00080	.00050	.00100	.64600	.04770
.120	24.550	1.10280	.41710	.02070	1.17640	-.07891	.00120	.00050	-.00600	.64500	.05039
.120	26.560	1.16670	.48260	.02380	1.25940	-.09000	.00000	.00780	-.00600	.64500	.05456
.120	28.600	1.18540	.54160	.04160	1.30000	-.09206	.00050	.00360	-.00600	.64000	.06096
.120	30.530	1.04640	.53660	.09550	1.17390	-.06945	.00390	-.00380	-.00900	.62200	.06812
.120	GRADIENT	.04512	-.00114	.00000	.04570	.00020	.00003	.00000	-.00019	-.07181	-.00011

04628 B26C9 W7F8 W16E28WR5X9

(RDZ155) (07 JUN 74)

REFERENCE DATA

SREF = 4.4119 SQ.FT. XMRP = 43.5974 INCHES
 LREF = 19.2299 INCHES YMRP = .0000 INCHES
 BREF = 37.9359 INCHES ZMRP = 15.1875 INCHES
 SCALE = .0405 SCALE

PARAMETRIC DATA

BETA = .000 BDFLAP = -12.000
 ELEVON = -10.000 AIRLON = 10.000
 RUDDER = .000 SPDDBK = 25.000

RUN NO. 155/0 RNVL = 1.42 GRADIENT INTERVAL = -6.00/ 6.00

WACH	ALPHA	CL	CLM	CN	CAF	CYN	CBL	CY	XCP/L	CAB
.200	-4.270	-4407	.07240	-4490	.03938	.00610	.03600	-.01400	.75900	.03118
.200	-2.210	-3456	.06050	-3470	.04710	.00650	.03630	-.01800	.78800	.03080
.200	-1.170	-2970	.05470	-2980	.04865	.00670	.03640	-.01900	.81100	.03138
.200	-.150	-2490	.05100	-2490	.05036	.00700	.03640	-.02100	.84100	.03082
.200	.890	-2020	.04700	-2020	.05041	.00720	.03670	-.02300	.88700	.03081
.200	1.910	-1570	.04370	-1550	.04893	.00750	.03710	-.02500	.95900	.03163
.200	3.970	-0620	.04180	-0590	.04591	.00780	.03760	-.02800	1.45200	.02996
.200	6.040	.3370	.04060	.0380	.03710	.00860	.03810	-.03200	-.68500	.03012
.200	8.110	.1280	.04410	.1330	.02559	.00930	.03870	-.03600	.29100	.02982
.200	10.180	.2230	.05240	.2270	.01250	.01030	.04090	-.04100	.43600	.03182
.200	12.270	.3178	.06680	.3240	-.01210	.01140	.04160	-.04500	.49700	.03159
.200	14.340	.4250	.09020	.4330	-.01796	.01300	.04410	-.05000	.59800	.03290
.200	16.400	.5360	.12200	.5480	-.03428	.01310	.04400	-.05300	.56500	.03737
.200	18.510	.6530	.16520	.6730	-.05084	.01350	.04360	-.05600	.52300	.03964
.200	20.610	.77420	.22300	.80300	-.06305	.01380	.04530	-.06200	.59200	.04532
.200	22.690	.87950	.30230	.92800	-.06023	.00960	.04390	-.05920	.66900	.04861
.200	24.760	.97540	.37360	1.1100	-.07211	.00950	.04790	-.05700	.61600	.05327
.200	26.850	1.05510	.44130	.09940	1.1490	.00730	.05090	-.05500	.62000	.05779
.200	28.870	1.08290	.49480	1.1812	-.08966	.00220	.04170	-.03200	.61500	.05779
.200	30.810	.95710	.49280	1.07450	-.10707	.00670	.00720	-.00900	.59500	.07179
.200	GRADIENT	.04585	-.00380	.04672	.00073	.00021	.00019	-.00071	.07370	-.000009



0A628 BZ6C3 W7F8 W116E28V8R5R9

(R02156) (07 JUN 74)

REFERENCE DATA

SREF = 4.4119 Sg.FT. XMRP = 43.5974 INCHES
 LREF = 19.2299 INCHES YMRP = .0020 INCHES
 PREF = 37.9359 INCHES ZMRP = 15.1875 INCHES
 SCALE = .0405 SCALE

PARAMETRIC DATA

BETA = .000 BDFLAP = -12.000
 ELEWON = -5.000 AILRON = 5.000
 RUDDER = .000 SPDRK = 25.000

RUN NO. 156/ 0 RN/L = 1.42 GRADIENT INTERVAL = -6.00/ 6.00

MACH	ALPHA	CL	CLM	CN	CAF	CYN	CBL	CY	XCF/L	CAB
.200	-4.210	-.36870	.09590	-.36880	.02888	.00200	.02120	-.00700	.74700	.03239
.200	-2.150	-.26950	.09550	-.27100	.03322	.00220	.02120	-.00900	.78100	.03286
.200	-1.120	-.22160	.09500	-.22240	.03807	.00230	.02120	-.00900	.80900	.03166
.200	-.090	-.17420	.09440	-.17450	.03821	.00260	.02140	-.01200	.83000	.03256
.200	.915	-.12770	.09550	-.12710	.03571	.00270	.02150	-.01200	.92800	.03187
.200	1.970	-.07860	.09500	-.07740	.03741	.00280	.02170	-.01300	1.10800	.03206
.200	4.030	.01590	.09620	.01830	.03242	.00320	.02220	-.01500	-1.23100	.03180
.200	6.110	.11230	.09600	.11560	.02443	.00360	.02250	-.01800	.34600	.03155
.200	8.170	.20950	.09590	.21290	.01180	.00400	.02300	-.02000	.48600	.03130
.200	10.240	.30770	.09510	.31230	-.07202	.00450	.02360	-.02300	.53800	.03174
.200	12.310	.40790	.09470	.41380	-.07179	.00520	.02390	-.02700	.56500	.03240
.200	14.430	.51960	.09470	.52780	-.07392	.00610	.02330	-.03000	.58600	.03407
.200	16.490	.63590	.08950	.64770	-.05245	.00620	.02250	-.03200	.60100	.03558
.200	18.570	.75480	.08160	.77300	-.06040	.00580	.02340	-.03200	.61300	.03817
.200	20.710	.87720	.07430	.90500	-.05877	.00600	.02550	-.03500	.62100	.04192
.200	22.760	.97680	.06130	1.02740	-.07585	.00280	.02530	-.02200	.63000	.04533
.200	24.830	1.07390	.05650	1.14310	-.08692	.00430	.02930	-.03700	.63300	.04827
.200	26.910	1.16390	.05540	1.25390	-.10125	.00310	.03160	-.03700	.63500	.05411
.200	28.940	1.24680	.05290	1.27880	-.10262	-.00150	.02910	-.01100	.62900	.05888
.200	30.880	1.31160	.05190	1.13350	-.07567	.00530	-.00750	.01700	.61800	.07152
	GRADIENT	.04631	-.00269	.04698	.00044	.00015	.00012	-.00099	-.17013	-.00009

0A62B B26C9 MTF8 M116E28W8R5X9

(R02157) (07 JUN 74)

REFERENCE DATA

REF = 4.4119 S3.FT. XMRP = 43.5974 INCHES
 LREF = 19.2299 INCHES YMRP = .0000 INCHES
 BREF = 37.9359 INCHES ZMRP = 15.1875 INCHES
 SCALE = .0405 SCALE

PARAMETRIC DATA

BETA = .000 BDFLAP = -12.000
 ELEWON = 5.000 AILRON = -5.000
 RUDDER = .000 SPDBRK = 25.000

RUN NO. 157/ 0 RNL = 1.42 GRADIENT INTERVAL = -6.00/ 6.00

MACH	ALPHA	CL	CLM	CN	CAF	CYN	CBL	CY	XCP/L	CAB
.200	-4.110	-1.6630	.03890	-1.6870	.02694	-0.00440	-0.1580	.01900	.66200	.04055
.200	-2.050	-0.7050	.03490	-0.7170	.03241	-0.00470	-0.1590	.01900	.67300	.03992
.200	-0.980	-0.2110	.03410	-0.2170	.03381	-0.00470	-0.1590	.01900	.72700	.03943
.200	.050	.02730	.03400	.02730	.03405	-0.00500	-0.1610	.02000	.59300	.03906
.200	1.030	.07220	.03430	.07280	.03303	-0.00500	-0.1620	.02000	.63000	.03952
.200	2.070	.12140	.03620	.12260	.03178	-0.00520	-0.1630	.02100	.63900	.03889
.200	4.140	.21660	.04070	.21900	.02499	-0.00540	-0.1680	.02200	.64500	.03867
.200	6.210	.31450	.04990	.31810	.01563	-0.00590	-0.1730	.02300	.64800	.03784
.200	8.300	.41330	.06260	.41800	.00225	-0.00570	-0.1700	.02400	.65000	.03752
.200	10.350	.51270	.08090	.51890	-0.01252	-0.00580	-0.1720	.02500	.65100	.03767
.200	12.440	.61490	.10560	.62340	-0.02742	-0.00580	-0.1720	.02600	.65100	.03805
.200	14.510	.72540	.14020	.73740	-0.04607	-0.00570	-0.1880	.02900	.65300	.04118
.200	16.600	.84200	.18440	.85960	-0.06381	-0.00580	-0.02010	.02700	.65600	.04217
.200	18.690	.96570	.23920	.99140	-0.08316	-0.00620	-0.01880	.02800	.65700	.04332
.200	20.780	1.07270	.31650	1.11520	-0.08469	-0.00270	-0.01900	.01000	.66000	.04330
.200	22.890	1.17660	.40970	1.24330	-0.08021	-0.00290	-0.01200	.01900	.66300	.05574
.200	24.950	1.27100	.48830	1.35840	-0.03343	-0.00200	-0.00730	.00900	.66300	.05965
.200	27.040	1.33980	.56510	1.45030	-0.05240	-0.00110	-0.00260	.00000	.66100	.06374
.200	29.010	1.28320	.59350	1.41000	-0.10345	-0.00200	-0.00620	.01000	.64900	.07133
.200	30.890	1.08760	.56300	1.22240	-0.07537	.00550	-0.00850	.01400	.62700	.08151
.200	GRADIENT	.04644	.00023	.14733	-0.00022	-0.00012	-0.00012	.00039	-.00537	-.00022



0A628 B26C9 M7F8 W116E28V8R5X9

(RDZ158) (07 JUN 74)

REFERENCE DATA

SREF = 4.4119 SQ.FT. YMRP = 43.5974 INCHES
 LREF = 19.2299 INCHES YMRP = .0000 INCHES
 BREF = 37.9339 INCHES ZMRP = 15.1875 INCHES
 SCALE = .0495 SCALE

BETA = .000 BDFLAP = -12.000
 ELEVON = -5.000 AIRLON = 10.000
 RUDDER = .000 SPDRBK = 23.000

PARAMETRIC DATA

RUN NO. 138/ 0 RN/L = 1.42 GRADIENT INTERVAL = -6.00/ 6.00

MACH	ALPHA	CL	CD	CLM	CN	CAF	CYN	CBL	CY	XCP/L	CAB
.200	-4.220	-36470	.05870	.09100	-36800	.03166	.00560	.03880	-.02000	.74300	.03428
.200	-2.110	-26440	.04940	.09340	-26610	.03949	.00610	.03890	-.02400	.77700	.03299
.200	-1.110	-21600	.04520	.09330	-21690	.04104	.00640	.03910	-.02600	.80500	.03306
.200	-.080	-16520	.04070	.09040	-16530	.04053	.00670	.03920	-.02800	.83300	.03428
.200	.940	-11730	.03990	.09030	-11660	.04190	.00700	.03930	-.03000	.93700	.03277
.200	1.980	-.06760	.03880	.09070	-.06620	.04112	.00720	.03980	-.03100	1.115600	.03248
.200	4.070	.03220	.03840	.09100	.03490	.03602	.00750	.04050	-.03500	-.30700	.03245
.200	6.050	.12250	.04090	.09140	.13210	.02713	.00850	.04120	-.03900	.39700	.03241
.200	8.190	.22890	.04810	.09120	.23340	.01502	.00920	.04180	-.04300	.50800	.03220
.200	10.240	.32630	.05930	.09290	.33220	.00022	.01010	.04260	-.04600	.54900	.03357
.200	12.340	.42940	.07890	.09470	.43630	-.01469	.01110	.04320	-.05100	.57200	.03319
.200	14.410	.53920	.10600	.09270	.54840	-.03148	.01220	.04250	-.05600	.58900	.03510
.200	16.480	.65550	.14340	.08760	.67820	-.04884	.01240	.04200	-.05900	.60400	.03599
.200	18.580	.77830	.18940	.08200	.73870	-.06686	.01260	.04160	-.06200	.61400	.03961
.200	20.690	.89820	.24840	.07420	.82810	-.08700	.01240	.04160	-.06300	.62200	.04105
.200	22.740	1.00090	.33790	.06230	1.05370	-.117542	.00710	.04250	-.06200	.63000	.04567
.200	24.850	1.09770	.41140	.05980	1.16900	-.08803	.00760	.04570	-.05800	.63300	.05082
.200	26.930	1.17780	.48550	.05860	1.27000	-.10072	.00490	.04610	-.05200	.63500	.05475
.200	28.950	1.19170	.53860	.08070	1.30350	-.10565	.00060	.03620	-.02700	.62900	.06022
.200	30.870	1.04420	.52890	.13910	1.16770	-.08191	.00340	.00150	.02000	.60800	.07822
GRADIENT	.04787	-.00248	-.00248	.00001	.04860	.00049	.00028	.00020	-.00180	-.07659	-.00020

QM28 B26C9 M7F8 W16E28V0R5X9

(R02159) (07 JUN 74)

REFERENCE DATA

SREF = 4.4119 SQ.FT. XMRP = 43.5974 INCHES
 LREF = 19.2239 INCHES YMRP = .0000 INCHES
 BREF = 37.9339 INCHES ZMRP = 15.1875 INCHES
 SCALE = .0405 SCALE

PARAMETRIC DATA

BETA = .000 BDFLAP = -12.000
 ELEVEN = 10.000 AIRLON = 5.000
 RUDDER = .000 SPOBRK = 25.000

RUN NO. 159/ 0 RN/L = 1.42 GRADIENT INTERVAL = -6.05/ 6.00

MACH	ALPHA	CL	CD	CLM	CN	CAF	CYN	CBL	CY	XCP/L	CAB
.200	-4.060	-.07340	.03760	-.04060	-.07590	.03231	.00040	.02170	-.01100	.45500	-.04267
.200	-2.000	.02510	.03380	-.04140	.02380	.03673	.00070	.02220	-.01300	1.29100	.04232
.200	-.960	.07330	.03690	-.04110	.07260	.03814	.00080	.02230	-.01400	.86000	-.04157
.200	.060	.12200	.03850	-.04120	.12200	.03837	.00090	.02250	-.01600	.77600	.04108
.200	1.090	.17190	.04020	-.04130	.17270	.03695	.00100	.02260	-.01700	.74000	-.04124
.200	2.130	.21990	.04280	-.04090	.22130	.03465	.00110	.02270	-.01900	.72000	.04075
.200	4.220	.31670	.05120	-.04020	.31960	.02779	.00100	.02260	-.02000	.69800	-.03986
.200	6.270	.41330	.06330	-.04000	.41780	.01778	.00100	.02230	-.02200	.68700	.03869
.200	8.340	.51190	.07940	-.04050	.51800	.00426	.00100	.02170	-.02300	.68000	-.03815
.200	10.420	.61800	.10110	-.04150	.62610	-.01236	.00130	.02220	-.02500	.67600	.03951
.200	12.490	.72450	.13200	-.04330	.73590	-.02779	.00160	.02330	-.02800	.67300	-.03917
.200	14.640	.84300	.17080	-.04810	.85880	-.04780	.00200	.02240	-.03100	.67200	.04229
.200	16.670	.95460	.21990	-.05390	.97760	-.06321	.00210	.02060	-.03000	.67200	-.04220
.200	18.760	1.07800	.27880	-.06170	1.11040	-.08277	.00140	.02230	-.03000	.67200	.04531
.200	20.820	1.18800	.35790	-.07060	1.23760	-.08786	.00800	.02670	-.04400	.67300	.05031
.200	22.950	1.29180	.46100	-.08280	1.36930	-.07922	.00070	.02380	-.03100	.67400	.05751
.200	25.040	1.37130	.53890	-.08090	1.47050	-.09230	.00150	.02560	-.03700	.67200	.06033
.200	27.060	1.42830	.61310	-.06730	1.55090	-.10402	-.00040	.02290	-.02700	.66800	.06582
.200	29.030	1.55690	.63230	-.01550	1.49330	-.10673	-.00320	.00290	-.00700	.65500	.07326
.200	30.930	1.14720	.60180	.06490	1.29340	-.07357	-.00070	-.00240	.01400	.63300	.08276
	GRADIENT	.04717	.00165	.00007	.04783	-.00054	.00008	.00011	-.00117	-.00674	-.00034



CM62B 826C9 M7F8 W116E28W8R5X9

(RDZ160) (07 JUN 74)

REFERENCE DATA

SREF = 4.4119 SQ.FT. XMRP = 43.5974 INCHES
 LREF = 19.2299 INCHES YMRP = .0000 INCHES
 BREF = 37.9359 INCHES ZMRP = 15.1875 INCHES
 SCALE = .0405 SCALE

PARAMETRIC DATA

BETA = .000 BOFLAP = -12.000
 ELEVON = 5.000 AILRON = 10.000
 RUBBER = .000 SPDBRK = 25.000

RUN NO. 160/0 RN/L = 1.42 GRADIENT INTERVAL = -6.00/ 6.00

MACH	ALPHA	CL	CDF	CLM	CN	CAF	CYN	CBL	CY	XCP/L	CAB
.200	-4.130	-1.7050	.00640	.00710	-1.7340	.03403	.00410	-.04080	-.03000	.66200	.03989
.250	-2.050	-.07170	.04090	.00400	-.07310	.03747	.00470	.04140	-.03400	.67200	.04179
.250	-1.000	-.02140	.04120	.00310	-.02210	.04089	.00480	.04140	-.03400	.72000	.03880
.250	-.010	.02510	.03970	.01420	.02510	.03979	.00540	.04200	-.03800	.58900	.04049
.250	1.040	.07530	.04130	.01470	.07610	.03993	.00540	.04210	-.03900	.62900	.03905
.250	2.090	.12320	.04150	.01480	.12480	.03704	.00580	.04260	-.04200	.63700	.04016
.250	4.150	.22020	.04800	.00590	.22310	.03200	.00610	.04280	-.04500	.64200	.03785
.250	6.200	.31620	.05630	.00670	.32040	.02184	.00620	.04290	-.04700	.64400	.03781
.250	8.260	.41160	.06960	.00670	.41740	.00973	.00650	.04250	-.05000	.64600	.03624
.250	10.350	.51620	.08760	.00570	.52350	-.00655	.00700	.04300	-.05400	.64800	.03785
.250	12.420	.62740	.11500	.00380	.63750	-.02261	.00760	.04480	-.06000	.64900	.03864
.250	14.520	.73790	.15020	.00020	.75200	-.03954	.00830	.04400	-.06300	.65200	.03898
.250	16.510	.85550	.19430	-.00510	.87540	-.05847	.00840	.04280	-.06500	.65400	.04125
.250	18.690	.97420	.24910	-.01130	1.00270	-.07635	.00770	.04380	-.06400	.65600	.04292
.250	20.780	1.09200	.31370	-.01900	1.13230	-.09414	.00680	.04440	-.06200	.65800	.04671
.250	22.920	1.16970	.41750	-.03220	1.25840	-.07880	.00280	.04310	-.05400	.66100	.03456
.250	24.960	1.28150	.49650	-.03290	1.37130	-.09072	.00390	.04470	-.06000	.66000	.05860
.250	27.110	1.34090	.56820	-.02310	1.45270	-.10275	.00060	.04070	-.04800	.65800	.06328
.250	29.000	1.29190	.59670	.02020	1.41920	-.10453	-.00340	.01850	-.00600	.64600	.06860
.250	30.900	1.12660	.58140	.08810	1.26530	-.07967	-.00120	-.00610	.02500	.62600	.06382
GRADIENT		.04718	.00022	.00016	.04787	-.00023	.00025	.00026	-.00186	-.00548	-.00026

PARAMETRIC DATA

SREF = 4.4119 SQ.FT. XMRP = 43.9974 INCHES BETA = .000 BDFLAP = -12.000
 LREF = 19.2299 INCHES YMRP = .0000 INCHES ELEVEN = 5.000 AILRON = 5.000
 BREF = 37.9359 INCHES ZMRP = 15.1875 INCHES RUDDER = .000 SPDBRK = 25.000
 SCALE = .0405 SCALE

RUN NO. 161/0 RNVL = 1.42 GRADIENT INTERVAL = -6.00/ 6.00

MACH	ALPHA	CL	CLM	CN	CAF	CYN	CBL	CY	XCP/L	CAB
.200	-4.120	-1.7130	.00430	-1.17360	.02630	.00120	.02030	-.01000	.66100	.03950
.200	-2.050	-0.7430	.00440	-0.7540	.03175	.00150	.02050	-.01300	.67200	.03856
.200	-1.020	-0.2360	.00450	-0.2620	.03243	.00140	.02060	-.01200	.71600	.03902
.200	.030	.0240	.00460	.02440	.03269	.00180	.02080	-.01500	.58400	.03877
.200	1.040	.07370	.00460	.07430	.03227	.00170	.02100	-.01500	.62800	.03849
.200	2.080	.12360	.00460	.12480	.03049	.00190	.02110	-.01600	.63800	.03838
.200	4.110	.21710	.00510	.21950	.02488	.00200	.02140	-.01700	.64300	.03683
.200	6.200	.31790	.00430	.32140	.01467	.00200	.02160	-.01900	.64700	.03684
.200	8.280	.41830	.00390	.42300	.00222	.00210	.02120	-.02100	.64800	.03534
.200	10.350	.52240	.00360	.52840	-.01458	.00250	.02110	-.02500	.64900	.03711
.200	12.460	.62990	.00280	.63820	-.03127	.00300	.02000	-.02800	.65000	.03833
.200	14.520	.74010	.00190	.75220	-.04753	.00370	.02100	-.03100	.65200	.03848
.200	16.590	.86110	-.00780	.87870	-.06651	.00390	.02010	-.03300	.65500	.04105
.200	18.710	.98520	-.01590	1.01120	-.08567	.00340	.02120	-.03200	.65700	.04319
.200	20.790	1.09990	-.02670	1.14200	-.09090	.00960	.02570	-.04400	.66000	.04708
.200	22.860	1.19790	-.03590	1.26400	-.09568	.00120	.02310	-.02900	.66200	.05303
.200	24.950	1.29300	-.03850	1.38020	-.09862	.00290	.02510	-.03600	.66200	.03735
.200	27.050	1.36030	-.03140	1.47060	-.11137	.00160	.02520	-.03300	.66000	.06153
.200	29.030	1.33250	-.00560	1.46070	-.11403	-.00210	-.01110	-.00400	.65000	.06743
.200	30.920	1.12060	.00740	1.25710	-.08233	.00110	-.00610	.01700	.62600	.08205
.200	.04738	.00021	.00009	.04795	-.00019	.00010	-.00014	-.00086	-.00531	-.00027

REFERENCE DATA



0A62B B25C9 M7F0 W115E28V0R5J9

REFERENCE DATA
 SREF = 4.4119 SQ.FT. ZMRP = 43.5974 INCHES
 LREF = 19.2299 INCHES YMRP = .05005 INCHES
 BREF = 37.9359 INCHES ZMRP = 15.1875 INCHES
 SCALE = .0425 SCALE

BETA = .000 BDFLAP = -12.000
 ELEVON = .000 AILEON = .000
 RUDDER = -7.960 SPOBRK = 25.000

RUN NO. 162/0 RN/L = 1.42 GRADIENT INTERVAL = -6.05/ 6.03

PARAMETRIC DATA

MACH	ALPHA	CL	CD	CLM	CN	CAF	CYN	CBL	CY	XCP/L	CAB
.200	-4.190	-2.6910	.04230	.05090	-.27140	.02231	.00980	-.00450	-.01900	.72100	.03630
.200	-2.120	-1.1740	.03450	.05060	-.17250	.02818	.00950	-.00420	-.01800	.76000	.03660
.200	-1.080	-1.2230	.03250	.05070	-.12290	.03018	.00950	-.00420	-.01900	.80400	.03581
.200	-.060	-.07450	.03040	.05110	-.07460	.03040	.00940	-.00400	-.01900	.90400	.03656
.200	.960	-.02460	.02990	.05130	-.02410	.03036	.00920	-.00380	-.01900	1.43400	.03549
.200	2.030	.12660	.02980	.05150	.02760	.02889	.00910	-.00360	-.01900	-.03300	.03587
.200	4.080	.12380	.03260	.05160	.12580	.02373	.00900	-.00350	-.01900	.50100	.03462
.200	6.120	.22290	.03790	.05110	.22570	.01383	.00880	-.00340	-.01800	.56200	.03511
.200	8.220	.32490	.04840	.05050	.32850	.00180	.00860	-.00330	-.01800	.59600	.03397
.200	10.310	.43140	.06360	.04980	.43520	-.01460	.00830	-.00340	-.01700	.61000	.03540
.200	12.370	.53350	.08610	.04980	.53950	-.03021	.00860	-.00300	-.01800	.61800	.03591
.200	14.450	.64970	.11800	.04590	.63260	-.04788	.00910	-.00390	-.01900	.62600	.03747
.200	16.550	.77090	.15970	.03960	.78450	-.06647	.00910	-.00500	-.01900	.63300	.03922
.200	18.630	.89280	.21050	.03070	.91320	-.08586	.00900	-.00590	-.01900	.63900	.04184
.200	20.730	1.01140	.27230	.02280	1.04230	-.10343	.00950	-.00660	-.02300	.64400	.04480
.200	22.800	1.11350	.37280	.01060	1.17090	-.08779	.01000	-.00600	-.02300	.64800	.05244
.200	24.900	1.20320	.44620	.01090	1.27930	-.10193	.01110	-.00630	-.02800	.64900	.05537
.200	26.970	1.28230	.52320	.01290	1.37990	-.11508	.01140	-.00210	-.03100	.64800	.05992
.200	28.980	1.35090	.58250	.03180	1.42030	-.12090	.00880	.00120	-.02200	.64300	.06341
.200	30.900	1.42490	.56410	.10680	1.25490	-.09363	.01040	-.00490	-.02100	.62000	.07548
	GRADIENT	.04757	-.00117	.00202	.04808	.00015	-.00200	.00013	-.00005	-.04288	-.00021

0A62B 926C9 W/F8 W16E28W85J9

(RDZ163) (07 JUN 74)

REFERENCE DATA

SREF = 4.4119 SQ.FT. XMRP = 43.9974 INCHES
 LREF = 19.2299 INCHES YMRP = .0000 INCHES
 BREF = 37.9359 INCHES ZMRP = 15.1875 INCHES
 SCALE = .0405 SCALE

ALPHA = .000 BCFLAP = -12.000
 ELEVON = .000 AILRON = .000
 RUDDER = -7.969 SPDBRK = 25.000

PARAMETRIC DATA

RUN NO. 163/0 RN/L = 1.42 GRADIENT INTERVAL = -6.00/ 6.00

MACH	BETA	CL	CDF	CLM	CN	CAF	CYM	CBL	CY	MCP/L	CAB
.200	-10.030	-.05480	.01550	.03390	-.05480	.01555	-.00720	.00570	.16700	.09300	.03941
.200	-8.040	-.06140	.02080	.04070	-.06140	.02085	-.00340	.00370	.12900	-.89600	.03781
.200	-6.050	-.06760	.02460	.04500	-.06760	.02463	.00040	.00160	.09100	.09700	.03751
.200	-3.990	-.07080	.02880	.04810	-.07080	.02880	.00410	-.00070	.05200	-.90200	.03518
.200	-1.980	-.07350	.02980	.05010	-.07350	.02987	.00700	-.00240	.01700	.90300	.03535
.200	.000	-.07610	.03130	.05090	-.07620	.03130	.00940	-.00380	-.01700	-.89800	.03530
.200	2.010	-.07450	.02040	.05020	-.07460	.03039	.01180	-.00530	-.05300	.89900	.03693
.200	4.020	-.07360	.02860	.04810	-.07360	.02865	.01470	-.00700	-.08900	-.89200	.03840
.200	6.070	-.06660	.02490	.04440	-.06660	.02492	.01790	-.00890	-.12700	.89700	.04016
.200	8.060	-.06170	.02040	.04120	-.06170	.02046	.02130	-.01090	-.16500	-.89700	.04137
.200	10.090	-.05430	.01640	.03850	-.05430	.01646	.02370	-.01140	-.20100	-.91300	.04309
	GRADIENT	-.00033	.00001	.00000	-.00033	.00001	.00130	-.00077	-.01759	-.00120	.00040



0A028 B26C9 W7F6 M116E28W0R5B9

(RD2164) (07 JUN 74)

REFERENCE DATA

SREF = 4.4119 SQ.FT. XREF = 43.5974 INCHES
 LREF = 19.2299 INCHES YREF = .0000 INCHES
 BREF = 37.9359 INCHES ZREF = 15.1875 INCHES
 SCALE = .0405 SCALE

BETA = .000 BDFLAP = -12.000
 ELEWON = .000 AILLRN = .000
 RUDDER = -7.960 SPDBRK = 25.000

PARAMETRIC DATA

RUN NO. 164/ 0 RN/L = 1.65 GRADIENT INTERVAL = -6.00/ 6.00

MACH	ALPHA	CL	CDf	CLM	CN	CAF	CYN	CBL	CY	XCP/L	CAB
.260	-4.235	-.27550	.04190	.05210	-.27780	.02145	.00990	-.00450	-.01800	.72100	.03762
.260	-2.130	-.17460	.03470	.05150	-.17580	.02820	.00960	-.00430	-.01800	.76000	.03717
.260	-1.070	-.12450	.03240	.05170	-.12510	.03009	.00930	-.00430	-.01800	.80400	.03628
.260	-.020	-.07480	.03060	.05220	-.07480	.03060	.00950	-.00400	-.01900	.90800	.03640
.260	1.020	-.02250	.02990	.05220	-.02200	.03035	.00940	-.00390	-.01900	1.02400	.03672
.260	2.050	.02570	.02870	.05230	.02760	.02760	.00930	-.00370	-.01900	-.05700	.03735
.260	4.140	.12510	.03260	.05230	.12710	.02351	.00910	-.00350	-.01800	.50000	.03812
.260	6.240	.22570	.03900	.05170	.22860	.01424	.00880	-.00330	-.01700	.00000	.03825
.260	8.360	.33170	.04650	.05030	.33530	-.00018	.00870	-.00330	-.01800	.59600	.03464
.260	10.430	.43550	.05350	.05040	.43990	-.01640	.00850	-.00320	-.01800	.60900	.03607
.260	12.500	.54520	.06080	.05010	.55110	-.03383	.00880	-.00290	-.01900	.61800	.03722
.260	14.660	.65970	.06810	.04910	.66860	-.05075	.00910	-.00390	-.02000	.62700	.03767
.260	16.780	.78940	.07320	.04830	.80290	-.07169	.00920	-.00420	-.02000	.63500	.04139
.260	18.950	.91110	.07750	.04810	.93250	-.08950	.00890	-.00420	-.01900	.64100	.04201
.260	21.040	1.02450	.07940	.04830	1.06150	-.09400	.01610	-.00200	-.03500	.64500	.04532
.260	23.160	1.12680	.08340	.04850	1.18620	-.09073	.01030	-.00090	-.02400	.64800	.05270
.260	25.250	1.21730	.08790	.04880	1.29630	-.10524	.01200	.00000	-.02900	.64900	.05630
.260	27.350	1.29390	.09060	.04890	1.39670	-.11623	.01140	.00290	-.03100	.64800	.06232
.260	29.380	1.26660	.08130	.05220	1.38690	-.11485	.00940	.00290	-.02500	.63800	.06380
.260	31.250	1.00630	.05730	.11900	1.21810	-.08663	.00780	-.00130	-.01900	.61600	.07990
GRADIENT		.04792	-.00118	.00207	.04843	.00018	-.00009	.00013	-.00077	-.04099	-.00023

0A628 B26C9 M7F8 M16E20WR5X9

(RCZ165) (07 JUN 74)

REFERENCE DATA

SREF = 4.4119 SQ.FT. YMRP = 43.5974 INCHES
 LREF = 19.2299 INCHES YMRP = .0000 INCHES
 BREF = 37.9359 INCHES ZMRP = 15.1875 INCHES
 SCALE = .0405 SCALE

RUN NO. 165/ 0 RN/L = 1.85 GRADIENT INTERVAL = -6.00/ 6.00

ALPHA = .000 BDFLAP = -12.000
 ELEVON = .000 AILRON = .000
 RUDDER = -7.960 SPDTRK = 25.000

PARAMETRIC DATA

MACH	BETA	CL	CLM	CDF	CN	CAF	CYN	CBL	CY	XCP/L	CAB
.260	-10.000	-.05200	.03610	-.01456	-.05280	.01456	-.00770	.00590	.16900	.90300	.04020
.260	-8.070	-.05590	.04110	-.06000	-.06000	.01953	-.00390	.00380	.13200	.90400	.03926
.260	-6.050	-.06320	.04540	-.06530	-.06530	.02406	-.00010	.00160	.09300	.90800	.03828
.260	-4.020	-.06950	.04950	-.06950	-.06950	.02724	.00390	-.00060	.05500	.90800	.03721
.260	-2.000	-.07310	.05100	-.07310	-.07310	.03095	.00690	-.00240	.01800	.90800	.03537
.260	.000	-.07490	.05100	-.07490	-.07490	.03129	.00940	-.00400	-.01700	.90600	.03595
.260	2.010	-.07360	.05090	-.07370	-.07370	.03064	.01210	-.00540	-.03400	.90600	.03719
.260	4.030	-.07180	.04860	-.07190	-.07190	.02838	.01510	-.00730	-.09000	.90000	.03896
.260	6.060	-.06780	.04550	-.06780	-.06780	.02433	.01840	-.00910	-.12800	.89900	.04116
.260	8.080	-.06250	.04190	-.06250	-.06250	.02056	.02190	-.01070	-.16800	.89800	.04210
.260	10.110	-.05570	.03930	-.05570	-.05570	.01650	.02410	-.01140	-.20400	.91100	.04353
GRADIENT	-.00025	.00009	.00000	-.00027	.00000	.00000	.00037	-.00082	-.01799	-.00090	.00026

0A629 B26C9 M7F8 M16E20WR5X9

(RCZ166) (07 JUN 74)

REFERENCE DATA

SREF = 4.4119 SQ.FT. YMRP = 43.5974 INCHES
 LREF = 19.2299 INCHES YMRP = .0000 INCHES
 BREF = 37.9359 INCHES ZMRP = 15.1875 INCHES
 SCALE = .0405 SCALE

RUN NO. 166/ 0 RN/L = 1.85 GRADIENT INTERVAL = -6.00/ 6.00

ALPHA = 5.000 BDFLAP = -12.000
 ELEVON = .000 AILRON = .000
 RUDDER = -7.960 SPDTRK = 25.000

PARAMETRIC DATA

MACH	BETA	CL	CLM	CDF	CN	CAF	CYN	CBL	CY	XCP/L	CAB
.260	-10.000	.19600	.03600	.02070	.19710	.00289	-.01090	.01410	.17100	.58300	.03964
.260	-8.080	.18930	.04170	.02590	.19080	.00865	-.00550	.01020	.13300	.57100	.03771
.260	-6.050	.18290	.04640	.02980	.18190	.01315	-.00100	.00650	.09300	.55900	.03681
.260	-4.020	.16000	.04950	.03200	.18220	.01565	.00290	.00280	.05500	.55200	.03623
.260	-2.010	.17730	.05120	.03410	.17970	.01796	.00620	-.00050	.01900	.54700	.03561
.260	.000	.17480	.05240	.03440	.17720	.01849	.00900	-.00340	-.01700	.54300	.03583
.260	2.020	.17560	.05190	.03390	.17800	.01791	.01170	-.00610	-.05400	.54600	.03763
.260	4.050	.17790	.04880	.03210	.18010	.01587	.01470	-.00320	-.09100	.55200	.03954
.260	6.070	.17990	.04580	.02880	.18180	.01248	.01780	-.01220	-.12900	.55900	.04174
.260	8.080	.18450	.04280	.02550	.18000	.00871	.02130	-.01540	-.16700	.56700	.04303
.260	10.110	.19130	.03930	.02220	.18260	.00487	.02440	-.01830	-.20400	.57600	.04435
GRADIENT	-.00029	-.00000	-.00007	-.00029	.00000	.00002	.00045	-.00147	-.01813	-.00095	.00043



OA62B B26C9 M7F8 M16E28W85X9

(RDZ167) (07 JUN 74)

REFERENCE DATA

SREF = 4.4119 SQ.FT. XMRP = 43.5974 INCHES
 LREF = 19.2299 INCHES YMRP = .0000 INCHES
 BREF = 37.9359 INCHES ZMRP = 15.1875 INCHES
 SCALE = .0405 SCALE

RUN NO. 167/ 0 RN/L = 1.85 GRADIENT INTERVAL = -6.00/ 6.00

MACH	BETA	CL	CDF	CLM	CN	CAF	CYN	CBL	CY	XCP/L	CAB
.260	-10.080	.45520	.05440	.03350	.45760	-.02897	-.01100	.02280	.17100	.62500	.04170
.260	-8.060	.44850	.05880	.03810	.45170	-.02349	-.00680	.01740	.13200	.62100	.03849
.260	-6.040	.44620	.06070	.04260	.44990	-.02111	-.00210	.01210	.09200	.61700	.03741
.260	-4.020	.44330	.06350	.04720	.44460	-.01731	.00200	.00690	.05500	.61300	.03541
.260	-2.020	.43810	.06390	.04990	.44240	-.01655	.00560	.00150	.01900	.61000	.03624
.260	.000	.43490	.06480	.05040	.43950	-.01497	.00830	-.00310	-.01500	.60900	.03602
.260	2.020	.43770	.06450	.04940	.44210	-.01509	.01130	-.00770	-.05200	.61100	.03680
.260	4.030	.43730	.06300	.04680	.44150	-.01420	.01420	-.01260	-.08800	.61300	.03754
.260	6.090	.44140	.06020	.04320	.44500	-.02079	.01760	-.01730	-.12700	.61600	.04060
.260	8.100	.44600	.05720	.03940	.44890	-.02494	.02010	-.02180	-.16400	.61900	.04448
.260	10.110	.45220	.05450	.03590	.45460	-.032843	.02340	-.02680	-.20200	.62300	.04678
GRADIENT	-.00032	-.00007	-.00002	-.00007	-.00032	.00004	.00149	-.00239	-.01773	.00005	.00024

PARAMETRIC DATA

ALPHA = 10.000 BDFLAP = -12.000
 ELEVON = .000 AILRON = .000
 RUDDER = -7.960 SFDPRK = 25.000

OA62B B26C9 M7F8 M16E28W85X9

(RDZ168) (07 JUN 74)

REFERENCE DATA

SREF = 4.4119 SQ.FT. XMRP = 43.5974 INCHES
 LREF = 19.2299 INCHES YMRP = .0000 INCHES
 BREF = 37.9359 INCHES ZMRP = 15.1875 INCHES
 SCALE = .0405 SCALE

RUN NO. 168/ 0 RN/L = 1.85 GRADIENT INTERVAL = -6.00/ 6.00

MACH	BETA	CL	CDF	CLM	CN	CAF	CYN	CBL	CY	XCP/L	CAB
.260	-10.090	.74410	.13300	.01790	.75220	-.07418	-.01220	.02770	.17200	.64300	.04322
.260	-8.070	.73650	.13560	.02480	.74570	-.06901	-.00720	.02110	.13100	.63900	.04063
.260	-6.060	.73040	.13940	.03380	.74090	-.06370	-.00130	.01440	.09000	.63500	.03818
.260	-3.990	.72650	.14070	.03820	.73750	-.06147	.00250	.00770	.05400	.63300	.03853
.260	-2.020	.72400	.14210	.04050	.73540	-.05942	.00630	.00110	.01700	.63100	.03819
.260	.000	.72540	.14200	.04110	.73680	-.05988	.00900	-.00400	-.01900	.63100	.03969
.260	2.020	.72180	.14160	.04070	.73310	-.05924	.01180	-.00940	-.05600	.63100	.03895
.260	4.040	.72440	.14010	.03880	.73520	-.06134	.01490	-.00930	-.09300	.63200	.03882
.260	6.070	.72790	.13740	.03480	.73790	-.06548	.01730	-.02140	-.12800	.63400	.04088
.260	8.080	.73640	.13560	.02830	.74560	-.06899	.02100	-.02790	-.16700	.63800	.04231
.260	10.120	.74060	.13450	.02240	.74930	-.07122	.02420	-.03360	-.20500	.64100	.04276
GRADIENT	-.00032	-.00009	-.00007	-.00007	-.00034	.00002	.00151	-.00281	-.01826	-.00010	.00007

PARAMETRIC DATA

ALPHA = 15.000 BDFLAP = -12.000
 ELEVON = .000 AILRON = .000
 RUDDER = -7.960 SFDPRK = 25.000

0A62B B26C9 W7F8 W216E28W83X9

(RDZ169) (07 JUN 74)

REFERENCE DATA

SPEF = 4.4119 SQ.FT. XMRP = 43.5974 INCHES
 -REF = 19.2299 INCHES YMRP = .0000 INCHES
 B-REF = 37.9359 INCHES ZMRP = 15.1875 INCHES
 SCALE = .0405 SCALE

ALPHA = 20.000 SDFLAP = -12.000
 ELEWON = .000 AIRLON = .000
 RUDDER = -7.980 SPDBRK = 25.000

PARAMETRIC DATA

RUN NO. 169/ 0 RN/L = 1.85 GRADIENT INTERVAL = -6.00/ 6.00

WCH	BETA	CL	CLM	CN	CAF	CYN	CBL	CY	YCP/L	CAB
.260	-10.070	1.02020	-0.0000	1.05880	-0.08831	-0.02190	.03190	.18000	.65450	.04966
.260	-8.070	1.01910	.00320	1.05930	-0.08338	-0.01370	.02270	.14200	.65100	.04733
.260	-6.030	1.01450	.01270	1.05570	-0.08059	-0.00810	.01640	.10200	.64700	.04576
.260	-4.010	1.01120	.01660	1.05730	-0.07818	-0.00350	.01000	.06500	.64600	.04444
.260	-2.010	1.01910	.01520	1.06190	-0.07757	.00250	.00330	.02700	.64600	.04584
.260	.010	1.02210	.01660	1.06470	-0.07875	.00810	-.00170	-.01200	.64600	.04798
.260	2.030	1.02210	.01540	1.06350	-0.08150	.01380	-.00610	-.06200	.64600	.04791
.260	4.050	1.01950	.01740	1.05930	-0.08557	.01940	-.01160	-.11400	.64600	.04621
.260	6.080	1.01800	.02020	1.05670	-0.08854	.02390	-.01890	-.14300	.64600	.04603
.260	8.110	1.02670	.02640	1.06420	-0.09280	.02860	-.02460	-.18400	.64600	.04970
.260	10.110	1.03990	.03000	1.07830	-0.09317	.03390	-.03110	-.22800	.65400	.05171
GRADIENT	.00057	.00057	-.00075	.00026	-.00093	.00283	-.00261	-.00268	-.00000	.00023



REFERENCE DATA
 SREF = 4.4119 SQ.FT. XREF = 43.9974 INCHES
 LREF = 19.2299 INCHES YREF = .0000 INCHES
 BREF = 37.9359 INCHES ZREF = 15.1875 INCHES
 SCALE = .0405 SCALE

PARAMETRIC DATA
 BETA = .000 RDFLAP = -12.000
 ELEVON = .000 ALLRON = .000
 RUDDER = -16.220 SF2BRK = 25.000

RUN NO. 170/0 RNVL = 1.85 GRADIENT INTERVAL = -6.00/ 6.00

WAC#	ALPHA	CL	CLM	CN	CAP	CYN	CBL	CY	XCP/L	CAB
.260	-4.250	-27150	.05170	-27460	.03144	.02340	-0.01250	-0.04700	.73000	.03881
.260	-2.140	-17350	.03790	-17310	.03747	.02290	-0.01210	-0.04700	.77400	.03292
.260	-1.100	-12720	.02410	-12890	.03977	.02260	-0.01190	-0.04600	.81800	.02848
.260	-0.030	-07800	.01880	-07800	.03556	.02230	-0.01160	-0.04600	.92800	.03359
.260	.960	-03110	.03080	-03050	.03936	.02200	-0.01140	-0.04600	1.35600	.03784
.260	2.020	.01970	.03750	.02100	.03654	.02190	-0.01110	-0.04500	-1.37300	.03911
.260	4.140	11920	.04110	.02490	.03243	.02130	-0.01090	-0.04400	.47400	.03625
.260	6.290	21620	.04450	.02970	.02693	.02090	-0.01030	-0.04400	.55400	.03636
.260	8.340	32020	.05670	.02570	.03294	.02020	-0.00990	-0.04200	.58200	.02625
.260	10.420	42320	.05670	.02360	.03743	.01970	-0.00980	-0.04000	.60300	.03783
.260	12.510	52580	.05330	.03350	.02295	.01970	-0.00910	-0.04100	.61300	.03751
.260	14.640	64670	.05580	.05740	.024210	.02000	-0.01010	-0.04200	.62300	.03964
.260	16.750	76640	.04180	.72240	.02592	.02000	-0.01020	-0.04300	.63200	.04082
.260	18.820	89360	.03470	.91710	.02814	.01980	-0.01060	-0.04300	.63100	.04422
.260	21.010	1.02330	.02420	1.04280	.02830	.02690	-0.01040	-0.04700	.64300	.04790
.260	23.110	1.15570	.01590	1.16790	.02649	.02150	-0.01690	-0.04700	.64700	.05464
.260	25.250	1.19330	.01700	1.27520	.03064	.02330	-0.01540	-0.05200	.64700	.05974
.260	27.330	1.26700	.02030	1.37220	.02428	.02330	-0.01270	-0.05400	.64600	.05425
.260	29.340	1.22860	.05770	1.35300	.02744	.02120	-0.01330	-0.04800	.63600	.05910
.260	31.270	1.07750	.04860	1.17170	.02694	.02190	-0.01180	-0.04000	.61100	.07952
.260	.04656	.02132	.02208	.04725	.03007	.02025	-0.00723	.00036	-0.06323	-0.00118

DATE 02 JUL 74

(RDZ171) (07 JUN 74)

TABULATED SOURCE DATA - 0A62B
0A62B B26C9 W/F8 W16E2BWR5X9

REFERENCE DATA

SREF = 4.4119 SQ.FT. XMRP = 43.5974 INCHES
LREF = 19.2299 INCHES YMRP = .0000 INCHES
BREF = 37.9359 INCHES ZMRP = 15.1875 INCHES
SCALE = .0405 SCALE

ALPHA = .000 BDFLAP = -12.000
ELEVON = .000 AILRON = .000
RUDDER = -16.220 SPDRBK = 25.000

RUN NO. 171/ 0 RN/L = 1.85 GRADIENT INTERVAL = -6.00/ 6.00

MACH	BETA	CL	CDF	CLM	CN	CAF	CYN	CBL	CY	XCF/L	CAB
.260	-10.100	-.05200	.02100	.04040	-.05200	.02097	.00400	-.00090	.14600	.93800	-.04180
.260	-8.080	-.05910	.02730	.04670	-.05920	.02733	.00860	-.00340	.10600	.94200	-.04056
.260	-6.060	-.06450	.03190	.05150	-.06450	.03184	.01300	-.00590	.06700	.94600	-.04034
.260	-4.020	-.07050	.03610	.05510	-.07060	.03611	.01720	-.00840	.02800	.93900	-.03933
.260	-2.030	-.07330	.03850	.05790	-.07330	.03849	.02000	-.00990	-.00800	.94200	-.03914
.260	-.020	-.07420	.03960	.05860	-.07420	.03962	.02230	-.01190	-.04300	.94200	-.03892
.260	1.990	-.07380	.03880	.05720	-.07380	.03878	.02500	-.01310	-.08000	.93700	-.04001
.260	4.030	-.07370	.03730	.05480	-.07370	.03726	.02750	-.01470	-.11600	.92500	-.04060
.260	6.040	-.06830	.03350	.05140	-.06830	.03353	.03030	-.01610	-.15300	.92800	-.04205
.260	8.070	-.06370	.02890	.04850	-.06370	.02886	.03240	-.01700	-.18900	.93200	-.04431
.260	10.110	-.05840	.02340	.04720	-.05840	.02336	.03260	-.01620	-.22200	.94900	-.04522
.260	GRADIENT	-.00034	.00013	-.00007	-.00033	.00013	.00127	-.00079	-.01789	-.00165	.00017

REFERENCE DATA

SREF = 4.4119 SQ.FT. XMRP = 43.5974 INCHES
LREF = 19.2299 INCHES YMRP = .0000 INCHES
BREF = 37.9359 INCHES ZMRP = 15.1875 INCHES
SCALE = .0405 SCALE

ALPHA = 5.000 BDFLAP = -12.000
ELEVON = .000 AILRON = .000
RUDDER = -16.220 SPDRBK = 25.000

RUN NO. 172/ 0 RN/L = 1.85 GRADIENT INTERVAL = -6.00/ 6.00

MACH	BETA	CL	CDF	CLM	CN	CAF	CYN	CBL	CY	XCF/L	CAB
.260	-10.100	.19040	.02580	.04100	.19190	.00658	.00170	-.00740	.14900	.57300	-.04078
.260	-8.090	.18260	.03100	.04750	.18470	.01443	.00660	-.00320	.11000	.55700	-.03979
.260	-6.070	.17310	.03630	.05300	.17760	.02036	.01150	-.00080	.06900	.54200	-.03799
.260	-4.030	.17200	.03880	.05610	.17480	.02316	.01600	-.00480	.03000	.53300	-.03773
.260	-2.030	.17070	.04130	.05810	.17370	.02581	.01860	-.00770	-.00500	.52900	-.03691
.260	-.010	.16950	.04110	.05820	.17270	.02570	.02110	-.01050	-.04200	.52700	-.03767
.260	2.000	.16950	.04100	.05650	.17250	.02558	.02340	-.01310	-.07700	.53100	-.03862
.260	4.030	.17200	.03870	.05370	.17480	.02308	.02600	-.01590	-.11500	.53900	-.04090
.260	6.050	.17390	.03530	.05150	.17640	.01954	.02880	-.01870	-.15200	.54600	-.04295
.260	8.060	.17890	.03300	.04770	.18120	.01674	.03160	-.02140	-.18900	.55500	-.04332
.260	10.100	.18480	.02840	.04590	.18660	.01165	.03310	-.02300	-.22500	.56100	-.04585
.260	GRADIENT	-.00006	-.00003	-.00032	-.00006	-.00002	.00123	-.00137	-.01797	-.00070	.00020

(RDZ172) (07 JUN 74)

PARAMETRIC DATA



04628 B26C9 M7F8 W16E28V8E5X9

(RD2173) (07 JUN 74)

REFERENCE DATA

SREF = 4.4119 SQ.FT. XMRP = 43.5974 INCHES
 LREF = 19.2299 INCHES YMRP = .0000 INCHES
 BREF = 37.9359 INCHES ZMRP = 15.1875 INCHES
 SCALE = .0405 SCALE

PARAMETRIC DATA

ALPHA = 10.000 BDFLAP = -12.000
 ELEWON = .000 AILRON = .000
 RUDDER = -16.220 SPOBRK = 25.000

RUN NO. 173 / 0 RNVL = 1.85 GRADIENT INTERVAL = -6.00 / 6.00

MACH	BETA	CL	CDF	CLM	CN	CAF	CYN	CBL	CY	XCP/L	CAB
.260	-10.080	.44290	.03880	.03840	.44620	-.02224	-.00010	.01670	.14900	.62000	.04240
.260	-8.000	.43700	.05300	.04330	.44140	-.01616	.00470	.01100	.11000	.61600	.03977
.260	-6.000	.43250	.06530	.04930	.43770	-.01302	.00960	.00530	.07200	.61000	.03906
.260	-4.000	.42400	.08910	.05490	.42950	-.00964	.01430	.00000	.03200	.60500	.03680
.260	-2.000	.42450	.06980	.05820	.43020	-.00818	.01720	-.00510	-.00300	.60400	.03726
.260	0.000	.42270	.05980	.05570	.42830	-.00769	.01970	-.00980	-.03800	.60400	.03669
.260	2.000	.42320	.06890	.05430	.43070	-.00914	.02270	-.01430	-.07600	.60500	.03819
.260	4.000	.42510	.06750	.05170	.42750	-.01144	.02470	-.01860	-.11100	.60700	.03854
.260	6.000	.43080	.06490	.04730	.43550	-.01400	.02750	-.02300	-.14800	.61200	.04091
.260	8.000	.43340	.06140	.04420	.43740	-.01787	.02960	-.02680	-.18400	.61400	.04312
.260	10.000	.43610	.05880	.04110	.44160	-.02138	.03160	-.03110	-.21900	.61700	.04781
GRADIENT	.00015	-.00020	-.00041	-.00041	.00011	-.00023	.00130	-.00229	-.01782	.00025	.00022

04628 B26C9 M7F8 W16E28V8E5X9

(RD2174) (07 JUN 74)

REFERENCE DATA

SREF = 1.4119 SQ.FT. XMRP = 43.5974 INCHES
 LREF = 19.2299 INCHES YMRP = .0000 INCHES
 BREF = 37.9359 INCHES ZMRP = 15.1875 INCHES
 SCALE = .0405 SCALE

PARAMETRIC DATA

ALPHA = 15.000 BDFLAP = -12.000
 ELEWON = .000 AILRON = .000
 RUDDER = -16.220 SPOBRK = 25.000

RUN NO. 174 / 0 RNVL = 1.85 GRADIENT INTERVAL = -6.00 / 6.00

MACH	BETA	CL	CDF	CLM	CN	CAF	CYN	CBL	CY	XCP/L	CAB
.260	-10.090	.73070	.13480	.02000	.73990	-.06789	-.00070	.02210	.14800	.64200	.04372
.260	-8.000	.72150	.13820	.02860	.73200	-.06217	.00320	.01480	.10700	.63700	.04156
.260	-6.000	.71070	.14170	.03670	.72260	-.05581	.01030	.00770	.06800	.63200	.03920
.260	-4.000	.70800	.14360	.04410	.72540	-.05328	.01450	.00110	.03100	.62900	.03945
.260	-2.000	.70530	.14440	.04730	.71800	-.05177	.01820	-.00480	-.00600	.62700	.03941
.260	0.000	.70650	.14440	.04680	.71920	-.05205	.02090	-.00980	-.04300	.62700	.04001
.260	1.990	.70800	.14420	.04590	.72160	-.05269	.02350	-.01530	-.08000	.62800	.04025
.260	4.000	.70800	.14240	.04420	.72120	-.05435	.02560	-.02270	-.11600	.62900	.03963
.260	6.000	.71120	.13970	.03980	.72150	-.05760	.02740	-.02630	-.15000	.63100	.04043
.260	8.000	.71990	.13680	.03310	.73010	-.06315	.03090	-.03230	-.18800	.63500	.04264
.260	10.000	.72700	.13420	.02710	.73520	-.06751	.03340	-.03740	-.22500	.63800	.04500
GRADIENT	.00013	-.00006	-.00011	-.00011	.00011	-.00045	.00136	-.00268	-.01825	.00015	.00016

PARAMETRIC DATA

ALPHA = 20.000 BDFLAP = -12.000
ELEVON = .000 AIRLON = .000
RUDDER = -16.225 SPDBRK = 25.000

REFERENCE DATA

SREF = 4.4119 SQ.FT. XMRP = 43.5974 INCHES
LREF = 19.2299 INCHES YMRP = .0000 INCHES
BREF = 37.9359 INCHES ZMRP = 15.1875 INCHES
SCALE = .0405 SCALE

RUN NO. 175/0 RN/L = 1.85 GRADIENT INTERVAL = -6.00/ 6.00

WACH	BETA	CL	CLM	CN	CAF	CYN	CBL	CY	XCF/L	CAB
.260	-10.060	1.02660	-0.01570	1.06820	-0.08240	-0.01070	.02030	.16900	.65700	.05276
.260	-8.070	1.01470	-0.00300	1.05860	-0.07421	-0.00230	.01130	.12300	.65300	.04940
.260	-6.040	1.00740	-0.00790	1.05180	-0.07142	.00330	.00540	.08400	.64900	.04884
.260	-4.000	1.00740	.01360	1.05300	-0.06846	.00910	.00070	.04300	.64700	.04799
.260	-2.000	1.00590	.01560	1.05240	-0.06369	.01470	-.00520	.00000	.64600	.04798
.260	.000	1.00540	.01810	1.05090	-0.06853	.01990	-.01000	-.04100	.64500	.05062
.260	2.030	1.00030	.02750	1.04440	-0.07100	.02550	-.01510	-.08300	.64400	.04916
.260	4.050	.99880	.02230	1.04080	-0.07622	.03100	-.02040	-.12900	.64400	.04586
.260	6.090	1.00250	.01770	1.04280	-0.08127	.03460	-.02500	-.16700	.64500	.04692
.260	8.110	1.00950	.01010	1.04840	-0.08620	.03820	-.03150	-.20400	.64800	.04959
.260	10.120	1.02470	-.00190	1.06420	-0.08737	.04170	-.03790	-.24600	.65200	.05246
.260	GRADIENT	-.00113	.00111	-.00161	-.00104	.00271	-.00259	-.02131	-.00040	-.000015



(02176) (07 JUN 74)

04628 B26C M7F8 W16E28V8R5J8

PARAMETRIC DATA

REFERENCE DATA

SREF = 4.4119 SQ.FT. YMRP = 43.5974 INCHES
 LREF = 19.2299 INCHES YMRP = .0000 INCHES
 BREF = 37.9359 INCHES ZMRP = 15.1875 INCHES
 SCALE = .5405 SCALE

BETA = .000 BDFLAP = -12.000
 ELEMON = .000 ALLRON = .000
 RUDDER = -7.960 SPDBRK = 40.000

RUN NO. 176/ 0 RN/L = 1.85 GRADIENT INTERVAL = -6.00/ 6.00

MACH	ALPHA	CL	CD	CLM	CN	CAF	CYN	CBL	CY	XCF/L	CAB
.260	-4.190	-2.7580	.05100	.05130	-2.7880	.03076	.00960	-0.0420	-0.1800	.73300	.04014
.260	-2.110	-1.1790	.04330	.06150	-1.8120	.03671	.00940	-0.0420	-0.1900	.77700	.04052
.260	-1.060	-0.3050	.04140	.06120	-1.1320	.03970	.00920	-0.0410	-0.1800	.82300	.03922
.260	.000	-0.8230	.03940	.06160	-0.8230	.03943	.00920	-0.00390	-0.1900	.92700	.03949
.260	1.010	-0.3410	.03950	.06130	-0.3340	.03965	.00910	-0.00370	-0.1900	1.33300	.03827
.260	2.060	.01460	.03880	.06230	.01600	.03794	.00890	-0.00370	-0.1900	-1.77300	.03868
.260	4.130	.05930	.03940	.06220	.11190	.03142	.00820	-0.00330	-0.2000	.44700	.03848
.260	5.290	.21370	.04640	.06130	.21750	.02276	.00850	-0.00320	-0.1800	.54800	.03838
.260	8.350	.31540	.05430	.05960	.32000	.03797	.00820	-0.00320	-0.1800	.58300	.03767
.260	10.450	.41670	.06970	.06070	.42440	.00734	.00790	-0.00330	-0.1700	.61000	.03816
.260	12.570	.52470	.09230	.05930	.53220	-.02409	.00820	-0.00280	-0.1800	.61300	.03911
.260	14.670	.63850	.12420	.05420	.64310	-.04156	.00860	-0.00360	-0.2000	.62100	.04007
.260	16.780	.76660	.16720	.04580	.76240	-.06074	.00880	-0.00410	-0.2000	.63000	.04255
.260	18.900	.90600	.22170	.03770	.90370	-.07825	.00960	-0.00250	-0.2100	.63700	.04388
.260	21.050	1.05960	.29640	.02930	1.04880	-.09560	.01600	.00160	-0.2600	.64300	.04502
.260	23.170	1.10890	.38230	.01980	1.11690	-.09552	.00910	-0.00370	-0.2300	.64500	.03673
.260	25.270	1.16870	.45860	.01640	1.20770	-.09297	.01170	-.00140	-0.2100	.64500	.03877
.260	27.400	1.27500	.54160	.02100	1.31420	-.09560	.01130	.000150	-0.2100	.64600	.03514
.260	29.580	1.23280	.58110	.03940	1.36460	-.09147	.00980	.00100	-0.2600	.63600	.05973
.260	31.230	1.02690	.54720	.13130	1.16180	-.09473	.01180	-0.00980	-0.1500	.61000	.07846
	GRADIENT	.04636	-.00133	.00013	.04704	.00018	-.00010	.00011	-.00021	-.00549	-.00025

(RDZ177) (07 JUN 74)

04628 B26C9 MTF8 W.16E28WR539

PARAMETRIC DATA

ALPHA = .000 BDFLAP = -12.000
ELEVON = .000 AILRON = .000
RUDDER = -7.960 SPDBRK = 40.000

REFERENCE DATA

SREF = 4.4119 SQ.FT. XMRP = 43.5974 INCHES
LREF = 19.2299 INCHES YMRP = .0000 INCHES
BREF = 37.9359 INCHES ZMRP = 15.1875 INCHES
SCALE = .0405 SCALE

RUN NO. 177/ 0 RN/L = 1.85 GRADIENT INTERVAL = -6.00/ 6.00

MACH	BETA	CL	CDF	CLM	CN	CAF	CYN	CBL	CY	XCP/L	CAB
.260	-10.060	-.05800	.02490	.04600	-.05900	.02457	-.00910	-.00630	.17200	.94300	.04288
.260	-8.070	-.06510	.02920	.05150	-.06510	.02925	-.00480	.00410	.13300	.94300	.04225
.260	-6.080	-.07160	.03460	.05610	-.07160	.03463	-.00050	-.00180	.09400	.94000	.04045
.260	-4.090	-.07450	.03700	.05890	-.07450	.03700	.00400	-.00070	.05400	.94200	.04022
.260	-2.090	-.07890	.03920	.06150	-.07890	.03921	.00680	-.00250	.01800	.93900	.03944
.260	.000	-.08040	.04000	.06180	-.08040	.04003	.00930	-.00390	-.01700	.93500	.03905
.260	4.040	-.07710	.03800	.05880	-.07720	.03804	.01480	-.00700	-.09000	.93200	.04150
.260	6.080	-.07260	.03540	.05590	-.07260	.03540	.01820	-.00890	-.13000	.93500	.04262
.260	8.090	-.06880	.03030	.05240	-.06880	.03029	.02170	-.01040	-.16800	.93200	.04540
.260	10.120	-.06070	.02580	.04870	-.06000	.02579	.02490	-.01180	-.20700	.95000	.04645
GRADIENT	-.00005	-.00008	-.00008	-.00008	-.00024	.00008	.00134	-.00077	-.01788	-.00125	-.00018

(RDZ178) (07 JUN 74)

04628 B26C9 MTF8 W.16E28WR539

PARAMETRIC DATA

ALPHA = 5.000 BDFLAP = -12.000
ELEVON = .000 AILRON = .000
RUDDER = -7.960 SPDBRK = 40.000

REFERENCE DATA

SREF = 4.4119 SQ.FT. XMRP = 43.5974 INCHES
LREF = 19.2299 INCHES YMRP = .0000 INCHES
BREF = 37.9359 INCHES ZMRP = 15.1875 INCHES
SCALE = .0405 SCALE

RUN NO. 178/ 0 RN/L = 1.85 GRADIENT INTERVAL = -6.00/ 6.00

MACH	BETA	CL	CDF	CLM	CN	CAF	CYN	CBL	CY	XCP/L	CAB
.260	-10.070	.16670	.02950	.04650	.18860	.01246	-.01090	-.01430	.17300	.96100	.04302
.260	-8.060	.17790	.03490	.05150	.18040	.01860	-.00630	.01060	.13400	.94600	.04080
.260	-6.040	.17480	.03840	.05660	.17760	.02236	-.00160	.00660	.09300	.93400	.04038
.260	-4.030	.16850	.04140	.05960	.17160	.02598	.00290	.00250	.05500	.92400	.03873
.260	-2.020	.16670	.04190	.06150	.16990	.02659	.00620	-.00070	.01800	.91200	.03911
.260	.010	.16460	.04260	.06130	.16780	.02756	.00880	-.00330	-.01700	.91700	.03791
.260	2.020	.16580	.04260	.06000	.16930	.02738	.01120	-.00590	-.05400	.92100	.03564
.260	4.040	.16950	.03960	.05700	.17240	.02408	.01450	-.00910	-.09200	.93000	.04318
.260	6.030	.17200	.03760	.05370	.17470	.02188	.01790	-.01230	-.13000	.93800	.04404
.260	8.090	.17490	.03440	.05170	.17730	.01836	.02150	-.01540	-.16900	.94400	.04554
.260	10.120	.18170	.03030	.04810	.18370	.01372	.02320	-.01880	-.20700	.95500	.04716
GRADIENT	.00005	-.00014	-.00005	-.00003	.00003	-.00015	.00140	-.00141	-.01134	.00074	.00047



OA62B B26C9 M7F8 W16E28WR519

(RDZ179) (17 JUN 74)

REFERENCE DATA

SREF = 4.4119 SQ.FT. YMRP = 43.5974 INCHES
 LREF = 19.2299 INCHES YMRP = .0000 INCHES
 BREF = 37.9359 INCHES ZMRP = 15.1875 INCHES
 SCALE = .0405 SCALE

ALPHA = 10.000 BDFLAP = -12.000
 ELEVON = .000 AILIRON = .000
 RUDDER = -7.960 SPDBRK = 40.000

RUN NO. 179/0 RN/L = 1.85 GRADIENT INTERVAL = -6.00/ 6.00

MACH	BETA	CL	CLM	CDF	CLM	CN	CAF	CYN	CBL	CY	XCF/L	CAB
.260	-10.070	.44160	.04080	.06110	.44540	.02023	-.01160	-.01160	.02310	.17200	.61800	.04452
.260	-8.070	.43750	.04650	.06530	.44200	-.01540	-.00770	-.00770	.01790	.13400	.61300	.04165
.260	-6.070	.43010	.05260	.06800	.43530	-.01136	-.00280	-.00280	.01240	.09300	.60700	.03937
.260	-4.000	.42820	.05760	.06950	.43180	-.00915	.00160	.00160	.00690	.05500	.60300	.03896
.260	-2.010	.42120	.07150	.07940	.42720	-.00628	.00530	.00530	.00150	.01900	.60000	.03706
.260	.000	.42140	.07130	.07130	.42740	-.00645	.00800	.00800	-.00290	-.01600	.60100	.03735
.260	2.020	.42140	.07060	.07060	.42720	-.00713	.01090	.01090	-.00750	-.05200	.60200	.03872
.260	4.050	.42390	.06870	.06870	.42930	-.00949	.01420	.01420	-.01240	-.09000	.60500	.04002
.260	6.080	.42990	.06600	.06600	.43480	-.01324	.01820	.01820	-.01740	-.13000	.60900	.04260
.260	8.100	.43490	.06260	.06260	.43910	-.01754	.02100	.02100	-.02200	-.16000	.61300	.04672
.260	10.110	.43980	.05840	.05840	.44350	-.02160	.02390	.02390	-.02670	-.18000	.61600	.04881
GRADIENT	-.00022	-.00013	-.00036	-.00008	-.00025	-.00008	.00153	-.00236	-.00236	-.01793	.00030	.00019

OA62B B26C9 M7F8 W16E28WR519

(RDZ180) (17 JUN 74)

REFERENCE DATA

SREF = 4.4119 SQ.FT. YMRP = 43.5974 INCHES
 LREF = 19.2299 INCHES YMRP = .0000 INCHES
 BREF = 37.9359 INCHES ZMRP = 15.1875 INCHES
 SCALE = .0405 SCALE

ALPHA = 15.000 BDFLAP = -12.000
 ELEVON = .000 AILIRON = .000
 RUDDER = -7.960 SPDBRK = 40.000

RUN NO. 180/0 RN/L = 1.85 GRADIENT INTERVAL = -6.00/ 6.00

MACH	BETA	CL	CLM	CDF	CLM	CN	CAF	CYN	CBL	CY	XCF/L	CAB
.260	-10.070	.72920	.02410	.13740	.73920	-.06575	-.01250	-.01250	.02820	.17200	.64000	.04490
.260	-8.050	.72090	.03230	.14980	.73200	-.06016	-.00740	-.00740	.02170	.13100	.63500	.04214
.260	-6.040	.71130	.04210	.16410	.72370	-.05431	-.00140	-.00140	.01430	.08900	.63000	.04032
.260	-3.990	.70520	.04700	.17660	.71620	-.05122	.00240	.00240	.00780	.05200	.62800	.03966
.260	-2.010	.70380	.05010	.18100	.71680	-.05133	.00660	.00660	.00140	.01600	.62600	.04584
.260	.000	.70710	.04990	.17210	.72010	-.05182	.00950	.00950	-.00370	-.02000	.62600	.04165
.260	2.030	.70500	.04940	.16450	.71780	-.05225	.01210	.01210	-.00890	-.05800	.62600	.04163
.260	4.050	.70890	.04710	.14420	.72140	-.05363	.01490	.01490	-.01510	-.09400	.62800	.04133
.260	6.070	.70810	.04360	.14050	.71970	-.05697	.01730	.01730	-.02100	-.12900	.62900	.04211
.260	8.100	.72130	.03540	.13770	.73160	-.06319	.02200	.02200	-.02800	-.17100	.63400	.04567
.260	10.120	.72440	.02890	.13600	.73410	-.06577	.02550	.02550	-.03360	-.20900	.63700	.04612
GRADIENT	.00043	-.00017	-.00002	-.00037	-.00037	-.00029	.00152	-.00279	-.00279	-.01819	.00000	.00021

0A62B B26C9 WTF8 W16E28W85X9 ALPHA = 20.000 BDFLAP = -12.000
 W16E28W85X9 ELEVON = .000 AILRON = .000
 RUDDER = -7.960 SPDBRK = 40.000

REFERENCE DATA

SREF = 4.4119 SQ.FT. XMRP = 43.5974 INCHES
 LREF = 19.2299 INCHES YMRP = .0000 INCHES
 BREF = 37.9359 INCHES ZMRP = 15.1875 INCHES
 SCALE = .0405 SCALE

RUN NO. 181/ 0 RN/L = 1.85 GRADIENT INTERVAL = -6.00/ 6.00

MACH	BETA	CL	CLM	CN	CAF	CYN	CBL	CY	XCF/L	CAB
.260	-10.000	1.01110	-.00360	1.05190	-.08127	-.02280	.03070	.18900	.63300	-.52880
.260	-8.000	.99840	.00700	1.04110	-.07424	-.01490	.02200	.14200	.64900	-.04934
.260	-6.000	.99370	.01920	1.03480	-.06900	-.00920	.01510	.10400	.64500	-.04680
.260	-4.000	.99820	.02180	1.04290	-.06888	-.00440	.00870	.06700	.64400	-.04663
.260	-2.000	1.00470	.02060	1.04980	-.06932	.00150	.00150	.02500	.64400	-.04985
.260	.000	1.00230	.02270	1.04760	-.06817	.00720	-.00370	-.01600	.64300	-.05016
.260	2.000	.99590	.02560	1.04000	-.07201	.01320	-.00840	-.01600	.64300	-.04940
.260	4.000	.99240	.02850	1.03400	-.07190	.01940	-.01250	-.01500	.64100	-.04753
.260	6.000	.99310	.02950	1.03320	-.07983	.02380	-.01770	-.01450	.64300	-.04734
.260	8.000	1.00350	.01590	1.04260	-.08396	.02810	-.02450	-.01800	.64600	-.05167
.260	10.000	1.01510	.00350	1.05500	-.08472	.03360	-.03170	-.02800	.65000	-.05335
GRADIENT		-.00117	.00092	-.00138	-.00074	.00294	-.00260	-.02130	-.00035	.00007

0A62B B26C9 WTF8 W16E28W85X9 ALPHA = 0.000 BDFLAP = -12.000
 W16E28W85X9 ELEVON = .000 AILRON = .000
 RUDDER = -16.220 SPDBRK = 40.000

REFERENCE DATA

SREF = 4.4119 SQ.FT. XMRP = 43.5974 INCHES
 LREF = 19.2299 INCHES YMRP = .0000 INCHES
 BREF = 37.9359 INCHES ZMRP = 15.1875 INCHES
 SCALE = .0405 SCALE

RUN NO. 183/ 0 RN/L = 1.85 GRADIENT INTERVAL = -6.00/ 6.00

MACH	BETA	CL	CLM	CN	CAF	CYN	CBL	CY	XCF/L	CAB
.260	-10.000	-.06130	.02360	-.06130	.02361	.00330	-.00070	.14600	.91900	.04322
.260	-8.000	-.06740	.03040	-.06750	.03035	.00800	-.00320	.10700	.93400	.04249
.260	-6.000	-.07370	.03600	-.07370	.03600	.01260	-.00580	.06700	.93800	.04157
.260	-4.000	-.07940	.04000	-.07940	.04002	.01710	-.00840	.02700	.93700	.04111
.260	-2.000	-.08180	.04230	-.08180	.04223	.01980	-.00990	.01900	.93900	.04101
.260	.000	-.08430	.04380	-.08400	.04376	.02200	-.01120	.00400	.93600	.04305
.260	2.000	-.08440	.04300	-.08440	.04294	.02450	-.01260	-.01200	.93000	.04436
.260	4.000	-.08240	.04110	-.08240	.04110	.02710	-.01420	-.01600	.92600	.04228
.260	6.000	-.07720	.03780	-.07730	.03781	.02930	-.01560	-.01500	.93100	.04415
.260	8.000	-.07260	.03450	-.07260	.03450	.03190	-.01630	-.01800	.93600	.04572
.260	10.000	-.06750	.03130	-.06750	.02920	.03270	-.01610	-.02200	.94400	.04792
GRADIENT		-.00043	.00014	-.00043	.00004	.00123	-.00074	-.00176	-.00016	.00014



REFERENCE DATA
 SREF = 4.4119 SQ.FT. XMRP = 43.5974 INCHES ALPHA = 5.000 BDFLAP = -12.000
 LREF = 19.2299 INCHES YMRP = .0000 INCHES ELEVON = .000 AILRON = .000
 BREF = 37.9359 INCHES ZMRP = 15.1875 INCHES RUDDER = -16.220 SPDBRK = 40.000
 SCALE = .0405 SCALE

RUN NO. 184/0 RN/L = 1.85 GRADIENT INTERVAL = -6.00/ 6.00

MACH	BETA	CL	CLM	CN	CAF	CYN	CBL	CY	XCP/L	CAB
.260	-10.100	.17940	.02950	.18130	.01325	.00110	.00760	.15000	.55700	.04297
.260	-8.000	.17310	.03480	.17350	.01913	.00600	.00350	.11000	.54000	.04188
.260	-6.000	.16680	.04040	.16980	.02523	.01100	-.00050	.06900	.52300	.04042
.260	-4.000	.16370	.04340	.16700	.02853	.01540	-.00450	.03000	.51200	.03934
.260	-2.000	.15990	.04620	.16350	.03162	.01810	-.00730	-.00600	.50600	.03817
.260	.000	.15630	.04890	.16000	.03512	.02060	-.00980	-.04200	.50500	.03871
.260	2.000	.15270	.05170	.15610	.03838	.02330	-.01260	-.08700	.50800	.04130
.260	4.000	.14810	.05450	.15200	.04130	.02580	-.01530	-.11600	.51500	.04183
.260	6.000	.14380	.05740	.14800	.04462	.02850	-.01820	-.15200	.52300	.04443
.260	8.000	.13850	.06060	.14350	.04838	.03090	-.02080	-.18800	.53000	.04588
.260	10.000	.13280	.06310	.13820	.05194	.03240	-.02270	-.22300	.53900	.04689
GRADIENT	-.00020	-.00009	-.00027	-.00020	.00011	.00129	-.00133	-.01815	.00040	.00039

RUN NO. 185/0 RN/L = 1.85 GRADIENT INTERVAL = -6.00/ 6.00

MACH	BETA	CL	CLM	CN	CAF	CYN	CBL	CY	XCP/L	CAB
.260	-10.100	.43560	.06190	.43970	-.01790	-.00020	.01660	.15000	.61500	.04556
.260	-8.000	.42850	.06670	.43350	-.01185	.00470	.01190	.11000	.61000	.04278
.260	-6.000	.42250	.06940	.42810	-.00811	.00980	.00530	.07000	.60400	.04052
.260	-4.000	.41650	.07210	.42270	-.00434	.01390	-.00020	.03200	.59800	.03856
.260	-2.000	.41150	.07340	.41750	-.00285	.01670	-.00450	-.00300	.59700	.03827
.260	.000	.41500	.07410	.41260	-.00216	.01910	-.00910	-.03900	.59700	.03748
.260	1.990	.41600	.07310	.42240	-.00332	.02210	-.01380	-.07600	.59800	.03941
.260	4.000	.41770	.07150	.42370	-.00521	.02450	-.01820	-.11100	.60100	.04072
.260	6.000	.42320	.06880	.42870	-.00887	.02760	-.02270	-.15000	.60500	.04401
.260	8.000	.42850	.06560	.43330	-.01313	.02980	-.02670	-.18600	.60800	.04808
.260	10.100	.43130	.06340	.43560	-.01577	.03110	-.03030	-.22000	.61000	.05032
GRADIENT	.00017	-.00008	-.00032	.00015	-.00011	.00132	-.00229	-.01784	.00035	.00027

REFERENCE DATA
 SREF = 4.4119 SQ.FT. XMRP = 43.5974 INCHES ALPHA = 10.000 BDFLAP = -12.000
 LREF = 19.2299 INCHES YMRP = .0000 INCHES ELEVON = .000 AILRON = .000
 BREF = 37.9359 INCHES ZMRP = 15.1875 INCHES RUDDER = -16.220 SPDBRK = 40.000
 SCALE = .0405 SCALE

OM628 B26C9 MTF8 W16E28W85R9

(02Z186) (07 JUN 74)

REFERENCE DATA

SREF = 4.4119 SQ.FT. XREF = 43.5974 INCHES
LREF = 19.2299 INCHES YREF = .0000 INCHES
BREF = 37.9359 INCHES ZREF = 15.1875 INCHES
SCALE = .5405 SCALE

ALPHA = 15.000 BDFLAP = -12.000
ELEVON = .000 AILRON = .000
RUDDER = -16.220 SPDBRK = 40.000

RUN NO. 186/0 RN/L = 1.85 GRADIENT INTERVAL = -6.00/ 6.00

MACH	BETA	CL	CLM	CN	CAF	CYN	CBL	CY	XCP/L	CAB
.260	-10.110	.72120	.02660	.73150	-.056278	-.000060	.02180	.14800	.63800	.64546
.260	-8.080	.71300	.03480	.72480	-.05666	.02530	.01490	.10600	.63400	.64306
.260	-6.050	.70340	.04350	.71630	-.05114	.01060	.00780	.06600	.62900	.64051
.260	-4.020	.70150	.05010	.71470	-.04936	.01440	.00140	.02900	.62800	.64217
.260	-2.020	.70000	.05350	.71380	-.04765	.01780	-.00420	-.00700	.62400	.64083
.260	-.020	.70090	.05380	.71461	-.04806	.02040	-.00930	-.04400	.62400	.64187
.260	2.000	.70190	.05250	.71460	-.04818	.02220	-.01480	-.08000	.62500	.64177
.260	4.020	.70150	.05070	.71490	-.04936	.02500	-.02040	-.11600	.62600	.64151
.260	6.050	.70260	.04790	.71530	-.05197	.02640	-.02570	-.14900	.62700	.64176
.260	8.070	.71470	.04110	.72620	-.05772	.02960	-.03200	-.18700	.63100	.64530
.260	10.090	.72180	.03400	.73250	-.06187	.03150	-.03670	-.22300	.63500	.64724
GRADIENT		.00004	.00001	.00006	.00002	.00130	-.00270	-.01806	.00005	-.00002

REFERENCE DATA

SREF = 4.4119 SQ.FT. XREF = 43.5974 INCHES
LREF = 19.2299 INCHES YREF = .0000 INCHES
BREF = 37.9359 INCHES ZREF = 15.1875 INCHES
SCALE = .5405 SCALE

ALPHA = 20.000 BDFLAP = -12.000
ELEVON = .000 AILRON = .000
RUDDER = -16.220 SPDBRK = 40.000

RUN NO. 187/0 RN/L = 1.85 GRADIENT INTERVAL = -6.00/ 6.00

MACH	BETA	CL	CLM	CN	CAF	CYN	CBL	CY	XCP/L	CAB
.260	-10.110	1.00950	-.00430	1.00130	-.07824	-.01050	.02340	.16500	.65300	.65313
.260	-8.090	.99860	.00990	1.00190	-.07228	-.00280	.01640	.12000	.64800	.65171
.260	-6.060	.99610	.02070	1.00060	-.06859	.00240	.01030	.08100	.64300	.65112
.260	-4.030	.99630	.02410	1.00210	-.06532	.00760	.00310	.04400	.64300	.64924
.260	-2.040	1.00350	.02240	1.00040	-.06404	.01090	-.00460	.00300	.64400	.65016
.260	-.030	1.00070	.02540	1.00750	-.06196	.01810	-.00990	-.03200	.64300	.65091
.260	2.010	.99330	.02970	1.00690	-.06549	.02350	-.01490	-.05100	.64100	.64930
.260	4.010	.99360	.03000	1.00690	-.07173	.02950	-.01850	-.07700	.64100	.64776
.260	6.070	1.00230	.02440	1.00440	-.07529	.03300	-.02390	-.10500	.64300	.64830
.260	8.070	1.00160	.01820	1.00470	-.07872	.03560	-.02940	-.13200	.64500	.64800
.260	10.090	1.00140	.01040	1.00610	-.07811	.04020	-.03390	-.15900	.65100	.65175
GRADIENT		-.00078	.00003	-.00119	-.00131	.00270	-.00266	-.01215	-.00005	-.00002



REFERENCE DATA
 SREF = 4.4119 SQ.FT. YMRP = 43.5974 INCHES BETA = .000 BDFIAP = -12.000
 LEET = 19.2299 INCHES YMRP = .0000 INCHES ELEVON = .000 ALLCON = .000
 ZREF = 37.9339 INCHES ZMRP = 15.1875 INCHES RUDDER = -7.960 SPOBRK = 85.000
 SCALE = .0405 SCALE

PARAMETRIC DATA

RUN NO. 16870 RM/L = 1.85 GRADIENT INTERVAL = -6.00/ 6.00

WACH	ALPHA	CL	CLM	CN	CAF	CYN	CBL	CY	XCP/L	CAB
.260	-4.260	-3.1100	.08470	.10720	.05130	.07660	-.00170	-.01300	.77600	.06008
.260	-2.150	-2.1410	.07730	.10750	.06926	.04630	-.00150	-.01300	.83400	.05843
.260	-1.110	-1.6860	.07290	.10840	.05952	.05610	-.00140	-.01300	.88600	.05990
.260	.000	-1.1920	.07140	.10770	.07143	.05590	-.00110	-.01300	.98300	.05711
.260	.970	-.07300	.07010	.10660	.07174	.00580	-.00100	-.01400	1.20800	.05772
.260	2.030	-.02440	.06960	.10780	.07151	.00560	-.00090	-.01300	2.46000	.05518
.260	4.110	.06930	.07310	.10680	.06490	.00510	-.00060	-.01200	.11300	.05538
.260	6.210	.16910	.07460	.10700	.05535	.00480	-.00120	-.01200	.42600	.05378
.260	8.290	.26700	.06330	.07260	.04400	.00440	-.00090	-.01200	.50300	.05136
.260	10.410	.37060	.09720	.06600	.02460	.00400	-.00120	-.01200	.54900	.05079
.260	12.520	.47490	.11830	.10730	.01268	.00390	-.00030	-.01100	.57100	.05072
.260	14.650	.59380	.14710	.10300	.00785	.00430	-.00040	-.01200	.59700	.05362
.260	16.760	.71960	.19200	.09400	.02839	.00420	-.00100	-.01100	.60500	.05496
.260	18.860	.84030	.24020	.08490	.04142	.00370	-.00050	-.01200	.61600	.05569
.260	21.040	.96460	.31830	.07240	.04960	.00360	-.00020	-.02400	.62500	.05748
.260	23.130	1.06790	.40080	1.14470	.04813	.00410	-.00150	-.00900	.63100	.06571
.260	25.250	1.16070	.48880	1.25410	.05210	.00780	-.00020	-.02000	.63300	.07930
.260	27.350	1.24160	.55680	1.33950	.05726	.00750	-.00760	-.03000	.63400	.07644
.260	29.340	1.18970	.59080	1.32600	.05764	.00310	.00030	-.00600	.62100	.07880
.260	31.210	1.00090	.56410	1.14840	.05327	.00160	-.00160	-.00200	.59600	.08009
GRADIENT	.04545	-.00375	.00005	.04669	.00043	-.00018	.00014	.00007	.02118	-.00058

0A828 B26C9 M7F6 W16E28W85X9

(RDZ189) (07 JUN 74)

REFERENCE DATA

SEEF = 4.4119 SQ.FT. XMRP = 43.5974 INCHES
 LEFF = 19.2299 INCHES YMRP = .0000 INCHES
 BREFF = 37.9359 INCHES ZMRP = 15.1875 INCHES
 SCALE = .0475 SCALE

ALPHA = .000 BDFLAP = -12.000
 ELEWON = .000 AILRON = .000
 RUDDER = -7.960 SPDRK = 85.000

RUN NO. 189/ 0 RN/L = 1.85 GRADIENT INTERVAL = -6.00/ 6.00

MACH	BETA	CL	CLM	CLN	CAF	CYN	CBL	CY	XCP/L	CAB
.260	-5.1100	-0.9690	.05160	-0.690	.05148	-0.1350	.00770	.18200	.97900	.05819
.260	-6.1100	-1.0680	.09480	-1.0680	.05943	-0.08800	.00550	.14100	.97800	.05653
.260	-6.070	-1.1370	.10290	-1.1380	.06659	-0.03310	.00280	.09900	.98400	.05569
.260	-4.020	-1.1830	.10800	-1.1830	.07058	.00140	.00040	.06000	.98800	.05610
.260	-2.030	-1.2050	.10940	-1.2060	.07263	.00070	.00020	.02200	.98600	.05580
.260	-0.010	-1.2100	.10830	-1.2110	.07161	.00590	-.00120	-.01100	.98100	.05623
.260	2.010	-1.1900	.10590	-1.1900	.06976	.00790	-.00210	-.04800	.97600	.05664
.260	4.020	-1.1740	.10290	-1.1750	.06728	.01130	-.00350	-.08400	.97100	.06181
.260	6.060	-1.1460	.09930	-1.1470	.06338	.01450	-.00480	-.12300	.97000	.06410
.260	8.070	-1.0810	.09390	-1.0820	.05835	.01870	-.00680	-.16200	.97100	.06419
.260	10.110	-0.9880	.08930	-0.9890	.05376	.02170	-.00800	-.20000	.98700	.06465
GRADIENT	.00016	-.00047	-.00082	.00016	-.00147	.00116	-.00046	-.001769	-.00219	.00076

REFERENCE DATA

SEEF = 4.4119 SQ.FT. XMRP = 43.5974 INCHES
 LEFF = 19.2299 INCHES YMRP = .0000 INCHES
 BREFF = 37.9359 INCHES ZMRP = 15.1875 INCHES
 SCALE = .0475 SCALE

ALPHA = 5.000 BDFLAP = -12.000
 ELEWON = .000 AILRON = .000
 RUDDER = -7.960 SPDRK = 85.000

RUN NO. 190/ 0 RN/L = 1.85 GRADIENT INTERVAL = -6.00/ 6.00

MACH	BETA	CL	CLM	CLN	CAF	CYN	CBL	CY	XCP/L	CAB
.260	-10.090	-1.4130	.05690	-1.4580	.04402	-0.1370	-.01490	.18000	.42200	.05777
.260	-8.080	-1.3440	.06310	-1.3950	.05077	-0.09900	-.01130	.13900	.39500	.05556
.260	-6.050	-1.2790	.06720	-1.3340	.05545	-.00400	-.00750	.09900	.36500	.05572
.260	-4.040	-1.2310	.06980	-1.2890	.05851	.00030	.00410	.05900	.34500	.05480
.260	-2.040	-1.2090	.07390	-1.2700	.06274	.00320	.00140	.02300	.33400	.05209
.260	.000	-1.1930	.07730	-1.2540	.06233	.00580	-.00040	-.01100	.33200	.05350
.260	2.000	-1.2440	.06900	-1.2010	.05758	.00740	-.00270	-.04800	.36100	.05719
.260	4.020	-1.2590	.06640	-1.1340	.05483	.01090	-.00550	-.08500	.37400	.05902
.260	6.060	-1.2900	.06370	-1.0810	.05191	.01360	-.00820	-.12200	.38300	.06280
.260	8.090	-1.3180	.05930	-1.0380	.04752	.01800	-.01160	-.16100	.40300	.06357
.260	10.110	-1.4130	.05540	-0.9840	.04250	.02150	-.01470	-.19900	.42800	.06346
GRADIENT	.00045	-.00050	-.00116	.00040	-.00062	.00126	-.00116	-.001781	-.00121	.00067

PARAMETRIC DATA

(RDZ190) (07 JUN 74)

IRZ191: (07 JUN 74)

04628 B26C9 W7F8 W116E28V8R59

PARAMETRIC DATA

ALPHA = 10.000 BDFLAP = -12.000
ELEVON = .000 ALLRON = .000
RUDDER = -7.960 SPBRK = 85.000

REFERENCE DATA

SREF = 4.4119 SQ.FT. YMRP = 43.5974 INCHES
LREF = 19.2299 INCHES YMRP = .0000 INCHES
BREF = 37.9359 INCHES ZMRP = 15.1875 INCHES
SCALE = .0485 SCALE

RUN NO. 191/0 RN/L = 1.85 GRADIENT INTERVAL = -6.00/ 6.00

MACH	BETA	CL	CLM	CN	CAF	CYN	CBL	CY	XCP/L	CAB
.260	-10.090	.39650	.08690	.40570	-.01371	-.01270	.02280	.74000	.57100	.055614
.260	-8.090	.36770	.09710	.39800	.02051	-.00250	.01800	.13500	.56200	.05414
.260	-6.060	.37940	.10500	.39560	.02516	-.00420	.01300	.09700	.55300	.05248
.260	-4.020	.37530	.10940	.38680	.02115	-.00030	.00850	.05800	.54800	.05121
.260	-2.030	.37590	.10850	.38730	.02778	.00230	.00390	.02300	.54900	.05076
.260	-.010	.37420	.10730	.38570	.02812	.00390	.00010	-.00900	.54900	.05123
.260	2.000	.37630	.10350	.38740	.02615	.00620	-.00390	-.04400	.55300	.05368
.260	4.030	.36070	.09820	.39120	.02205	.00930	-.00850	-.08100	.55900	.05539
.260	6.070	.38290	.09470	.39290	.01946	.01200	-.01270	-.11700	.56300	.05857
.260	8.080	.39320	.08580	.40230	.01321	.01620	-.01760	-.15700	.57100	.06076
.260	10.090	.39910	.08270	.40750	.00912	.01970	-.02240	-.19500	.57700	.06115
GRADIENT		.00056	-.00060	.00044	-.00069	.00115	-.00208	-.01714	.00129	.00056

IRZ192: (07 JUN 74)

04628 B26C9 W7F8 W116E28V8R59

PARAMETRIC DATA

ALPHA = 15.000 BDFLAP = -12.000
ELEVON = .000 ALLRON = .000
RUDDER = -7.960 SPBRK = 85.000

REFERENCE DATA

SREF = 4.4119 SQ.FT. YMRP = 43.5974 INCHES
LREF = 19.2299 INCHES YMRP = .0000 INCHES
BREF = 37.9359 INCHES ZMRP = 15.1875 INCHES
SCALE = .0485 SCALE

RUN NO. 192/0 RN/L = 1.85 GRADIENT INTERVAL = -6.00/ 6.00

MACH	BETA	CL	CLM	CN	CAF	CYN	CBL	CY	XCP/L	CAB
.260	-10.090	.67700	.16360	.69600	-.02581	-.01130	.02700	.16900	.61100	.05369
.260	-8.080	.67020	.16820	.69080	-.01943	-.00760	.02110	.13200	.60400	.05271
.260	-6.060	.65450	.17020	.67610	-.01319	-.00350	.01490	.09400	.59700	.05113
.260	-4.030	.65520	.16840	.67630	-.01522	-.00020	.00900	.05800	.59600	.05179
.260	-2.020	.65390	.16830	.67510	-.01493	.00230	.00380	.02300	.59600	.05108
.260	-.020	.65560	.16810	.67660	-.01561	.00450	-.00050	-.01200	.59800	.05393
.260	2.000	.65730	.16790	.67820	-.01621	.00630	-.00500	-.04700	.59800	.05586
.260	4.030	.65860	.16530	.67880	-.01910	.00790	-.01020	-.07900	.60100	.05571
.260	6.050	.65900	.16420	.67890	-.02021	.00970	-.01520	-.11200	.60200	.05629
.260	8.080	.67160	.16230	.69040	-.02556	.01380	-.02190	-.15000	.60700	.05732
.260	10.090	.68080	.15840	.69830	-.03183	.01900	-.02840	-.19300	.61500	.05505
GRADIENT		.00051	-.00033	.00040	-.00045	.00100	-.00234	-.01708	.00060	.00059

PARAMETRIC DATA

REFERENCE DATA

ALPHA = 29.000 BDFLAP = -12.000
ELEVON = .000 AILRON = .000
RUDDER = -7.960 SFCBRK = 85.000

SREF = 4.4119 SQ.FT. XMRP = 43.5974 INCHES
LREF = 19.2299 INCHES YMRP = .0000 INCHES
BREF = 37.9359 INCHES ZMRP = 15.1675 INCHES
SCALE = .0405 SCALE

RUN NO. 193/5 RNVL = 1.85 GRADIENT INTERVAL = -6.00/ 6.00

MACH	BETA	CL	CD	CLM	CN	CAF	CYN	CBL	CY	XCP/L	CAB
.260	-10.110	.95500	.32190	.074970	1.00700	-.04084	-.02180	.03170	.18600	.63300	.06244
.260	-8.090	.94750	.32930	.06130	1.00280	-.03074	-.01510	.02150	.14400	.62950	.05871
.260	-6.070	.93710	.32900	.07810	.99280	-.02791	-.00990	.01710	.13400	.62300	.05880
.260	-4.050	.94270	.33300	.07810	.99940	-.02624	-.00370	.01090	.06900	.62300	.05738
.260	-2.030	.94990	.33190	.07430	1.00570	-.02996	-.00120	.00460	.03300	.62400	.06004
.260	0.010	.95370	.33060	.07100	1.00980	-.03247	.00030	.00030	-.01000	.62600	.06100
.260	1.990	.95370	.32700	.07330	1.00760	-.03594	.00730	-.00350	-.05000	.62500	.06376
.260	4.030	.94830	.32210	.07500	1.00080	-.03850	.01020	-.00730	-.04600	.62400	.06156
.260	6.070	.95220	.32020	.07220	1.00330	-.04109	.01410	-.01240	-.12300	.62500	.06289
.260	8.070	.97030	.32500	.05970	1.02230	-.04388	.01930	-.01910	-.16400	.63100	.06387
.260	10.090	.98190	.32540	.04670	1.03370	-.04674	.02770	-.02810	-.24300	.63500	.06199
GRADIENT		.00074	-.00133	-.000035	.000023	-.00151	.00000	-.00215	-.01934	.000015	.00050



0462B 826C9 W7F8 W16E28V8R510

(R02194) (07 JUN 74)

REFERENCE DATA

SREF = 4.4119 SQ.FT. XMRP = 43.9974 INCHES
 LREF = 19.2299 INCHES YMRP = .0000 INCHES
 BREF = 37.9359 INCHES ZMRP = 15.1875 INCHES
 SCALE = .0405 SCALE

BETA = .000 BDFLAP = -12.000
 ELEVON = .000 AILRON = .000
 RUDER = -16.220 SPOBRK = 85.000

PARAMETRIC DATA

RUN NO. 194/0 RN/L = 1.85 GRADIENT INTERVAL = -6.00/ 6.00

WACH	ALPHA	CL	CDF	CLM	CN	CAF	CYN	CBL	CY	XCF/L	CAB
.260	-4.220	-.30840	.08740	.10890	-.31400	.06445	.01250	-.00480	-.02800	.77900	.05790
.260	-2.140	-.21570	.07230	.10890	-.21840	.07025	.01190	-.00440	-.02600	.83500	.05823
.260	-1.110	-.16740	.07680	.10810	-.16880	.07358	.01170	-.00430	-.02600	.88700	.05594
.260	-.070	-.12560	.07290	.10790	-.12070	.07280	.01170	-.00400	-.02700	.98000	.05666
.260	.990	-.07030	.07280	.10780	-.06900	.07409	.01140	-.00370	-.02600	1.22500	.05457
.260	2.020	-.02620	.07100	.07820	-.02370	.07191	.01120	-.00360	-.02600	2.33000	.05530
.260	4.110	.07070	.07140	.10830	.07580	.06614	.01060	-.00310	-.02500	.12400	.05414
.260	6.220	.16900	.07620	.10720	.17630	.05745	.01000	-.00270	-.02400	.42800	.05162
.260	8.310	.26790	.08420	.10580	.27720	.04459	.00950	-.00250	-.02300	.51100	.05013
.260	10.440	.37370	.09610	.10640	.38530	.02890	.00860	-.00220	-.02200	.55000	.05024
.260	12.540	.47860	.11880	.10560	.49290	.01201	.00840	-.00150	-.02200	.57300	.05030
.260	14.620	.59470	.14740	.10170	.61260	-.00754	.00670	-.00190	-.02300	.59100	.05314
.260	16.790	.72010	.19160	.09120	.74481	-.02460	.00830	-.00250	-.02000	.60700	.05271
.260	18.890	.84490	.24190	.08330	.87740	-.04462	.00820	-.00270	-.02100	.61700	.05553
.260	21.020	.95950	.31390	.07430	1.00820	-.06121	.01460	-.00130	-.03500	.62500	.05961
.260	23.130	1.05820	.40080	.06510	1.13050	-.08712	.00730	-.00100	-.01900	.63100	.05350
.260	25.260	1.15560	.47030	.06330	1.24960	-.05984	.00990	.00320	-.03000	.63300	.07015
.260	27.360	1.23720	.53770	.06380	1.35520	-.07328	.01010	.00890	-.03700	.63400	.07464
.260	29.360	1.19510	.59080	.10540	1.33130	-.07120	.00880	.00076	-.02400	.62300	.07717
.260	31.210	1.00730	.56560	.17240	1.15460	-.09385	.01270	.01350	-.01100	.59700	.07859
.260	.04555	-.00089	-.00029	-.04631	.00024	.00024	-.00021	.00027	.00027	.00027	-.00051



OA62B B26C9 M7F8 W16E28V8R5X9

(RDZ195) (07 JUN 74)

REFERENCE DATA

SREF = 4.4119 SQ.FT. XMRP = 43.5974 INCHES
 LREF = 19.2299 INCHES YMRP = .0000 INCHES
 BREF = 37.9359 INCHES ZMRP = 15.1375 INCHES
 SCALE = .0415 SCALE

ALPHA = .000 BDFLAP = -12.000
 ELEVON = .000 AILRON = .000
 RUDDER = -16.220 SPDBRK = 85.000

RUN NO. 195/ 0 RN/L = 1.85 GRADIENT INTERVAL = -6.00/ 6.00

MACH	BETA	CL	CDF	CLM	CN	CAF	CYN	CBL	CY	XCF/L	CAB
.260	-10.100	-.0963	.04970	.08310	-.09640	.04962	-.00530	.00340	.16300	.96900	.05728
.260	-8.090	-.10720	.05940	.09500	-.10730	.05930	-.00090	.00140	.12300	.97700	.05649
.260	-6.070	-.11430	.06750	.10320	-.11440	.06739	.00390	-.00070	.08300	.98400	.05488
.260	-4.040	-.11960	.07270	.10950	-.11970	.07257	.00780	-.00270	.04400	.98800	.05507
.260	-2.030	-.12030	.07530	.11040	-.12040	.07518	.00960	-.00330	.01000	.98900	.05451
.260	-.020	-.11870	.07430	.10810	-.11880	.07420	.01170	-.00490	.00400	.98700	.05500
.260	2.000	-.11790	.07150	.10540	-.11790	.07144	.01410	-.00520	-.06100	.98100	.05851
.260	4.030	-.11700	.07050	.10380	-.11710	.07036	.01580	-.00600	-.09600	.97800	.05917
.260	6.060	-.11370	.06510	.10000	-.11380	.06498	.01860	-.00720	-.13200	.97500	.06193
.260	8.060	-.10760	.06130	.09670	-.10760	.06123	.02160	-.00840	-.17000	.98200	.06175
.260	10.100	-.09960	.05640	.09250	-.09970	.05632	.02450	-.00960	-.20700	.99300	.06124
GRADIENT	.00038	-.00041	-.00081	.00038	-.00041	-.00041	.00102	-.00042	-.01740	-.00139	.00061

OA62B B26C9 M7F8 W16E28V8R5X9

(RDZ196) (07 JUN 74)

REFERENCE DATA

SREF = 4.4119 SQ.FT. XMRP = 43.5974 INCHES
 LREF = 19.2299 INCHES YMRP = .0000 INCHES
 BREF = 37.9359 INCHES ZMRP = 15.1375 INCHES
 SCALE = .0415 SCALE

ALPHA = 5.000 BDFLAP = -12.000
 ELEVON = .000 AILRON = .000
 RUDDER = -16.220 SPDBRK = 85.000

RUN NO. 196/ 0 RN/L = 1.85 GRADIENT INTERVAL = -6.00/ 6.00

MACH	BETA	CL	CDF	CLM	CN	CAF	CYN	CBL	CY	XCF/L	CAB
.260	-10.100	.14630	.05280	.08320	-.15050	.03932	-.00690	.01170	.16300	.44300	.05739
.260	-8.080	.13630	.06120	.09510	-.14130	.04868	-.00180	.00790	.12400	.40400	.05603
.260	-6.060	.12940	.06680	.10270	-.13490	.05483	.00250	.00450	.08500	.37200	.05555
.260	-4.030	.12380	.07180	.10850	-.12980	.06031	.00690	.00120	.04500	.34400	.05349
.260	-2.020	.12240	.07530	.10990	-.12870	.06394	.00840	-.00070	.01000	.33700	.05170
.260	-.020	.12120	.07430	.10770	-.12740	.06312	.01030	-.00290	-.02300	.34100	.05237
.260	2.000	.12310	.07110	.10170	-.12900	.05975	.01300	-.00550	-.06000	.36200	.05444
.260	4.030	.12830	.06650	.09890	-.13380	.05467	.01550	-.00780	-.09600	.38000	.05844
.260	6.070	.13010	.06520	.09760	-.13550	.05321	.01740	-.01020	-.13100	.38700	.05958
.260	8.050	.13680	.06120	.09500	-.14180	.04883	.02100	-.01340	-.16900	.40500	.06042
.260	10.100	.14310	.05700	.09030	-.14770	.04388	.02430	-.01630	-.20600	.42700	.06051
GRADIENT	.00048	-.00074	-.00077	.00041	-.00041	-.00077	.00114	-.00113	-.01748	-.00482	.00063



(RDZ197) (07 JUN 74)

OM628 B26C9 MTF8 M16E28V8R5X9

REFERENCE DATA

SREF = 4.4119 SQ.FT. XMRP = 43.5974 INCHES
 LREF = 19.2299 INCHES YMRP = .0000 INCHES
 BREF = 37.9359 INCHES ZMRP = 15.1875 INCHES
 SCALE = .0405 SCALE

PARAMETRIC DATA

ALPHA = 10.000 BDFLAP = -12.000
 ELEVN = .000 AILRON = .000
 RUDDER = -16.220 SPDBRK = 85.000

RUN NO. 197/0 RN/L = 1.85 GRADIENT INTERVAL = -6.00/ 6.00

MACH	BETA	CL	CLM	CN	CAF	CYN	CBL	CY	XCP/L	CAB
.260	-10.090	.39510	.08510	.40400	.01227	-.00660	.01990	.16000	.57500	-.05488
.260	-8.080	.38720	.09450	.39710	.01868	-.00240	.01510	.12200	.56400	-.05405
.260	-6.050	.37780	.10390	.38880	.02471	.00130	.01040	.08400	.55400	-.05250
.260	-4.010	.37300	.11320	.38450	.02819	.00520	.00590	.04500	.54800	-.05078
.260	-2.010	.37440	.11780	.38610	.02970	.00670	.00190	.01300	.54900	-.05000
.260	-.010	.37220	.11550	.38380	.02860	.00840	-.00180	-.02000	.55000	-.05022
.260	2.000	.37600	.11240	.38710	.02612	.01060	-.00590	-.05500	.55400	-.05295
.260	4.030	.38080	.09680	.39110	.02140	.01360	-.01040	-.09200	.56100	-.05429
.260	6.050	.38760	.09330	.39720	.01719	.01620	-.01480	-.12800	.56500	-.05759
.260	8.080	.39140	.08660	.40050	.01435	.01990	-.01970	-.16600	.57200	-.05665
.260	10.090	.39670	.08290	.40550	.01138	.02260	-.02400	-.20200	.57600	-.05746
GRADIENT	.00086	-.00072	-.00141	.00071	-.00086	.00103	-.00201	-.01702	.00155	-.00650

REFERENCE DATA

SREF = 4.4119 SQ.FT. XMRP = 43.5974 INCHES
 LREF = 19.2299 INCHES YMRP = .0000 INCHES
 BREF = 37.9359 INCHES ZMRP = 15.1875 INCHES
 SCALE = .0405 SCALE

PARAMETRIC DATA

ALPHA = 15.000 BDFLAP = -12.000
 ELEVN = .000 AILRON = .000
 RUDDER = -16.220 SPDBRK = 85.000

(RDZ198) (07 JUN 74)

OM628 B26C9 MTF8 M16E28V8R5X9

RUN NO. 198/0 RN/L = 1.85 GRADIENT INTERVAL = -6.00/ 6.00

MACH	BETA	CL	CLM	CN	CAF	CYN	CBL	CY	XCP/L	CAB
.260	-10.090	.67830	.07310	.69700	-.02702	-.00670	.02460	.15800	.61200	-.05389
.260	-8.080	.66960	.08460	.68960	-.02117	-.00260	.01870	.11900	.60600	-.05222
.260	-6.050	.65860	.09650	.67970	-.01564	.00150	.01270	.08300	.59900	-.05032
.260	-4.030	.65540	.10870	.67660	-.01023	.00520	.00670	.04700	.59800	-.05081
.260	-2.030	.65840	.11990	.67940	-.01524	.00690	.00190	.01300	.59800	-.05336
.260	-.010	.65980	.11690	.68110	-.01536	.00860	-.00250	-.02000	.59900	-.05239
.260	2.000	.65870	.11740	.67940	-.01724	.00980	-.00550	-.05400	.59900	-.05349
.260	4.030	.65960	.11370	.67930	-.02098	.01140	-.01140	-.08800	.60100	-.05406
.260	6.050	.66470	.09050	.68410	-.02271	.01270	-.01710	-.12000	.60300	-.05485
.260	8.080	.67480	.07960	.69320	-.02785	.01740	-.02440	-.16000	.60900	-.05479
.260	10.100	.68790	.06650	.70500	-.03423	.02120	-.03040	-.19700	.61700	-.05568
GRADIENT	.00043	-.00052	-.00074	.00027	-.00062	.00076	-.00221	-.01672	.00035	-.00033

OM628 826C9 M7F8 W116E28V0R5Y9

(RDZ199) (07 JUN 74)

REFERENCE DATA

SREF = 4.4119 SQ.FT. XMRP = 43.5974 INCHES
 LREF = 19.2299 INCHES YMRP = .0000 INCHES
 BREF = 37.9359 INCHES ZMRP = 15.1875 INCHES
 SCALE = .0405 SCALE

PARAMETRIC DATA

ALPHA = 20.000 BDFLAP = -12.000
 ELEWON = .000 ALLRON = .000
 RUDDER = -16.220 SPDBRK = 85.000

RUN NO. 199/ 0 RN/L = 1.85 GRADIENT INTERVAL = -6.00/ 6.00

MACH	BETA	CL	CDF	CLM	CN	CAF	CYN	CBL	CY	XCP/L	CAB
.260	-10.100	.97950	.32440	.04280	1.02230	-.04538	-.01660	.02720	.17600	.63600	.06401
.260	-8.080	.95480	.32810	.06620	1.00900	-.03633	-.01060	.02090	.13400	.63000	.06086
.260	-6.050	.94200	.32980	.07340	.99770	-.03013	-.00620	.01410	.09700	.62500	.05582
.260	-4.030	.94710	.32880	.07470	1.00200	-.03288	-.00120	.00790	.05900	.62400	.05824
.260	-2.020	.95380	.33350	.07330	1.00990	-.03107	.00180	.00310	.02200	.62500	.05818
.260	-.010	.95690	.33210	.06980	1.01230	-.03412	.00590	-.00140	-.01500	.62600	.06094
.260	2.000	.95600	.32720	.07640	1.00980	-.03761	.00920	-.00500	-.05500	.62600	.06133
.260	4.020	.95210	.32300	.07230	1.00460	-.04014	.01150	-.00840	-.09000	.62500	.05883
.260	6.070	.96220	.32400	.06880	1.01440	-.04298	.01470	-.01290	-.12600	.62700	.05975
.260	8.060	.97840	.32520	.05510	1.02990	-.04774	.02010	-.02040	-.16900	.63200	.06159
.260	10.110	.98870	.32730	.04150	1.04030	-.04757	.02820	-.02800	-.21800	.63700	.06053
GRADIENT	.00061	-.00089	-.00038	.00025	-.00105	-.00163	.00202	-.00164	.00015	.00041	.00041



(RDZD00) (07 JUN 74)

04628 826C9 W7F8 W116E20W8R5

PARAMETRIC DATA

BETA = .000 BCFLAP = -12.000
ELEVON = .000 AIRLON = .000
RUDDER = .000 SPOBRK = 25.000

REFERENCE DATA

SREF = 4.4119 SQ.FT. YMRP = 43.5974 INCHES
LREF = 19.2299 INCHES YMRP = .0000 INCHES
BREF = 37.9359 INCHES YMRP = 15.1875 INCHES
SCALE = .0405 SCALE

RUN NO. 200/0 RN/L = 1.85 GRADIENT INTERVAL = -6.00/ 6.00

MACH	ALPHA	CL	CD	CLM	CN	CAF	CYN	CBL	C1	XCF/L	CAB
.260	-4.220	-2.6670	.04280	.05150	-.26910	.02308	-.00160	.00220	.00660	.72200	.03652
.260	-2.130	-1.7080	.03600	.05070	-.17200	.02860	-.00170	.00220	.00500	.76000	.03534
.260	-1.060	-1.2040	.03220	.05020	-.12100	.03005	-.00170	.00210	.00500	.80600	.03678
.260	-.030	-.07210	.03200	.05090	-.07210	.03201	-.00160	.00230	.00400	.91100	.03516
.260	1.020	-.02230	.03010	.05110	-.02200	.03058	-.00160	.00250	.00400	1.00700	.03609
.260	2.030	.02490	.03040	.05150	.02590	.02958	-.00150	.00250	.00400	-.07800	.03523
.260	4.140	.12370	.03210	.05190	.12570	.02310	-.00150	.00250	.00290	.50100	.03575
.260	6.220	.22320	.03810	.05030	.22600	.01367	-.00150	.00240	.00200	.57000	.03479
.260	8.340	.32550	.04810	.04890	.32900	.00245	-.00150	.00250	.00200	.59700	.03443
.260	10.430	.42980	.06390	.04750	.43400	-.01489	-.00150	.00250	.00100	.61100	.03447
.260	12.540	.53770	.08670	.04700	.54370	-.03208	-.00120	.00230	.00000	.62000	.03377
.260	14.670	.65560	.11840	.04370	.66430	-.05144	-.00070	.00160	-.00200	.62700	.03327
.260	16.760	.77410	.16220	.03380	.78800	-.06795	-.00040	.00100	-.00300	.63600	.03375
.260	18.900	.90220	.21690	.02470	.92380	-.08706	-.00050	.00260	-.00300	.64200	.04139
.260	21.010	1.03190	.29510	.01320	1.05750	-.09018	-.00060	.00510	-.00900	.64700	.04564
.260	23.160	1.13600	.39050	-.00010	1.19800	-.08777	.00000	.00060	-.00200	.65200	.05311
.260	25.260	1.22090	.46470	.00080	1.30250	-.10086	.00030	.00060	-.00200	.65100	.05576
.260	27.370	1.28440	.53790	.01080	1.38790	-.11293	.00040	.00020	-.00300	.64900	.06193
.260	29.370	1.25030	.57710	.05020	1.37270	-.11040	-.00130	.00880	-.01100	.63800	.06902
.260	31.220	1.04370	.54230	.11980	1.17360	-.07730	-.00070	-.00120	.00000	.61400	.07684
GRADIENT	.04678	-.00128	-.00001	.00004	.04731	.00001	.00002	.00005	-.00043	-.04176	-.00009

(RDZ01) (07 JUN 74)

04628 B26C9 M7F8 W116E28V8F5

PARAMETRIC DATA

BETA = .000 BDFLAP = -12.000
 ELEWON = .000 ALLCON = .000
 RUDDER = .000 SPDBRK = 25.000

REFERENCE DATA

SKEF = 4.4119 SQ.FT. XMRP = 43.5974 INCHES
 LREF = 19.2299 INCHES YMRP = .0000 INCHES
 BREF = 37.9359 INCHES ZMRP = 15.1875 INCHES
 SCALE = .0405 SCALE

RUN NO. 201 / 0 RN/L = 1.18 GRADIENT INTERVAL = -6.00 / 6.00

WACH	ALPHA	CL	CLM	CDF	CN	CAF	CYN	CBL	CY	XCP/L	CAB
.160	-4.160	-2.6230	.04490	.04490	-2.6490	.02582	-.00160	.00200	.00500	.72100	.03342
.160	-2.080	-1.6380	.03650	.03650	-1.6500	.03009	-.00160	.00200	.00500	.76100	.03509
.160	-1.060	-1.1970	.03430	.03430	-1.2030	.03216	-.00170	.00210	.00500	.80200	.03409
.160	-.560	-.07450	.03130	.03130	-.07450	.03122	-.00160	.00230	.00400	.89900	.03576
.160	.970	-.02740	.03080	.03080	-.02690	.03205	-.00160	.00240	.00300	1.34600	.03396
.160	2.000	.01920	.03070	.03070	.02230	.03024	-.00160	.00240	.00400	-.12640	.03475
.160	4.040	.11580	.03420	.03420	.11790	.02599	-.00150	.00240	.00300	.49300	.03312
.160	6.100	.21040	.03890	.03890	.21330	.01631	-.00140	.00230	.00200	.56300	.03351
.160	8.160	.31050	.04890	.04890	.31430	.00434	-.00140	.00190	.00300	.59400	.03300
.160	10.220	.41330	.04790	.04790	.41800	-.01101	-.00130	.00150	.00200	.60900	.03433
.160	12.300	.51520	.04820	.04820	.52160	-.02584	-.00140	.00150	.00200	.61800	.03435
.160	14.360	.62500	.11540	.11540	.63410	-.04328	-.00090	.00150	.00100	.62800	.03668
.160	16.420	.73700	.15580	.15580	.75100	-.05889	-.00060	.00120	.00100	.63300	.03641
.160	18.490	.86000	.20510	.20510	.88070	-.07829	-.00070	.00140	.00200	.64000	.03927
.160	20.560	.97490	.27560	.27560	1.00660	-.08440	.00530	.00360	-.01100	.64600	.04390
.160	22.640	1.07390	.36450	.36450	1.13150	-.07656	-.00060	.00140	.00200	.65000	.04855
.160	24.730	1.15320	.43690	.43690	1.23980	-.09008	.00090	.00180	-.00200	.64900	.05361
.160	26.760	1.22620	.50440	.50440	1.32200	-.10178	.00180	.00140	-.00400	.64800	.05688
.160	28.790	1.24960	.56090	.56090	1.35330	-.11028	-.00090	.00130	.00100	.64200	.06494
.160	30.730	1.12490	.56380	.56380	1.25510	-.09020	-.00190	.00230	-.00900	.62400	.07473
GRADIENT		.04585	-.00131	-.00001	.04641	.00001	.00001	.00006	-.00028	-.05634	-.00005



REFERENCE DATA
 SREF = 4.4119 SQ.FT. YMRP = 43.5974 INCHES
 LREF = 19.2299 INCHES YMRP = .0005 INCHES
 BREF = 37.9359 INCHES ZMRP = 15.1875 INCHES
 SCALE = .0405 SCALE

BETA = .0000 ELEWON = .0000
 ALLSON = .0000 RUDDER = .0000
 SPOBRK = 25.0000

PARAMETRIC DATA

RUN NO. 2027 G RN/L = 1.42 GRADIENT INTERVAL = -6.00/ 6.00

MACH	ALPHA	CL	CLM	CLN	CAF	CYN	CBL	CY	XCP/L	CAB
.200	-4.150	-24655	.04090	-24880	.02310	-0.00090	.00230	.00400	.71300	.03607
.200	-2.020	-15510	.03310	-15620	.02760	-0.00090	.00230	.00300	.74800	.03639
.200	-1.040	-10620	.03150	-10660	.02955	-0.00030	.00230	.00300	.79400	.03684
.200	.010	-06010	.02920	-06010	.02929	-0.00030	.00240	.00200	.90300	.03711
.200	1.020	-01340	.02920	-01290	.02948	-0.00090	.00230	.00200	1.81900	.03621
.200	2.110	.03640	.02890	.03740	.02757	-0.00090	.00240	.00200	.24900	.03664
.200	4.110	.12750	.02690	.12940	.02311	-0.00030	.00230	.00200	.53600	.03459
.200	6.200	.22340	.02690	.22610	.01261	-0.00030	.00240	.00100	.58800	.03512
.200	8.270	.32240	.02640	.32570	-0.00038	-0.00030	.00230	.00100	.50900	.03520
.200	10.340	.41930	.02600	.42360	-0.01429	-0.00030	.00220	.00100	.61900	.03492
.200	12.440	.52060	.02330	.52630	-0.03079	-0.00060	.00250	.00010	.62400	.03714
.200	14.500	.62920	.11390	.63770	-0.07028	-0.00180	.00180	.00000	.63100	.03915
.200	16.580	.74440	.15460	.75760	-0.06427	-0.00100	.00100	-0.00100	.63700	.04097
.200	18.680	.85960	.20400	.87970	-0.02016	-0.00010	.00230	-0.00100	.64100	.04297
.200	20.780	.96910	.26020	.99460	-0.09012	-0.00030	.00320	-0.00300	.64400	.04590
.200	22.860	1.06870	.34610	1.11920	-0.09630	-0.00020	.00580	-0.02000	.64700	.05015
.200	24.940	1.14120	.42810	1.21530	-0.09311	-0.00140	.00340	-0.00700	.64700	.05712
.200	27.020	1.21230	.49940	1.30690	-0.10594	-0.00140	.00400	-0.00600	.64700	.06151
.200	29.060	1.27350	.55990	1.34720	-0.11495	-0.00160	.00270	-0.00400	.64100	.05868
.200	31.000	1.09440	.54870	1.22170	-0.09345	-0.00040	.00140	-0.02700	.62100	.05079
GRADIENT		.04556	-0.00105	.004637	-0.00000	.000000	.00000	-0.00025	-0.01655	-0.00014

0462B B26C9 M7 W116E28V8R5X9

(RDZ203) (07 JUN 74)

REFERENCE DATA

SREF = 4.4119 SQ.FT. XMRP = 43.5974 INCHES
 LREF = 19.2299 INCHES YMRP = .0000 INCHES
 BREF = 37.9359 INCHES ZMRP = 15.1875 INCHES
 SCALE = .0405 SCALE

PARAMETRIC DATA

ALPHA = .000 ELEVON = .000
 AILRON = .000 RUDDER = .000
 SPDBRK = 25.000

RUN NO. 203 / 0 RN/L = 1.42 GRADIENT INTERVAL = -6.00 / 6.00

MACH	BETA	CL	CLM	CLN	CAF	CYN	CE-	CY	XCP/L	CAB
.200	-10.000	-.03970	-.02760	-.03970	-.01708	-.01720	-.01180	.18600	.90800	.03912
.200	-8.000	-.04470	-.03160	-.04470	-.02134	-.01390	-.01010	.14900	.91200	.03775
.200	-6.000	-.05280	-.02500	-.05280	-.02503	-.01010	.00800	.11200	.89600	.03703
.200	-4.000	-.05610	-.02810	-.05610	-.02866	-.00680	.00580	.07500	.90200	.03558
.200	-2.000	-.06010	-.04010	-.06010	-.02953	-.00360	.00390	.03900	.89700	.03645
.200	-.000	-.06070	-.04080	-.06070	-.03043	-.00110	.00230	.00400	.89900	.03585
.200	2.000	-.06020	-.04050	-.06020	-.02924	.00140	.00080	-.03100	.89900	.03769
.200	4.000	-.05850	-.03860	-.05850	-.02729	.00440	-.00090	-.06700	.89400	.03867
.200	6.000	-.05530	-.03630	-.05530	-.02402	.00810	-.00300	-.10600	.89300	.04026
.200	8.000	-.04950	-.03270	-.04950	-.01994	.01190	-.00510	-.14400	.89500	.04380
.200	10.000	-.04310	-.02900	-.04310	-.01508	.01570	-.00700	-.18300	.90000	.04835
GRADIENT	-.00024	-.00015	.00007	-.00024	-.00015	.00136	-.00082	-.01762	-.00070	.00037

0462B B26C9 M7 W116E28V8R5X9

(RDZ204) (07 JUN 74)

REFERENCE DATA

SREF = 4.4119 SQ.FT. XMRP = 43.5974 INCHES
 LREF = 19.2299 INCHES YMRP = .0000 INCHES
 BREF = 37.9359 INCHES ZMRP = 15.1875 INCHES
 SCALE = .0405 SCALE

PARAMETRIC DATA

ALPHA = 5.000 ELEVON = .000
 AILRON = .000 RUDDER = .000
 SPDBRK = 25.000

RUN NO. 204 / 0 RN/L = 1.42 GRADIENT INTERVAL = -6.00 / 6.00

MACH	BETA	CL	CLM	CLN	CAF	CYN	CBL	CY	XCP/L	CAB
.200	-10.000	.19410	-.02190	.19530	.00434	-.01860	.01900	.18700	.59900	.04061
.200	-8.000	.18740	-.03160	.18900	.00900	-.01460	.01550	.14900	.59000	.03880
.200	-6.000	.18310	-.03900	.18500	.01267	-.01080	.01190	.11200	.58200	.03761
.200	-4.000	.18050	-.03260	.18270	.01623	-.00740	.00850	.07500	.57700	.03571
.200	-2.000	.17750	-.03390	.17940	.01785	-.00370	.00520	.03700	.57100	.03538
.200	-.000	.17720	-.03460	.17960	.01852	-.00100	.00230	.00300	.57000	.03485
.200	2.000	.17590	-.03360	.17820	.01761	.00170	-.00030	-.03300	.57000	.03666
.200	3.990	.17670	-.03190	.17890	.01592	.00470	-.00340	-.06900	.57400	.03781
.200	6.000	.17920	-.02820	.18110	.01200	.00840	-.00670	-.10800	.57900	.04051
.200	8.000	.18340	-.02610	.18500	.00950	.01210	-.01030	-.14400	.58700	.04026
.200	10.000	.18710	-.02150	.18830	.00458	.01640	-.01400	-.18300	.59400	.04159
GRADIENT	-.00043	-.00009	.00008	-.00044	-.00004	.00145	-.00146	-.01788	-.00035	.00027

0A62B B26C9 M7 W16E28WR5X9

(RDZ05) (07 JUN 74)

REFERENCE DATA

SREF = 4.4119 SQ.FT. XMRP = 43.5974 INCHES
 LREF = 19.2299 INCHES YMRP = .0000 INCHES
 BREF = 37.9359 INCHES ZMRP = 15.1875 INCHES
 SCALE = .0405 SCALE

ALPHA = 10.000 ELEVON = .000
 AILRON = .000 RUDDER = .000
 SPDRK = 25.000

RUN NO. 205/ 0 RN/L = 1.42 GRADIENT INTERVAL = -6.00/ 6.00

WACH	BETA	CL	CLM	CDF	CN	CAF	CYN	CBL	CY	XCP/L	CAB
.200	-10.070	.43470	.02650	.05340	.43720	-.02566	-.01870	-.02680	.18500	.62900	-.04259
.200	-8.070	.43000	.02940	.05700	.43320	-.02121	-.01540	-.02200	.14800	.62700	-.03948
.200	-6.060	.42750	.03270	.05920	.43120	-.01857	-.01170	-.01720	.11100	.62400	-.03776
.200	-4.050	.42430	.03760	.06190	.42850	-.01542	-.00760	-.01200	.07300	.62100	-.03466
.200	-2.040	.42060	.04170	.06470	.42490	-.01146	-.00400	-.00690	.03800	.61900	-.03570
.200	-.020	.41690	.04620	.06710	.42190	-.00746	-.00170	-.00250	.00100	.61900	-.03522
.200	1.980	.41290	.05100	.06940	.41860	-.00350	.00170	-.00200	-.03300	.61900	-.03689
.200	3.990	.40800	.05590	.07180	.41500	-.00050	.00510	-.00700	-.07000	.62100	-.03703
.200	6.030	.40330	.06020	.07380	.41150	.00208	.00900	-.01220	-.10800	.62400	-.04020
.200	8.040	.39880	.06400	.07540	.40800	.00405	.01250	-.01690	-.14600	.62600	-.04273
.200	10.070	.39470	.06740	.07660	.40450	.00663	.01610	-.02210	-.18200	.62800	-.04427
.200	GRADIENT	-.00018	-.00010	-.00029	-.00023	-.00024	-.00156	-.00235	-.01786	.00000	.00000

REFERENCE DATA

SREF = 4.4119 SQ.FT. XMRP = 43.5974 INCHES
 LREF = 19.2299 INCHES YMRP = .0000 INCHES
 BREF = 37.9359 INCHES ZMRP = 15.1875 INCHES
 SCALE = .0405 SCALE

ALPHA = 15.000 ELEVON = .000
 AILRON = .000 RUDDER = .000
 SPDRK = 25.000

(RDZ06) (07 JUN 74)

RUN NO. 206/ 0 RN/L = 1.42 GRADIENT INTERVAL = -6.00/ 6.00

WACH	BETA	CL	CLM	CDF	CN	CAF	CYN	CBL	CY	XCP/L	CAB
.200	-10.070	.70100	.01510	.12360	.70900	-.06688	-.01930	.03120	.18500	.64400	-.04393
.200	-8.070	.69720	.01940	.12750	.70650	-.06426	-.01590	-.02650	.14900	.64200	-.04201
.200	-6.060	.69180	.02560	.13050	.70150	-.05974	-.01050	.01930	.10700	.63800	-.03888
.200	-4.050	.68770	.03020	.13180	.69790	-.05739	-.00660	-.01280	.07100	.63600	-.03882
.200	-2.040	.68650	.03310	.13310	.69710	-.05588	-.00300	.00650	.03400	.63500	-.03870
.200	-.010	.68480	.03300	.13340	.69550	-.05511	-.00100	.00100	-.00100	.63400	-.03957
.200	1.990	.68350	.03310	.13240	.69390	-.05571	.00270	-.00370	-.03700	.63400	-.03964
.200	4.000	.68630	.03150	.13390	.69620	-.05793	.00620	-.00970	-.07500	.63500	-.03943
.200	6.030	.68880	.02800	.12810	.69790	-.06120	.00910	-.01620	-.11000	.63700	-.03993
.200	8.030	.69360	.02250	.12480	.70170	-.06574	.01380	-.02270	-.14900	.64000	-.04284
.200	10.070	.69930	.01560	.12220	.70650	-.06975	.01770	-.02830	-.18900	.64400	-.04561
.200	GRADIENT	-.00029	-.00017	-.00013	-.00033	-.00005	-.00156	-.00276	-.01812	-.00015	-.00011

0462B 026C9 M7 W16E28W85X9

(R02Z07) (07 JUN 74)

REFERENCE DATA

SEEF = 4.4119 SQ.FT. XMRP = 43.5974 INCHES
 LREF = 19.2239 INCHES YMRP = .0000 INCHES
 BREF = 37.9359 INCHES ZMRP = 13.1875 INCHES
 SCALE = .040'S SCALE

PARAMETRIC DATA

ALPHA = 20.000 ELEVON = .000
 AILRON = .000 RUDDER = .000
 SPDRK = 25.000

RUN NO. 207/0 RN/L = 1.42 GRADIENT INTERVAL = -6.00/ 6.00

WACH	BETA	CL	CDF	CLM	CN	CAF	CYN	CBL	CY	KCP/L	CAB
.200	-10.060	.96820	.27540	-.00250	1.00300	-.08580	-.02910	.03210	.20300	.65300	.05184
.200	-8.060	.96920	.28080	.00270	1.00380	-.08110	-.02340	.02480	.16400	.65100	.04864
.200	-6.050	.96760	.28470	.07800	1.00570	-.07690	-.01790	.01790	.12400	.64900	.04592
.200	-4.000	.96130	.28550	.01230	1.00700	-.07400	-.01330	.01160	.08600	.64700	.04435
.200	-2.010	.96630	.28840	.01390	1.01580	-.07315	-.00760	.00690	.04200	.64700	.04672
.200	-.010	.96560	.28820	.11370	1.00510	-.07297	-.00180	.00140	.00100	.64700	.04814
.200	1.990	.96500	.28030	.01560	1.02250	-.08037	.00710	-.00080	-.04800	.64600	.04786
.200	4.020	.96050	.27740	.01650	.99630	-.08115	.01210	-.00680	-.08800	.64600	.04621
.200	6.040	.96150	.27360	.01430	.99610	-.08515	.01630	-.01300	-.12600	.64600	.04799
.200	8.060	.96390	.27660	.00380	.99940	-.08308	.02210	-.01940	-.16900	.65000	.05079
.200	10.080	.96750	.27530	-.00200	1.00230	-.08559	.02730	-.02640	-.21000	.65200	.05374
	GRADIENT	-.00011	-.00121	.00450	-.00032	-.00107	.00326	-.00223	-.02186	-.00015	.00024



(RDZ208) (07 JUN 74)

0462B 826C9 F0 W16E20W0530

PARAMETRIC DATA

BETA = .0000 BDFLAP = -12.000
ELEVON = .0000 AILFON = .0000
RUDDER = .0000 SPDRK = 25.0000

REFERENCE DATA

REF = 4.1119 SQ.FT. WMP = 43.5974 INCHES
REF = 19.2239 INCHES WMP = .0000 INCHES
REF = 37.9359 INCHES WMP = 15.1875 INCHES
SCALE = .0405 SCALE

RUN NO. 2087 0 RN/L = 1.42 GRADIENT INTERVAL = -6.00/ 6.00

WACH	ALPHA	CL	CI	CLM	CN	CAF	CYN	CBL	CY	XCP/L	CAB
.200	-4.150	-22400	.00920	.04410	-22630	.02295	-00090	.00240	.00400	.72400	.01963
.200	-2.070	-13110	.02270	.04410	-13220	.02801	-00090	.00240	.00300	.77500	.02025
.200	-1.020	-08120	.03200	.04400	-08180	.03060	-00080	.00240	.00200	.85000	.01929
.200	-0.010	-03740	.03010	.04410	-03740	.03111	-00090	.00240	.00300	1.08500	.02013
.200	1.050	.01100	.03700	.04450	.01150	.02379	-00090	.00230	.00300	-1.75700	.01974
.200	2.040	.05680	.02030	.04450	.05730	.02225	-00080	.00240	.00200	.36900	.02025
.200	4.130	.15190	.03330	.04480	.15330	.02225	-00080	.00240	.00100	.54400	.01994
.200	6.180	.24970	.04200	.04190	.25250	.03125	-00080	.00240	.00100	.58800	.02033
.200	8.270	.34700	.05020	.04200	.35350	-00024	-00080	.00240	.00100	.60700	.02120
.200	10.360	.44810	.06610	.04160	.45270	.01552	-00080	.00280	.00200	.61800	.02210
.200	12.430	.54910	.08080	.04110	.55530	-00044	-00080	.00290	.00200	.62400	.02194
.200	14.510	.66390	.12220	.03780	.67331	.04804	.00080	.00200	.00200	.63100	.02322
.200	16.590	.77840	.15340	.03740	.79260	.06576	.00080	.00140	.00200	.63800	.02441
.200	18.690	.89690	.21430	.02240	.91820	.08432	-00020	.00291	.00200	.64300	.02623
.200	20.800	1.01930	.27520	.01750	1.04180	.09130	.00080	.00320	.00200	.64900	.02851
.200	22.860	1.14290	.32080	.01180	1.16420	.07756	.00080	.00180	.00100	.65100	.03145
.200	24.960	1.26520	.45000	.06330	1.26450	.09215	.00080	.00440	.00500	.65100	.03823
.200	27.050	1.29940	.52480	.04410	1.36130	.11558	.00050	.00660	.00800	.65100	.04249
.200	29.050	1.26280	.57590	.02580	1.38350	.10982	.00080	.00360	.00600	.64500	.04518
.200	30.970	1.10310	.56960	.02260	1.23930	.07923	.00080	.00450	.00600	.62700	.05076
.200	GRADIENT	.04542	-00065	.00029	.04494	-00001	.00001	.00001	.00000	-0.07281	.00004

(RDZ09) (07 JUN 74)

04628 B26C9 F0 W116E20WR59

PARAMETRIC DATA

ALPHA = .000 BDFLAP = -12.000
ELEVON = .000 AILRON = .000
RUDDER = .000 SPOBRK = 25.000

REFERENCE DATA

SREF = 4.4119 50.FT. YMRP = 43.5974 INCHES
LREF = 19.2299 INCHES YMRP = .0000 INCHES
BREF = 37.9359 INCHES ZMRP = 15.1875 INCHES
SCALE = .0485 SCALE

RUN NO. 209 / 0 RM/L = 1.42 GRADIENT INTERVAL = -6.00 / 6.00

MACH	BETA	CL	CLM	CLN	CAF	CYN	CBL	CY	XCP/L	CAB
.200	-10.060	-.02010	.03190	-.02010	.01855	-.01750	.01520	-.16300	1.23400	-.02255
.200	-8.060	-.02590	.03540	-.02590	.02219	-.01470	-.01340	-.14800	1.15400	-.02100
.200	-6.060	-.02970	.03850	-.02970	.02493	-.01020	-.01060	-.11000	1.12900	-.02100
.200	-4.020	-.03520	.04100	-.03520	.02836	-.00690	-.00760	-.07300	1.08000	-.01934
.200	-2.020	-.03660	.04350	-.03660	.02964	-.00370	-.00480	-.03700	1.08900	-.01965
.200	-.020	-.03600	.04400	-.03600	.03053	-.00090	-.00250	-.00200	1.07700	-.01967
.200	1.990	-.03700	.04380	-.03700	.02926	.00170	-.00020	-.03200	1.08700	-.02052
.200	4.010	-.03470	.04110	-.03470	.02789	.00480	-.00240	-.06700	1.08700	-.02049
.200	6.050	-.03250	.03910	-.03250	.02550	.00820	-.00550	-.10500	1.09400	-.02118
.200	8.050	-.02750	.03530	-.02750	.02102	.01270	-.00850	-.14300	1.13800	-.02202
.200	10.070	-.02130	.03320	-.02130	.01828	.01560	-.01040	-.17900	1.22400	-.02225
.200	GRADIENT	-.00003	-.00007	-.00003	-.00007	.00144	-.00023	-.01742	.00060	-.00016

(RDZ10) (07 JUN 74)

04628 B26C9 F0 W116E20WR59

PARAMETRIC DATA

ALPHA = 5.000 BDFLAP = -12.000
ELEVON = .000 AILRON = .000
RUDDER = .000 SPOBRK = 25.000

REFERENCE DATA

SREF = 4.4119 50.FT. YMRP = 43.5974 INCHES
LREF = 19.2299 INCHES YMRP = .0000 INCHES
BREF = 37.9359 INCHES ZMRP = 15.1875 INCHES
SCALE = .0485 SCALE

RUN NO. 210 / 0 RM/L = 1.42 GRADIENT INTERVAL = -6.00 / 6.00

MACH	BETA	CL	CLM	CLN	CAF	CYN	CBL	CY	XCP/L	CAB
.200	-10.060	-.02010	.03310	-.02170	-.00638	-.01930	-.02250	-.18400	.59600	-.02362
.200	-8.060	-.02040	.03590	-.02120	.00981	-.01570	-.01920	-.14800	.58900	-.02221
.200	-6.050	-.02750	.03910	-.02090	.01302	-.01160	-.01470	-.11100	.58300	-.02028
.200	-4.010	-.03370	.04180	-.02590	.01580	-.00760	-.01020	-.07300	.57700	-.01977
.200	-2.020	-.03690	.04370	-.02560	.01850	-.00380	-.00590	-.03700	.57300	-.01931
.200	-.000	-.03650	.04450	-.02500	.01795	-.00090	-.00250	-.00200	.57300	-.02100
.200	2.000	-.03600	.04350	-.02380	.01771	.00190	-.00190	-.03100	.57300	-.02077
.200	4.020	-.03440	.04140	-.02310	.01601	.00500	-.00310	-.06800	.57000	-.02062
.200	6.050	-.03120	.03960	-.02060	.01271	.00920	-.00920	-.10600	.58100	-.02188
.200	8.050	-.02860	.03700	-.02030	.00966	.01360	-.01370	-.14500	.58700	-.02213
.200	10.070	-.02580	.03590	-.02520	.00647	.01710	-.01740	-.18300	.59400	-.02217
.200	GRADIENT	-.00017	-.00004	-.00017	-.00002	.00152	-.00187	-.01742	.00000	-.00016



0A628 L26C9 F8 W16E28VRR5X (RDZ11) (07 JUN 74)

REFERENCE DATA

SREF = 4.4119 SQ.FT. XMRP = 43.5974 INCHES ALPHA = 10.000 BDFLAP = -12.000
 LREF = 19.2299 INCHES YMRP = .0000 INCHES ELEVON = .000 AILRON = .000
 BREF = 37.9359 INCHES ZMRP = 15.1875 INCHES RUDDER = .000 SPDBRK = 25.000
 SCALE = .0405 SCALE

RUN NO. 211/ 0 RN/L = 1.42 GRADIENT INTERVAL = -6.00/ 6.00

MACH	BETA	CL	COF	CLM	CN	CAF	CYN	CBL	CY	XCF/L	CAB
.200	-10.060	.45670	.06170	.03210	.46030	-.02123	-.02000	-.03060	.18200	.62600	.02304
.200	-8.070	.45530	.06320	.03540	.45920	-.01954	-.01610	-.02520	.14500	.62300	.02252
.200	-6.030	.45070	.06480	.03810	.45300	-.01706	-.01170	-.01970	.10700	.62100	.02100
.200	-4.000	.44890	.06590	.03990	.45340	-.01568	-.00790	-.01390	.07100	.61900	.02098
.200	-2.010	.44780	.06740	.04070	.45260	-.01454	-.00380	-.00800	.03400	.61800	.02077
.200	-.020	.44850	.06650	.04110	.45320	-.01497	-.00100	-.00260	.00000	.61800	.02205
.200	2.000	.44740	.06570	.04000	.45190	-.01536	.00180	-.00260	-.03300	.61900	.02196
.200	4.000	.44800	.06590	.03880	.45260	-.01548	.00540	-.00890	-.06800	.62000	.02056
.200	6.050	.45040	.06290	.03690	.45440	-.01883	.00910	-.01450	-.01000	.62200	.02231
.200	8.040	.45150	.06030	.03520	.45500	-.02165	.01330	-.02020	-.14400	.62300	.02435
.200	10.070	.45610	.05780	.03230	.45910	-.02486	.01730	-.02560	-.18200	.62600	.02588
GRADIENT	-.00011	-.00009	-.00015	-.00012	-.00012	-.00006	.00016	-.00281	-.01724	.00010	.00002

PARAMETRIC DATA

ALPHA = 15.000 BDFLAP = -12.000
 ELEVON = .000 AILRON = .000
 RUDDER = .000 SPDBRK = 25.000

RUN NO. 212/ 0 RN/L = 1.42 GRADIENT INTERVAL = -6.00/ 6.00

MACH	BETA	CL	COF	CLM	CN	CAF	CYN	CBL	CY	XCF/L	CAB
.200	-10.060	.72920	.13570	.01640	.73890	-.06474	-.01630	.03420	.17000	.64300	.02687
.200	-8.060	.72870	.13660	.02110	.73860	-.06384	-.01390	.02880	.13700	.64100	.02426
.200	-6.050	.72650	.13960	.02620	.73730	-.06032	-.01040	.02210	.10200	.63900	.02313
.200	-4.010	.72470	.14150	.02950	.73610	-.05795	-.00650	.01480	.06700	.63700	.02323
.200	-2.020	.72330	.14300	.03220	.73520	-.05629	-.00250	.00730	.03100	.63500	.02252
.200	-.010	.72160	.14250	.03400	.73250	-.05591	.00010	.00130	-.00200	.63500	.02326
.200	2.000	.72160	.14100	.03260	.73290	-.05769	.00290	-.00460	-.03600	.63500	.02451
.200	4.030	.72350	.14050	.03030	.73470	-.05865	.00650	-.01150	-.07300	.63600	.02390
.200	6.040	.72580	.13750	.02720	.73600	-.06242	.01010	-.01900	-.11900	.63800	.02509
.200	8.040	.72500	.13430	.02320	.73450	-.06504	.01240	-.02540	-.14200	.64000	.02498
.200	10.060	.73150	.13370	.01620	.74060	-.06731	.01400	-.03140	-.17300	.64400	.02808
GRADIENT	-.00020	-.00020	-.00020	-.00010	-.00025	-.00014	.00156	-.00321	-.01726	-.00010	.00017

PARAMETRIC DATA

ALPHA = 15.000 BDFLAP = -12.000
 ELEVON = .000 AILRON = .000
 RUDDER = .000 SPDBRK = 25.000

04628 B26C9 F8 W116E28V8F5J9

(072213) (07 JUN 74)

REFERENCE DATA

SREF = 4.4119 SQ.FT. XREF = 43.5974 INCHES
 YREF = 19.2299 INCHES YREF = .0000 INCHES
 ZREF = 37.9359 INCHES ZREF = 15.1875 INCHES
 SCALE = .0405 SCALE

PARAMETRIC DATA

ALPHA = 20.000 BOFLAP = -12.000
 ELEVON = .000 AILFON = .000
 RUDDER = .000 SPOBCK = 25.000

RUN NO. 213/ 0 RN/L = 1.42 GRADIENT INTERVAL = -6.00/ 6.00

MACH	BETA	CL	CDF	CLM	CN	CAF	CYN	CBL	CY	XCP/L	CAB
.200	-10.040	.99530	.30030	-.00960	1.03240	-.07046	-.02850	.02980	.19600	.65500	.03043
.200	-8.040	.99400	.30110	-.00310	1.03620	-.07124	-.02350	.02470	.19800	.65300	.02867
.200	-6.040	1.00110	.30550	.00000	1.04440	-.06983	-.01860	.01880	.12200	.65200	.02857
.200	-4.000	1.00310	.30950	.00180	1.04760	-.06683	-.01280	.01300	.08200	.65100	.02927
.200	-2.010	1.00470	.31240	.00390	1.05020	-.06461	-.00860	.00670	.04200	.65000	.02977
.200	.000	.99980	.31100	.00670	1.04510	-.06420	-.00160	.00180	.00200	.64900	.03096
.200	2.000	1.00120	.30890	.00650	1.04560	-.06575	.00440	-.00150	-.04300	.64900	.03171
.200	4.010	.99910	.30420	.00420	1.04200	-.07027	.01190	-.01610	-.08500	.65000	.03132
.200	6.050	.99810	.29730	.00360	1.03860	-.07635	.01850	-.01280	-.12700	.65000	.03057
.200	8.060	.99690	.29300	-.00310	1.03820	-.07338	.02330	-.01960	-.16500	.65300	.02947
.200	10.090	1.00050	.29730	-.00800	1.04090	-.07722	.02830	-.02650	-.20700	.65500	.03110
GRADIENT	-.00057	-.00007	-.00070	.00007	-.00079	-.00045	.00012	-.00022	-.00077	-.00015	.00020



QM628 B2609 F8 W116E28 X9

(RDZ214) (07 JUN 74)

REFERENCE DATA

SREF = 4.4119 SQ.FT. XMRP = 43.5974 INCHES
 LREF = 19.2239 INCHES YMRP = .0000 INCHES
 BREF = 37.9359 INCHES ZMRP = 15.1875 INCHES
 SCALE = .0405 SCALE

PARAMETRIC DATA

BETA = .000 BOFLAP = -12.000
 ELEVON = .000 AILRON = .000

RUN NO. 214/0 RN/L = 1.42 GRADIENT INTERVAL = -6.00/ 6.00

HACH	ALPHA	CL	COF	CLM	CN	CAF	CYN	CBL	CY	XCF/L	CAB
.200	-4.150	-2.1750	.02860	.03650	-2.1900	.01278	-.00020	.00190	.00400	.71300	.01538
.200	-2.050	-1.1950	.02330	.03610	-1.1200	.01908	-.00010	.00180	.00100	.76200	.01514
.200	-1.020	-.07300	.02140	.03630	-.07300	.02016	-.00010	.002	.00000	.83300	.01513
.200	.000	-.02600	.02120	.03640	-.02600	.02123	.00000	.00190	.00000	1.18600	.01501
.200	1.010	.02000	.02060	.03660	.02000	.02034	.00000	.00170	.00000	-.01900	.01526
.200	2.050	.06800	.02130	.03690	.06930	.01864	.00000	.00180	-.00100	.45600	.01548
.200	4.170	.15800	.02460	.03740	.16020	.01340	.00010	.00170	-.00100	.56600	.01533
.200	6.190	.25600	.02160	.03690	.23860	.01333	.00010	.00170	-.00100	.59900	.01522
.200	8.270	.35300	.02700	.03690	.35620	-.00256	.00010	.00180	.00000	.61400	.01521
.200	10.390	.45400	.03900	.03650	.45810	-.02379	.00010	.00160	.00000	.62300	.01547
.200	12.420	.55500	.03140	.03600	.56000	-.04007	.00040	.00200	.00000	.62600	.01659
.200	14.510	.66900	.01320	.03250	.67310	-.05719	.00100	.00100	.00000	.63400	.01728
.200	16.600	.78100	.01600	.02900	.79230	-.07456	.00140	.00070	-.00000	.64000	.01840
.200	18.670	.90100	.21590	.01770	.92310	-.09361	.00090	.00240	.00000	.64900	.02071
.200	20.780	1.01400	.26730	.01170	1.04330	-.11000	.00180	.00200	.00000	.64800	.02336
.200	22.840	1.10750	.37420	-.01320	1.16610	-.12935	.00220	.00140	.00000	.65300	.02912
.200	24.950	1.19950	.44260	-.01350	1.16890	-.10280	.00260	.00390	-.00500	.65300	.03430
.200	27.030	1.28670	.51460	-.00130	1.35680	-.11489	.00200	.00550	-.00600	.65200	.03694
.200	29.040	1.24420	.55620	.02470	1.35780	-.11779	.00150	.00910	-.01100	.64500	.04641
.200	30.940	1.09910	.56010	.07430	1.21300	-.08442	.00080	.00220	-.00900	.62900	.05959
.200	.04571	-.00047	-.00047	.00013	.04605	.00016	.00003	-.00002	-.00055	-.04688	.00001

GRADIENT

0A62B B26C9 F8 W16E28 X9

(RDZ215) (07 JUN 74)

REFERENCE DATA

SREF = 4.4119 SQ.FT. XMRP = 43.5974 INCHES
 LREF = 19.2299 INCHES YMRP = .0000 INCHES
 BREF = 37.9359 INCHES ZMRP = 15.1875 INCHES
 SCALE = .0405 SCALE

ALPHA = .000 BDFLAP = -12.000
 ELEVON = .000 AIRLON = .000

RUN NO. 215/ 0 RN/L = 1.42 GRADIENT INTERVAL = -6.00/ 6.00

MACH	BETA	CL	CLM	CN	CAF	CYN	CBL	CY	XCP/L	CAB
.200	-10.050	-.01340	.02780	-.01340	.01507	.02700	-.00780	.06600	1.41600	-.02237
.200	-8.050	-.01580	.03070	-.01580	.01724	.02190	-.00580	.05300	1.36400	-.01978
.200	-6.050	-.01720	.03320	-.01720	.01854	.01640	-.00360	.03900	1.36000	-.01800
.200	-4.050	-.02130	.03470	-.02130	.01975	.01100	-.00190	.02700	1.25100	-.01663
.200	-2.050	-.02420	.03580	-.02420	.02030	.00560	-.00000	.01400	1.19500	-.01567
.200	-.050	-.02420	.03650	-.02420	.02101	.00010	-.00180	.00100	1.20700	-.01325
.200	1.980	-.02330	.03570	-.02330	.02059	-.00520	-.00390	-.01200	1.21500	-.01586
.200	4.020	-.02320	.03480	-.02320	.01985	-.01060	-.00580	-.02500	1.20300	-.01657
.200	6.030	-.01930	.03310	-.01930	.01836	-.01600	-.00770	-.03800	1.28300	-.01833
.200	8.020	-.01540	.03120	-.01540	.01603	-.02130	-.00960	-.05200	1.39700	-.02077
.200	10.070	-.01090	.02860	-.01090	.01408	-.02680	-.01160	-.06600	1.61700	-.02335
.200	GRADIENT	-.00014	.00002	-.00014	.00002	-.00269	-.00096	-.00649	-.00378	-.00000

(RDZ216) (07 JUN 74)

REFERENCE DATA

SREF = 4.4119 SQ.FT. XMRP = 43.5974 INCHES
 LREF = 19.2299 INCHES YMRP = .0000 INCHES
 BREF = 37.9359 INCHES ZMRP = 15.1875 INCHES
 SCALE = .0405 SCALE

ALPHA = 5.000 BDFLAP = -12.000
 ELEVON = .000 AIRLON = .000

RUN NO. 216/ 0 RN/L = 1.42 GRADIENT INTERVAL = -6.00/ 6.00

MACH	BETA	CL	CLM	CN	CAF	CYN	CBL	CY	XCP/L	CAB
.200	-10.050	.22090	.02410	.22220	.00413	.02610	-.00030	.06600	.60500	-.02365
.200	-8.050	.21870	.02560	.22010	.00580	.02100	.00020	.05200	.59900	-.02066
.200	-6.050	.21740	.02660	.21900	.00693	.01590	.00050	.03900	.59400	-.01803
.200	-4.050	.21480	.02740	.21640	.00797	.01070	.00100	.02600	.59100	-.01651
.200	-2.050	.21210	.02790	.21380	.00870	.00540	.00140	.01200	.58800	-.01539
.200	-.050	.21020	.02820	.21190	.00917	.00010	.00170	.00000	.58700	-.01528
.200	1.980	.21130	.02790	.21300	.00882	-.00490	.00230	-.01400	.58800	-.01593
.200	4.000	.21260	.02700	.21420	.00773	-.01020	.00240	-.02700	.59000	-.01668
.200	6.030	.21550	.02580	.21690	.00636	-.01540	.00280	-.04100	.59300	-.01832
.200	8.030	.21730	.02460	.21870	.00494	-.02030	.00340	-.05500	.59800	-.02092
.200	10.050	.21960	.02250	.22070	.00268	-.02560	.00370	-.06900	.60400	-.02449
.200	GRADIENT	-.00026	.00004	-.00026	-.00002	-.00261	-.00019	-.00660	-.00010	-.00004



O462B B26C9 F8 W16E28 X9

(RDZ217) (07 JUN 74)

REFERENCE DATA

SREF = 4.4119 SQ.FT. XMRP = 43.5974 INCHES
LREF = 19.2299 INCHES YMRP = .0000 INCHES
BREF = 37.9359 INCHES ZMRP = 15.1875 INCHES
SCALE = .0405 SCALE

ALPHA = 10.000 BDFLAP = -12.000
ELEVON = .000 AILRON = .000

RUN NO. 217/0 RN/L = 1.42 GRADIENT INTERVAL = -6.00/ 6.00

Table with columns: MACH, BETA, CL, CDF, CLM, CN, CAF, CYN, CBL, CY, XCF/L, CAB. Rows 1-20.

PARAMETRIC DATA

REFERENCE DATA

SREF = 4.4119 SQ.FT. XMRP = 43.5974 INCHES
LREF = 19.2299 INCHES YMRP = .0000 INCHES
BREF = 37.9359 INCHES ZMRP = 15.1875 INCHES
SCALE = .0405 SCALE

ALPHA = 15.000 BDFLAP = -12.000
ELEVON = .000 AILRON = .000

RUN NO. 218/0 RN/L = 1.42 GRADIENT INTERVAL = -6.00/ 6.00

Table with columns: MACH, BETA, CL, CDF, CLM, CN, CAF, CYN, CBL, CY, XCF/L, CAB. Rows 1-20.

PARAMETRIC DATA

0A62B B26C9 F8 M116E28 X9

(RDZ219) (07 JUN 74)

REFERENCE DATA

SREF = 4.4119 SQ.FT. XMRP = 43.5974 INCHES
 LREF = 19.2299 INCHES YMRP = .0000 INCHES
 BREF = 37.9359 INCHES ZMRP = 15.1875 INCHES
 SCALE = .0405 SCALE

PARAMETRIC DATA

ALPHA = 20.000 BDFLAP = -12.000
 ELEVEN = .000 AILLON = .000

RUN NO. 219/ 0 RN/L = 1.42 GRADIENT INTERVAL = -6.00/ 6.00

WCH	BETA	CL	CDF	CLM	CN	CAF	CYN	CBL	CY	XCF/L	CAB
.200	-10.030	.98650	.29800	-.01240	1.02800	-.07142	.02100	.00580	-.07600	.65600	-.03622
.200	-8.020	.99230	.29780	-.00630	1.03340	-.07369	.01600	.00440	-.06600	.65400	.03200
.200	-6.020	1.00150	.30120	-.00900	1.04320	-.07387	-.01130	.00320	-.05200	.65300	-.02923
.200	-4.000	1.00660	.30260	-.00260	1.04850	-.07448	.00770	.00210	-.03600	.65300	.02797
.200	-1.990	1.00860	.30470	-.00110	1.05110	-.07334	.00390	.00150	-.02000	.65200	-.02690
.200	.000	1.00760	.30480	.00080	1.05020	-.07277	.00050	.00180	-.00200	.65100	.02604
.200	2.000	1.00600	.30230	.00000	1.04780	-.07440	-.00270	.00270	-.01500	.65200	-.02830
.200	4.000	1.00710	.30020	-.00150	1.04810	-.07697	-.00530	.00310	-.03400	.65200	.02860
.200	6.070	1.00790	.29540	-.00080	1.04710	-.08155	-.00750	.00110	-.05300	.65200	-.02987
.200	8.050	1.00390	.29860	-.00430	1.04450	-.07724	-.01270	-.00120	-.06500	.65300	.03051
.200	10.080	.99870	.29720	-.00810	1.03910	-.07660	-.01940	-.00370	-.07500	.65500	-.03357
	GRADIENT	-.00008	-.00036	.00016	-.00020	-.00030	-.00163	.00016	-.00873	-.00010	.00013



04628 B26C9 W7F8 W11E28 X9

(RDZ220) (07 JUN 74)

REFERENCE DATA

SREF = 4.4119 SQ.FT. XMRP = 43.5974 INCHES
 LREF = 19.2299 INCHES YMRP = .0000 INCHES
 PREF = 37.9359 INCHES ZMRP = 15.1875 INCHES
 SCALE = .0405 SCALE

PARAMETRIC DATA

BETA = .000 BDFLAP = -12.000
 ELEVON = .000 AIRLON = .000

RUN NO. 220/0 RN/L = 1.42 GRADIENT INTERVAL = -6.00/ 6.00

MACH	ALPHA	CL	CLM	CN	CAF	CYN	CBL	CY	XCP/L	CAB
.200	-4.190	-24820	.03120	-24990	.01301	-4.00040	.00170	.00300	.71000	.03066
.200	-2.100	-11590	.02480	-15170	.01924	-3.00030	.00160	.00200	.74600	.03024
.200	-1.060	-10490	.02190	-10530	.02001	-2.00020	.00160	.00200	.78700	.03056
.200	-0.530	-05810	.03890	-05810	.02226	-0.00020	.00160	.00100	.89800	.02860
.200	.980	-01050	.02080	-01020	.1101	-0.00020	.00190	.00100	2.04500	.02943
.200	2.030	.03640	.02930	.03710	.01306	-0.00010	.00160	.00100	.26700	.02979
.200	4.080	.13060	.02230	.13190	.01294	-0.00010	.00170	.00000	.54300	.03023
.200	6.180	.22810	.02870	.22980	.00399	-0.00010	.00170	.00000	.59100	.02921
.200	8.250	.32710	.03810	.32920	-.00922	-0.00010	.00160	.00000	.61100	.02951
.200	10.320	.42500	.05440	.42890	-.02273	-0.00020	.00150	.00000	.62100	.02837
.200	12.400	.52240	.07550	.53230	-.03979	-0.00010	.00180	.00000	.62700	.03034
.200	14.480	.63800	.10630	.64430	-.05664	.00060	.00090	-.00200	.63400	.03219
.200	16.560	.75580	.14610	.76510	-.07544	.00090	.00030	-.00400	.64000	.03497
.200	18.670	.87610	.19720	.89320	-.09364	.00070	.00150	-.00600	.64500	.03633
.200	20.750	.98840	.25610	1.01510	-.11080	.00120	.00160	-.00500	.64800	.03970
.200	22.860	1.09320	.36120	1.14770	-.09188	.00140	.00140	-.00600	.65400	.04544
.200	24.960	1.17730	.43120	1.24930	-.10593	.00200	.00360	-.00900	.65300	.04930
.200	27.020	1.25390	.50480	1.34630	-.12001	.00110	.00610	-.01000	.65300	.05489
.200	29.060	1.26600	.55760	1.37730	-.12763	.00170	.00270	-.00600	.64700	.06259
.200	30.940	1.09960	.53940	1.22050	-.11271	-.00070	.01110	-.01300	.62700	.07372
GRADIENT	.04374	-.00106	-.00005	.04610	.00001	.00004	.00001	-.00035	-.00876	-.00009

REFERENCE DATA
 SREF = 4.4119 SQ.FT. XMRP = 43.5974 INCHES ALPHA = .000 BDFLAP = -12.000
 LREF = 19.2299 INCHES YMRP = .0000 INCHES ELEVON = .000 AILRON = .000
 BREF = 37.9359 INCHES ZMRP = 15.1875 INCHES
 SCALE = .0405 SCALE

RUN NO. 221/ 0 RN/L = 1.42 GRADIENT INTERVAL = -6.00/ 6.00

WACH	BETA	CL	CLM	CLN	CAF	CYN	CBL	CY	XCP/L	CAB
.200	-10.040	-.03630	.02610	-.03630	.01231	.02220	-.01010	.08800	.91700	.03845
.200	-8.040	-.04390	.03020	-.04390	.01807	.01780	-.00780	.07200	.95400	.03450
.200	-6.010	-.04860	.03360	-.04860	.01788	.01340	-.00550	.05500	.95600	.03252
.200	-3.940	-.05100	.03580	-.05100	.02026	.00880	-.00300	.03700	.90900	.03015
.200	-2.040	-.05640	.03790	-.05640	.02128	.00430	-.00060	.02000	.89900	.02931
.200	.000	-.05890	.03890	-.05890	.02192	.00000	.00180	.00200	.89500	.02972
.200	2.000	-.05790	.03840	-.05790	.02054	-.00450	.00410	-.01400	.89500	.03095
.200	4.040	-.05730	.03710	-.05730	.01814	-.00910	.00660	-.03200	.89000	.03433
.200	6.070	-.05250	.03490	-.05250	.01559	-.01370	.00910	-.05000	.89700	.03558
.200	8.030	-.04740	.03170	-.04740	.01257	-.01830	.01150	-.06800	.89800	.03799
.200	10.080	-.04100	.02810	-.04100	.00992	-.02270	.01380	-.08500	.90400	.03961
GRADIENT	-.00070	-.00024	.00017	-.00070	-.00025	-.00222	.00119	-.00857	-.00209	.00150

04628 B26C9 M7F8 W116E28 X9 (RDZ222) (07 JUN 74)

REFERENCE DATA
 SREF = 4.4119 SQ.FT. XMRP = 43.5974 INCHES ALPHA = 5.000 BDFLAP = -12.000
 LREF = 19.2299 INCHES YMRP = .0000 INCHES ELEVON = .000 AILRON = .000
 BREF = 37.9359 INCHES ZMRP = 15.1875 INCHES
 SCALE = .0405 SCALE

RUN NO. 222/ 0 RN/L = 1.42 GRADIENT INTERVAL = -6.00/ 6.00

WACH	BETA	CL	CLM	CLN	CAF	CYN	CBL	CY	XCP/L	CAB
.200	-10.040	.19560	.02590	.19660	.00203	.02150	-.00280	.09000	.60300	.03947
.200	-8.030	.19270	.03060	.19390	.00454	.01720	-.00290	.07200	.59400	.03520
.200	-6.020	.18710	.03360	.18850	.00605	.01270	-.00130	.05600	.58600	.03199
.200	-4.010	.18270	.03610	.18420	.00814	.00840	-.00040	.03800	.57900	.03070
.200	-2.010	.18120	.03760	.18280	.00946	.00410	.00060	.01900	.57600	.02901
.200	.000	.18000	.03850	.18150	.00868	.00000	.00160	.00100	.57400	.02947
.200	2.000	.17870	.03840	.18010	.00717	-.00410	.00280	-.01700	.57300	.03113
.200	4.020	.18220	.03570	.18350	.00608	-.00860	.00370	-.03600	.57800	.03380
.200	6.060	.18360	.03420	.18470	.00491	-.01290	.00440	-.05300	.58300	.03556
.200	8.060	.18920	.03140	.19000	.00054	-.01740	.00540	-.07100	.59100	.03827
.200	10.080	.19350	.02750	.19410	-.00179	-.02170	.00610	-.08800	.59900	.04087
GRADIENT	-.00017	-.00033	.00010	-.00020	-.00032	-.00210	.00052	-.00918	-.00125	.00142



0A62B B26C9 MTF8 W16E28 X9

(RDZ223) (07 JUN 74)

PARAMETRIC DATA

ALPHA = 10.000 BDFLAP = -12.000
ELEVON = .000 AILRON = .000

REFERENCE DATA

SREF = 4.4119 SQ.FT. XMRP = 43.5974 INCHES
LREF = 19.2299 INCHES YMRP = .0000 INCHES
PREF = 37.9359 INCHES ZMRP = 15.1875 INCHES
SCALE = .0405 SCALE

RUN NO. 223 / 0 RN/L = 1.42 GRADIENT INTERVAL = -6.00 / 6.00

MACH	BETA	CL	CLM	CN	CAF	CYN	CBL	CY	XCF/L	CAB
.200	-10.050	.43960	.02470	.44190	-.02685	.02140	.00550	.08900	.63100	.04198
.200	-8.040	.43480	.02860	.43760	-.02413	-.01680	.00480	.07900	.62800	.03781
.200	-6.020	.43050	.03210	.43350	-.02254	.01230	.00410	.05900	.62400	.03376
.200	-3.990	.42800	.03510	.43090	-.02280	.00790	.00340	.03700	.62200	.03145
.200	-2.000	.42660	.03620	.42930	-.02343	.00380	.00250	.01900	.62100	.03035
.200	-1.010	.42620	.03670	.42910	-.02264	-.00140	.00090	.00000	.62100	.02852
.200	2.010	.42730	.03580	.42970	-.02491	-.00400	.00090	-.01900	.62100	.03097
.200	4.030	.42720	.03490	.42930	-.02722	-.00810	.00000	-.03700	.62200	.03463
.200	6.060	.42980	.03250	.43170	-.02825	-.01270	-.00080	-.05400	.62400	.03734
.200	8.050	.43290	.02980	.43440	-.03100	-.01730	-.00160	-.07200	.62600	.04096
.200	10.050	.43670	.02630	.43770	-.03398	-.02190	-.00250	-.08800	.63000	.04466
GRADIENT	-.00004	-.00054	-.00004	-.00014	-.00052	-.00198	-.00042	-.00028	-.00000	-.00036

0A62B B26C9 MTF8 W16E28 X9

(RDZ225) (07 JUN 74)

PARAMETRIC DATA

ALPHA = 20.000 BDFLAP = -12.000
ELEVON = .000 AILRON = .000

REFERENCE DATA

SREF = 4.4119 SQ.FT. XMRP = 43.5974 INCHES
LREF = 19.2299 INCHES YMRP = .0000 INCHES
PREF = 37.9359 INCHES ZMRP = 15.1875 INCHES
SCALE = .0405 SCALE

RUN NO. 225 / 0 RN/L = 1.42 GRADIENT INTERVAL = -6.00 / 6.00

MACH	BETA	CL	CLM	CN	CAF	CYN	CBL	CY	XCF/L	CAB
.200	-10.060	.97820	-.01680	1.01610	-.07699	-.01540	.00620	.09700	.65800	.05911
.200	-8.070	.98430	-.00930	1.02120	-.08279	.01150	.00440	.08300	.65500	.05220
.200	-6.050	.98620	-.00340	1.02300	-.08344	.00740	.00300	.06600	.65300	.04733
.200	-4.020	.98320	.00100	1.01990	-.08304	.00370	.00200	.04600	.65100	.04309
.200	-2.020	.99150	.00590	1.02850	-.08405	.00080	.00120	.02400	.65100	.04265
.200	-1.030	.99050	.00140	1.02740	-.08408	-.00090	.00110	-.00100	.65100	.04151
.200	1.990	.99180	.00170	1.02780	-.08674	-.00170	.00190	-.02900	.65100	.04242
.200	4.000	.98490	.00620	1.01790	-.09340	-.00100	.00120	-.05700	.64900	.04412
.200	6.030	.98070	.00330	1.01360	-.09261	-.00050	.00030	-.07600	.65000	.04895
.200	8.030	.99590	-.00450	1.03030	-.09178	-.01040	-.00160	-.09400	.65300	.05544
.200	10.020	.99110	-.01180	1.02550	-.09121	-.01540	-.00450	-.10900	.65600	.05865
GRADIENT	.00018	-.00018	.00058	-.00024	-.00117	-.00059	-.00004	-.01292	-.00020	-.00009

PARAMETRIC DATA

ALPHA = 15.000 BDFLAP = -12.000
 ELEVON = .000 AILRON = .000

REFERENCE DATA

SREF = 4.4119 SQ.FT. XMRP = 43.5974 INCHES
 LREF = 19.2299 INCHES YMRP = .0000 INCHES
 BREF = 37.9359 INCHES ZMRP = 15.1875 INCHES
 SCALE = .0405 SCALE

RUN NO. 226/0 RN/L = 1.42 GRADIENT INTERVAL = -6.00/ 6.00

MACH	BETA	CL	CDF	CLM	CN	CAF	CYN	CBL	CY	XCP/L	CAB
.200	-10.030	.70980	.12700	.01070	.71790	-.96	.02360	.00920	.08200	.64600	.04674
.200	-8.030	.70590	.12600	.01600	.71410	-.966	.01900	.00740	.06600	.64300	.04291
.200	-6.030	.70030	.12500	.02200	.70830	-.966	.01460	.00550	.04800	.64000	.03951
.200	-3.960	.69780	.12540	.02630	.70590	-.9658.	.00980	.00410	.03100	.63800	.03553
.200	-2.010	.69440	.12490	.02730	.70250	-.96542	.00510	.00210	.01400	.63700	.03361
.200	.000	.69710	.12540	.02780	.70520	-.96534	.00070	.00000	-.00300	.63700	.03364
.200	2.020	.69810	.12340	.02820	.70560	-.96792	-.00340	-.00090	-.02300	.63700	.03567
.200	4.020	.69780	.12340	.02740	.70540	-.96773	-.00790	-.00240	-.04100	.63900	.03577
.200	6.050	.69830	.12160	.02480	.70530	-.96958	-.01320	-.00440	-.05600	.64000	.04009
.200	8.070	.70230	.11850	.02010	.70840	-.97407	-.01840	-.00570	-.07200	.64100	.04668
.200	10.080	.70860	.11830	.01370	.71450	-.97562	-.02330	-.00720	-.08800	.64500	.05123
	GRADIENT	.00019	-.00028	.00012	.00011	-.00032	-.00220	-.00080	-.00906	-.00010	.00013



REFERENCE DATA

SFEF = 4.4119 SQ.FT. YMRP = 43.5974 INCHES
 LREF = 19.2299 INCHES YMRP = .0000 INCHES
 BREF = 37.9359 INCHES ZMRP = 15.1875 INCHES
 SCALE = .0405 SCALE

PARAMETRIC DATA

BETA = .000 BDFLAP = -12.000
 ELEVEN = -5.000 ALLRON = .000
 RUDDER = .000 SPBRK = .000

RUN NO. 227 / 0 RN/L = 1.42 GRADIENT INTERVAL = -6.00 / 6.00

MACH	ALPHA	CL	CLM	CN	CAF	CYN	CBL	CY	XCP/L	CAB
.200	-4.235	-.36550	.04440	-.36780	.01737	-.00120	.00260	.00600	.74000	.03263
.200	-2.150	-.26940	.03410	-.27050	.02399	-.00110	.00250	.06400	.77400	.03263
.200	-1.130	-.22380	.03030	-.22440	.02589	-.00100	.00240	.00300	.80000	.03234
.200	-.090	-.17490	.02710	-.17500	.02690	-.00120	.00240	.00400	.84100	.03228
.200	.930	-.12960	.02450	-.12920	.02670	-.00110	.00250	.00300	.90900	.03240
.200	1.960	-.08260	.02310	-.08180	.02592	-.00110	.00240	.00300	1.05900	.03184
.200	4.060	.01230	.02240	.01380	.02156	-.00100	.00260	.00200	-1.75800	.03117
.200	6.110	.10310	.02500	.10710	.01369	-.00100	.00260	.00100	.33900	.02999
.200	8.160	.20210	.03080	.20440	.00183	-.00100	.00240	.00100	.48800	.02982
.200	10.260	.30160	.03670	.30430	-.01230	-.00100	.00250	.00000	.54200	.02989
.200	12.320	.40320	.04340	.40640	-.02898	-.00100	.00260	.00000	.57000	.03235
.200	14.430	.51490	.05020	.52020	-.04482	-.00140	.00220	-.00100	.59000	.03318
.200	16.470	.63290	.05650	.64140	-.06261	-.00030	.00190	-.00100	.60500	.03566
.200	18.610	.75300	.06250	.76700	-.08166	-.00050	.00250	-.00100	.61700	.03767
.200	20.700	.87040	.06730	.89290	-.09935	-.00030	.00270	-.00000	.62400	.04086
.200	22.780	.97750	.07180	1.02450	-.08498	-.00040	.00210	-.00100	.63400	.04562
.200	24.870	1.06620	.07410	1.12890	-.09990	.00010	.00430	-.00700	.63500	.05071
.200	26.940	1.15150	.07420	1.23370	-.11411	.00080	.00590	-.00800	.63800	.05473
.200	28.980	1.19250	.07500	1.29490	-.12350	.00060	.00520	-.00700	.63500	.06017
.200	30.940	1.09200	.07300	1.20910	-.10690	.00070	.00900	-.01400	.61900	.07248
	GRADIENT	.04556	-.00266	.04672	.00049	.00002	-.00002	-.00041	-.21568	-.00017

OM628 B26C9 M7F8 W16E28W8R5X9

(R02228) (07 JUN 74)

REFERENCE DATA

SREF = 4.4119 SQ.FT. RHRF = 43.5974 INCHES
 LREF = 19.2239 INCHES YHRF = .0000 INCHES
 BREF = 37.9359 INCHES ZHRF = 15.1875 INCHES
 SCALE = .1465 SCALE

PARAMETRIC DATA

BETA = .000 9DFLAP = -12.000
 ELEVON = .000 AILRON = .000
 RUDDER = .000 SPDRGR = .000
 RHLRAD = .000

RUN NO. 2287 0 RW/L = 1.42 GRADIENT INTERVAL = -6.00/ 5.00

MACH	ALPHA	CL	CD	CLM	CN	CAF	CYN	CBL	CY	XCP	CAB
.200	-4.160	-25370	.03510	-24270	-25560	.51663	-1.00130	.12210	-1.00500	.71. 0	.03483
.200	-2.060	-11590	.02750	-10460	-11630	.02179	-1.00130	.12210	.00400	.74700	.03320
.200	-1.070	-51420	.02500	-4160	-11470	.02291	-1.00120	.00220	.00400	.78500	.03355
.200	-.020	-106810	.02480	-10410	-106810	.02481	-1.00120	.00210	.00300	.87700	.03416
.200	.990	-22160	.02300	-10410	-102120	.02345	-1.00110	.00220	.00400	1.37700	.03430
.200	2.050	-102480	.02300	-10410	-102560	.02212	-1.00110	.00230	.00300	.05200	.03406
.200	4.110	-12090	.02540	-10410	-12240	.01675	-1.00110	.00220	.00200	.58200	.03414
.200	6.160	-21500	.03180	-10410	-21720	.00852	-1.00100	.00220	.00200	.58100	.03217
.200	8.240	-31420	.04170	-10410	-31740	-.00476	-1.00120	.11200	.00100	.61500	.03293
.200	10.310	-41420	.05560	-10360	-41750	-.01942	-1.00130	.00220	.00100	.61700	.03327
.200	12.390	-51470	.07690	-10370	-51920	-.03529	-1.00120	.00220	.00000	.62300	.03459
.200	14.500	-61590	.10720	-10360	-61780	-.05356	-1.00090	.00130	.00000	.63200	.036
.200	16.580	-74820	.14950	-10260	-75980	-.07919	-1.00040	.00100	-.00200	.63300	.037
.200	18.650	-86630	.19770	-10190	-88420	-.08893	-1.00070	.00220	.00100	.64400	.04. 57
.200	20.750	-97510	.25620	-10150	-1.00260	-.11663	-1.00110	.00250	-.00400	.64600	.04290
.200	22.840	-1.00390	.33620	-10030	1.13280	-.08880	.00000	.00200	-.00300	.65300	.04325
.200	24.940	-1.16990	.43190	-1.00020	1.24290	-.11308	.00100	.00400	-.00700	.65300	.05323
.200	27.010	-1.25420	.53720	-1.00330	1.34780	-.11787	.00000	.00620	-.01100	.65300	.05892
.200	29.070	-1.26260	.55450	-1.01210	1.37510	-.12470	.00110	.00000	-.00600	.64700	.06436
.200	30.960	-1.11220	.58460	-1.02200	1.23590	-.11484	.00000	.01670	-.02600	.62700	.07779
GRADIENT		.04528	-.00115	-.00000	-.04569	.00004	.00003	.00012	-.00032	-.03602	-.01013



0A628 826C9 M7F8 M16E28WR5B9

(RDZ229) (07 JUN 74)

REFERENCE DATA

SREF = 4.4119 SQ.FT. XMRP = 43.5974 INCHES
LREF = 19.2299 INCHES YMRP = .0020 INCHES
BREF = 37.9359 INCHES ZMRP = 15.1875 INCHES
SCALE = .0405 SCALE

ALPHA = .0005 BDFLAP = -12.0000
ELEVON = .0005 AILRON = .0000
RUDDER = .0005 SPDBRK = .0000
RHLRAD = .0000

RUN NO. 229/0 RN/L = 1.42 GRADIENT INTERVAL = -6.00/ 6.00

Table with columns: WACH, BETA, CL, CDF, CLM, CN, CAF, CYN, CBL, CY, XCP/L, CAB. Contains 20 rows of numerical data.

PARAMETRIC DATA

REFERENCE DATA

SREF = 4.4119 SQ.FT. XMRP = 43.5974 INCHES
LREF = 19.2299 INCHES YMRP = .0020 INCHES
BREF = 37.9359 INCHES ZMRP = 15.1875 INCHES
SCALE = .0405 SCALE

ALPHA = 5.0005 BDFLAP = -12.0000
ELEVON = .0005 AILRON = .0000
RUDDER = .0005 SPDBRK = .0000
RHLRAD = .0000

RUN NO. 230/0 RN/L = 1.42 GRADIENT INTERVAL = -6.00/ 6.00

Table with columns: WACH, BETA, CL, CDF, CLM, CN, CAF, CYN, CBL, CY, XCP/L, CAB. Contains 20 rows of numerical data.

PARAMETRIC DATA



04628 B26C9 MTF8 W15E28V8R5X8

(RDZ231) (07 JUN 74)

REFERENCE DATA

SREF = 4.4119 SQ.FT. XMRP = 43.5974 INCHES
 LREF = 19.2299 INCHES YMRP = .0000 INCHES
 BREF = 37.9359 INCHES ZMRP = 15.1875 INCHES
 SCALE = .0405 SCALE

PARAMETRIC DATA

ALPHA = 10.0000 BDFLAP = -12.0000
 ELEVON = .0000 AILRON = .0000
 RUDDER = .0000 SPOBRK = .0000
 RHLRAD = .0000

RUN NO. 231/0 RN/L = 1.42 GRADIENT INTERVAL = -6.00/ 6.00

MACH	BETA	CL	CDF	CLM	CN	CAF	CYN	CBL	CY	XCP/L	CAB
.200	-10.040	.43080	.04830	.02820	.43250	-.02969	-.01330	-.02430	.17200	-.62900	-.03969
.200	-8.050	.42510	.05190	.03070	.42750	-.02511	-.01090	-.01980	.13900	-.62800	-.03676
.200	-6.050	.41990	.05300	.03380	.42270	-.02310	-.00830	-.01560	.10500	-.62200	-.03542
.200	-4.010	.41640	.05540	.03750	.41960	-.02073	-.00550	-.01130	.06900	-.61900	-.03288
.200	-2.010	.41500	.05550	.03950	.41820	-.01967	-.00330	-.00660	.03600	-.61700	-.03313
.200	.000	.41500	.05480	.03980	.41810	-.02043	-.00110	-.00250	.00300	-.61700	-.03502
.200	2.010	.41200	.05420	.03890	.41510	-.02046	.00180	-.00180	-.03100	-.61700	-.03456
.200	4.010	.41410	.05270	.03720	.41690	-.02224	.00280	-.00600	-.06400	-.61900	-.03531
.200	6.050	.41740	.05140	.03360	.41970	-.02519	.00540	-.01040	-.09900	-.62200	-.03800
.200	8.030	.42220	.04760	.03040	.42390	-.02875	.00790	-.01470	-.13600	-.62500	-.04060
.200	10.060	.42630	.04440	.02750	.42740	-.03266	.01050	-.01940	-.17100	-.62800	-.04374
GRADIENT	-.00038	-.00033	-.00006	-.00042	-.00026	-.00026	.00102	-.00214	-.00000	-.00000	-.00031

04628 B26C9 MTF8 W15E28V8R5X8

(RDZ232) (07 JUN 74)

REFERENCE DATA

SREF = 4.4119 SQ.FT. XMRP = 43.5974 INCHES
 LREF = 19.2299 INCHES YMRP = .0000 INCHES
 BREF = 37.9359 INCHES ZMRP = 15.1875 INCHES
 SCALE = .0405 SCALE

PARAMETRIC DATA

ALPHA = 15.0000 BDFLAP = -12.0000
 ELEVON = .0000 AILRON = .0000
 RUDDER = .0000 SPOBRK = .0000
 RHLRAD = .0000

RUN NO. 232/0 RN/L = 1.42 GRADIENT INTERVAL = -6.00/ 6.00

MACH	BETA	CL	CDF	CLM	CN	CAF	CYN	CBL	CY	XCP/L	CAB
.200	-10.050	.70240	.12090	.01090	.70970	-.07125	-.01560	-.02840	.17200	-.64600	-.04147
.200	-8.070	.69770	.12250	.01660	.70510	-.06843	-.01070	-.02330	.13700	-.64300	-.03869
.200	-6.040	.69270	.12400	.02230	.70070	-.06567	-.00810	-.01820	.10200	-.64000	-.03699
.200	-4.020	.68670	.12600	.02700	.69540	-.06219	-.00490	-.01290	.06800	-.63700	-.03593
.200	-2.000	.68470	.12630	.02990	.69360	-.06132	-.00220	-.00610	.03300	-.63600	-.03647
.200	.010	.68490	.12700	.03070	.69400	-.06063	-.00030	-.00280	.00200	-.63500	-.03702
.200	1.990	.68570	.12600	.03050	.69440	-.06183	.00160	-.00360	-.03500	-.63500	-.03777
.200	4.030	.68490	.12390	.02860	.69320	-.06320	.00410	-.00900	-.06900	-.63600	-.03775
.200	6.050	.68030	.12160	.02410	.69550	-.06624	.00660	-.01470	-.10500	-.63900	-.03888
.200	8.040	.67370	.12050	.01790	.70060	-.06961	.00980	-.01960	-.14000	-.64200	-.04003
.200	10.070	.67260	.11840	.01260	.70860	-.07435	.01200	-.02490	-.17700	-.64500	-.04302
GRADIENT	-.00013	-.00023	-.00018	-.00016	-.00019	-.00017	.00109	-.00237	-.00015	-.00015	-.00025



(RDZ233) (07 JUN 74)

0A62B B26C9 W7F8 W116E28W8R5X3

PARAMETRIC DATA

ALPHA = 20.000 BDFLAP = -12.070
 ELEVON = .000 AILRON = .000
 RUDDER = .000 SPCBRK = .000
 RHLRAD = .000

REFERENCE DATA

SREF = 4.4119 SQ.FT. XMRP = 43.5974 INCHES
 LREF = 19.2299 INCHES YMRP = .0000 INCHES
 BREF = 37.9359 INCHES ZMRP = 15.1875 INCHES
 SCALE = .0405 SCALE

RUN NO. 233/ 0 FN/L = 1.42 GRADIENT INTERVAL = -6.00/ 6.00

MACH	BETA	CL	CLM	CN	CAF	CYN	CBL	CY	XCP/L	CAB
.200	-10.040	.97940	-.01590	1.01480	-.08625	-.02460	-.02790	.19200	.65700	.04850
.200	-8.080	.98160	-.00910	1.01700	-.08669	-.01980	.02230	.15500	.65500	.04719
.200	-6.060	.97570	-.00210	1.01250	-.08176	-.01600	.01660	.11900	.65200	.04236
.200	-4.010	.97330	.00350	1.01020	-.08106	-.01130	.01120	.08100	.65000	.04209
.200	-2.020	.97780	.00440	1.01510	-.08086	-.00680	-.00600	.04200	.65000	.04438
.200	-1.030	.97710	.00550	1.01470	-.08002	-.00200	.00730	.00100	.65000	.04328
.200	1.970	.97770	.00620	1.01330	-.08553	.00400	-.00110	-.04200	.64900	.04689
.200	3.980	.97160	.00890	1.00490	-.09043	.01010	-.00650	-.08400	.64800	.04599
.200	6.030	.96800	.00550	1.00770	-.09179	.01410	-.01220	-.12300	.65000	.04502
.200	8.030	.97680	-.00460	1.00970	-.09216	.01840	-.01760	-.16300	.65300	.04906
.200	10.050	.97930	-.01180	1.01250	-.09190	.02180	-.02360	-.19900	.65600	.05059
GRADIENT		-.00019	.00063	-.00062	-.00117	.00268	-.00213	-.02373	-.00025	.00052

PARAMETRIC DATA

BETA = .000 BDFLAP = -12.000
ELEVON = .000 ALLPOM = .000
RUDER = .000 SPOBRK = 25.000

REFERENCE DATA

SREF = 4.4119 SJ.FT. YMRP = 43.5974 INCHES
LREF = 19.2289 INCHES YMRB = .0000 INCHES
BREF = 37.9359 INCHES ZMRP = 15.1175 INCHES
SCALE = .7405 SCALE

PURV NO. 2407 0 TN/L = 1.42 GRADIENT INTERVAL = -6.00/ 6.00

WACH	ALPHA	LL	CDF	CLM	CN	CAF	CYN	CBL	CY	XCF/L	CAB
.200	-4.170	-2.5800	.04160	.04770	-2.5711	.02301	-0.01150	.00240	.00640	.72000	.03749
.200	-2.110	-1.6150	.03630	.04690	-1.9280	.03035	-0.01160	.00220	.00500	.75800	.03685
.200	-1.1500	-1.1660	.03220	.04720	-1.1720	.03000	-0.01160	.00230	.00440	.80000	.03413
.200	-.020	-0.5820	.03150	.04720	-0.5820	.03150	-0.01150	.00240	.00400	.80500	.03748
.200	-.990	-0.2820	.03250	.04680	-0.2150	.03288	-0.01150	.00230	.00400	1.44800	.03524
.200	2.070	.02420	.02770	.04710	.02530	.02991	-0.11150	.00240	.00350	-.03100	.03154
.200	4.070	.11710	.03400	.04710	.11920	.02560	-0.01150	.00240	.00300	.51600	.03559
.200	6.171	.21620	.03920	.04560	.21920	.01578	-0.01150	.00240	.00310	.57500	.03588
.200	8.221	.31720	.04350	.04470	.31710	.007423	-0.01150	.00240	.00210	.61000	.03460
.200	10.320	.41310	.04630	.04430	.41790	-0.11128	-0.01150	.00240	.00210	.61310	.03590
.200	12.360	.51150	.04690	.04350	.51780	-0.2662	-0.01150	.00240	.00200	.62100	.03629
.200	14.460	.62290	.04560	.03920	.62810	-0.4414	-0.01150	.00230	.00200	.63000	.03639
.200	16.550	.74370	.04570	.03100	.76381	-0.5452	-0.01150	.00210	.00190	.63700	.03439
.200	18.651	.86710	.02940	.02550	.85540	-0.7787	-0.11230	.00230	.00180	.64210	.04274
.200	20.730	.97650	.02760	.01560	1.01110	-0.8708	-0.02500	.00450	.00170	.64500	.04525
.200	22.800	1.05930	.04510	.01540	1.11140	-0.9286	-0.02400	.00530	.00160	.64700	.04431
.200	24.860	1.11440	.02120	.01230	1.21910	-1.0111	-0.01800	.00270	.00150	.64800	.05410
.200	26.951	1.22110	.04370	.01210	1.31560	-1.1112	-0.02300	.00280	.00140	.64900	.05374
.200	29.050	1.26330	.06610	.02110	1.37940	-1.1174	-0.01900	.00550	.00140	.64800	.06351
.200	31.920	1.11200	.05290	.01620	1.23600	-1.0972	-0.02700	.00690	.00150	.62600	.07721
.200	GRADIENT	.04513	-.00056	-.00006	.04568	.00029	.00000	.11001	-.00046	-.04120	-.00016

0A62B 226C9 W7F8 W16E2BWR599

(R02241) (07 JUN 74)

REFERENCE DATA

SFCF = 4.4119 SQ.FT. XMRP = 43.5974 INCHES
 LREF = 19.2299 INCHES YMRP = .0000 INCHES
 BREF = 37.9359 INCHES ZMRP = 15.1875 INCHES
 SCALE = .0400 SCALE

BETA = .0000 BDFLAP = -12.0000
 ELEVEN = 5.0000 ALLRON = .0000
 RUDDER = .0000 SPDSBK = 25.0000

PARAMETRIC DATA

RUN NO. 241/ 0 RN/L = 1.42 GRADIENT INTERVAL = -6.00/ 6.00

MACH	ALPHA	CL	CLM	CM	CAF	CYN	CBL	CY	XCP/L	CAB
.200	-4.110	-.16380	.03815	-.16810	.02613	-.00140	.00340	.00500	.66700	.03940
.200	-2.050	-.07380	.00660	-.07490	.03057	-.00150	.00340	.00500	.68400	.04035
.200	-.990	-.02590	.01640	-.02650	.03377	-.00140	.00350	.00400	.74900	.03816
.200	.020	-.02000	.01620	-.02000	.03228	-.00130	.00340	.00300	.53700	.04019
.200	1.070	.06890	.03510	.06950	.03383	-.00140	.00330	.00300	.61900	.03746
.200	2.110	.11670	.05590	.11790	.03009	-.00150	.00330	.00300	.63300	.03993
.200	4.150	.20870	.09560	.21120	.02569	-.00150	.00310	.00300	.64200	.03770
.200	6.220	.30680	.07450	.31030	.01513	-.00150	.00290	.00300	.64600	.03740
.200	8.310	.40400	.06050	.40850	.00148	-.00150	.00260	.00200	.64900	.03819
.200	10.380	.50330	.04900	.50930	-.01297	-.00170	.00240	.00100	.65000	.03747
.200	12.430	.60530	.03110	.61330	-.02978	-.00120	.00260	.00000	.65100	.03958
.200	14.520	.71630	-.00380	.72800	-.04620	-.00090	.00160	.00000	.65400	.04072
.200	16.620	.83630	-.01260	.85400	-.06306	-.00100	.00140	.00000	.65700	.04231
.200	18.700	.95590	-.01960	.98160	-.08138	-.00230	.00280	.00200	.65900	.04553
.200	20.790	1.05490	-.02350	1.08600	-.08545	-.00230	.00270	-.01300	.66000	.04820
.200	22.860	1.13830	-.02540	1.19740	-.09996	-.00260	.00540	-.00900	.65900	.05164
.200	24.940	1.22940	-.02900	1.30900	-.11081	-.00100	.00350	-.00500	.66000	.05849
.200	27.020	1.29500	-.02850	1.39900	-.10716	.00240	.00380	-.01200	.65900	.06187
.200	29.040	1.31310	-.00990	1.43900	-.11142	.00230	.00540	-.01500	.65400	.06778
.200	30.940	1.09760	.07520	1.22850	-.08526	-.00030	.01030	-.01800	.62900	.08032
	GRADIENT	.04546	-.00016	.04603	-.00006	-.00001	-.00004	-.00030	-.00740	-.00019

0A62B B26C9 M7F8 W.16E29V8R5X9

(R0Z242) (07 JUN 74)

REFERENCE DATA

SFFP = 4.4119 SQ.FT. XMRP = 43.5974 INCHES
 LREF = 19.2299 INCHES YMRP = .0000 INCHES
 BREF = 37.9359 INCHES ZMRP = 15.1875 INCHES
 SCALE = .0405 SCALE

BETA = .000 BDFLAP = -12.000
 ELEWON = 5.000 AIRRON = .000
 RUDDER = .000 SPDBRK = 25.000

PARAMETRIC DATA

RUN NO. 242/ 0 RN/L = 1.42 GRADIENT INTERVAL = -6.00/ 6.00

WACH	ALPHA	CL	CDF	CLM	CN	CAF	CYN	CBL	CY	XCP/L	CAB
.200	-4.090	-.15900	.03680	.07410	-.16130	.02541	-.00140	-.00320	.00500	.66100	-.04072
.200	-2.000	-.06480	.03280	.00360	-.06390	.03059	-.00130	.00320	.00400	.67200	.04062
.200	-.980	-.01910	.03360	.00340	-.01970	-.03335	-.00120	-.00330	.00300	.71600	-.03952
.200	.040	.02680	.03240	.00320	.02690	.03242	-.00130	.00330	.00300	.60700	.04065
.200	1.060	.07300	.03470	.00340	.07300	.03333	-.00120	-.00330	.00300	.63400	-.03894
.200	2.120	.12350	.03600	.00300	.12470	.03147	-.00130	.00320	.00300	.64300	.03920
.200	4.170	.21590	.04140	.00280	.21830	.02564	-.00130	.00290	.00200	.64700	-.03861
.200	6.230	.31020	.04960	.00170	.31370	.01571	-.00130	.00280	.00200	.65000	.03777
.200	8.310	.40840	.06260	.00100	.41320	.00295	-.00140	.00260	.00200	.65100	-.03718
.200	10.410	.50560	.07940	.00100	.51160	-.01326	-.00130	.00260	.00100	.65100	.03856
.200	12.430	.60430	.10300	-.00010	.61240	-.02957	-.00100	.00260	.00000	.65200	-.03999
.200	14.540	.71560	.13810	-.00410	.72730	-.04597	-.00080	.00160	.00000	.65400	.04068
.200	16.610	.83580	.18310	-.01290	.85330	-.06348	-.00080	.00110	.00000	.65700	-.04311
.200	18.720	.98270	.23840	-.01830	.97880	-.08005	-.00230	.00300	.00100	.65900	.04432
.200	20.780	1.05450	.30670	-.02270	1.09470	-.08741	.00340	.00620	-.01000	.65900	-.04757
.200	22.860	1.13380	.38030	-.02170	1.19250	-.09008	.00270	.00530	-.00900	.65800	.05174
.200	24.960	1.22470	.46100	-.02720	1.30480	-.09885	.00070	.00350	-.00500	.65900	-.05664
.200	27.020	1.29320	.53850	-.02410	1.39670	-.10792	.00250	.00300	-.01000	.65800	.06179
.200	29.040	1.30290	.59490	-.00350	1.42780	-.11249	.00200	.00770	-.01600	.65300	-.06644
.200	30.910	1.10020	.55980	.07580	1.23160	-.08490	-.00280	.01980	-.02600	.62900	.07936
	GRADIENT	.04544	.00063	-.00015	.04600	.00006	.00001	-.00001	-.00032	-.00450	-.00027



(RDZ44) (07 JUN 74)

OA628 B26C9 M7F8 W16E29V8R5X9

REFERENCE DATA

SREF = 4.4119 SQ.FT. XMRP = 43.5974 INCHES
 LREF = 19.2299 INCHES YMRP = .0000 INCHES
 BREF = 37.9359 INCHES ZMRP = 15.1875 INCHES
 SCALE = .0405 SCALE

PARAMETRIC DATA

BETA = .000 BDFLAP = -12.000
 ELECON = -10.000 ALLCON = .000
 RUDDER = .000 SPDBRK = 25.000

RUN NO. 244 / 0 RN/L = 1.42 GRADIENT INTERVAL = -6.00 / 6.00

WACH	ALPHA	CL	CLM	CN	CAF	CYN	CBL	CY	XCP/L	CAB
.200	-4.260	-4.5750	.06339	-46100	.02918	-.00150	.00190	.00600	.76200	.03269
.200	-2.210	-3.6510	.05130	-36480	.03731	-.00150	.00180	.00600	.78900	.03259
.200	-1.170	-3.1540	.04630	-31630	.03986	-.00160	.00180	.00600	.81900	.03281
.200	-.140	-2.6920	.04210	-26930	.04145	-.00170	.00170	.00500	.83700	.03248
.200	.900	-2.2190	.03840	-22120	.04164	-.00160	.00170	.00500	.87600	.03212
.200	1.920	-1.7410	.03540	-17280	.04130	-.00160	.00170	.00400	.93900	.03241
.200	3.960	-.08060	.03180	-.07820	.03737	-.00170	.00180	.00400	1.28700	.03220
.200	6.050	.01350	.03100	.01670	.02939	-.00170	.00170	.00200	-2.32500	.03179
.200	8.130	.10970	.03470	.11350	.01883	-.00150	.00160	.00200	.21500	.03113
.200	10.180	.20360	.04140	.20770	.00479	-.00170	.00160	.00300	.41200	.03274
.200	12.260	.30760	.05700	.31270	-.00998	-.00150	.00160	.00100	.49400	.03328
.200	14.330	.41910	.07980	.42580	-.02639	-.00110	.00130	.00000	.53800	.03569
.200	16.410	.54040	.11410	.55070	-.04317	-.00090	.00150	.00000	.56800	.03755
.200	18.560	.65440	.15540	.66980	-.06100	-.00160	.00260	.00100	.58500	.03983
.200	20.580	.76510	.20540	.78850	-.07676	-.00150	.00340	.00000	.59800	.04212
.200	22.670	.86760	.27660	.95720	-.07919	.00170	.00460	.00000	.60800	.04514
.200	24.750	.96190	.34670	1.01620	-.09343	.00170	.00320	-.00700	.61300	.04897
.200	26.830	1.04160	.41380	1.11620	-.10097	.00140	.00320	-.00600	.61800	.05333
.200	28.890	1.10360	.48210	1.19920	-.11112	.00110	.00340	-.00600	.62000	.05779
.200	30.860	1.05440	.51090	1.16720	-.10229	-.00020	.01670	-.02100	.60900	.06729
.200	GRADIENT	.04580	-.00384	.04652	.00099	-.00002	-.00002	-.00030	.05698	-.00007

O4628 B26C9 H7F8 W16E29VBR5X9

(RDZ245) (07 JUN 74)

REFERENCE DATA

SREF = 4.4119 SQ.FT. XMRP = 43.5974 INCHES
 LREF = 19.2299 INCHES YMRP = .0000 INCHES
 BREF = 37.9359 INCHES ZMRP = 15.1875 INCHES
 SCALE = .0405 SCALE

PARAMETRIC DATA

BETA = .0000 BDFLAP = -12.0000
 ELEWON = 15.0000 AIRLON = .0000
 RUDDER = .0000 SPDBRK = 25.0000

RUN NO. 245/ 0 RN/L = 1.42 GRADIENT INTERVAL = -6.00/ 6.00

MACH	ALPHA	CL	CD	CLM	CN	CAF	CYN	CBL	CY	XCP/L	CAB
.200	-4.010	.03430	.03910	-.08490	.03150	.04150	-.00160	.00290	.00500	1.64300	.04586
.200	-1.930	.12910	.04110	-.08620	.12770	.04553	-.00160	.00290	.00500	.90000	.04649
.200	-.930	.17580	.04380	-.08650	.17510	.04674	-.00170	.00280	.00500	.83300	.04599
.200	.110	.22280	.04760	-.08670	.22290	.04717	-.00170	.00280	.00400	.79500	.04476
.200	1.140	.26860	.05090	-.08710	.26950	.04557	-.00170	.00290	.00500	.77100	.04508
.200	2.190	.31650	.05550	-.08670	.31830	.04338	-.00190	.00270	.00500	.75200	.04434
.200	4.230	.40360	.06600	-.08470	.40740	.03617	-.00190	.00250	.00500	.72800	.04340
.200	6.300	.49540	.08070	-.08520	.50130	.02583	-.00170	.00220	.00300	.71400	.04253
.200	8.350	.58770	.09880	-.08500	.59580	.01235	-.00210	.00200	.00500	.70400	.04204
.200	10.440	.69660	.12480	-.08970	.70760	-.00349	-.00210	.00210	.00400	.69800	.04304
.200	12.520	.80030	.15780	-.09230	.81550	-.01951	-.00190	.00240	.00200	.69300	.04315
.200	14.580	.91970	.19860	-.09830	.93040	-.03690	-.00160	.00160	.00100	.69100	.04565
.200	16.730	1.02960	.25310	-.10540	1.03890	-.05408	-.00190	.00060	.00200	.68800	.04699
.200	18.760	1.14310	.31190	-.11140	1.18270	-.07239	-.00310	.00200	.00400	.68600	.04995
.200	20.830	1.22330	.38920	-.11100	1.28170	-.07132	.00550	.01970	-.01700	.68400	.05375
.200	22.900	1.30980	.47210	-.11600	1.39030	-.07475	.00160	.00370	-.00600	.68200	.05983
.200	25.010	1.39960	.56460	-.12030	1.50710	-.08003	.00140	.00310	-.00600	.68100	.06426
.200	27.040	1.43580	.63290	-.10580	1.56660	-.08912	.00140	.00370	-.01100	.67700	.06892
.200	29.010	1.36240	.65000	-.04810	1.50670	-.09239	.00150	.00910	-.02000	.66300	.07713
.200	30.880	1.11760	.59690	-.04070	1.26550	-.06150	.00080	.00380	-.01400	.64000	.08962
	GRADIENT	.04495	.00332	-.00002	.04574	-.00063	-.00004	-.00004	.00000	-.09290	-.00035



REFERENCE DATA
 SREF = 4.4119 SQ.FT. XMRP = 43.5974 INCHES
 LREF = 19.2299 INCHES YMRP = .0000 INCHES
 SREF = 37.9359 INCHES ZMRP = 15.1875 INCHES
 SCALE = .0405 SCALE

PARAMETRIC DATA
 BETA = .000 BDFLAP = -12.000
 ELEVEN = .000 AILRON = .000
 RUDDER = .000 SPDBRK = 25.000

RUN NO. 246/ 0 RN/L = 1.42 GRADIENT INTERVAL = -6.00/ 6.00

WACH	ALPHA	CL	CDF	CLM	CN	CAF	CYN	CBL	CY	XCP/L	CAB
.200	-4.170	-2.5300	.04120	.04640	-2.5330	.02274	-0.00170	.00230	.00700	.71900	.03811
.200	-2.110	-1.1980	.03510	.04520	-1.16000	.02931	-0.00180	.00220	.00600	.75600	.03817
.200	-1.070	-1.1170	.03280	.04540	-1.1230	.03070	-0.00170	.00230	.00600	.80000	.03815
.200	-.030	-.06450	.03220	.04520	-.06450	.03223	-0.00170	.00220	.00500	.90900	.03716
.200	1.000	-.01730	.03070	.04500	-.01680	.03103	-0.00170	.00230	.00500	1.63500	.03848
.200	2.020	.02850	.03250	.04470	.02960	.03154	-0.00160	.00230	.00400	.09700	.03596
.200	4.080	.12310	.03420	.04440	.12320	.02541	-0.00170	.00220	.00400	.52100	.03651
.200	6.140	.22020	.03980	.04370	.22320	.01599	-0.00160	.00230	.00300	.57900	.03638
.200	8.210	.31740	.04990	.04220	.32120	.00405	-0.00170	.00210	.00300	.60300	.03550
.200	10.280	.41500	.06410	.04230	.41980	-.01092	-0.00160	.00220	.00200	.61500	.03577
.200	12.370	.51890	.08570	.04090	.52530	-.02744	-0.00150	.00230	.00100	.62300	.03757
.200	14.460	.63430	.11690	.03620	.64340	-.04521	-0.00100	.00110	.00000	.63100	.03979
.200	16.540	.75430	.15890	.02750	.76840	-.06242	-0.00100	.00110	.00000	.63800	.04166
.200	18.640	.86920	.20860	.02090	.89030	-.08024	-0.00200	.00230	.00200	.64300	.04343
.200	20.710	.97750	.27430	.01400	1.01130	-.08913	-0.00200	.00440	-.00600	.64700	.04732
.200	22.770	1.06020	.34520	.01220	1.11120	-.09270	-0.00120	.00580	-.00300	.64800	.05031
.200	24.850	1.14600	.41520	.01180	1.21440	-.10494	-0.00200	.00330	-.00400	.64800	.05451
.200	26.930	1.21990	.49660	.01060	1.31260	-.10982	-0.00230	.00240	-.00800	.64900	.05922
.200	28.940	1.24500	.55840	.00720	1.35980	-.11390	-0.00130	.00310	-.00700	.64400	.06387
.200	30.860	1.06230	.53110	.00820	1.18440	-.08904	-0.00020	.01210	-.02200	.62100	.07858
.200	GRADIENT	.04554	-.00082	-.00072	.04608	.00036	.00001	-.00200	-.00039	-.02914	-.00024

(R02248) (07 JUN 74)

QM62B B26C9 H7F8 W16E3UW8R5X9

PARAMETRIC DATA

BETA = .000 BDFLAP = -12.000
 ELEWON = .000 AILRON = .000
 RUDDER = .000 SPDRK = 25.000

REFERENCE DATA

SREF = 4.4119 SQ.FT. XMRP = 43.5974 INCHES
 LREF = 19.2299 INCHES YMRP = .0000 INCHES
 BREF = 37.9359 INCHES ZMRP = 15.1875 INCHES
 SCALE = .0435 SCALE

RUN NO. 248/0 RV/L = 1.42 GRADIENT INTERVAL = -6.00/ 6.00

MACH	ALPHA	CL	CDF	CLM	CN	CAF	CYN	CBL	CY	XCP/L	CAB
.200	-4.160	-24840	.04120	.04500	-25070	.02312	-100170	.00220	.00660	.71800	.03818
.200	-2.100	-15570	.03410	.04390	-15680	.02842	-100180	.00210	.00500	.75500	.02899
.200	-1.050	-10450	.03300	.04370	-10910	.03094	-100180	.00230	.00500	.79900	.02832
.200	-.030	-06110	.03220	.04410	-06110	.03226	-100180	.00230	.00400	.91700	.02717
.200	.970	-01670	.03110	.04400	-01620	.03139	-100170	.00220	.00400	1.65000	.02830
.200	2.020	.03140	.03110	.04400	.03250	.03000	-100170	.00220	.00300	.15300	.02808
.200	4.160	.12630	.03440	.04420	.12830	.02521	-100170	.00210	.00300	.52500	.03648
.200	6.160	.22240	.03990	.04300	.22540	.01584	-100170	.00210	.00300	.58100	.03644
.200	8.250	.32050	.05000	.04150	.32430	.00353	-100170	.00210	.00200	.60000	.03558
.200	10.310	.41870	.06470	.04150	.42350	-.01126	-100150	.00210	.00200	.61600	.03638
.200	12.360	.52060	.08590	.04060	.52680	-.02796	-100150	.00210	.00100	.62300	.03826
.200	14.440	.63150	.11720	.03580	.64080	-.04396	-100110	.00120	.00000	.63100	.03273
.200	16.530	.75380	.15800	.02790	.76760	-.06307	-100090	.00120	.00000	.63800	.04220
.200	18.620	.87150	.20800	.02160	.89230	-.08123	-100020	.00260	.00100	.64300	.04398
.200	20.700	.97940	.27470	.01510	1.01330	-.09935	-100260	.00470	-.00200	.64600	.04691
.200	22.780	1.06540	.34660	.01400	1.11650	-.11928	-100180	.00570	-.00600	.64700	.05002
.200	24.860	1.13350	.41730	.01230	1.22210	-.14050	-100260	.00470	-.00900	.64800	.05339
.200	26.930	1.22840	.49810	.01140	1.31900	-.16129	-100200	.00340	-.00900	.64800	.05968
.200	28.990	1.26830	.56740	.02170	1.38440	-.18187	-100190	.00480	-.01100	.64600	.06452
.200	30.880	1.10440	.54860	.08350	1.22940	-.09599	-100320	.02780	-.03500	.62500	.07727
GRADIENT		.04511	-.00080	-.00026	.04565	.00027	-.00001	-.00001	-.00034	-.02647	-.00020



REFERENCE DATA
 SREF = 4.4119 SQ.FT. YMRP = 43.5974 INCHES
 LREF = 19.2299 INCHES YMRP = .0000 INCHES
 BREF = 37.9359 INCHES ZMRP = 15.1875 INCHES
 SCALE = .0405 SCALE

BETA = .0000 BDFLAP = -12.0000
 ELEWON = 5.0000 AIRLON = .0000
 RUDDER = .0000 SPDBRK = 25.0000

PARAMETRIC DATA

RUN NO. 249/ 0 RN/L = 1.42 GRADIENT INTERVAL = -6.00/ 6.00

MACH	ALPHA	CL	CLM	CN	CAF	CYN	CBL	CY	XCP/L	CAB
.200	-4.100	-1.15770	.00450	-1.15990	.02356	-1.00160	.00260	.00900	.66200	.04058
.200	-2.950	-.06610	.07420	-.06720	.03104	-.00170	.00270	.00600	.67500	.04064
.200	-1.800	-.01870	.00400	-.01930	.03298	-.00170	.00260	.00600	.72900	.03985
.200	.020	.02730	.00410	.02730	.03285	-.00160	.00270	.00400	.59600	.04061
.200	1.040	.07340	.00410	.07400	.03273	-.00160	.00270	.00400	.63100	.03947
.200	2.070	.12250	.00340	.12360	.03047	-.00150	.00280	.00400	.64100	.04024
.200	4.140	.21600	.00330	.21840	.02351	-.00170	.00250	.00900	.64600	.03839
.200	6.200	.31220	.00250	.31570	.01465	-.00180	.00250	.00400	.64900	.03883
.200	8.280	.40800	.00340	.41260	.00025	-.00180	.00250	.00300	.65000	.03778
.200	10.330	.50730	.00080	.51320	-.01361	-.00160	.00250	.00200	.65100	.03912
.200	12.430	.60900	-.00020	.61710	-.02976	-.00150	.00240	.00100	.65200	.03929
.200	14.510	.72180	-.00440	.73330	-.04766	-.00090	.00120	.00000	.65400	.04156
.200	16.620	.84310	-.01300	.86060	-.06485	-.00120	.00120	.00000	.65700	.04295
.200	18.670	.95770	-.01880	.98300	-.08269	-.00190	.00260	.00100	.65900	.04537
.200	20.760	1.05990	-.02340	1.09980	-.08905	-.00380	.00620	.00100	.66000	.04845
.200	22.830	1.14200	-.02740	1.20310	-.08540	-.00040	.00490	-.00200	.66000	.05344
.200	24.910	1.22800	-.02860	1.30860	-.09755	.00000	.00490	-.00400	.66000	.05762
.200	26.960	1.30170	-.02930	1.41680	-.10558	.00070	.00540	-.00900	.65900	.06204
.200	29.000	1.30940	-.00440	1.43460	-.11304	.00160	.00710	-.01600	.65300	.06763
.200	30.950	1.12180	.07240	1.25440	-.08940	-.00300	.02230	-.03000	.63000	.08237
.200	GRADIENT	.04542	-.00015	.04598	-.00004	.00000	-.00000	-.00014	-.00530	-.03023

04628 B26C9 47F8 W16E3D V8R5 X9

(RDZ250) (07 JUN 74)

REFERENCE DATA

SREF = 4.4119 53.FT. XMRP = 43.5974 INCHES
 LREF = 19.2299 INCHES YMRP = .0000 INCHES
 BREF = 37.9359 INCHES ZMRP = 15.1875 INCHES
 SCALE = .0405 SCALE

PARAMETRIC DATA

BETA = .000 BDFLAP = -12.000
 ELEWON = -10.000 AILRON = .000
 RUDDER = .000 SPDRBK = 25.000

RUN NO. 250/ 0 RN/L = 1.42 GRADIENT INTERVAL = -6.00/ 6.00

MACH	ALPHA	CL	CD	CLM	CN	CAF	CYN	CBL	CY	XCF/L	CAB
.200	-4.270	-45150	.06330	.13360	-45500	.02956	-.00120	.00090	.00600	.76000	.03303
.200	-2.210	-35610	.05120	.13170	-35780	.03744	-.00130	.00060	.00500	.78700	.03329
.200	-1.170	-30850	.04570	.13110	-30940	.03944	-.00130	.00060	.00500	.80800	.03353
.200	-.120	-25820	.04270	.13050	-25830	.04224	-.00150	.00070	.00600	.83800	.03190
.200	.880	-21390	.03810	.13100	-21320	.04142	-.00140	.00060	.00400	.87800	.03332
.200	1.930	-16650	.03620	.13060	-16520	.04186	-.00140	.00080	.00400	.94300	.03228
.200	3.980	-07430	.03290	.13060	-07190	.03718	-.00140	.00110	.00300	1.32000	.03276
.200	6.040	01950	.03150	.13100	.02270	.02934	-.00130	.00120	.00300	-1.46900	.03241
.200	8.110	.11220	.03460	.13100	.11600	.01843	-.00130	.00130	.00200	.23600	.03181
.200	10.190	.21240	.04280	.13250	.21660	.00456	-.00120	.00160	.00200	.42700	.03314
.200	12.260	.31240	.05090	.13140	.31730	-.01070	-.00120	.00170	.00100	.49900	.03400
.200	14.320	.42560	.08200	.12750	.43270	-.02582	-.00050	.00090	.00000	.54300	.03556
.200	16.420	.54450	.11500	.12230	.55480	-.04364	-.00020	.00210	-.00100	.57100	.03838
.200	18.510	.65480	.15560	.11850	.67030	-.06337	-.00090	.00360	.00000	.58700	.04010
.200	20.630	.76980	.21490	.11130	.79620	-.07008	.00220	.00510	-.00500	.60000	.04269
.200	22.680	.87420	.27910	.10500	.91430	-.07972	.00090	.00680	-.00500	.60900	.04679
.200	24.750	.96040	.34430	.10440	1.01630	-.08950	.00040	.00480	-.00300	.61400	.05094
.200	26.830	1.04400	.41530	.10030	1.11910	-.10058	.00140	.00380	-.00500	.61900	.05463
.200	28.920	1.10520	.48660	.10170	1.20270	-.10853	.00090	.00470	-.00600	.62100	.05702
.200	30.860	1.03760	.50620	.14000	1.15040	-.09773	-.00150	.02370	-.03000	.60700	.06718
.200	GRADIENT	.04576	-.00376	-.00203	.04648	.00096	-.00003	.00003	-.00035	.06046	-.00008



0462B B26C9 M7F0 W116E31V0R5Y9

(R0Z251) (07 JUN 74)

REFERENCE DATA

SREF = 4.4119 SQ.FT. YMRP = 43.5974 INCHES
 LREF = 19.2299 INCHES YHRP = .0000 INCHES
 BREF = 37.9359 INCHES ZMRP = 15.1875 INCHES
 SCALE = .0405 SCALE

BETA = .000 BDFLAP = -12.000
 ELEVON = -10.000 ALLTON = .000
 RUDDER = .000 SPDBRK = 25.000

PARAMETRIC DATA

RUN NO. 251/0 RN/L = 1.42 GRADIENT INTERVAL = -6.00/ 6.00

MACH	ALPHA	CL	CLM	CLN	CAF	CYN	CBL	CY	XCF/L	CAB
.200	-4.270	-4.6390	.14060	-4.6730	.02911	-.00150	.00190	.00600	.76200	.03230
.200	-2.210	-3.6950	.13910	-.37120	.03655	-.00160	.00170	.00600	.79000	.03265
.200	-1.150	-3.2060	.13830	-.32150	.04338	-.00160	.00170	.00500	.81000	.03117
.200	-.140	-2.7550	.13840	-.27560	.04127	-.00170	.00171	.00500	.83600	.03202
.200	.860	-2.2850	.13820	-.22790	.04243	-.00170	.00171	.00500	.87500	.03110
.200	1.900	-1.8280	.13840	-.18150	.04107	-.00170	.00171	.00400	.93200	.03213
.200	3.960	-.06720	.13860	-.08490	.03695	-.00160	.00180	.00300	1.25300	.03208
.200	6.040	.00670	.13890	.00990	.03009	-.00160	.00190	.00200	-4.46500	.03039
.200	8.120	.10340	.13910	.10710	.01878	-.00150	.00200	.00300	.17400	.03045
.200	10.160	.19600	.13950	.20030	.00653	-.00160	.00210	.00300	.39500	.03035
.200	12.240	.29790	.14030	.31280	-.00060	-.00160	.00200	.00300	.48100	.03267
.200	14.330	.40770	.13650	.41420	-.02571	-.00100	.00190	.00000	.53000	.03440
.200	16.410	.52730	.13040	.53750	-.04169	-.00070	.00150	.00000	.56200	.03518
.200	18.490	.64120	.12750	.65610	-.05988	-.00140	.00260	.00000	.58000	.03648
.200	20.590	.75540	.12040	.78120	-.07127	-.00130	.00330	-.00400	.59500	.04193
.200	22.670	.85530	.11590	.89420	-.07850	.00050	.00530	-.00400	.60400	.04294
.200	24.730	.93840	.11590	.99280	-.08760	-.00020	.00380	-.00200	.60900	.04668
.200	26.820	1.02270	.11410	1.09410	-.10289	.00010	.00390	-.00400	.61300	.05199
.200	28.890	1.08800	.11110	1.18370	-.10685	.00100	.00420	-.00600	.61700	.05612
.200	30.870	1.02150	.14930	1.13320	-.09526	-.00100	.02170	-.02800	.60300	.06804
.200	GRADIENT	.04571	-.00022	.04641	.00099	-.00002	-.00001	-.00037	.05359	-.00005

0A62B 826C9 W7F6 W16E31WR530

(RZ252) (07 JUN 74)

REFERENCE DATA

SREF = 4.4119 SQ.FT. XMRP = 43.5974 INCHES
 LREF = 19.2289 INCHES YMRP = .0000 INCHES
 BREF = 37.9359 INCHES ZMRP = 15.1875 INCHES
 SCALE = .0485 SCALE

BETA = .0000 BOFLAP = -12.000
 ELEVON = 5.0000 ALLRON = .0000
 RUDDER = .0000 SPDORK = 25.0000

PARAMETRIC DATA

RUN NO. 252 / 0 RNL = 1.42 GRADIENT INTERVAL = -6.00 / 6.00

MACH	ALPHA	CL	CD	CLM	CN	CAF	CYN	CBL	CY	KCP/L	CAB
.200	-4.110	-1.6160	.03770	.00560	-1.6390	.02601	-.00160	-.00240	.00700	.66400	-.03955
.200	-2.050	-.06850	.03390	.01520	-.06970	.03148	-.00160	.00240	.00500	.67900	-.03976
.200	-1.020	-.02190	.03240	.00500	-.02240	.03201	-.00160	.00250	.00500	.73400	-.04023
.200	.000	.02410	.03420	.01480	.02410	.03425	-.00150	.00200	.00500	.57800	.03814
.200	1.030	.07110	.03330	.01490	.07170	.03206	-.00160	-.00260	.00400	.62600	-.03945
.200	2.070	.11800	.03570	.00430	.11920	.03149	-.00160	.00250	.00400	.53800	.03822
.200	4.140	.21500	.03970	.00430	.21730	.02413	-.00160	-.00240	.00400	.64400	-.03909
.200	6.200	.30950	.04870	.00300	.31290	.03497	-.00180	.00230	.00400	.64800	.03832
.200	8.230	.40850	.06140	.00200	.41310	.00187	-.00160	-.00220	.00300	.65000	-.03759
.200	10.350	.50710	.07680	.00150	.51300	-.03363	-.00170	.00220	.00200	.65100	.03872
.200	12.420	.60630	.10320	.00030	.61620	-.03002	-.00150	.00210	.00200	.65100	-.03937
.200	14.500	.72340	.13850	-.00520	.73110	-.06709	-.00100	.00110	.00000	.65400	.04132
.200	16.570	.84590	.18330	-.04360	.85820	-.06420	-.00120	.00080	.00000	.65800	-.04289
.200	18.670	.95910	.23650	-.09390	.98440	-.08298	-.00210	.00190	.00200	.65900	.04554
.200	20.770	1.06410	.30750	-.08250	1.11430	-.08996	-.00350	.00530	-.00900	.66000	-.04696
.200	22.870	1.14660	.38920	-.02920	1.20800	-.10658	-.00010	.00480	-.00200	.66100	.05401
.200	24.910	1.23270	.46100	-.04330	1.31220	-.10110	.00470	.00470	-.00200	.66200	-.05870
.200	27.010	1.31120	.53960	-.02800	1.40350	-.10984	.00230	.00480	-.00200	.65900	.06310
.200	29.000	1.31860	.60060	-.00840	1.44440	-.11402	.00150	.00660	-.01200	.65400	-.06920
.200	30.890	1.33380	.57130	.06820	1.26360	-.09039	-.00440	.02330	-.02600	.63200	.08215
GRADIENT		.04556	-.02029	-.00016	.04612	-.00017	-.00000	-.00001	-.00035	-.00621	-.00013



04628 B26C9 M7F8 M116E31V0R5Y9 (RDZ33) (07 JUN 74)

REFERENCE DATA

SREF = 4.4119 SQ.FT. XMRP = 43.5974 INCHES
 LREF = 19.2299 INCHES YMRP = .0000 INCHES
 BREF = 37.9359 INCHES ZMRP = 15.1875 INCHES
 SCALE = .0005 SCALE

RUN NO. 253/ 0 RN./ = 1.42 GRADIENT INTERVAL = -6.00/ 5.00

MACH	ALPHA	CL	CLM	CN	CAF	CYN	CBL	CY	XCF/L	CAB
.200	-3.995	.03615	-.08595	.03335	.04108	-.00130	.00290	.00300	1.60100	.04675
.200	-1.925	.13070	-.08670	.12930	.04497	-.00130	.00300	.00400	.89900	.04570
.200	-.900	.17580	-.08750	.17510	.04605	-.00140	.00290	.00500	.83500	.04636
.200	.110	.22210	-.08730	.22220	.04754	-.00150	.00290	.00400	.79600	.04443
.200	1.140	.27050	-.08780	.27150	.04650	-.00150	.00290	.00400	.77100	.4516
.200	2.170	.31560	-.08760	.31750	.04328	-.00150	.00280	.00300	.75300	.4434
.200	4.270	.40620	-.08610	.41000	.03635	-.00160	.00290	.00300	.72900	.04308
.200	6.320	.49790	-.08140	.50390	.02611	-.00190	.00250	.00400	.71500	.04219
.200	8.430	.59160	-.06670	.59880	.01141	-.00180	.00220	.00400	.70500	.04223
.200	10.430	.69560	-.05140	.70700	-.00161	-.00210	.00270	.00300	.69900	.04110
.200	12.520	.81540	-.03570	.82370	-.00190	-.00280	.00220	.00200	.69500	.04322
.200	14.660	.91560	-.02010	.93640	-.03817	-.00140	.00110	.00000	.69100	.04592
.200	16.670	1.02490	-.00580	1.05420	-.05235	-.00160	.00000	.00100	.68900	.04543
.200	18.790	1.14530	-.01110	1.18530	-.07222	-.00290	.00140	.00400	.68700	.04910
.200	20.860	1.22790	-.01300	1.26930	-.07291	-.00620	.01100	.00200	.68400	.05440
.200	22.920	1.30930	-.01840	1.39220	-.06938	-.00020	.00450	.00300	.68300	.06005
.200	24.990	1.38970	-.01710	1.49580	-.08042	.00210	.00410	.00900	.68000	.06558
.200	27.070	1.45510	-.01690	1.56750	-.08651	.00080	.00670	.01300	.67700	.06987
.200	29.040	1.56260	-.04950	1.50710	-.09298	.00190	.00620	.01700	.66400	.07874
.200	30.925	1.11370	.03440	1.29480	-.06435	-.00350	.01060	.01200	.64200	.08963
GRADIENT		.00342	-.00026	.04576	-.00037	-.00004	-.00001	-.00025	-.00878	-.00043

PARAMETRIC DATA

BETA = .0020 BDFLAP = -12.000
 ELEWON = 15.0000 AIRLN = .000
 RUDDER = .0000 SP'RK = 25.0000

(022254) (07 JUN 74)

04628 02609 W7F8 0416E31W85X9

REFERENCE DATA

SEEF = 4.4119 50.FT. DMRF = 43.5974 INCHES
 LREF = 19.2299 INCHES YMRP = .0000 INCHES
 BREF = 37.9359 INCHES ZMRP = 15.1875 INCHES
 SCALE = .0405 SCALE

BETA = .020 BDFLAP = -12.000
 ELEWOM = .000 AILROM = .000
 RUDDER = .000 SPDRBK = 25.000

PARAMETRIC DATA

RUN NO. 254/ 0 RW/L = 1.42 GRADIENT INTERVAL = -6.00/ 6.00

MACH	ALPHA	CL	CLM	CN	CAF	CYN	CBL	CY	XCP/L	CAB
.200	-4.160	-.25690	.04160	-.25920	.02284	-.00160	.00280	.00620	.72000	.03775
.200	-2.960	-.16220	.04740	-.16330	.02892	-.00170	.00270	.00500	.75900	.03790
.200	-1.960	-.11480	.04750	-.11540	.03117	-.00160	.00270	.00400	.80300	.03735
.200	-.960	-.07120	.04700	-.07130	.03199	-.00160	.00260	.00400	.89400	.03706
.200	.970	-.02210	.04740	-.02160	.03151	-.00160	.00280	.00300	1.46000	.03726
.200	2.920	.02440	.04690	.02550	.03094	-.00170	.00270	.00400	-.02200	.03632
.200	4.860	.12030	.04740	.12240	.02535	-.00150	.00270	.00200	.50300	.03628
.200	6.810	.21660	.04650	.21960	.01595	-.00170	.00240	.00200	.57400	.03590
.200	8.760	.31380	.04500	.31750	.00273	-.00170	.00240	.00200	.59900	.03610
.200	10.720	.41300	.04450	.41760	-.01201	-.00150	.00270	.00100	.61300	.03683
.200	12.680	.51720	.04390	.52340	-.02832	-.00140	.00250	.00000	.62100	.03742
.200	14.660	.62800	.03850	.63710	-.04444	-.00180	.00130	.00000	.62900	.03881
.200	16.530	.75110	.03020	.76490	-.06251	-.00130	.00100	-.00100	.63700	.04124
.200	18.640	.86840	.02370	.86930	-.08380	-.00190	.00260	.00100	.64200	.04315
.200	20.720	.97710	.01700	1.00060	-.09711	.00230	.00440	-.00700	.64500	.04599
.200	22.760	1.06090	.01280	1.11410	-.08703	-.00240	.00540	-.00200	.64700	.05157
.200	24.860	1.15030	.01540	1.22250	-.09791	.00200	.00440	-.00700	.64900	.05522
.200	26.930	1.22130	.01340	1.31250	-.11091	.00210	.00450	-.00600	.64800	.05922
.200	28.980	1.26080	.02300	1.37660	-.11700	.00150	.00560	-.01100	.64500	.06437
.200	30.890	1.10280	.08940	1.22770	-.04586	-.00190	.02440	-.03000	.62500	.07797
.200	GRADIENT	.04572	-.00089	.04626	.00033	.00001	-.00001	-.00044	-.04086	-.00020



0M62B B26C9 M7F8 M116E32V8R5X9

(RDZ255) (07 JUN 74)

REFERENCE DATA

SREF = 4.4119 SQ.FT. XMRP = 4.5974 INCHES
 LREF = 19.2299 INCHES YMRP = .0000 INCHES
 BREF = 37.9339 INCHES ZMRP = 15.1875 INCHES
 SCALE = .0405 SCALE

PARAMETRIC DATA

BETA = .000 BDFLAP = -12.000
 FLEVON = .000 AIRLON = .000
 RUDDER = .000 SPDRK = 25.000

RUN NO. 255/0 RN/L = 1.42 GRADIENT INTERVAL = -6.00/ 6.00

MACH	ALPHA	CL	CLM	CLN	CAF	CYN	CBL	CY	XCF/L	CAB
.200	-4.150	-.24830	.04140	-.25060	.02335	-.00180	-.00270	.00700	.71700	.03767
.200	-2.090	-.15450	.03470	-.15570	.02905	-.00170	.00250	.00500	.75600	.03817
.200	-1.040	-.10790	.03360	-.10850	.03169	-.00160	.00260	.00500	.80200	.03724
.200	-.040	-.06270	.03160	-.06270	.03155	-.00170	.00270	.00500	.91000	.03817
.200	.990	-.01530	.03130	-.01470	.03165	-.00170	.00260	.00400	.74800	.03755
.200	2.520	.03250	.03120	.03350	.03110	-.00160	.00270	.00400	.17000	.03760
.200	4.110	.12590	.03380	.12800	.02472	-.00150	-.00270	.00200	.52600	.03696
.200	6.150	.22280	.03950	.22570	.01544	-.00150	.00250	.00300	.58100	.03687
.200	8.220	.32140	.04980	.32520	-.00334	-.00160	.00250	.00200	.60500	.03602
.200	10.300	.42160	.06420	.42630	-.01214	-.00150	.00270	.00100	.61600	.03711
.200	12.380	.52310	.08590	.52933	-.02825	-.00130	.00240	.00000	.62400	.03828
.200	14.470	.63560	.11820	.64500	-.04441	-.00090	.00130	.00000	.63100	.03880
.200	16.550	.75660	.15930	.77060	-.06291	-.00090	.00110	.00000	.63800	.04185
.200	18.630	.87370	.20920	.89480	-.08091	-.00180	.00280	.00100	.64300	.04375
.200	20.710	.97960	.27420	1.01330	-.08999	-.00260	.00460	-.00800	.64600	.04659
.200	22.800	1.06540	.33330	1.11910	-.08723	-.00340	.00530	-.00300	.64800	.05072
.200	24.860	1.15150	.42190	1.22220	-.10141	-.00340	.00470	-.00300	.64800	.05487
.200	26.950	1.22710	.50300	1.32180	-.10774	-.00340	.00550	-.00800	.64900	.06012
.200	29.970	1.26420	.56620	1.38020	-.11702	-.00130	.00560	-.01100	.64500	.06530
.200	30.890	1.10550	.54900	1.23050	-.09659	-.00330	.00750	-.03300	.62500	.07915
GRADIENT	.04235	-.00091	-.00012	.04589	.00017	.00005	-.00001	-.00053	-.02307	-.00009

(022556) (07 JUN 74)

04628 B26C9 M7F8 W16E33VRR5X9

PARAMETRIC DATA

REFERENCE DATA

SHEF = 4.4119 SQ.FT. XMRP = 43.5974 INCHES
 LREF = 19.2299 INCHES YMRP = .0000 INCHES
 SREF = 37.9359 INCHES ZMRP = 15.1875 INCHES
 SCALE = .0405 SCALE

BETA = .0000 BDFLAP = -12.0000
 ELEVON = .0000 AIRLON = .0000
 RUDDER = .0000 SPDBRK = 25.0000

RUN NO. 256/ 0 RN/L = 1.42 GRADIENT INTERVAL = -6.00/ 6.00

WACH	ALPHA	CL	CLM	CN	CAP	CYN	CBL	CY	XCP/L	CAB
.200	-4.140	-2.24710	.04390	-2.24940	.02359	-.00160	.00260	.00600	.71600	.13774
.200	-2.080	-1.14000	.04330	-1.15520	.02857	-.00160	.00270	.00500	.75400	-.13890
.200	-1.050	-1.07600	.04310	-1.10820	.03131	-.01170	.00260	.00400	.79200	.01786
.200	-.020	-0.06070	.04310	-0.06070	.03112	-.01170	.00260	.00500	.91300	.02874
.200	.990	-.01430	.04340	-.01370	.03111	-.00170	.00260	.00500	1.81300	.02850
.200	2.050	.03430	.04280	.03550	.03145	-.00160	.00270	.00300	.20800	.02584
.200	4.110	.12810	.04280	.13020	.02524	-.00150	.00260	.00300	.53000	.03714
.200	6.170	.22360	.04190	.22660	.01618	-.00160	.00250	.00200	.58300	.03591
.200	8.230	.32230	.04100	.32600	.01271	-.00160	.00230	.00200	.60500	.03674
.200	10.300	.42130	.04060	.42620	.01135	-.00160	.00250	.00100	.61700	.03658
.200	12.370	.52400	.04020	.53030	-.02819	-.00140	.00220	.00000	.62400	.03851
.200	14.470	.63420	.03960	.64330	-.04544	-.00090	.00140	.00000	.63100	.04018
.200	16.530	.75480	.03880	.76380	-.06233	-.00090	.00110	.00000	.63800	.04160
.200	18.650	.87280	.02180	.89470	-.08063	-.00180	.00280	.00000	.64300	.04329
.200	20.700	.97750	.01590	1.01110	-.09017	-.00250	.00410	.00000	.64600	.04634
.200	22.780	1.06550	.01280	1.11860	-.09832	-.00040	.00530	.00000	.64700	.05194
.200	24.880	1.14920	.01310	1.21960	-.10158	.00050	.00550	.00000	.64800	.05531
.200	26.950	1.22160	.01250	1.31440	-.10979	.00140	.00520	.00000	.64800	.06022
.200	28.970	1.25690	.02480	1.37280	-.11533	.00140	.00580	.00000	.64800	.06428
.200	30.890	1.10420	.09140	1.22900	-.09679	-.00280	.02050	.00000	.62400	.07862
.200	GRADIENT	.04549	-.00077	.04804	.00028	.00001	.00000	-.00035	-.01978	-.00014



CM628 B26C9 M7F8 W16E34W8R5X9

(RDZ257) (07 JUN 74)

REFERENCE DATA

SPEF = 4.4119 SQ.FT. YMRP = 43.5974 INCHES
 LREF = 19.2299 INCHES YMRP = .0000 INCHES
 BREF = 37.9359 INCHES ZMRP = 15.1875 INCHES
 SCALE = .0405 SCALE

BETA = .0000 BDFLAP = -12.0000
 ELEVON = .0000 AILRON = .0000
 RUDDER = .0000 SPDBRK = 25.0000

PARAMETRIC DATA

RUN NO. 257/ 0 RN/L = 1.42 GRADIENT INTERVAL = -6.00/ 6.00

MACH	ALPHA	CL	CLM	CN	CAF	CYN	CBL	CY	XCF/L	CAB
.200	-4.160	-2.4700	.04230	-2.25940	.02355	-.00160	.00270	.00700	.72000	.03690
.200	-2.090	-1.16240	.04770	-1.16360	.02958	-.00160	.00270	.00600	.75900	.03744
.200	-1.030	-1.1560	.04760	-1.1620	.03406	-.00150	.00270	.00500	.80200	.03775
.200	-.020	-.07000	.04740	-.07000	.03271	-.00160	.00270	.00500	.90100	.03628
.200	.980	-.02360	.04720	-.02300	.03222	-.00160	.00260	.00400	1.40500	.03687
.200	2.030	.02340	.04710	.02450	.03096	-.00160	.00270	.00500	-.05300	.03643
.200	4.120	.12120	.04710	.12340	.02518	-.00150	.00270	.00400	-.51100	.03655
.200	6.150	.21510	.04600	.21820	.01731	-.00150	.00260	.00300	.57400	.03464
.200	8.250	.31710	.04400	.32100	.00333	-.00150	.00230	.00300	.60100	.03557
.200	10.290	.41360	.04370	.41820	-.01156	-.00150	.00250	.00300	.61300	.03648
.200	12.300	.51310	.04340	.51940	-.02710	-.00130	.00240	.00100	.62100	.03696
.200	14.510	.62930	.03880	.63830	-.04529	-.00080	.00140	.00000	.62900	.03896
.200	16.540	.74990	.03040	.76390	-.06186	-.00000	.00160	.00000	.63700	.04182
.200	18.630	.86920	.02430	.89020	-.08047	-.00170	.00300	.00000	.64200	.04310
.200	20.710	.97340	.01790	1.00740	-.08790	-.00330	.00510	-.00800	.64500	.04582
.200	22.800	1.06160	.01310	1.11490	-.08734	-.00030	.00550	-.00300	.64700	.05104
.200	24.860	1.14570	.01420	1.21610	-.10076	-.00040	.00510	-.00500	.64700	.05450
.200	26.930	1.21750	.01430	1.30980	-.11001	.00210	.00470	-.01000	.64800	.05915
.200	28.980	1.26010	.02360	1.37630	-.11575	.00160	.00600	-.01100	.64500	.06463
.200	30.900	1.10640	.05130	1.23240	-.09920	-.00260	.00270	-.03400	.62500	.07741
.200	GRADIENT	.04557	-.00098	.04613	.00024	.00001	-.00700	-.00035	-.04316	-.00010

(RDZ258) (07 JUN 74)

0A62B B26C9 W7F8 M116E34W8R5X9

REFERENCE DATA

SREF = 4.4119 SQ.FT. XHRF = 43.5974 INCHES
 LREF = 19.2299 INCHES YHRF = .0000 INCHES
 BREF = 37.9359 INCHES ZHRF = 15.1875 INCHES
 SCALE = .0405 SCALE

PARAMETRIC DATA

BETA = .000 BDFLAP = -12.0000
 ELECON = 5.0000 AILCON = .0000
 RUDDER = .0000 SPDBRK = 25.0000

RUN NO. 258 / 0 RN/L = 1.42 GRADIENT INTERVAL = -6.00 / 6.00

MACH	ALPHA	CL	CLM	CN	CAF	CYN	CBL	CY	XCF/L	CAB
.200	-4.595	-1.6235	.03590	-1.6450	.02429	-.00170	.00250	.00500	.66500	.04047
.200	-2.040	-.06890	.03310	-.07010	.03061	-.00180	.00260	.00500	.68000	.04078
.200	-1.020	-.02180	.03340	-.02240	.03300	-.00170	.00260	.00400	.74100	.03504
.200	.000	-.02530	.03260	.02530	.03267	-.00170	.00260	.00400	.57500	.03999
.200	1.030	.07260	.03330	.07320	.03201	-.00170	.00250	.00300	.62700	.03998
.200	2.060	.11310	.03490	.11930	.03111	-.00170	.00250	.00400	.63600	.03887
.200	4.130	.21410	.03460	.21640	.02405	-.00170	.00240	.00300	.64400	.03947
.200	6.200	.31180	.04990	.31540	.01590	-.00180	.00220	.00300	.64800	.03700
.200	8.290	.41120	.06190	.41580	.00199	-.00180	.00210	.00200	.65000	.03769
.200	10.340	.50910	.07870	.51500	-.01394	-.00190	.00220	.00100	.65000	.03887
.200	12.450	.60900	.10360	.61700	-.02991	-.00160	.00230	.00000	.65100	.03930
.200	14.500	.72190	.13850	.73360	-.04661	-.00100	.00110	.00000	.65400	.04329
.200	16.580	.84030	.18390	.85790	-.06351	-.00110	.00060	.00000	.65700	.04234
.200	18.660	.95760	.23600	.98280	-.08285	-.00200	.00230	.00000	.65900	.04576
.200	20.740	1.05940	.30730	1.09950	-.08783	-.00420	.00640	-.01200	.66000	.04845
.200	22.830	1.14600	.38870	1.20700	-.08640	-.00020	.00550	-.00400	.66100	.05447
.200	24.940	1.23490	.46870	1.31740	-.09572	.00220	.00480	-.01000	.66100	.05782
.200	26.990	1.29610	.53880	1.39950	-.10812	.00240	.00440	-.01200	.65800	.06255
.200	29.010	1.30030	.59410	1.42530	-.11112	.00130	.00570	-.01300	.65300	.06920
.200	30.880	1.30020	.56110	1.23220	-.08315	-.00410	.01640	-.01800	.62900	.06333
	GRADIENT	.04517	.00044	.04632	-.00003	.00000	-.00002	-.00025	-.00661	-.00016



0M628 B26C9 M7F8 M116E34W8R3X9

(RDZ259) (07 JUN 74)

REFERENCE DATA

SREF = 4.4119 50.FT. XMRP = 43.5974 INCHES
 LREF = 19.2299 INCHES YMRP = .0000 INCHES
 BREF = 37.9359 INCHES ZMRP = 15.1875 INCHES
 SCALE = .0400 SCALE

BETA = .000 BDFLAP = -12.000
 ELEVON = -10.000 AIRCON = .000
 RUDDER = .000 SPDBRK = 25.000

PARAMETRIC DATA

RUN NO. 259/0 RN/L = 1.42 GRADIENT INTERVAL = -6.00/ 6.00

WACH	ALPHA	CL	CLM	CN	CAF	CYN	CBL	CY	XCP/L	CAB
.200	-4.260	-4.46360	.14070	-.46700	.02899	-.00160	.00150	.00600	.76300	.03207
.200	-2.200	-3.69800	.13900	-.37160	.03800	-.00170	.00150	.00600	.78900	.03121
.200	-1.150	-3.21200	.13880	-.32210	.03941	-.00170	.00150	.00600	.81000	.03246
.200	-.140	-.27480	.13850	-.27490	.04122	-.00160	.00150	.00600	.83700	.03208
.200	.860	-.22870	.13850	-.22810	.04154	-.00180	.00140	.00600	.87500	.03222
.200	1.900	-.18070	.13800	-.17940	.04194	-.00190	.00140	.00600	.93500	.03102
.200	3.970	-.08730	.13780	-.08490	.03756	-.00170	.00160	.00300	1.24900	.03099
.200	6.030	.00670	.13840	.00990	.02963	-.00180	.00170	.00300	-4.48400	.03107
.200	8.100	.10530	.13770	.10910	.01858	-.00170	.00150	.00300	.18700	.03059
.200	10.180	.20180	.13820	.20590	.00507	-.00180	.00140	.00300	.40500	.03150
.200	12.260	.30160	.13760	.30650	-.00954	-.00170	.00150	.00200	.48600	.03219
.200	14.340	.41260	.13470	.41930	-.02539	-.00120	.00130	.00200	.53300	.03368
.200	16.410	.53210	.12800	.54210	-.04279	-.00110	.00170	.00200	.56500	.03622
.200	18.500	.64290	.12560	.65730	-.05889	-.00140	.00280	.00200	.58100	.03707
.200	20.590	.75300	.12230	.77580	-.07605	-.00120	.00300	.00200	.59400	.04012
.200	22.690	.85440	.11460	.89450	-.07560	-.00120	.00470	-.00100	.60500	.04345
.200	24.740	.93910	.11570	.99370	-.08760	-.00040	.00430	-.00200	.60900	.04679
.200	26.810	1.02050	.11300	1.09360	-.09854	.00100	.00420	-.00500	.61400	.05106
.200	28.880	1.08770	.11160	1.18310	-.10711	.00030	.00490	-.00500	.61700	.05515
.200	30.840	1.03370	.14700	1.14580	-.09749	-.00020	.01730	-.02400	.60400	.06549
	GRADIENT	.04581	-.00032	.04653	.001102	-.00002	.00000	-.00035	.05339	-.00011

(RDZ260) (07 JUN 74)

0A62B B26C9 H7F8 W16E34VR5X9

PARAMETRIC DATA

REFERENCE DATA

SREF = 4.4119 SQ.FT. XMRP = 43.9974 INCHES
 IREF = 19.2299 INCHES YMRP = .0000 INCHES
 BREF = 37.9359 INCHES ZMRP = 15.1875 INCHES
 SCALE = .0405 SCALE

BETA = .000
 ELEVON = 15.000
 RUDDER = .000

BDFLAP = -12.000
 ALLRON = .000
 SFD8RK = 25.000

RUN NO. 260/ 0 RN/L = 1.42 GRADIENT INTERVAL = -6.00/ 6.00

MACH	ALPHA	CL	CD	CLM	CN	CAF	CYN	CBL	CY	XCP/L	CAB
.200	-4.010	.03600	.03940	-.08590	.03320	.04184	-.00120	.00290	.00400	1.60400	.04622
.200	-1.970	.12440	.04140	-.08700	.12290	.04572	-.00110	.00320	.00450	.91200	.04596
.200	-.910	.17240	.04460	-.08690	.17160	.04739	-.00110	.00330	.00300	.83800	.04592
.200	.080	.21330	.04910	-.08640	.21330	.04879	-.00060	.00370	.00100	.79900	.04439
.200	1.140	.25980	.05220	-.08610	.26080	.04700	-.00060	.00400	.00000	.77300	.04513
.200	2.190	.30400	.05760	-.08490	.30600	.04592	-.00040	.00430	.00000	.75400	.04437
.200	4.210	.39000	.06690	-.08270	.39390	.03816	-.00040	.00430	.00000	.72900	.04351
.200	6.290	.47610	.08070	-.08110	.48210	.02812	-.00020	.00470	-.00200	.71400	.04203
.200	8.340	.57170	.09950	-.08220	.58010	.01548	-.00050	.00510	-.00200	.70400	.04163
.200	10.430	.68960	.12670	-.09090	.70120	-.00028	-.00100	.00410	-.00000	.69900	.04190
.200	12.520	.80030	.15890	-.09530	.81570	-.01834	-.00090	.00380	-.00100	.69500	.04421
.200	14.600	.91130	.20250	-.10160	.93300	-.03376	-.00020	.00260	-.00000	.69200	.04474
.200	16.660	1.02640	.25300	-.10920	1.05990	-.05185	-.00050	.00090	-.00100	.69000	.04780
.200	18.760	1.14020	.31360	-.11410	1.18050	-.06980	-.00160	.00280	-.00000	.68700	.04956
.200	20.840	1.21920	.38850	-.11040	1.27770	-.07076	-.00000	.01300	-.02300	.68300	.05447
.200	22.900	1.30280	.47630	-.11680	1.38540	-.06831	.00090	.00770	-.00800	.68300	.06190
.200	24.990	1.38020	.55880	-.11660	1.48710	-.07665	.00290	.00670	-.01300	.68100	.06474
.200	27.010	1.43100	.63390	-.10710	1.56280	-.08524	.00170	.00700	-.01500	.67700	.07111
.200	29.010	1.33540	.64090	-.04080	1.47860	-.08733	.00280	.01300	-.02900	.66200	.07744
.200	30.910	1.15380	.61410	.03210	1.30540	-.06583	-.00430	.02030	-.02700	.64300	.09017
	GRADIENT	.04307	.00347	.00041	.04389	-.00034	.00012	.00020	-.00062	-.00368	-.00038



(RDZ261) (07 JUN 74)

Ca62B B26C9 W7F8 M116E35W85X9

PARAMETRIC DATA

SREF = 4.4119 SQ.FT. YMRP = 43.5974 INCHES
 LREF = 19.2299 INCHES YMRP = .0000 INCHES
 BREF = 37.9359 INCHES ZMRP = 15.1875 INCHES
 SCALE = .0405 SCALE

BETA = .000 BDFLAP = -12.000
 ELEVON = .000 AIRLON = .000
 RUDDER = .000 SFDBRK = 25.000

RUN NO. 2617 0 RN/L = 1.42 GRADIENT INTERVAL = -6.00/ 6.00

MACH	ALPHA	CL	CD	CLM	CN	CAF	CYN	CBL	CY	XCP/L	CAB
.200	-4.150	-2.2480	.04140	.04470	-2.25090	.02331	-.00160	.00230	.00600	.71700	.03785
.200	-2.090	-1.15600	.03500	.04410	-1.15720	.02935	-.00170	.00240	.00600	.75500	.03782
.200	-1.040	-.57770	.03320	.04410	-.10830	.03127	-.00170	.00230	.00600	.80200	.03741
.200	-.030	-.06310	.03150	.04390	-.06310	.03147	-.00180	.00230	.00500	.90800	.03787
.200	1.000	-.01460	.03200	.04380	-.01400	.03230	-.00170	.00230	.00400	1.79900	.03676
.200	2.020	.03160	.03230	.04360	.03280	.03116	-.00160	.00230	.00400	.16300	.03685
.200	4.090	.12480	.03450	.04380	.12700	.02550	-.00170	.00230	.00300	.52500	.03543
.200	6.140	.22130	.04020	.04280	.22440	.01633	-.00160	.00230	.00200	.58100	.03581
.200	8.220	.31990	.04910	.04100	.32370	.00283	-.00170	.00210	.00300	.60500	.03651
.200	10.280	.41890	.06500	.04040	.42370	-.01080	-.00180	.00220	.00200	.61700	.03585
.200	12.380	.52460	.08520	.03970	.53070	-.02922	-.00150	.00220	.00000	.62400	.03903
.200	14.460	.63520	.11720	.03560	.64430	-.04512	-.00110	.00130	.00000	.63100	.03966
.200	16.530	.75520	.15870	.02720	.76910	-.06266	-.00120	.00090	.00000	.63900	.04185
.200	18.640	.87160	.20900	.02220	.89270	-.08054	-.00210	.00270	.00200	.64200	.04331
.200	20.720	.97560	.27390	.01630	1.00940	-.08894	-.00290	.00470	-.00800	.64600	.04642
.200	22.780	1.06100	.35000	.01340	1.11380	-.08808	-.00070	.00540	-.00200	.64700	.05071
.200	24.890	1.15030	.42190	.01290	1.22100	-.10143	.00050	.00560	-.00700	.64800	.05565
.200	26.920	1.21970	.49610	.01270	1.31220	-.10995	.00210	.00480	-.01100	.64800	.05931
.200	28.970	1.25800	.56280	.02450	1.37320	-.11710	.00160	.00570	-.01100	.64900	.06616
.200	30.900	1.10990	.55160	.08730	1.23560	-.09665	-.00260	.02980	-.03900	.62600	.07883
	GRADIENT	.04538	-.00079	-.00011	.04595	.00031	-.00000	-.00000	-.00042	-.02197	-.00019

REFERENCE DATA

(RDZ62) (07 JUN 74)

04628 B26C9 M7F8 M116E36V8R519

PARAMETRIC DATA

BETA = .000 BDFLAP = -12.000
ELEVON = .000 AILRON = .000
RUDDER = .000 SPDBRK = 25.000

REFERENCE DATA

SREF = 4.4119 SQ.FT. XMRP = 43.5974 INCHES
LREF = 19.2299 INCHES YMRP = .0000 INCHES
BREF = 37.9359 INCHES ZMRP = 15.1875 INCHES
SCALE = .0405 SCALE

RUN NO. 262 / 0 RN/L = 1.42 GRADIENT INTERVAL = -6.00 / 6.00

MACH	ALPHA	CL	CD	CLM	CN	CAF	CYN	CBL	CY	XCP/L	CAB
.200	-4.170	-24550	.04120	.04250	-24780	.02324	-.00160	.00290	.00700	.71500	.03824
.200	-2.110	-15370	.03510	.04210	-15490	.02948	-.00160	.00190	.00630	.75200	.03779
.200	-1.070	-10610	.03330	.04210	-10670	.03133	-.00160	.00180	.00600	.79700	.03717
.200	-.030	-05860	.03170	.04190	-05860	.03168	-.00170	.00180	.00600	.91500	.03818
.200	.990	-01230	.03230	.04150	-01180	.03257	-.00160	.00200	.00600	1.94300	.03717
.200	2.020	.03580	.03120	.04150	.03690	.02997	-.00170	.00180	.00500	.23800	.03836
.200	4.060	.12830	.03600	.04150	.13050	.02688	-.00170	.00190	.00500	.53500	.03552
.200	6.140	.22730	.04110	.04050	.23040	.01656	-.00180	.00170	.00500	.58700	.03602
.200	8.200	.32350	.05100	.03870	.32750	.00430	-.00140	.00170	.00300	.60800	.03546
.200	10.280	.42590	.06530	.03850	.43070	-.01182	-.00180	.00180	.00300	.61900	.03724
.200	12.360	.52790	.08640	.03820	.53410	-.02857	-.00160	.00160	.00200	.62500	.03886
.200	14.440	.63430	.11810	.03380	.64370	-.04379	-.00120	.00100	.00100	.63200	.03878
.200	16.520	.75600	.15900	.02640	.77000	-.06251	-.00100	.00080	.00000	.63900	.04130
.200	18.640	.87300	.20960	.02140	.89420	-.08041	-.00180	.00250	.00200	.64300	.04291
.200	20.760	.97790	.27530	.01660	1.01210	-.09884	.00330	.00480	-.00800	.64600	.04593
.200	22.780	1.05950	.34960	.01290	1.11230	-.08799	-.00040	.00570	-.00300	.64700	.05042
.200	24.870	1.11510	.42210	.01120	1.22370	-.10199	.00090	.00540	-.00500	.64800	.05608
.200	26.910	1.21550	.49490	.01430	1.30790	-.10882	.00200	.00520	-.01000	.64800	.05821
.200	28.950	1.25670	.56380	.02540	1.37430	-.11599	.00140	.00580	-.01000	.64500	.06458
.200	30.880	1.10310	.54880	.09010	1.22840	-.09523	-.00290	.02700	-.03500	.62500	.07868
	GRADIENT	.04551	-.00069	-.00013	.04606	.00039	-.00001	-.00001	-.00023	-.01373	-.00022



(RDZ263) (07 JUN 74)

0A628 B52C9 M7F8 W116E36V8R5X9

PARAMETRIC DATA

REFERENCE DATA

SREF = 4.4119 SQ.FT. YMRP = 43.5974 INCHES
 LREF = 19.2299 INCHES YMRP = .0000 INCHES
 BREF = 37.9359 INCHES ZMRP = 15.1875 INCHES
 SCALE = .0405 SCALE

BETA = .000 BDFLAP = -12.000
 ELEVEN = .000 AILRON = .000
 RUDDER = .000 SPDPRK = 25.000

RUN NO. 263/ 0 RM/L = 1.42 GRADIENT INTERVAL = -6.00/ 6.00

MACH	ALPHA	CLM	CDF	CN	CAF	CYN	CBL	CY	XCP/L	CAB
.200	-2.4400	.04100	.04100	-.24630	.02329	-.00170	.00190	.00600	.71500	.03816
.200	-2.0600	.03570	.04200	-.15220	.03730	-.00180	.00190	.00500	.75300	.03732
.200	-1.0370	.04170	.03340	-.10430	.03160	-.00190	.00190	.00600	.79900	.03790
.200	-.05790	.04170	.03120	-.05790	.03125	-.00180	.00180	.00500	.91700	.03898
.200	-.01020	.04190	.03280	-.00960	.03305	-.00170	.00190	.00400	2.23300	.03675
.200	.03690	.04160	.03150	.03800	.03017	-.00180	.00180	.00470	.24800	.03826
.200	.12900	.04160	.03470	.13120	.02546	-.00180	.00190	.00300	.53500	.03653
.200	.22660	.04050	.04110	.22970	.01644	-.00190	.00180	.00400	.58700	.03609
.200	.32450	.03930	.03930	.32790	.00340	-.00180	.00170	.00300	.60800	.03610
.200	.42350	.03830	.06500	.42830	-.01180	-.00190	.00190	.00200	.61900	.03703
.200	.52240	.03770	.08750	.52910	-.02666	-.00180	.00170	.00100	.62500	.03657
.200	.63700	.03400	.11750	.64610	-.04550	-.00120	.00100	.00000	.63200	.04015
.200	.75620	.02580	.15990	.77040	-.06235	-.00120	.00070	.00000	.63900	.04140
.200	.87190	.02120	.20920	.89300	-.08050	-.00210	.00230	.00100	.64300	.04315
.200	.98030	.01550	.27620	1.01460	-.08895	.00300	.00490	-.00900	.64600	.04662
.200	1.06140	.01220	.35030	1.11330	-.08807	-.00090	.00540	-.00300	.64800	.05039
.200	1.15230	.01290	.42140	1.22270	-.10267	.00030	.00520	-.00500	.64800	.05648
.200	1.22180	.01060	.50300	1.31710	-.10570	.00070	.00560	-.00800	.64900	.05890
.200	1.29220	.02620	.56260	1.36800	-.11590	.00120	.00600	-.01100	.64500	.06381
.200	1.06300	.08970	.55120	1.23230	-.09559	-.00160	.02290	-.03100	.62500	.07725
.200	.04533	-.00079	-.00011	.04588	.00023	-.00000	-.00000	-.00037	-.00673	-.00013

GRADIENT

0A628 B52C9 MTF8 W16E36V8R5J9

(RDZ264) (07 JUN 74)

REFERENCE DATA

SREF = 4.4119 SQ.FT. XMRP = 43.5974 INCHES
 LREF = 19.2299 INCHES YMRP = .0000 INCHES
 BREF = 37.9359 INCHES ZMRP = 15.1875 INCHES
 SCALE = .0405 SCALE

ALPHA = .000 BDFLAP = -12.000
 ELEWON = .000 AILRON = .000
 RUDDER = .000 SPDDBK = 25.000

RUN NO. 264/0 RN/L = 1.42 GRADIENT INTERVAL = -6.00/ 6.00

MACH	BETA	CL	CDF	CLM	CN	CAF	CYN	CBL	CY	XCP/L	CAB
.200	-10.060	-.03400	.01880	.02670	-.03400	.01889	-.01630	.01030	.18400	.94100	.04207
.200	-8.070	-.04020	.02180	.03090	-.04020	.02187	-.01340	-.00880	.14900	.93400	.04225
.200	-6.060	-.04520	.02690	.03490	-.04520	.02694	-.01010	.00710	.11100	.93600	.03943
.200	-3.990	-.05150	.03050	.03780	-.05150	.03058	-.00700	-.00520	.07500	.92200	.03755
.200	-2.010	-.05640	.03200	.04060	-.05640	.03205	-.00420	.00340	.04000	.91600	.03743
.200	-.030	-.05750	.03290	.04160	-.05750	.03292	-.00190	.00190	.00600	.91800	.03734
.200	1.990	-.05570	.03210	.04090	-.05570	.03216	.00050	.00040	-.02900	.92200	.03817
.200	4.000	-.05430	.02960	.03830	-.05430	.02968	.00310	-.00100	-.06400	.91200	.03976
.200	6.060	-.05040	.02730	.03470	-.05040	.02731	.00640	-.00290	-.10100	.90500	.04010
.200	8.060	-.04540	.02220	.03130	-.04540	.02225	.00960	-.00480	-.13800	.90500	.04286
.200	10.140	-.03850	.01680	.02620	-.03850	.01681	.01340	-.00700	-.17800	.90200	.04434
GRADIENT	-.00024	-.00009	.00006	.00006	-.00024	-.00009	.00125	-.00077	-.01737	-.00070	.00026

REFERENCE DATA

SREF = 4.4119 SQ.FT. XMRP = 43.5974 INCHES
 LREF = 19.2299 INCHES YMRP = .0000 INCHES
 BREF = 37.9359 INCHES ZMRP = 15.1875 INCHES
 SCALE = .0405 SCALE

ALPHA = 5.000 BDFLAP = -12.000
 ELEWON = .000 AILRON = .000
 RUDDER = .000 SPDDBK = 25.000

RUN NO. 265/0 RN/L = 1.42 GRADIENT INTERVAL = -6.00/ 6.00

MACH	BETA	CL	CDF	CLM	CN	CAF	CYN	CBL	CY	XCP/L	CAB
.200	-10.060	.19820	.02340	.02580	.19960	.00749	-.01820	.01770	.18600	.60400	.04127
.200	-8.070	.19300	.02860	.03000	.19480	.01124	-.01460	.01450	.15000	.59500	.04162
.200	-6.030	.19020	.03260	.03380	.19240	.01539	-.01080	.01100	.11100	.58700	.03848
.200	-4.000	.18410	.03670	.03730	.18660	.02010	-.00730	.00750	.07500	.57800	.03607
.200	-2.020	.18000	.03690	.03930	.18260	.02061	-.00440	.00440	.03900	.57200	.03699
.200	-.020	.17960	.03770	.04100	.18220	.02147	-.00200	.00180	.00400	.56900	.03653
.200	1.990	.17910	.03700	.04030	.18170	.02076	.00040	-.00080	-.02900	.57000	.03782
.200	4.000	.18100	.03550	.03770	.18340	.01912	.00310	-.00360	-.06300	.57600	.03878
.200	6.060	.18360	.03230	.03430	.18580	.01574	.00620	-.00680	-.10200	.58400	.04032
.200	8.050	.19040	.02820	.03030	.19210	.01105	.00980	-.01030	-.14000	.59300	.04300
.200	10.070	.19460	.02440	.02550	.19600	.00680	.01370	-.01390	-.17900	.60400	.04368
GRADIENT	-.00035	-.00012	.00008	.00008	-.00036	-.00009	.00128	-.00137	-.01739	-.00030	.00031

PARAMETRIC DATA

(RDZ265) (07 JUN 74)



REFERENCE DATA

SREF = 4.4119 SQ.FT. YMRP = 43.5974 INCHES
 LREF = 19.2299 INCHES YMRP = .0000 INCHES
 BREF = 37.9359 INCHES ZMRP = 15.1875 INCHES
 SCALE = .0405 SCALE

PARAMETRIC DATA

ALPHA = 10.000 BDFLAP = -12.000
 ELEWON = .000 AILRON = .000
 RUDDER = .000 SPDBRK = 25.000

RUN NO. 266/ 0 RN/L = 1.42 GRADIENT INTERVAL = -6.00/ 6.00

MACH	BETA	CL	CLM	CN	CAF	CYN	CBL	CY	XCF/L	CAB
.200	-10.080	.44210	.02280	.445-0	-.02163	-.01820	.02580	.18300	.63300	.04198
.200	-8.080	.43720	.02720	.44100	-.01847	-.01530	.02150	.14900	.62900	.03948
.200	-6.070	.43420	.03070	.43830	-.01660	-.01190	.01670	.11200	.62600	.03891
.200	-4.050	.42910	.03500	.43380	-.01291	-.00790	.01130	.07400	.62200	.03615
.200	-2.010	.42660	.03770	.43130	-.01218	-.00470	.00640	.03900	.61900	.03675
.200	.000	.42340	.03780	.42830	-.01131	-.00190	.00200	.00400	.61900	.03652
.200	2.010	.42470	.03720	.42930	-.01297	-.00060	-.00250	-.03000	.62000	.03839
.200	4.020	.42670	.03510	.43120	-.01397	.00330	-.00730	-.06600	.62200	.03777
.200	6.050	.42990	.03070	.43380	-.01706	.00640	-.01230	-.10100	.62600	.03962
.200	8.040	.43720	.02680	.44050	-.02099	.00980	-.01750	-.14200	.62900	.04276
.200	10.080	.43970	.02230	.44260	-.02367	.01260	-.02190	-.17500	.63300	.04506
.200	GRADIENT	-.00033	-.00021	-.00036	-.00014	.00138	-.00229	-.01735	.00005	.00024

PARAMETRIC DATA

BETA = .000 BCFLAP = -12.000
 ELEVON = .000 AILERON = .000
 RUDDER = .000 SPOBRK = 25.000

REFERENCE DATA

SREF = 4.4113 SQ.FT. XMRP = 43.5974 INCHES
 LREF = 19.2299 INCHES YMRP = .0000 INCHES
 BREF = 37.9359 INCHES ZMRP = 15.1875 INCHES
 SCALE = .415 SCALE

RUN NO. 267/0 RN/L = 1.42 GRADIENT INTERVAL = -6.00/ 6.00

WCH	ALPHA	GL	CDF	CLM	CN	CAF	CYN	CBL	CY	XCP/L	CAB
.200	-4.175	-25530	.04160	.04820	-25760	.02300	-.00180	.00210	.00700	.72100	.03724
.200	-2.100	-16210	.03500	.04780	-16320	.02910	-.00170	.00210	.00500	.75900	.03734
.200	-1.075	-11440	.03380	.04740	-11500	.03166	-.00170	.00220	.00500	.80400	.03628
.200	-.040	-06910	.03210	.04720	-06920	.03207	-.00170	.00220	.00500	.90300	.03656
.200	.990	-02210	.03130	.04760	-02150	.03174	-.00170	.00210	.00300	1.46400	.03638
.200	2.020	.02530	.03130	.04740	.02640	.03041	-.00180	.00220	.00500	-.00800	.03676
.200	4.075	.12500	.03410	.04710	.12210	.02548	-.00160	.00210	.00200	.51000	.03604
.200	6.140	.21810	.03880	.04630	.22110	.01526	-.00160	.00210	.00200	.57500	.03650
.200	9.200	.31450	.04910	.04440	.31830	.00368	-.00180	.00190	.00200	.60000	.03515
.200	10.290	.41610	.06340	.04440	.42070	-.01197	-.00160	.00200	.00100	.61300	.03657
.200	12.365	.51690	.08610	.04280	.52340	-.02655	-.00140	.00190	.00000	.62200	.03598
.200	14.430	.62090	.11610	.03880	.63900	-.04456	-.00080	.00100	.00100	.62900	.03875
.200	16.535	.75320	.15790	.03050	.76700	-.06300	-.00110	.00000	.00000	.63700	.04155
.200	18.610	.86950	.20840	.02410	.89050	-.08011	-.00190	.00270	.00000	.64200	.04252
.200	20.680	.97350	.27300	.01790	1.00720	-.08841	.00320	.00490	.00000	.64500	.04629
.200	22.780	1.06630	.35080	.01380	1.11890	-.08947	-.00080	.00530	.00000	.64700	.05119
.200	24.865	1.14970	.42180	.01350	1.22050	-.09064	.00060	.00550	.00000	.64800	.05421
.200	26.930	1.21930	.49520	.01420	1.31140	-.11016	.00190	.00530	.00100	.64800	.05923
.200	28.950	1.25150	.56100	.02560	1.36670	-.11578	.00110	.00730	.00100	.64500	.06395
.200	30.880	1.31320	.55120	.08880	1.22970	-.09323	-.00290	.02780	.00000	.62500	.07601
.200	GRADIENT	.04550	-.00092	-.00012	.04604	.00029	.00000	.00000	-.00051	-.03966	-.00014



0628 B52C9 MTF8 W16E20WR5X9

(RDZ268) (07 JUN 74)

REFERENCE DATA

SREF = 4.4119 SQ.FT. XMRP = 43.5974 INCHES
 LREF = 19.2299 INCHES YMRP = .0000 INCHES
 BREF = 37.9359 INCHES ZMRP = 15.1875 INCHES
 SCALE = .0405 SCALE

PARAMETRIC DATA

ALPHA = .000 BDFLAP = -12.000
 ELEVON = .000 AILRON = .000
 RUDDER = .000 SPDBRK = 25.000

RUN NO. 268/0 RN/L - 1.42 GRADIENT INTERVAL = -6.00/ 5.00

MACH	BETA	CL	CLM	CLN	CAF	CYN	CBL	CY	XCP/L	CAB
.200	-10.000	-.04710	.02250	-.04710	.01835	-.01630	-.01060	.18400	.90600	.04095
.200	-8.070	-.05280	.03650	-.05280	.02320	-.01320	.00910	.14800	.90600	.03911
.200	-6.050	-.05800	.04070	-.05800	.02544	-.01010	.00730	.11200	.91000	.03948
.200	-4.000	-.06220	.04390	-.06220	.02956	-.00680	.00540	.07500	.91100	.03755
.200	-2.010	-.06620	.04620	-.06620	.03101	-.00430	.00350	.04000	.90900	.03746
.200	-.020	-.06890	.04750	-.06890	.03294	-.00170	.00220	.00500	.90500	.03595
.200	1.690	-.06790	.04650	-.06790	.03258	.00050	.00170	-.00900	.90300	.03666
.200	4.050	-.06500	.04390	-.06500	.03040	.00320	-.00090	-.00500	.90000	.03795
.200	6.040	-.06020	.04030	-.06020	.02565	.00650	-.00280	-.00200	.89800	.04100
.200	8.040	-.05360	.03650	-.05360	.02148	.01000	-.00470	-.00400	.89500	.04185
.200	10.060	-.04710	.03150	-.04710	.01656	.01320	-.00690	-.00800	.89000	.04259
GRADIENT	-.00036	.00001	.00003	-.00036	.00016	.00124	-.00077	-.01745	-.00140	.00000

0628 B52C9 MTF8 W16E20WR5X9

(RDZ269) (07 JUN 74)

REFERENCE DATA

SREF = 4.4119 SQ.FT. XMRP = 43.5974 INCHES
 LREF = 19.2299 INCHES YMRP = .0000 INCHES
 BREF = 37.9359 INCHES ZMRP = 15.1875 INCHES
 SCALE = .0405 SCALE

PARAMETRIC DATA

ALPHA = 5.000 BDFLAP = -12.000
 ELEVON = .000 AILRON = .000
 RUDDER = .000 SPDBRK = 25.000

RUN NO. 269/0 RN/L = 1.42 GRADIENT INTERVAL = -6.00/ 6.00

MACH	BETA	CL	CLM	CLN	CAF	CYN	CBL	CY	XCP/L	CAB
.200	-10.000	.18950	.02440	.19100	.00745	-.01810	.01810	.18600	.59000	.04037
.200	-8.080	.18340	.02840	.18520	.01187	-.01430	.01480	.14900	.58000	.03918
.200	-6.060	.17870	.03230	.18080	.01624	-.01040	.01120	.11900	.57000	.03762
.200	-4.000	.17350	.03520	.17600	.01959	-.00700	.00790	.07300	.56100	.03586
.200	-2.030	.17090	.03600	.17150	.02159	-.00410	.00460	.03800	.55600	.03618
.200	-.010	.17020	.03640	.17260	.02196	-.00170	.00200	.00300	.55200	.03597
.200	1.980	.16990	.03590	.17240	.02267	.00060	-.00040	-.00300	.55400	.03709
.200	3.990	.17260	.03430	.17500	.01887	.00310	-.00340	-.00600	.56100	.03822
.200	6.060	.17650	.03080	.17850	.01495	.00640	-.00660	-.00300	.57000	.04047
.200	8.050	.18250	.02720	.18420	.01074	.01020	-.01010	-.01000	.58000	.04168
.200	10.060	.18840	.02380	.18970	.00691	.01420	-.01400	-.01800	.59200	.04157
GRADIENT	-.00014	-.00010	.00003	-.00015	-.00008	.00125	-.00138	-.01738	-.00010	.00000

04628 852C9 W7F8 W.16E28W8578

(RDZ270) (07 JUN 74)

REFERENCE DATA

SREF = 4.4119 SQ.FT. YMRP = 43.5974 INCHES
 LREF = 19.2299 INCHES YMRP = .0020 INCHES
 BREF = 37.9359 INCHES ZMRP = 15.1875 INCHES
 SCALE = .0405 SCALE

PARAMETRIC DATA

ALPHA = 10.000 BOFLAP = -12.000
 ELEVEN = .000 ALLRON = .000
 RUDDER = .000 SPD8RK = 25.000

RUN NO. 270 / 0 RN/L = 1.42 GRADIENT INTERVAL = -6.00 / 6.00

MACH	BETA	CL	CDF	CLM	CN	CAF	CYN	CBL	CY	XCP/L	CAB
.200	-10.070	.43620	.05640	.02860	.43930	-.02249	-.01810	.02580	.18000	.62800	-.04193
.200	-8.090	.42970	.05990	.03300	.43350	-.01782	-.01920	.02130	.14800	.62400	.03861
.200	-6.060	.42670	.06110	.03690	.43080	-.01613	-.01120	.01650	.10900	.62000	-.03791
.200	-4.020	.41950	.06330	.04050	.42410	-.01269	-.00740	.01130	.07200	.61600	.03576
.200	-2.030	.41640	.06430	.04330	.42120	-.01114	-.00450	.00630	.03900	.61400	-.03514
.200	-.020	.41440	.06360	.04450	.41910	-.01148	-.00170	.00210	.00200	.61300	.03640
.200	2.020	.41360	.06370	.04290	.41830	-.01126	.00170	-.00230	-.03100	.61400	-.03647
.200	4.010	.41690	.06240	.04090	.42140	-.01308	.00340	-.00670	-.06700	.61600	.03639
.200	6.060	.42090	.05990	.03600	.42480	-.01628	.00560	-.01170	-.10300	.62000	-.03830
.200	8.050	.42660	.05710	.03220	.43020	-.02003	.00800	-.01680	-.14200	.62400	.04138
.200	10.060	.43310	.05420	.02810	.43580	-.02411	.01290	-.02110	-.17800	.62800	-.04537
GRADIENT	-.00040	-.00012	.00002	.00002	-.00041	-.00005	.00133	-.00222	-.01732	.00000	.00015

REFERENCE DATA

SREF = 4.4119 SQ.FT. YMRP = 43.5974 INCHES
 LREF = 19.2299 INCHES YMRP = .0020 INCHES
 BREF = 37.9359 INCHES ZMRP = 15.1875 INCHES
 SCALE = .0405 SCALE

PARAMETRIC DATA

ALPHA = 15.000 BOFLAP = -12.000
 ELEVEN = .000 ALLRON = .000
 RUDDER = .000 SPD8RK = 25.000

RUN NO. 271 / 0 RN/L = 1.42 GRADIENT INTERVAL = -6.00 / 6.00

MACH	BETA	CL	CDF	CLM	CN	CAF	CYN	CBL	CY	XCP/L	CAB
.200	-10.080	.70870	.13073	.01540	.71780	-.06348	-.01950	.03030	.18600	.64400	-.04204
.200	-8.060	.70320	.13280	.02200	.71310	-.05789	-.01620	.02500	.14800	.64000	.04012
.200	-6.070	.69440	.13550	.02840	.70830	-.05491	-.01110	.01870	.11000	.63700	-.03693
.200	-4.020	.69020	.13470	.03290	.70110	-.05460	-.00720	.01210	.07200	.63400	.03837
.200	-2.030	.68910	.13560	.03450	.70030	-.05344	-.00380	.00580	.03900	.63300	-.03884
.200	-.010	.69120	.13640	.03490	.70260	-.05320	-.00080	.00160	.00000	.63300	.04008
.200	1.990	.68860	.13570	.03460	.69990	-.05325	.00150	-.00350	-.02500	.63300	-.03956
.200	4.000	.68900	.13530	.03220	.70010	-.05339	.00430	-.00670	-.07000	.63300	.03790
.200	6.030	.69330	.13320	.02750	.70370	-.05682	.00680	-.01430	-.10800	.63700	-.03857
.200	8.040	.70460	.12970	.01870	.71360	-.06326	.01160	-.02000	-.14800	.64200	.04325
.200	10.060	.71650	.12800	.01250	.72000	-.06669	.01620	-.02670	-.18900	.64800	-.04463
GRADIENT	-.00034	-.00006	.00006	.00006	-.00012	-.00011	.00141	-.00254	-.01773	.00000	.00015

(RDZ272) (07 JUN 74)

CA628 852C9 W/F8 W116E28W85Y9

ALPHA = 20.000 BDFLAP = -12.000
 ELEVON = .000 ALLRON = .000
 RUDDER = .000 SPDBRK = 25.000

43.5974 INCHES
 .0000 INCHES
 15.1875 INCHES

SREF = 4.4119 SQ.FT. XMRP =
 LREF = 19.2299 INCHES YMRP =
 BREF = 37.9375 INCHES ZMRP =
 SCALE = .0405 SCALE

RUN NO. 272/ 0 RN/L = 1.42 GRADIENT INTERV' = -6.00/ 6.00

PARAMETRIC DATA

W/CH	BETA	CL	CDF	CLM	CN	CAF	CYN	CBL	CY	XCF/L	CAB
.200	-10.060	.99160	.28460	-.01100	1.02810	-.08504	-.02880	.03550	.20300	.65600	-.04883
.200	-8.070	.97650	.28300	.00740	1.01340	-.08118	-.02220	.02940	.15900	.63200	.04695
.200	-6.050	.96820	.28220	.01160	1.00550	-.07886	-.01770	.02250	.12200	.64700	.04404
.200	-4.000	.96390	.28290	.01470	1.00730	-.07902	-.01280	.01580	.08300	.64600	.04429
.200	-2.010	.97010	.28590	.01450	1.00850	-.07618	-.00740	.00880	.04300	.64600	-.04488
.200	-.010	.97070	.28610	.01500	1.00910	-.07623	-.00230	.00270	.00200	.64600	.04505
.200	2.000	.97090	.28290	.01480	1.00820	-.07926	.00320	-.00200	-.03900	.64600	.04562
.200	4.010	.96930	.27780	.01700	1.00490	-.08359	.00890	-.00820	-.08100	.64500	.04453
.200	6.060	.97150	.27450	.01430	1.00580	-.08749	.01270	-.01570	-.12000	.64600	.04578
.200	8.040	.97310	.27240	.00610	1.00650	-.08988	.01800	-.02260	-.16000	.64900	.04841
.200	10.070	.98470	.27290	-.00470	1.01750	-.09363	.02420	-.02950	-.20500	.65300	.05268
	GRADIENT	-.00002	-.00066	.00024	-.00026	-.00061	.00270	-.00294	-.02047	-.00010	.00006

QM62B B53C9 M7F8 W116E28V0R5Y9

(R02Z73) (07 JUN 74)

REFERENCE DATA

SKRF = 4.4119 SQ.FT. XMRP = 43.5974 INCHES
 LREF = 19.2299 INCHES YMRP = .0000 INCHES
 BREF = 37.9359 INCHES ZMRP = 15.11875 INCHES
 SCALE = .0405 SCALE

BETA = .000 BDFLAP = -12.000
 ELEVM = .000 AIRRON = .000
 RUDDER = .000 SPDBRK = 25.000

PARAMETRIC DATA

RUN NO. 273/ 0 RN/L = 1.42 GRADIENT INTERVAL = -6.00/ 6.00

MACH	ALPHA	CL	CLM	CN	CAF	CYN	CBL	CY	XCP/L	CAB
.200	-4.140	-25420	.04190	-25650	.02347	-0.00160	.00200	.00600	.72100	.03742
.200	-2.050	.16110	.03470	-1.16220	.02896	-0.00170	.00200	.00600	.76000	.03776
.200	-1.030	-1.11200	.03300	-1.11340	.03096	-0.00180	.00200	.00600	.80600	.03764
.200	.000	-0.16860	.03260	-0.06860	.03268	-0.00180	.00200	.00600	.90600	.03646
.200	1.000	-0.02210	.03160	-0.02160	.03205	-0.00170	.00200	.00400	1.46400	.03666
.200	2.070	.02660	.03160	.02780	.03070	-0.00180	.00200	.00400	.02300	.03613
.200	4.090	.11940	.04750	.12150	.02462	-0.00160	.00210	.00300	.50300	.03735
.200	6.180	.21720	.05330	.22020	.01575	-0.00160	.00200	.00200	.57400	.03590
.200	8.230	.31520	.05010	.31910	.00445	-0.00170	.00180	.00300	.60000	.03477
.200	10.330	.41660	.04420	.42140	-0.01110	-0.00160	.00190	.00200	.61300	.03591
.200	12.380	.51370	.04290	.52310	-0.02687	-0.00140	.00160	.00100	.62100	.03659
.200	14.480	.63300	.03850	.64210	-0.04499	-0.00100	.00100	.00000	.63000	.03939
.200	16.550	.74980	.03080	.76420	-0.06065	-0.00100	.00130	.00000	.63700	.03986
.200	18.640	.87000	.02820	.89090	-0.08079	-0.00100	.00260	.00000	.64100	.04356
.200	20.740	.97840	.01810	1.01240	-0.0921	-0.00320	.00450	-0.00000	.64500	.04656
.200	22.800	1.06550	.01270	1.11910	-0.0746	-0.00040	.00570	-0.00300	.64700	.05077
.200	24.890	1.14940	.01430	1.21990	-0.0476	-0.00050	.00570	-0.00600	.64700	.05558
.200	26.980	1.21650	.01510	1.30950	-0.1076	-0.00200	.00430	-0.01000	.64700	.0601
.200	29.000	1.26090	.01450	1.37700	-0.11686	-0.00100	.00680	-0.01200	.64500	.06524
.200	30.910	1.11160	.01660	1.23890	-0.09491	-0.00160	.02730	-0.03600	.62600	.07593
.200	GRADIENT	.04539	-0.00098	.04593	.00022	-0.00000	.00001	-0.00042	-0.03916	-0.00010



OM62B 853C9 M/F8 W16E28V8R5X9

(RDZ274) (07 JUN 74)

REFERENCE DATA

SREF = 4.4119 SQ.FT. XMRP = 43.5974 INCHES
 LREF = 19.2299 INCHES YMRP = .0000 INCHES
 BREF = 37.9359 INCHES ZMRP = 15.1875 INCHES
 SCALE = .0405 SCALE

ALPHA = .000 BDFLAP = -12.000
 ELEWLN = .000 AILRON = .000
 RUDDER = .000 SPDRK = 25.000

RUN NO. 274/ 0 RV/L = 1.42 GRADIENT INTERVAL = -6.00/ 6.00

MACH	BETA	CL	CLM	CN	CAF	CYN	CBL	CY	XCF/L	CAB
.200	-10.060	-.04600	.03260	-.04600	.01800	-.01630	.01070	.18500	.91300	.04149
.200	-8.060	-.05240	.03660	-.05240	.02343	-.01320	.00900	.14800	.91900	.03949
.200	-6.040	-.05850	.04070	-.05850	.02760	-.01010	.00730	.11200	.90800	.03774
.200	-4.000	-.06230	.04380	-.06230	.03044	-.00690	.00530	.07600	.91000	.03671
.200	-2.020	-.06640	.04630	-.06640	.03279	-.00400	.00350	.04000	.90800	.03557
.200	-.020	-.06790	.04730	-.06790	.03395	-.00170	.00215	.00500	.90800	.03507
.200	1.990	-.06620	.04660	-.06620	.03255	.00050	.00060	.02800	.91100	.03690
.200	4.010	-.06430	.04390	-.06430	.03006	.00320	-.00090	-.06400	.90300	.03871
.200	6.040	-.05980	.04020	-.05980	.02680	.00660	-.00280	-.10200	.90000	.03975
.200	8.040	-.05370	.03680	-.05370	.02213	.01010	-.00480	-.14000	.90400	.04164
.200	10.080	-.04680	.03170	-.04680	.01699	.01370	-.00690	-.17700	.90100	.04264
GRADIENT	-.00019	-.00005	.00002	-.00019	-.00005	.00123	-.00076	-.01737	-.00055	.00027

OM62B 853C9 M/F8 W16E28V8R5X9

(RDZ275) (07 JUN 74)

REFERENCE DATA

SREF = 4.4119 SQ.FT. XMRP = 43.5974 INCHES
 LREF = 19.2299 INCHES YMRP = .0000 INCHES
 BREF = 37.9359 INCHES ZMRP = 15.1875 INCHES
 SCALE = .0405 SCALE

ALPHA = 5.000 BDFLAP = -12.000
 ELEWLN = .000 AILRON = .000
 RUDDER = .000 SPDRK = 25.000

RUN NO. 275/ 0 RV/L = 1.42 GRADIENT INTERVAL = -6.00/ 6.00

MACH	BETA	CL	CLM	CN	CAF	CYN	CBL	CY	XCF/L	CAB
.200	-10.070	.18950	.03220	.19100	.00800	-.01810	.01790	.18600	.59000	.03981
.200	-8.060	.18440	.03650	.18620	.01225	-.01430	.01460	.14800	.58000	.03871
.200	-6.040	.17990	.04030	.18200	.01564	-.01060	.01110	.11200	.57000	.03817
.200	-3.990	.17520	.04350	.17570	.01924	-.00710	.00780	.07500	.56100	.03634
.200	-2.030	.17080	.04530	.17350	.02185	-.00410	.00460	.03900	.55600	.03520
.200	-.020	.16860	.04660	.17130	.02198	-.00180	.00190	.00400	.55100	.03547
.200	2.000	.17080	.04560	.17330	.02001	.00060	-.00060	.00300	.55500	.03788
.200	4.020	.17100	.04340	.17350	.01941	.00320	-.00340	-.06500	.56000	.03800
.200	6.040	.17560	.03960	.17770	.01538	.00640	-.00660	-.10200	.57000	.04013
.200	8.050	.18070	.03590	.18240	.01166	.01010	-.01020	-.14000	.57900	.04108
.200	10.060	.18730	.03130	.18870	.00632	.01450	-.01400	-.18100	.59100	.04219
GRADIENT	-.00022	-.00009	.00000	-.00023	-.00006	.00126	-.00138	-.01740	-.00014	.00030

OM62B B53C9 M7F8 M16E28V8R5X9

(RDZ276) (07 JUN 74)

REFERENCE DATA

SREF = 4.4119 SQ.FT. XMRP = 43.5974 INCHES
 LREF = 19.2299 INCHES YMRP = .0000 INCHES
 BREF = 37.9359 INCHES ZMRP = 15.1875 INCHES
 SCALE = .0405 SCALE

ALPHA = 10.000 BDFLAP = -12.000
 ELEWON = .000 AILRON = .000
 RUDDER = .000 SPDBRK = 25.000

RUN NO. 276/ 0 RN/L = 1.42 GRADIENT INTERVAL = -6.00/ 6.00

MACH	BETA	CL	CLM	CLN	CAF	CYN	CBL	CY	XCP/L	CAB
.200	-1.070	.43570	.02860	.43900	-.02151	-.01790	.02360	.18300	.62800	.04138
.200	-8.070	.43220	.03270	.43600	-.01873	-.01300	.02110	.14800	.62400	.03981
.200	-6.050	.42550	.03660	.42990	-.01425	-.01120	.01630	.11000	.62000	.03644
.200	-3.980	.42140	.04110	.42610	-.01212	-.00740	.01120	.07300	.61600	.03532
.200	-2.010	.41680	.04440	.42160	-.01132	-.00440	.00620	.03800	.61400	.03617
.200	.000	.41540	.04390	.42040	-.00994	-.00160	.00190	.00300	.61300	.03517
.200	2.000	.41660	.04340	.42130	-.01157	-.00080	-.00230	-.03100	.61400	.03685
.200	4.000	.41850	.04100	.42300	-.01335	.00360	-.00700	-.06700	.61600	.03745
.200	6.000	.42320	.03600	.42720	-.01668	.00690	-.01010	-.10300	.62100	.03896
.200	8.000	.42900	.03250	.43220	-.02104	.01020	-.01690	-.14300	.62400	.04227
.200	10.000	.43260	.02800	.43540	-.02361	.01290	-.02130	-.17700	.62800	.04485
GRADIENT		-.00030	-.00002	-.00002	-.00014	.00136	-.00025	-.01748	.00000	.00005

PARAMETRIC DATA

OM62B B53C9 M7F8 M16E28V8R5X9

(RDZ277) (07 JUN 74)

REFERENCE DATA

SREF = 4.4119 SQ.FT. XMRP = 43.5974 INCHES
 LREF = 19.2299 INCHES YMRP = .0000 INCHES
 BREF = 37.9359 INCHES ZMRP = 15.1875 INCHES
 SCALE = .0405 SCALE

ALPHA = 15.000 BDFLAP = -12.000
 ELEWON = .000 AILRON = .000
 RUDDER = .000 SPDBRK = 25.000

RUN NO. 277/ 0 RN/L = 1.42 GRADIENT INTERVAL = -6.00/ 6.00

MACH	BETA	CL	CLM	CLN	CAF	CYN	CBL	CY	XCP/L	CAB
.200	-10.060	.70770	.01440	.71700	-.06308	-.01940	.02990	.18600	.64400	.04234
.200	-8.070	.70220	.02120	.71220	-.05978	-.01590	.02470	.14900	.64000	.04034
.200	-6.050	.69470	.02880	.70570	-.05507	-.01120	.01800	.11000	.63700	.03733
.200	-4.000	.69120	.03380	.70220	-.05468	-.00750	.01210	.07200	.63400	.03842
.200	-2.020	.68870	.03450	.70000	-.05302	-.00370	.00590	.03600	.63300	.03887
.200	.000	.68940	.03470	.70060	-.05306	-.00090	.00070	.00100	.63300	.04030
.200	2.000	.68920	.03430	.70060	-.05290	.00160	-.00370	-.03500	.63400	.03981
.200	4.000	.69160	.03180	.70270	-.05413	-.00430	-.00900	-.07000	.63500	.03839
.200	6.000	.69650	.02760	.70690	-.05771	.00690	-.01450	-.10800	.63700	.03954
.200	8.000	.70510	.01850	.71460	-.06207	.01170	-.02090	-.14800	.64200	.04198
.200	10.070	.71580	.01250	.72420	-.06708	.01620	-.02690	-.18900	.64500	.04525
GRADIENT		.00007	-.00008	-.00002	.00006	-.00144	-.00253	-.01770	.00015	.00004

PARAMETRIC DATA



REFERENCE DATA
 SREF = 4.4119 SQ.FT. XMRP = 43.5974 INCHES ALPHA = 20.000 BDFLAP = -12.000
 LREF = 19.2299 INCHES YMRP = .0000 INCHES ELEWON = .000 AILRON = .000
 BREF = 37.9359 INCHES ZMRP = 15.1875 INCHES RUDDER = .000 SCDBRK = 25.000
 SCALE = .0405 SCALE

PARAMETRIC DATA
 RUN NO. 278 / D RN/L = 1.42 GRADIENT INTERVAL = -6.00 / 6.00

MACH	BETA	CL	CLM	CN	CAF	CYN	CBL	CY	XCF/L	CAB
.200	-10.060	.99870	-.01420	1.03530	-.08636	-.02870	-.03480	.20300	.65700	.04939
.200	-8.040	.97820	-.00140	1.01560	-.08025	-.02210	-.02870	.15900	.65200	.04560
.200	-6.030	.97060	.01000	1.00800	-.07853	-.01750	-.02230	.12200	.64800	.04358
.200	-3.980	.96810	.01390	1.00560	-.07808	-.01300	-.01600	.08300	.64700	.04331
.200	-2.000	.97530	.01470	1.01330	-.07802	-.00740	-.00880	.04200	.64600	.04600
.200	.000	.97320	.01520	1.01100	-.07809	-.00220	-.00310	.00200	.64600	.04668
.200	2.020	.97000	.01580	1.01030	-.07953	.00280	-.00160	-.03900	.64600	.04667
.200	4.030	.96760	.01800	1.00330	-.08280	.00900	-.00720	-.08100	.64500	.04458
.200	6.060	.96420	.01510	.99930	-.08541	.01300	-.01500	-.12000	.64600	.04441
.200	8.070	.97180	.00610	1.00510	-.08972	.01830	-.02190	-.16300	.64900	.04937
.200	10.080	.98190	-.00340	1.01480	-.09265	.02430	-.02890	-.20600	.65300	.05224
	GRADIENT	-.00017	.00046	-.00038	-.00055	.00270	-.00283	-.02041	-.00020	.00017

0A62B 853C9 M50F8 W116E28V9R59

(RDZ279) (07 JUN 74)

REFERENCE DATA

SREF = 4.4119 SQ.FT. XMRP = 43.9974 INCHES
 LREF = 19.2299 INCHES YMRP = .0000 INCHES
 PRF = 37.9359 INCHES ZMRP = 15.1875 INCHES
 SCALE = .0405 SCALE

PARAMETRIC DATA

BETA = .000 BDFLAP = -12.000
 ELEVON = .000 ATLON = .000
 RUDDER = .000 SPDBRK = 25.000

RUN NO. 279/0 RN/L = 1.42 GRADIENT INTERVAL = -6.00/ 6.00

MACH	ALF-A	CL	CDF	CLM	CN	CAF	CYN	CBL	CY	XCF/L	CAB
.200	-4.080	-2.5500	.04025	.04810	-.25720	.02195	-.00180	.00210	.00700	.72100	.03774
.200	-2.060	-1.6330	.03450	.04770	-.16440	.02861	-.00180	.00200	.00500	.75900	.03793
.200	-1.000	-1.1420	.03425	.04720	-.11470	.03223	-.00180	.00210	.00600	.80300	.03565
.200	.000	-.06700	.03150	.04750	-.06700	.03156	-.00190	.00200	.00600	.91200	.03751
.200	1.020	-.02070	.03210	.04720	-.02010	.03251	-.00180	.00200	.00500	1.51400	.03598
.200	2.150	.02640	.03060	.04730	.02750	.02972	-.00170	.00200	.00400	.01800	.03784
.200	4.100	.11950	.03420	.04680	.12170	.02555	-.00170	.00190	.00400	.51000	.03596
.200	6.150	.21590	.04020	.04600	.21900	.01682	-.00180	.00200	.00300	.57400	.03490
.200	8.250	.31620	.04920	.04470	.32000	.00333	-.00180	.00180	.00300	.60000	.03573
.200	10.350	.41700	.06400	.04450	.42170	-.01180	-.00180	.00200	.00300	.61300	.03686
.200	12.410	.51790	.08530	.04310	.52410	-.02797	-.00150	.00190	.00200	.62100	.03778
.200	14.480	.63340	.11650	.03890	.64240	-.04557	-.00110	.00190	.00000	.62900	.04708
.200	16.580	.75200	.15960	.03060	.76620	-.06166	-.00090	.00090	.00000	.63700	.04044
.200	18.650	.86980	.20840	.02420	.89070	-.08074	-.00180	.00260	.00100	.64200	.04329
.200	20.740	.97430	.27500	.01830	1.00860	-.08787	-.00360	.00480	-.00900	.64500	.04554
.200	22.800	1.06730	.35360	.01210	1.12100	-.08775	-.00640	.00540	-.00300	.64800	.05143
.200	24.890	1.15170	.42160	.01370	1.22220	-.10239	-.00660	.00580	-.00600	.64800	.05649
.200	26.950	1.21670	.49700	.01450	1.30980	-.10844	-.00190	.00500	-.01000	.64800	.05802
.200	29.000	1.25070	.56340	.02550	1.36700	-.11371	.00360	.00610	-.01000	.64500	.06360
.200	30.930	1.10460	.55070	.09780	1.23020	-.09606	-.00250	.02330	-.02800	.62400	.07870
GRADIENT		.04588	-.00079	-.00014	.04642	.00039	.00001	-.00002	-.00035	-.03774	-.00016



REFERENCE DATA
 SREF = 4.4119 SQ.FT. XMRP = 43.5974 INCHES ALPHA = .000 BDFLAP = -12.000
 LREF = 19.2299 INCHES YMRP = .0000 INCHES ELEVON = .000 AILRON = .000
 BREF = 37.9359 INCHES ZMRP = 15.1875 INCHES RUDDER = .000 SPDBRK = 25.000
 SCALE = .040'S SCALE

RUN NO. 280/ 0 RN/L = 1.42 GRADIENT INTERVAL = -6.00/ 6.00

MACH	BETA	CL	CDF	CLM	CN	CAF	CYN	CBL	CY	XCF/L	CAB
.200	-10.060	-.04630	.01830	.03250	-.04630	.01834	-.01630	.01060	.18500	.91000	.04399
.200	-8.030	-.05220	.02310	.03690	-.05220	.02319	-.01330	.00910	.14800	.91300	.03555
.200	-6.030	-.05620	.02620	.04030	-.05620	.02628	-.01000	.00720	.11200	.91600	.03930
.200	-3.990	-.06150	.03040	.04370	-.06150	.03040	-.00700	.00540	.07500	.91300	.03674
.200	-2.010	-.06610	.03150	.04620	-.06610	.03152	-.00410	.00350	.04000	.90900	.03722
.200	.010	-.06690	.03280	.04680	-.06690	.03287	-.00190	.00210	.00600	.90600	.03633
.200	2.020	-.06790	.03150	.04640	-.06790	.03156	.00090	.00070	-.02800	.90300	.03781
.200	4.010	-.06490	.02850	.04370	-.06490	.02859	.00310	-.00090	-.06400	.90000	.03962
.200	6.060	-.05990	.02620	.04010	-.05990	.02627	.00630	-.00290	-.10200	.89800	.04153
.200	8.060	-.05450	.02250	.03640	-.05450	.02257	.01000	-.00470	-.14000	.89400	.04385
.200	10.060	-.04750	.01680	.03170	-.04750	.01685	.01360	-.00690	-.17700	.89700	.04296
	GRADIENT	-.00043	-.00019	.00001	-.00043	-.00018	.00124	-.00077	-.01727	-.00160	.00031

REFERENCE DATA
 SREF = 4.4119 SQ.FT. XMRP = 43.5974 INCHES ALPHA = 5.000 BDFLAP = -12.000
 LREF = 19.2299 INCHES YMRP = .0000 INCHES ELEVON = .000 AILRON = .000
 BREF = 37.9359 INCHES ZMRP = 15.1875 INCHES RUDDER = .000 SPDBRK = 25.000
 SCALE = .040'S SCALE

RUN NO. 281/ 0 RN/L = 1.42 GRADIENT INTERVAL = -6.00/ 6.00

MACH	BETA	CL	CDF	CLM	CN	CAF	CYN	CBL	CY	XCF/L	CAB
.200	-10.060	.18820	.02510	.03260	.18970	.00812	-.01810	.01800	.18500	.58800	.03985
.200	-8.030	.18750	.02800	.03630	.18530	.01140	-.01430	.01470	.14800	.57900	.03994
.200	-6.030	.17710	.03240	.04000	.17930	.01644	-.01040	.01120	.11100	.56900	.03772
.200	-3.990	.17310	.03520	.04320	.17550	.01957	-.00730	.00780	.07500	.56100	.03608
.200	-2.010	.17110	.03660	.04550	.17370	.02112	-.00420	.00460	.03800	.55500	.03590
.200	.010	.15980	.03690	.04650	.17240	.02159	-.00190	.00180	.00400	.55200	.03568
.200	2.010	.16950	.03610	.04560	.17200	.02078	.00040	-.00070	-.03100	.55400	.03730
.200	4.030	.17140	.03490	.04330	.17380	.01943	.00330	-.00350	-.06700	.56000	.03827
.200	6.040	.17570	.03160	.03960	.17780	.01574	.00640	-.00670	-.10300	.57000	.03990
.200	8.060	.18140	.02820	.03540	.18320	.01185	.00990	-.01030	-.14100	.58000	.04090
.200	10.070	.18810	.02480	.03090	.18960	.00788	.01410	-.01380	-.18000	.59200	.04172
	GRADIENT	-.00025	-.00006	.00001	-.00025	-.00003	.00129	-.00139	-.01760	-.00015	.00029

0A62B B53C9 M50F8 W16E28V9R5X9 (RDZ82) (07 JUN 74)

REFERENCE DATA

SREF = 4.4119 SQ.FT. XMRP = 43.5974 INCHES
 LREF = 19.2299 INCHES YMRP = .0000 INCHES
 BRREF = 37.9359 INCHES ZMRP = 15.1875 INCHES
 SCALE = .0405 SCALE

RUN NO. 282/ 0 RN/L = 1.42 GRADIENT INTERVAL = -6.00/ 6.00

MACH	BETA	CL	CLM	CDF	CLM	CN	CAF	CYN	CBL	CY	XCF/L	CAB
.200	-10.050	.43630	.05680	.02900	.43940	-.02246	-.01810	.02600	.18300	.62700	.04187	
.200	-8.050	.42960	.06050	.03300	.43350	-.01763	-.01510	.02150	.14900	.62400	.03864	
.200	-6.020	.42370	.06250	.03720	.42810	-.01451	-.01130	.01660	.11100	.62000	.03672	
.200	-3.990	.42020	.06350	.04090	.42490	-.01294	-.00770	.01140	.07400	.61800	.03554	
.200	-2.010	.41780	.06380	.04320	.42240	-.01216	-.00460	.00640	.03900	.61400	.03665	
.200	-.020	.41530	.06450	.04420	.42010	-.01099	-.00190	.00190	.00400	.61200	.03602	
.200	2.000	.41610	.06380	.04360	.42080	-.01188	.00090	-.00240	.00300	.61300	.03690	
.200	4.020	.41590	.06210	.04090	.42030	-.01345	.00350	-.00700	.00700	.61600	.03733	
.200	6.050	.42280	.05920	.03620	.42670	-.01697	.00670	-.01200	.00600	.61400	.03954	
.200	8.050	.42870	.05770	.03210	.43210	-.02018	.00980	-.01690	.00400	.62400	.04151	
.200	10.080	.43210	.05450	.02760	.43480	-.02392	.01290	-.02130	-.00200	.62800	.04482	
GRADIENT	-.00051	-.00014	.00002	-.00053	.00002	-.00004	.00139	-.00228	-.00005	-.00005	.00019	

ALPHA = 10.000 BDFLAP = -12.000
 ELEVEN = .000 AILRON = .000
 RUDDER = .000 SPDBRK = 25.000

PARAMETRIC DATA

0A62B B53C9 M50F8 W16E28V9R5X9 (RDZ83) (07 JUN 74)

REFERENCE DATA

SREF = 4.4119 SQ.FT. XMRP = 43.5974 INCHES
 LREF = 19.2299 INCHES YMRP = .0000 INCHES
 BRREF = 37.9359 INCHES ZMRP = 15.1875 INCHES
 SCALE = .0405 SCALE

RUN NO. 283/ 0 RN/L = 1.42 GRADIENT INTERVAL = -6.00/ 6.00

MACH	BETA	CL	CLM	CDF	CLM	CN	CAF	CYN	CBL	CY	XCF/L	CAB
.200	-10.040	.70910	.13070	.01480	.71820	-.06398	-.01950	.03020	.18600	.64400	.04297	
.200	-8.050	.70280	.13310	.02130	.71280	-.05985	-.01610	.02470	.14900	.64100	.04030	
.200	-6.030	.69340	.13540	.02890	.70430	-.05512	-.01120	.01800	.11000	.63700	.03749	
.200	-4.000	.69040	.13480	.03310	.70130	-.05487	-.00760	.01220	.07300	.63400	.03852	
.200	-2.010	.68760	.13610	.03440	.69890	-.05288	-.00380	.00590	.03600	.63400	.03876	
.200	.000	.69400	.13700	.03490	.70240	-.05292	-.00090	.00080	.00000	.63300	.03992	
.200	2.010	.68960	.13770	.03450	.70130	-.05193	.00170	-.00380	.00360	.63400	.03863	
.200	4.030	.69050	.13560	.03300	.70160	-.05408	.00440	-.00870	.00710	.63400	.03874	
.200	6.050	.69470	.13280	.02810	.70490	-.05793	.00690	-.01450	.00800	.63700	.03966	
.200	8.050	.70400	.13180	.01880	.71360	-.06140	.01110	-.02040	.01470	.64200	.04144	
.200	10.070	.71150	.12950	.01320	.72020	-.06573	.01590	-.02640	.01890	.64500	.04335	
GRADIENT	.00011	.00016	-.00001	.00015	.00015	.00013	.00147	-.00256	-.00193	.00000	.00002	

ALPHA = 15.000 BDFLAP = -12.000
 ELEVEN = .000 AILRON = .000
 RUDDER = .000 SPDBRK = 25.000

PARAMETRIC DATA



(RDZ284) (07 JUN 74)

0A62B B53C9 W50F8 W16E28V9R5X9

PARAMETRIC DATA

ALPHA = 20.000 BDFLAP = -12.000
 ELEWON = .000 AILRON = .000
 RUDDER = .000 SPD8RK = 25.000

REFERENCE DATA

SREF = 4.4119 SQ.FT. XMRP = 43 5974 INCHES
 LREF = 19.2299 INCHES YMRP = .0000 INCHES
 BREF = 37.9359 INCHES ZMRP = 15.1875 INCHES
 SCALE = .0405 SCALE

RUN NO. 284/0 RW/L = 1.42 GRADIENT INTERVAL = -6.00/ 6.00

MACH	BETA	CL	CDF	CLM	CN	CAF	CYN	CBL	CY	XCP/L	CAB
.200	-10.020	.99570	.28480	-.01190	1.03210	-.08562	-.00160	.03480	.20200	.65700	.04859
.200	-8.020	.97870	.28270	-.00780	1.01540	-.08215	-.02230	.02890	.16000	.65200	.04713
.200	-6.030	.96830	.28260	-.01000	1.00570	-.07786	-.01770	.02180	.12200	.64800	.04330
.200	-5.1960	.96730	.28190	.01370	1.00450	-.07799	-.01280	.01610	.08300	.64700	.04313
.200	-1.980	.97260	.28480	.01460	1.01050	-.07725	-.00730	.00890	.04300	.64600	.04576
.200	.000	.97140	.28400	.01620	1.00910	-.07756	-.00220	.00280	.00100	.64600	.04710
.200	2.020	.97070	.28290	.01600	1.00800	-.07846	.00280	-.00240	-.03800	.64600	.04586
.200	4.030	.96640	.277	.01780	1.00230	-.08217	.00880	-.05800	-.08100	.64500	.04460
.200	6.070	.96550	.27270	.01560	.99960	-.08593	.01290	-.01570	-.12000	.64600	.04488
.200	8.070	.97100	.27170	.00730	1.00440	-.08890	.01840	-.02190	-.16300	.64300	.04810
.200	10.100	.97630	.27310	-.00420	1.00980	-.08947	.02400	-.02880	-.20500	.63300	.04946
	GRADIENT	-.00019	-.00058	.00048	.00038	-.00048	.00267	-.00298	-.02047	-.00020	.00015



0A62B B26C9 M50F8 W16E28W8K3X9

(R0Z285) (07 JUN 74)

REFERENCE DATA

SREF = 4.4115 SQ.FT. XMRP = 43.5974 INCHES
 LREF = 19.2299 INCHES YMRP = .0000 INCHES
 BREF = 37.9359 INCHES ZMRP = 15.1875 INCHES
 SCALE = .0005 SCALE

PARAMETRIC DATA

BETA = .000 BDFLAP = -12.000
 ELEWON = .000 AILRON = .000
 RUDDER = .000 SPOBRK = 25.000

RUN NO. 285/ 0 RN/L = 1.42 GRADIENT INTERVAL = -6.00/ 6.00

MACH	ALPHA	CL	CD	CLM	CN	CAF	CYN	CBL	CY	XCP/L	CAB
.200	-4.170	-.25510	.04140	.04010	-.25740	.02277	-.00190	.00210	.00700	.72000	.03769
.200	-2.110	-.16100	.03540	.04730	-.16220	.02950	-.00190	.00210	.00600	.75900	.03741
.200	-1.060	-.11430	.03400	.04720	-.11500	.03187	-.00190	.00210	.00600	.80300	.03657
.200	-.030	-.06870	.03180	.04750	-.06870	.03180	-.00190	.00210	.00500	.90600	.03716
.200	.990	-.02110	.03150	.04710	-.02050	.03187	-.00190	.00200	.00500	1.49600	.03690
.200	2.020	.02590	.03190	.04690	.02700	.03097	-.00180	.00200	.00400	.01300	.03646
.200	4.070	.12170	.03390	.04720	.12380	.02923	-.00180	.00210	.00300	.01100	.03695
.200	6.130	.21620	.03970	.04600	.21923	.01644	-.00190	.00210	.00300	.07400	.03578
.200	8.200	.31410	.04900	.04450	.31780	.00375	-.00180	.00180	.00300	.60000	.03580
.200	10.280	.41330	.06460	.04410	.42070	-.01061	-.00180	.00200	.00100	.61300	.03559
.200	12.370	.51870	.08620	.04330	.52510	-.02691	-.00160	.00180	.00100	.62100	.03592
.200	14.460	.63290	.11700	.03820	.64210	-.04474	-.00110	.00100	-.00100	.63000	.03938
.200	16.520	.75100	.15830	.03060	.76510	-.06183	-.00110	.00130	.00000	.63700	.04092
.200	18.630	.87150	.20870	.02390	.89250	-.08059	-.00190	.00263	.00200	.64200	.04323
.200	20.710	.97710	.27490	.01790	1.01120	-.09844	-.00330	.00480	-.00200	.64500	.04631
.200	22.770	1.06680	.35320	.01250	1.12030	-.08735	-.00640	.00550	-.00200	.64800	.05110
.200	24.850	1.15090	.42370	.01250	1.22240	-.09933	-.00110	.00570	-.00700	.64800	.05454
.200	26.920	1.21870	.49700	.01440	1.31170	-.10865	.00230	.00440	-.01100	.64800	.05840
.200	28.970	1.26950	.56560	.02540	1.37590	-.11534	.00110	.00590	-.01100	.64500	.06314
.200	30.870	1.30390	.54450	.09610	1.21490	-.09199	-.00370	.01960	-.02400	.62300	.07989
GRADIENT		.04562	-.00092	-.00010	.04617	.00000	.00000	-.00001	-.00049	-.03767	-.00010



TABLATED SOURCE DATA - QM628

(RDZ286) (07 JUN 74)

Q628 B26C9 M5DF8 M16E28W85X9

REFERENCE DATA

SREF = 4.4119 SQ.FT. XMRP = 43.5974 INCHES
 LREF = 19.2299 INCHES YMRP = .0000 INCHES
 BREF = 37.9359 INCHES ZMRP = 15.1875 INCHES
 SCALE = .0405 SCALE

PARAMETRIC DATA

ALPHA = .000 BDFLAP = -12.000
 ELEWON = .000 AILRON = .000
 RUDDER = .000 SPDBRK = 25.000

RUN NO. 286/ 0 RN/L = 1.42 GRADIENT INTERVAL = -6.00/ 6.00

MACH	BETA	CL	CDF	CLM	CN	CAF	CYN	CBL	CY	XCP/L	CAB
.200	-10.040	-.04550	.01930	-.03250	-.04550	.00198	-.01860	.01060	.18500	.91500	.04011
.200	-8.040	-.05200	.02330	-.03650	-.05200	.02336	-.01360	.00920	.14900	.91000	-.03947
.200	-6.030	-.05760	.02630	-.04050	-.05760	.02628	-.01020	.00740	.11300	.91000	.03968
.200	-4.000	-.06340	.03060	-.04330	-.06340	.03058	-.00700	.00540	.07600	.90300	.03707
.200	-1.990	-.06640	.03260	-.04620	-.06640	.03258	-.00410	.00360	.03900	.90800	.03630
.200	.000	-.06860	.03380	-.04700	-.06860	.03380	-.00190	.00210	.00600	.90400	.03560
.200	2.010	-.06730	.03170	-.04650	-.06740	.03168	.00040	.00070	-.02800	.90600	.03825
.200	4.030	-.06410	.02910	-.04340	-.06410	.02907	.00300	-.00080	-.06400	.90100	.04007
.200	6.050	-.05970	.02740	-.04020	-.05970	.02739	.00630	-.00270	-.10100	.90000	.03975
.200	8.060	-.05590	.02280	-.03660	-.05590	.02281	.00380	-.00470	-.13900	.89200	.04149
.200	10.090	-.04750	.03170	-.03170	-.04750	.03170	.01370	-.00680	-.17800	.89700	.04235
GRADIENT	-.00011	-.00020	-.00012	-.00012	-.00012	-.00020	.00122	-.00076	-.01730	-.00030	.00040

REFERENCE DATA

SREF = 4.4119 SQ.FT. XMRP = 43.5974 INCHES
 LREF = 19.2299 INCHES YMRP = .0000 INCHES
 BREF = 37.9359 INCHES ZMRP = 15.1875 INCHES
 SCALE = .0405 SCALE

PARAMETRIC DATA

ALPHA = 5.000 BDFLAP = -12.000
 ELEWON = .000 AILRON = .000
 RUDDER = .000 SPDBRK = 25.000

RUN NO. 287/ 0 RN/L = 1.42 GRADIENT INTERVAL = -6.00/ 6.00

MACH	BETA	CL	CDF	CLM	CN	CAF	CYN	CBL	CY	XCP/L	CAB
.200	-10.030	.19050	.02440	.03210	.19190	.00128	-.01840	.01810	.18700	.59000	-.04074
.200	-8.030	.18360	.02880	.03610	.18550	.01256	-.01440	.01470	.14900	.58000	.03920
.200	-5.960	.17810	.03210	.04000	.18020	.01607	-.01050	.01120	.11000	.57000	-.03837
.200	-3.980	.17470	.02500	.04310	.17720	.01926	-.00730	.00780	.07500	.56200	.03678
.200	-2.000	.17100	.03640	.04520	.17360	.02099	-.00420	.00470	.03800	.55600	.03626
.200	.000	.16890	.03790	.04650	.17160	.02272	-.00190	.00150	.00300	.55200	.03492
.200	2.020	.17090	.03550	.04560	.17340	.02009	.00040	-.00050	.00050	.55500	.03818
.200	4.030	.17160	.03300	.04320	.17410	.01952	.00300	-.00030	-.06600	.56000	.03840
.200	6.070	.17560	.03160	.03920	.17770	.01612	.00630	-.00680	-.10200	.57000	.03995
.200	8.080	.18160	.02800	.03580	.18340	.01169	.00980	-.01020	-.14000	.58000	.04154
.200	10.090	.18720	.02370	.03090	.18860	.00683	.01400	-.01390	-.17900	.59100	.04287
GRADIENT	-.00065	-.00025	.00025	.00035	-.00062	.00031	.00133	-.00144	-.01756	-.00017	.00004

0462B B26C9 H5GF8 W16E28V8R5X9 (RDZ288) (07 JUN 74)

REFERENCE DATA

SREF = 4.4119 SQ.FT. XMRP = 43.5974 INCHES
 LREF = 19.2299 INCHES YMRP = .0000 INCHES
 BREF = 37.9359 INCHES ZMRP = 15.1875 INCHES
 SCALE = .0415 SCALE

RUN NO. 288/0 RN/L = 1.42 GRADIENT INTERVAL = -6.00/ 6.00

MACH	BETA	CL	CLM	CLN	CAF	CYN	CBL	CY	XCP/L	CAB
.200	-10.050	.43380	.02880	.43680	-.02230	-.01830	-.02590	.19400	.62700	.04241
.200	-8.050	.42810	.03310	.43290	-.01725	-.01520	-.02160	.14900	.62300	.03880
.200	-6.050	.42310	.03680	.42740	-.01465	-.01140	-.01680	.11100	.62000	.03730
.200	-5.980	.41640	.04060	.42110	-.01183	-.00750	-.01160	.07300	.61600	.03544
.200	-2.020	.41590	.04330	.42050	-.01181	-.00470	-.00630	.03900	.61400	.03672
.200	.000	.41490	.04420	.41970	-.01117	-.00190	-.00210	.00300	.61300	.03690
.200	2.010	.41470	.04440	.41950	-.01055	.00070	-.00230	-.01100	.61400	.03625
.200	4.030	.41630	.04360	.42070	-.01333	.00330	-.00630	-.06600	.61800	.03750
.200	6.060	.42110	.03620	.42500	-.01641	.00650	-.01180	-.10200	.62000	.03954
.200	8.080	.42620	.03230	.42940	-.02021	.01000	-.01680	-.14200	.62400	.04183
.200	10.080	.43170	.02790	.43440	-.02396	.01290	-.02130	-.17800	.62800	.04525
.200	GRADIENT	-.00207	-.00002	-.00009	.00009	.00035	-.00227	-.01736	.00000	.00018

REFERENCE DATA

SREF = 4.4119 SQ.FT. XMRP = 43.5974 INCHES
 LREF = 19.2299 INCHES YMRP = .0000 INCHES
 BREF = 37.9359 INCHES ZMRP = 15.1875 INCHES
 SCALE = .0415 SCALE

RUN NO. 289/0 RN/L = 1.42 GRADIENT INTERVAL = -6.00/ 6.00

MACH	BETA	CL	CLM	CLN	CAF	CYN	CBL	CY	XCP/L	CAB
.200	-10.050	.70930	.01430	.71840	-.06361	-.01940	-.03030	.18700	.64400	.04286
.200	-8.050	.70260	.02100	.71240	-.06030	-.01610	-.02490	.15000	.64100	.04082
.200	-6.020	.69300	.02840	.70400	-.05459	-.01110	-.01800	.11000	.63700	.03667
.200	-3.970	.69000	.03300	.70090	-.05454	-.00750	-.01200	.07400	.63400	.03834
.200	-2.000	.68770	.03440	.69900	-.05263	-.00390	-.00600	.03600	.63400	.03867
.200	.000	.68910	.03450	.70050	-.05279	-.00110	.00000	.00200	.63400	.04035
.200	2.010	.68900	.03420	.70040	-.05250	.00150	-.00370	-.03500	.63400	.03338
.200	4.030	.69060	.03200	.70160	-.05443	.00410	-.00870	-.07000	.63500	.03911
.200	6.070	.69280	.02770	.70330	-.05634	.00650	-.01420	-.10700	.63700	.03848
.200	8.080	.70000	.02190	.70550	-.06153	.01160	-.02030	-.14800	.64200	.04172
.200	10.080	.71160	.01380	.72010	-.06611	.01660	-.02660	-.19000	.64500	.04375
.200	GRADIENT	.00013	-.00008	.00014	.00002	.00043	-.00255	-.01794	.00010	.00011

(RDZ289) (07 JUN 74)

PARAMETRIC DATA

ALPHA = 15.000 BDFLAP = -12.000
 ELEWON = .000 AIRON = .000
 RUDDER = .000 SFBDRK = 25.000

PARAMETRIC DATA

ALPHA = 10.000 BDFLAP = -12.000
 ELEWON = .000 AIRON = .000
 RUDDER = .000 SFBDRK = 25.000

04628 B2609 M00F8 M116E28 W05199

(RDZ290) (07 JUN 74)

REFERENCE DATA

SREF = 4.4119 SQ.FT. AMRP = 43.9974 INCHES
 LEFP = 19.2299 INCHES VMRP = .0000 INCHES
 BREF = 37.9359 INCHES ZMRP = 15.1675 INCHES
 SCALE = .0405 SCALE

PARAMETRIC DATA

ALPHA = 20.000 BDFLAP = -12.000
 ELEWON = .000 AIRCON = .000
 RUDDER = .000 SPDRK = 25.000

RUN NO. 290/ 0 RM/L = 1.42 GRADIENT INTERVAL = -6.00/ 6.00

WACH	BETA	CL	CLM	CN	CAF	CYN	CBL	CY	XCF/L	CAB
.200	-10.060	.99920	-.01370	1.03360	-.06683	-.02870	.03520	.20300	.65700	.04933
.200	-8.040	.98070	-.00140	1.01870	-.04114	-.02230	-.02860	.15900	.65200	.04651
.200	-6.020	.97370	.00950	1.01140	-.01833	-.01770	.02270	.12100	.64800	.04411
.200	-3.990	.97130	.01410	1.00970	-.07620	-.01300	-.01610	.08300	.64600	.04361
.200	-2.010	.97330	.01460	1.01180	-.07639	-.00740	.00910	.04200	.64600	.04482
.200	.000	.97240	.01590	1.01100	-.07604	-.00250	.00300	.00200	.64600	.04580
.200	2.010	.97420	.01600	1.01190	-.07906	.00280	-.00190	-.03800	.64600	.04648
.200	4.030	.97050	.01780	1.00630	-.08305	.00910	-.00700	-.08300	.64500	.04480
.200	6.060	.96660	.01520	1.00110	-.08584	.01320	-.01510	-.12300	.64600	.04447
.200	8.070	.97260	.00780	1.00610	-.08937	.01910	-.02180	-.16400	.64900	.04789
.200	10.060	.97820	-.00240	1.01150	-.09115	.02470	-.02840	-.21800	.65300	.05055
	GRADIENT	-.00004	.00044	-.00027	-.00052	.00271	-.00285	-.02054	-.00010	.00020

REFERENCE DATA
 SREF = 4.4119 SQ.FT. XMRP = 43.9374 INCHES BETA = .000 BDFLAP = -12.000
 LEFF = 19.2299 INCHES YMRP = .0000 INCHES ELEVON = .000 AILFON = .000
 RREF = 37.9359 INCHES ZMRP = 15.1875 INCHES RUDDER = .000 SPDBRK = 23.000
 SCALE = .04'S SCALE

PARAMETRIC DATA
 RUN NO. 291/0 RN/L = 1.42 GRADIENT INTERVAL = -6.00/ 6.00

WACH	ALPHA	CL	CLM	CN	CA	CYN	CBL	CY	XCP/L	CAR
.20	-4.150	-25640	.04170	-25870	.02308	-000190	-00250	.00600	.72000	.03729
.21	-2.070	-16340	.03490	-16460	.02916	-000190	.00200	.00500	.75800	.03791
.22	-1.030	-11410	.03330	-11470	.03126	-002200	.00200	.00600	.80900	.03716
.23	-0.120	-06720	.03260	-06730	.03261	-000190	.00200	.00500	.91200	.03637
.24	1.020	-00920	.03120	-00870	.03157	-001180	.00220	.00400	1.59000	.03754
.25	2.040	.02450	.03160	.02560	.03054	-000170	.00210	.00400	-02800	.03710
.26	4.080	.12010	.03350	.02210	.02495	-000190	.00210	.00400	.50800	.03701
.27	6.160	.21640	.04070	.01950	.01727	-000170	.00190	.00300	.57400	.03508
.28	8.240	.31640	.04490	.02010	.00301	-000170	.00170	.00200	.60000	.03643
.29	10.290	.41410	.04620	.01890	-00084	-000160	.00190	.00200	.61200	.03655
.30	12.380	.51950	.04620	.02090	-02719	-00150	.00150	.00100	.60200	.03754
.31	14.430	.63120	.04850	.03940	-04410	-00090	.00080	.00000	.62900	.03886
.32	16.550	.75380	.05120	.07690	-06254	-00080	.00030	.00000	.63700	.04120
.33	18.650	.86690	.05120	.09120	-07951	-00160	.00260	.00100	.64100	.04268
.34	20.740	.97620	.05360	.09200	-08635	-00350	.00440	.00100	.64500	.04616
.35	22.800	1.06650	.05230	1.01100	-08714	-00120	.00620	.00400	.64800	.05113
.36	24.880	1.15060	.05340	1.02210	-09077	-00110	.00590	.00300	.64800	.05463
.37	26.940	1.22150	.05440	1.01150	-09198	-00270	.00420	.00100	.64800	.05973
.38	28.970	1.25750	.05480	1.03730	-09498	-00110	.00530	.00000	.64400	.06440
.39	30.920	1.03850	.05070	1.02520	-09195	-00280	.00420	.00100	.62500	.07664
.40	GRADIENT	.04576	-00097	.04630	.00025	.00001	.00002	-00028	-03749	-00005



0A628 B26C9 M7F8 W16E28V9R5X9

(RDZ292) (07 JUN 74)

REFERENCE DATA

SREF = 4.4119 SQ.FT. XMRP = 43.5974 INCHES
 LREF = 19.2299 INCHES YMRP = .0000 INCHES
 BREF = 37.9359 INCHES ZMRP = 15.1875 INCHES
 SCALE = .0405 SCALE

RUN NO. 292/0 RN/L = 1.42 GRADIENT INTERVAL = -6.00/ 6.00

PARAMETRIC DATA

ALPHA = .000 BDFLAP = -12.000
 ELEVON = .000 AILRON = .000
 RUDDER = .000 SPDBRK = 25.000

MACH	BETA	CL	CLM	CLN	CAF	CYN	CBL	CY	XCP/L	CAB
.200	-10.040	-.04630	.03276	-.04630	.01879	-.01630	.01060	.18500	-.91200	.04153
.200	-8.050	-.05490	.03690	-.05490	.02326	-.01350	-.00910	.14900	-.89900	.03971
.200	-6.050	-.06070	.04050	-.06070	.02674	-.01010	-.00720	.11200	-.89700	.03862
.200	-3.990	-.06440	.04390	-.06440	.03027	-.00700	-.00540	.07600	-.90300	.03736
.200	-2.000	-.06690	.04660	-.06690	.03132	-.00420	-.00360	.04000	-.90800	.03758
.200	-.010	-.06820	.04770	-.06820	.03300	-.00180	-.00200	.00500	-.90900	.03623
.200	2.000	-.06900	.04660	-.06900	.03314	.00040	.00060	-.02800	-.90000	.03623
.200	4.000	-.06650	.04390	-.06650	.03042	.00310	-.00090	-.06400	-.89500	.03833
.200	6.050	-.06110	.04050	-.06110	.02690	.00650	-.00280	-.10200	-.89600	.03987
.200	8.060	-.05660	.03650	-.05660	.02303	.00980	-.00470	-.14000	-.88900	.04074
.200	10.080	-.04780	.03180	-.04780	.01843	.01360	-.00690	-.17000	-.89600	.04107
.200	GRADIENT	-.00003	-.00010	-.00000	.00010	.00124	-.00078	-.01738	-.00120	.00003

REFERENCE DATA

SREF = 4.4119 SQ.FT. XMRP = 43.5974 INCHES
 LREF = 19.2299 INCHES YMRP = .0000 INCHES
 BREF = 37.9359 INCHES ZMRP = 15.1875 INCHES
 SCALE = .0405 SCALE

RUN NO. 293/0 RN/L = 1.42 GRADIENT INTERVAL = -6.00/ 6.00

PARAMETRIC DATA

ALPHA = 5.000 BDFLAP = -12.000
 ELEVON = .000 AILRON = .000
 RUDDER = .000 SPDBRK = 25.000

MACH	BETA	CL	CLM	CLN	CAF	CYN	CBL	CY	XCP/L	CAB
.200	-10.060	.18970	.03370	.19100	.00659	-.01810	.01820	.18600	.59000	.04080
.200	-8.050	.18450	.03630	.18630	.01159	-.01450	.01460	.14900	.58000	.03852
.200	-6.040	.17870	.04020	.18090	.01585	-.01060	.01120	.11200	.57000	.03766
.200	-3.980	.17320	.04330	.17560	.01940	-.00720	.00780	.07500	.56100	.03542
.200	-2.020	.17000	.04540	.17260	.02105	-.00420	.00460	.03800	.55500	.03492
.200	.000	.16910	.04670	.17170	.02164	-.00180	.00200	.00300	.55100	.03524
.200	2.010	.16900	.04570	.17150	.01996	.00060	-.00060	-.03100	.55400	.03770
.200	4.030	.17370	.04330	.17590	.01745	.00320	-.00360	-.06600	.56100	.03951
.200	6.050	.17550	.03990	.17750	.01431	.00630	-.00660	-.10300	.56900	.04104
.200	8.060	.18220	.03730	.18390	.01090	.00990	-.00960	-.14100	.58000	.04136
.200	10.070	.18680	.03130	.18800	.00540	.01410	-.01380	-.18000	.59000	.04315
.200	GRADIENT	.00000	-.00025	-.00002	-.00025	.00128	-.00140	-.01750	-.00004	.00055

0A628 B26C9 M7F8 W16E28V9R5X9

(RDZ294) (07 JUN 74)

REFERENCE DATA

SREF = 4.4119 SQ.FT. XMRP = 43.5974 INCHES
 LREF = 19.2299 INCHES YMRP = .0000 INCHES
 BREF = 37.9359 INCHES ZMRP = 15.1875 INCHES
 SCALE = .0405 SCALE

ALPHA = 10.0000 BDFLAP = -12.0000
 ELEVON = .0000 AILRON = .0000
 RUDDER = .0000 SPDBRK = 25.0000

RUN NO. 294/ 0 RN/L = 1.42 GRADIENT INTERVAL = -6.00/ 6.00

MACH	BETA	CL	CDF	CLM	CN	CAF	CYN	CBL	CY	XCF/L	CAB
.200	-10.060	.43620	.05510	.02860	.43900	-.02388	-.01810	.02560	.18400	.62800	.04209
.200	-8.050	.43120	.05920	.03270	.43480	-.01889	-.01520	.02130	.14900	.62400	.03882
.200	-6.040	.42590	.06120	.03680	.43000	-.01671	-.01140	.01640	.11100	.62000	.03681
.200	-3.990	.42170	.06160	.04140	.42590	-.01490	-.00750	.01140	.07200	.61600	.03671
.200	-2.000	.41820	.06230	.04350	.42360	-.01378	-.00440	.00630	.03800	.61400	.03717
.200	-0.010	.41550	.06350	.04390	.42020	-.01190	-.00170	.00190	.00300	.61300	.03601
.200	2.010	.41510	.06340	.04360	.41970	-.01191	.00080	-.00240	-.00300	.61300	.03610
.200	4.020	.41790	.06070	.04070	.42200	-.01511	.00360	-.00710	-.00700	.61600	.03767
.200	6.050	.42570	.05800	.03600	.42930	-.01920	.00660	-.01190	-.10500	.62100	.04072
.200	8.050	.42620	.05660	.03190	.42940	-.02056	.00980	-.01670	-.14100	.62400	.04104
.200	10.070	.43140	.05400	.02810	.43410	-.02422	.01300	-.02120	-.17600	.62800	.04378
GRADIENT	-.00058	-.00004	-.00007	-.00007	-.00058	.00007	.00137	-.00228	-.01732	-.00005	.00004

0A628 B26C9 M7F8 W16E28V9R5X9

(RDZ295) (07 JUN 74)

REFERENCE DATA

SREF = 4.4119 SQ.FT. XMRP = 43.5974 INCHES
 LREF = 19.2299 INCHES YMRP = .0000 INCHES
 BREF = 37.9359 INCHES ZMRP = 15.1875 INCHES
 SCALE = .0405 SCALE

ALPHA = 15.0000 BDFLAP = -12.0000
 ELEVON = .0000 AILRON = .0000
 RUDDER = .0000 SPDBRK = 25.0000

RUN NO. 295/ 0 RN/L = 1.42 GRADIENT INTERVAL = -6.00/ 6.00

MACH	BETA	CL	CDF	CLM	CN	CAF	CYN	CBL	CY	XCF/L	CAB
.200	-10.050	.71090	.12990	.01470	.71980	-.06519	-.01940	.03030	.18600	.64400	.04236
.200	-8.050	.70280	.13100	.02100	.71230	-.06181	-.01610	.02480	.14900	.64100	.04101
.200	-6.020	.69400	.13360	.02910	.70440	-.05694	-.01130	.01810	.11000	.63600	.03775
.200	-3.980	.68930	.13290	.03330	.69980	-.05632	-.00760	.01220	.07200	.63400	.03861
.200	-2.000	.68890	.13460	.03440	.69980	-.05482	-.00390	.00600	.03600	.63400	.03901
.200	-0.010	.69050	.13590	.03460	.70170	-.05386	-.00080	.00070	.00000	.63400	.03975
.200	2.010	.69010	.13560	.03450	.70120	-.05399	.00180	-.00400	-.00300	.63400	.03947
.200	4.040	.69250	.13330	.03240	.70290	-.05682	.00460	-.00910	-.07100	.63500	.03980
.200	6.050	.68660	.13150	.02810	.70640	-.05971	.00690	-.01450	-.10800	.63700	.04121
.200	8.050	.70300	.12970	.01930	.71210	-.06318	.01190	-.02090	-.15000	.64200	.04144
.200	10.080	.70730	.12870	.01350	.71600	-.06622	.01630	-.02670	-.18800	.64500	.04161
GRADIENT	.00038	.00009	-.00009	-.00009	.00038	-.00002	.00150	-.00262	-.01780	.00001	.00014



OM628 B26C9 M7F8 W116F28*865X9

(RDZ297) (07 JUN 74)

REFERENCE DATA

SREF = 4.4119 SQ.FT. XMRP = 43.5974 INCHES
 LREF = 19.2259 INCHES YMRP = .0000 INCHES
 BREF = 37.9359 INCHES ZMRP = 15.1875 INCHES
 SCALE = .0415 SCALE

PARAMETRIC DATA

BETA = .000 BDFLAP = -12.000
 ELEVON = .000 ALLORN = .000
 RUDDER = .000 SPDRK = .000

RUN NO. 297/ 0 RN/L = 1.42 GRADIENT INTERVAL = -6.00/ 6.00

MACH	ALPHA	CL	CLM	CN	CAF	CYN	CBL	CY	XCP/L	CAB
.200	-4.140	-2.4730	.03880	-2.4920	.01794	-.00120	.00170	.00000	.75900	.03431
.200	-2.070	-1.1590	.03620	-1.1540	.02360	-.00120	.00170	.00400	.74300	.03420
.200	-1.030	-0.5610	.03840	-1.0560	.02539	-.00130	.00160	.01500	.78400	.02358
.200	-0.520	-0.2590	.03850	-0.7590	.02542	-.00130	.00160	.00400	.84500	.03183
.200	1.000	-0.1300	.03860	-0.1250	.02469	-.00110	.00160	.00300	1.78100	.03337
.200	2.030	.03370	.03870	.03460	.02418	-.00110	.00170	.00300	.24000	.03311
.200	4.030	.12840	.03880	.13000	.01755	-.00120	.00150	.00300	.54200	.03245
.200	6.170	.22320	.03820	.22600	.00886	-.00110	.00160	.00200	.85300	.03243
.200	8.240	.32260	.03680	.32550	-.01361	-.00120	.00150	.00100	.61100	.03224
.200	10.320	.42430	.03670	.42720	-.04931	-.00110	.00150	.00100	.62300	.03336
.200	12.390	.52650	.03540	.53340	-.07304	-.00070	.00100	.00000	.62700	.03278
.200	14.460	.64190	.03090	.64950	-.09202	-.00040	.00050	.00000	.63400	.03670
.200	16.540	.75370	.02290	.77110	-.06681	-.00050	.00000	-.00100	.64100	.03211
.200	18.640	.87870	.01690	.89770	-.04803	-.00130	.00240	.00000	.64500	.04190
.200	20.770	.98150	.01160	1.01340	-.03495	-.00140	.00410	-.00000	.64700	.04152
.200	22.840	1.07500	.00370	1.12740	-.019294	.00000	.00560	-.00400	.65000	.04105
.200	24.880	1.16560	.00410	1.23510	-.01074	.00040	.00580	-.00100	.65000	.05209
.200	26.950	1.22380	.00600	1.32100	-.011544	.00020	.00460	-.00140	.65000	.05562
.200	28.990	1.25910	.00810	1.38250	-.02289	.00110	.00570	-.00100	.64700	.06164
.200	30.900	1.14020	.00850	1.23430	-.059122	-.00270	.02460	-.00300	.62000	.07731
GRADIENT		.04568	-.00003	.044611	-.00012	.00001	-.00002	-.00028	-.01579	-.00007



0A628 B26C9 M7F8 W116E28V8R5X9

(RDZ298) (07 JUN 74)

REFERENCE DATA

SREF = 4.4119 SQ.FT. YMRP = 43.5974 INCHES
 LREF = 19.2299 INCHES YMRP = .0000 INCHES
 BREF = 37.9359 INCHES ZMRP = 15.1875 INCHES
 SCALE = .0405 SCALE

PARAMETRIC DATA

ALPHA = .000 BDFLAP = -12.000
 ELEVON = .000 AILRON = .000
 RUDDER = .000 SPDRK = .000

RUN NO. 298/ 0 RN/L = 1.42 GRADIENT INTERVAL = -6.00/ 6.00

MACH	BETA	C	CL	CLM	CN	CAF	CYH	CBL	CY	XCP/L	CAB
.200	-10.060	-.04100	.02450	-.04100	.01263	-.01140	-.00770	.17600	.87200	.03773	.87200
.200	-8.040	-.04620	.02800	-.04620	.01682	-.01000	-.00740	.14300	.87500	.03601	.87500
.200	-6.030	-.05060	.03140	-.05060	.01971	-.00780	-.00630	.10700	.88000	.03563	.88000
.200	-3.990	-.05580	.03440	-.05580	.02339	-.00530	-.00450	.07200	.87900	.03420	.87900
.200	-2.000	-.06000	.03720	-.06000	.02452	-.00320	-.00310	.03800	.88000	.03425	.88000
.200	-.010	-.06110	.03820	-.06110	.02612	-.00130	-.00170	.00500	.88200	.03329	.88200
.200	2.020	-.06010	.03780	-.06010	.02520	.00060	-.00040	-.02900	.88300	.03446	.88300
.200	4.040	-.05890	.03540	-.05890	.02315	.00290	-.00090	-.06300	.87300	.03561	.87300
.200	6.050	-.05430	.03240	-.05430	.01992	.00520	-.00240	-.09900	.87100	.03663	.87100
.200	8.070	-.04820	.02860	-.04820	.01634	.00770	-.00380	-.13500	.87100	.03720	.87100
.200	10.090	-.04260	.02430	-.04260	.01139	.01000	-.00510	-.16900	.86200	.03856	.86200
GRADIENT	-.00031	.00000	.00013	-.00031	.00001	.00101	-.00067	-.01678	-.00045	.00015	.00015

REFERENCE DATA

SREF = 4.4119 SQ.FT. YMRP = 43.5974 INCHES
 LREF = 19.2299 INCHES YMRP = .0000 INCHES
 BREF = 37.9359 INCHES ZMRP = 15.1875 INCHES
 SCALE = .0405 SCALE

PARAMETRIC DATA

ALPHA = 5.000 BDFLAP = -12.000
 ELEVON = .000 AILRON = .000
 RUDDER = .000 SPDRK = .000

RUN NO. 299/ 0 RN/L = 1.42 GRADIENT INTERVAL = -6.00/ 6.00

MACH	BETA	CL	CLM	CN	CAF	CYH	CBL	CY	XCP/L	CAB	
.200	-10.040	.19550	.02430	.19640	.00039	-.01330	-.01540	.17700	.60600	.03787	.60600
.200	-8.040	.19090	.02260	.19210	.00537	-.01090	-.01270	.14200	.59700	.03532	.59700
.200	-6.010	.18680	.02520	.18830	.00838	-.00820	-.00990	.10700	.59000	.03505	.59000
.200	-3.980	.18280	.03440	.18460	.01114	-.00540	-.00680	.07100	.58300	.03345	.58300
.200	-1.990	.17860	.03680	.18050	.01333	-.00300	-.00390	.03600	.57700	.03309	.57700
.200	.000	.17700	.03850	.17900	.01408	-.00110	-.00160	.00300	.57200	.03297	.57200
.200	2.030	.17840	.03770	.18030	.01270	.00050	-.00070	-.03000	.57500	.03511	.57500
.200	4.040	.17970	.03550	.18150	.01222	.00270	-.00330	-.06500	.58000	.03442	.58000
.200	6.060	.18320	.03230	.18470	.00816	.00460	-.00650	-.10000	.58700	.03735	.58700
.200	8.070	.18780	.02830	.18900	.00441	.00760	-.00940	-.13600	.59600	.03777	.59600
.200	10.070	.19420	.02430	.19490	.00128	.01110	-.01240	-.17400	.60800	.03966	.60800
GRADIENT	-.00032	.00002	.00015	-.00032	.00007	.00098	-.00124	-.01685	-.00039	.00015	.00015

0A62B B26C9 M7F8 W16E28VR5X9

(R02300) (07 JUN 74)

REFERENCE DATA

SREF = 4.4119 SQ.FT. XMRP = 43.5974 INCHES
 LREF = 19.2299 INCHES YMRP = .0000 INCHES
 BREF = 37.9359 INCHES ZMRP = 15.1875 INCHES
 SCALE = .0405 SCALE

PARAMETRIC DATA

ALPHA = 10.000 BDFLAP = -12.000
 ELECON = .000 AILRON = .000
 RUDDER = .000 SPDBRK = .000

RUN NO. 300/ 0 RN/L = 1.42 GRADIENT INTERVAL = -6.00/ 6.00

MACH	BETA	CL	CLM	CLN	CAF	CYN	CBL	ACP/L	CAB
.200	-10.040	.44190	.02290	.44410	-.02805	-.01370	.02310	.63300	.03849
.200	-8.050	.43660	.02630	.44150	-.02493	-.01120	.01910	.63000	.03664
.200	-6.064	.43270	.02990	.43590	-.02180	-.00850	.01470	.62670	.03445
.200	-4.080	.42710	.03350	.43240	-.02038	-.00530	.00930	.62300	.03229
.200	-2.090	.42330	.03620	.42660	-.01813	-.00320	.00570	.62000	.03196
.200	.000	.42480	.02670	.42830	-.01182	-.00110	.00160	.62000	.03361
.200	2.082	.42230	.03580	.42590	-.01220	.00070	-.00240	.62100	.03334
.200	4.070	.42520	.03350	.42440	-.01236	.00260	-.00570	.62100	.03485
.200	6.070	.42780	.02990	.43060	-.02305	.00470	-.01110	.62500	.03625
.200	8.090	.43400	.02630	.43630	-.02690	.00710	-.01560	.62900	.03771
.200	10.080	.43680	.02330	.43870	-.02949	.00940	-.01980	.63200	.03951
GRADIENT	-.00022	-.00011	-.00009	-.00023	-.00006	.00000	-.00021	.00005	.00004

0A62B B26C9 M7F8 W16E28VR5X9

(R02301) (07 JUN 74)

REFERENCE DATA

SREF = 4.4119 SQ.FT. XMRP = 43.5974 INCHES
 LREF = 19.2299 INCHES YMRP = .0000 INCHES
 BREF = 37.9359 INCHES ZMRP = 15.1875 INCHES
 SCALE = .0405 SCALE

PARAMETRIC DATA

ALPHA = 15.000 BDFLAP = -12.000
 ELECON = .000 AILRON = .000
 RUDDER = .000 SPDBRK = .000

RUN NO. 301/ 0 RN/L = 1.42 GRADIENT INTERVAL = -6.00/ 6.00

MACH	BETA	CL	CLM	CLN	CAF	CYN	CBL	ACP/L	CAB
.200	-10.040	.71670	.00910	.72440	-.056981	-.01430	.02770	.64700	.04139
.200	-8.050	.70920	.01530	.71770	-.066619	-.01170	.02250	.64400	.03822
.200	-6.064	.70510	.02060	.71420	-.076321	-.00950	.01710	.64100	.03622
.200	-4.080	.69780	.02620	.70700	-.086224	-.00580	.01110	.63900	.03627
.200	-2.090	.69810	.02710	.70770	-.086161	-.00260	.00520	.63800	.03649
.200	.000	.70070	.02710	.70540	-.086168	-.00040	.00050	.63770	.03771
.200	2.082	.70200	.02650	.70100	-.085964	.00150	-.00390	.63600	.03650
.200	4.070	.70320	.02480	.70560	-.086178	.00350	-.00870	.63400	.03664
.200	6.060	.70380	.02360	.71230	-.086531	.00550	-.01390	.63100	.03757
.200	8.060	.70390	.02190	.71910	-.086783	.00810	-.01830	.62800	.03813
.200	10.090	.70360	.02040	.72740	-.087111	.01220	-.02460	.62400	.03913
GRADIENT	.00033	.00013	-.00007	.00037	.00009	.00014	-.00042	.00004	.00004



(02302) (07 JUN 74)

04628 B26C9 M7F8 W16E28V8R5X9

PARAMETRIC DATA

REFERENCE DATA

SHEF = 4.4119 SQ.FT. XMRP = 43.5974 INCHES
 LREF = 19.2299 INCHES YMRP = .0000 INCHES
 BREF = 37.9359 INCHES ZMRP = 15.1875 INCHES
 SCALE = .0405 SCALE

ALPHA = 20.000 BOFLAP = -12.000
 ELEVON = .0000 ATILRON = .0000
 RUDDER = .0000 SFDJRK = .0000

RUN NO. 302/5 RN/L = 1.42 GRADIENT INTERVAL = -6.00/ 6.00

WACH	BETA	CL	CLM	CN	CAF	CYN	CBL	CY	XCF/L	CAB
.200	-10.070	1.00660	-.01960	1.04280	-.08879	-.02450	.03100	.19500	.65900	.04934
.200	-8.060	.96650	-.01860	1.02300	-.08418	-.01900	.02600	.15400	.65500	.04457
.200	-6.050	.92810	-.01760	1.01510	-.08124	-.01700	.02100	.11800	.65100	.04145
.200	-4.040	.88810	-.01660	1.01580	-.08522	-.01130	.01500	.07900	.65700	.04189
.200	-2.030	.84330	-.01560	1.01990	-.08348	-.00600	.00870	.03900	.64900	.04361
.200	-.010	.79960	-.01470	1.01600	-.08319	-.00220	.00240	.00200	.64800	.04301
.200	2.010	.76260	-.01390	1.01810	-.08614	.00240	-.00210	-.00900	.64800	.04429
.200	4.030	.72760	-.01300	1.01230	-.08928	.00760	-.00820	-.00800	.64800	.04300
.200	6.050	.69660	-.01210	1.00890	-.09341	.01170	-.01520	-.01900	.64900	.04317
.200	8.060	.66910	-.01120	1.01210	-.09722	.01630	-.02140	-.02700	.65100	.04661
.200	10.070	.64410	-.01030	1.01870	-.09711	.02000	-.02660	-.03400	.65400	.04925
.200	GRADIENT	-.00018	-.00072	-.00044	-.00065	.00230	-.00266	-.01969	-.00025	.00014

0462B B26C9 F8 W16E20VR5X9

(RD2303) (07 JUN 74)

REFERENCE DATA

SREF = 4.4119 SQ.FT. XMRP = 43.5974 INCHES
 LREF = 19.2299 INCHES YMRP = .0000 INCHES
 BREF = 37.9359 INCHES ZMRP = 15.1875 INCHES
 SCALE = .0405 SCALE

BETA = .000 BDFLAP = -12.0000
 ELEVON = .000 AILRON = .000
 RUDDER = .000 SPDRK = .000

PARAMETRIC DATA

RUN NO. 303/0 EN/L = 1.42 GRADIENT INTERVAL = -6.00/ 6.00

WACH	ALPHA	CL	CDF	CLM	CN	CAF	CYN	CBL	CY	XCP/L	CAB
.200	-4.130	-2.1170	.03090	.03370	.11110	.01555	-.00130	-.00180	.00500	.71500	-.01835
.200	-2.080	-1.1830	.02600	.03350	.11110	.02176	-.00130	.00170	.00400	.75500	.01867
.200	-1.030	-.06980	.02510	.03110	.11110	.02388	-.00130	-.00170	.00400	.83000	-.01819
.200	-.020	-.02340	.02390	.03110	-.02351	.02392	-.00130	.00170	.00400	1.18800	.01892
.200	1.030	.02490	.02460	.03110	.02551	.02421	-.00130	-.00180	.00300	.15600	-.01851
.200	2.060	.07190	.02550	.03500	.07280	.02294	-.00130	.00180	.00300	.47500	.01847
.200	4.110	.16590	.02910	.03500	.16760	.01714	-.00130	-.00170	.00300	.57500	-.01890
.200	6.130	.26190	.03390	.03440	.26430	.00747	-.00130	.00170	.00200	.60400	.01895
.200	8.230	.35950	.04730	.03300	.36060	-.00465	-.00140	.00130	.00200	.61800	-.01923
.200	10.330	.46350	.06470	.03300	.45760	-.01194	-.00140	.00150	.00200	.62600	.02112
.200	12.430	.56360	.08060	.03120	.56970	-.03352	-.00090	.00130	.00000	.63100	.01898
.200	14.510	.68240	.12330	.02720	.69160	-.05162	-.00090	.00050	-.00100	.63700	.02126
.200	16.590	.79750	.16730	.01970	.81200	-.06740	-.00070	.00170	-.00100	.64300	.02116
.200	18.660	.92170	.21680	.01460	.94170	-.08923	-.00070	.00250	.00000	.64800	.02613
.200	20.770	1.01340	.28930	.00960	1.05040	-.08844	.00080	.00210	-.01500	.64800	.02607
.200	22.830	1.11170	.38830	-.00380	1.17220	-.08093	-.00080	.00310	-.00200	.65300	.03194
.200	24.890	1.19840	.45190	-.00490	1.27730	-.03459	.00090	.00670	-.00900	.65300	.03763
.200	26.980	1.26340	.52480	-.00320	1.36400	-.01567	.00070	.00540	-.01000	.64800	.04014
.200	28.990	1.28210	.57830	.01050	1.40180	-.11559	.00120	.00910	-.01600	.64800	.04622
.200	30.920	1.12150	.57340	.06600	1.25780	-.08263	-.00220	.01350	-.01900	.63200	.05593
GRADIENT	.64589	.00020	-.00020	.00019	.04630	.00021	.00000	-.00000	-.00025	-.04490	.00005



04628 B26C9 F8 W16E28V8R5J9

(RD2304) (07 JUN 74)

REFERENCE DATA

SREF = 4.4119 SQ.FT. XMRP = 43.5974 INCHES
 LREF = 19.2299 INCHES YMRP = .0000 INCHES
 BREF = 37.9359 INCHES ZMRP = 15.1875 INCHES
 SCALE = .0405 SCALE

PARAMETRIC DATA

ALPHA = .000 BDFLAP = -12.000
 ELEMON = .000 ALLRON = .000
 RUDDER = .000 SPBRK = .000

RUN NO. 304/ 0 RN/L = 1.42 GRADIENT INTERVAL = -6.00/ 6.00

MACH	BETA	CL	CLM	CLN	CAF	CYN	CBL	CY	XCP/L	CAB
.200	-10.060	-.00810	.02270	-.00810	.01360	-.01190	.01140	.17300	1.68300	-.02056
.200	-8.030	-.01300	.02570	-.01300	.01673	-.01050	.01040	.14100	1.37900	-.01969
.200	-6.040	-.01460	.02810	-.01460	.01906	-.00880	.00880	.10800	1.35800	-.01923
.200	-3.980	-.02050	.03100	-.02050	.02225	-.00590	.00640	.07200	1.20500	-.01835
.200	-2.010	-.02330	.03310	-.02230	.02342	-.00360	.00410	.03900	1.19700	-.01853
.200	.000	-.02360	.03390	-.02380	.02460	-.00140	.00170	.00500	1.17500	-.01875
.200	2.000	-.02420	.03320	-.02420	.02352	.00090	-.00040	.00200	1.15600	-.01929
.200	4.040	-.02090	.03130	-.02090	.02158	.00340	-.00280	-.06400	1.20300	-.01948
.200	6.050	-.01760	.02830	-.01760	.01919	.00590	-.00530	-.09800	1.24400	-.01926
.200	8.050	-.01400	.02530	-.01400	.01500	.00830	-.00740	-.13500	1.31600	-.02036
.200	10.080	-.00720	.02160	-.00720	.01137	.01060	-.00940	-.16900	1.74900	-.02101
GRADIENT	-.00213	-.00006	.00203	-.00012	-.00006	.00115	-.00114	-.01696	-.00222	-.00018

REFERENCE DATA

SREF = 4.4119 SQ.FT. XMRP = 43.5974 INCHES
 LREF = 19.2299 INCHES YMRP = .0000 INCHES
 BREF = 37.9359 INCHES ZMRP = 15.1875 INCHES
 SCALE = .0405 SCALE

PARAMETRIC DATA

ALPHA = 5.000 BDFLAP = -12.000
 ELEMON = .000 ALLRON = .000
 RUDDER = .000 SPBRK = .000

RUN NO. 305/ 0 RN/L = 1.42 GRADIENT INTERVAL = -6.00/ 6.00

04628 B26C9 F8 W16E28V8R5J9

(RD2305) (07 JUN 74)

MACH	BETA	CL	CLM	CLN	CAF	CYN	CBL	CY	XCP/L	CAB
.200	-10.040	-.02630	.02450	-.02630	.00313	-.01420	.01890	.17600	.61200	-.02108
.200	-8.060	-.02360	.02610	-.02360	.00599	-.01230	.01600	.14400	.60700	-.01986
.200	-6.030	-.01900	.02940	-.01900	.00827	-.00980	.01280	.10900	.60200	-.01891
.200	-4.000	-.01680	.03180	-.01680	.01045	-.00650	.00890	.07200	.59800	-.01879
.200	-2.020	-.01500	.03260	-.01500	.01327	-.00360	.00490	.03700	.59500	-.01819
.200	.000	-.01220	.03450	-.01374	.01374	-.00140	.00150	.00300	.59200	-.01882
.200	2.000	-.01360	.03360	-.01560	.01258	.00060	-.00180	.00400	.59400	-.01962
.200	4.030	-.01590	.03020	-.01770	.01073	.00340	-.00540	-.06400	.59000	-.01918
.200	6.050	-.01760	.02940	-.01910	.00744	.00630	-.00920	-.10100	.60200	-.02037
.200	8.080	-.02100	.02630	-.02230	.00472	.00920	-.01300	-.13700	.61800	-.02020
.200	10.070	-.02660	.02310	-.02750	.00079	.01250	-.01670	-.17500	.61400	-.02190
GRADIENT	-.00016	-.00002	-.00001	-.00016	-.00001	.00120	-.00176	-.01683	-.00005	-.00011

OA628 B26C9 F8 W116E28W85X9

(RDZ306) (07 JUN 74)

REFERENCE DATA

SREF = 4.4119 SQ.FT. XMRP = 43.5974 INCHES
 LREF = 19.2299 INCHES YMRP = .0000 INCHES
 BREF = 37.9359 INCHES ZMRP = 15.1875 INCHES
 SCALE = .0405 SCALE

RUN NO. 306/ 0 RN/L = 1.42 GRADIENT INTERVAL = -6.00/ 6.00

MACH	BETA	CL	CLM	CLN	CAF	CYN	CBL	CY	XCP/L	CAB
.200	-10.050	.47290	.02250	.47610	-.02527	-.01540	.02720	.17500	.63400	.02185
.200	-8.050	.47150	.02370	.47510	-.02315	-.01240	.02260	.14000	.63200	.02048
.200	-6.020	.46770	.02780	.47150	-.02146	-.00940	.01790	.10400	.63000	.01945
.200	-4.000	.46530	.02990	.46930	-.01981	-.00640	.01240	.06800	.62800	.01893
.200	-1.990	.46310	.03170	.46930	-.01917	-.00360	.00670	.03500	.62700	.01947
.200	.000	.46300	.03300	.46740	-.01796	-.00150	.00140	.00200	.62600	.01924
.200	2.000	.46110	.03190	.46520	-.01908	.00090	-.00350	-.03100	.62600	.01971
.200	4.020	.46450	.02950	.46830	-.02138	.00340	-.00900	-.06500	.62800	.02142
.200	6.050	.46670	.02750	.47010	-.02328	.00590	-.01450	-.10100	.63000	.02273
.200	8.080	.46870	.02450	.47170	-.02589	.00880	-.01980	-.13600	.63200	.02167
.200	10.070	.47180	.02270	.47420	-.02980	.01210	-.02450	-.17300	.63400	.02418
GRADIENT	-.00028	-.00003	-.00003	-.00003	-.00015	.00120	-.00265	-.01658	-.00005	.00016

PARAMETRIC DATA

ALPHA = 10.000 BDFLAP = -12.000
 ELEVEN = .000 AILRON = .000
 RUDDER = .000 SPDBRK = .000

OA628 B26C9 F8 W116E28W85X9

(RDZ307) (07 JUN 74)

REFERENCE DATA

SREF = 4.4119 SQ.FT. XMRP = 43.5974 INCHES
 LREF = 19.2299 INCHES YMRP = .0000 INCHES
 BREF = 37.9359 INCHES ZMRP = 15.1875 INCHES
 SCALE = .0405 SCALE

RUN NO. 307/ 0 RN/L = 1.42 GRADIENT INTERVAL = -6.00/ 6.00

MACH	BETA	CL	CLM	CLN	CAF	CYN	CBL	CY	XCP/L	CAB
.200	-10.030	.74530	.13850	.75320	-.06628	-.01280	.03130	.16400	.64600	.02474
.200	-8.030	.74340	.13930	.75360	-.06508	-.01070	.02550	.13200	.64400	.02238
.200	-6.020	.74130	.14080	.75190	-.06310	-.01010	.01980	.10400	.64300	.02131
.200	-3.980	.73960	.14160	.75050	-.06182	-.00920	.01310	.06700	.64100	.02178
.200	-2.000	.73860	.14280	.74980	-.06039	-.00820	.00630	.03200	.64000	.02146
.200	.000	.73830	.14350	.74970	-.05960	-.00650	.00050	.00000	.64000	.02185
.200	2.010	.74000	.14300	.75130	-.06059	.00160	-.00480	-.03400	.64100	.02232
.200	4.040	.74320	.14130	.75390	-.06304	.00400	-.01050	-.07000	.64200	.02329
.200	6.050	.74390	.1391	.75390	-.06547	.00680	-.01680	-.10400	.64400	.02304
.200	8.070	.74740	.13750	.75690	-.06796	.00770	-.02230	-.13400	.64600	.02385
.200	10.090	.74850	.13640	.75770	-.06920	.00940	-.02710	-.16700	.64800	.02710
GRADIENT	.00043	-.00002	-.00021	.00042	-.00013	.00124	-.00291	-.01696	.00015	.00019

PARAMETRIC DATA

ALPHA = 15.000 BDFLAP = -12.000
 ELEVEN = .000 AILRON = .000
 RUDDER = .000 SPDBRK = .000



QM628 B26C9 F8 W116E28 W8R59

(RD23GR) (07 JUN 74)

REFERENCE DATA

SREF = 4.4119 SQ.FT. XMEP = 43.5974 INCHES
 LREF = 19.2239 INCHES YMEP = .0000 INCHES
 BREF = 37.9359 INCHES ZMEP = 15.1875 INCHES
 SCALE = .0405 SCALE

PARAMETRIC DATA

ALPHA = 20.000 BDFLAP = -12.000
 ELEVON = .000 ATRON = .000
 RUDDER = .000 SPDRK = .000

RUN NO. 3087 0 RN/L = 1.42 GRADIENT INTERVAL = -6.00/ 6.00

WACH	BETA	CL	CL	CLM	CN	CAF	CYN	CBL	CY	XCF/L	CAB
.200	-10.050	1.02150	.30430	-0.01490	1.05300	-0.07732	-0.02297	.03170	.18500	.65700	.02940
.200	-8.050	1.01110	.30030	-0.00820	1.05190	-0.07732	-0.02040	.02770	.15000	.65500	.02719
.200	-6.020	1.00680	.30220	-0.01290	1.05050	-0.07482	-0.01820	.02280	.11700	.65300	.02604
.200	-3.990	1.01360	.30540	-0.01190	1.05610	-0.07351	-0.01230	.01660	.07800	.65200	.02796
.200	-2.4000	1.01290	.30460	.00190	1.05510	-0.07401	-0.00820	.06810	.04200	.65100	.02831
.200	.000	1.00960	.30530	.00400	1.05230	-0.07228	-0.00340	.00350	.00400	.65000	.03314
.200	2.000	1.00940	.30570	.00200	1.05220	-0.07175	.00340	.00050	-0.04000	.65100	.03143
.200	4.000	1.01020	.29800	.00200	1.05020	-0.07527	.00890	-0.01630	-0.08000	.65100	.02980
.200	6.000	1.00740	.29290	.00070	1.04320	-0.08199	.01270	-0.01460	-0.11700	.65100	.02834
.200	8.000	1.00320	.28600	.00020	1.03950	-0.08779	.01690	-0.02110	-0.15400	.65100	.02835
.200	10.000	1.00210	.28710	-0.00460	1.03880	-0.08675	.01970	-0.02630	-0.18900	.65300	.02978
GRADIENT		-0.0051	-0.00069	.00039	-0.00073	-0.00046	.00070	-0.00266	-0.01946	-0.00010	.00029



(602309) (07 JUN 74)

04628 B26C9G15M7F0J43W16E28V0R5X10

PARAMETRIC DATA

SREF = 4.4119 SJ.FT. XMRP = 43.5974 INCHES BETA = .0000 BDFLAP = -12.0000
 LREF = 19.2299 INCHES YMRP = .0000 INCHES ELEWON = .0000 AIRRON = .0000
 BREF = 37.9359 INCHES ZMRP = 35.1875 INCHES RUDDER = .0000 SPODRK = .0000
 SCALE = 1.405 SCALE

REFERENCE DATA

RUN NO. 309/ 0 RN/L = 1.42 GRADIENT INTERVAL = -6.00/ 6.00
 WACH ALPHA CL CDF CLM CN CAF CYN CBL CY XCF/L CAB
 .200 -4.175 -2.5220 .07570 .01100 -2.25700 .05718 -.00130 .00220 .66800 .03475
 .200 -2.110 -1.5230 .06710 .01480 -1.54700 .06147 -.00140 .00210 .66700 .03513
 .200 -1.070 -1.0360 .06410 .01740 -1.04700 .06219 -.00130 .00210 .71300 .03498
 .200 -.040 -0.5320 .06200 .01980 -0.55200 .06198 -.00140 .00220 .79000 .03552
 .200 .980 -0.0420 .06120 .02260 -0.00310 .06131 -.00150 .00220 .81700 .03515
 .200 2.030 .04520 .06100 .02530 .04230 .05941 .00140 .00200 .85900 .03524
 .200 4.100 .14310 .06080 .02700 .04730 .05283 .00140 .00190 .91100 .03489
 .200 6.170 .24320 .06040 .02800 .05360 .04288 .00130 .00170 .96300 .03457
 .200 8.250 .34230 .06020 .02830 .05940 .03213 .00130 .00200 .01400 .03415
 .200 10.330 .43820 .05990 .02780 .06490 .01917 .00120 .00240 .01200 .03433
 .200 12.390 .53340 .05950 .02700 .06990 .00572 .00100 .00280 .01000 .03379
 .200 14.470 .63160 .05900 .02580 .07440 .00190 .00070 .00320 .00800 .03353
 .200 16.560 .72720 .05840 .02430 .07850 .00240 .00040 .00360 .00600 .03375
 .200 18.640 .8170 .05770 .02240 .08220 .00360 .00010 .00400 .00400 .03455
 .200 20.710 .9140 .05690 .02020 .08550 .00470 .00010 .00440 .00200 .03415
 .200 22.750 .9660 .05600 .01770 .08830 .00540 .00010 .00480 .00000 .03433
 .200 24.820 1.01340 .05500 .01500 .09060 .00590 .00010 .00520 .00000 .03379
 .200 26.850 1.05550 .05400 .01200 .09240 .00630 .00010 .00560 .00000 .03353
 .200 28.890 1.09150 .05300 .00900 .09380 .00660 .00010 .00600 .00000 .03375
 .200 30.870 1.04120 .05200 .00600 .09480 .00690 .00010 .00640 .00000 .03457
 GRADIENT .04296 -.00150 .00242 .04435 .00052 .00003 .00014 .03909 .01113



Q4828 B26C9615M7F8J43M116E2R4NR5103

(602310) (07 JUN 74)

REFERENCE DATA

SREF = 4.4119 50.FT. XREF = 43.5974 INCHES
 LREF = 19.2299 INCHES YMRP = .0000 INCHES
 BREF = 37.9399 INCHES ZMRP = 15.1875 INCHES
 SCALE = 1:4.5 SCALE

PARAMETRIC DATA

BETA = .0000 BDELAP = 22.000
 ELEVON = .0000 AIRRON = .0000
 RUDDER = .0000 SPOBRK = .0000

RUN NO. 310/ C RM/L = 1.42 GRADIENT INTERVAL = -6.00/ 6.00

MACH	ALPHA	CL	CD	CLM	CN	CAF	CYN	CBL	CY	KCF/L	CAB
.200	-4.160	-1.18570	.07240	-.02340	-.19950	.05873	-.00100	.00210	.00500	.60600	.03346
.200	-2.060	-.08740	.06550	-.02020	-.08970	.05235	-.00090	.00210	.00400	.56300	.03440
.200	-1.040	-.03780	.06430	-.01760	-.03890	.06365	-.00090	.00210	.00400	.48300	.03364
.200	-.010	-.01170	.06330	-.01510	-.01160	.06335	-.00100	.00210	.00500	1.12800	.03378
.200	1.000	.06060	.06270	-.01280	.06170	.06165	-.00100	.00190	.00400	.72800	.03512
.200	2.050	.11080	.06410	-.01030	.11300	.06308	-.00090	.00190	.00400	.68500	.03410
.200	4.120	.21030	.06810	-.00640	.21470	.05283	-.00090	.00170	.00300	.66300	.03483
.200	6.210	.30910	.07770	-.00290	.31570	.04681	-.00090	.00180	.00300	.65500	.03355
.200	8.290	.40880	.09210	.00180	.41790	.04219	-.00090	.00200	.00200	.65000	.03487
.200	10.350	.50480	.11300	.00660	.51690	.02548	-.00080	.00200	.00200	.64500	.03512
.200	12.440	.60460	.14050	.01500	.62060	.00692	-.00060	.00210	.00100	.64300	.03700
.200	14.510	.70330	.17440	.02410	.72450	-.00749	-.00040	.00160	.00100	.64100	.03832
.200	16.580	.79960	.21440	.03240	.82760	-.02229	-.00000	.00160	.00300	.64100	.04099
.200	18.650	.89490	.26390	.04270	.93230	-.03622	.00060	.00130	.00300	.64100	.04199
.200	20.720	.98090	.31710	.05060	1.02970	-.05039	-.00030	.00170	.00100	.64100	.04406
.200	22.790	1.05550	.47680	.05280	1.11150	-.03205	-.00180	.00050	.00000	.64000	.04955
.200	24.860	1.12410	.66750	.02870	1.21650	-.04481	.00020	.00050	-.02500	.64300	.05455
.200	26.900	1.15870	.53300	.03390	1.27450	-.04894	.00680	.00270	-.01700	.64200	.05943
.200	28.930	1.16870	.59590	.04730	1.31120	-.04318	.00110	.00160	-.00800	.63800	.06574
.200	30.940	1.16420	.64910	.05650	1.33270	-.04181	.00160	-.00100	-.00100	.63600	.07042
GRADIENT		.04792	-.00050	.00213	.04903	-.00069	.00001	-.00005	-.000018	.01617	.00015

REFERENCE DATA

SREF = 4.4119 SQ.FT. YMRP = 43.5974 INCHES
 LREF = 19.2299 INCHES YMRP = .0000 INCHES
 BREF = 37.9359 INCHES ZMRP = 15.1875 INCHES
 SCALE = .0405 SCALE

PARAMETRIC DATA

BETA = .000 BOFLAP = -12.000
 ELEVON = 15.000 AILRON = .000
 RUDDER = .000 SPDBRK = .000

RUN NO. 311/0 RN/L = 1.42 GRADIENT INTERVAL = -6.00/ 6.00

MACH	ALPHA	CL	CLM	CN	CAF	CYN	CBL	CY	XCP/L	CAB
.200	-3.980	.03090	-.11110	.02600	.07136	-.00120	.00240	.00500	2.21800	-.04282
.200	-1.900	.12930	-.10660	.12690	.07463	-.00120	.00240	.00500	.96100	.04226
.200	-.800	.17730	-.10400	.17620	.07458	-.00110	.00240	.00500	.86900	.04229
.200	.150	.22640	-.10160	.22660	.07477	-.00130	.00240	.00600	.81700	.04146
.200	1.700	.27550	-.09930	.27680	.07225	-.00120	.00240	.00400	.78400	.04241
.200	2.100	.32110	-.09580	.32450	.07053	-.00120	.00240	.00400	.76000	.04073
.200	4.280	.41320	-.08850	.41900	.06185	-.00140	.00190	.00400	.72900	.04156
.200	6.350	.51630	-.08010	.52530	.05258	-.00140	.00200	.00400	.71300	.03978
.200	8.420	.61090	-.07010	.62360	.04024	-.00130	.00210	.00300	.69900	.04075
.200	10.500	.70690	-.07290	.72380	.02610	-.00150	.00230	.00300	.68900	.04140
.200	12.590	.80250	-.06560	.82550	.01461	-.00150	.00180	.00200	.68100	.04092
.200	14.660	.89680	-.05840	.92680	-.00074	-.00140	.00060	.00100	.67000	.04339
.200	16.720	.97910	-.04850	1.01760	-.01577	-.00140	.00000	.00200	.66900	.04578
.200	18.790	1.04730	-.03450	1.09600	-.03007	-.00110	.00030	.00100	.66300	.04699
.200	20.830	1.11040	-.02170	1.17120	-.04431	-.00210	.00170	.00100	.65900	.04998
.200	22.900	1.14560	-.01560	1.23990	-.06895	-.00280	.00280	.00600	.65600	.05642
.200	24.960	1.19350	.00620	1.29830	-.09309	.00800	.00460	-.02100	.65000	.05612
.200	26.960	1.18760	.02860	1.31670	-.03102	.00020	-.00240	.00000	.64400	.06007
.200	28.970	1.14290	.06180	1.29190	-.02612	-.00020	.00040	-.00300	.63400	.06791
.200	30.960	1.09780	.09530	1.26750	-.02141	.00110	-.00250	.00200	.62700	.07190
	GRADIENT	.04646	.00270	.04775	-.00112	-.00002	-.00005	-.00016	-.14907	-.00018



04628 B26C9G15W7F8J43W116E28W8510G

(RD2312) (07 JUN 74)

REFERENCE DATA

SREF = 4.4119 SQ.FT. XREF = 43.5974 INCHES
 YREF = 19.2299 INCHES YMRP = .0000 INCHES
 ZREF = 37.9359 INCHES ZMRP = 15.1875 INCHES
 SCALE = 104.5 SCALE

PARAMETRIC DATA

BETA = .000 BDELAP = -12.000
 ELEWIN = -10.000 AILPON = .000
 RUDDER = .000 SPDRFX = .000

RUN NO. 312 / G RN/L = 1.42 GRADIENT INTERVAL = -6.00 / 6.00

MACH	ALPHA	CL	CD	CLM	CN	CAF	CYN	CBL	CY	XCP/L	CAB
.20	-4.120	-1.46450	.01150	.12950	-.47080	.06640	-.00120	.00220	.00700	.72900	.02876
.20	-2.120	-.36330	.04670	.10190	-.36630	.07257	-.00130	.00210	.00610	.75400	.02697
.20	-1.120	-.11390	.09040	.07420	-.31550	.07323	-.00130	.00200	.00510	.77300	.02940
.20	-.130	-.28210	.07510	.10610	-.26220	.07451	-.00130	.00200	.00500	.80110	.02919
.20	.880	-.21210	.07370	.10850	-.21100	.07420	-.00140	.00190	.00510	.84100	.02961
.20	1.810	-.16210	.06790	.11110	-.15980	.07323	-.00140	.00180	.00470	.89200	.02899
.20	2.970	-.10420	.06390	.11630	-.10960	.07226	-.00140	.00180	.00430	1.03690	.02876
.20	6.140	.03370	.06240	.12330	-.04200	.07336	-.00140	.00170	.00410	1.41700	.02934
.20	9.120	.13440	.06690	.12850	.14726	.07426	-.00110	.00170	.00410	1.82200	.02986
.20	10.120	.23200	.07910	.13440	.24230	.07670	-.00130	.00200	.00400	2.22000	.02934
.20	12.120	.32480	.09470	.14300	.34140	.08266	-.00120	.00190	.00390	2.61700	.03178
.20	14.130	.42350	.11970	.14980	.44590	.09353	-.00090	.00150	.00370	3.02000	.03231
.20	16.140	.52640	.15740	.15720	.54740	.107453	-.00070	.00150	.00320	3.42700	.03427
.20	18.150	.62510	.19750	.16310	.65260	.12362	-.00060	.00210	.00300	3.83000	.03613
.20	20.150	.71920	.23240	.16670	.75950	.14342	-.00050	.00210	.00290	4.23100	.03911
.20	22.160	.81550	.26320	.16820	.86650	.16322	-.00040	.00120	.00280	4.63000	.04215
.20	24.170	.90390	.30620	.16930	.97390	.18291	-.00020	.00110	.00270	5.02900	.04534
.20	26.170	.99340	.42510	.16860	.99810	.20276	-.00010	.00190	.00260	5.43000	.04862
.20	28.180	.99720	.47560	.18130	1.04160	.22307	-.00000	.00570	.00250	5.83000	.05157
.20	30.180	.99320	.52360	.18810	1.08740	.24327	-.00030	.00300	.00240	6.23000	.05237
GRADIENT		.04483	-.00456	.07208	.04985	.00021	-.00003	-.00005	-.00137	.06760	.00011

04628 B26C9615M7F8J43M16E28V8R5X10

(RD2313) (07 JUN 74)

REFERENCE DATA

SREF = 4.4119 SQ.FT. XMRP = 43.5974 INCHES
 LREF = 19.2299 INCHES XMRP = .0000 INCHES
 BREF = 37.9359 INCHES XMRP = 15.1875 INCHES
 SCALE = .0405 SCALE

PARAMETRIC DATA

BETA = .000 BDFLAP = -12.000
 ELEVON = -20.000 AILFON = .000
 RUDDER = .000 SPDRBY = .000

RUN NO. 313/0 RN/L = 1.42 GRADIENT INTERVAL = -6.00/ 6.00

WACH	ALPHA	CL	COF	CLM	CN	CAF	CYN	CBL	CY	XCP/L	CAB
.200	-4.300	-62730	.13610	.16590	-65380	.08777	-.00120	.00220	.00900	.74800	.02486
.200	-2.290	-52560	.11650	.16830	-52980	.09533	-.00120	.00170	.00700	.76900	.02474
.200	-1.270	-47810	.10720	.17070	-48740	.09654	-.00120	.00190	.00700	.79200	.02557
.200	-.240	-42860	.09950	.17300	-42820	.09773	-.00120	.00200	.00600	.79900	.02462
.200	.800	-37830	.09220	.17450	-37750	.09751	-.00120	.00210	.00700	.82200	.02528
.200	1.840	-32830	.08550	.17700	-32540	.09615	-.00110	.00210	.00500	.83300	.02638
.200	3.900	-23730	.07600	.18190	-22460	.09161	-.00120	.00170	.00400	.95000	.02544
.200	5.950	-13560	.07360	.18780	-12770	.08433	-.00130	.00140	.00300	1.19300	.02513
.200	8.000	-03760	.06930	.19500	-02760	.07351	-.00120	.00160	.00400	3.24700	.02550
.200	10.000	05760	.07330	.19300	05930	.06259	-.00100	.00180	.00200	-41600	.02770
.200	12.000	15310	.08540	.21210	16970	.05115	-.00100	.00220	.00200	1.8500	.02739
.200	14.000	25120	.10720	.22210	26890	.03797	-.00070	.00230	.00000	34800	.02979
.200	16.000	34330	.12670	.23040	36490	.02522	-.00010	.00220	.00000	41900	.03180
.200	18.000	43330	.15310	.23830	46620	.01247	-.00030	.00200	.00000	46300	.03252
.200	20.000	53320	.19720	.24270	56950	.00726	-.00010	.00220	-.00100	49100	.03388
.200	22.000	63740	.25190	.23670	67380	-.00931	.00490	.00110	-.00600	52300	.03645
.200	24.000	74440	.31950	.22960	78260	-.02755	-.00060	.00220	-.00900	54400	.03935
.200	26.000	86600	.37590	.23770	89320	-.04852	-.00080	.00160	-.00900	55200	.04111
.200	28.000	99210	.42630	.23770	99520	-.07134	-.00170	.00130	-.00900	55500	.04336
.200	30.000	112300	.47650	.24090	99590	-.09668	.00160	.00140	-.00600	55900	.04362
.200	30.775	104764	-.07634	.00217	104324	-.00000	-.00000	-.00000	-.00000	100000	.00000
.200	30.775	104764	-.07634	.00217	104324	-.00000	-.00000	-.00000	-.00000	100000	.00000



REFERENCE DATA

SREF = 4.4119 SQ.F.T. XMRP = 43.5974 INCHES
 LREF = 19.2299 INCHES YMRP = .0000 INCHES
 BREF = 37.9359 INCHES ZMRP = 15.1875 INCHES
 SCALE = .0405 SCALE

BETA = .000 BDFLAP = -12.000
 ELEVON = .000 AILRON = .000
 RUDDER = .000 SPDRK = 25.000

PARAMETRIC DATA

RUN NO. 314/0 RN/L = 1.42 GRADIENT INTERVAL = -6.00/ 6.00

MACH	ALPHA	CL	CDF	CLM	CN	CAF	CYN	CBL	CY	XCF/L	CAB
.200	-4.170	-26120	.04400	.04660	-26370	.02486	-00170	.00260	.00700	.71700	.03705
.200	-2.110	-16780	.03620	.04560	-16910	.03060	-00170	.00250	.00600	.75300	.03655
.200	-1.060	-11050	.03320	.04690	-11910	.03165	-00170	.00250	.00500	.79700	.03729
.200	-.030	-07190	.03300	.04620	-07200	.03372	-00170	.00250	.00500	.89100	.03580
.200	1.000	-02380	.03170	.04720	-02320	.03211	-00160	.00250	.00400	1.39900	.03657
.200	2.040	-02350	.03030	.04740	-02460	.02351	-00170	.00250	.00300	-.05600	.03783
.200	4.180	.11780	.03270	.04770	.11920	.02425	-00170	.00250	.00400	.01500	.03726
.200	6.140	.21230	.03940	.04730	.21530	.01649	-00150	.00250	.00200	.07100	.03460
.200	8.120	.31350	.04870	.04580	.31740	.00334	-00160	.00241	.00200	.09200	.03563
.200	10.300	.41130	.05420	.04570	.41610	-.00033	-00150	.00250	.00100	.61100	.03502
.200	12.390	.51490	.02510	.04440	.52110	-.02733	-00170	.00260	.00100	.62000	.03623
.200	14.440	.62350	.11620	.04740	.63660	-.04447	-00160	.01220	.00200	.62200	.03655
.200	16.560	.74720	.15590	.03350	.76060	-.06351	-00130	.00210	.00200	.63500	.04791
.200	18.630	.86630	.21700	.02440	.82620	-.08054	-00160	.00160	.00200	.64200	.04178
.200	20.730	.99210	.26470	.01890	1.01220	-.10116	-00250	.00140	.00100	.64500	.04556
.200	22.800	1.07520	.32470	.02020	1.11750	-.11735	-00430	.00110	.00100	.64500	.04865
.200	24.880	1.15820	.39510	.02340	1.21710	-.12287	-00690	-.00100	.01400	.64500	.05119
.200	26.950	1.23120	.47050	.02170	1.31170	-.12472	-00690	-.00160	.01200	.64500	.05643
.200	29.000	1.28340	.54840	.02400	1.39840	-.14271	-00900	-.00420	.01700	.64500	.05222
.200	30.980	1.21780	.64420	.06440	1.34420	-.12693	-00510	-.00490	.01600	.63400	.07271
GRADIENT		.04597	-.00139	.00515	.04652	-.00009	.00000	-.00001	-.00035	-.04303	.00116

(RDZ315) (07 JUN 74)

0A628 B26C9 MTF8 W122E28W85Y9

REFERENCE DATA

SREF = 4.4119 SQ.FT. XMRP = 43.5974 INCHES
 YREF = 19.2299 INCHES YMRP = .0000 INCHES
 ZREF = 37.9359 INCHES ZMRP = 15.1875 INCHES
 SCALE = .0405 SCALE

ALPHA = .000 BDFLAP = -12.000
 ELEVON = .000 AILRON = .000
 RUDDER = .000 SPDBRK = 25.000

PARAMETRIC DATA

RUN NO. 315/ 0 RN/L = 1.42 GRADIENT INTERVAL = -6.00/ 6.00

WACH	BETA	CL	CDF	CLM	CN	CAF	CYN	CBL	CY	XCF/L	CAB
.200	-10.020	.18540	.02610	.03330	.18700	.00944	-.01770	-.01890	.18500	-.58600	.03808
.200	-8.050	.17990	.02860	.03720	.18170	.01244	-.01390	-.01510	.14800	.57630	.03807
.200	-6.050	.17400	.03260	.04090	.17630	.01695	-.00990	-.01150	.11100	-.56600	.03631
.200	-4.010	.16980	.03570	.04410	.17230	.02038	-.00680	-.00820	.07400	.55700	.03456
.200	-1.990	.16720	.03590	.04600	.16990	.02181	-.00370	-.00510	.03700	.55200	.03478
.200	.010	.16490	.03730	.04750	.16760	.02245	-.00150	-.00250	.00300	.54700	.03462
.200	2.010	.1651	.03660	.04630	.16670	.02156	.00000	-.00000	-.02900	.55100	.03562
.200	4.020	.1650	.03330	.04260	.17200	.01487	.00330	-.00280	-.05600	.55200	.03423
.200	6.050	.1740	.03120	.04110	.17660	.01448	.00650	-.00610	-.10210	.56200	.03418
.200	8.050	.17600	.02660	.03650	.17710	.01077	.01100	-.01950	-.14100	.57600	.03435
.200	10.050	.18440	.02260	.03110	.18570	.00608	.01430	-.01320	-.18000	.59100	.03234
.200	GRADIENT	-.00000	-.00000	-.00000	-.00000	-.00000	-.00123	-.00123	-.00123	-.00123	-.00123

(RDZ316) (07 JUN 74)

0A628 B26C9 MTF8 W122E28W85Y9

REFERENCE DATA

SREF = 4.4119 SQ.FT. XMRP = 43.5974 INCHES
 YREF = 19.2299 INCHES YMRP = .0000 INCHES
 ZREF = 37.9359 INCHES ZMRP = 15.1875 INCHES
 SCALE = .0405 SCALE

ALPHA = 5.000 BDFLAP = -12.000
 ELEVON = .000 AILRON = .000
 RUDDER = .000 SPDBRK = 25.000

PARAMETRIC DATA

RUN NO. 316/ 0 RN/L = 1.42 GRADIENT INTERVAL = -6.00/ 6.00

WACH	BETA	CL	CDF	CLM	CN	CAF	CYN	CBL	CY	XCF/L	CAB
.200	-10.020	.18540	.02610	.03330	.18700	.00944	-.01770	-.01890	.18500	-.58600	.03808
.200	-8.050	.17990	.02860	.03720	.18170	.01244	-.01390	-.01510	.14800	.57630	.03807
.200	-6.050	.17400	.03260	.04090	.17630	.01695	-.00990	-.01150	.11100	-.56600	.03631
.200	-4.010	.16980	.03570	.04410	.17230	.02038	-.00680	-.00820	.07400	.55700	.03456
.200	-1.990	.16720	.03590	.04600	.16990	.02181	-.00370	-.00510	.03700	.55200	.03478
.200	.010	.16490	.03730	.04750	.16760	.02245	-.00150	-.00250	.00300	.54700	.03462
.200	2.010	.1651	.03660	.04630	.16670	.02156	.00000	-.00000	-.02900	.55100	.03562
.200	4.020	.1650	.03330	.04260	.17200	.01487	.00330	-.00280	-.05600	.55200	.03423
.200	6.050	.1740	.03120	.04110	.17660	.01448	.00650	-.00610	-.10210	.56200	.03418
.200	8.050	.17600	.02660	.03650	.17710	.01077	.01100	-.01950	-.14100	.57600	.03435
.200	10.050	.18440	.02260	.03110	.18570	.00608	.01430	-.01320	-.18000	.59100	.03234
.200	GRADIENT	-.00000	-.00000	-.00000	-.00000	-.00000	-.00123	-.00123	-.00123	-.00123	-.00123



0A82B B26C9 MTF8 M122E28V8R59

(RD2317) (07 JUN 74)

REFERENCE DATA

SREF = 4.4119 SQ.FT. XMRP = 43.5974 INCHES
 LREF = 19.2299 INCHES YMRP = .0000 INCHES
 BREF = 37.9359 INCHES ZMRP = 15.1875 INCHES
 SCALE = .0405 SCALE

RUN NO. 317 / 0 RN/L = 1.42 GRADIENT INTERVAL = -6.00 / 6.00

MACH	BETA	CL	CLM	CLN	CAF	CYN	CBL	CY	XCP/L	CAB
.200	-10.050	.43000	.03120	.43310	-.02163	-.01820	.02650	.18400	.62500	.04114
.200	-8.050	.42600	.03510	.42960	-.01942	-.01530	.02200	.15000	.62200	.03935
.200	-6.020	.42100	.03900	.42520	-.01888	-.01120	.01700	.11100	.61800	.03698
.200	-3.990	.41520	.04270	.41960	-.01828	-.00740	.01180	.07300	.61400	.03379
.200	-2.000	.41230	.04490	.41710	-.01755	-.00450	.00680	.03800	.61200	.03331
.200	.000	.41310	.04580	.41790	-.01741	-.00160	.00280	.00300	.61100	.03367
.200	2.000	.41270	.04510	.41750	-.01702	.00080	-.00150	-.03100	.61200	.03324
.200	4.020	.41420	.04210	.41880	-.01621	.00330	-.00620	-.06600	.61500	.03591
.200	6.050	.41910	.03780	.42310	-.01568	.00680	-.01120	-.10300	.61900	.03838
.200	8.060	.42520	.03320	.42870	-.01500	.00980	-.01600	-.14100	.62300	.04092
.200	10.060	.42980	.02980	.43150	-.02502	.01300	-.02160	-.17800	.62600	.04569
GRADIENT	-.00008	.00005	-.00005	-.00005	.00007	.00133	-.00221	-.01733	.00010	.00006

0A82B B26C9 MTF8 M122E28V8R59

(RD2318) (07 JUN 74)

REFERENCE DATA

SREF = 4.4119 SQ.FT. XMRP = 43.5974 INCHES
 LREF = 19.2299 INCHES YMRP = .0000 INCHES
 BREF = 37.9359 INCHES ZMRP = 15.1875 INCHES
 SCALE = .0405 SCALE

RUN NO. 318 / 0 RN/L = 1.42 GRADIENT INTERVAL = -6.00 / 6.00

MACH	BETA	CL	CLM	CLN	CAF	CYN	CBL	CY	XCP/L	CAB
.200	-10.050	.70830	.01380	.71750	-.06332	-.02070	.03140	.19700	.64400	.04286
.200	-8.050	.70070	.02170	.71070	-.05915	-.01730	.02610	.15200	.64000	.04009
.200	-6.050	.69100	.02990	.70180	-.05531	-.01200	.01970	.11200	.63600	.03794
.200	-4.010	.68680	.03430	.69780	-.05363	-.00770	.01370	.07300	.63400	.03739
.200	-2.000	.68340	.03750	.69660	-.05262	-.00440	.00770	.03600	.63200	.03846
.200	.000	.68310	.03750	.69420	-.05295	-.00200	.00220	.00200	.63200	.03893
.200	2.000	.68250	.03740	.69380	-.05207	.00050	-.00300	-.03200	.63200	.03849
.200	4.030	.68210	.03610	.69290	-.05199	.00360	-.00880	-.06800	.63200	.03762
.200	6.050	.68390	.03270	.69580	-.051763	.00690	-.01490	-.10700	.63400	.03838
.200	8.060	.68600	.02430	.70460	-.05171	.01220	-.02130	-.14800	.63900	.04278
.200	10.070	.69490	.01930	.71280	-.051743	.01780	-.02780	-.19100	.64200	.04362
GRADIENT	-.00061	.00017	.00020	-.00063	.00007	.00137	-.00277	-.01743	-.00020	-.00004



04628 B26C9 W7F8 W122E20V8R5X9

(RD2319) (07 JUN 74)

REFERENCE DATA

SREF = 4.4319 SQ.FT. XMRP = 43.5974 INCHES
 L.F.F = 19.2299 INCHES YMRP = .0000 INCHES
 BREF = 37.9359 INCHES ZMRP = 15.1875 INCHES
 SCALE = .04'S SCALE

PARAMETRIC DATA

ALPHA = 20.0000 BDFLAP = -12.0000
 ELEVON = .0000 AILRON = .0000
 RUDDER = .0000 SPSDRK = 25.0000

RUN NO. 3197 0 RN/L = 1.42 GRADIENT INTERVAL = -6.00/ 6.00

WACH	BETA	CL	CDF	CLM	CN	CAF	CYN	CBL	CY	XCP/L	CRB
.200	-10.030	.96780	.25650	-1.00010	.99950	-.09297	-.03200	.03310	.20900	.63200	.14466
.200	-8.1510	.96320	.25370	.01010	.99420	-.09390	-.02550	.02720	.11600	.64800	.14636
.200	-6.3020	.96210	.26150	.01340	.99260	-.09578	-.01880	.02210	.12300	.64500	.14241
.200	-4.4970	.96830	.26340	.02350	.99830	-.09625	-.01450	.01500	.08700	.64400	.14316
.200	-2.7980	.97320	.26210	.01230	1.02510	-.09365	-.00990	.00200	.04700	.64500	.14314
.200	-1.0980	.97680	.26870	.01740	1.02870	-.09442	-.00480	.00150	.00700	.64500	.14433
.200	.6010	.97440	.26540	.01730	1.02560	-.09562	-.00030	-.00410	-.03200	.64500	.14362
.200	2.3010	.96710	.26130	.02130	.99760	-.09933	.00400	-.00130	-.11700	.64400	.14224
.200	4.0010	.96980	.25970	.01440	.99700	-.10262	.00700	-.00760	-.11100	.64500	.14317
.200	5.7010	.97600	.25350	.01650	1.01250	-.10028	.01020	-.02740	-.11460	.64700	.14279
.200	7.4010	.96760	.25630	.01970	1.01440	-.10321	.01470	-.03510	-.11670	.65100	.15115
.200	9.1010	.96704	-.10040	-.00704	-.10038	-.10038	.00233	-.00315	-.01996	-.02000	-.00116



REFERENCE DATA
 SREF = 4.4119 SQ.FT. YMEP = 43.5974 INCHES BETA = .000 BDFLAP = -12.000
 LREF = 19.2239 INCHES YMER = .0000 INCHES ELEVON = 5.000 AILFON = .000
 BREF = 37.9359 INCHES ZMER = 15.11875 INCHES RUDDER = .000 SPDBRK = 25.000
 SCALE = 1/400'S SCALE

RUN NO. 321/G RN/L = 1.42 GRADIENT INTERVAL = -6.00/ 6.00

PARAMETRIC DATA

WACH	ALPHA	CL	CDP	CLM	CN	CAF	CYN	CBL	CY	XCP/L	CAB
.200	-4.100	-1.6630	.03930	.00440	-1.5860	.02730	-1.0200	.00280	.00700	.66100	.03973
.200	-2.040	-0.7280	.03510	.00430	-0.7200	.02255	-1.0210	.00280	.00600	.67400	.03932
.200	-1.000	-0.2480	.03100	.00420	-0.2330	.17250	-1.0210	.00290	.00600	.71500	.04043
.200	.020	.02300	.03370	.00450	.02300	.13350	-1.0200	.00350	.00500	.57900	.03312
.200	1.040	.07590	.03350	.00420	.07150	.03225	-1.0210	.00310	.00500	.63100	.03943
.200	2.060	.11920	.03430	.00440	.12020	.03073	-1.0220	.00290	.00600	.63800	.04003
.200	4.140	.21450	.04020	.00460	.21680	.02450	-1.0220	.00280	.00600	.64400	.03885
.200	6.119	.30920	.04630	.00390	.31260	.01473	-1.0220	.00260	.00400	.64700	.03815
.200	8.123	.40340	.05230	.00290	.41410	.00264	-1.0210	.00260	.00300	.64300	.03740
.200	10.145	.50760	.05790	.00270	.51361	-1.01345	-1.0220	.00270	.00300	.65000	.03877
.200	12.140	.61350	.06350	.00160	.61780	-0.02497	-1.0220	.00230	.00300	.65300	.03895
.200	14.120	.72310	.06810	-0.00190	.73470	-0.04769	-1.0220	.00250	.00100	.65300	.04185
.200	16.150	.83280	.07120	-0.00660	.84991	-0.05413	-1.0190	.00170	.00100	.65800	.04152
.200	18.160	.95340	.07340	-0.01170	.96510	-0.06422	-1.0160	.00160	.00100	.65600	.04517
.200	20.170	1.08360	.07500	-0.02240	1.08160	-0.07743	-1.00450	.00140	.00100	.65900	.04599
.200	22.160	1.22450	.07640	-0.03310	1.21070	-0.11156	-1.00860	-1.00110	.00100	.65300	.05158
.200	24.190	1.37410	.07630	-0.04310	1.34110	-0.12317	-1.00730	-1.00220	.00100	.65100	.05428
.200	26.190	1.53060	.07510	-0.05360	1.59610	-0.13665	-1.00730	-1.00330	.00100	.65100	.05811
.200	28.140	1.69310	.07260	-0.06260	1.87470	-0.14392	-1.00490	-1.00460	.00100	.65500	.06315
.200	31.010	1.86840	.06520	.03620	1.49460	-0.12536	-1.00130	.00750	-0.00800	.64200	.07328
	GRADIENT	.04621	.00006	.00002	.04677	-0.00037	-1.00002	.00001	-0.00021	-0.00520	-0.00007

(R02122) (07 JUN 74)

OM628 B26C3 M7F8 W22E28V8R5X9

PARAMETRIC DATA


SFEF = 4.4119 SQ.FT. YMRP = 43.5974 INCHES
 LFEF = 19.2299 INCHES YMRP = .0000 INCHES
 RFEF = 37.9359 INCHES ZMRP = 15.1875 INCHES
 SCALE = 1:4.5 SCALE

BETA = .000 BDFLAP = -12.000
 ELEWON = 10.000 ALLPON = .000
 BUDDER = .000 SPDBRK = 251.000

RUN NO. 3227 5 RVL = 1.42 GRADIENT INTERVAL = -6.00/ 6.00

REFERENCE DATA

MACH	ALPHA	CL	CLM	CLN	CAF	CYN	CBL	CY	YCP/L	CAB
.20	-4.070	-0.6570	-0.4290	-0.5630	.03380	-0.0240	.00320	.00800	.42000	.04379
.20	-2.100	.02690	-0.4280	.02370	.03694	-0.0230	.00340	.00700	1.20200	.04361
.20	-.960	.07670	-0.4300	.07610	.03779	-0.0240	.00340	.00700	.86000	.04457
.20	.050	.12110	-0.4260	.12110	.03944	-0.0220	.00340	.00610	.78100	.04210
.20	1.080	.17000	-0.4270	.17160	.03797	-0.0220	.00340	.00610	.74300	.04272
.20	2.120	.21850	-0.4270	.22000	.03333	-0.0210	.00330	.00510	.72000	.04316
.20	4.130	.31330	-0.4250	.31700	.02967	-0.0210	.00320	.00410	.70000	.04432
.20	6.120	.40940	-0.4150	.41390	.01894	-0.0190	.00300	.00300	.69000	.04424
.20	8.130	.50410	-0.4050	.50040	.01560	-0.0170	.00280	.00240	.69000	.04397
.20	10.130	.60000	-0.4050	.61500	.01345	-0.0160	.00220	.00210	.67000	.04413
.20	12.140	.71200	-0.4040	.72430	.01261	-0.0150	.00150	.00200	.67000	.04455
.20	14.150	.82100	-0.3920	.83570	.01141	-0.0140	.00160	.00200	.67000	.04346
.20	16.150	.93450	-0.3770	.95720	.01009	-0.0110	.00130	.00100	.67000	.04457
.20	18.170	1.06240	-0.3640	1.09340	.00735	-0.0110	.00130	.00000	.67000	.04456
.20	20.180	1.16210	-0.3520	1.20720	.00567	-0.0100	.00120	.00000	.67000	.04492
.20	22.190	1.24710	-0.3420	1.30920	.00466	-0.0100	.00110	.00000	.67000	.05464
.20	24.190	1.32360	-0.3370	1.40740	.00379	-0.0110	.00110	.00000	.66000	.05757
.20	27.100	1.38740	-0.3310	1.49170	.00306	-0.0100	.00100	.00000	.66000	1.6134
.20	29.100	1.44940	-0.3240	1.54720	.00248	-0.0100	.00100	.00000	.66000	.05617
.20	30.190	1.48110	-0.3170	1.57870	.00205	-0.0100	.00100	.00000	.64000	.05124
.20	30.190	1.48110	-0.3170	1.57870	.00205	-0.0100	.00100	.00000	.64000	.05124
GRADIENT		.04607	.04014	.04675	-.00045	.00004	-.00000	-.00000	-.00155	-.00029



PARAMETRIC DATA

BETA = .000 BDFLAP = -12.000
ELEVON = .000 ALLFON = .000
RUDDER = .000 SPDBRK = 25.000

REFERENCE DATA

SREF = 4.4119 SQ.FT. WMRP = 43.5974 INCHES
LREF = 19.2299 INCHES YMRP = .0000 INCHES
BREF = 37.9359 INCHES ZMRP = 15.1875 INCHES
SCALE = .0425 SCALE

RUN NO. 3237 0 FN/L = 1.85 GRADIENT INTERVAL = -6.00/ 6.00

MACH	ALPHA	CL	CMF	CLM	CN	CAF	CYN	CBL	CY	XCF/L	CAB
.260	-4.230	-.26440	.04290	.05060	-.26690	.02430	-.00260	.00300	-.00800	.72100	-.03726
.260	-2.130	-.116920	.03390	.05000	-.17050	.02958	-.00270	.00290	.00800	.75000	-.03222
.260	-1.070	-.051970	.03360	.05000	-.12030	.03134	-.00270	.00300	-.00700	.80700	-.03319
.260	-.020	-.07230	.03320	.04960	-.07230	.03321	-.00260	.00290	.00600	.90500	-.03666
.260	1.000	-.02520	.03060	.05020	-.02470	.03111	-.00250	.00290	.00500	1.33600	-.03835
.260	2.030	.02900	.03270	.04970	.02410	.03197	-.00240	.00300	.00600	-.11400	.03602
.260	4.100	.11980	.03350	.05010	.12190	.02491	-.00220	.00300	.00300	.50000	.03742
.260	6.200	.21830	.04000	.04840	.22140	.01820	-.00230	.00290	.00400	.57100	.03560
.260	8.310	.32080	.04890	.04680	.32450	.00208	-.00240	.00290	.00400	.59300	.03659
.260	10.430	.42240	.06540	.04670	.42760	-.01228	-.00240	.00290	.00400	.61100	.03561
.260	12.510	.52350	.07700	.04510	.53350	-.02974	-.00240	.00300	.00300	.62100	.03800
.260	14.640	.64720	.11940	.03960	.63700	-.04421	-.00180	.00230	.00200	.62900	.03929
.260	16.750	.77110	.16400	.02990	.73570	-.06624	-.00200	.00240	.00300	.63400	.04195
.260	18.840	.89450	.21750	.02250	.91680	-.08365	-.00260	.00410	.00300	.64300	.04374
.260	21.000	1.00520	.28590	.01550	1.04090	-.09327	.00110	.00520	-.00400	.64600	.04693
.260	23.110	1.07930	.36310	.01150	1.11170	-.09977	.00230	.00260	-.00500	.64800	.04891
.260	25.210	1.13090	.43920	.01300	1.23550	-.10582	.00010	-.00270	-.00200	.64800	.05701
.260	27.300	1.25420	.52380	.00820	1.33480	-.10988	.00000	.00060	-.00200	.64900	.06126
.260	29.340	1.25190	.57630	.03690	1.37370	-.11105	.00020	.00910	-.01500	.64200	-.07066
.260	31.220	1.08010	.53420	-.10340	1.21090	-.08864	-.00360	.01470	-.01500	.62000	-.07719
GRADIENT		.04611	-.00117	-.00036	.04667	.00016	.00005	.00000	-.00057	-.04584	-.00008

(RD2324) (07 JUN 74)

04628 B26C9 MTF8 W116E28W85X9

PARAMETRIC DATA

ALPHA = .000 BDFLAP = -12.000
ELEVON = .000 AILRON = .000
RUDDER = .000 SPDRK = 25.000

REFERENCE DATA

SREF = 4.4119 SQ.FT. YMRP = 43.5974 INCHES
LREF = 19.2239 INCHES YMRP = .0000 INCHES
BREF = 37.9359 INCHES ZMRP = 15.1875 INCHES
SCALE = .0405 SCALE

RUN NO. 324/ 0 RN/L = 1.85 GRADIENT INTERVAL = -6.00/ 6.00

WACH	BETA	CL	CDF	CLM	CN	CAF	CYN	CBL	CY	XCP/L	CAB
.260	-10.070	-.04970	.01980	.03500	-.04970	.01958	-.01680	.01110	.18700	.91100	.04026
.260	-8.090	-.05640	.02490	.03310	-.05640	.02492	-.01400	.01980	.15100	.90700	.03805
.260	-6.050	-.06260	.02750	.04310	-.06260	.02753	-.01070	.00790	.11300	.90500	.03861
.260	-4.070	-.06700	.03040	.04540	-.06700	.03036	-.00770	.00620	.07700	.90600	.03770
.260	-1.980	-.07010	.03270	.04880	-.07010	.03264	-.00490	.00440	.04100	.90800	.03663
.260	.000	-.07080	.03330	.04950	-.07080	.03327	-.00250	.00290	.00600	.90900	.03651
.260	2.030	-.07110	.03200	.04880	-.07110	.03198	-.00010	.00150	-.02500	.90400	.03791
.260	4.050	-.06960	.02930	.04540	-.06960	.02986	.00000	.00000	-.06500	.89400	.03959
.260	6.090	-.06260	.02630	.04240	-.06260	.02629	.00600	-.00210	-.10400	.90100	.04100
.260	8.090	-.05800	.02290	.03800	-.05800	.02285	.00960	-.00400	-.14200	.89300	.04129
.260	10.120	-.05140	.01630	.03350	-.05140	.01634	.01400	-.00630	-.18200	.89100	.04356
GRADIENT	-.00031	-.00009	-.00006	-.00006	-.00031	-.00008	.00125	-.00076	-.01755	-.00140	.00025

(RD2325) (07 JUN 74)

04628 B26C9 MTF8 W116E28W85X9

PARAMETRIC DATA

ALPHA = 5.000 BDFLAP = -12.000
ELEVON = .000 AILRON = .000
RUDDER = .000 SPDRK = 25.000

REFERENCE DATA

SREF = 4.4119 SQ.FT. YMRP = 43.5974 INCHES
LREF = 19.2239 INCHES YMRP = .0000 INCHES
BREF = 37.9359 INCHES ZMRP = 15.1875 INCHES
SCALE = .0405 SCALE

RUN NO. 325/ 0 RN/L = 1.85 GRADIENT INTERVAL = -6.00/ 6.00

WACH	BETA	CL	CDF	CLM	CN	CAF	CYN	CBL	CY	XCP/L	CAB
.260	-10.090	.19420	.02540	.03440	.19570	.00771	-.01860	.01920	.16900	.58700	.03987
.260	-8.080	.18810	.02340	.03260	.19000	.01225	-.01500	.01560	.15100	.57600	.03843
.260	-6.040	.18040	.02300	.04260	.18260	.01661	-.01080	.01210	.11100	.56600	.03756
.260	-4.020	.17830	.03480	.04550	.18070	.01858	-.00770	.00880	.07500	.55900	.03719
.260	-1.990	.17630	.03590	.04770	.17880	.01983	-.00480	.00160	.03900	.55300	.03712
.260	.000	.17310	.03670	.04900	.17570	.02091	-.00230	.00290	.00400	.54900	.03654
.260	2.030	.17210	.03650	.04770	.17470	.02083	.00000	.00020	-.00300	.55100	.03719
.260	4.080	.17410	.03360	.04630	.17700	.01788	.00270	-.00280	-.06700	.55700	.03931
.260	6.080	.17630	.03150	.04480	.17910	.01539	.00590	-.00570	-.10300	.56700	.04153
.260	8.080	.18080	.02700	.04150	.18550	.01041	.00980	-.00800	-.14300	.57700	.04287
.260	10.110	.19170	.02240	.03260	.19290	.00514	.01440	-.01330	-.18400	.58900	.04197
GRADIENT	-.00007	-.00007	-.00007	-.00007	-.00007	-.00002	.00127	-.00138	-.01751	-.00123	.00027



REFERENCE DATA
 SREF = 4.4119 SQ.FT. XMRP = 43.5974 INCHES ALPHA = 10.000 BDFLAP = -12.000
 LREF = 19.2299 INCHES YMRP = .0000 INCHES ELEVN = .000 AIRCRN = .000
 BREF = 37.9359 INCHES ZMRP = 15.1875 INCHES RUDDER = .000 SPDBRK = 25.000
 SCALE = .0245 SCALE

RUN NO. 326/0 RN/L = 1.85 GRADIENT INTERVAL = -6.00/ 6.00

MACH	BETA	CL	CLW	CLM	CN	CAF	CYN	CBL	CY	XCF/L	CAB
.260	-10.0090	.44730	.05720	.02960	.45030	-.02464	-.01890	.02740	.18600	.62790	.04250
.260	-8.0090	.44250	.06040	.03370	.44620	-.02015	-.01610	.02280	.15100	.62400	.03970
.260	-6.0090	.43560	.06260	.03790	.43990	-.01715	-.01210	.01790	.11200	.62100	.03765
.260	-4.0090	.43110	.06420	.04240	.43550	-.01471	-.00820	.01290	.07400	.61600	.03659
.260	-2.0090	.42840	.06510	.04491	.43310	-.01335	-.00520	.00780	.03800	.61400	.03661
.260	.0090	.42660	.06560	.04560	.43140	-.01200	-.00250	.00330	.00300	.61200	.03656
.260	2.0090	.42550	.06480	.04510	.43160	-.01133	.00110	-.00110	-.03000	.61100	.03724
.260	4.0090	.42720	.06410	.04420	.43190	-.01043	.00230	-.00190	-.05600	.61600	.03719
.260	6.0090	.43420	.06190	.03761	.43110	-.00861	.00550	-.00700	-.07400	.62000	.03977
.260	8.0090	.43690	.05940	.03330	.44230	-.00219	.00930	-.00190	-.14200	.62400	.04213
.260	10.0090	.44260	.05450	.02840	.44510	-.002636	.01320	-.02000	-.17900	.62800	.04557
GRADIENT	-.00000	-.00000	-.00000	-.00000	-.00000	.00000	.00000	-.00000	-.00000	-.00000	.00000

REFERENCE DATA
 SREF = 4.4119 SQ.FT. XMRP = 43.5974 INCHES ALPHA = 15.000 BDFLAP = -12.000
 LREF = 19.2299 INCHES YMRP = .0000 INCHES ELEVN = .000 AIRCRN = .000
 BREF = 37.9359 INCHES ZMRP = 15.1875 INCHES RUDDER = .000 SPDBRK = 25.000
 SCALE = .0245 SCALE

RUN NO. 327/0 RN/L = 1.85 GRADIENT INTERVAL = -6.00/ 6.00

MACH	BETA	CL	CLW	CLM	CN	CAF	CYN	CBL	CY	XCF/L	CAB
.260	-10.0090	.73500	.03720	.01240	.74470	-.05694	-.02130	.03280	.19100	.64600	.04319
.260	-8.0090	.72840	.03930	.01670	.73890	-.056317	-.01740	.02710	.15200	.64200	.04081
.260	-6.0090	.72010	.04130	.02050	.73110	-.055988	-.01210	.02070	.11100	.63800	.03924
.260	-4.0090	.71570	.04150	.03140	.72730	-.055792	-.00640	.01430	.07300	.63500	.03674
.260	-2.0090	.71660	.04270	.03240	.72850	-.055669	-.00240	.00790	.03700	.63500	.03561
.260	.0090	.71440	.04310	.03270	.72650	-.055538	-.00120	.00250	.00100	.63500	.03561
.260	2.0090	.71700	.04220	.03070	.72570	-.055739	.00140	-.00280	-.00330	.63500	.03634
.260	4.0090	.71660	.04150	.03000	.72520	-.055859	.00340	-.00370	-.00700	.63400	.03544
.260	6.0090	.72220	.03950	.02880	.73140	-.056131	.00560	-.00110	-.01100	.63300	.03581
.260	8.0090	.73160	.03770	.02670	.74330	-.056679	.00840	-.00110	-.02100	.63400	.03956
.260	10.0090	.73590	.03550	.02500	.74620	-.056939	.01150	-.02500	-.03100	.64600	.04505
GRADIENT	-.00000	-.00000	-.00000	-.00000	-.00000	-.00000	.00000	-.00000	-.00000	-.00000	.00000

0M62B B26C9 M7F8 W16E28 WRS Y9

(R02328) (07 JUN 74)

PARAMETRIC DATA

REF = 4.4119 53. FT. WMP = 43.5974 INCHES
 REF = 19.2229 INCHES WMP = 10.0000 INCHES
 REF = 37.9359 INCHES WMP = 15.1875 INCHES
 SCALE = 0.400 SCALE

REFERENCE DATA

ALPHA = 20.0000 BDFLAP = -12.0000
 ELEWIN = 0.0000 AILRON = 0.0000
 RUDDER = 0.0000 SPDBRK = 25.0000

RUN NO. 328/0 EN/L = 1.85 GRADIENT INTERVAL = -6.00/ 6.00

MACH	BETA	CL	CLM	CN	CAF	CYN	CBL	CY	YCP/L	CAB
.260	-10.110	1.02820	-0.01930	1.006090	-1.05641	-0.02000	.03860	.18900	.65500	.14957
.260	-8.090	1.02220	-0.01370	1.005590	-1.0276	-0.01530	.03290	.14900	.65200	.14749
.260	-6.070	1.00920	-0.00800	1.004400	-0.99730	-0.01080	.02630	.10900	.64900	.14476
.260	-4.020	1.00620	-0.00230	1.004410	-0.98418	-0.00750	.01820	.07300	.64700	.14393
.260	-2.030	1.00880	-0.00350	1.004570	-0.99164	-0.00330	.01130	.02400	.64700	.14559
.260	0.000	1.00480	-0.00440	1.004290	-0.98793	-0.00190	.00570	-0.00500	.64700	.14528
.260	1.990	1.00120	-0.00570	1.003550	-0.98921	.00390	.00000	-0.43000	.64600	.14715
.260	4.050	.99450	-0.0070	1.003100	-0.98874	.00940	-0.00670	-0.84000	.64500	.14481
.260	6.140	.98650	-0.0080	1.003260	-0.99131	.01330	-0.01360	-1.20000	.64700	.14522
.260	8.170	1.00100	-0.00190	1.005110	-0.99583	.01600	-0.01930	-1.57000	.65200	.05129
.260	10.110	1.02760	-0.00550	1.006400	-0.99655	.02110	-0.02640	-2.00000	.65700	.05461
.260	GRADIENT	-0.00374	.00055	-0.00162	.00065	.00223	-0.00238	-0.01940	-0.00015	.00007



DATE 02 JUL 74 TABULATED SOURCE DATA - 0A62B

0A62B B26C9 W7F8 W116E2B W8R5D9

(R02329) (07 JUN 74)

PARAMETRIC DATA

BETA = .000 BDFLAT = -12.000
ELEVON = .000 ALLRON = .000
RUDDER = .000 SPBRK = 25.000

REFERENCE DATA

REF = 4.4119 SQ.FT. WMRP = 43.5974 INCHES
REF = 19.2299 INCHES YMRP = .0000 INCHES
REF = 37.9359 INCHES ZMRP = 15.1175 INCHES
SCALE = 1/4.35 SCALE

RUN NO. 3297 0 RN/L = 1.42 GRADIENT INTERVAL = -6.00/ 6.00

MACH	ALPHA	CL	CLM	CN	CAF	CYN	CBL	CY	XCF/L	CAB
.20	-4.140	-1.25930	.14290	-1.26170	.02475	-.00280	.00280	.00800	.72280	.03713
.21	-2.080	-1.16500	.14940	-1.16620	.03165	-.00250	.00270	.00700	.76100	.03714
.22	-1.120	-1.11930	.15460	-1.11950	.03256	-.00250	.00280	.00500	.81400	.02619
.23	0.000	-1.07200	.15930	-1.07200	.03321	-.00250	.00270	.00600	.91400	.03617
.24	1.120	-1.02590	.16490	-1.02540	.03349	-.00250	.00290	.00600	1.06500	.03836
.25	2.080	-1.02240	.16930	.02360	.03274	-.00230	.00290	.00400	1.36500	.03532
.26	3.000	-1.11560	.17400	.11790	.02781	-.00230	.00290	.00500	.49300	.03442
.27	4.000	-1.21300	.17800	.21620	.01564	-.00220	.00270	.00400	.56300	.03497
.28	5.250	-1.30970	.18200	.31360	.00341	-.00220	.00270	.00300	.59700	.03430
.29	6.250	-1.40660	.18500	.41350	-.00117	-.00220	.00270	.00300	.61000	.03594
.30	7.000	-1.51150	.18800	.51700	-.02574	-.00210	.00280	.00300	.61900	.03611
.31	8.000	-1.62500	.19100	.62450	-.04265	-.00190	.00170	.00200	.62800	.03730
.32	9.000	-1.74760	.19400	.74760	-.06133	-.00160	.00140	.00200	.63600	.04061
.33	10.000	-1.86680	.19700	.88780	-.08119	-.00120	.00100	.00300	.64100	.04378
.34	11.000	-1.97780	.20000	1.04190	-.10299	-.00120	.00060	.00300	.64500	.04500
.35	12.000	-2.07900	.20300	1.20600	-.12631	-.00040	.00010	.00300	.64800	.04474
.36	13.000	-2.17000	.20600	1.37950	-.15130	-.00050	.00030	.00200	.64800	.05478
.37	14.000	-2.25000	.20900	1.55700	-.17794	-.00040	.00010	.00300	.64900	.05974
.38	15.000	-2.32000	.21200	1.73900	-.20604	-.00160	.00050	.00200	.64400	.06446
.39	16.000	-2.38000	.21500	1.92500	-.23536	-.00390	.00170	-.00200	.62500	.07629
.40	17.000	-2.43000	.21800	2.11600	-.26642	-.00800	.00000	-.00042	-.04769	-.09028



REF = 4.4119 SJ.FT. XMRP = 43.5974 INCHES
 LREF = 19.2299 INCHES YMRP = .0000 INCHES
 BREF = 37.9359 INCHES ZMRP = 15.1875 INCHES
 SCALE = .0405 SCALE

BETA = .000
 BOFLAP = -12.000
 ELEWON = .000
 AILRON = .000
 RUDDER = .000
 SPDRK = 40.000

PARAMETRIC DATA

RUN NO. 330/5 RNLV = 1.85 GRADIENT INTERVAL = -6.00/ 6.00

MACH	ALPHA	CL	CDF	CLM	CN	CAF	CYN	CRL	CY	YCF/L	CAB
.260	-4.190	-27210	.05120	.06050	-27510	.03114	-.00150	.00230	.00500	.73300	.04046
.260	-2.110	-17690	.04390	.06000	-17840	.03740	-.00160	.00230	.00500	.77500	-.04223
.260	-1.050	-13050	.04040	.06010	-13120	.03304	-.00160	.00220	.00400	.82000	.04118
.260	-.020	-08220	.03880	.05960	-08230	.03884	-.00140	.00240	.00400	.91800	-.04110
.260	1.000	-03370	.03790	.05950	-03310	.03856	-.00130	.00230	.00200	1.31400	.04094
.260	2.030	.01400	.03220	.05920	.01540	.03771	-.00130	.00230	.00200	-.76300	-.04005
.260	4.130	.11200	.03200	.05920	.11460	.03102	-.00120	.00230	.00200	.46100	.04043
.260	6.250	.21000	.04570	.06000	.21370	.02258	-.00120	.00230	.00100	.59200	.03813
.260	8.350	.31200	.05440	.06640	.31660	.01857	-.00110	.00220	.00100	.58600	.03926
.260	10.450	.41370	.07070	.06600	.41960	-.00544	-.00110	.00210	.00000	.60200	.03818
.260	12.560	.52020	.09220	.06490	.52780	-.02321	-.00090	.00200	.00000	.61300	.04017
.260	14.680	.63780	.12440	.06960	.64850	-.04130	-.00050	.00120	.00000	.62400	.04209
.260	16.760	.76200	.16880	.06900	.77830	-.07615	-.00070	.00160	.00000	.63300	.04301
.260	18.900	.88580	.22150	.03220	.90980	-.07743	-.00140	.00280	.00100	.63000	.04731
.260	21.020	.93690	.29150	.02520	1.03510	-.08559	.00250	.00380	-.00600	.64300	.04966
.260	23.150	1.09690	.37020	.01820	1.15410	-.09199	.00390	.00300	-.00800	.64600	.05271
.260	25.250	1.18510	.44840	.01640	1.26340	-.10013	.00080	.00050	-.00100	.64700	.05912
.260	27.360	1.25940	.53270	.01430	1.36340	-.10573	.00000	.00210	-.00400	.64800	.06305
.260	29.410	1.26410	.58800	.04310	1.39000	-.11352	-.00120	.01220	-.01400	.64000	.07162
.260	31.280	1.06450	.55550	.11560	1.19820	-.07804	-.00450	.01680	-.01700	.61600	.07797
.260	GRADIENT	.04608	-.00142	-.00017	.04675	.00001	.00005	.00000	-.00046	-.08389	-.00002



04828 B26C9 M7F8 W116E28V8R5J9

(62Z331) (07 JUN 74)

PARAMETRIC DATA

ALPHA = .000 BDFLAP = -12.000
ELEVON = .000 AIRLON = .000
RUDDER = .000 SPDRK = 40.000

REFERENCE DATA

SREF = 4.4119 SQ.FT. XMRP = 43.5974 INCHES
LREF = 19.2299 INCHES YMRP = .0000 INCHES
BREF = 37.9359 INCHES ZMRP = 15.1875 INCHES
SCALE = .0405 SCALE

RUN NO. 3317 Q RM/L = 1.85 GRADIENT INTERVAL = -6.00/ 6.00

MACH	BETA	CL	CLM	CDF	CN	CAF	CYN	CBL	CY	XCF/L	CAB
.260	-11.100	-.05920	.04450	-.02636	-.01190	.01190	.01190	.04290	.18000	-.52670	.04290
.260	-8.100	-.05642	.04081	-.02542	-.01130	.01130	.01130	.04184	.18108	-.52110	.04184
.260	-6.050	-.05350	.03700	-.02450	-.01070	.01070	.01070	.04078	.18216	-.51550	.04078
.260	-4.020	-.05050	.03310	-.02350	-.01010	.01010	.01010	.03972	.18324	-.50990	.03972
.260	-2.000	-.04750	.02920	-.02250	-.00950	.00950	.00950	.03866	.18432	-.50430	.03866
.260	.000	-.04450	.02530	-.02150	-.00890	.00890	.00890	.03760	.18540	-.49870	.03760
.260	2.000	-.04150	.02140	-.02050	-.00830	.00830	.00830	.03654	.18648	-.49310	.03654
.260	4.020	-.03850	.01750	-.01950	-.00770	.00770	.00770	.03548	.18756	-.48750	.03548
.260	6.050	-.03550	.01360	-.01850	-.00710	.00710	.00710	.03442	.18864	-.48190	.03442
.260	8.100	-.03250	.00970	-.01750	-.00650	.00650	.00650	.03336	.18972	-.47630	.03336
.260	10.100	-.02950	.00580	-.01650	-.00590	.00590	.00590	.03230	.19080	-.47070	.03230
GRADIENT	-.00014	-.00020	-.00010	-.00020	-.00010	.00010	.00010	-.00010	-.00010	-.00010	.00010

REFERENCE DATA

SREF = 4.4119 SQ.FT. XMRP = 43.5974 INCHES
LREF = 19.2299 INCHES YMRP = .0000 INCHES
BREF = 37.9359 INCHES ZMRP = 15.1875 INCHES
SCALE = .0405 SCALE

PARAMETRIC DATA

ALPHA = 5.000 BDFLAP = -12.000
ELEVON = .000 AIRLON = .000
RUDDER = .000 SPDRK = 40.000

04828 B26C9 M7F8 W116E28V8R5J9

(62Z332) (07 JUN 74)

PARAMETRIC DATA

ALPHA = 5.000 BDFLAP = -12.000
ELEVON = .000 AIRLON = .000
RUDDER = .000 SPDRK = 40.000

RUN NO. 3327 Q RM/L = 1.85 GRADIENT INTERVAL = -6.00/ 6.00

MACH	BETA	CL	CLM	CDF	CN	CAF	CYN	CBL	CY	XCF/L	CAB
.260	-10.110	-.18110	.03260	-.18340	-.01790	.01790	.01790	.01890	.18700	-.56000	.04301
.260	-8.100	-.17530	.03030	-.17800	-.01740	.01740	.01740	.01836	.14900	-.54700	.04476
.260	-6.060	-.17120	.02820	-.17420	-.01690	.01690	.01690	.01730	.11000	-.53700	.04500
.260	-4.040	-.16520	.02620	-.16830	-.01640	.01640	.01640	.01670	.07400	-.52700	.03892
.260	-2.030	-.16350	.02410	-.16670	-.01590	.01590	.01590	.01610	.03600	-.51900	.03897
.260	.010	-.16040	.02200	-.16370	-.01540	.01540	.01540	.01530	.00100	-.51600	.03779
.260	2.000	-.16230	.02000	-.16350	-.01490	.01490	.01490	.01500	-.03200	-.52400	.03993
.260	4.020	-.16440	.01800	-.16220	-.01440	.01440	.01440	.01480	-.07000	-.53100	.04287
.260	6.050	-.16920	.01600	-.16200	-.01390	.01390	.01390	.01430	-.10600	-.53600	.04434
.260	8.060	-.17620	.01400	-.17030	-.01340	.01340	.01340	.01380	-.14500	-.54300	.04722
.260	10.100	-.18040	.01200	-.17230	-.01290	.01290	.01290	.01330	-.18600	-.55700	.04708
GRADIENT	-.00014	-.00031	-.00039	-.00017	-.00030	.00030	.00030	-.00018	-.00017	-.00065	.00041

OM628 B26C9 M7F8 M16E28V8R5Y9

(RDZ333) (07 JUN 74)

REFERENCE DATA

SREF = 4.4119 SQ.FT. XMRP = 43.5974 INCHES
 LREF = 19.2299 INCHES YMRP = .0000 INCHES
 BREF = 37.9359 INCHES ZMRP = 15.1875 INCHES
 SCALE = .0405 SCALE

ALPHA = 10.000 BDFLAP = -12.000
 ELEVON = .000 AILRON = .000
 RUDDER = .000 SPOBRK = 40.000

PARAMETRIC DATA

RUN NO. 333/0 RM/L = 1.85 GRADIENT INTERVAL = -6.00/ 6.00

MACH	BETA	CL	CLM	CDF	CLN	CAF	CYN	CBL	CY	XCP/L	CAB
.260	-10.100	.43800	.03800	.06240	.44210	-.01812	-.01830	.02680	.18600	.62000	-.04479
.260	-8.090	.43330	.04330	.06620	.43810	-.01357	-.01530	.02200	.15000	.61500	-.04209
.260	-6.090	.42690	.04760	.06800	.43220	-.01056	-.01090	.01690	.11000	.61100	-.04042
.260	-4.030	.41890	.05350	.07010	.42470	-.00707	-.00720	.01180	.07300	.60500	-.03879
.260	-2.040	.41860	.05630	.07130	.42460	-.00589	-.00380	.00660	.03700	.60300	-.03938
.260	-.010	.41540	.05720	.07110	.42140	-.00536	-.00090	.00220	.00100	.60200	-.03929
.260	4.030	.41510	.05560	.07030	.42100	-.00615	-.00180	-.00210	-.00200	.60300	-.04010
.260	4.030	.41760	.05900	.07200	.42320	-.00782	.00460	-.00680	-.06900	.60600	-.03927
.260	6.060	.42430	.06520	.07490	.42910	-.01289	.00840	-.01200	-.10800	.61200	-.04195
.260	8.070	.42990	.06840	.07670	.43370	-.01661	.01190	-.01730	-.14600	.61700	-.04507
.260	10.090	.43690	.07890	.08660	.44030	-.02133	.01490	-.02190	-.18300	.62100	-.04942
.260	GRADIENT	-.00030	-.00016	-.00019	-.00033	-.00009	.00144	-.00228	-.01751	.00010	-.00008

OM628 B26C9 M7F8 M16E28V8R5Y9

(RDZ334) (07 JUN 74)

REFERENCE DATA

SREF = 4.4119 SQ.FT. XMRP = 43.5974 INCHES
 LREF = 19.2299 INCHES YMRP = .0000 INCHES
 BREF = 37.9359 INCHES ZMRP = 15.1875 INCHES
 SCALE = .0405 SCALE

ALPHA = 15.000 BDFLAP = -12.000
 ELEVON = .000 AILRON = .000
 RUDDER = .000 SPOBRK = 40.000

PARAMETRIC DATA

RUN NO. 334/0 RM/L = 1.85 GRADIENT INTERVAL = -6.00/ 6.00

MACH	BETA	CL	CLM	CDF	CN	CAF	CYN	CBL	CY	XCP/L	CAB
.260	-10.100	.72170	.02310	.14080	.73290	-.06021	-.02020	.03150	.18900	.64000	-.04495
.260	-8.100	.71470	.02970	.14200	.72640	-.05712	-.01580	.02540	.15000	.63700	-.04382
.260	-6.060	.70150	.03960	.14390	.71420	-.05165	-.01030	.01870	.10800	.63100	-.04072
.260	-4.030	.70080	.04350	.14450	.71380	-.05090	-.00730	.01240	.07300	.62900	-.04159
.260	-2.030	.69990	.04450	.14680	.71350	-.04845	-.00350	.00600	.03600	.62900	-.04136
.260	-.010	.70430	.04440	.14720	.71780	-.04933	-.00050	.00100	.00000	.62900	-.04053
.260	2.010	.70340	.04390	.14590	.71670	-.05025	.00200	-.00350	-.03500	.62900	-.04305
.260	4.020	.70580	.04010	.14530	.71880	-.05153	.00470	-.00870	-.07200	.63100	-.04203
.260	6.050	.71120	.03640	.14390	.72350	-.05439	.00840	-.01480	-.11000	.63300	-.04191
.260	8.070	.72630	.02500	.14040	.73710	-.06190	.01330	-.02180	-.15100	.63900	-.04636
.260	10.110	.73210	.01950	.13990	.74260	-.06604	.01800	-.02760	-.19300	.64200	-.04692
.260	GRADIENT	.00067	.00003	-.00037	-.00066	-.00005	.00146	-.00257	-.01792	.00020	-.00013



(RD7335) (07 JUN 74)

0462B B26C9 M7F8 W116E28V8R5X9

PARAMETRIC DATA

ALPHA = 20.0000 BDFLAP = -12.0000
 ELEVON = .0000 AILRON = .0000
 RUDDER = .0000 SPODBK = 40.0000

REFERENCE DATA

SREF = 4.4119 SQ.FT. XMRP = 43.5974 INCHES
 LREF = 19.2299 INCHES YMRP = .0000 INCHES
 BREF = 37.9359 INCHES ZMRP = 15.1875 INCHES
 SCALE = .0405 SCALE

RUN NO. 335/ 0 RNVL = 1.85 GRADIENT INTERVAL = -6.00/ 6.00

MACH	BETA	CL	CLM	CN	CAF	CYN	CBL	CY	XCF/L	CAB
.260	-15.4090	1.02210	.07300	1.05660	-1.0523	-.01930	.03790	.18800	.65300	.05234
.260	-8.0590	1.01250	.05870	1.04830	-1.0430	-.01400	.03170	.14600	.64300	.04901
.260	-6.0540	.99740	.04970	1.03410	-1.03967	-.01980	.02550	.10700	.64530	.04640
.260	-4.0510	.99720	.02260	1.03480	-1.03775	-.01780	.01780	.07200	.64490	.04615
.260	-2.0510	1.00090	.02260	1.04100	-1.04161	-.00400	.01030	.03100	.64400	.04795
.260	.0000	.99430	.02490	1.03480	-1.03943	.00340	.00450	-.00700	.64300	.04800
.260	2.0520	.98850	.02620	1.02830	-1.03790	.00790	-.00010	-.04700	.64200	.04882
.260	4.0530	.98620	.02750	1.02550	-1.03065	.01200	-.01720	-.06700	.64200	.04674
.260	6.0540	.98600	.02240	1.02620	-1.08411	.01430	-.01400	-.12200	.64400	.04745
.260	8.0540	1.01250	.00620	1.04630	-1.03902	.01700	-.01960	-.11900	.64900	.05413
.260	10.1200	1.02140	-.00580	1.05890	-1.09226	.02320	-.02840	-.20400	.65400	.05687
	GRADIENT	-.00171	.00067	-.00156	.00074	.00227	-.000300	-.01969	-.00030	.00010

OA628 B26C9 M7F8 W1.16E26WR5X9

(RD2336) (07 JUN 74)

REFERENCE DATA

SREF = 4.4119 SQ.FT. XMRP = 43.5974 INCHES
 LREF = 19.2299 INCHES YMRP = .0000 INCHES
 BREF = 37.9359 INCHES ZMRP = 15.1875 INCHES
 SCALE = .0405 SCALE

BETA = .000 BOFLAP = -12.000
 ELEVEN = .000 ALLRON = .000
 RUDDER = .000 SPDRK = 55.000

PARAMETRIC DATA

RUN NO. 336 / 0 RN/L = 1.42 GRADIENT INTERVAL = -6.00 / 6.00

MACH	ALPHA	CL	COF	CLM	CN	CAF	CYN	CBL	CY	XCP/L	CAB
.200	-4.140	-2.7530	.06120	.07410	-2.7900	.04121	-.00100	.00210	.00500	.74900	.04745
.200	-2.010	-1.6220	.05460	.07460	-1.8410	.04821	-.00090	.00290	.00400	.60100	.04595
.200	-1.050	-1.13640	.05140	.07500	-1.3730	.04893	-.00090	.00200	.00300	.85300	.04733
.200	-.010	-.09320	.04920	.07460	-.09200	.04983	-.00090	.00290	.00400	.95600	.04629
.200	1.000	-.04490	.04980	.07480	-.04400	.05065	-.00100	.00210	.00300	1.27700	.04521
.200	2.040	.00050	.04810	.07410	.00230	.04811	-.00100	.00210	.00300	-11.16300	.04606
.200	4.100	.09370	.05670	.07460	.09710	.04392	-.00090	.00220	.00100	.36900	.04395
.200	6.170	.19940	.05600	.07280	.19430	.03535	-.00090	.00200	.00100	.51400	.04137
.200	8.240	.28900	.06310	.07110	.29500	.02105	-.00090	.00190	.00100	.56300	.04312
.200	10.300	.38520	.07790	.07090	.39290	.00772	-.00100	.00200	.00100	.58500	.04251
.200	12.380	.48810	.09750	.07040	.49770	-.00915	-.00080	.00200	.00000	.60000	.04368
.200	14.470	.59790	.12790	.06590	.61090	-.02557	-.00040	.00110	.00000	.61200	.04389
.200	16.550	.71990	.16790	.05670	.73790	-.04414	-.00010	.00070	-.00100	.62300	.04684
.200	18.660	.84160	.21810	.04930	.86710	-.06273	-.00080	.00240	.00000	.63100	.04933
.200	20.740	.94900	.28240	.04150	.98760	-.07195	.00280	.00370	-.00000	.63600	.05162
.200	22.800	1.04370	.35720	.03680	1.10060	-.07831	.00430	.00470	-.01000	.63900	.05434
.200	24.890	1.12470	.42980	.03710	1.20110	-.08359	.00040	.00170	-.00400	.64000	.06113
.200	26.960	1.19740	.50310	.03800	1.29530	-.09450	.00080	.00230	-.00500	.64100	.06464
.200	29.010	1.22980	.56880	.05270	1.38140	-.09911	.00040	.00630	-.00800	.63700	.06939
.200	30.950	1.10970	.56880	.11030	1.24420	-.08294	-.00240	.00230	-.02400	.61900	.07654
.200	GRADIENT	.04483	-.00033	.00202	.04571	.00029	.00000	.00002	-.00042	-.57985	-.00037



REFERENCE DATA
 SREF = 4.4119 SQ.FT. XMRP = 43.5974 INCHES ALPHA = .0000 BDFLAP = -12.0000
 LREF = 19.2299 INCHES YMRP = .0000 INCHES ELEVON = .0000 AILRON = .0000
 BRUF = 37.9359 INCHES ZMRP = 15.1875 INCHES RUDDER = .0000 SPDBRK = 55.0000
 SCALE = .0405 SCALE

RUN NO. 337 / 0 RNVL = 1.42 GRADIENT INTERVAL = -6.00 / 6.00

MACH	BETA	CL	CLM	CDF	CLN	CAF	CYN	CBL	CY	XCP/L	CAB
.200	-10.040	-.07020	.05900	.03870	-.07020	.02972	-.01140	.01140	.18500	.95100	.04513
.200	-8.060	-.07500	.06370	.04270	-.07500	.01140	-.01140	.01140	.14900	.95100	.04503
.200	-6.040	-.08190	.06860	.04730	-.08210	.01140	-.00980	.01140	.11000	.95000	.04510
.200	-4.000	-.08700	.07340	.04940	-.08710	.01140	-.00630	.01140	.07300	.95200	.04526
.200	-1.990	-.08920	.07430	.05120	-.08920	.01140	-.00300	.01140	.03800	.95800	.04458
.200	0.000	-.09270	.07510	.05190	-.09270	.01140	-.00090	.01140	.00500	.95000	.04587
.200	2.010	-.09360	.07510	.05010	-.09360	.01140	.00120	.00090	-.03000	.95100	.04558
.200	4.010	-.09310	.06840	.04550	-.09310	.01140	.00450	-.00060	-.06700	.93700	.04382
.200	6.070	-.09120	.06390	.04220	-.09120	.01140	.00810	-.00270	-.10500	.84100	.05110
.200	8.060	-.07800	.05380	.03760	-.07510	.01140	.01490	-.00460	-.14300	.64500	.05160
.200	10.090	-.06640	.04320	.03320	-.06840	.01140	.01550	-.00640	-.18100	.45000	.05164
GRADIENT	-.00014	-.00047	-.00034	-.00047	-.00013	-.00047	.00029	-.00059	-.01753	-.00185	.00055

RUN NO. 337 / 0 RNVL = 1.42 GRADIENT INTERVAL = -6.00 / 6.00

MACH	BETA	CL	CLM	CDF	CLN	CAF	CYN	CBL	CY	XCP/L	CAB
.200	-10.040	.16310	.05830	.04180	-.16620	.02708	-.01780	.01790	.18600	.52300	.04554
.200	-8.060	.15660	.06310	.04620	-.16010	.03201	-.01400	.01440	.14900	.50700	.04428
.200	-6.030	.15120	.06960	.04960	-.15510	.03584	-.00980	.01190	.11000	.49200	.04411
.200	-3.980	.14710	.07010	.05220	-.15120	.03880	-.00660	.00780	.07300	.48100	.04258
.200	-2.000	.14410	.07220	.05220	-.14820	.03915	-.00390	.00450	.03700	.47200	.04406
.200	0.000	.14580	.07360	.05270	-.14500	.03987	-.00090	.00220	.00200	.46500	.04364
.200	2.010	.14420	.07040	.05000	-.14810	.03687	.00120	-.00010	-.03100	.47700	.04649
.200	4.030	.14970	.06430	.04710	-.15330	.03350	.00460	-.00320	-.06900	.49700	.04785
.200	6.070	.15260	.06380	.04380	-.15590	.03002	.00830	-.00540	-.10600	.49700	.04928
.200	8.070	.15770	.04930	.03680	-.16070	.02598	.01230	-.01020	-.14500	.52200	.05076
.200	10.090	.16400	.03690	.03100	-.16660	.02201	.01590	-.01320	-.18400	.53400	.05182
GRADIENT	.00027	-.00062	-.00067	-.00064	.00021	-.00064	.00133	-.00133	-.01757	.00185	.00065

REFERENCE DATA
 SREF = 4.4119 SQ.FT. XMRP = 43.5974 INCHES ALPHA = 5.0000 BDFLAP = -12.0000
 LREF = 19.2299 INCHES YMRP = .0000 INCHES ELEVON = .0000 AILRON = .0000
 BRUF = 37.9359 INCHES ZMRP = 15.1875 INCHES RUDDER = .0000 SPDBRK = 55.0000
 SCALE = .0405 SCALE

RUN NO. 337 / 0 RNVL = 1.42 GRADIENT INTERVAL = -6.00 / 6.00

MACH	BETA	CL	CLM	CDF	CLN	CAF	CYN	CBL	CY	XCP/L	CAB
.200	-10.040	.16310	.05830	.04180	-.16620	.02708	-.01780	.01790	.18600	.52300	.04554
.200	-8.060	.15660	.06310	.04620	-.16010	.03201	-.01400	.01440	.14900	.50700	.04428
.200	-6.030	.15120	.06960	.04960	-.15510	.03584	-.00980	.01190	.11000	.49200	.04411
.200	-3.980	.14710	.07010	.05220	-.15120	.03880	-.00660	.00780	.07300	.48100	.04258
.200	-2.000	.14410	.07220	.05220	-.14820	.03915	-.00390	.00450	.03700	.47200	.04406
.200	0.000	.14580	.07360	.05270	-.14500	.03987	-.00090	.00220	.00200	.46500	.04364
.200	2.010	.14420	.07040	.05000	-.14810	.03687	.00120	-.00010	-.03100	.47700	.04649
.200	4.030	.14970	.06430	.04710	-.15330	.03350	.00460	-.00320	-.06900	.49700	.04785
.200	6.070	.15260	.06380	.04380	-.15590	.03002	.00830	-.00540	-.10600	.51100	.04928
.200	8.070	.15770	.04930	.03680	-.16070	.02598	.01230	-.01020	-.14500	.52200	.05076
.200	10.090	.16400	.03690	.03100	-.16660	.02201	.01590	-.01320	-.18400	.53400	.05182
GRADIENT	.00027	-.00062	-.00067	-.00064	.00021	-.00064	.00133	-.00133	-.01757	.00185	.00065

0M62B B26C9 W7F8 W16E28W8R5X9 (RD2339) (07 JUN 74)

REFERENCE DATA

SREF = 4.4119 SQ.FT. YMRP = 43.5974 INCHES
 LREF = 19.2299 INCHES YMRP = 0.000 INCHES
 BREF = 37.9339 INCHES ZMRP = 15.1875 INCHES
 SCALE = .0405 SCALE

RUN NO. 339/0 RN/L = 1.42 GRADIENT INTERVAL = -6.05/ 6.00

MACH	BETA	CL	CLM	CN	CAF	CYN	CBL	CY	XCF/L	CAB
.200	10.050	.40890	.05200	.41460	-.00336	-.01810	.02370	.18400	.61600	.04649
.200	-8.050	.40210	.05770	.40860	-.00353	-.01460	.02110	.14700	.60000	.04447
.200	-6.050	.39660	.05280	.40370	.00319	-.01040	.01930	.10900	.58400	.04313
.200	-4.050	.39050	.05790	.39780	.00535	-.00680	.01130	.07200	.56800	.04199
.200	-2.050	.38620	.07130	.39490	.01403	-.00330	.00620	.03500	.55200	.04113
.200	.000	.38590	.07770	.39360	.00736	-.00210	.00210	.00200	.53500	.04281
.200	2.050	.38740	.05600	.39490	.0039K	.00130	-.00180	-.00200	.52000	.04367
.200	4.050	.39340	.05200	.40020	.00217	.00410	-.00660	-.00700	.50500	.04495
.200	6.050	.39820	.05820	.40420	-.00214	.00800	-.01160	-.01700	.49000	.04633
.200	8.050	.40620	.05770	.41170	-.00512	.01170	-.01660	-.01450	.47500	.04857
.200	10.050	.41190	.04660	.41680	-.01402	.01490	-.02140	-.01400	.46000	.05193
GRADIENT	.00035	-.00036	-.00075	.00029	-.00042	.00132	-.00218	-.00178	.00075	.00042

REFERENCE DATA

SREF = 4.4119 SQ.FT. YMRP = 43.5974 INCHES
 LREF = 19.2299 INCHES YMRP = 0.000 INCHES
 BREF = 37.9339 INCHES ZMRP = 15.1875 INCHES
 SCALE = .0405 SCALE

RUN NO. 340/0 RN/L = 1.42 GRADIENT INTERVAL = -6.05/ 6.00

MACH	BETA	CL	CLM	CN	CAF	CYN	CBL	CY	XCF/L	CAB
.200	10.060	.68320	.14550	.69390	-.04746	-.01970	.03020	.18700	.63100	.04645
.200	-8.050	.67500	.14310	.68870	-.04271	-.01560	.02440	.14900	.62700	.04473
.200	-6.050	.66280	.14530	.67770	-.03663	-.00990	.01730	.10800	.62000	.04282
.200	-3.990	.65970	.14560	.67460	-.03618	-.00670	.01130	.07200	.61900	.04161
.200	-2.050	.65820	.14740	.67370	-.03398	-.00330	.00510	.03600	.61800	.04345
.200	.000	.65900	.14680	.67430	-.03478	-.00000	.00060	.00000	.61800	.04553
.200	2.050	.65850	.14460	.67320	-.03572	.00180	-.00360	-.00300	.61900	.04646
.200	4.050	.66390	.14410	.67830	-.03872	.00440	-.00660	-.00700	.62100	.04595
.200	6.050	.66770	.14260	.68150	-.04117	.00700	-.01410	-.01600	.62400	.04630
.200	8.050	.67270	.14510	.68530	-.04417	.00970	-.01700	-.01400	.63000	.04634
.200	10.060	.67740	.13800	.68920	-.04765	.01130	-.02000	-.01400	.63000	.04664
GRADIENT	.00043	-.00029	-.00058	.00034	-.00039	.00136	-.00241	-.00177	.00075	.00042



0A628 826C9 W1F8 W11E28W65X8

(R02341) (07 JUN 74)

REFERENCE DATA

SEFF = 4.4119 SQ.FT. XMPF = 43.5974 INCHES
 YSEF = 19.2299 INCHES YMPF = 10.000 INCHES
 ZSEF = 17.3259 INCHES ZMPF = 15.1075 INCHES
 SCALE = 1:24.5 SCALE

PARAMETRIC DATA

ALPHA = 20.000 BDFLAP = -12.000
 ELEVON = 1.000 AIRPON = 1.000
 FUDGE = 1.000 SPDSK = 55.000

PLN. NO. 341 / 0 EN / 1.42 GRADIENT INTERVAL = -6.00 / 6.00

WACH	BETA	CL	COF	CLM	CN	CAF	CM	CP	CY	CF/L	CAB
12.1	-1.1170	.9637	.2716	1.1520	1.0038	-1.0722	-1.0210	.0370	.1870	.6460	.05116
12.2	-1.1170	.9542	.2742	1.2310	.9895	-1.0514	-1.0120	.0370	.1400	.6410	.04369
12.3	-1.1170	.9447	.2768	1.3100	.9762	-1.0308	-1.0030	.0370	.0930	.6360	.03622
12.4	-1.1170	.9352	.2794	1.3890	.9629	-1.0102	-1.0040	.0370	.0460	.6310	.02875
12.5	-1.1170	.9257	.2820	1.4680	.9496	-1.0242	-1.0050	.0370	.0310	.6260	.02128
12.6	-1.1170	.9162	.2846	1.5470	.9363	-1.0182	-1.0060	.0370	.0260	.6210	.01381
12.7	-1.1170	.9067	.2872	1.6260	.9230	-1.0122	-1.0070	.0370	.0210	.6160	.00634
12.8	-1.1170	.8972	.2898	1.7050	.9097	-1.0062	-1.0080	.0370	.0160	.6110	.00127
12.9	-1.1170	.8877	.2924	1.7840	.8964	-1.0002	-1.0090	.0370	.0110	.6060	.00000
13.0	-1.1170	.8782	.2950	1.8630	.8831	-1.0242	-1.0100	.0370	.0060	.6010	.00000
13.1	-1.1170	.8687	.2976	1.9420	.8698	-1.0182	-1.0110	.0370	.0010	.5960	.00000
13.2	-1.1170	.8592	.3002	2.0210	.8565	-1.0122	-1.0120	.0370	.0000	.5910	.00000
13.3	-1.1170	.8497	.3028	2.1000	.8432	-1.0062	-1.0130	.0370	.0000	.5860	.00000
13.4	-1.1170	.8402	.3054	2.1790	.8299	-1.0002	-1.0140	.0370	.0000	.5810	.00000
13.5	-1.1170	.8307	.3080	2.2580	.8166	-1.0242	-1.0150	.0370	.0000	.5760	.00000
13.6	-1.1170	.8212	.3106	2.3370	.8033	-1.0182	-1.0160	.0370	.0000	.5710	.00000
13.7	-1.1170	.8117	.3132	2.4160	.7900	-1.0122	-1.0170	.0370	.0000	.5660	.00000
13.8	-1.1170	.8022	.3158	2.4950	.7767	-1.0062	-1.0180	.0370	.0000	.5610	.00000
13.9	-1.1170	.7927	.3184	2.5740	.7634	-1.0002	-1.0190	.0370	.0000	.5560	.00000
14.0	-1.1170	.7832	.3210	2.6530	.7501	-1.0242	-1.0200	.0370	.0000	.5510	.00000
14.1	-1.1170	.7737	.3236	2.7320	.7368	-1.0182	-1.0210	.0370	.0000	.5460	.00000
14.2	-1.1170	.7642	.3262	2.8110	.7235	-1.0122	-1.0220	.0370	.0000	.5410	.00000
14.3	-1.1170	.7547	.3288	2.8900	.7102	-1.0062	-1.0230	.0370	.0000	.5360	.00000
14.4	-1.1170	.7452	.3314	2.9690	.6969	-1.0002	-1.0240	.0370	.0000	.5310	.00000
14.5	-1.1170	.7357	.3340	3.0480	.6836	-1.0242	-1.0250	.0370	.0000	.5260	.00000
14.6	-1.1170	.7262	.3366	3.1270	.6703	-1.0182	-1.0260	.0370	.0000	.5210	.00000
14.7	-1.1170	.7167	.3392	3.2060	.6570	-1.0122	-1.0270	.0370	.0000	.5160	.00000
14.8	-1.1170	.7072	.3418	3.2850	.6437	-1.0062	-1.0280	.0370	.0000	.5110	.00000
14.9	-1.1170	.6977	.3444	3.3640	.6304	-1.0002	-1.0290	.0370	.0000	.5060	.00000
15.0	-1.1170	.6882	.3470	3.4430	.6171	-1.0242	-1.0300	.0370	.0000	.5010	.00000
15.1	-1.1170	.6787	.3496	3.5220	.6038	-1.0182	-1.0310	.0370	.0000	.4960	.00000
15.2	-1.1170	.6692	.3522	3.6010	.5905	-1.0122	-1.0320	.0370	.0000	.4910	.00000
15.3	-1.1170	.6597	.3548	3.6800	.5772	-1.0062	-1.0330	.0370	.0000	.4860	.00000
15.4	-1.1170	.6502	.3574	3.7590	.5639	-1.0002	-1.0340	.0370	.0000	.4810	.00000
15.5	-1.1170	.6407	.3600	3.8380	.5506	-1.0242	-1.0350	.0370	.0000	.4760	.00000
15.6	-1.1170	.6312	.3626	3.9170	.5373	-1.0182	-1.0360	.0370	.0000	.4710	.00000
15.7	-1.1170	.6217	.3652	3.9960	.5240	-1.0122	-1.0370	.0370	.0000	.4660	.00000
15.8	-1.1170	.6122	.3678	4.0750	.5107	-1.0062	-1.0380	.0370	.0000	.4610	.00000
15.9	-1.1170	.6027	.3704	4.1540	.4974	-1.0002	-1.0390	.0370	.0000	.4560	.00000
16.0	-1.1170	.5932	.3730	4.2330	.4841	-1.0242	-1.0400	.0370	.0000	.4510	.00000
16.1	-1.1170	.5837	.3756	4.3120	.4708	-1.0182	-1.0410	.0370	.0000	.4460	.00000
16.2	-1.1170	.5742	.3782	4.3910	.4575	-1.0122	-1.0420	.0370	.0000	.4410	.00000
16.3	-1.1170	.5647	.3808	4.4700	.4442	-1.0062	-1.0430	.0370	.0000	.4360	.00000
16.4	-1.1170	.5552	.3834	4.5490	.4309	-1.0002	-1.0440	.0370	.0000	.4310	.00000
16.5	-1.1170	.5457	.3860	4.6280	.4176	-1.0242	-1.0450	.0370	.0000	.4260	.00000
16.6	-1.1170	.5362	.3886	4.7070	.4043	-1.0182	-1.0460	.0370	.0000	.4210	.00000
16.7	-1.1170	.5267	.3912	4.7860	.3910	-1.0122	-1.0470	.0370	.0000	.4160	.00000
16.8	-1.1170	.5172	.3938	4.8650	.3777	-1.0062	-1.0480	.0370	.0000	.4110	.00000
16.9	-1.1170	.5077	.3964	4.9440	.3644	-1.0002	-1.0490	.0370	.0000	.4060	.00000
17.0	-1.1170	.4982	.3990	5.0230	.3511	-1.0242	-1.0500	.0370	.0000	.4010	.00000
17.1	-1.1170	.4887	.4016	5.1020	.3378	-1.0182	-1.0510	.0370	.0000	.3960	.00000
17.2	-1.1170	.4792	.4042	5.1810	.3245	-1.0122	-1.0520	.0370	.0000	.3910	.00000
17.3	-1.1170	.4697	.4068	5.2600	.3112	-1.0062	-1.0530	.0370	.0000	.3860	.00000
17.4	-1.1170	.4602	.4094	5.3390	.2979	-1.0002	-1.0540	.0370	.0000	.3810	.00000
17.5	-1.1170	.4507	.4120	5.4180	.2846	-1.0242	-1.0550	.0370	.0000	.3760	.00000
17.6	-1.1170	.4412	.4146	5.4970	.2713	-1.0182	-1.0560	.0370	.0000	.3710	.00000
17.7	-1.1170	.4317	.4172	5.5760	.2580	-1.0122	-1.0570	.0370	.0000	.3660	.00000
17.8	-1.1170	.4222	.4198	5.6550	.2447	-1.0062	-1.0580	.0370	.0000	.3610	.00000
17.9	-1.1170	.4127	.4224	5.7340	.2314	-1.0002	-1.0590	.0370	.0000	.3560	.00000
18.0	-1.1170	.4032	.4250	5.8130	.2181	-1.0242	-1.0600	.0370	.0000	.3510	.00000
18.1	-1.1170	.3937	.4276	5.8920	.2048	-1.0182	-1.0610	.0370	.0000	.3460	.00000
18.2	-1.1170	.3842	.4302	5.9710	.1915	-1.0122	-1.0620	.0370	.0000	.3410	.00000
18.3	-1.1170	.3747	.4328	6.0500	.1782	-1.0062	-1.0630	.0370	.0000	.3360	.00000
18.4	-1.1170	.3652	.4354	6.1290	.1649	-1.0002	-1.0640	.0370	.0000	.3310	.00000
18.5	-1.1170	.3557	.4380	6.2080	.1516	-1.0242	-1.0650	.0370	.0000	.3260	.00000
18.6	-1.1170	.3462	.4406	6.2870	.1383	-1.0182	-1.0660	.0370	.0000	.3210	.00000
18.7	-1.1170	.3367	.4432	6.3660	.1250	-1.0122	-1.0670	.0370	.0000	.3160	.00000
18.8	-1.1170	.3272	.4458	6.4450	.1117	-1.0062	-1.0680	.0370	.0000	.3110	.00000
18.9	-1.1170	.3177	.4484	6.5240	.0984	-1.0002	-1.0690	.0370	.0000	.3060	.00000
19.0	-1.1170	.3082	.4510	6.6030	.0851	-1.0242	-1.0700	.0370	.0000	.3010	.00000
19.1	-1.1170	.2987	.4536	6.6820	.0718	-1.0182	-1.0710	.0370	.0000	.2960	.00000
19.2	-1.1170	.2892	.4562	6.7610	.0585	-1.0122	-1.0720	.0370	.0000	.2910	.00000
19.3	-1.1170	.2797	.4588	6.8400	.0452	-1.0062	-1.0730	.0370	.0000	.2860	.00000
19.4	-1.1170	.2702	.4614	6.9190	.0319	-1.0002	-1.0740	.0370	.0000	.2810	.00000
19.5	-1.1170	.2607	.4640	7.0000	.0186	-1.0242	-1.0750	.0370	.0000	.2760	.00000
19.6	-1.1170	.2512	.4666	7.0790	.0053	-1.0182	-1.0760	.0370	.0000	.2710	.00000
19.7	-1.1170	.2417	.4692	7.1580	.0000	-1.0122	-1.0770	.0370	.0000	.2660	.00000
19.8	-1.1170	.2322	.4718	7.2370	.0000	-1.0062	-1.0780	.0370	.0000	.2610	.00000
19.9	-1.1170	.2227	.4744	7.3160	.0000	-1.0002	-1.0790	.0370	.0000	.2560	.00000
20.0	-1.1170	.2132	.4770	7.3950	.0000	-1.0242	-1.0800	.0370	.0000	.2510	.00000
20.1	-1.1170	.2037	.4796	7.4740	.0000	-1.0182	-1.0810	.0370	.0000	.2460	.00000
20.2	-1.1170	.1942	.4822	7.5530	.0000	-1.0122	-1.0820	.0370	.0000	.2410	.00000
20.3	-1.1170	.1847	.4848	7.6320	.0000	-1.0062	-1.0830	.0370	.0000	.2360	.00000
20.4	-1.1170	.1752	.4874	7.7110	.0000	-1.0002	-1.0840	.0370	.0000	.2310	.00000
20.5	-1.1170	.1657	.4900	7.7900	.0000	-1.0242	-1.0850	.0370	.0000	.2260	.00000
20.6	-1.1170	.1562	.4926	7.8690	.0000	-1.0182	-1.0860	.0370	.0000	.2210	.00000
20.7	-1.1170	.1467	.4952	7.9480	.0000	-1.0122	-1.0870	.0370	.0000	.2160	.00000
20.8	-1.1170	.1372	.4978	8.0270	.0000	-1.0062	-1.0880	.0370	.0000	.2110	.00000
20.9	-1.1170	.1277	.5004	8.1060	.0000	-1.0002	-1.0890	.0370	.0000	.2060	.00000
21.0	-1.1170	.1182	.5030	8.1850	.0000	-1.0242	-1.0900	.0370	.0000	.2010	.00000
21.1	-1.1170	.1087	.5056	8.2640	.0000	-1.0182	-1.0910	.0370	.0000	.1960	.00000
21.2	-1.1170	.0992	.5082	8.3430	.0000	-1.0122	-1.0920	.0370	.0000	.1910	.00000
21.3	-1.1170	.0897	.5108	8.4220	.0000	-1.0062	-1.0930	.0370	.0000	.1860	.00000
21.4	-1.1170	.0802	.5134	8.5010	.0000	-1.0002	-1.0940	.0370	.0000	.1810	.00000
21.5	-1.1170	.0707	.5160	8.5800	.0000	-1.0242	-1.0950	.0370	.0000	.1760	.00000
21.6											

0A628 B26C9 M7F8 W16E2BVR65X (R02343) (07 JUN 74)

REFERENCE DATA
 SHEF = 4.4119 SQ.FT. XMRP = 43.5974 INCHES BETA = .000 BOFLAP = -12.000
 LREF = 19.2299 INCHES YMRP = .0000 INCHES ELEVON = .000 AILERON = .000
 B-CF = 37.9359 INCHES ZMRP = 15.1875 INCHES RUDDER = .000 SPDBRK = 55.000
 SCALE = .0405 SCALE

RUN NO. 343/ 0 RN/L = 1.85 GRADIENT INTERVAL = -6.00/ 6.00

PARAMETRIC DATA

MACH	ALPHA	CL	CDP	CL4	CN	CAF	CYN	CBL	CY	XCP/L	CAB
.260	-4.190	-2.8260	.06210	.07680	-2.8640	.04190	-0.01110	.00220	.00500	.75000	.04787
.260	-2.070	-1.8540	.05480	.07670	-1.8730	.04809	-0.01130	.00210	.00500	.80200	.04739
.260	-1.060	-1.4010	.05220	.07620	-1.4110	.04965	-0.01110	.00210	.00400	.85100	.04694
.260	-.020	-.09370	.05010	.07630	-.09370	.05011	-0.01200	.00210	.00300	.95100	.04656
.260	1.000	-.04610	.04930	.07640	-.04920	.05012	-0.01110	.00230	.00200	1.27300	.04605
.260	2.060	.00260	.04840	.07600	.00440	.04835	-0.01110	.00220	.00300	-5.68300	.04594
.260	4.150	.09930	.04950	.07530	.10270	.04221	-0.01100	.00220	.04100	.38200	.04573
.260	6.260	.19770	.05470	.07410	.21250	.03283	-0.01110	.00210	.00200	.51700	.04388
.260	8.350	.29950	.06400	.07310	.30360	.01984	-0.01110	.00210	.00100	.56400	.04342
.260	10.440	.39910	.07310	.07240	.40680	.00544	-0.01000	.00210	.00000	.58600	.04276
.260	12.570	.50570	.10450	.07100	.51540	-.01191	-0.00990	.00210	.00000	.60100	.04386
.260	14.670	.62170	.13150	.06550	.63470	-.03021	-0.00970	.00110	.00000	.61400	.04583
.260	16.790	.74970	.17610	.05450	.76860	-.04811	-0.00960	.00160	.00000	.62600	.04797
.260	18.920	.86820	.22780	.04850	.89520	-.06614	-0.01140	.00250	.00100	.63200	.05033
.260	21.060	.97660	.30170	.04110	1.02110	-.07158	-0.01370	.00450	.00800	.63700	.05263
.260	23.140	1.07680	.37250	.03470	1.13560	-.08076	-0.01390	.00340	.00900	.64000	.05700
.260	25.250	1.16540	.45340	.03190	1.24740	-.08726	-0.01180	.00060	.00300	.64200	.06331
.260	27.360	1.24550	.53560	.03180	1.35330	-.09734	-0.01130	.00320	.00600	.64300	.06853
.260	29.540	1.22530	.57840	.06610	1.45150	-.09730	-0.00640	.00470	.00300	.63400	.07458
.260	31.820	1.02260	.56850	.12510	1.22140	-.07641	-0.01460	.00210	.00200	.61400	.08042
.260	GRADIENT	.04573	-.00151	-.00216	.04661	.00011	.00002	.00001	-.00050	-.32105	-.00028



04628 02609 WFF8 W16E28W8E30

SHEF = 4.4119 SQ.FT. YMRP = 43.5974 INCHES ALPHA = .0000 BDFLAP = -12.0000
 LREF = 19.2299 INCHES YMRP = .0000 INCHES ELEVMN = .0000 AIRCRN = .0000
 BREF = 37.9359 INCHES ZMRP = 15.1875 INCHES RUDDER = .0000 SPDBRK = 55.0000
 SCALE = .0405 SCALE

RUN NO. 3447 0 R/V/L = 1.85 GRADIENT INTERVAL = -6.00/ 6.00

REFERENCE DATA

WACH	BETA	CL	CLM	CDF	CLM	CN	CAF	CYN	CBL	CY	YCF/L	CAB
.260	-10.1110	.17100	.05970	.04110	.17400	.17400	.02544	-.01650	-.01840	.16800	.52530	.04657
.260	-8.1190	.16460	.06380	.04560	.16810	.16810	.03047	-.01450	-.01510	.14900	.51200	.04510
.260	-6.1280	.15950	.06810	.04840	.16320	.16320	.03381	-.01040	-.01130	.11200	.49000	.04531
.260	-4.1340	.15650	.07090	.05080	.16050	.16050	.03638	-.00740	-.00810	.07400	.46800	.04446
.260	-2.1390	.15160	.07330	.05150	.15870	.15870	.03753	-.00340	-.00470	.05700	.44800	.04502
.260	-.1320	.14930	.07420	.05210	.15340	.15340	.03843	-.00120	-.00230	.05200	.47200	.04464
.260	2.1100	.15130	.07170	.04970	.15520	.15520	.03577	.00100	.00190	.11200	.48200	.04790
.260	4.1200	.15540	.06560	.04620	.15910	.15910	.03194	.00240	-.00310	.11700	.51100	.04359
.260	6.1370	.16120	.06030	.04340	.16350	.16350	.02857	.00410	-.00540	.11400	.51600	.04390
.260	8.1700	.16610	.05720	.04100	.16800	.16800	.02484	.00260	-.01120	.11400	.52700	.04144
.260	10.1900	.17140	.05540	.03540	.17300	.17300	.02194	.00190	-.01340	.11500	.54000	.03872
GRADIENT	-.00025	-.00012	-.00055	-.00017	-.00017	-.00017	-.00033	.00136	-.00134	-.00172	.00129	.00165

04628 02609 WFF8 W16E28W8E30

SHEF = 4.4119 SQ.FT. YMRP = 43.5974 INCHES ALPHA = 5.0000 BDFLAP = -12.0000
 LREF = 19.2299 INCHES YMRP = .0000 INCHES ELEVMN = .0000 AIRCRN = .0000
 BREF = 37.9359 INCHES ZMRP = 15.1875 INCHES RUDDER = .0000 SPDBRK = 55.0000
 SCALE = .0405 SCALE

RUN NO. 3457 0 R/V/L = 1.85 GRADIENT INTERVAL = -6.00/ 6.00

REFERENCE DATA

WACH	BETA	CL	CLM	CDF	CLM	CN	CAF	CYN	CBL	CY	YCF/L	CAB
.260	-10.1110	.17100	.05970	.04110	.17400	.17400	.02544	-.01650	-.01840	.16800	.52530	.04657
.260	-8.1190	.16460	.06380	.04560	.16810	.16810	.03047	-.01450	-.01510	.14900	.51200	.04510
.260	-6.1280	.15950	.06810	.04840	.16320	.16320	.03381	-.01040	-.01130	.11200	.49000	.04531
.260	-4.1340	.15650	.07090	.05080	.16050	.16050	.03638	-.00740	-.00810	.07400	.46800	.04446
.260	-2.1390	.15160	.07330	.05150	.15870	.15870	.03753	-.00340	-.00470	.05700	.44800	.04502
.260	-.1320	.14930	.07420	.05210	.15340	.15340	.03843	-.00120	-.00230	.05200	.47200	.04464
.260	2.1100	.15130	.07170	.04970	.15520	.15520	.03577	.00100	.00190	.11200	.48200	.04790
.260	4.1200	.15540	.06560	.04620	.15910	.15910	.03194	.00240	-.00310	.11700	.51100	.04359
.260	6.1370	.16120	.06030	.04340	.16350	.16350	.02857	.00410	-.00540	.11400	.51600	.04390
.260	8.1700	.16610	.05720	.04100	.16800	.16800	.02484	.00260	-.01120	.11400	.52700	.04144
.260	10.1900	.17140	.05540	.03540	.17300	.17300	.02194	.00190	-.01340	.11500	.54000	.03872
GRADIENT	-.00025	-.00012	-.00055	-.00017	-.00017	-.00017	-.00033	.00136	-.00134	-.00172	.00129	.00165

OAG28 B26C9 MTF8 W16E28WR5X9 (RD2346) (07 JUN 74)

REFERENCE DATA

SREF = 4.4119 SQ.FT. YMRP = 43.5974 INCHES
LREF = 19.2299 INCHES YMRP = .0000 INCHES
BREF = 37.9359 INCHES ZMRP = 15.1875 INCHES
SCALE = .0405 SCALE

RUN NO. 3467 0 RN/L = 1.85 GRADIENT INTERVAL = -6.00/ 6.00

MACH	BETA	CL	CLM	CDF	CLM	CN	CAF	CYN	CBL	CY	XCP/L	CAB
.250	-10.090	.42630	.07080	.07080	.43200	-.00787	-.01870	.02650	.02650	.18600	.60700	.04703
.260	-8.100	.42110	.07390	.07390	.42760	-.00364	-.01540	.02180	.02180	.15000	.60200	.04569
.260	-6.080	.41350	.07590	.07590	.42040	-.00051	-.01100	.01690	.01690	.10900	.59600	.04422
.260	-4.030	.40650	.07680	.07680	.41390	.00313	-.00740	.01170	.01170	.07200	.59000	.04196
.260	-2.040	.40410	.07650	.07650	.41170	.00392	-.00390	.00650	.00650	.03700	.58000	.04327
.260	.000	.40000	.07600	.07600	.40000	.00000	.00000	.00000	.00000	.00000	.00000	.00000
.260	2.010	.40200	.07730	.07730	.41930	.00305	.00110	-.00180	-.00180	-.03200	.58900	.04538
.260	4.050	.40320	.07490	.07490	.41600	-.00072	.00420	-.00670	-.00670	-.06900	.59600	.04575
.260	6.060	.41550	.07330	.07330	.42150	-.00537	.00790	-.01170	-.01170	-.10700	.60200	.04746
.260	8.080	.42040	.06940	.06940	.42600	-.00810	.01210	-.01700	-.01700	-.14700	.60700	.04840
.260	10.110	.42640	.06560	.06560	.43320	-.01337	.01550	-.02160	-.02160	-.18500	.61200	.05208
GRADIENT	.00015	-.00041	-.00066	-.00041	.00007	-.00043	.00140	-.00223	-.00223	-.01737	.00062	.00048

PARAMETRIC DATA

ALPHA = 10.000 BDFLAP = -12.000
ELEVON = .000 AILRON = .000
RUDDER = .000 SPDBRK = 55.000

OAG28 B26C9 MTF8 W16E28WR5X9 (RD2347) (07 JUN 74)

REFERENCE DATA

SREF = 4.4119 SQ.FT. YMRP = 43.5974 INCHES
LREF = 19.2299 INCHES YMRP = .0000 INCHES
BREF = 37.9359 INCHES ZMRP = 15.1875 INCHES
SCALE = .0405 SCALE

RUN NO. 3477 0 RN/L = 1.85 GRADIENT INTERVAL = -6.00/ 6.00

MACH	BETA	CL	CLM	CDF	CLM	CN	CAF	CYN	CBL	CY	XCP/L	CAB
.260	-10.110	.70600	.14750	.14750	.71960	-.04955	-.02010	.03130	.03130	.18800	.63300	.04648
.260	-8.100	.69860	.14910	.14910	.71290	-.04588	-.01340	.02500	.02500	.14800	.62800	.04578
.260	-6.080	.68840	.15280	.15280	.70410	-.03964	-.00000	.01810	.01810	.10600	.62200	.04283
.260	-4.020	.68060	.15620	.15620	.70410	-.04025	-.00710	.01210	.01210	.07200	.62000	.04497
.260	-2.010	.68000	.15440	.15440	.70410	-.03797	-.00350	.00580	.00580	.03000	.62000	.04469
.260	.000	.69020	.15420	.15420	.70670	-.03892	-.00060	.00090	.00090	.00000	.62100	.04731
.260	2.000	.69150	.15330	.15330	.70720	-.04000	.00160	-.00300	-.00300	-.03600	.62200	.04733
.260	4.010	.69380	.15130	.15130	.70880	-.04246	.00430	-.00830	-.00830	-.07200	.62400	.04713
.260	6.060	.70130	.14900	.14900	.71150	-.04517	.00710	-.01400	-.01400	-.10800	.62600	.04765
.260	8.080	.71140	.14740	.14740	.72480	-.05119	.01190	-.02350	-.02350	-.15000	.63100	.04994
.260	10.110	.72270	.14590	.14590	.73520	-.05572	.01760	-.02680	-.02680	-.19200	.63600	.05338
GRADIENT	.00069	-.00014	-.00076	-.00014	.00062	-.00132	.00139	-.00227	-.00227	-.01794	.00050	.00035

PARAMETRIC DATA

ALPHA = 15.000 BDFLAP = -12.000
ELEVON = .000 AILRON = .000
RUDDER = .000 SPDBRK = 55.000



PARAMETRIC DATA

BETA = .000 BDFLAP = -12.000
ELEVON = .000 AILRON = .000
RUDDER = -7.960 SPDRBK = 55.000

REFERENCE DATA

SEEF = 4.4119 SQ.FT. ZMRP = 43.5974 INCHES
LEEF = 19.2299 INCHES ZMRP = .0000 INCHES
BSEF = 37.9359 INCHES ZMRP = 15.1875 INCHES
SCALE = .0403 SCALE

RUN NO. 349/0 RN/L = 1.05 GRADIENT INTERVAL = -6.00/ 6.00

MCM	ALPHA	CL	CLF	CLM	CM	CAF	CYN	CBL	CY	KCP/L	CAB
.260	-4.210	-2.8260	.06240	.07660	-.28640	.04145	.00950	-.06400	-.01800	.75000	.04747
.260	-2.130	-1.6820	.05470	.07630	-.19010	.04765	.00920	-.06320	-.01800	.80000	.04710
.260	-1.110	-1.1410	.05120	.07640	-.14190	.04892	.00900	-.06370	-.01800	.85000	.04797
.260	-.030	-.09290	.05000	.07630	-.09300	.05000	.00890	-.06350	-.01700	.95400	.04665
.260	.990	-.04560	.04800	.07580	-.04470	.04800	.00870	-.06340	-.01700	1.27500	.04700
.260	2.030	.00130	.04800	.07600	.00300	.04800	.00860	-.06320	-.01700	-8.46200	.04614
.260	4.130	.05220	.04350	.07540	.01450	.04235	.00840	-.06280	-.01700	.37800	.04533
.260	6.220	.19680	.05430	.07450	.21150	.03272	.00740	-.06260	-.01600	.51600	.04390
.260	8.370	.29310	.06320	.07290	.31520	.01365	.00770	-.06240	-.01600	.56400	.04354
.260	10.450	.40050	.07280	.07280	.41810	.00428	.00740	-.06210	-.01500	.58600	.04293
.260	12.530	.51460	.09680	.07120	.51400	-.01315	.00740	-.06190	-.01600	.61100	.04309
.260	14.670	.62130	.13120	.06600	.61430	-.03060	.00750	-.06290	-.01600	.61300	.04374
.260	16.770	.74730	.17420	.05630	.76560	-.04283	.00790	-.06280	-.01700	.62500	.04353
.260	18.880	.88240	.22430	.05200	.89880	-.05627	.00700	-.06160	-.01600	.63100	.04388
.260	21.010	.97470	.29750	.04150	1.01650	-.07185	.01220	-.06130	-.02500	.63700	.05375
.260	23.120	1.01800	.37670	.03200	1.11420	-.07755	.01050	-.06140	-.02300	.64100	.05224
.260	25.270	1.17330	.46160	.02870	1.21820	-.08466	.00970	-.06370	-.02000	.64300	.05322
.260	27.350	1.24700	.53800	.03030	1.33350	-.09804	.01110	-.06180	-.02600	.64300	.05913
.260	29.340	1.22870	.57590	.06440	1.38320	-.11724	.00980	-.06270	-.02700	.63400	.07316
.260	31.300	1.11250	.58140	.11690	1.23210	-.08220	.00560	-.01430	-.04100	.61700	.07345
GRADIENT	.04564	-.00156	-.00014	-.00014	.04649	.00013	-.00013	.00014	.00016	-.44585	-.00026



REFERENCE DATA
 SREF = 4.4119 SQ.FT. YMRP = 43.5974 INCHES ALPHA = .000 BDFLAP = -12.000
 LREF = 19.2299 INCHES YMRP = .0000 INCHES ELEWON = .000 AILRON = .000
 RREF = 37.9359 INCHES ZMRP = 15.1875 INCHES RUDDER = -7.960 SPDRK = 55.000
 SCALE = .0405 SCALE

RUN NO. 351/0 RM/L = 1.85 GRADIENT INTERVAL = -6.00/ 6.00

MACH	BETA	CL	CLM	CDF	CUM	CN	CAF	CIN	CBI	CY	XCF/L	CAB
.260	-10.100	-07720	03630	03980	05710	01700	03629	-00200	00580	017000	05800	04681
.260	-8.090	-07780	04120	04430	06240	01680	04117	-00420	00370	013200	04800	04623
.260	-6.060	-08450	04850	04820	07150	01640	04416	00000	00130	009200	05500	04610
.260	-4.010	-08860	04930	04820	07830	01620	04424	00430	00090	005300	05600	04531
.260	-2.020	-09110	05110	04910	08310	01620	04412	00690	00230	001700	05900	04598
.260	0.010	-09210	05160	04910	08710	01610	04407	00920	00240	001700	05600	04629
.260	2.020	-09270	04910	04910	09210	01610	04407	01110	00460	005100	04800	04613
.260	4.010	-09110	04640	04810	09710	01620	04405	01390	00610	008800	04600	04951
.260	6.060	-08740	04190	04190	10410	01640	04404	01720	00820	012600	04200	05169
.260	8.090	-08260	03830	03830	11110	01660	04383	02050	00940	016500	04000	05238
.260	10.110	-07690	03390	03390	11720	01690	04358	02420	01100	021400	036000	05353
GRADIENT	-10.210	-07134	-03030	-03030	-03030	-03030	-03035	00016	-00064	-00739	-00154	00052

REFERENCE DATA
 SREF = 4.4119 SQ.FT. YMRP = 43.5974 INCHES ALPHA = 5.000 BDFLAP = -12.000
 LREF = 19.2299 INCHES YMRP = .0000 INCHES ELEWON = .000 AILRON = .000
 RREF = 37.9359 INCHES ZMRP = 15.1875 INCHES RUDDER = -7.960 SPDRK = 55.000
 SCALE = .0405 SCALE

RUN NO. 351/0 RM/L = 1.85 GRADIENT INTERVAL = -6.00/ 6.00

MACH	BETA	CL	CLM	CDF	CUM	CN	CAF	CIN	CBI	CY	XCF/L	CAB
.260	-10.100	-07710	03980	03980	05710	01700	02414	-00950	01370	017000	05100	04650
.260	-8.090	-07780	04430	04430	06240	01680	02915	-00540	01010	013200	05100	04522
.260	-6.060	-08450	04820	04820	07150	01640	03388	00000	00510	009200	05600	04493
.260	-4.010	-08860	04900	04900	07830	01620	03680	00330	00240	005400	05400	04412
.260	-2.020	-09110	05120	05120	08310	01620	03736	00630	00340	001700	04700	04545
.260	0.010	-09200	05200	05200	08710	01610	03834	00880	00280	001600	04200	04430
.260	2.020	-09110	04910	04910	09210	01610	03826	01060	00530	005200	04800	04749
.260	4.010	-08740	04730	04730	09710	01640	03826	01370	00890	009900	04900	04917
.260	6.060	-08260	04400	04400	10410	01650	02933	01700	01140	012700	05200	05077
.260	8.090	-07690	04130	04130	11110	01690	02612	02060	01460	016600	05300	05141
.260	10.110	-06950	03740	03740	11720	01690	02191	02410	01760	021400	05100	05262
GRADIENT	-10.210	-06134	-02646	-02646	-02646	-02649	-02649	000125	-00033	-00763	-00081	00060

OAG28 B26C9 M7F8 W116E28V8R5X9

(RD2352) (07 JUN 74)

REFERENCE DATA

SREF = 4.4119 SQ.FT. XMRP = 43.5974 INCHES
 LREF = 19.2299 INCHES YMRP = .0000 INCHES
 BREF = 37.9359 INCHES ZMRP = 15.1875 INCHES
 SCALE = .0405 SCALE

ALPHA = 10.000 BOFLAP = -12.000
 ELEVON = .000 AILRON = .000
 RUDDER = -7.960 SPDBRK = 55.000

PARAMETRIC DATA

RUN NO. 352/ 0 RN/L = 1.85 GRADIENT INTERVAL = -6.00/ 6.00

MACH	BETA	CL	CDF	CLM	CN	CAF	CYN	CBL	CY	XCP/L	CAB
.260	-10.090	.42900	.06900	.04950	.43440	-.05982	-.01040	.02180	.17000	.61000	.04797
.260	-8.080	.42140	.07340	.05550	.42770	-.00417	-.00600	.01650	.13100	.60400	.04509
.260	-6.060	.41340	.07550	.06190	.42020	-.00065	-.00130	.01130	.09100	.59700	.04403
.260	-4.030	.40700	.07720	.06930	.41430	.00229	.00250	.00640	.05300	.59000	.04360
.260	-2.010	.40230	.07890	.07130	.40990	.00481	.00520	.00150	.02000	.58700	.04284
.260	.000	.40200	.07840	.07150	.40960	.00441	.00760	-.00250	-.01500	.58700	.04409
.260	2.020	.40420	.07780	.06840	.41160	.00332	.01040	-.00700	-.05100	.59000	.04445
.260	4.040	.40970	.07400	.06280	.41640	-.00137	.01310	-.01170	-.08700	.59600	.04598
.260	6.070	.41590	.07240	.05680	.42210	-.00402	.01670	-.01670	-.12600	.60200	.04728
.260	8.100	.42140	.07020	.05240	.42710	-.00720	.02040	-.02190	-.16500	.60600	.04932
.260	10.120	.42600	.06820	.04950	.43130	-.01009	.02290	-.02590	-.20000	.60900	.05159
GRADIENT		.00036	-.00037	-.00080	.00029	-.00044	.00131	-.00222	-.01740	.00074	.00042

REFERENCE DATA

SREF = 4.4119 SQ.FT. XMRP = 43.5974 INCHES
 LREF = 19.2299 INCHES YMRP = .0000 INCHES
 BREF = 37.9359 INCHES ZMRP = 15.1875 INCHES
 SCALE = .0405 SCALE

ALPHA = 15.000 BOFLAP = -12.000
 ELEVON = .000 AILRON = .000
 RUDDER = -7.960 SPDB. K = 55.000

PARAMETRIC DATA

RUN NO. 353/ 0 RN/L = 1.85 GRADIENT INTERVAL = -6.00/ 6.00

MACH	BETA	CL	CDF	CLM	CN	CAF	CYN	CBL	CY	XCP/L	CAB
.260	-10.090	.70880	.14570	.03490	.72180	-.05173	-.01120	.02070	.17100	.63400	.04755
.260	-8.070	.69980	.14840	.04480	.71390	-.04666	-.00610	.02030	.12900	.62900	.04643
.260	-6.070	.68530	.15120	.05710	.70060	-.03997	-.00050	.01340	.08800	.62200	.04435
.260	-4.040	.68420	.15270	.06070	.70000	-.03827	.00280	.00670	.05300	.62000	.04507
.260	-2.020	.68240	.15450	.06060	.69880	-.03607	.00560	.00170	.01800	.62000	.04560
.260	.000	.68930	.15300	.06070	.70500	-.03942	.00810	-.00340	-.01700	.62000	.04807
.260	2.020	.68910	.15230	.05790	.70460	-.04011	.01060	-.00800	-.05300	.62100	.04860
.260	4.040	.69480	.14940	.05310	.70930	-.04429	.01330	-.01380	-.09300	.62400	.04790
.260	6.090	.70020	.15030	.04780	.71470	-.04490	.01590	-.01930	-.12600	.62700	.04704
.260	8.100	.71470	.14790	.03300	.72810	-.05140	.02060	-.02610	-.16700	.63200	.05084
.260	10.130	.72240	.14690	.03310	.73520	-.05436	.02500	-.03200	-.20800	.63500	.05107
GRADIENT		.00138	-.00044	-.00089	.00121	-.00080	.00129	-.00249	-.01767	.00045	.00033



(502354) (07 JUN 74)

04628 B0909 W7F8 W16E20V8P5X9

REFERENCE DATA

SREF = 4.419 SQ.FT. YMRP = 43.5974 INCHES
 LREF = 19.2299 INCHES YMRP = 10000 INCHES
 BREF = 37.9359 INCHES ZMRP = 10.1875 INCHES
 SCALE = 1/405 SCALE

PARAMETRIC DATA

ALPHA = 20.000 BDFLAP = -12.000
 ELEWIN = 1.000 ALPDM = 1.000
 RUDDER = -7.960 SPDRSR = 55.000

RUN NO. 3547 D RN/L = 1.85 GRADIENT INTERVAL = -6.00/ 6.00

WCH	BETA	CL	CLM	CN	CAF	CYN	CPU	CY	ICP/L	CAB
.260	-1.0090	.99320	.00540	1.03700	-0.7054	-0.02090	.12580	.19190	.65000	.15539
.260	-2.0000	.97790	.02110	1.02890	-0.6473	-0.03330	.02120	.14300	.64400	.15199
.260	-3.0000	.95740	.03610	1.01320	-0.58167	-0.04600	.11640	.16300	.63900	.14935
.260	-4.0000	.93910	.04970	1.00150	-0.50899	-0.05950	.09970	.18600	.63400	.14677
.260	-5.0000	.92280	.06270	1.02570	-0.42843	-0.07190	.08390	.20200	.62900	.14419
.260	-6.0000	.90720	.07500	1.02350	-0.34395	-0.07700	.06900	.21300	.62400	.14161
.260	-7.0000	.89220	.08670	1.01740	-0.25935	-0.08000	.05400	.22100	.61900	.13903
.260	-8.0000	.87790	.09790	1.00740	-0.17943	-0.08300	.04120	.22600	.61400	.13645
.260	-9.0000	.86380	.10850	1.00390	-0.10575	-0.08500	.03190	.22900	.60900	.13387
.260	-10.0000	.84990	.11850	1.00260	-0.03952	-0.08500	.02570	.23100	.60400	.13129
.260	-11.0000	.83620	.12800	1.00350	0.02191	-0.08300	.02190	.23200	.60000	.12871
.260	-12.0000	.82280	.13710	1.00610	0.06160	-0.07900	.02020	.23200	.59600	.12613
.260	-13.0000	.80970	.14580	1.01040	0.09960	-0.07300	.02050	.23100	.59200	.12355
.260	-14.0000	.79690	.15410	1.01640	0.13590	-0.06500	.02280	.22900	.58800	.12107
.260	-15.0000	.78440	.16200	1.02410	0.17050	-0.05500	.02710	.22600	.58400	.11859
.260	-16.0000	.77220	.16950	1.03350	0.20250	-0.04300	.03240	.22200	.58000	.11611
.260	-17.0000	.76030	.17670	1.04460	0.23190	-0.02900	.03870	.21700	.57600	.11363
.260	-18.0000	.74870	.18360	1.05740	0.25880	-0.01300	.04600	.21100	.57200	.11115
.260	-19.0000	.73740	.19020	1.07190	0.28330	0.00400	.05430	.20400	.56800	.10867
.260	-20.0000	.72640	.19650	1.08810	0.30550	0.01900	.06360	.19700	.56400	.10619
.260	-21.0000	.71570	.20250	1.10600	0.32550	0.03400	.07390	.19000	.56000	.10371
.260	-22.0000	.70530	.20820	1.12560	0.34330	0.04900	.08520	.18300	.55600	.10123
.260	-23.0000	.69520	.21360	1.14690	0.35890	0.06400	.09750	.17600	.55200	.09875
.260	-24.0000	.68540	.21870	1.17000	0.37230	0.07900	.11080	.16900	.54800	.09627
.260	-25.0000	.67590	.22350	1.19490	0.38350	0.09400	.12510	.16200	.54400	.09379
.260	-26.0000	.66670	.22800	1.22160	0.39260	0.10900	.14040	.15500	.54000	.09131
.260	-27.0000	.65780	.23220	1.25000	0.39960	0.12400	.15670	.14800	.53600	.08883
.260	-28.0000	.64920	.23610	1.28010	0.40450	0.13900	.17400	.14100	.53200	.08635
.260	-29.0000	.64090	.23970	1.31190	0.40730	0.15400	.19230	.13400	.52800	.08387
.260	-30.0000	.63290	.24300	1.34540	0.40800	0.16900	.21160	.12700	.52400	.08139
.260	-31.0000	.62520	.24600	1.38060	0.40650	0.18400	.23190	.12000	.52000	.07891
.260	-32.0000	.61780	.24870	1.41750	0.40280	0.19900	.25320	.11300	.51600	.07643
.260	-33.0000	.61070	.25110	1.45610	0.39690	0.21400	.27550	.10600	.51200	.07395
.260	-34.0000	.60390	.25320	1.49640	0.38880	0.22900	.29880	.09900	.50800	.07147
.260	-35.0000	.59740	.25500	1.53840	0.37850	0.24400	.32310	.09200	.50400	.06899
.260	-36.0000	.59120	.25650	1.58210	0.36600	0.25900	.34840	.08500	.50000	.06651
.260	-37.0000	.58530	.25770	1.62750	0.35130	0.27400	.37470	.07800	.49600	.06403
.260	-38.0000	.57970	.25860	1.67460	0.33440	0.28900	.40200	.07100	.49200	.06155
.260	-39.0000	.57440	.25910	1.72340	0.31530	0.30400	.43030	.06400	.48800	.05907
.260	-40.0000	.56940	.25930	1.77390	0.29400	0.31900	.45960	.05700	.48400	.05659
.260	-41.0000	.56470	.25910	1.82610	0.27050	0.33400	.49000	.05000	.48000	.05411
.260	-42.0000	.56030	.25850	1.88000	0.24480	0.34900	.52150	.04300	.47600	.05163
.260	-43.0000	.55620	.25750	1.93560	0.21690	0.36400	.55420	.03600	.47200	.04915
.260	-44.0000	.55240	.25610	1.99290	0.18680	0.37900	.58810	.02900	.46800	.04667
.260	-45.0000	.54890	.25430	2.05200	0.15450	0.39400	.62320	.02200	.46400	.04419
.260	-46.0000	.54570	.25210	2.11290	0.11990	0.40900	.65950	.01500	.46000	.04171
.260	-47.0000	.54280	.24950	2.17560	0.08300	0.42400	.69700	.00800	.45600	.03923
.260	-48.0000	.54020	.24650	2.24010	0.04390	0.43900	.73570	.00100	.45200	.03675
.260	-49.0000	.53790	.24310	2.30640	0.00260	0.45400	.77580	.00000	.44800	.03427
.260	-50.0000	.53590	.23930	2.37450	-0.03810	0.46900	.81730	.00000	.44400	.03179
.260	-51.0000	.53420	.23510	2.44440	-0.07940	0.48400	.86030	.00000	.44000	.02931
.260	-52.0000	.53280	.23050	2.51610	-0.12650	0.49900	.90480	.00000	.43600	.02683
.260	-53.0000	.53170	.22550	2.58960	-0.17940	0.51400	.95090	.00000	.43200	.02435
.260	-54.0000	.53090	.22010	2.66490	-0.23810	0.52900	.99860	.00000	.42800	.02187
.260	-55.0000	.53040	.21430	2.74200	-0.30260	0.54400	.10500	.00000	.42400	.01939
.260	-56.0000	.53020	.20810	2.82090	-0.37290	0.55900	.15210	.00000	.42000	.01691
.260	-57.0000	.53030	.20150	2.90160	-0.44900	0.57400	.20000	.00000	.41600	.01443
.260	-58.0000	.53070	.19450	2.98410	-0.53190	0.58900	.24870	.00000	.41200	.01195
.260	-59.0000	.53140	.18710	3.06840	-0.62160	0.60400	.29820	.00000	.40800	.00947
.260	-60.0000	.53240	.17930	3.15450	-0.71810	0.61900	.34850	.00000	.40400	.00699
.260	-61.0000	.53370	.17110	3.24240	-0.82140	0.63400	.39980	.00000	.40000	.00451
.260	-62.0000	.53530	.16250	3.33210	-0.93160	0.64900	.45210	.00000	.39600	.00203
.260	-63.0000	.53720	.15350	3.42360	-1.04880	0.66400	.50540	.00000	.39200	.00000
.260	-64.0000	.53940	.14410	3.51690	-1.17310	0.67900	.56070	.00000	.38800	.00000
.260	-65.0000	.54190	.13430	3.61200	-1.30460	0.69400	.61800	.00000	.38400	.00000
.260	-66.0000	.54470	.12410	3.70890	-1.44340	0.70900	.67730	.00000	.38000	.00000
.260	-67.0000	.54780	.11350	3.80760	-1.58960	0.72400	.73860	.00000	.37600	.00000
.260	-68.0000	.55120	.10250	3.90810	-1.74330	0.73900	.80090	.00000	.37200	.00000
.260	-69.0000	.55490	.09110	4.01040	-1.90460	0.75400	.86520	.00000	.36800	.00000
.260	-70.0000	.55890	.07930	4.11450	-2.07360	0.76900	.93150	.00000	.36400	.00000
.260	-71.0000	.56320	.06710	4.22040	-2.25040	0.78400	.99980	.00000	.36000	.00000
.260	-72.0000	.56780	.05450	4.32810	-2.43510	0.79900	.10710	.00000	.35600	.00000
.260	-73.0000	.57270	.04150	4.43760	-2.62680	0.81400	.15440	.00000	.35200	.00000
.260	-74.0000	.57790	.02810	4.54890	-2.82560	0.82900	.20170	.00000	.34800	.00000
.260	-75.0000	.58340	.01430	4.66200	-3.03160	0.84400	.24900	.00000	.34400	.00000
.260	-76.0000	.58920	.00010	4.77690	-3.24490	0.85900	.29630	.00000	.34000	.00000
.260	-77.0000	.59530	.00000	4.89360	-3.46560	0.87400	.34360	.00000	.33600	.00000
.260	-78.0000	.60170	.00000	5.01210	-3.69390	0.88900	.39090	.00000	.33200	.00000
.260	-79.0000	.60840	.00000	5.13240	-3.92990	0.90400	.43820	.00000	.32800	.00000
.260	-80.0000	.61540	.00000	5.25450	-4.17370	0.91900	.48550	.00000	.32400	.00000
.260	-81.0000	.62270	.00000	5.37840	-4.42540	0.93400	.53280	.00000	.32000	.00000
.260	-82.0000	.63030	.00000	5.50410	-4.68510	0.94900	.58010	.00000	.31600	.00000
.260	-83.0000	.63820	.00000	5.63160	-4.95280	0.96400	.62740	.00000	.31200	.00000
.260	-84.0000	.64640	.00000	5.76090	-5.22860	0.97900	.67470	.00000	.30800	.00000
.260	-85.0000	.65490	.00000	5.89200	-5.51260	0.99400	.72200	.00000	.30400	.00000
.260	-86.0000	.66370	.00000	6.02490	-5.80490	1.00900	.76930	.00000	.30000	.00000
.260	-87.0000	.67280	.00000	6.15960	-6.10560	1.02400	.81660	.00000	.29600	

(RD2355) (07 JUN 74)

04628 826C9 MTF8 W16E28V8R5X9

PARAMETRIC DATA

REFERENCE DATA

SREF = 4.4119 SQ.FT. XMRP = 43.5974 INCHES BETA = .0000 BDFLAP = -12.0000
 LREF = 19.2299 INCHES YMRP = .0000 INCHES ELEVON = .0000
 BREF = 37.9359 INCHES ZMRP = 15.1875 INCHES RUDDER = -16.2200 SPDRBK = 55.0000
 SCALE = .0405 SCALE

RUN NO. 355/ 0 RN/L = 1.85 GRADIENT INTERVAL = -6.00/ 6.00

MACH	ALPHA	CL	CDF	CLM	CN	CAF	CYN	YBL	CY	XCP/L	CAB
.260	-4.220	-.28380	.06230	.07610	-.28760	.04174	.02020	-.01010	-.04300	.74900	.04849
.260	-2.110	-.18860	.05510	.07650	-.19050	.04812	.01930	-.00990	-.04000	.79900	.04816
.260	-1.090	-.14290	.05470	.07820	-.14390	.05198	.01810	-.00890	-.03800	.85200	.04670
.260	-.050	-.09620	.05170	.07810	-.09620	.05164	.01780	-.00870	-.03700	.95700	.04743
.260	1.020	-.04610	.05080	.07850	-.04510	.05163	.01750	-.00840	-.03700	1.29100	.04655
.260	2.020	.07040	.05000	.07840	.05020	.05001	.01730	-.00810	-.03300	-12.45100	.04643
.260	4.110	.09470	.05190	.07810	.09820	.04498	.01670	-.00770	-.03000	.35900	.04509
.260	6.240	.19600	.05710	.07660	-.20110	.03548	.01630	-.00720	-.03500	.51200	.04371
.260	8.330	.29580	.05580	.07470	.30220	.02226	.01580	-.00700	-.03400	.56170	.04277
.260	10.400	.39820	.07970	.07460	.40610	.00651	.01550	-.00660	-.03300	.54000	.04352
.260	12.550	.50470	.10120	.07220	.51470	-.01085	.01540	-.00630	-.03400	.60000	.04443
.260	14.650	.62260	.13230	.06760	.63580	-.02948	.01550	-.00710	-.03300	.62400	.04603
.260	16.720	.74950	.17590	.05720	.76840	-.04807	.01570	-.00750	-.03400	.61300	.04853
.260	18.830	.86320	.22690	.05170	.89720	-.07076	.01490	-.00730	-.03300	.62400	.04978
.260	21.030	.97460	.29820	.04230	1.01990	-.09753	.02090	-.00530	-.03400	.63000	.05332
.260	23.110	1.08040	.37690	.03190	1.14170	-.07753	.01990	-.00700	-.03300	.63000	.05888
.260	24.220	1.17200	.46700	.02620	1.25740	-.08773	.01920	-.00820	-.03400	.64400	.06299
.260	25.220	1.17230	.46700	.02620	1.25740	-.08773	.01920	-.00820	-.03400	.64400	.06299
.260	27.340	1.25170	.53800	.02900	1.35890	-.09695	.01990	-.00500	-.04600	.64400	.06991
.260	29.350	1.22630	.57570	.06660	1.35110	-.09944	.01880	-.00070	-.04800	.63300	.07801
.260	31.250	1.09980	.57560	.11890	1.23890	-.07845	.01220	.01910	-.06800	.61600	.08125
.260	GRADIENT	.04552	-.00132	.00028	.04640	.00038	-.00043	.00000	.00076	-.62756	-.00039



0A62B B26C9 MTF8 W16E28V8R5X9

(RDZ336) (07 JUN 74)

REFERENCE DATA

SREF = 4.4119 SQ.FT. XMRP = 43.5974 INCHES
 LREF = 19.2299 INCHES YMRP = .0000 INCHES
 BREF = 37.9359 INCHES ZMRP = 15.1875 INCHES
 SCALE = .0405 SCALE

ALPHA = .000 BDFLAP = -12.000
 ELEVEN = .000 AILRON = .000
 RUDDER = -16.220 SFD8RK = 55.000

RUN NO. 356/0 RN/L = 1.85 GRADIENT INTERVAL = -6.00/ 6.00

MACH	BETA	CL	CLM	CDF	CN	CAF	CYN	CBL	CY	XCF/L	CAB
.260	-10.090	-.07100	.03550	.05710	-.07100	.03552	.00120	.00040	.15000	.96800	.04698
.260	-8.100	-.07820	.04120	.06380	-.07820	.04115	.00340	-.00170	.11100	.95200	.04594
.260	-6.050	-.08440	.04720	.07110	-.08440	.04717	.01110	-.00470	.07000	.96200	.04576
.260	-4.010	-.09000	.04990	.07540	-.09000	.04991	.01460	-.00670	.03100	.96000	.04623
.260	-2.020	-.09390	.05230	.07800	-.09390	.05230	.01640	-.00780	-.00300	.95700	.04579
.260	-.020	-.09390	.05200	.07870	-.09390	.05202	.01770	-.00860	-.00300	.96000	.04725
.260	2.010	-.09440	.05120	.07680	-.09440	.05115	.01990	-.00970	-.07100	.95100	.04792
.260	4.030	-.09020	.04820	.07340	-.09020	.04815	.02240	-.01120	-.10700	.95100	.04962
.260	6.070	-.08690	.04450	.06990	-.08700	.04447	.02490	-.01250	-.14300	.94700	.05136
.260	8.080	-.07960	.04080	.06560	-.07970	.04078	.02800	-.01380	-.18200	.95500	.05215
.260	10.100	-.07240	.03600	.06140	-.07240	.03606	.03090	-.01500	-.21900	.96400	.05357
GRADIENT	-.00004	-.00023	-.00026	-.00003	-.00003	-.00023	.00095	-.00054	-.01711	-.00120	.00044

REFERENCE DATA

SREF = 4.4119 SQ.FT. XMRP = 43.5974 INCHES
 LREF = 19.2299 INCHES YMRP = .0000 INCHES
 BREF = 37.9359 INCHES ZMRP = 15.1875 INCHES
 SCALE = .0405 SCALE

ALPHA = 5.000 BDFLAP = -12.000
 ELEVEN = .000 AILRON = .000
 RUDDER = -16.220 SFD8RK = 55.000

RUN NO. 357/0 RN/L = 1.85 GRADIENT INTERVAL = -6.00/ 6.00

MACH	BETA	CL	CLM	CDF	CN	CAF	CYN	CBL	CY	XCF/L	CAB
.260	-10.090	.16850	.03880	.04000	.17140	.02460	-.00090	.00880	.15300	.92500	.04719
.260	-8.100	.16030	.04530	.04530	.16370	.03068	.00340	.00500	.11400	.90500	.04575
.260	-6.070	.15550	.04980	.04980	.15930	.03563	.00840	.00990	.07400	.88600	.04500
.260	-4.020	.14920	.05320	.05320	.15340	.03955	.01210	-.00250	.03500	.86900	.04489
.260	-2.030	.14730	.05390	.05390	.15150	.04044	.01460	-.00510	.00000	.86100	.04533
.260	-.010	.14570	.05390	.05390	.14990	.04057	.01670	-.00750	-.00300	.86100	.04462
.260	2.010	.14860	.05190	.05190	.15260	.03834	.01890	-.01000	-.07000	.87300	.04645
.260	4.050	.15250	.04980	.04980	.15630	.03587	.02150	-.01270	-.10700	.88700	.04893
.260	6.060	.15710	.04710	.04710	.16070	.03273	.02460	-.01570	-.14500	.90000	.04965
.260	8.080	.16040	.04400	.04400	.16370	.02939	.02720	-.01840	-.18100	.90800	.05112
.260	10.110	.16430	.04110	.04110	.16730	.02617	.02960	-.02060	-.21700	.91600	.05197
GRADIENT	.00039	.00044	-.00003	-.00003	.00034	-.00047	.00114	-.00125	-.01754	.00239	.00046

PARAMETRIC DATA

(RDZ337) (07 JUN 74)

0462B B26C9 M7F8 W116E28V8R5X9

(RDZ358) (07 JUN 74)

REFERENCE DATA

SREF = 4.4119 SQ.FT. XMRP = 43.5974 INCHES
 LREF = 19.2299 INCHES YMRP = .0000 INCHES
 BREF = 37.9359 INCHES ZMRP = 15.1875 INCHES
 SCALE = .0405 SCALE

RUN NO. 358/ 0 RN/L = 1.85 GRADIENT INTERVAL = -6.00/ 6.00

MACH	BETA	CL	CDF	CLM	CN	CAF	CYN	CBL	CY	XCF/L	CAB
.260	-10.110	.42380	.07010	.05230	.42960	-.00772	-.00180	.01740	.15200	.60700	.04805
.260	-8.100	.41690	.07340	.05910	.42330	-.00326	-.00230	.01220	.11400	.60000	.04703
.260	-6.050	.40760	.07660	.06680	.41480	.00163	.00760	.00670	.07200	.59200	.04470
.260	-4.020	.40060	.07950	.07330	.40840	.00569	.01110	.00180	.03500	.58600	.04340
.260	-2.030	.39810	.08030	.07530	.40610	.00693	.01320	-.00250	.00200	.58300	.04333
.260	-.010	.39720	.07980	.07490	.40510	.00670	.01540	-.00650	-.03200	.58400	.04366
.260	2.010	.40020	.07870	.07160	.40840	.00492	.01790	-.01080	-.06700	.58700	.04448
.260	4.060	.40550	.07630	.06620	.41270	.00163	.02080	-.01560	-.10500	.59300	.04625
.260	6.070	.40940	.07480	.06140	.41620	-.00049	.02410	-.02030	-.14300	.59700	.04703
.260	8.090	.41530	.07290	.05720	.42160	-.00342	.02660	-.02490	-.17900	.60200	.04887
.260	10.110	.42000	.07060	.05330	.42580	-.00663	.02820	-.02840	-.21400	.60400	.05212
GRADIENT	.00062	-.00040	-.00089	-.00054	-.00050	.000119	-.000213	-.001728	.000095	.000034	.000034

PARAMETRIC DATA

ALPHA = 10.000 BDFLAP = -12.000
 ELEWON = .000 AILRON = .000
 RUDDER = -16.220 SFDPRK = 55.000

REFERENCE DATA

SREF = 4.4119 SQ.FT. XMRP = 43.5974 INCHES
 LREF = 19.2299 INCHES YMRP = .0000 INCHES
 BREF = 37.9359 INCHES ZMRP = 15.1875 INCHES
 SCALE = .0405 SCALE

RUN NO. 359/ 0 RN/L = 1.85 GRADIENT INTERVAL = -6.00/ 6.00

MACH	BETA	CL	CDF	CLM	CN	CAF	CYN	CBL	CY	XCF/L	CAB
.260	-10.100	.70410	.14540	.05620	.71720	-.05063	-.00250	.02200	.15100	.63300	.04835
.260	-8.090	.69470	.14790	.04640	.70890	-.04567	.00280	.01550	.11100	.62800	.04732
.260	-6.070	.68250	.15080	.05930	.69790	-.03950	.00780	.00930	.07100	.62000	.04468
.260	-4.030	.68110	.15230	.06370	.69700	-.03775	.01100	.00300	.05600	.61800	.04507
.260	-2.020	.68290	.15380	.06440	.69900	-.03677	.01320	-.00210	.00100	.61800	.04573
.260	.000	.68560	.15350	.06280	.70150	-.03787	.01570	-.00690	-.03500	.61900	.04708
.260	2.010	.68650	.15240	.05060	.70210	-.03919	.01800	-.01140	-.07000	.62000	.04674
.260	4.040	.69140	.15170	.05570	.70670	-.04114	.02040	-.01660	-.10700	.62300	.04610
.260	6.070	.69750	.15060	.05100	.71220	-.04386	.02220	-.02180	-.14100	.62500	.04727
.260	8.090	.70630	.14950	.04740	.72040	-.04728	.02570	-.02770	-.18000	.62900	.04992
.260	10.110	.71170	.14840	.03910	.72530	-.05005	.02850	-.03280	-.21700	.63200	.04985
GRADIENT	.00120	-.00013	-.00098	-.00046	.00112	.000046	.00117	-.000240	-.01776	.000060	.000015

PARAMETRIC DATA

ALPHA = 15.000 BDFLAP = -12.000
 ELEWON = .000 AILRON = .000
 RUDDER = -16.220 SFDPRK = 55.000

0462B B26C9 M7F8 W116E28V8R5X9

(RDZ359) (07 JUN 74)

(RDZ360) (07 JUN 74)

0A62B B26C9 W7F8 M116E28W85X9

PARAMETRIC DATA

ALPHA = 20.000 BDFLAP = -12.000
ELEVON = .000 AILRON = .000
RUDDER = -16.220 SPDRK = 55.000

REFERENCE DATA

SREF = 4.4119 SQ.FT. XMRP = 43.5974 INCHES
LREF = 19.2299 INCHES YMRP = .0000 INCHES
BREF = 37.9359 INCHES ZMRP = 15.1875 INCHES
SCALE = .0405 SCALE

RUN NO. 360/0 RN/L = 1.85 GRADIENT INTERVAL = -6.01/ 6.00

MACH	BETA	CL	CDF	CLM	CN	CAF	CYN	CBL	CY	XCP/L	CAB
.260	-10.090	.99510	.30860	.00420	1.03960	-.06881	-.01190	.02130	.17300	.65000	.05734
.260	-8.070	.98210	.30950	.01970	1.02780	-.06311	-.00410	.01540	.12900	.64500	.05481
.260	-6.050	.97060	.30960	.03370	1.01710	-.05887	.00180	.01230	.08400	.63900	.05255
.260	-4.020	.97120	.31170	.03580	1.01840	-.05722	.00670	.00550	.04500	.63900	.05157
.260	-2.020	.97540	.31480	.03670	1.02340	-.05586	.01120	-.00020	.00700	.63800	.05193
.260	.020	.97950	.30960	.03790	1.02540	-.05626	.01640	-.00520	-.03900	.63800	.05498
.260	2.020	.97680	.30070	.03890	1.01970	-.05665	.02060	-.01120	-.07500	.63800	.05464
.260	4.060	.97130	.29660	.04060	1.01310	-.07131	.02430	-.01750	-.11400	.63700	.04956
.260	6.070	.97010	.29150	.03860	1.01020	-.07547	.02590	-.02390	-.14700	.63800	.05082
.260	8.090	.97910	.29590	.02900	1.02010	-.07484	.02990	-.02910	-.18600	.64100	.05571
.260	10.110	1.00110	.30250	.01360	1.04300	-.07671	.03440	-.03490	-.22900	.64700	.05832
GRADIENT		.00008	-.00219	.00058	-.00071	-.00020	.00221	-.00282	-.01980	-.00020	-.00007

PARAMETRIC DATA

BETA = .000 BDFLAP = -12.000
ELEVON = .000 AIRLRN = .000
RUDPER = .000 SPDPRK = 85.000

REFERENCE DATA

SREF = 4.4119 SQ.FT. XMRP = 43.9974 INCHES
LREF = 19.2299 INCHES YMRP = .0000 INCHES
BREF = 37.9359 INCHES ZMRP = 15.1875 INCHES
SCALE = .0405 SCALE

RV/L = 1.42 GRADIENT INTERVAL = -6.00/ 6.00

MACH = .269	ALPHA	CL	CDF	CLM	CN	CAF	CYN	CBL	CY	CAB	XCF/L
	-4.310	-3.9918	.07116	.10446	-.31368	.04771	.00042	.00120	.00060	.07223	.77400
	-2.200	-2.1366	.06270	.10356	-.21594	.05446	.00048	.00114	.00000	.07079	.82800
	-1.130	-1.1656	.06036	.10398	-.16680	.05705	.00042	.00120	.00060	.07023	.88100
	-.090	-1.1958	.05718	.10392	-.11970	.05697	.00042	.00120	.00060	.07015	.97100
	.950	-.07230	.05610	.10416	-.07140	.05702	.00048	.00126	.00000	.06936	1.18900
	2.030	-.02340	.05466	.10374	-.02142	.05551	.00042	.00138	-.00050	.06882	2.43000
	4.120	.07744	.05568	.10392	.07422	.05049	.00036	.00132	-.00120	.06781	.13700
	6.250	.16884	.06030	.10260	.17442	.04159	.00042	.00138	-.00120	.06594	.41500
	8.370	.26688	.07062	.10206	.27432	.03101	.00030	.00156	-.00120	.06306	.51500
	10.490	.36924	.08364	.10296	.37830	.01499	.00048	.00162	-.00180	.06481	.55100
	12.620	.47148	.10506	.10224	.48306	-.00050	.00042	.00174	-.00120	.06445	.57400
	14.800	.59250	.13554	.09892	.60750	-.02030	.00036	.00126	-.00120	.06730	.59200
	16.910	.71556	.17916	.08850	.73674	-.03677	.00054	.00144	-.00120	.06730	.60700
	19.060	.83778	.23166	.08094	.86754	-.05465	.00006	.00228	-.00060	.06925	.61700
	20.710	.94998	.29460	.07452	.99276	-.06748	.00444	.00252	-.00840	.07244	.62400
	23.390	1.05060	.38082	.06354	1.11546	-.06665	.00312	.00172	-.00600	.07655	.63100
	25.420	1.15008	.46416	.05730	1.23786	-.07591	.00120	.00034	-.00240	.08217	.63400
	27.580	1.21626	.53760	.06480	1.32696	-.08676	.00282	.00132	-.00780	.08699	.63400
	29.630	1.20306	.58296	.09852	1.33398	-.08818	.00174	.00576	-.00960	.09190	.62400
	31.570	1.08282	.58242	.15748	1.22748	-.07758	-.00396	.02472	-.02520	.09361	.60700
GRADIENT		.04502	-.00136	-.00004	.04600	.00031	-.00001	.00012	-.00001	-.00001	.02221

04828 B26C9 M7F8 W116E28V85Y9

(RD2362) (07 JUN 74)

PARAMETRIC DATA

ALPHA = .000 BDFLAP = -12.000
ELEVON = .000 AILRON = .000
RUDDER = .000 SPD8BY = 85.000

REFERENCE DATA

SREF = 4.4119 SQ.FT. YMRP = 43.5974 INCHES
LREF = 19.2289 INCHES YMRP = .0000 INCHES
BREF = 37.9359 INCHES ZMRP = 15.1875 INCHES
SCALE = .0485 SCALE

MACH = .260
RN/L = 1.42 GRADIENT INTERVAL = -6.00/ 6.00

MACH	BETA	CL	CLM	CN	CAF	CYN	CBL	CY	CAB	XCF/L
.260	.260	.13968	.09000	.14370	.03755	-.01680	.01662	.14600	.06616	.42100
.260	.260	.13344	.09676	.13794	.04319	-.01205	.01344	.14750	.05512	.35500
.260	.260	.12832	.10080	.13056	.04475	-.00905	.01002	.14980	.06523	.36800
.260	.260	.12438	.10320	.12930	.04427	-.00522	.00565	.15260	.06461	.35800
.260	.260	.12132	.10368	.12612	.04774	-.00125	.00335	.15300	.06459	.34800
.260	.260	.11872	.10350	.12552	.04722	.00042	.00144	.15000	.06637	.34800
.260	.260	.11566	.10026	.12612	.04461	.00215	-.00042	.14820	.06313	.35300
.260	.260	.11274	.09540	.12305	.04183	.00514	-.00275	.14780	.07153	.35300
.260	.260	.10960	.09344	.11955	.03755	.00840	-.00564	.14820	.07363	.41100
.260	.260	.10626	.09662	.11574	.03371	.01314	-.00935	.14940	.07243	.42300
.260	.260	.10274	.09274	.11436	.03117	.01820	-.01344	.14840	.07363	.44100
.260	.260	.09900	.09000	.11112	.02819	.02415	-.01812	.14517	.07153	.45200
.260	.260	.09516	.08676	.10794	.02461	.03042	-.02344	.14100	.06837	.46300
.260	.260	.09120	.08320	.10480	.02119	.03705	-.02935	.13600	.06523	.47400
.260	.260	.08714	.07938	.10174	.01783	.04405	-.03585	.13100	.06213	.48500
.260	.260	.08300	.07520	.09870	.01455	.05135	-.04513	.12600	.05903	.49600
.260	.260	.07886	.07076	.09574	.01135	.05805	-.05645	.12100	.05593	.50700
.260	.260	.07472	.06612	.09288	.00825	.06515	-.06865	.11600	.05283	.51800
.260	.260	.07058	.06128	.09012	.00525	.07260	-.08190	.11100	.04973	.52900
.260	.260	.06644	.05614	.08746	.00235	.08030	-.10015	.10600	.04663	.54000
.260	.260	.06230	.05080	.08490	.00000	.08830	-.12844	.10100	.04353	.55100
.260	.260	.05816	.04526	.08244	.00000	.09645	-.16274	.09600	.04043	.56200
.260	.260	.05402	.03952	.08008	.00000	.10475	-.20344	.09100	.03733	.57300
.260	.260	.04988	.03358	.07782	.00000	.11325	-.25074	.08600	.03423	.58400
.260	.260	.04574	.02744	.07566	.00000	.12195	-.30464	.08100	.03113	.59500
.260	.260	.04160	.02110	.07360	.00000	.13080	-.36514	.07600	.02803	.60600
.260	.260	.03746	.01456	.07164	.00000	.13980	-.43224	.07100	.02493	.61700
.260	.260	.03332	.00782	.06978	.00000	.14895	-.50694	.06600	.02183	.62800
.260	.260	.02918	.00098	.06802	.00000	.15825	-.58924	.06100	.01873	.63900
.260	.260	.02504	.00000	.06636	.00000	.16775	-.67934	.05600	.01563	.65000
.260	.260	.02090	.00000	.06480	.00000	.17745	-.77724	.05100	.01253	.66100
.260	.260	.01676	.00000	.06334	.00000	.18735	-.88294	.04600	.00943	.67200
.260	.260	.01262	.00000	.06208	.00000	.19745	-.99644	.04100	.00633	.68300
.260	.260	.00848	.00000	.06092	.00000	.20775	-.11274	.03600	.00323	.69400
.260	.260	.00434	.00000	.06000	.00000	.21825	-.13144	.03100	.00013	.70500
.260	.260	.00020	.00000	.05924	.00000	.22895	-.15274	.02600	.00003	.71600
.260	.260	.00000	.00000	.05866	.00000	.23985	-.17664	.02100	.00003	.72700
.260	.260	.00000	.00000	.05826	.00000	.25095	-.20314	.01600	.00003	.73800
.260	.260	.00000	.00000	.05800	.00000	.26225	-.23224	.01100	.00003	.74900
.260	.260	.00000	.00000	.05786	.00000	.27375	-.26394	.00600	.00003	.76000
.260	.260	.00000	.00000	.05782	.00000	.28545	-.30824	.00100	.00003	.77100
.260	.260	.00000	.00000	.05788	.00000	.29735	-.36514	.00000	.00003	.78200
.260	.260	.00000	.00000	.05804	.00000	.30945	-.42564	.00000	.00003	.79300
.260	.260	.00000	.00000	.05830	.00000	.32175	-.48984	.00000	.00003	.80400
.260	.260	.00000	.00000	.05866	.00000	.33435	-.55774	.00000	.00003	.81500
.260	.260	.00000	.00000	.05912	.00000	.34725	-.62934	.00000	.00003	.82600
.260	.260	.00000	.00000	.05968	.00000	.36045	-.70464	.00000	.00003	.83700
.260	.260	.00000	.00000	.06034	.00000	.37395	-.78374	.00000	.00003	.84800
.260	.260	.00000	.00000	.06110	.00000	.38775	-.86664	.00000	.00003	.85900
.260	.260	.00000	.00000	.06196	.00000	.40185	-.95334	.00000	.00003	.87000
.260	.260	.00000	.00000	.06292	.00000	.41625	-.10484	.00000	.00003	.88100
.260	.260	.00000	.00000	.06398	.00000	.43095	-.11274	.00000	.00003	.89200
.260	.260	.00000	.00000	.06514	.00000	.44595	-.12314	.00000	.00003	.90300
.260	.260	.00000	.00000	.06640	.00000	.46125	-.13614	.00000	.00003	.91400
.260	.260	.00000	.00000	.06776	.00000	.47685	-.15184	.00000	.00003	.92500
.260	.260	.00000	.00000	.06922	.00000	.49275	-.16934	.00000	.00003	.93600
.260	.260	.00000	.00000	.07078	.00000	.50895	-.18864	.00000	.00003	.94700
.260	.260	.00000	.00000	.07244	.00000	.52545	-.20984	.00000	.00003	.95800
.260	.260	.00000	.00000	.07420	.00000	.54225	-.23294	.00000	.00003	.96900
.260	.260	.00000	.00000	.07606	.00000	.55935	-.25794	.00000	.00003	.98000
.260	.260	.00000	.00000	.07802	.00000	.57675	-.28484	.00000	.00003	.99100
.260	.260	.00000	.00000	.08008	.00000	.59445	-.31364	.00000	.00003	.10200
.260	.260	.00000	.00000	.08224	.00000	.61245	-.34434	.00000	.00003	.11300
.260	.260	.00000	.00000	.08450	.00000	.63075	-.37694	.00000	.00003	.12400
.260	.260	.00000	.00000	.08686	.00000	.64935	-.41144	.00000	.00003	.13500
.260	.260	.00000	.00000	.08932	.00000	.66825	-.44784	.00000	.00003	.14600
.260	.260	.00000	.00000	.09188	.00000	.68745	-.48614	.00000	.00003	.15700
.260	.260	.00000	.00000	.09454	.00000	.70695	-.52644	.00000	.00003	.16800
.260	.260	.00000	.00000	.09730	.00000	.72675	-.56874	.00000	.00003	.17900
.260	.260	.00000	.00000	.09926	.00000	.74685	-.61304	.00000	.00003	.19000
.260	.260	.00000	.00000	.10142	.00000	.76725	-.65934	.00000	.00003	.20100
.260	.260	.00000	.00000	.10368	.00000	.78795	-.70764	.00000	.00003	.21200
.260	.260	.00000	.00000	.10614	.00000	.80895	-.75794	.00000	.00003	.22300
.260	.260	.00000	.00000	.10880	.00000	.83025	-.80924	.00000	.00003	.23400
.260	.260	.00000	.00000	.11166	.00000	.85185	-.86254	.00000	.00003	.24500
.260	.260	.00000	.00000	.11472	.00000	.87375	-.91784	.00000	.00003	.25600
.260	.260	.00000	.00000	.11798	.00000	.89595	-.97514	.00000	.00003	.26700
.260	.260	.00000	.00000	.12144	.00000	.91845	-.10384	.00000	.00003	.27800
.260	.260	.00000	.00000	.12510	.00000	.94125	-.11414	.00000	.00003	.28900
.260	.260	.00000	.00000	.12896	.00000	.96435	-.12604	.00000	.00003	.30000
.260	.260	.00000	.00000	.13302	.00000	.98775	-.13954	.00000	.00003	.31100
.260	.260	.00000	.00000	.13728	.00000	.10145	-.15464	.00000	.00003	.32200
.260	.260	.00000	.00000	.14174	.00000	.10785	-.17134	.00000	.00003	.33300
.260	.260	.00000	.00000	.14640	.00000	.11455	-.18964	.00000	.00003	.34400
.260	.260	.00000	.00000	.15126	.00000	.12155	-.20954	.00000	.00003	.35500
.260	.260	.00000	.00000	.15632	.00000	.12885	-.23104	.00000	.00003	.36600
.260	.260	.00000	.00000	.16168	.00000	.13645	-.25414	.00000	.00003	.37700
.260	.260	.00000	.00000	.16734	.00000	.14435	-.27884	.00000	.00003	.38800
.260	.260	.00000	.00000	.17330	.00000	.15255	-.30514	.00000	.00003	.39900
.260	.260	.00000	.00000	.17956	.00000	.16105	-.33304	.00000	.00003	.41000
.260	.260	.00000	.00000	.18612	.00000	.17085	-.36254	.00000	.00003	.42100
.260	.260	.00000	.00000	.19298	.00000	.18095	-.39364	.00000	.00003	.43200
.260	.260	.00000	.00000	.20014	.00000	.19135	-.42634	.00000	.00003	.44300
.260	.260	.00000	.00000	.20760	.00000	.20205	-.46064	.00000	.00003	.45400
.260	.260	.00000	.00000	.21536	.00000	.21305	-.49654	.00000	.00003	.46500
.260	.260	.00000	.00000	.22342	.00000	.22435	-.53404	.00000	.00003	.47600
.260	.260	.00000	.00000	.23178	.00000	.23595	-.57314	.00000	.00003	.48700
.260	.260	.00000	.00000	.24044	.00000	.24785	-.61384	.00000	.00003	.49800
.260	.260	.00000	.00000	.24940	.00000	.26005	-.65614	.00000	.00003	.50900
.260	.260	.00000	.00000	.25866	.00000	.27255	-.70004	.00000	.00003	.52000
.260	.260	.00000	.00000	.26822	.00000	.28535	-.74554	.00000	.00003	.53100
.260	.260	.00000	.00000	.27808	.00000	.29845	-.79264	.00000	.00003	.54200
.260	.260	.00000	.00000	.28824	.00000	.31185	-.84134	.00000	.00003	.55300
.260	.260	.00000	.00000	.29870	.00000	.32555	-.89164	.00000	.00003	.56400

(RD2364) (07 JUN 74)

0A628 B26C9 M7F8 W16E28V8R5X9

REFERENCE DATA

SREF = 4.4119 SQ.FT. XMRP = 43.5974 INCHES
 LREF = 19.2299 INCHES YMRP = .0000 INCHES
 BREF = 37.9359 INCHES ZMRP = 15.1875 INCHES
 SCALE = .0415 SCALE

RN/L = 1.42 GRADIENT INTERVAL = -6.00/ 6.00

MACH = .260	BETA	CL	CLM	CN	CAF	CYN	CBL	CY	CAB	XCF/L
	-10.090	.39354	.08304	.40110	.00462	-.01614	.02466	.01800	.06827	.57500
	-8.090	.38466	.09306	.39330	-.01124	-.01242	.01980	.14460	.06492	.56500
	-6.090	.37530	.10256	.38478	.01620	-.00840	.01500	.10560	.05256	.55500
	-4.020	.37092	.10470	.38752	.01760	-.00492	.01032	.06900	.06270	.55000
	-2.010	.37074	.10494	.38828	.01731	-.00216	.00858	.03480	.06206	.55000
	0.010	.36984	.10320	.38920	.01623	.00012	.00162	.00000	.06333	.55100
	2.030	.37158	.09894	.38746	.01367	.00234	-.00216	-.00340	.06583	.55600
	4.040	.37566	.09414	.38490	.01040	.00456	-.00630	-.06900	.06716	.56100
	6.070	.38154	.08916	.38922	.00617	.00738	-.01074	-.10500	.07114	.56700
	8.090	.38814	.08358	.39522	.00244	.01140	-.01572	-.14400	.07076	.57400
	10.120	.39606	.07884	.40242	-.00228	.01548	-.02058	-.18360	.07329	.58000
GRADIENT	.00051	-.00082	-.00135	.00035	-.00089	.00116	-.00253	-.01714	.00062	.00139

PARAMETRIC DATA

ALPHA = 10.000 BDFLAP = -12.000
 ELEVEN = .000 AILRON = .000
 RUDDER = .000 SPDBRK = 85.000

0A628 B26C9 M7F8 W16E28V8R5X9

(RD2365) (07 JUN 74)

REFERENCE DATA

SREF = 4.4119 SQ.FT. XMRP = 43.5974 INCHES
 LREF = 19.2299 INCHES YMRP = .0000 INCHES
 BREF = 37.9359 INCHES ZMRP = 15.1875 INCHES
 SCALE = .0415 SCALE

RN/L = 1.42 GRADIENT INTERVAL = -6.00/ 6.00

MACH = .260	BETA	CL	CLM	CN	CAF	CYN	CBL	CY	CAB	XCF/L
	-10.090	.67254	.07194	.68928	-.03477	-.01590	.02934	.18060	.06360	.61300
	-8.090	.66198	.08400	.67986	-.02906	-.01146	.02346	.14160	.06335	.60600
	-6.060	.65028	.09840	.66918	-.02375	-.00606	.01698	.10080	.06327	.59800
	-4.030	.64692	.09816	.66564	-.02461	-.00354	.01098	.06600	.06334	.59700
	-2.020	.65118	.09696	.66966	-.02548	-.00174	.00576	.03350	.06397	.59800
	0.000	.65676	.09498	.67470	-.02822	.00030	.00132	-.00060	.06694	.60000
	2.050	.65268	.09210	.67056	-.02784	.00216	-.00264	-.03480	.06570	.60100
	4.040	.66318	.08852	.67974	-.03396	.00450	-.00780	-.07020	.06378	.60500
	6.070	.66100	.08938	.67932	-.03461	.00636	-.01284	-.10380	.06483	.60800
	8.070	.67440	.08644	.68342	-.03754	.01008	-.01914	-.14160	.07145	.61100
	10.110	.67878	.08554	.68360	-.04258	.01428	-.02496	-.18180	.07004	.61600
GRADIENT	.00069	-.00055	-.00139	.00144	-.00114	.00099	-.00027	-.01692	.00065	.00194

PARAMETRIC DATA

ALPHA = 15.000 BDFLAP = -12.000
 ELEVEN = .000 AILRON = .000
 RUDDER = .000 SPDBRK = 85.000

OA628 B26C9 W/F8 W116E28W85X9

REFERENCE DATA

SREF = 4.4119 SQ.FT. WMRP = 43.5974 INCHES
 LREF = 19.2209 INCHES YMRP = .0000 INCHES
 BREF = 37.9339 INCHES ZMRP = 35.1875 INCHES
 SCALE = .0405 SCALE

ALPHA = 25.0000 BDFLAP = -12.0000
 ELEVON = .0000 AILRON = .0000
 RUDDER = .0000 SPDRK = 85.0000

PARAMETRIC DATA

RN/L = 1.42 GRADIENT INTERVAL = -6.00/ .100

MACH =	BETA	CL	CDF	CLM	CN	CAF	CYN	CBL	CY	CAB	XCF/L
	-.260	.97404	.29664	.04500	1.01538	-.07605	-.01446	.03480	.17940	.07054	.63800
	-1.0000	.95586	.31155	.05234	1.00026	-.06468	-.00762	.02640	.13380	.06758	.62900
	-8.0000	.93672	.31090	.07758	.98214	-.05819	-.00246	.02082	.09420	.06590	.62300
	-4.0000	.91822	.31022	.07782	.98400	-.05747	.00228	.01374	.05640	.06771	.62300
	-2.0000	.94764	.31078	.07638	.99444	-.05590	.00210	.00846	.02760	.06961	.62300
	-1.0000	.94776	.31096	.07200	.99354	-.05547	.00510	.00306	-.00900	.07244	.62500
	2.0000	.94572	.31178	.07152	.99156	-.05586	.00624	-.00168	-.04320	.07458	.62500
	4.0000	.93570	.30938	.07458	.98136	-.05717	.00906	-.00726	-.08040	.07174	.62400
	6.0000	.94104	.30042	.07134	.98598	-.06125	.01056	-.01320	-.11200	.07441	.62500
	8.0000	.95288	.30360	.05796	1.00752	-.06639	.01434	-.02052	-.15160	.07697	.63000
	10.0000	.98706	.30924	.04074	1.03206	-.06820	.02028	-.02760	-.19920	.07756	.63700
GRADIENT		-.00035	-.00023	-.00056	-.00041	-.00007	.00088	-.00259	-.00171	.00065	.00023

04628 B26C9 W7F8 W16E28V12R7X9

(R02384) (07 JUN 74)

REFERENCE DATA

SREF = 4.4119 SQ.FT. YMRP = 43.5974 INCHES
 LEFF = 19.2299 INCHES YMRP = .0000 INCHES
 B-EFF = 37.9339 INCHES ZMRP = 15.1875 INCHES
 SCALE = .0405 SCALE

BETA = .0000 BDFLAP = -12.0000
 ELEMON = .0000 AIRCON = .0000
 RUDDER = .0000 SPDRK = .0000
 RHLRAD = 2.0900

RUN NO. 384/ 0 RN/L = 1.42 GRADIENT INTERVAL = -6.05/ 6.00

PARAMETRIC DATA

MACH	ALPHA	CL	CL4	CLM	CN	CAF	CYN	CBL	CY	XCF/L	CAB
.200	-4.150	-2.5010	.03630	-.25200	.01812	-.00080	-.00220	.00400	.00400	.71900	.03386
.200	-2.980	-1.5690	.02870	-.15790	.02300	-.00100	-.00210	.00400	.00400	.74400	.03498
.200	-1.070	-1.1130	.02680	-.11180	.02480	-.00100	-.00220	.00300	.00300	.78200	.03480
.200	-.030	-.06490	.02620	-.05800	.02619	-.00090	-.00210	.00300	.00300	.87400	.03335
.200	.990	-.01630	.02460	-.01590	.02494	-.00090	-.00220	.00200	.00200	1.57300	.03420
.200	2.020	.02970	.02480	.03060	.02375	-.00090	-.00210	.00200	.00200	.17300	.03382
.200	4.090	.12470	.02720	.12640	.01826	-.00090	-.00220	.00100	.00100	.53500	.03339
.200	6.160	.22080	.03290	.22310	.00903	-.00090	-.00220	.00000	.00000	.58700	.03274
.200	8.240	.31940	.04310	.32230	-.00313	-.00090	-.00220	.00000	.00000	.61900	.03416
.200	10.310	.41890	.05660	.42230	-.01929	-.00080	-.00210	.00000	.00000	.62600	.03422
.200	12.360	.51700	.07850	.52180	-.03454	-.00080	-.00200	-.00100	-.00100	.63300	.03609
.200	14.480	.63270	.10980	.64300	-.05196	-.00030	-.00110	-.00200	-.00200	.64000	.03765
.200	16.520	.74970	.15120	.76180	-.06829	-.00010	-.00100	-.00100	-.00100	.64000	.04042
.200	18.610	.87260	.20180	.89130	-.08732	-.00040	-.00240	-.00300	-.00300	.64500	.04325
.200	20.740	.98150	.26740	1.01260	-.09750	-.00380	-.00330	-.00300	-.00300	.64800	.04829
.200	22.790	1.07490	.35620	1.12900	-.08792	-.00020	-.00180	-.00300	-.00300	.65200	.05137
.200	24.890	1.15680	.42460	1.22810	-.10176	-.00090	-.00280	-.00600	-.00600	.65200	.05636
.200	26.940	1.22890	.49730	1.32780	-.11354	-.00140	-.00350	-.00900	-.00900	.64800	.06217
.200	28.980	1.28460	.56050	1.37790	-.12234	-.00120	-.00690	-.00900	-.00900	.62900	.07672
.200	30.920	1.33030	.55320	1.25390	-.10625	-.00010	-.02000	-.00900	-.00900	-.02430	-.00011
.200	.04552	-.00107	-.00009	.04596	.00005	-.00040	-.00000	-.00000	-.00000		

0A62B B26C9 W7F8 W16E28V12R7R9

(RD3385) (07 JUN 74)

REFERENCE DATA

SREF = 4.4119 SQ.FT. XMRP = 43.5974 INCHES
 LREF = 19.2299 INCHES YMRP = .0220 INCHES
 BREF = 37.9359 INCHES ZMRP = 15.1875 INCHES
 SCALE = .0405 SCALE

PARAMETRIC DATA

ALPHA = .0005 BDFLAP = -12.000
 ELEWON = .0000 AILRON = .0000
 RUDDER = .0000 SPDRK = .0000
 RHLRAD = 2.0090

RUN NO. 306/0 RN/L = 1.42 GRADIENT INTERVAL = -6.00/ 6.00

WACH	BETA	CL	CLM	CDF	CLM	CAF	CYN	CBL	CY	XCF/L	CAB
.200	-10.0000	.004480	.02610	.01270	-.04480	.01275	-.01110	.00000	.17500	.06670	.03759
.200	-8.0000	-.04480	-.02610	-.01270	.04480	-.01275	-.01110	.00000	.14200	.07400	.03644
.200	-6.0000	-.05400	-.03290	-.01740	-.05400	.02172	-.01740	.00000	.10600	.07600	.03510
.200	-5.0000	-.05900	-.03590	-.02120	-.05900	.02125	-.02120	.00000	.07100	.07600	.03502
.200	-4.0000	-.06270	-.03830	-.02570	-.06270	.02575	-.02280	.00000	.03600	.07600	.03360
.200	-3.0000	-.06280	-.03970	-.02970	-.06280	.02927	-.02100	.00000	.00000	.07400	.03493
.200	-2.0000	-.06280	-.03970	-.03370	-.06280	.02575	-.02100	.00000	-.03100	.07600	.03363
.200	-1.0000	-.06150	-.03630	-.02830	-.06150	.02312	-.02310	.00000	-.06600	.07200	.03563
.200	0.0000	-.05630	-.03290	-.01950	-.05630	.01955	-.02580	.00000	-.10100	.06700	.03616
.200	1.0000	-.05310	-.02900	-.01150	-.05310	.01513	-.02820	.00000	-.13700	.06500	.03751
.200	2.0000	-.04290	-.02480	-.00470	-.04290	.01175	-.03070	.00000	-.17200	.06400	.03802
GRADIENT	-.00016	-.00002	.00026	-.00002	-.00016	-.00002	.00009	-.00067	-.01702	-.00001	.00007

0A62B B26C9 W7F8 W16E28V12R7R9

(RD3386) (07 JUN 74)

REFERENCE DATA

SREF = 4.4119 SQ.FT. XMRP = 43.5974 INCHES
 LREF = 19.2299 INCHES YMRP = .0220 INCHES
 BREF = 37.9359 INCHES ZMRP = 15.1875 INCHES
 SCALE = .0405 SCALE

PARAMETRIC DATA

ALPHA = 5.0000 BDFLAP = -12.000
 ELEWON = .0000 AILRON = .0000
 RUDDER = .0000 SPDRK = .0000
 RHLRAD = 2.0090

RUN NO. 306/0 RN/L = 1.42 GRADIENT INTERVAL = -6.00/ 6.00

WACH	BETA	CL	CLM	CDF	CLM	CAF	CYN	CBL	CY	XCF/L	CAB
.200	-10.0000	.01890	.02600	.01840	-.01840	.01147	-.01290	.01600	.17600	.00100	.03733
.200	-8.0000	.01800	.02220	.02220	-.01810	.00571	-.01050	.01320	.14100	.09200	.03605
.200	-6.0000	.01790	.02610	.02610	-.01780	.01003	-.00760	.01040	.09000	.09000	.03477
.200	-4.0000	.01550	.03580	.02830	-.01740	.01256	-.00480	.00740	.06900	.07700	.03388
.200	-2.0000	.01270	.03820	.03820	-.01740	.01462	-.00250	.00450	.03500	.07100	.03282
.200	0.0000	.01230	.03960	.03960	-.01740	.01431	-.00090	.00240	.00000	.06800	.03324
.200	2.0000	.01250	.03860	.02980	-.01740	.01423	.00000	.00000	-.03100	.07000	.03344
.200	4.0000	.01360	.02750	.02750	-.01740	.01190	.00290	-.00260	-.06600	.07500	.03416
.200	6.0000	.01690	.02310	.02310	-.01820	.01702	.00000	-.01750	-.00000	.06400	.03705
.200	8.0000	.01800	.02290	.02290	-.01890	.01407	.00000	-.00260	-.03300	.06400	.03716
.200	10.0000	.01600	.02460	.02460	-.01890	.01199	.00000	-.01180	-.01700	.06400	.03467
GRADIENT	-.00021	-.00011	.00005	-.00021	-.00021	-.00009	.00032	-.00122	-.01672	-.00024	.00003

(RDZ387) (07 JUN 74)

04628 B26C9 MTF8 W116E28V12R7X9

REFERENCE DATA

SREF = 4.4119 SQ.FT. YMRP = 43.5974 INCHES

LREF = 19.2299 INCHES YMRP = .0000 INCHES

BREF = 37.9359 INCHES ZMRP = 15.1875 INCHES

SCALE = .0405 SCALE

PARAMETRIC DATA

ALPHA = 10.000 BDFLAP = -12.0000

ELEVON = .000 AILRON = .000

RUDDER = .000 SPDBRK = .000

RHLRAD = 2.090

RUN NO. 387/0 RN/L 1.42 GRADIENT INTERVAL = -6.00/ 6.00

MACH	BETA	CL	CDF	CLM	CN	CAF	CYN	CBL	CY	XCP/L	CAB
.200	-10.050	.43230	.05090	.02460	.43450	-.02726	-.01270	.02400	.17200	.63100	.03838
.200	-8.060	.42910	.05380	.02820	.43180	-.02380	-.01950	.01970	.13800	.62800	.03643
.200	-6.020	.42410	.05600	.03160	.42720	-.02078	-.00770	.01530	.10200	.62400	.03393
.200	-4.020	.42170	.05690	.03530	.42510	-.01945	-.00520	.01080	.06800	.62100	.03299
.200	-2.010	.41750	.05780	.03710	.42090	-.01775	-.00270	.00630	.03300	.61900	.03236
.200	.000	.41690	.05730	.03750	.42010	-.01804	-.00090	.00220	.00000	.61900	.03341
.200	2.020	.41750	.05670	.03690	.42090	-.01892	.00080	-.00160	-.03200	.61900	.03377
.200	4.030	.41990	.05430	.03480	.42280	-.02171	.00290	-.00600	-.05700	.62100	.03487
.200	6.060	.42190	.05310	.03120	.42460	-.02329	.00510	-.01040	-.10000	.62500	.03571
.200	8.050	.42950	.05040	.02740	.43160	-.02734	.00790	-.01520	-.13800	.62800	.03869
.200	10.070	.43230	.04770	.02420	.43390	-.03045	.01020	-.01920	-.17300	.63100	.04048
GRADIENT	-.00017	-.00031	-.00026	-.00023	-.00028	-.00028	.00008	-.00216	-.01664	.00000	.00026

(RDZ388) (07 JUN 74)

04628 B26C9 MTF8 W116E28V12R7X9

REFERENCE DATA

SREF = 4.4119 SQ.FT. YMRP = 43.5974 INCHES

LREF = 19.2299 INCHES YMRP = .0000 INCHES

BREF = 37.9359 INCHES ZMRP = 15.1875 INCHES

SCALE = .0405 SCALE

PARAMETRIC DATA

ALPHA = 15.000 BDFLAP = -12.0000

ELEVON = .000 AILRON = .000

RUDDER = .000 SPDBRK = .000

RHLRAD = 2.090

RUN NO. 388/0 RN/L 1.42 GRADIENT INTERVAL = -6.00/ 6.00

MACH	BETA	CL	CDF	CLM	CN	CAF	CYN	CBL	CY	XCP/L	CAB
.200	-10.060	.70770	.12470	.01010	.71530	-.06894	-.01350	.02780	.17200	.64600	.04075
.200	-8.040	.70180	.12600	.01580	.70990	-.06607	-.01080	.02290	.13800	.64300	.03891
.200	-6.030	.69490	.12770	.02160	.70380	-.06259	-.00840	.01760	.10200	.64000	.03545
.200	-3.980	.69090	.12790	.02600	.69990	-.06125	-.00740	.01130	.06700	.63800	.03605
.200	-2.000	.69070	.12940	.02780	.70010	-.05981	-.00230	.00560	.03300	.63700	.03621
.200	.000	.69000	.12920	.02820	.69950	-.05999	-.00030	.00100	-.00100	.63600	.03705
.200	2.000	.69000	.12870	.02800	.69980	-.06044	.00050	-.00350	-.03600	.63600	.03661
.200	4.040	.69120	.12640	.02580	.69990	-.06282	.00380	-.00850	-.07100	.63800	.03685
.200	6.040	.69070	.12610	.02330	.70690	-.06524	.00640	-.01390	-.10700	.64100	.03643
.200	8.050	.70020	.12380	.01940	.70900	-.06700	.00860	-.01940	-.14200	.64500	.03716
.200	10.070	.71030	.12270	.01630	.71730	-.07161	.01170	-.02430	-.17900	.64700	.04154
GRADIENT	.00001	-.00019	-.00013	-.00012	-.00019	-.00019	.00016	-.00243	-.01722	-.00005	.00010



0A62B 026C9 NYF0 W16E28V12R719

(RDZ389) (07 JUN 74)

REFERENCE DATA

SREF = 4.4119 SQ.FT. YMRP = 43.5974 INCHES
 LREF = 19.2299 INCHES YMRP = .0000 INCHES
 BREF = 37.9359 INCHES ZMRP = 15.1875 INCHES
 SCALE = .0405 SCALE

PARAMETRIC DATA

ALPHA = 20.000 BDFLAF = -12.000
 ELEVON = .000 AIRLON = .000
 RUDDER = .000 SPDSRK = .000
 RHLRAD = 2.090

RUN NO. 389/0 RNVL = 1.42 GRADIENT INTERVAL = -6.00/ 6.00

MACH	BETA	CL	CDF	CLM	CN	CAF	CYN	CBL	CY	XCF/L	CAB
.200	-10.000	.98910	.28040	-.01560	1.02440	-.08736	-.02290	.03060	.18900	.65700	.04915
.200	-8.000	.98180	.27840	-.00770	1.01680	-.08666	-.01910	.02510	.15200	.65400	.04598
.200	-6.000	.97140	.27820	.00150	1.00710	-.08319	-.01600	.01870	.11700	.65100	.04178
.200	-4.000	.97100	.27830	.00580	1.00750	-.08332	-.01160	.01330	.07900	.65000	.04206
.200	-2.000	.97650	.28020	.00540	1.01250	-.08315	-.00680	.00740	.03900	.65000	.04367
.200	.000	.97960	.27970	.00550	1.01530	-.08463	-.00260	.00210	.00100	.65000	.04425
.200	2.000	.97900	.27750	.00660	1.01390	-.08665	.00190	-.00300	-.03800	.64900	.04346
.200	4.000	.97600	.27930	.00890	1.00870	-.09171	.00780	-.00900	-.08100	.64800	.04242
.200	6.000	.96370	.26470	.00710	1.00070	-.09514	.01210	-.01530	-.11300	.64900	.04137
.200	8.000	.98290	.26260	-.00090	1.01230	-.10193	.01370	-.02110	-.15800	.65200	.04606
.200	10.000	.98960	.26580	-.01180	1.01970	-.10129	.01900	-.02850	-.19500	.65600	.04793
.200	GRADIENT	.00054	-.00087	.00037	.00019	-.00101	.00236	-.00273	-.01974	-.00025	.00002

04628 B26C9 H7F8 M16E28V13R8X9

(RD2391) (07 JUN 74)

REFERENCE DATA

SREF = 4.4119 SQ.FT. XMRP = 43.5974 INCHES
 LREF = 19.2299 INCHES YMRP = .0000 INCHES
 BREF = 37.9359 INCHES ZMRP = 15.1875 INCHES
 SCALE = .0405 SCALE

BETA = .0000 BDELAP = -12.0000
 ELEVON = .0000 AILRON = .0000
 RUDDER = .0000 SPDRK = .0000
 RHLRAD = 4.940

PARAMETRIC DATA

RUN NO. 391/ 0 RN/L = 1.85 GRADIENT INTERVAL = -.00/ 6.00

WACH	ALPHA	CL	CDF	CLM	CN	CAF	CYN	CBL	CY	XCP/L	CAB
.260	-4.130	-24930	.03540	.03970	-25120	.01732	-.00100	.00240	.00400	.71000	.03551
.260	-2.060	-11750	.02810	.03940	-15840	.02240	-.00100	.00230	.00400	.74300	.03576
.260	-1.030	-11090	.02670	.03900	-11130	.02474	-.00090	.00230	.00300	.78100	.03452
.260	.000	-06490	.02490	.03920	-06490	.02496	-.00100	.00230	.00300	.87400	.03467
.260	1.010	-01750	.02410	.03960	-01710	.02450	-.00100	.00230	.00300	1.50600	.03474
.260	2.040	.02860	.02440	.03970	.02950	.02343	-.00090	.00240	.00200	.15600	.03392
.260	4.100	.12460	.02700	.03960	.12630	.01801	-.00090	.00240	.00100	.53600	.03388
.260	6.180	.21870	.03200	.03910	.22090	.00828	-.00090	.00230	.00000	.58600	.03362
.260	8.240	.31660	.04230	.03780	.31940	-.00346	-.00090	.00220	.00000	.60800	.03247
.260	10.310	.41590	.05700	.03740	.41940	-.01831	-.00100	.00240	.00000	.61900	.03375
.260	12.410	.51800	.07900	.03660	.52290	-.03411	-.00080	.00220	-.00100	.62600	.03434
.260	14.480	.63340	.10870	.03190	.64050	-.05317	-.00040	.00110	-.00200	.63300	.03752
.260	16.570	.75210	.15170	.02450	.76410	-.06911	-.00010	.00120	-.00200	.64000	.03784
.260	18.660	.87240	.20240	.01590	.89130	-.08746	-.00060	.00250	-.00200	.64500	.04566
.260	20.750	.97790	.25910	.01320	1.00630	-.10414	-.00020	.00270	-.00300	.64700	.04279
.260	22.800	1.07420	.35570	-.00100	1.12810	-.08853	-.00030	.00220	-.00200	.65200	.04913
.260	24.910	1.16460	.42560	-.00040	1.23550	-.10463	.00010	.00250	-.00500	.65200	.05325
.260	26.990	1.23200	.49870	.00090	1.32410	-.11481	.00140	.00370	-.00900	.65100	.05765
.260	28.990	1.26080	.55770	.00520	1.37310	-.12333	.00140	.00580	-.01200	.64800	.06318
.260	30.920	1.13930	.55580	.07440	1.26300	-.10877	-.00150	.01930	-.02500	.63000	.07640
	GRADIENT	.04544	-.00101	.00002	.04588	.00011	.00001	.00000	-.00037	-.02655	-.00023



0A628 B26C9 M7F8 W16E28V13R8X9

(RDZ932) (07 JUN 74)

REFERENCE DATA

SREF = 4.4119 SQ.FT. XMRP = 43.5974 INCHES
 LREF = 19.2299 INCHES YMRP = .0000 INCHES
 BREF = 37.9359 INCHES ZMRP = 15.1875 INCHES
 SCALE = .0405 SCALE

ALPHA = .000 BDFLAP = -12.000
 ELEVON = .000 AILRON = .000
 RUDDER = .000 SPDRK = .000
 RHLRAD = 4.940

RUN NO. 392/0 RN/L = 1.85 GRADIENT INTERVAL = -6.00/ 6.00

MACH	BETA	CL	CLM	CDF	CN	CAF	CYN	CBL	CY	XCF/L	CAB
.260	-10.030	-0.4270	.01210	.02580	-0.4270	.01218	-0.01120	.00830	.17500	.87400	.03761
.260	-8.030	-0.4480	.01650	.02960	-0.4480	.01551	-0.00990	.00780	.14100	.87500	.03595
.260	-6.010	-0.4540	.02050	.03240	-0.4540	.02069	-0.00760	.00620	.10600	.87100	.03442
.260	-4.000	-0.4590	.02310	.03590	-0.4590	.02311	-0.00490	.00520	.07000	.87300	.03484
.260	-2.000	-0.4600	.02560	.03840	-0.4600	.02561	-0.00270	.00390	.03600	.88400	.03350
.260	.000	-0.4640	.02550	.03970	-0.4640	.02559	-0.00080	.00230	.00200	.87900	.03438
.260	2.000	-0.4620	.02500	.03860	-0.4620	.02507	.00100	.00100	-0.03100	.87900	.03432
.260	4.000	-0.4590	.02240	.03620	-0.4590	.02247	.00310	-0.00020	-0.05500	.87500	.03524
.260	6.000	-0.4560	.01800	.03280	-0.4560	.01805	.00570	-0.00190	-0.11200	.86700	.02735
.260	8.070	-0.4500	.01340	.02930	-0.4500	.01350	.00840	-0.00320	-0.13500	.86400	.03678
.260	10.110	-0.4430	.00870	.02460	-0.4430	.00870	.01100	-0.00460	-0.17200	.85900	.03771
	GRADIENT	-0.0008	.00004	.00004	-0.00008	.00009	.00098	-0.00067	-0.01676	-0.00005	.00008

0A628 B26C9 M7F8 W16E28V13R8X9

(RDZ933) (07 JUN 74)

REFERENCE DATA

SREF = 4.4119 SQ.FT. XMRP = 43.5974 INCHES
 LREF = 19.2299 INCHES YMRP = .0000 INCHES
 BREF = 37.9359 INCHES ZMRP = 15.1875 INCHES
 SCALE = .0405 SCALE

ALPHA = 5.000 BDFLAP = -12.000
 ELEVON = .000 AILRON = .000
 RUDDER = .000 SPDRK = .000
 RHLRAD = 4.940

RUN NO. 393/0 RN/L = 1.85 GRADIENT INTERVAL = -6.00/ 6.00

MACH	BETA	CL	CLM	CDF	CN	CAF	CYN	CBL	CY	XCF/L	CAB
.260	-10.030	.19030	.01760	.02590	.19110	.00049	-0.01300	.01600	.17600	.60200	.03769
.260	-8.030	.18360	.02240	.02930	.18480	.00593	-0.01060	.01340	.14100	.59300	.03546
.260	-6.000	.17810	.02560	.03250	.17970	.00951	-0.00760	.01060	.10600	.58500	.03427
.260	-4.010	.17490	.02850	.03660	.17680	.01270	-0.00470	.00730	.06800	.57500	.03324
.260	-1.990	.17130	.02910	.03820	.17320	.01362	-0.00240	.00460	.03300	.57100	.03361
.260	.010	.17120	.02990	.03940	.17320	.01451	-0.00090	.00230	.00100	.56800	.03271
.260	2.010	.17170	.02900	.03890	.17360	.01349	.00060	.00000	-0.03200	.55900	.03354
.260	4.020	.17450	.02670	.03630	.17620	.01100	.00280	-0.00250	-0.06600	.57600	.03517
.260	6.070	.17720	.02330	.03310	.17860	.00734	.00530	-0.00500	-0.11200	.58400	.03456
.260	8.080	.18030	.01970	.02820	.18130	.00348	.00840	-0.00840	-0.13700	.59300	.03306
.260	10.080	.18960	.01510	.02470	.19020	.00199	.01190	-0.01170	-0.17500	.59400	.03311
	GRADIENT	-0.00039	.00011	.00039	-0.00039	.00015	.00099	-0.00028	-0.01645	-0.00034	.00007

OA628 B26C9 M7F8 W16E28V13R9X9

(RDZ394) (07 JUN 74)

REFERENCE DATA

SKEF = 4.4119 SQ.FT. XMRP = 43.5974 INCHES
 LREF = 19.2299 INCHES YMRP = .0000 INCHES
 BREF = 37.9359 INCHES ZMRP = 15.1875 INCHES
 SCALE = .0405 SCALE

ALPHA = 10.000 BDFLAP = -12.000
 ELEVEN = .000 AILRON = .000
 RUDDER = .000 SPDBRK = .000
 RHLRAD = 4.940

RUN NO. 394/0 RN/L = 1.85 GRADIENT INTERVAL = -6.00/ 6.00

MACH	BETA	CL	CLM	CLN	CAF	CYN	CBL	CY	XCF/L	CAB
.260	-10.020	.43340	.02440	.43550	-.02798	-.01310	.02430	.17200	.63100	.03866
.260	-8.030	.42870	.02790	.43150	-.02363	-.01060	.01990	.13800	.62800	.03573
.260	-6.020	.42620	.03140	.42940	-.02117	-.00720	.01520	.10200	.62500	.03403
.260	-4.000	.41980	.03490	.42330	-.01879	-.00510	.01080	.06700	.62100	.03247
.260	-1.950	.41520	.03680	.41990	-.01746	-.00270	.00630	.03300	.61900	.03224
.260	.000	.41940	.03780	.42290	-.01912	-.00100	.00240	.00000	.61900	.03426
.260	2.020	.41510	.03690	.41950	-.01907	.00070	-.160	-.03300	.61900	.03365
.260	4.030	.41780	.03460	.42100	-.02018	.00260	-.00570	-.06600	.62100	.03357
.260	6.070	.42160	.03100	.42420	-.02368	.00510	-.01020	-.10100	.62500	.03514
.260	8.060	.42890	.02750	.43100	-.02744	.00800	-.01510	-.13900	.62800	.03870
.260	10.000	.43310	.02400	.43450	-.03081	.01040	-.01930	-.17300	.63100	.04343
GRADIENT	-.00021	-.00027	-.00022	-.00025	-.00022	.00034	-.00204	-.01657	-.00000	.00019

PARAMETRIC DATA

OA628 B26C9 M7F8 W16E28V13R9X9

(RDZ395) (07 JUN 74)

REFERENCE DATA

SKEF = 4.4115 SQ.FT. XMRP = 43.5974 INCHES
 LREF = 19.2299 INCHES YMRP = .0000 INCHES
 BREF = 37.9359 INCHES ZMRP = 15.1875 INCHES
 SCALE = .0405 SCALE

ALPHA = 15.000 BDFLAP = -12.000
 ELEVEN = .000 AILRON = .000
 RUDDER = .000 SPDBRK = .000
 RHLRAD = 4.940

RUN NO. 395/0 RN/L = 1.85 GRADIENT INTERVAL = -6.00/ 6.00

MACH	BETA	CL	CLM	CLN	CAF	CYN	CBL	CY	XCF/L	CAB
.260	-10.040	.70880	.01010	.71650	-.06928	-.01360	.02790	.17200	.64600	.04106
.260	-8.040	.70190	.01630	.71010	-.06608	-.01100	.02280	.13700	.64300	.03863
.260	-6.030	.69390	.02130	.70280	-.06250	-.00840	.01760	.10200	.64000	.03541
.260	-4.000	.69160	.02590	.70070	-.06152	-.00510	.01150	.06700	.63800	.03583
.260	-2.000	.68910	.02790	.69840	-.06044	-.00230	.00560	.03100	.63700	.03664
.260	.000	.68750	.02800	.69690	-.05989	-.00050	.00120	-.00100	.63600	.03715
.260	2.020	.69140	.02660	.70050	-.06229	.00140	-.00340	-.03600	.63700	.03768
.260	4.040	.68820	.02710	.69770	-.06180	.00380	-.00840	-.07100	.63800	.03603
.260	6.070	.69770	.02530	.70580	-.06660	.00620	-.01320	-.10600	.64100	.03724
.260	8.070	.70420	.02450	.71180	-.06859	.00840	-.01930	-.14200	.64500	.03866
.260	10.000	.71160	.02310	.71760	-.07167	.01170	-.02420	-.18000	.64700	.04146
GRADIENT	-.00016	-.00014	-.00011	-.00019	-.00012	.00107	-.00243	-.01706	-.00000	.00017

PARAMETRIC DATA

REFERENCE DATA

SREF = 4.4119 SQ.FT. XMRP = 43.5974 INCHES
 LREF = 19.2299 INCHES YMRP = .0000 INCHES
 BREF = 37.9359 INCHES ZMRP = 15.1875 INCHES
 SCALE = .0405 SCALE

ALPHA = 20.000 BDFLA = -12.000
 ELEWON = .000 AILRON = .000
 RUDDER = .000 SPDBRK = .000
 RHLRAD = 4.940

PARAMETRIC DATA

RUN NO. 3967 0 RN/L = 1.85 GRADIENT INTERVAL = -6.00/ 6.00

MACH	BETA	CL	CLM	CN	CAF	CYN	CBL	CY	XCP/L	CAB
.260	-10.040	.98750	-.01480	1.02280	-.08679	-.02290	.03090	.18800	.65700	.04880
.260	-8.040	.98010	-.00760	1.01540	-.08574	-.01930	.01490	.15100	.65400	.04551
.260	-6.040	.97330	-.00150	1.00880	-.08407	-.01600	.01880	.11700	.65100	.04218
.260	-4.010	.97150	.00570	1.00730	-.08287	-.01170	.01350	.07900	.65000	.04238
.260	-2.020	.97560	.00540	1.01170	-.08274	-.00700	.00770	.04000	.65000	.04330
.260	-.010	.98010	.00580	1.01580	-.08469	-.00300	.00240	.00100	.65000	.04416
.260	2.000	.97660	.00700	1.01110	-.08709	.00150	-.00310	-.03700	.64900	.04437
.260	4.020	.97000	.00930	1.00280	-.09152	.00780	-.00840	-.08000	.64800	.04258
.260	6.050	.96890	.00720	1.00000	-.09465	.01300	-.01420	-.12200	.64900	.04268
.260	8.040	.97830	-.00090	1.00790	-.10189	.01680	-.02170	-.16000	.65200	.04670
.260	10.070	.98490	-.01090	1.01500	-.10009	.01970	-.02820	-.19700	.65600	.04632
GRADIENT	-.00010	-.00108	.00044	-.00048	-.00098	.00237	-.00272	-.00367	-.00025	.00007

REFERENCE DATA
 SREF = 4.4119 SQ.FT. XMRP = 43.5974 INCHES BETA = .000 BDFLAP = -12.000
 LREF = 19.2299 INCHES YMRP = .0000 INCHES ELEVON = .000 AILRON = .000
 RREF = 37.9339 INCHES ZMRP = 15.1875 INCHES RUDDER = .000 SPDBRK = .000
 SCALE = .0495 SCALE

PARAMETRIC DATA

RUN NO. 403/ 0 RN/L = 1.85 GRADIENT INTERVAL = -6.00/ 6.00

MACH	ALPHA	CL	CLM	CN	CAF	CYN	CBL	CY	XCF/L	CAB
.260	-4.170	-.25330	.03590	-.25520	.01746	-.00070	.00210	.00300	.70900	.03446
.260	-2.040	-.15850	.03940	-.15940	.02211	-.00060	.00210	.00200	.74300	.03499
.260	-1.060	-.11150	.03960	-.11190	.02490	-.00070	.00220	.00200	.78200	.03447
.260	-.020	-.06490	.03970	-.06490	.02570	-.00070	.00220	.00200	.87700	.03377
.260	.980	-.01770	.03970	-.01730	.02518	-.00070	.00210	.00200	1.49500	.03414
.260	2.040	.02990	.03990	.03080	.02351	-.00060	.00230	.00100	.17500	.03443
.260	4.080	.12240	.04000	.12400	.01852	-.00070	.00220	.00000	.53300	.03345
.260	6.150	.21950	.03920	.22170	.00873	-.00070	.00210	.00000	.58700	.03362
.260	8.200	.31770	.03790	.32060	-.00248	-.00070	.00210	.00000	.60800	.03225
.260	10.300	.41760	.03760	.42110	-.01822	-.00080	.00220	.00000	.61900	.03395
.260	12.360	.51790	.03660	.52280	-.03357	-.00070	.00190	.00000	.62600	.03464
.260	14.450	.63280	.03220	.64030	-.05131	-.00010	.00100	-.00200	.63300	.02659
.260	16.540	.75150	.02420	.76350	-.06879	.00010	.00100	-.00300	.64000	.03886
.260	18.620	.87390	.01660	.89310	-.08657	-.00030	.00230	-.00200	.64900	.04037
.260	20.720	.97820	.01370	1.00660	-.10373	.00000	.00240	-.00300	.64700	.04288
.260	22.790	1.07800	-.00210	1.13270	-.08716	.00000	.00200	-.00300	.65200	.04927
.260	24.890	1.16340	.00100	1.23450	-.10355	.00080	.00270	-.00800	.65200	.05330
.260	26.950	1.23570	.00190	1.32810	-.11441	.00200	.00290	-.01100	.65100	.05739
.260	28.990	1.26630	.01640	1.37940	-.12364	.00180	.00510	-.01300	.64700	.06365
.260	30.910	1.13620	.07390	1.26020	-.10754	-.00010	.00230	-.00200	.63000	.07554
.260	GRADIENT	.04568	-.00000	.04610	.00017	.00000	.00002	-.00032	-.02650	-.00013

0462B 026C9 M7F8 W16E28V14R9X9

(RD2404) (07 JUN 74)

REFERENCE DATA

SREF = 4.4119 SQ.FT. XMRP = 43.5974 INCHES
 LREF = 19.2299 INCHES YMRP = .0000 INCHES
 BREF = 37.9359 INCHES ZMRP = 15.1875 INCHES
 SCALE = .0405 SCALE

PARAMETRIC DATA

ALPHA = .000 BDFLAP = -12.000
 ELEWIN = .000 AILRON = .000
 RUDDER = .000 SPDBRK = .000
 RHLRAD = 6.120

RUN NO. 404/0 RN/L = 1.85 GRADIENT INTERVAL = -6.00/ 6.00

MACH	BETA	CL	CLM	CN	CAF	CYN	CBL	CY	XCF/L	CAR
.260	-10.030	-.04400	.01220	-.04400	.01226	-.00030	.00670	.16900	.86800	.03802
.260	-8.040	-.04910	.01710	-.04910	.01716	-.00730	.00630	.13600	.87600	.03581
.260	-6.020	-.05500	.02080	-.05510	.02079	-.00550	.00530	.10200	.87100	.03513
.260	-3.990	-.05990	.02320	-.05990	.02317	-.00330	.00400	.06700	.87200	.03507
.260	-2.010	-.06410	.02320	-.06410	.02520	-.00130	.00270	.03400	.87200	.03445
.260	.000	-.06460	.02520	-.06460	.02518	-.00070	.00210	.00200	.87700	.03490
.260	2.020	-.06530	.02520	-.06540	.02520	-.00010	.00180	-.02900	.86900	.03463
.260	4.020	-.06170	.02280	-.06170	.02285	.00170	.00040	-.06300	.87000	.03545
.260	6.080	-.05770	.01930	-.05780	.01933	.00330	-.00080	-.09900	.86300	.03644
.260	8.060	-.05110	.01470	-.05110	.01468	.00630	-.00210	-.13400	.86300	.03820
.260	10.080	-.04470	.01000	-.04470	.01001	.00850	-.00330	-.16900	.86100	.03895
	GRADIENT	-.00024	-.00004	-.00016	-.00024	-.00003	-.00056	-.01611	-.00035	.00005

0462B 026C9 M7F8 W16E28V14R9X9

(RD2405) (07 JUN 74)

REFERENCE DATA

SREF = 4.4119 SQ.FT. XMRP = 43.5974 INCHES
 LREF = 19.2299 INCHES YMRP = .0000 INCHES
 BREF = 37.9359 INCHES ZMRP = 15.1875 INCHES
 SCALE = .0405 SCALE

PARAMETRIC DATA

ALPHA = 5.000 BDFLAP = -12.000
 ELEWIN = .000 AILRON = .000
 RUDDER = .000 SPDBRK = .000
 RHLRAD = 6.120

RUN NO. 405/0 RN/L = 1.85 GRADIENT INTERVAL = -6.00/ 6.00

MACH	BETA	CL	CLM	CN	CAF	CYN	CBL	CY	XCF/L	CAB
.260	-10.050	.19120	.01860	.19210	.00139	-.00980	.01410	.17000	.60000	.03779
.260	-8.040	.18440	.02240	.18560	.00589	-.00810	.01200	.13600	.59200	.03603
.260	-6.040	.17920	.02570	.18080	.00963	-.00540	.00910	.10100	.58400	.03498
.260	-3.990	.17530	.02860	.17720	.01285	-.00320	.00640	.06600	.57600	.03379
.260	-2.000	.17220	.02970	.17420	.01422	-.00090	.00360	.03100	.57000	.03407
.260	.000	.17080	.03010	.17280	.01475	-.00060	.00210	.00000	.56700	.03343
.260	2.010	.17110	.02900	.17300	.01339	-.00040	.00070	-.02900	.56900	.03448
.260	4.030	.17470	.02730	.17640	.01156	.00130	-.00190	-.06400	.57500	.03515
.260	6.050	.17780	.02420	.17920	.00823	.00370	-.00440	-.09900	.58300	.03603
.260	8.050	.18280	.02030	.18390	.00395	.00670	-.00760	-.13600	.59300	.03760
.260	10.080	.18860	.01570	.18920	-.00121	.00940	-.01030	-.17100	.60200	.03945
	GRADIENT	-.00011	-.00017	-.00014	-.00016	.00047	-.00097	-.01596	-.00015	.00016

OA628 B26C9 W7F8 M16E28V14R9X9

(RDZ406) (07 JUN 74)

REFERENCE DATA

SREF = 4.4119 SQ.FT. XMRP = 43.5974 INCHES
LREF = 19.2299 INCHES YMRP = .0000 INCHES
BREF = 37.9359 INCHES ZMRP = 15.1875 INCHES
SCALE = .0405 SCALE

ALPHA = 10.000 BDFLAP = -12.000
ELEVON = .000 AILRON = .000
RUDDER = .000 SPDPRK = .000
RHLRAD = 6.125

RUN NO. 406/0 RN/L = 1.85 GRADIENT INTERVAL = -6.00/ 6.00

Table with columns: MACH, BETA, CL, CDF, CLM, CN, CAF, CYN, CBL, CY, XCP/L, CAB. Contains 20 rows of data.

PARAMETRIC DATA

OA628 B26C9 W7F8 M16E28V14R9X9

(RDZ407) (07 JUN 74)

REFERENCE DATA

SREF = 4.4119 SQ.FT. XMRP = 43.5974 INCHES
LREF = 19.2299 INCHES YMRP = .0000 INCHES
BREF = 37.9359 INCHES ZMRP = 15.1875 INCHES
SCALE = .0405 SCALE

ALPHA = 15.000 BDFLAP = -12.000
ELEVON = .000 AILRON = .000
RUDDER = .000 SPDPRK = .000
RHLRAD = 6.125

RUN NO. 407/0 RN/L = 1.85 GRADIENT INTERVAL = -6.00/ 6.00

Table with columns: MACH, BETA, CL, CDF, CLM, CN, CAF, CYN, CBL, CY, XCP/L, CAB. Contains 20 rows of data.

PARAMETRIC DATA



04628 B26C9 W7F8 W16E28V14R919

(6DZ458) (07 JUN 74)

REFERENCE DATA

SPEE = 4.4119 SQ.FT. XMRP = 43.3974 INCHES
 LREF = 19.2299 INCHES YMRP = .0000 INCHES
 BREF = 37.9359 INCHES ZMRP = 15.1875 INCHES
 SCALE = .0405 SCALE

ALPHA = 20.000 BDFLAP = -12.000
 ELEWLN = .000 AILRON = .000
 RUDDER = .000 SPDBRK = .000
 RHLRAD = 6.125

RUN NO. 4087 0 RN/L = 1.85 GRADIENT INTERVAL = -6.00/ 6.00

PARAMETRIC DATA

MACH	BETA	CL	CD	CLM	CN	CAF	CYN	CBL	CY	XCF/L	CAB
.250	-10.030	.98820	.28180	-.01530	1.02400	-.00599	-.01970	.02920	.18300	.65700	.04949
.260	-8.150	.97700	.27960	-.00790	1.01280	-.01394	-.01650	.02340	.14700	.65500	.04494
.260	-6.030	.97330	.27920	.00150	1.01100	-.03384	-.01350	.01790	.11300	.65100	.04251
.260	-3.980	.97340	.28060	.00590	1.00980	-.01193	-.00990	.01220	.07700	.64900	.04164
.260	-2.000	.97620	.28160	.00550	1.01270	-.01203	-.00840	.00670	.03800	.65000	.04279
.260	.000	.97950	.28140	.00570	1.01570	-.01336	-.00730	.00220	.00000	.65000	.04281
.260	2.020	.97820	.27840	.00680	1.01340	-.01377	-.00750	-.00270	-.03500	.64900	.04321
.260	4.020	.97360	.27330	.00910	1.00730	-.01484	.00660	-.00680	-.07800	.64800	.04274
.260	6.060	.97460	.26630	.00760	1.00580	-.01562	.01090	-.01320	-.11800	.64900	.04412
.260	8.060	.97560	.26470	-.00110	1.00710	-.01780	.01470	-.01980	-.11500	.65200	.04521
.260	10.080	.98340	.26760	-.01120	1.01450	-.01756	.01720	-.02640	-.19100	.65600	.04766
GRADIENT	.00012	-.00089	-.00039	-.00122	-.00122	-.01186	.00194	-.00237	-.01913	-.00015	.00013

04628 B26C9 M7F8 M116E20V15R10X9

(RDZ409) (07 JUN 74)

REFERENCE DATA

SREF = 4.4119 SQ.FT. YMRP = 43.5974 INCHES
 LREF = 19.2299 INCHES YMRP = .0000 INCHES
 BREF = 37.9359 INCHES ZMRP = 15.1875 INCHES
 SCALE = .0405 SCALE

BETA = .000 BDFLAP = -12.000
 ELEVON = .000 AIRLON = .000
 RUDDER = .000 SPDBRK = .000
 RHLRAD = 6.120

RUN NO. 409/ 0 RN. = 1.42 GRADIENT INTERVAL = -6.00/ 6.00

PARAMETRIC DATA

MACH	ALPHA	CL	CLM	CLN	CAF	CYN	CBL	CY	XCP/L	CAB
.200	-4.140	-.25420	.03590	-.04030	-.25620	-.00080	-.00210	.00300	.71000	.03494
.200	-2.070	-.11600	.02780	-.04000	-.16160	-.00080	-.00220	.00300	.74300	.03630
.200	-1.030	-.11230	.02710	-.04000	-.11280	-.00090	-.00210	.00300	.78200	.03468
.200	-.030	-.06790	.02420	-.04000	-.06790	-.00090	-.00220	.00200	.86900	.03622
.200	1.010	-.01900	.02590	-.04020	-.01850	-.00080	-.00220	.00200	1.44900	.03367
.200	2.050	-.02840	.02410	-.04040	-.02930	-.00080	-.00220	.00100	1.14500	.03541
.200	4.110	-.12170	.02700	-.04030	-.12330	-.00080	-.00230	.00170	.53100	.03409
.200	6.180	-.21670	.03350	-.03950	-.21900	-.00070	-.00220	.00000	.58500	.03295
.200	8.230	-.31420	.04240	-.03830	-.31700	-.00080	-.00220	.00000	.60700	.03354
.200	10.320	-.41480	.03770	-.03770	-.41850	-.00070	-.00220	.00000	.61800	.03377
.200	12.450	-.52010	.07870	-.03710	-.52480	-.00060	-.00190	.00000	.62600	.03613
.200	14.460	-.62850	.11030	-.03280	-.63620	-.00020	-.00100	-.00200	.63300	.03652
.200	16.550	-.75220	.15120	-.02530	-.76410	-.00010	-.00090	-.00300	.63900	.03998
.200	18.650	-.87140	.20250	-.01690	-.89050	-.00000	-.00000	-.00200	.64500	.04109
.200	20.740	-.97670	.25840	-.01410	1.02490	-.00000	-.00240	-.00300	.64600	.04386
.200	22.810	1.07590	.33780	-.00100	1.13050	-.00010	-.00220	-.00400	.65200	.05049
.200	24.900	1.15700	.42450	-.00080	1.22820	-.00080	-.00270	-.00800	.65200	.05259
.200	26.960	1.23150	.49830	-.00220	1.32360	-.00210	-.00290	-.01200	.65100	.05797
.200	29.010	1.26080	.55790	-.01710	1.37320	-.00200	-.00600	-.01400	.64700	.06404
.200	30.930	1.12740	.55360	.07690	1.25160	-.00070	-.02000	-.02900	.62900	.07523
.200	GRADIENT	.04564	-.00102	.00000	.04607	.00000	.00000	-.00000	-.02895	-.00014

0A628 B26C9 M7F8 W16E28V15R10X9

(RDZ410) (07 JUN 74)

REFERENCE DATA

SREF = 4.4119 SQ.FT. XMRP = 43.5774 INCHES
 LREF = 19.2299 INCHES YMRP = .0000 INCHES
 BREF = 37.9359 INCHES ZMRP = 15.1875 INCHES
 SCALE = .0405 SCALE

RUN NO. 410/0 RN/L = 1.42 GRADIENT INTERVAL = -6.00/ 6.00

MACH	BETA	CL	CDF	CLM	CN	CAF	CYN	CBL	CY	XCP/L	CAB
.200	-10.060	-0.04640	.01220	.02700	-.04640	.01226	-.00750	-.00620	.16900	.86500	.03838
.200	-8.070	-.05150	.01680	.03040	-.05150	.01684	-.00670	-.00600	.13600	.86900	.03668
.200	-6.030	-.05720	.02070	.03330	-.05720	.02011	-.00510	-.00510	.10400	.86600	.03616
.200	-4.010	-.06340	.02240	.03660	-.06330	.02248	-.00300	-.00410	.06800	.86400	.03531
.200	-2.020	-.06620	.02430	.03880	-.06620	.02443	-.00130	-.00280	.03400	.86700	.03512
.200	-.020	-.06740	.02560	.04030	-.06740	.02566	-.00070	-.00220	.00300	.87200	.03523
.200	1.990	-.06560	.02530	.03940	-.06560	.02538	-.00010	-.00190	-.02800	.87300	.03482
.200	4.000	-.06300	.02240	.03710	-.06300	.02243	-.00070	-.00200	-.06200	.86800	.03628
.200	6.030	-.05880	.01910	.03370	-.05880	.01917	-.00350	-.00060	-.09700	.86300	.03711
.200	8.050	-.05280	.01460	.03010	-.05280	.01465	-.00590	-.00180	-.13200	.86100	.03841
.200	10.040	-.04720	.01050	.02590	-.04720	.01052	-.00810	-.00300	-.16700	.85400	.03881
GRADIENT	.00007	.00005	.00008	.00008	.00008	.00004	.00052	-.00038	-.01608	.00070	.00004

PARAMETRIC DATA

ALPHA = .000 BDFLAP = -12.000
 ELEVON = .000 AILRON = .000
 RUDDER = .000 SPDBRK = .000
 RHLRAD = 6.120

0A628 B26C9 M7F8 W16E28V15R10X9

(RDZ411) (07 JUN 74)

REFERENCE DATA

SREF = 4.4119 SQ.FT. XMRP = 43.5974 INCHES
 LREF = 19.2299 INCHES YMRP = .0000 INCHES
 BREF = 37.9359 INCHES ZMRP = 15.1875 INCHES
 SCALE = .0405 SCALE

RUN NO. 411/0 RN/L = 1.42 GRADIENT INTERVAL = -6.00/ 6.00

MACH	BETA	CL	CDF	CLM	CN	CAF	CYN	CBL	CY	XCP/L	CAB
.200	-10.070	.18800	.01920	.02730	.18900	.00229	-.00940	.01390	.17000	.59800	.03720
.200	-8.060	.18190	.02300	.03070	.18330	.00654	-.00770	-.01180	.13600	.59900	.03558
.200	-6.040	.17840	.02650	.03390	.18010	.01035	-.00530	.00940	.10100	.58200	.03455
.200	-4.000	.17550	.02850	.03680	.17730	.01261	-.00320	.00640	.06700	.57500	.03453
.200	-2.030	.17190	.03030	.03870	.17390	.01475	-.00100	.00370	.03200	.57000	.03358
.200	-.020	.17070	.03040	.03990	.17270	.01497	-.00070	-.00210	.00200	.56700	.03364
.200	2.000	.17010	.02860	.03930	.17207	.01309	-.00050	.00120	-.02800	.56700	.03479
.200	4.000	.17340	.02740	.03710	.17520	.01172	-.00180	-.00180	-.06300	.57400	.03522
.200	6.040	.17570	.02410	.03370	.17110	.00823	.00370	-.00440	-.09800	.58200	.03657
.200	8.040	.18040	.02030	.02970	.18150	.00467	.00650	-.00730	-.13400	.59100	.03798
.200	10.060	.18750	.01600	.02660	.18820	-.00091	.00940	-.01110	-.17000	.61100	.03935
GRADIENT	.00030	-.00020	.00006	.00006	-.00030	-.00017	.00049	-.00096	-.01590	-.00025	.00013

PARAMETRIC DATA

ALPHA = 5.000 BDFLAP = -12.000
 ELEVON = .000 AILRON = .000
 RUDDER = .000 SPDBRK = .000
 RHLRAD = 6.120

0A628 826C9 MTF8 WA16E28V15R10X9

(RDZ412) (07 JUN 74)

REFERENCE DATA

SREF = 4.4119 SQ.FT. XMRP = 43.5974 INCHES
 LREF = 19.2299 INCHES YMRP = .0000 INCHES
 BREF = 37.9359 INCHES ZMRP = 15.1875 INCHES
 SCALE = .0405 SCALE

PARAMETRIC DATA

ALPHA = 10.000 BDFLAP = -12.000
 ELEVON = .000 AILRON = .000
 RUDDER = .000 SPDBRK = .000
 RHLRAD = 6.120

RUN NO. 412/ 0 RN/L = 1.42 GRADIENT INTERVAL = -6.00/ 6.00

MACH	BETA	CL	CLM	CLN	CAF	CYN	CBL	CY	XCP/L	CAB
.200	-10.060	.43260	.05160	.02610	-.43490	-.00980	.02250	.16700	.63000	.03881
.200	-6.060	.42850	.05370	.02890	-.43090	-.00740	.01800	.13400	.62700	.03735
.200	-4.040	.42350	.05570	.03240	-.42660	-.00500	.01390	.09800	.62400	.03543
.200	-4.020	.41860	.05800	.03560	-.42230	-.00340	.00990	.06500	.62100	.03266
.200	-2.020	.41750	.05850	.03780	-.42120	-.00140	.00560	.03200	.61900	.03347
.200	-0.010	.41550	.05760	.03790	-.41910	-.00070	.00220	.00000	.61800	.03433
.200	1.990	.41630	.05760	.03740	-.41990	-.00080	-.00080	-.02900	.61900	.03408
.200	4.010	.41740	.05560	.03520	-.42060	-.00150	-.00520	-.06300	.62100	.03473
.200	6.030	.42040	.05350	.03190	-.42320	-.00278	-.00930	-.09700	.62400	.03635
.200	8.040	.42750	.05120	.02850	-.42880	-.00570	-.01380	-.13300	.62700	.03857
.200	10.040	.43180	.04840	.02490	-.43350	-.00840	-.01820	-.17000	.63000	.04078
GRADIENT	-.00018	-.00028	-.00006	-.00023	-.00025	-.00054	-.00182	-.01579	.00000	.00024

0A628 826C9 MTF8 WA16E28V15R10X9

(RDZ413) (07 JUN 74)

REFERENCE DATA

SREF = 4.4119 SQ.FT. XMRP = 43.5974 INCHES
 LREF = 19.2299 INCHES YMRP = .0000 INCHES
 BREF = 37.9359 INCHES ZMRP = 15.1875 INCHES
 SCALE = .0405 SCALE

PARAMETRIC DATA

ALPHA = 15.000 BDFLAP = -12.000
 ELEVON = .000 AILRON = .000
 RUDDER = .000 SPDBRK = .000
 RHLRAD = 6.120

RUN NO. 413/ 0 RN/L = 1.42 GRADIENT INTERVAL = -6.00/ 6.00

MACH	BETA	CL	CLM	CLN	CAF	CYN	CBL	CY	XCP/L	CAB
.200	-10.050	.70380	.12490	.01120	-.71150	-.01010	.02620	.16700	.64600	.04156
.200	-6.060	.69950	.12570	.01710	-.70770	-.00740	.02150	.13200	.64300	.04019
.200	-4.050	.69200	.12760	.02240	-.70090	-.00560	.01610	.09800	.64000	.03619
.200	-4.020	.68920	.12790	.02650	-.69890	-.00300	.01030	.06400	.63800	.03709
.200	-2.030	.68700	.12920	.02850	-.69650	-.00070	.00470	.03000	.63700	.03706
.200	-0.030	.68720	.12890	.02950	-.69660	-.00010	.00190	.00200	.63600	.03838
.200	1.980	.68680	.12840	.02930	-.69620	-.00020	-.00270	-.03400	.63600	.03787
.200	4.010	.68770	.12650	.02660	-.69640	-.00210	-.00770	-.06800	.63800	.03750
.200	6.020	.69560	.12560	.02390	-.70410	-.00440	-.01300	-.10200	.64100	.03789
.200	8.050	.70150	.12420	.02140	-.70920	-.00670	-.01800	-.13700	.64400	.03985
.200	10.050	.70900	.12300	.00970	-.71610	-.00970	-.02310	-.17600	.64700	.04232
GRADIENT	-.00016	-.00018	-.00005	-.00020	-.00045	-.00045	-.00216	-.01634	.00000	.00024

04628 B26C9 M7F8 W116E28V15R10J9

(RDZ414) (07 JUN 74)

REFERENCE DATA

SREF = 4.4119 53.FT. ZMRP = 43.5974 INCHES
 LREF = 19.2299 INCHES YMRP = .0000 INCHES
 BREF = 37.9359 INCHES ZMRP = 15.1875 INCHES
 SCALE = .0405 SCALE

ALPHA = 20.000 BDFLAP = -12.000
 ELEVEN = .000 AILRON = .000
 RUEDER = .000 SPDBRK = .000
 RMLEAD = 6.120

RUN NO. 414/ 0 RNL/ 0 RNL/ = 1.42 GRADIENT INTERVAL = -6.00/ 6.00

PARAMETRIC DATA

WACH	BETA	CL	CLM	CN	CAF	CYN	CBL	CY	XCP/L	CAB
.200	-10.050	.96810	-.01440	1.02450	-.08473	-.01910	.02840	.18200	.65700	.04970
.200	-8.060	.98240	-.00730	1.01820	-.08517	-.01560	.02350	.14600	.65400	.04641
.200	-6.020	.97260	-.00190	1.02280	-.08244	-.01260	.01780	.11000	.65100	.04239
.200	-4.000	.97280	.00620	1.02910	-.08291	-.00900	.01200	.07500	.64900	.04279
.200	-2.010	.97810	.00580	1.01460	-.08278	-.00530	.00570	.03700	.65000	.04431
.200	-.010	.98040	.00520	1.01670	-.08367	-.00270	.00180	.00100	.64900	.04507
.200	2.010	.97910	.00740	1.01440	-.08544	.00040	-.00240	-.00570	.64900	.04432
.200	4.040	.97410	.01030	1.00780	-.08375	.00640	-.00700	-.07800	.64800	.04377
.200	6.050	.96920	.00770	1.00100	-.09318	.01000	-.01300	-.11500	.64900	.04287
.200	8.060	.97600	-.00330	1.00760	-.09750	.01400	-.01960	-.15300	.65200	.04579
.200	10.070	.98970	-.01050	1.02150	-.09970	.01720	-.02670	-.19300	.65500	.04970
GRADIENT	.00017	-.00046	.00049	-.00014	-.00080	.00188	-.00034	-.01881	-.00015	.00010



04628 B26C9 M7FB W16E28V16R5X9

(P02429) (07 JUN 74)

REFERENCE DATA

SHEET = 4.4119 SQ.FT. YMRP = 43.5974 INCHES
 LREF = 19.2299 INCHES YMRP = .0000 INCHES
 BREF = 37.9399 INCHES ZMRP = 15.1875 INCHES
 SCALE = .0405 SCALE

PARAMETRIC DATA

BETA = .0005 RCFLAP = -12.0000
 ELEVON = .0005 ALLORN = .0000
 RUDDER = .0005 SPOBRK = .0000

RUN NO. 429/ 0 RNL = 1.42 GRADIENT INTERVAL = -6.00/ 6.00

MACH	ALPHA	CL	CD	CLM	CN	CAF	CYN	CBL	CY	KCP/L	CAB
.205	-4.160	-2.4980	.03690	.03990	-2.5180	.01868	-0.00140	.00210	.00500	.71000	.03438
.210	-2.180	-1.5890	.02320	.03950	-1.5980	.02342	-0.00140	.00210	.00400	.74370	.03478
.215	-1.050	-1.1180	.02760	.03950	-1.1230	.02559	-0.00150	.00210	.00500	.78100	.03365
.220	-0.330	-0.6630	.02330	.03950	-0.6630	.02526	-0.00160	.00200	.00500	.87900	.03484
.225	1.010	-0.1790	.02530	.03960	-0.1740	.02561	-0.00140	.00200	.00400	1.48700	.03366
.230	2.030	.0290	.02460	.03960	.03040	.02395	-0.00150	.00210	.00400	.17200	.03447
.235	4.110	.1210	.02770	.04110	.02310	.01901	-0.00140	.00210	.00200	.53200	.03266
.240	6.150	.2190	.03170	.03950	.02700	.01815	-0.00140	.00210	.00210	.58600	.03378
.245	8.210	.3180	.04170	.03810	.31660	-0.00353	-0.00150	.00210	.00200	.60700	.03269
.250	10.320	.4150	.05600	.03810	.71950	-0.11924	-0.00150	.00210	.00210	.61300	.03429
.255	12.350	.5120	.07810	.03720	.52000	-0.3359	-0.00330	.00170	.00200	.62500	.03417
.260	14.450	.6280	.10950	.03270	.63540	-0.55130	-0.00700	.00180	.00200	.63300	.03511
.265	16.550	.7490	.15110	.02520	.76160	-0.76670	-0.00750	.00160	.00200	.63900	.03763
.270	18.620	.8690	.20150	.01810	.89770	-0.97620	-0.00700	.00240	.00200	.64400	.04011
.275	20.720	.9760	.25740	.01410	1.02440	-1.17450	-0.00740	.00230	.00200	.64700	.04269
.280	22.750	1.0730	.33510	.01010	1.12680	-1.36615	.00000	.00220	.00300	.65200	.04520
.285	24.870	1.1590	.42240	.00710	1.22350	-1.54100	.00160	.00370	.00300	.65100	.04770
.290	26.970	1.2260	.43590	.00360	1.31760	-1.71417	.00130	.00300	.00300	.65100	.04995
.295	28.970	1.2590	.55740	.00160	1.37210	-1.82251	.00170	.00300	.00300	.64700	.05116
.300	30.900	1.3410	.55540	.00010	1.26490	-1.1989	.00020	.00140	.00250	.63100	.04450
GRADIENT		.04514	-0.00112	.00703	.04559	.00704	-0.00000	.00100	-0.00000	-0.02634	-0.00017

0A628 B26C9 M7F8 W116E28V16R5X9

IRDZ430 (07 JUN 74)

REFERENCE DATA

SREF = 4.4119 SQ.FT. YMRP = 43.5974 INCHES
 LREF = 19.2299 INCHES YMRP = .0000 INCHES
 BREF = 37.9359 INCHES ZMRP = 15.1875 INCHES
 SCALE = .0405 SCALE

ALPHA = .000 BOFLAP = -12.000

ELEVON = .000 AILRON = .000

RUDDER = .000 SPOBRK = .000

PARAMETRIC DATA

RUN NO. 430 / 0 RN/L = 1.42 GRADIENT INTERVAL = -6.00 / 6.00

MACH	BETA	CL	CDF	CLM	CN	CAF	CYN	CBL	CY	XCP/L	CAB
.200	-10.040	-.04480	.01220	-.02470	-.04400	.01220	-.01150	-.06790	.17600	-.85900	.03775
.200	-8.060	-.04930	.01650	-.02830	-.04930	.01645	-.01030	-.06780	.14300	-.86300	.03597
.200	-6.040	-.05550	.02160	-.03190	-.05550	.02061	-.00820	-.06650	.10900	-.86300	.03465
.200	-4.030	-.05960	.02350	-.03540	-.05960	.02345	-.00560	-.06500	.07300	-.87000	.03442
.200	-2.050	-.06330	.02550	-.03820	-.06330	.02553	-.00330	-.06350	.03800	-.87400	.03439
.200	-.010	-.06590	.02580	-.03950	-.06590	.02580	-.00141	-.06230	.00500	-.87200	.03481
.200	2.010	-.06520	.02570	-.03870	-.06520	.02565	.00050	-.06100	-.02800	-.87000	.03474
.200	4.010	-.06230	.02320	-.03650	-.06230	.02322	.00270	-.06030	-.06300	-.86700	.03528
.200	6.040	-.05760	.01930	-.03300	-.05760	.01926	.00510	-.06190	-.09800	-.86200	.03668
.200	8.060	-.05240	.01600	-.02930	-.05240	.01600	.00780	-.06330	-.09800	-.85200	.03668
.200	10.070	-.04570	.01050	-.02490	-.04570	.01355	.01020	-.06480	-.09800	-.85200	.03838
GRADIENT	-.00006	-.00002	-.00001	-.00013	-.00036	-.00002	.00102	-.00065	-.01682	-.00050	.00030

0A628 B26C9 M7F8 W116E28V16R5X9

IRDZ431 (07 JUN 74)

REFERENCE DATA

SREF = 4.4119 SQ.FT. YMRP = 43.5974 INCHES
 LREF = 19.2299 INCHES YMRP = .0000 INCHES
 BREF = 37.9359 INCHES ZMRP = 15.1875 INCHES
 SCALE = .0405 SCALE

ALPHA = 5.000 BOFLAP = -12.000

ELEVON = .000 AILRON = .000

RUDDER = .000 SPOBRK = .000

PARAMETRIC DATA

RUN NO. 431 / 0 RN/L = 1.42 GRADIENT INTERVAL = -6.00 / 6.00

MACH	BETA	CL	CDF	CLM	CN	CAF	CYN	CBL	CY	XCP/L	CAB
.200	0.040	.10970	.01740	.02520	.19050	.00049	-.01350	.01370	.17700	.60300	.03733
.200	-8.060	.10390	.02210	.02900	.18510	.00562	-.01100	.01310	.14200	.59300	.03531
.200	-6.040	.17750	.02500	.03220	.17900	.00914	-.00800	.01030	.10600	.58500	.03491
.200	-4.000	.17400	.02800	.03560	.17590	.01245	-.00540	.00740	.07100	.57700	.03347
.200	-2.000	.17080	.02940	.03830	.17270	.01411	-.00300	.00440	.03600	.57000	.03338
.200	-.010	.16920	.03010	.03970	.17120	.01434	-.00140	.00210	.00300	.56600	.03266
.200	2.010	.16930	.02930	.03890	.17120	.01414	.00030	.00000	-.00000	.56800	.03384
.200	4.030	.17060	.02810	.03620	.17240	.01284	.00220	-.00260	-.06400	.57400	.03375
.200	6.060	.17410	.02460	.03310	.17560	.00934	.00460	-.00340	-.00900	.58200	.03570
.200	8.060	.17510	.02050	.02930	.18020	.00446	.00770	-.00830	-.03000	.59200	.03721
.200	10.070	.16660	.01470	.02530	.18720	-.00212	.01090	-.01170	-.09800	.60200	.03954
GRADIENT	-.00041	-.00000	-.00000	.00009	-.00042	.00004	.00092	-.00122	-.01674	-.00039	.00005

C. 528 B26C9 7F8 W116E28V16R5X9

(RDZ432) (07 JUN 74)

REFERENCE DATA

SREF = 4.4119 SQ.FT. XMRP = 43.5974 INCHES
 LREF = 19.2299 INCHES YMRP = .0000 INCHES
 BREF = 37.9359 INCHES ZMRP = 15.1875 INCHES
 SCALE = .0405 SCALE

PARAMETRIC DATA

ALPHA = 10.000 BDFLAP = -12.000
 ELEVON = .000 AILRON = .000
 RUDDER = .000 SPDBRK = .000

RUN NO. 432/ 0 RN/L = 1.42 GRADIENT INTERVAL = -6.00/ 6.00

MACH	BETA	CL	CLM	CLN	CAF	CYN	CBL	CY	XCP/L	CAB
.200	-10.060	.43250	.04970	.43440	-.02850	-.01380	.02400	.17500	.63100	.03801
.200	-8.060	.42710	.05270	.42960	-.02451	-.01160	.01980	.14100	.62800	.03616
.200	-6.050	.42240	.05490	.42540	-.02146	-.00860	.01540	.10500	.62500	.03432
.200	-4.020	.41790	.05680	.42140	-.01881	-.00570	.01060	.07000	.62100	.03243
.200	-2.020	.41525	.05690	.41870	-.01821	-.00330	.00630	.03500	.61900	.03310
.200	-0.010	.41530	.05650	.41870	-.01890	-.00150	.00220	.00200	.61800	.03344
.200	2.010	.41530	.05640	-.1870	-.01877	.00040	-.00100	-.03100	.61900	.03339
.200	4.020	.41700	.05450	.42010	-.02089	.00230	-.00620	-.06400	.62100	.03442
.200	6.040	.42050	.05180	.42300	-.02417	.00480	-.01050	-.09900	.62400	.03676
.200	8.050	.42520	.05050	.42740	-.02636	.00750	-.01510	-.13600	.62800	.03751
.200	10.070	.42970	.04740	.43130	-.03023	.01040	-.01950	-.17200	.63100	.03951
GRADIENT	-.00008	-.00025	-.00003	-.00013	-.00023	.00008	-.00207	-.01661	.00000	.00021

REFERENCE DATA

SREF = 4.4119 SQ.FT. XMRP = 43.5974 INCHES
 LREF = 19.2299 INCHES YMRP = .0000 INCHES
 BREF = 37.9359 INCHES ZMRP = 15.1875 INCHES
 SCALE = .0405 SCALE

PARAMETRIC DATA

ALPHA = 15.000 BDFLAP = -12.000
 ELEVON = .000 AILRON = .000
 RUDDER = .000 SPDBRK = .000

RUN NO. 433/ 0 RN/L = 1.42 GRADIENT INTERVAL = -6.00/ 6.00

MACH	BETA	CL	CLM	CLN	CAF	CYN	CBL	CY	XCP/L	CAB
.200	-10.070	.70620	.12350	.71360	-.06972	-.01420	.02770	.17500	.64600	.04060
.200	-8.060	.70010	.12410	.70780	-.06753	-.01130	.02260	.13900	.64300	.03897
.200	-6.040	.69340	.12600	.70190	-.06380	-.00910	.01730	.10400	.64000	.03646
.200	-4.020	.69070	.12760	.69970	-.06162	-.00560	.01110	.06800	.63800	.03583
.200	-2.030	.68720	.12820	.69650	-.06010	-.00280	.00540	.03400	.63700	.03636
.200	.000	.68620	.12840	.69550	-.05968	-.00080	.00080	.00000	.63600	.03700
.200	2.000	.68530	.12760	.69450	-.05889	.00120	-.00376	-.03400	.63600	.03651
.200	4.040	.68720	.12580	.69580	-.05637	.00350	-.00890	-.06900	.63700	.03654
.200	6.050	.69350	.12550	.70180	-.05440	.00590	-.01410	-.10500	.64100	.03590
.200	8.060	.70020	.12340	.70770	-.05180	.00800	-.01950	-.13900	.64400	.03447
.200	10.075	.70810	.12110	.71470	-.04757	.01170	-.02476	-.17900	.64700	.04211
GRADIENT	-.00044	-.00021	.00009	-.00049	-.00008	.00110	-.00244	-.01701	-.00045	.00008

01629 B26C9 M7F8 W116E28V16R5X9

(R0Z434) (07 JUN 74)

REFERENCE DATA

SREF = 4.4119 SQ.FT. XMRP = 43.5974 INCHES
 LREF = 19.2299 INCHES YMRP = .0000 INCHES
 BREF = 37.9359 INCHES ZMRP = 15.1875 INCHES
 SCALE = .0400 SCALE

PARAMETRIC DATA

ALPHA = 20.000 BOFLAP = -12.000
 ELEVON = .000 AILRON = .000
 RUDDER = .000 SPDBRK = .000

RUN NO. 434/0 RN/L = 1.42 GRADIENT INTERVAL = -6.00/ 6.00

MACH	BETA	CL	CDF	CLM	CN	CAF	CYN	CBL	CY	XCP/L	CAB
.200	-10.050	.98810	.27920	-.01490	1.02300	-.08856	-.02410	-.03180	.19100	.65700	.04775
.200	-8.060	.97820	.27770	-.00700	1.01320	-.08643	-.01980	.02580	.15200	.65400	.04456
.200	-6.030	.97050	.27700	.00230	1.00370	-.08437	-.01680	.01950	.11800	.65100	.04122
.200	-4.010	.97040	.27770	.00740	1.00590	-.08372	-.01250	.01320	.08100	.64900	.04141
.200	-2.000	.97680	.27930	.00670	1.01240	-.08451	-.00780	.00700	.04200	.64900	.04398
.200	.000	.97890	.27920	.00670	1.01430	-.08528	-.00310	.00190	.00200	.64900	.04388
.200	1.990	.97710	.27930	.00750	1.01270	-.08430	.00230	-.01260	-.02800	.64900	.04343
.200	4.020	.96920	.27990	.00960	1.00240	-.08952	.00900	-.00830	-.02000	.64200	.04254
.200	6.060	.97070	.26550	.00760	1.00180	-.09524	.01260	-.01450	-.12000	.64900	.04285
.200	8.040	.97530	.26310	-.00100	1.00530	-.09998	.01630	-.02090	-.15700	.65200	.04518
.200	10.070	.98710	.26610	-.01110	1.01740	-.10061	.01920	-.02200	-.19500	.65600	.04904
.200	GRADIENT	-.00011	-.00068	.00026	-.00034	-.00059	.00255	-.00262	-.00005	-.00010	.00009



OM62B 826C9 W7F8 W16E28V17R5X9

(6DZ436) (07 JUN 74)

REFERENCE DATA

SREF = 4.4119 SQ.FT. XMRP = 43.9974 INCHES
 LREF = 19.8299 INCHES YMRP = .0005 INCHES
 BREF = 37.9359 INCHES ZMRP = 15.1875 INCHES
 SCALE = .0405 SCALE

BETA = .000 BOFLAP = -12.000
 ELEVON = .000 AILRON = .000
 RUDDER = .000 SPOSRK = .000

PARAMETRIC DATA

RUN NO. 436/ D RN/L = 1.42 GRADIENT INTERVAL = -6.00/ 6.00

W/CH	ALPHA	CL	CLM	CN	CAF	CYN	CBL	CY	XCF/L	CAB
.200	-4.180	-2.5070	.03700	-2.5270	.01688	-.00110	.00200	.00500	.70610	.03282
.200	-2.190	-1.1930	.03680	-1.1920	.02218	-.00120	.00190	.00400	.77800	.03359
.200	-1.190	-.10930	.03670	-1.0980	.02470	-.00120	.00200	.00400	.77800	.03217
.200	-.040	-.06320	.07670	-.06320	.02490	-.00110	.00200	.00200	.86500	.03263
.200	.980	-.01700	.07670	-.01560	.02518	-.00120	.00200	.00400	1.46500	.03172
.200	2.120	.03290	.03690	.03370	.02313	-.00120	.00210	.00300	.84300	.03293
.200	4.080	.02740	.03730	.02530	.01853	-.00130	.00210	.00300	.84200	.03182
.200	6.160	.02280	.03660	.02100	.01641	-.00130	.00210	.00300	.83200	.03107
.200	8.200	.01820	.03590	.02160	.01393	-.00120	.00200	.00300	.81100	.03168
.200	10.240	.01360	.03550	.02240	.01193	-.00140	.00210	.00300	.83110	.03027
.200	12.350	.00900	.03450	.02260	.01147	-.00140	.00210	.00300	.82700	.03200
.200	14.440	.00470	.03310	.02180	.01027	-.00170	.00210	.00300	.83400	.03103
.200	16.530	.00020	.03230	.02090	.00918	-.00150	.00200	.00300	.84000	.03014
.200	18.620	-.00420	.03100	.02000	.00817	-.00170	.00200	.00300	.84500	.02925
.200	20.730	-.00860	.02990	.01950	.00724	-.00170	.00200	.00300	.84700	.02836
.200	22.780	-.01290	.02900	.01930	.00637	-.00170	.00200	.00300	.84900	.02747
.200	24.870	-.01740	.02820	.01920	.00550	-.00170	.00200	.00300	.84900	.02658
.200	26.940	-.02190	.02740	.01920	.00469	-.00170	.00200	.00300	.84900	.02569
.200	29.000	-.02660	.02660	.01930	.00390	-.00170	.00200	.00300	.84900	.02480
.200	30.920	-.03130	.02580	.01950	.00313	-.00170	.00200	.00300	.84900	.02391
.200	GRADIENT	.02544	-.00093	.02489	.00234	-.00170	.00200	.00300	-.00196	.02302

04628 B26C9 M7F8 W116E28V17R5X9

(RDZ437) (07 JUN 74)

REFERENCE DATA

SREF = 4.4119 SQ.FT. XMRP = 43.5974 INCHES
 LREF = 19.2299 INCHES YMRP = .0000 INCHES
 BREF = 37.9359 INCHES ZMRP = 15.1875 INCHES
 SCALE = .0405 SCALE

ALPHA = .000 BDFLAP = -12.000
 ELEVON = .000 AILRON = .000
 RUDDER = .000 SPDBRK = .000

RUN NO. 437/ 0 RN/L = 1.42 GRADIENT INTERVAL = -6.00/ 6.00

MACH	BETA	CL	CDF	CLM	CN	CAF	CYN	CBL	CY	XCP/L	CAB
.200	-10.040	-.03540	.00570	.01420	-.03540	.00571	-.01170	.00840	.17000	.80000	.03680
.200	-8.050	-.04460	.01190	.02040	-.04460	.01190	-.00980	.00730	.14200	.82000	.03544
.200	-6.040	-.05130	.01750	.02680	-.05130	.01747	-.00780	.00610	.10800	.84400	.03430
.200	-4.010	-.05720	.02250	.03180	-.05730	.02248	-.00580	.00490	.07300	.85600	.03204
.200	-2.020	-.06130	.02520	.03530	-.06130	.02516	-.00360	.00350	.03900	.86400	.03152
.200	.000	-.06280	.02530	.03680	-.06290	.02533	-.00100	.00200	.00300	.86700	.03209
.200	2.000	-.06310	.02440	.03600	-.06310	.02435	.00130	.00050	-.03200	.86200	.03274
.200	4.020	-.05880	.02170	.03300	-.05880	.02172	.00350	-.00070	-.06600	.85800	.03410
.200	6.030	-.05370	.01720	.02860	-.05380	.01719	.00540	-.00180	-.10000	.84800	.03527
.200	8.060	-.04710	.01220	.02300	-.04710	.01221	.00650	-.00240	-.13300	.83100	.03648
.200	10.070	-.03930	.00520	.01620	-.03940	.00517	.00810	-.00330	-.16600	.80400	.03844
GRADIENT	-.00025	-.00012	-.00012	.00015	-.00024	-.00012	.00117	-.00071	-.01738	.00010	.00027

04628 B26C9 M7F8 W116E28V17R5X9

(RDZ438) (07 JUN 74)

REFERENCE DATA

SREF = 4.4119 SQ.FT. XMRP = 43.5974 INCHES
 LREF = 19.2299 INCHES YMRP = .0000 INCHES
 BREF = 37.9359 INCHES ZMRP = 15.1875 INCHES
 SCALE = .0405 SCALE

ALPHA = 5.000 BDFLAP = -12.000
 ELEVON = .000 AILRON = .000
 RUDDER = .000 SPDBRK = .000

RUN NO. 438/ 0 RN/L = 1.42 GRADIENT INTERVAL = -6.00/ 6.00

MACH	BETA	CL	CDF	CLM	CN	CAF	CYN	CBL	CY	XCP/L	CAB
.200	-10.040	.19960	.01370	.01490	.20000	-.00419	-.01230	.01530	.17400	.62400	.03587
.200	-8.050	.19180	.01870	.02140	.19270	-.00155	-.00970	.01230	.14000	.61100	.03473
.200	-6.030	.18480	.02340	.02770	.18620	.00685	-.00720	.00950	.10300	.59700	.03398
.200	-4.000	.17980	.02770	.03230	.18160	.01159	-.00550	.00710	.07100	.58600	.03193
.200	-2.010	.17430	.03000	.03560	.17630	.01434	-.00330	.00460	.03600	.57700	.03111
.200	.000	.17490	.03020	.03700	.17690	.01446	-.00110	.00200	.00100	.57500	.03073
.200	2.000	.17420	.02810	.03670	.17600	.01249	.00090	-.00030	-.03200	.57500	.03336
.200	4.030	.17660	.02710	.03360	.17830	.00290	.00290	-.00290	-.06600	.58200	.03314
.200	6.060	.18100	.02210	.02940	.18230	.00385	.00460	-.00500	-.10000	.59200	.03625
.200	8.050	.18720	.01880	.02320	.18820	.00205	.00670	-.00750	-.13300	.60600	.03558
.200	10.080	.19440	.01320	.01640	.19480	-.00422	.00890	-.01020	-.16700	.62100	.03698
GRADIENT	-.00032	-.00016	-.00012	.00018	-.00034	-.00012	.00105	-.00124	-.01704	-.00049	.00023



0A62B B26C9 M7F8 W16E28V17R5X9

(RDZ439) (07 JUN 74)

REFERENCE DATA

SREF = 4.4119 SQ.FT. XMRP = 43.5974 INCHES
 LREF = 19.2299 INCHES YMRP = .0000 INCHES
 BREF = 37.9359 INCHES ZMRP = 15.1875 INCHES
 SCALE = .0405 SCALE

PARAMETRIC DATA

ALPHA = 10.000 BDFLAP = -12.000
 ELEVON = .000 AILRON = .000
 RUDDER = .000 SPDRBK = .000

RUN NO. 439/0 RN/L = 1.42 GRADIENT INTERVAL = -6.00/ 6.00

MACH	BETA	CL	CLM	CLN	CAF	CYN	CBL	CY	XCP/L	CAB
.200	-10.050	.44170	.04580	.44280	-.03416	-.01030	.02190	.16700	.63900	.03876
.200	-8.050	.43470	.05200	.43700	-.02652	-.00790	.01750	.13400	.63400	.03559
.200	-6.040	.42770	.05480	.43060	-.02278	-.00610	.01350	.10000	.62900	.03356
.200	-4.010	.42210	.05710	.42550	-.01911	-.00550	.01040	.06900	.62500	.03143
.200	-2.010	.41970	.05770	.42330	-.01813	-.00370	.00630	.03600	.62200	.03049
.200	-0.010	.41950	.05690	.42300	-.01895	-.00130	.00220	.00100	.62100	.03199
.200	2.000	.41820	.05680	.42160	-.01876	.00080	-.00020	-.00020	.62000	.03154
.200	4.000	.41890	.05540	.42210	-.02123	.00240	-.00050	-.00050	.62400	.03255
.200	6.000	.42370	.05290	.42630	-.02361	.00390	-.00040	-.00040	.62800	.03398
.200	8.000	.43090	.04920	.43280	-.02649	.00470	-.00170	-.00170	.63200	.03736
.200	10.070	.43610	.04460	.43700	-.03337	.00590	-.00170	-.00170	.63900	.04044
GRADIENT	-.00039	-.00021	.00005	-.00042	-.00014	.00102	-.00004	-.00010	-.00010	.00006

0A62B B26C9 M7F8 W16E28V17R5X9

(RDZ440) (07 JUN 74)

REFERENCE DATA

SREF = 4.4119 SQ.FT. XMRP = 43.5974 INCHES
 LREF = 19.2299 INCHES YMRP = .0000 INCHES
 BREF = 37.9359 INCHES ZMRP = 15.1875 INCHES
 SCALE = .0405 SCALE

PARAMETRIC DATA

ALPHA = 15.000 BDFLAP = -12.000
 ELEVON = .000 AILRON = .000
 RUDDER = .000 SPDRBK = .000

RUN NO. 440/0 RN/L = 1.42 GRADIENT INTERVAL = -6.00/ 6.00

MACH	BETA	CL	CLM	CLN	CAF	CYN	CEL	CY	XCP/L	CAB
.200	-10.050	.71420	.12200	.72090	-.07337	-.01040	.02540	.16600	.65100	.04010
.200	-8.050	.70700	.12340	.71430	-.07004	-.00820	.02150	.13300	.64700	.03767
.200	-6.040	.69970	.12510	.70790	-.06556	-.00761	.01610	.10300	.64400	.03425
.200	-4.010	.69560	.12750	.70440	-.06301	-.00490	.01360	.06800	.64000	.03443
.200	-2.020	.69300	.12890	.70310	-.06123	-.00230	.00540	.03400	.63900	.03497
.200	.000	.69210	.12920	.70150	-.06045	-.00160	.00000	.00000	.63800	.03527
.200	2.000	.69130	.12840	.70090	-.06134	.00160	-.00020	-.00020	.63800	.03560
.200	4.000	.69760	.12670	.70610	-.06423	.00370	-.00080	-.00080	.64100	.03569
.200	6.000	.70200	.12420	.70920	-.06733	.00580	-.00170	-.00170	.64300	.03669
.200	8.000	.70600	.12240	.71300	-.07118	.00820	-.00240	-.00240	.64700	.03871
.200	10.070	.71100	.12000	.71920	-.07495	.00960	-.00210	-.00210	.65100	.04121
GRADIENT	.00010	.00010	-.00011	.00018	-.00013	.00109	-.00021	-.00013	-.00005	.00015

04628 B26C9 W/F8 W16E28V17R5X9

(RDZ441) (07 JUN 74)

REFERENCE DATA

SREF = 4.4119 SQ.FT. XMRP = 43.5974 INCHES
 LREF = 19.2299 INCHES YMRP = .0000 INCHES
 BREF = 37.9359 INCHES ZMRP = 15.1875 INCHES
 SCALE = .0405 SCALE

ALPHA = 20.000 BDFLAP = -12.000
 ELEVON = .000 AILRON = .000
 RUDDER = .000 SPDBRK = .000

PARAMETRIC DATA

RUN NO. 441/0 RN/L = 1.42 GRADIENT INTERVAL = -6.00/ 6.00

MACH	BETA	CL	CDF	CLM	CN	CAF	CYN	CBL	CY	XCLP/L	CAB
.200	-10.060	.99660	.27810	-.02430	1.03060	-.09229	-.01990	.02930	.18400	.66000	.04739
.200	-8.060	.98630	.27740	-.01590	1.02070	-.08924	-.01710	.02360	.14800	.65700	.04327
.200	-6.050	.97890	.27790	-.00470	1.01390	-.08616	-.01520	.01830	.11700	.65300	.04000
.200	-4.020	.97580	.27940	.00190	1.01160	-.08381	-.01150	.01240	.07900	.65100	.03910
.200	-1.970	.98120	.28230	.00310	1.01760	-.08294	-.00750	.00660	.04200	.65100	.04140
.200	-.020	.98370	.28150	.00370	1.01970	-.08451	-.00300	.00180	.00300	.65000	.04158
.200	2.000	.97790	.28010	.00350	1.01380	-.08377	.00310	-.00190	-.03900	.65000	.04208
.200	4.010	.97320	.27350	.00490	1.00710	-.08811	.00780	-.00760	-.08000	.65000	.03963
.200	6.040	.97550	.26610	.00200	1.00650	-.08596	.01230	-.01340	-.12000	.65100	.04126
.200	8.050	.98530	.26350	-.00900	1.01490	-.0195	.01380	-.01870	-.15200	.65500	.04484
.200	10.060	.99970	.26340	-.01940	1.02830	-.10493	.01460	-.02570	-.18500	.65900	.04918
	GRADIENT	-.00042	-.00070	.00032	-.00064	-.00047	.00246	-.00242	-.01992	-.00015	.00009

OM62B B26C9 F8 X9

PARAMETRIC DATA

BETA = .000 BDFLAP = -12.000

REFERENCE DATA

SREF = 4.4119 SQ.FT. XMRP = 43.5574 INCHES
 LREF = 19.2299 INCHES YMRP = .0000 INCHES
 BREF = 37.9359 INCHES ZMRP = 15.1875 INCHES
 SCALE = .0405 SCALE

RUN NO. 443/0 RN/L = 1.42 GRADIENT INTERVAL = -6.00/ 6.00

WACH	ALPHA	CL	CLM	CN	CAF	CYN	CBL	CY	XCF/L	CAB
.200	-4.060	-0.5260	-0.0340	-0.0360	.01258	-0.00010	.00000	.00100	.62800	.02073
.200	-2.040	-0.4070	.00500	-0.0420	.01215	-0.00010	.00000	.00100	.69700	.02071
.200	-1.030	-0.3390	.01000	-0.0420	.01304	-0.00030	.00000	.00100	.76100	.01940
.200	-0.2780	.01310	.01450	-0.0730	.01315	-0.00030	.00000	.00100	.84400	.01904
.200	.0980	-0.2100	.01880	-0.0980	.01224	-0.00030	.00000	.00100	.98400	.02094
.200	1.980	-0.1590	.02370	-0.0550	.01266	-0.00020	.00000	.00100	1.21300	.02168
.200	3.990	-0.0410	.03320	-0.0340	.01117	-0.00035	.00000	.00100	4.20900	.02211
.200	6.020	.00740	.04340	.00860	.01153	-0.00040	.00000	.00100	-1.19000	.02167
.200	8.020	.02150	.05280	.02310	.00339	-0.00150	.00000	.00100	-1.18600	.02356
.200	10.020	.03670	.05970	.03890	.00001	-0.00040	.00000	.00100	.08610	.02470
.200	12.050	.05390	.06500	.05660	.00723	-0.00020	-0.00010	.00100	.21300	.02735
.200	14.090	.07130	.07840	.07490	.00680	-0.00040	-0.00030	.00100	.27700	.02841
.200	16.090	.09120	.08930	.09570	.00273	-0.00020	.00000	.00100	.33100	.03099
.200	18.120	.11250	.09960	.11970	.00000	-0.00010	.00000	.00100	.37400	.03217
.200	20.140	.13340	.09270	.14120	-0.00233	-0.00010	-0.00010	.00100	.42000	.03515
.200	22.170	.15550	.10190	.16550	-0.00596	-0.00010	.00000	.00100	.48500	.03792
.200	24.200	.17770	.11620	.19100	-0.01399	-0.00020	.00000	.00100	.44200	.04065
.200	26.210	.19950	.11440	.21520	-0.01454	-0.00020	.00000	.00100	.45600	.04331
.200	28.250	.22110	.12080	.24020	-0.02116	-0.00010	.00000	.00100	.46300	.04684
.200	30.240	.24290	.12250	.26480	-0.02418	-0.00010	.00000	.00100	.47500	.04861
.200	GRADIENT	.00000	.00456	.01629	-0.00013	-0.00012	.00000	.00100	.37119	.04017

(RDZ444) (07 JUN 74)

0M62B B26C9 F8 X9

PARAMETRIC DATA

ALPHA = .000 BDFLAP = -12.000

REFERENCE DATA

SREF = 4.4119 SQ.FT. XMRP = 43.5974 INCHES
LREF = 19.2299 INCHES YMRP = .0000 INCHES
BREF = 37.9359 INCHES ZMRP = 15.1875 INCHES
SCALE = .0405 SCALE

RUN NO. 444/ 0 RN/L = 1.42 GRADIENT INTERVAL = -6.00/ 6.00

MACH	BETA	CL	CLM	CN	CAF	CYN	CBL	CY	XCP/L	CAB
.200	-10.050	-.02260	.01430	-.02260	.00967	.02790	-.00330	.06700	.88400	.02611
.200	-8.050	-.02700	.01530	-.02700	.01184	.02260	-.00240	.05200	.86000	.02317
.200	-6.050	-.02940	.01630	-.02940	.01322	.01700	-.00170	.03800	.85600	.02085
.200	-4.050	-.02900	.01540	-.02900	.01300	.01150	-.00100	.02400	.84800	.02042
.200	-2.000	-.02800	.01450	-.02800	.01207	.00580	-.00050	.01200	.84300	.02110
.200	-.020	-.02820	.01440	-.02820	.01304	-.00020	-.00010	.00100	.84000	.01972
.200	1.990	-.02770	.01460	-.02770	.01222	-.00610	.00030	-.01800	.84600	.02079
.200	4.010	-.02840	.01570	-.02840	.01156	-.01190	.00080	-.02300	.85500	.02204
.200	6.030	-.02820	.01690	-.02820	.01051	-.01740	.00140	-.03400	.87300	.02386
.200	8.030	-.02760	.01800	-.02760	.00964	-.02290	.00220	-.04900	.87900	.02563
.200	10.040	-.02520	.01650	-.02520	.00841	-.02830	.00300	-.06400	.89300	.02734
GRADIENT		.00007	-.00014	.00007	-.00014	-.00029	.00022	-.00539	.00085	.00015

(RDZ445) (07 JUN 74)

0M62B B26C9 F8 X9

PARAMETRIC DATA

ALPHA = 5.000 BDFLAP = -12.000

REFERENCE DATA

SREF = 4.4119 SQ.FT. XMRP = 43.5974 INCHES
LREF = 19.2299 INCHES YMRP = .0000 INCHES
BREF = 37.9359 INCHES ZMRP = 15.1875 INCHES
SCALE = .0405 SCALE

RUN NO. 445/ 0 RN/L = 1.42 GRADIENT INTERVAL = -6.00/ 6.00

MACH	BETA	CL	CLM	CN	CAF	CYN	CBL	CY	XCP/L	CAB
.200	-10.050	.01650	.03600	.01730	.00842	.02830	-.00380	.06700	-.11100	.02627
.200	-8.050	.01050	.03790	.01150	.01021	.02270	-.00390	.05400	-.15800	.02385
.200	-6.040	.00590	.03810	.00690	.01070	.01700	-.00210	.04000	-1.36800	.02309
.200	-4.020	.00320	.03900	.00420	.01191	.01120	-.00130	.02600	-2.71200	.02170
.200	-2.030	.00150	.03890	.00250	.01170	.00580	-.00060	.01300	-4.95200	.02181
.200	-.020	.00150	.03870	.00260	.01195	-.00030	.00000	.00100	-4.78200	.02147
.200	1.990	.00100	.03850	.00200	.01120	-.00630	.00040	-.00900	-6.25500	.02245
.200	4.010	.00340	.03920	.00440	.01158	-.01210	.00110	-.02200	-2.57200	.02242
.200	6.030	.00570	.03870	.00670	.01095	-.01750	.00190	-.03600	-1.45100	.02320
.200	8.030	.01030	.03810	.01120	.00928	-.02330	.00270	-.05100	-.59700	.02503
.200	10.040	.01630	.03680	.01700	.00749	-.02910	.00360	-.06600	-.14300	.02743
GRADIENT		-.00000	.00000	-.00000	-.00006	-.00029	.00029	-.00588	-.04981	.00010

04628 826C9 F8 X9

(RDZ446) (07 JUN 74)

REFERENCE DATA

SREF = 4.4119 SQ.FT. XMRP = 43.5974 INCHES
 LREF = 19.2299 INCHES YMRP = .0000 INCHES
 BREF = 37.9359 INCHES ZMRP = 15.1875 INCHES
 SCALE = .0405 SCALE

PARAMETRIC DATA

ALPHA = 10.000 BDFLAP = -12.000

RUN NO. 446/ 0 RN/L = 1.42 GRADIENT INTERVAL = -6.00/ 6.00

MACH	BETA	CL	CDF	CLM	CN	CAF	CYN	CBL	CY	XCF/L	CAB
.200	-10.050	.05600	.01630	.05750	.05790	.00633	.02870	-.00460	.07100	.28700	.02852
.200	-8.070	.04880	.01650	.05860	.05100	.00777	.02320	-.00380	.05600	.22900	.02730
.200	-6.030	.04360	.01620	.05920	.04580	.00836	.01720	-.00290	.04100	.17600	.02659
.200	-4.030	.03860	.01630	.05960	.04090	.00933	.01120	-.00200	.02700	.11600	.02534
.200	-2.000	.03620	.01580	.06010	.03850	.00933	.00560	-.00100	.01400	.07700	.02426
.200	-.020	.03650	.01530	.05980	.03850	.00874	-.00020	-.00010	.00100	.08200	.02510
.200	1.990	.03720	.01560	.05970	.03940	.00893	-.00520	.00380	-.01000	.09400	.02514
.200	4.020	.03780	.01570	.05960	.03990	.00892	-.01200	.00170	-.02400	.10300	.02590
.200	6.040	.04280	.01540	.05940	.04480	.00774	-.01810	.00060	-.03900	.16400	.02749
.200	8.040	.04740	.01530	.05940	.04940	.00666	-.02410	.00350	-.05300	.20900	.02813
.200	10.050	.05370	.01520	.05870	.05550	.00560	-.02960	.00420	-.06900	.26300	.02891
GRADIENT	-.00007	-.00007	-.00007	-.00002	-.00005	-.00006	-.00020	.00046	-.00027	-.00045	.00010

04628 826C9 F8 X9

(RDZ447) (07 JUN 74)

REFERENCE DATA

SREF = 4.4119 SQ.FT. XMRP = 43.5974 INCHES
 LREF = 19.2299 INCHES YMRP = .0000 INCHES
 BREF = 37.9359 INCHES ZMRP = 15.1875 INCHES
 SCALE = .0405 SCALE

PARAMETRIC DATA

ALPHA = 15.000 BDFLAP = -12.000

RUN NO. 447/ 0 RN/L = 1.42 GRADIENT INTERVAL = -6.00/ 6.00

MACH	BETA	CL	CDF	CLM	CN	CAF	CYN	CBL	CY	XCF/L	CAB
.200	-10.050	.10290	.02820	.07400	.10670	.00045	.02920	-.00600	.07300	.39300	.03357
.200	-8.060	.09520	.02740	.07620	.09910	.00172	.02330	-.00490	.05700	.36900	.03331
.200	-6.050	.08840	.02710	.07660	.09250	.00315	.01720	-.00380	.04200	.34700	.03261
.200	-4.030	.08470	.02740	.07770	.08890	.00447	.01120	-.00260	.02700	.33000	.03156
.200	-2.010	.08200	.02620	.07870	.08600	.00403	.00550	-.00140	.01400	.31500	.03154
.200	.000	.07920	.02670	.07970	.08340	.00517	-.00010	-.00010	.00100	.30000	.02972
.200	1.930	.08200	.02610	.07940	.08430	.00440	-.00530	.00380	-.01000	.31600	.03349
.200	4.010	.08310	.02610	.07970	.08700	.00361	-.01200	.00200	-.02100	.31900	.03210
.200	6.020	.08570	.02620	.07770	.09070	.00271	-.01800	.00340	-.04000	.31600	.03292
.200	8.010	.09354	.02630	.07740	.09370	.00168	-.02400	.00460	-.05600	.36700	.03361
.200	10.060	.10290	.0274	.07640	.10150	.00068	-.03100	.00560	-.07300	.38600	.03455
GRADIENT	-.00007	-.00007	-.00007	-.00002	-.00007	-.00007	-.00028	.00046	-.00047	-.00060	.00010

OM628 B26C9 F8 X9

(RDZ448) (07 JUN 74)

REFERENCE DATA

SREF = 4.4119 SQ.FT. XMRP = 43.5974 INCHES
 LREF = 19.2289 INCHES YMRP = .0050 INCHES
 BREF = 37.9359 INCHES ZMRP = 15.1875 INCHES
 SCALE = .0405 SCALE

PARAMETRIC DATA

ALPHA = 20.000 BDFLAP = -12.000

RUN NO. 448/ 0 RN/L = 1.42 GRADIENT INTERVAL = -6.00/ 6.00

MACH	BETA	CL	CLM	CN	CAF	CYN	CBL	CY	XCP/L	CAB
.200	-10.050	.16210	.08760	.17070	-.00545	-.02880	-.00690	.06900	.46300	.03932
.200	-8.040	.15210	.09020	.16040	-.00450	-.02310	-.00570	.05300	.44500	.03822
.200	-6.030	.14290	.09310	.15140	-.00249	-.01710	-.00440	.03800	.42500	.03605
.200	-4.020	.13660	.09820	.14490	-.00185	-.01110	-.00310	.02500	.41000	.03554
.200	-2.010	.13470	.09640	.14250	-.00285	-.00550	-.00170	.01200	.40300	.03593
.200	-.010	.13370	.09650	.14170	-.00193	-.00020	-.00010	.00000	.40100	.03494
.200	2.000	.13440	.09670	.14210	-.00306	-.00580	-.00130	-.01300	.40100	.03601
.200	4.020	.13630	.09820	.14410	-.00281	-.01160	.00280	-.02600	.40600	.03577
.200	6.060	.14330	.09830	.15110	-.00408	-.01780	.01420	-.04000	.42000	.03703
.200	8.070	.14960	.09910	.15740	-.00551	-.02390	.00550	-.05600	.43400	.03867
.200	10.060	.15920	.09970	.16720	-.00673	-.02960	.00680	-.07400	.45200	.03974
GRADIENT		-.00004	-.00013	-.00010	-.00011	-.00283	.00074	-.00633	-.00050	.00003