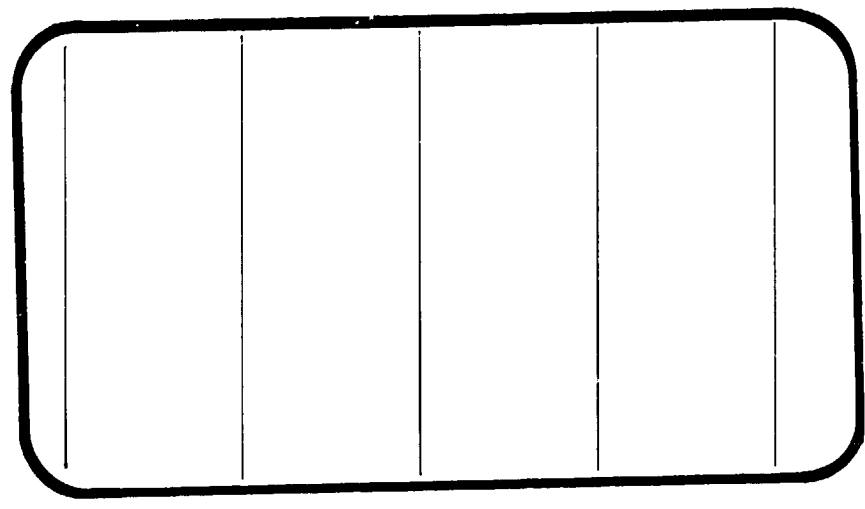




NATIONAL AERONAUTICS AND SPACE ADMINISTRATION

NASA CR-
141512



(NASA-CR-141512) SUBSONIC AND TRANSONIC
AERODYNAMIC CHARACTERISTICS ASSOCIATED WITH
VARIATIONS IN THE GEOMETRY OF THE FORWARD
PORTION OF IRREGULAR PLANFORM WINGS ON A
.01875 SCALE LO-100 LANGLEY CONCEPT SPACE

N75-21342

Unclas
G3/18 13811

SPACE SHUTTLE

AEROTHERMODYNAMIC DATA REPORT

JOHNSON SPACE CENTER
HOUSTON, TEXAS

DATA Management services
SPACE DIVISION  CHRYSLER CORPORATION

March, 1975

DMS-DR-2091
NASA CR-141,512

SUBSONIC AND TRANSONIC AERODYNAMIC
CHARACTERISTICS ASSOCIATED WITH VARIATIONS
IN THE GEOMETRY OF THE FORWARD PORTION
OF IRREGULAR PLANFORM WINGS ON A .01875 SCALE
LO-100 LANGLEY CONCEPT SPACE SHUTTLE ORBITER
IN THE LANGLEY 8-FOOT TPT (LA7B)

Prepared under NASA Contract Number NAS9-13247

by

Data Management Services
Chrysler Corporation Space Division
New Orleans, La. 70189

for

Engineering Analysis Division

Johnson Space Center
National Aeronautics and Space Administration
Houston, Texas

WIND TUNNEL TEST SPECIFICS:

Test Number: NASA/LaRC 8' TPT 657/660
NASA Series Number: LA7B
Dates: Aug. 20-24, 1973, Sept. 12-14, 1973
Occupancy Hours: 168

FACILITY COORDINATOR:

David R. Stone
SSD, Hypersonic Analysis Section
Bldg. 1247-B, Room 120B
Mail Stop 163-A
Langley Research Center
Hampton, Virginia 23665

Phone: (804) 827-2483

PROJECT ENGINEER:

Bernard Spencer, Jr.
SSD, Aerodynamics Section
Bldg. 1251, Mail Stop 411
Langley Research Center
Hampton, Virginia 23665

Phone: (804) 827-3911

DATA MANAGEMENT SERVICES:

Prepared by: Liaison--J. E. Vaughn
Operations--D. E. Poucher

Reviewed by: J. L. Glynn *jb.*

Approved: *N. D. Kemp*
N. D. Kemp, Manager
Data Management Services

Concurrence: *R. D. Taylor*
for J. G. Swider, Manager
Flight Technology Branch

Chrysler Corporation Space Division assumes no responsibility for the data presented other than display characteristics.

SUBSONIC AND TRANSONIC AERODYNAMIC CHARACTERISTICS ASSOCIATED
WITH VARIATIONS IN THE GEOMETRY OF THE FORWARD PORTION
OF IRREGULAR PLANFORM WINGS ON A .01875 SCALE LO-100 LANGLEY
CONCEPT SPACE SHUTTLE ORBITER IN THE LANGLEY 8-FOOT TPT (LA7B)

ABSTRACT

The experimental longitudinal and lateral-directional stability characteristics of a Langley conceptual space shuttle orbiter design have been obtained for a series of inboard planform fillets in the NASA/LaR, 8-foot Transonic Pressure Tunnel. Fillet sweep angles up to 78° were investigated while holding the spanwise intersection of the fillet and wing constant. The data were obtained at Mach numbers of 0.35 to 1.2 and at Reynolds numbers (depending on Mach number) of 1.0×10^6 to 3.2×10^6 per foot. The angle of attack was varied from about -2° to 22° at 0° sideslip.

TABLE OF CONTENTS

	<u>PAGE</u>
ABSTRACT	iii
INDEX OF MODEL FIGURES	2
INDEX OF DATA FIGURES	3
NOMENCLATURE	5
INTRODUCTION	8
CONFIGURATIONS INVESTIGATED	11
TEST FACILITY DESCRIPTION	13
TEST CONDITIONS	14
DATA REDUCTION	14
REFERENCES	15
TABLES	
I TEST CONDITIONS	17
II DATA SET/RUN NUMBER COLLATION SUMMARY	18
III MODEL COMPONENT DIMENSIONAL DATA	20
IV PLANFORM AREA OF FILLETS	26
FIGURES	
MODEL	27
DATA	30
APPENDIX - TABULATED SOURCE DATA	

INDEX OF MODEL FIGURES

<u>FIGURE</u>	<u>TITLE</u>	<u>PAGE</u>
1	AXIS SYSTEMS	27
2	SKETCH OF MODELS USED IN INVESTIGATION	28

INDEX OF DATA FIGURES

FIGURE	TITLE	SCHEDULE OF COEFFICIENTS PLOTTED	CONDITIONS VARYING	PAGES
1	Effect of Fillet on Wing No. 1 Aero Charact. (Airfoil Section)	A	LAMDAF, MACH	1-30
2	Effect of Fillet on Wing No. 1 Aero Charact. (Wedge Section)	A	LAMDAF, MACH	31-60
3	Effect of Fillet on Wing No. 2 Aero Charact. (Airfoil Section)	A	LAMDAF, MACH	61-90
4	Effect of Fillet on Wing No. 2 Aero Charact. (Wedge Section)	A	LAMDAF, MACH	91-120
5	Effect of Fillet on Wing No. 3 Aero Charact. (Airfoil Section)	A	LAMDAF, MACH	121-150
6	Effect of Fillet on Wing No. 3 Aero Charact. (Wedge Section)	A	LAMDAF, MACH	151-180
7	Effect of Transition Grit or Aero Charact. (Wing no. 1)	A	MACH	181-210
8	Effect of Wing/Fillet Section on Aero Charact. (Wing 1, 60 Deg Fillet)	A	WINGSC, FLTSCT, MACH	211-240
9	Effect of Wing/Fillet Section on Aero Charact. (Wing 1, 70 Deg Fillet)	A	WINGSC, FLTSCT, MACH	241-270
10	Effect of Wing/Fillet Section on Aero Charact. (Wing 1, 78 Deg Fillet)	A	WINGSC, FLTSCT, MACH	271-300
11	Effect of Wing/Fillet Section on Aero Charact. (Wing 2, 60 Deg Fillet)	A	WINGSC, FLTSCT, MACH	301-330

INDEX OF DATA FIGURES (Conc. Index)

FIGURE	TITLE	SCHEDULE OF COEFFICIENTS PLOTTED	CONDITIONS VARYING	PAGES
12	Effect of Wing/Fillet Section on Aero Charact. (Wing 2, 70 Deg Fillet)	A	WINGSC, FLTSCT, MACH	331-360
13	Effect of Wing/Fillet Section on Aero Charact. (Wing 2, 78 Deg Fillet)	A	WINGSC, FLTSCT, MACH	361-390
14	Effect of Wing/Fillet Section on Aero Charact. (Wing 3, 60 Deg Fillet)	A	WINGSC, FLTSCT, MACH	391-420
15	Effect of Wing/Fillet Section on Aero Charact. (Wing 3, 70 Deg Fillet)	A	WINGSC, FLTSCT, MACH	421-450
16	Effect of Wing/Fillet Section on Aero Charact. (Wing 3, 78 Deg Fillet)	A	WINGSC, FLTSCT, MACH	451-480

SCHEDULE OF COEFFICIENTS PLOTTED:

A CA, CD, L/D, CN, CL, CLM, XCP/L versus ALPHA
 CD versus CL
 CN, CL versus CLM

NOMENCLATURE
General

<u>SYMBOL</u>	<u>SADSAC SYMBOL</u>	<u>DEFINITION</u>
a		speed of sound; m/sec, ft/sec
C _p	CP	pressure coefficient; $(p_1 - p_\infty)/q$
M	MACH	Mach number; V/a
p		pressure; N/m ² , psf
q	Q(NSM) Q(PSF)	dynamic pressure; $1/2\rho V^2$, N/m ² , psf
RN/L	RN/L	unit Reynolds number; per m, per ft
V		velocity; m/sec, ft/sec
α	ALPHA	angle of attack, degrees
β	BETA	angle of sideslip, degrees
ψ	PSI	angle of yaw, degrees
ϕ	PHI	angle of roll, degrees
ρ		mass density; kg/m ³ , slugs/ft ³

Reference & C.G. Definitions

A _b		base area; m ² , ft ²
b	BRF	wing span or reference span; m, ft
c.g.		center of gravity
$\frac{l}{c}$	LRBF	reference length or wing mean aerodynamic chord; m, ft
S	SREF	wing area or reference area; m ² , ft ²
	MRP	moment reference point
	XMRP	moment reference point on X axis
	YMRP	moment reference point on Y axis
	ZMRP	moment reference point on Z axis

SUBSCRIPTS

b	base
i	local
s	static conditions
t	total conditions
∞	free stream

NOMENCLATURE (Continued)

Body-Axis System

<u>SYMBOL</u>	<u>SADSAC SYMBOL</u>	<u>DEFINITION</u>
C_N	CN	normal-force coefficient; $\frac{\text{normal force}}{qS}$
C_A	CA	axial-force coefficient; $\frac{\text{axial force}}{qS}$
C_Y	CY	side-force coefficient; $\frac{\text{side force}}{qS}$
C_{A_b}	CAB	base-force coefficient; $\frac{\text{base force}}{qS}$ $-A_b(P_b - P_\infty)/qS$
C_{A_f}	CAF	forebody axial force coefficient, $C_A - C_{A_b}$
C_m	CLM	pitching-moment coefficient; $\frac{\text{pitching moment}}{qS L_{REF}}$
C_n	CYN	yawing-moment coefficient; $\frac{\text{yawing moment}}{qS b}$
C_l	CBL	rolling-moment coefficient; $\frac{\text{rolling moment}}{qS b}$

Stability-Axis System

C_L	CL	lift coefficient; $\frac{\text{lift}}{qS}$
C_D	CD	drag coefficient; $\frac{\text{drag}}{qS}$
C_{D_b}	CDB	base-drag coefficient; $\frac{\text{base drag}}{qS}$
C_{D_f}	CDF	forebody drag coefficient; $C_D - C_{D_b}$
C_Y	CY	side-force coefficient; $\frac{\text{side force}}{qS}$
C_m	CLM	pitching-moment coefficient; $\frac{\text{pitching moment}}{qS L_{REF}}$
C_n	CLN	yawing-moment coefficient; $\frac{\text{yawing moment}}{qS b}$
C_l	CSL	rolling-moment coefficient; $\frac{\text{rolling moment}}{qS b}$
L/D	L/D	lift-to-drag ratio; C_L/C_D

NOMENCLATURE (CONCLUDED)
 ADDITIONS TO STANDARD LIST

<u>SYMBOL</u>	<u>SADSAC SYMBOL</u>	<u>DEFINITION</u>
S_f		wing fillet planform area, in ²
Λ_f	LAMDAF	wing fillet leading edge sweep angle, degrees
	FLTSTCT	wing fillet section planform, 1 - airfoil, 2 - wedge
ΔC_L	DCL	differential lift coefficient
δ_{rf}	RUDFLR	rudder flare, split rudder deflection angle, left split rudder trailing edge left and right, split rudder trailing edge right, $\delta_{rf} = (\delta_{rL} + \delta_{rR})/2$, positive deflection; degrees
δ_{BF}	BDFLAP	flap, surface deflection angle, positive deflection trailing edge down; degrees
δ_e	ELEVTR	elevator, surface deflection angle, positive deflection trailing edge down; degrees
C_{Y_β}	DCY/DB	side force coefficient derivative with beta, $\partial C_Y / \partial \beta$ per degree
C_{n_β}	DCYNDB	yawing moment coefficient derivative with beta, $\partial C_n / \partial \beta$ per degree
C_{l_β}	DCBLDB	rolling moment coefficient derivative with beta, $\partial C_l / \partial \beta$ per degree
	WINGNO	configuration wing number
	WINGSC	wing section planform; 1 - airfoil, 2 - flat plate
	DALFTM	incremental trim angle of attack due to increasing fillet leading edge sweep angle
C_{P_C}	CPC	cavity pressure coefficient
C_{P_B}	CPB	base pressure coefficient
X_{CP}/l_B	XCP/L	longitudinal position of the normal force center of pressure, based on body length, l_B $X_{CP}/l_B = X_{MRP}/l_B - (C_m/C_N)(\bar{c}/l_B)$

INTRODUCTION

The NASA Langley Research Center conducted both an experimental and analytical program to study the aerodynamic characteristics of irregular planform wings having application to space shuttle orbiter design. The benefits to be derived from the use of an irregular planform wing (also referred to as a cranked leading-edge wing (ref. 1) or a double delta wing (ref. 2) for shuttle application are primarily directed to: (1) the subsonic landing configuration in that linearization of the lift-curve slope to high angles of attack beyond that specified for landing greatly reduces landing speed or minimizes wing area for specified weight and landing velocity; and (2) the desired hypersonic trim angle and stability (dictated by cross-range or heating constraints) can be achieved by slight alteration in the forward portion of the irregular planform wing without greatly altering the desired subsonic characteristics. This forward portion is herein referred to as a fillet, according to the connotations given in reference 3. Because subsonic and hypersonic conditions are the two prime areas of concern in the present application of wing-fillet combinations, this study has been designated the Subsonic/Hypersonic Irregular Planforms Study (SHIPS).

The experimental program addresses itself to the determination of the aerodynamic characteristics of a systematic series of wing-fillet combinations which include subsonic, transonic, low to high supersonic, and hypersonic Mach numbers; since it is the purpose of the overall study not only to provide experimental aerodynamic information at the

INTRODUCTION (Continued)

desired design points but to indicate any off-design penalties which may negate the selection of a near optimum wing-fillet combination from purely subsonic/hypersonic considerations. For example, excessive transonic pitch-up or adverse effects on directional stability in Mach number areas where inherent vehicle aerodynamics are expected to suffice (i.e. no reaction jet controls required) would certainly warrant a reconsideration of the selected combination.

The second portion of the study involves the development of simplified analytical tools or boundaries which may be employed by the engineer both during pre-design iterations for a specific mission or during development of a vehicle, in that these empirical and simplified analytical tools may be used to perturbate small vehicular changes with confidence and without resorting to wind tunnel verification until a near-optimum configuration is conceived. It is the intent of the present study to provide information boundaries (based on experimental results) regarding the attainment of linearized subsonic lift (ref. 2) with the avoidance of pitch instabilities at high lift (ref. 4) as well as determine the effects of wing-fillet combinations on lateral-directional stability. The hypersonic aerodynamics regarding trim and stability have been presented in the initial experimental portion of the overall SHIPS investigation in reference 5.

It is the purpose of this report to present subsonic and transonic aerodynamic characteristics at Mach numbers of .35, .6, .8, .9, .98

INTRODUCTION (Concluded)

and 1.20 on a series of fillets with sweep angles up to 78° on one of the three wing designs presented in reference 5. The study included three basic wing designs: the LO-100, a 53.2° cropped delta wing (refs. 6, 7 and 8); an optimal design from an analytical program (ODIN) having a 46.8° sweep, designated W-33 (ref. 9); and the MSC-049, a 35° trapezoidal wing (ref. 10). The data were obtained at a Reynolds number (depending on Mach number) of 1.0×10^6 to 3.2×10^6 per foot over an angle-of-attack range of -2° to 22° at 0 sideslip. Results at other Mach numbers are given in reference 5, 11 and 12.

CONFIGURATIONS INVESTIGATED

The fuselage for this investigation was a 0.01875 scale version of the LO-100 Orbiter Concept (ref. 6). The fuselage had a maximum cross-sectional area somewhat in excess of the minimum required to house the 15-foot diameter payload bay. This was done to allow for some body base boattailing to reduce subsonic base drag and improve aerodynamic performance. The fuselage forebody incorporated an unswept nose (positive camber) to produce near zero or positive pitching moment at zero angle of attack at hypersonic speeds. A body base flap was also included to shield the main engines during entry and also as a hypersonic control device. The overall body length, excluding the base flap, was 1350 inches.

The LO-100 wing (fig. 2(a)) had a 53.2° leading-edge sweep, unswept trailing edge, taper ratio of 0.15, aspect ratio of 2.212, NACA 0006 airfoil section at the theoretical root with 1° of incidence, and NACA 0012 airfoil section at the tip with -4° incidence. The W-33 wing (fig. 2(b)) had a 46.8° leading edge sweep, -11.2° trailing edge sweep, taper ratio of 0.135, aspect ratio of 2.415, NACA 0008 airfoil section at the theoretical root, NACA 0012 airfoil section at the tip, and a 1.5° incidence. The MSC 049 wing (fig. 2(c)) had a 35° leading-edge sweep, -19.6° trailing edge sweep, taper ratio of 0.2, aspect ratio of 2.525, NACA 0008 airfoil section, and a 1.5° incidence. A more detailed description of the model components is listed in Table III.

CONFIGURATIONS INVESTIGATED (Concluded)

The longitudinal location of each wing on the fuselage was selected to produce a wing-fillet intersection at 0.62 of the body reference length with a spanwise intersection at 0.176 of the body reference length. Fillet sweeps to 78° (Table IV) were investigated while holding the spanwise intersection of the fillet and wing constant.

TEST FACILITY DESCRIPTION

The NASA-Langley 8-foot Transonic Pressure Tunnel is a single return closed circuit tunnel with Mach number continuously variable from 0.2 to 1.3. The test medium is air with stagnation pressure, stagnation temperature, and dewpoint temperature controlled. The test section is 7.1 feet square and has a sting-type model support system with tunnel wall mounts available. Six-component moment type internal balances are commonly used with balance output recorded digitally on paper tape for reduction at a later time.

Examples of operating conditions are:

Mach Number	0.2 to 0.3	0.4 to 1.0	1.03 to 1.2	1.3
Stagnation pressure, atm.	0.25 to 2.0	0.25 to 1.7	0.25 to 1.4	0.25 to 1.0
Stagnation temperature, °R	580	580	580	580
Dynamic pressure, lb/ft ²	14 to 250	53 to 1333	203 to 1232	226 to 906
Reynolds number x 10 ⁶ /ft	0.3 to 3.6	0.6 to 7.0	1.0 to 5.9	1.0 to 4.2

TEST CONDITIONS

Tunnel conditions existing during the tests are summarized in Table I (Test Conditions). The model was sting supported and the aerodynamic forces and moments were measured by an internally mounted six-component strain-gage balance. Model angle of attack was varied from about -2° to 22° at a sideslip angle of 0° .

DATA REDUCTION

The aerodynamic forces and moments have been reduced to coefficient form based on the following reference values:

	<u>WING 1</u>	<u>WING 2</u>	<u>WING 3</u>
S_{ref} = wing planform area	175.7376	171.4720	173.1312
l_{ref} = body length	25.510	25.510	25.510
b_{ref} = wing span	19.7156	20.3597	20.9096

The moments have been reduced about a center of gravity located at 66 percent of the fuselage length. This point for all three wings is:

Fus. Sta. = 16.8366 inches

Water line = 0.0 (centerline of payload bay)

Body line = 0.0

All data are presented as uncorrected for model base pressure effects; however, base pressure coefficients are presented for both the base and cavity regions. Transition strips 1/16 inch wide composed of No. 120 sand grit were located 1.0 inch aft of the apex of the nose and 0.5 inch (measured in the streamwise direction) on the wing, fillet, and vertical tail.

REFERENCES

1. Hopkins, Edward J.; Hicks, Raymond M.; and Carmichael, Ralph L.: Effects of Planform Variations on the Aerodynamic Characteristics of Low-Aspect-Ratio Wings with Cranked Leading Edges. Conference on Aircraft Aerodynamics, NASA SP-124, 1966, pp. 469-483.
2. Ray, Edward J.; McKinney, Linwood W.; and Carmichael, Julian G.: Maneuver and Buffet Characteristics of Fighter Aircraft. Presented at AGARD Specialists' Meeting on Fluid Dynamics of Aircraft Stalling (Lisbon, Portugal), April 26-28, 1972.
3. Love, Eugene S.: Advanced Technology and the Space Shuttle. *Astronautics and Aeronautics* Volume II, No. 2, February 1973, pp 30 through 60.
4. Spreemann, Kenneth P.: Design Guide for Pitch-Up Evaluation and Investigation at High Subsonic Speeds of Possible Limitations Due to Wing-Aspect-Ratio Variations. NASA TM X-26, 1959.
5. Stone, David R. and Spencer, Bernard, Jr.: Aerodynamic and Flow-Visualization Studies Associated with Variations in the Geometry of the Forward Portion of Irregular Planform Wings at a Mach Number of 20.3. DMS-DR-2036 (Contract NAS9-13247), Chrysler, July 1973 (Available as NASA CR-128,775).
6. Stone, David R.: Static Aerodynamic Characteristics and Oil Flow and Electron Beam Illumination Results of a 0.005 Scale Model Langley Concept Space Shuttle Orbiter (LO-100) at a Mach Number of 20.3. DMS-DR-2023 (Contract NAS9-13247), Chrysler, May 1973. (Available as NASA CR-128,763).
7. Bernot, Peter T.: Hypersonic Performance, Stability and Control Characteristics of a 0.010 Scale Model of Langley Concept Space Shuttle Orbiter (LO-100). DMS-DR-2031 (Contract NAS9-13247), Chrysler June 1973. (Available as NASA CR-128,769).
8. Spencer, Bernard, Jr., and Fournier, Roger H.: Supersonic Stability and Control Characteristics of a Langley Concept Space Shuttle Orbiter (LO-100) at Mach Number of 1.5 to 4.63. DMS-DR-2033 (Contract NAS9-13247), Chrysler, June 1973. (Available as NASA CR-128,772).
9. Phillips, W. P.; Decker, John P.; Rau, Timothy R.; LaRC and Glatt, C. R. Aero Physics Research Corp.: Computer Aided Space Shuttle Orbiter Wing Design Study. Proposed NASA TN.

REFERENCES (Concluded)

10. Spencer, Bernard, Jr., and Ware, George M.: Low Subsonic Aerodynamic Characteristics of a Shuttle Orbiter Having 35° Trapezoidal Wing and 75° Inboard Glove. NASA TM X-2701, January 1973.
11. Spencer, Bernard, Jr.: Transonic Aerodynamic Characteristics Associated with Variations in the Geometry of the Forward Portion of Irregular Planform Wings. DMS-DR-2041 (Contract NAS9-13247), Chrysler, October 1973 (Available as NASA CR-128,781).
12. Spencer, Bernard, Jr. and Stone, D. R.: Effects of Geometry on Supersonic Aerodynamic Characteristics of Planform Wings, DMS-DR-2052 (Contract NAS9-13247), Chrysler, November 1973 (Available as NASA CR-128,791).

TABLE III.-MODEL COMPONENT DIMENSIONAL DATA

MODEL COMPONENT: BODY - B

GENERAL DESCRIPTION: .01875 scale of LO-100 orbiter concept (DMS-DR-2023)

DRAWING NUMBER: _____

<u>DIMENSIONS:</u>	<u>FULL-SCALE</u> <u>In. or in²</u>	<u>MODEL SCALE</u> <u>In.</u>
Length	<u>1350</u>	<u>25.510</u>
Max. Width	<u>252.0</u>	<u>4.725</u>
Max. Depth	<u>231.0</u>	<u>4.331</u>
Fineness Ratio	_____	_____
Area		
Max. Cross-Sectional	_____	_____
Planform	_____	_____
Wetted	_____	_____
Base	_____	_____

TABLE III.--(CONTINUED)

MODEL COMPONENT: WING - W1 (LO-100 WING)

GENERAL DESCRIPTION: _____

DRAWING NUMBER: _____

DIMENSIONS: _____ FULL-SCALE MODEL SCALE
in. or in.²

TOTAL DATA

Area	499,824	175.7376
Planform	_____	_____
Wetted	_____	_____
Span (equivalent)	1051.512	19.7156
Aspect Ratio	2.212	2.212
Rate of Taper	_____	_____
Taper Ratio	.15	.15
Dihedral Angle, degrees	7.0°	7.0°
Incidence Angle, degrees	+ 1°root, -4°tip	+ 1°root, -4°tip
Aerodynamic Twist, degrees	_____	_____
Toe-In Angle	_____	_____
Cant Angle	_____	_____
Sweep Back Angles, degrees	53.2°	53.2°
Leading Edge	0.0°	0.0°
Trailing Edge	_____	_____
0.25 Element Line	_____	_____
Chords:		
Root (Wing Sta. 0.0)	826.8	15.502
Tip, (equivalent)	124.02	2.325
MAC	561.984	10.537
Fus. Sta. of .25 MAC	928.508	17.410
W.P. of .25 MAC	_____	_____
B.L. of .25 MAC	_____	_____
Airfoil Section		
Root	NACA 0006-64	_____
Tip	NACA 0012-64	_____

EXPOSED DATA

Area	_____	_____
Span, (equivalent)	_____	_____
Aspect Ratio	_____	_____
Taper Ratio	_____	_____
Chords		
Root	_____	_____
Tip	_____	_____
MAC	_____	_____
Fus. Sta. of .25 MAC	_____	_____
W.P. of .25 MAC	_____	_____
B.L. of .25 MAC	_____	_____

TABLE III.--(CONTINUED)

MODEL COMPONENT: WING - W2 (WING - 33)

GENERAL DESCRIPTION: _____

DRAWING NUMBER: _____

DIMENSIONS:

TOTAL DATA

FULL-SCALE
in. or in.²

MODEL SCALE
in. or in.²

Area

Planform

487,742.7

171.472

Wetted

Span (equivalent)

1085.85

20.3597

Aspect Ratio

2.4154

2.4154

Rate of Taper

Taper Ratio

.13465

.13465

Dihedral Angle, degrees

7.0°

7.0°

Incidence Angle, degrees

1.5°

1.5°

Aerodynamic Twist, degrees

None

None

Toe-In Angle

Cant Angle

Sweep Back Angles, degrees

Leading Edge

46.825°

46.825°

Trailing Edge

-11.154

-11.154°

0.25 Element Line

Chords:

Root (Wing Sta. 0.0)

792.091

14.8517

Tip, (equivalent)

106.667

2.0000

MAC

536.520

10.0600

Fus. Sta. of .25 MAC

W.P. of .25 MAC

B.L. of .25 MAC

Airfoil Section

Root

NACA

0008-64

NACA 0008-64

Tip

NACA

0012-64

NACA 0012-64

EXPOSED DATA

Area

Span, (equivalent)

Aspect Ratio

Taper Ratio

Chords

Root

Tip

MAC

Fus. Sta. of .25 MAC

W.P. of .25 MAC

B.L. of .25 MAC

TABLE III.--(CONTINUED)

MODEL COMPONENT: WING - W3 (MSC 049 WING)
 GENERAL DESCRIPTION: _____

DRAWING NUMBER: _____

DIMENSIONS:

FULL-SCALE
In. or In.²

MODEL SCALE
In. or In.²

TOTAL DATA

Area	492,462.1	173.1312
Planform	-----	-----
Wetted	1115.2	20.9096
Span (equivalent)	2.525	2.525
Aspect Ratio	-----	-----
Rate of Taper	.200	.200
Taper Ratio	7°	7°
Dihedral Angle, degrees	1.5°	1.5°
Incidence Angle, degrees	None	None
Aerodynamic Twist, degrees	-----	-----
Toe-In Angle	-----	-----
Cant Angle	-----	-----
Sweep Back Angles, degrees	35°	35°
Leading Edge	-19.6°	-19.6°
Trailing Edge	-----	-----
0.25 Element Line	-----	-----
Chords:	736.084	13.8016
Root (Wing Sta. 0.0)	147.114	2.7584
Tip, (equivalent)	-----	-----
MAC	-----	-----
Fus. Sta. of .25 MAC	-----	-----
W.P. of .25 MAC	-----	-----
B.L. of .25 MAC	-----	-----
Airfoil Section	NACA 0008-64	NACA 0008-64
Root	-----	-----
Tip	-----	-----

EXPOSED DATA

Area	_____	_____
Span, (equivalent)	_____	_____
Aspect Ratio	_____	_____
Taper Ratio	_____	_____
Chords	_____	_____
Root	_____	_____
Tip	_____	_____
MAC	_____	_____
Fus. Sta. of .25 MAC	_____	_____
W.P. of .25 MAC	_____	_____
B.L. of .25 MAC	_____	_____

TABLE III.--(CONTINUED)

MODEL COMPONENT: Vertical Tail-V

GENERAL DESCRIPTION: _____

DRAWING NUMBER: _____

DIMENSIONS:

TOTAL DATA	FULL-SCALE In. or In. ²	MODEL SCALE In. or In. ²
Area		
Planform	69,836	24.552
Wetted	-----	-----
Span	396.168	-----
Aspect Ratio	1.414	6.922
Rate of Taper	-----	1.414
Taper Ratio	-----	-----
.412	.412	.412
Diehedral Angle, degrees	-----	-----
Incidence Angle, degrees	-----	-----
Aerodynamic Twist, degrees	-----	-----
Toe-In Angle	-----	-----
Can Angle	-----	-----
Sweep Back Angles, degrees	-----	-----
Leading Edge	45°	45°
Trailing Edge	25°	25°
0.25 Element Line	-----	-----
Chords:		
Root (Wing Sta. 0.0)	288.0	5.400
Tip, (equivalent)	90.347	1.694
MAC	-----	-----
Fus. Sta. of .25 MAC	-----	-----
W.P. of .25 MAC	-----	-----
B.L. of .25 MAC	-----	-----
Airfoil Section	-----	-----
Root	NACA 0012-64	NACA 0012-64
Tip	"	"
EXPOSED DATA	-----	-----
Area		
Span, (equivalent)	-----	-----
Aspect Ratio	-----	-----
Taper Ratio	-----	-----
Chords	-----	-----
Root	-----	-----
Tip	-----	-----
MAC	-----	-----
Fus. Sta. of .25 MAC	-----	-----
W.P. of .25 MAC	-----	-----
B.L. of .25 MAC	-----	-----

TABLE III.--(CONCLUDED)

MODEL COMPONENT: BODY FLAP - F

GENERAL DESCRIPTION: _____

DRAWING NUMBER: _____

<u>DIMENSIONS:</u>	<u>FULL-SCALE</u> in. or in. ²	<u>MODEL SCALE</u> in. or in. ²
Area	<u>9160.0</u>	<u>3.220</u>
Span (equivalent)	<u>252.0</u>	<u>4.725</u>
Inb'd equivalent chord	<u>79.65</u>	<u>1.493</u>
Outb'd equivalent chord	<u>79.65</u>	<u>1.493</u>
Ratio movable surface chord/ total surface chord		
At Inb'd equiv. chord	<u>---</u>	<u>---</u>
At Outb'd equiv. chord	<u>---</u>	<u>---</u>
Sweep Back Angles, degrees		
Leading Edge	<u>---</u>	<u>---</u>
Tailing Edge	<u>---</u>	<u>---</u>
Hingeline	<u>---</u>	<u>---</u>
Area Moment (Normal to hinge line)	<u>---</u>	<u>---</u>

TABLE IV. - PLANFORM AREA OF FILLETS

WING NUMBER	Λ_f (degrees)	S_f/S_{REF}	S_{REF} (inches ²)
1 (LO-100)	78	.382	<u>175.7376</u> ↓
	75	.272	
	70	.161	
	65	.093	
	60	.046	
	55	.012	
2 (W-33)	78	.421	<u>171.4720</u> ↓
	75	.309	
	70	.195	
	65	.125	
	60	.078	
	55	.043	
3 (MSC-049)	78	.459	<u>173.1312</u> ↓
	75	.348	
	70	.235	
	65	.166	
	60	.119	
	55	.084	
	50	.057	
	45	.035	

Notes:

1. Positive directions of force coefficients, moment coefficients, and angles are indicated by arrows
2. For clarity, origins of wind and stability axes have been displaced from the center of gravity

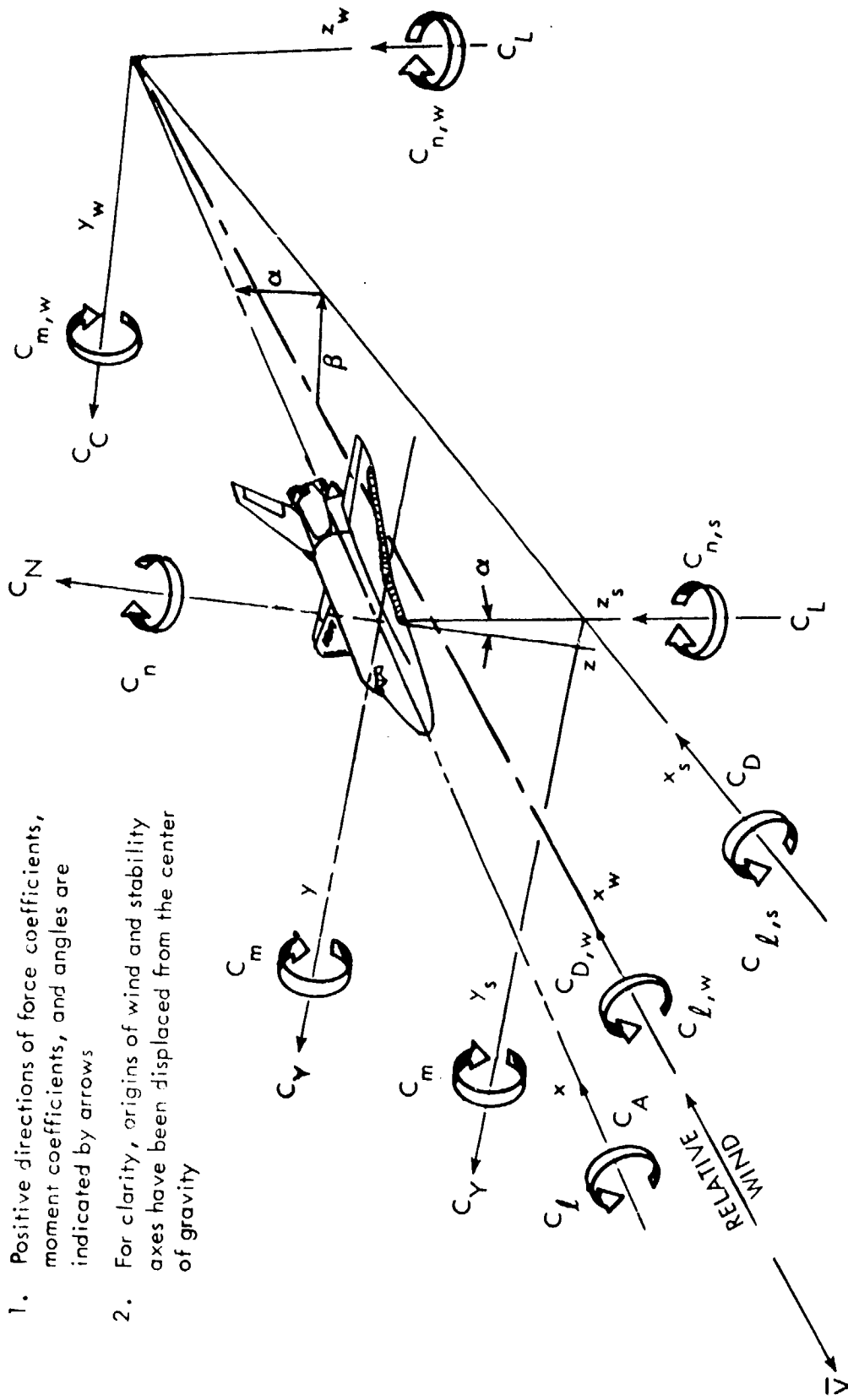


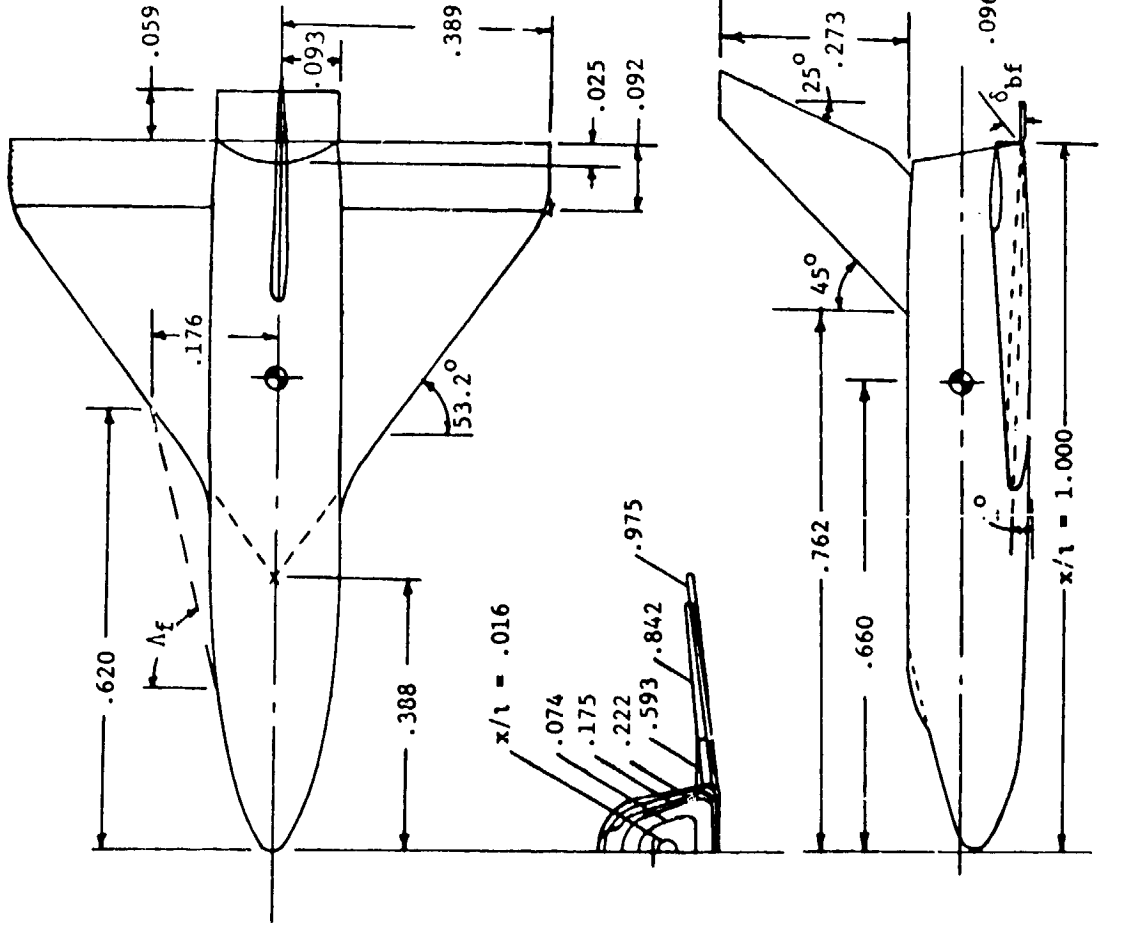
Figure 1. - Axis Systems.

All dimensions are normalized
with respect to body length
(1350 in.)

LO-100 airfoil sections

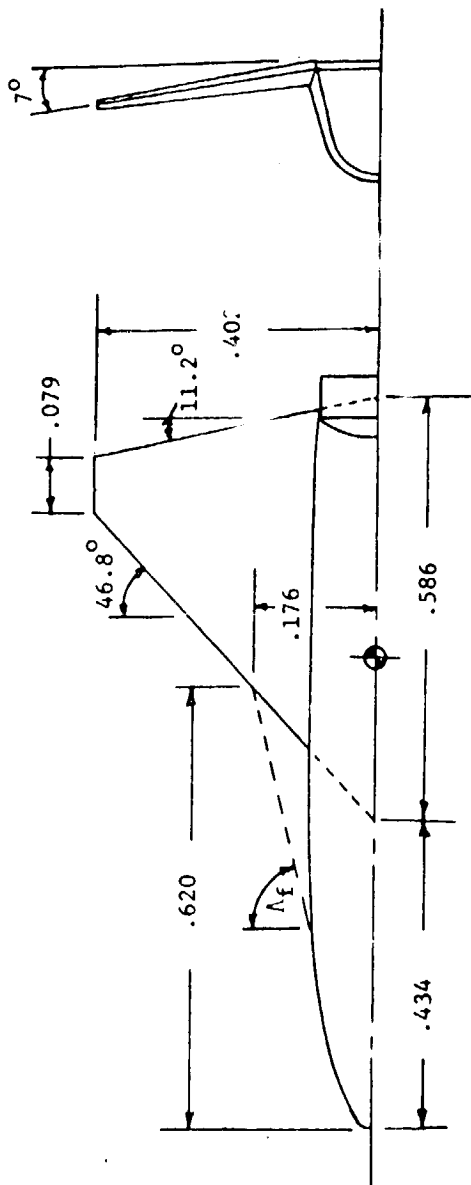
Root: 0006-64
Tip: 0012-64

Vertical tail
0012-64



(a) Wing Number 1 (LO-100)

Figure 2. - Sketch of Models Used in Investigation.

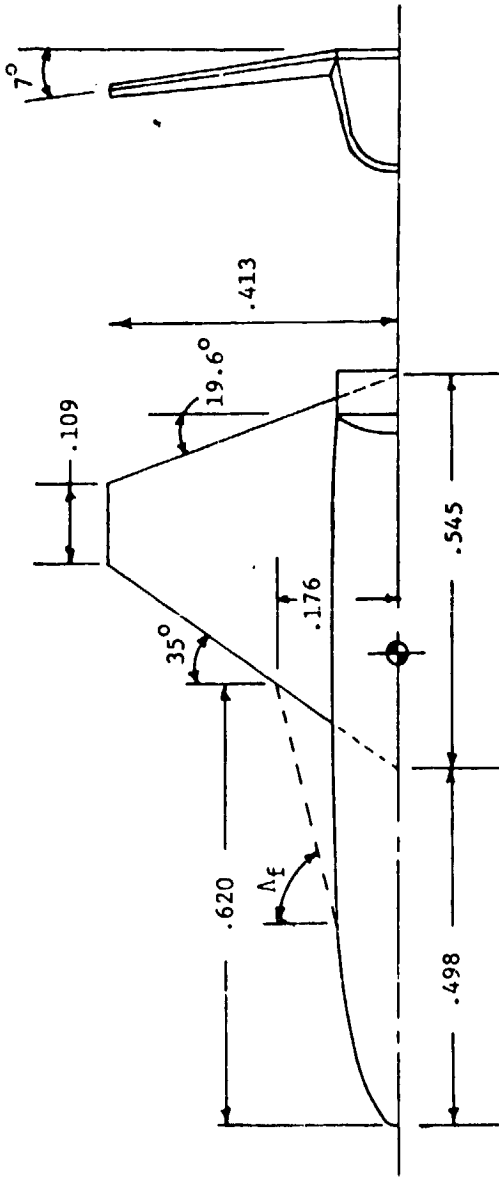


W-33 airfoil sections

Root: 0008-64
Tip : 0012-64

Incidence: 1.5°

(b) Wing Number 2 (W-33).



MSC 049 airfoil sections

Root: 0008-64
Tip : 0008-64

Incidence: 1.5°

(c) Wing Number 3 (MSC-049).

Figure 2. - Concluded.

DATA FIGURES

DATA SET SYMBOL CONFIGURATION DESCRIPTION

(BP5101) LARC 8-TPT-657/660.LC-100 ORB.(SHIPS) (BV1VFB)

(BP5103) LARC 8-TPT-657/660.LC-100 ORB.(SHIPS) (BV1VFB)

(BP5105) LARC 8-TPT-657/660.LC-100 ORB.(SHIPS) (BV1VFB)

(BP5107) LARC 9-TPT-657/660.LC-100 ORB.(SHIPS) (BV1VFB)

WINGNO WINGSC FLTSC LAMDAF

1.000 1.000 1.000 53.200

1.000 1.000 1.000 50.000

1.000 1.000 1.000 70.000

1.000 1.000 1.000 78.000

REFERENCE INFORMATION

SREF 175.7376 SQ. IN.

LREF 25.5.00 INCHES

BREF 19.7.56 INCHES

XMRP 16.8366 INCHES

YMRP .0000 INCHES

ZMRP .0000 INCHES

SCALE .0188 SCALE

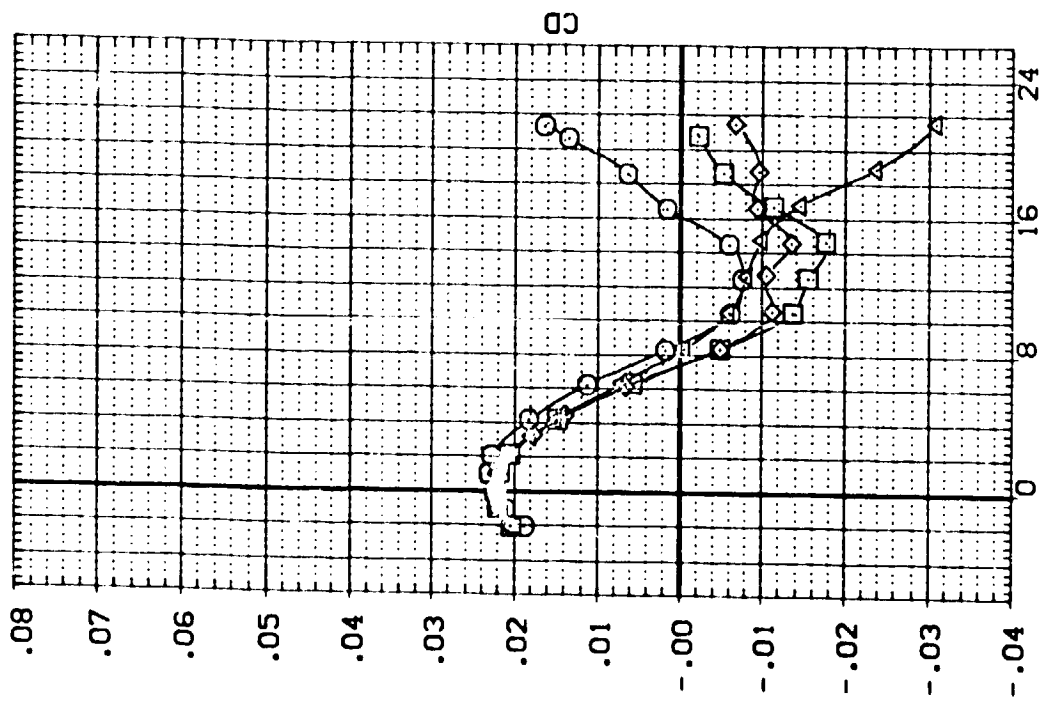
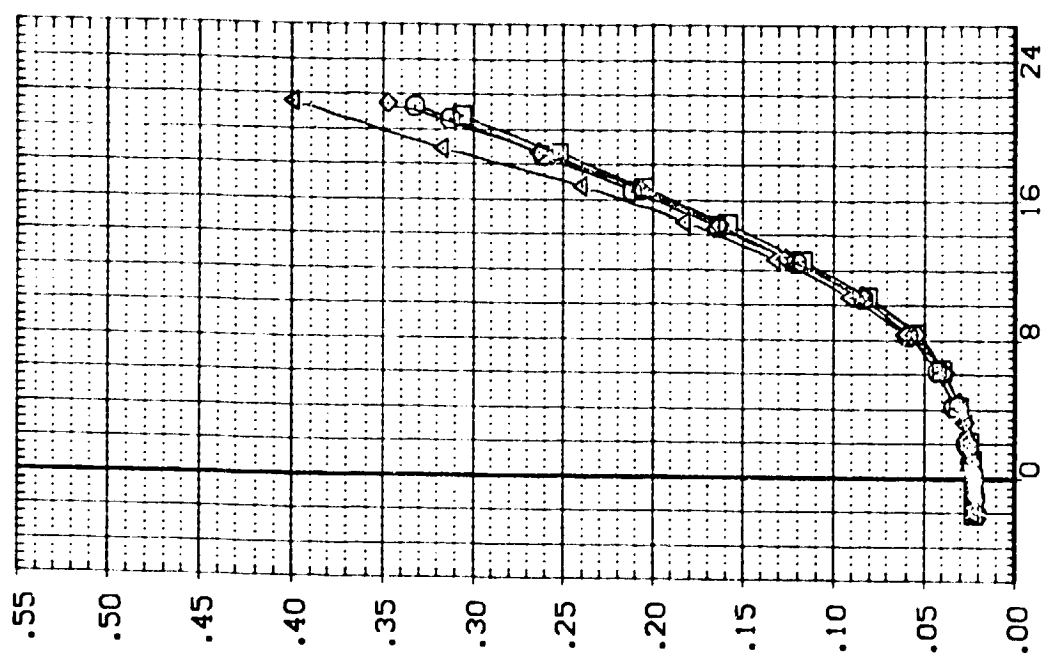


FIGURE 1. EFFECT OF FILLET ON WING NG 1 AERO CHARACT (AIRFOIL SECTION)

(A) MACH = .35

DATA SET SYMBOL: (BPS)01, (BPS)03, (BPS)09, (BPS)07

CONFIGURATION DESCRIPTION: LARC 8-TPT-657/660.LC-100 D98, LARC 8-TPT-657/660.LC-100 D98, LARC 8-TPT-657/660.LC-100 D98, LARC 8-TPT-657/660.LC-100 D98

WINGAO: 1.000, 1.000, 1.000, 1.000

VINGSC: 1.000, 1.000, 1.000, 1.000

FLTSC: 1.000, 1.000, 1.000, 1.000

LANDAF: 53.200, 60.000, 70.000, 78.000

REFERENCE INFORMATION: SREF 175.7376 SO, IN. 175.7376, LREF 25.5100 INCHES 25.5100, BREF 19.7156 INCHES 19.7156, XMRP 16.8366 INCHES 16.8366, ZMRP 0.000 INCHES 0.000, SCALE 0.188 INCHES SCALE 0.188

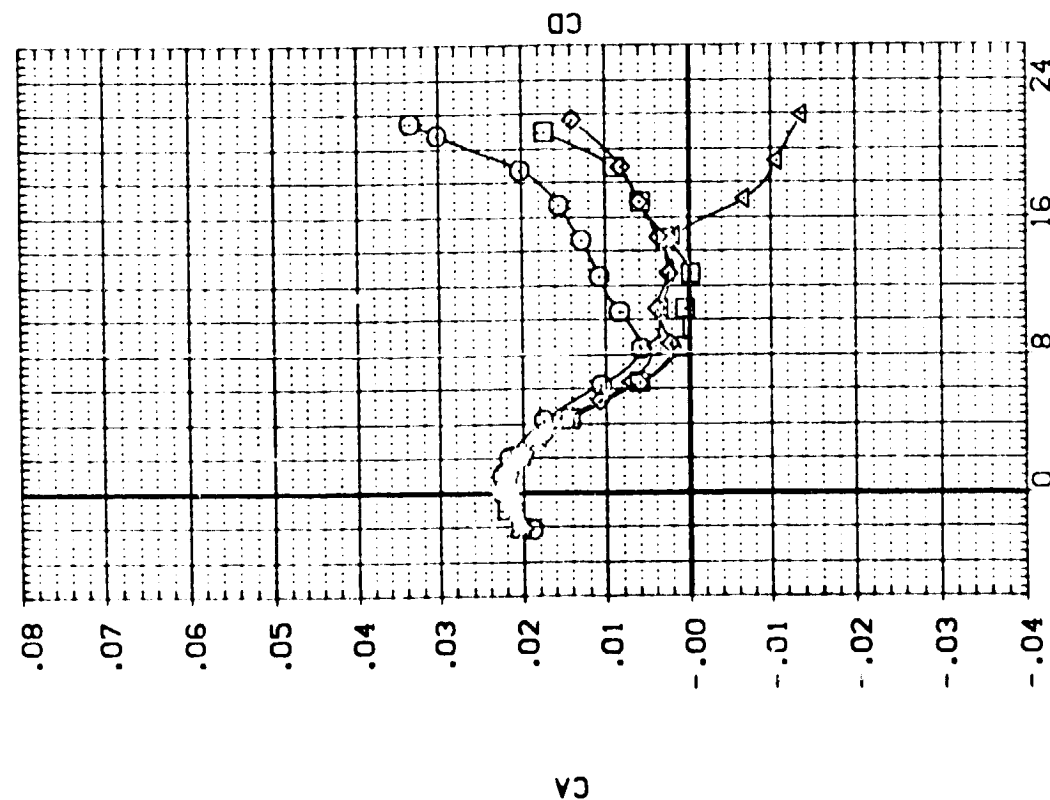
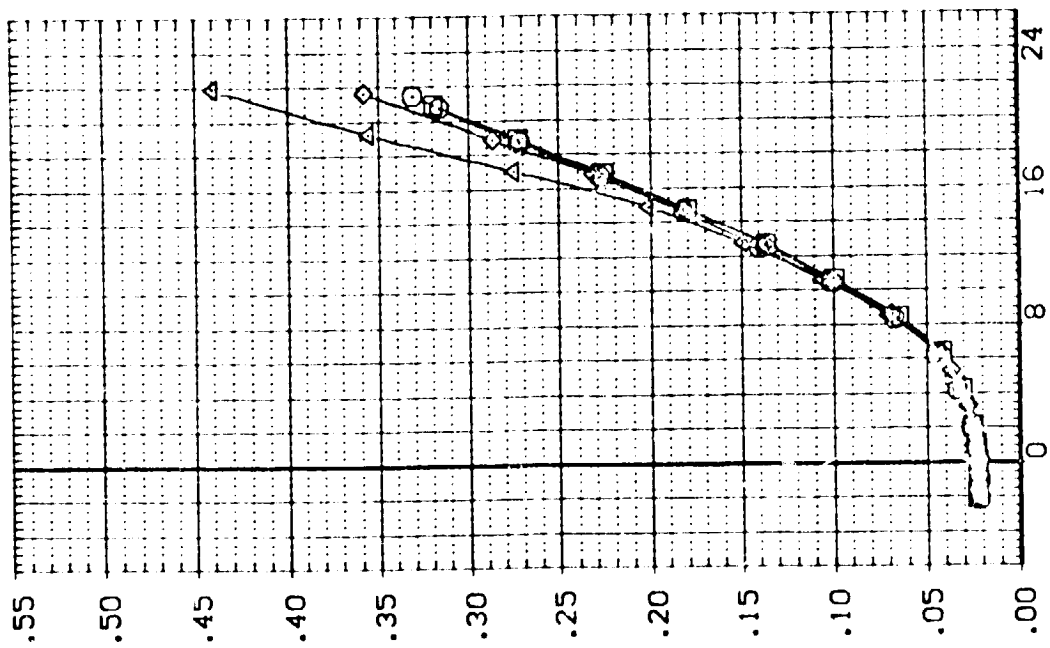


FIGURE 1. EFFECT OF FILLET ON WING NO 1 AERO CHARACTER (AIRFOIL SECTION)

(B)MACH = .60

DATA SET SYMBOL CONFIGURATION DESCRIPTION

(BPS101) Q LARC 8-TPT-657/660 LC-100 CRB (S) (PS) (B) (V) (F) (B)

(BPS103) X LARC 8-TPT-657/660 LC-100 CRB (S) (PS) (B) (V) (F) (B)

(BPS109) X LARC 8-TPT-657/660 LC-100 CRB (S) (PS) (B) (V) (F) (B)

(BPS107) X LARC 9-TPT-657/660 LC-100 CRB (S) (PS) (B) (V) (F) (B)

WINGNO WINGSC FLTSCCT LAMDAF

1.000 .000 1.000 53.200

1.000 .000 1.000 60.000

1.000 .000 1.000 70.000

1.000 .000 1.000 78.000

REFERENCE INFORMATION

SREF 175.7376 50. IN

LREF 25.5100 INCHES

BREF 19.7156 INCHES

XPRP 16.8366 INCHES

YPRP .0000 INCHES

ZPRP .0000 INCHES

SCALE .0188 SCALE

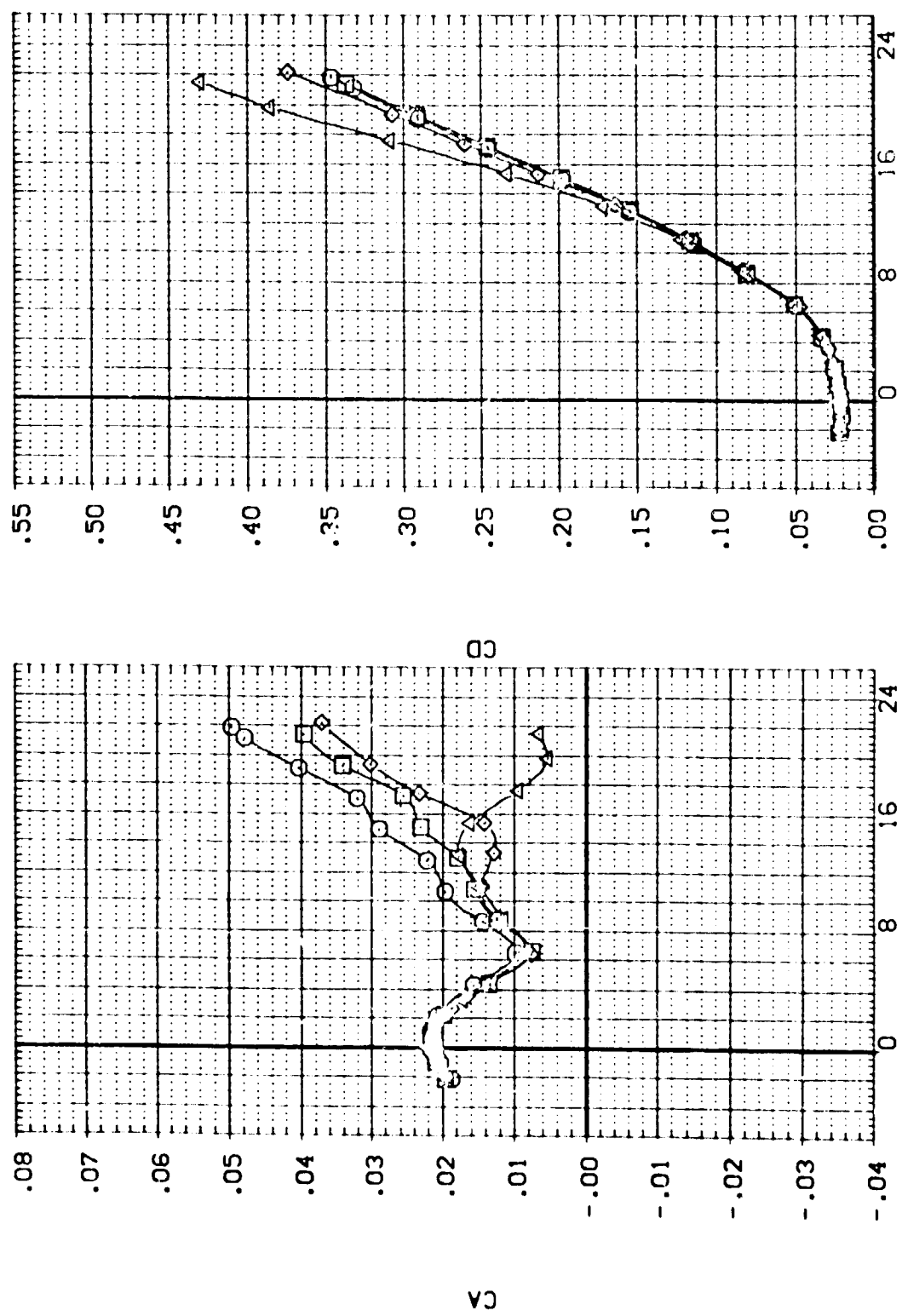


FIGURE 1. EFFECT OF FILLET ON WING NO 1 AERO CHARACT (AIRFOIL SECTION)

(C)MACH = .80

DATA SET SYMBOL
 (BPS) (01)
 (BPS) (03)
 (BPS) (09)
 (BPS) (07)

CONFIGURATION DESCRIPTION
 LARC 8-TPT-657/660.LC-100 C98 (SHIPS)
 LARC 8-TPT-657/660.LC-100 C98 (SHIPS)
 LARC 8-TPT-657/660.LC-100 C98 (SHIPS)
 LARC 8-TPT-657/660.LC-100 C98 (SHIPS)

(BVI) (FB)
 (BVI) (FB)
 (BVI) (FB)
 (BVI) (FB)

WINGMID WINDSC FLTSCY LAMDAF REFERENCE INFORMATION
 1.000 .000 .000 53.200 SREF 175.7375 SQ. IN.
 1.000 .000 .000 60.000 LREF 25.5100 INCHES
 1.000 .000 .000 70.000 BREF 19.7156 INCHES
 1.000 .000 .000 78.000 XMRP 16.8336 INCHES
 .000 .000 .000 YMRP .0000 INCHES
 .000 .000 .000 ZMRP .0000 INCHES
 .000 .000 .000 SCALE .0188 INCHES

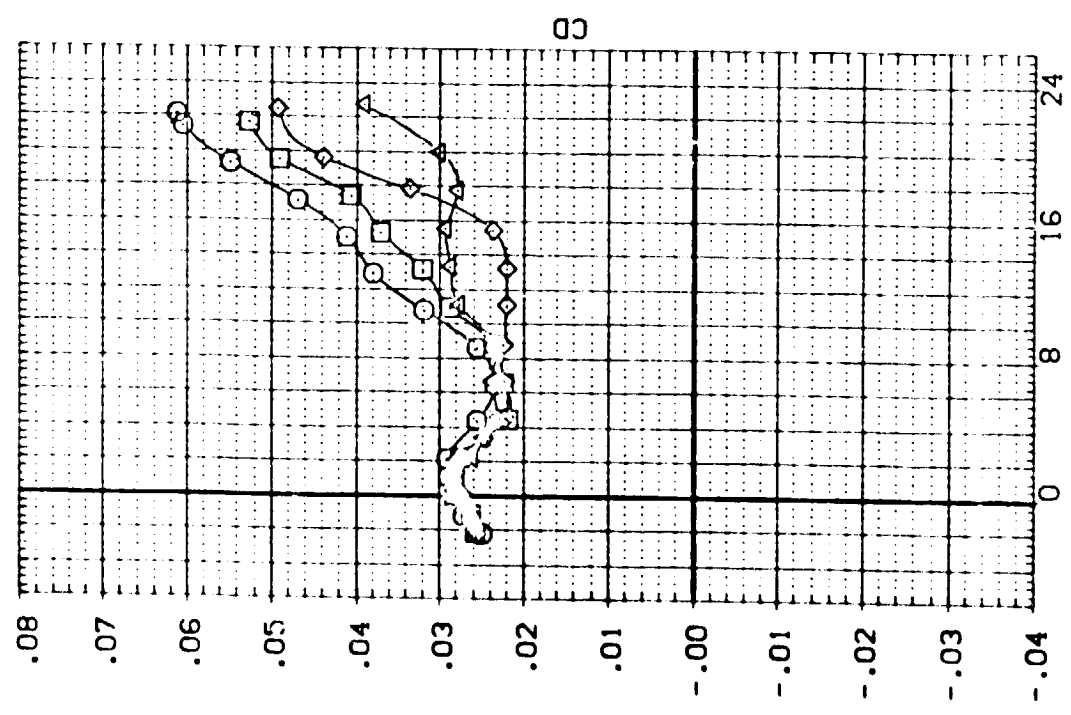
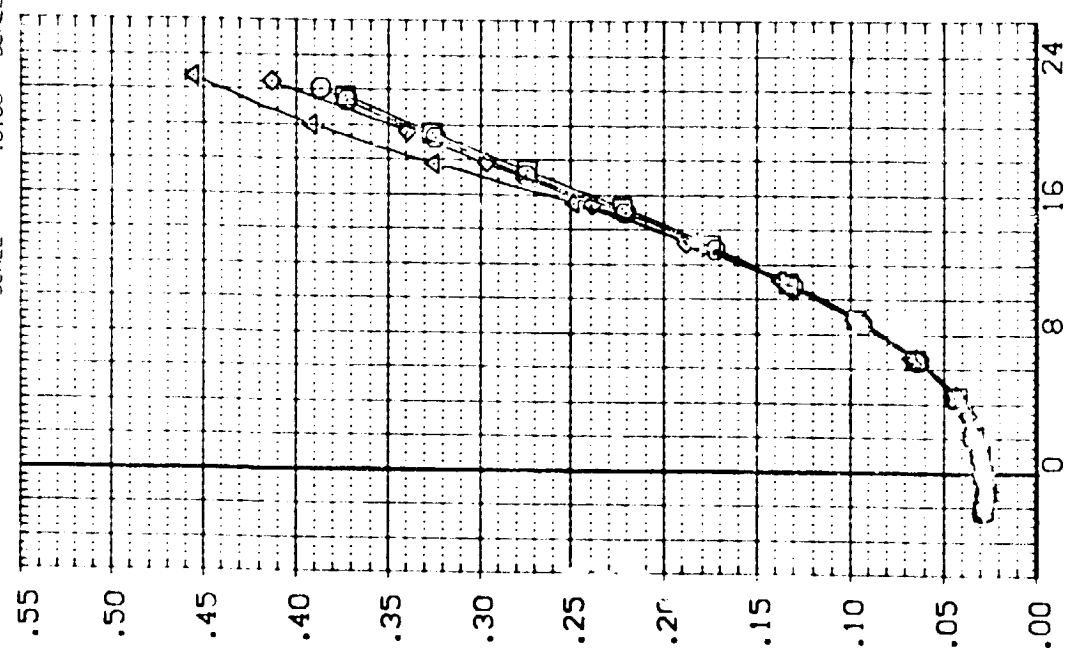


FIGURE 1. EFFECT OF FILLET ON WING NO 1 AERO CHARACT (AIRFOIL SECTION)

(C)MACH = .90

DATA SET SYMBOL	CONF	DESCRIPTION	WINGSC	FLTSCT	LAMPDF	REFERENCE INFORMATION	SO. IN.
(BPS)01)		LARC 8-TPT-657/660, LO-100	1.000	1.000	53.200	SREF	175.7376
(BPS)03)		LARC 8-TPT-657/660, LO-100	1.000	1.000	60.000	LREF	25.5100
(BPS)09)		LARC 8-TPT-657/660, LC-100	1.000	1.000	70.000	BREF	19.7156
(BPS)07)		LARC 8-TPT-657/660, LC-100	1.000	1.000	78.000	XMRP	16.8366
						ZMRP	.0000
						SCALE	.0188
						SCALE	

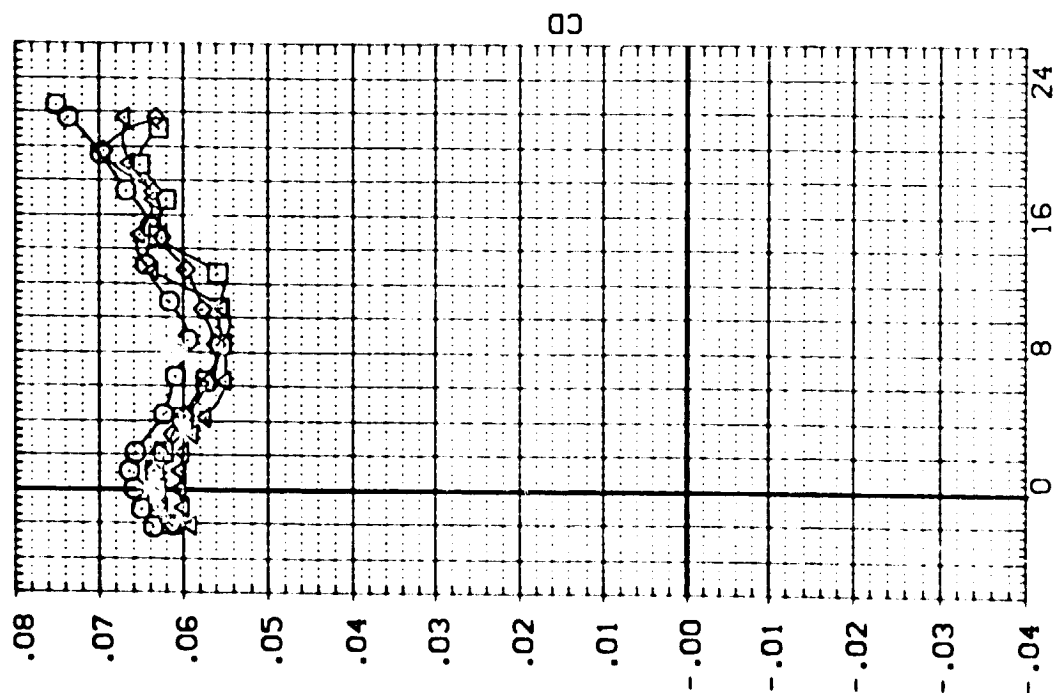
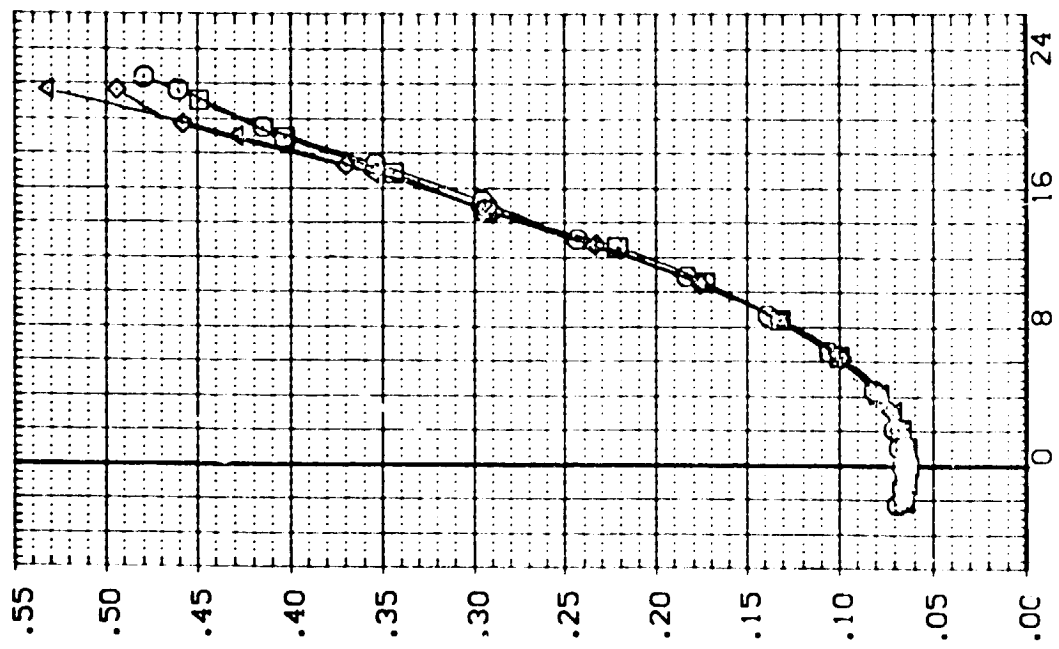


FIGURE 1. EFFECT OF FILLET ON WING NO 1 AERO CHARACTER (AIRFOIL SECTION)

(M)MACH = .98

DATA SET SYMBOL	CONFIGURATION DESCRIPTION	(B) (VFB)	(B) (VFB)	WING SC	FLTSCT	L'NDAF	REFERENCE INFORMATION	INFORMATION
(B) (VFB)	LARC 8-TPT-657/650 LD-100 CRB (SHIPS)	(B) (VFB)	(B) (VFB)	1.000	000	53.200	SREF 175 7376	54.111
(B) (VFB)	LARC 8-TPT-657/650 LD-100 CRB (SHIPS)	(B) (VFB)	(B) (VFB)	1.000	000	50.000	LREF 25 5100	51.000
(B) (VFB)	LARC 8-TPT-657/650 LD-100 CRB (SHIPS)	(B) (VFB)	(B) (VFB)	1.000	000	70.000	BREF 19 7150	71.500
(B) (VFB)	LARC 8-TPT-657/650 LD-100 CRB (SHIPS)	(B) (VFB)	(B) (VFB)	1.000	000	78.000	XREF 18 8300	83.000
(B) (VFB)	LARC 8-TPT-657/650 LD-100 CRB (SHIPS)	(B) (VFB)	(B) (VFB)	1.000	000		ZREF 0000	00.000
							SCALE .0188	SCALE

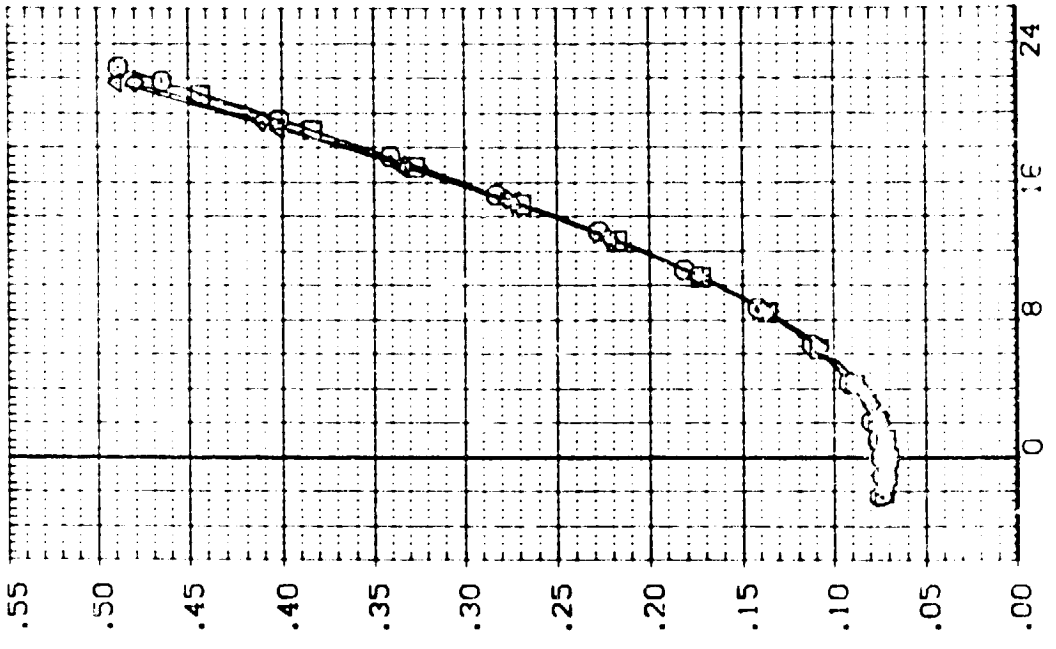
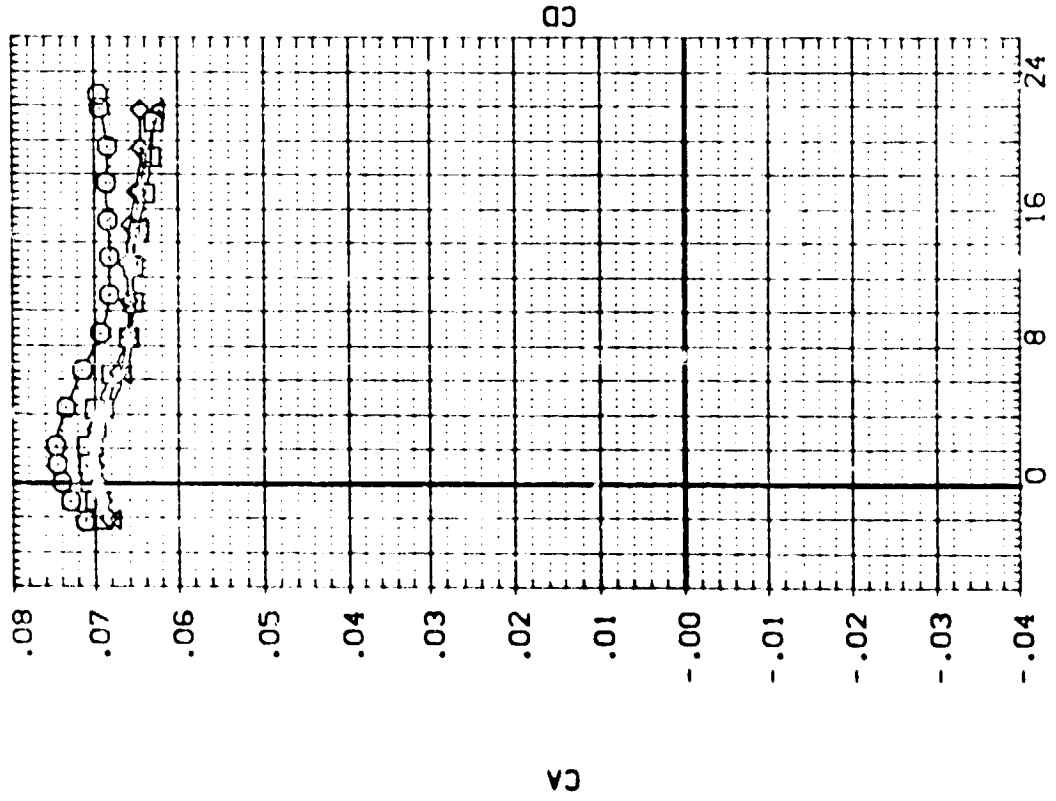


FIGURE 1. EFFECT OF FILLET ON WING NO 1 AERO CHARACTER (AIRFOIL SECTION)

(F)MACH = 1.20

PAGE

6

DATA SET SYMBOL CONFIGURATION DESCRIPTION (B/V/VFB) (S/H/PS) WINGSC FLTSCT LAMDAF REFERENCE INFORMATION

8-101 LARC 8-1PT-557/650-1C-10C DBB (S/H/PS) 1.000 1.000 53.200 SREF 175.7375 50. IN

8-102 LARC 8-1PT-557/650-1C-10C DBB (S/H/PS) 1.000 1.000 50.000 LREF 45.5100 INCHES

8-103 LARC 8-1PT-557/650-1C-10C DBB (S/H/PS) 1.000 1.000 70.000 BREF 19.7156 INCHES

8-104 LARC 8-1PT-557/650-1C-10C DBB (S/H/PS) 1.000 1.000 78.000 XMRP 16.8356 INCHES

8-105 LARC 8-1PT-557/650-1C-10C DBB (S/H/PS) 1.000 1.000 YMRP .0000 INCHES

8-106 LARC 8-1PT-557/650-1C-10C DBB (S/H/PS) 1.000 1.000 ZMRP .0000 INCHES

8-107 LARC 8-1PT-557/650-1C-10C DBB (S/H/PS) 1.000 1.000 SCALE .0188 SCALE

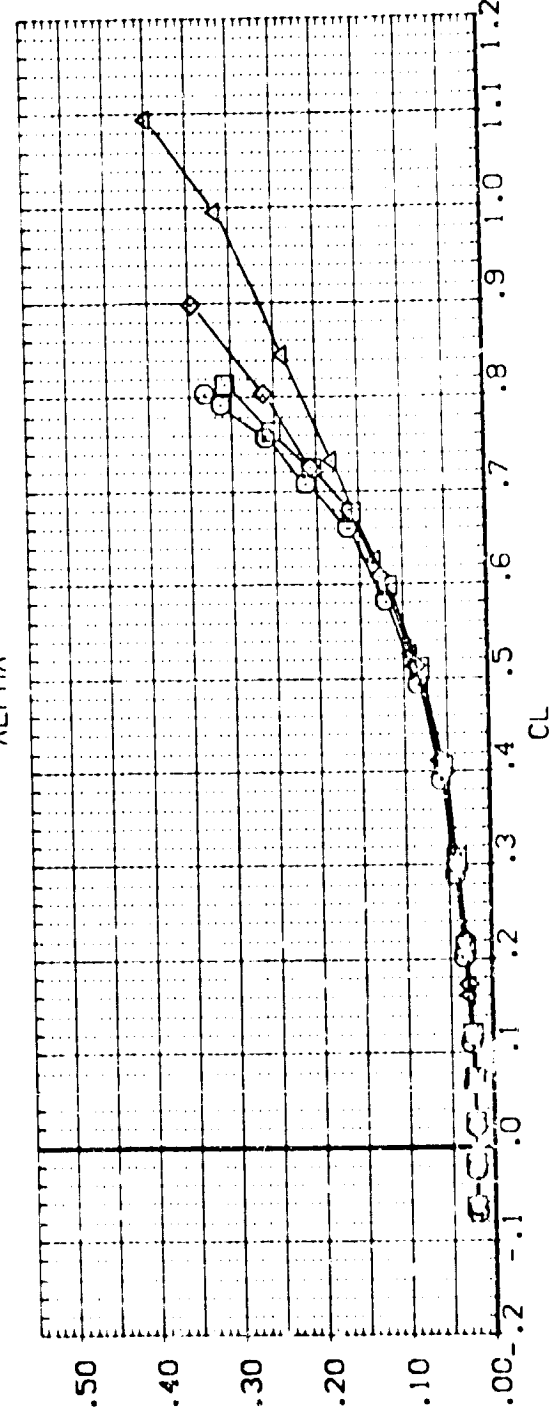
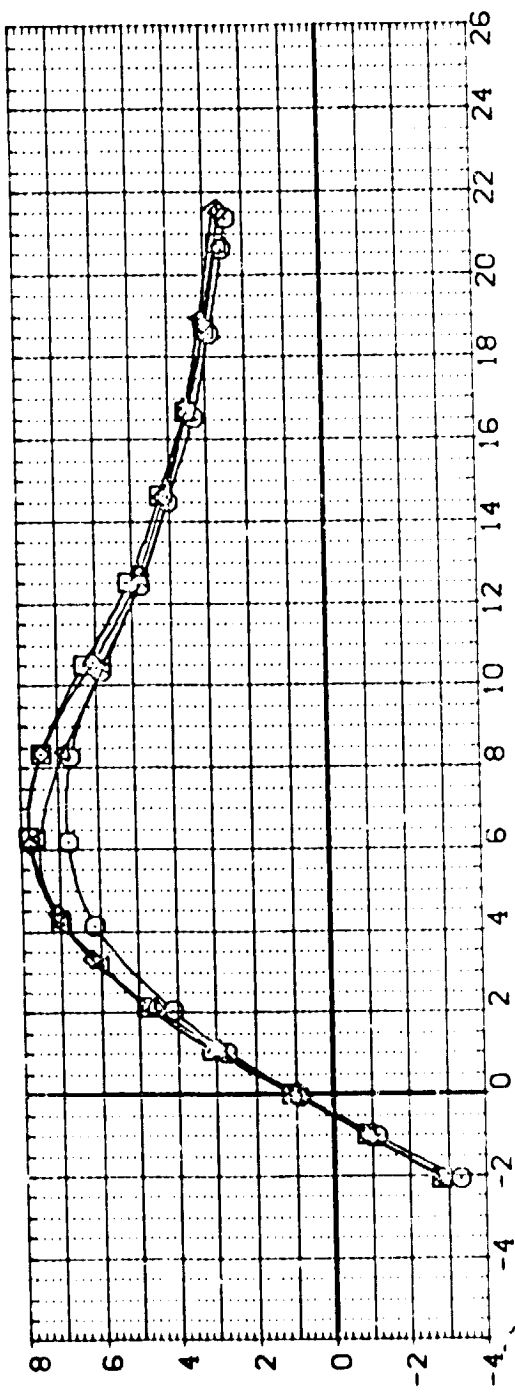


FIGURE 1. EFFECT OF FILLET ON WING NO 1 AERO CHARACT (AIRFOIL SECTION)

CADMACH = .35

DATA SET SYMBOL CONFIGURATION DESCRIPTION (B)MACH

(BP5101) LARC 8-TPT-657/660, LO-100 CRB, (SHIPS) .60

(BP5103) LARC 8-TPT-657/660, LO-100 CRB, (SHIPS) .60

(BP5109) LARC 8-TPT-657/660, LO-100 CRB, (SHIPS) .60

(RP5107) LARC 8-TPT-657/660, LO-100 CRB, (SHIPS) .60

WINGSC WINGSC WINGSC WINGSC WINGSC WINGSC WINGSC WINGSC WINGSC WINGSC

1.000 1.000 1.000 1.000 1.000 1.000 1.000 1.000 1.000 1.000

FLTSCT FLTSCT FLTSCT FLTSCT FLTSCT FLTSCT FLTSCT FLTSCT FLTSCT FLTSCT

1.000 1.000 1.000 1.000 1.000 1.000 1.000 1.000 1.000 1.000

LAMDAF LAMDAF LAMDAF LAMDAF LAMDAF LAMDAF LAMDAF LAMDAF LAMDAF LAMDAF

53.200 53.200 53.200 53.200 53.200 53.200 53.200 53.200 53.200 53.200

REFERENCE INFORMATION

SREF SREF SREF SREF SREF SREF SREF SREF SREF SREF

175.7376 175.7376 175.7376 175.7376 175.7376 175.7376 175.7376 175.7376 175.7376 175.7376

INCHES INCHES INCHES INCHES INCHES INCHES INCHES INCHES INCHES INCHES

50.1 50.1 50.1 50.1 50.1 50.1 50.1 50.1 50.1 50.1

YMRP YMRP YMRP YMRP YMRP YMRP YMRP YMRP YMRP YMRP

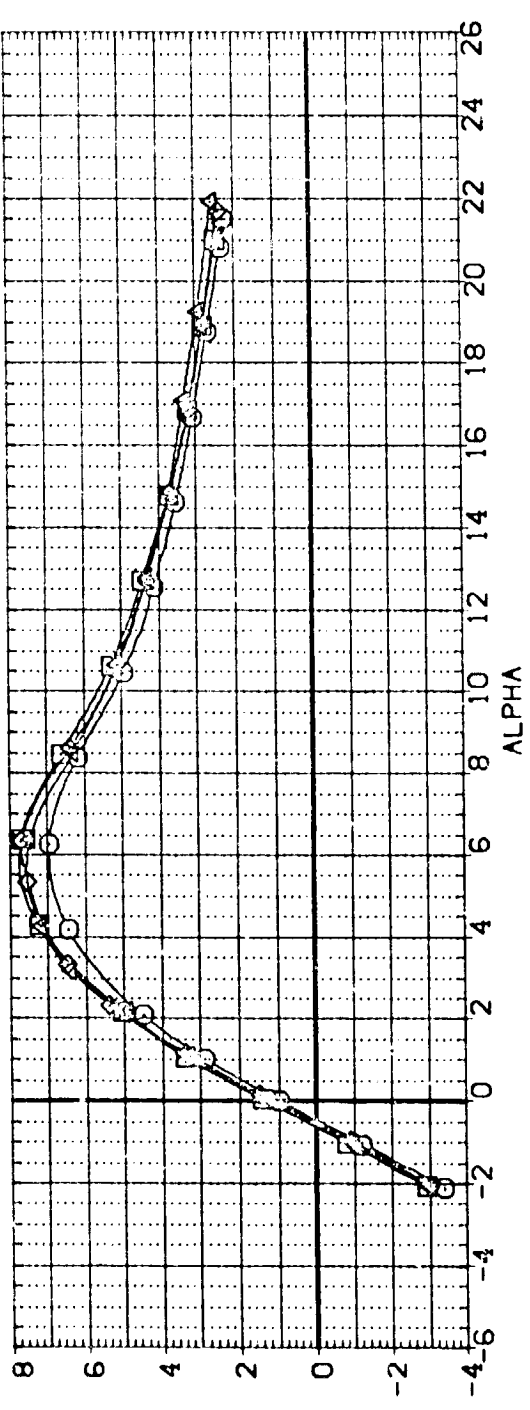
.0000 .0000 .0000 .0000 .0000 .0000 .0000 .0000 .0000 .0000

ZMRP ZMRP ZMRP ZMRP ZMRP ZMRP ZMRP ZMRP ZMRP ZMRP

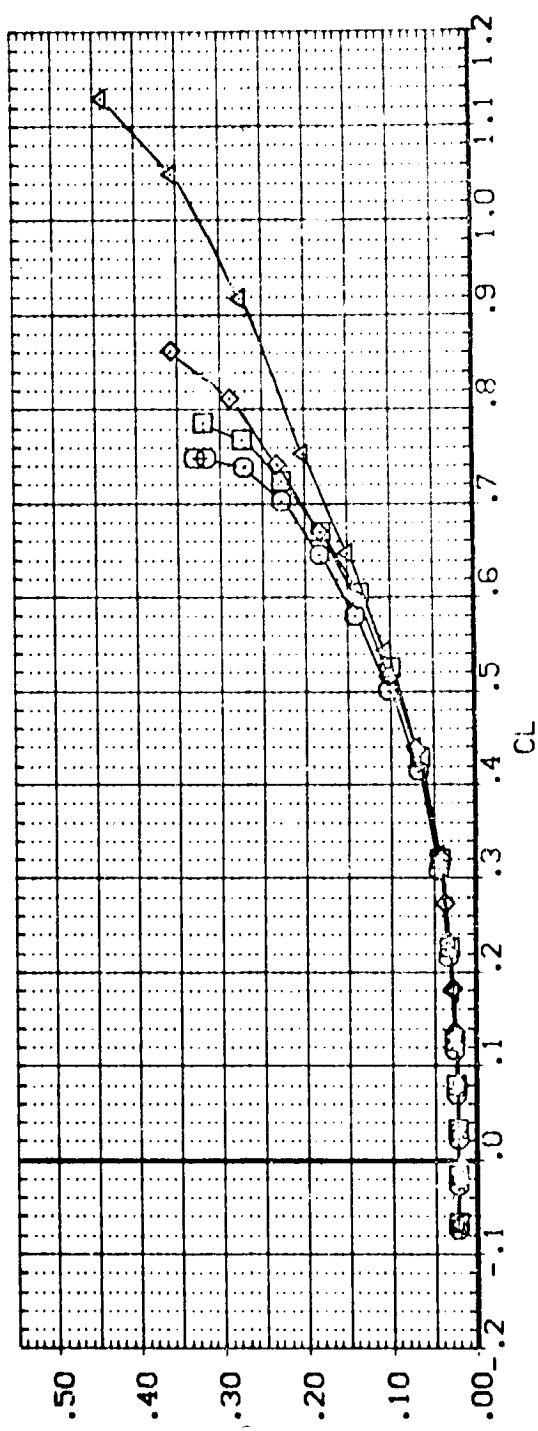
.0000 .0000 .0000 .0000 .0000 .0000 .0000 .0000 .0000 .0000

SCALE SCALE SCALE SCALE SCALE SCALE SCALE SCALE SCALE SCALE

.C188 .C188 .C188 .C188 .C188 .C188 .C188 .C188 .C188 .C188



L/D



CL

FIGURE 1. EFFECT OF FILLET ON WING NO 1 AERO CHARACTER (AIRFOIL SECTION)

(B)MACH = .60

DATA SET SYMBOL	CONFIGURATION DESCRIPTION	(B) (V) (F) (S)	WINGNO	VINJSC	FLTSCT	LANDAF	REFERENCE INFORMATION
005 (01)	LASC B-TPT-657/650-10-100 C98 SHIPS	(B) (V) (F) (S)	1.000	1.000	1.000	53.200	SREF 175.737c SQ. IN.
005 (02)	LASC B-TPT-657/660-10-100 C98 SHIPS	(B) (V) (F) (S)	1.000	1.000	1.000	60.000	LREF 251.510c INCHES
005 (03)	LASC B-TPT-657/660-10-100 C98 SHIPS	(B) (V) (F) (S)	1.000	1.000	1.000	70.000	SREF 181.715c INCHES
005 (04)	LASC B-TPT-657/660-10-100 C98 SHIPS	(B) (V) (F) (S)	1.000	1.000	1.000	78.000	XMRP 16.835c INCHES
005 (07)	LASC B-TPT-657/660-10-100 C98 SHIPS	(B) (V) (F) (S)	1.000	1.000	1.000	78.000	ZMRP .000c INCHES
							SCALE .0188 INCHES

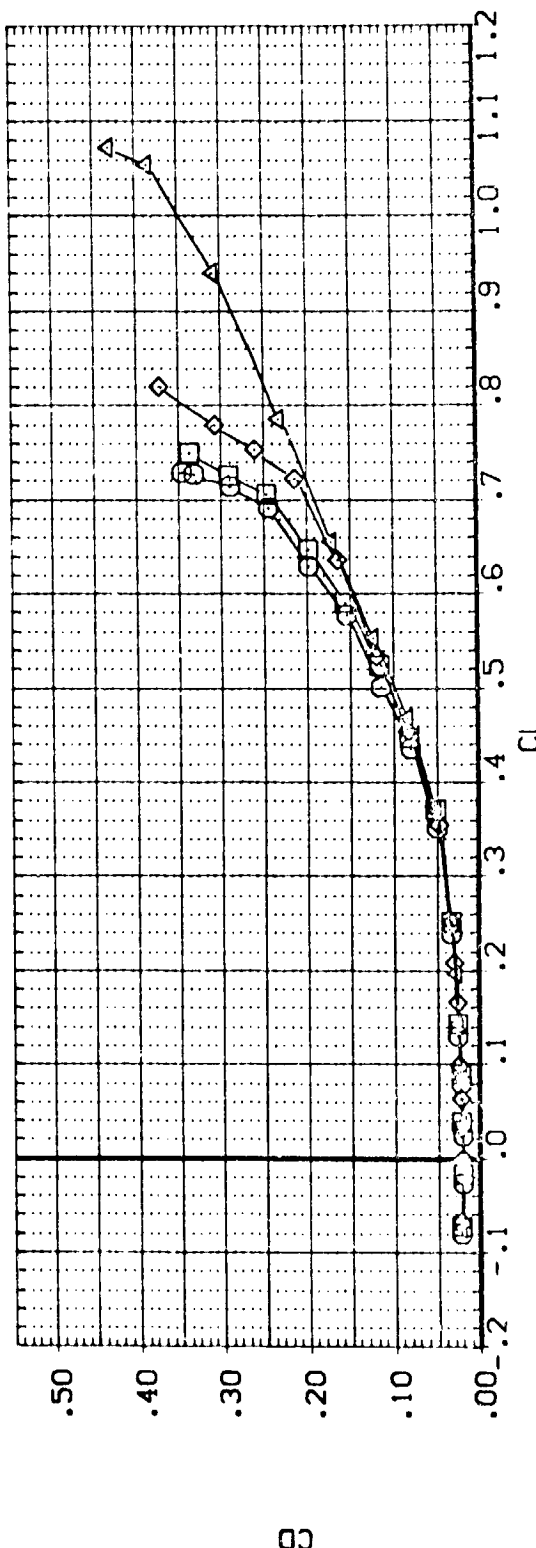
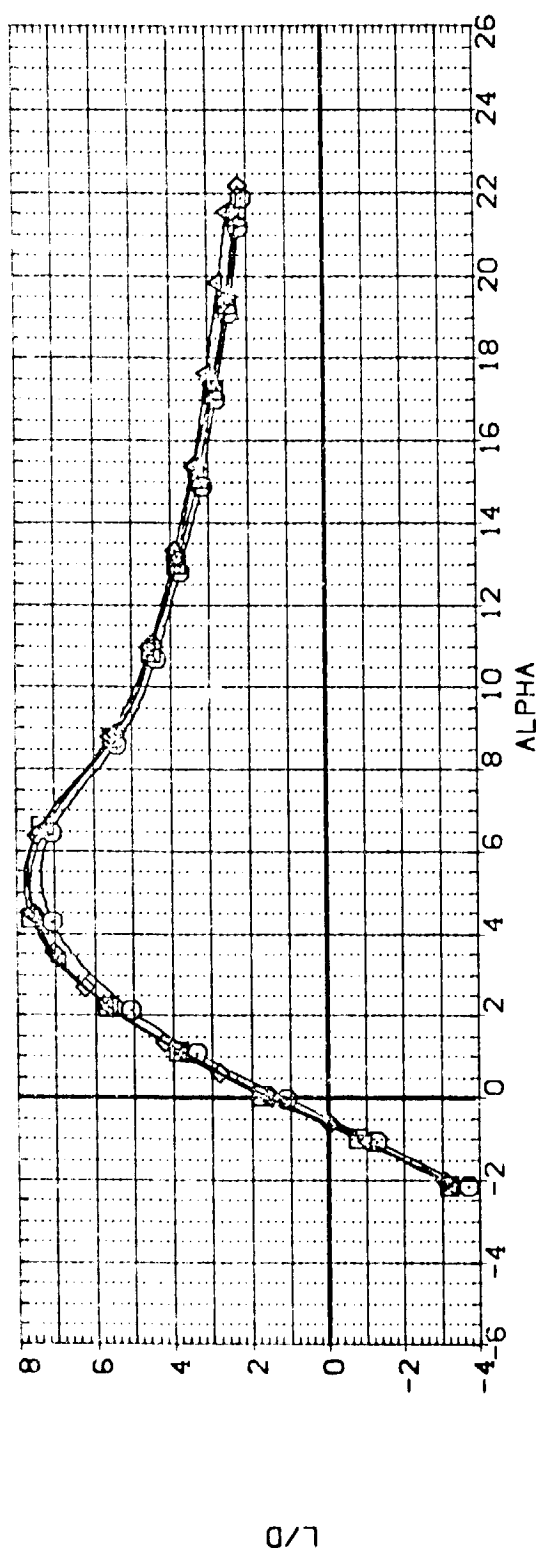


FIGURE 1. EFFECT OF FILLET ON WING NO 1 AERO CHARACTER (AIRFOIL SECTION)

(C)MACH = .80

DATA SET SYMBOL
 (BPS101)
 (BPS103)
 (BPS109)
 (BPS107)

CONFIGURATION DESCRIPTION
 LARC 8-TPT-657/660, LD-100 CRB, (SHIPS)
 LARC 8-TPT-657/660, LD-100 CRB, (SHIPS)
 LARC 8-TPT-657/660, LD-100 CRB, (SHIPS)
 LARC 8-TPT-657/660, LD-100 CRB, (SHIPS)

(BVI/VFB)
 (BVI/VFB)
 (BVI/VFB)
 (BVI/VFB)

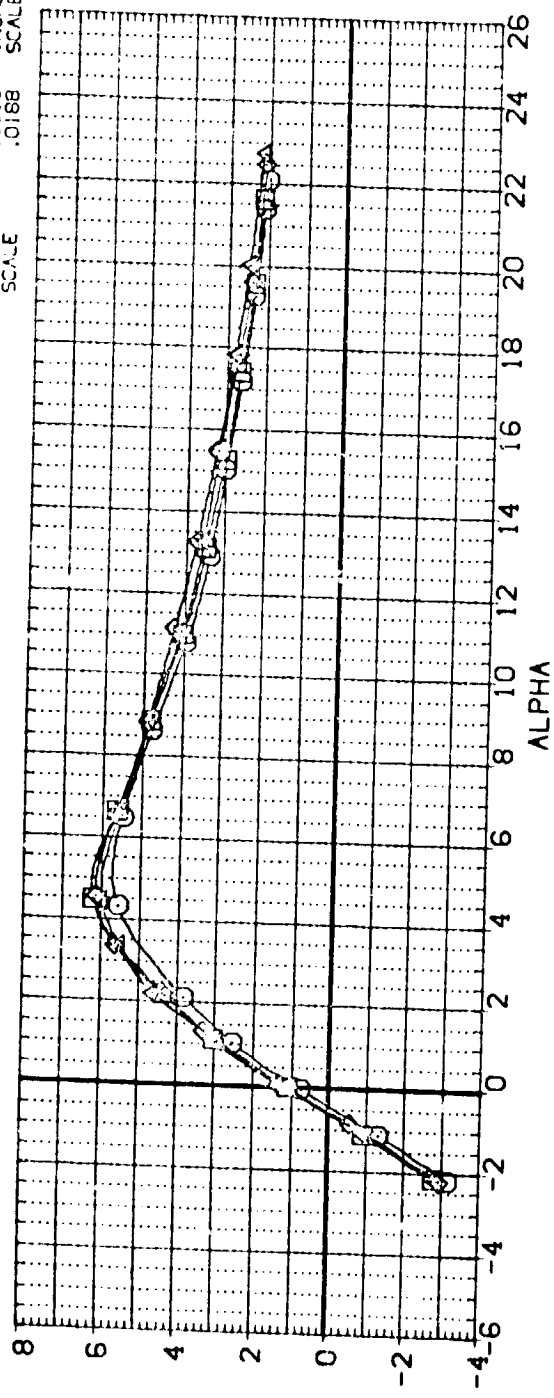
WINGND
 .000
 .000
 .000
 .000

WINGSC
 .000
 .000
 .000
 .000

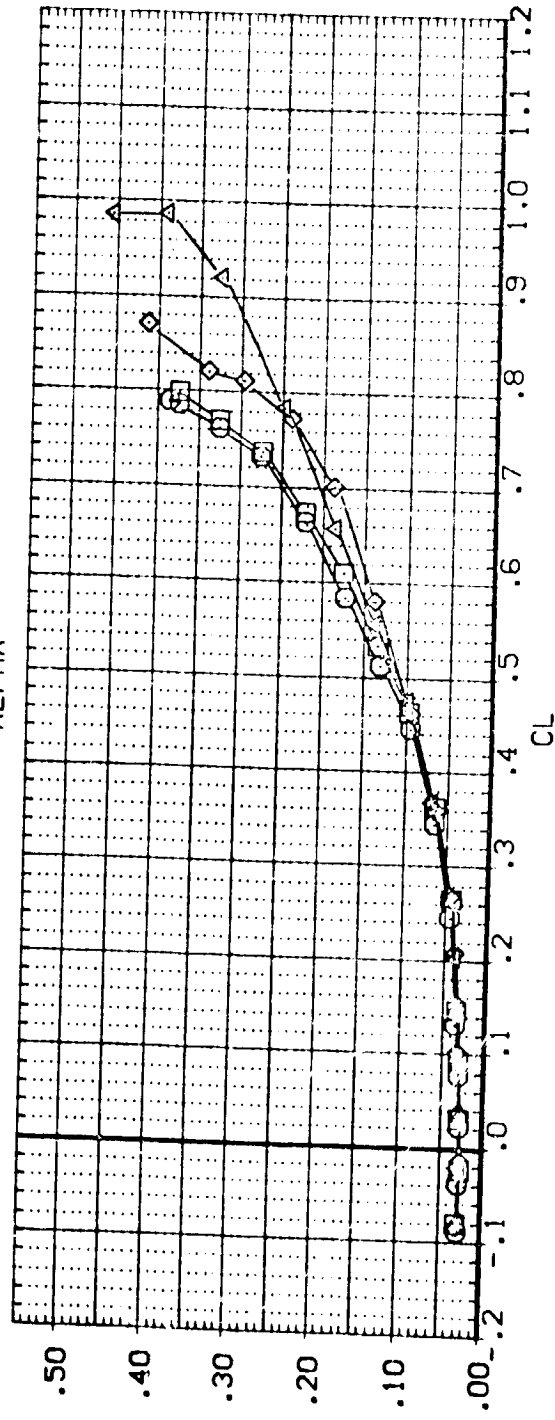
FLTSC
 .000
 .000
 .000
 .000

LANDAF
 53.200
 60.000
 70.000
 78.000

REFERENCE INFORMATION
 SREF 175.7376 50. IN
 LREF 25.5100 INCHES
 BREF 19.7156 INCHES
 XMRP 16.8366 INCHES
 YMRP .0000 INCHES
 ZMRP .0000 INCHES
 SCALE .0188 SCALE



L/D



CD

FIGURE 1. EFFECT OF FILLET ON WING NO 1 AERO CHARACTERISTICS (AIRFOIL SECTION)

CD MACH = .90

DATA SET SYMBOL	CONFIGURATION DESCRIPTION	WINGND	WINGSC	FLTSTC	LAMDAF	REFERENCE INFORMATION
(BPS101)	LARC 8-TPT-657/660-LC-100 DRB. (SHIPS)	.000	.000		53.200	SREF 175.7376
(BPS103)	LARC 8-TPT-657/660-LC-100 DRB. (SHIPS)	.000	.000	.000	60.000	LREF 25.5100
(BPS109)	LARC 8-TPT-657/660-LC-100 DRB. (SHIPS)	.000	.000	.000	70.000	BREF 19.7156
(BPS107)	LARC 8-TPT-657/660-LC-100 DRB. (SHIPS)	.000	.000	.000	75.000	XMRD 16.6366
						ZMRP .0000
						SCALE .0188
						SO. IN. 50.000
						INCHES 1.000
						INCHES 1.000
						INCHES 1.000
						INCHES 1.000
						INCHES 1.000
						SCALE 1.000

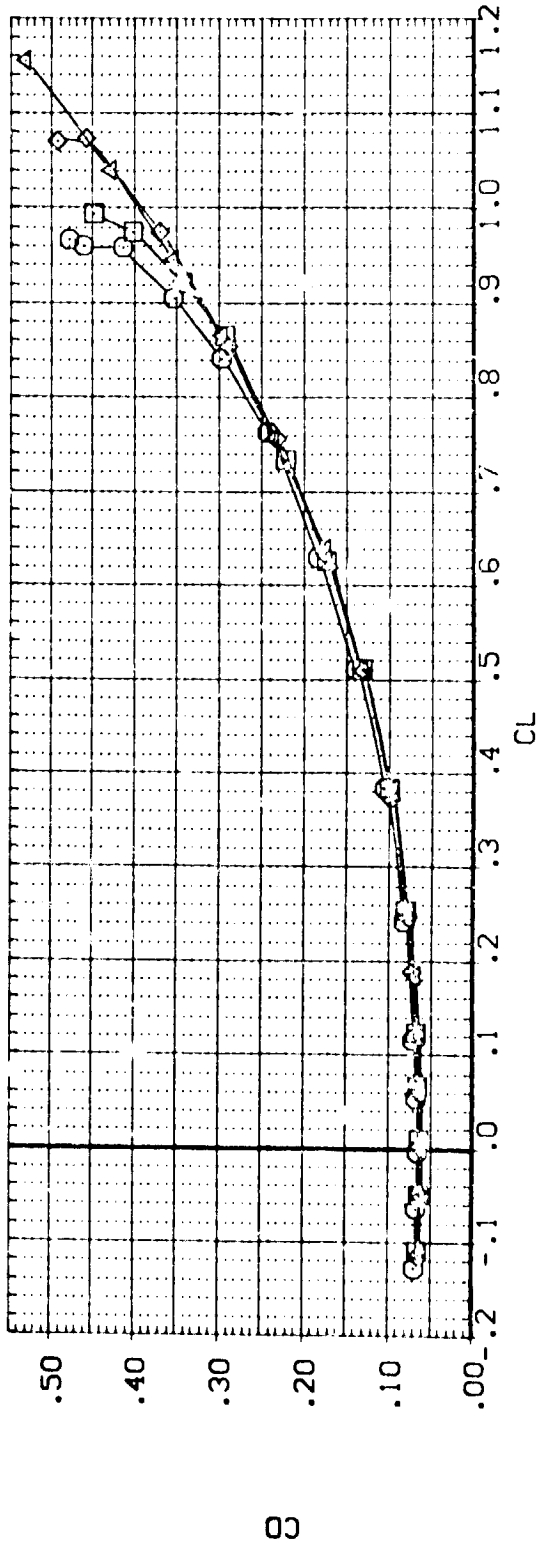
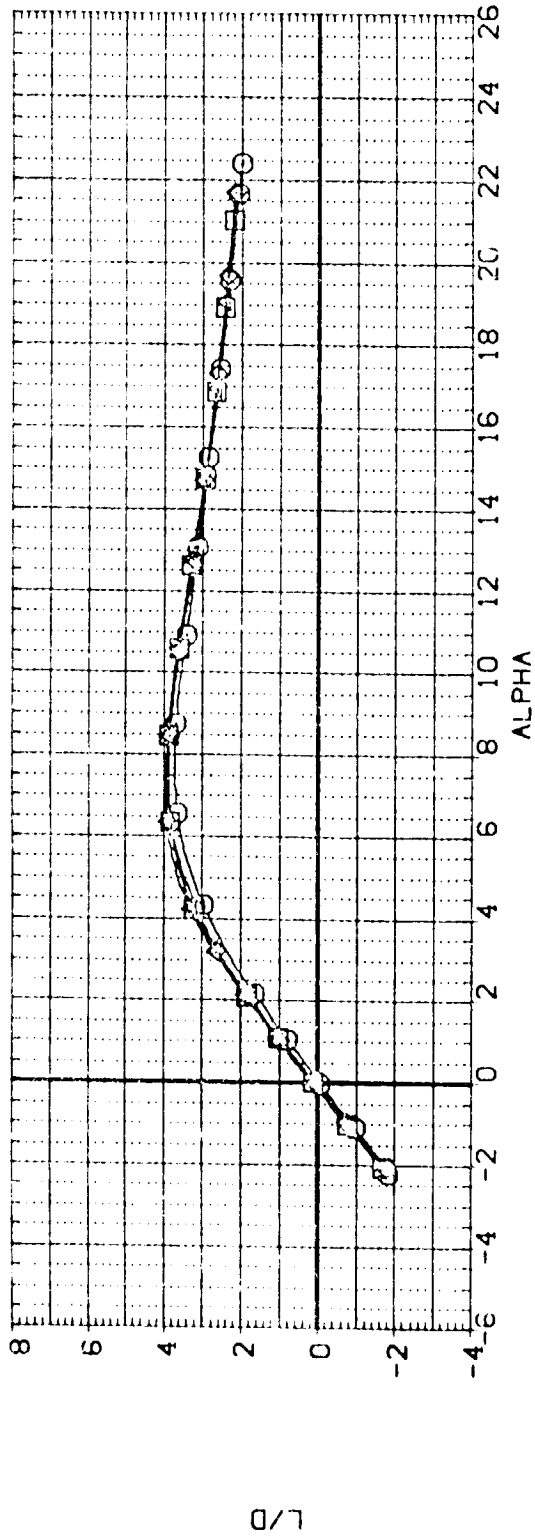


FIGURE 1. EFFECT OF FILLET ON WING NO 1 AERO CHARACT (AIRFOIL SECTION)

(E)MACH = .98

DATA SET SYMBOL CONFIGURATION DESCRIPTION
 (BPS101) Q LARC 8-TPT-657/660, LO-100 CRB, (SHIPS)
 (BPS103) X LARC 8-TP*-657/660, LO-100 CRB, (SHIPS)
 (BPS109) X LARC 8-TP*-657/660, LO-100 CRB, (SHIPS)
 (BPS107) X LARC 8-TP*-657/660, LO-100 CRB, (SHIPS)

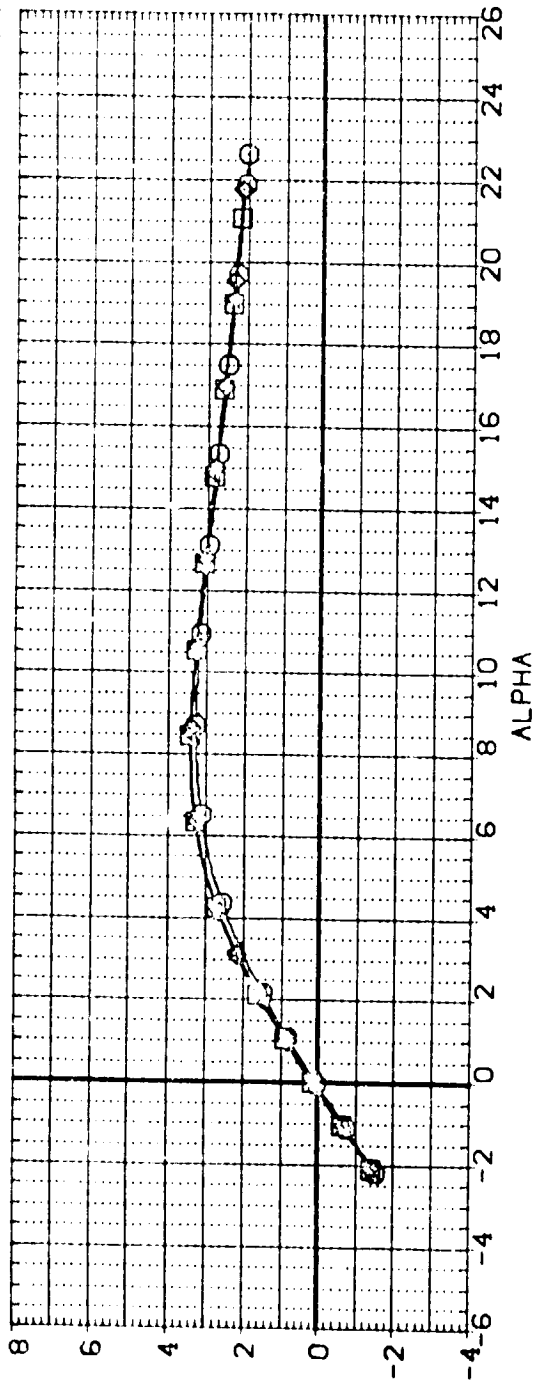
(BVI1FB)
 (BVI1FB)
 (BVI1FB)
 (BVI1FB)

WINGND 1.000
 1.000
 1.000
 1.000

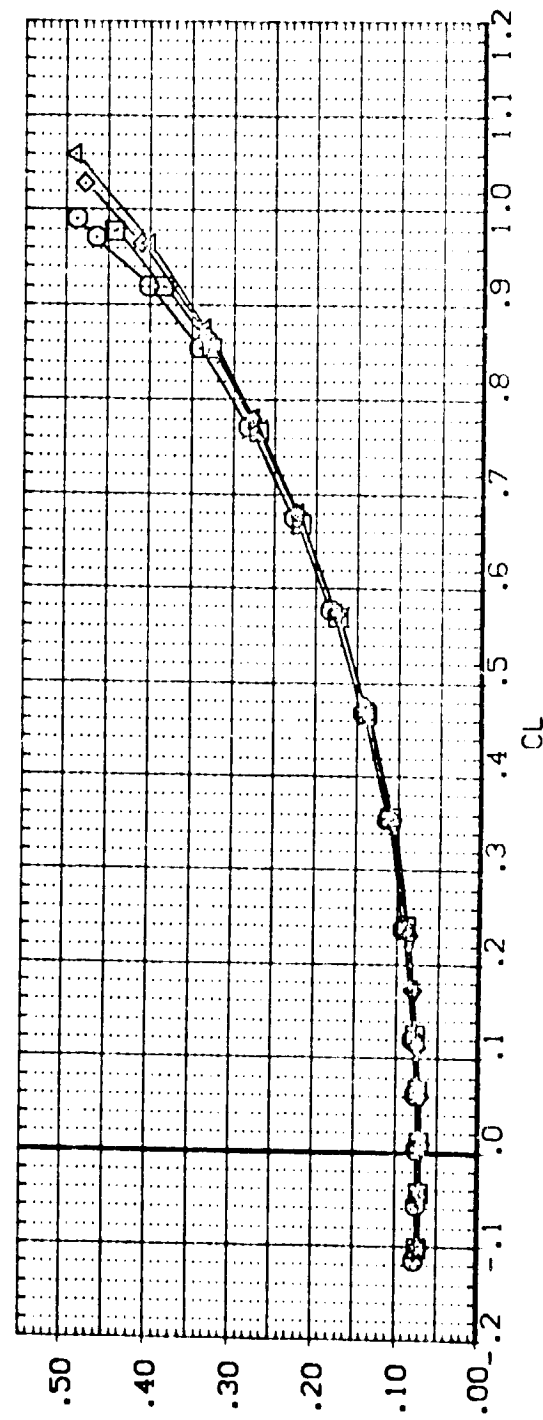
FLTSCT 1.000
 1.000
 1.000
 1.000

LANDAF 53.200
 60.000
 70.000
 78.000

REFERENCE INFORMATION
 SREF 175.7376 SC, IN
 LREF 75.5100 INCHES
 BRFL 91.7156 INCHES
 XMRP 16.6365 INCHES
 YMRP .0000 INCHES
 ZMRP .0000 INCHES
 SCALE .0188 SCALE



L/D



CL

FIGURE 1. EFFECT OF FILLET ON WING NO 1 AERO CHARACT (AIRFOIL SECTION)

(CF)MACH = 1.20

DATA SET SYMBOL	CONFIGURATION DESCRIPTION	WINGAO	WINGSC	FLTCT	LAMDAF	REFERENCE INFORMATION
(BP5101)	LARC 8-TPT-657/660.L0-100 ORB.(SHIPS)	1.000	1.000	1.000	53.200	SREF 175.7376 SQ.IN.
(BP5103)	LARC 8-TPT-657/660.L0-100 ORB.(SHIPS)	1.000	1.000	1.000	60.000	LREF 25.5100 INCHES
(BP5109)	LARC 8-TPT-657/660.L0-100 ORB.(SHIPS)	1.000	1.000	1.000	70.000	BREF 19.7156 INCHES
(BP5107)	LARC 8-TPT-657/660.L0-100 ORB.(SHIPS)	1.000	1.000	1.000	78.000	XREF 16.6366 INCHES
						YREF .0000 INCHES
						ZREF .0000 INCHES
						SCALE .0188 INCHES

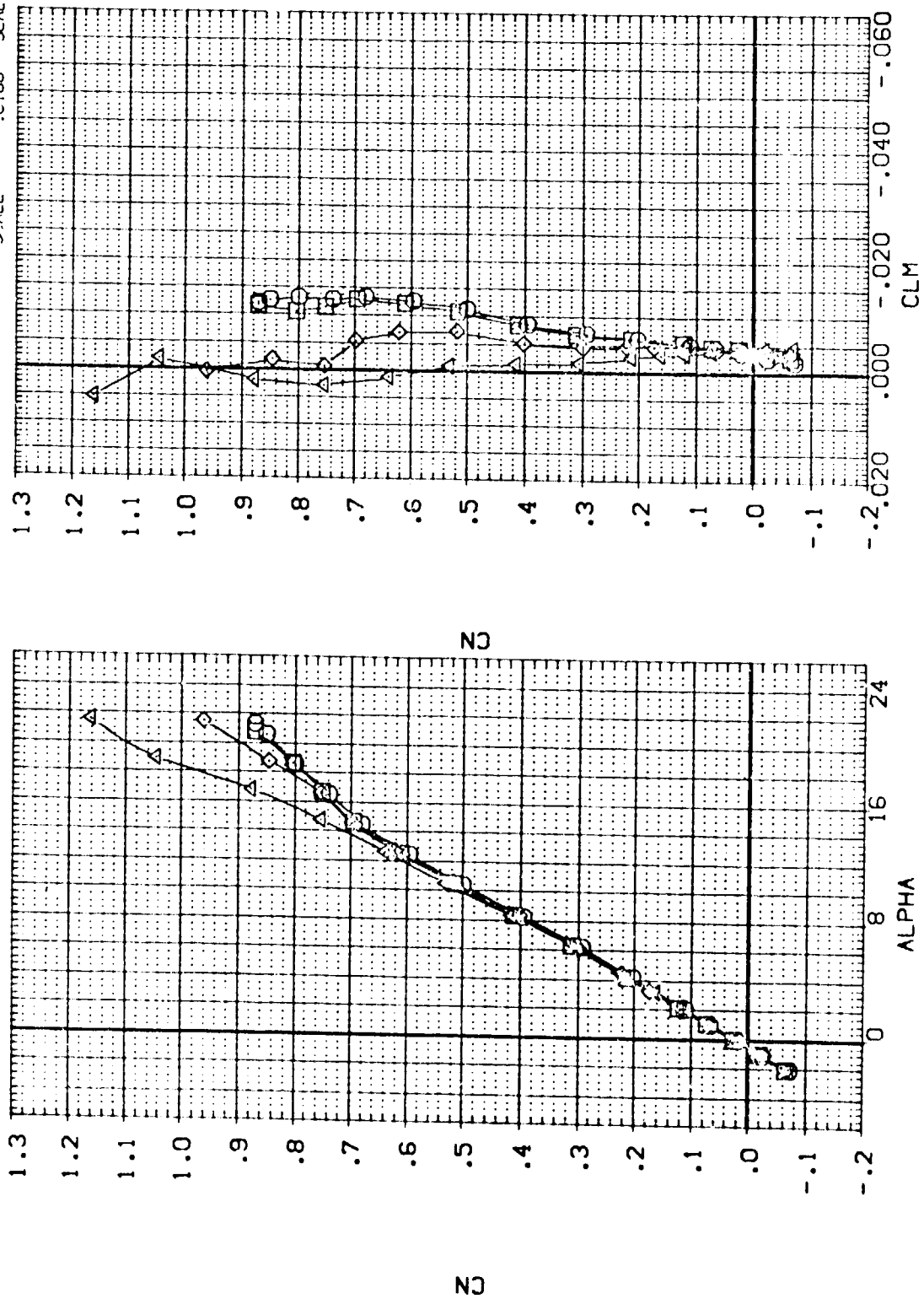


FIGURE 1. EFFECT OF FILLET ON WING NO 1 AERO CHARACT (AIRFOIL SECTION)

(MACH = .35)

DATA SET SYMBOL	CONFIGURATION DESCRIPTION	(S) (PS)	(B) (VFB)
'BPS1(1)	LARC 8-TPT-657/660-LC-100 CRB	(S) (PS)	(B) (VFB)
'BPS1(3)	LARC 8-TPT-657/660-LC-100 CRB	(S) (PS)	(B) (VFB)
'BPS1(9)	LARC 8-TPT-657/660-LC-100 CRB	(S) (PS)	(B) (VFB)
'BPS1(7)	LARC 8-TPT-657/660-LC-100 CRB	(S) (PS)	(B) (VFB)

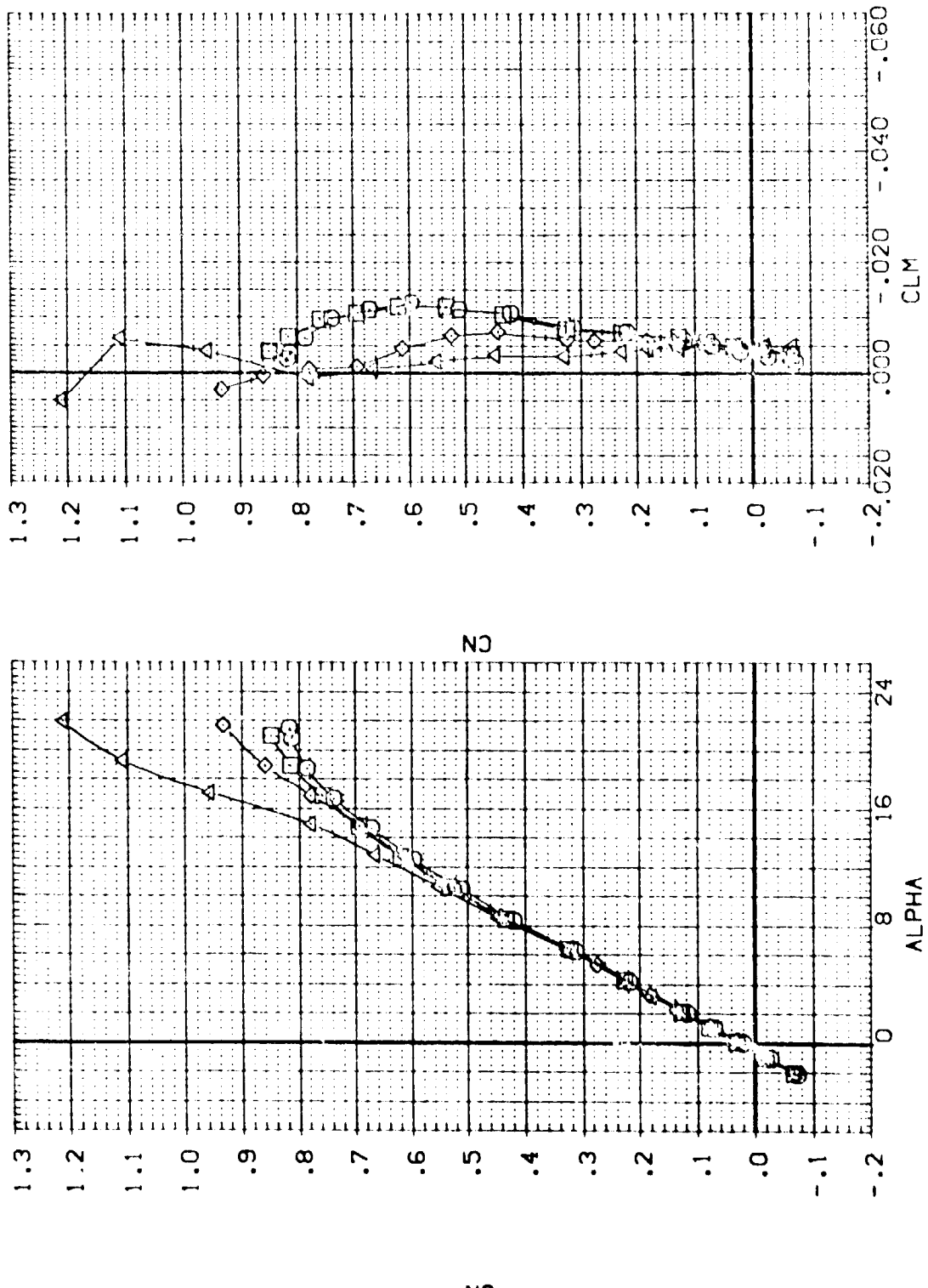


FIGURE 1. EFFECT OF FILLET ON WING NO 1 AERO CHARACT (AIRFOIL SECTION)

(B) MACH = .60

DATA SET SYMBOL	CONFIGURATION DESCRIPTION	(S) (PS)	(B) (VFB)
(S) (PS)	LAPC 8-TPT-657/660, L0-100	(S) (PS)	(B) (VFB)
(S) (PS)	LAPC 8-TPT-657/660, L0-100	(S) (PS)	(B) (VFB)
(S) (PS)	LAPC 8-TPT-657/660, L0-100	(S) (PS)	(B) (VFB)
(S) (PS)	LAPC 8-TPT-657/660, L0-100	(S) (PS)	(B) (VFB)

WINGNO	WINGSC	FLTST	LAMDAF	REFERENCE INFORMATION
.000	.000	.000	53.200	SREF 175.7375 50. IN.
.000	.000	.000	60.000	LREF 25.5100 INCHES
.000	.000	.000	70.000	BREF 19.7156 INCHES
.000	.000	.000	78.000	XMRP 15.8365 INCHES
				ZMRP .0000 INCHES
				SCALE .0188 SCALE

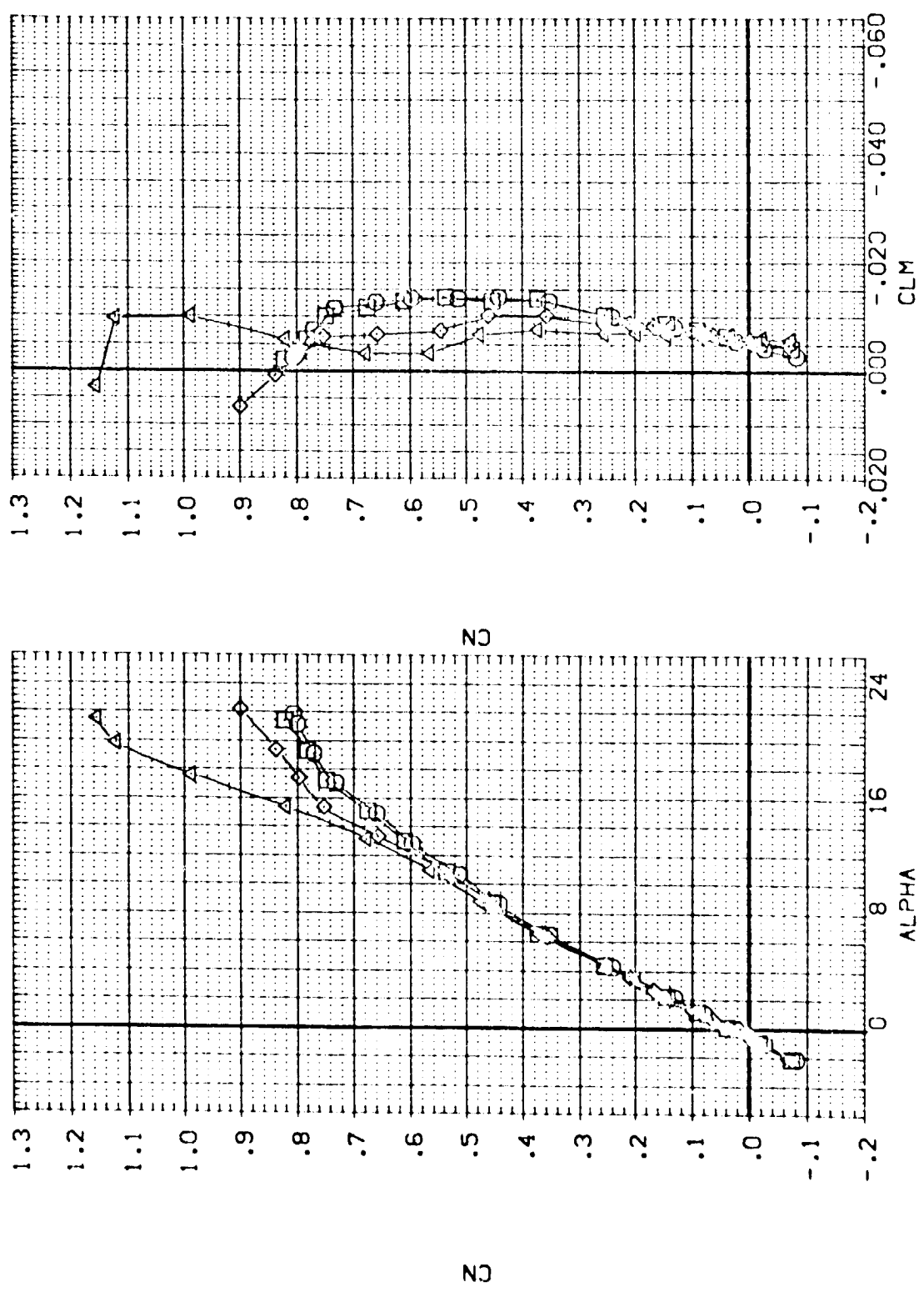


FIGURE 1. EFFECT OF FILLET ON WING NO 1 AERO CHARACT (AIRFOIL SECTION)

(C)MACH = .80

DATA SET SYMBOL CONFIGURATION DESCRIPTION

(BPS) (01) LARC 8-TPT-657/660, LO-100 ORB (SHIPS) (BVI) (VB)

(BPS) (03) LARC 8-TPT-657/660, LO-100 ORB (SHIPS) (BVI) (VB)

(BPS) (09) LARC 8-TPT-657/660, LC-100 ORB (SHIPS) (BVI) (VB)

(BPS) (07) LARC 8-TPT-657/660, LC-100 ORB (SHIPS) (BVI) (VB)

(BVI) (VB)

(BVI) (VB)

(BVI) (VB)

(BVI) (VB)

WINGNO .000

WINGSC .000

FLTSCT .000

LAMDAF 53.200

REFERENCE INFORMATION

SREF 175.7376 SQ. IN.

LREF 25.5100 NCLES

BREF 19.7159 NCLES

XMRP 16.8365 NCLES

ZMRP .0000 NCLES

SCALE .0188 SCALE

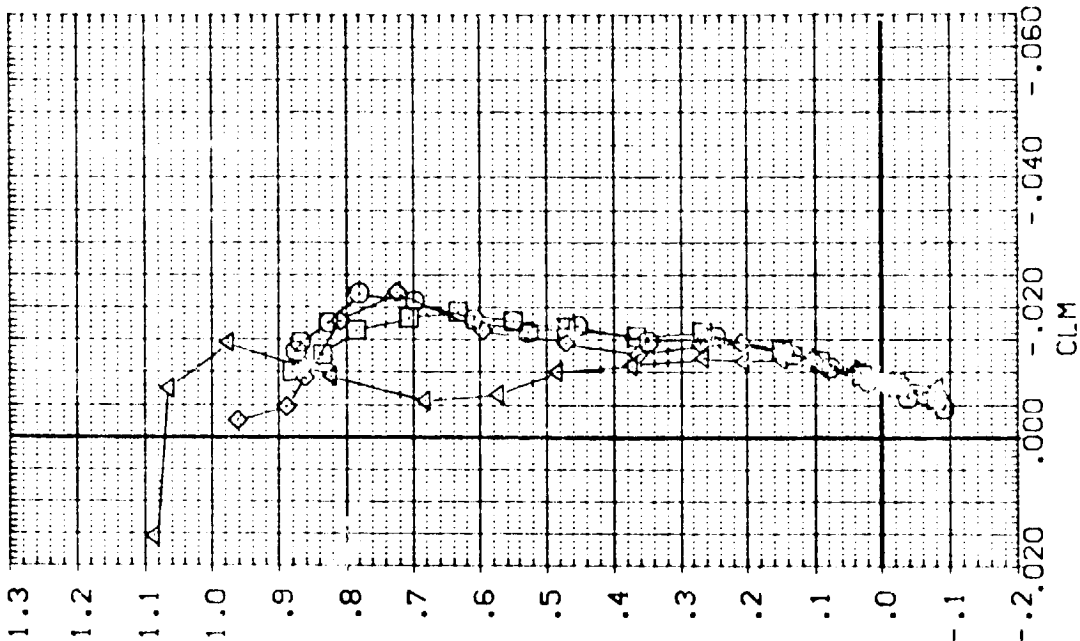
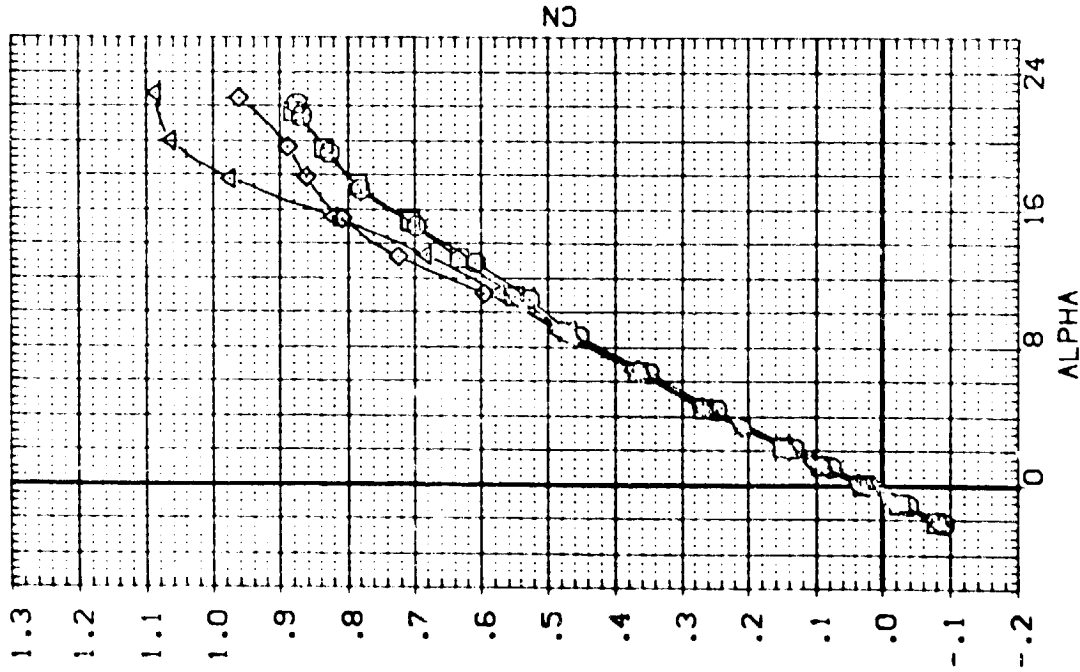


FIGURE 1. EFFECT OF FILLET ON WING NO 1 AERO CHARACTER (AIRFOIL SECTION)

(0)MACH = .90

DATA SET SYMBOL	CONFIGURATION DESCRIPTION	(SV) (VFB)	(SH) (PS)	(SH) (PS)	(SV) (VFB)	(SV) (VFB)	(SV) (VFB)	VINGNO	VINGSC	FLTQCT	LAMDAF	REFERENCE INFORMATION
(B05) (01)	LARC 8-TPT-657/660, LC-100 DR8	(SV) (VFB)	(SH) (PS)	(SH) (PS)	(SV) (VFB)	(SV) (VFB)	(SV) (VFB)	1.000	1.000	1.000	53.200	SREF 175.7376 SQ. IN.
(B05) (03)	LARC 8-TPT-657/660, LC-100 DR8	(SV) (VFB)	(SH) (PS)	(SH) (PS)	(SV) (VFB)	(SV) (VFB)	(SV) (VFB)	1.000	1.000	1.000	60.000	LREF 25.5100 INC-ES
(B05) (09)	LARC 8-TPT-657/660, LC-100 DR8	(SV) (VFB)	(SH) (PS)	(SH) (PS)	(SV) (VFB)	(SV) (VFB)	(SV) (VFB)	1.000	1.000	1.000	70.000	BREF 19.7156 INC-ES
(B05) (07)	LARC 8-TPT-657/660, LC-100 DR8	(SV) (VFB)	(SH) (PS)	(SH) (PS)	(SV) (VFB)	(SV) (VFB)	(SV) (VFB)	1.000	1.000	1.000	78.000	XMRP 15.8366 INC-ES
												ZMRP .0000 INC-ES
												SCALE .0188 INC-ES

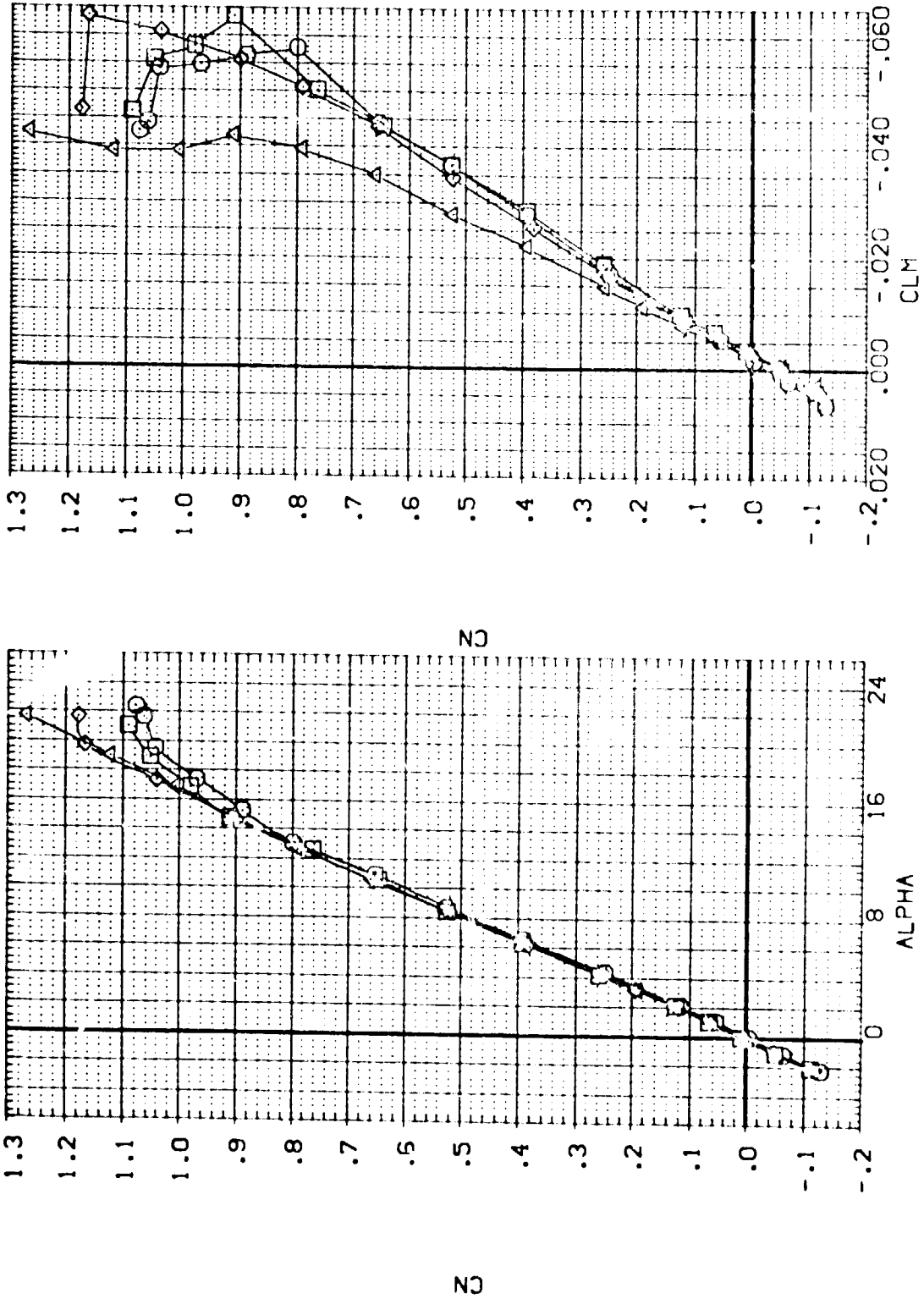


FIGURE 1. EFFECT OF FILLET ON WING NO 1 AERO CHARACT (AIRFOIL SECTION)

(C)MACH = .98

DATA SET SYMBOL	CONFIGURATION DESCRIPTION	WINGNO	WINGSC	FLTSCT	LAMDAF	REFERENCE INFORMATION
(BPS101)	LARC 8-TPT-657/660.L0-100 ORB. (SHIPS)	1.000	1.000	53.200	SREF 175.7376	50. IN.
(BPS103)	LARC 8-TPT-657/660.L0-100 ORB. (SHIPS)	1.000	1.000	60.000	LREF 25.5100	INC-ES
(BPS109)	LARC 8-TPT-657/660.L0-100 ORB. (SHIPS)	1.000	1.000	70.000	BREF 19.7156	INC-ES
(BPS107)	LARC 8-TPT-657/660.L0-100 ORB. (SHIPS)	1.000	1.000	78.000	XPRP 16.8356	INC-ES
					YPRP .0000	INC-ES
					ZPRP .0000	INC-ES
					SCALE .0188	SCALE

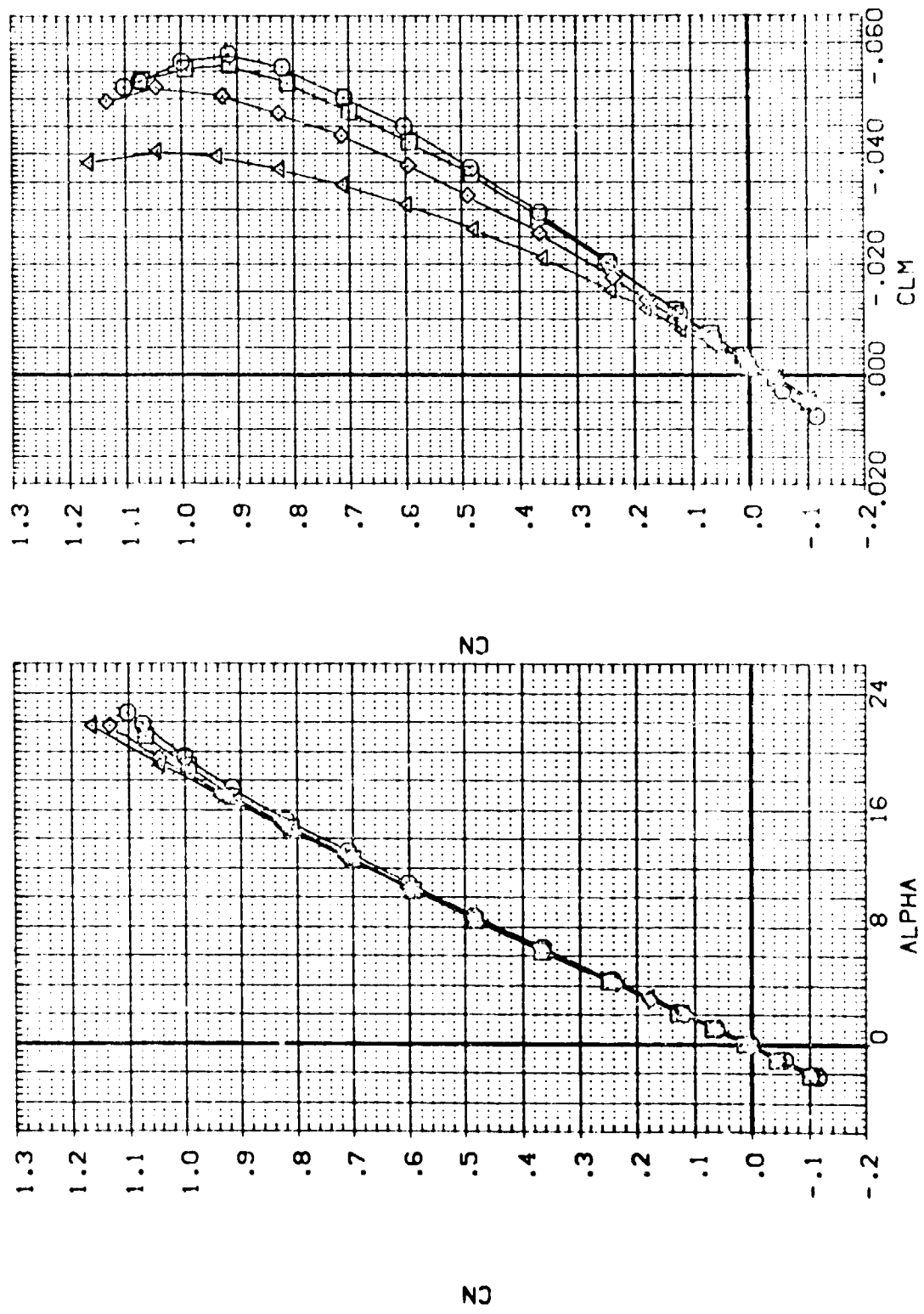


FIGURE 1. EFFECT OF FILLET ON WING NO 1 AERO CHARACT (AIRFOIL SECTION)

(F)MACH = 1.20

DATA SET SYMBOL	CONFIGURATION DESCRIPTION	WINGNO	WINGSC	FLTSC1	LAMDAF	REFERENCE INFORMATION
(BPS101)	LARC 8-TPT-657/660.L0-100 DRB. (S4)PS	1.000	1.000	1.000	53.200	SREF 175.7376 50. IN.
(BPS103)	LARC 8-TPT-657/660.L0-100 DRB. (S4)PS	1.000	1.000	1.000	60.000	LREF 25.5100 INCHES
(BPS109)	LARC 8-TPT-657/660.L0-100 DRB. (S4)PS	1.000	1.000	1.000	70.000	BREF 19.7156 INCHES
(BPS107)	LARC 8-TPT-657/660.L0-100 DRB. (S4)PS	1.000	1.000	1.000	78.000	XRRP 16.8366 INCHES
						YRRP .0000 INCHES
						ZRRP .0000 INCHES
						SCALE .0188 SCALE

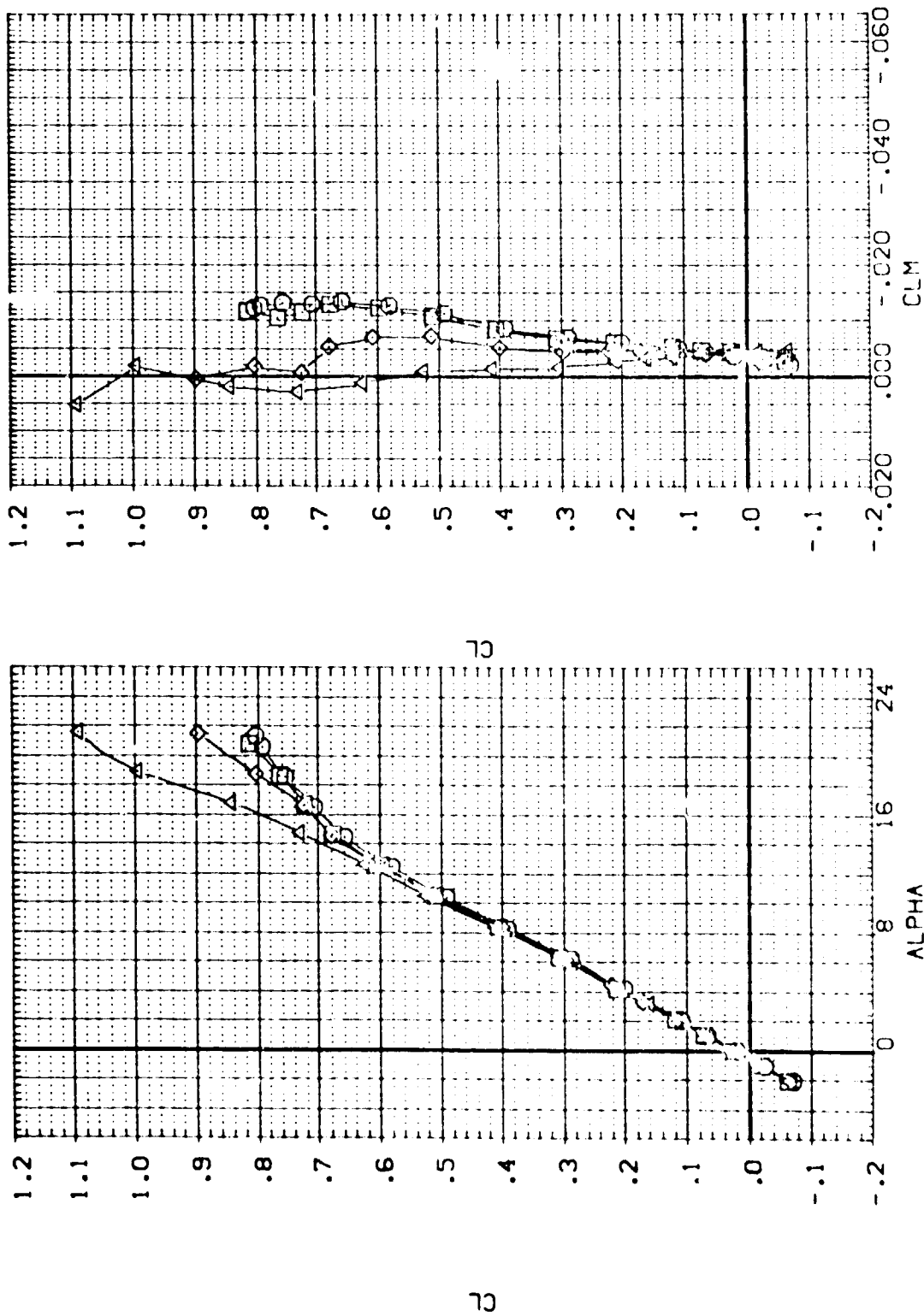


FIGURE 1. EFFECT OF FILLET ON WING NO 1 AERO CHARACT (AIRFOIL SECTION)

(A)MACH = .35

DATA SET SYMBOL	CONFIGURATION DESCRIPTION	WINGNO	VINGSC	FLTSCT	LAMDAF	REFERENCE INFORMATION
(BPS101)	LARC 8-TP1-657/660, LO-100 5%8. (SHIPS)	1.000	1.000	1.000	53.200	SREF 175.7376 50. IN.
(BPS103)	LARC 8-TP1-657/660, LO-100 5%8. (SHIPS)	1.000	1.000	1.000	60.000	LREF 25.5100 INCHES
(BPS109)	LARC 8-TP1-657/660, LO-100 5%8. (SHIPS)	1.000	1.000	1.000	70.000	BREF 9.755 INCHES
(BPS107)	LARC 8-TP1-657/660, LO-100 5%8. (SHIPS)	1.000	1.000	1.000	78.000	XMRP 16.8366 INCHES
						YMRP .0000 INCHES
						ZMRP .0000 INCHES
						SCALE .0189 INCHES

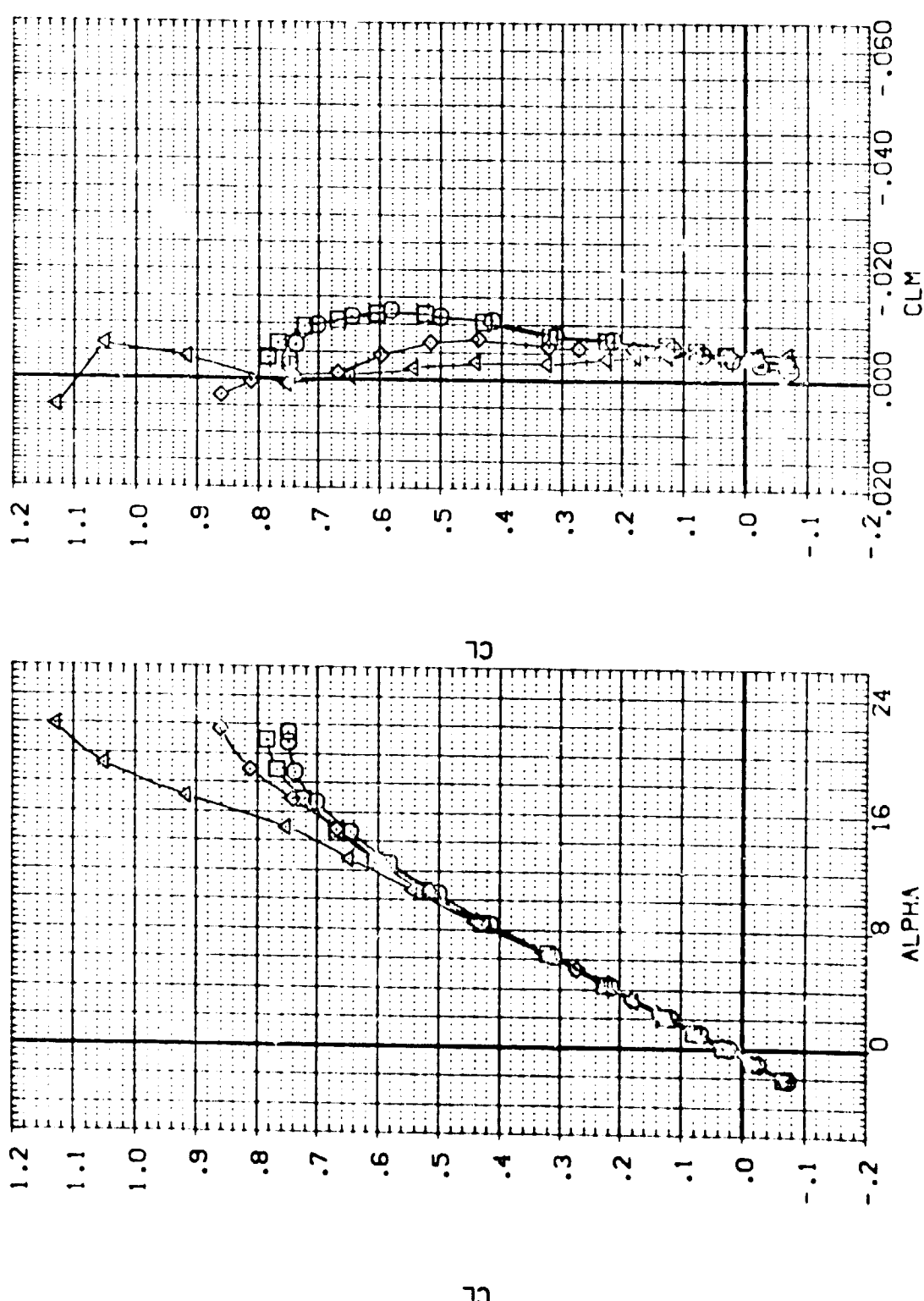


FIGURE 1. EFFECT OF FILLET ON WING NO 1 AERO CHARACT (AIRFOIL SECTION)

(B)MACH = .60

DATA SET SYMBOL	CONFIGURATION DESCRIPTION	WINGNO	WINGSC	FLTSCT	LAMDAF	REFERENCE INFORMATION
(9PS101)	LARC 8-TPT-657/660, LO-100 DRB. (SH1PS)	1.000	1.000	1.000	53.200	SREF 175.7376 50 IN.
(BPS103)	LARC 8-TPT-657/660, LO-100 DRB. (SH1PS)	1.000	1.000	1.000	50.000	LREF 25.5100 INCHES
(BPS109)	LARC 8-TPT-657/660, LO-100 DRB. (SH1PS)	1.000	1.000	1.000	70.000	BREF 19.7156 INCHES
(BPS107)	LARC 8-TPT-657/660, LO-100 DRB. (SH1PS)	1.000	1.000	1.000	78.000	XMRP 16.8366 INCHES
						ZMRP .0000 INCHES
						SCALE .0188

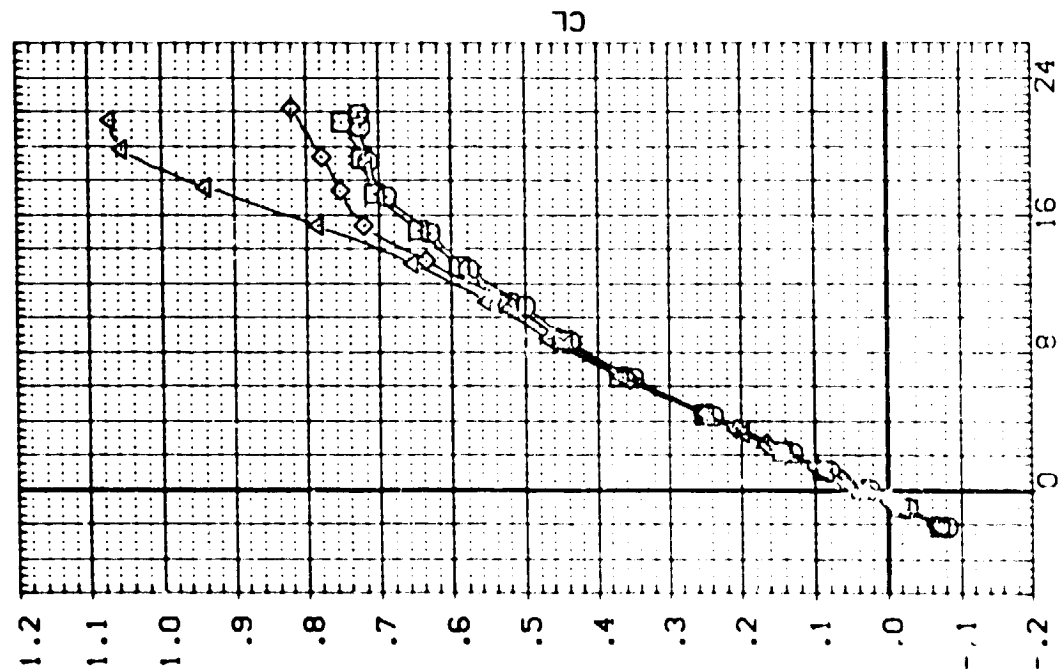
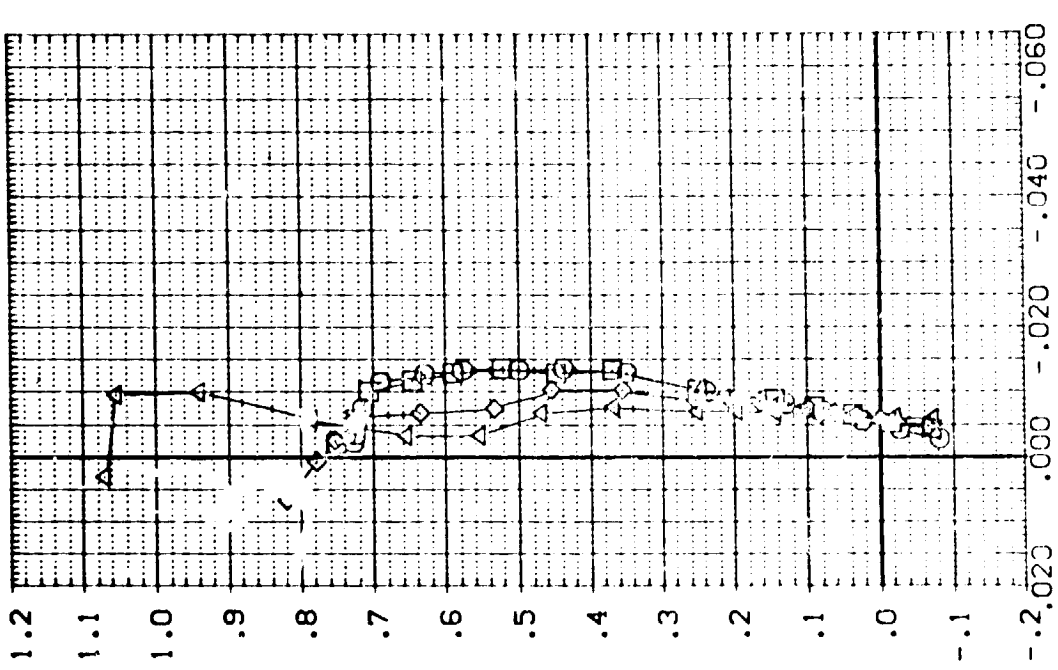


FIGURE 1. EFFECT OF FILLET ON WING NO 1 AERO CHARACTER (AIRFOIL SECTION)

(C)MACH = .80

DATA SET SYMBOL	CONFIGURATION DESCRIPTION	(S) (PS)	(B) (VFB)
(B) (S) (O) (I)	LARC 8-TPT-657/660.LO-100 ORB.	(S) (PS)	(B) (VFB)
(B) (S) (O) (I)	LARC 8-TPT-657/660.LO-100 ORB.	(S) (PS)	(B) (VFB)
(B) (S) (O) (I)	LARC 8-TPT-657/660.LO-100 ORB.	(S) (PS)	(B) (VFB)
(B) (S) (O) (I)	LARC 8-TPT-657/660.LO-100 ORB.	(S) (PS)	(B) (VFB)

WINGNO	WINGSC	FLTSCT	LANDAF	REFERENCE INFORMATION
1.000	1.000	1.000	53.200	SREF 175.7376 SC. IN.
1.000	1.000	1.000	60.000	LREF 25.5100 INCHES
1.000	1.000	1.000	70.000	BREF 19.7156 INCHES
1.000	1.000	1.000	73.000	XMRP 16.8366 INCHES
				VMRP .0000 INCHES
				ZMRP .0000 INCHES
				SCALE .0188 SCALE

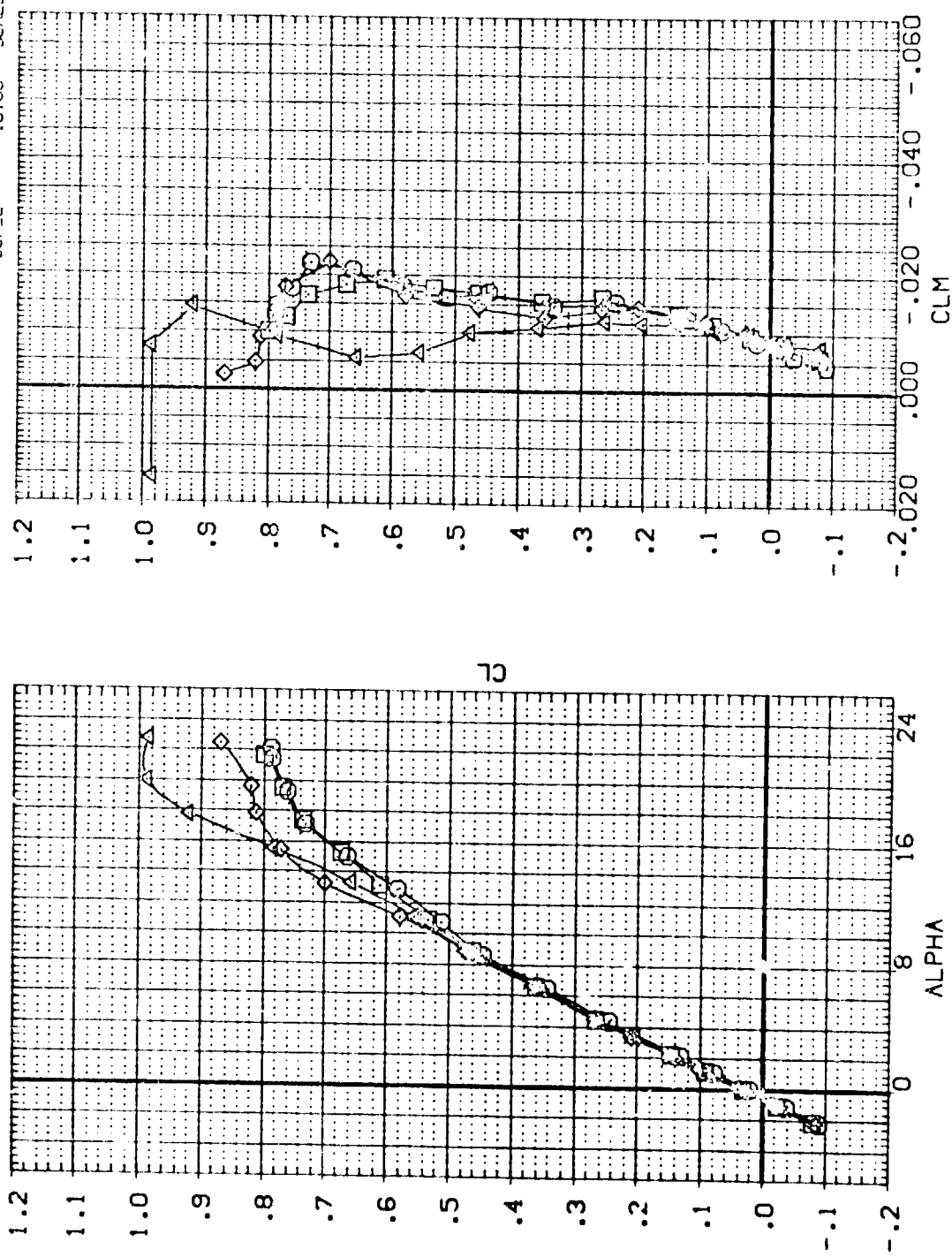


FIGURE 1. EFFECT OF FILLET ON WING NO 1 AERO CHARACTER (AIRFOIL SECTION)

(O) MACH = .90

DATA SET SYMBOL	CONFIGURATION DESCRIPTION	WINGNO	WINGSC	FLTSCT	LAMDAF	REFERENCE INFORMATION
(BPS)10.1)	LARC 8-TPT-657/660.LD-100 ORB.(SH:PS)	1.000	1.000	1.000	53.200	SREF 75.7376 SQ.IN.
(BPS)10.3)	LARC 8-TPT-657/660.LD-100 ORB.(SH:PS)	1.000	1.000	1.000	60.000	LREF 25.5100 INCHES
(BPS)10.9)	LARC 8-TPT-657/660.LD-100 ORB.(SH:PS)	1.000	1.000	1.000	70.000	BREF 19.7156 INCHES
(BPS)10.7)	LARC 8-TPT-657/660.LD-100 ORB.(SH:PS)	1.000	1.000	1.000	78.000	XMRP 16.8366 INCHES
						ZMRP .0000 INCHES
						SCALE .0188 SCALE

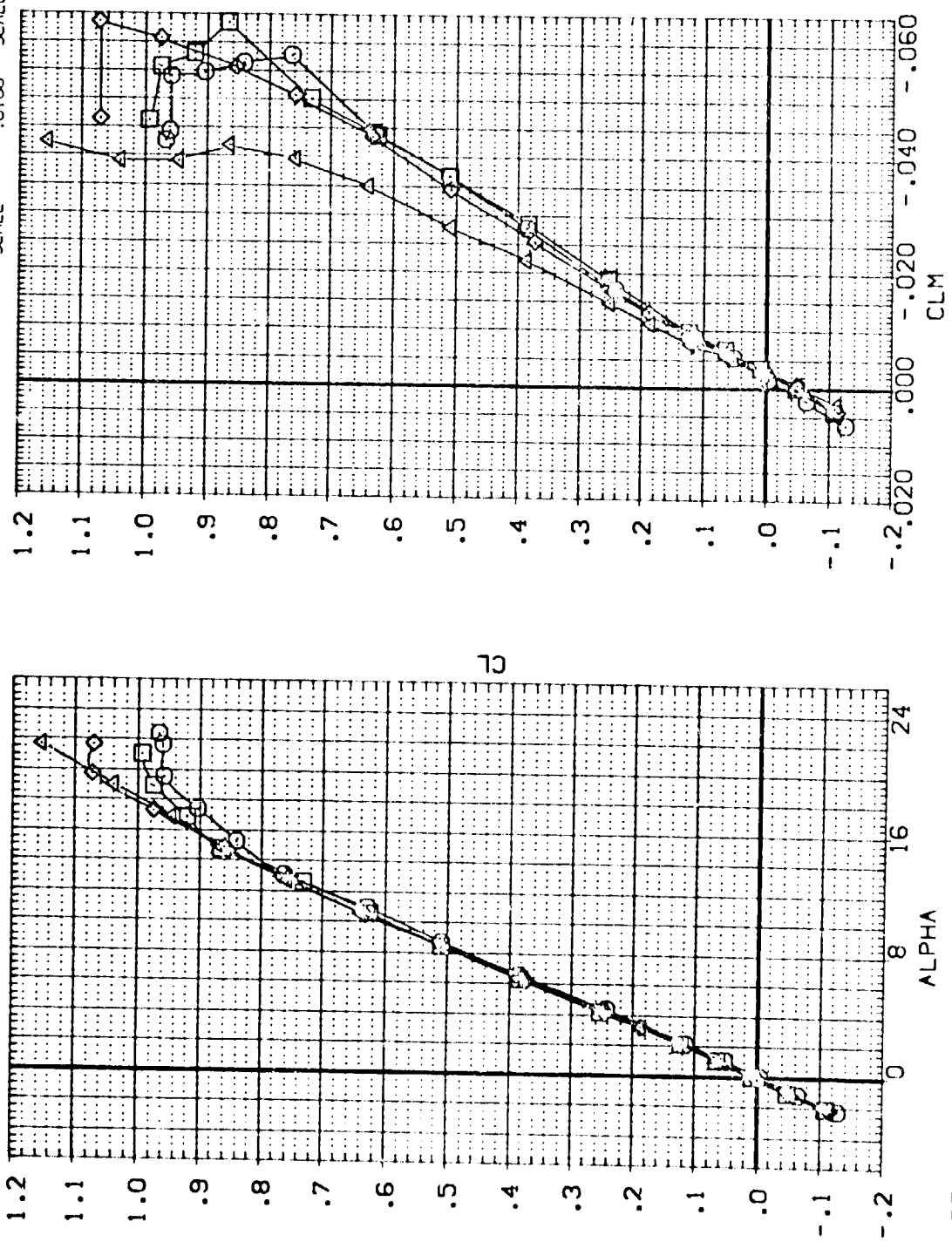


FIGURE 1. EFFECT OF FILLET ON WING NO 1 AERO CHARACT (AIRFOIL SECTION)
 (E)MACH = .98

DATA SET SYMBOL
 (BPS101) □
 (BPS103) ○
 (BPS109) ×

CONFIGURATION DESCRIPTION
 LARC 8-TPT-657/660, LC-100 ORB. (S, SH)
 LARC 8-TPT-657/660, LC-100 ORB. (S, SH)
 LARC 8-TPT-657/660, LC-100 ORB. (S, SH)
 LARC 8-TPT-657/660, LC-100 ORB. (S, SH)

(BVI/VFB)
 (BVI/VFB)
 (BVI/VFB)
 (BVI/VFB)

WINGSC WINGSCT FLTSTCT LAMDAF
 1.000 1.000 1.000 53.200
 1.000 1.000 1.000 60.000
 1.000 1.000 1.000 70.000
 1.000 1.000 1.000 78.000

REFERENCE INFORMATION
 SREF 175.7376 SQ. IN.
 LREF 25.5100 INCHES
 BREF 19.7156 INCHES
 XMRP 16.8356 INCHES
 YMRP .0000 INCHES
 ZMRP .0000 INCHES
 SCALE .0188 SCALE

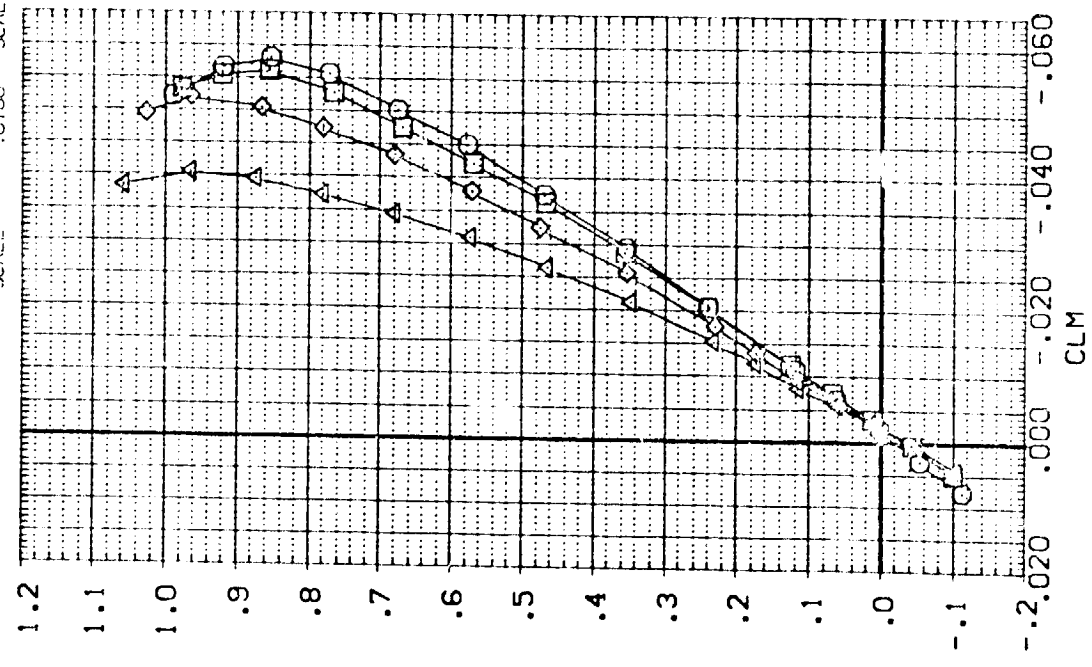
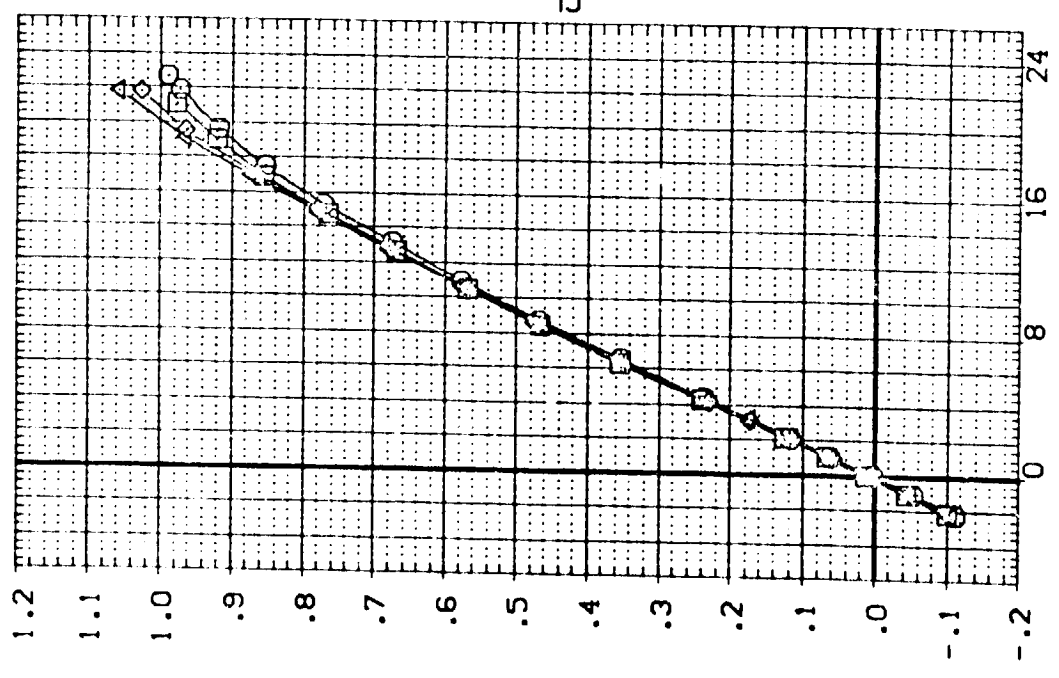


FIGURE 1. EFFECT OF FILLET ON WING NO 1 AERO CHARACT (AIRFOIL SECTION)

(F)MACH = 1.20

DATA SET SYMBOL	CONFIGURATION DESCRIPTION	(BVI/VFB)	VINGND	VINGSC	FLTSCT	LAMDAF	REFERENCE INFORMATION
(BPS101)	LARC 8-TPT-657/660, LO-100 ORB, (SHIPS)	(BVI/VFB)	1.000	1.000	1.000	53.200	SREF 175.7376 SO, IN.
(BPS103)	LARC 8-TPT-657/660, LO-100 ORB, (SHIPS)	(BVI/VFB)	1.000	1.000	1.000	60.000	LREF 25.5100 INCHES
(BPS109)	LARC 8-TPT-657/660, LO-100 ORB, (SHIPS)	(BVI/VFB)	1.000	1.000	1.000	70.000	BREF 19.7156 INCHES
(BPS107)	LARC 8-TPT-657/660, LO-100 ORB, (SHIPS)	(BVI/VFB)	1.000	1.000	1.000	78.000	XWRP 16.8365 INCHES
							ZWRP .0000 INCHES
							SCALE .0188 INCHES

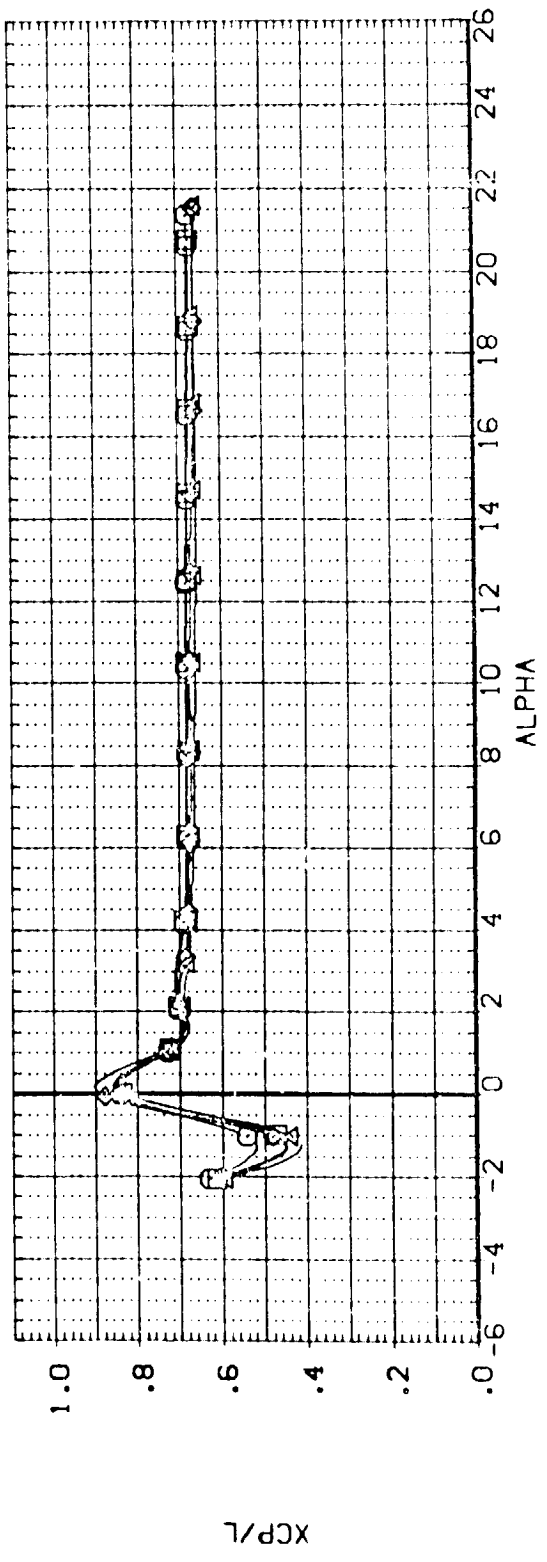
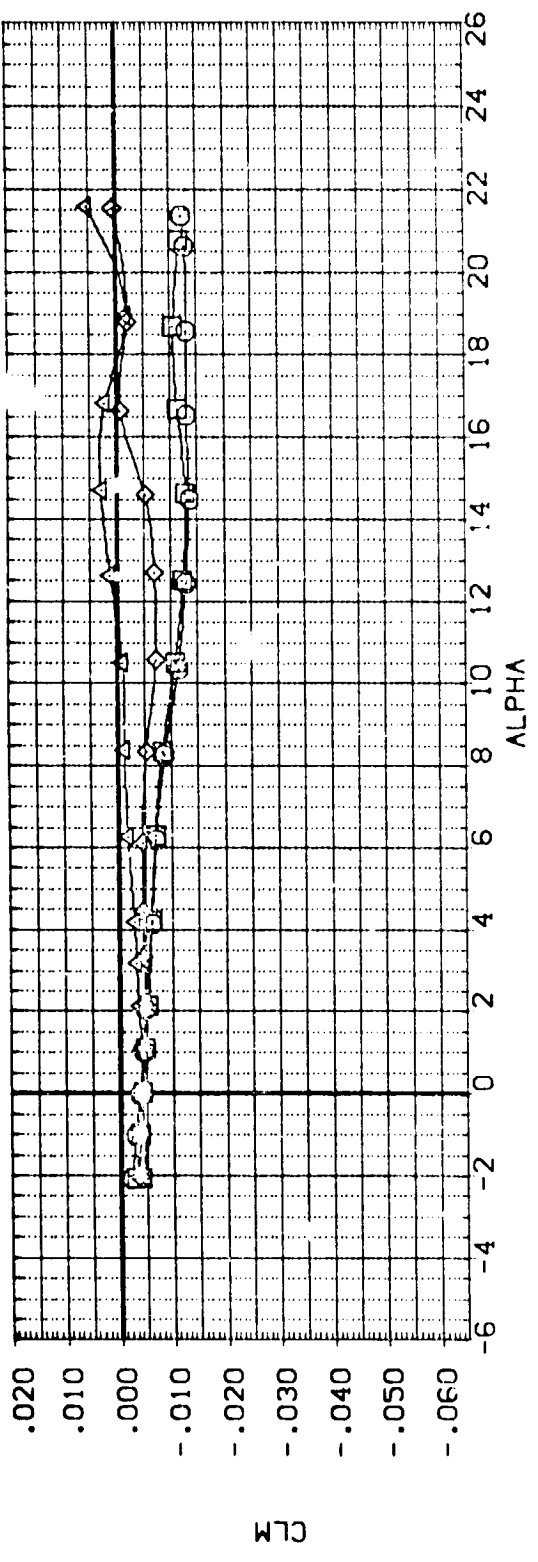


FIGURE 1. EFFECT OF FILLET ON WING NO 1 AERO CHARACT (AIRFOIL SECTION)

(A)MACH = .35

DATA SET SYMBOL	CONFIGURATION DESCRIPTION	WINGNO	VINGSC	FLTSCT	LANDAF	REFERENCE INFORMATION
(B)S101	LARC 8-TPT-657/660,LC-100 DRB. (SHIPS)	1.000	1.000	1.000	53.200	SREF 175.7375 SQ. IN.
(B)S103	LARC 8-TPT-657/660,LC-100 DRB. (SHIPS)	1.000	1.000	1.000	60.000	LREF 23.5100 INCHES
(B)S109	LARC 8-TPT-657/660,LC-100 DRB. (SHIPS)	1.000	1.000	1.000	70.000	BREF 19.7356 INCHES
(B)S107	LARC 8-TPT-657/660,LC-100 DRB. (SHIPS)	1.000	1.000	1.000	78.000	XMRP 16.8366 INCHES
						YMRP .0000 INCHES
						ZMRP .0000 INCHES
						SCALE .0188

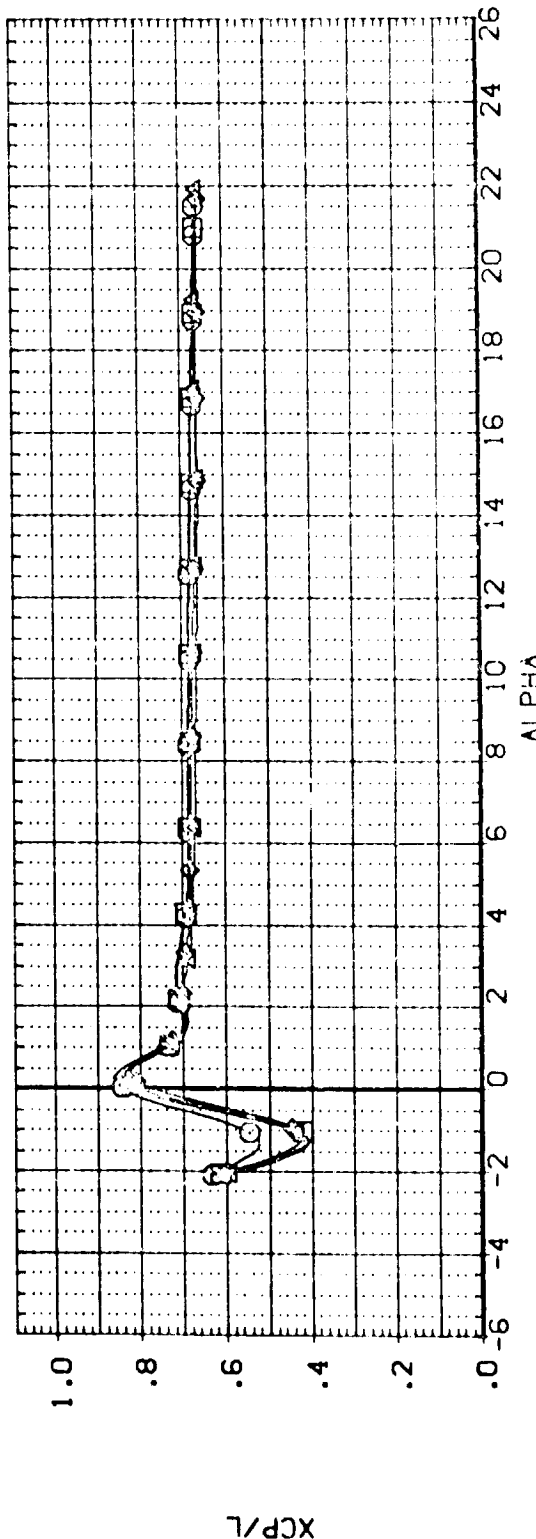
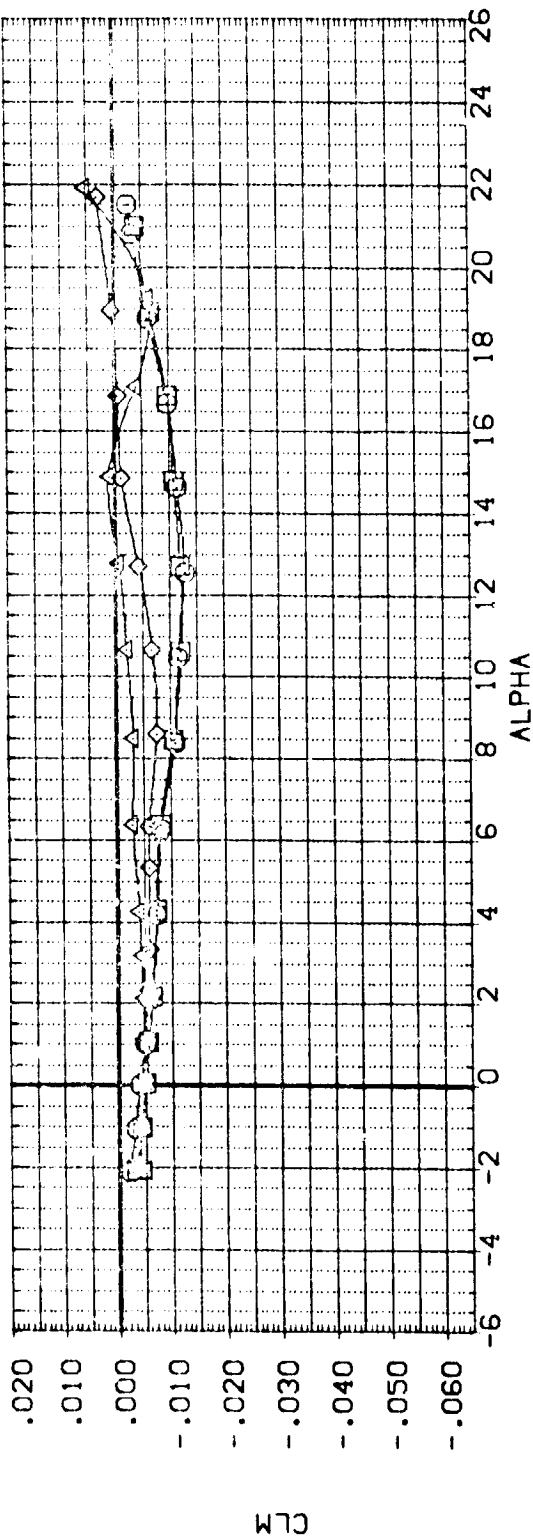


FIGURE 1. EFFECT OF FILLET ON WING NO 1 AERO CHARACTER (AIRFOIL SECTION)

DATA SET SYMBOL	CONFIGURATION DESCRIPTION	(BM/VFB)	VINGND	VINGSC	FLTSC	LAMDAF	REFERENCE INFORMATION
(BPS101)	LARC 8-TPT-657/660.LD-100 ORB.(SHIPS)	(BM/VFB)	1.000	1.000	1.000	53.200	SREF 175.7375 INCHES
(BPS103)	LARC 8-TPT-657/660.LD-100 ORB.(SHIPS)	(BM/VFB)	1.000	1.000	1.000	50.000	LREF 25.5100 INCHES
(BPS106)	LARC 8-TPT-657/660.LD-100 ORB.(SHIPS)	(BM/VFB)	1.000	1.000	1.000	70.000	BREF 19.7156 INCHES
(BPS107)	LARC 8-TPT-657/660.LD-100 ORB.(SHIPS)	(BM/VFB)	1.000	1.000	1.000	78.000	XMRP 16.8366 INCHES
							YMRP .0000 INCHES
							ZMRP .0000 INCHES
							SCALE .0188 INCHES

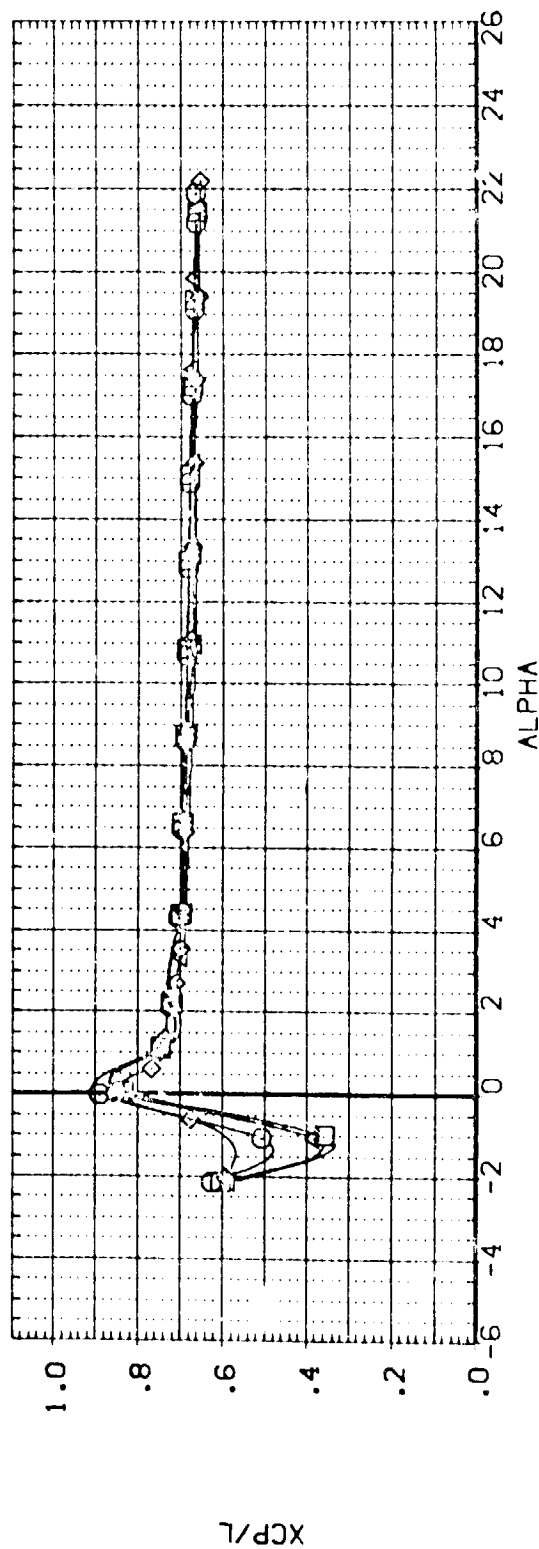
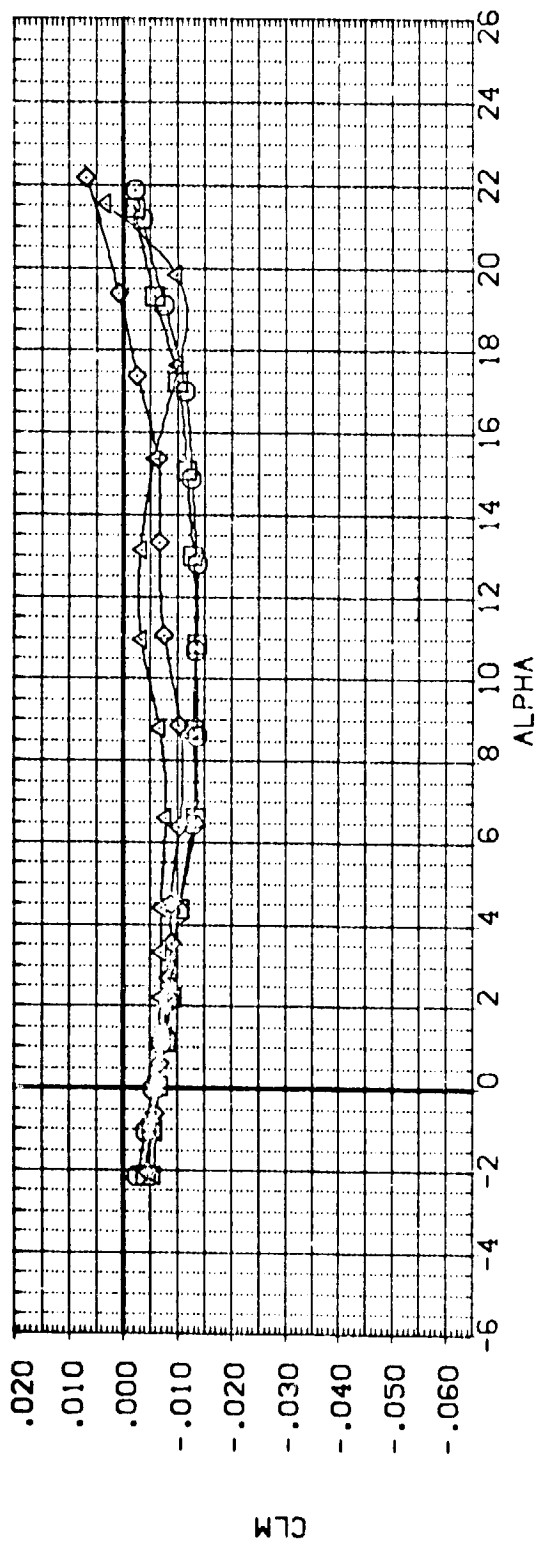


FIGURE 1. EFFECT OF FILLET ON WING NO 1 AERO CHARACT (AIRFOIL SECTION)

(C)MACH = .80

DATA SET SYMBOL	CONFIGURATION DESCRIPTION	(BV/VFB)	VINGNO	VINGSC	FLTSC	LANDAF	REFERENC INFORMATION
(BPS101)	LARC 8-TPT-657/660, LO-100 DRB, (SHIPS)	(BV/VFB)	1.000	1.000	1.000	53.200	SREF 175.7378 SQ. IN.
(BPS102)	LARC 8-TPT-657/660, LC-100 DRB, (SHIPS)	(BV/VFB)	1.000	1.000	1.000	60.100	LR/F 25.5100 INCHES
(BPS103)	LARC 8-TPT-657/660, LC-100 DRB, (SHIPS)	(BV/VFB)	1.000	1.000	1.000	75.100	BR/F 26.7156 INCHES
(BPS104)	LARC 8-TPT-657/660, LC-100 DRB, (SHIPS)	(BV/VFB)	1.000	1.000	1.000	79.100	YMRP 16.8366 INCHES
(BPS107)	LARC 8-TPT-657/660, LC-100 DRB, (SHIPS)	(BV/VFB)	1.000	1.000	1.000		ZMRP .0000 INCHES
							SCALE .0188

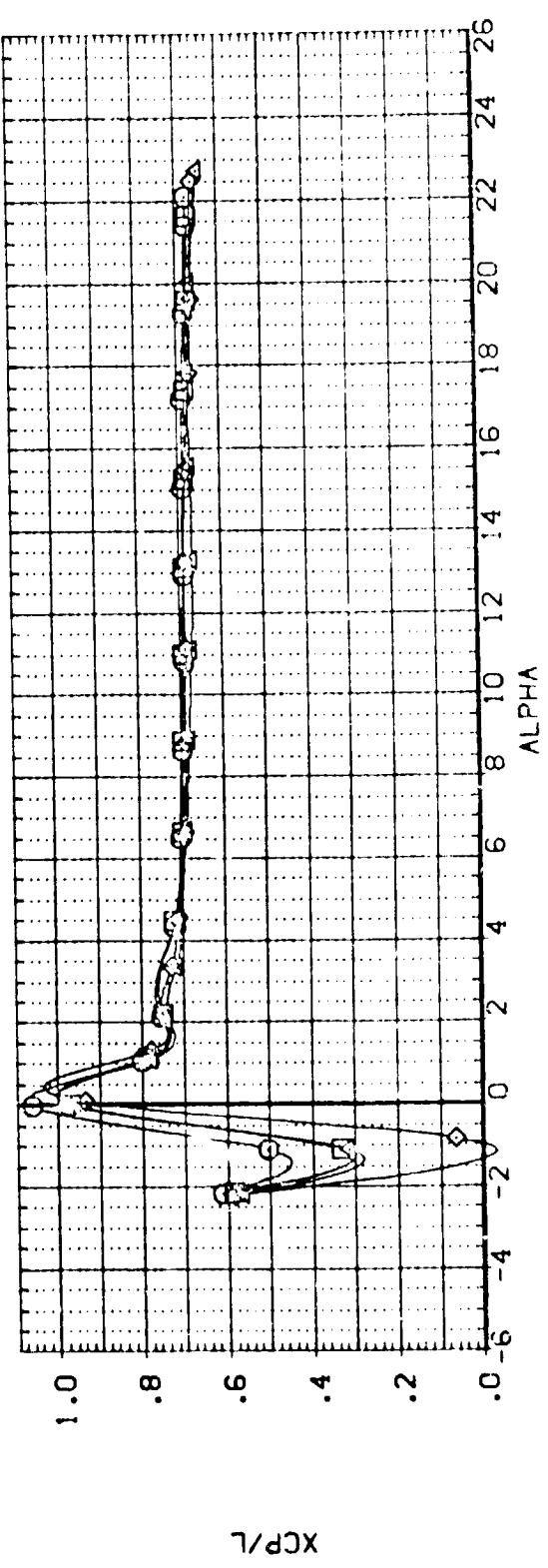
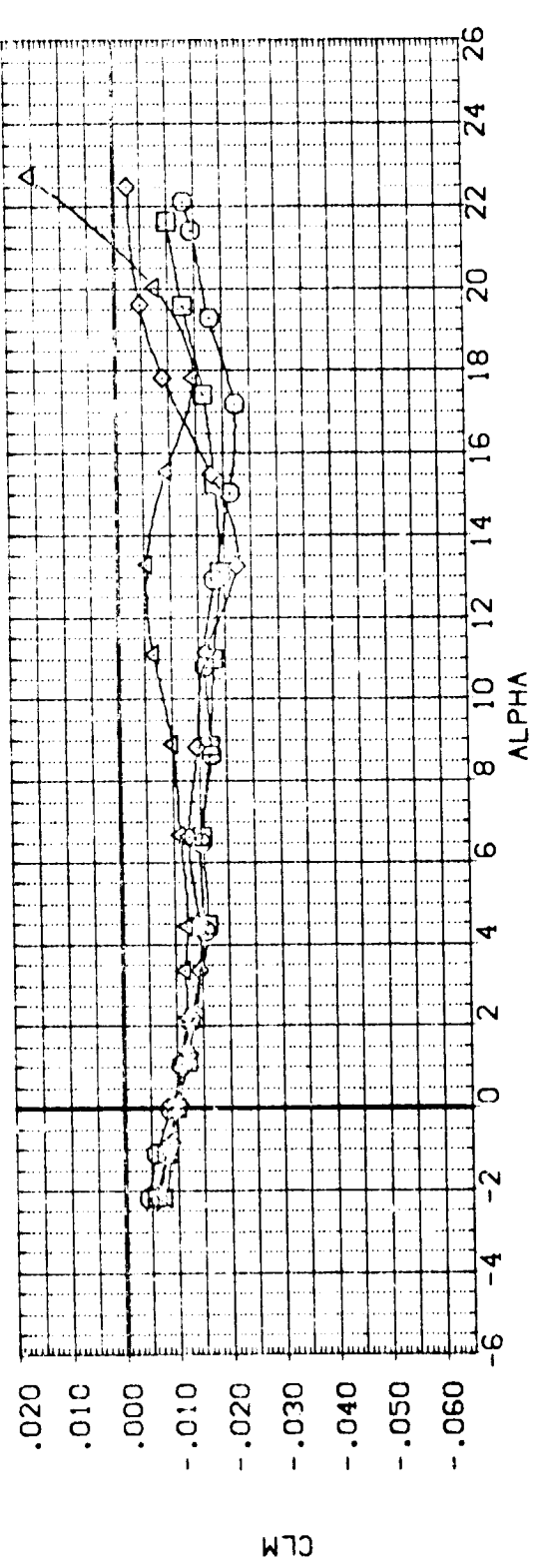


FIGURE 1. EFFECT OF FILLET ON WING NO 1 AERO CHARACT (AIRFOIL SECTION)

(D)MACH = .90

DATA SET SYMBOL	CONFIGURATION DESCRIPTION	(BVI/VFB)	WINGND	VINGSC	FLTSCT	LANDAF	REFERENCE INFORMATION
(BPS101)	LARC 8-TPT-657/660.LD-100 DRB.(SHIPS)	(BVI/VFB)	.000	.000	.000	53.200	SREF 175.7376 SO.IN.
(BPS103)	LARC 8-TPT-657/660.LC-100 DRB.(SHIPS)	(BVI/VFB)	.000	.000	.000	60.000	LREF 29.5100 INCHES
(BPS109)	LARC 8-TPT-657/660.LC-100 DRB.(SHIPS)	(BVI/VFB)	.000	.000	.000	70.000	BREF 19.7156 INCHES
(BPS107)	LARC 8-TPT-657/660.LC-100 DRB.(SHIPS)	(BVI/VFB)	.000	.000	.000	78.000	XMRP 16.8366 INCHES
							YMRP .0000 INCHES
							ZMRP .0000 INCHES
							SCALE .0188 SCALE

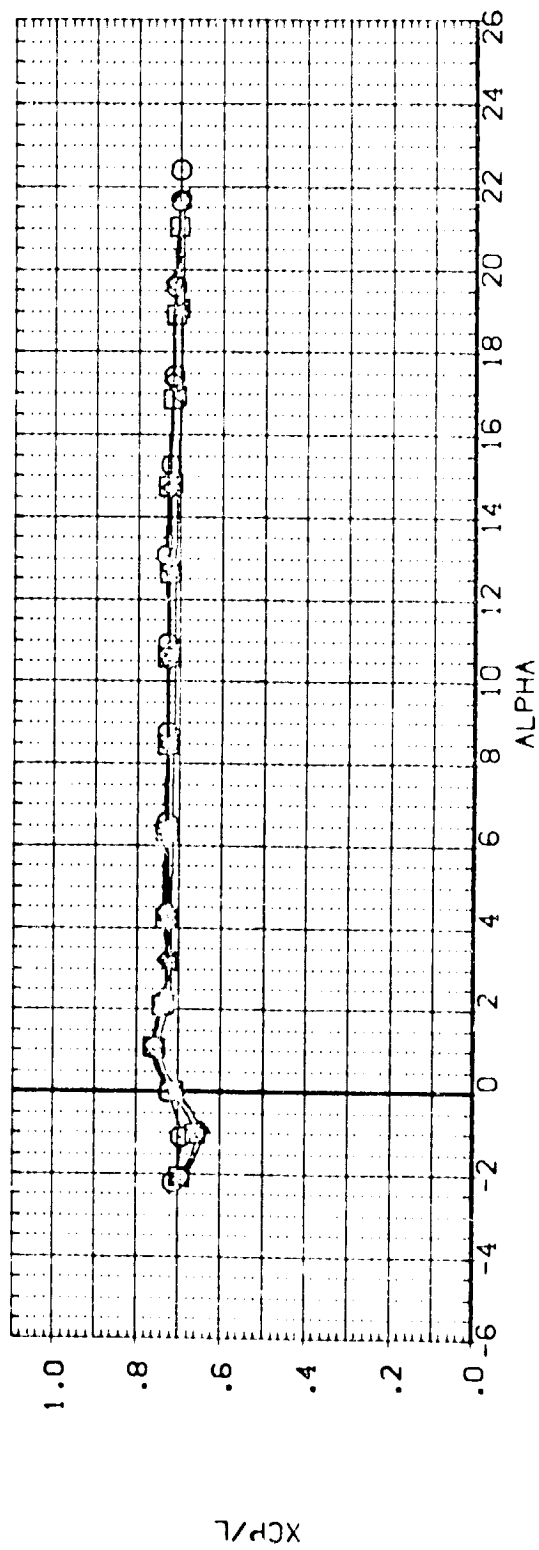
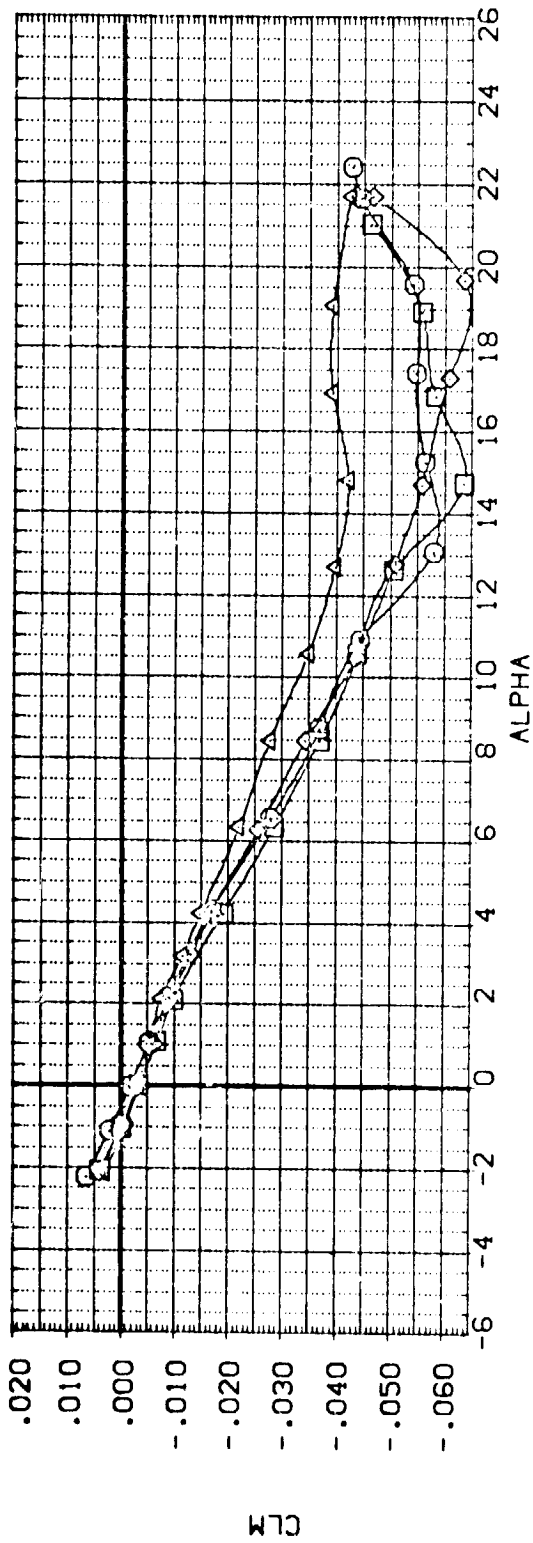


FIGURE 1. EFFECT OF FILLET ON WING NO 1 AERO CHARACT (AIRFOIL SECTION)

(E)MACH = .98

DATA SET SYMBOL	CONFIGURATION DESCRIPTION	(BV) (VFB)	VINGND	VINGSC	FLTSTCT	LAMDAF	REFERENCE INFORMATION
(8P5)101	LARC 8-TPT-657/660, LD-100 OR8 (SHIPS)	(BV) (VFB)	1.000	1.000	1.000	53.200	SREF 175.7376
(8P5)103	LARC 8-TPT-657/660, LD-100 OR8 (SHIPS)	(BV) (VFB)	1.000	1.000	1.000	50.000	LRPF 25.5100
(8P5)109	LARC 8-TPT-657/660, LD-100 OR8 (SHIPS)	(BV) (VFB)	1.000	1.000	1.000	70.000	BRFC 19.7158
(8P5)107	LARC 8-TPT-657/660, LD-100 OR8 (SHIPS)	(BV) (VFB)	1.000	1.000	1.000	78.000	XMRP 16.5365
							ZMRP .0000
							SCALE .0188

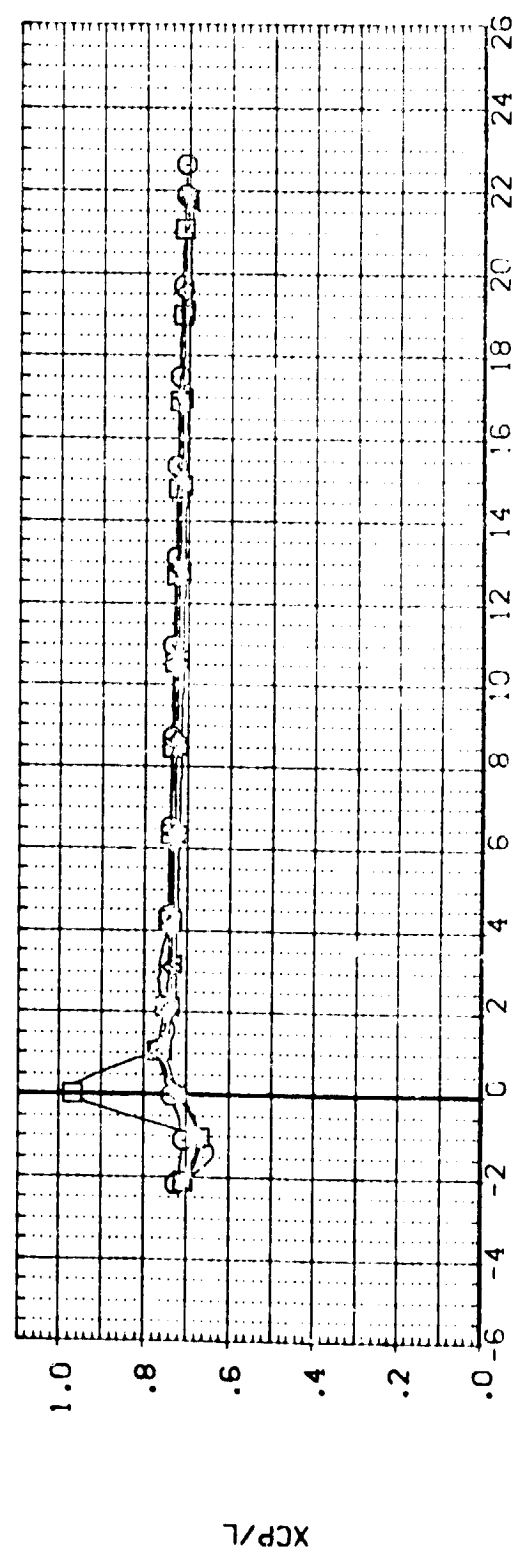
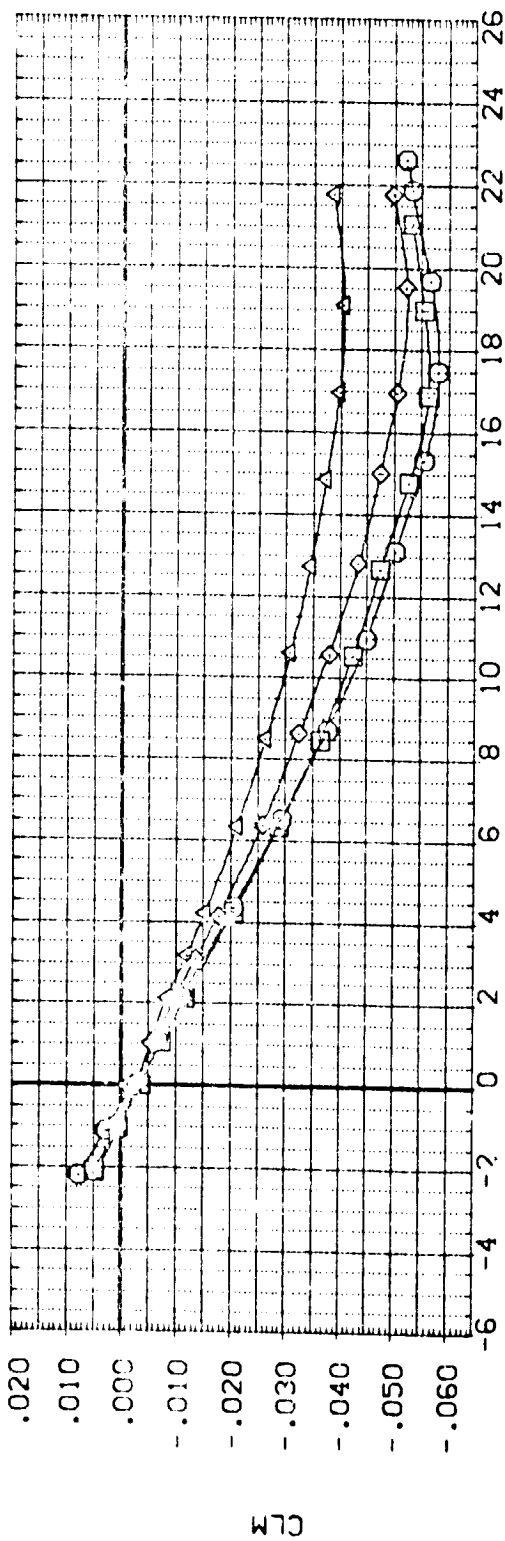


FIGURE 1. EFFECT OF FILLET ON WING NO 1 AERO CHARACT (AIRFOIL SECTION)

(F)MACH = 1.20

DATA SET SYMBOL	CONFIGURATION DESCRIPTION	WINGNO	WINGSC	FLTSCT	L'AMDAF	REFERENCE INFORMATION
(BPS)02)	LARC 8-TPT-657/660, LD-100 DRB, (SA)IPS)	1.000	2.000	5.1.200	SREF 175.7376	SO, IN
(BPS)04)	LARC 8-TPT-657/660, LD-100 DRB, (SA)IPS)	1.000	2.000	62.000	LREF 23.5100	INCHES
(BPS)06)	LARC 8-TPT-657/660, LD-100 DRB, (SA)IPS)	1.000	2.000	70.000	BREF 19.7156	INCHES
(BPS)08)	LARC 8-TPT-657/660, LD-100 DRB, (SA)IPS)	1.000	2.000	3.000	XREF 18.8366	INCHES
					YMRP .0000	INCHES
					ZMRP .0000	INCHES
					SCALE 0.88	SCALE

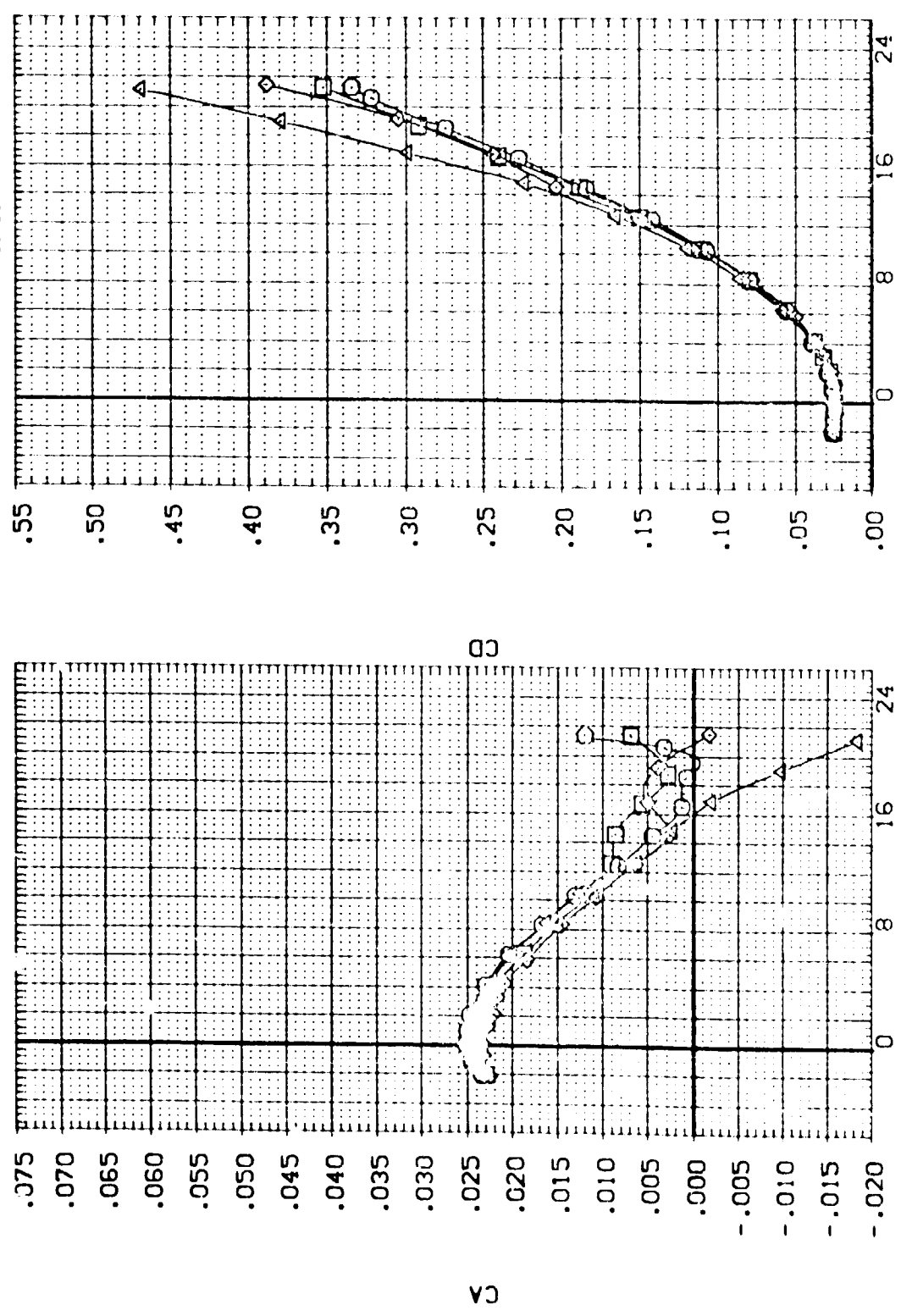


FIGURE 2. EFFECT OF FILLET ON WING NO 1 AERO CHARACT (WEDGE SECTION)

(A)MACH = .35

DATA SET SYMBOL	CONFIGURATION DESCRIPTION	WINGNO	WINGSC	FLTSCT	LAYDAF	REFERENCE INFORMATION
(BPS)02)	LARC 8-TPT-657/660, LO-100 C98, (SHIPS)	1.000	2.000	53.200	SREF	175.7375
(BPS)04)	LARC 8-TPT-657/660, LO-100 C98, (SHIPS)	1.000	2.000	50.000	LREF	75.5100
(BPS)06)	LARC 8-TPT-657/660, LO-100 C98, (SHIPS)	1.000	2.000	3.000	SREF	19.7156
(BPS)03)	LARC 8-TPT-657/660, LO-100 C98, (SHIPS)	1.000	2.000	3.000	XMRP	16.8366
					ZMRP	.0000
					SCALE	.0189
					SCALE	

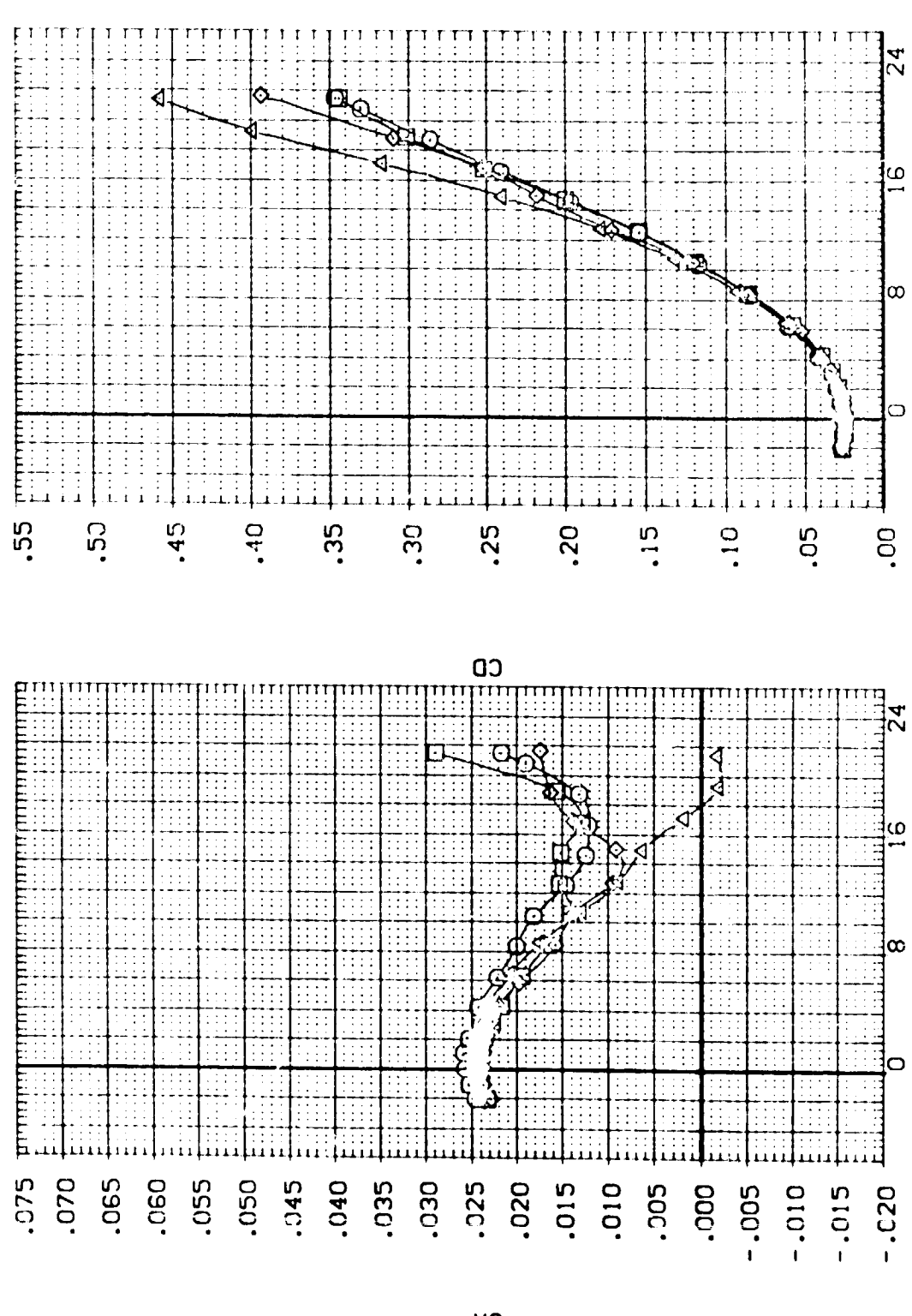
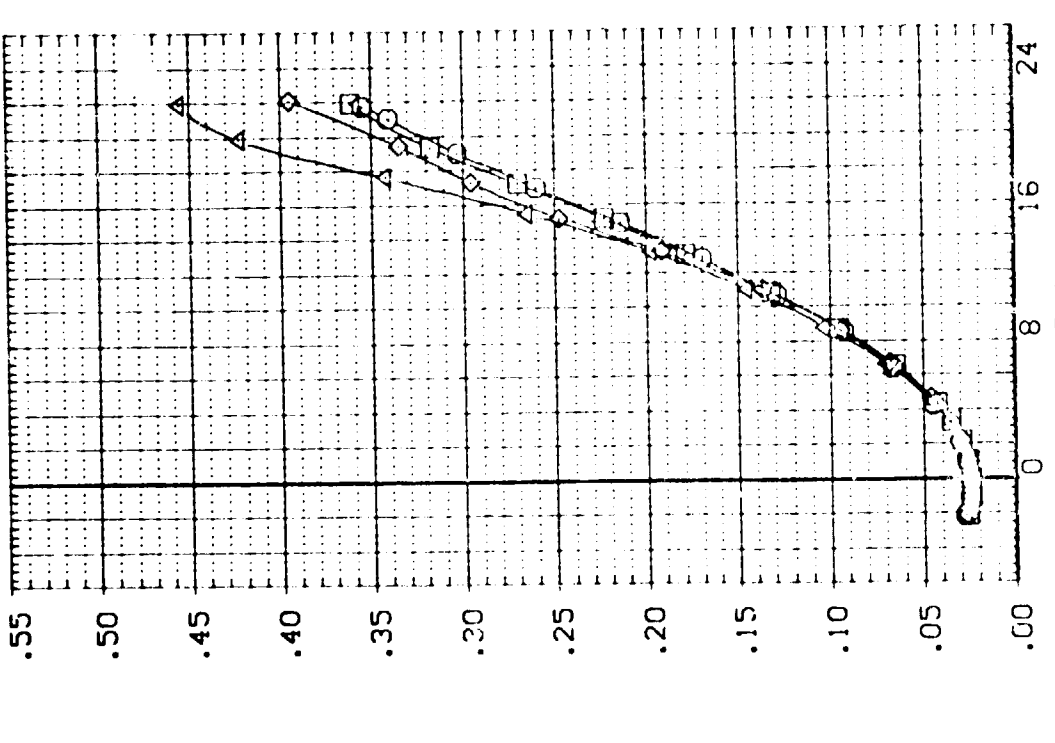


FIGURE 2. EFFECT OF FILLET ON WING NO 1 AERO CHARACT (WEDGE SECTION)

DATA SET SYMBOL	CONFIGURATION DESCRIPTION	WINGND	WINGSC	FLTSC	LANDAF	REFERENCE INFORMATION
(BPS102)	LARC 8-TPT-657/660.LG-100 DRB (SH:PS)	1.000	2.000	3.000	53.200	SREF 175.7376 SQ.IN.
(BPS104)	LARC 8-TPT-657/660.LG-100 DRB (SH:PS)	1.000	2.000	3.000	60.000	LREF 25.5100 INCHES
(BPS106)	LARC 8-TPT-657/660.LG-100 DRB (SH:PS)	1.000	2.000	3.000	70.000	BREF 19.7156 INCHES
(BPS108)	LARC 8-TPT-657/660.LG-100 DRB (SH:PS)	1.000	2.000	3.000	78.000	XREF 16.8366 INCHES
						ZREF .0000 INCHES
						ZREF .0000 INCHES
						SCALE .0188



DATA SET SYMBOL	CONFIGURATION DESCRIPTION	(BV:VFB)
(BPS102)	LARC 8-TPT-657/660.LG-100 DRB (SH:PS)	(BV:VFB)
(BPS104)	LARC 8-TPT-657/660.LG-100 DRB (SH:PS)	(BV:VFB)
(BPS106)	LARC 8-TPT-657/660.LG-100 DRB (SH:PS)	(BV:VFB)
(BPS108)	LARC 8-TPT-657/660.LG-100 DRB (SH:PS)	(BV:VFB)

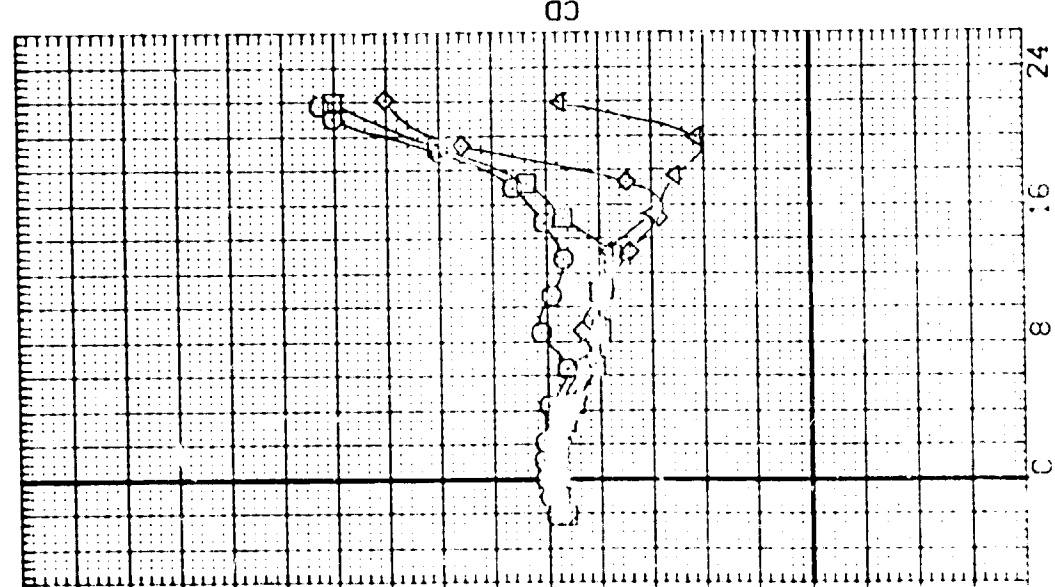


FIGURE 2. EFFECT OF FILLET ON WING NO 1 AERO CHARACTER (WEDGE SECTION)

(C)MACH = .80

DATA SET SYMBOL

CONFIGURATION DESCRIPTION

(BV) (VFB)

WINGSC FLTSCT LAMDAF

REFERENCE INFORMATION

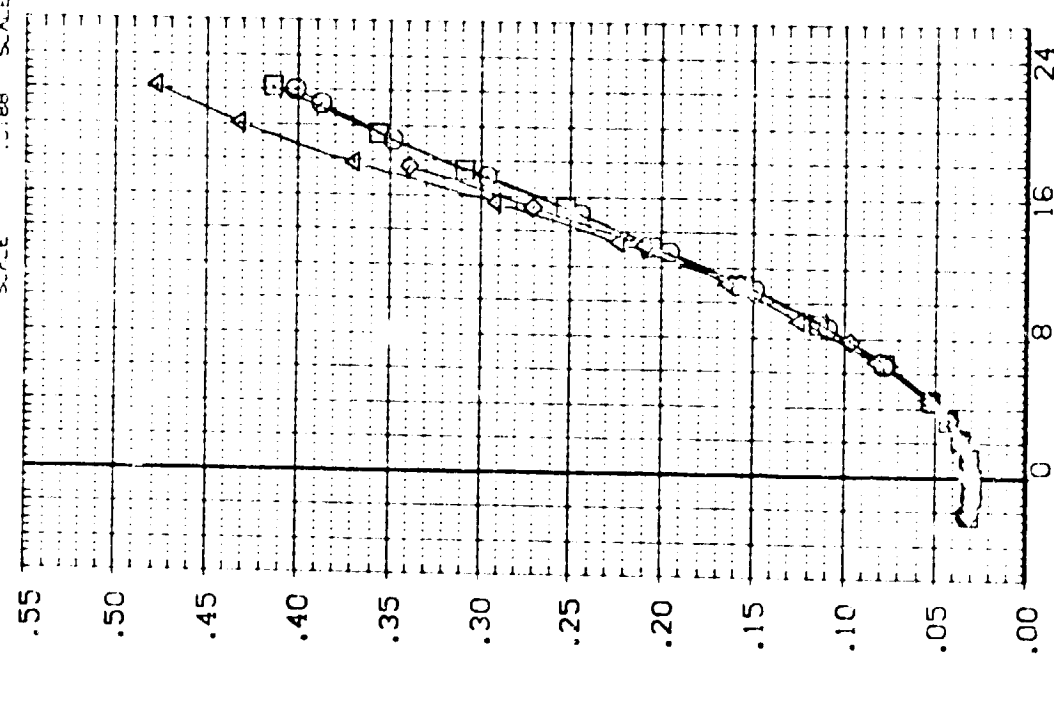
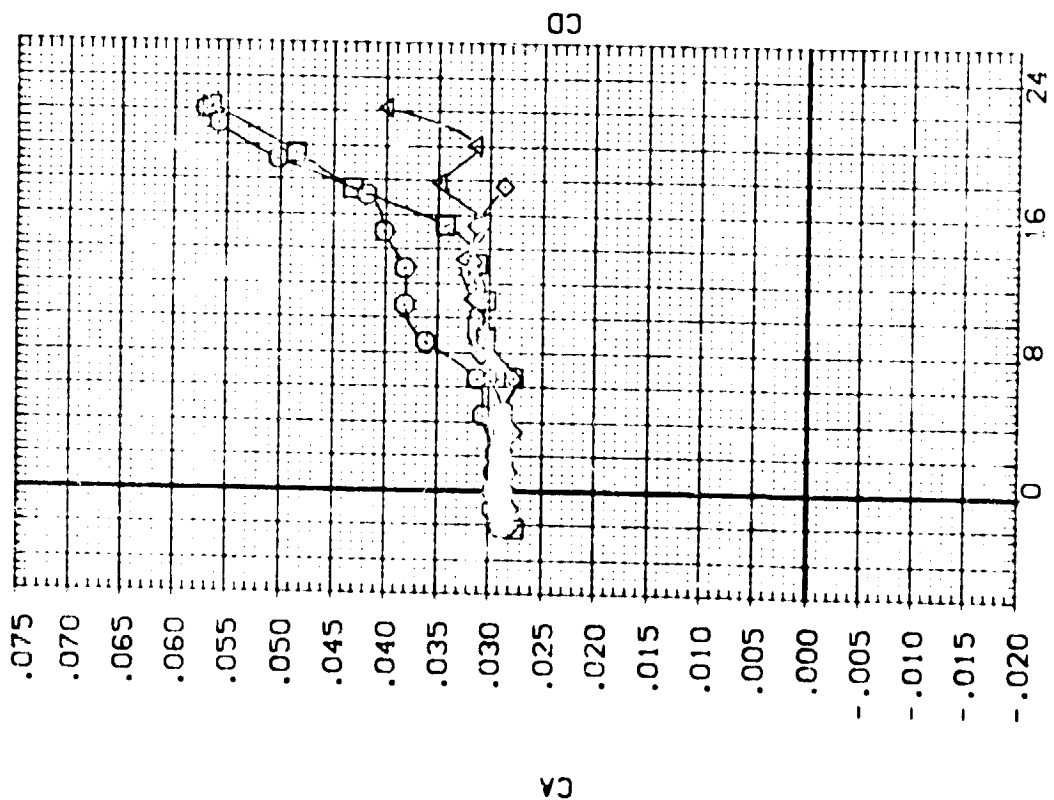


FIGURE 2. EFFECT OF FILLET ON WING NO 1 AERO CHARACT (WEDGE SECTION)
(O)MACH = .90

DATA SET SYMBOL	CONFIGURATION DESCRIPTION	WING SC	WING SC	FLTSCT	LAMDAF	REFERENCE INFORMATION
BPS102	LARC 8-TPT-657/660.LD-100 CRB. (S) (IPS)	1.000	2.000	3.000	53.000	SREF 175.7376 SQ. IN.
BPS104	LARC 8-TPT-657/660.LD-100 CRB. (S) (IPS)	1.000	2.000	3.000	60.000	LREF 25.5100 INCHES
BPS106	LARC 8-TPT-657/660.LD-100 CRB. (S) (IPS)	1.000	2.000	3.000	73.000	BREF 19.7156 INCHES
BPS108	LARC 8-TPT-657/660.LD-100 CRB. (S) (IPS)	1.000	2.000	3.000	78.000	XWRP 16.3366 INCHES
						YWRP 3.000 INCHES
						ZWRP 3.000 INCHES
						SCALE .3188 SCALE

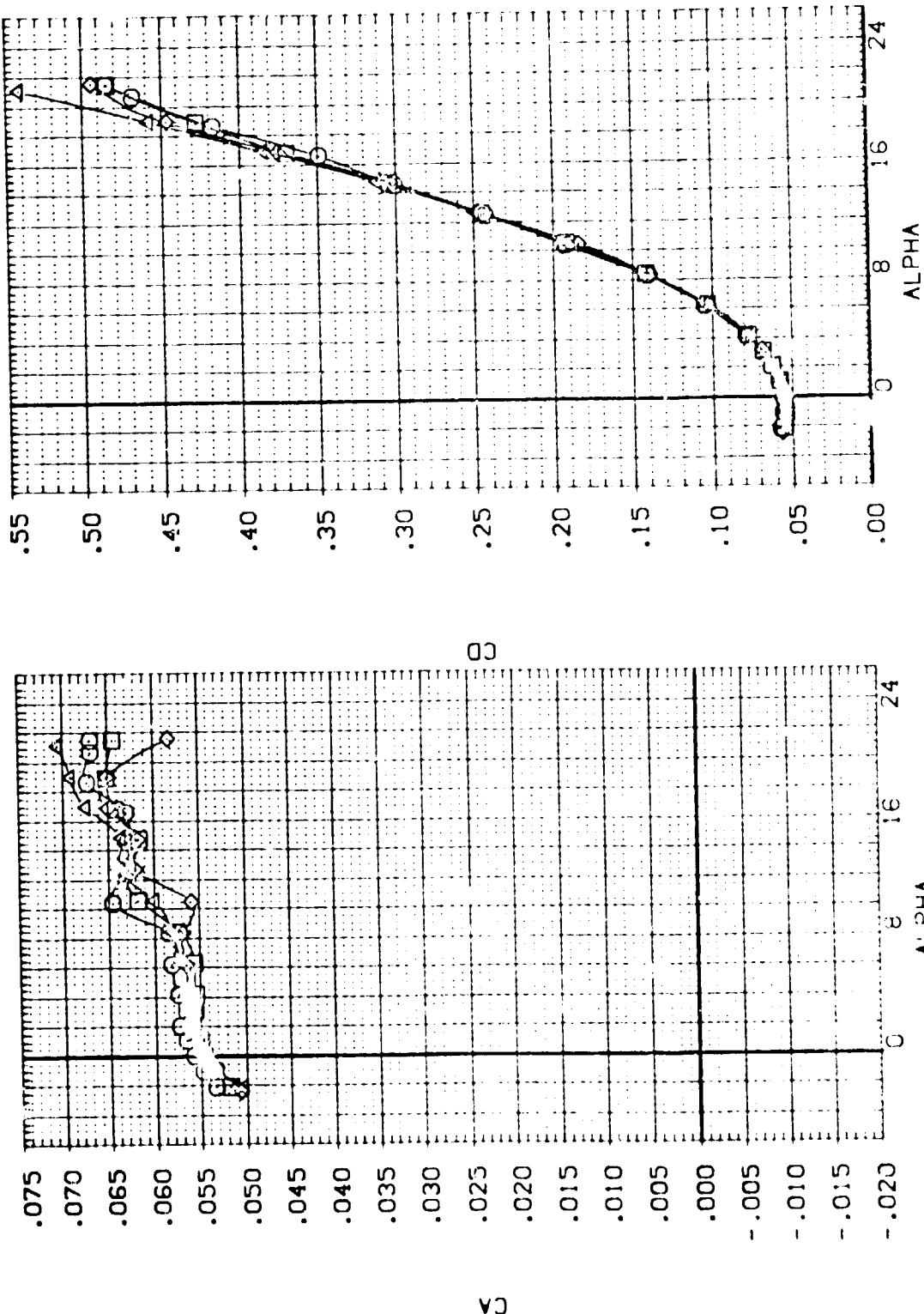


FIGURE 2. EFFECT OF FILLET ON WING NO 1 AERO CHARACT (WEDGE SECTION)

(M)MACH = .98

DATA SET SYMBOL

CONFIGURATION DESCRIPTION

(BVI/VFB)

(S/IPS)

(S/IPS)

(S/IPS)

REFERENCE INFORMATION

WINGNO WINGSC FLTSC LAMDAF

1.000 2.000 3.000 53.200

1.000 2.000 3.000 50.000

1.000 2.000 3.000 70.000

1.000 2.000 3.000 78.000

SREF 175.73/6 SO, IN
 LREF 25.5/0 INCHES
 BREF 19.7/56 INCHES
 XAPP 16.8366 INCHES
 YAPP .0000 INCHES
 ZAPP .0000 INCHES
 SCALE .0188 SCALE

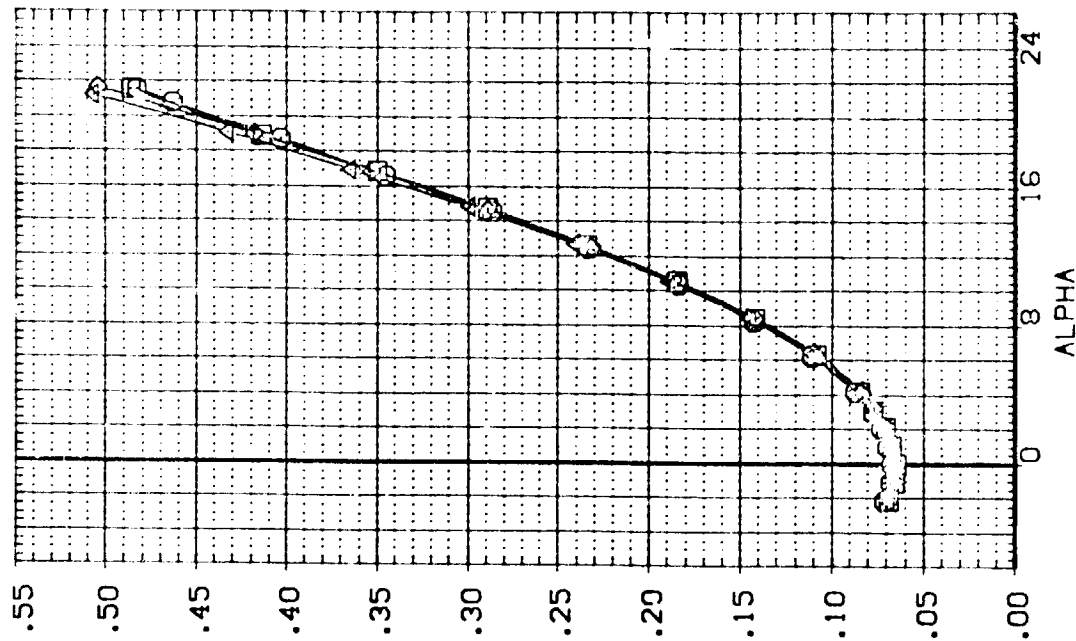
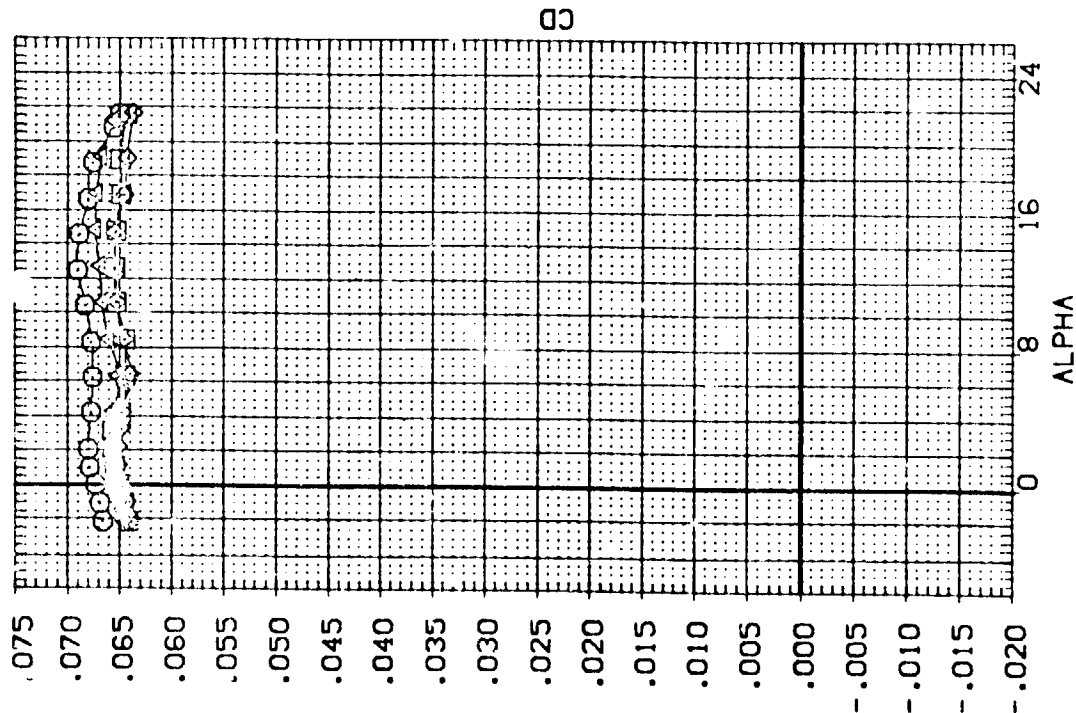


FIGURE 2. EFFECT OF FILLET ON WING NO 1 AERO CHARACT (WEDGE SECTION)

(F)MACH = 1.20

DATA SET SYMBOL	CONFIGURATION DESCRIPTION	(B) (VFB)	(B) (VFB)	(B) (VFB)	(B) (VFB)	WINGND	WINGSC	FLTSCT	LAMDAF	REFERENCE INFORMATION	SC. IN.
(3P5)102)	LARC B-TPT-657/660, LO-100 CRB (SHIPS)	(B) (VFB)	(B) (VFB)	(B) (VFB)	(B) (VFB)	.000	2.000	3.000	53.200	SREF 175.7376	75.7376
(3P5)104)	LARC B-TPT-657/660, LO-100 CRB (SHIPS)	(B) (VFB)	(B) (VFB)	(B) (VFB)	(B) (VFB)	.000	2.000	3.000	60.000	LREF 23.5100	23.5100
(3P5)106)	LARC B-TPT-657/660, LO-100 CRB (SHIPS)	(B) (VFB)	(B) (VFB)	(B) (VFB)	(B) (VFB)	.000	2.000	3.000	70.000	BREF 19.7156	19.7156
(3P5)108)	LARC B-TPT-657/660, LO-100 CRB (SHIPS)	(B) (VFB)	(B) (VFB)	(B) (VFB)	(B) (VFB)	.000	2.000	3.000	78.000	XMRP 16.8366	16.8366
										ZMRP .0000	.0000
										SCALE .0188	.0188

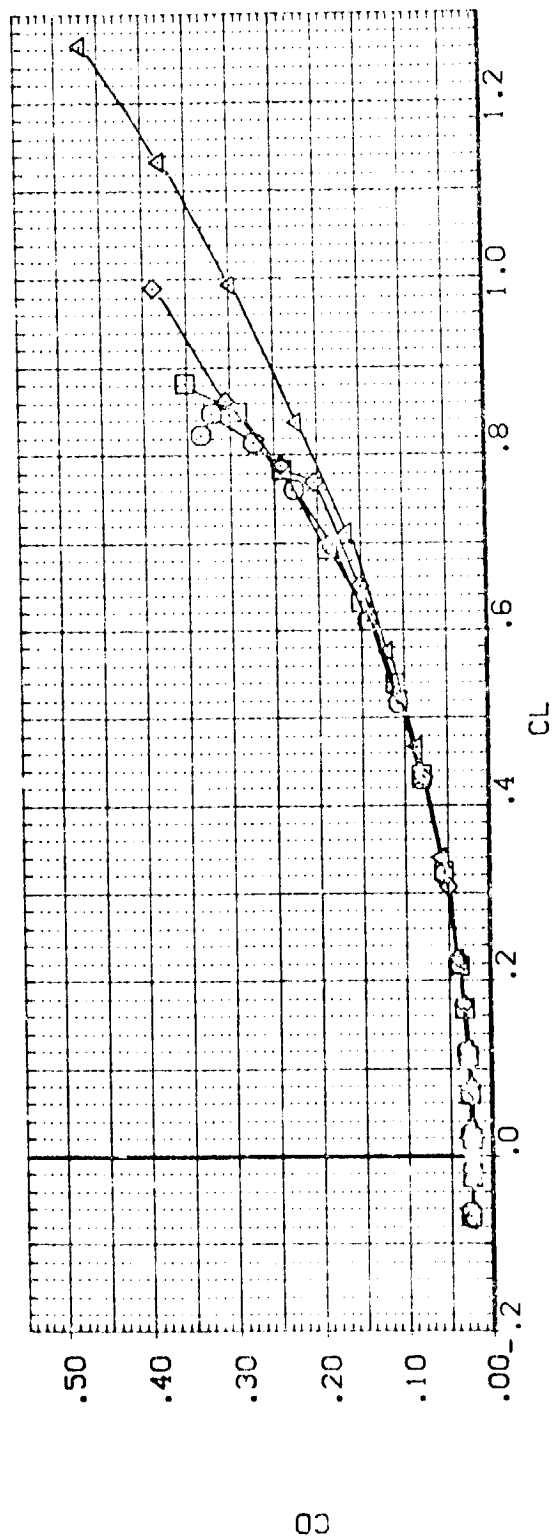
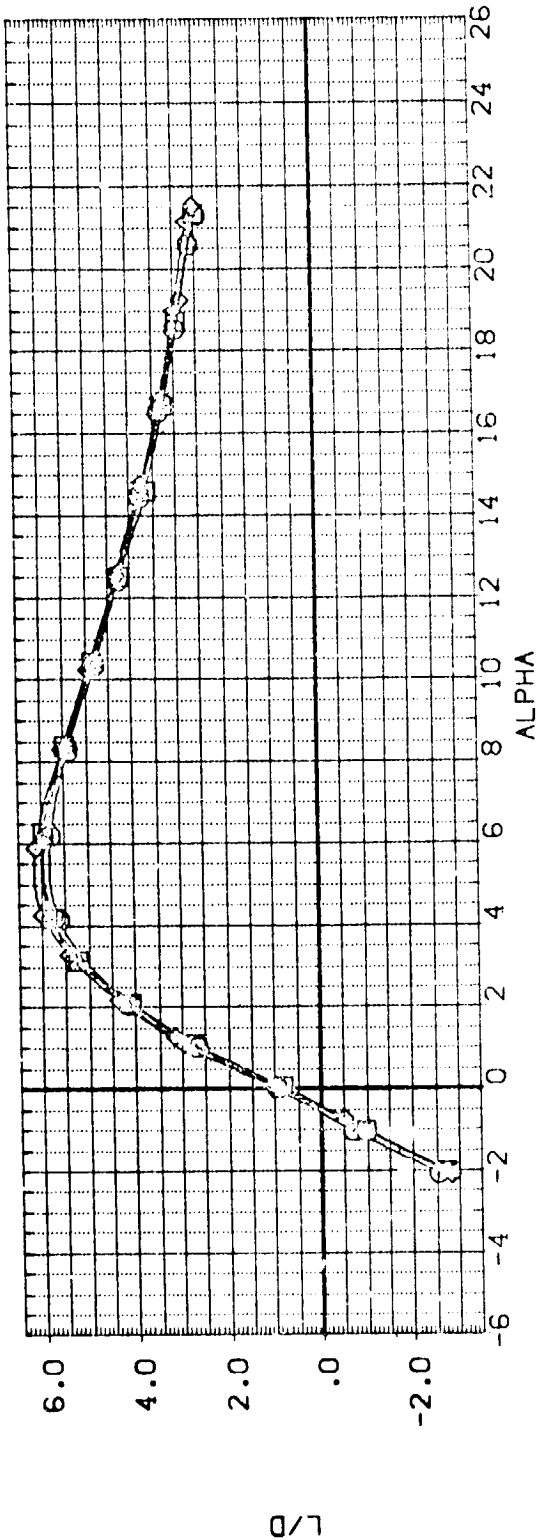


FIGURE 2. EFFECT OF FILLET ON WING NO 1 AERO CHARACTER (WEDGE SECTION)

(A) MACH = .35

DATA SET SYMBOL	CONFIGURATION DESCRIPTION	WINGND	VINGSC	FLTSCT	LANDAF	REFERENCE INFORMATION
(BPS)02)	LARC 8-TPT-657/660.L0-100 ORB (SH)PS	1.000	2.000	53.200	SREF 175.7376	50. IN.
(BPS)04)	LARC 8-TPT-657/660.L0-100 ORB (SH)PS	1.000	2.000	60.000	LREF 75.5100	INCHES
(BPS)06)	LARC 8-TPT-657/650.L0-100 ORB (SH)PS	1.000	2.000	3.000	BREF 79.7156	INCHES
(BPS)08)	LARC 8-TPT-657/650.L0-100 ORB (SH)PS	1.000	2.000	3.000	XMRP 15.3375	INCHES
					YMRP .0000	INCHES
					ZMRP .0000	INCHES
					SCALE .0189	SCALE

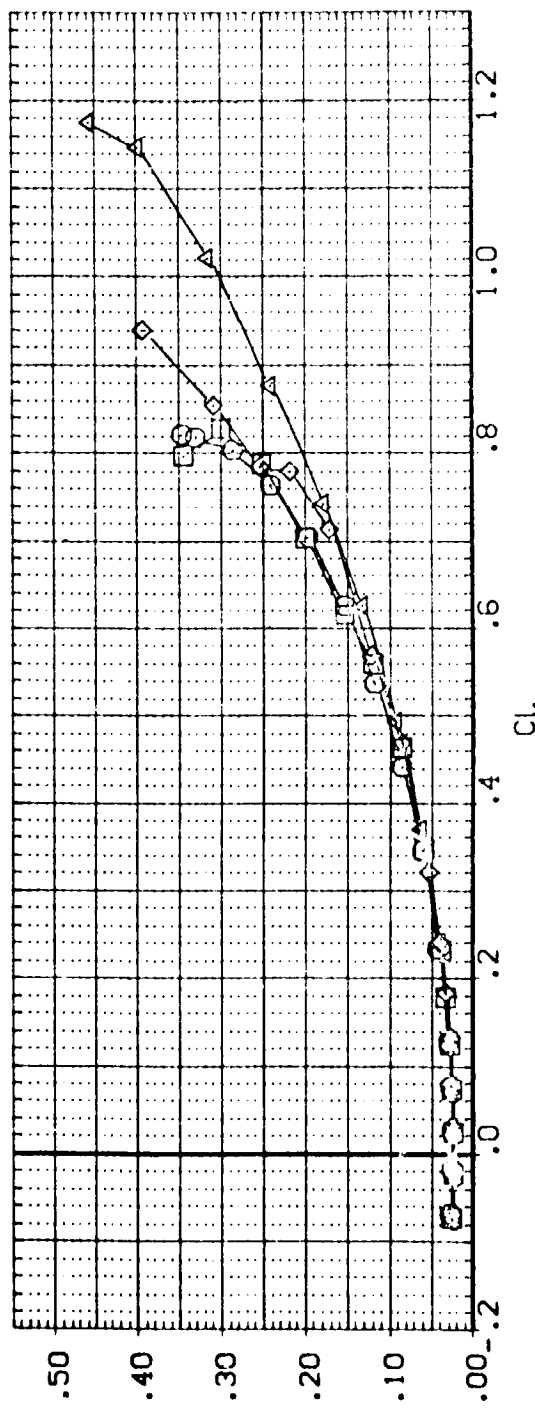
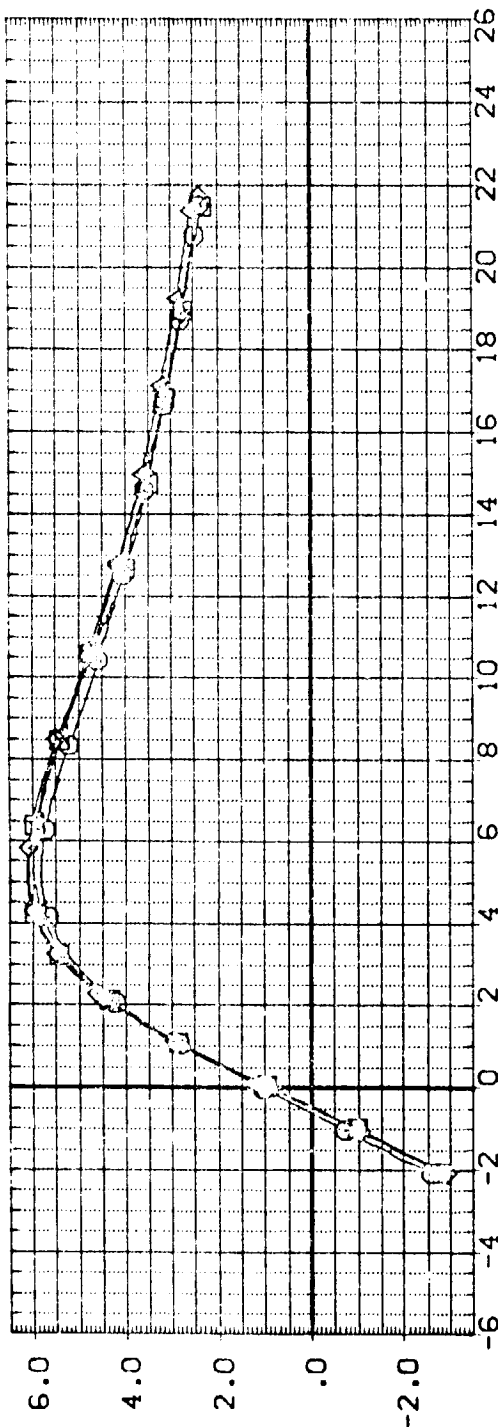


FIGURE 2. EFFECT OF FILLET ON WING NO 1 AERO CHARACT (WEDGE SECTION)

(B)MACH = .60

DATA SET SYMBOL	CONFIGURATION DESCRIPTION	WINGND	VINGSC	FLTSC	LAMPDF	REFERENCE INFORMATION	SO. IN.
(BPS102)	LARC 8-TPT-657/660, LO-100 CRB, (SH:PS)	1.000	2.000	3.000	53.200	SREF	175.7376
(BPS104)	LARC 8-TPT-657/660, LO-100 CRB, (SH:PS)	1.000	2.000	3.000	50.000	LREF	25.5100
(BPS106)	LARC 8-TPT-657/660, LO-100 CRB, (SH:PS)	1.000	2.000	3.000	70.000	BREF	19.7156
(BPS108)	LARC 8-TPT-657/660, LO-100 CRB, (SH:PS)	1.000	2.000	3.000	78.000	XMRP	16.8366
						ZMRP	.0000
						SCALE	.0189

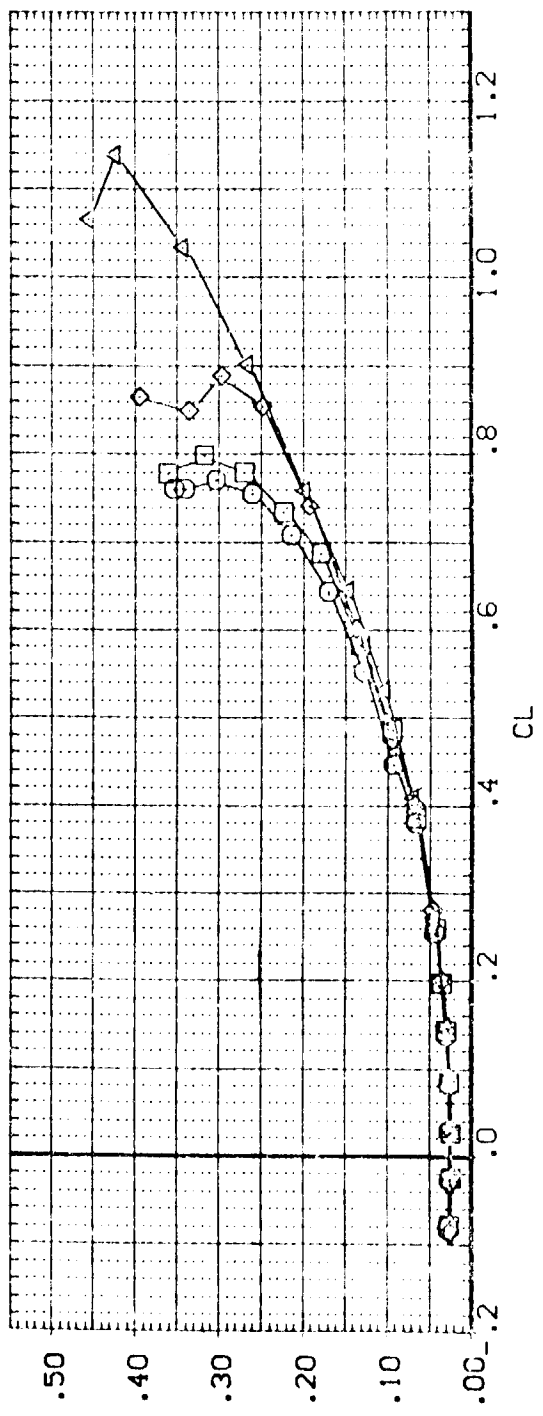
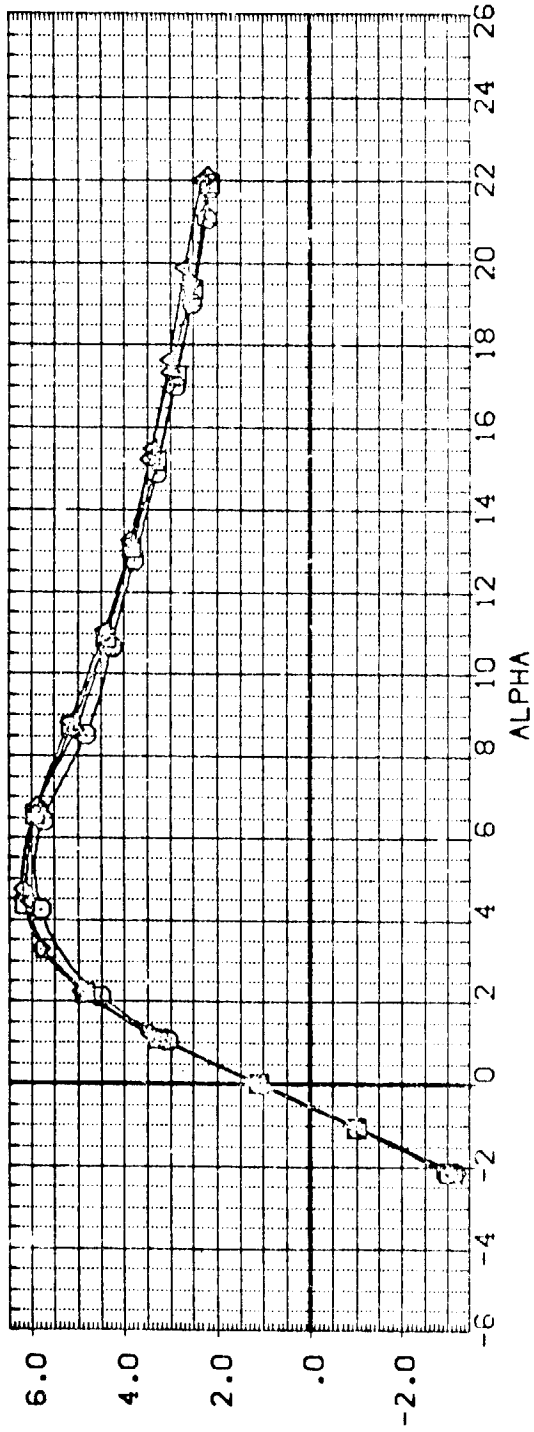


FIGURE 2. EFFECT OF FILLET ON WING NO 1 AERO CHARACT (WEDGE SECTION)

(C)MACH = .80

DATA SET SYMBOL	CONFIGURATION DESCRIPTION	(BV VFB)	WINGNO	WINGSC	FLTSCT	LAMPDF	REFERENCE INFORMATION
(BPS102)	LARC 8-TPT-657/660, LO-100 CRB, (SH PS)	(BV VFB)	1.000	2.000	53.200	SREF	175.7376 SQ. IN.
(BPS104)	LARC 8-TPT-657/660, LO-100 CRB, (SH PS)	(BV VFB)	1.000	2.000	3.000	LRFL	25.5700 INCHES
(BPS106)	LARC 8-TPT-657/660, LO-100 CRB, (SH PS)	(BV VFB)	1.000	2.000	3.000	SRFL	19.7752 INCHES
(BPS108)	LARC 8-TPT-657/660, LO-100 CRB, (SH PS)	(BV VFB)	1.000	2.000	3.000	VMRP	16.8366 INCHES
						ZMRP	.0000 INCHES
						SCALE	.0188 SCALE

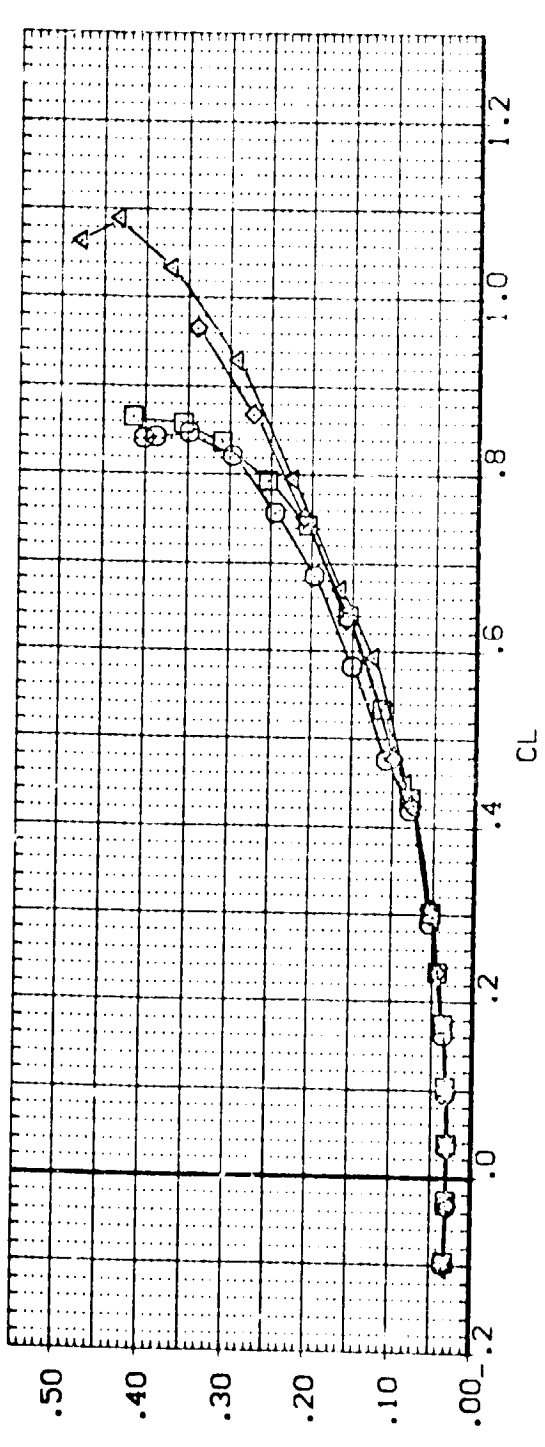
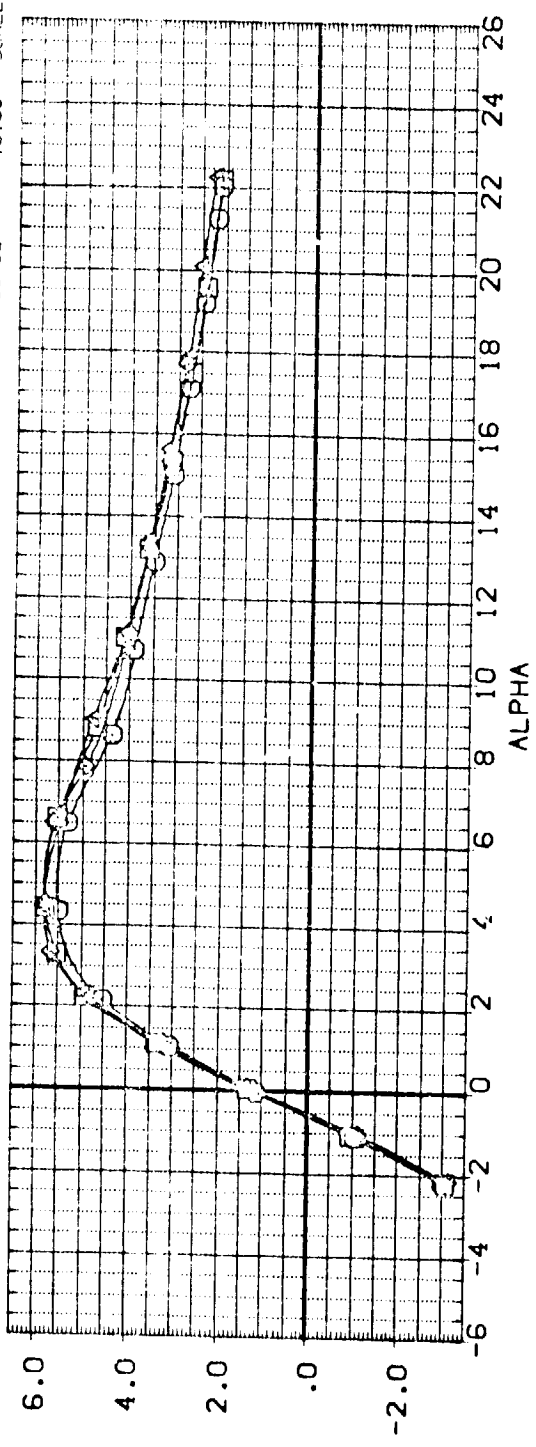


FIGURE 2. EFFECT OF FILLET ON WING NO 1 AERO CHARACTER (WEDGE SECTION)
 (O)MACH = .90

DATA SET SYMBOL	CONFIGURATION DESCRIPTION	(BV) (VFB)	VINGNO	VINGSC	FLTSCT	LAMDAF	REFERENCE INFORMATION	SO. IN.
(BPS) (02)	LARC 8-TPT-657/660, LO-100	(SH) (PS)	1.000	2.000	3.000	53.200	SREF	175.7376
(BPS) (04)	LARC 8-TPT-657/660, LO-100	(SH) (PS)	1.000	2.000	3.000	60.000	LREF	25.5100
(BPS) (06)	LARC 8-TPT-657/660, LO-100	(SH) (PS)	1.000	2.000	3.000	70.000	BREF	19.7156
(BPS) (08)	LARC 8-TPT-657/660, LO-100	(SH) (PS)	1.000	2.000	3.000	78.000	XMRP	.8366
							ZMRP	.0000
							ZMRP	.0000
							SCALE	.0169
							SCALE	

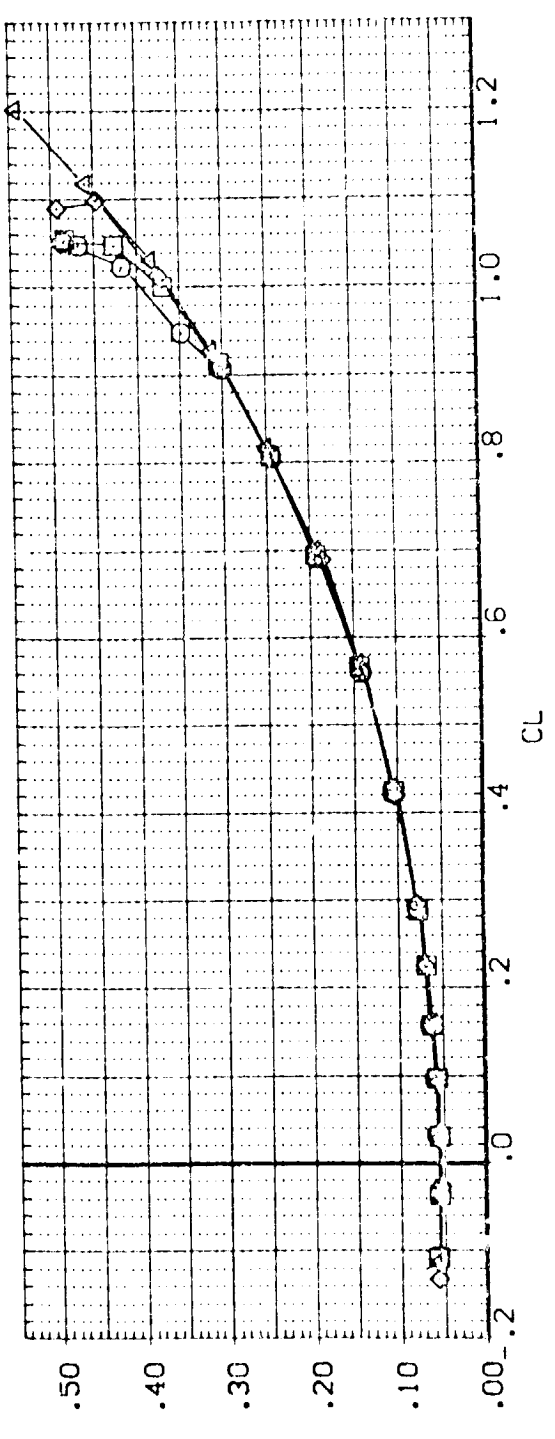
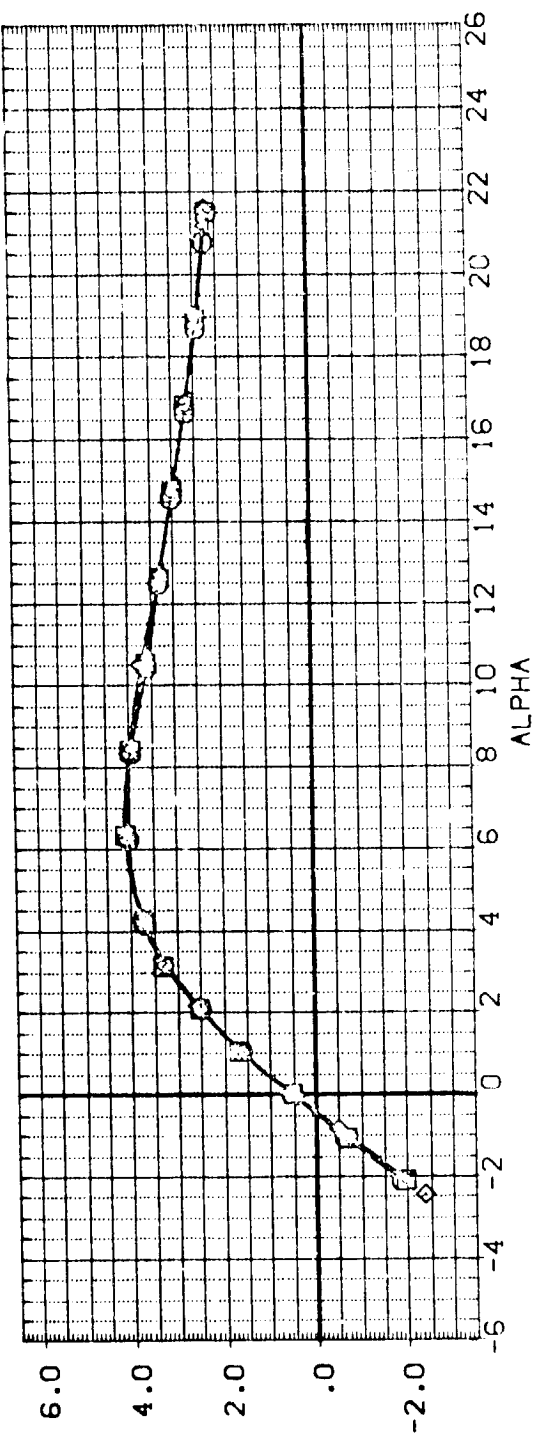


FIGURE 2. EFFECT OF FILLET ON WING NO 1 AERO CHARACTER (WEDGE SECTION)

(E)MACH = .98

DATA SET SYMBOL	CONFIGURATION DESCRIPTION	WINGNO	FLTSCT	LANDAF	REFERENCE INFORMATION
(BPS102)	LARC 8-TPT-657/660, LO-100 CRB, (SHIPS)	1.000	3.000	53.200	SREF 175.7376 SC, IN.
(BPS104)	LARC 8-TPT-657/660, LO-100 CRB, (SHIPS)	1.000	3.000	60.000	LREF 25.5100 INCHES
(BPS106)	LARC 8-TPT-657/660, LO-100 CRB, (SHIPS)	1.000	3.000	70.000	BREF 9.7156 INCHES
(BPS108)	LARC 8-TPT-657/660, LO-100 CRB, (SHIPS)	1.000	3.000	78.000	XWRP 16.9366 INCHES
					YWRP .0000 INCHES
					ZWRP .0000 INCHES
					SCALE .0183 SCALE

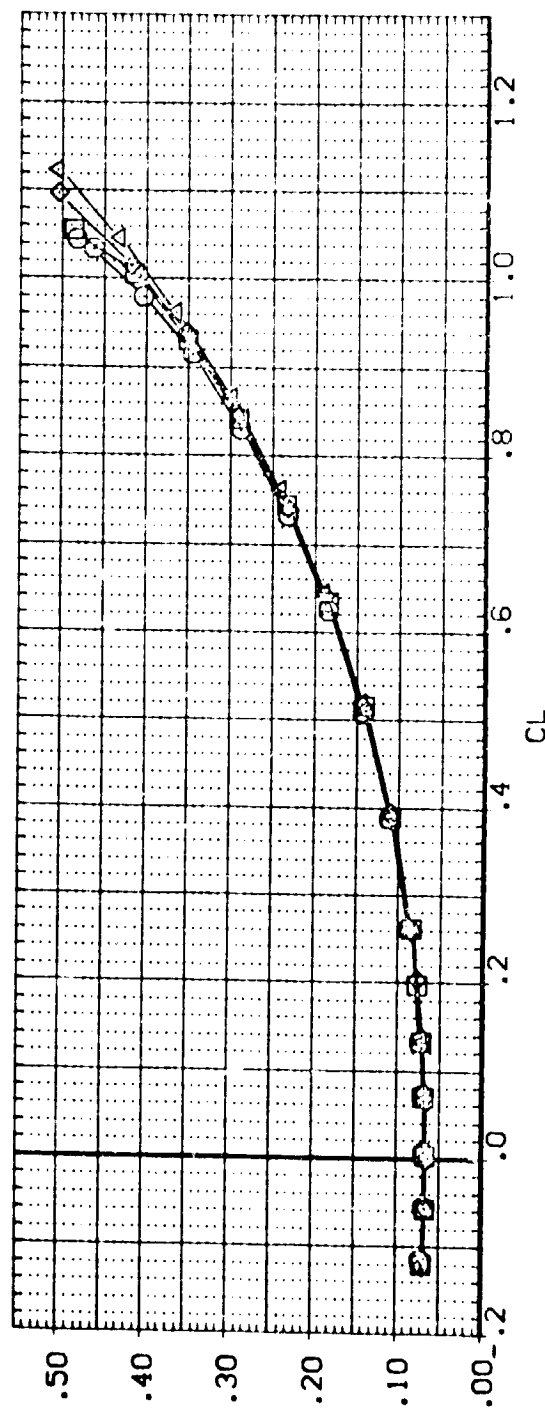
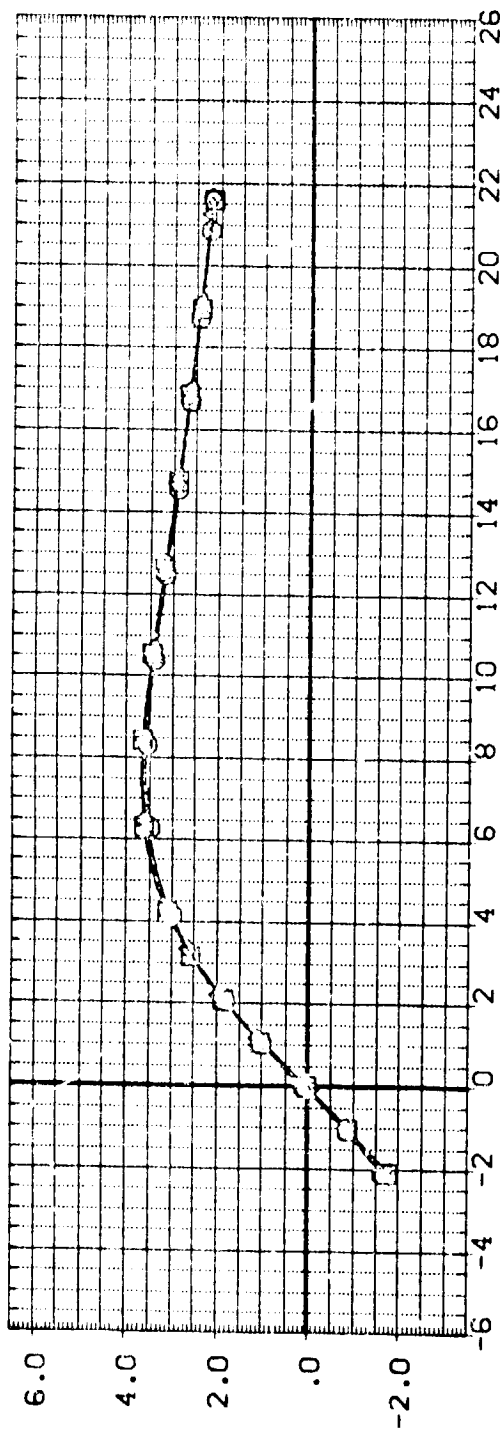


FIGURE 2. EFFECT OF FILLET ON WING NO. 1 AERO CHARACTER (WEDGE SECTION)

(M)MACH = 1.20

DATA SET SYMBOL CONFIGURATION DESCRIPTION REFERENCE INFORMATION

(BPS102)	LARC 8-TPT-657/660.LC-100 ORB.(SHIPS)	SREF	175.7376	SO.IN.
(BPS104)	LARC 8-TPT-657/660.LC-100 ORB.(SHIPS)	LREF	25.5100	INCHES
(BPS106)	LARC 8-TPT-657/660.LC-100 ORB.(SHIPS)	BREF	19.7156	INCHES
(BPS108)	LARC 8-TPT-657/660.LC-100 ORB.(SHIPS)	XMRP	16.8366	INCHES
		YMRP	.0000	INCHES
		ZMRP	.0000	INCHES
		SCALE	.0188	SCALE

WINGAO	1.000	WINGSC	2.000	FLTSCT	53.200	LANDAF	3.000	SO.IN.
	1.000		2.000		60.000		3.000	INCHES
	1.000		2.000		70.000		3.000	INCHES
	1.000		2.000		78.000		3.000	INCHES

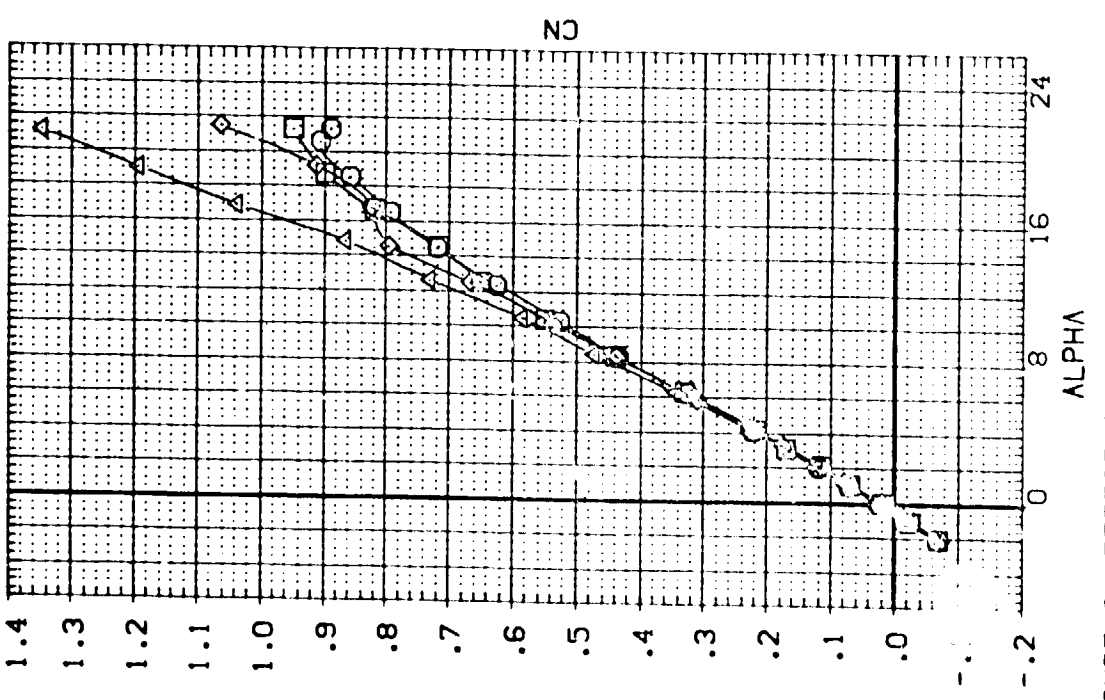
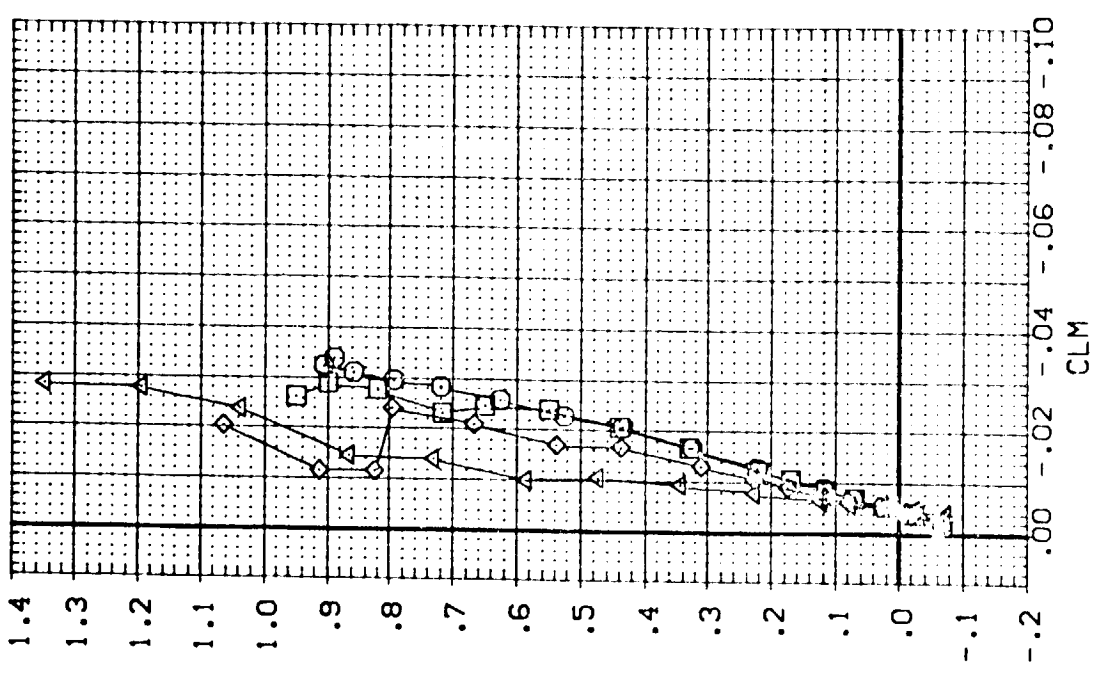


FIGURE 2. EFFECT OF FILLET ON WING NO 1 AERO CHARACT (WEDGE SECTION)

(A) MACH = .35

DATA SET SYMBOL	CONFIGURATION DESCRIPTION	WINGNO	WINGSC	FLTSCT	LAMDAF	REFERENCE INFORMATION
(BPS102)	LARC 8-TPT-657/660.L0-100 CR8.(SH:PS)	1.000	2.000	3.000	53.200	SREF 175.7376 50. IN.
(BPS104)	LARC 8-TPT-657/660.L0-100 CR8.(SH:PS)	1.000	2.000	3.000	60.000	LREF 25.5100 INCHES
(BPS106)	LARC 8-TPT-657/660.L0-100 CR8.(SH:PS)	1.000	2.000	3.000	70.000	BREF 19.7156 INCHES
(BPS108)	LARC 8-TPT-657/660.L0-100 CR8.(SH:PS)	1.000	2.000	3.000	78.000	YMRP 16.8366 INCHES
						ZMRP .0000 INCHES
						ZMRP SCALE .0188

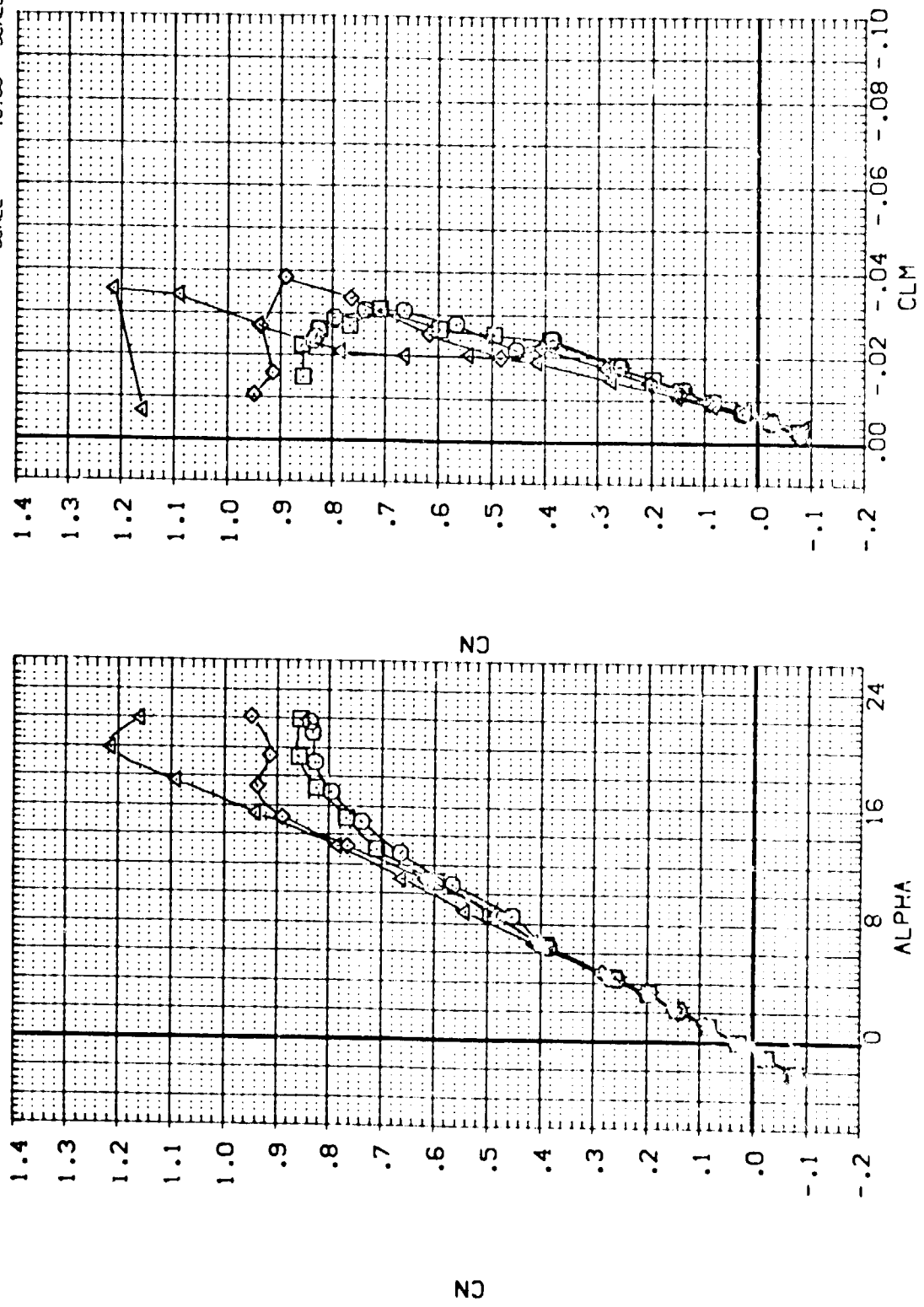


FIGURE 2. EFFECT OF FILLET ON WING NO 1 AERO CHARACT (WEDGE SECTION)

(C)MACH = .80

DATA SET SYMBOL	CONFIGURATION DESCRIPTION	(SV/VFB)	(SV/VFB)	(SV/VFB)	(SV/VFB)	WINGNO	WINGSC	FLTSC1	LAMDAF	REFERENCE INFORMATION
(BPS)C2)	LARC 8-TPT-657/660.L0-100 DRB.(SH)PS)	(BV/VFB)	(BV/VFB)	(BV/VFB)	(BV/VFB)	1.000	2.000	3.000	53.200	SREF 175.7376
(BPS)C4)	LARC 8-TPT-657/660.LC-100 DRB.(SH)PS)	(BV/VFB)	(BV/VFB)	(BV/VFB)	(BV/VFB)	1.000	2.000	3.000	60.000	LREF 25.5100
(BPS)C6)	LARC 8-TPT-657/660.L0-100 DRB.(SH)PS)	(BV/VFB)	(BV/VFB)	(BV/VFB)	(BV/VFB)	1.000	2.000	3.000	70.000	BREF 9.7156
(BPS)C8)	LARC 8-TPT-657/660.L0-100 DRB.(SH)PS)	(BV/VFB)	(BV/VFB)	(BV/VFB)	(BV/VFB)	1.000	2.000	3.000	78.000	XMRP 16.8356
										YMRP .0000
										ZMRP .0000
										SCALE .0188

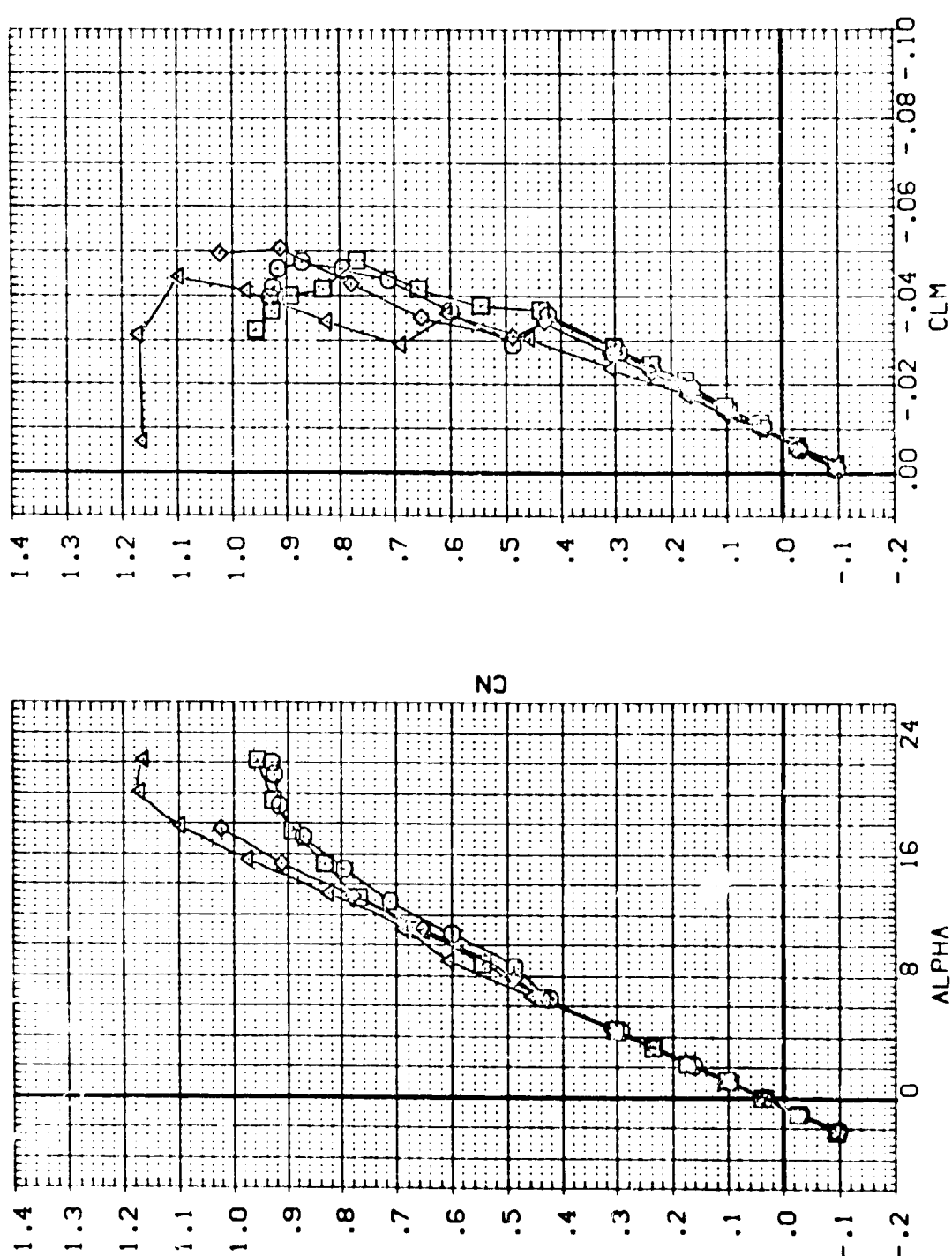


FIGURE 2. EFFECT OF FILLET ON WING NO 1 AERO CHARACT (WEDGE SECTION)

(OJ)MACH = .90

DATA SET SYMBOL	CONFIGURATION DESCRIPTION	WINGNO	WINGSC	FLTSCT	LAMDAF	REFERENCE INFORMATION
(BPS102)	LARC 8-TPT-657/660, LO-100 ORB. (SHIPS)	1.000	2.000	53.200	SREF	175.7376 SQ. IN.
(BPS104)	LARC 8-TPT-657/660, LO-100 ORB. (SHIPS)	1.000	2.000	60.000	LREF	25.5100 INCHES
(BPS106)	LARC 8-TPT-657/660, LO-100 ORB. (SHIPS)	1.000	2.000	70.000	BRREF	19.7156 INCHES
(BPS108)	LARC 8-TPT-657/660, LO-100 ORB. (SHIPS)	1.000	2.000	78.000	XMRP	16.8366 INCHES
					YMRP	.0000 INCHES
					ZMRP	.0000 INCHES
					SCALE	.C188 SCALE

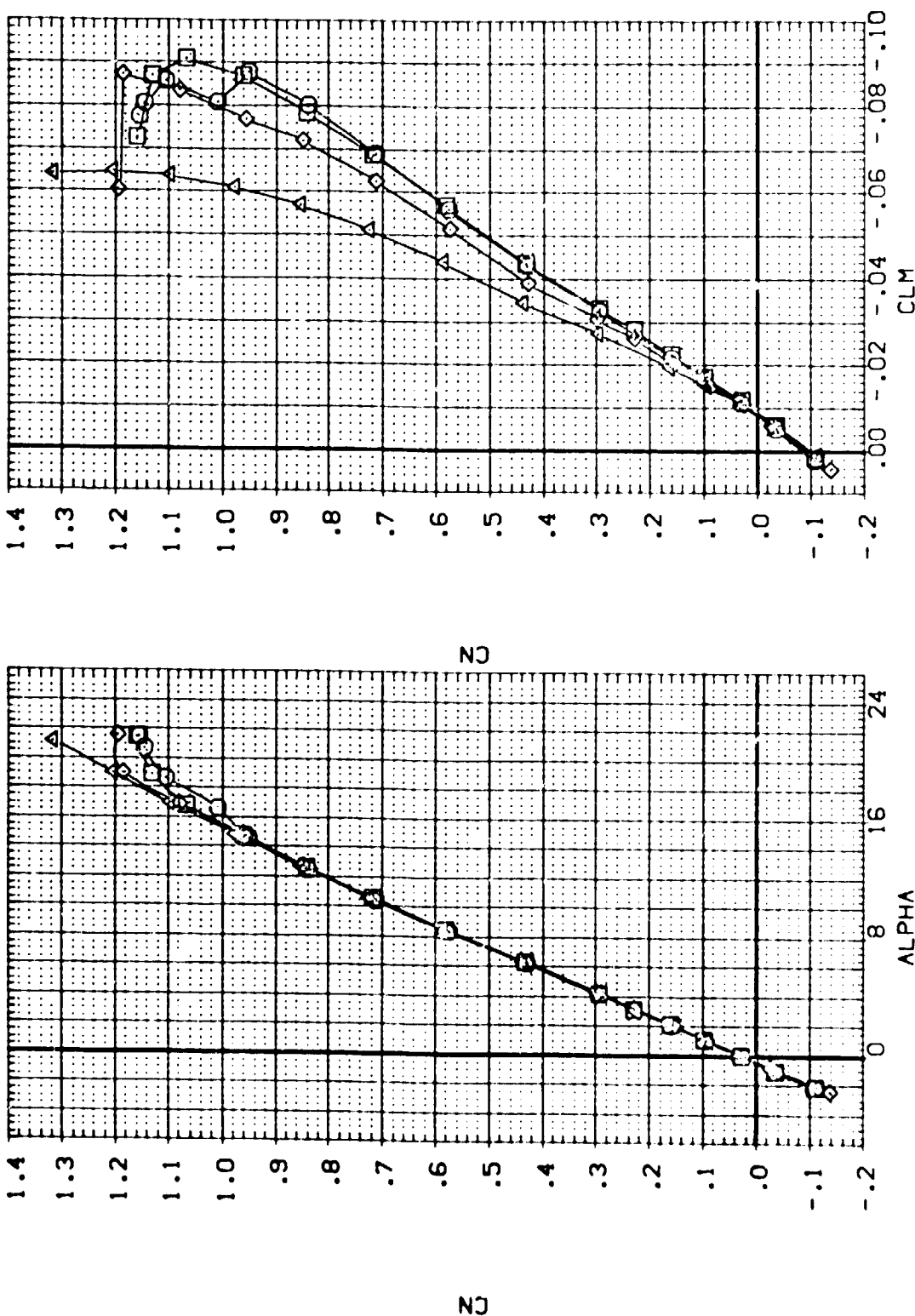


FIGURE 2. EFFECT OF FILLET ON WING NO 1 AERO CHARACT (WEDGE SECTION)

(E)MACH = .98

DATA SET SYMBOL
 (BPS) (C) (X)
 (BPS) (C) (X)
 (BPS) (C) (X)
 (BPS) (C) (X)

CONFIGURATION DESCRIPTION
 LARC 8-TPT-657/660, LC-100 CRB (SHIPS)
 LARC 8-TPT-657/660, LC-100 CRB (SHIPS)
 LARC 8-TPT-657/660, LC-100 CRB (SHIPS)
 LARC 8-TPT-657/660, LC-100 CRB (SHIPS)

WINGNO
 1.000
 1.000
 1.000
 1.000
 1.000

FLTSCT
 3.000
 3.000
 3.000
 3.000
 3.000

LANDAF
 53.200
 60.000
 70.000
 78.000
 78.000

REFERENCE INFORMATION
 SREF 175.7376 SQ. IN.
 LREF 25.5100 INCHES
 BRPF 19.7156 INCHES
 XMRP 16.8366 INCHES
 ZMRP 0000 INCHES
 SCALE C188 INCHES

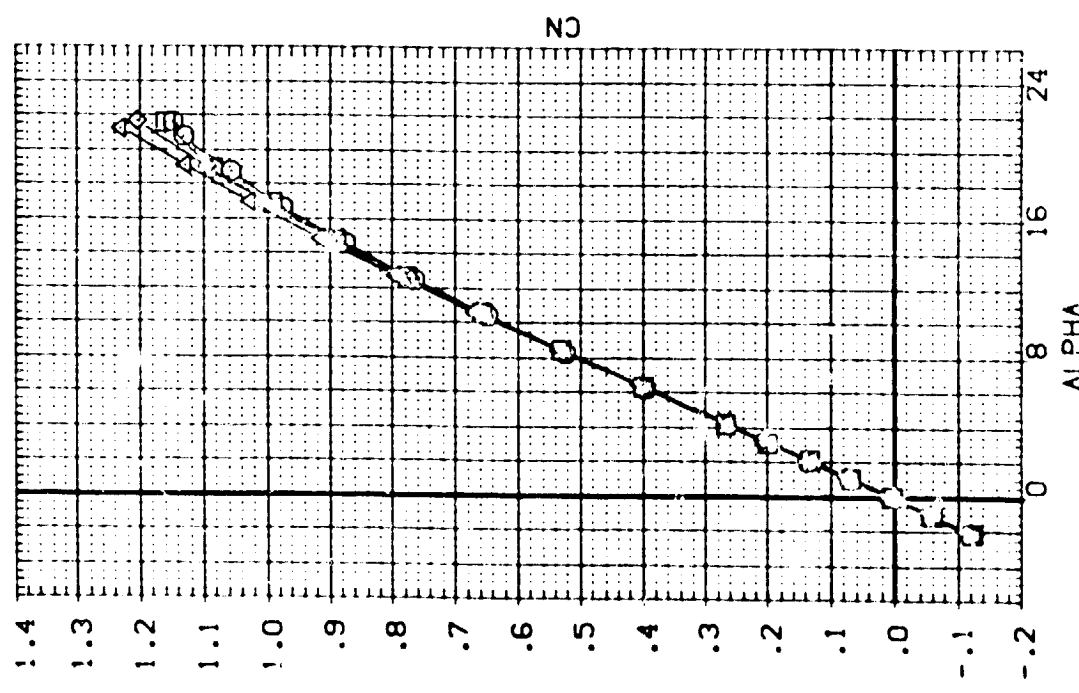
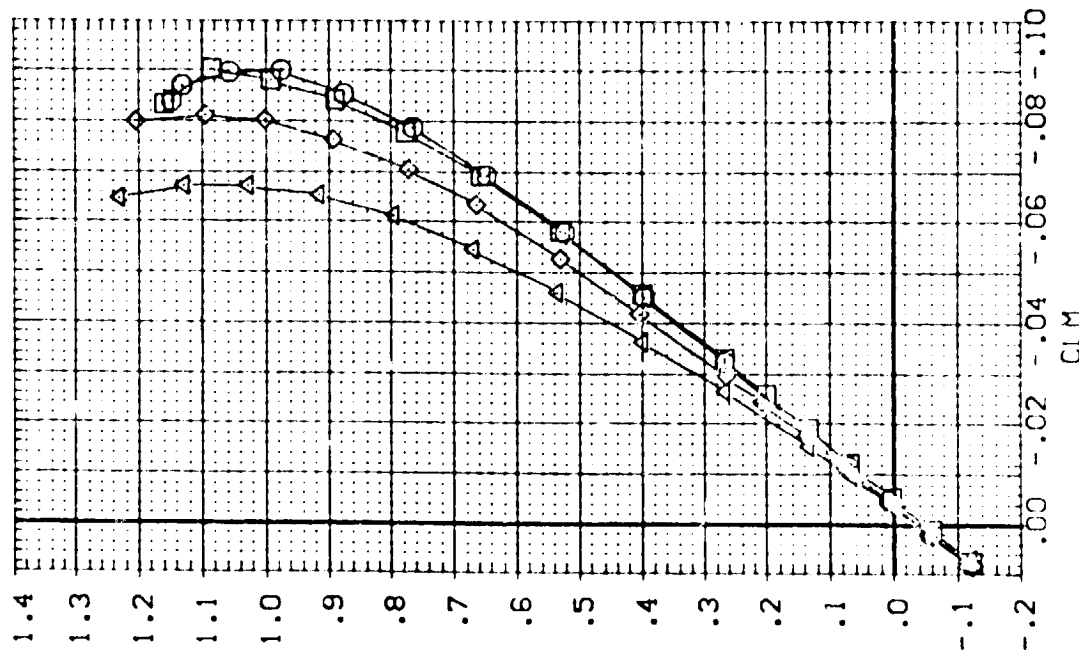


FIGURE 2. EFFECT OF FILLET ON WING NO 1 AERO CHARACT (WEDGE SECTION)

(F)MACH = 1.20

DATA SET SYMBOL: (BPS102), (BPS104), (BPS106), (BPS108)

CONFIGURATION DESCRIPTION:
 LARC 8-TPT-657/660, LO-100 ORB (SHIPS)
 LARC 8-TPT-657/660, LO-100 ORB (SHIPS)
 LARC 8-TPT-657/660, LO-100 ORB (SHIPS)
 LARC 8-TPT-657/660, LO-100 ORB (SHIPS)

WINGNO: 1.000, 1.000, 1.000, 1.000
 VINGSZ: 2.000, 2.000, 2.000, 2.000
 FLTSCT: 3.000, 3.070, 3.000
 LAMDAF: 53.200, 60.000, 70.000, 78.000

REFERENCE INFORMATION:
 SREF: 175.7376 SO. IN.
 LREF: 25.5100 INCHES
 BREF: 19.7156 INCHES
 XREF: 16.8366 INCHES
 YMRP: .0000 INCHES
 ZMRP: .0000 INCHES
 SCALE: .0188 SCALE

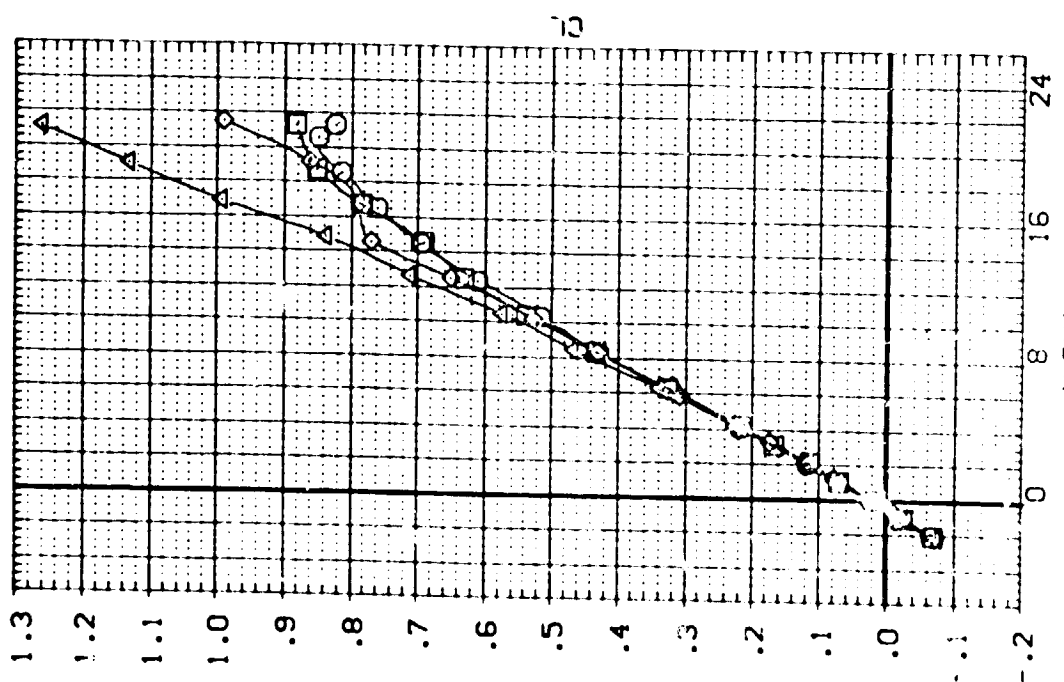
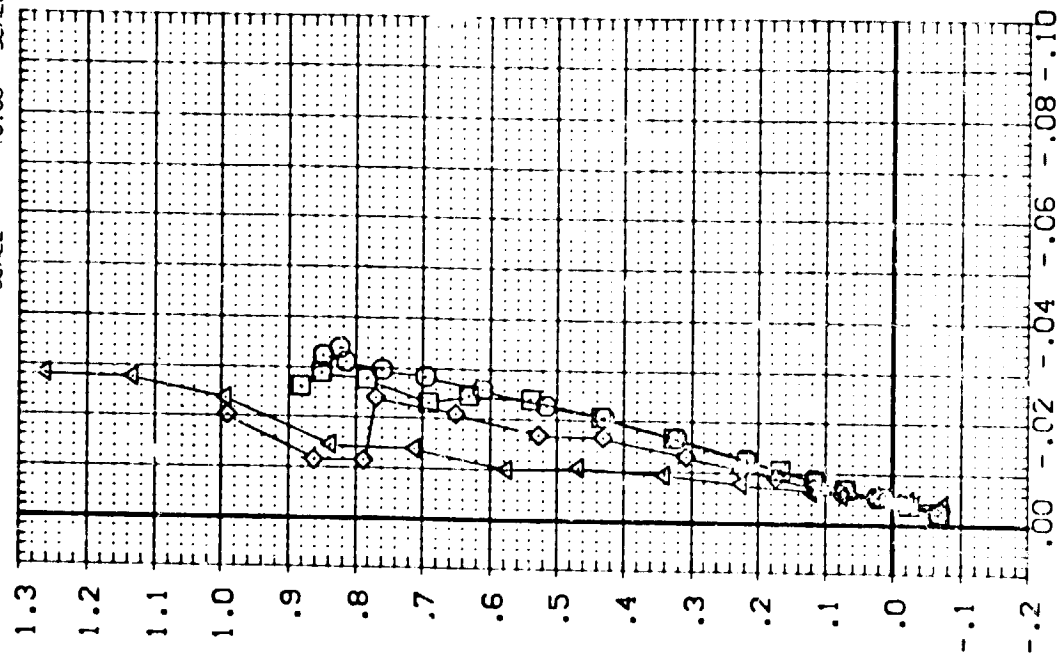


FIGURE 2. EFFECT OF FILLET ON WING NO 1 AERC CHARACTER (WEDGE SECTION)

(A) MACH = .35

DATA SET SYMBOL	CONFIGURATION DESCRIPTION
(BPS102)	LARC 8-TPT-657/660, LG-100 CRB, (SHIPS)
(BPS104)	LARC 8-TPT-657/660, LG-100 CRB, (SHIPS)
(BPS106)	LARC 8-TPT-657/660, LG-100 CRB, (SHIPS)
(BPS108)	LARC 8-TPT-657/660, LG-100 CRB, (SHIPS)

WINGND	WINGSC	FLTSCT	LAMC	REFERENCE INFORMATION
1.000	2.000	3.000	53.260	SREF 175.7376 SO. IN.
1.000	2.000	3.000	60.000	LREF 25.5100 INCHES
1.000	2.000	3.000	70.000	BREF 19.7156 INCHES
1.000	2.000	2.000	78.000	XMRP 16.9366 INCHES
				YMRP .0000 INCHES
				ZMRP .0000 INCHES
				SCALE .0188 SCALE

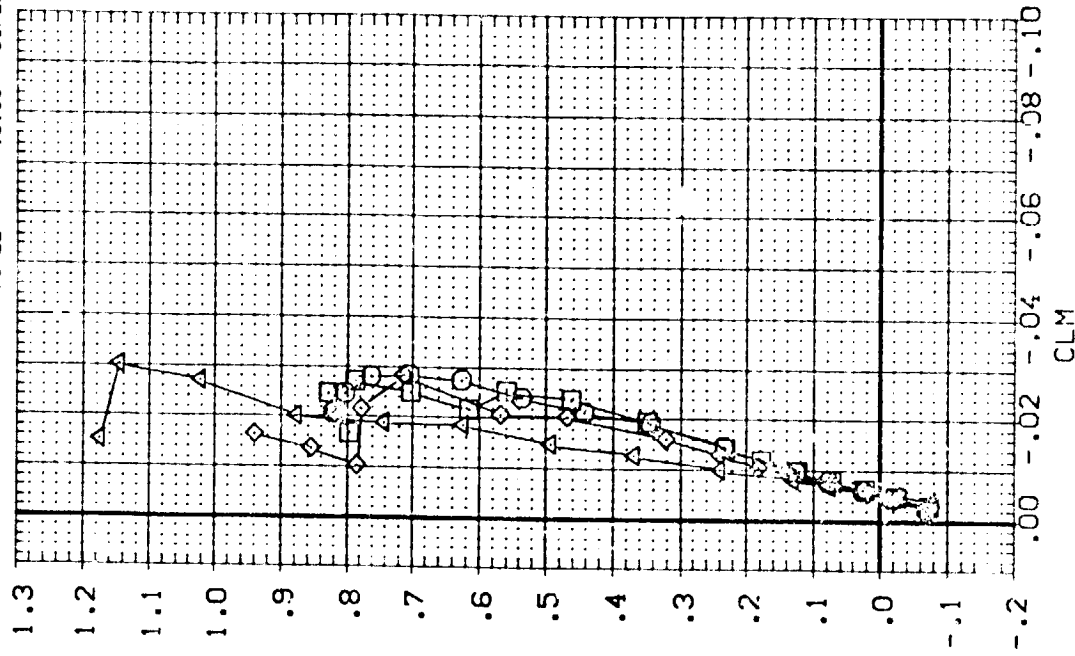
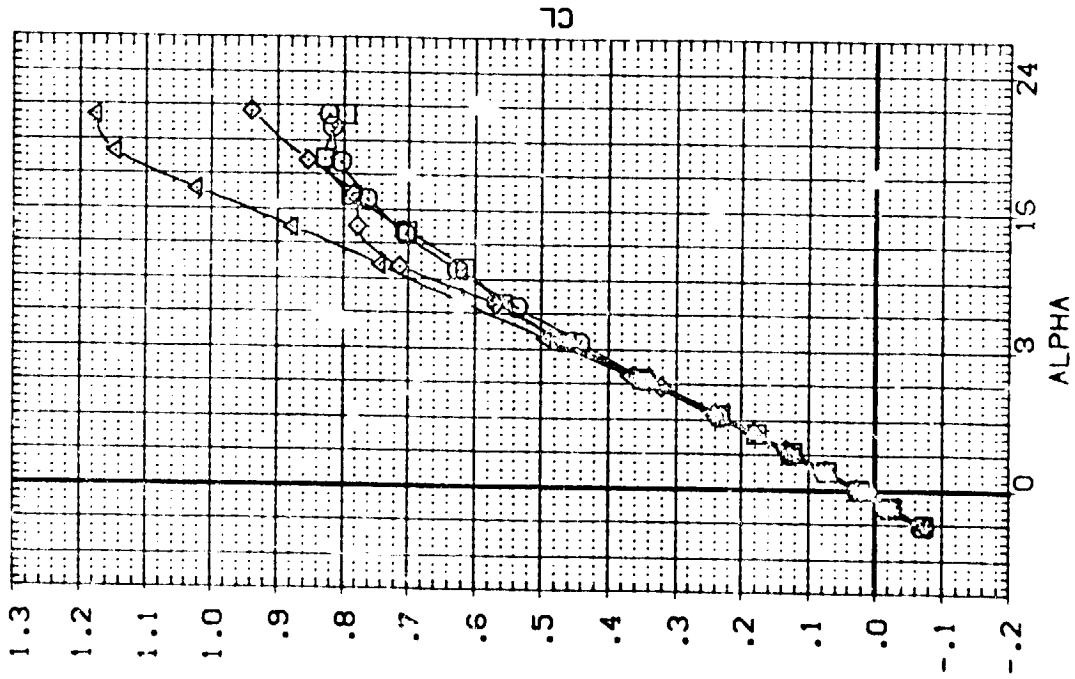


FIGURE 2. EFFECT OF FILLET ON WING NO 1 AERO CHARACT (WEDGE SECTION)

(2)MACH = .60

DATA SET SYMBOL	CONFIGURATION DESCRIPTION	WINGNO	WINGSC	FLTSCT	LAMDAF	REFERENCE INFORMATION
(BPS)02)	LARC 8-TPT-657/660, LO-100 CRB. (SH)PS)	1.000	2.000	3.000	53.200	SREF 175.7376 SQ. IN.
(BPS)04)	LARC 8-TPT-657/660, LO-100 CRB. (SH)PS)	1.000	2.000	3.000	60.000	LREF 25.5100 INCHES
(BPS)06)	LARC 8-TPT-657/660, LO-100 CRB. (SH)PS)	1.000	2.000	3.000	70.000	BREF 19.7156 INCHES
(BPS)08)	LARC 8-TPT-657/660, LO-100 CRB. (SH)PS)	1.000	2.000	3.000	78.000	XMRP 16.0000 INCHES
						YMRP .0000 INCHES
						ZMRP .0188 INCHES
						SCALE .0188 SCALE

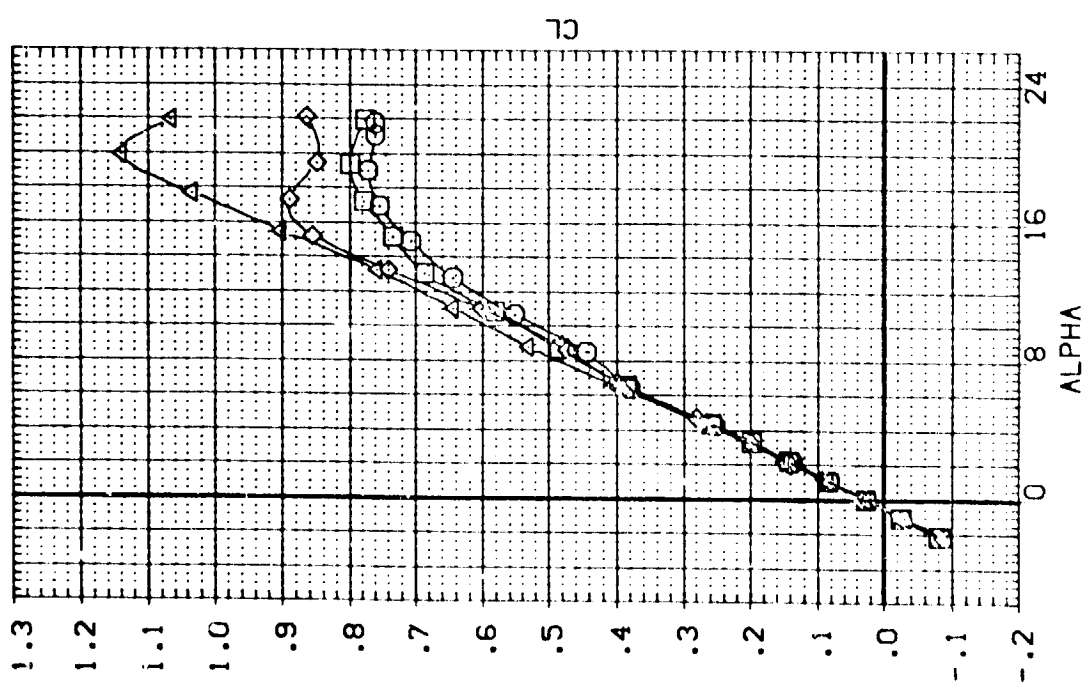
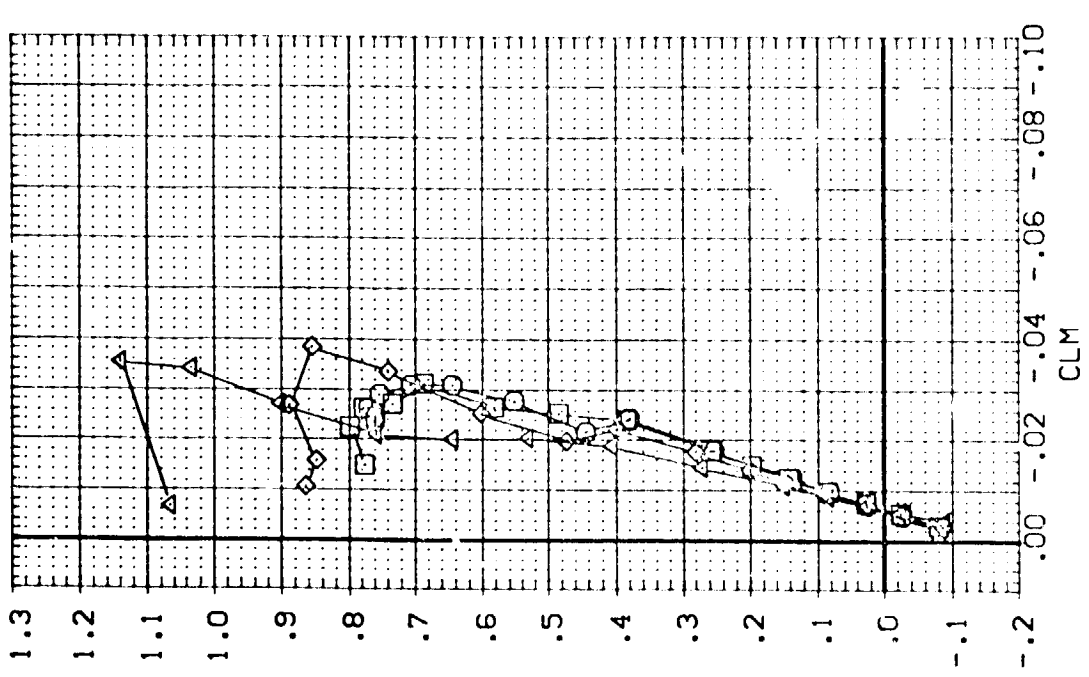


FIGURE 2. EFFECT OF FILLET ON WING NO 1 AERO CHARACT (WEDGE SECTION)

(C)MACH = .80

DATA SET SYMBOL	CONFIGURATION DESCRIPTION	(SV) (VFB)	(SV) (VFB)	(SV) (VFB)	(SV) (VFB)	WINGNO	WINGSC	FLTSCT	LAMPDF	SREF	REFERENCE INFORMATION	SC IN
(BPS) (02)	LARC 8-TPT-657/660.LC-100 CRB.(SH) (PS)	(SV) (VFB)	(SV) (VFB)	(SV) (VFB)	(SV) (VFB)	.000	2.000	53.200	175.7376	175.7376	INCHES	175.7376
(BPS) (04)	LARC 8-TPT-657/660.LC-100 CRB.(SH) (PS)	(SV) (VFB)	(SV) (VFB)	(SV) (VFB)	(SV) (VFB)	.000	2.000	60.000	75.5100	75.5100	INCHES	75.5100
(BPS) (06)	LARC 8-TPT-657/660.LC-100 CRB.(SH) (PS)	(SV) (VFB)	(SV) (VFB)	(SV) (VFB)	(SV) (VFB)	.000	2.000	70.000	97.7157	97.7157	INCHES	97.7157
(BPS) (08)	LARC 8-TPT-657/660.LC-100 CRB.(SH) (PS)	(SV) (VFB)	(SV) (VFB)	(SV) (VFB)	(SV) (VFB)	.000	2.000	78.000	15.8356	15.8356	INCHES	15.8356
(BPS) (09)	LARC 8-TPT-657/660.LC-100 CRB.(SH) (PS)	(SV) (VFB)	(SV) (VFB)	(SV) (VFB)	(SV) (VFB)	.000	2.000		.0000	.0000	INCHES	.0000
									ZMRP	.0188	SCALE	.0188
									SCALE			

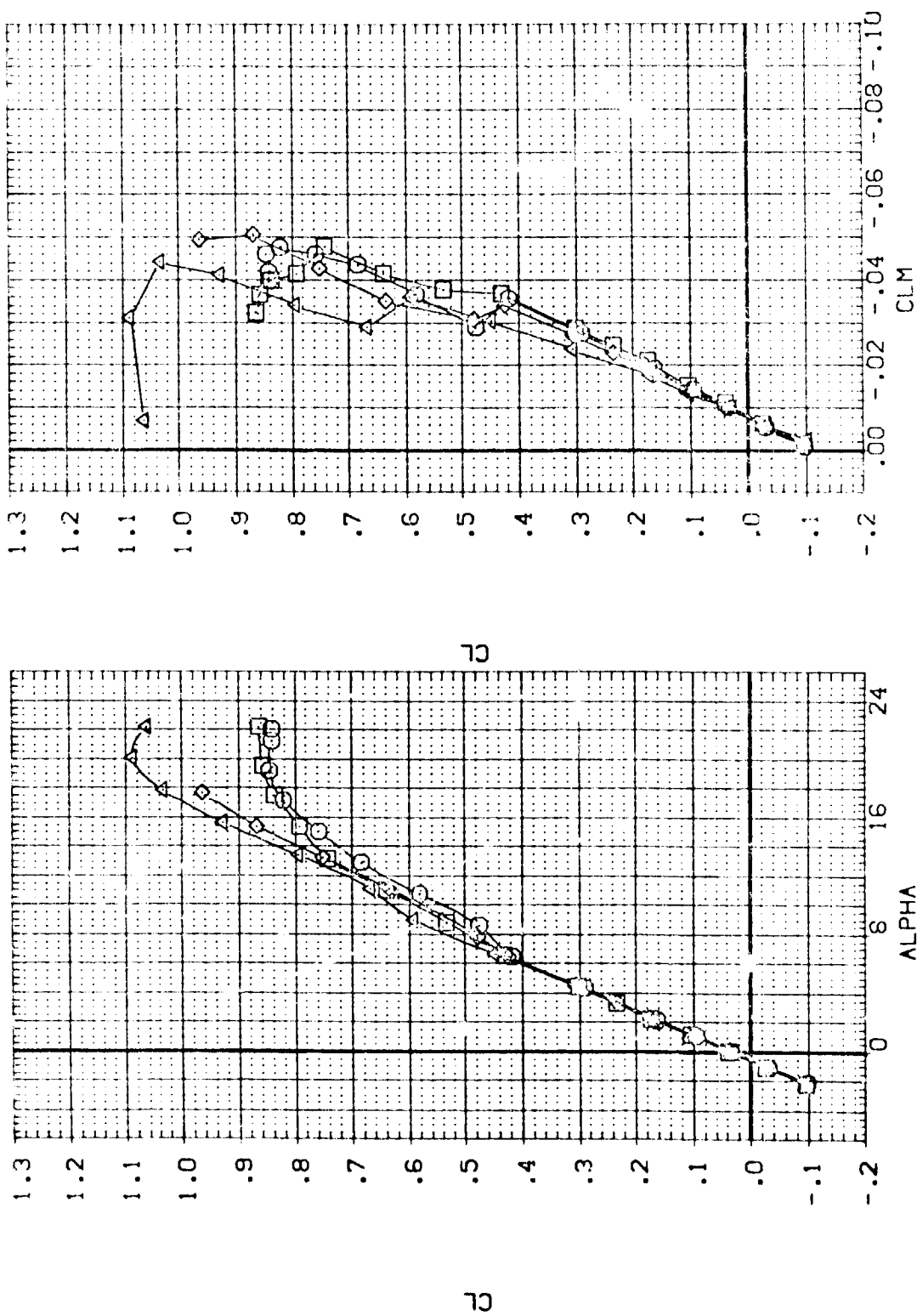


FIGURE 2. EFFECT OF FILLET ON WING NO 1 AERO CHARACT (WEDGE SECTION)

(M)MACH = .90

DATA SET SYMBOL	CONF IGURATION DESCRIPTION	(BW1VFB)	WINGND	WINGSC	FLTSCT	LAMDAF	REFERENCE INFORMATION
(BPS102)	LARC 8-TPT-657/660.LG-100 ORB.(SHIPS)	(BW1VFB)	1.000	2.000	53.200	SREF	175.7376 SO. IN.
(BPS104)	LARC 8-TPT-657/660.LG-100 ORB.(SHIPS)	(BW1VFB)	1.000	2.000	60.000	LREF	25.5100 INCHES
(BPS106)	LARC 8-TPT-657/660.LG-100 ORB.(SHIPS)	(BW1VFB)	1.000	2.000	70.000	BREF	19.7156 INCHES
(BPS108)	LARC 8-TPT-657/660.LG-100 ORB.(SHIPS)	(BW1VFB)	1.000	2.000	78.000	XMRP	16.8366 INCHES
						ZMRP	.0000 INCHES
						SCALE	.0188 SCALE

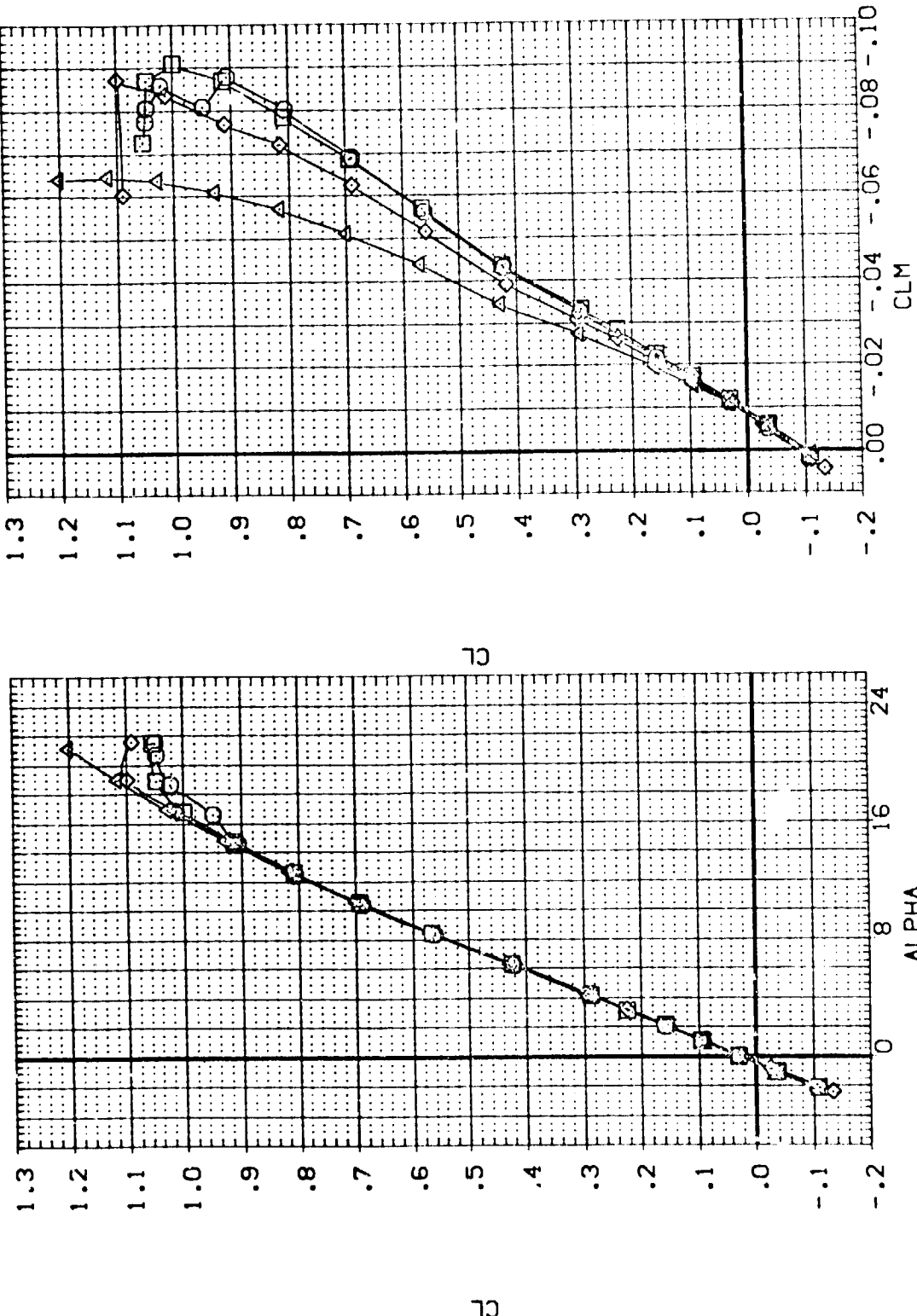


FIGURE 2. EFFECT OF FILLET ON WING NO 1 AERO CHARACT (WEDGE SECTION)

(E)MACH = .98

DATA SET SYMBOL	CONFIGURATION DESCRIPTION	(SVI/VFB)	(BM/VFB)
(BPS) 02	LARC 8-TPT-657/660, LG-100, QRB, (SH)PS	(BM/VFB)	(SVI/VFB)
(BPS) 04	LARC 8-TPT-657/660, LG-100, QRB, (SH)PS	(SVI/VFB)	(SVI/VFB)
(BPS) 06	LARC 8-TPT-657/660, LG-100, QRB, (SH)PS	(SVI/VFB)	(SVI/VFB)
(BPS) 09	LARC 8-TPT-657/660, LG-100, QRB, (SH)PS	(SVI/VFB)	(SVI/VFB)

VINGAO	VINGSC	FLTSCT	LAWDAF	REFERENCE INFORMATION
1.000	2.000	3.000	53.200	SREF 175.71376
1.000	2.000	3.000	60.000	LREF 25.5100
1.000	2.000	3.000	70.000	BREF 13.7156
1.000	2.000	3.000	78.000	XMRP 16.8350
				ZMRP .0000
				ZMRP .0000
				SCALE .0189
				SCALE .0189

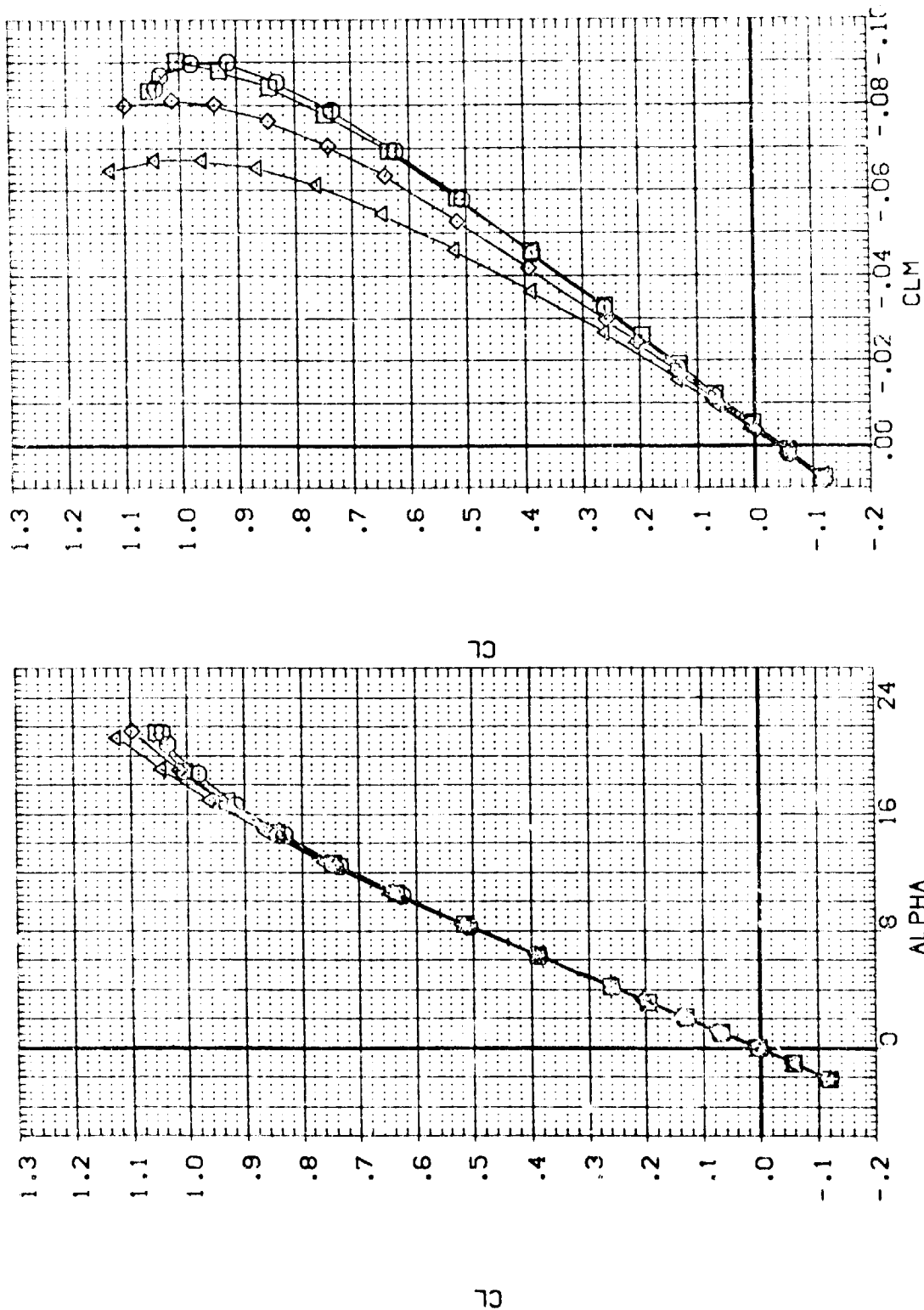


FIGURE 2. EFFECT OF FILLET ON WING NO 1 AERO CHARACT (WEDGE SECTION)

(M)MACH = 1.20

DATA SET	SYMBOL	CONFIGURATION DESCRIPTION	VINGNO	VINGSC	FLTSTC	LAMDAF	REFERENCE INFORMATION
(BPS)02)	○	LARC 8-TPT-657/660, LO-100 ORB, (SH)PS)	1.000	2.000	3.000	53.200	SREF 175.7376 50. IN.
(BPS)04)	△	LARC 8-TPT-657/660, LO-100 ORB, (SH)PS)	1.000	2.000	3.000	60.000	LREF 25.5100 INCHES
(BPS)06)	◇	LARC 8-TPT-657/660, LO-100 ORB, (SH)PS)	1.000	2.000	3.000	70.000	BREF 19.7156 INCHES
(BPS)08)	×	LARC 8-TPT-657/660, LO-100 ORB, (SH)PS)	1.000	2.000	3.000	78.000	XMRP 16.8365 INCHES
							ZMRP .0000 INCHES
							SCALE .0188

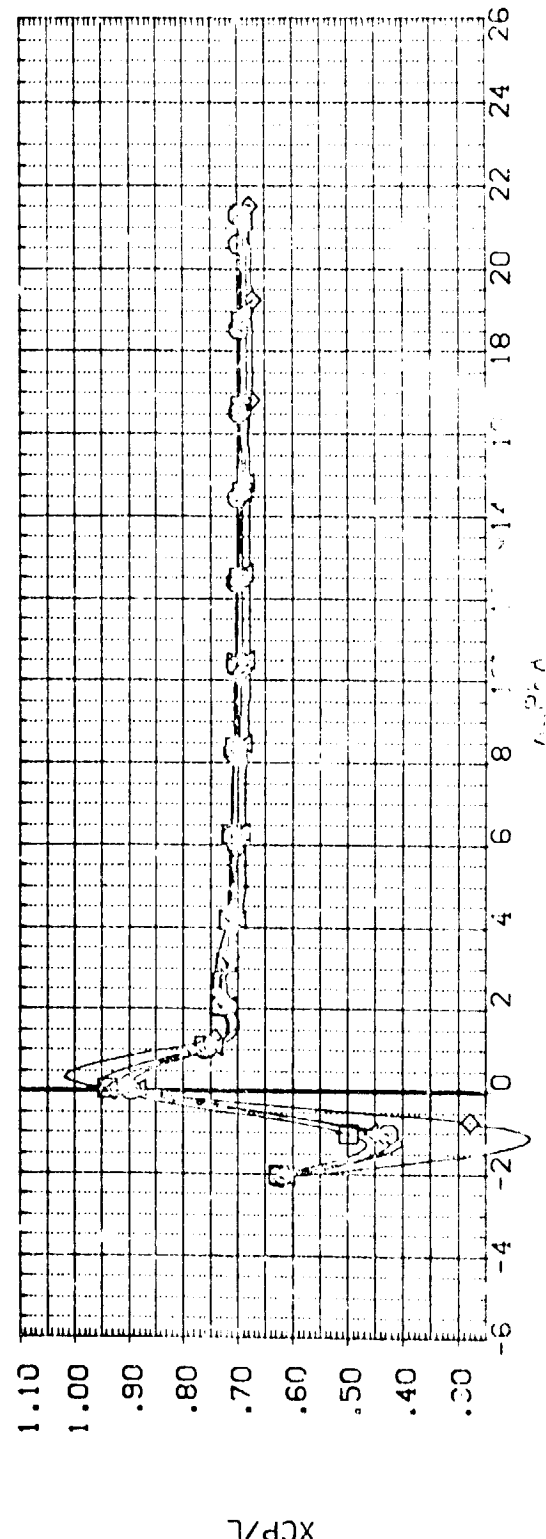
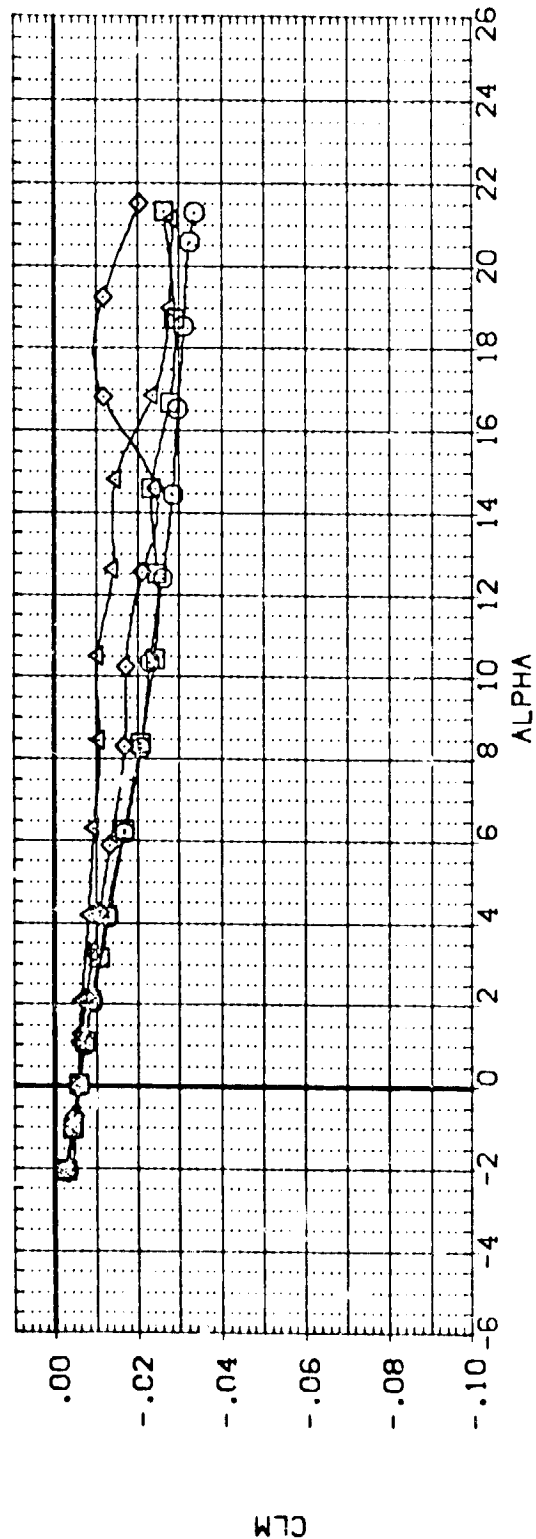


FIGURE 2. EFFECT OF FILLET ON WING NO 1 ZERO CHARACTER (WEDGE SECTION)

(M)MACH = .35

DATA SET SYMBOL	CONFIGURATION DESCRIPTION	(B)V(F)B	WING	VII(SSC)	FLTSCT	LAMDAF	REFERENCE INFORMATION
(B)S1C2	LARC 8-TPT-657/660-LG-100 CRB (SHIPC)	(B)V(F)B	1.000	2.000	3.000	53.200	SREF 175.7375 SQ.IN.
(B)S1C4	LARC 8-TPT-657/660-LG-100 CRB (SHIPC)	(B)V(F)B	1.000	2.000	3.000	60.000	LREF 25.510 INCHES
(B)S1C6	LARC 8-TPT-657/660-LG-100 CRB (SHIPC)	(B)V(F)B	1.000	2.000	3.000	70.000	BREF 19.715 INCHES
(B)S1C8	LARC 8-TPT-657/660-LG-100 CRB (SHIPC)	(B)V(F)B	1.000	2.000	3.000	78.000	MREF 15.635 INCHES
							ZMRP .000 INCHES
							SCALE .0169

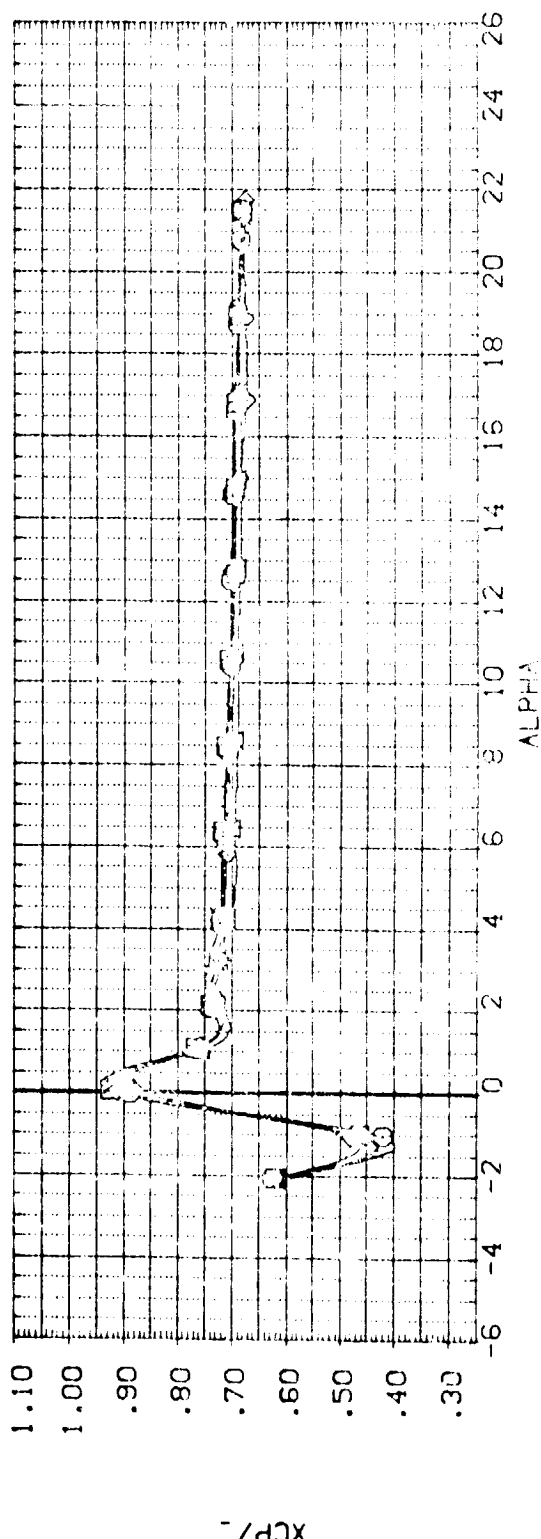
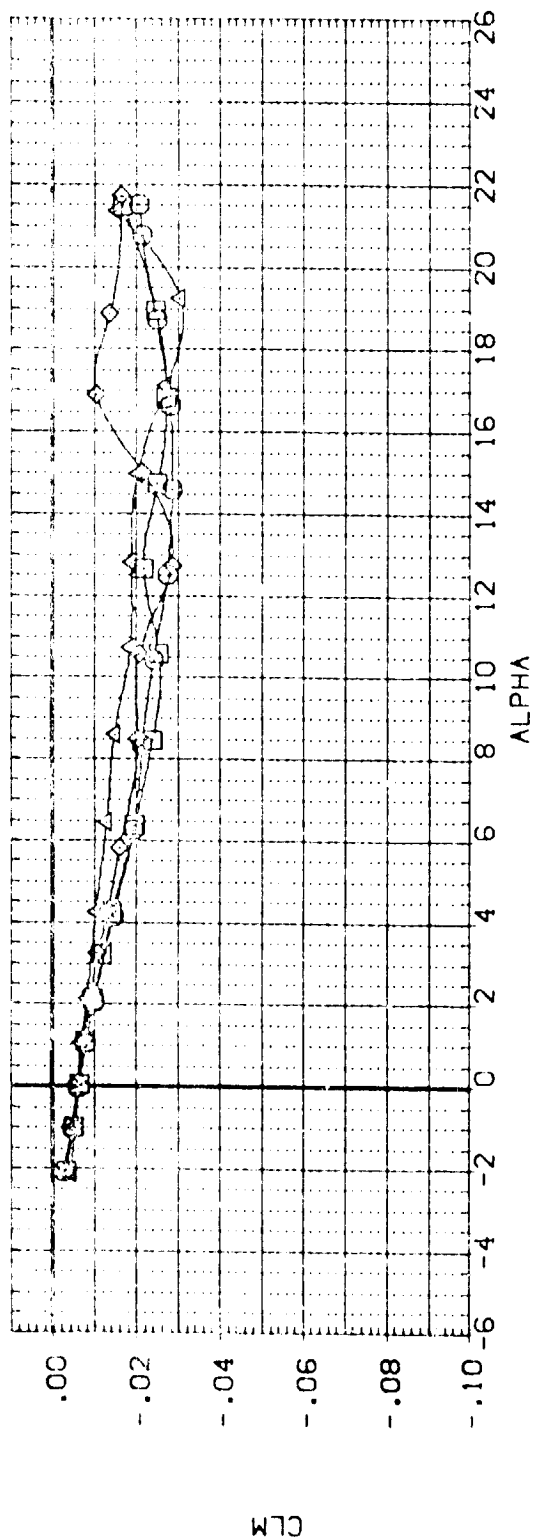


FIGURE 2. EFFECT OF FILLET ON WING NO 1 AERO CHARACT (WEDGE SECTION)

(B)MACH = .60

DATA SET SYMBOL	CONFIGURATION DESCRIPTION	(B)/VFB	WINGNO	VINGSC	FLTSCT	LAMDAF	REFERENCE INFORMATION
(B)S102	LARC 8-TPT-657/660.LD-100 ORB.(SHIPS)	(B)/VFB	1.000	2.000	3.000	53.200	SREF 175.7376 50.1 IN.
(B)S104	LARC 8-TPT-657/660.LD-100 ORB.(SHIPS)	(B)/VFB	1.000	2.000	3.000	60.000	LREF 25.5100 INCHES
(B)S106	LARC 8-TPT-657/660.LD-100 ORB.(SHIPS)	(B)/VFB	1.000	2.000	3.000	70.000	BREF 19.7156 INCHES
(B)S108	LARC 8-TPT-657/660.LD-100 ORB.(SHIPS)	(B)/VFB	1.000	2.000	3.000	78.000	XMRP 16.8366 INCHES
							YMRP .0000 INCHES
							ZMRP .0000 INCHES
							SCALE .0188 INCHES

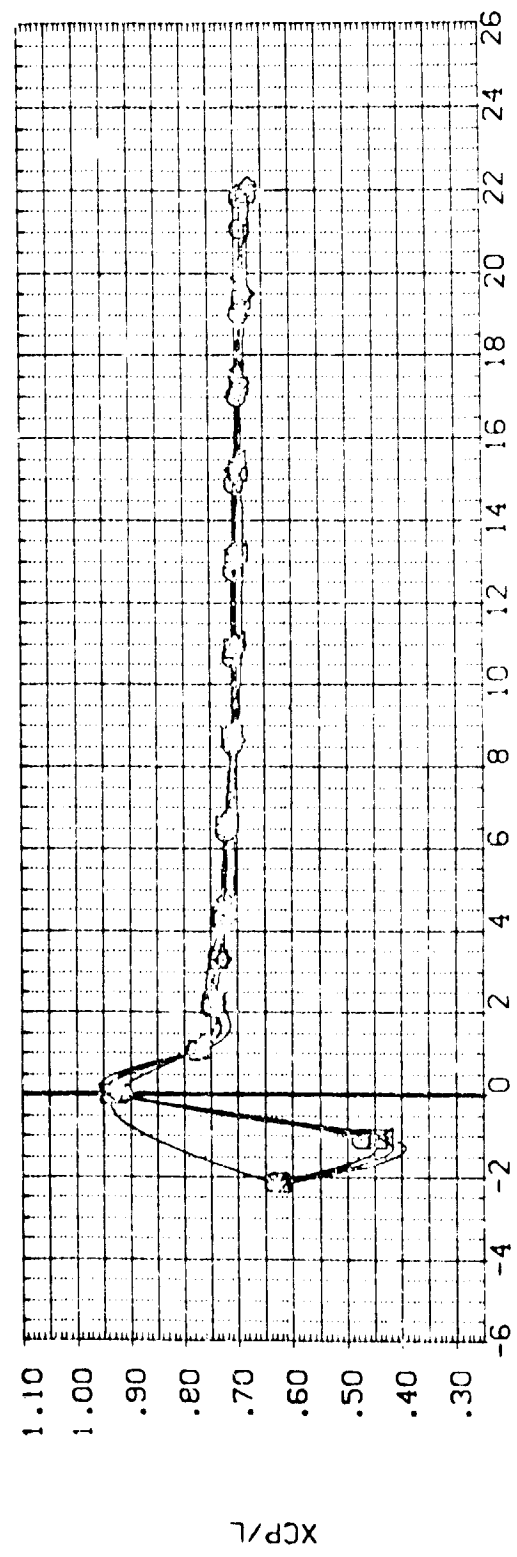
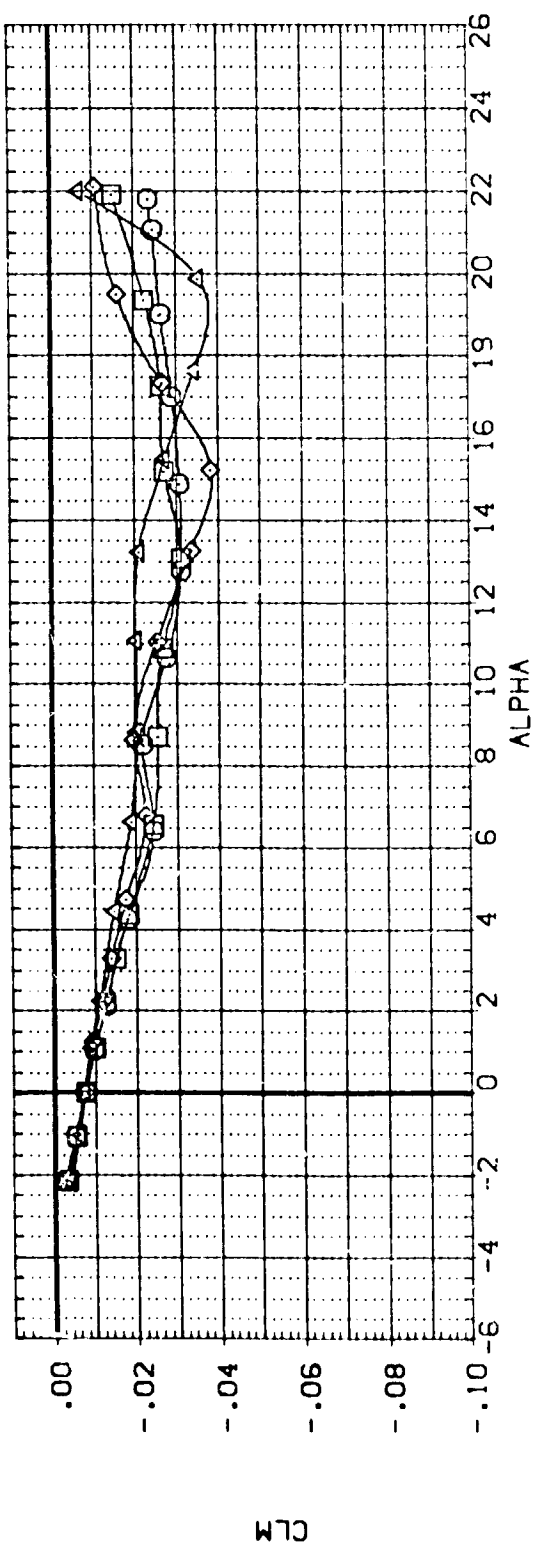


FIGURE 2. EFFECT OF FILLET ON WING NO 1 AERO CHARACTER (WEDGE SECTION)

(C)MACH = .80

DATA SET	CONFIGURATION DESCRIPTION	WINGNO	VINGSC	FLTSCT	LAMDAE	REFERENCE INFORMATION
SPS102	LARC 8-TPT-657/650-L0-100-088 (SHIPS)	1.000	2.000	3.000	53.200	SREF 175.7376
SPS104	LARC 8-TPT-657/650-L0-100-088 (SHIPS)	1.500	2.000	3.000	60.000	LREF 25.5100
SPS106	LARC 8-TPT-657/650-L0-100-088 (SHIPS)	1.000	2.000	3.000	70.000	BREF 29.1150
SPS108	LARC 8-TPT-657/650-L0-100-088 (SHIPS)	1.000	2.000	3.000	78.000	XREF 19.5000
						YMRP .0000
						ZMRP .0000
						SCALE .0188

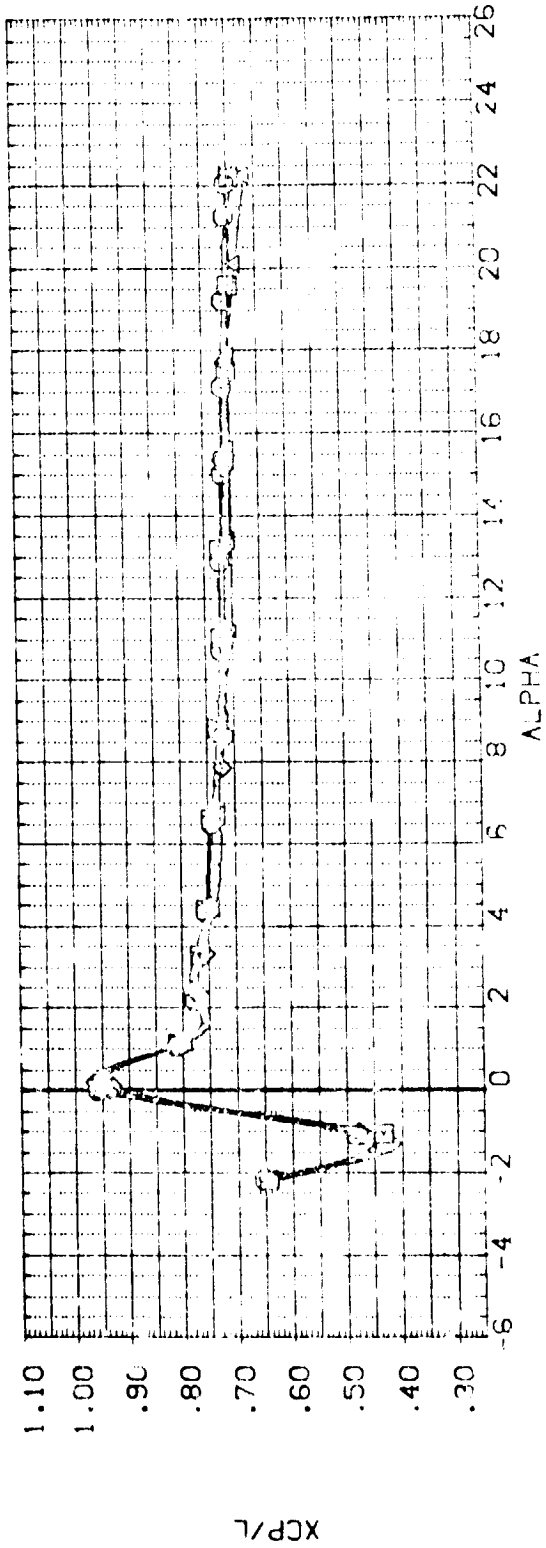
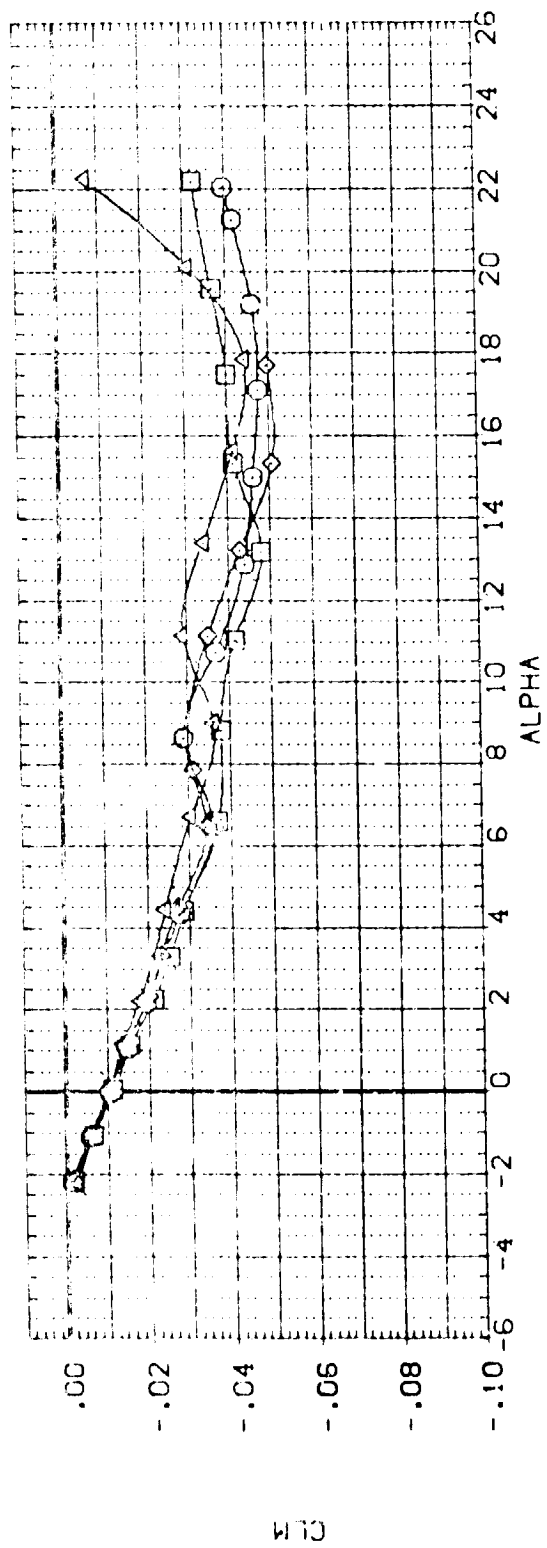


FIGURE 2. EFFECT OF FILLET ON WING NO 1 AERO CHARACT (WEDGE SECTION)

(M)MACH = .90

DATA SET SYMBOL	CONFIGURATION DESCRIPTION	(BV1VFB)	WINGSC	FLTSCT	LAMDAF	REFERENCE INFORMATION	SO. IN.
(BPS102)	LARC 8-TPT-657/660-L3-100 QRB (SH-PS)	(BV1VFB)	1.000	3.000	53.200	SREF	175.7376
(BPS104)	LARC 8-TPT-657/660-L3-100 QRB (SH-PS)	(BV1VFB)	2.000	3.000	60.000	LREF	25.5100
(BPS106)	LARC 8-TPT-657/660-L3-100 QRB (SH-PS)	(BV1VFB)	2.000	3.000	70.000	EREF	19.7156
(BPS108)	LARC 8-TPT-657/660-L3-100 QRB (SH-PS)	(BV1VFB)	2.000	3.000	78.000	XMRP	16.8356
						ZMRP	.0000
						SCALE	.0196

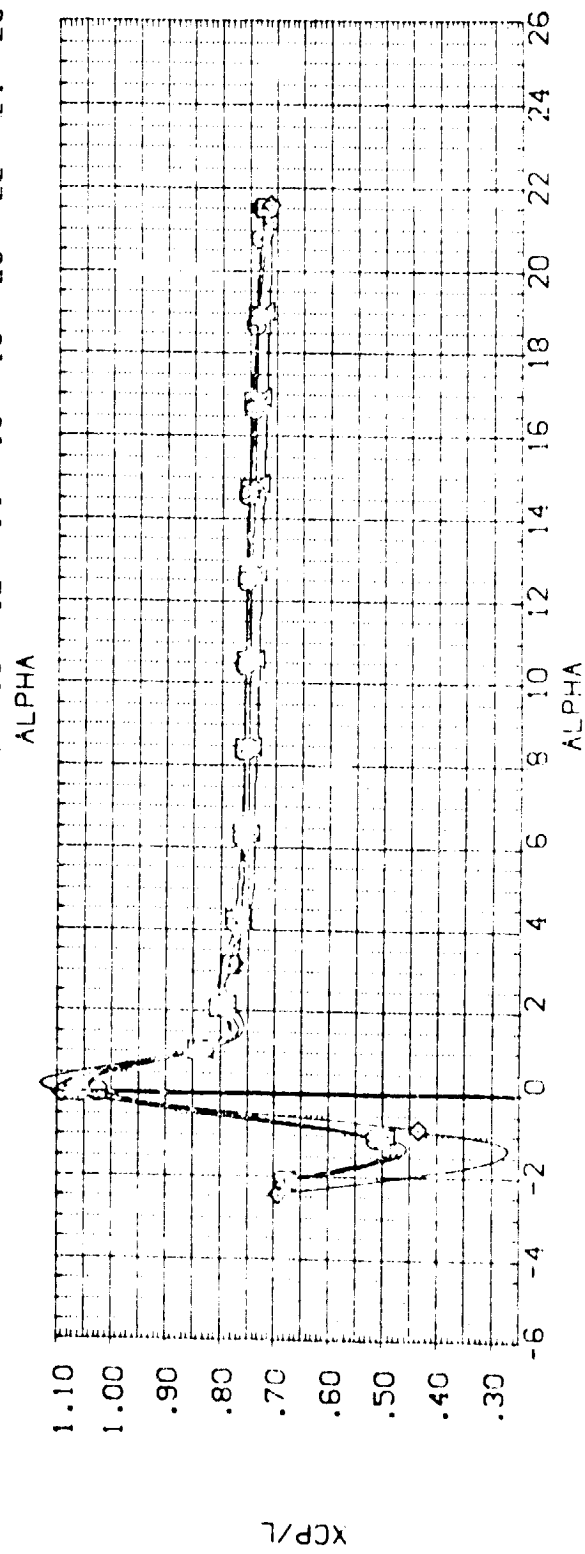
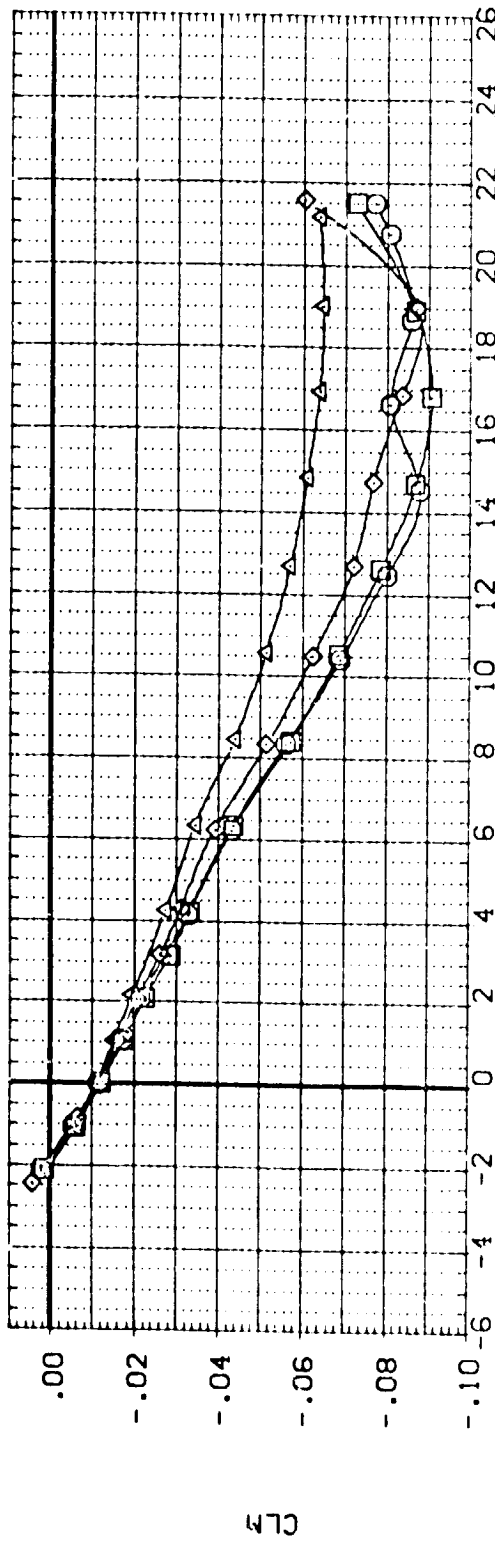


FIGURE 2. EFFECT OF FILLET ON WING NO 1 AERO CHARACT (WEDGE SECTION)

(E)MACH = .98

DATA SET SYMBOL	CONFIGURATION DESCRIPTION	WINGNO	WINGSC	FLTSCT	LAMDAF	REFERENCE INFORMATION
(BPS)C2)	LARC 8-TPT-657/650-100 DRB (SHIPS)	1.000	2.000	3.000	53.200	SREF 175.7176 50. IN.
(BPS)C4)	LARC 8-TPT-657/650-100 DRB (SHIPS)	1.000	2.500	3.000	50.000	LREF 25.5100 100. IN.
(BPS)C6)	LARC 8-TPT-657/650-100 DRB (SHIPS)	1.000	3.000	3.000	70.000	BREF 18.7152 100. IN.
(BPS)C8)	LARC 8-TPT-657/650-100 DRB (SHIPS)	1.000	3.000	3.000	78.000	MREF 16.7852 100. IN.
						WREF 10.000 100. IN.
						ZREF 10.000 100. IN.
						SCALE .0189

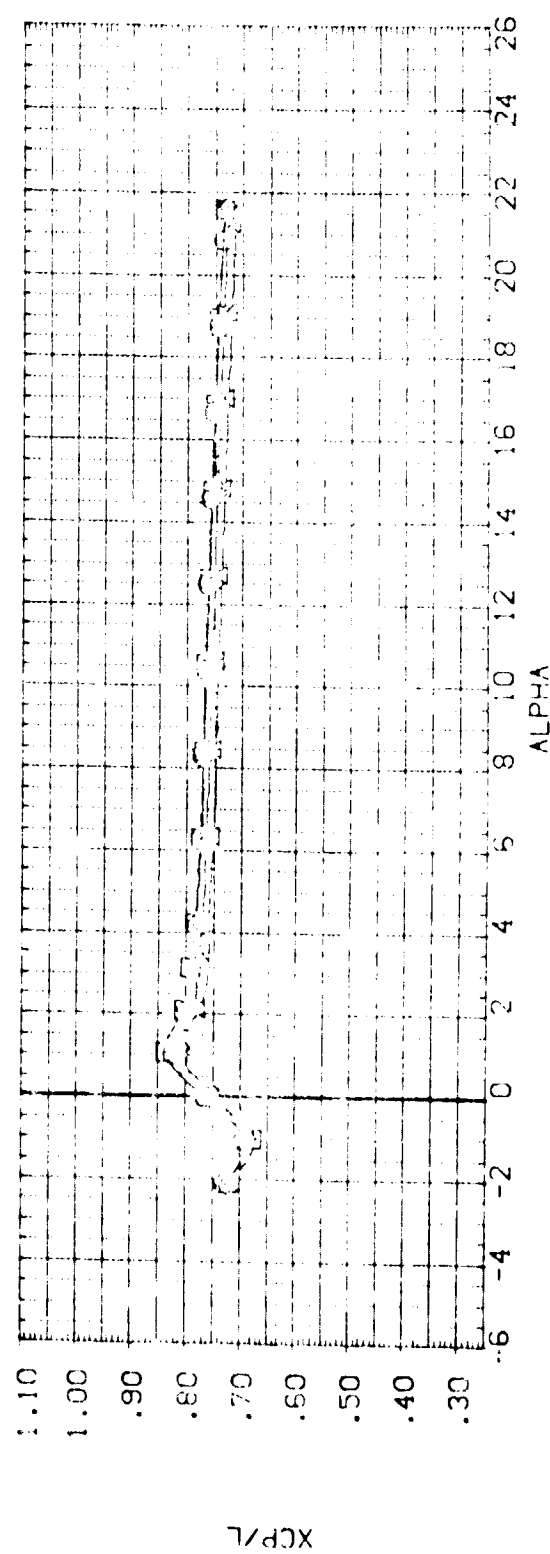
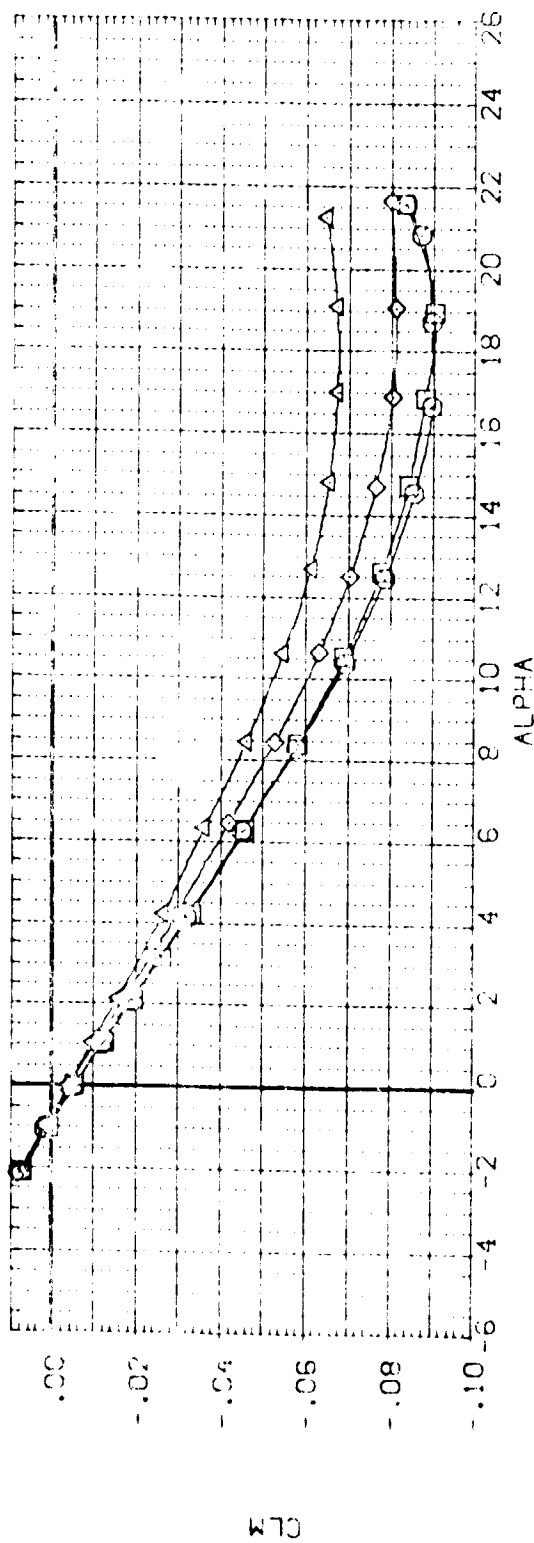


FIGURE 2. EFFECT OF FILLET ON WING NO 1 AERO CHARACT (WEDGE SECTION)

(M)MACH = 1.20

PAC

DATA SET SYMBOL CONFIGURATION DESCRIPTION

(BP5201) LARC 8-TPT-657/660-10-100 OR8 (SHIPS)

(BP5203) LARC 8-TPT-657/660-10-100 OR8 (SHIPS)

(BP5205) LARC 8-TPT-657/660-10-100 OR8 (SHIPS)

(BP5207) LARC 8-TPT-657/660-10-100 OR8 (SHIPS)

(BV2VFB)

(BV2VFB)

(BV2VFB)

(BV2VFB)

WINGAO VINGSC FLTSC LANDAF

2.000 1.000 1.000 45.800

2.000 1.000 1.000 50.000

2.000 1.000 1.000 70.000

2.000 1.000 1.000 78.000

REFERENCE INFORMATION

SREF 171.4720 SO. IN.

LINEF 25.5130 INCHES

BREF 20.3537 INCHES

XMRP 18.8356 INCHES

ZMRP .0000 INCHES

SCALE .0188

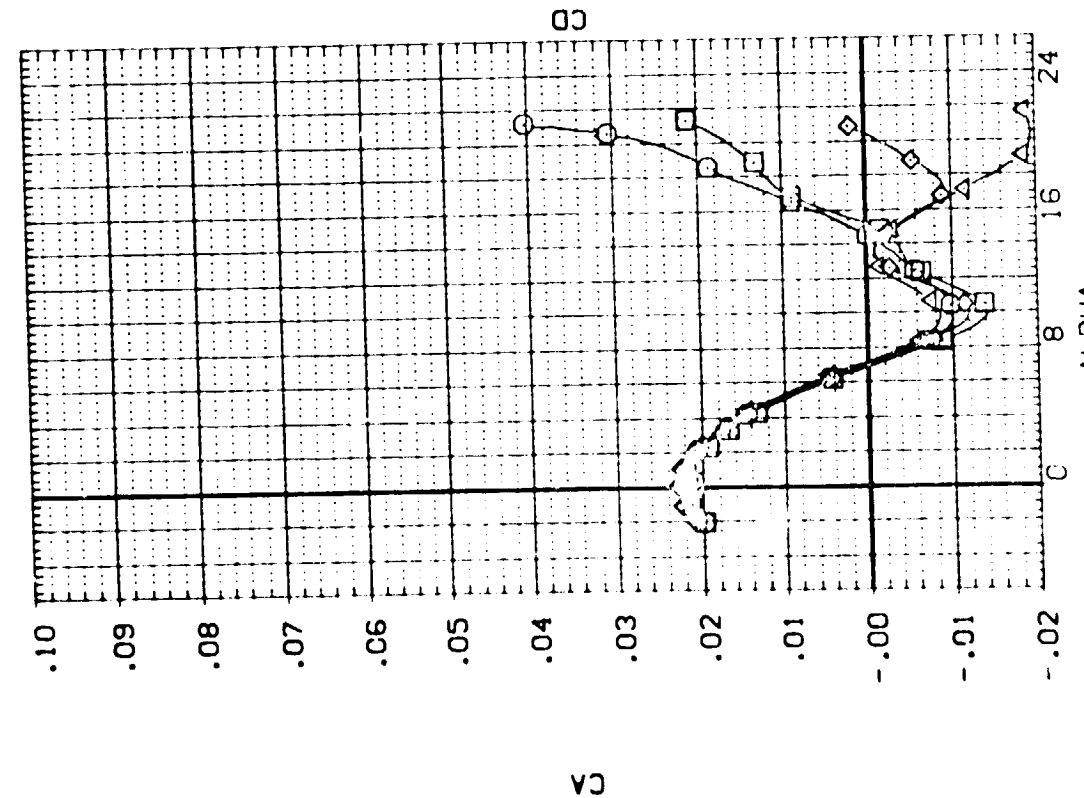
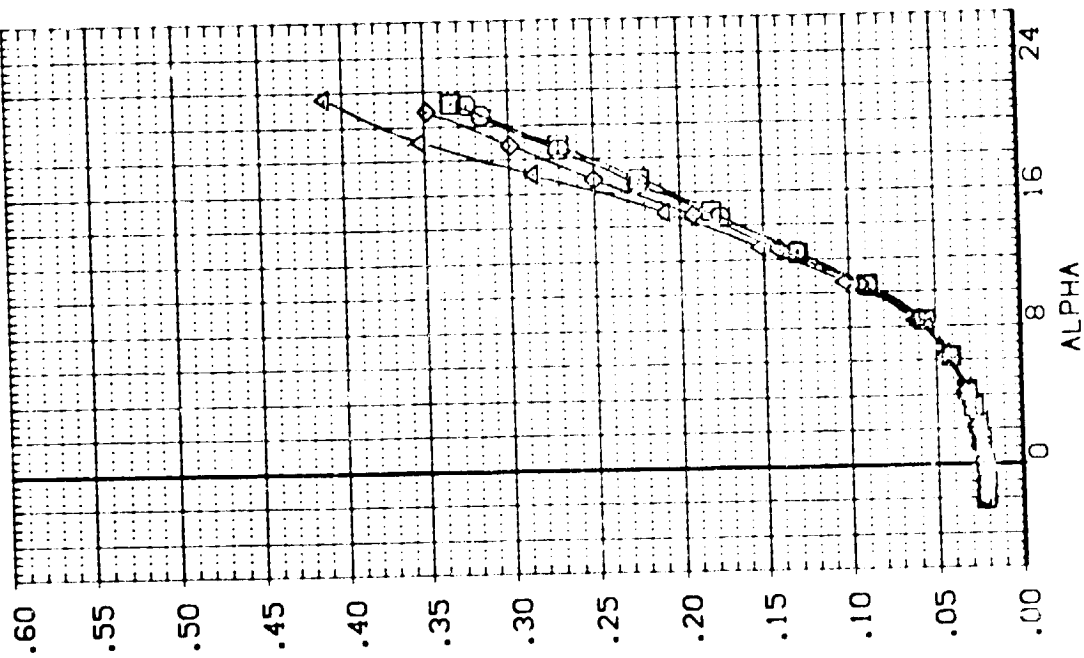


FIGURE 3. EFFECT OF FILLET ON WING NO 2 AERO CHARACT (AIRFOIL SECTION)

DATA SET SYMBOL
 (BPS201) □
 (BPS203) ○
 (BPS205) △
 (BPS207) X

CONFIGURATION DESCRIPTION
 LARC 8-TPT-657/660-LD-100 CRB (SHIPS)
 LARC 8-TPT-657/660-LD-100 CRB (SHIPS)
 LARC 8-TPT-657/660-LC-100 CRB (SHIPS)
 LARC 8-TPT-657/660-LC-100 CRB (SHIPS)

(BV2VFB)
 (BV2VFB)
 (BV2VFB)
 (BV2VFB)

WINDING 2.000
 2.000
 2.000
 2.000

VINGSC .000
 .000
 .000
 .000

FLTSCT 1.000
 .000
 .000
 .000

LAPDAF 46.800
 60.000
 70.000
 78.000

REFERENCE INFORMATION
 SHLF 171.4720 SO IN
 LRF 25.5100 INCHES
 BRF 20.9397 INCHES
 X-PA 16.8566 INCHES
 Y-PA .0000 INCHES
 Z-PA .0000 INCHES
 SCALE .C183 SCALE

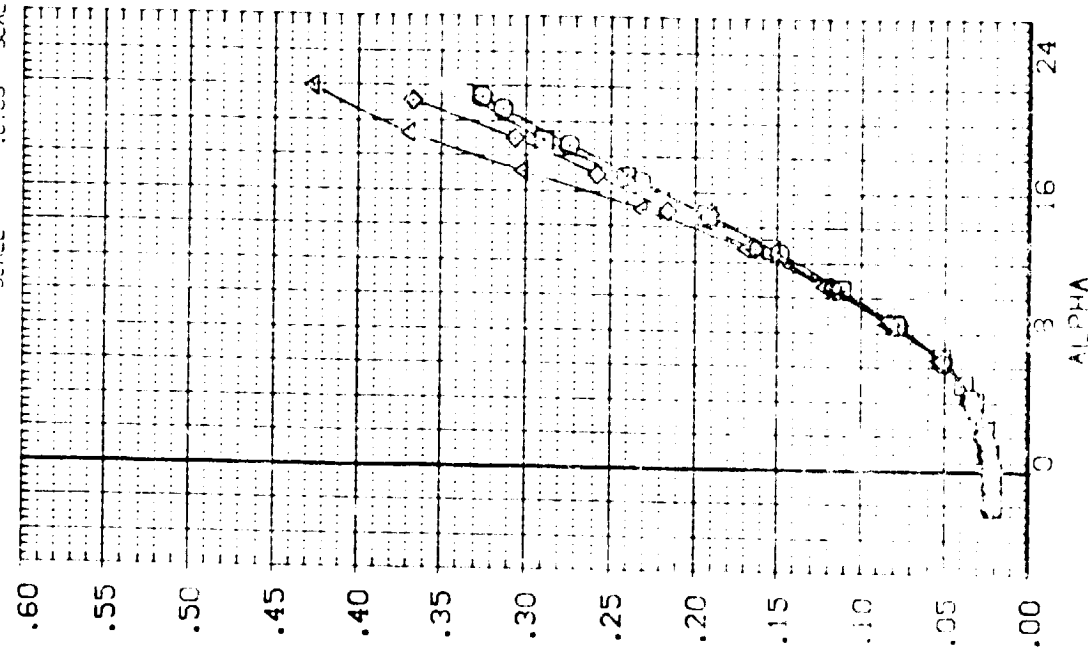
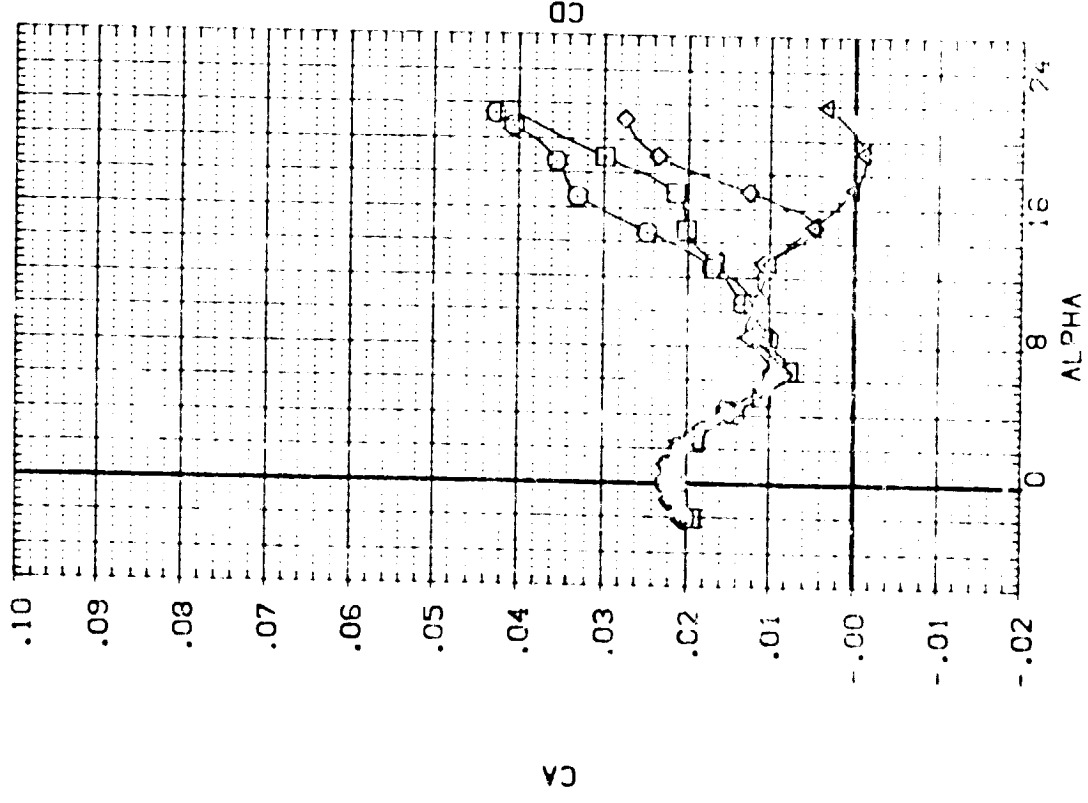


FIGURE 3. EFFECT OF FILLET ON WING NO 2 AERO CHARACTER (AIRFOIL SECTION)

(B)MACH = .60

DATA SET SYMBOL	CONFIGURATION DESCRIPTION	SHIPS	(SHIPS)	(BZ2VFB)	WINGAO	VINGSC	FLTST	LAMDAF	REFERENCE INFORMATION
(BPS201)	LARC 8-TPT-657/663,LC-100 CRB	(SHIPS)	(SHIPS)	(BZ2VFB)	2.000	1.000		46.800	SREF 171.4720 SQ. IN.
(BPS203)	LARC 8-TPT-657/663,LC-100 CRB	(SHIPS)	(SHIPS)	(BZ2VFB)	2.000	1.000	1.000	60.000	LREF 25.5100 INCHES
(BPS205)	LARC 8-TPT-657/663,LC-100 CRB	(SHIPS)	(SHIPS)	(BZ2VFB)	2.000	1.000	1.000	70.000	BREF 23.3697 INCHES
(BPS207)	LARC 8-TPT-657/663,LC-100 CRB	(SHIPS)	(SHIPS)	(BZ2VFB)	2.000	1.000	1.000	78.000	XREF 16.8365 INCHES
									YREF .0000 INCHES
									ZREF .0000 INCHES
									SCALE .0189 INCHES

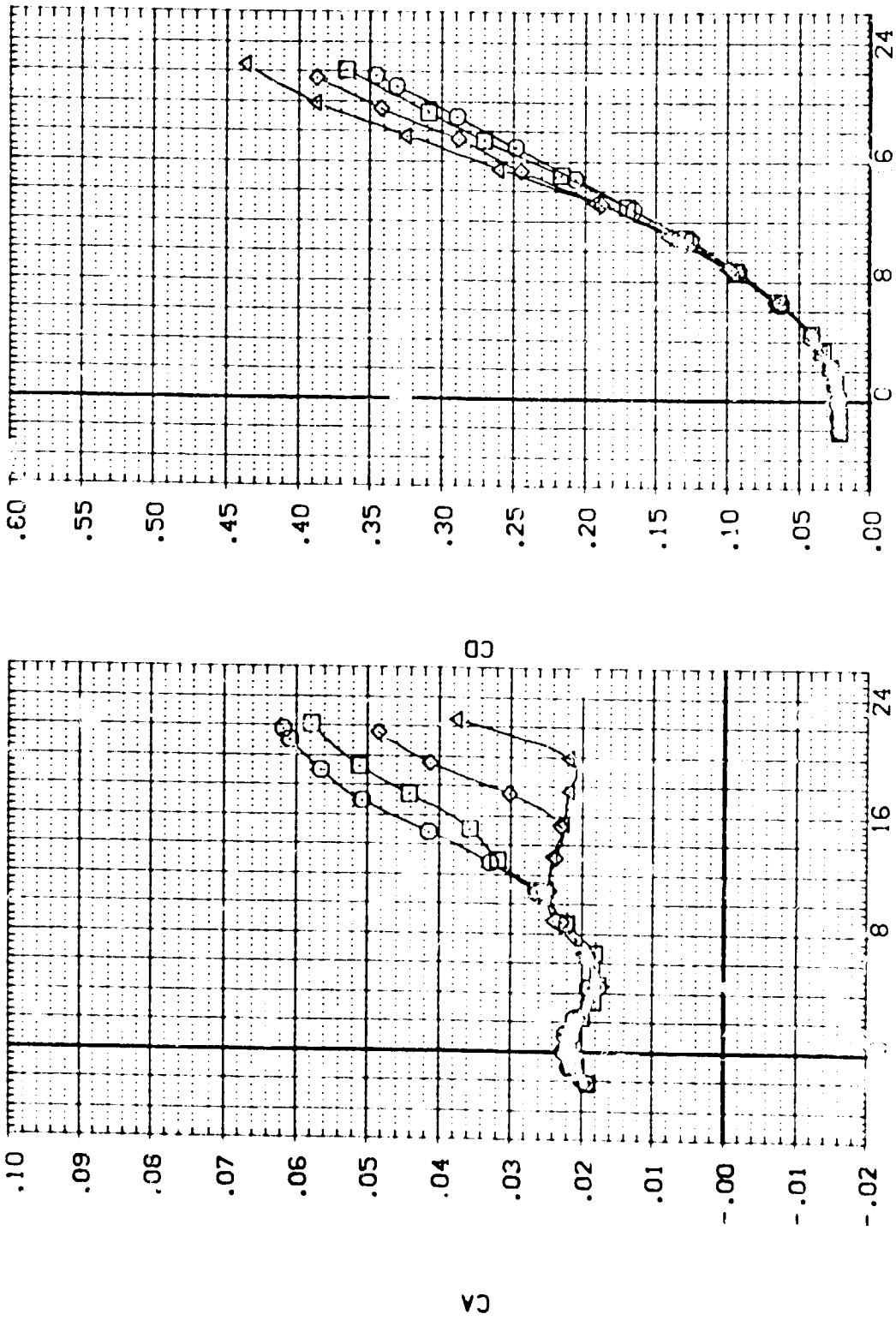


FIGURE 3. EFFECT OF FILLET ON WING NO 2 AERO CHARACT (AIRFOIL SECTION)

(C)MACH = .80

DATA SET SYMBOL	CONFIGURATION DESCRIPTION	WINGSC	FLTSCT	LAMDAF	REFERENCE INFORMATION
(BPS201)	LARC 8-TPT-657/660.L0-100 0RB.(SHIPS)	2.000	1.000	46.800	SREF 171.4720 50. IN
(BPS203)	LARC 8-TPT-657/660.L0-100 0RB.(SHIPS)	2.000	1.000	60.000	LREF 25.5100 INCHES
(BPS205)	LARC 8-TPT-657/660.L0-100 0RB.(SHIPS)	2.000	1.000	70.000	BREF 20.3597 INCHES
(BPS207)	LARC 8-TPT-657/660.L0-100 0RB.(SHIPS)	2.000	1.000	78.000	XMRP 16.8366 INCHES
					ZMRP .0000 INCHES
					SCALE .0188 SCALE

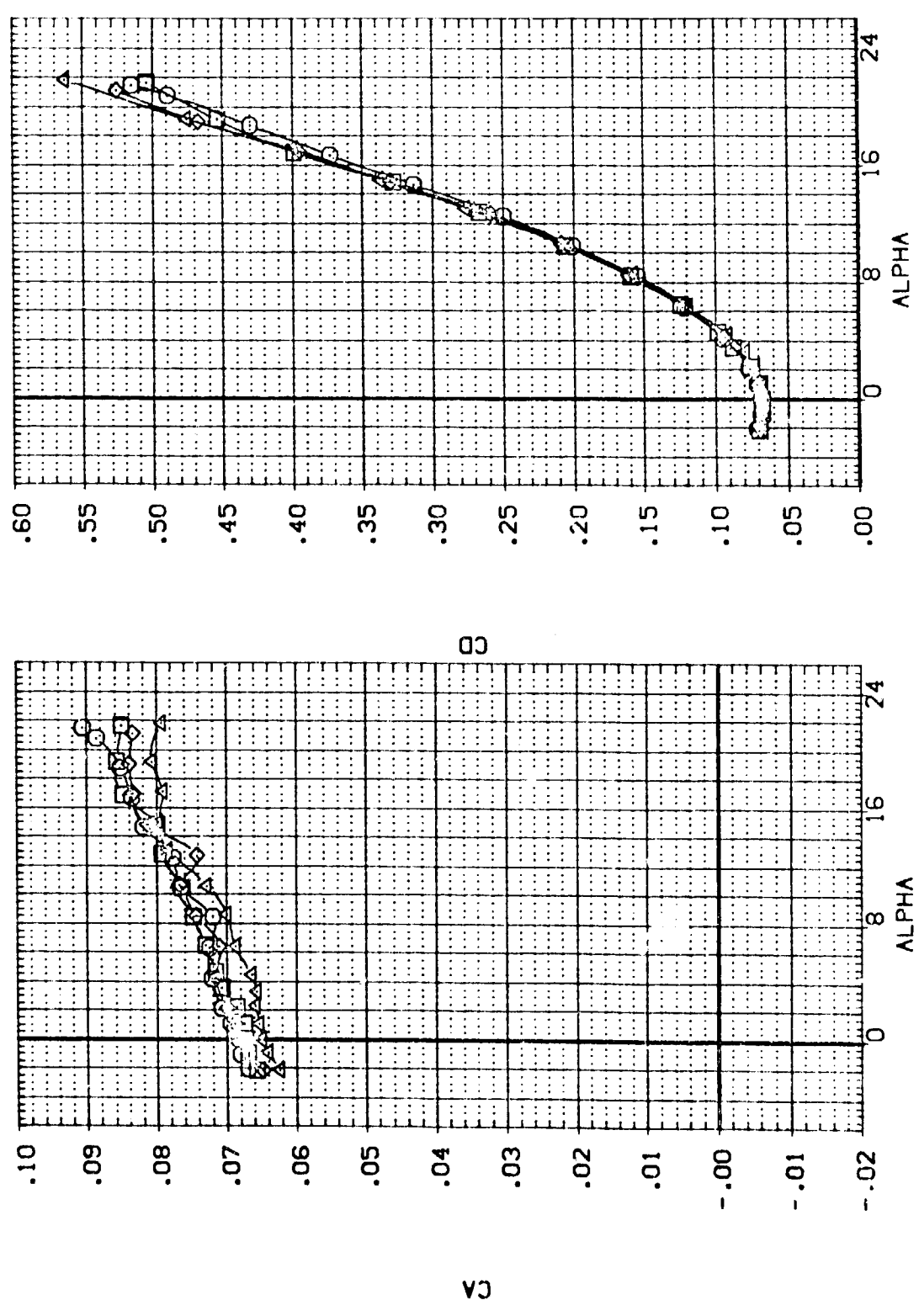


FIGURE 3. EFFECT OF FILLET ON WING NO 2 AERO CHARACT (AIRFOIL SECTION)

(E)MACH = .98

DATA SET SYMBOL
 (BPS201)
 (BPS203)
 (BPS205)
 (BPS207)

CONFIGURATION DESCRIPTION
 LARC 8-TPT-657/660, LO-100 ORB (SHIPS)
 LARC 8-TPT-657/660, LO-100 ORB (SHIPS)
 LARC 8-TPT-657/660, LO-100 ORB (SHIPS)
 LARC 8-TPT-657/660, LO-100 ORB (SHIPS)

(BM2VFB)
 (BM2VFB)
 (BV2VFB)
 (BV2VFB)

WINGND 2.000
 2.000
 2.000
 2.000

VINGSC 1.000
 1.000
 1.000
 1.000

FLTSCT 1.000
 1.000
 1.000
 1.000

LAMDAF 46.800
 60.000
 70.000
 78.000

SCALE .0188

REFERENCE INFORMATION
 SREF 171.4720 SQ. IN.
 LREF 25.5100 INCHES
 BREF 20.3597 INCHES
 XMRP 16.8366 INCHES
 YMRP .0000 INCHES
 ZMRP .0000 INCHES
 SCALE .0188

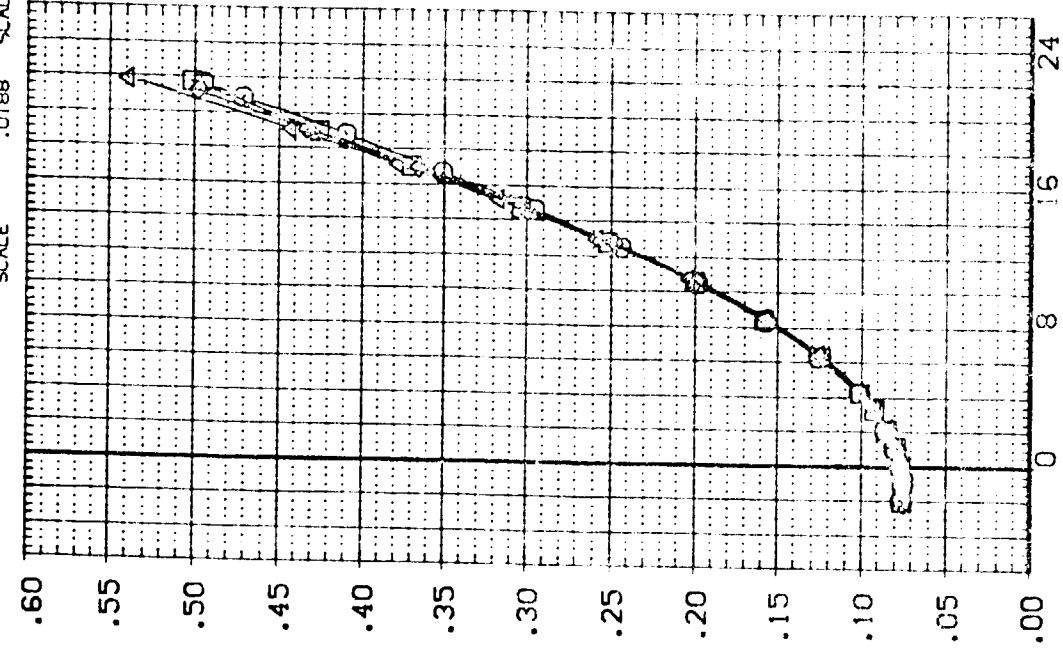
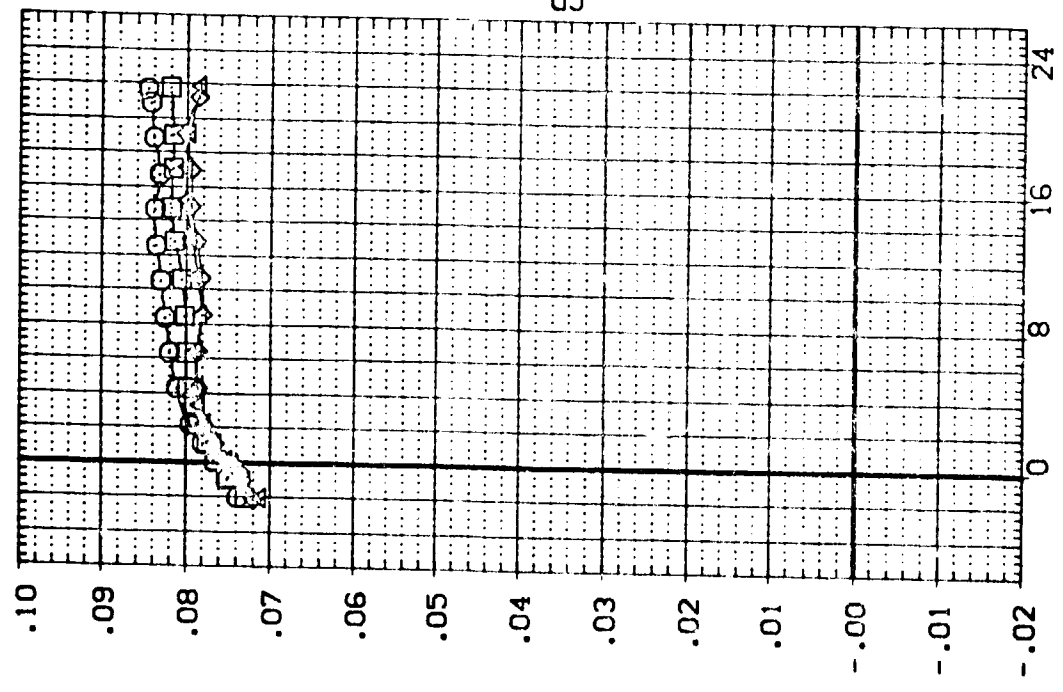


FIGURE 3. EFFECT OF FILLET ON WING NO 2 AERO CHARACT (AIRFOIL SECTION)

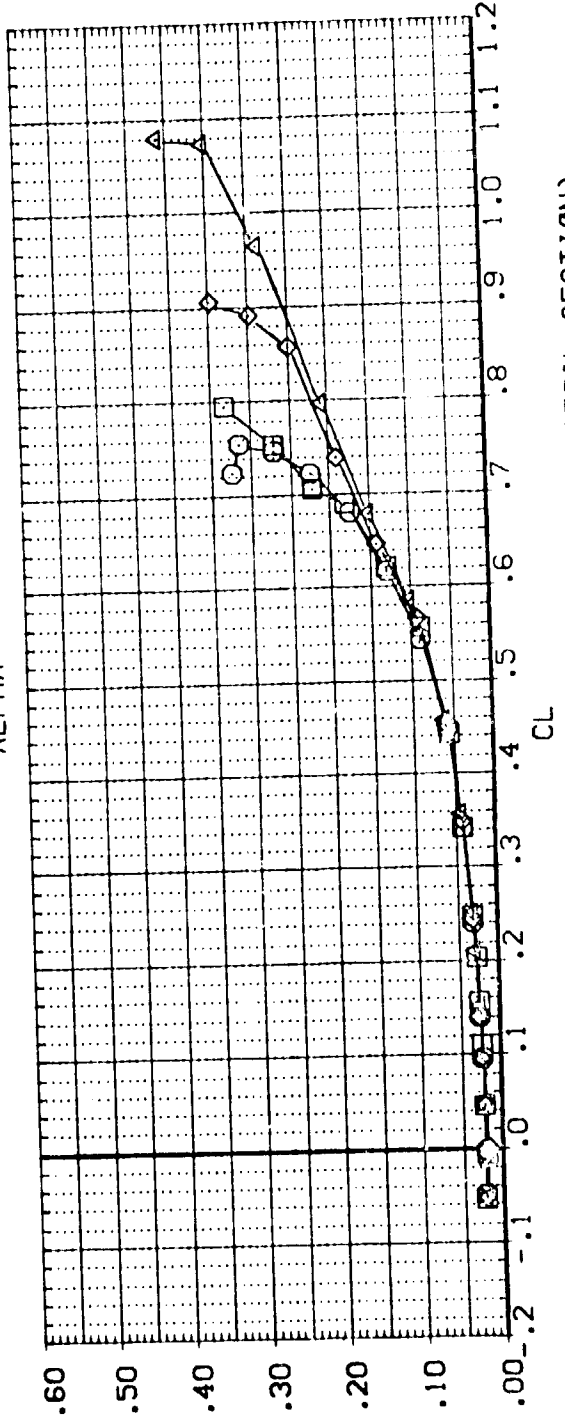
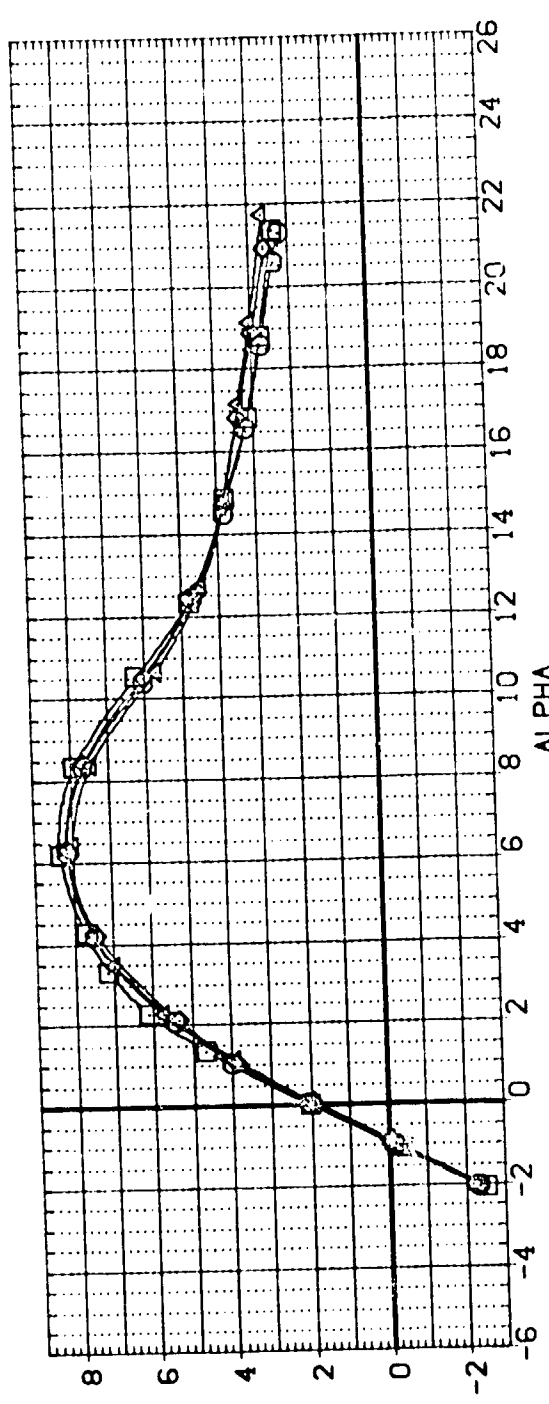
(F)MACH = 1.20

DATA SET SYMBOL
 (B95201)
 (B95203)
 (B95205)
 (B95207)

CONFIGURATION DESCRIPTION
 LARC 8-TPT-657/660, LG-100 ORB (SHIPS)
 LARC 8-TPT-657/660, LG-100 ORB (SHIPS)
 LARC 8-TPT-657/660, LG-100 ORB (SHIPS)
 LARC 8-TPT-657/660, LG-100 ORB (SHIPS)

WINGNO 2.000
 WINGSC 1.000
 FLTSCT 1.000
 LAMDAF 46.800
 SREF 171.472C
 LREF 25.510C
 BREF 22.7597
 XMRP 16.836E
 YMRP .0000
 ZMRP .0000
 SCALE .0188

REFERENCE INFORMATION
 SQ. IN. INCHES
 INCHES INCHES
 INCHES INCHES
 INCHES INCHES
 INCHES INCHES
 INCHES INCHES
 SCALE



0/1

8

FIGURE 3. EFFECT OF FILLET ON WING NO 2 AERO CHARACT (AIRFOIL SECTION)

(A)MACH = .35

DATA SET SYMBOL CONFIGURATION DESCRIPTION

(BFS201) LARC 8-TPT-657/660.L0-100 CR8.(SHIPS)

(BFS203) LARC 8-TPT-657/660.L0-100 CR8.(SHIPS)

(BFS205) LARC 8-TPT-657/660.L0-100 CR8.(SHIPS)

(BFS207) LARC 8-TPT-657/660.LC-100 CR8.(SHIPS)

(BV2VFB)

(BV2VFB)

(BV2VFB)

(BV2VFB)

VINGNO 2.000

VINGNO 2.000

VINGNO 2.000

VINGNO 2.000

VINGSC .000

VINGSC .000

VINGSC .000

VINGSC .000

FLTSC1 1.000

FLTSC2 .000

FLTSC3 .000

FLTSC4 .000

LANDAF 46.800

LANDAF 60.000

LANDAF 70.000

LANDAF 78.000

REFERENCE INFORMATION

SREF 171.4720 SQ. IN.

LREF 25.5100 INCHES

BREF 20.3597 INCHES

XMRP 16.8300 INCHES

YMRP 1.0000 INCHES

ZMRP 1.0000 INCHES

SCALE 1:100

SCALE 1:100

SCALE 1:100

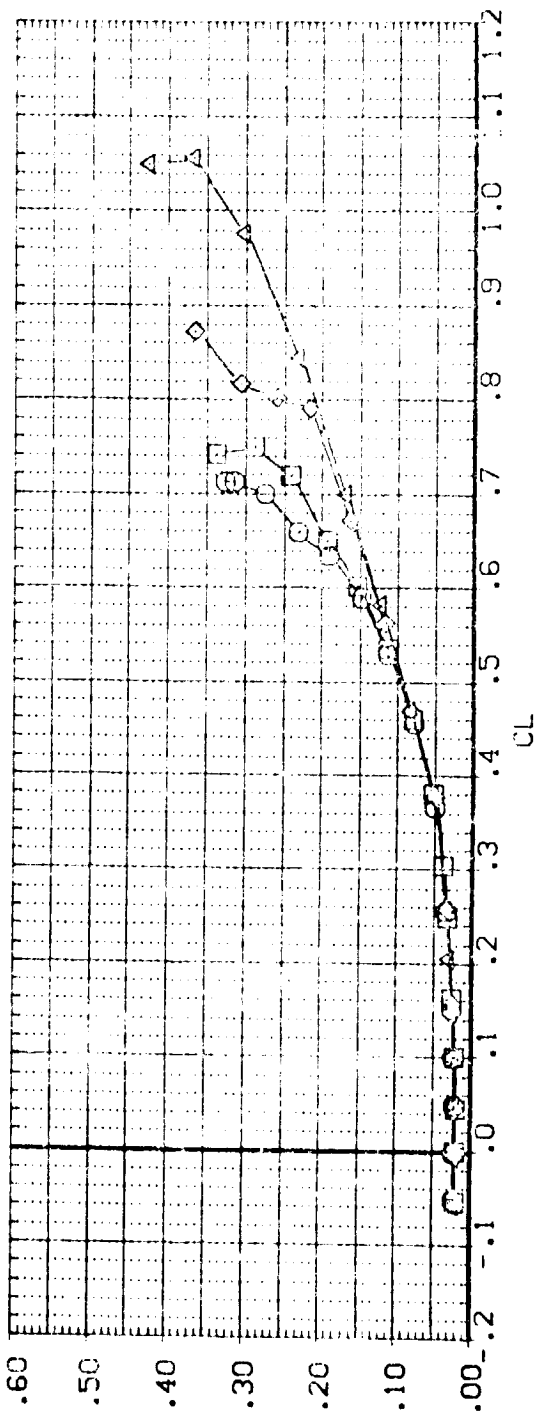
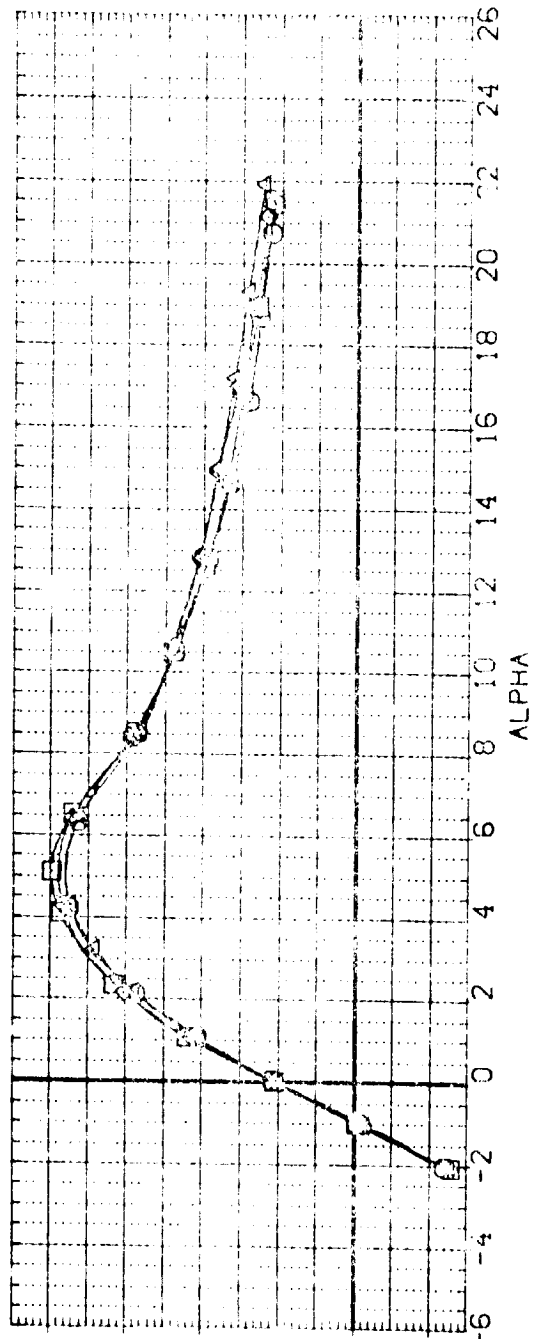


FIGURE 3. EFFECT OF FILLET ON WING NO 2 AERO CHARACTER (AIRFOIL SECTION)

(B)MACH = .60

DATA SET SYMBOL	CONFIGURATION DESCRIPTION	WINGNO	VINGSC	FLTSCT	LAMDAF	REFERENCE INFORMATION
(BPS201)	LARC 8-TPT-657/660.L0-100 ORB.(SH1PS)	2.000	1.000		46.800	SREF 171.4720
(BPS203)	LARC 8-TPT-657/660.L0-100 ORB.(SH1PS)	2.000	1.000		60.000	LREF 25.5100
(BPS205)	LARC 8-TPT-657/660.L0-100 ORB.(SH1PS)	2.000	1.000		70.000	BREF 23.3597
(BPS207)	LARC 8-TPT-657/660.L0-100 ORB.(SH1PS)	2.000	1.000		78.000	XMRP 16.8366
						YMRP .0000
						ZMRP .0000
						SCALE .0168
						SO IN .
						NCHE5
						NCHE5
						NCHE5
						NCHE5
						NCHE5
						NCHE5

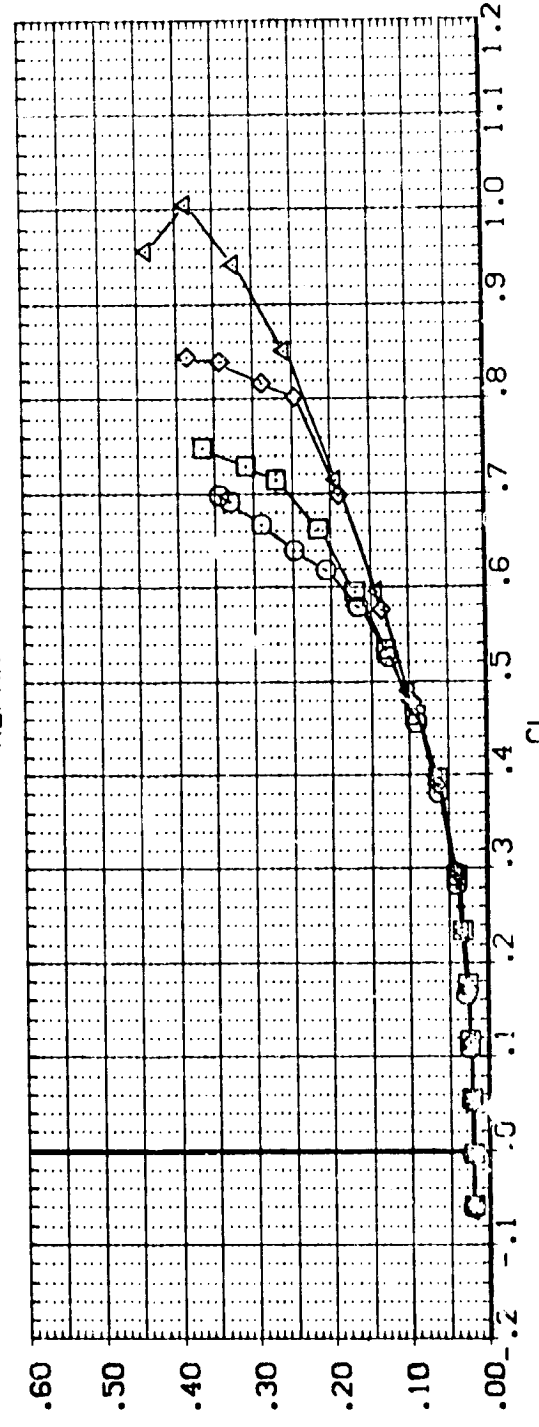
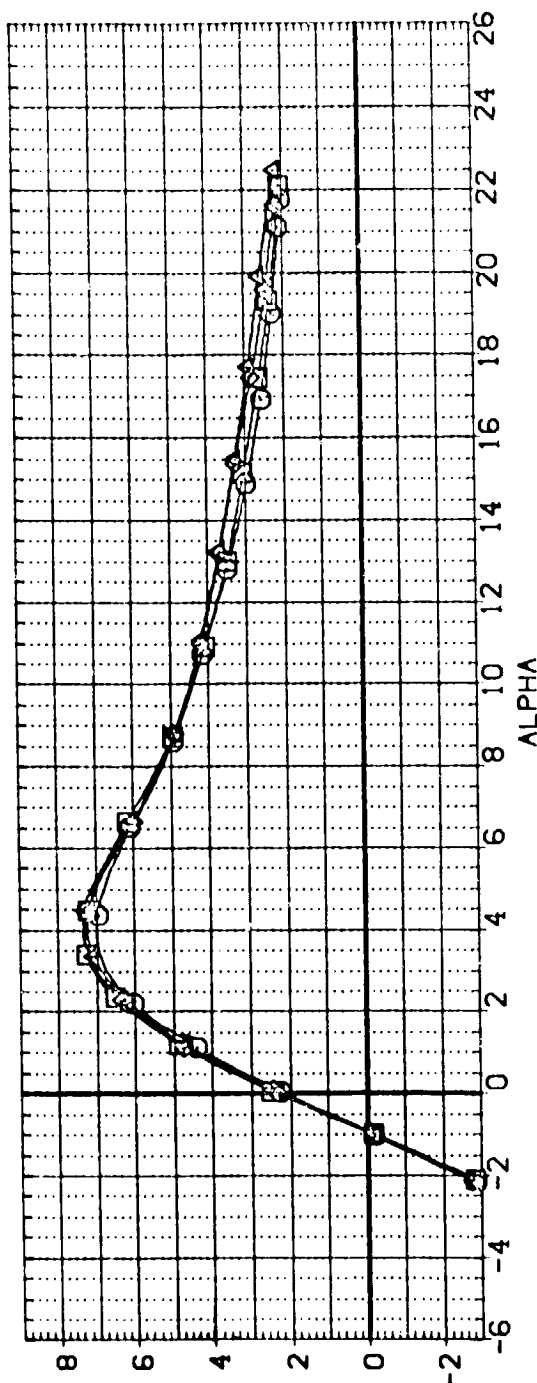


FIGURE 3. EFFECT OF FILLET ON WING NO 2 AERO CHARACT (AIRFOIL SECTION)

(C)MACH = .80

DATA SET SYMBOL (BP5201) (BP5203) (BP5205) (BP5207)

CONFIGURATION DESCRIPTION LARC 8-TPT-657/660, LD-100 CR8, (SHIPS) LARC 8-TPT-657/660, LD-100 CR8, (SHIPS) LARC 8-TPT-657/660, LD-100 CR8, (SHIPS) LARC 8-TPT-657/660, LD-100 CR8, (SHIPS)

(B) (C) (D) (E)

WING	WINGSC	FLTSCT	LAMDAF	REFERENCE INFORMATION
2.000	1.000	1.000	45.800	SREF 171.4720 SQ. IN.
2.000	1.000	1.000	60.000	LREF 25.5100 INCHES
2.000	1.000	1.000	70.000	BREF 20.3597 INCHES
2.000	1.000	1.000	78.000	XMRP 16.8356 INCHES
	1.000			YMRP .0000 INCHES
	1.000			ZMRP .0000 INCHES
				SCALE .0198 INCHES

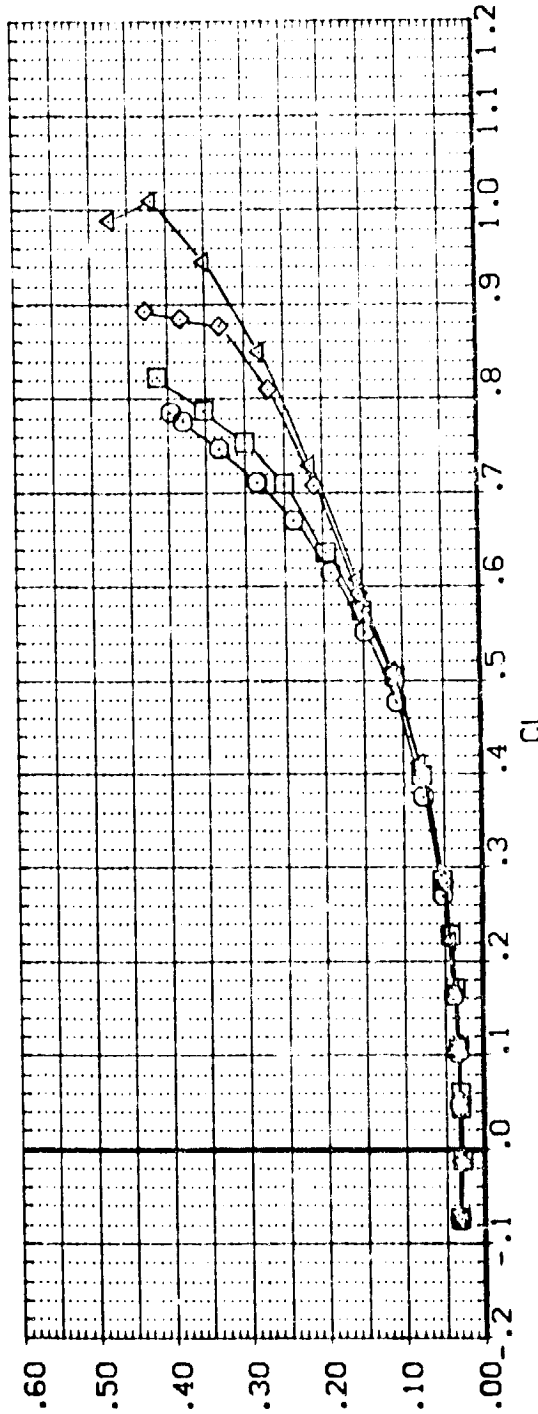
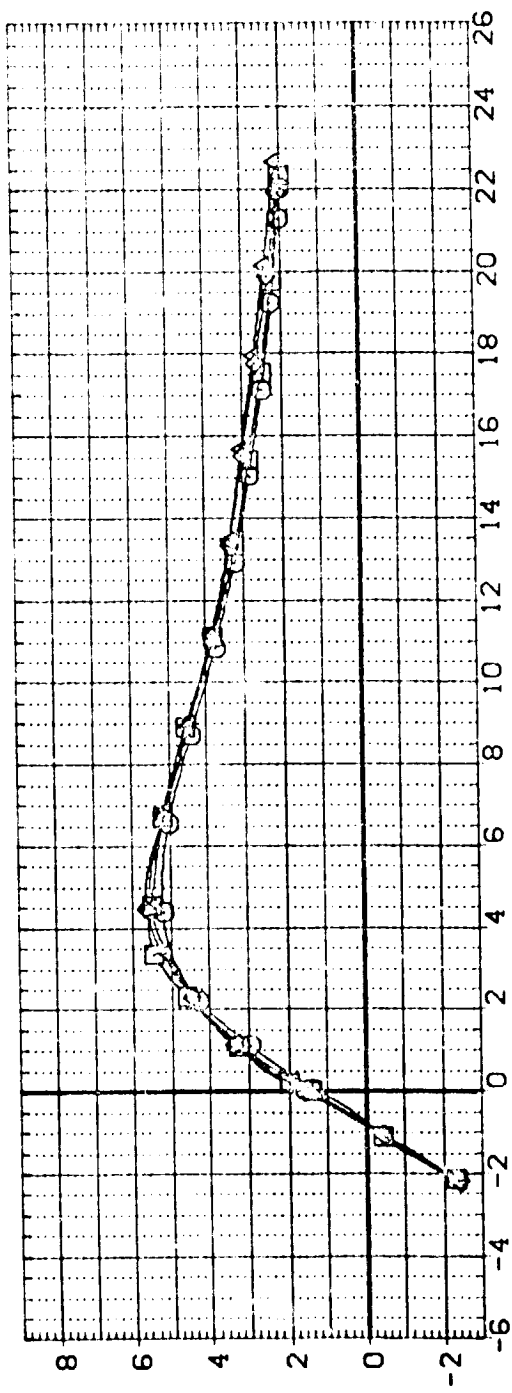


FIGURE 3. EFFECT OF FILLET ON WING NO 2 AERO CHARACTER (AIRFOIL SECTION)

(D)MACH = .90

DATA SET SYMBOL	CONFIGURATION DESCRIPTION	(BV2VFB)	WINGND	VINGSC	FLTSTCT	LAMDAF	REFERENCE INFORMATION
(BPS201)	LARC 8-TPT-657/660, LO-100 ORB (SHIPS)	(BV2VFB)	2.000	1.000	1.000	46.800	SREF 171.4720 50.1N
(BPS203)	LARC 8-TPT-657/660, LO-100 ORB (SHIPS)	(BV2VFB)	2.000	1.000	1.000	60.000	LREF 29.5100 INCHES
(BPS205)	LARC 8-TPT-657/66, LO-100 ORB (SHIPS)	(BV2VFB)	2.000	1.000	1.000	70.000	BREF 20.3597 INCHES
(BPS207)	LARC 8-TPT-657/660, LO-100 ORB (SHIPS)	(BV2VFB)	2.000	1.000	1.000	78.000	XMRP 16.8366 INCHES
							ZMRP .0000 INCHES
							SCALE .0188

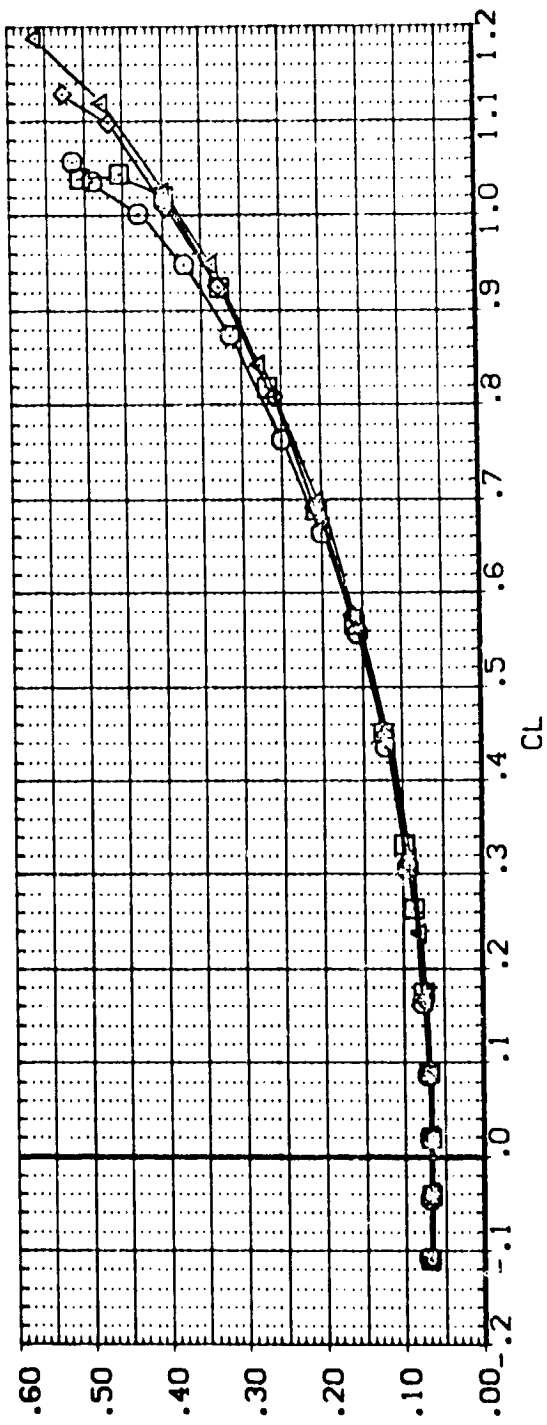
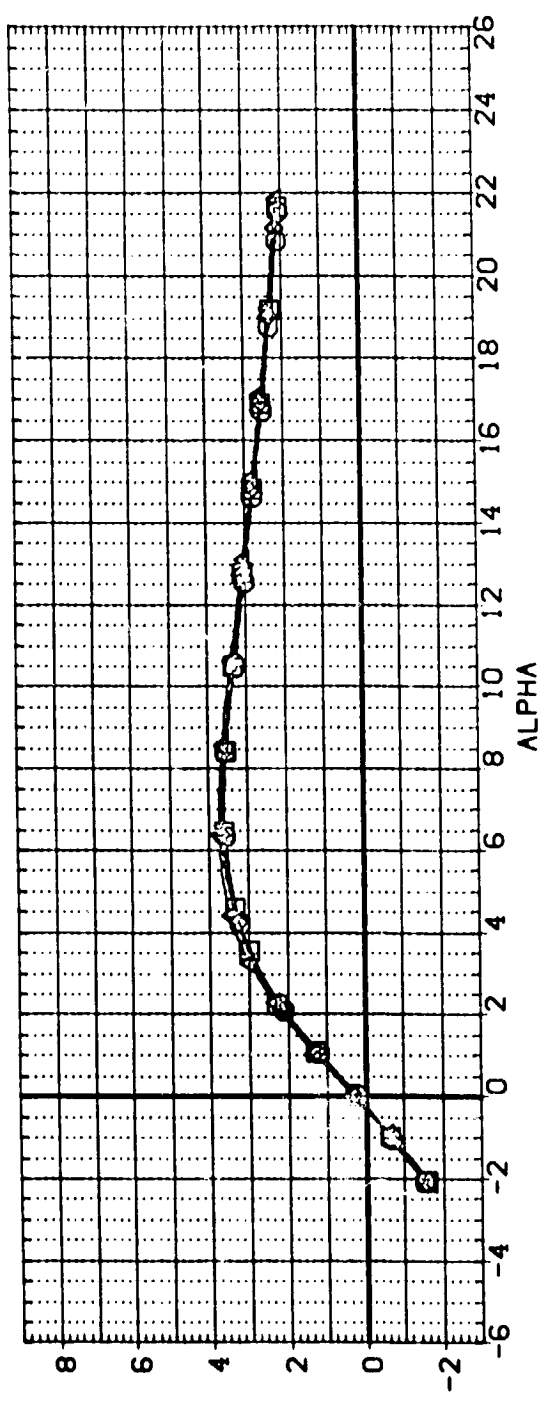


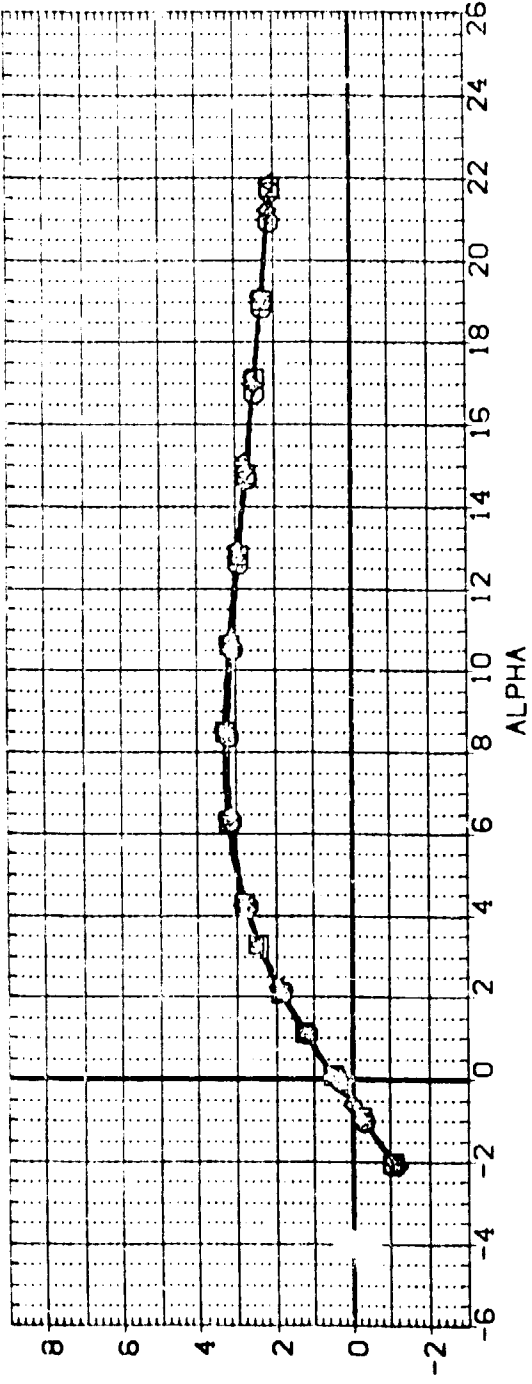
FIGURE 3. EFFECT OF FILLET ON WING NO 2 AERO CHARACT (AIRFOIL SECTION)

(E)MACH = .98

DATA SET SYMBOL CONFIGURATION DESCRIPTION:
 (BPS201) □ LARC 8-TPT-657/660.LD-100 DRB. (S4IPS)
 (BPS203) ○ LARC 8-TPT-657/660.LD-100 DRB. (S4IPS)
 (BPS205) × LARC 8-TPT-657/660.LD-100 DRB. (S4IPS)
 (BPS207) LARC 8-TPT-657/660.LD-100 DRB. (S4IPS)

WINGNO	WINGSC	FLTSTC	LAMDAF	REFERENCE INFORMATION
2.000	1.000	1.000	46.800	SREF 171.4720 SQ. IN.
2.000	1.000	1.000	60.000	LREF 25.500 INCHES
2.000	1.000	1.000	70.000	BREF 20.3197 INCHES
2.000	1.000	1.000	79.000	XMRP 15.6506 INCHES
				YMRP .0000 INCHES
				ZMRP .0000 INCHES
				SCALE .0188 SCALE

L/D



C_L

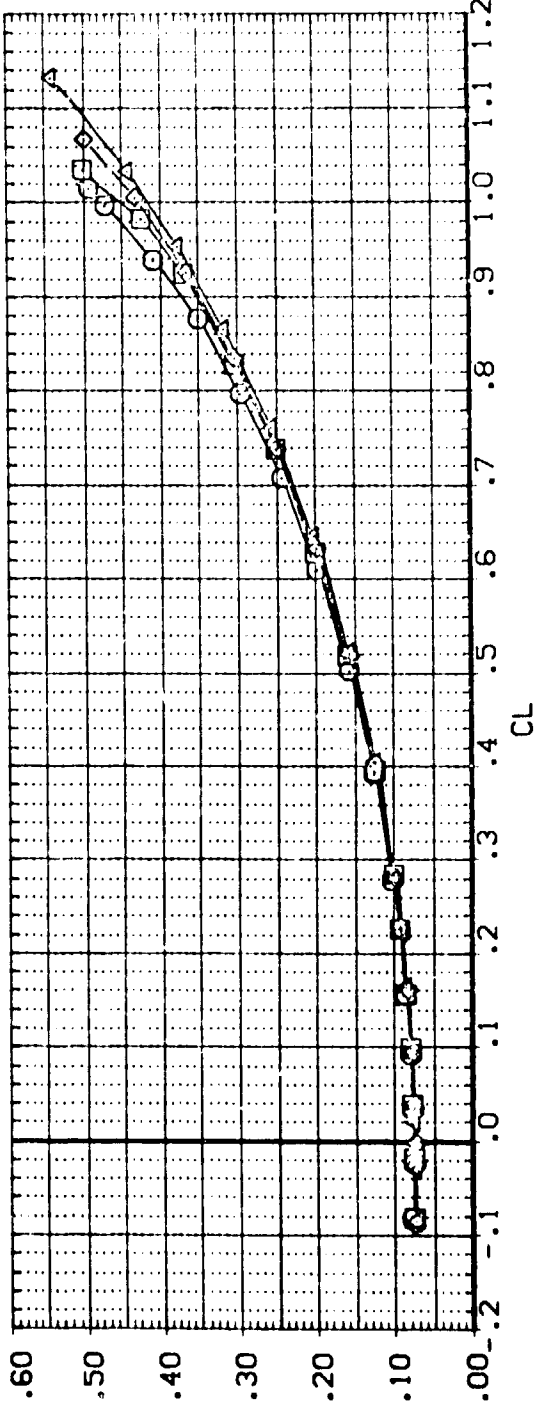


FIGURE 3. EFFECT OF FILLET ON WING NO 2 AERO CHARACT (AIRFOIL SECTION)

(F)MACH = 1.20

DATA SET SYMBOL	CONFIGURATION DESCRIPTION	WINGNO	VINGSC	FLTCT	LAMDAF	REFERENCE INFORMATION
(BPS201)	LARC 8-TPT-657/660.L0-100 DRB. (SHIPS)	2.000	1.000	1.000	46.800	SREF 171.4720 SQ. IN.
(BPS203)	LARC 8-TPT-657/660.L0-100 DRB. (SHIPS)	2.000	1.000	1.000	60.000	LREF 25.5100 INCHES
(BPS205)	LARC 8-TPT-657/660.L0-100 DRB. (SHIPS)	2.000	1.000	1.000	70.000	BREF 20.3697 INCHES
(BPS207)	LARC 8-TPT-657/660.L0-100 DRB. (SHIPS)	2.000	1.000	1.000	78.000	XPRP 16.8366 INCHES
						YPRP .0000 INCHES
						ZPRP .0000 INCHES
						SCALE .0188

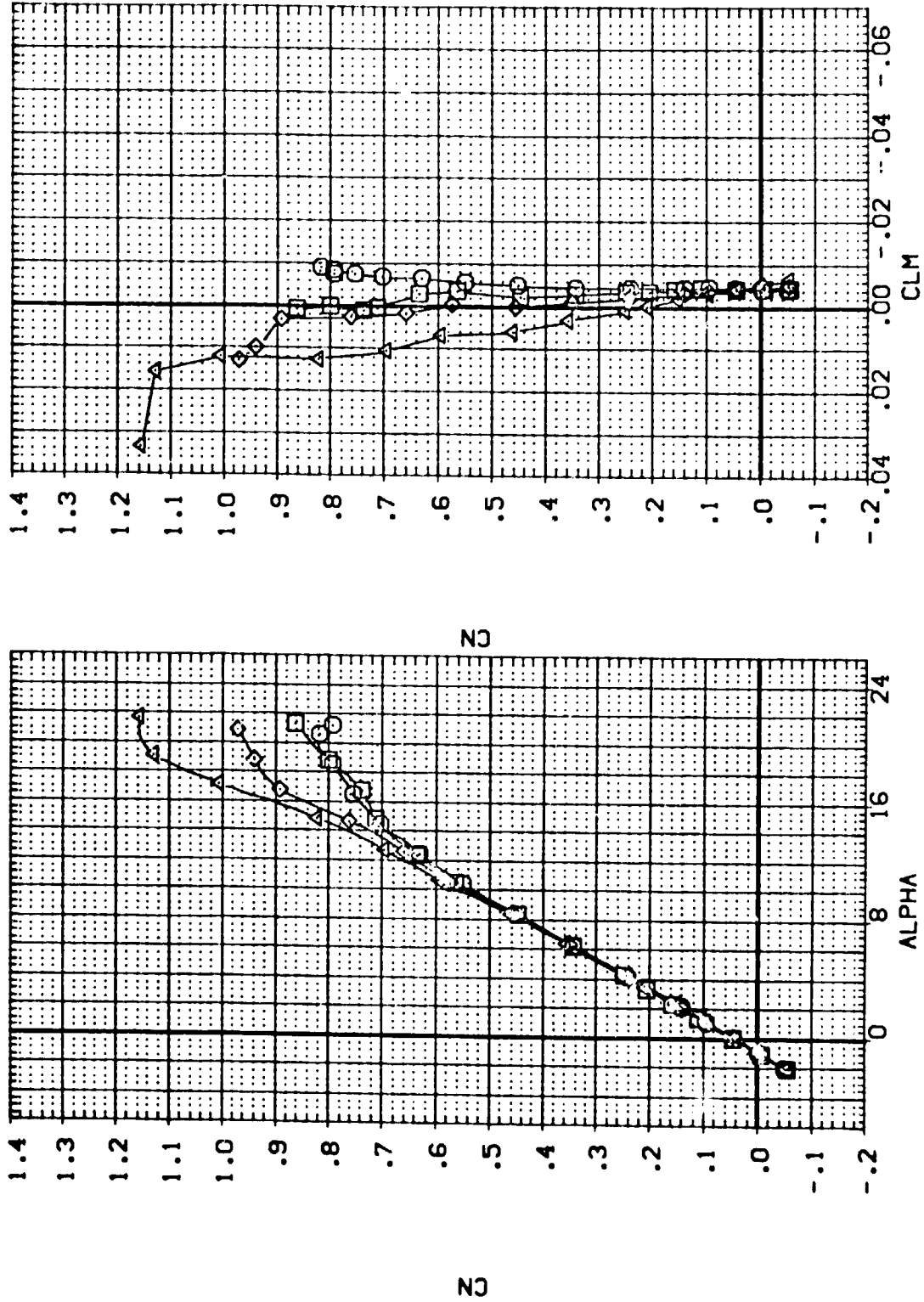


FIGURE 3. EFFECT OF FILLET ON WING NO 2 AFRO CHARACT (AIRFOIL SECTION)

(A)MACH = .35

DATA SET SYMBOL

CONFIGURATION DESCRIPTION

(BPS201) LARC 8-TPT-657/660, LC-100 CRB (SHIPS)
 (BPS203) LARC 8-TPT-657/660, LC-100 CRB (SHIPS)
 (BPS225) LARC 8-TPT-657/660, LC-100 CRB (SHIPS)
 (BPS227) LARC 8-TPT-657/660, LC-100 CRB (SHIPS)

(BV2VFB)
 (BV2VFB)
 (BV2VFB)
 (BV2VFB)

WINGND 2.000
 2.000
 2.000
 2.000

VINGSC .000
 .000
 .000
 .000

FLTSC 1.000
 .500
 .000

LANDAF 46.800
 60.000
 70.000
 76.000

REFERENCE INFORMATION
 SREF 171.4720 SO. IN.
 LREF 25.5100 INCHES
 BREF 20.3597 INCHES
 XMRP 16.8366 INCHES
 YMRP .0000 INCHES
 ZMRP .0000 INCHES
 SCALE .0189 SCALE

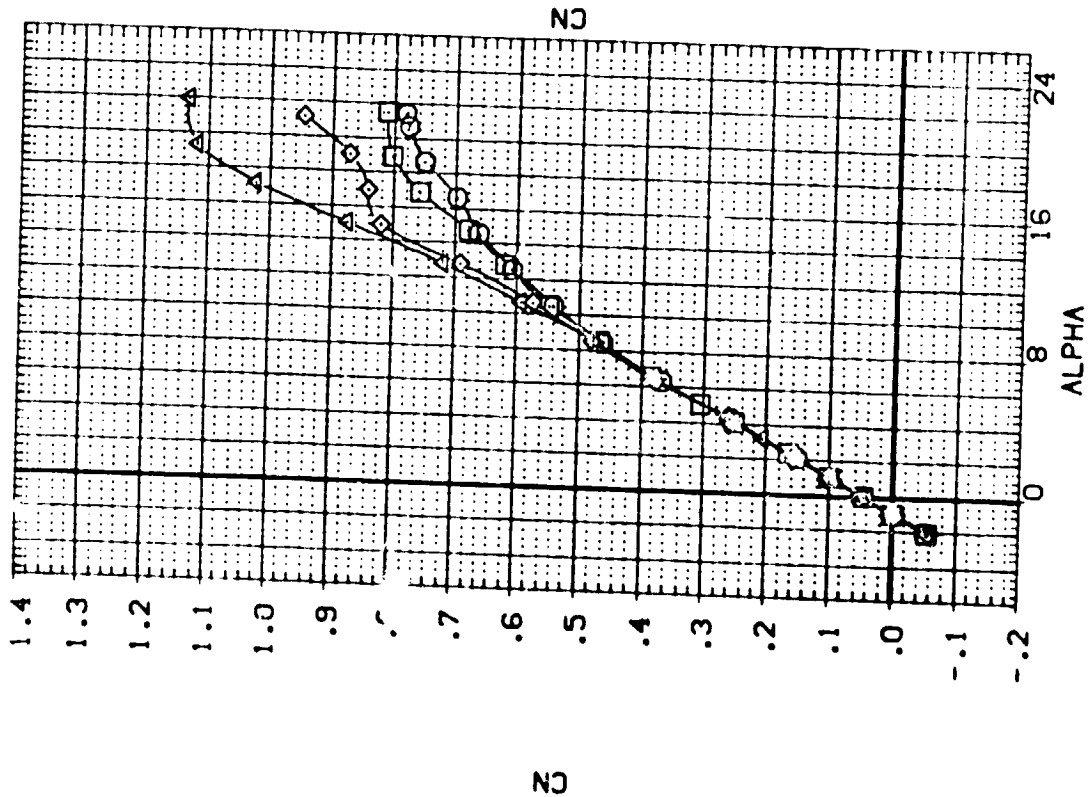


FIGURE 3. EFFECT OF FILLET ON WING NO 2 AERO CHARACTERISTICS

(B)MACH = .60

DATA SET SYMBOL	CONFIGURATION DESCRIPTION	(BVZVFB)	VINGM0	VINGSC	FLTSCT	LAMDAF	REFERENCE INFORMATION
(BPSZC1)	LARC 8-TPT-657/660-L0-100 OXB (SHIPS)	(BVZVFB)	2.000	1.000	46.800	SREF 171.4720	SO. IN.
(BPSZC3)	LARC 8-TPT-657/660-L0-100 OPR (SHIPS)	(BVZVFB)	2.000	1.000	60.000	LREF 25.5100	INCHES
(BPSZC5)	LARC 8-TPT-657/660-L0-100 OPR (SHIPS)	(BVZVFB)	2.000	1.000	70.000	BREF 20.3587	INCHES
(BPSZC7)	LARC 8-TPT-657/660-L0-100 OXB (SHIPS)	(BVZVFB)	2.000	1.000	78.000	XMRP 16.8365	INCHES
						YMRP .0000	INCHES
						ZMRP .0000	INCHES
						SCALE .0186	SCALE

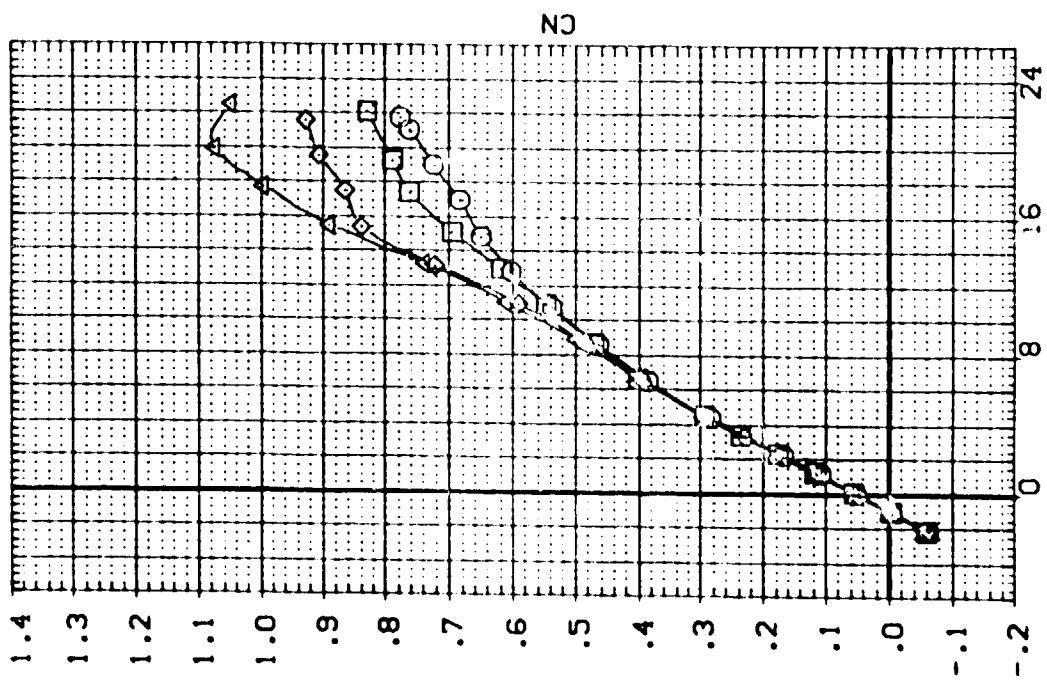
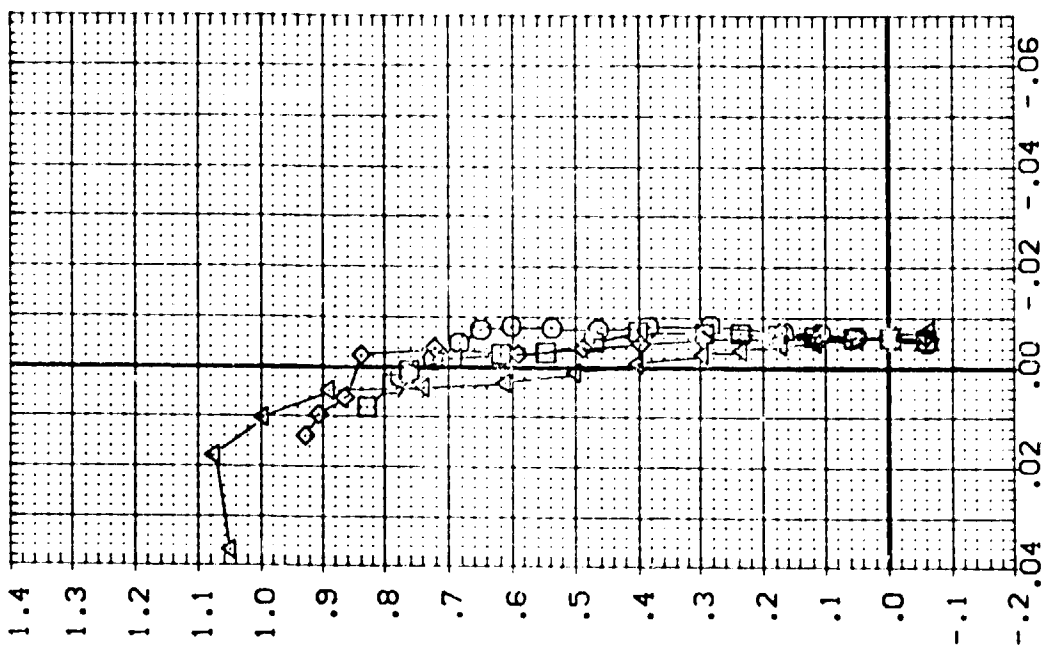


FIGURE 3. EFFECT OF FILLET ON WING NO 2 AERO CHARACT (AIRFOIL SECTION)

DATA SET SYMBOL

(BPS201)
 (BPS203)
 (BPS205)
 (BPS207)

CONFIGURATION DESCRIPTION

LARC 8-TPT-657/660, LO-100 DRB, (SHIPS)
 LARC 8-TPT-657/660, LO-100 DRB, (SHIPS)
 LARC 8-TPT-657/660, LO-100 DRB, (SHIPS)
 LARC 8-TPT-657/660, LO-100 DRB, (SHIPS)

(BV2VFB)
 (BV2VFB)
 (BV2VFB)
 (BV2VFB)

WINGNO 2.000
 2.000
 2.000
 2.000

WINGSC 1.000
 1.000
 1.000
 1.000

FLTSC 1.000
 1.000
 1.000
 1.000

LAMDAF 46.800
 60.000
 70.000
 78.000

REFERENC INFORMATION
 SREF 17.4720 50.114
 LREF 21.5100 INCHES
 BREF 20.5100 INCHES
 XMRP 16.8155 INCHES
 YMRP 1.0000 INCHES
 ZMRP 1.0000 INCHES
 SCALE 10.89 SCALE

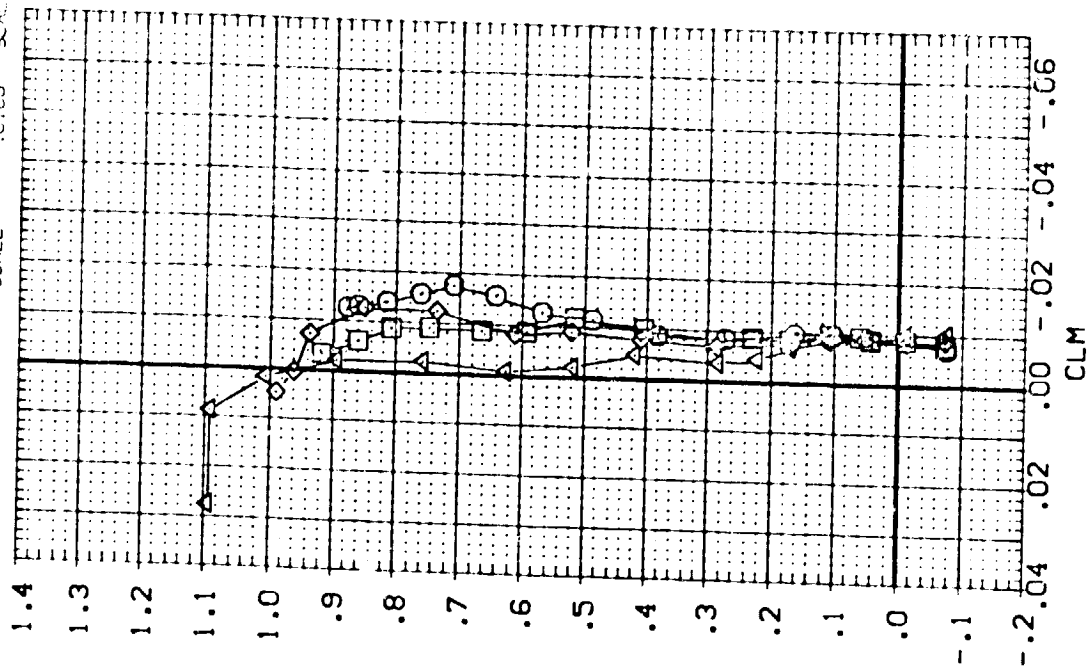
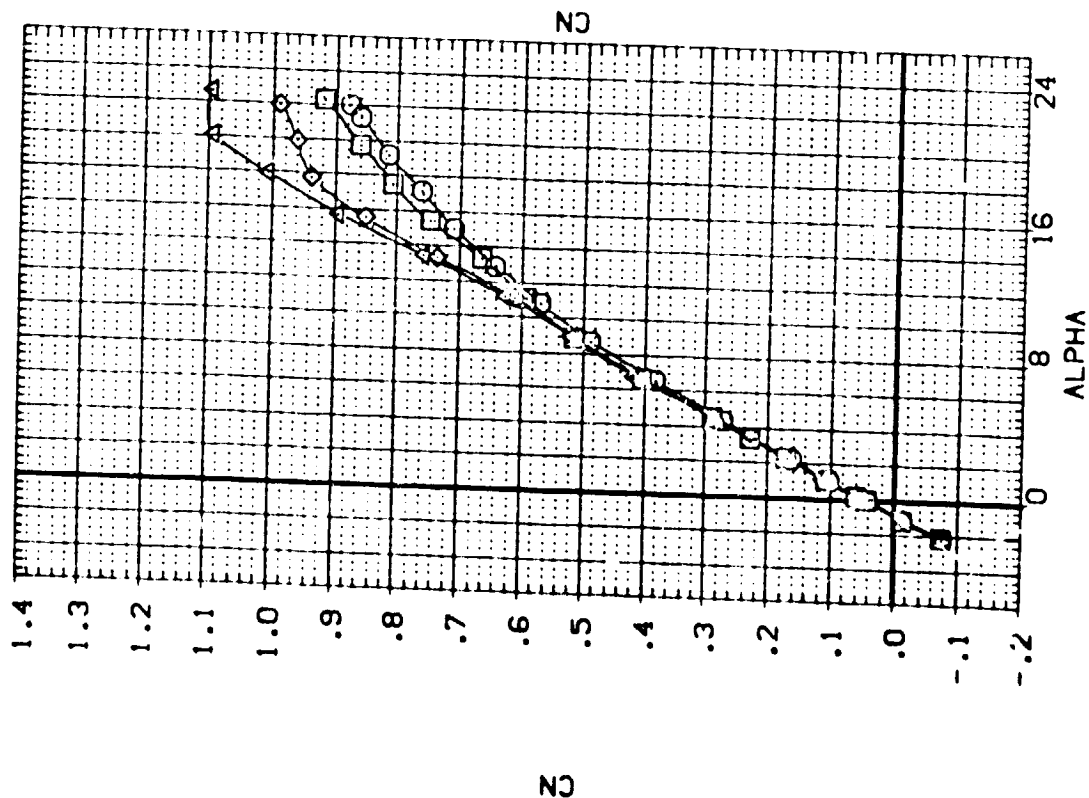


FIGURE 3. EFFECT OF FILLET ON WING NO 2 AERO CHARACT (AIRFOIL SECTION)

(O)MACH = .90

DATA SET SYMBOL	CONFIGURATION DESCRIPTION	WINGSC	FLTSCT	LAMDAF	REFERENCE INFORMATION
(395201)	LARC 8-TPT-657/660-3-100 DRB (SHIPS)	2.000	1.000	46.800	SREF 171.4720 SO. IN.
(395203)	LARC 8-TPT-657/660-10-100 DRB (SHIPS)	2.000	1.000	60.000	LREF 25.5100 INCHES
(395205)	LARC 8-TPT-657/660-10-100 DRB (SHIPS)	2.000	1.000	70.000	BREF 20.3597 INCHES
(395207)	LARC 8-TPT-657/660-10-100 DRB (SHIPS)	2.000	1.000	78.000	XMRP 15.8366 INCHES
					YMRP .0000 INCHES
					ZMRP .0000 INCHES
					SCALE .0188

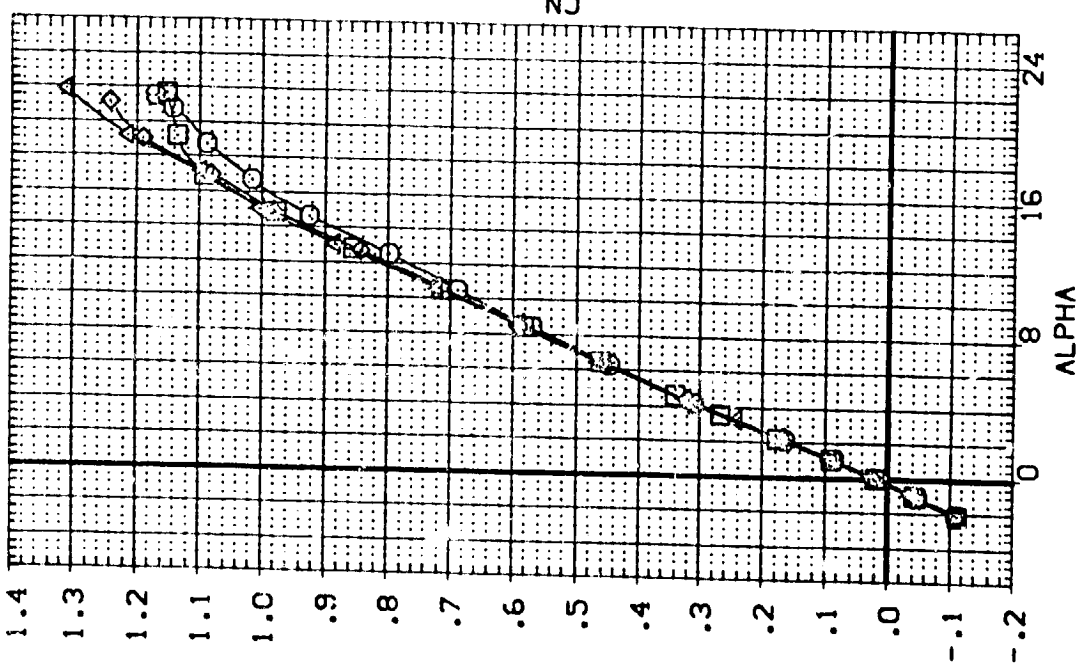
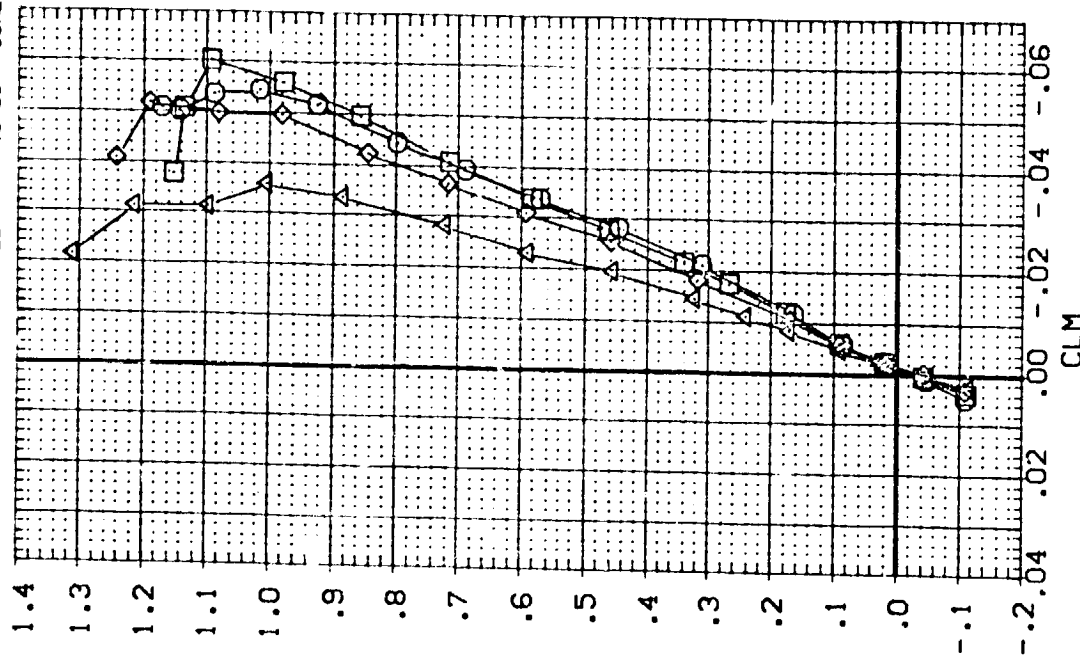


FIGURE 3. EFFECT OF FILLET ON WING NO 2 AERO CHARACT (AIRFOIL SECTION)

(E)MACH = .98

DATA SET SYMBOL
 (BP5201)
 (BP5203)
 (BP5205)
 (BP5207)

CONFIGURATION DESCRIPTION
 LARC 8-TPT-657/660, LO-100 ORB, (SHIPS)
 LARC 8-TPT-657/660, LO-100 ORB, (SHIPS)
 LARC 8-TPT-657/660, LO-100 ORB, (SHIPS)
 LARC 8-TPT-657/660, LO-100 ORB, (SHIPS)

(BV2VFB)
 (BV2VFB)
 (BV2VFB)
 (BV2VFB)

WINGNO 2.000
 2.000
 2.000
 2.000

WINGSC 1.000
 1.000
 1.000
 1.000

FLTSC 1.000
 1.000
 1.000
 1.000

LAMDAF 46.800
 60.000
 70.000
 78.000

REFERENCE INFORMATION
 SREF 171.4720 50. IN.
 LREF 25.5100 INCHES
 BREF 20.3597 INCHES
 XMRP 16.8366 INCHES
 YMRP .0000 INCHES
 ZMRP .0000 INCHES
 SCALE .0188 SCALE

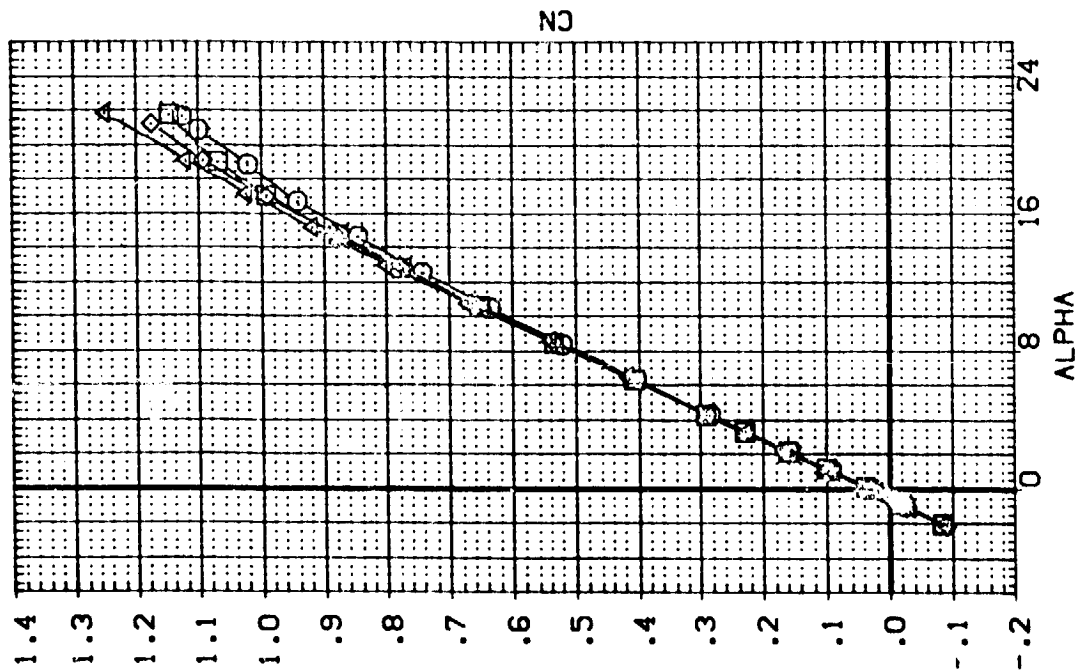
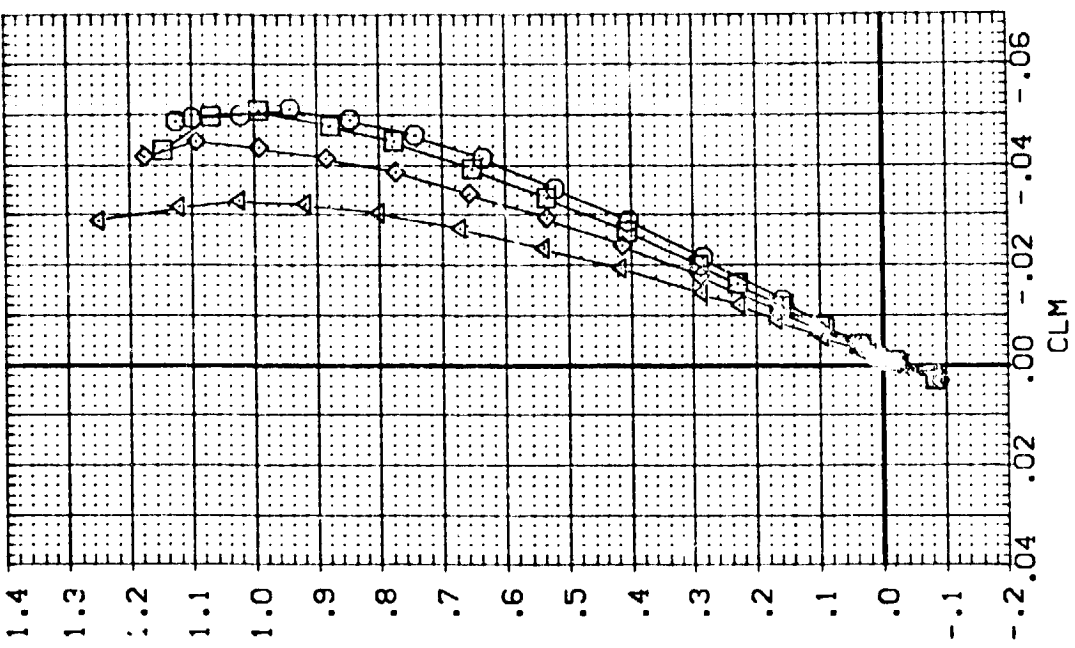


FIGURE 3. EFFECT OF FILLET ON WING NO 2 AERO CHARACT (AIRFOIL SECTION)

(F)MACH = 1.20

DATA SET SYMBOL	CONFIGURATION DESCRIPTION	WING	VINASC	FLTSCT	LAMDAF	REFERENCE INFORMATION
(B95201)	LARC 8-TPT-657/660-100 ORG. (SHIP)	2.000	1.000	1.000	45.800	SRFF 171.4720 SO. IN.
(B95203)	LARC 8-TPT-657/660-100 ORG. (SHIP)	2.000	1.000	1.000	60.000	LRFF 25.5000 INCHES
(B95204)	LARC 8-TPT-657/660-100 ORG. (SHIP)	2.000	1.000	1.000	70.000	BRFF 23.9397 INCHES
(B95205)	LARC 8-TPT-657/660-100 ORG. (SHIP)	2.000	1.000	1.000	73.000	ZMRP 16.9366 INCHES
						ZMRP .0000 INCHES
						SCALE .0188 SCALE

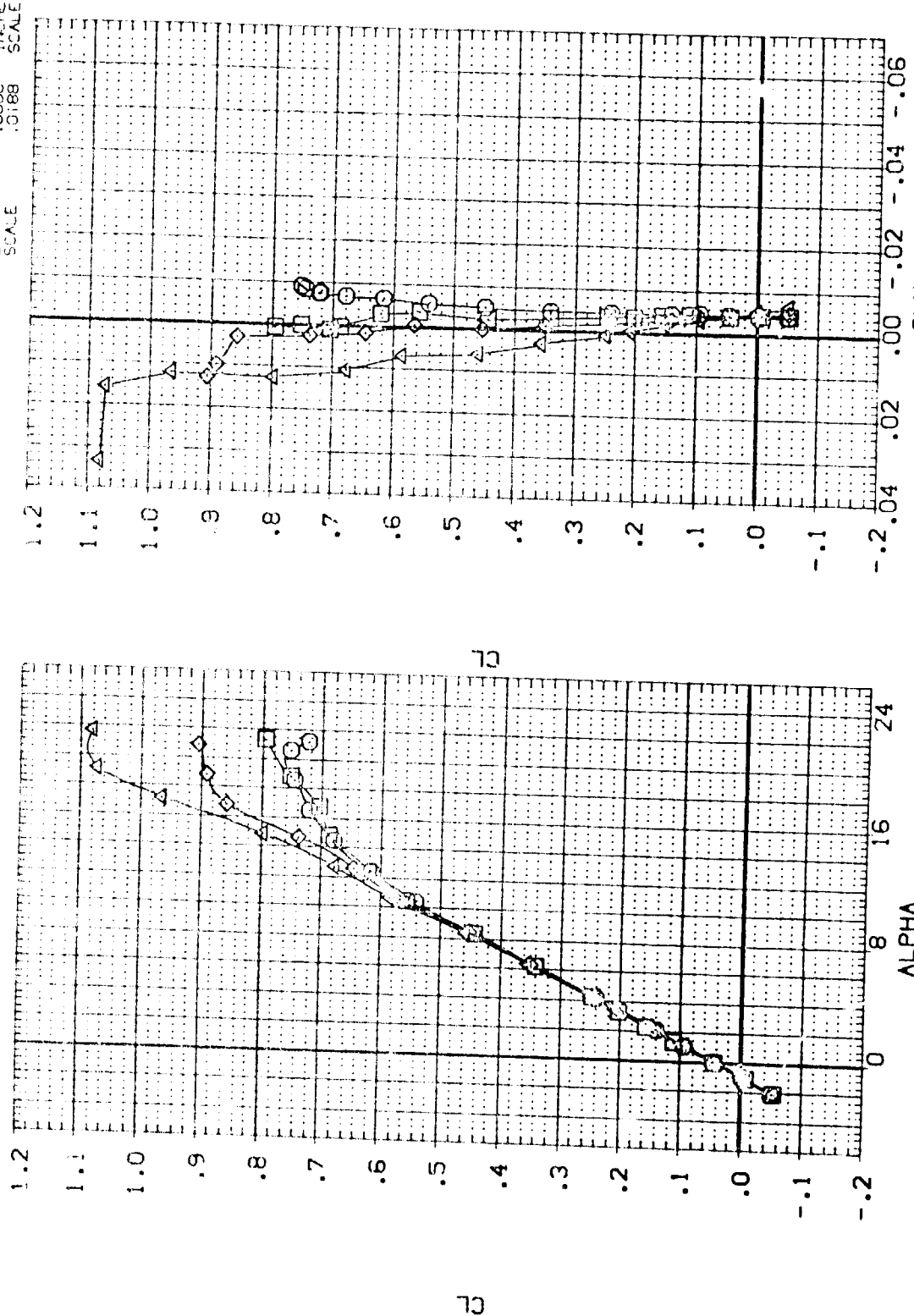


FIGURE 3. EFFECT OF FILLET ON WING NO 2 AERO CHARACT (AIRFOIL SECTION)
 (A) MACH = .35

DATA SET SYMBOL
 (BPS201)
 (BPS203)
 (BPS205)
 (BPS207)

CONFIGURATION DESCRIPTION
 LARC 8-TPT-657/660.LC-100 DRB. (S-I,PS)
 LARC 8-TPT-657/660.LC-100 DRB. (S-I,PS)
 LARC 8-TPT-657/660.LC-100 DRB. (S-I,PS)
 LARC 8-TPT-657/660.LC-100 DRB. (S-I,PS)

(B)MACH = .60

WINGNO 2.000
 2.000
 2.000
 2.000

WINGSC 1.000
 1.000
 1.000
 1.000

FLTSCT 1.000
 1.000
 1.000
 1.000

LANDAF 46.800
 60.000
 70.000
 78.000

REFERENCE INFORMATION
 SREF 171.4720 50. IN
 LREF 25.5100 INCHES
 BREF 20.3597 INCHES
 XMRP 16.8166 INCHES
 YMRP .0000 INCHES
 ZMRP .0000 INCHES
 SCALE .0188 SCALE

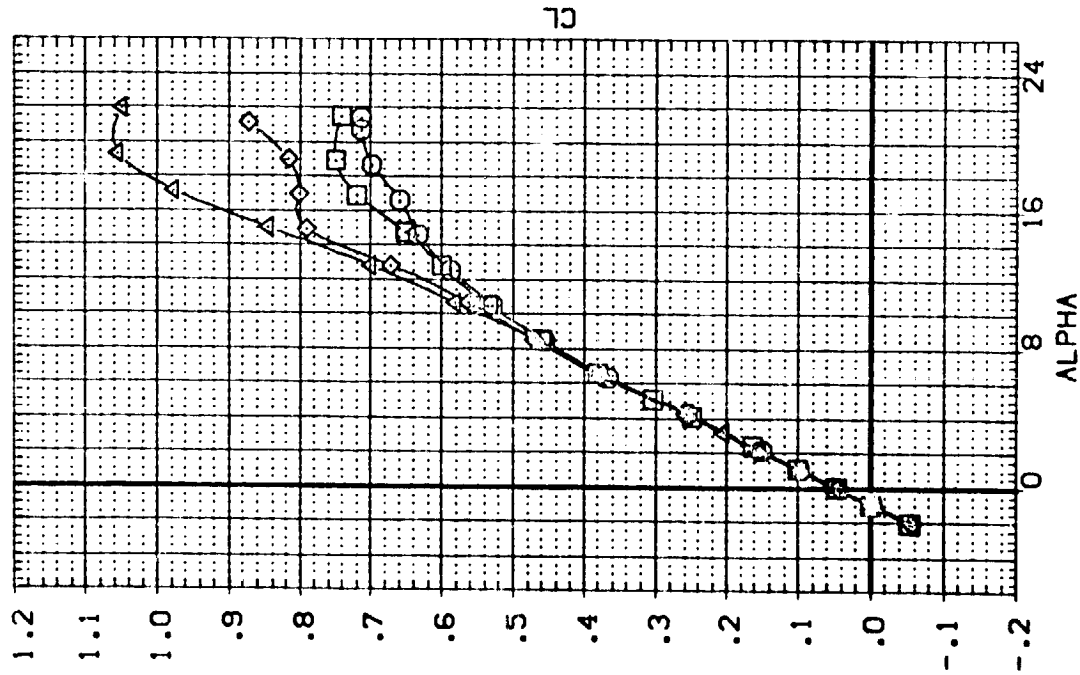
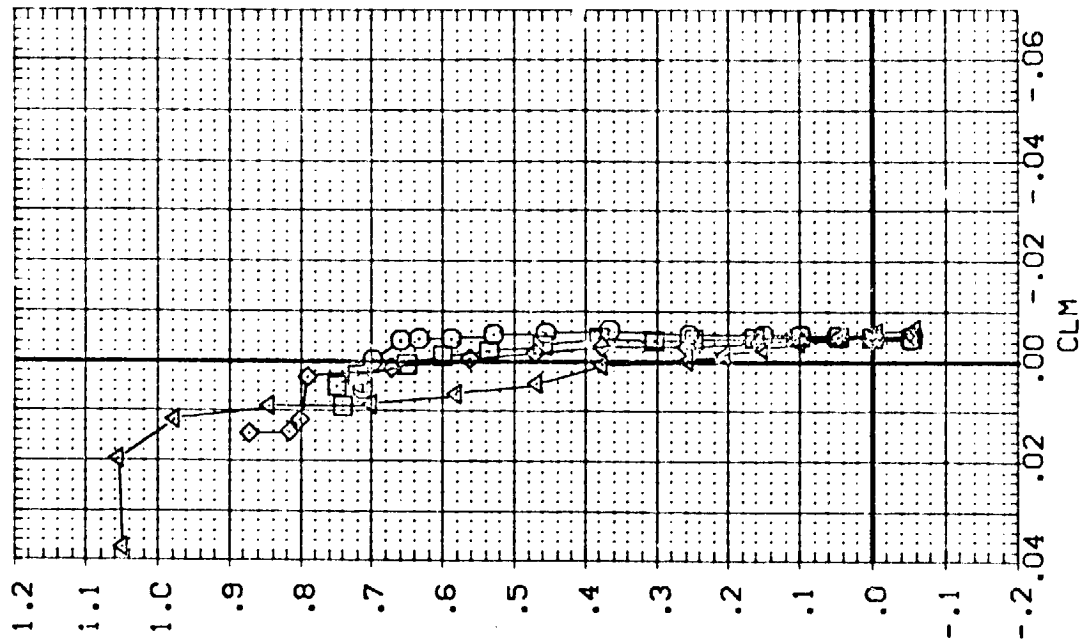


FIGURE 3. EFFECT OF FILLET ON WING NO 2 AERO CHARACT (AIRFOIL SECTION)

(B)MACH = .60

DATA SET SYMBOL	CONFIGURATION DESCRIPTION	WINGNO	VINCSC	FLTSCT	LAMDAF	REFERENCE INFORMATION
(BP5201)	LARC 8-TPT-657/660, LG-100 ORB (SHIPS)	2.000	1.000	46.800	SREF 171.472C	SG, IN.
(BP5203)	LARC 8-TPT-657/660, LG-100 CRB (SHIPS)	2.000	1.000	60.000	LREF 25.510C	INCHES
(BP5205)	LARC 8-TPT-657/660, LG-100 ORB (SHIPS)	2.000	1.000	70.000	BREF 20.3597	INCHES
(BP5207)	LARC 8-TPT-657/660, LG-100 ORB (SHIPS)	2.000	1.000	78.000	XMRP 16.8356	INCHES
					YMRP .0000	INCHES
					ZMRP .0000	INCHES
					SCALE .0188	SCALE

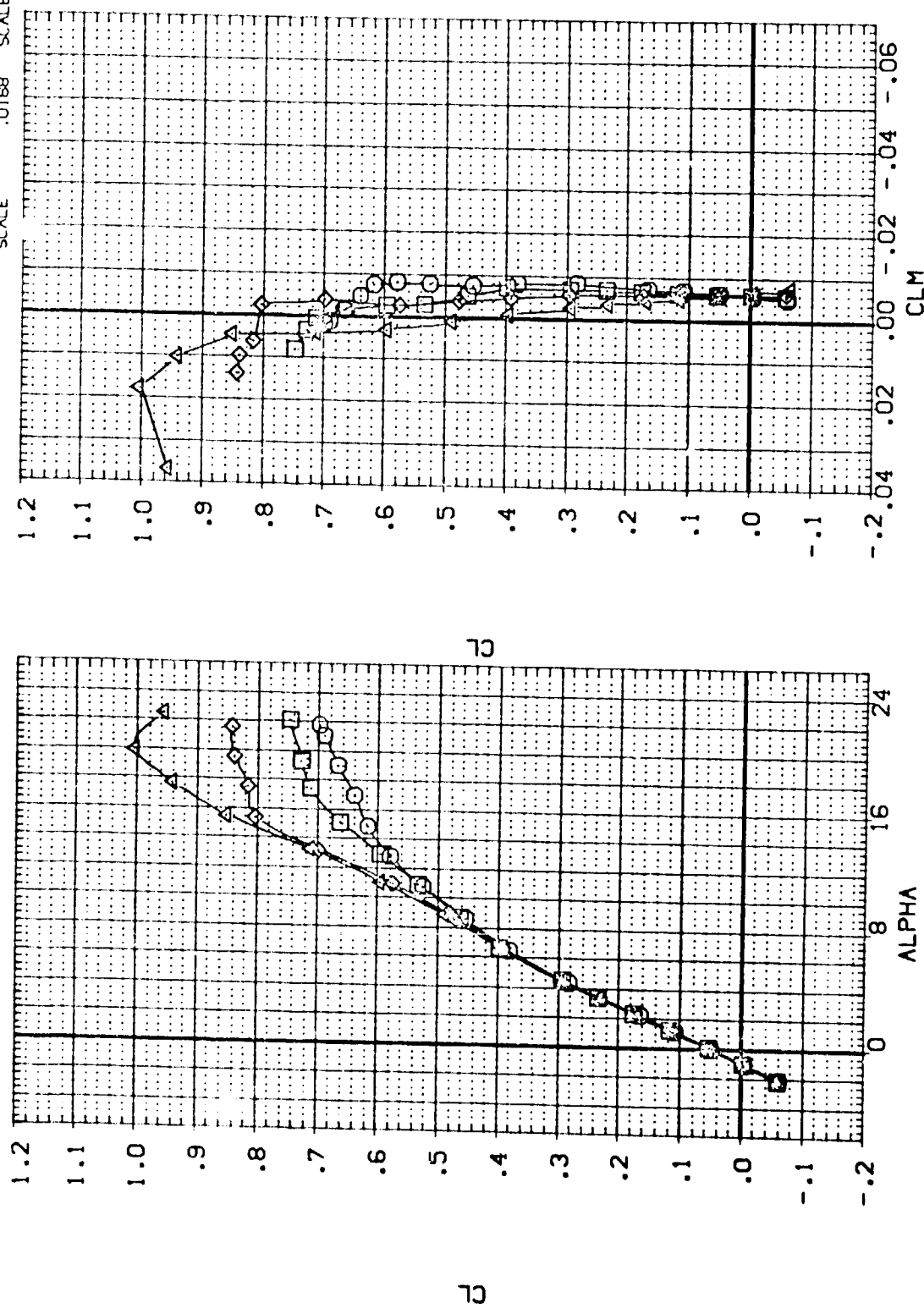


FIGURE 3. EFFECT OF FILLET ON WING NO 2 AERO CHARACT (AIRFOIL SECTION)

(C)MACH = .80

DATA SET SYMBOL	CONFIGURATION DESCRIPTION	CRB. (SHIPS)	(BV2VFB)	WINGNO	WINGSC	FLTSCT	LAMDAF	REFERENCE INFORMATION
(BP5201)	LARC 8-TPT-657/660, LO-100 CRB. (SHIPS)	(SHIPS)	(BV2VFB)	2.000	1.000	1.000	46.800	SREF 171.4720 50. IN.
(BP5203)	LARC 8-TPT-657/660, LO-100 CRB. (SHIPS)	(SHIPS)	(BV2VFB)	2.000	1.000	1.000	60.000	LREF 25.5100 INCHES
(BP5205)	LARC 8-TPT-657/660, LO-100 CRB. (SHIPS)	(SHIPS)	(BV2VFB)	2.000	1.000	1.000	70.000	BREF 20.3597 INCHES
(BP5207)	LARC 8-TPT-657/660, LO-100 CRB. (SHIPS)	(SHIPS)	(BV2VFB)	2.000	1.000	1.000	78.000	XMRP 16.8566 INCHES
								YMRP .0000 INCHES
								ZMRP .0188 INCHES
								SCALE

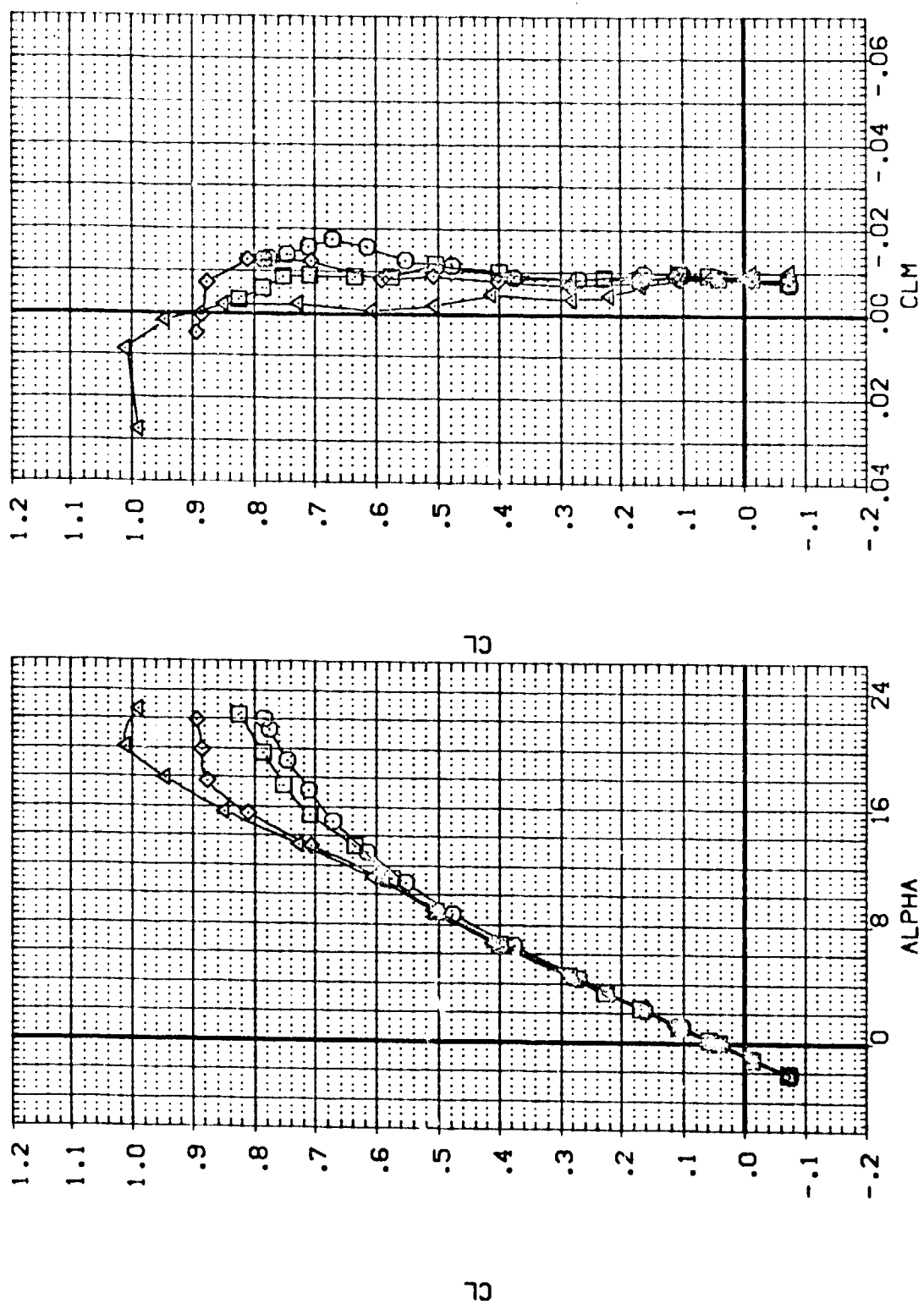


FIGURE 3. EFFECT OF FILLET ON WING NO 2 AERO CHARACT (AIRFOIL SECTION)

(O)MACH = .90

DATA SET SYMBOL

- (BPS201)
- (BPS203)
- (BPS205)
- (BPS207)

CONFIGURATION DESCRIPTION

- LARC 8-TPT-657/660, LO-100 ORB (SHIPS)
- LARC 8-TPT-657/660, LO-100 ORB (SHIPS)
- LARC 8-TPT-657/660, LO-100 ORB (SHIPS)
- LARC 8-TPT-657/660, LO-100 ORB (SHIPS)

- (BV2VFB)
- (BV2VFB)
- (BV2VFB)
- (BV2VFB)

WINGNO	WINGSC	FLTSCT	LANDAF
2.000	.000	1.000	46.800
2.000	.000	1.000	60.000
2.000	.000	1.000	70.000
2.000	.000	1.000	78.000

REFERENCE INFORMATION	
SREF	171.4720
LREF	25.5100
BREF	20.3597
XMRP	16.8366
YMRP	.0000
ZMRP	.0000
SCALE	.0188

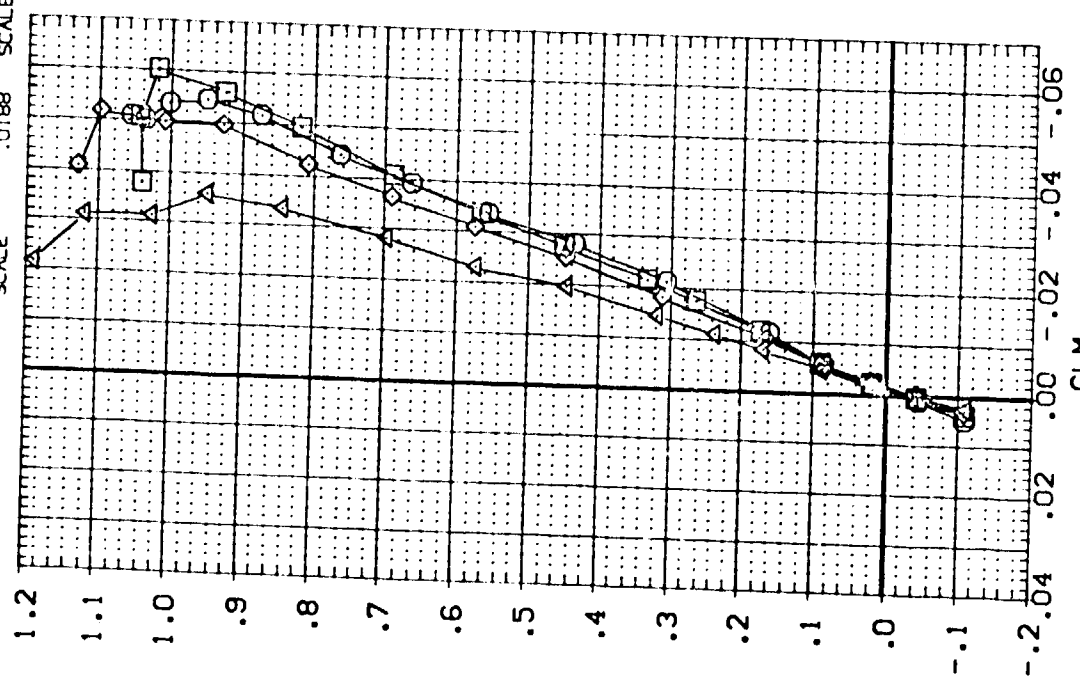
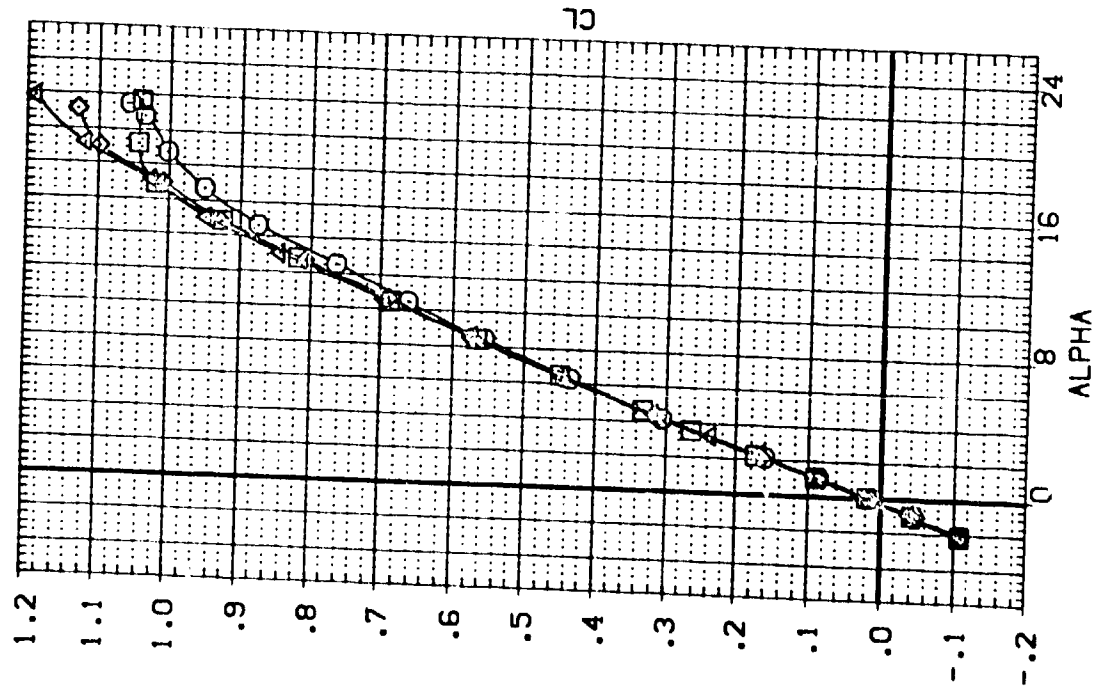


FIGURE 3. EFFECT OF FILLET ON WING NO 2 AERO CHARACT (AIRFOIL SECTION)
(M)MACH = .98

DATA SET SYMBOL	CONF IGURATION DESCRIPTION	WINGNG	WINGSC	FLT SCT	LANDAF	REFERENCE INFORMATION
(9P5201)	LARC 8-TPT-657/660.LC-100 ORB.(SHIPS)	2.000	1.000	46.800	SREF 171.4720	50. IN.
(9P5203)	LARC 8-TPT-657/660.LC-100 ORB.(SHIPS)	2.000	1.000	60.000	LREF 25.5100	INCHES
(9P5205)	LARC 8-TPT-657/660.LC-100 ORB.(SHIPS)	2.000	1.000	70.000	BREF 20.3597	INCHES
(9P5207)	LARC 8-TPT-657/660.LC-100 ORB.(SHIPS)	2.000	1.000	78.000	XMRP 16.8366	INCHES
					YMRP .0000	INCHES
					ZMRP .0000	INCHES
					SCALE .0188	SCALE

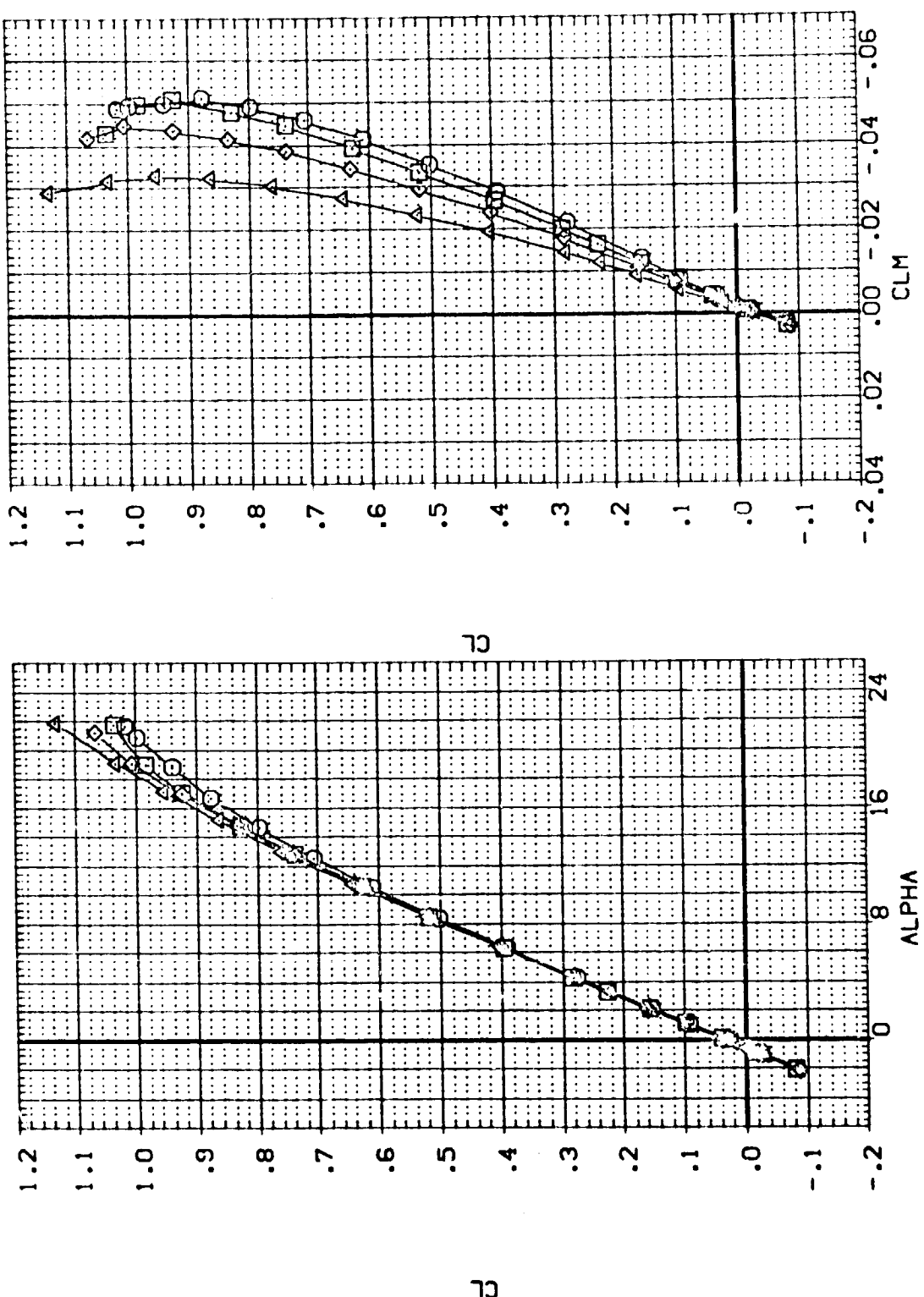


FIGURE 3. EFFECT OF FILLET ON WING NO 2 AERO CHARACT (AIRFOIL SECTION)
 (F)MACH = 1.20

DATA SET SYMBOL	CONFIGURATION DESCRIPTION	WINGNO	WINGSC	FLTSCT	LAMDAF	REFERENCE INFORMATION
(BPS201)	LARC 8-TPT-657/660.L0-100 CRB.(SH)PS	2.000	1.000		46.800	SREF 171.4720 50.IN.
(BPS203)	LARC 8-TPT-657/660.L3-100 CRB.(SH)PS	2.000	1.000	1.000	60.000	LREF 25.5100 INCHES
(BPS205)	LARC 8-TPT-657/660.L3-100 CRB.(SH)PS	2.000	1.000	1.000	70.000	BREF 20.3597 INCHES
(BPS207)	LARC 8-TPT-657/660.L0-100 CRB.(SH)PS	2.000	1.000	1.000	7.000	XMRP 16.8366 INCHES
						ZMRP .0000 INCHES
						SCALE .0188 SCALE

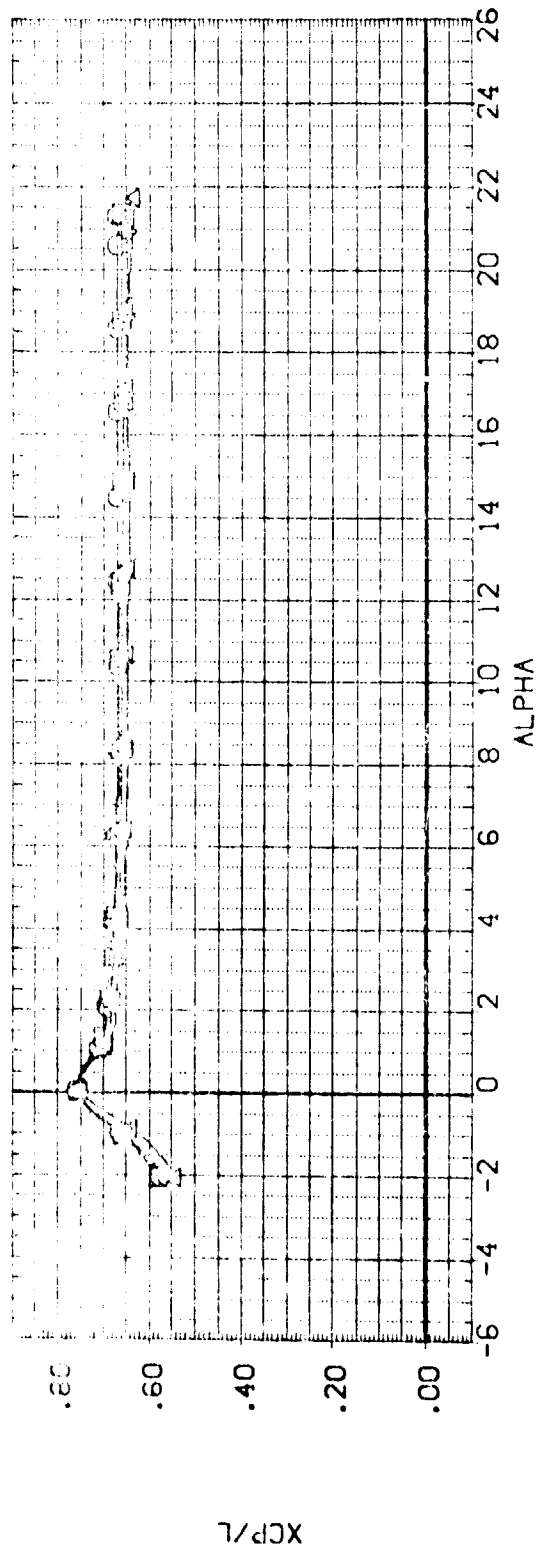
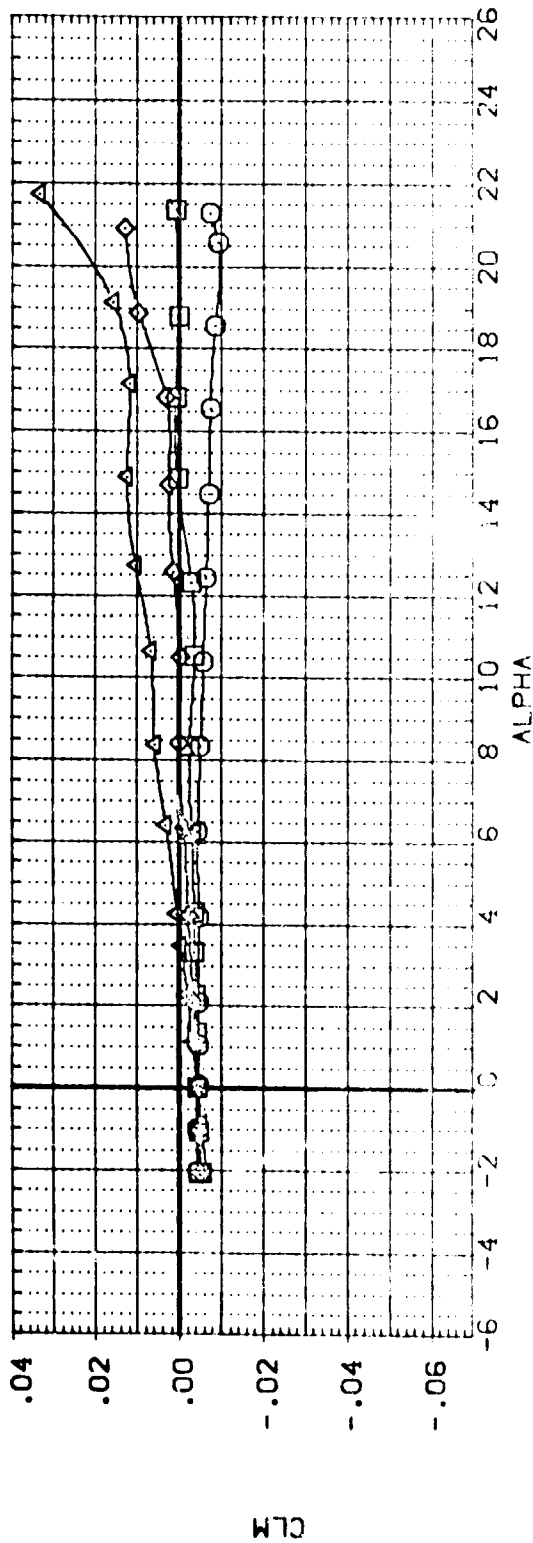


FIGURE 3. EFFECT OF FILLET ON WING NO 2 AERO CHARACT (AIRFOIL SECTION)

(A) MACH = .35

DATA SET SYMBOL: (BPS201), (BPS203), (BPS205), (BPS207)

CONFIGURATION DESCRIPTION: LARC 8-TPT-657/660, LD-100 ORB, (SHIPS); LARC 8-TPT-657/660, LC-100 ORB, (SHIPS); LARC 8-TPT-657/660, LD-100 ORB, (SHIPS); LARC 8-TPT-657/660, LD-100 ORB, (SHIPS)

WINGND: 2.000, 2.000, 2.000, 2.000

VINGSC: 1.000, 1.000, 1.000, 1.000

FLTSCT: 1.000, 1.000, 1.000, 1.000

LANDAF: 45.8000, 60.0000, 70.0000, 78.0000

REFERENCE INFORMATION: SREF: 171.4720 SQ. IN.; LREF: 25.5100 INCHES; BREF: 20.3597 INCHES; XMRP: 15.8355 INCHES; YMRP: .0000 INCHES; ZMRP: .0000 INCHES; SCALE: .0188

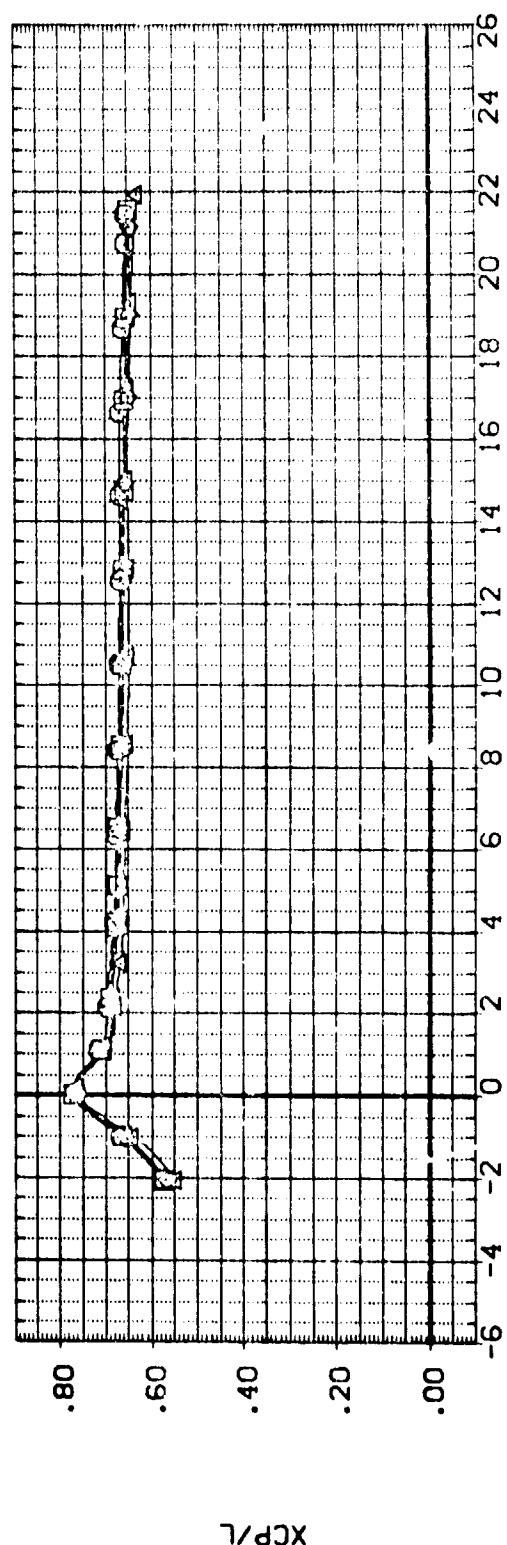
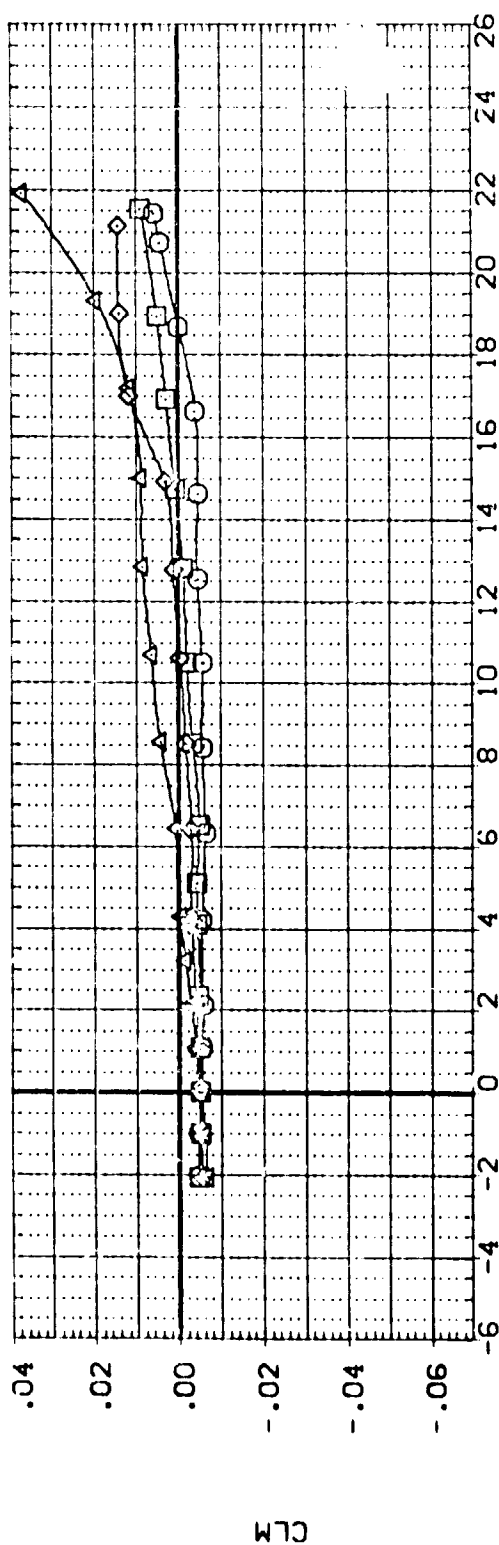


FIGURE 3. EFFECT OF FILLET ON WING NO 2 AERO CHARACT (AIRFOIL SECTION)

DATA SET SYMBOL	CONFIGURATION DESCRIPTION	WINGNO	WINGSC	FLTSCT	LANDAF	REFERENCE INFORMATION
(BP5201)	LARC 8-TPT-657/660.L0-100 ORB.(SHIPS)	2.000	1.000	1.000	46.800	SREF 171.4720 SQ. IN.
(BP5203)	LARC 8-TPT-657/660.L0-100 ORB.(SHIPS)	2.000	1.000	1.000	60.000	LREF 25.5120 INCHES
(BP5205)	LARC 8-TPT-657/660.L0-100 ORB.(SHIPS)	2.000	1.000	1.000	70.000	BREF 20.3537 INCHES
(BP5207)	LARC 8-TPT-657/660.L0-100 ORB.(SHIPS)	2.000	1.000	1.000	78.000	XMRP 16.8356 INCHES
						YMRP .0030 INCHES
						ZMRP .0030 INCHES
						SCALE .0188 INCHES

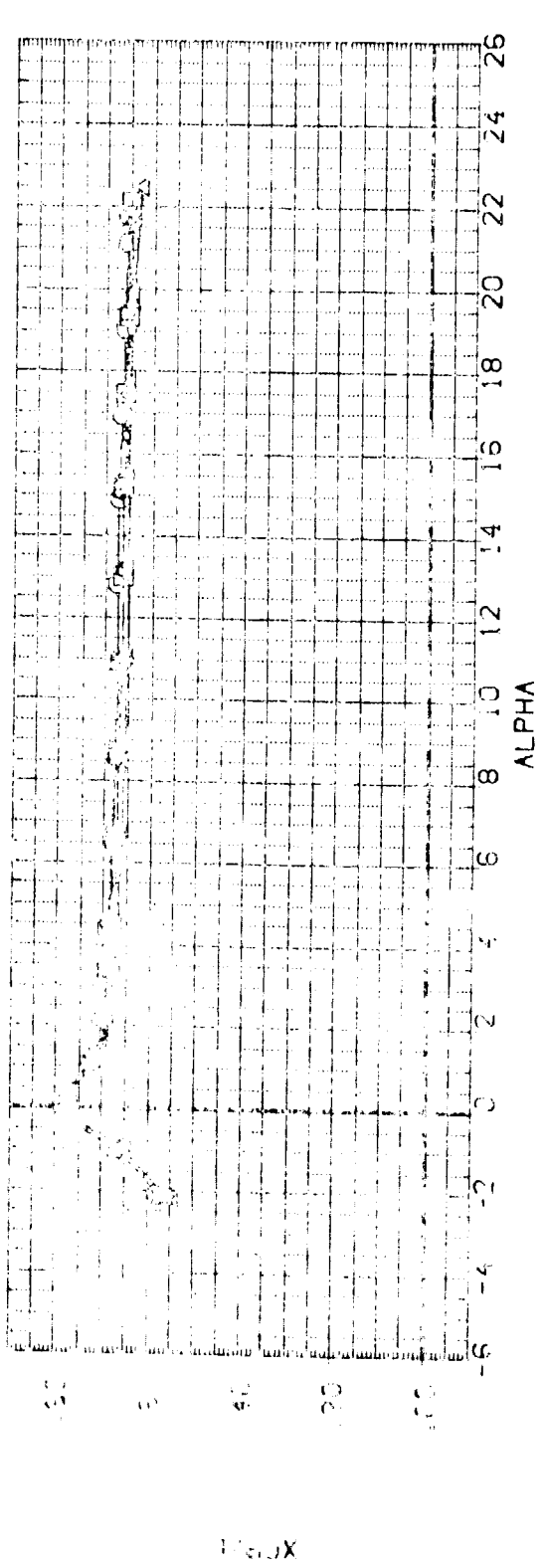



FIGURE 3. EFFECT OF FILLET ON WING NO 2 AERO CHARACT (AIRFOIL SECTION)

(C)MACH = .80

DATA SET SYMBOL
 (L) (S) (C) (X)

CONFIGURATION DESCRIPTION
 LARC 8-TPT-657/660-L0-100 CRB. (SH) (PS)
 LARC 8-TPT-657/660-L0-100 CRB. (SH) (PS)
 LARC 8-TPT-657/660-L0-100 CRB. (SH) (PS)
 LARC 8-TPT-657/660-L0-100 CRB. (SH) (PS)

(BV2VFB)
 (BV2VFB)
 (BV2VFB)
 (BV2VFB)

V/MACH 2.000
 2.000
 2.000
 2.000

V/ANGS 1.000
 1.000
 1.000
 1.000

FLTSCT 1.000
 1.000
 1.000
 1.000

LAMDAF 46.800
 60.000
 70.000
 78.000

REF REF
 ZMRP
 ZMRP
 SCALE

REFERENCE INFORMATION
 171.4720
 21.5100
 21.5597
 15.8166
 .0000
 .0000
 .0000
 .0198

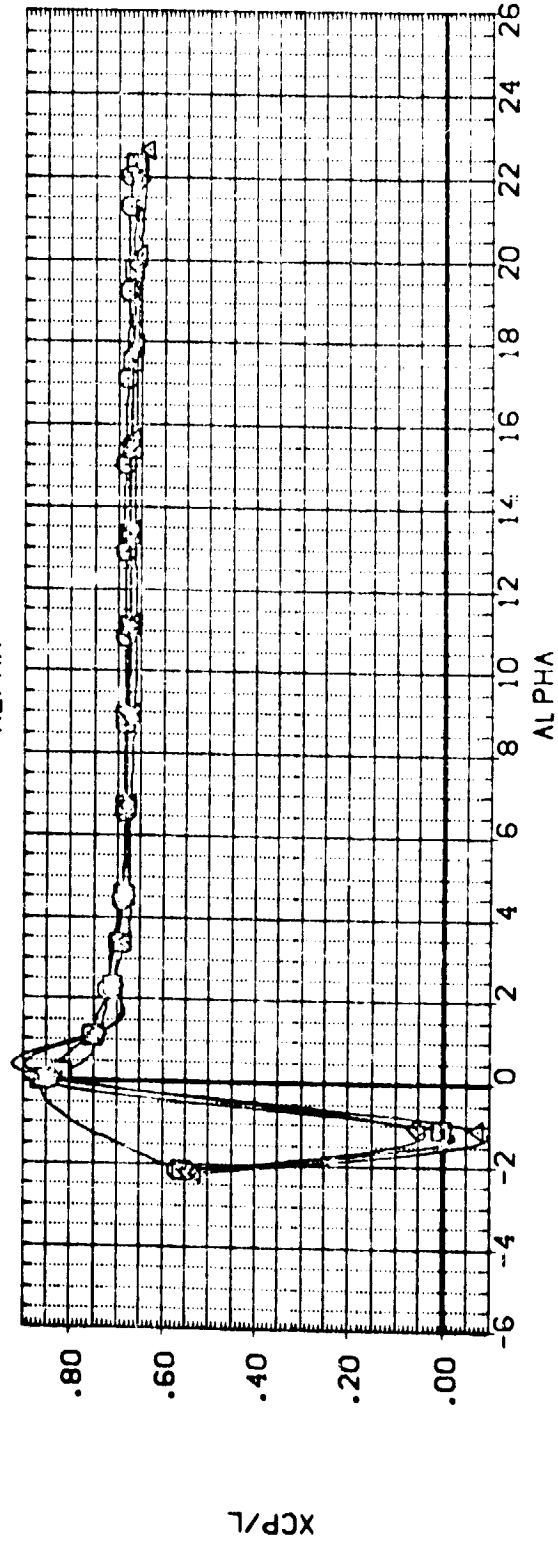
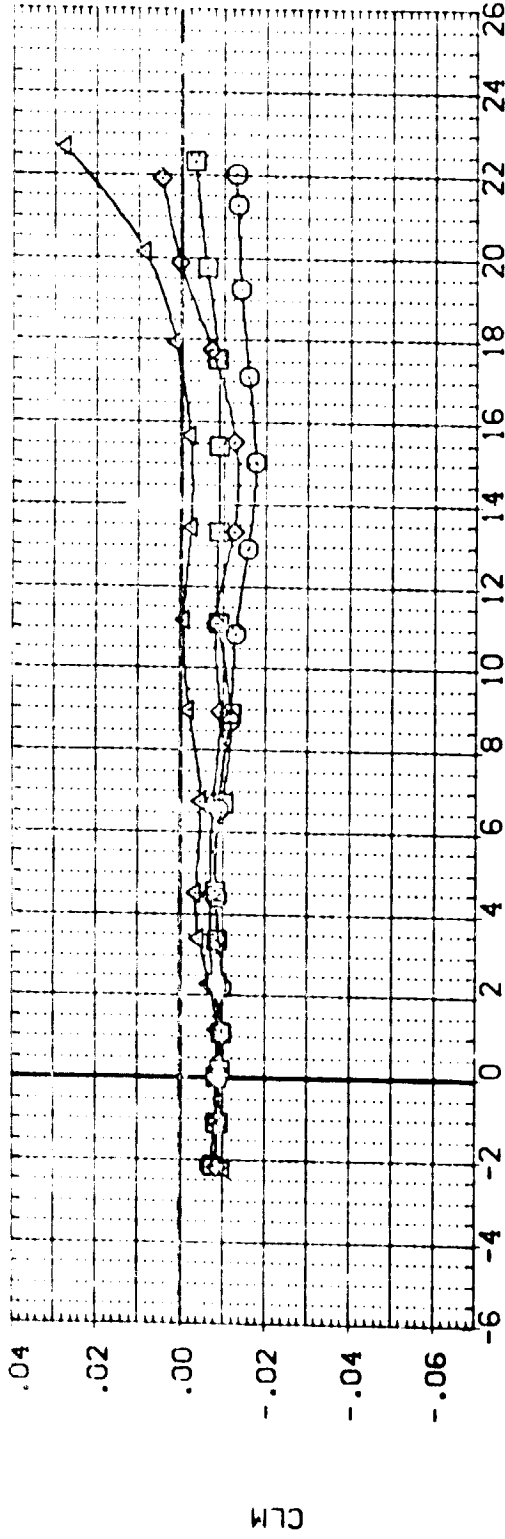


FIGURE 3. EFFECT OF FILLET ON WING NO 2 AERO CHARACT (AIRFOIL SECTION)

(O)MACH = .90

DATA SET SYMBOL	CONFIGURATION DESCRIPTION	VINGMC	VINGSC	FLTSCT	LAMDAF	REFERENCE INFORMATION
895201	LAC B-TPT-657/660/LC-100 958 (SHIPS)	2.000	1.000	1.000	46.800	SREF 171.472C
895202	LAC B-TPT-657/660/LC-100 958 (SHIPS)	2.000	1.000	1.000	60.000	REF 171.472C
895203	LAC B-TPT-657/660/LC-100 958 (SHIPS)	2.000	1.000	1.000	70.000	REF 171.472C
895204	LAC B-TPT-657/660/LC-100 958 (SHIPS)	2.000	1.000	1.000	75.000	REF 171.472C
895205	LAC B-TPT-657/660/LC-100 958 (SHIPS)	2.000	1.000	1.000	80.000	REF 171.472C
895206	LAC B-TPT-657/660/LC-100 958 (SHIPS)	2.000	1.000	1.000	85.000	REF 171.472C
						SCALE

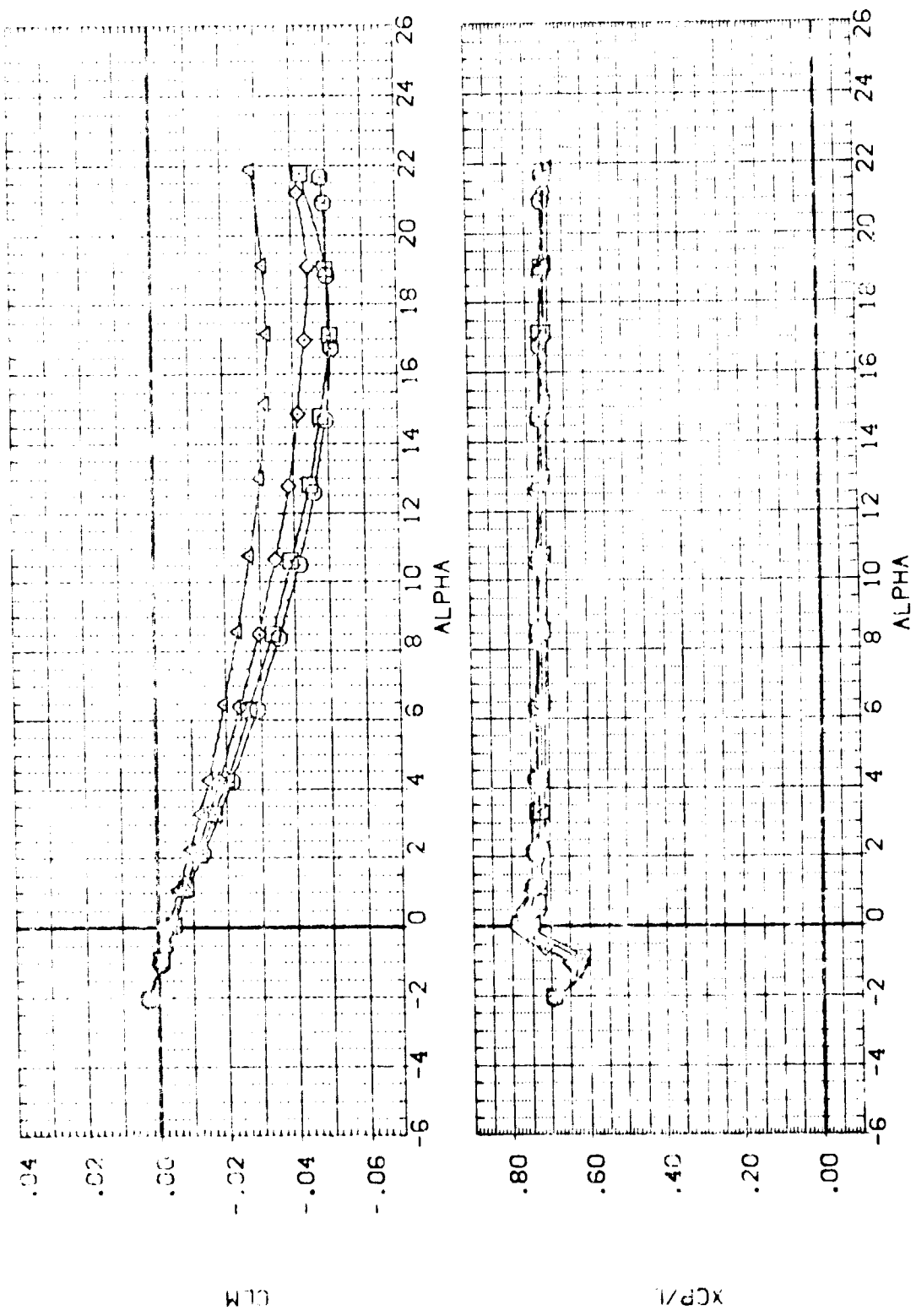


FIGURE 3. EFFECT OF FILLET ON WING NO 2 AERO CHARACT (AIRFOIL SECTION)

(F)MACH = 1.20

DATA SET SYMBOL	CONFIGURATION DESCRIPTION	WINGNO	VINGSC	FLTSCT	LANDAF	REFERENCE INFORMATION
(BP5202)	LARC 8-TPT-657/660.LG-100 ORB (SHIPS)	2.000	2.000	46.800	171.4720	SO. IN.
(BP5204)	LARC 8-TPT-657/660.LG-100 ORB (SHIPS)	2.000	2.000	60.000	25.5100	INCHES
(BP5206)	LARC 8-TPT-657/660.LG-100 ORB (SHIPS)	2.000	2.000	70.000	20.3597	INCHES
(BP5208)	LARC 8-TPT-657/660.LG-100 ORB (SHIPS)	2.000	2.000	78.000	16.8366	INCHES
					.0000	INCHES
					.0000	INCHES
					.0188	SCALE

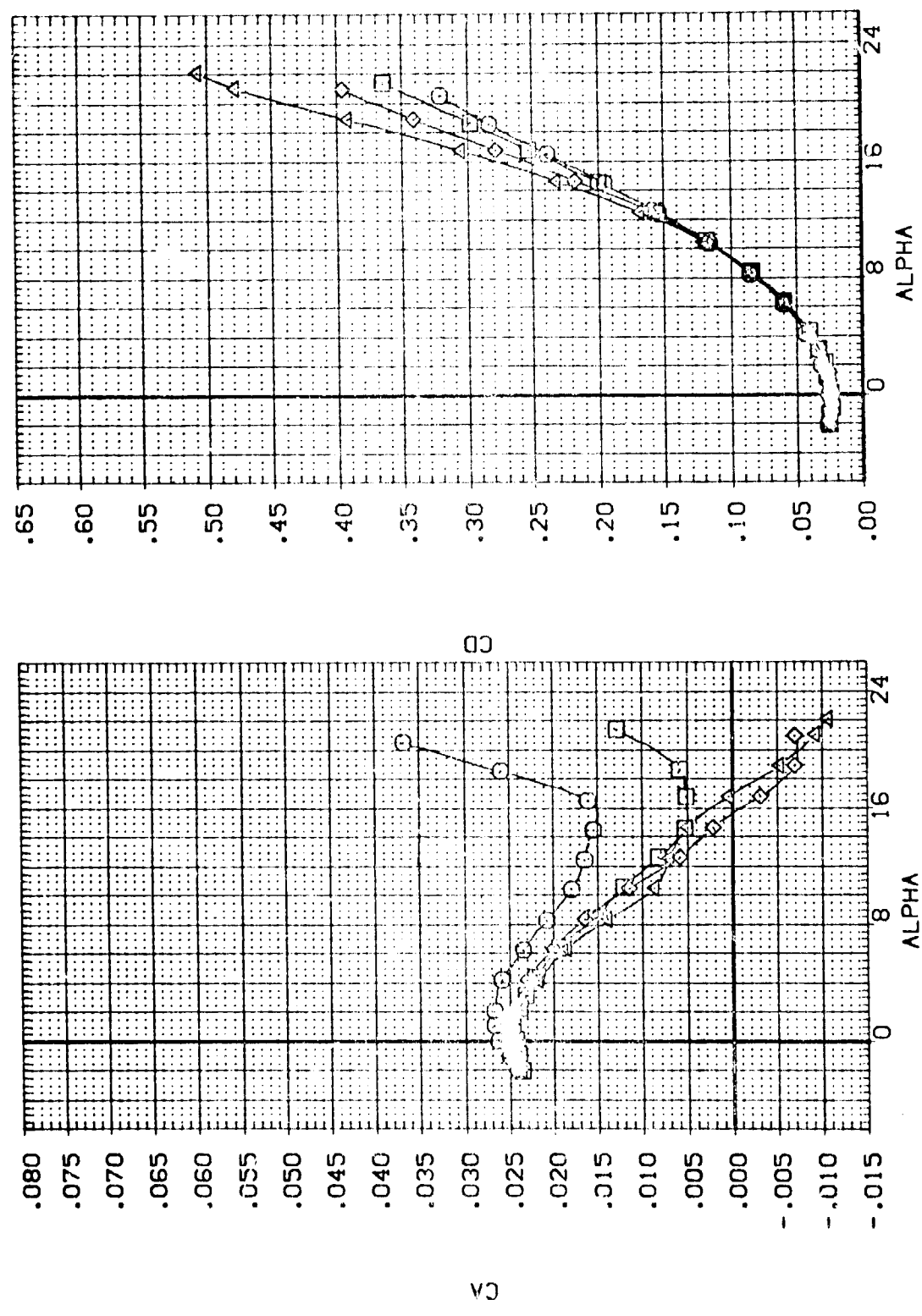


FIGURE 4. EFFECT OF FILLET ON WING NO 2 AERO CHARACT (WEDGE SECTION)

(A)MACH = .35

DATA SET SYMBOL CONFIGURATION DESCRIPTION

(BPS202) LARC 8-TPT-657/660, LO-100 DRB, (SHIPS)

(BPS204) LARC 8-TPT-657/660, LO-100 DRB, (SHIPS)

(BPS206) LARC 8-TPT-657/660, LO-100 DRB, (SHIPS)

(BPS208) LARC 8-TPT-657/660, LO-100 DRB, (SHIPS)

WINGNO WINGSC FLTSTCT LAMDAF

2.000 2.000 3.000 46.800

2.000 2.000 3.000 60.000

2.000 2.000 3.000 70.000

2.000 2.000 3.000 78.000

REFERENCE INFORMATION

SREF 171.4720 SQ. IN.

LREF 25.5100 INCHES

BREF 20.2597 INCHES

XMRP 16.8366 INCHES

YMRP .0000 INCHES

ZMRP .0000 INCHES

SCALE .0188 SCALE

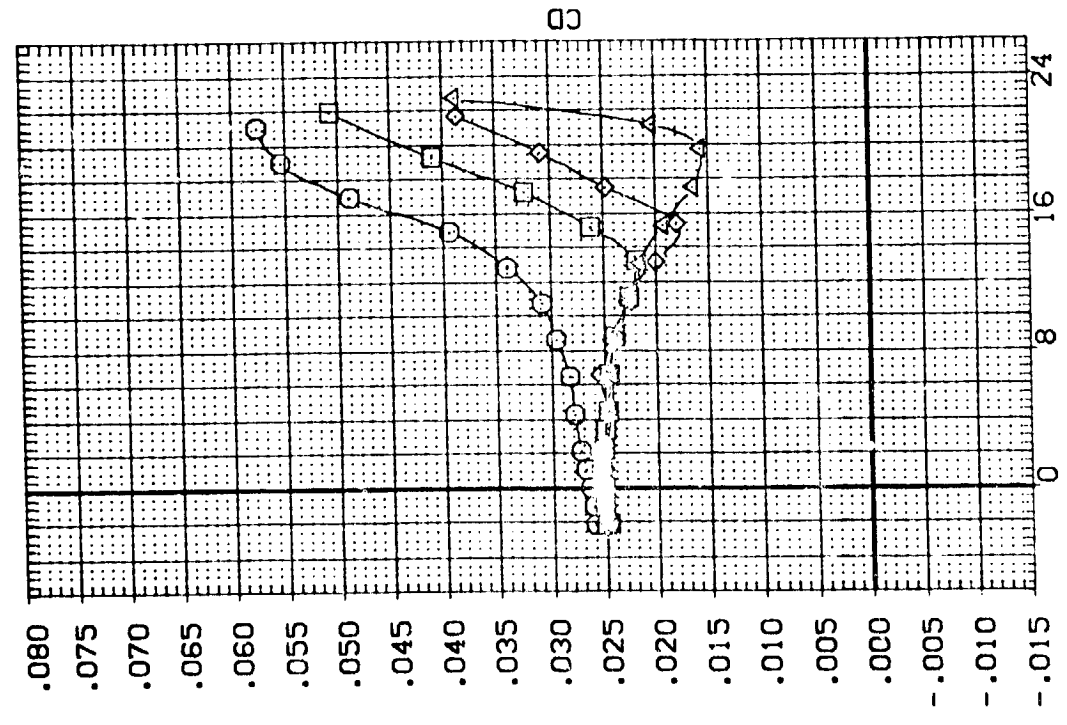
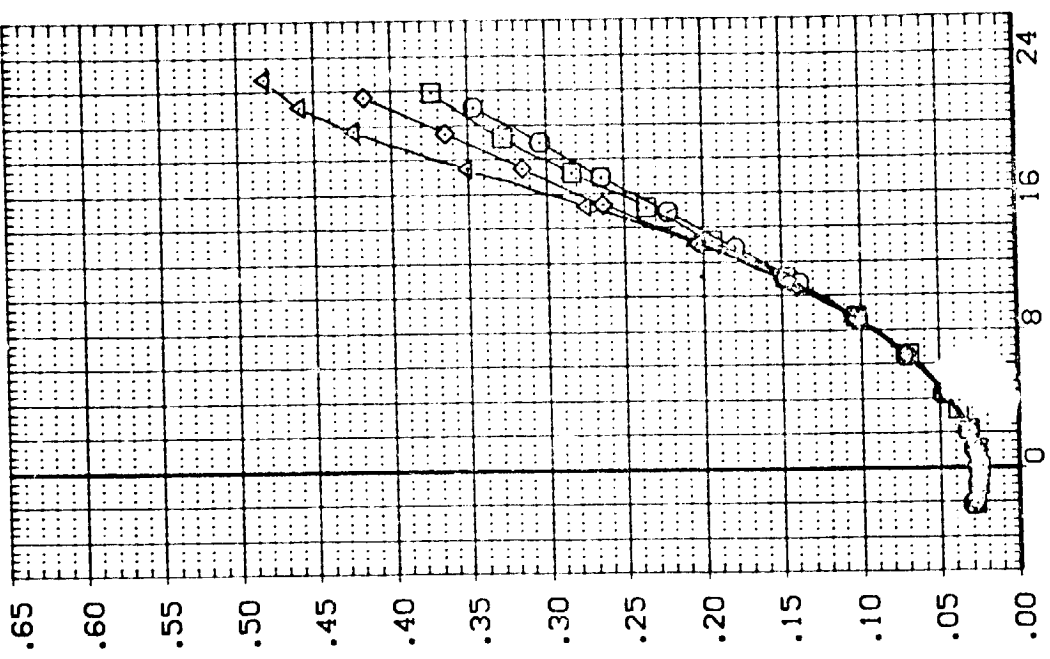


FIGURE 4. EFFECT OF FILLET ON WING NO 2 AERO CHARACT (WEDGE SECTION)

(C)MACH = .80

DATA SET SYMBOL CONFIGURATION DESCRIPTION REFERENCE INFORMATION

(BP5202)	LARC 8-TPT-657/660, LO-100 CRB, (SHIPS)	SREF 171.4720	SO, IN.
(BP5204)	LARC 8-TPT-657/660, LO-100 CRB, (SHIPS)	LREF 26.5100	INCHES
(BP5206)	LARC 8-TPT-657/660, LO-100 CRB, (SHIPS)	BREF 20.3597	INCHES
(BP5208)	LARC 8-TPT-657/660, LO-100 CRB, (SHIPS)	XMRP 15.8366	INCHES
		ZMRP .0000	INCHES
		SCALE .0188	SCALE

WINGND 2.000 VINGSC 2.000 FLTSC 3.000 LAMDAF 46.800

(BV2VFB) (BV2VFB) (BV2VFB) (BV2VFB)

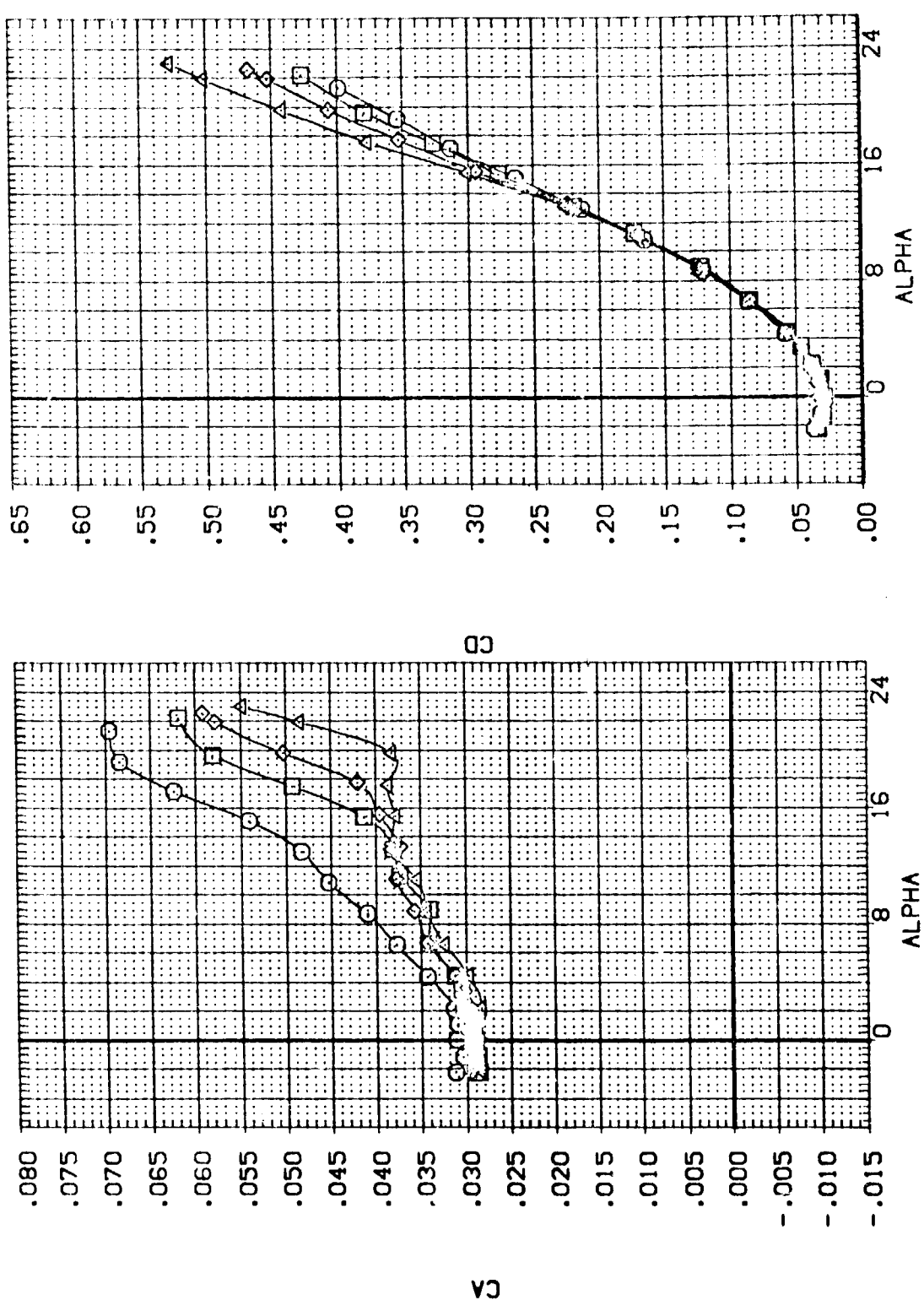


FIGURE 4. EFFECT OF FILLET ON WING NO 2 AERO CHARACT (WEDGE SECTION)

DATA SET SYMBOL	CONFIGURATION DESCRIPTION	WINGNO	WINGSC	FLTSCT	LAMDAF	REFERENCE INFORMATION
(BP5202)	LARC 8-TPT-657/660.L0-100 DRB. (SHIPS)	2.000	2.000	46.800	SREF 171.4720	50. IN
(BP5204)	LARC 8-TPT-657/660.L0-100 DRB. (SHIPS)	2.000	2.000	60.000	LREF 25.5100	INCHES
(BP5206)	LARC 8-TPT-657/660.L0-100 DRB. (SHIPS)	2.000	2.000	70.000	BREF 20.3597	INCHES
(BP5208)	LARC 8-TPT-657/660.L0-100 DRB. (SHIPS)	2.000	2.000	78.000	XREF 16.8366	INCHES
					YMRP .0000	INCHES
					ZMRP .0000	INCHES
					SCALE .0188	SCALE

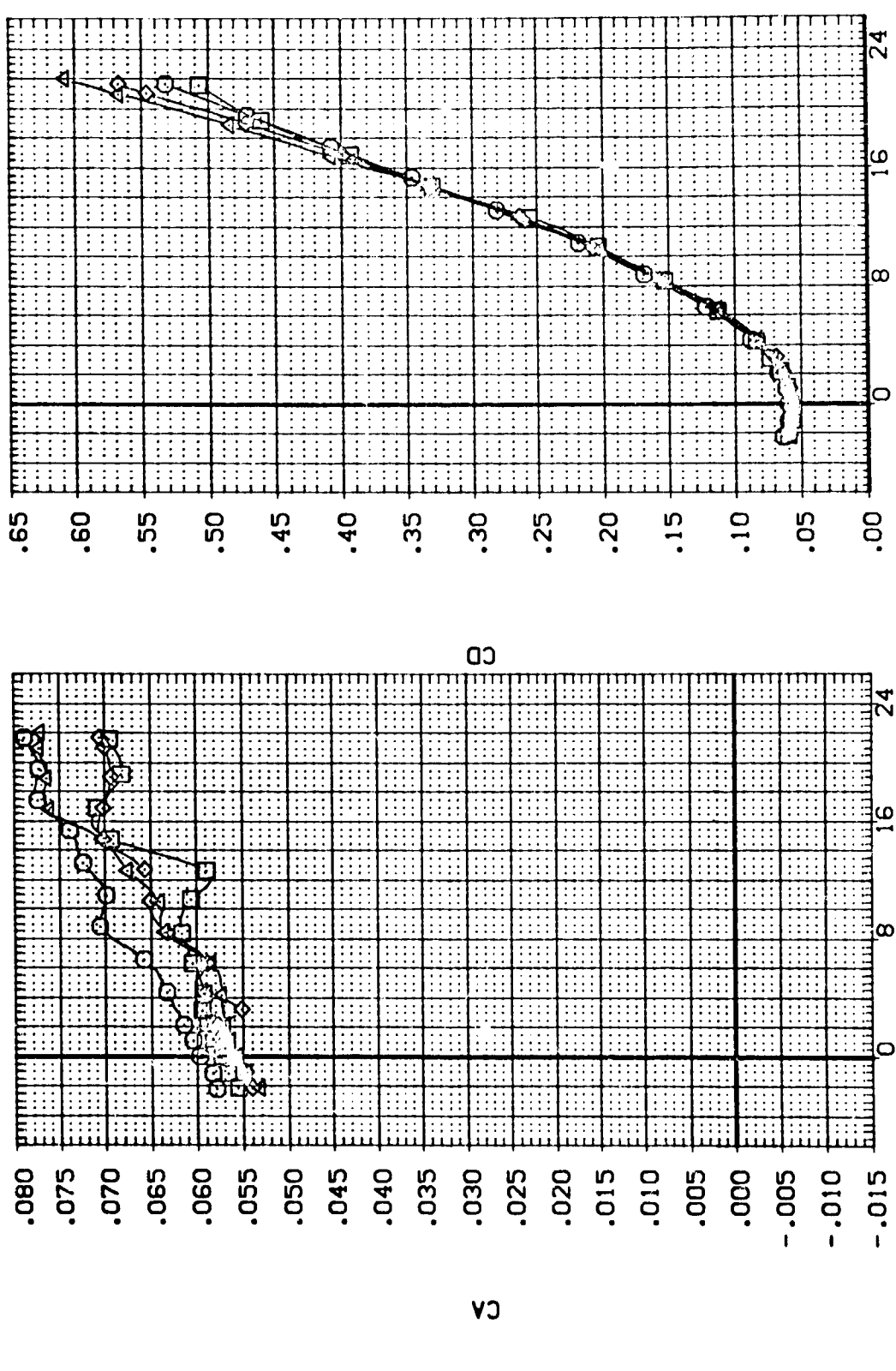


FIGURE 4. EFFECT OF FILLET ON WING NO 2 AERO CHARACT (WEDGE SECTION)

(E)MACH = .98

DATA SET SYMBOL
 (BFS202)
 (BFS204)
 (BFS206)
 (BFS208)

CONFIGURATION DESCRIPTION
 LARC 8-TPT-657/660, LD-100 ORB. (SHIPS)
 LARC 8-TPT-657/660, LD-100 ORB. (SHIPS)
 LARC 8-TPT-657/660, LD-100 ORB. (SHIPS)
 LARC 8-TPT-657/660, LD-100 ORB. (SHIPS)

(BV2VFB)
 (BV2VFB)
 (BV2VFB)
 (BV2VFB)

WINGNO 2.000
 WINGSC 2.000
 FLTSC 3.000
 LAMDAF 46.800
 SREF 171.4720
 LREF 25.5100
 BRFF 20.3597
 XMRP 16.8366
 YMRP .0000
 ZMRP .0000
 SCALE .0188

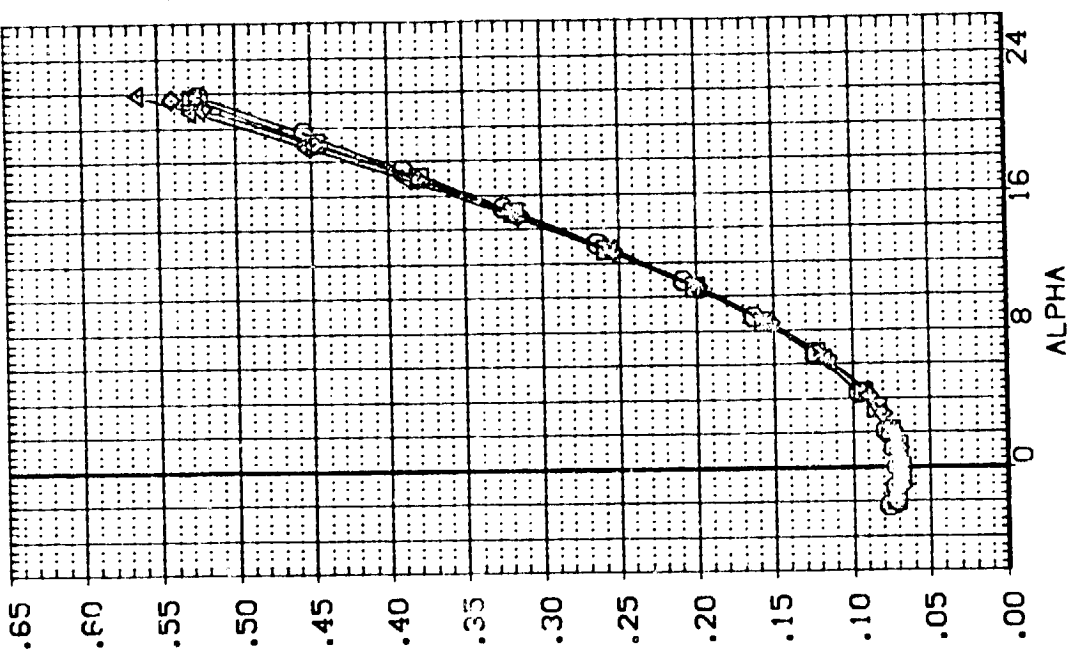
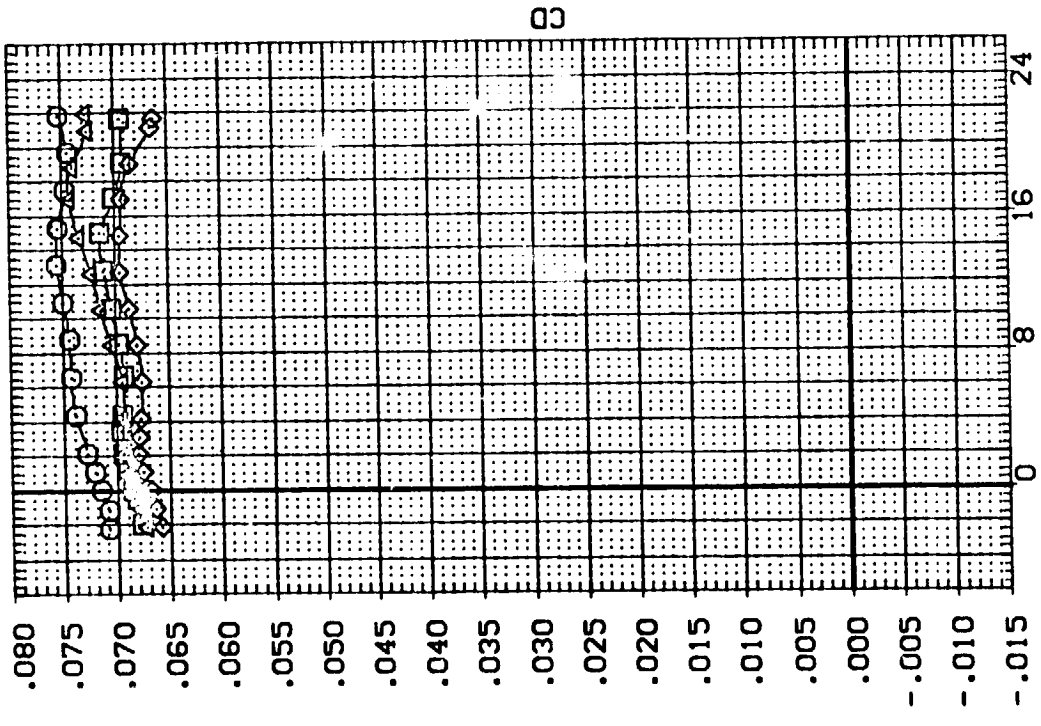


FIGURE 4. EFFECT OF FILLET ON WING NO 2 AERO CHARACT (WEDGE SECTION)

(F)MACH = 1.20

DATA SET SYMBOL	CONFIGURATION DESCRIPTION	(BVZVFB)	WINGND	WINGSC	FLTSC	LAMDAF	REFERENCE INFORMATION
(BP5202)	LARC 8-TPT-657/660.L0-100 ORB.(SHIPS)	2.000	2.000	3.000	46.800	SREF	171.4720 SQ. IN.
(BP5204)	LARC 8-TPT-657/660.L0-100 ORB.(SHIPS)	2.000	2.000	3.000	60.000	LREF	25.5100 INCHES
(BP5205)	LARC 8-TPT-657/660.L0-100 ORB.(SHIPS)	2.000	2.000	3.000	70.000	BREF	20.3597 INCHES
(BP5208)	LARC 8-TPT-657/660.L0-100 ORB.(SHIPS)	2.000	2.000	3.000	78.000	XMRP	16.8366 INCHES
						YMRP	.0000 INCHES
						ZMRP	.0000 INCHES
						SCALE	.0188 SCALE

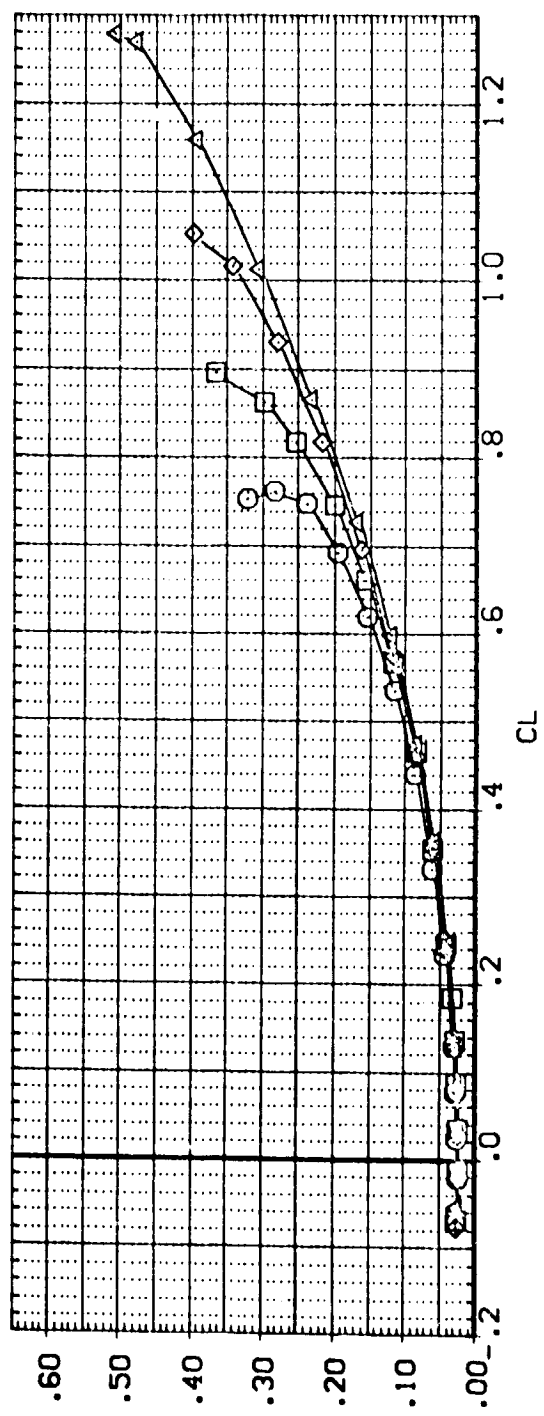
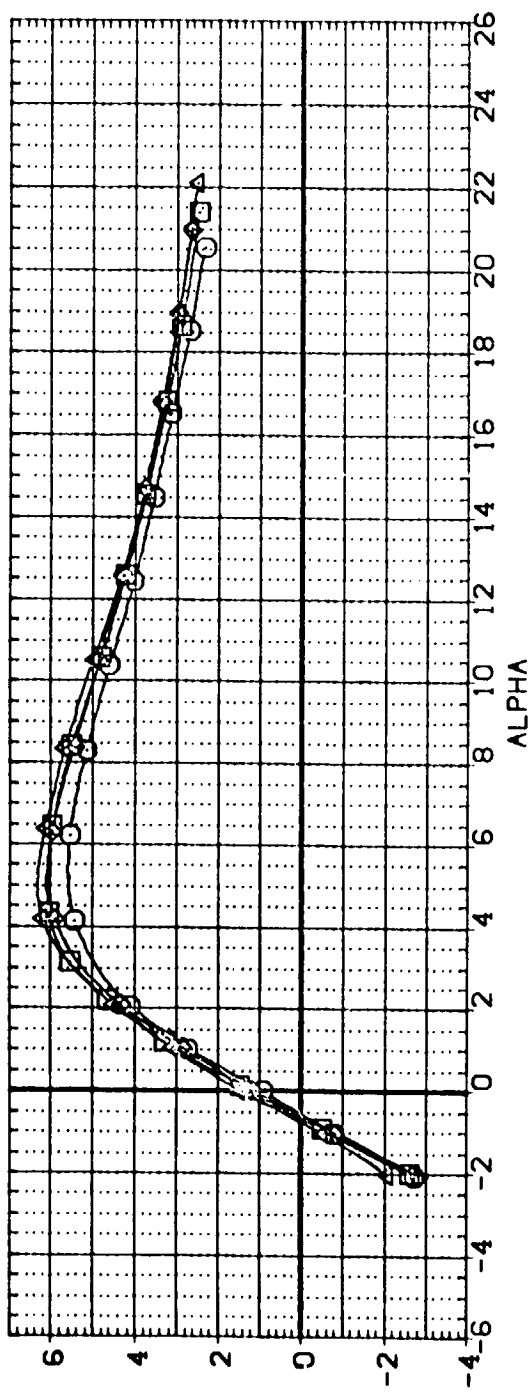


FIGURE 4. EFFECT OF FILLET ON WING NO 2 AERO CHARACT (WEDGE SECTION)

(A)MACH = .35

DATA SET SYMBOL CONFIGURATION DESCRIPTION REFERENCE INFORMATION

(BP5202)	LARC 8-TPT-657/660, LO-100 ORB. (SHIPS)	SREF	171.4720	SG, IN.
(BP5204)	LARC 8-TPT-657/660, LO-100 ORB. (SHIPS)	LREF	25.5100	INCHES
(BP5206)	LARC 8-TPT-657/660, LO-100 ORB. (SHIPS)	BREF	20.3597	INCHES
(BP5208)	LARC 8-TPT-657/660, LO-100 ORB. (SHIPS)	XMRRP	16.8366	INCHES
		YMRRP	.0000	INCHES
		ZMRRP	.0000	INCHES
		SCALE	.0168	SCALE

WINGNO VINGSCL FLTSCT LAMPDF

2.000	2.000	3.000	46.800
2.000	2.000	3.000	60.000
2.000	2.000	3.000	70.000
2.000	2.000	3.000	78.000

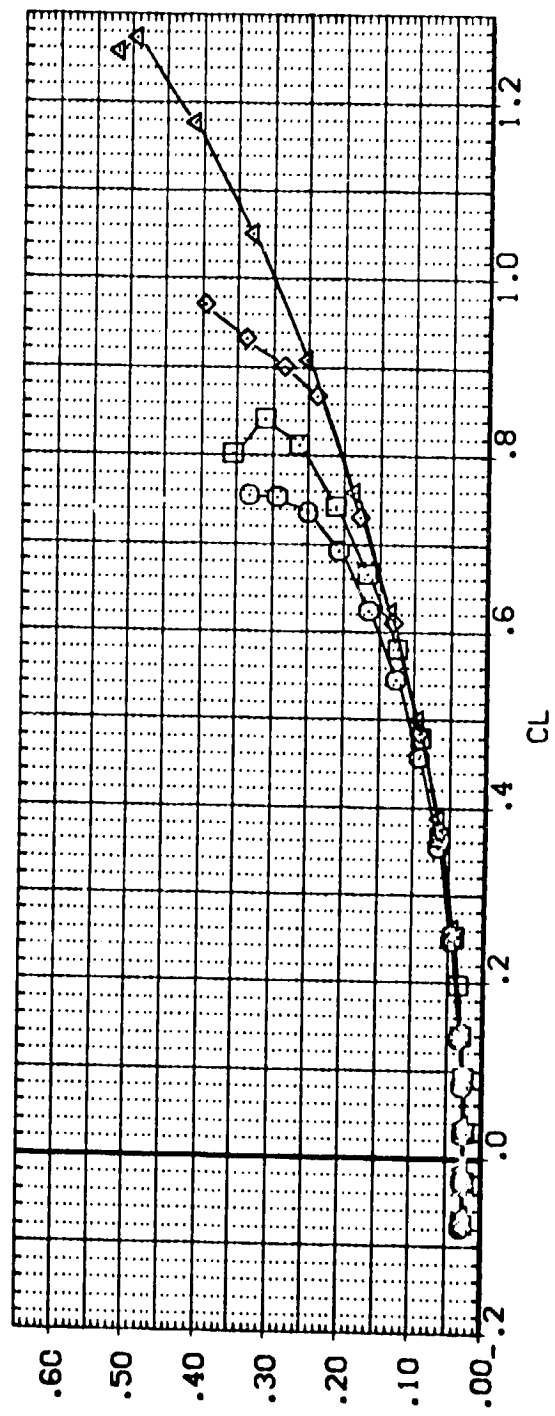
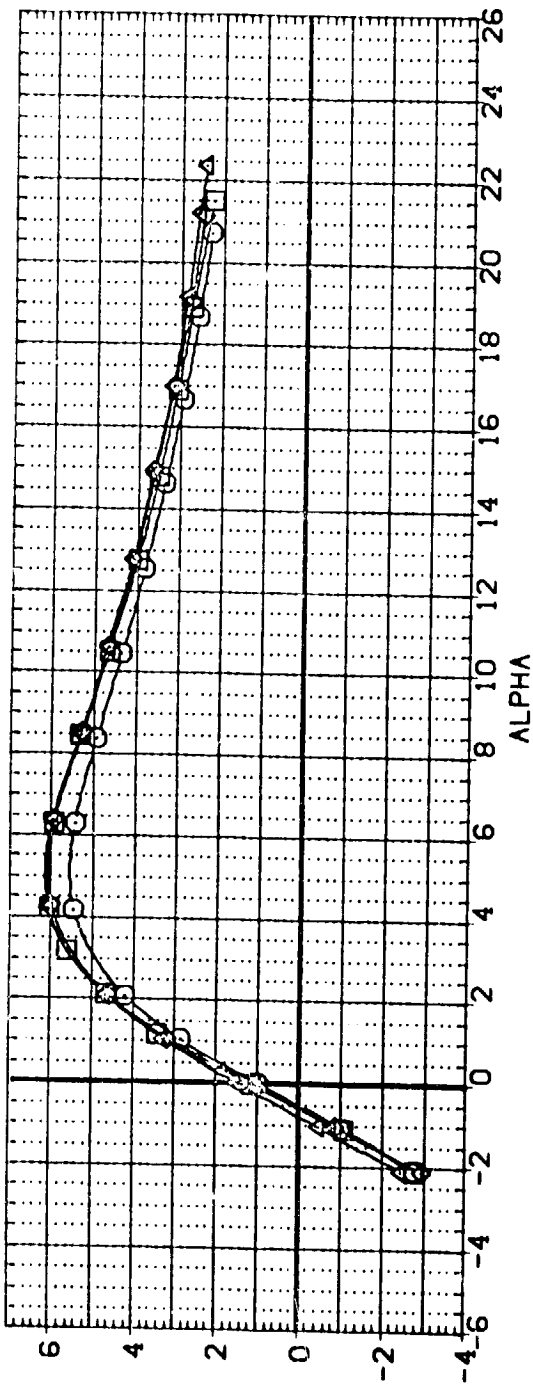


FIGURE 4. EFFECT OF FILLET ON WING NO 2 AERO CHARACTER (WEDGE SECTION)

(B)MACH = .60

DATA SET SYMBOL	CONFIGURATION DESCRIPTION	(BV2VFB)	WINGNO	VINGSC	FLTST	LAMDAF	REFERENCE INFORMATION
805202	LARC 8-TPT-657/660.L0-100 OR8.(SH)PS	(BV2VFB)	2.000	2.000	45.800	SREF	171.4720
805204	LARC 8-TPT-657/660.L0-100 OR8.(SH)PS	(BV2VFB)	2.000	2.000	60.000	LREF	25.5100
805206	LARC 8-TPT-657/660.L0-100 OR8.(SH)PS	(BV2VFB)	2.000	2.000	70.000	BREF	23.3597
			2.000	2.000	78.000	XMRP	16.8366
						YMRP	.0000
						ZMRP	.0000
						SCALE	.0188
						SO. IN.	
						INCHES	
						INCHES	
						INCHES	
						INCHES	
						SCALE	

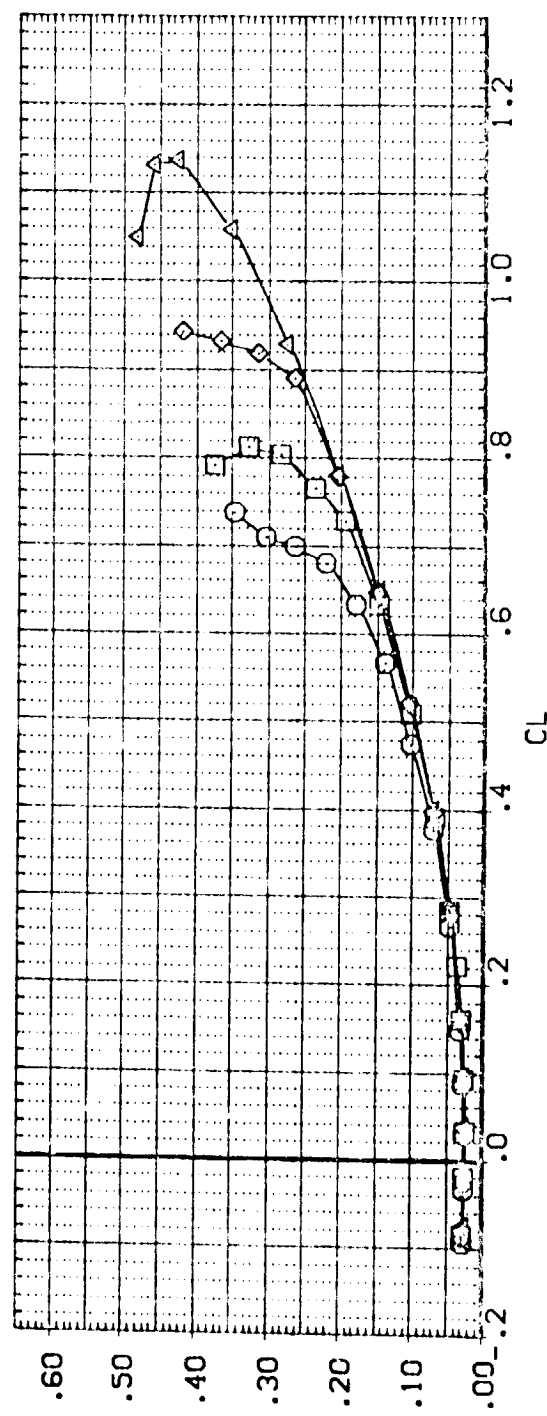
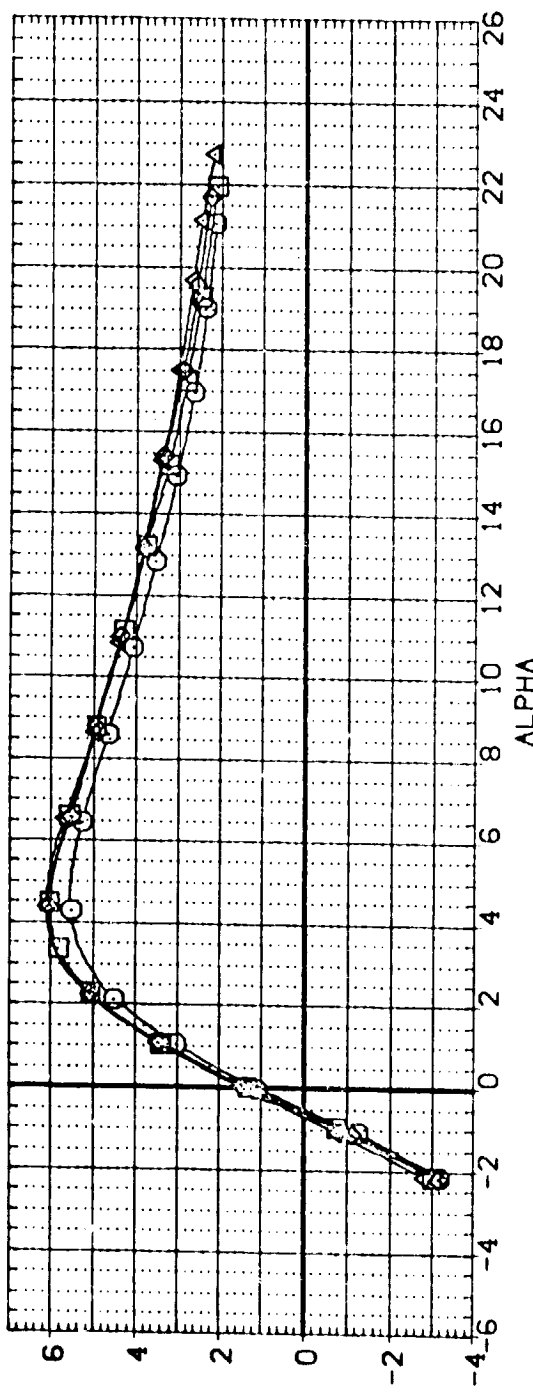


FIGURE 4. EFFECT OF FILLET ON WING NO 2 AERO CHARACTER (WEDGE SECTION)

(C)MACH = .80

DATA SET SYMBOL	CONFIGURATION DESCRIPTION	(BV2VFB)	WINGND	VWINGSC	FLTSC	LAMDAF	REFERENCE INFORMATION
(BPS202)	LARC 8-TPT-657/660.LC-10C CRB.(SH)PS)	(BV2VFB)	2.000	2.000	3.000	45.800	SREF 171.4720 SQ. IN.
(BPS204)	LARC 8-TPT-657/660.LC-10C CRB.(SH)PS)	(BV2VFB)	2.000	2.000	3.000	50.000	LREF 25.5100 INCHES
(BPS206)	LARC 8-TPT-657/660.LC-10C CRB.(SH)PS)	(BV2VFB)	2.000	2.000	3.000	70.000	BREF 20.3597 INCHES
(BPS208)	LARC 8-TPT-657/660.LC-10C CRB.(SH)PS)	(BV2VFB)	2.000	2.000	3.000	78.000	XMRP 16.8368 INCHES
							YMRP .0000 INCHES
							ZMRP .0168 INCHES
							SCALE

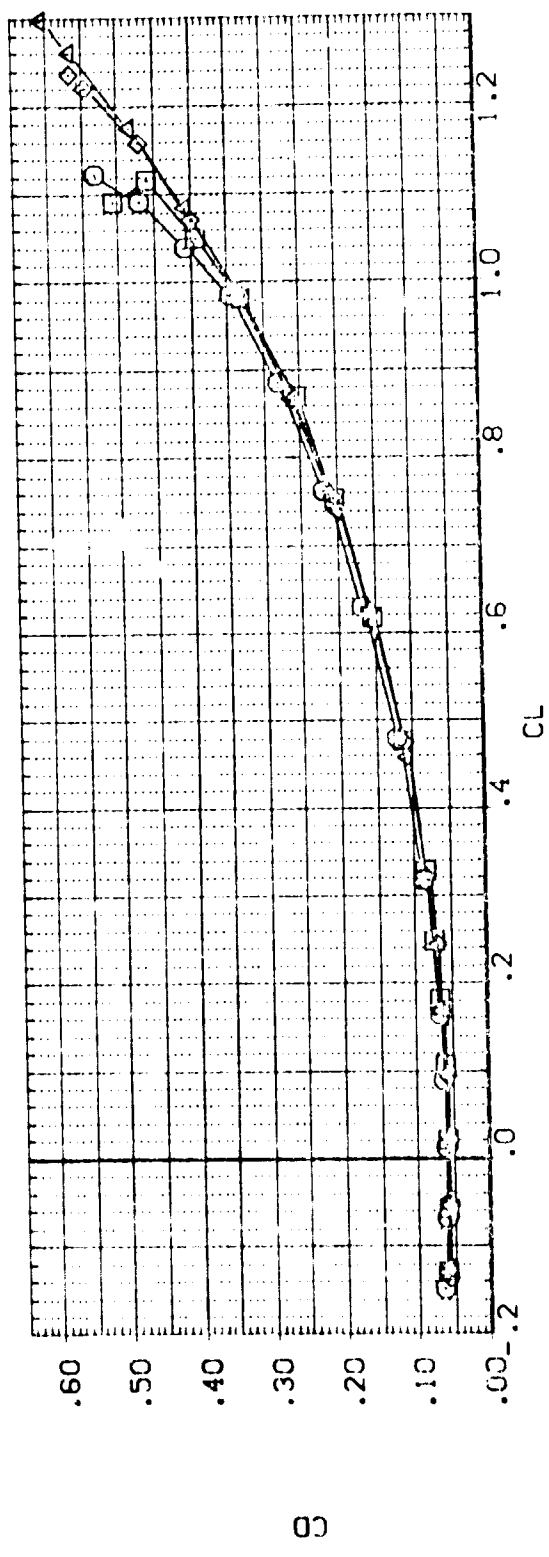
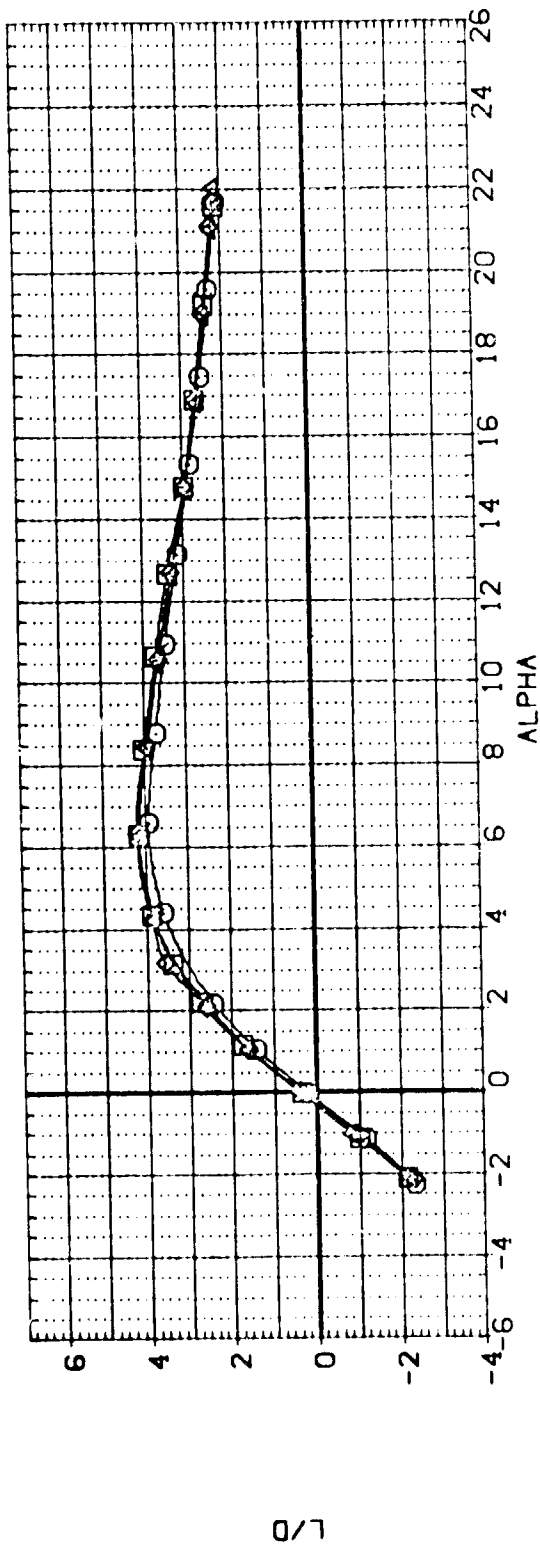


FIGURE 4. EFFECT OF FILLET ON WING NO 2 AERO CHARACT (WEDGE SECTION)

(E)MACH = .98

DATA SET SYMBOL
 (BPS202)
 (BPS204)
 (BPS206)
 (BPS208)

CONFIGURATION DESCRIPTION
 LARC 8-TPT-657/660,LC-100 CRB.(SHIPS)
 LARC 8-TPT-657/660,LC-100 CRB.(SHIPS)
 LARC 8-TPT-657/660,LC-100 CRB.(SHIPS)
 LARC 8-TPT-657/660,LC-100 CRB.(SHIPS)

(BV2VFB)
 (BV2VFB)
 (BV2VFB)
 (BV2VFB)

WINGNO 2.000
 2.000
 2.000
 2.000

VINGSC 2.000
 2.000
 2.000
 2.000

FLTSC 3.000
 3.000
 3.000

LAMDAF 46.800
 60.000
 70.000
 78.000

REFERENCE INFORMATION
 SREF 171.4720 SC.IN.
 LREF 25.5170 INCHES
 BREF 20.3537 INCHES
 XMRP 16.8355 INCHES
 ZMRP .0000 INCHES
 SCALE .0000 INCHES
 .0198 SCALE

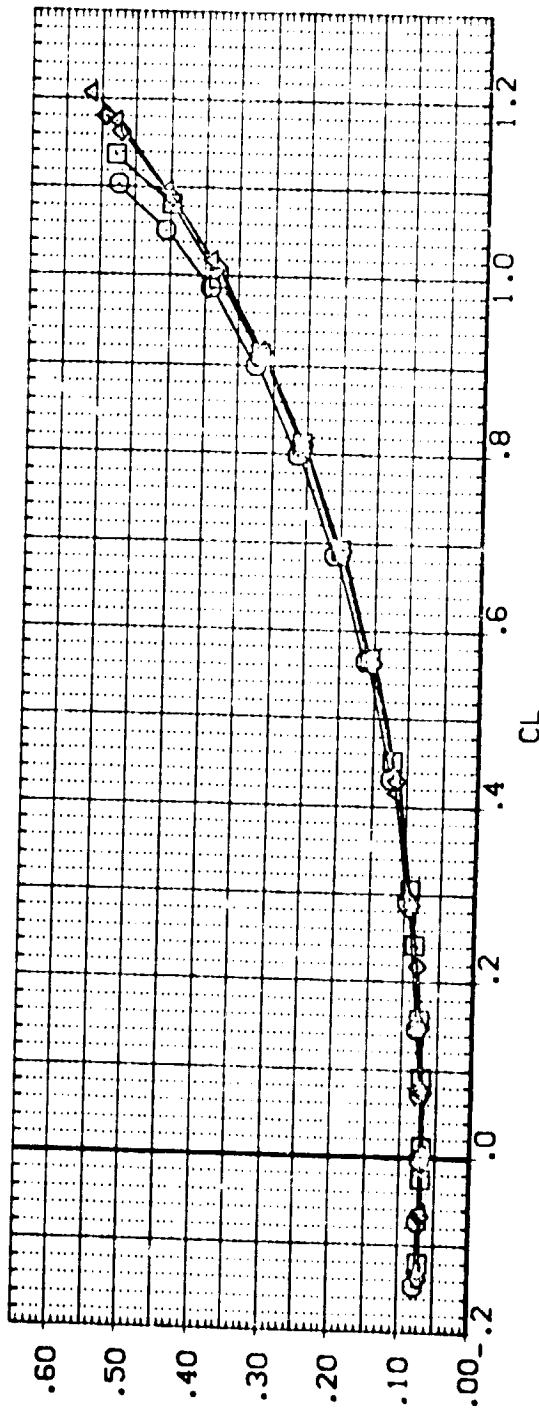
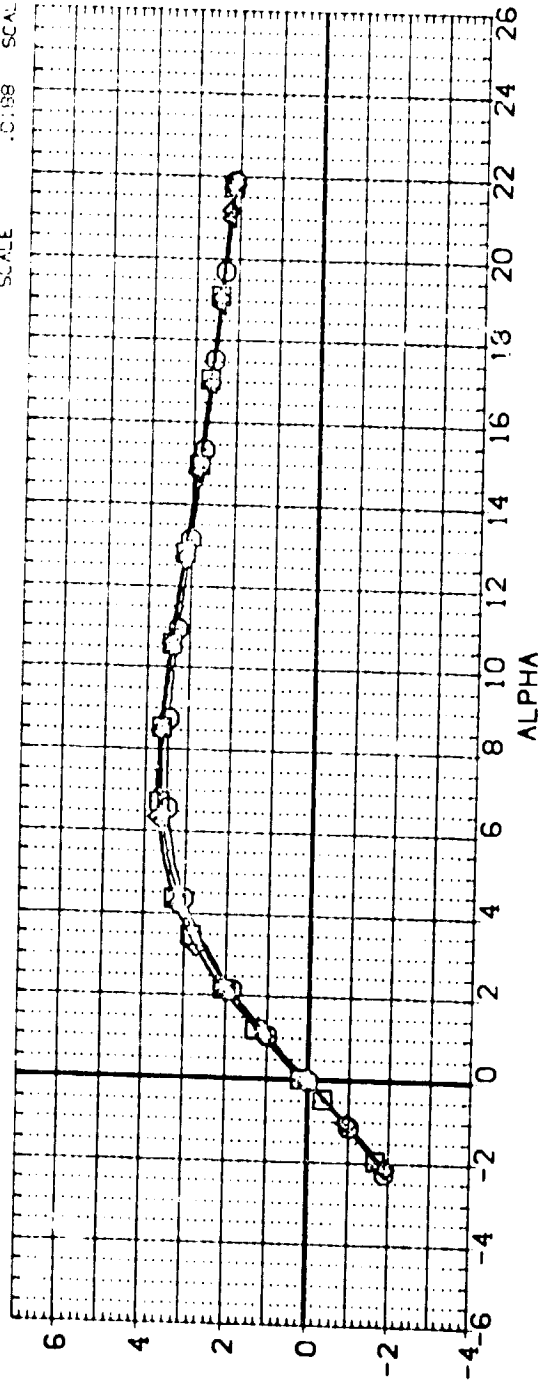


FIGURE 4. EFFECT OF FILLET ON WING NO 2 AERO CHARACT (WEDGE SECTION)
 (F)MACH = 1.20

DATA SET SYMBOL	CONFIGURATION DESCRIPTION	WING	WINGSC	FLTSCT	LANDAF	REFERENCE INFORMATION
BPS202	LARC 8-TPT-657/660-1.0-100 ORB (SHIPS)	2.000	2.000	3.000	46.800	SREF 171.4720 SC IN.
SPS204	LARC 8-TPT-657/660-1.0-100 ORB (SHIPS)	2.000	2.000	3.000	68.000	ORF 26.5100 INCHES
SPS206	LARC 8-TPT-657/660-1.0-100 ORB (SHIPS)	2.000	3.000	3.000	73.000	ORF 20.3697 INCHES
SPS208	LARC 8-TPT-657/660-1.0-100 ORB (SHIPS)	2.000	2.000	3.000	79.000	ORF 16.8368 INCHES
						YMRP .0000 INCHES
						ZMRP .0000 INCHES
						SCALE .0188 SCALE

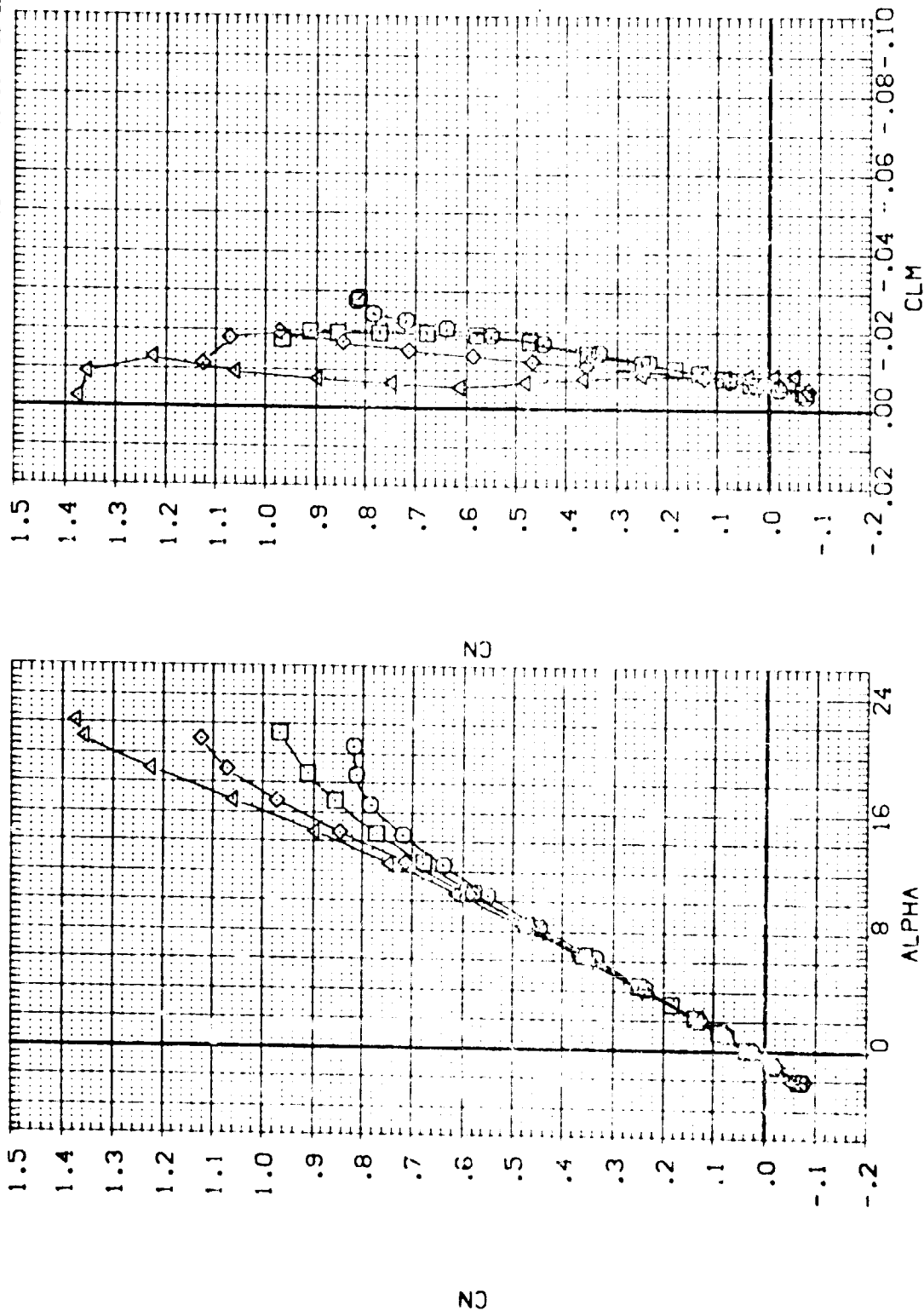


FIGURE 4. EFFECT OF FILLET ON WING NO 2 AERO CHARACT (WEDGE SECTION)
 (A)MACH = .35

DATA SET SYMBOL CONFIGURATION DESCRIPTION

(BPS202) LARC B-TPT-657/660.L3-100 0RB.(SHIPS) (BV2VFB)

(BPS204) LARC B-TPT-657/660.L3-100 0RB.(SHIPS) (BV2VFB)

(BPS206) LARC B-TPT-657/660.L3-100 0RB.(SHIPS) (BV2VFB)

(BPS208) LARC B-TPT-657/660.L3-100 0RB.(SHIPS) (BV2VFB)

VINGND 2.000
 2.000
 2.000
 2.000

VINGSC 2.000
 2.000
 2.000
 2.000

FLTSCT 3.000
 3.000
 3.000

LAFDAF 46.800
 60.000
 70.000
 78.000

REFERENCE INFORMATION

SREF 171.4720 SQ.IN

LREF 25.5100 INCHES

BREF 20.3597 INCHES

XMRP 16.8366 INCHES

YMRP .0000 INCHES

ZMRP .0000 INCHES

SCALE .0188 SCALE

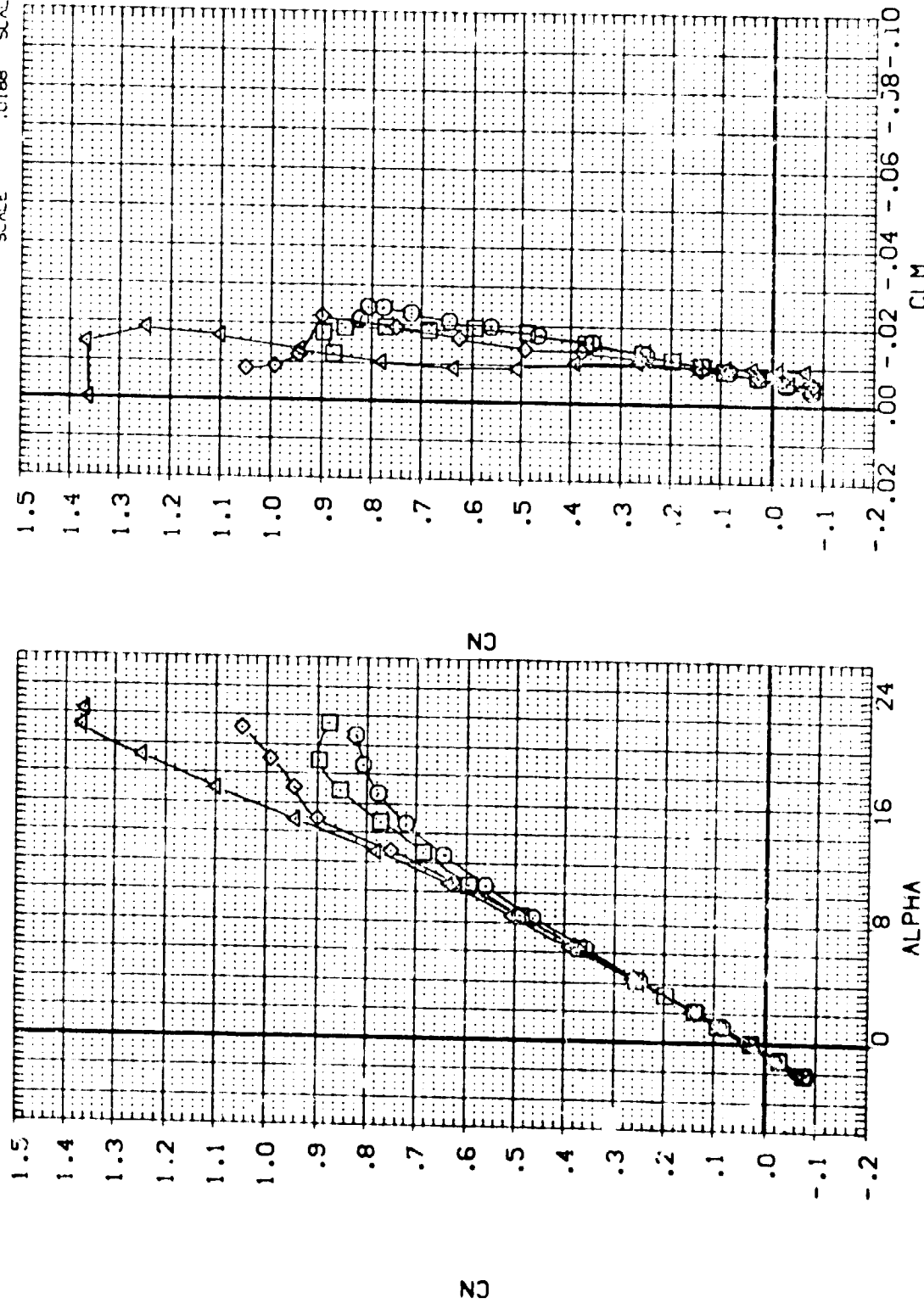


FIGURE 4. EFFECT OF FILLET ON WING NO 2 AERO CHARACT (WEDGE SECTION)

(B)MACH = .60

DATA SET SYMBOL

CONFIGURATION DESCRIPTION

(SV2VFB)

VINGNO

WINGSC
FLTSCT
LAFDAF
REFERENCE INFORMATION

SREF 171.4720 50. IN.
LREF 25.5100 INCHES
BREF 20.3597 INCHES
XMRP 5.9365 INCHES
YMRP .0000 INCHES
ZMRP .0000 INCHES
SCALE .0189

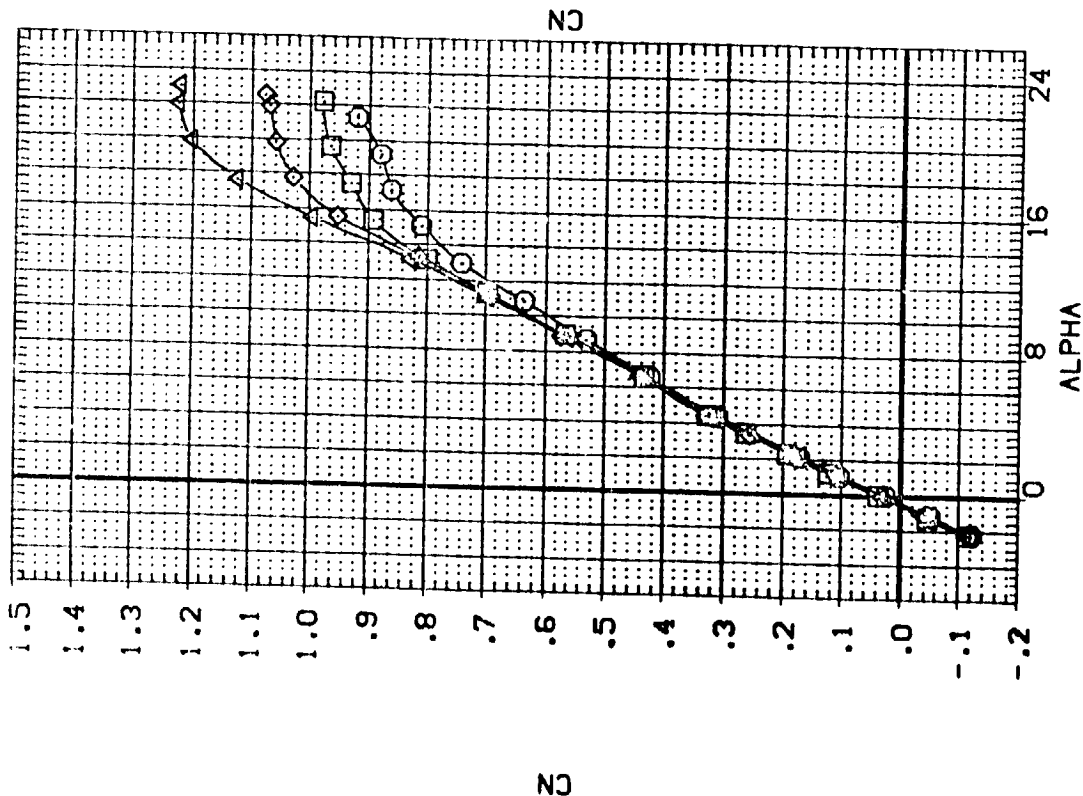


FIGURE 4. EFFECT OF FILLET ON WING NO 2 AERO CHARACT (WEDGE SECTION)
(O)MACH = .90

DATA SET SYMBOL	CONFIGURATION DESCRIPTION	WINGNO	VINGSC	FLTSCT	LANOAF	REFERENCE INFORMATION
(BP5202)	LARC 8-TPT-657/660, LC-100 ORB. (SHIPS)	2.000	2.000	3.000	46.800	SREF 171.4720 SQ. IN.
(BP5204)	LARC 8-TPT-657/660, LC-100 ORB. (SHIPS)	2.000	2.000	3.000	60.000	LREF 25.5100 INCHES
(BP5206)	LARC 8-TPT-657/660, LC-100 ORB. (SHIPS)	2.000	2.000	3.000	70.000	BREF 20.3497 INCHES
(BP5209)	LARC 8-TPT-657/660, LC-100 ORB. (SHIPS)	2.000	2.000	3.000	79.100	XMRP 16.8366 INCHES
						YMRP .0000 INCHES
						ZMRP .0000 INCHES
						SCALE .0188

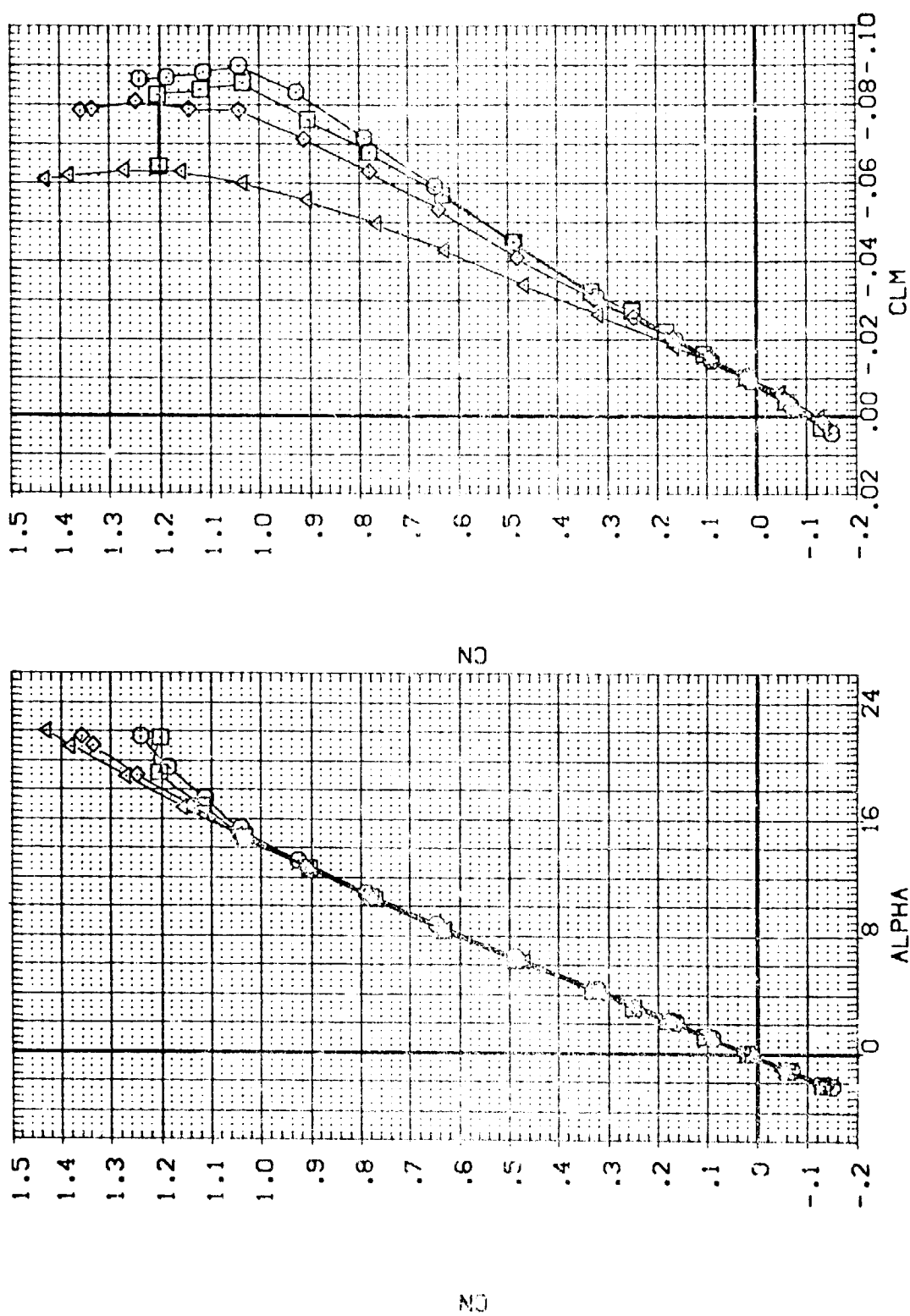


FIGURE 4. EFFECT OF FILLET ON WING NO 2 AERO CHARACT (WEDGE SECTION)

(E)MACH = .98

DATA SET SYMBOL
 (SP5202)
 (SP5204)
 (SP5206)
 (SP5208)

CONFIGURATION DESCRIPTION
 LARC 8-TPT-657/660, L0-100 CRB. (SHIPS)
 LARC 8-TPT-657/660, L0-100 CRB. (SHIPS)
 LARC 8-TPT-657/660, L0-100 CRB. (SHIPS)
 LARC 8-TPT-657/660, L0-100 CRB. (SHIPS)

WINGAO 2.000
 2.000
 2.000
 2.000
 2.000

WINGSC 2.000
 2.000
 2.000
 2.000
 2.000

FLTSCT 46.800
 60.000
 70.000
 78.000

LANDWF 171.4720
 25.5100
 20.3327
 16.9366
 0000
 0000
 0188

REFERENCE INFORMATION
 SO. IM.
 INCHES
 INCHES
 INCHES
 INCHES
 INCHES
 INCHES
 SCALE

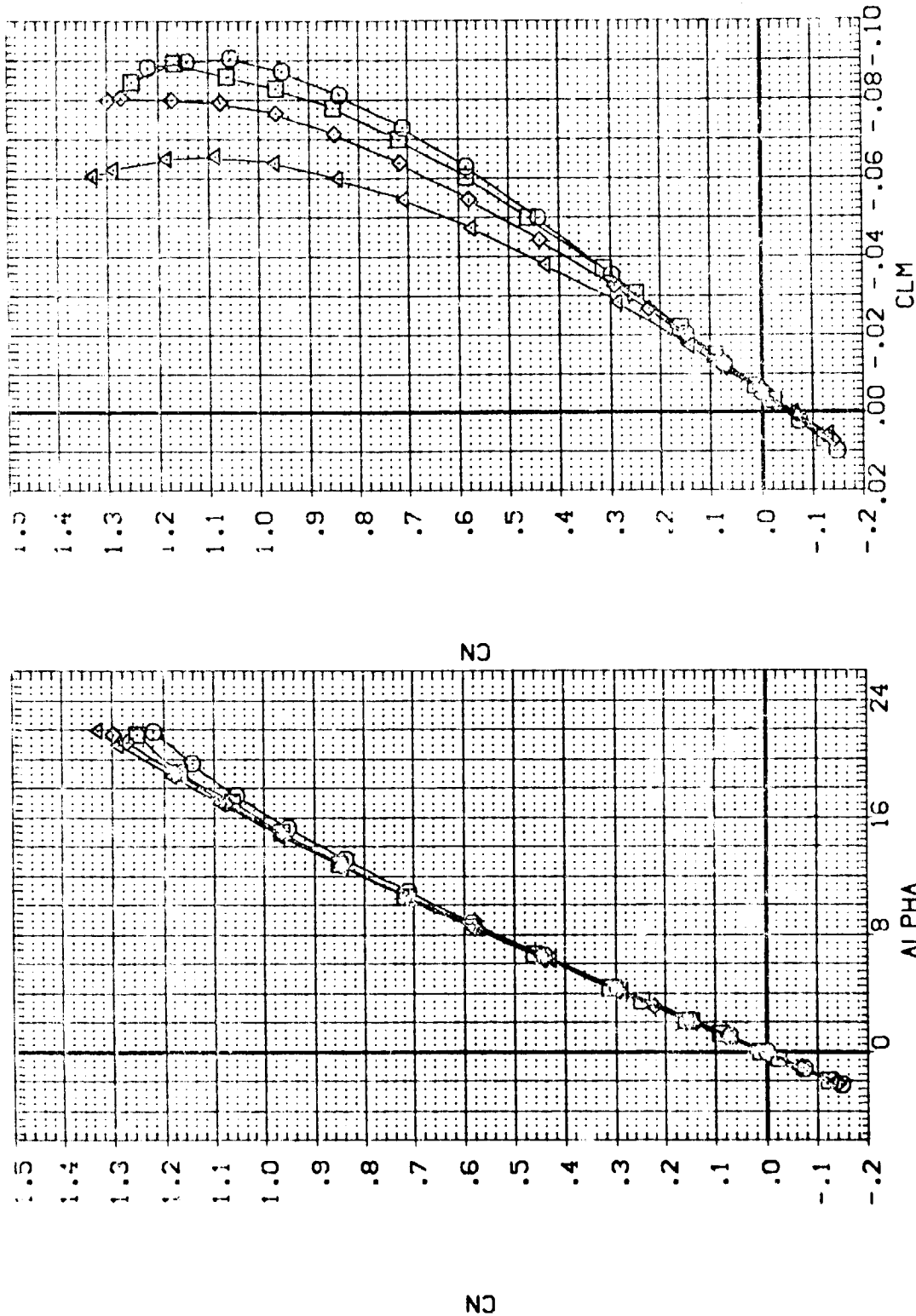


FIGURE 4. EFFECT OF FILLET ON WING NO 2 AERO CHARACT (WEDGE SECTION)

(F)MACH = 1.20

DATA SET SYMBOL	CONFIGURATION DESCRIPTION	WINGMG	WINGSC	FLTSC	LAMDAF	REFERENCE INFORMATION
(BP5202)	LARC 8-TPT-657/660,LD-100 ORB. (SHIPS)	2.000	2.000	3.000	46.800	SREF 171.4720 SQ. IN.
(BP5204)	LARC 8-TPT-657/660,LD-100 ORB. (SHIPS)	2.000	2.000	3.000	50.000	LREF 25.5100 INCHES
(BP5206)	LARC 8-TPT-657/660,LD-100 ORB. (SHIPS)	2.000	2.000	3.000	70.000	BREF 20.3597 INCHES
(BP5208)	LARC 8-TPT-657/660,LD-100 ORB. (SHIPS)	2.000	2.000	3.000	78.000	XMRP 16.8366 INCHES
						YMRP .0000 INCHES
						ZMRP .0000 INCHES
						SCALE .0188 INCHES

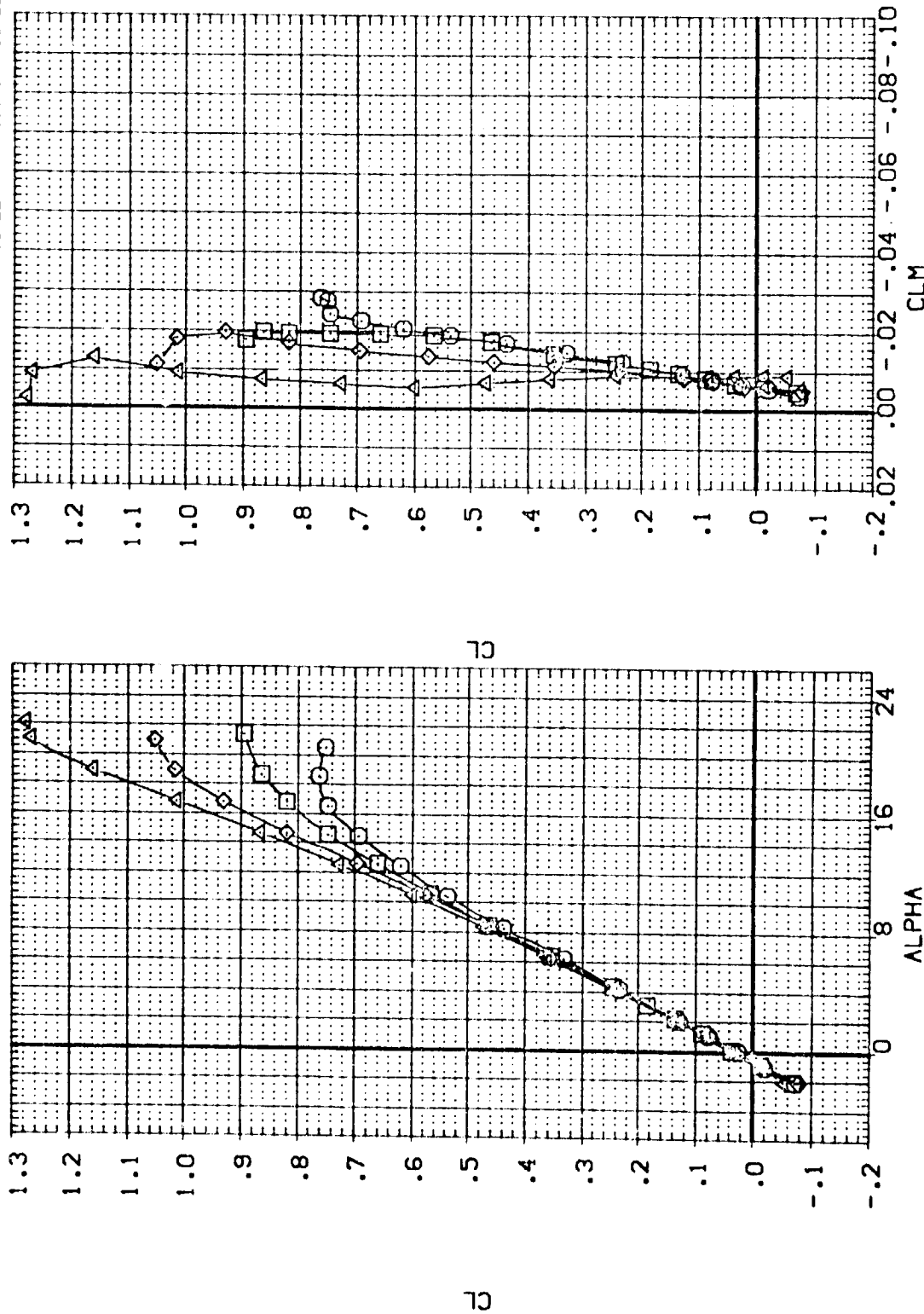


FIGURE 4. EFFECT OF FILLET ON WING NO 2 AERO CHARACT (WEDGE SECTION)

(M)MACH = .35

DATA SET SYMBOL	CONFIGURATION DESCRIPTION	REFERENCE INFORMATION
(BP5202)	LARC 8-TPT-657/660.L0-100 CRB.(SHIPS)	SREF 171.4720 50.IN
(BP5204)	LARC 8-TPT-657/660.L0-100 CRB.(SHIPS)	LREF 25.5100 INCHES
(BP5206)	LARC 8-TPT-657/660.L0-100 CRB.(SHIPS)	BREF 20.3597 INCHES
(BP5208)	LARC 8-TPT-657/660.L0-100 CRB.(SHIPS)	XMRP 15.9366 INCHES
		ZMRP .0000 INCHES
		SCALE .0188

WINGNO	VINGSC	FLTSTC	LAMDAF
2.000	2.000	46.800	
2.000	2.000	60.000	
2.000	2.000	70.000	
2.000	2.000	78.000	

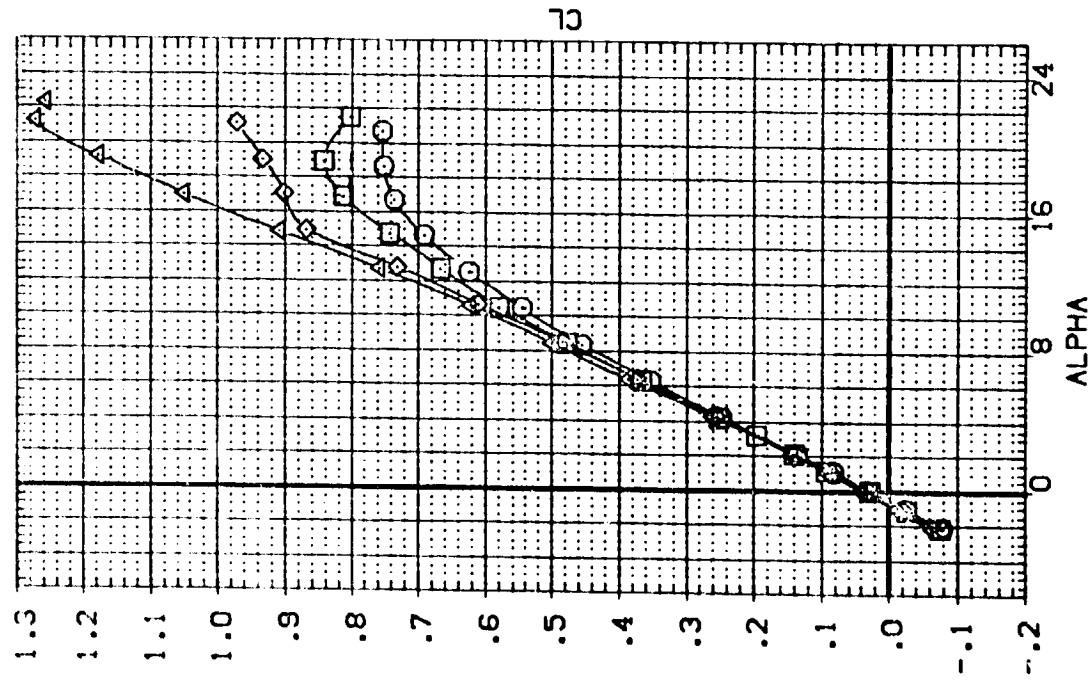
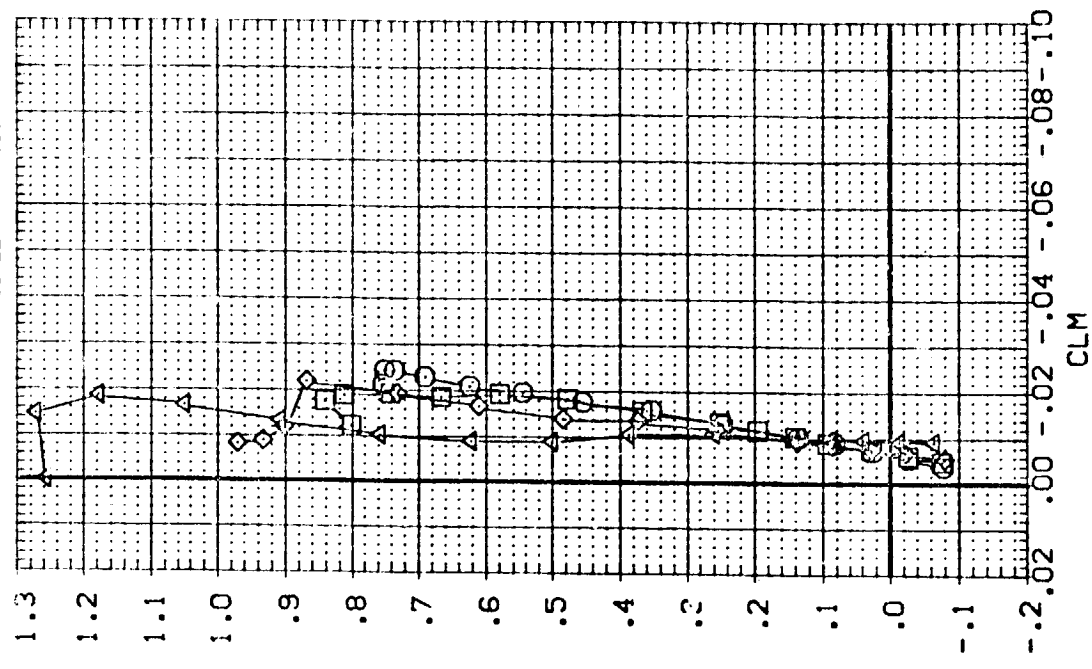


FIGURE 4. EFFECT OF FILLET ON WING NO 2 AERO CHARACT (WEDGE SECTION)

(B)MACH = .60

DATA SET SYMBOL	CONFIGURATION DESCRIPTION	WINGNO	WINGSC	FLT SCT	LAMDAF	REFERENCE INFORMATION
BP52021	LARC 8-TPT-557/660, L0-100 DRB, (SHIPS)	2.000	2.000	3.000	46.800	SREF 171.4720 50. IN.
BP5204	LARC 8-TPT-557/660, L0-100 DRB, (SHIPS)	2.000	2.000	3.000	50.000	LREF 25.5100 INCHES
BP5206	LARC 8-TPT-557/660, L0-100 DRB, (SHIPS)	2.000	2.000	3.000	70.000	BREF 20.5597 INCHES
BP5208	LARC 8-TPT-557/660, L0-100 DRB, (SHIPS)	2.000	2.000	3.000	78.000	XMRP 16.6366 INCHES
						YMRP .0000 INCHES
						ZMRP .0000 INCHES
						SCALE .0188

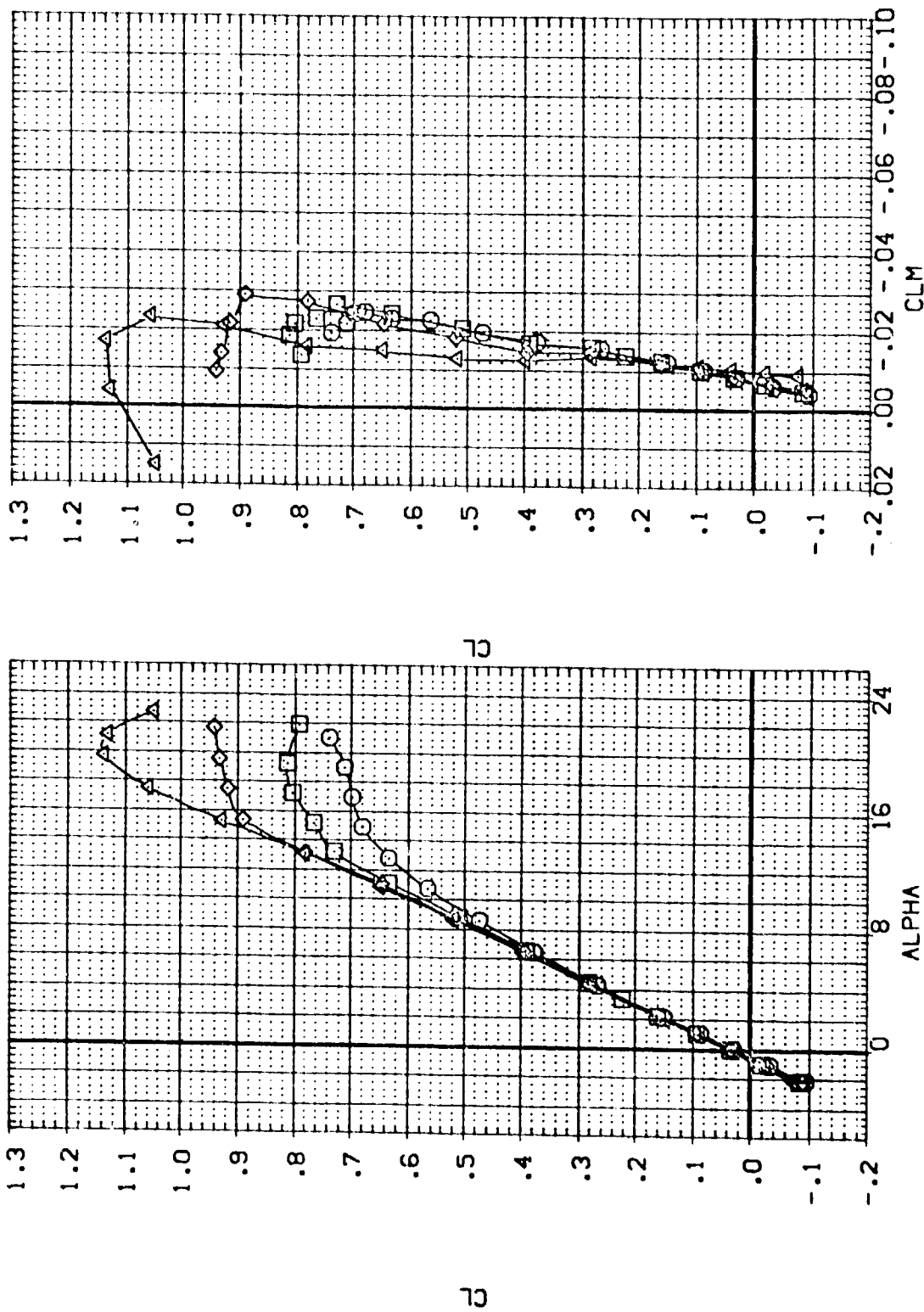


FIGURE 4. EFFECT OF FILLET ON WING NO 2 AERO CHARACT (WEDGE SECTION)

(C)MACH = .80

DATA SET SYMBOL	CONFIGURATION DESCRIPTION	(BV2VFB)
(BP5202)	LARC 8-TPT-657/660, LO-100 ORB (SHIPS)	(BV2VFB)
(BP5204)	LARC 8-TPT-657/660, LO-100 ORB (SHIPS)	(BV2VFB)
(BP5206)	LARC 8-TPT-657/660, LO-100 ORB (SHIPS)	(BV2VFB)
(BP5208)	LARC 8-TPT-657/660, LO-100 ORB (SHIPS)	(BV2VFB)

WINGNO	WINGSC	FLTSTCT	LANDAF	REFERENCE INFORMATION
2.000	2.000	3.000	46.800	SREF 171.4720 SQ. IN.
2.000	2.000	3.000	60.000	LREF 25.5100 INCHES
2.000	2.000	3.000	70.000	BREF 20.3597 INCHES
2.000	2.000	3.000	78.000	XMRP 16.8366 INCHES
				YMRP .0000 INCHES
				ZMRP .0000 INCHES
				SCALE .0188 SCALE

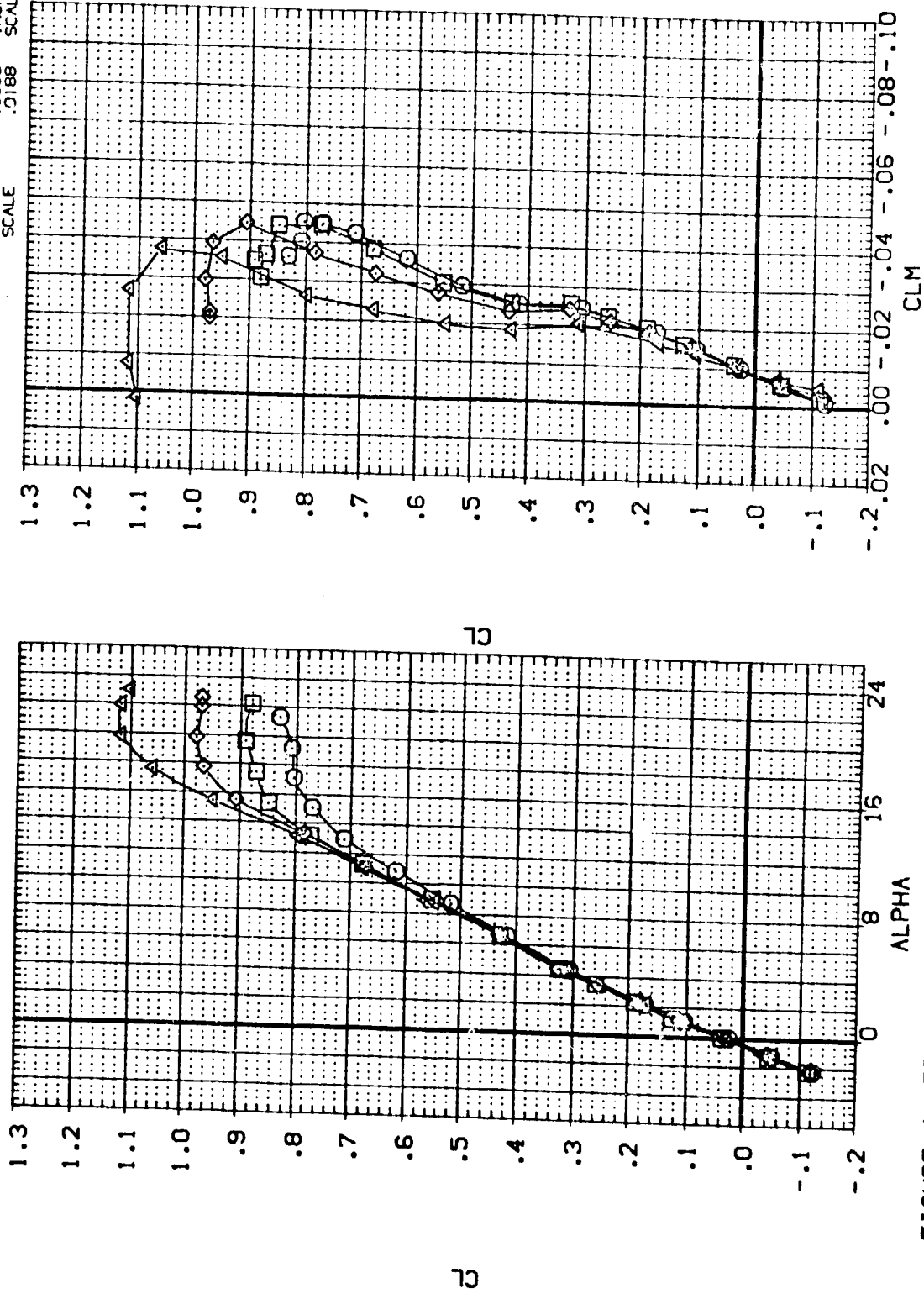


FIGURE 4. EFFECT OF FILLET ON WING NO 2 AERO CHARACT (WEDGE SECTION)
 (D)MACH = .90

DATA SET SYMBOL	CONFIGURATION DESCRIPTION	WINGSC	FLTSCT	LAMDAF	REFERENCE INFORMATION
963202	LARC 9-1787-657/660/100-127	2.000	46.800	SREF 17.41720	50. IN
963203	LARC 9-1787-657/660/100-127	2.000	50.000	LREF 25.51000	INCHES
963204	LARC 9-1787-657/660/100-127	2.000	70.000	RREF 20.75997	INCHES
963205	LARC 9-1787-657/660/100-127	2.000	76.000	VMPO 16.16355	INCHES
963208	LARC 9-1787-657/660/100-127	2.000	76.000	ZMRP .05000	INCHES
				SCALE .0188	SCALE

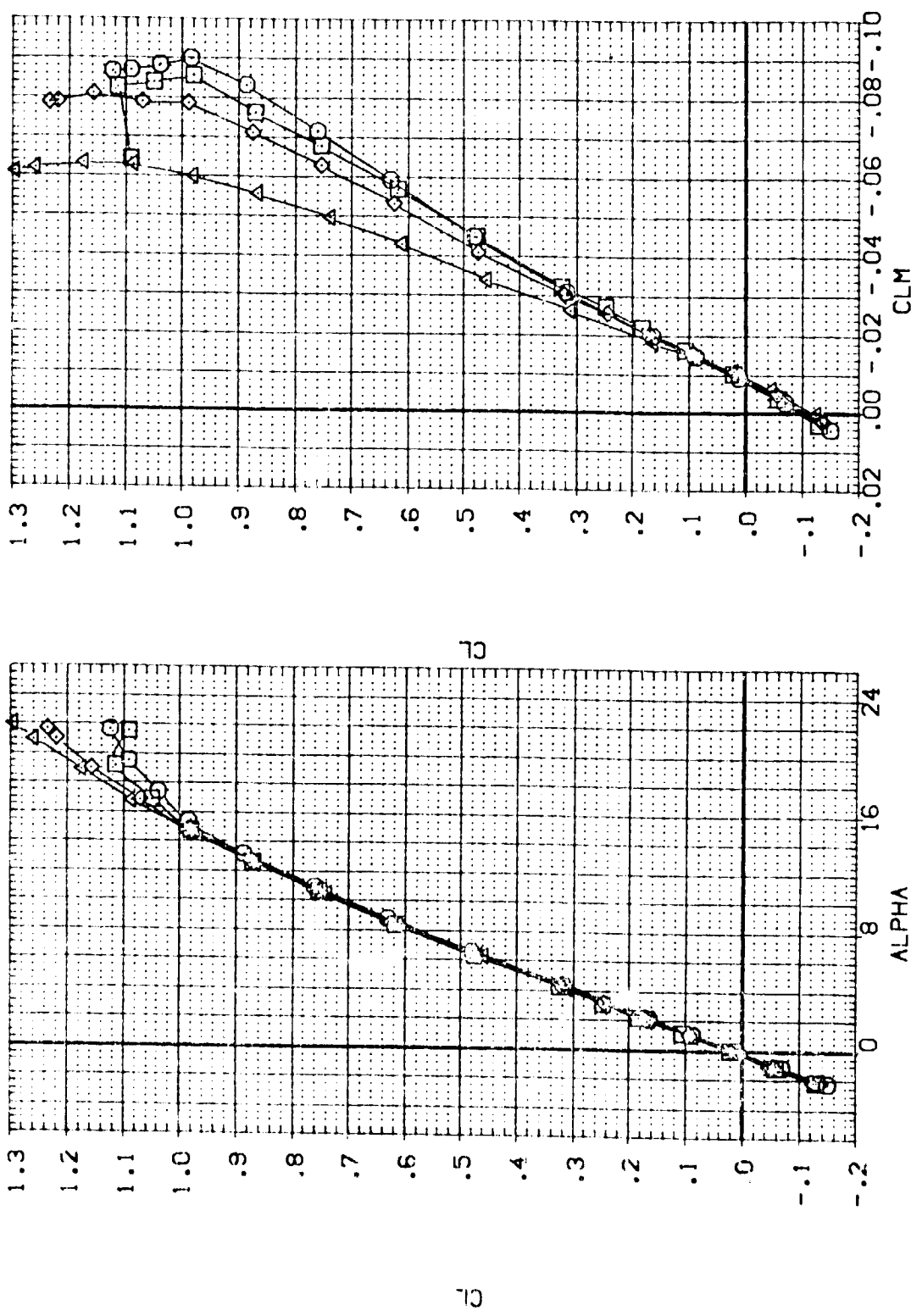


FIGURE 4. EFFECT OF FILLET ON WING NO 2 AERO CHARACT (WEDGE SECTION)

(M)MACH = .98

DATA SET SYMBOL	CONFIGURATION DESCRIPTION	WINGSC	FLTSC1	LAWDAF	REFERENCE INFORMATION
(B)E2C2)	LARC 8-PT-857/680-L0-100 000 (SH)PS)	2.000	3.000	46.800	SREF 171.4720 SC IN.
(B)E2C4)	LARC 8-PT-857/680-L0-100 000 (SH)PS)	2.000	3.000	50.000	LREF 20 5100 INCHES
(B)E2C5)	LARC 8-PT-857/680-L0-100 000 (SH)PS)	2.000	3.000	70.000	BREF 20 3557 INCHES
(B)E2E3)	LARC 8-PT-857/680-L0-100 000 (SH)PS)	2.000	3.000	75.000	VMRP 16 0000 INCHES
					ZMRP 0000 INCHES
					SCALE 0188 SCALE

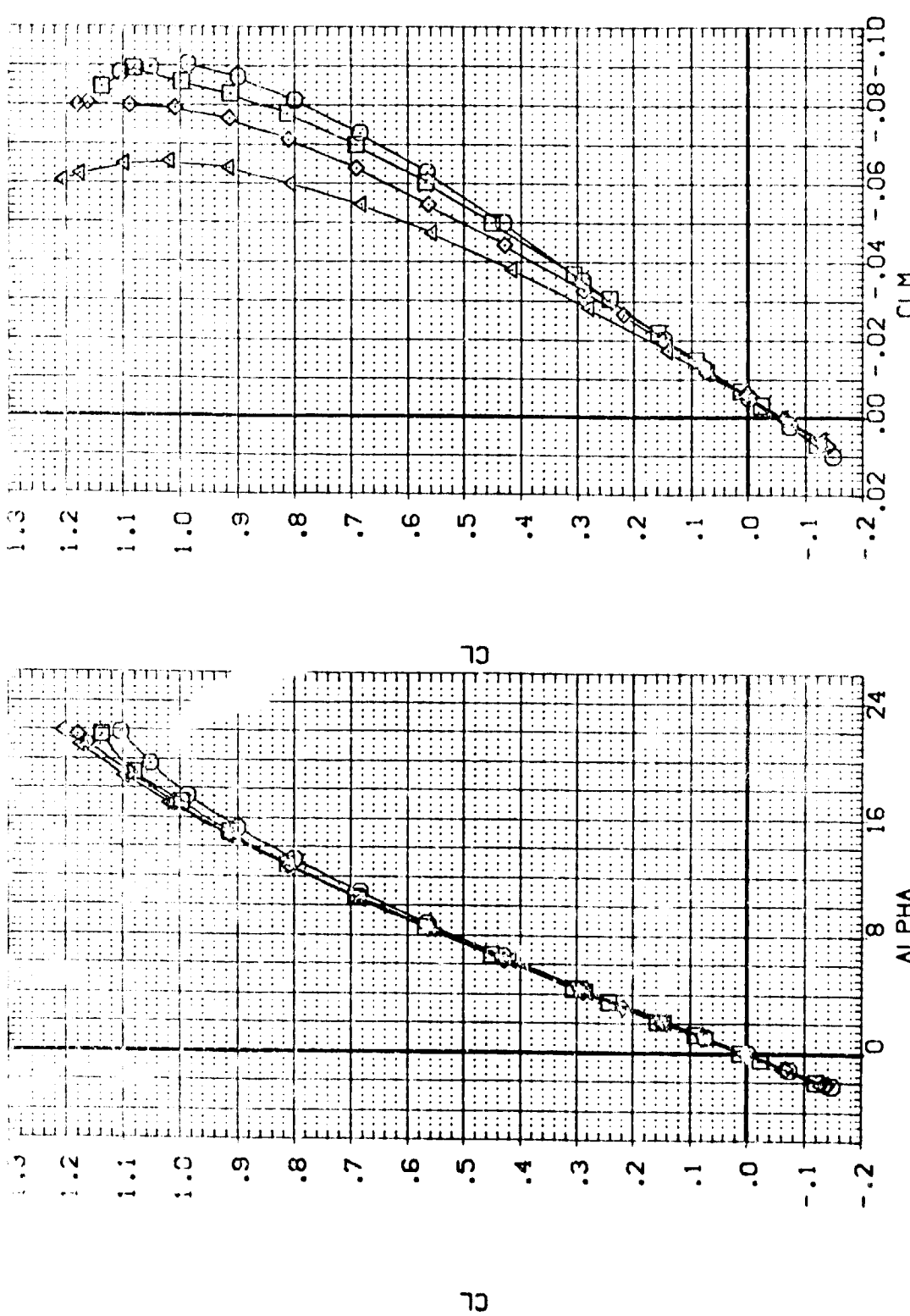


FIGURE 4. EFFECT OF FILLET ON WING NO 2 AERO CHARACT (WEDGE SECTION)

(F)MACH = 1.20

DATA SET SYMBOL	CONFIGURATION DESCRIPTION	(B)Z(V)B)	(B)Z(V)B)	(B)Z(V)B)	(B)Z(V)B)	WINGSPAN	FLTSCT	LAMDAF	REFERENCE INFORMATION
SP5203	LARC 8-TPT-657/660, L3-100 DRB, (S)A(PS)					2.000	3.000	46.800	SREF 171.4720 SQ. IN.
SP5204	LARC 8-TPT-657/660, L3-100 DRB, (S)A(PS)					2.000	3.000	50.000	LREF 23.5100 INCHES
SP5206	LARC 8-TPT-657/660, L3-100 DRB, (S)A(PS)					2.000	3.000	70.000	BREF 20.3597 INCHES
SP5228	LARC 8-TPT-657/660, L3-100 DRB, (S)A(PS)					2.000	3.000	78.000	X-TRP 16.8366 INCHES
									Y-TRP .0000 INCHES
									Z-TRP .0000 INCHES
									SCALE .0188 INCHES

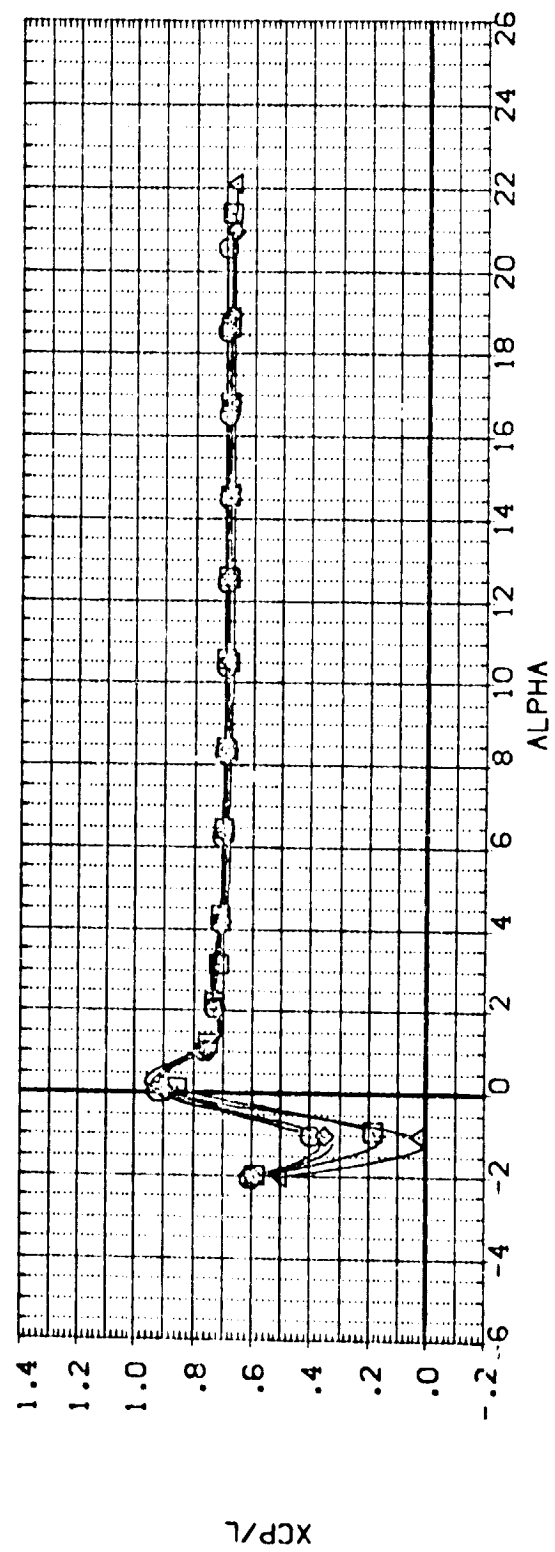
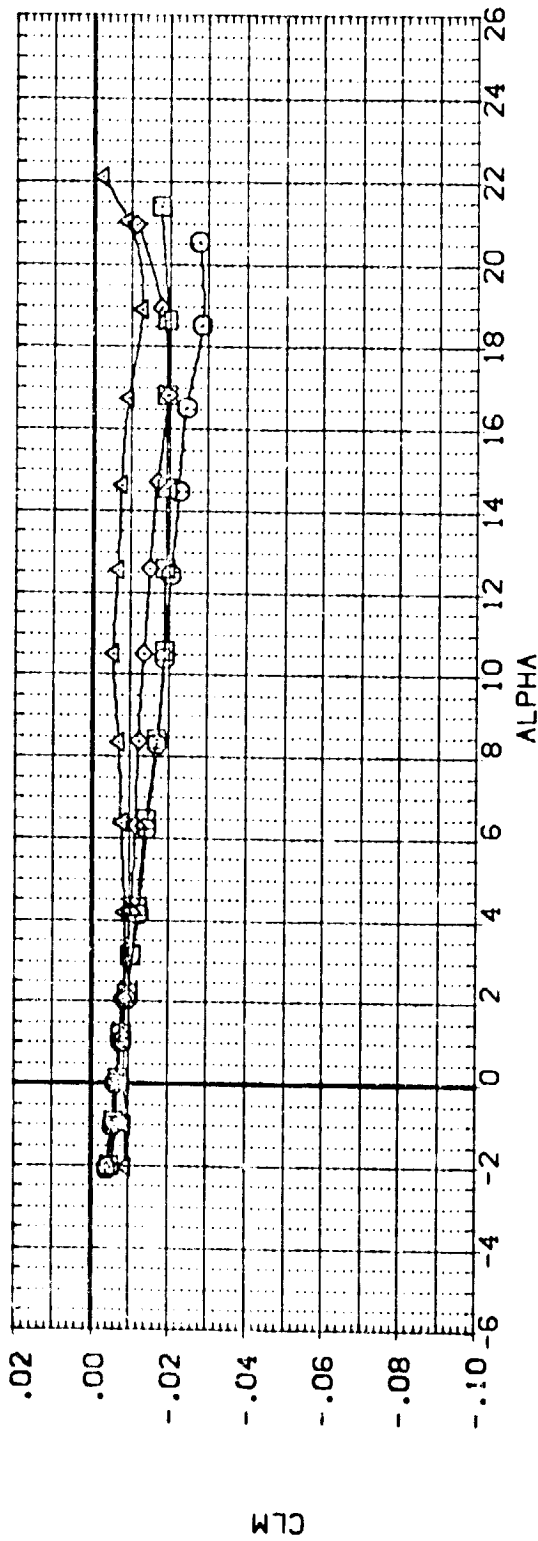


FIGURE 4. EFFECT OF FILLET ON WING NO 2 AERO CHARACT (WEDGE SECTION)

(A)MACH = .35

DATA SET SYMBOL	CONFIGURATION DESCRIPTION	(BV2VFB)	WINGNO	VINGSC	FLTSC1	LAFDAF	REFERENCE INFORMATION
(BPS202)	LARC 8-TPT-657/660, LO-100 ORB (SHIPS)	(BV2VFB)	2.000	2.000	3.000	46.800	SREF 71.4720 SO. IN.
(BPS204)	LARC 8-TPT-657/660, LO-100 ORB (SHIPS)	(BV2VFB)	2.000	2.000	3.000	50.000	REF 25.5100 INCHES
(BPS206)	LARC 8-TPT-657/660, LO-100 ORB (SHIPS)	(BV2VFB)	2.000	2.000	3.000	70.000	SREF 20.4587 INCHES
(BPS208)	LARC 8-TPT-657/660, LO-100 ORB (SHIPS)	(BV2VFB)	2.000	2.000	3.000	78.000	XMRP 15.8366 INCHES
							YMRP .0000 INCHES
							ZMRP .0189 INCHES
							SCALE .0189

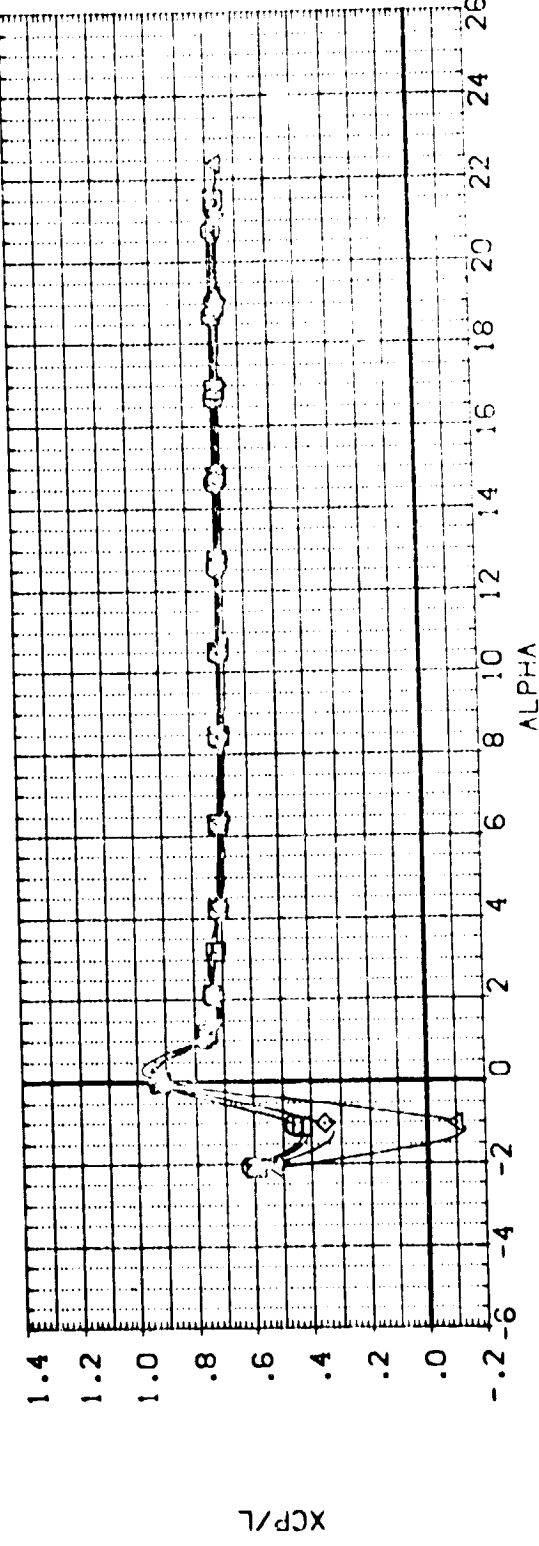
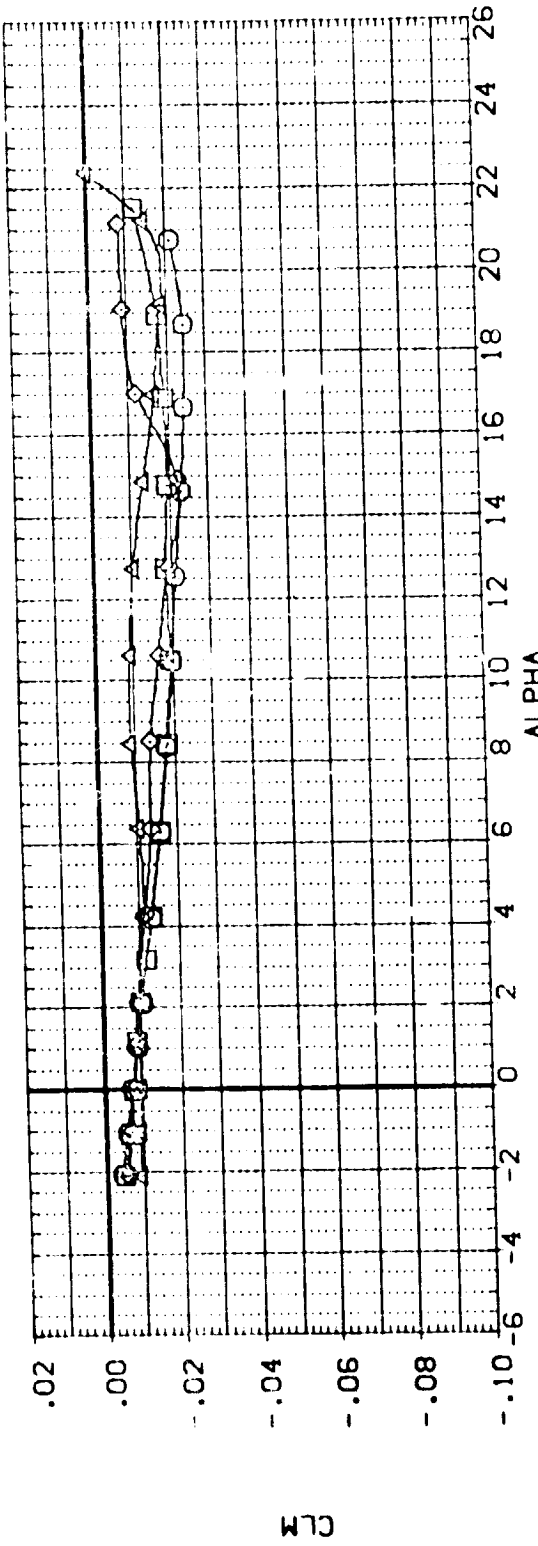


FIGURE 4. EFFECT OF FILLET ON WING NO 2 AERO CHARACTER (WEDGE SECTION)

DATA SET SYMBOL	CONFIGURATION DESCRIPTION	WING	WINGSC	FLTSCT	LAMDAF	REFERENCE INFORMATION
8P5202	ARC 8-TPT-55/660-1.00 ORB 1.54 IPS	2.000	2.000	3.000	40.800	SREF 171.4720 SO. IN.
8P5204	LARC 8-TPT-55/660-1.00 ORB 1.54 IPS	2.000	2.000	3.000	60.000	LREF 26.5100 INCHES
8P5206	LARC 8-TPT-55/660-1.00 ORB 1.54 IPS	2.000	2.000	3.000	70.000	RREF 20.3537 INCHES
8P5208	LARC 8-TPT-55/660-1.00 ORB 1.54 IPS	2.000	2.000	3.000	76.000	XMRK 15.8355 INCHES
						YMRK .0000 INCHES
						ZMRK .0000 INCHES
						SCALE .0198 SCALE

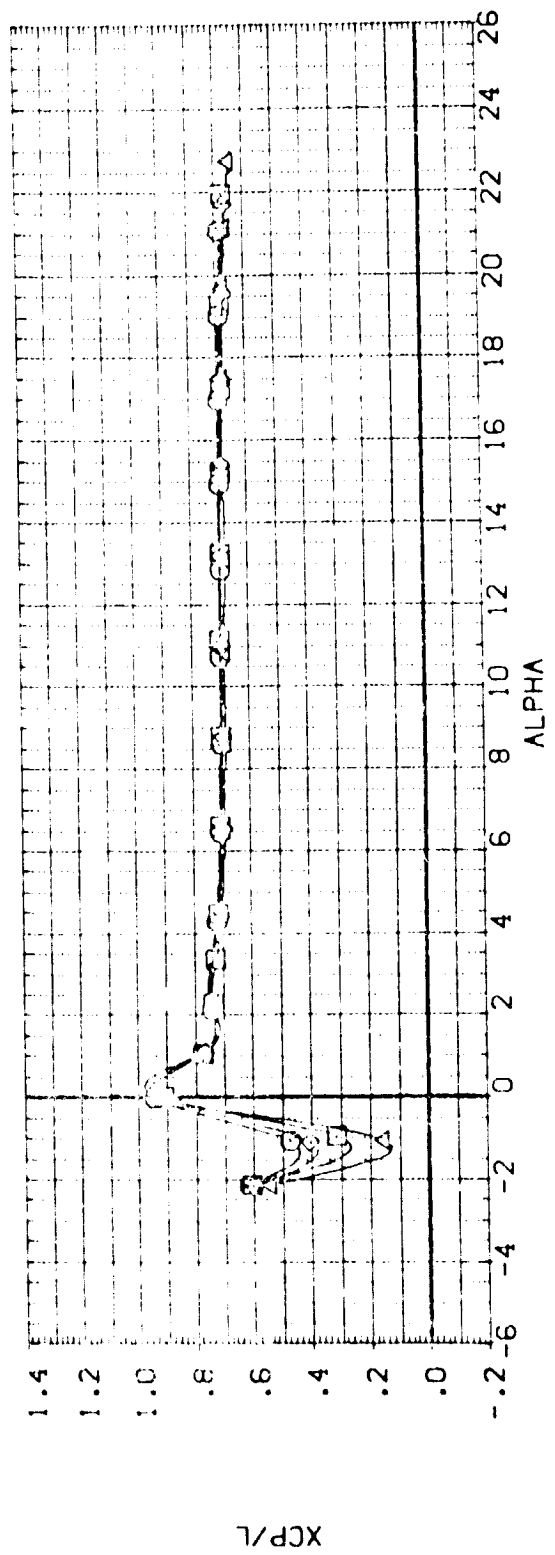
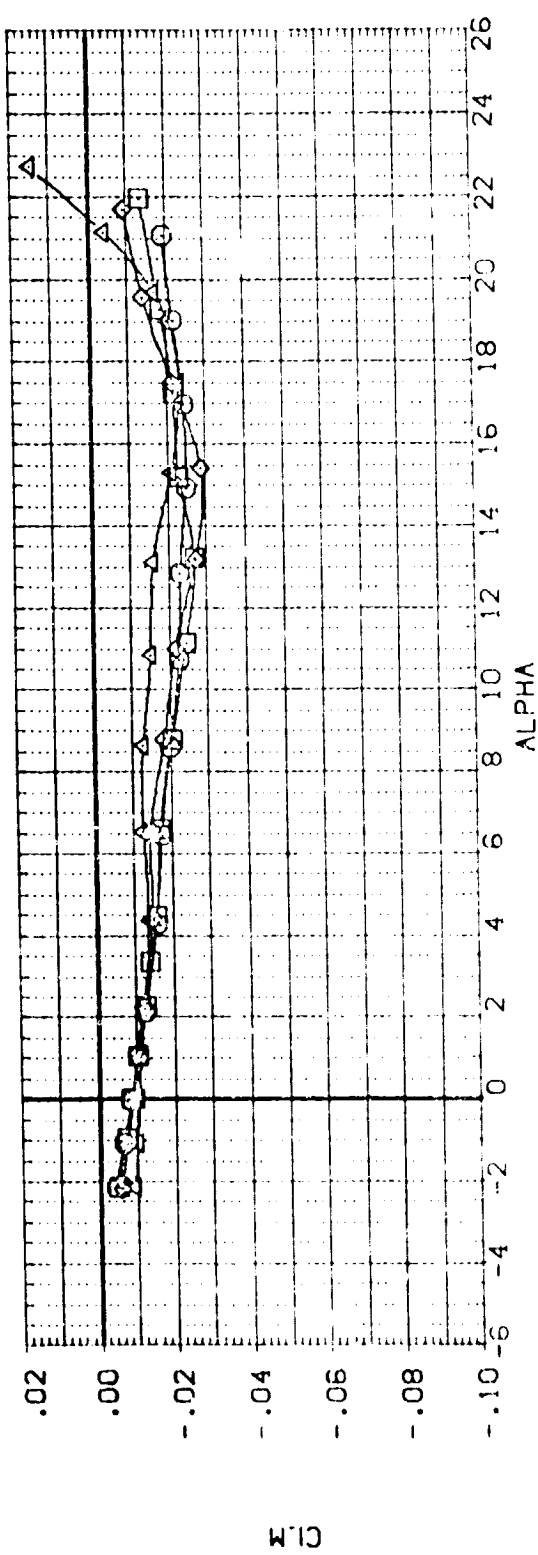


FIGURE 4. EFFECT OF FILLET ON WING NO 2 AERO CHARACT (WEDGE SECTION)

(C)MACH = .80

DATA SET SYMBOL CONFIGURATION DESCRIPTION

(BP5202) LARC 8-TPT-657/660, LO-100 ORB, (SHIPS)
 (BP5204) LARC 8-TPT-657/660, LO-100 ORB, (SHIPS)
 (BP5206) LARC 8-TPT-657/660, LO-100 ORB, (SHIPS)
 (BP5208) LARC 8-TPT-657/660, LO-100 ORB, (SHIPS)

(BV2VFB) (BV2VFB)
 (BV2VFB) (BV2VFB)
 (BV2VFB) (BV2VFB)

VINGND 2.000
 VINGND 2.000
 VINGND 2.000

VINGSC 2.000
 VINGSC 2.000
 VINGSC 2.000

FLTSC 3.000
 FLTSC 3.000
 FLTSC 3.000

LAMDAF 46.800
 LAMDAF 60.000
 LAMDAF 70.000
 LAMDAF 78.000

REFERENCE INFORMATION
 SREF 171.4720 50. IN.
 LREF 25.5100 INCHES
 BREF 23.3597 INCHES
 XMRP 16.8355 INCHES
 YMRP .0000 INCHES
 ZMRP .0000 INCHES
 SCALE .0188 SCALE

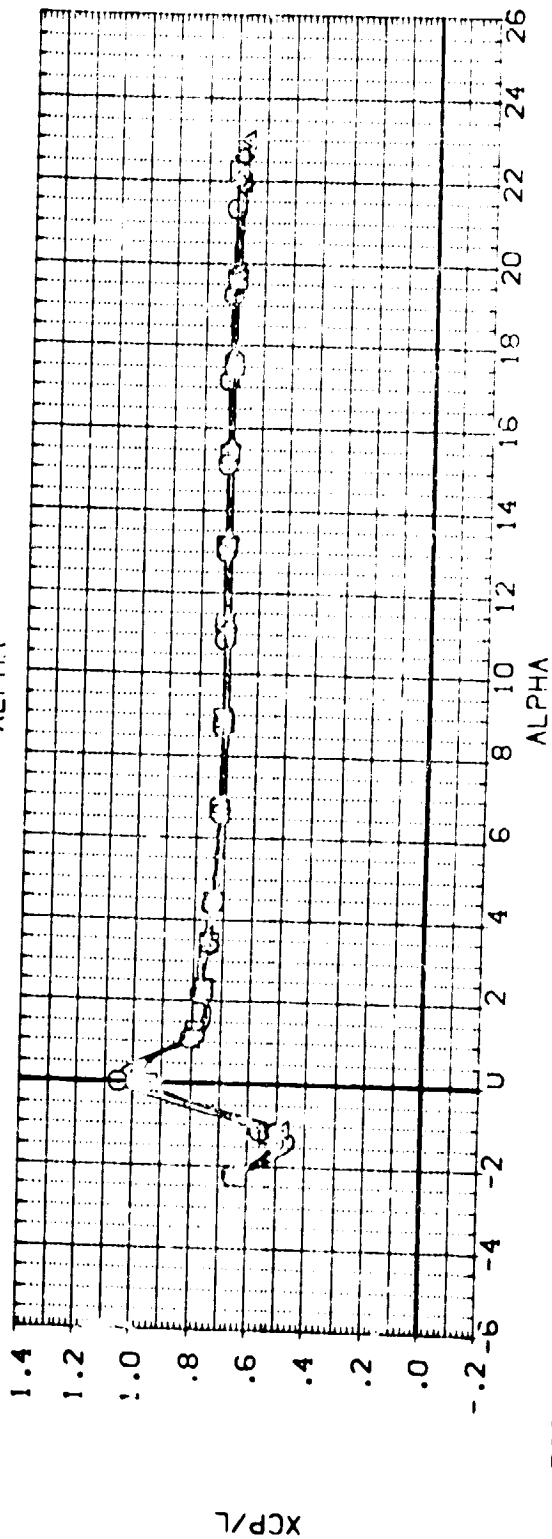
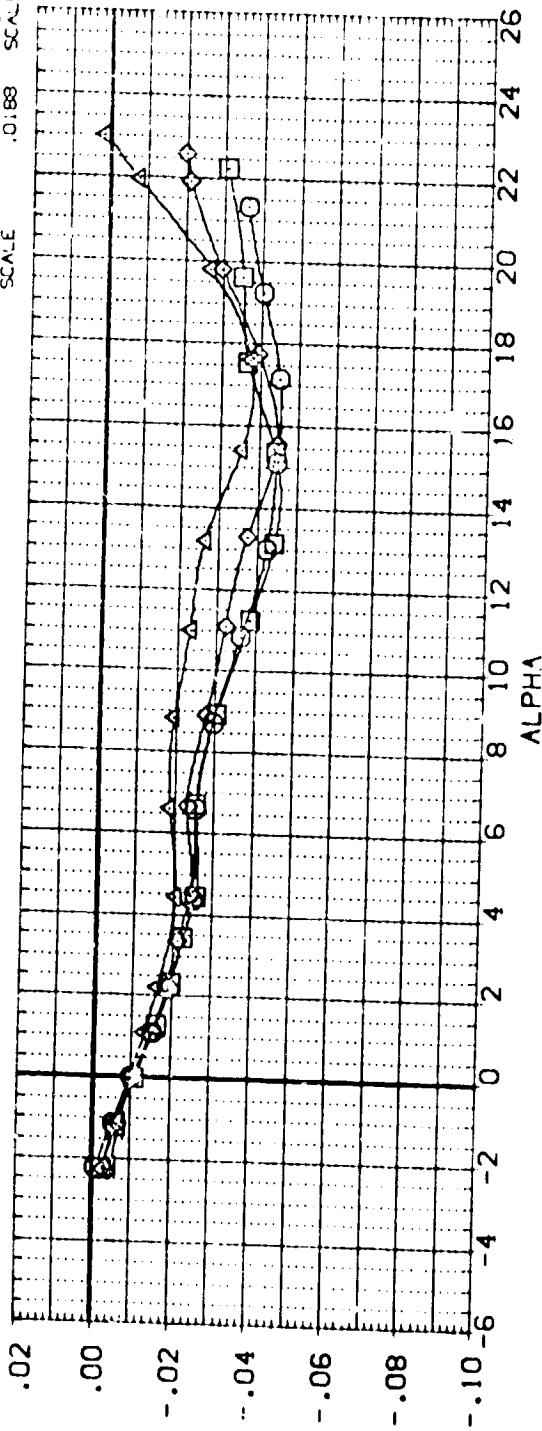


FIGURE 4. EFFECT OF FILLET ON WING NO 2 AERO CHARACT (WEDGE SECTION)

(C)MACH = .90

DATA SET SYMBOL	CONFIGURATION DESCRIPTION	(BYZVFB)	WINGNO	WINGSC	FLTSC	LANDAF	REFERENCE INFORMATION
(BPS202)	LARC 8-TPT-657/660, LO-100 DRB, (SHIPS)	(BYZVFB)	2.000	2.000	3.000	45.800	SREF 171.4720 SQ. IN.
(BPS204)	LARC 8-TPT-657/660, LO-100 DRB, (SHIPS)	(BYZVFB)	2.000	2.000	3.000	50.000	LREF 25.5100 INCHES
(BPS206)	LARC 8-TPT-657/660, LO-100 DRB, (SHIPS)	(BYZVFB)	2.000	2.000	3.000	70.000	BREF 20.3597 INCHES
(BPS208)	LARC 8-TPT-657/660, LO-100 DRB, (SHIPS)	(BYZVFB)	2.000	2.000	3.000	78.000	XMRP 16.3356 INCHES
							YMRP .3000 INCHES
							ZMRP .3000 INCHES
							SCALE .3188

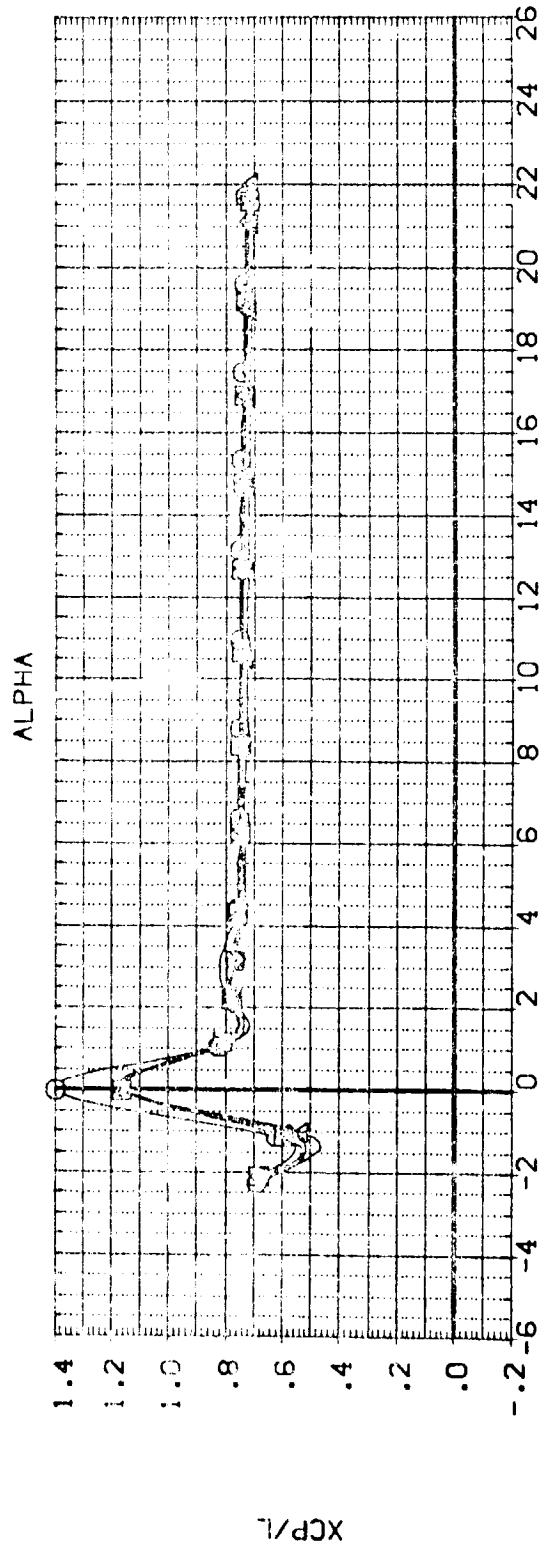
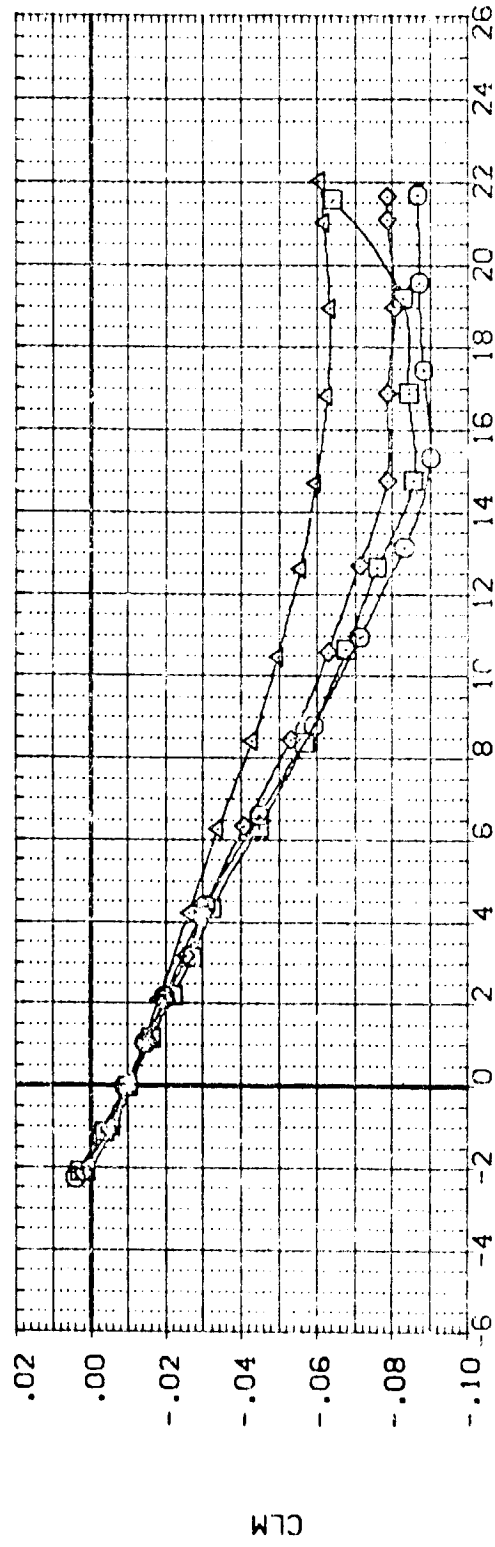


FIGURE 4. EFFECT OF FILLET ON WING NO 2 AERO CHARACTER (WEDGE SECTION)

(E)MACH = .98

DATA SET SYMBOL	CONFIGURATION DESCRIPTION	WINGNO	VINSSC	FLTSCT	LAMDAF	REFERENCE INFORMATION
(BP5202)	LARC 8-TPT-657/660.LC-100 CRB.(SHIPS)	2.000	2.000	3.000	45.800	SREF 171.4720 SQ.IN.
(BP5204)	LARC 8-TPT-657/660.LC-100 CRB.(SHIPS)	2.000	2.000	3.000	60.000	LREF 25.5100 INCHES
(BP5206)	LARC 8-TPT-657/660.LC-100 CRB.(SHIPS)	2.000	2.000	3.000	70.000	BREF 23.4597 INCHES
(BP5208)	LARC 8-TPT-657/660.LC-100 CRB.(SHIPS)	2.000	2.000	3.000	78.000	XMREF 13.8395 INCHES
						ZMRP 10.000 INCHES
						ZMRP SCALE .0189 INCHES

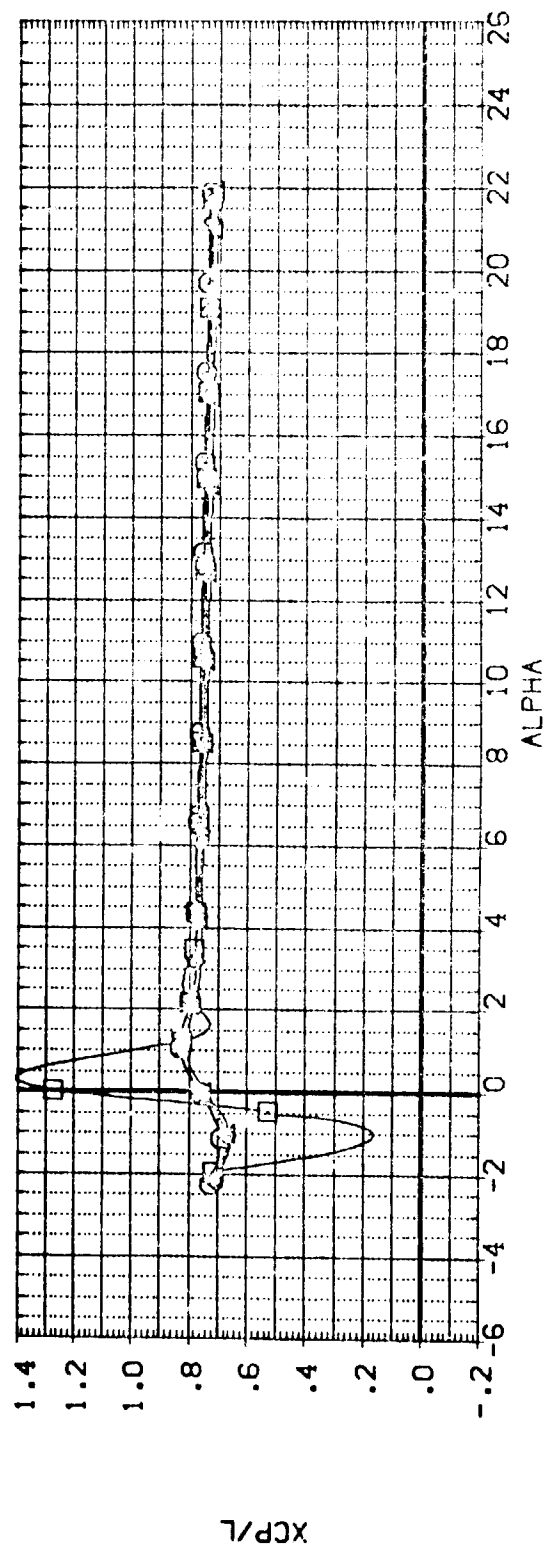
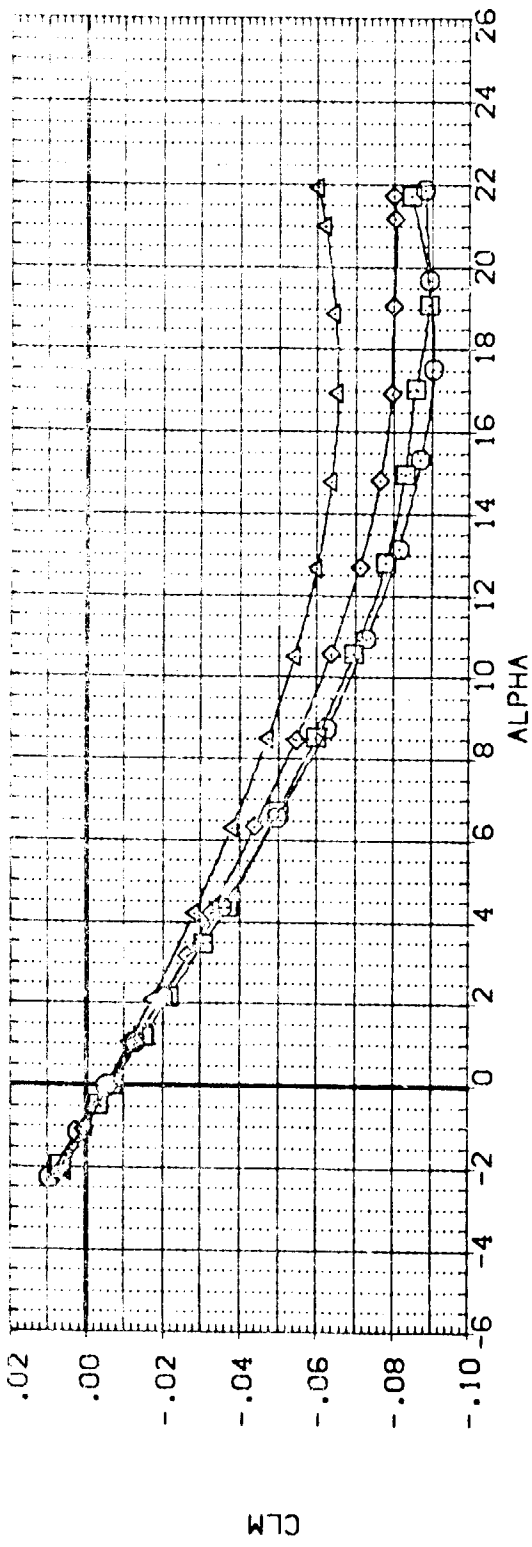


FIGURE 4. EFFECT OF FILLET ON WING NO 2 AERO CHARACT (WEDGE SECTION)

(F)MACH = 1.20

DATA SET SYMBOL CONFIGURATION DESCRIPTION

(B9530) LARC 8-TPT-657/660.LD-100 ORB. (SHIPS)

(B95303) LARC 8-TPT-657/660.LC-100 ORB. (SHIPS)

(B95305) LARC 8-TPT-657/660.LD-100 ORB. (SHIPS)

(B95307) LARC 8-TPT-657/660.LD-100 ORB. (SHIPS)

WINGNO WINGSC FLTSCT LAMDAF

3.000 1.000 1.000 35.000

3.000 1.000 1.000 60.000

3.000 1.000 1.000 70.000

3.000 1.000 1.000 78.000

REFERENCE INFORMATION

SREF 173.1312 SQ. IN.

LREF 25.5100 INCHES

BREF 20.9096 INCHES

XMRP 18.8366 INCHES

YMRP .0000 INCHES

ZMRP .0000 INCHES

SCALE .0188 SCALE

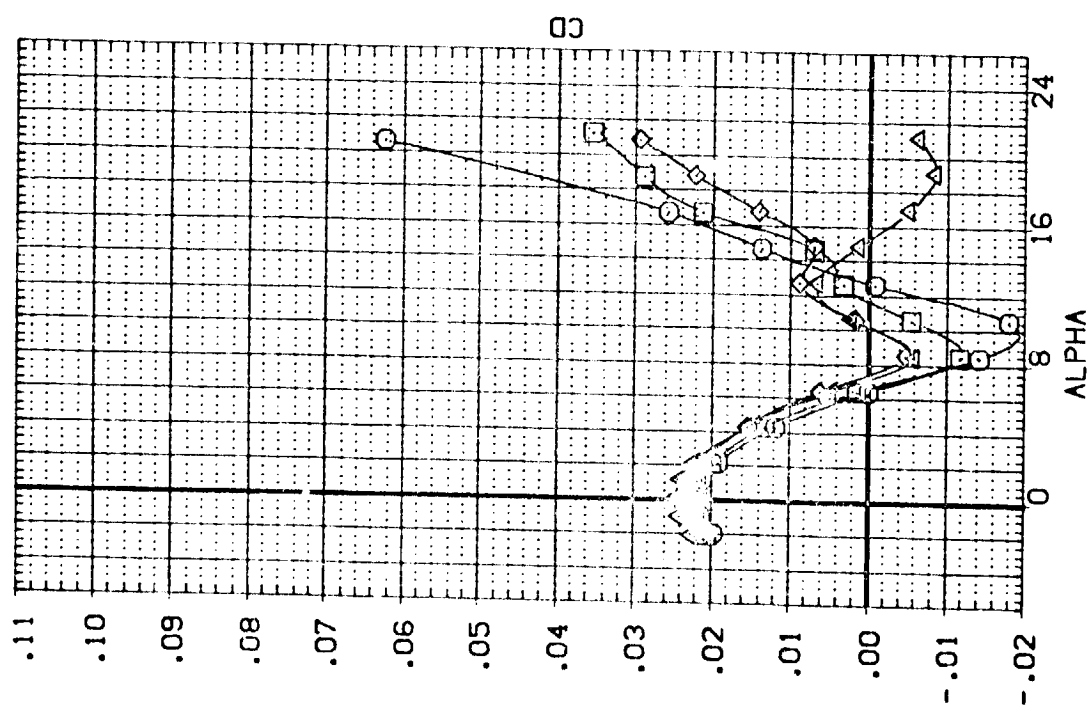
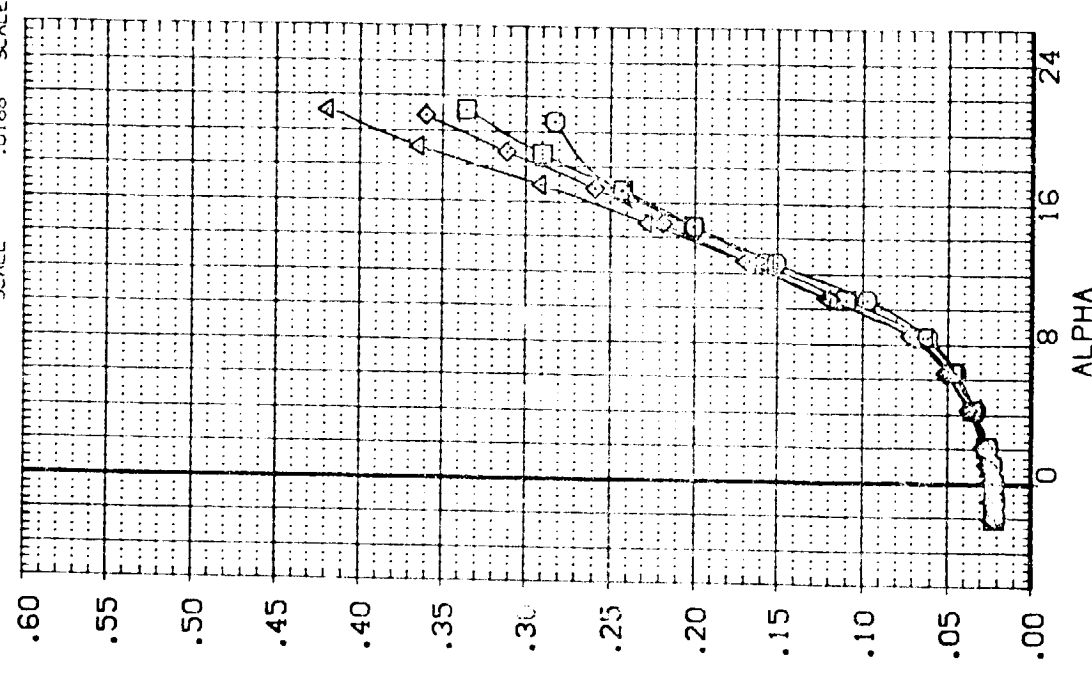


FIGURE 5. EFFECT OF FILLET ON WING NO 3 AERO CHARACT (AIRFOIL SECTION)

(A) MACH = .35

DATA SET SYMBOL	CONFIGURATION DESCRIPTION	WING NO	WINGSC	FLT SGT	LAMDA F	REFERENCE INFORMATION
(BP5301)	LARC 8-TPT-657/660, LO-100 ORB. (SHIPS)	3.000	1.000	35.000	SREF	.73, 1.312
(BP5303)	LARC 8-TPT-657/660, LO-100 ORB. (SHIPS)	3.000	1.000	60.000	LREF	25.5100
(BP5305)	LARC 8-TPT-657/660, LO-100 ORB. (SHIPS)	3.000	1.000	70.000	BREF	20.9296
(BP5307)	LARC 8-TPT-657/660, LO-100 ORB. (SHIPS)	3.000	1.000	78.000	XMRP	18.8365
					ZMRP	50.000
					SCALE	.0000
					SCALE	.0198

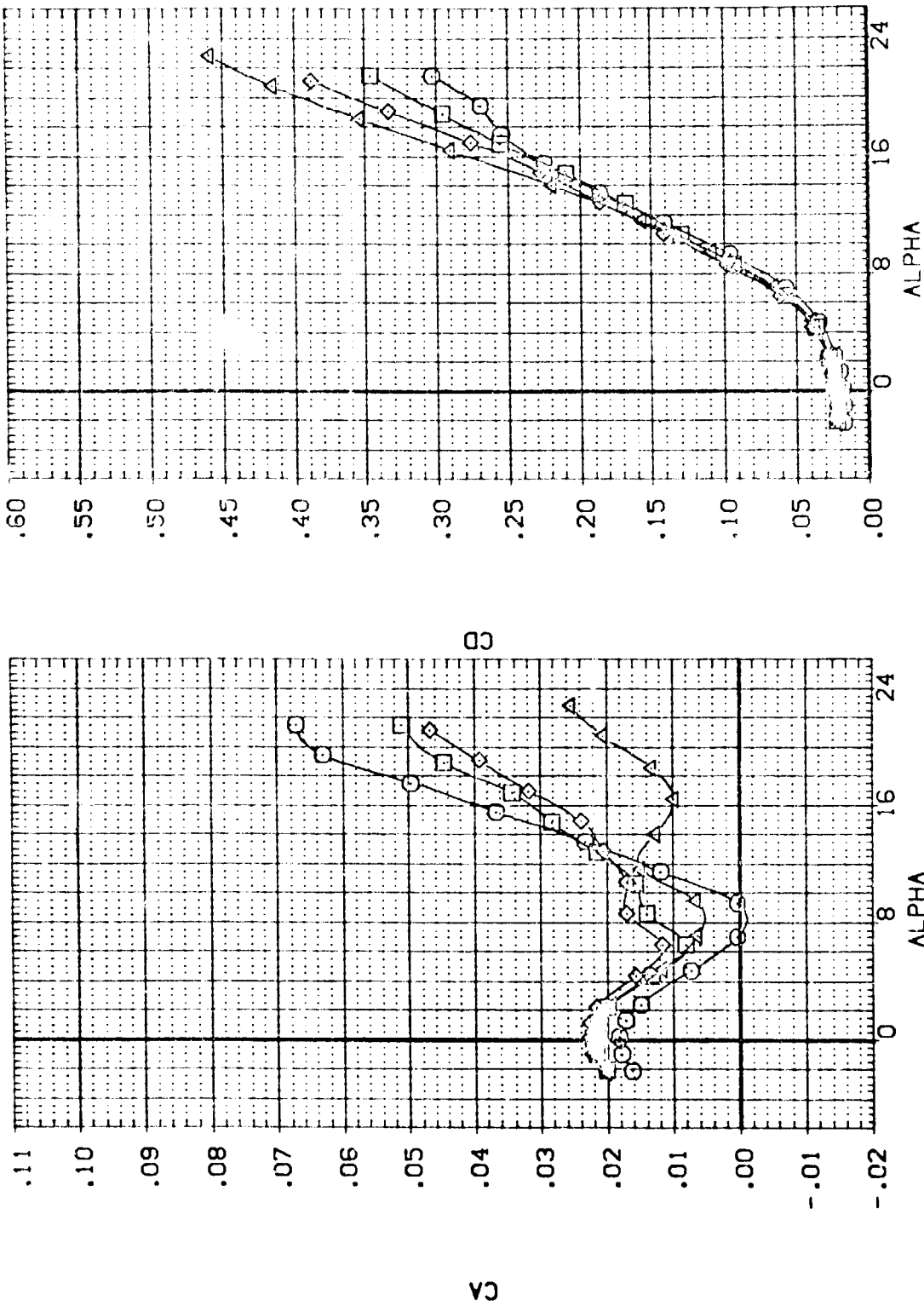


FIGURE 5. EFFECT OF FILLET ON WING NO 3 AERO CHARACTER (AIRFOIL SECTION)

(B)MACH = .60 PAGE 122

DATA SET SYMBOL	CONFIGURATION DESCRIPTION	(SHIPS)	(SHIPS)	WINGNO	WINGSC	FLTSCT	LAMDAF	REFERENCE INFORMATION
(BP5301)	LARC 8-TPT-657/660, LG-100	DRB	(SHIPS)	3.000	1.000	36.000	SREF	173.1312 SO. IN.
(BP5303)	LARC 8-TPT-657/660, LG-100	DRB	(SHIPS)	3.000	1.000	60.000	LREF	25.5100 INCHES
(BP5305)	LARC 9-TPT-657/660, LG-100	DRB	(SHIPS)	3.000	1.000	70.000	BREF	20.9095 INCHES
(BP5307)	LARC 8-TPT-657/660, LG-100	DRB	(SHIPS)	3.500	1.000	78.000	XMRP	18.6366 INCHES
							ZMRP	.0000 INCHES
							SCALE	.0000 INCHES
							SCALE	.0188 INCHES

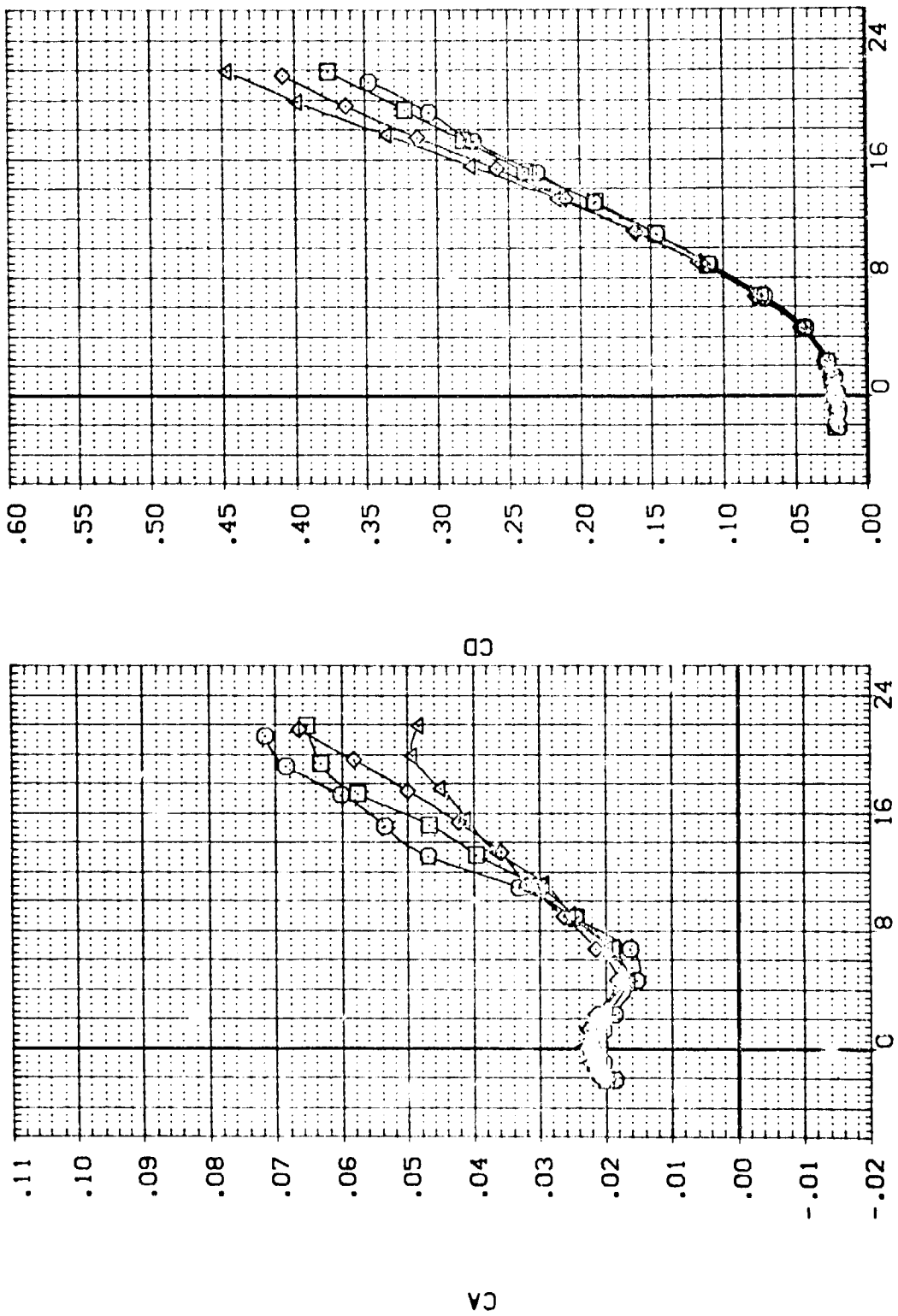


FIGURE 5. EFFECT OF FILLET ON WING NO 3 AERO CHARACT (AIRFOIL SECTION)

(C)MACH = .80

DATA SET SYMBOL	CONFIGURATION DESCRIPTION	WINGNO	WINGSC	FLTSCT	LAMDAF	REFERENCE INFORMATION
(BP5301)	LARC 8-TPT-657/660, LC-100 CRB, (SHIPS)	3.000	1.000	1.000	35.000	SREF 173.1312
(BP5303)	LARC 8-TPT-657/660, LO-100 CRB, (SHIPS)	3.000	1.000	1.000	60.000	LREF 25.5100
(BP5305)	LARC 8-TPT-657/660, LO-100 CRB, (SHIPS)	3.000	1.000	1.000	70.000	SREF 24.9096
(BP5307)	LARC 8-TPT-657/660, LO-100 CRB, (SHIPS)	3.000	1.000	1.000	78.000	XMRP 18.8335
						ZMRP 10.0000
						SCALE .0169
						SCALE .0169

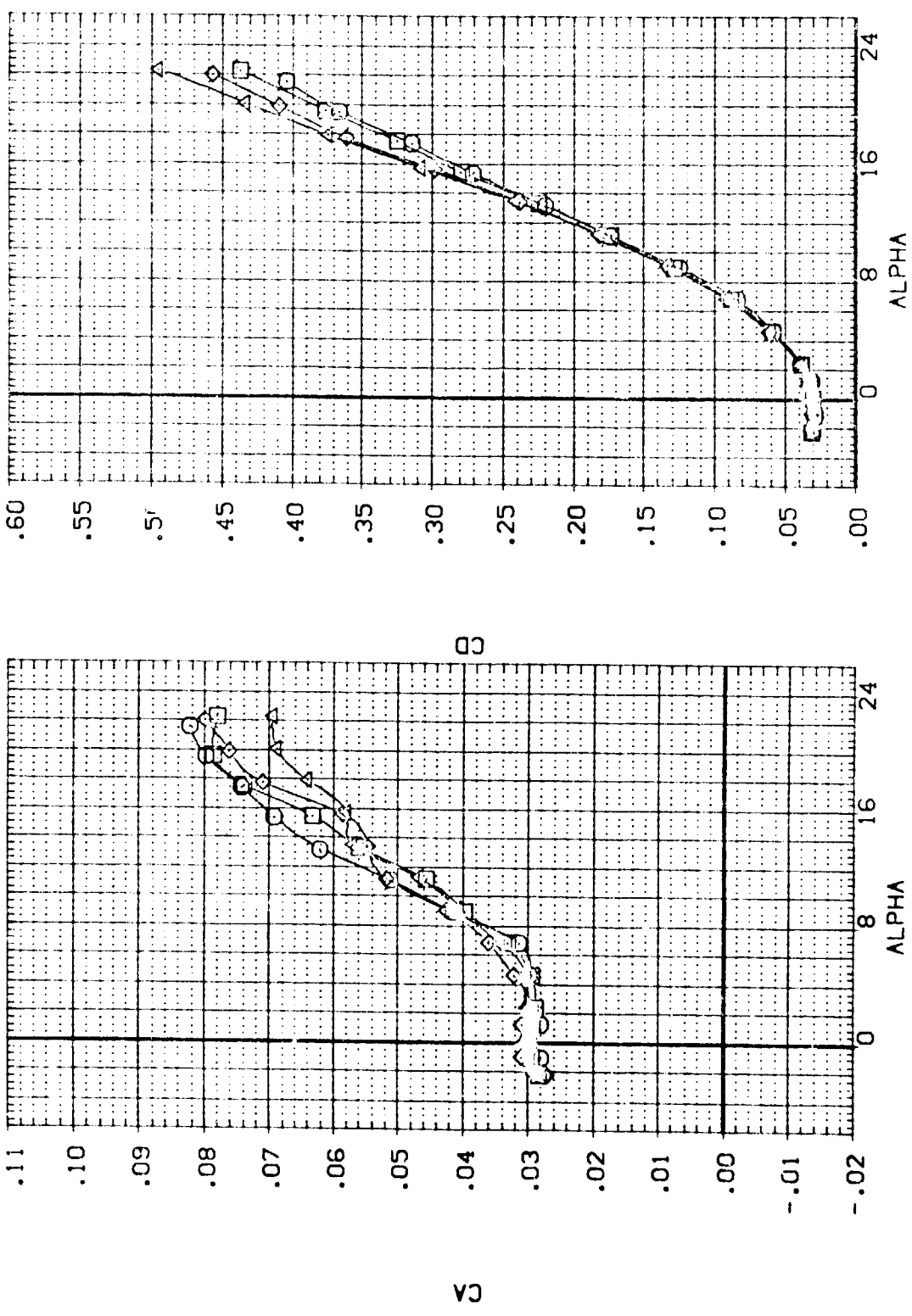


FIGURE 5. EFFECT OF FILLET ON WING NO 3 AERO CHARACTER (AIRFOIL SECTION)

(O)MACH = .90

DATA SET SYMBOL
 (BP5301)
 (BP5302)
 (BP5303)
 (BP5304)
 (BP5305)
 (BP5307)

CONFIGURATION DESCRIPTION
 LARC 8-TPT-657/660.LD-100 ORB. (SHIPS)
 LARC 8-TPT-657/660.LD-100 ORB. (SHIPS)
 LARC 8-TPT-657/660.LD-100 ORB. (SHIPS)
 LARC 8-TPT-657/660.LD-100 ORB. (SHIPS)

(BV3VFB)
 (BV3VFB)
 (BV3VFB)
 (BV3VFB)

WINGNO 3.000
 3.000
 3.000
 3.000
 3.000

VINGSC 1.000
 1.000
 1.000
 1.000
 1.000

FLTSCT 1.000
 1.000
 1.000
 1.000
 1.000

LAMDAF 35.000
 60.000
 70.000
 78.000

REFERENCE INFORMATION
 SREF 173.1312 SO. IN.
 LREF 25.5100 INCHES
 BREF 20.9096 INCHES
 XMRP 18.8356 INCHES
 ZMRP .0000 INCHES
 SCALE .0188 INCHES

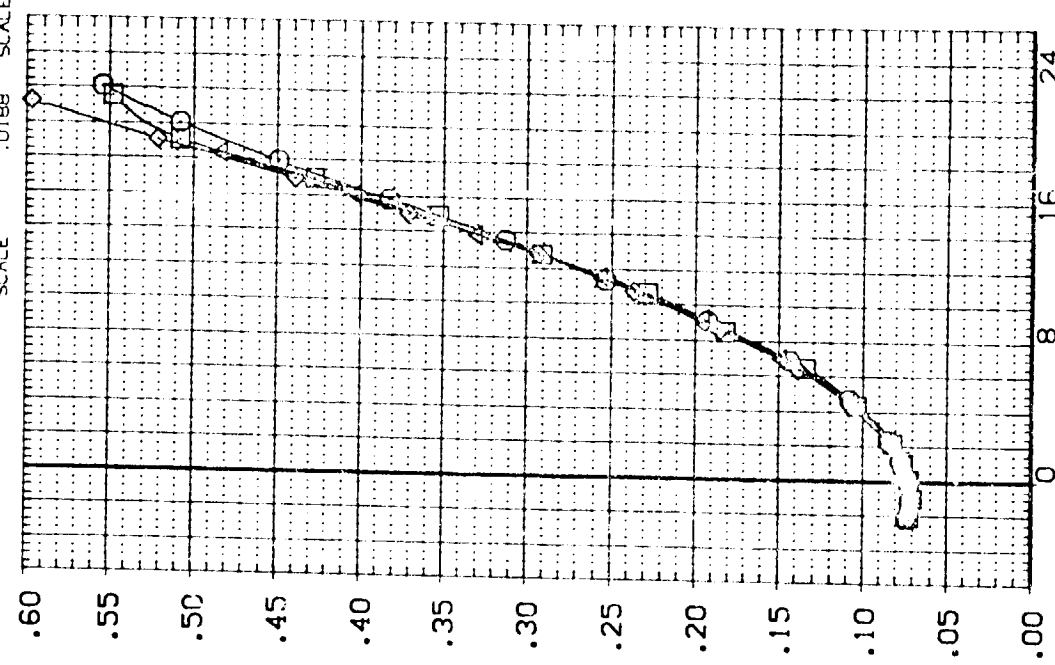
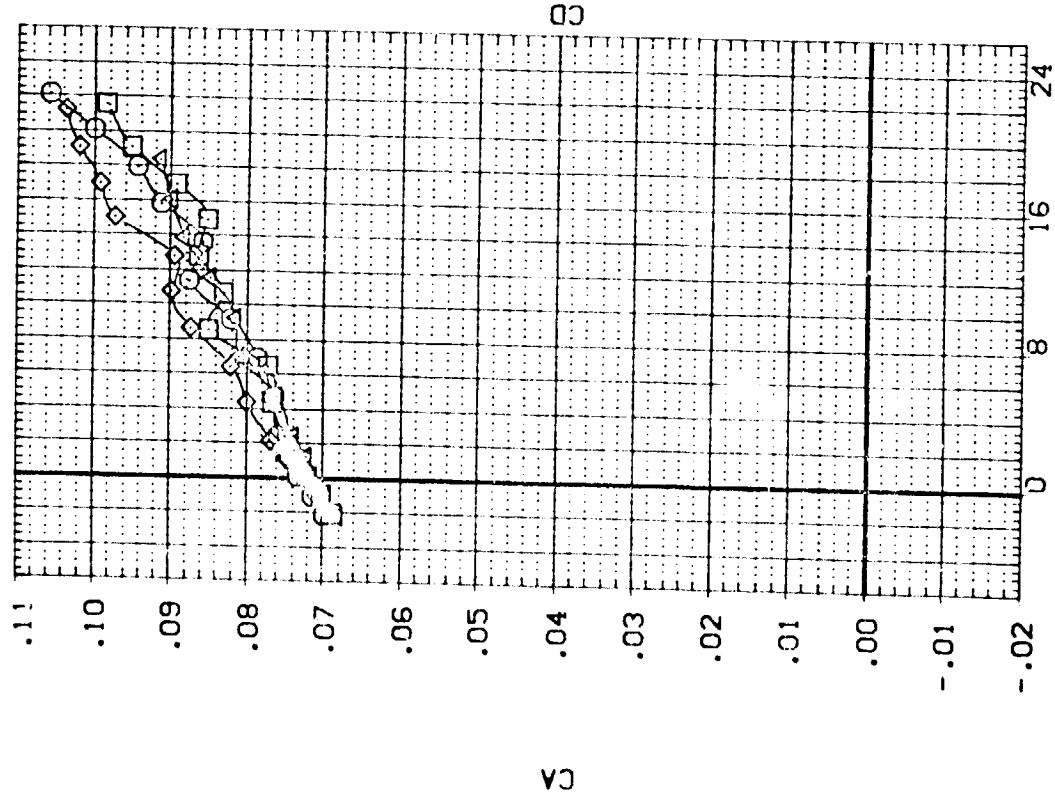


FIGURE 5. EFFECT OF FILLET ON WING NO 3 AERO CHARACT (AIRFOIL SECTION)

(CJMACH = .98

DATA SET SYMBOL CONFIGURATION DESCRIPTION

(BPS301) LARC 8-TPT-657/650.LO-100 CRB (SHIPS) (BV3VFB)

(BPS303) LARC 8-TPT-657/650.LO-100 CRB (SHIPS) (BV3VFB)

(BPS305) LARC 8-TPT-657/650.LO-100 CRB (SHIPS) (BV3VFB)

(BPS307) LARC 8-TPT-657/650.LO-100 CRB (SHIPS) (BV3VFB)

WINGND VINGSC FLTCT LAMDAF

3.000 .000 1.000 35.000

3.000 .000 1.000 60.000

3.000 .000 1.000 70.000

3.000 .000 1.000 78.000

REFERENCE INFORMATION

SO. IN. 173.1312

INCHES 25.5100

INCHES 25.9096

INCHES 18.8365

INCHES .0000

INCHES .0000

SCALE .0188

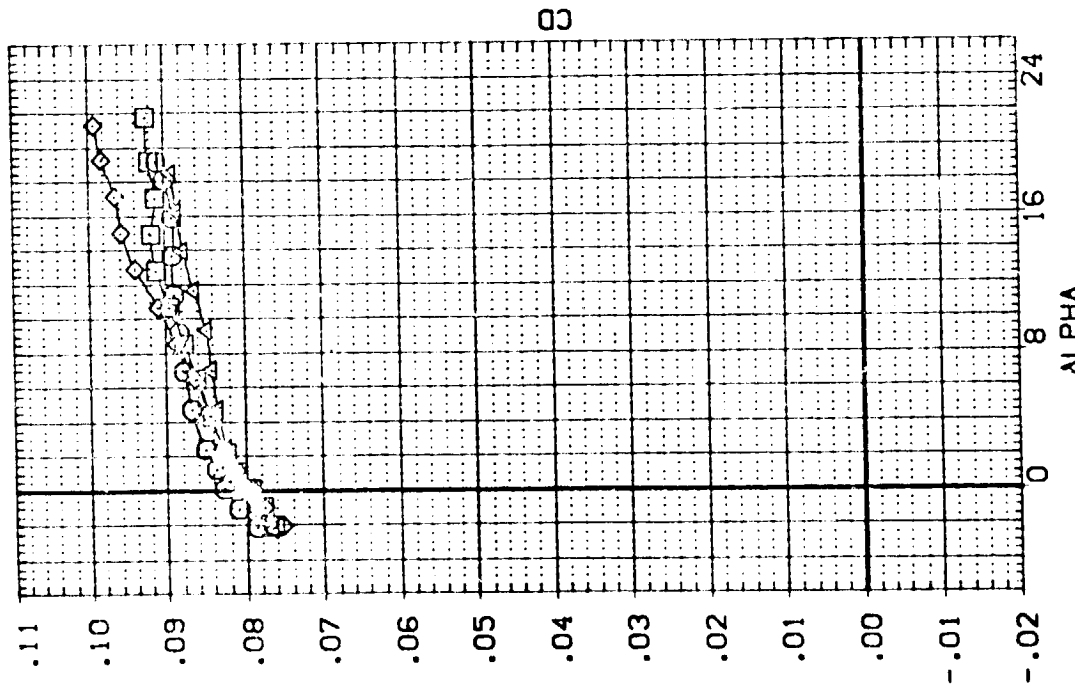
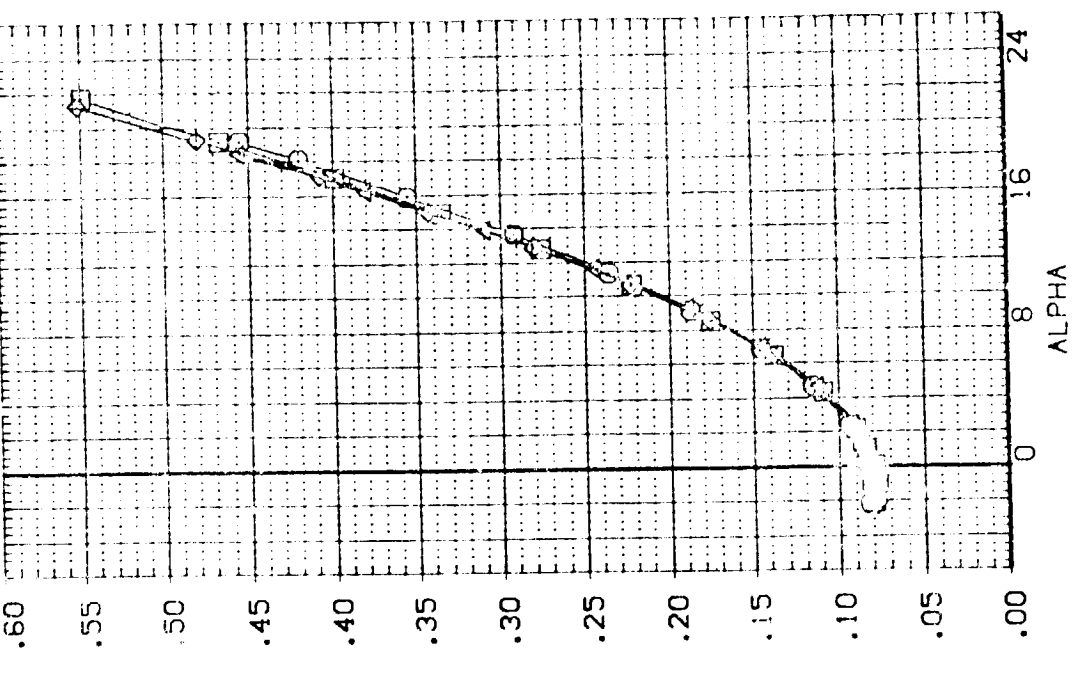


FIGURE 5. EFFECT OF FILLET ON WING NO 3 AERO CHARACT (AIRFOIL SECTION)

(F)MACH = 1.20

DATA SET SYMBOL	CONFIGURATION DESCRIPTION	(SHIPS)	(SHIPS)	(SHIPS)	(SHIPS)	WINGND	VINGSC	FLTST	LAMDAF	REFERENCE INFORMATION	SO. IN.
(BPS301)	LARC 8-TPT-657/660.LD-100 ORB	(SHIPS)	(SHIPS)	(SHIPS)	(SHIPS)	3.000	1.000	1.000	35.000	SREF	173.1312
(BPS303)	LARC 8-TPT-657/660.LD-100 ORB	(SHIPS)	(SHIPS)	(SHIPS)	(SHIPS)	3.000	1.000	1.000	60.000	LREF	25.5100
(BPS305)	LARC 8-TPT-657/660.LD-100 ORB	(SHIPS)	(SHIPS)	(SHIPS)	(SHIPS)	3.000	1.000	1.000	70.000	BREF	20.9096
(BPS307)	LARC 8-TPT-657/660.LD-100 ORB	(SHIPS)	(SHIPS)	(SHIPS)	(SHIPS)	3.000	1.000	1.000	78.000	XMRP	18.8366
										YMRP	.0000
										ZMRP	.0000
										SCALE	.0188

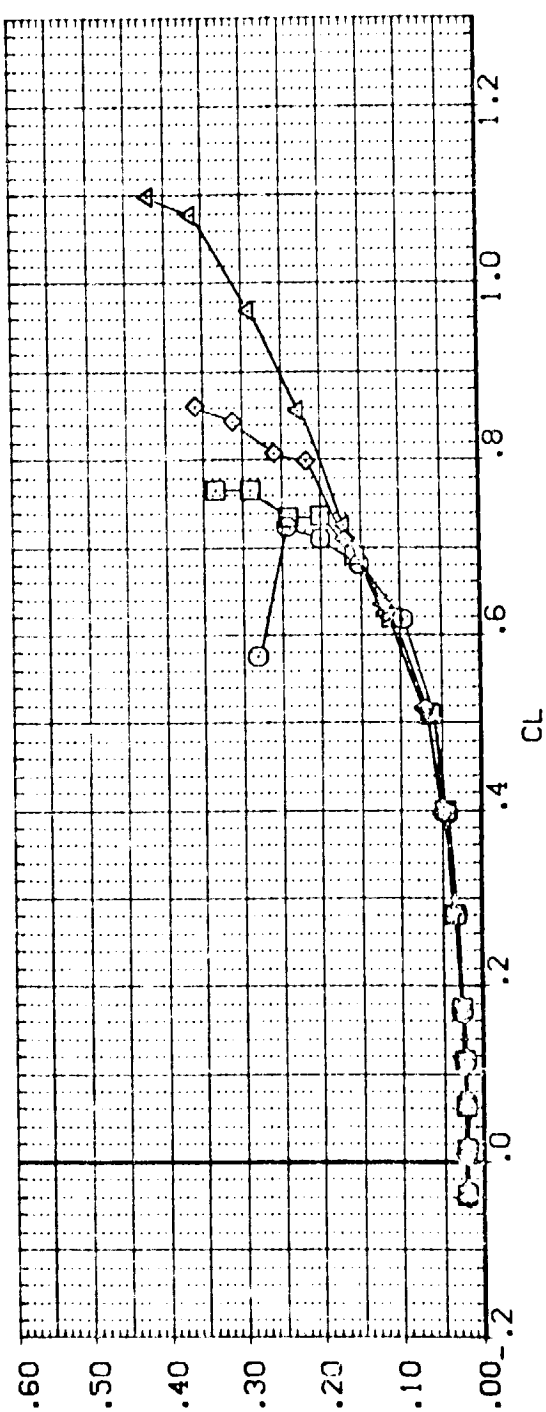
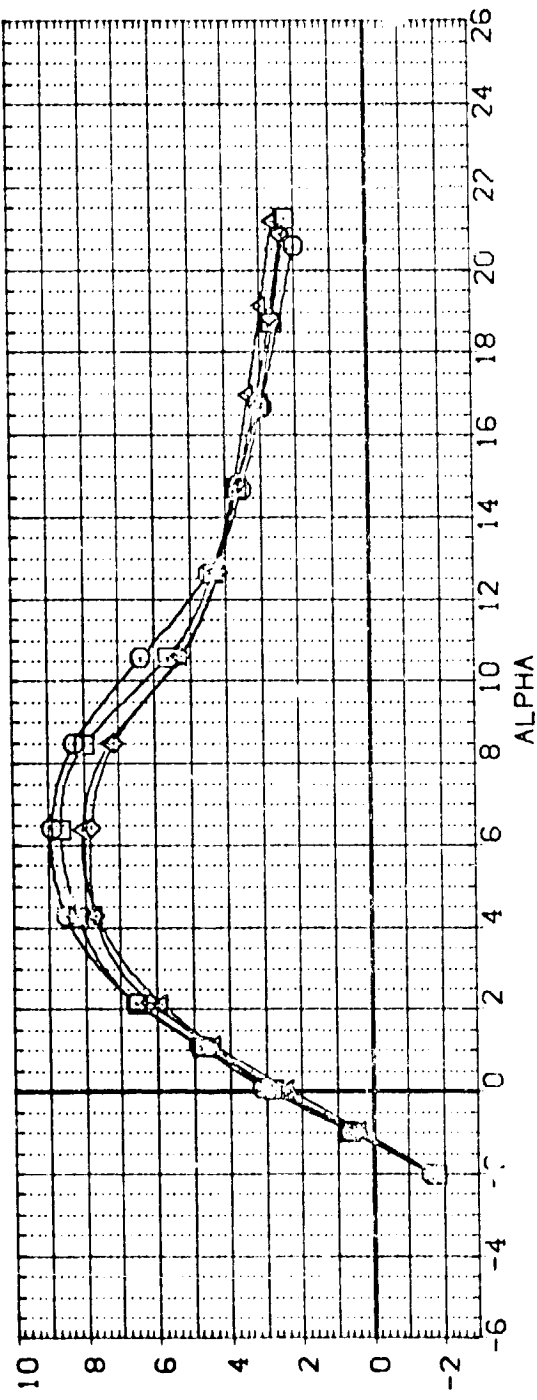


FIGURE 5. EFFECT OF FILLET ON WING NO 3 AERO CHARACT (AIRFOIL SECTION)

(A)MACH = .35

DATA SET SYMBOL	CONFIGURATION DESCRIPTION	WINGNO	WINGSC	FLTSCT	LANDAF	REFERENCE INFORMATION
(B95301)	LARC 8-TPT-657/660, LO-100 (648)	3.000	1.000	1.000	35.000	SREF 173.1312
(B95303)	LARC 8-TPT-657/660, LO-100 (648)	3.000	1.000	1.000	60.000	LREF 25.5100
(B95305)	LARC 8-TPT-657/660, LO-100 (648)	3.000	1.000	1.000	70.000	BREF 20.8266
(B95307)	LARC 8-TPT-657/660, LO-100 (648)	3.000	1.000	1.000	78.000	XMRD 8.335
						YMRD .0000
						ZMRD .0000
						SCALE 0.150

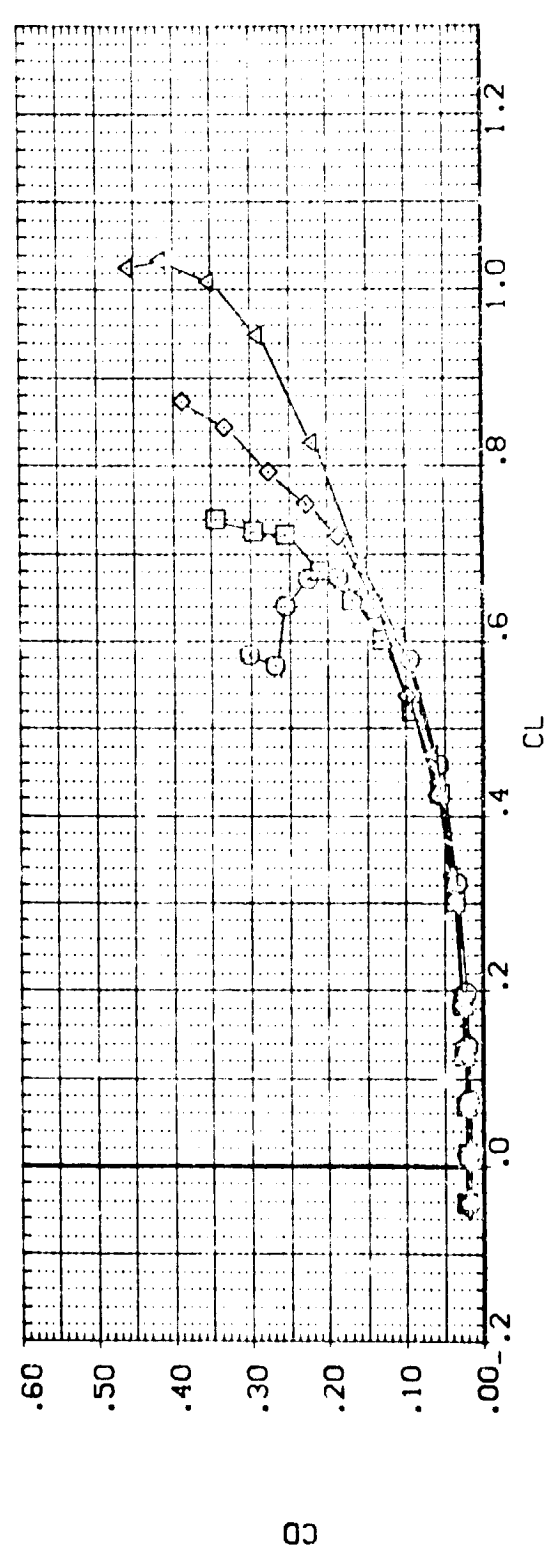
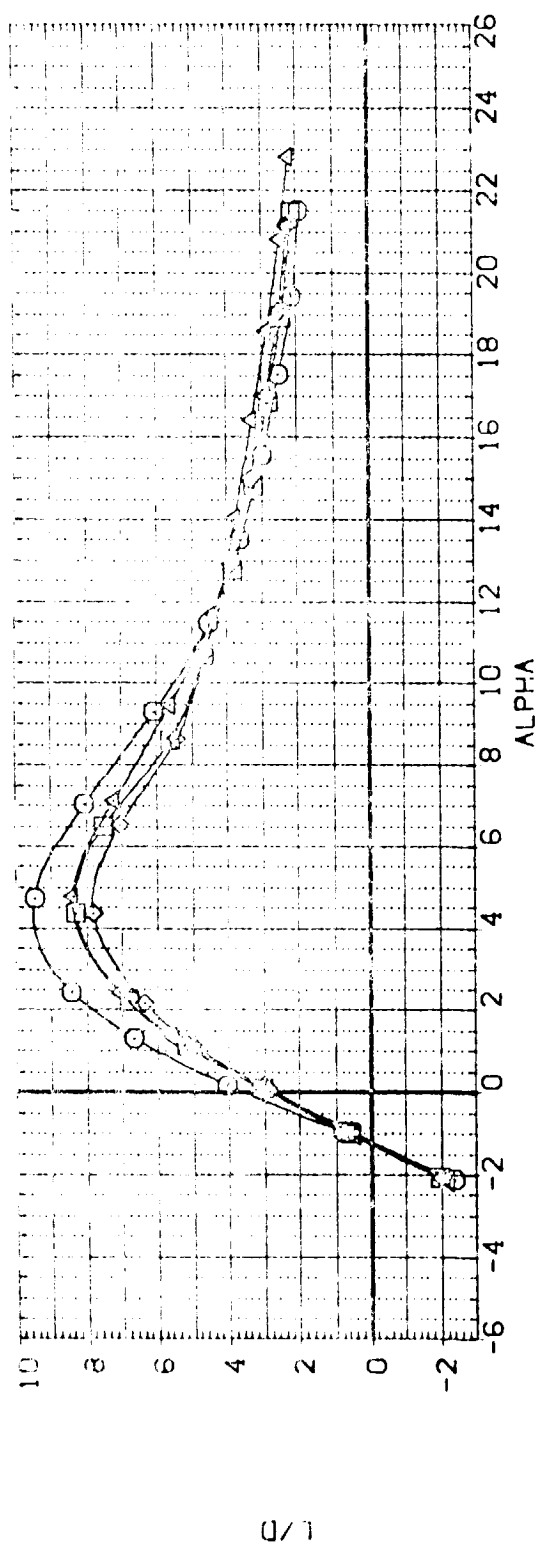


FIGURE 5. EFFECT OF FILLET ON WING NO 3 AERO CHARACT (AIRFOIL SECTION)

(B)MACH = .60

DATA SET SYMBOL	CONFIGURATION DESCRIPTION	WINGNO	WINGSC	FLTSCT	LAMDAF	REFERENCE INFORMATION
(BP5301)	LARC 8-TPT-657/660, LO-100 ORB. (SHIPS)	3.000	1.000	1.000	35.000	SREF 173.1312 50. IN
(BP5303)	LARC 8-TPT-657/660, LO-100 ORB. (SHIPS)	3.000	1.000	1.000	60.000	LREF 25.5100 INCHES
(BP5305)	LARC 8-TPT-657/660, LO-100 ORB. (SHIPS)	3.000	1.000	1.000	70.000	BREF 20.9096 INCHES
(BP5307)	LARC 8-TPT-657/660, LO-100 ORB. (SHIPS)	3.000	1.000	1.000	78.000	XMRP 18.8366 INCHES
						YMRP .0000 INCHES
						ZMRP .0000 INCHES
						SCALE .0188 SCALE

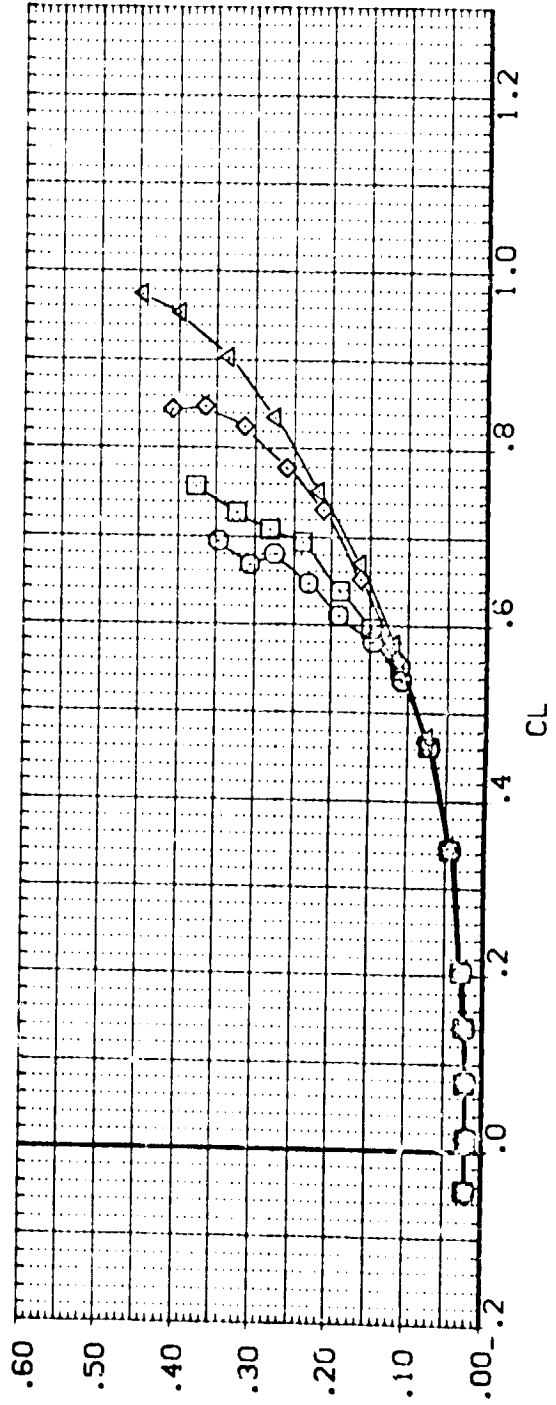
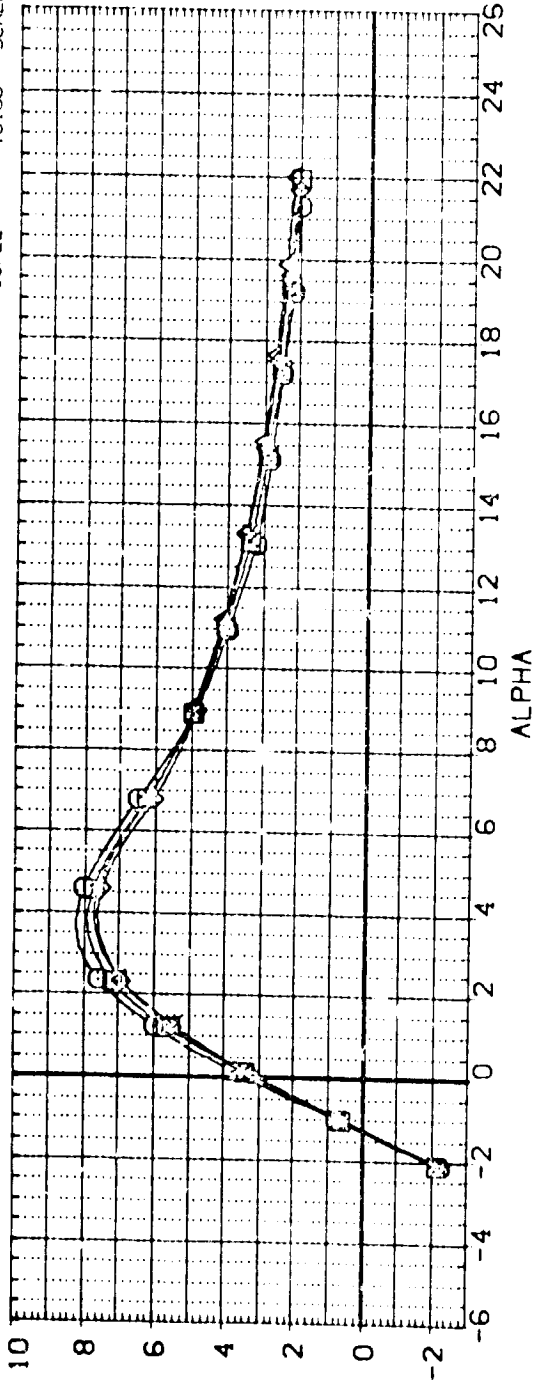


FIGURE 5. EFFECT OF FILLET ON WING NO 3 AERO CHARACT (AIRFOIL SECTION)

(C)MACH = .80

DATA SET SYMBOL	CONFIGURATION DESCRIPTION	(BV3VFB)	VINGND	VINGSC	FLTSC	LAMDAF	REFERENCE INFORMATION	SO. IN.
(BP5301)	LARC 7-PT-657/660, LO-100 DRB. (S41PS)	(BV3VFB)	3.000	1.000	1.000	35.000	SREF	173.1314
(BP5303)	LARC 8-PT-657/660, LO-100 DRB. (S41PS)	(BV3VFB)	3.000	1.000	1.000	60.000	LREF	26.5100
(BP5305)	LARC 8-PT-657/660, LO-100 DRB. (S41PS)	(BV3VFB)	3.000	1.000	1.000	70.000	BREF	26.9006
(BP5307)	LARC 8-PT-657/660, LO-100 DRB. (S41PS)	(BV3VFB)	3.000	1.000	1.000	78.000	XMRP	18.8366
							ZMRP	.0000
							SCALE	.0000
								.C188
								INCHES
								SCALE

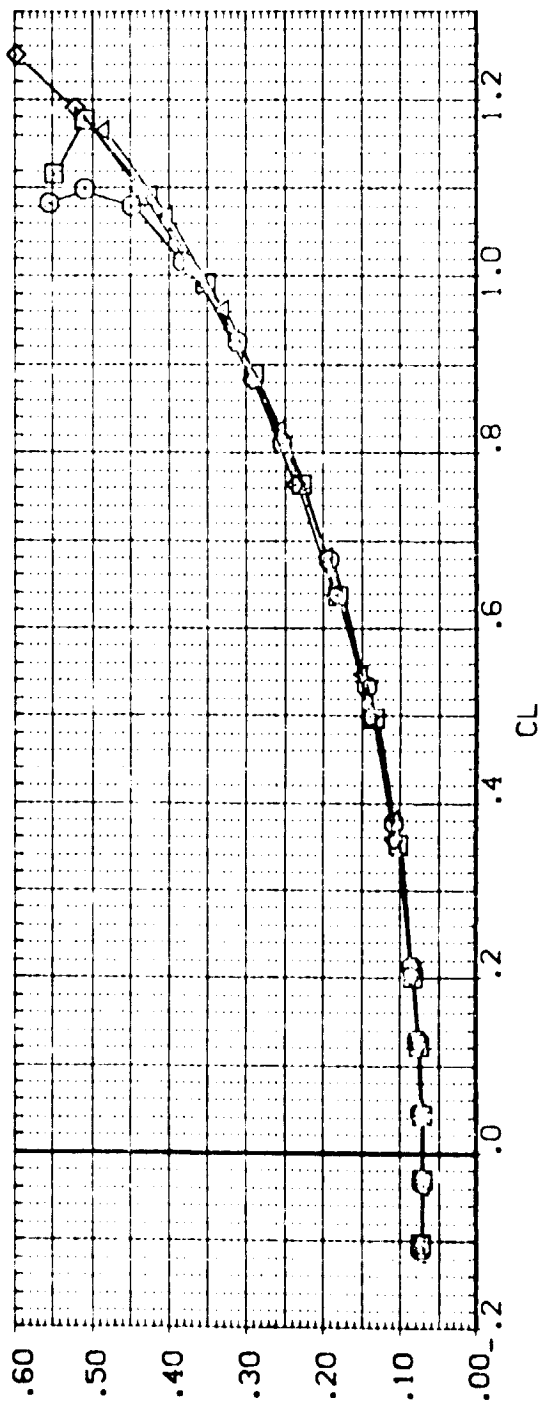
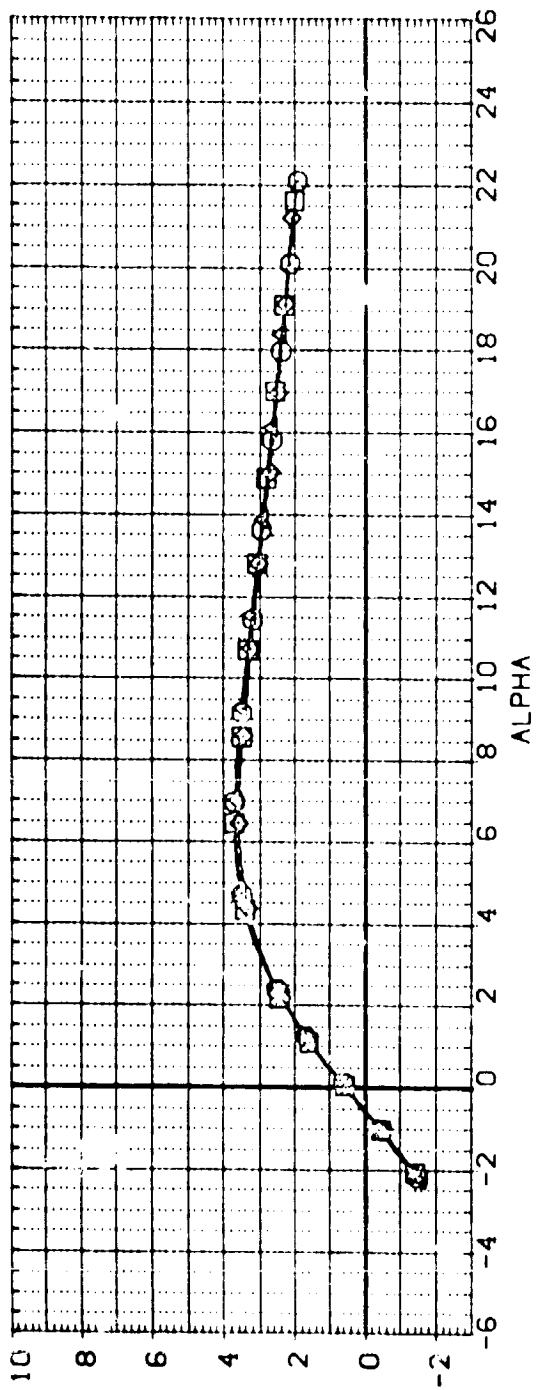


FIGURE 5. EFFECT OF FILLET ON WING NO 3 AERO CHARACTER (AIRFOIL SECTION)

(C)MACH = .98

DATA SET SYMBOL CONFIGURATION DESCRIPTION

(BP5301) LARC 8-TPT-657/660.L0-100 CRB.(SHIPS) (BM3VFB)

(BP5303) LARC 8-TPT-657/660.L0-100 CRB.(SHIPS) (BM3VFB)

(BP5305) LARC 8-TPT-657/660.L0-100 CRB.(SHIPS) (BM3VFB)

(BP5307) LARC 8-TPT-657/660.L0-100 CRB.(SHIPS) (BM3VFB)

WINGNO WINGSC FLTSC LAMDAF

3.000 1.000 1.001 35.000

3.000 1.000 1.001 60.000

3.000 1.000 1.001 70.000

3.000 1.000 1.001 78.000

REFERENCE INFORMATION

SREF 173.1312 SC.IN.

LREF 25.5100 INCHES

BREF 20.3095 INCHES

XPRP 18.3365 INCHES

YPRP .0000 INCHES

ZPRP .0000 INCHES

SCALE .0188 SCALE

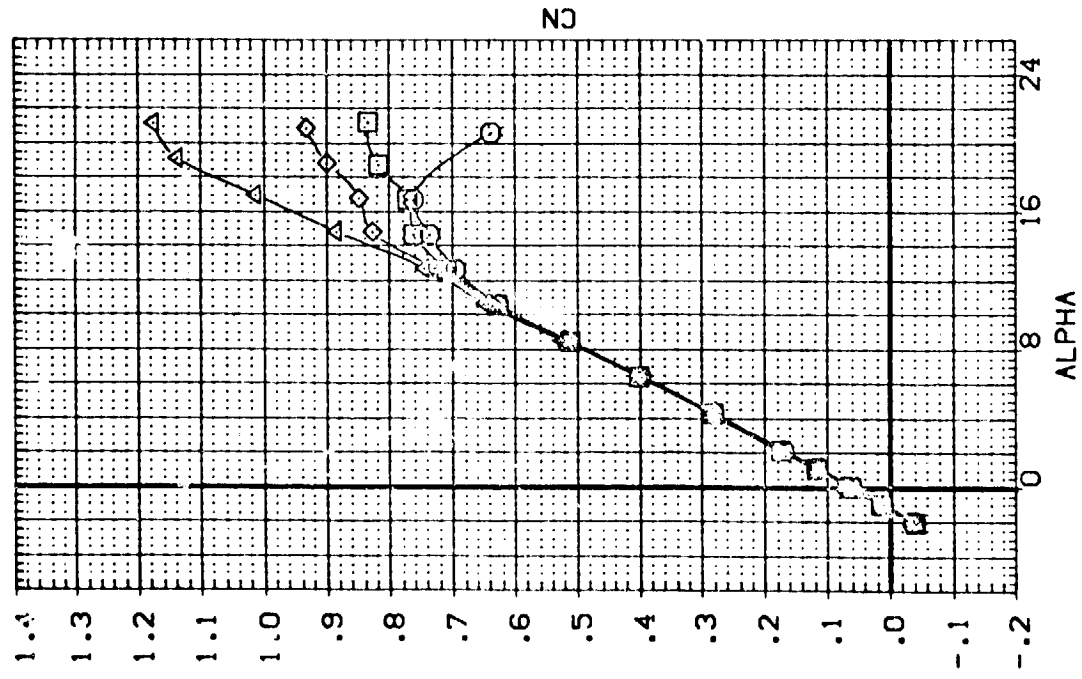
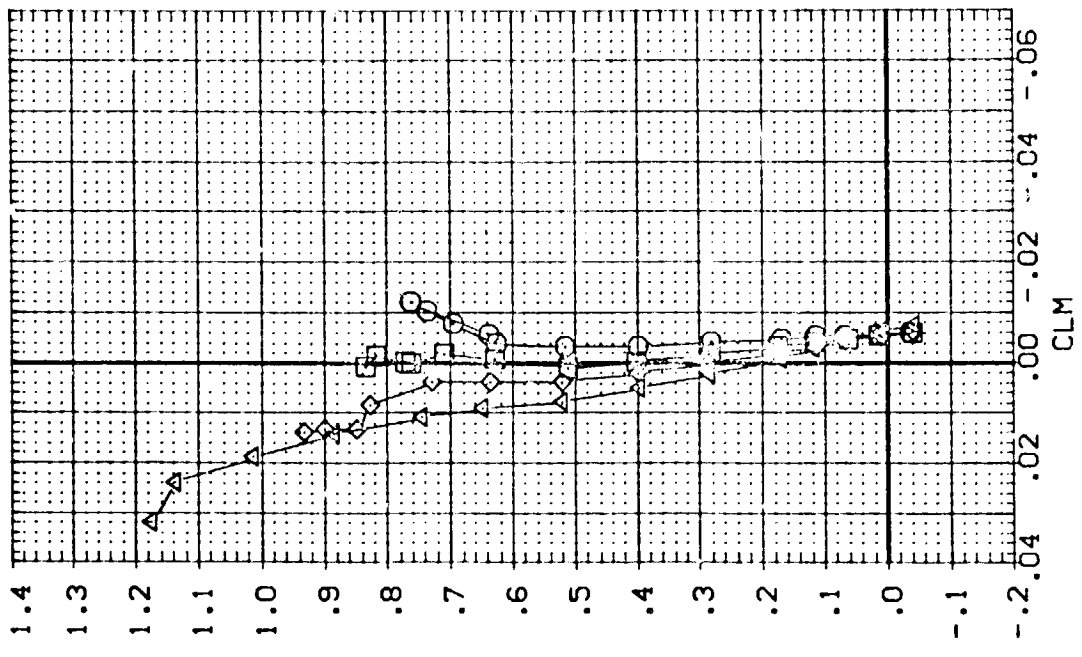


FIGURE 5. EFFECT OF FILLET ON WING NO 3 AERO CHARACT (AIRFOIL SECTION)
 (A)MACH = .35

DATA SET SYMBOL CONFIGURATION DESCRIPTION
 (B05301) LARC 8-TPT-657/660-10-100 098 (SHIPS)
 (B05302) LARC 8-TPT-657/660-10-100 098 (SHIPS)
 (B05303) LARC 8-TPT-657/660-10-100 098 (SHIPS)
 (B05304) LARC 8-TPT-657/660-10-100 098 (SHIPS)
 (B05305) LARC 8-TPT-657/660-10-100 098 (SHIPS)

(B03VFB) (B03VFB)
 (B03VFB) (B03VFB)
 (B03VFB) (B03VFB)
 (B03VFB) (B03VFB)

WINGNO 3.000
 3.000
 3.000
 3.000
 3.000

WINGSC .000
 .000
 .000
 .000
 .000

FLTSTCT 1.000
 1.000
 1.000
 1.000
 1.000

LAMDAF 35.000
 60.000
 70.000
 78.000
 78.000

REFERENCE INFORMATION
 SREF 173.1312 SQ. IN.
 LREF 23.5100 INCHES
 BREF 23.5000 INCHES
 XMRP 1.316166 INCHES
 YMRP .0000 INCHES
 ZMRP .0000 INCHES
 SCALE 11.88 SCALE

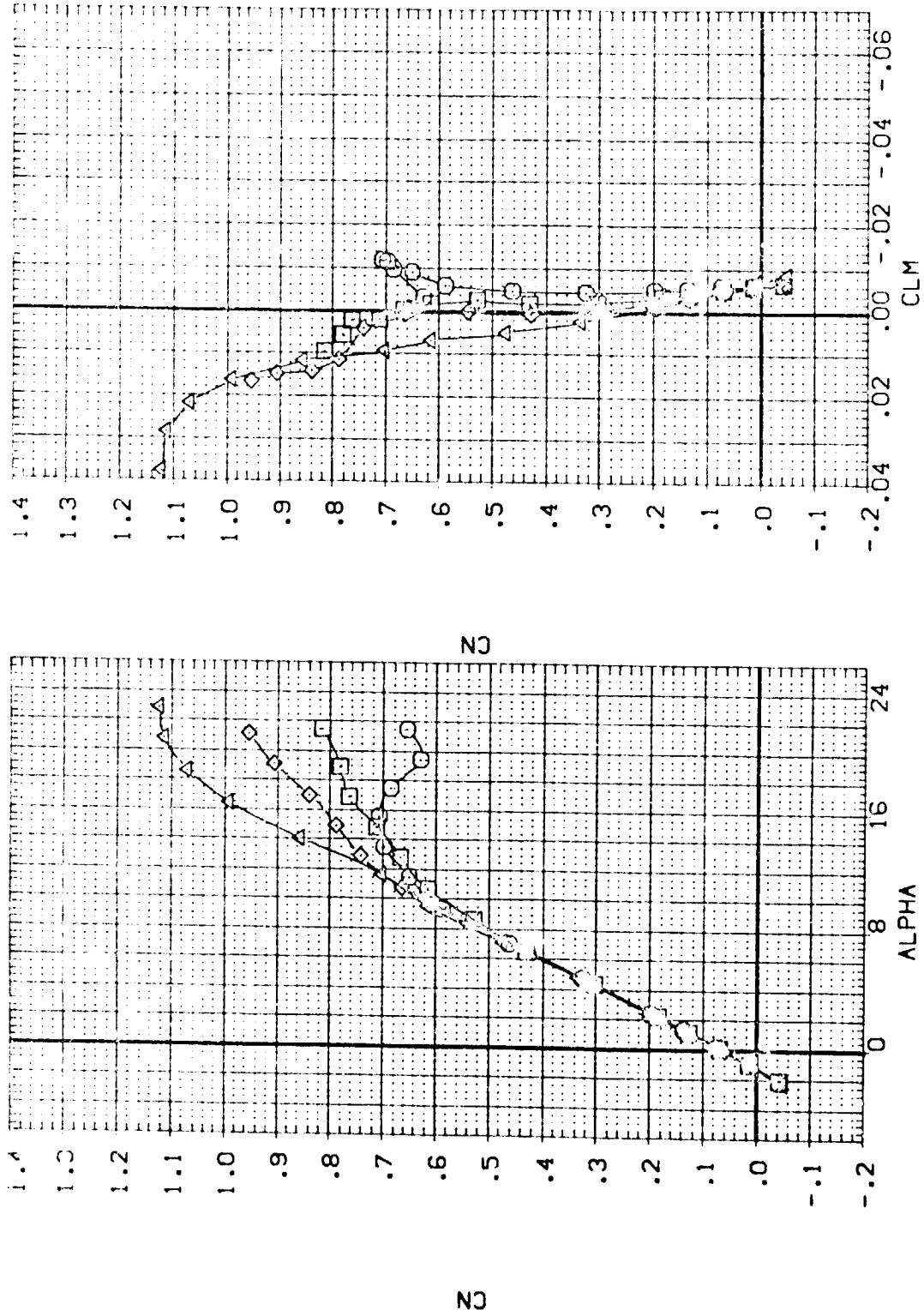


FIGURE 5. EFFECT OF FILLET ON WING NO 3 AERO CHARACT (AIRFOIL SECTION)

(B)MACH = .60

DATA SET SYMBOL: (BPS301), (BPS303), (BPS305), (BPS307)
 CONFIGURATION DESCRIPTION: LARC 8-TPT-657/660, LO-100 CR8, (SHIPS); LARC 8-TPT-657/660, LC-100 CR8, (SHIPS); LARC 8-TPT-657/660, LC-100 CR8, (SHIPS); LARC 8-TPT-657/660, LO-100 CR8, (SHIPS)
 WING SC: 3.000, 3.000, 3.000, 3.000
 FLTSCT: 1.000, 1.000, 1.000, 1.000
 LAMDAF: 35.000, 60.000, 70.000, 78.000
 REFERENCE INFORMATION: SREF 173.1312, LRREF 25.5100, BRREF 20.5035, VMREF 18.8265, ZMRP .0000, SCALE .0189

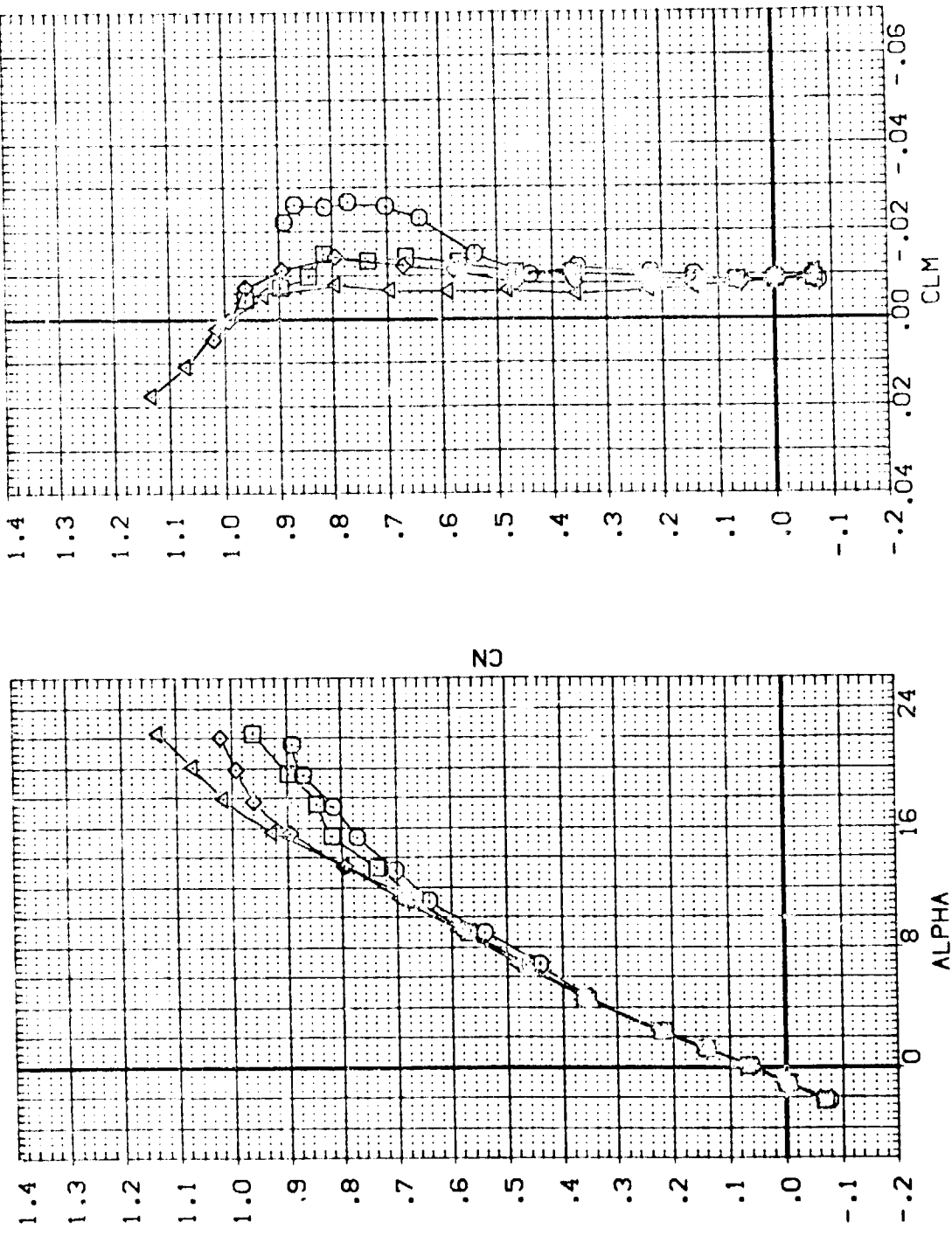


FIGURE 5. EFFECT OF FILLET ON WING NO 3 AERO CHARACT (AIRFOIL SECTION)

(D)MACH = .90

DATA SET SYMBOL
 (BP3301)
 (BP3303)
 (BP3305)
 (BP3307)

CONFIGURATION DESCRIPTION
 LARC 8-TPT-657/660.LO-100 DRB. (SHIPS)
 LARC 8-TPT-657/660.LO-100 DRB. (SHIPS)
 LARC 8-TPT-657/660.LO-100 DRB. (SHIPS)
 LARC 8-TPT-657/660.LO-100 DRB. (SHIPS)

WINGNO 3.000
 3.000
 3.000
 3.000

FLTSCT 1.000
 1.000
 1.000

LAMDAF 35.000
 60.000
 70.000
 78.000

REFERENCE INFORMATION
 SREF 173.1312 SQ. IN.
 LREF 25.5100 INCHES
 BREF 20.9096 INCHES
 XMRP 18.9356 INCHES
 YMRP .0000 INCHES
 ZMRP .0000 INCHES
 SCALE .0155 SCALE

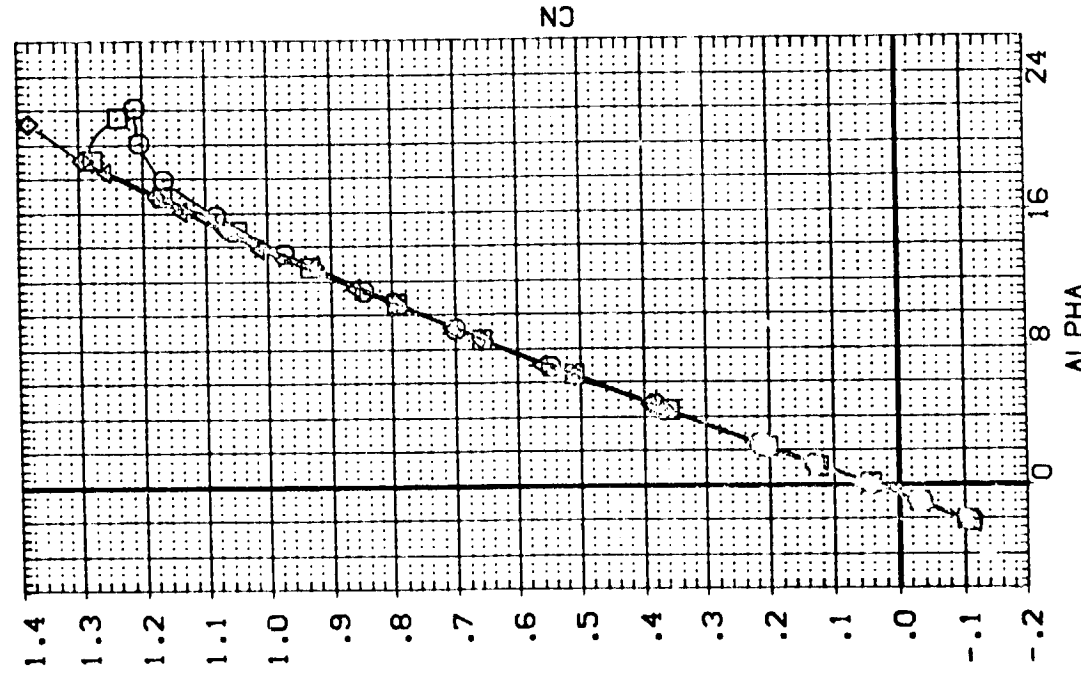
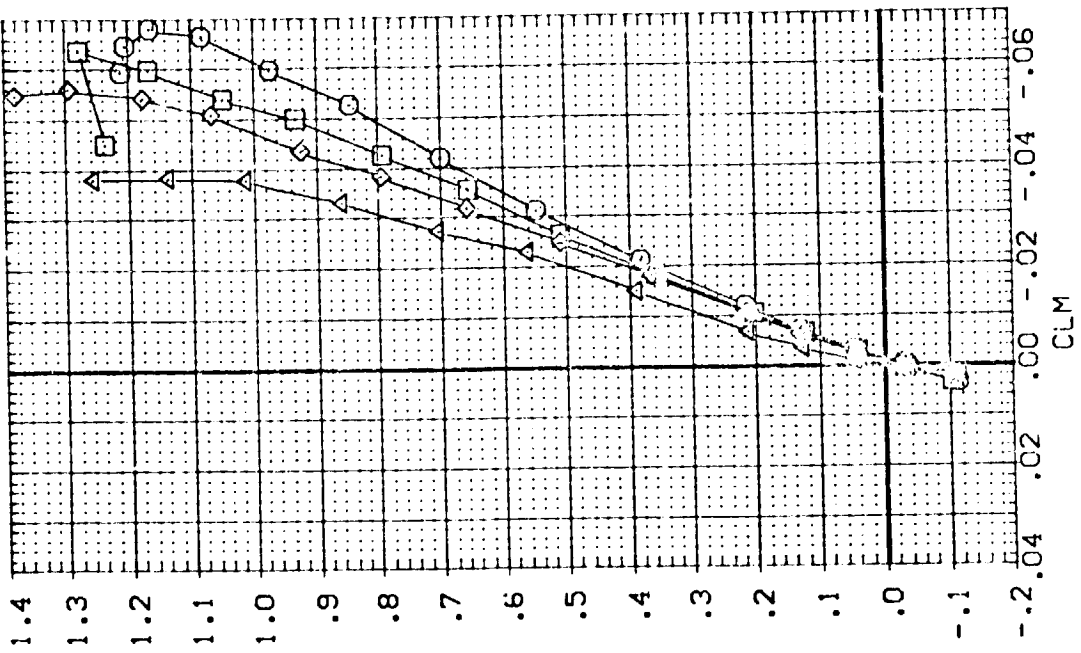


FIGURE 5. EFFECT OF FILLET ON WING NO 3 AERO CHARACT (AIRFOIL SECTION)

(M)MACH = .98

DATA SET SYMBOL

(B95301) □

(B95303) ○

(B95305) △

(B95307) ×

CONFIGURATION DESCRIPTION

LARC 3-TPT-657/660.LD-100 CR8.(SHIPS)

LARC 8-TPT-657/660.LD-30 CR8.(SHIPS)

LARC 8-TPT-657/660.LD-100 CR8.(SHIPS)

LARC 8-TPT-657/660.LD-100 CR8.(SHIPS)

(B93VFB)

(B93VFB)

(B93VFB)

(B93VFB)

WINGNO 3.000

3.000

3.000

3.000

WINGSC 1.000

1.000

1.000

1.000

FLTSCT 1.000

1.000

1.000

LAMPDF 35.000

50.000

70.000

79.000

REFERENCE INFORMATION

SREF 173.1312 50.1IN.

LREF 25.5100 1.0INCHES

BRFET 20.0000 0.8INCHES

XMRP 19.0000 0.75INCHES

YMRP 0.0000 0.00INCHES

ZMRP 0.0000 0.00INCHES

SCALE .0182 SCALE

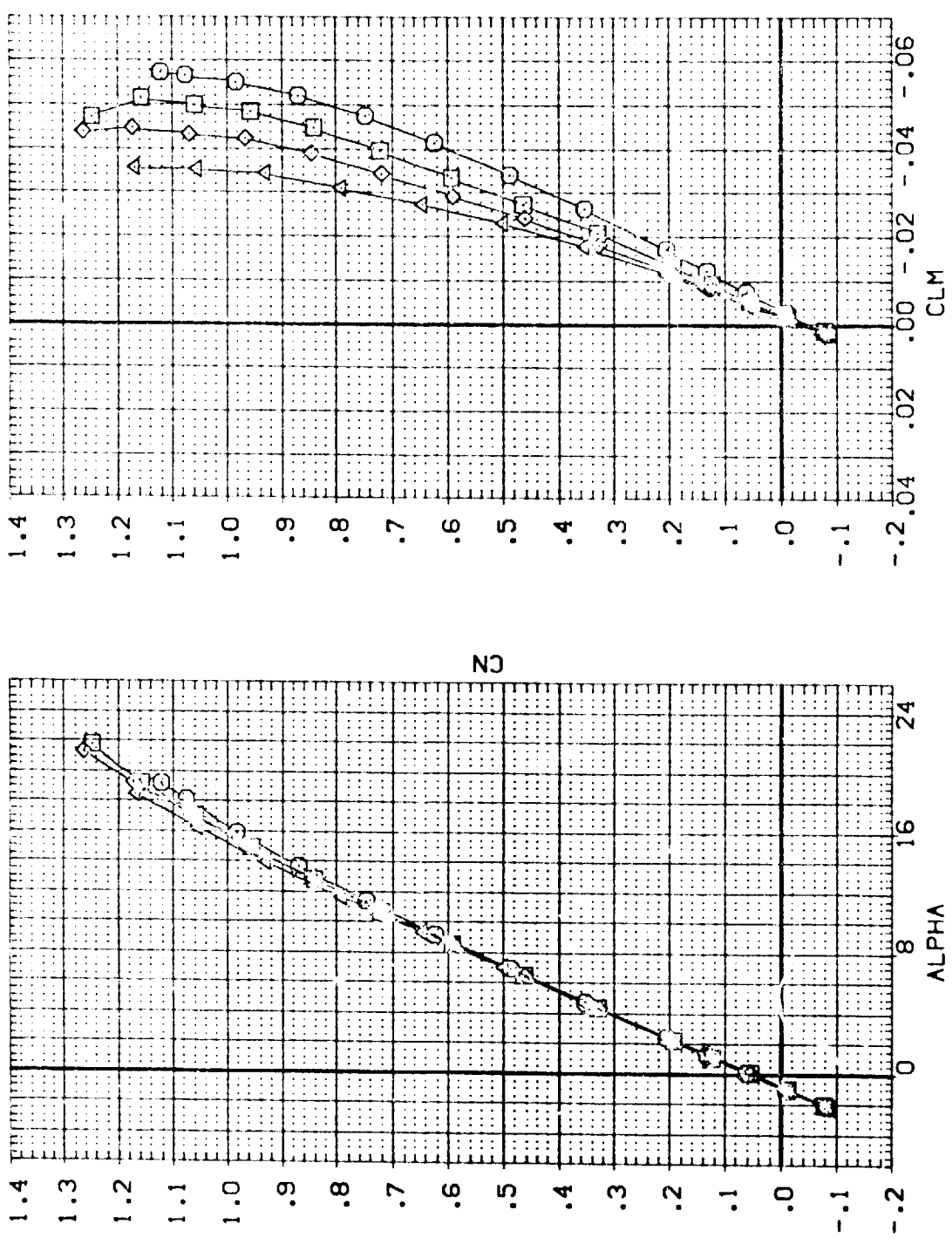


FIGURE 5. EFFECT OF FILLET ON WING NO 3 AERO CHARACT (AIRFOIL SECTION)

(F)MACH = 1.20

DATA SET SYMBOL	CONFIGURATION DESCRIPTION	(BP5301)	(BP5303)	(BP5305)	(BP5307)
□	LARC 8-TPT-657/660, LO-100 ORB (SHIPS)	(BV3VFB)	(BV3VFB)	(BV3VFB)	(BV3VFB)
○	LARC 8-TPT-657/660, LO-100 ORB (SHIPS)	(BV3VFB)	(BV3VFB)	(BV3VFB)	(BV3VFB)
◇	LARC 8-TPT-657/660, LO-100 ORB (SHIPS)	(BV3VFB)	(BV3VFB)	(BV3VFB)	(BV3VFB)
△	LARC 8-TPT-657/660, LO-100 ORB (SHIPS)	(BV3VFB)	(BV3VFB)	(BV3VFB)	(BV3VFB)

WINGNO	WINGSC	FLTCT	LAMDAF	REFERENCE INFORMATION
3.000	1.000		35.000	SREF 173.1312 SQ. IN.
3.000	1.000	1.000	60.000	LREF 25.5100 INCHES
3.000	1.000	1.000	70.000	BREF 20.9096 INCHES
3.000	1.000	1.000	78.000	XMRP 18.8356 INCHES
				YMRP .0000 INCHES
				ZMRP .0000 INCHES
				SCALE .0188

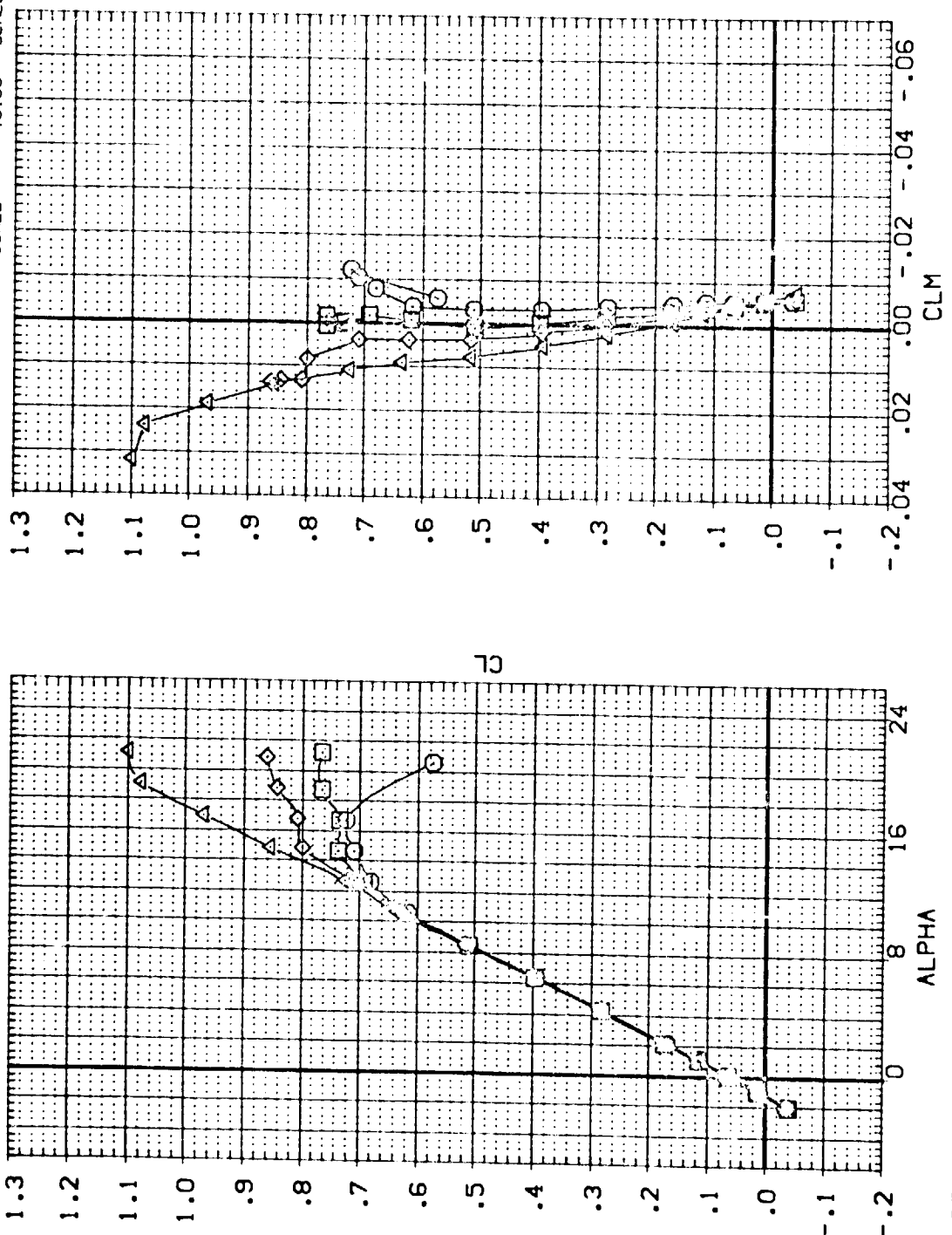


FIGURE 5. EFFECT OF FILLET ON WING NO 3 AERO CHARACT (AIRFOIL SECTION)

(A)MACH = .35

DATA SET SYMBOL
 (BP5301)
 (BP5303)
 (BP5305)
 (BP5307)

WINGNO
 3.000
 3.000
 3.000
 3.000

WINGSC
 1.000
 1.000
 1.000
 1.000

FLTSCT
 1.000
 1.000
 1.000
 1.000

LAMDAF
 35.000
 50.000
 70.000
 78.000

REFERENCE INFORMATION
 SREF 173.1312 SQ. IN.
 LREF 25.5100 INCHES
 BRFL 20.8025 INCHES
 XMAP 18.8356 INCHES
 YMAP .0000 INCHES
 ZMAP .0000 INCHES
 SCALE .0189

CONFIGURATION DESCRIPTION
 LARC 8-TPT-657/660.LG-100 CRB. (SHIPS) (BV3VFB)
 LARC 8-TPT-657/660.LG-100 CRB. (SHIPS) (BV3VFB)
 LARC 8-TPT-657/660.LG-100 CRB. (SHIPS) (BV3VFB)
 LARC 8-TPT-657/660.LG-100 CRB. (SHIPS) (BV3VFB)

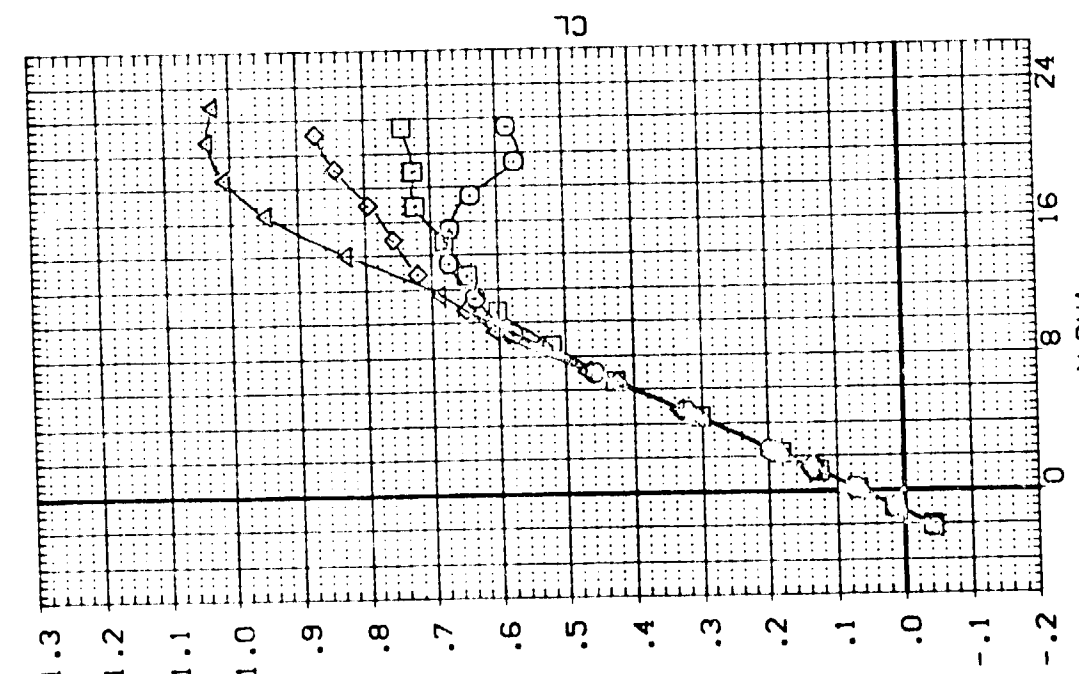
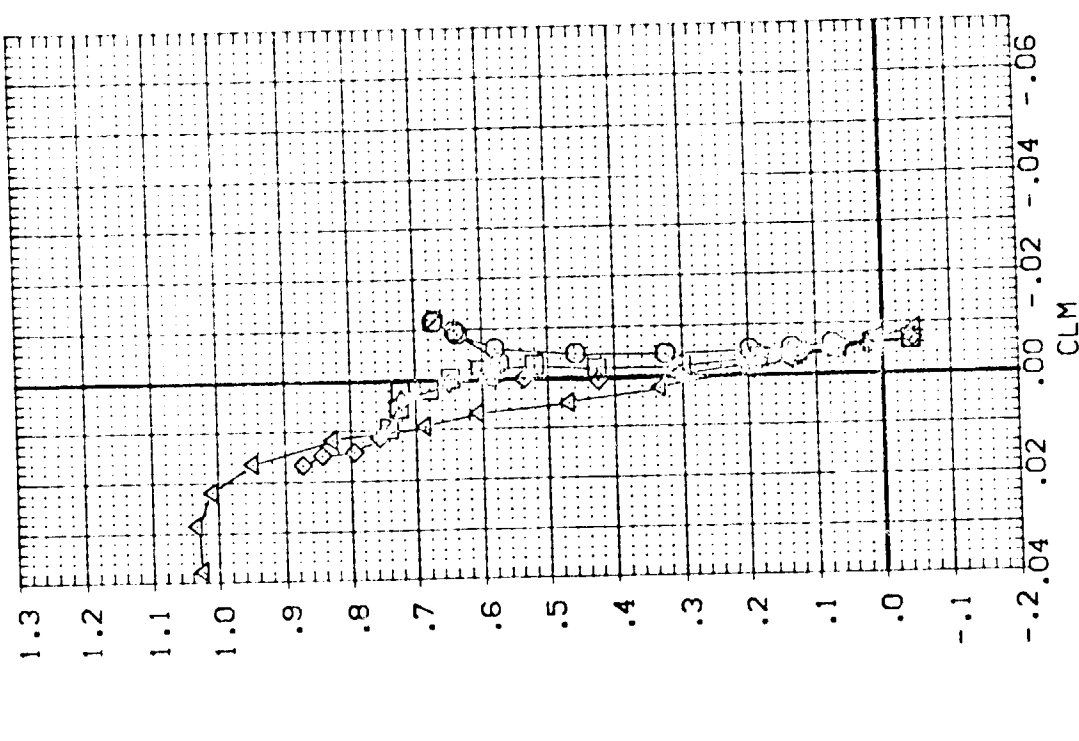


FIGURE 5. EFFECT OF FILLET ON WING NO 3 AERO CHARACT (AIRFOIL SECTION)
 (B)MACH = .60

DATA SET SYMBOL	CONFIGURATION DESCRIPTION	WINGNO	WINGSC	FLTSTCT	LANDAF	REFERENCE INFORMATION
(BP5301)	LARC 8-TPT-657/660,LC-100 DRB.(SHIPS)	3.000	1.000	35.000	SREF	173.1312 SC.IN
(BP5303)	LARC 8-TPT-657/660,LC-100 DRB.(SHIPS)	3.000	1.000	60.000	LREF	25.5100 INCHES
(BP5305)	LARC 8-TPT-657/660,LC-100 DRB.(SHIPS)	3.000	1.000	70.000	BREF	20.5096 INCHES
(BP5307)	LARC 8-TPT-657/660,LC-100 DRB.(SHIPS)	3.000	1.000	78.000	XMRP	.8 .8365 INCHES
					YMRP	.0000 INCHES
					ZMRP	.0000 INCHES
					SCALE	.0188 SCALE

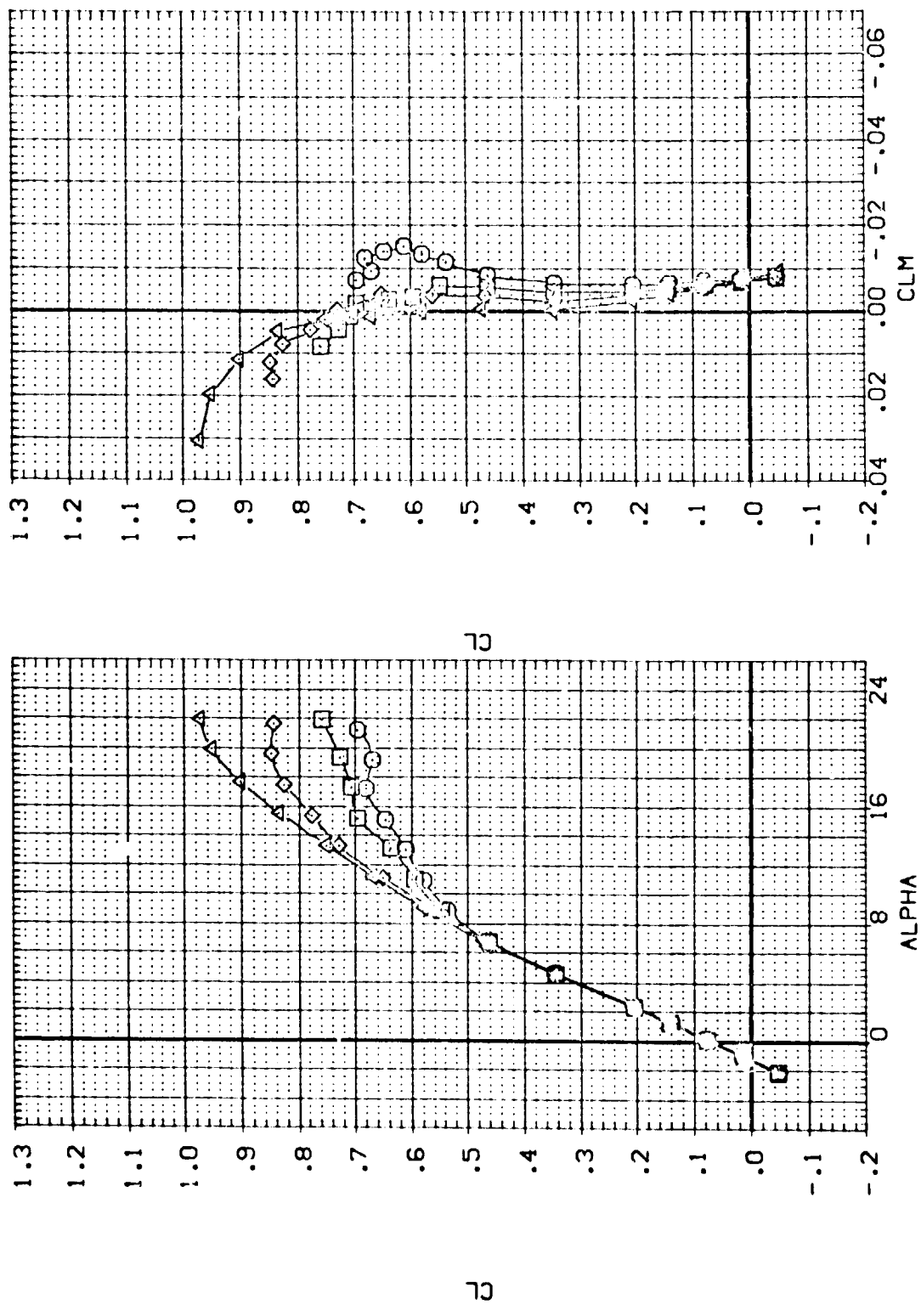


FIGURE 5. EFFECT OF FILLET ON WING NO 3 AERO CHARACTER (AIRFOIL SECTION)

(C)MACH = .80

DATA SET SYMBOL	CONFIGURATION DESCRIPTION	WINGSC	FLTSCT	LAMDAF	REFERENCE INFORMATION
(BP5301)	LARC 8-TPT-657/660.L0-100 ORB.(SHIPS)	1.000	1.000	35.000	SREF 173.1312
(BP5303)	LARC 8-TPT-657/660.L0-100 ORB.(SHIPS)	1.000	1.000	60.000	LREF 25.5100
(BP5305)	LARC 8-TPT-657/660.L0-100 ORB.(SHIPS)	1.000	1.000	70.000	BREF 20.5096
(BP5307)	LARC 8-TPT-657/660.L0-100 ORB.(SHIPS)	1.000	1.000	78.000	XMRP 19.8366
					YMRP .0000
					ZMRP .0000
					SCALE .0186
					SCALE .0186

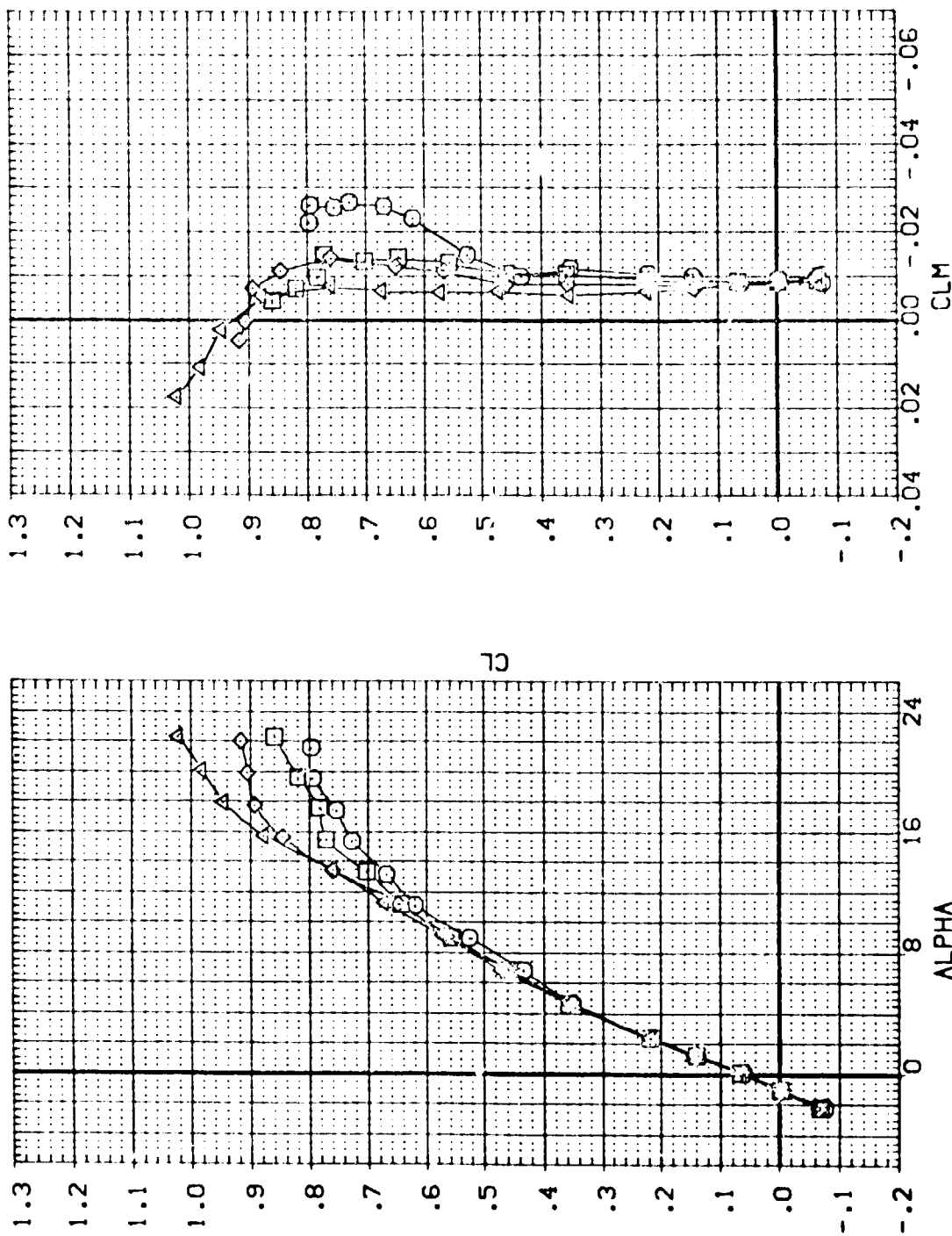


FIGURE 5. EFFECT OF FILLET ON WING NO 3 AERO CHARACT (AIRFOIL SECTION)

DATA SET SYMBOL	CONFIGURATION DESCRIPTION	WINGNO	WINGSC	FLTSC1	LAMDAF	REFERENCE INFORMATION
(BPS301)	LARC 8-TPT-657/660, LG-100 DRB. (SHIPS)	3.000	1.000	1.000	35.000	SREF 173.1312 SO. IN.
(BPS303)	LARC 8-TPT-657/660, LG-100 DRB. (SHIPS)	3.000	1.000	1.000	60.000	LREF 25.5100 INCHES
(BPS305)	LARC 8-TPT-657/660, LG-100 DRB. (SHIPS)	3.000	1.000	1.000	70.000	BREF 20.9056 INCHES
(BPS307)	LARC 8-TPT-657/660, LG-100 DRB. (SHIPS)	3.000	1.000	1.000	78.000	XMRP 1.8 INCHES
						ZMRP .0000 INCHES
						SCALE .0169 INCHES

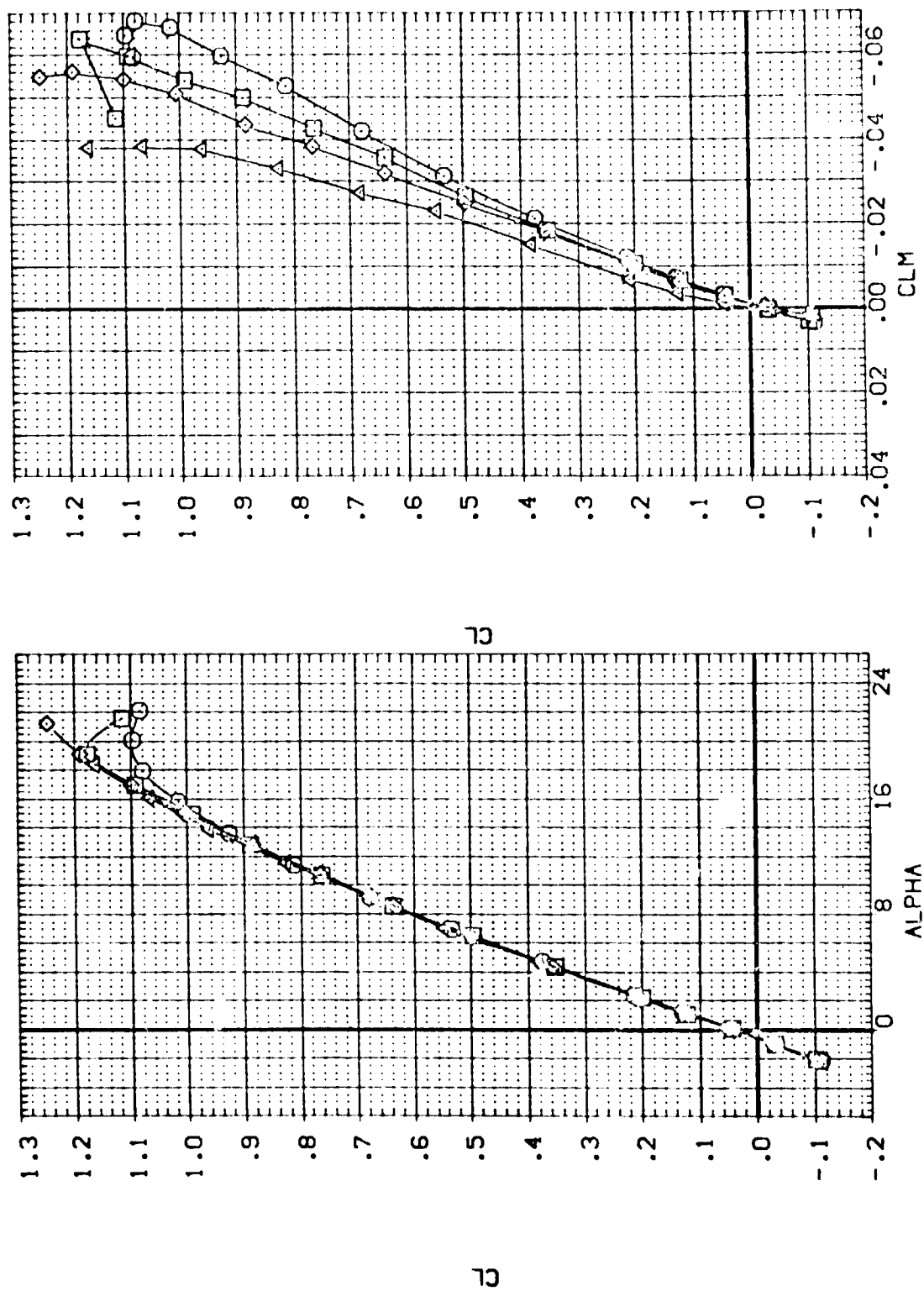


FIGURE 5. EFFECT OF FILLET ON WING NO 3 AERO CHARACT (AIRFOIL SECTION)

(C)MACH = .98

DATA SET SYMBOL	CONFIGURATION DESCRIPTION	WINGNO	WINGSC	FLTSCT	LAMPDF	REFERENCE INFORMATION
(BPS301)	LARC 8-TPT-657/660.L0-100 CRB.(SHIPS)	3.000	1.000		SREF	173.1312 SQ. IN.
(BPS303)	LARC 8-TPT-657/660.L0-100 CRB.(SHIPS)	3.000	1.000	1.000	LREF	25.5.00 INCHES
(BPS305)	LARC 8-TPT-657/660.L0-100 CRB.(SHIPS)	3.000	1.000	1.000	BREF	20.8096 INCHES
(BPS307)	LARC 8-TPT-657/660.L0-100 CRB.(SHIPS)	3.000	1.000	1.000	XMRP	18.6366 INCHES
					ZMRP	1.0000 INCHES
					SCALE	.0188 INCHES

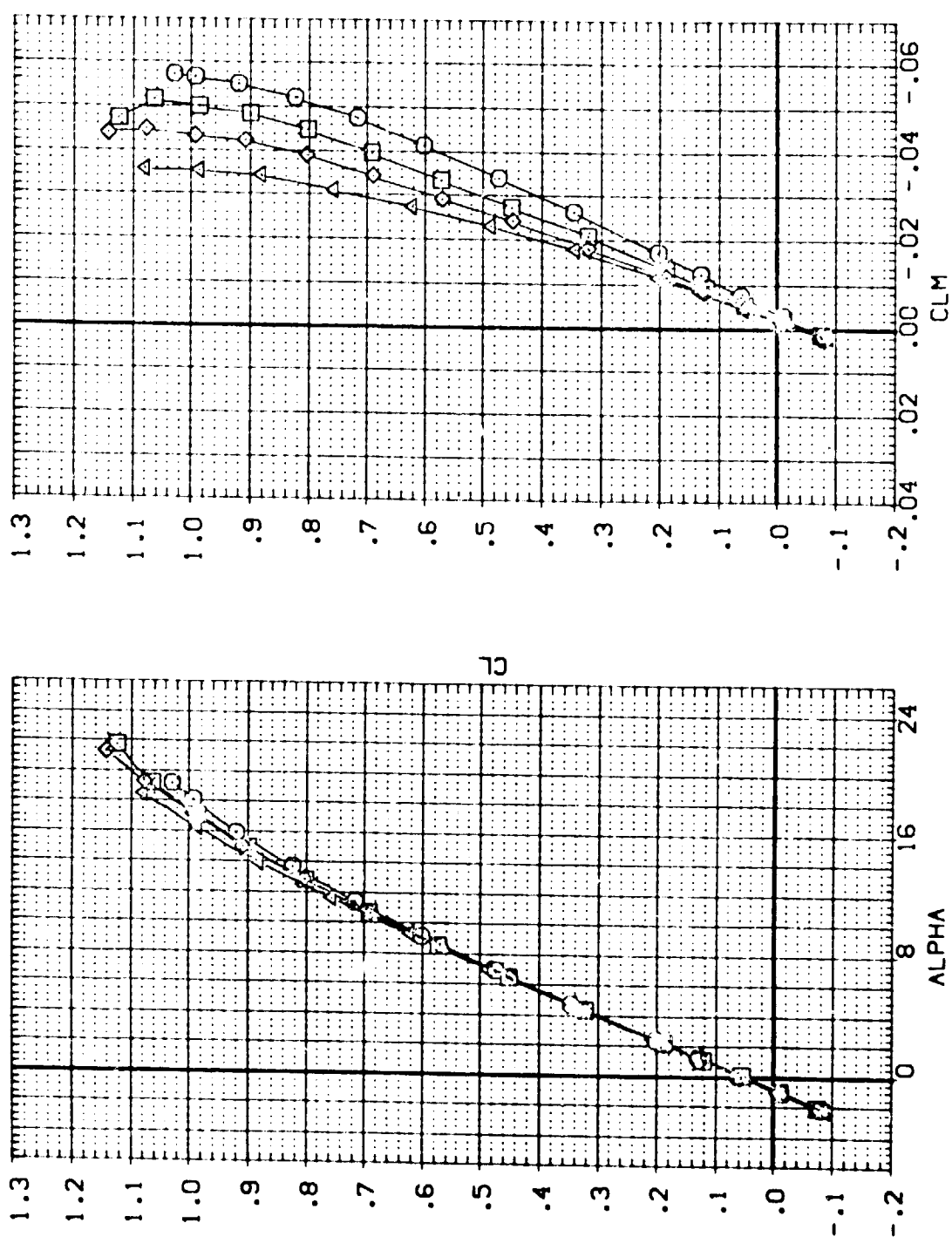


FIGURE 5. EFFECT OF FILLET ON WING NO 3 AERO CHARACTER (AIRFOIL SECTION)

(F)MACH = 1.20

DATA SET SYMBOL
 (BPS301) 
 (BPS303) 
 (BPS305) 
 (BPS307) 

CONFIGURATION DESCRIPTION
 LARC 8-TPT-657/660.LO-100 DRB.(SH)(PS)
 LARC 8-TPT-657/660.LO-100 DRB.(SH)(PS)
 LARC 8-TPT-657/660.LO-100 DRB.(SH)(PS)
 LARC 8-TPT-657/660.LO-100 DRB.(SH)(PS)

(BV3VFB)
 (BV3VFB)
 (BV3VFB)
 (BV3VFB)

WINGNO
 3.000
 3.000
 3.000
 3.000

WINGSC
 1.000
 1.000
 1.000
 1.000

FLTSCT
 1.000
 1.000
 1.000
 1.000

LANDAF
 35.000
 60.000
 70.000
 78.000

REFERENCE INFORMATION
 SREF 173.1312 50. IN.
 LREF 25.5100 INCHES
 BREF 20.9096 INCHES
 XMRP 18.8365 INCHES
 YMRP .0000 INCHES
 ZMRP .0000 INCHES
 SCALE .0188

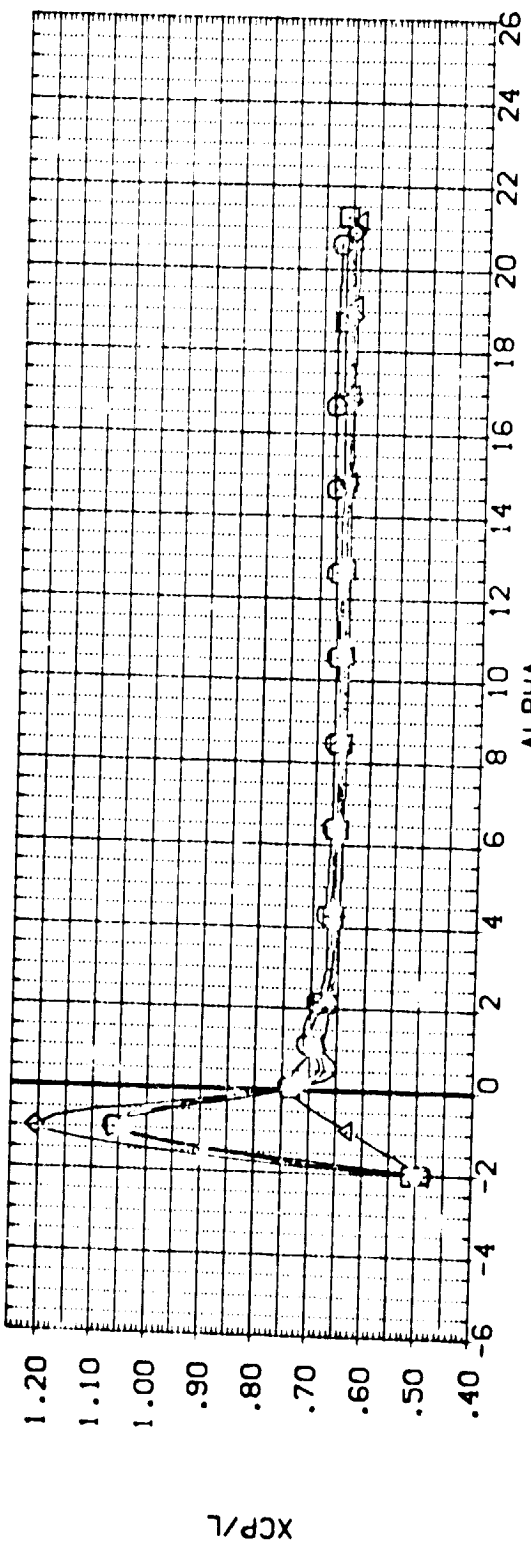
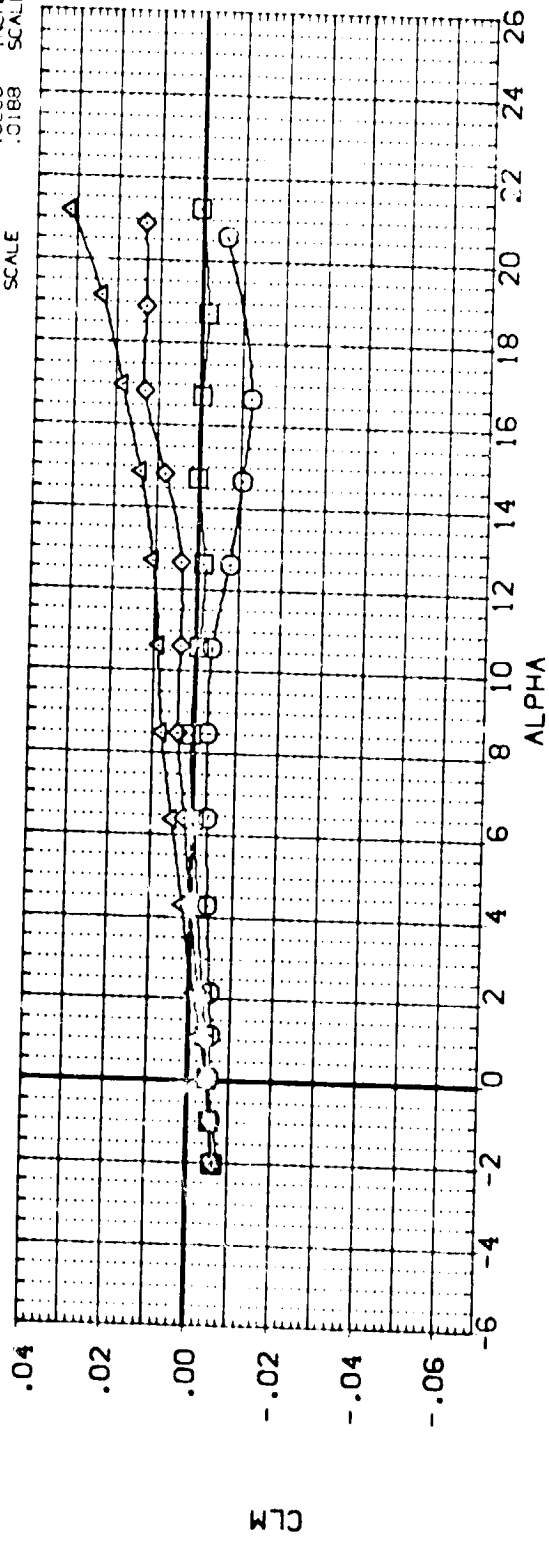


FIGURE 5. EFFECT OF FILLET ON WING NO 3 AERO CHARACT (AIRFOIL SECTION)
 (A)MACH = .35

DATA SET SYMBOL	CONFIGURATION DESCRIPTION	(B)MACH	WINGND	WINGSC	FLTSCT	LAMDAF	REFERENCE INFORMATION
(BP3301)	LARC 8-TPT-657/660.LO-100 DRB. (SHIPS)	(B)MACH	3.000	1.000	1.000	35.000	SREF 173.1312
(BP3303)	LARC 8-TPT-657/660.LO-100 DRB. (SHIPS)	(B)MACH	3.000	1.000	1.000	60.000	LREF 25.5100
(BP3305)	LARC 8-TPT-657/660.LO-100 DRB. (SHIPS)	(B)MACH	3.000	1.000	1.000	70.000	BREF 20.9096
(BP3307)	LARC 8-TPT-657/660.LO-100 DRB. (SHIPS)	(B)MACH	3.000	1.000	1.000	78.000	XMRP 18.8356
							YMRP .0000
							ZMRP .0000
							SCALE .0188
							SCALE

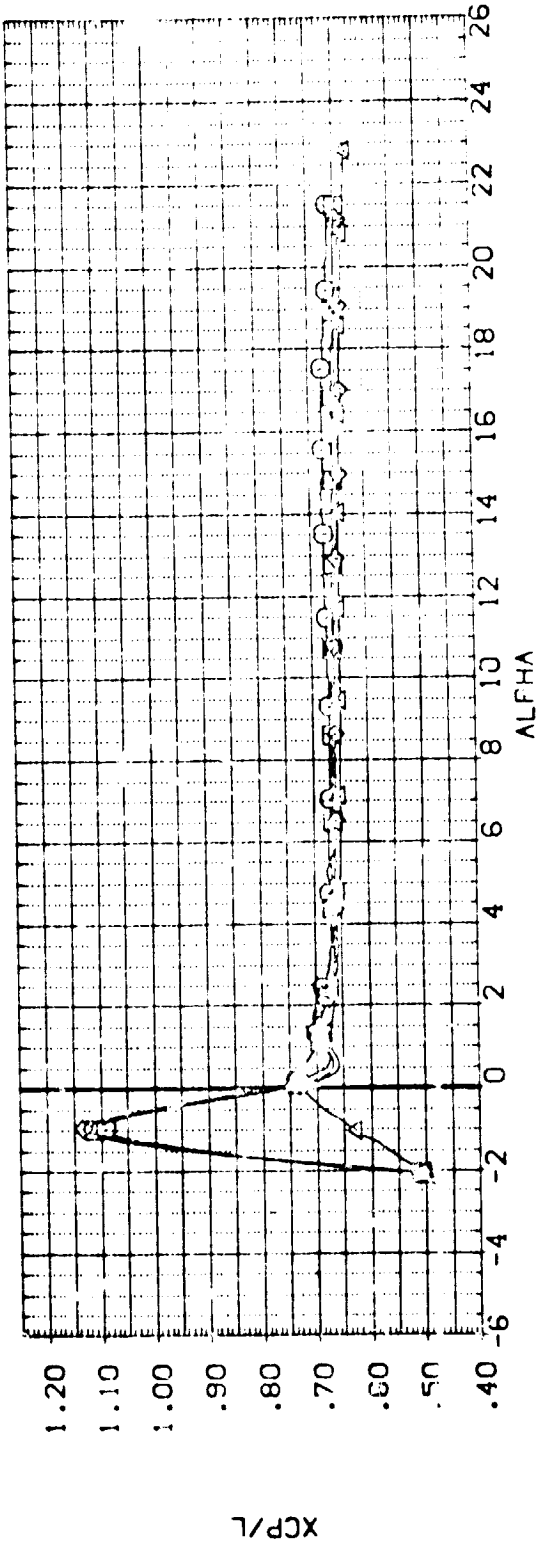
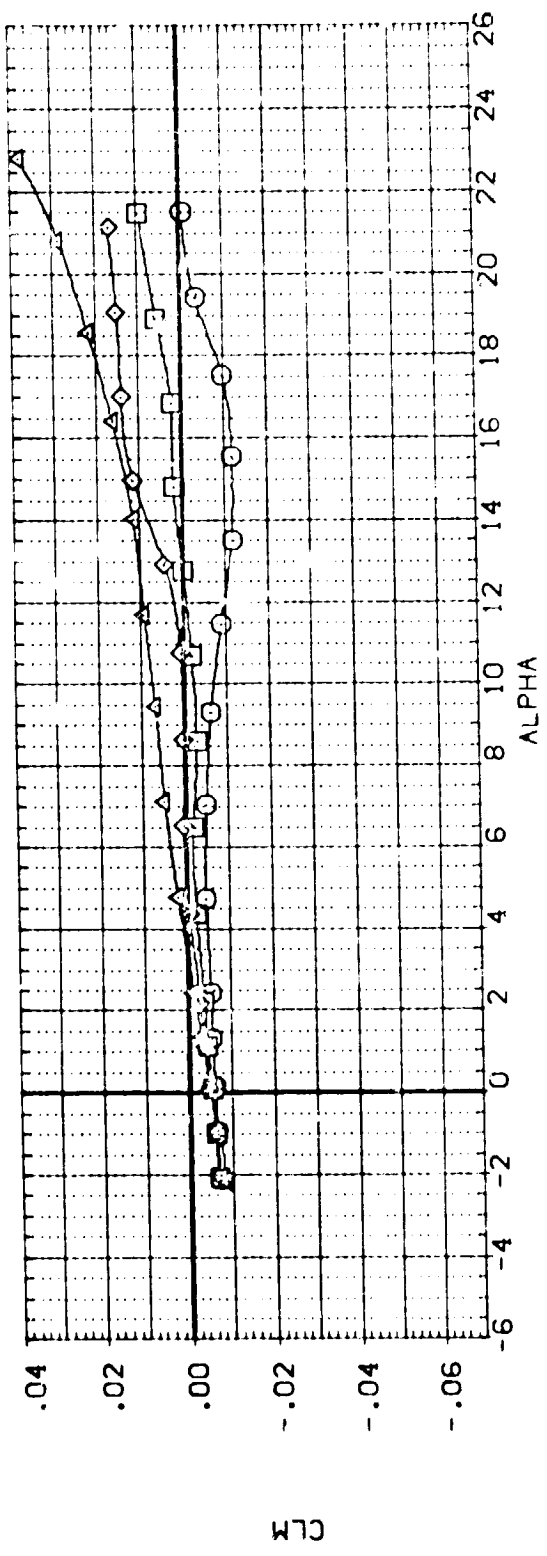


FIGURE 5. EFFECT OF FILLET ON WING NO 3 AERO CHARACT (AIRFOIL SECTION)

(B)MACH = .60

DATA SET SYMBOL	CONFIGURATION DESCRIPTION	WINGNO	WINGSC	FLTSCT	LAMD/	REFERENCE INFORMATION
(BP5301)	LARC 8-YPT-657/660, LO-100 CRB. (SHIPS)	3.000	1.000	1.000	35.000	SREF 173.1312 50. IN.
(BP5303)	LARC 8-YPT-657/660, LO-100 CRB. (SHIPS)	3.000	1.000	1.000	60.000	LREF 25.5100 INCHES
(BP5305)	LARC 8-TPT-657/660, LC-100 CRB. (SHIPS)	3.000	1.000	1.000	70.000	BREF 20.9096 INCHES
(BP5307)	LARC 8-TPT-657/660, LO-100 CRB. (SHIPS)	3.000	1.000	1.000	78.000	YMRP .18 INCHES
						ZMRP .0000 INCHES
						SCALE .0188

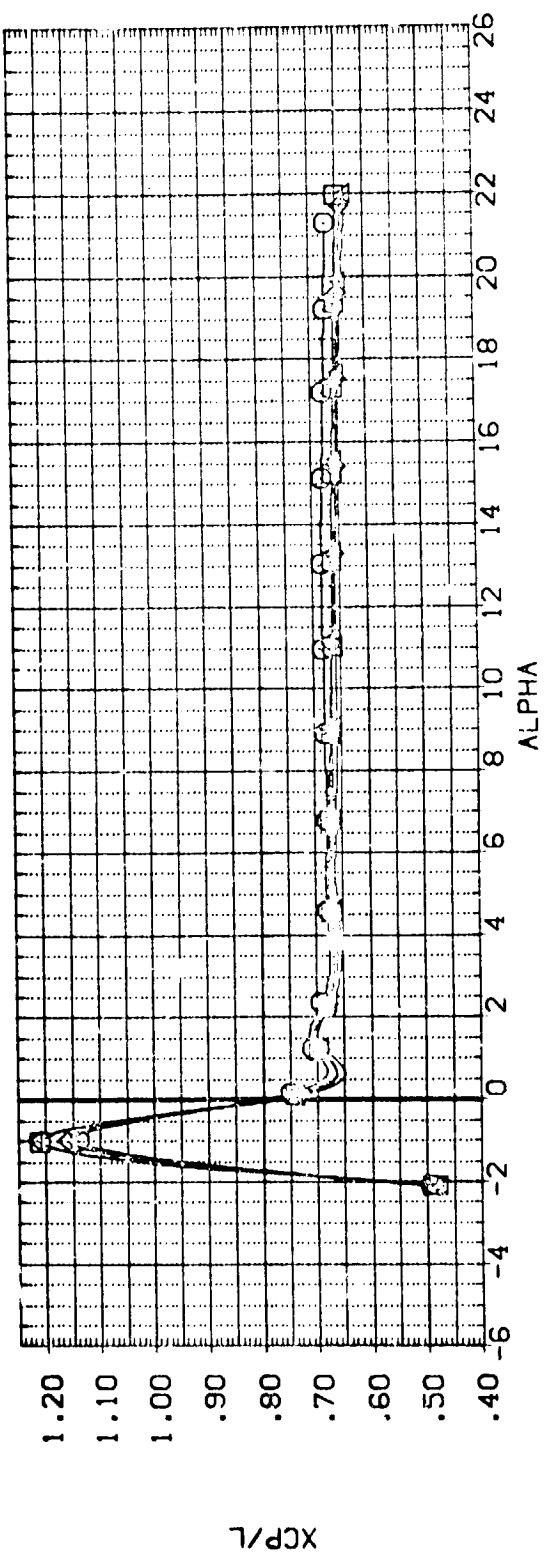
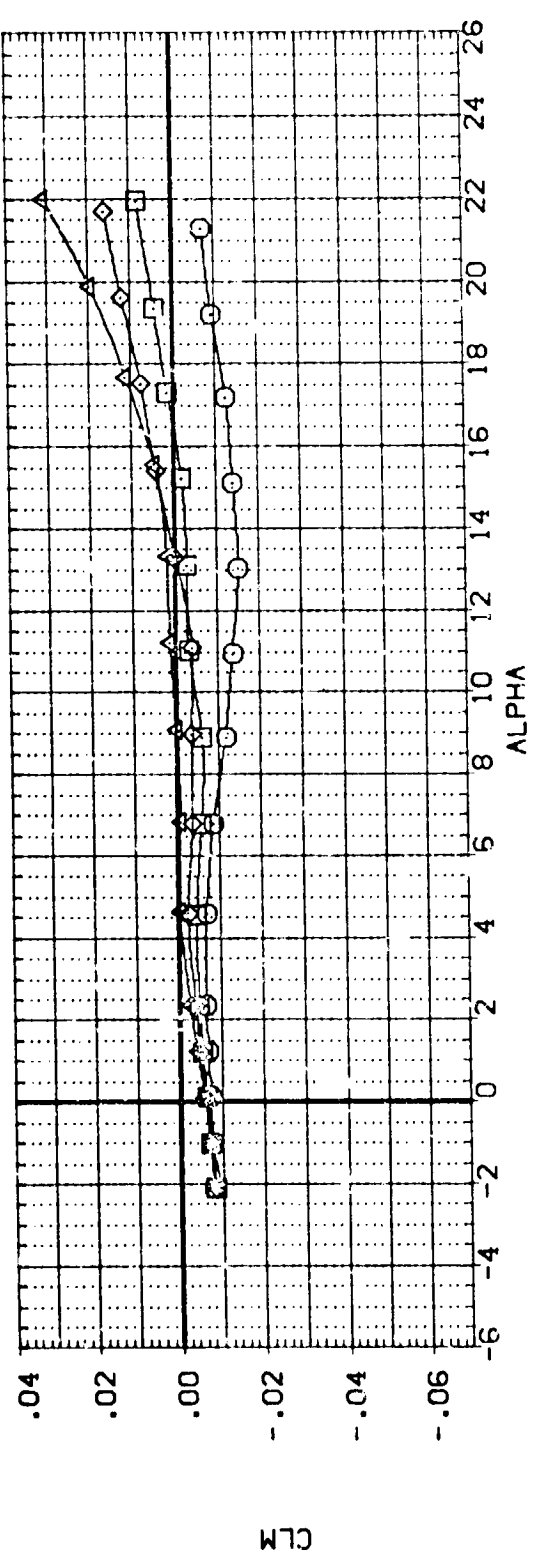


FIGURE 5. EFFECT OF FILLET ON WING NO 3 AERO CHARACT (AIRFOIL SECTION)

(C)MACH = .80

DATA SET SYMBOL	CONFIGURATION DESCRIPTION	WINGSPAN	WING AREA	WING CHORD	WING MACH	WING REYNOLDS	WING SCALE
895303	LARC 8-TPT-557/550-100 CR8 (SHIP)	3.000	1.000	1.000	0.90	1.000	75.1500
895304	LARC 8-TPT-557/550-100 CR8 (SHIP)	3.000	1.000	1.000	0.90	1.000	75.1500
895305	LARC 8-TPT-557/550-100 CR8 (SHIP)	3.000	1.000	1.000	0.90	1.000	75.1500
895307	LARC 8-TPT-557/550-100 CR8 (SHIP)	3.000	1.000	1.000	0.90	1.000	75.1500

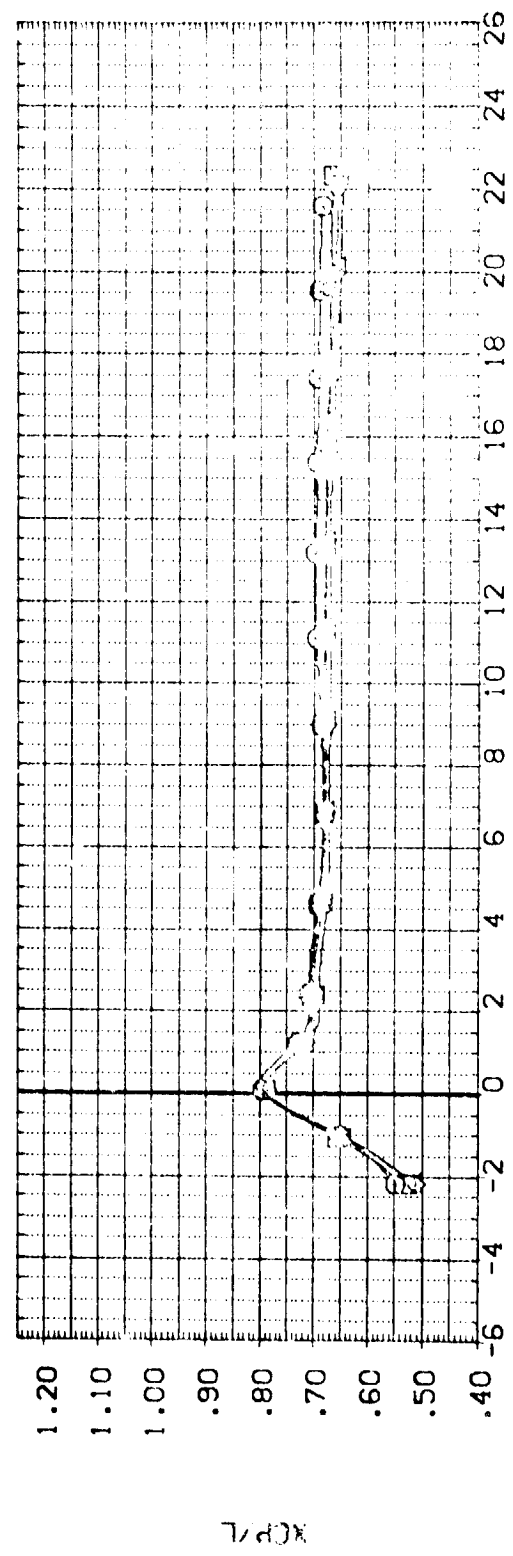
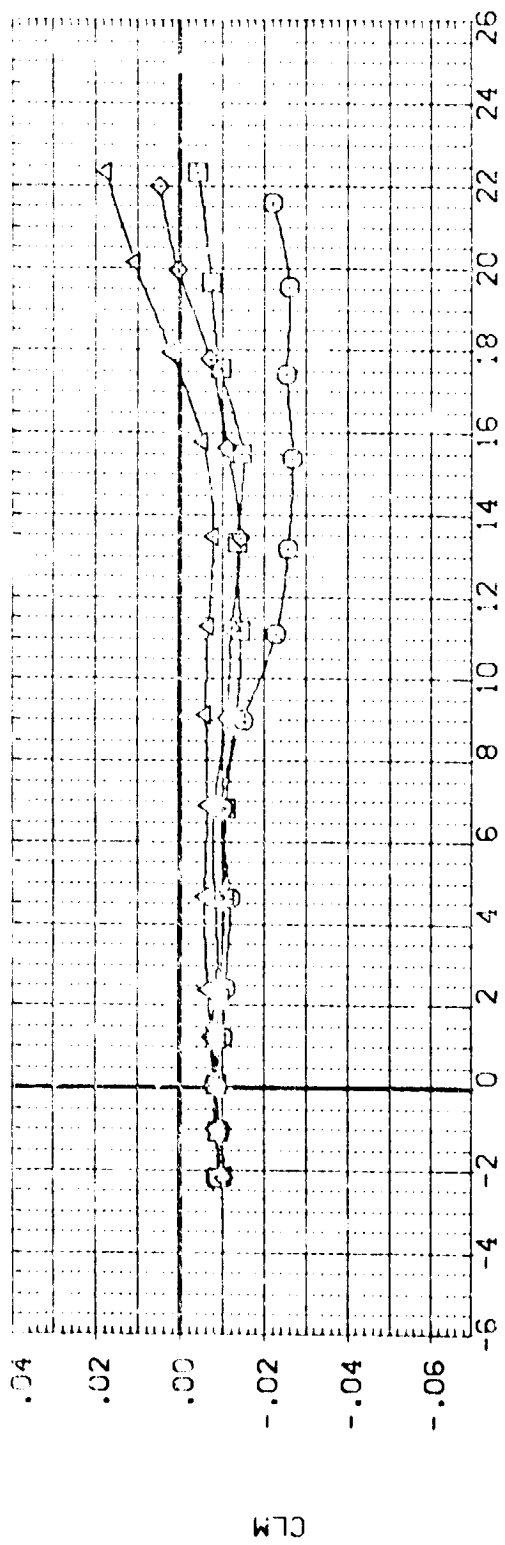


FIGURE 5. EFFECT OF FILLET ON WING NO 3 ZERO CHARACTER (AIRFOIL SECTION)

DATA SET SYMBOL	CONFIGURATION DESCRIPTION	(BV3VFB)	WINGNO	VINGSC	FLTSTC	LANDAF	REFERENCE INFORMATION
(BP5301)	LARC 8-TPT-657/660, LD-100 CRB, (SHIPS)	(BV3VFB)	3.000	1.000	1.000	35.000	SREF 173.1312 SQ. IN.
(BP5303)	LARC 8-TPT-657/660, LD-100 CRB, (SHIPS)	(BV3VFB)	3.000	1.000	1.000	60.000	LREF 25.5100 INCHES
(BP5305)	LARC 8-TPT-657/660, LD-100 CRB, (SHIPS)	(BV3VFB)	3.000	1.000	1.000	70.000	BREF 20.9096 INCHES
(BP5307)	LARC 8-TPT-657/660, LD-100 CRB, (SHIPS)	(BV3VFB)	3.000	1.000	1.000	78.000	XMRP 18.9366 INCHES
							ZMRP .0000 INCHES
							SCALE .0188

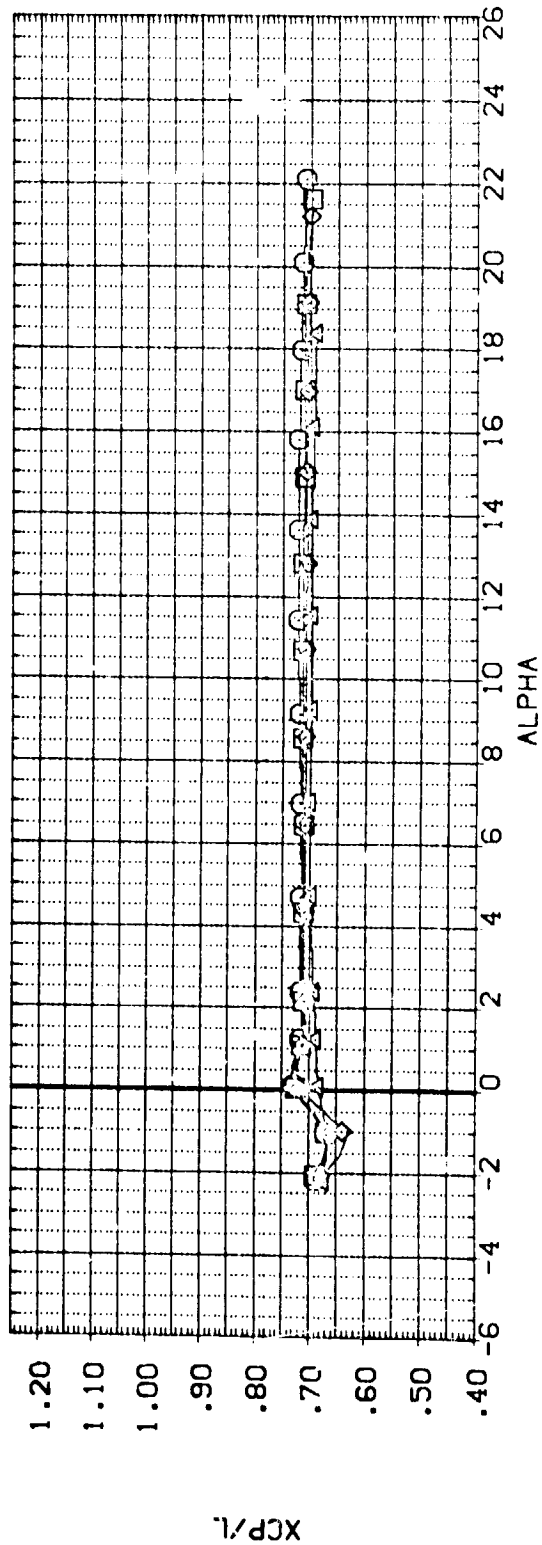
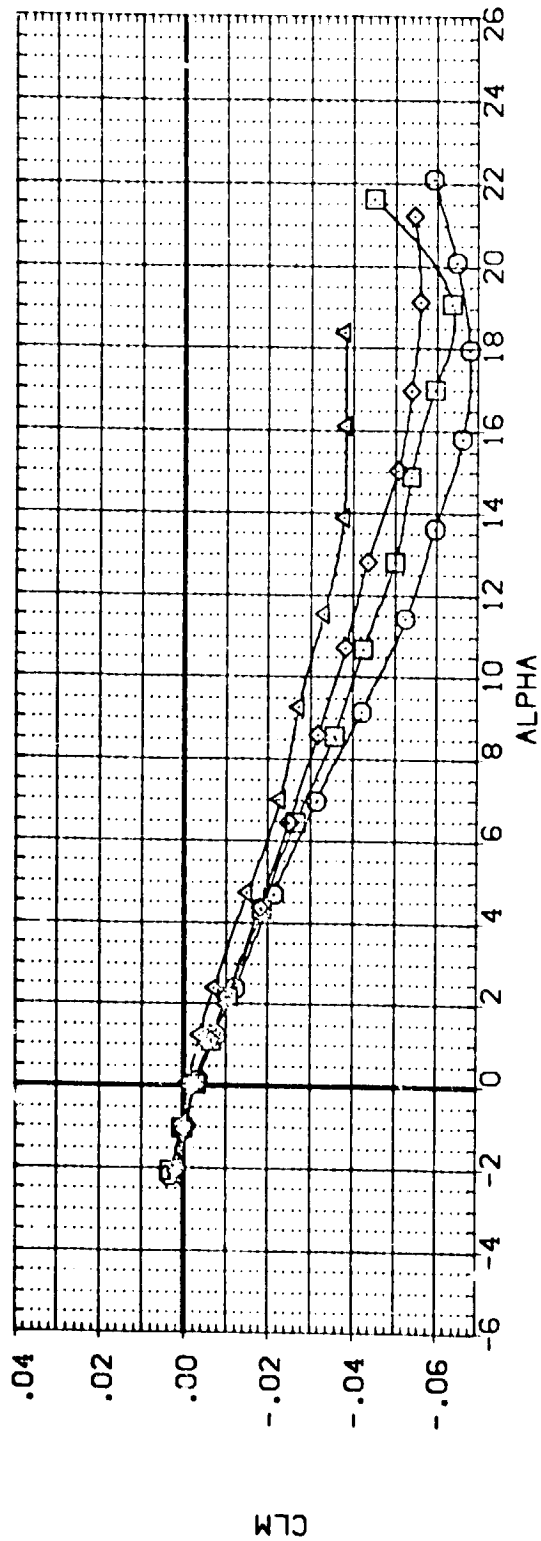


FIGURE 5. EFFECT OF FILLET ON WING NO 3 AERO CHARACT (AIRFOIL SECTION)

(E)MACH = .98

DATA SET SYMBOL	CONFIGURATION DESCRIPTION	WINGNO	WINGSC	FLTSTC	LAMDAF	REFERENCE INFORMATION
(BPS301)	LARC 8-TPT-657/660, LO-100 CRB, (SHIPS)	3.000	1.000		35.000	SREF 173.312 50. IN.
(BPS303)	LARC 8-TPT-657/660, LO-100 CRB, (SHIPS)	3.000	1.000	1.000	60.000	LREF 25.5100 INCHES
(BPS305)	LARC 8-TPT-657/660, LO-100 CRB, (SHIPS)	3.000	1.000	1.000	70.000	BREF 20.9096 INCHES
(BPS307)	LARC 8-TPT-657/660, LO-100 CRB, (SHIPS)	3.000	1.000	1.000	78.000	XMRP 18.8366 INCHES
						ZMRP .0000 INCHES
						SCALE .0188 INCHES

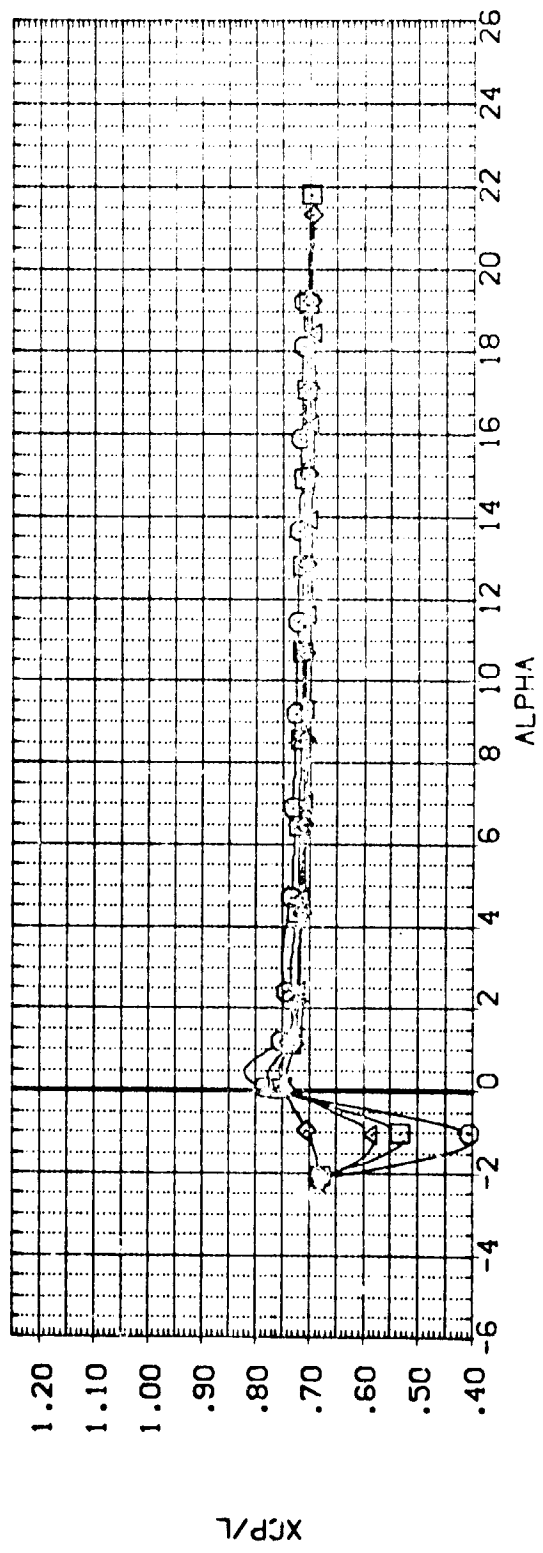
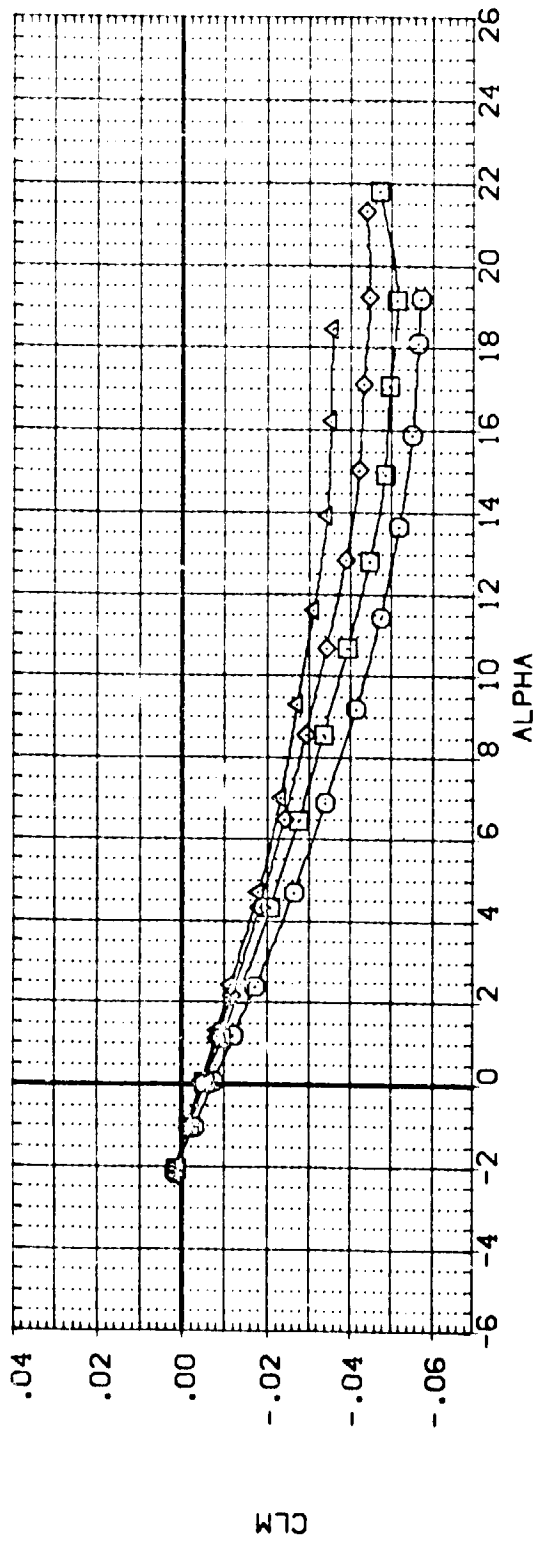


FIGURE 5. EFFECT OF FILLET ON WING NO 3 AERO CHARACTER (AIRFOIL SECTION)

(F)MACH = 1.20

DATA SET SYMBOL	CONFIGURATION DESCRIPTION	WINGMG	WINGSC	FLTSCT	LANDAF	REFERENCE INFORMATION
(BP5302)	LARC 8-TPT-657/660, LO-100 ORB. (SHIPS)	3.000	2.000		35.000	SREF 173.1312 SQ. IN.
(BP5304)	LARC 8-TPT-657/660, LG-100 ORB. (SHIPS)	3.000	2.000	3.000	60.000	LREF 25.5100 INCHES
(BP5306)	LARC 8-TPT-657/660, LO-100 ORB. (SHIPS)	3.000	2.000	3.000	70.000	BREF 20.9036 INCHES
(BP5308)	LARC 8-TPT-657/660, LO-100 ORB. (SHIPS)	3.000	2.000	3.000	78.000	XMRP 18.8336 INCHES
						YMRP .0000 INCHES
						ZMRP .0000 INCHES
						SCALE .0128 INCHES

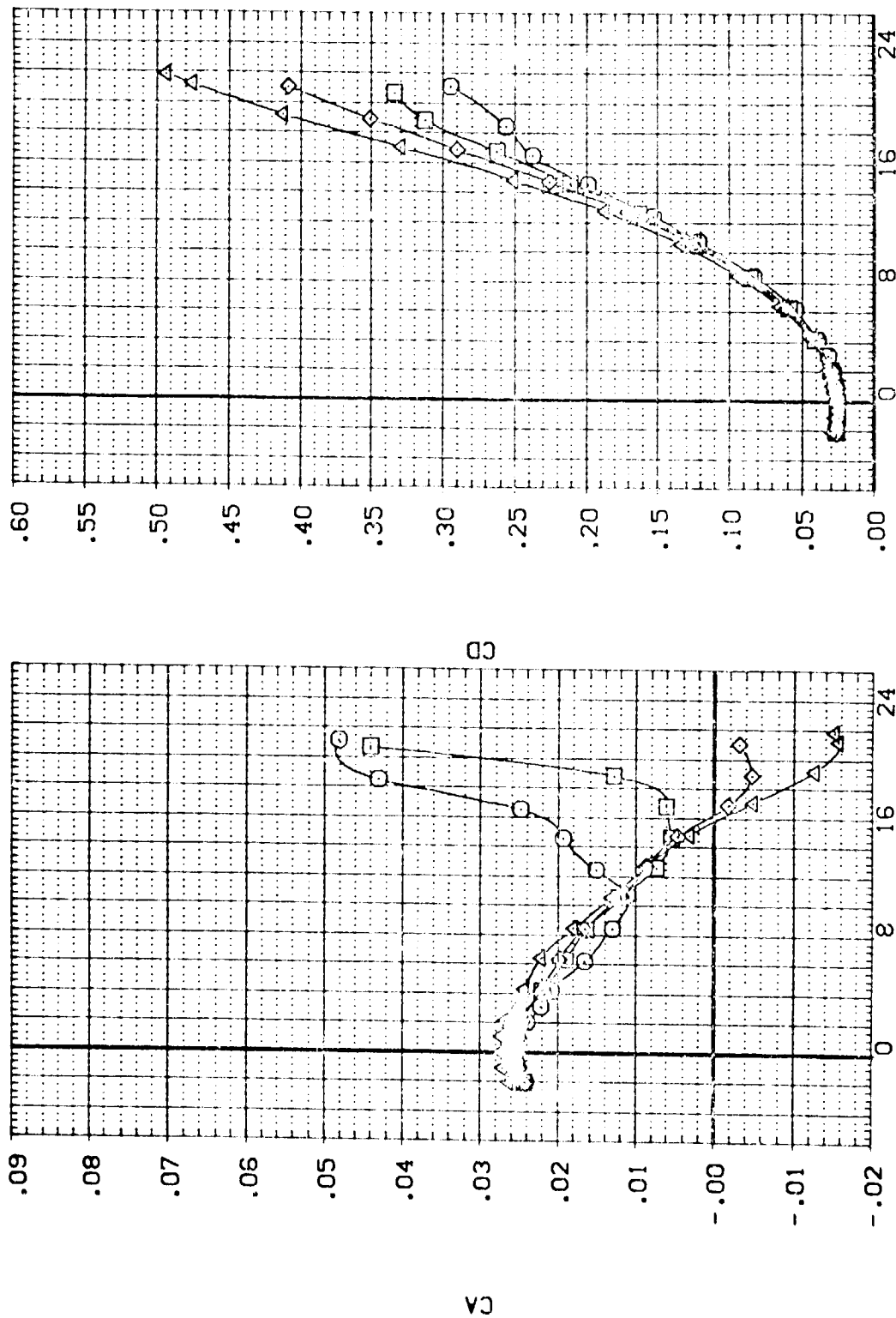


FIGURE 6. EFFECT OF FILLET ON WING NO 3 AERO CHARACTER (WEDGE SECTION)

(A)MACH = .35

DATA SET SYMBOL	CONFIGURATION DESCRIPTION	(B)MACH	WINGSC	FLTSCT	LAYDIAF	REFERENCE INFORMATION
(BP5302)	LARC 8-TPT-657/660 LG-100 ORB (SHIPS)	(B)MACH	3.000	3.000	35.000	SREF 173.1312 SO IN.
(BP5304)	LARC 8-TPT-657/660 LG-100 ORB (SHIPS)	(B)MACH	3.000	3.000	50.000	LREF 25.5100 INCHES
(BP5306)	LARC 8-TPT-657/660 LG-100 ORB (SHIPS)	(B)MACH	3.000	3.000	70.000	BREF 20.8000 INCHES
(BP5308)	LARC 8-TPT-657/660 LG-100 ORB (SHIPS)	(B)MACH	3.000	3.000	79.000	XMRP 18.8000 INCHES
						YMRP .0000 INCHES
						ZMRP .0000 INCHES
						SCALE .0153 SCALE

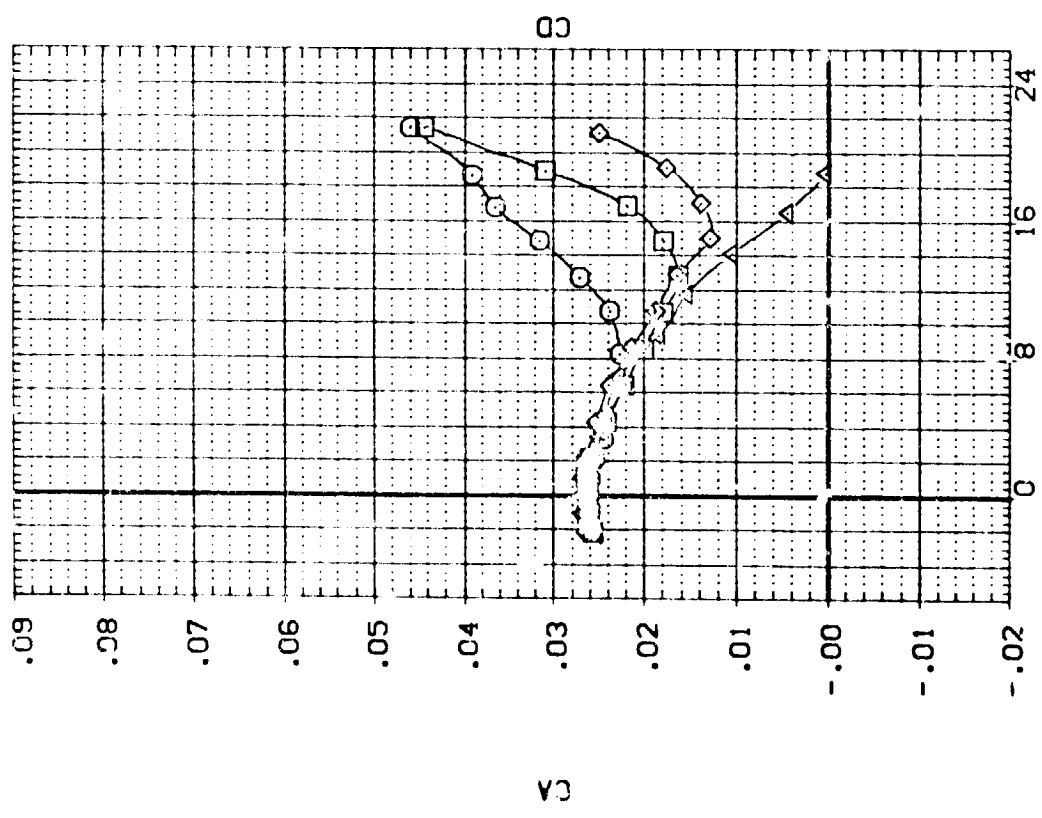
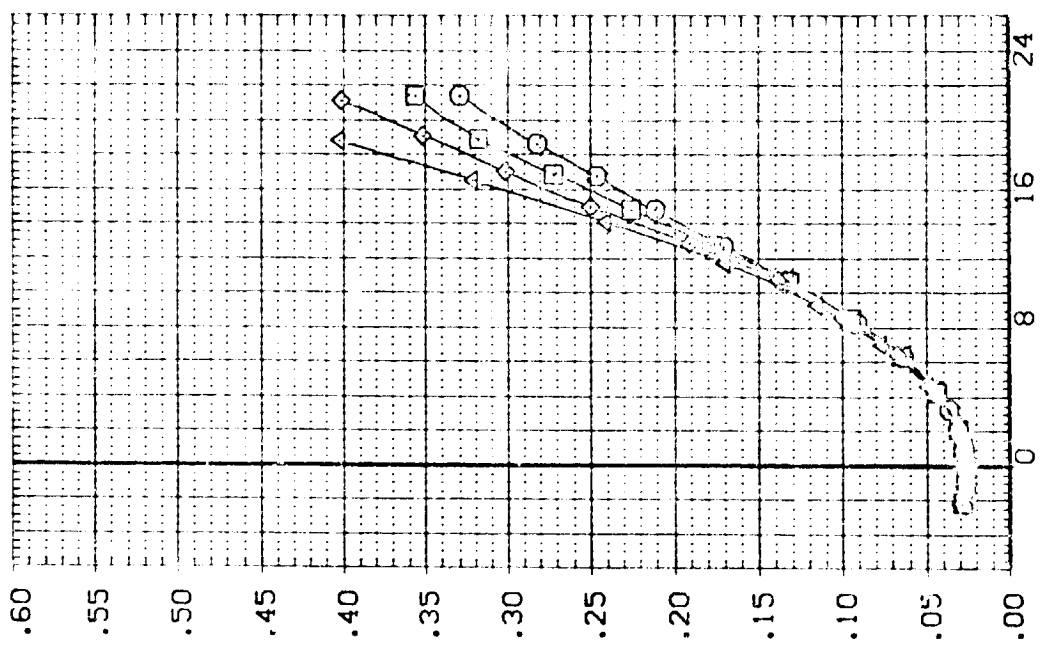


FIGURE 6. EFFECT OF FILLET ON WING NO 3 AERO CHARACT (WEDGE SECTION)

DATA SET SYMBOL	CONFIGURATION DESCRIPTION	SH (PS)	(BV3VFB)
(BPS302)	LARC 8-TPT-657/660, LO-100	DRB. (SH) (PS)	(BV3VFB)
(BPS304)	LARC 8-TPT-657/660, LO-100	DRB. (SH) (PS)	(BV3VFB)
(BPS305)	LARC 8-TPT-657/660, LO-100	DRB. (SH) (PS)	(BV3VFB)
(BPS308)	LARC 8-TPT-657/660, LO-100	DRB. (SH) (PS)	(BV3VFB)

WINGNO	WINGSC	FLTSCT	LAMDAF	REFERENCE INFORMATION
3.000	2.000	1.000	35.000	SREF 173.1312
3.000	2.000	3.000	60.000	LREF 25.5100
3.000	2.000	3.000	70.000	BREF 20.5096
3.000	2.000	3.000	78.000	XMRP 1.8435
				YMRP .0000
				ZMRP .0000
				SCALE .0188

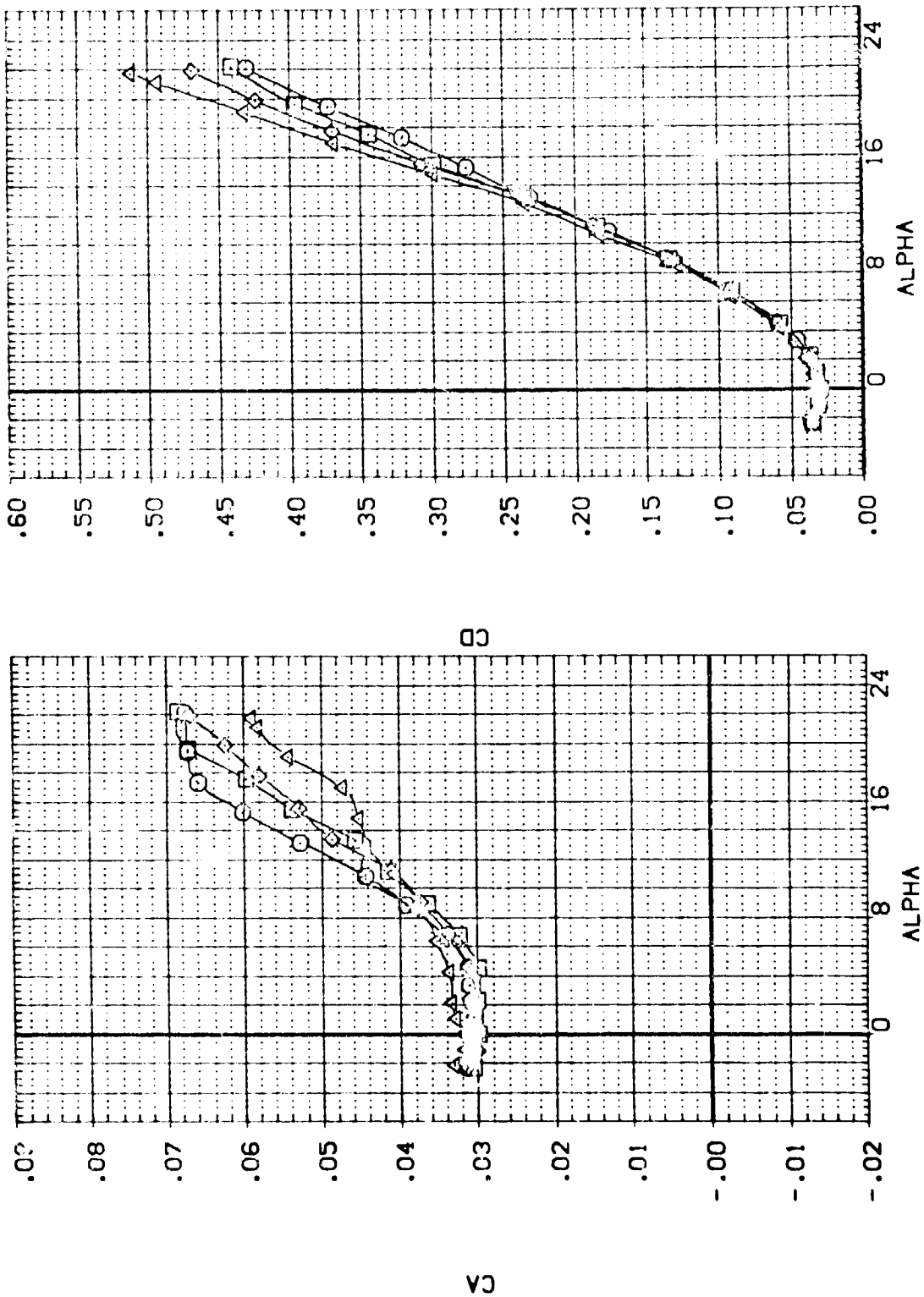


FIGURE 6. EFFECT OF FILLET ON WING NO 3 AERO CHARACT (WEDGE SECTION)

(D)MACH = .90

DATA SET SYMBOL

- (BPS302)
- (BPS304)
- (BPS306)
- (BPS308)

CONFIGURATION DESCRIPTION

- LARC 8-TPT-657/660.LO-100 ORB.(SHIPS)
- LARC 8-TPT-657/660.LO-100 ORB.(SHIPS)
- LARC 8-TPT-657/660.LO-100 ORB.(SHIPS)
- LARC 8-TPT-657/660.LO-100 ORB.(SHIPS)

- (BV3VFB)
- (BV3VFB)
- (BV3VFB)
- (BV3VFB)

WINGNO	VINGSC	FLTSC1	LANDAF
3.000	2.000	3.000	35.000
3.000	2.000	3.000	60.000
3.000	2.000	3.000	70.000
3.000	2.000	3.000	78.000

SR.F	REF	SR.F	REF
173.1312	SO. IN.	173.1312	SO. IN.
25.5100	INCHES	25.5100	INCHES
20.9096	INCHES	20.9096	INCHES
18.8766	INCHES	18.8766	INCHES
.0000	INCHES	.0000	INCHES
.0000	INCHES	.0000	INCHES
.0188	SCALE	.0188	SCALE

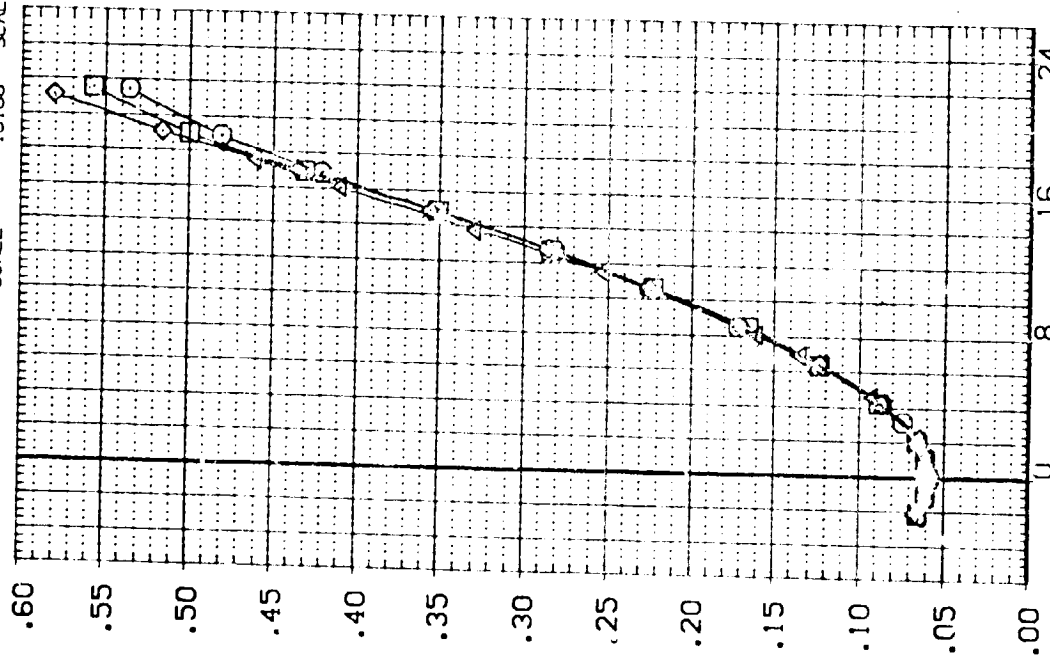
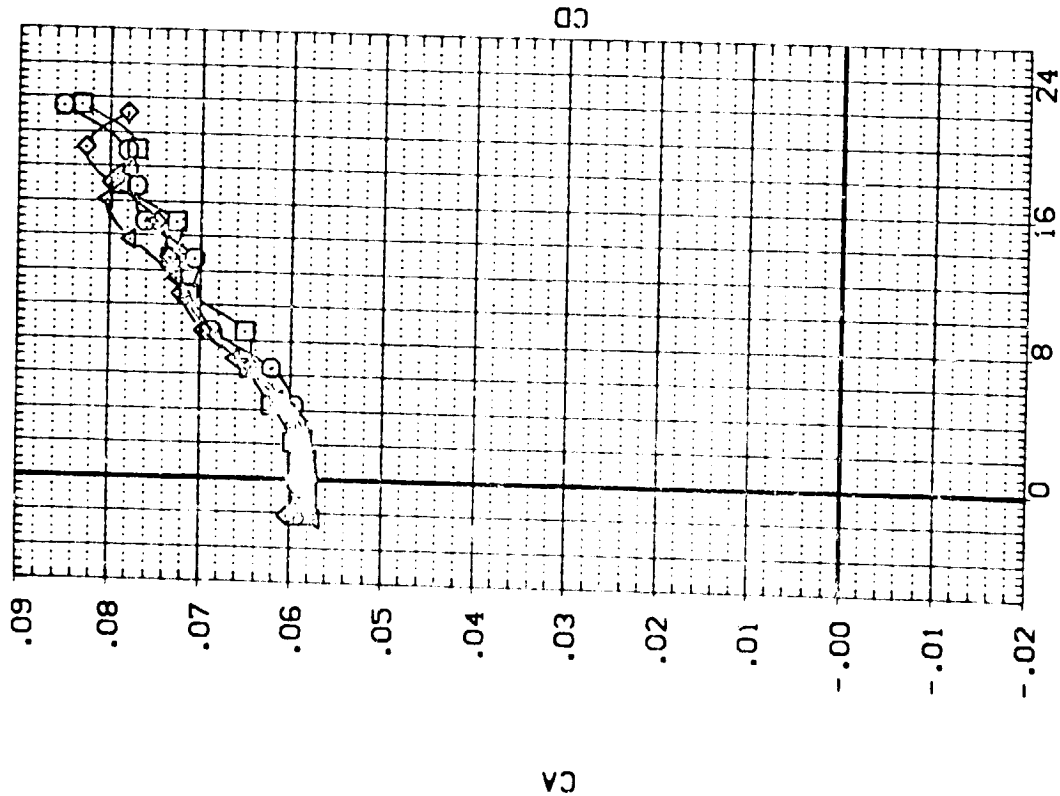


FIGURE 6. EFFECT OF FILLET ON WING NO 3 AERO CHARACTERISTICS (WEDGE SECTION)

(E)MACH = .98

DATA SET SYMBOL: (BP5302), (BP5304), (BP5306), (BP5308)

CONFIGURATION DESCRIPTION: LARC 8-TPT-657/660, LO-100 ORB. (SHIPS), LARC 8-TPT-657/660, LO-100 ORB. (SHIPS), LARC 8-TPT-657/660, LO-100 ORB. (SHIPS), LARC 8-TPT-657/660, LO-100 ORB. (SHIPS)

WINGNO: 3.000, 3.000, 3.000, 3.000

WINGSC: 2.000, 2.000, 2.000, 2.000

FLTSCT: 3.000, 3.000, 3.000

LANDAF: 35.000, 60.000, 78.000

REFERENCE INFORMATION: SREF: 173.1312, LREF: 25.5100, BREF: 20.9090, XMRP: 19.3350, YMRP: .0000, ZMRP: .0000, SCALE: .0180

SO. IN.: INCHES, INCHES, INCHES, INCHES

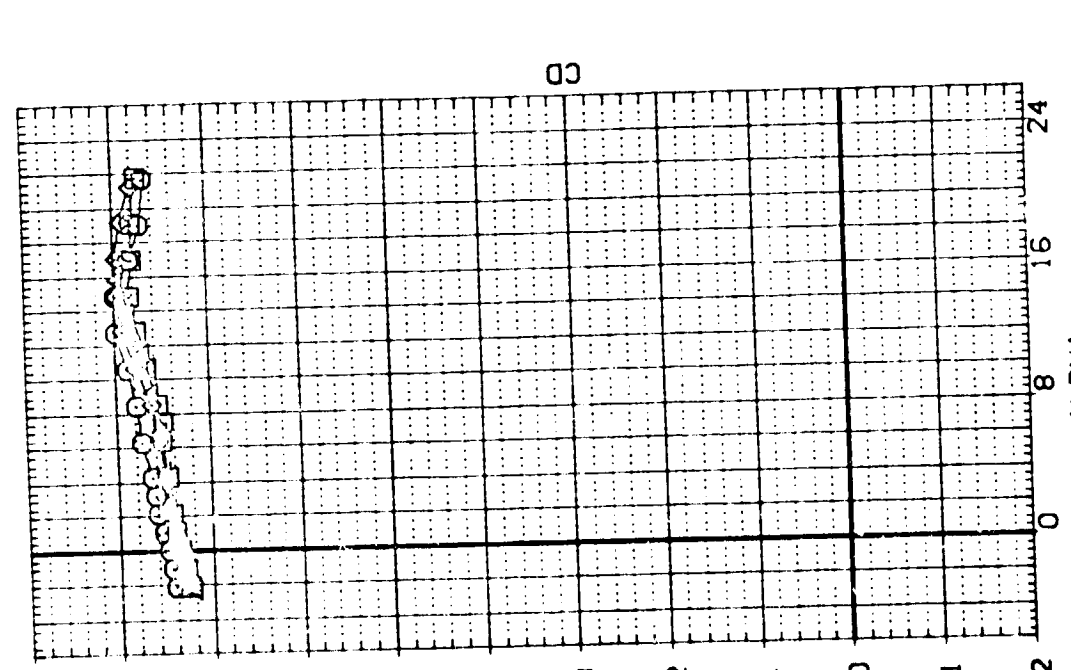
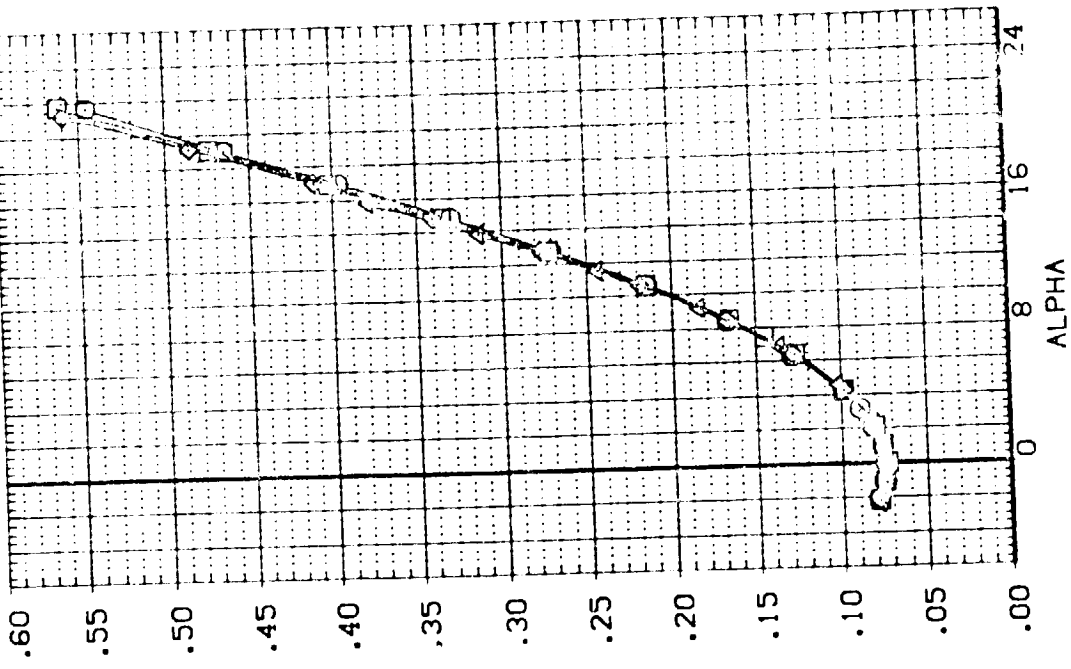


FIGURE 6. EFFECT OF FILLET ON WING NO 3 AERO CHARACT (WEDGE SECTION)

DATA SET SYMBOL	CONFIGURATION DESCRIPTION	(BV3VFB)	WINGND	WINGSC	FLTSCT	LAMDAF	REFERENCE INFORMATION	SO. IN.
(BPS302)	LARC 8-TPT-657/660, L0-100 0588. (SHIPS)	(BV3VFB)	3.000	2.000	35.000	SREF	173.1312	INCHES
(BPS304)	LARC 8-TPT-657/660, L0-100 0578. (SHIPS)	(BV3VFB)	3.000	2.000	60.000	LREF	25.5100	INCHES
(BPS306)	LARC 8-TPT-657/660, L0-100 0589. (SHIPS)	(BV3VFB)	3.000	2.000	70.000	BREF	20.9096	INCHES
(BPS308)	LARC 8-TPT-657/660, L0-100 0589. (SHIPS)	(BV3VFB)	3.000	2.000	78.000	YMRP	18.8356	INCHES
						ZMRP	.0000	INCHES
						SCALE	.0196	SCALE

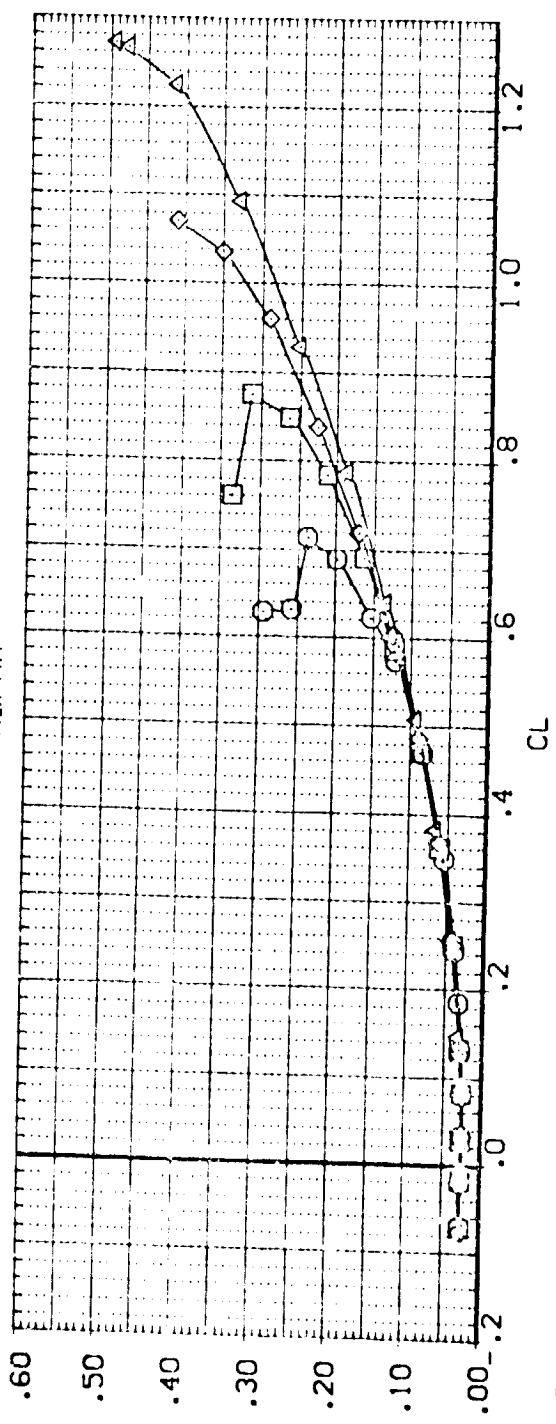
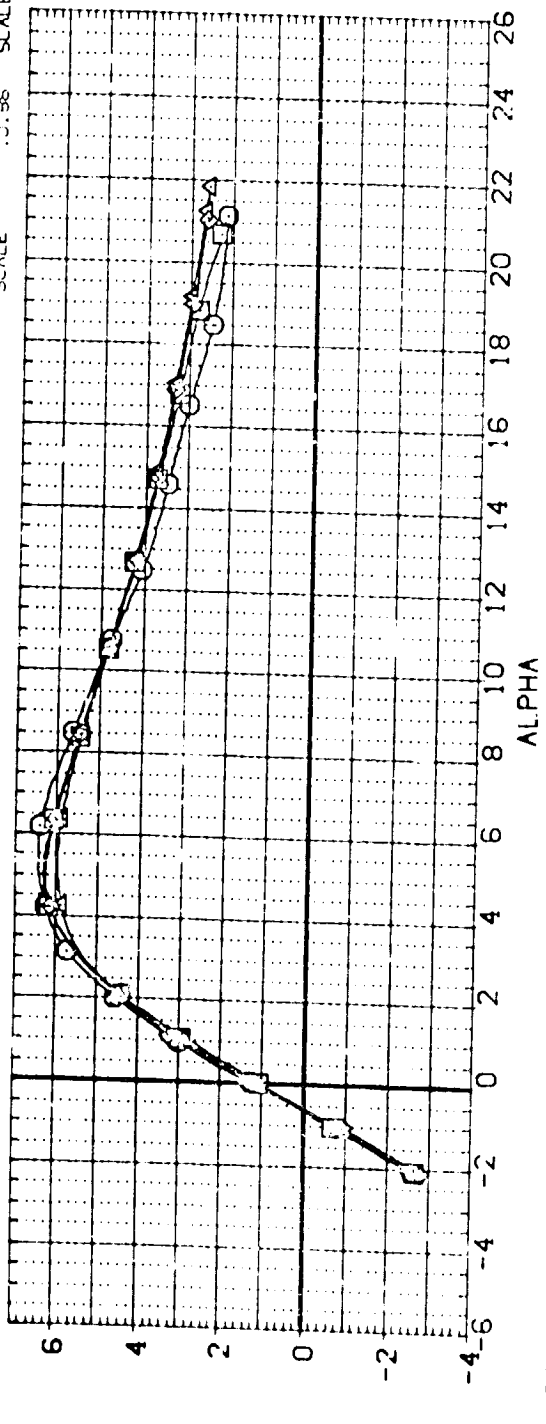


FIGURE 6. EFFECT OF FILLET ON WING NO 3 AERO CHARACTER (WEDGE SECTION)
 (A) MACH = .35

DATA SET SYMBOL	CONFIGURATION DESCRIPTION	(BW3VFB)	WINGND	WINGSC	FLTSC	LAMPDF	REFERENCE INFORMATION
(BPS302)	LARC 8-TPT-657/660, LO-100 ORB, (SHIPS)	3.000	2.000	3.000	35.000	SREF	173.1312
(BPS304)	LARC 8-TPT-657/660, LO-100 ORB, (SHIPS)	3.000	2.000	3.000	60.000	LREF	75.5100
(BPS306)	LARC 8-TPT-657/660, LO-100 ORB, (SHIPS)	3.000	2.000	3.000	70.000	BREF	20.5036
(BPS308)	LARC 8-TPT-657/660, LO-100 ORB, (SHIPS)	3.000	2.000	3.000	78.000	YMRP	19.8366
						ZMRP	.0000
						SCALE	.0188

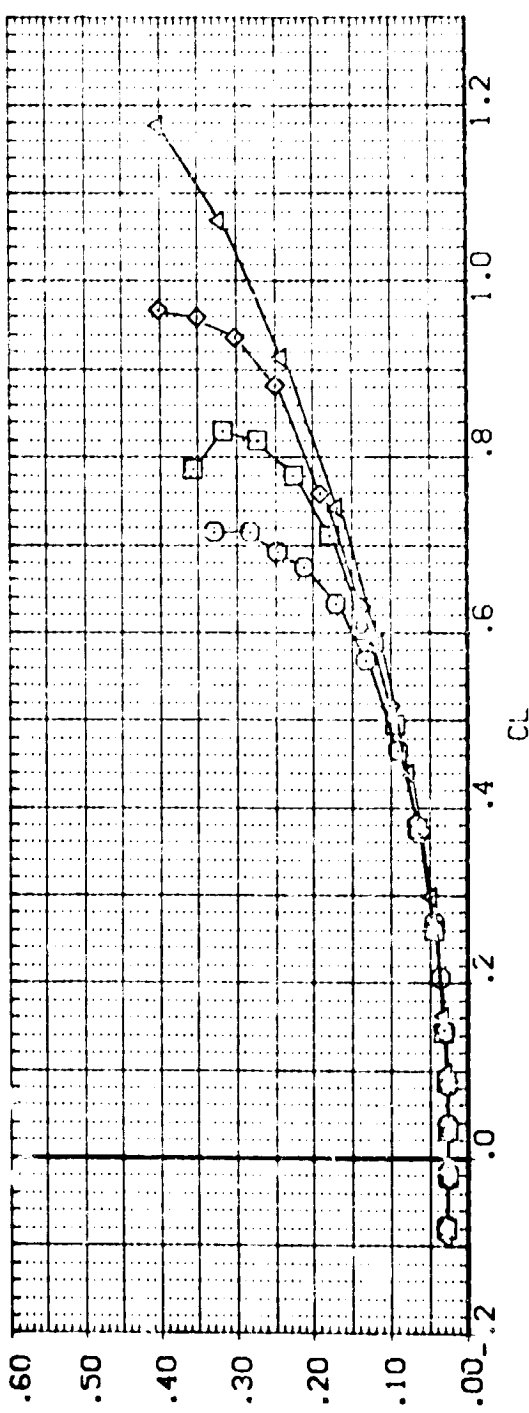
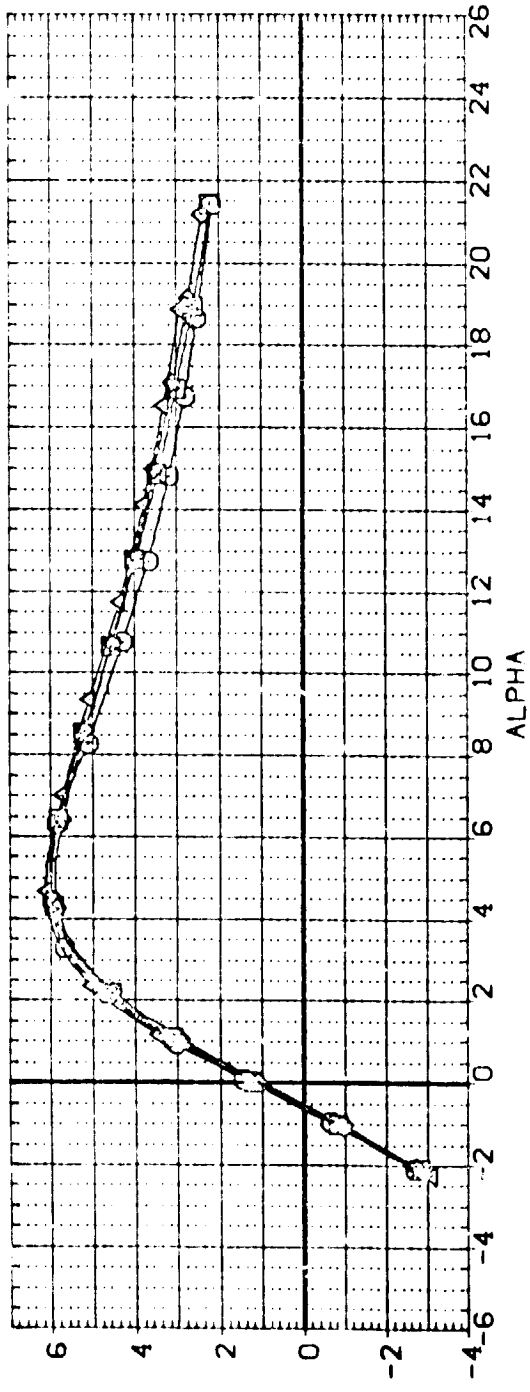
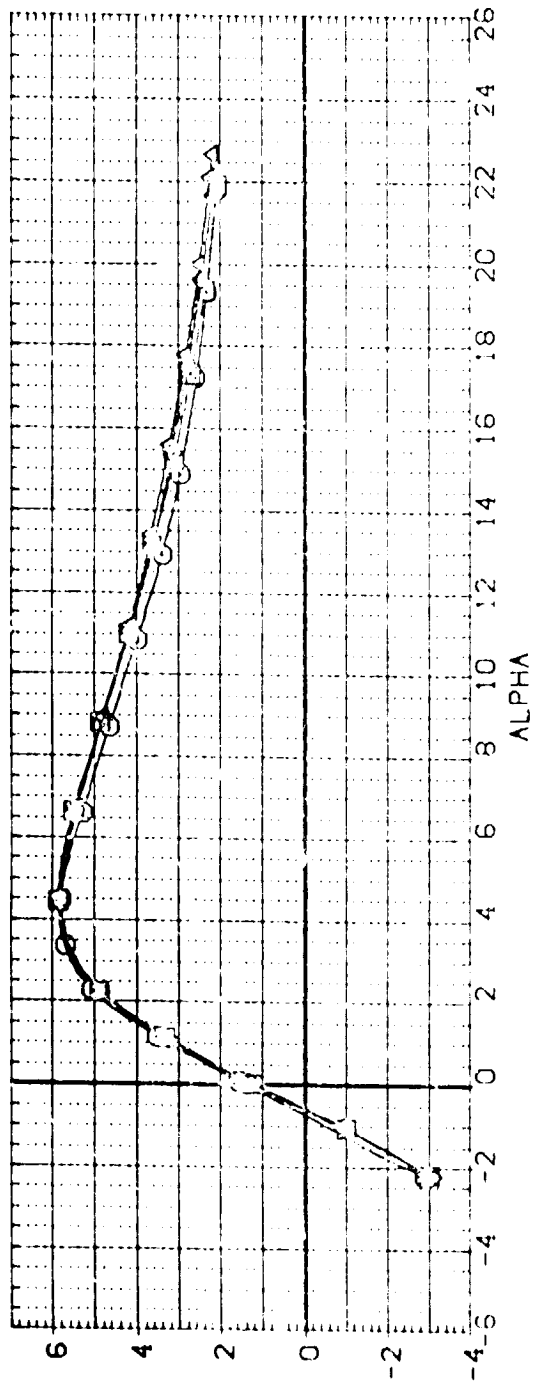


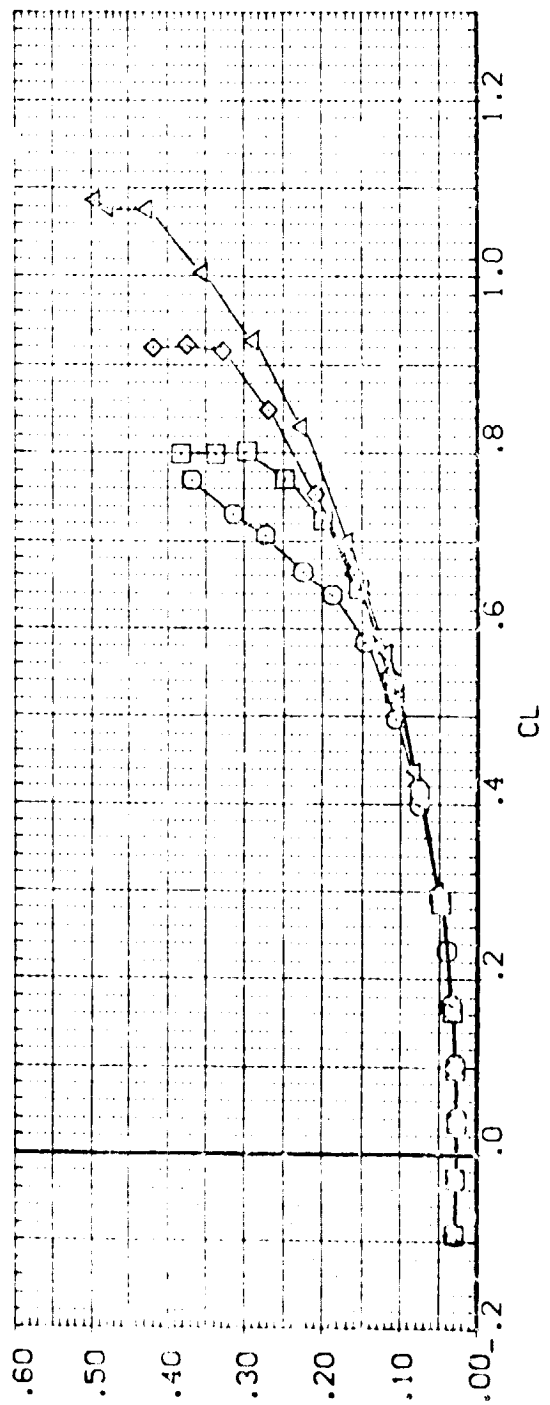
FIGURE 6. EFFECT OF FILLET ON WING NO 3 AERO CHARACTER (WEDGE SECTION)

(B)MACH = .60

DATA SET SYMBOL	CONFIGURATION DESCRIPTION	(SV3VFB)	WINGNO	WINGSC	FLTSCT	LAMDAF	REFERENCE INFORMATION
(S95302)	LARC 8-TPT-657/660, LO-100 DRB, (SH,PS)		3.000	2.000		35.000	SREF 173.1312 SQ. IN
(BP3304)	LARC 8-TPT-657/660, LO-100 DRB, (SH,PS)		3.000	2.000	3.000	60.000	LREF 25.500 INCHES
(BP3305)	LARC 8-TPT-657/660, LO-100 DRB, (SH,PS)		3.000	2.000	3.000	73.000	BREF 20.5036 INCHES
(BP3308)	LARC 8-TPT-657/660, LO-100 DRB, (SH,PS)		3.000	2.000	3.000	79.000	XREF 1.8.8355 INCHES
							YMRP .0000 INCHES
							ZMRP .0000 INCHES
							SCALE .5158 INCHES



L/D

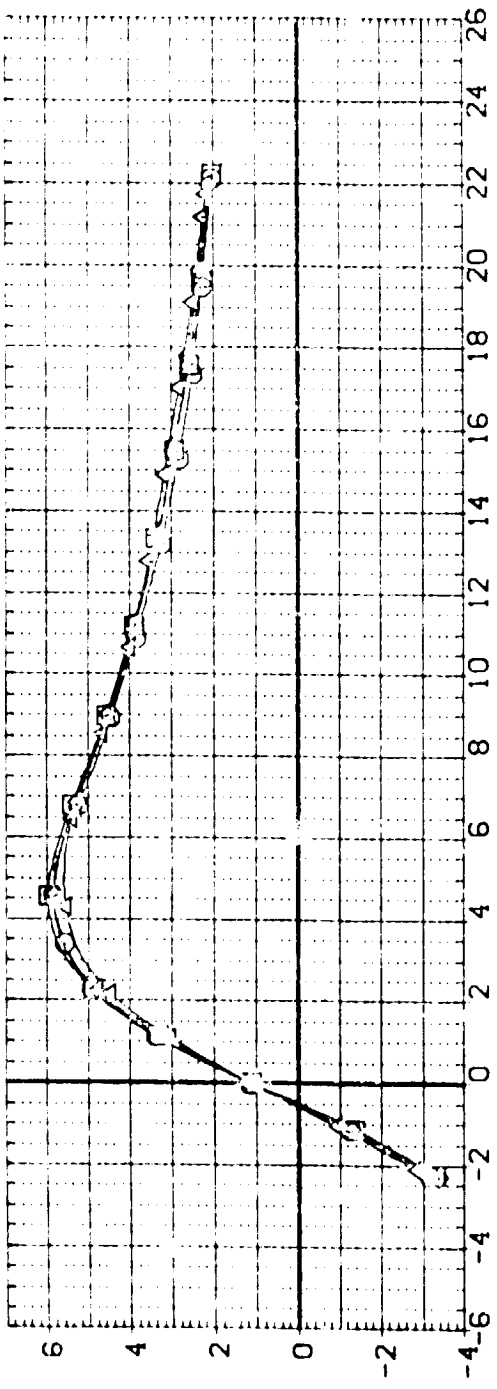


CL

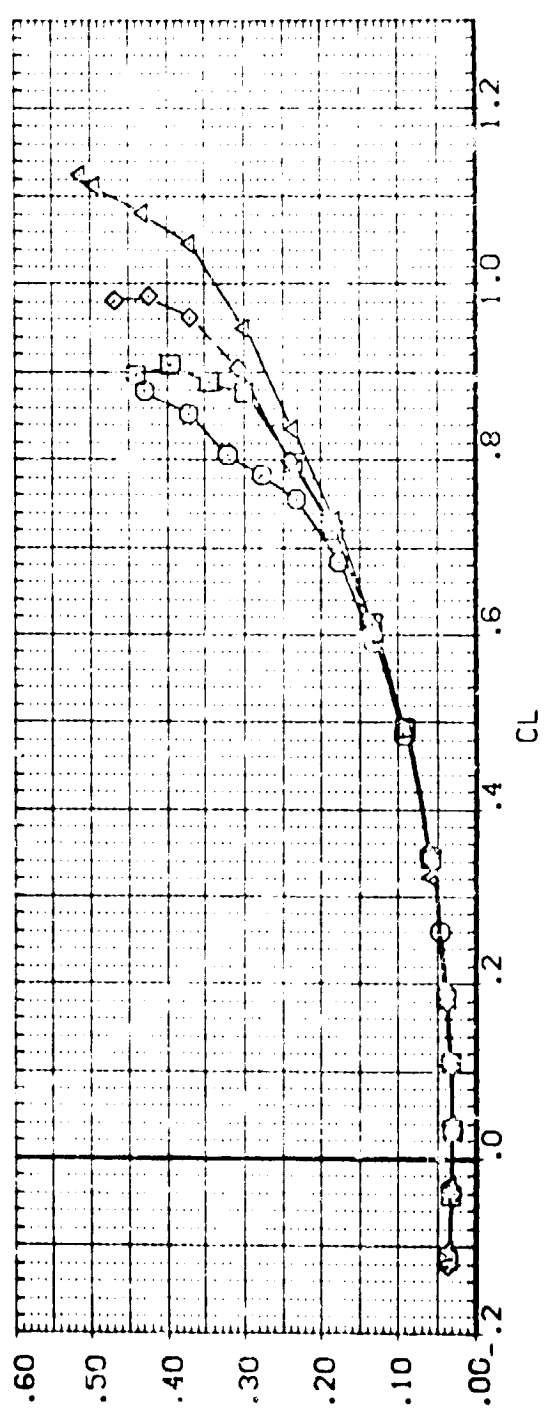
FIGURE 6. EFFECT OF FILLET ON WING NO 3 AERO CHARACTER (WEDGE SECTION)

(C)MACH = .80

DATA SET SYMBOL	CONFIGURATION DESCRIPTION	WINGAO	VINGEC	FLTSCT	LAMDAF	REFERENCE INFORMATION
(BP5302)	LARC 9-TPT-657/660.LC-100 ORB (SH:PS)	3.000	2.000		95.000	SREF 173.1312 SQ.IN.
(BP5304)	LARC 8-TPT-657/660.LC-100 ORB (SH:PS)	3.000	2.000	3.000	95.000	SREF 25.5100 INCHES
(BP5306)	LARC 8-TPT-657/660.LC-100 ORB (SH:PS)	3.000	2.000	3.000	95.000	SREF 25.5100 INCHES
(BP5308)	LARC 8-TPT-657/660.LC-100 ORB (SH:PS)	3.000	2.000	3.000	95.000	SREF 25.5100 INCHES
(BP5310)	LARC 8-TPT-657/660.LC-100 ORB (SH:PS)	3.000	2.000	3.000	95.000	SREF 25.5100 INCHES
						YREF 19.8538 INCHES
						ZREF 1.0000 INCHES
						SCALE .0188
						SCALE .0188



L/D



CL

FIGURE 6. EFFECT OF FILLET ON WING NO 3 AERO CHARACT (WEDGE SECTION)

(0)MACH = .90

DATA SET SYMBOL
 (BP-302)
 (BP-304)
 (BP-305)
 (BP-308)

CONFIGURATION DESCRIPTION
 LARC 8-TPT-657/660.LD-100 DRB.(SHIPS)
 LARC 8-TPT-657/660.LD-100 DRB.(SHIPS)
 LARC 8-TPT-657/660.LD-100 DRB.(SHIPS)
 LARC 8-TPT-657/660.LD-100 DRB.(SHIPS)

(BV3VFB)
 (BV3VFB)
 (BV3VFB)
 (BV3VFB)

VINGNO 3.000
 3.000
 3.000
 3.000

WINGSC 2.000
 2.000
 2.000
 2.000

FLTST 3.000
 3.000
 3.000

LAMDAF 35.000
 60.000
 70.000
 78.000

REFERENCE INFORMATION
 SREF 173.1312 50. IN.
 LREF 25.5100 INCHES
 BREF 20.9096 INCHES
 XMRP 18.8365 INCHES
 YMRP .0000 INCHES
 ZMRP .0000 INCHES
 SCALE .0188

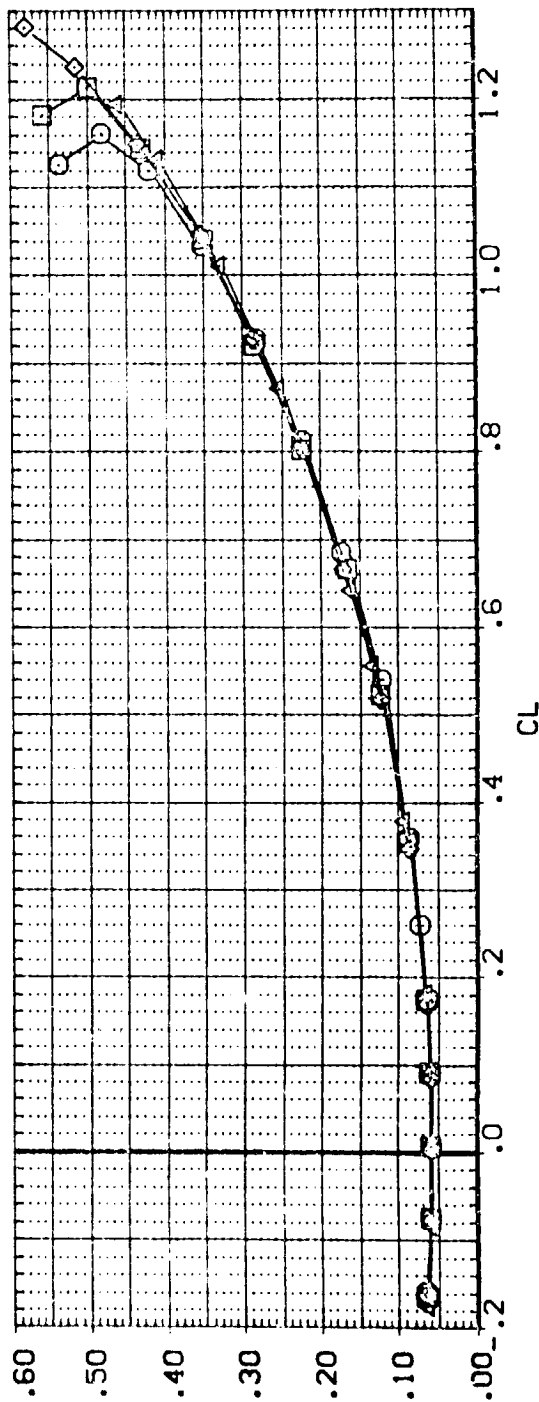
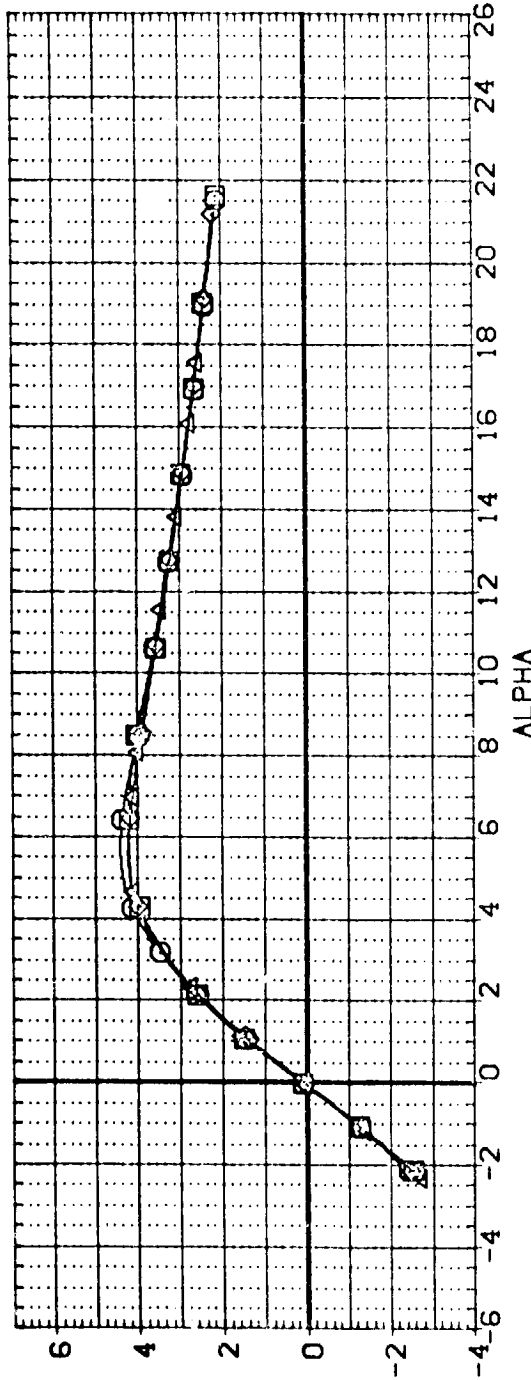


FIGURE 6. EFFECT OF FILLET ON WING NO 3 AERO CHARACTER (WEDGE SECTION)

(M)MACH = .98

DATA SET SYMBOL
 (BP5302)
 (BP5304)
 (BP5306)
 (BP5308)

CONFIGURATION DESCRIPTION
 LARC 8-TPT-657/660,LO-100 CRB (SHIPS)
 LARC 8-TPT-657/660,LO-100 CRB (SHIPS)
 LARC 8-TPT-657/660,LO-100 CRB (SHIPS)
 LARC 8-TPT-657/660,LO-100 CRB (SHIPS)

(BW3VFB)
 (BW3VFB)
 (BW3VFB)
 (BW3VFB)

WINGMG 3.000
 3.000
 3.000
 3.000

VINGSC 2.000
 2.000
 2.000
 2.000

FLTSCT 3.000
 3.000
 3.000
 3.000

LANDAF 35.000
 60.000
 70.000
 78.000

REFERENCE INFORMATION
 SREF 173.1312 50. IN.
 LREF 25.5100 INCHES
 BREF 20.9096 INCHES
 XMRP 18.8366 INCHES
 YMRP .0000 INCHES
 ZMRP .0000 INCHES
 SCALE .0188 SCALE

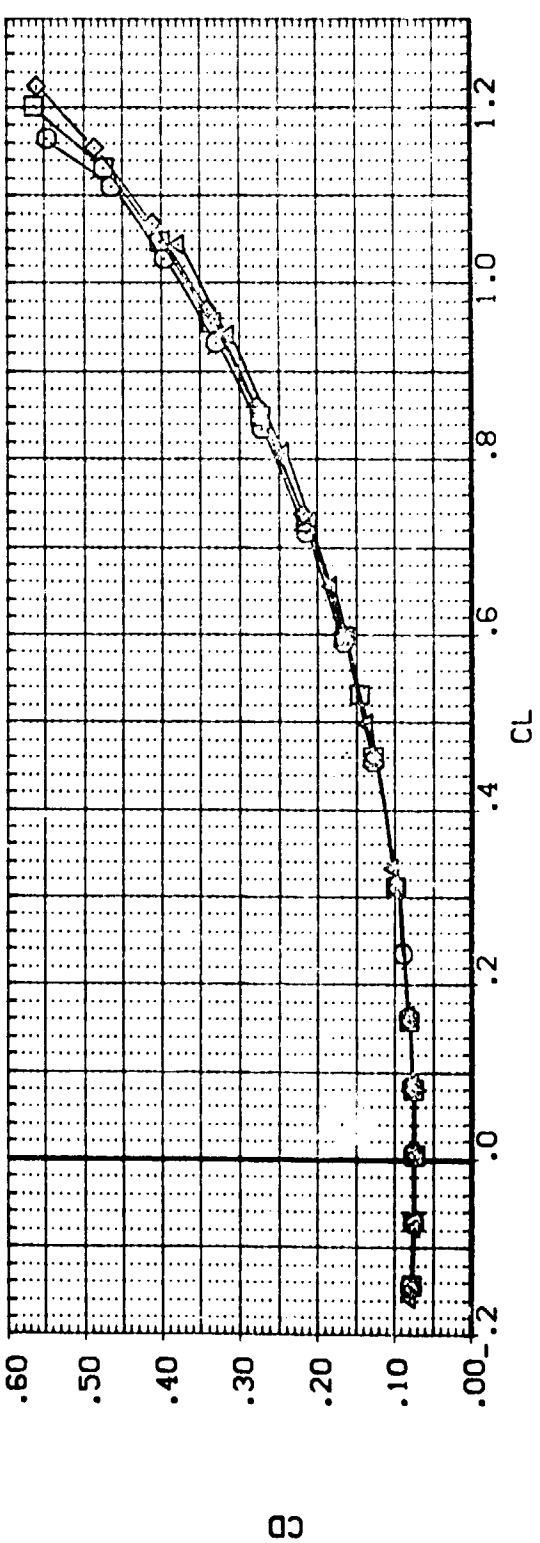
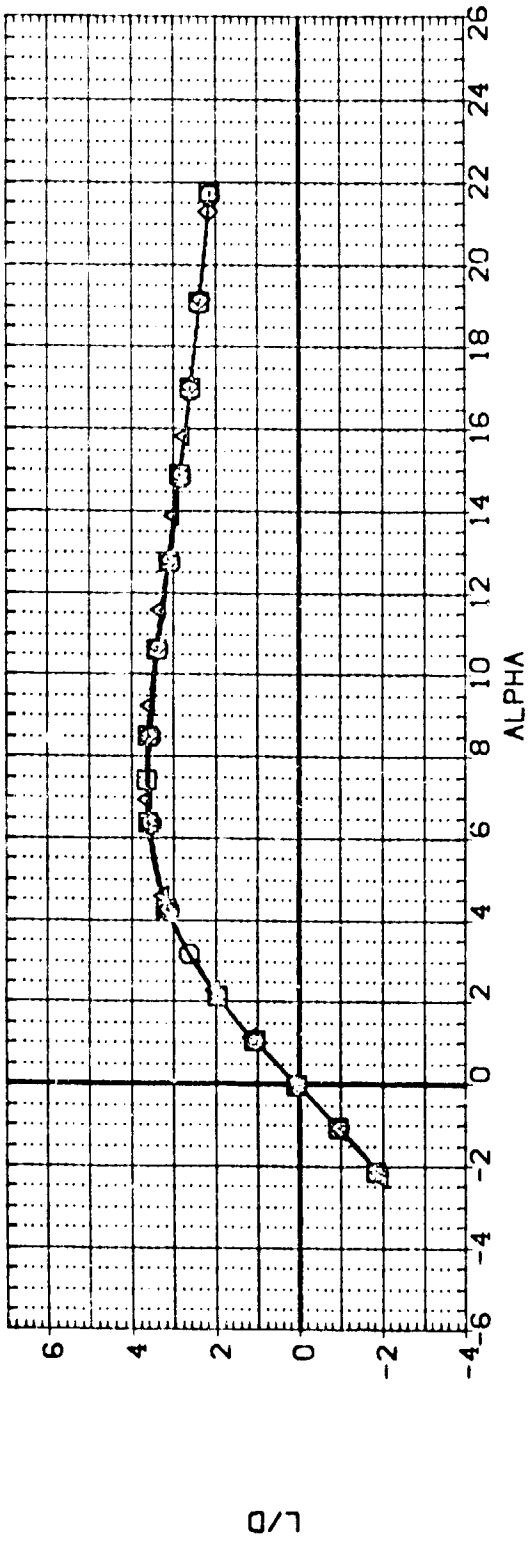


FIGURE 6. EFFECT OF FILLET ON WING NO 3 AERO CHARACT (WEDGE SECTION)

(F)MACH = 1.20

DATA SET SYMBOL	CONFIGURATION DESCRIPTION	WINGNO	WINGSC	FLTSCT	LAMDAF	REFERENCE INFORMATION
(BPS302)	LARC 8-TPT-657/660, LO-100 CRB. (SHIP)	3.000	2.000		35.000	SREF 173.1312 SO. IN.
(BPS304)	LARC 8-TPT-657/660, LO-100 CRB. (SHIP)	3.000	2.000	3.000	60.000	LREF 25.5100 INCHES
(BPS306)	LARC 8-TPT-657/660, LO-100 CRB. (SHIP)	3.000	2.000	3.000	70.000	BREF 20.9053 INCHES
(BPS308)	LARC 8-TPT-657/660, LO-100 CRB. (SHIP)	3.000	2.000	3.000	78.000	XMRP 18.8366 INCHES
						ZMRP .0000 INCHES
						ZMRP .0000 INCHES
						SCALE .0188 SCALE

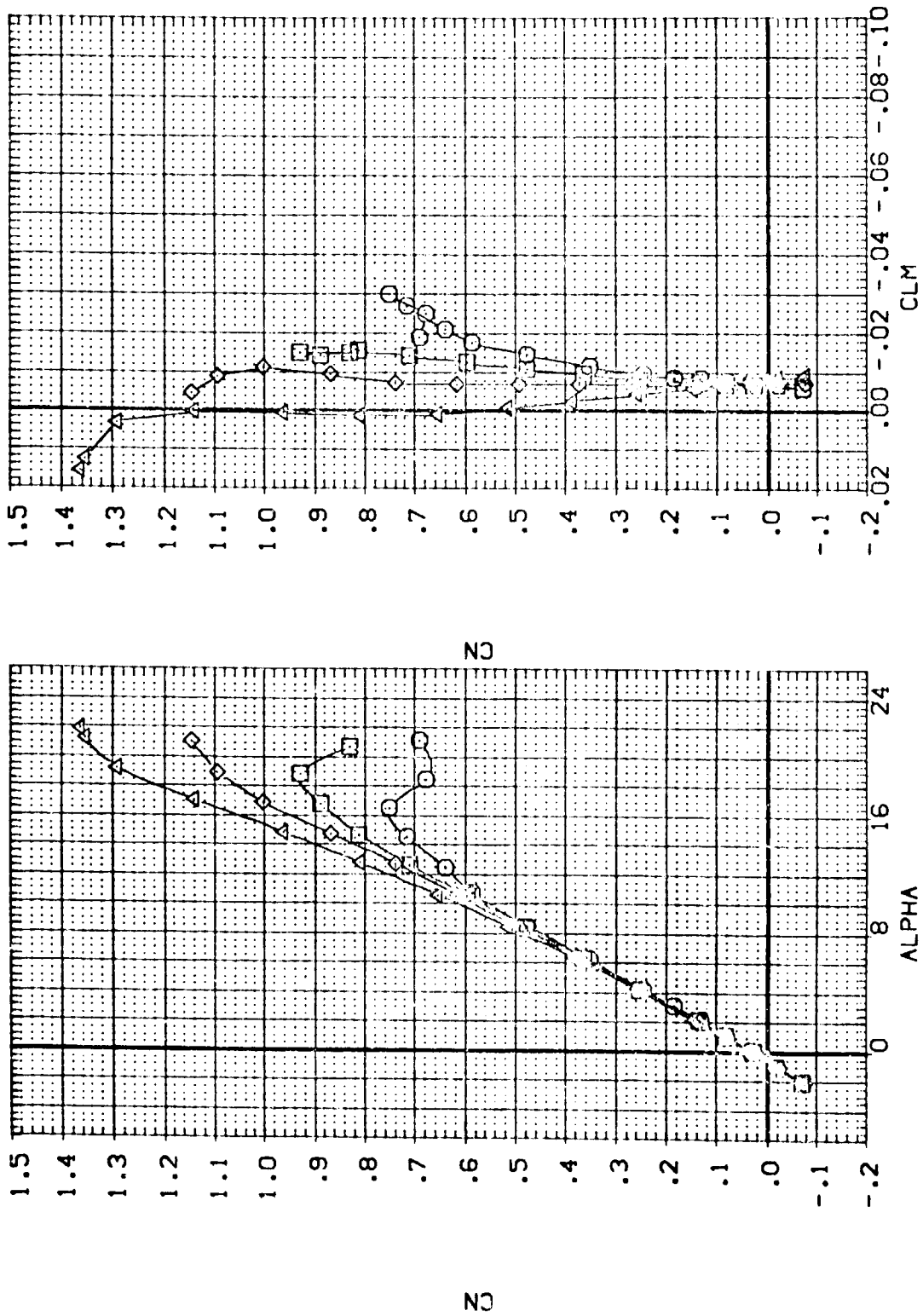


FIGURE 6. EFFECT OF FILLET ON WING NO 3 AERO CHARACT (WEDGE SECTION)

(A) MACH = .35

DATA SET SYMBOL	CONFIGURATION DESCRIPTION	WINGNO	WINGSC	FLTSCT	LAMDAF	REFERENCE INFORMATION
(BFS302)	LARC 8-TPT-657/660.L0-100 CR8.(SHIPS)	3.000	2.000	35.000	SREF	173.1312
(BFS304)	LARC 8-TPT-657/660.L0-100 CR8.(SHIPS)	3.000	2.000	60.000	LREF	25.5100
(BFS306)	LARC 8-TPT-657/660.L0-100 CR8.(SHIPS)	3.000	2.000	70.000	BREF	20.9056
(BFS308)	LARC 8-TPT-657/660.L0-100 CR8.(SHIPS)	3.000	2.000	78.000	YMRP	9.8556
					ZMRP	.0000
					SCALE	.0192
						SO.IN.
						INCHES
						INCHES
						INCHES
						INCHES
						SCALE

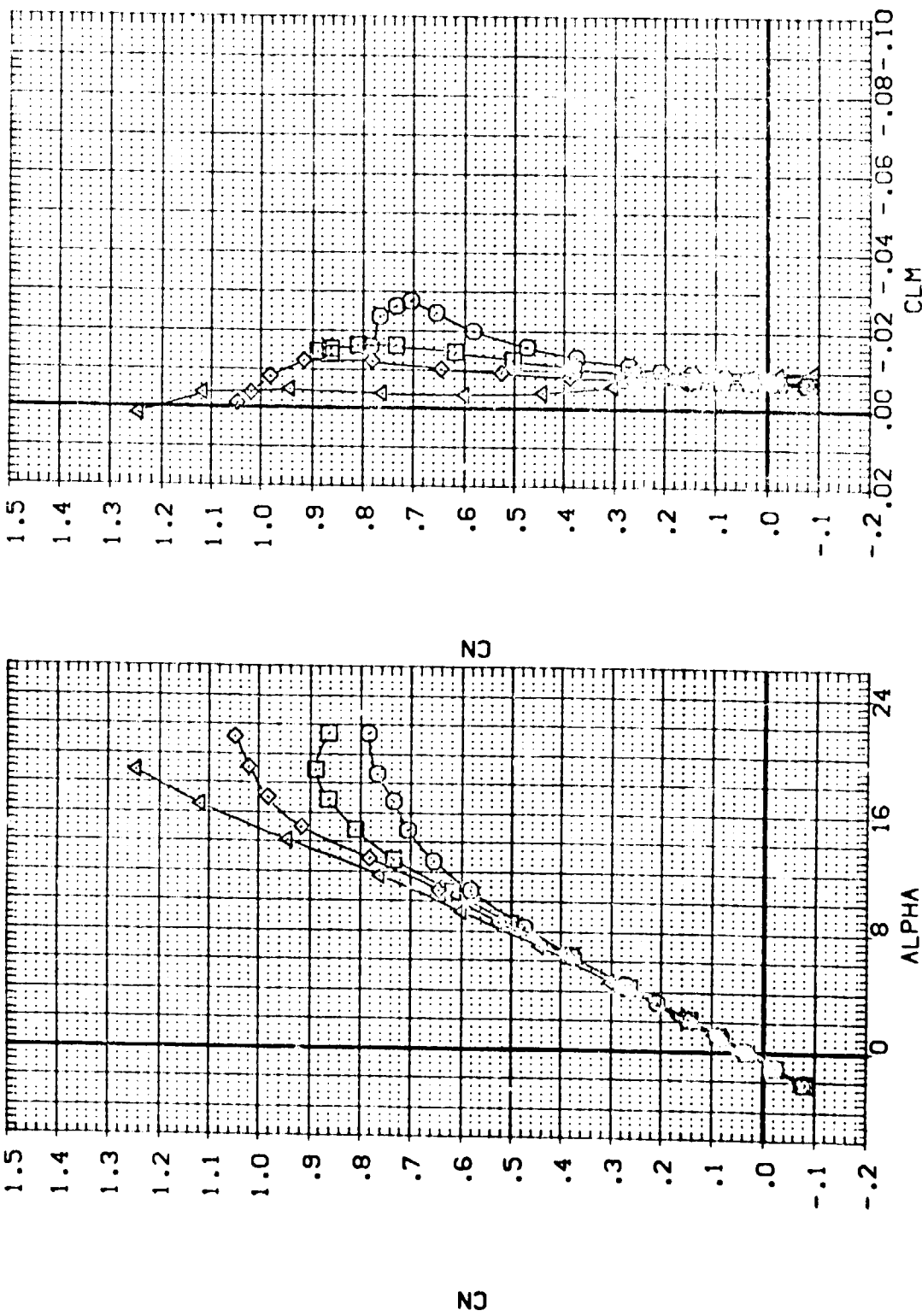


FIGURE 6. EFFECT OF FILLET ON WING NO 3 AERO CHARACT (WEDGE SECTION)

(B)MACH = .60

DATA SFT SYMBOL

(BPS 302) □
 (BPS 304) ○
 (BPS 306) △

CONFIGURATION DESCRIPTION
 LARC 8-TPT-657/660, LO-100 CRB. (SHIPS)
 LARC 8-TPT-657/660, LO-100 CRB. (SHIPS)
 LARC 8-TPT-657/660, LO-100 CRB. (SHIPS)

(BV3VFB)
 (BV3VFB)
 (BV3VFB)

WINGNO 3.000
 WINGSC 2.000
 FLTSCT 3.000
 LAMDAF 35.000
 SREF 173.1312

REFERENCE INFORMATION
 SREF 173.1312 50. IN.
 LREF 29.5100 INCHES
 BREF 20.9036 INCHES
 XMRP 18.8336 INCHES
 YMRP .0000 INCHES
 ZMRP .0000 INCHES
 SCALE .0198

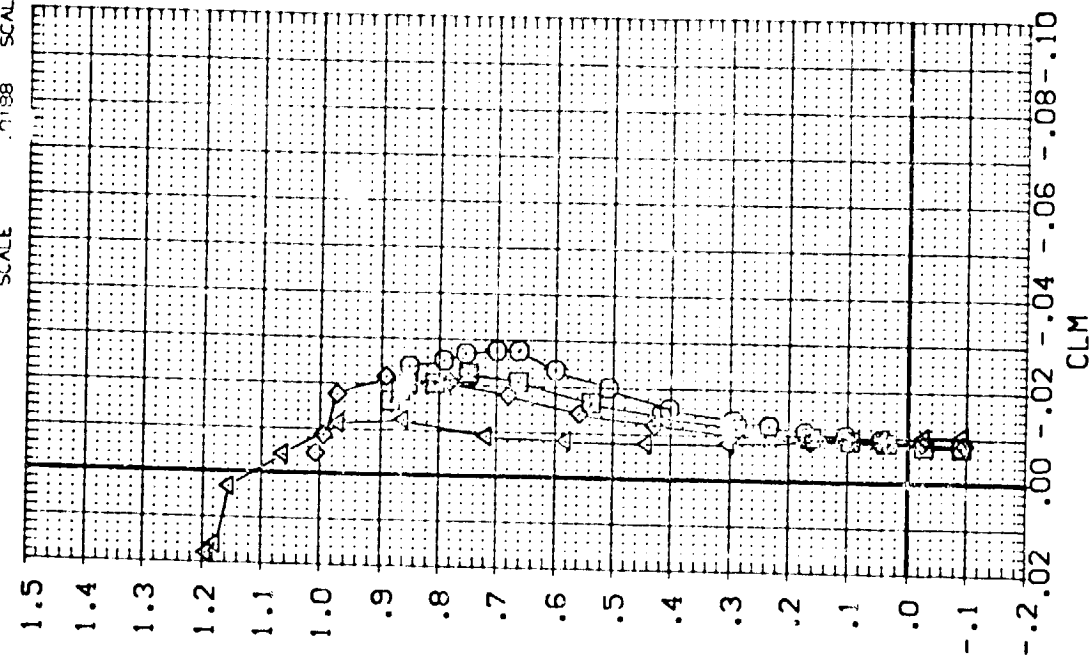
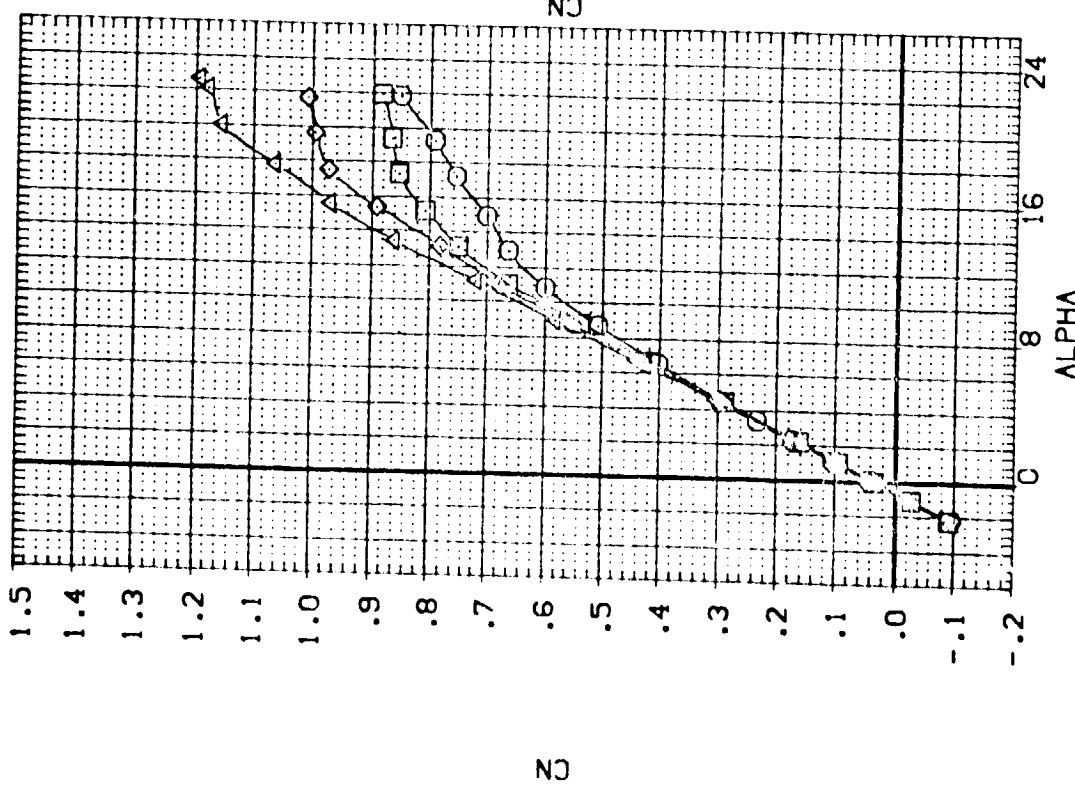


FIGURE 6. EFFECT OF FILLET ON WING NO 3 AERO CHARACT (WEDGE SECTION)

(C)MACH = .80

DATA SET SYMBOL CONFIGURATION DESCRIPTION

(BP5302) LARC 8-TPT-657/660.LC-100 DRB. (SHIPS) (BV3VFB)
 (BP5304) LARC 8-TPT-657/660.LC-100 DRB. (SHIPS) (SHIPS) (BV3VFB)
 (BP5306) LARC 8-TPT-657/660.LC-100 DRB. (SHIPS) (SHIPS) (BV3VFB)
 (BP5308) LARC 8-TPT-657/660.LC-100 DRB. (SHIPS) (SHIPS) (BV3VFB)

WINGNO WINGSC FLTSCT LAMDAF

WINGNO WINGSC FLTSCT LAMDAF
 3.000 2.000 3.000 35.000
 3.000 2.000 3.000 60.000
 3.000 2.000 3.000 70.000
 3.000 2.000 3.000 78.000

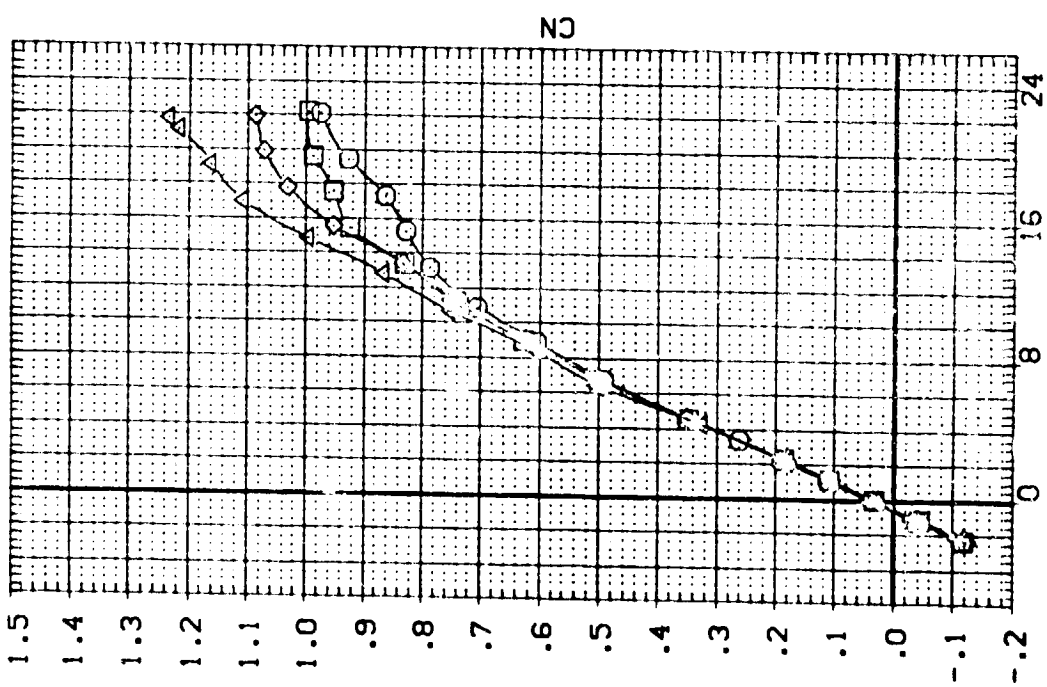
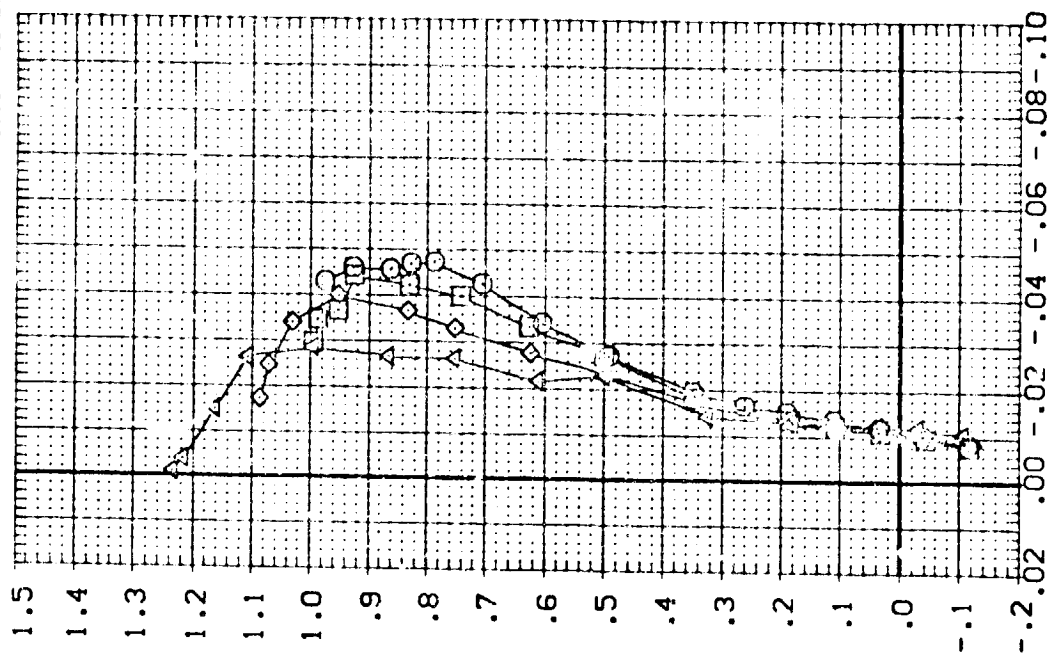


FIGURE 6. EFFECT OF FILLET ON WING NO 3 AERO CHARACTERISTICS (WEDGE SECTION)

MO MACH = .90

DATA SET SYMBOL
 (BPS302)
 (BPS304)
 (BPS306)
 (BPS308)

CONFIGURATION DESCRIPTION
 LARC 8-TPT-657/660.L0-100 CR8.(SHIPS)
 LARC 8-TPT-657/660.L0-100 CR8.(SHIPS)
 LARC 8-TPT-657/660.L0-100 CR8.(SHIPS)
 LARC 8-TPT-657/660.L0-100 CR8.(SHIPS)

WING SCALING
 WINGSC 3.000
 FLTSCT 3.000
 WINGSC 2.000
 FLTSCT 3.000
 WINGSC 3.000
 FLTSCT 3.000
 WINGSC 3.000
 FLTSCT 3.000

LANDING
 LANDAF 35.000
 LANDAF 60.000
 LANDAF 70.000
 LANDAF 78.000

REFERENCE INFORMATION
 SREF 173.1312 SO.IN. INCHES
 LREF 25.5100 INCHES
 BREF 20.9096 INCHES
 XMRP 18.8366 INCHES
 YMRP .0000 INCHES
 ZMRP .0000 INCHES
 SCALE .0189

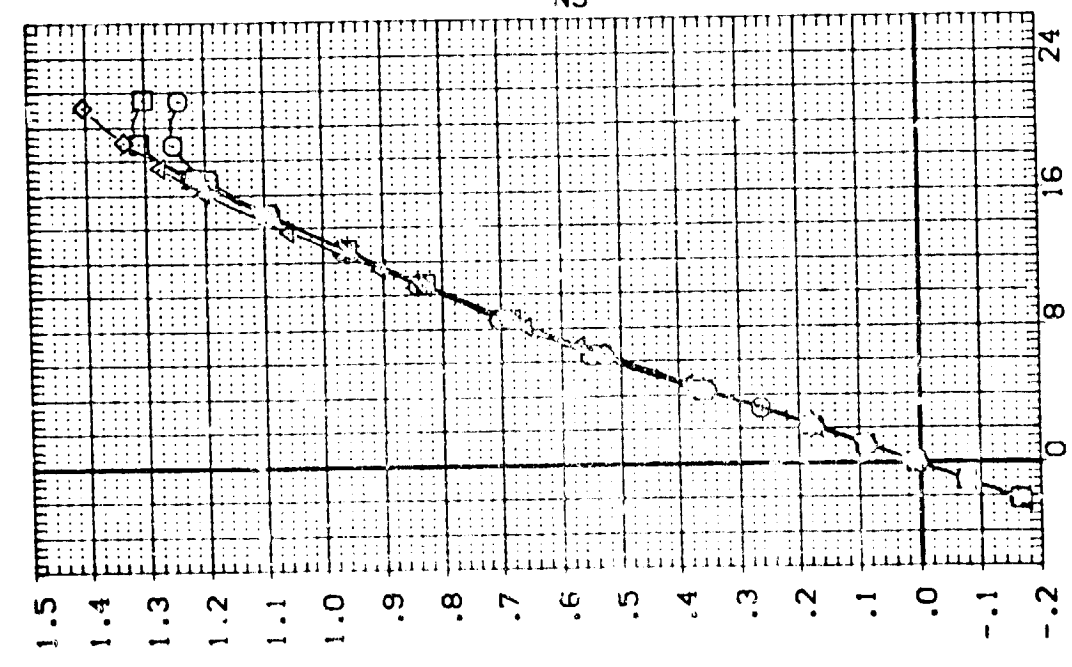
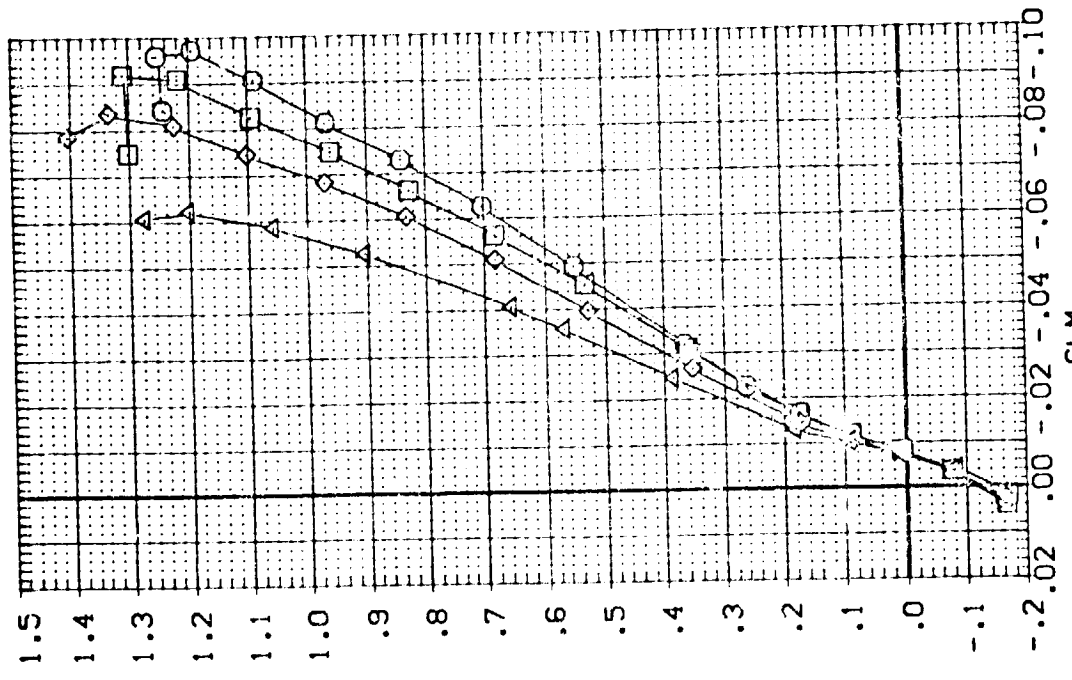


FIGURE 6. EFFECT OF FILLET ON WING NO 3 AERO CHARACT (WEDGE SECTION)

(E)MACH = .98

DATA SET SYMBOL
 (BPS302)
 (BPS304)
 (BPS306)
 (BPS308)

WINGNO
 3.000
 3.000
 3.000
 3.000

WINGSC
 2.000
 2.000
 2.000
 2.000

FLTSCT
 3.000
 3.000
 3.000

LAMDAF
 35.000
 60.000
 70.000
 78.000

CONFIGURATION DESCRIPTION
 LARC 8-TPT-657/660 LG-100 ORB. (SH:PS)
 LARC 8-TPT-657/660 LG-100 ORB. (SH:PS)
 LARC 8-TPT-657/660 LG-100 ORB. (SH:PS)
 LARC 8-TPT-657/660 LG-100 ORB. (SH:PS)

REFERENCE INFORMATION
 SQ. IN.
 SREF 173.1312
 LREF 25.5100
 BREF 20.5026
 XMRP 18.6366
 YMRP .0000
 ZMRP .0000
 SCALE .0188

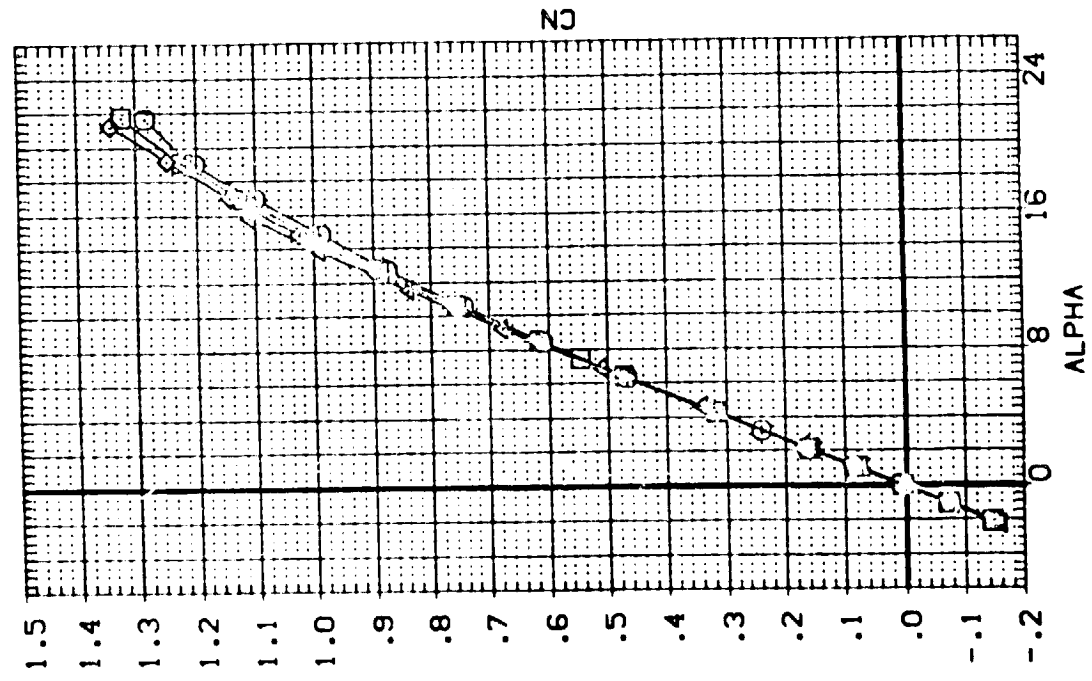
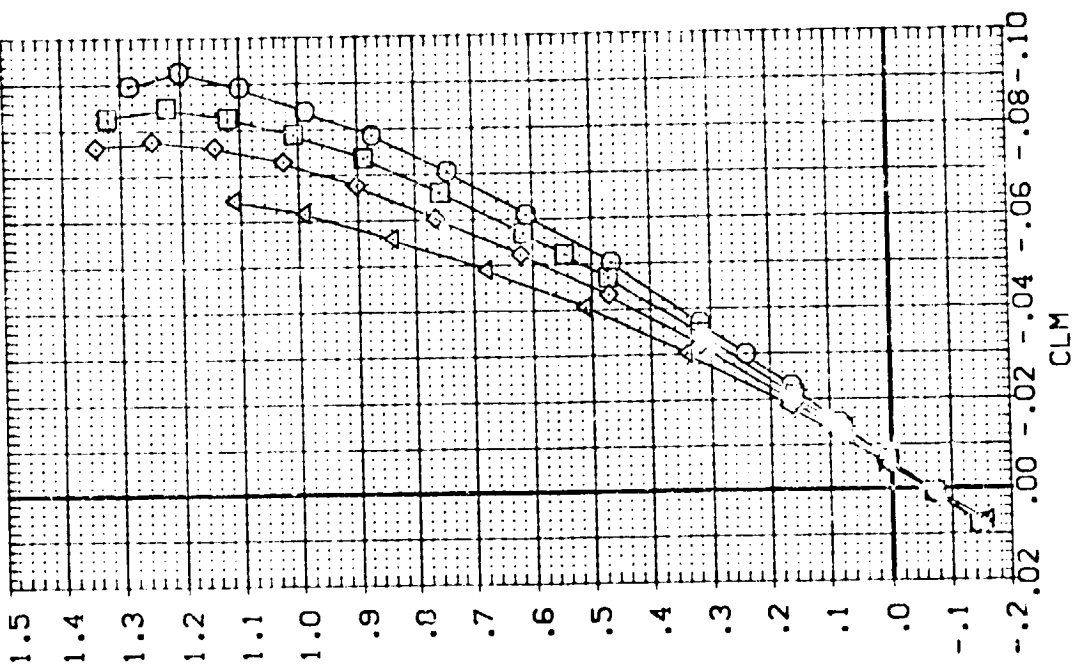


FIGURE 6. EFFECT OF FILLET ON WING NO 3 AERO CHARACT (WEDGE SECTION)

(F)MACH = 1.20

DATA SET SYMBOL
 (BPS 302)
 (BPS 304)
 (BPS 306)
 (BPS 308)

CONFIGURATION DESCRIPTION
 LARC 8-TPT-657/660.LG-100 DRB.(SHIPS)
 LARC 8-TPT-657/660.LG-100 DRB.(SHIPS)
 LARC 8-TPT-657/660.LG-100 DRB.(SHIPS)
 LARC 8-TPT-657/660.LG-100 DRB.(SHIPS)

(BV3VFB)
 (BV3VFB)
 (BV3VFB)
 (BV3VFB)

WINGND WINGSC FLTSCY LAMDAF
 3.000 2.000 3.000 35.000
 3.000 2.000 3.000 60.000
 3.000 2.000 3.000 70.000
 3.000 2.000 3.000 78.000

REFERENCE INFORMATION
 SREF 173.1312 50.IN.
 LREF 25.5100 INCHES
 BREF 20.9346 INCHES
 XPRP 18.9346 INCHES
 YPRP .0000 INCHES
 ZPRP .0000 INCHES
 SCALE 1:98 SCALE

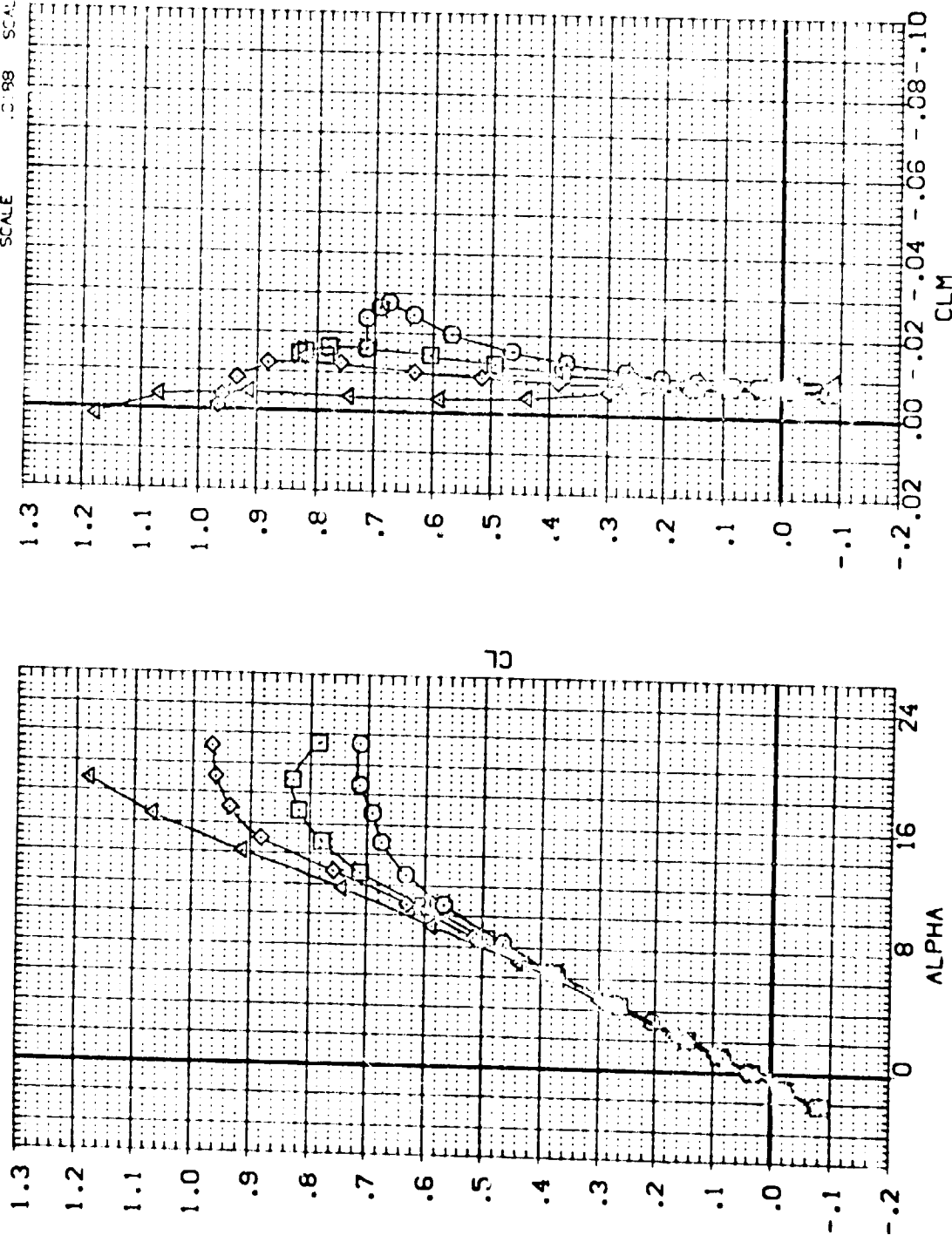


FIGURE 6. EFFECT OF FILLET ON WING NO 3 AERO CHARACT (WEDGE SECTION)
 (B)MACH = .60

DATA SET SYMBOL	CONFIGURATION DESCRIPTION	WINGNO	WINGSC	FLTSC	LARDAF	REFERENCE INFORMATION
(BPS302)	LARC 8-TPT-657/660.L0-100 DRB. (SHIPS)	3.000	2.000	35.000	SREF 173.1312	SO.IN.
(BPS304)	LARC 8-TPT-657/660.L0-100 DRB. (SHIPS)	3.000	2.000	60.000	LREF 25.5100	INCHES
(BPS306)	LARC 8-TPT-657/660.L0-100 DRB. (SHIPS)	3.000	2.000	70.000	BREF 20.9096	INCHES
(BPS308)	LARC 8-TPT-657/660.L0-100 DRB. (SHIPS)	3.000	2.000	78.000	XREF 18.8366	INCHES
					YREF .0000	INCHES
					ZREF .0000	INCHES
					SCALE .0188	SCALE

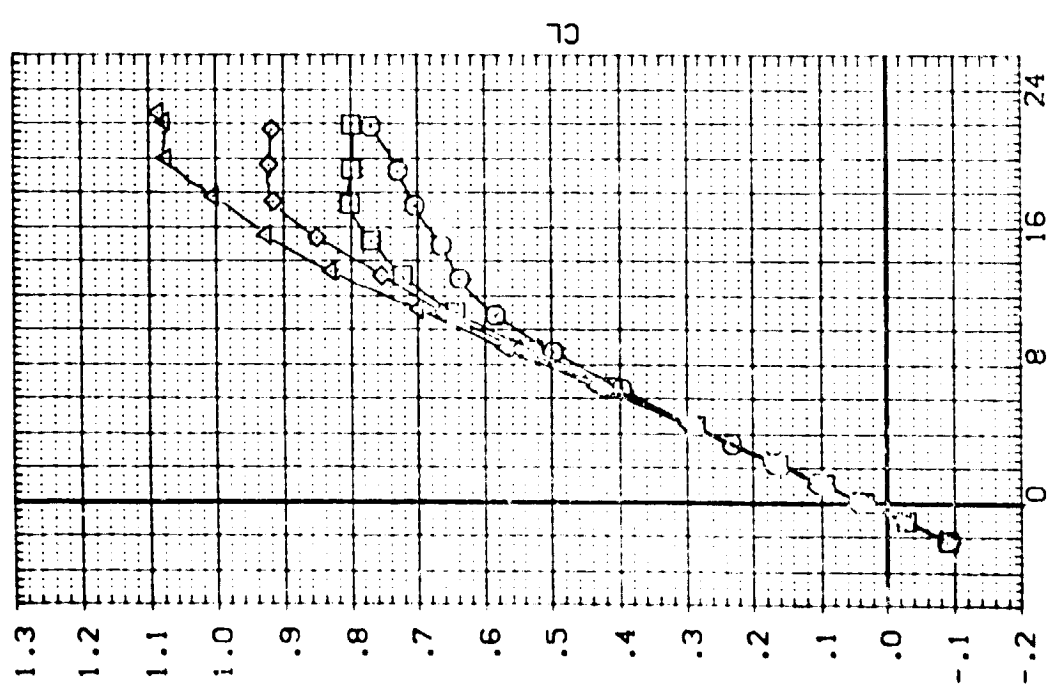
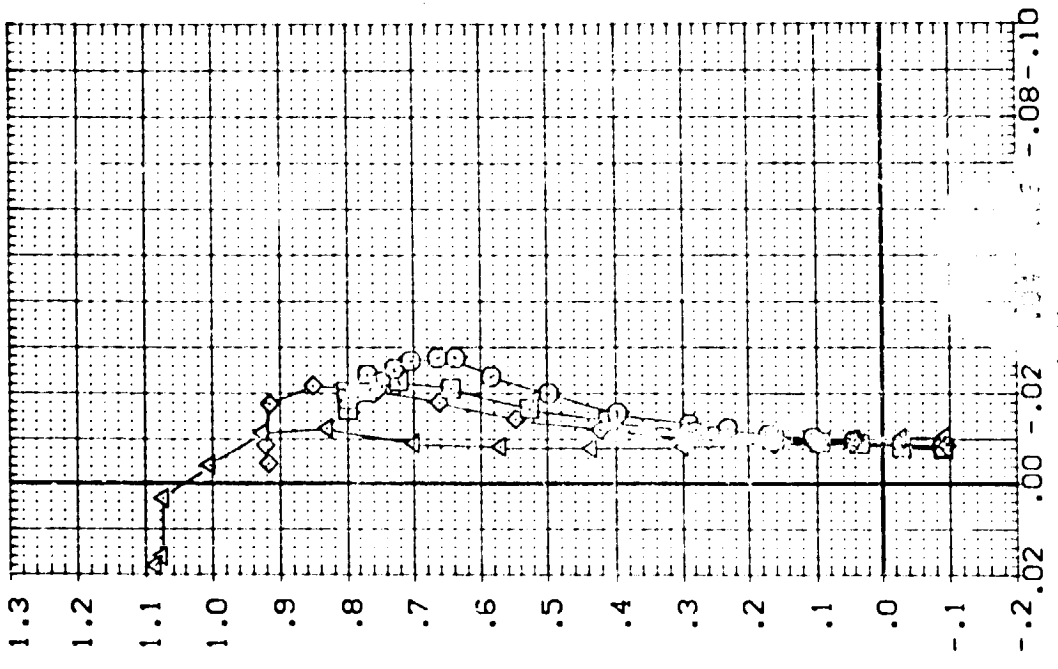


FIGURE 6. EFFECT OF FILLET ON WING NO 3 AERO CHARACTER (WEDGE SECTION)

(C)MACH = .80

DATA SET SYMBOL
 (BPS302)
 (BPS304)
 (BPS306)
 (BPS308)

CONFIGURATION DESCRIPTION
 LARC 8-TPT-657/660.L0-100 ORB
 LARC 8-TPT-657/660.L0-100 ORB
 LARC 8-TPT-657/660.L0-100 ORB
 LARC 8-TPT-657/660.L0-100 ORB

(SHP)S
 (SHP)S
 (SHP)S
 (SHP)S

WINGNO
 3.000
 3.000
 3.000
 3.000

VINGSC
 2.000
 2.000
 2.000
 2.000

FLTSCT
 3.000
 3.000
 3.000
 3.000

LAMDAF
 35.000
 60.000
 70.000
 78.000

REFERENCE INFORMATION
 SREF 173.1312 SO.IN.
 LREF 25.5130 INCHES
 BREF 70.8026 INCHES
 XREF 19.8336 INCHES
 YMRP .0000 INCHES
 ZMRP .0000 INCHES
 SCALE .0133 SCALE

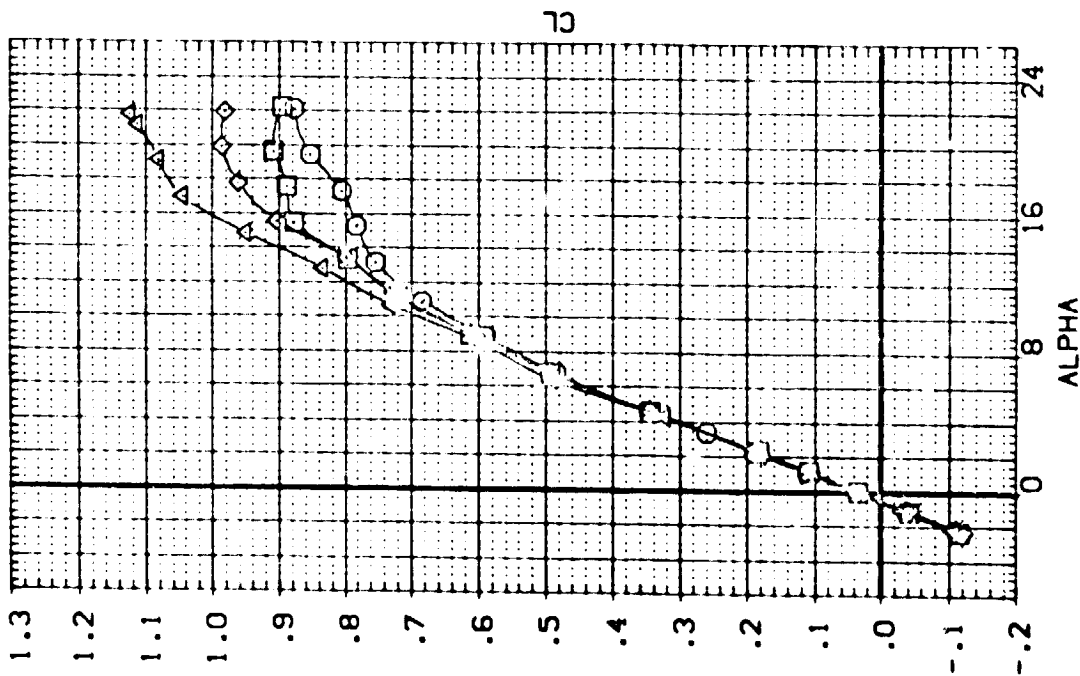
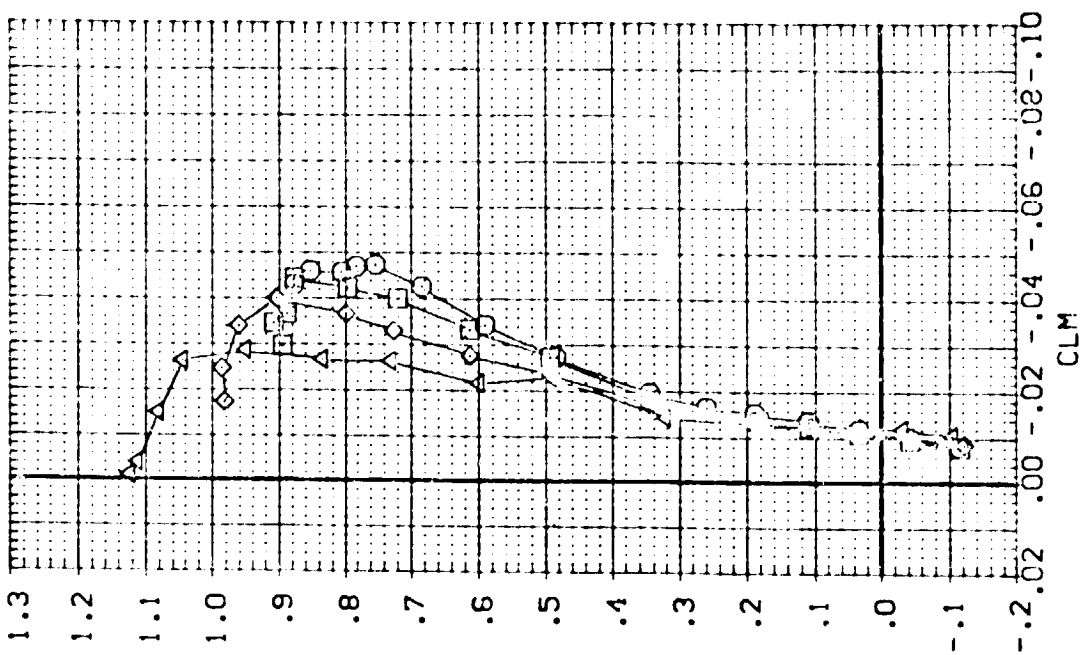


FIGURE 6. EFFECT OF FILLET ON WING NO 3 AERO CHARACT (WEDGE SECTION)

(O)MACH = .90

DATA SET SYMBOL
 (BPS302)
 (BPS304)
 (BPS306)
 (BPS308)

CONFIGURATION DESCRIPTION
 LARC 8-TPT-657/660.L0-100 DRB.
 LARC 8-TPT-657/660.L0-100 DRB.
 LARC 8-TPT-657/660.L0-100 DRB.
 LARC 8-TPT-657/660.L0-100 DRB.

(BV3VFB)
 (BV3VFB)
 (BV3VFB)
 (BV3VFB)

V:NGND WINGSC FLTSTCT LAMDAF
 3.000 2.000 3.000 35.000
 3.000 2.000 3.000 60.000
 3.000 2.000 3.000 70.000
 3.000 2.000 3.000 78.000

REFERENCE INFORMATION
 SREF 173.1312 SQ. IN.
 LREF 25.5.00 INCHES
 BREF 20.9096 INCHES
 YMRP 18.8366 INCHES
 ZMRP .0000 INCHES
 SCALE 0.89 INCHES

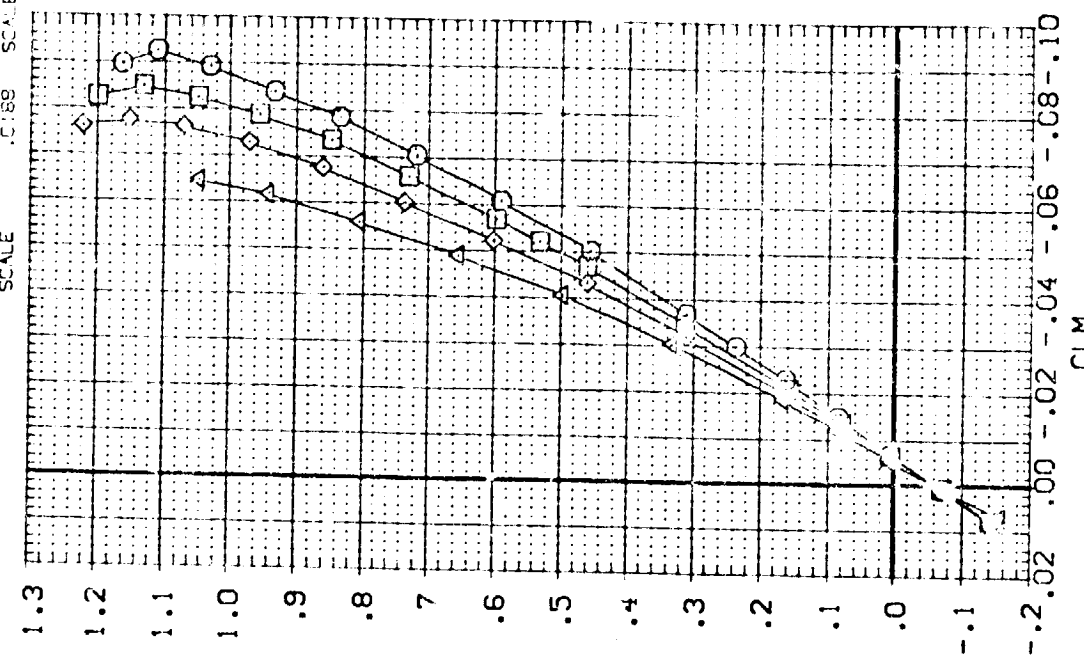
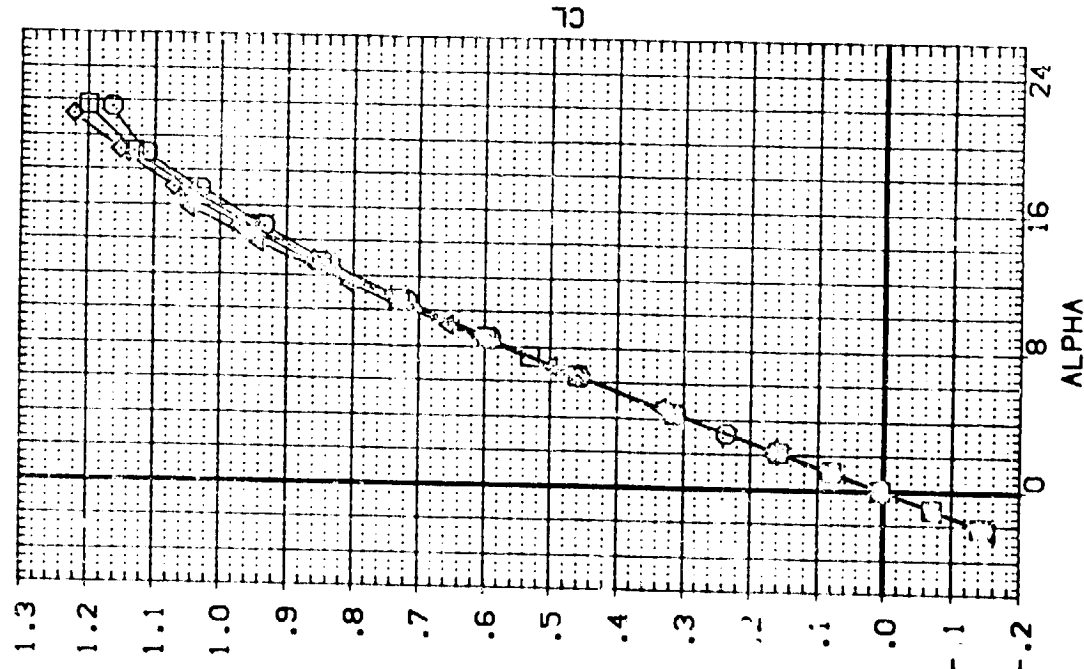


FIGURE 6. EFFECT OF FILLET ON WING NO 3 AERO CHARACT (WEDGE SECTION)
 (F)MACH = 1.20

DATA SET	SYMBOL	CONFIGURATION DESCRIPTION	(BV3VFB)	WINGNO	WINGSC	FLTSCT	LAMDAF	REFERENCE INFORMATION
(BP-302)	□	LARC 8-TPT-657/660, LO-100 DRB, (SH)PS)	3.000	3.000	3.000	35.000	SREF	173.1312
(BP-304)	◇	LARC 8-TPT-657/660, LO-100 DRB, (SH)PS)	3.000	2.000	3.000	60.000	LREF	25.5100
(BP-306)	○	LARC 8-TPT-657/660, LO-100 DRB, (SH)PS)	3.000	2.000	3.000	70.000	BREF	20.9096
(BP-308)	△	LARC 8-TPT-657/660, LO-100 DRB, (SH)PS)	3.000	2.000	3.000	79.000	XMRP	18.6366
							YMRP	.0000
							ZMRP	.0000
							SCALE	.0188

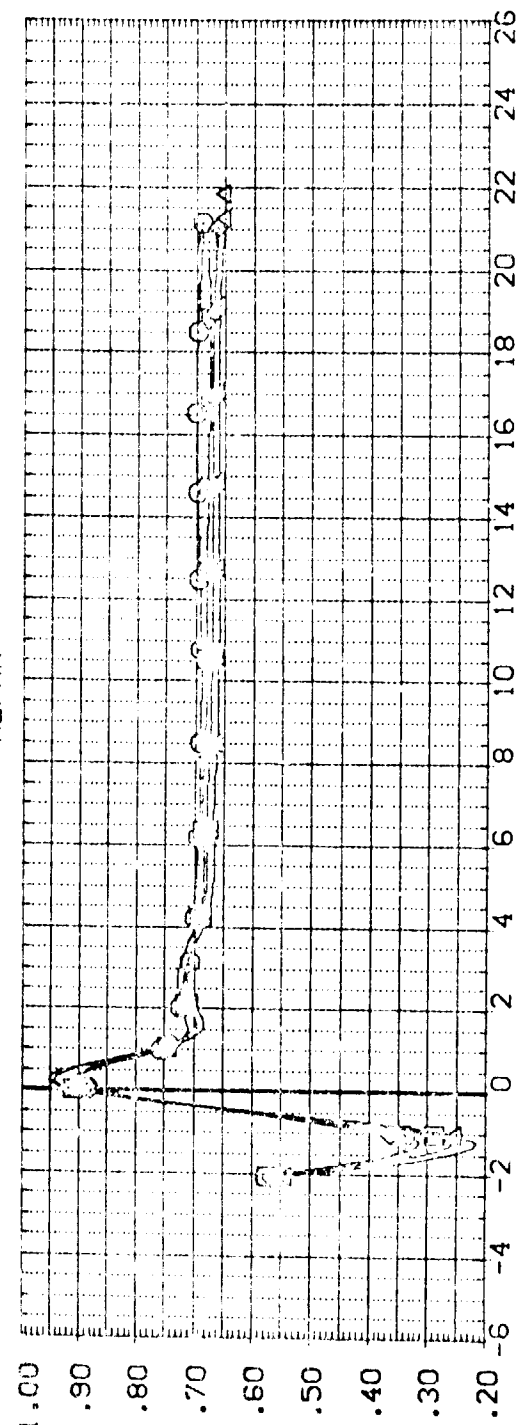
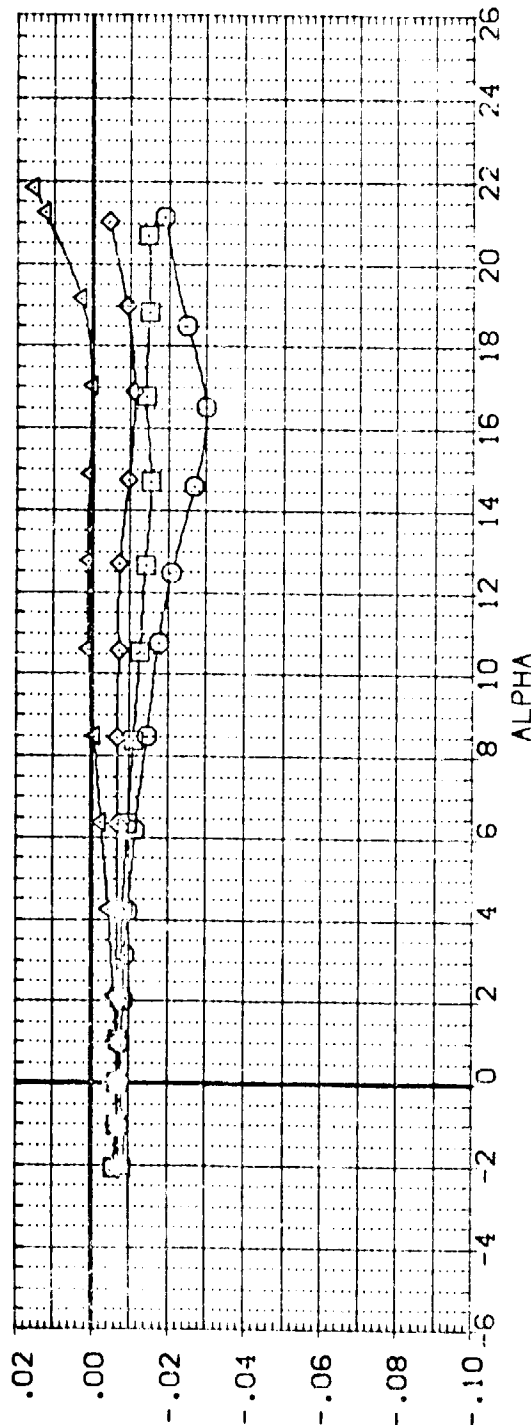


FIGURE 6. EFFECT OF FILLET ON WING NO 3 AERO CHARACTER (WEDGE SECTION)

(A) MACH = .35

DATA SET SYMBOL
 (BPS302)
 (BPS304)
 (BPS306)
 (BPS308)

CONFIGURATION DESCRIPTION
 LARC 8-TPT-657/660.LC-100 CRB.(SH)PS
 LARC 8-TPT-657/660.LC-100 CRB.(SH)PS
 LARC 8-TPT-657/660.LC-100 CRB.(SH)PS
 LARC 8-TPT-657/660.LC-100 CRB.(SH)PS

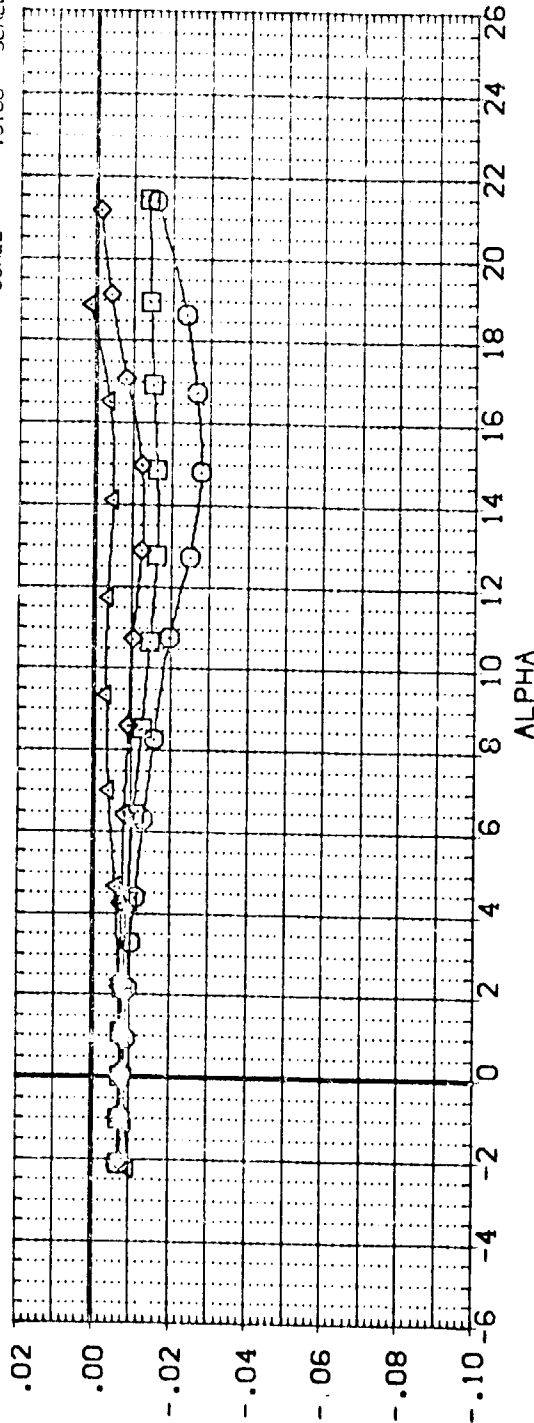
(BV3VFB)
 (BV3VFB)
 (BV3VFB)
 (BV3VFB)

VINGNO 3.000
 3.000
 3.000
 3.000

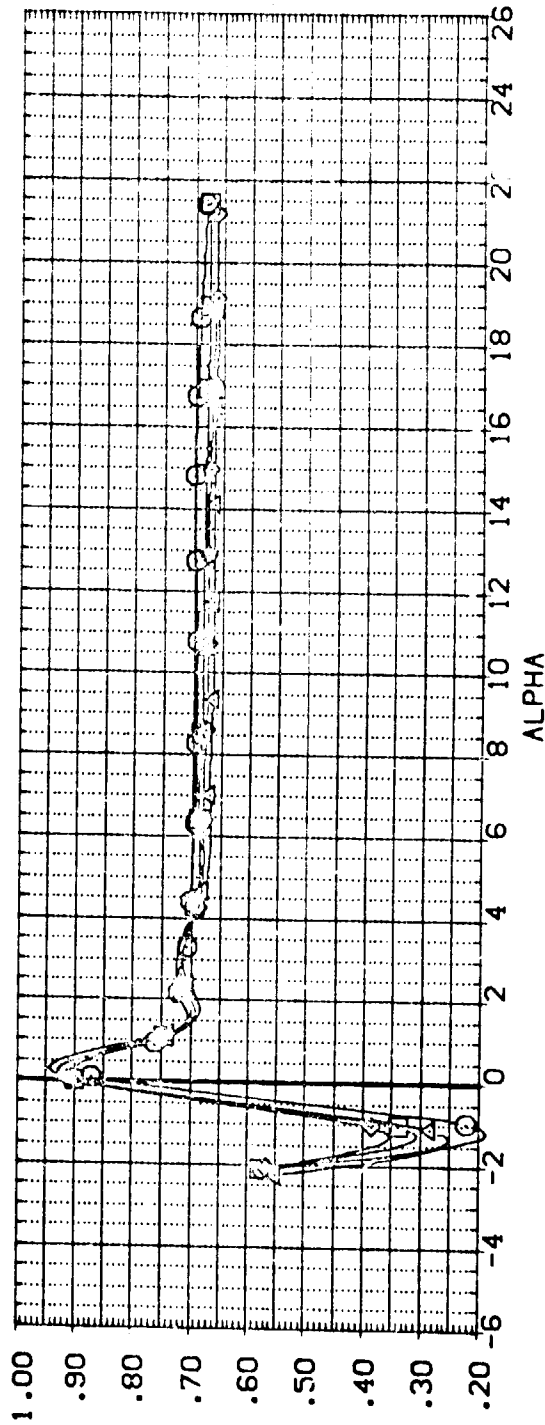
FLTSC 3.000
 3.000
 3.000
 3.000

LAMDAF 35.000
 60.000
 70.000
 78.000

REFERENCE INFORMATION
 SREF 173.1312 SQ. IN.
 LREF 25.5100 INCHES
 BREF 20.9096 INCHES
 XMRP 16.8360 INCHES
 YMRP .0000 INCHES
 ZMRP .0000 INCHES
 SCALE .3188 SCALE



CLM



XCP/L

FIGURE 6. EFFECT OF FILLET ON WING NO 3 AERO CHARACT (WEDGE SECTION)

(B)MACH = .60

DATA SET SYMBOL	CONFIGURATION DESCRIPTION	(SH) (PS)	(BW) (VFB)	WINGNO	WINGSC	FLTSCT	LAMDAF	REFERENCE INFORMATION
(BPS302)	LARC 8-TPT-657/660.LO-100 DRB.	(SH) (PS)	(BW) (VFB)	3.000	2.000		35.000	SREF 173.1312 50. IN.
(BPS304)	LARC 8-TPT-657/660.LO-100 DRB.	(SH) (PS)	(BW) (VFB)	3.000	2.000	3.000	60.000	LREF 25.5100 INCHES
(BPS306)	LARC 8-TPT-657/660.LO-100 DRB.	(SH) (PS)	(BW) (VFB)	3.000	2.000	3.000	70.000	BRFF 20.9096 INCHES
(BPS308)	LARC 8-TPT-657/660.LO-100 DRB.	(SH) (PS)	(BW) (VFB)	3.000	2.000	3.000	78.000	XMRP 18.8366 INCHES
								YMRP .0000 INCHES
								ZMRP .0188 INCHES
								SCALE

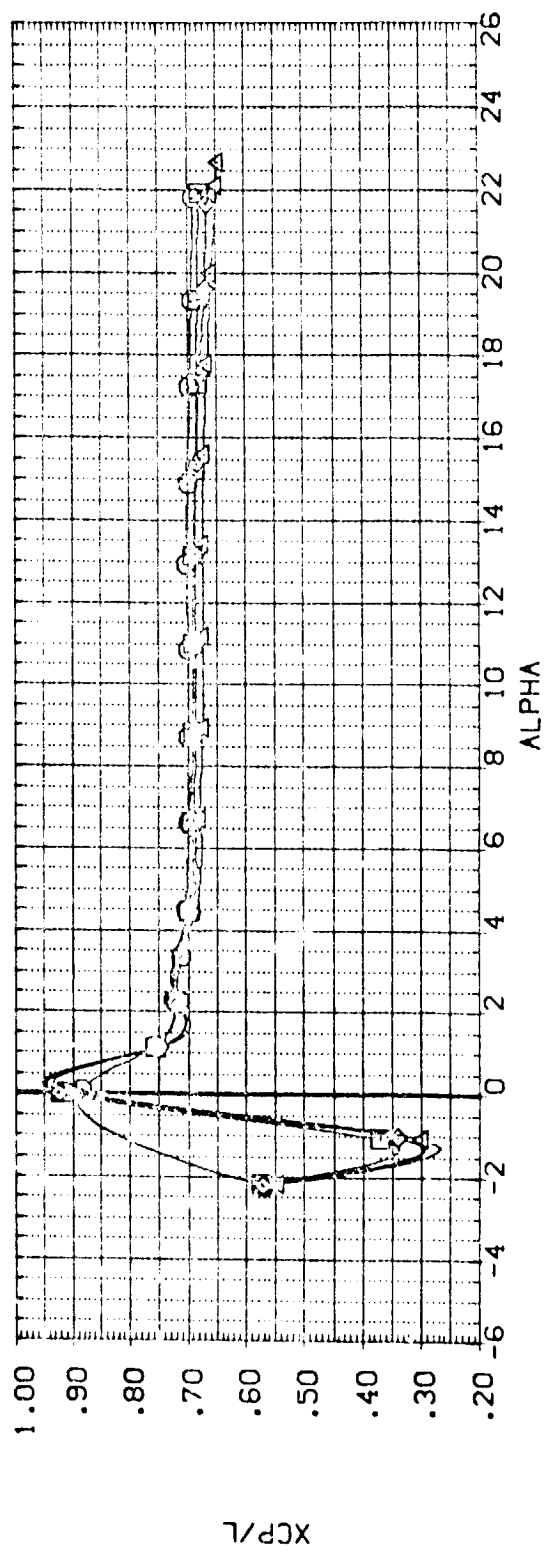
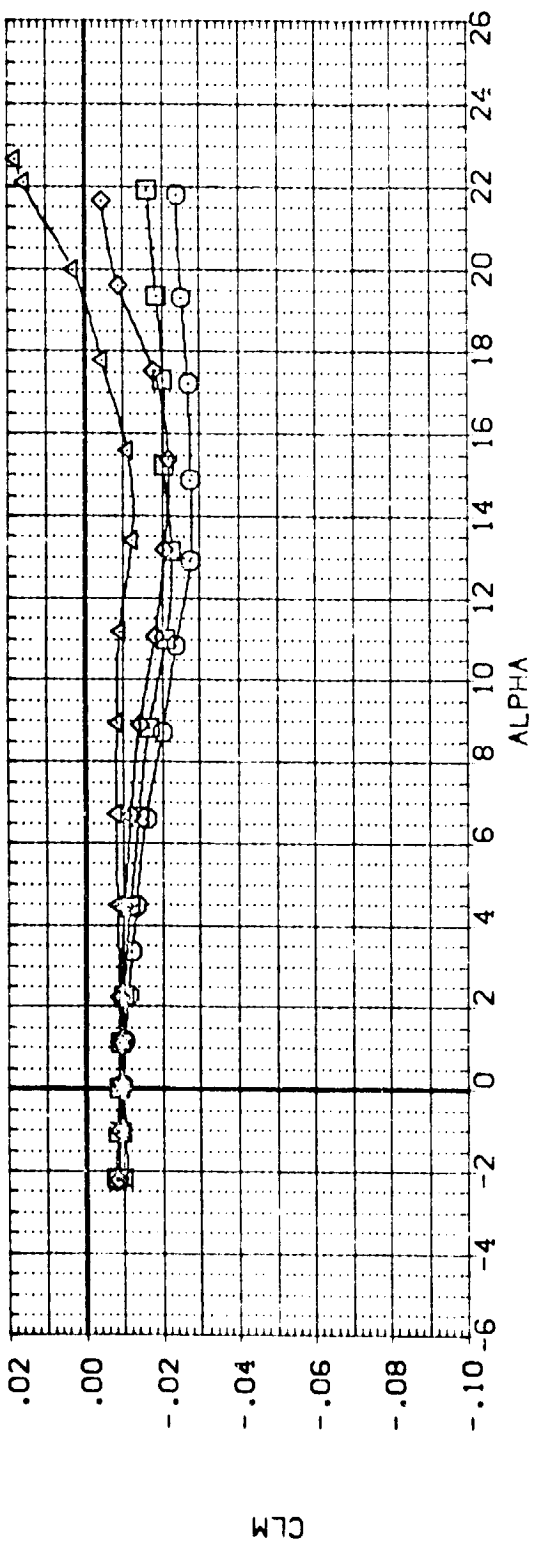


FIGURE 6. EFFECT OF FILLET ON WING NO 3 AERO CHARACT (WEDGE SECTION)

(C)MACH = .80

DATA SET SYMBOL	CONFIGURATION DESCRIPTION	WINGND	WINGSC	FLTSC1	LANDAF	REFERENCE INFORMATION	SO. IN.
(B5302)	LARC 8-TPT-657/660, LD-100 CRB, (SH:PS)	3.000	2.000	3.000	35.000	SREF	173.1312
(B5304)	LARC 8-TPT-657/660, LD-100 CRB, (SH:PS)	3.000	2.000	3.000	60.000	LREF	25.5100
(B5306)	LARC 8-TPT-657/660, LD-100 CRB, (SH:PS)	3.000	2.000	3.000	70.000	BREF	20.8096
(B5308)	LARC 8-TPT-657/660, LD-100 CRB, (SH:PS)	3.000	2.000	3.000	78.000	XMRP	18.8956
						YMRP	.0000
						ZMRP	.0000
						SCALE	.0188
							INCHES
							INCHES
							INCHES
							SCALE

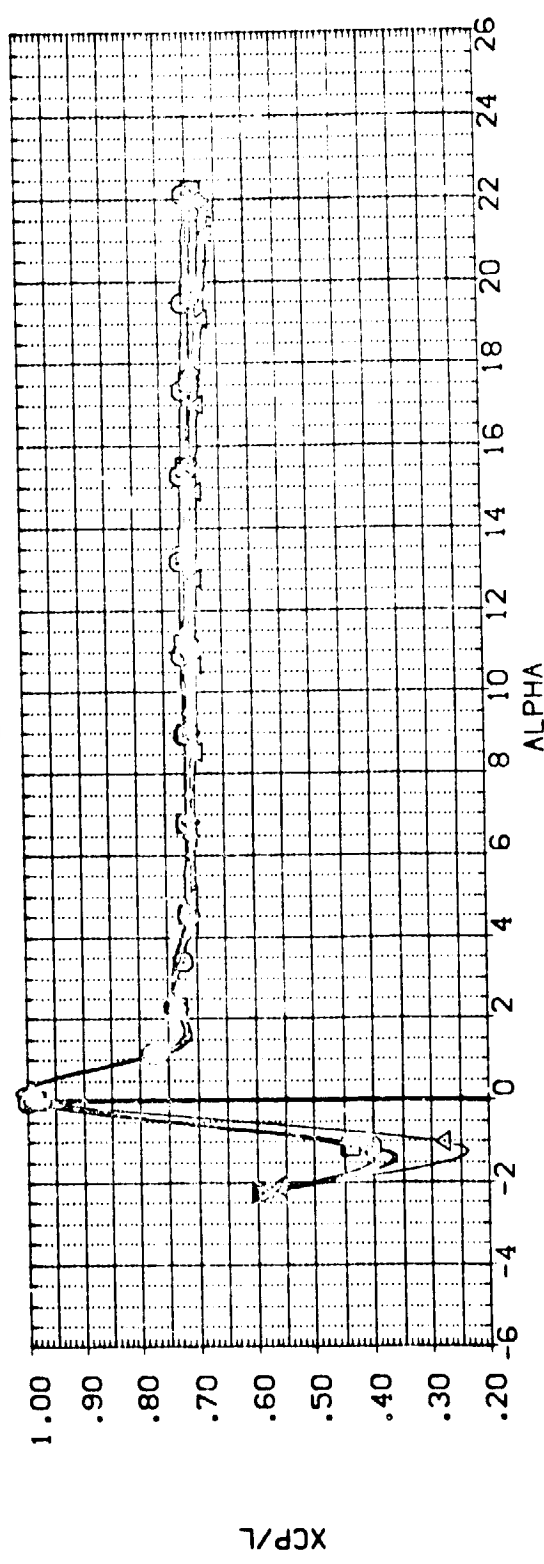
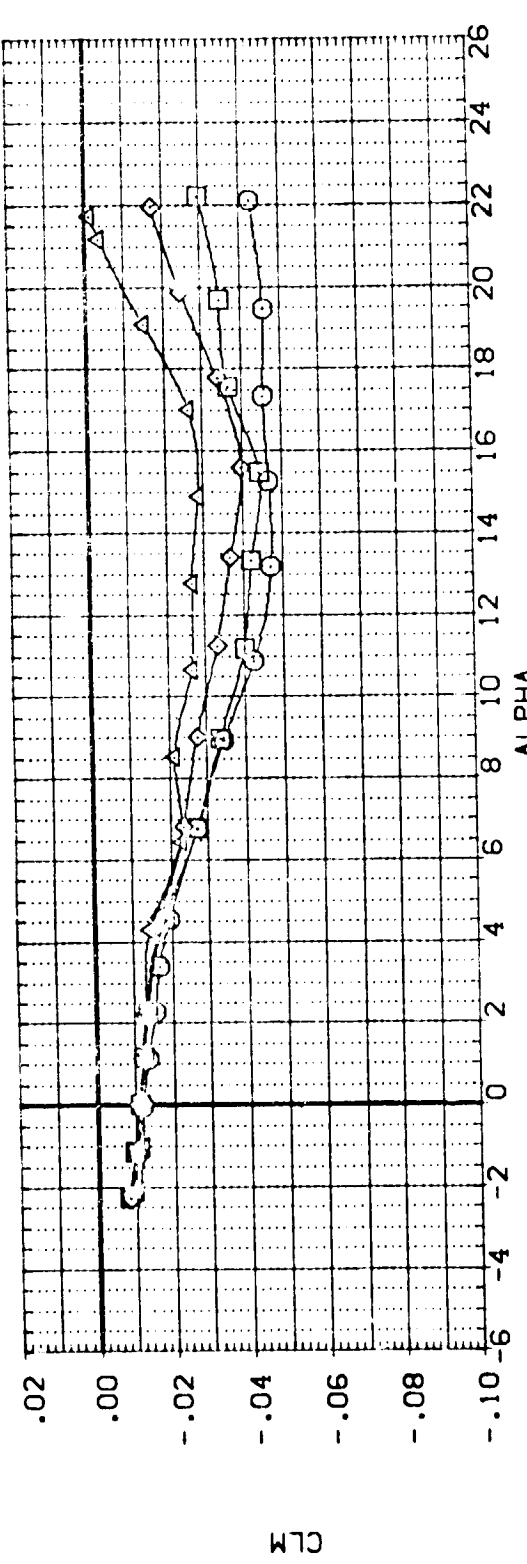


FIGURE 6. EFFECT OF FILLET ON WING NO 3 AERO CHARACTERISTICS (WEDGE SECTION)

(O)MACH = .90

DATA SET SYMBOL	CONFIGURATION DESCRIPTION	(BV3VFB)	WINGNO	VINGSC	FLTSCT	LAMPDF	REFERENCE INFORMATION
(BPS302)	LARC 8-TPT-657/660, LO-100 CRB. (SH)(PS)	(BV3VFB)	3.000	2.000	3.000	35.000	SREF 173.1312 SO. IN.
(BPS304)	LARC 8-TPT-657/660, LO-100 CRB. (SH)(PS)	(BV3VFB)	3.000	2.000	3.000	60.000	LREF 25.5100 INCHES
(BPS306)	LARC 8-TPT-657/660, LO-100 CRB. (SH)(PS)	(BV3VFB)	3.000	2.000	3.000	70.000	BREF 19.8366 INCHES
(BPS308)	LARC 8-TPT-657/660, LO-100 CRB. (SH)(PS)	(BV3VFB)	3.000	2.000	3.000	78.000	XMRP .0000 INCHES
							ZMRP .0000 INCHES
							SCALE .0188 SCALE

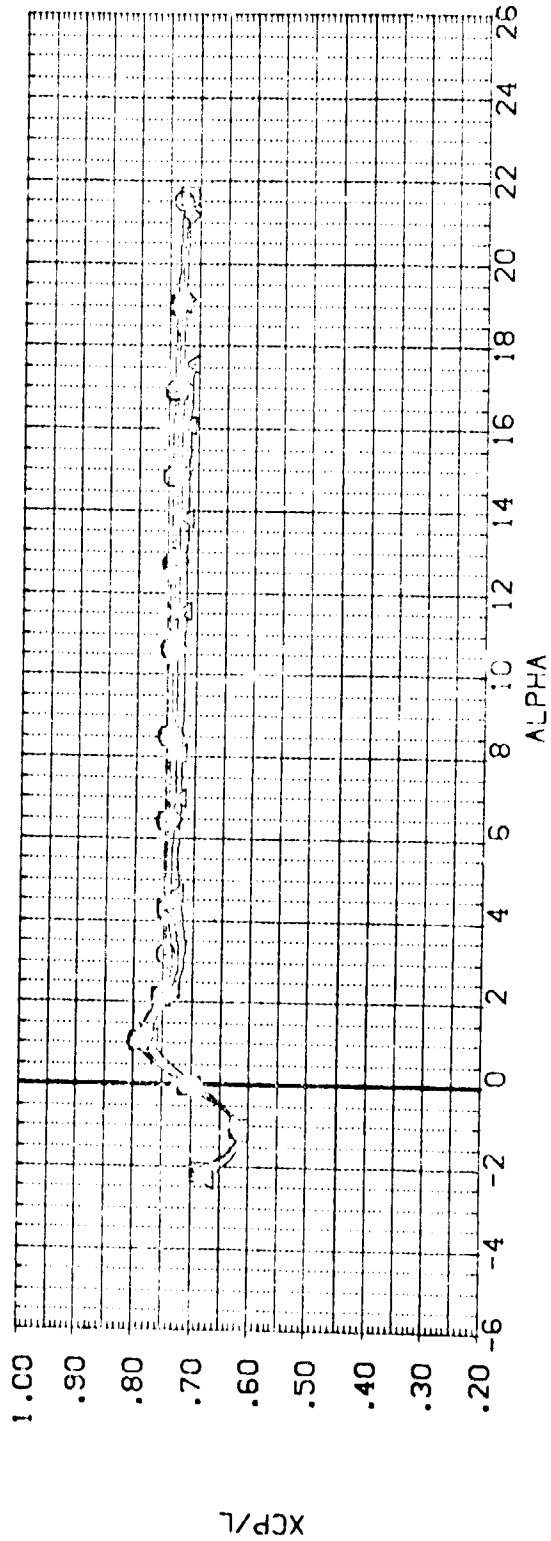
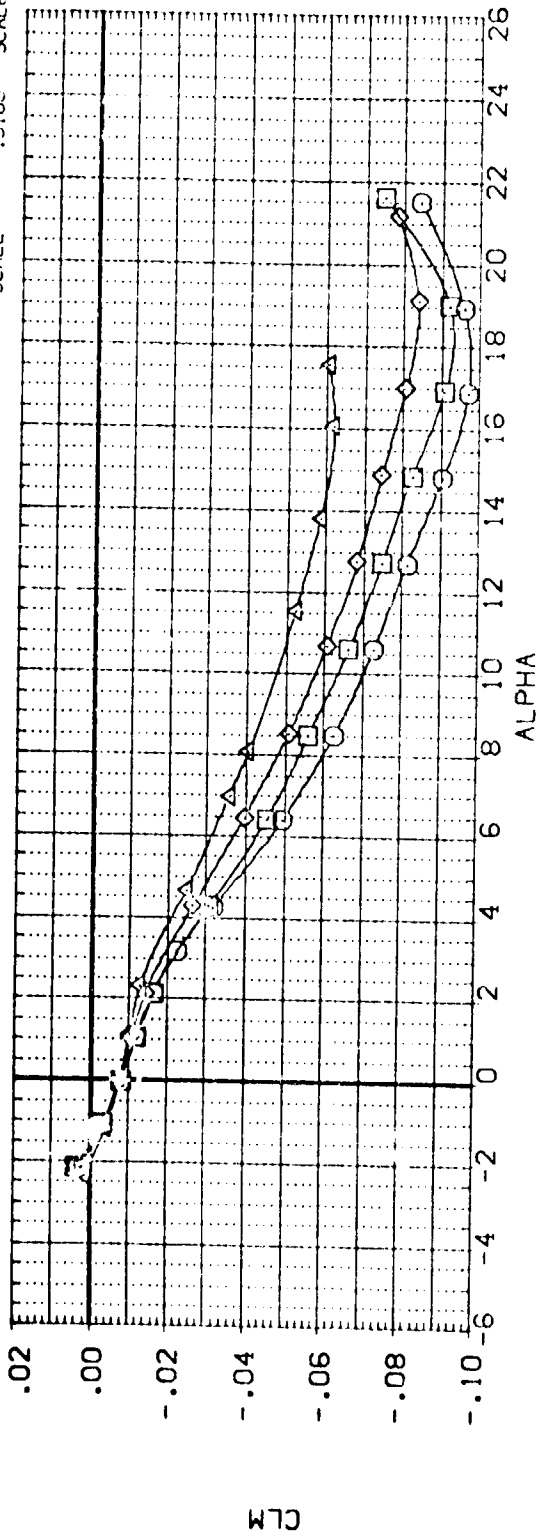


FIGURE 6. EFFECT OF FILLET ON WING NO 3 AERO CHARACTER (WEDGE SECTION)

(E)MACH = .98

DATA SET SYMBOL	CONFIGURATION DESCRIPTION	WING- Δ	WINGSC	FLTSCT	LAMDAE	REFERENCE INFORMATION
(BP5302)	LARC 8-TPT-657/660, LO-100 CR8, (SHIPS)	3.000	2.000	35.000	SREF	SO, IN.
(BP5304)	LARC 8-TPT-657/660, LO-100 CR8, (SHIPS)	3.000	2.000	60.000	LREF	INCHES
(BP5306)	LARC 8-TPT-657/660, LO-100 CR8, (SHIPS)	3.000	2.000	70.000	BREF	INCHES
(BP5308)	LARC 8-TPT-657/660, LO-100 CR8, (SHIPS)	3.000	2.000	78.000	VMAP	INCHES
					ZMAP	INCHES
					SCALE	SCALE
						.0188

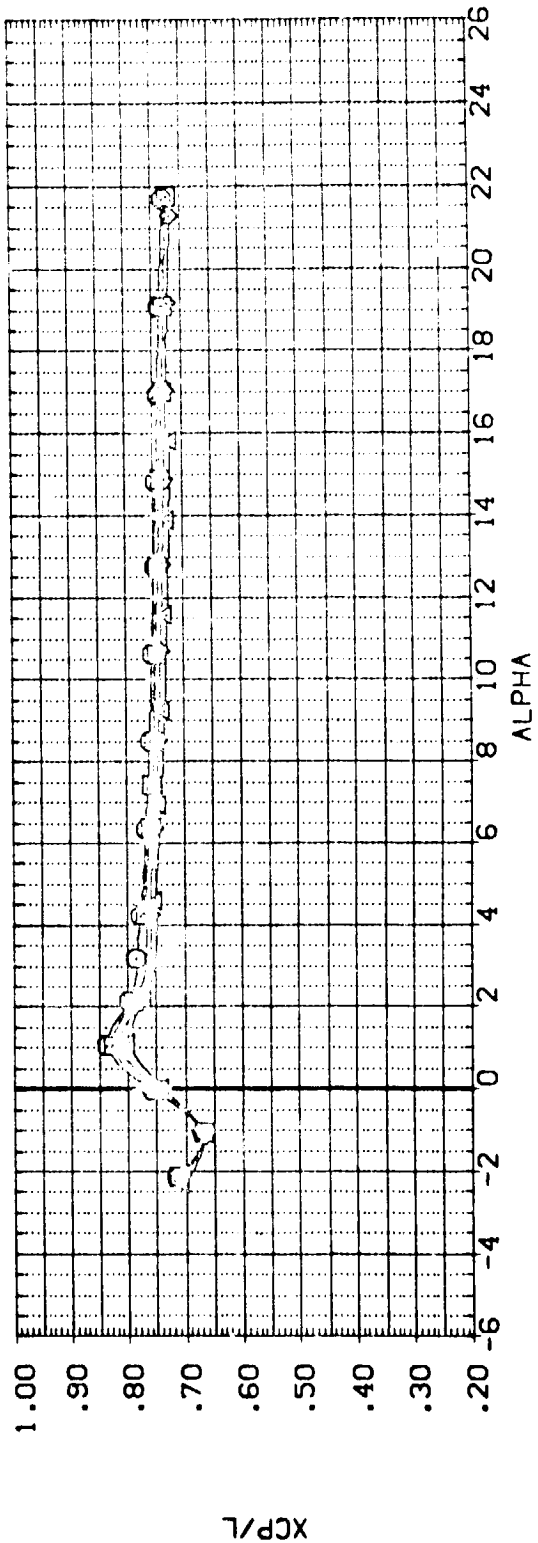
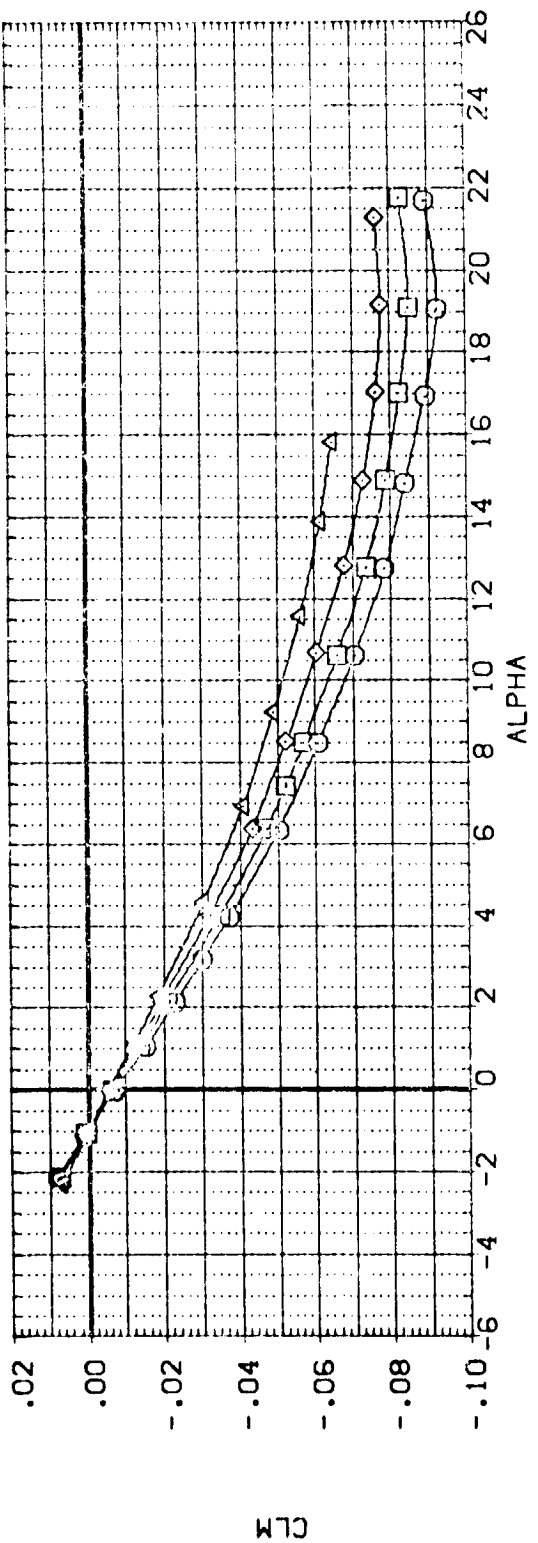


FIGURE 6. EFFECT OF FILLET ON WING NO 3 AERO CHARACT (WEDGE SECTION)

(F)MACH = 1.20

DATA SET SYMBOL CONFIGURATION DESCRIPTION
 (BPS:09) LARC 8-TPT-657/660.LC-100 0988.(SHIPS).(BVI/VFB)
 (BPS:05) LARC 8-TPT-657/660.LC-100 0988.(BVI/VFB).(NO GRIT)

WINGNO 1.000
 VINGSC 1.000
 FLTSCT 1.000
 LAMDAF 70.000

WINGNO 1.000
 VINGSC 1.000
 FLTSCT 1.000
 LAMDAF 70.000

REFERENCE INFORMATION
 SREF 175.7375 SQ. IN.
 LREF 26.5100 INCHES
 BREF 19.7165 INCHES
 XMRP 16.8166 INCHES
 YMRP 11.7170 INCHES
 ZMRP 10.0000 INCHES
 SCALE .0156

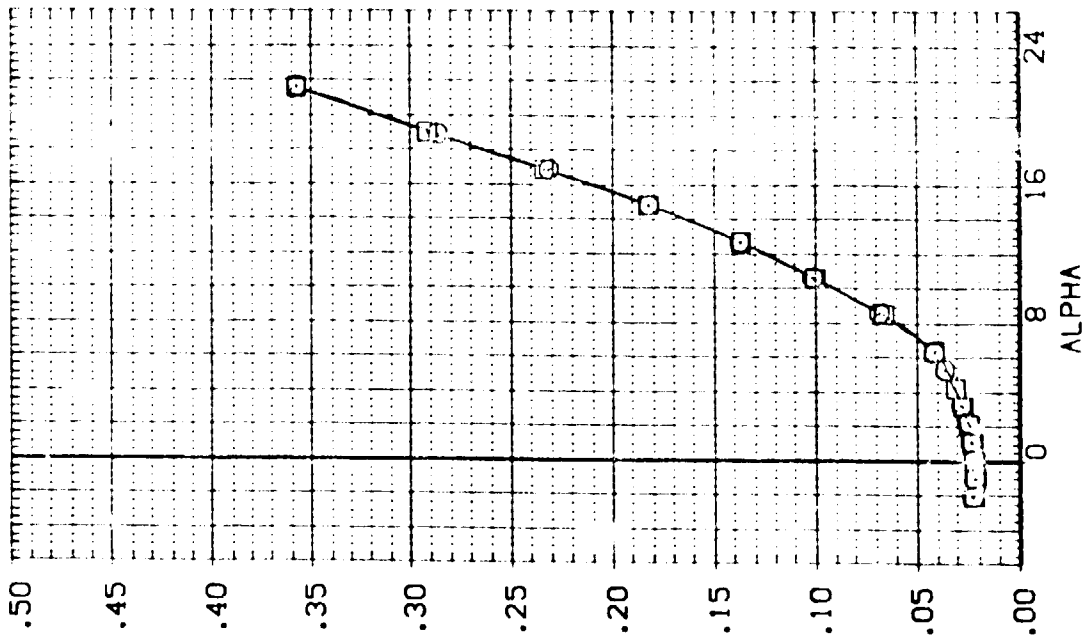
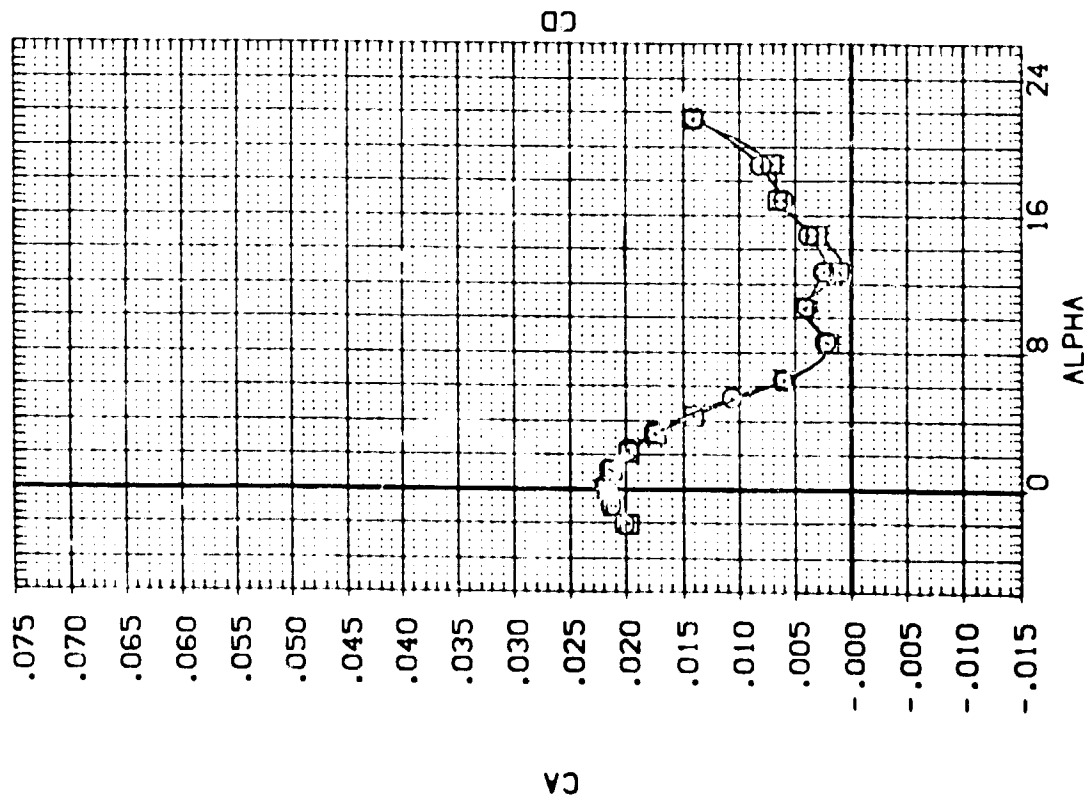


FIGURE 7. EFFECT OF TRANSITION GRIT ON AERO. CHARACT. (WING NO. 1)

(B)MACH = .60

DATA SET SYMBOL CONFIGURATION DESCRIPTION
 (BPS108) LARC 8-TPT-657/660, LG-100 CRB, (SHIPS), (BM/VFB)
 (BPS105) LARC 8-TPT-657/660, LG-100 CRB, (BM/VFB), (NO GRIT)

WINGND WINGS SCALING FLTSCT LAMPDF REFERENCE INFORMATION
 1.000 1.000 1.000 1.000 1.000 1.000 1.000 1.000 1.000 1.000
 1.000 1.000 1.000 1.000 1.000 1.000 1.000 1.000 1.000 1.000
 175.7376 25.5100 19.7156 16.8366 .0000 .0000 .0188
 SO, IN. INCHES INCHES INCHES INCHES INCHES INCHES SCALE

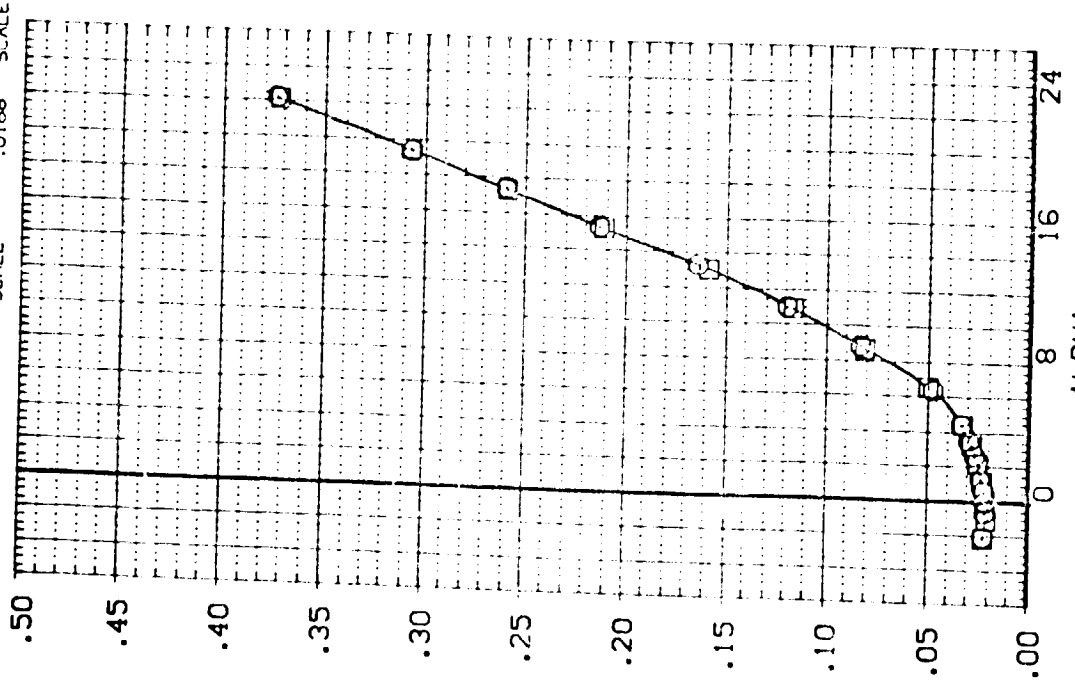
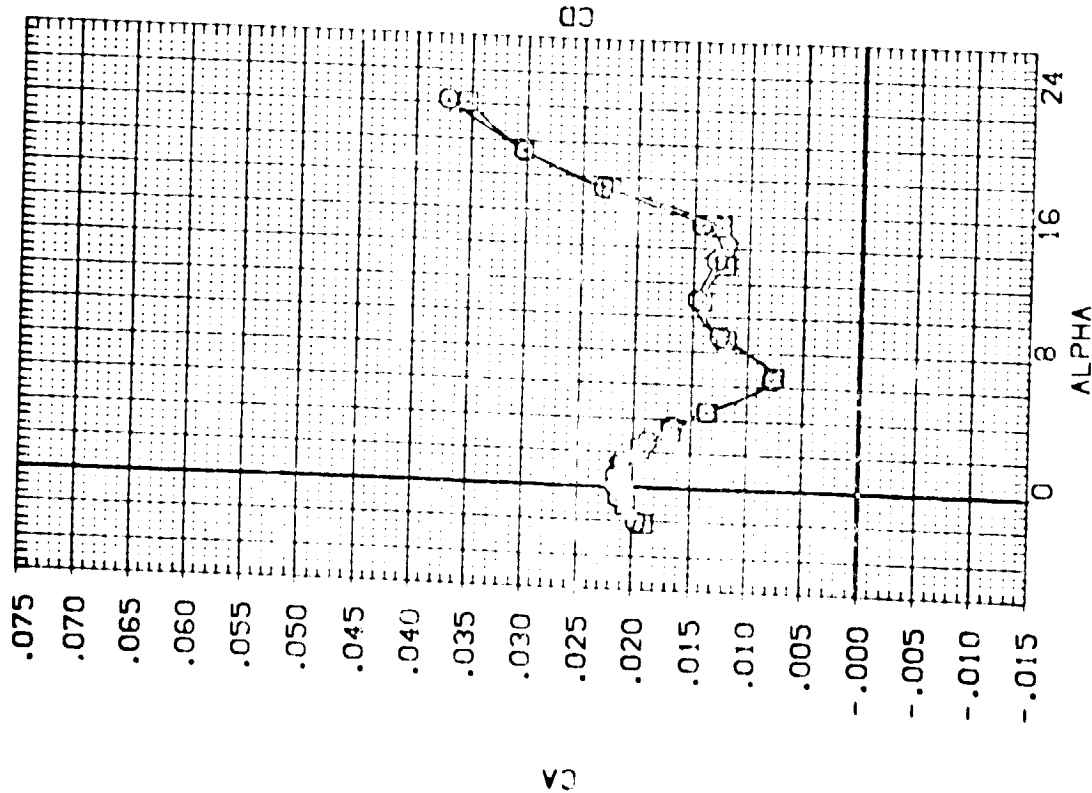


FIGURE 7. EFFECT OF TRANSITION GRIT ON AERO. CHARACT. (WING NO. 1)
 (C)MACH = .80

DATA SET SYMBOL (BPS109) (BPS105)

CONFIGURATION DESCRIPTION
 LARC 8-TPT-657/660, LO-100 CRB. (SHIPS) (BW1VF8)
 LARC 8-TPT-657/660, LO-100 CRB. (BW1VB1), (NO GRIT)

WINGNO 1.000
 WINGSC 1.000
 FLTSC1 1.000
 FLTSC2 1.000
 LAMDAF 70.000
 LAMDAF 70.000

REFERENCE INFORMATION
 SREF 175.7376 SQ. IN.
 LREF 25.5100 INCHES
 BREF 19.7156 INCHES
 XMRP 16.8366 INCHES
 YMRP .0000 INCHES
 ZMRP .0000 INCHES
 SCALE .0188 SCALE

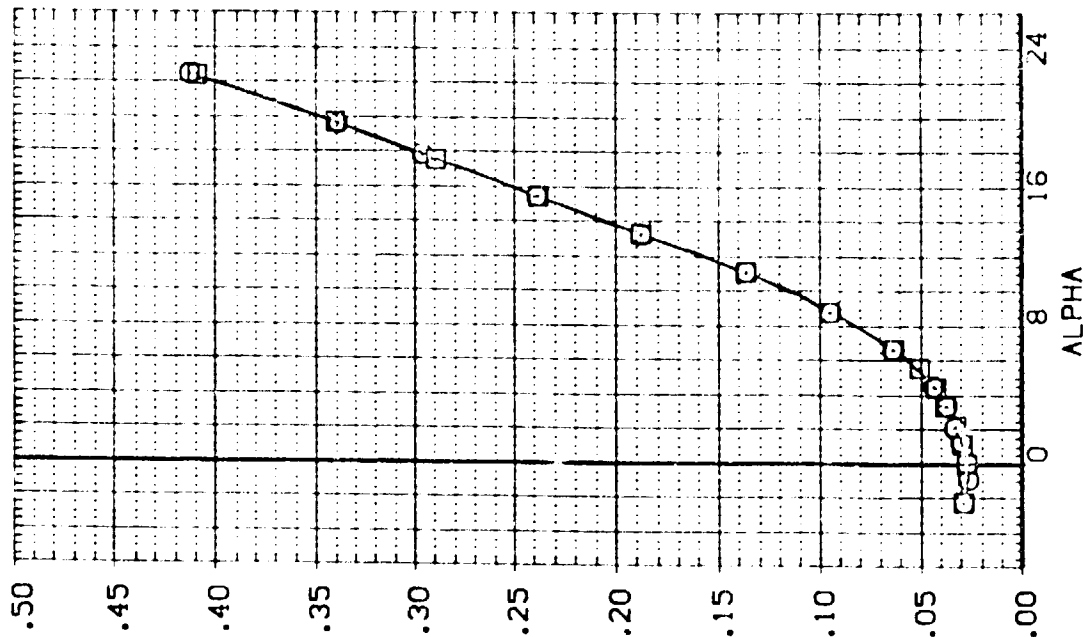
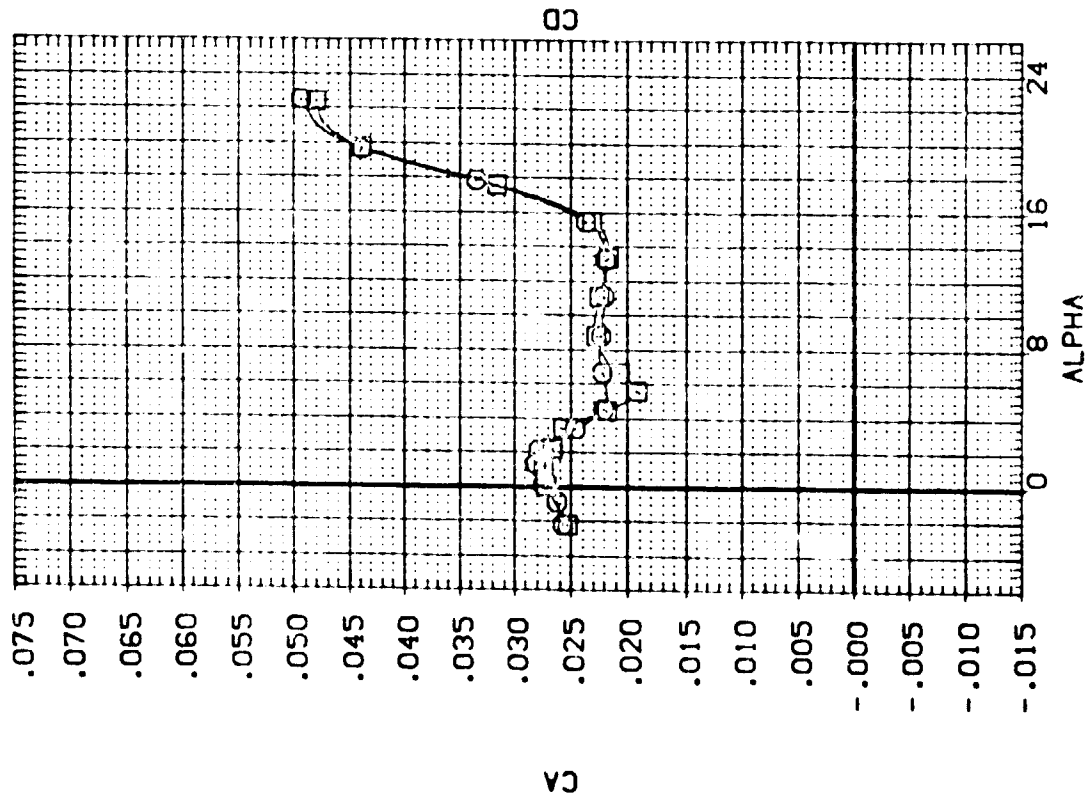


FIGURE 7. EFFECT OF TRANSITION GRIT ON AEROG. CHARACT. (WING NO. 1)

(O)MACH = .90

DATA SET SYMBOL (BPS:08) (BPS:05)

CONFIGURATION DESCRIPTION
 LARC 8-TPT-657/650, LO-100 CRB, (BV\VFBI), (BV\VFBI)
 LARC 8-TPT-657/650, LO-100 CRB, (BV\VFBI), (NO GRIT)

REFERENCE INFORMATION
 SREF 175.7376 50. IN.
 LREF 23.5100 INCHES
 BREF 19.756 INCHES
 XMRP 16.8366 INCHES
 YMRP .0000 INCHES
 ZMRP .0000 INCHES
 SCALE .0198

WINGNO 1.000
 VINGSC 1.000
 FLTSCT 1.000
 LAMDAF 70.000
 70.000

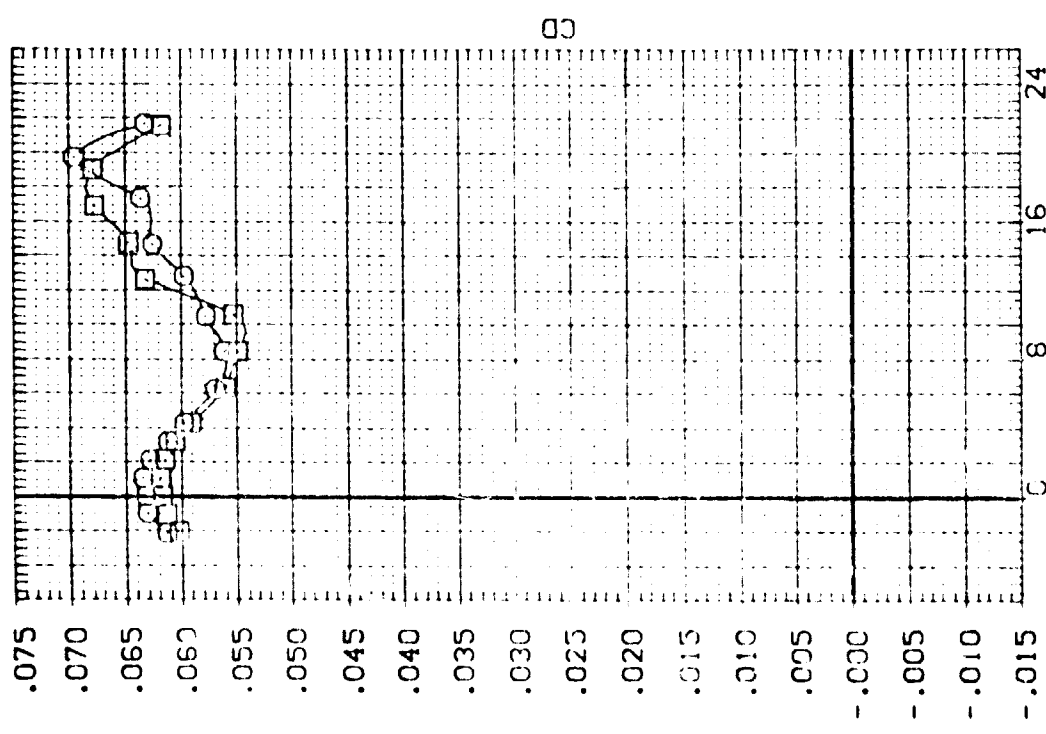
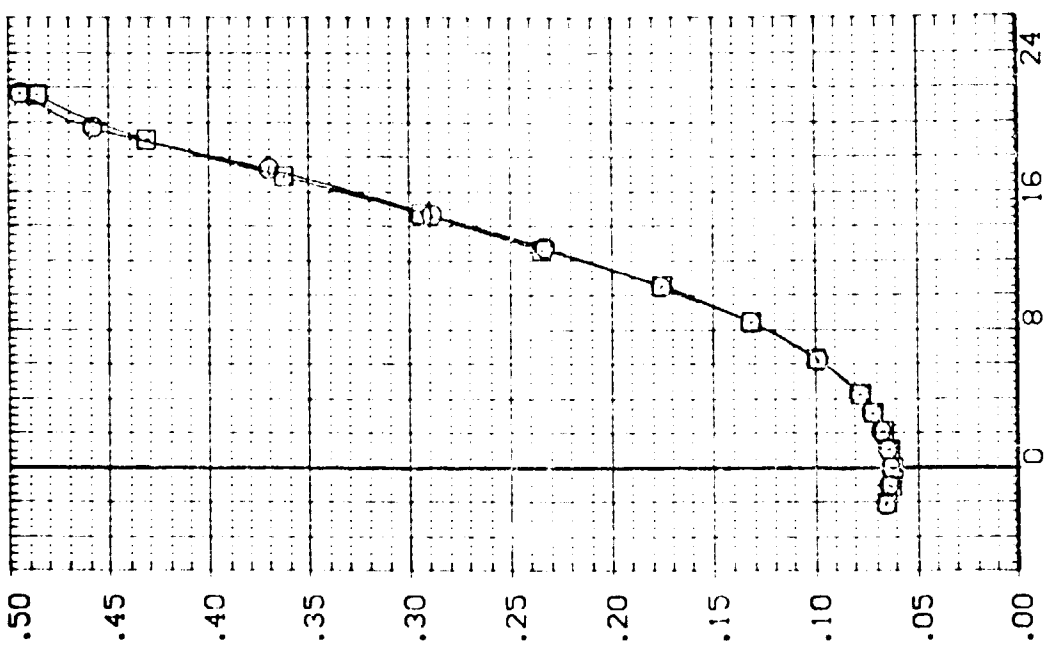


FIGURE 7. EFFECT OF TRANSITION GRIT ON AERO. CHARACT. (WING NO. 1)

(E)MACH = .98

DATA SET SYMBOL	CONFIGURATION DESCRIPTION	WINGNO	FLTSC	LAMDAF	REFERENCE INFORMATION
(BPS)09)	LARC 8-TPT-657/660-L0-100 DRB. (SHIPS) (BW/VFB)	1.000	1.000	70.000	SREF 175.7376 50. IN.
(BPS)05)	LARC 8-TPT-657/660-L0-100 DRB. (BW/VFB), (NO GRIT)	1.000	1.000	70.000	LREF 25.5100 INCHES
					BREF 19.7156 INCHES
					XMRP 16.8365 INCHES
					YMRP .0000 INCHES
					ZMRP .0000 INCHES
					SCALE .0189 SCALE

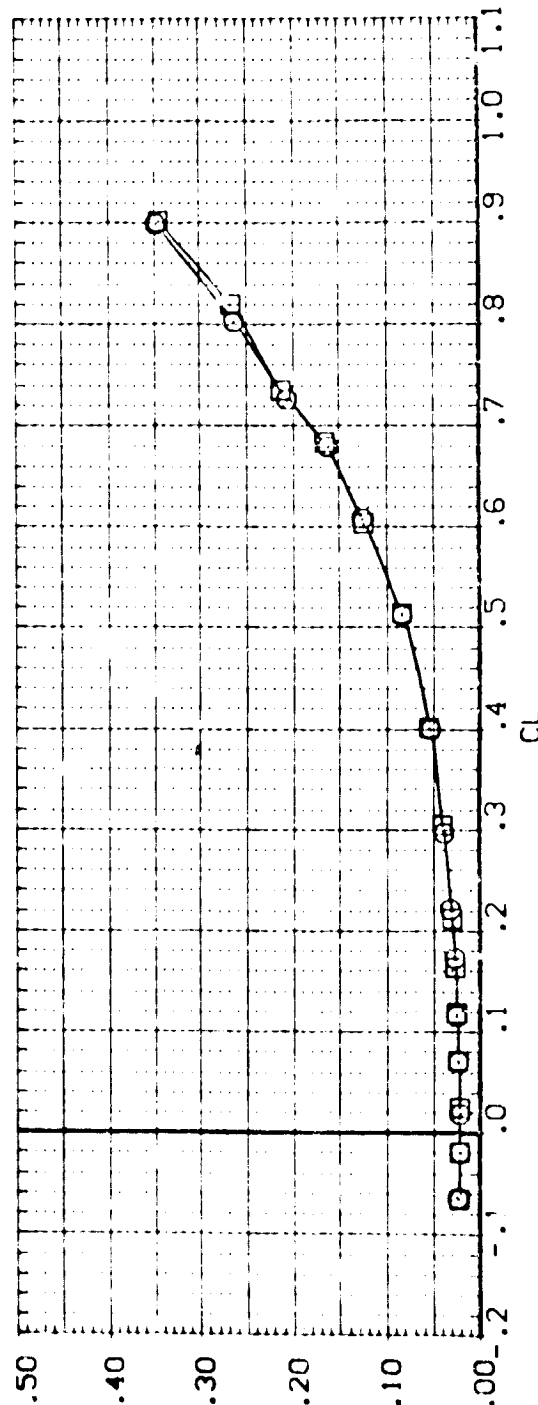
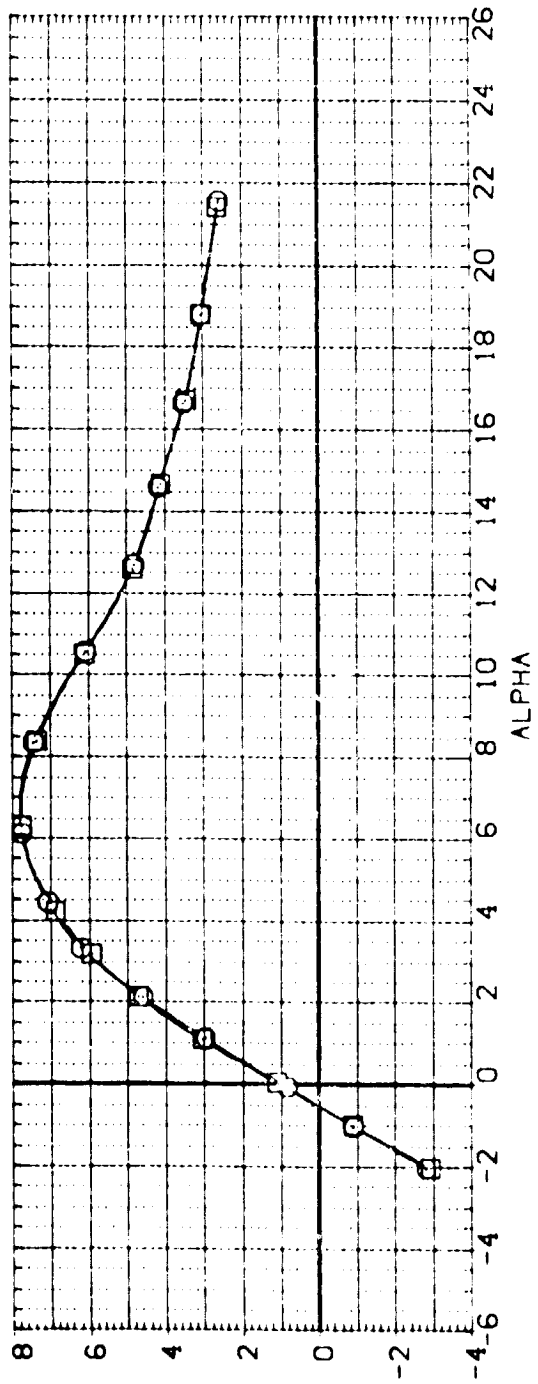
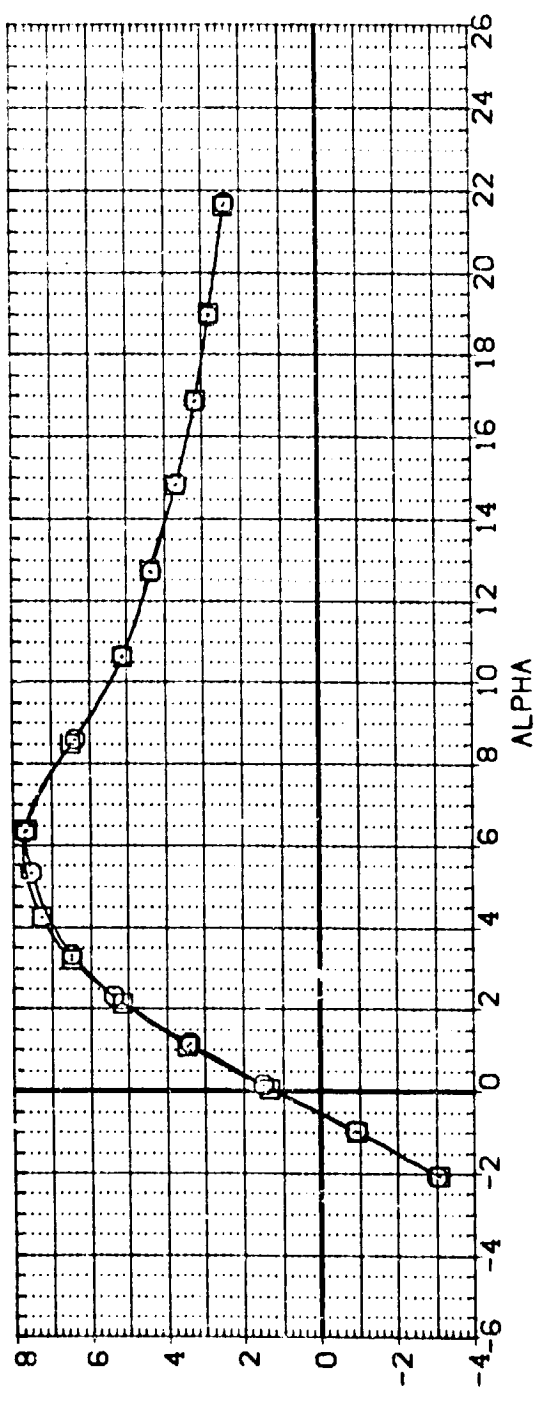


FIGURE 7. EFFECT OF TRANSITION GRIT ON AERO. CHARACT. (WING NO. 1)

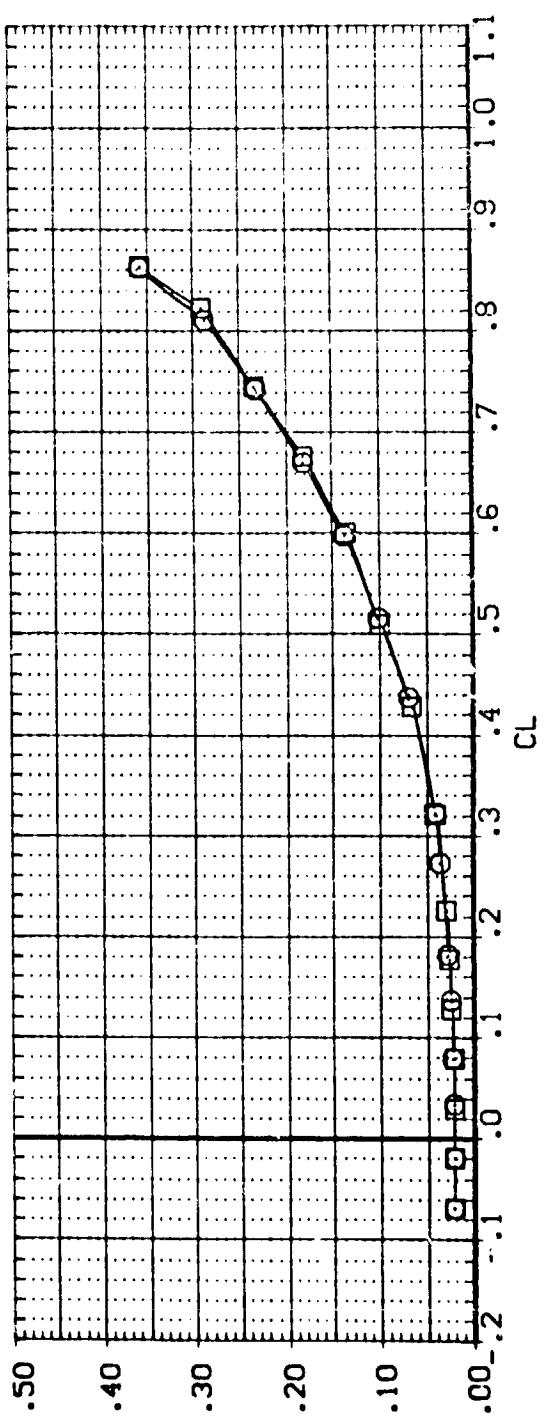
(A)MACH = .35

DATA SET SYMBOL CONFIGURATION DESCRIPTION
 (BPS109) LARC 8-TPT-657/660.L0-100 0R8.(SHIPS).(BV1VFB)
 (BPS105) LARC 8-TPT-657/660.L0-100 0R8.(BV1VFB).(NO GRIT)

WINGC VINGSC FLTSTC LAMDAF REFERENCE INFORMATION
 SREF 175.7376 50. IN.
 LREF 25.5100 1. INCHES
 BREF 19.7156 1. INCHES
 XMRP 16.8366 1. INCHES
 YMRP .0000 1. INCHES
 ZMRP .0000 1. INCHES
 SCALE .0163 SCALE



L/D



C

FIGURE 7. EFFECT OF TRANSITION GRIT ON AERO. CHARACT. (WING NO. 1)

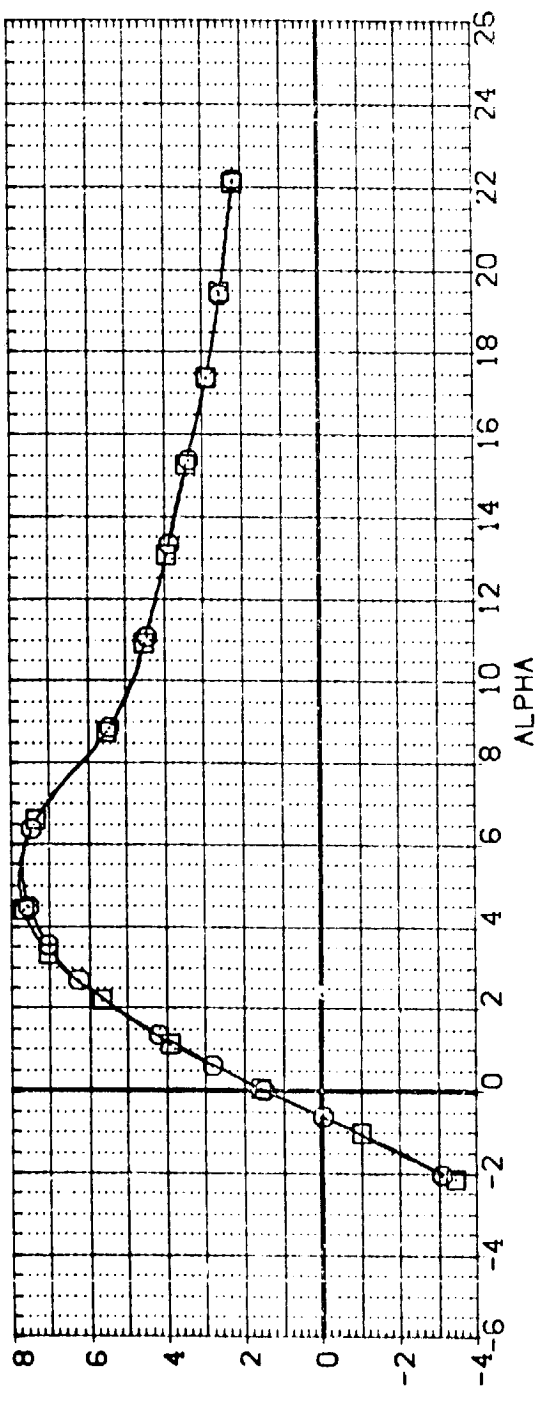
(B)MACH = .60

DATA SET SYMBOL: (BPS109) (BPS105)

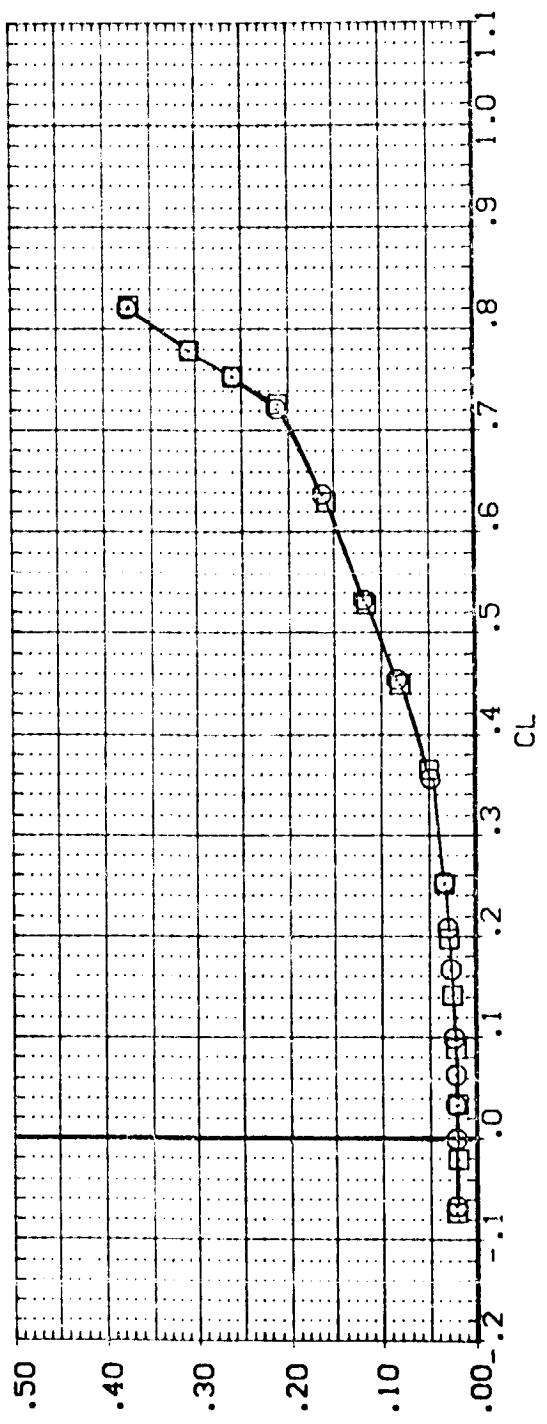
CONFIGURATION DESCRIPTION:
 LARC 8-TPT-657/660, L0-100 CRB. (SHIPS) (BVI VFB)
 LARC 8-TPT-657/660, L0-100 CRB. (BVI VFB), (NO GRIT)

REFERENCE INFORMATION:
 SREF: 175.7376 SO. IN.
 LREF: 25.5100 INCHES
 BREF: 19.7156 INCHES
 XMRP: 16.8366 INCHES
 YMRP: .0000 INCHES
 ZMRP: .0000 INCHES
 SCALE: .0188 SCALE

WINGNO: 1.000
 WINGSC: 1.000
 FLTSCT: 1.000
 LAMDAF: 70.000



L/D



CL

FIGURE 7. EFFECT OF TRANSITION GRIT ON AERO. CHARACT. (WING NO. 1)

(C)MACH = .80

DATA SET SYMBOL (BPS109)
 (BPS105)

CONFIGURATION DESCRIPTION
 LARC 8-TPT-657/660.LD-100 GRB.(SHIPS), (BV1VFB)
 LARC 8-TPT-657/660.LD-100 GRB.(BV1VFB), (NO GRIT)

WINGND 1.000
 WINGSC 1.000
 FLTSC 1.000
 LAMDAF 70.000

REFERENCE INFORMATION
 SREF 175.7376 SQ. IN.
 LREF 25.5100 INCHES
 BREF 19.7156 INCHES
 XMRP 16.8366 INCHES
 YMRP .0000 INCHES
 ZMRP .0000 INCHES
 SCALE .0188 SCALE

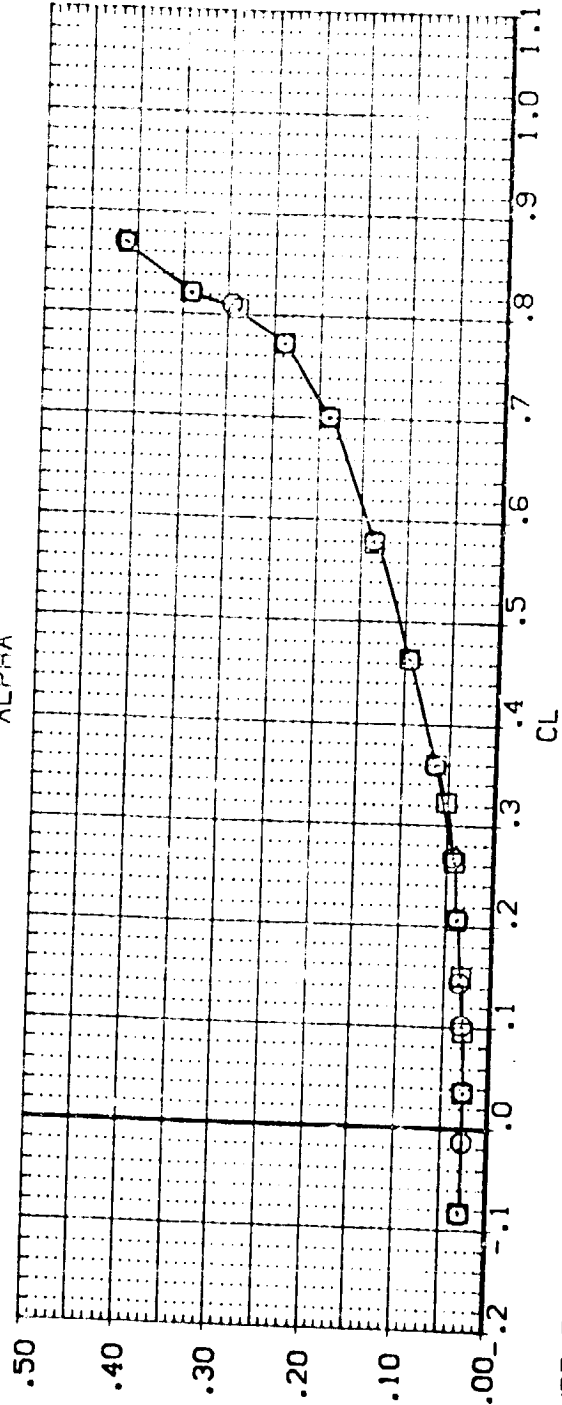
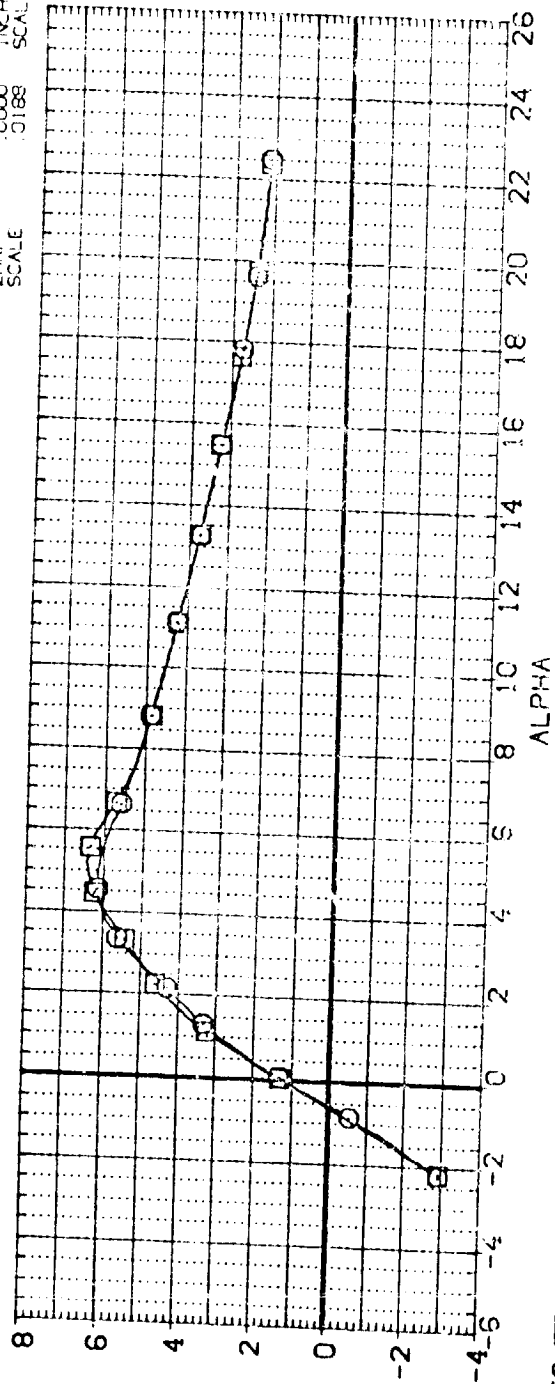


FIGURE 7. EFFECT OF TRANSITION GRIT ON AERO. CHARACT. (WING NO. 1)
 (COM)MACH = .90

DATA SET SYMBOL: (BPS109) (BPS105)
 CONFIGURATION DESCRIPTION: LARC 8-TPT-657/660, LG-100 DRB. (SHIPS), (BV1VFB), (NO GRIT)
 LARC 8-TPT-657/660, LG-100 DRB. (BV1VFB), (NO GRIT)
 REFERENCE INFORMATION: SREF 175.7376 50. IN. SCALE
 LREF 25.5100 INCHES
 BREF 19.7156 INCHES
 XMRP .6 8366 INCHES
 YMRP .0000 INCHES
 ZMRP .0000 INCHES
 SCALE .0185 SCALE

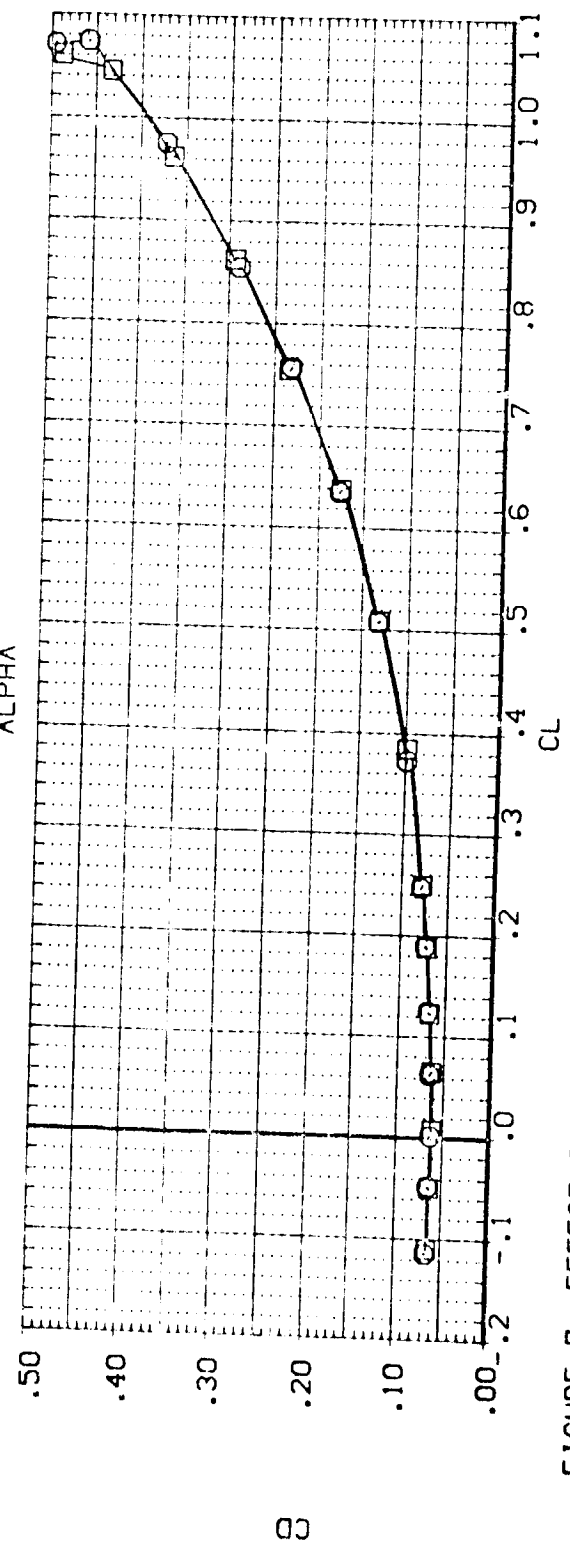
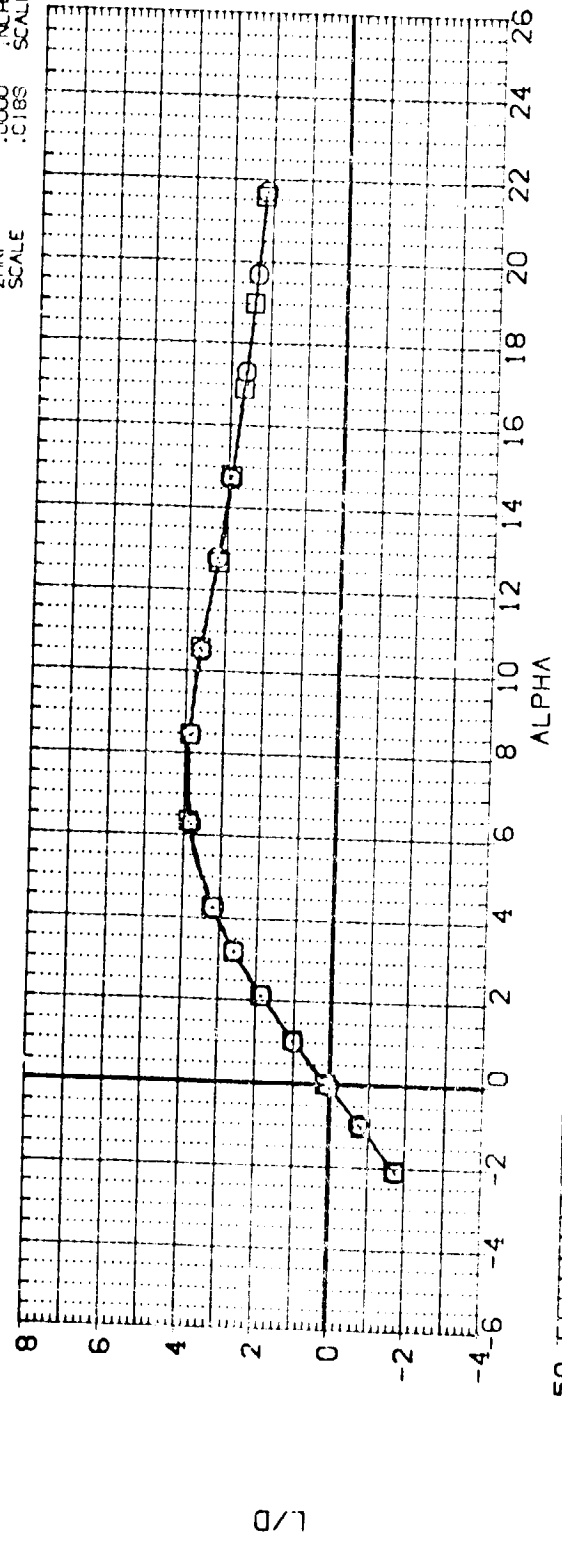


FIGURE 7. EFFECT OF TRANSITION GRIT ON AERO. CHARACT. (WING NO. 1)
 (E)MACH = .98

DATA SET SYMBOL (BPS109) (BPS105) □

CONFIGURATION DESCRIPTION
 LARC 8-TPT-657/660, LO-100 CRB. (SHIPS) (BV1VFB)
 LARC 8-TPT-657/660, LO-100 CRB. (BV1VFB), (NO GRIT)

REFERENCE INFORMATION
 SREF 175.7376 SQ. IN.
 LREF 25.5100 INCHES
 BREF 19.7156 INCHES
 XMRP 16.8366 INCHES
 YMRP 1.0000 INCHES
 ZMRP 1.0000 INCHES
 SCALE 0.189

LAMDAF 70.000
 FLTST 1.000
 VINGSC 1.000
 VINGNO 1.000
 VINGNO 1.000

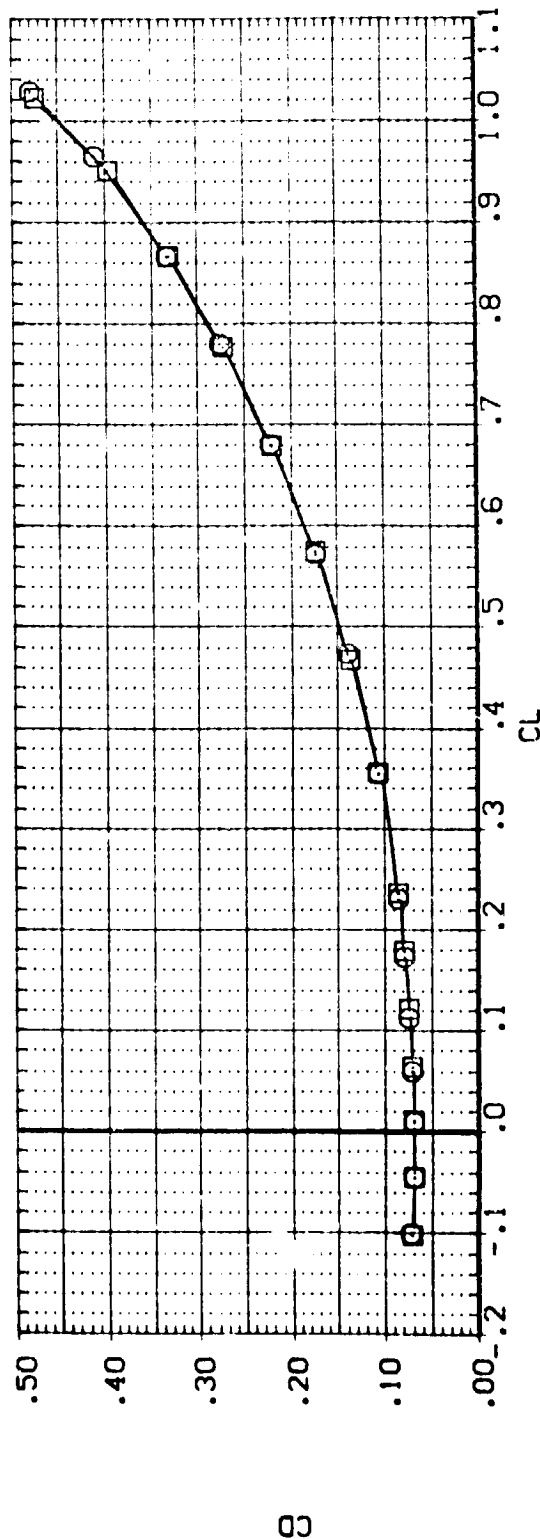
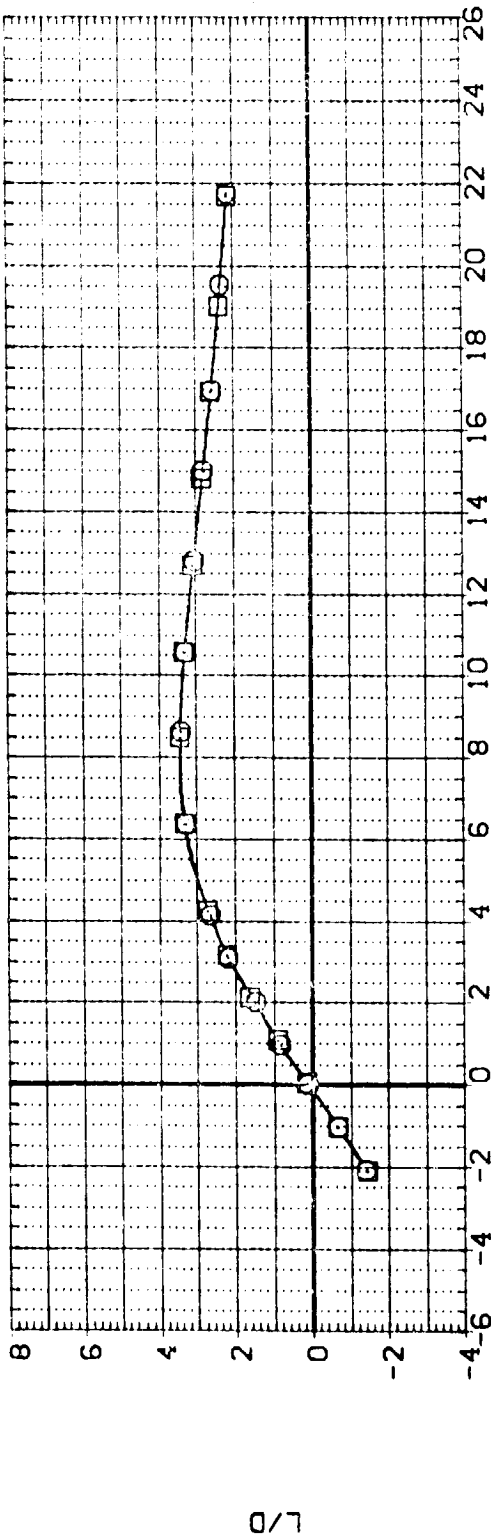



FIGURE 7. EFFECT OF TRANSITION GRIT ON AERO. CHARACT. (WING NO. 1)

(F)MACH = 1.20

DATA SET SYMBOL: (BPS109) (BPS105) 

CONFIGURATION DESCRIPTION:
 LARC 8-TPT-657/660, LO-100 ORB. (SHIPS), (BV/VFB)
 LARC 8-TPT-657/660, LO-100 ORB. (BV/VFB), (NO GRIT)

WINGNO: 1.000
 WINGSF: 1.000
 FLTST: 1.000
 LAMDAF: 70.000
 SREF: 175.7376
 LREF: 25.5100
 BREF: 19.7156
 XMRP: 16.8366
 YMRP: .0000
 ZMRP: .0000
 SCALE: .0188

REFERENCE INFORMATION:
 SQ. IN. INCHES
 INCHES INCHES
 INCHES INCHES
 INCHES INCHES
 INCHES INCHES
 SCALE

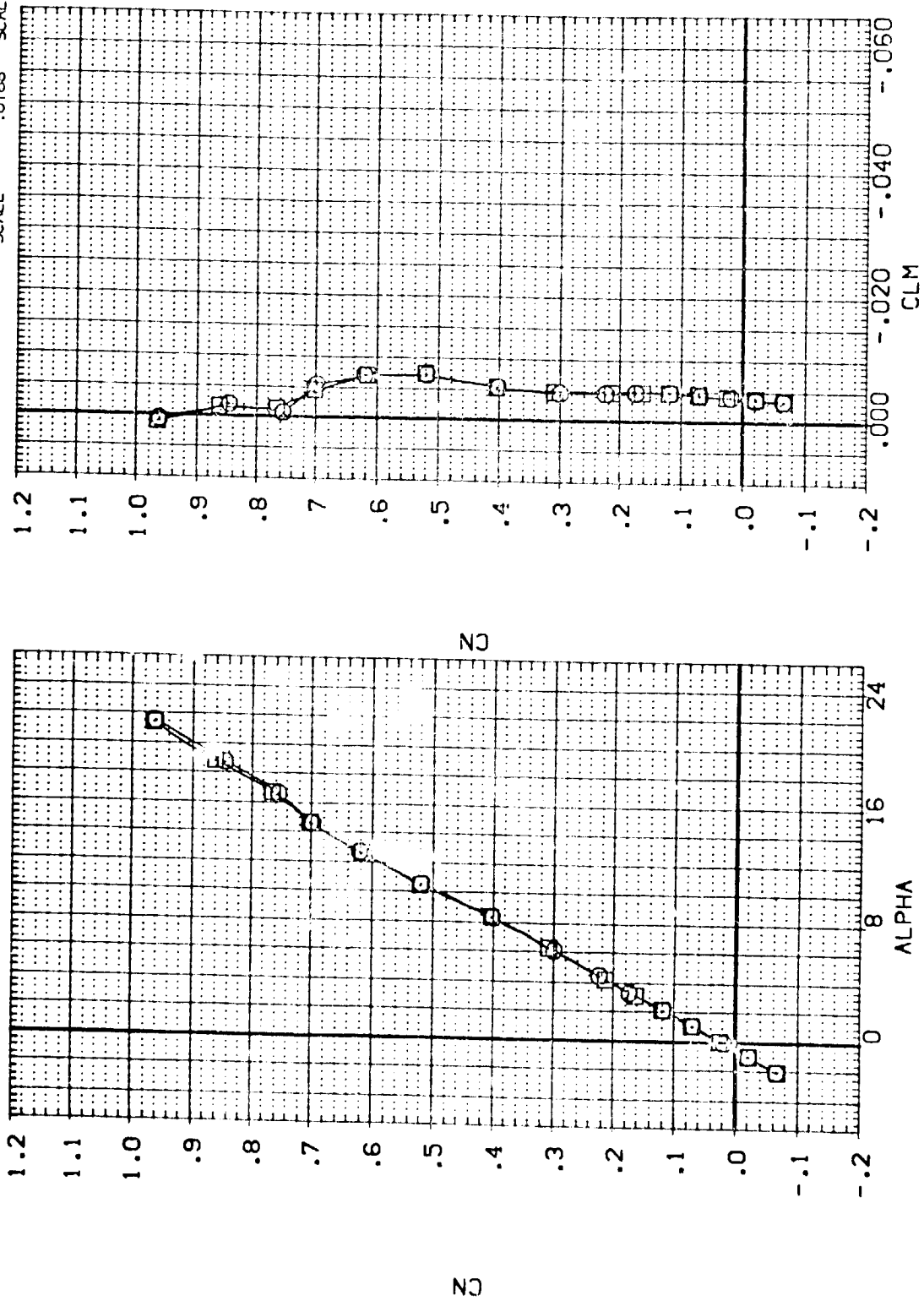



FIGURE 7. EFFECT OF TRANSITION GRIT ON AERO. CHARACT. (WING NO. 1)

(A)MACH = .35

DATA SET SYMBOL: (BPS109) (BPS105) 

CONFIGURATION DESCRIPTION:
 LARC 8-TPT-657/660.LG-100 CRB.(SH)CS) (BVI(VFB))
 LARC 8-TPT-657/660.LG-100 CRB.(BVI(VFB)).(NO GRIT)

WINGNO: 1.000
 WINGSC: 1.000
 FLTCT: 1.000
 LAMDAE: 70.000

REFERENCE INFORMATION:
 SREF: 175.7376 SO. IN.
 LREF: 25.5130 INCHES
 BREF: 19.7156 INCHES
 XMRP: 16.8356 INCHES
 YMRP: .0000 INCHES
 ZMRP: .0000 INCHES
 SCALE: .0189 SCALE

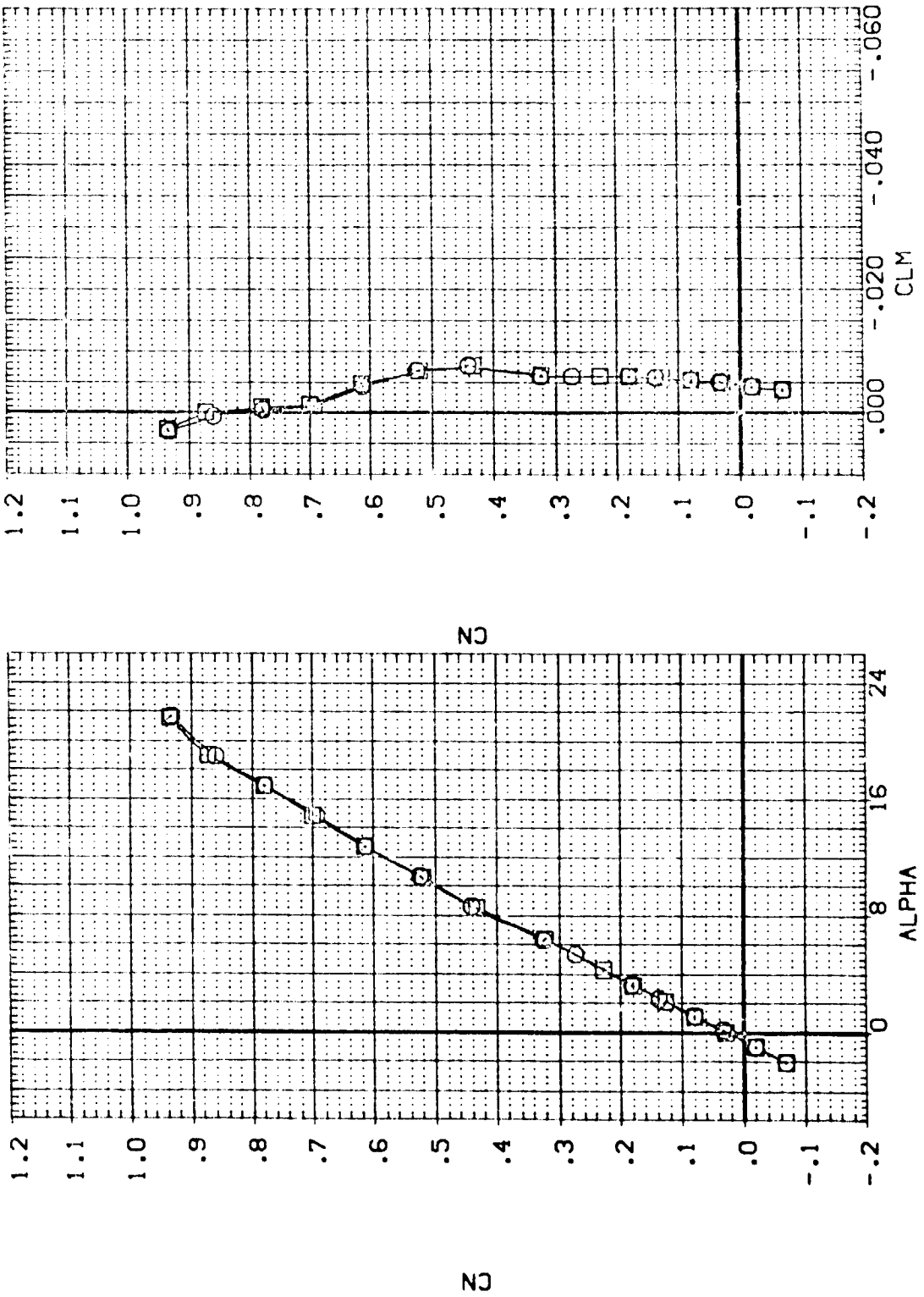


FIGURE 7. EFFECT OF TRANSITION GRIT ON AERO. CHARACT. (WING NO. 1)

(B)MACH = .60

DATA SET SYMBOL CONFIGURATION DESCRIPTION

(BPS109) LARC 8-TPT-657/660, LO-100 ORB. (SHIPS), (BV1VFB)

(BPS105) LARC 8-TPT-657/660, LO-100 ORB. (BV1VFB), (NO GRIT)

WINGNO WINGSC FLTCT LAMDAF

1.000 1.000 1.000 70.000

1.000 1.000 1.000 70.000

REFERENCE INFORMATION

SREF 175.7376 50. IN.

LREF 25.5100 INCHES

BREF 19.7156 INCHES

XMRP 16.8366 INCHES

VMRP .0000 INCHES

ZMRP .0000 INCHES

SCALE .0188 SCALE

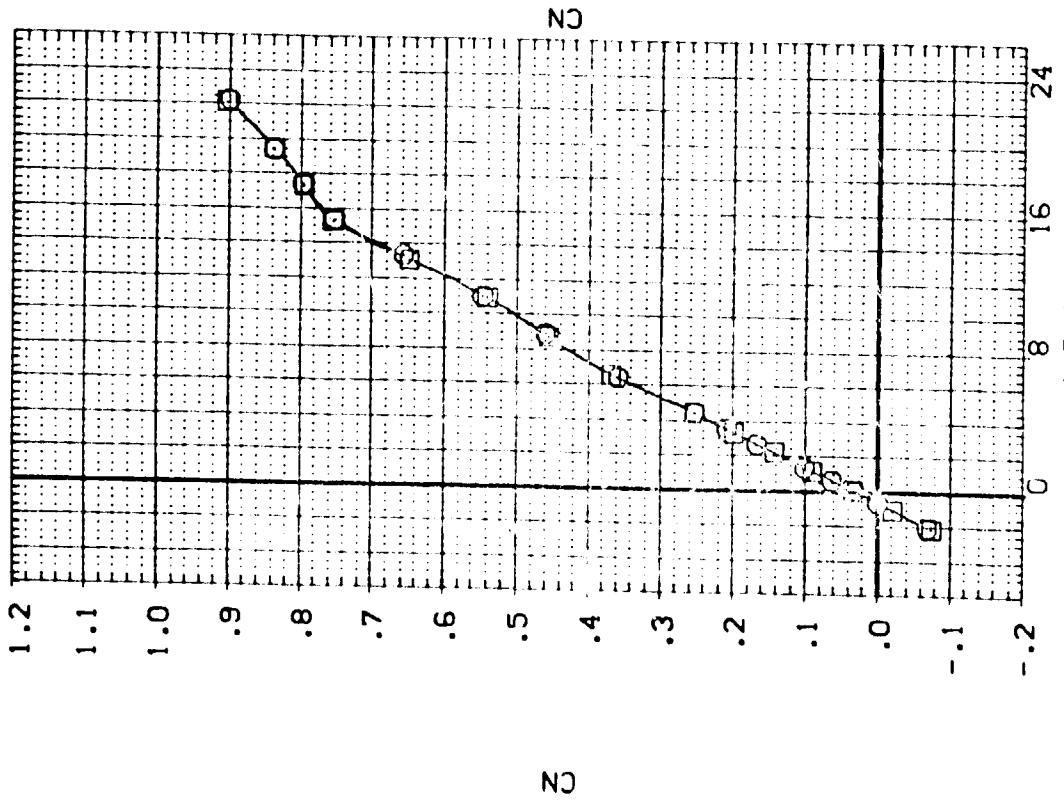
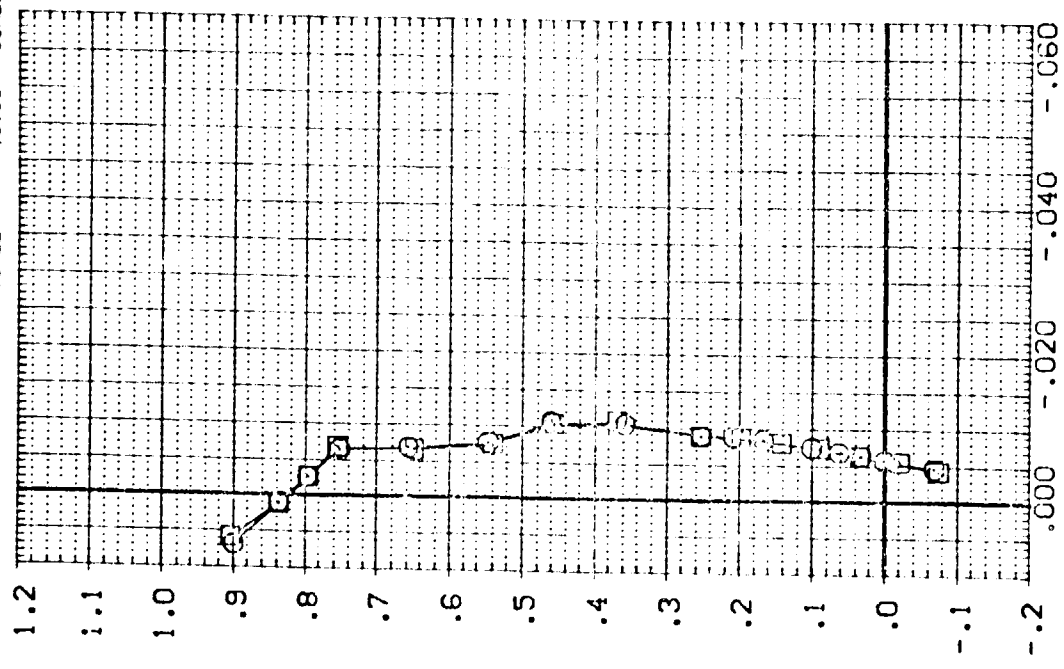


FIGURE 7. EFFECT OF TRANSITION GRIT ON AERO. CHARACT. (WING NO. 1)

(CJMACH = .80

DATA SET SYMBOL (BPS109) (BPS105)

CONFIGURATION DESCRIPTION
 LARC 8-TPT-657/660.LD-100 088.(SHIPS) (BVI/VFB)
 LARC 8-TPT-657/660.LD-100 088.(SBI/VFB). (NO CRIT.)

REFERENCE INFTG ATION
 SREF 175.7376 50. IN.
 LREF 25.5100 INCHES
 BREF 19.7156 INCHES
 XMRP 16.8356 INCHES
 ZMRP .0000 INCHES
 SCALE .0088 INCHES

VINGNO 1.000
 VINGSC 1.000
 FLTSCT 1.000
 LAMDAF 70.000
 70.000

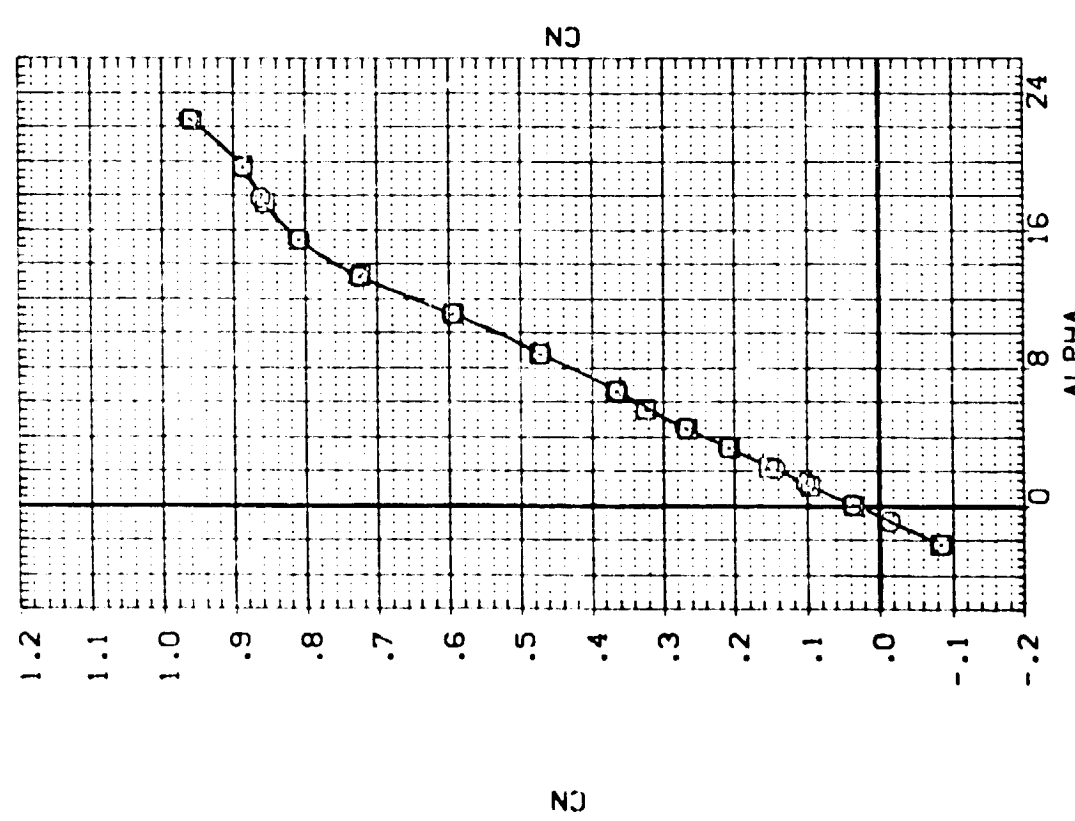
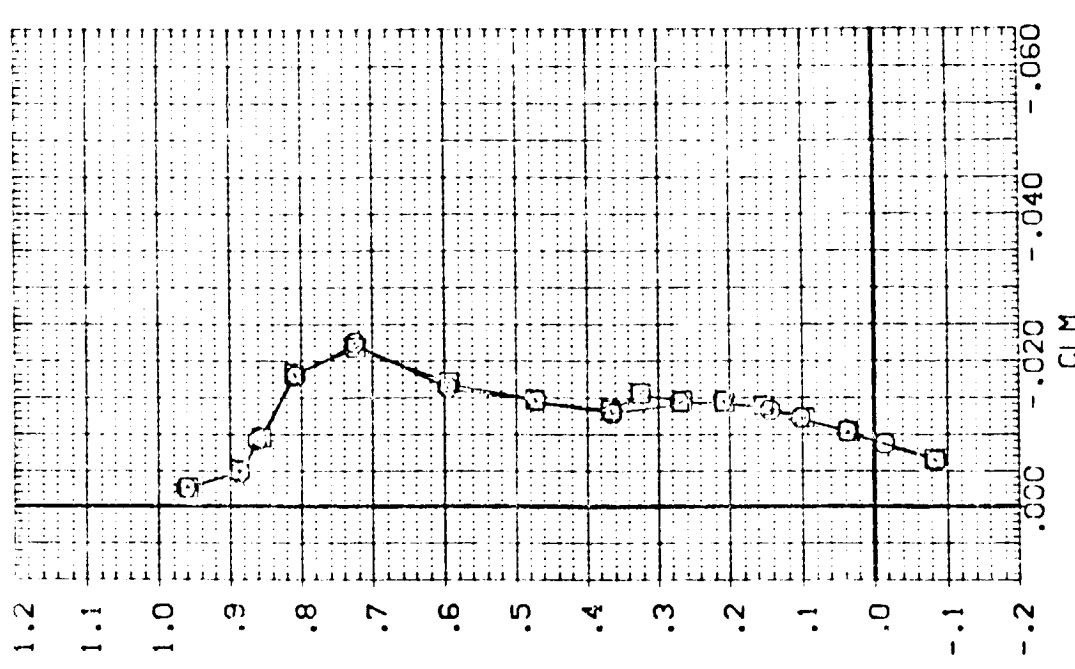


FIGURE 7. EFFECT OF TRANSITION GRIT ON AERO. CHARACT. (WING NO. 1)

(O)MACH = .90

DATA SET SYMBOL (BPS105)
 CONFIGURATION DESCRIPTION LARC 8-TPT-657/660, LC-100 ORB. (SHIPS), (BV|VFB)
 LARC 8-TPT-657/660, LC-100 ORB. (BV|VFB), (NO GRIT)

WINGNO 1.000
 VINGSC 1.000
 FLTSCT 1.000
 LAMDAF 70.000

REFERENCE INFORMATION
 SREF 175.7376 SO. IN.
 LREF 25.5100 INCHES
 BREF 19.7156 INCHES
 XMRP 16.8355 INCHES
 YMRP .0000 INCHES
 ZMRP .0000 INCHES
 SCALE .0188 SCALE

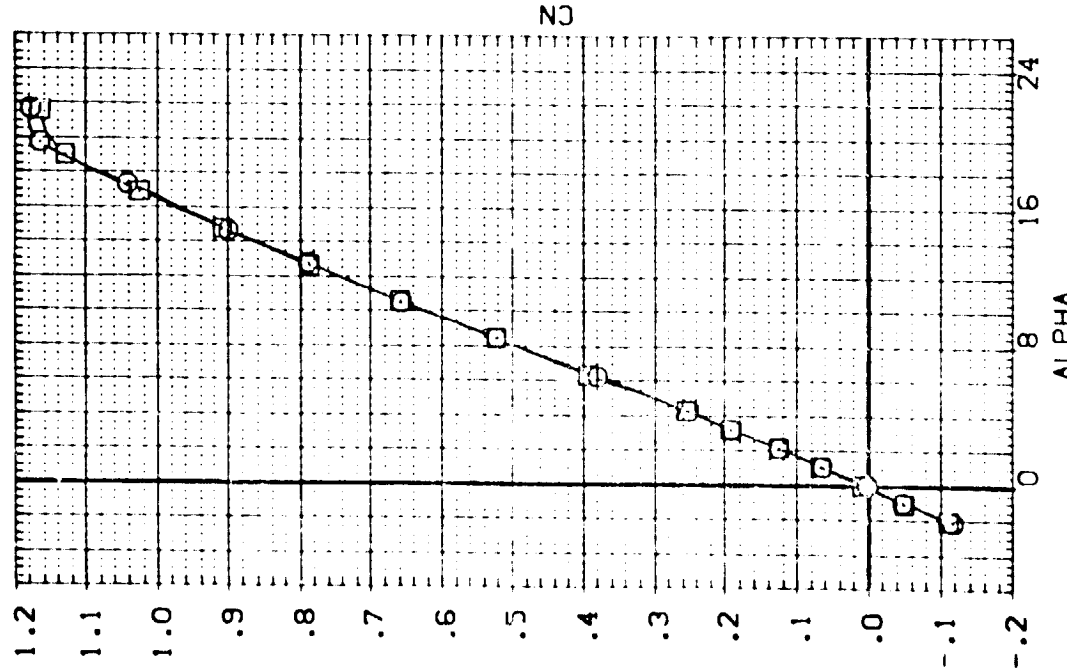
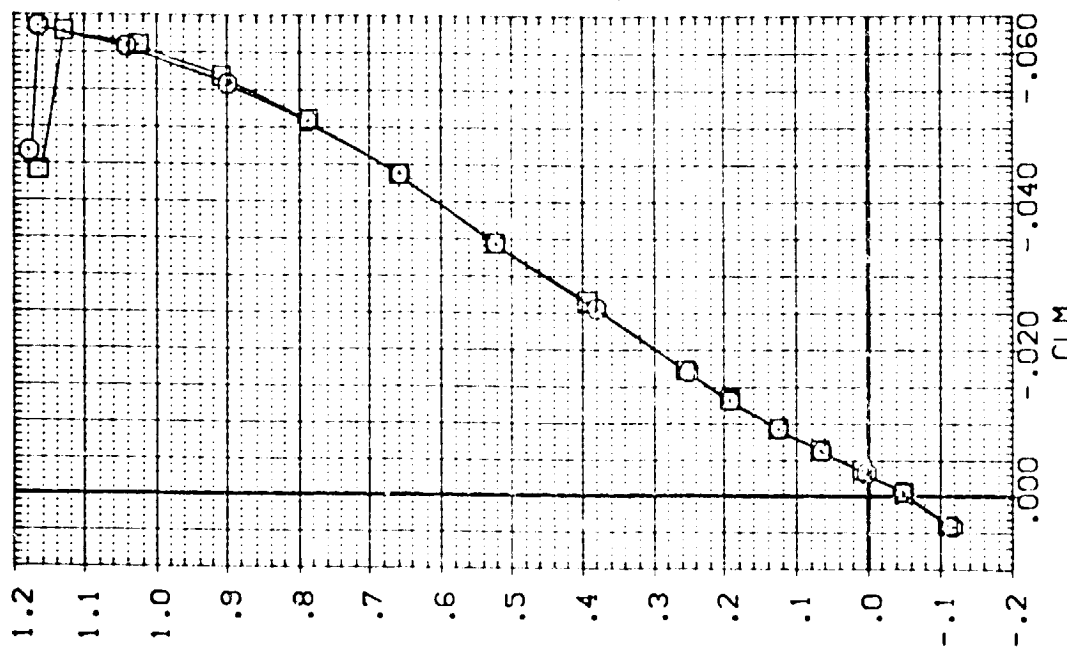


FIGURE 7. EFFECT OF TRANSITION GRIT ON AERO. CHARACT. (WING NO. 1)

(C)MACH = .98

DATA SET SYMBOL: (BPS109) (BPS105)
 CONFIGURATION DESCRIPTION: LARC 8-TPT-657/660, LG-100 CRB (SHIPS), (BVI/VFB)
 LARC 8-TPT-657/660, LG-100 CRB (BVI/VFB), (NO GRIT)
 REFERENCE INFORMATION: SREF 175.7375 50. IN.
 LREF 25.5 00 INCHES
 BRREF 19.7 56 INCHES
 XMRP 16.8 66 INCHES
 YMRP 0.000 INCHES
 ZMRP 0.000 INCHES
 SCALE 10188 SCALE

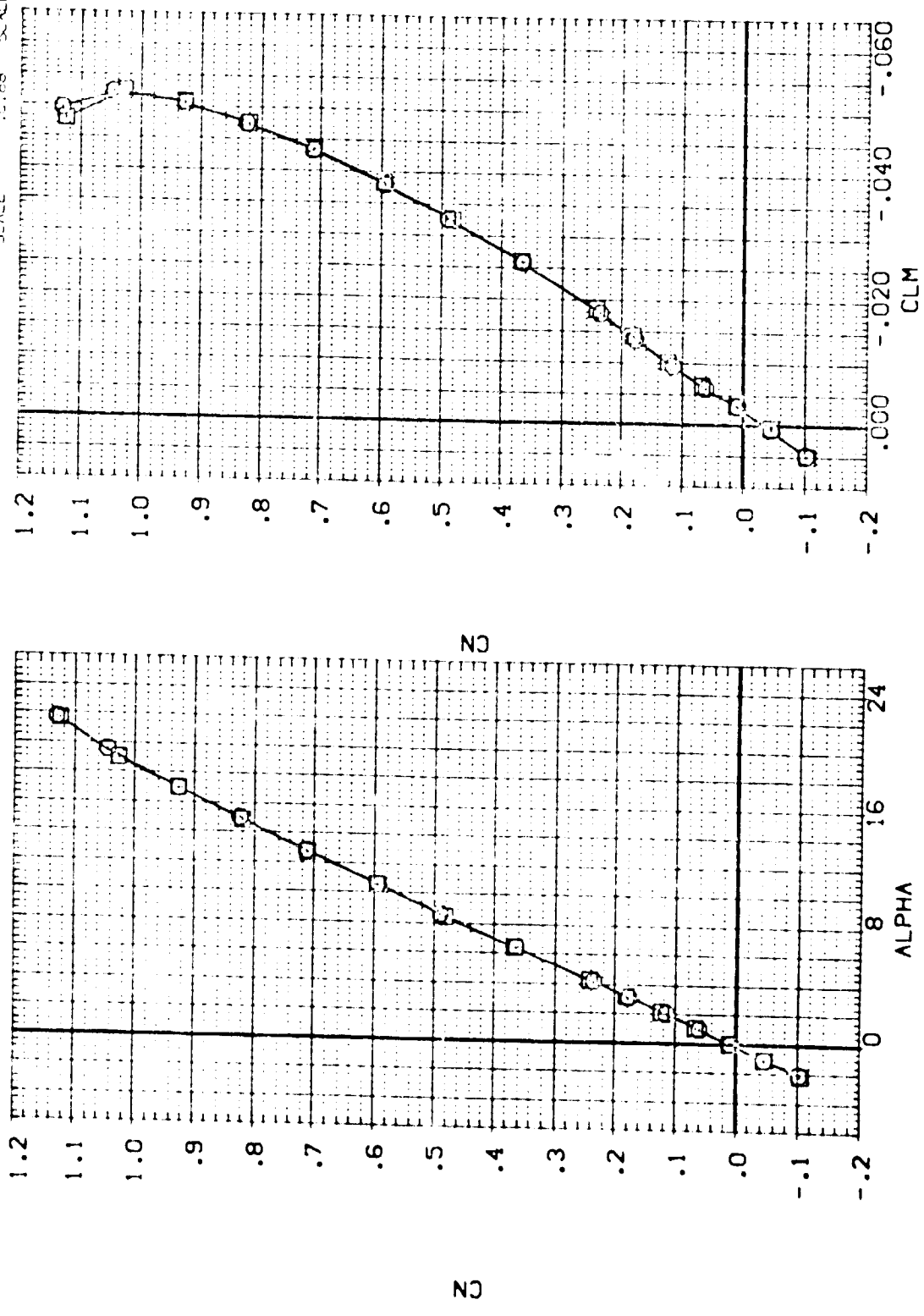


FIGURE 7. EFFECT OF TRANSITION GRIT ON AERO. CHARACT. (WING NO. 1)

(F)MACH = 1.20

DATA SET SYMBOL: (BPS109)
 (BPS105)

CONFIGURATION DESCRIPTION:
 LARC 8-TPT-657/660.L0-100 ORB.(SHIPS).(BVLVFB)
 LARC 8-TPT-657/660.L3-100 ORB.(BVLVFB).(NO CRIT)

VINGND: 1.000
 VINGSC: 1.000
 FLTSCT: 1.000
 LAOWAF: 70.000

REFERENCE INFORMATION:
 SREF: 1.75 INCHES
 LREF: 25.5100 INCHES
 XPRP: 19.7156 INCHES
 YPRP: 16.8365 INCHES
 ZPRP: .0000 INCHES
 SCALE: .0162 INCHES

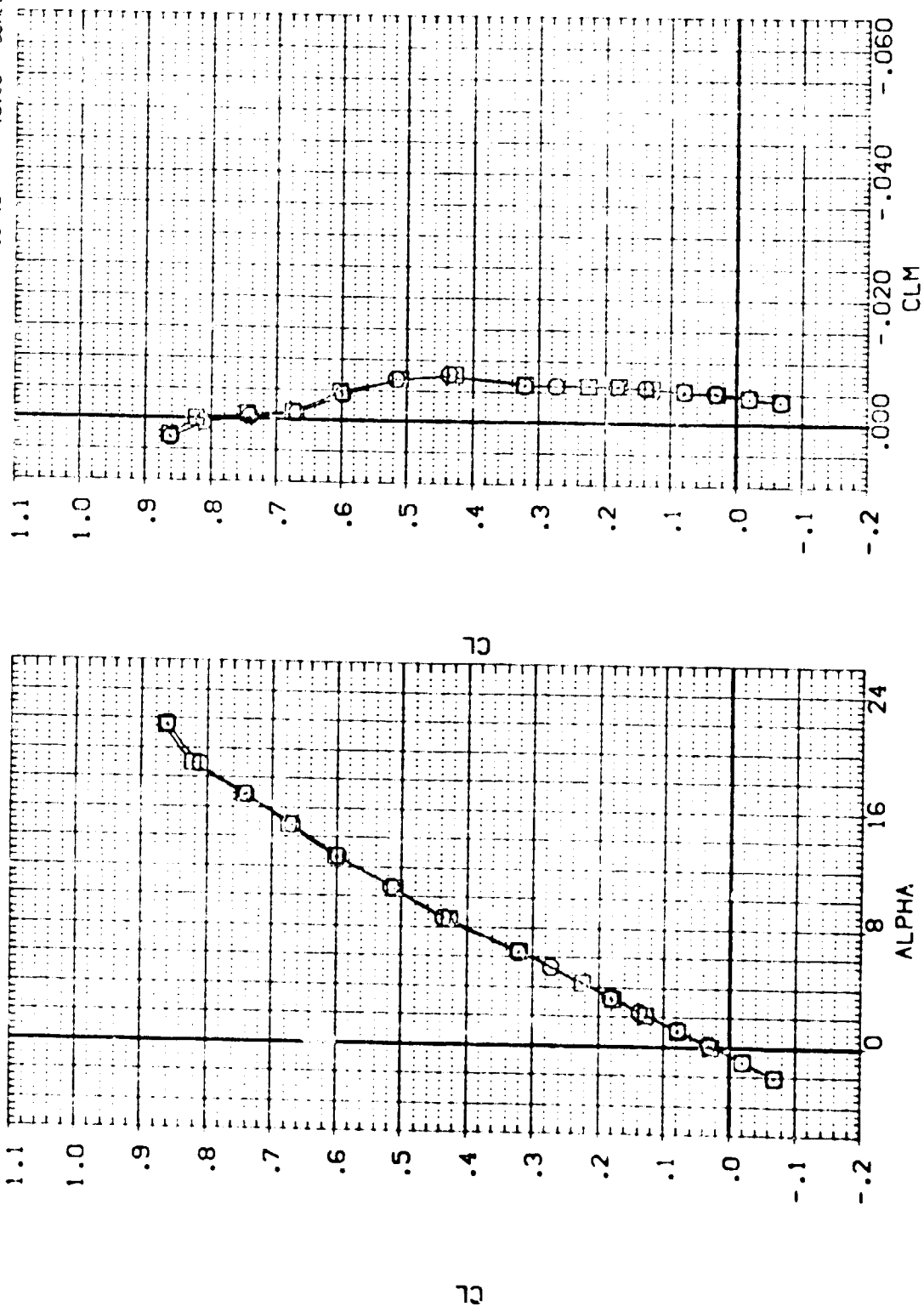


FIGURE 7. EFFECT OF TRANSITION GRIT ON AERO. CHARACT. (WING NO. 1)

(B)MACH = .60

DATA SET SYMBOL: (BPS:09) (BPS:05)

CONFIGURATION DESCRIPTION:
 LARC 8-TPT-657/650.L0-100 ORB. (SHIPS) (BV/VFB)
 LARC 8-TPT-657/650.L0-100 ORB. (BV/VFB). (NO GRIT)

REFERENCE INFORMATION:
 SREF 175.7376 SQ. IN.
 LREF 25.5100 INCHES
 BREF 19.7156 INCHES
 XREF 16.9366 INCHES
 YREF .0000 INCHES
 ZREF .0000 INCHES
 SCALE .0189

WINGND 1.000
 WINGSC 1.000
 FLTSC 1.000
 LAMDAF 70.000
 70.000

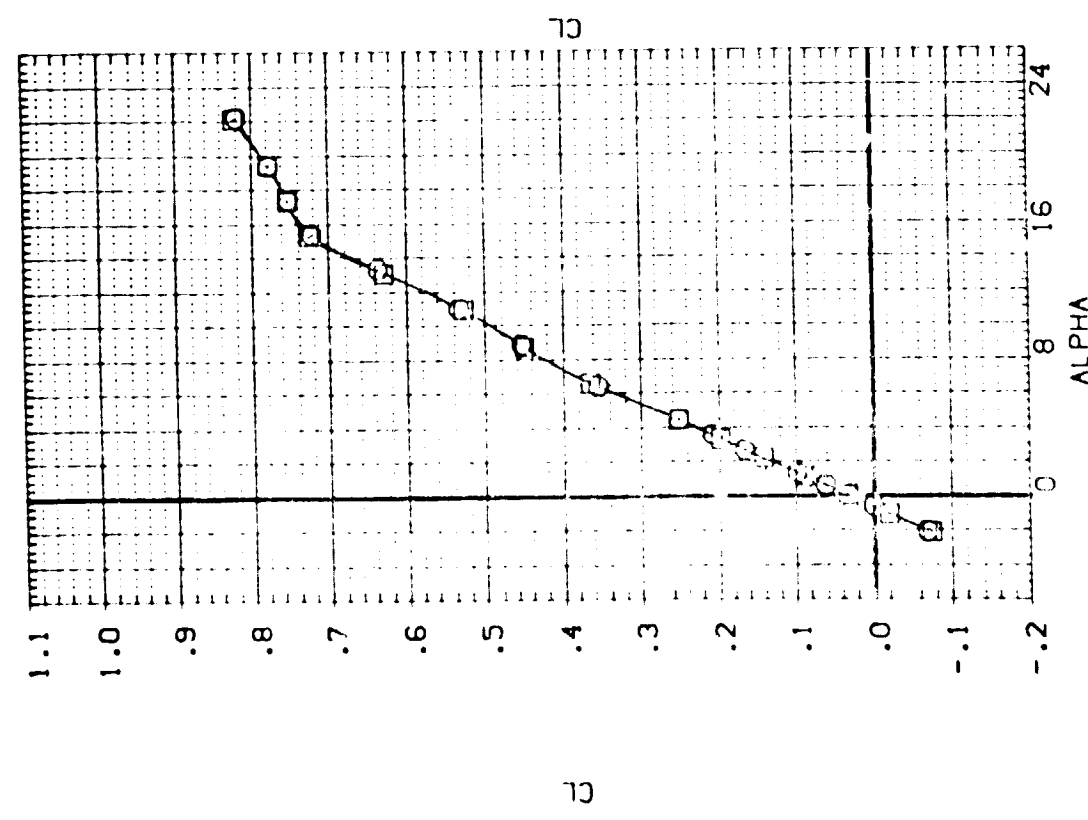
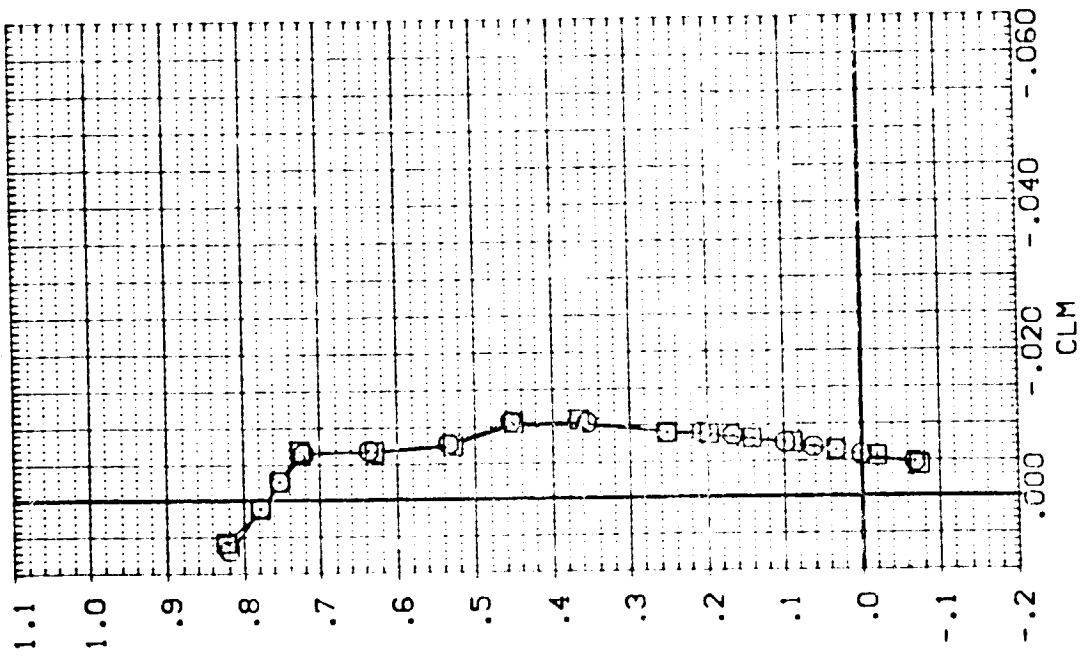


FIGURE 7. EFFECT OF TRANSITION GRIT ON AERO. CHARACT. (WING NO. 1)
 (C)MACH = .80

DATA SET SYMBOL CONFIGURATION DESCRIPTION
 (BPS109) □ LARC 8-TPT-657/660, LO-100 CRB. (SHIPS)
 (BPS105) □ LARC 8-TPT-657/660, LO-100 CRB. (BVIVFB),

VINGNO VINGSC FLTSC LANDAF

1.000 1.000 1.000 70.000
 1.000 1.000 1.000 70.000

REFERENCE INFORMATION
 SREF 175.7375 SQ. IN.
 LREF 25.5100 INCHES
 BREF 19.7156 INCHES
 XMRP 16.8366 INCHES
 YMRP .0000 INCHES
 ZMRP .0000 INCHES
 SCALE .0188 SCALE

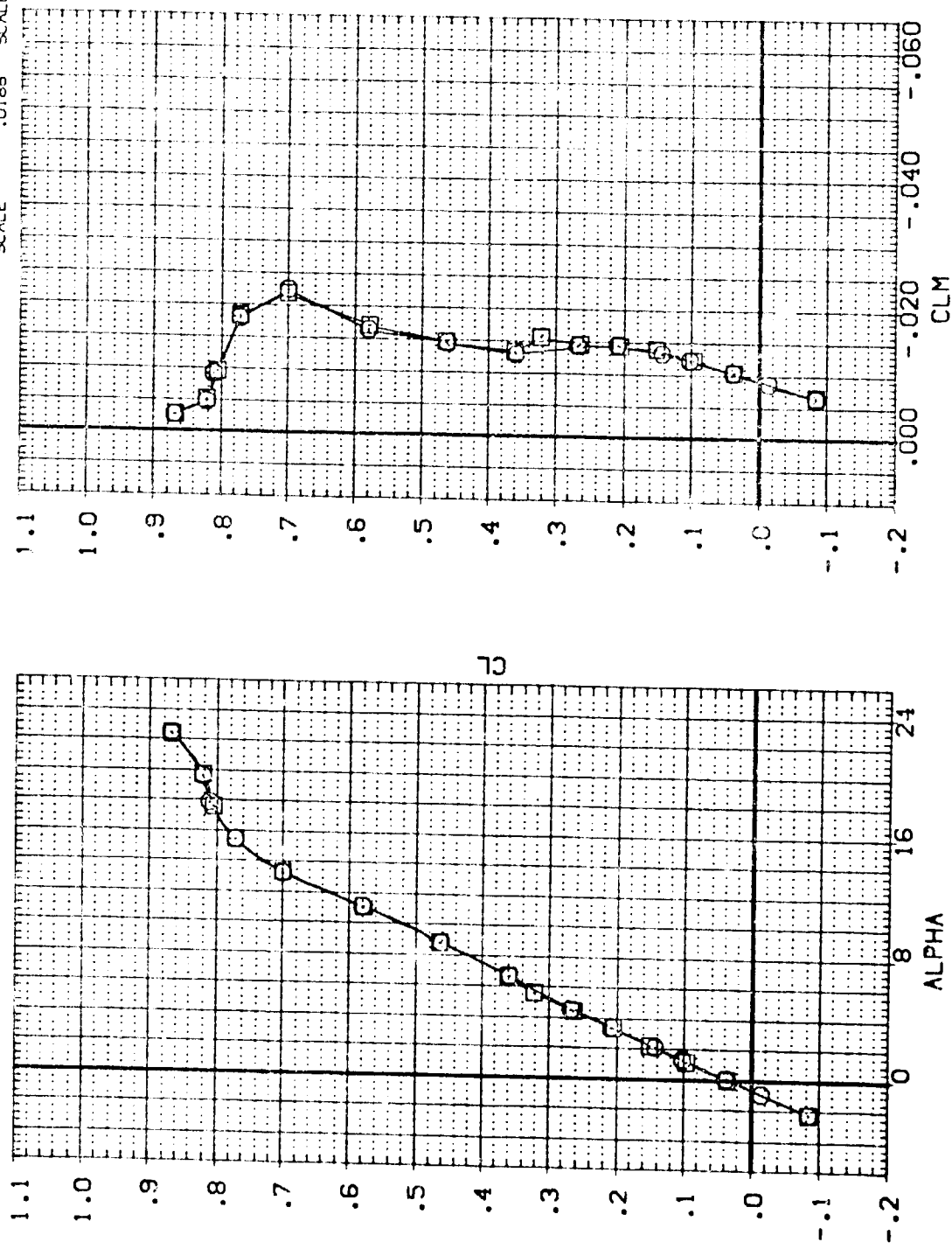


FIGURE 7. EFFECT OF TRANSITION GRIT ON AERO. CHARACT. (WING NO. 1)

(O)MACH = .90

DATA SET SYMBOL

(BPS109)
(BPS105)



CONFIGURATION DESCRIPTION

LARC 8-TPT-657/660, LD-100 DRB. (SHIPS) (BV/VFB)
LARC 8-TPT-657/660, LD-100 GRB. (BV/VFB), (NO GRIT)

WINGND .000
VINGSC 1.000
FLTSCT 1.000
LAMDAP 70.000

WINGND .000
VINGSC 1.000
FLTSCT 1.000
LAMDAP 70.000

REFERENCE INFORMATION
SREF 1.75 7376 SQ. IN.
REF 25.570 INCHES
SREF 19.715 INCHES
XMRP 16.8366 INCHES
YMRP .0000 INCHES
ZMRP .0000 INCHES
SCALE .0188 SCALE

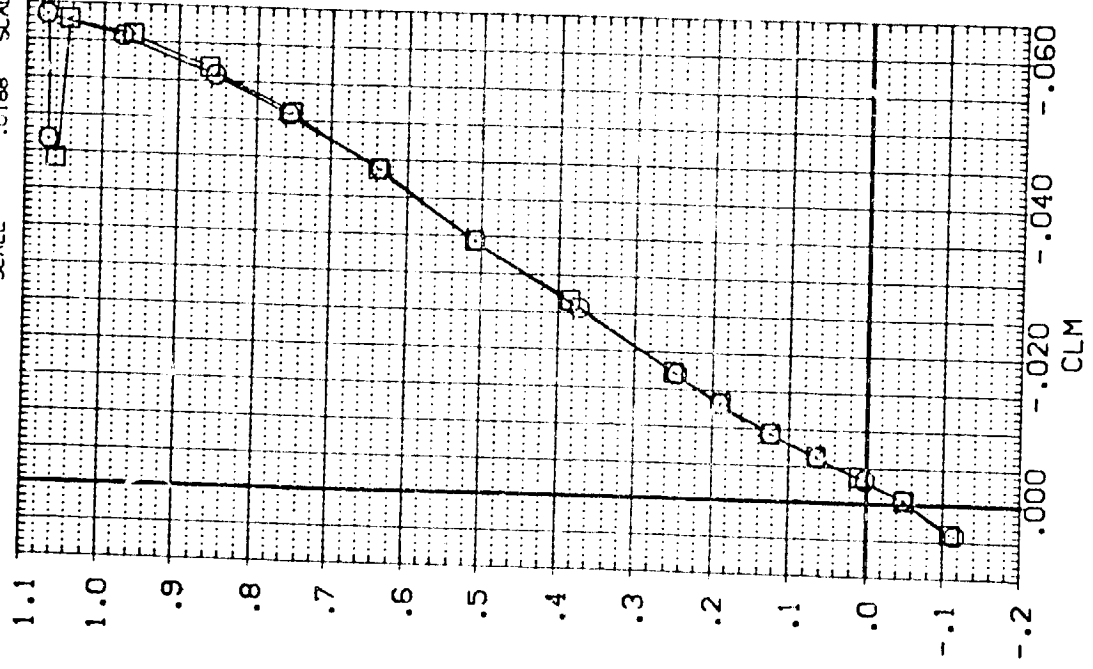
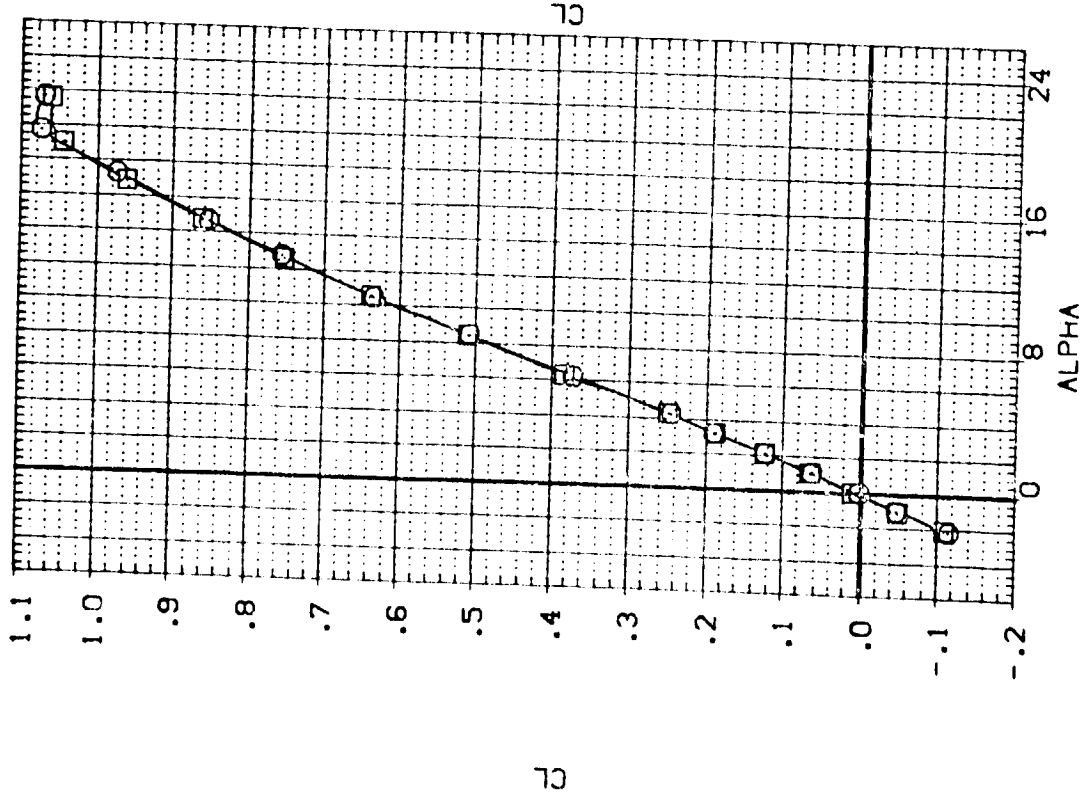


FIGURE 7. EFFECT OF TRANSITION GRIT ON AERO. CHARACT. (WING NO. 1)

(E)MACH = .98

DATA SET SYMBOL
(BPS109)
(BPS105)

CONFIGURATION DESCRIPTION
LARC 8-TPT-657/660.L0-100 ORB.(SHIPS) (BV:VFB)
LARC 8-TPT-657/660.L0-100 ORB.(BV:VFB), (NO GRIT)

WINGNO

VINGSC

FLTSC

LAMDAF

REFERENCE INFORMATION
SREF 175.7376 50. IN.
LREF 25.5100 INCHES
BREF 19.7156 INCHES
XMRP 16.8366 INCHES
YMRP .0000 INCHES
ZMRP .0000 INCHES
SCALE .0189 SCALE

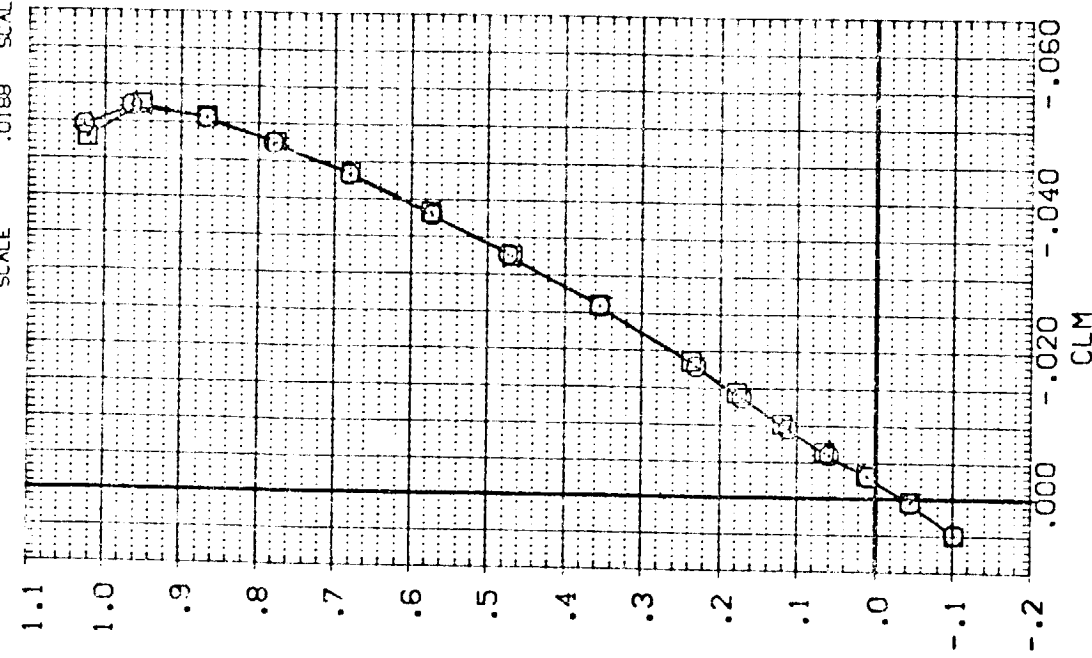
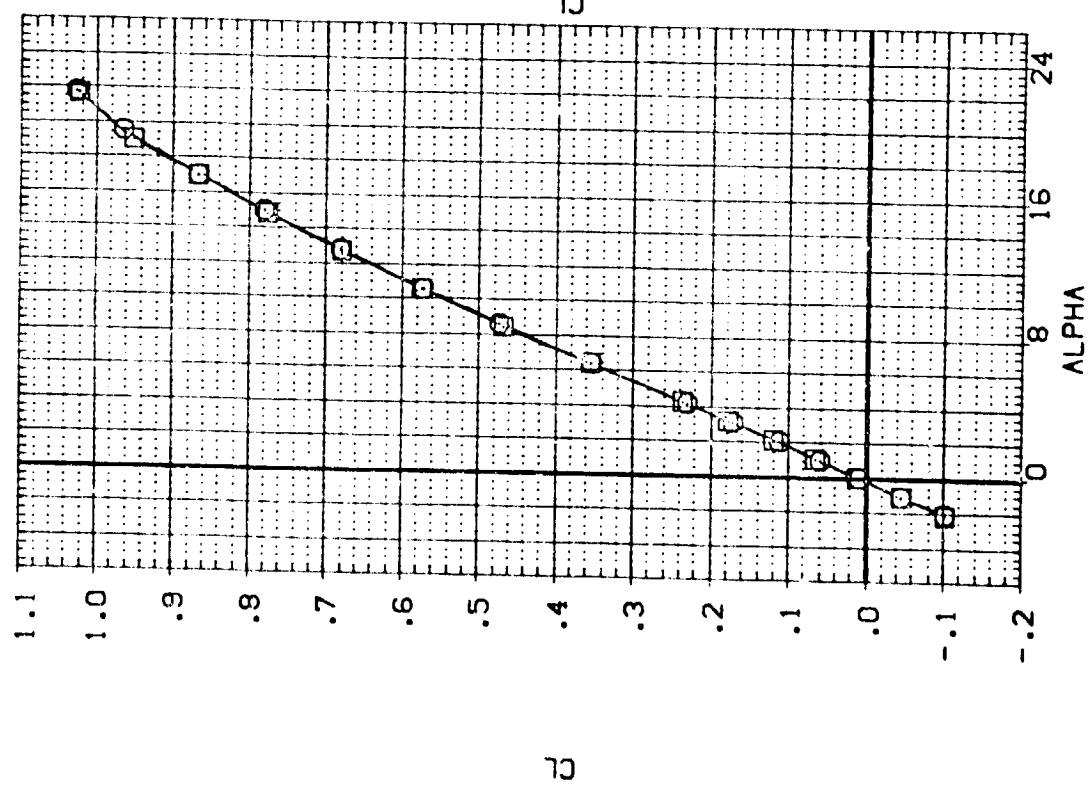


FIGURE 7. EFFECT OF TRANSITION GRIT ON AERO. CHARACT. (WING NO. 1)

(F)MACH = 1.20

DATA SET SYMBOL: (BPS109)
 CONFIGURATION DESCRIPTION: LARC 8-TPT-657/660, LO-100 GRB, (SHIPS), (BV/VFB), (NO GR11)
 LARC 8-TPT-657/660, LO-100 GRB, (BV/VFB), (NO GR11)
 REFERENCE INFORMATION: SREF 175.7376 SQ. IN.
 LREF 25.5100 INCHES
 BREF 19.7156 INCHES
 XREF 16.8366 INCHES
 YREF 10.0000 INCHES
 ZREF 10.0000 INCHES
 SCALE 1:0.189

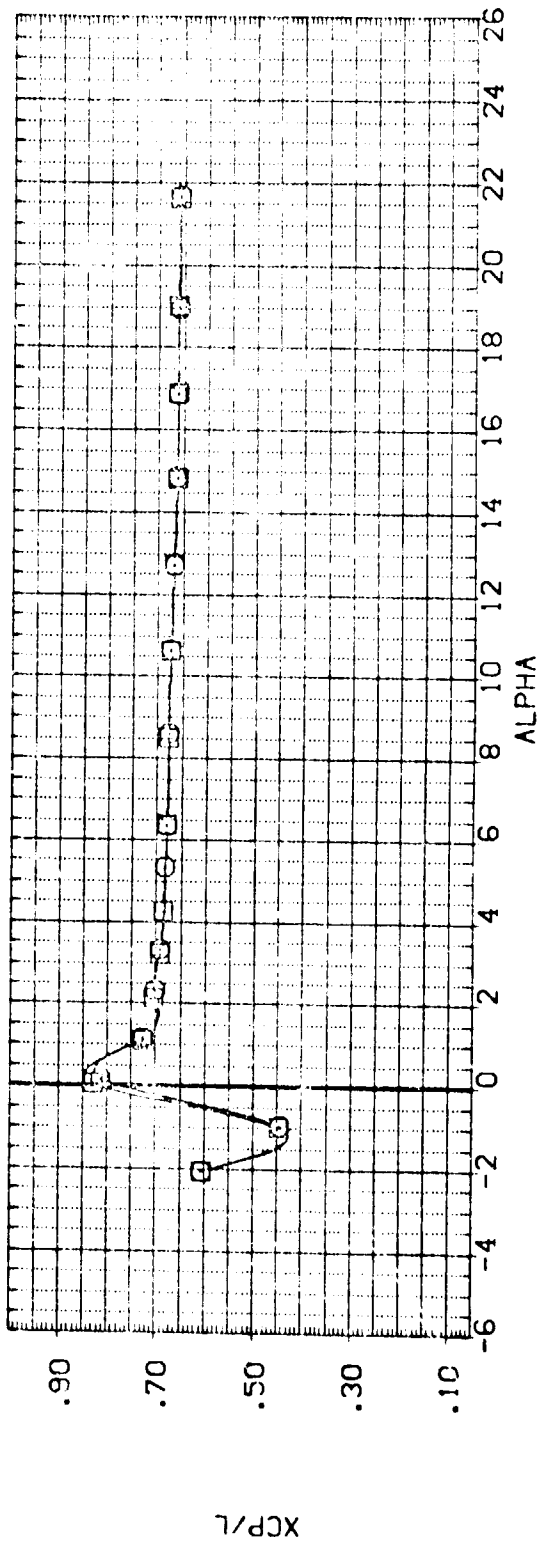
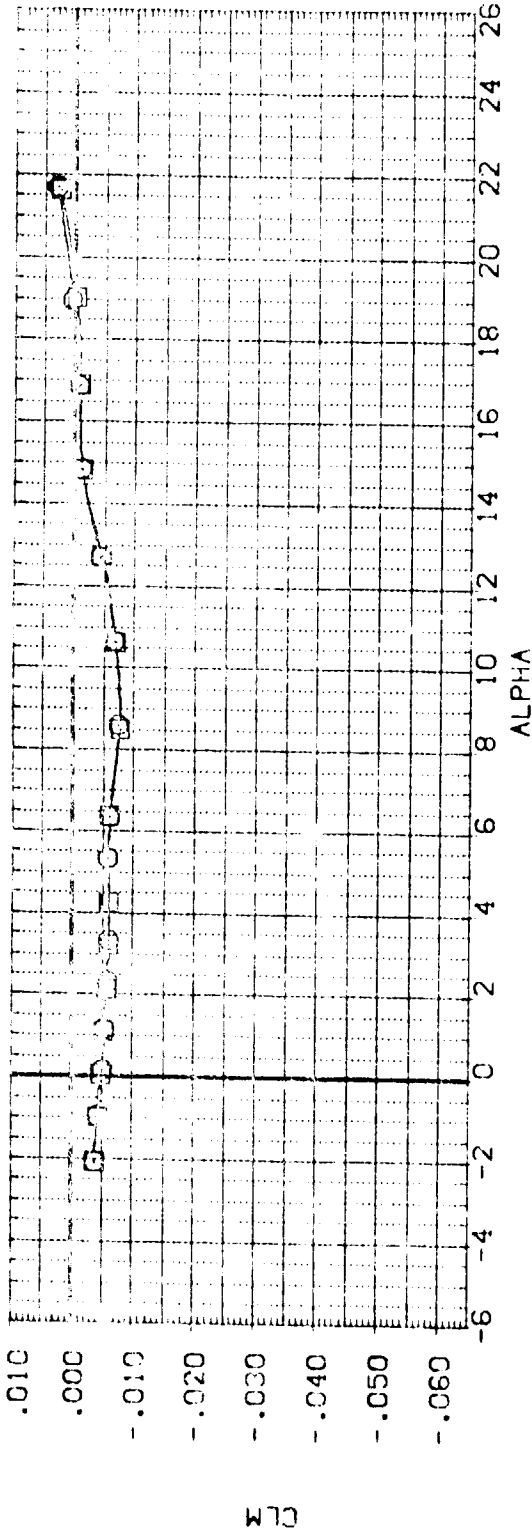


FIGURE 7. EFFECT OF TRANSITION GRIT ON AERO. CHARACT. (WING NO. 1)

(8)MACH = .60

DATA SET SYMBOL	CONFIGURATION DESCRIPTION	VINGNO	VINGSC	FLTSTC	LAMDAF	REFERENCE INFORMATION
(BPS109)	LARC 8-TPT-657/660.L0-100 OR8.(SHIPS)	1.000	1.000	1.000	70.000	SREF 175.7376
(BPS105)	LARC 8-TPT-657/660.L0-100 OR8.(BV1VFB).	1.000	1.000	1.000	70.000	LREF 25.5100
						BREF 19.7156
						XMRP 16.8366
						YMRP .0000
						ZMRP .0000
						SCALE .C188
						SCALE

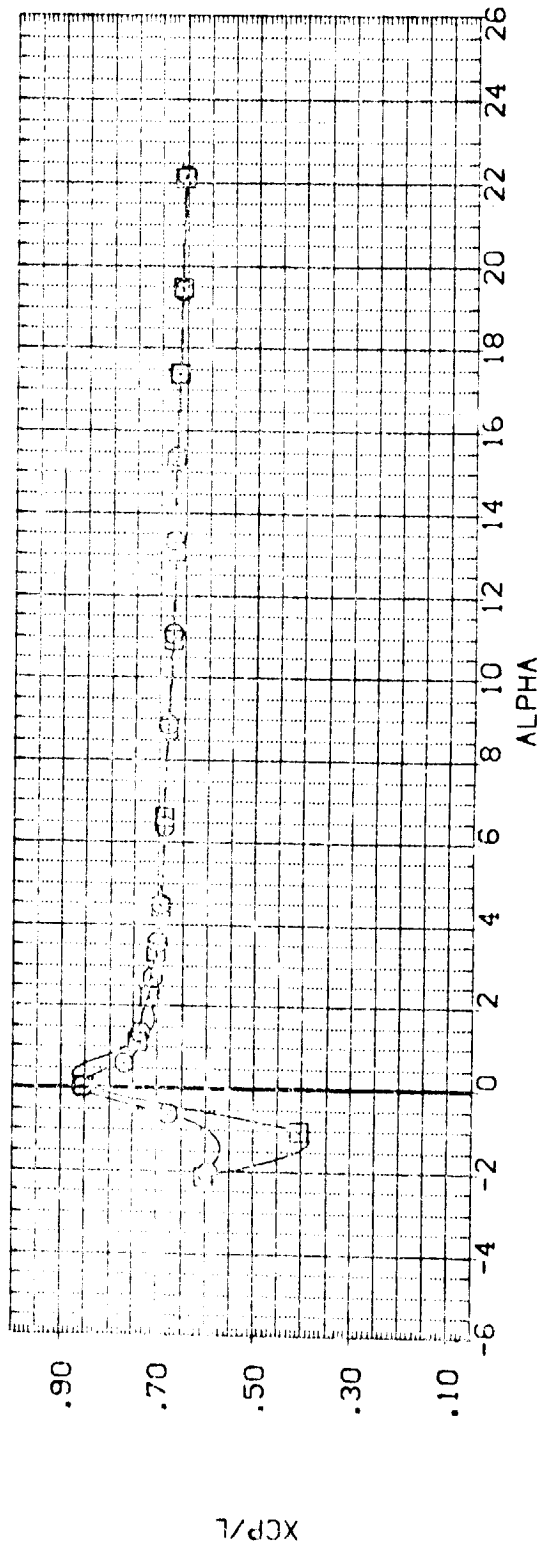
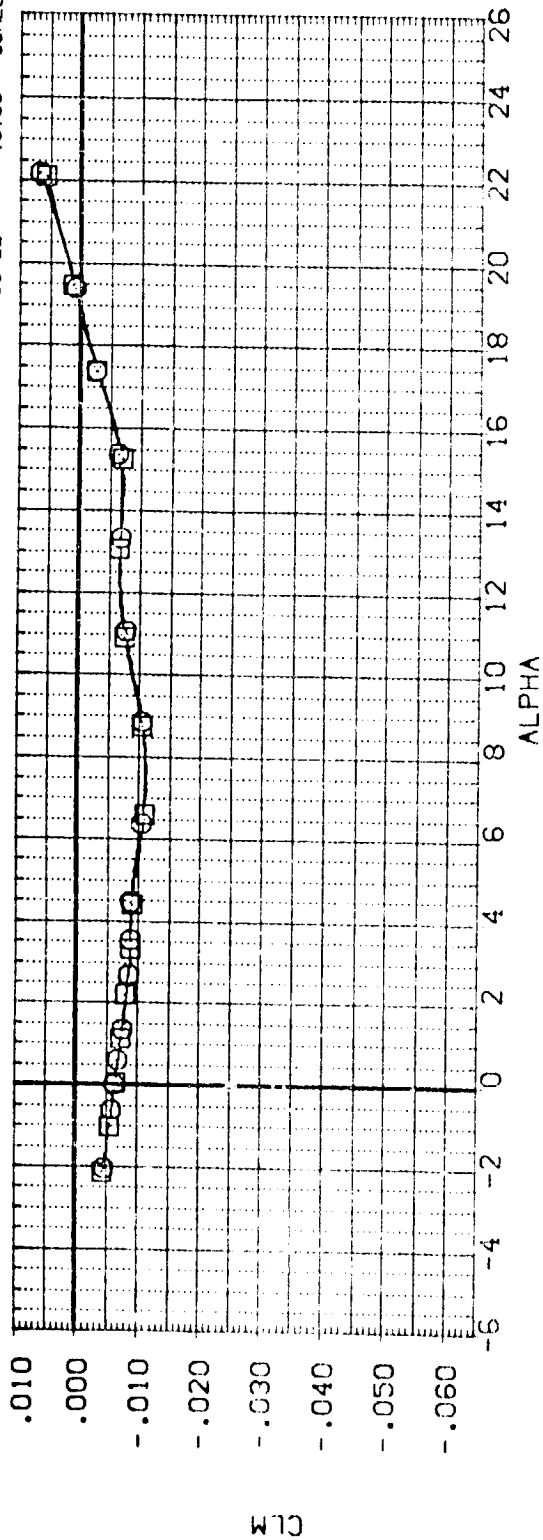


FIGURE 7. EFFECT OF TRANSITION GRIT ON AERO. CHARACT. (WING NO. 1)

(C)MACH = .80

DATA SET SYMBOL CONFIGURATION DESCRIPTION
 (895109) LARC 8-TPT-657/650, LG-100 098, (BV/VFB)
 (895105) LARC 8-TPT-657/650, LG-100 098, (BV/VFB), (NO GRIT)

WINGNO WINGSC FLTSCT LAMDAF
 1.000 1.000 1.000 70.000
 1.000 1.000 1.000 70.000

REFERENCE INFORMATION
 SREF 175.7376 SQ. IN.
 LREF 25.3120 INCHES
 BREF 19.7156 INCHES
 XMRP 16.8356 INCHES
 YMRP .0000 INCHES
 ZMRP .0000 INCHES
 SCALE .0188 SCALE

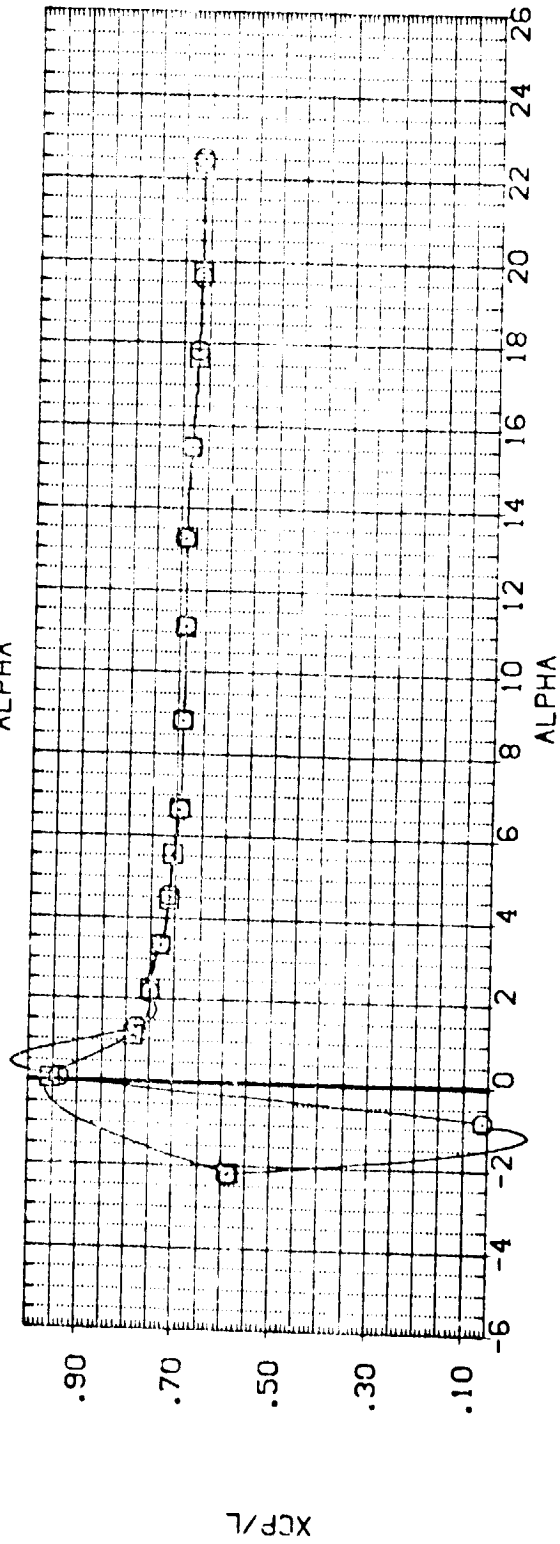
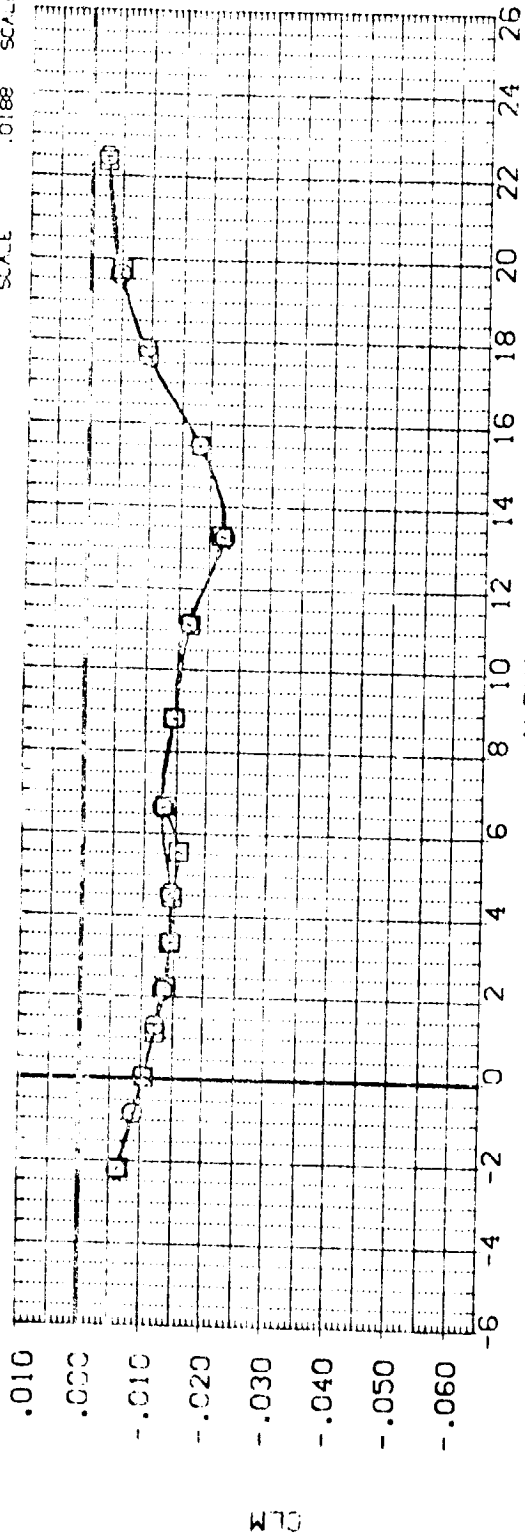


FIGURE 7. EFFECT OF TRANSITION GRIT ON AERO. CHARACT. (WING NO. 1)
 (D)MACH = .90

DATA SET SYMBOL CONFIGURATION DESCRIPTION REFERENCE INFORMATION

(BPS) (09)	LARC 8-TPT-657/660, 0-100 GR8, (SHIP), (BV) (VFB)	SREF	175.7376	SO. IN.
(BPS) (05)	LARC 8-TPT-657/660, 0-100 GR8, (BV) (VFB), (NO GRIT)	LREF	25.5100	INCHES
		BREF	19.7156	INCHES
		XMRP	16.0366	INCHES
		YMRP	.0000	INCHES
		ZMRP	.0000	INCHES
		SCALE	.0198	SCALE

WINGNO 1.000 VINGSC 1.000 FLTSC 1.000 LAMDAF 70.000

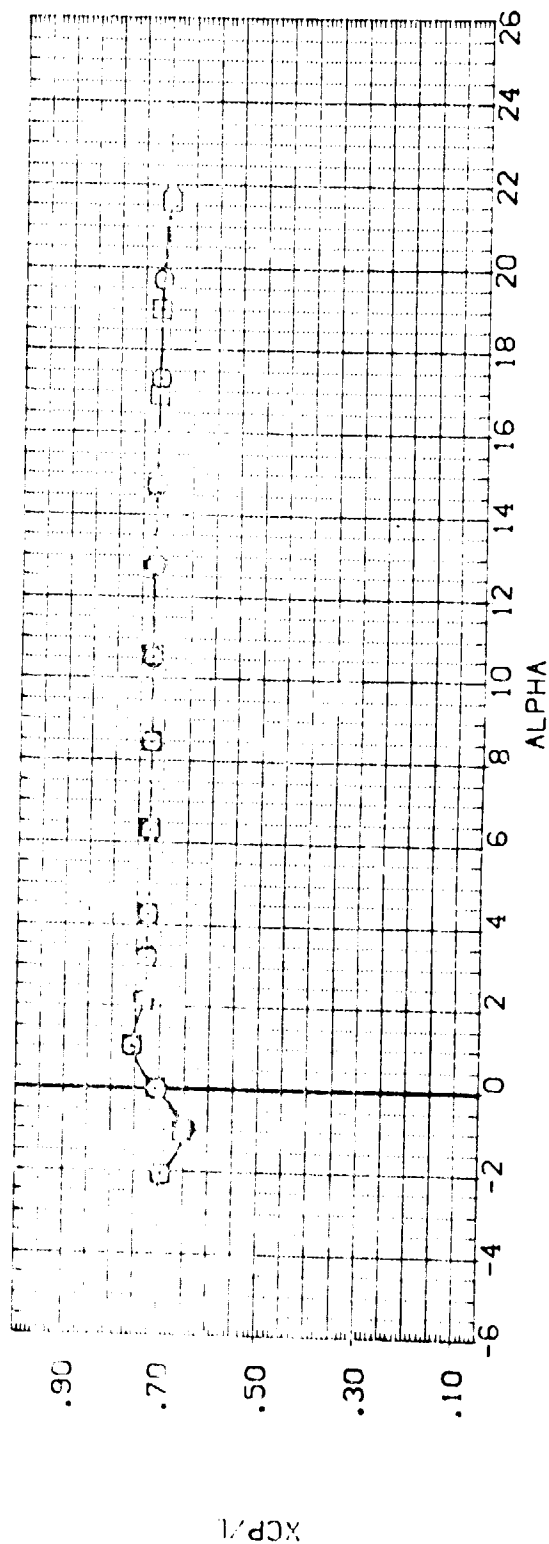
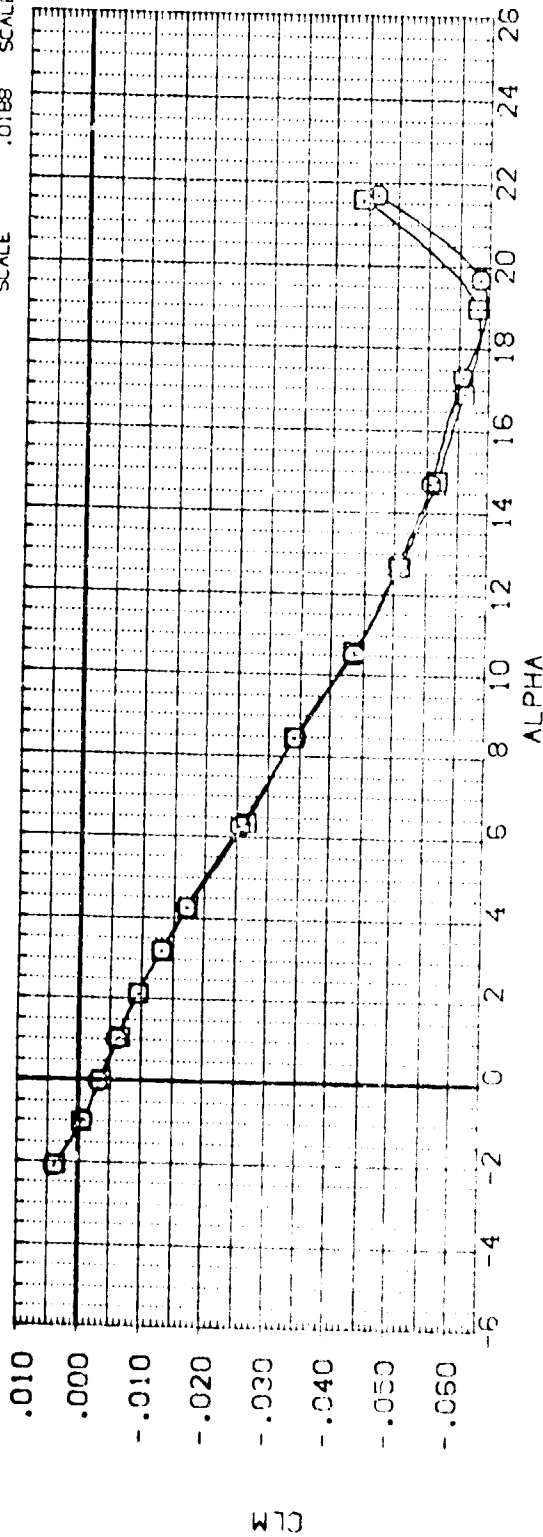


FIGURE 7. EFFECT OF TRANSITION GRIT ON AERO. CHARACT. (WING NO. 1)

(C)MACH = .98

DATA SET SYMBOL: (BPS109) (BPS105)
 CONFIGURATION DESCRIPTION: LARC 8-TPT-657/660, LC-100 ORB, (SHIPS), (BV/VFB), (NC GRIT)
 LARC 8-TPT-657/660, LC-100 ORB, (BV/VFB), (NC GRIT)
 REFERENCE INFORMATION: SREF 175.7376 SQ. IN. 70.000
 LREF 25.5100 INCHES 70.000
 BREF 19.7156 INCHES 1.000
 YMRP 16.8366 INCHES 1.000
 ZMRP .0000 INCHES 1.000
 SCALE .0198 SCALE

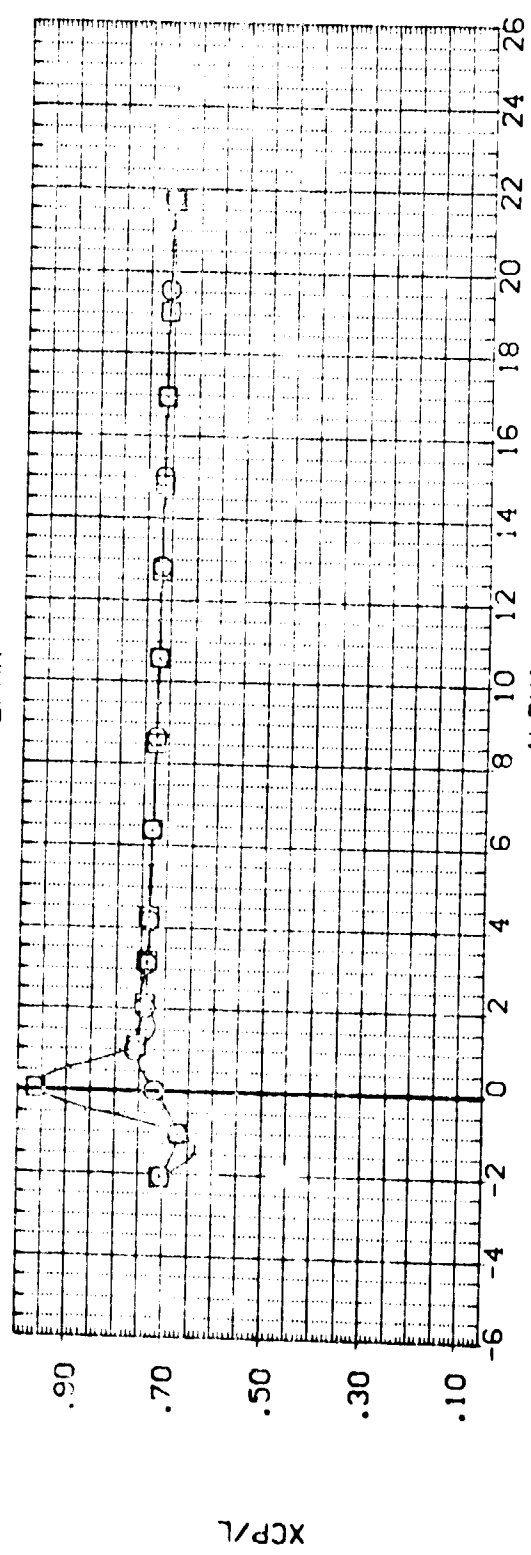
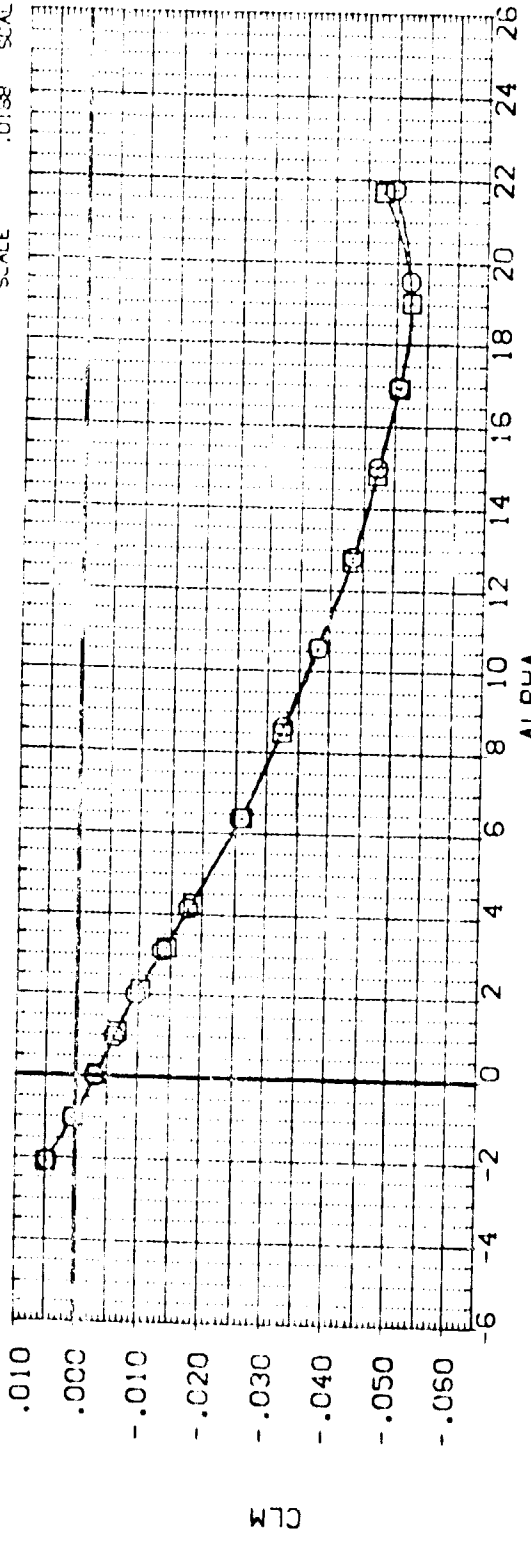


FIGURE 7. EFFECT OF TRANSITION GRIT ON AERO. CHARACT. (WING NO. 1)

(F)MACH = 1.20

DATA SET SYMBOL

(BPS:01)
(BPS:02)
(BPS:03)
(BPS:04)

CONFIGURATION DESCRIPTION

LARC 8-TPT-657/660, LD-100 CRB, (SHIPS)
LARC 8-TPT-657/660, LD-100 CRB, (SHIPS)
LARC 8-TPT-657/660, LD-100 CRB, (SHIPS)
LARC 8-TPT-657/660, LC-100 CRB, (SHIPS)

(BVI:VFB)
(BVI:VFB)
(BVI:VFB)
(BVI:VFB)

WINGNO 1.000
1.000
1.000
1.000

WINGSC 1.000
2.000
1.000
2.300

FLTSC 1.000
3.000

LANDAF 53.200
53.200
60.000
60.000

REFERENCE INFORMATION

SREF 175.7376 SQ. IN.
LREF 25.5100 INCHES
BREF 19.7156 INCHES
XMRP 16.8366 INCHES
YMRP .0000 INCHES
ZMRP .0000 INCHES
SCALE .0189 INCHES

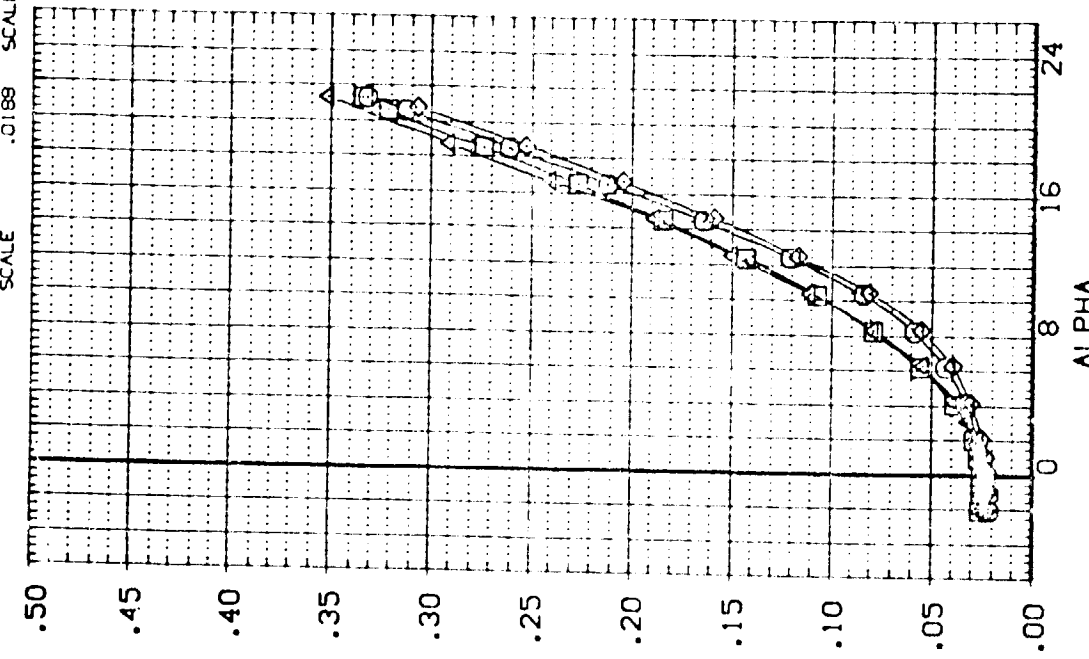
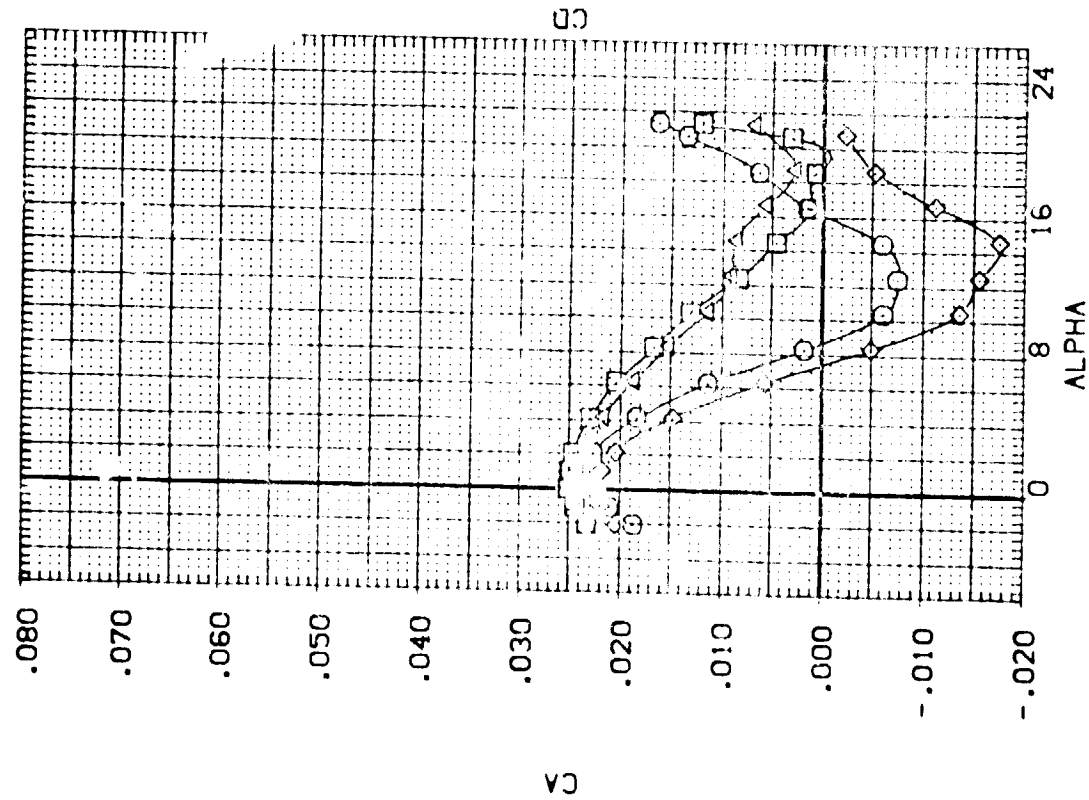


FIGURE 8. EFFECT OF WING/FILLET SECTION ON AERO CHARACTER (WING 1, 60 DEG FILLET)
(M)MACH = .35

DATA SET SYMBOL
 995101
 995102
 995103
 995104

CONFIGURATION DESCRIPTOR IN
 LARC 8-TPT-657/660.LC-100 DRB (SHIPS)
 LARC 8-TPT-657/660.LC-100 DRB (SHIPS)
 LARC 8-TPT-657/660.LC-100 DRB (SHIPS)
 LARC 8-TPT-657/660.LC-100 DRB (SHIPS)

WINGND WINGSC FLTSCY LAMDAF REFERENCE INFORMATION
 1.000 1.000 1.000 53.200 SREF 175.2376 SC.IN.
 1.000 2.000 1.000 53.200 LREF 25.5100 INCHES
 1.000 3.000 1.000 60.000 XREF 19.1155 INCHES
 1.000 4.000 1.000 60.000 YREF 16.0000 INCHES
 1.000 5.000 1.000 60.000 ZREF 10.0000 INCHES
 1.000 6.000 1.000 60.000 XPROP 10.0000 INCHES
 1.000 7.000 1.000 60.000 YPROP 10.0000 INCHES
 1.000 8.000 1.000 60.000 ZPROP 10.0000 INCHES
 SCALE 10.000

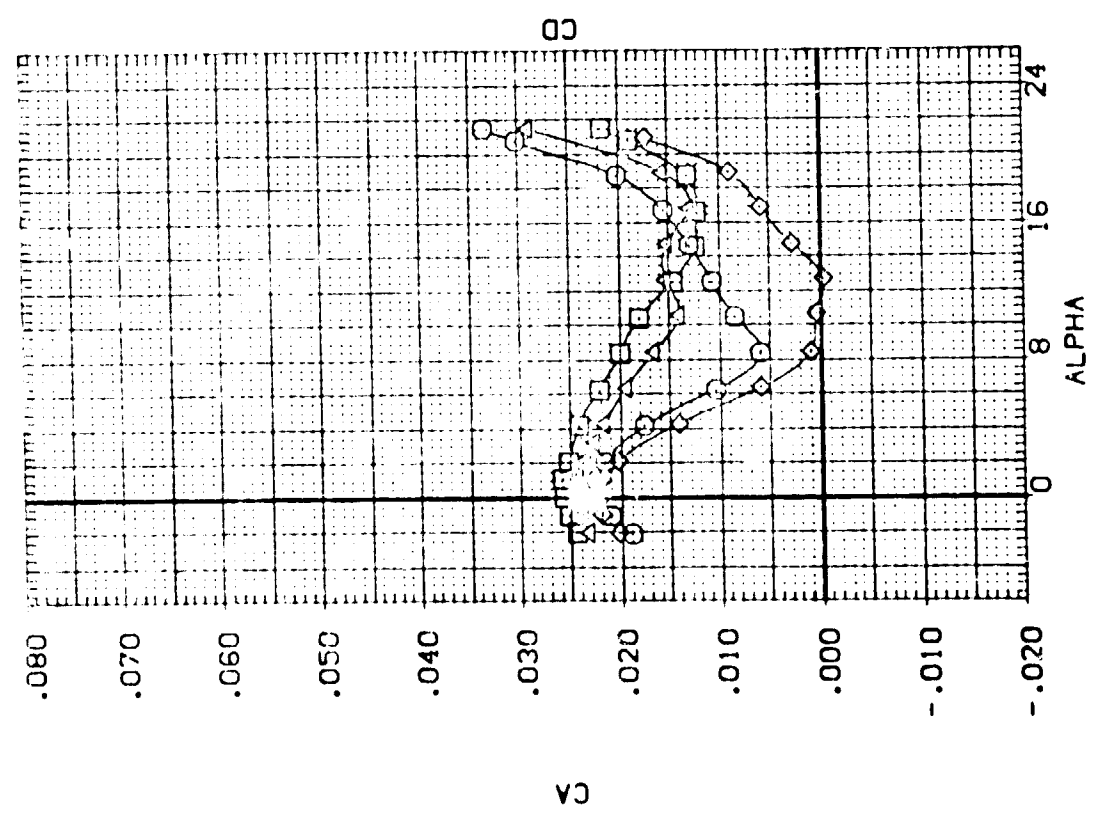
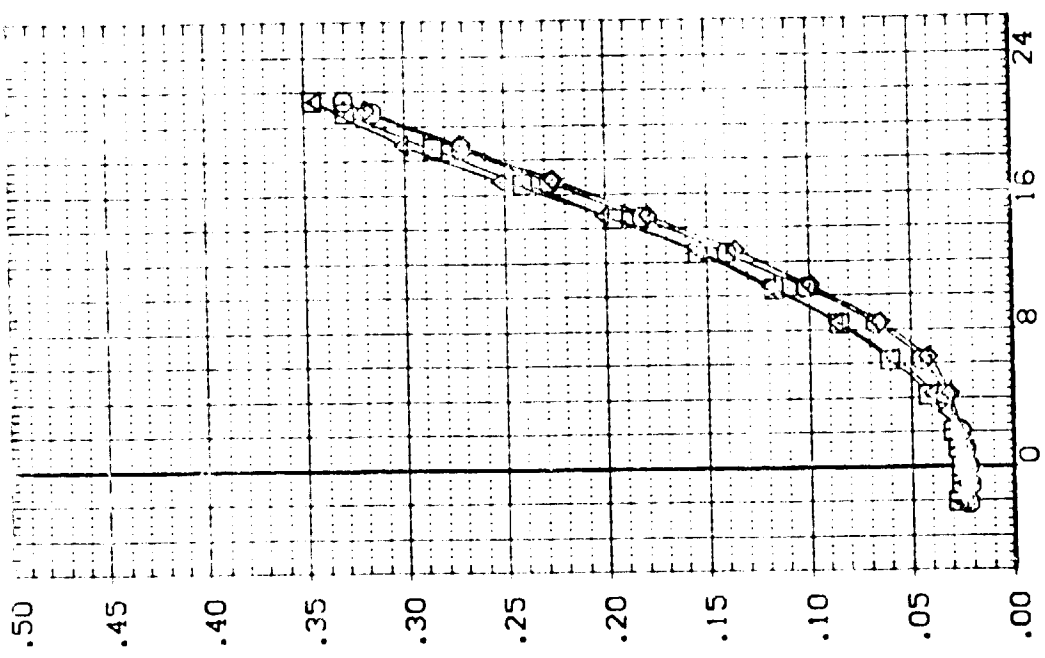


FIGURE 8. EFFECT OF WING/FILLET SECTION ON AERO CHARACTER (WING 1, 60 DEG FILLET)
 (B)MACH = .60

DATA SET SYMBOL	CONFIGURATION DESCRIPTION	(B)M(V)FB)	WINGNO	WINGSC	FLTSTCT	LANDAF	REFERENCE INFORMATION
(B)SPS1(C)1	LARC 8-TPT-657/660, L3-100 DRB, (SHA)PS)	(B)M(V)FB)	1.000	1.000	53.200	SREF	175.7376
(B)SPS1(C)2	LARC 8-TPT-657/660, L3-100 DRB, (SHA)PS)	(B)M(V)FB)	1.000	2.000	53.200	LREF	25.5100
(B)SPS1(C)3	LARC 8-TPT-657/660, L3-100 DRB, (SHA)PS)	(B)M(V)FB)	1.000	1.000	60.000	BREF	19.7156
(B)SPS1(C)4	LARC 8-TPT-657/660, L3-100 DRB, (SHA)PS)	(B)M(V)FB)	1.000	2.000	60.000	XMRP	16.8356
						ZMRP	.0000
						ZMRP	.0000
						SCALE	.0188
						SCALE	

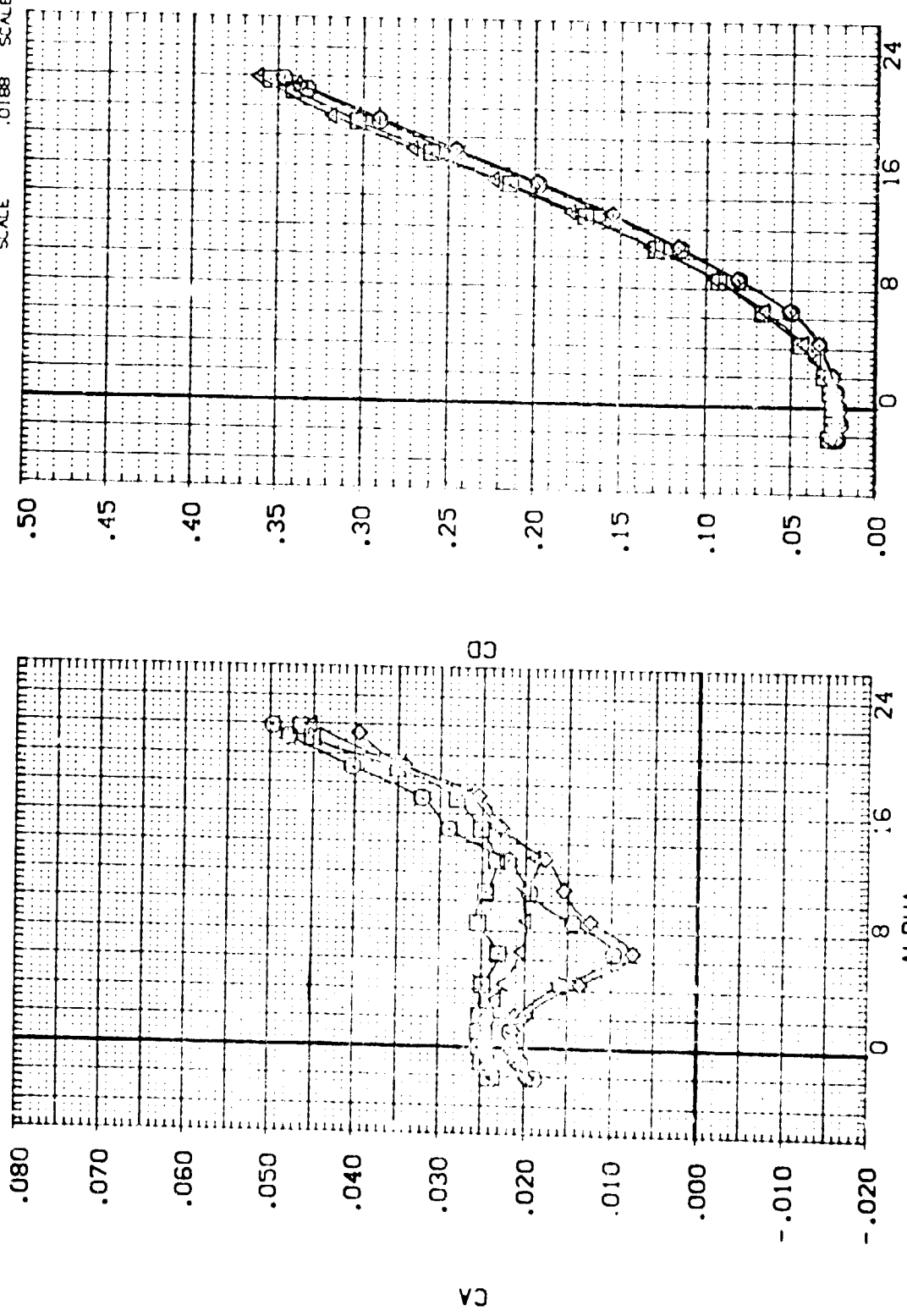


FIGURE 8. EFFECT OF WING/FILLET SECTION ON AERO CHARACTER (WING 1, 60 DEG FILLET)
 (C)MACH = .80
 PAGE 213

DATA SET SYMBOL CONFIGURATION DESCRIPTION

(BPS) (01) LARC B-TPT-657/660, LO-100 CRB. (SHIPS) (BV) (VFB)

(BPS) (02) LARC B-TPT-657/660, LO-100 CRB. (SHIPS) (BV) (VFB)

(BPS) (03) LARC B-TPT-657/660, LO-100 CRB. (SHIPS) (BV) (VFB)

(BPS) (04) LARC B-TPT-657/660, LO-100 CRB. (SHIPS) (BV) (VFB)

REFERENCE INFORMATION

SREF 175.7376 SO. IN.

LREF 25.5100 INCHES

BREF 19.7156 INCHES

XMRP 16.8366 INCHES

ZMRP .0000 INCHES

SCALE .0.88 INCHES

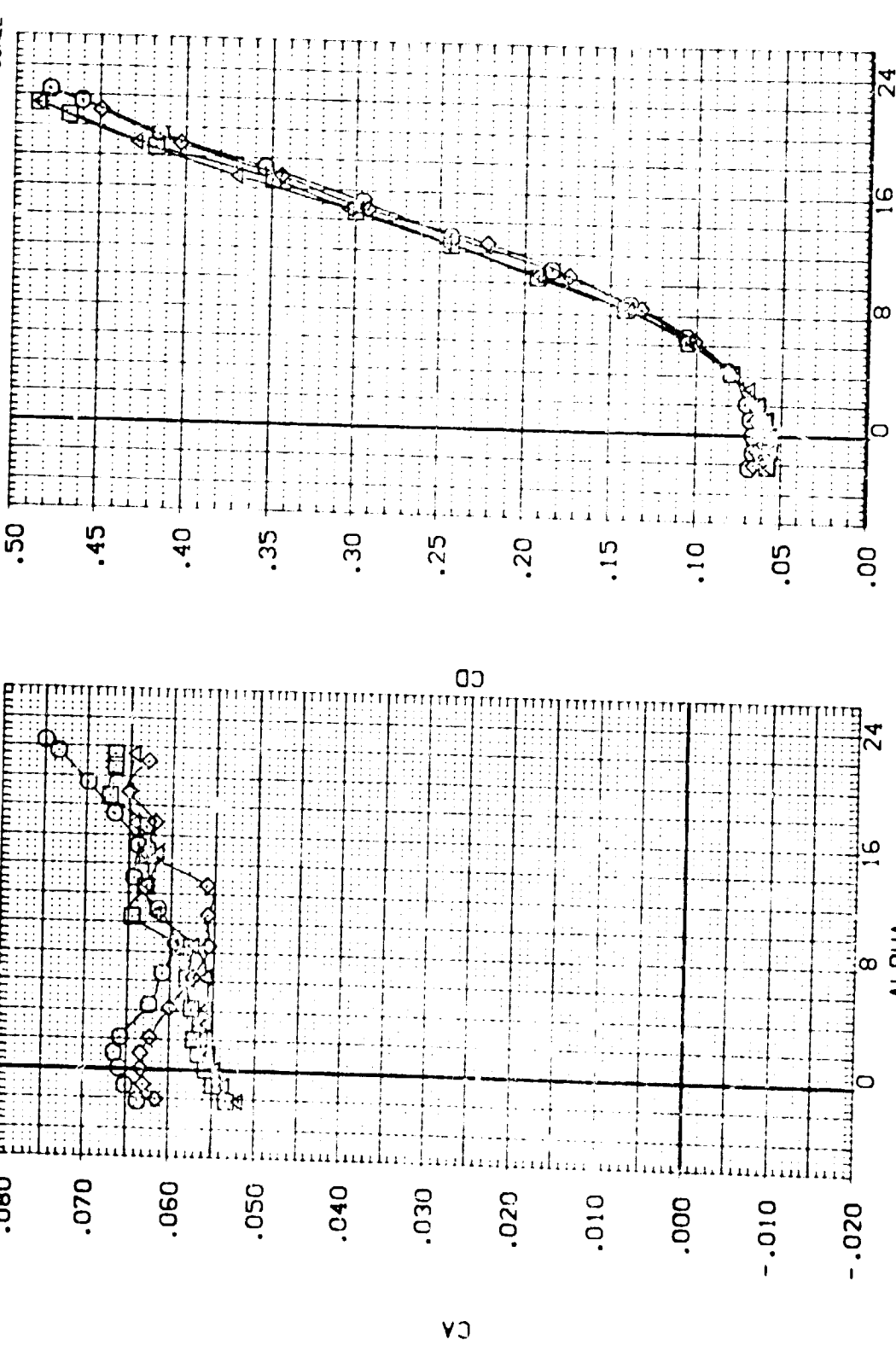


FIGURE 8. EFFECT OF WING/FILLET SECTION ON AERO CHARACT (WING 1, 60 DEG FILLET)
 (E)MACH = .98

DATA SET SYMBOL
 (BPS101)
 (BPS102)
 (BPS103)
 (BPS104)

CONFIGURATION DESCRIPTION
 LARC 8-TPT-657/660.LG-100 ORB. (SHIPS)
 LARC 8-TPT-657/660.LG-100 ORB. (SHIPS)
 LARC 8-TPT-657/660.LG-100 ORB. (SHIPS)
 LARC 8-TPT-657/660.LG-100 ORB. (SHIPS)

(BVI/VFB)
 (BVI/VFB)
 (BVI/VFB)
 (BVI/VFB)

WINGND
 1.000
 1.000
 1.000
 1.000

WINGSC
 1.000
 2.000
 1.000
 2.000

FLTSC
 1.000
 3.000

LAMDAF
 53.200
 53.200
 60.000
 60.000

REFERENCE INFORMATION
 SREF 175.7375 SO. IN.
 LREF 25.5100 INCHES
 BREF 19.7156 INCHES
 XPRP 16.2385 INCHES
 YPRP .0000 INCHES
 ZPRP .0000 INCHES
 SCALE .0188 SCALE

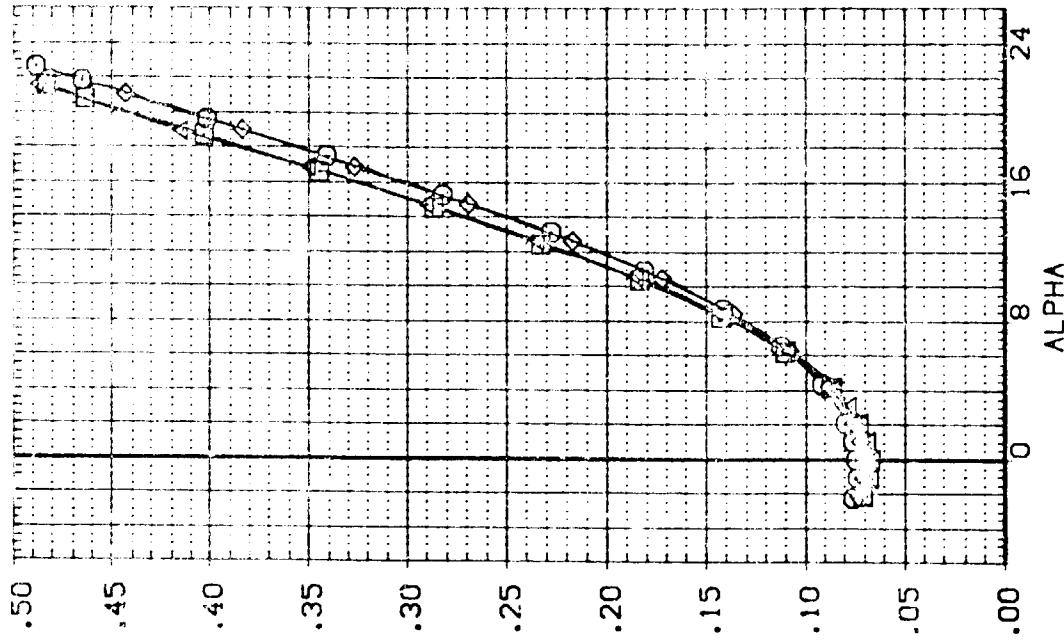
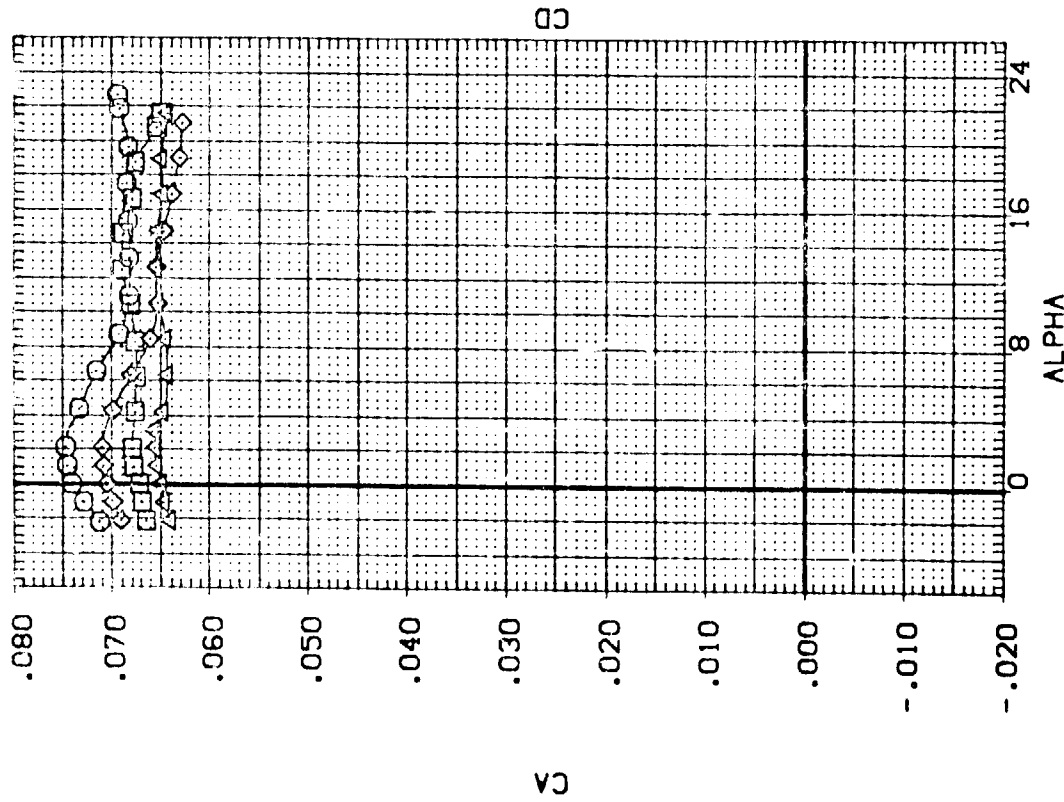


FIGURE 8. EFFECT OF WING/FILLET SECTION ON AERO CHARACT (WING 1, 60 DEG FILLET)
 (F)MACH = 1.20
 PAGE 216

DATA SET SYMBOL	CONFIGURATION DESCRIPTION	(M/V/FB)	WING	WINGSC	FLT SCT	LAMDAF	REFERENCE INFORMATION
(BP5101)	LARC 8-TPT-657/660, LG-100 CRB, (SHIPS)	(M/V/FB)	1.000	1.000		53.200	SREF 175 7375 50. IN.
(BP5102)	LARC 8-TPT-657/660, LG-100 CRB, (SHIPS)	(B/V/FB)	1.000	2.000		53.200	LREF 25 5100 INCHES
(BP5103)	LARC 8-TPT-657/660, LG-100 CRB, (SHIPS)	(3V/VFB)	1.000	1.000	1.000	60.000	BREF 19 7156 INCHES
(BP5104)	LARC 8-TPT-657/660, LG-100 CRB, (SHIPS)	(B/V/FB)	1.000	2.000	3.000	60.000	XMRP 16 8366 INCHES
							ZMRP .0000 INCHES
							SCALE .0188 INCHES

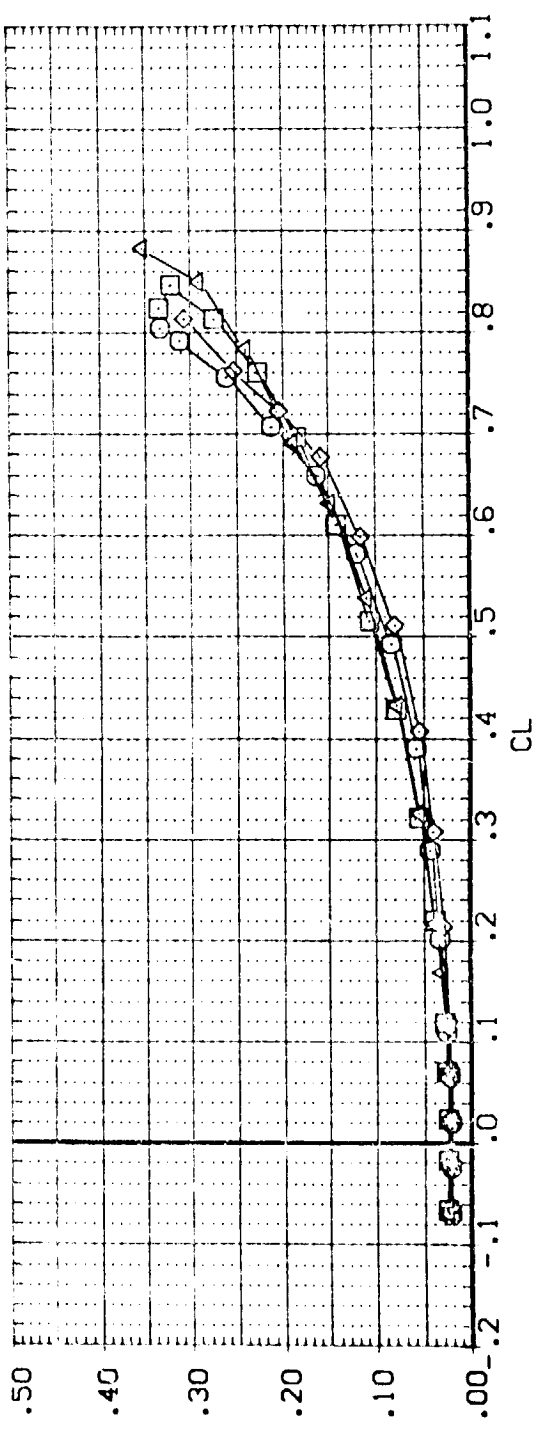
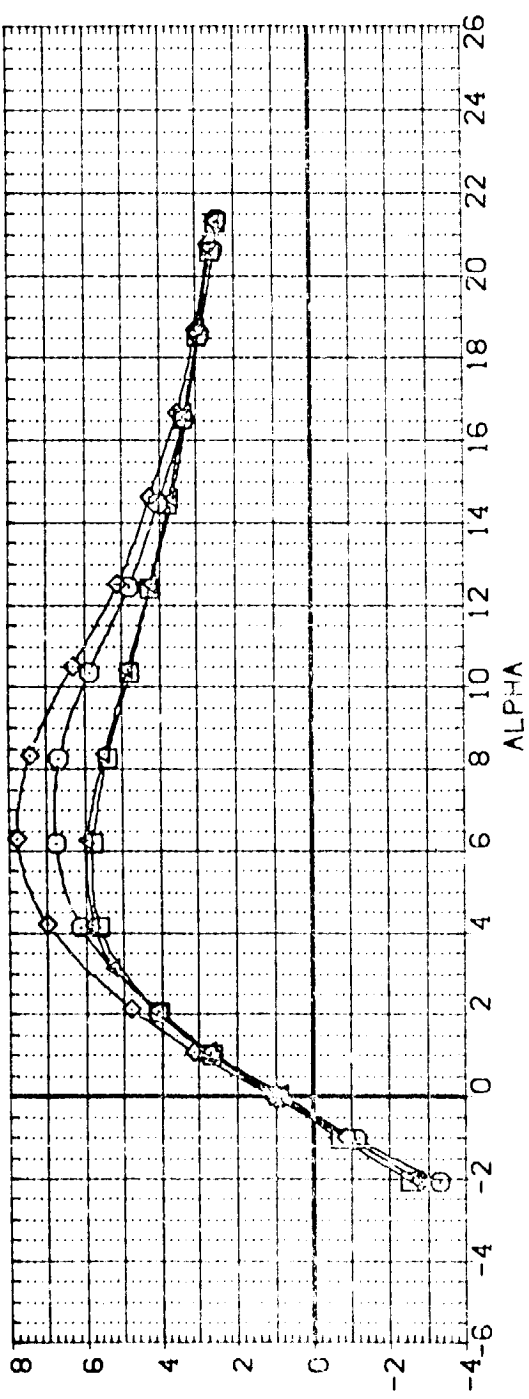
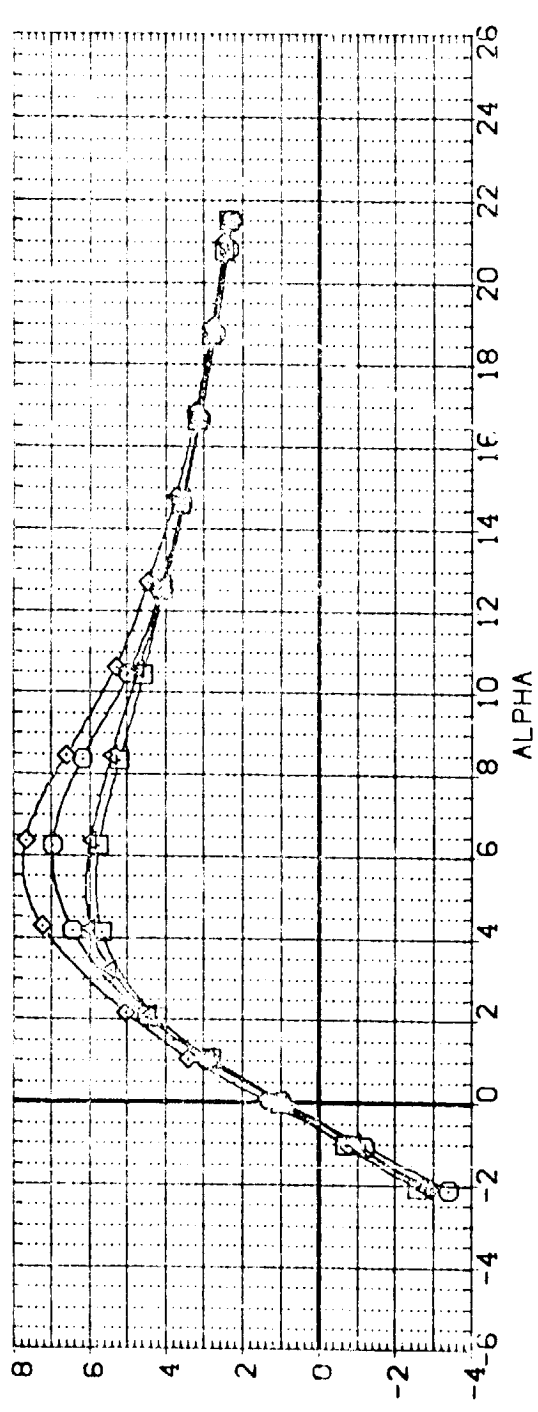
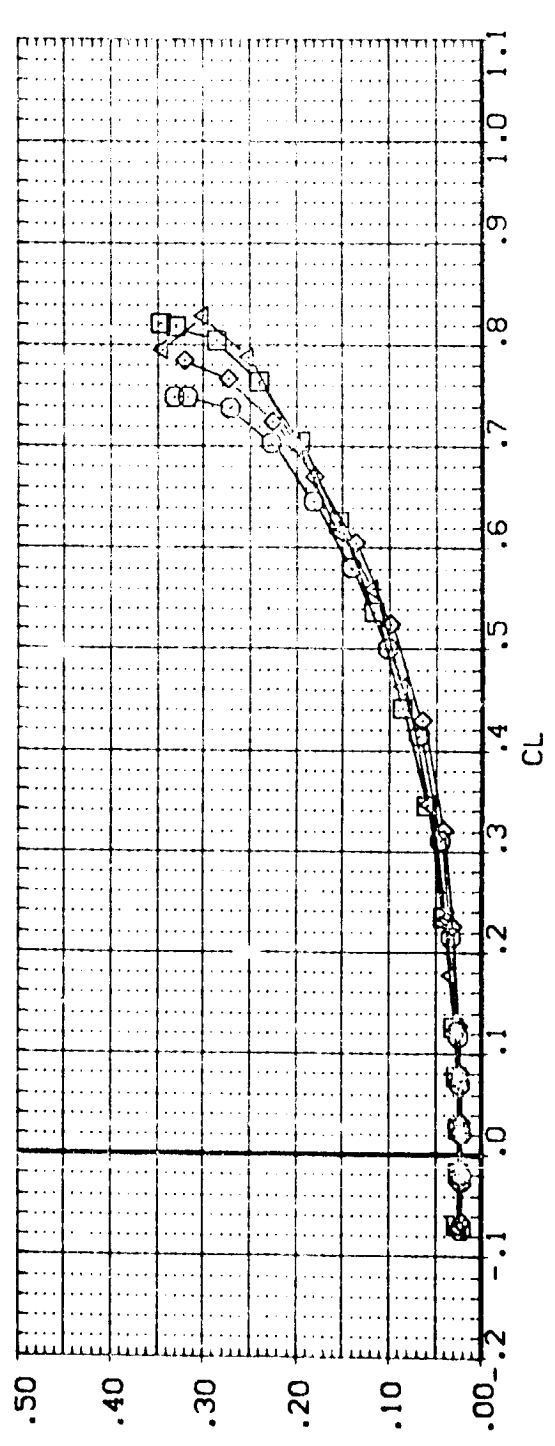


FIGURE 8. EFFECT OF WING/FILLET SECTION ON AERO CHARACT (WING 1, 60 DEG FILLET)
 (A)MACH = .35

DATA SET SYMBOL	CONF. I GURATION DESCRIPTION	(BV) (VFB)	WINGND	WINGSC	FLTSC T	LAMDAF	REFERENCE INFORMATION
(BPS) 101	LARC 8-TPT-657/660.LC-100 CRB.(SHIPS)	(BV) (VFB)	1.000	1.000	1.000	53.200	SREF 175.7376 SO. IN.
(BPS) 102	LARC 8-TPT-657/660.LC-100 CRB.(SHIPS)	(BV) (VFB)	1.000	2.000	1.000	53.200	LREF 25.5100 INCHES
(BPS) 103	LARC 8-TPT-657/660.LC-100 CRB.(SHIPS)	(BV) (VFB)	1.000	2.000	1.000	60.000	BREF 19.7156 INCHES
(BPS) 104	LARC 8-TPT-657/660.LC-100 CRB.(SHIPS)	(BV) (VFB)	1.000	2.000	3.000	60.000	XREF 16.9366 INCHES
							YREF .0000 INCHES
							ZREF .0000 INCHES
							SCALE .0198 SCALE



L/D



8

FIGURE 8. EFFECT OF WING/FILLET SECTION ON AERO CHARACT (WING 1, 60 DEG FILLET)
(B)MACH = .60

DATA SET SYMBOL	CONFIGURATION DESCRIPTION	(BV\FVB)	WINGNO	WINGSC	FLTSCT	LAMDAF	REFERENCE INFORMATION
(BPS101)	LARC 8-TPT-657/660.LD-100 ORB.(SHIPS)	(BV\FVB)	1.000	1.000		53.200	SREF 175.7376 SQ.IN.
(BPS102)	LARC 9-TPT-657/660.LD-100 ORB.(SHIPS)	(BV\FVB)	1.000	2.000		53.200	LREF 25.5100 INCHES
(BPS103)	LARC 8-TPT-657/660.LC-100 ORB.(SHIPS)	(BV\FVB)	1.000	1.000	1.000	60.000	BREF 19.7156 INCHES
(BPS104)	LARC 8-TPT-657/660.LC-100 ORB.(SHIPS)	(BV\FVB)	1.000	2.000	3.000	60.000	XMRP 16.8366 INCHES
							ZMRP .0000 INCHES
							SCALE .0188 SCALE

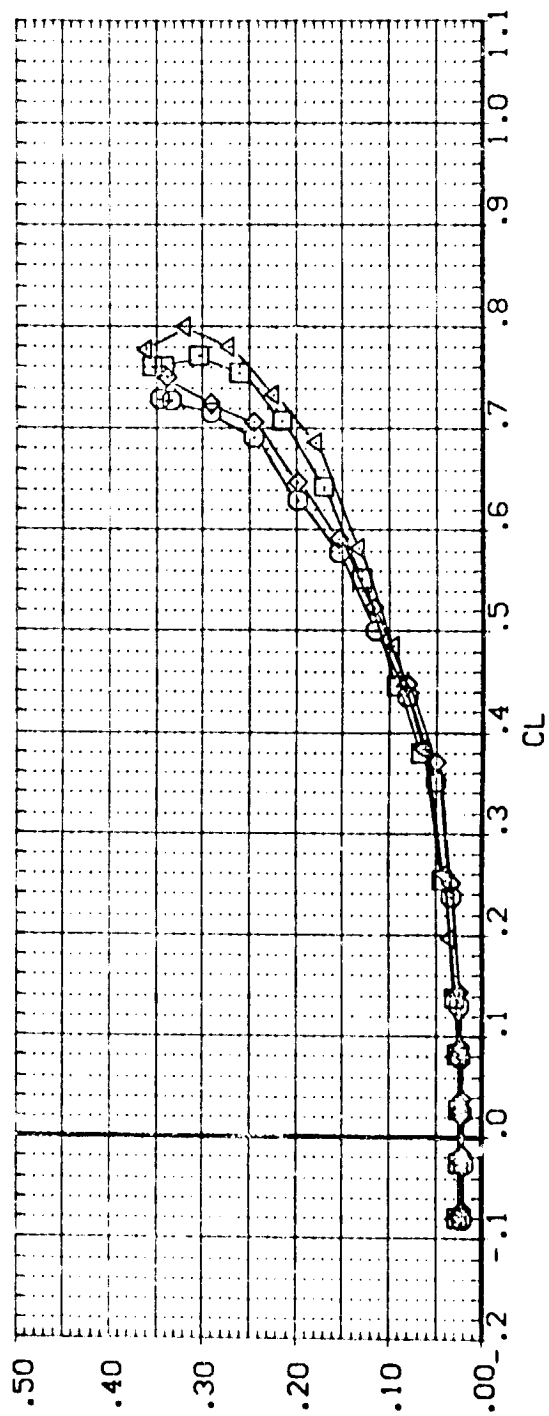
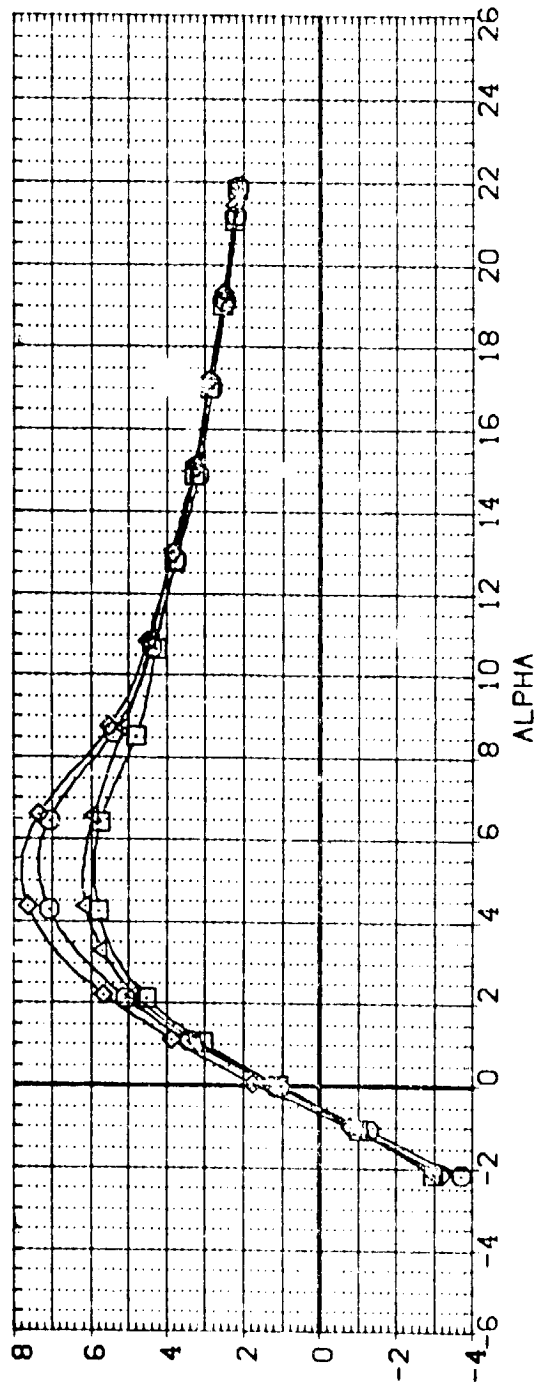


FIGURE 8. EFFECT OF WING/FILLET SECTION ON AERO CHARACTER (WING 1, 60 DEG FILLET)
 (C)MACH = .80

DATA SET SYMBOL: (BPS101), (BPS102), (BPS103), (BPS104)

CONFIGURATION DESCRIPTION: LARC 8-TPT-657/660, LO-100 CRB., (SHIPS); LARC 8-TPT-657/660, LO-100 CRB., (SHIPS); LARC 8-TPT-657/660, LO-100 CRB., (SHIPS); LARC 8-TPT-657/660, LO-100 CRB., (SHIPS)

WINGNO: 1.000, 1.000, 1.000, 1.000

WINGSC: 1.000, 2.000, 1.000, 2.000

FLTSCT: 1.000, 3.000

LAMDAF: 53.200, 53.200, 60.000, 60.000

REFERENCE INFORMATION: SREF 175.7376 SO, IN.; LREF 25.5100 INCHES; BREF 19.7156 INCHES; XMRP 16.8366 INCHES; YMRP .0000 INCHES; ZMRP .0000 INCHES; SCALE .0189

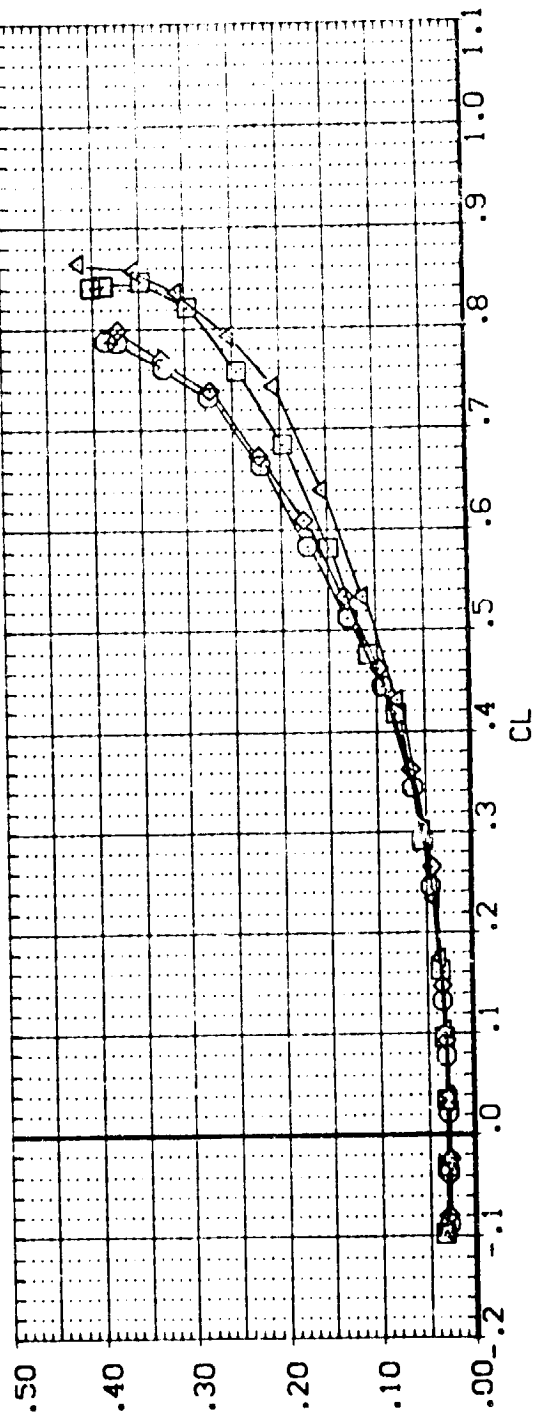
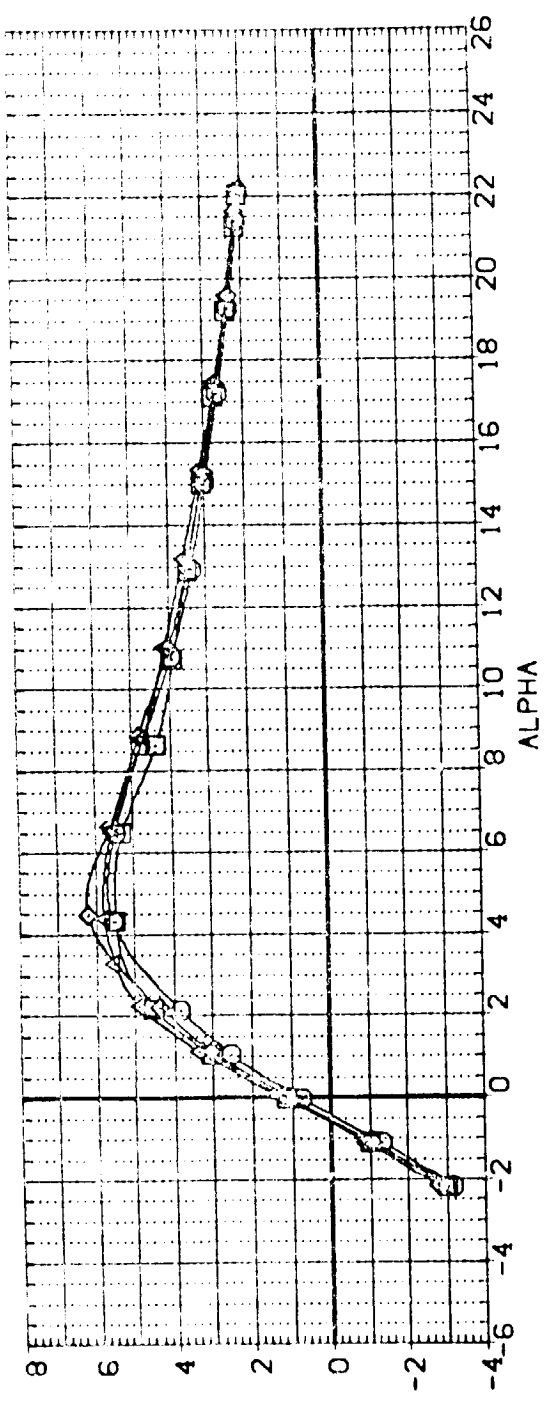


FIGURE 8. EFFECT OF WING/FILLET SECTION ON AERO CHARACT (WING 1, 60 DEG FILLET)
(O)MACH = .90 PAGE 220

DATA SET SYMBOL	CONFIGURATION DESCRIPTION	(SV1VFB)	(SV1VFB)	(SV1VFB)	(SV1VFB)	WINGNO	WINGSC	FLTSCT	LANDAF	SREF	LREF	BREF	XMRP	ZMRP	SCALE	REFERENCE INFORMATION
(BPS101)	LARC 8-TPT-657/660.L0-100 DRB.(SH1PS)					1.000	1.000		53.200	175.7375	25.5100	19.7156	16.8366	.0000	.0188	SO.IN
(BPS102)	LARC 8-TPT-657/660.L0-100 DRB.(SH1PS)					2.000	2.000	1.000	53.200	175.7375	25.5100	19.7156	16.8366	.0000	.0188	INCHES
(BPS103)	LARC 8-TPT-657/660.L0-100 DRB.(SH1PS)					1.000	1.000	3.000	60.000	175.7375	25.5100	19.7156	16.8366	.0000	.0188	INCHES
(BPS104)	LARC 8-TPT-657/660.L0-100 DRB.(SH1PS)					1.000	2.000		60.000	175.7375	25.5100	19.7156	16.8366	.0000	.0188	INCHES

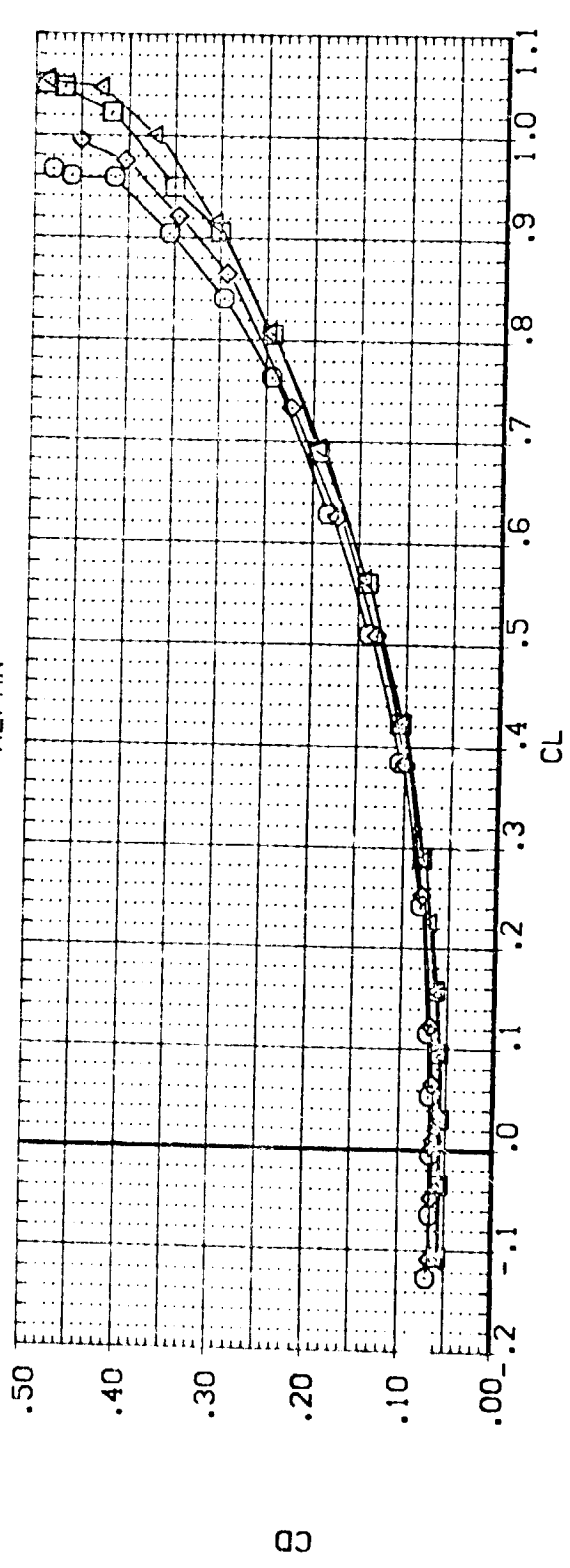
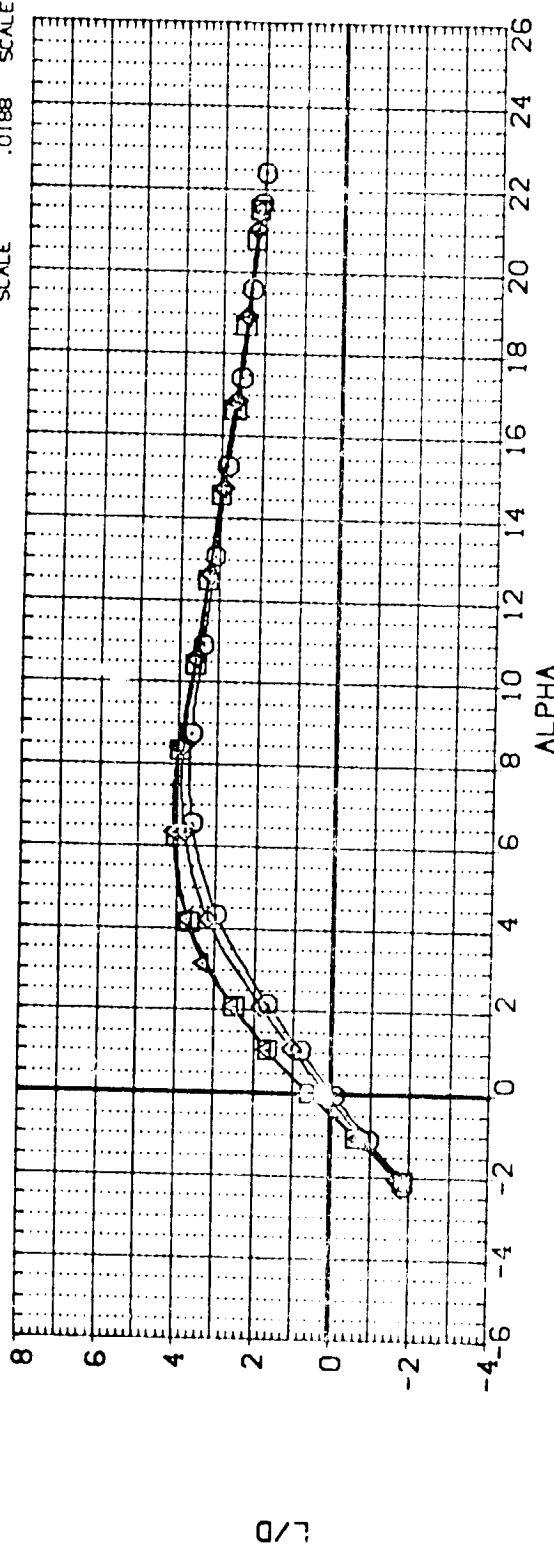


FIGURE 8. EFFECT OF WING/FILLET SECTION ON AERO CHARACT (WING 1, 60 DEG FILLET)
 (E)MACH = .98
 PAGE 221

DATA SET SYMBOL	CONFIGURATION DESCRIPTION	WINGAO	WINGSC	FLTSCT	LANDAF	REFERENCE INFORMATION
(BPS101)	LARC 8-TPT-657/660.L0-100 ORB.(SHIPS)	1.000	1.000		53.200	SREF 175.7376 SO.IN
(BPS102)	LARC 8-TPT-657/660.L0-100 ORB.(SHIPS)	1.000	2.000		53.200	LREF 25.5100 INCHES
(BPS103)	LARC 8-TPT-657/660.L0-100 ORB.(SHIPS)	1.000	1.000	1.000	60.1000	BREF 19.7158 INCHES
(BPS104)	LARC 8-TPT-657/660.L0-100 ORB.(SHIPS)	1.000	2.000	3.000	60.1000	XMRP 16.8366 INCHES
						YMRP .0000 INCHES
						ZMRP .0000 INCHES
						SCALE .0188 SCALE

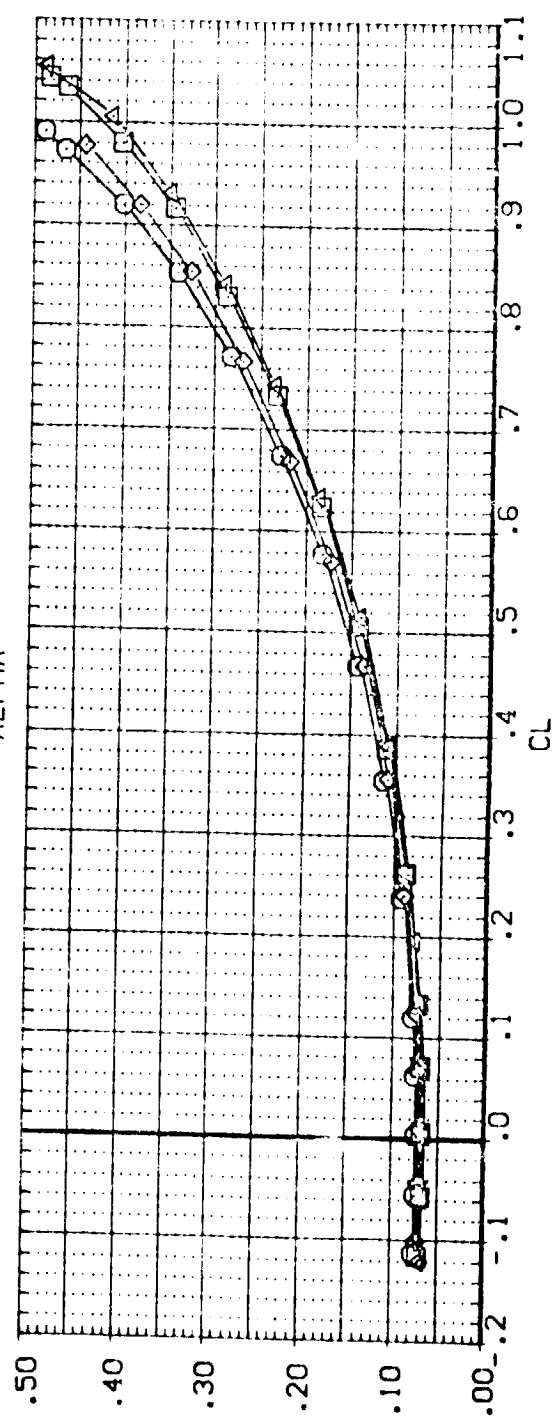
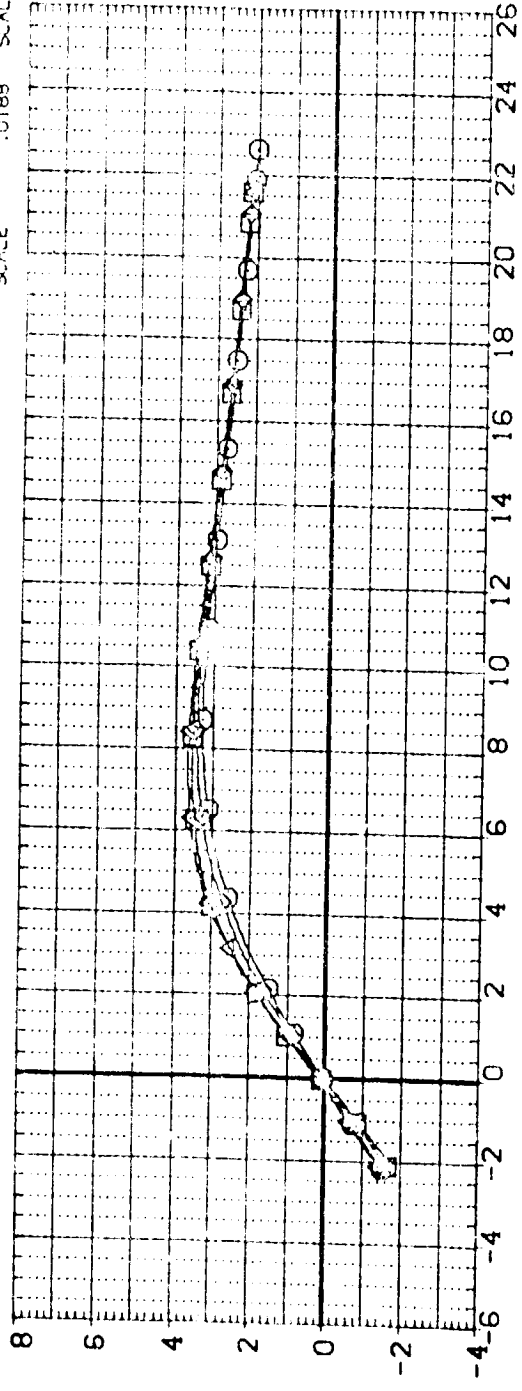


FIGURE 8. EFFECT OF WING/FILLET SECTION ON AERO CHARACT (WING 1, 60 DEG FILLET)
 (F)MACH = 1.20

DATA SET SYMBOL	CONFIGURATION DESCRIPTION	(B) (V) (F) (B)	(S) (H) (I) (P) (S)	(B) (V) (I) (F) (B)	WINGANG	WINGSC	FLTSCT	LAMDAF	REFERENCE INFORMATION	SO. IN.
(BPS)01)	LARC 8-TPT-657/660.LC-100 DRB.	(S) (H) (I) (P) (S)	(B) (V) (I) (F) (B)	1.000	1.000	1.000	53.200	SREF	175.7375	50. IN.
(BPS)02)	LARC 8-TPT-657/660.LC-100 DRB.	(S) (H) (I) (P) (S)	(B) (V) (I) (F) (B)	1.000	2.000	1.000	53.200	LREF	25.5100	INCHES
(BPS)03)	LARC 8-TPT-657/660.LC-100 DRB.	(S) (H) (I) (P) (S)	(B) (V) (I) (F) (B)	1.000	1.000	1.000	60.000	BREF	19.7156	INCHES
(BPS)04)	LARC 8-TPT-657/660.LC-100 DRB.	(S) (H) (I) (P) (S)	(B) (V) (I) (F) (B)	1.000	2.000	3.000	60.000	XMRP	16.8366	INCHES
								ZMRP	.0000	INCHES
								SCALE	.0188	SCALE

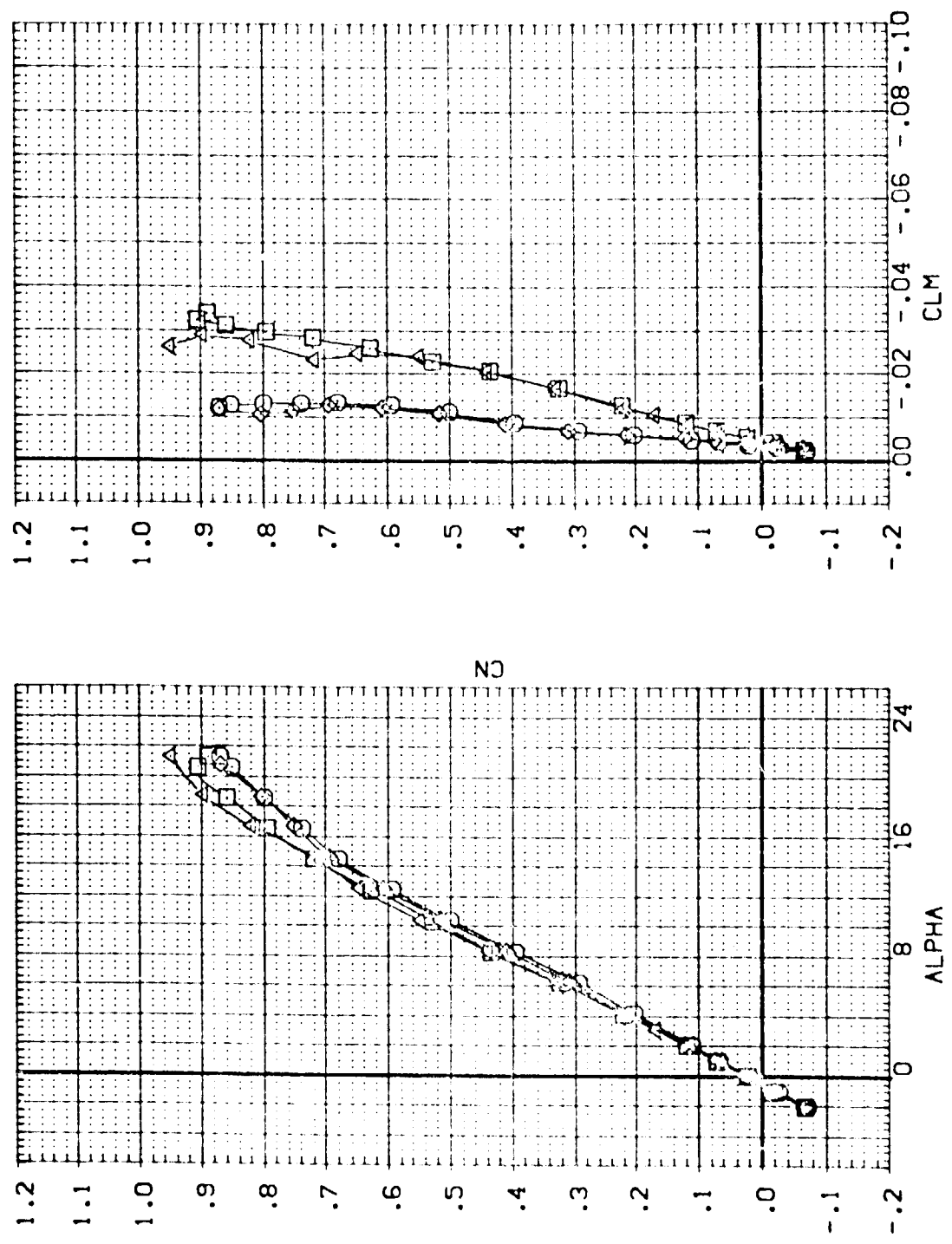


FIGURE 8. EFFECT OF WING/FILLET SECTION ON AERO CHARACT (WING 1, 60 DEG FILLET)
 (A) MACH = .35

DATA SET SYMBOL	CONFIGURATION DESCRIPTION						
(BP5101)	LARC 8-TPT-657/660.LO-100 CRB (SHIPS)	(BV1VFB)					
(BP5102)	LARC 8-TPT-657/660.LO-100 CRB (SHIPS)	(BV1VFB)					
(BP5103)	LARC 8-TPT-657/660.LO-100 CRB (SHIPS)	(BV1VFB)					
(BP5104)	LARC 8-TPT-657/660.LO-100 CRB (SHIPS)	(BV1VFB)					

WINGNO	WINGSC	FLTSCT	LAMDAF	REFERENCE INFORMATION
1.000	1.000		53.200	SREF 175.7376
1.000	2.000		53.200	LREF 25.5100
1.000	1.000	1.000	60.000	BREF 19.7150
1.000	2.000	3.000	60.000	XMRP 15.0000
				YMRP 15.0000
				ZMRP 15.0000
				SCALE .0188

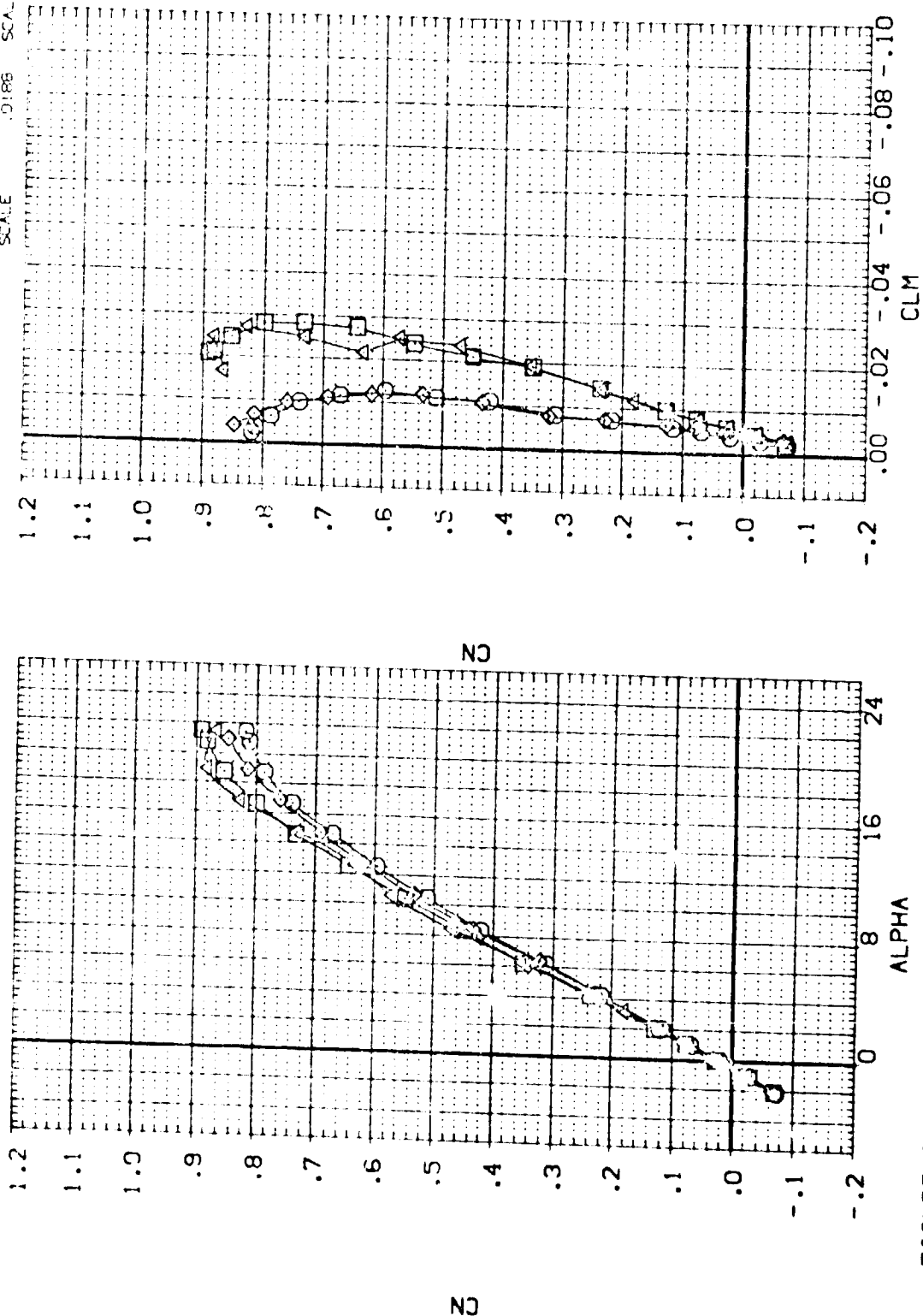


FIGURE 8. EFFECT OF WING/FILLET SECTION ON AERO CHARACT (WING 1, 60 DEG FILLET)
 (B)MACH = .60

DATA SET SYMBOL
 (BPS101)
 (BPS102)
 (BPS103)
 (BPS104)

CONFIGURATION DESCRIPTION
 LARC 8-TPT-657/660.LG-100 ORB.(SHIPS)
 LARC 8-TPT-657/660.LG-100 ORB.(SHIPS)
 LARC 8-TPT-657/660.LG-100 ORB.(SHIPS)
 LARC 8-TPT-657/660.LG-100 ORB.(SHIPS)

WINGND
 1.000
 1.000
 1.000
 1.000

WINGSC
 1.000
 2.000
 1.000
 2.000

FLTSC
 1.000
 1.000
 3.000
 3.000

LANDAF
 53.200
 53.200
 60.000
 60.000

REFERENCE INFORMATION
 SREF 175.7376 SQ.IN.
 LREF 25.5100 INCHES
 BREF 19.7156 INCHES
 XMRP 16.8366 INCHES
 ZMRP .0000 INCHES
 SCALE .0188 INCHES

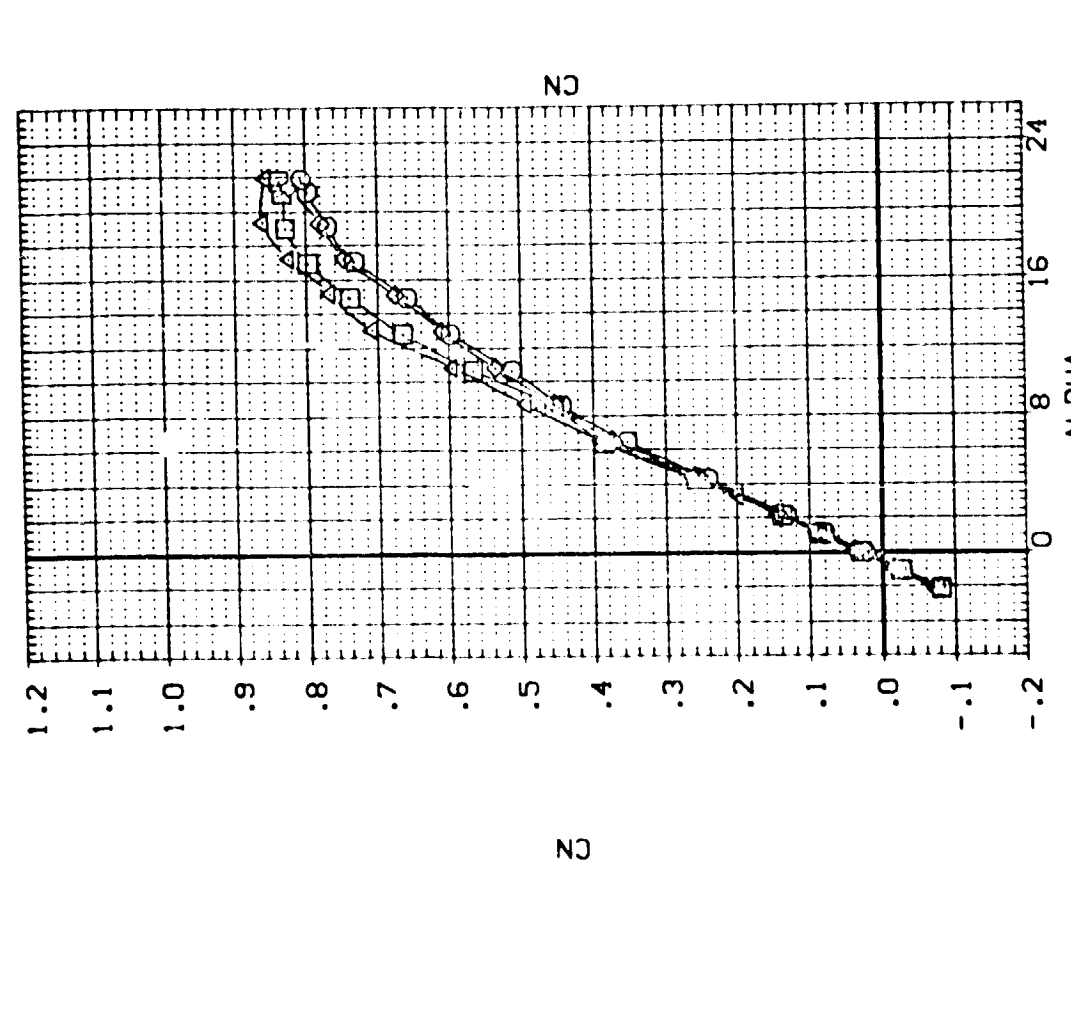
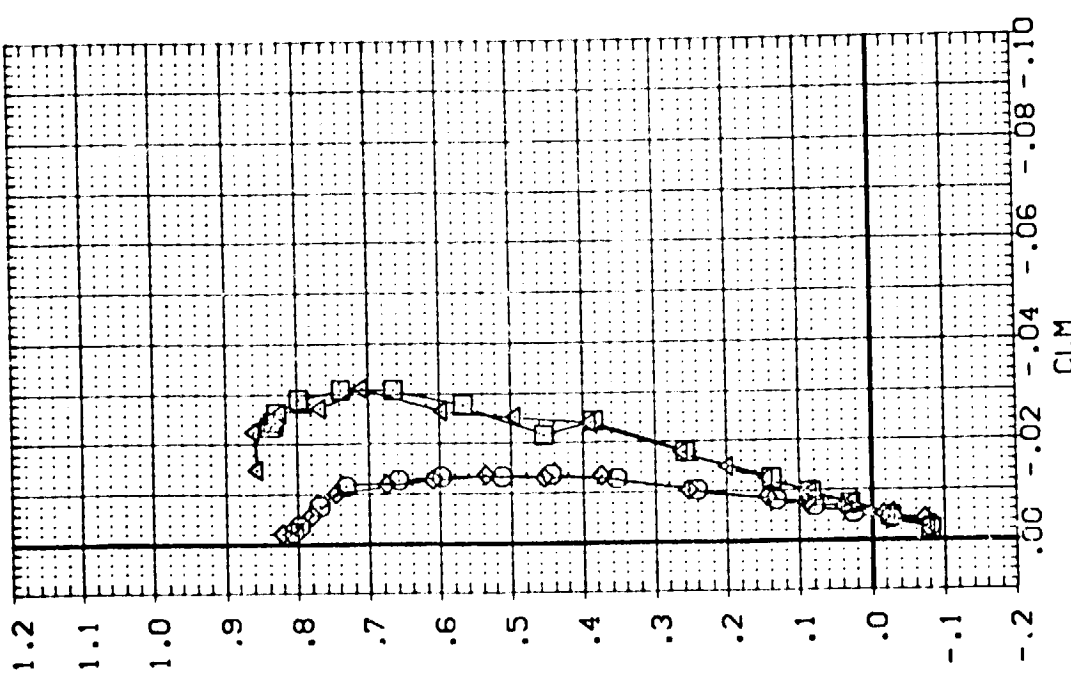


FIGURE 8. EFFECT OF WING/FILLET SECTION ON AERO CHARACT (WING 1, 60 DEG FILLET)
 (C)MACH = .80
 PAGE 225

DATA SET SYMBOL CONFIGURATION DESCRIPTION

(BPS101) LARC 8-PT-657/660-LO-100 CRB. (SAIPS)

(BPS102) LARC 8-PT-657/660-LO-100 CRB. (SAIPS)

(BPS103) LARC 8-PT-657/660-LO-100 CRB. (SAIPS)

(BPS104) LARC 8-PT-657/660-LO-100 CRB. (SAIPS)

(BVI1VFB)

(BVI1VFB)

(BVI1VFB)

(BVI1VFB)

WINGNO WINGSC FLTSC LANDAF

1.000 1.000 1.000 53.200

1.000 2.000 1.000 53.200

1.000 1.000 3.000 60.000

1.000 2.000 3.000 60.000

REFERENCE INFORMATION

SREF 175.7376 50. IN.

LREF 25.5100 INCHES

BREF 19.7156 INCHES

XMPP 16.8336 INCHES

ZMRP 1.0000 INCHES

SCALE .0189 INCHES

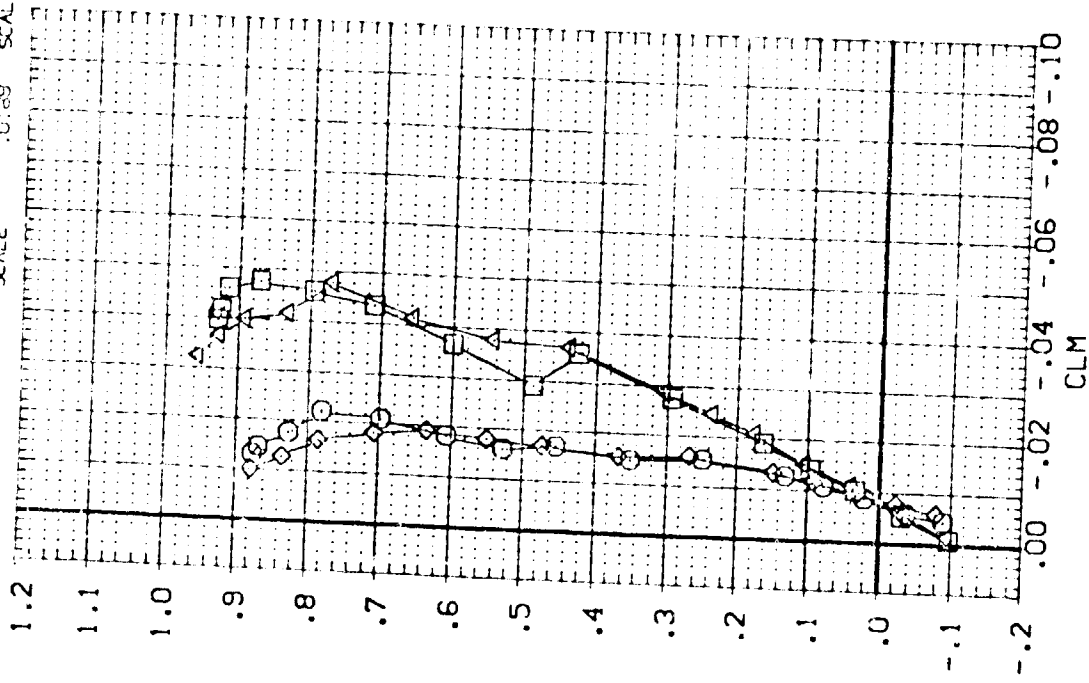
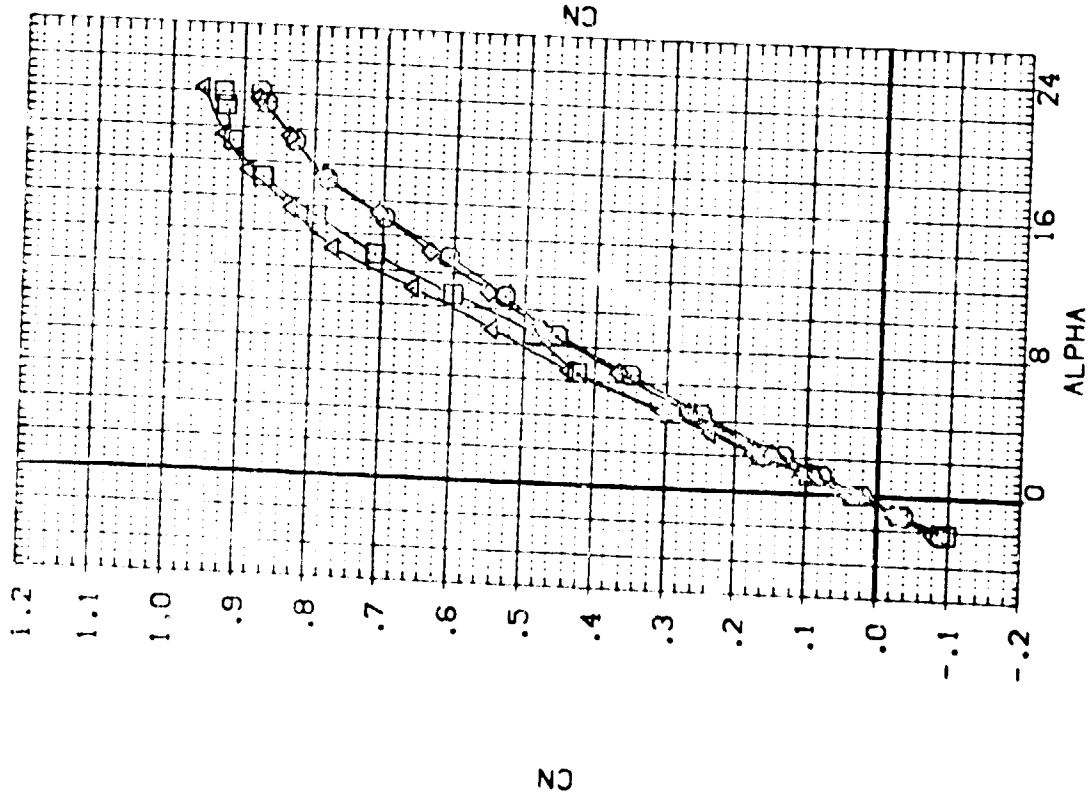


FIGURE 8. EFFECT OF WING/FILLET SECTION ON AERO CHARACT (WING 1, 60 DES FILLET)

(O)MACH = .90

DATA SET SYMBOL	CONFIGURATION DESCRIPTION	(BVI/VFB)	(SHIPS)	(BVI/VFB)	WINGNO	WINGSC	FLTSCT	LAMDAF	REFERENCE INFORMATION
(BPS101)	LARC 8-TPT-657/660.L0-100 DR8.	(BVI/VFB)	(SHIPS)	(BVI/VFB)	1.000	1.000		53.200	SREF 175.7376 50.1IN.
(BPS102)	LARC 8-TPT-657/660.L0-100 DR8.	(BVI/VFB)	(SHIPS)	(BVI/VFB)	1.000	2.000		53.200	LREF 25.5100 INCHES
(BPS103)	LARC 8-TPT-657/660.L0-100 DR8.	(BVI/VFB)	(SHIPS)	(BVI/VFB)	1.000	1.000	1.000	60.000	BREF 19.7156 INCHES
(BPS104)	LARC 8-TPT-657/660.L0-100 DR8.	(BVI/VFB)	(SHIPS)	(BVI/VFB)	1.000	2.000	3.000	60.000	XMRP 16.8366 INCHES
									YMRP .0000 INCHES
									ZMRP .0000 INCHES
									SCALE .0188 SCALE

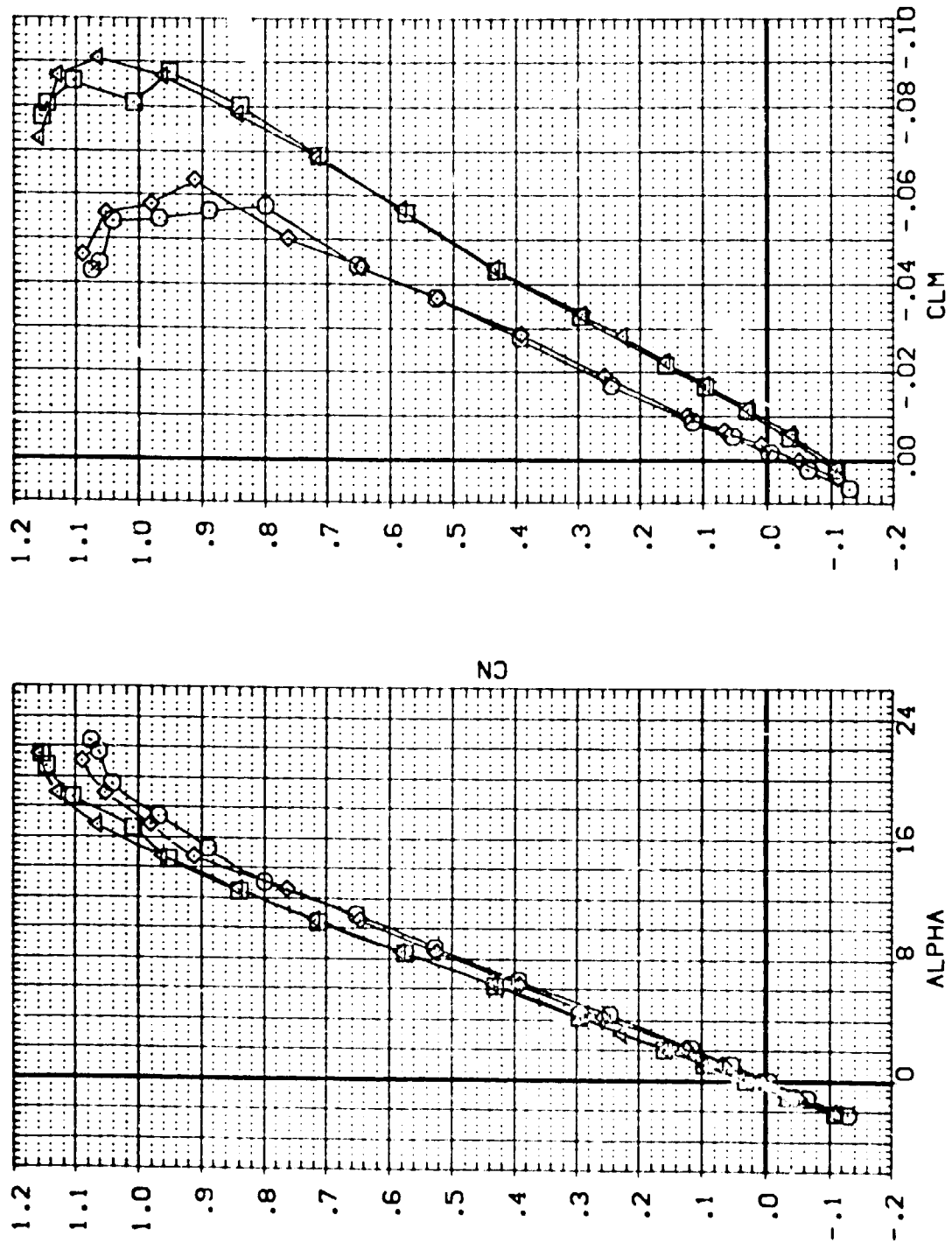


FIGURE 8. EFFECT OF WING/FILLET SECTION ON AERO CHARACT (WING 1, 60 DEG FILLET)
(E)MACH = .98

DATA SET SYMBOL	CONFIGURATION DESCRIPTION	(B) (V) (F) (B)
(B) (V) (F) (B)	LARC 8-TPT-657/660.LD-100 QRB. (SHIPS)	(B) (V) (F) (B)
(B) (V) (F) (B)	LARC 8-TPT-657/660.LD-100 QRB. (SHIPS)	(B) (V) (F) (B)
(B) (V) (F) (B)	LARC 8-TPT-657/660.LD-100 QRB. (SHIPS)	(B) (V) (F) (B)
(B) (V) (F) (B)	LARC 8-TPT-657/660.LD-100 QRB. (SHIPS)	(B) (V) (F) (B)

WINGNO	VINGSC	FLTSET	LAMDAF	REFERENCE INFORMATION
1.000	1.000	1.000	53.200	SREF 175.7376 SO. IN.
1.000	2.000	1.000	53.200	LREF 23.5100 INCHES
1.000	1.000	3.000	60.000	BREF 19.7115 INCHES
1.000	2.000		50.000	XMRP 16.8268 INCHES
				VMRP .0000 INCHES
				ZMRP .0000 INCHES
				SCALE 10.000

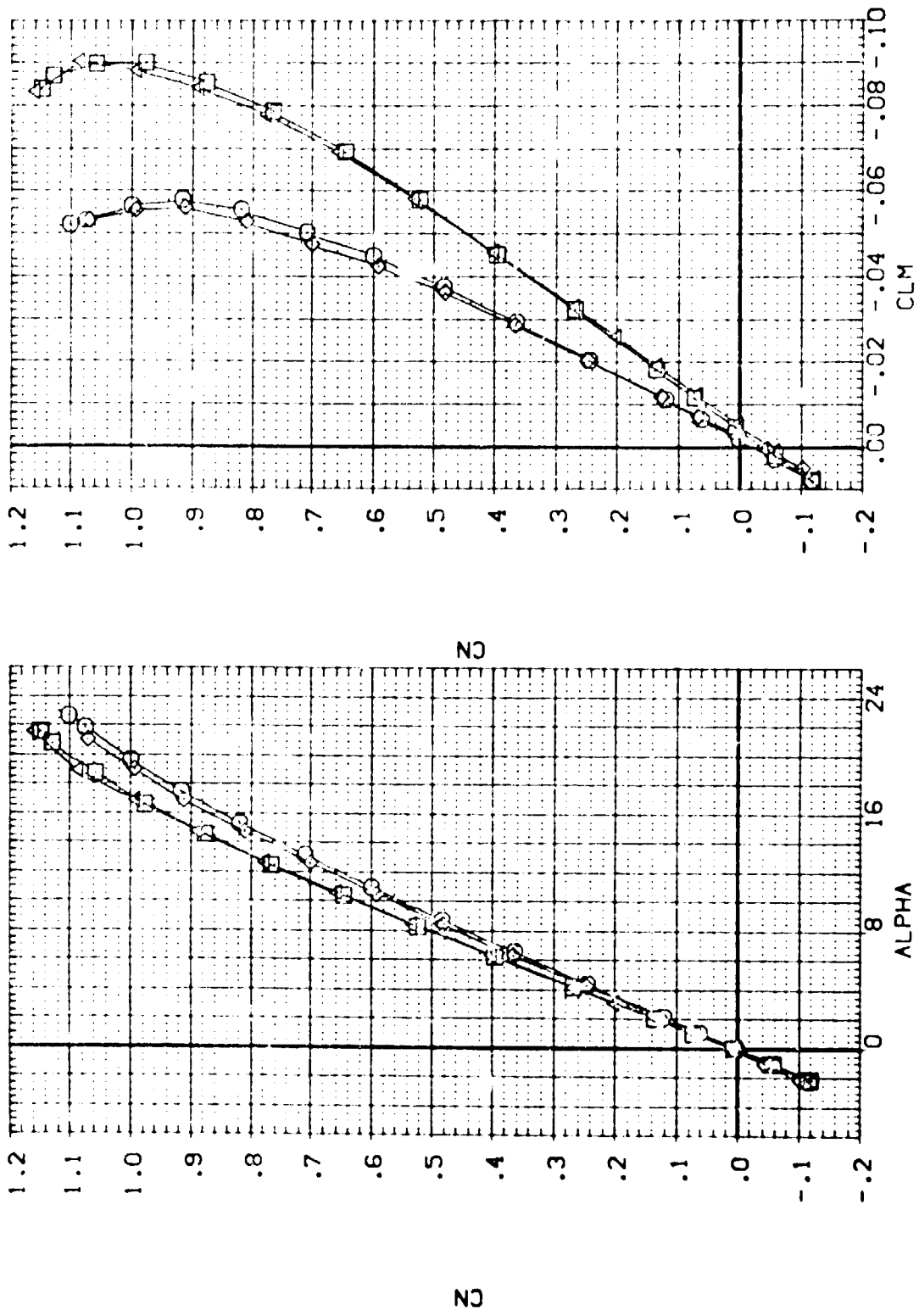


FIGURE 8. EFFECT OF WING/FILLET SECTION ON AERO CHARACTER (WING 1, 60 DEG FILLET)
 (F)MACH = 1.20

DATA SET SYMBOL	CONFIGURATION DESCRIPTION	WINGAO	WINGSC	FLTCT	LANDAF	REFERENCE INFORMATION
(BPS101)	LARC 8-TPT-657/660.LD-100 DRB (SHIPS)	1.000	1.000		53.200	SREF 175.7376 SO. IN.
(BPS102)	LARC 8-TPT-657/660.LD-100 DRB (SHIPS)	1.000	2.000		53.200	LREF 25.5100 INCHES
(BPS103)	LARC 8-TPT-657/660.LD-100 DRB (SHIPS)	1.000	1.000	1.000	60.000	BREF 19.7156 INCHES
(BPS104)	LARC 8-TPT-657/660.LD-100 DRB (SHIPS)	1.000	2.000	3.000	60.000	XMRP 16.8366 INCHES
						YMRP .0000 INCHES
						ZMRP .0000 INCHES
						SCALE .0188 SCALE

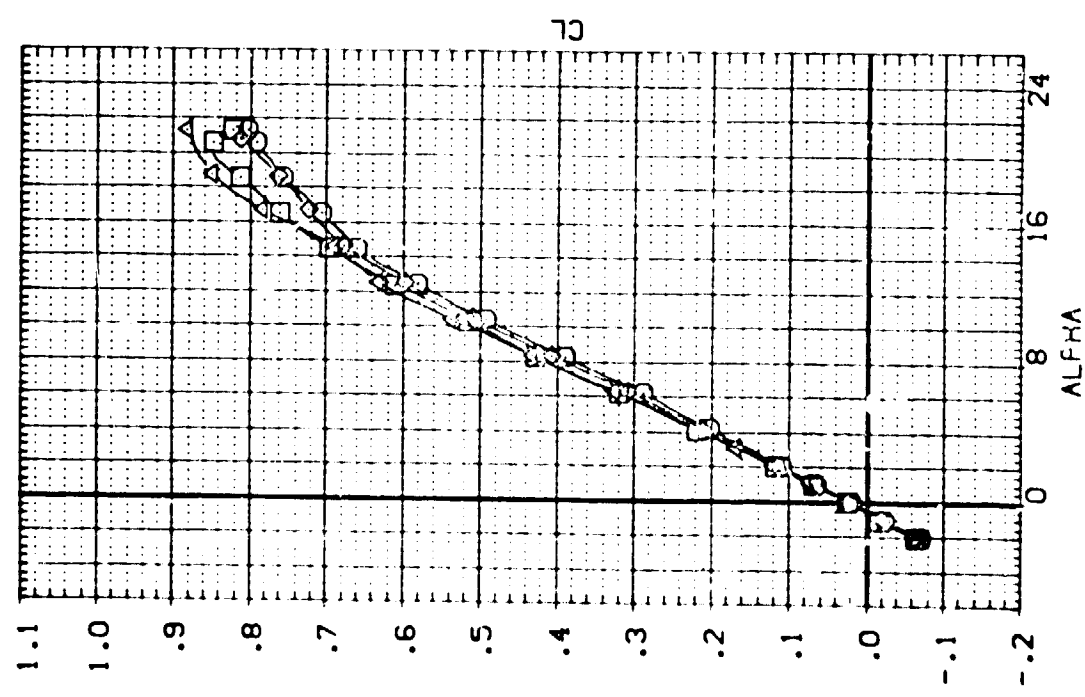
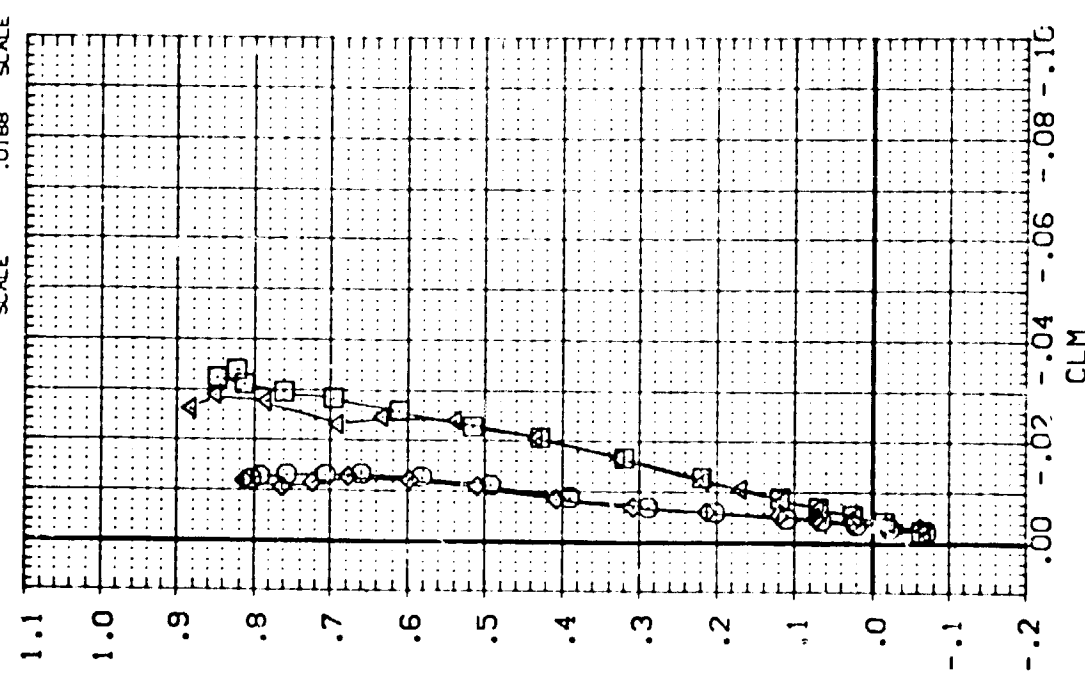


FIGURE 8. EFFECT OF WING/FILLET SECTION ON AERO CHARACT (WING 1, 60 DEG FILLET)
 (A)MACH = .35
 PAGE 229

DATA SET SYMBOL
 (BPS101)
 (BPS102)
 (BPS103)
 (BPS104)

CONFIGURATION DESCRIPTION
 LARC 8-TPT-657/660.LO-100 CR8.(SHIPS)
 LARC 8-TPT-657/660.LO-100 CR8.(SHIPS)
 LARC 8-TPT-657/660.LO-100 CR8.(SHIPS)
 LARC 8-TPT-657/660.LO-100 CR8.(SHIPS)

(BVI/VFB)
 (BVI/VFB)
 (BVI/VFB)
 (BVI/VFB)

VINGND VINGSC FLTSCT LAMDAF
 1.000 1.000 53.200 53.200
 1.000 2.000 53.200 53.200
 1.000 1.000 1.000 50.000
 1.000 2.000 3.000 50.000

REFERENCE INFORMATION
 SREF :75.7376 50. IN.
 LREF 25.5100 INCHES
 BREF 19.7156 INCHES
 XMRP 15.8366 INCHES
 YMRP .0000 INCHES
 ZMRP .0188 INCHES
 SCALE

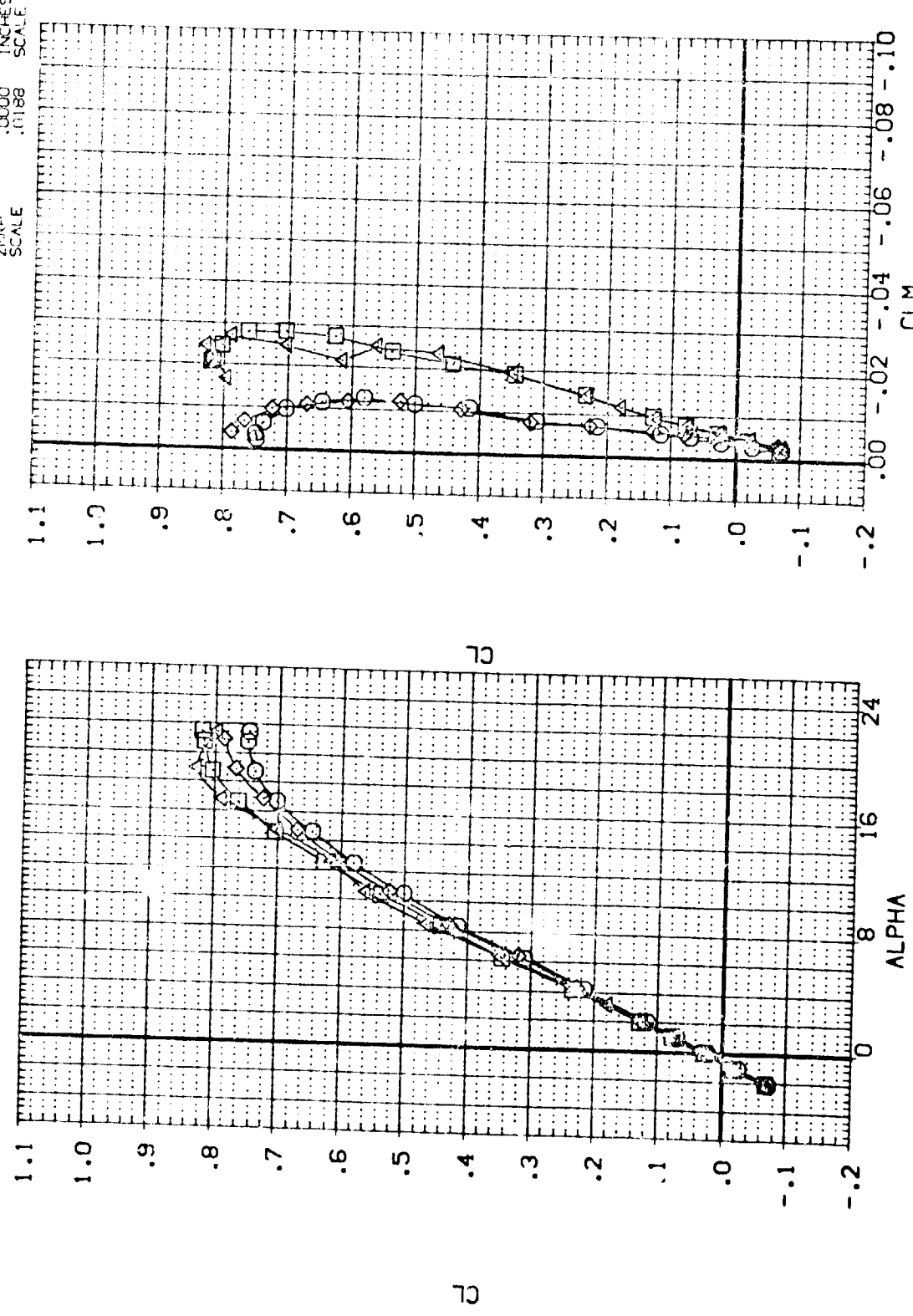


FIGURE 8. EFFECT OF WING/FILLET SECTION ON AERO CHARACT (WING 1, 60 DEG FILLET)
 (B)MACH = .60
 CLM
 PAGE 230

DATA SET SYMBOL	CONFIGURATION DESCRIPTION	(BVI/VFB)	VINGND	VINGSC	FLTCT	LAMDAF	REFERENCE INFORMATION
(BPS101)	LARC 8-TPT-657/660.L0-100 OR8.(SHIPS)	(BVI/VFB)	1.000	1.000		53.200	SREF 175.7376 SQ. IN.
(BPS102)	LARC 8-TPT-657/660.L0-100 OR3.(SHIPS)	(BVI/VFB)	1.000	2.000		53.200	LREF 25.5100 INCHES
(BPS103)	LARC 8-TPT-657/660.L0-100 OR3.(SHIPS)	(BVI/VFB)	1.000	1.000	1.000	60.000	BREF 19.7156 INCHES
(BPS104)	LARC 8-TPT-657/660.L0-100 OR3.(SHIPS)	(BVI/VFB)	1.000	2.000	3.000	60.000	XMRP 16.8366 INCHES
							YMRP .0000 INCHES
							ZMRP .0000 INCHES
							SCALE .0188

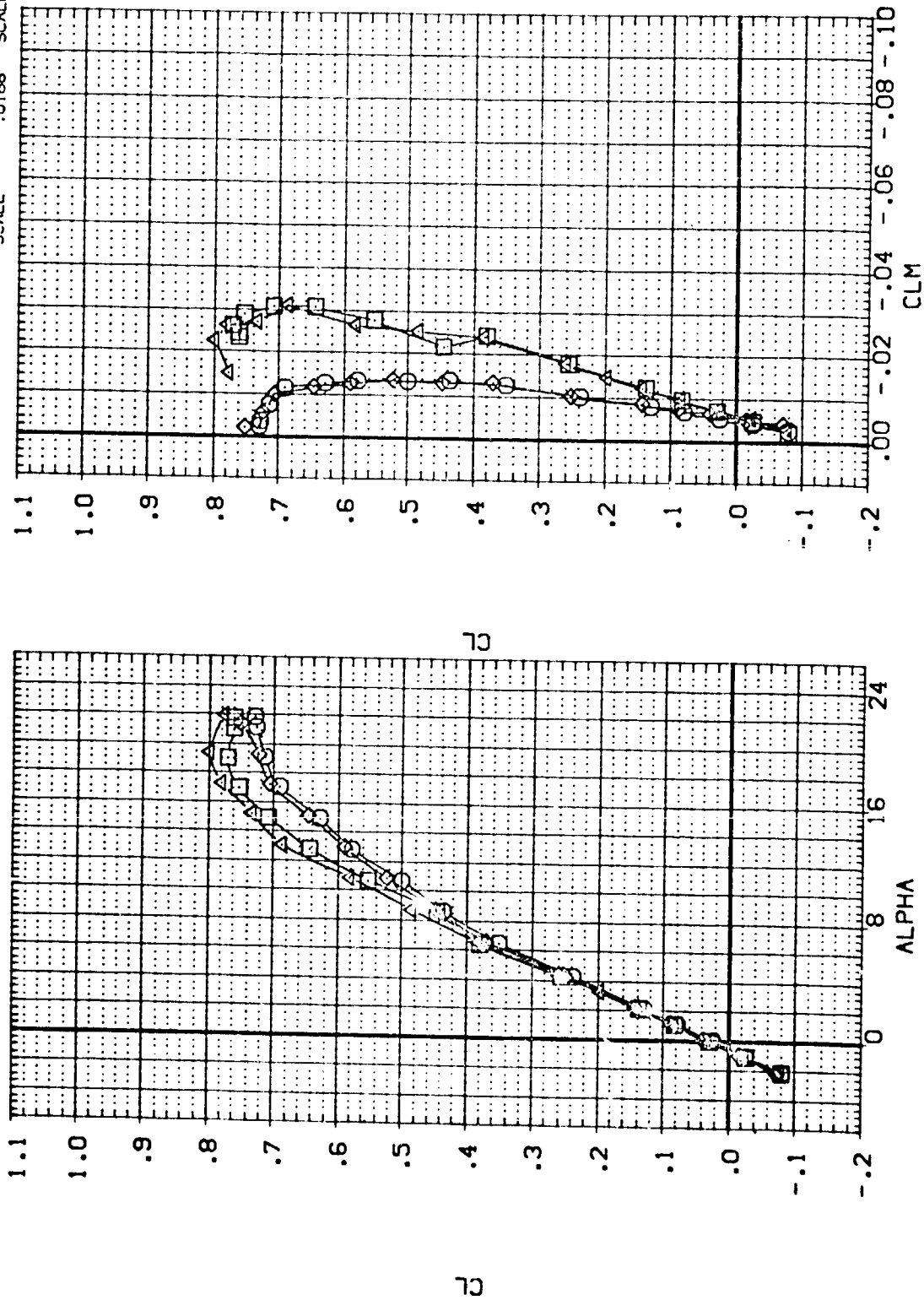


FIGURE 8. EFFECT OF WING/FILLET SECTION ON AERO CHARACTER (WING 1, 60 DEG FILLET)
 (C)MACH = .80

DATA SET SYMBOL
 (BPS101) □
 (BPS102) ○
 (BPS103) △
 (BPS104) ◇

CONFIGURATION DESCRIPTION
 LARC 8-TPT-657/660.L0-100 CRB.(SHIPS) (BV1VFB)
 LARC 8-TP-657/660.L0-100 CRB.(SHIPS) (BV1VFB)
 LARC 8-TPT-657/660.L0-100 CRB.(SHIPS) (BV1VFB)
 LARC 8-TPT-657/660.L0-100 CRB.(SHIPS) (BV1VFB)

WINGND
 1.000
 1.000
 1.000
 1.000

VINGSC
 1.000
 2.000
 1.000
 2.000

FLTSCT
 1.000
 1.000
 3.000
 3.000

LAPDAF
 53.200
 53.200
 60.000
 60.000

REFERENCE INFORMATION
 SREF 175.7376 50. IN.
 LREF 25.5100 INCHES
 BREF 19.7156 INCHES
 XMRP 16.8366 INCHES
 YMRP .0000 INCHES
 ZMRP .0000 INCHES
 SCALE .0189

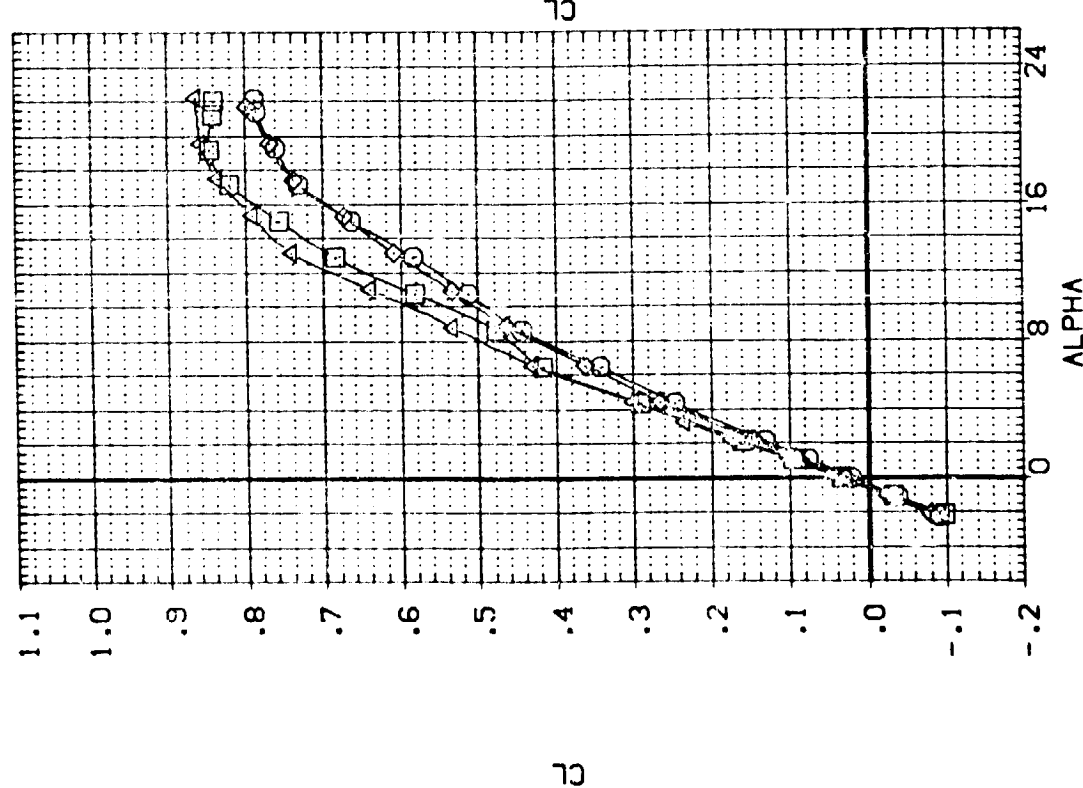
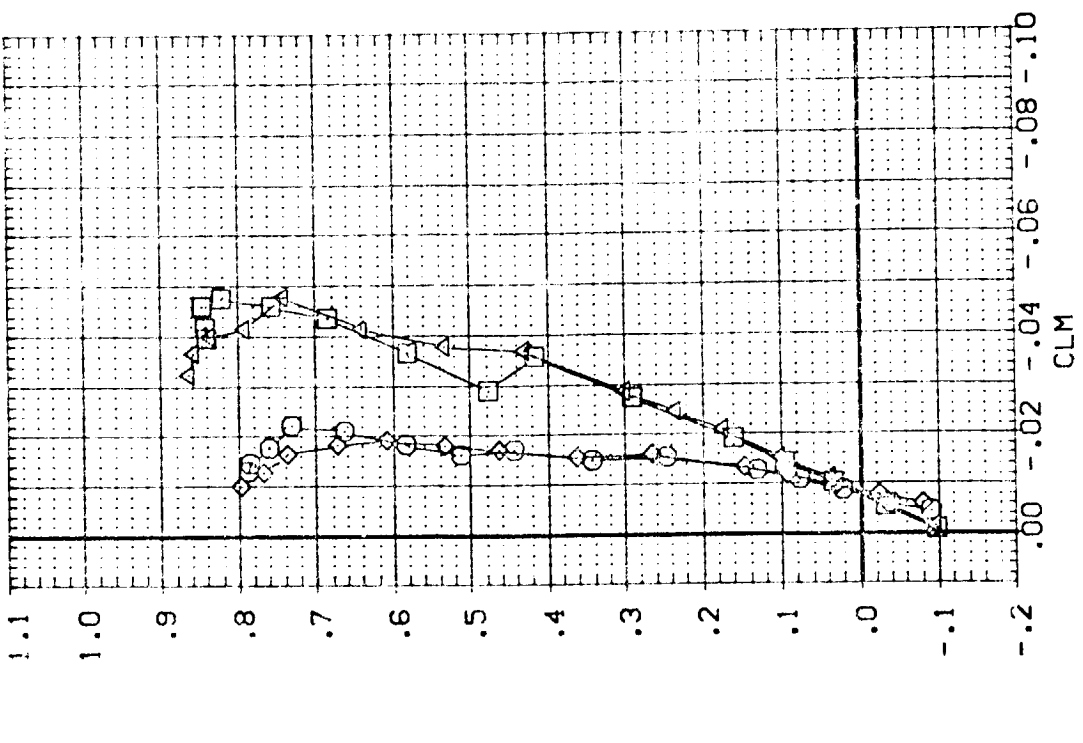


FIGURE 8. EFFECT OF WING/FILLET SECTION ON AERO CHARACT (WING 1, 60 DEG FILLET)
 (D)MACH = .90
 PAGE 232

DATA SET SYMBOL	CONFIGURATION DESCRIPTION	(BVI/VFB)	(BVI/VFB)	WINGNO	WINGSC	FLTSCT	LAMDAF	REFERENCE INFORMATION
(BPS101)	LARC 8-TPT-657/660.LD-100 DRB.(SHIPS)	(BVI/VFB)	(BVI/VFB)	1.000	1.000		53.200	SREF 175.7376 SQ. IN.
(BPS102)	LARC 8-TPT-657/660.LD-100 DRB.(SHIPS)	(BVI/VFB)	(BVI/VFB)	1.000	2.000		53.200	LREF 25.5100 INCHES
(BPS103)	LARC 8-TPT-657/660.LD-100 DRB.(SHIPS)	(BVI/VFB)	(BVI/VFB)	1.000	1.000	1.000	60.000	BREF 19.7156 INCHES
(BPS104)	LARC 8-TPT-657/660.LD-100 DRB.(SHIPS)	(BVI/VFB)	(BVI/VFB)	1.000	2.000	3.000	60.000	YMRP 16.8366 INCHES
								ZMRP .0000 INCHES
								SCALE .0188 INCHES SCALE

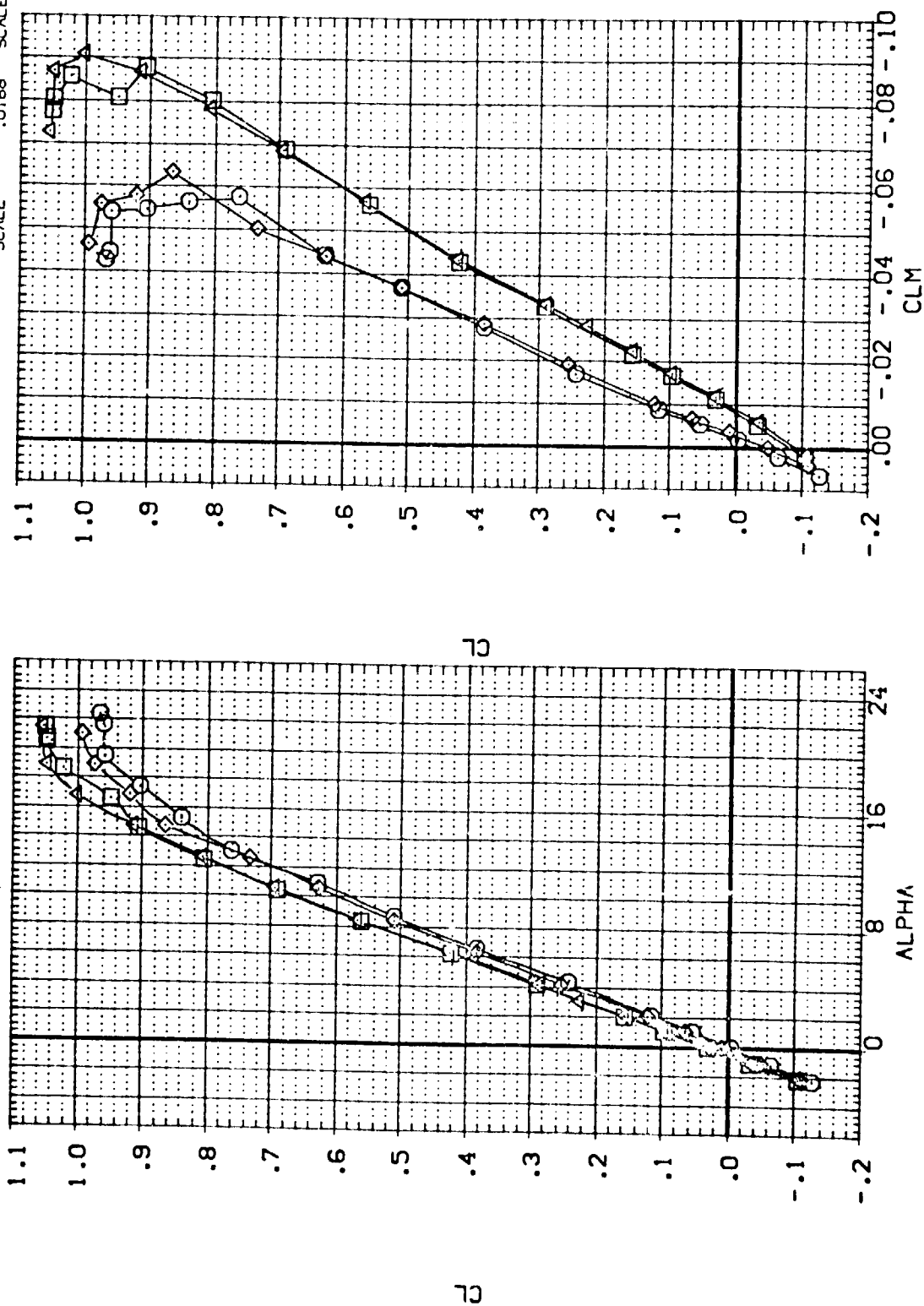


FIGURE 8. EFFECT OF WING/FILLET SECTION ON AERO CHARACT (WING 1, 60 DEG FILLET)
 (E)MACH = .98

DATA SET SYMBOL CONFIGURATION DESCRIPTION

(BPS101) LARC 8-TPT-657/660, LO-100 CRB, (SHIPS)

(BPS102) LARC 8-TPT-657/660, LO-100 CRB, (SHIPS)

(BPS103) LARC 8-TPT-657/660, LO-100 CRB, (SHIPS)

(BPS104) LARC 8-TPT-657/660, LO-100 CRB, (SHIPS)

(BV1VFB)

(BV1VFB)

(BV1VFB)

(BV1VFB)

VINGNO VINGSC FLTSCT LAMDAF

1.000 1.000 1.000 53.200

1.000 2.000 3.000 53.200

1.000 1.000 1.000 60.000

1.000 2.000 3.000 60.000

REFERENCE INFORMATION

SREF 175.7376 50. IN.

LREF 25.5100 INCHES

BREF 19.7156 INCHES

XMRP 16.8386 INCHES

YMRP .0000 INCHES

ZMRP .0000 INCHES

SCALE .0188 SCALE

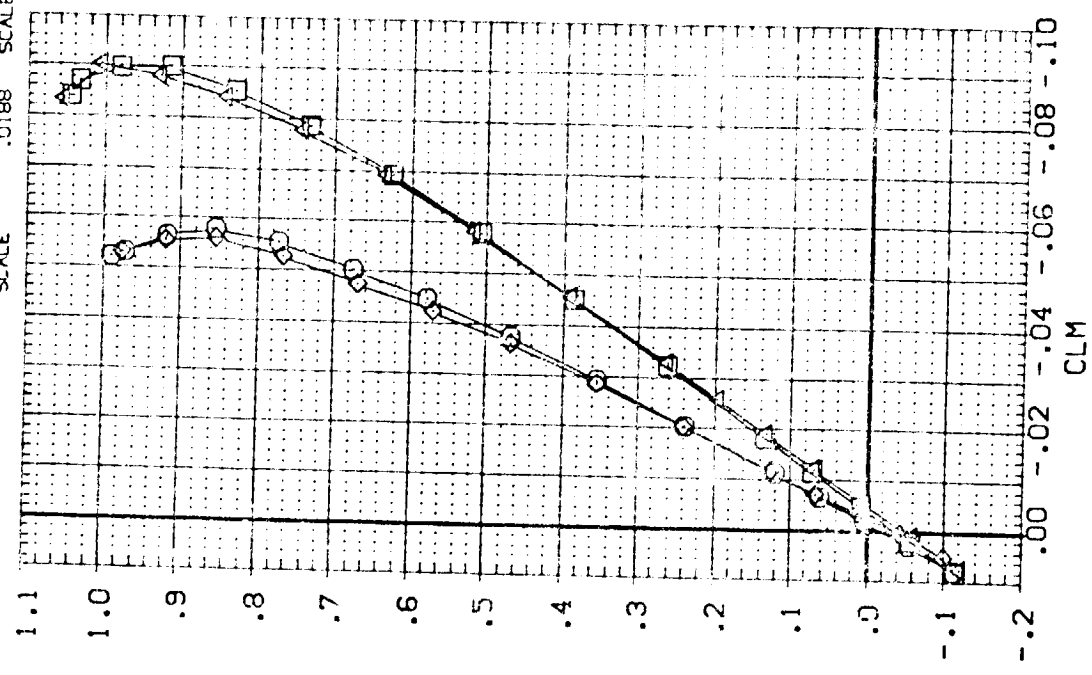
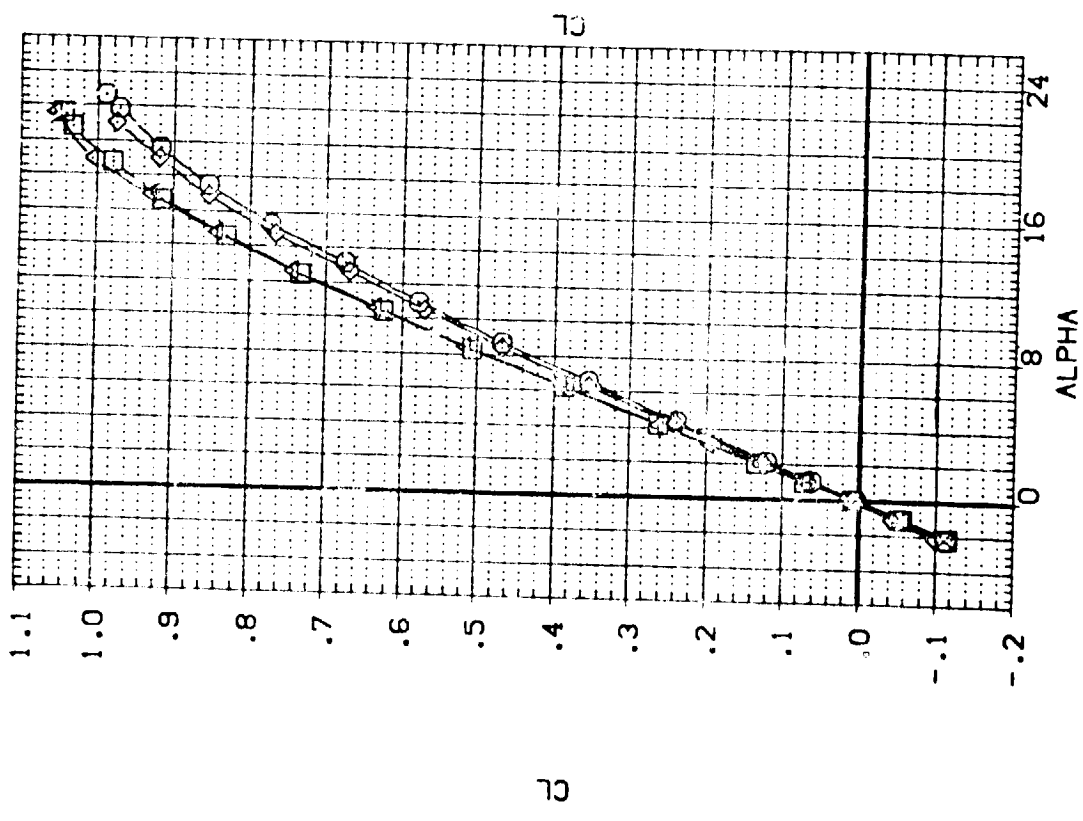
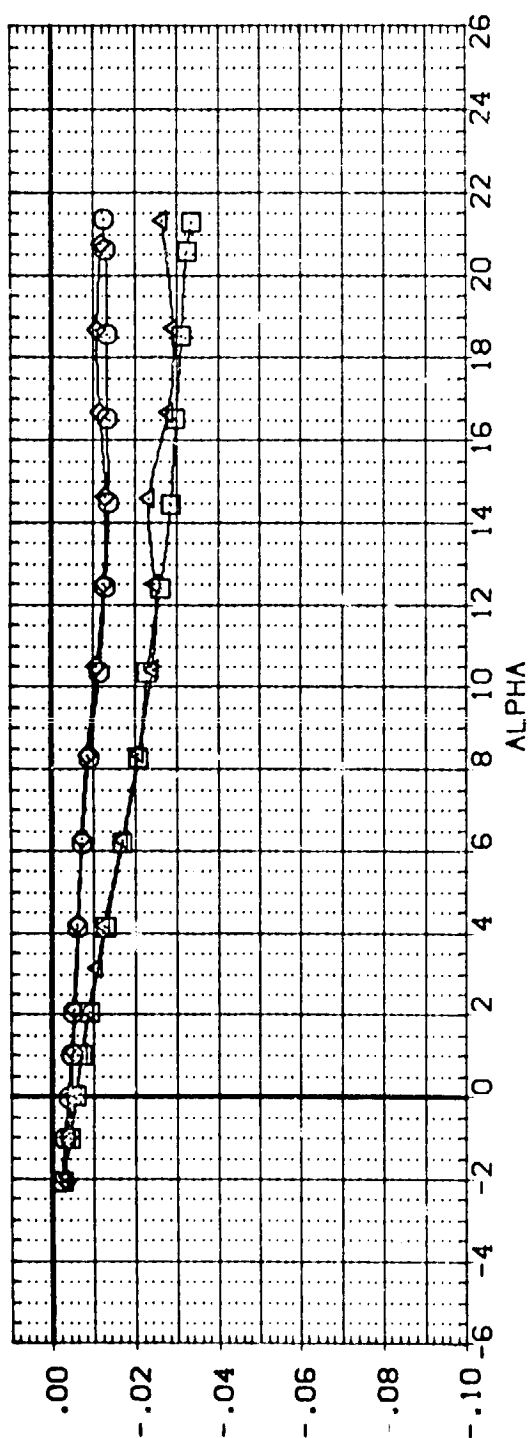


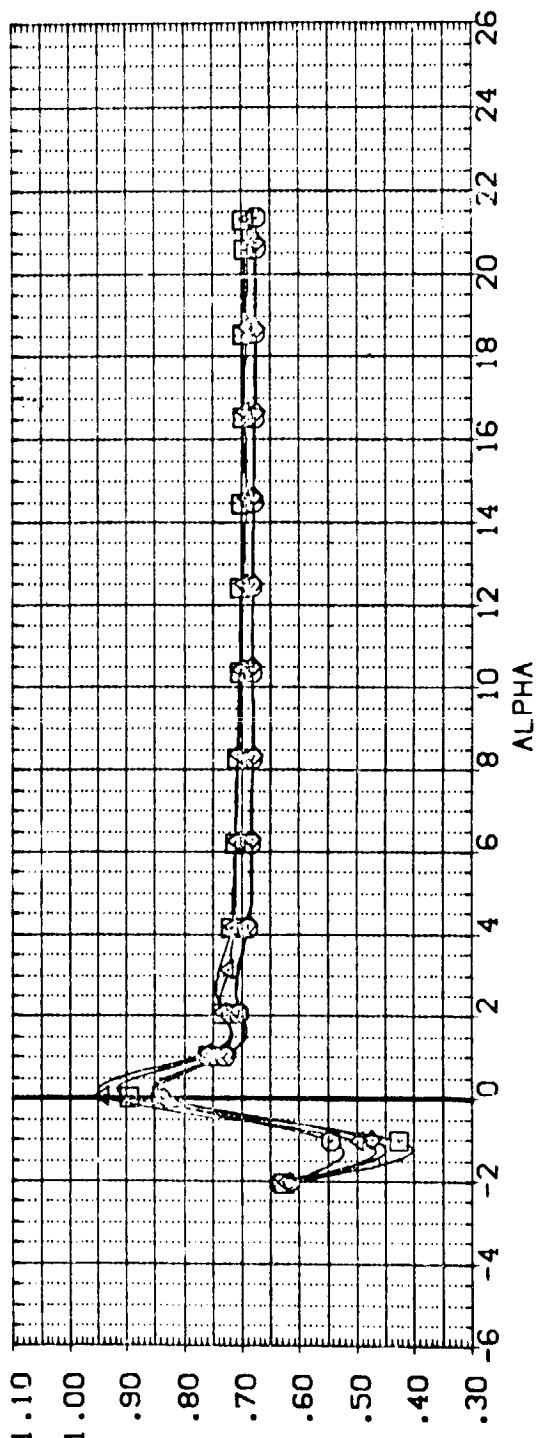
FIGURE 8. EFFECT OF WING/FILLET SECTION ON AERO CHARACT (WING 1, 60 DEG FILLET)

(F)MACH = 1.20

DATA SET SYMBOL	CONFIGURATION DESCRIPTION	(BV)(VFB)	WING	WINGSC	FLTSCT	LAMDAF	REFERENCE INFORMATION
(BPS101)	LARC 8-TPT-657/660, LO-100 DRB. (SH)(PS)	(BV)(VFB)	1.000	1.000		53.200	SREF 175.7376 SO. IN.
(BPS102)	LARC 8-TPT-657/660, LO-100 DRB. (SH)(PS)	(BV)(VFB)	1.000	2.000		53.200	LREF 25.5100 INCHES
(BPS103)	LARC 8-TPT-657/660, LO-100 DRB. (SH)(PS)	(BV)(VFB)	1.000	1.000	1.000	60.000	BREF 19.7156 INCHES
(BPS104)	LARC 8-TPT-657/660, LO-100 DRB. (SH)(PS)	(BV)(VFB)	1.000	2.000	3.000	60.000	XMRP 16.6366 INCHES
							ZMRP .0000 INCHES
							SCALE .0188



CLM



XCP/L

FIGURE 8. EFFECT OF WING/FILLET SECTION ON AERO CHARACT (WING 1, 60 DEG FILLET)
 (A)MACH = .35

DATA SET SYMBOL	CONFIGURATION DESCRIPTION	(B)MACH	WINGMG	FLTSCT	LAMDAF	REFERENCE INFORMATION
(BPS101)	LARC 8-TPT-657/660, LO-100 ORB (SHIPS)	.60	1.000	1.000	53.200	SREF 175.7376 50. IN.
(BPS102)	LARC 8-TPT-657/660, LO-100 ORB (SHIPS)	.60	1.000	2.000	53.200	LREF 25.5100 INCHES
(BPS103)	LARC 8-TPT-657/660, LO-100 ORB (SHIPS)	.60	1.000	1.000	60.000	BREF 19.7156 INCHES
(BPS104)	LARC 8-TPT-657/660, LO-100 ORB (SHIPS)	.60	1.000	3.000	60.000	X-SP 16.9366 INCHES
						Y-MRP 1.0000 INCHES
						Z-MRP 1.0000 INCHES
						SCALE .0188

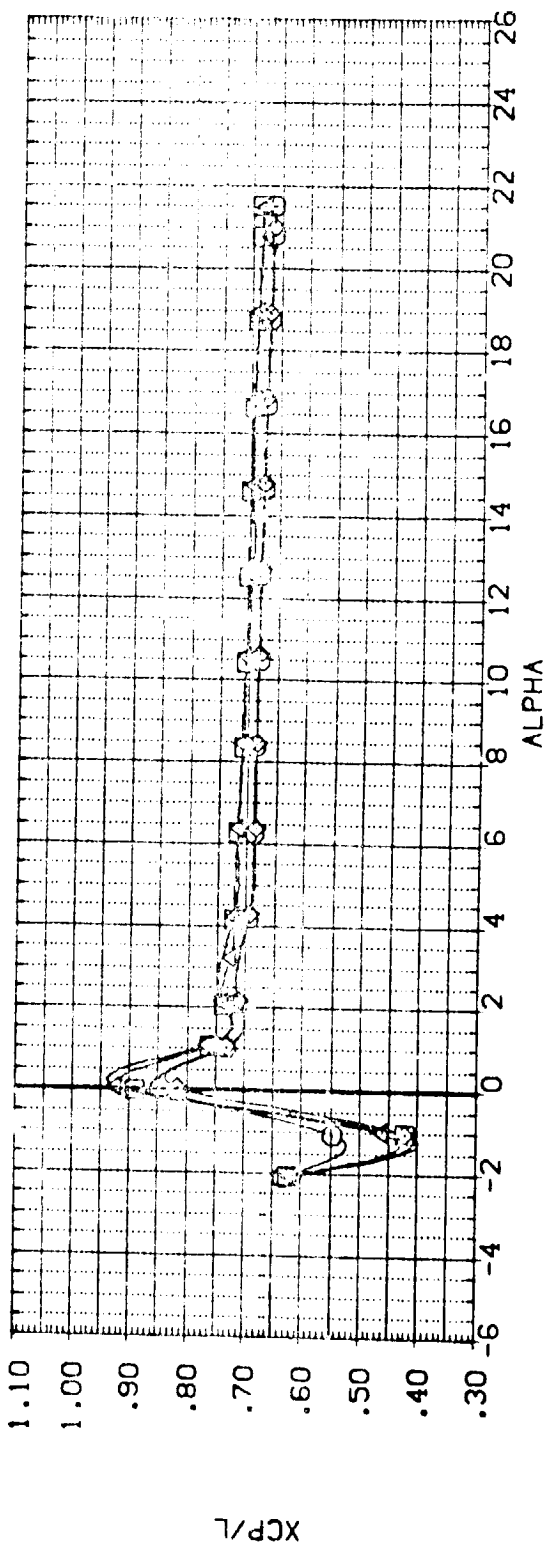
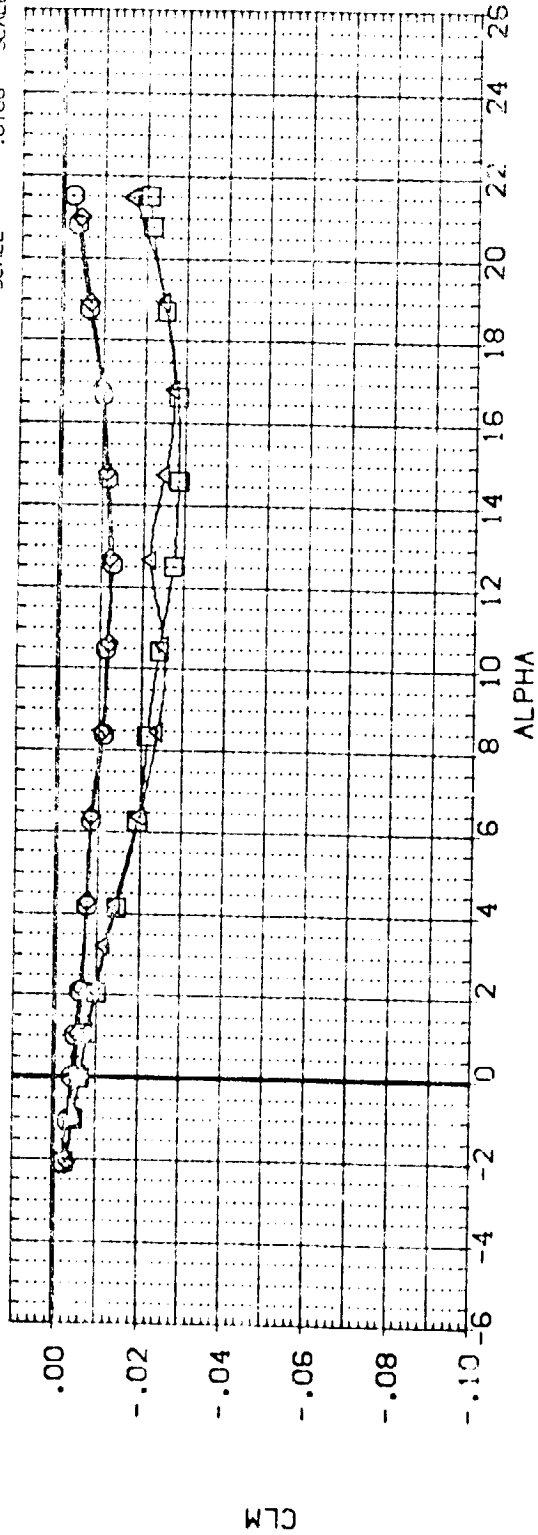


FIGURE 8. EFFECT OF WING/FILLET SECTION ON AERO CHARACTER (WING 1, 60 DEG FILLET)
 (B)MACH = .60

DATA SET SYMBOL	CONFIGURATION DESCRIPTION	(S-1)PS	(S-2)PS	(S-3)PS	(S-4)PS	(S-5)PS	WINGNO	WINGSC	FLTSCT	LANDAF	REFERENCE INFORMATION
(BPS101)	LARC 8-TPT-657/660.L0-100 CRB. (S-1)PS						1.000	1.000	53.200	SREF 175.7376	50. IN.
(BPS102)	LARC 8-TPT-657/660.L0-100 CRB. (S-2)PS						1.000	2.000	53.200	LREF 25.5100	INCHES
(BPS103)	LARC 8-TPT-657/660.L0-100 CRB. (S-3)PS						1.000	1.000	60.000	BREF 19.7155	INCHES
(BPS104)	LARC 8-TPT-657/660.L0-100 CRB. (S-4)PS						1.000	2.000	50.000	XMRP 16.8365	INCHES
										YMRP .0000	INCHES
										ZMRP .0000	INCHES
										SCALE .0188	SCALE

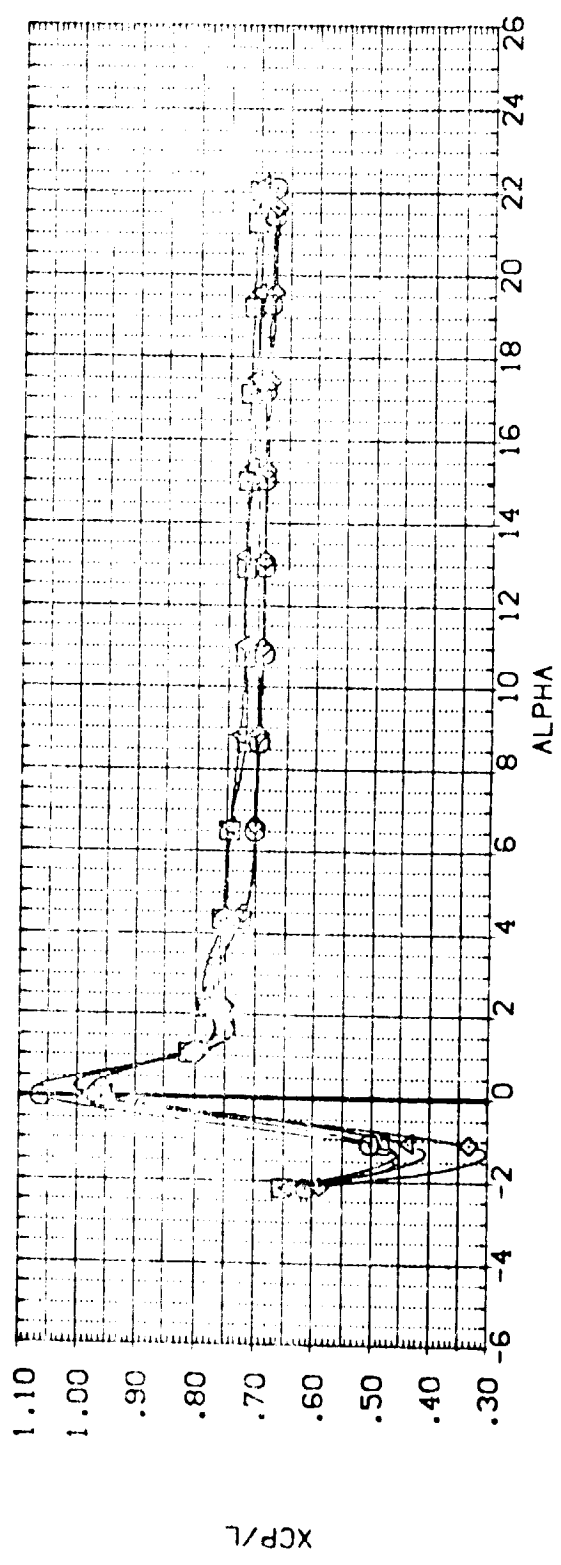
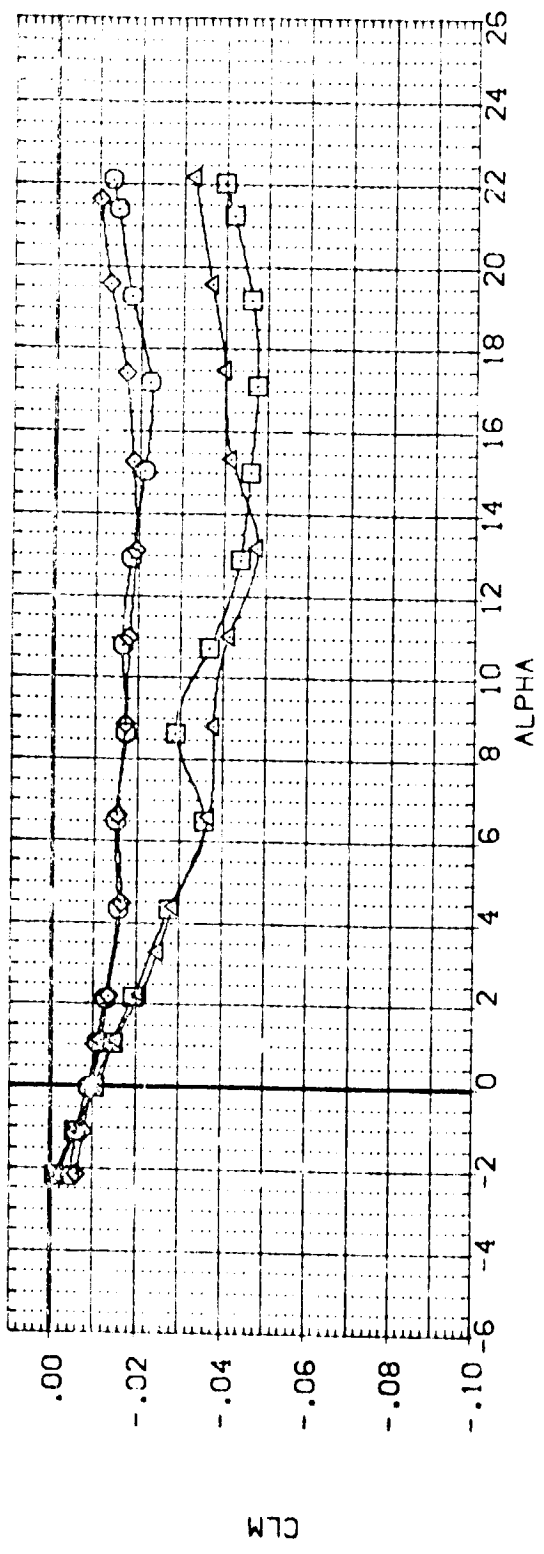


FIGURE 8. EFFECT OF WING/FILLET SECTION ON AERO CHARACT (WING 1. 60 DEG FILLET)

(O)MACH = .90

DATA SET SYMBOL	CONFIGURATION DESCRIPTION	(BV1/VFB)	WINGND	WINGSC	FLTCT	LAMDAF	REFERENCE INFORMATION
(BPS101)	LARC 8-TPT-657/660, LO-100 CRB, (SHIPS)	(BV1/VFB)	1.000	1.000	53.200	SREF 175.7375	50. IN.
(BPS102)	LARC 8-TPT-657/660, LO-100 CRB, (SHIPS)	(BV1/VFB)	1.000	2.000	53.200	LREF 26.5100	INCHES
(BPS103)	LARC 8-TPT-657/660, LO-100 CRB, (SHIPS)	(BV1/VFB)	1.000	1.000	60.000	BREF 19.7156	INCHES
(BPS104)	LARC 8-TPT-657/660, LO-100 CRB, (SHIPS)	(BV1/VFB)	1.000	2.000	60.000	XMRP 16.8366	INCHES
						ZMRP .0000	INCHES
						SCALE .0188	SCALE

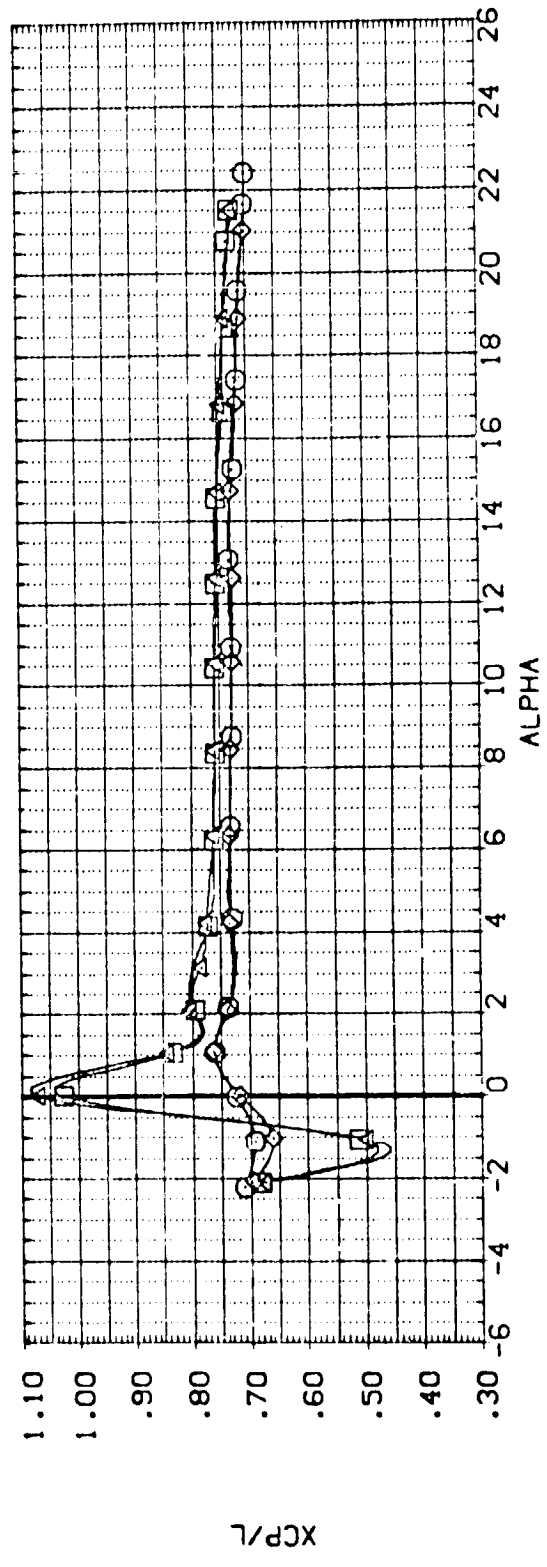
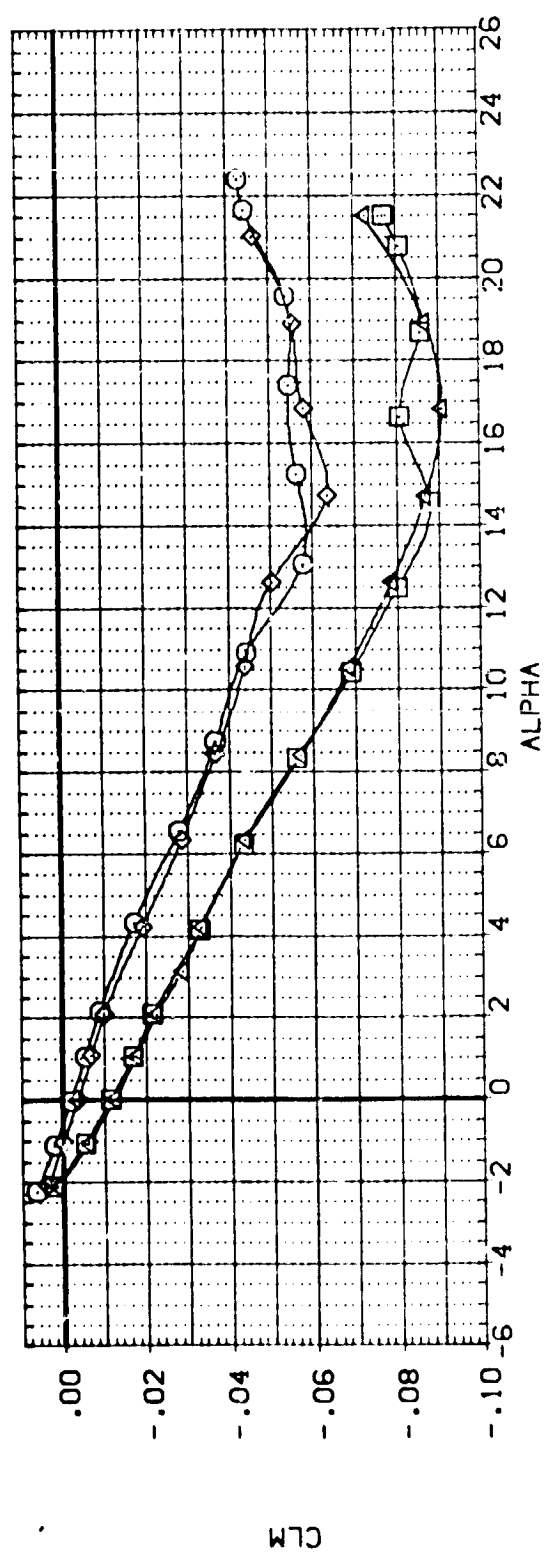


FIGURE 8. EFFECT OF WING/FILLET SECTION ON AERO CHARACT (WING 1, 60 DEG FILLET)
(E)MACH = .98

DATA SET SYMBOL
 (S) (1) (1)
 (S) (2) (1)
 (S) (3) (1)
 (S) (4) (1)

CONFIGURATION DESCRIPTION
 LARC 8-TPT-657/660.LG-100 DRB. (SHIPS)
 LARC 8-TPT-657/660.LG-100 DRB. (SHIPS)
 LARC 8-TPT-657/660.LG-100 DRB. (SHIPS)
 LARC 8-TPT-657/660.LG-100 DRB. (SHIPS)

(BV) (VFB)
 (BV) (VFB)
 (BV) (VFB)
 (BV) (VFB)

WINGNO 1.000
 1.000
 1.000
 1.000

WINGSC 1.000
 2.000
 1.000
 2.000

FLTSCT 1.000
 1.000
 3.000
 3.000

LAMDAF 53.200
 53.200
 60.000
 60.000

REFERENCE INFORMATION
 SREF 175.7376 50. IN.
 LREF 25.5100 INCHES
 BREF 19.7155 INCHES
 XMRP 16.8365 INCHES
 YMRP .0000 INCHES
 ZMRP .0000 INCHES
 SCALE .0189

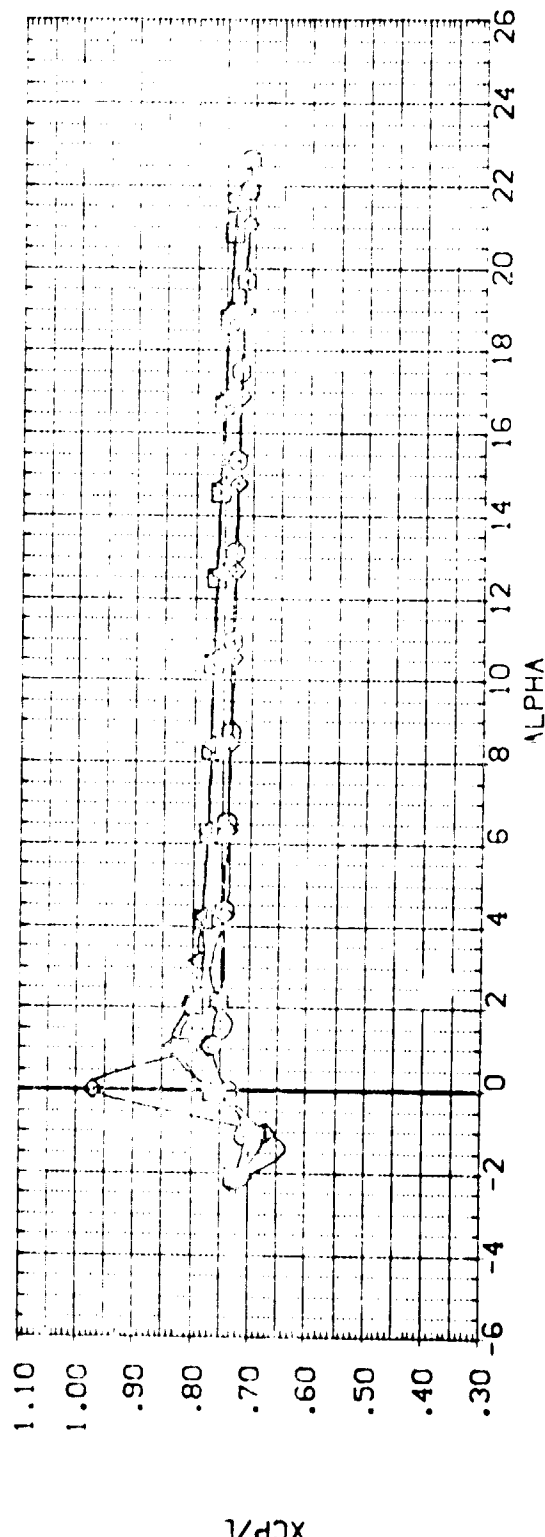
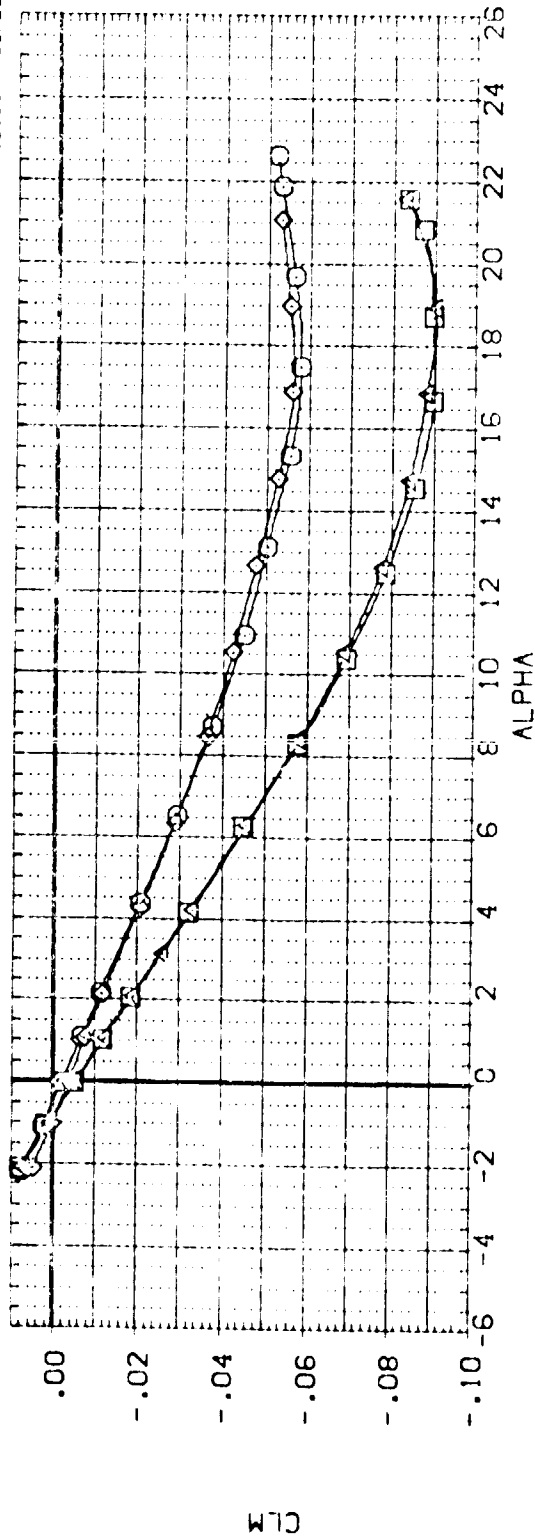


FIGURE 8. EFFECT OF WING/FILLET SECTION ON AERO CHARACTER (WING 1, 60 DEG FILLET)
 (F)MACH = 1.20
 PAGE 240

DATA SET SYMBOL	CONFIGURATION DESCRIPTION	WINGAO	VINGSC	FLTSCT	LANDAF	REFERENCE INFORMATION
(BPS:01)	LARC 8-TPT-657/660.LD-100 DRB.(SHIPS)	.000	1.000		53.200	SREF 175.7375 SO.IN.
(BPS:02)	LARC 8-TPT-657/660.LD-100 DRB.(SHIPS)	.000	2.000		53.200	LREF 25.5100 INCHES
(BPS:03)	LARC 8-TPT-657/660.LD-100 DRB.(SHIPS)	.000	1.000	1.000	70.000	BREF 19.7156 INCHES
(BPS:06)	LARC 8-TPT-657/660.LD-100 DRB.(SHIPS)	.000	2.000	3.000	70.000	XMRP 16.8366 INCHES
						ZMRP .0000 INCHES
						SCALE .0188 SCALE

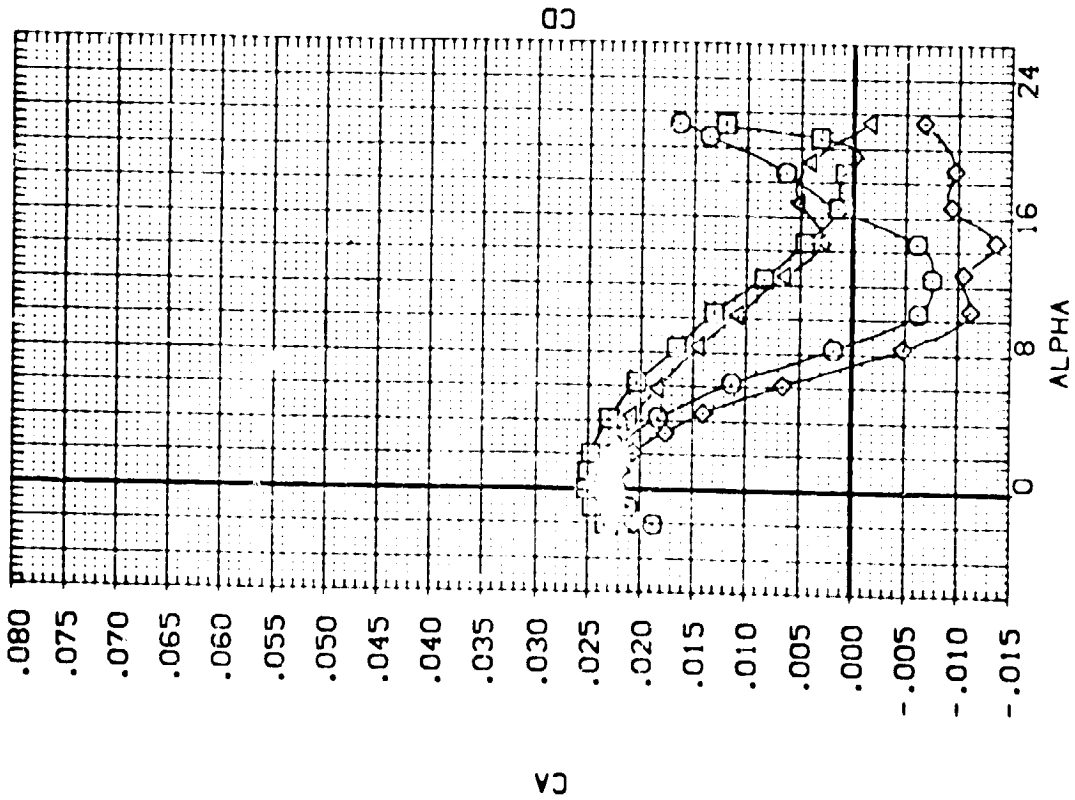
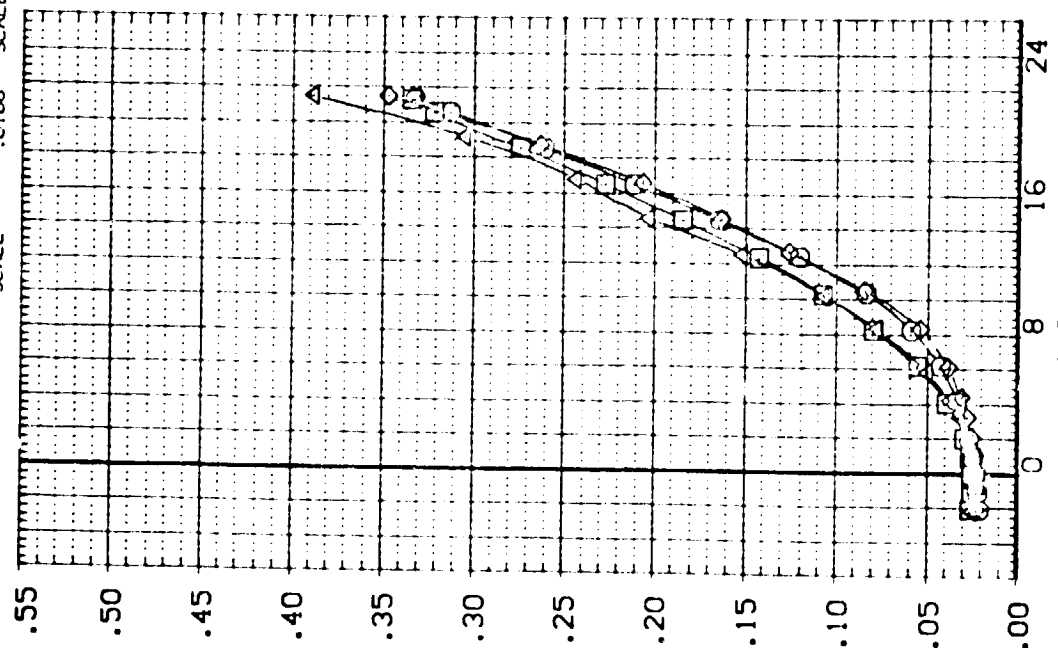


FIGURE 9. EFFECT OF WING/FILLET SECTION ON AERO CHARACT (WING 1, 70 DEG FILLET)
 (A)MACH = .35

DATA SET SYMBOL	CONFIGURATION DESCRIPTION	WINGNO	WINGSC	FLTSCT	LAMDAF	REFERENCE INFORMATION
(B) (0.1)	LARC 8-TPT-657/660.LC-100 098 (SHIPS)	1.000	1.000	53.200	SRF	.75.7376
(B) (0.2)	LARC 8-TPT-657/660.LC-100 098 (SHIPS)	1.000	2.000	53.200	LREF	25.5100
(B) (0.3)	LARC 8-TPT-657/660.LC-100 098 (SHIPS)	1.000	1.000	70.000	SRF	5.7155
(B) (0.6)	LARC 8-TPT-657/660.LC-100 098 (SHIPS)	1.000	2.000	70.000	LREF	15.8256
					WREF	10.000
					ZREF	10.000
					SCALE	0188
						50. IN.
						INCHES
						INCHES
						INCHES

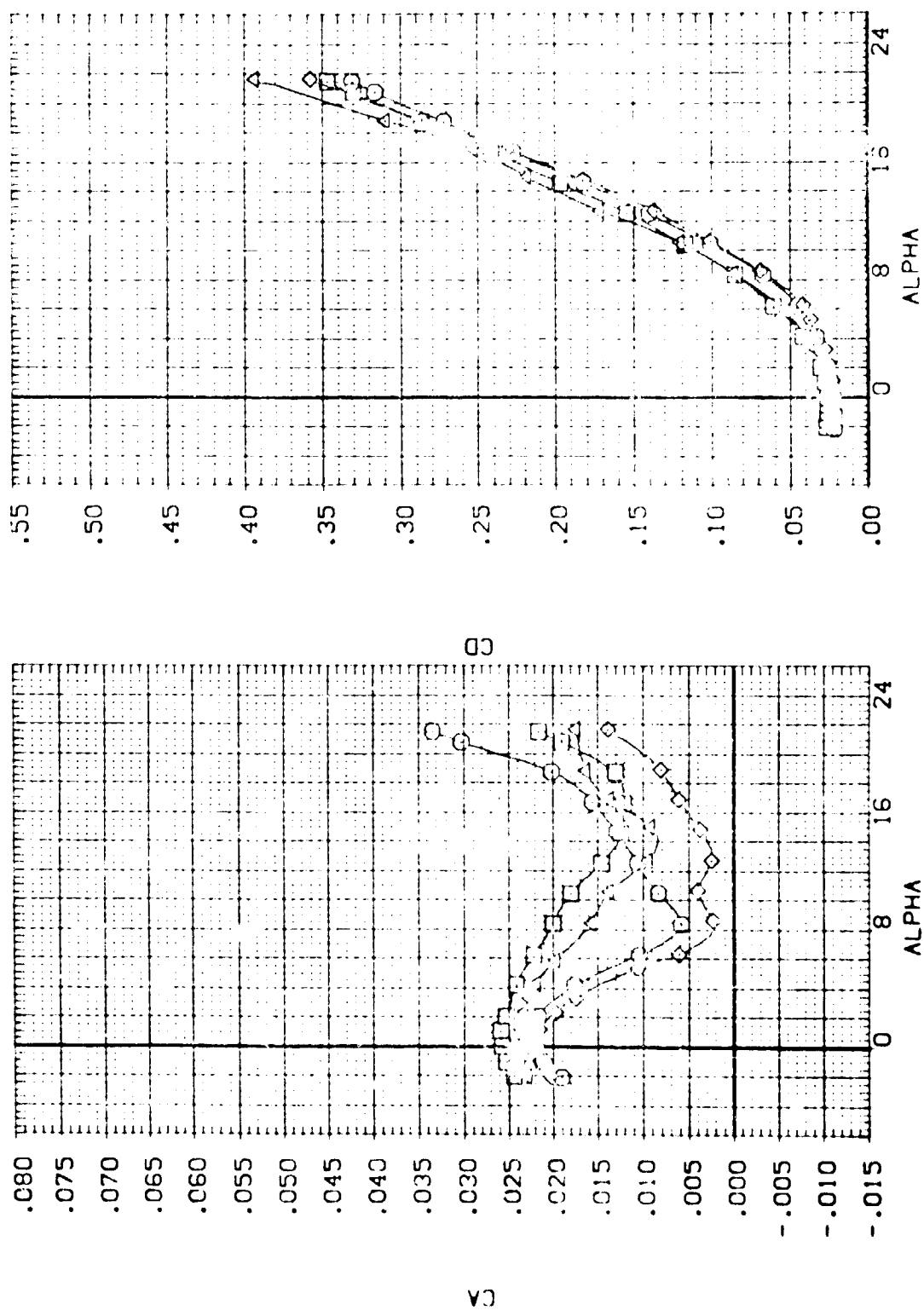


FIGURE 9. EFFECT OF WING/FILLET SECTION ON AERO CHARACTER (WING 1, 70 DEG FILLET)
 (B)MACH = .60 PAGE 242

DATA SET SYMBOL CONFIGURATION DESCRIPTION

(BPS101) LARC 8-TPT-657/660.L0-100 058.(SHIPS) (BV1VFB)

(BPS102) LARC 8-TPT-657/660.L0-100 058.(SHIPS) (BV1VFB)

(BPS109) LARC 8-TPT-657/660.L0-100 058.(SHIPS) (BV1VFB)

(BPS106) LARC 8-TPT-657/660.L0-100 058.(SHIPS) (BV1VFB)

VINGND VINGSC FLTSCT LAMDAF

1.000 1.000 1.000 53.200

1.000 2.000 1.000 53.200

1.000 1.000 3.000 70.000

1.000 2.000 3.000 70.000

REFERENCE INFORMATION

SREF 175.7375 50. IN

LREF 25.5100 INCH'S

BREF 19.7196 INCH'S

XMRP 16.8366 INCHES

ZMRP .0000 INCHES

SCALE .0188 INCHES

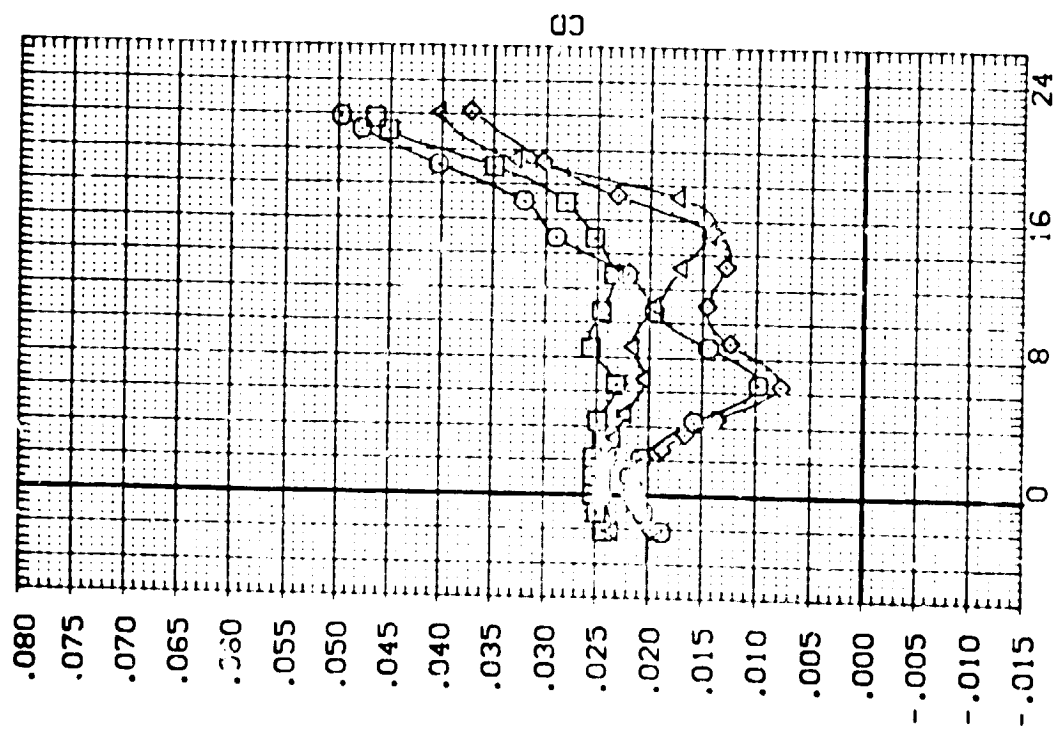
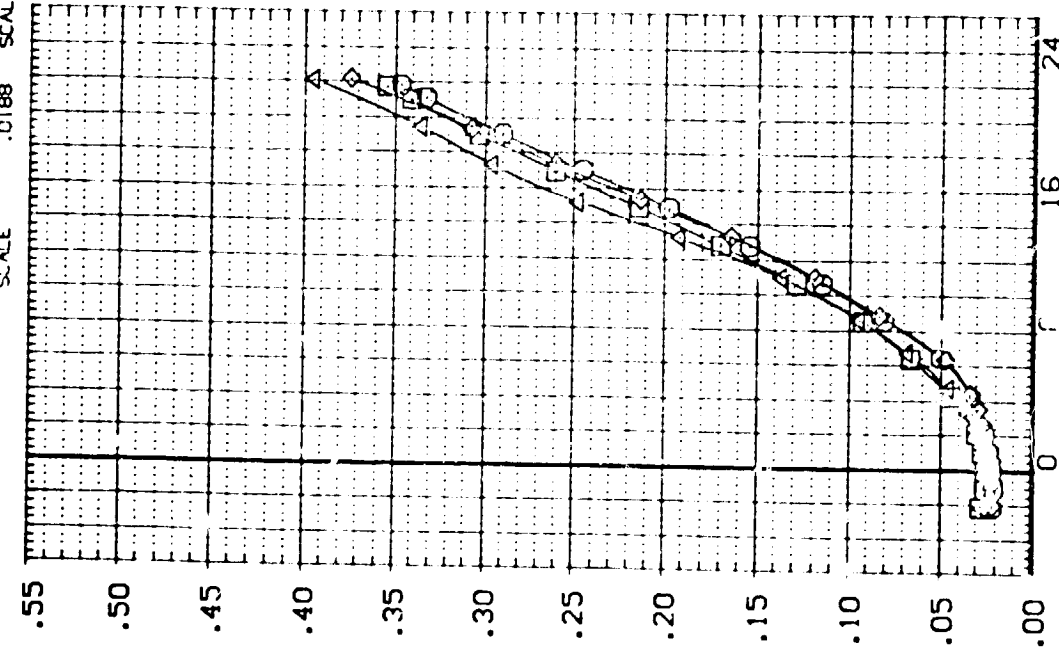


FIGURE 9. EFFECT OF WING/FILLET SECTION ON AERO CHARACT (WING 1, 70 DEG FILLET).
 (C)MACH = .80

DATA SET SYMBOL
 (BPS101)
 (BPS102)
 (BPS103)
 (BPS106)

CONFIGURATION DESCRIPTION
 LARC 8-TPT-657/660-L0-100 CR8 (SHIP)
 LARC 8-TPT-657/660-L0-100 CR8 (SHIP)
 LARC 8-TPT-657/660-L0-100 CR8 (SHIP)
 LARC 8-TPT-657/660-L0-100 CR8 (SHIP)

(BVI/VFB)
 (BVI/VFB)
 (BVI/VFB)
 (BVI/VFB)

WINGNO 1.000
 1.000
 1.000
 1.000

WINGSC 1.000
 2.000
 1.000
 2.000

FLTSCT 1.000
 3.000

LAMDAF 53.200
 53.200
 70.000
 70.000

REFERENCE INFORMATION
 SREF 175.7476 SQ. IN.
 LREF 25.5100 INCHES
 BREF 19.7156 INCHES
 XMRP 8.563 INCHES
 YMRP .0000 INCHES
 ZMRP .0000 INCHES
 SCALE .0188 INCHES

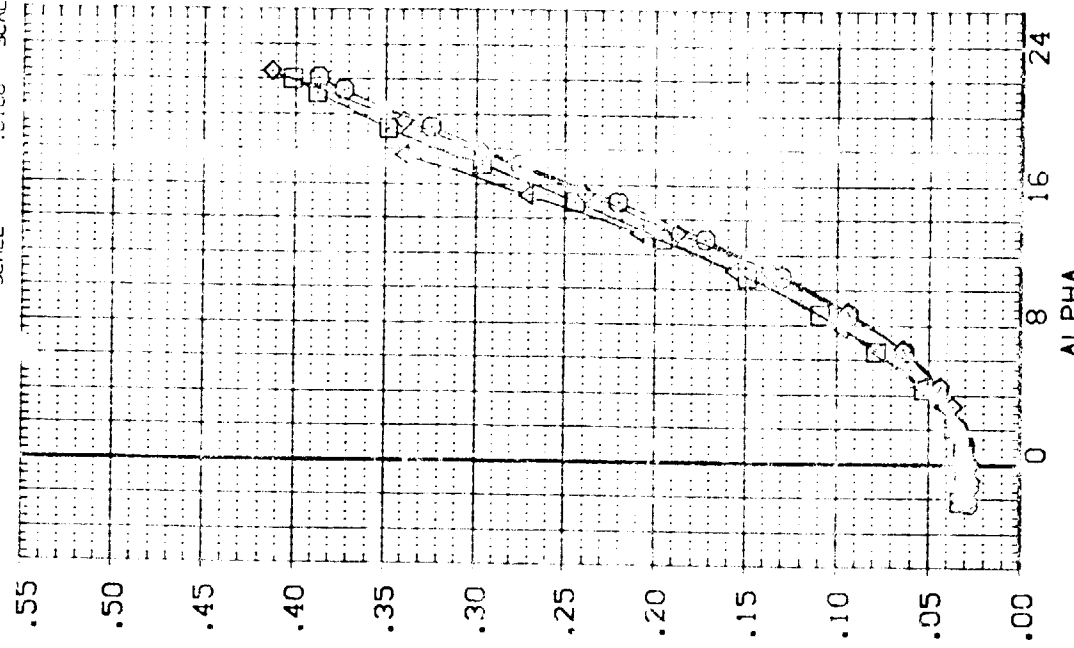
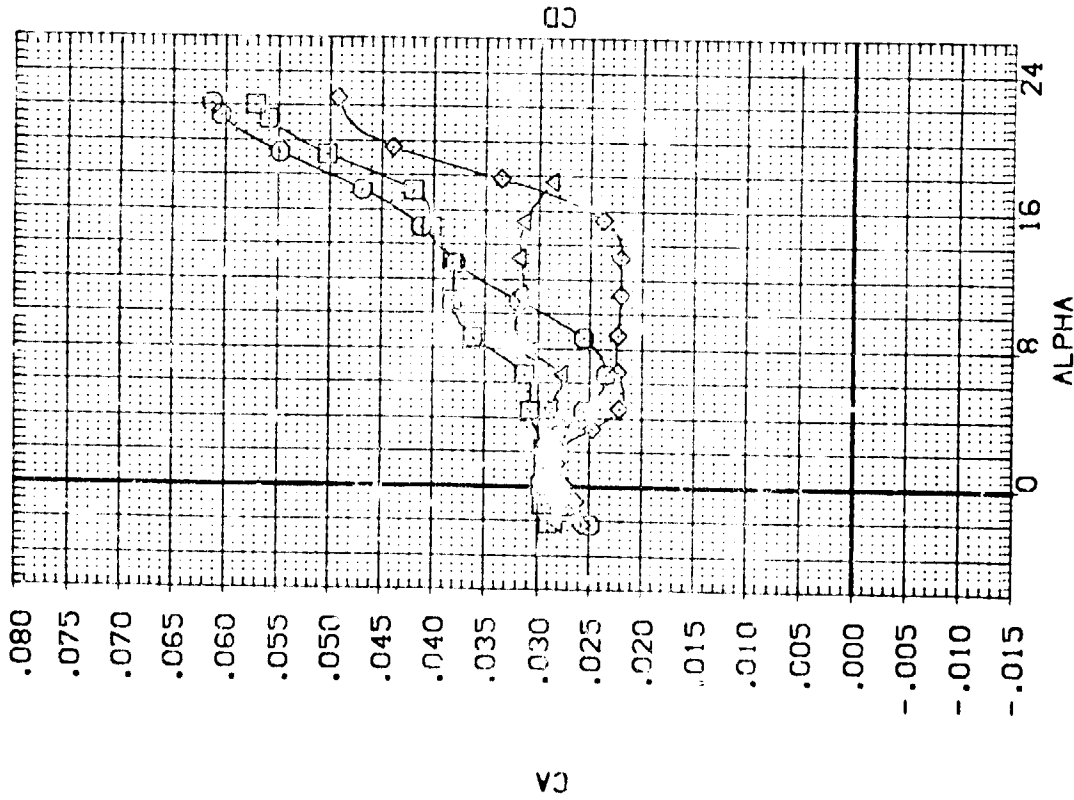


FIGURE 9. EFFECT OF WING/FILLET SECTION ON AERO CHARACTER (WING 1, 70 DEG FILLET)

(C)MACH = .90

DATA SET SYMBOL CONFIGURATION DESCRIPTION REFERENCE INFORMATION

(BPS101)	LARC 8-TPT-657/660, LO-100 ORB (SHIPS)	SREF	175.7376	50. IN.
(BPS102)	LARC 8-TPT-657/660, LO-100 ORB (SHIPS)	LREF	25.5100	INCHES
(BPS103)	LARC 8-TPT-657/660, LO-100 ORB (SHIPS)	BREF	19.7156	INCHES
(BPS106)	LARC 8-TPT-657/660, LO-100 ORB (SHIPS)	XMRP	16.8366	INCHES
		ZMRP	.0000	INCHES
		SCALE	.0188	SCALE

WINGNO WINGSC FLTSC LAMDAF REFERENCE INFORMATION

1.000	1.000		53.200	
1.000	2.000		53.200	
1.000	1.000	1.000	70.000	
1.000	2.000	3.000	70.000	

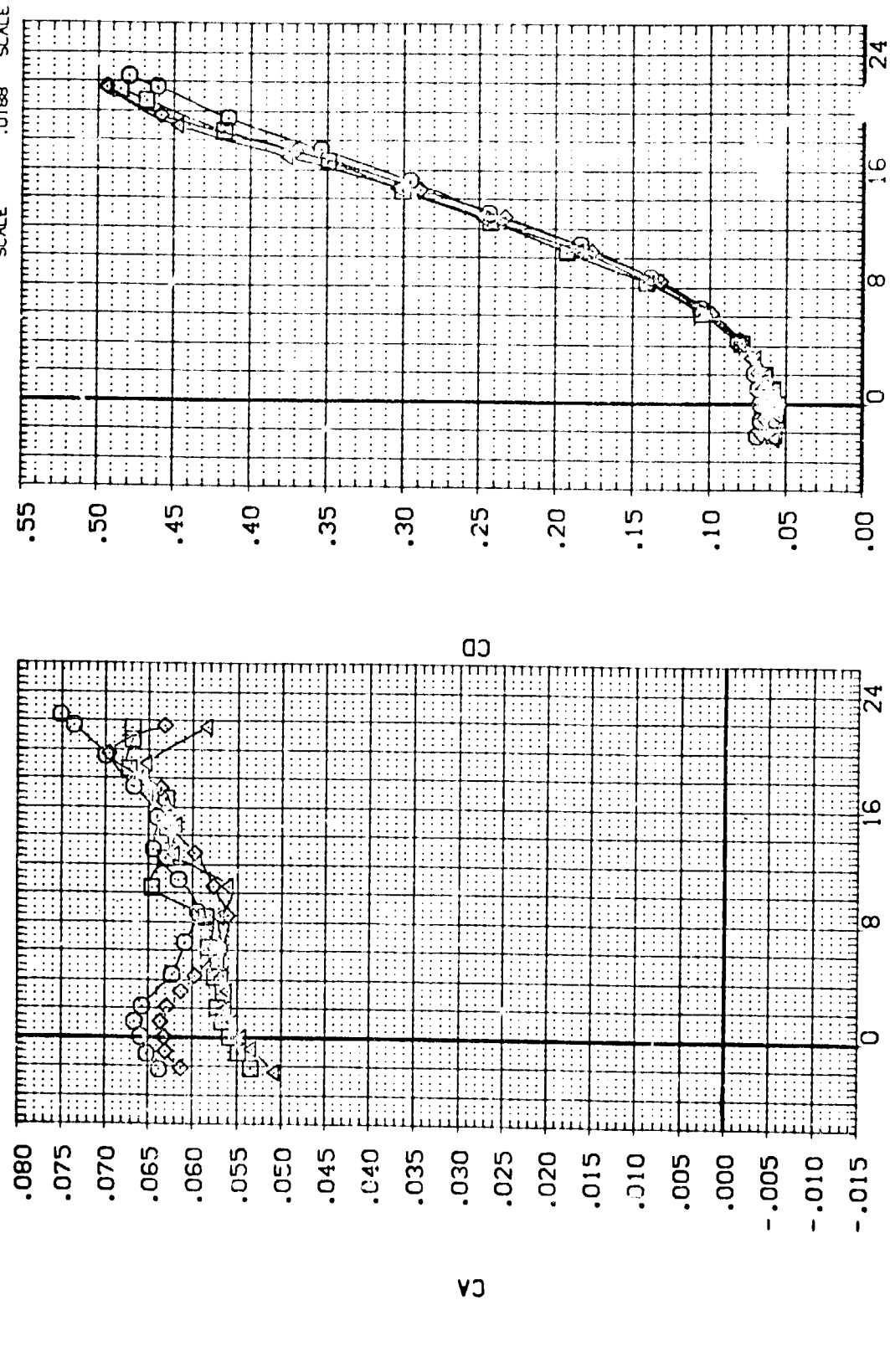


FIGURE 9. EFFECT OF WING/FILLET SECTION ON AERO CHARACTER (WING 1, 70 DEG FILLET)
 (E)MACH = .98 PAGE 245

DATA SET SYMBOL

- (BPS101)
- (BPS102)
- (BPS103)
- (BPS105)

CONFIGURATION DESCRIPTION

- LARC 8-TPT-657/660.LO-100 CRB.(SHIPS)
- LARC 8-TPT-657/660.LO-100 CRB.(SHIPS)
- LARC 8-TPT-657/660.LO-100 CRB.(SHIPS)
- LARC 8-TPT-657/660.LO-100 CRB.(SHIPS)

- (BV1VFB)
- (BV1VFB)
- (BV1VFB)
- (BV1VFB)

WINGND
1.000
1.000
1.000
1.000

WINGSC
1.000
2.000
1.000
2.000

FLTSCT
1.000
3.000

LAMDAF
53.200
53.200
70.000
70.000

REFERENCE INFORMATION
SREF 175.7376 50. IN.
LREF 25.5130 INCHES
BREF 19.7155 INCHES
XMRP 16.8256 INCHES
YMRP .0030 INCHES
ZMRP .0030 INCHES
SCALE .0138 SCALE

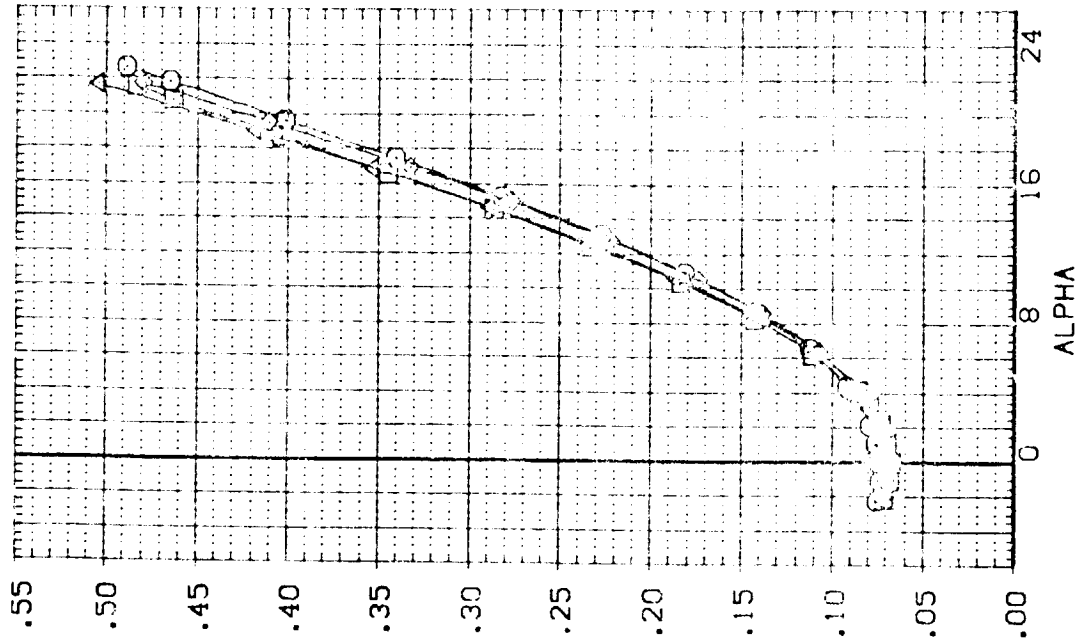
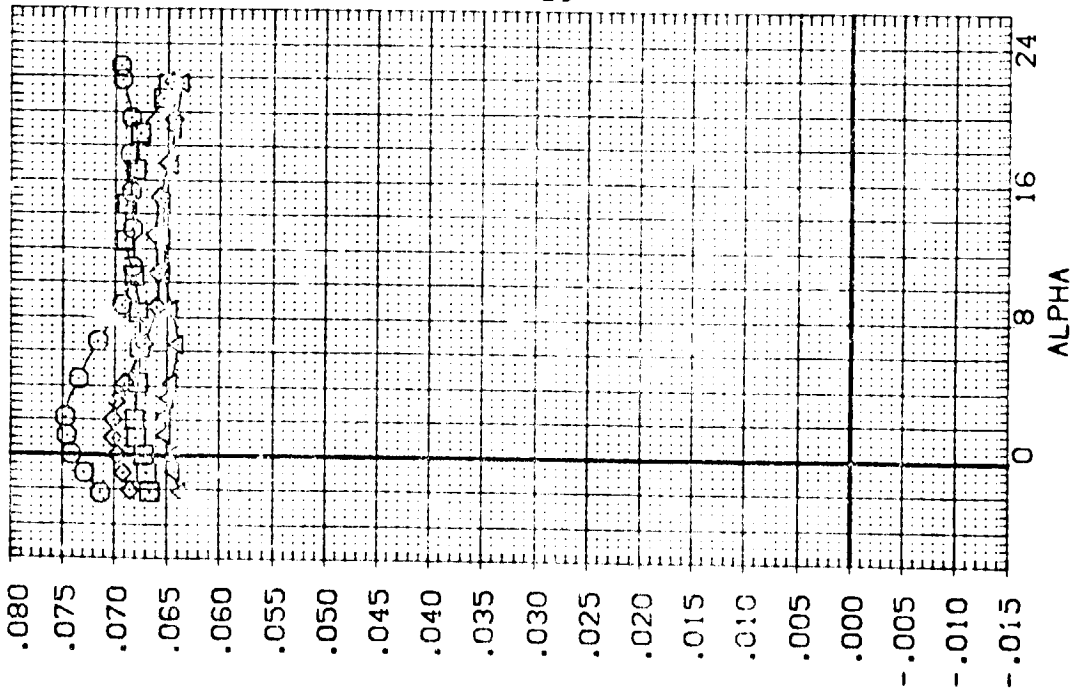


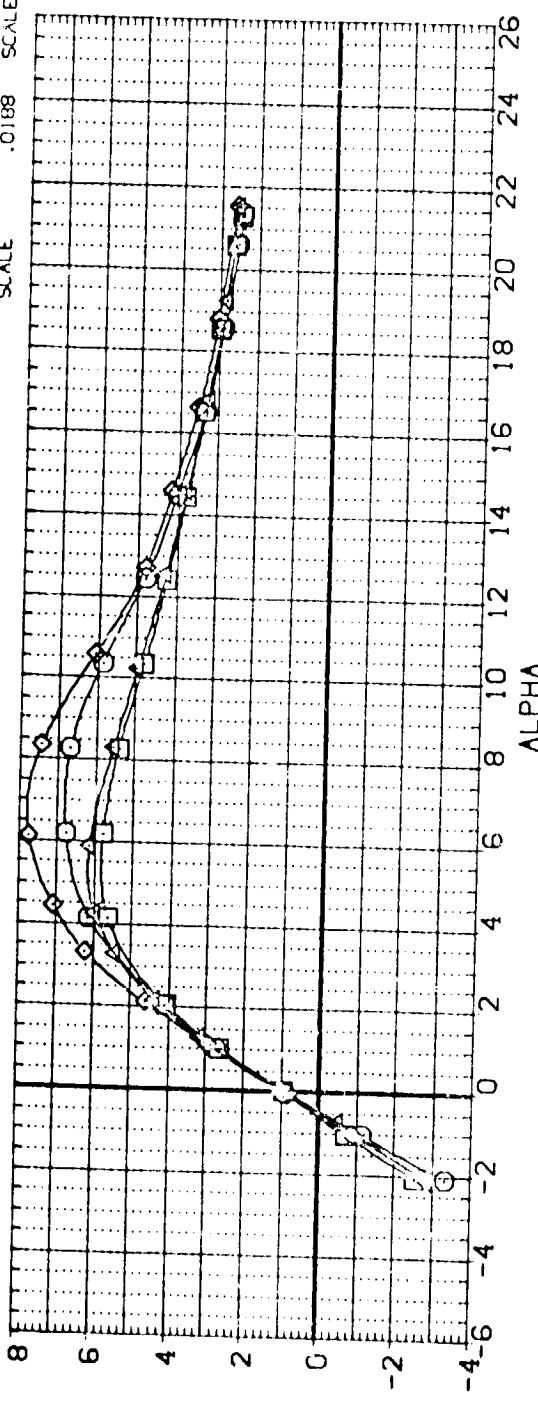
FIGURE 9. EFFECT OF WING/FILLET SECTION ON AERO CHARACT (WING 1, 70 DEG FILLET)

(F)MACH = 1.20

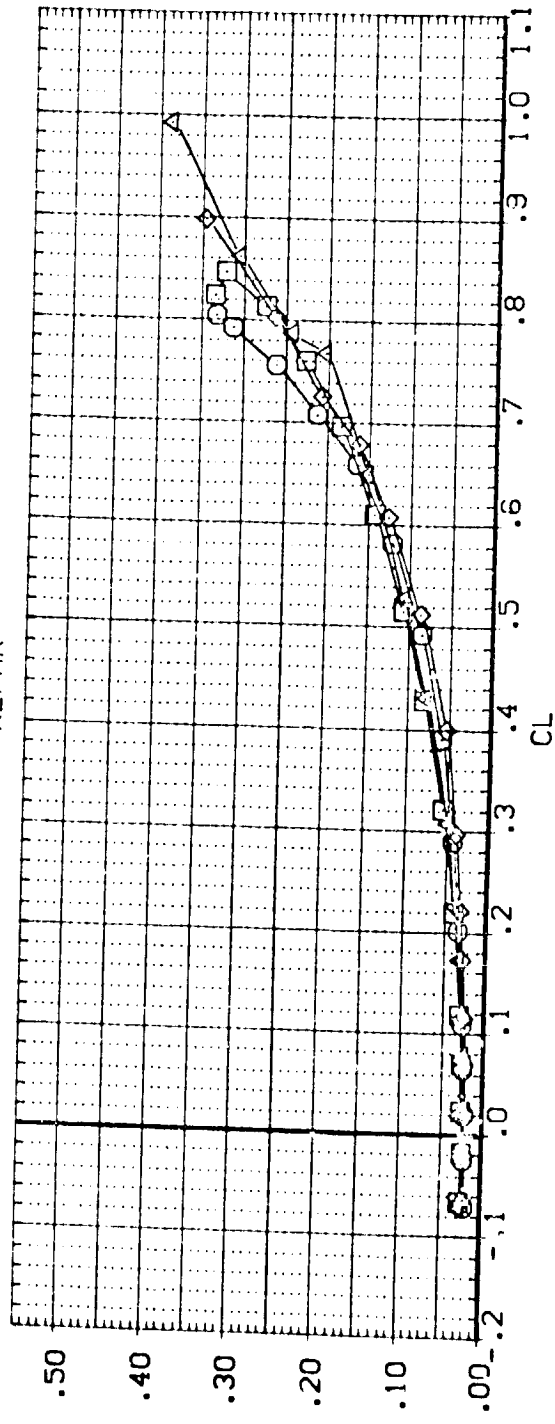
DATA SET SYMBOL CONFIGURATION DESCRIPTION REFERENCE INFORMATION

(BPS101)	LARC 8-TPT-657/660, LO-100 CRB, (SHIPS)	SREF	175.7376	SO, IN.
(BPS102)	LARC 8-TPT-657/660, LO-100 CRB, (SHIPS)	LREF	25.5190	INCHES
(BPS109)	LARC 8-TPT-657/660, LO-100 CRB, (SHIPS)	XMRP	16.8366	INCHES
(BPS106)	LARC 8-TPT-657/660, LO-100 CRB, (SHIPS)	ZMRP	.0000	INCHES
		SCALE	.0188	SCALE

WINGND	WINGSC	FLTSC	LAMDAR
1.000	1.000	1.000	53.200
1.000	2.000	3.000	53.200
1.000	1.000	1.000	70.000
1.000	2.000	3.000	70.000



L/D



CD

FIGURE 9. EFFECT OF WING/FILLET SECTION ON AERO CHARACTER (WING 1, 70 DEG FILLET)

(M)MACH = .35

DATA SET SYMBOL CONFIGURATION DESCRIPTION

(BPS101) LARC 8-TPT-657/660, LO-100 CRB, (SHIPS) (BV1VFB)
 (BPS102) LARC 8-TPT-657/660, LO-100 CRB, (SHIPS) (BV1VFB)
 (BPS103) LARC 8-TPT-657/660, LO-100 CRB, (SHIPS) (BV1VFB)
 (BPS106) LARC 8-TPT-657/660, LO-100 CRB, (SHIPS) (BV1VFB)

WINGND 1.000
 WINGSC 1.000
 FLTSCT 1.000
 LAMDAF 53.200
 SREF 175.7376

REFERENCE INFORMATION
 SQ, IN. 50.100
 LREF 26.5100 INCHES
 BRFF 19.2156 INCHES
 XMRP 16.8356 INCHES
 YMRP .0000 INCHES
 ZMRP .0000 INCHES
 SCALE .0188

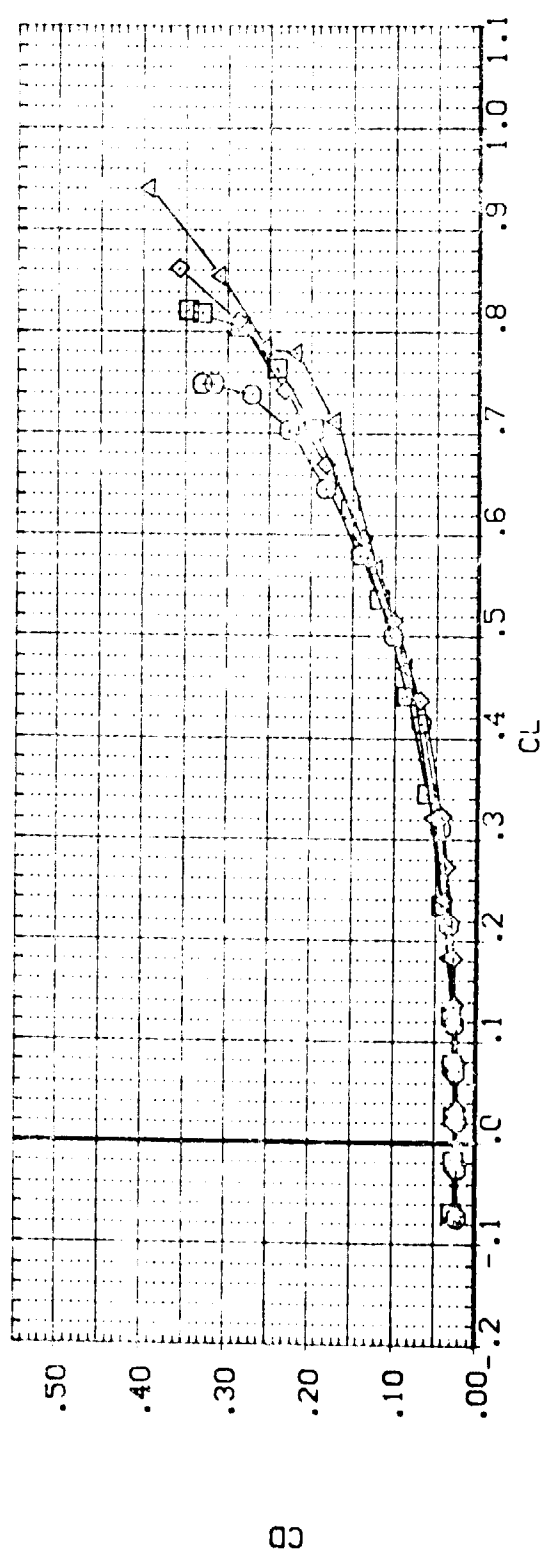
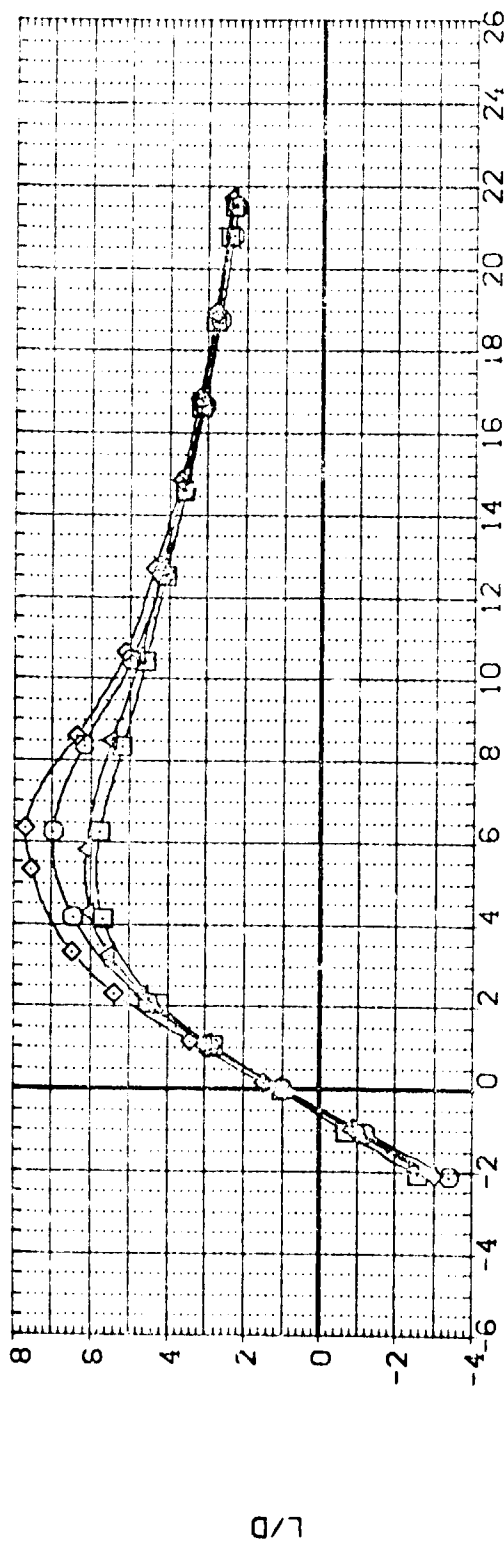


FIGURE 9. EFFECT OF WING/FILLET SECTION ON AERO CHARACT (WING 1. 70 DEG FILLET)
 (B)MACH = .60

DATA SET SYMBOL	CONFIGURATION DESCRIPTION	(BV VFB)	WINGNO	WINGSC	FLTSCT	LAMDAF	REFERENCE INFORMATION	SQ. IN.
(BPS:101)	LARC 8-TPT-657/660, LO-100 CRB, (SH PS)	(BV VFB)	1.000	1.000	1.000	53.200	SREF	175.7376
(BPS:102)	LARC 8-TPT-657/660, LO-100 CRB, (SH PS)	(BV VFB)	1.000	2.000	1.000	53.200	LREF	25.5100
(BPS:109)	LARC 8-TPT-657/660, LO-100 CRB, (SH PS)	(BV VFB)	1.000	1.000	3.000	70.000	BREF	19.7156
(BPS:06)	LARC 8-TPT-657/660, LO-100 CRB, (SH PS)	(BV VFB)	1.000	2.000	3.000	70.000	XMRP	16.8356
							ZMRP	.0000
							SCALE	.0000
							SCALE	.0188

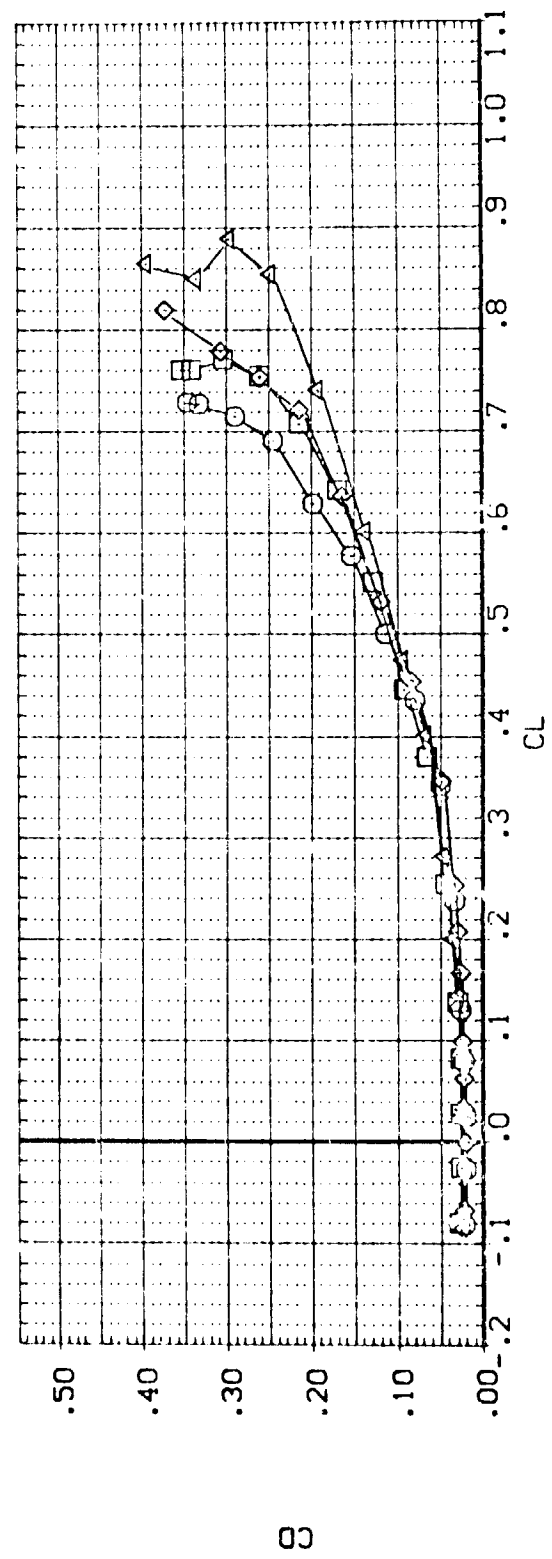
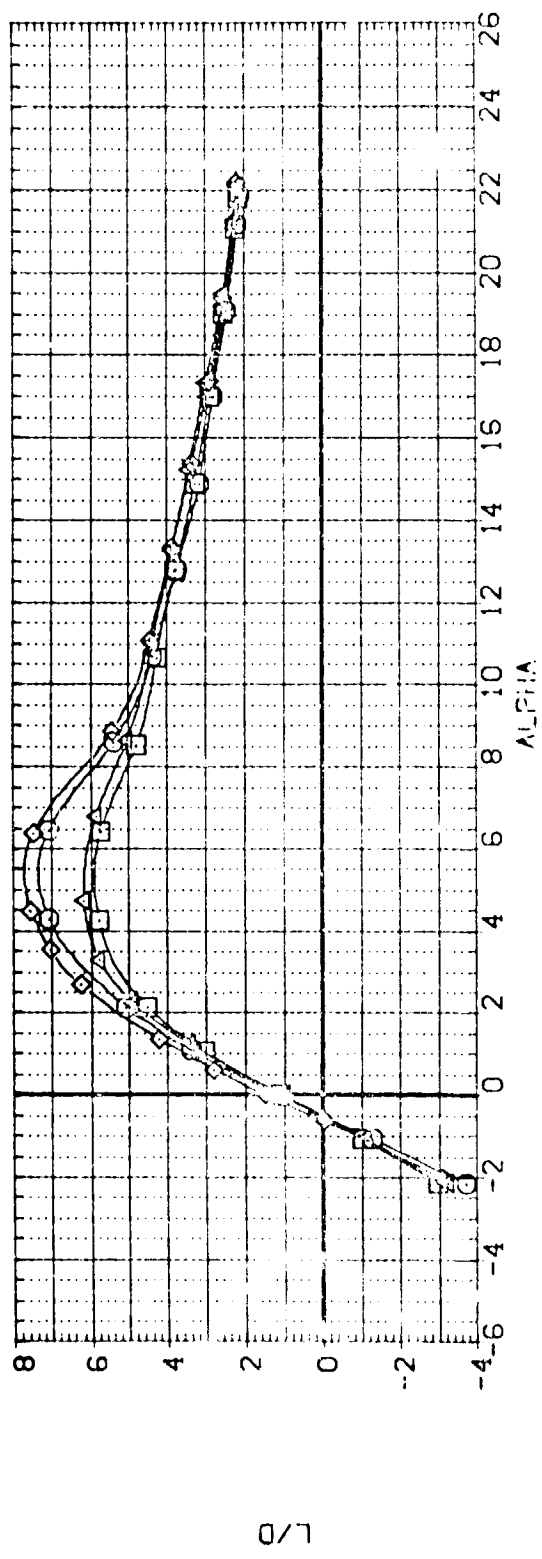


FIGURE 9. EFFECT OF WING/FILLET SECTION ON AERO CHARACT (WING 1, 70 DEG FILLET)
 (C)MACH = .80

DATA SET SYMBOL	CONFIGURATION DESCRIPTION	WINGNO	WINGSC	FLTSTCT	LAMDAF	REFERENCE INFORMATION	SO, IN
(BP5101)	LARC 8-TPT-657/660, LO-100 CRB, (SH)PS)	1.000	1.000		53.200	SREF 175.7376	25.5100
(BP5102)	LARC 8-TPT-657/660, LO-100 CRB, (SH)PS)	1.000	2.000		53.200	LREF 25.5100	19.7155
(BP5109)	LARC 8-TPT-657/660, LO-100 CRB, (SH)PS)	1.000	1.000	1.000	70.000	BREF 19.7155	15.05365
(BP5106)	LARC 8-TPT-657/660, LO-100 CRB, (SH)PS)	1.000	2.000	3.000	70.000	XTRP 15.05365	15.05365
						ZTRP 15.05365	15.05365
						SCALE .0188	SCALE .0188

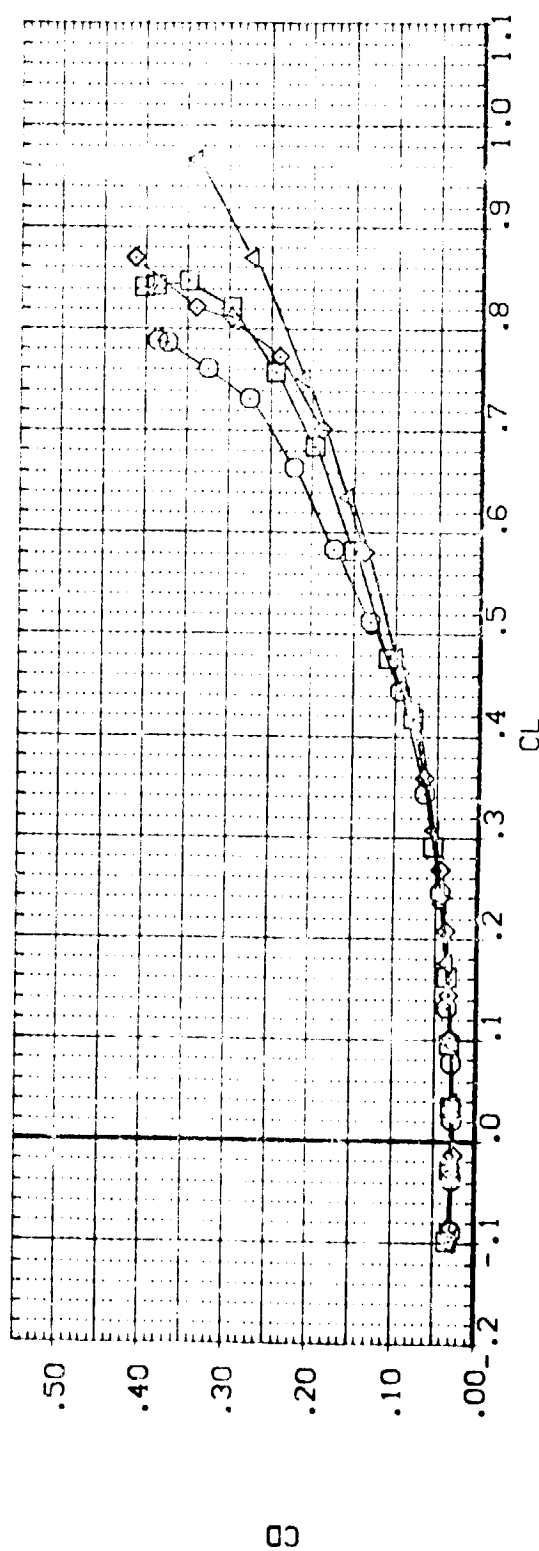
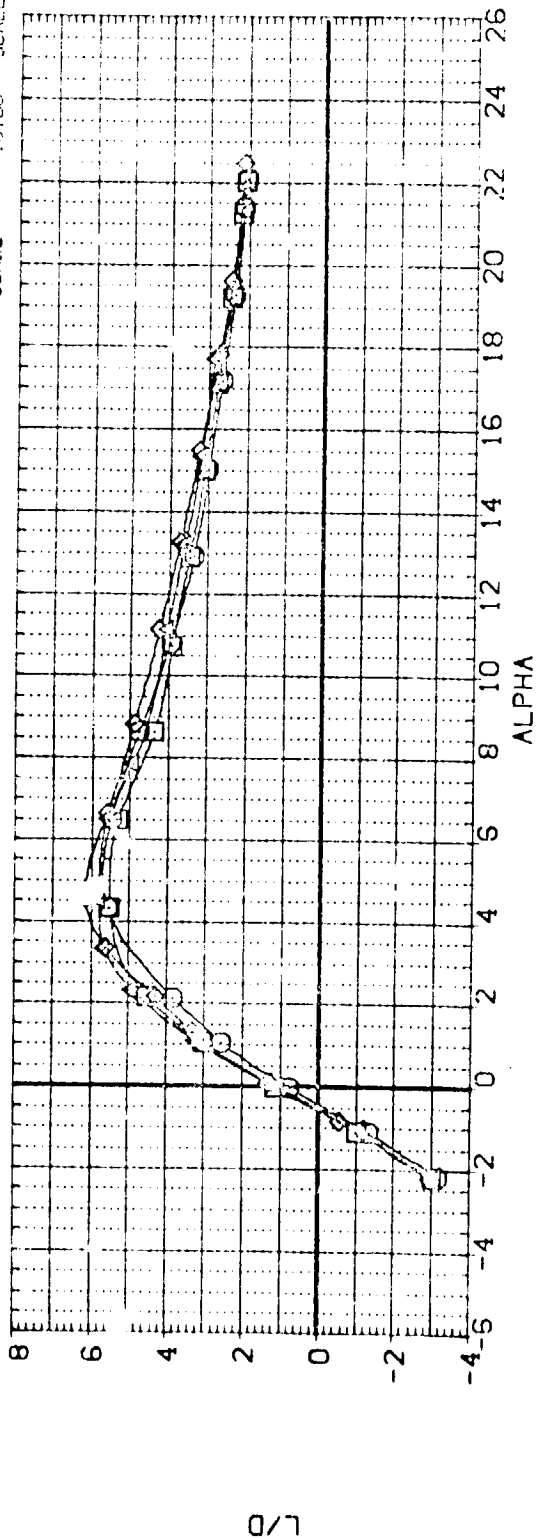


FIGURE 9. EFFECT OF WING/FILLET SECTION ON AERO CHARACT (WING 1, 70 DEG FILLET)
 (C)MACH = .90

DATA SET SYMBOL CONFIGURATION DESCRIPTION

(BPS101)	□	LARC 8-TPT-657/660.LC-100 DRB. (SHIPS)	(BV1VFB)
(BPS102)	○	LARC 8-TPT-657/660.LC-100 DRB. (SHIPS)	(BV1VFB)
(BPS109)	△	LARC 8-TPT-657/660.LC-100 DRB. (SHIPS)	(BV1VFB)
(BPS106)	×	LARC 8-TPT-657/660.LC-100 DRB. (SHIPS)	(BV1VFB)

WINGNO	WINGSC	FLTSCT	LAWDAF	REFERENCE INFORMATION
1.000	1.000	1.000	53.200	SREF 175.7376 SQ. IN.
1.000	2.000	1.000	53.200	LREF 25.5100 INCHES
1.000	1.000	3.000	70.000	BREF 19.7156 INCHES
1.000	2.000		70.000	XMRP 16.8366 INCHES
				YMRP .0000 INCHES
				ZMRP .0000 INCHES
				SCALE .0188

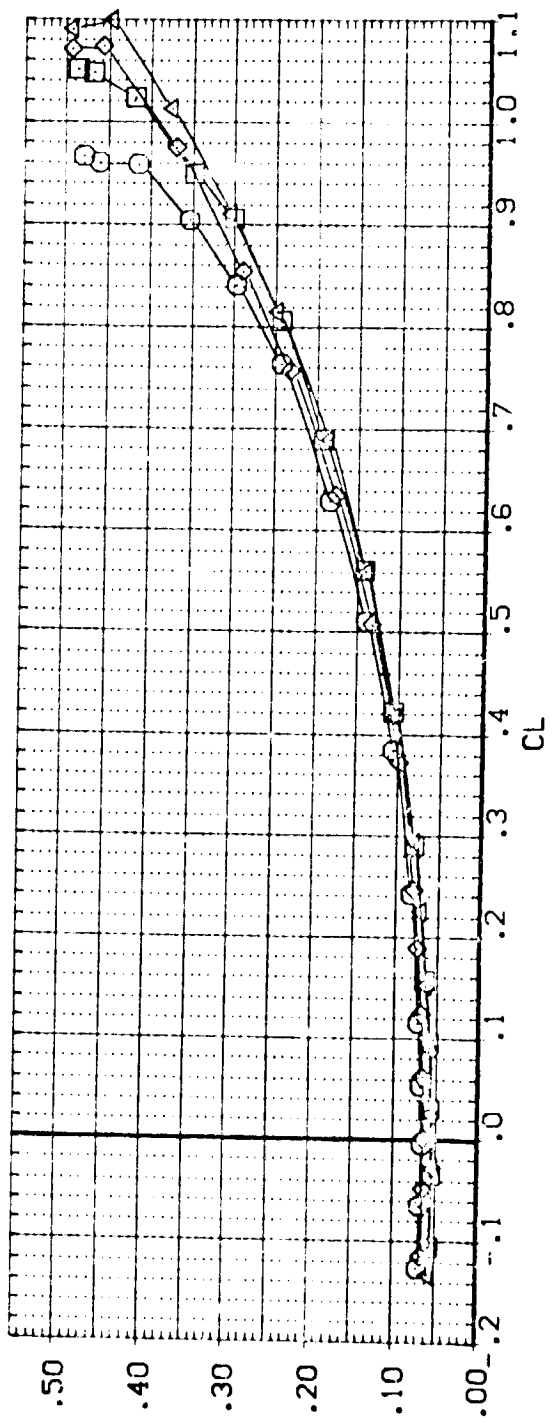
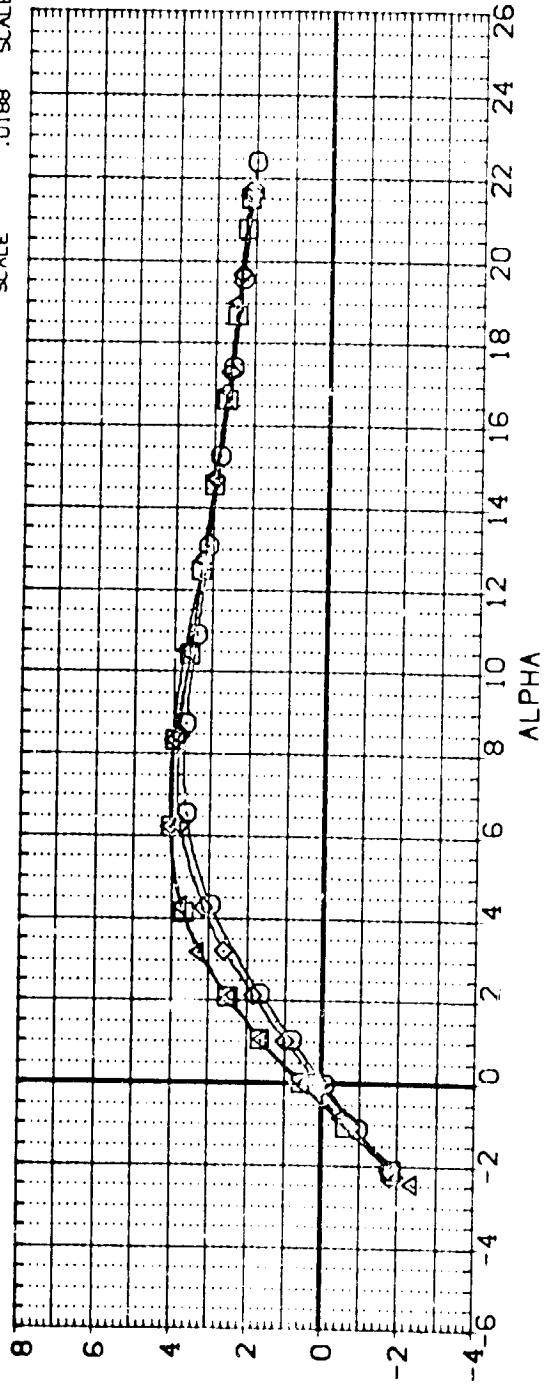


FIGURE 9. EFFECT OF WING/FILLET SECTION ON AERO CHARACT (WING 1, 70 DEG FILLET)
 (E)MACH = .98

DATA SET SYMBOL	CONFIGURATION DESCRIPTION	(B) (V) (F) (B)	(B) (V) (F) (B)	WINGNO	VINGSC	FLTSCT	LAMDAF	REFERENCE INFORMATION
SPS101	LARC 8-TPT-657/660, LO-100	098. (SHIPS)	(B) (V) (F) (B)	1.000	1.000	1.000	53.200	SREF 175.7376 SO. IN.
SPS102	LARC 8-TPT-657/660, LO-100	098. (SHIPS)	(B) (V) (F) (B)	1.000	2.000	1.000	53.200	LREF 25.5100 INCHES
SPS103	LARC 8-TPT-657/660, LO-100	098. (SHIPS)	(B) (V) (F) (B)	1.000	1.000	3.000	70.000	BREF 19.7116 INCHES
SPS106	LARC 8-TPT-657/660, LO-100	098. (SHIPS)	(B) (V) (F) (B)	1.000	2.000	3.000	70.000	XMRRP 16.6956 INCHES
								YMRRP .0000 INCHES
								ZMRRP .0000 INCHES
								SCALE .0160

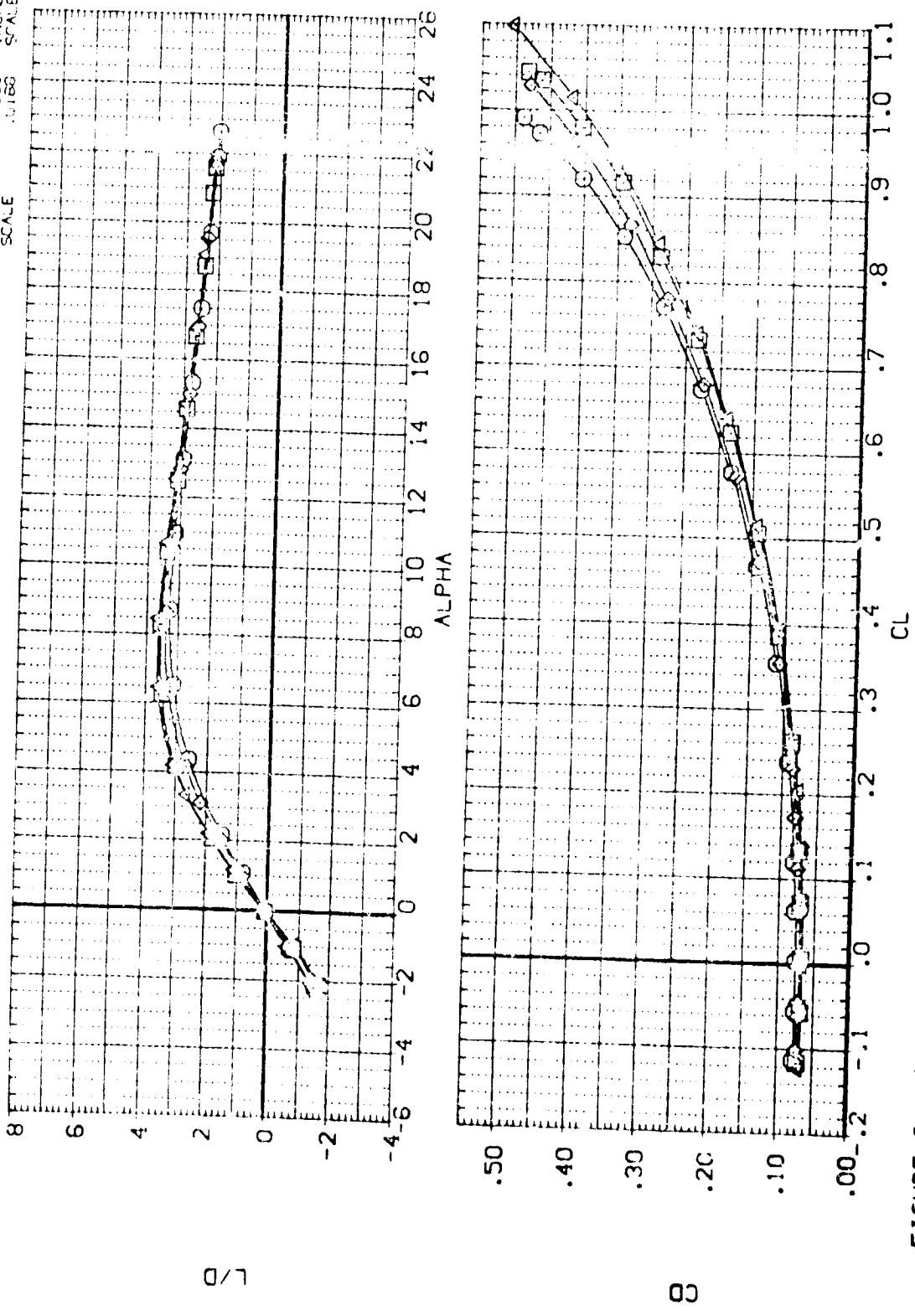


FIGURE 9. EFFECT OF WING/FILLET SECTION ON AERO CHARACTERISTICS (WING 1, 70 DEG FILLET)
 (F)MACH = 1.20

DATA SET SYMBOL	CONFIGURATION DESCRIPTION	WING	WINGSC	FLTSC	LAMDAF	REFERENCE INFORMATION
(B)S1(1)	LARC 8-TPT-657/660.LD-100 GR8 (SHIPS)	1.000	1.000	1.000	53.200	SREF 175 7.376 50. IN
(B)S1(3)	LARC 8-TPT-657/660.LD-100 GR8 (SHIPS)	1.000	2.000	1.000	53.200	LREF 21 5.100 INCHES
(B)S1(9)	LARC 8-TPT-657/660.LD-100 GR8 (SHIPS)	1.000	1.000	1.000	70.000	BREF 11 7.156 INCHES
(B)S1(6)	LARC 8-TPT-657/660.LD-100 GR8 (SHIPS)	1.000	2.000	3.000	70.000	XMRP 11 9.666 INCHES
						ZMRP 11 3.000 INCHES
						SCALE 2188

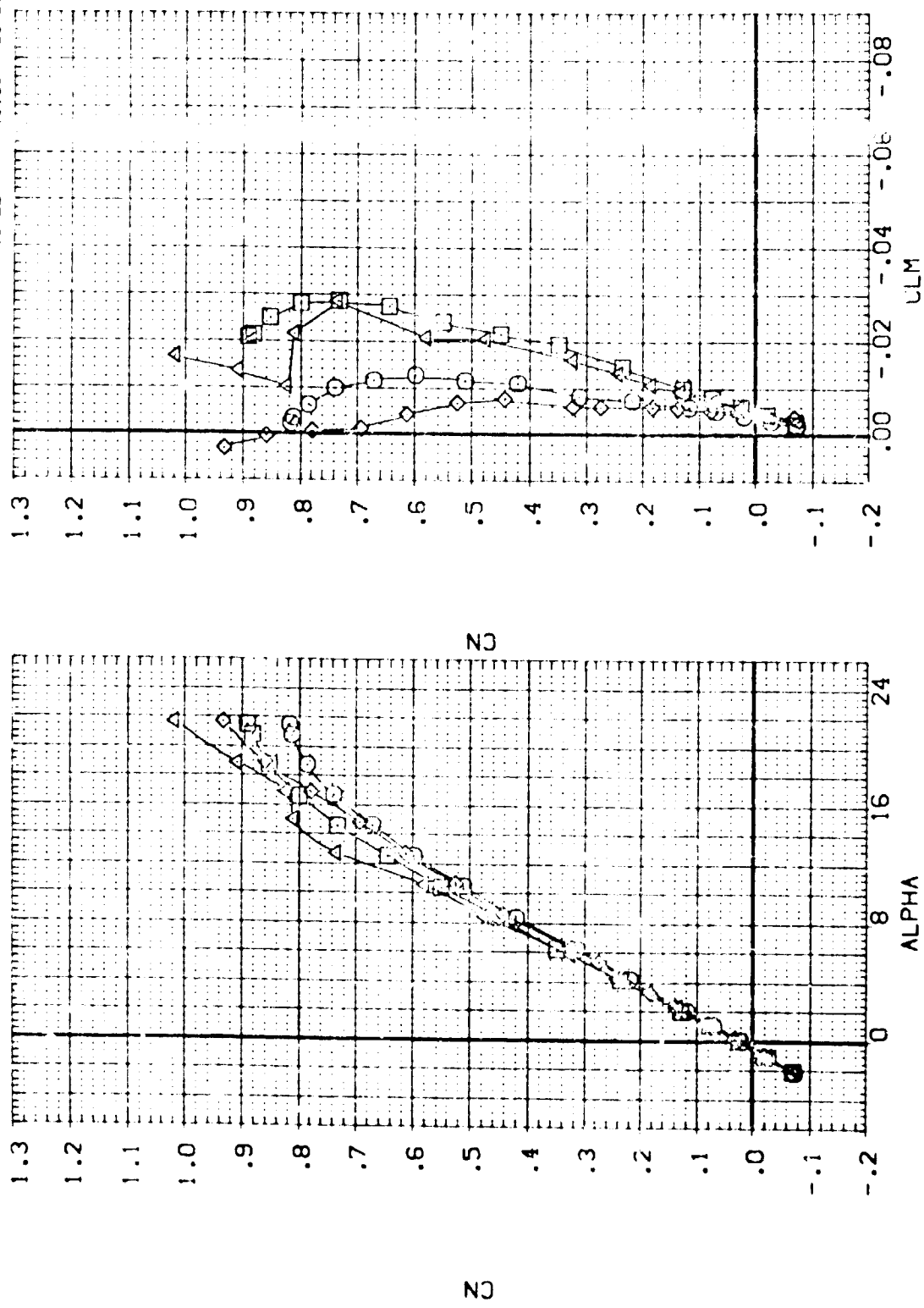


FIGURE 9. EFFECT OF WING/FILLET SECTION ON AERO CHARACTER (WING 1.70 DEG FILLET)
 (B)MACH = .60
 PAFC 254

DATA SET SYMBOL	CONFIGURATION DESCRIPTION	WINGND	WINGSC	FLTSC	LANDAF	REFERENCE INFORMATION
(BPS101)	LARC 8-TPT-657/660.LG-100 DRB. (SHIPS)	1.000	1.000	1.000	53.200	SREF 175.7375 SO. IN.
(BPS102)	LARC 9-TPT-657/660.LG-100 DRB. (SHIPS)	1.000	2.000	1.000	53.200	LREF 25.5100 INCHES
(BPS10F)	LARC 8-TPT-657/660.LG-100 DRB. (SHIPS)	1.000	1.000	1.000	70.000	BREF 19.7155 INCHES
(BPS10b)	LARC 8-TPT-657/660.LG-100 DRB. (SHIPS)	1.000	2.000	3.000	70.000	XMRP 16.8365 INCHES
						ZMRP .0000 INCHES
						SCALE .0188 SCALE

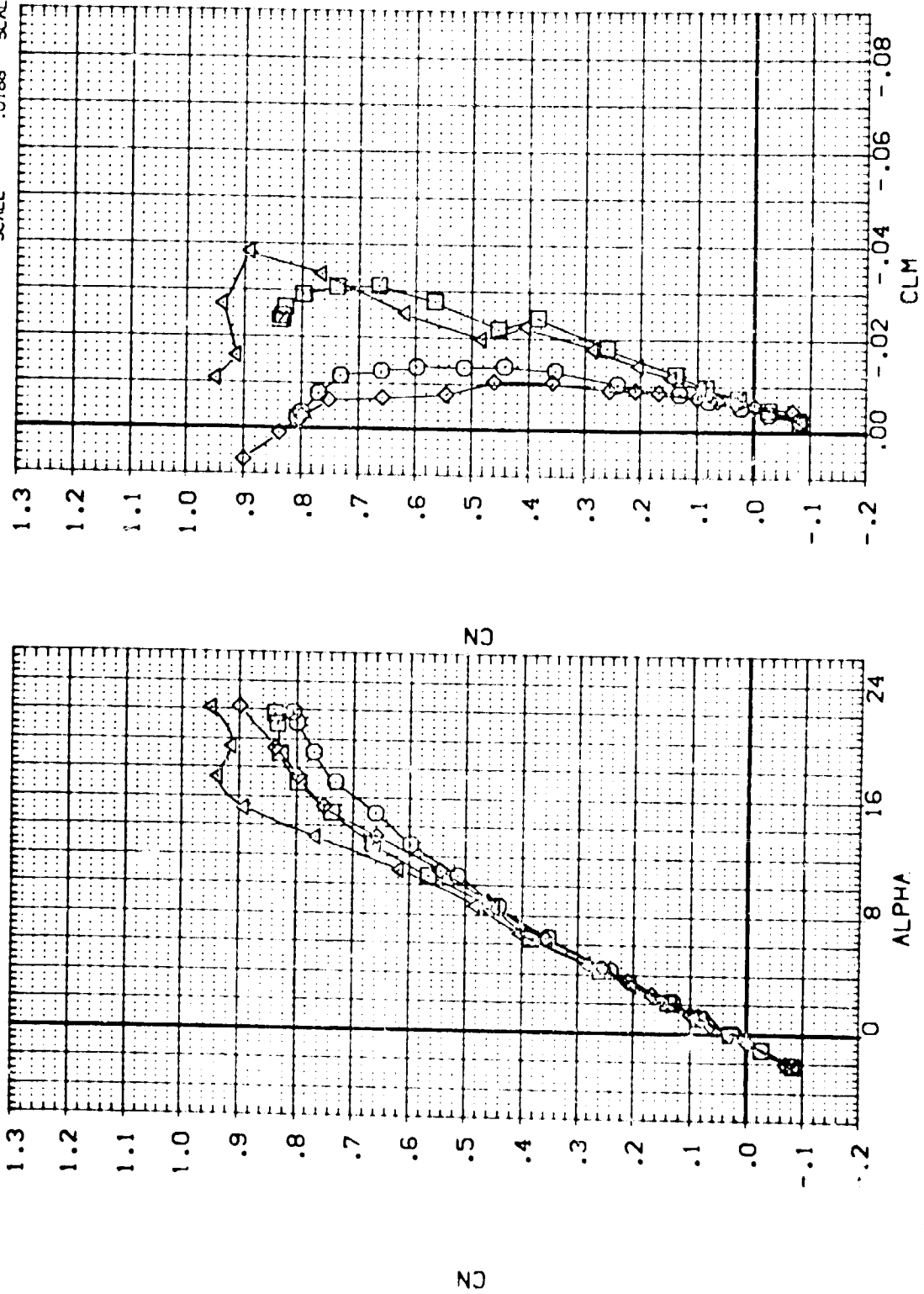


FIGURE 9. EFFECT OF WING/FILLET SECTION ON AERO CHARACT (WING 1, 70 DEG FILLET)
 (C)MACH = .80
 PAGE 255

DATA SET SYMBOL	CONFIGURATION DESCRIPTION	(B) (V) (F) (B)	(B) (V) (F) (B)	WINDING	WINDSC	FLTSCT	LANDA-	REFERENCE INFORMATION
(BPS)011	LARC 8-TPT-657/660.LC-110	ORB.(SH)PS	(B) (V) (F) (B)	1.000	1.000	53.200	SREF	175.7376
(BPS)021	LARC 8-TPT-657/660.LC-110	ORB.(SH)PS	(B) (V) (F) (B)	1.000	2.000	53.200	LREF	25.500
(BPS)031	LARC 8-TPT-657/660.LC-110	ORB.(SH)PS	(B) (V) (F) (B)	1.000	1.000	70.000	BREF	19.756
(BPS)061	LARC 8-TPT-657/660.LC-110	ORB.(SH)PS	(B) (V) (F) (B)	1.000	2.000	70.000	XMRP	16.8366
							YMRP	.0000
							ZMRP	.0000
							SCALE	.0.88
								SCALE

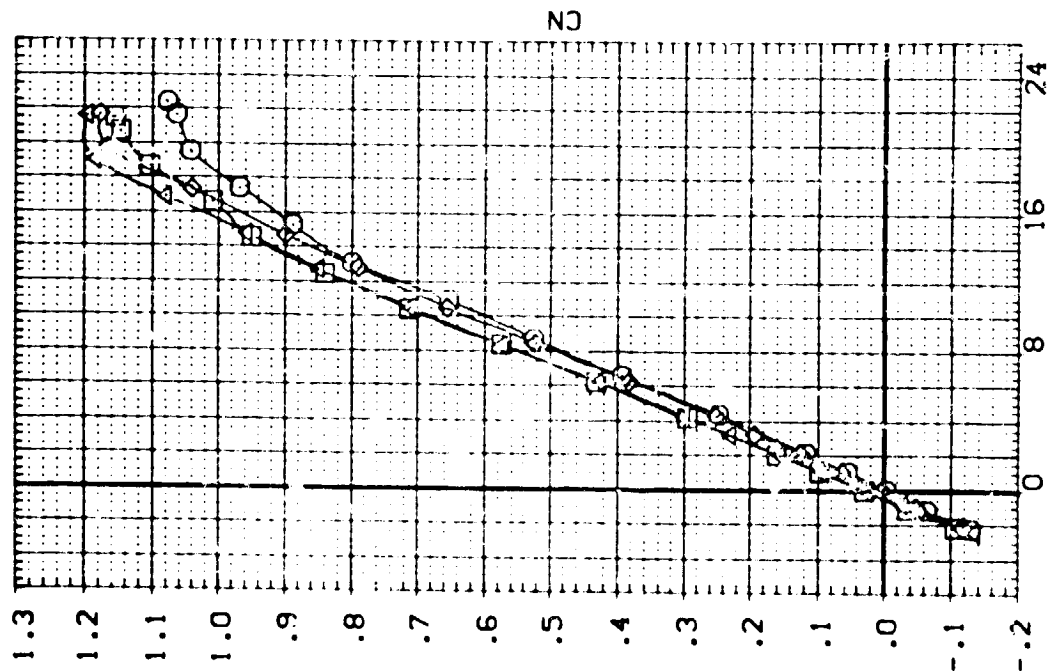
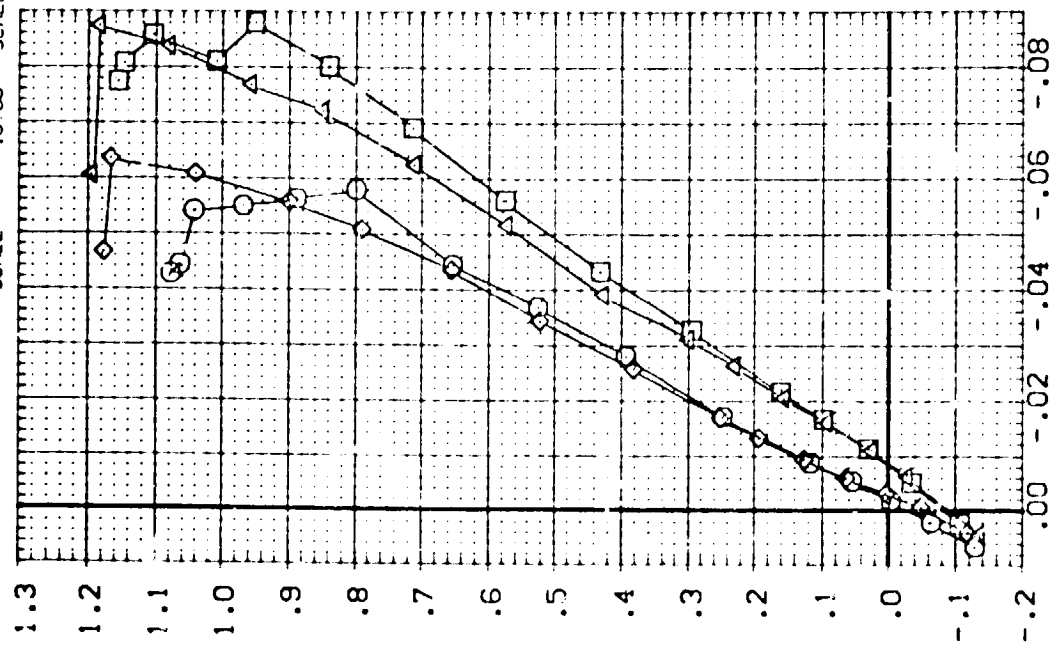


FIGURE 3. EFFECT OF WING/FILLET SECTION ON AERO CHARACTER (WING 1, 70 DEG FILLET)
 (M)MACH = .98

DATA SET SYMBOL	CONFIGURATION DESCRIPTION	(BVI/VFB)	WINGNO	VINGSC	FLTSCT	LANDAF	REFERENCE INFORMATION
(BP5101)	LARC 8-TPT-657/660, LO-100 CRB. (SHIPS)	(BVI/VFB)	1.000	1.000	53.200	SREF	175.7376
(BP5102)	LARC 8-TPT-657/660, LO-100 CRB. (SHIPS)	(BVI/VFB)	1.000	2.000	53.200	LREF	25.5100
(BP5103)	LARC 8-TPT-657/660, LO-100 CRB. (SHIPS)	(BVI/VFB)	1.000	1.000	70.000	BREF	19.7151
(BP5106)	LARC 8-TPT-657/660, LO-100 CRB. (SHIPS)	(BVI/VFB)	1.000	2.000	70.000	YMRP	16.8361
						ZMRP	.0000
						SCALE	.0188

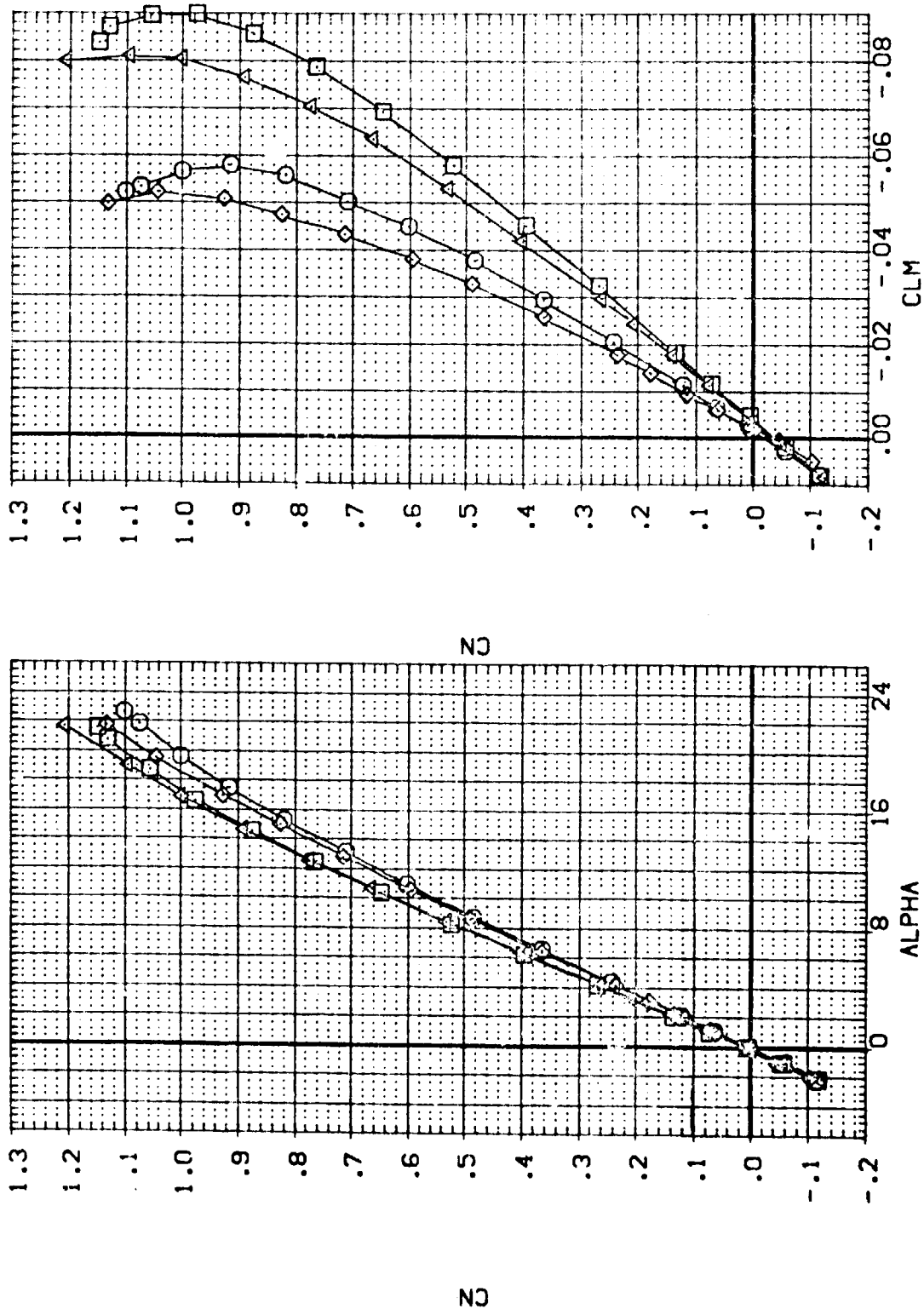


FIGURE 9. EFFECT OF WING/FILLET SECTION ON AERO CHARACT (WING 1, 70 DEG FILLET)

(F)MACH = 1.20

DATA SET SYMBOL	CONFIGURATION DESCRIPTION	(BVI/FB)	(SH/PS)	WINGNO	WINGSC	FLTSCT	LAYDAF	REFERENCE INFORMATION
(BP5101)	LARC 8-TPT-657/660.L0-100 DR8.(SH/PS)	(BVI/FB)	(SH/PS)	1.000	1.000	53.200	SREF 175.7376	SO.IN.
(BP5102)	LARC 8-TPT-657/660.L0-100 DR8.(SH/PS)	(BVI/FB)	(SH/PS)	1.000	2.000	53.200	LREF 25.5100	INCHES
(BP5103)	LARC 8-TPT-657/660.L0-100 DR8.(SH/PS)	(BVI/FB)	(SH/PS)	1.000	1.000	70.000	BREF 19.7156	INCHES
(BP5104)	LARC 8-TPT-657/660.L0-100 DR8.(SH/PS)	(BVI/FB)	(SH/PS)	1.000	2.000	70.000	XMRP 16.8366	INCHES
							ZMRP .0000	INCHES
							SCALE .0188	SCALE

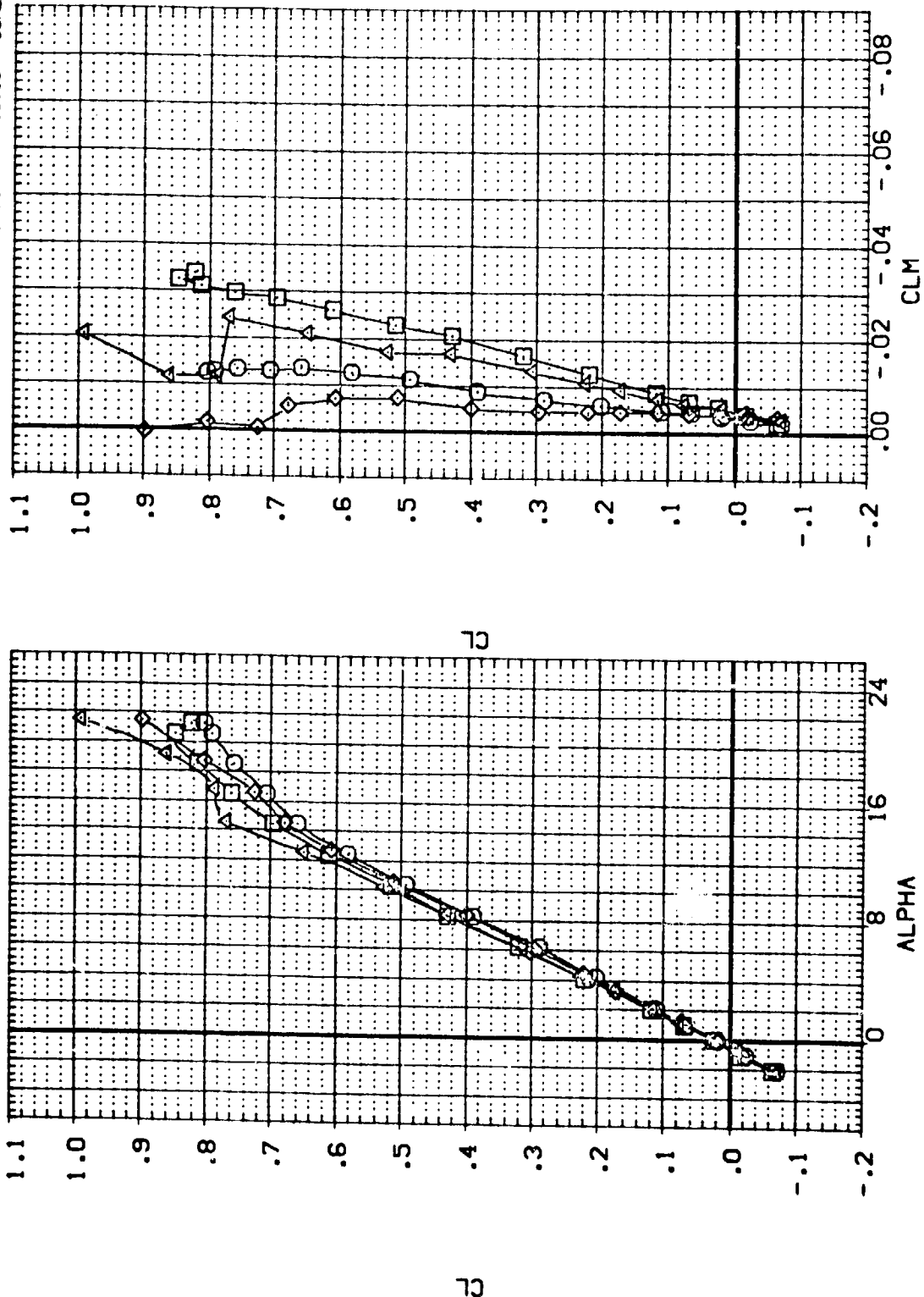


FIGURE 9. EFFECT OF WING/FILLET SECTION ON AERO CHARACT (WING 1. 70 DEG FILLET)
 (A)MACH = .35
 PAGE 259

DATA SET SYMBOL
 (BPS101)
 (BPS102)
 (BPS103)
 (BPS106)

CONFIGURATION DESCRIPTION

LARC 8-TPT-657/660, LO-100 CRB, (SHIPS) (BV1VFB)
 LARC 8-TPT-657/660, LO-100 CRB, (SHIPS) (BV1VFB)
 LARC 8-TPT-657/660, LO-100 CRB, (SHIPS) (BV1VFB)
 LARC 8-TPT-657/660, LO-100 CRB, (SHIPS) (BV1VFB)

WINGNO 1.000
 1.000
 1.000
 1.000

WINGSC 1.000
 2.000
 1.000
 2.000

FLTSC 1.000
 3.000

LAMDAF 53.200
 53.200
 70.000
 70.000

REFERENCE INFORMATION
 SREF 175.7376 50. IN.
 LREF 25.5100 INCHES
 BREF 19.7156 INCHES
 XMRP 16.8366 INCHES
 YMRP .0000 INCHES
 ZMRP .0000 INCHES
 SCALE .0188 SCALE

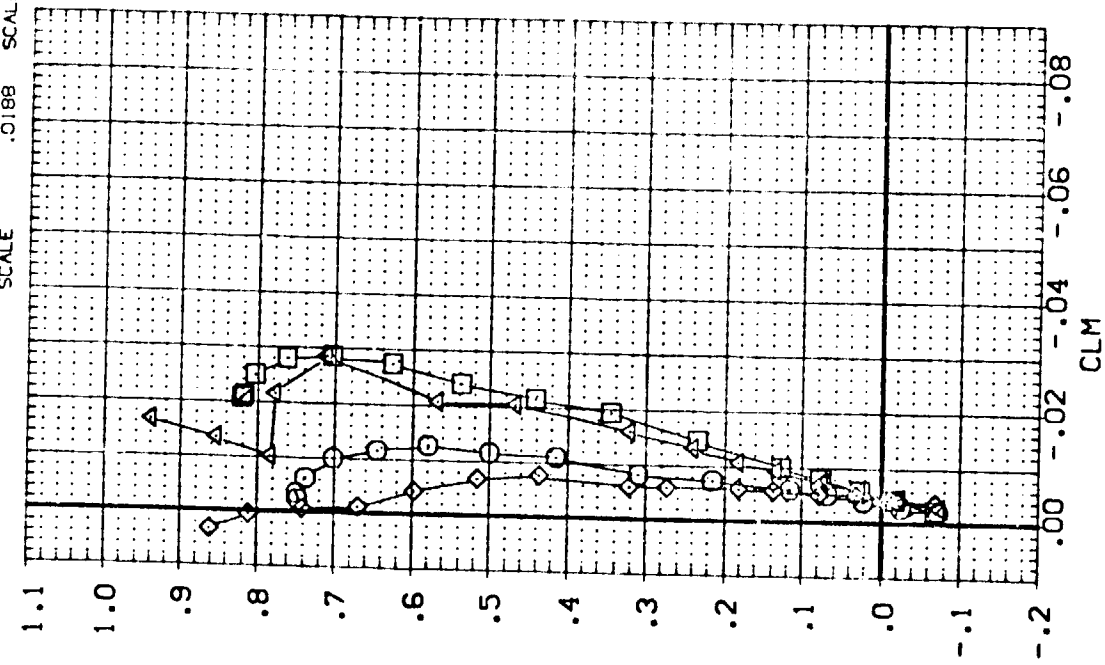


FIGURE 9. EFFECT OF WING/FILLET SECTION ON AERO CHARACT (WING 1, 70 DEG FILLET)
 (B)MACH = .60
 PAGE 260

DATA SET SYMBOL
 (BPS101) (BPS102) (BPS109) (BPS106)

CONFIGURATION DESCRIPTION
 LARC 8-TPT-657/660.L0-100 ORB. (SHAIPS)
 LARC 8-TPT-657/660.L0-100 ORB. (SHAIPS)
 LARC 8-TPT-657/660.L0-100 ORB. (SHAIPS)
 LARC 8-TPT-657/660.L0-100 ORB. (SHAIPS)

WING/FLTSCT/LAMDAF
 WINGSC 1.000 1.000 1.000 1.000
 WINGG 1.000 2.000 1.000 2.000
 FLTSCT 1.000 1.000 3.000 3.000
 LAMDAF 53.200 53.200 70.000 70.000

REFERENCE INFORMATION
 SREF 175.7376 SQ. IN.
 LREF 25.5100 INCHES
 BREF 19.7156 INCHES
 XMRP 16.8366 INCHES
 YMRP .0000 INCHES
 ZMRP .0000 INCHES
 SCALE .0188 SCALE

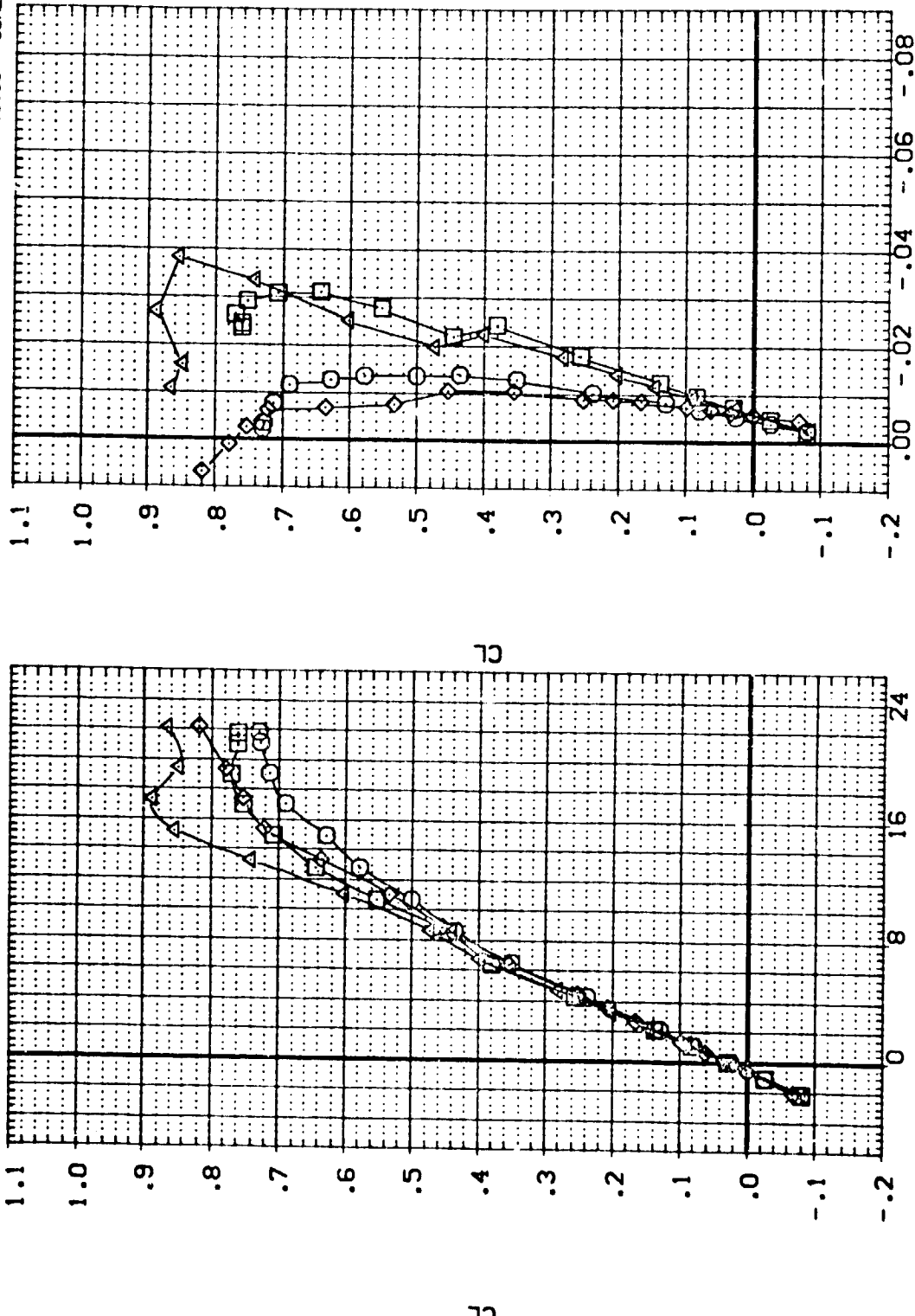


FIGURE 9. EFFECT OF WING/FILLET SECTION ON AERO CHARACT (WING 1, 70 DEG FILLET)
 (C)MACH = .80

DATA SET SYMBOL CONFIGURATION DESCRIPTION

(BPS101) LARC 8-TPT-657/660.L0-100 ORB.(SHIPS)

(BPS102) LARC 8-TPT-657/660.L0-100 ORB.(SHIPS)

(BPS109) LARC 8-TPT-657/660.L0-100 ORB.(SHIPS)

(BPS106) LARC 8-TPT-657/660.L0-100 ORB.(SHIPS)

(BVI1FB)

(BVI1FB)

(BVI1FB)

(BVI1FB)

WINGC WINGSC FLTSCT LAMDAF

1.000 1.000 53.200 53.200

1.000 2.000 53.200 53.200

1.000 1.000 70.000 70.000

1.000 2.000 70.000 70.000

REFERENCE INFORMATION

SREF 175.7375 50. IN.

LREF 25.5100 INCHES

BREF 19.7156 INCHES

XMRP 16.8366 INCHES

ZMRP .0000 INCHES

SCALE .0188 SCALE

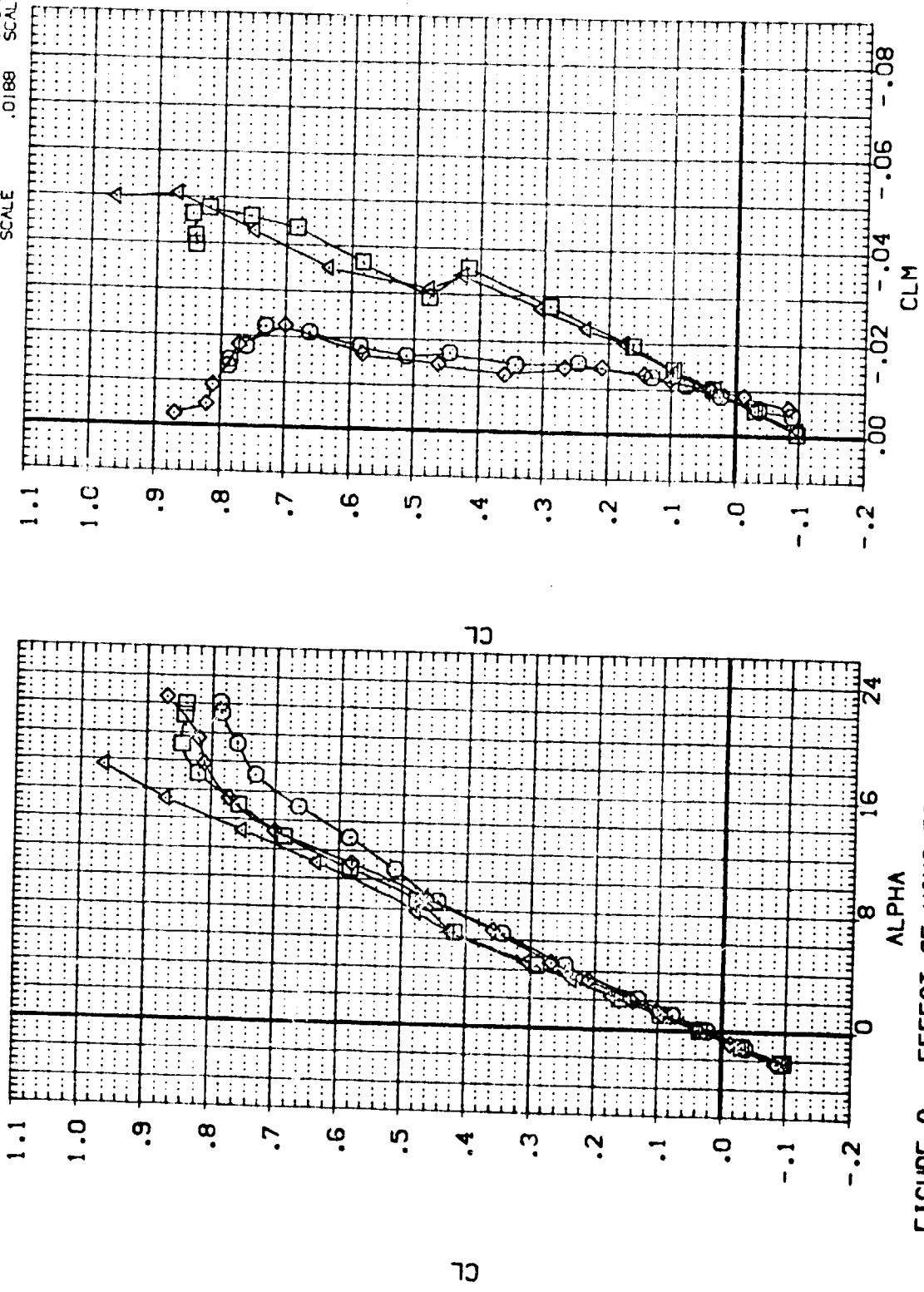


FIGURE 9. EFFECT OF WING/FILLET SECTION ON AERO CHARACT (WING 1, 70 DEG FILLET)

(CJMACH = .90)

PAGE 262

DATA SET SYMBOL	CONFIGURATION DESCRIPTION	(B)MACH	(B)MACH	(B)MACH	(B)MACH	WINGNO	VINGSC	FLTSC	LAPDAF	REFERENCE INFORMATION
(BPS101)	LARC 8-TPT-657/660.LG-100 ORB (SHIPS)	(B)MACH	(B)MACH	(B)MACH	(B)MACH	1.000	1.000		53.200	SREF 175.7376
(BPS102)	LARC 8-TPT-657/660.LG-100 ORB (SHIPS)	(B)MACH	(B)MACH	(B)MACH	(B)MACH	1.000	2.000		53.200	LREF 25.5100
(BPS109)	LARC 8-TPT-657/660.LG-100 ORB (SHIPS)	(B)MACH	(B)MACH	(B)MACH	(B)MACH	1.000	1.000	1.000	70.000	BREF 19.7156
(BPS106)	LARC 8-TPT-657/660.LG-100 ORB (SHIPS)	(B)MACH	(B)MACH	(B)MACH	(B)MACH	1.000	2.000	3.000	70.000	XMRP 16.8366
										ZMRP .0000
										SCALE .0198
										SCALE

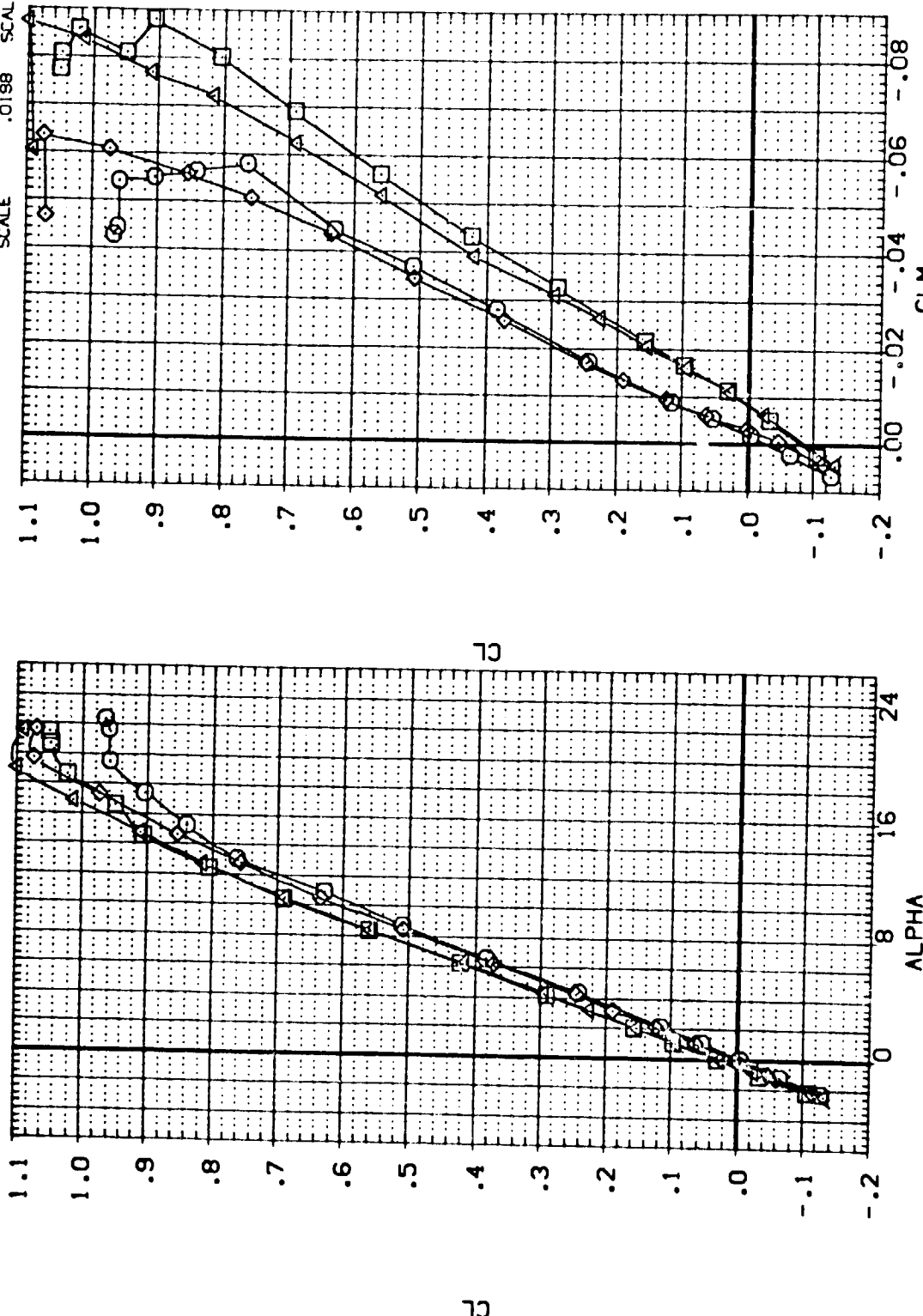


FIGURE 9. EFFECT OF WING/FILLET SECTION ON AERO CHARACT (WING 1, 70 DEG FILLET)
(E)MACH = .98

DATA SET SYMBOL CONFIGURATION DESCRIPTION

- (BPS101) (BV1VFB)
- (BPS102) (SH1PS)
- (BPS109) (SH1PS)
- (BPS106) (SH1PS)

- LARC 8-TPT-657/660.LD-100 DRB (SH1PS)
- LARC 8-TPT-657/660.LD-100 DRB (SH1PS)
- LARC 8-TPT-657/660.LD-100 DRB (SH1PS)
- LARC 8-TPT-657/660.LD-100 DRB (SH1PS)

- (BV1VFB)
- (BV1VFB)
- (BV1VFB)
- (BV1VFB)

WINGAO 1.000
 VINGSC 1.000
 FLTSC 1.000
 LAMDAF 53.200

REFERENCE INFORMATION
 SREF 175.7376 SQ. IN.
 LREF 25.5100 INCHES
 BREF 19.7156 INCHES
 XMRP 16.8366 INCHES
 YMRP .0000 INCHES
 ZMRP .0000 INCHES
 SCALE .0188

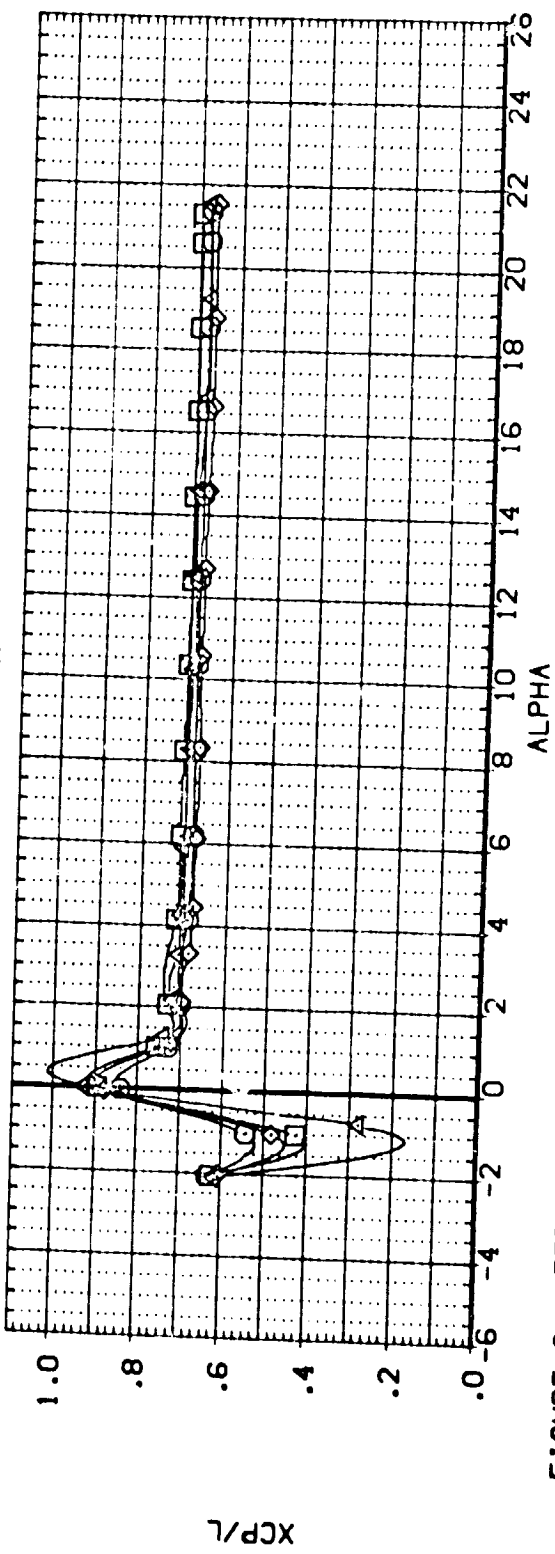
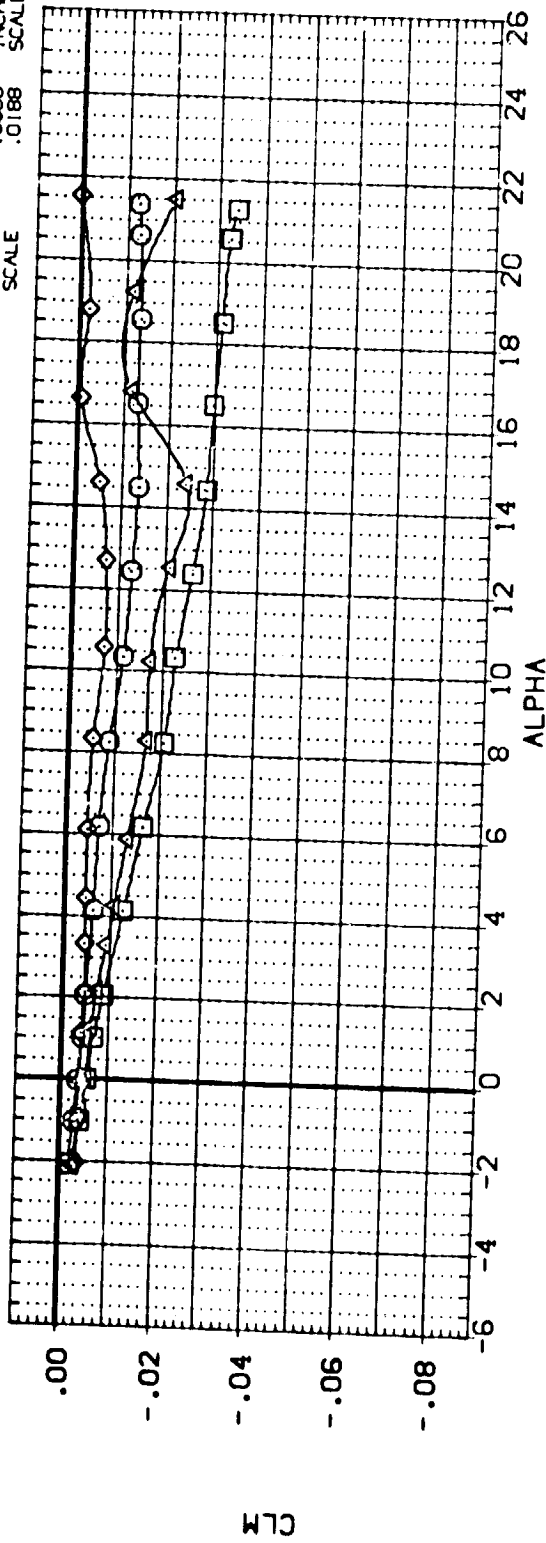


FIGURE 9. EFFECT OF WING/FILLET SECTION ON AERO CHARACT (WING 1, 70 DEG FILLET)
 (A) MACH = .35

DATA SET SYMBOL	CONFIGURATION DESCRIPTION	(BV1VFB)	WINGNO	VINGSC	FLTSCT	LAMDAF	REFERENCE INFORMATION
(BPS101)	LARC 8-TPT-657/660.L0-100 CR8.(SH1PS)	(BV1VFB)	1.000	1.000	1.000	53.200	SREF 175.7376 50. IN.
(BPS102)	LARC 8-TPT-657/660.L0-100 CR8.(SH1PS)	(BV1VFB)	1.000	2.000	1.000	53.200	LREF 25.5100 INCHES
(BPS109)	LARC 8-TPT-657/660.L0-100 CR8.(SH1PS)	(BV1VFB)	1.000	1.000	1.000	70.000	BREF 19.7156 INCHES
(BPS106)	LARC 8-TPT-657/660.L0-100 CR8.(SH1PS)	(BV1VFB)	1.000	2.000	3.000	70.000	XMRP 16.8366 INCHES
							ZMRP .0000 INCHES
							SCALE .0188

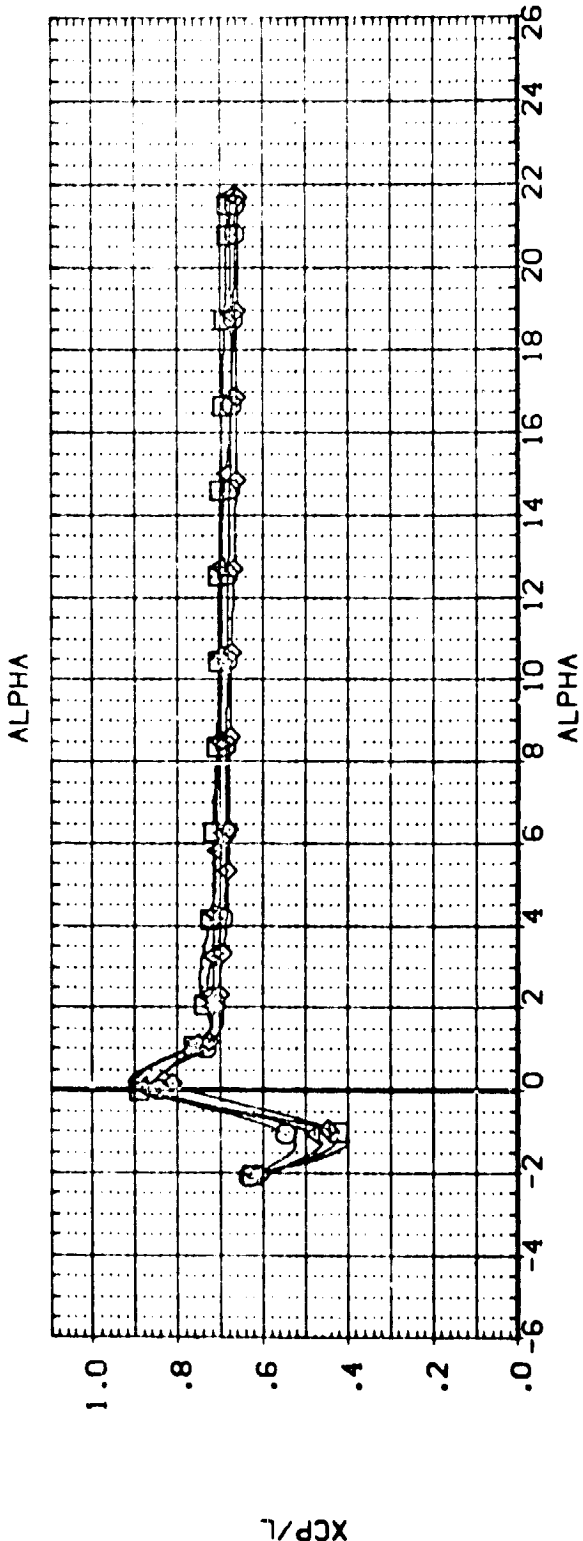
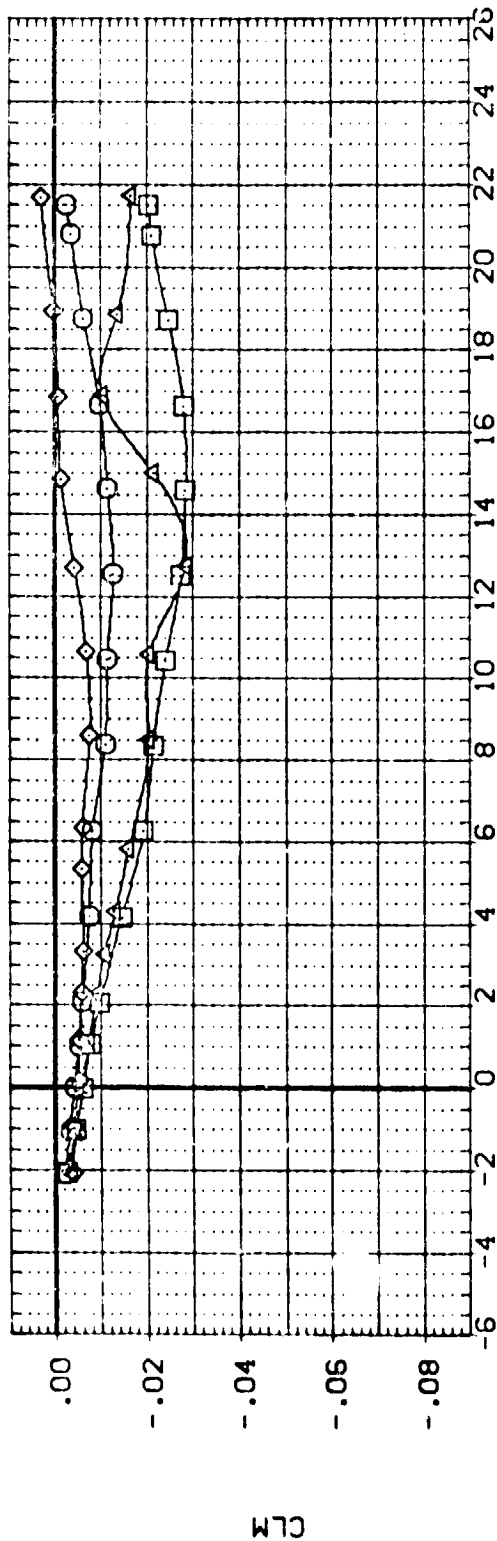


FIGURE 9. EFFECT OF WING/FILLET SECTION ON AERO CHARACTER (WING 1, 70 DEG FILLET)
 (B)MACH = .60

DATA SET SYMBOL	CONFIGURATION DESCRIPTION	(BVI/VBI)	(SHIPS)	(SHIPS)	(SHIPS)	(SHIPS)	(SHIPS)	WINGNO	WINGSC	FLTSCT	LAMDAF	REFERENCE INFORMATION
(BPS101)	LARC 8-TPT-657/660.LG-100 ORB.	(BVI/VBI)	(SHIPS)	(SHIPS)	(SHIPS)	(SHIPS)	(SHIPS)	1.000	1.000	53.200	53.200	175.7376 SO.IN.
(BPS102)	LARC 8-TPT-657/660.LG-100 ORB.	(BVI/VBI)	(SHIPS)	(SHIPS)	(SHIPS)	(SHIPS)	(SHIPS)	1.000	2.000	53.200	53.200	25.5100 INCHES
(BPS103)	LARC 8-TPT-657/660.LG-100 ORB.	(BVI/VBI)	(SHIPS)	(SHIPS)	(SHIPS)	(SHIPS)	(SHIPS)	1.000	1.000	70.000	70.000	19.7156 INCHES
(BPS106)	LARC 8-TPT-657/660.LG-100 ORB.	(BVI/VBI)	(SHIPS)	(SHIPS)	(SHIPS)	(SHIPS)	(SHIPS)	1.000	2.000	70.000	70.000	16.8366 INCHES
												YMRP .0000 INCHES
												ZMRP .0000 INCHES
												SCALE .0188 INCHES

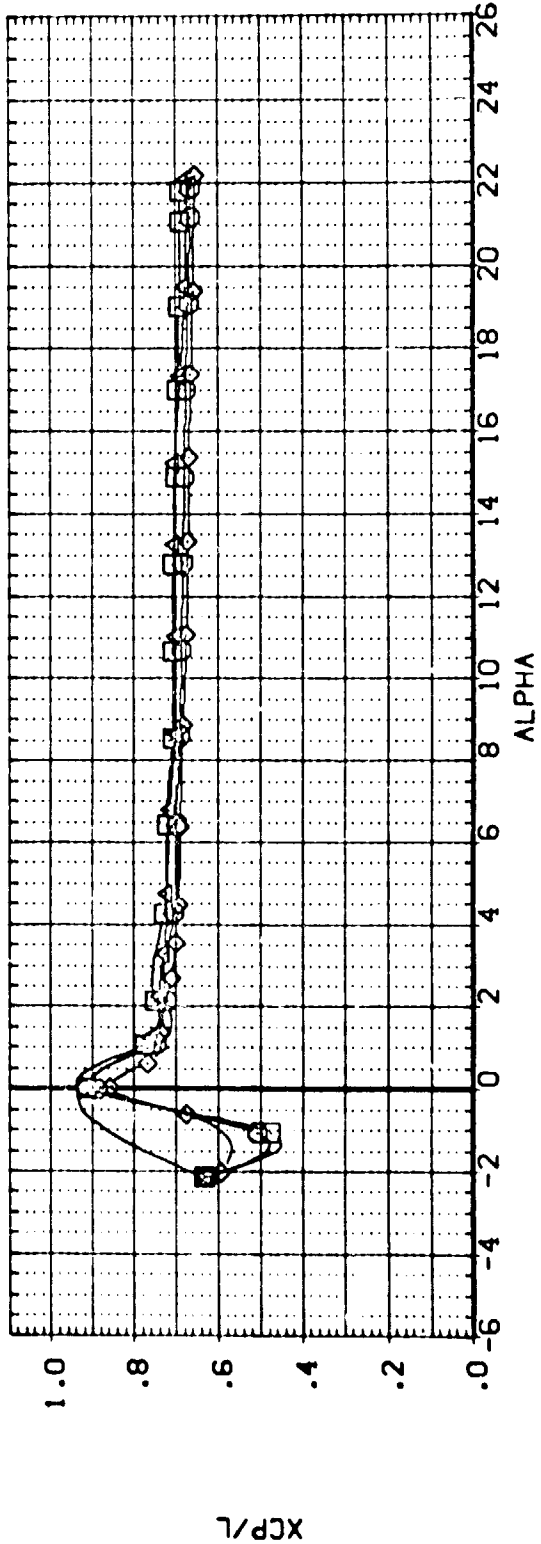
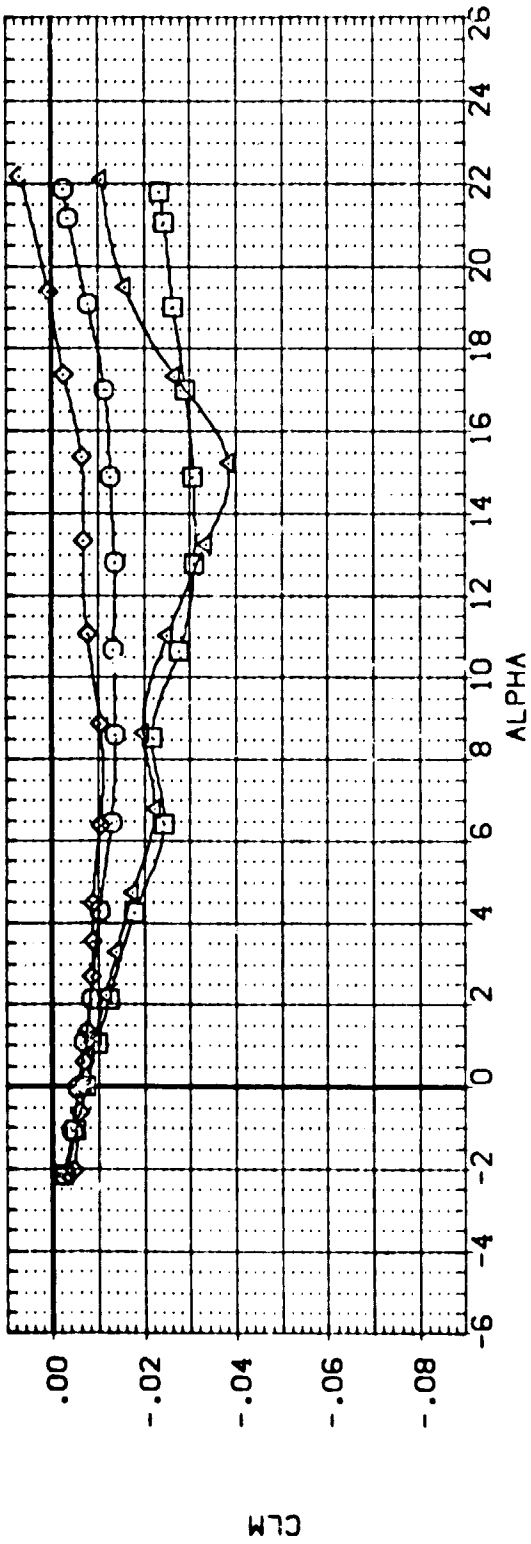


FIGURE 9. EFFECT OF WING/FILLET SECTION ON AERO CHARACT (WING 1, 70 DEG FILLET)
 (C)MACH = .80

DATA SET SYMBOL
 (BP5:101)
 (BP5:102)
 (BP5:103)
 (BP5:106)

CONFIGURATION DESCRIPTION
 LARC 8-TPT-657/660.LD-100 OR8.(SHIPS)
 LARC 8-TPT-657/660.LD-100 OR8.(SHIPS)
 LARC 8-TPT-657/660.LD-100 OR8.(SHIPS)

(BV1VFB)
 (BV1VFB)
 (BV1VFB)

WINGNG
 1.000
 1.000
 1.000
 1.000

WINGSC
 1.000
 2.000
 1.000
 2.000

FLTSCT
 1.000
 3.000
 1.000
 3.000

LANDAF
 53.200
 53.200
 70.000
 70.000

REFERENCE INFORMATION
 SREF 175.7376 SQ.IN.
 LREF 25.5100 INCHES
 BREF 19.7156 INCHES
 XMRP 16.8366 INCHES
 YMRP .0000 INCHES
 ZMRP .0000 INCHES
 SCALE .0188

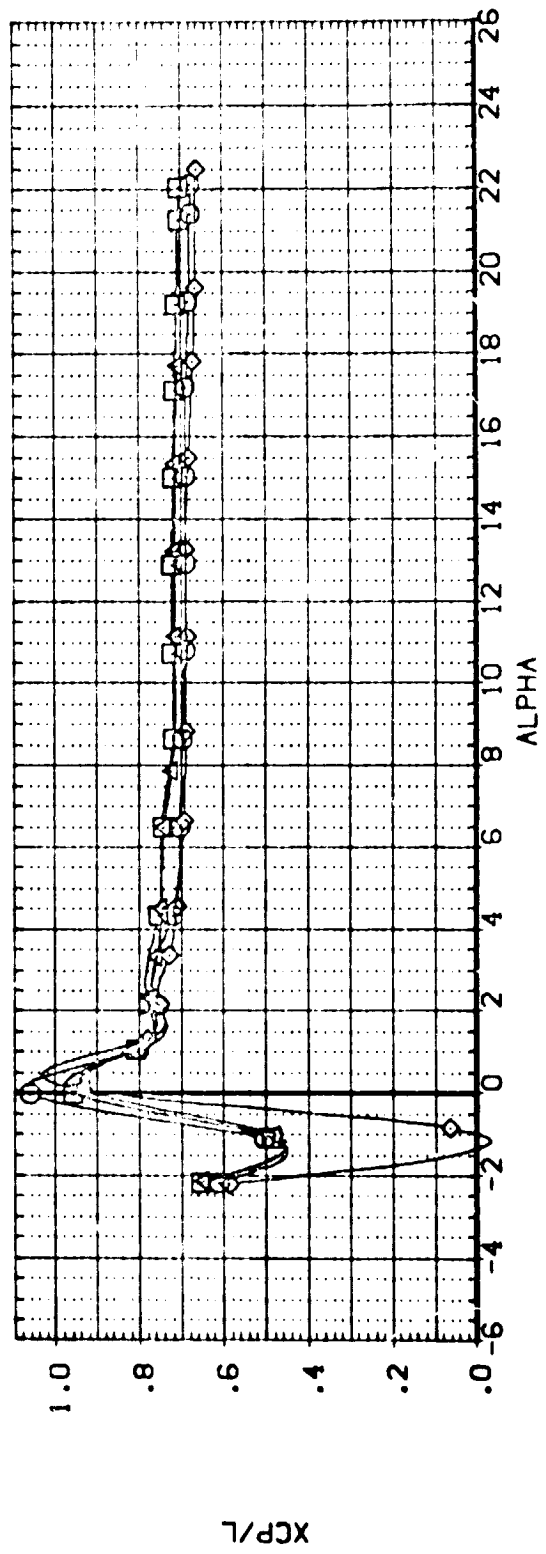
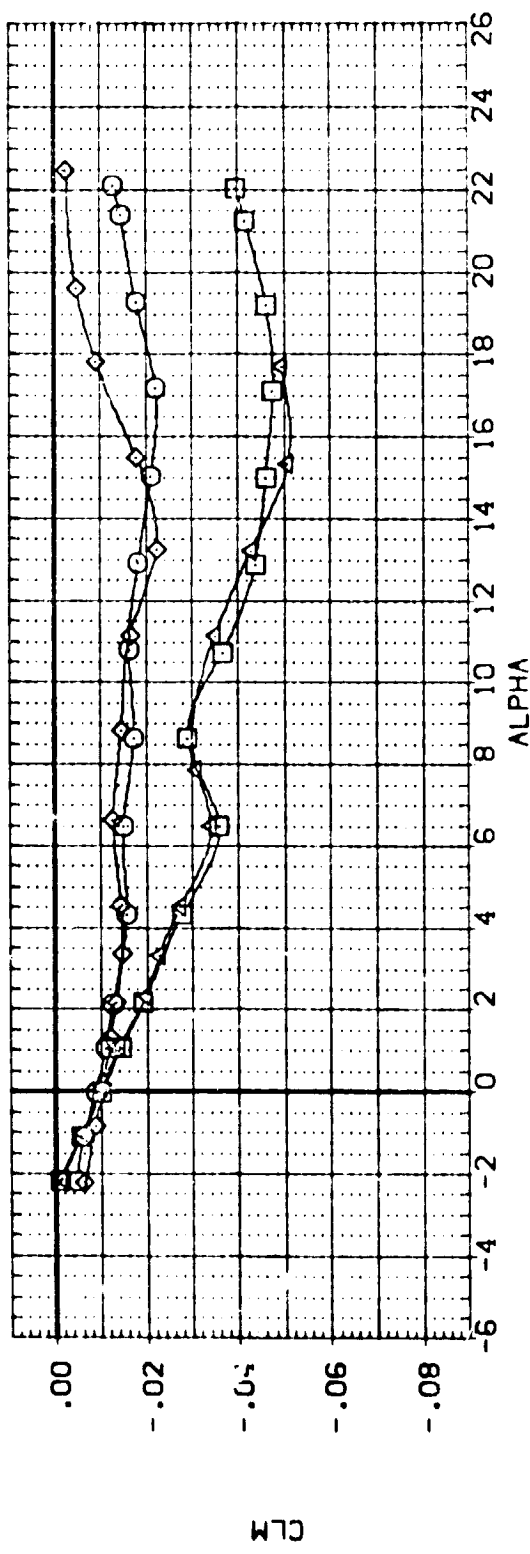


FIGURE 9. EFFECT OF WING/FILLET SECTION ON AERO CHARACT (WING : 70 DEG FILLET)
 (D)MACH = .90

DATA SET SYMBOL	CONFIGURATION DESCRIPTION	WINGNO	WINGSC	FLTSCT	LAMDAF	REFERENCE INFORMATION
(BPS101)	LARC 8-TPT-657/660.LD-100 DRB.(S41PS)	1.000	1.000		53.200	SREF 175.7376 50. IN.
(BPS102)	LARC 8-TPT-657/660.LD-100 DRB.(S41PS)	1.000	2.000		53.200	LREF 25.5100 INCHES
(BPS109)	LARC 8-TPT-657/660.LD-100 DRB.(S41PS)	1.000	1.000	1.000	70.000	BREF 19.7156 INCHES
(BPS106)	LARC 8-TPT-657/660.LD-100 DRB.(S41PS)	1.000	2.000	3.000	70.000	YMRP 16.8366 INCHES
						ZMRP .0000 INCHES
						SCALE .0188 INCHES

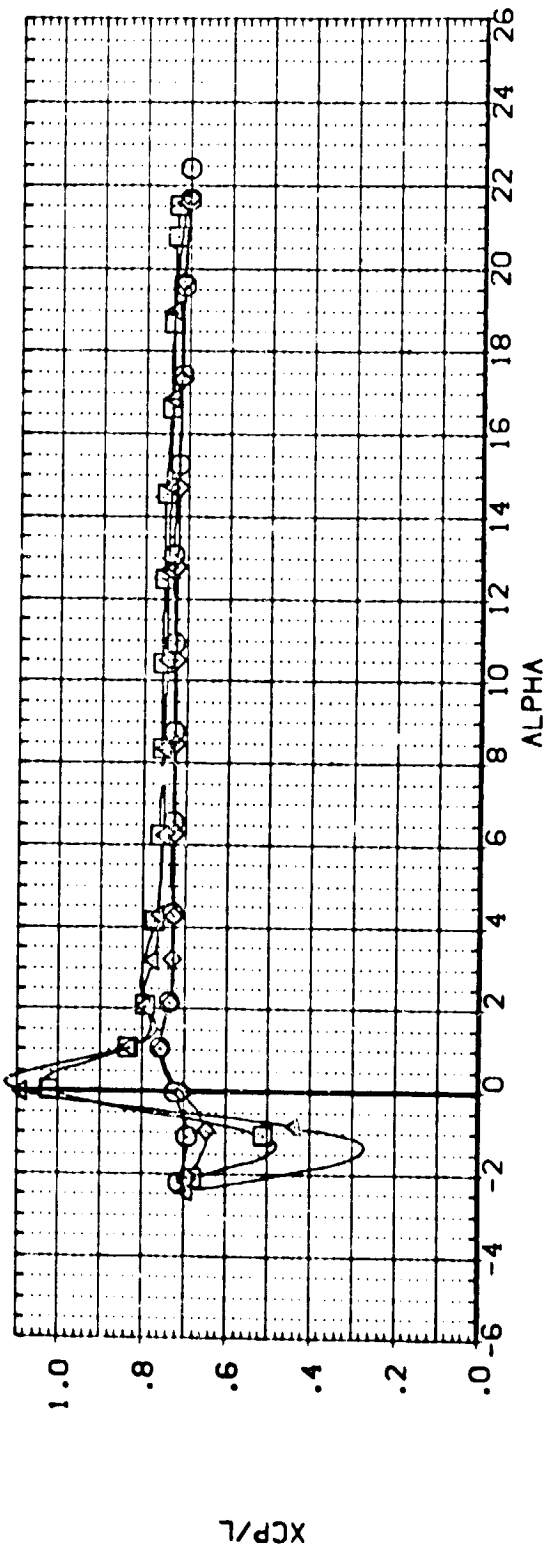
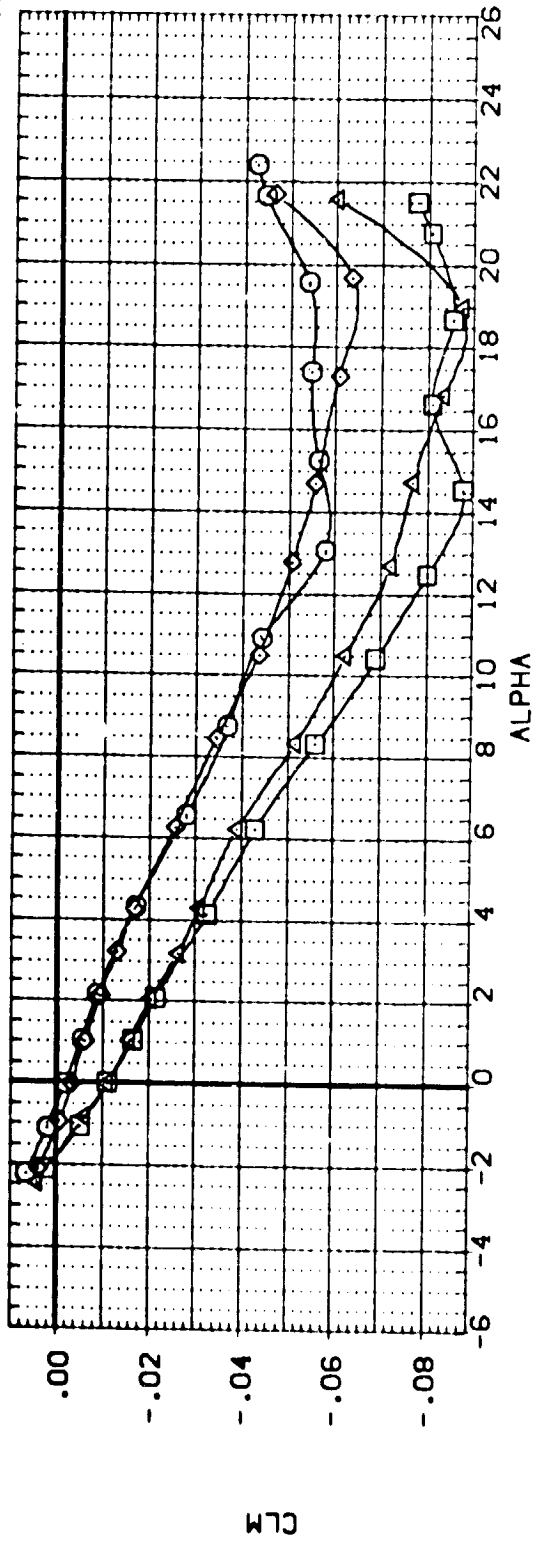


FIGURE 9. EFFECT OF WING/FILLET SECTION ON AERO CHARACT (WING 1, 70 DEG FILLET)
 (E)MACH = .98

DATA SET SYMBOL: (BPS:01), (BPS:02), (BPS:03), (BPS:06)

CONFIGURATION DESCRIPTION:
 LARC 8-TPT-657/660, LO-100 DRB, (SH)(PS)
 LARC 8-TPT-657/660, LO-100 DRB, (SH)(PS)
 LARC 8-TPT-657/660, LO-100 DRB, (SH)(PS)
 LARC 8-TPT-657/660, LO-100 DRB, (SH)(PS)

(BPS:01) (BPS:02) (BPS:03) (BPS:06)

(BM)(VFB) (BM)(VFB) (BM)(VFB) (BM)(VFB)

WINGNO: 1,000 1,000 1,000 1,000

WINGSC: 1,000 2,000 1,000 2,000

FLTSCT: 1,000 3,000

LAMDAF: 53,200 53,200 70,000 70,000

REFERENCE INFORMATION:
 SREF: 175.7376 SO, IN.
 LREF: 25.5100 INCHES
 BREF: 19.7156 INCHES
 XMRP: 16.366 INCHES
 YMRP: 0.000 INCHES
 ZMRP: 0.000 INCHES
 SCALE: 0.38

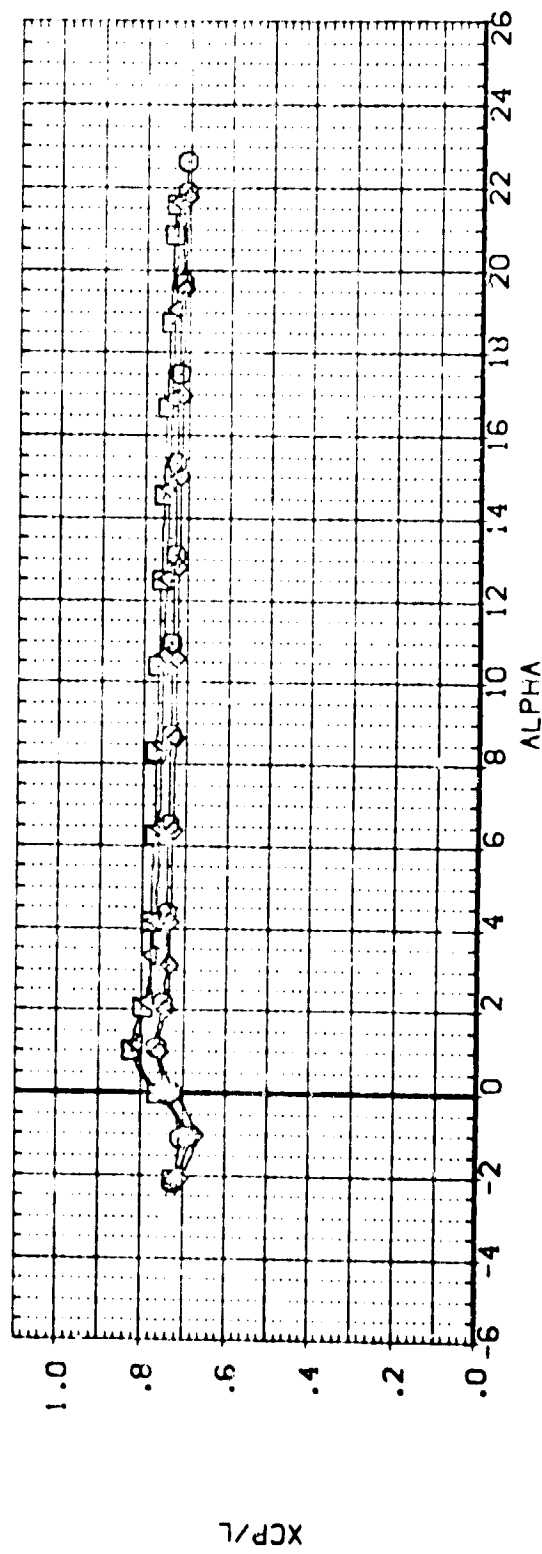
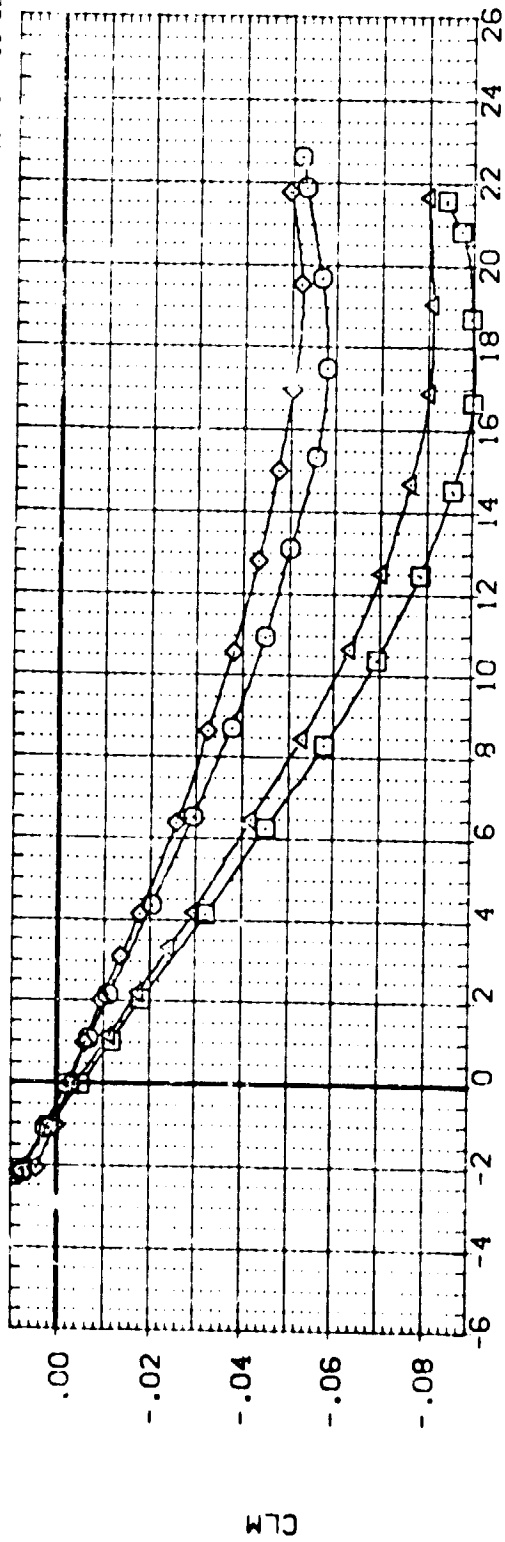


FIGURE 9. EFFECT OF WING/FILLET SECTION ON AERO CHARACT (WING 1, 70 DEG FILLET)
 (F)MACH = 1.20

DATA SET SYMBOL	CONFIGURATION DESCRIPTION	(B)M(V)B	WINGING	WINGSC	FLTSCT	L _A ² /D _A F	REFERENCE INFORMATION
(BPS101)	LARC 8-TPT-657/660, LO-100 ORB. (SHIPS)	(B)M(V)B	1.000	1.000	53.200	SREF 175.7376	50. IN.
(BPS102)	LARC 8-TPT-657/660, LO-100 ORB. (SHIPS)	(B)M(V)B	1.000	2.000	53.200	LREF 25.5100	INCHES
(BPS107)	LARC 8-TPT-657/660, LO-100 ORB. (SHIPS)	(B)M(V)B	1.000	1.000	78.000	BREF 19.7156	INCHES
(BPS108)	LARC 8-TPT-657/660, LO-100 ORB. (SHIPS)	(B)M(V)B	1.000	2.000	78.000	XMRP .0000	INCHES
						ZMRP .0000	INCHES
						SCALE .0188	SCALE

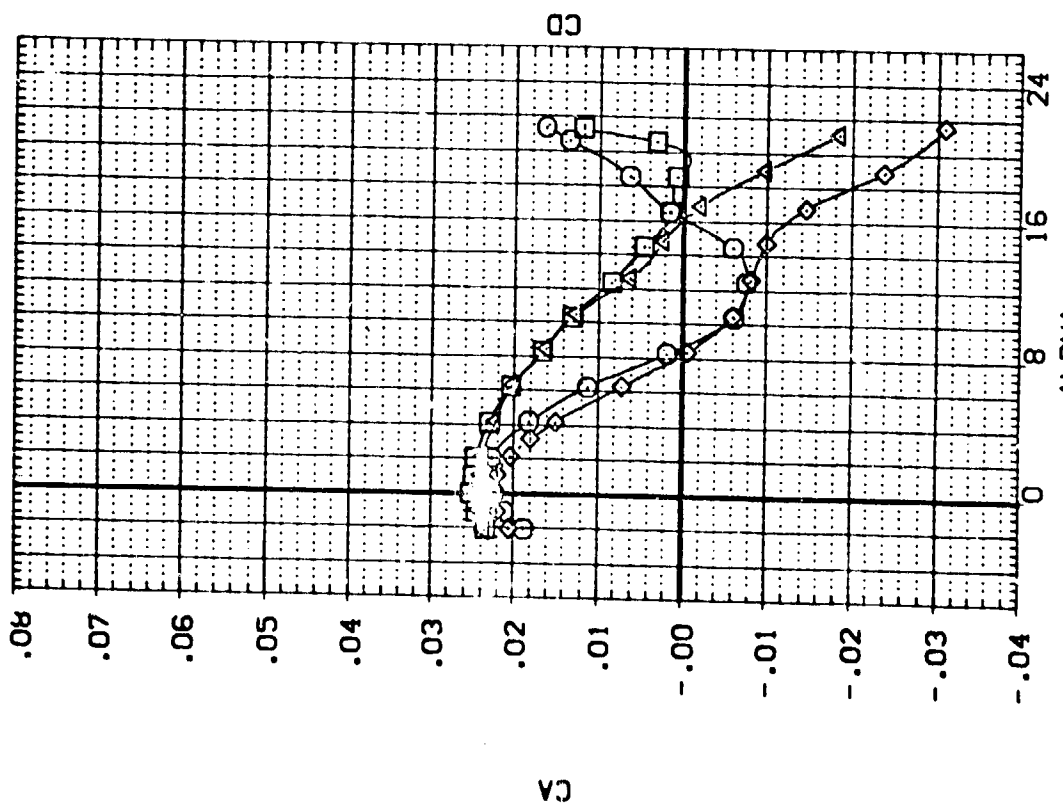
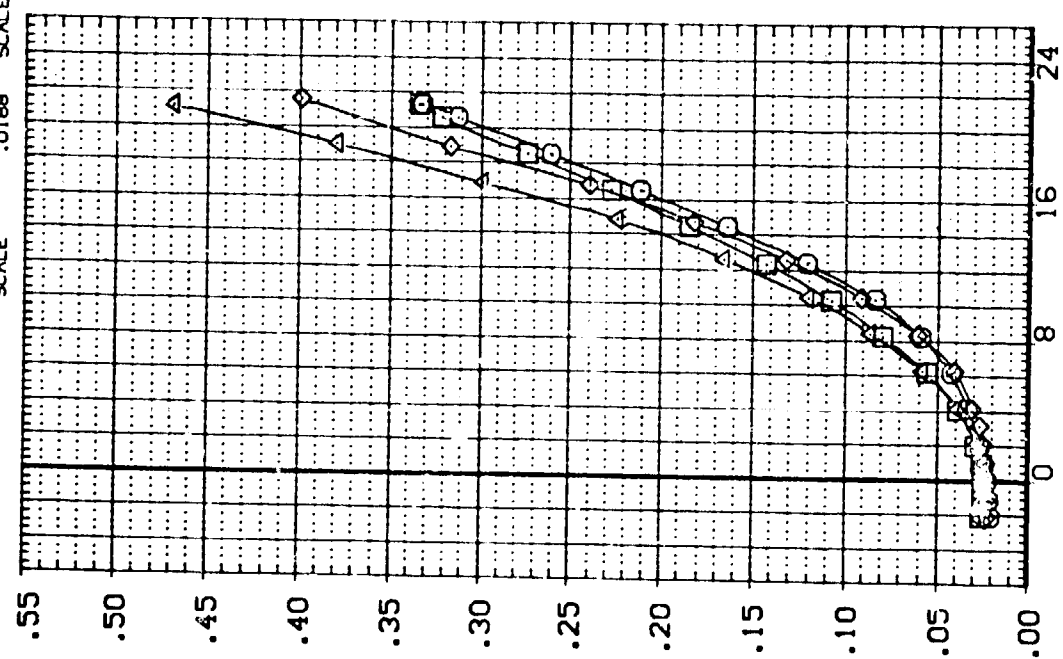


FIGURE 10. EFFECT OF WING/FILLET SECTION ON AERO CHARACT (WING 1, 78 DEG FILLET)

(A)MACH = .35

DATA SET SYMBOL CONFIGURATION DESCRIPTION REFERENCE INFORMATION

(BFS101)	LARC 8-TPT-657/660, LO-100 CRB, (SHIPS)	SREF 175.7376	50. IN.
(BFS102)	LARC 8-TPT-657/660, LO-100 CRB, (SHIPS)	LREF 25.5100	INCHES
(BFS107)	LARC 8-TPT-657/660, LO-100 CRB, (SHIPS)	BREF 19.7156	INCHES
(BFS108)	LARC 8-TPT-657/660, LO-100 CRB, (SHIPS)	XMRP 16.8366	INCHES
		ZMRP .0000	INCHES
		SCALE .0000	INCHES
		SCALE .0.88	SCALE

WINGM WINGSC FLTSET LAMDAF

1.000	1.000		53.200
1.000	2.000		53.200
1.000	1.000	1.000	78.000
1.000	2.000	3.000	78.000

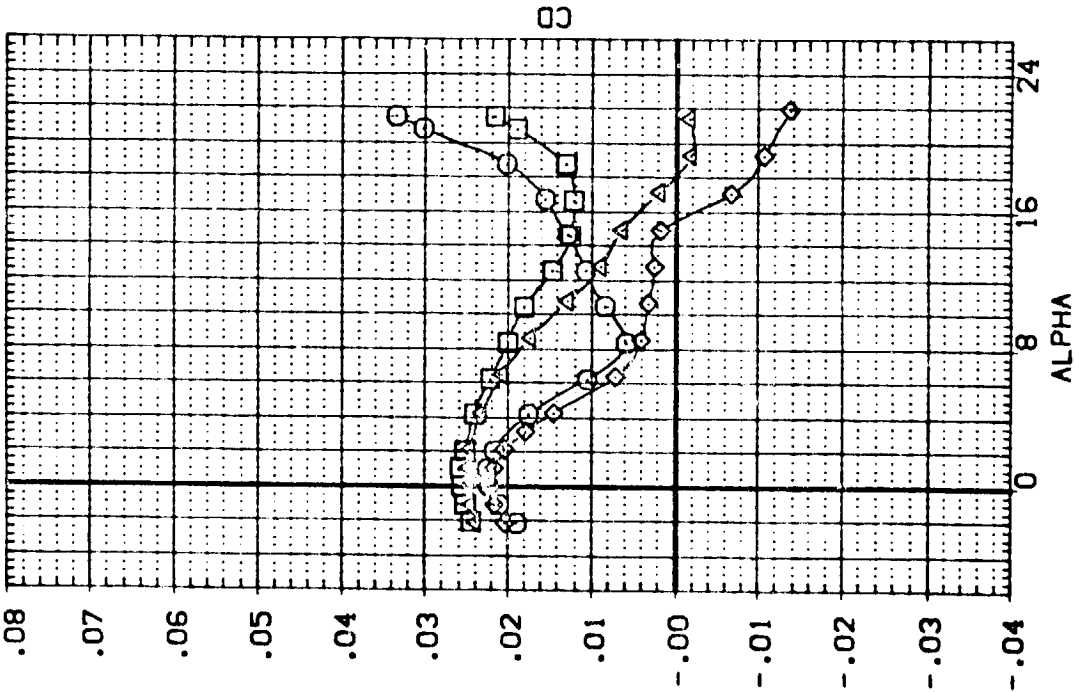
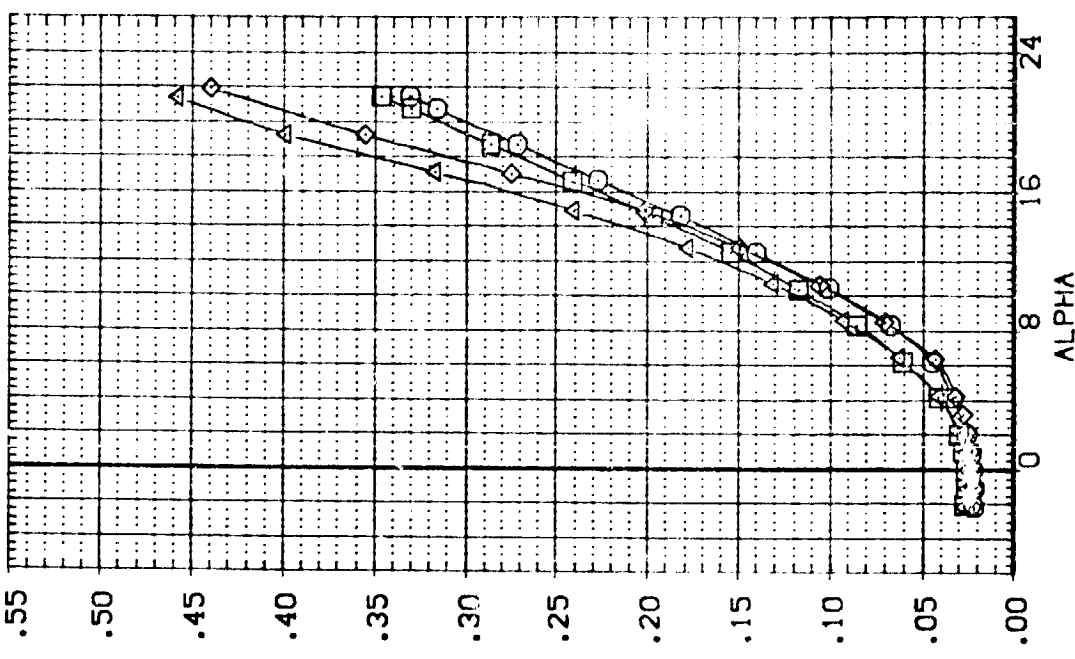


FIGURE 10. EFFECT OF WING/FILLET SECTION ON AERO CHARACT (WING 1, 78 DEG FILLET)

(B)MACH = .60

DATA SET SYMBOL
 (BPS101)
 (BPS102)
 (BPS107)
 (BPS108)

CONFIGURATION DESCRIPTION
 LARC 8-TPT-657/660.LO-100 DRB.(SHIPS)
 LARC 8-TPT-657/660.LO-100 DRB.(SHIPS)
 LARC 8-TPT-657/660.LO-100 DRB.(SHIPS)
 LARC 8-TPT-657/660.LO-100 DRB.(SHIPS)

(B) (V/FB)
 (B) (V/FB)
 (B) (V/FB)
 (B) (V/FB)

WINGNO WINGSC FLTSTC LAMDAF
 1.000 1.000
 1.000 2.000
 1.000 1.000
 1.000 2.000

REFERENCE INFORMATION
 SREF 175.7376 50. IN.
 LREF 25.5100 INCHES
 BREF 19.7156 INCHES
 XMRP 16.8366 INCHES
 YMRP .0000 INCHES
 ZMRP .0000 INCHES
 SCALE .0189

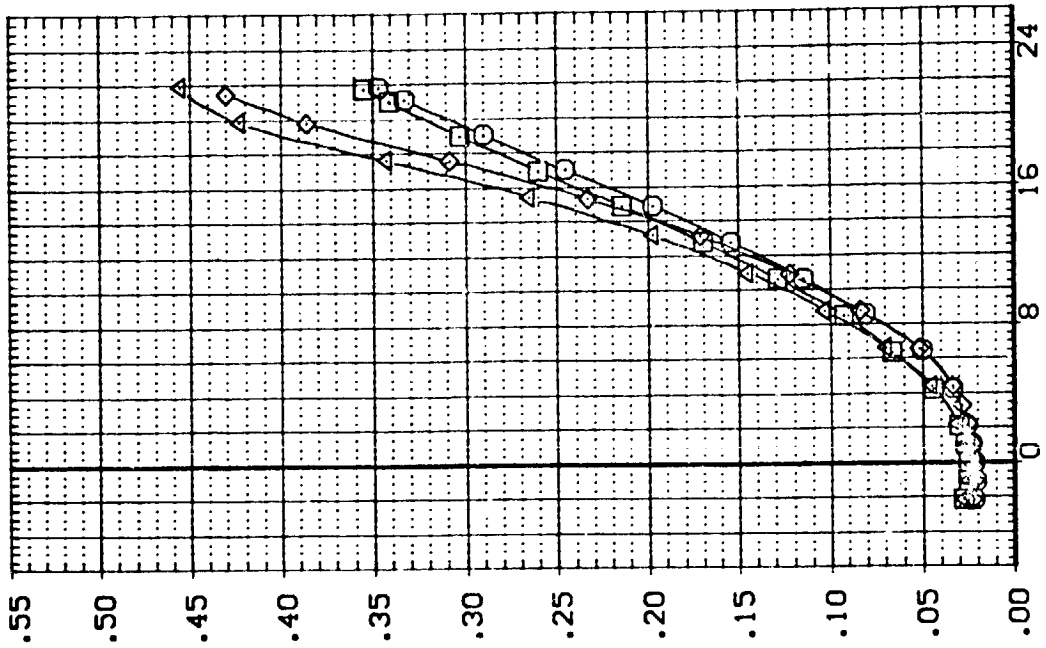
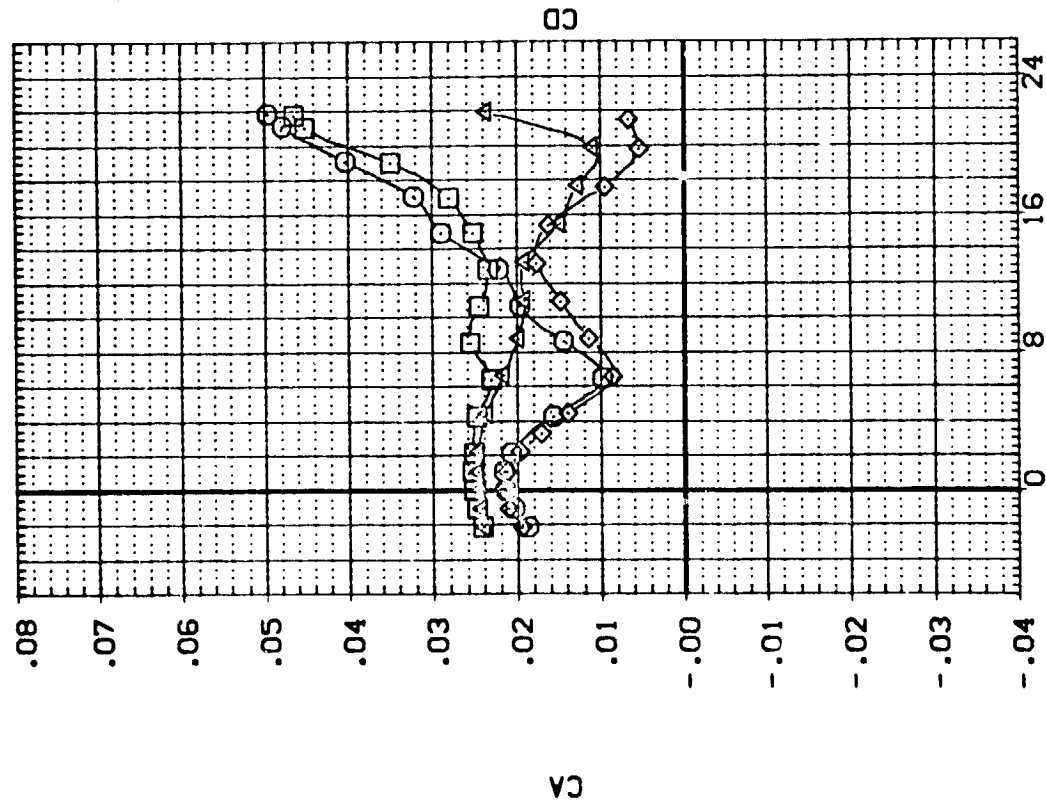


FIGURE 10. EFFECT OF WING/FILLET SECTION ON AERO CHARACT (WING 1, 78 DEG FILLET)
 (C)MACH = .80

DATA SET SYMBOL
 (BPS101)
 (BPS102)
 (BPS107)
 (BPS108)

CONFIGURATION DESCRIPTION
 LARC 8-TPT-657/660.L0-100 CR8.(SHIPS)
 LARC 8-TPT-657/660.L0-100 CR8.(SHIPS)
 LARC 8-TPT-657/660.L0-100 CR8.(SHIPS)
 LARC 8-TPT-657/660.L0-100 CR8.(SHIPS)

(BVI/VFB)
 (BVI/VFB)
 (BVI/VFB)
 (BVI/VFB)

VINGND VINGSC FLTSC LAMDAF
 1.000 1.000 1.000 53.200
 1.000 2.000 1.000 53.200
 1.000 1.000 3.000 78.000
 1.000 2.000 3.000 78.000

REFERENCE INFORMATION
 SREF 175.7376 50. IN.
 LREF 25.5100 INCHES
 BREF 19.7156 INCHES
 XMRP 16.8366 INCHES
 YMRP .0000 INCHES
 ZMRP .0000 INCHES
 SCALE .0188 INCHES

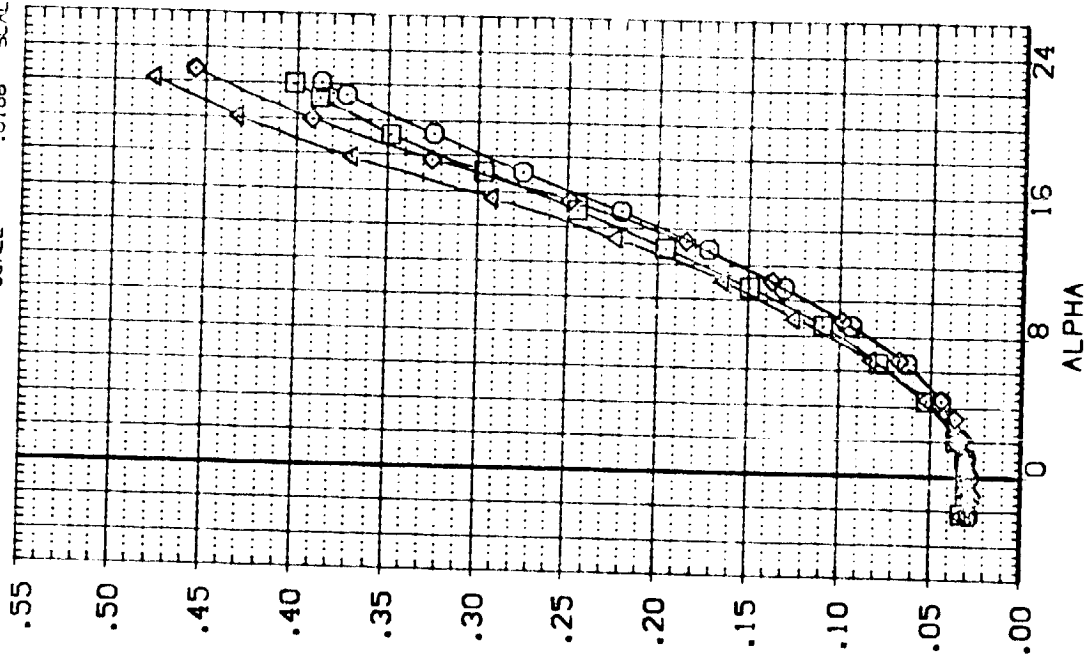
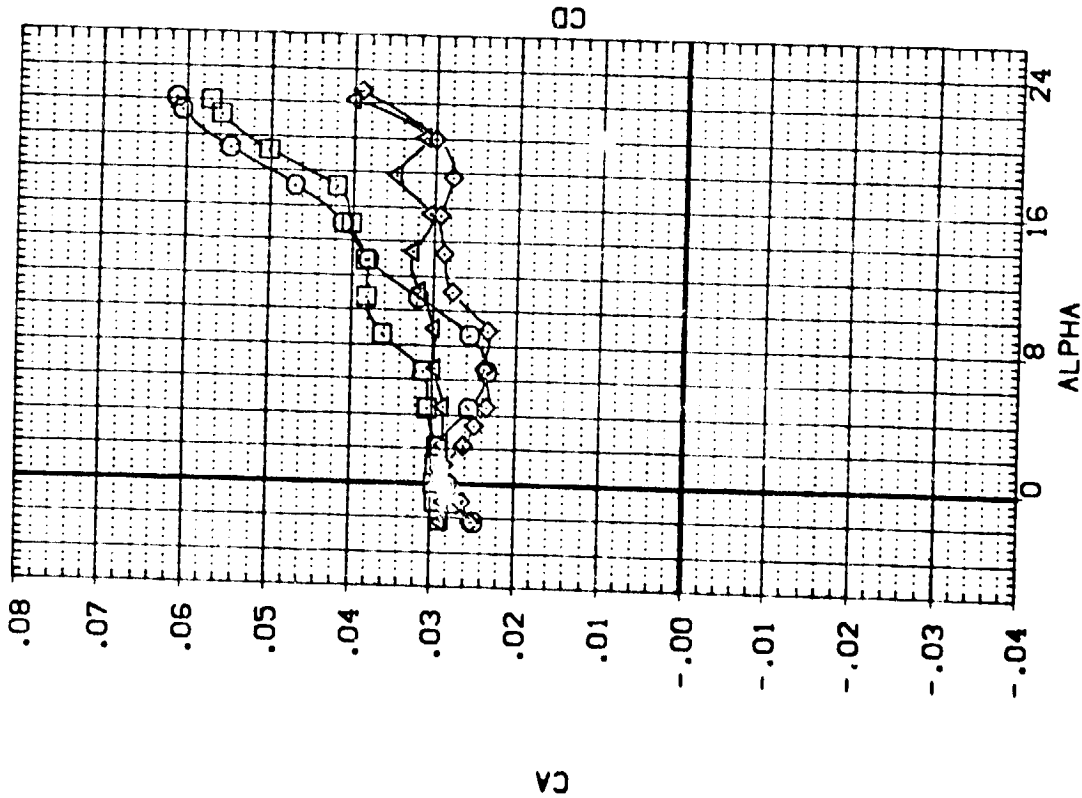


FIGURE 10. EFFECT OF WING/FILLET SECTION ON AERO CHARACTER (WING 1, 78 DEG FILLET)
 (O)MACH = .90

DATA SET SYMBOL CONFIGURATION DESCRIPTION

(BPS101) □ LARC 8-TPT-657/660, LO-100 CR8, (SH)PS

(BPS102) ○ LARC 8-TPT-657/660, LO-100 CR8, (SH)PS

(BPS107) △ LARC 8-TPT-657/660, LO-100 CR8, (SH)PS

(BPS108) ◇ LARC 8-TPT-657/660, LO-100 CR8, (SH)PS

VINGND VINGSC FLTSCT LAMDAF

1.000 1.000 1.000 53.200

1.000 2.000 3.000 53.200

1.000 1.000 1.000 78.000

1.000 2.000 3.000 78.000

REFERENCE INFORMATION

SREF 175.7375 SQ. IN.

LREF 25.5100 INCHES

BREF 19.7156 INCHES

YMRP 16.8366 INCHES

ZMRP .0000 INCHES

SCALE .0188 INCHES

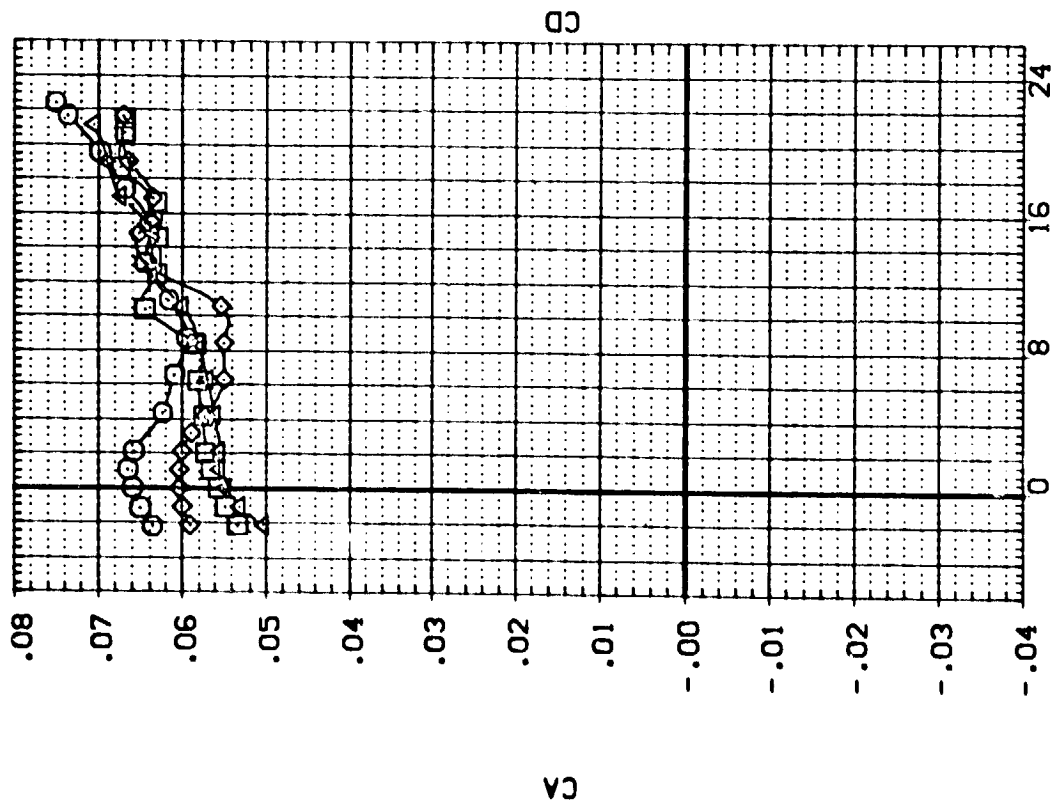
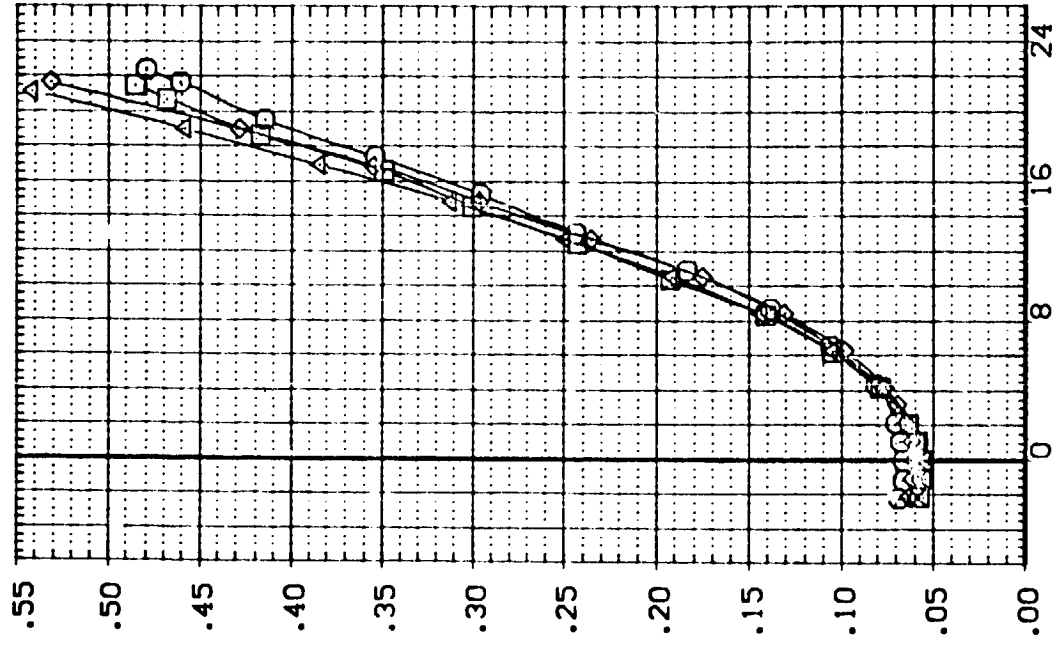


FIGURE 10. EFFECT OF WING/FILLET SECTION ON AERO CHARACTER (WING 1, 78 DEG FILLET)

(E)MACH = .98

PAGE 275

DATA SET SYMBOL
 (BPS:01) 
 (BPS:02) 
 (BPS:07) 
 (BPS:08) 

CONFIGURATION DESCRIPTION
 LARC 8-TPT-657/660.LD-100 CR8.(SHIPS)
 LARC 8-TPT-657/660.LD-100 CR8.(SHIPS)
 LARC 8-TPT-657/660.LD-100 CR8.(SHIPS)
 LARC 8-TPT-657/660.LD-100 CR8.(SHIPS)

(BV1/VFB)
 (BV1/VFB)
 (BV1/VFB)
 (BV1/VFB)

VINGNO 1.000
 1.000
 1.000
 1.000

WINGSC 1.000
 2.000
 1.000
 2.000

FLTSTCT 1.000
 3.000

LAMDAF 53.200
 53.200
 78.000
 78.000

REFERENCE INFORMATION
 SREF 175.7376 50 IN.
 LREF 25.5106 INCHES
 BREF 19.7156 INCHES
 XMRP 16.8366 INCHES
 YMRP .0000 INCHES
 ZMRP .0000 INCHES
 SCALE .0188 SCALE

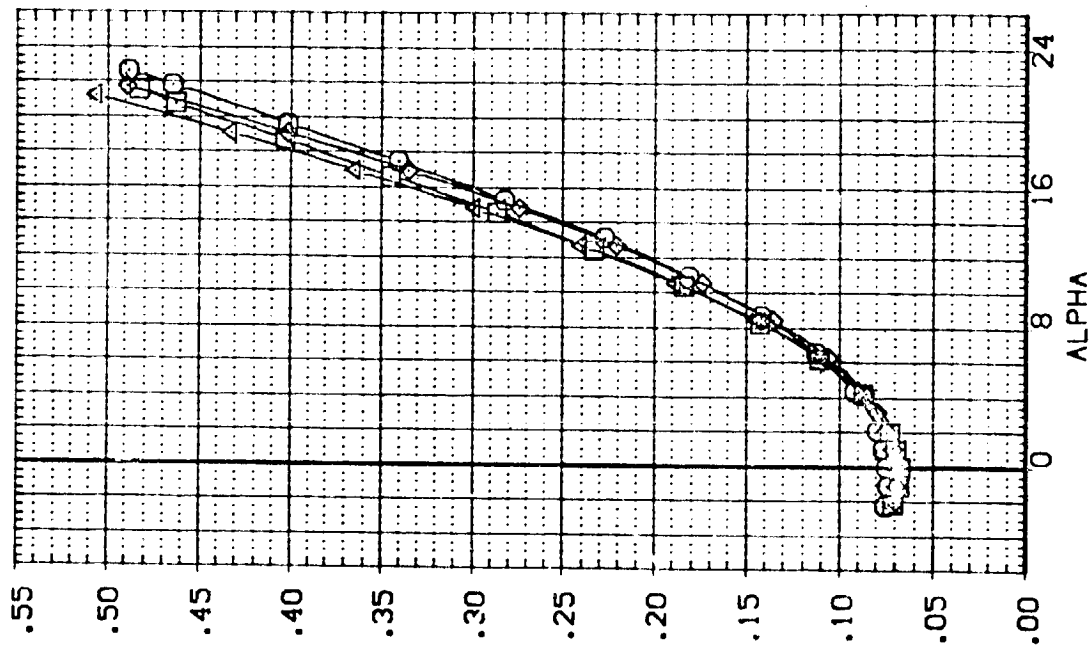
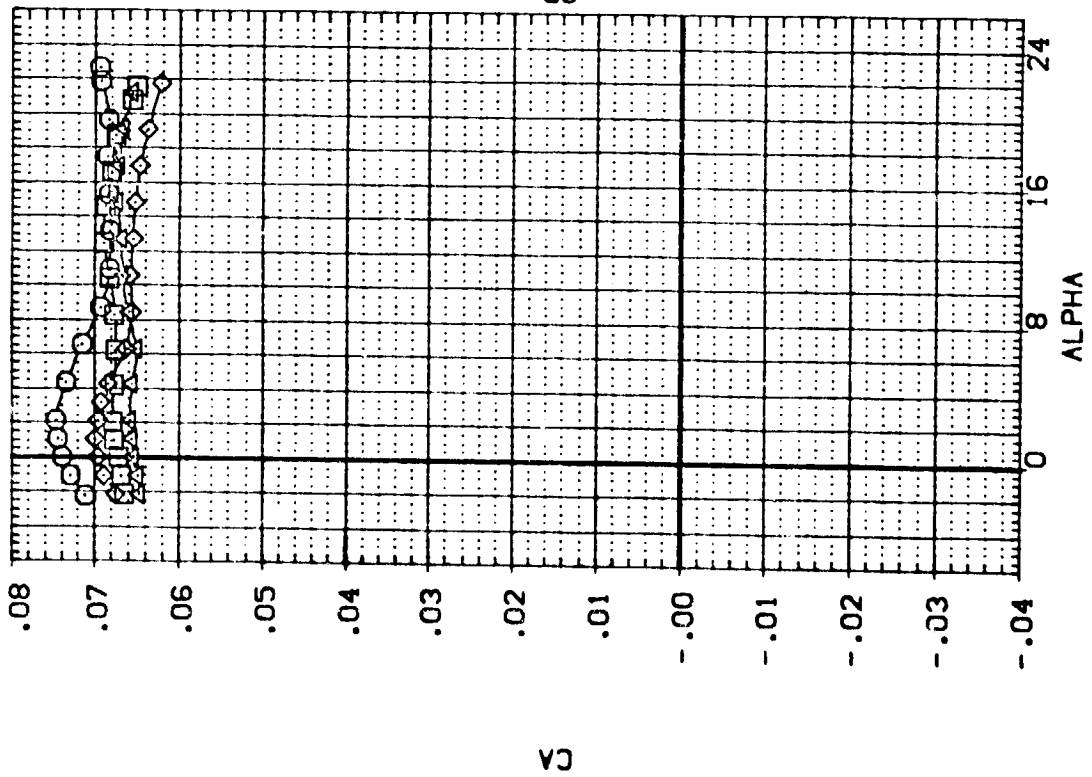


FIGURE 10. EFFECT OF WING/FILLET SECTION ON AERO CHARACTER (WING 1, 78 DEG FILLET)
 (F)MACH = 1.20

DATA SET SYMBOL	CONFIGURATION DESCRIPTION	(SHIPS)	(SHIPS)	(BVI/VFB)	WINGNO	WINGSC	FLTSCT	LAMDAF	REFERENCE INFORMATION	SO. IN.
(BPS101)	LARC 8-TPT-657/660.L0-100 DRB.	(SHIPS)	(SHIPS)	(BVI/VFB)	1.000	1.000		53.200	SREF	175.7376
(BPS102)	LARC 8-TPT-657/660.L0-100 DRB.	(SHIPS)	(SHIPS)	(BVI/VFB)	1.000	2.000		53.200	LREF	25.5100
(BPS103)	LARC 8-TPT-657/660.L0-100 DRB.	(SHIPS)	(SHIPS)	(BVI/VFB)	1.000	1.000	1.000	78.000	BREF	19.7156
(BPS108)	LARC 8-TPT-657/660.L0-100 DRB.	(SHIPS)	(SHIPS)	(BVI/VFB)	1.000	2.000	3.000	78.000	XMRP	16.8366
									ZMRP	.0000
									SCALE	.0189

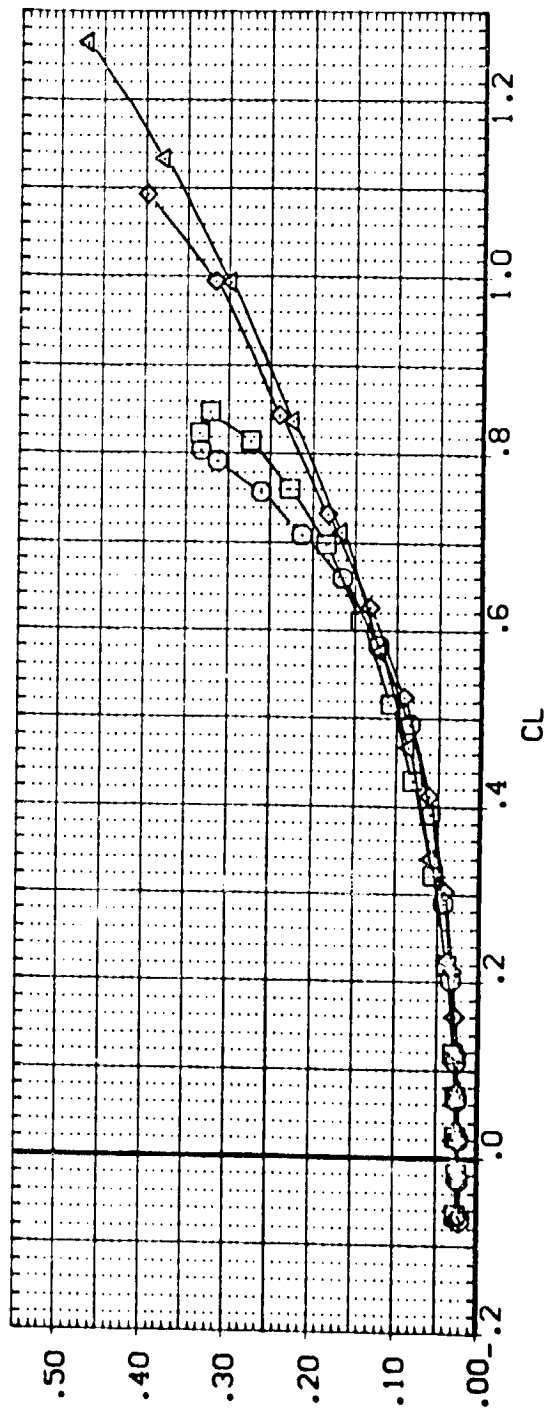
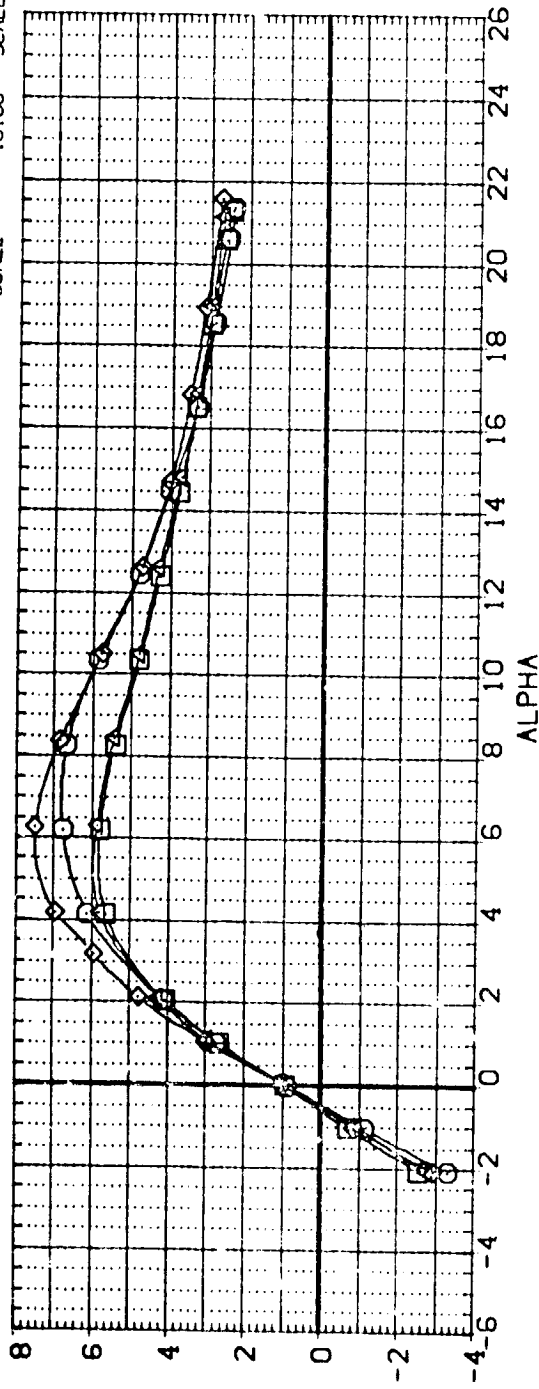


FIGURE 10. EFFECT OF WING/FILLET SECTION ON AERO CHARACT (WING 1. 78 DEG FILLET)

(A)MACH = .35

DATA SET SYM: (BPS101) (BPS102) (BPS107) (BPS108)

CONFIGURATION DESCRIPTION
 LARC 8-TPT-657/660.LO-100 DRB.(SH)PS
 LARC 8-TPT-657/660.LO-100 DRB.(SH)PS
 LARC 8-TPT-657/660.LO-100 DRB.(SH)PS
 LARC 8-TPT-657/660.LO-100 DRB.(SH)PS

(BV)VF8
 (BV)VF8
 (BV)VF8
 (BV)VF8

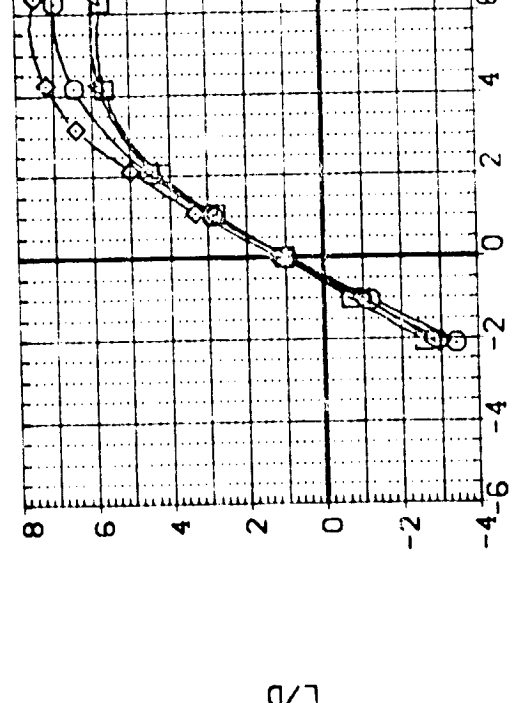
WINGNO 1.000
 1.000
 1.000
 1.000

WINGSC 1.000
 2.000
 1.000
 2.000

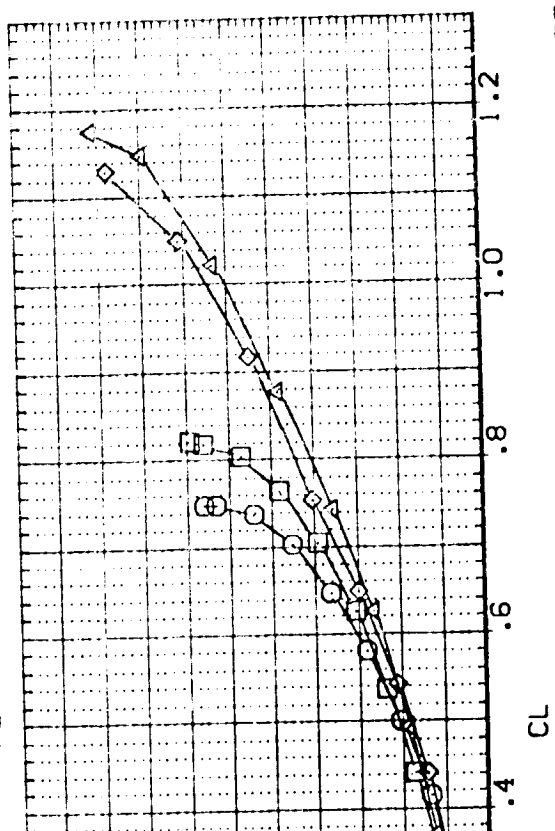
FLTSCT 1.000
 3.000

LAMDAF 53.200
 53.200
 78.000
 78.000

REFERENCE INFORMATION
 SREF 175.7376 50. IN.
 LREF 25.100 INCHES
 BREF 19.156 INCHES
 XMRP 16.8366 INCHES
 YMRP .0000 INCHES
 ZMRP .0000 INCHES
 SCALE .0188



L/D



CL

FIGURE 10. EFFECT OF WING/FILLET SECTION ON AERO CHARACT (WING 1, 78 DEG FILLET)
 (B)MACH = .60

DATA SET SYMBOL	CONFIGURATION DESCRIPTION	(BVI/VFB)	(SH/PS)	WINGND	WINGSC	FLTSCT	LANDAF	REFERENCE INFORMATION
(BPS101)	LARC 8-TPT-657/660.L0-100 ORB.(SH/PS)	(BVI/VFB)	(SH/PS)	1.000	1.000		53.200	SREF 175.7376 50. IN.
(BPS102)	LARC 8-TPT-657/660.L0-100 ORB.(SH/PS)	(BVI/VFB)	(SH/PS)	1.000	2.000		53.200	LREF 25.5100 INCHES
(BPS107)	LARC 8-TPT-657/660.L0-100 ORB.(SH/PS)	(BVI/VFB)	(SH/PS)	1.000	1.000	1.000	78.000	BREF 19.7156 INCHES
(BPS108)	LARC 8-TPT-657/660.L0-100 ORB.(SH/PS)	(BVI/VFB)	(SH/PS)	1.000	2.000	3.000	78.000	XMRP 16.8366 INCHES
								YMRP .0000 INCHES
								ZMRP .0000 INCHES
								SCALE .0188 SCALE

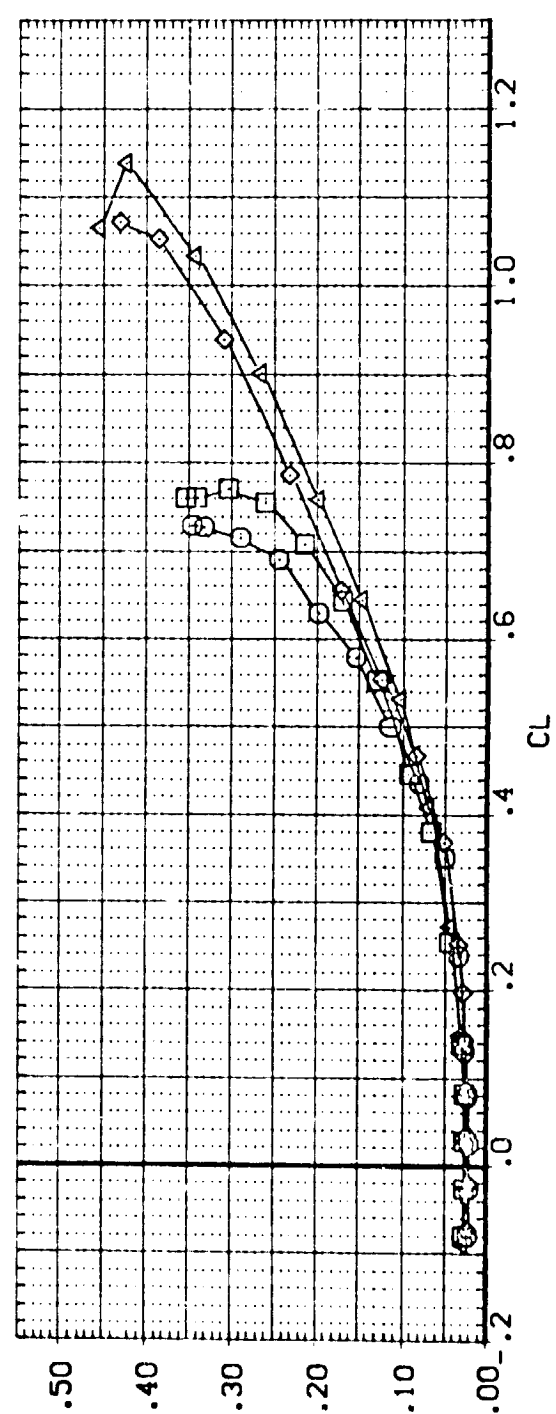
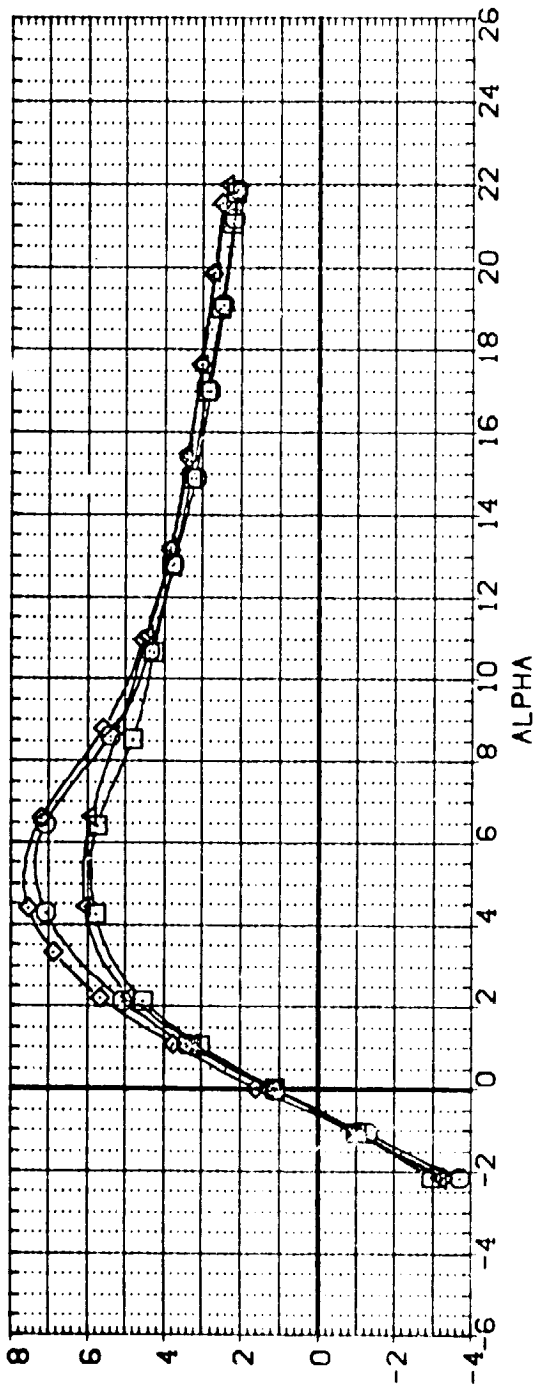


FIGURE 10. EFFECT OF WING/FILLET SECTION ON AERO CHARACT (WING 1, 78 DEG FILLET)
 (CJMACH = .80)

DATA SET SYMBOL	CONFIGURATION DESCRIPTION	WINGNO	VINGSC	FLTSCT	LAMD/AF	REFERENCE INFORMATION
(BPS101)	LARC 8-TPT-657/660, LO-100 ORB. (SHIPS)	1.000	1.000	1.000	53.200	SREF 175.7376 50. IN.
(BPS102)	LARC 8-TPT-657/660, LO-100 ORB. (SHIPS)	1.000	2.000	1.000	53.200	LREF 23.5100 INCHES
(BPS107)	LARC 8-TPT-657/660, LO-100 ORB. (SHIPS)	1.000	1.000	3.000	78.000	BREF 19.7156 INCHES
(BPS108)	LARC 8-TPT-657/660, LO-100 ORB. (SHIPS)	1.000	2.000	3.000	78.000	XMRP 16.8368 INCHES
						ZMRP .0000 INCHES
						SCALE .0188 INCHES

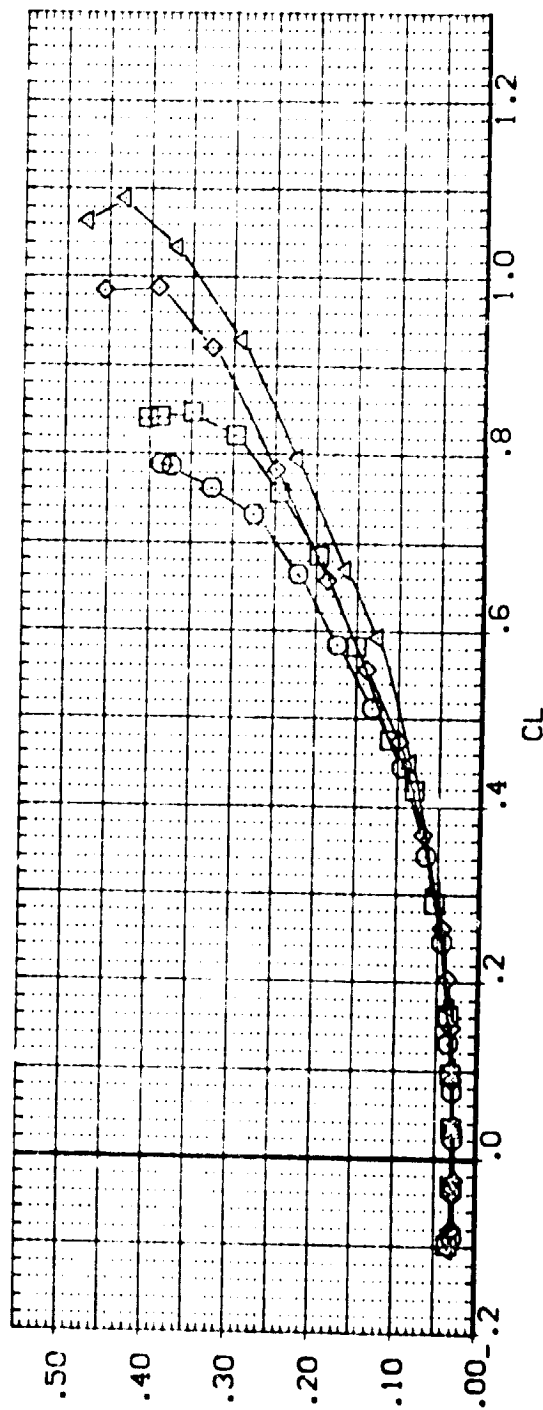
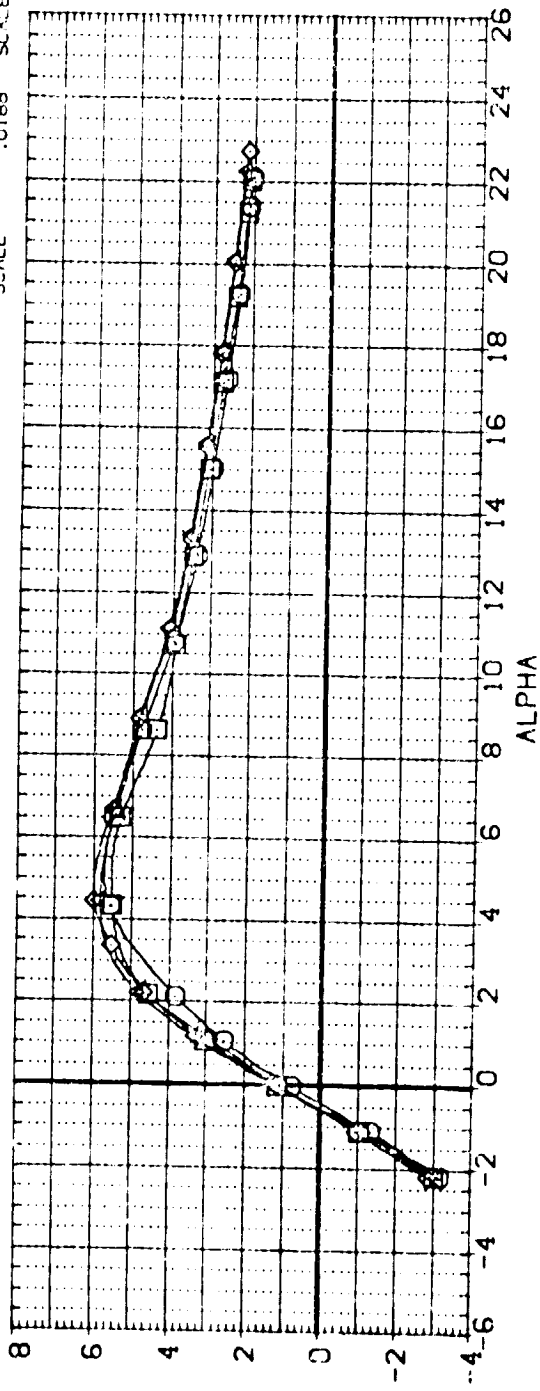


FIGURE 10. EFFECT OF WING/FILLET SECTION ON AERO CHARACT (WING 1, 78 DEG FILLET)

(O)MACH = .90

DATA SET SYMBOL	CONFIGURATION DESCRIPTION	(BVI/VFB)	WINGNO	WINGSC	FLTSTC	LAMDAF	REFERENCE INFORMATION
(BPS101)	LARC 8-TPT-657/660, LD-100 DRB, (S-1IPS)	(BVI/VFB)	1.000	1.000		53.200	SREF 175.7376 50. IN.
(BPS102)	LARC 8-TPT-657/660, LD-100 DRB, (S-1IPS)	(BVI/VFB)	1.000	2.000		53.200	LREF 25.5100 INCHES
(BPS107)	LARC 8-TPT-657/660, LD-100 DRB, (S-1IPS)	(BVI/VFB)	1.000	1.000	3.000	78.000	BREF 19.7156 INCHES
(BPS108)	LARC 8-TPT-657/660, LD-100 DRB, (S-1IPS)	(BVI/VFB)	1.000	2.000		78.000	XMRP 16.8365 INCHES
							YMRP .0000 INCHES
							ZMRP .0000 INCHES
							SCALE .0188 SCALE

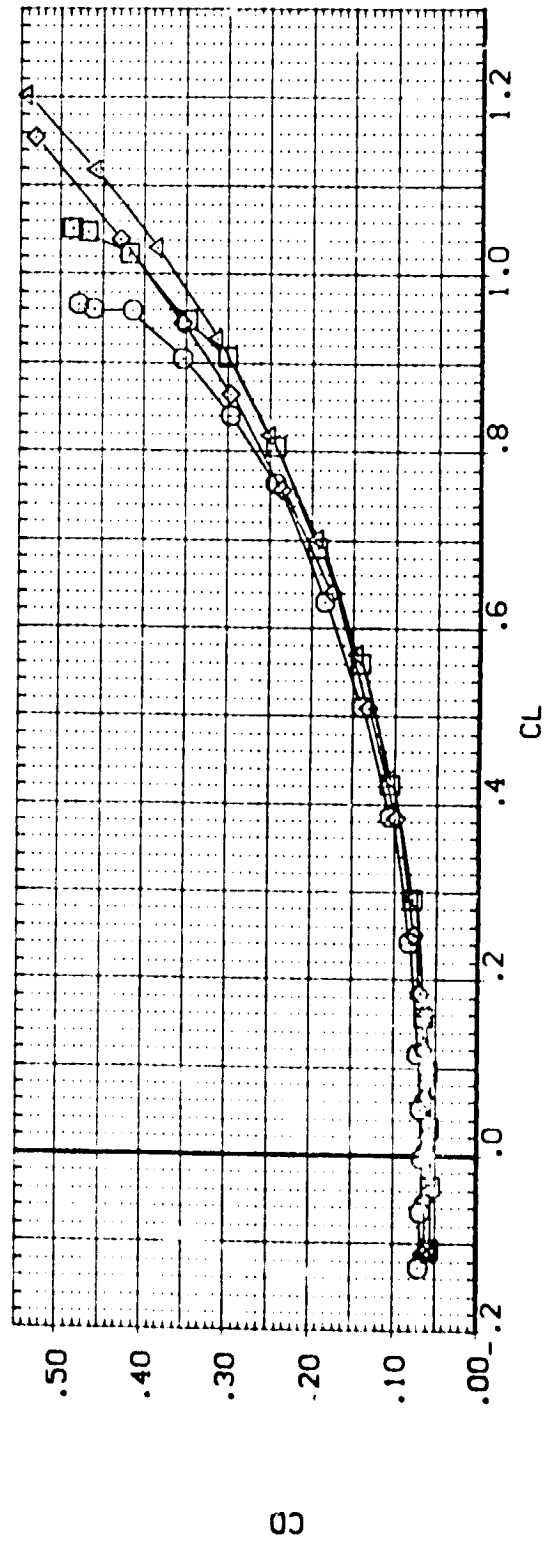
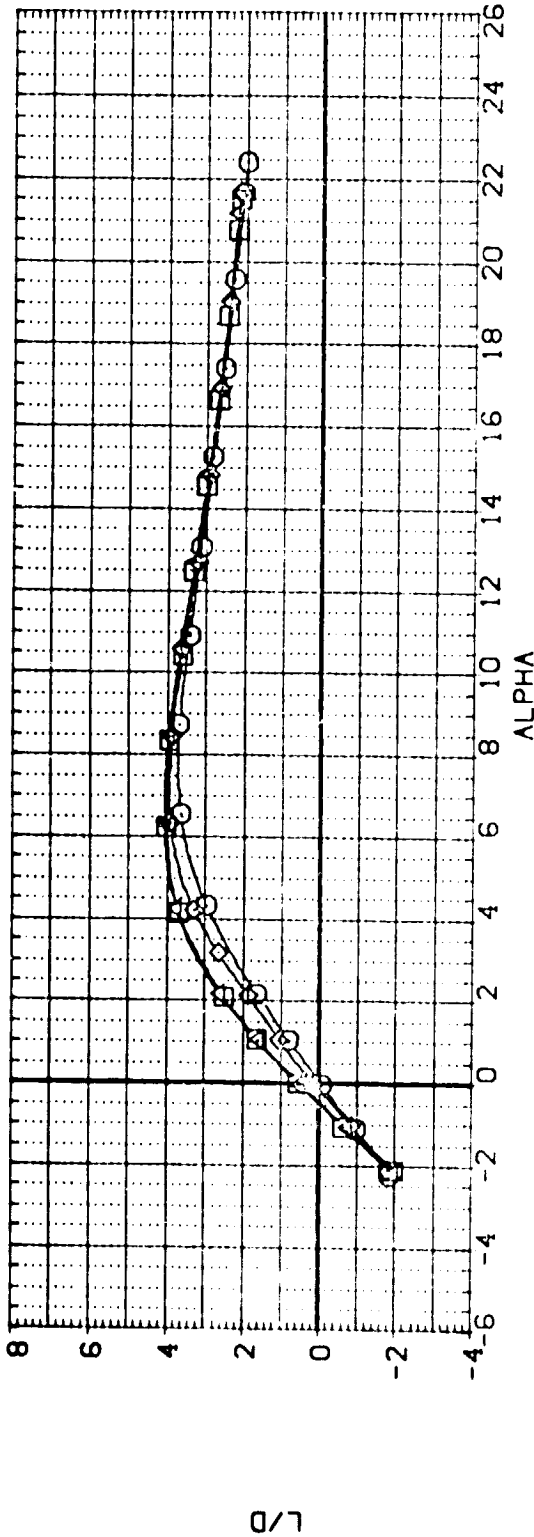


FIGURE 10. EFFECT OF WING/FILLET SECTION ON AERO CHARACT (WING 1, 78 DEG FILLET)
 (M)MACH = .98

DATA SET SYMBOL	CONFIGURATION DESCRIPTION	(BVI/VFB)	(SH/PS)	(BVI/VFB)	(BVI/VFB)	WINGND	VINGSC	FLTSC	LANDAF	REFERENCE INFORMATION
(BPS101)	LARC 8-TPT-657/660.LC-100 DR8 (SH/PS)	(BVI/VFB)	(SH/PS)	(BVI/VFB)	(BVI/VFB)	1.000	1.000		53.200	SREF 175.7376 SQ. IN.
(BPS102)	LARC 8-TPT-657/660.LC-100 DR8 (SH/PS)	(BVI/VFB)	(SH/PS)	(BVI/VFB)	(BVI/VFB)	1.000	2.000		53.200	LREF 25.5100 INCHES
(BPS107)	LARC 8-TPT-657/660.LC-100 DR8 (SH/PS)	(BVI/VFB)	(SH/PS)	(BVI/VFB)	(BVI/VFB)	1.000	1.000	3.000	78.000	BREF 19.7156 INCHES
(BPS108)	LARC 8-TPT-657/660.LC-100 DR8 (SH/PS)	(BVI/VFB)	(SH/PS)	(BVI/VFB)	(BVI/VFB)	1.000	2.000		78.000	XMRP 16.6366 INCHES
										ZMRP .0000 INCHES
										SCALE .0188 SQ. IN.

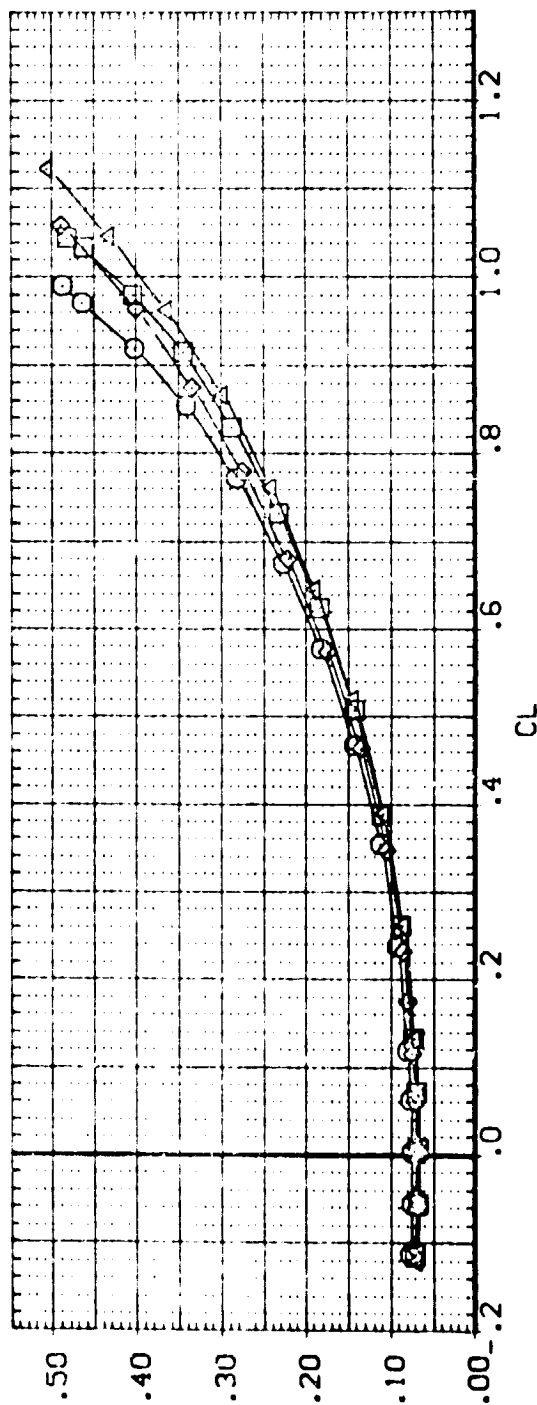
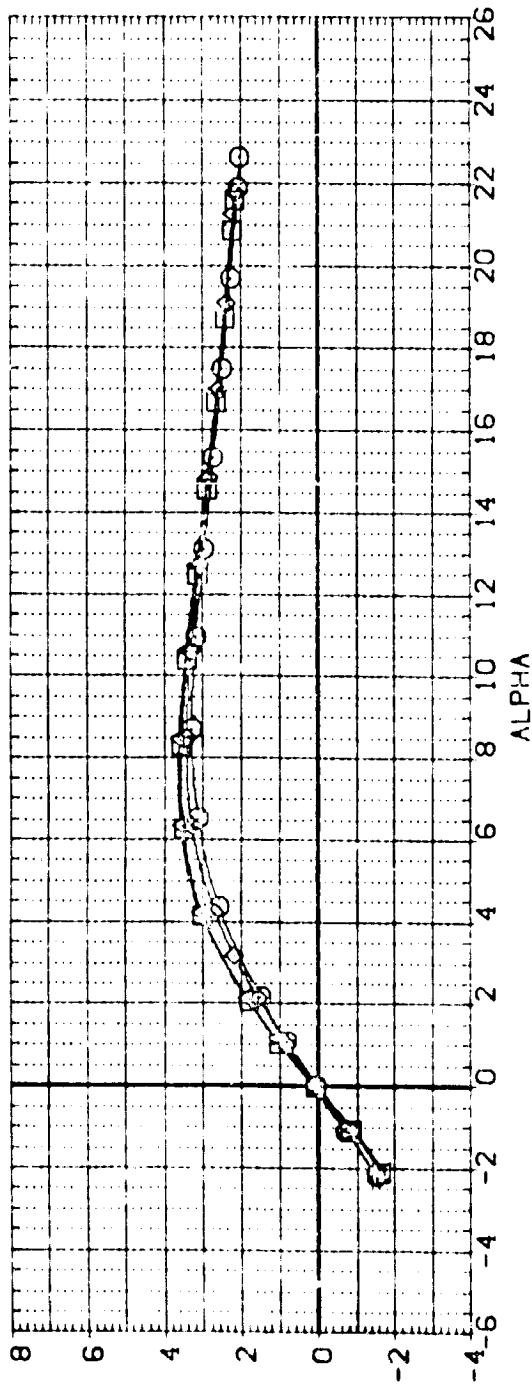


FIGURE 10. EFFECT OF WING/FILLET SECTION ON AERO CHARACT (WING 1, 78 DEG FILLET)
(F)MACH = 1.20

DATA SET SYMBOL	CONFIGURATION DESCRIPTION	(BVI/VFB)	(SH/PS)	(BVI/VFB)	WINGNO	VINGSC	FLTSCT	LAMDAF	REFERENCE INFORMATION
(BPS101)	LARC 8-TPT-657/660.LO-100 DRB.(SH/PS)	(BVI/VFB)	(SH/PS)	(BVI/VFB)	1.000	1.000		53.200	SREF 175.7376 SQ. IN.
(BPS102)	LARC 8-TPT-657/660.LO-100 DRB.(SH/PS)	(BVI/VFB)	(SH/PS)	(BVI/VFB)	1.000	2.000		53.200	LREF 25.5100 INCHES
(BPS107)	LARC 8-TPT-657/660.LO-100 DRB.(SH/PS)	(BVI/VFB)	(SH/PS)	(BVI/VFB)	1.000	1.000	1.000	78.000	BREF 19.7155 INCHES
(BPS108)	LARC 8-TPT-657/660.LO-100 DRB.(SH/PS)	(BVI/VFB)	(SH/PS)	(BVI/VFB)	1.000	2.000	3.000	78.000	XMRP 16.8366 INCHES
									YMRP .0000 INCHES
									ZMRP .0000 INCHES
									SCALE .0189 SCALE

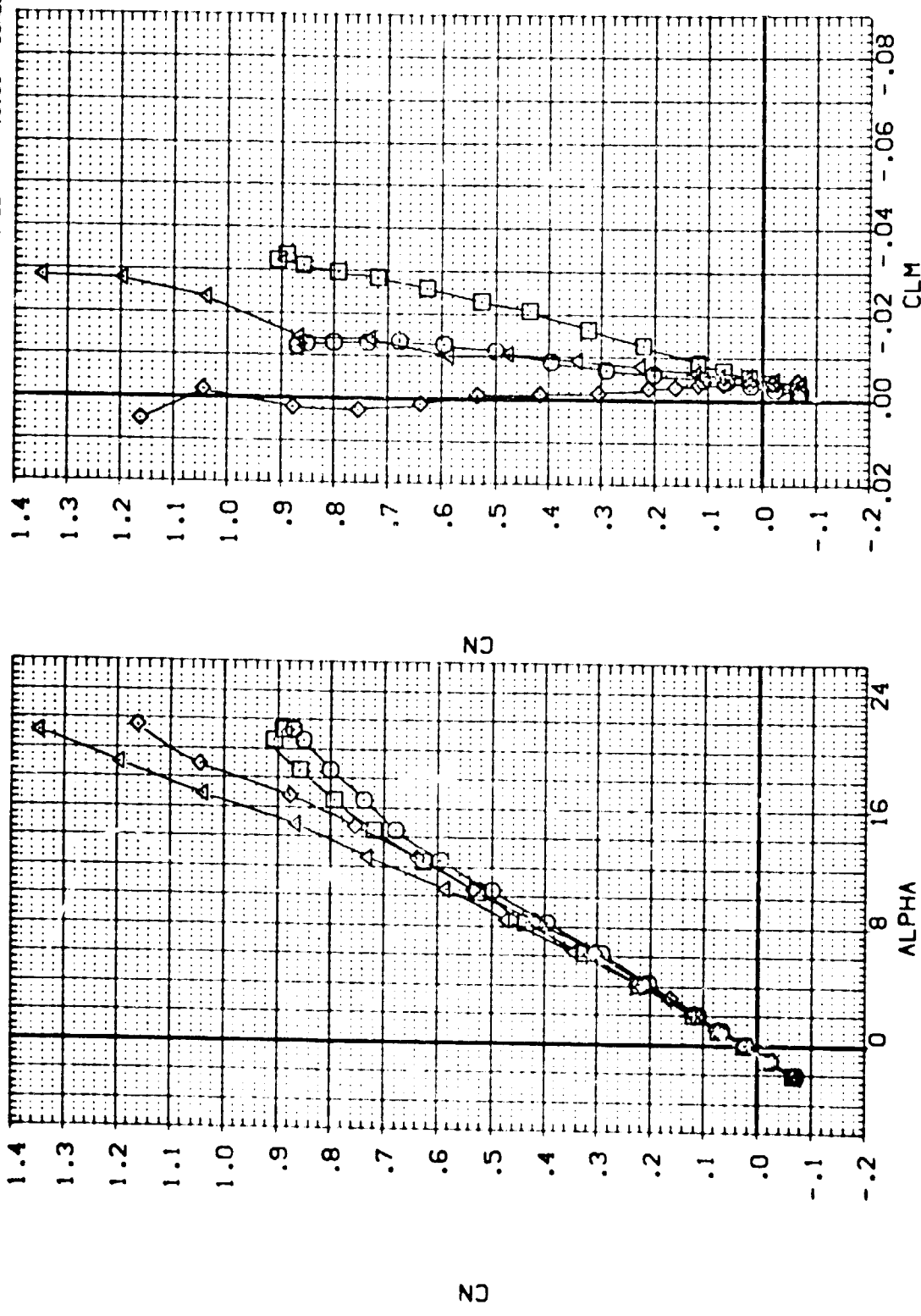


FIGURE 10. EFFECT OF WING/FILLET SECTION ON AERO CHARACT (WING 1, 78 DEG FILLET)
 (A)MACH = .35

DATA SET SYMBOL

CONFIGURATION DESCRIPTION

(SV)(VFB)

WINGNO WINGSC FLTSC LAMDAF

REFERENCE INFORMATION

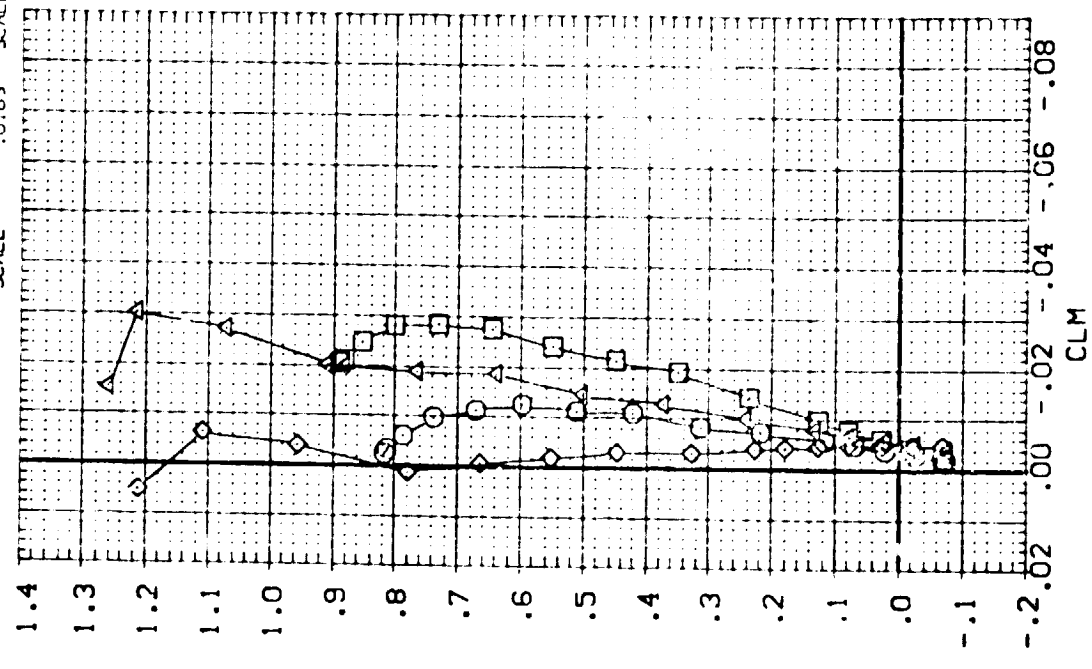
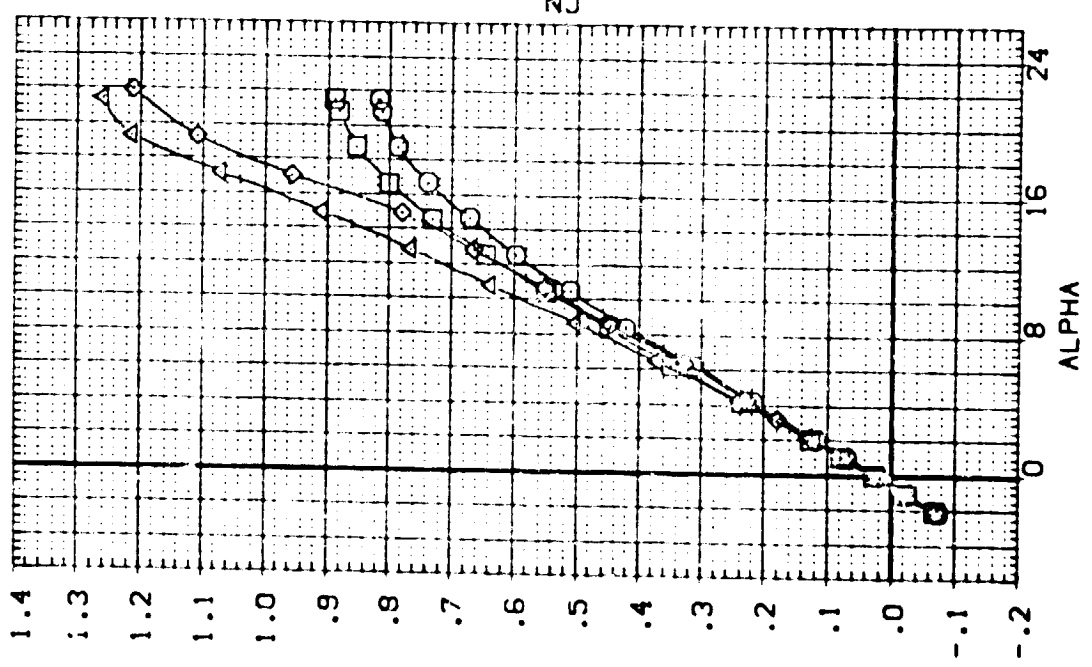


FIGURE 10. EFFECT OF WING/FILLET SECTION ON AERO CHARACT (WING 1, 78 DEG FILLET)

(B)MACH = .60

DATA SET SYMBOL	CONFIGURATION DESCRIPTION	WINGND	WINGSC	FLTSCT	LAMDAF	REFERENCE INFORMATIC
(BPS1J1)	LARC 8-TPT-657/660.LG-100 DRB. (SHIPS)	1.000	1.000		53.200	SREF 175.7376 SQ. IN.
(BPS1J2)	LARC 8-TPT-657/660.LG-100 DRB. (SHIPS)	1.000	2.000		53.200	LREF 25.5100 INCHES
(BPS1J7)	LARC 8-TPT-657/660.LG-100 DRB. (SHIPS)	1.000	1.000	1.000	78.000	BREF 19.7156 INCHES
(BPS1J8)	LARC 8-TPT-657/660.LG-100 DRB. (SHIPS)	1.000	2.000	3.000	78.000	XMRP 16.8366 INCHES
						YMRP .0000 INCHES
						ZMRP .0000 INCHES
						SCALE .0188 SCALE

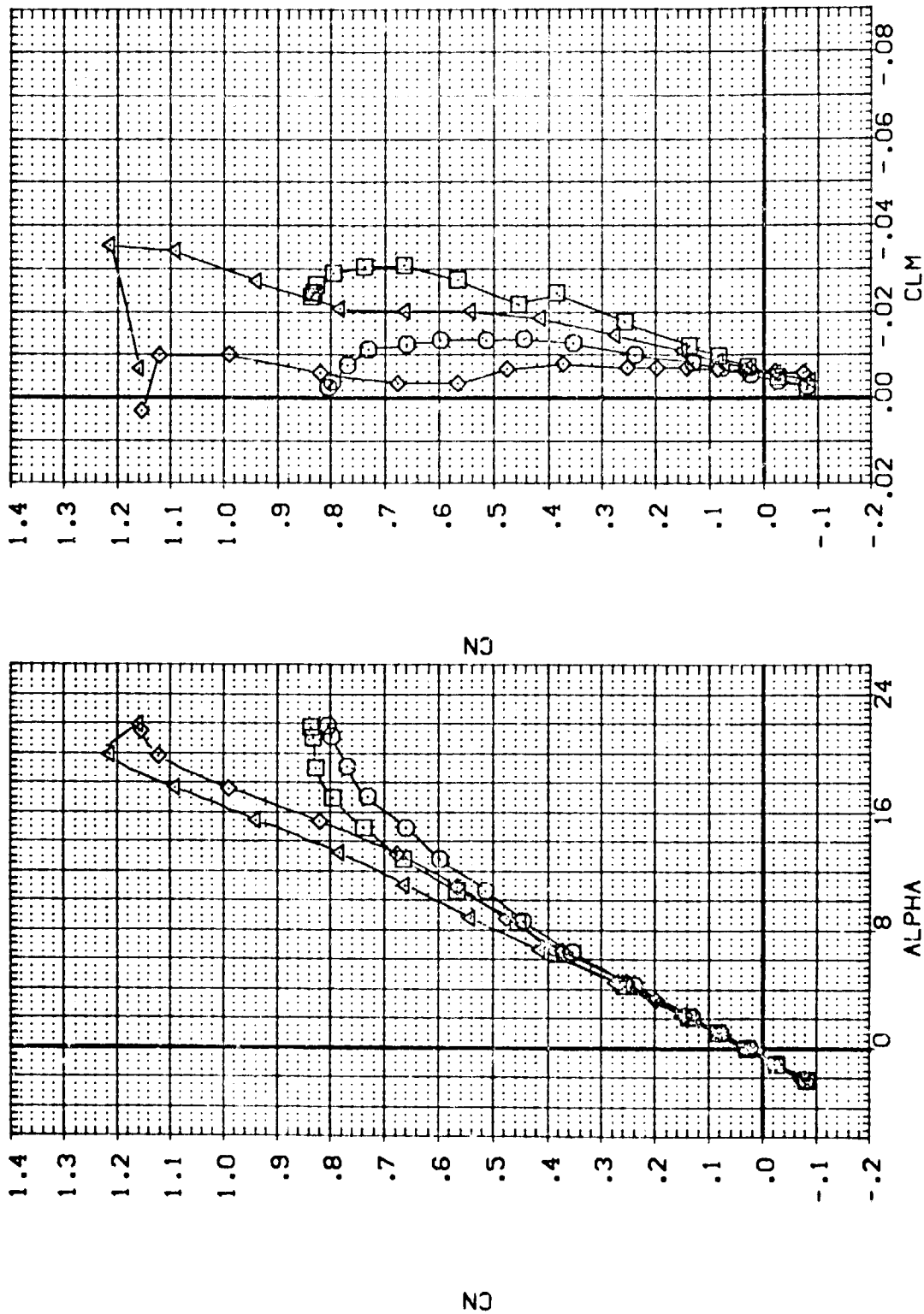


FIGURE 10. EFFECT OF WING/FILLET SECTION ON AERO CHARACT (WING 1, 78 DEG FILLET)
 (C)MACH = .80

DATA SET SYMBOL	CONFIGURATION DESCRIPTION	WINGNO	VINGSC	FLTSCT	LAMDAF	REFERENCE INFORMATION
(BPS)01	LARC 8-TPT-657/660.L0-100 CR8.(SHIPS)	1.000	1.000		53.200	SREF 175.7376 SQ. IN.
(BPS)02	LARC 8-TPT-657/660.L0-100 CR8.(SHIPS)	1.000	2.000		53.200	LREF 25.5100 INCHES
(BPS)07	LARC 8-TPT-657/660.L0-100 CR8.(SHIPS)	1.000	1.000	1.000	78.000	BREF 19.7156 INCHES
(BPS)08	LARC 8-TPT-657/660.L0-100 CR8.(SHIPS)	1.000	2.000	3.000	78.000	XMRP 16.8356 INCHES
						ZMRP .0000 INCHES
						ZMRP .0000 INCHES
						SCALE .0188 SCALE

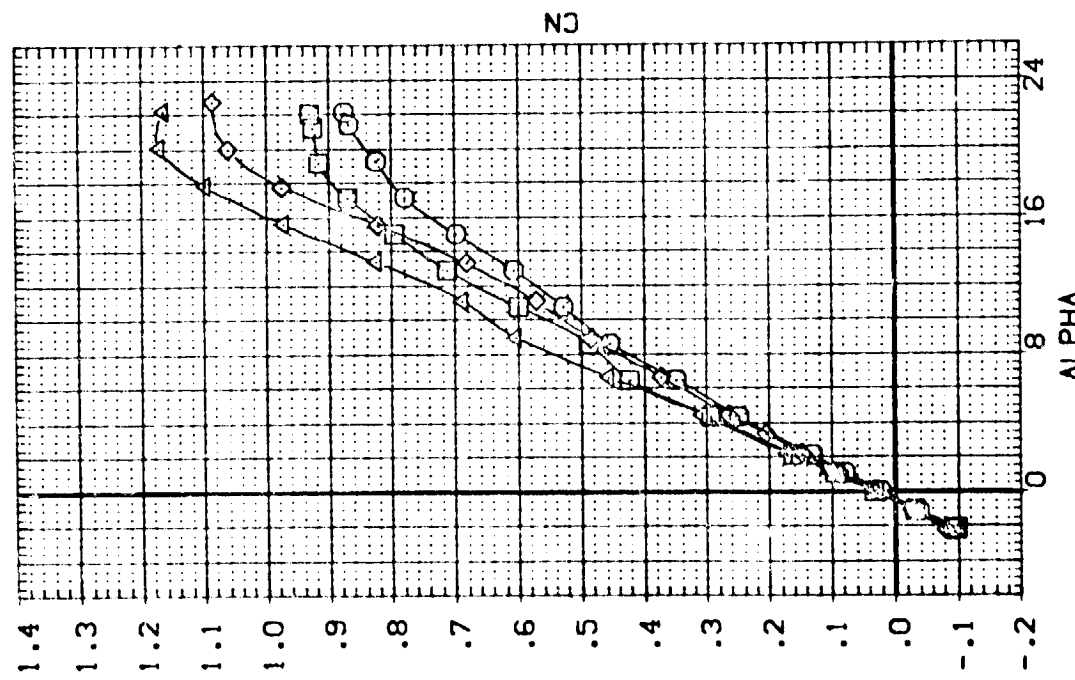
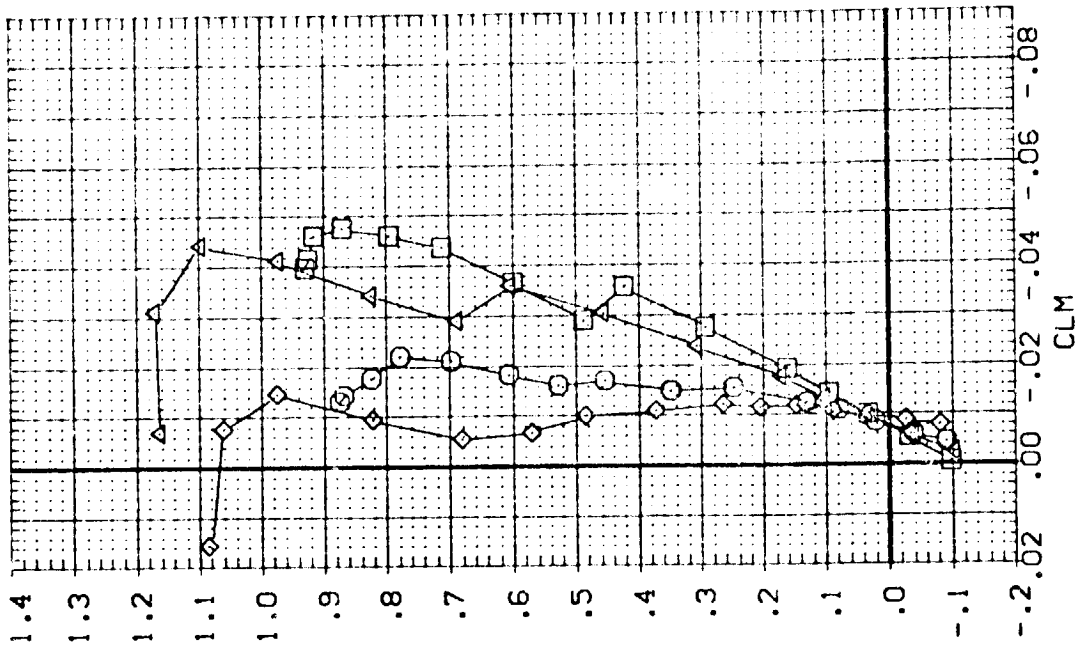


FIGURE 10. EFFECT OF WING/FILLET SECTION ON AERO CHARACTER (WING 1, 78 DEG FILLET)
 (D)MACH = .90

DATA SET SYMBOL	CONFIGURATION DESCRIPTION	WING	WINGSC	FLTSCT	LAMPDF	REFERENCE INFORMATION
(BPS101)	LARC 8-TPT-657/660.LG-100 DRB.(SHIPS)	.000	1.000		53.200	SREF 175.7376 SQ. IN.
(BPS102)	LARC 8-TPT-657/660.LG-100 DRB.(SHIPS)	.000	2.000		53.200	LREF 25.5100 INCHES
(BPS107)	LARC 8-TPT-657/660.LG-100 DRB.(SHIPS)	.000	1.000	1.000	78.000	BREF 19.7156 INCHES
(BPS108)	LARC 8-TPT-657/660.LG-100 DRB.(SHIPS)	.000	2.000	3.000	78.000	XMRP 16.8366 INCHES
						YMRP .0000 INCHES
						ZMRP .0000 INCHES
						SCALE .0188 INCHES

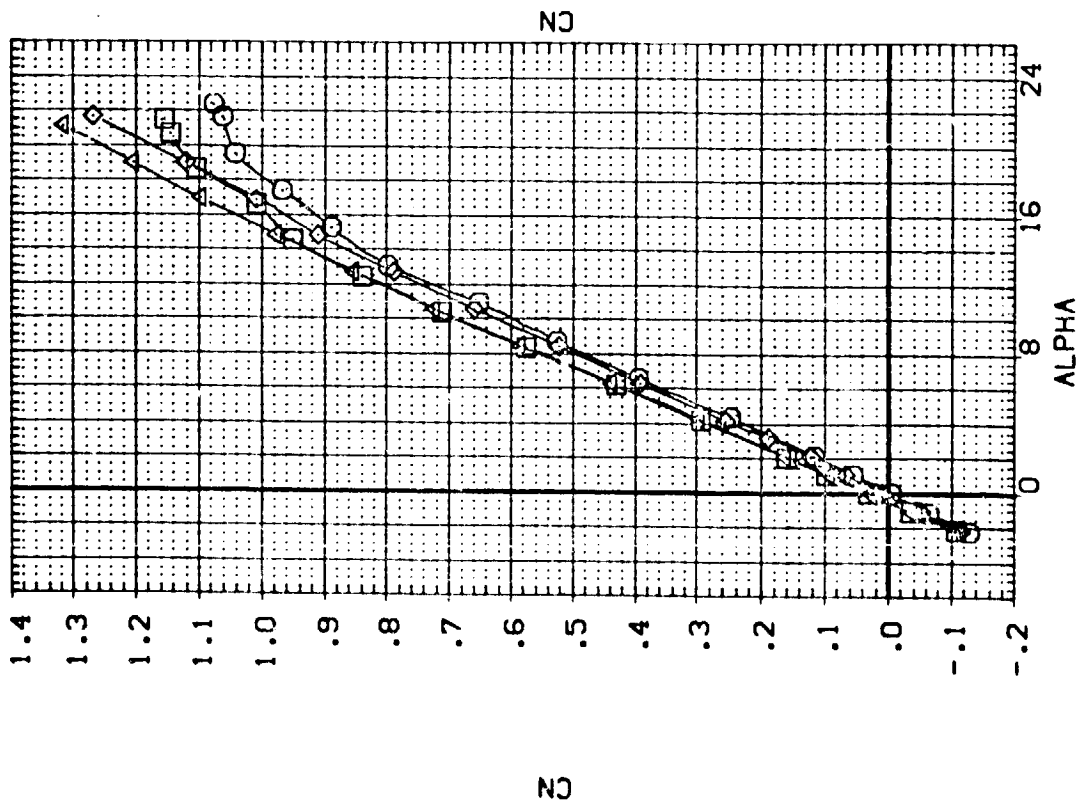
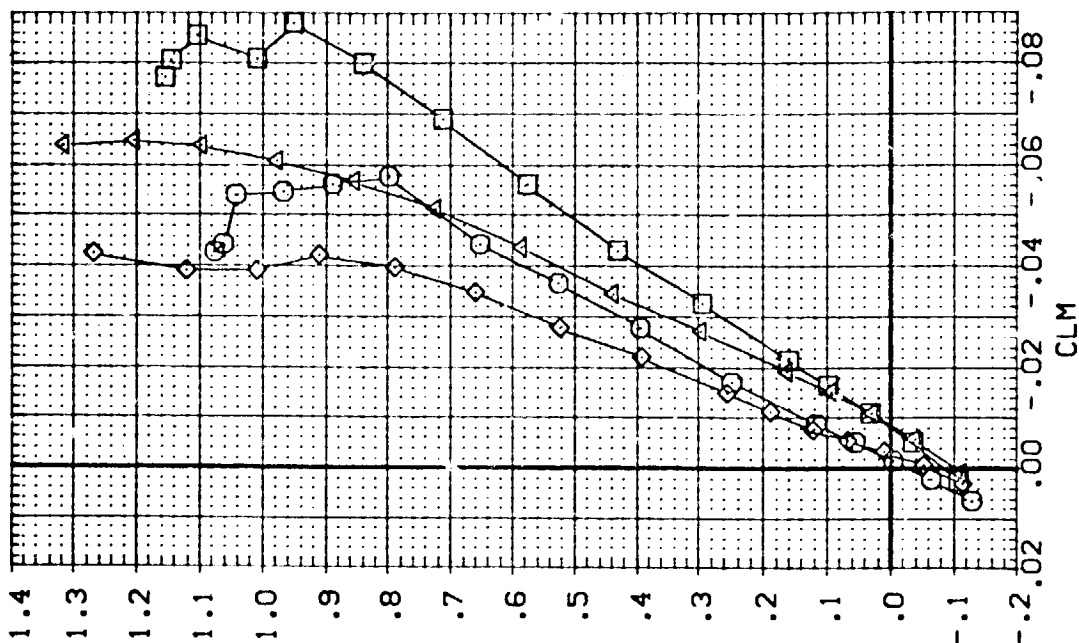


FIGURE 10. EFFECT OF WING/FILLET SECTION ON AERO CHARACT (WING 1, /8 DEG FILLET)

(E)MACH = .98

DATA SET SYMBOL
 (BPS101)
 (BPS102)
 (BPS107)
 (BPS108)

CONFIGURATION DESCRIPTION
 LARC 8-TPT-657/660.L3-100 ORB. (SHIPS)
 LARC 8-TPT-657/660.L3-100 ORB. (SHIPS)
 LARC 8-TPT-657/660.L3-100 ORB. (SHIPS)
 LARC 8-TPT-657/660.L3-100 ORB. (SHIPS)

(BVI/VFB)
 (BVI/VFB)
 (BVI/VFB)
 (BVI/VFB)

WINGAO WINGSC FLTSC LAMDAF
 1.000 1.000 1.000 53.200
 1.000 2.000 1.000 53.200
 1.000 1.000 3.000 78.100
 1.000 2.000 3.000 78.100

REFERENCE INFORMATION
 SREF 175.7376 SQ. IN.
 LREF 23.3100 INCHES
 BREF 19.7156 INCHES
 XMRP 1.6 INCHES
 YMRP .0000 INCHES
 ZMRP .0000 INCHES
 SCALE .0188 SCALE

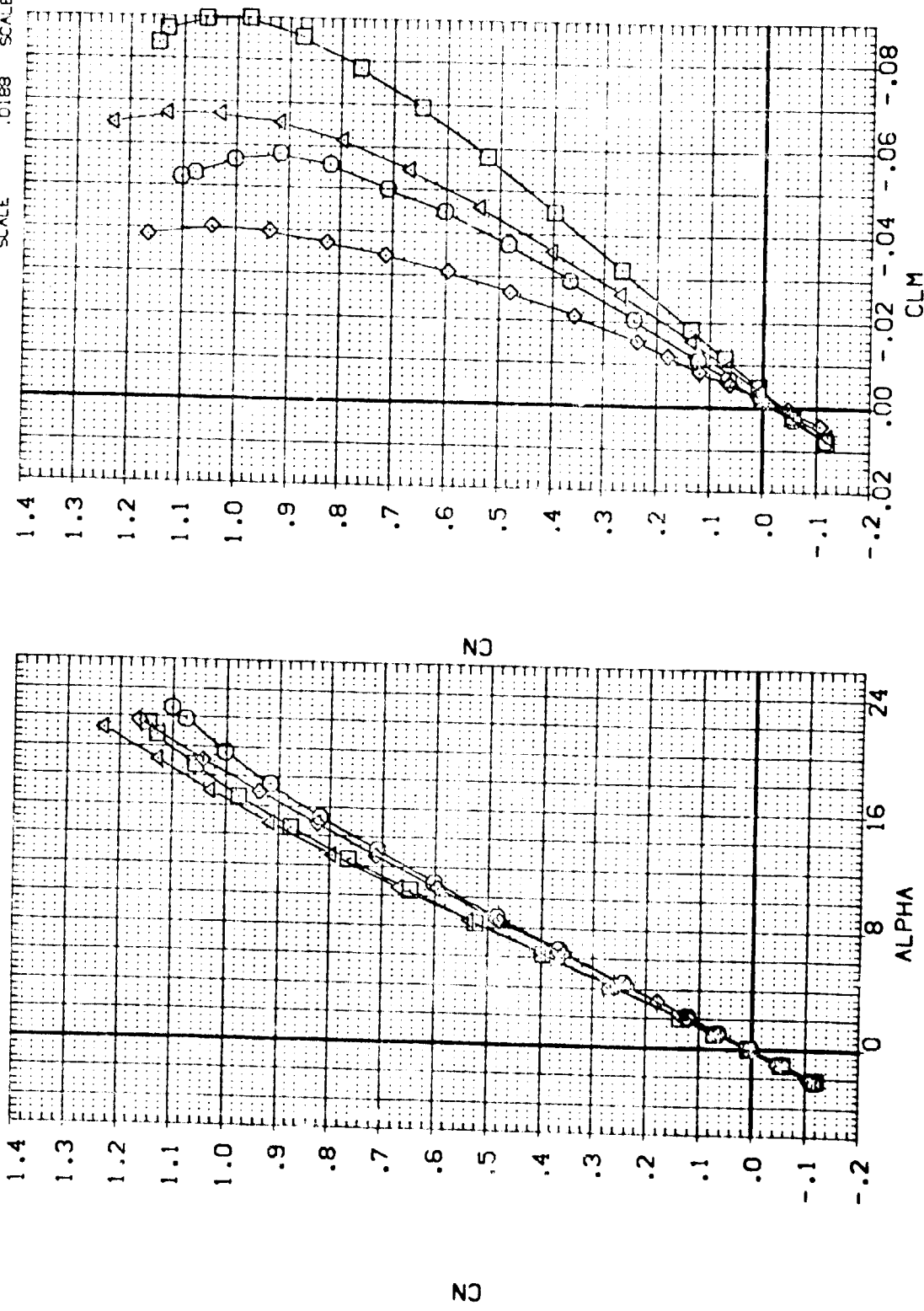


FIGURE 10. EFFECT OF WING/FILLET SECTION ON AERO CHARACT (WING 1. 78 DEG FILLET)
 (F)MACH = 1.20
 PAGE 288

DATA SET SYMBOL	CONFIGURATION DESCRIPTION	WINGNO	WINGSC	FLTSCT	LAMDAF	REFERENCE INFORMATION
(BPS101)	LARC 8-TPT-657/660.LD-100 DRB. (SHIPS)	1.000	1.000		53.200	SREF 175.7376 50. IN.
(BPS102)	LARC 8-TPT-657/660.LD-100 DRB. (SHIPS)	1.000	2.000		53.200	LREF 25.5100 INCHES
(BPS107)	LARC 8-TPT-657/660.LD-100 DRB. (SHIPS)	1.000	1.000	1.000	78.000	BREF 19.7156 INCHES
(BPS108)	LARC 8-TPT-657/660.LD-100 DRB. (SHIPS)	1.000	2.000	3.000	78.000	XHRP 16.8366 INCHES
						ZHRP .0000 INCHES
						SCALE .0188 SCALE

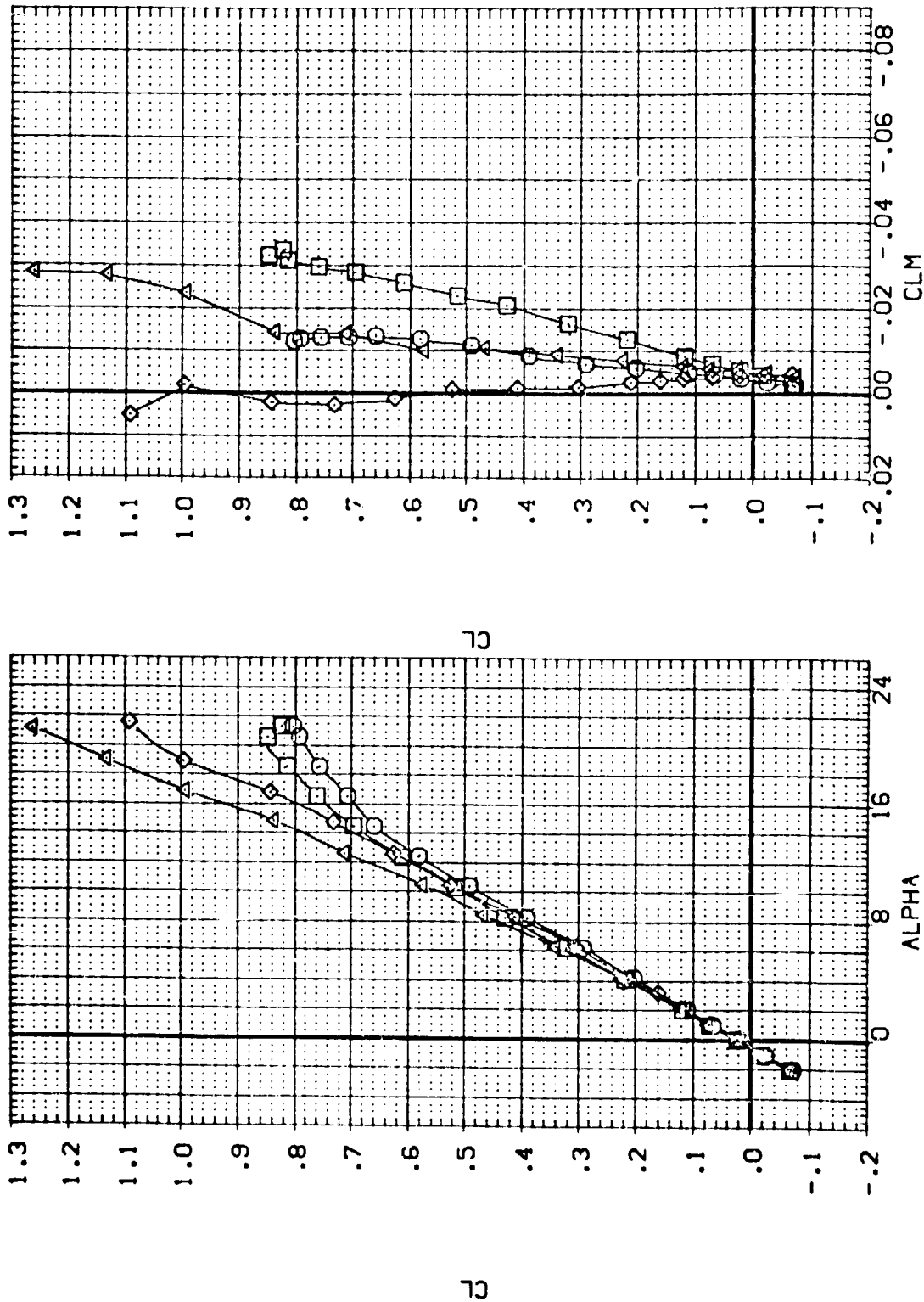


FIGURE 10. EFFECT OF WING/FILLET SECTION ON AERO CHARACT (WING 1, 78 DEG FILLET)

(A)MACH = .35

DATA SET SYMBOL

CONFIGURATION DESCRIPTION

(BVI/VFB)

(SH/PS)

(LAMBDA/F)

REFERENCE INFORMATION

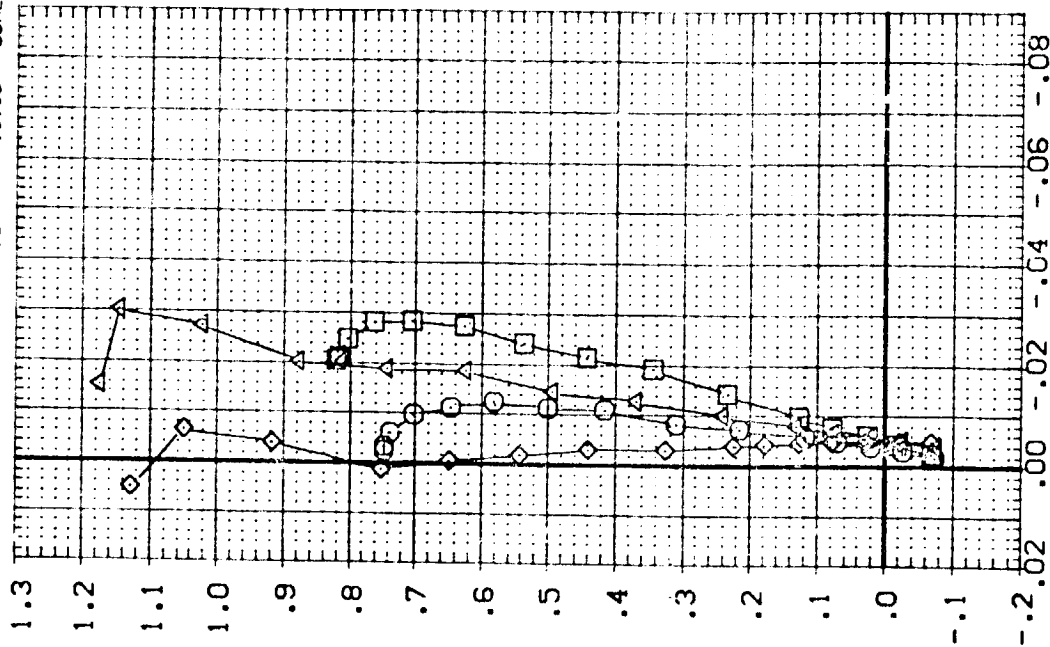
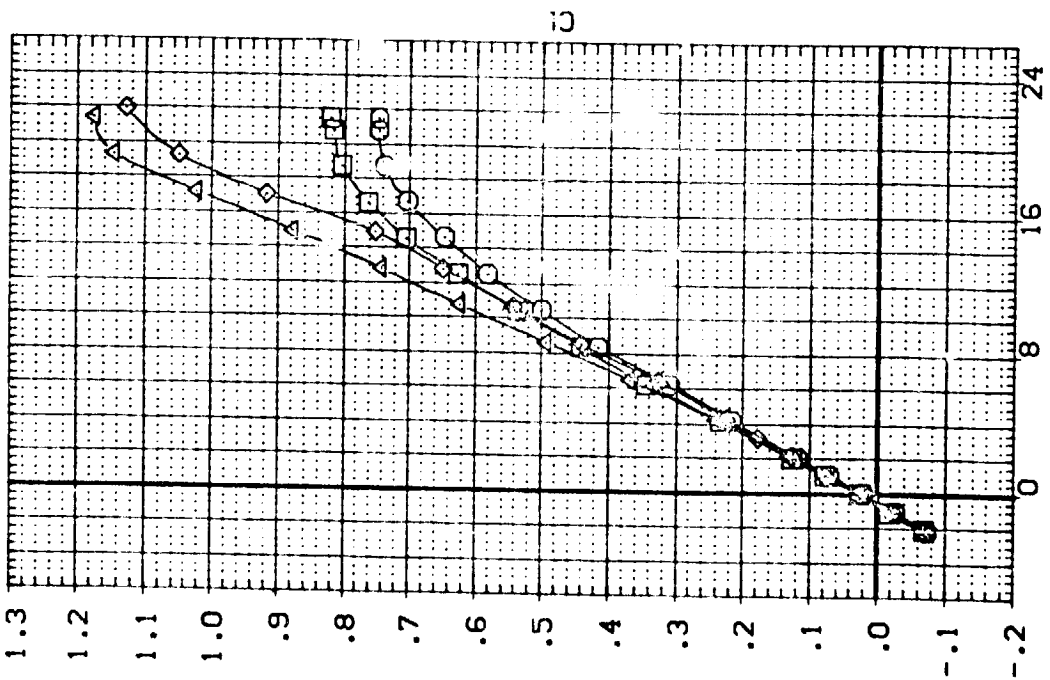


FIGURE 10. EFFECT OF WING/FILLET SECTION ON AERO CHARACT (WING 1, 78 DEG FILLET)
 (B)MACH = .60

DATA SET SYMBOL. CONFIGURATION DESCRIPTION

(BPS101)	LARC 8-TPT-657/660.LD-100 DRB. (S41PS)	(BV1VFB)
(BPS102)	LARC 8-TPT-657/660.LD-100 DRB. (S41PS)	(BV1VFB)
(BPS107)	LARC 8-TPT-657/660.LD-100 DRB. (S41PS)	(BV1VFB)
(BPS108)	LARC 8-TPT-657/660.LD-100 DRB. (S41PS)	(BV1VFB)

WINGNO WINGSC FLTSTC LANDAF REFERENCE INFORMATION

1.000	1.000	53.200	SREF	175.7376	SQ. IN.
1.000	2.000	53.200	LREF	25.5100	INCHES
1.000	1.000	78.000	BREF	19.7156	INCHES
1.000	2.000	78.000	XMRP	16.8365	INCHES
			YMRP	.0000	INCHES
			ZMRP	.0000	INCHES
			SCALE	.0188	SCALE

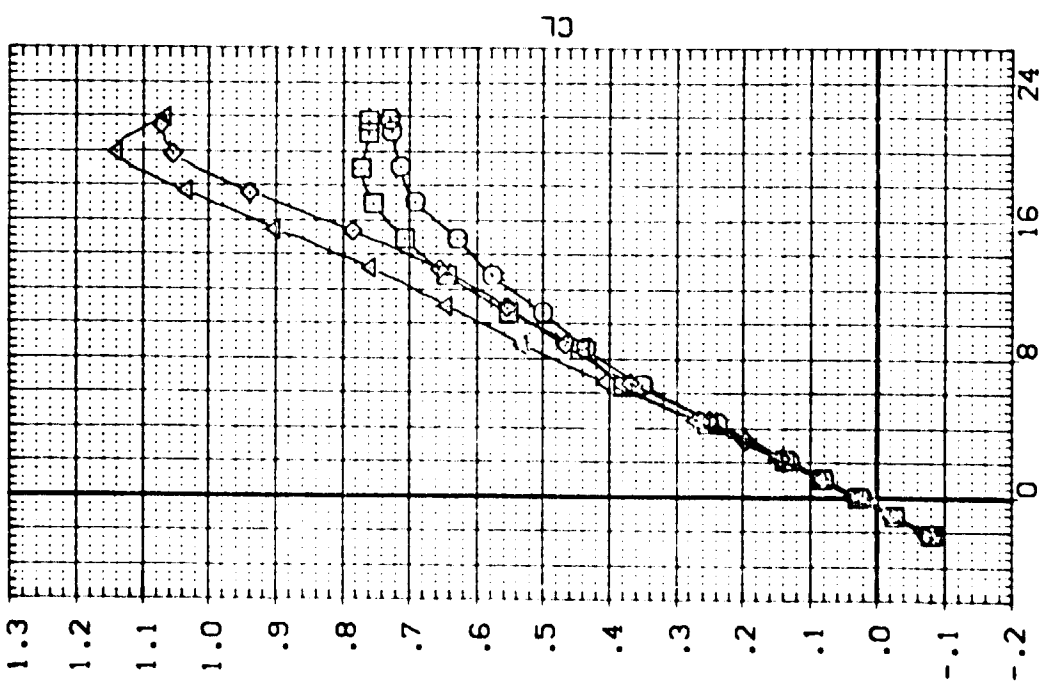
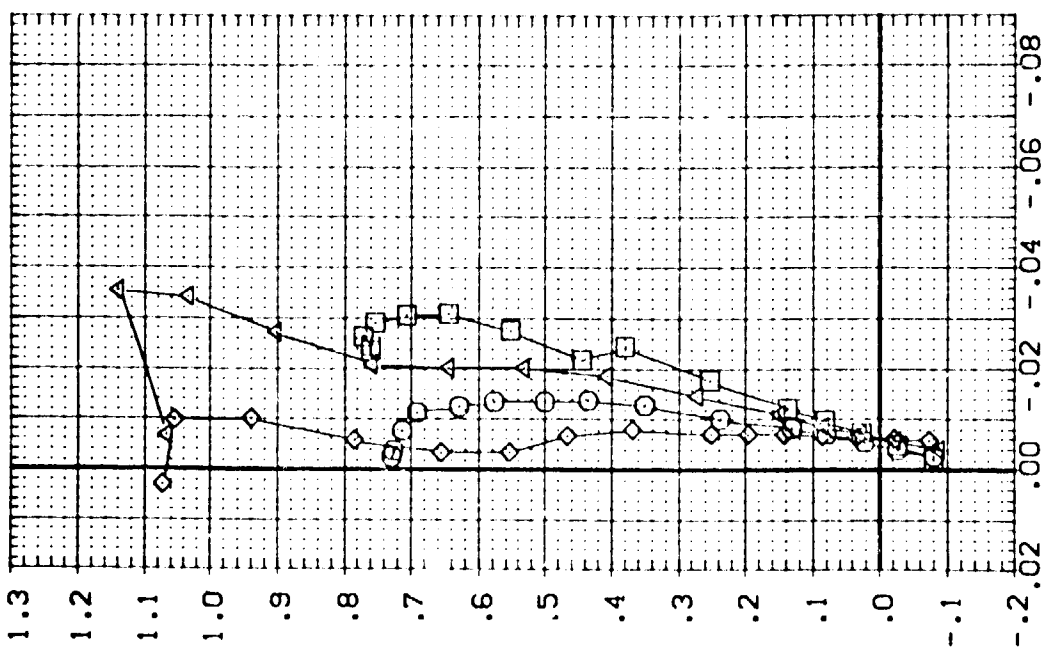


FIGURE 10. EFFECT OF WING/FILLET SECTION ON AERO CHARACT (WING 1, 78 DEG FILLET)
 (C)MACH = .80 PAGE 291

DATA SET SYMBOL	CONFIGURATION DESCRIPTION	WINGNO	WINGSC	FLTSCT	LAMDAF	REFERENCE INFORMATION
(BPS101)	LARC 8-TPT-657/660.LC-100 CRG. (SH)(PS)	1.000	1.000		53.200	SREF 175.7376 50. IN.
(BPS102)	LARC 8-TPT-657/660.LC-100 CRG. (SH)(PS)	1.000	2.000		53.200	LREF 25.5100 INCHES
(BPS107)	LARC 8-TPT-657/660.LC-100 CRG. (SH)(PS)	1.000	1.000	1.000	78.000	BREF 19.7156 INCHES
(BPS108)	LARC 8-TPT-657/660.LC-100 CRG. (SH)(PS)	1.000	2.000	3.000	78.000	XMRP 16.8366 INCHES
						ZMRP .0000 INCHES
						SCALE .0188 INCHES

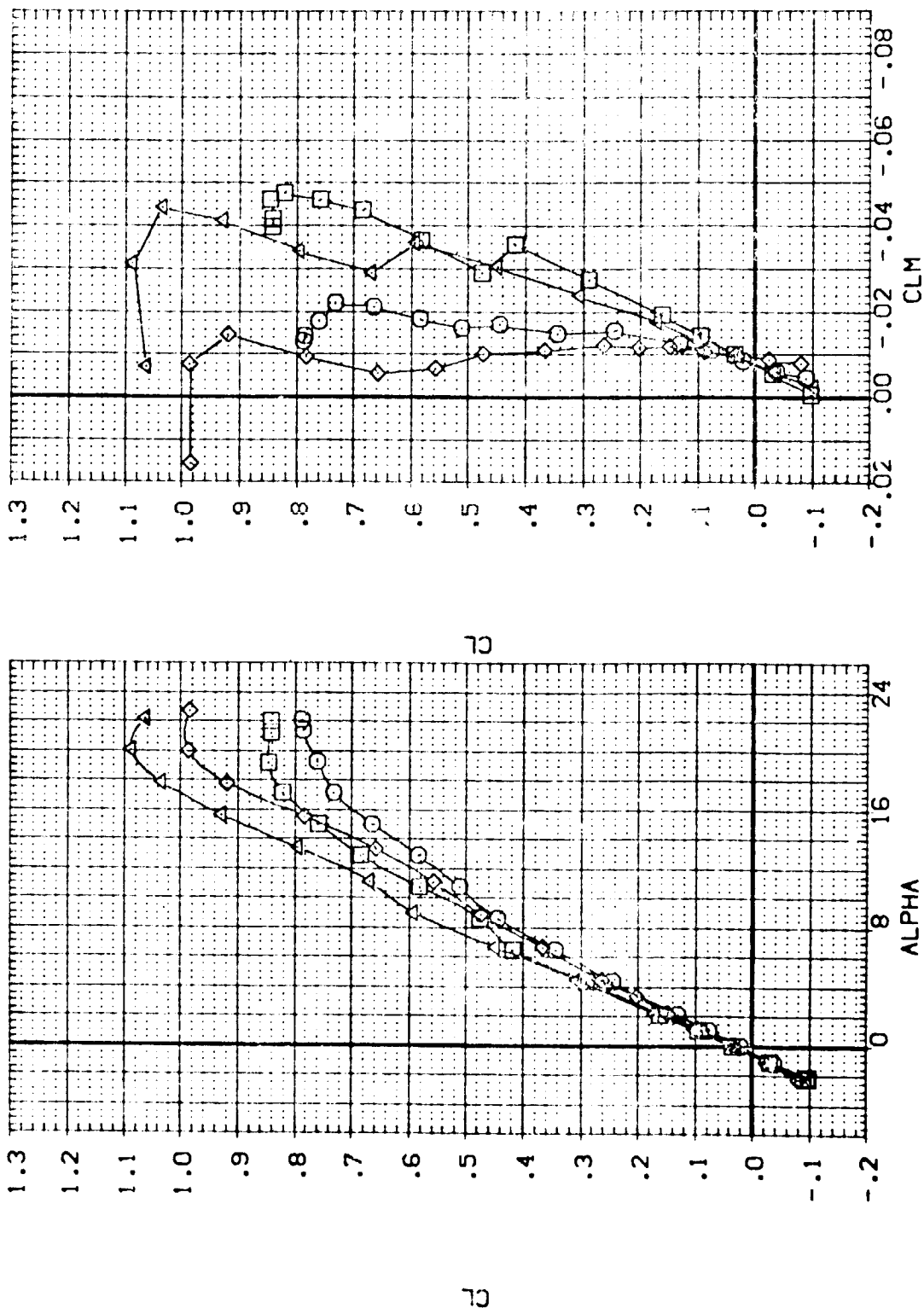


FIGURE 10. EFFECT OF WING/FILLET SECTION ON AERO CHARACT (WING 1. 78 DEG FILLET)
 (D)MACH = .90

DATA SET SYMBOL
 (BPS101)
 (BPS102)
 (BPS107)
 (BPS108)

CONFIGURATION DESCRIPTION
 LARC 8-TPT-657/660, LO-100 ORB. (SHIPS)
 LARC 8-TPT-657/660, LO-100 ORB. (SHIPS)
 LARC 8-TPT-657/660, LO-100 ORB. (SHIPS)
 LARC 8-TPT-657/660, LO-100 ORB. (SHIPS)

(BV1VFB)
 (BV1VFB)
 (BV1VFB)
 (BV1VFB)

WINGNO 1.000
 1.000
 1.000
 1.000
 1.000

VINGSC 1.000
 2.000
 1.000
 2.000

FLTSCT 1.000
 3.000

LANDAF 53.200
 53.200
 78.000
 78.000

REFERENCE INFORMATION
 SREF 175.7376 SO, IN.
 LREF 25.5100 INCHES
 BREF 19.7156 INCHES
 XMRP 16.8366 INCHES
 YMRP .0000 INCHES
 ZMRP .0000 INCHES
 SCALE .0188 INCHES

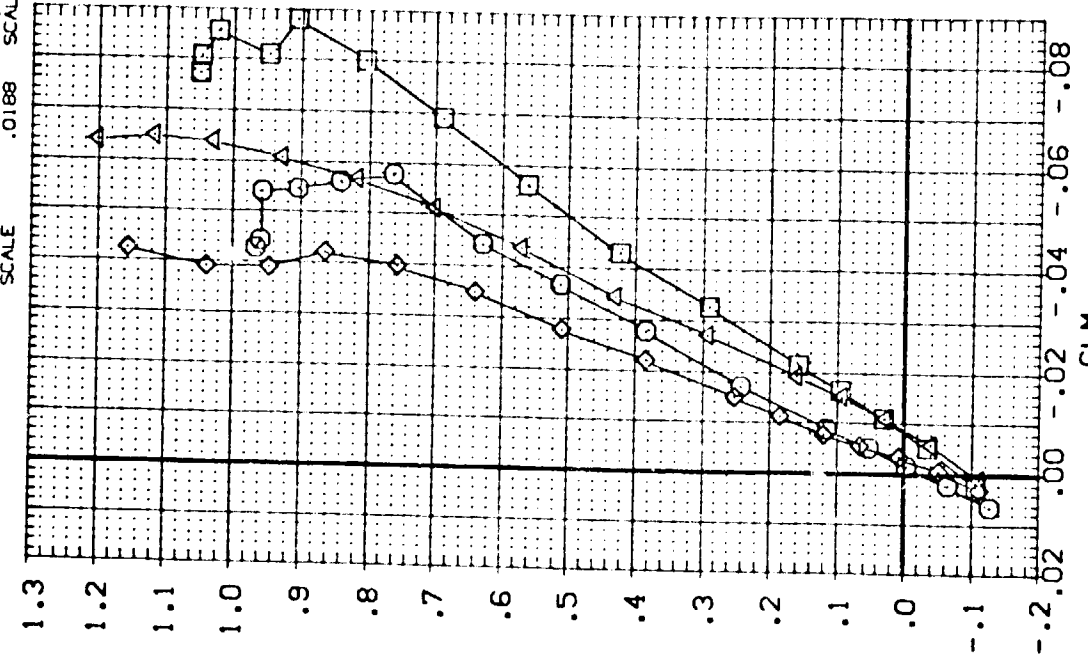
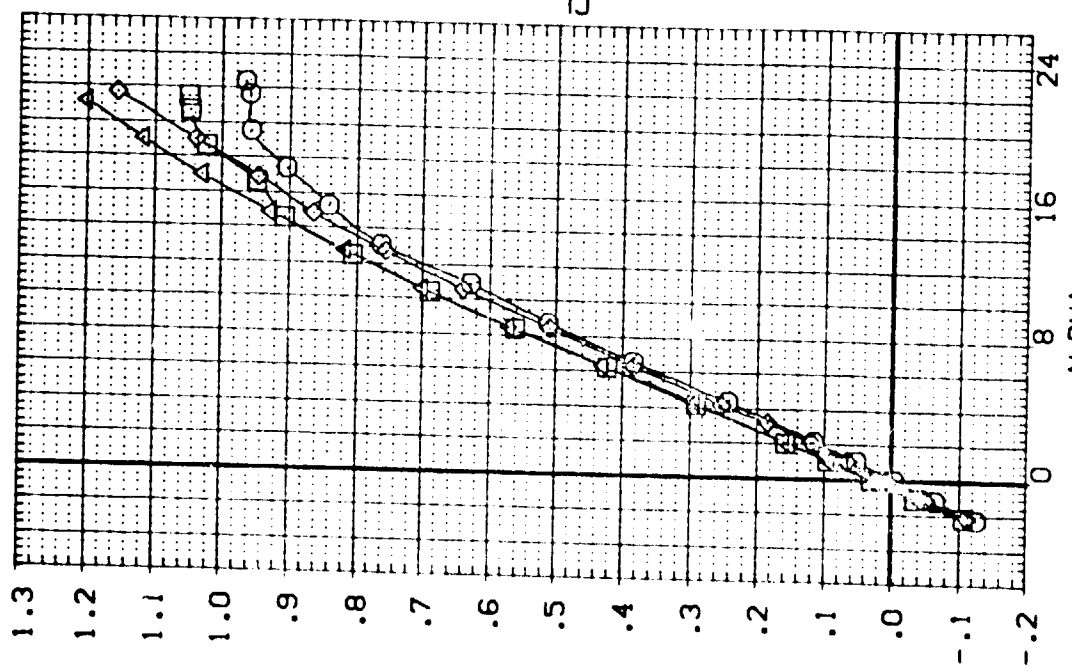


FIGURE 10. EFFECT OF WING/FILLET SECTION ON AERO CHARACT (WING 1, 78 DEG FILLET)
 (E)MACH = .98
 PAGE 293

DATA SET SYMBOL	CONFIGURATION DESCRIPTION	(SH)PS	(SH)PS	WINGNO	WINGSC	FLTST	LAMDAF	REFERENCE INFORMATION
(BPS:01)	LARC 8-TPT-657/660.LC-100	OR8	OR8	1.000	1.000	1.000	53.200	SREF 175.7375
(BPS:02)	LARC 8-TPT-657/660.LC-100	CR8	CR8	1.000	2.000	1.000	53.200	LREF 29.500
(BPS:07)	LARC 8-TPT-657/660.LC-100	CR8	CR8	1.000	1.000	3.000	78.000	SREF 19.735
(BPS:08)	LARC 8-TPT-657/660.LC-100	CR8	CR8	1.000	2.000	3.000	78.000	SREF 19.8365
								ZMRP .0000
								ZMRP .0000
								SCALE .0188
								SCALE

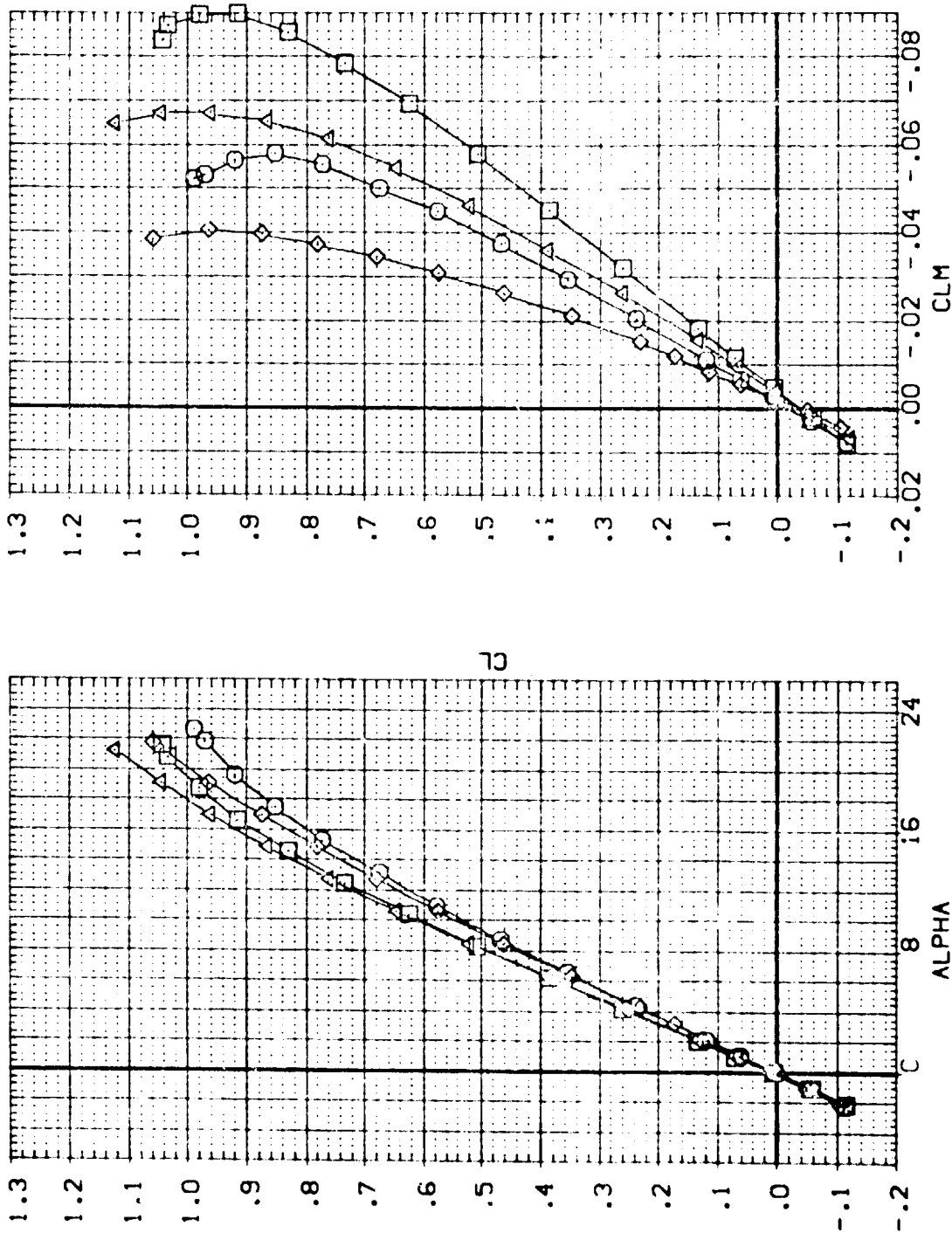


FIGURE 10. EFFECT OF WING/FILLET SECTION ON AERO CHARACTER (WING 1, 78 DEG FILLET)

(F)MACH = 1.20

DATA SET SYMBOL	CONFIGURATION DESCRIPTION	(BVI/VFB)	(BVI/VFB)	(BVI/VFB)	WINGNO	WINGSC	FLTSCT	LAMDAF	REFERENCE INFORMATION
(BPS101)	LARC 8-TPT-657/660.LD-100 DRB.(S4)PS)	(BVI/VFB)	(BVI/VFB)	(BVI/VFB)	1.000	1.000		53.200	SREF 175.7376 50. IN.
(BPS102)	LARC 8-TPT-657/660.LD-100 DRB.(S4)PS)	(BVI/VFB)	(BVI/VFB)	(BVI/VFB)	1.000	2.000		53.200	LREF 25.5100 INCHES
(BPS107)	LARC 8-TPT-657/660.LD-100 DRB.(S4)PS)	(BVI/VFB)	(BVI/VFB)	(BVI/VFB)	1.000	1.000	1.000	78.000	BREF 19.7156 INCHES
(BPS108)	LARC 8-TPT-657/660.LD-100 DRB.(S4)PS)	(BVI/VFB)	(BVI/VFB)	(BVI/VFB)	1.000	2.000	3.000	78.000	YPRP 16.8366 INCHES
									ZPRP .0000 INCHES
									SCALE .0188 INCHES SCALE

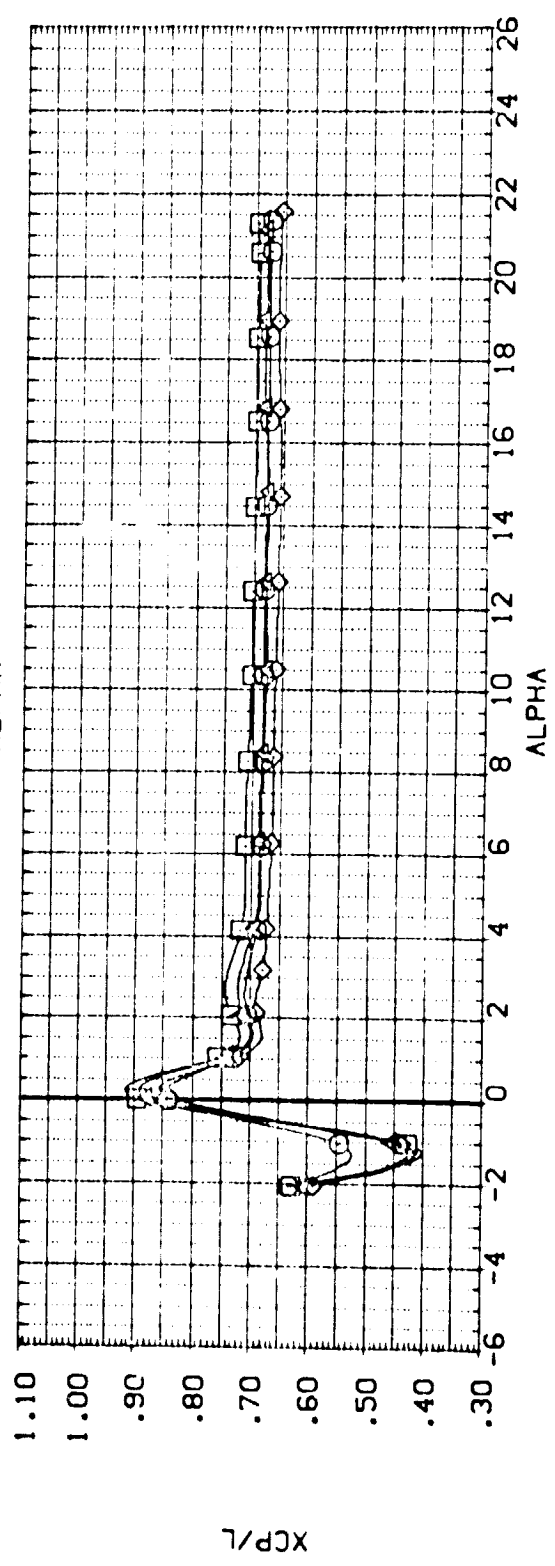
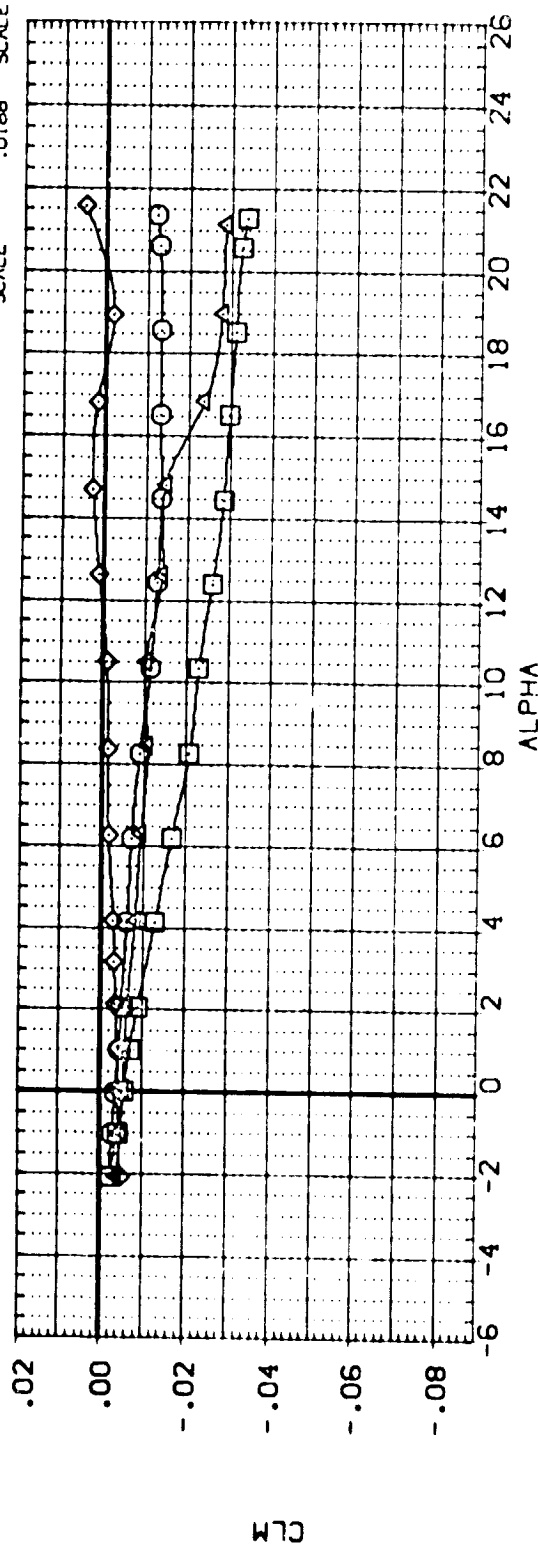


FIGURE 10. EFFECT OF WING/FILLET SECTION ON AERO CHARACT (WING 1, 78 DEG FILLET)

(A)MACH = .35

DATA SET SYMBOL
 (BPS:101)
 (BPS:102)
 (BPS:107)
 (BPS:108)

CONFIGURATION DESCRIPTION
 LARC 8-TPT-657/660.L0-100 ORB.(SH:PS)
 LARC 8-TPT-657/660.L0-100 ORB.(SH:PS)
 LARC 8-TPT-657/660.L0-100 ORB.(SH:PS)
 LARC 8-TPT-657/660.L0-100 ORB.(SH:PS)

(BVI:VFB)
 (BVI:VFB)
 (BVI:VFB)
 (BVI:VFB)

WINGND
 1.000
 1.000
 1.000
 1.000

VINGSC
 1.000
 2.000
 1.000
 2.000

FLTSCT
 1.000
 3.000

LAMDAF
 53.200
 53.200
 78.000
 78.000

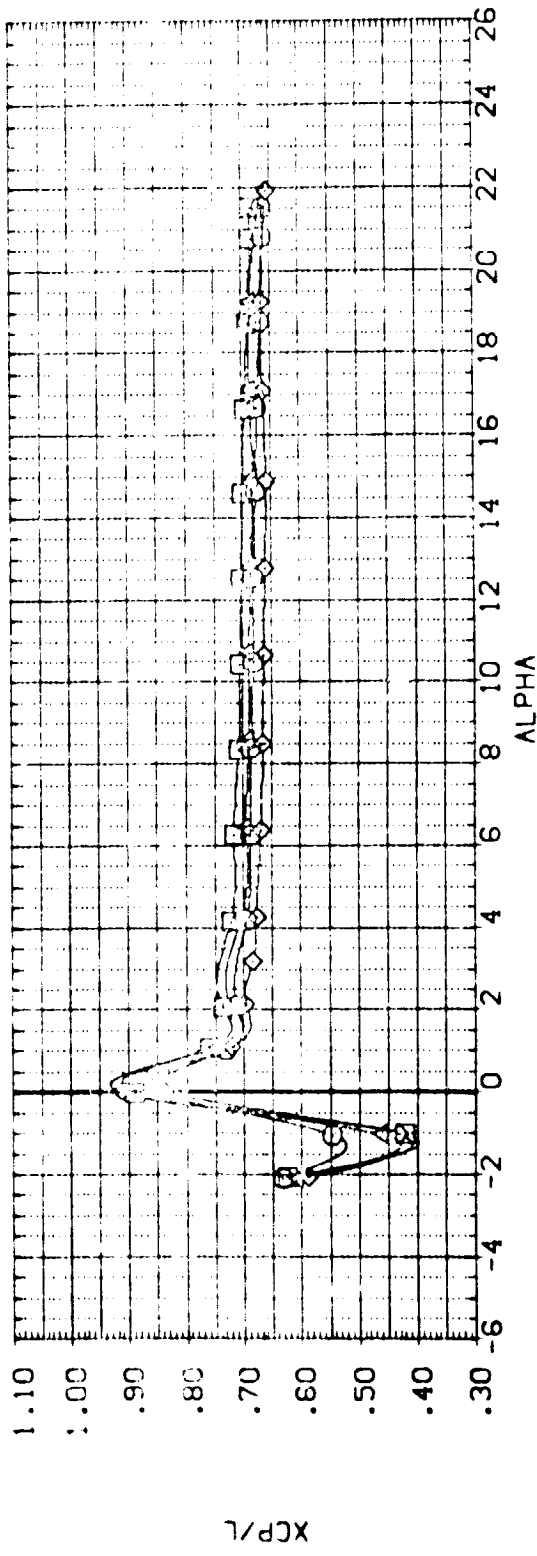
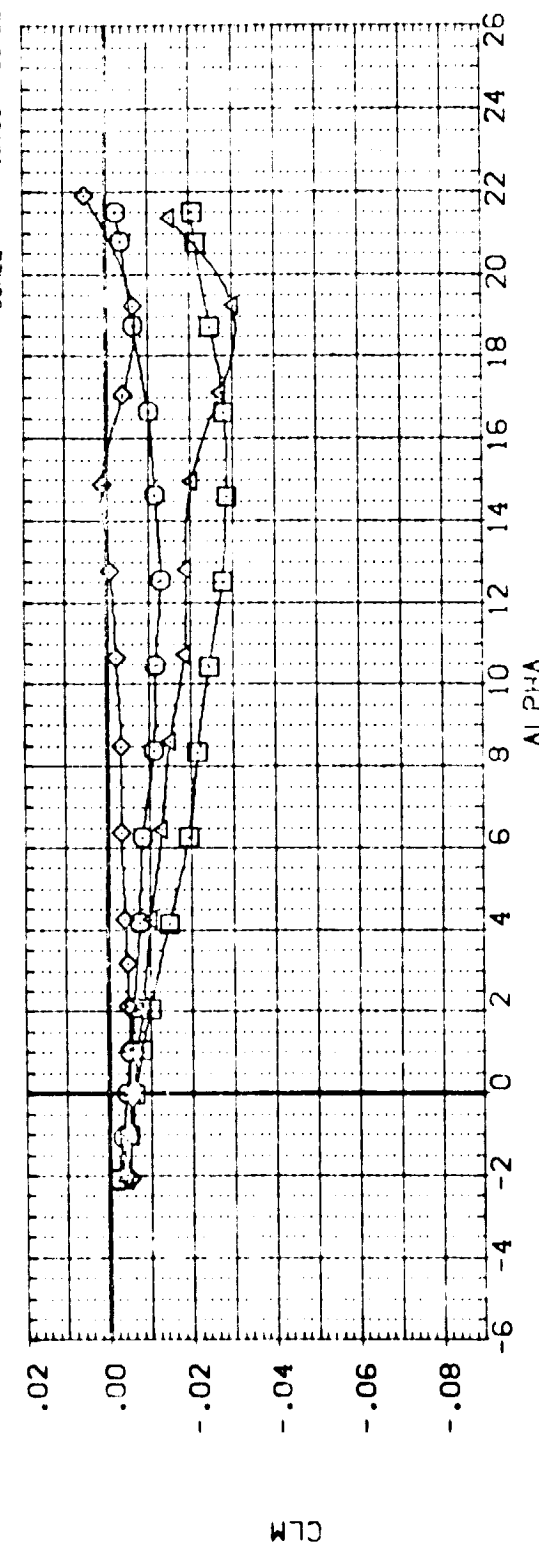


FIGURE 10. EFFECT OF WING/FILLET SECTION ON AERO CHARACT (WING 1, 78 DEG FILLET)
 (B)MACH = .60
 PAGE 296

DATA SET SYMBOL	CONFIGURATION DESCRIPTION	(S) (PS)	(B) (V) (F) (B)	WINGNO	WINGSC	FLTSCT	LAFDAF	REFERENCE INFORMATION
(BPS101)	LARC 8-TPT-657/660.LC-100 DRB.	(S) (PS)	(B) (V) (F) (B)	1.000	1.000		53.200	SREF 175.7376 50. IN.
(BPS102)	LARC 8-TPT-657/660.LC-100 DRB.	(S) (PS)	(B) (V) (F) (B)	1.000	2.000		53.200	LREF 25.5100 INCHES
(BPS107)	LARC 8-TPT-657/660.LC-100 DRB.	(S) (PS)	(B) (V) (F) (B)	1.000	1.000	1.000	78.000	BREF 19.7156 INCHES
(BPS108)	LARC 8-TPT-657/660.LC-100 DRB.	(S) (PS)	(B) (V) (F) (B)	1.000	2.000	3.000	78.000	XHRRP 16.8366 INCHES
								YHRRP .0000 INCHES
								ZHRRP .0188 INCHES
								SCALE .0188 SCALE

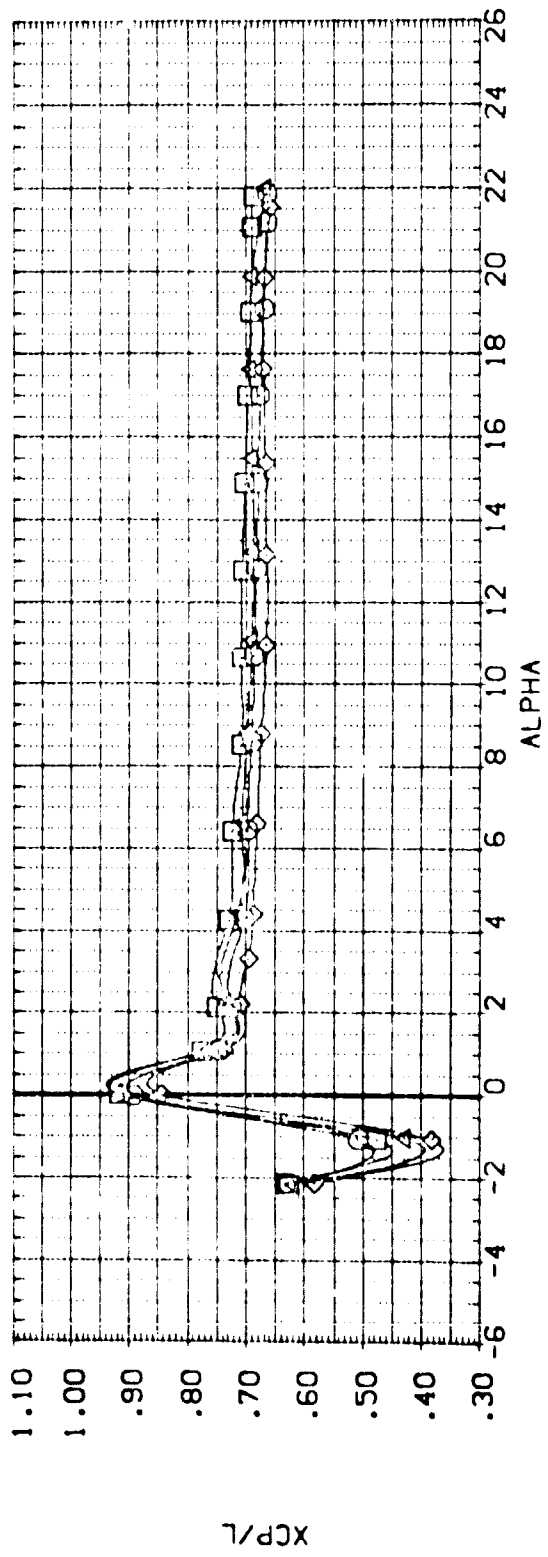
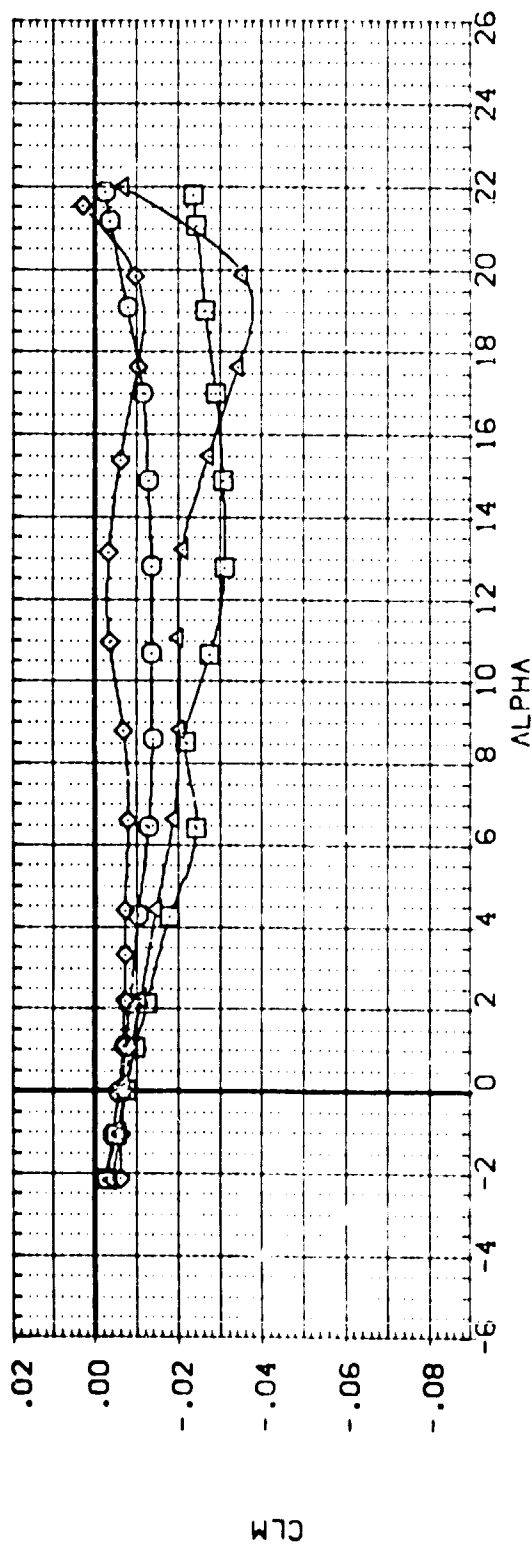


FIGURE 10. EFFECT OF WING/FILLET SECTION ON AERO CHARACT (WING 1. 78 DEG FILLET)

(C)MACH = .80

DATA SET SYMBOL CONFIGURATION DESCRIPTION

(BPS101) LARC 8-TPT-657/660, LO-100 CR8.1(SHIPS) (BV1VFB)

(BPS102) LARC 8-TPT-657/660, LO-100 CR8.1(SHIPS) (BV1VFB)

(BPS107) LARC 8-TPT-657/660, LO-100 CR8.1(SHIPS) (BV1VFB)

(BPS108) LARC 8-TPT-657/660, LO-100 CR8.1(SHIPS) (BV1VFB)

VINC 3 WINGSC FLTSCY LAMDAF REFERENCE INFORMATION

1.000 1.000 53.200 SREF 175.7376 SO. IN.

1.000 2.000 53.200 LREF 25.5103 INCHES

1.000 1.000 78.000 XMRP 19.7156 INCHES

1.000 2.000 78.000 YMRP 16.6366 INCHES

ZMRP .0000 INCHES

SCALE .0163 SCALE

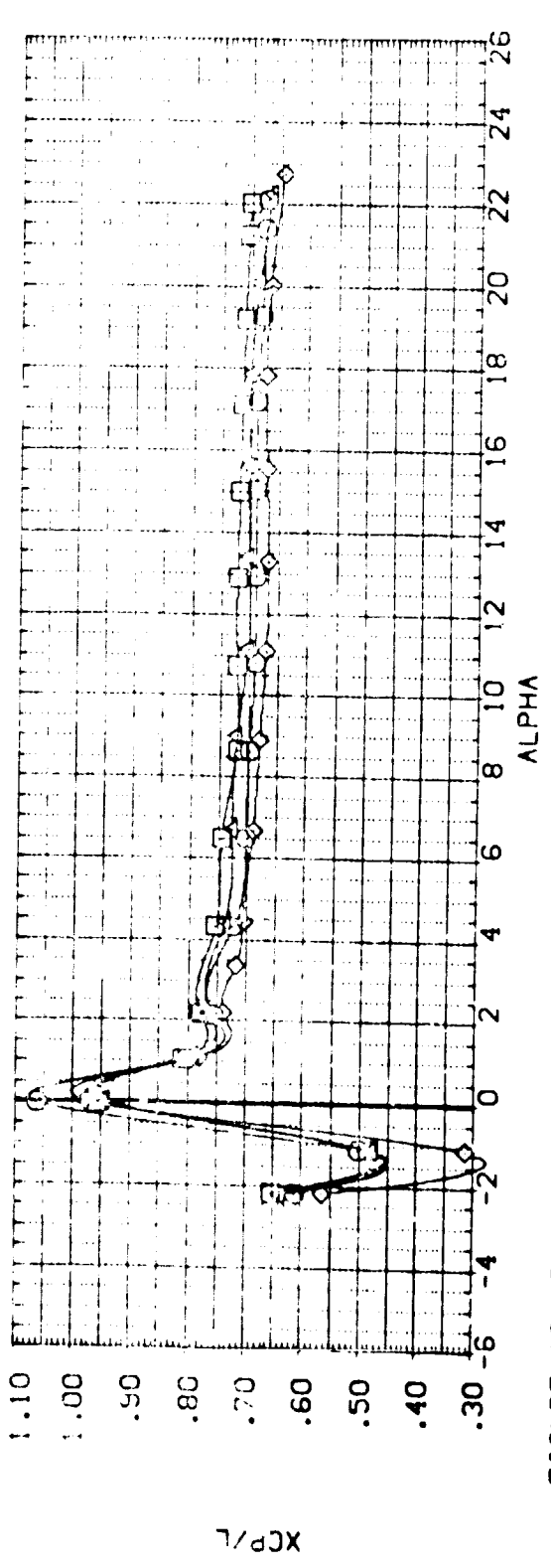
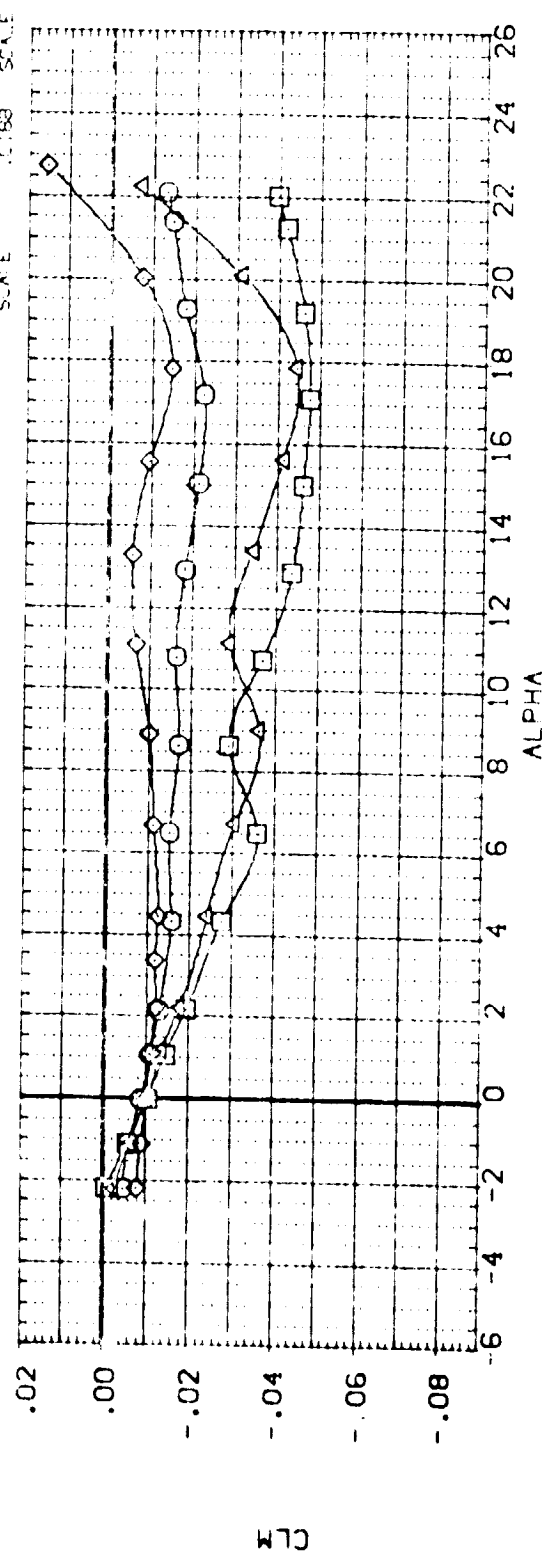


FIGURE 10. EFFECT OF WING/FILLET SECTION ON AERO CHARACTER (WING 1, 78 DEG FILLET)
 (O)MACH = .90 PAGE 298

DATA SET SYMBOL	CONFIGURATION DESCRIPTION	(BVI/VFB)	WINGND	WINGSC	FLTSC	LAMDAF	REFERENCE INFORMATION
(BP5101)	LARC 8-TPT-657/660,LO-100 DRB.(SHIPS)	1.000	1.000	1.000	53.200	SREF	175.7376
(BP5102)	LARC 8-TPT-657/660,LO-100 DRB.(SHIPS)	1.000	2.000	2.000	53.200	LREF	25.5100
(BP5107)	LARC 8-TPT-657/660,LO-100 DRB.(SHIPS)	1.000	1.000	1.000	78.000	BREF	19.7156
(BP5108)	LARC 8-TPT-657/660,LC-100 DRB.(SHIPS)	1.000	1.000	2.000	78.000	XMRRP	.8366
						YMRRP	.0000
						ZMRRP	.0000
						SCALE	.0188
						SCALE	


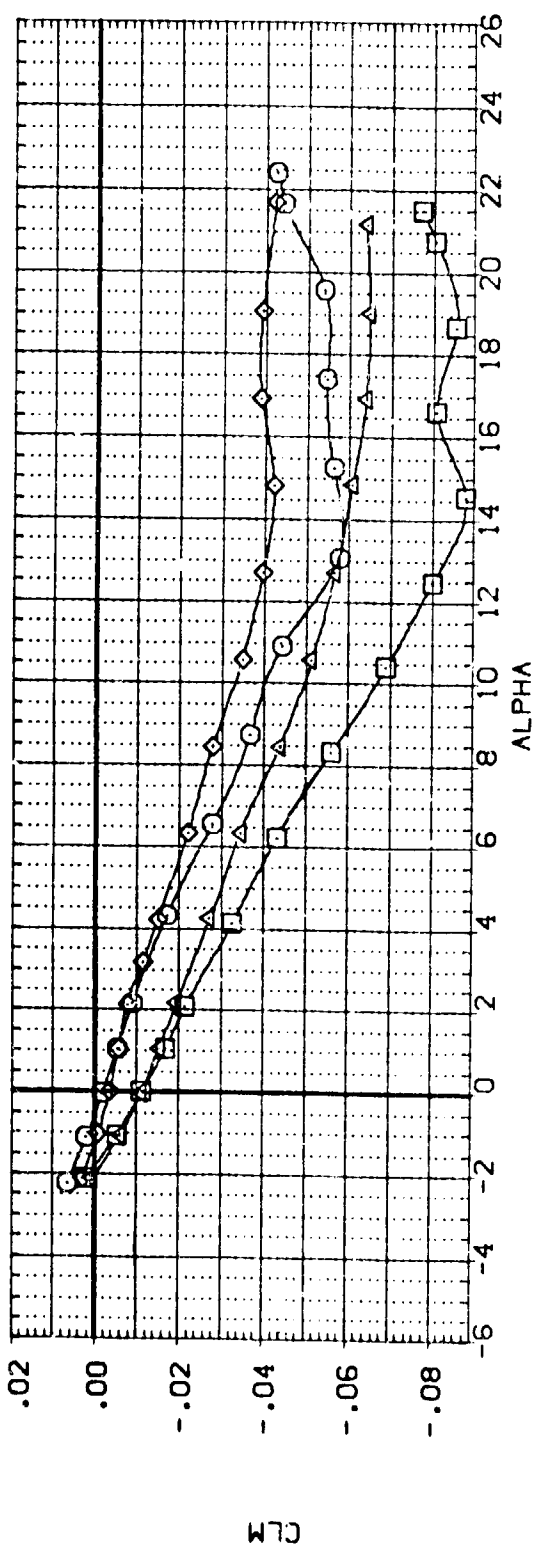
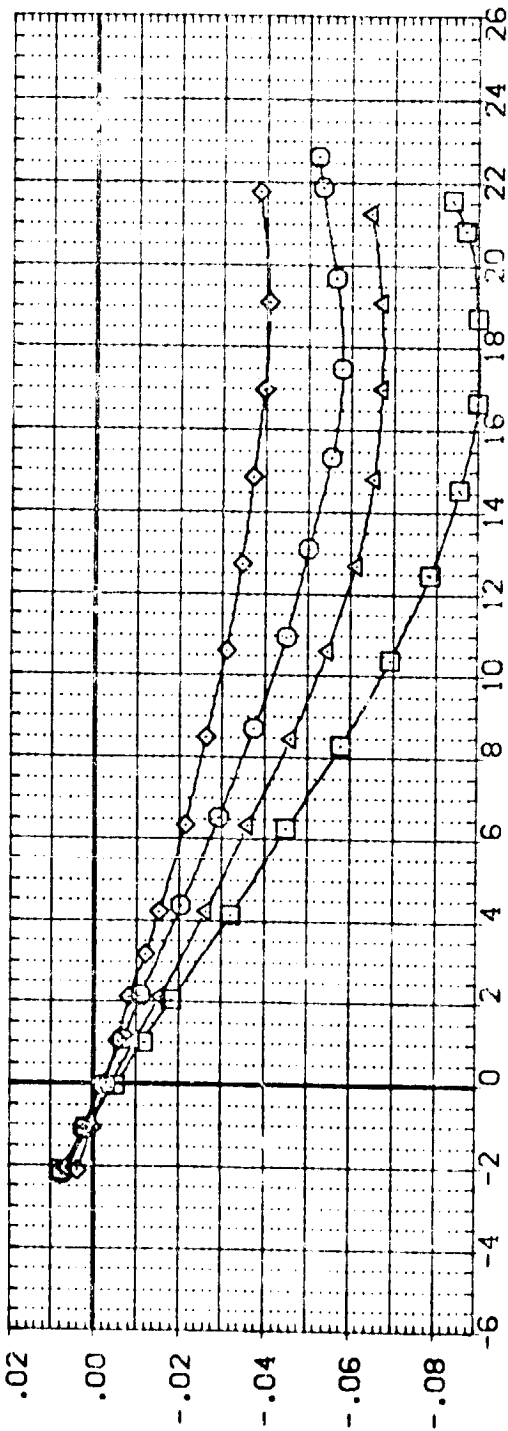


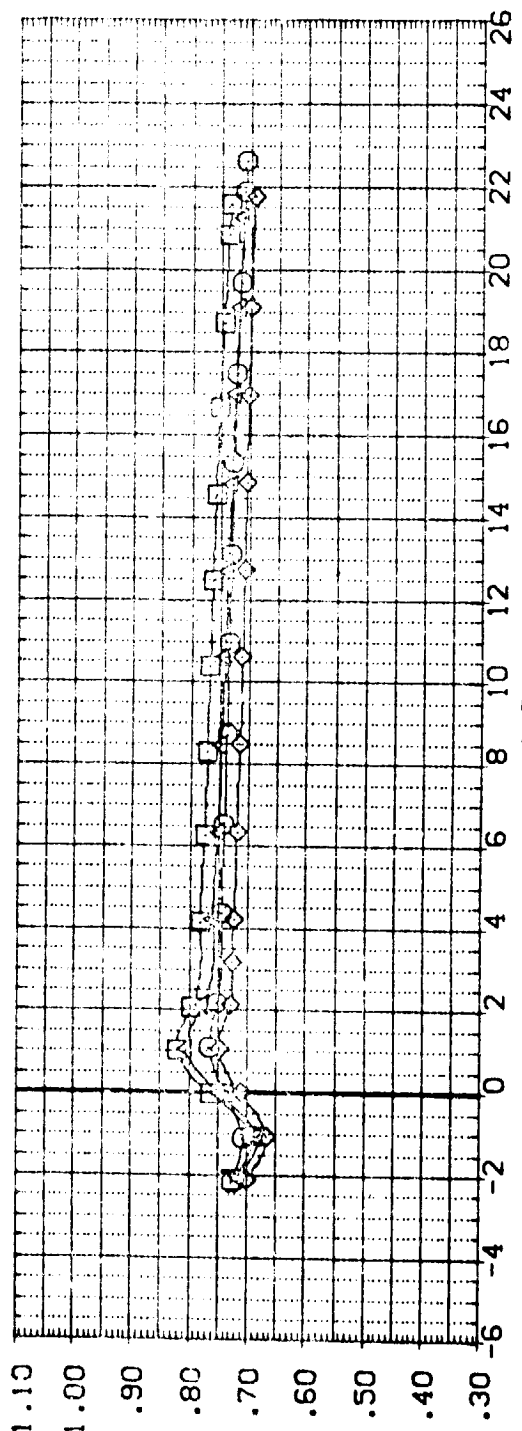
FIGURE 10. EFFECT OF WING/FILLET SECTION ON AERO CHARACT (WING 1.78 DEG FILLET)

(E)MACH = .98

DATA SET SYMBOL	CONFIGURATION DESCRIPTION	(BV/VFB)	WINGND	WINGSC	FLTSCT	LAMDAF	REFERENCE INFORMATION
(BPS101)	LARC 8-TPT-657/660.LG-100 ORB.(SHIPS)	(BV/VFB)	1.000	1.000		53.200	SREF 175.7376 50. IN.
(BPS102)	LARC 8-TPT-657/660.LG-100 ORB.(SHIPS)	(BV/VFB)	1.000	2.000		53.200	LREF 25.5100 INCHES
(BPS107)	LARC 8-TPT-657/660.LG-100 ORB.(SHIPS)	(BV/VFB)	1.000	1.000	1.000	78.000	BREF 19.7156 INCHES
(BPS108)	LARC 8-TPT-657/660.LG-100 ORB.(SHIPS)	(BV/VFB)	1.000	2.000	3.000	78.000	XMRP 16.19366 INCHES
							ZMRP .0000 INCHES
							SCALE .0188



CL



Cx

FIGURE 10. EFFECT OF WING/FILLET SECTION ON AERO CHARACTER (WING 1, 78 DEG FILLET)

DATA SET SYMBOL	CONFIGURATION DESCRIPTION	WINGNO	VINGSC	FLTSCT	LAMDAF	REFERENCE INFORMATION
(BPS201)	LARC 8-TPT-657/660.LD-100 ORB.(SHIPS)	2.000	1.000		46.800	SREF 171.4720 50. IN.
(BPS202)	LARC 8-TPT-657/660.LD-100 ORB.(SHIPS)	2.000	2.000		46.800	LREF 25.5100 INCHES
(BPS203)	LARC 8-TPT-657/660.LD-100 ORB.(SHIPS)	2.000	1.000	1.000	60.000	BREF 20.3597 INCHES
(BPS204)	LARC 8-TPT-657/660.LD-100 ORB.(SHIPS)	2.000	2.000	3.000	60.000	XMRP 16.8366 INCHES
						YMRP .0000 INCHES
						ZMRP .0000 INCHES
						SCALE .0188 SCALE

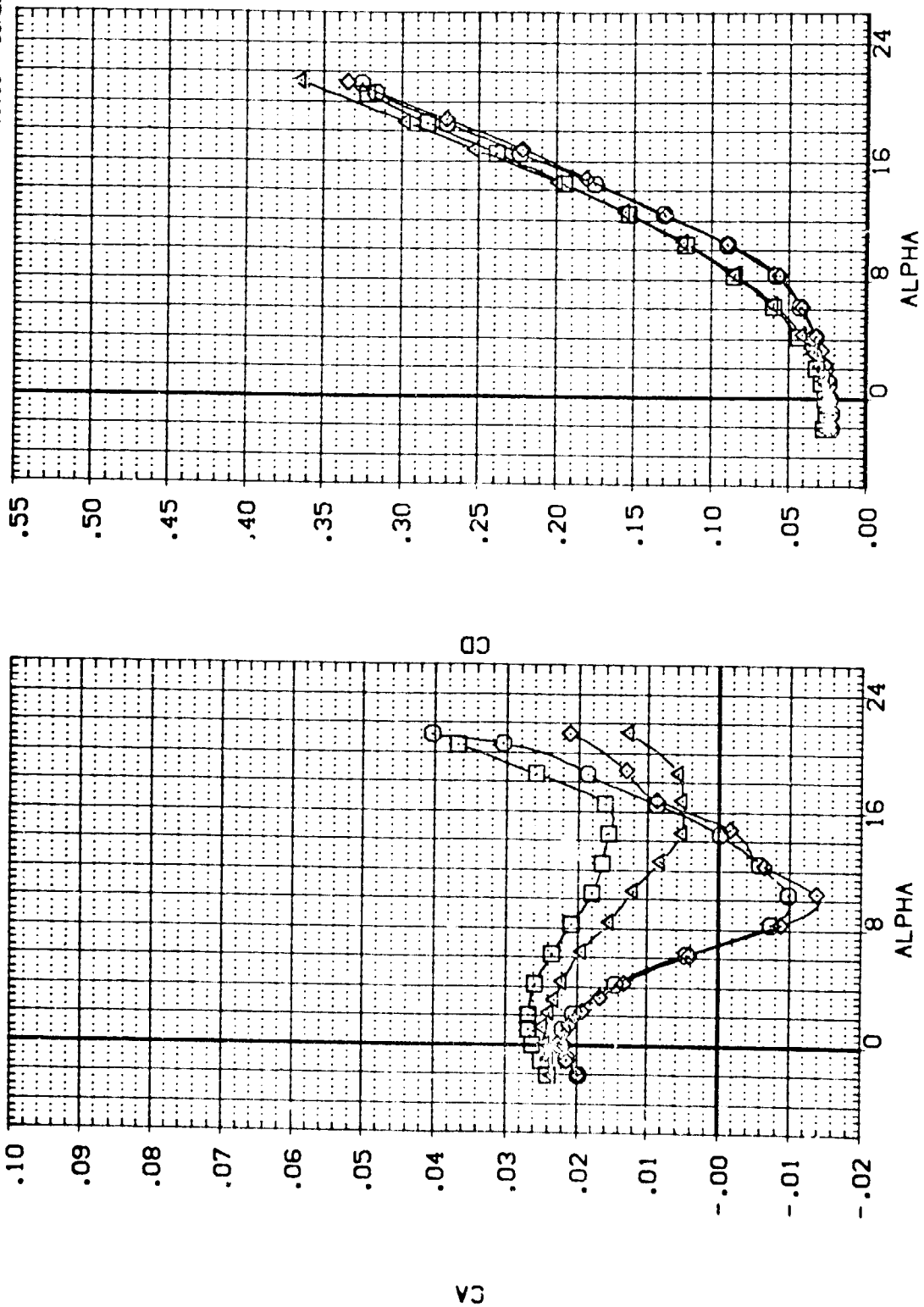


FIGURE 11. EFFECT OF WING/FILLET SECTION ON AERO CHARACT (WING 2, 60 DEG FILLET)
 (A)MACH = .35

DATA SET SYMBOL	CONFIGURATION DESCRIPTION	WINGNO	WINGSC	FLTSCT	LAMDAF	REFERENCE INFORMATION
(BPS201)	LARC 8-TPT-657/660, LD-100 CRB, (SHIPS)	2.000	1.000	46.800	SREF 171.4720	50.1 IN.
(BPS202)	LARC 8-TPT-657/660, LD-100 CRB, (SHIPS)	2.000	2.000	46.800	LREF 29.5100	INCH'S
(BPS203)	LARC 8-TPT-657/660, LD-100 CRB, (SHIPS)	2.000	1.000	60.000	BREF 20.3597	INCH'S
(BPS204)	LARC 8-TPT-657/660, LD-100 CRB, (SHIPS)	2.000	2.000	60.000	XMRP 16.8306	INCH'S
					ZMRP .0000	INCH'S
					SCALE .0188	SCALE

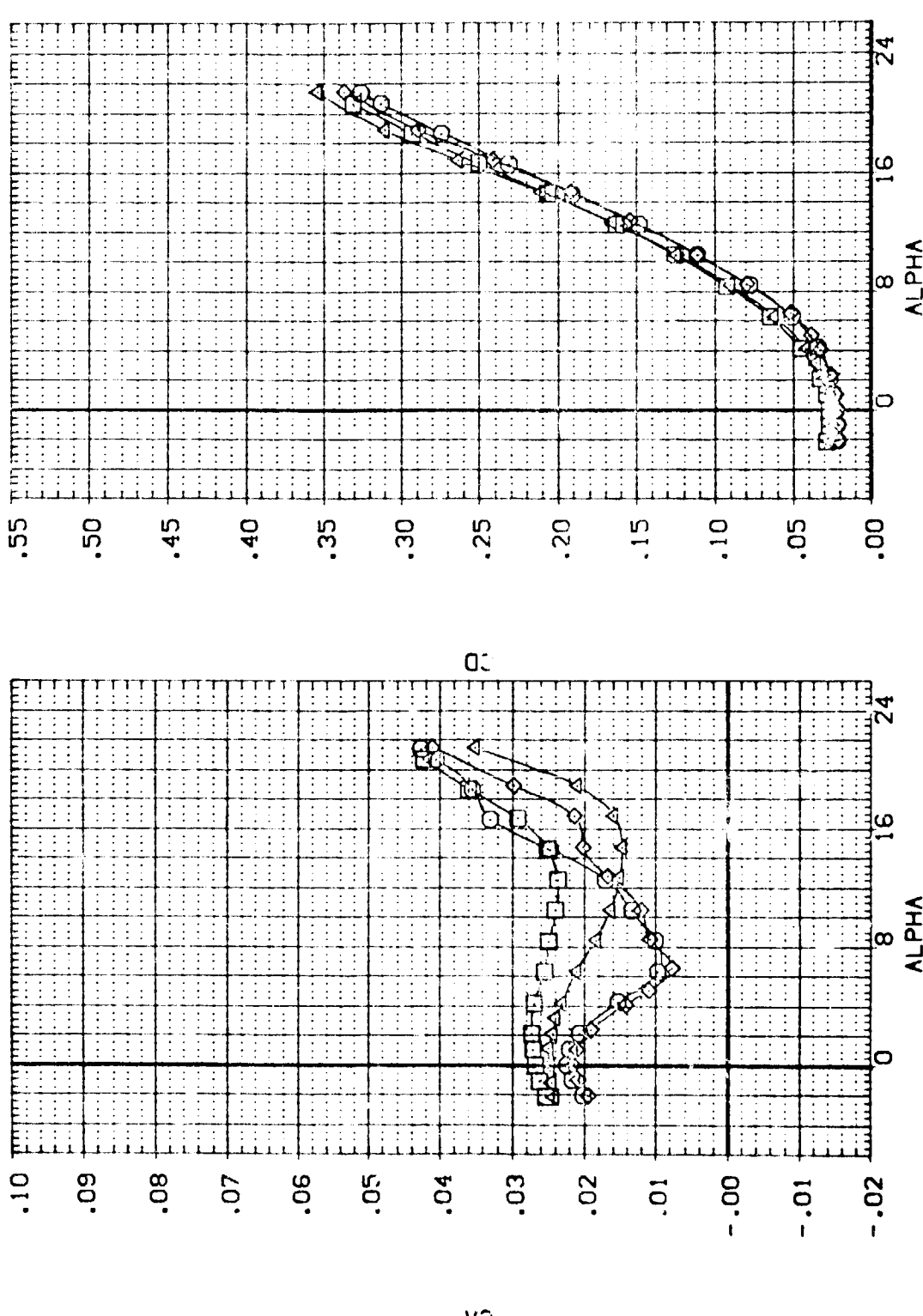


FIGURE 11. EFFECT OF WING/FILLET SECTION ON AERO CHARACT (WING 2, 60 DEG FILLET)
 (B)MACH = .60

DATA SET SYMBOL CONFIGURATION DESCRIPTION

(BP5201) LARC 8-TPT-657/660, LO-100 ORB, (SH)PS (BV2VFB)

(BP5202) LARC 8-TPT-657/660, LO-100 ORB, (SH)PS (BV2VFB)

(BP5203) LARC 8-TPT-657/660, LO-100 ORB, (SH)PS (BV2VFB)

(BP5204) LARC 8-TPT-657/660, LO-100 ORB, (SH)PS (BV2VFB)

VINGNO VINGSC FLTSTCT LAMDAF

2.000 1.000 46.800

2.000 2.000 46.800

2.000 1.000 60.300

2.000 2.000 60.300

REFERENCE INFORMATION

SREF 171.4720 50. IN.

LREF 25.5100 INCHES

BREF 20.3597 INCHES

YMRP 16.8366 INCHES

ZMRP .0000 INCHES

SCALE .0188 SCALE

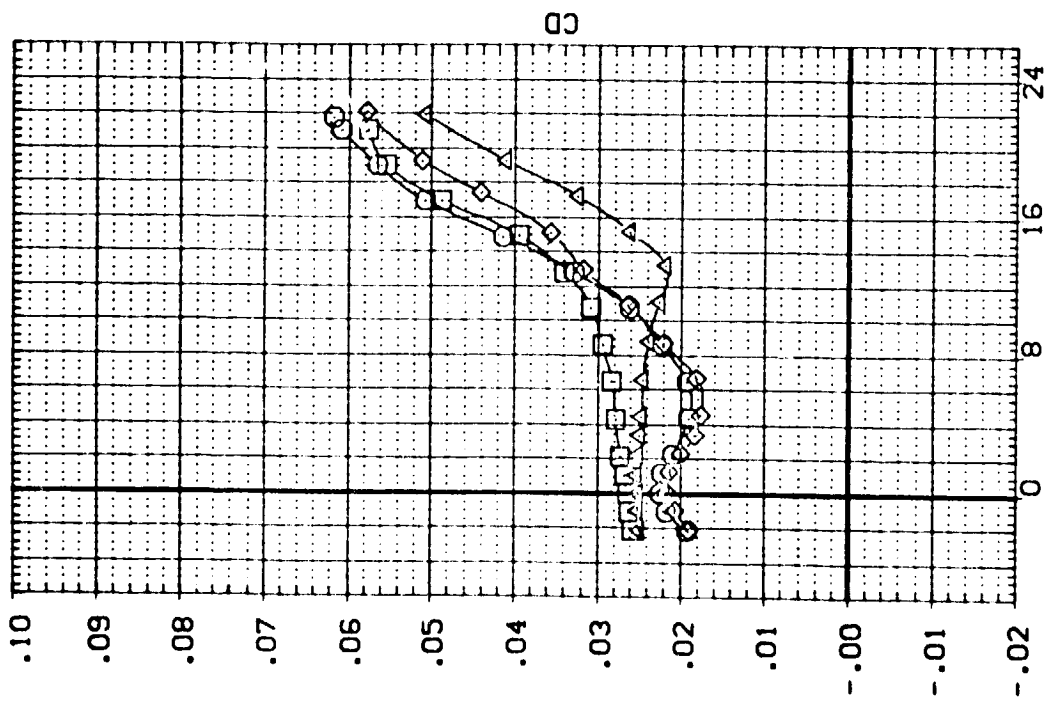
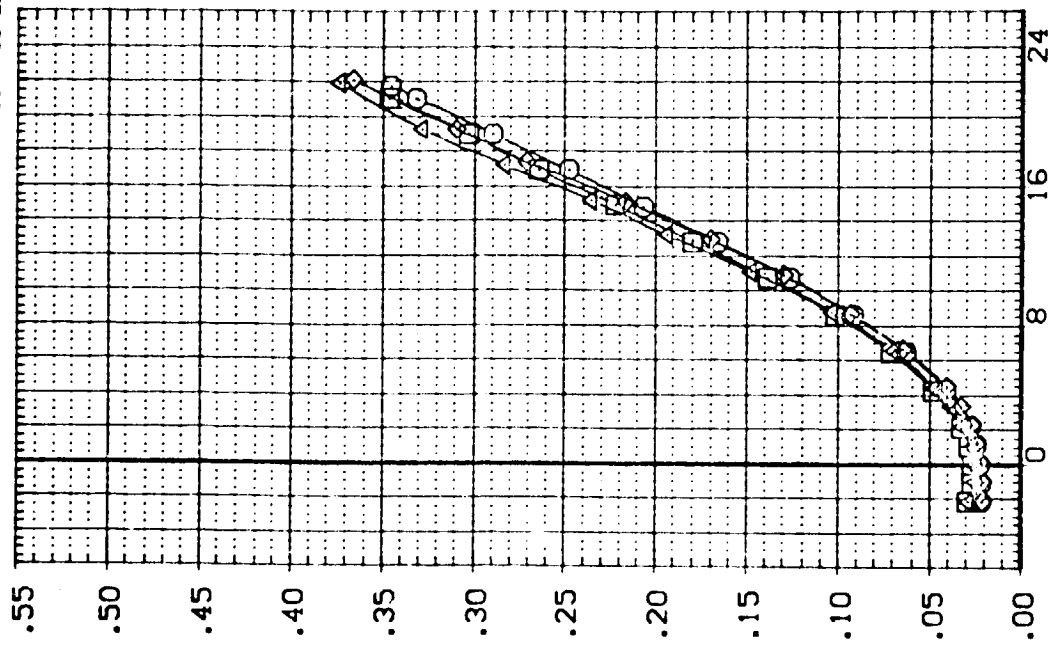


FIGURE 11. EFFECT OF WING/FILLET SECTION ON AERO CHARACT (WING 2, 60 DEG FILLET)
 (C)MACH = .80

DATA SET SYMBOL	CONFIGURATION DESCRIPTION	WINGND	WINGSC	FLTSCT	LANDAF	REFERENCE INFORMATION
(BP5201)	LARC 8-TPT-657/660, LO-100 ORB (SHIPS)	2.000	1.000		46.800	SREF 171.4720 SO, IN.
(BP5202)	LARC 8-TPT-657/660, LO-100 ORB (SHIPS)	2.000	2.000		46.800	LREF 25.5100 INCHES
(BP5203)	LARC 8-TPT-657/660, LO-100 ORB (SHIPS)	2.000	1.000	1.000	50.000	BREF 20.3597 INCHES
(BP5204)	LARC 8-TPT-657/660, LO-100 ORB (SHIPS)	2.000	2.000	3.000	50.000	ZMRP 16.0000 INCHES
						ZMRP .0000 INCHES
						SCALE .0188 INCHES

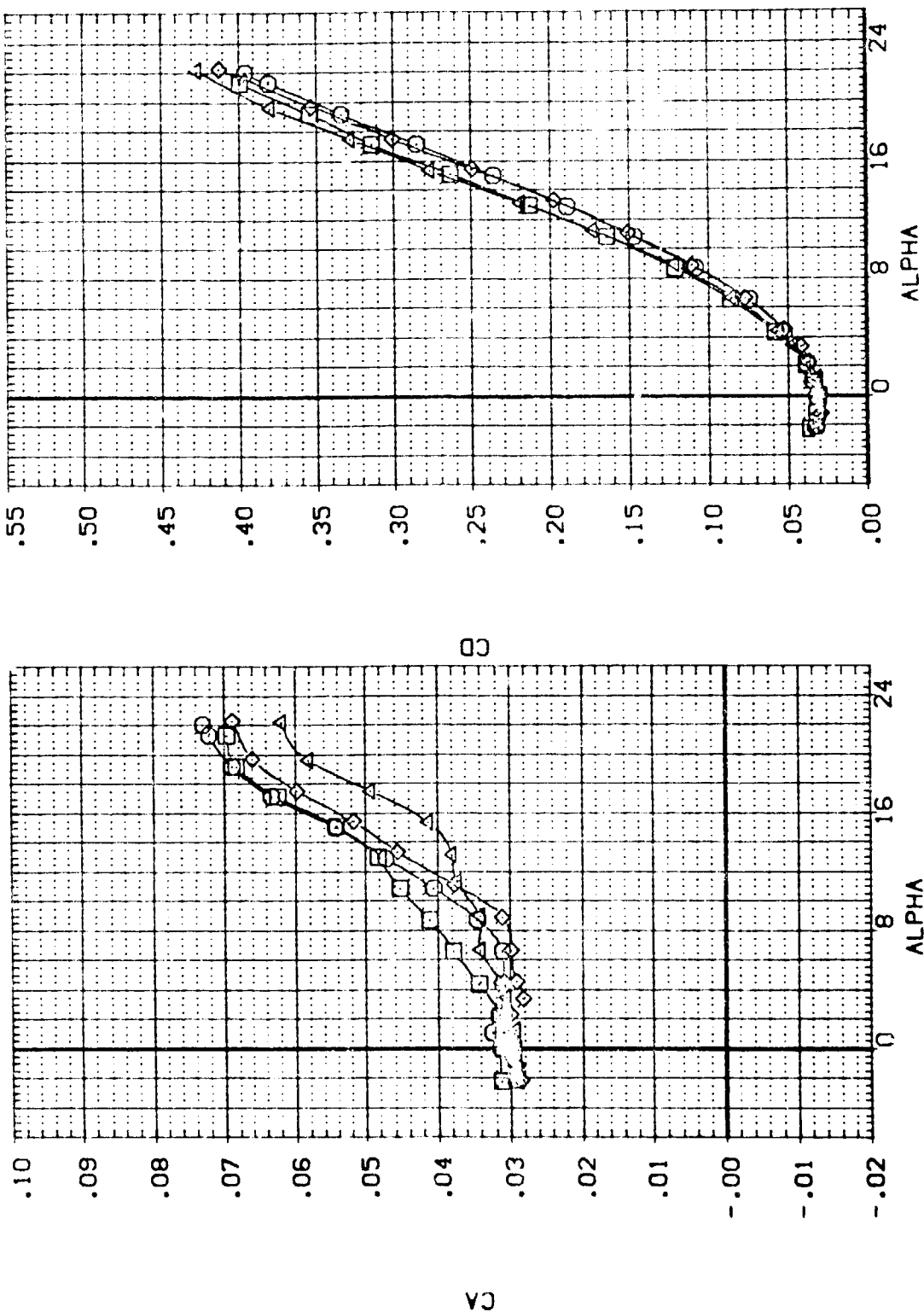


FIGURE 11. EFFECT OF WING/FILLET SECTION ON AERO CHARACT (WING 2, 60 DEG FILLET)

DATA SET SYMBOL	CONFIGURATION DESCRIPTION	(S) (PS)	(M) (PS)	WINGNO	WINGSC	FLTSCT	LAMDAF	REFERENCE INFORMATION
(BPS201)	LARC 8-TPT-657/660, LD-100 DRB.	(S) (PS)	(M) (PS)	2.000	1.000	46.800	SREF 171.4720	50. IN.
(BPS202)	LARC 8-TPT-657/660, LD-100 DRB.	(S) (PS)	(M) (PS)	2.000	2.000	46.800	LREF 25.5100	INCHES
(BPS203)	LARC 8-TPT-657/660, LD-100 DRB.	(S) (PS)	(M) (PS)	2.000	1.000	60.000	BREF 20.3597	INCHES
(BPS204)	LARC 8-TPT-657/660, LD-100 DRB.	(S) (PS)	(M) (PS)	2.000	2.000	60.000	XMRP 16.8366	INCHES
							YMRP .0000	INCHES
							ZMRP .0000	INCHES
							SCA.E .0188	SCALE

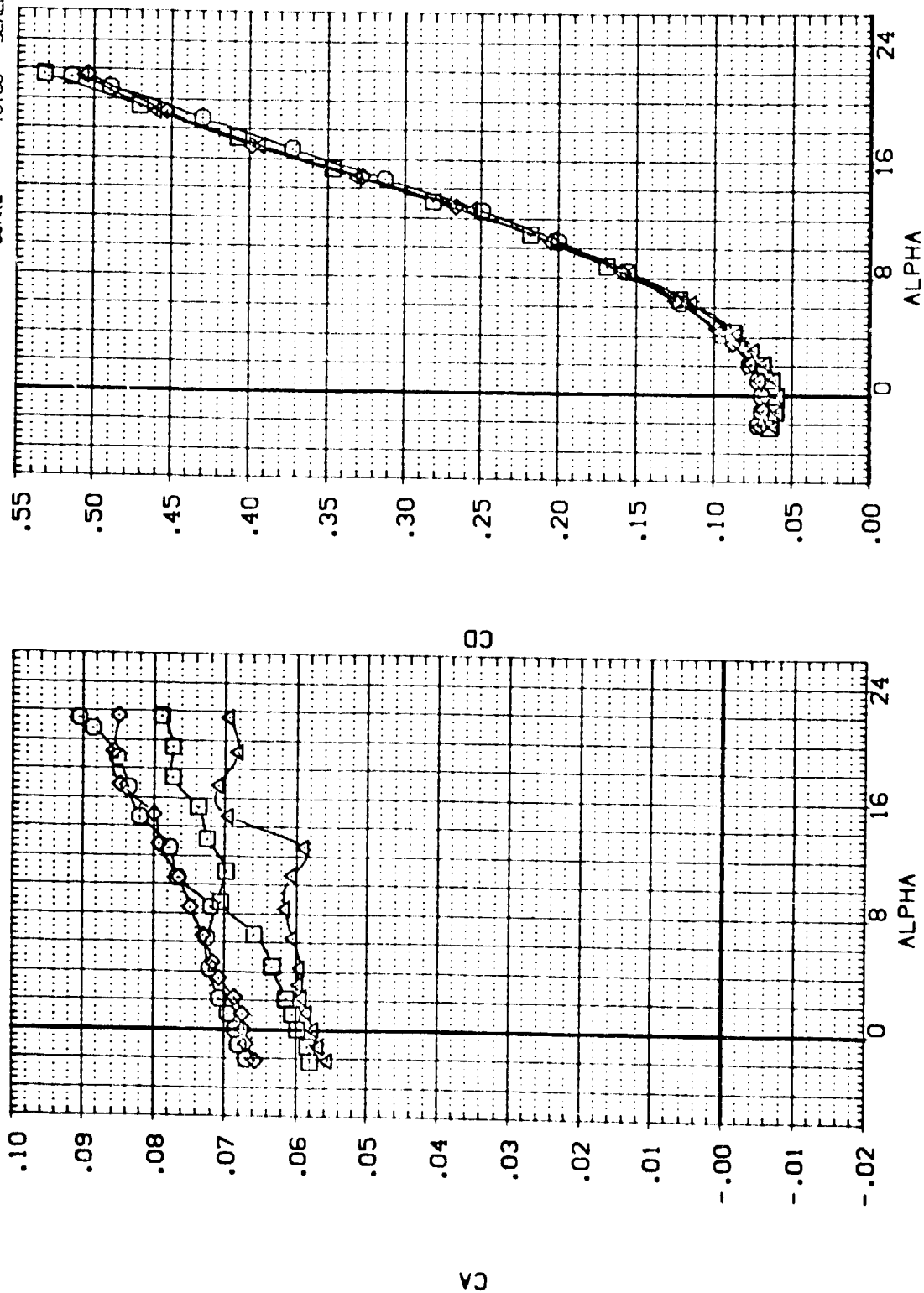


FIGURE 11. EFFECT OF WING/FILLET SECTION ON AERO CHARACT (WING 2, 60 DEG FILLET)

(E)MACH = .98

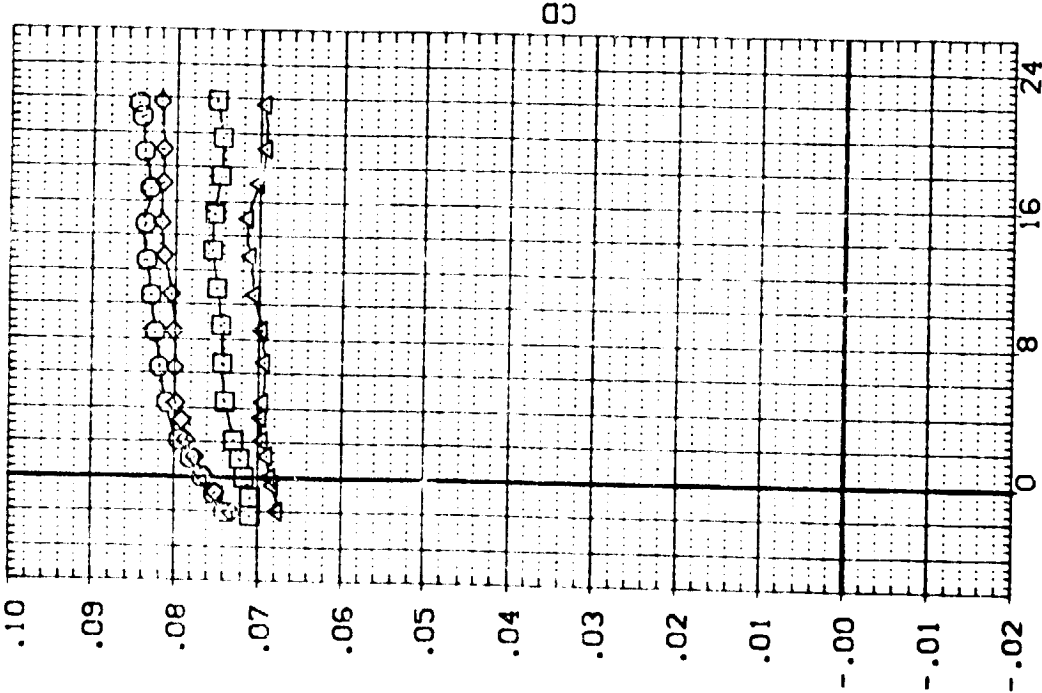
DATA SET SYMBOL CONFIGURATION DESCRIPTION

(BPS201) LARC 8-TPT-657/660.L0-100 OPR. (SH,PS) (BV2VFB)

(BPS202) LARC 8-TPT-657/660.L0-100 OPR. (SH,PS) (BV2VFB)

(BPS203) LARC 8-TPT-657/660.L0-100 OPR. (SH,PS) (BV2VFB)

(BPS204) LARC 8-TPT-657/660.L0-100 OPR. (SH,PS) (BV2VFB)



WINGNO 2.000
WINGSC 1.000
FLTSTCT 46.800
LAMDAF 171.4720
SREF 25.5100
LREF 20.3597
BREF 16.8366
XMRP .0000
YMRP .0000
ZMRP .0000
SCALE .0189

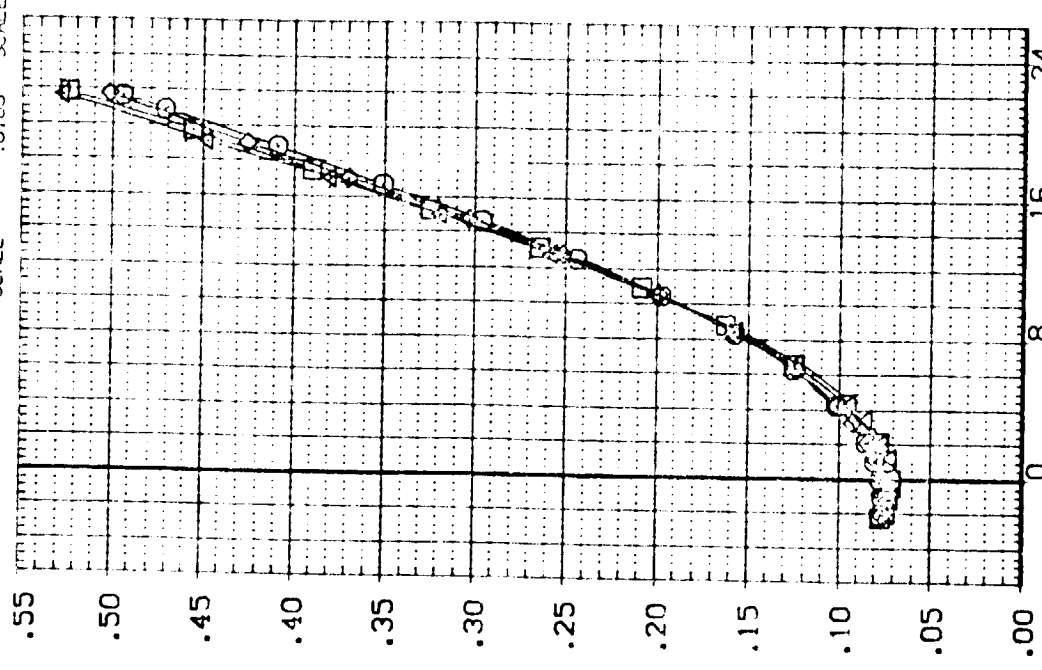


FIGURE 11. EFFECT OF WING/FILLET SECTION ON AERO CHARACT (WING 2, 60 DEG FILLET)
(F)MACH = 1.20

DATA SET SYMBOL	CONFIGURATION DESCRIPTION	WINGND	WINGSC	FLTSCT	LAMDAF	REFERENCE INFORMATION
(BFS201)	LARC 8-TPT-657/660.LD-100 DRB.(SHIPS)	2.000	1.000		46.800	SREF 171.4720 SO. IN.
(BFS202)	LARC 8-TPT-657/660.LD-100 DRB.(SHIPS)	2.000	2.000		46.800	LREF 25.5100 INCHES
(BFS203)	LARC 8-TPT-657/660.LD-100 DRB.(SHIPS)	2.000	1.000	1.000	60.000	BREF 20.3597 INCHES
(BFS204)	LARC 8-TPT-657/660.LD-100 DRB.(SHIPS)	2.000	2.000	3.000	60.000	XMRP 16.8366 INCHES
						YMRP .0000 INCHES
						ZMRP .0188 INCHES
						SCALE

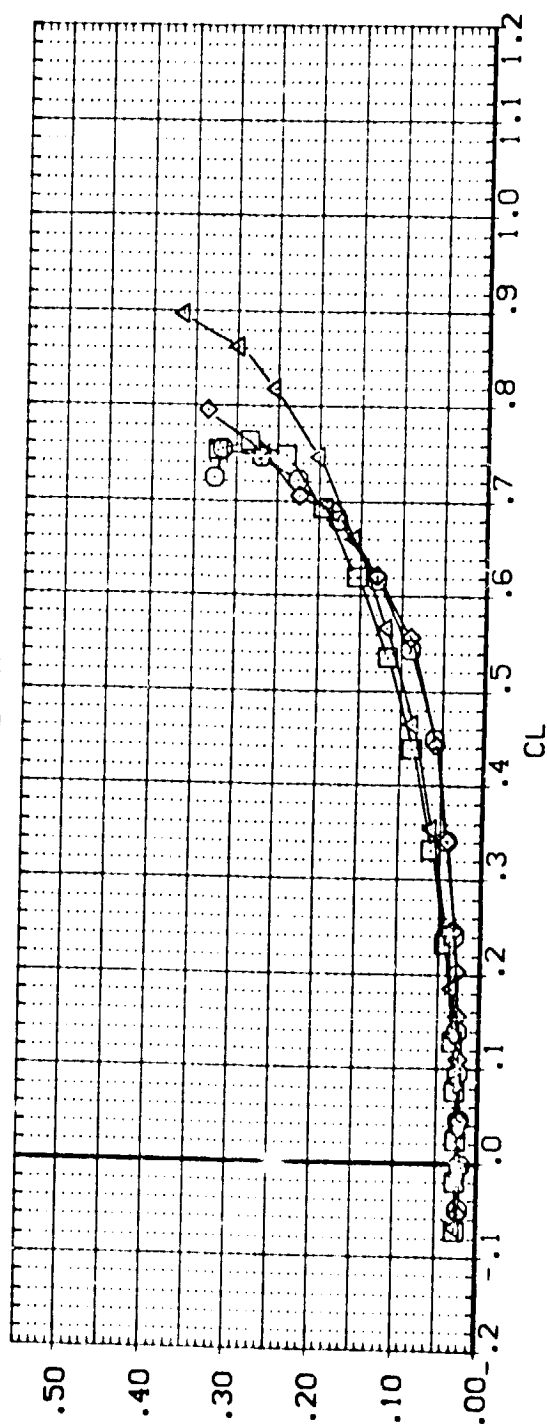
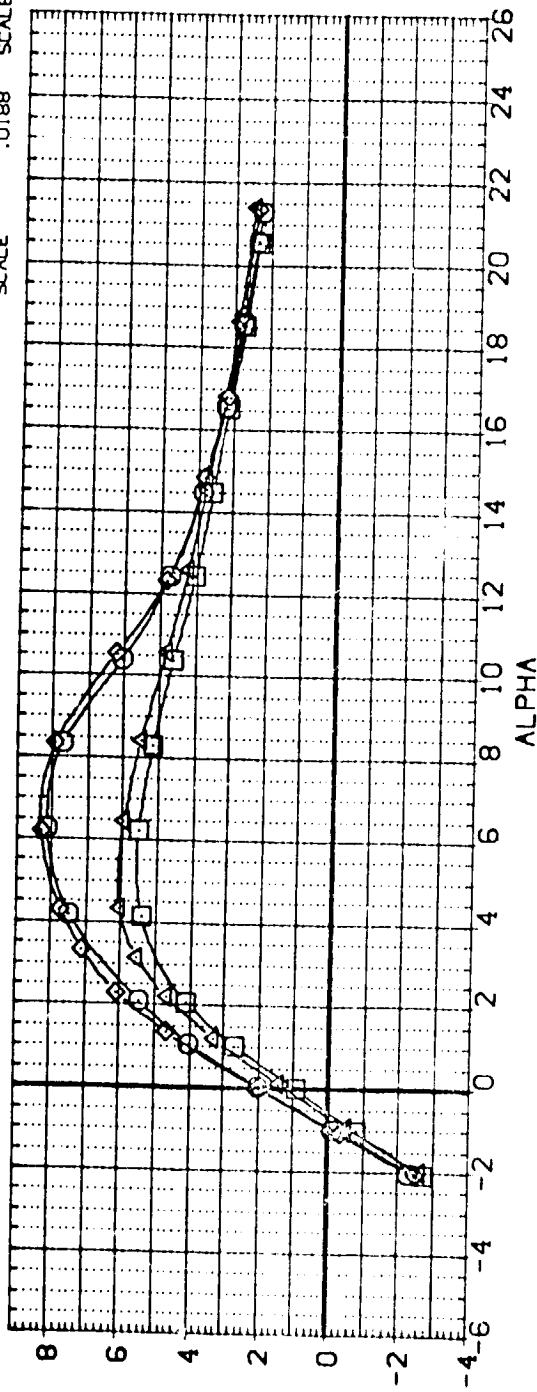


FIGURE 11. EFFECT OF WING/FILLET SECTION ON AERO CHARACT (WING 2, 60 DEG FILLET)
 (A)MACH = .35

DATA SET SYMBOL
 (BPS201)
 (BPS202)
 (BPS203)
 (BPS204)

CONFIGURATION DESCRIPTION
 LARC 8-TPT-657/660;L0-100 CR6.(SHIPS)
 LARC 8-TPT-657/660;L0-100 CR8.(SHIPS)
 LARC 8-TPT-657/660;L0-100 CR8.(SHIPS)
 LARC 8-TPT-657/660;L0-100 CR8.(SHIPS)

(BV2VFB)
 (BV2VFB)
 (BV2VFB)
 (BV2VFB)

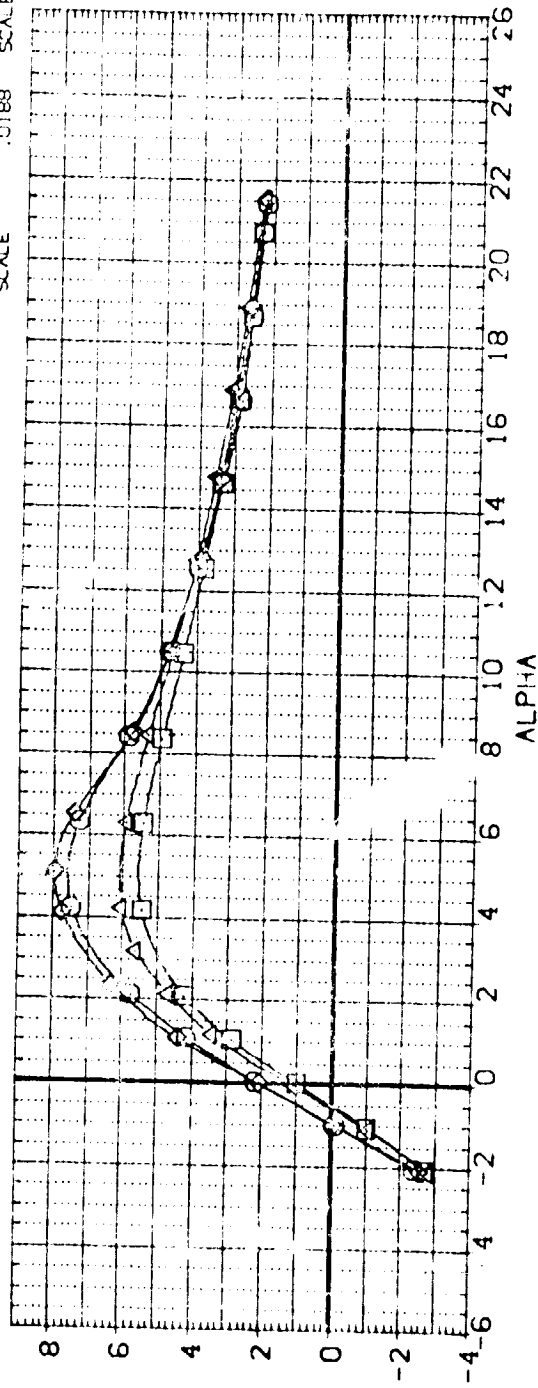
VINGRO 2.000
 2.000
 2.000
 2.000

VINGSC 1.000
 2.000
 1.000
 2.000

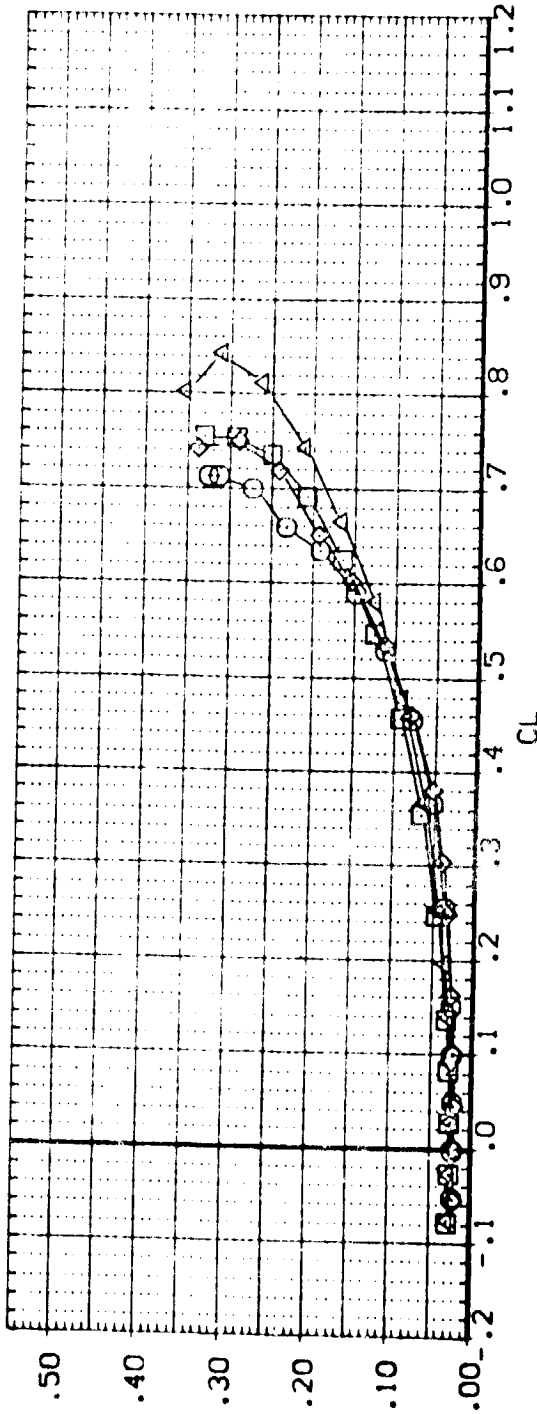
FLTSTC 46.800
 46.800
 1.000
 3.000

LAMDAF 171.4720
 171.4720
 23.3100
 20.3597

REFERENCE INFORMATION
 SREF 171.4720 SO. IN.
 LREF 171.4720 INCHES
 BREF 23.3100 INCHES
 XMRP 20.3597 INCHES
 YMRP 16.8363 INCHES
 ZMRP .0000 INCHES
 SCALE .0188 INCHES



0/1



03

FIGURE 11. EFFECT OF WING/FILLET SECTION ON AERO CHARACTER (WING 2, 60 DEG FILLET)
 (B)MACH = .60

DATA SET SYMBOL	CONFIGURATION DESCRIPTION	(SHIPS)	(BVZVFB)	WINGNO	WINGSC	FLTST	LAMDAF	REFERENCE INFORMATION
(BP5201)	LARC 8-TPT-657/660, LO-100 DRB	(SHIPS)	(BVZVFB)	2.000	1.000		46.800	SREF 171.4720 50. IN.
(BP5202)	LARC 8-TPT-657/660, LO-100 DRB	(SHIPS)	(BVZVFB)	2.000	2.000		46.800	LREF 25.5100 INCHES
(BP5203)	LARC 8-TPT-657/660, LO-100 DRB	(SHIPS)	(BVZVFB)	2.000	1.000	1.000	60.000	BREF 20.3597 INCHES
(BP5204)	LARC 8-TPT-657/660, LO-100 DRB	(SHIPS)	(BVZVFB)	2.000	2.000	3.000	60.000	XMRP 16.8366 INCHES
								YMRP .0000 INCHES
								ZMRP .0000 INCHES
								SCALE .0188 SCALE

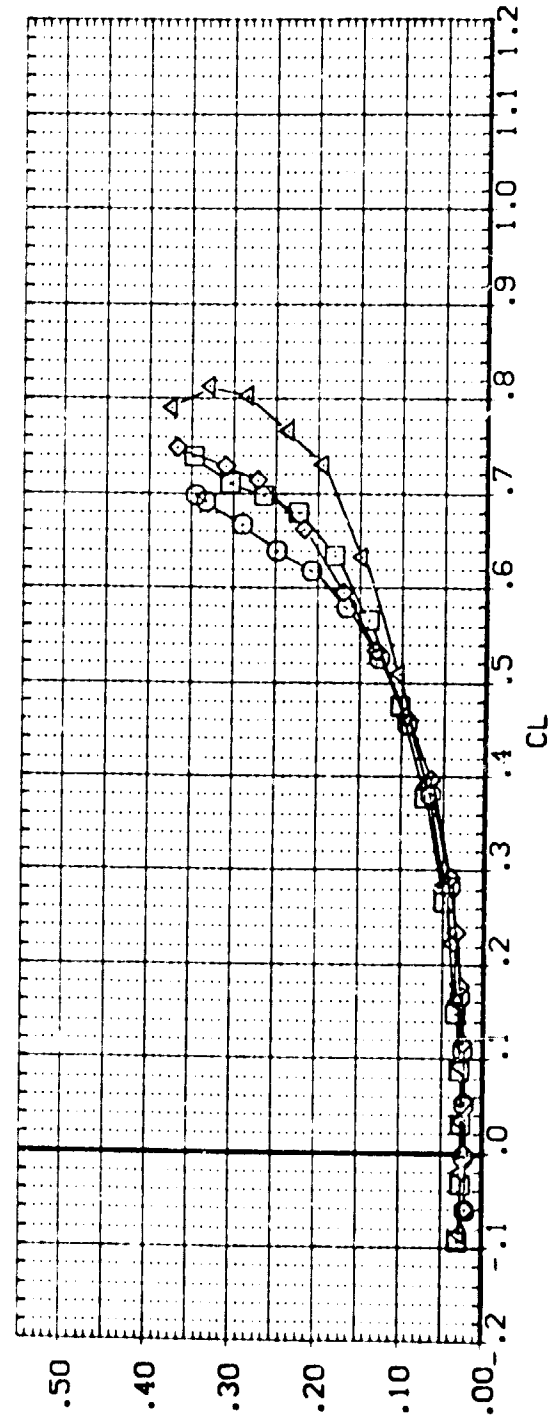
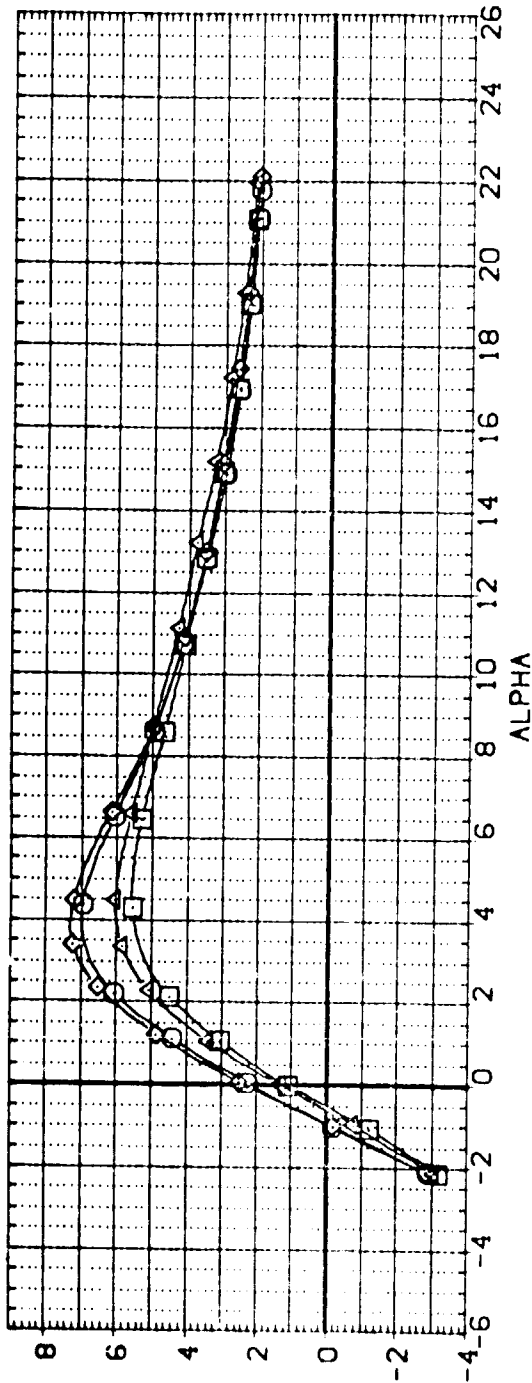


FIGURE 11. EFFECT OF WING/FILLET SECTION ON AERO CHARACT (WING 2, 60 DEG FILLET)
(C)MACH = .80

DATA SET SYMBOL	CONFIGURATION DESCRIPTION	(BVZVFB)	WINGNO	WINGSC	FLTSCT	LAMDAF	REFERENCE INFORMATION
(BPS201)	LARC 8-TPT-657/660, LO-100 ORB, (SHIPS)	(BVZVFB)	2.000	1.000		46.800	SREF 171.4720 50. IN.
(BPS202)	LARC 8-TPT-657/660, LO-100 ORB, (SHIPS)	(BVZVFB)	2.000	2.000		46.800	LREF 25.5100 INCHES
(BPS203)	LARC 8-TPT-657/660, LO-100 ORB, (SHIPS)	(BVZVFB)	2.000	1.000	1.000	63.023	BREF 20.3597 INCHES
(BPS204)	LARC 8-TPT-657/660, LO-100 ORB, (SHIPS)	(BVZVFB)	2.000	2.000	3.000	60.000	XWREF 15.9356 INCHES
							YREF 10.0000 INCHES
							ZWREF 10.0000 INCHES
							SCALE .0189 SCALE

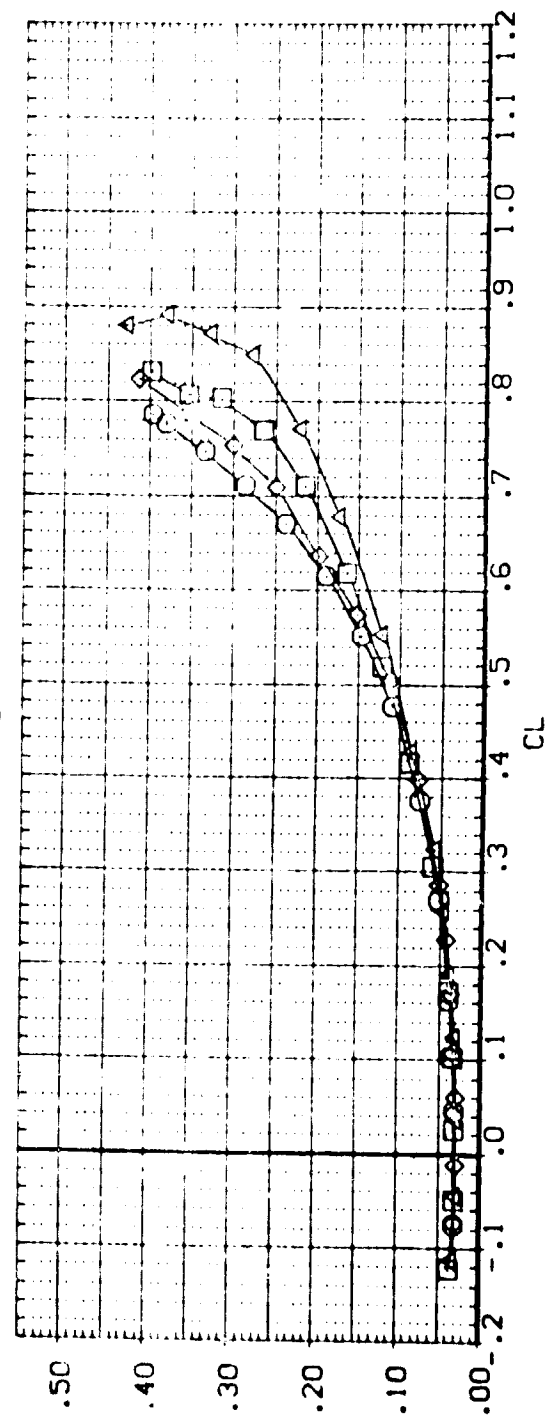
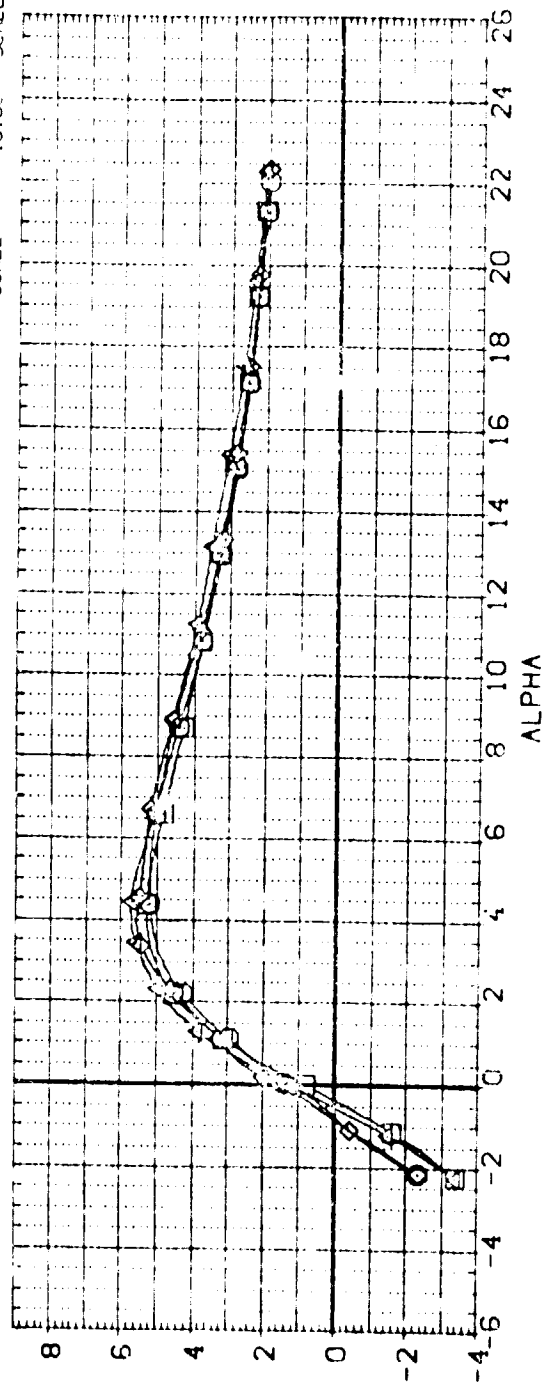


FIGURE 11. EFFECT OF WING/FILLET SECTION ON AERO CHARACTER (WING 2, 60 DEG FILLET)
 (O)MACH = .90 PAGE 310

DATA SET SYMBOL	CONFIGURATION DESCRIPTION	(BW2VFB)	VINGND	VINGSC	FLTSCT	LANDAF	REFERENCE INFORMATION
(BP5201)	LARC 8-TPT-657/660, LO-100 DRB, (SHIPS)	(BW2VFB)	2.000	1.000		45.800	SREF 171.4720 SO, IN.
(BP5202)	LARC 8-TPT-657/660, LO-100 DRB, (SHIPS)	(BW2VFB)	2.000	2.000		45.800	LREF 25.5100 INC, ES
(BP5203)	LARC 8-TPT-657/660, LO-100 DRB, (SHIPS)	(BW2VFB)	2.000	1.000	1.000	60.000	BREF 20.2597 INC, ES
(BP5204)	LARC 8-TPT-657/660, LO-100 DRB, (SHIPS)	(BW2VFB)	2.000	2.000	3.000	60.000	XMAR 16.8366 INC, ES
							YMRP .0000 INC, S
							ZMRP .0000 INC, S
							SCALE .0188 INCH, S

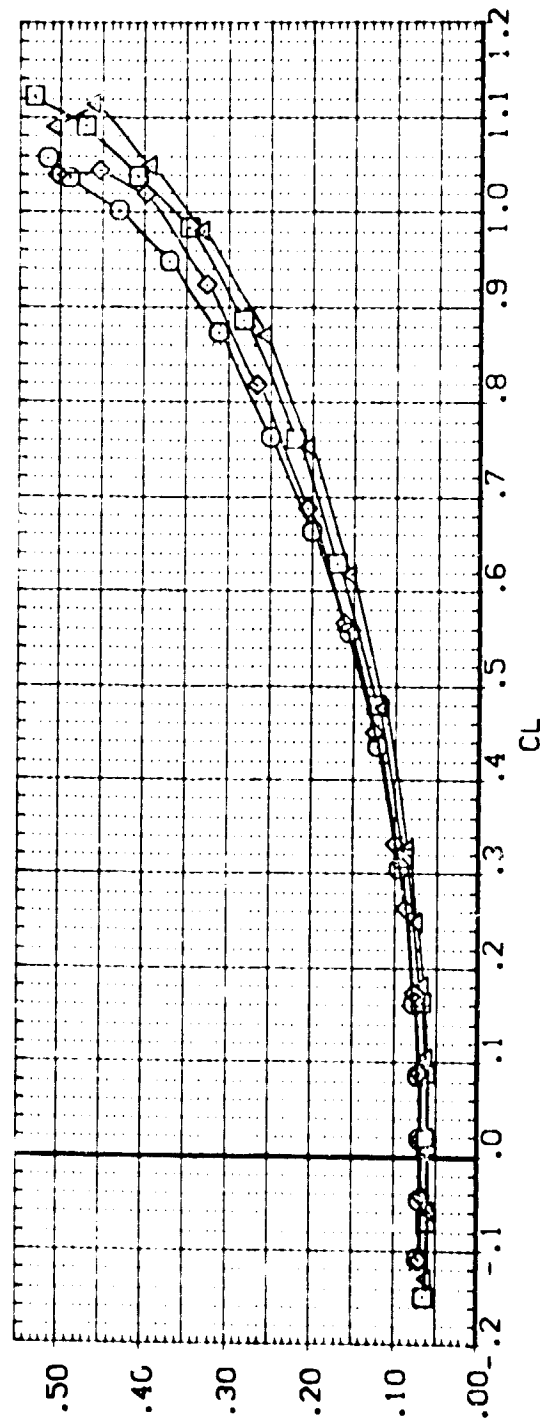
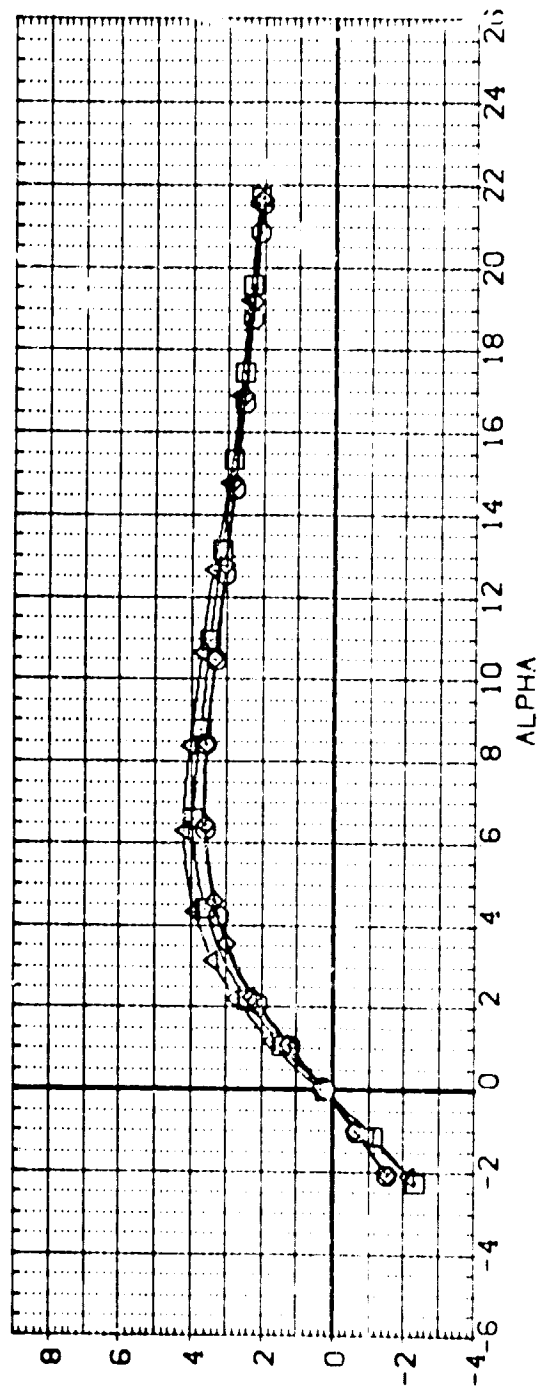


FIGURE 11. EFFECT OF WING/FILLET SECTION ON AERO CHARACTER (WING 2, 60 DEG FILLET)
 (E)MACH = .98

DATA SET SYMBOL CONFIGURATION DESCRIPTION

(BPS201) LARC 8-TPT-657/65C-LG-100 DRB (SHIPS)

(BPS202) LARC 8-TPT-657/65C-LG-100 DRB (SHIPS)

(BPS203) LARC 8-TPT-657/65C-LG-100 DRB (SHIPS)

(BPS204) LARC 8-TPT-657/65C-LG-100 DRB (SHIPS)

(BWZVF8)

(BWZVF9)

(BWZVF5)

(BWZVF6)

WINGNO

2.000

2.000

2.000

2.000

WINGSC

1.000

2.000

1.000

2.000

FLTSC1

.000

3.000

LANDAF

46.800

46.800

60.000

60.000

SREF

171.4720

25.5100

20.3597

18.1556

LREF

50.000

INCHES

INCHES

INCHES

INCHES

SCALE

.0000

.0000

.0000

.0193

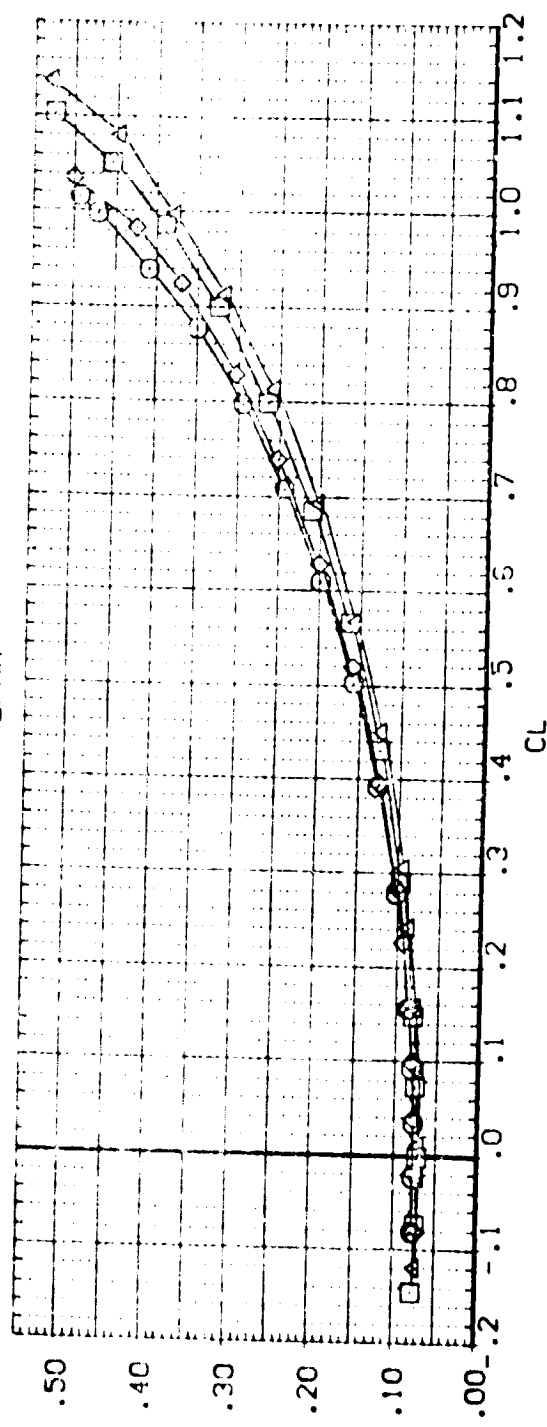
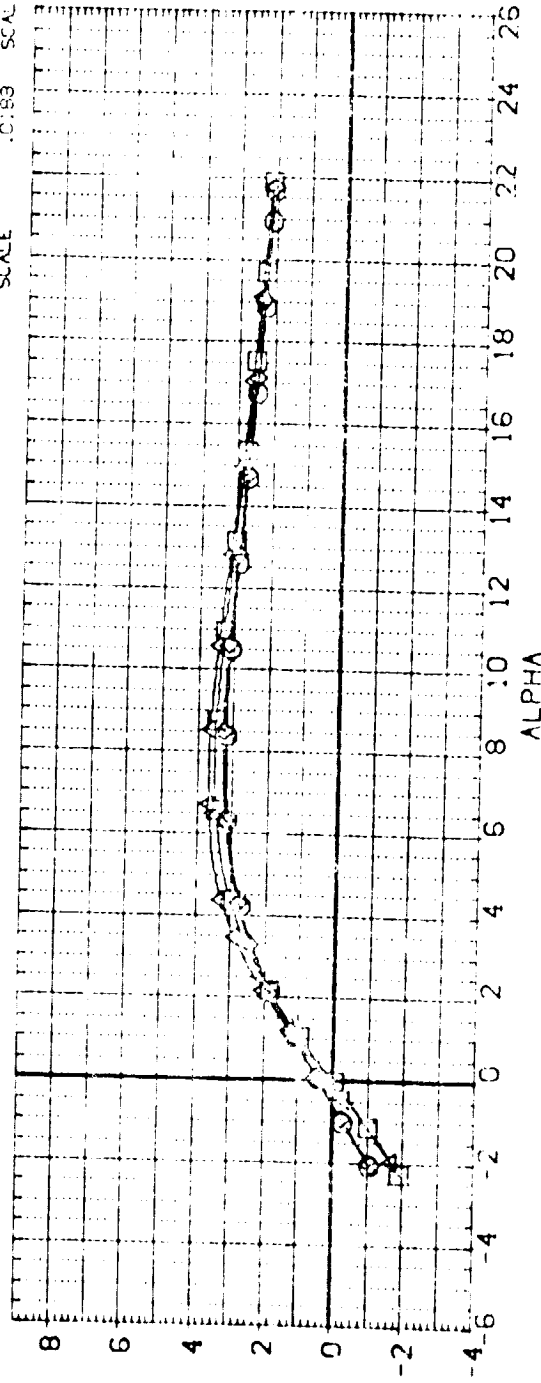


FIGURE 11. EFFECT OF WING/FILLET SECTION ON AERO CHARACTERISTICS (WING 2. 60 DEG FILLET)
(F)MACH = 1.20

DATA SET SYMBOL	CONFIGURATION DESCRIPTION	WINGNO	WINGSC	FLTSC	LAYDAF	REFERENCE INFORMATION
(BPS201)	LARC 8-TPT-657/660, LD-100 CRB, (SHIPS)	2.000	1.000	1.000	46.800	SREF 171.4720
(BPS202)	LARC 8-TPT-657/660, LD-100 CRB, (SHIPS)	2.000	2.000	1.000	46.800	LREF 29.5107
(BPS203)	LARC 8-TPT-657/660, LD-100 CRB, (SHIPS)	2.000	1.000	3.000	60.000	BREF 20.3597
(BPS204)	LARC 8-TPT-657/660, LD-100 CRB, (SHIPS)	2.000	2.000	1.000	60.000	XMRP 16.8366
						ZMRP .0000
						SCALE .0188

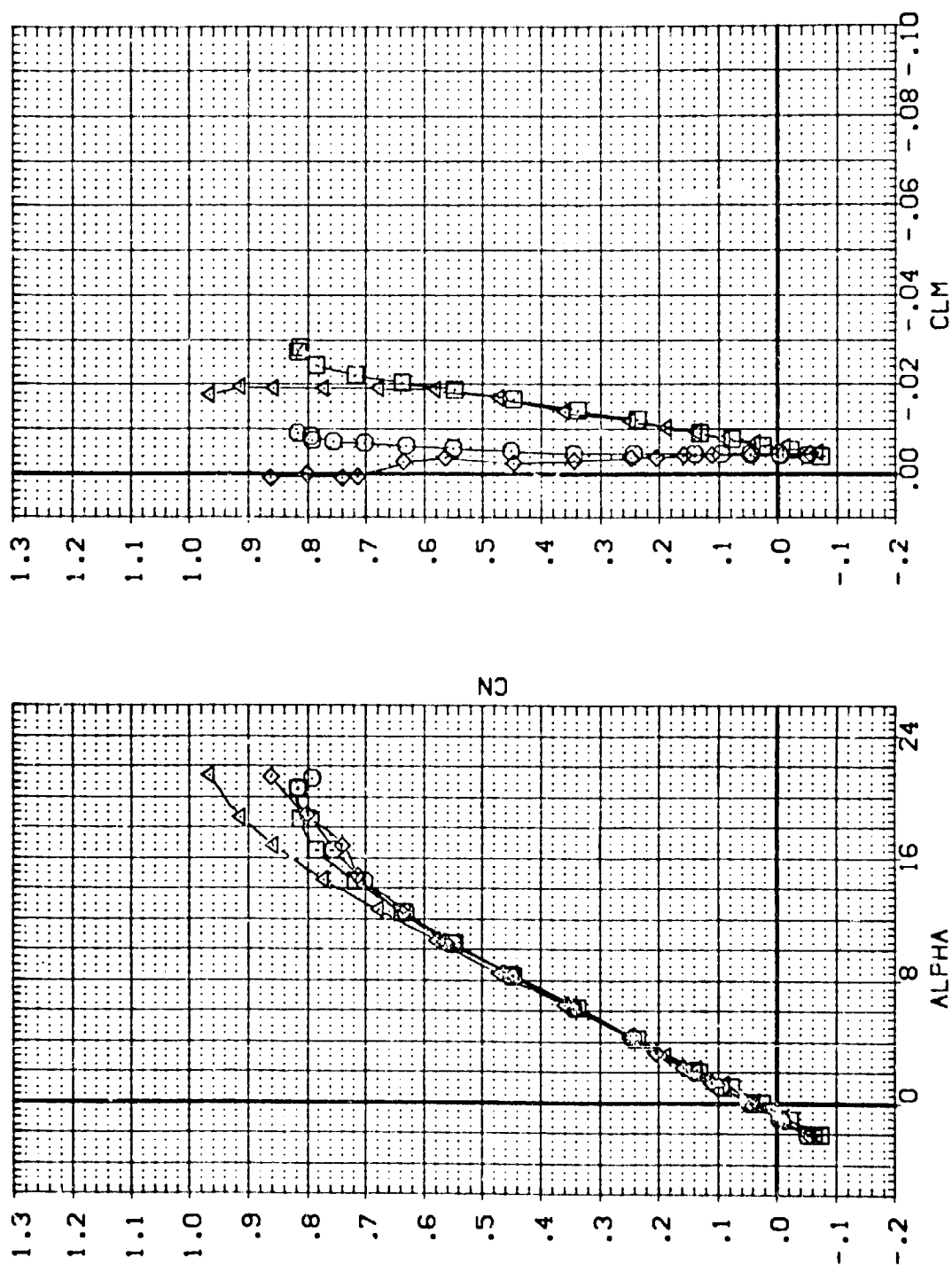


FIGURE 11. EFFECT OF WING/FILLET SECTION ON AERO CHARACT (WING 2, 60 DEG FILLET)
 (A)MACH = .35

DATA SET SYMBOL	CONFIGURATION DESCRIPTION	(B)MACH = .60	WINGNO	VINGSC	FLTSCT	LANDAF	REFERENCE INFORMATION
(BP5201)	LARC 8-TPT-657/660, LD-100 CRB, (SHIPS)		2,000	1,000	46,800	SREF 171.4720	50 IN
(BP5202)	LARC 8-TPT-657/660, LD-100 CRB, (SHIPS)		2,000	2,000	46,800	LREF 26.3100	INCHES
(BP5203)	LARC 8-TPT-657/660, LD-100 CRB, (SHIPS)		2,000	1,000	50,000	SREF 20.3597	INCHES
(BP5204)	LARC 8-TPT-657/660, LD-100 CRB, (SHIPS)		2,000	2,000	50,000	XMRP 16.8366	INCHES
						ZMRP .0000	INCHES
						SCALE .0182	SCALE

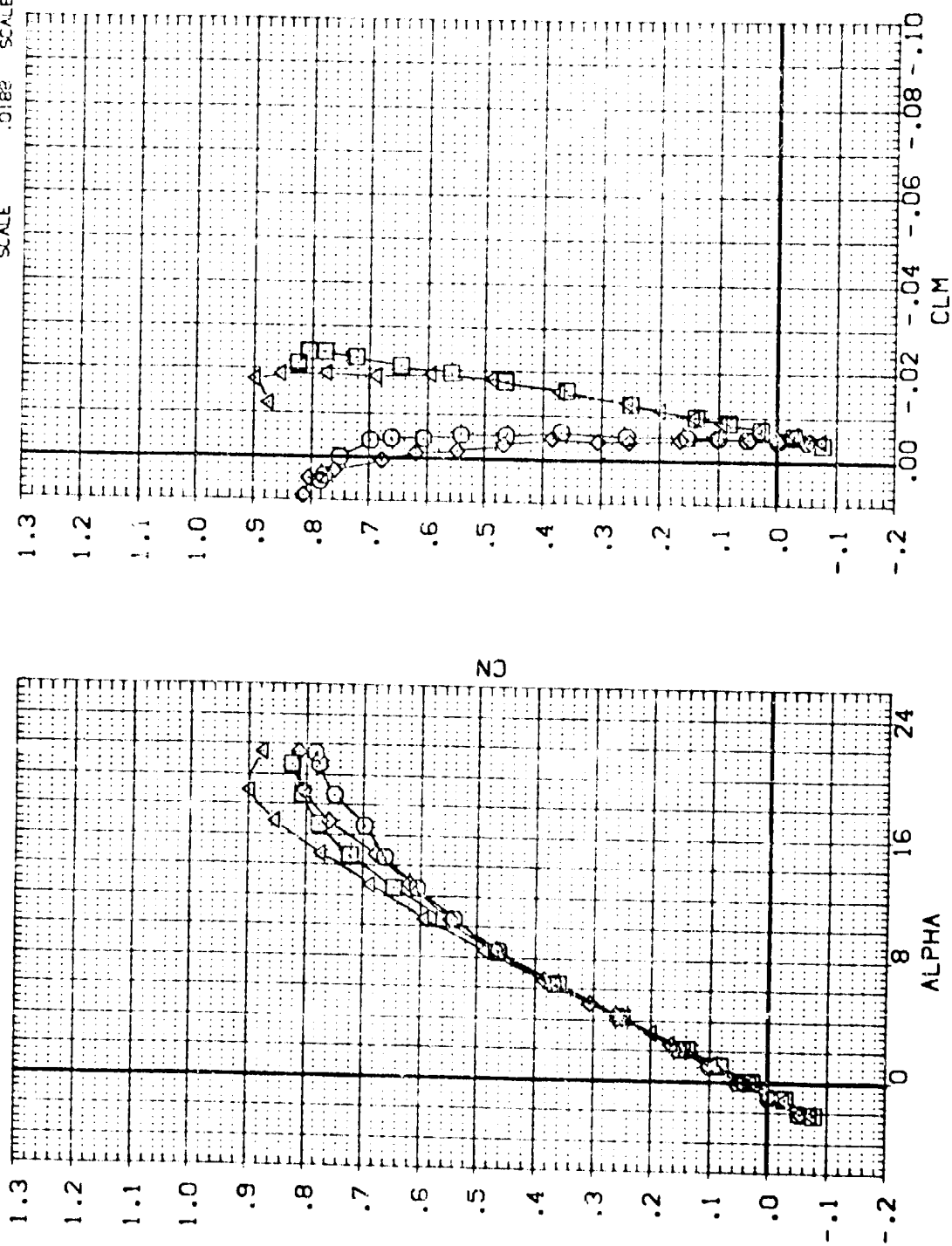


FIGURE 11. EFFECT OF WING/FILLET SECTION ON AERO CHARACTER (WING 2, 60 DEG FILLET)
(B)MACH = .60

DATA SET SYMBOL CONFIGURATION DESCRIPTION

(BPS201)	LARC 8-TPT-657/660.LD-100	ORB. (SHIPS)	(BV2VFB)
(BPS202)	LARC 8-TPT-657/660.LD-100	ORB. (SHIPS)	(BV2VFB)
(BPS203)	LARC 8-TPT-657/660.LD-100	ORB. (SHIPS)	(BV2VFB)
(BPS204)	LARC 8-TPT-657/660.LD-100	ORB. (SHIPS)	(BV2VFB)

VINGAO	VINGSC	FLTSCT	LANDAF
2.000	1.000	1.000	46.800
2.000	2.000	3.000	46.800
2.000	1.000		60.000
2.000	2.000		60.000

REFERENCE INFORMATION	
SREF	171.4720
LREF	25.5100
BREF	20.3597
XMRP	16.8366
YMRP	.0000
ZMRP	.0000
SCALE	.0188

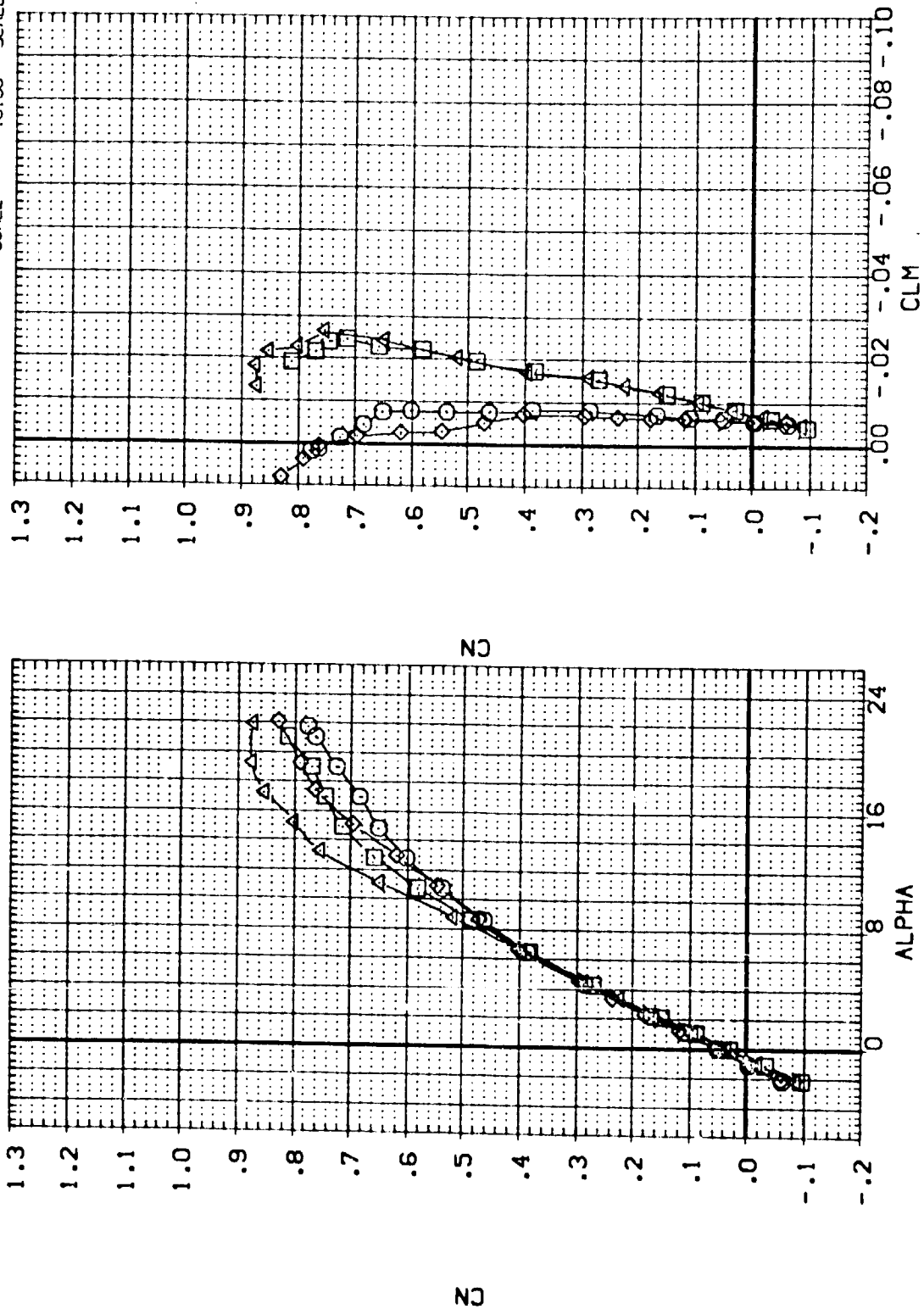


FIGURE 11. EFFECT OF WING/FILLET SECTION ON AERO CHARACTER (WING 2, 60 DEG FILLET)
(C)MACH = .80

DATA SET SYMBOL CONFIGURATION DESCRIPTION

(BP-201) LARC 8-TPT-557/660, LO-100 DRB. (SH)PS

(BP-202) LARC 8-TPT-557/660, LO-100 DRB. (SH)PS

(BP-203) LARC 8-TPT-557/660, LO-100 DRB. (SH)PS

(BP-204) LARC 8-TPT-557/660, LO-100 DRB. (SH)PS

(BV2VFB)

(BV2VFB)

(BV2VFB)

WINGND WINGSC FLT SCT LANDAF

2.000 1.000 46.800 46.800

2.000 2.000 46.800 46.800

2.000 1.000 60.000 60.000

2.000 2.000 60.000 60.000

REFERENCE INFORMATION

SREF 171.4720 50. IN.

LREF 25.5100 INCHES

BREF 20.3597 INCHES

XMRP 15.8366 INCHES

YMRP .0000 INCHES

ZMRP .0000 INCHES

SCALE .0188 SCALE

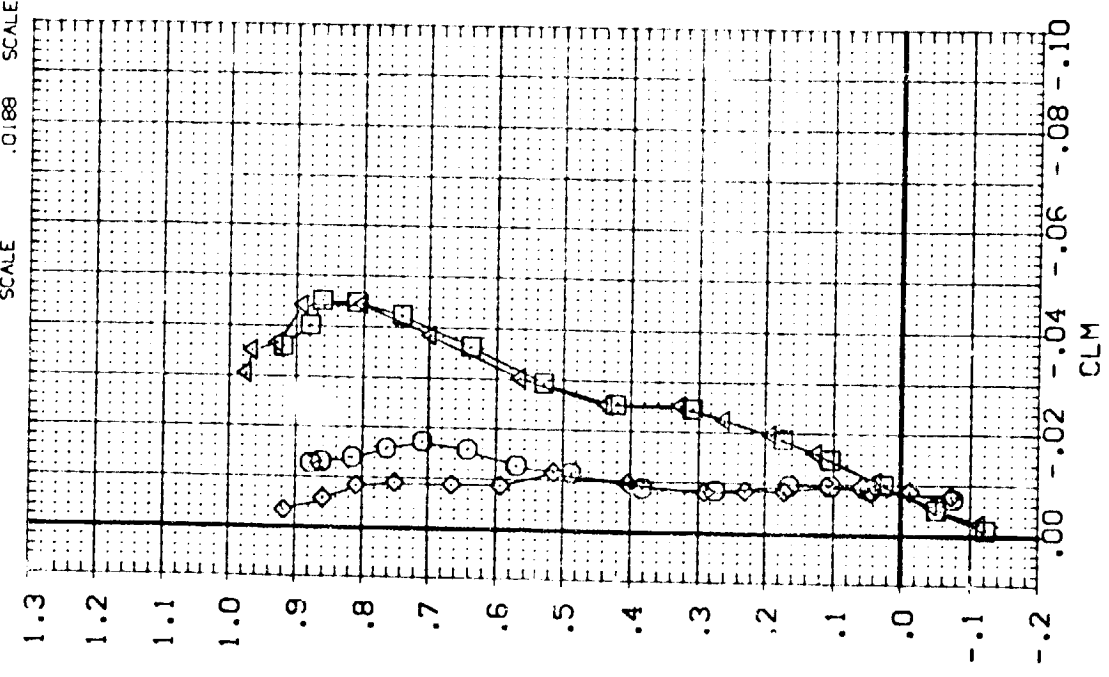
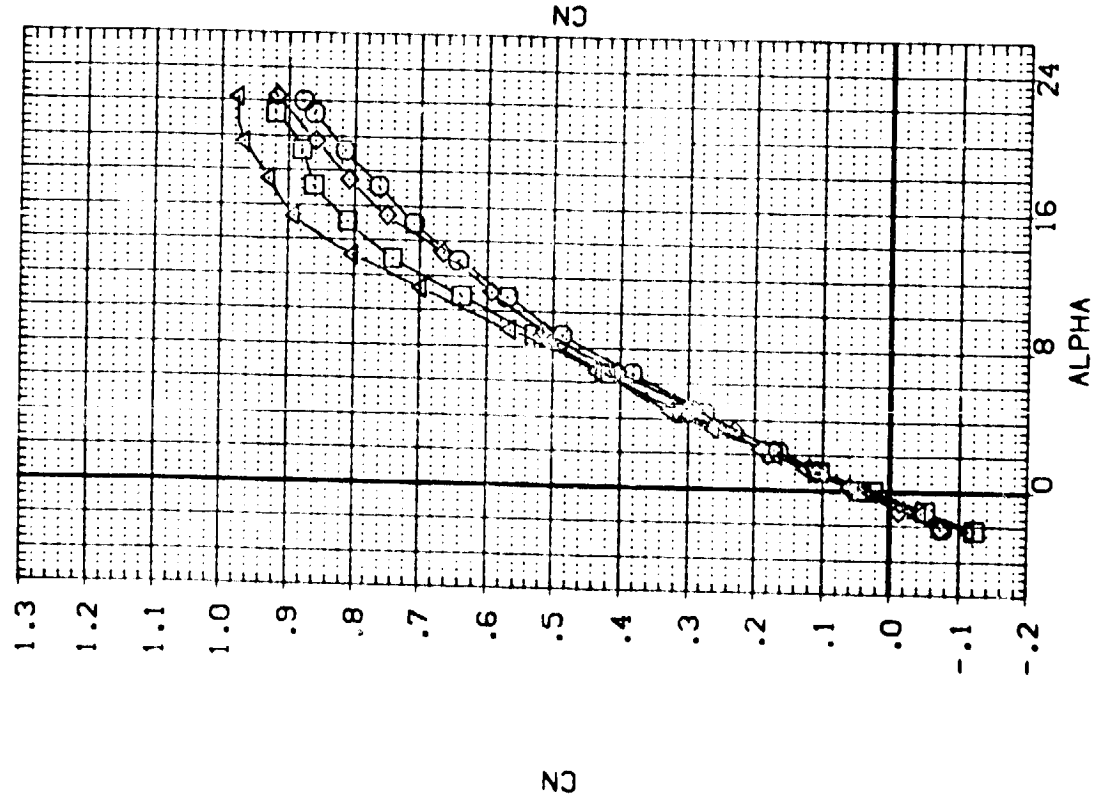


FIGURE 11. EFFECT OF WING/FILLET SECTION ON AERO CHARACT (WING 2, 60 DEG FILLET)
(D)MACH = .90

DATA SET SYMBOL CONFIGURATION DESCRIPTION

(BPS201) □ LARC 8-TPT-657/660.LO-100 DRB. (SHIPS)

(BPS202) ○ LARC 8-TPT-657/660.LO-100 DRB. (SHIPS)

(BPS203) ◇ LARC 3-TPT-657/660.LO-100 DRB. (SHIPS)

(BPS204) △ LARC 9-TPT-657/660.LO-100 DRB. (SHIPS)

(BV2VFB)

(BV2VFB)

(BV2VFB)

WINGNO WINGSC FLTSET LANDAF

2.000 1.000 1.000 46.800

2.000 2.000 3.000 46.800

2.000 1.000 60.000

2.000 2.000 60.000

REFERENCE INFORMATION

SREF 171.4720 SQ. IN.

LREF 25.5100 INCHES

BREF 20.3597 INCHES

XMRP 16.8366 INCHES

YMRP .0000 INCHES

ZMRP .0000 INCHES

SCALE .0188 SCALE

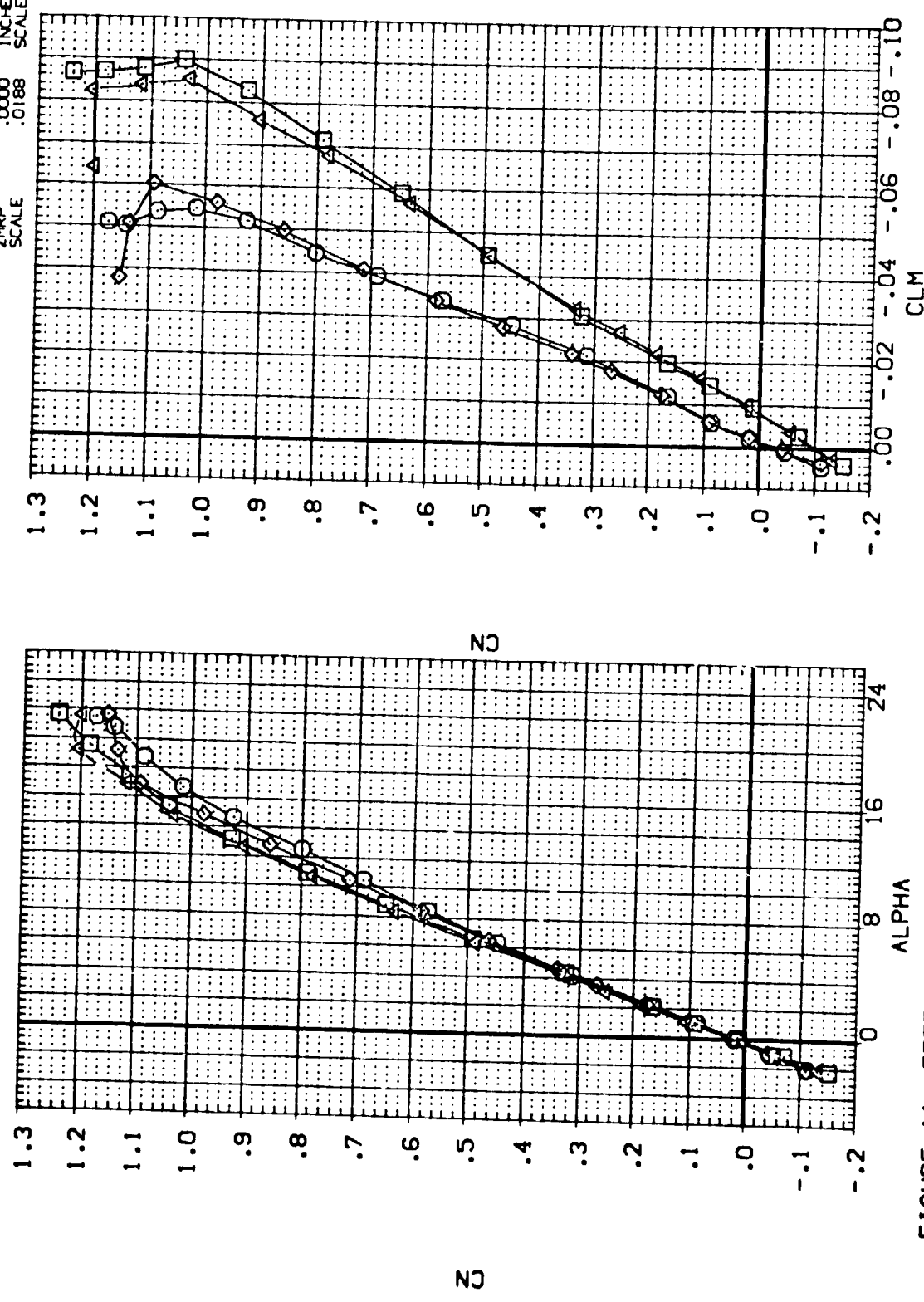


FIGURE 11. EFFECT OF WING/FILLET SECTION ON AERO CHARACT (WING 2, 60 DEG FILLET)

(M)MACH = .98

PAGE 317

DATA SET SYMBOL	CONFIGURATION DESCRIPTION	WINGND	WINGSC	FLTSCT	LAMDAF	REFERENCE INFORMATION
(BFS201)	LARC 8-TPT-657/660.L0-100 DR8.(SH1PS)	2.000	1.000		46.800	SREF .71 4720 50.1 IN.
(BFS202)	LARC 8-TPT-657/660.L0-100 DR8.(SH1PS)	2.000	2.000		46.800	LREF 25.5100 INCHES
(BFS203)	LARC 8-TPT-657/660.L0-100 DR8.(SH1PS)	2.000	1.000	1.000	60.000	BREF 20.3597 INCHES
(BFS204)	LARC 8-TPT-657/660.L0-100 DR8.(SH1PS)	2.000	2.000	3.000	60.000	XMRP 16.8366 INCHES
						ZMRP .0000 INCHES
						SCALE .0188 SCALE

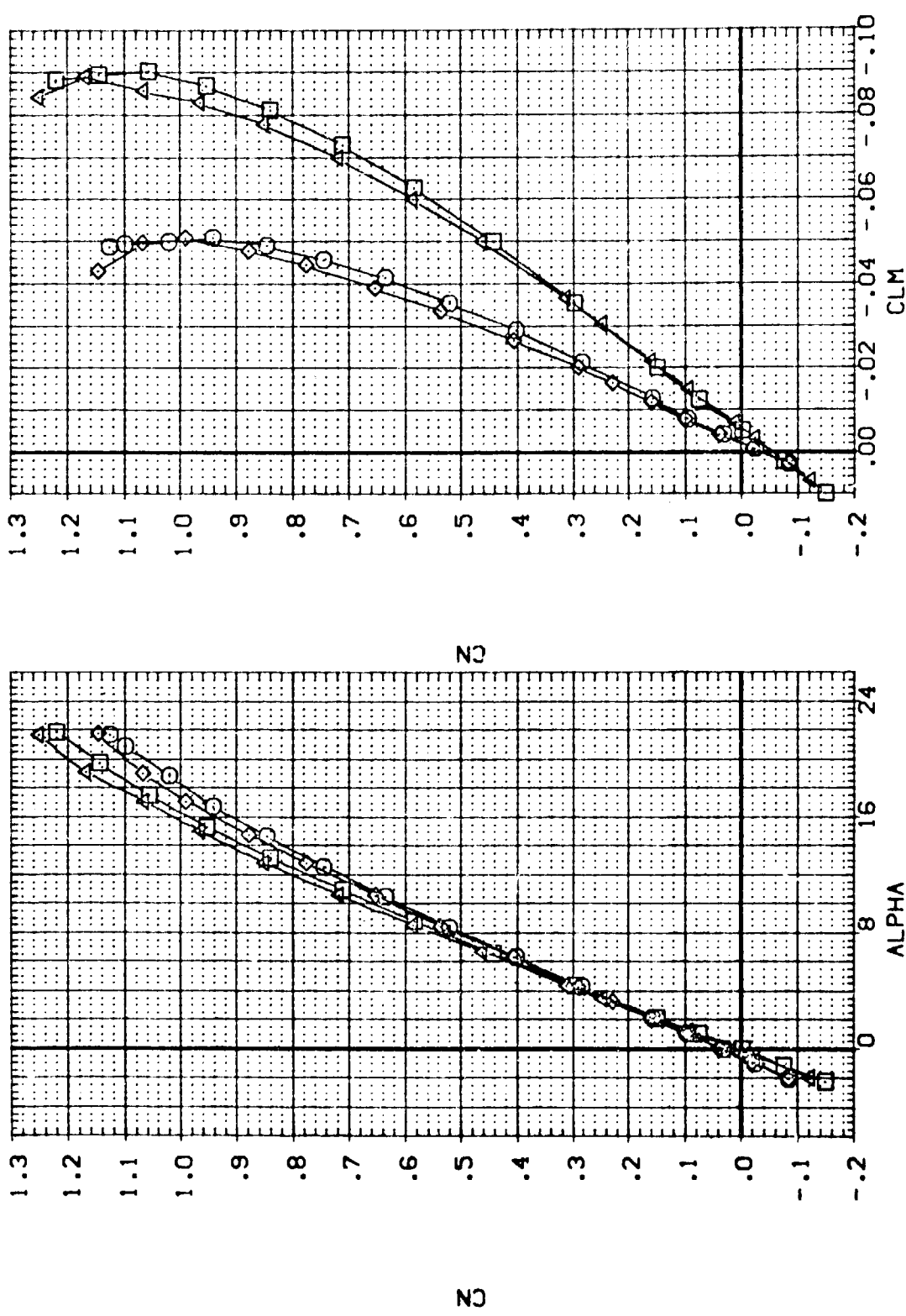


FIGURE 11. EFFECT OF WING/FILLET SECTION ON AERO CHARACTER (WING 2, 60 DEG FILLET)
 (F)MACH = 1.20

DATA SET SYMBOL
 (BP5201)
 (BP5202)
 (BP5203)
 (BP5204)

CONFIGURATION DESCRIPTION
 LARC 8-TPT-657/660, LO-100 DRB. (SHIPS)
 LARC 8-TPT-657/660, LO-100 DRB. (SHIPS)
 LARC 8-TPT-657/660, LO-100 DRB. (SHIPS)
 LARC 8-TPT-657/660, LO-100 DRB. (SHIPS)

(BV2VFB)
 (BV2VFB)
 (BV2VFB)
 (BV2VFB)

WINGNO WINGSC WINGSC FLTSCT LAMDAF
 2.000 1.000 46.800
 2.000 2.000 46.800
 2.000 1.000 60.000
 2.000 2.000 60.000

REFERENCE INFORMATION
 SREF 171.4720 50. IN.
 LREF 25.5100 INCHES
 BREF 20.3597 INCHES
 XMRP 16.8366 INCHES
 YMRP .0000 INCHES
 ZMRP .0000 INCHES
 SCALE .0188 SCALE

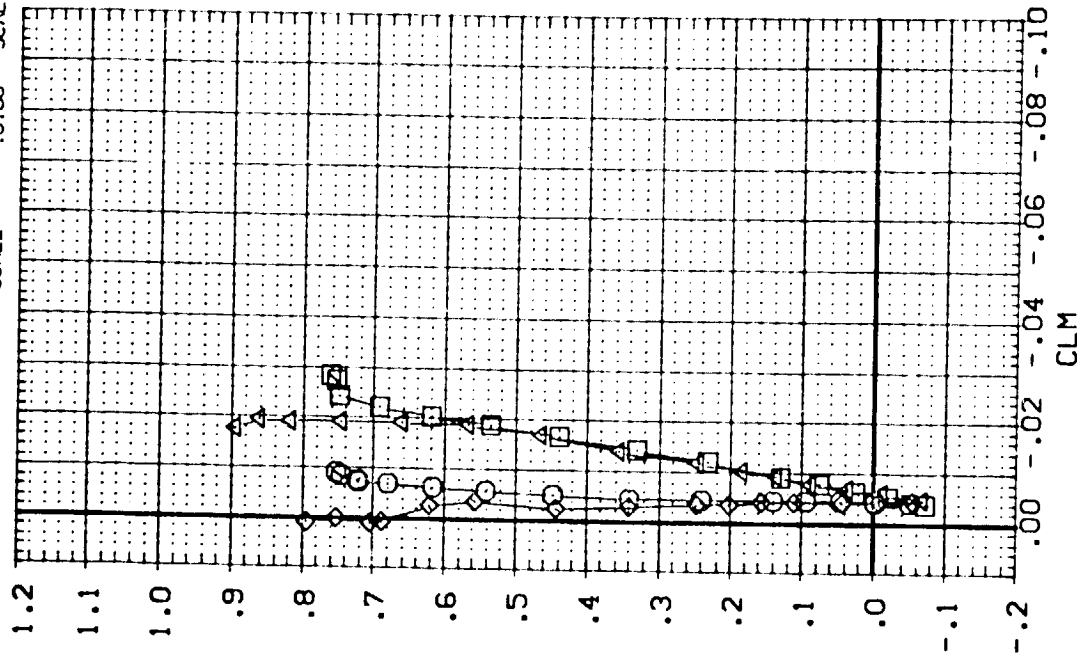
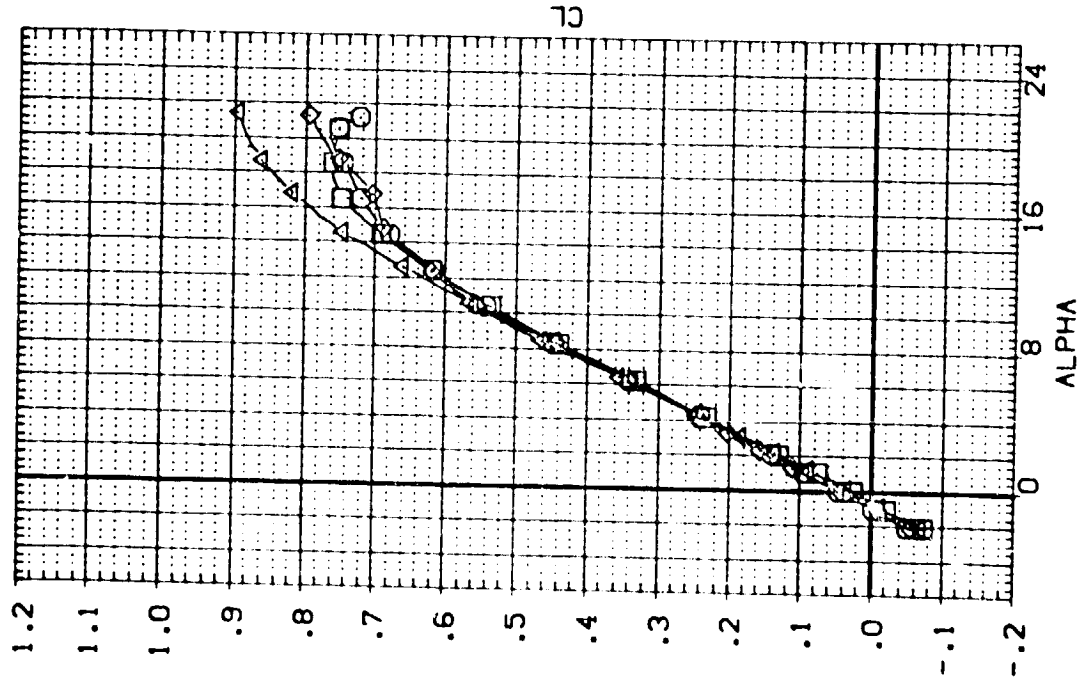


FIGURE 11. EFFECT OF WING/FILLET SECTION ON AERO CHARACT (WING 2, 60 DEG FILLET)
 (A) MACH = .35

DATA SET SYMBOL CONFIGURATION DESCRIPTION

(BP5201) (BP5202) (BP5203) (BP5204) (BV2VFB) (BV2VFB) (BV2VFB) (BV2VFB) (SHIPS) (SHIPS) (SHIPS) (SHIPS) (DRB) (DRB) (DRB) (DRB) (LO-100) (LO-100) (LO-100) (LO-100)

WINGND 2.000 2.000 2.000 2.000
 WINGSC 1.000 2.000 1.000 2.000
 FLTSC 1.000 3.000
 LAMDAF 46.800 46.800 60.000 60.000

REFERENCE INFORMATION
 SREF 171.4720 50. IN.
 LREF 25.5100 INCHES
 BREF 20.3597 INCHES
 XMRP 16.8366 INCHES
 YMRP .0000 INCHES
 ZMRP .0000 INCHES
 SCALE .0189 SCALE

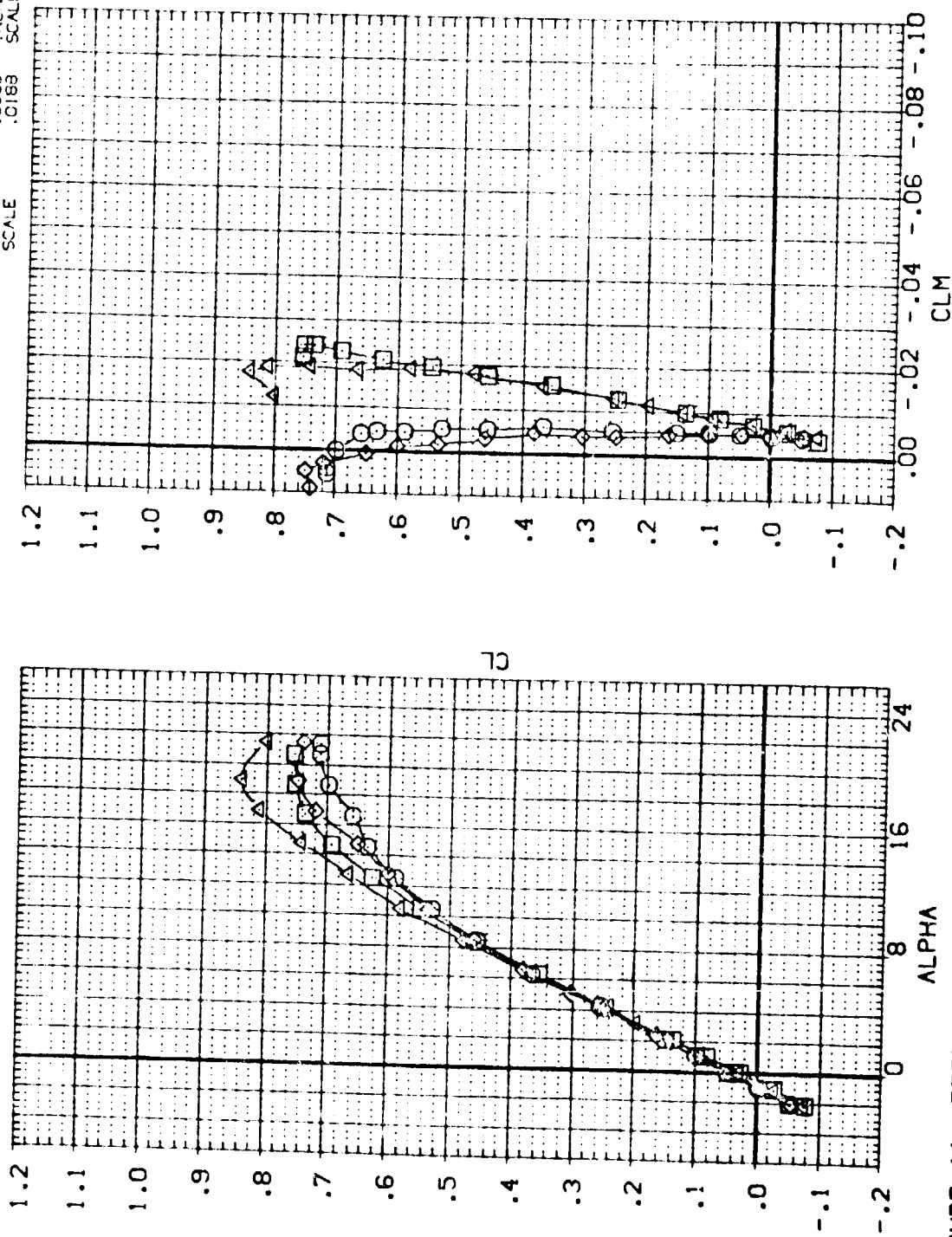


FIGURE 11. EFFECT OF WING/FILLET SECTION ON AERO CHARACT (WING 2, 60 DEG FILLET)
 (B)MACH = .60

DATA SET SYMBOL CONFIGURATION DESCRIPTION:

(BP3201) □ LARC 8-TPT-657/660.L0-100 DRB.(SHIPS) (BV2VFB)
 (BP3202) ○ LARC 8-TPT-657/660.L0-100 DRB.(SHIPS) (BV2VFB)
 (BP3203) ◇ LARC 8-TPT-657/660.L0-100 DRB.(SHIPS) (BV2VFB)
 (BP3204) △ LARC 8-TPT-657/660.L0-100 DRB.(SHIPS) (BV2VFB)

WINGNO 2.000 2.000 2.000 2.000 2.000
 VINGSC 1.000 2.000 1.000 3.000 2.000
 FLTSC 1.000 1.000 1.000 1.000 1.000
 LANDAF 46.800 46.800 46.800 60.000 60.000
 REFERENCE INFORMATION
 SREF 171.4720 50. IN.
 LREF 25.5100 INCHES
 BREF 20.3597 INCHES
 YMRP 16.8366 INCHES
 ZMRP .0000 INCHES
 SCALE .0188 INCHES

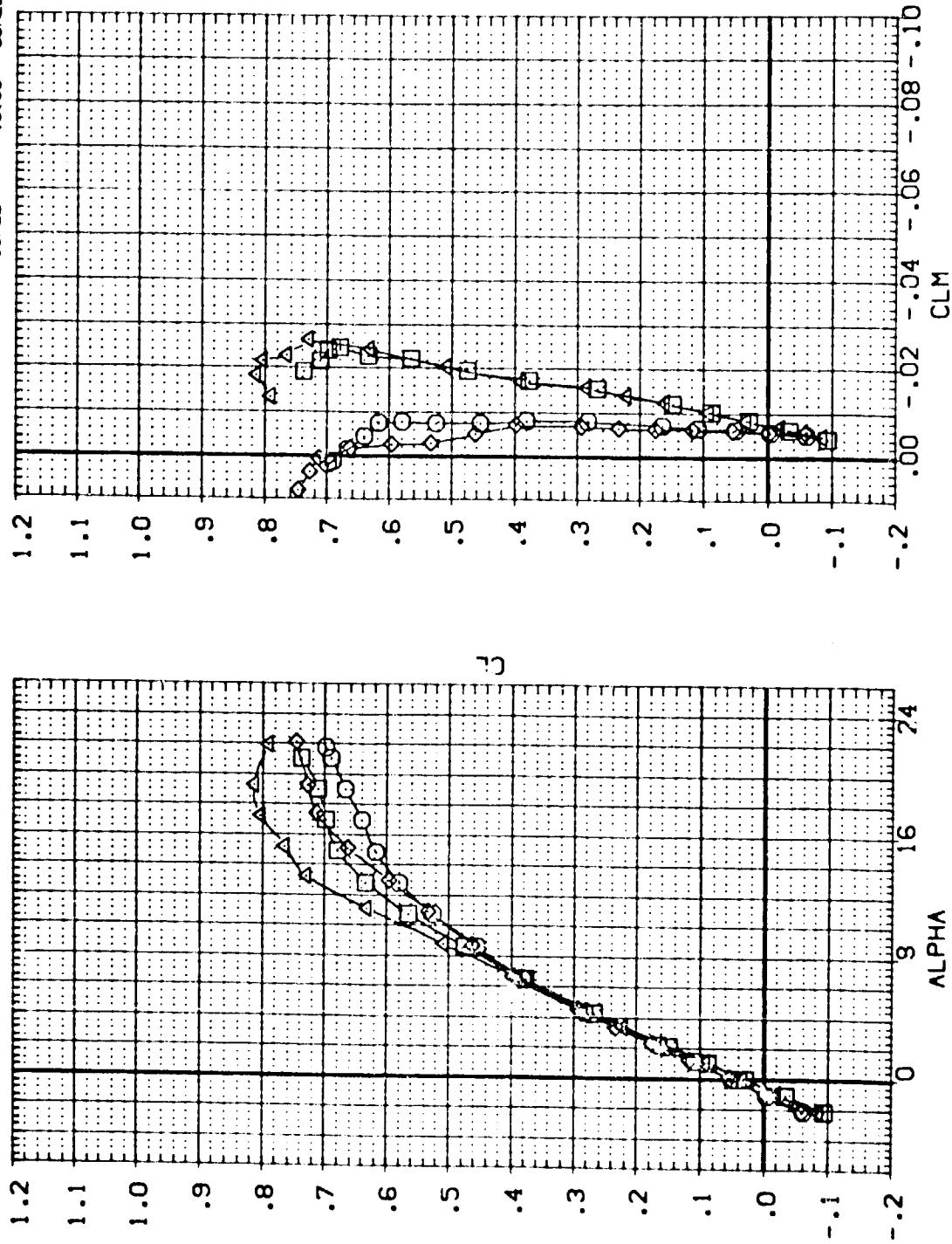


FIGURE 11. EFFECT OF WING/FILLET SECTION ON AERO CHARACT (WING 2, 60 DEG FILLET)

(C)MACH = .80

DATA SET SYMBOL
 (BPS201)
 (BPS202)
 (BPS203)
 (BPS204)

CONFIGURATION DESCRIPTION
 LARC 8-TPT-657/660.L0-100 ORB.(SHIPS)
 LARC 8-TPT-657/660.L0-100 ORB.(SHIPS)
 LARC 8-TPT-657/660.L0-100 ORB.(SHIPS)
 LARC 8-TPT-657/660.L0-100 ORB.(SHIPS)

(BVZVFB)
 (BVZVFB)
 (BVZVFB)
 (BVZVFB)

WINGND 2.000
 2.000
 2.000
 2.000
 WINGSC 1.000
 2.000
 1.000
 2.000
 FLTSC 1.000
 3.000
 LANDAF 46.800
 46.800
 60.000
 60.000

REFERENCE INFORMATION
 SREF 171.4720 SC.IN
 LREF 25.5100 INCHES
 BREF 20.3597 INCHES
 XMRP 6.8366 INCHES
 YMRP .0000 INCHES
 ZMRP .0000 INCHES
 SCALE .0168 INCHES

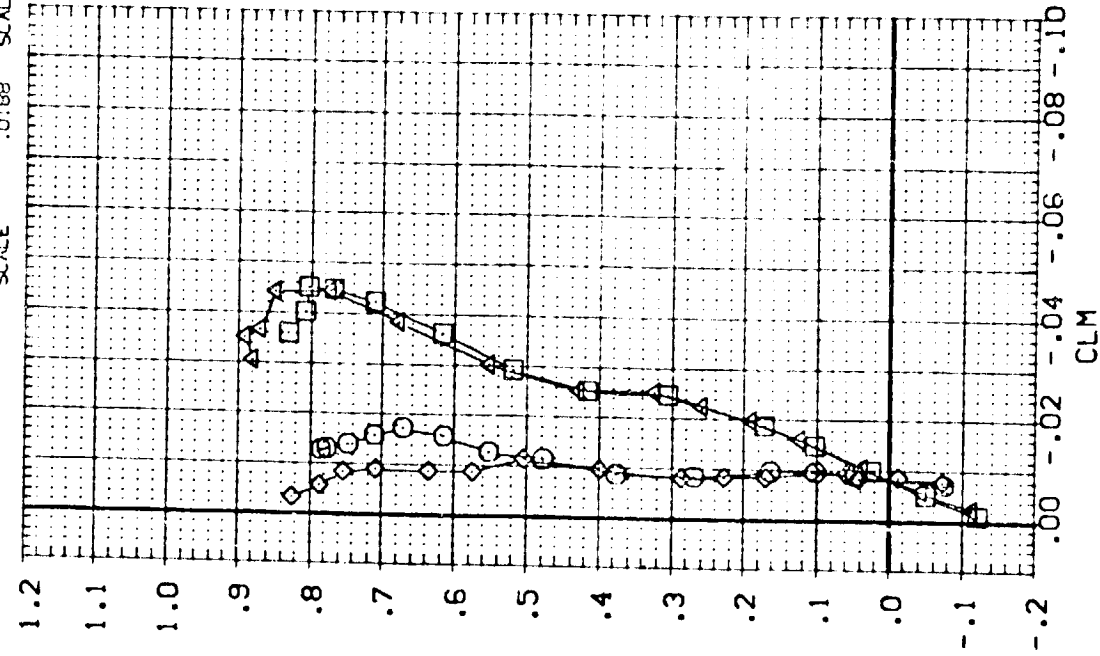
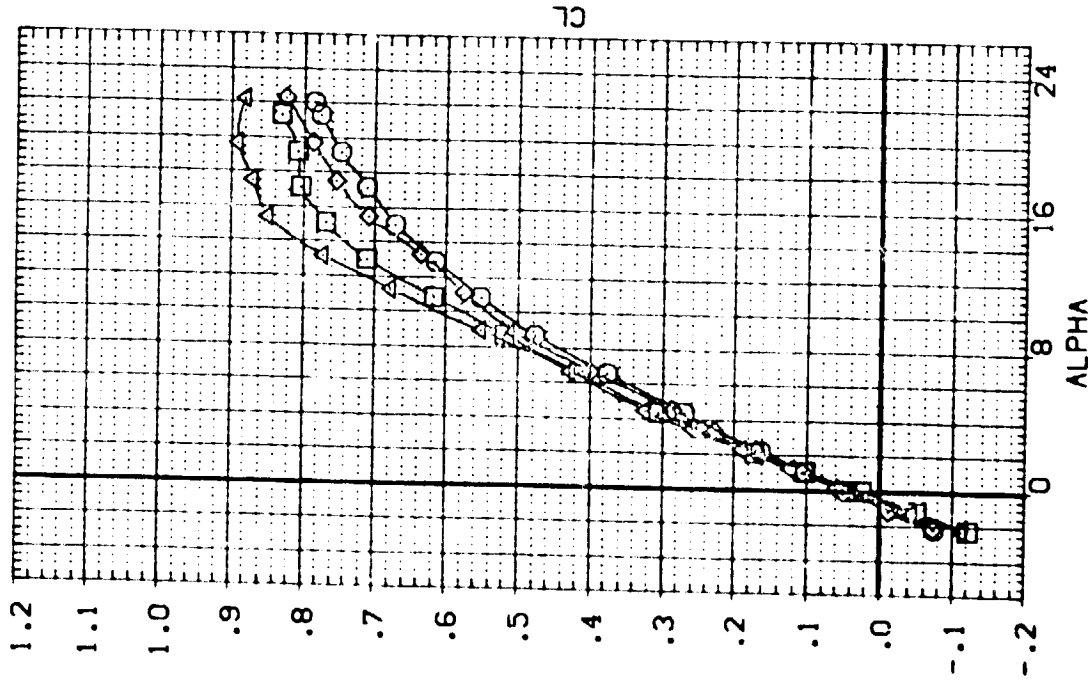


FIGURE 11. EFFECT OF WING/FILLET SECTION ON AERO CHARACT (WING 2, 60 DEG FILLET)
 (O)MACH = .90

DATA SET SYMBOL CONFIGURATION DESCRIPTION

(BP5201)	LARC 8-TPT-657/660.L0-100 ORB.(SH)(PS)	(BV2VFB)
(BP5202)	LARC 8-TPT-657/660.L0-100 ORB.(SH)(PS)	(BV2VFB)
(BP5203)	LARC 8-TPT-657/660.L0-100 ORB.(SH)(PS)	(BV2VFB)
(BP5204)	LARC 8-TPT-657/660.L0-100 ORB.(SH)(PS)	(BV2VFB)

WINGNO	WINGSC	FLTSCT	LANDAF	REFERENCE INFORMATION
2.000	1.000		46.800	SREF 171.4720 SQ. IN.
2.000	2.000		46.800	LREF 25.5100 INCHES
2.000	1.000	1.000	60.000	BREF 20.3597 INCHES
2.000	2.000	3.000	60.000	XHRP 15.8366 INCHES
				ZHRP .0000 INCHES
				SCALE .0188 SCALE

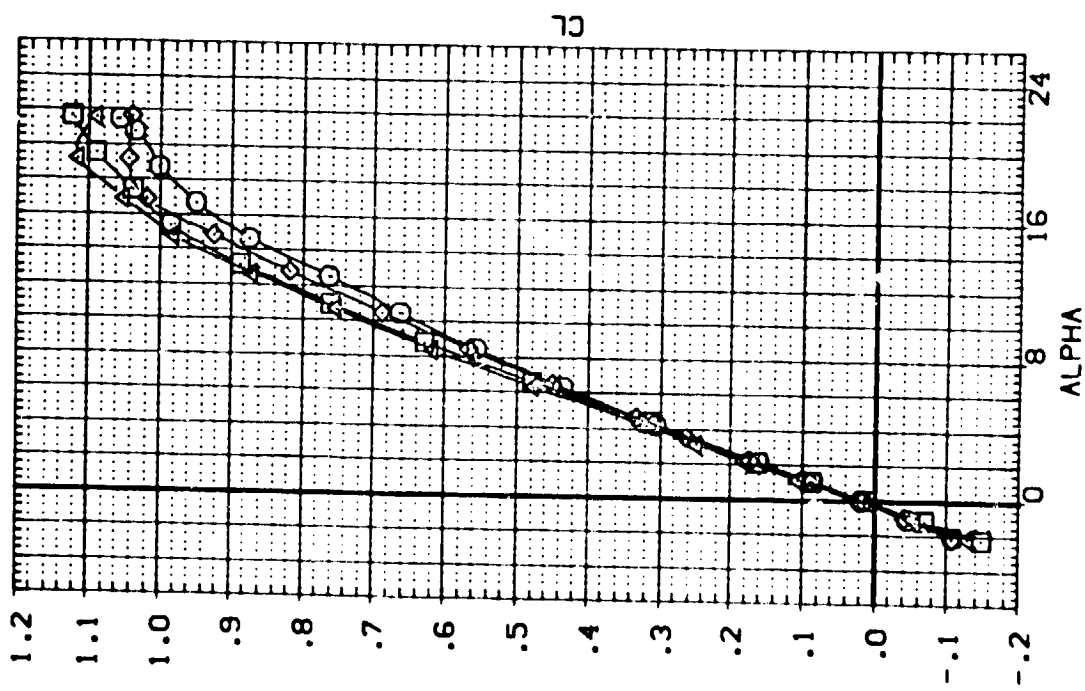
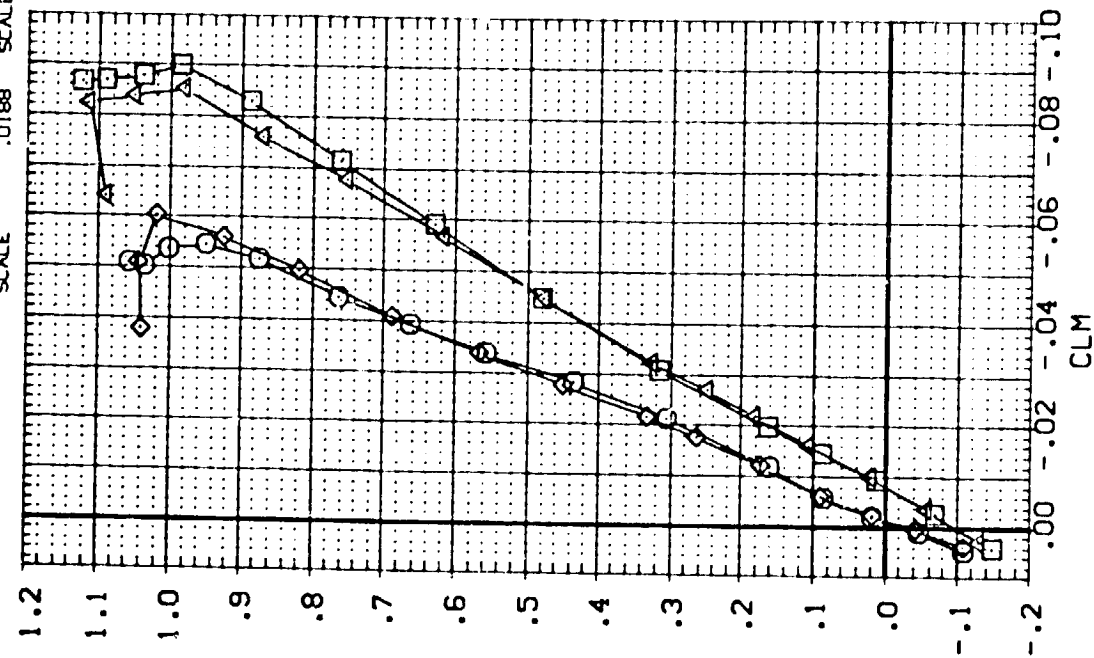


FIGURE 11. EFFECT OF WING/FILLET SECTION ON AERO CHARACT (WING 2, 60 DEG FILLET)
(E)MACH = .98

DATA SET SYMBOL	CONFIGURATION DESCRIPTION	WINGNO	VINGSC	FLTSCT	LAMDAF	REFERENCE INFORMATION
(BPS201)	LARC 8-TPT-657/660.L0-100 088.(SHIPS)	2.000	1.000	46.800	SREF 171.4720	50. IN.
(BPS202)	LARC 8-TPT-657/660.L0-100 088.(SHIPS)	2.000	2.000	46.800	LREF 25.5100	INCHES
(BPS203)	LARC 8-TPT-657/660.L0-100 088.(SHIPS)	2.000	1.000	60.000	BREF 20.3597	INCHES
(BPS204)	LARC 8-TPT-657/660.L0-100 088.(SHIPS)	2.000	2.000	60.000	XMRP 16.8356	INCHES
					ZMRP .0000	INCHES
					ZMRP .0000	INCHES
					SCALE .0188	SCALE

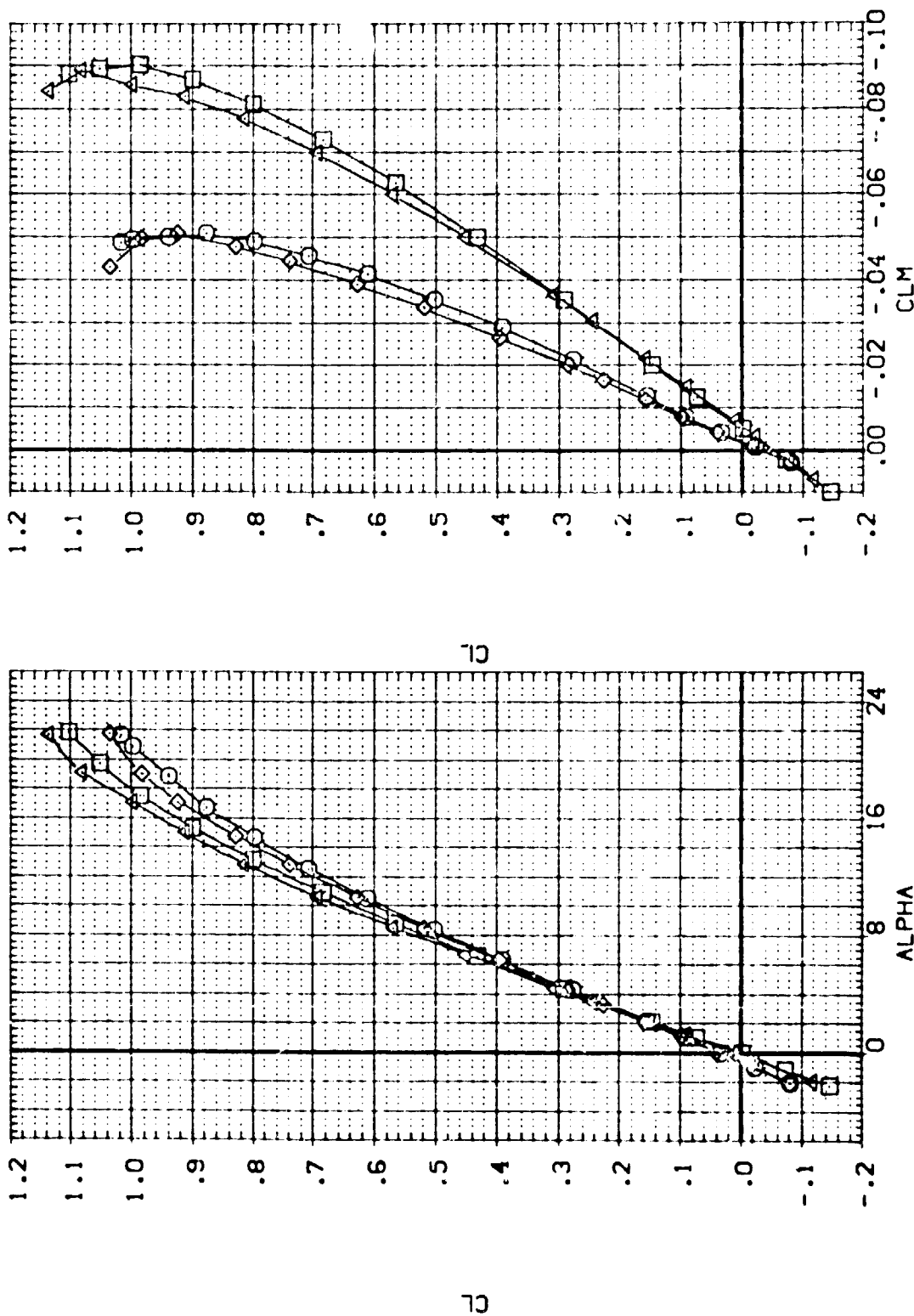


FIGURE 11. EFFECT OF WING/FILLET SECTION ON AERO CHARACT (WING 2, 60 DEG FILLET)

(F)MACH = 1.20

DATA SET SYMBOL	CONFIGURATION DESCRIPTION	(BV2VFB)	WING	WINGSC	FLTSCT	LAMDAF	REFERENCE INFORMATION
(BPS201)	LARC 8-TPI-657/660, LD-100 ORB, (SHIPS)	2.000	1.000	46.800	SREF	171.4720	SO, IN.
(BPS202)	LARC 8-TPI-657/660, LD-100 ORB, (SHIPS)	2.000	2.000	46.800	LREF	29.5100	INCHES
(BPS203)	LARC 8-TPI-657/660, LD-100 ORB, (SHIPS)	2.000	1.000	60.000	BREF	20.3597	INCHES
(BPS204)	LARC 8-TPI-657/660, LD-100 ORB, (SHIPS)	2.000	2.000	60.000	XMRP	6.8366	INCHES
					YMRP	.0000	INCHES
					ZMRP	.0000	INCHES
					SCALE	.0188	SCALE

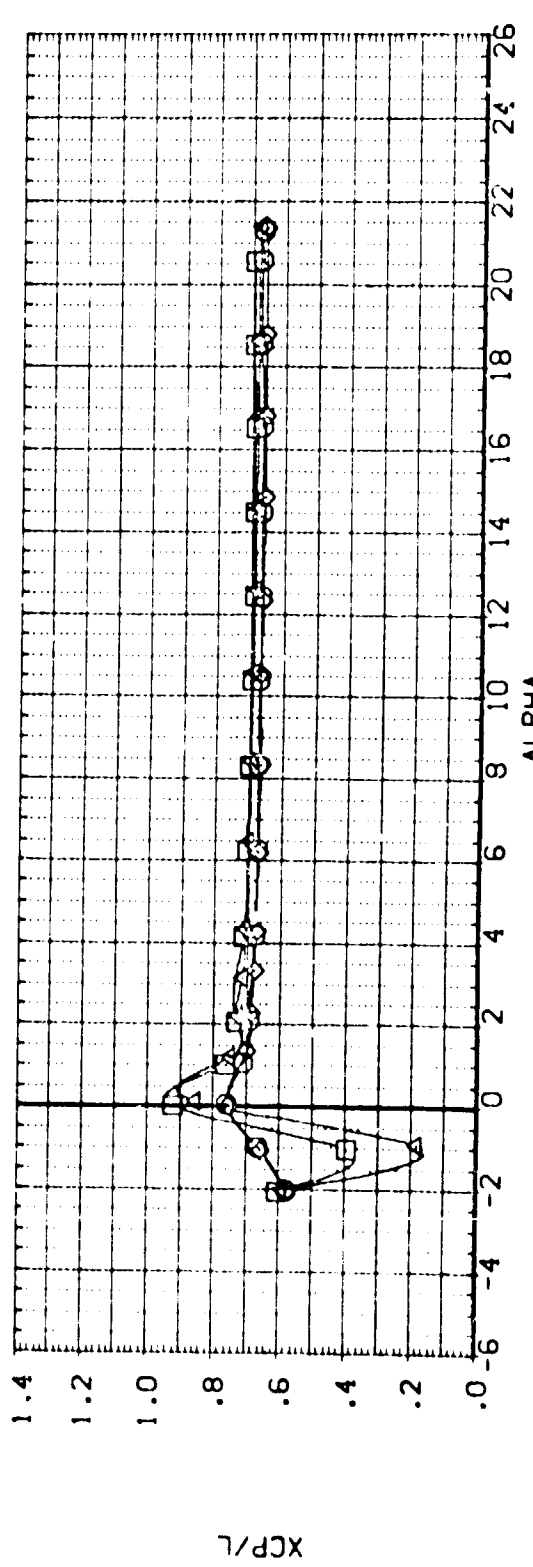
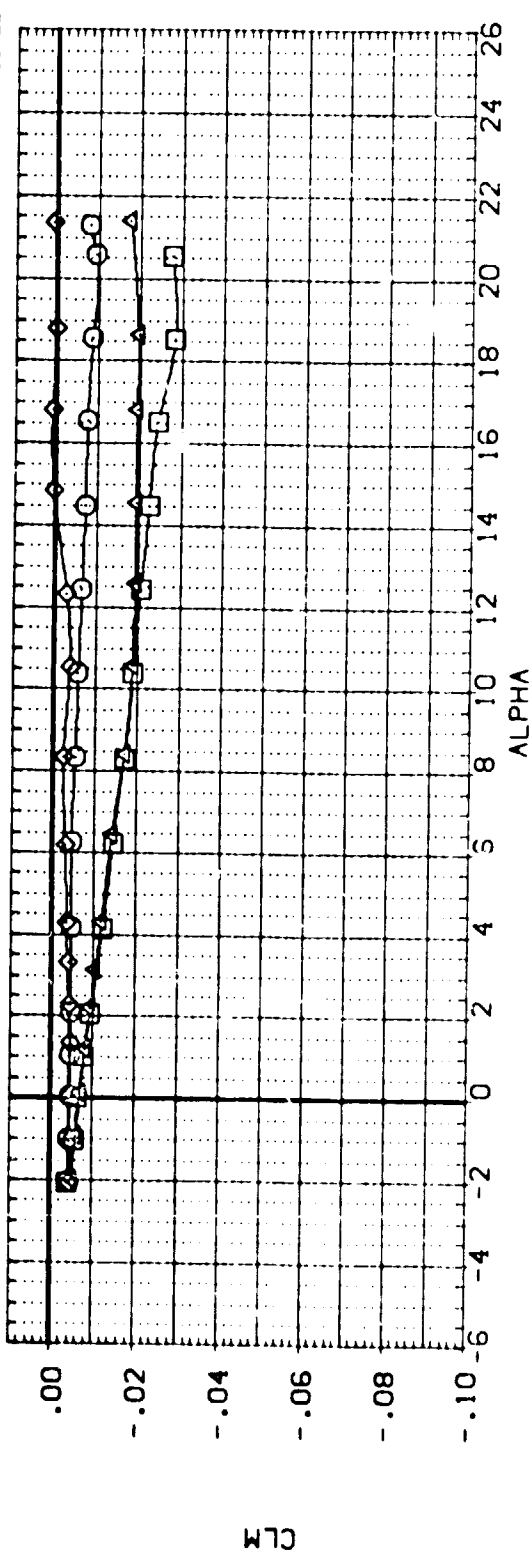


FIGURE 11. EFFECT OF WING/FILLET SECTION ON AERO CHARACT (WING 2, 60 DEG FILLET)
 (A)MACH = .35
 PAGE 325

DATA SET SYMBOL CONFIGURATION DESCRIPTION REFERENCE INFORMATION

(BPS 201)	LARC 8-TIPT-657/660, LO-100 CRB (SHIPS)	SREF	171.4720	50. IN.
(BPS 202)	LARC 8-TIPT-657/660, LO-100 CRB (SHIPS)	LREF	25.5100	IN. FEES
(BPS 203)	LARC 8-TIPT-657/660, LO-100 CRB (SHIPS)	BREF	30.3397	IN. FEES
(BPS 204)	LARC 8-TIPT-657/660, LO-100 CRB (SHIPS)	XREF	16.8955	IN. FEES
		YREF	15.0000	IN. FEES
		ZREF	10.0000	IN. FEES
		SCALE	.0188	SCALE

WINGND VINGSC FLTSET LAMPAR

2.000	1.000		46.800
2.000	2.000		46.800
2.000	1.000		63.000
2.000	2.000		63.000

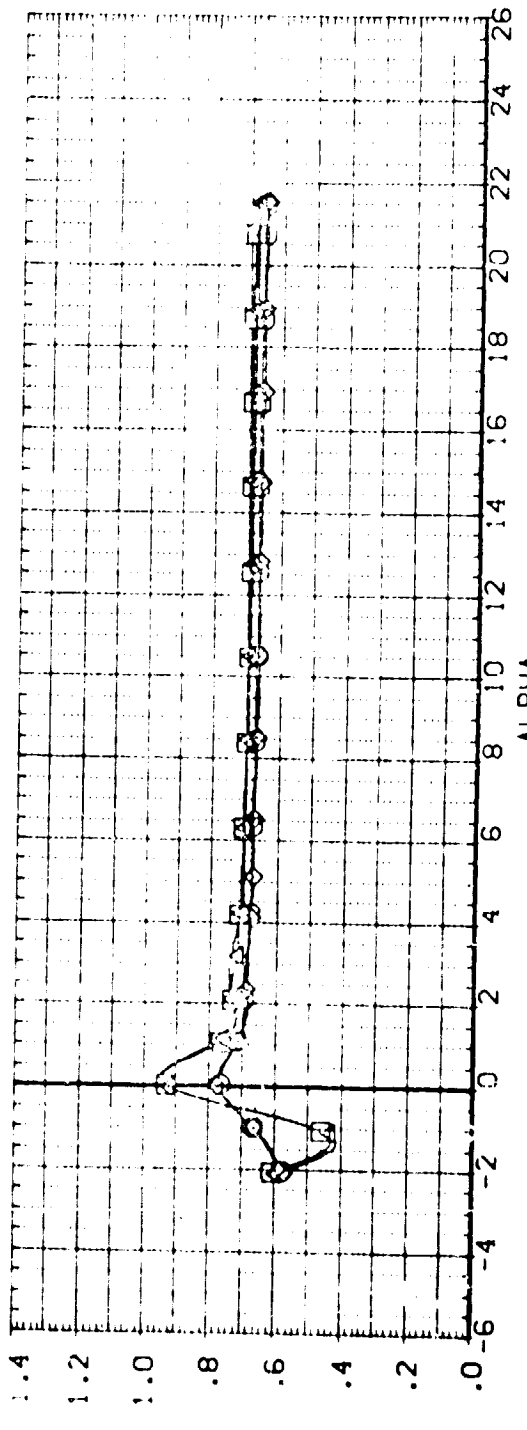
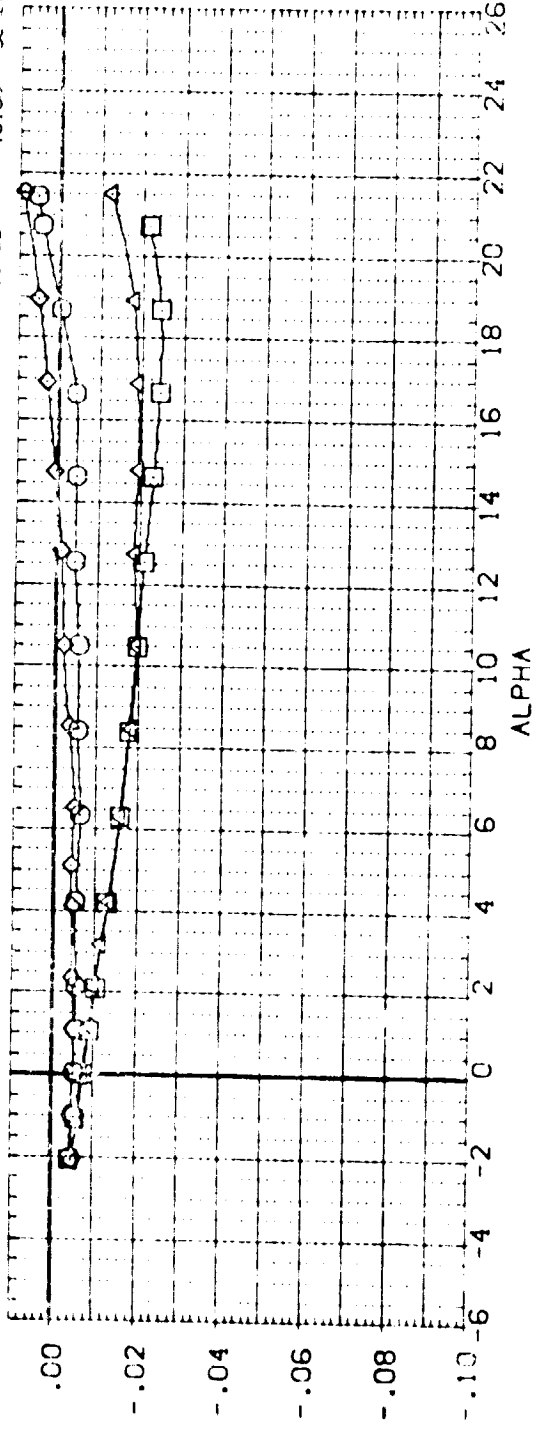


FIGURE 11. EFFECT OF WING/FILLET SECTION ON AERO CHARACTER (WING 2, 60 DEG FILLET)
 (B) MACH = .60 PAGE 326

DATA SET SYMBOL	CONFIGURATION DESCRIPTION	WINGNO	VINGSC	FLTSTC	LAMDAF	REFERENCE INFORMATION
(BPS201)	LARC 8-TPT-657/660.L0-100 ORB.(SHIPS)	2.000	1.000		46.800	SREF 171.4720 50. IN.
(BPS202)	LARC 8-TPT-657/660.L0-100 ORB.(SHIPS)	2.000	2.000		46.800	LREF 25.5100 INCHES
(BPS203)	LARC 8-TPT-657/660.L0-100 ORB.(SHIPS)	2.000	1.000	1.000	60.000	BREF 20.3597 INCHES
(BPS204)	LARC 5-TPT-657/660.L0-100 ORB.(SHIPS)	2.000	2.000	3.000	60.000	YMRP 16.8366 INCHES
						ZMRP .0000 INCHES
						SCALE .0188 INCHES

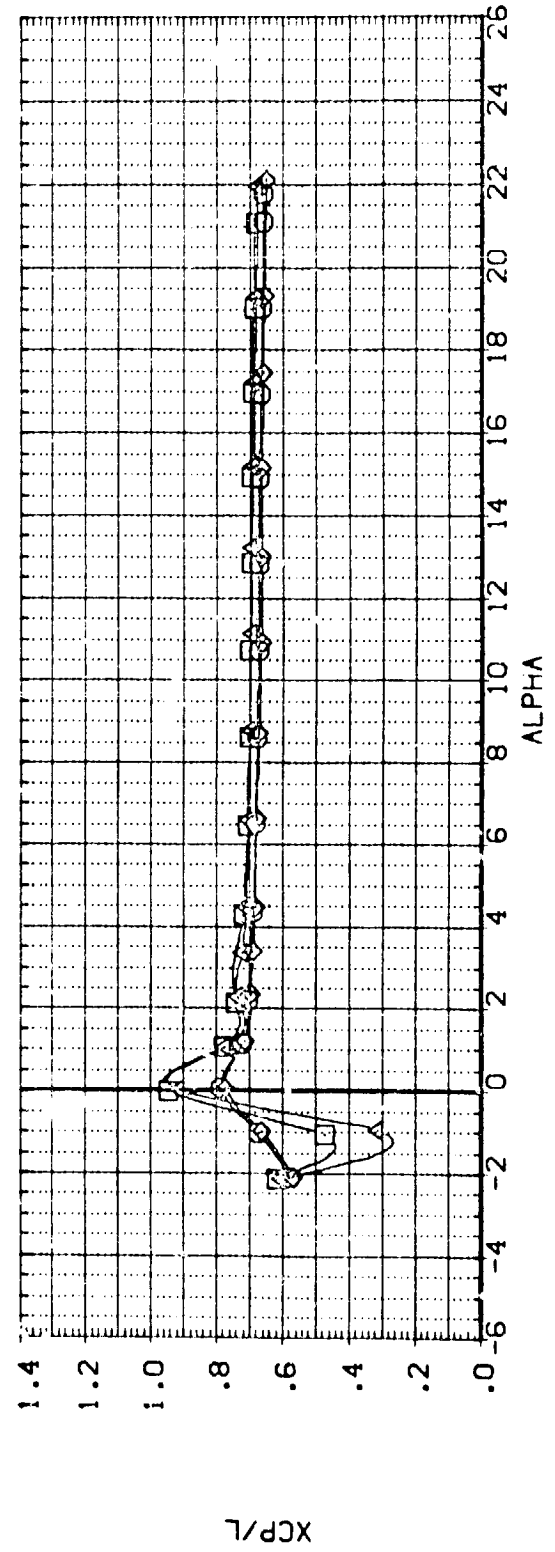
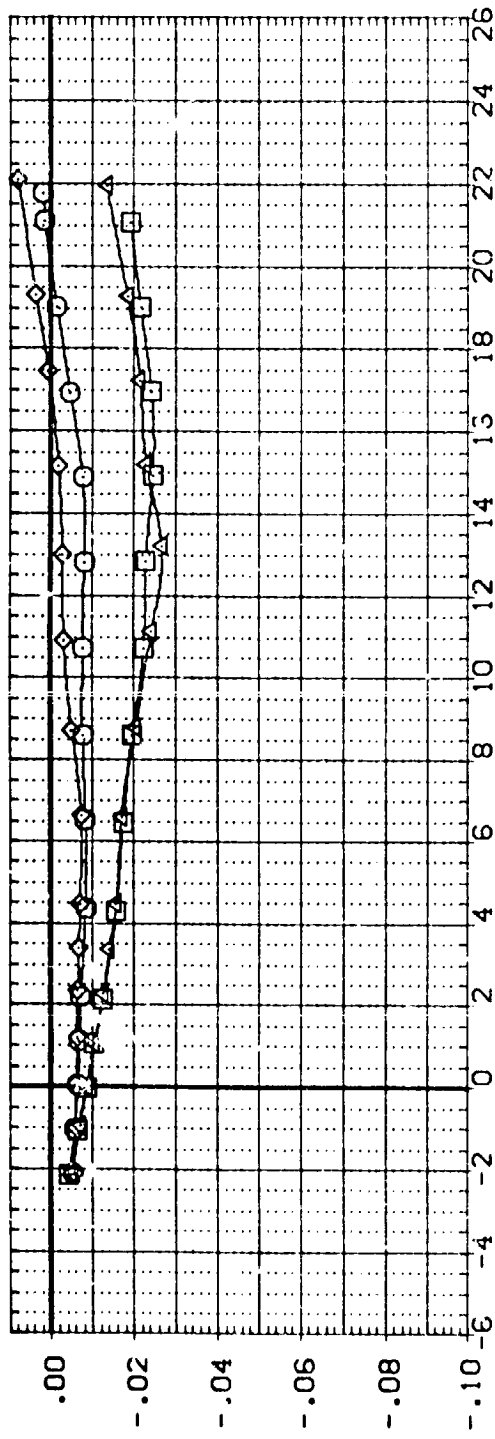


FIGURE 11. EFFECT OF WING/FILLET SECTION ON AERO CHARACT (WING 2, 60 DEG FILLET)
 (C)MACH = .80

DATA SET SYMBOL
 (B-5201)
 (B-5202)
 (B-5203)
 (B-5204)

CONFIGURATION DESCRIPTION
 LARC B-TPT-657/660, LO-100 DRB, (SHIPS)
 LARC B-TPT-657/660, LO-100 DRB, (SHIPS)
 LARC B-TPT-657/660, LO-100 DRB, (SHIPS)
 LARC B-TPT-657/660, LO-100 DRB, (SHIPS)

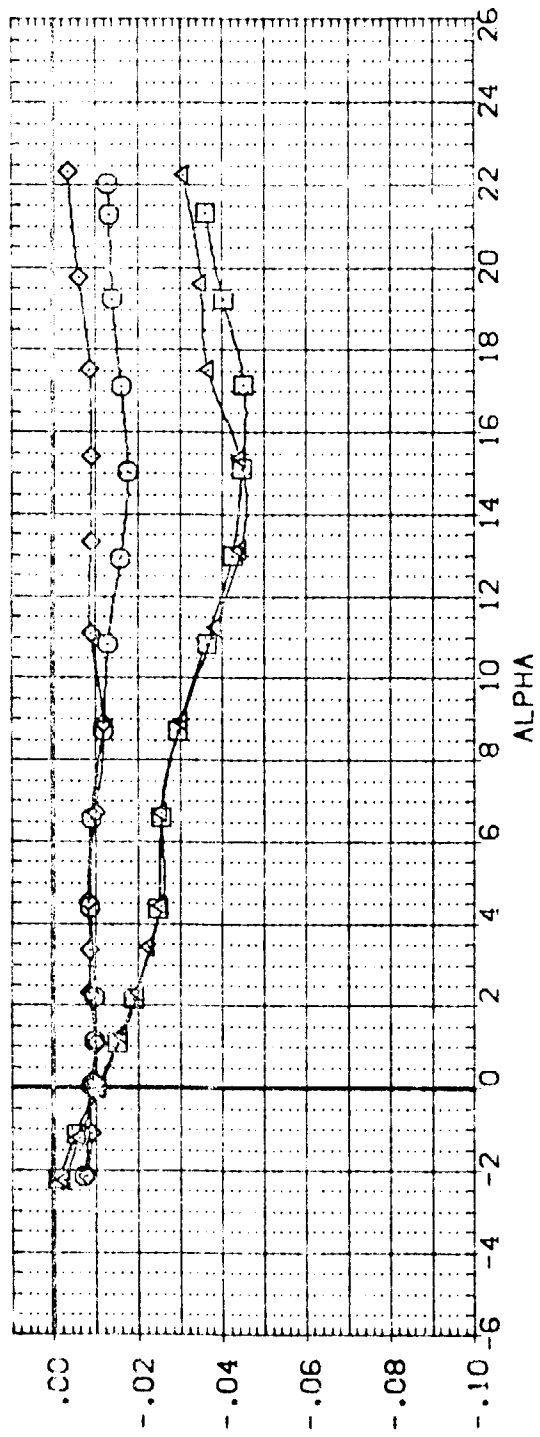
(B-5201)
 (B-5202)
 (B-5203)
 (B-5204)

WINGND
 2.000
 2.000
 2.000
 2.000

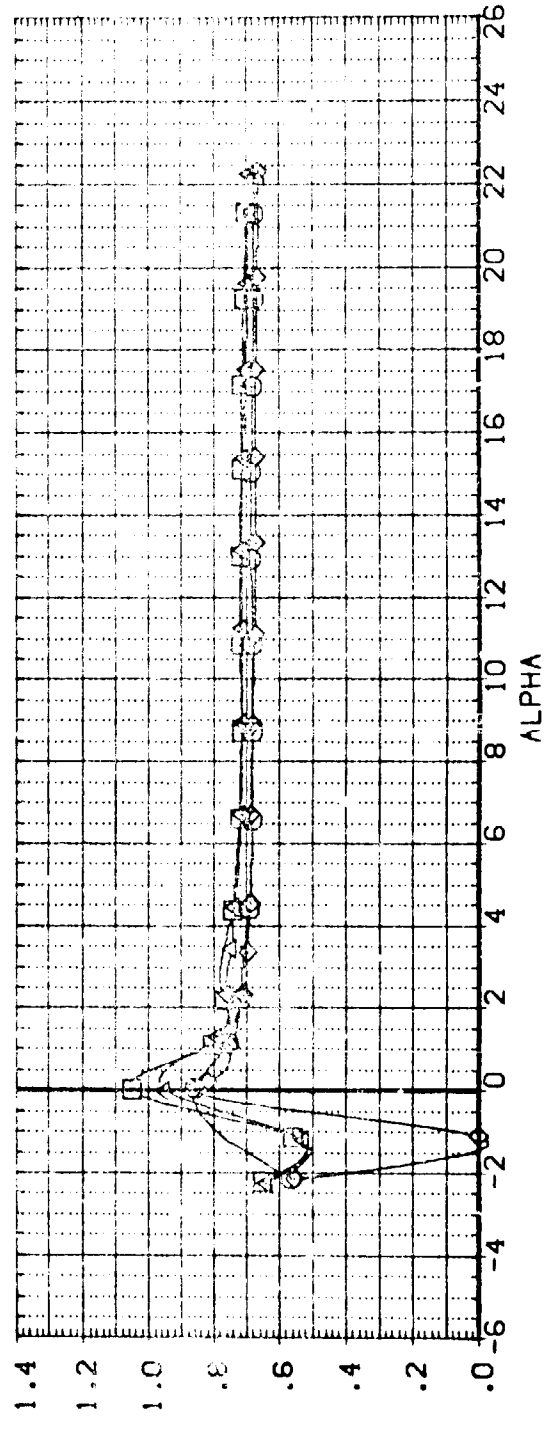
FLTSC
 1.000
 3.000

LAMDAF
 45.800
 45.800
 50.000
 50.000

REFERENCE INFORMATION
 SREF 171.4720 SO, IN.
 LREF 25.5100 INCHES
 BREF 20.3197 INCHES
 XMRP 15.8386 INCHES
 YMRP .0000 INCHES
 ZMRP .0000 INCHES
 SCALE .0189



CLM



XCP/L

FIGURE 11. EFFECT OF WING/FILLET SECTION ON AERO CHARACT (WING 2, 60 DEG FILLET)

(D)MACH = .90

DATA SET SYMBOL	CONFIGURATION DESCRIPTION	(BV2VFB)	WINGND	WINGSC	FLTST	LAMDAF	REFERENCE INFORMATION
(BP5201)	LARC 8-TPT-657/660.LD-100 ORB.(SHIPS)	2.000	2.000	1.000	46.800	SREF 171.4720	50. IN.
(BP5202)	LARC 8-TPT-657/660.LD-100 ORB.(SHIPS)	2.000	2.000	2.000	46.800	LREF 25.5100	INCHES
(BP5203)	LARC 8-TPT-657/660.LD-100 ORB.(SHIPS)	2.000	2.000	1.000	60.000	BREF 20.3597	INCHES
(BP5204)	LARC 8-TPT-657/660.LD-100 ORB.(SHIPS)	2.000	2.000	3.000	.000	XMRF 16.8366	INCHES
						ZMRF .0000	INCHES
						SCALE .0188	SCALE

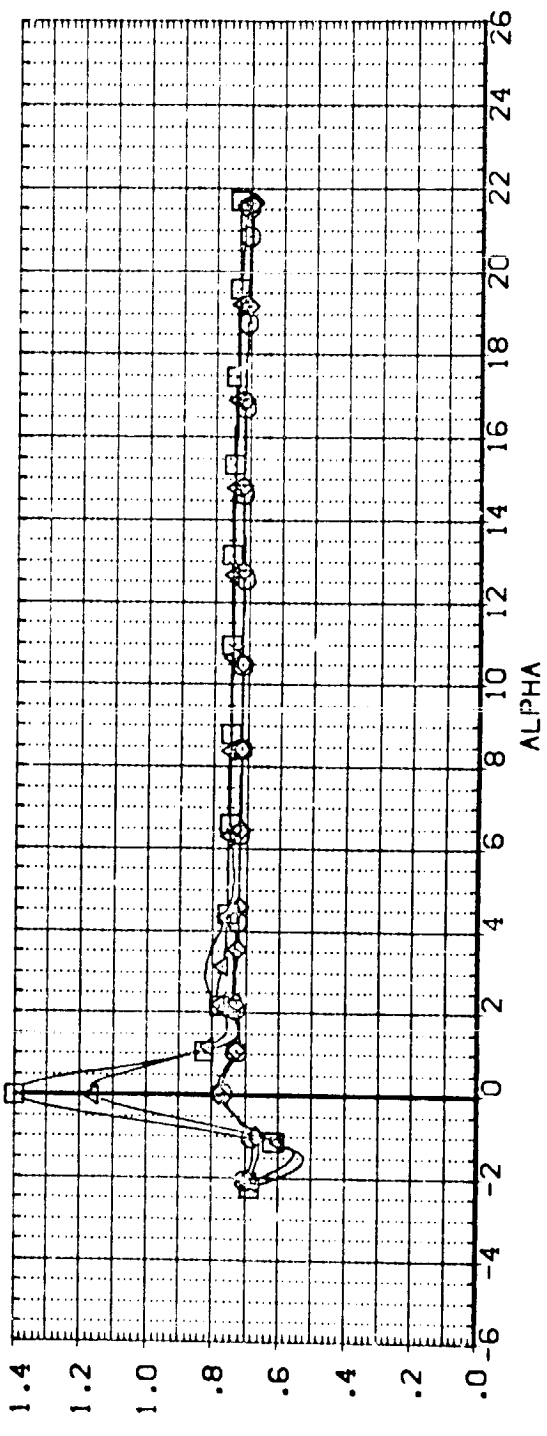
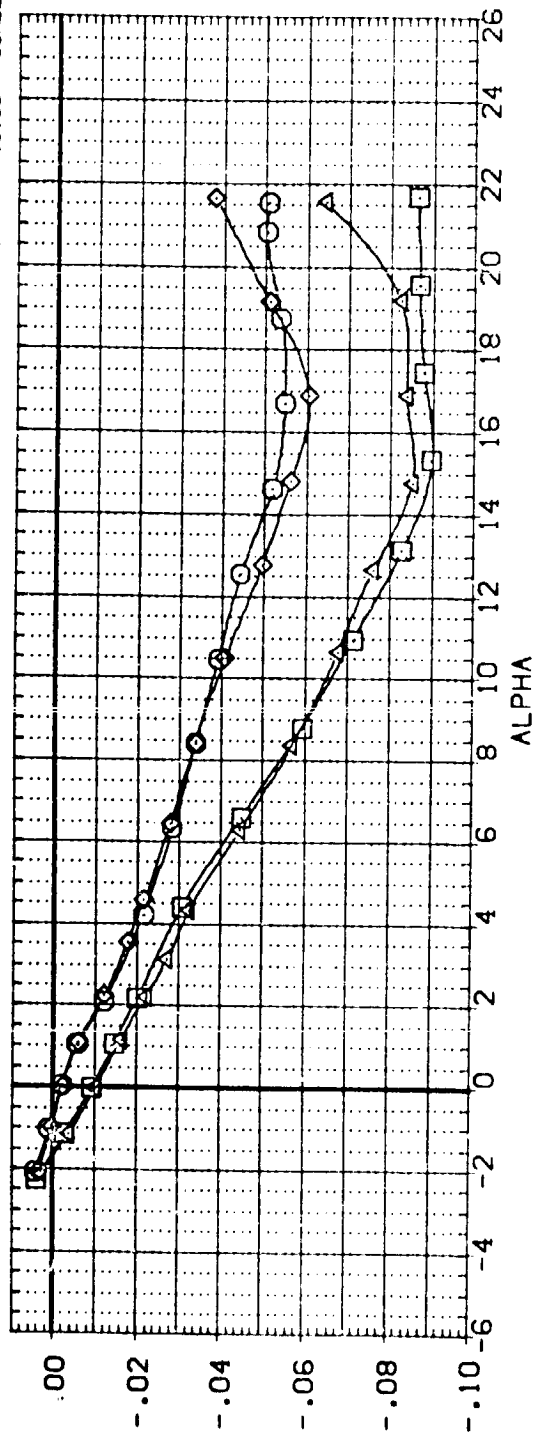


FIGURE 11. EFFECT OF WING/FILLET SECTION ON AERO CHARACT (WING 2, 60 DEG FILLET)
 (E)MACH = .98

DATA SET SYMBOL
 (895201)
 (895202)
 (895203)
 (895204)

CONFIGURATION DESCRIPTION
 LARC 8-TPT-657/660,LO-100 CRB.(SHIPS)
 LARC 8-TPT-657/660,LO-100 CRB.(SHIPS)
 LARC 8-TPT-657/660,LO-100 CRB.(SHIPS)
 LARC 8-TPT-657/660,LO-100 CRB.(SHIPS)

(BV2VFB)
 (BV2VFB)
 (BV2VFB)
 (BV2VFB)

WINGNO 2.000
 2.000
 2.000
 2.000

WINGSC 1.000
 2.000
 1.000
 2.000

FLTSCT 46.800
 46.800
 50.000
 50.000

REFERENCE INFORMATION
 SPREF 171.4720 SO.IN.
 LREF 25.5100 INCHES
 BREF 20.3597 INCHES
 XREF 16.8356 INCHES
 YREF .0000 INCHES
 ZREF .0000 INCHES
 SCALE .0188 INCHES

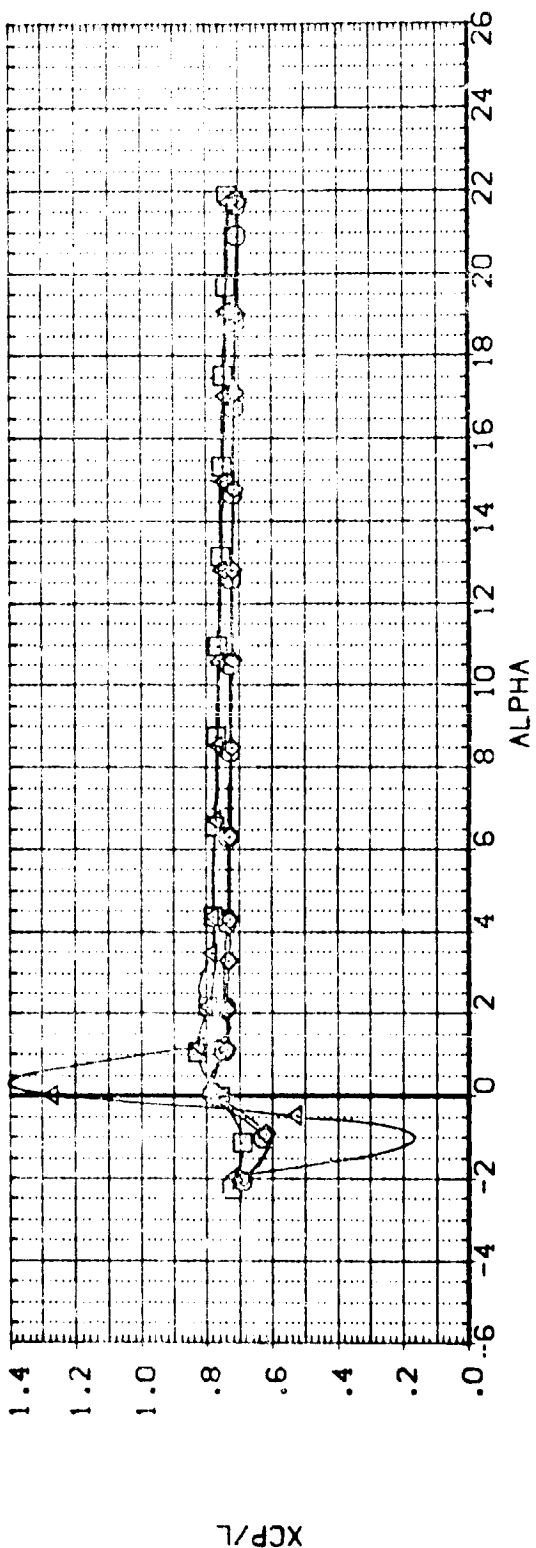
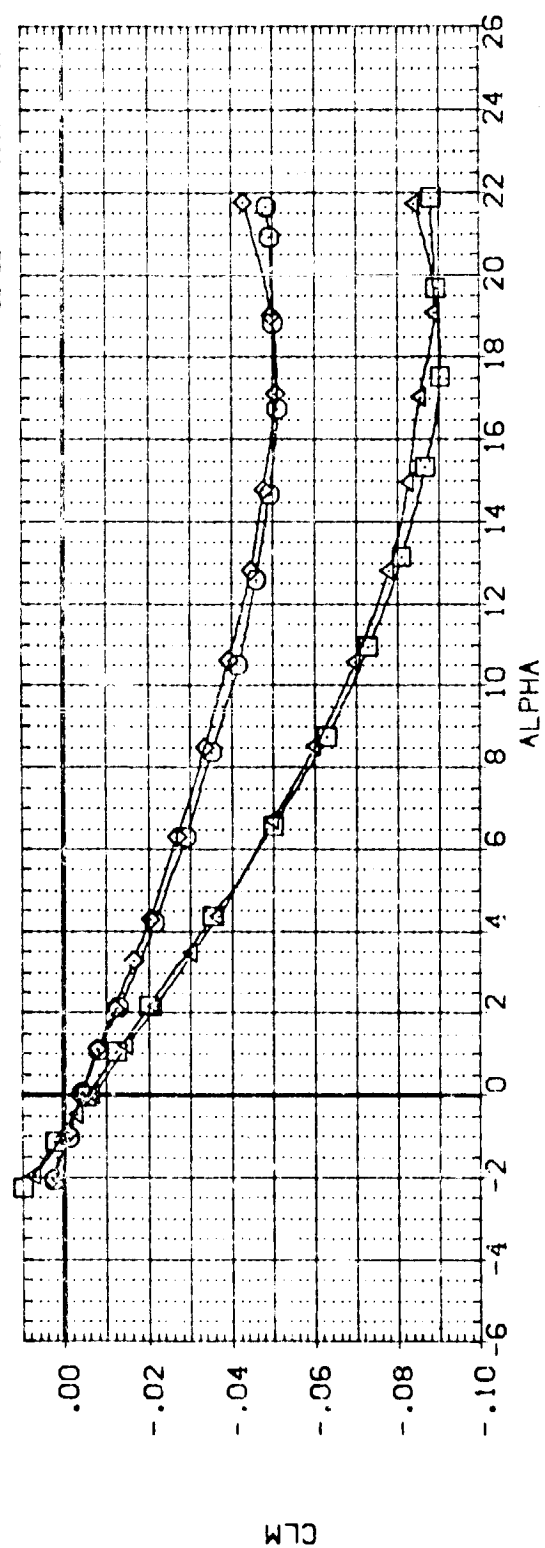


FIGURE 11. EFFECT OF WING/FILLET SECTION ON AERO CHARACT (WING 2, 60 DEG FILLET)
 (F)MACH = 1.20

DATA SET SYMBOL	CONFIGURATION DESCRIPTION	WINGND	WINGSC	FLTSCT	LA'DAF	REFERENCE INFORMATION
(BP5201)	LARC 8-1PT-657/660.LG-100 ORB (SHIPS)	2.000	1.000		46.800	SREF 171.4720 SO. IN.
(BP5202)	LARC 8-1PT-657/660.LG-100 ORB (SHIPS)	2.000	2.000		46.800	LREF 23.5100 INCHES
(BP5205)	LARC 8-1PT-657/660.LG-100 ORB (SHIPS)	2.000	1.000	1.000	70.000	BREF 20.3597 INCHES
(BP5206)	LARC 8-1PT-657/660.LG-100 ORB (SHIPS)	2.000	2.000	3.000	70.000	YMRP 16.8366 INCHES
						ZMRP .0000 INCHES
						SCALE .0188 SCALE

DATA SET SYMBOL	CONFIGURATION DESCRIPTION	WINGND	WINGSC	FLTSCT	LA'DAF	REFERENCE INFORMATION
(BP5201)	LARC 8-1PT-657/660.LG-100 ORB (SHIPS)	2.000	1.000		46.800	SREF 171.4720 SO. IN.
(BP5202)	LARC 8-1PT-657/660.LG-100 ORB (SHIPS)	2.000	2.000		46.800	LREF 23.5100 INCHES
(BP5205)	LARC 8-1PT-657/660.LG-100 ORB (SHIPS)	2.000	1.000	1.000	70.000	BREF 20.3597 INCHES
(BP5206)	LARC 8-1PT-657/660.LG-100 ORB (SHIPS)	2.000	2.000	3.000	70.000	YMRP 16.8366 INCHES
						ZMRP .0000 INCHES
						SCALE .0188 SCALE

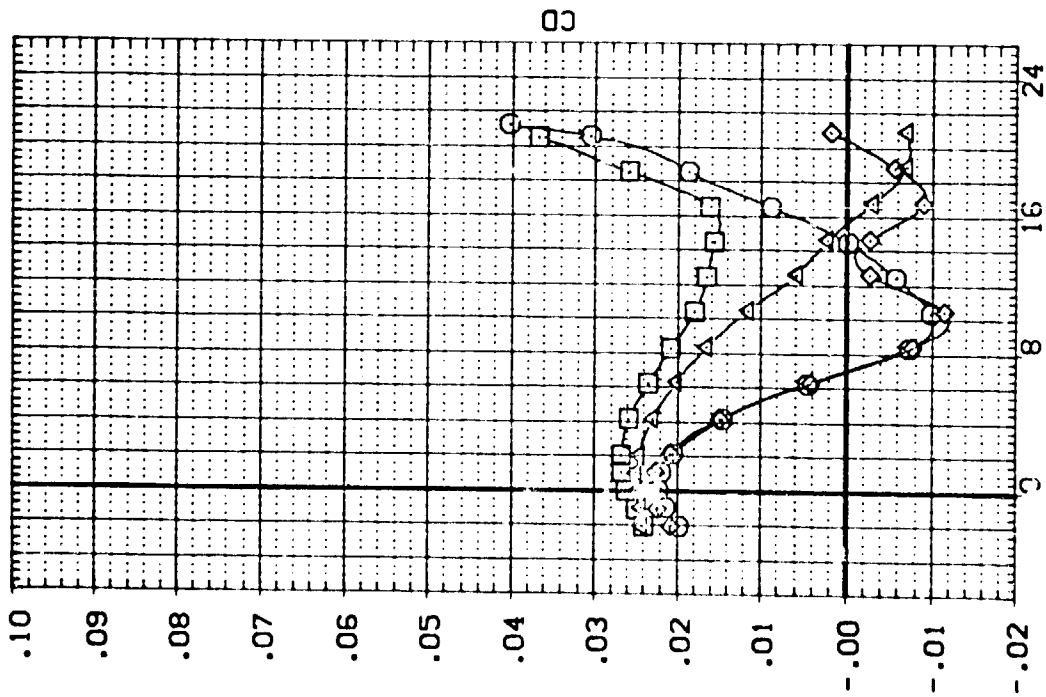
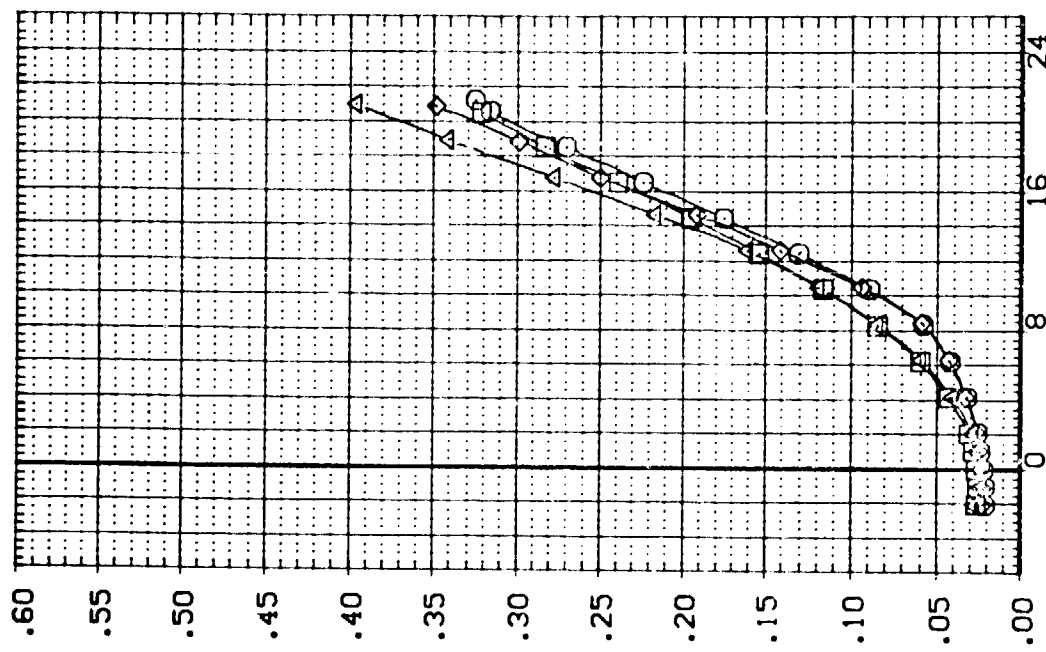


FIGURE 12. EFFECT OF WING/FILLET SECTION ON AERO CHARACT (WING 2, 70 DEG FILLET)
 (A)MACH = .35
 PAGE 331

DATA SET SYMBOL
 (BPS201)
 (BPS202)
 (BPS205)
 (BPS206)

CONFIGURATION DESCRIPTION
 LARC 8-TPT-657/660, LO-100 ORB. (SHIPS)
 LARC 8-TPT-657/660, LO-100 ORB. (SHIPS)
 LARC 8-TPT-657/660, LO-100 ORB. (SHIPS)
 LARC 8-TPT-657/660, LO-100 ORB. (SHIPS)

(BV2VFB)
 (BV2VFB)
 (BV2VFB)
 (BV2VFB)

WINGND 2.000
 2.000
 2.000
 2.000

WINGSC 1.000
 2.000
 1.000
 2.000

FLTSTCT 1.000
 3.000

LAMDAF 46.800
 46.800
 70.000
 70.000

REFERENCE INFORMATION
 SREF 171.4720 SQ. IN.
 LREF 25.5100 INCHES
 BREF 20.3597 INCHES
 XMRP 16.8366 INCHES
 ZMRP .0000 INCHES
 SCALE .0189 INCHES

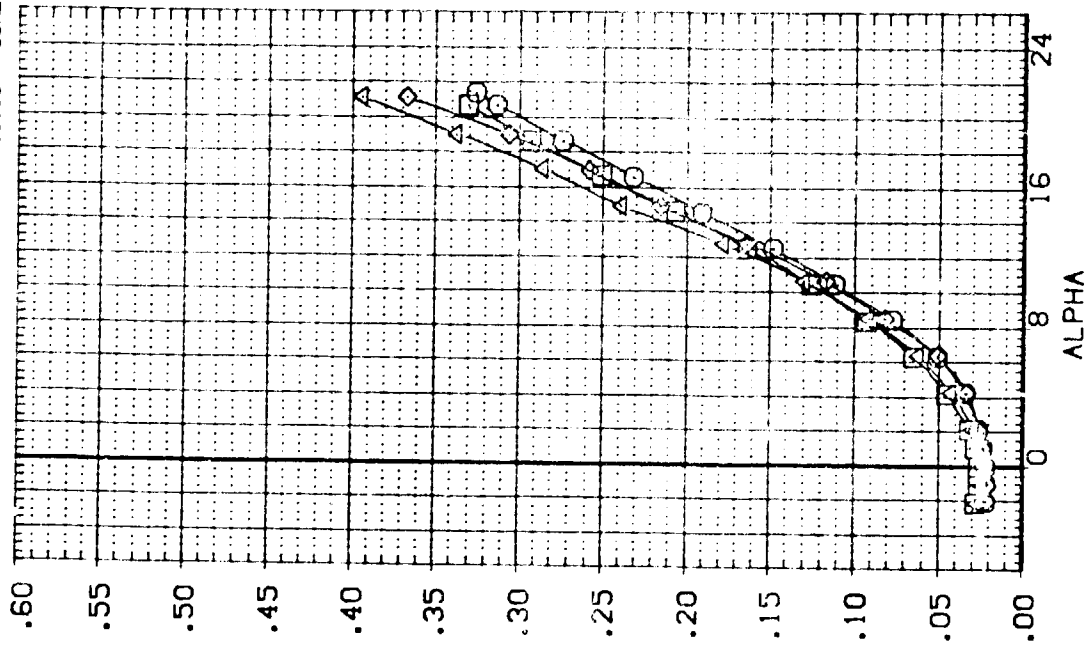
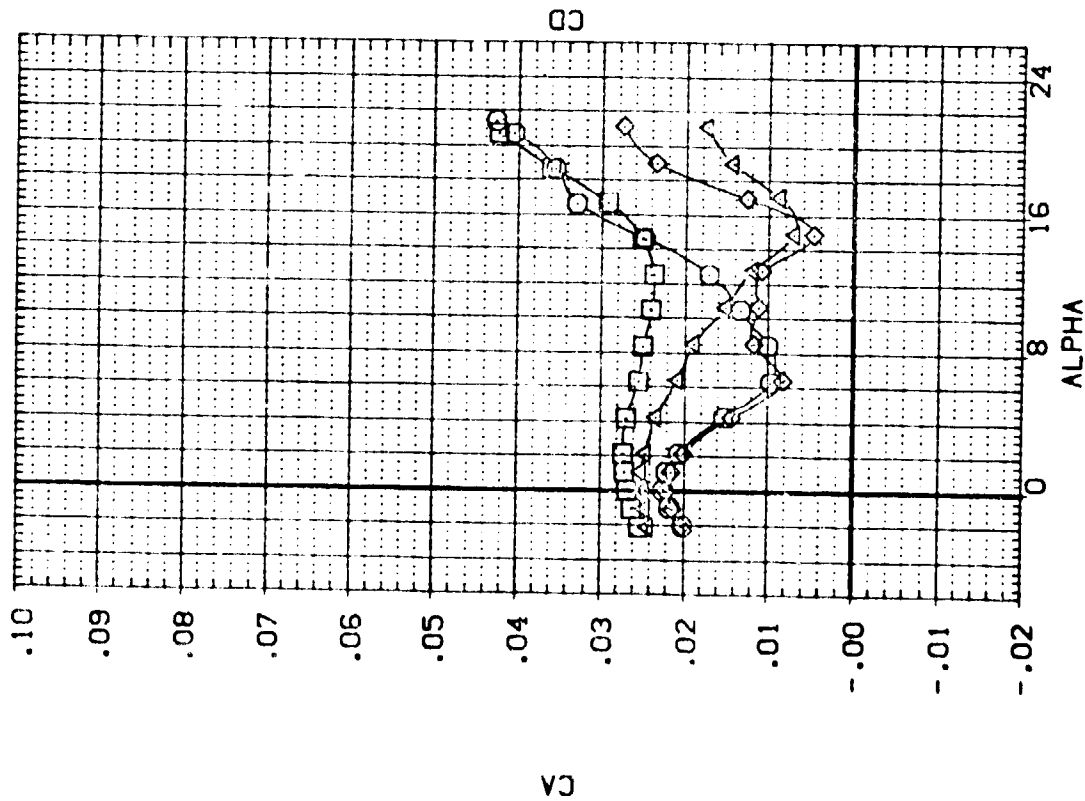


FIGURE 12. EFFECT OF WING/FILLET SECTION ON AERO CHARACTER (WING 2, 70 DEG FILLET)
 (B)MACH = .60 PAGE 332

DATA SET SYMBOL
 (BP5201)
 (BP5202)
 (BP5205)
 (BP5206)

CONFIGURATION DESCRIPTION
 LARC 8-TPT-657/660, LO-100 DRB. (SHIPS)
 LARC 8-TPT-657/660, LO-100 DRB. (SHIPS)
 LARC 8-TPT-657/660, LO-100 DRB. (SHIPS)
 LARC 8-TPT-657/660, LO-100 DRB. (SHIPS)

(BV2VFB)
 (BV2VFB)
 (BV2VFB)
 (BV2VFB)

WINGNO 2.000
 2.000
 2.000
 2.000
 2.000
 2.000
 WINGSC 1.000
 2.000
 1.000
 2.000
 1.000
 3.000
 FLT SCT 46.800
 46.800
 70.000
 70.000
 LAMDAF 171.4720
 25.5100
 20.3597
 16.8366
 .0000
 .0000
 .0188

REFERENCE INFORMATION
 SREF 171.4720 SO. IN.
 LREF 25.5100 INCHES
 BREF 20.3597 INCHES
 XMRP 16.8366 INCHES
 YMRP .0000 INCHES
 ZMRP .0000 INCHES
 SCALE .0188 SCALE

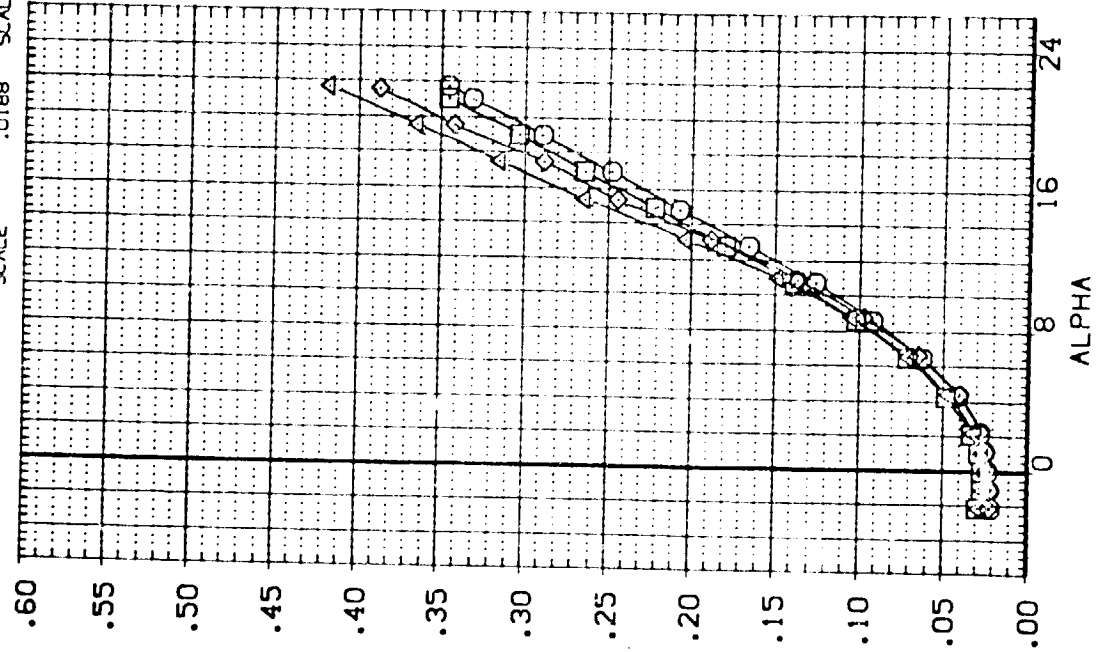
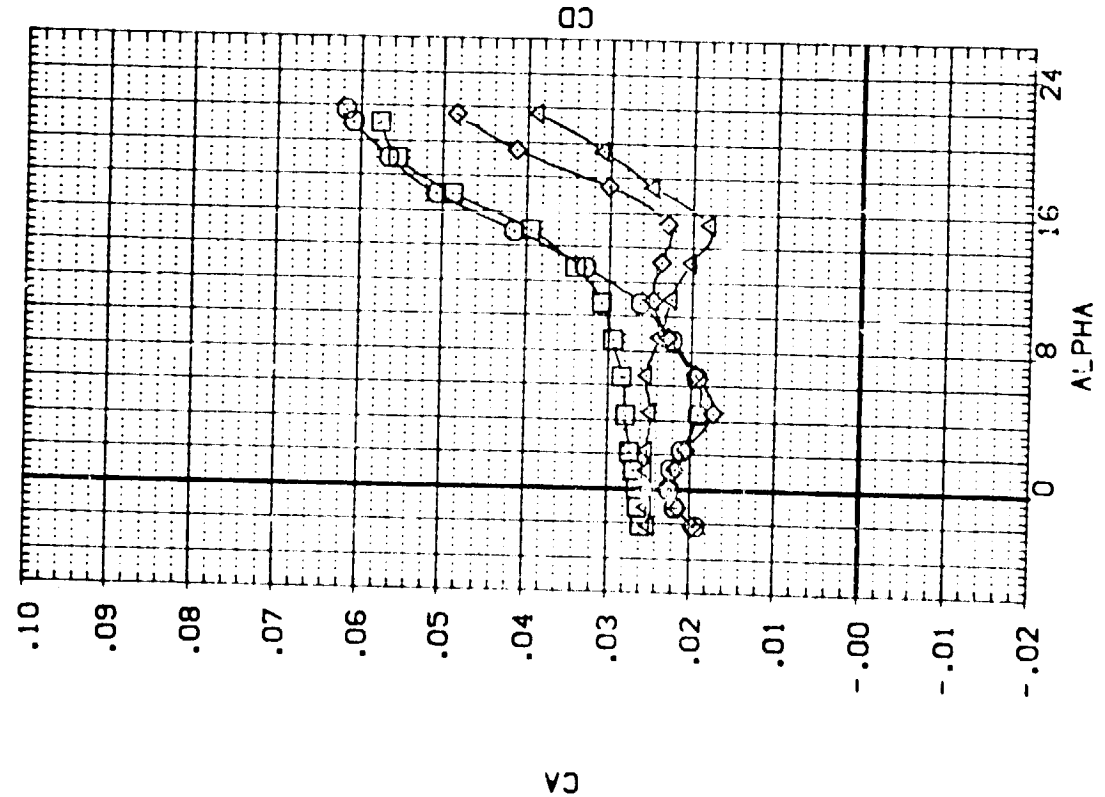


FIGURE 12. EFFECT OF WING/FILLET SECTION ON AERO CHARACT (WING 2, 70 DEG FILLET)
 (C)MACH = .80

DATA SET SYMBOL	CONFIGURATION DESCRIPTION	WINGNO	WINGSC	FLTSCT	LAMDAF	REFERENCE INFORMATION
(BWS201)	LARC 8-TPT-657/660.L0-100 CR8.(SHIPS)	2.000	1.000		46.800	SREF 171.4720 50. IN.
(BWS202)	LARC 8-TPT-657/660.L0-100 CR9.(SHIPS)	2.000	2.000		46.800	LREF 25.5100 INCHES
(BWS205)	LARC 8-TPT-657/660.L0-100 CR8.(SHIPS)	2.000	1.000	1.000	70.000	BREF 20.3597 INCHES
(BWS206)	LARC 8-TPT-657/660.L0-100 CR9.(SHIPS)	2.000	2.000	3.000	70.000	XMRP 16.8356 INCHES
						ZMRP .0000 INCHES
						SCALE .0189 INCHES

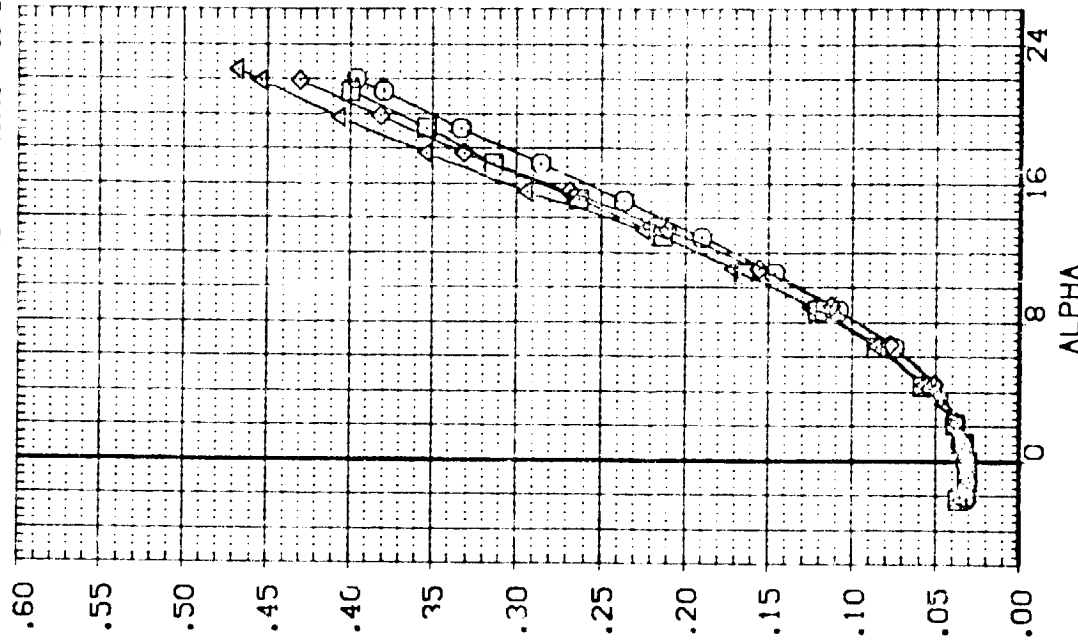
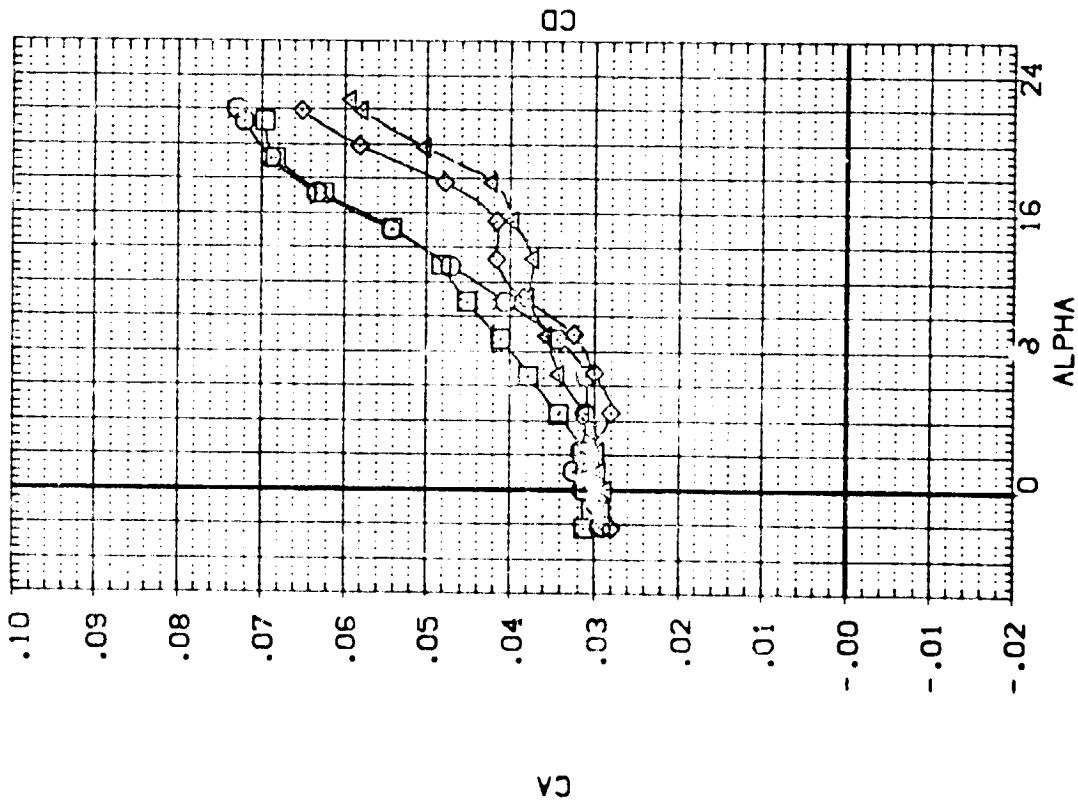


FIGURE 12. EFFECT OF WING/FILLET SECTION ON AERO CHARACTER (WING 2, 70 DEG FILLET)
 (O)MACH = .90 PAGE 334

DATA SET SYMBOL CONFIGURATION DESCRIPTION (BP5201) (BP5202) (BP5205) (BP5206)

LARC 8-TPT-657/660.L0-100 CR8.(SH)PS (BV2VFB) (BV2VFB) (BV2VFB) (BV2VFB)

LARC 8-TPT-657/660.L0-100 CR8.(SH)PS (BV2VFB) (BV2VFB) (BV2VFB) (BV2VFB)

LARC 8-TPT-657/660.L0-100 CR8.(SH)PS (BV2VFB) (BV2VFB) (BV2VFB) (BV2VFB)

WINGNO VINGSC FLTSC LAMDAF REFERENCE INFORMATION

2.000 1.000 1.000 46.800 SREF 171.4720 50. IN.

2.000 2.000 1.000 46.800 LREF 25.5100 INCHES

2.000 1.000 3.000 70.000 BRPREF 20.3597 INCHES

2.000 2.000 1.000 70.000 XTRP 16.8366 INCHES

2.000 2.000 1.000 70.000 ZTRP .0000 INCHES

2.000 2.000 1.000 70.000 SCALE .0188 INCHES

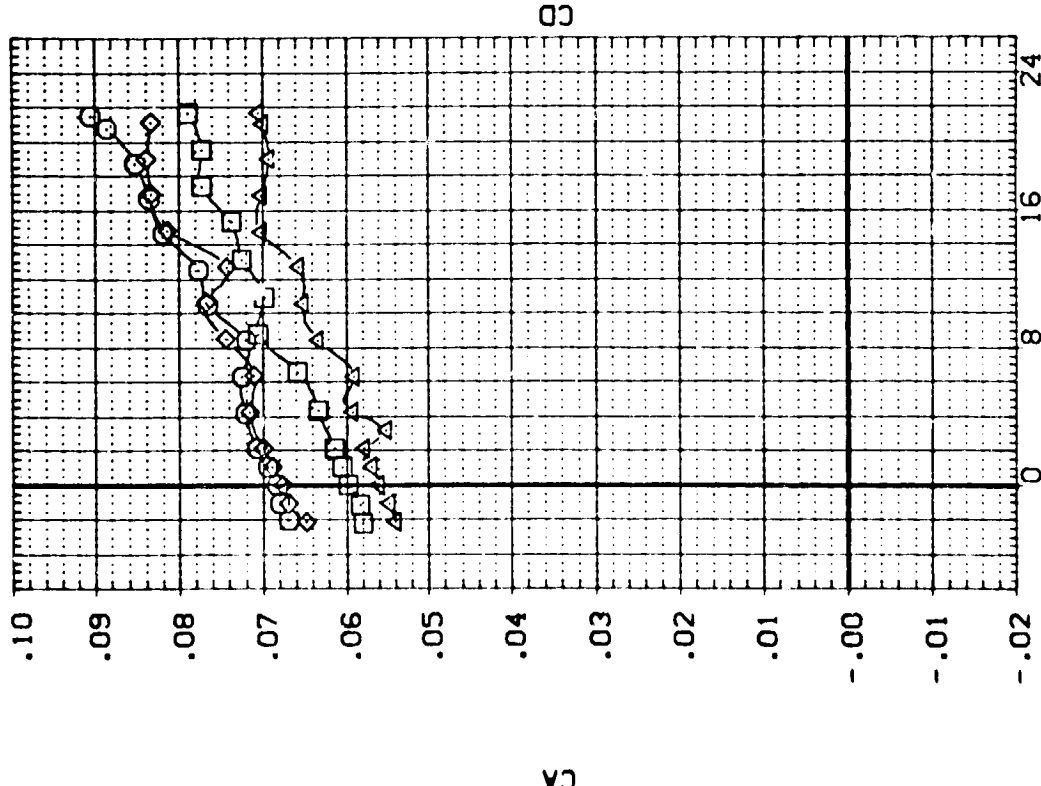
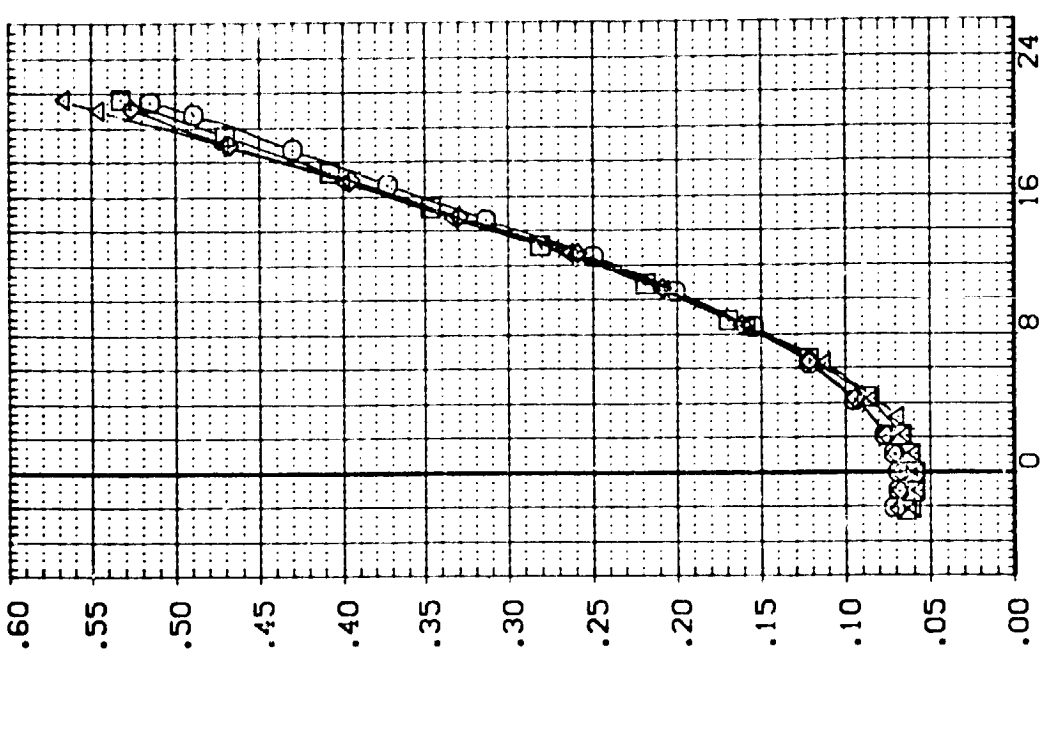


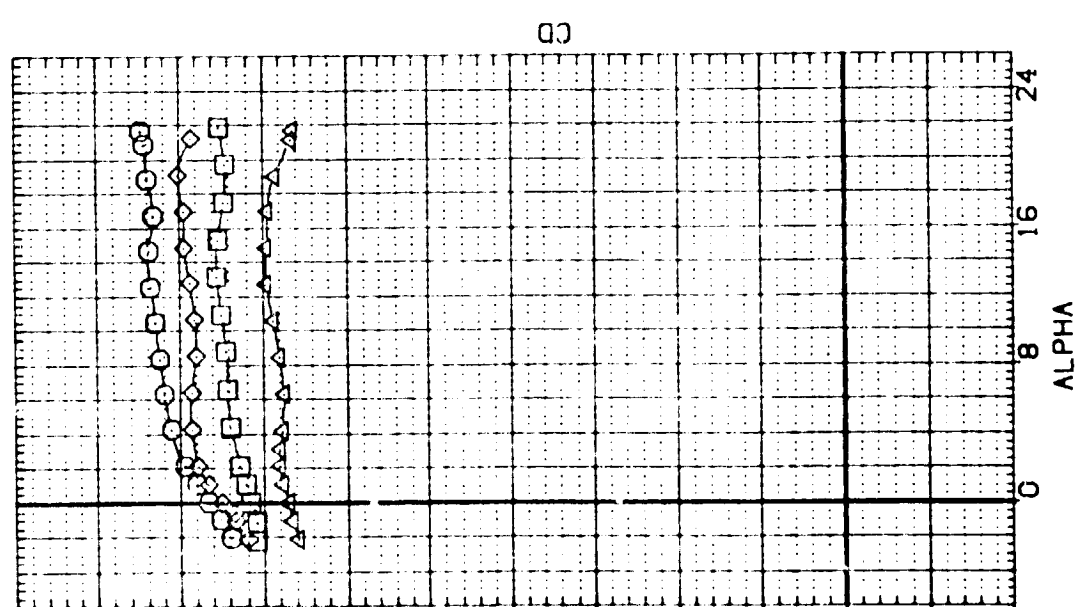
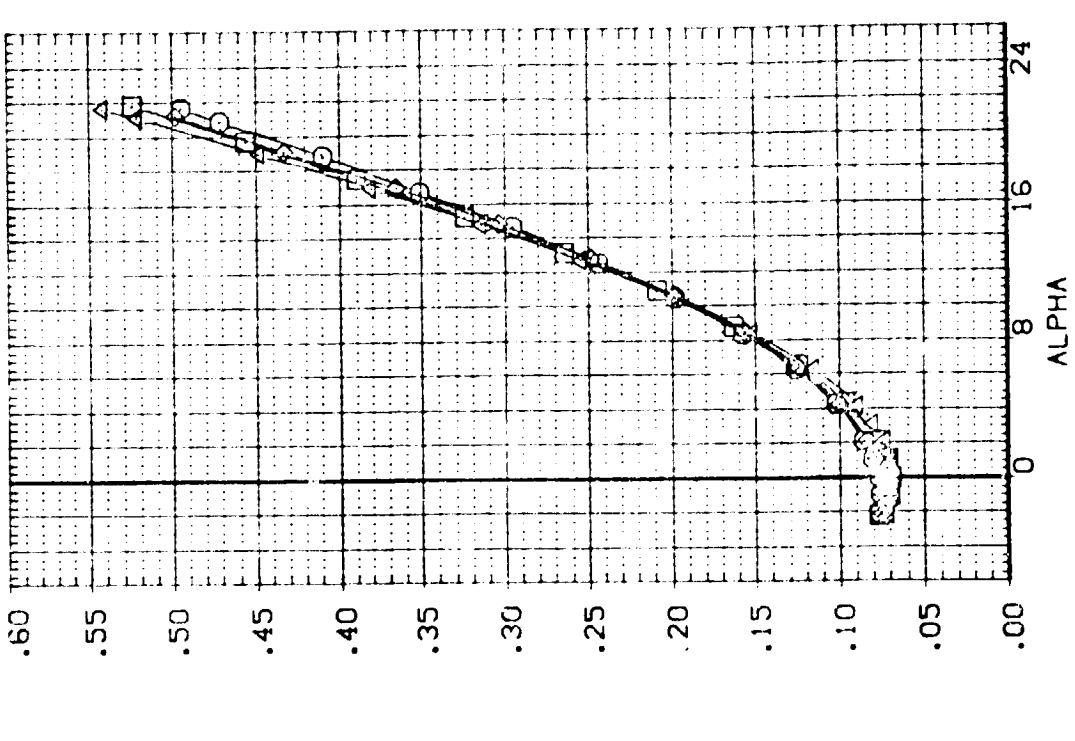
FIGURE 12. EFFECT OF WING/FILLET SECTION ON AERO CHARACT (WING 2, 70 DEG FILLET)

(E)MACH = .98

DATA SET SYMBOL: (BF-5201), (BF-5202), (BF-5203), (BF-5206)

CONFIGURATION DESCRIPTION: LARC 8-TPT-657/660, LD-100 ORB (SHIPS), LARC 8-TPT-657/660, LD-100 ORB (SHIPS), LARC 8-TPT-657/660, LD-100 ORB (SHIPS), LARC 8-TPT-657/660, LD-100 ORB (SHIPS)

WINGND: 2.000, 2.000, 2.000, 2.000
 WINGSC: 1.000, 2.000, 1.000, 2.000
 FLTSCT: 1.000, 3.000
 LANDVF: 46.800, 46.800, 70.000, 70.000
 REFERENCE INFORMATION: SREF 171.4720 SQ. IN., LREF 25.5100 INCHES, BREF 20.3597 INCHES, XMRD 16.8066 INCHES, YMRD .0000 INCHES, ZMRD .0000 INCHES, SCALE .0188



DATA SET SYMBOL	CONF IGURATION DESCRIPTION	(BV2VFB)	WINGND	WINGSC	FLT SCT	LAMDAF	REFERENCE INFORMATION
(BP5201)	LARC 8-TPT-657/660.LO-100 DRB. (SHIPS)	2.000	1.000	1.000	46.800	SREF	171.4720 SQ. IN.
(BP5202)	LARC 8-TPT-657/660.LO-100 DRB. (SHIPS)	2.000	2.000	2.000	46.800	LREF	25.5100 INCHES
(BP5205)	LARC 8-TPT-657/660.LO-100 DRB. (SHIPS)	2.000	1.000	1.000	70.000	BREF	20.3597 INCHES
(BP5206)	LARC 8-TPT-657/660.LO-100 DRB. (SHIPS)	2.000	2.000	3.000	70.000	YMRP	16.8366 INCHES
						ZMRP	.0000 INCHES
						SCALE	.0188 SCALE

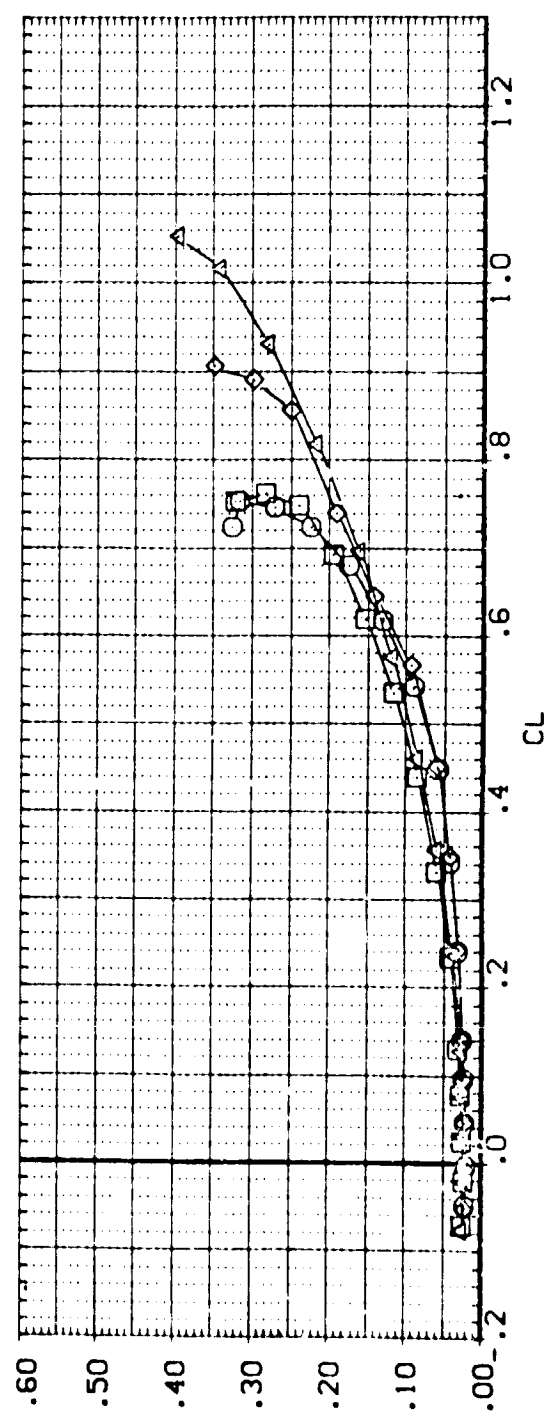
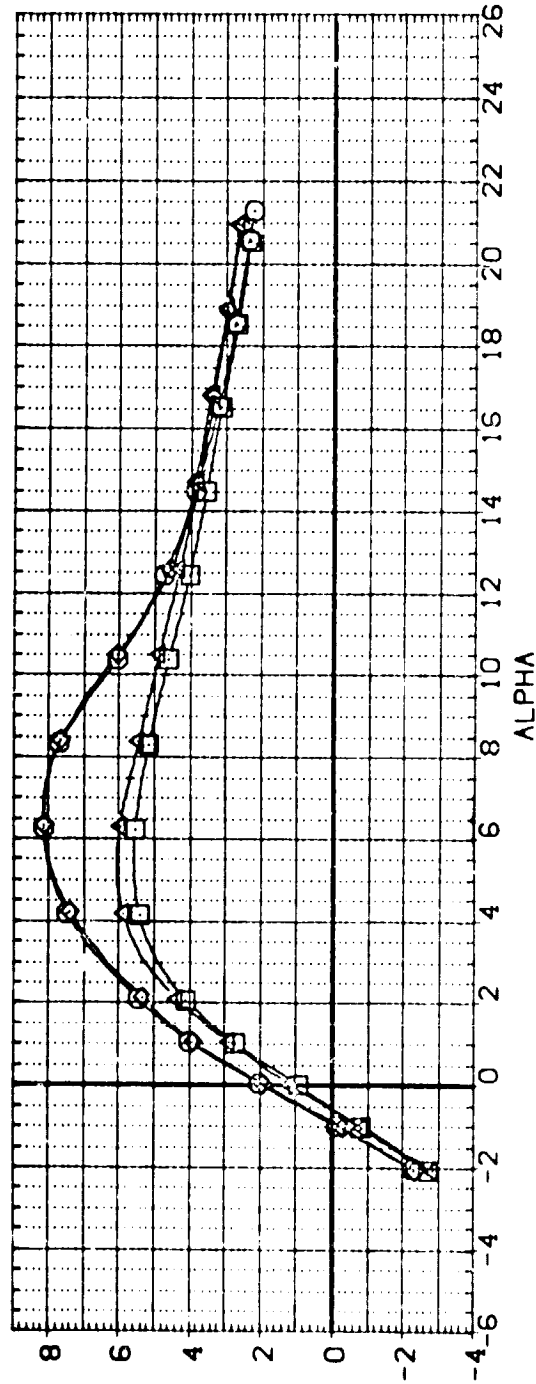


FIGURE 12. EFFECT OF WING/FILLET SECTION ON AERO CHARACT (WING 2, 70 DEG FILLET)
 (A)MACH = .35

DATA SET SYMBOL	CONFIGURATION DESCRIPTION
(BPS201)	LARC 8-TPT-657/660.LO-100 DRB. (S-I)PS
(BPS202)	LARC 8-TPT-657/660.LO-100 DRB. (S-I)PS
(BPS205)	LARC 8-TPT-657/660.LO-100 DRB. (S-I)PS
(BPS206)	LARC 8-TPT-657/660.LO-100 DRB. (S-I)PS

WINGNO	WINGSC	FLTSCT	LANDAF	REFERENCE INFORMATION
2.000	1.000		46.800	SAEF 171.4720 50. IN.
2.000	2.000		46.800	LREF 25.5100 INCHES
2.000	1.000	1.000	70.000	BRREF 20.3597 INCHES
2.000	2.000	3.000	70.000	XMRP 16.8366 INCHES
				YMRP .0000 INCHES
				ZMRP .0000 INCHES
				SCALE .0188 SCALE

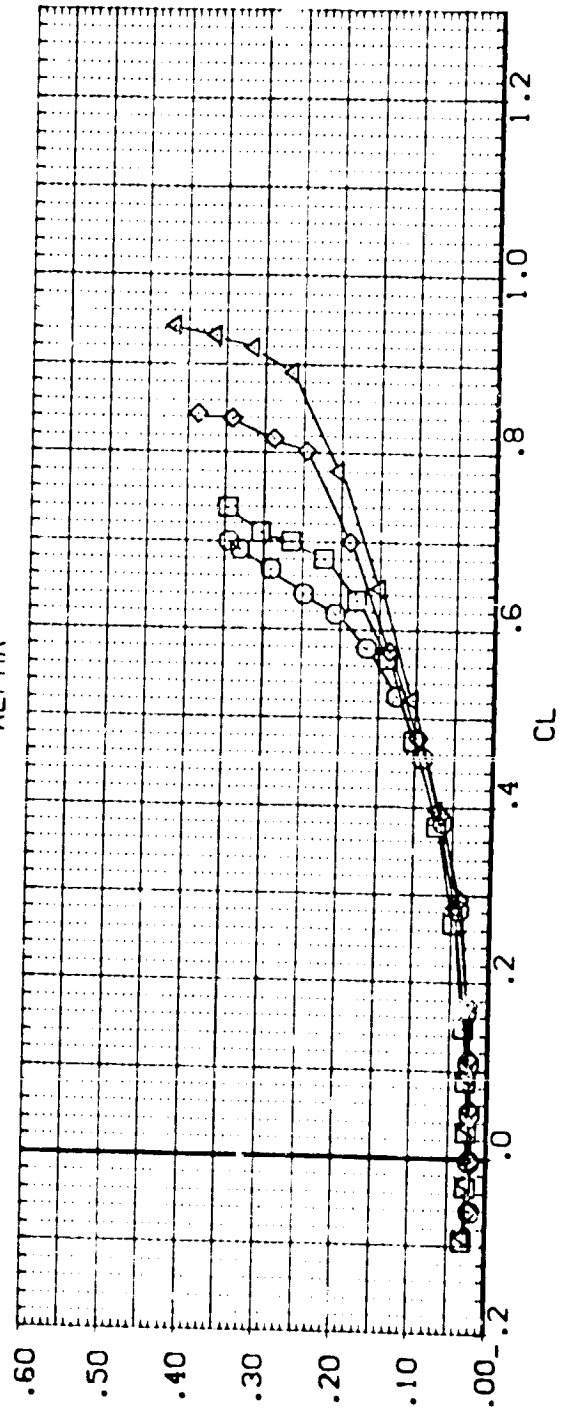
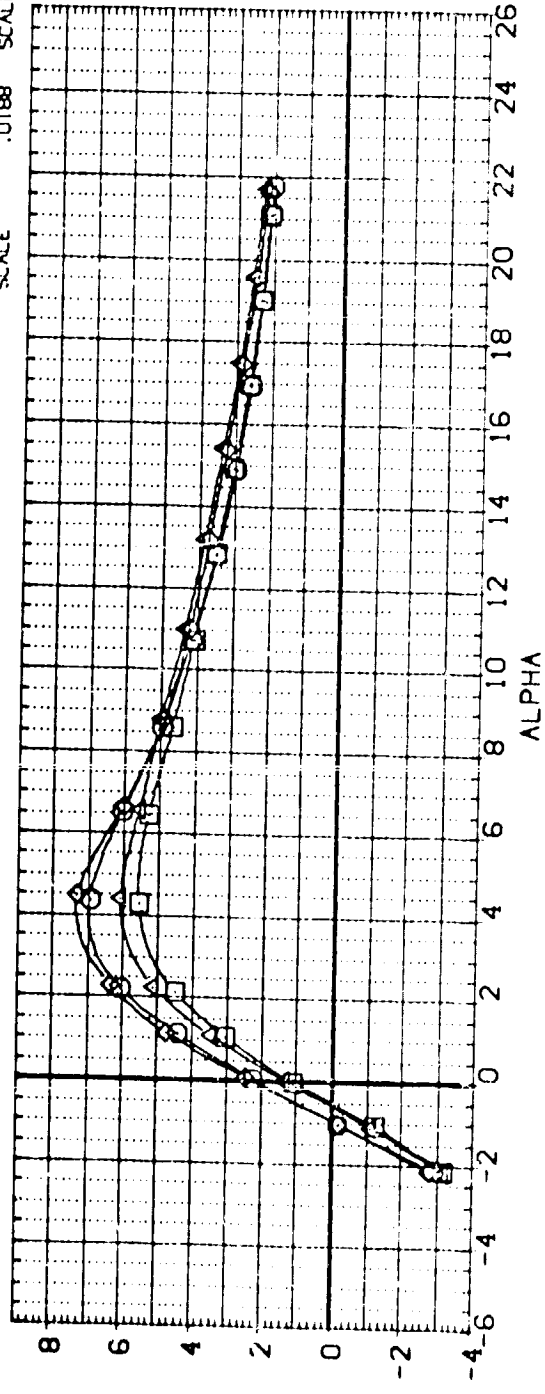


FIGURE 12. EFFECT OF WING/FILLET SECTION ON AERO CHARACTER (WING 2, 70 DEG FILLET)
(C)MACH = .80

DATA SET SYMBOL	CONFIGURATION DESCRIPTION	WINGND	WINGSC	FLTSCT	LAFDAF	REFERENCE INFORMATION
(BPS201)	LARC 8-TPT-657/660.LG-100 DRB.(SH)PS	2.000	1.000		45.800	SREF 171.4720 SO.IN.
(BPS202)	LARC 8-TPT-657/660.LG-100 DRB.(SH)PS	2.000	2.000		45.800	LREF 25.5100 INCHES
(BPS205)	LARC 8-TPT-657/660.LG-100 DRB.(SH)PS	2.000	1.000	1.000	70.000	BREF 20.3597 INCHES
(BPS206)	LARC 8-TPT-657/660.LG-100 DRB.(SH)PS	2.000	2.000	3.000	70.000	XMRP 16.8366 INCHES
						YMRP .0000 INCHES
						ZMRP .0000 INCHES
						SCALE .0188

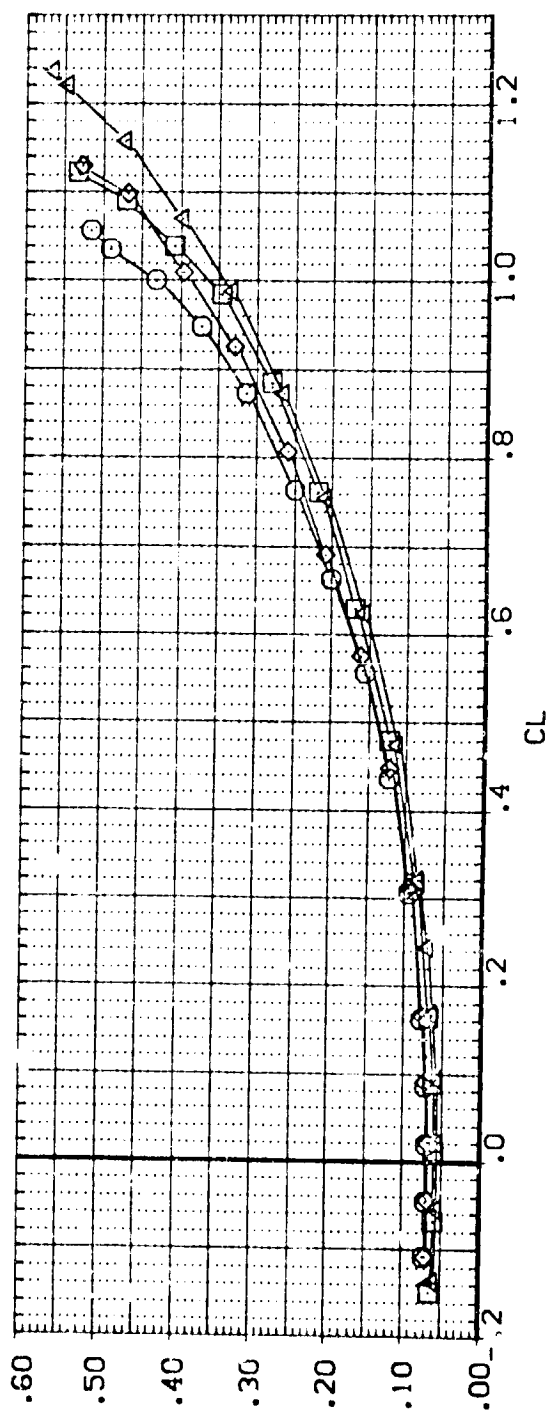
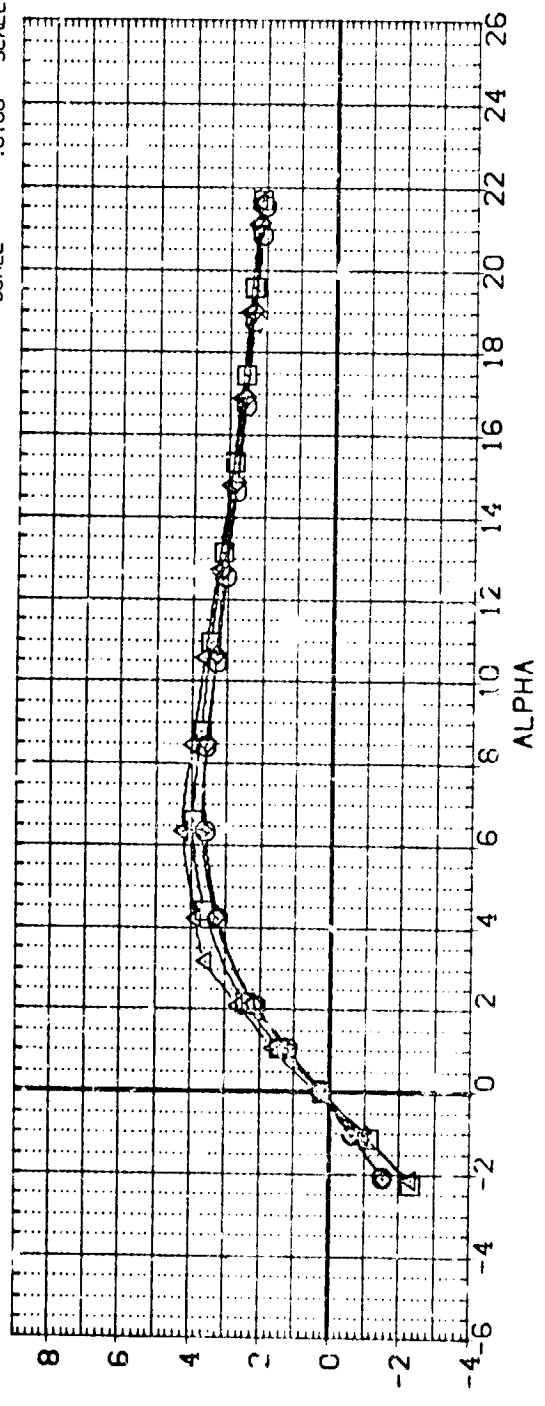


FIGURE 12. EFFECT OF WING/FILLET SECTION ON AERO CHARACTER (WING 2. 70 DEG FILLET)
 (E)MACH = .98

DATA SET SYMBOL	CONFIGURATION DESCRIPTION	WING	WINGSC	FLTSCT	LANDAF	REFERENCE INFORMATION	SO. IN.
(BPS201)	LARC 8-TPT-657/660.LC-100 TPB (SHIPS)	2.000	1.000		46.800	SREF 171.4700	INCHES
(BPS202)	LARC 8-TPT-657/660.LC-100 JPB (SHIPS)	2.000	2.000		46.800	LRREF 25.5100	INCHES
(BPS205)	LARC 8-TPT-657/660.LC-100 OPB (SHIPS)	2.000	1.000	1.000	70.000	BRREF 20.3597	INCHES
(BPS206)	LARC 8-TPT-657/660.LC-100 QPB (SHIPS)	2.000	2.000	3.000	70.000	WRREF 19.0000	INCHES
						Z-REF .0000	INCHES
						SCALE .0198	SCALE

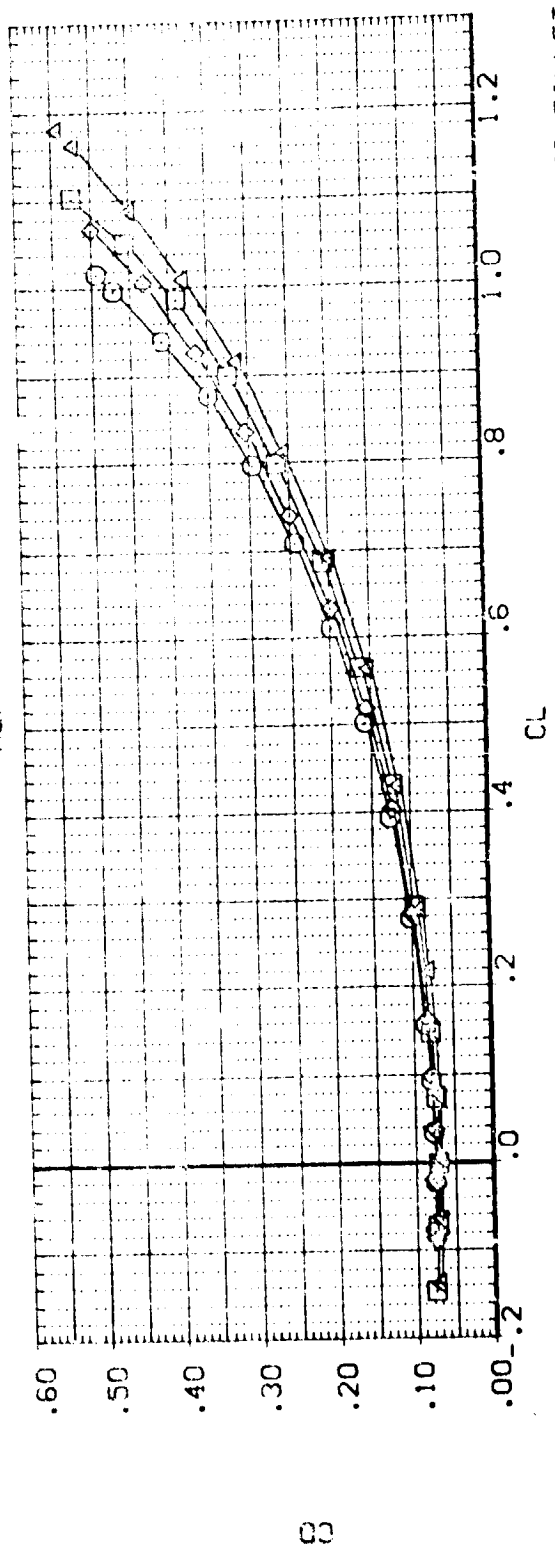
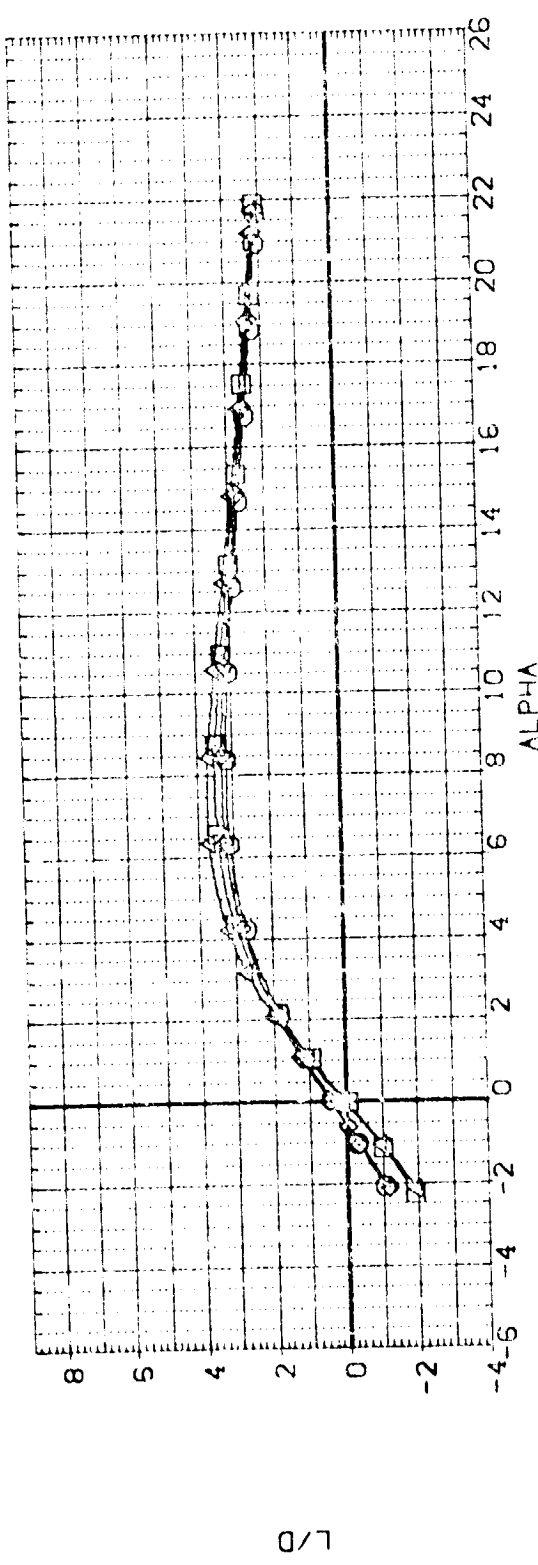


FIGURE 12. EFFECT OF WING/FILLET SECTION ON AERO CHARACTER (WING 2, 7° SEG FILLET)
 (F)MACH = 1.20

DATA SET SYMBOL

- (BP5201)
- (BP5202)
- (BP5203)
- (BP5206)

CONFIGURATION DESCRIPTION

- LARC 8-TPT-657/660.L0-100 DRB. (SHIPS)
- LARC 8-TPT-657/660.L0-100 DRB. (SHIPS)
- LARC 8-TPT-657/660.L0-100 DRB. (SHIPS)
- LARC 8-TPT-657/660.L0-100 DRB. (SHIPS)

- (BV2VFB)
- (BV2VFB)
- (BV2VFB)
- (BV2VFB)

WINGNO	WINGSC	FLTSCT	LAMDAF
2.000	1.000		46.800
2.000	2.000		46.800
2.000	1.000	1.000	70.000
2.000	2.000	3.000	70.000

REFERENCE INFORMATION	
SREF	171.4720
LREF	25.5100
BREF	20.3597
XMRP	16.8366
YMRP	.0000
ZMRP	.0000
SCALE	.0188

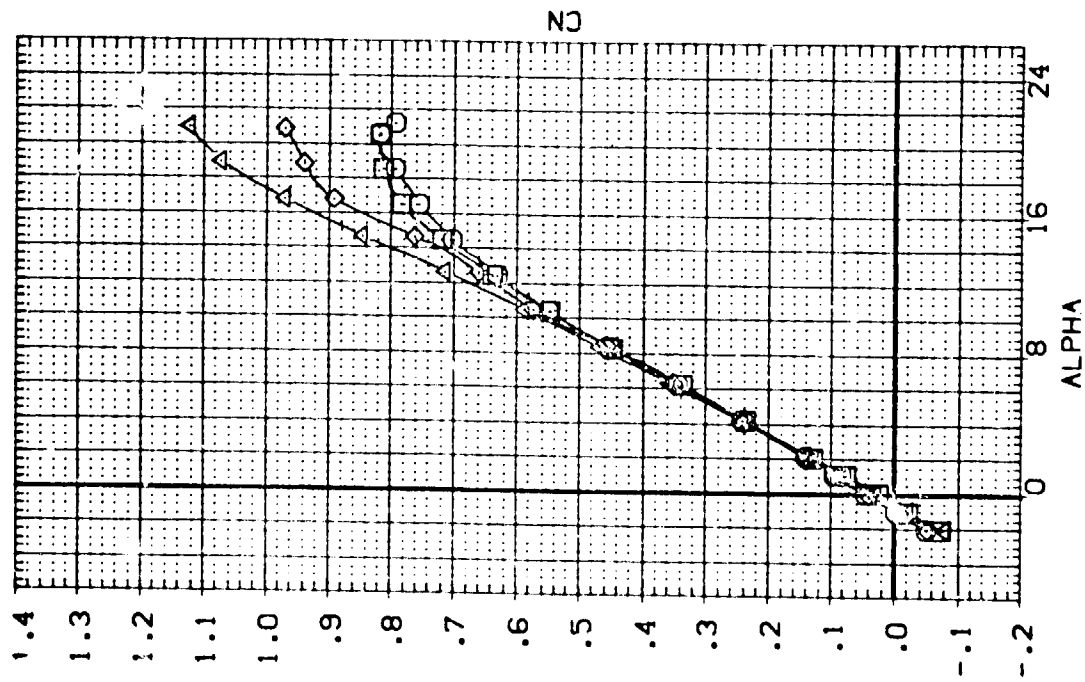
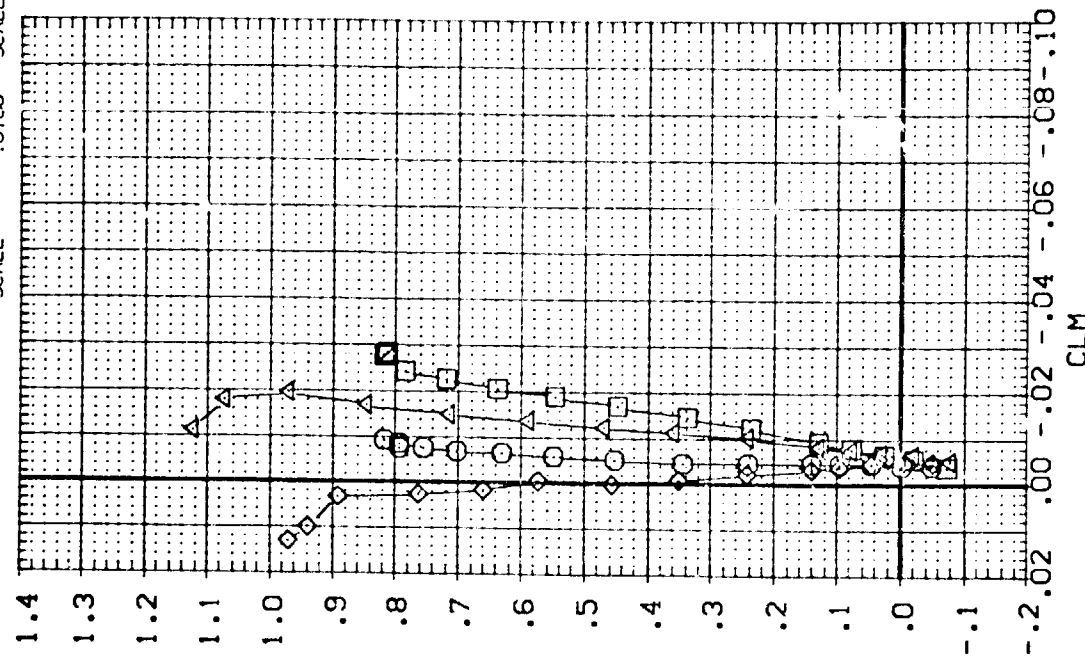


FIGURE 12. EFFECT OF WING/FILLET SECTION ON AERO CHARACT (WING 2, 70 DEG FILLET)

(A)MACH = .35

DATA SET SYMBOL CONFIGURATION DESCRIPTION

(BP5201) LARC 8-TPT-657/660, LG-100 CRB, (SHIPS)
 (BP5202) LARC 8-TPT-657/660, LG-100 CRB, (SHIPS)
 (BP5203) LARC 8-TPT-657/660, LG-100 CRB, (SHIPS)
 (BP5206) LARC 8-TPT-657/660, LG-100 CRB, (SHIPS)

(B)MACH = .60

WINGND 2.000
 2.000
 2.000
 2.000
 2.000

VINGSC 1.000
 2.000
 1.000
 2.000

FLTSCT 1.000
 3.000

LANDAF 46.800
 46.800
 70.000
 70.000

REFERENCE INFORMATION
 SREF 171.4720 SQ. IN.
 LREF 25.5100 INCHES
 BREF 20.3597 INCHES
 XM-XP 16.3356 INCHES
 YMRP .0000 INCHES
 ZMRP .0000 INCHES
 SCALE .0189

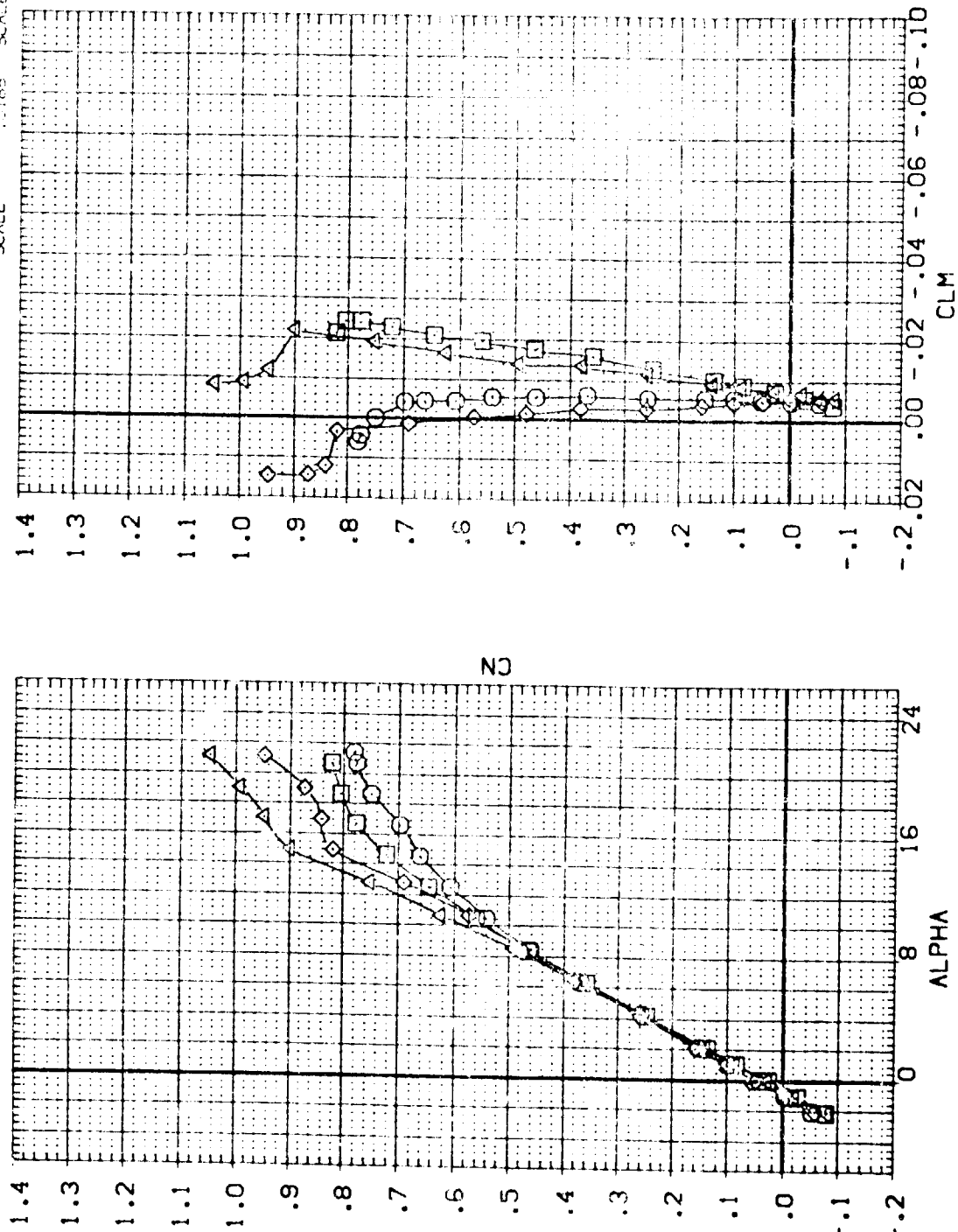


FIGURE 12. EFFECT OF WING/FILLET SECTION ON AERO CHARACT (WING 2, 70 DEG FILLET)

DATA SET SYMBOL CONFIGURATION DESCRIPTION

(BPS201)	LARC 8-TPT-657/660,LO-100 DRB. (SHIPS)	(BV2VFB)
(BPS202)	LARC 8-TPT-657/660,LO-100 DRB. (SHIPS)	(BV2VFB)
(BPS205)	LARC 8-TPT-657/660,LO-100 DRB. (SHIPS)	(BV2VFB)
(BPS206)	LARC 8-TPT-657/660,LO-100 DRB. (SHIPS)	(BV2VFB)

WINGNO	WINGSC	FLTST	LAMDAF	REFERENCE INFORMATION
2.000	1.000	46.800	SREF 171.4720	50. IN.
2.000	2.000	46.800	LREF 25.5100	INCHES
2.000	1.000	70.000	BREF 20.3597	INCHES
2.000	2.000	70.000	XMRP 16.8366	INCHES
			ZMRP .0000	INCHES
			SCALE .0198	SCALE

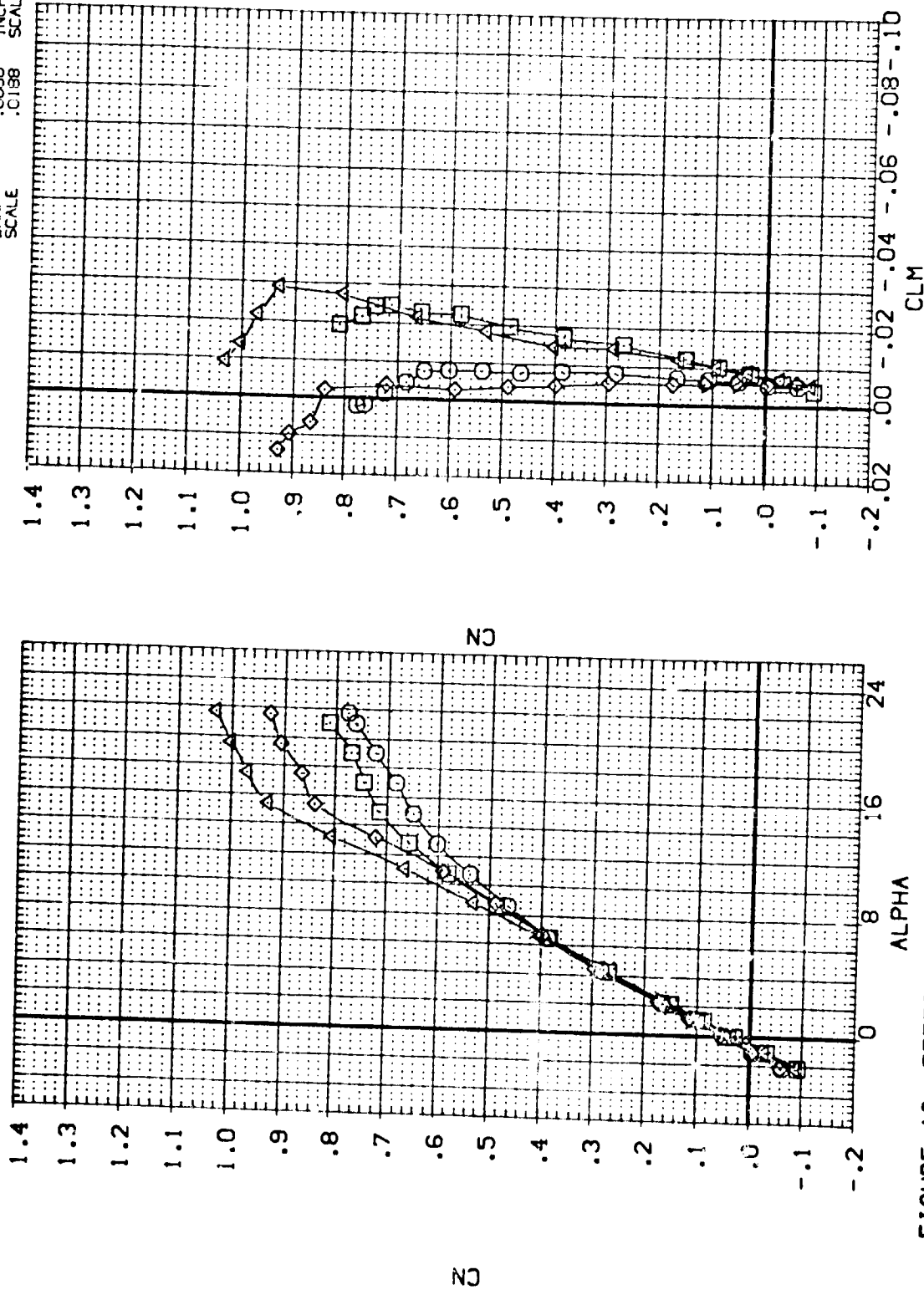


FIGURE 12. EFFECT OF WING/FILLET SECTION ON AERO CHARACT (WING 2, 70 DEG FILLET)
(C)MACH = .80

DATA SET SYMBOL	CONFIGURATION DESCRIPTION	REFERENCE INFORMATION
(BPS201)	LARC 8-TPT-657/660.LD-100 OREI.(SHIPS)	SREF 171.4720 SO. IN.
(BPS202)	LARC 8-TPT-657/660.LD-100 OREI.(SHIPS)	LREF 26.5100 INCHES
(BPS203)	LARC 8-TPT-657/660.LD-100 OREI.(SHIPS)	BREF 20.3637 INCHES
(BPS206)	LARC 8-TPT-657/660.LD-100 OREI.(SHIPS)	XMRP 16.8266 INCHES
		YMRP .0000 INCHES
		ZMRP .0000 INCHES
		SCALE .0188 SCALE

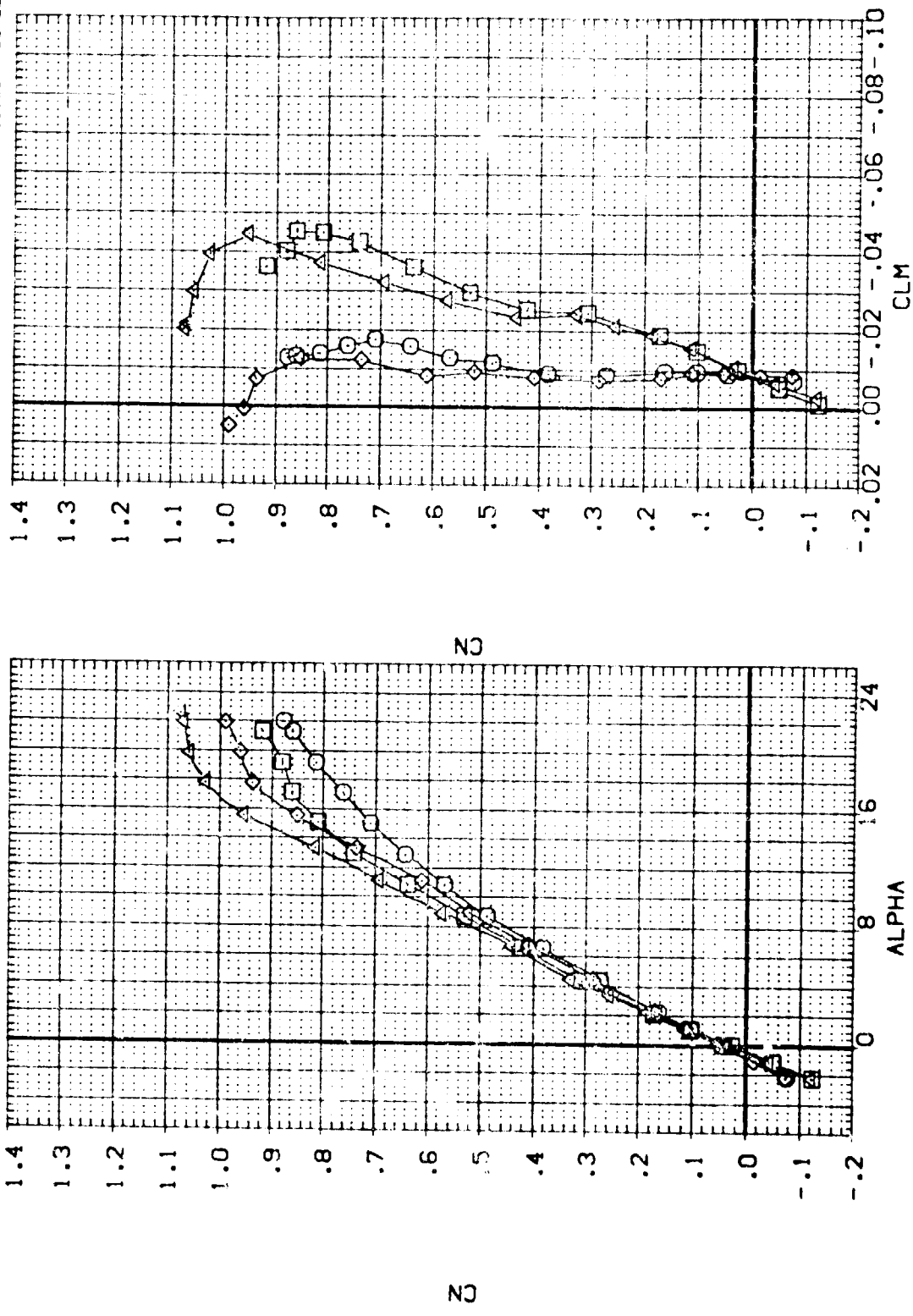


FIGURE 12. EFFECT OF WING/FILLET SECTION ON AERO CHARACT (WING 2, 70 DEG FILLET)

DATA SET SYMBOL	CONFIGURATION DESCRIPTION	(SV2VFB)	(SV2VFB)	WINGNO	WINGSC	FLTSC	LANDAF	REFERENCE INFORMATION
(BP5201)	LARC 8-TPT-657/660.L0-100 DRB. (SHIPS)	(SV2VFB)	(SV2VFB)	2.000	1.000	46.800	SREF 171.4720	SO. IN.
(BP5202)	LARC 8-TPT-657/660.L0-100 DRB. (SHIPS)	(SV2VFB)	(SV2VFB)	2.000	2.000	46.800	LREF 25.5100	INCHES
(BP5203)	LARC 8-TPT-657/660.L0-100 DRB. (SHIPS)	(SV2VFB)	(SV2VFB)	2.000	1.000	70.000	BREF 20.3597	INCHES
(BP5206)	LARC 8-TPT-657/660.L0-100 DRB. (SHIPS)	(SV2VFB)	(SV2VFB)	2.000	2.000	70.000	XMRP 16.6366	INCHES
							YMRP .0000	INCHES
							ZMRP .0000	INCHES
							SCALE .0188	SCALE

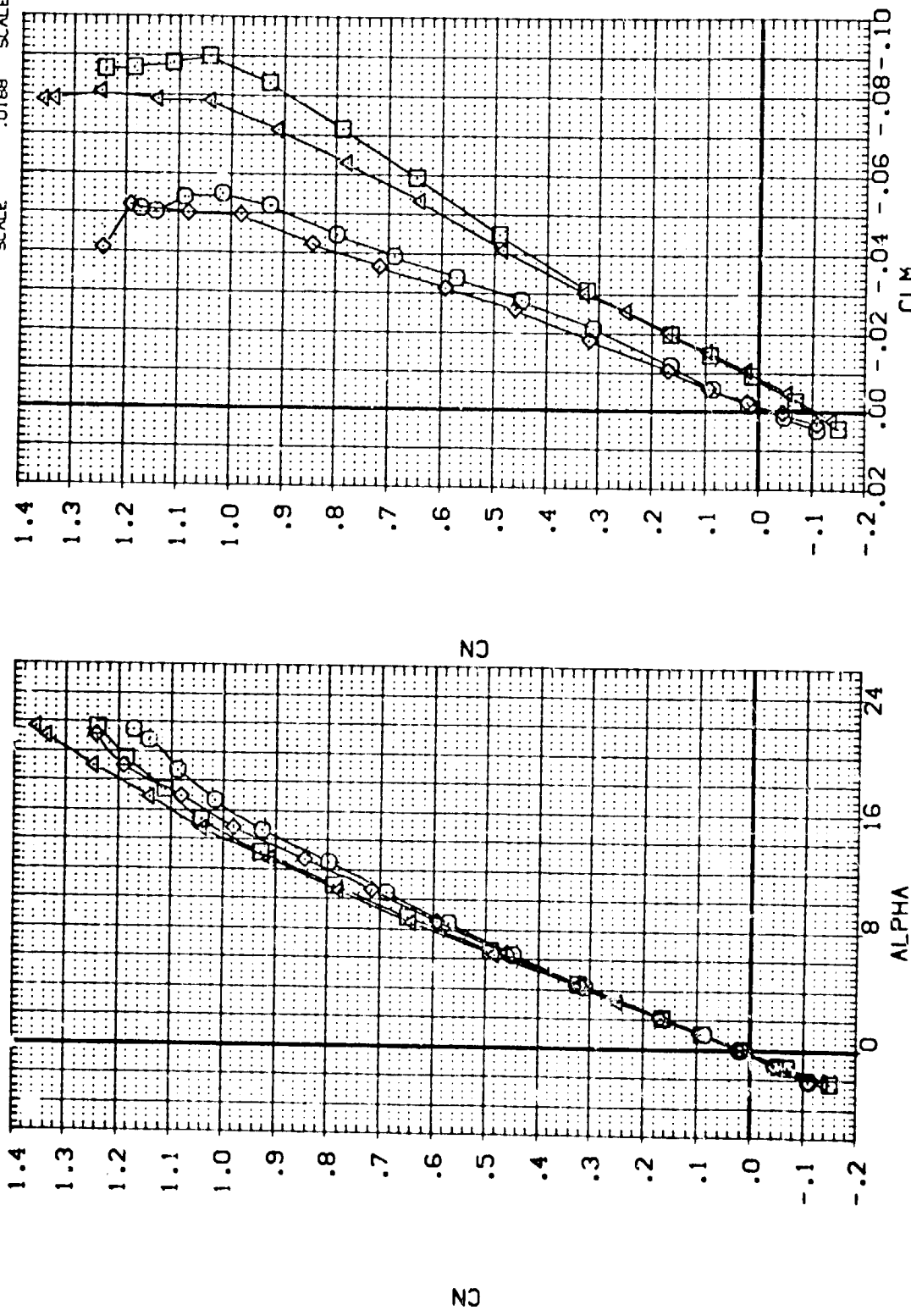


FIGURE 12. EFFECT OF WING/FILLET SECTION ON AERO CHARACT (WING 2, 70 DEG FILLET)
 (E)MACH = .92
 PAGE 347

DATA SET SY60L
 (BPS201)
 (BPS202)
 (BPS205)
 (BPS206)

CONFIGURATION DESCRIPTION
 LARC 8-TPT-657/660.LC-100 OF8.(SHIPS)
 LARC 8-TPT-657/660.LC-100 OF8.(SHIPS)
 LARC 8-TPT-657/660.LC-100 OF8.(SHIPS)
 LARC 8-TPT-657/660.LC-100 OF8.(SHIPS)

WINGND
 2.000
 2.000
 2.000
 2.000

VIMVSC
 1.000
 2.000
 1.000
 2.000

FLTSCT
 1.000
 3.000

LAMDAF
 46.800
 46.800
 70.000
 70.000

REFERENCE INFORMATION
 SREF 171.4720 SQ. IN.
 LREF 25.5100 INCHES
 BRFF 20.3597 INCHES
 XMRP 16.8336 INCHES
 YMRP .0000 INCHES
 ZMRP .0000 INCHES
 SCALE .0138

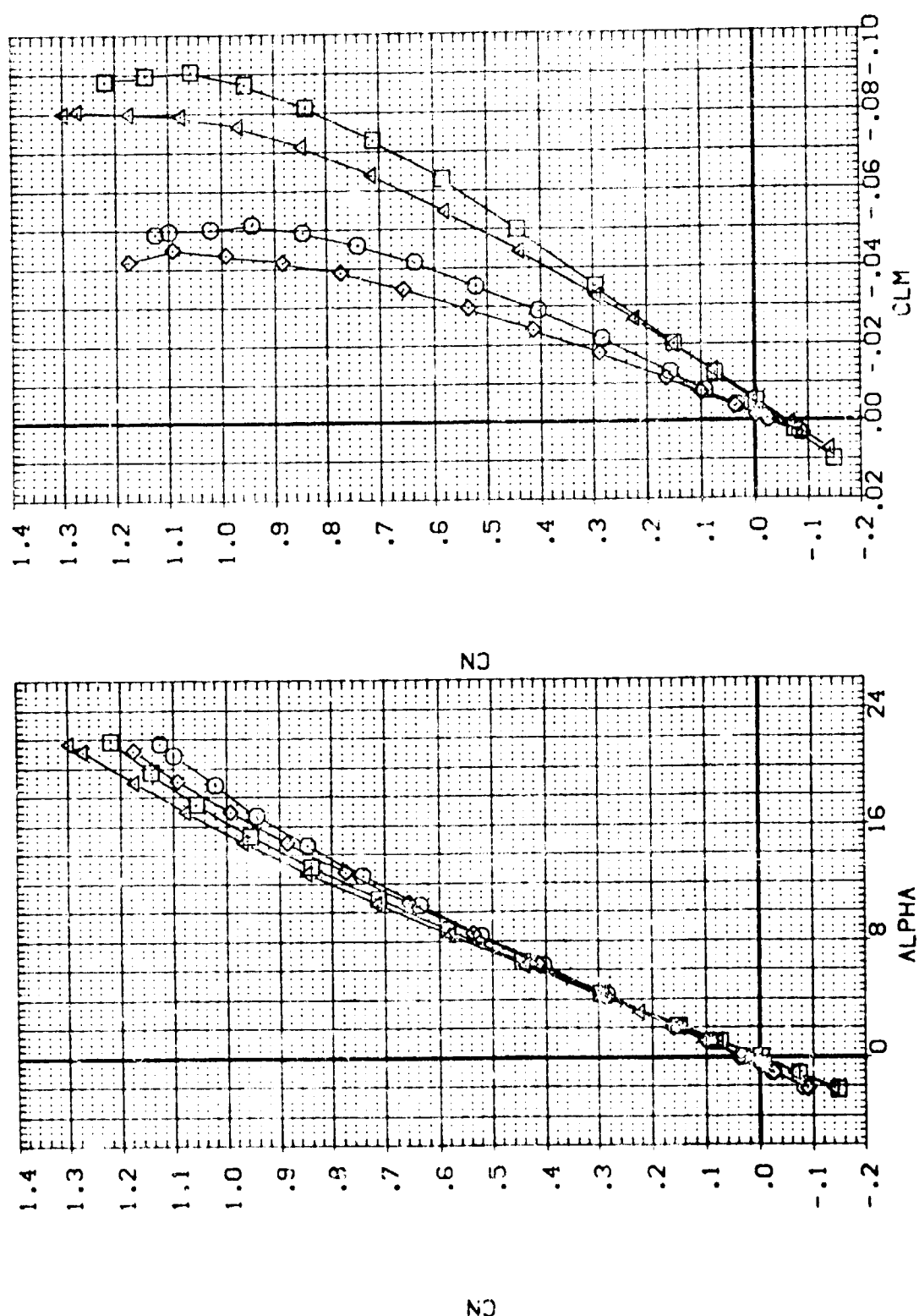


FIGURE 12. EFFECT OF WING/FILLET SECTION ON AERO CHARACTER (WING 2, 70 DEG FILLET)
 (F)MACH = 1.20

DATA SET SYMBOL	CONFIGURATION DESCRIPTION	(BV2VFB)	(SHIPS)	(SHIPS)	(SHIPS)	VINGND	VINGSC	FLTST	LAMDAF	REFERENCE INFORMATION
(BPS201)	LARC 8-TPT-657/660, LO-100 DRB.	(BV2VFB)	(SHIPS)	(SHIPS)	(SHIPS)	2.000	1.000	1.000	43.800	SREF 171.4720 SO, IN.
(BPS202)	LARC 8-TPT-657/660, LO-100 DRB.	(BV2VFB)	(SHIPS)	(SHIPS)	(SHIPS)	2.000	2.000	1.000	46.800	LREF 25.5100 INCHES
(BPS205)	LARC 8-TPT-657/660, LO-100 DRB.	(BV2VFB)	(SHIPS)	(SHIPS)	(SHIPS)	2.000	1.000	3.000	70.000	BREF 20.3597 INCHES
(BPS206)	LARC 8-TPT-657/660, LO-100 DRB.	(BV2VFB)	(SHIPS)	(SHIPS)	(SHIPS)	2.000	2.000	3.000	70.000	XTRP 16.8366 INCHES
										YMRP .0000 INCHES
										ZMRP .0000 INCHES
										SCALE .0189 SCALE

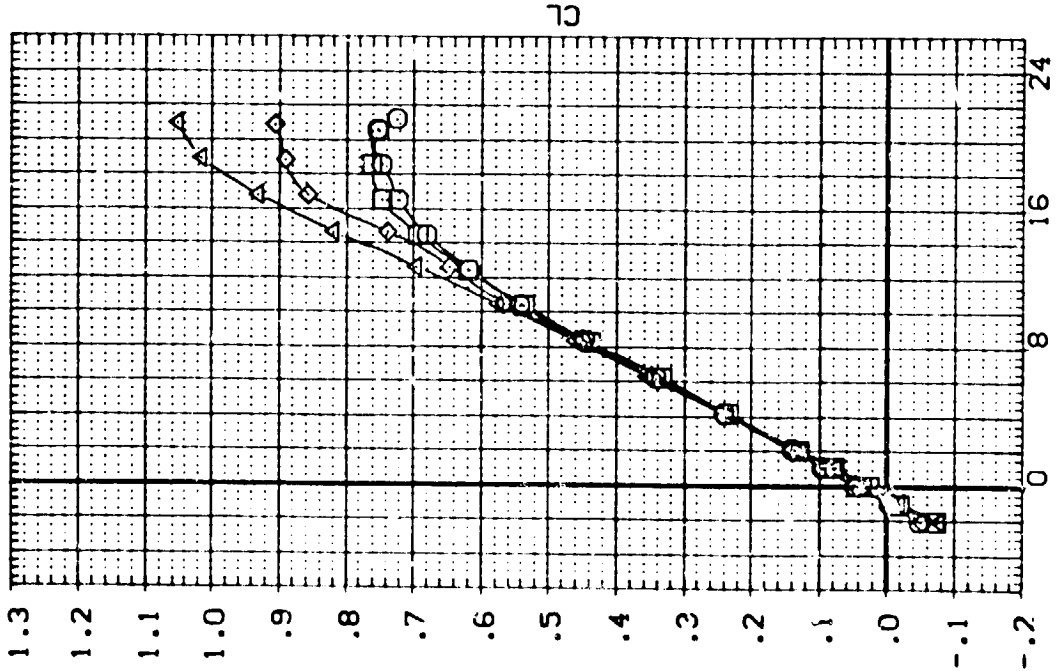
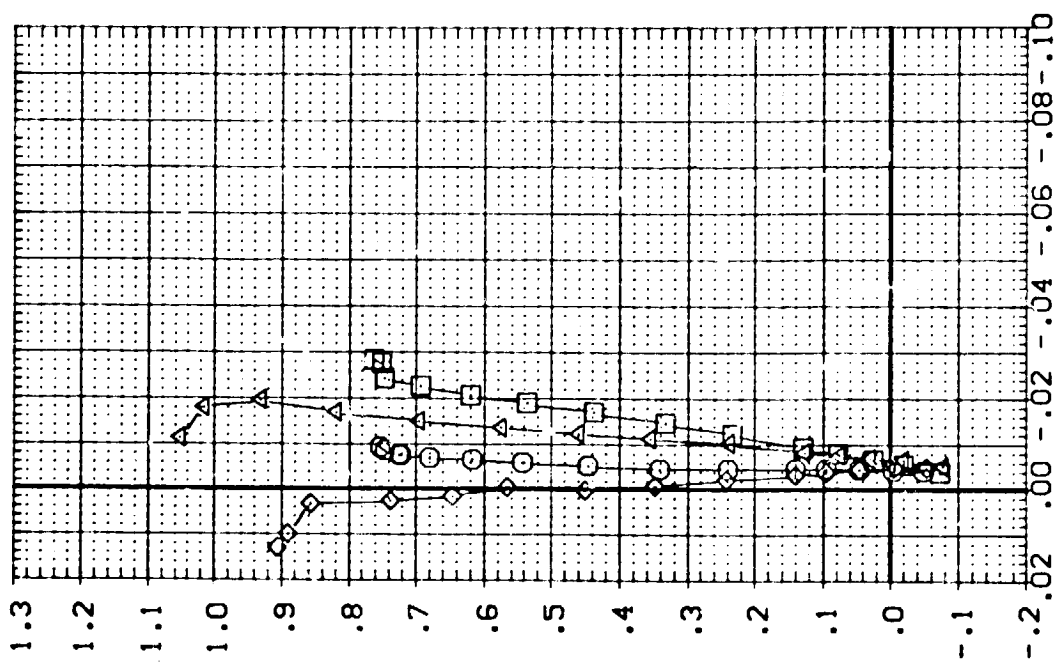


FIGURE 12. EFFECT OF WING/FILET SECTION ON AERO CHARACT (WING 2, 70 DEG FILLET)
 (A) MACH = .35 PAGE 349

DATA SET SYMBOL	CONFIGURATION DESCRIPTION	WINGNO	WINGSC	FLTST	LANDAF	REFERENCE INFORMATION
(BP5201)	LARC 8-TPT-657/660.LG-100 ORB.(SHIPS)	2.000	1.000		46.800	SREF 171.4720 59. IN.
(BP5202)	LARC 8-TPT-657/660.LG-100 ORB.(SHIPS)	2.000	2.000		46.800	LREF 25.5100 INCHES
(BP5205)	LARC 8-TPT-657/660.LG-100 ORB.(SHIPS)	2.000	1.000	1.000	70.000	BREF 20.3197 INCHES
(BP5206)	LARC 8-TPT-657/660.LG-100 ORB.(SHIPS)	2.000	2.000	3.000	70.000	X-REF 16.9156 INCHES
						YMRP .0000 INCHES
						ZMRP .0000 INCHES
						SCALE .0189 SCALE

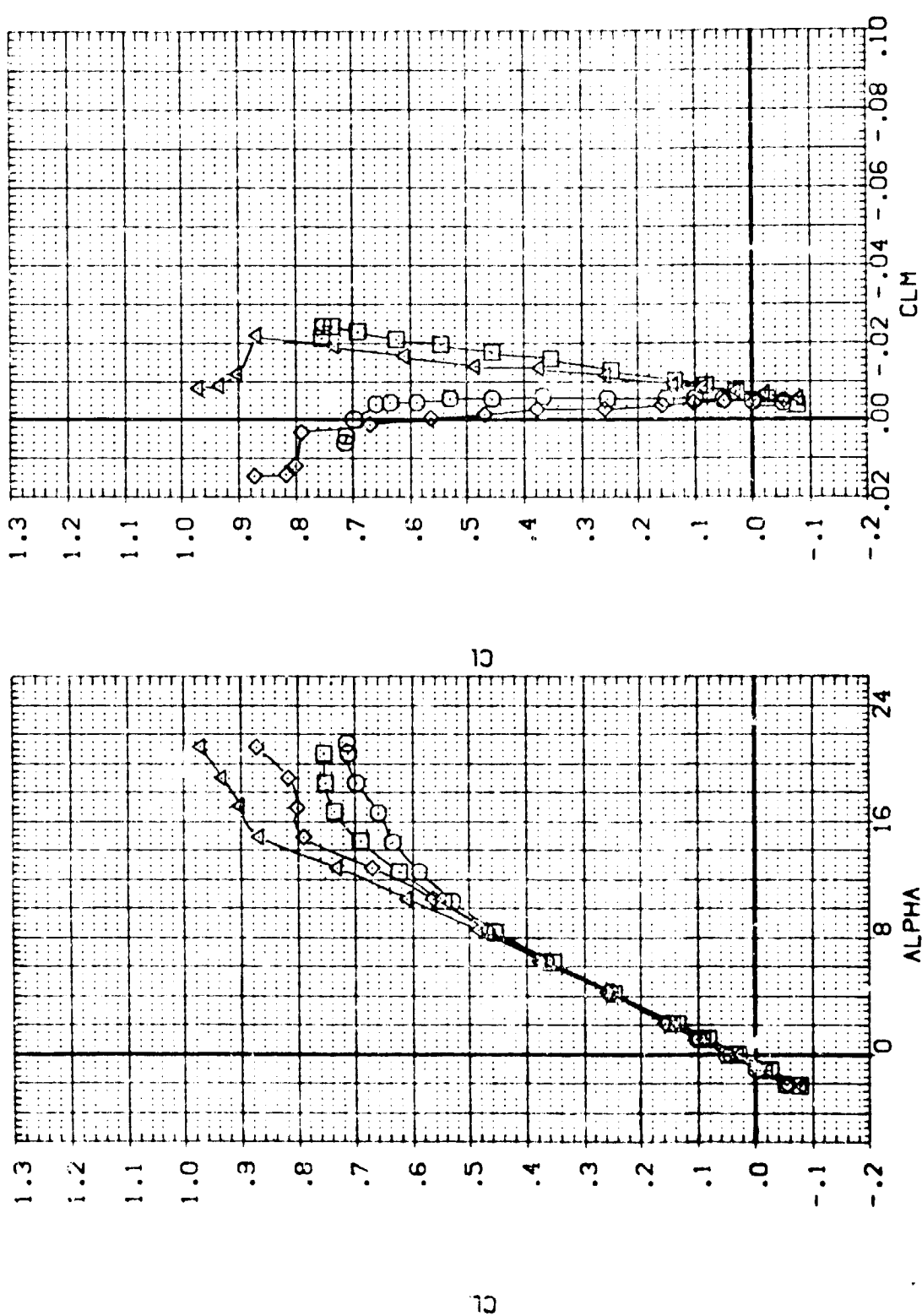


FIGURE 12. EFFECT OF WING/FILLET SECTION ON AERO CHARACTER (WING 2, 70 DEG FILLET)
 (B)MACH = .60

DATA SET SYMBOL CONFIGURATION DESCRIPTION

(BPS:J1)	LARC 8-TPT-657/660-LD-100 DRB. (S4IPS)
(BPS:J2)	LARC 8-TPT-657/660-LD-100 DRB. (S4IPS)
(BPS:J3)	LARC 8-TPT-657/660-LD-100 DRB. (S4IPS)
(BPS:J6)	LARC 8-TPT-657/660-LD-100 DRB. (S4IPS)

WINGND WINGSC FLTSTCT LAMDAF

2.000	1.000	46.800	171.4720
2.000	2.000	46.800	25.5100
2.000	1.000	70.000	20.3597
2.000	2.000	70.000	15.8366

REFERENCE INFORMATION

SREF	171.4720	50.
LREF	25.5100	INCHES
BREF	20.3597	INCHES
XMRP	15.8366	INCHES
YMRP	.0000	INCHES
ZMRP	.0000	INCHES
SCALE	.0188	SCALE

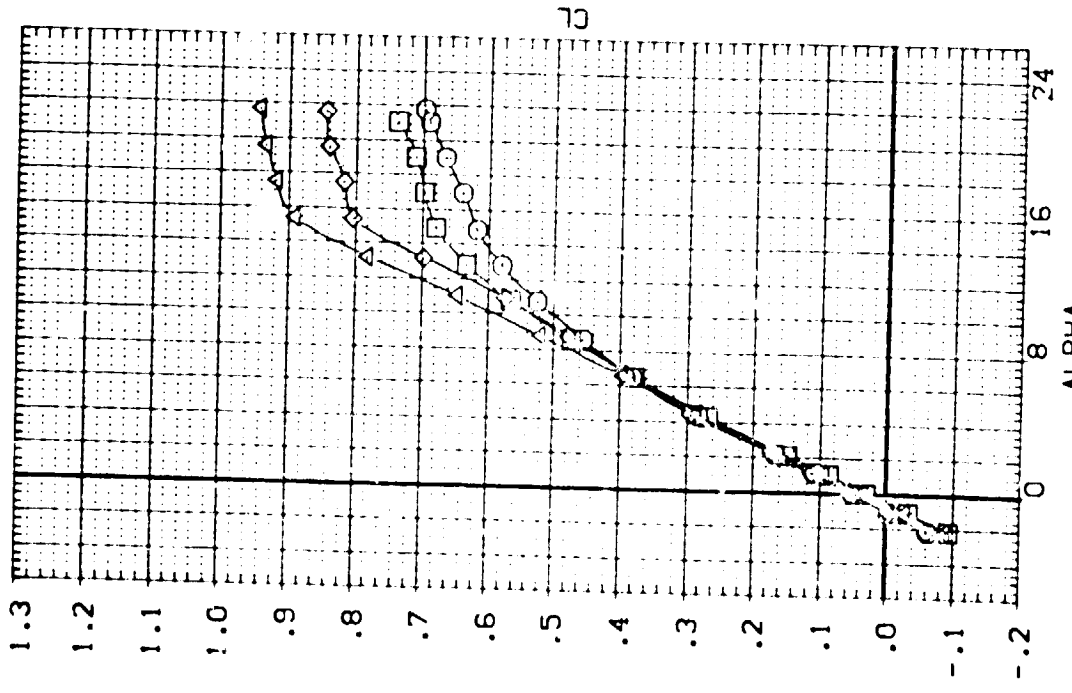
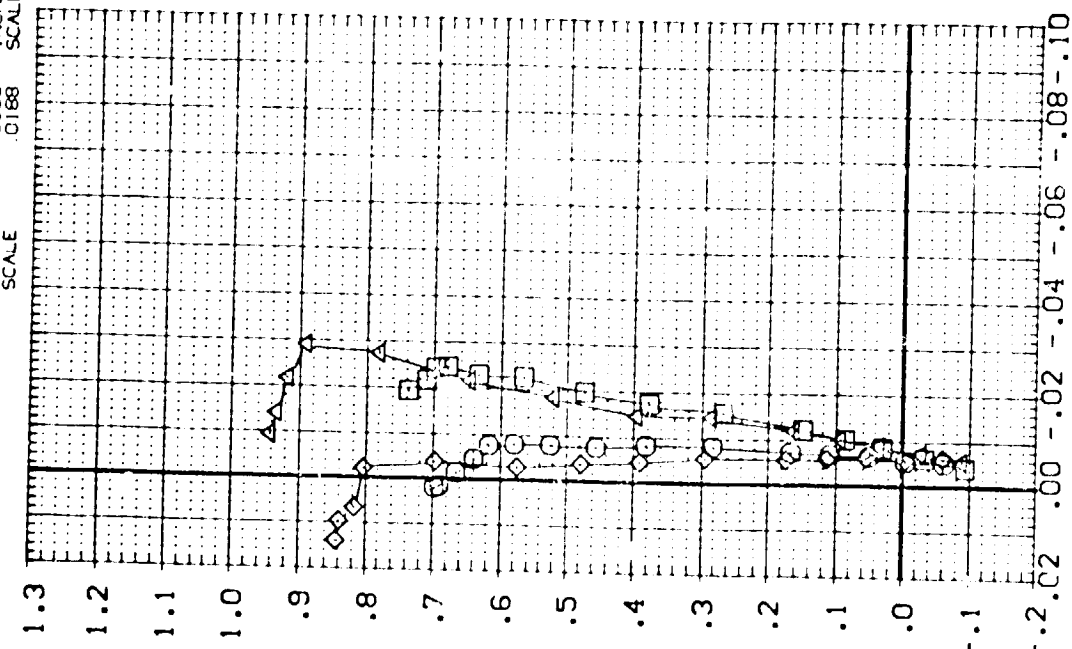


FIGURE 12. EFFECT OF WING/FILLET SECTION ON AERO CHARACTER (WING 2, 70 DEG FILLET)
(C)MACH = .80

DATA SET SYMBOL	CONFIGURATION DESCRIPTION	(SHIPS)	(SHIPS)	(SHIPS)	(SHIPS)	WINGMG	WINGSC	FLTSCT	LAMPDF	REFERENCE INFORMATION
(895201)	LARC 8-TPT-657/660.LC-100 ORB	(SHIPS)	(SHIPS)	(SHIPS)	(SHIPS)	2.000	1.000	46.900	SREF	171.4720
(895202)	LARC 8-TPT-657/660.LC-100 ORB	(SHIPS)	(SHIPS)	(SHIPS)	(SHIPS)	2.000	2.000	46.800	LREF	25.5100
(895203)	LARC 8-TPT-657/660.LC-100 ORB	(SHIPS)	(SHIPS)	(SHIPS)	(SHIPS)	2.000	1.000	70.000	BREF	20.3597
(895206)	LARC 8-TPT-657/660.LC-100 ORB	(SHIPS)	(SHIPS)	(SHIPS)	(SHIPS)	2.000	2.000	70.000	MREF	16.8000
									ZREF	10.0000
									SCALE	10.0000
									SCALE	10.0000

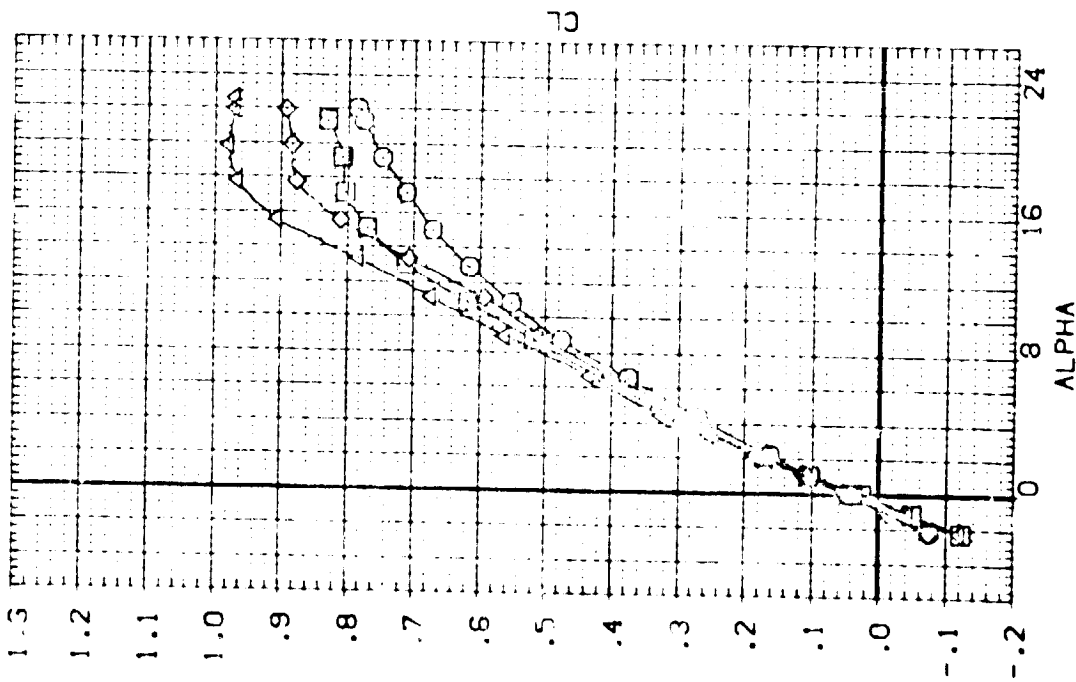
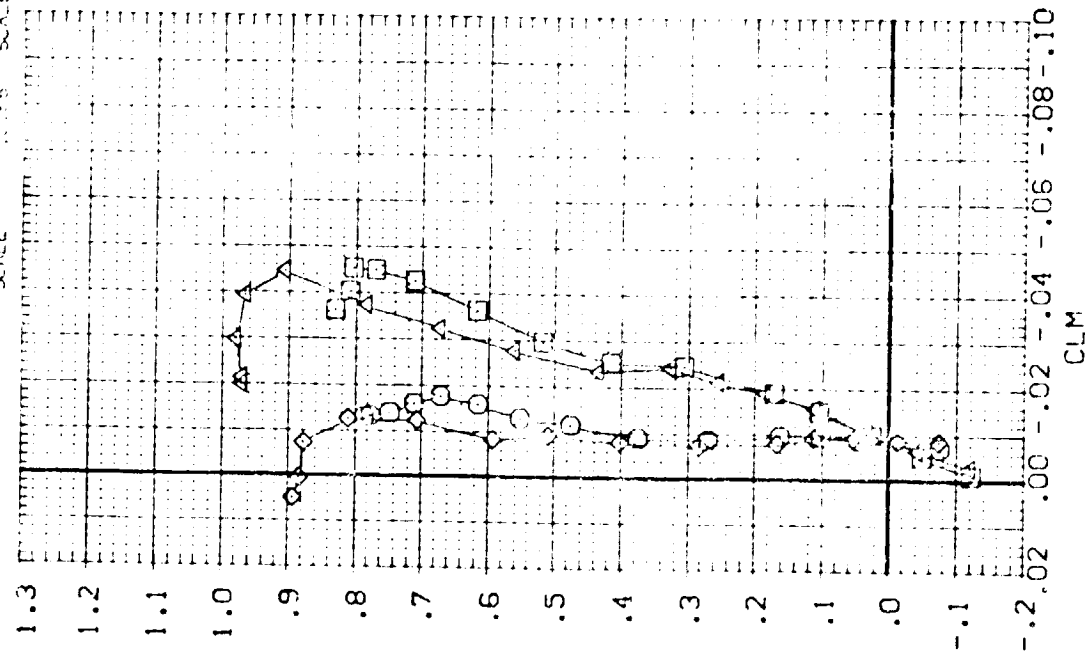


FIGURE 12. EFFECT OF WING/FILLET SECTION ON AERO CHARACTER (WING 2, 70 DEG FILLET)

(O) MACH = .90

DATA SET SYMBOL	CONFIGURATION DESCRIPTION	WINGAO	WINGSC	FLTSCT	LAMPDF	REFERENCE INFORMATION
(B95201)	LARC 8-TPT-657/660.LC-100 ORB.(SHIPS)	2.000	1.000		46.800	SREF 171.4720 50. IN.
(B95202)	LARC 8-TPT-657/660.LC-100 ORB.(SHIPS)	2.000	2.000		46.800	LREF 25.5100 INCHES
(B95203)	LARC 8-TPT-657/660.LC-100 ORB.(SHIPS)	2.000	1.000		70.000	BREF 20.3697 INCHES
(B95206)	LARC 8-TPT-657/660.LC-100 ORB.(SHIPS)	2.000	2.000	3.000	70.000	YREF 16.3266 INCHES
						ZREF .0000 INCHES
						SCALE .0188 INCHES

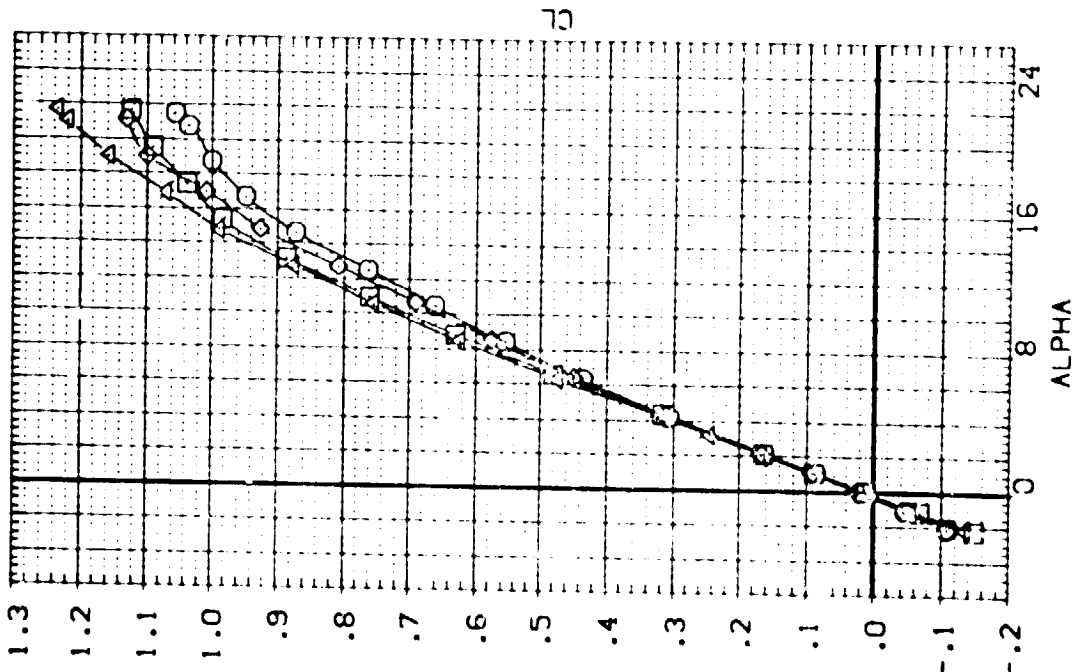
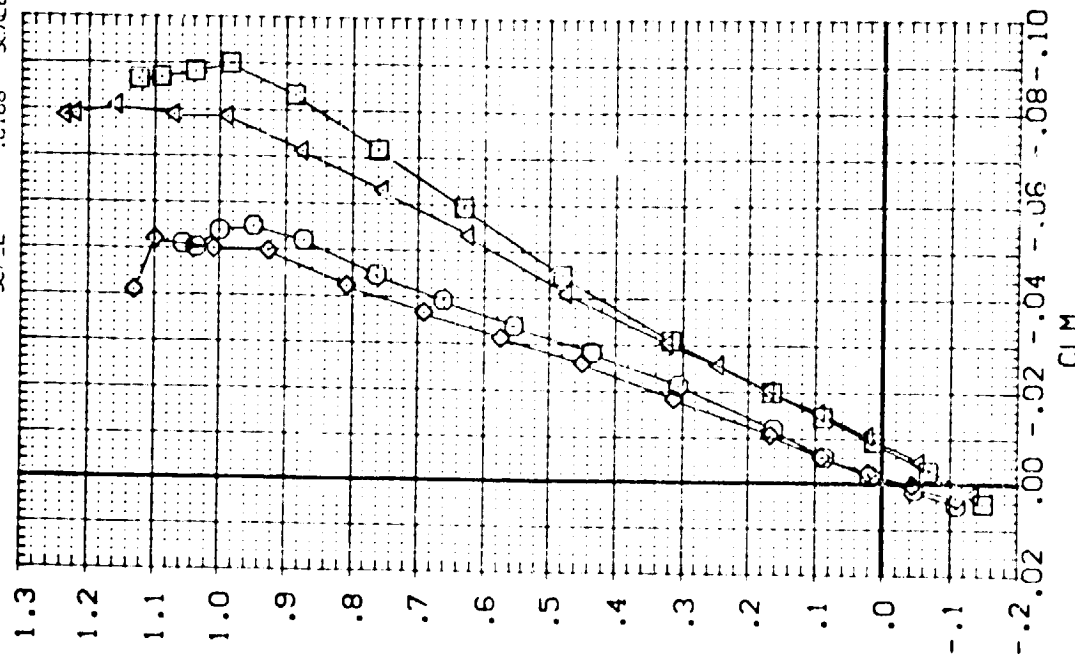


FIGURE 12. EFFECT OF WING/FILLET SECTION ON AERO CHARACT (WING 2, 70 DEG FILLET)
 (F)MACH = .96

DATA SET SYMBOL	CONFIGURATION DESCRIPTION	(SHIPS)	(SHIPS)	(SHIPS)	REFERENCE INFORMATION
895201	LARC 8-TPT-657/660-LC-100	3x8	3x8	3x8	SRCF 171.41726 SQ. IN.
895202	LARC 8-TPT-657/660-LD-100	3x8	3x8	3x8	L4EF 25.51100 INCHES
895203	LARC 8-TPT-657/660-LD-100	3x8	3x8	3x8	BREF 20.35987 INCHES
895206	LARC 8-TPT-657/660-LD-100	3x8	3x8	3x8	AMSP 16.35716 INCHES
					VMSD 1.643 INCHES
					MSD 2.000 INCHES
					ALE 2.0188 SCALE

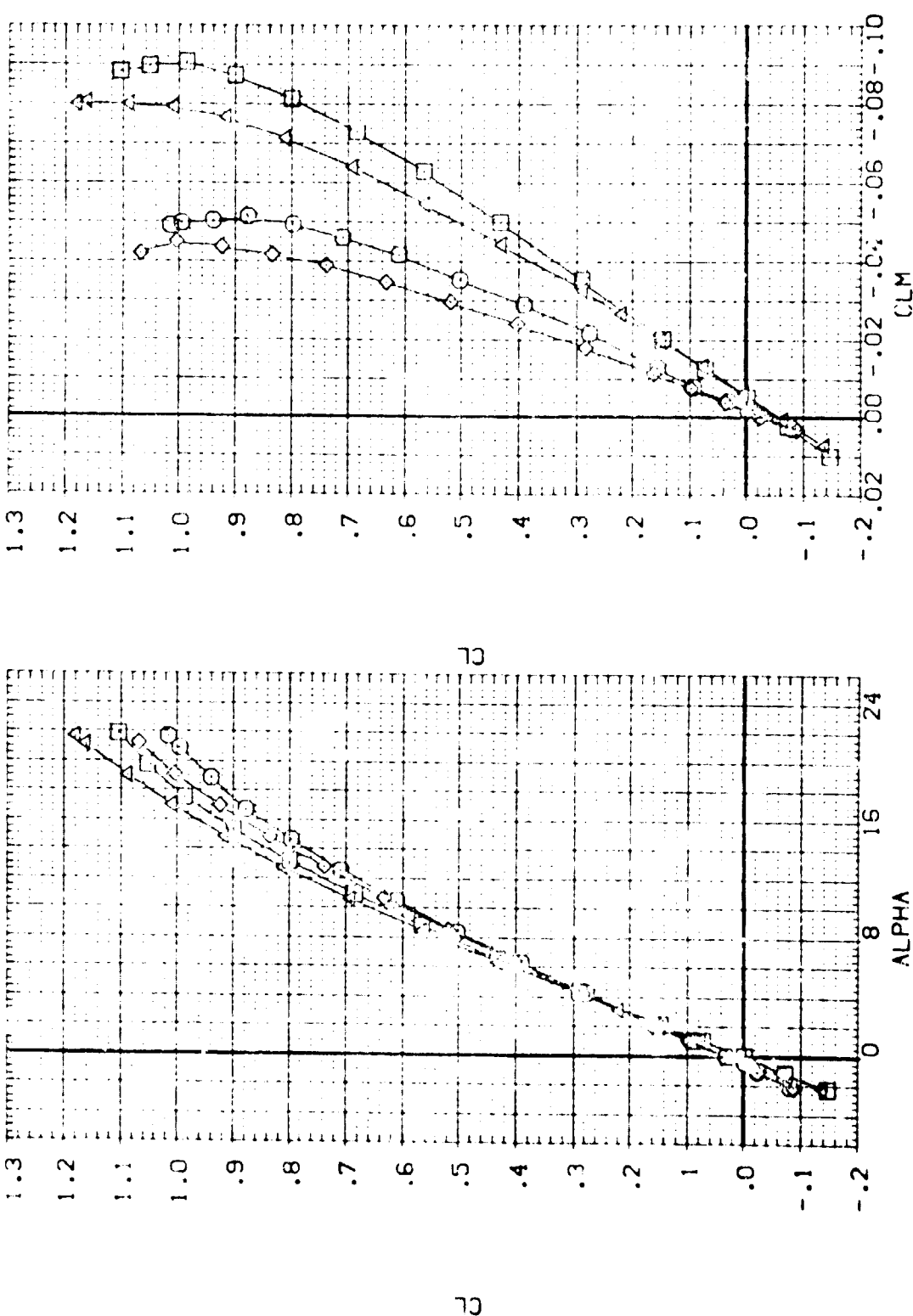


FIGURE 12. EFFECT OF WING/FILLET SECTION ON AERO CHARACTER (WING 2, 70 DEG FILLET)
 (F)MACH = 1.20
 PAGE 354

DATA SET SYMBOL	CONFIGURATION DESCRIPTION	(BV2VFB)	WINGND	WINGSC	FLTSCF	LANDAF	REFERENCE INFORMATION
(BPS201)	LARC 8-TPT-657/660.L0-100 DRB. (SHIPS)	2.000	1.000	1.000	46.800	SREF	171.4720 SQ. IN.
(BPS202)	LARC 8-TPT-657/660.L0-100 DRB. (SHIPS)	2.000	2.000	2.000	46.800	LREF	25.5100 INCHES
(BPS205)	LARC 8-TPT-657/660.L0-100 DRB. (SHIPS)	2.000	1.000	1.000	70.000	BREF	20.3597 INCHES
(BPS206)	LARC 8-TPT-657/660.L0-100 DRB. (SHIPS)	2.000	2.000	3.000	70.000	XMRP	16.8366 INCHES
						ZMRP	.0000 INCHES
						SCALE	.0188 INCHES

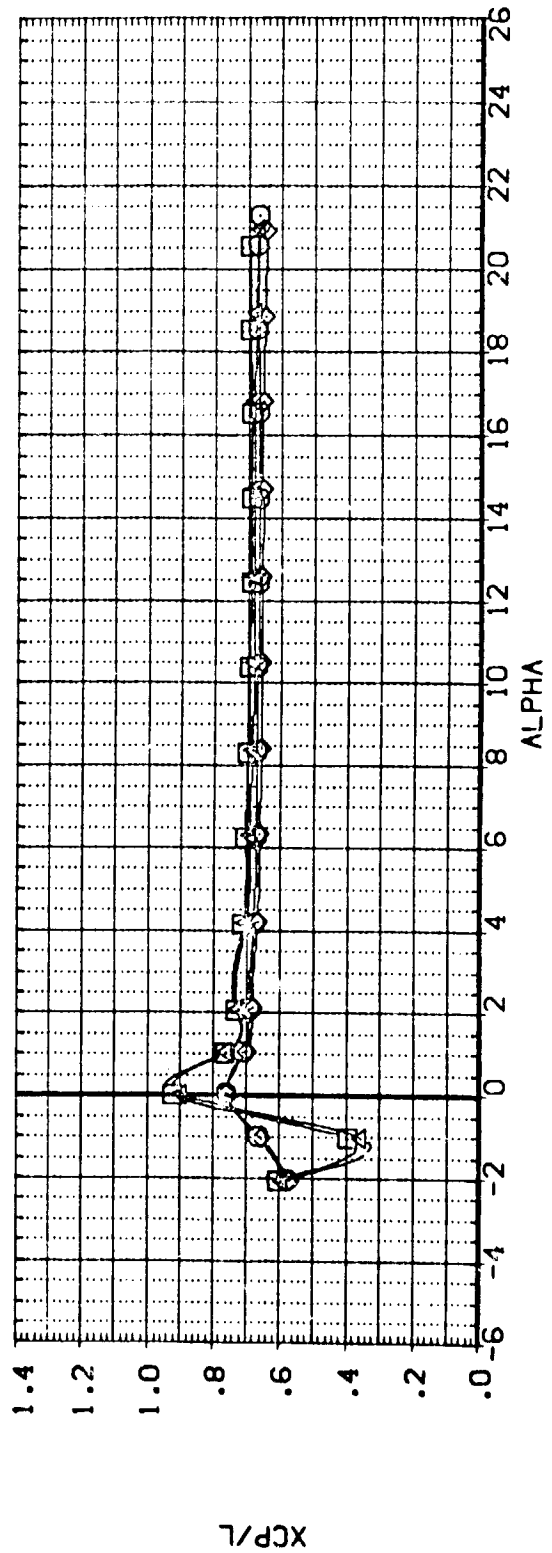
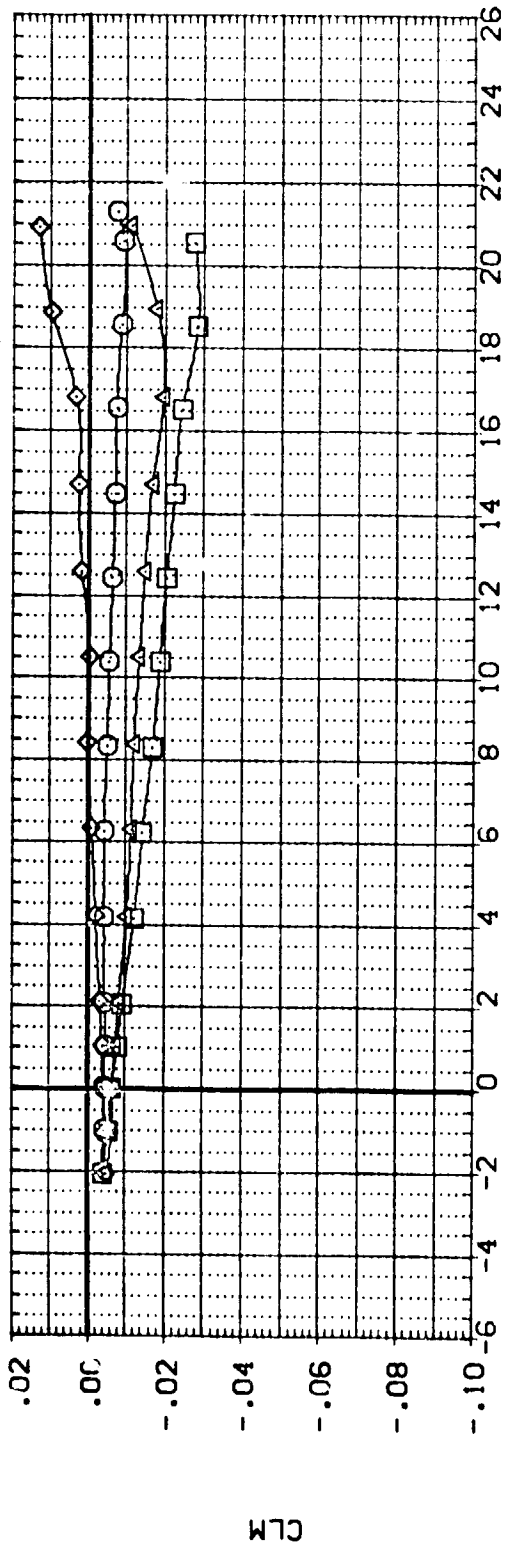


FIGURE 12. EFFECT OF WING/FILLET SECTION ON AERO CHARACT (WING 2. 70 DEG FILLET)
 (A)MACH = .35

DATA SET SYMBOL
 (BPS201)
 (BPS202)
 (BPS205)
 (BPS205)

CONFIGURATION DESCRIPTION
 LARC 8-TPT-657/660, LG-100 CRB, (SHIPS)
 LARC 8-TPT-657/660, LG-100 CRB, (SHIPS)
 LARC 8-TPT-657/660, LG-100 CRB, (SHIPS)
 LARC 8-TPT-657/660, LG-100 CRB, (SHIPS)

(BV2VFB)
 (BV2VFB)
 (BV2VFB)
 (BV2VFB)

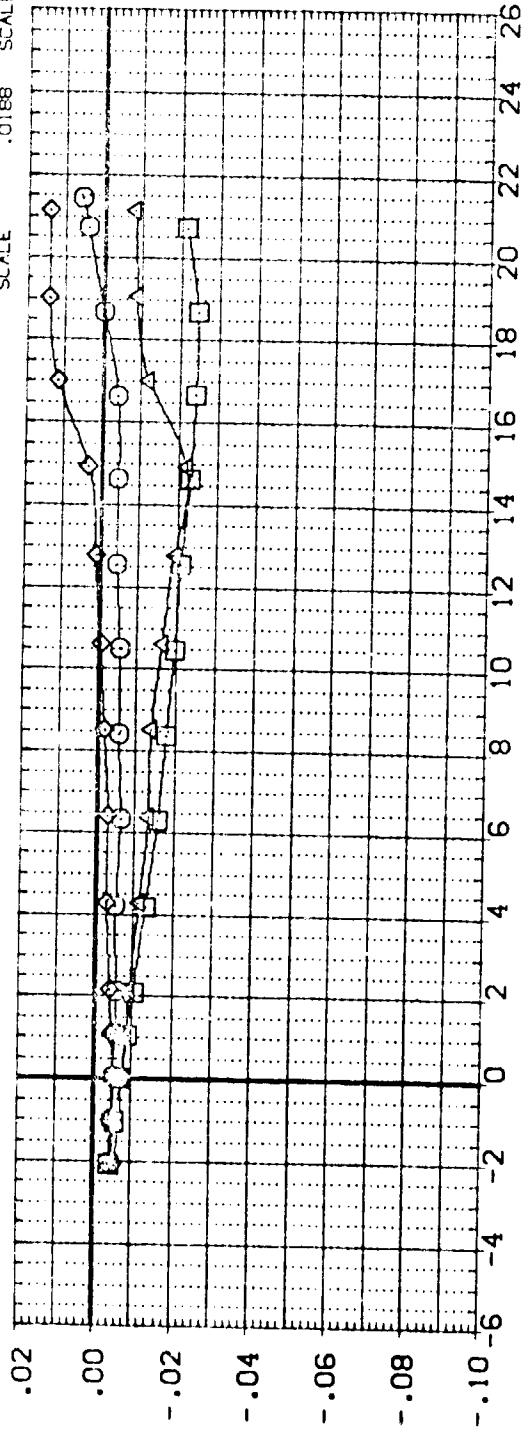
WINGNO
 2.000
 2.000
 2.000
 2.000

WINGSC
 1.000
 2.000
 1.000
 2.000

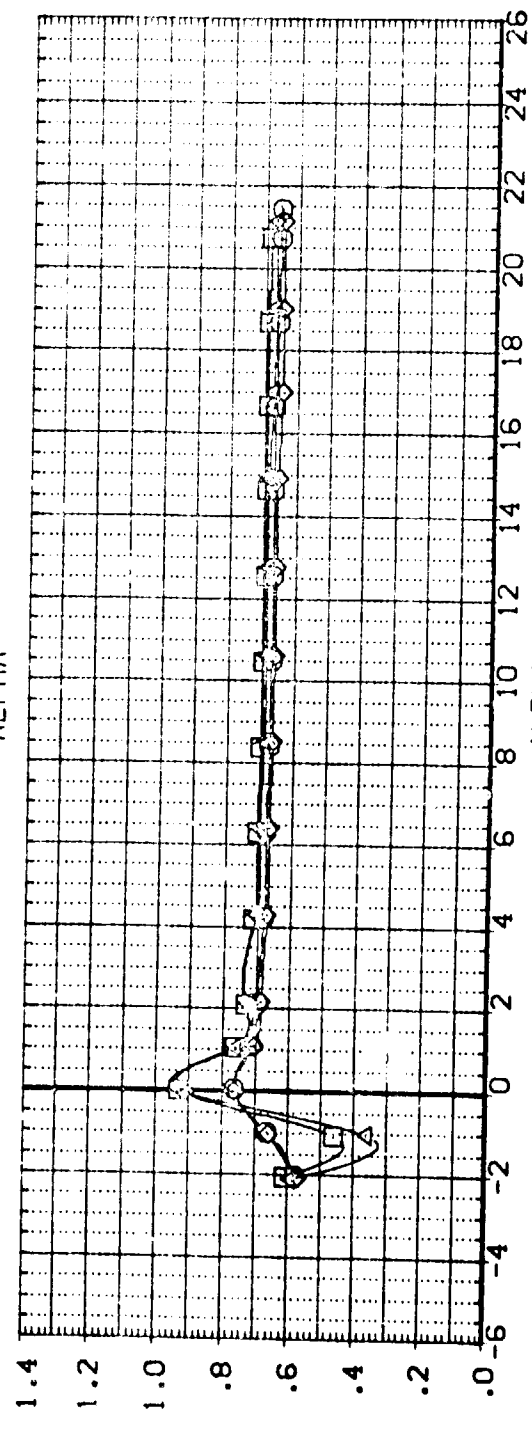
FLTSCT
 1.000
 3.000

LAMDAF
 46.800
 46.800
 70.000
 70.000

REFERENCE INFORMATION
 SREF 171.4720 SO. IN.
 LREF 29.5100 INCHES
 BREF 20.3597 INCHES
 XMRP 16.8366 INCHES
 YMRP .0000 INCHES
 ZMRP .0000 INCHES
 SCALE .0188



CLM



XCP/L

FIGURE 12. EFFECT OF WING/FILLET SECTION ON AERO CHARACTER (WING 2, 70 DEG FILLET)

(B)MACH = .60

DATA SET SYMBOL	CONFIGURATION DESCRIPTION	(BV2VFB)	VINGND	VINGSC	FLTSCT	LAMDAF	REFERENCE INFORMATION
(BP5201)	LARC 8-TPT-657/660, LO-100 CR8, (SHIPS)	(BV2VFB)	2.000	1.000	46.800	SREF	171.4720 SQ. IN.
(BP5202)	LARC 8-TPT-657/660, LO-100 CR8, (SHIPS)	(BV2VFB)	2.000	2.000	46.800	LREF	25.5100 INCHES
(BP5205)	LARC 8-TPT-657/660, LO-100 CR8, (SHIPS)	(BV2VFB)	2.000	1.000	70.000	BREF	20.3597 INCHES
(BP5206)	LARC 8-TPT-657/660, LO-100 CR8, (SHIPS)	(BV2VFB)	2.000	2.000	70.000	XMRRP	16.8366 INCHES
						YMRRP	.0000 INCHES
						ZMRRP	.0000 INCHES
						SCALE	.0188 INCHES

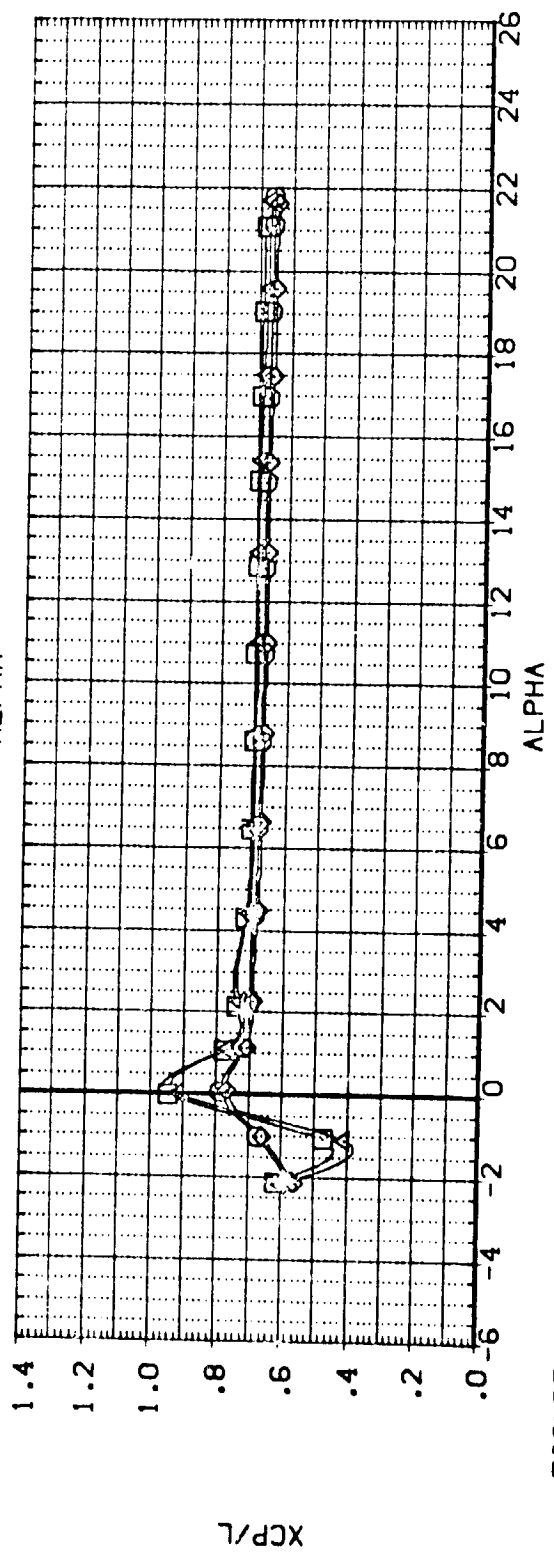
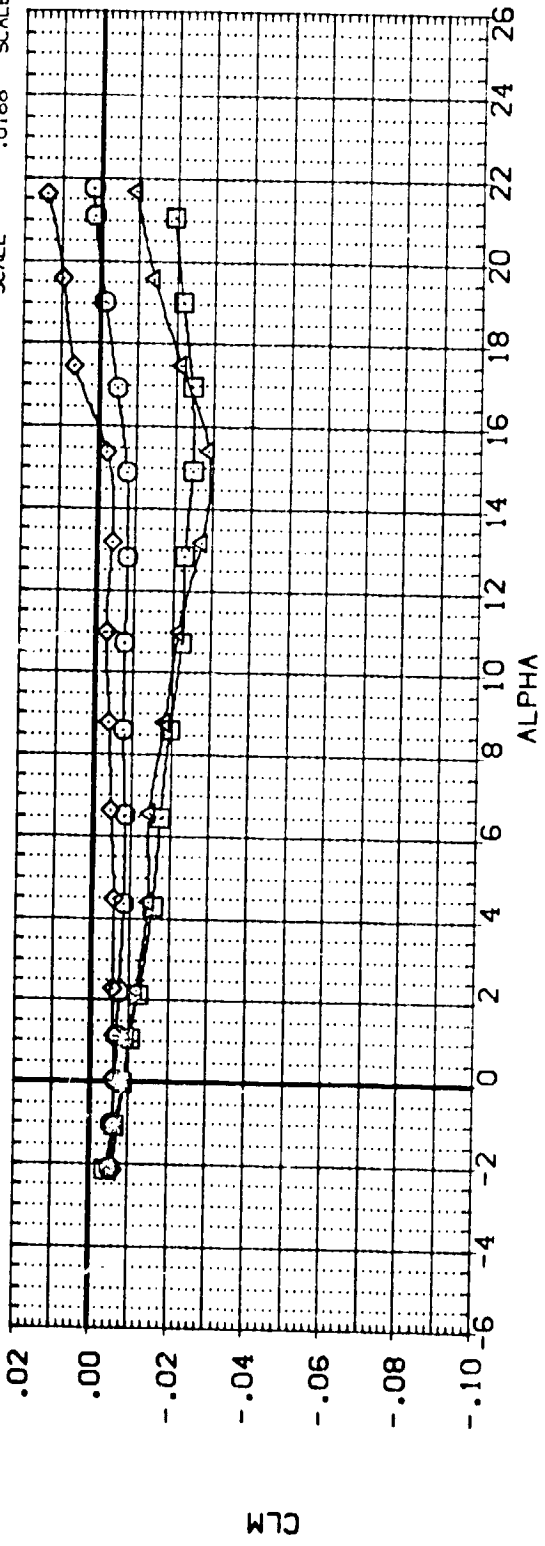


FIGURE 12. EFFECT OF WING/FILLET SECTION ON AERO CHARACT (WING 2, 70 DEG FILLET)
 (C)MACH = .80

DATA SET SYMBOL	CONFIGURATION DESCRIPTION	WING	WINGSC	FLTSCT	LAMDAF	REFERENCE INFORMATION
(BPS201)	LARC 8-TPT-657/660, LO-100 ORB. (SHIPS)	2.000	1.000	46.800	SREF 171.4723	50. IN.
(BPS202)	LARC 8-TPT-657/660, LO-100 ORB. (SHIPS)	2.000	2.000	46.800	LREF 29.5103	INCHES
(BPS203)	LARC 8-TPT-657/660, LO-100 ORB. (SHIPS)	2.000	1.000	70.000	BREF 20.3597	INCHES
(BPS206)	LARC 8-TPT-657/660, LO-100 ORB. (SHIPS)	2.000	2.000	70.000	XMRP .0000	INCHES
					ZMRP .0000	INCHES
					SCALE .0183	SCALE

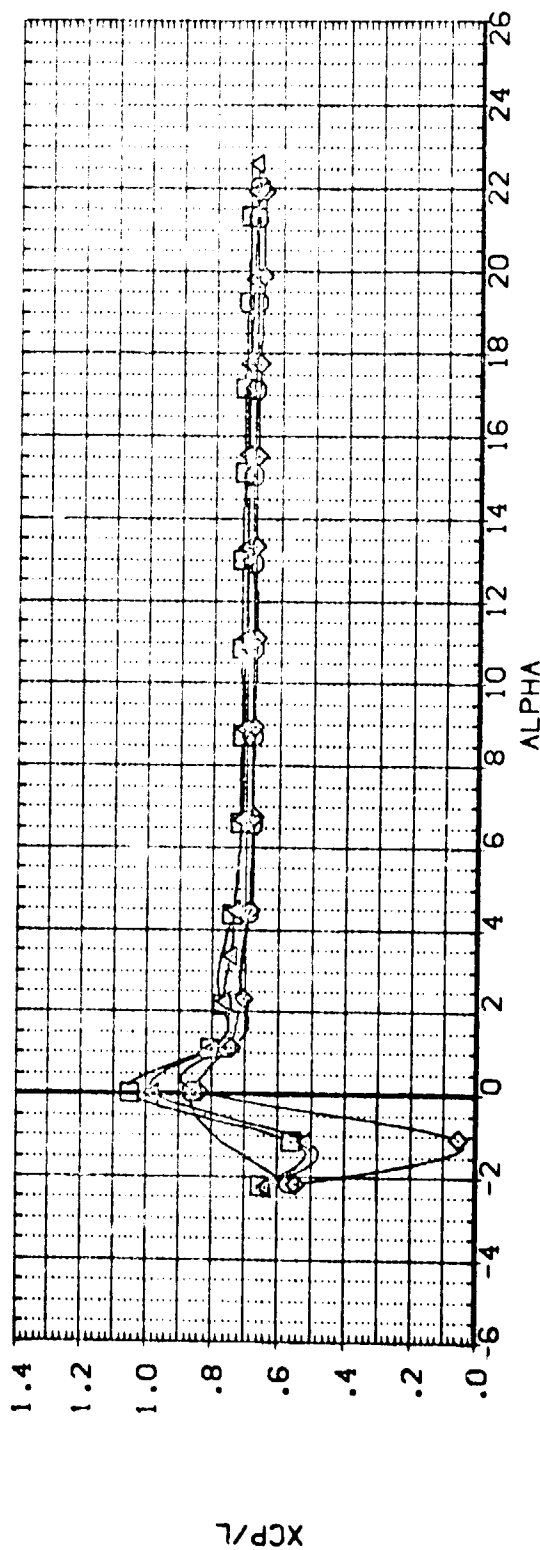
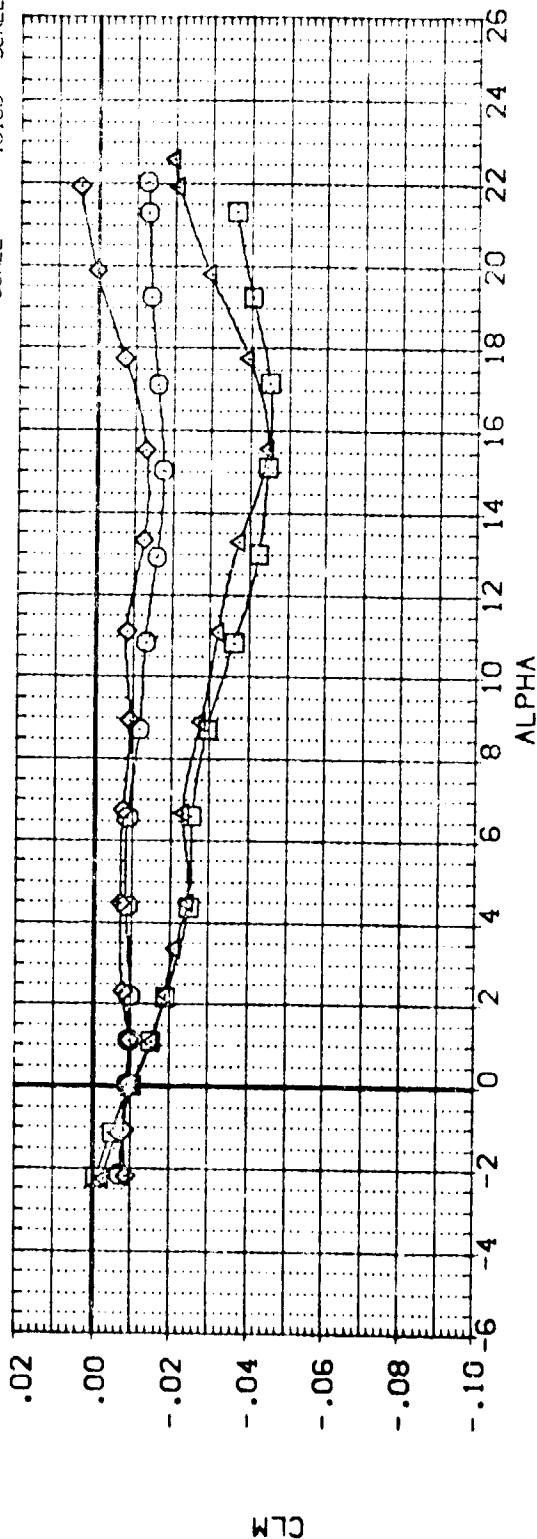


FIGURE 12. EFFECT OF WING/FILLET SECTION ON AERO CHARACT (WING 2, 70 DEG FILLET)
 (O)MACH = .90

DATA SET SYMBOL	CONFIGURATION DESCRIPTION	WINGNO	WINGSC	FLTSCT	LAMDAF	REFERENCE INFORMATION
(BP5201)	LARC 8-TPT-657/660, LO-100 ORB. (SHIPS)	2.000	1.000		46.800	SREF 171.4720 50. IN.
(BP5202)	LARC 8-TPT-657/660, LO-100 ORB. (SHIPS)	2.000	2.000		46.800	LREF 25.5100 INCHES
(BP5205)	LARC 8-TPT-657/660, LO-100 ORB. (SHIPS)	2.000	1.000	1.000	70.000	BREF 20.3597 INCHES
(BP5206)	LARC 8-TPT-657/660, LO-100 ORB. (SHIPS)	2.000	2.000	3.000	70.000	XMRP .0000 INCHES
						YMRP .0000 INCHES
						ZMRP .0000 INCHES
						SCALE .0188 SCALE

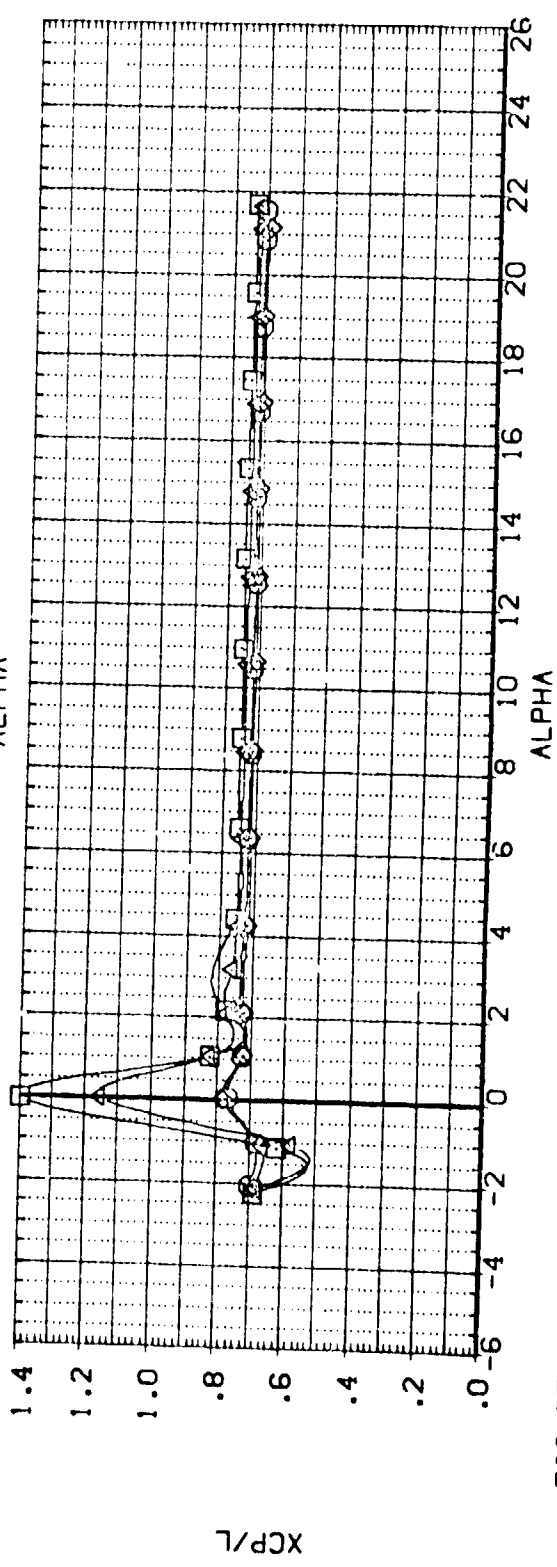
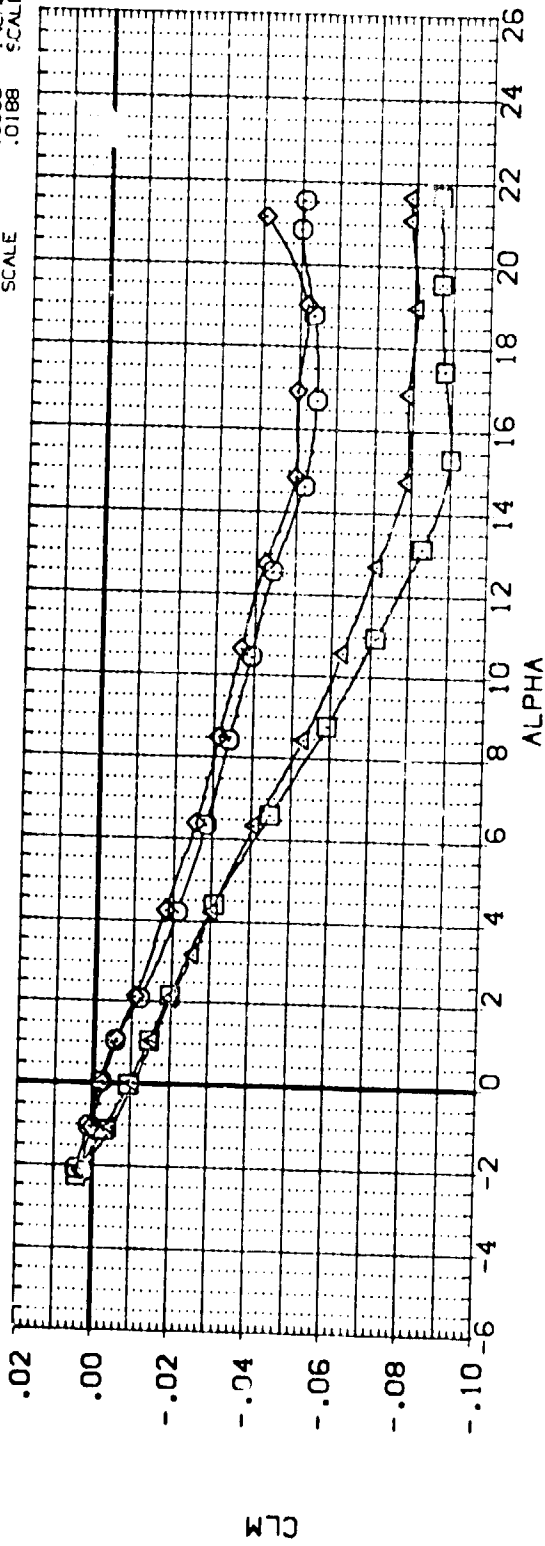


FIGURE 12. EFFECT OF WING/FILLET SECTION ON AERO CHARACT (WING 2, 70 DEG FILLET)
(E)MACH = .98

DATA SET SYMBOL

CONFIGURATION DESCRIPTION

(BPS201) (BPS202) (BPS205) (BPS206)

(SHIPS) (SHIPS) (SHIPS) (SHIPS)

(BYZVFB) (BYZVFB) (BYZVFB) (BYZVFB)

(WINGND) (WINGSC) (FLTSC) (LANDAF)

(SREF) (LREF) (BREF) (XREF) (YMRP) (ZMRP)

(SQ IN) (INCHES) (INCHES) (INCHES) (INCHES) (INCHES)

(SCALE) (SCALE)

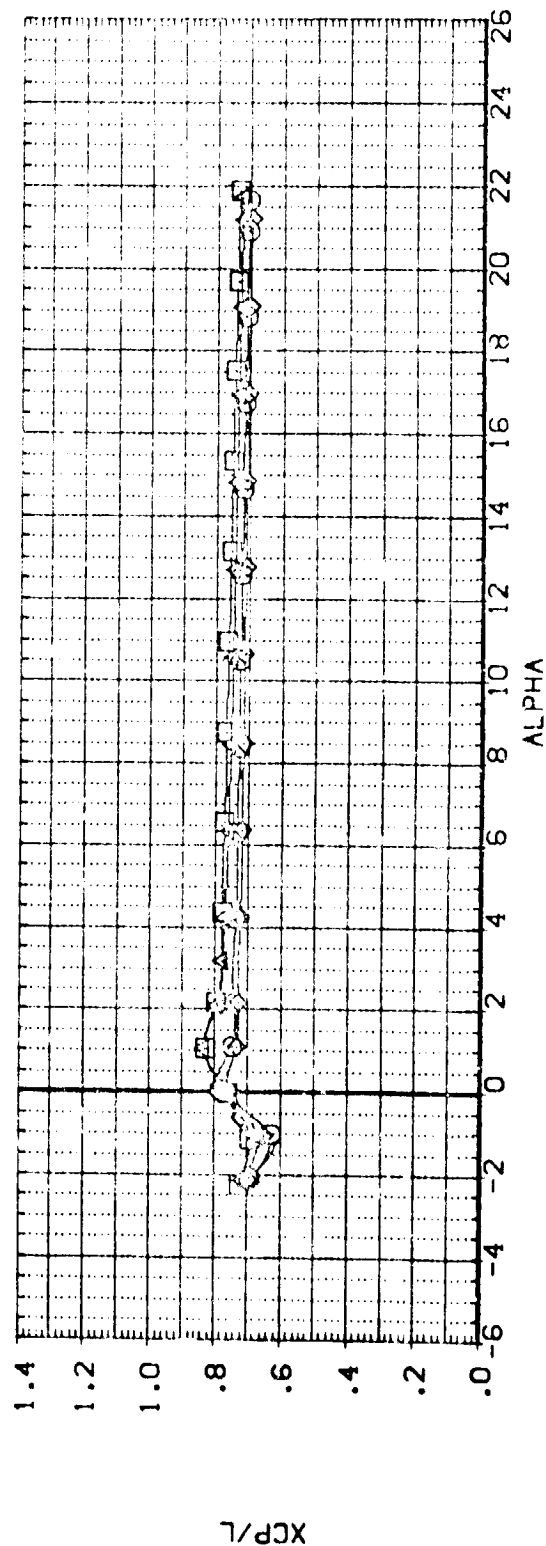
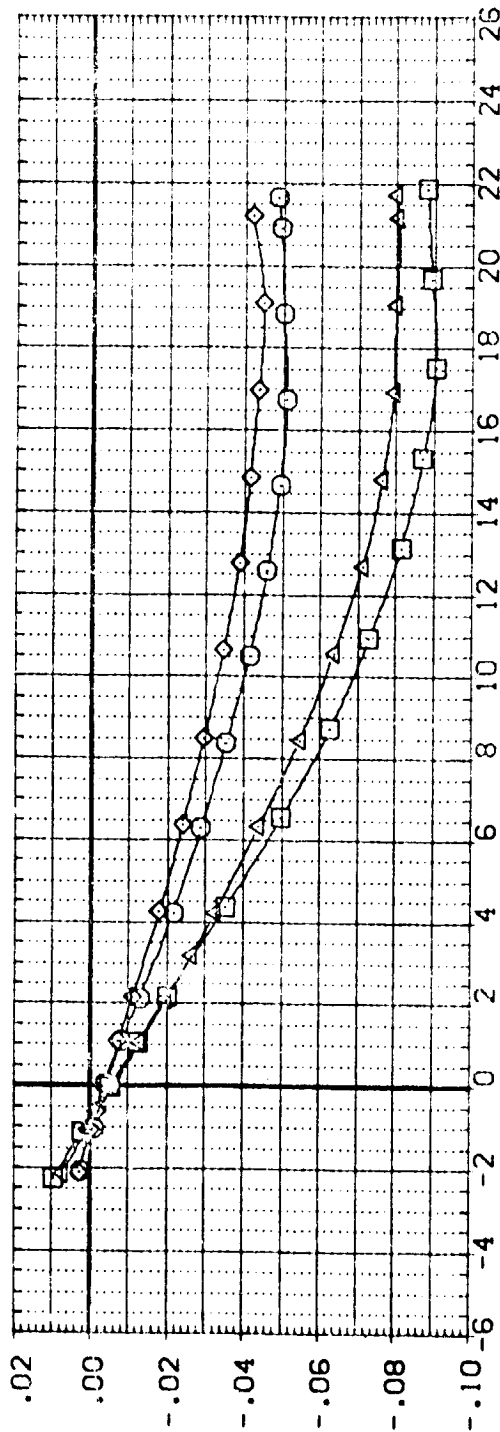
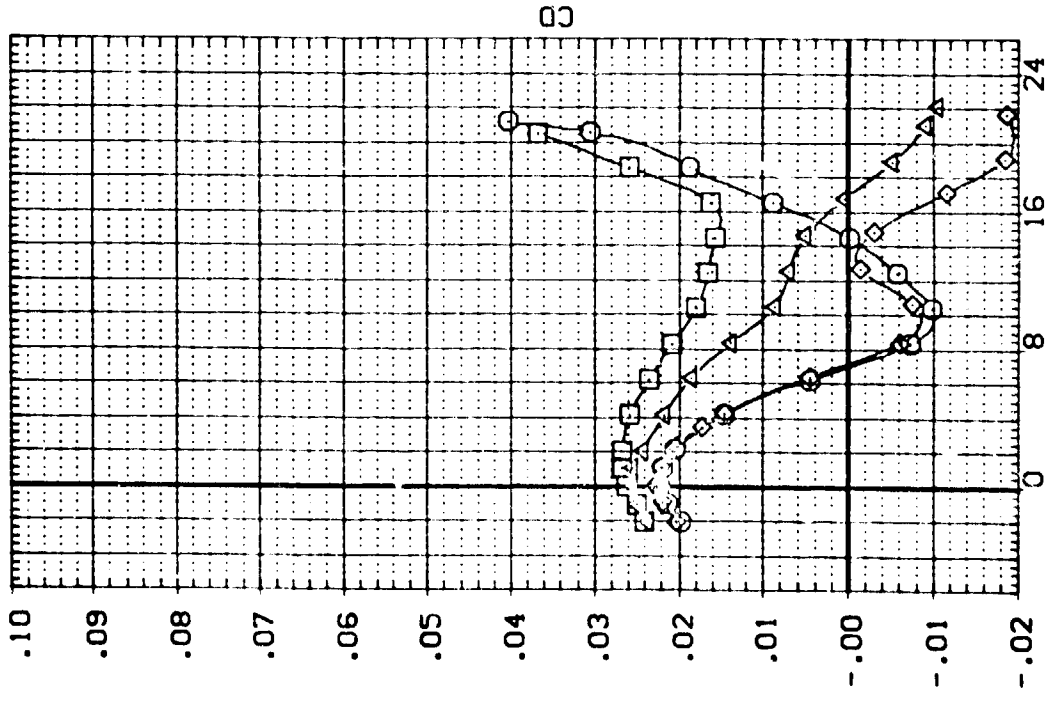
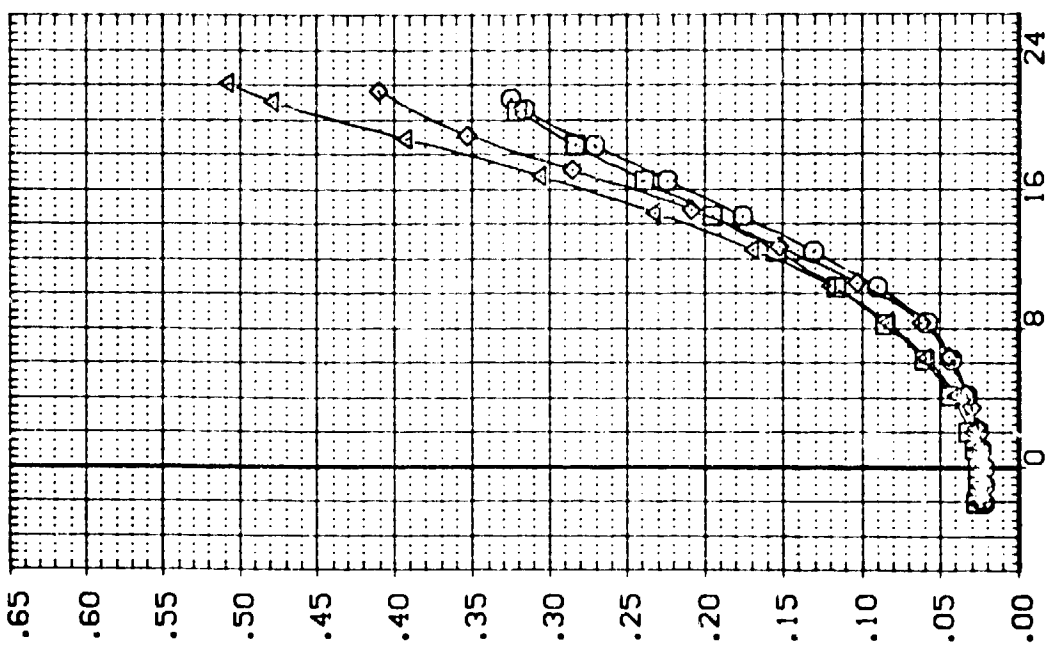


FIGURE 12. EFFECT OF WING/FILLET SECTION ON AERO CHARACTER (WING 2. 70 DEG FILLET) (F)MACH = 1.20

DATA SET SYMBOL	CONFIGURATION DESCRIPTION	(BV2VFB)	WINGNO	WINGSC	FLTSCT	LAMDAF	REFERENCE INFORMATION
(BPS201)	LARC 8-TPT-657/660.LD-100 ORB.(SHIPS)	(BV2VFB)	2.000	1.000		45.800	SREF 171.4720 SQ.IN
(BPS202)	LARC 8-TPT-657/660.LD-100 ORB.(SHIPS)	(BV2VFB)	2.000	2.000		46.600	LREF 25.5100 INCHES
(BPS207)	LARC 8-TPT-657/660.LD-100 ORB.(SHIPS)	(BV2VFB)	2.000	1.000	1.000	78.000	BREF 20.3597 INCHES
(BPS208)	LARC 8-TPT-657/660.LD-100 ORB.(SHIPS)	(BV2VFB)	2.000	2.000	3.000	78.000	XMRP 16.8366 INCHES
							YMRP .0000 INCHES
							ZMRP .0000 INCHES
							SCALE .0189



ALPHA

ALPHA

FIGURE 13. EFFECT OF WING/FILLET SECTION ON AERO CHARACT (WING 2, 78 DEG FILLET)

(A)MACH = .35

DATA SET SYMBOL
 (BPS201)
 (BPS202)
 (BPS207)
 (BPS208)

CONFIGURATION DESCRIPTION
 LARC 8-TPT-657/660.L0-100 ORB (SHIPS)
 LARC 8-TPT-657/660.L0-100 ORB (SHIPS)
 LARC 8-TPT-657/660.L0-100 ORB (SHIPS)
 LARC 8-TPT-657/660.L0-100 ORB (SHIPS)

(BWZVFB)
 (BWZVFB)
 (BWZVFB)
 (BWZVFB)

WINGND VINGSC FLTCT LAYDAF
 2.000 1.000
 2.000 2.000
 2.000 1.000
 2.000 3.000
 46.800
 46.800
 78.000
 78.000

REFERENCE INFORMATION
 SREF 171.4720 50. IN.
 LREF 25.5100 INCHES
 BREF 20.3597 INCHES
 XMRP 16.9366 INCHES
 YMRP .0000 INCHES
 ZMRP .0000 INCHES
 SCALE .0188 SCALE

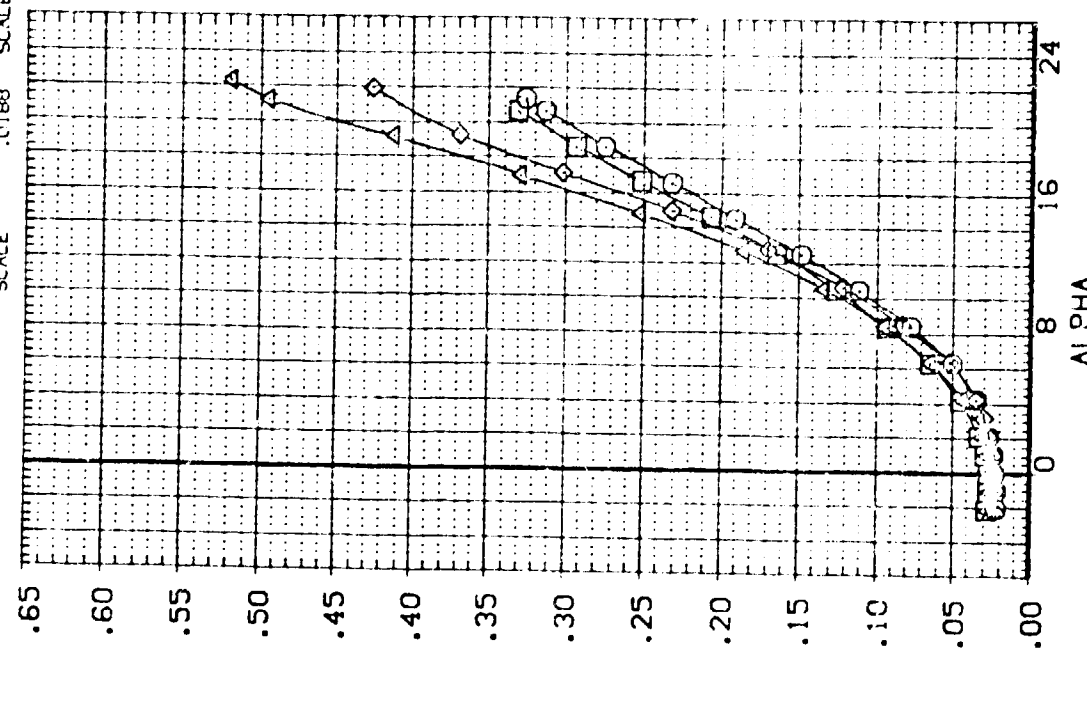
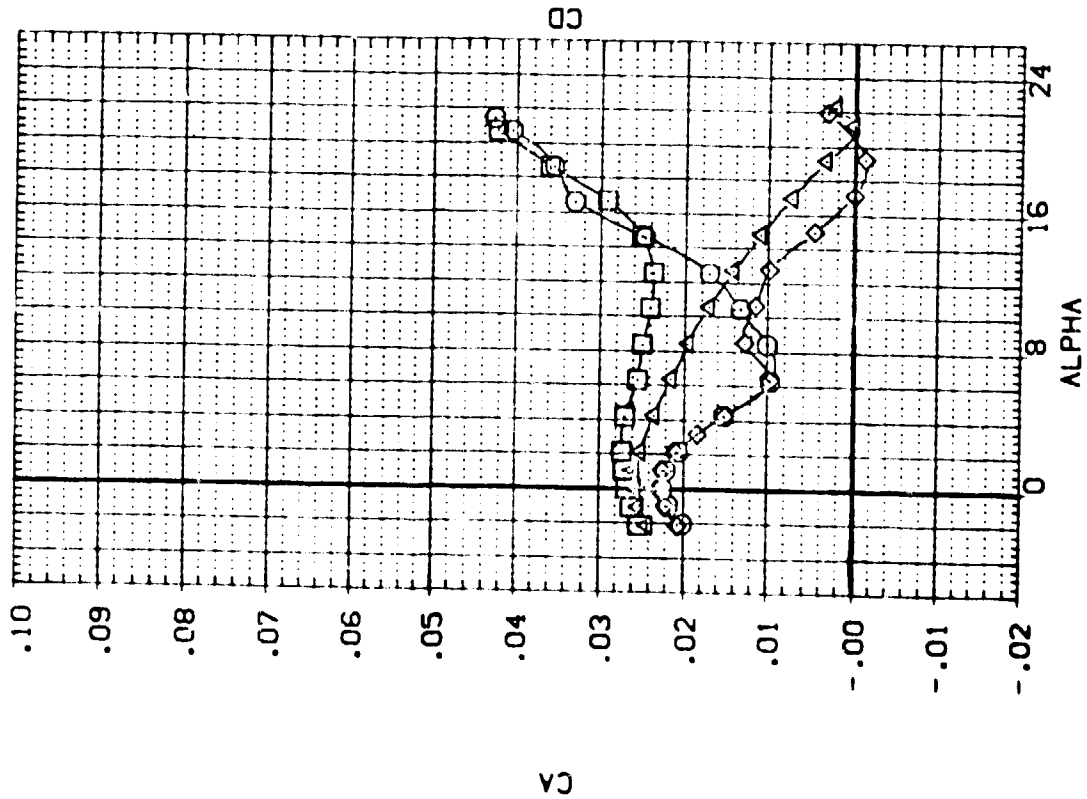


FIGURE 13. EFFECT OF WING/FILLET SECTION ON AERO CHARACT (WING 2. 78 DEG FILLET)
 (B)MACH = .60
 PAGE 362

DATA SET SYMBOL
 (BPS201)
 (BPS202)
 (BPS207)
 (BPS208)

CONFIGURATION DESCRIPTION
 LARC 8-TPT-657/660.LO-100 DRB. (SHIPS)
 LARC 8-TPT-657/660.LO-100 DRB. (SHIPS)
 LARC 8-TPT-657/660.LO-100 DRB. (SHIPS)
 LARC 8-TPT-657/660.LO-100 DRB. (SHIPS)

(BW2VFB)
 (BW2VFB)
 (BW2VFB)
 (BW2VFB)

WINGND 2.000
 2.000
 2.000
 2.000

WINGSC 1.000
 2.000
 1.000
 2.000

FLTSC 1.000
 3.000

LANDAF 46.800
 46.800
 78.000
 78.000

REFERENCE INFORMATION
 SREF 171.4720 SO. IN.
 LREF 25.5100 INCHES
 BREF 20.3597 INCHES
 XMRP 16.8366 INCHES
 YMRP .0000 INCHES
 ZMRP .0000 INCHES
 SCALE .0188 SCALE

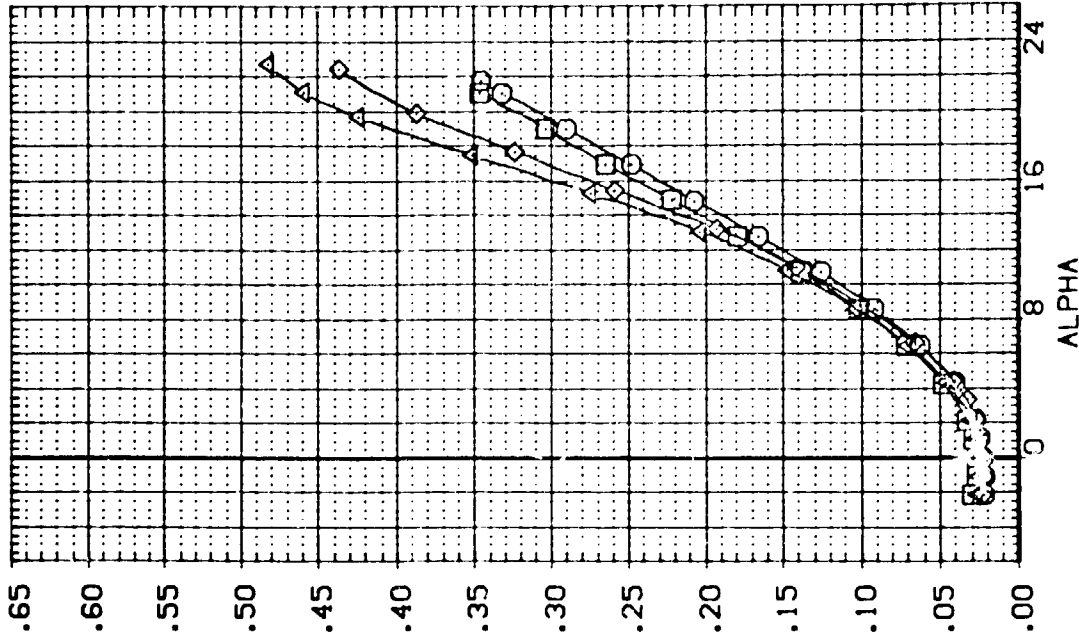
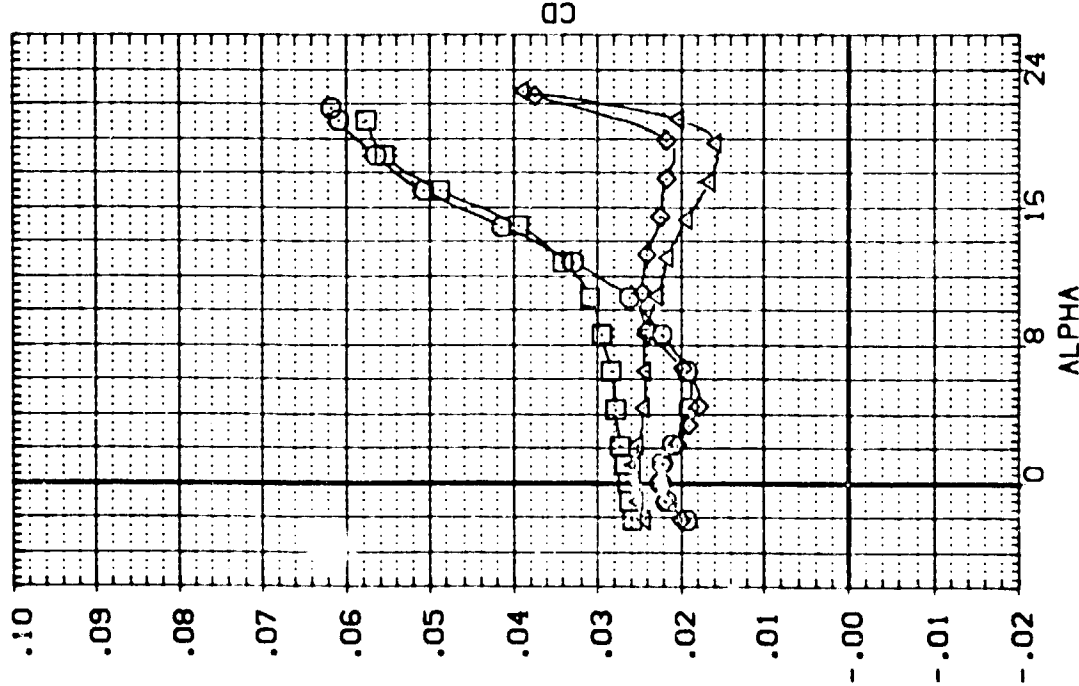


FIGURE 13. EFFECT OF WING/FILLET SECTION ON AERO CHARACTER (WING 2, 78 DEG FILLET)
 (CJMACH = .80)

DATA SET SYMBOL
 (BPS201)
 (BPS202)
 (BPS207)
 (BPS208)

CONFIGURATION DESCRIPTION
 LARC 8-TPT-657/660.LG-100 ORB. (SHIPS)
 LARC 8-TPT-657/660.LG-100 ORB. (SHIPS)
 LARC 8-TPT-657/660.LG-100 ORB. (SHIPS)
 LARC 8-TPT-657/660.LG-100 ORB. (SHIPS)

(BV2VFB)
 (BV2VFB)
 (BV2VFB)
 (BV2VFB)

WINGNO WINGSC FLTSC LAMDAF
 2.000 1.000
 2.000 2.000
 2.000 1.000
 2.000 2.000

REFERENCE INFORMATION
 SREF 171.4720 SQ. IN.
 LREF 25.5100 INCHES
 BREF 20.3397 INCHES
 YMRP 16.8366 INCHES
 ZMRP .0000 INCHES
 SCALE .0.88 INCHES

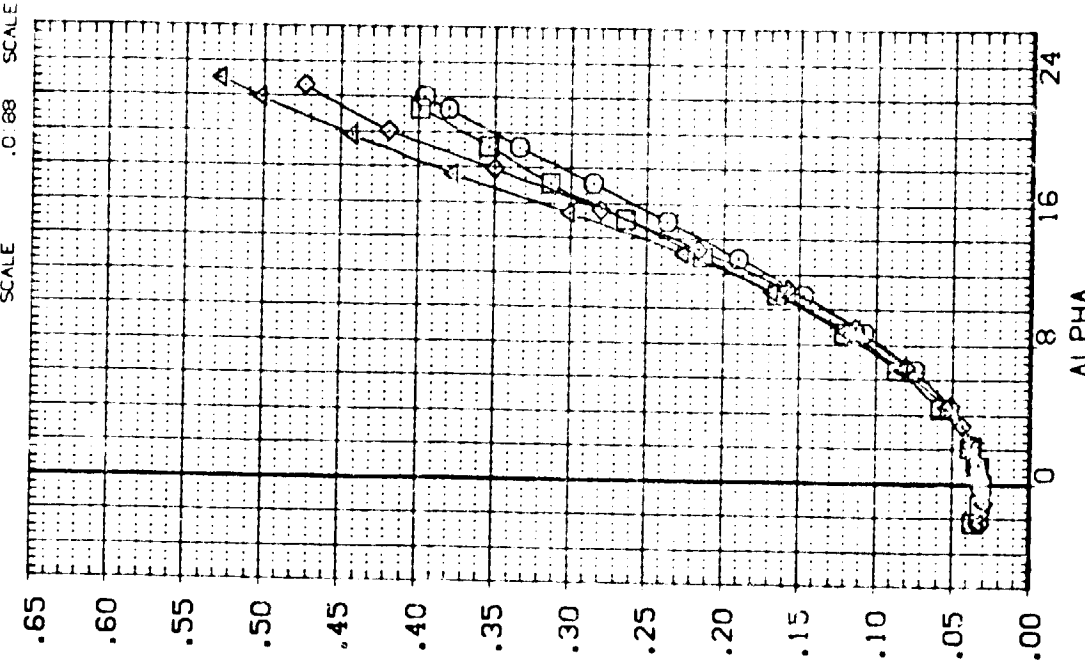
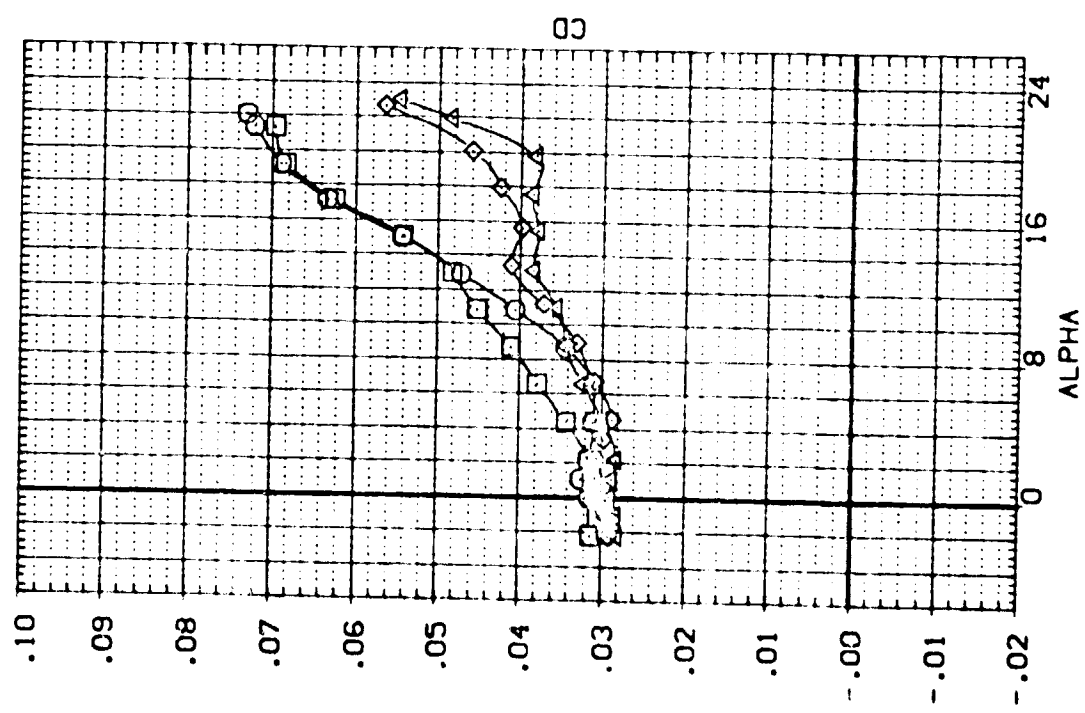


FIGURE 13. EFFECT OF WING/FILLET SECTION ON AERO CHARACT (WING 2, 78 DEG FILLET)
 (O)MACH = .90

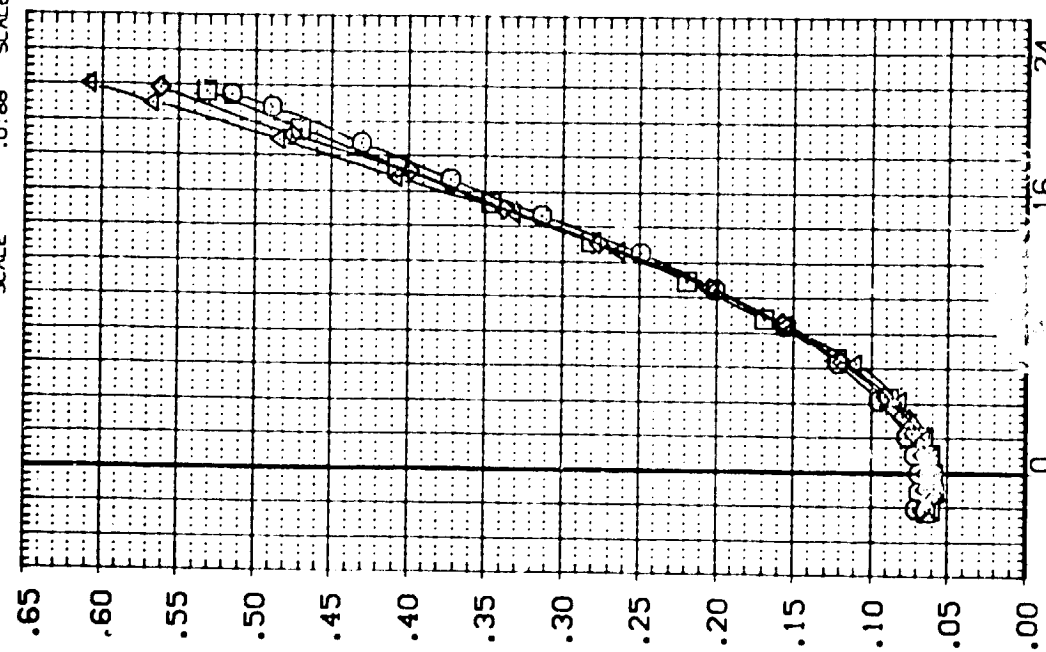
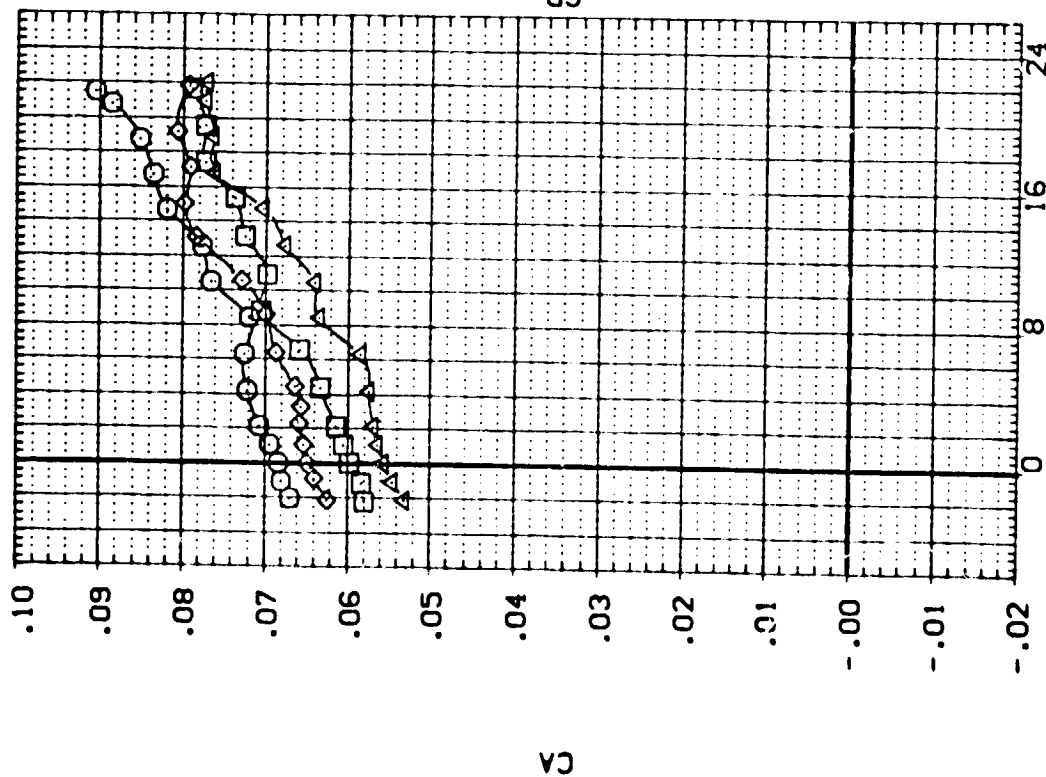
DATA SET SYMBOL

CONFIGURATION DESCRIPTION

(BP5201) (BP5202) (BP5207) (BP5208)

WINGNO WINGSC FLTSCT LANDAF

REFERENCE INFORMATION
 SREF 171.4720 50. IN.
 LREF 25.5100 INCHES
 BRFP 20.3597 INCHES
 XMRP 16.8366 INCHES
 YMRP .0000 INCHES
 ZMRP .0000 INCHES
 SCALE .0188 SCALE



ALPHA

FIGURE 13. EFFECT OF WING/FILLET SECTION ON AERO CHARACTERISTICS (MACH = .98)

(E)MACH = .98

DATA SET SYMBOL

CONFIGURATION DESCRIPTION

(BP5201) LARC 8-TPT-657/660.LD-100 CR8.(SHIPS)
 (BP5202) LARC 8-TPT-657/660.LD-100 CR8.(SHIPS)
 (BP5207) LARC 8-TPT-657/660.LD-100 CR8.(SHIPS)
 (BP5208) LARC 8-TPT-657/660.LD-100 CR8.(SHIPS)

WINGNO 2.000
 WINGSC 1.000
 FLTSCT 1.000
 LANDAF 46.800
 SREF 171.4720
 LREF 25.5100
 BREF 20.3597
 XMRP 16.8366
 YMRP .0000
 ZMRP .0000
 SCALE .0198

REFERENCE INFORMATION
 SQ.IN. 50.100
 INCHES 171.4720
 INCHES 25.5100
 INCHES 20.3597
 INCHES 16.8366
 INCHES .0000
 INCHES .0000
 INCHES .0198
 SCALE

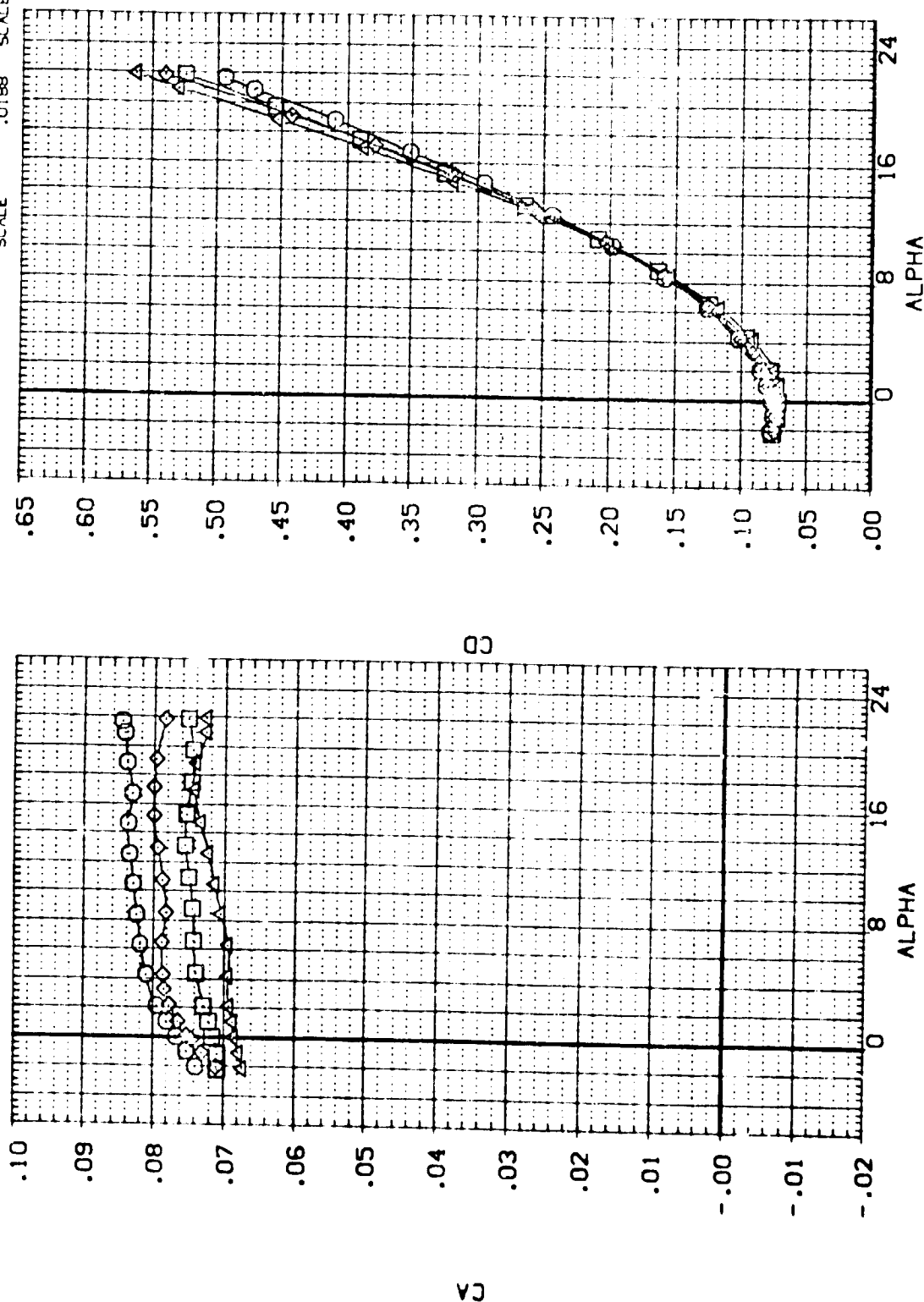


FIGURE 13. EFFECT OF WING/FILLET SECTION ON AERO CHARACTER (WING 2, 78 DEG FILLET)
 (F)MACH = 1.20
 PAGE 366

DATA SET SYMBOL	CONFIGURATION DESCRIPTION	WING/D	WINGSC	FLT SCT	LAMDAF	REFERE'CL INFORMATION
(BPS201)	LARC 8-TPT-657/660.L0-100 DRB.(SHIPS)	2.000	1.000		46.800	SREF 17.4720 50. IN
(BPS202)	LARC 8-TPT-657/660.L0-100 DRB.(SHIPS)	2.000	2.000		46.800	LREF 25.5100 INCHES
(BPS207)	LARC 8-TPT-657/660.L0-100 DRB.(SHIPS)	2.000	1.000	1.000	78.000	BREF 20.3597 INCHES
(BPS208)	LARC 8-TPT-657/660.L0-100 DRB.(SHIPS)	2.000	2.000	3.000	78.000	XTRP 16.9366 INCHES
						YTRP .0000 INCHES
						ZTRP .0000 INCHES
						SCALE .0188 SCALE

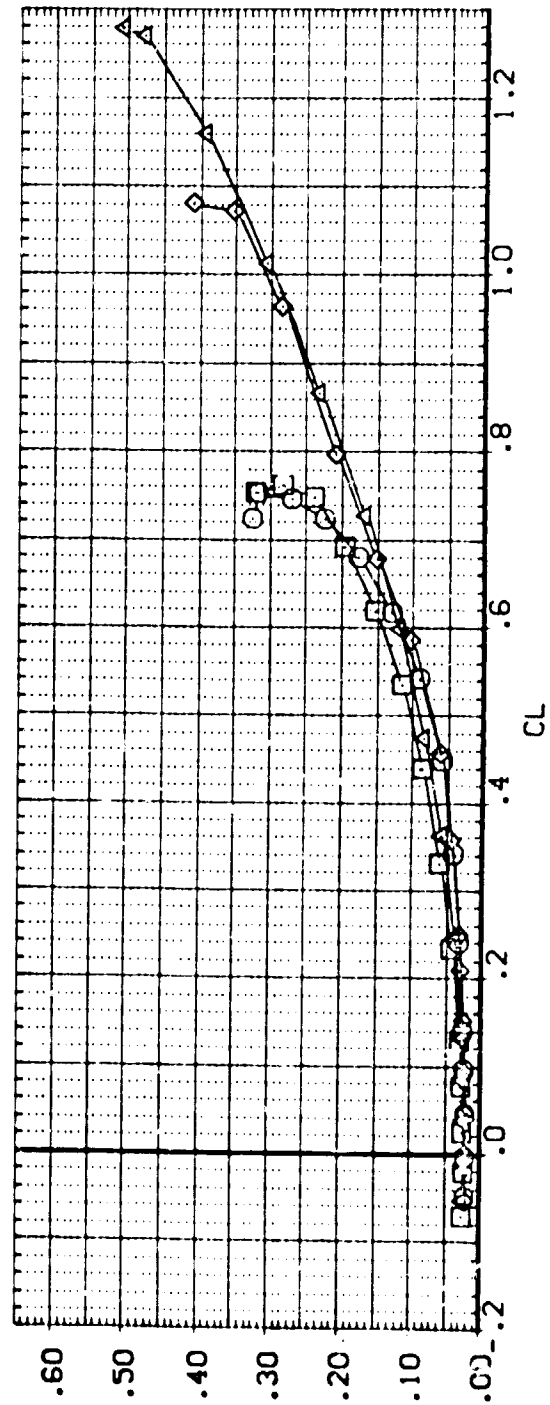
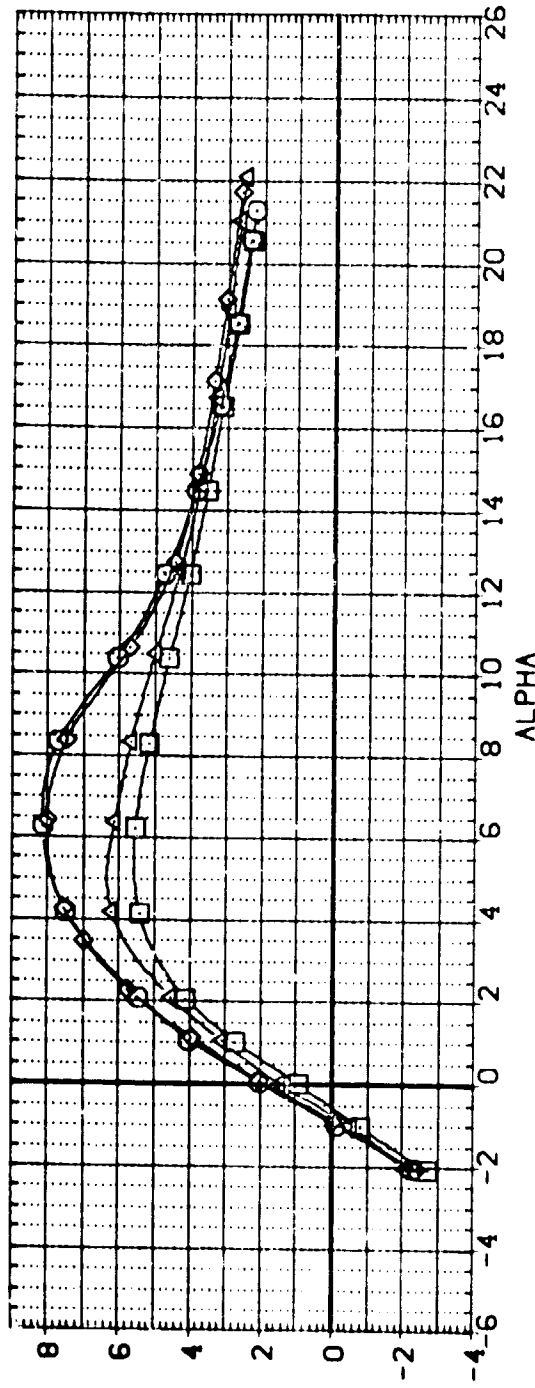


FIGURE 13. EFFECT OF WING/FILLET SECTION ON AERO CHARACTER (WING 2, 78 DEG FILLET)

(A)MACH = .35

DATA SET SYMBOL

CONFIGURATION DESCRIPTION

(BVZVFB)
(BVZVFB)
(BVZVFB)
(BVZVFB)

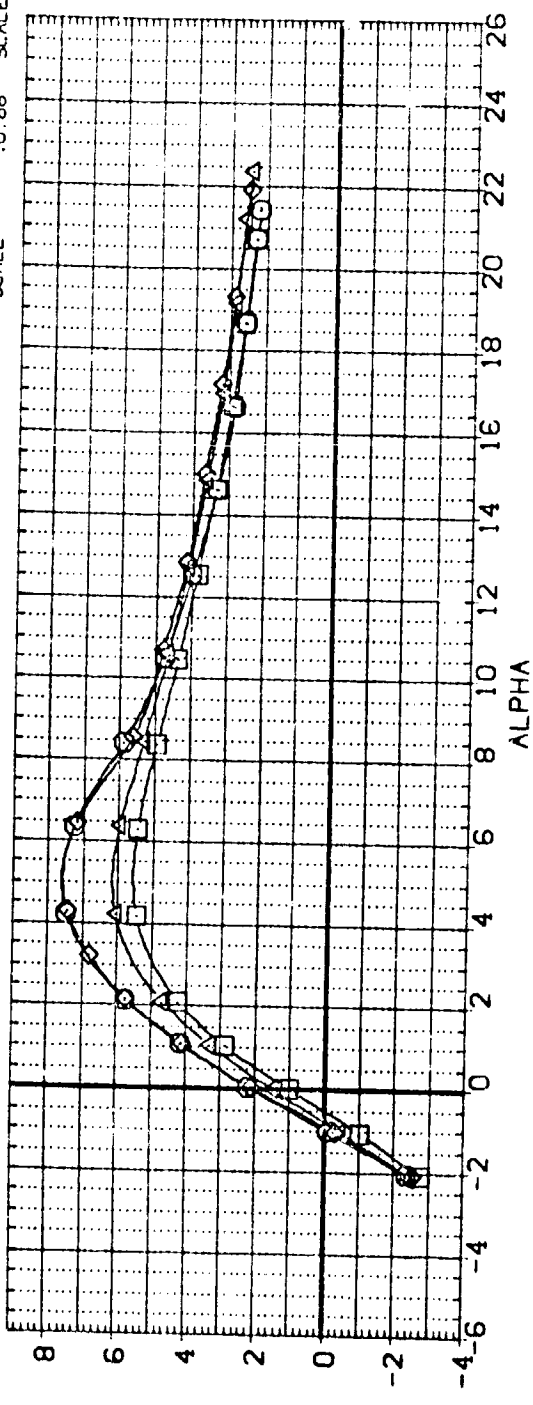
WINGND
2.000
2.000
2.000
2.000

WINGSC
1.000
2.000
1.000
2.000

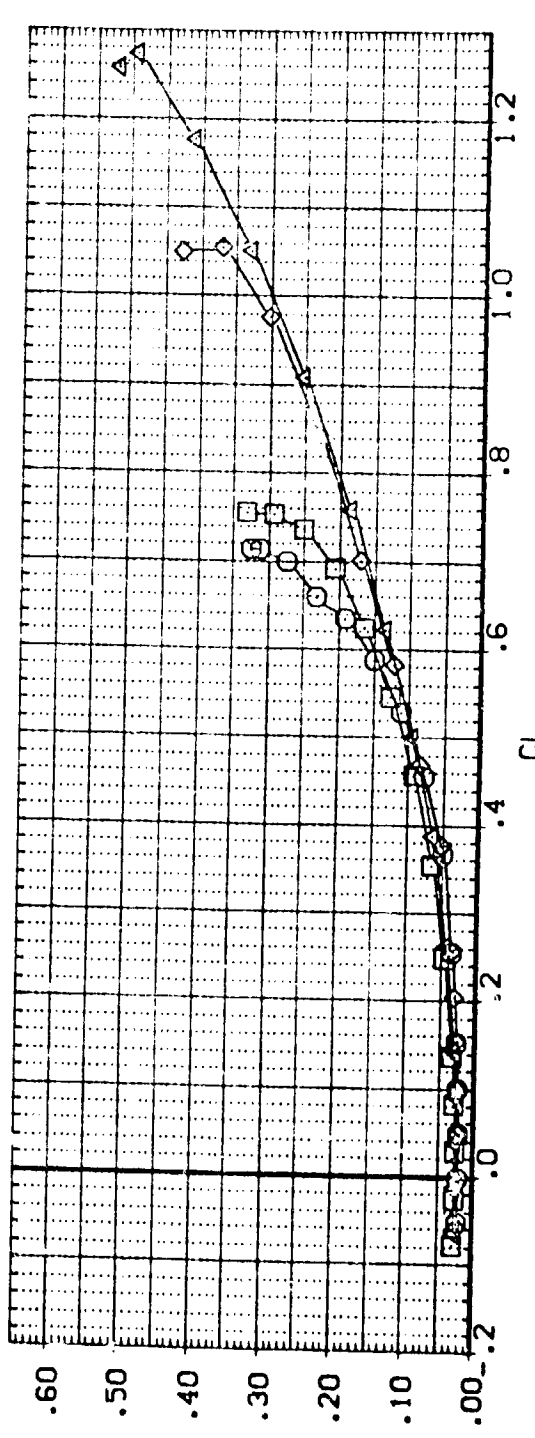
FLTSCT
1.000
3.000

LAMDAF
46.800
46.800
78.000
78.000

REFERENCE INFORMATION
SREF 171.4720 SQ. IN.
LREF 25.5100 INCHES
BREF 20.3397 INCHES
XMRP 16.8366 INCHES
YMRP .0000 INCHES
ZMRP .0000 INCHES
SCALE .0188



L/D



CD

FIGURE 13. EFFECT OF WING/FILLET SECTION ON AERO CHARACTER (WING 2, 78 DEG FILLET)
(B)MACH = .60

DATA SET SYMBOL
 (BP5201)
 (BP5202)
 (BP5207)
 (BP5208)

CONFIGURATION DESCRIPTION

LARC 8-TPT-657/660.L0-100 DRB.(SHIPS)
 LARC 8-TPT-657/660.L0-100 DRB.(SHIPS)
 LARC 8-TPT-657/660.L0-100 DRB.(SHIPS)
 LARC 8-TPT-657/660.L0-100 DRB.(SHIPS)

(BV2VFB)
 (BV2VFB)
 (BV2VFB)
 (BV2VFB)

VINGNO
 2.000
 2.000
 2.000
 2.000

VINGSC
 1.000
 2.000
 1.000
 2.000

FLTSTC
 1.000
 3.000

LAMDAF
 46.800
 46.800
 78.000
 78.000

REFERENCE INFORMATION
 SREF 171.4720 SQ. IN.
 LREF 25.5100 INCHES
 BREF 20.3597 INCHES
 XMRP 16.8366 INCHES
 YMRP .0000 INCHES
 ZMRP .0000 INCHES
 SCALE .0198

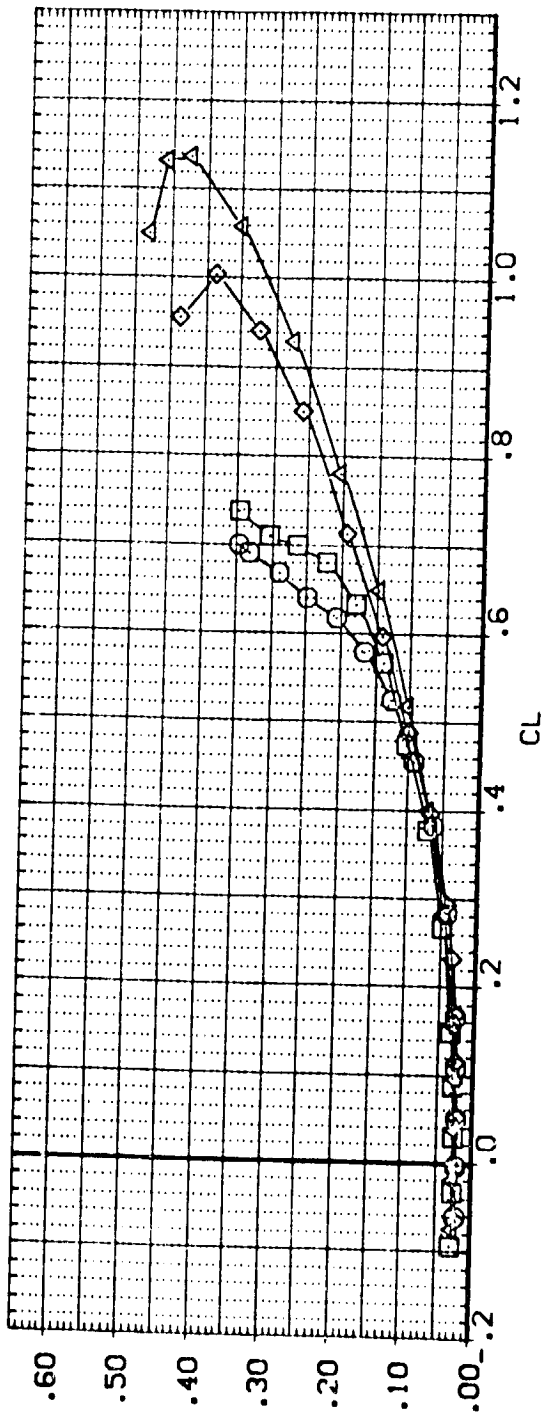
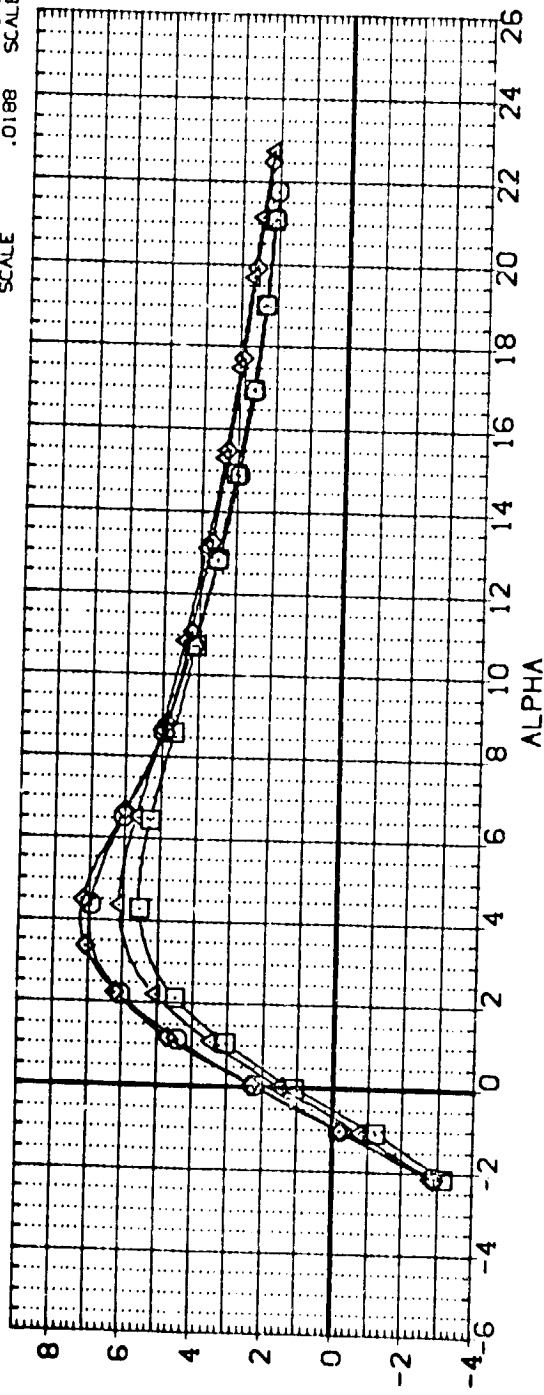
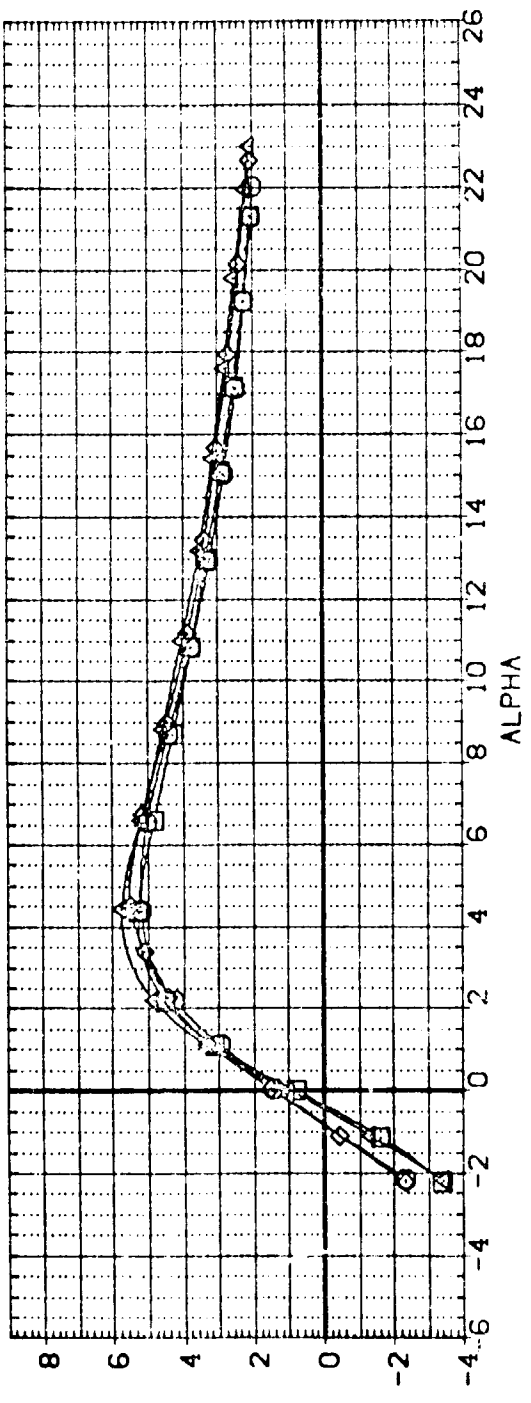
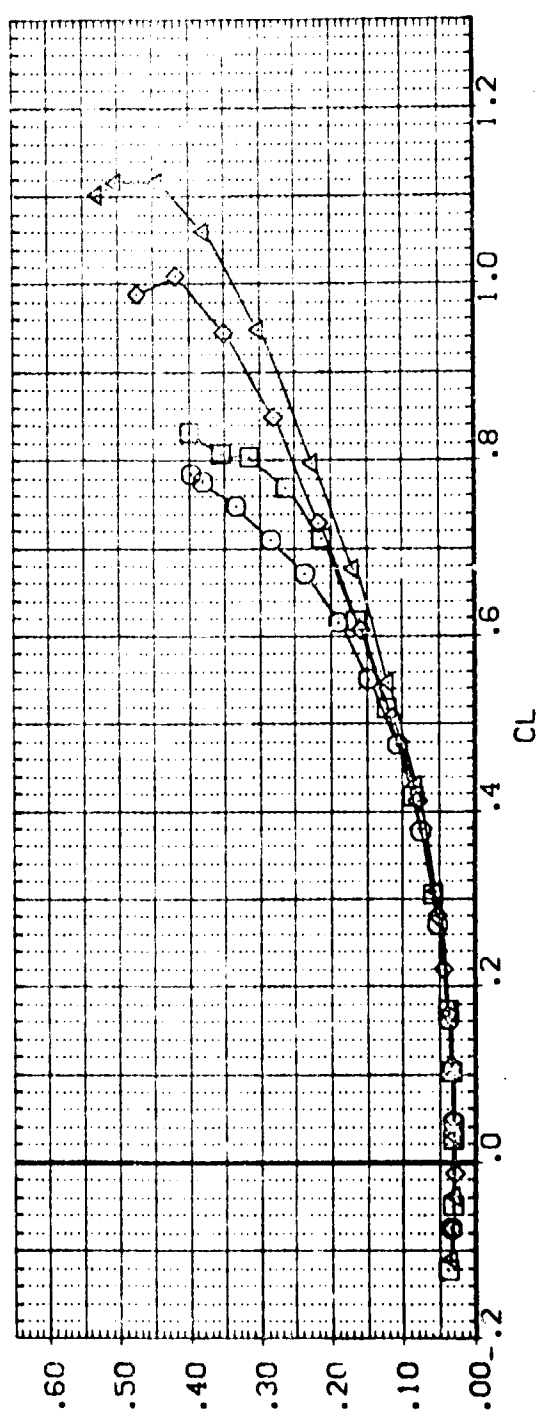


FIGURE 13. EFFECT OF WING/FILLET SECTION ON AERO CHARACT (WING 2, 78 DEG FILLET)
 (C)MACH = .80

DATA SET SYMBOL	CONFIGURATION DESCRIPTION	WINGC	WINGSC	FLTSCT	LAMDAF	REFERENCE INFORMATION
(BPS201)	LARC 8-TPT-657/660.LG-100 DRB.(SHIPS)	2.000	1.000	46.800	SREF 171.4720	50. IN.
(BPS202)	LARC 8-TPT-657/660.LG-100 DRB.(SHIPS)	2.000	2.000	46.800	LREF 25.5100	INCHES
(BPS207)	LARC 8-TPT-657/660.LG-100 DRB.(SHIPS)	2.000	1.000	1.000	BREF 20.3597	INCHES
(BPS208)	LARC 8-TPT-657/660.LG-100 DRB.(SHIPS)	2.000	2.000	3.000	XMRP 16.8366	INCHES
					ZMRP .0000	INCHES
					SCALE .0168	SCALE



L/D



8

FIGURE 13. EFFECT OF WING/FILLET SECTION ON AERO CHARACTER (WING 2. 78 DEG FILLET)
(D)MACH = .90

DATA SET SYMBOL	CONFIGURATION DESCRIPTION	WINGNO	WINGSC	FLTSCT	LAMDAF	REFERENCE INFORMATION
(BFS201)	LARC 8-TPT-657/660.L0-100 DRB.(S-1)PS	2.000	1.000		46.800	SREF 171.4720 SQ.IN.
(BFS202)	LARC 8-TPT-657/660.L0-100 DRB.(S-1)PS	2.000	2.000		46.800	LREF 25.5100 INCHES
(BFS207)	LARC 8-TPT-657/660.L0-100 DRB.(S-1)PS	2.000	1.000	1.000	78.000	BREF 20.3597 INCHES
(BFS208)	LARC 8-TPT-657/660.L0-100 DRB.(S-1)PS	2.000	2.000	3.000	78.000	XHRP 16.8366 INCHES
						ZHRP .0000 INCHES
						SCALE .0188

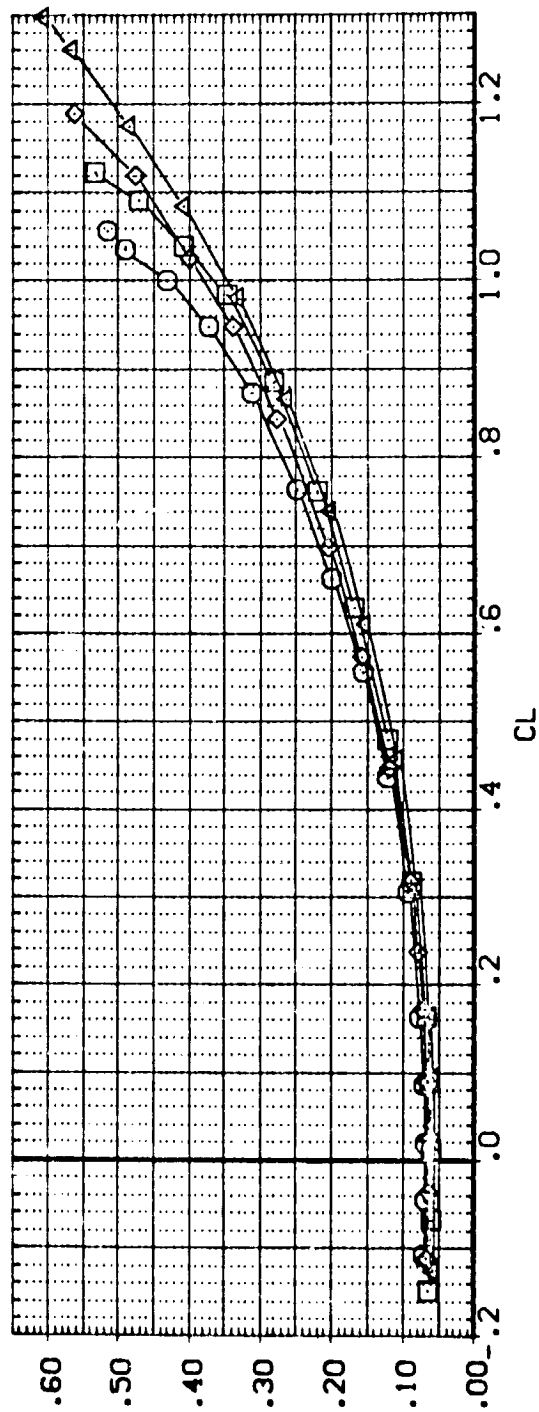
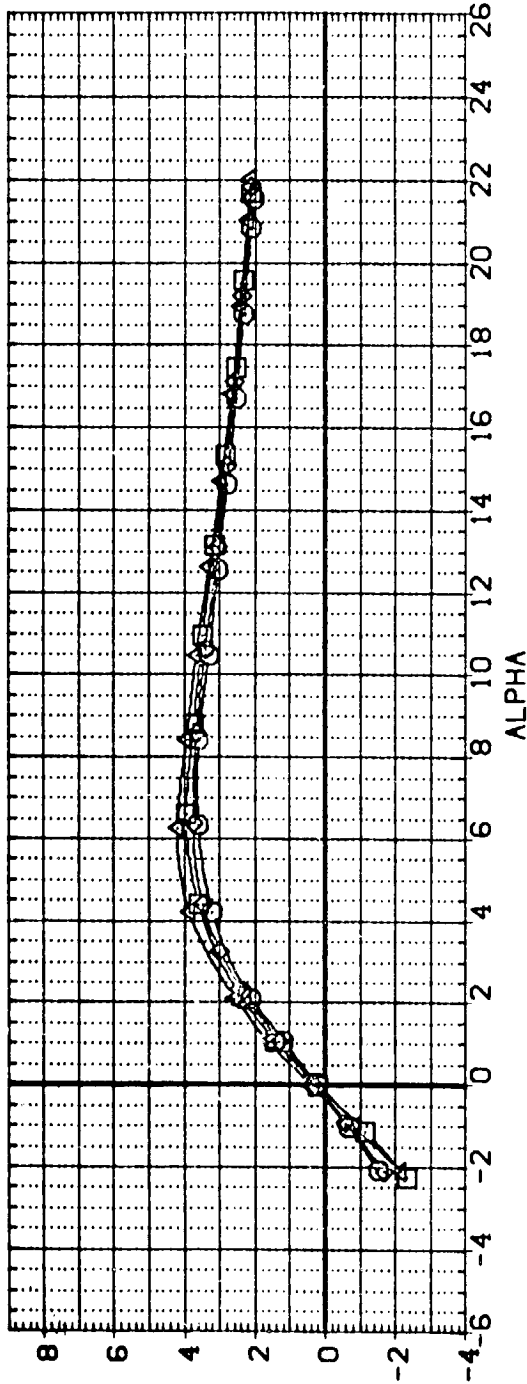


FIGURE 13. EFFECT OF WING/FILLET SECTION ON AERO CHARACT (WING 2, 78 DEG FILLET)

(E)MACH = .98

DATA SET SYMBOL
 (BFS201)
 (BFS202)
 (BFS207)
 (BFS208)

CONFIGURATION DESCRIPTION
 LARC 8-TPT-657/660.L0-100 DRB.(SHIPS)
 LARC 8-TPT-657/660.L0-100 DRB.(SHIPS)
 LARC 8-TPT-657/660.L0-100 DRB.(SHIPS)
 LARC 8-TPT-657/660.L0-100 DRB.(SHIPS)

(BW2VFB)
 (BW2VFB)
 (BW2VFB)
 (BW2VFB)

WINGAO
 2.000
 2.000
 2.000
 2.000

WINGSC
 1.000
 2.000
 1.000
 2.000

FLTSCT
 1.000
 3.000

LAMDA
 46.800
 46.800
 78.000
 78.000

REFERENCE INFORMATION:
 SREF 171.4720 SQ.IN.
 LREF 25.5100 INCHES
 BREF 20.2597 INCHES
 XMRP 16.8356 INCHES
 YMRP .0030 INCHES
 ZMRP .0030 INCHES
 SCALE .0158 SCALE

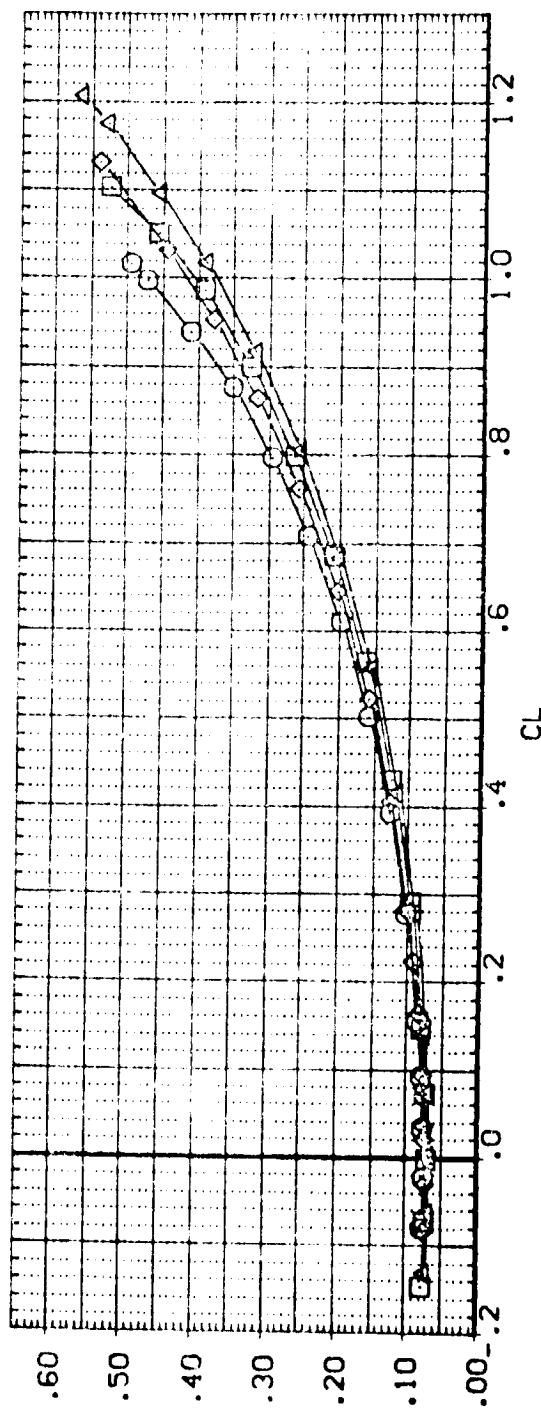
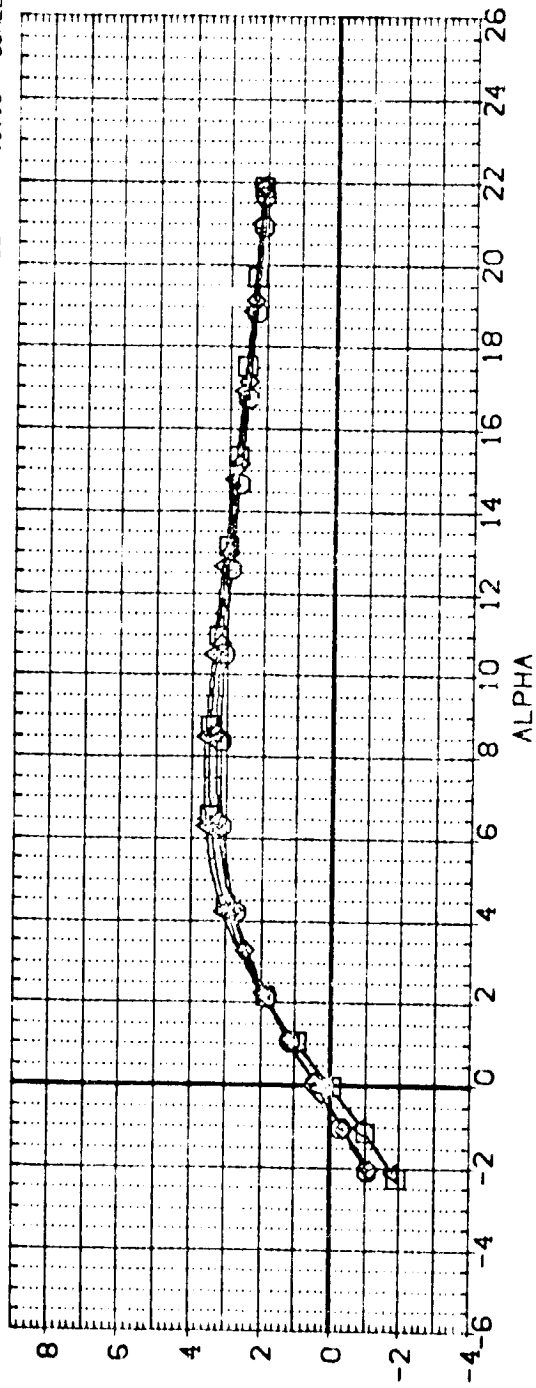


FIGURE 13. EFFECT OF WING/FILLET SECTION ON AERO CHARACTER (WING 2, 78 DEG FILLET)

(F)MACH = 1.20

DATA SET SYMBOL	CONFIGURATION DESCRIPTION	WINGNO	VINGSC	FLTSCT	LAMDAF	REFERENCE INFORMATION
(BP5201)	LARC 8-TPT-657/660, LO-100 CR8. (SH:IPS)	2.000	1.000		46.800	SREF 171.4720 SQ. IN.
(BP5202)	LARC 8-TPT-657/660, LO-100 CR8. (SH:IPS)	2.000	2.000		46.800	LREF 25.5100 INCHES
(BP5207)	LARC 8-TPT-657/660, LO-100 CR8. (SH:IPS)	2.000	1.000	1.000	78.000	BREF 20.3597 INCHES
(BP5208)	LARC 8-TPT-657/660, LO-100 CR8. (SH:IPS)	2.000	2.000	3.000	78.000	YMRP 16.8386 INCHES
						ZMRP .0000 INCHES
						SCALE .0188 SCALE

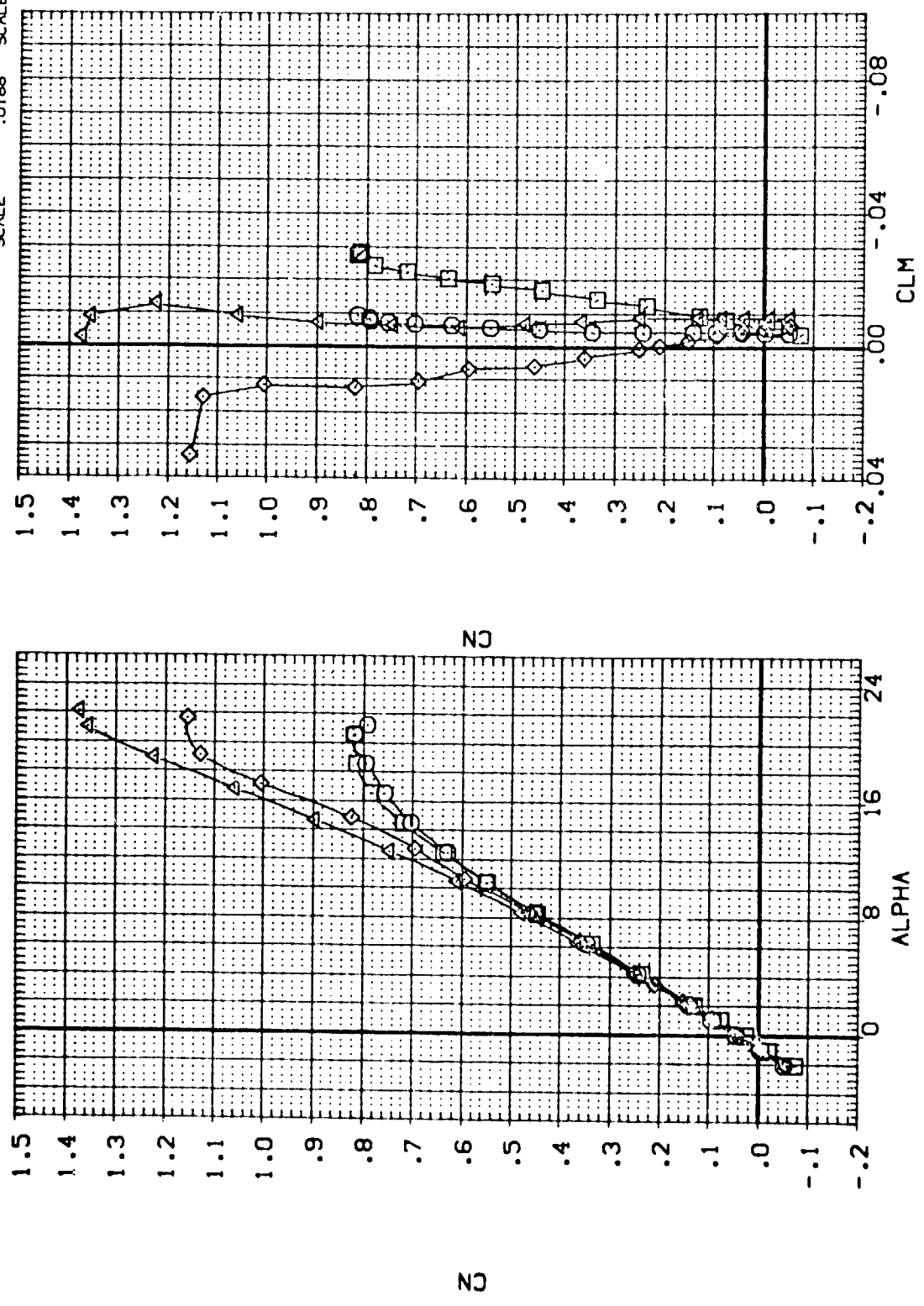


FIGURE 13. EFFECT OF WING/FILLET SECTION ON AERO CHARACT (WING 2, 78 DEG FILLET)
 (A) MACH = .35

DATA SET SYMBOL
 (BP5201)
 (BP5202)
 (BP5207)
 (BP5208)

CONFIGURATION DESCRIPTION
 LARC 8-TPT-657/660, LO-100 ORB. (SHIPS)
 LARC 8-TPT-657/660, LO-100 ORB. (SHIPS)
 LARC 8-TPT-657/660, LO-100 ORB. (SHIPS)
 LARC 8-TPT-657/660, LO-100 ORB. (SHIPS)

(BV2VFB)
 (BV2VFB)
 (BV2VFB)
 (BV2VFB)

WINGMG 2.000
 2.000
 2.000
 2.000
 2.000

WINGSC 1.000
 2.000
 1.000
 2.000

FLTSCT 1.000
 3.000

LAMDAF 46.800
 46.800
 78.000
 78.000

REFERENCE INFORMATION
 SREF 171.4720 50. IN.
 LREF 25.5100 INCHES
 BRFP 20.3597 INCHES
 XMRP 16.8366 INCHES
 YMRP 200 INCHES
 ZMRP 200 INCHES
 SCALE .0188 SCALE

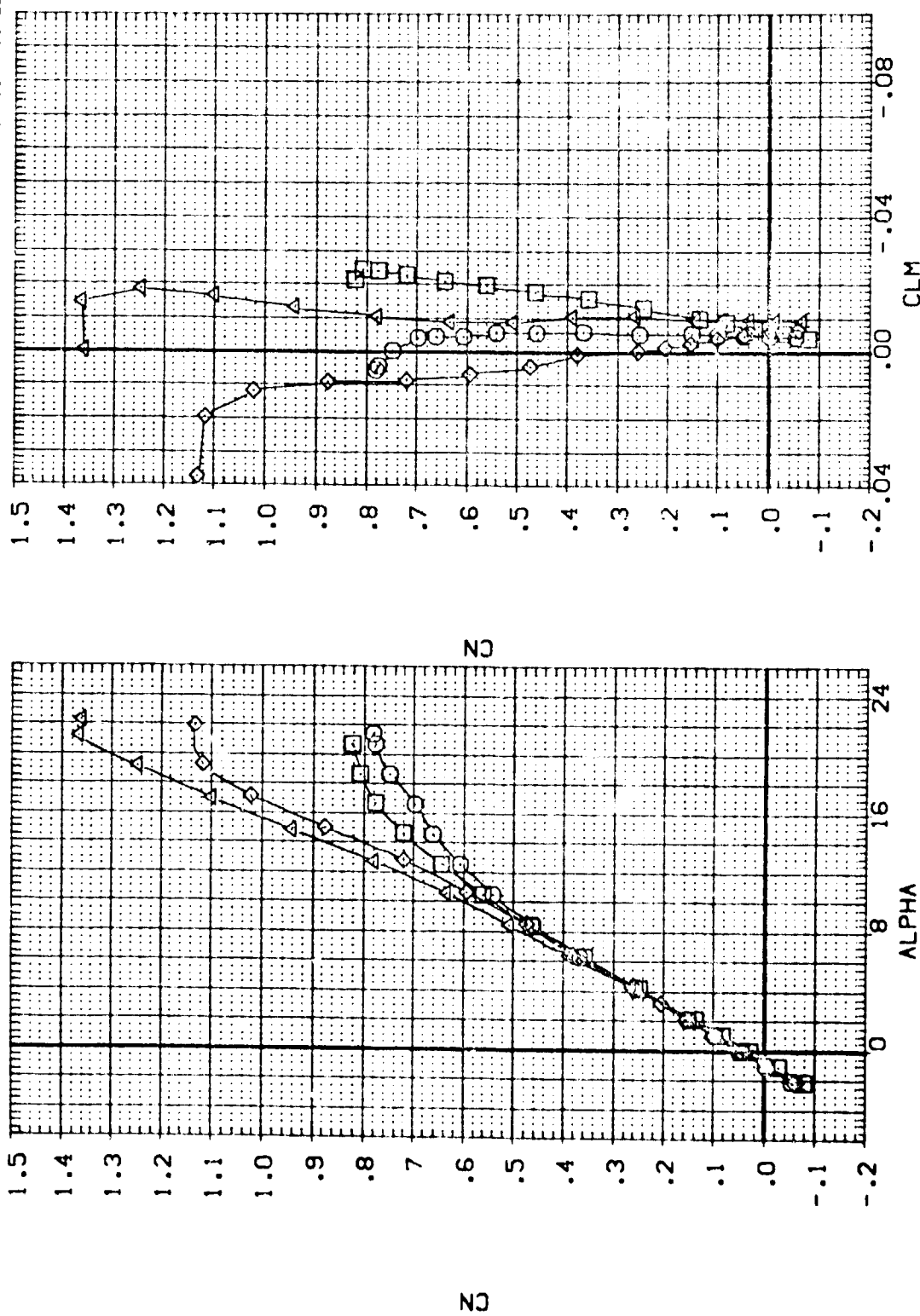


FIGURE 13. EFFECT OF WING/FILLET SECTION ON AERO CHARACTER (WING 2, 78 DEG FILLET)
 (B)MACH = .60
 PAGE 374

DATA SET SYMBOL	CONFIGURATION DESCRIPTION	WINGND	WINGSC	FLTSCT	LAMDAF	REFERENCE INFORMATION
(BP5201)	LARC 8-TPT-657/660.L0-100 DR8.(S41PS)	2.000	1.000		46.800	SREF 171.4720 SQ.IN.
(BP5202)	LARC 8-TPT-657/660.L0-100 DR8.(S41PS)	2.000	2.000		46.800	LREF 25.5100 INCHES
(BP5207)	LARC 8-TPT-657/660.L0-100 DR8.(S41PS)	2.000	1.000	1.000	78.000	BREF 20.3597 INCHES
(BP5208)	LARC 8-TPT-657/660.L0-100 DR8.(S41PS)	2.000	2.000	3.000	78.000	YMRP 16.8366 INCHES
						ZMRP .0000 INCHES
						SCALE .0188

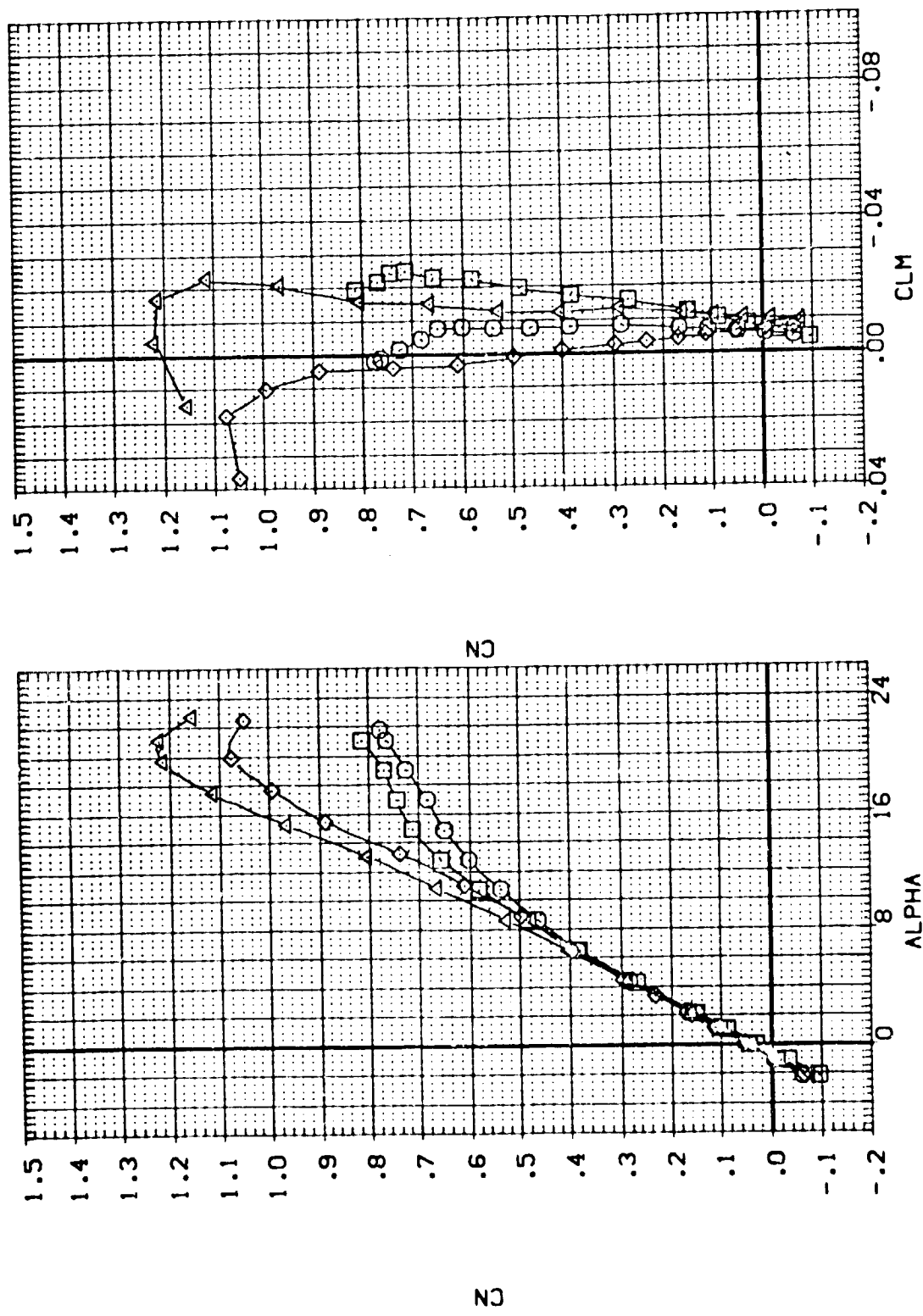


FIGURE 13. EFFECT OF WING/FILLET SECTION ON AERO CHARACT (WING 2, 78 DEG FILLET)
 (C)MACH = .80
 PAGE 375

DATA SET SYMBOL	CONFIGURATION DESCRIPTION	WINGNO	WINGSC	FLTCT	LAMDAF	REFERENCE INFORMATION
(BPS201)	LARC 8-TPT-657/660.LO-100 ORB.(SHIPS)	2.000	1.000		46.800	SREF 171.4720 SQ. IN.
(BPS202)	LARC 8-TPT-657/660.LO-100 ORB.(SHIPS)	2.000	2.000		46.800	LREF 29.5100 INCHES
(BPS207)	LARC 8-TPT-657/660.LO-100 ORB.(SHIPS)	2.000	1.000	1.000	78.000	BREF 20.3597 INCHES
(BPS208)	LARC 8-TPT-657/660.LO-100 ORB.(SHIPS)	2.000	2.000	3.000	78.000	XMRP 16.8366 INCHES
						YMRP .0000 INCHES
						ZMRP .0000 INCHES
						SCALE .0188 SCALE

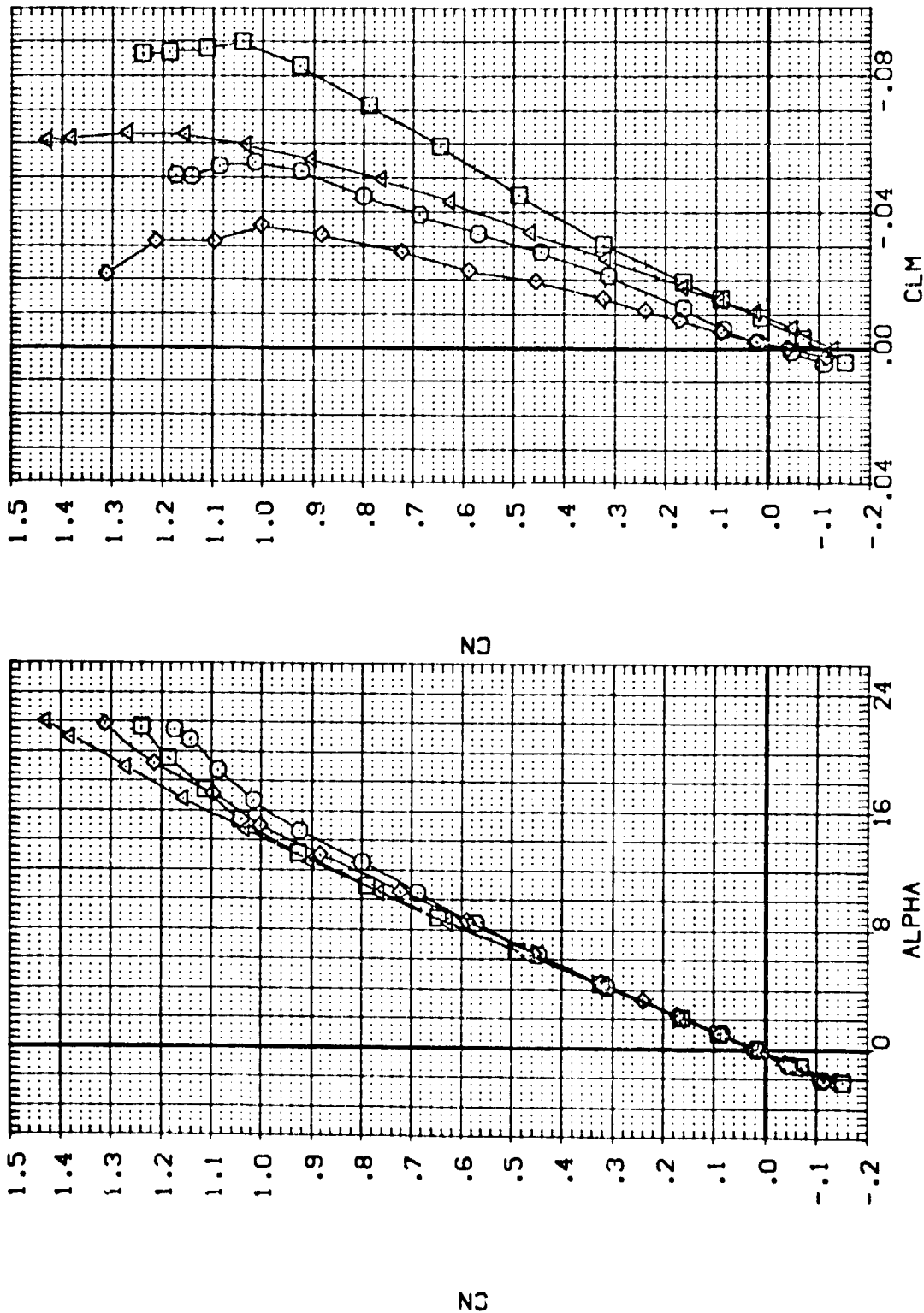


FIGURE 13. EFFECT OF WING/FILLET SECTION ON AERO CHARACTER (WING 2, 78 DEG FILLET)
 (M)MACH = .98 PAGE 377

DATA SET SYMBOL

- (BP5201)
- (BP5202)
- (BP5203)
- (BP5208)

CONFIGURATION DESCRIPTION

- LARC 8-TPT-657/660, LO-100 OR8, (SHIPS)
- LARC 8-TPT-657/660, LO-100 OR8, (SHIPS)
- LARC 8-TPT-657/660, LC-100 OR8, (SHIPS)
- LARC 8-TPT-657/660, LC-100 OR8, (SHIPS)

- (BV2VFB)
- (BV2VFB)
- (BV2VFB)
- (BV2VFB)

WINGNO
2.000
2.000
2.000
2.000

WINGSC
1.000
2.000
1.000
2.000

FLTSTCT
1.000
3.000

LAMPDAF
46.800
46.800
78.000
78.000

REFERENCE INFORMATION
SREF 171.4720 SO, IN.
LREF 25.5100 INCHES
BREF 20.3597 INCHES
XMRP 15.8366 INCHES
YMRP .0000 INCHES
ZMRP .0000 INCHES
SCALE .0158 INCHES SCALE

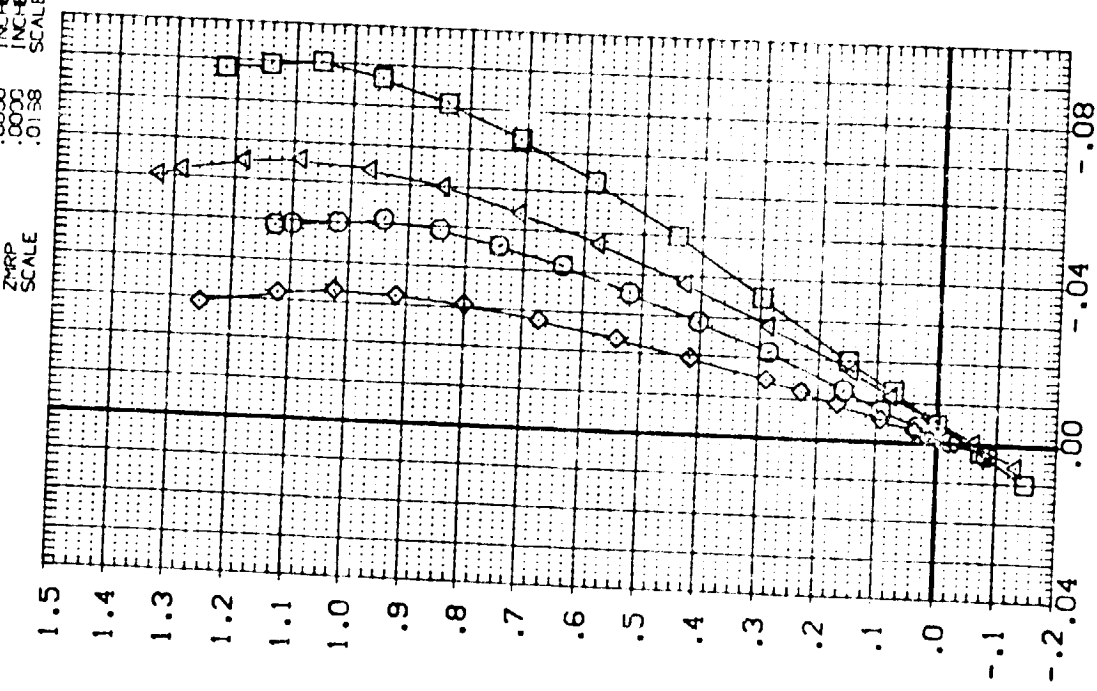
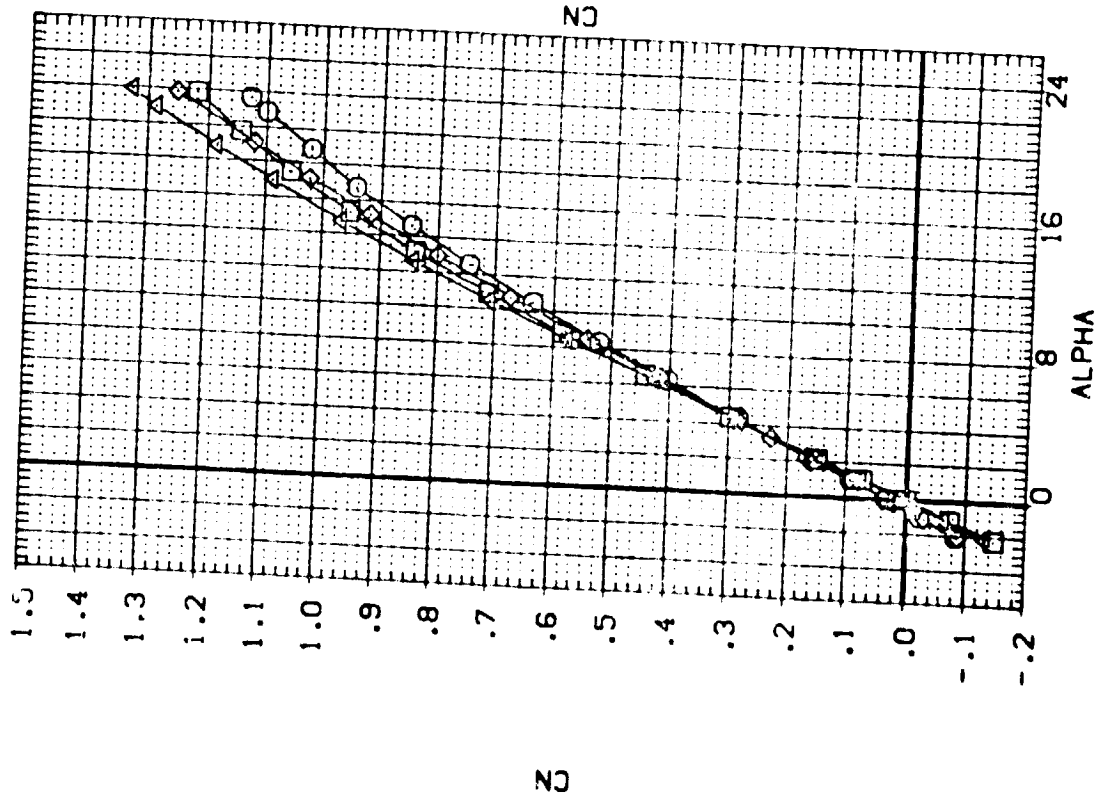


FIGURE 13. EFFECT OF WING/FILLET SECTION ON AERO CHARACT (WING 2, 78 DEG FILLET)
(F)MACH = 1.20

DATA SET SYMBOL	CONFIGURATION DESCRIPTION	WINGAO	VINGSC	FLT SCT	LANDAF	REFERENCE INFORMATION
(BPS201)	LARC 8-TPT-657/660, LD-100 ORB. (SHIPS)	2.000	1.000		46.800	SREF 171.4720 SO. IN.
(BPS202)	LARC 8-TPT-657/660, LD-100 ORB. (SHIPS)	2.000	2.000		46.800	LREF 25.5100 INCHES
(BPS207)	LARC 3-TPT-657/660, LD-100 ORB. (SHIPS)	2.000	1.000	1.000	78.000	BREF 20.3597 INCHES
(BPS208)	LARC 8-TPT-657/660, LD-100 ORB. (SHIPS)	2.000	2.000	3.000	78.000	XMRP 16.8366 INCHES
						YMRP .0000 INCHES
						ZMRP .0000 INCHES
						SCALE .0188 SCALE

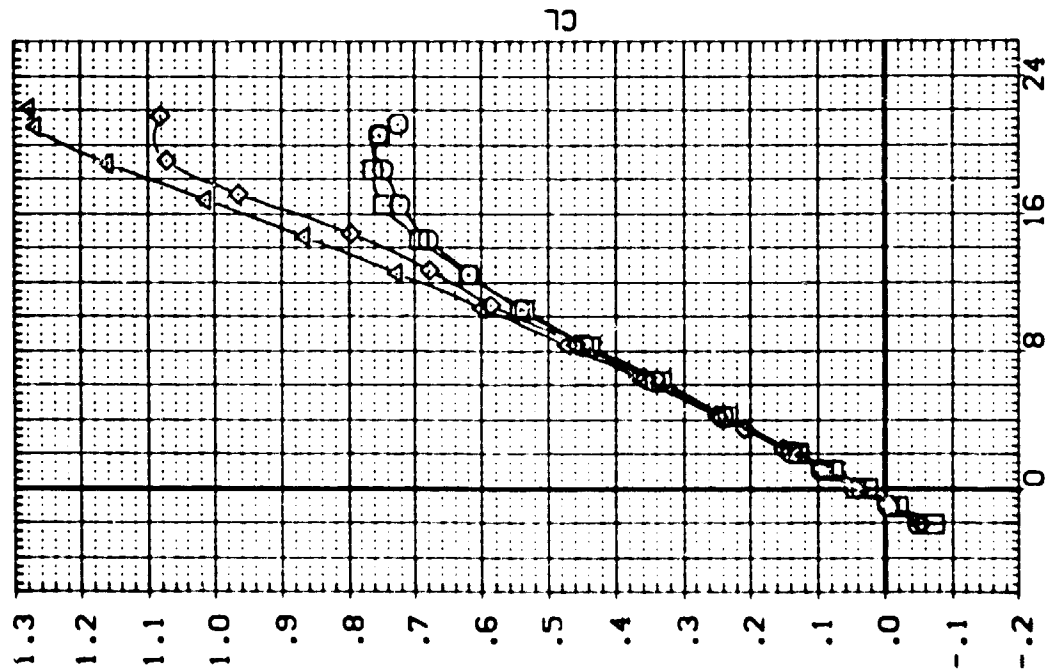
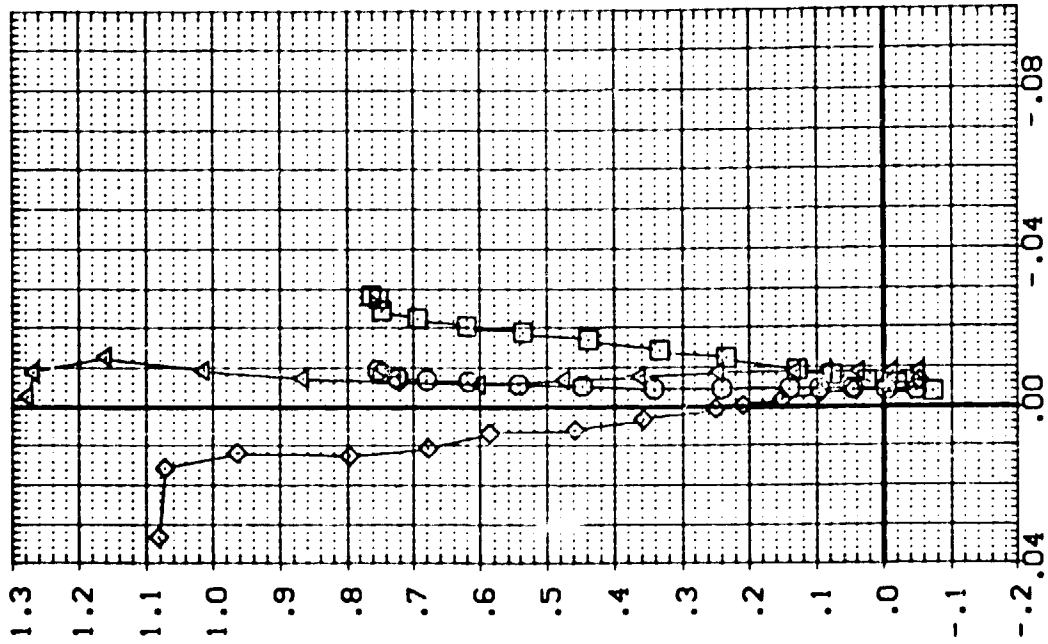


FIGURE 13. EFFECT OF WING/FILLET SECTION ON AERO CHARACTER (WING 2, 78 DEG FILLET)
 (A) MACH = .35

DATA SET SYMBOL	CONFIGURATION DESCRIPTION	WINGSC	FLTSECT	LANDWAF	REFERENCE INFORMATION
(BPS201)	LARC 8-TPT-657/660, LO-100 CRB, (SHIPS)	2.000		46.800	SREF 171.4720
(BPS202)	LARC 8-TPT-657/660, LO-100 CRB, (SHIPS)	2.000		46.800	LREF 25.5100
(BPS203)	LARC 8-TPT-657/660, LO-100 CRB, (SHIPS)	2.000	1.000	78.000	NCHES 20.3397
(BPS208)	LARC 8-TPT-657/660, LO-100 CRB, (SHIPS)	2.000	3.100	70.000	NCHES 16.8356
					VMRP .0000
					ZMRP .0000
					SCALE .0188
					SCALE

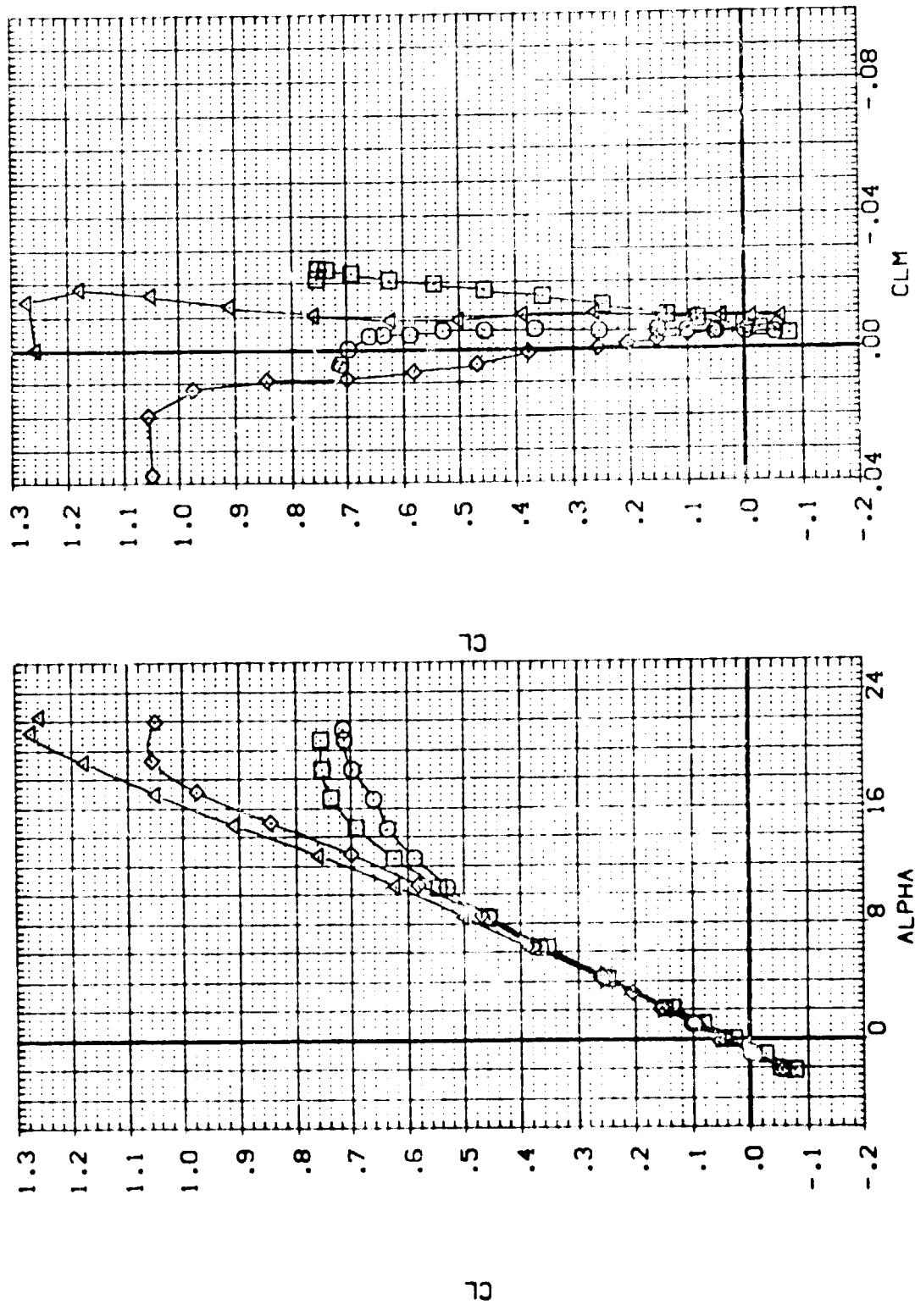


FIGURE 13. EFFECT OF WING/FILLET SECTION ON AERO CHARACT (WING 2, 78 DEG FILLET)
 (B)MACH = .60

DATA SET SYMBOL	CONFIGURATION DESCRIPTION	WINGNO	VINGSC	FLT SCT	LAMDAF	REFERENCE INFORMATION
(BPS201)	LARC 8-TPT-657/660, LO-100 ORB. (SHIPS)	2.000	1.000		46.800	SREF 171.4720 SQ. IN.
(BPS202)	LARC 8-TPT-657/660, LO-100 ORB. (SHIPS)	2.000	2.000		46.800	LREF 25.5100 INCHES
(BPS207)	LARC 8-TPT-657/660, LO-100 ORB. (SHIPS)	2.000	1.000	1.000	78.000	SREF 20.3597 INCHES
(BPS208)	LARC 8-TPT-657/660, LO-100 ORB. (SHIPS)	2.000	2.000	3.000	78.000	XMRP 16.8366 INCHES
						YMRP .0000 INCHES
						ZMRP .0000 INCHES
						SCALE .0188
						SCALE

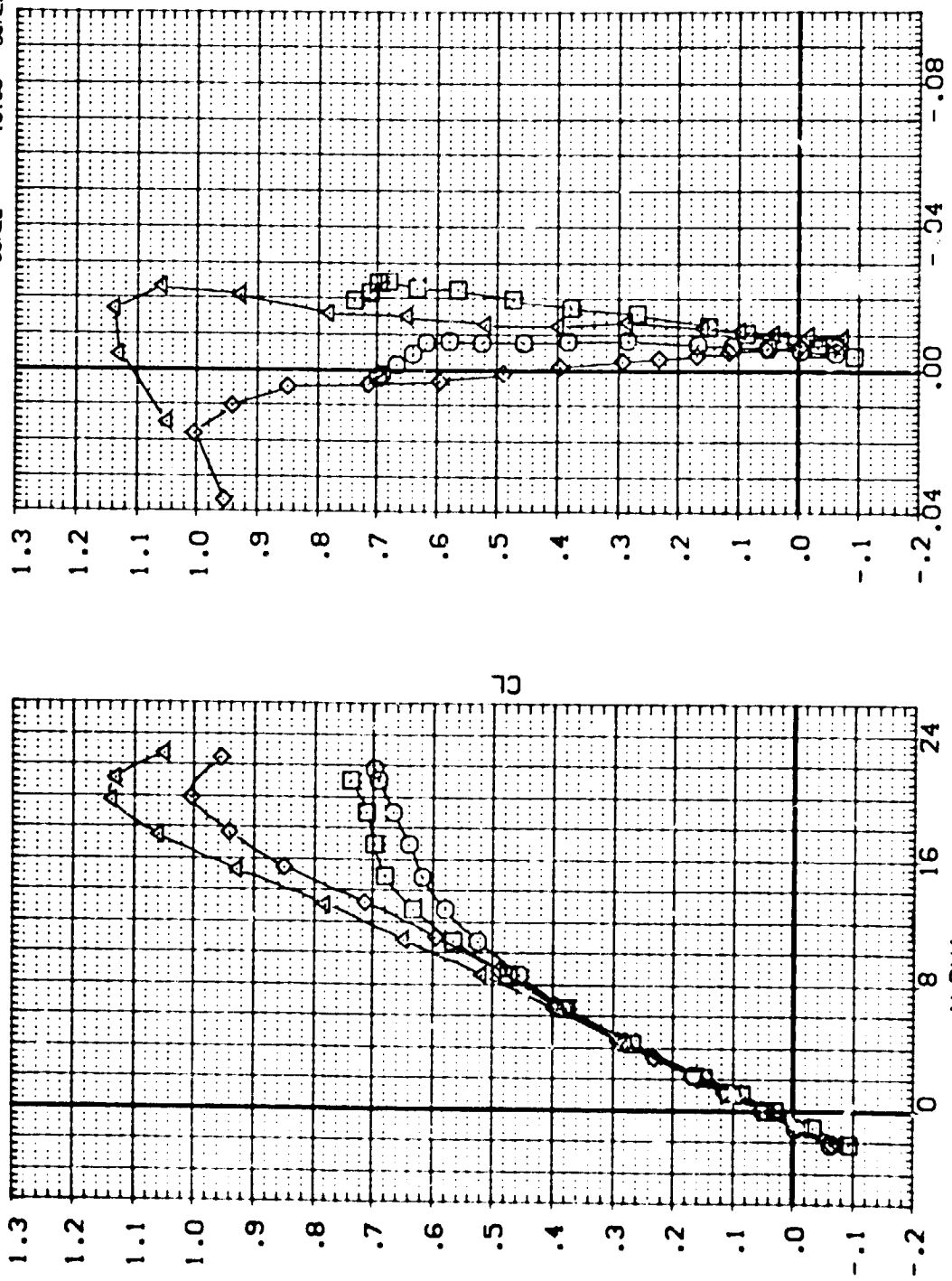


FIGURE 13. EFFECT OF WING/FILLET SECTION ON AERO CHARACT (WING 2, 78 DEG FILLET)

(C)MACH = .80

DATA SET SYMBOL	CONFIGURATION DESCRIPTION	REFERENCE INFORMATION
(#S201)	LARC 8-TPT-657/660, LO-100 CRB. (SHIPS)	SREF 171.4720 SO. IN.
(#S202)	LARC 8-TPT-657/660, LO-100 CRB. (SHIPS)	LREF 25.5100 INCHES
(#S207)	LARC 8-TPT-657/660, LO-100 CRB. (SHIPS)	BREF 26.7597 INCHES
(#S208)	LARC 8-TPT-657/660, LO-100 CRB. (SHIPS)	XMRP 16.8366 INCHES
		ZMRP .0000 INCHES
		SCALE .0188 SCALE

WINGNO	WINGSC	FLTSCT	LAMDAF
2.000	1.000	46.800	46.800
2.000	2.000	1.000	46.800
2.000	1.000	3.000	78.000
2.000	2.000		78.000

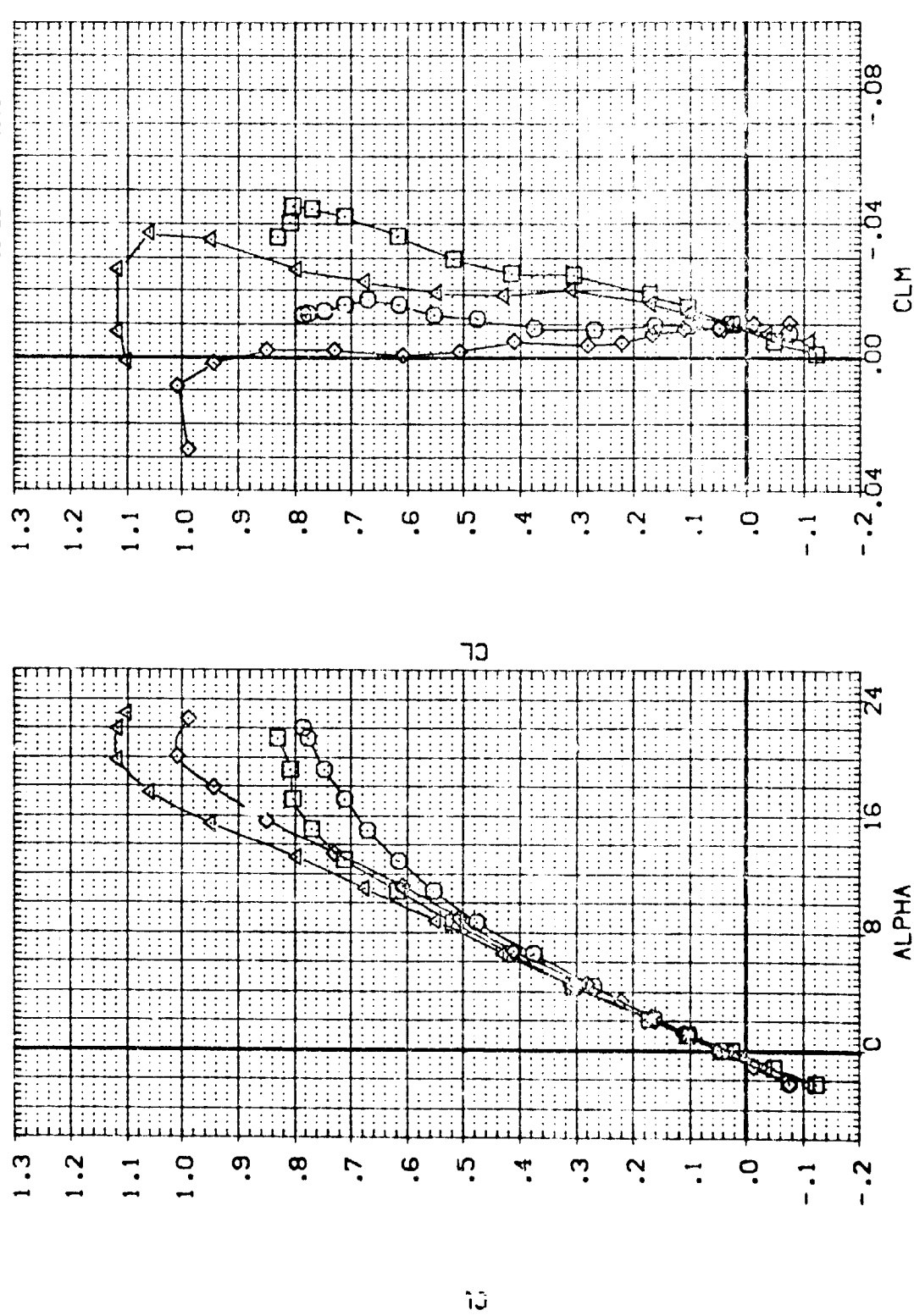


FIGURE 13. EFFECT OF WING/FILLET SECTION ON AERO CHARACT (WING 2, 78 DEG FILLET)
 (D)MACH = .90
 PAGE 382

DATA SET SYMBOL	CONFIGURATION DESCRIPTION	WINGNO	WINGSC	FLTSC	LANDAF	REFERENCE INFORMATION
(BPS201)	LARC 8-TPT-657/660.L0-100 DRB. (SHIPS)	2.000	1.000		46.800	SREF 171.4720 50. IN.
(BPS202)	LARC 8-TPT-657/660.L0-100 DRB. (SHIPS)	2.000	2.000		46.800	LREF 25.5100 INCHES
(BPS207)	LARC 8-TPT-657/660.L0-100 DRB. (SHIPS)	2.000	1.000	1.000	78.000	BREF 20.3597 INCHES
(BPS208)	LARC 8-TPT-657/660.L0-100 DRB. (SHIPS)	2.000	2.000	3.000	78.000	XPRP 16.8366 INCHES
						YMRP .0000 INCHES
						ZMRP .0000 INCHES
						SCALE .0188

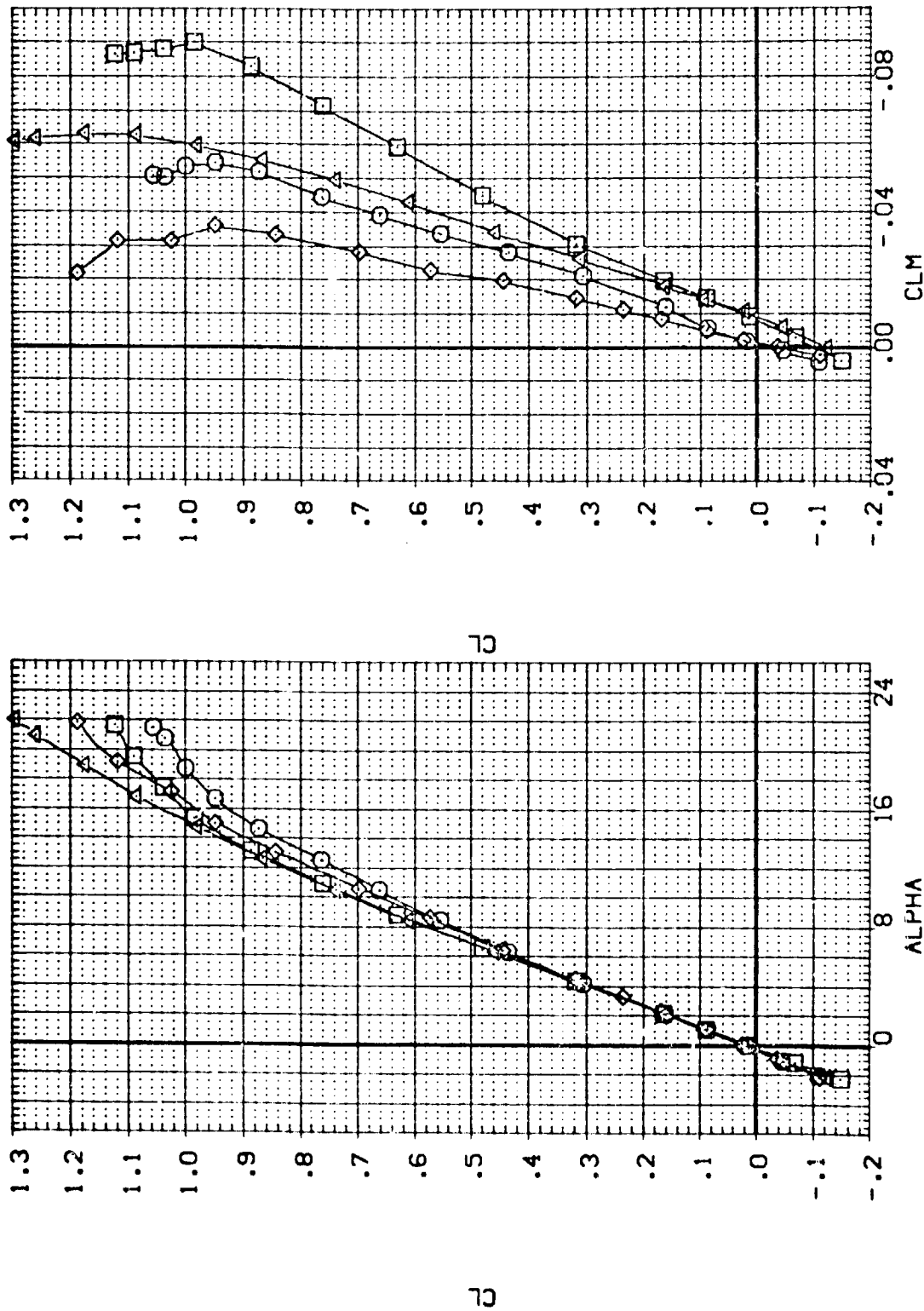


FIGURE 13. EFFECT OF WING/FILLET SECTION ON AERO CHARACT (WING 2, 78 DEG FILLET)

(E)MACH = .98

DATA SET SYMBOL

- (BPS201) □
- (BPS202) ○
- (BPS207) △
- (BPS208) ◇

CONFIGURATION DESCRIPTION

- LARC 8-TPT-657/660, LO-100 CR8, (SHIPS)
- LARC 8-TPT-657/660, LO-100 CR8, (SHIPS)
- LARC 8-TPT-657/660, LO-100 CR8, (SHIPS)
- LARC 8-TPT-657/660, LO-100 CR8, (SHIPS)

- (BV2VFB)
- (BV2VFB)
- (BV2VFB)
- (BV2VFB)

VINGND
2.000
2.000
2.000
2.000

VINGSC
1.000
2.000
1.000
2.000

FLTSC
1.000
3.000

LAMDAF
46.800
46.800
78.000
78.000

REFERENCE INFORMATION
SREF 171.4720 SO, IN.
LREF 29.5100 INCHES
BREF 20.3997 INCHES
XMRP 16.8000 INCHES
YMRP .0000 INCHES
ZMRP .0000 INCHES
SCALE .0188

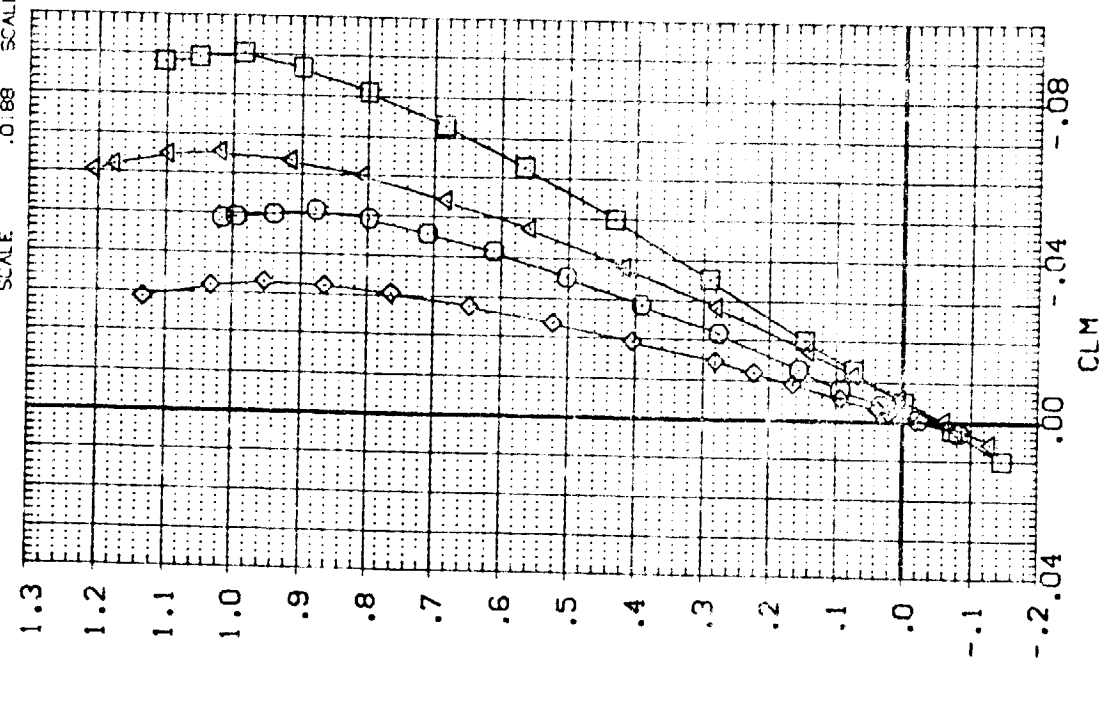
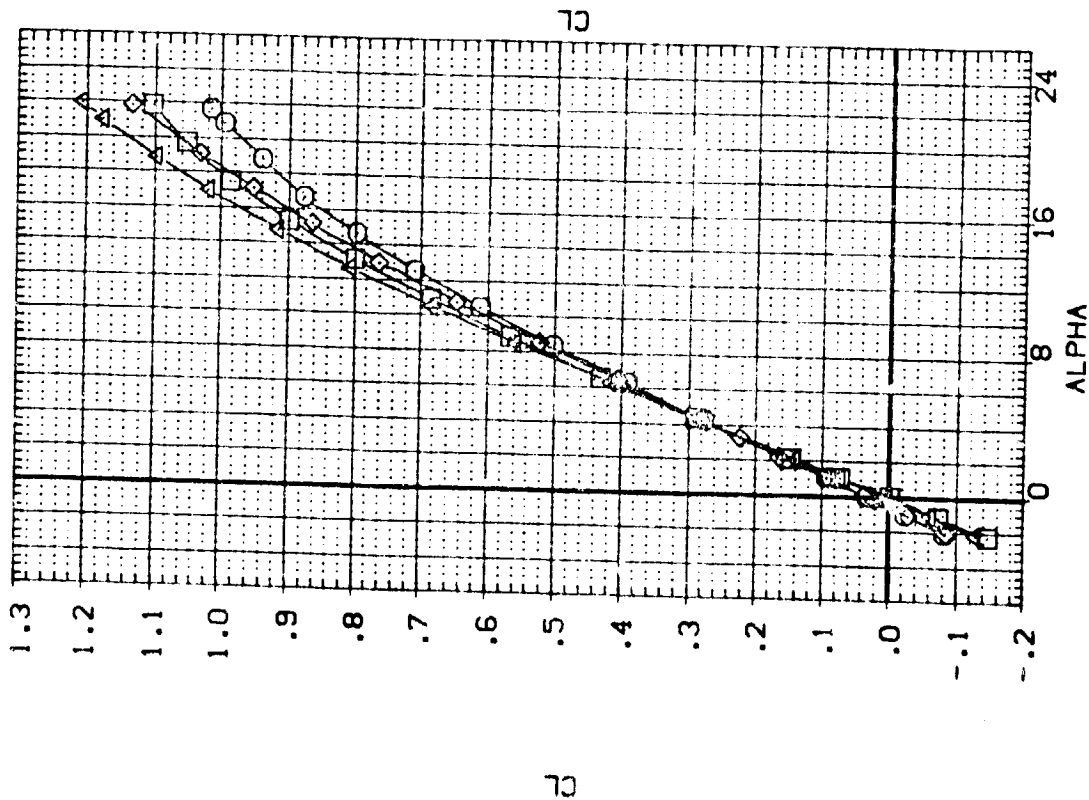


FIGURE 13. EFFECT OF WING/FILLET SECTION ON AERO CHARACTER (WING 2, 78 DEG FILLET)
(F)MACH = 1.20
PAGE 384

DATA SET SYMBOL	CONFIGURATION DESCRIPTION	WINGNO	WINGSC	FLTSCT	LAMDAF	REFERENCE INFORMATION
(BP3201)	LARC 8-TPT-657/660.L0-100 ORB.(SH)(PS)	2.000	1.000		46.800	SREF 171.4720 SQ. IN.
(BP3202)	LARC 8-TPT-657/660.L0-100 ORB.(SH)(PS)	2.000	2.000		46.800	LREF 25.5100 INCHES
(BP3207)	LARC 8-TPT-657/660.L0-100 ORB.(SH)(PS)	2.000	1.000	1.000	78.000	BREF 20.3597 INCHES
(BP3208)	LARC 8-TPT-657/660.L0-100 ORB.(SH)(PS)	2.000	2.000	3.000	78.000	XMRP 16.8366 INCHES
						ZMRP .0000 INCHES
						SCALE .0188 INCHES

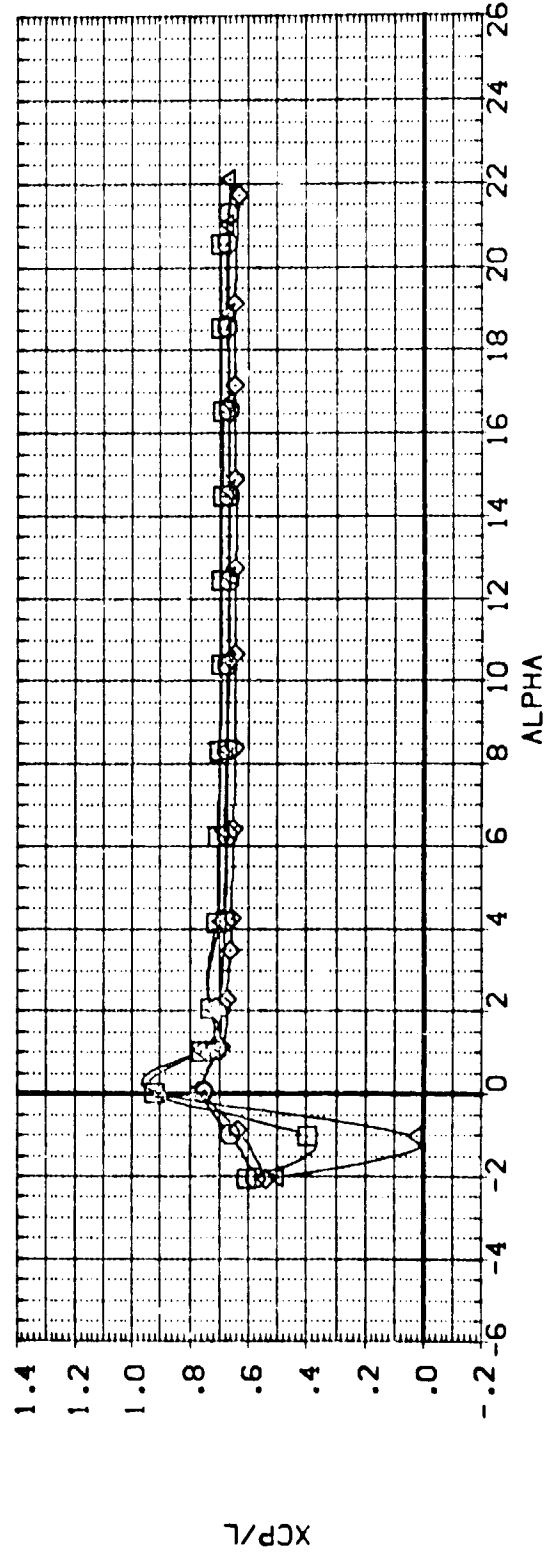
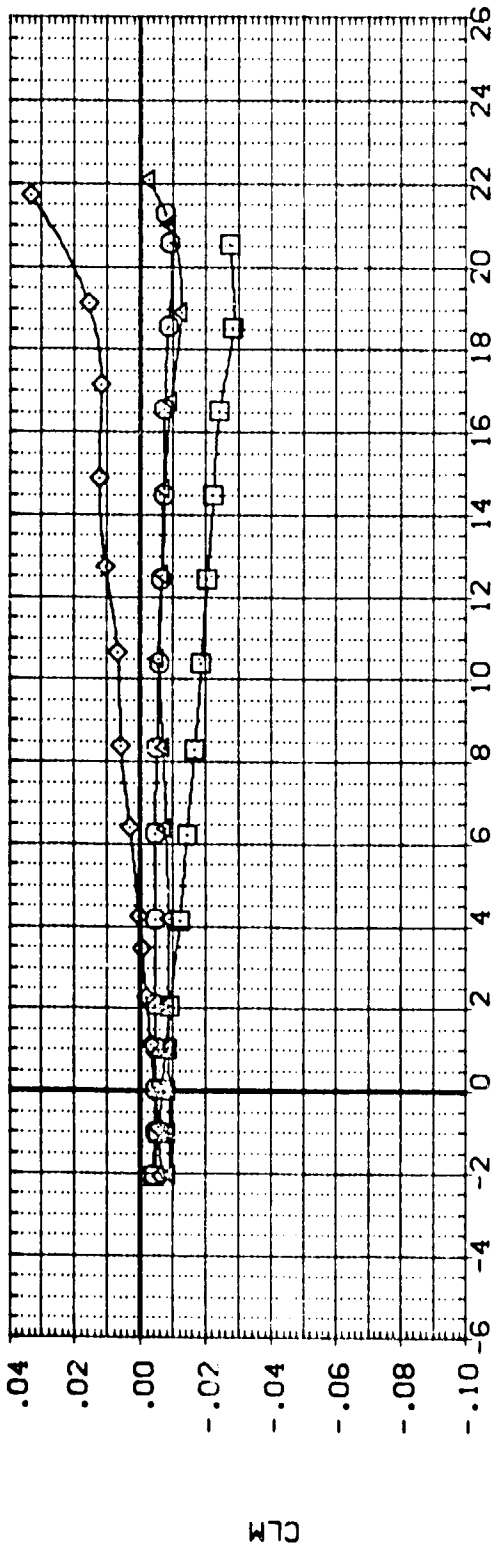


FIGURE 13. EFFECT OF WING/FILLET SECTION ON AERO CHARACT (WING 2, 78 DEG FILLET)
 (A)MACH = .35

DATA SET SYMBOL	CONFIGURATION DESCRIPTION	WING	WINGSC	FLTCT	LAMDAF	REFERENCE INFORMATION
(BPS201)	LARC 8-TPT-657/660.LO-100 DRB.(SHIPS)	2.000	1.000	46.800	SREF 171.4720	50. IN.
(BPS202)	LARC 8-TPT-657/660.LO-100 DRB.(SHIPS)	2.000	2.000	46.800	LREF 25.5100	INCHES
(BPS207)	LARC 8-TPT-657/660.LO-100 DRB.(SHIPS)	2.000	1.000	78.000	BREF 20.3597	INCHES
(BPS208)	LARC 8-TPT-657/660.LO-100 DRB.(SHIPS)	2.000	2.000	78.000	XMRP 15.8356	INCHES
					ZMRP .0000	INCHES
					SCALE .0188	SCALE

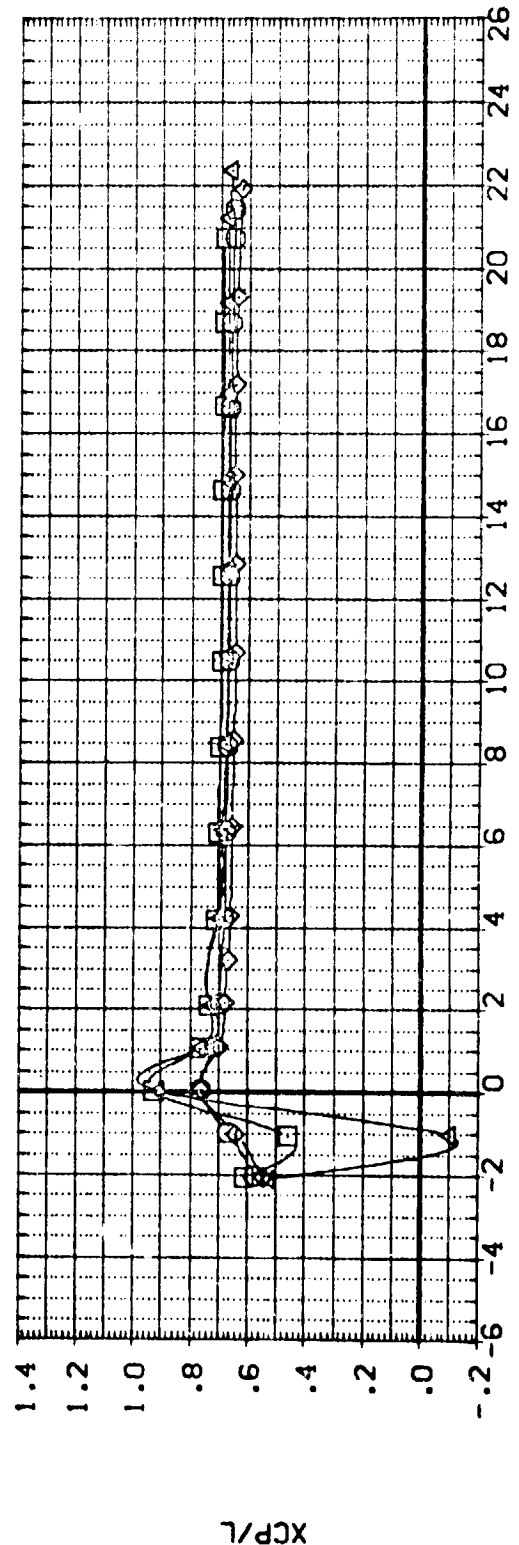
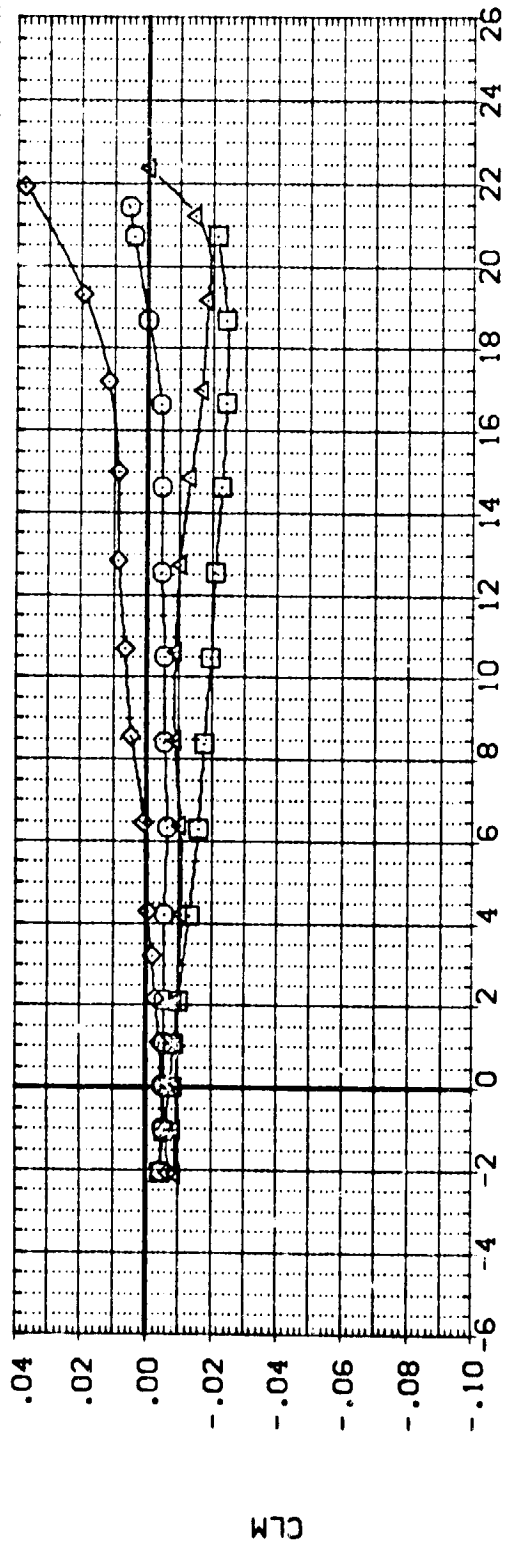


FIGURE 13. EFFECT OF WING/FILLET SECTION ON AERO CHARACT (WING 2, 78 DEG FILLET)
 (B)MACH = .60

DATA SET SYMBOL	CONFIGURATION DESCRIPTION	(BV2VFB)	WING	WINGSC	FLTSCT	LAMDAF	REFERENCE INFORMATION
(BP5201)	LARC 8-TPT-657/660, LD-100 CR8 (SHIP)	(BV2VFB)	2.000	1.000		46.800	SREF 171.4720 SO. IN.
(BP5202)	LARC 8-TPT-657/660, LD-100 CR8 (SHIP)	(BV2VFB)	2.000	2.000		46.800	LREF 25.5100 INCHES
(BP5207)	LARC 8-TPT-657/660, LD-100 CR8 (SHIP)	(BV2VFB)	2.000	1.000	1.000	78.000	BREF 20.3597 INCHES
(BP5208)	LARC 8-TPT-657/660, LD-100 CR8 (SHIP)	(BV2VFB)	2.000	2.000	3.000	78.000	YMRP 16.8356 INCHES
							ZMRP .0000 INCHES
							SCALE .0188 INCHES

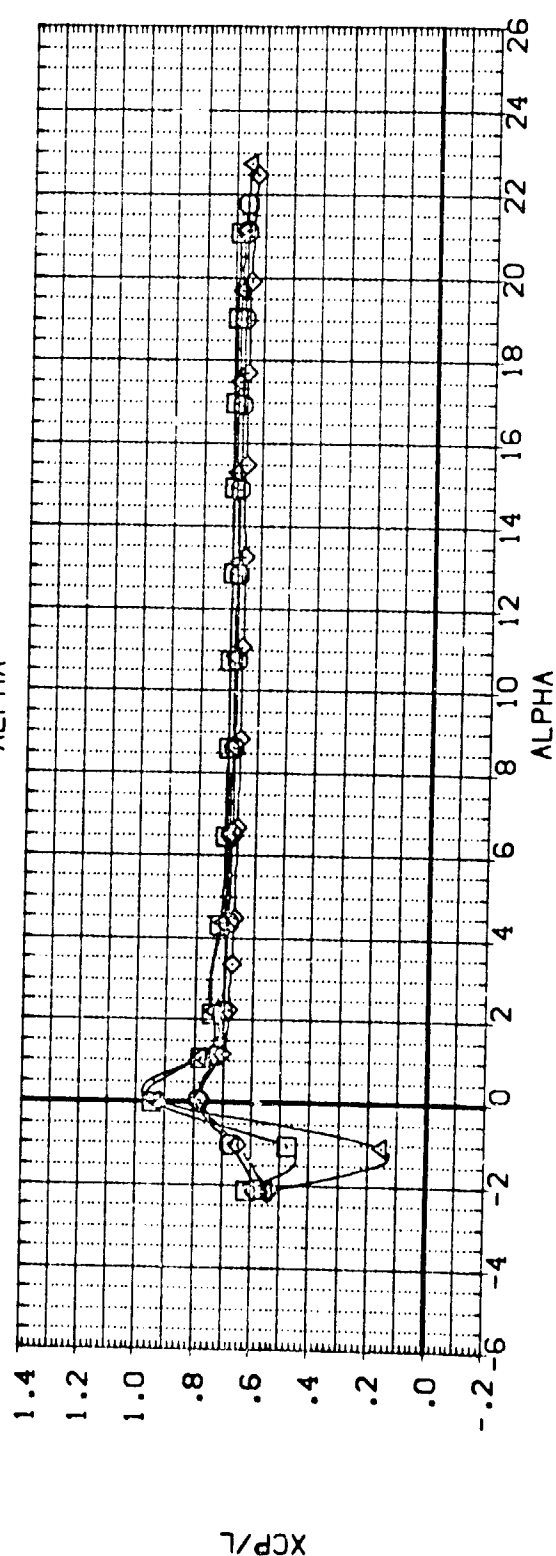
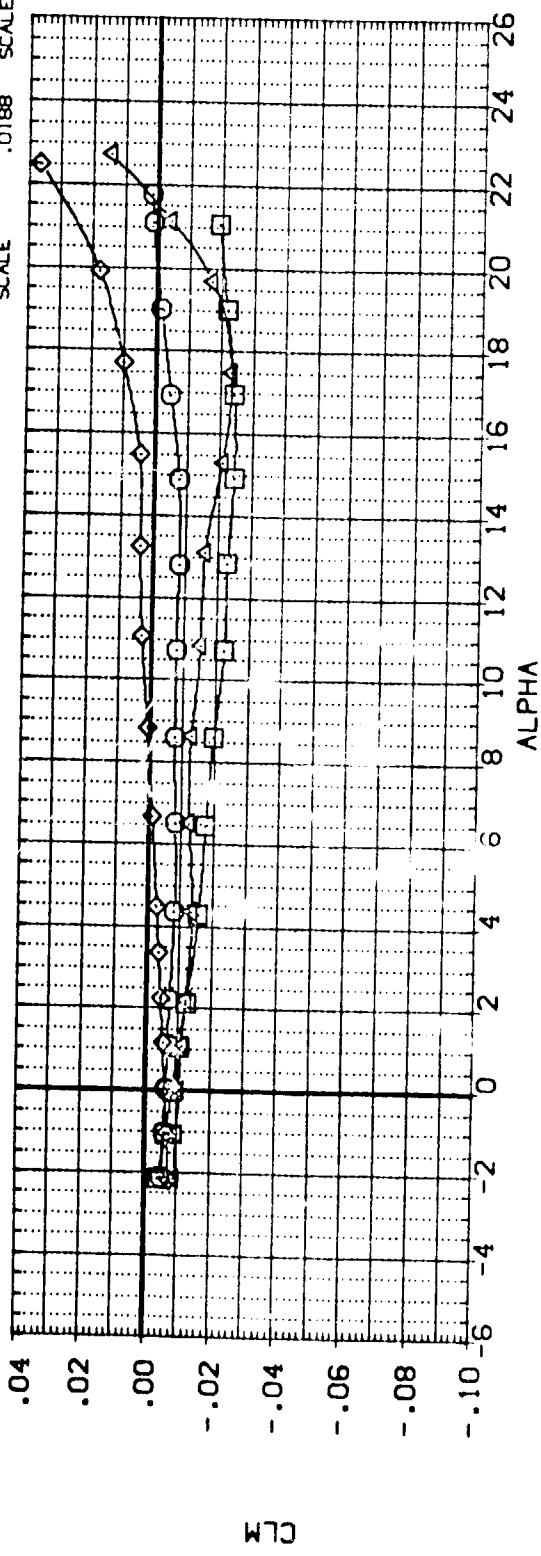


FIGURE 13. EFFECT OF WING/FILLET SECTION ON AERO CHARACTER (WING 2, 78 DEG FILLET)
 (C)MACH = .80

DATA SET SYMBOL	CONFIGURATION DESCRIPTION	(GVZVFB)	(SHIPS)	WINGND	VINGSC	FLTSCT	LAWDAF	REFERENCE INFORMATION	SO. IN.
(BP5201)	LARC 8-TPT-657/660, LO-100 CR8, (SHIPS)	(GVZVFB)	(SHIPS)	2,000	1,000		46,800	SREF	171,4720
(BP5202)	LARC 8-TPT-657/660, LO-100 CR8, (SHIPS)	(BVZVFB)	(SHIPS)	2,000	2,000		46,800	SEF	25,5100
(BP5207)	LARC 8-TPT-657/660, LO-100 CR8, (SHIPS)	(BVZVFB)	(SHIPS)	2,000	1,000	1,000	78,000	SREF	20,3397
(BP5208)	LARC 8-TPT-657/660, LO-100 CR8, (SHIPS)	(BVZVFB)	(SHIPS)	2,000	2,000	3,000	78,000	XMRP	15,9355
								YMRP	.0000
								ZMRP	.0000
								SCALE	.0188

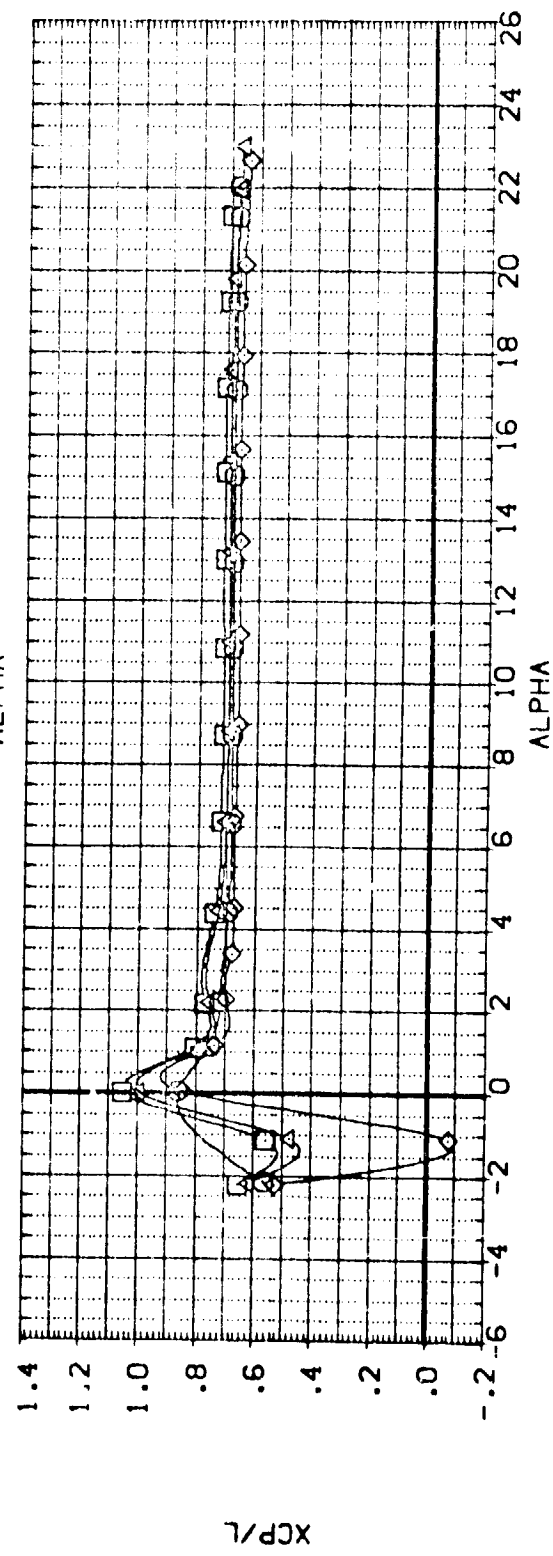
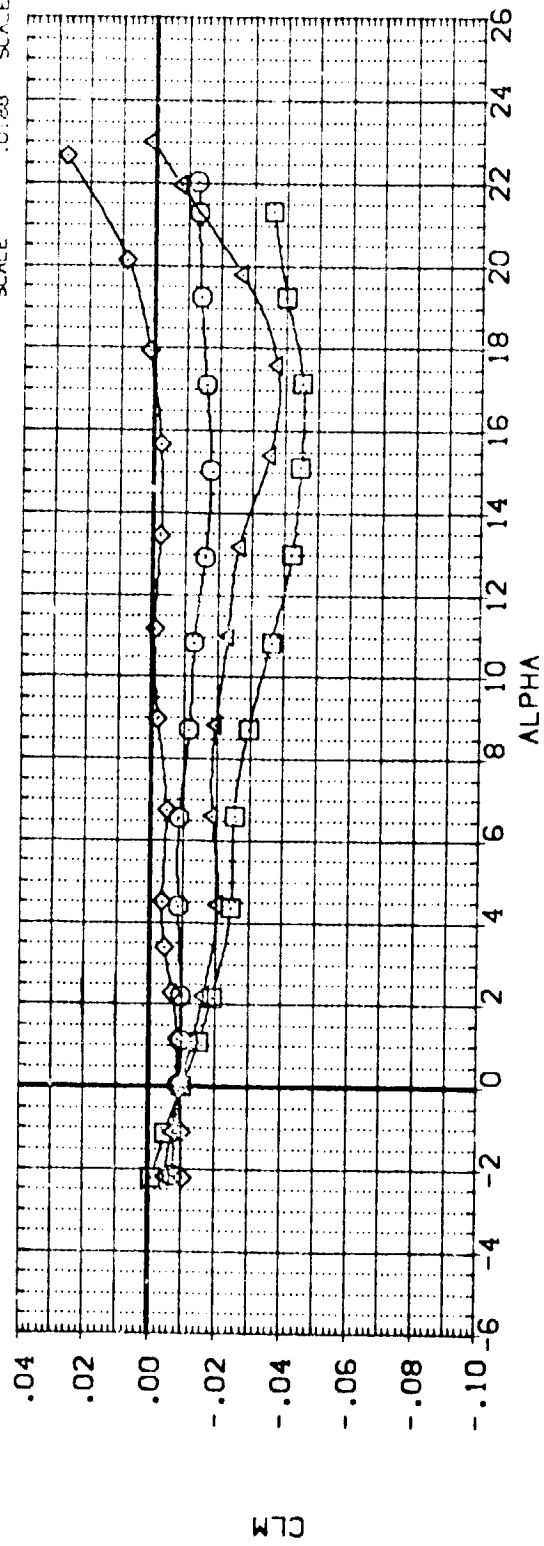


FIGURE 13. EFFECT OF WING/FILLET SECTION ON AERO CHARACT (WING 2, 78 DEG FILLET)
 (O)MACH = .90

DATA SET SYMBOL	CONFIGURATION DESCRIPTION	(BV2VFB)	WINGNO	WINGSC	FLTSCT	LAMDAF	REFERENCE INFORMATION
(BPS201)	LARC 8-TPT-657/660,LO-100 DRB.(SH)PS)	2.000	2.000	1.000	46.800	SREF	171.4720 SQ. IN.
(BPS202)	LARC 8-TPT-657/660,LO-100 DRB.(SH)PS)	2.000	2.000	2.000	46.800	LREF	25.5100 INCHES
(BPS207)	LARC 8-TPT-657/660,LO-100 DRB.(SH)PS)	2.000	2.000	1.000	78.000	BREF	20.3597 INCHES
(BPS208)	LARC 8-TPT-657/660,LO-100 DRB.(SH)PS)	2.000	2.000	3.000	78.000	XMRP	16.8356 INCHES
						YMRP	.0000 INCHES
						ZMRP	.0000 INCHES
						SCALE	.0188 SCALE

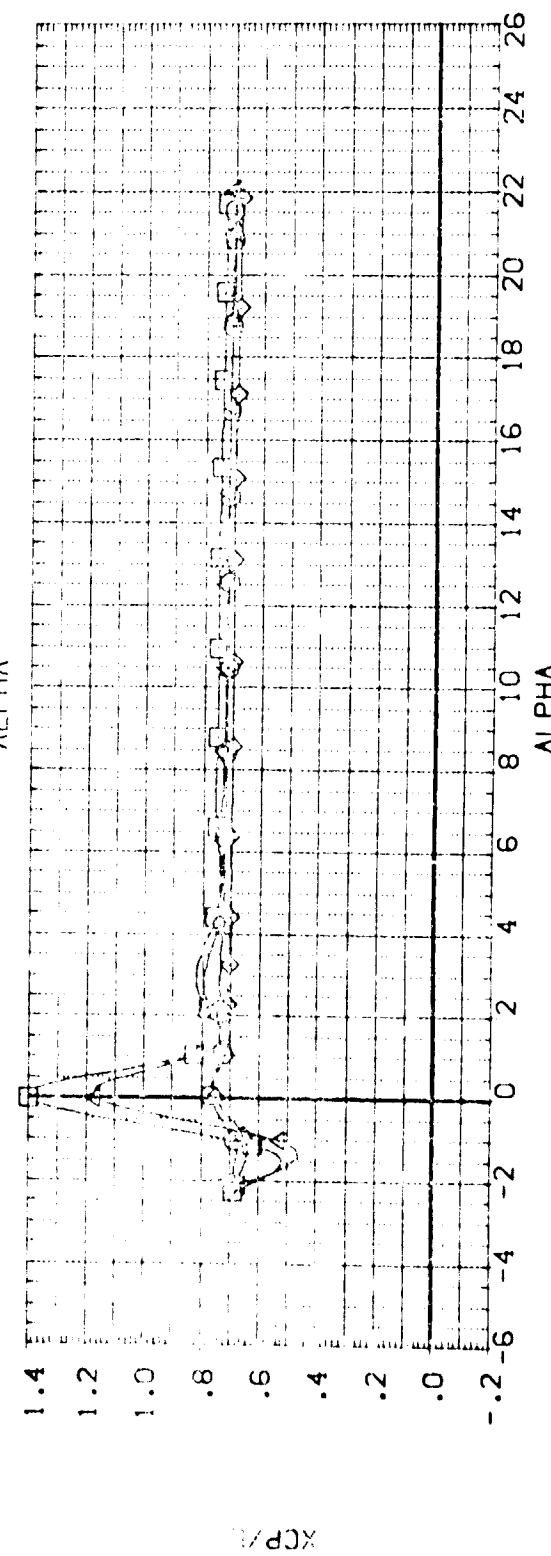
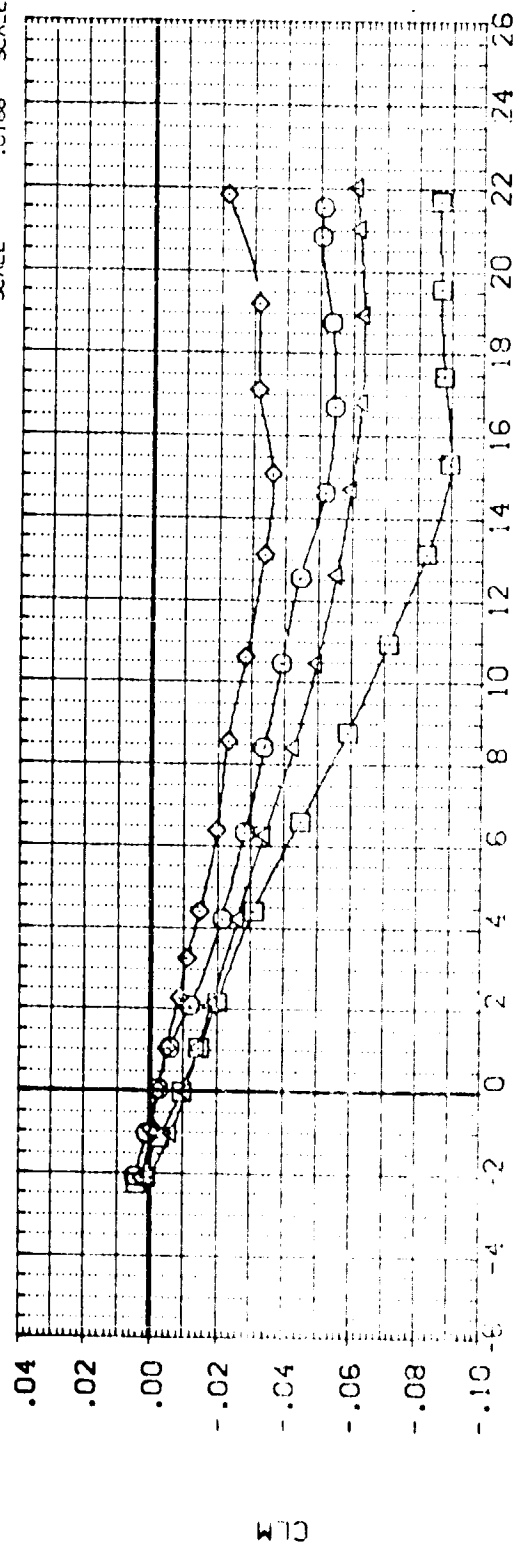


FIGURE 13. EFFECT OF WING/FILLET SECTION ON AERO CHARACT (WING 2, 78 DEG FILLET)
 (E)MACH = .98

DATA SET SYMBOL	CONF. I G U R A T I O N	D E S C R I P T I O N	W I N G S C	F L T S C T	L A M D A F	S R E F	R E F E R E N C E I N F O R M A T I O N
(BPS201)	LARC 8-TPT-657/660.LG-100	OR8 (SHIPS)	2.000	1.000	46.800	171.4720	50. IN.
(BPS202)	LARC 8-TPT-657/660.LG-100	OR8 (SHIPS)	2.000	1.000	46.800	25.5100	INCHES
(BPS207)	LARC 8-TPT-657/660.LG-100	OR8 (SHIPS)	2.000	3.000	78.000	20.2697	INCHES
(BPS208)	LARC 8-TPT-657/660.LG-100	OR8 (SHIPS)	2.000	3.000	78.000	15.8155	INCHES
						.0000	INCHES
						.0000	INCHES
						.0188	SCALE

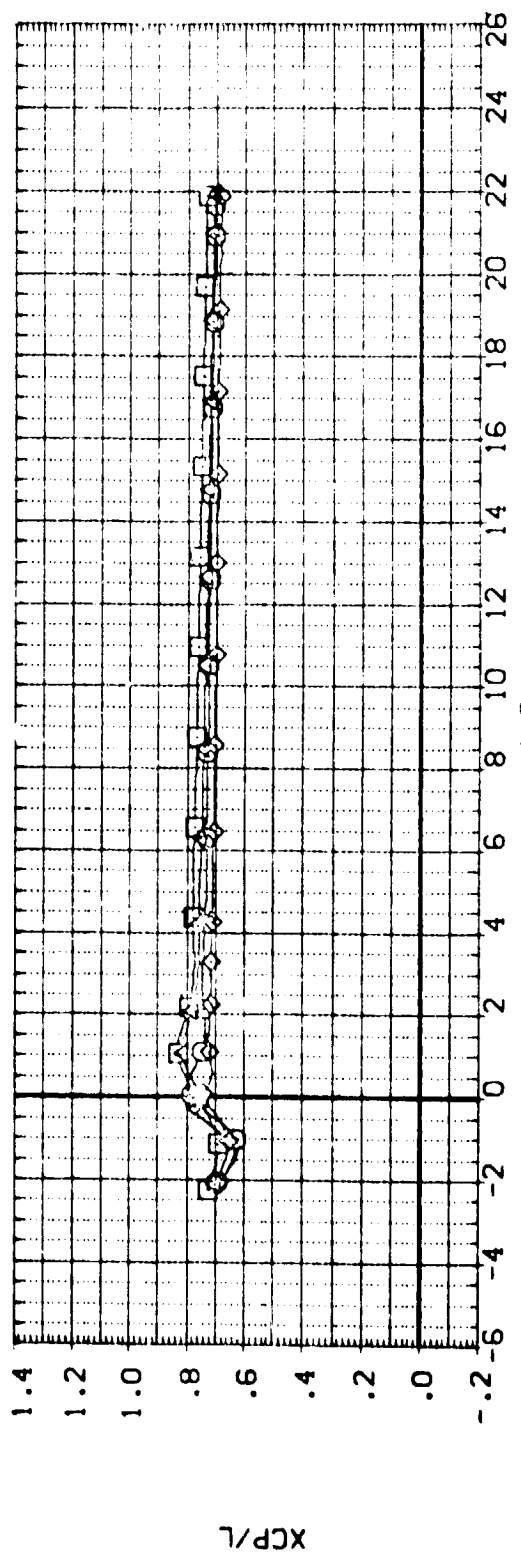
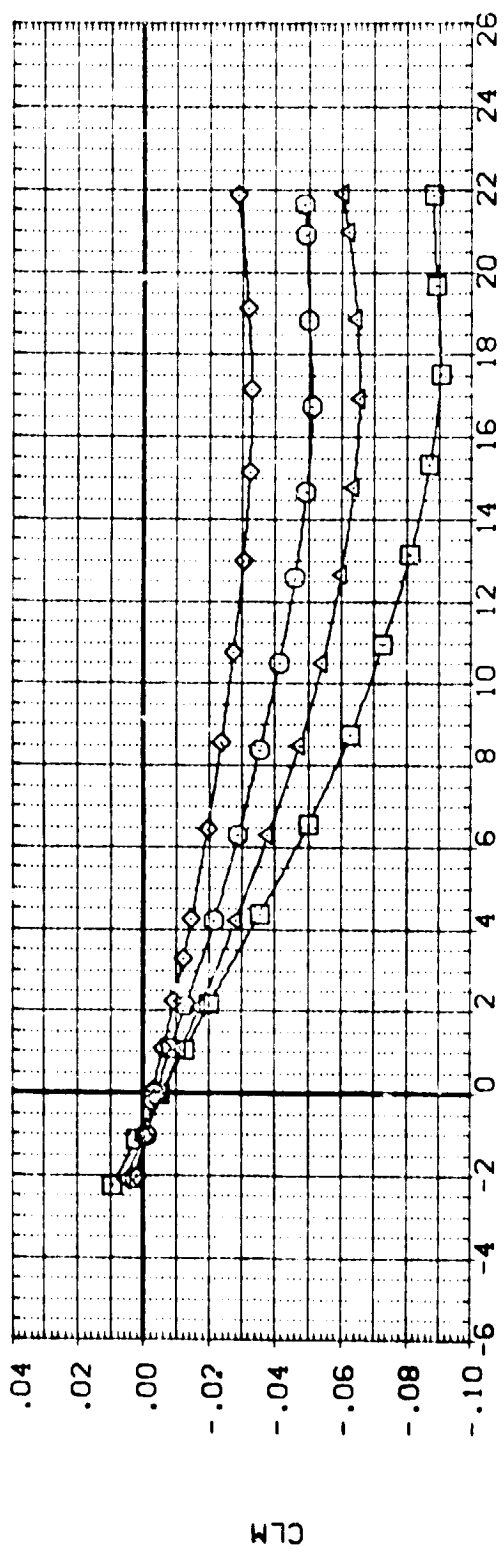


FIGURE 13. EFFECT OF WING/FILLET SECTION ON AERO CHARACT (WING 2, 78 DEG FILLET)
 (F)MACH = 1.20
 PAGE 390

DATA SET SYMBOL	CONFIGURATION DESCRIPTION	WINGNO	WINGSC	FLTSCT	LAMDAF	REFERENCE INFORMATION
(BPS301)	LARC 8-TPT-657/660.L0-100 DR8.(SH)PS	3.000	1.000		35.000	SREF 173.1312 50.IN.
(BPS302)	LARC 8-TPT-657/660.L0-100 DR8.(SH)PS	3.000	2.000		35.000	LREF 25.5100 INCHES
(BPS303)	LARC 8-TPT-657/660.L0-100 DR8.(SH)PS	3.000	1.000	1.000	60.000	BREF 20.9093 INCHES
(BPS304)	LARC 8-TPT-657/660.L0-100 DR8.(SH)PS	3.000	2.000	3.000	60.000	XMRP 18.8363 INCHES
						ZMRP .0000 INCHES
						SCALE .0189 INCHES

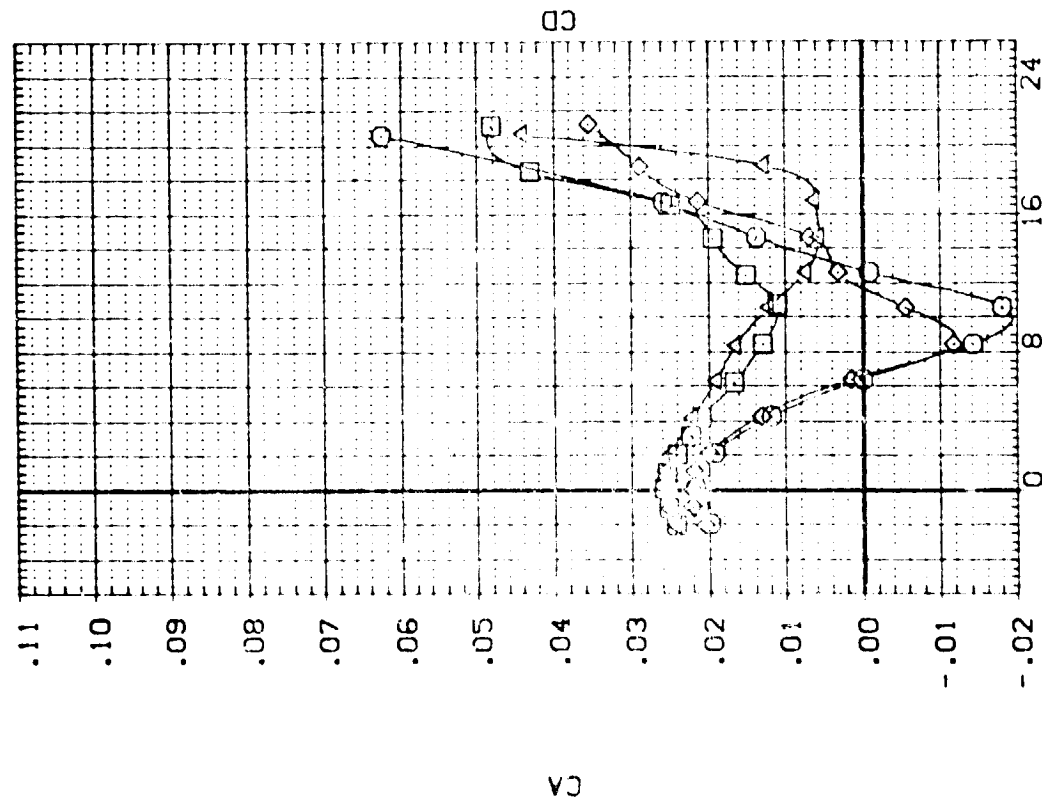
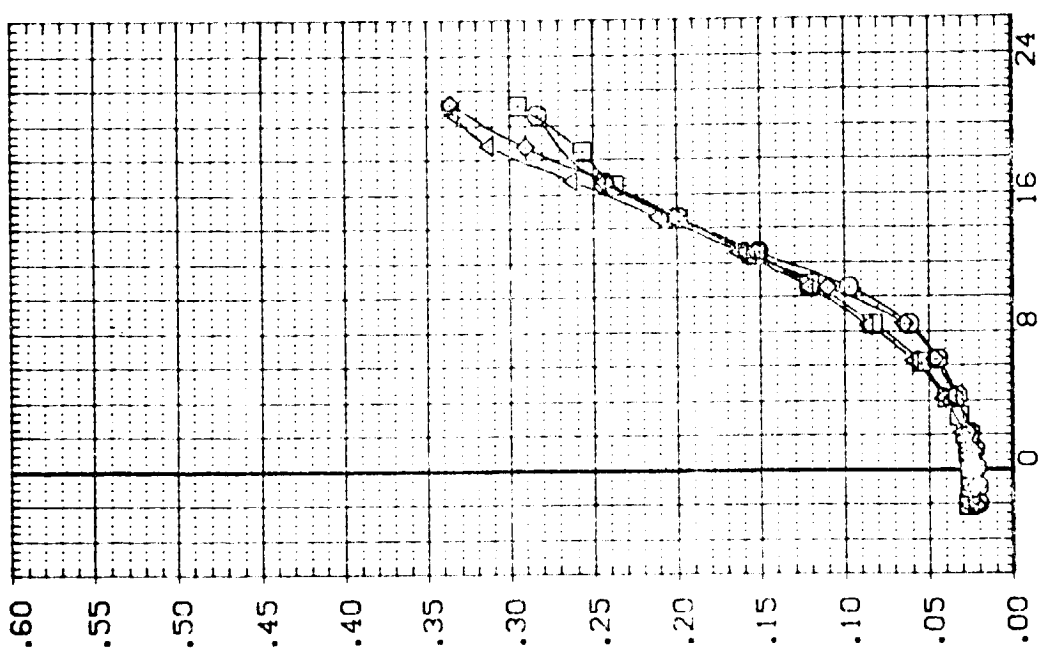


FIGURE 14. EFFECT OF WING/FILLET SECTION ON AERO CHARACT (WING 3, 60 DEG FILLET)

DATA SET SYMBOL

CONFIGURATION DESCRIPT, %
 LARC 8-TPT-657/660, LO-100 DRB (SHIPS)
 LARC 8-TPT-657/660, LO-100 DRB (SHIPS)
 LARC 8-TPT-657/660, LO-100 DRB (SHIPS)
 LARC 8-TPT-657/660, LO-100 DRB (SHIPS)

(BP5301)
 (BP5302)
 (BP5303)
 (BP5304)

WINGND 3.000
 3.000
 3.000
 3.000
 3.000

VINGSC 1.000
 2.000
 1.000
 3.000
 2.000

FLTSC 1.000
 3.000

LAMPDF 35.000
 35.000
 60.000
 60.000

REFERENCE INFORMATION
 SREF 173.1312 50. IN.
 LREF 25.5100 INCHES
 BREF 20.9096 INCHES
 XMRP 18.8366 INCHES
 ZMRP .0000 INCHES
 SCALE .0000 INCHES
 .0188 SCALE

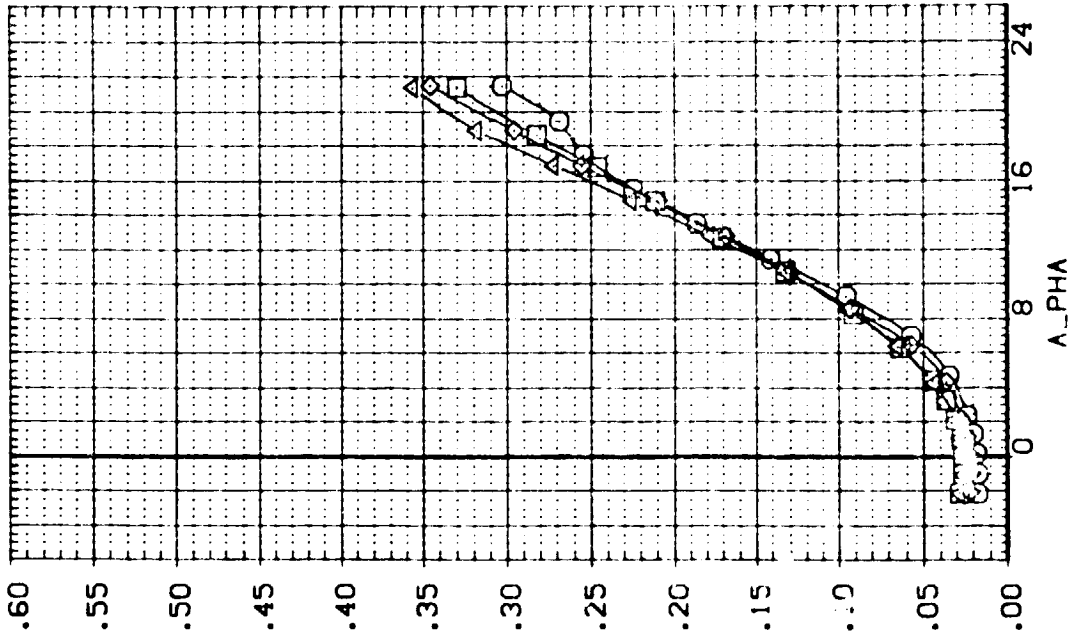
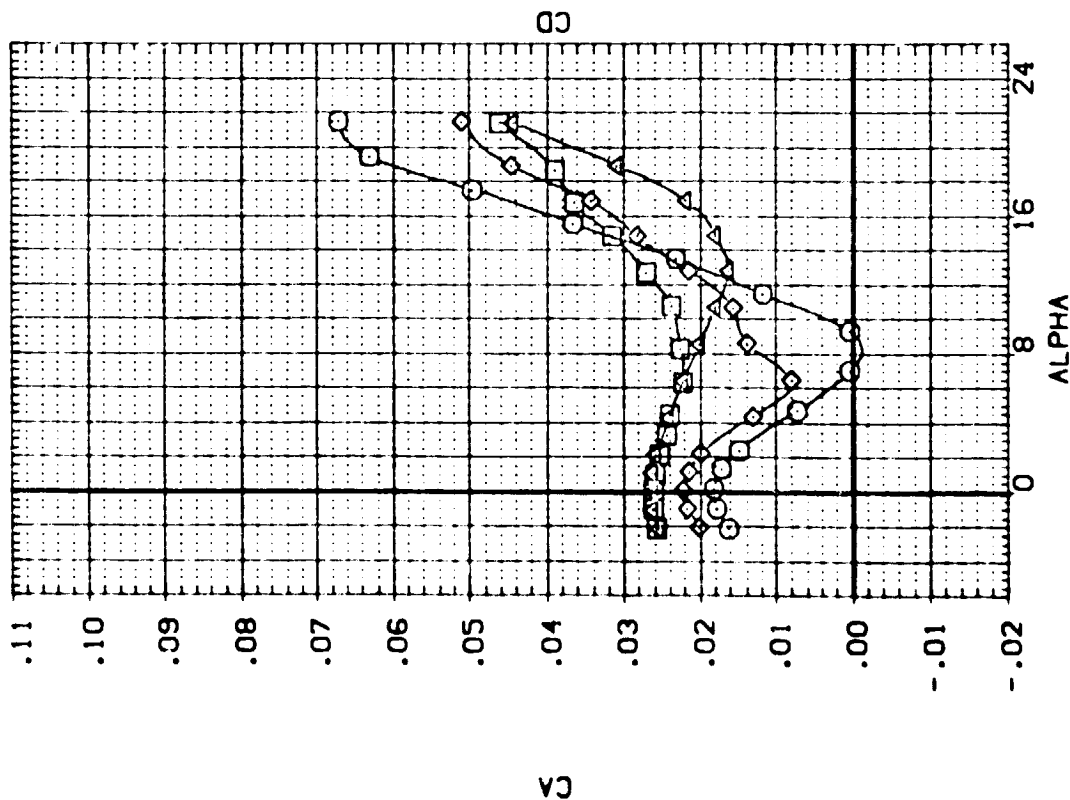


FIGURE 14. EFFECT OF WING/FILLET SECTION ON AERO CHARACTER (WING 3, 60 DEG FILLET)
 (B)MACH = .60

DATA SET SYMBOL	CONFIGURATION DESCRIPTION	WINGNO	VINGSC	FLTSCT	LAMDAF	REFERENCE INFORMATION
(BPS301)	LARC 8-TPT-657/660.LD-100 CR8.(SH)PS	3.000	1.000		35.000	SREF 173.1312 50. IN
(BPS302)	LARC 8-TPT-657/660.LD-100 CR8.(SH)PS	3.000	2.000		35.000	LREF 25.5100 INCHES
(BPS303)	LARC 8-TPT-657/660.LD-100 CR8.(SH)PS	3.000	1.000	1.000	60.000	BREF 20.8096 INCHES
(BPS304)	LARC 8-TPT-657/660.LD-100 CR8.(SH)PS	3.000	2.000	3.000	60.000	YMRP 18.8366 INCHES
						ZMRP .0000 INCHES
						SCALE .0188

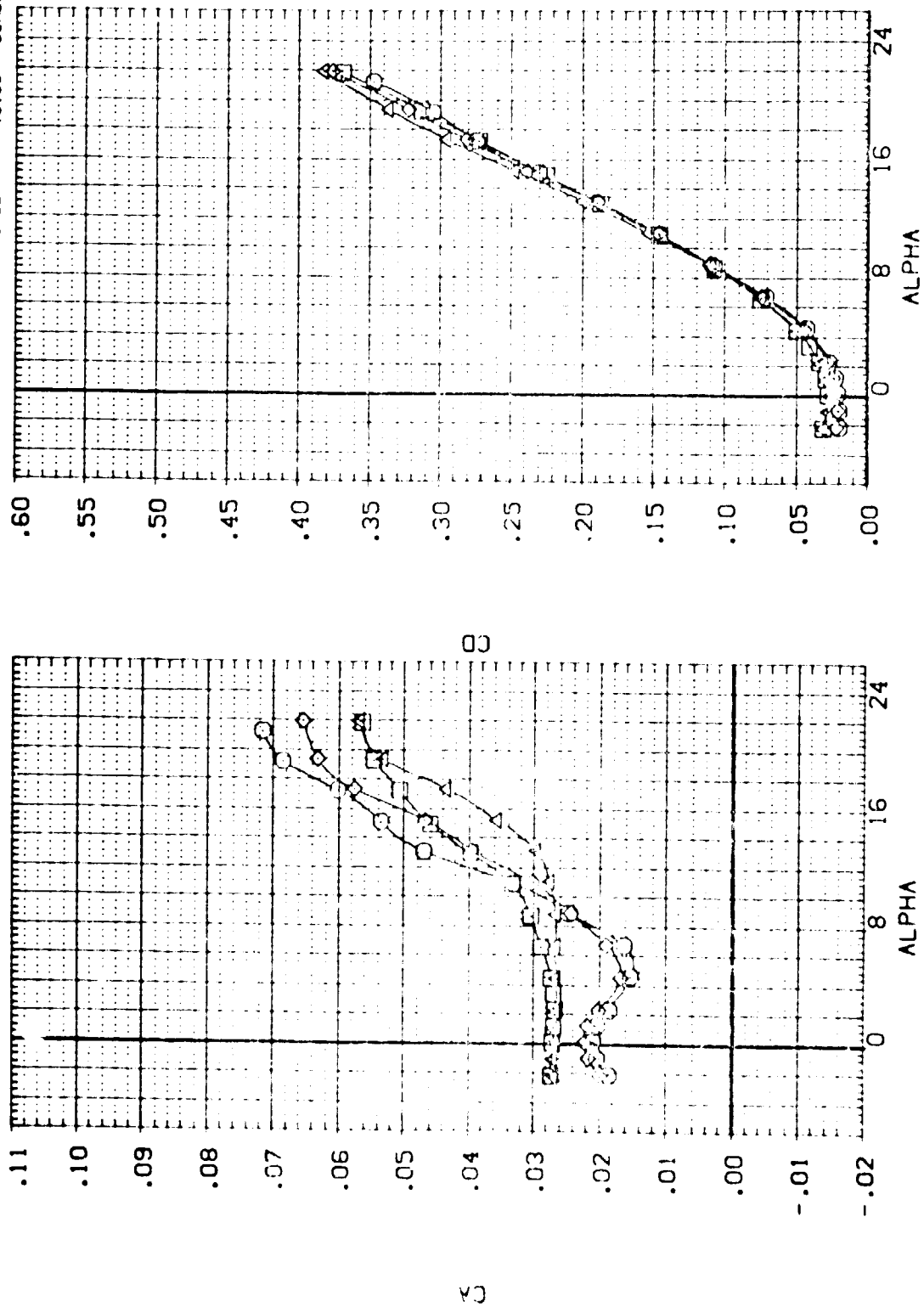


FIGURE 14. EFFECT OF WING/FILLET SECTION ON AERO CHARACT (WING 3, 60 DEG FILLET)

(C)MACH = .80

DATA SET SYMBOL CONFIGURATION DESCRIPTION

(BPS301) LARC 8-TPT-657/660, LG-100 DRB (SHIPS) (BW3VFB)
 (BPS302) LARC 8-TPT-657/660, LG-100 DRB (SHIPS) (BW3VFB)
 (BPS303) LARC 8-TPT-657/660, LG-100 DRB (SHIPS) (BW3VFB)
 (BPS304) LARC 8-TPT-657/660, LG-100 DRB (SHIPS) (BW3VFB)

WINGND 3.000 WINGSC 1.000 FLTSC 25.000 LAMDAF 173.132 SQ. IN. INCHES
 3.000 2.000 1.000 25.000 LREF 25.510 INCHES
 3.000 1.000 3.000 61.000 BREF 21.5036 INCHES
 3.000 2.000 3.000 61.000 XREF 18.5256 INCHES
 YMRP .0000 INCHES
 ZMRP .0000 INCHES
 SCALE .0188 INCHES

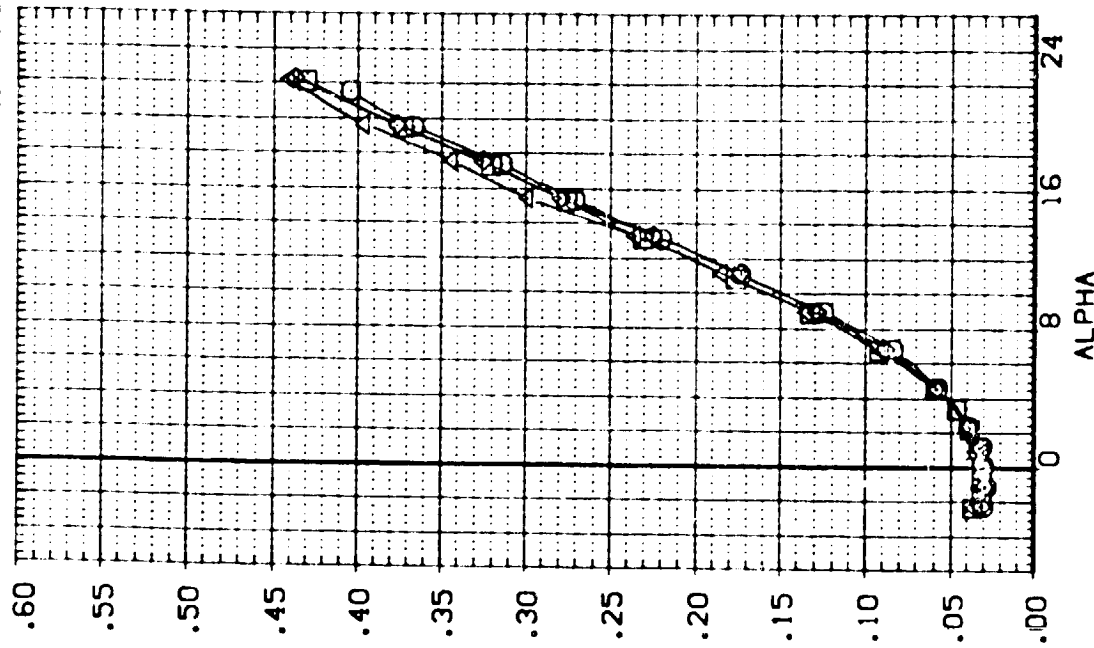
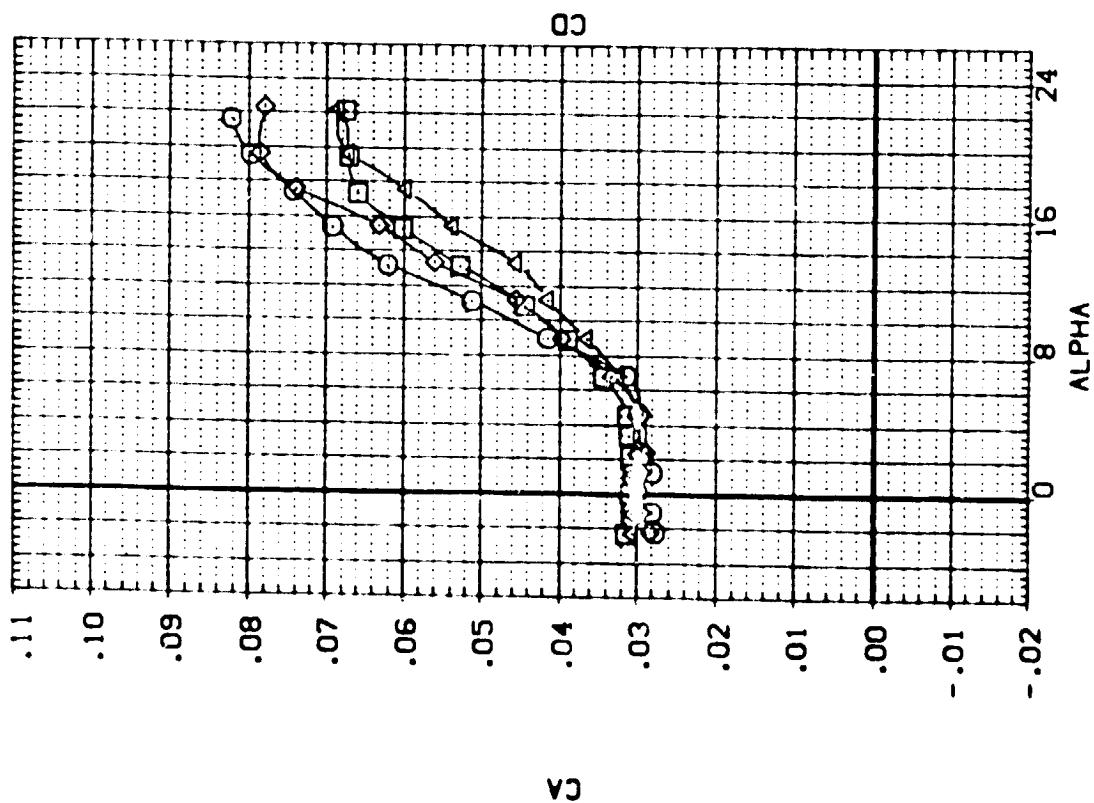


FIGURE 14. EFFECT OF WING/FILLET SECTION ON AERO CHARACTER (WING 3, 60 DEG FILLET)

(O)MACH = .90

DATA SET SYMBOL	CONFIGURATION DESCRIPTION	(BV3VFB)	(SHIPS)	(SHIPS)	(BV3VFB)	WINGMG	VINGSC	FLTSCT	LAMDAF	REFERENCE INFORMATION
(BP5301)	LARC 8-TPT-657/660, LO-100	(BV3VFB)	(SHIPS)	(SHIPS)	(BV3VFB)	3.000	1.000		35.000	SREF 173.1312 SO. IN.
(BP5302)	LARC 8-TPT-657/660, LO-100	(BV3VFB)	(SHIPS)	(SHIPS)	(BV3VFB)	3.000	2.000		35.000	LREF 25.5100 INCHES
(BP5303)	LARC 9-TPT-657/660, LO-100	(BV3VFB)	(SHIPS)	(SHIPS)	(BV3VFB)	3.000	1.000	1.000	60.000	BRREF 20.9096 INCHES
(BP5304)	LARC 8-TPT-657/660, LO-100	(BV3VFB)	(SHIPS)	(SHIPS)	(BV3VFB)	3.000	2.000	3.000	60.000	YMRP 18.8366 INCHES
										ZMRP .0000 INCHES
										SCALE .3188 INCHES

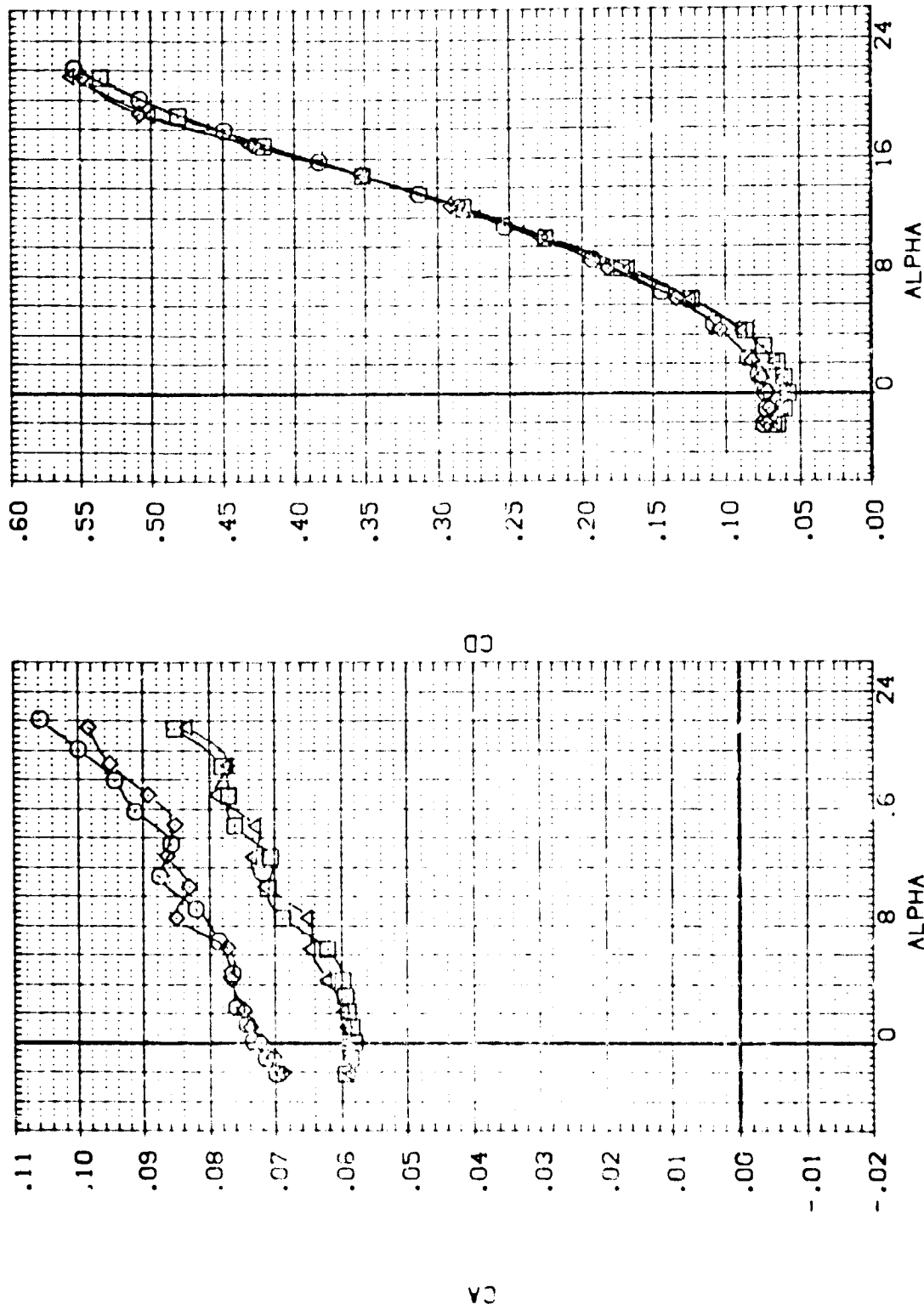


FIGURE 14. EFFECT OF WING/FILLET SECTION ON AERO CHARACT (WING 3, 60 DEG FILLET)

DATA SET SYMBOL CONFIGURATION DESCRIPTION (B /FB) REFERENCE INFORMATION

(B95301) LARC 8-TPT-657/660, LO-100 C58 (S4)PS SRE 1.3, 1.712 50 IN.

(B95302) LARC 8-TPT-657/660, LO-100 C59 (S4)PS LREF 20.5, 100 100 IN.

(B95303) LARC 8-TPT-657/660, LO-100 C58 (S4)PS BREF 20.5, 100 100 IN.

(B95304) LARC 8-TPT-657/660, LO-100 C59 (S4)PS XAPP 10, 9.365 10 IN.

WINGNO WINGSC FLTSCT LAMDAF SCALE

3,000 1,000 35,000 .0188

3,000 2,000 33,000

3,000 1,000 1,000 50,000

3,000 2,000 3,000 50,000

YMRP ZMRP INCHES SCALE

.0000 .0000 INCHES

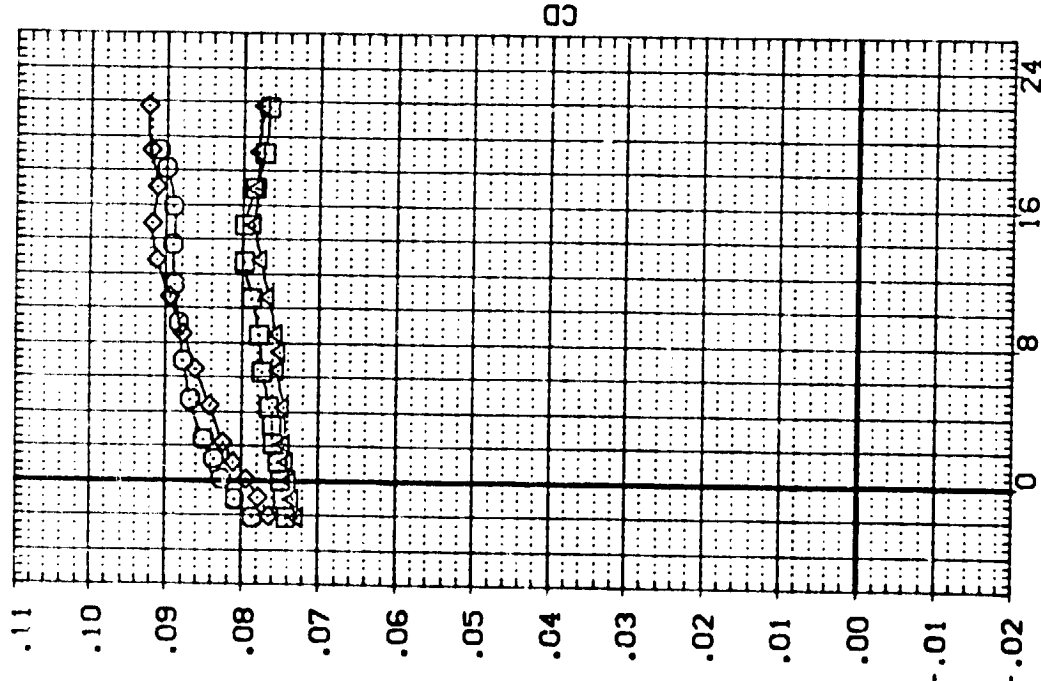
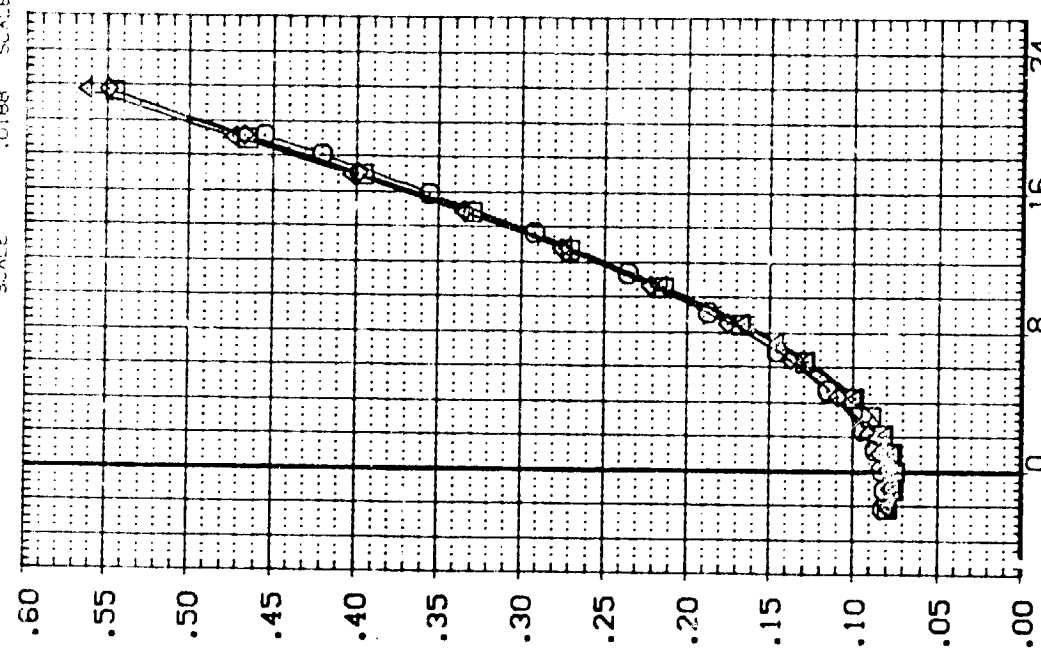


FIGURE 14. EFFECT OF WING/FILLET SECTION ON AERO CHARACTER (WING 3, 60 DEG FILLET)
 (F)MACH = 1.20

DATA SET SYMBOL	CONFIGURATION DESCRIPTION	WINGND	WINGSC	FLTSCT	LAMDAF	REFERENCE INFORMATION
(BPS301)	LARC 8-TPT-657/660.L0-100 DRB.(SHIPS)	3.000	1.000		35.000	SREF 173.1312 50. IN.
(BPS302)	LARC 8-TPT-657/660.L0-100 DRB.(SHIPS)	3.000	2.000		35.000	LREF 25.5100 INCHES
(BPS303)	LARC 8-TPT-657/660.L0-100 DRB.(SHIPS)	3.000	1.000	1.000	60.000	BREF 20.9096 INCHES
(BPS304)	LARC 8-TPT-657/660.L0-100 DRB.(SHIPS)	3.000	2.000	3.000	60.000	XMRP .0000 INCHES
						ZMRP .0000 INCHES
						SCALE .0188

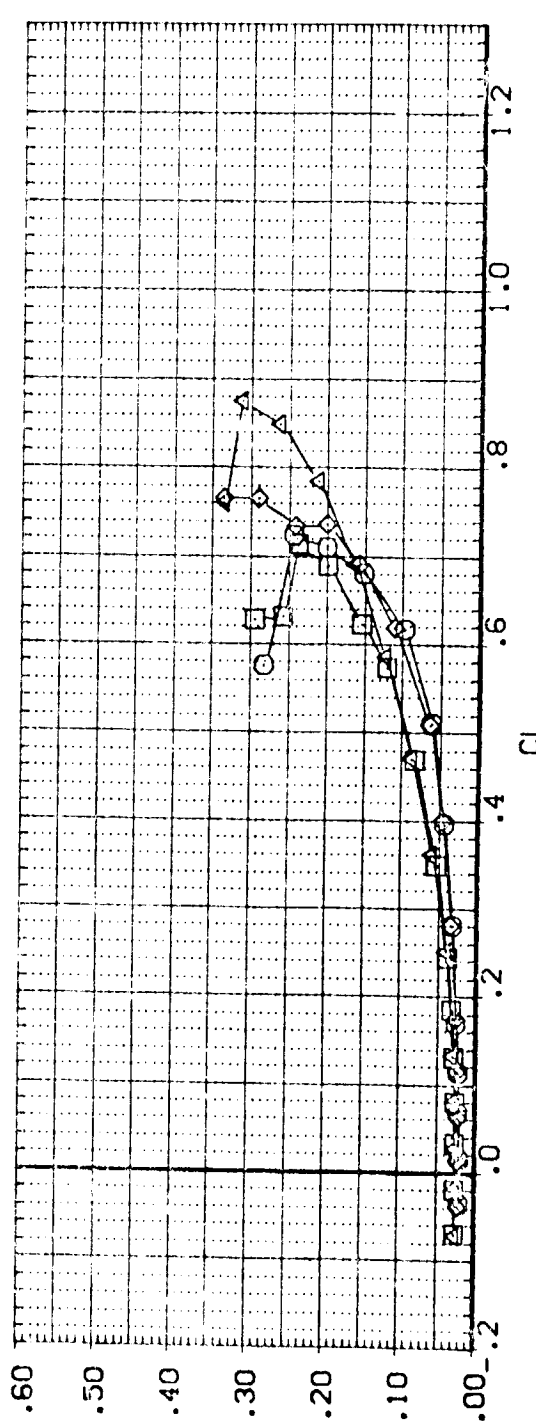
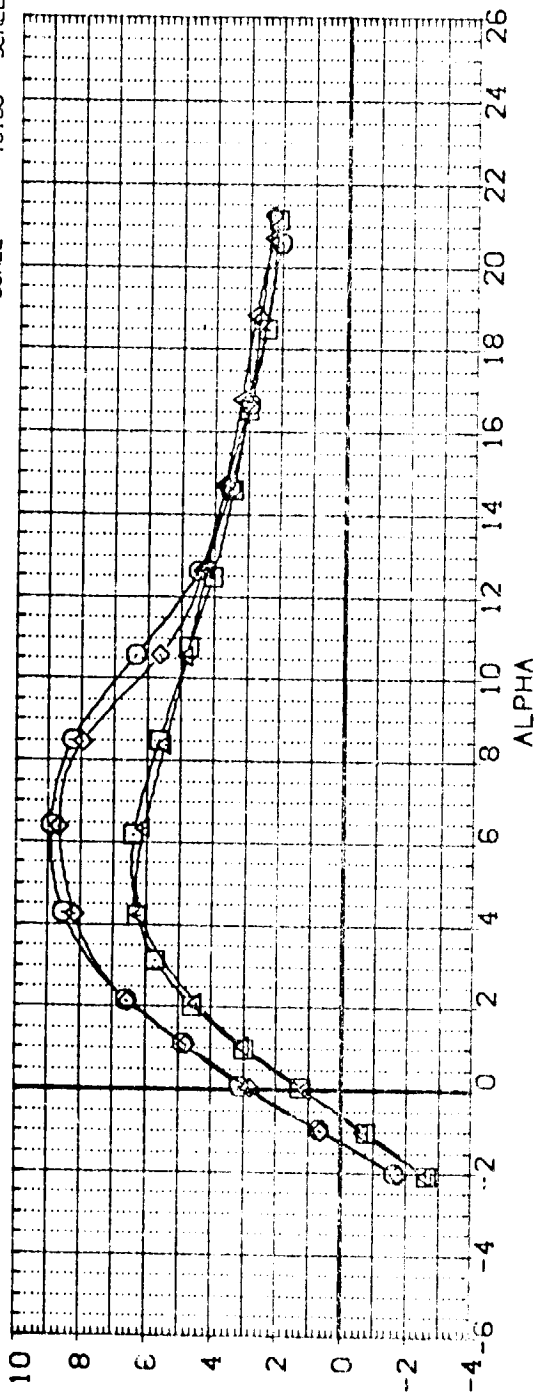


FIGURE 14. EFFECT OF WING/FILLET SECTION ON AERO CHARACTER (WING 3, 60 DEG FILLET)
 (A)MACH = .35

DATA SET SYMBOL
 (BPS301)
 (BPS302)
 (BPS303)
 (BPS304)

CONFIGURATION DESCRIPTION
 LARC 8-TPT-657/660,LO-100 DRB (SHIPS)
 LARC 8-TPT-657/660,LC-100 CRB (SHIPS)
 LARC 8-TPT-657/660,LO-100 DRB (SHIPS)
 LARC 8-TPT-657/660,LO-100 DRB (SHIPS)

(BV3VFB)
 (BV3VFB)
 (BV3VFB)
 (BV3VFB)

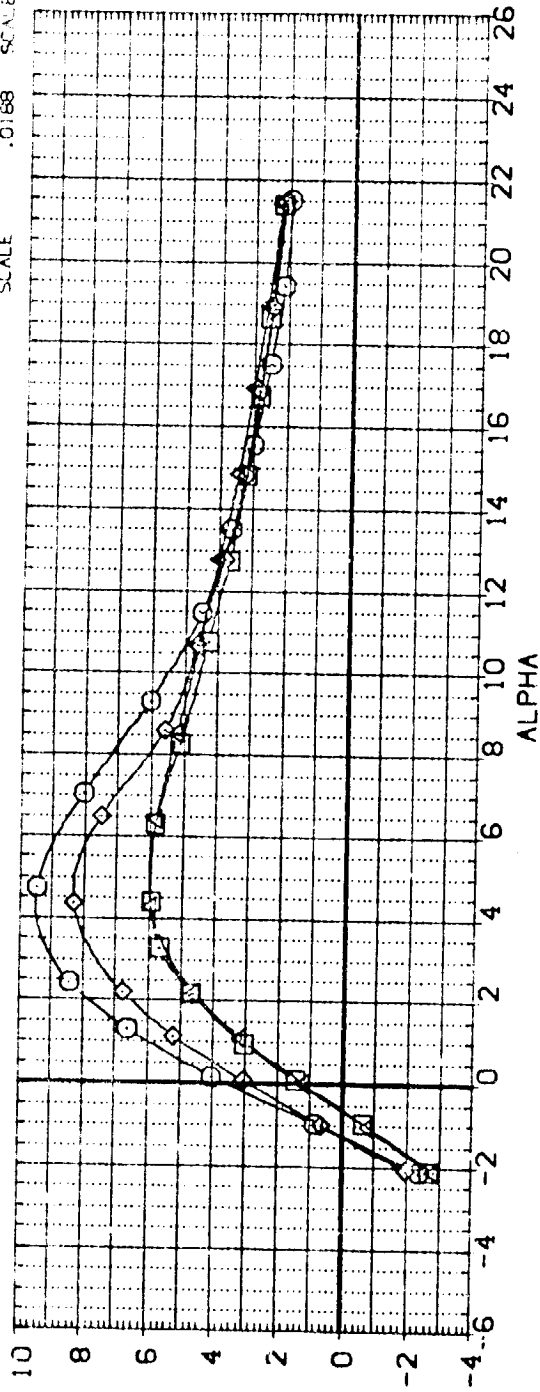
WINDM
 3.000
 3.000
 3.000
 3.000

WINDSC
 1.000
 2.000
 1.000
 2.000

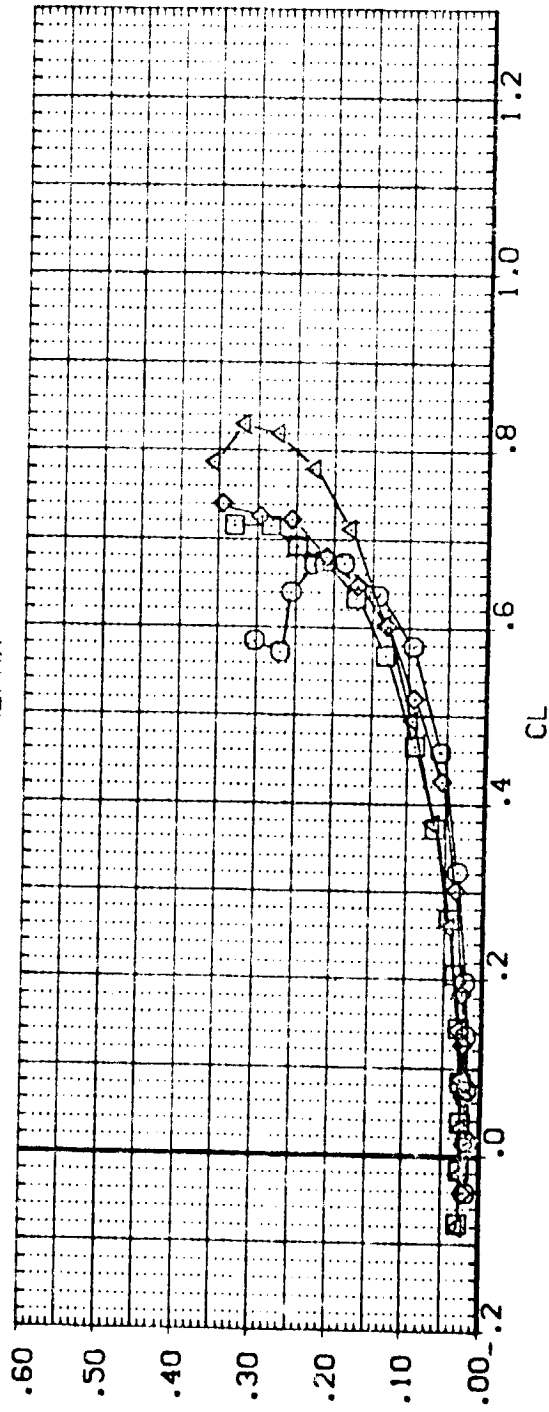
FLTSCT
 1.000
 3.000

LAMDAF
 25.000
 25.000
 60.000
 60.000

REFERENCE INFORMATION
 SREF 173.1312 59.11.1
 LREF 25.5.00 INCHES
 XREF 20.5.36 INCHES
 YMRP 18.5.58 INCHES
 ZMRP .0000 INCHES
 SCALE .0188 SCALE



L/D



CL

FIGURE 14. EFFECT OF WING/FILLET SECTION ON AERO CHARACT (WING 3, 60 DEG FILLET)

(B)MACH = .60

DATA SET SYMBOL	CONFIGURATION DESCRIPTION	(S) (PS)	(BV) (VFB)	WINGNO	WINGSC	FLTST	LAMDAF	REFERENCE INFORMATION
(BP3301)	LARC 8-TPT-657/660, LO-100 DRB.	(S) (PS)	(BV) (VFB)	3,000	1,000		35,000	SREF 173.1312 50. IN.
(BP3302)	LARC 8-TPT-657/660, LO-100 DRB.	(S) (PS)	(BV) (VFB)	3,000	2,000		35,000	LREF 25.5100 INCHES
(BP3303)	LARC 8-TPT-657/660, LO-100 DRB.	(S) (PS)	(BV) (VFB)	3,000	1,000	1,000	60,000	BREF 20.9096 INCHES
(BP3304)	LARC 8-TPT-657/660, LO-100 DRB.	(S) (PS)	(BV) (VFB)	3,000	2,000	3,000	60,000	XMRP 18.8366 INCHES
								ZMRP .0000 INCHES
								SCALE .0188

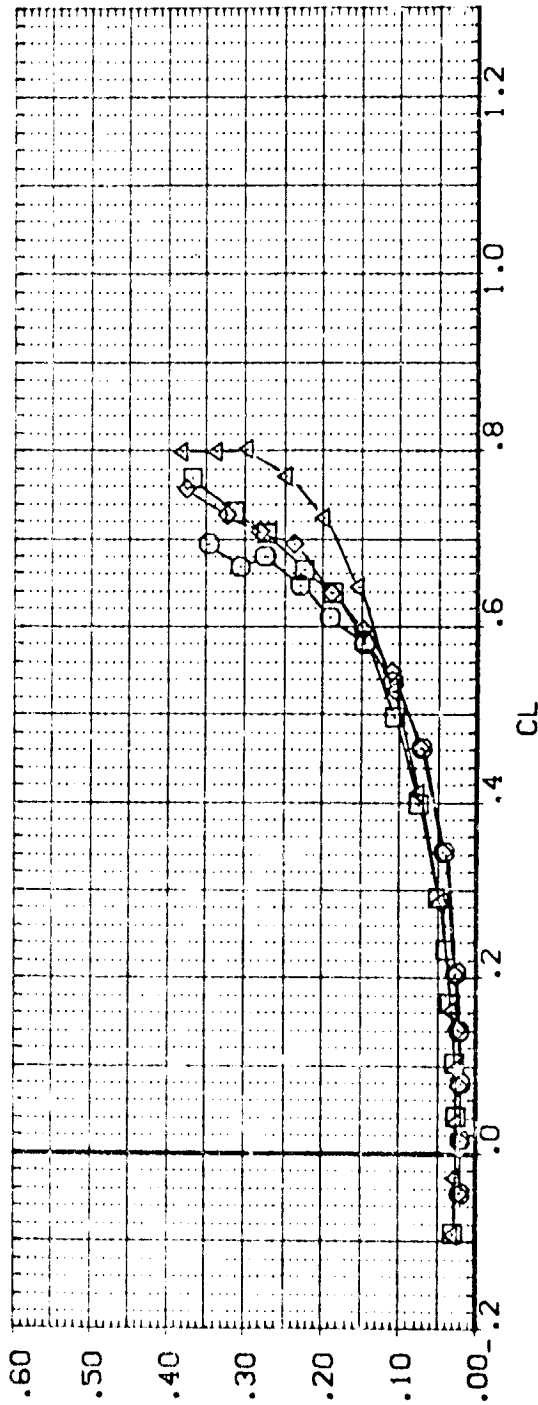
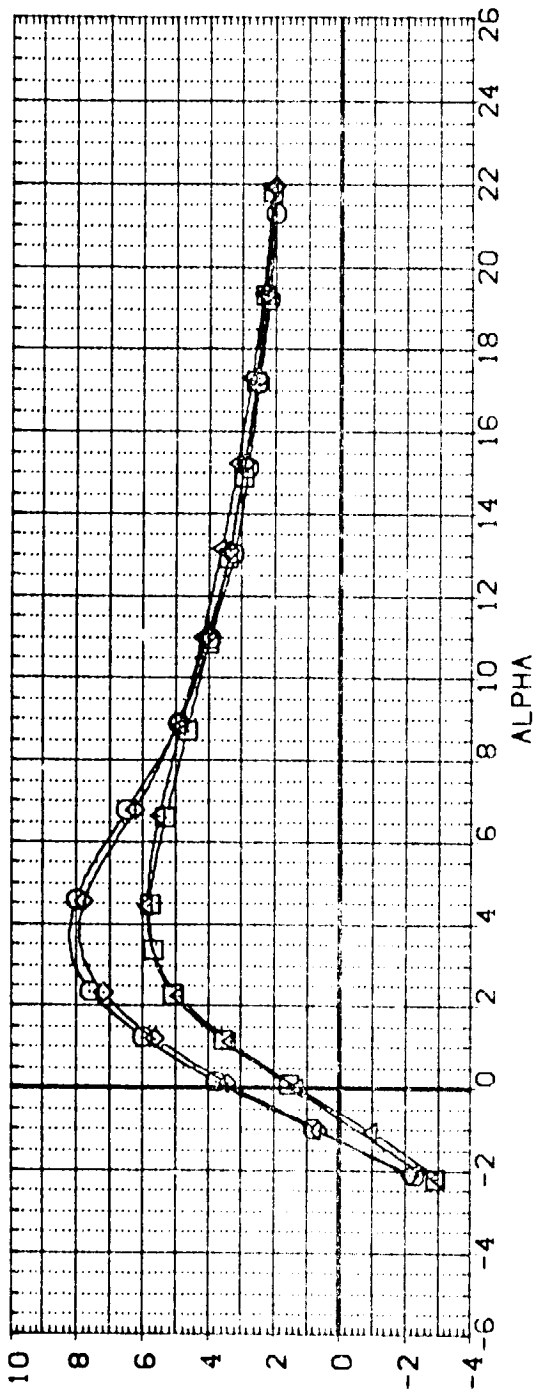


FIGURE 14. EFFECT OF WING/FILLET SECTION ON AERO CHARACT (WING 3, 60 DEG FILLET)
 (C)MACH = .80

DATA SET SYMBOL	CONFIGURATION DESCRIPTION	WINGAO	VI OSC	FLTSCT	LAMDAF	REFERENCE INFORMATION
(SP5301)	LARC 8-TPT-657/650.L0-100 DRB.(S4)PS	3.000	1.000		35.000	SREF 173.1312 50.IN.
(SP5302)	LARC 8-TPT-657/650.L0-100 DRB.(S4)PS	3.000	2.000		35.000	LAREF 25.5100 INCLES
(SP5303)	LARC 8-TPT-657/650.L0-100 DRB.(S4)PS	3.000	1.000	1.000	50.000	BRREF 20.5056 INCLES
(SP5304)	LARC 8-TPT-657/650.L0-100 DRB.(S4)PS	3.000	2.000	3.000	50.000	XHRP 18.8356 INCLES
						ZHRP .0000 INCLES
						ZHRP .0000 INCLES
						SCALE .0188 SCALE

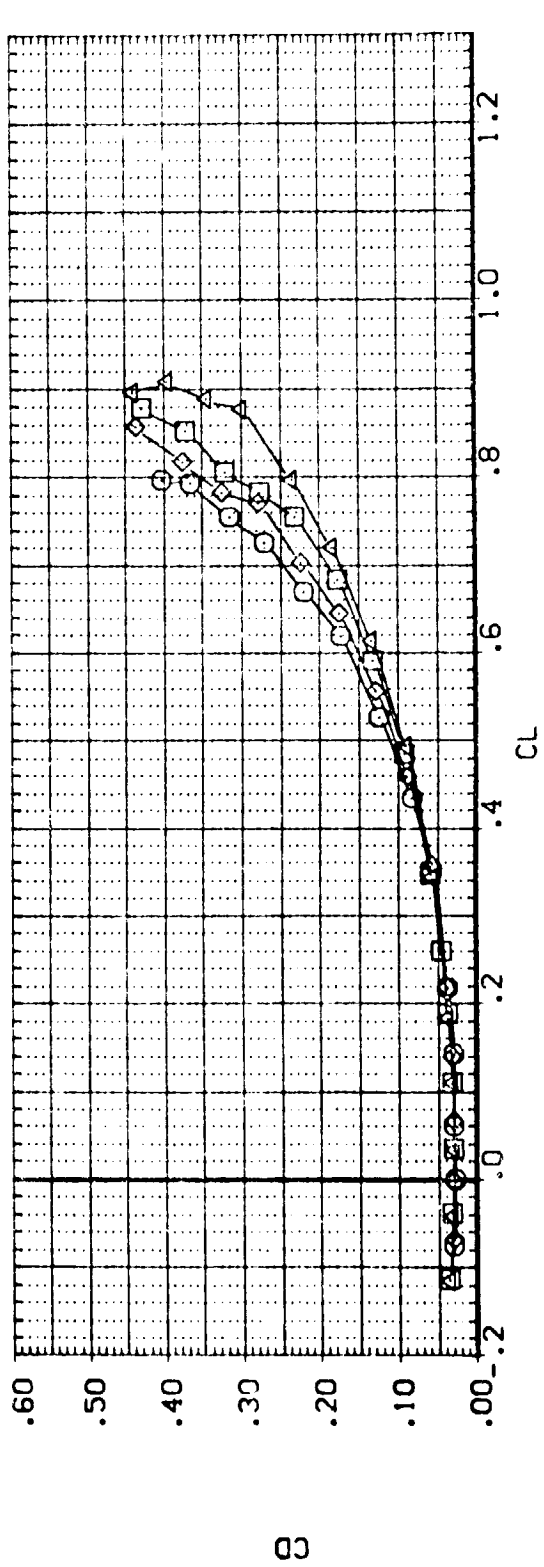
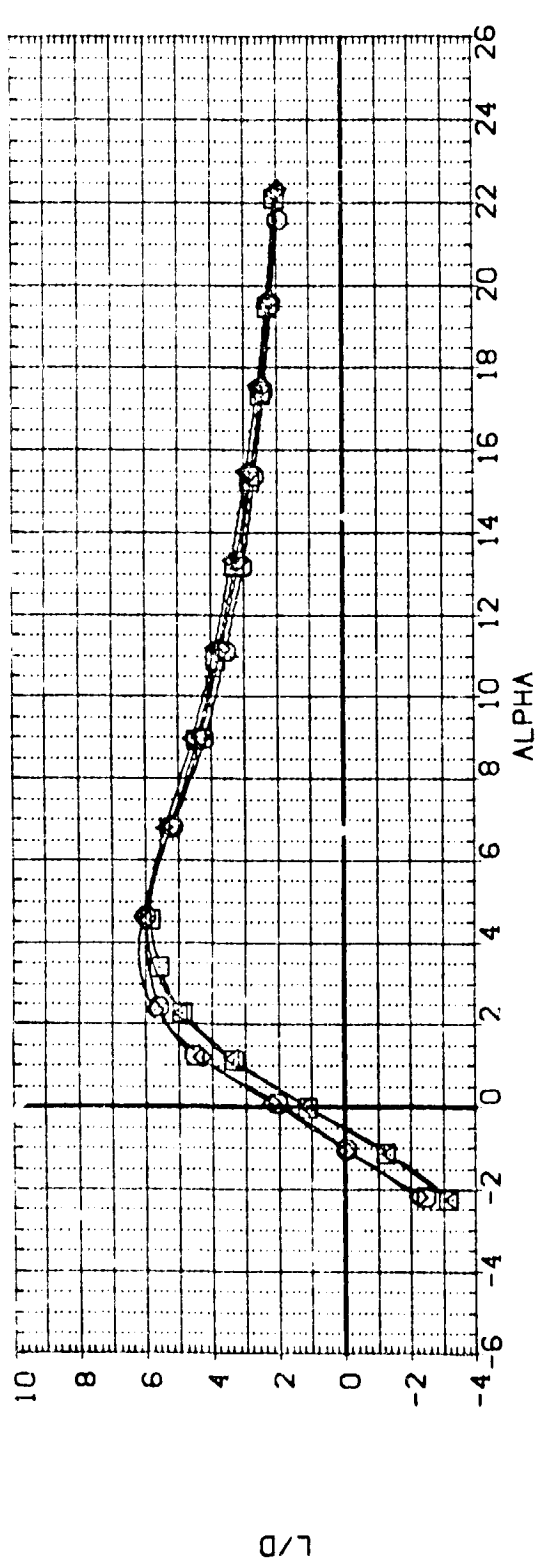


FIGURE 14. EFFECT OF WING/FILLET SECTION ON AERO CHARACT (WING 3, 60 DEG FILLET)
 (O)MACH = .90 PAGE 400

DATA SET SYMBOL	CONFIGURATION DESCRIPTION	(BV, B)	WINGNO	WINGSC	FLTSC1	LANDAF	REFERENCE INFORMATION
(BPS301)	LARC 8-TPT-657/660.LD-100 DRB.(SHIPS)	(BV, B)	3.000	1.000		35.000	SREF 173.1312 SO.IN
(BPS302)	LARC 8-TPT-657/660.LD-100 DRB.(SHIPS)	(BV3VFB)	3.000	2.000		35.000	LREF 25.5100 INCHES
(BPS303)	LARC 8-TPT-657/660.LD-100 DRB.(SHIPS)	(BV3VFB)	3.000	1.000	1.000	60.000	BREF 2C.5096 INCHES
(BPS304)	LARC 8-TPT-657/660.LD-100 DRB.(SHIPS)	(BV3VFB)	3.000	2.000	3.000	60.000	XVFP 1B.8365 INCHES
							YVFP .0000 INCHES
							ZVFP .0000 INCHES
							SCALE .0188

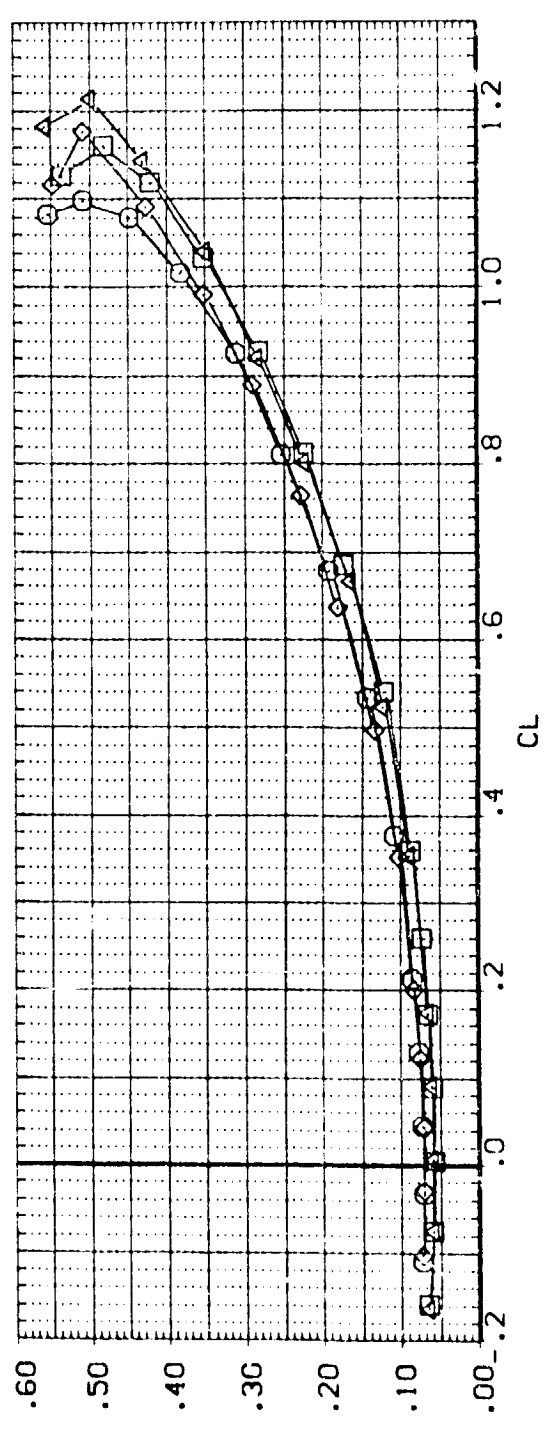
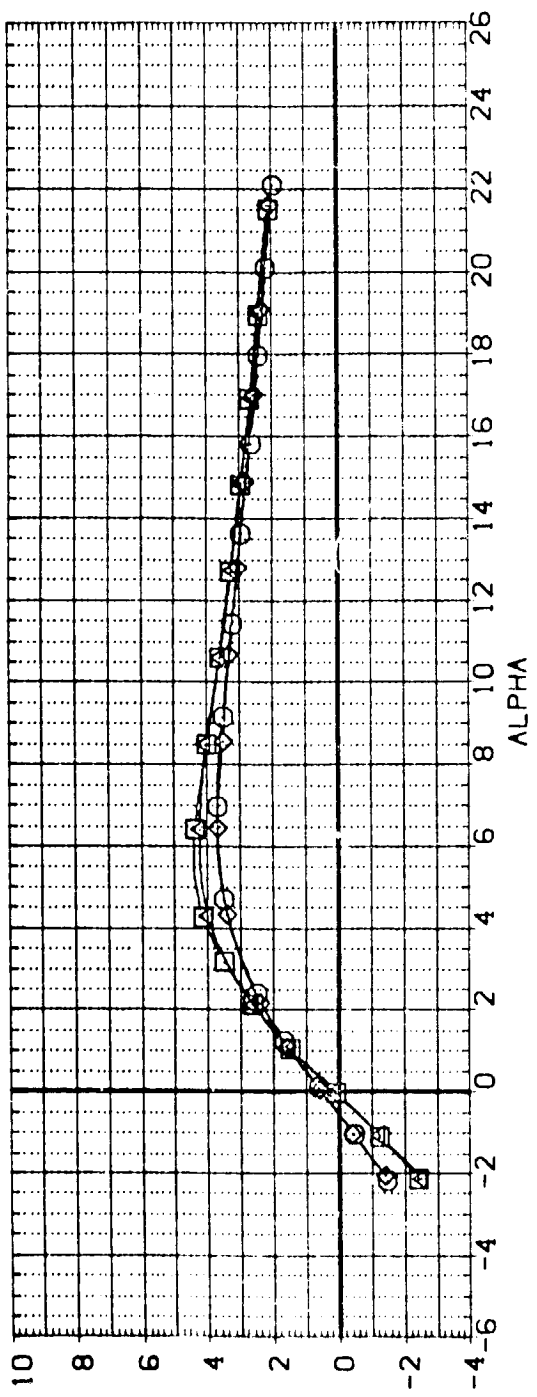


FIGURE 14. EFFECT OF WING/FILLET SECTION ON AERO CHARACTER (WING 3, 60 DEG FILLET)
 (E)MACH = .98 PAGE 401

DATA SET SYMBOL CONFIGURATION DESCRIPTION

(BFS301)
(BFS302)
(BFS303)
(BFS304)

LARC 8-TPT-657/560-LO-100 DRB. (SHIPS)
LARC 8-TPT-657/560-LO-100 DRB. (SHIPS)
LARC 8-TPT-657/560-LO-100 DRB. (SHIPS)
LARC 8-TPT-657/560-LO-100 DRB. (SHIPS)

(BV3VFB)
(BV3VFB)
(BV3VFB)
(BV3VFB)

WINGNO 3.000
3.000
3.000
3.000

WINGSC 1.000
2.000
1.000
2.000

FLTSCT 1.000
3.000

LAMDAF 35.000
35.000
50.000
50.000

YMPD
YMPD
YMPD
YMPD

SCALE
SCALE
SCALE
SCALE

REFERENCE INFORMATION
SREF 173.1312 SQ. IN.
LREF 25.5100 INCHES
BREF 25.5100 INCHES
XREF 19.8325 INCHES
YREF 19.8325 INCHES
ZREF 19.8325 INCHES
SCALE .0189

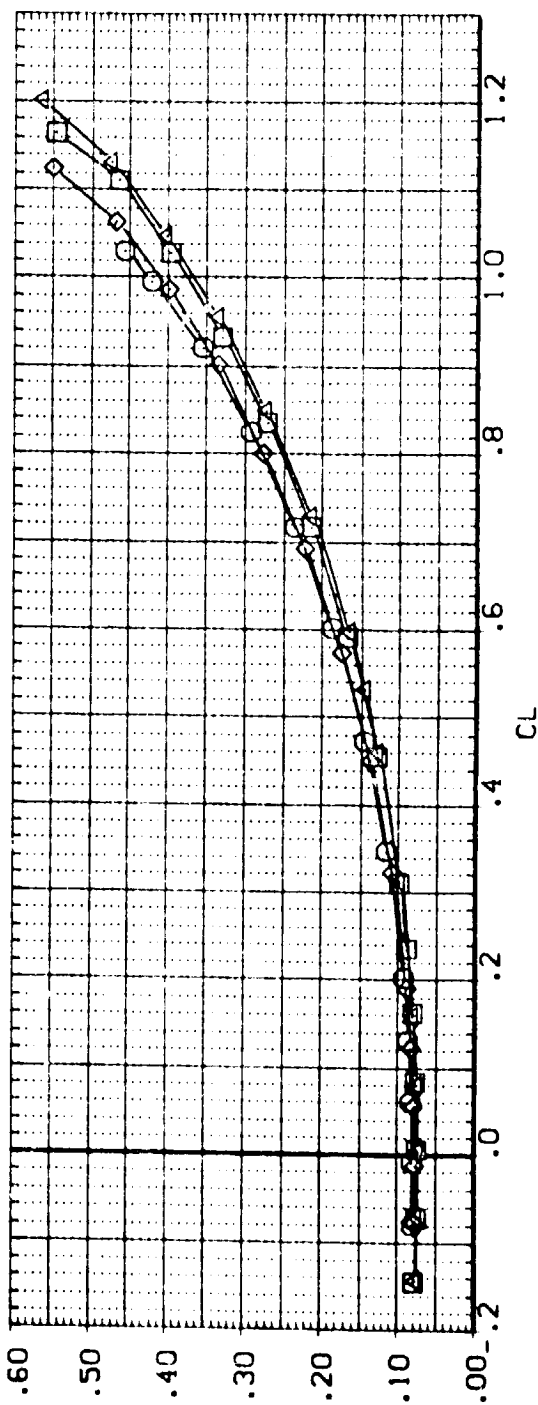
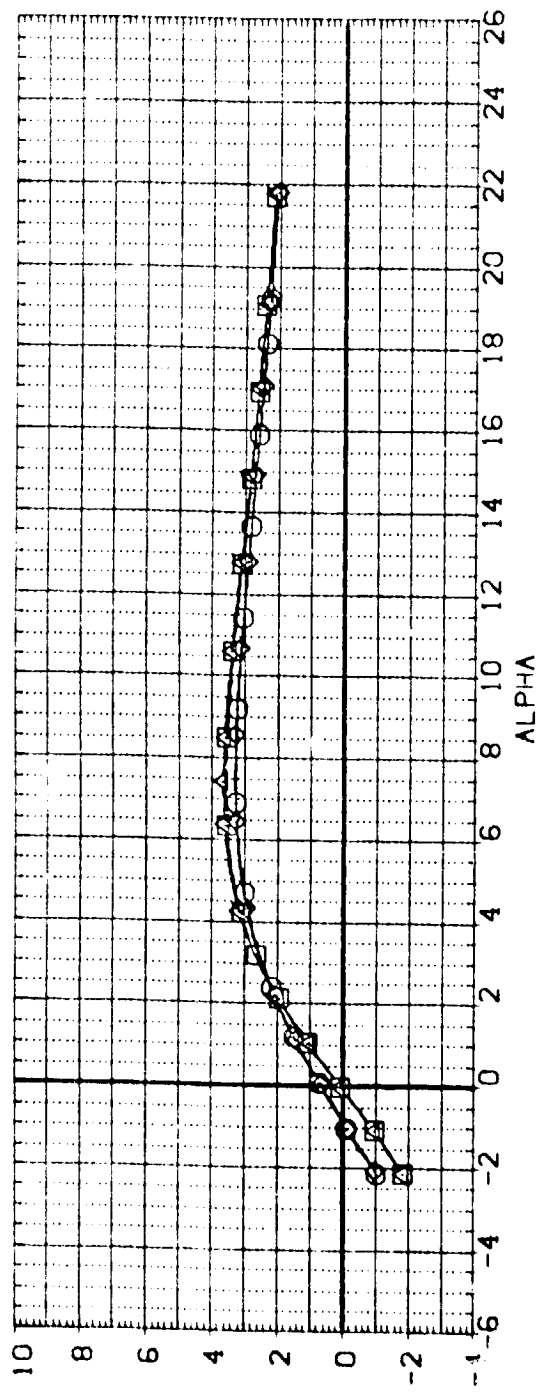


FIGURE 14. EFFECT OF WING/FILLET SECTION ON AERO CHARACTER (WING 3, 60 DEG FILLET)
(F)MACH = 1.20

DATA SET SYMBOL	CONFIGURATION DESCRIPTION	(BVS301)	(BVS302)	(BVS303)	(BVS304)	WINGND	WINGSC	FLTSC	LAMDWF	REFERENCE INFORMATION
(BVS301)	LARC 8-TPT-657/660, LO-100 DRB (SHIPS)	(BVS3VFB)				3.000	1.000		35.000	SREF 173.1312 SQ. IN.
(BVS302)	LARC 8-TPT-657/660, LO-100 DRB (SHIPS)	(BVS3VFB)				3.000	2.000		35.000	LREF 25.5100 INCHES
(BVS303)	LARC 8-TPT-657/660, LO-100 DRB (SHIPS)	(BVS3VFB)				3.000	1.000	1.000	60.000	BREF 20.9096 INCHES
(BVS304)	LARC 8-TPT-657/660, LO-100 DRB (SHIPS)	(BVS3VFB)				3.000	2.000	3.000	60.000	XMRP .0000 INCHES
										ZMRP .0000 INCHES
										SCALE .0188

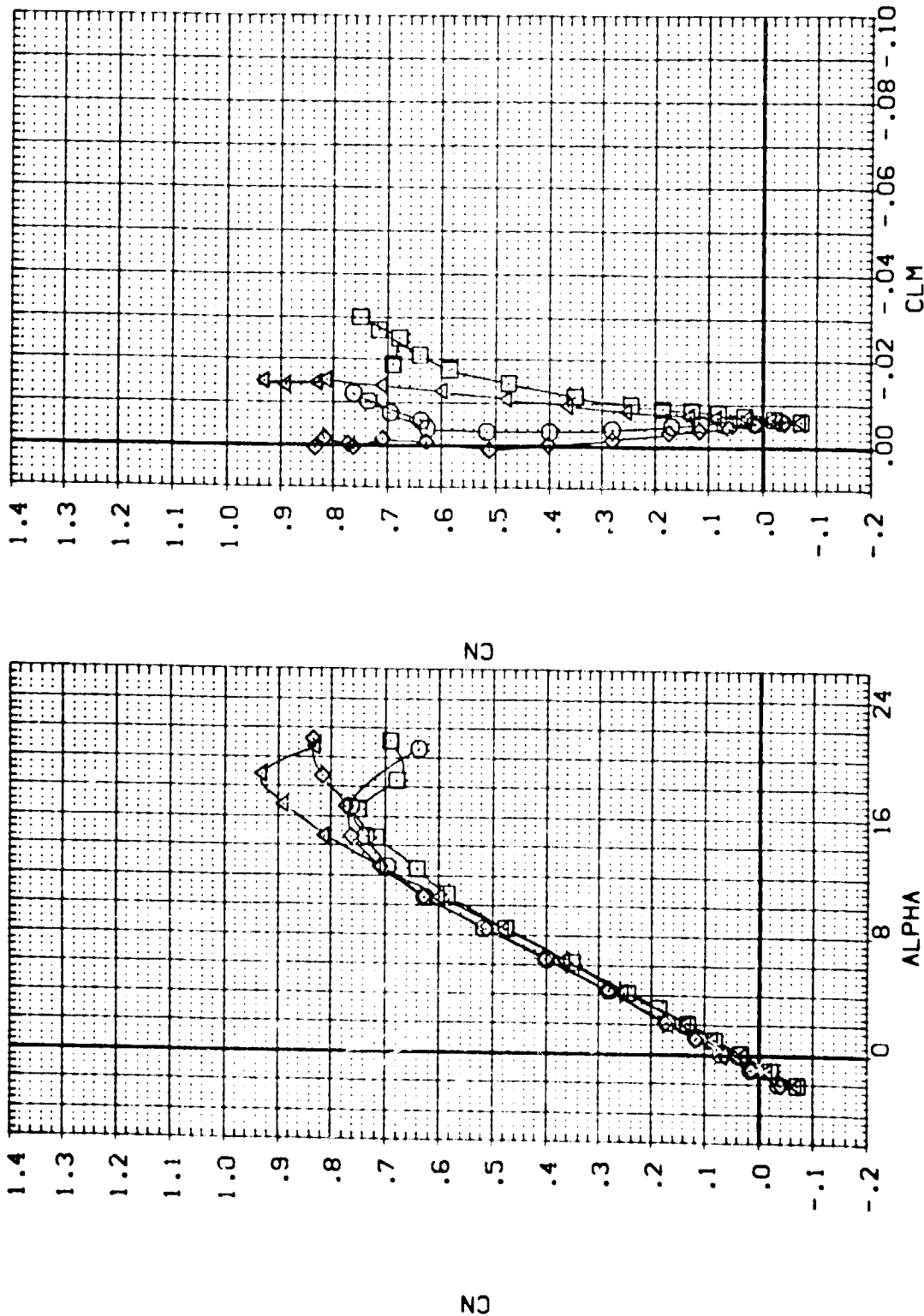


FIGURE 14. EFFECT OF WING/FILLET SECTION ON AERO CHARACTER (WING 3, 60 DEG FILLET)
 (A) MACH = .35

DATA SET SYMBOL

(BP5301)
(BP5302)
(BP5303)
(BP5304)

CONFIGURATION DESCRIPTION

LARC 8-TPT-657/660, LO-100 ORB (SHIPS)
LARC 8-TPT-657/660, LO-100 ORB (SHIPS)
LARC 8-TPT-657/660, LO-100 ORB (SHIPS)
LARC 8-TPT-657/660, LO-100 ORB (SHIPS)

(BW3VFB)
(BW3VFB)
(BW3VFB)
(BW3VFB)

WINGND 3.000
3.000
3.000
3.000

WINGSC 1.000
2.000
1.000
2.000

FLTSCT 1.000
3.000

LAWDAF 35.000
35.000
35.000
35.000

REFERENCE INFORMATION

SREF 173 SQ. IN.
LREF 25 INCHES
BREF 20 INCHES
XMRP 18 INCHES
YMRP .0000 INCHES
ZMRP .0000 INCHES
SCALE .0188 SCALE

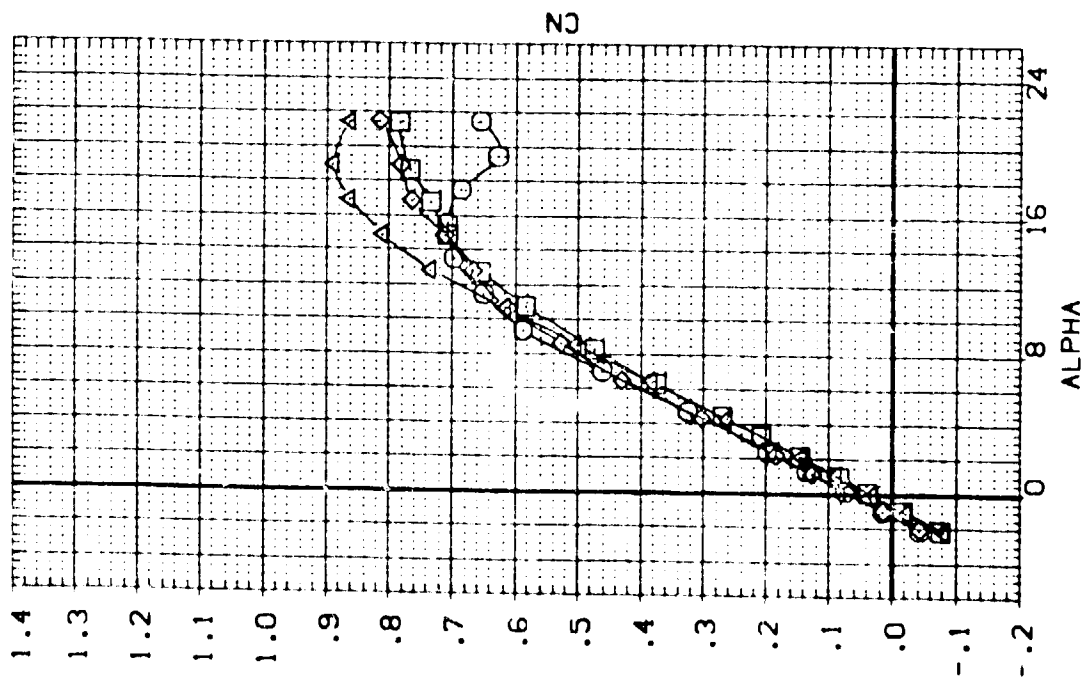
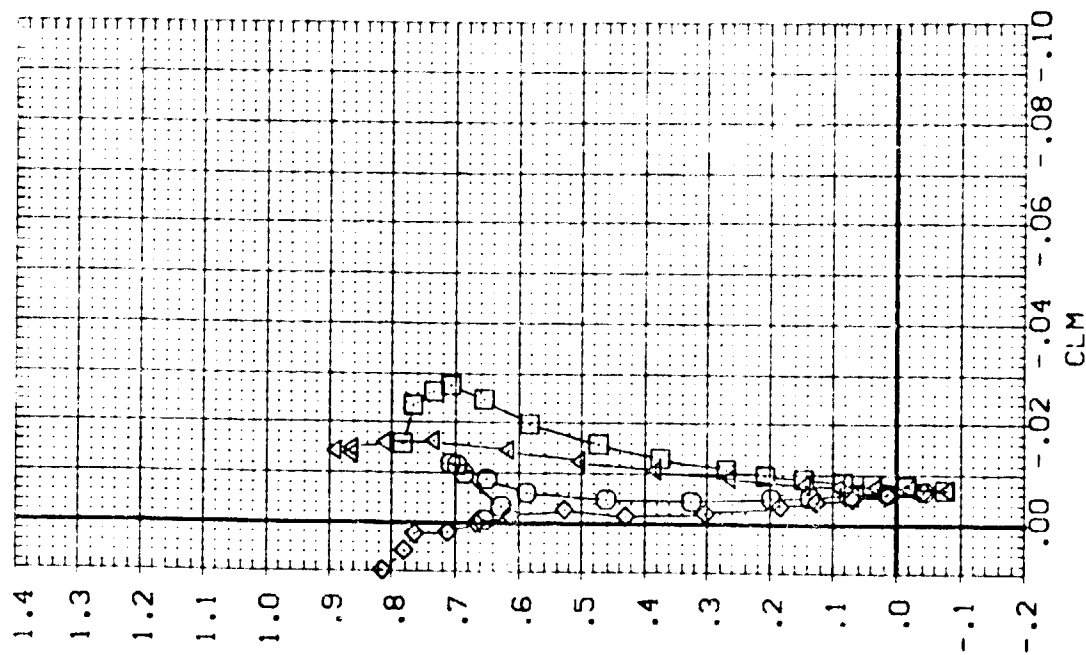


FIGURE 14. EFFECT OF WING/FILLET SECTION ON AERO CHARACT (WING 3, 60 DEG FILLET)

(B)MACH = .60

DATA SET SYMBOL CONFIGURATION DESCRIPTION

(BP5301) LARC 8-TPT-657/660, LO-100 DRB (SHIPS)

(BP5302) LARC 8-TPT-657/660, LO-100 DRB (SHIPS)

(BP5303) LARC 8-TPT-657/660, LO-100 DRB (SHIPS)

(BP5304) LARC 8-TPT-657/660, LO-100 DRB (SHIPS)

WINGND WINGSC FLTSC LANDAF

3.000 1.000 1.000 35.000

3.000 2.000 1.000 35.000

3.000 1.000 3.000 60.000

3.000 2.000 3.000 60.000

REFERENCE INFORMATION

SREF 173.1312 50. IN.

LREF 25.5100 INCHES

BREF 20.9096 INCHES

YPRP 18.8366 INCHES

ZPRP .0000 INCHES

SCALE .0188 INCHES

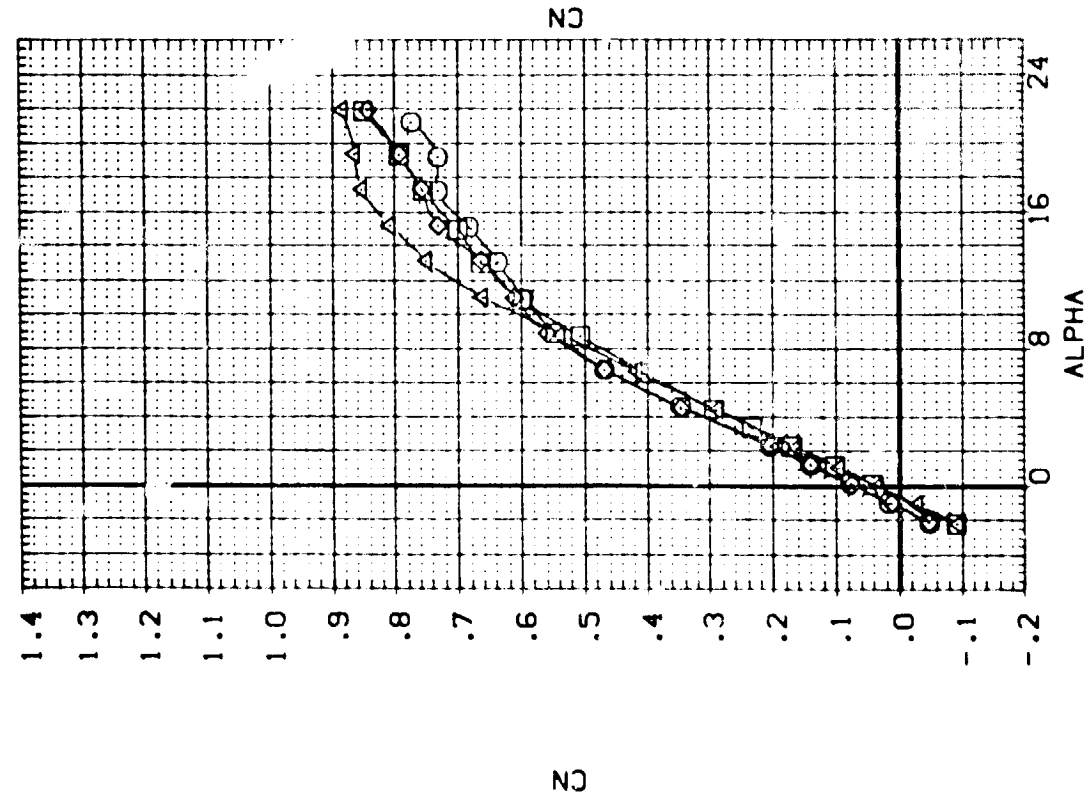
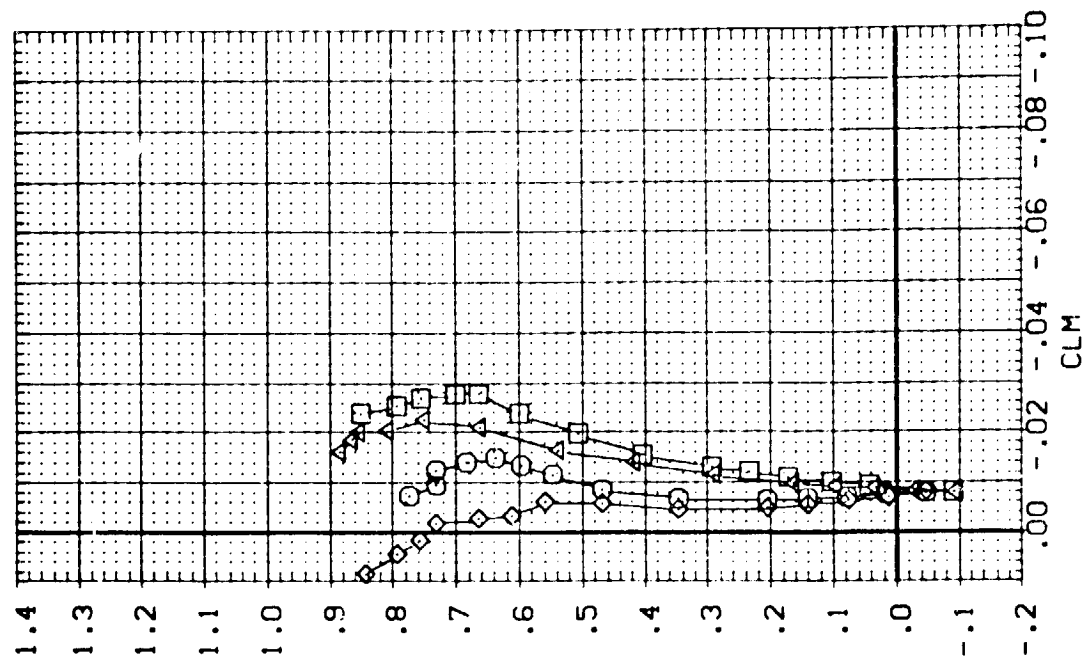


FIGURE 14. EFFECT OF WING/FILLET SECTION ON AERO CHARACTER (WING 3, 60 DEG FILLET)

(C)MACH = .80

DATA SET SYMBOL	CONFIGURATION DESCRIPTION	WINGNO	WINGSC	FLTSCT	LAMDAF	REFERENCE INFORMATION
(8)5301)	LARC 8-TPT-657/660.L0-1LJ DRB.(SHIPS)	3.000	1.000		35.000	SREF 173.1312 50. IN
(9)5302)	LARC 8-TPT-657/660.L0-100 DRB.(SHIPS)	3.000	2.000		35.000	LREF 25.5100 INCHES
(9)5303)	LARC 8-TPT-657/660.L0-100 DRB.(SHIPS)	3.000	1.000	1.000	60.000	BRCF 20.9096 INCHES
(9)5304)	LARC 8-TPT-657/660.L0-100 DRB.(SHIPS)	3.000	2.000	3.000	60.000	XTRP 18.8366 INCHES
						YMRP .0000 INCHES
						ZMRP .0000 INCHES
						SCALE .0188 SCALE

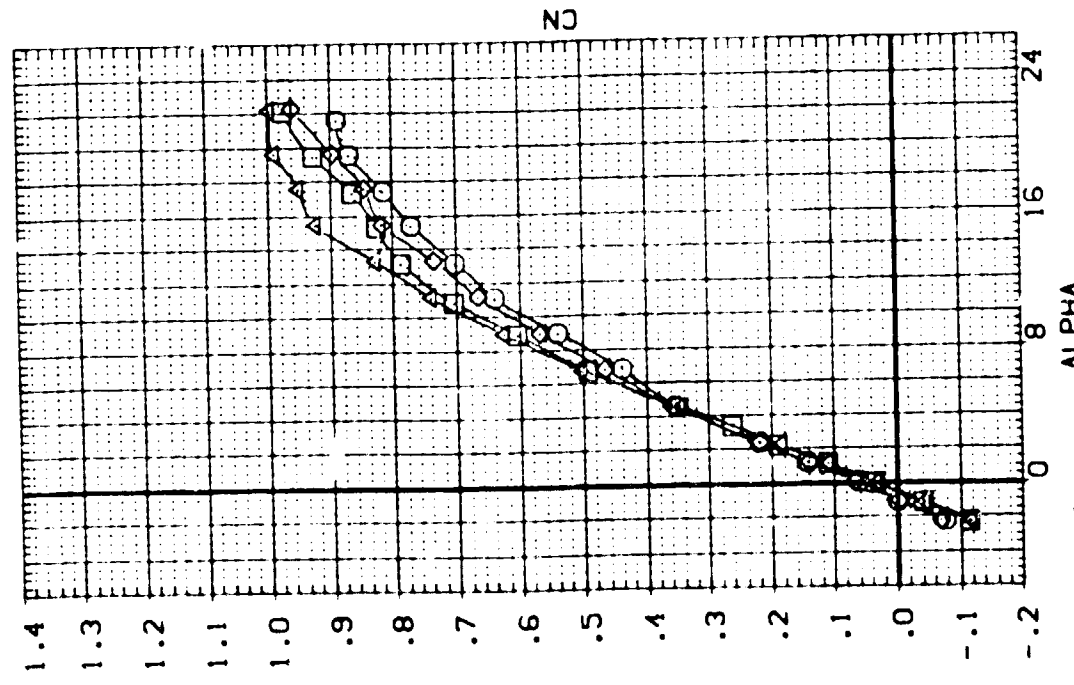
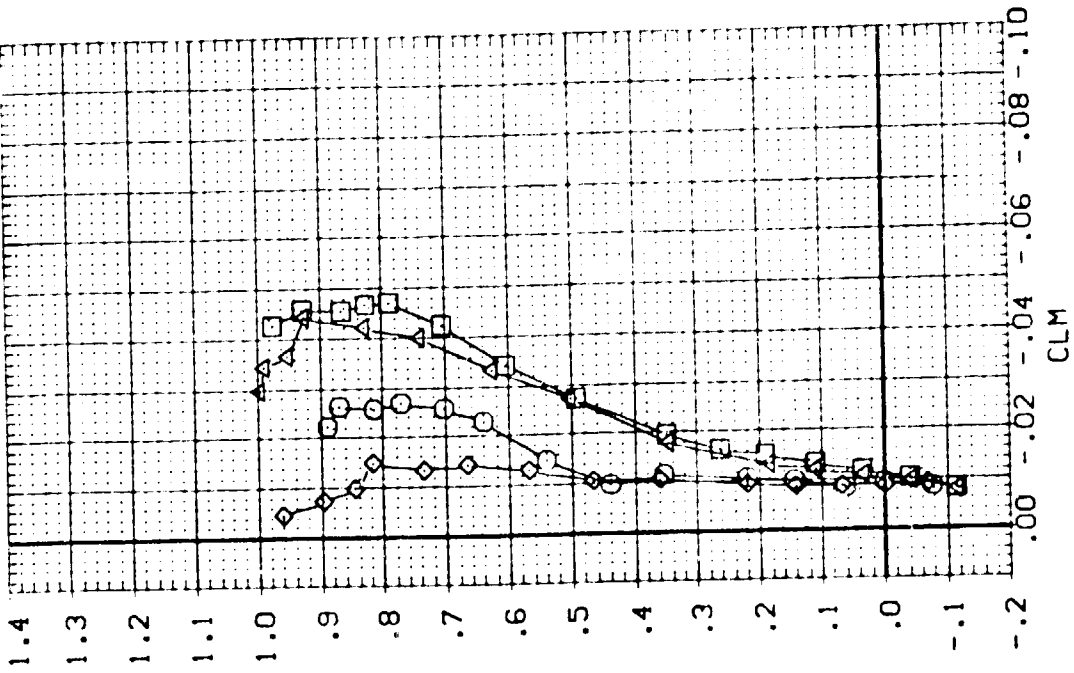


FIGURE 14. EFFECT OF WING/FILLET SECTION ON AERO CHARACTER (WING 3, 60 DEG FILLET)
 (O)MACH = .90
 PAGE 406

DATA SET SYMBOL	CONFIGURATION DESCRIPTION	WINGNO	WINGSC	FLTSCT	LAMDAF	REFERENCE INFORMATION
(BPS 301)	LARC 8-TPT-657/660.LD-100 DRB. (SHIPS)	3.000	1.000		35.000	SREF 173.1312 50. IN.
(BPS 302)	LARC 8-TPT-657/660.LD-100 DRB. (SHIPS)	3.000	2.000		35.000	LREF 25.5100 INCHES
(BPS 303)	LARC 8-TPT-657/660.LD-100 DRB. (SHIPS)	3.000	1.000	1.000	60.000	BREF 20.9096 INCHES
(BPS 304)	LARC 8-TPT-657/660.LD-100 DRB. (SHIPS)	3.000	2.000	3.000	60.000	XMRP 18.8366 INCHES
						ZMRP .0000 INCHES
						ZMRP .0000 INCHES
						SCALE .0188 SCALE

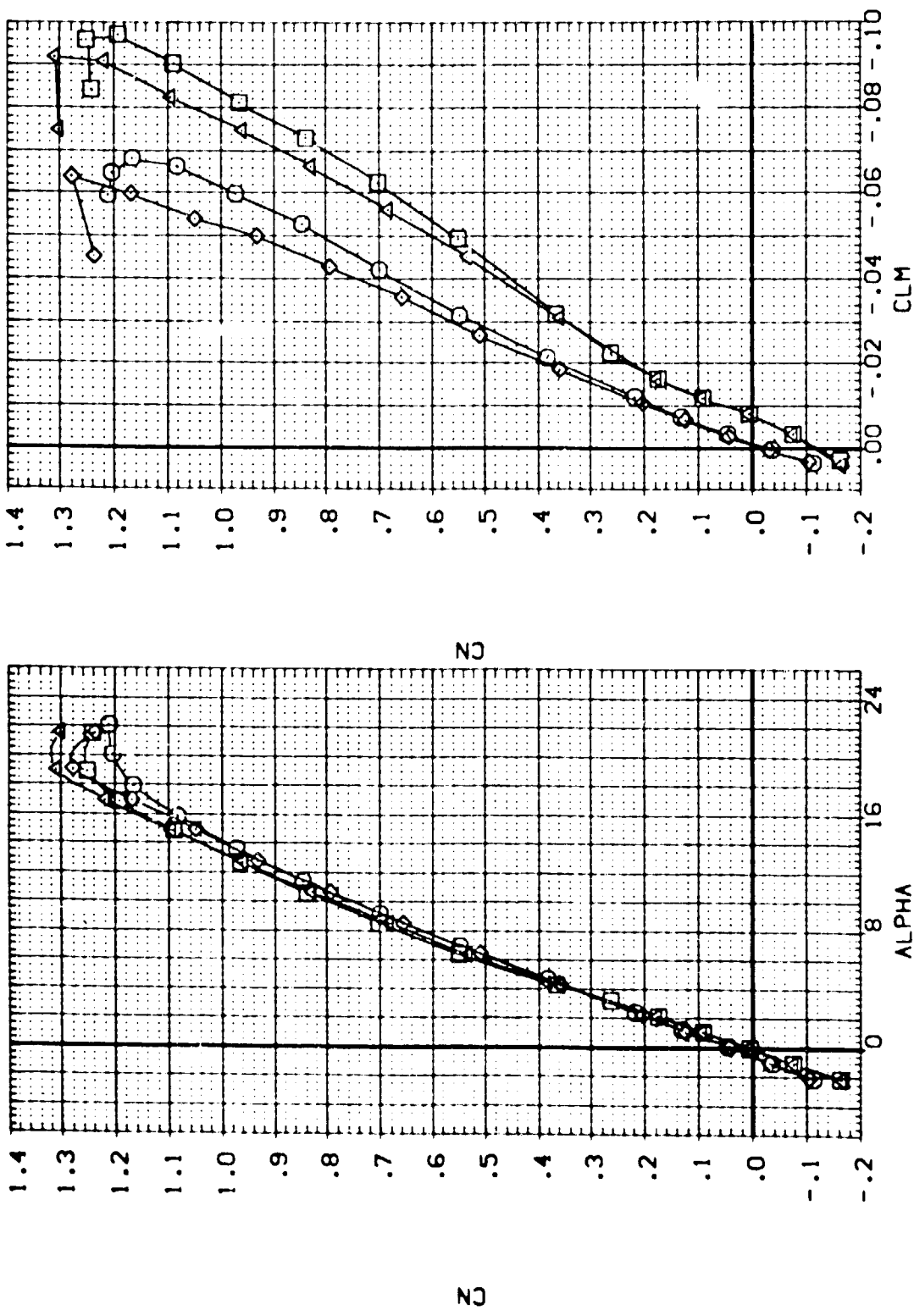


FIGURE 14. EFFECT OF WING/FILLET SECTION ON AERO CHARACT (WING 3, 60 DEG FILLET)
 (E)MACH = .98

DATA SET SYMBOL	CONFIGURATION DESCRIPTION	WINGNO	WINGSC	FLTSCT	LAMDAF	REFERENCE INFORMATION
(BPS301)	LARC 8-TPT-657/660.L0-100 DR8.(SHIPS)	3.000	1.000		.35.000	SREF 173.1312 SO.IN.
(BPS302)	LARC 8-TPT-657/660.L0-100 DR8.(SHIPS)	3.000	2.000		.35.000	I.REF 25.5100 INCHES
(BPS303)	LARC 8-TPT-657/660.L0-100 DR8.(SHIPS)	3.000	1.000	1.000	60.000	BREF 20.9096 INCHES
(BPS304)	LARC 8-TPT-657/660.L0-100 DR8.(SHIPS)	3.000	2.000	3.000	60.000	XMRP 19.8366 INCHES
						ZMRP .0000 INCHES
						ZMRP .0000 INCHES
						SCALE .0188

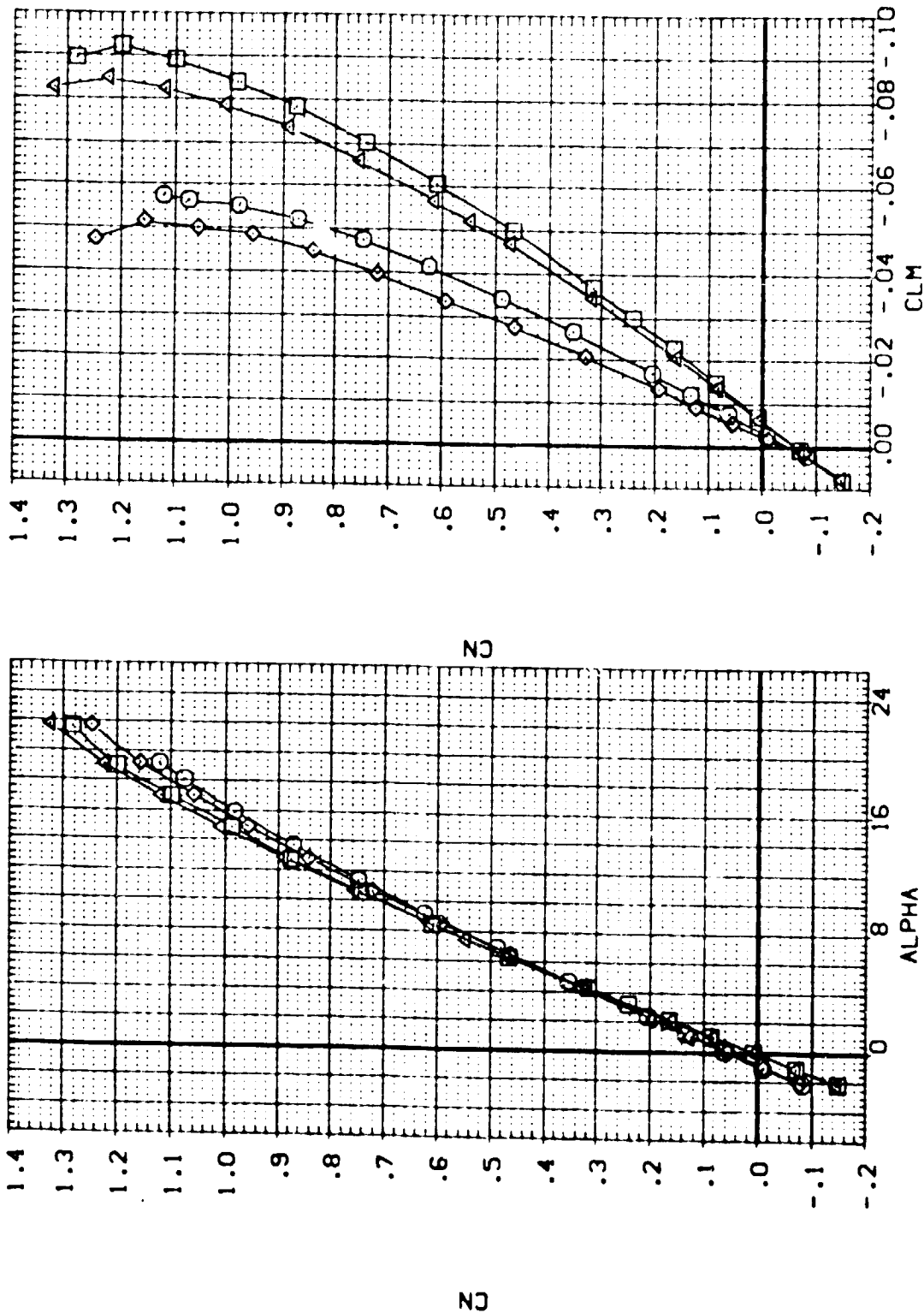


FIGURE 14. EFFECT OF WING/FILLET SECTION ON AERO CHARACT (WING 3, 60 DEG FILLET)
(F)MACH = 1.20

DATA SET SYMBOL	CONFIGURATION DESCRIPTION	WINGNO	WINGSC	FLTSCT	LAMDAR	REFERENCE INFORMATION
(BPS.301)	LARC 8-TPT-657/660, LO-100 ORB, (SHIPS)	3.000	1.000		35.000	SREF 173.1312 SQ. IN.
(BPS.302)	LARC 8-TPT-657/660, LO-100 ORB, (SHIPS)	3.000	2.000		35.000	LREF 25.5100 INCHES
(BPS.303)	LARC 8-TPT-657/660, LO-100 ORB, (SHIPS)	3.000	1.000	1.000	60.000	BREF 20.9096 INCHES
(BPS.304)	LARC 8-TPT-657/660, LO-100 ORB, (SHIPS)	3.000	2.000	3.000	60.000	XMRP .0000 INCHES
						YMRP .0000 INCHES
						ZMRP .0000 INCHES
						SCALE .0188 SCALE

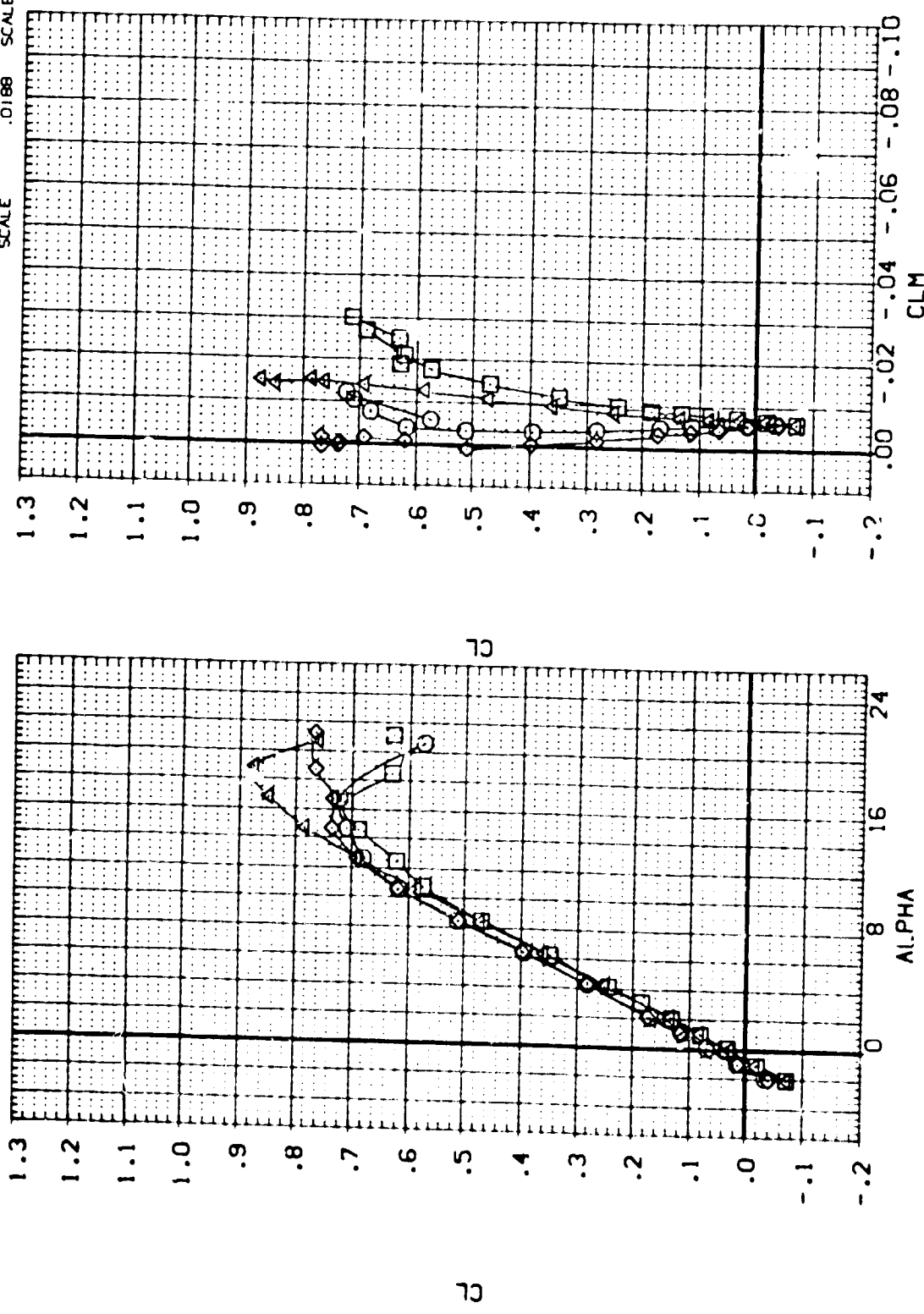


FIGURE 14. EFFECT OF WING/FILLET SECTION ON AERO CHARACT (WING 3, 60 DEG FILLET)
 (A)MACH = .35
 PAGE 409

DATA SET SYMBOL	CONFIGURATION DESCRIPTION	WINGNO	WINGSC	FLTSCT	LANDAF	REFERENCE INFORMATION
(BP5301)	LARC 8-TPT-657/660.L0-100 CR8.(SHIPS)	3.000	1.000	35.000	SREF	173.1312 SQ. IN.
(BP5302)	LARC 8-TPT-657/660.L0-100 CR8.(SHIPS)	3.000	2.000	75.000	LREF	25.5100 INCHES
(BP5303)	LARC 8-TPT-657/660.L0-100 CR8.(SHIPS)	3.000	1.000	60.000	BREF	20.9096 INCHES
(BP5304)	LARC 8-TPT-657/660.L0-100 CR8.(SHIPS)	3.000	2.000	60.000	XMRP	19.8366 INCHES
					YMRP	.0070 INCHES
					ZMRP	.0188 INCHES
					SCALE	SCALE

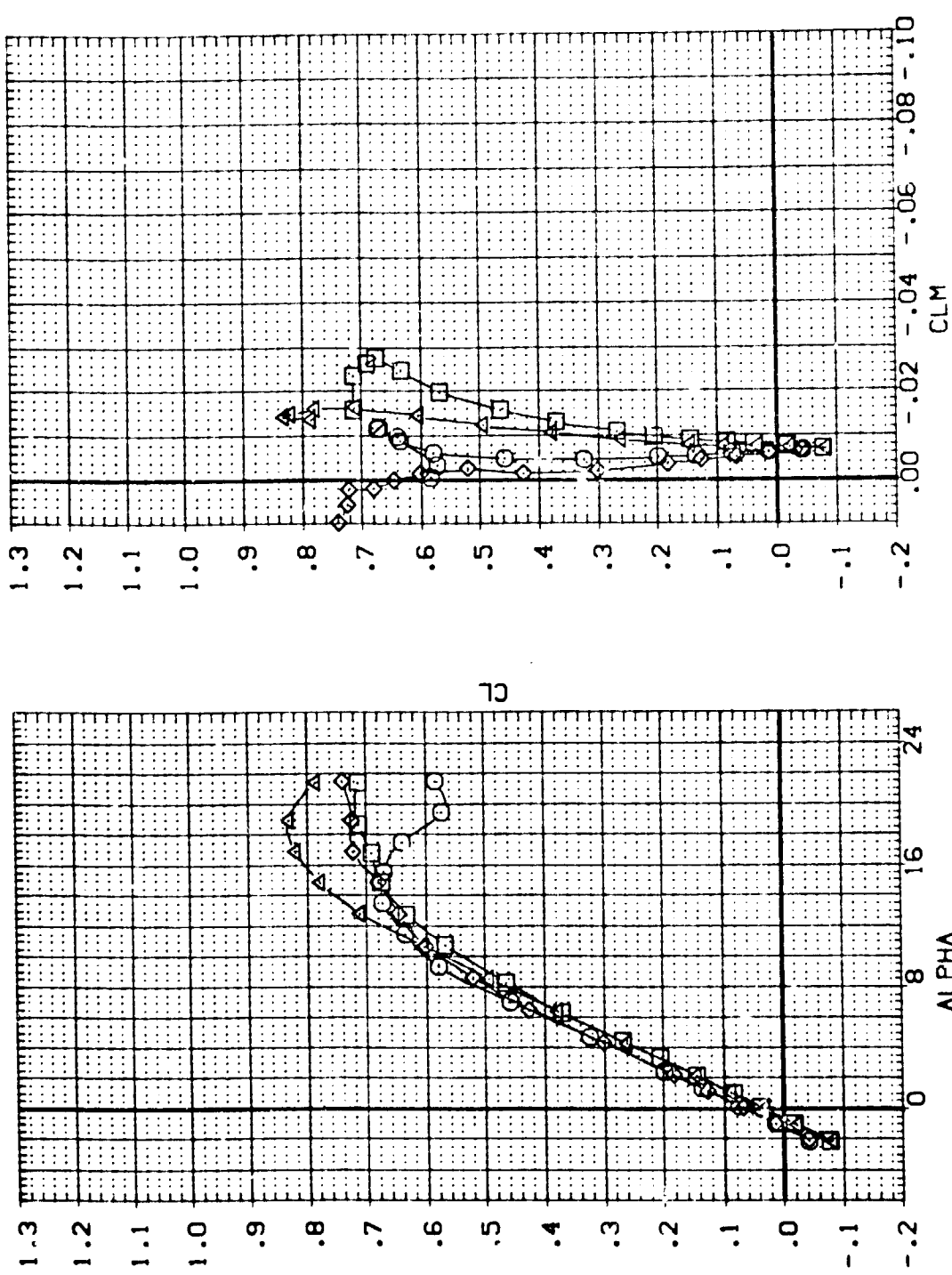


FIGURE 14. EFFECT OF WING/FILLET SECTION ON AERO CHARACT (WING 3, 60 DEG FILLET)
 (B)M/CH = .60
 PAGE 410

DATA SET SYMBOL	CONFIGURATION DESCRIPTION	(B)MACH	WINGMC	WINGSC	FLTSC	LANDAF	REFERENCE INFORMATION
(BP5301)	LARC 8-TPT-657/660.L0-100 DRB. (SHIPS)	(B)MACH	3.000	1.000	35.000	SREF	173.1312 SO. IN.
(BP5302)	LARC 8-TPT-657/660.L0-100 DRB. (SHIPS)	(B)MACH	3.000	2.000	35.000	LREF	25.5100 INCHES
(BP5303)	LARC 8-TPT-657/660.L0-100 DRB. (SHIPS)	(B)MACH	3.000	1.000	60.000	BREF	20.9096 INCHES
(BP5304)	LARC 8-TPT-657/660.L0-100 DRB. (SHIPS)	(B)MACH	3.000	2.000	60.000	YMRP	18.8366 INCHES
						ZMRP	.0000 INCHES
						SCALE	.0188 SCALE

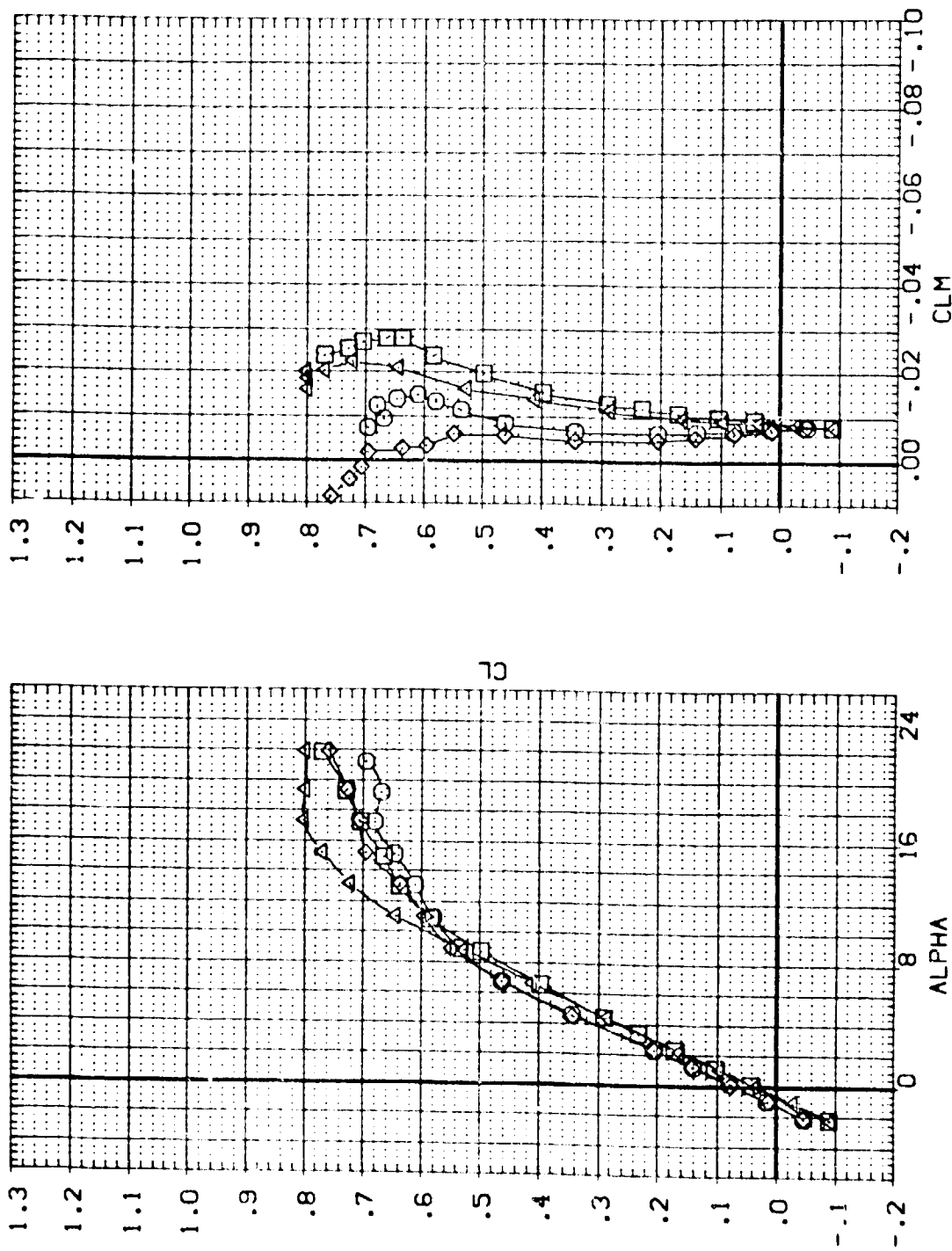


FIGURE 14. EFFECT OF WING/FILLET SECTION ON AERO CHARACTER (WING 3, 60 DEG FILLET)
 (C)MACH = .80
 PAGE 411

DATA SET SYMBOL
 (BP5.301)
 (BP5.302)
 (BP5.303)
 (BP5.304)

CONFIGURATION DESCRIPTION
 LARC 8-TPT-657/660.LO-100 ORB.(SHIPS)
 LARC 8-TPT-657/660.LO-100 ORB.(SHIPS)
 LARC 8-TPT-657/660.LO-100 ORB.(SHIPS)
 LARC 8-TPT-657/660.LO-100 ORB.(SHIPS)

(BV3VFB)
 (BV3VFB)
 (BV3VFB)
 (BV3VFB)

WINGNO 3.000
 3.000
 3.000
 3.000
 3.000

WINGSC 1.000
 2.000
 1.000
 2.000

FLTSCT 1.000
 3.000

LAMDAF 35.000
 35.000
 60.000
 60.000

REFERENCE INFORMATION
 SREF 173.1312 SQ. IN
 LREF 25.5100 INCHES
 BREF 20.5096 INCHES
 YMRP 18.8366 INCHES
 ZMRP .0000 INCHES
 SCALE .0188 INCHES

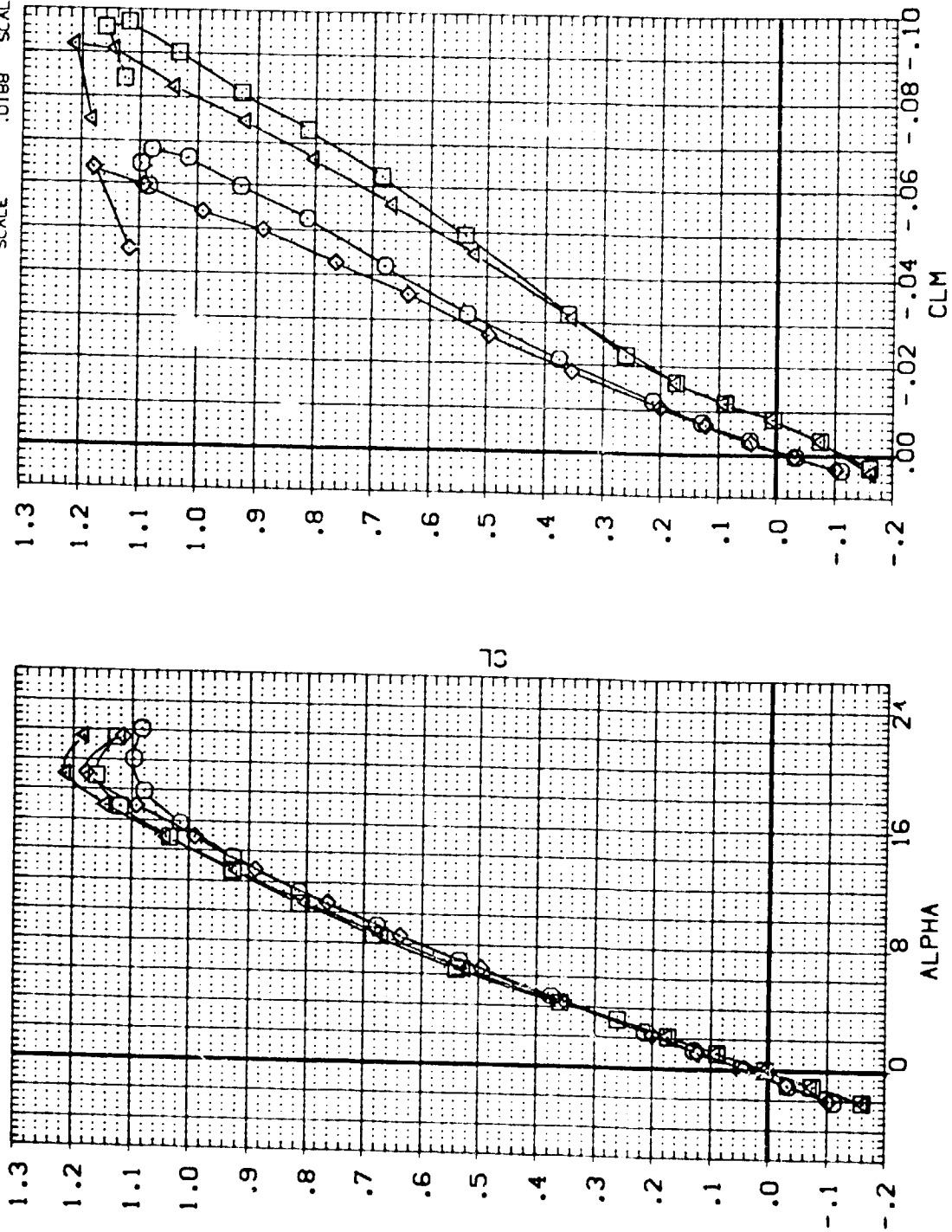


FIGURE 14. EFFECT OF WING/FILLET SECTION ON AERO CHARACTER (WING 3, 60 DEG FILLET)

(M)MACH = .98

DATA SET SYMBOL CONFIGURATION DESCRIPTION

- (BPS301) LARC 8-TPT-657/660.LO-100 DRB. (SHIPS) (BW3VFB)
- (BPS302) LARC 8-TPT-657/660.LO-100 DRB. (SHIPS) (BW3VFB)
- (BPS303) LARC 8-TPT-657/660.LO-100 DRB. (SHIPS) (BW3VFB)
- (BPS304) LARC 8-TPT-657/660.LO-100 DRB. (SHIPS) (BW3VFB)

WINGSC	WINGSCT	LAMDAF
3.000	35.000	35.000
3.000	35.000	35.000
3.000	1.000	60.000
3.000	3.000	60.000

REFERENCE INFORMATION	
SREF	173.1312 50. IN.
LREF	25.5100 INCHES
BREF	20.5096 INCHES
XMRP	18.8366 INCHES
ZMRP	.0000 INCHES
SCALE	.0188 SCALE

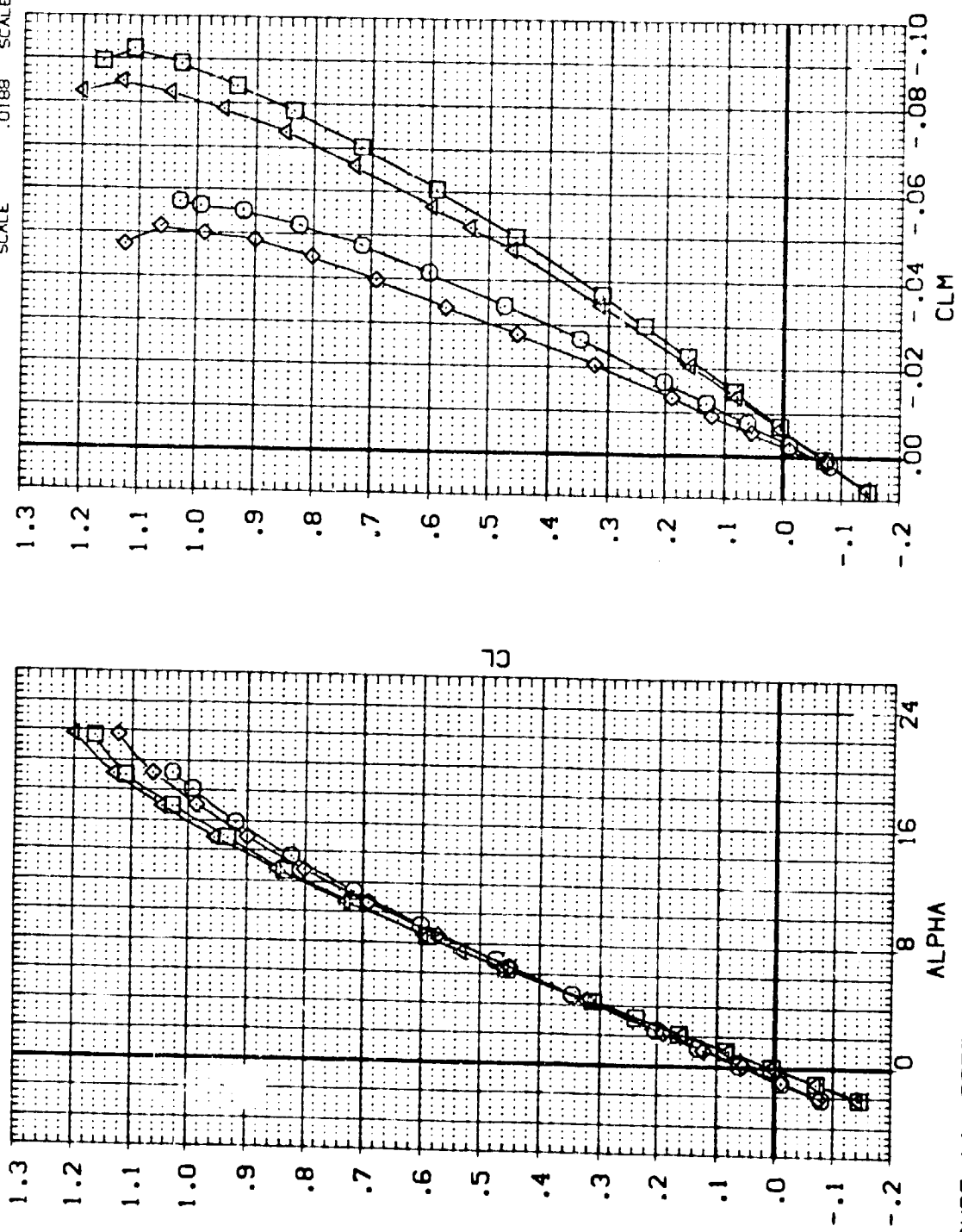


FIGURE 14. EFFECT OF WING/FILLET SECTION ON AERO CHARACT (WING 3, 60 DEG FILLET)

(F)MACH = 1.20

DATA SET SYMBOL	CONFIGURATION DESCRIPTION	(BV3VFB)	WINGNO	WINGSC	FLTSC1	LAMDAF	REFERENCE INFORMATION
(BP5301)	LARC 8-TPT-657/660.L0-100 DRB.(SHIPS)	(BV3VFB)	3.000	1.000		35.000	SREF 173.1312 SQ. IN.
(BP5302)	LARC 8-TPT-657/660.L0-100 DRB.(SHIPS)	(BV3VFB)	3.000	2.000		35.000	LREF 25.5100 INCHES
(BP5303)	LARC 8-TPT-657/660.L0-100 DRB.(SHIPS)	(BV3VFB)	3.000	1.000	1.000	60.000	BREF 20.9096 INCHES
(BP5304)	LARC 8-TPT-657/660.L0-100 DRB.(SHIPS)	(BV3VFB)	3.000	2.000	3.000	60.000	XMRP 18.8366 INCHES
							ZMRP .0000 INCHES
							SCALE .0188

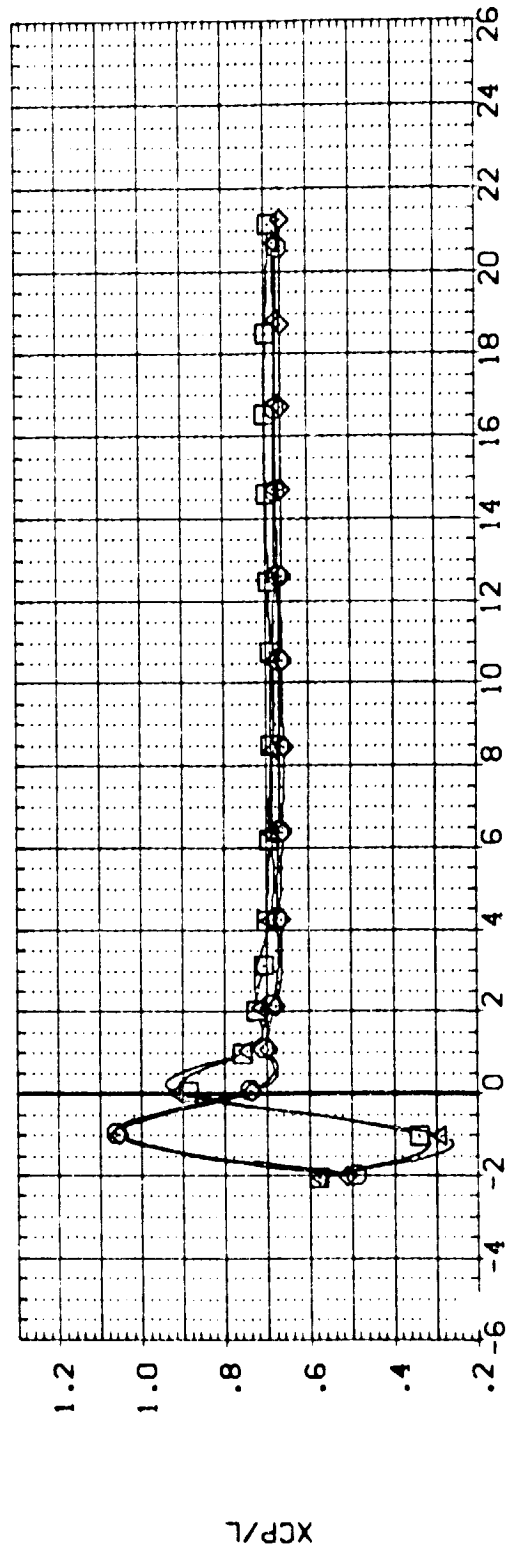
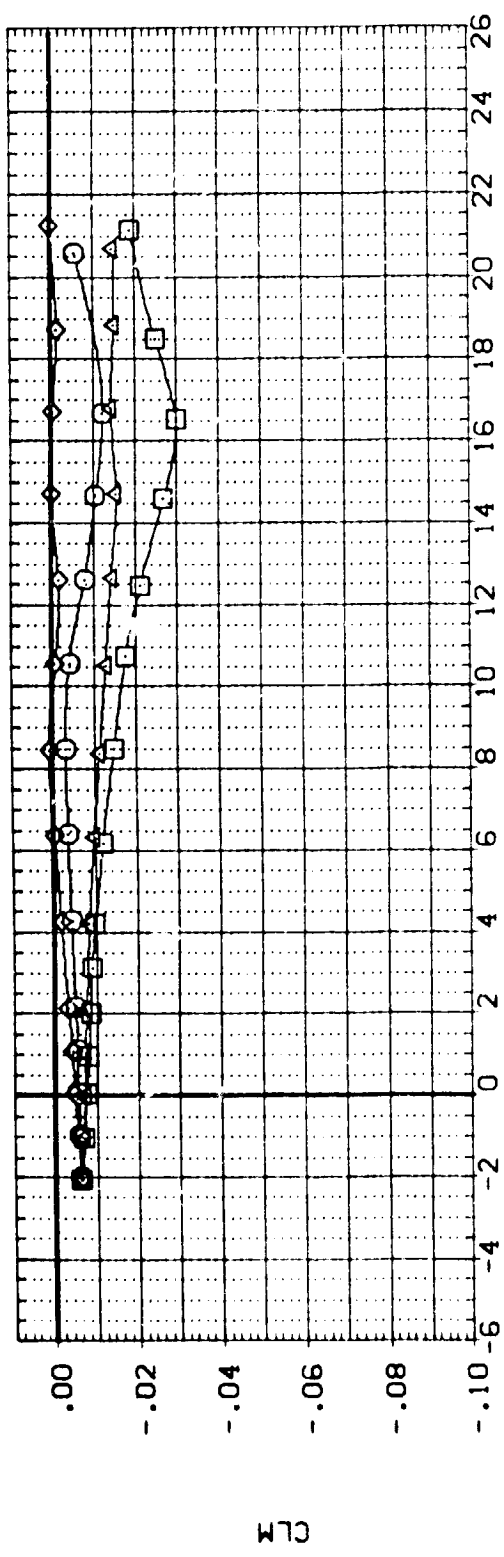


FIGURE 14. EFFECT OF WING/FILLET SECTION ON AERO CHARACT (WING 3, 60 DEG FILLET)
 (A)MACH = .35

DATA SET SYMBOL	CONFIGURATION DESCRIPTION	(BW3VFB)	WINGND	WINGSC	FLTSC	LAMDAF	REFERENCE INFORMATION
(BP3301)	LARC 8-TPT-657/660.L0-100 068 (SHIPS)	3.000	1.000	1.000	35.000	SREF	173.19.2 SQ. IN.
(BP3302)	LARC 8-TPT-657/660.L0-100 398 (SHIPS)	3.000	2.000	1.000	35.000	LREF	25.5160 INCHES
(BP3303)	LARC 8-TPT-657/660.L0-100 393 (SHIPS)	3.000	1.000	1.000	60.000	BREF	20.9096 INCHES
(BP3304)	LARC 8-TPT-657/660.L0-100 393 (SHIPS)	3.000	2.000	3.000	60.000	XTRD	18.4362 INCHES
						ZMRP	.0000 INCHES
						SCALE	.0188 SCALE

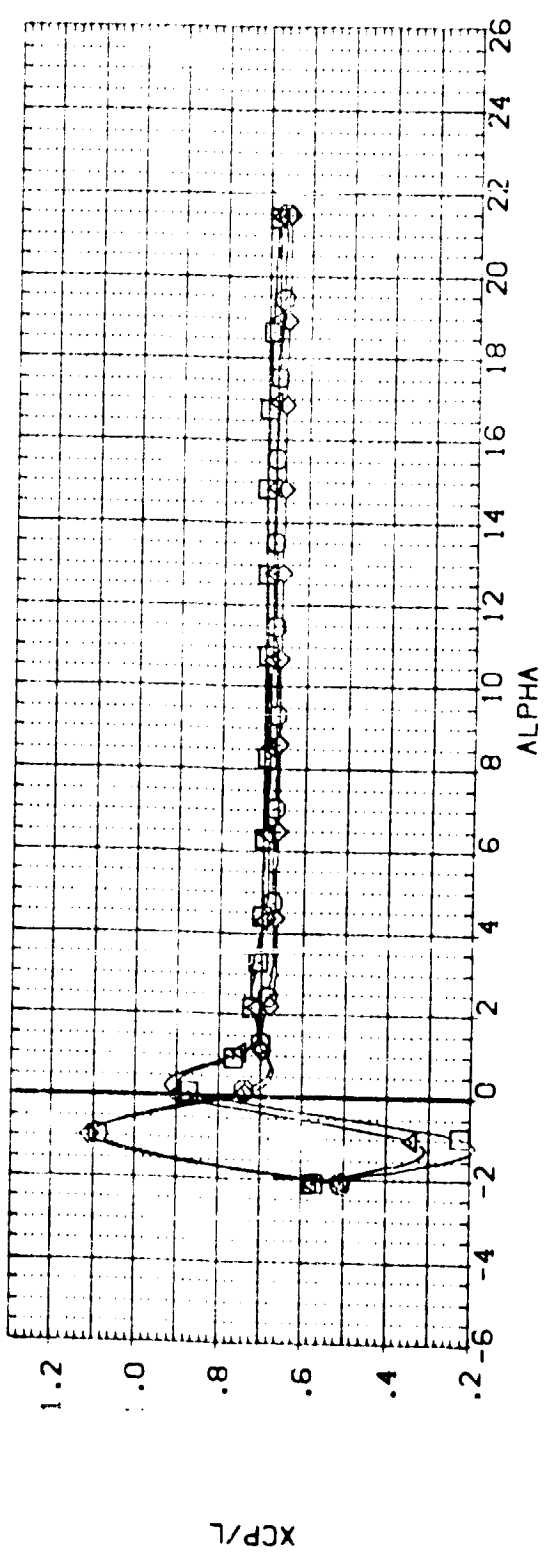
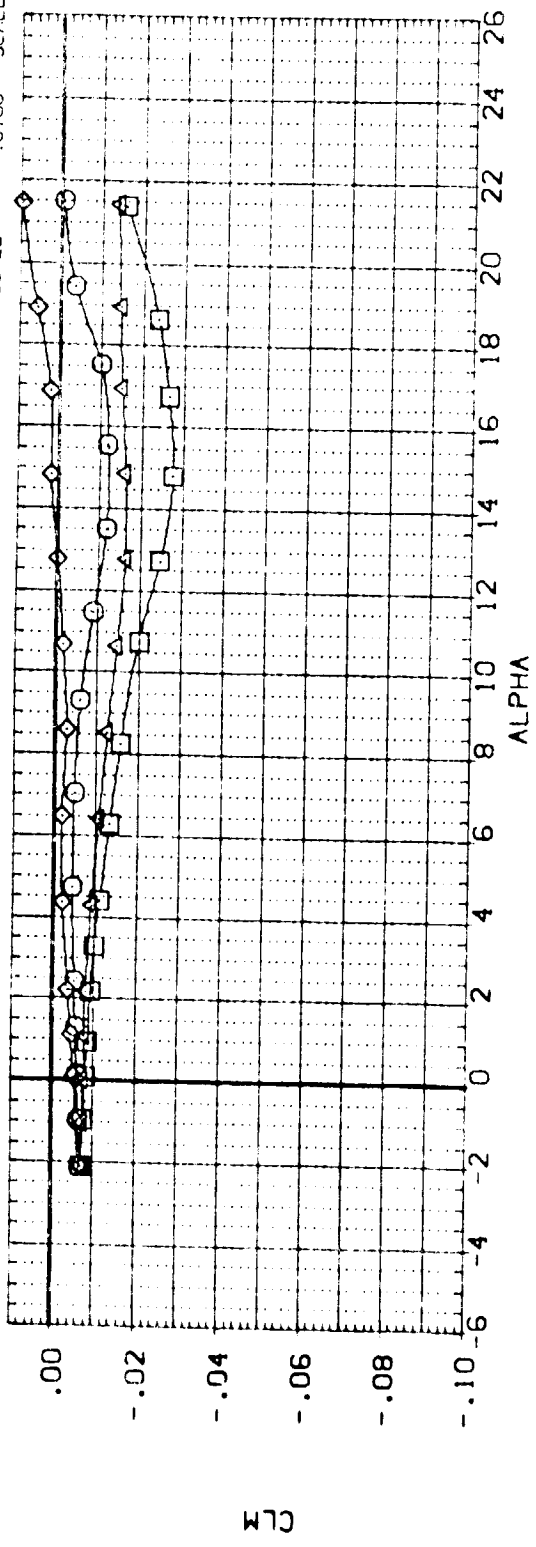


FIGURE 14. EFFECT OF WING/FILLET SECTION ON AERO CHARACT (WING 3, 60 DEG FILLET)
 (B)MACH = .60

DATA SET SYMBOL	CONFIGURATION DESCRIPTION	WINGNO	WINGSC	FLTSCT	LANDAF	REFERENCE INFORMATION
(BPS301)	LARC 8-TPT-657/660.L0-100 DRB.(SHIPS)	3.000	1.000		35.000	SREF 173.1312 50. IN.
(BPS302)	LARC 8-TPT-657/660.L0-100 DRB.(SHIPS)	3.000	2.000		35.000	LREF 25.5100 INCHES
(BPS303)	LARC 8-TPT-657/660.L0-100 DRB.(SHIPS)	3.000	1.000	1.000	60.000	BREF 20.9096 INCHES
(BPS304)	LARC 8-TPT-657/660.LC-100 DRB.(SHIPS)	3.000	2.000	3.000	60.000	YTRP 18.8366 INCHES
						ZTRP .0000 INCHES
						SCALE .0188 SCALE

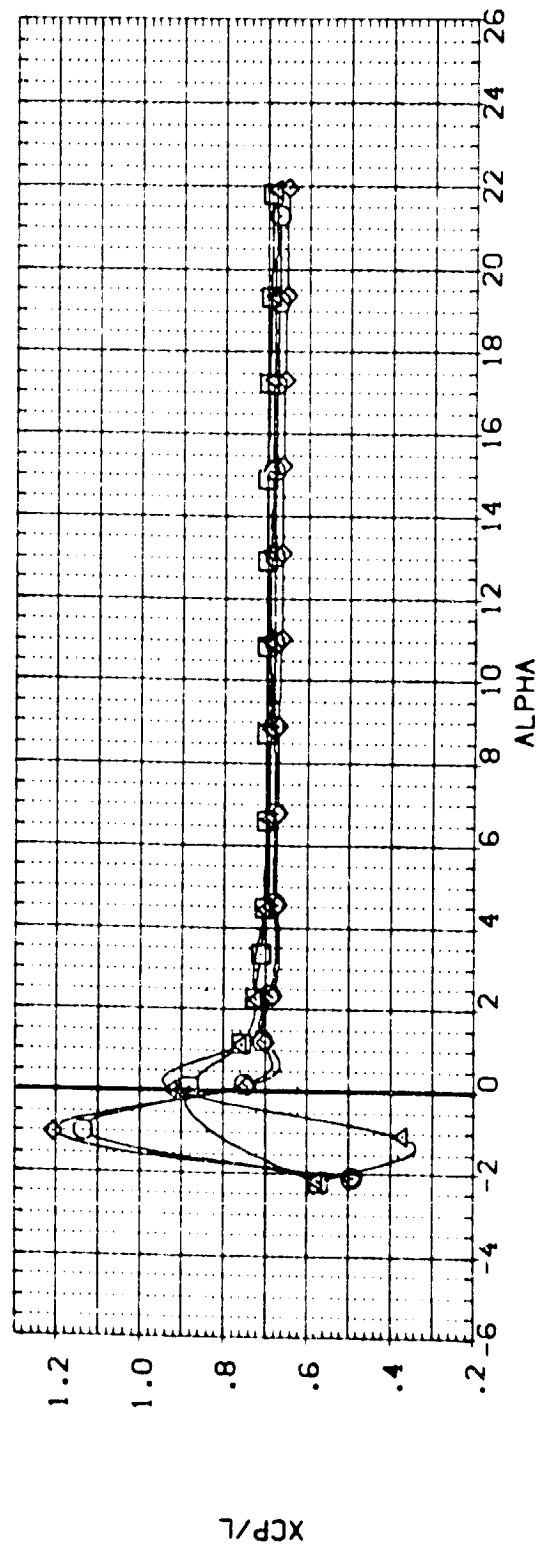
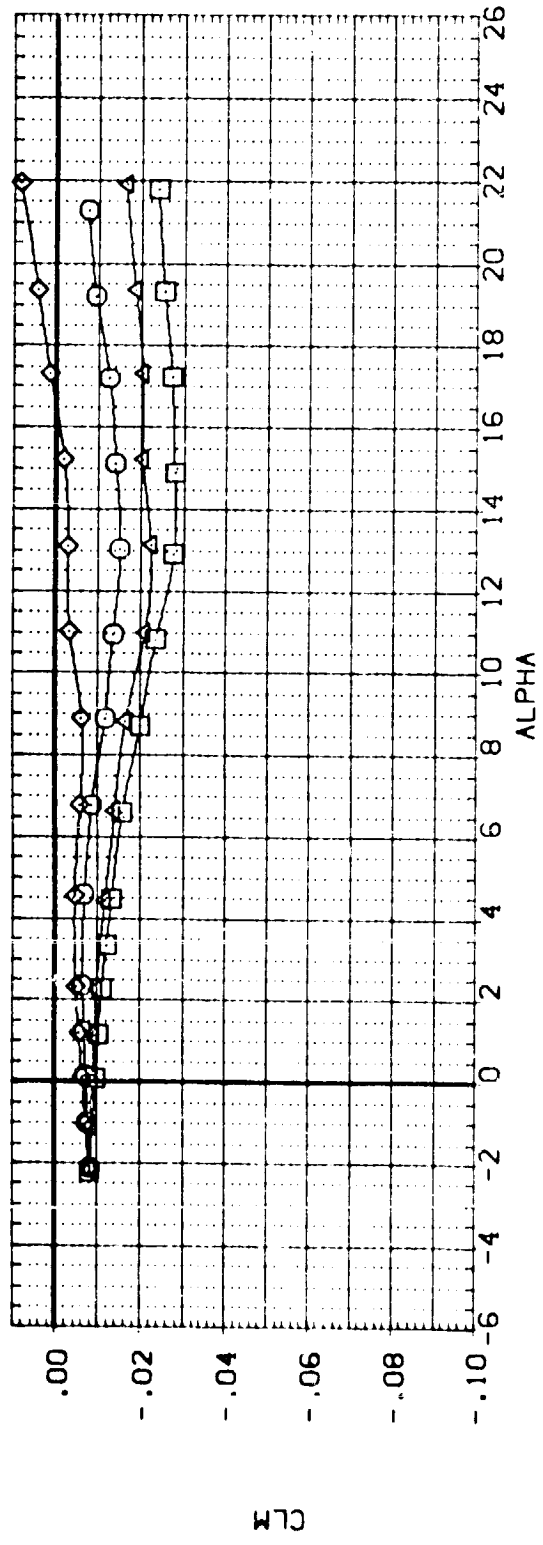


FIGURE 14. EFFECT OF WING/FILLET SECTION ON AERO CHARACTER (WING 3, 60 DEG FILLET)
 (CJMACH = .80) PAGE 417

DATA SET SYMBOL	CONFIGURATION DESCRIPTION	WINGNO	WINGSC	FLTSCT	LANDAF	REFERENCE INFORMATION
(BP5301)	LARC 8-TPT-657/660.L0-100 048 (SHIPS)	3.000	1.000		35.000	SPCF 172.1312
(BP5302)	LARC 8-TPT-657/660.L0-100 049 (SHIPS)	3.000	2.000		35.000	LINE 5.000
(BP5303)	LARC 8-TPT-657/660.L0-100 049 (SHIPS)	3.000	1.000	1.000	60.000	BRPF 2.000
(BP5304)	LARC 8-TPT-657/660.L0-100 048 (SHIPS)	3.000	2.000	3.000	60.000	ZMRP 19.000
						SCALE :0000 INCHES
						SCALE :0188 INCHES

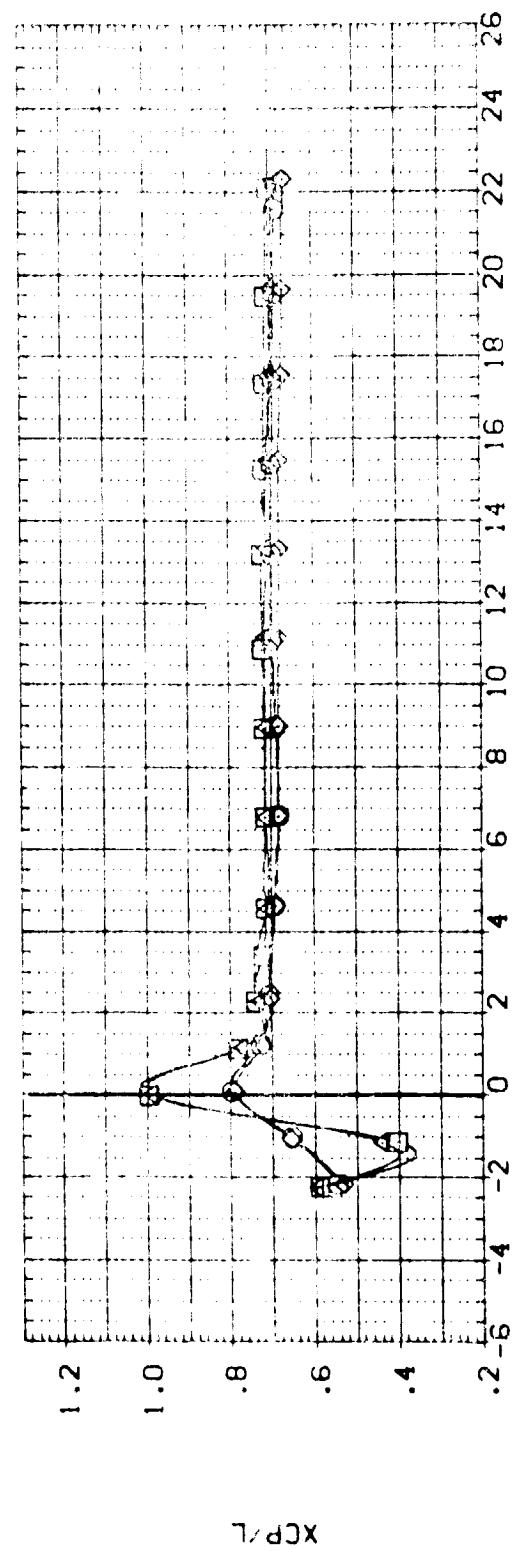
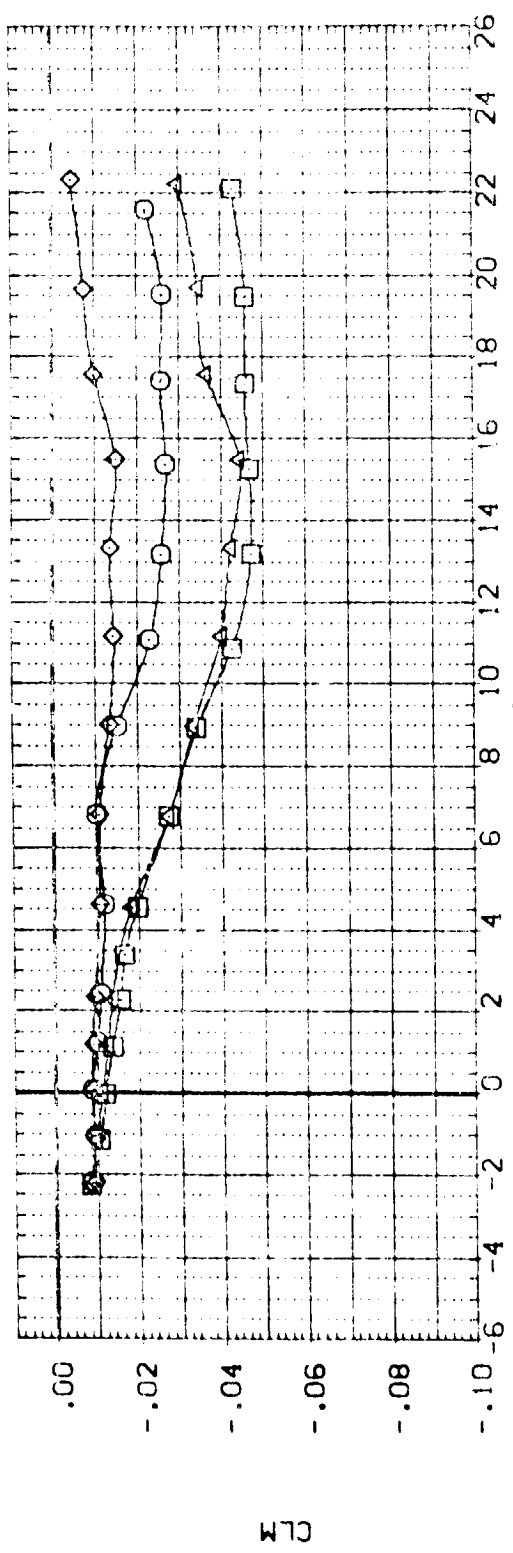


FIGURE 14. EFFECT OF WING/FILLET SECTION ON AERO CHARACT (WING 3, 60 DEG FILLET)
 (O)MACH = .90

DATA SET SYMBOL	CONFIGURATION DESCRIPTION	(BV3VFB)	WINGD	WINGSC	FLISCT	LANDAF	REFERENCE INFORMATION
(BPS301)	LARC 8-TPT-657/660, LO-100 DRB. (SHIPS)		3.000	1.000		35.000	SREF 173.1312 50. IN.
(BPS302)	LARC 8-TPT-657/660, LO-100 DRB. (SHIPS)		3.000	2.000		35.000	LREF 25.5100 INCHES
(BPS303)	LARC 8-TPT-657/660, LO-100 DRB. (SHIPS)		3.000	1.000	1.000	60.000	BREF 23.9096 INCHES
(BPS304)	LARC 8-TPT-657/660, LO-100 DRB. (SHIPS)		3.000	2.000	3.000	60.000	XTRP 19.18366 INCHES
							YTRP .0000 INCHES
							ZTRP .0000 INCHES
							SCALE .0188 SCALE

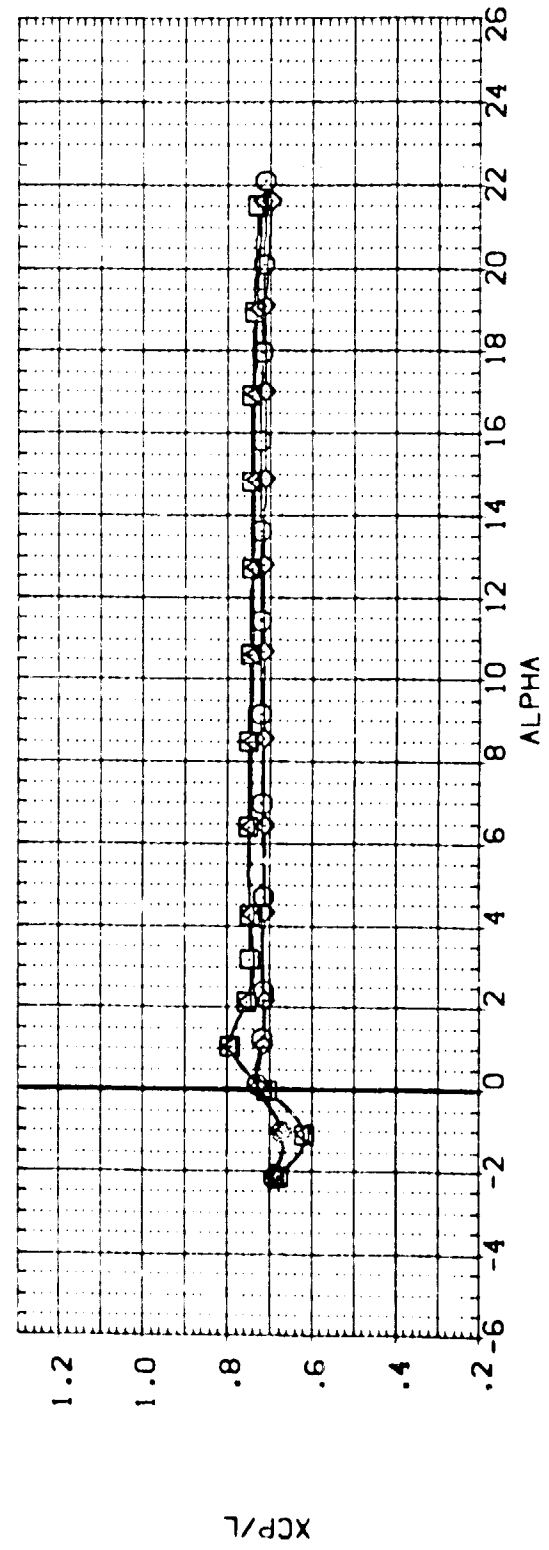
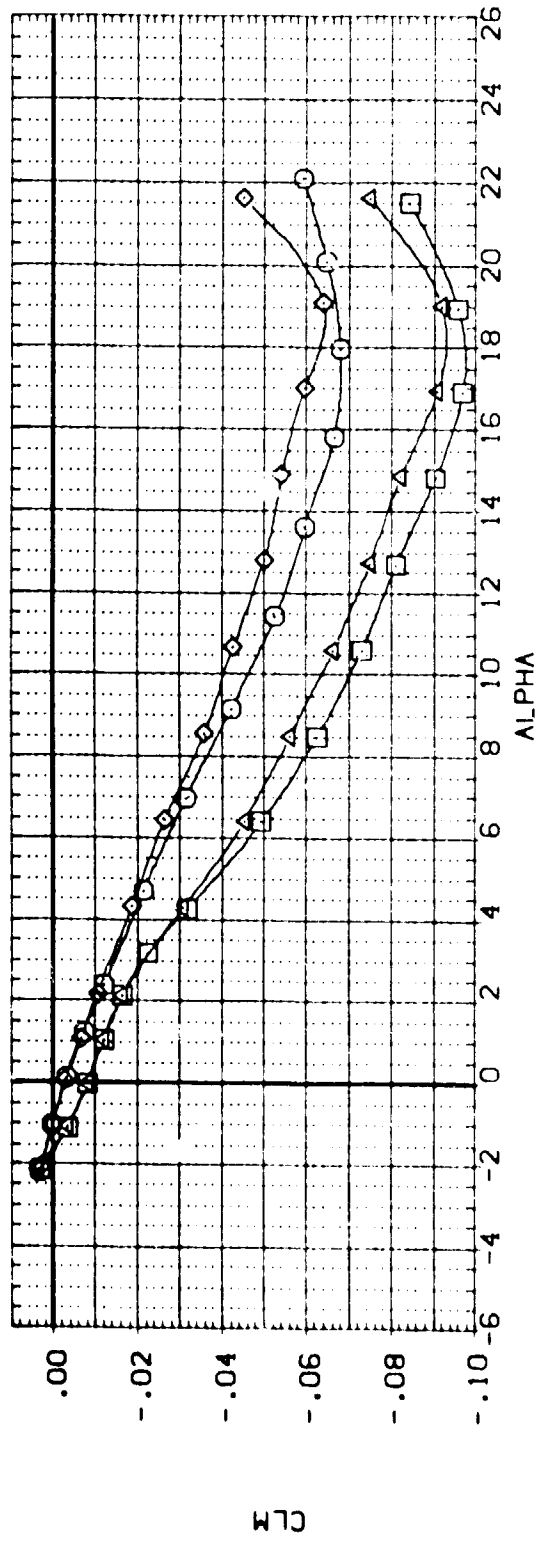


FIGURE 14. EFFECT OF WING/FILLET SECTION ON AERO CHARACT (WING 3, 60 DEG FILLET)

(E)MACH = .98

DATA SET SYMBOL CONFIGURATION DESCRIPTION

(BPS-301) LARC 8-TPT-657/660, LO-100, XRB, (SHIPS)
 (BPS-302) LARC 8-TPT-657/660, LO-100, XRB, (SHIPS)
 (BPS-303) LARC 8-TPT-657/660, LO-100, XRB, (SHIPS)
 (BPS-304) LARC 8-TPT-657/660, LO-100, XRB, (SHIPS)

(BPS-301) (BV3/FB)
 (BPS-302) (BV3/FB)
 (BPS-303) (BV3/FB)
 (BPS-304) (BV3/FB)

WINGNO 3.000
 3.000
 3.000
 3.000

WINGSC 1.000
 2.000
 3.000
 3.000

FUTSCT 1.000
 3.000

LANDAF 35.000
 35.000
 20.000
 50.000

REFERENC INFORMATION
 SSGF 175.1312 INCHES
 SSGF 20.5100 INCHES
 XTRP 23.9438 INCHES
 YTRP 13.1836 INCHES
 ZTRP .0000 INCHES
 SCALE .0188 INCHES

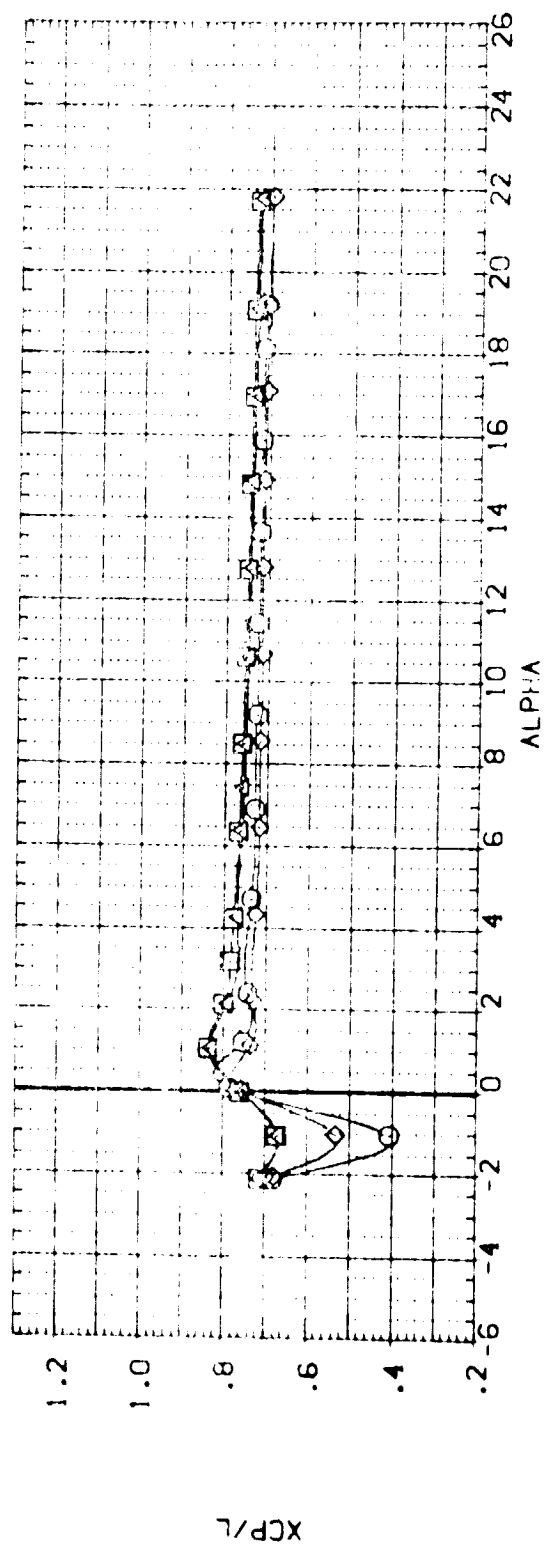
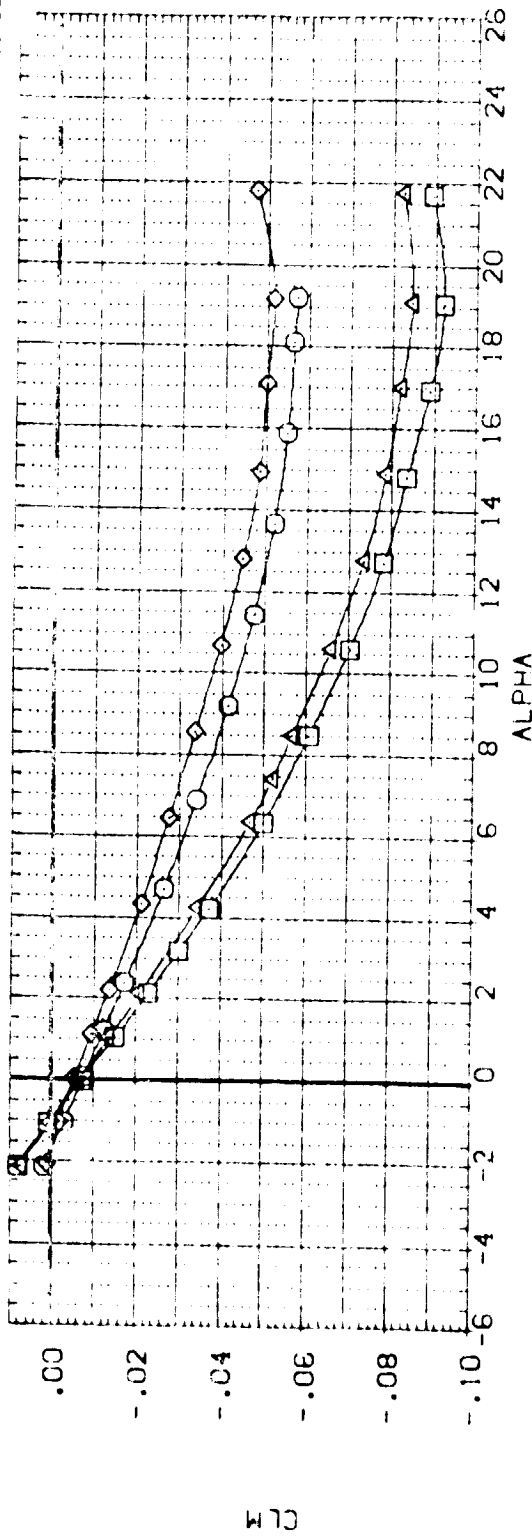


FIGURE 14. EFFECT OF WING/FILLET SECTION ON AERO CHARACT (WING 3, 60 DEG FILLET)
 (F)MACH = 1.20
 PAGE 420

DATA SET SYMBOL
 (BPS 301)
 (BPS 302)
 (BPS 303)
 (BPS 306)

CONFIGURATION DESCRIPTION
 LARC 8-TPT-657/660, LO-100 CRB.(SH)IPS
 LARC 8-TPT-657/660, LO-100 CRB.(SH)IPS
 LARC 8-TPT-657/660, LO-100 CRB.(SH)IPS
 LARC 8-TPT-657/660, LO-100 CRB.(SH)IPS

WINGNO WINGSC FLTSTCT LAMPDAF REFERENCE INFORMATION SO. IN.
 3.000 1.000 1.000 35.000 SREF 173.1312 173.1312
 3.000 2.000 1.000 35.000 LREF 25.5100 25.5100
 3.000 1.000 3.000 70.000 BRPF 20.5096 20.5096
 3.000 2.000 1.000 70.000 YMRP 18.4366 18.4366
 ZMRP .0000 .0000
 SCALE .0188 .0188

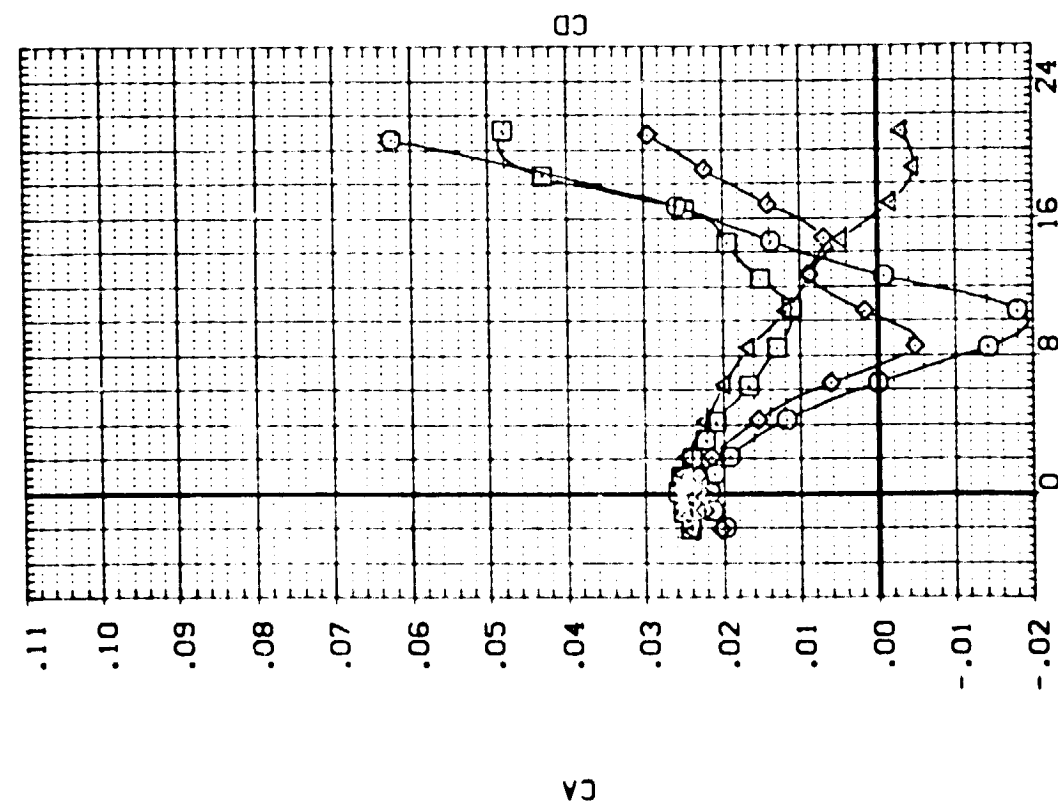
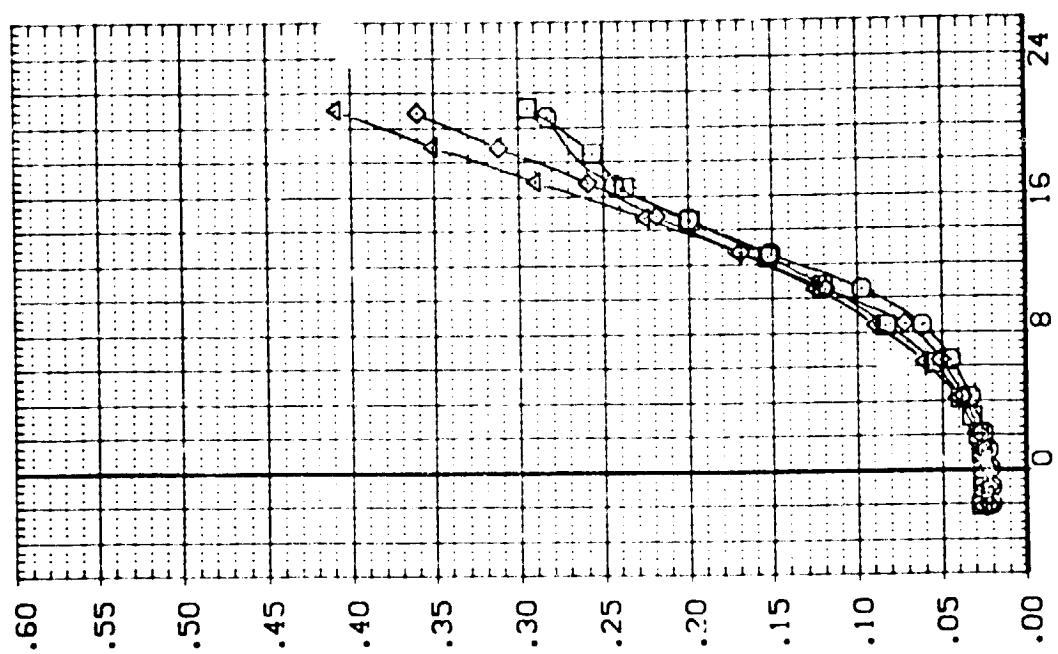


FIGURE 15. EFFECT OF WING/FILLET SECTION ON AERO CHARACT (WING 3, 70 DEG FILLET)
 (A)MACH = .35
 PAGE 421

DATA SET SYMBOL CONFIGURATION DESCRIPTION (B)MACH = .60

803011	LARC B-TPT-657/650-LC-100 (SHIPS)	(B)MACH = .60
803012	LARC B-TPT-657/650-LC-100 (SHIPS)	(B)MACH = .60
803013	LARC B-TPT-657/650-LC-100 (SHIPS)	(B)MACH = .60
803014	LARC B-TPT-657/650-LC-100 (SHIPS)	(B)MACH = .60

WINGNO WINDSC FLTSCT LAMDAF REFERENCE INFORMATION

3.000	1.000	35.000	35.000	SACF	173.1312	10.000
3.000	2.000	35.000	35.000	TRCF	2.0000	10.000
3.000	3.000	35.000	35.000	BRCF	2.0000	10.000
3.000	2.000	35.000	35.000	MRCP	2.0000	10.000
				ZMRP	10000	10000
				SCALE	10198	SCALE

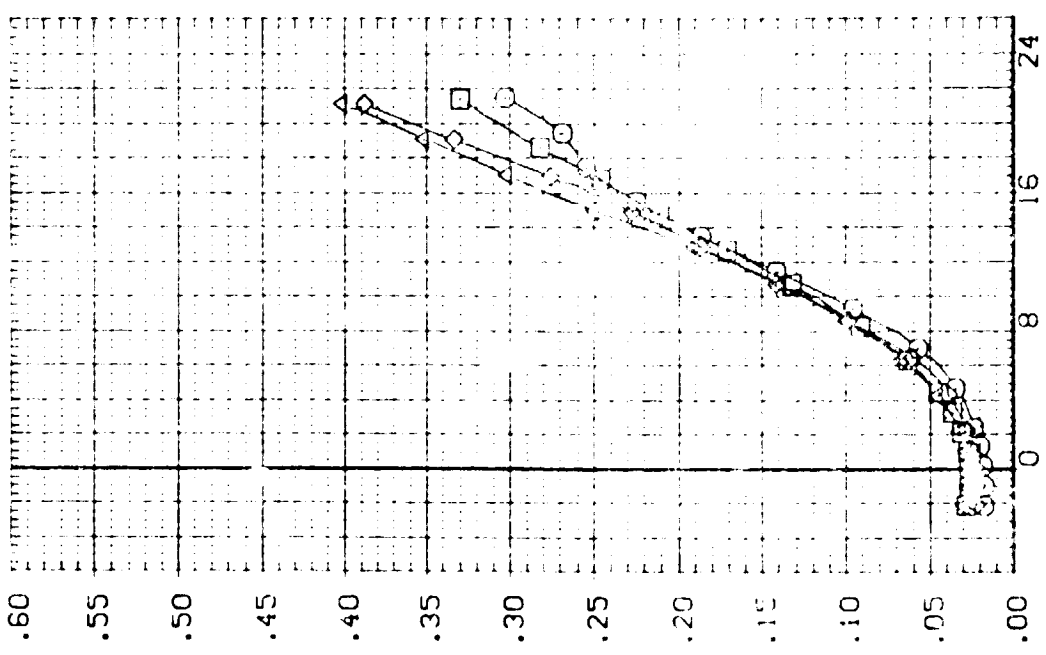
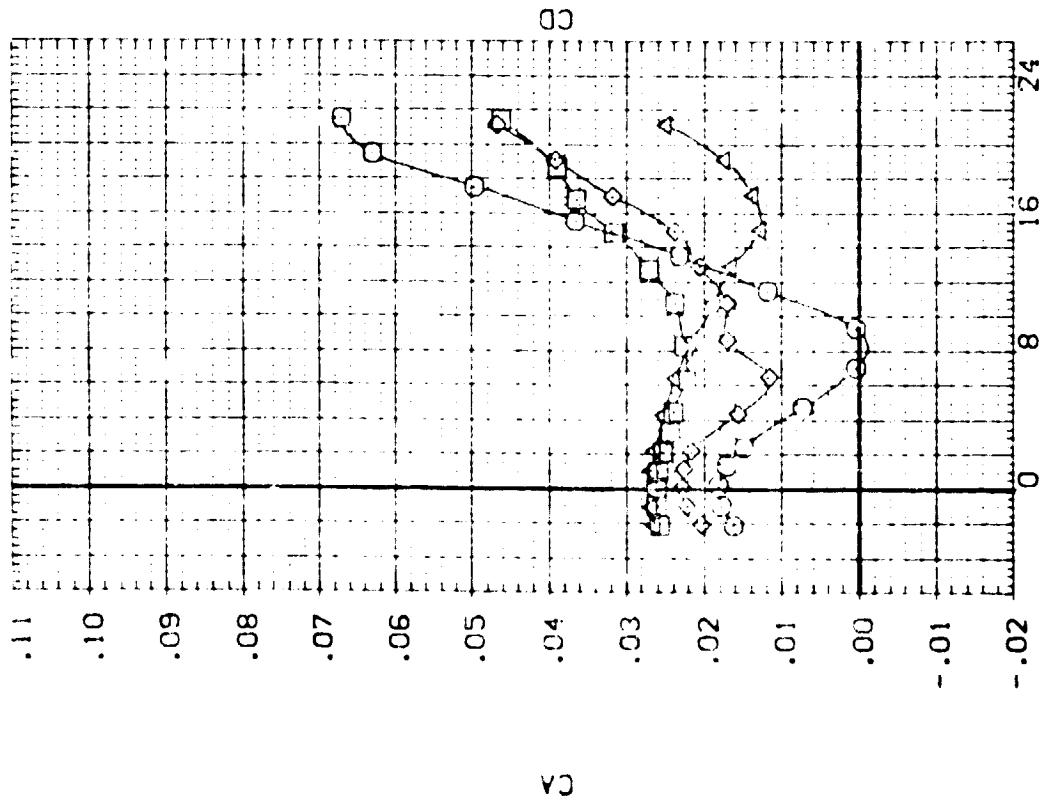


FIGURE 15. EFFECT OF WING/FILLET SECTION ON AERO CHARACT (WING 3, 70 DEG FILLET)
 (B)MACH = .60 PAGE 422

DATA SET SYMBOL	CONFIGURATION DESCRIPTION	FLTSCT	LAMDAF	REFERENCE INFORMATION
(BPS 301)	LARC 8-TPT-657/660, LC-100 CR8. (SH)PS	1.000	35.000	SREF 173.1312 SQ. IN.
(BPS 302)	LARC 8-TPT-657/660, LC-100 CR8. (SH)PS	2.000	35.000	LREF 23.5100 INCHES
(BPS 305)	LARC 8-TPT-657/660, LC-100 CR8. (SH)PS	1.000	70.000	BREF 23.9086 INCHES
(BPS 306)	LARC 8-TPT-657/660, LC-100 CR8. (SH)PS	3.000	70.000	XMRP 19.9366 INCHES
				ZMRP .0000 INCHES
				SCALE .0188 SCALE

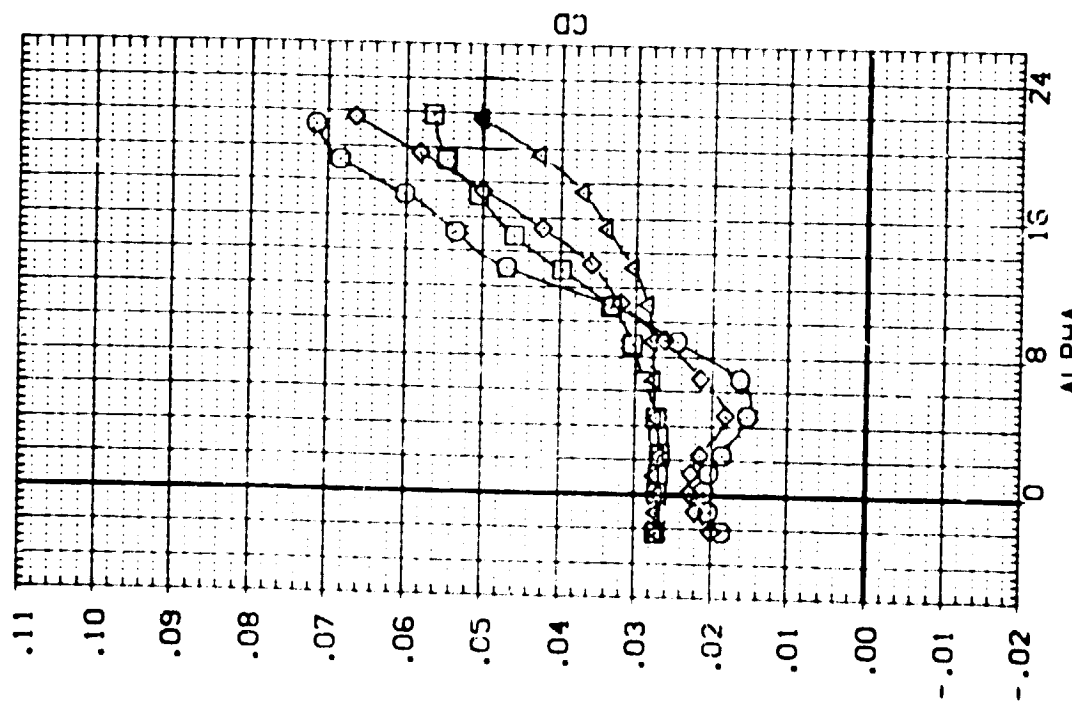
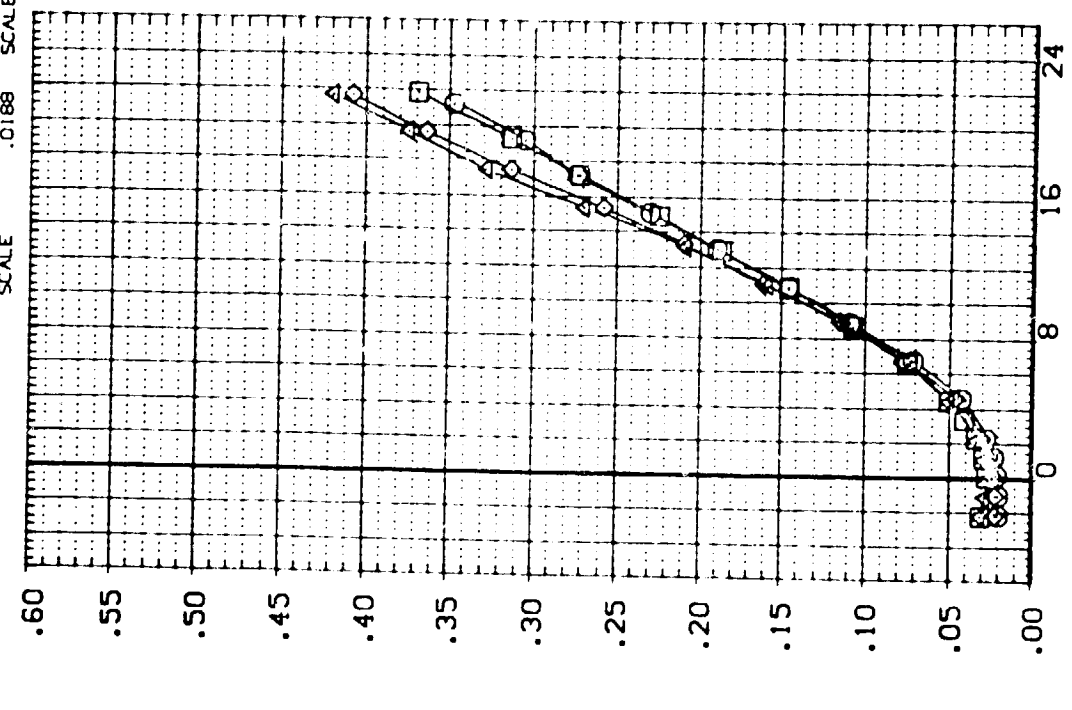


FIGURE 15. EFFECT OF WING/FILLET SECTION ON AERO CHARACT (WING 3, 70 DEG FILLET)
(C)MACH = .80

DATA SET SYMBOL: (895301), (895302), (895303), (895306)

CONFIGURATION DESCRIPTION: LARC 8-TPT-657/660, L3-100 ORB. (S4PS), (S4PS), (S4PS), (S4PS); LARC 8-TPT-657/660, L3-100 ORB. (S4PS), (S4PS), (S4PS), (S4PS); LARC 8-TPT-657/660, L3-100 ORB. (S4PS), (S4PS), (S4PS), (S4PS)

WINDM: 3.000, 3.000, 3.000, 3.000

WINGSC: 1.000, 2.000, 3.000, 3.000

FLISCT: 1.000, 1.000, 1.000, 1.000

LANDAF: 35.000, 35.000, 35.000, 70.000

REFERENCE INFORMATION: SRET 173.1312 SQ. IN.; LREF 25.5100 INCHES; BRFF 20.5455 INCHES; XMRP 19.5365 INCHES; YMRP .0000 INCHES; ZMRP .0000 INCHES; SCALE .0188

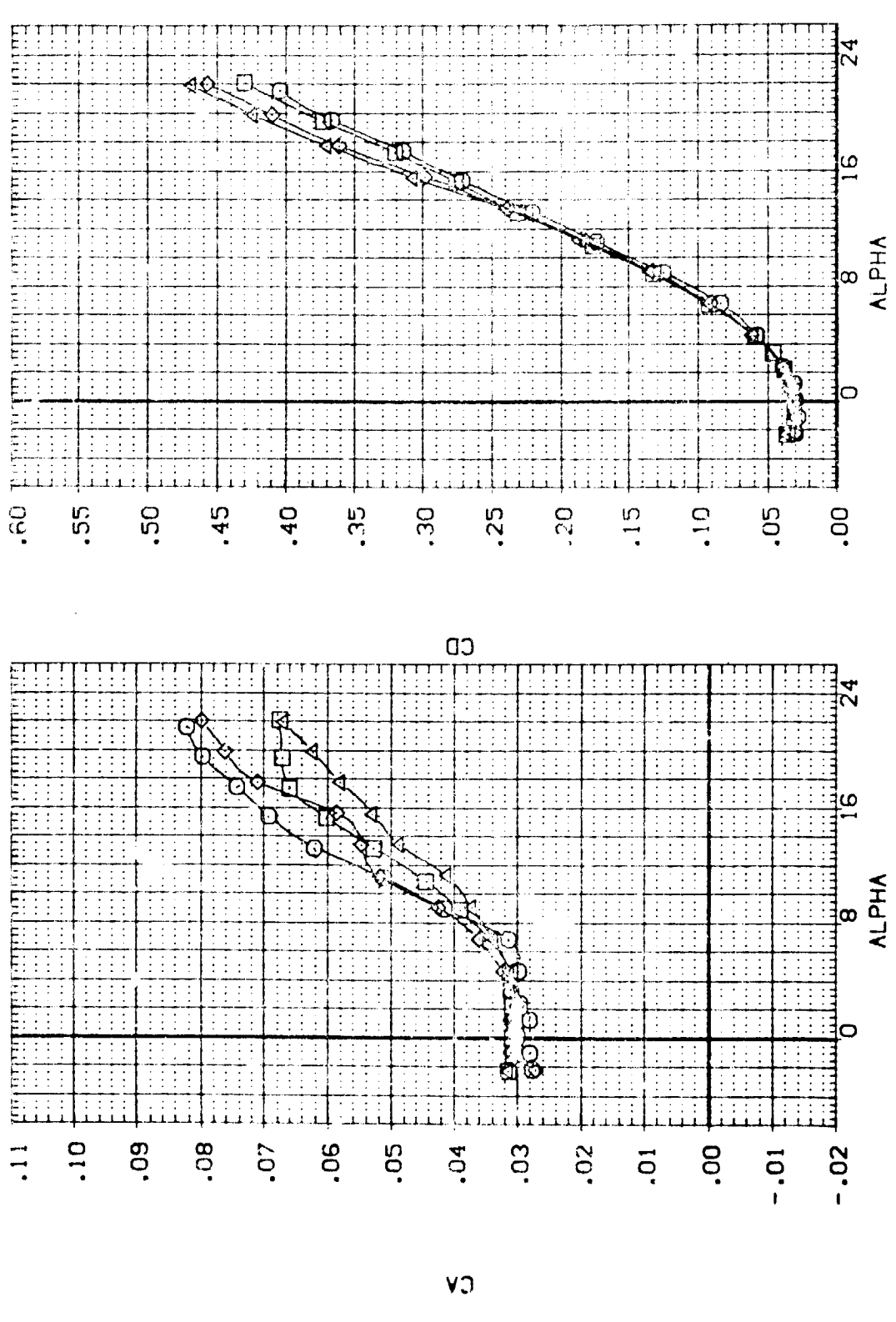


FIGURE 15. EFFECT OF WING/FILLET SECTION ON AERO CHARACT (WING 3, 70 DEG FILLET) (0)MACH = .90

DATA SET SYMBOL CONFIGURATION DESCRIPTION
 (BPS301) LARC 8-TPT-657/660, LO-100 DRB, (SHIPS)
 (BPS302) LARC 8-TPT-657/660, LO-100 DRB, (SHIPS)
 (BPS305) LARC 8-TPT-657/660, LO-100 DRB, (SHIPS)
 (BPS306) LARC 8-TPT-657/660, LO-100 DRB, (SHIPS)

WINGNO WINGSC FLTSCCT LAMDAF
 3.000 1.000 35.000 35.000
 3.000 2.000 35.000 35.000
 3.000 1.000 70.000 70.000
 3.000 2.000 70.000 70.000

REFERENCE INFORMATION
 SREF 173.1312 SQ. IN
 LREF 25.5100 INCHES
 BREF 20.9096 INCHES
 XMRP 18.8366 INCHES
 YMRP .0000 INCHES
 ZMRP .0000 INCHES
 SCALE .0188 SCALE

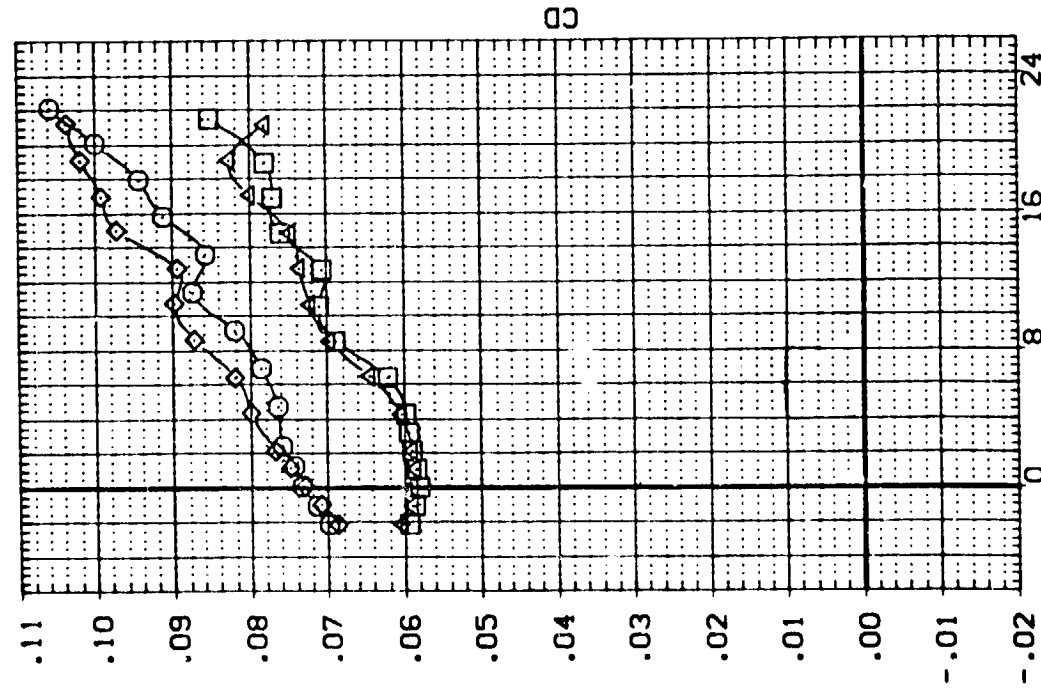
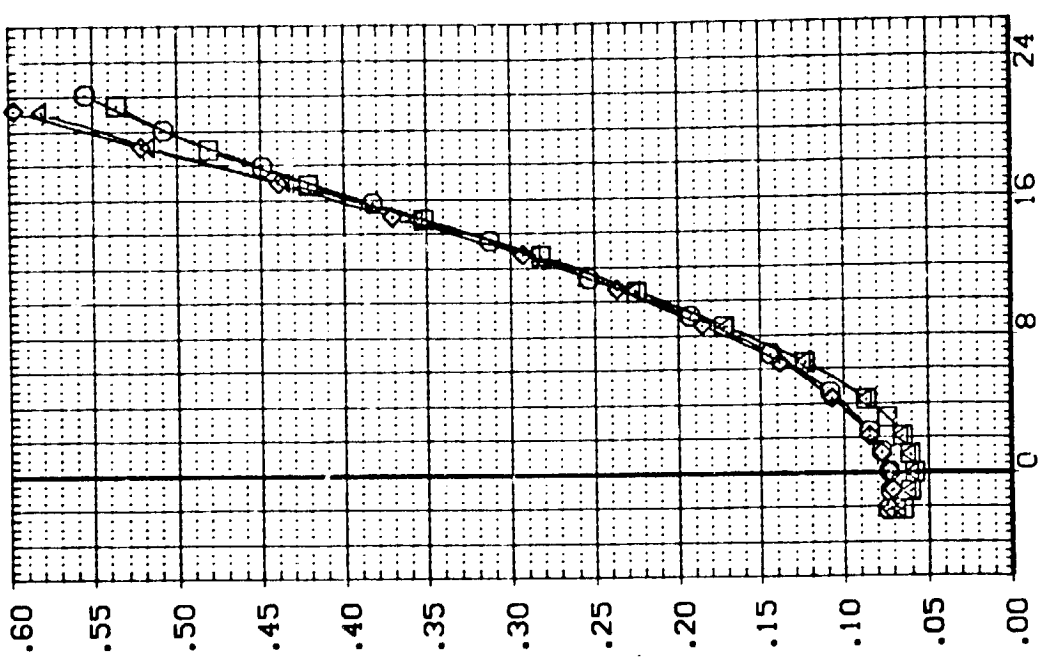


FIGURE 15. EFFECT OF WING/FILLET SECTION ON AERO CHARACT (WING 3, 70 DEG FILLET)
 (E)MACH = .98

DATA SET SYMBOL
 (BP5301) □
 (BP5302) ○
 (BP5303) △
 (BP5306) ⊗

CONFIGURATION DESCRIPTION
 LARC 8-TPT-657/660.L0-100 ORB. (SHIPS)
 LARC 8-TPT-657/660.L0-100 ORB. (SHIPS)
 LARC 8-TPT-657/660.L0-100 ORB. (SHIPS)

(BV3VFB)
 (BV3VFB)
 (BV3VFB)

WINGNO WINGSC WINGSC FLTSCT LAMDAF
 3.000 1.000 1.000 1.000 35.000
 3.000 2.000 2.000 3.000 35.000
 3.000 1.000 1.000 1.000 70.000
 3.000 2.000 2.000 3.000 70.000

REFERENCE INFORMATION
 S.F. 173.1312 SQ. IN.
 LREF 25.5100 INCHES
 BREF 20.0096 INCHES
 XMRP 18.8356 INCHES
 YMRP .0000 INCHES
 ZMRP .0000 INCHES
 SCALE .0189 SCALE

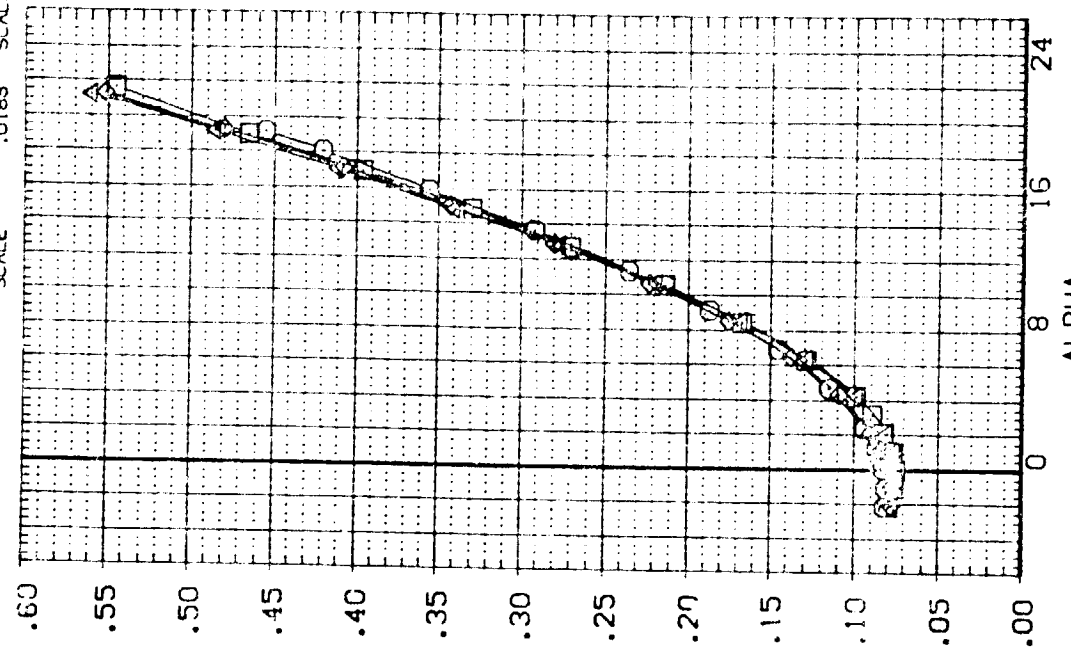
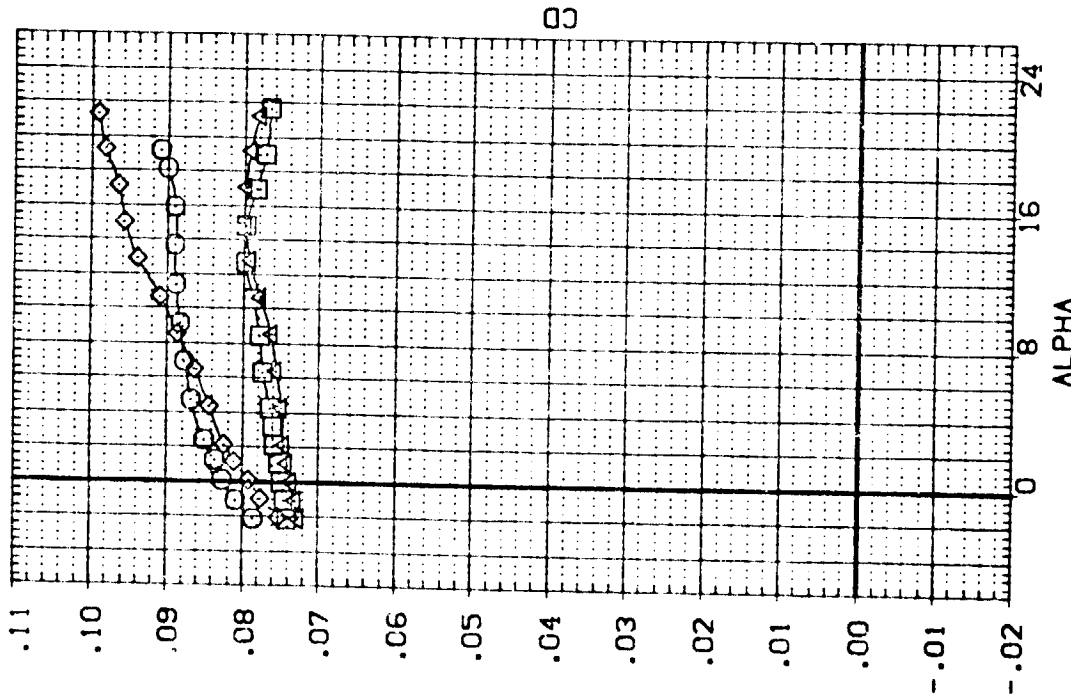


FIGURE 15. EFFECT OF WING/FILLET SECTION ON AERO CHARACT (WING 3, 70 DEG FILLET)
 (F)MACH = 1.20
 PAGE 426

DATA SET SYMBOL CONFIGURATION DESCRIPTION

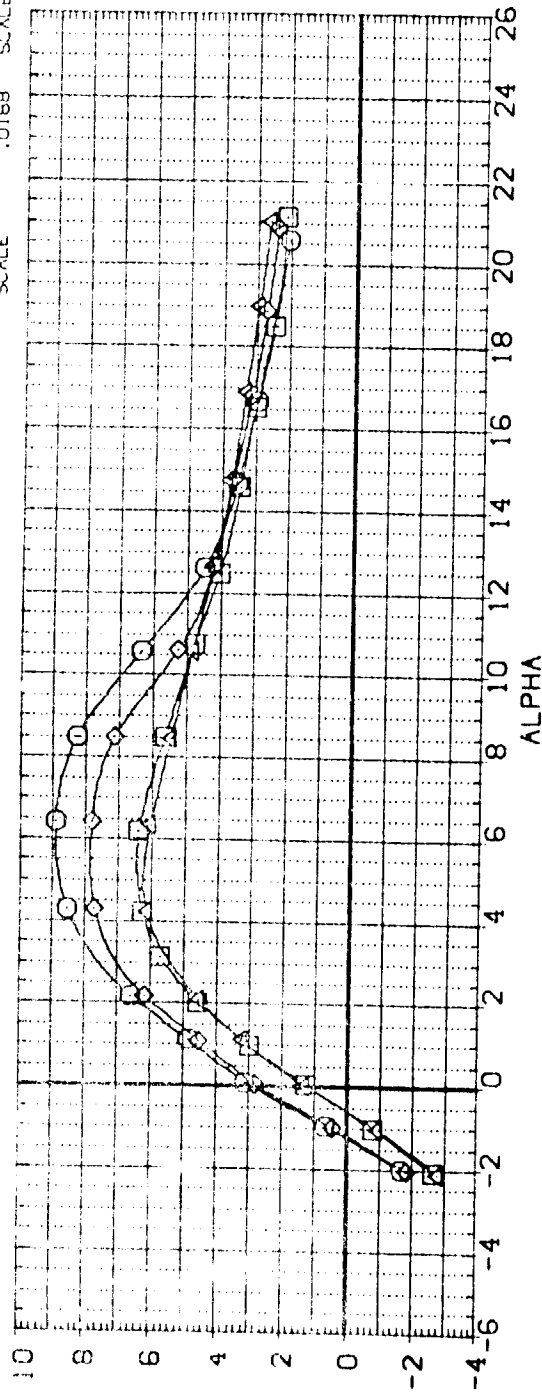
(B) B-TPT-857/850-1.0-100 800 (34) (PS)
 (C) B-TPT-857/850-1.0-100 856 (34) (PS)
 (X) B-TPT-857/850-1.0-100 856 (34) (PS)
 (S) B-TPT-857/850-1.0-100 856 (34) (PS)

WING SCALING
 WING SC 3.000
 WING SC 3.000
 WING SC 3.000
 WING SC 3.000

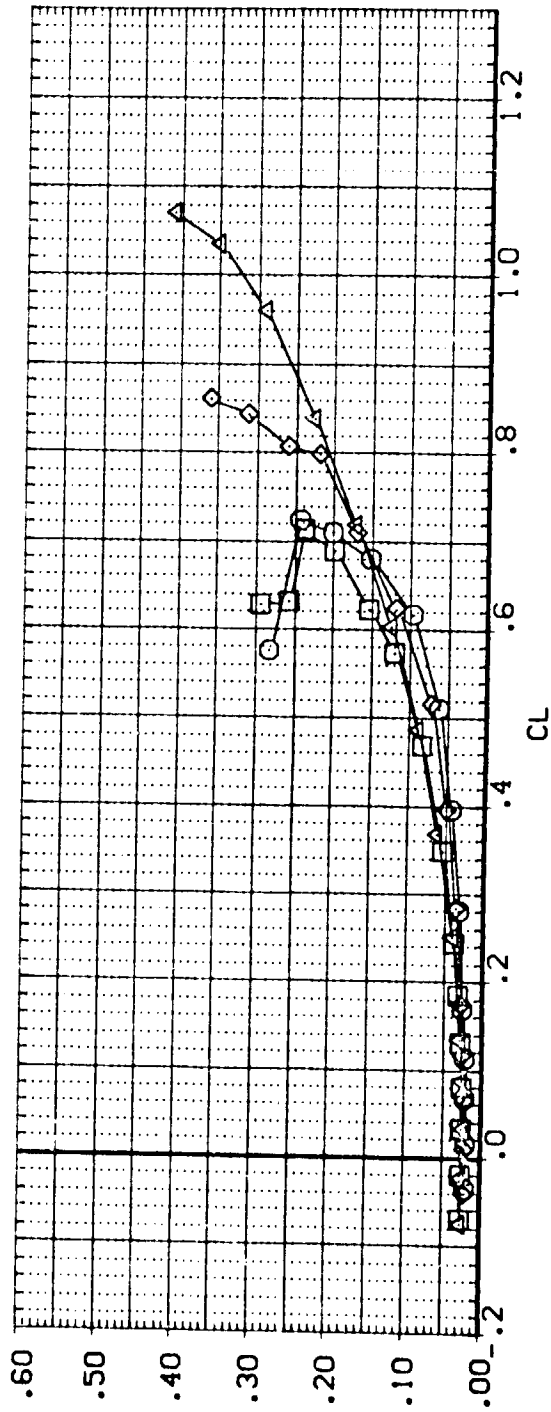
FLTSCT
 FLTSCT 1.000
 FLTSCT 3.000

LAWDAF
 LAWDAF 25.000
 LAWDAF 25.000
 LAWDAF 25.000
 LAWDAF 75.000

REFERENCE INFORMATION
 SREF 173.1312 SO. IN.
 LREF 25.5100 INCHES
 BREF 24.9056 INCHES
 YMRP 18.6366 INCHES
 ZMRP .0000 INCHES
 SCALE .0168 INCHES



L/D



CL

FIGURE 15. EFFECT OF WING/FILLET SECTION ON AERO CHARACT (WING 3, 70 DEG FILLET)

(A) MACH = .35

DATA SET SYMBOL CONFIGURATION DESCRIPTION

(BPS 301) LARC 8-TPT-557/660, LO-100 CRB, (SH)PS

(BPS 302) LARC 8-TPT-657/660, LO-100 CRB, (SH)PS

(BPS 303) LARC 8-TPT-557/660, LO-100 CRB, (SH)PS

(BPS 306) LARC 8-TPT-657/660, LO-100 CRB, (SH)PS

(BV3VFB)

(BV3VFB)

(BV3VFB)

(BV3VFB)

WINGNO 3,000

WINGNO 3,000

WINGNO 3,000

WINGNO 3,000

FLTSCT 1,000

FLTSCT 3,000

FLTSCT 1,000

FLTSCT 3,000

LANDAF 35,000

LANDAF 35,000

LANDAF 70,000

LANDAF 70,000

YMRP .0000

ZMRP .0000

SCALE .0188

SCALE .0188

REFERENCE INFORMATION

SREF 173.1312 SQ. IN.

LREF 25.5100 INCHES

BREF 20.9096 INCHES

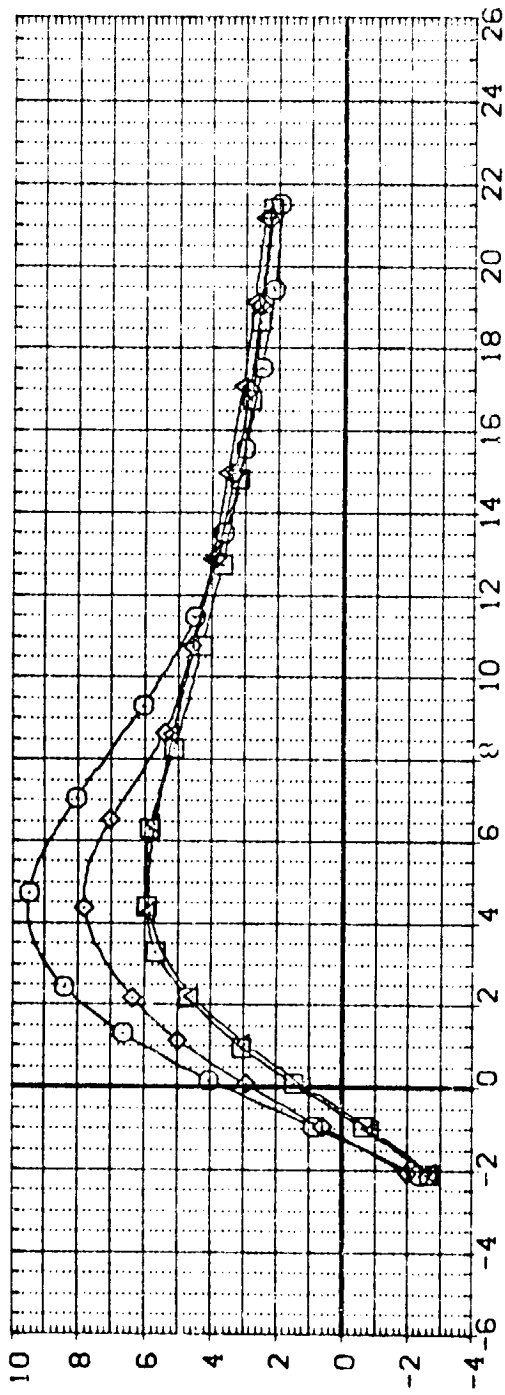
XMRP 18.8366 INCHES

YMRP .0000 INCHES

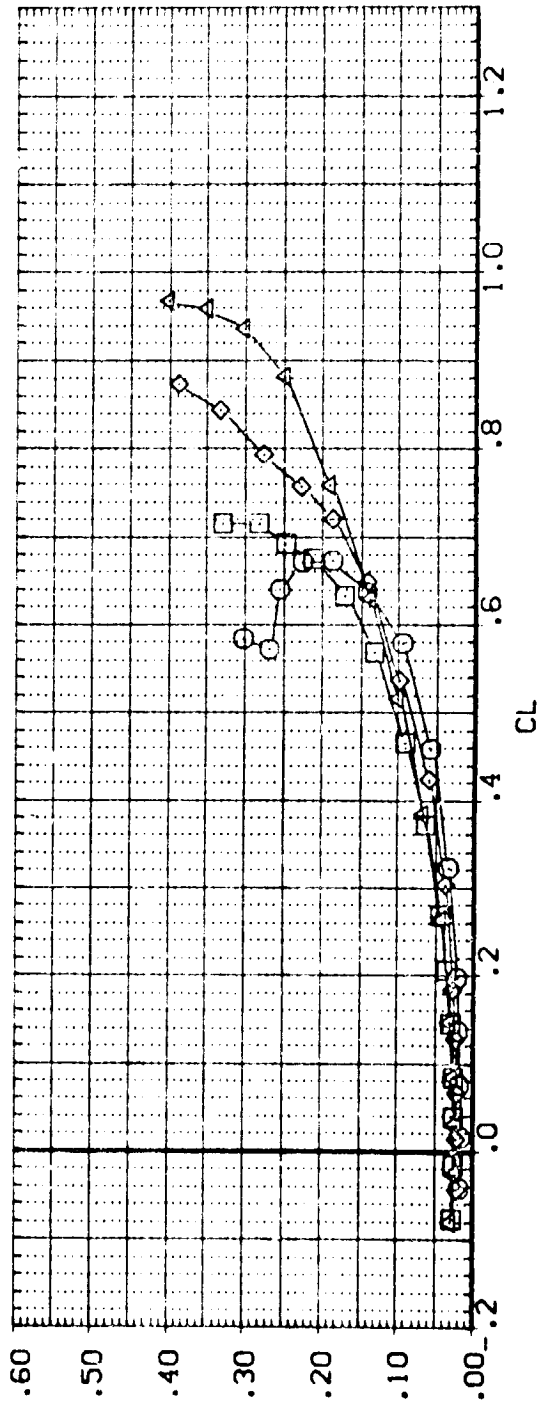
ZMRP .0000 INCHES

SCALE .0188

SCALE .0188



L/D



CL

FIGURE 15. EFFECT OF WING/FILLET SECTION ON AERO CHARACT (WING 3, 70 DEG FILLET)

(B)MACH = .60

DATA SET SYMBOL	CONFIGURATION DESCRIPTION	(BV3VFB)	WINGNO	WINGSC	FLTSCT	LAMDAF	REFERENCE INFORMATION
(BP5301)	LARC 8-TPT-657/660, LD-100 ORG. SHIPS	(BV3VFB)	3.000	1.000	1.000	75.000	SREF 173.1312 SQ. IN.
(BP5302)	LARC 8-TPT-657/660, LD-100 ORG. SHIPS	(BV3VFB)	3.000	2.000	1.000	75.000	SREF 25.5100 INCHES
(BP5305)	LARC 8-TPT-657/660, LD-100 ORG. SHIPS	(BV3VFB)	3.000	1.000	1.000	75.000	SREF 23.9096 INCHES
(BP5306)	LARC 8-TPT-657/660, LD-100 ORG. SHIPS	(BV3VFB)	3.000	2.000	3.000	75.000	XREF 13.6366 INCHES
							YREF .0000 INCHES
							ZREF .0000 INCHES
							SCALE .0168 SCALE

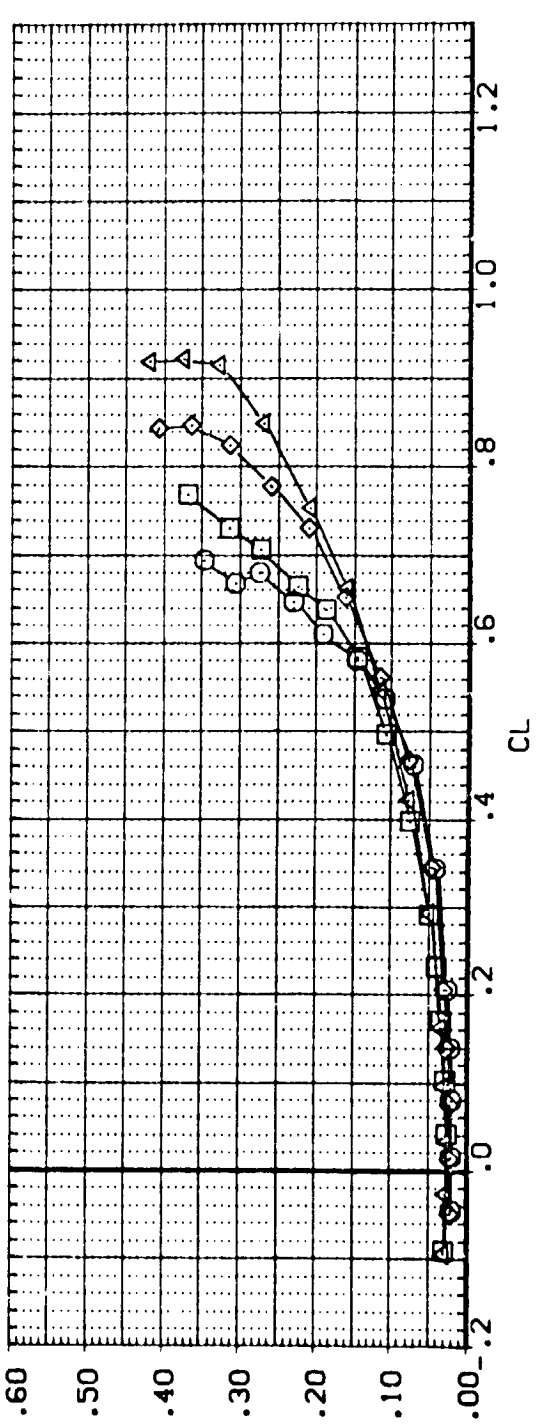
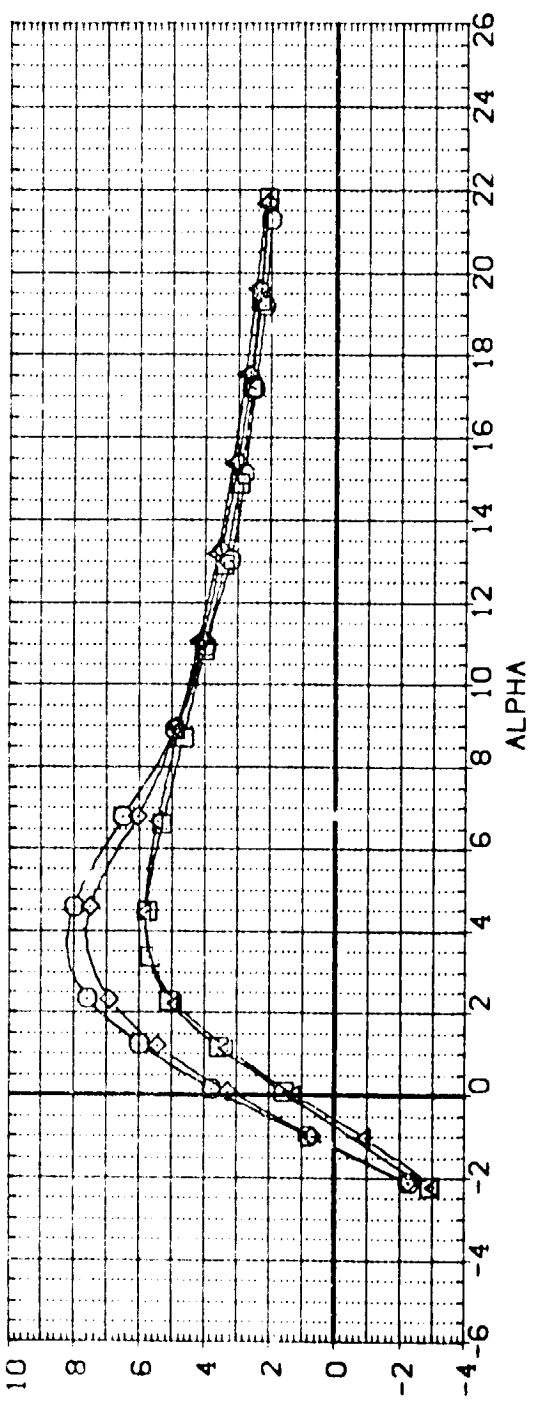


FIGURE 15. EFFECT OF WING/FILLET SECTION ON AERO CHARACT (WING 3, 70 DEG FILLET)
 (C)MACH = .80

DATA SET SYMBOL	CONFIGURATION DESCRIPTION	WINGNO	VINGSC	FLTSCT	LAMDAF	REFERENCE INFORMATION
(BP5301)	LARC 8-TPT-657/660, LO-100 CRB, (SHIPS)	3.000	1.000		35.000	SREF 173.1312 50. IN.
(BP5302)	LARC 8-TPT-657/660, LO-100 CRB, (SHIPS)	3.000	2.000		35.000	LREF 25.5100 INCHES
(BP5305)	LARC 8-TPT-657/660, LO-100 CRB, (SHIPS)	3.000	1.000	1.000	70.000	BREF 20.9096 INCHES
(BP5306)	LARC 8-TPT-657/660, LO-100 CRB, (SHIPS)	3.000	2.000	3.000	70.000	XMRP 18.8366 INCHES
						ZMRP .0000 INCHES
						SCALE .0188

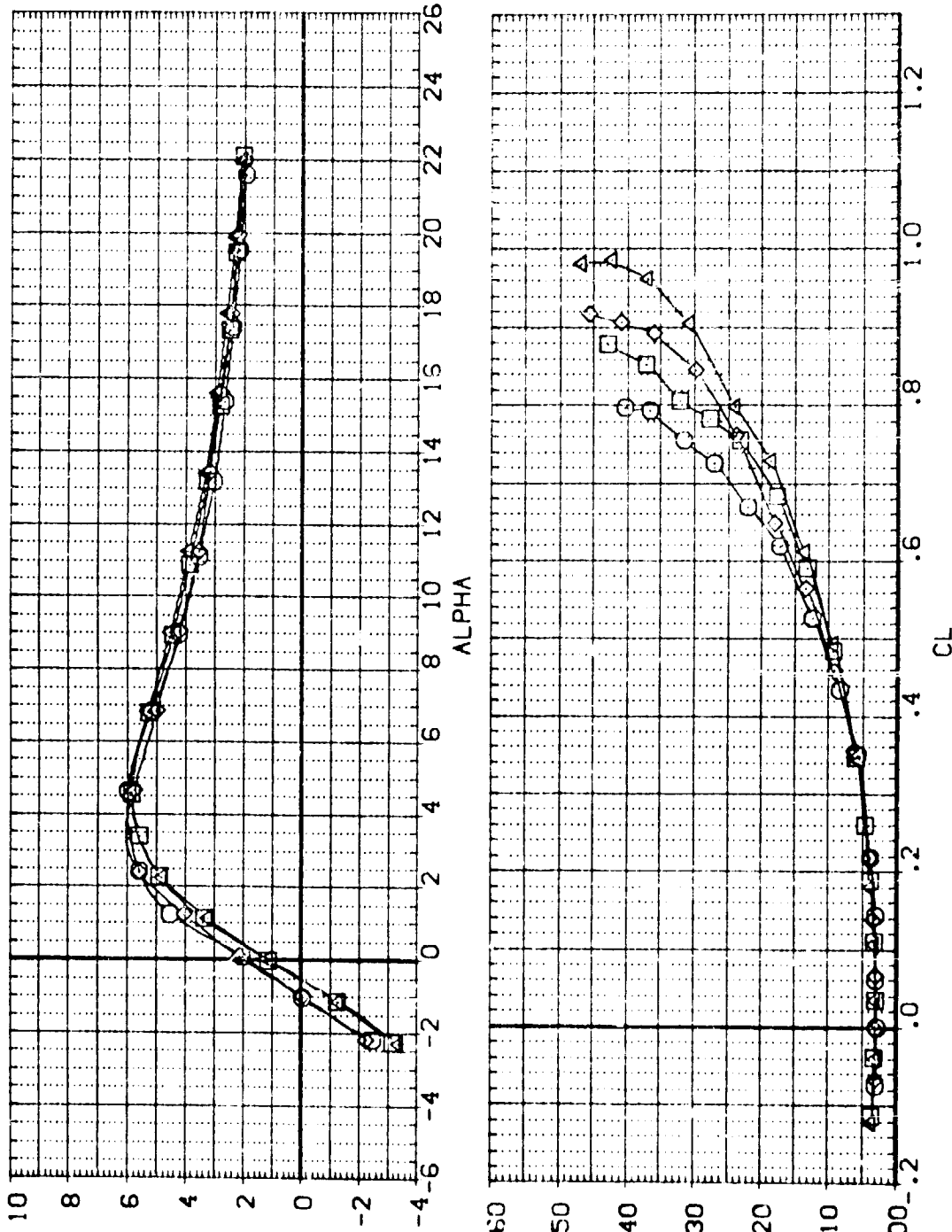


FIGURE 15. EFFECT OF WING/FILLET SECTION ON AERO CHARACTER (WING 3, 70 DEG FILLET)
 (M)MACH = .90

DATA SET SYMBOL	CONFIGURATION DESCRIPTION	(BV3M/B)	WING	WINGSC	FLTSC	LAM/D/F	REFERENCE INFORMATION
BP33017	LARC B-TPT-657/660 LC-100 ORB (S4/PS)	(BV3M/B)	3.000	1.000		35.000	SREF 173.1312 50. IN
BP3302	LARC B-TPT-657/660 LC-100 ORB (S4/PS)	(BV3M/B)	3.000	2.000		35.000	BREF 25.5100 INCHES
BP3305	LARC B-TPT-657/660 LC-100 ORB (S4/PS)	(BV3M/B)	3.000	1.000	1.000	70.000	BREF 20.5096 INCHES
BP3308	LARC B-TPT-657/660 LC-100 ORB (S4/PS)	(BV3M/B)	3.000	2.000	3.000	70.000	X-PRP 19.6356 INCHES
							Z-MRP .0000 INCHES
							SCALE .0188 SCALE

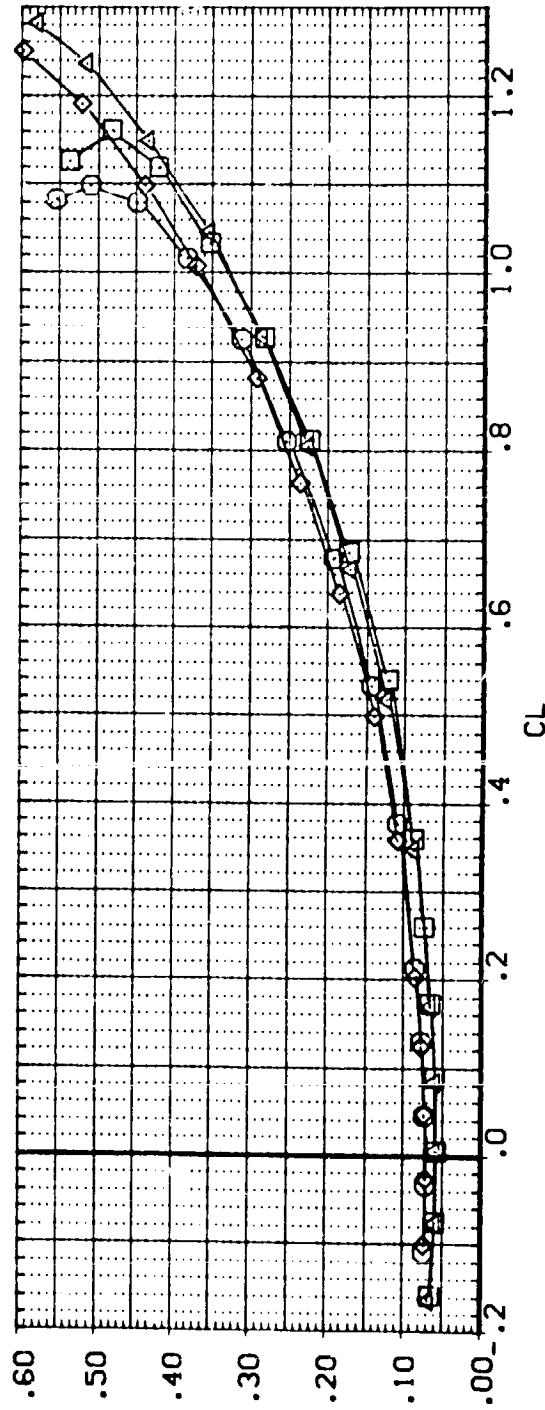
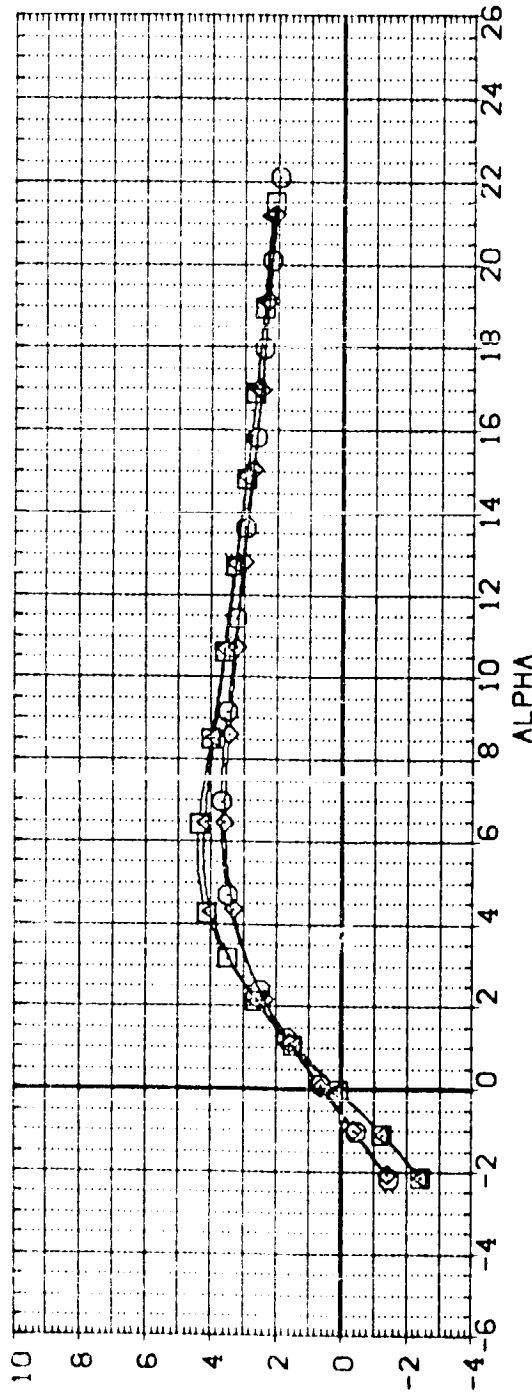


FIGURE 15. EFFECT OF WING/FILLET SECTION ON AERO CHARACTER (WING 3, 70 DEG FILLET)

CE = 0.98

DATA SET SYMBOL	CONFIGURATION DESCRIPTION	(BWSVF11)	(BWSVF11)	(BWSVF11)	(BWSVF11)	WINGND	WINGSC	FLTSCT	LAMPDF	REFERENCE INFORMATION
(BWS301)	LARC 8-TPT-657/660, 0-100 DRB, (SHIPS)	(BWSVF11)	(BWSVF11)	(BWSVF11)	(BWSVF11)	3.000	1.000	1.000	35.000	SREF 173.1312 50. IN.
(BWS302)	LARC 8-TPT-657/660, 0-100 DRB, (SHIPS)	(BWSVF11)	(BWSVF11)	(BWSVF11)	(BWSVF11)	3.000	2.000	1.000	35.000	LREF 20.5100 INCHES
(BWS305)	LARC 8-TPT-657/660, 0-100 DRB, (SHIPS)	(BWSVF11)	(BWSVF11)	(BWSVF11)	(BWSVF11)	3.000	1.000	3.000	70.000	BREF 20.9096 INCHES
(BWS306)	LARC 8-TPT-657/660, 0-100 DRB, (SHIPS)	(BWSVF11)	(BWSVF11)	(BWSVF11)	(BWSVF11)	3.000	2.000	3.000	70.000	XMRP 19.8366 INCHES
										ZMRP .0000 INCHES
										SCALE .0188 INCHES

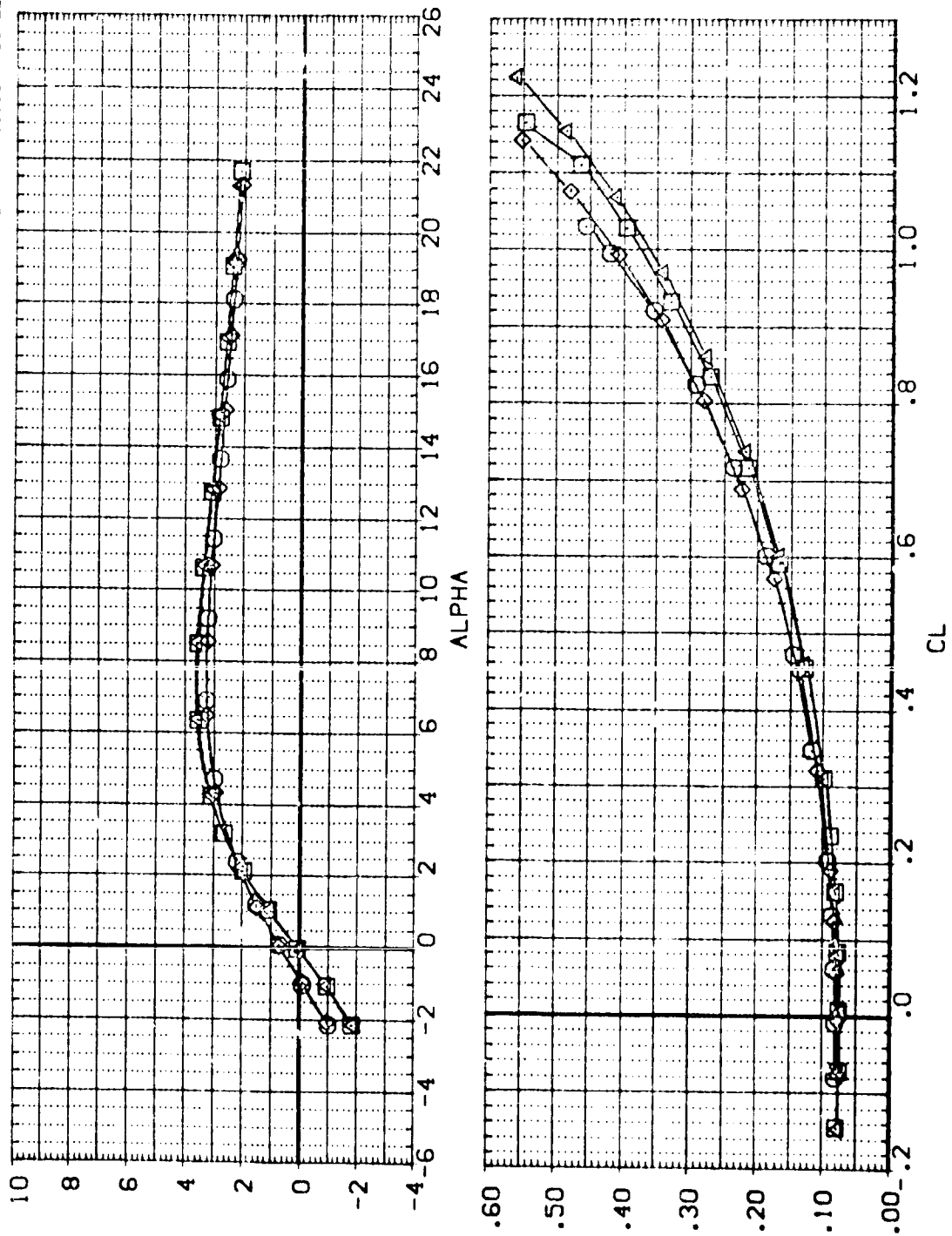


FIGURE 15. EFFECT OF WING/FILLET SECTION ON AERO CHARACTER (WING 3, 70 DEG FILLET)
 (FJ MACH = 1.20) PAGE 432

DATA SET SYMBOL	CONFIGURATION DESCRIPTION	WINGAO	WINGSC	FLTSCT	LAMDAF	REFERENCE INFORMATION
8F530	LARC 8-T2T-657/660-10-100 098 (CHIPS)	3.000	1.000		35.000	SREF 173.1312
8F532	LARC 8-T2T-657/660-10-100 098 (SHP)	3.000	2.000		35.000	SREF 25.5100
8F535	LARC 8-T2T-657/660-10-100 098 (SHP)	3.000	1.000	1.000	70.000	SREF 25.5100
8F538	LARC 8-T2T-657/660-10-100 098 (SHP)	3.000	2.000	3.000	70.000	SREF 25.5100
						AMPD 18.5355
						AMPD .0000
						ZMRP .0000
						SCALE .0 98
						SCALE INCHES
						SCALE INCHES
						SCALE INCHES

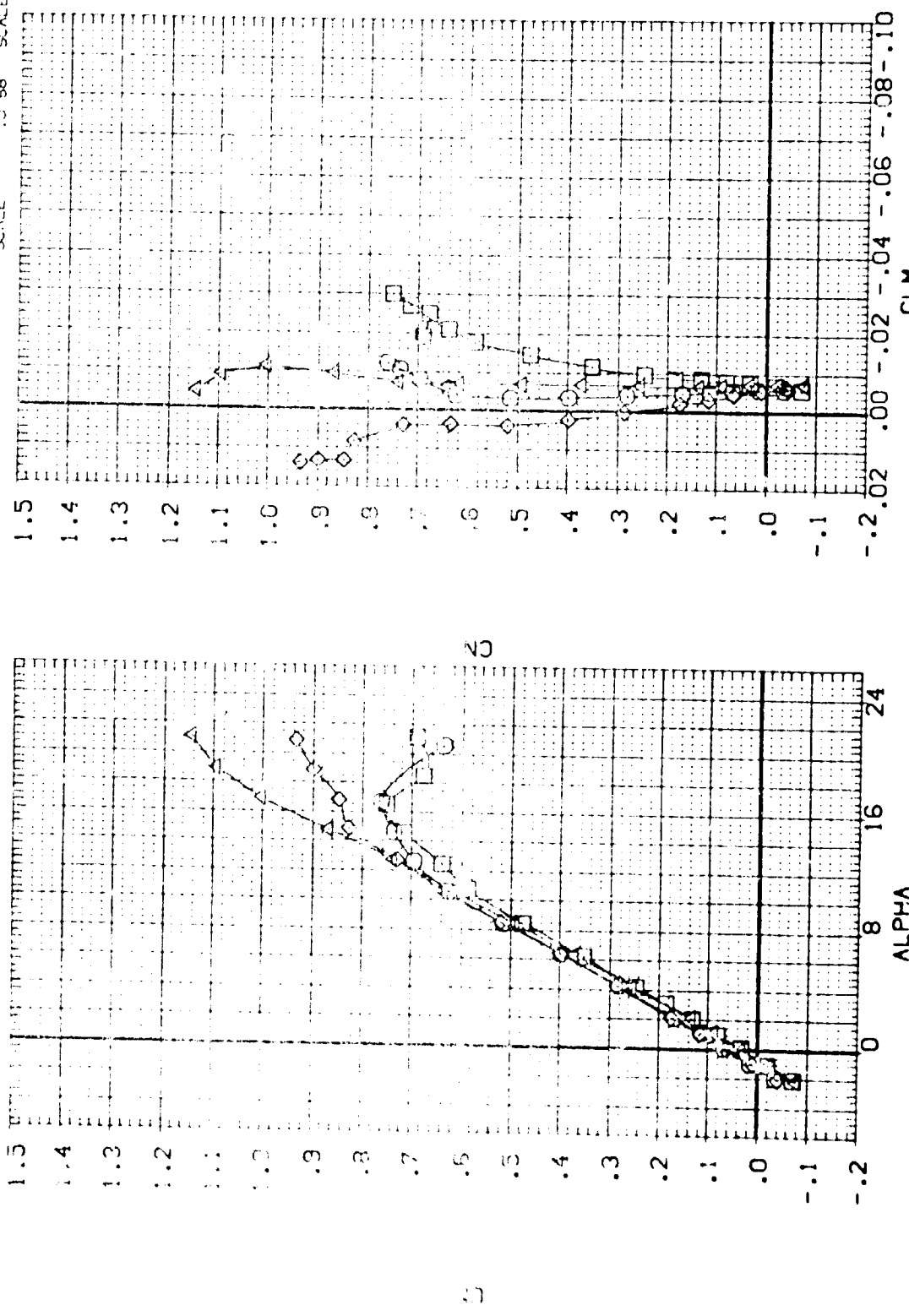


FIGURE 15. EFFECT OF WING/FILLET SECTION ON AERO CHARACT (WING 3, 70 DEG FILLET)
 (A)MACH = .35

DATA SET SYMBOL

CONFIGURATION DESCRIPTION

WINGNO

WING AREA

FLTSCT

REFERENCE INDICATION

WINGNO
WING AREA
FLTSCT
REFERENCE INDICATION

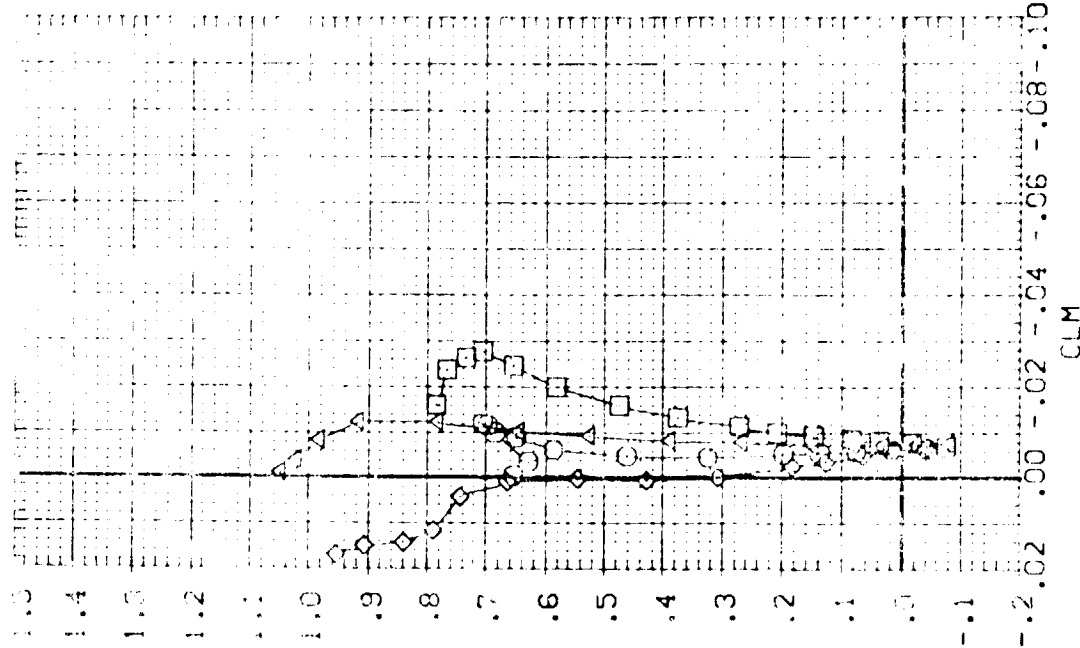
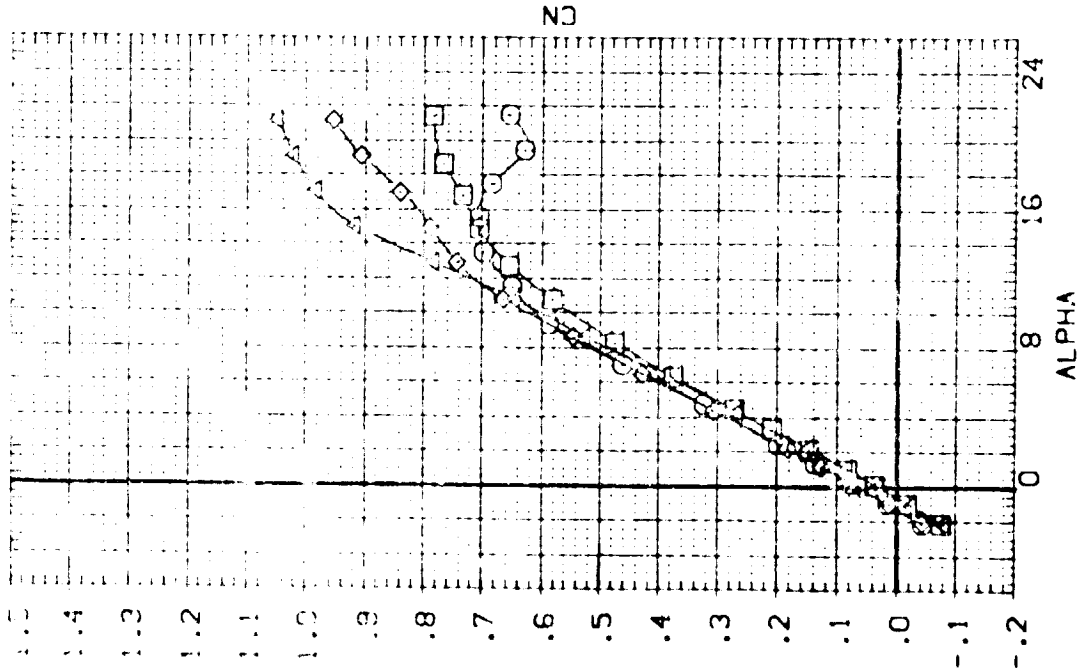


FIGURE 15. EFFECT OF WING/FILLET SECTION ON AERO CHARACT (WING 3, 70 DEG FILLET)
(B)MACH = .60

DATA SET SYMBOL CONFIGURATION DESCRIPTION

Q WING 8-1PT-557/650-1.0-100 SRB (S-1PS) (B-3VFB)
 X WING 8-1PT-557/650-1.0-0 SRB (S-1PS) (B-3VFB)
 Z WING 8-1PT-557/650-1.0-0 SRB (S-1PS) (B-3VFB)
 W WING 8-1PT-557/650-1.0-0 SRB (S-1PS) (B-3VFB)

WINGNO WINGSC FLTSC LAMDAF

3.000 1.000
 3.000 2.000
 3.000 1.000
 3.000 2.000

REFERENCE INFORMATION

SREF 173.312 SQ.IN.
 SREF 25.5100 INCHES
 DREF 25.5100 INCHES
 XREF 15.3366 INCHES
 YREF .0000 INCHES
 ZREF .0000 INCHES
 SCALE .0188 SCALE

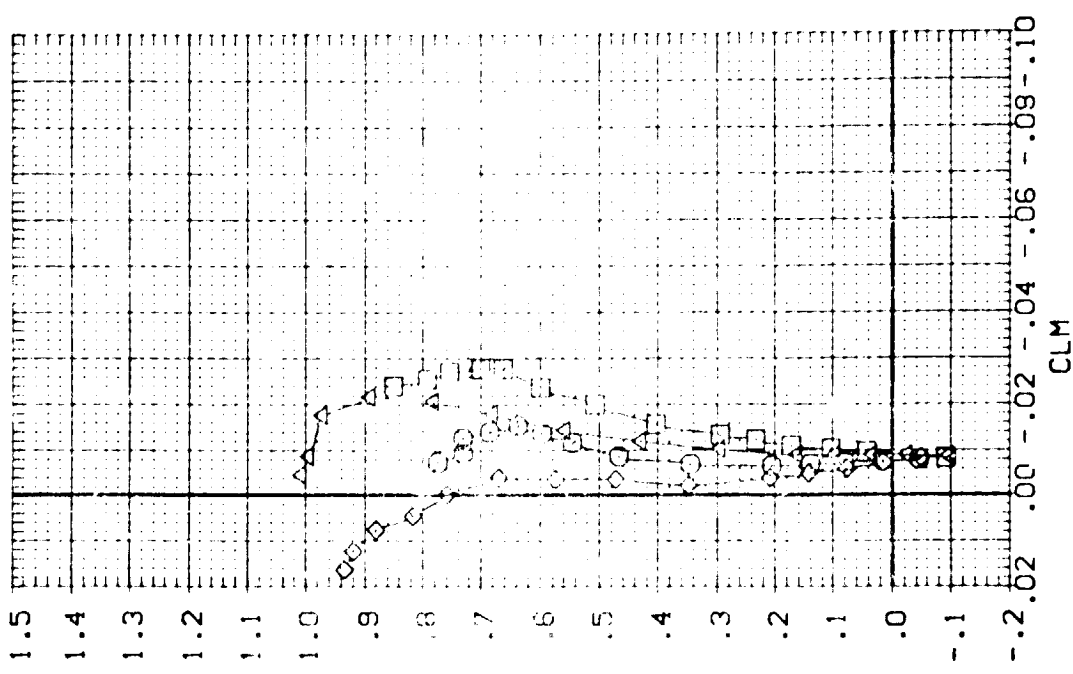
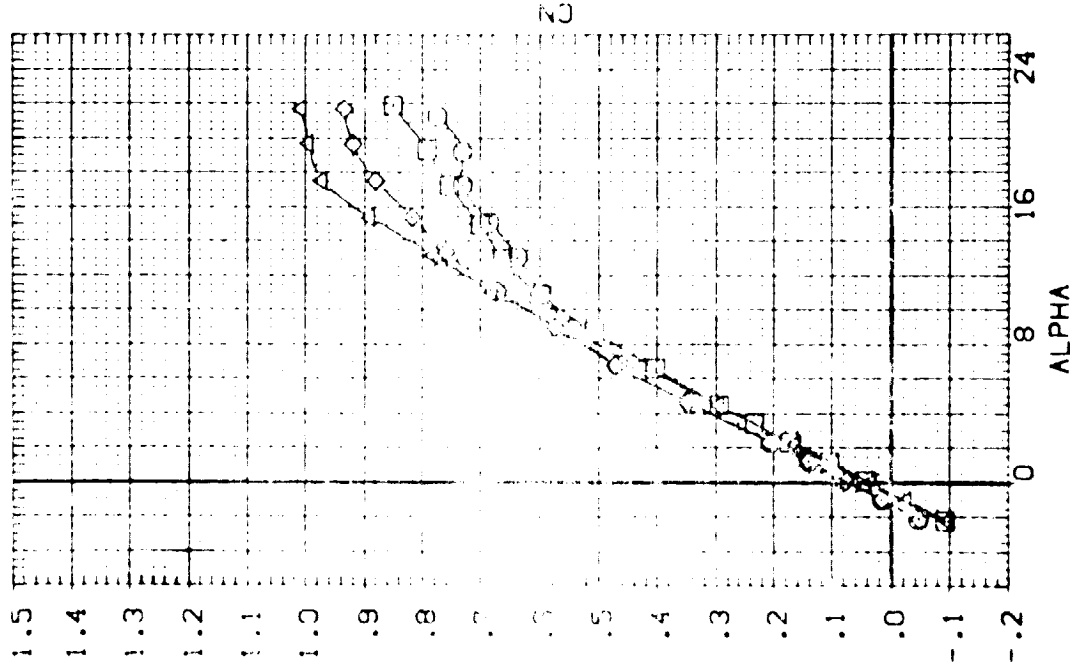


FIGURE 15. EFFECT OF WING/FILLET SECTION ON AERO CHARACT (WING 3, 70 DEG FILLET)
 (C)MACH = .80

DATA SET NAME	CONFIGURATION	DESCRIPTION	WINGSC	FLTSCT	L-LOAD	REFERENCE	EXTENSION
10000	LA5C	B-1PT-65/6601	1.000	1.000	0.0000	SRFF	0.000
10001	LA5C	B-1PT-65/6602	2.000	1.000	0.0000	TRF	0.000
10002	LA5C	B-1PT-65/6603	3.000	1.000	0.0000	SRFF	0.000
10003	LA5C	B-1PT-65/6604	4.000	1.000	0.0000	TRF	0.000
10004	LA5C	B-1PT-65/6605	5.000	1.000	0.0000	SRFF	0.000
10005	LA5C	B-1PT-65/6606	6.000	1.000	0.0000	TRF	0.000
10006	LA5C	B-1PT-65/6607	7.000	1.000	0.0000	SRFF	0.000
10007	LA5C	B-1PT-65/6608	8.000	1.000	0.0000	TRF	0.000
10008	LA5C	B-1PT-65/6609	9.000	1.000	0.0000	SRFF	0.000
10009	LA5C	B-1PT-65/6610	10.000	1.000	0.0000	TRF	0.000

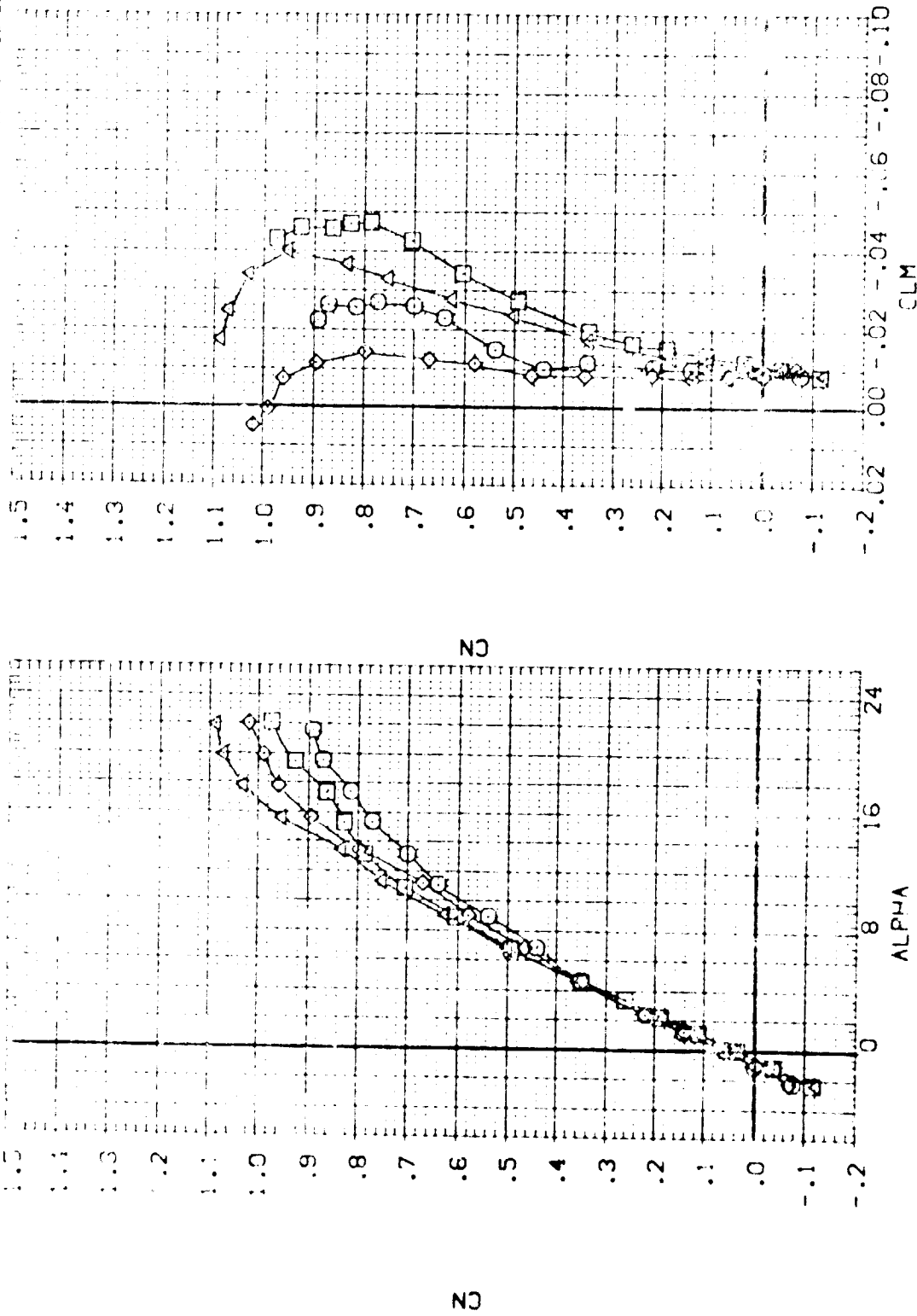


FIGURE 15. EFFECT OF WING/FILLET SECTION ON AERO CHARACTER (WING 3, 70 DEG FILLET)
 (O) MACH = .90 PAGE 436

DATA SET SYMBOL	CONFIGURATION DESCRIPTION	WINGNO	VINGSC	FLTSCT	LAMDAF	REFERENCE INFORMATION
19-5001	LAPC 8-TPT-657/650-10-100 098 (1.54) (PS)	3.000	1.00		35.000	SREF 173.1312 50. IN
19-5002	LAPC 8-TPT-657/650-10-100 098 (1.54) (PS)	3.000	2.00		35.000	LREF 75.5100 INCHES
19-5003	LAPC 8-TPT-657/650-10-100 098 (1.54) (PS)	3.000	3.00	1.000	70.000	BREF 25.9235 INCHES
19-5004	LAPC 8-TPT-657/650-10-100 098 (1.54) (PS)	3.000	4.00	3.000	75.000	XREF .18 .18356 INCHES
						YMRP .0000 INCHES
						ZMRP .0000 INCHES
						SCALE .0188 INCHES

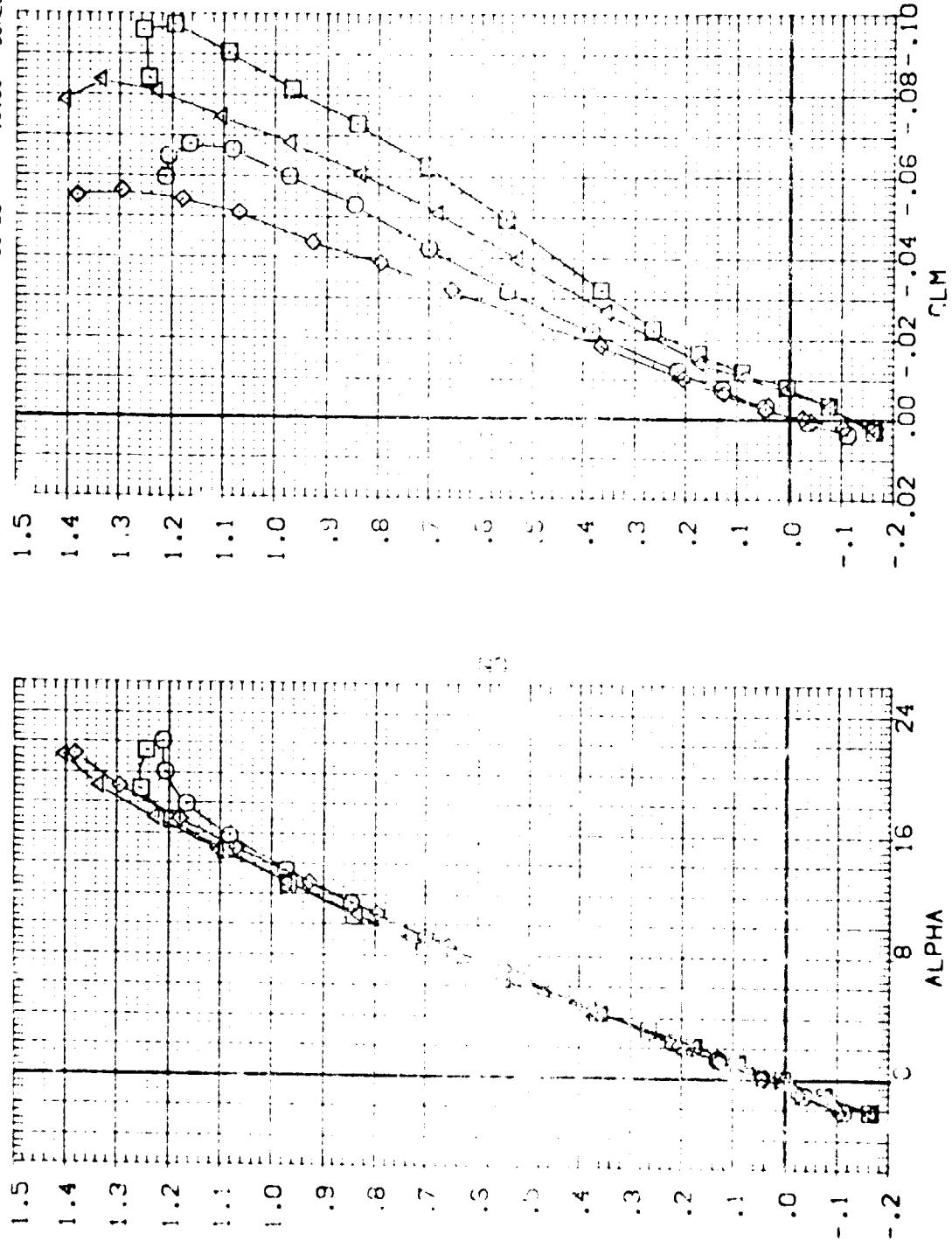


FIGURE 15. EFFECT OF WING/FILLET SECTION ON AERO CHARACTER (WING 3, 70 DEG FILLET)
 (E)MACH = .98

DATA SET SYMBOL
 (BPS301)
 (BPS302)
 (BPS303)
 (BPS304)

CONFIGURATION DESCRIPTION
 LARC 8-TPT-657/660, LD-100 DRG. (SHIPS)
 LARC 8-TPT-657/660, LD-100 DRG. (SHIPS)
 LARC 8-TPT-657/660, LD-100 DRG. (SHIPS)
 LARC 8-TPT-657/660, LD-100 DRG. (SHIPS)

(BWSVES)
 (BWSVES)
 (BWSVES)
 (BWSVES)

WINGND WINGSC FLT SGT LANDWF
 3.000 1.000
 3.000 2.000
 3.000 1.000
 3.000 2.000

REFERENCE INFORMATION
 SREF 173.1312 59. IN.
 LREF 25.5100 INCHES
 BREF 20.9486 INCHES
 YMRP 13.8366 INCHES
 ZMRP .0000 INCHES
 SCALE .0188 INCHES

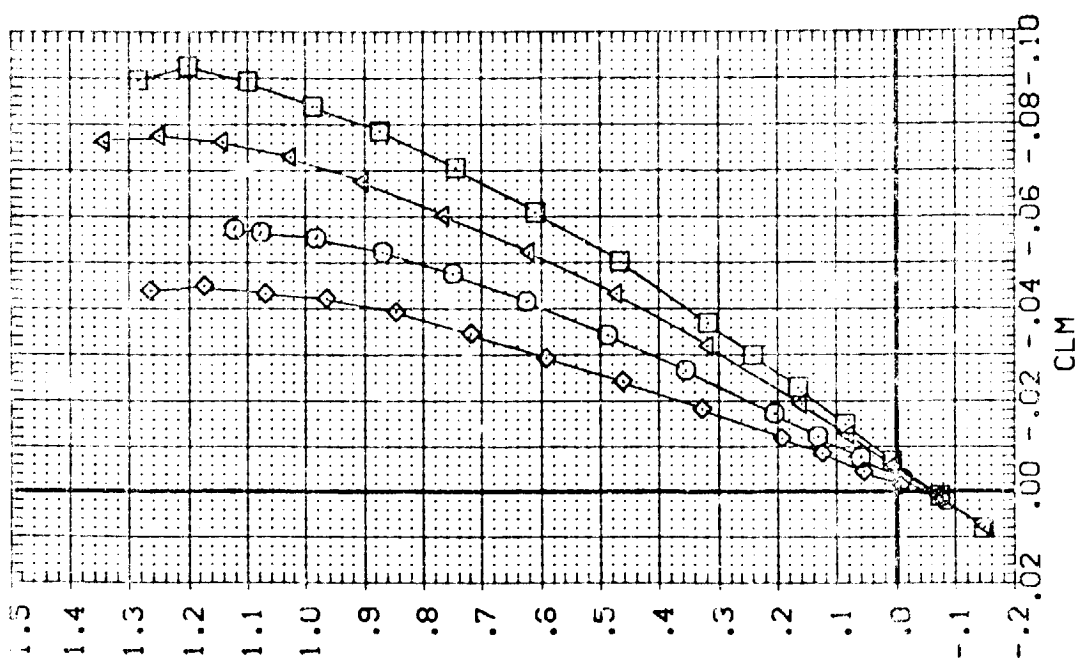
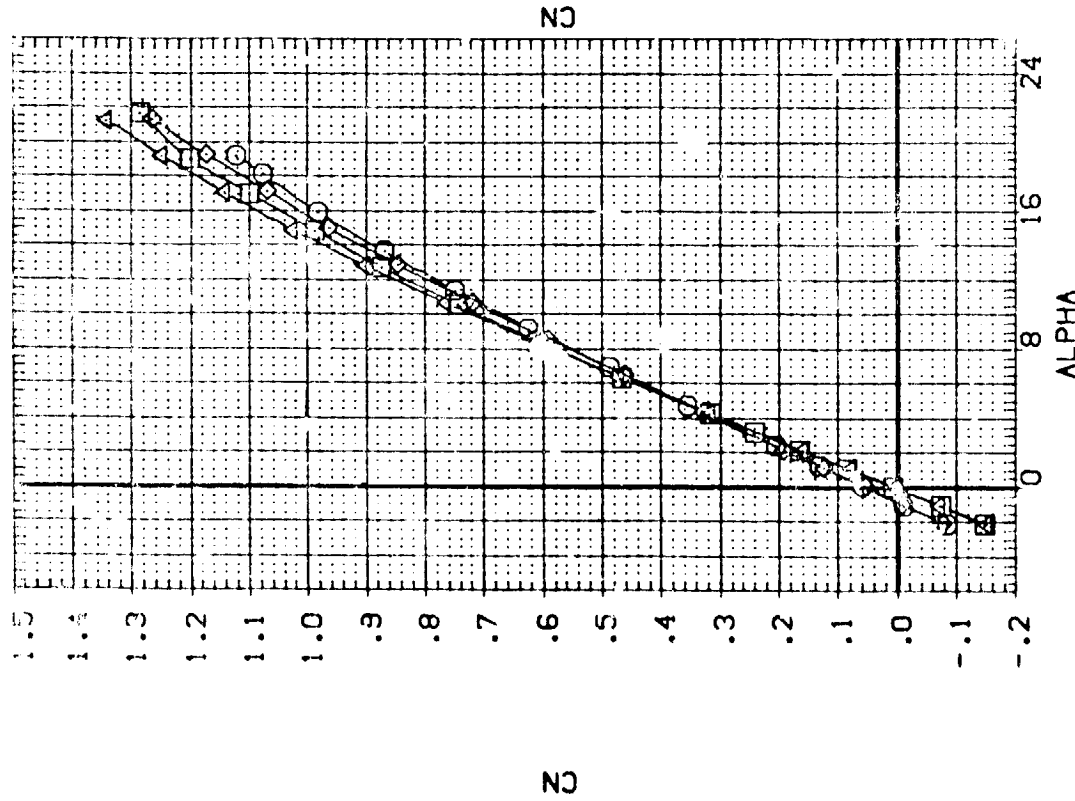


FIGURE 15. EFFECT OF WING/FILLET SECTION ON AERO CHARACTER (WING 3, 70 DEG FILLET)
 (F)MACH = 1.20

DATA SET SYMBOL	CONFIGURATION DESCRIPTION	(SV3VFB)	(SV3VFB)	WINGNO	VINGSC	FLTSCT	LAMDAF	REFERENCE INFORMATION
(BPS301)	LARC 8-TPT-657/660,LO-100 DRB.(SHIPS)	(SV3VFB)	(SV3VFB)	3.000	1.000		35.000	SREF 173.1312 50.IN.
(BPS302)	LARC 8-TPT-657/660,LO-100 DRB.(SHIPS)	(SV3VFB)	(SV3VFB)	3.000	2.000		70.000	LREF 25.5100 INCHES
(BPS303)	LARC 8-TPT-657/660,LO-100 DRB.(SHIPS)	(SV3VFB)	(SV3VFB)	3.000	1.000	1.000	70.000	BREF 20.9095 INCHES
(BPS304)	LARC 8-TPT-657/660,LO-100 DRB.(SHIPS)	(SV3VFB)	(SV3VFB)	3.000	2.000	3.000	70.000	XMRP 18.8365 INCHES
								ZMRP .0000 INCHES
								ZMRP .0188 INCHES
								SCALE

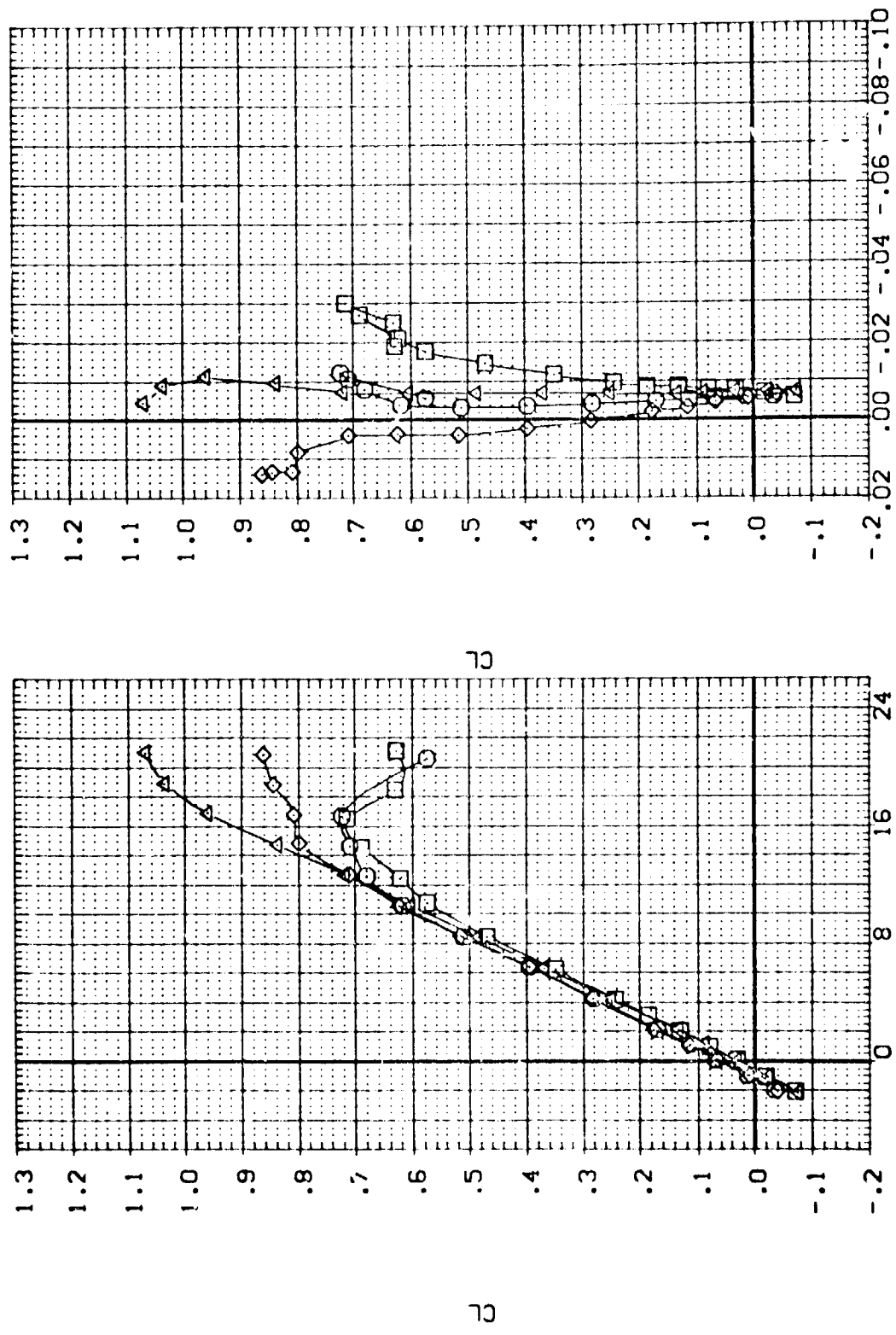


FIGURE 15. EFFECT OF WING/FILLET SECTION ON AERO CHARACT (WING 3, 70 DEG FILLET)
 (A)MACH = .35

DATA SET SYMBOL CONFIGURATION DESCRIPTION (BV3VFB) (SHIPS)
 (B95301) LARC 9-TPT-657/660.L0-100 9A8 (SHIPS)
 (B95302) LARC 8-TPT-657/660.L0-100 9A6 (SHIPS)
 (B95303) LARC 8-TPT-657/660.L0-100 9A8 (SHIPS)
 (B95305) LARC 8-TPT-657/660.L0-100 9A8 (SHIPS)

WINGNO WINGSC FLTSCT LAMDAF
 3.000 1.000
 3.000 2.500
 3.000 1.000
 3.000 3.000

REFERENCE INFORMATION
 SREF 173.1312 SQ IN
 LREF 25.5103 INCLPS
 CREF 20.8026 INCLPS
 YMRP 18.8366 INCLPS
 ZMRP .0000 INCHES
 SCALE .0188 SCALE

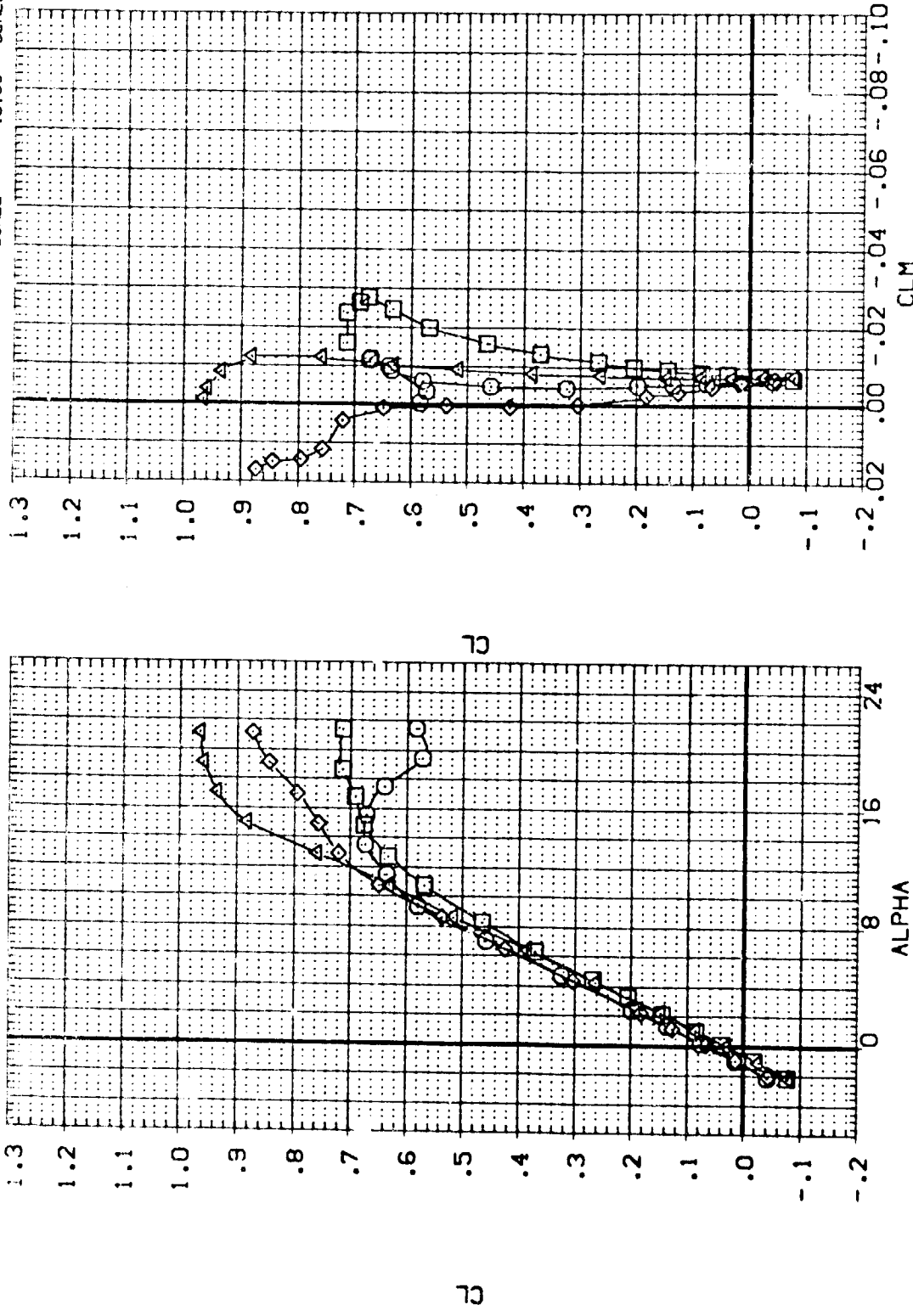


FIGURE 15. EFFECT OF WING/FILLET SECTION ON AERO CHARACT (WING 3, 70 DEG FILLET)
 (B)MACH = .60 PAGE 440

DATA SET SYMBOL	CONFIGURATION DESCRIPTION	(SH:PS)	(BV3VFB)	WINGNO	WINGSC	FLTSCT	LANDAF	REFERENCE INFORMATION
(BPS301)	LARC 8-TPT-657/650, LD-100 DRB	(SH:PS)	(BV3VFB)	3.000	1.000		35.000	SREF 173.1312 SQ. IN.
(BPS302)	LARC 8-TPT-657/650, LD-100 DRB	(SH:PS)	(BV3VFB)	3.000	2.000		35.000	LREF 25.5100 INCHES
(BPS305)	LARC 8-TPT-657/650, LD-100 DRB	(SH:PS)	(BV3VFB)	3.000	1.000	1.000	70.000	BREF 20.9096 INCHES
(BPS306)	LARC 8-TPT-657/650, LD-100 DRB	(SH:PS)	(BV3VFB)	3.000	2.000	3.000	70.000	XMRP 18.8356 INCHES
								ZMRP .0000 INCHES
								SCALE .0198 INCHES

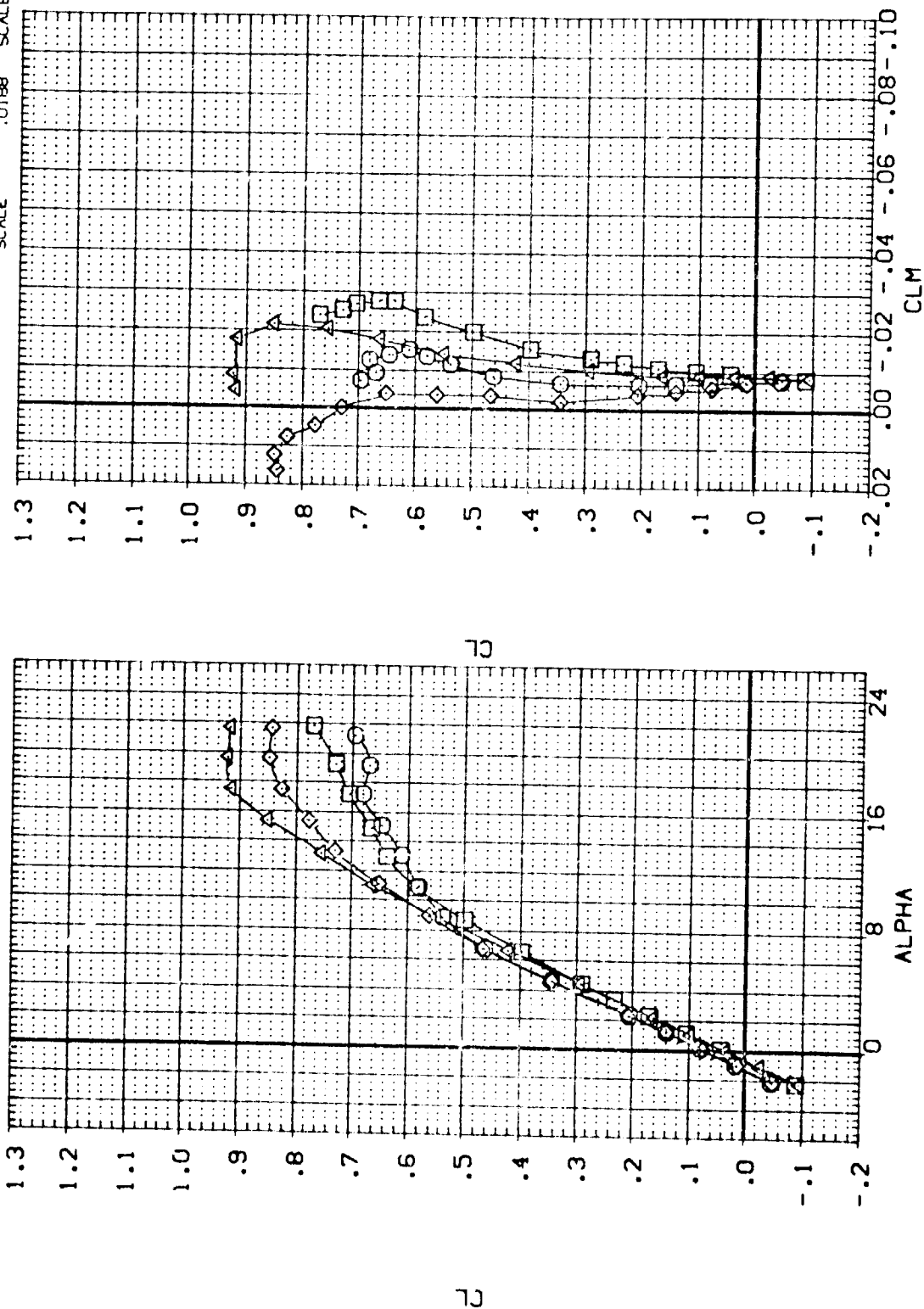


FIGURE 15. EFFECT OF WING/FILLET SECTION ON AERO CHARACTER (WING 3, 70 DEG FILLET)

(C)MACH = .80

DATA SET SYMBOL	CONFIGURATION DESCRIPTION	WING MD	+H/D SEC	FLTSX	LAM/DAS	REFERENCE INFORMATION
(BPS301)	LARC B-TPT-657/660 LC-100 068 (S/IPS)	3.000	1.000		35.000	SREF 173.312 50.1 IN.
(BPS302)	LARC B-TPT-657/660 LC-100 068 (S/IPS)	3.000	2.000		35.000	LREF 25.5100 INCHES
(BPS305)	LARC B-TPT-657/660 LC-100 068 (S/IPS)	3.000	1.000	1.000	70.000	YREF 20.8375 INCHES
(BPS306)	LARC B-TPT-657/660 LC-100 068 (S/IPS)	3.000	2.000	3.000	70.000	YMRP 18.8000 INCHES
						ZMRP .0000 INCHES
						SCALE .0188 SCALE

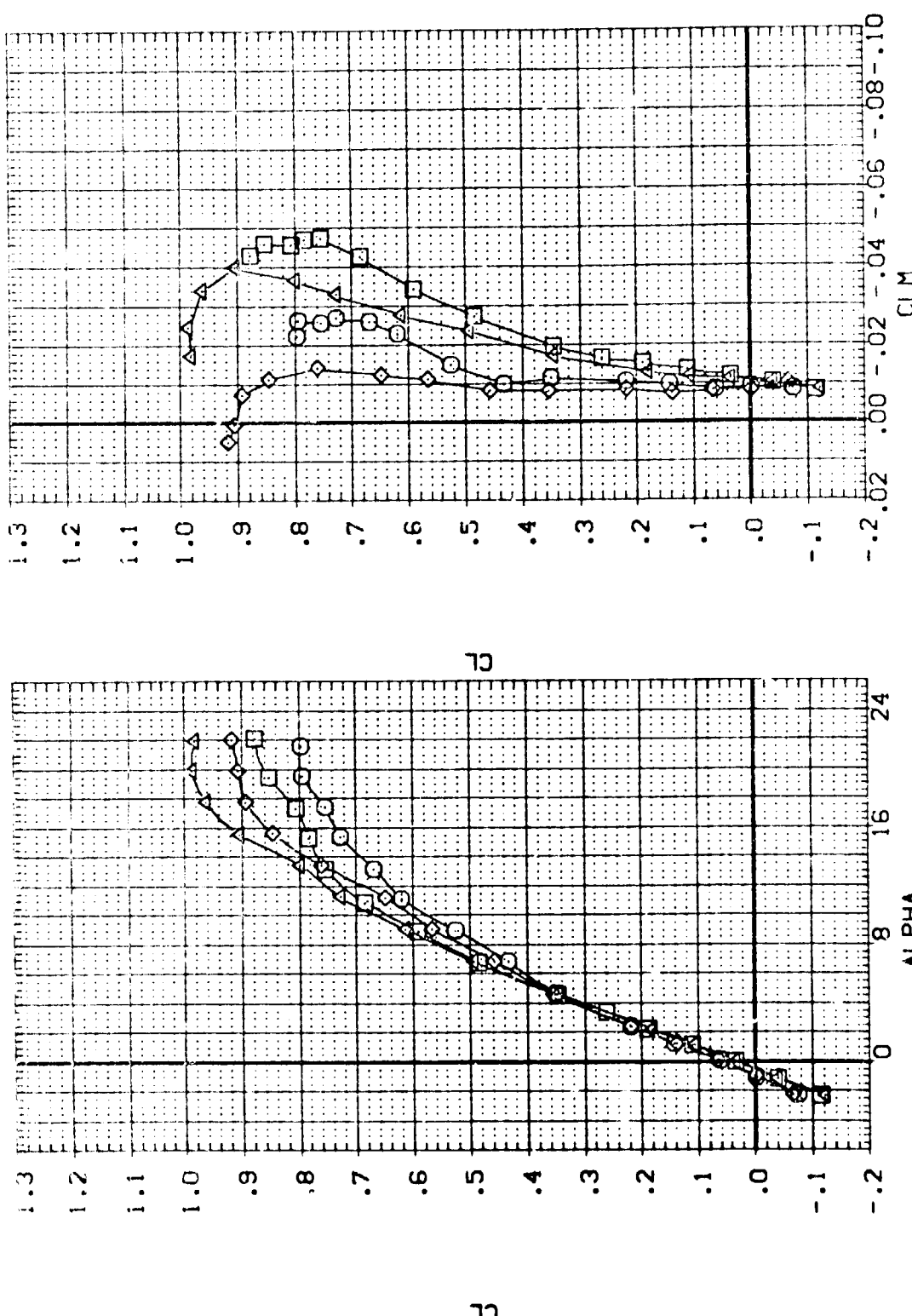


FIGURE 15. EFFECT OF WING/FILLET SECTION ON AERO CHARACTER (WING 3, 70 DEG FILLET)
(MACH = .90) PAGE 442

DATA SET SYMBOL	CONFIGURATION DESCRIPTION	WINGNO	WINGSC	FLTSCT	LAMDAF	REFERENCE INFORMATION
(BPS301)	LARC 8-TPT-657/660, LO-100 DRB. (S-1IPS)	3.000	1.000		35.000	SREF 173.1312 50. IN.
(BPS302)	LARC 8-TPT-657/660, LO-100 DRB. (S-1IPS)	3.000	2.000		35.000	LREF 25.5100 INCHES
(BPS305)	LARC 8-TPT-657/660, LO-100 DRB. (S-1IPS)	3.000	1.000	1.000	70.000	BREF 20.9096 INCHES
(BPS306)	LARC 8-TPT-657/660, LO-100 DRB. (S-1IPS)	3.000	2.000	3.000	70.000	XMRP 18.8366 INCHES
						YMRP .0000 INCHES
						ZMRP .0000 INCHES
						SCALE .0188

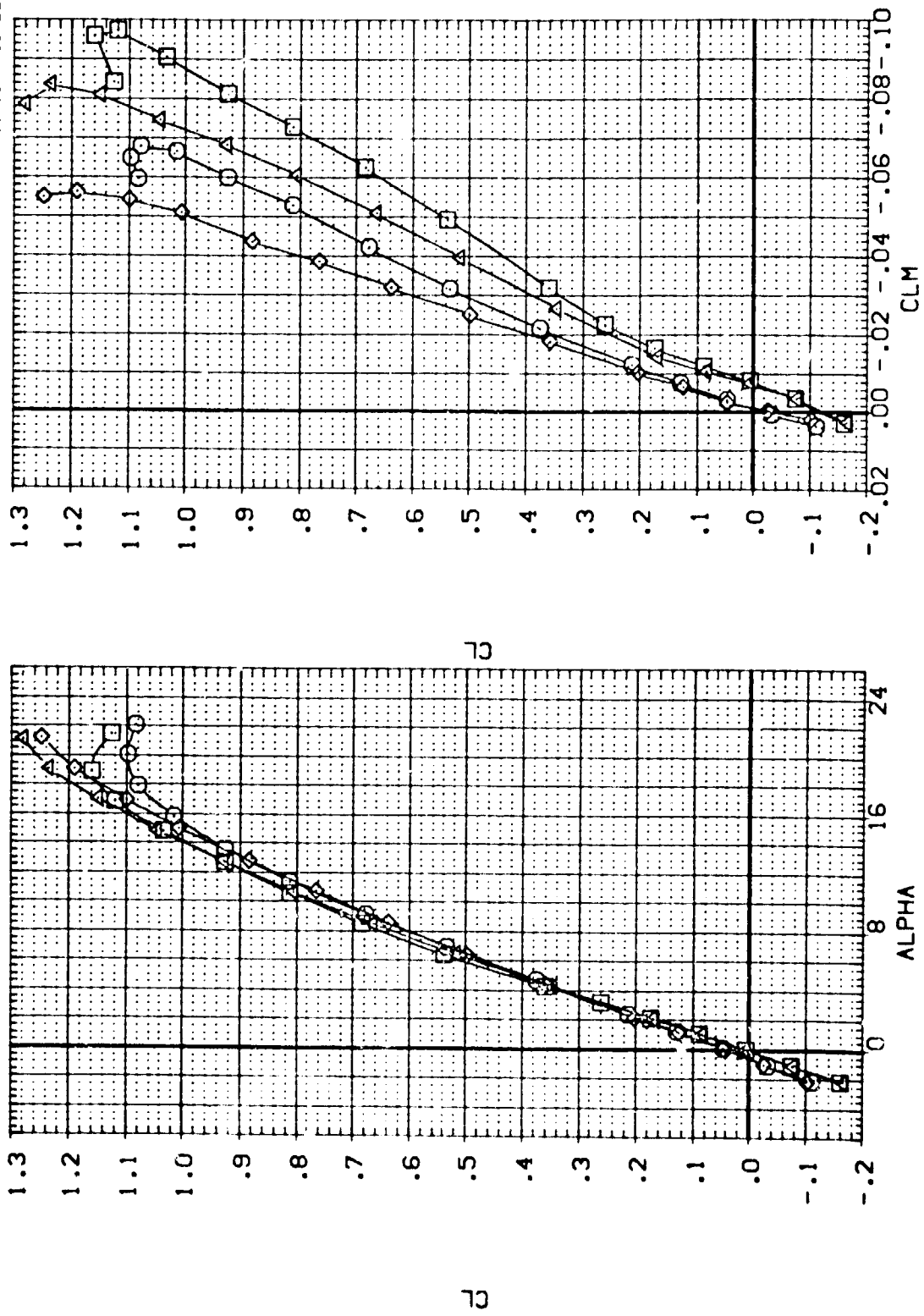


FIGURE 15. EFFECT OF WING/FILLET SECTION ON AERO CHARACT (WING 3, 70 DEG FILLET)
 (E)MACH = .98

DATA SET SYMBOL CONFIGURATION DESCRIPTION

(BVS301) LARC 8-TPT-657/660, L3-100 5/8" (S4) (PS) (BV3VFB)
 (BVS302) LARC 8-TPT-657/660, L3-100 5/8" (S4) (PS) (BV3VFB)
 (BVS305) LARC 8-TPT-657/660, L3-100 5/8" (S4) (PS) (BV3VFB)
 (BVS306) LARC 8-TPT-657/660, L3-100 5/8" (S4) (PS) (BV3VFB)

WINGID 3.000
 WINGSC 1.000
 WINGSC 2.000
 WINGSC 1.000
 WINGSC 2.000
 FLTSCT 1.000
 FLTSCT 3.000
 LA/DIAF 35.000
 LA/DIAF 35.000
 LA/DIAF 70.000
 LA/DIAF 70.000

REFERENCE INFORMATION:
 SREF 173.312 50.1IN.
 LREF 25.5100 INCHES
 SREF 20.9056 INCHES
 XMRP 18.87966 INCHES
 YMRP .0000 INCHES
 ZMRP .0000 INCHES
 SCALE .0188 SCALE

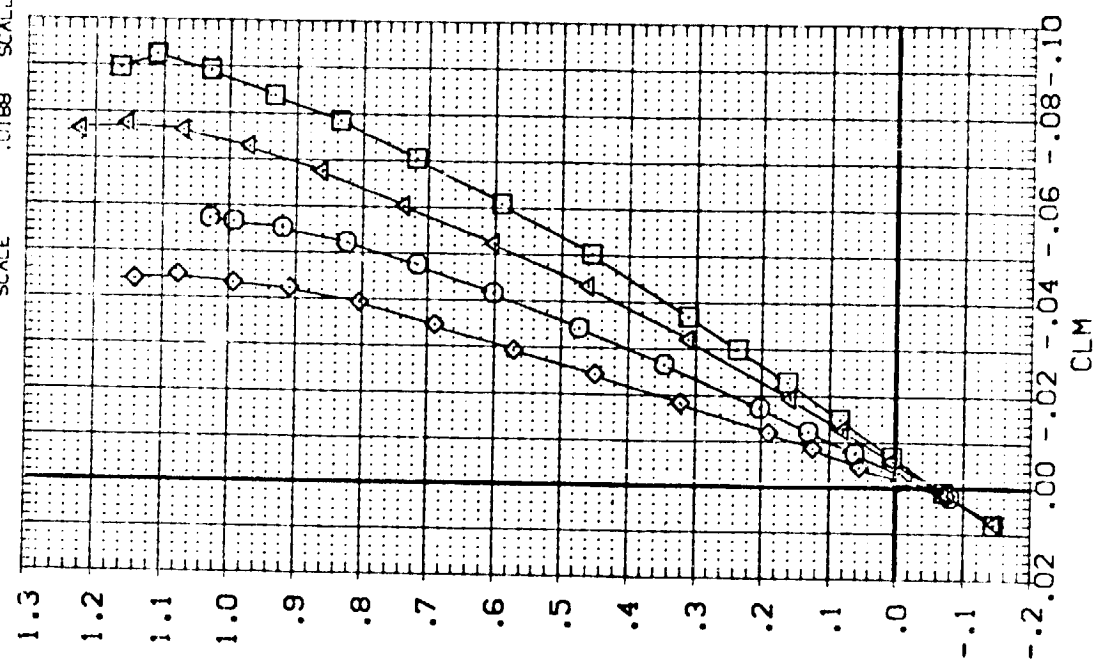
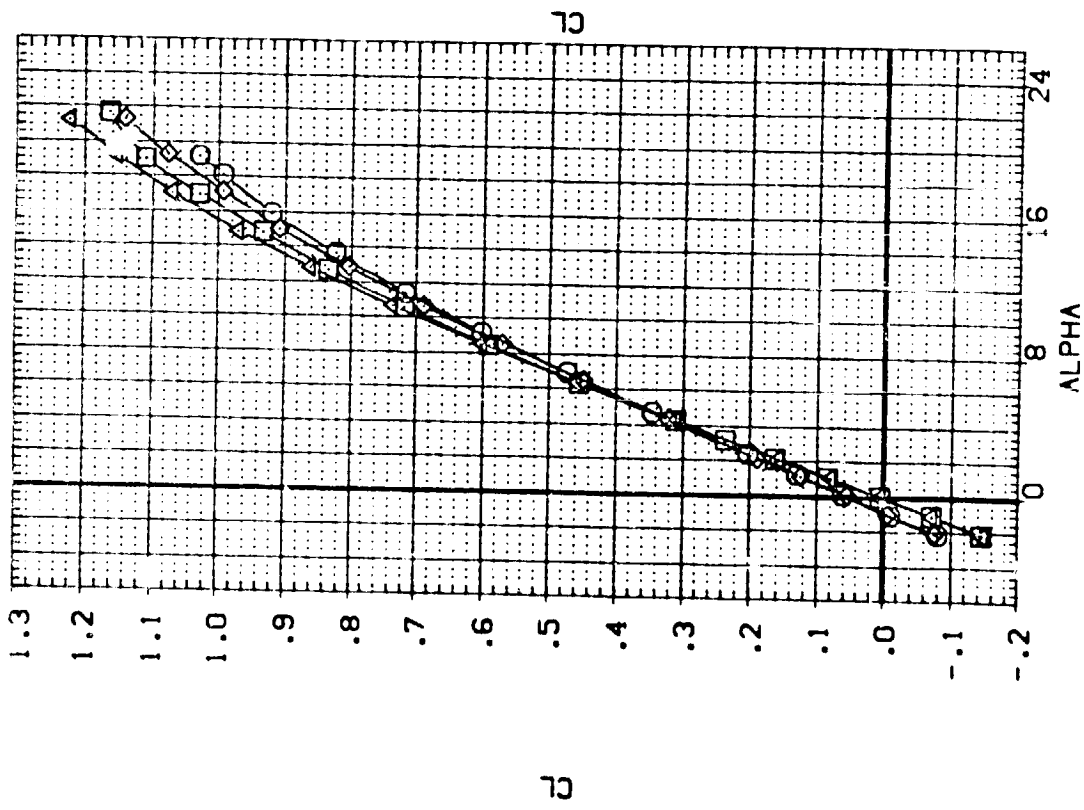


FIGURE 15. EFFECT OF WING/FILLET SECTION ON AERO CHARACTER (WING 3, 70 DEG FILLET)
(F)MACH = 1.20

DATA SET SYMBOL	CONFIGURATION DESCRIPTION	(S) (I) (P) (S)	(S) (I) (P) (S)	WINGSC	FLTSCT	LAMDAF	REFERENCE INFORMATION
(B-331)	LARC 8-TPT-657/660.LD-10C DRB (S) (I) (P) (S)			3.000		35.000	SREF 173.1112 SQ. IN.
(B-332)	LARC 8-TPT-657/660.LD-10C DRB (S) (I) (P) (S)			2.000		35.000	LREF 25.500 INCHES
(B-335)	LARC 8-TPT-657/660.LD-10C DRB (S) (I) (P) (S)			1.000	1.000	70.000	BREF 20.9496 INCHES
(B-336)	LARC 8-TPT-657/660.LD-10C DRB (S) (I) (P) (S)			2.000	3.000	70.000	XWRP 18.8166 INCHES
							ZWRP .0100 INCHES
							SCALE .0100 INCHES
							SCALE .088

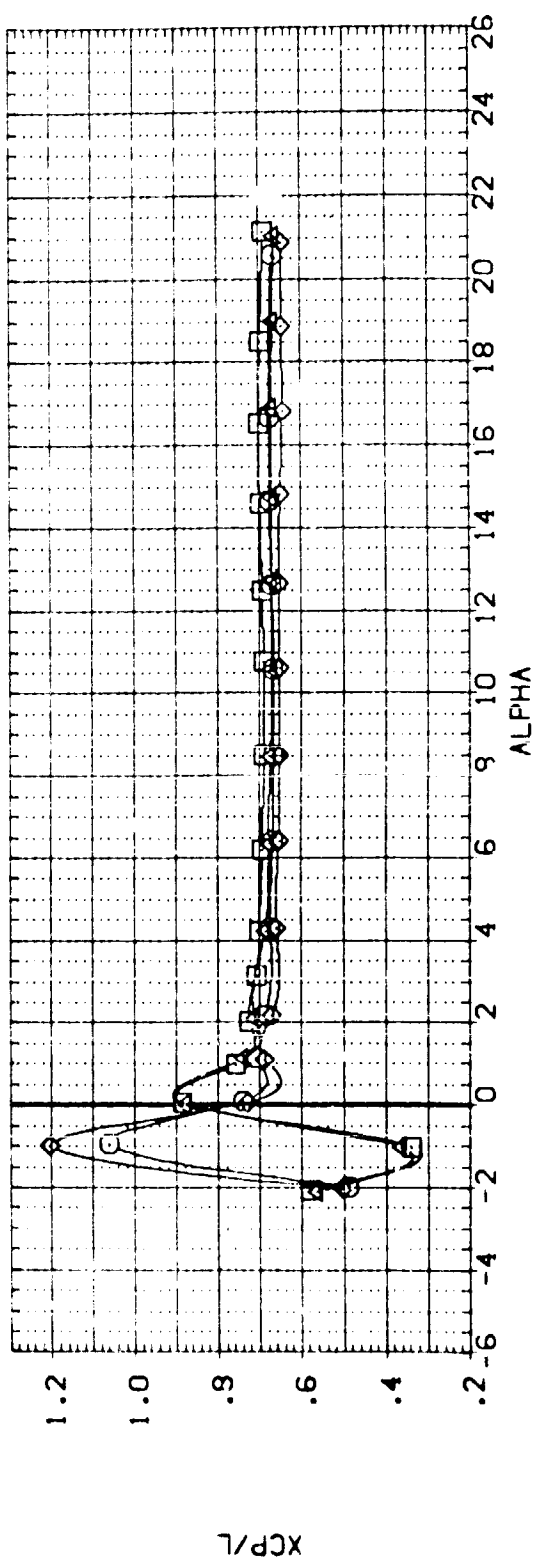
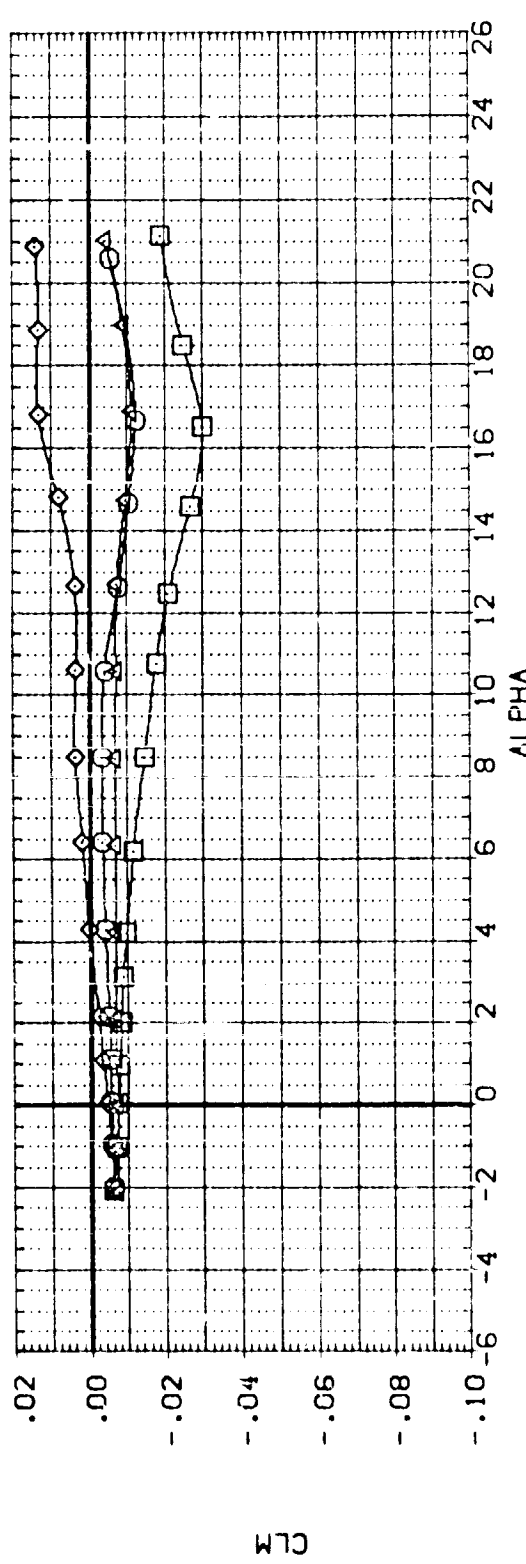


FIGURE 15. EFFECT OF WING/FILLET SECTION ON AERO CHARACT (WING 3, 70 DEG FILLET)
 (A)MACH = .35

DATA SET SYMBOL	CONFIGURATION DESCRIPTION	(BV3VFB)	WINGAO	YINSGC	FLTSCT	LAMDAF	REFERENCE INFORMATION	SO. IN.
(BP5301)	LARC 8-TPT-657/660, LC-100, OFB, (SHIPS)		3.000	1.000		35.000	SREF 173	1312
(BP5302)	LARC 8-TPT-657/660, LC-100, OFB, (SHIPS)		3.000	2.000		35.000	LREF 25	5100
(BP5305)	LARC 8-TPT-657/660, LC-100, OFB, (SHIPS)		3.000	1.000	1.000	70.000	BREF 20	9096
(BP5306)	LARC 8-TPT-657/660, LC-100, OFB, (SHIPS)		3.000	2.000	1.000	70.000	YMRP 18	8366
							ZMRP	0000
							SCALE	0188

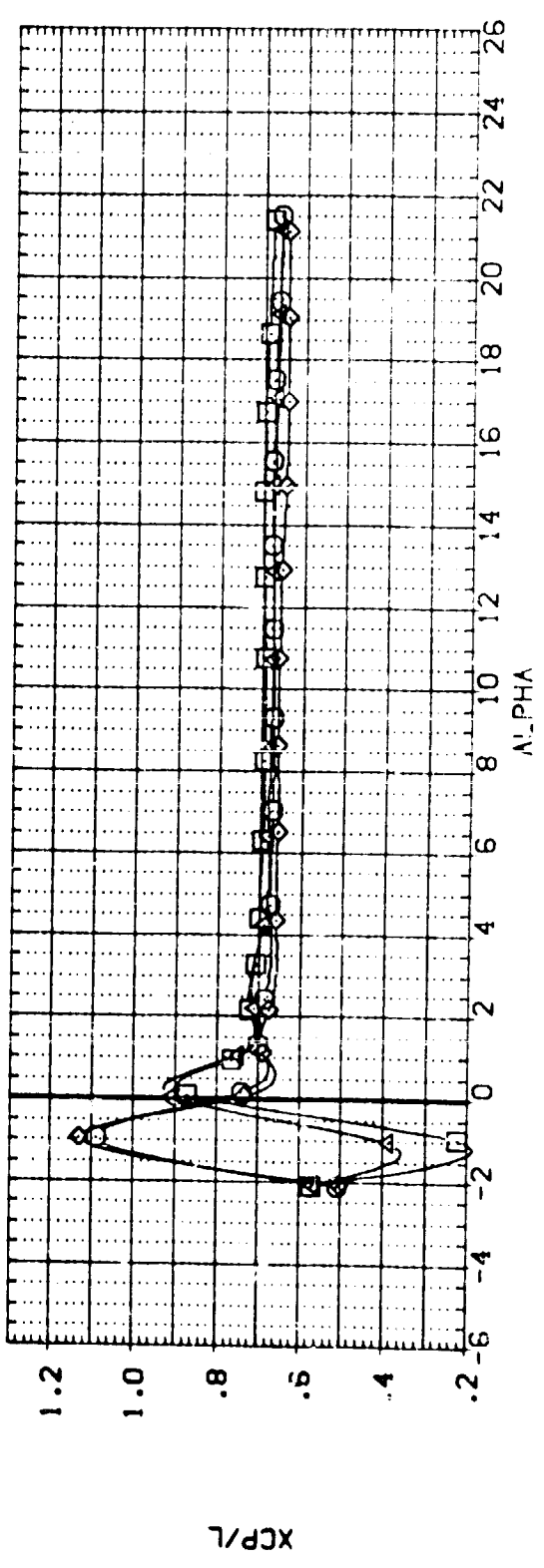
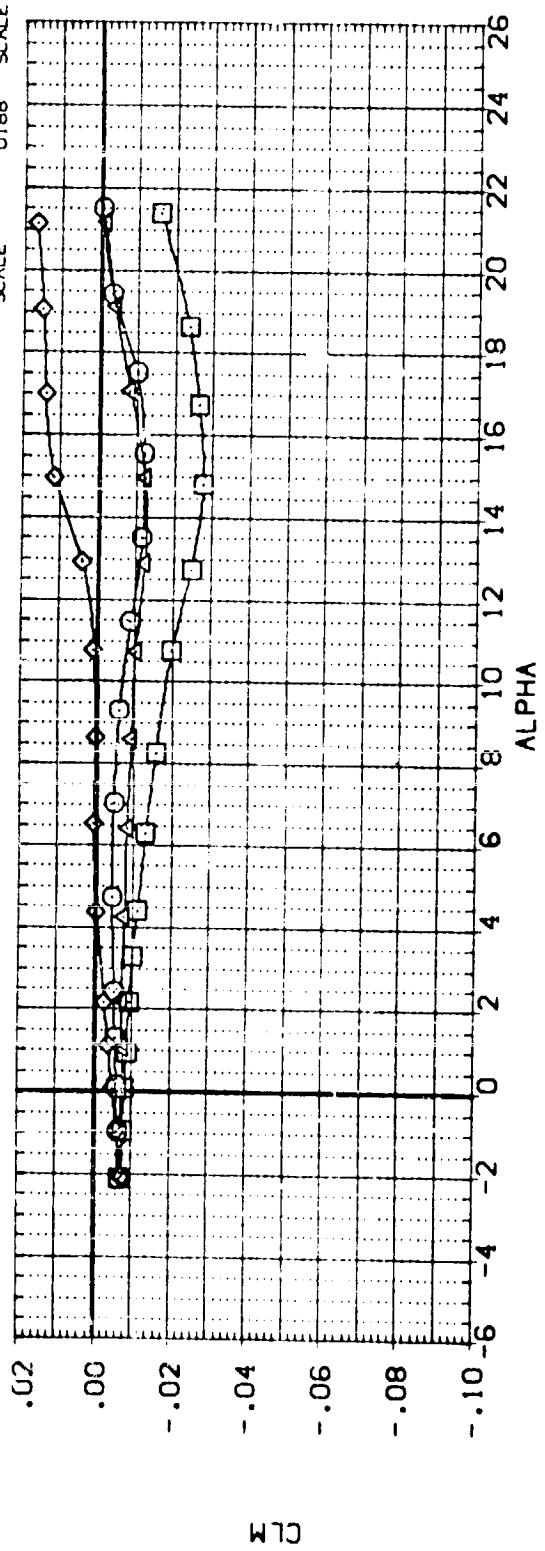


FIGURE 15. EFFECT OF WING/FILLET SECTION ON AERO CHARACT (WING 3, 70 DEG FILLET)
 (B)MACH = .60

DATA SET SYMBOL	CONFIGURATION DESCRIPTION	(BV3VF3)	WINGNO	WINGSC	FLTSCT	LAMDAF	REFERENCE INFORMATION
(RPS301)	LARC 8-1PT-657/660.L0-100 ORB.(SH)PS	(BV3VF3)	3.000	1.000		35.000	SREF 173.13.2
(RPS302)	LARC 8-1PT-657/660.L0-100 ORB.(SH)PS	(BV3VF3)	3.000	2.000		35.000	LREF 25.51.00
(RPS303)	LARC 8-1PT-657/660.L0-100 ORB.(SH)PS	(BV3VF3)	3.000	1.000	1.000	70.000	BREF 20.3096
(RPS306)	LARC 8-1PT-657/660.L0-100 ORB.(SH)PS	(BV3VF3)	3.000	2.000	3.000	70.000	AHREF 18.3366
							YHREF .0000
							ZHREF .0000
							SCALE .0188
							INCHES
							INCHES
							INCHES
							SCALE

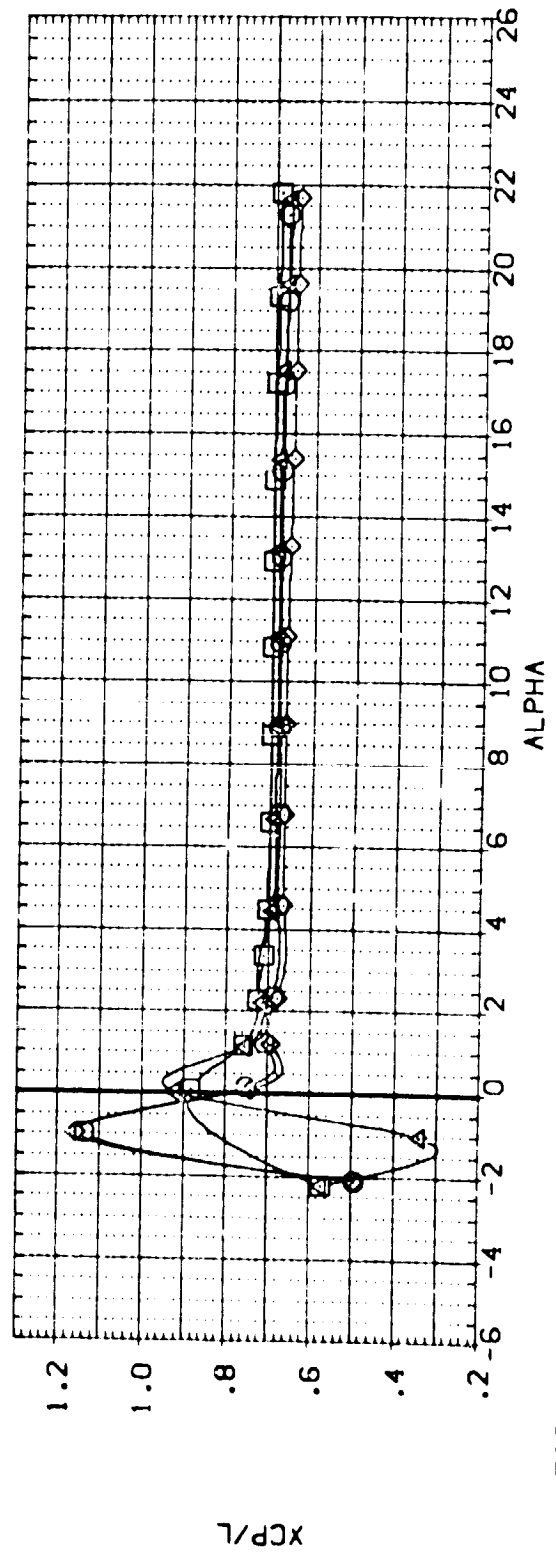
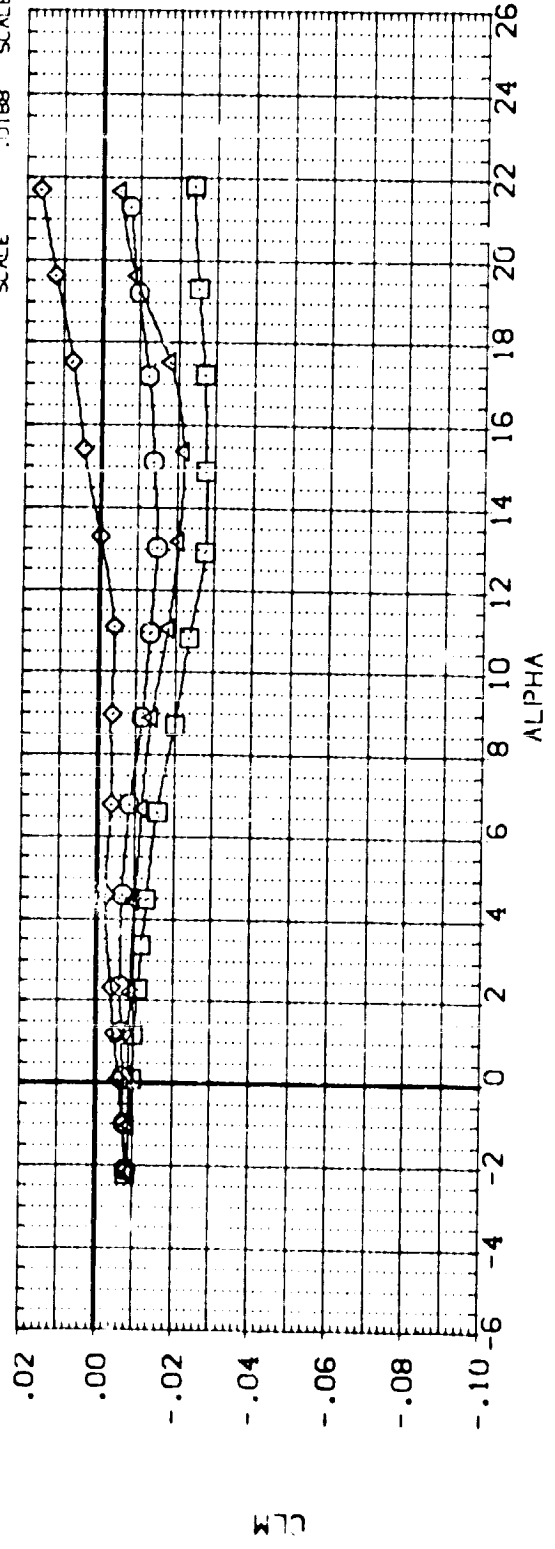


FIGURE 15. EFFECT OF WING/FILLET SECTION ON AERO CHARACT (WING 3, 70 DEG FILLET)
(C)MACH = .80
PAGE 447

DATA SET SYMBOL CONFIGURATION DESCRIPTION
 1995001 LARC 8-TPT-657/650-L3-100 3KG (SHIPS) (BW3VFB)
 1995002 LARC 8-TPT-657/650-L3-100 3KG (SHIPS) (BW3VFB)
 1995003 LARC 8-TPT-657/650-L3-100 3KG (SHIPS) (BW3VFB)
 1995004 LARC 8-TPT-657/650-L3-100 3KG (SHIPS) (BW3VFB)

WINGING WINGSEC FLTSCT LAMPDF REFERENCE INFORMATION
 3.000 1.000 1.000 35.000 SREF 173.1312 SQ. IN.
 3.000 2.000 1.000 35.000 LREF 25.5103 INCHES
 3.000 3.000 1.000 70.000 BREF 20.8096 INCHES
 3.000 2.000 3.000 70.000 XMRP 18.2358 INCHES
 ZMRP .0000 INCHES
 SCALE .0188 INCHES

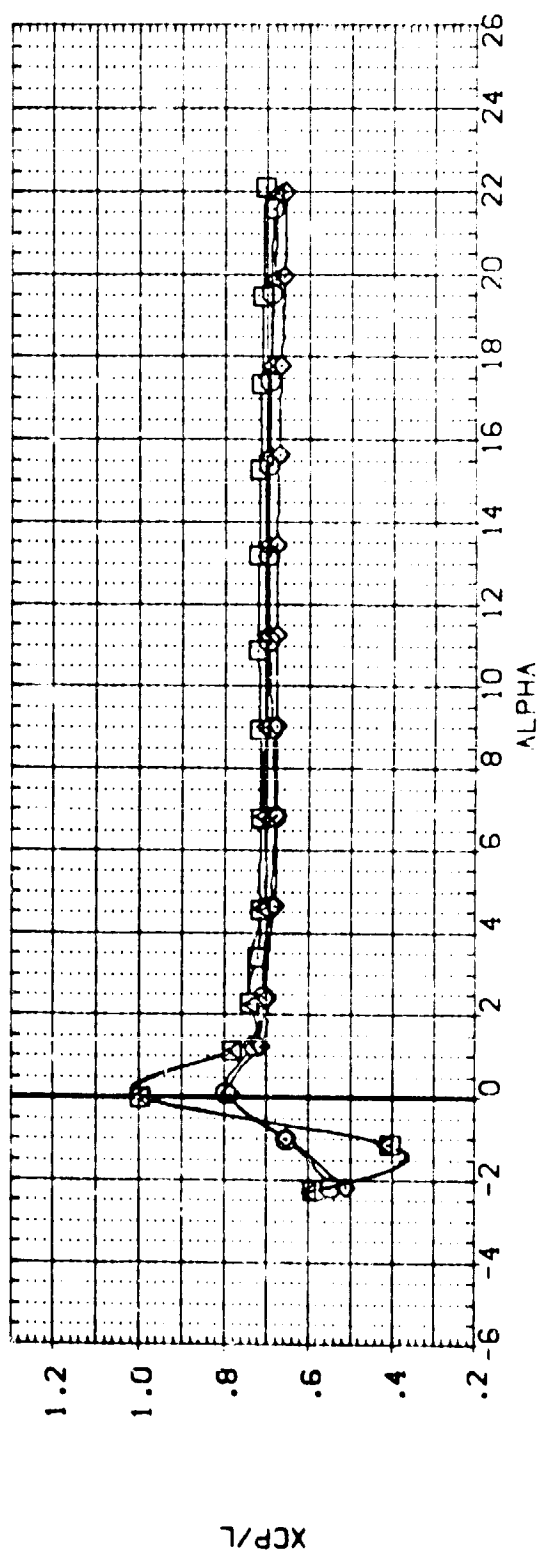
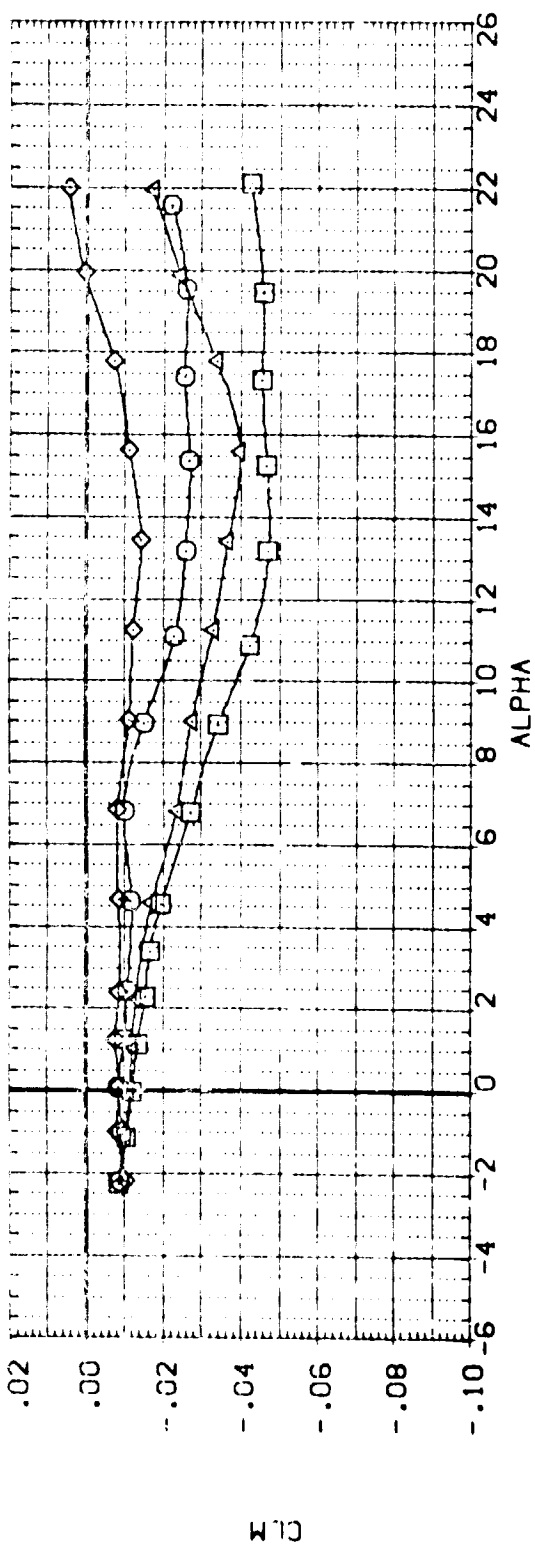


FIGURE 15. EFFECT OF WING/FILLET SECTION ON AERO CHARACT (WING 3, 70 DEG FILLET)
 (U)MACH = .90

DATA SET	SYMBOL	CONFIGURATION DESCRIPTION	WING	VINASC	FLTSCT	WINGREF	REFERENCE INFORMATION
W3C1	○	W3C1-85/660-3-10-308	3.000	1.000	3.000	34.000	SREF 173.1312
W3C2	□	W3C2-85/660-3-10-308	3.000	2.000	3.000	34.000	SCALE 1.000
W3C3	△	W3C3-85/660-3-10-308	3.000	3.000	3.000	34.000	SCALE 1.000
W3C4	◇	W3C4-85/660-3-10-308	3.000	4.000	3.000	34.000	SCALE 1.000
W3C5	◇	W3C5-85/660-3-10-308	3.000	5.000	3.000	34.000	SCALE 1.000
W3C6	◇	W3C6-85/660-3-10-308	3.000	6.000	3.000	34.000	SCALE 1.000
W3C7	◇	W3C7-85/660-3-10-308	3.000	7.000	3.000	34.000	SCALE 1.000
W3C8	◇	W3C8-85/660-3-10-308	3.000	8.000	3.000	34.000	SCALE 1.000
W3C9	◇	W3C9-85/660-3-10-308	3.000	9.000	3.000	34.000	SCALE 1.000
W3C10	◇	W3C10-85/660-3-10-308	3.000	10.000	3.000	34.000	SCALE 1.000
W3C11	◇	W3C11-85/660-3-10-308	3.000	11.000	3.000	34.000	SCALE 1.000
W3C12	◇	W3C12-85/660-3-10-308	3.000	12.000	3.000	34.000	SCALE 1.000
W3C13	◇	W3C13-85/660-3-10-308	3.000	13.000	3.000	34.000	SCALE 1.000
W3C14	◇	W3C14-85/660-3-10-308	3.000	14.000	3.000	34.000	SCALE 1.000
W3C15	◇	W3C15-85/660-3-10-308	3.000	15.000	3.000	34.000	SCALE 1.000
W3C16	◇	W3C16-85/660-3-10-308	3.000	16.000	3.000	34.000	SCALE 1.000
W3C17	◇	W3C17-85/660-3-10-308	3.000	17.000	3.000	34.000	SCALE 1.000
W3C18	◇	W3C18-85/660-3-10-308	3.000	18.000	3.000	34.000	SCALE 1.000
W3C19	◇	W3C19-85/660-3-10-308	3.000	19.000	3.000	34.000	SCALE 1.000
W3C20	◇	W3C20-85/660-3-10-308	3.000	20.000	3.000	34.000	SCALE 1.000
W3C21	◇	W3C21-85/660-3-10-308	3.000	21.000	3.000	34.000	SCALE 1.000
W3C22	◇	W3C22-85/660-3-10-308	3.000	22.000	3.000	34.000	SCALE 1.000
W3C23	◇	W3C23-85/660-3-10-308	3.000	23.000	3.000	34.000	SCALE 1.000
W3C24	◇	W3C24-85/660-3-10-308	3.000	24.000	3.000	34.000	SCALE 1.000
W3C25	◇	W3C25-85/660-3-10-308	3.000	25.000	3.000	34.000	SCALE 1.000

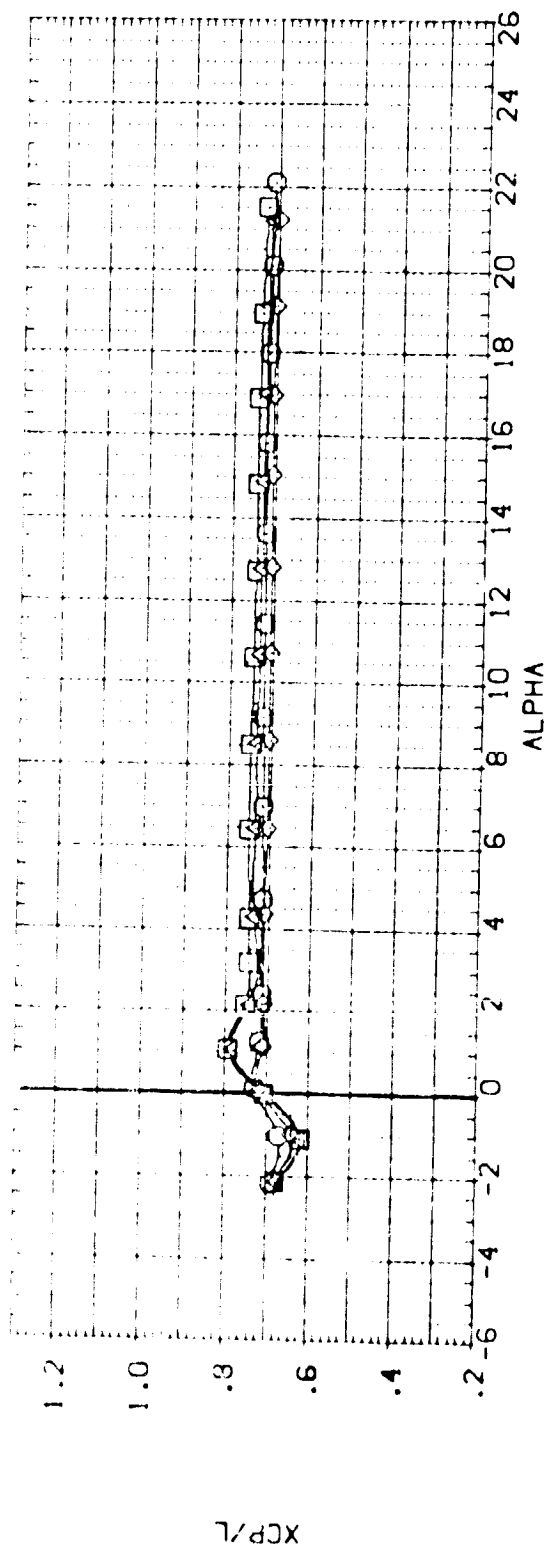
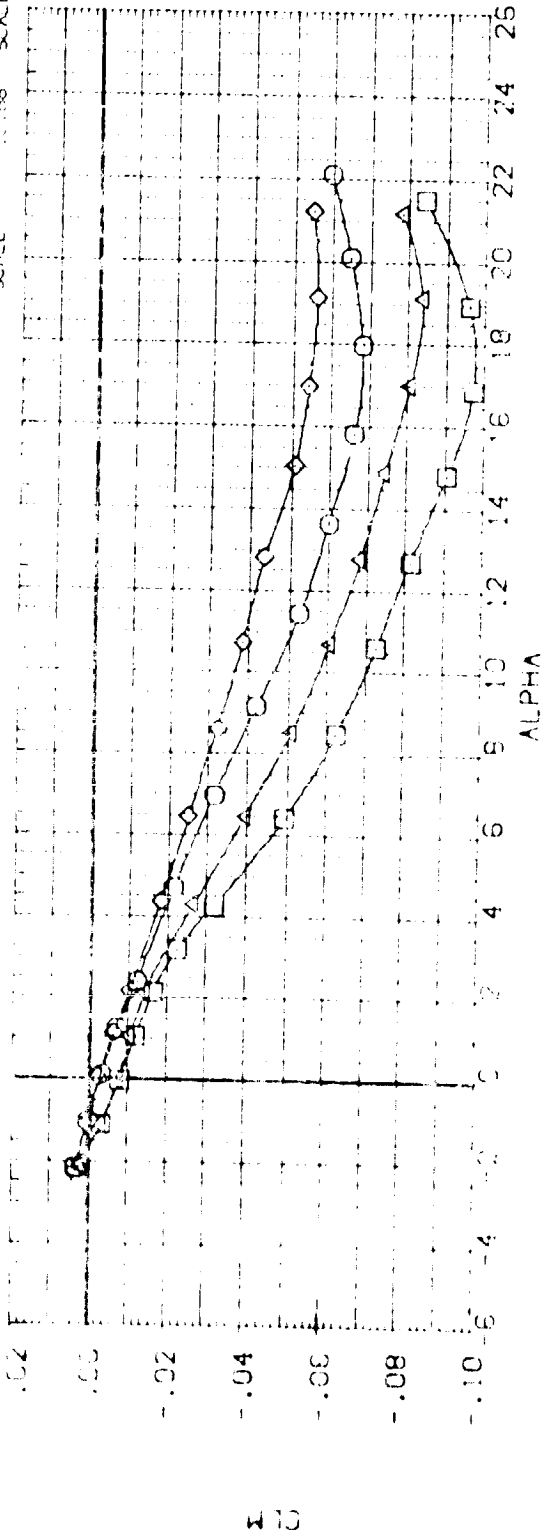


FIGURE 15. EFFECT OF WING/FILLET SECTION ON AERO CHARACTER (WING 3, 70 DEG FILLET)
 (E)MACH = .98

DATA SET SYMBOL CONFIGURATION DESCRIPTION

8PS301 8-1PT-657/660.L3-100 3/8 (SHIPS)
 8PS302 8-1PT-657/660.L3-100 3/8 (SHIPS)
 8PS303 8-1PT-657/660.L3-100 3/8 (SHIPS)
 8PS306 8-1PT-657/660.L3-100 3/8 (SHIPS)

(RV3VEB)
 (RV3VEB)
 (RV3VEB)
 (RV3VEB)

WING-0 3.000
 WING-1 3.000
 WING-2 2.000
 WING-3 3.000
 WING-4 2.000

FLTSCT 3.000
 FLTSCT 3.000
 FLTSCT 3.000
 FLTSCT 3.000

LANDAF 29.000
 LANDAF 29.000
 LANDAF 29.000
 LANDAF 29.000

SCALE .0188
 SCALE .0188
 SCALE .0188
 SCALE .0188

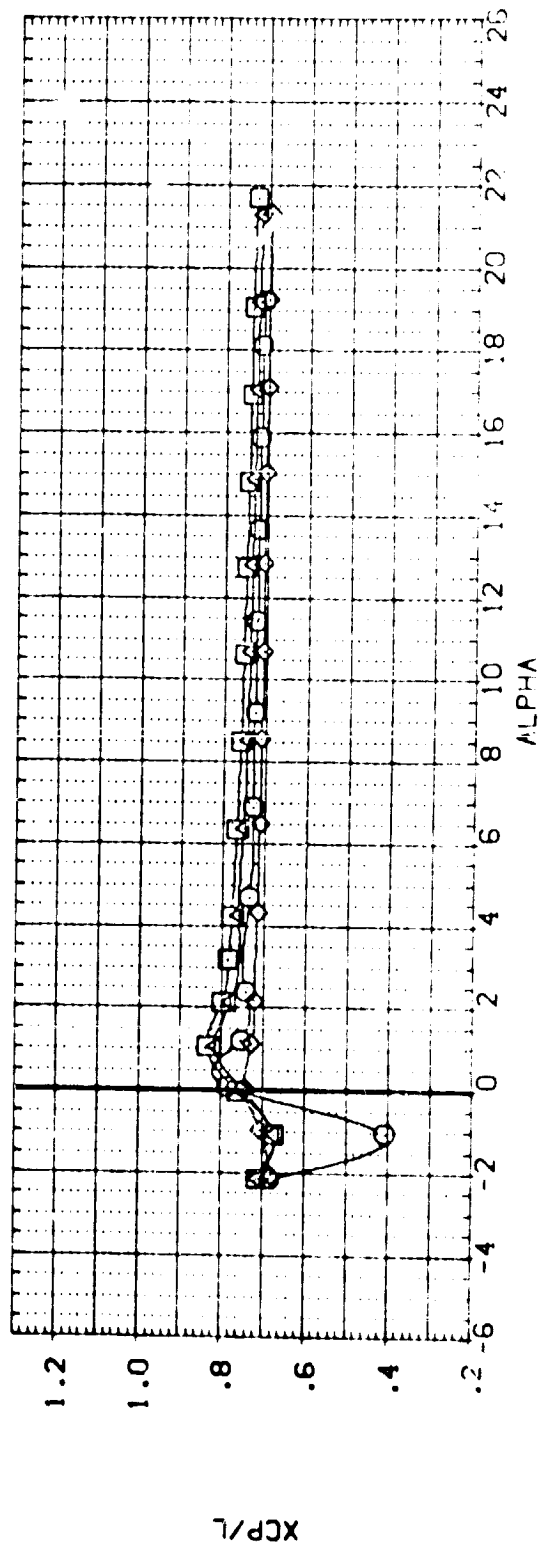
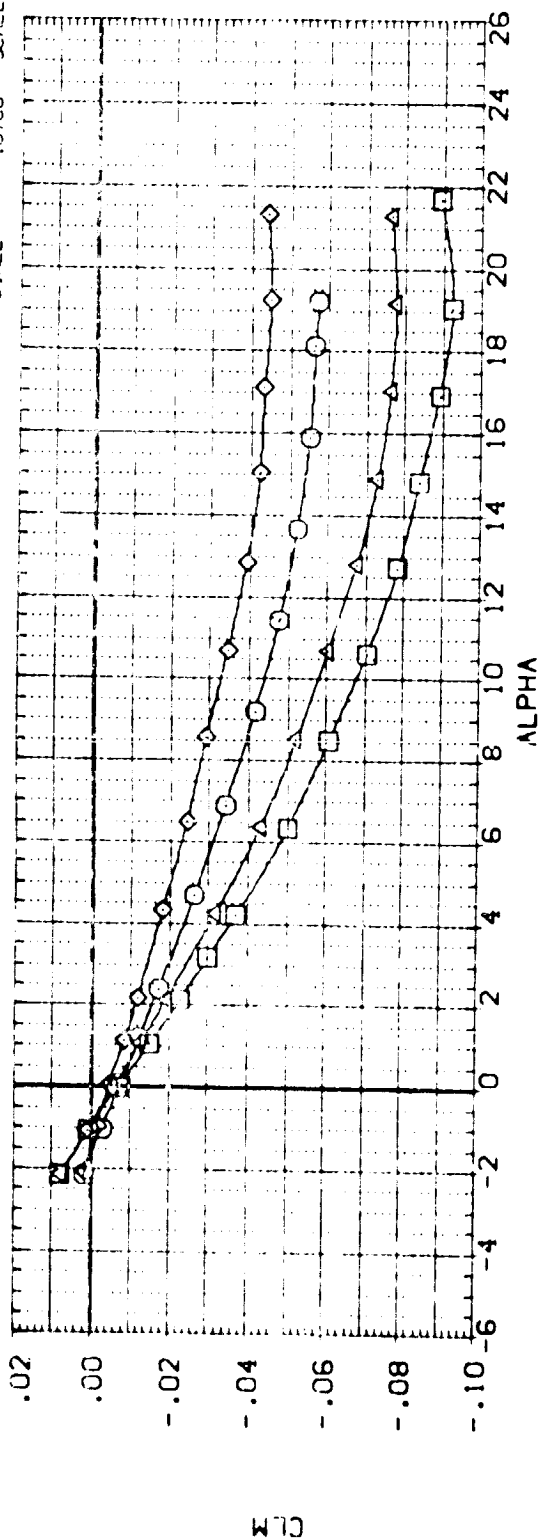


FIGURE 15. EFFECT OF WING/FILLET SECTION ON AERO CHARACTERISTICS (WING 3, 70 DEG FILLET)
 (F)MACH = 1.20

DATA SET SYMBOL

SYMBOL	DESCRIPTION	(B) WING
W1	WING 8-PT-60/660 (1.3)	(B) WING
W2	WING 8-PT-60/660 (1.3)	(B) WING
W3	WING 8-PT-60/660 (1.3)	(B) WING
W4	WING 8-PT-60/660 (1.3)	(B) WING

CONFIGURATION DESCRIPTION

WING	8-PT-60/660 (1.3)
WING	8-PT-60/660 (1.3)
WING	8-PT-60/660 (1.3)
WING	8-PT-60/660 (1.3)

WING AREA

WING AREA	3.000
WING AREA	3.000
WING AREA	3.000
WING AREA	3.000

F. TSC

F. TSC	0.000
F. TSC	0.000
F. TSC	0.000
F. TSC	0.000

LAMINAR

LAMINAR	95.000
LAMINAR	95.000
LAMINAR	95.000
LAMINAR	95.000

REFERENCE INFORMATION

REF. INCH	173.1312	50 IN.
REF. INCH	26.5104	INCHES
REF. INCH	26.5104	INCHES
REF. INCH	18.8338	INCHES
REF. INCH	0.000	INCHES
REF. INCH	0.000	INCHES
REF. INCH	0.188	SCALE

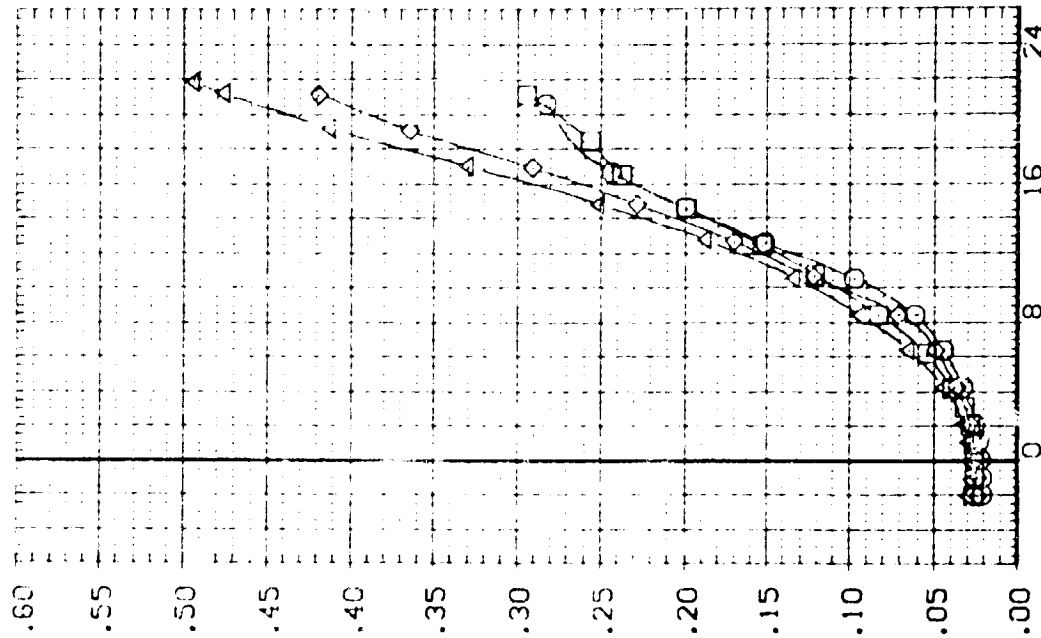
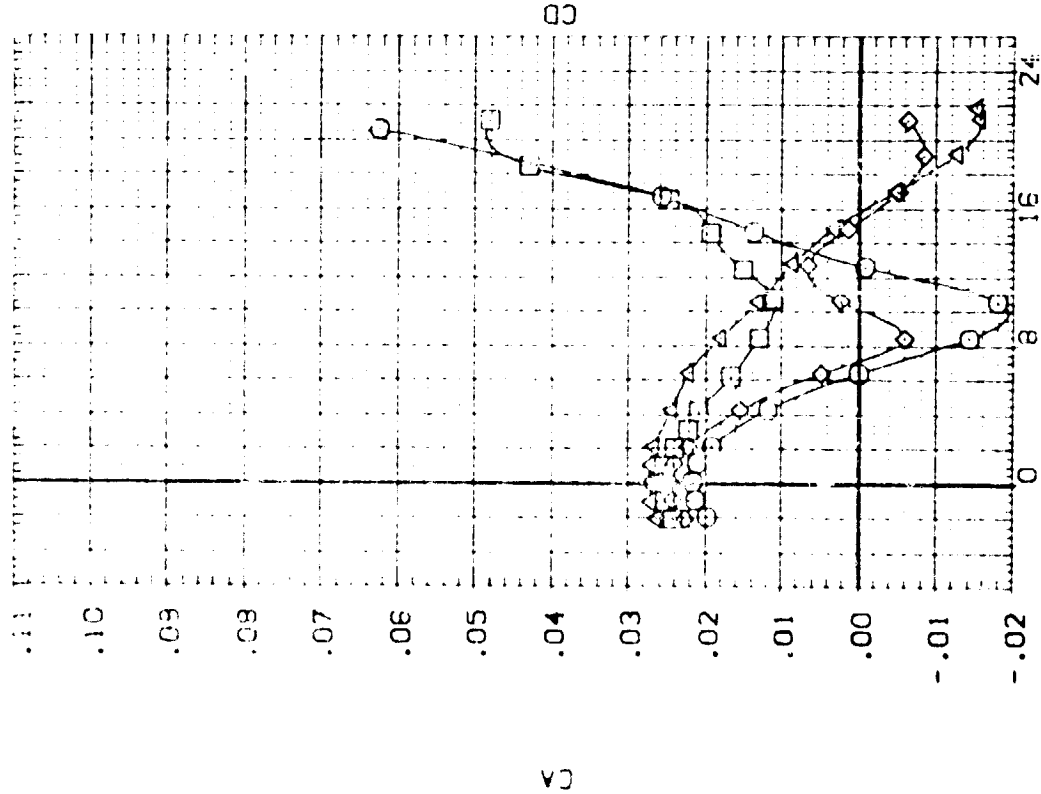


FIGURE 16. EFFECT OF WING/FILLET SECTION ON AERO CHARACTER (WING 3, 78 DEG FILLET)
(A) MACH = .35

DATA SET SYMBOL

(BP5301)
(BP5302)
(BP5307)
(BP5308)

CONFIGURATION DESCRIPTION

LARC 8-TPT-657/660.LG-100 CR8.(SHIPS)
LARC 8-TPT-657/660.LG-100 CR8.(SHIPS)
LARC 8-TPT-657/660.LG-100 CR8.(SHIPS)
LARC 8-TPT-657/660.LG-100 CR8.(SHIPS)

(BW3VFB)
(BW3VFB)
(BW3VFB)
(BW3VFB)

WINGSC 3.000
3.000
3.000
3.000

FLTSCT 1.000
1.000
1.000
3.000

LANDAF 55.000
35.000
78.000
78.000

REFERENCE INFORMATION
SREF 173.1312 SO.IN.
LREF 25.3100 INCHES
BREF 20.3096 INCHES
XMPP 18.3366 INCHES
ZMPP .0000 INCHES
SCALE .0188 INCHES SCALE

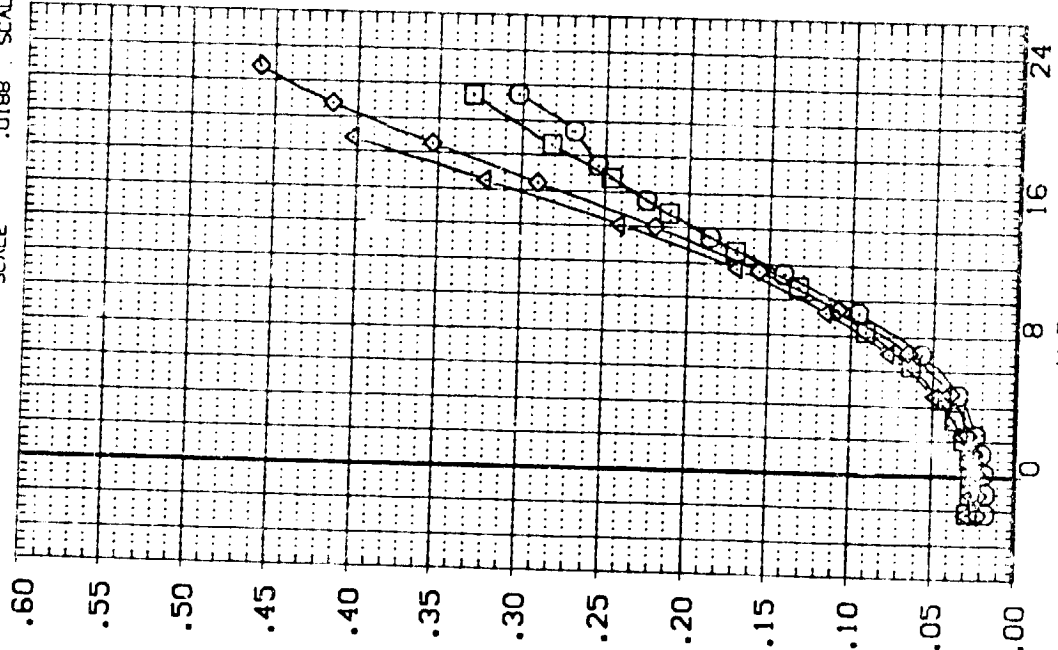
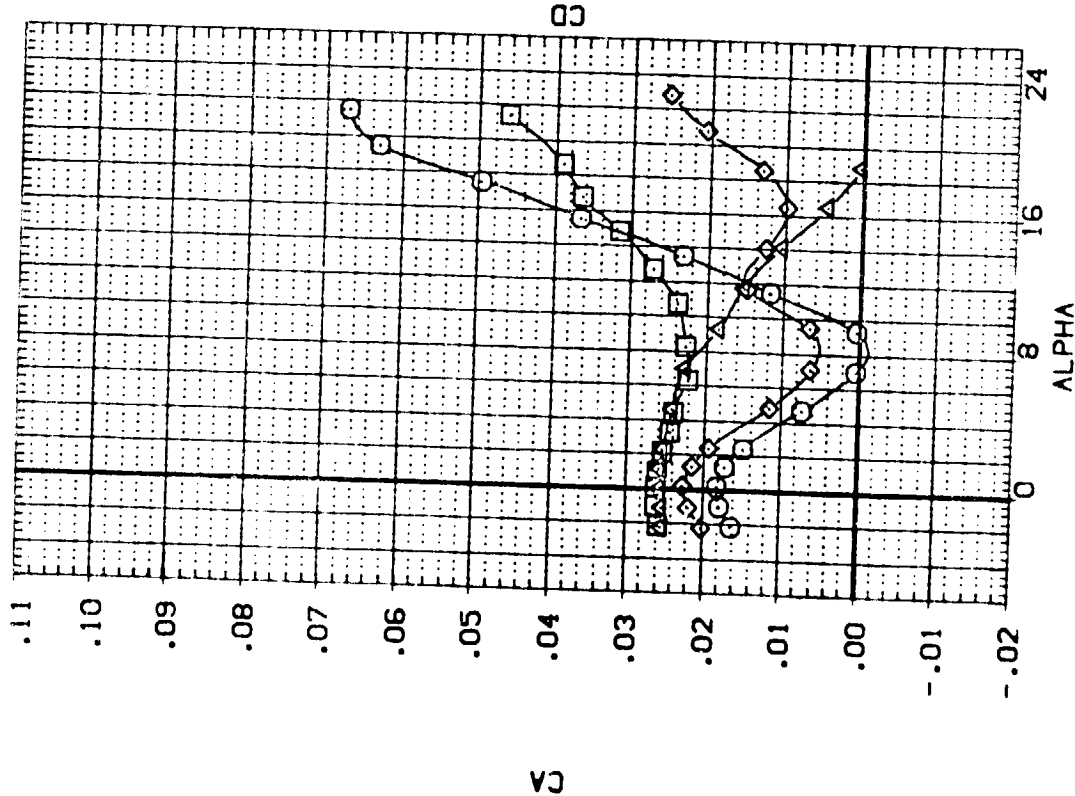


FIGURE 16. EFFECT OF WING/FILLET SECTION ON AERO CHARACTER (WING 3, 78 DEG FILLET)
(B)MACH = .60

DATA SET SYMBOL	CONFIGURATION DESCRIPTION	WINGSC	FLTSCT	LAMDAF	REFERENCE INFORMATION
(BP5301)	LARC 8-TPT-657/660, LD-100 ORB. (SH)(PS)	3.000		35.000	SREF 173.1312
(BP5302)	LARC 8-TPT-657/660, LD-100 ORB. (SH)(PS)	3.000		35.000	LREF 25.5100
(BP5307)	LARC 8-TPT-657/660, LD-100 ORB. (SH)(PS)	3.000	1.000	78.000	BREF 20.9096
(BP5308)	LARC 8-TPT-657/660, LD-100 ORB. (SH)(PS)	3.000	3.000	78.000	XMRP 18.8366
					ZMRP .0000
					SCALE .0188
					SCALE

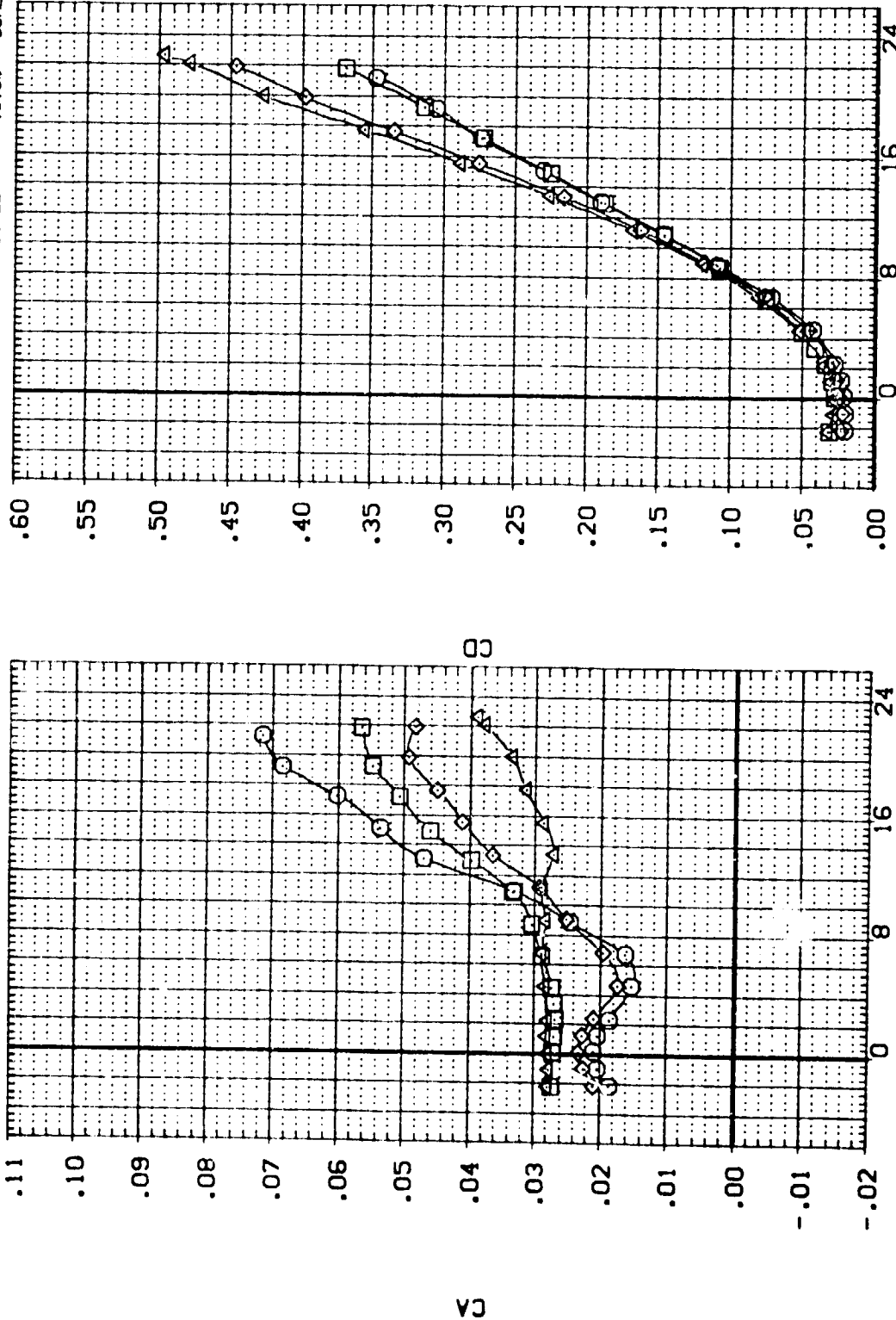


FIGURE 16. EFFECT OF WING/FILLET SECTION ON AERO CHARACT (WING 3, 78 DEG FILLET)
(C)MACH = .80

DATA SET SYMBOL CONFIGURATION DESCRIPTION

(BPS301) LARC 8-TPT-657/650.LG-100 ORB. (SHIPS) (BV3VFB)
 (BPS302) LARC 8-TPT-657/660.LG-100 ORB. (SHIPS) (BV3VFB)
 (BPS307) LARC 8-TPT-657/660.LG-100 ORB. (SHIPS) (BV3VFB)
 (BPS308) LARC 8-TPT-657/660.LG-100 ORB. (SHIPS) (BV3VFB)

WING(S) 3.000
 WINGSC 1.000
 FLTSCT 1.000
 LAYDAF 35.000

REFERENCE INFORMATION
 SREF 173.1312 SQ. IN.
 LREF 25.5100 INCHES
 BREF 20.9036 INCHES
 XMRP 18.3355 INCHES
 YMRP .0000 INCHES
 ZMRP .0000 INCHES
 SCALE .0188

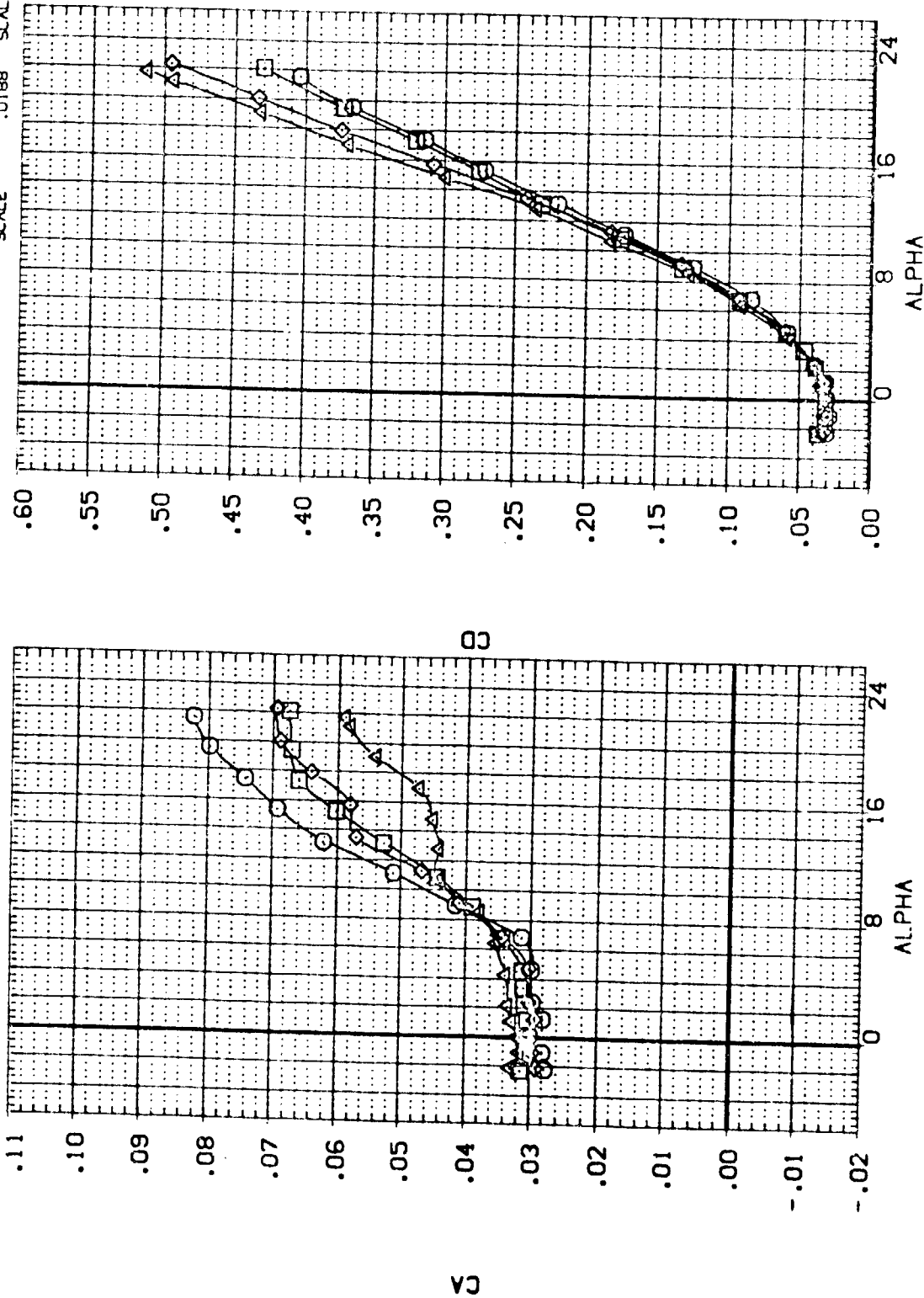


FIGURE 16. EFFECT OF WING/FILLET SECTION ON AERO CHARACT (WING 3, 78 DEG FILLET)
 (O)MACH = .90

DATA SET SYMBOL
 (BPS301)
 (BPS302)
 (BPS307)
 (BPS308)

CONFIGURATION DESCRIPTION

LARC 8-TPT-657/660,LO-100 DRB.(SHIPS)
 LARC 8-TPT-657/660,LO-100 DRB.(SHIPS)
 LARC 8-TPT-657/660,LO-100 DRB.(SHIPS)
 LARC 8-TPT-657/660,LO-100 DRB.(SHIPS)

WINGNO WINGSC FLTSCT LANDAF
 3.000 1.000
 3.000 2.000
 3.000 1.000
 3.000 2.000

REFERENCE INFORMATION
 SREF 173.1312 50. IN.
 LREF 25.5100 INCHES
 BREF 20.5036 INCHES
 YMRP 18.8356 INCHES
 ZMRP .0000 INCHES
 SCALE .0188 SCALE

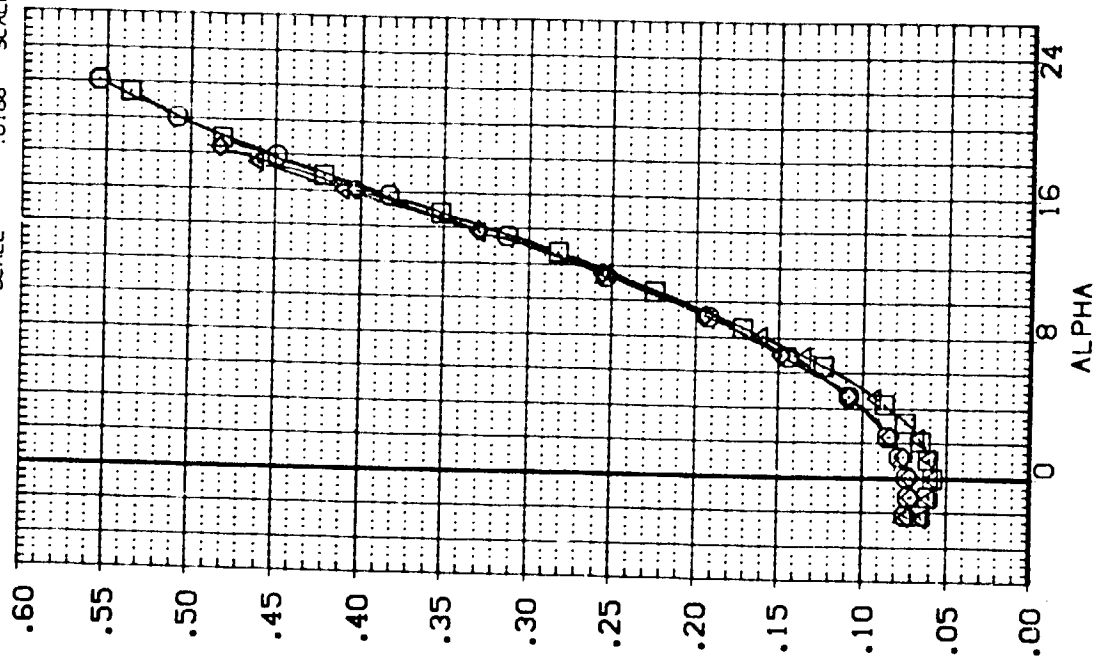
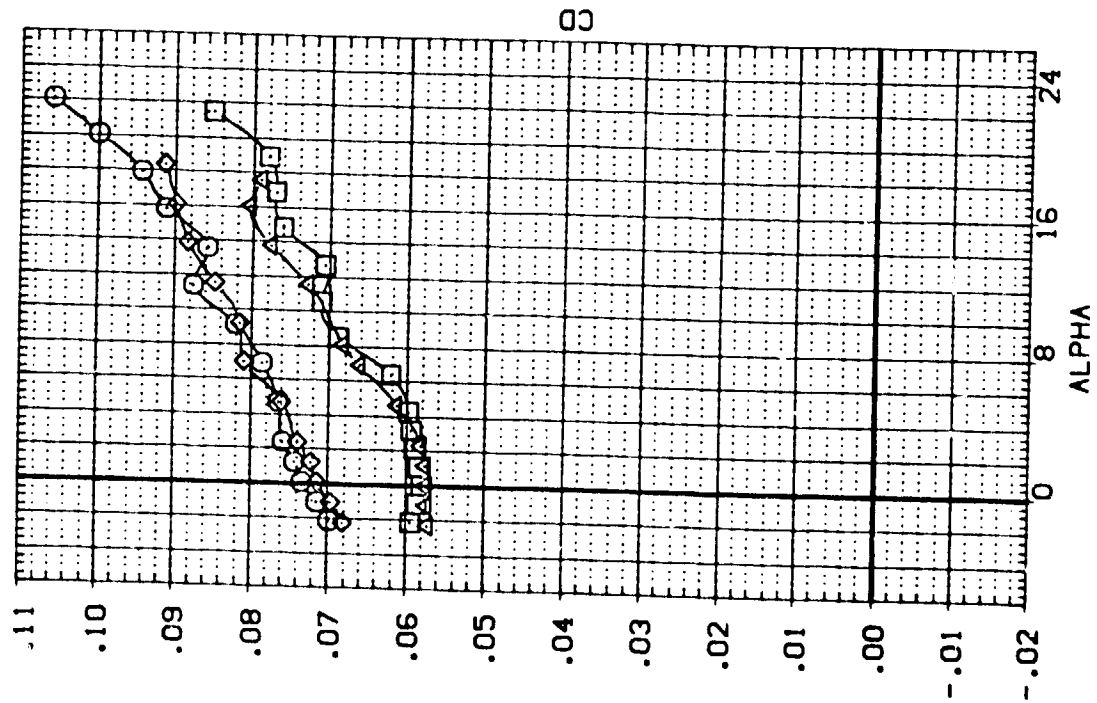


FIGURE 16. EFFECT OF WING/FILLET SECTION ON AERO CHARACTER (WING 3, 78 DEG FILLET)

(C)MACH = .98

DATA SET SYMBOL	CONFIGURATION DESCRIPTION	(BV3VFB)	REFERENCE INFORMATION
(BPS301)	LARC 8-TPT-657/660.L0-100 CR8.(SHIPS)	(BV3VFB)	SREF 173.1312 50. IN.
(BPS302)	LARC 8-TPT-657/660.L0-100 CR8.(SHIPS)	(BV3VFB)	LREF 25.5100 INCHES
(BPS307)	LARC 8-TPT-657/660.L0-100 CR8.(SHIPS)	(BV3VFB)	BREF 20.9098 INCHES
(BPS308)	LARC 8-TPT-657/660.L0-100 CR8.(SHIPS)	(BV3VFB)	YMRP 18.8356 INCHES
			ZMRP .0000 INCHES
			SCALE .0188 INCHES

VINGND	VINGSC	FLTSCT	LAMDAF
3.000	1.000	1.000	35.000
3.000	2.000	3.000	35.000
3.000	1.000		78.000
3.000	2.000		78.000

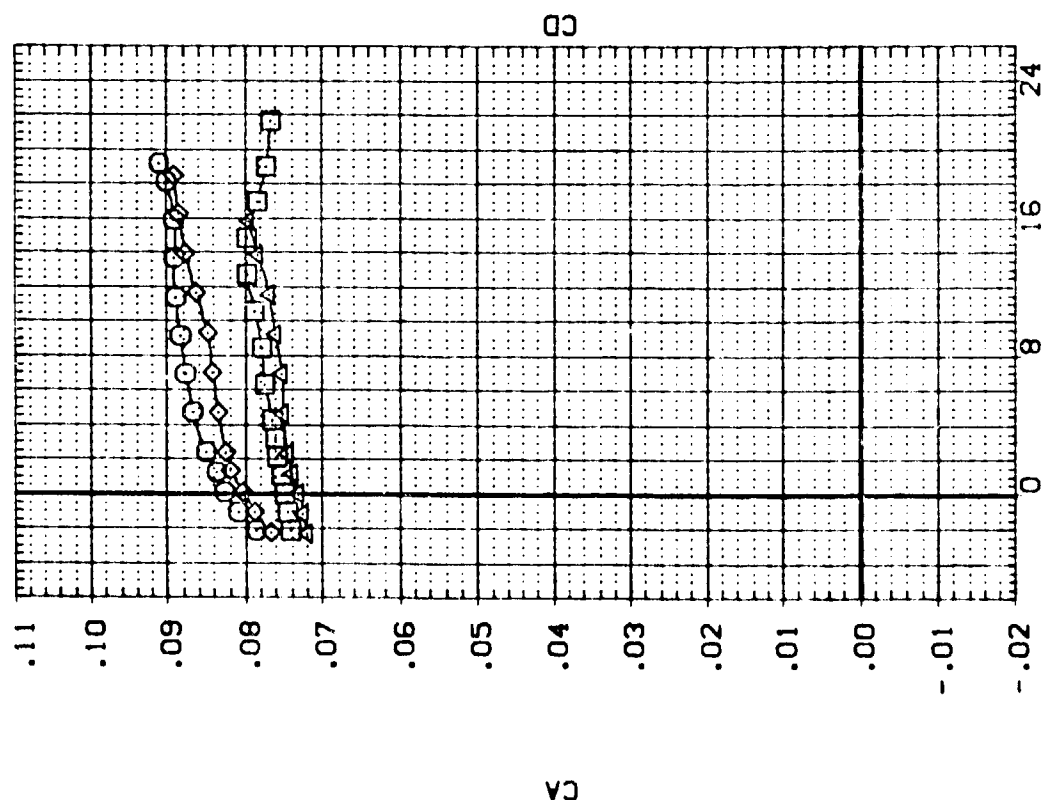
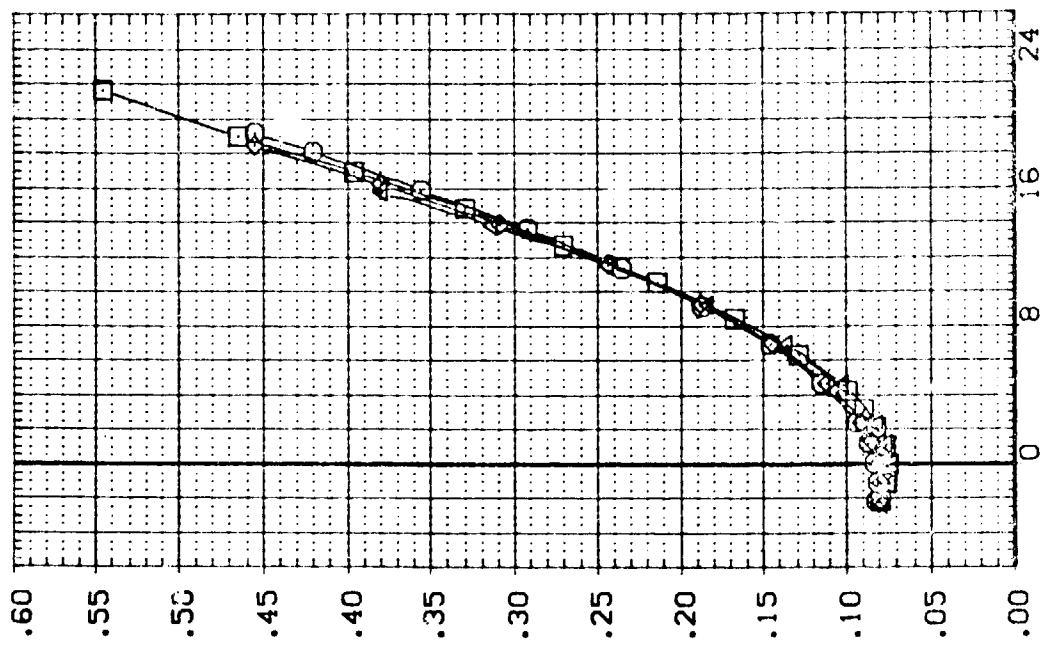


FIGURE 16. EFFECT OF WING/FILLET SECTION ON AERO CHARACT (WING 3, 78 DEG FILLET)
 (FMACH = 1.20) PAGE 456

DATA SET SYMBOL	CONFIGURATION DESCRIPTION	WINGMG	VINGSC	FLTCT	LAMDAF	REFERENCE INFORMATION
(BPS301)	LARC 8-TPT-657/660, LO-100 ORB, (SHIPS)	3.000	1.000		35.000	SREF 173.1312 SO, IN.
(BPS302)	LARC 8-TPT-657/660, LO-100 ORB, (SHIPS)	3.000	2.000		35.000	LREF 25.5100 INCHES
(BPS307)	LARC 8-TPT-657/660, LO-100 ORB, (SHIPS)	3.000	1.000	1.000	78.000	BREF 20.9096 INCHES
(BPS308)	LARC 8-TPT-657/660, LO-100 ORB, (SHIPS)	3.000	2.000	3.000	78.000	XMRRP 18.8368 INCHES
						YMRRP .0000 INCHES
						ZMRRP .0000 INCHES
						SCALE .0188 SCALE

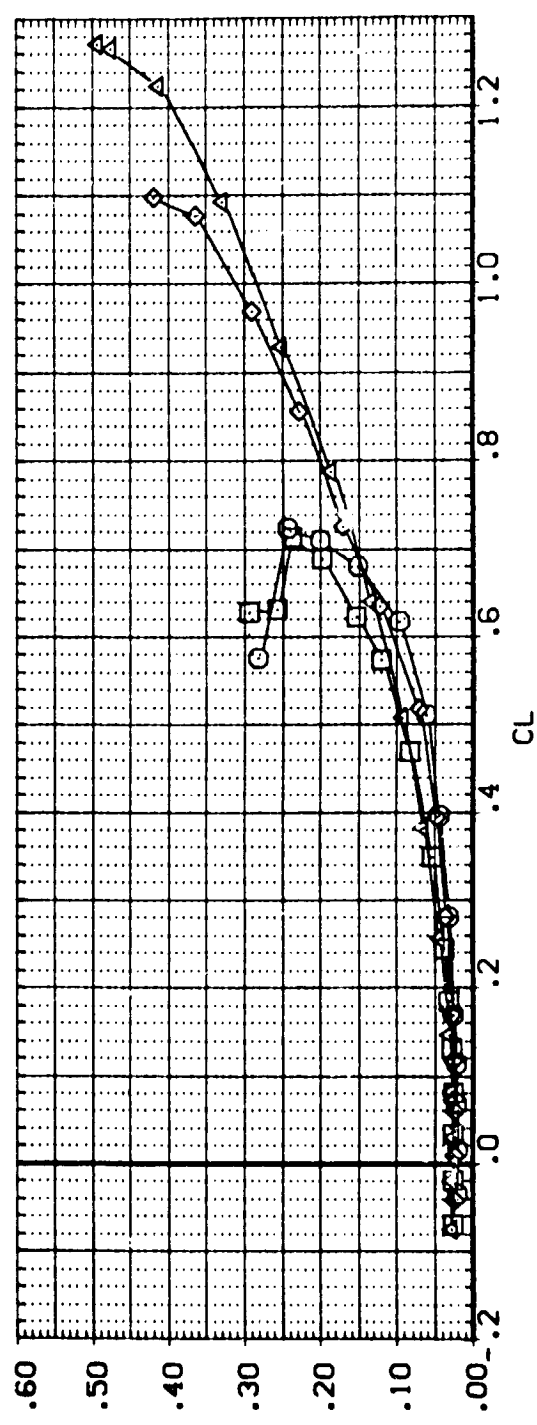
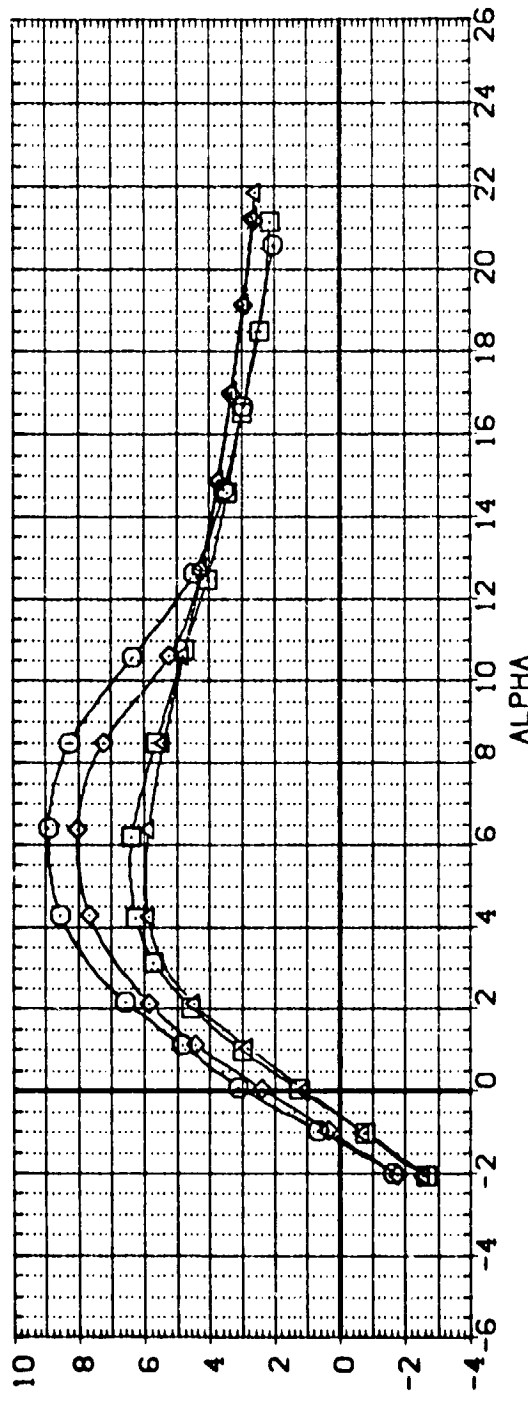


FIGURE 16. EFFECT OF WING/FILLET SECTION ON AERO CHARACT (WING 3, 78 DEG FILLET)
 (A) MACH = .35

DATA SET SYMBOL	CONFIGURATION DESCRIPTION	WINGSC	FLTSCT	LAYDAF	REFERENCE INFORMATION
(BPS301)	LARC 8-TPT-657/660.L0-100 CR8.(SH)PS	3.000		35.000	SREF 173.1312
(BPS302)	LARC 8-TPT-657/660.L0-100 CR8.(SH)PS	1.000		35.000	LREF 25.5100
(BPS307)	LARC 8-TPT-657/660.L0-100 CR8.(SH)PS	1.000	1.000	78.000	GREF 20.5096
(BPS306)	LARC 8-TPT-657/660.L0-100 CR8.(SH)PS	2.000	3.000	78.000	XMRP 18.8356
					YMPP .0000
					ZMRP .0000
					SCALE .0188

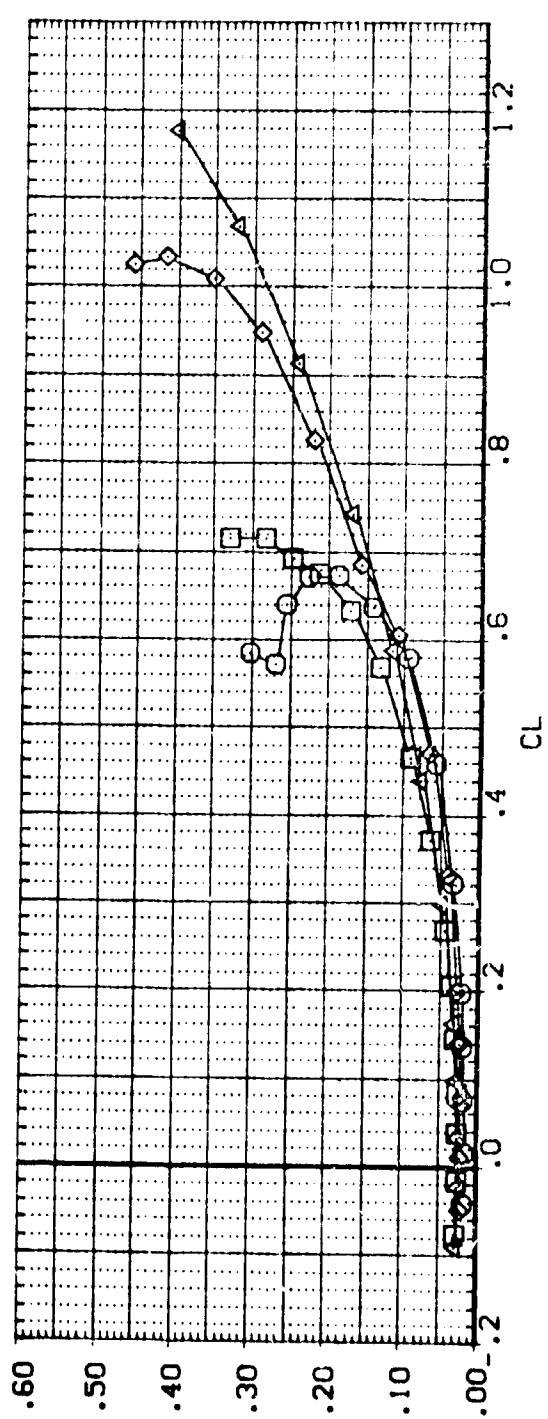
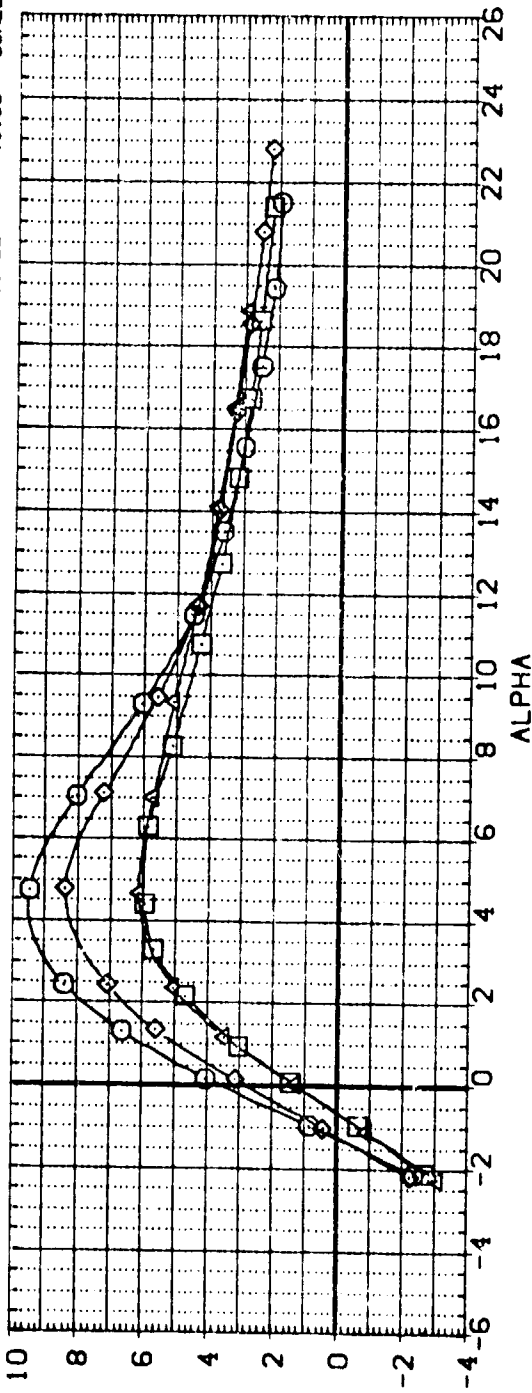


FIGURE 16. EFFECT OF WING/FILLET SECTION ON AERO CHARACT (WING 3, 78 DEG FILLET)
 (B)MACH = .60

DATA SET SYMBOL	CONFIGURATION DESCRIPTION	WINGND	VINGSC	FLTSCT	LANDAF	REFERENCE INFORMATION
(BPS301)	LARC 8-TPT-657/660, L3-100 OR8 (SHIPS)	3.000	1.000	35.000	SREF	173.1312 SO. IN.
(BPS302)	LARC 8-TPT-657/660, L3-100 OR8 (SHIPS)	3.000	2.000	35.000	LREF	25.5100 INCHES
(BPS307)	LARC 8-TPT-657/660, L3-100 OR8 (SHIPS)	3.000	1.000	78.000	BREF	20.9096 INCHES
(BPS308)	LARC 8-TPT-657/660, L3-100 OR8 (SHIPS)	3.000	2.000	78.000	XMRP	18.8366 INCHES
					YMRP	.0000 INCHES
					ZMRP	.0000 INCHES
					SCALE	.0188 SCALE

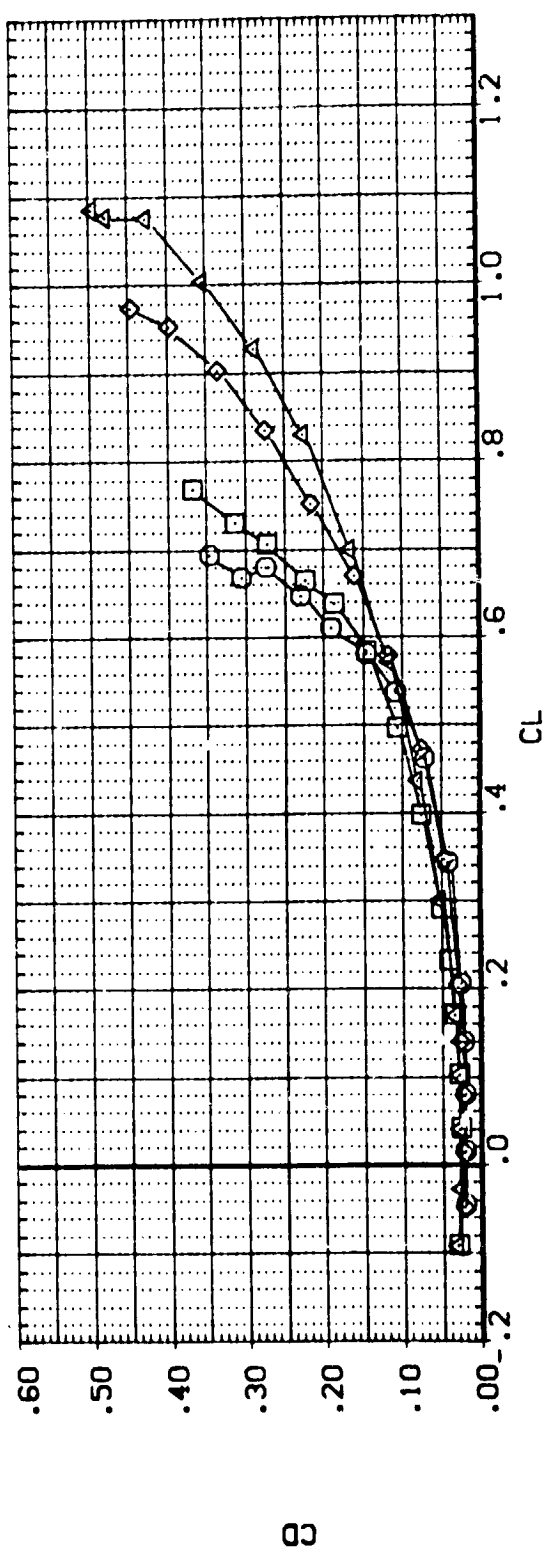
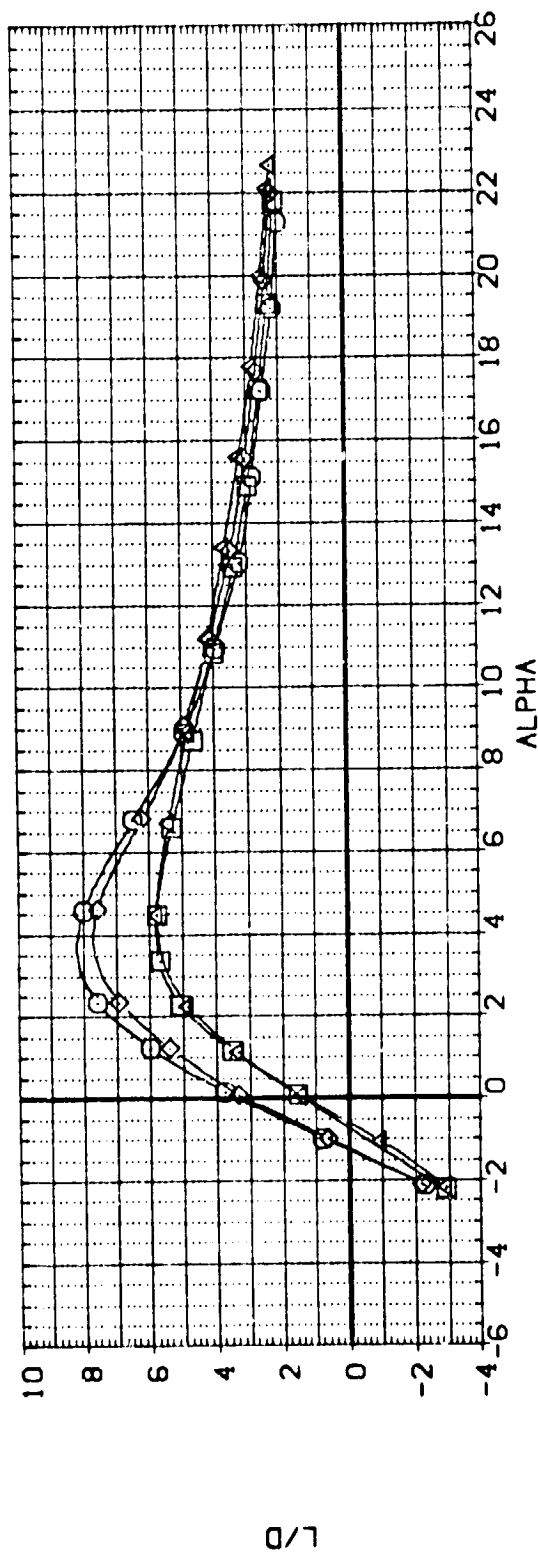


FIGURE 16. EFFECT OF WING/FILLET SECTION ON AERO CHARACT (WING 3, 78 DEG FILLET)
 (C)MACH = .80
 PAGE 459

DATA SET SYMBOL CONFIGURATION DESCRIPTION
 (BP5301) LARC 8-TPT-657/660.LC-100 DRB.(SHIPS)
 (BP5302) LARC 8-TPT-657/660.LC-100 DRB.(SHIPS)
 (BP5307) LARC 8-TPT-657/660.LC-100 DRB.(SHIPS)
 (BP5308) LARC 8-TPT-657/660.LC-100 DRB.(SHIPS)

WINGING WINGSC FLTSCT LAWDAF REFERENCE INFORMATION
 3.000 1.000 35.000 SREF 173.1312 SQ. IN.
 3.000 2.000 35.000 LREF 25.5100 INCHES
 3.000 1.000 78.000 BREF 20.5056 INCHES
 3.000 2.000 78.000 XMRP 18.8366 INCHES
 YMRP .0000 INCHES
 ZMRP .0000 INCHES
 SCALE .0189 SCALE

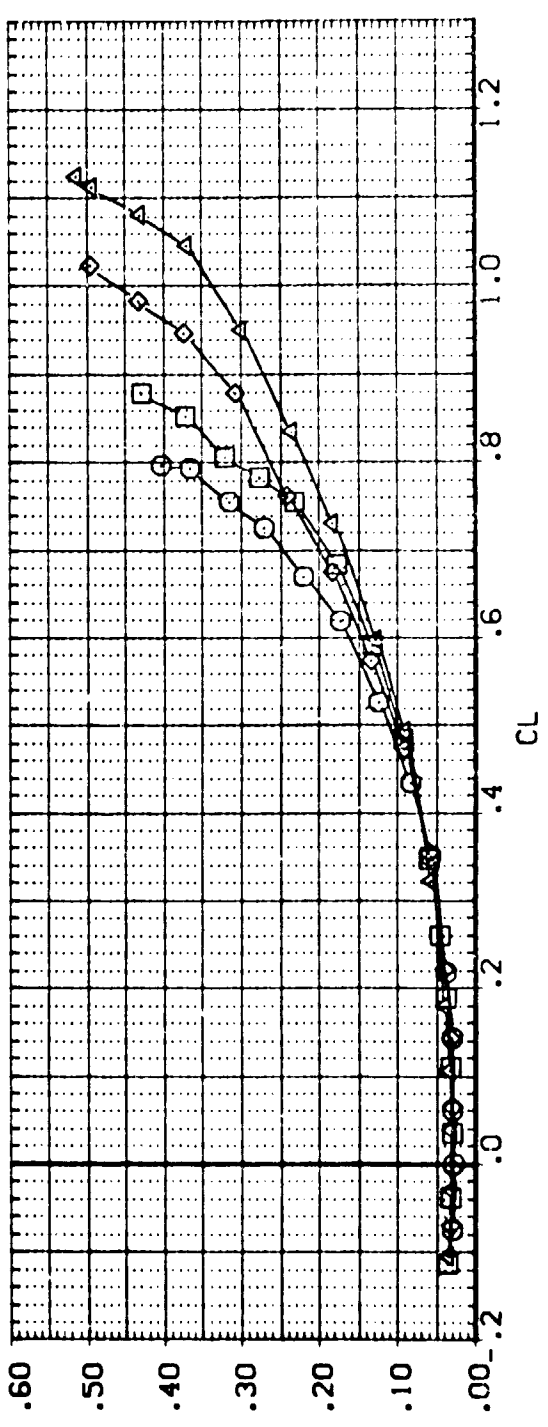
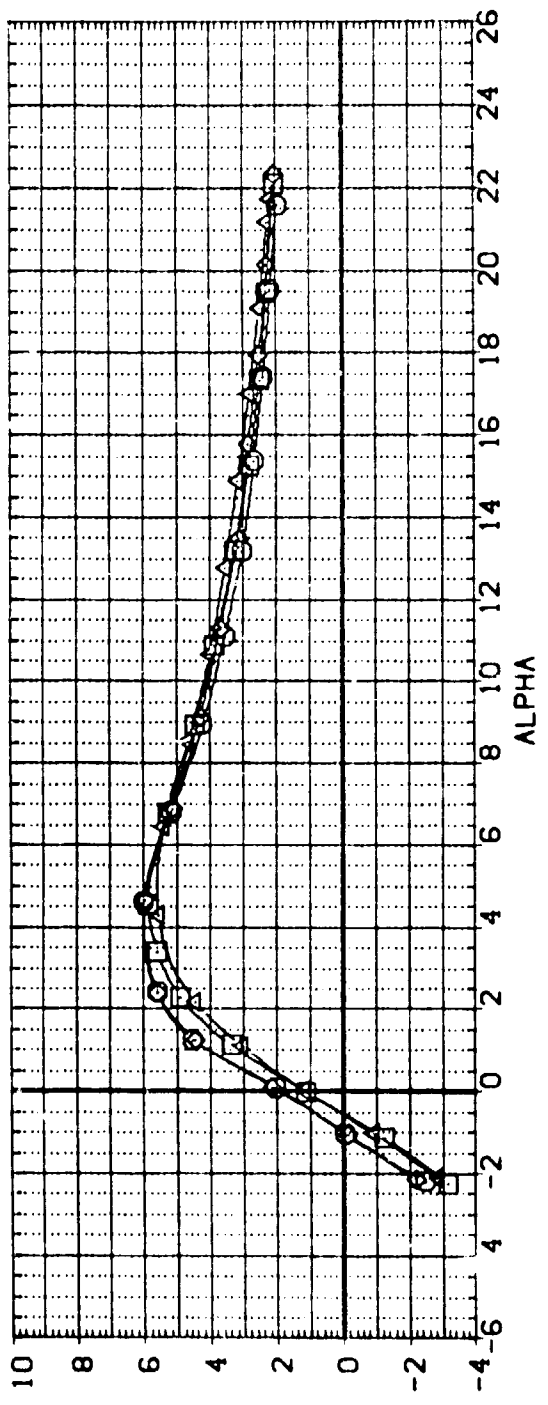


FIGURE 16. EFFECT OF WING/FILLET SECTION ON AERO CHARACTER (WING 3, 78 DEG FILLET)
 (D)MACH = .90

DATA SET SYMBOL	CONFIGURATION DESCRIPTION	(B)WING	WINGSC	FLTSCT	LANDUF	REFERENCE INFORMATION
(B)S-301	LARC 8-TPT-657/660-LD-100 ORB (SHIP)	3.000	1.000		35.000	SREF 173.1312 SO. IN.
(B)S-302	LARC 8-TPT-657/660-LD-100 ORB (SHIP)	3.000	2.000		35.000	LREF 25.5100 INCHES
(B)S-307	LARC 9-TPT-657/660-LD-100 ORB (SHIP)	3.000	1.000	1.000	78.000	BREF 20.9096 INCHES
(B)S-308	LARC 9-TPT-657/660-LD-100 ORB (SHIP)	3.000	2.000	3.000	78.000	XMRP 18.8356 INCHES
						YMRP .0000 INCHES
						ZMRP .0000 INCHES
						SCALE .0188

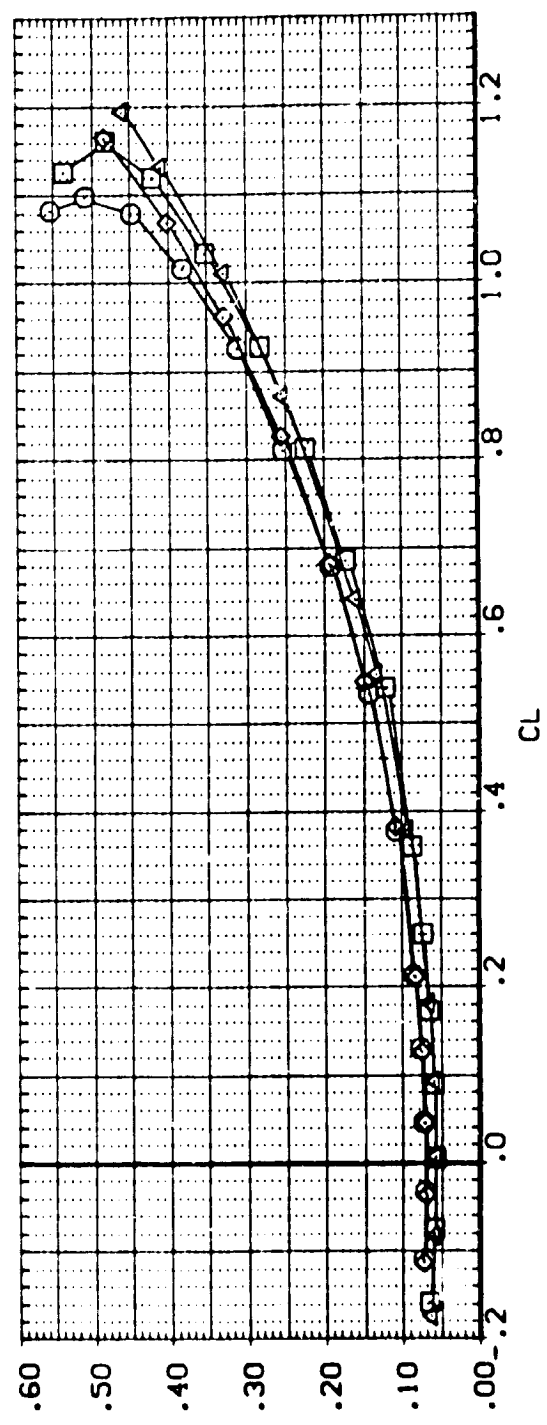
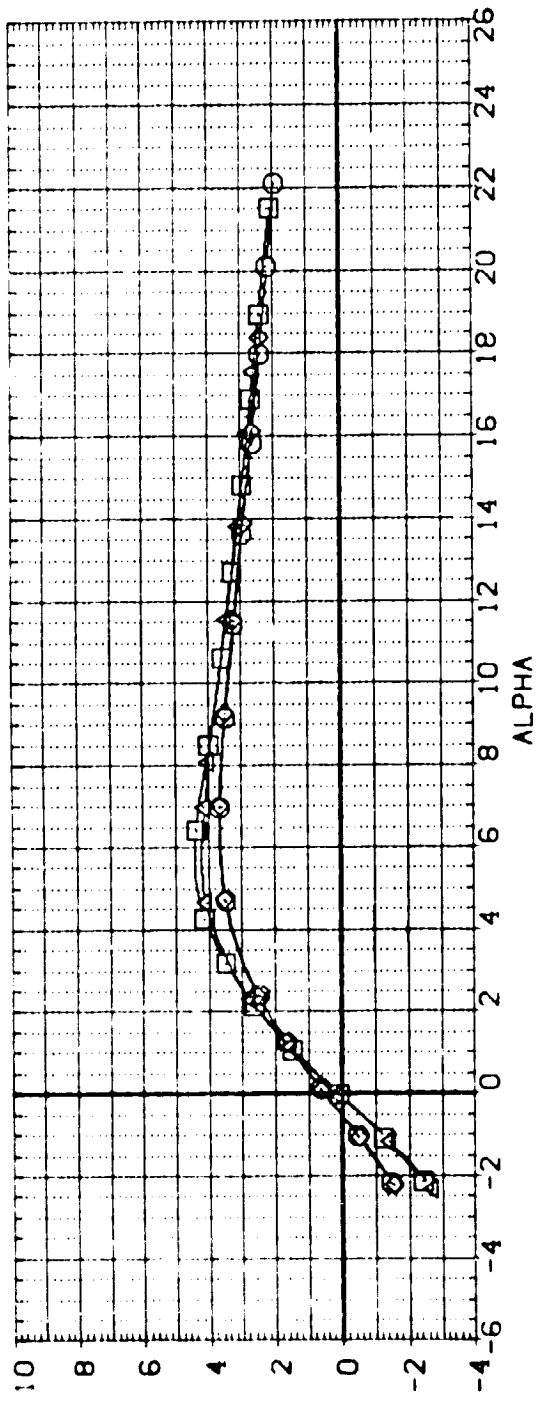


FIGURE 16. EFFECT OF WING/FILLET SECTION ON AERO CHARACTER (WING 3, 78 DEG FILLET)

(E)MACH = .98

DATA SET SYMBOL
 (BPS301)
 (BPS302)
 (BPS307)
 (BPS308)

CONFIGURATION DESCRIPTION
 LARC 8-TPT-657/660.L0-100 ORB.
 LARC 8-TPT-657/660.L0-100 ORB.
 LARC 8-TPT-657/660.L0-100 ORB.
 LARC 8-TPT-657/660.L0-100 ORB.

(BV3VFB)
 (BV3VFB)
 (BV3VFB)

(SHIPS)
 (SHIPS)
 (SHIPS)

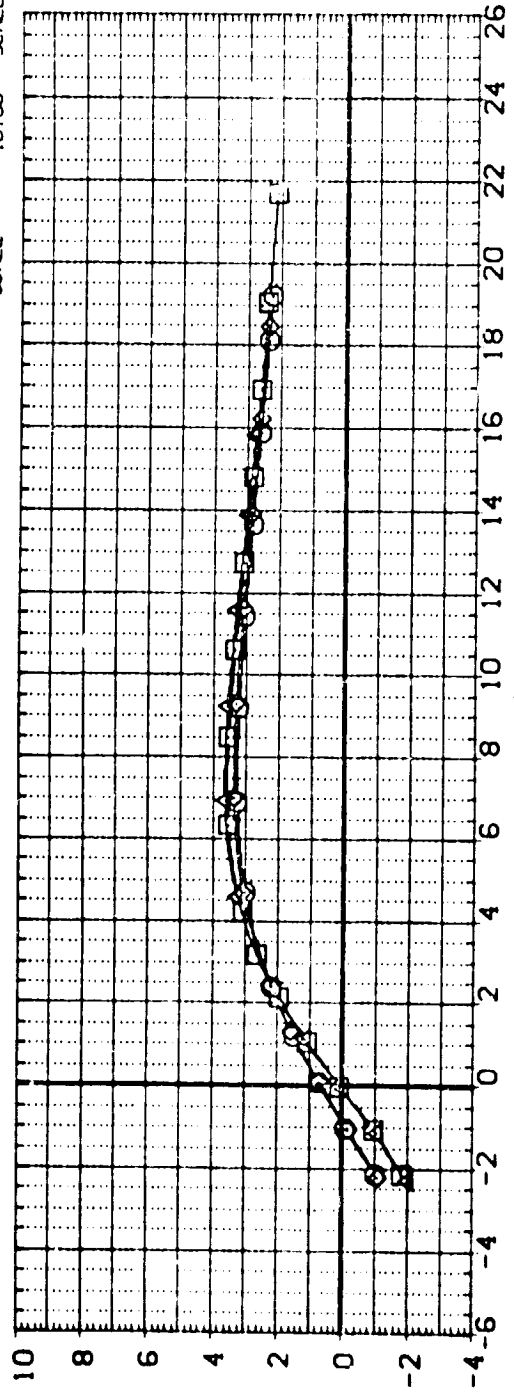
WINGND 3.000
 3.000
 3.000

WINGSC 1.000
 2.000
 1.000

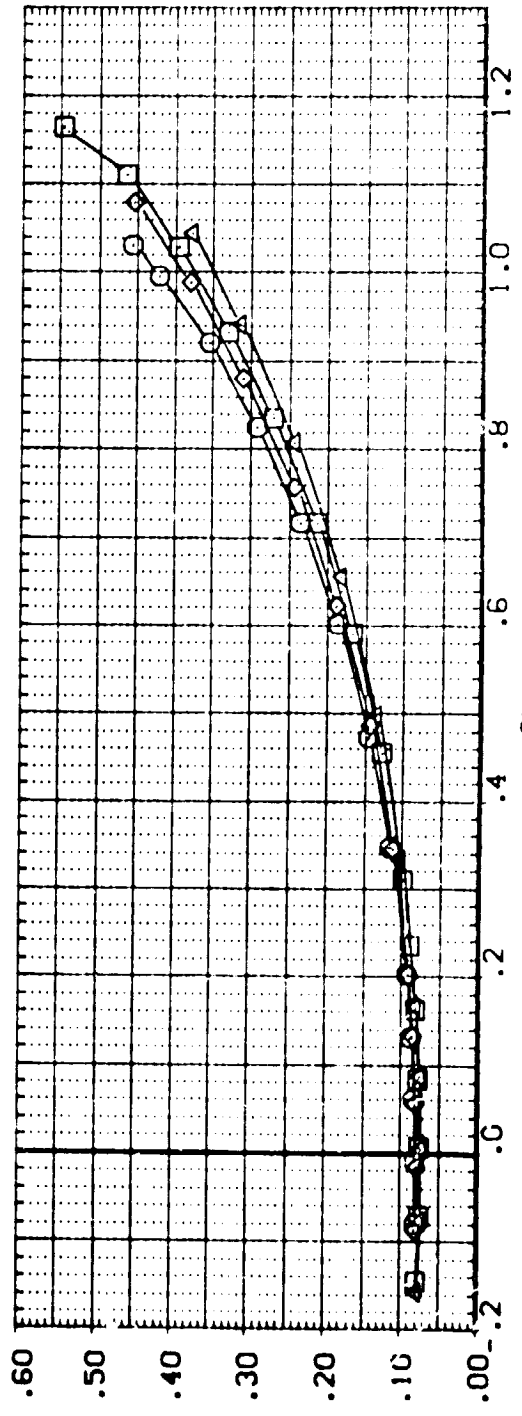
FLTSCT 1.000
 1.000
 3.000

LAMDAF 35.000
 35.000
 78.000

REFERENCE INFORMATION
 SREF 173.1312 SO. IN.
 LREF 25.5100 INCHES
 BREF 20.9096 INCHES
 XMRP 18.8366 INCHES
 YMRP .0000 INCHES
 ZMRP .0000 INCHES
 SCALE :0188 SCALE



Cl



Cl

FIGURE 16. EFFECT OF WING/FILLET SECTION ON AERO CHARACT (WING 3, 78 DEG FILLET)
 (F)MACH = 1.20

DATA SET SYMBOL	CONFIGURATION DESCRIPTION	WINGSC	FLTSCT	LAMDAF	REFERENCE INFORMATION
SPS301	LARC 8-TPT-657/660, L0-100 098, (S)IPS	3.000	1.000	35.000	SREF 173.1312 50. IN.
SPS302	LARC 8-TPT-657/660, L0-100 098, (S)IPS	3.000	1.000	35.000	LREF 25.5100 INCHES
SPS307	LARC 8-TPT-657/660, L0-100 098, (S)IPS	3.000	3.000	78.000	BREF 20.9096 INCHES
SPS308	LARC 8-TPT-657/660, L0-100 098, (S)IPS	3.000	3.000	78.000	XMRP 18.8366 INCHES
					ZMRP .0000 INCHES
					ZMRP .0000 INCHES
					SCALE .0189 SCALE

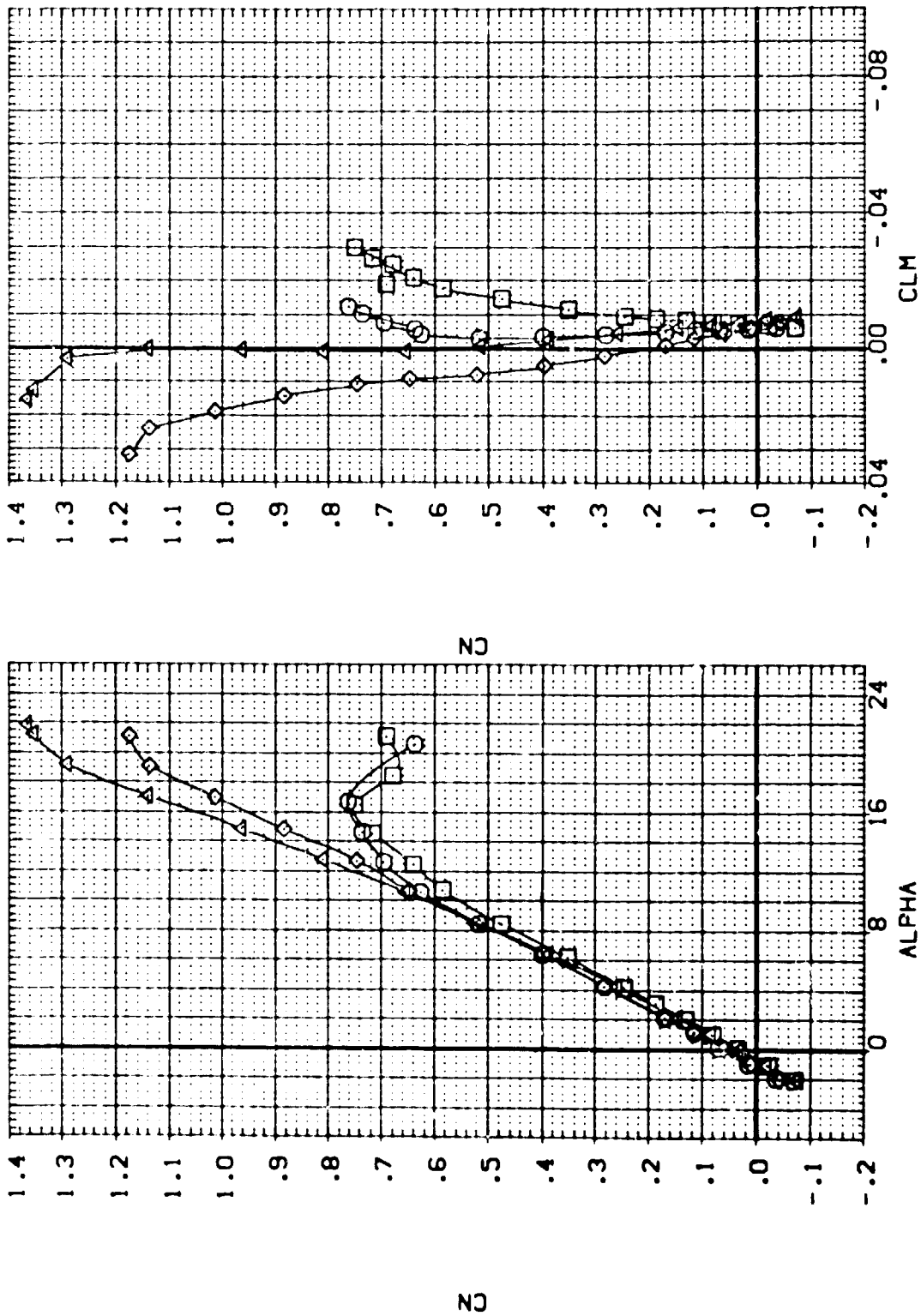


FIGURE 16. EFFECT OF WING/FILLET SECTION ON AERO CHARACT (WING 3, 78 DEG FILLET)
 (A)MACH = .35

DATA SET SYMBOL	CONFIGURATION DESCRIPTION	WINGNO	WINGSC	FLT/CT	LAMDAF	REFERENCE INFORMATION
(BPS301)	LARC 8-TPT-657/660.L0-100 DRB. (SH)PS	3.000	1.000		35.000	SREF 173.1312 50. IN
(BPS302)	LARC 8-TPT-657/660.L0-100 DRB. (SH)PS	3.000	2.000		35.000	LREF 25.5100 INCHES
(BPS307)	LARC 8-TPT-657/660.L0-100 DRB. (SH)PS	3.000	1.000	1.000	78.000	BREF 20.9066 INCHES
(BPS308)	LARC 8-TPT-657/660.L0-100 DRB. (SH)PS	3.000	2.000	3.000	78.000	YMRP 18.8356 INCHES
						ZMRP .0000 INCHES
						SCALE .1.98 SCALE

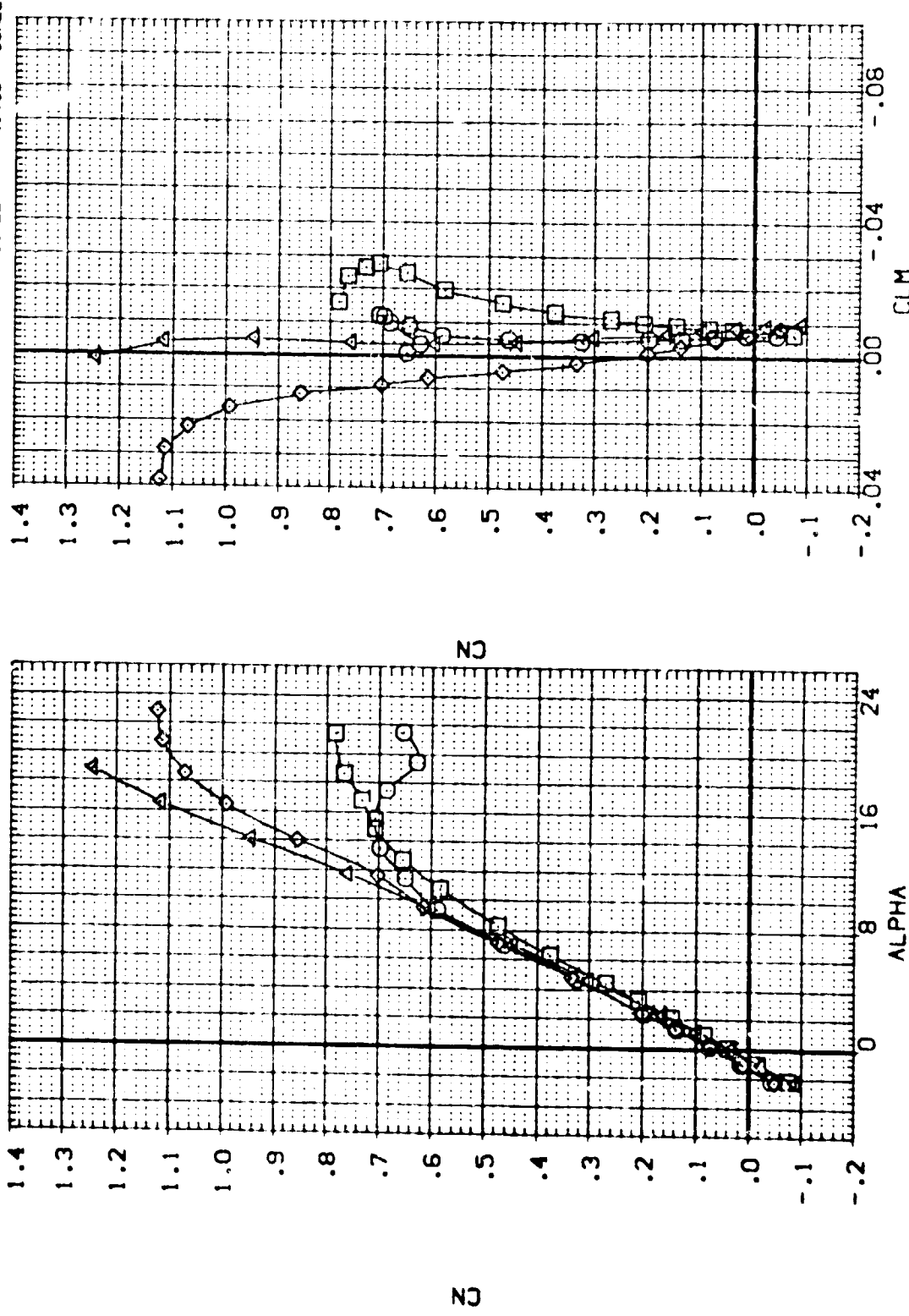


FIGURE 16. EFFECT OF WING/FILLET SECTION ON AERO CHARACT (WING 3, 78 DEG FILLET)
 (B)MACH = .60

DATA SET SYMBOL	CONFIGURATION DESCRIPTION	WINGNO	WINGSC	FLTSTC	LAMDAF	REFERENCE INFORMATION
(BPS301)	LARC 8-TPT-557/660.L0-100 DR8.(SHIPS)	3.000	1.000		35.000	SREF 173.1312 50. IN.
(BPS302)	LARC 8-TPT-657/660.L0-100 DR8.(SHIPS)	3.000	2.000		35.000	LREF 25.500 INCHES
(BPS307)	LARC 8-TPT-657/660.L0-100 DR8.(SHIPS)	3.000	1.000	1.000	78.000	BREF 20.9056 INCHES
(BPS308)	LARC 8-TPT-657/660.L0-100 DR8.(SHIPS)	3.000	2.000	3.000	78.000	XMRP 18.8365 INCHES
						YMRP .0000 INCHES
						ZMRP .0000 INCHES
						SCALE .0188 SCALE

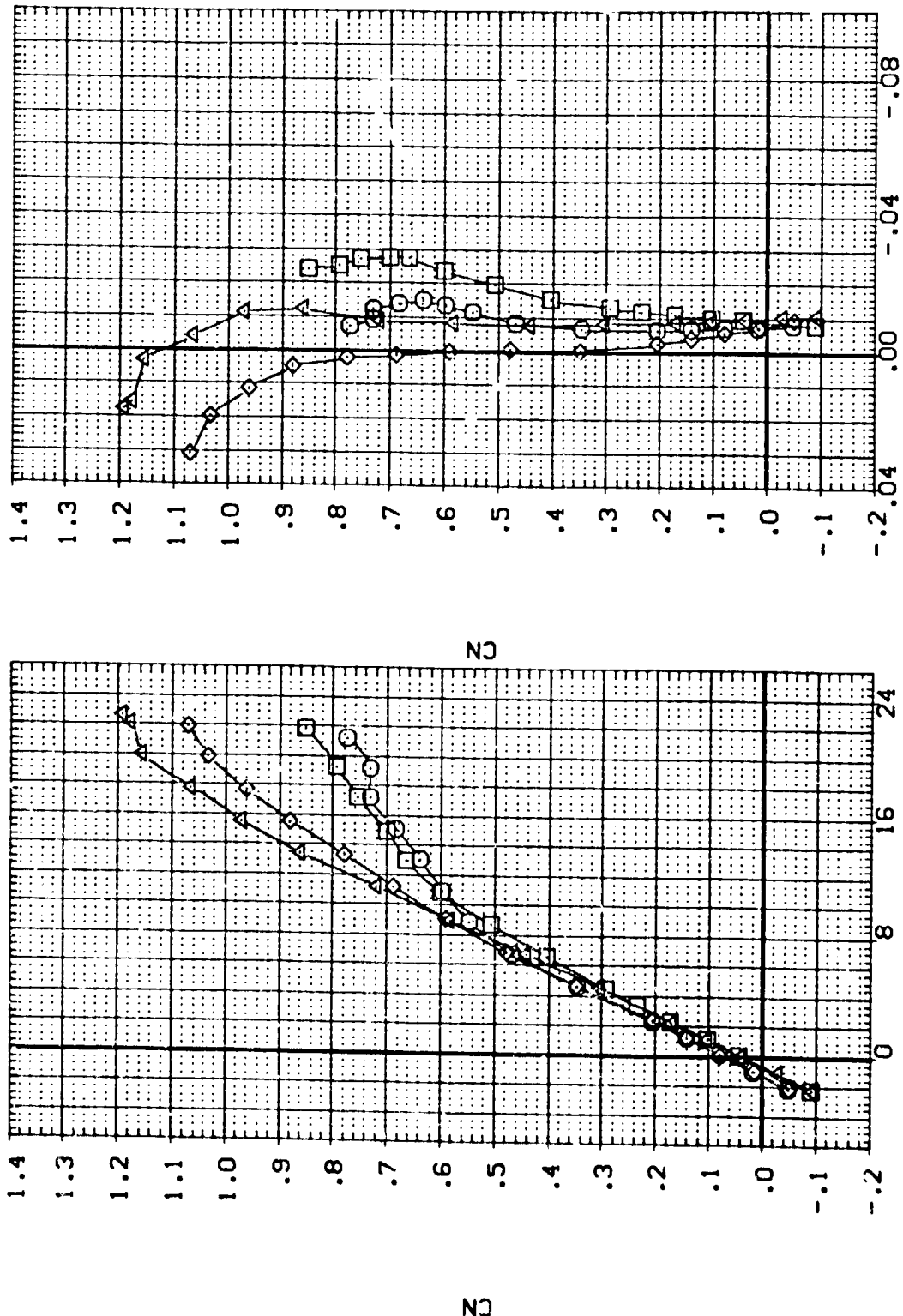


FIGURE 16. EFFECT OF WING/FILLET SECTION ON AERO CHARACT (WING 3, 78 DEG FILLET)

(CJMACH = .80)

DATA SET SYMBOL	CONFIGURATION DESCRIPTION	WINGNO	WINGSC	FLTSCT	LANDAF	REFERENCE INFORMATION
(BP5301)	LARC 8-TPT-657/660, LO-100 CRB.(SHIPS)	3.000	1.000	35.000	SREF	173.1312
(BP5302)	LARC 8-TPT-657/660, LO-100 CRB.(SHIPS)	3.000	2.000	35.000	LREF	75.5100
(BP5307)	LARC 8-TPT-657/660, LO-100 CRB.(SHIPS)	3.000	1.000	78.000	BREF	20.9096
(BP5308)	LARC 8-TPT-657/660, LO-100 CRB.(SHIPS)	3.000	2.000	78.000	XMPD	18.8366
					ZMRP	.0000
					SCALE	.0188
						50. IN.
						INCHES
						INCHES
						INCHES
						INCHES
						INCHES
						INCHES

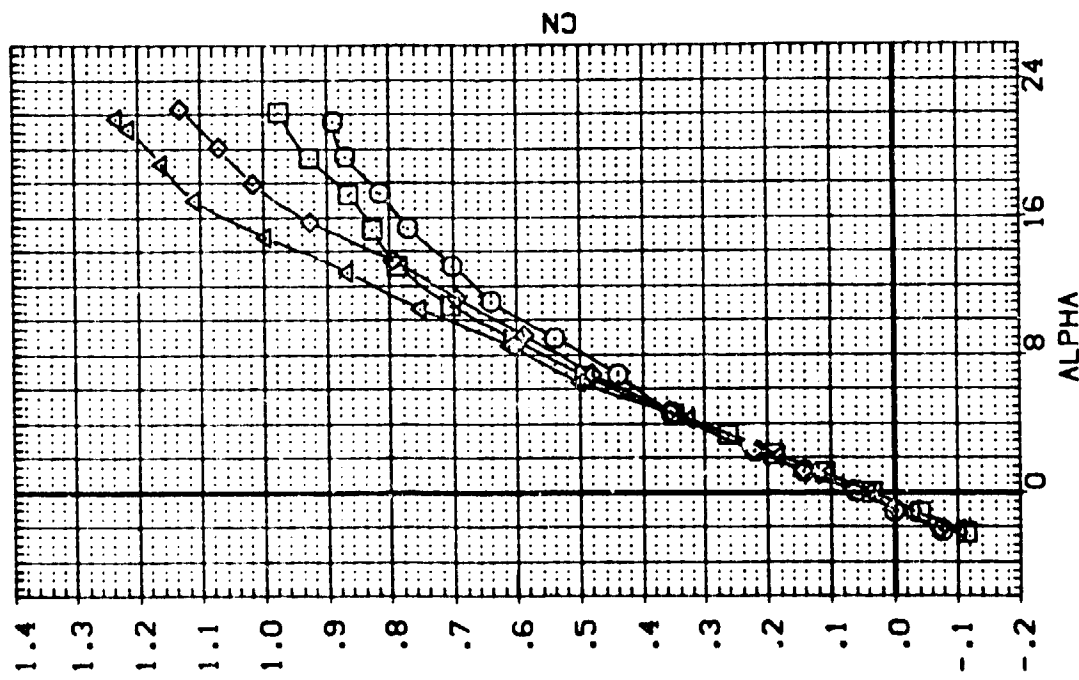
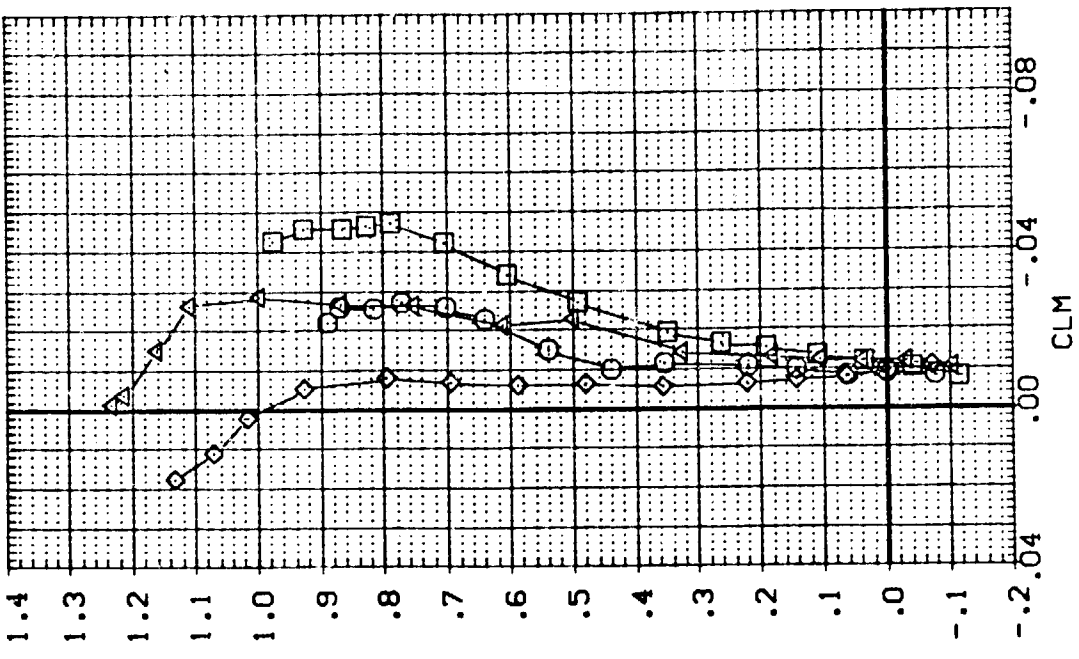


FIGURE 16. EFFECT OF WING/FILLET SECTION ON AERO CHARACT (WING 3, 78 DEG FILLET)

(O)MACH = .90

DATA SET SYMBOL	CONFIGURATION DESCRIPTION	(SHIPS)	(SHIPS)	(BM3VFB)	VINGND	VINGSC	FLTSCT	LAMDAF	REFERENCE INFORMATION
(BP5301)	LARC 8-TPT-657/660, LO-100 DRB.	(SHIPS)	(SHIPS)	(BM3VFB)	3.000	1.000	35.000	173.1312	50. IN
(BP5302)	LARC 8-TPT-657/660, LO-100 DRB.	(SHIPS)	(SHIPS)	(BM3VFB)	3.000	2.000	35.000	25.5100	INCHES
(BP5307)	LARC 8-TPT-657/660, LO-100 DRB.	(SHIPS)	(SHIPS)	(BM3VFB)	3.000	1.000	7.000	20.9086	INCHES
(BP5308)	LARC 8-TPT-657/660, LO-100 DRB.	(SHIPS)	(SHIPS)	(BM3VFB)	3.000	2.000	78.000	18.8366	INCHES
								YMRP	.0000
								ZMRP	.0000
								SCALE	.0188
								SCALE	

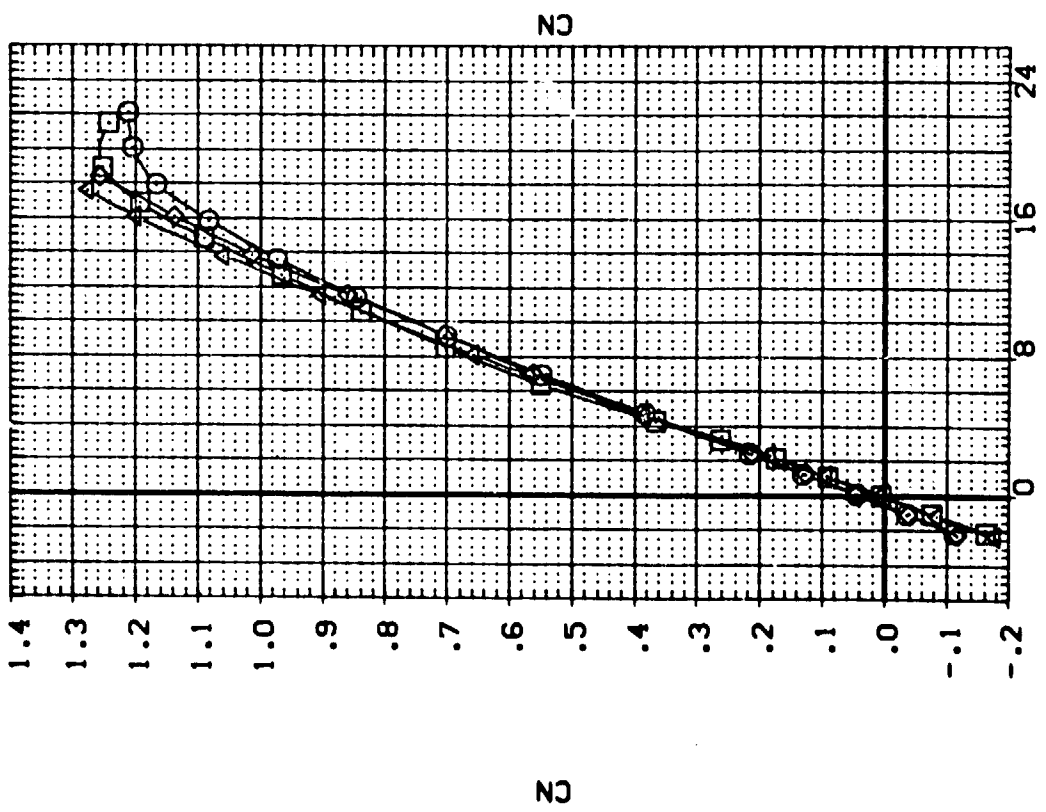
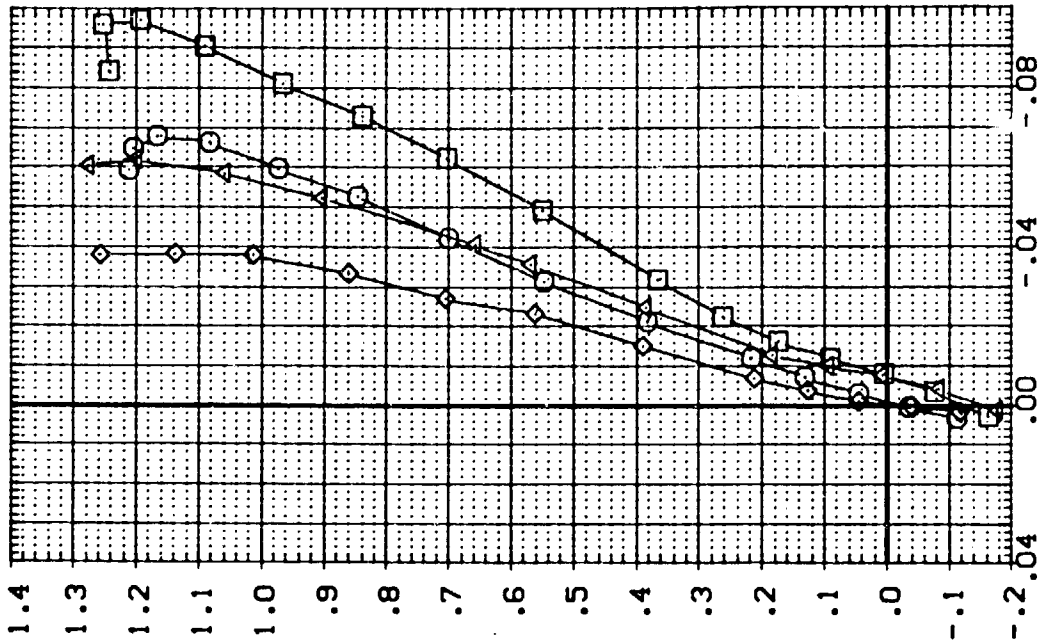


FIGURE 16. EFFECT OF WING/FILLET SECTION ON AERO CHARACT (WING 3, 78 DEG FILLET)
 (E)MACH = .98

DATA SET SYMBOL	CONFIGURATION DESCRIPTION	WINGND	VINGSC	FLTSC	LAMDAF	REFERENCE INFORMATION
(BPS:301)	LARC 8-TPT-657/660.L0-100 ORB.(SHIPS)	3.000	1.000		35.000	173.1312
(BPS:302)	LARC 8-TPT-657/660.L0-100 ORB.(SHIPS)	3.000	2.000		35.000	25.5100
(BPS:307)	LARC 8-TPT-657/660.L0-100 ORB.(SHIPS)	3.000	1.000	1.000	78.000	20.9098
(BPS:308)	LARC 8-TPT-657/660.L0-100 ORB.(SHIPS)	3.000	2.000	3.000	78.000	19.8366
						.0000
						.0000
						.0000
						.01
						SCALE

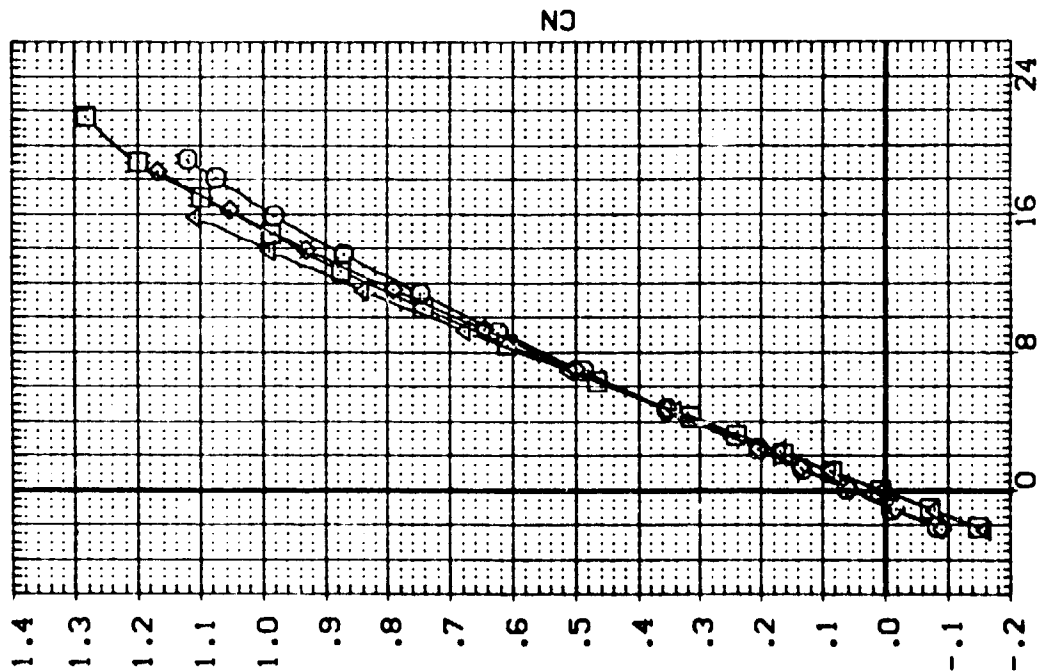
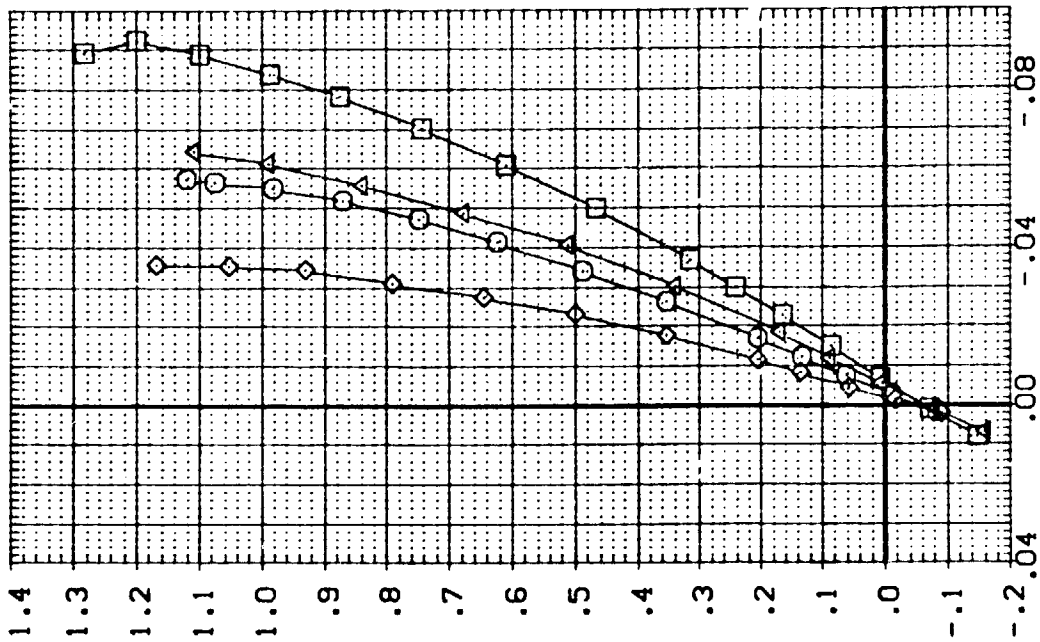


FIGURE 16. EFFECT OF WING/FILLET SECTION ON AERO CHARACT (WING 3, 78 DEG FILLET)
 (F)MACH = 1.20

DATA SET SYMBOL	CONFIGURATION DESCRIPTION	WINGND	WINGSC	FLTSCT	LAWDAF	REFERENCE INFORMATION		
(BPS301)	LARC 8-TPT-657/660, LO-100 ORB. (SH)PS (BV3VFB)	3.000	1.000		35.000	SREF	173.1312	50. IN.
(BPS302)	LARC 8-TPT-657/660, LO-100 ORB. (SH)PS (BV3VFB)	3.000	2.000		35.000	LREF	25.5100	INCHES
(BPS307)	LARC 8-TPT-657/660, LO-100 ORB. (SH)PS (BV3VFB)	3.000	1.000	1.000	78.000	BREF	20.9096	INCHES
(BPS308)	LARC 8-TPT-657/660, LO-100 ORB. (SH)PS (BV3VFB)	3.000	2.000	3.000	78.000	XMRP	18.8366	INCHES
						YMRP	.0000	INCHES
						ZMRP	.0000	INCHES
						SCALE	.0188	SCALE

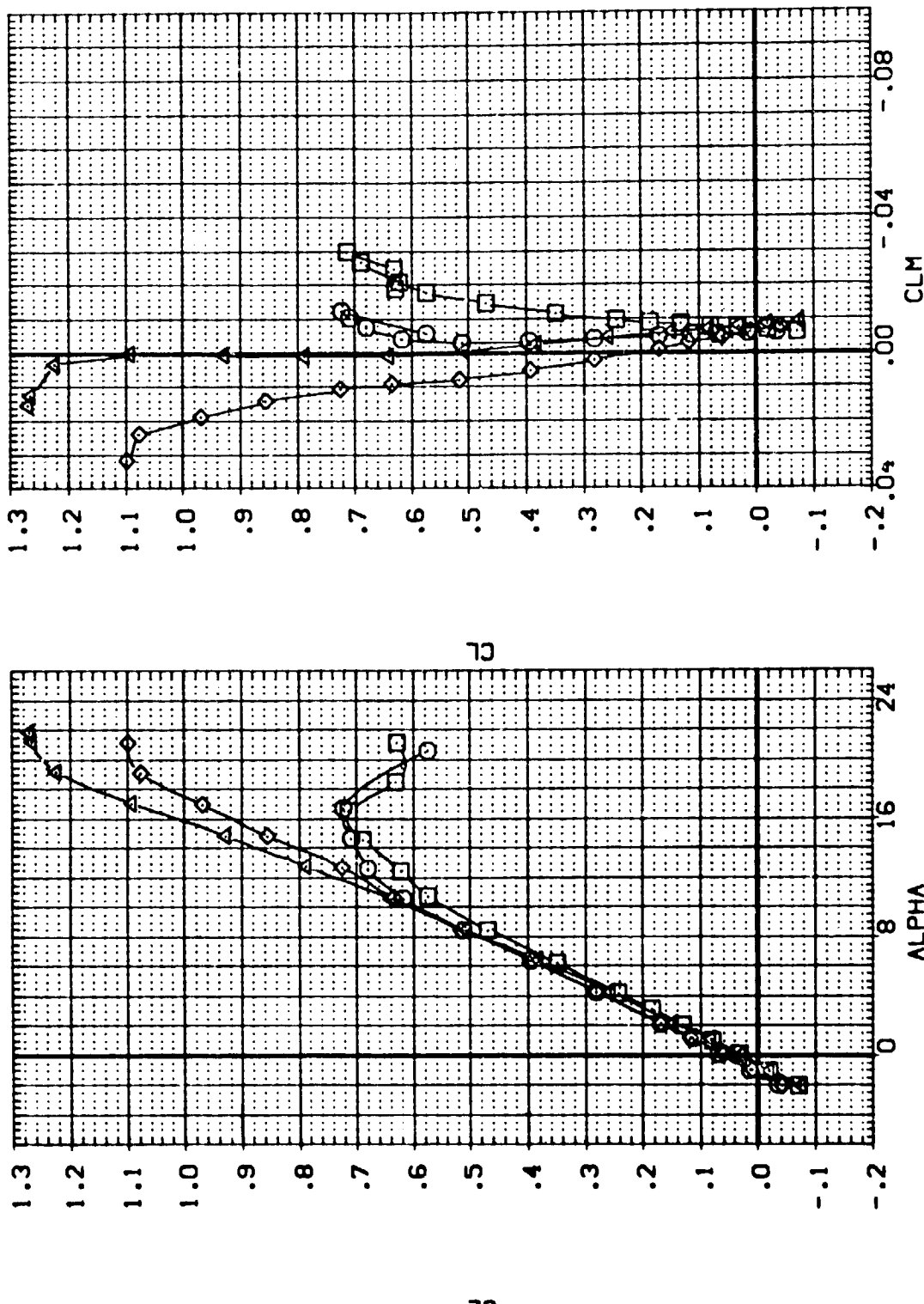


FIGURE 16. EFFECT OF WING/FILLET SECTION ON AERO CHARACT (WING 3, 78 DEG FILLET)

(A)MACH = .35

DATA SET SYMBOL

CONFIGURATION DESCRIPTION

(BPS301) LARC 8-TPT-657/660.L0-100 DRB. (SHIPS) (BV3VFB)
 (BPS302) LARC 8-TPT-657/660.L0-100 DRB. (SHIPS) (BV3VFB)
 (BPS307) LARC 8-TPT-657/660.L0-100 DRB. (SHIPS) (BV3VFB)
 (BPS308) LARC 8-TPT-657/660.L0-100 DRB. (SHIPS) (BV3VFB)

WINGND WINGSC FLTSCT LAMDAF

SREF 35.000
 LREF 35.000
 BREF 78.000
 XMRP 78.000
 YMRP 78.000
 ZMRP 78.000
 SCALE .0189

REFERENCE INFORMATION
 173.1012 50.111
 25.5100 INCHES
 20.9056 INCHES
 18.8056 INCHES
 .0000 INCHES
 .0000 INCHES
 .0189 SCALE

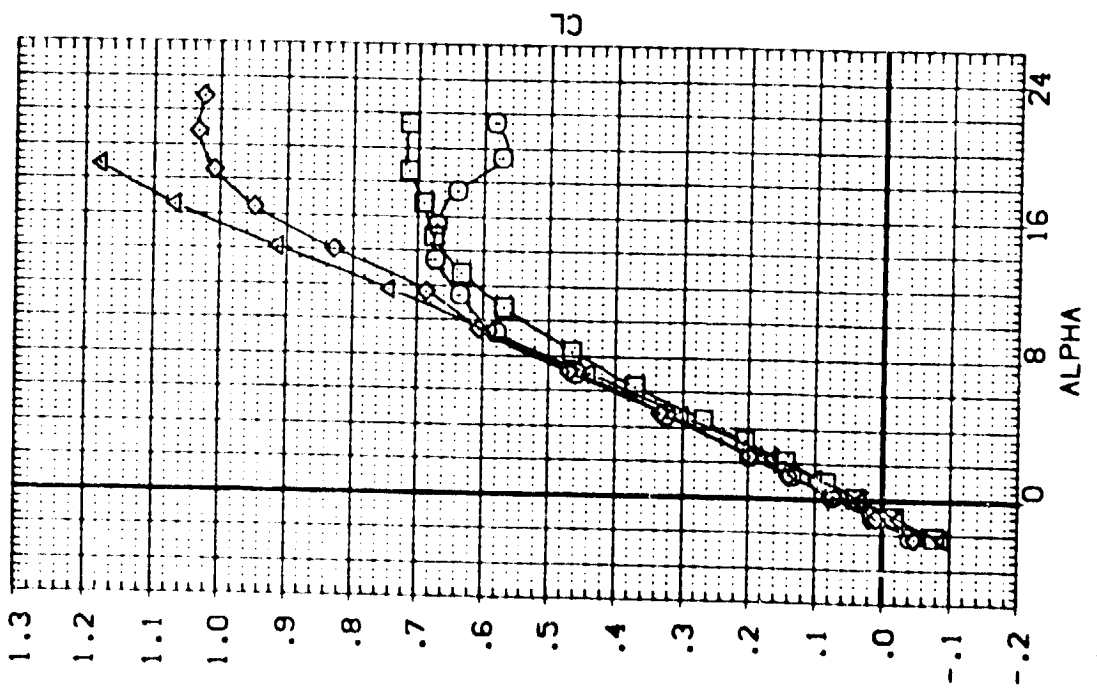
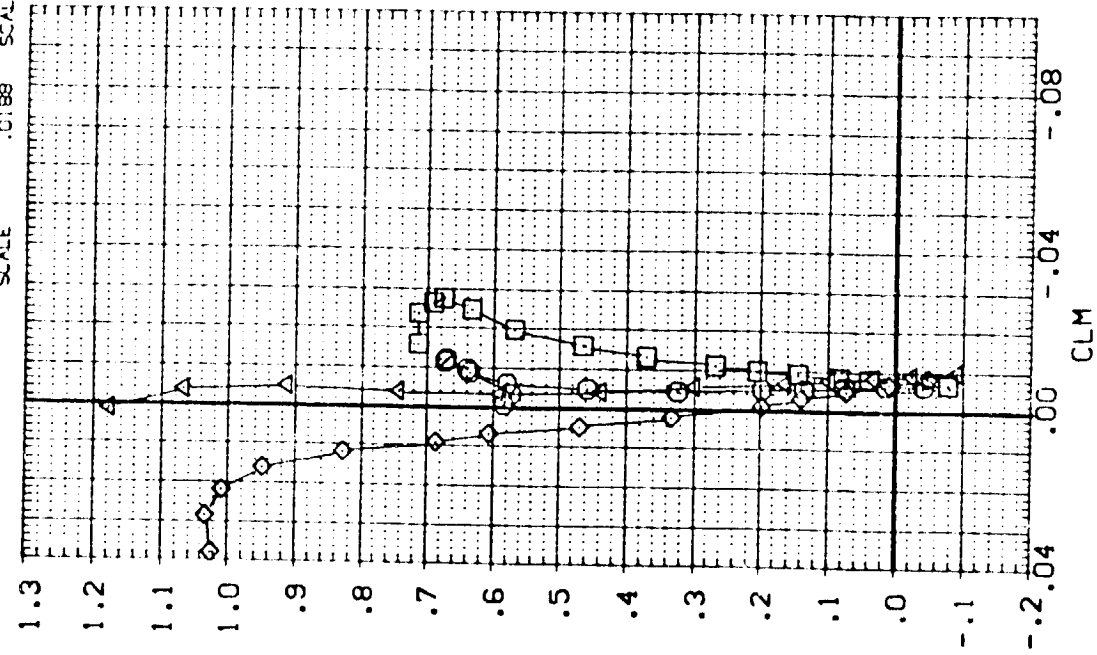


FIGURE 16. EFFECT OF WING/FILLET SECTION ON AERO CHARACTER (WING 3, 78 DEG FILLET)
 (B)MACH = .60

DATA SET SYMBOL	CONFIGURATION DESCRIPTION	WINGND	VINGSC	FLTSCT	LANDAF	REFERENCE INFORMATION
(BP5301)	LARC 8-TPT-657/660.LC-100 OR8 (SHIPS)	3.000	1.000		35.000	SREF 173.1312 SQ. IN.
(BP5302)	LARC 8-TPT-657/660.LC-100 OR8 (SHIPS)	3.000	2.000		35.000	LREF 25.5100 INCHES
(BP5307)	LARC 8-TPT-657/660.LC-100 OR8 (SHIPS)	3.000	1.000	1.000	78.000	BREF 20.5096 INCHES
(BP5308)	LARC 8-TPT-657/660.LC-100 OR8 (SHIPS)	3.000	2.000	3.000	78.000	YMRP .0000 INCHES
						ZMRP .0000 INCHES
						SCALE .0188 SCALE

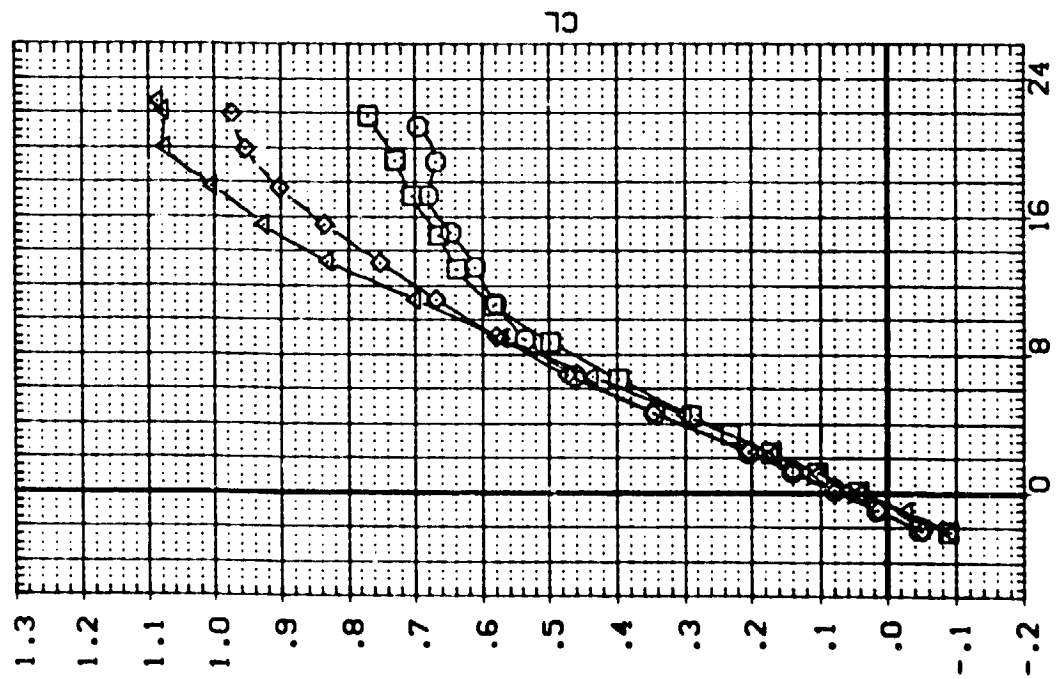
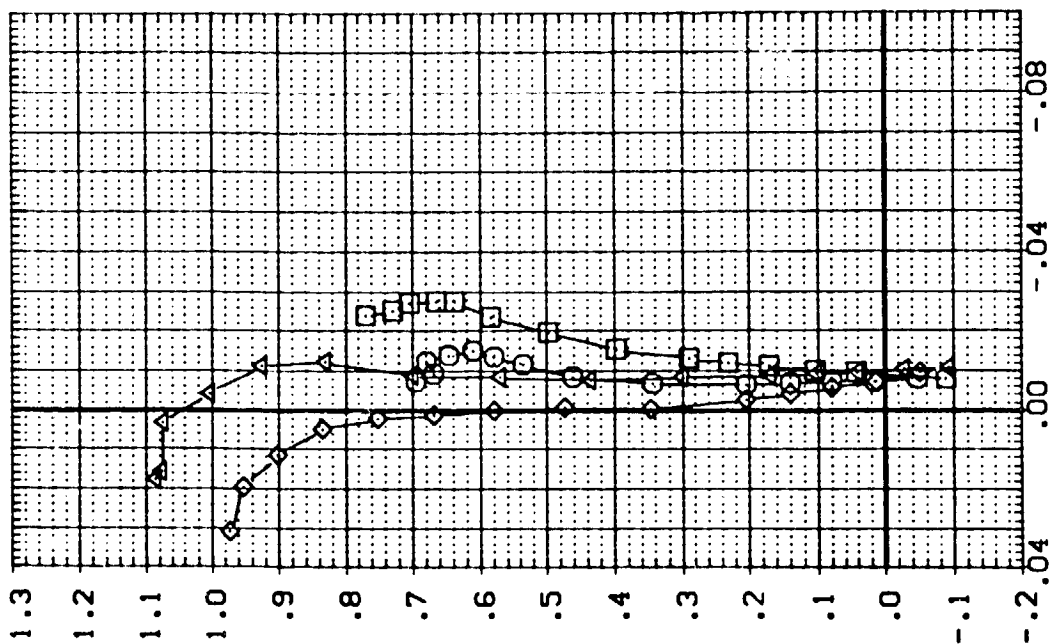


FIGURE 16. EFFECT OF WING/FILLET SECTION ON AERO CHARACT (WING 3, 78 DEG FILLET)
(C)MACH = .80

DATA SET SYMBOL
 (BPS301)
 (BPS302)
 (BPS307)
 (BPS308)

CONFIGURATION DESCRIPTION
 LARC 8-TPT-657/660,LO-100 DRB, (S)IPS
 LARC 8-TPT-657/660,LO-100 DRB, (S)IPS
 LARC 8-TPT-657/660,LC-100 DRB, (S)IPS
 LARC 8-TPT-657/660,LO-100 DRB, (S)IPS

(BV3VFB)
 (BV3VFB)
 (BV3VFB)
 (BV3VFB)

WINGNO WINGSC FLTSET LAMDAF
 3.000 1.000
 3.000 2.000
 3.000 1.000
 3.000 2.000

REFERENCE INFORMATION
 SREF 173.1312 SC, IN
 LREF 25.5102 INCHES
 BREF 20.5092 INCHES
 XMRP 18.7353 INCHES
 YMRP .2000 INCHES
 ZMRP .0000 INCHES
 SCALE .0189 INCHES

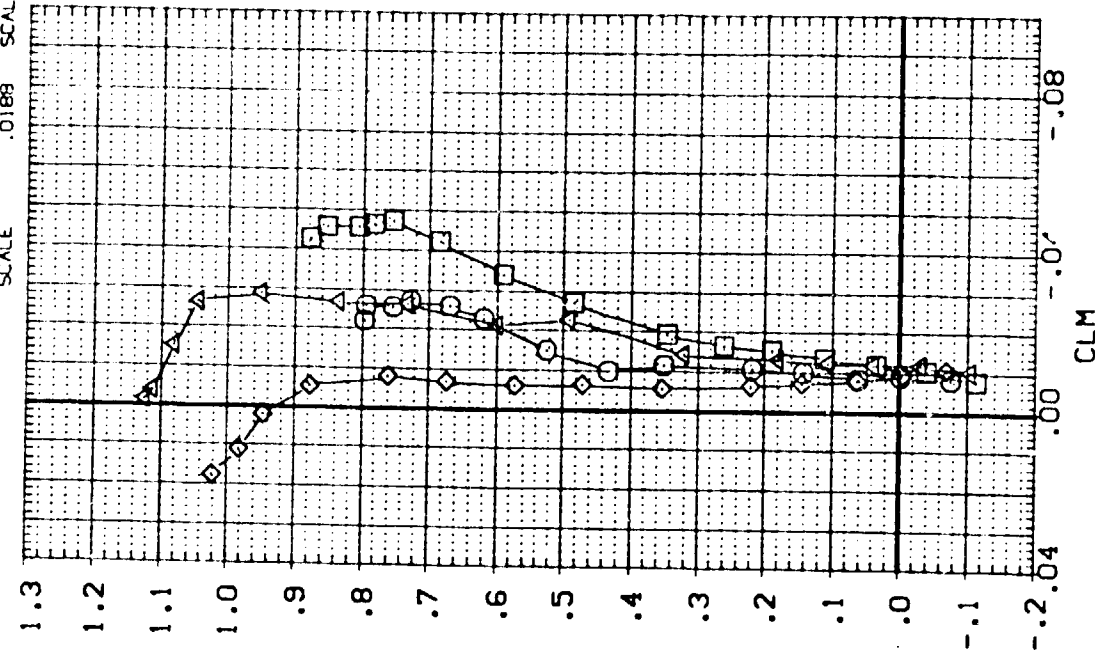
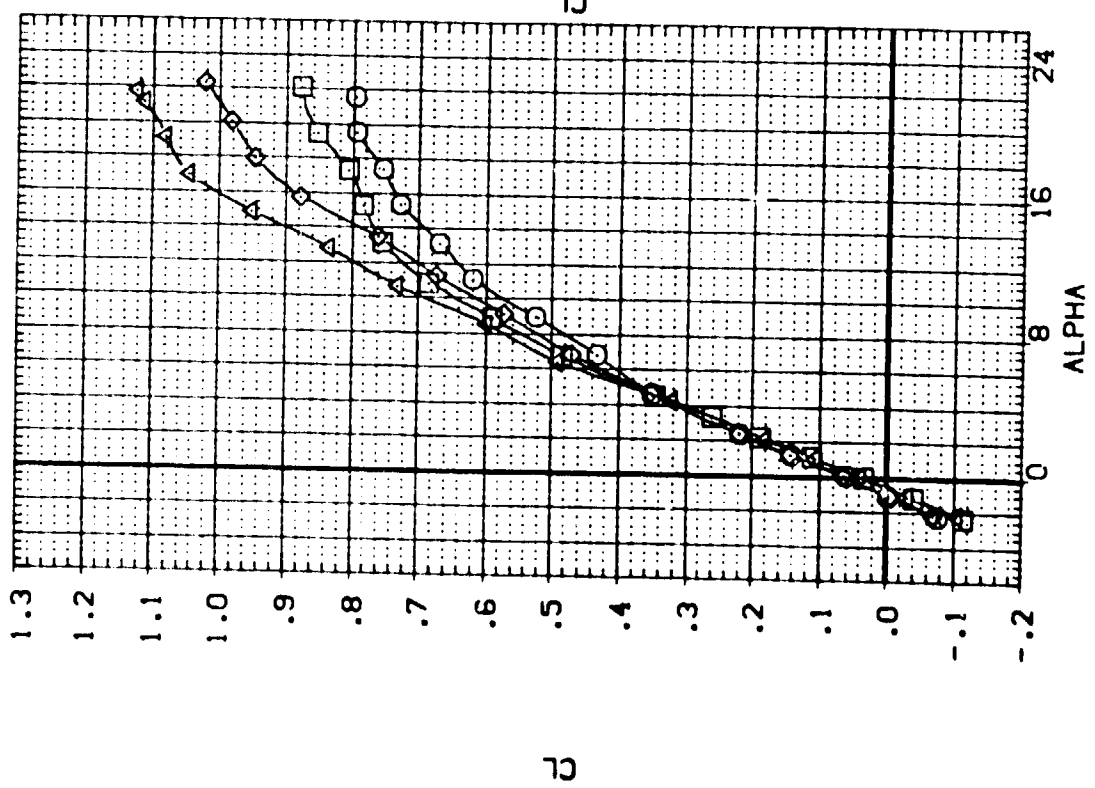


FIGURE 16. EFFECT OF WING/FILLET SECTION ON AERO CHARACT (WING 3, 78 DEG FILLET)
 (0)MACH = .90
 PAGE 472

DATA SET SYMBOL	CONFIGURATION DESCRIPTION	WINGND	WINGSC	FL1SCT	LANDAF	REFERENCE INFORMATION
(BPS301)	LARC 8-TPT-657/660.LD-100 DRB. (SH1PS)	3.000	1.000		35.000	SREF 173.1312 SO. IN
(BPS302)	LARC 8-TPT-657/660.LD-100 DRB. (SH1PS)	3.000	2.000		35.000	LREF 25.5100 INCHES
(BPS307)	LARC 8-TPT-657/660.LD-100 DRB. (SH1PS)	3.000	1.000	1.000	78.000	BREF 23.9096 INCHES
(BPS308)	LARC 8-TPT-657/660.LD-100 DRB. (SH1PS)	3.000	2.000	3.000	78.000	XTRP 18.8366 INCHES
						YTRP .0000 INCHES
						ZTRP .0000 INCHES
						SCALE .0188 INCHES

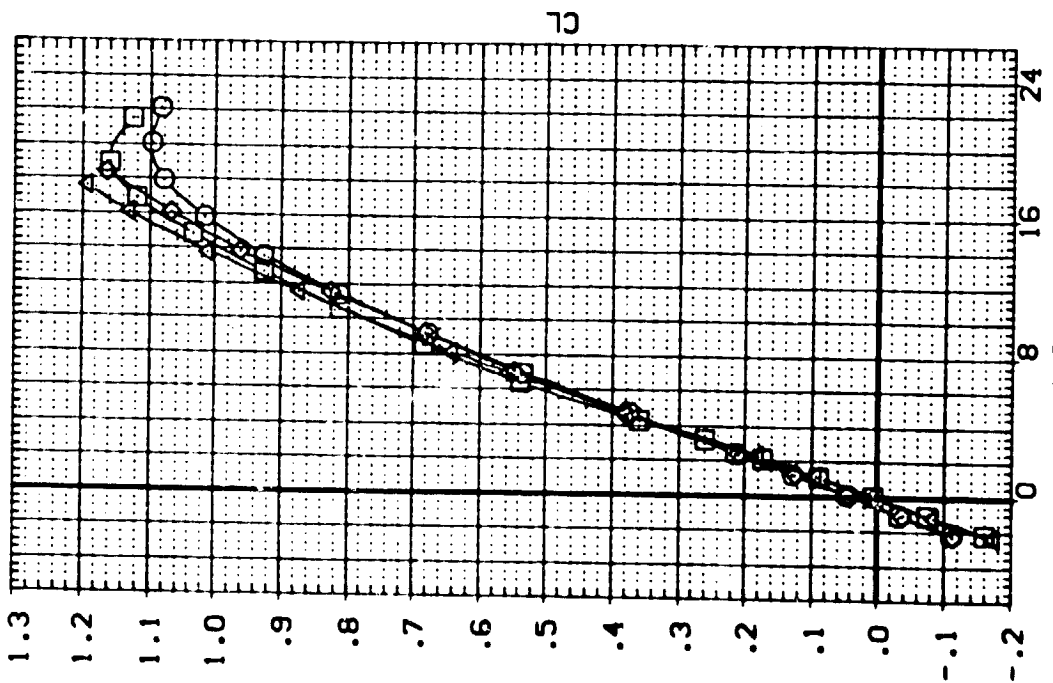
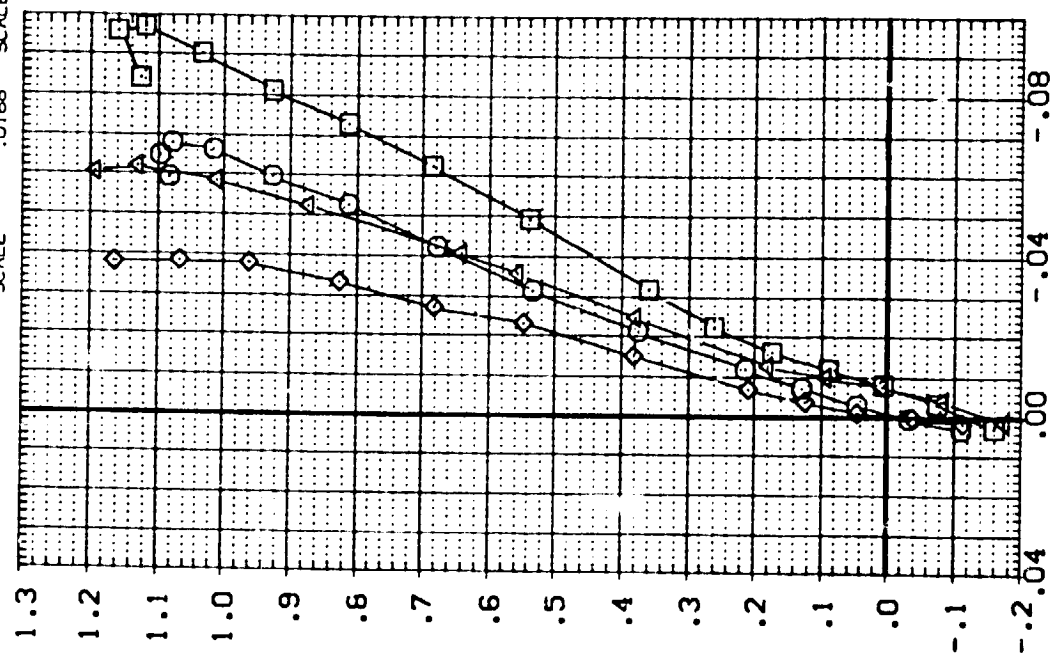


FIGURE 16. EFFECT OF WING/FILLET SECTION ON AERO CHARACT (WING 3, 78 DEG FILLET)

(M)MACH = .98

DATA SET SYMBOL	CONF IGURATION DESCRIPTION	WINGND	WINGSC	FLTSCT	LANDAF	REFERENCE INFORMATION
(BP5301)	LARC 8-TPT-657/660.LD-100 DRB. (SHIPS)	3.000	1.000		35.000	SREF 173.1312 50. IN.
(BP5302)	LARC 8-TPT-657/660.LD-100 DRB. (SHIPS)	3.000	2.000		35.000	LREF 25.5100 INCHES
(BP5307)	LARC 8-TPT-657/660.LD-100 DRB. (SHIPS)	3.000	1.000	1.000	78.000	BREF 20.9096 INCHES
(BP5308)	LARC 8-TPT-657/660.LD-100 DRB. (SHIPS)	3.000	2.000	3.000	78.000	XRRP 18.8366 INCHES
						YRRP .0000 INCHES
						ZRRP .0000 INCHES
						SCALE .0188 SCALE

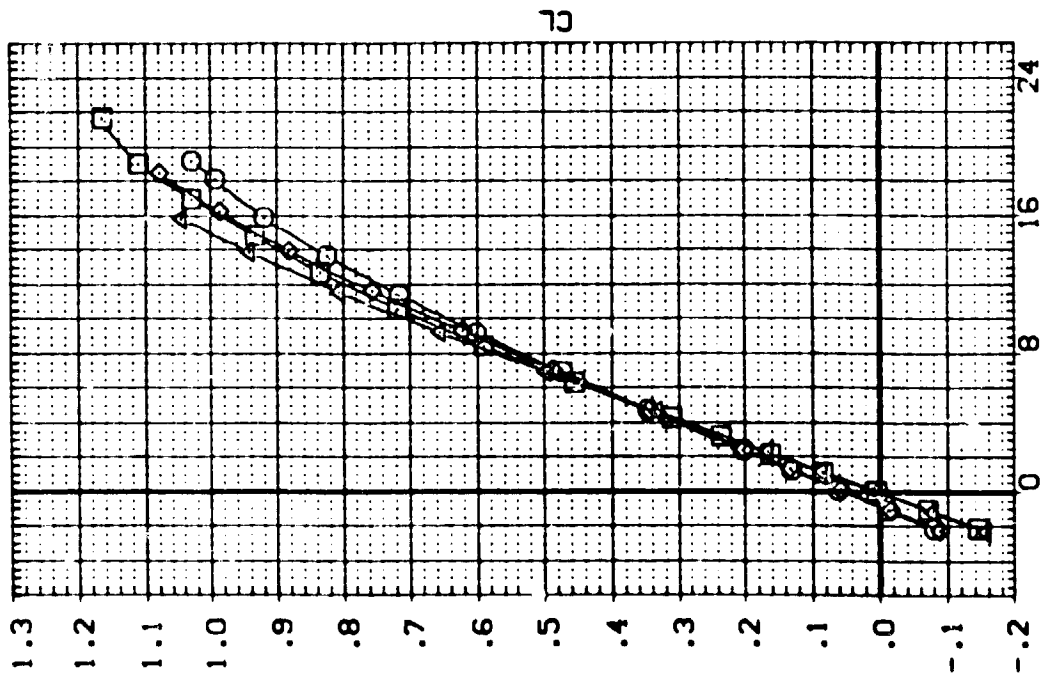
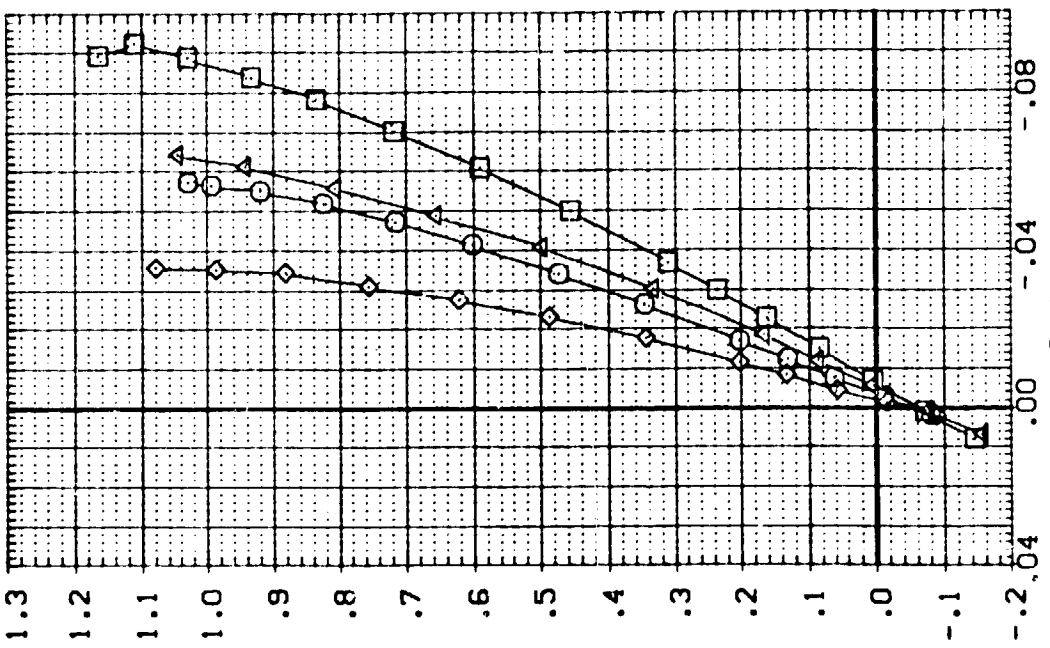


FIGURE 16. EFFECT OF WING/FILLET SECTION ON AERO CHARACT (WING 3, 78 DEG FILLET)
 (F)MACH = 1.20 PAGE 474

DATA SET SYMBOL	CONFIGURATION DESCRIPTION	(B)3(V)B)	(B)3(V)B)	(B)3(V)B)	(B)3(V)B)	WINGND	WINGSC	FLTSC	LAMDAF	REFERENCE INFORMATION	SO. IN.
(B)5.301)	LARC 8-TPT-657/660, L0-100 DRB, (S)1(P)	(B)3(V)B)	(B)3(V)B)	(B)3(V)B)	(B)3(V)B)	3.000	1.000		35.000	SREF 173.1312	50. IN.
(B)5.302)	LARC 8-TPT-657/660, L0-100 DRB, (S)1(P)	(B)3(V)B)	(B)3(V)B)	(B)3(V)B)	(B)3(V)B)	3.000	2.000		35.000	LREF 25.5100	INCHES
(B)5.307)	LARC 8-TPT-657/660, L0-100 DRB, (S)1(P)	(B)3(V)B)	(B)3(V)B)	(B)3(V)B)	(B)3(V)B)	3.000	1.000	1.000	78.000	BREF 20.9096	INCHES
(B)5.308)	LARC 8-TPT-657/660, L0-100 DRB, (S)1(P)	(B)3(V)B)	(B)3(V)B)	(B)3(V)B)	(B)3(V)B)	3.000	2.000	3.000	78.000	A-RRP 18.8366	INCHES
										Y-MRP .0000	INCHES
										Z-MRP .0000	INCHES
										SCALE .0188	SCALE

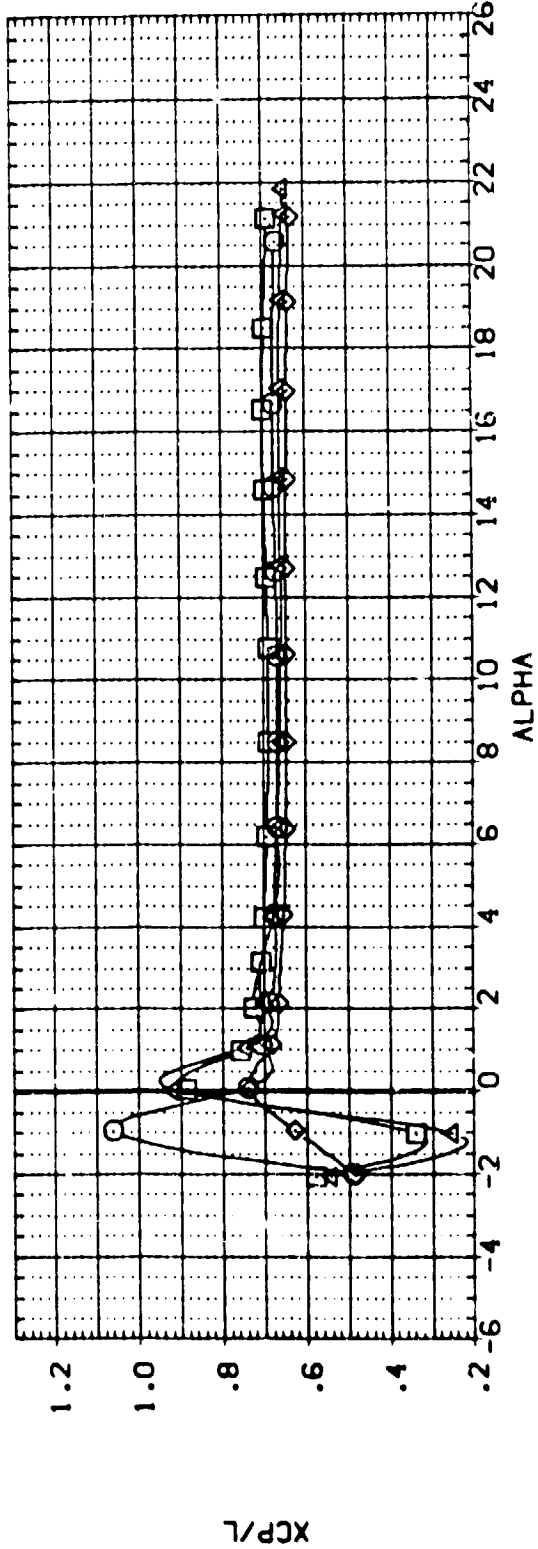
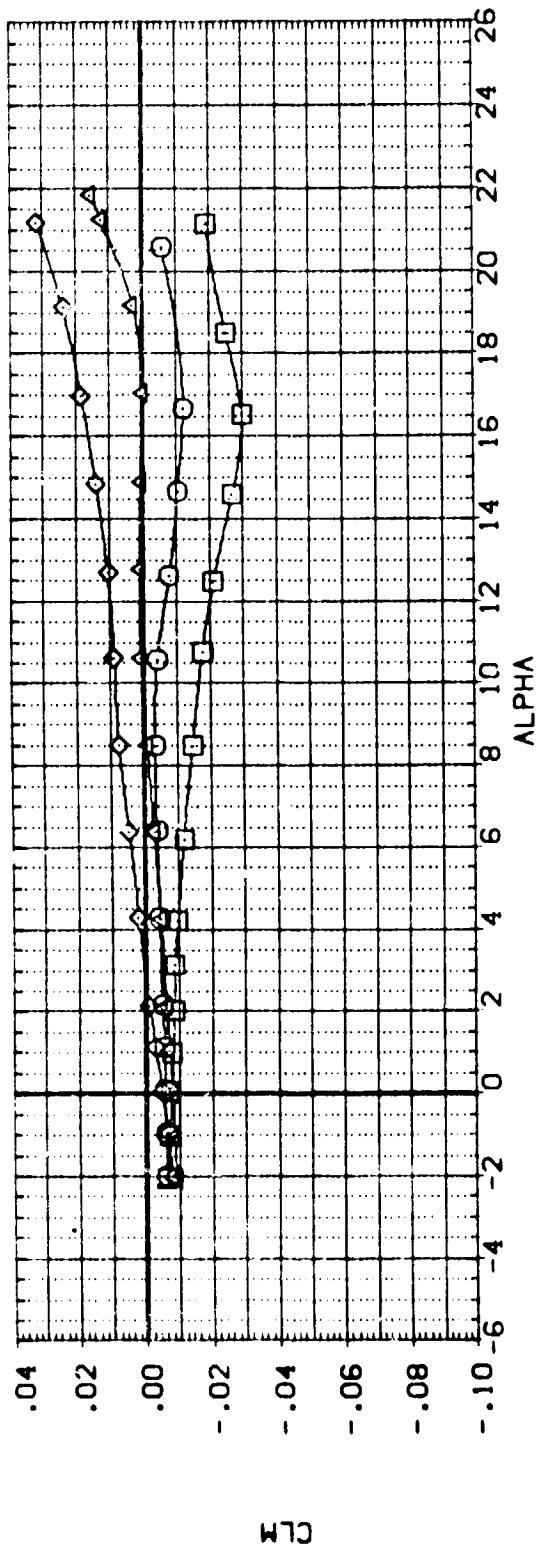


FIGURE 16. EFFECT OF WING/FILLET SECTION ON AERO CHARACT (WING 3, 78 DEG FILLET)
 (A)MACH = .35

DATA SET SYMBOL CONFIGURATION DESCRIPTION (BV3VFB) WINGSC FLTSCT LAMDAF REFERENCE INFORMATION

(BPS301)	LARC 8-TPT-657/660, LO-100 ORB. (SH)PS	(BV3VFB)	3.000	1.000	35.000	SREF	173.1312	SO. IN.
(BPS302)	LARC 8-TPT-657/660, LO-100 ORB. (SH)PS	(BV3VFB)	3.000	2.000	35.000	LREF	25.5100	INCHES
(BPS307)	LARC 8-TPT-657/660, LO-100 ORB. (SH)PS	(BV3VFB)	3.000	1.000	78.000	BREF	20.5056	INCHES
(BPS308)	LARC 8-TPT-657/660, LO-100 ORB. (SH)PS	(BV3VFB)	3.000	2.000	78.000	XMRP	18.8356	INCHES
						YMRP	.0000	INCHES
						ZMRP	.0000	INCHES
						SCALE	.0168	SCALE

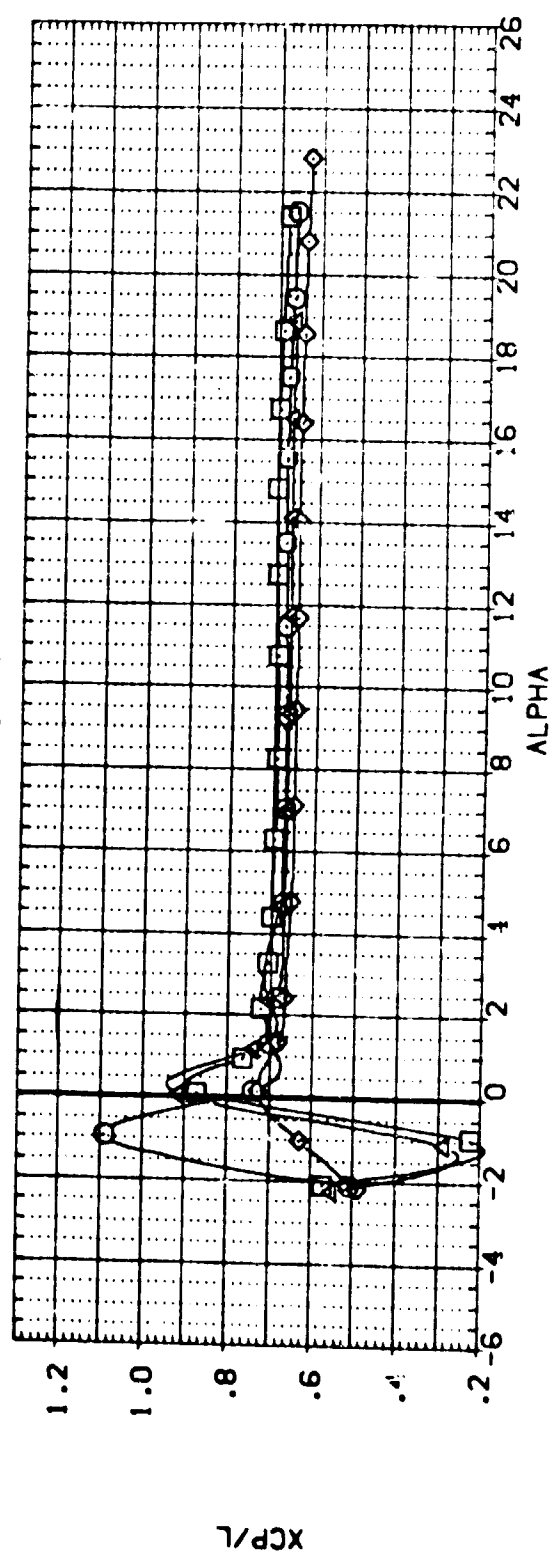
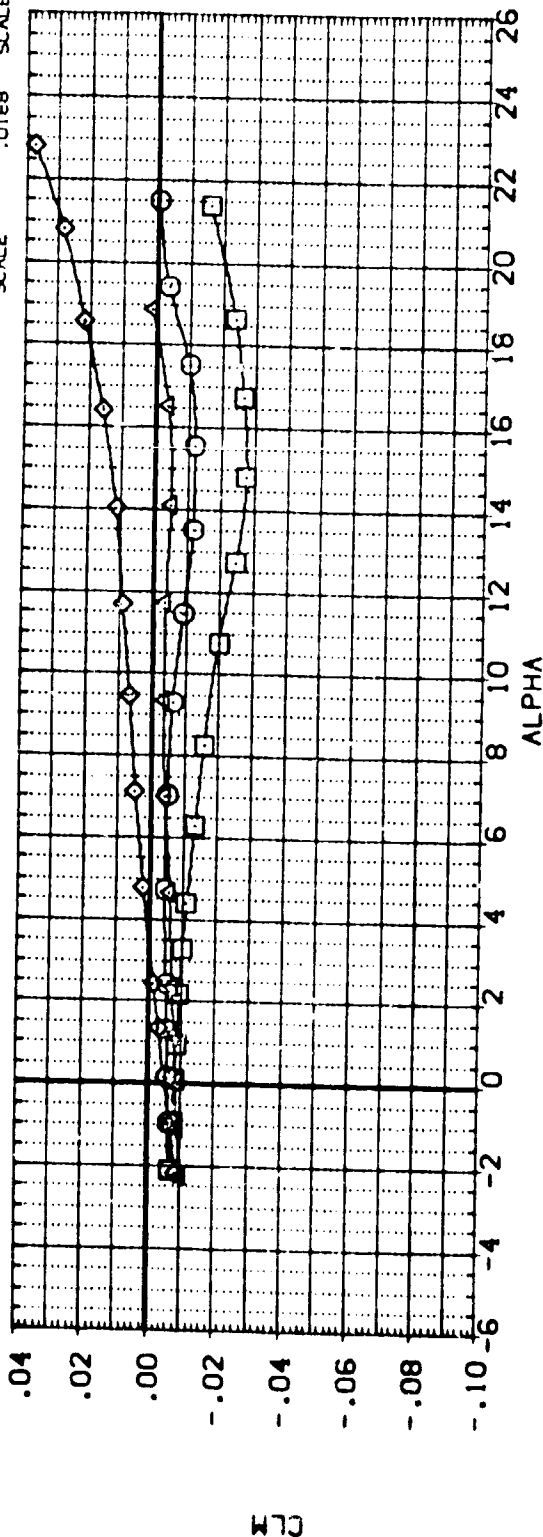


FIGURE 16. EFFECT OF WING/FILLET SECTION ON AERO CHARACTER (WING 3, 78 DEG FILLET)
 (B)MACH = .60 PAGE 476

DATA SET SYMBOL	CONFIGURATION DESCRIPTION	WINGND	WINGSC	FLTSCT	LANDAF	REFERENCE INFORMATION
(BPS301)	LARC 8-TPT-657/660, LO-100 ORB (SHIPS)	3.000	1.000		35.000	SREF 173.1312 SQ. IN.
(BPS302)	LARC 8-TPT-657/660, LO-100 ORB (SHIPS)	3.000	2.000		35.000	LREF 25.5100 INCHES
(BPS307)	LARC 8-TPT-657/660, LO-100 ORB (SHIPS)	3.000	1.000	1.000	78.000	BREF 20.9056 INCHES
(BPS308)	LARC 8-TPT-657/660, LO-100 ORB (SHIPS)	3.000	2.000	3.000	78.000	XMRP 18.8363 INCHES
						ZMRP .0000 INCHES
						SCALE .0188 INCHES

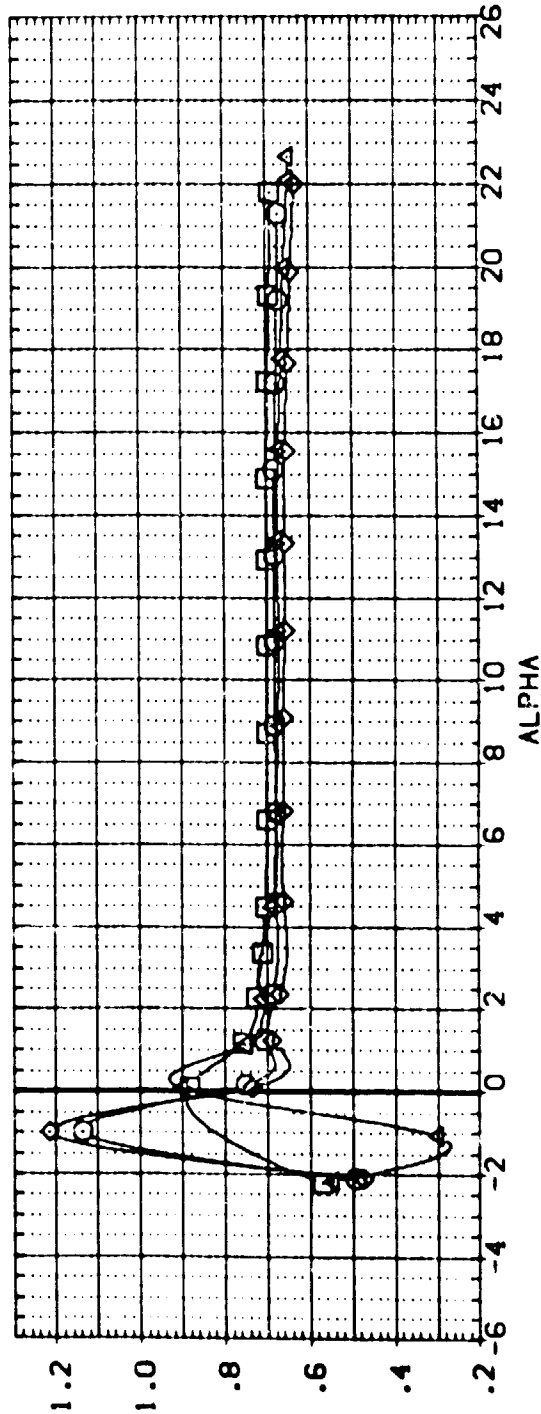
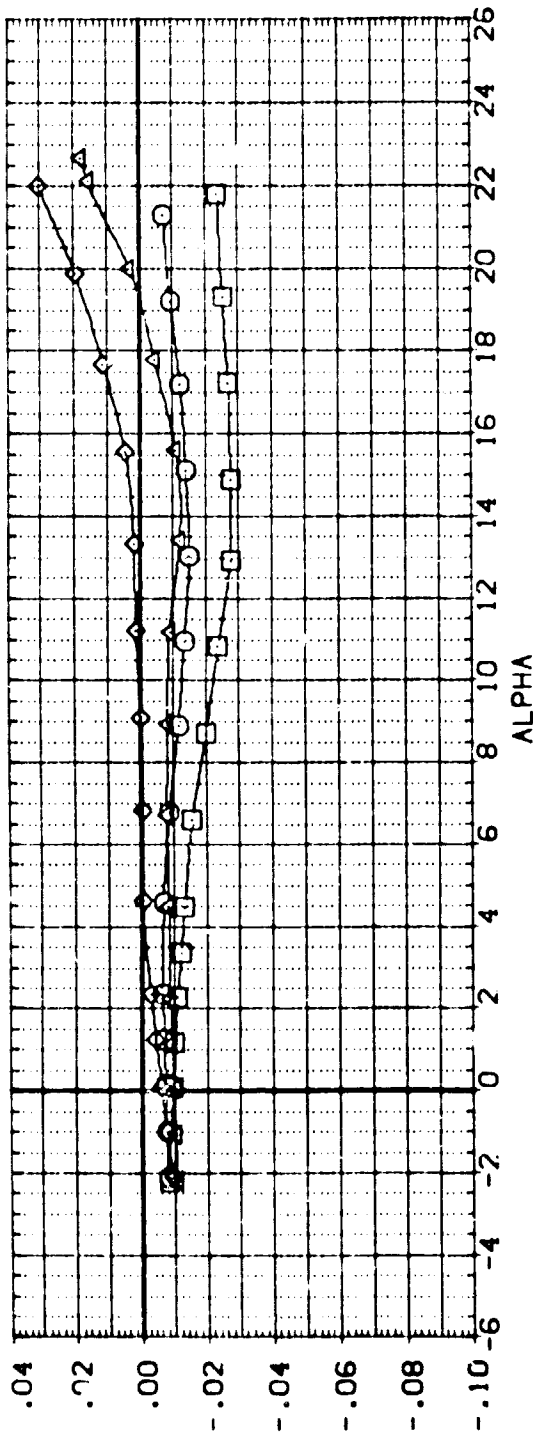


FIGURE 16. EFFECT OF WING/FILLET SECTION ON AERO CHARACTER (WING 3, 78 DEG FILLET)

(C)MACH = .80

DATA SET SYMBOL: (BPS301), (BPS302), (BPS303), (BPS308)

CONFIGURATION DESCRIPTION: LARC 8-TPT-657/660, LO-100 ORB, (SHIPS); LARC 8-TPT-657/660, LO-100 ORB, (SHIPS); LARC 8-TPT-657/660, LO-100 ORB, (SHIPS); LARC 8-TPT-657/660, LO-100 ORB, (SHIPS)

(BV3VFB), (BV3VFB), (BV3VFB), (BV3VFB)

WINGND: 3.000, 3.000, 3.000, 3.000

WINGSC: 1.000, 2.000, 1.000, 2.000

FLTS/: 1.000, 3.000

LANDAF: 35.000, 35.000, 78.000, 78.000

REFERENCE INFORMATION: SREF 173.1312 SQ. IN.; LREF 25.5100 IN. XES; BREF 20.9035 IN. XES; XWSP 18.8336 IN. XES; YWSP .0000 IN. XES; ZWSP .0000 IN. XES; SCALE .0188

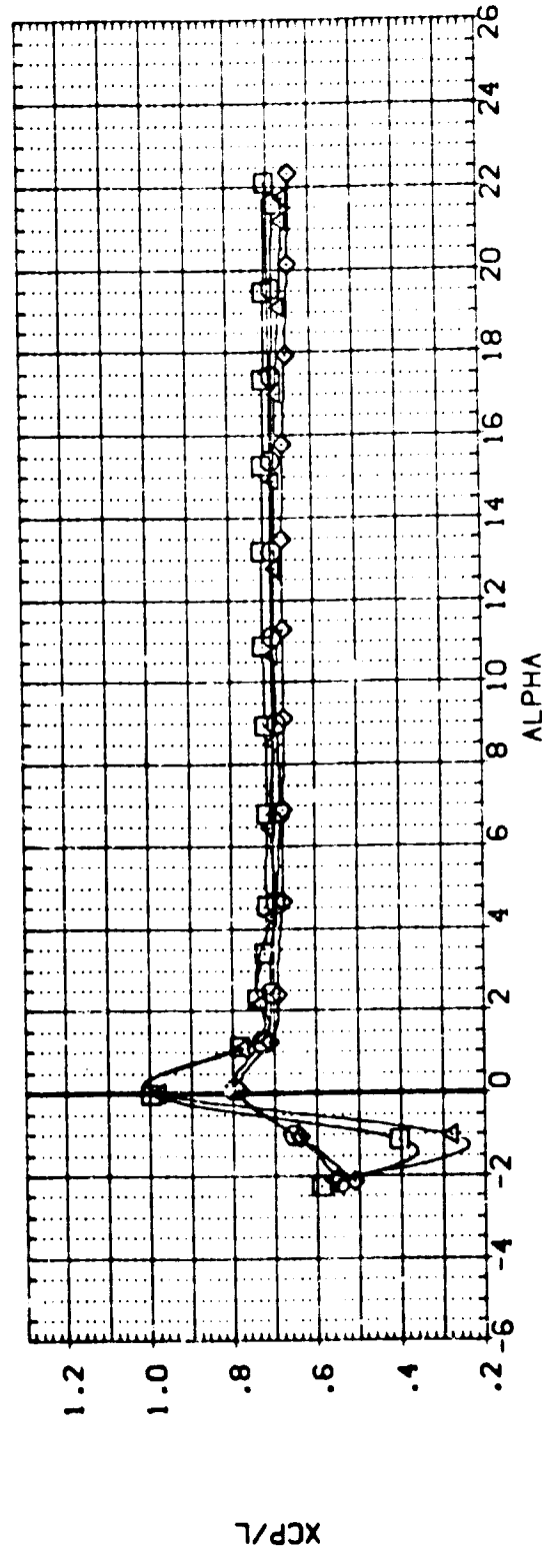
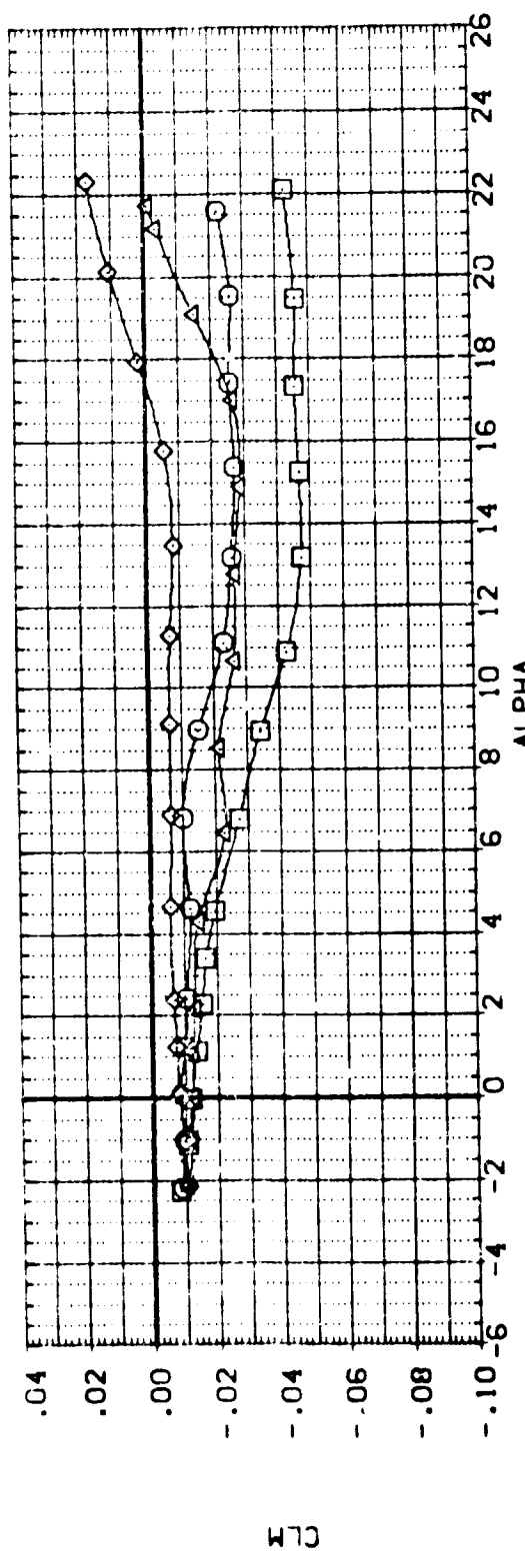


FIGURE 16. EFFECT OF WING/FILLET SECTION ON AERO CHARACT (WING 3, 78 DEG FILLET)
 (O)MACH = .90
 PAGE 4/8

DATA SET SYMBOL	CONFIGURATION DESCRIPTION	WINGNO	VINGSC	FLTSCT	LAMDAF	REFERENCE INFORMATION
(BP5301)	LARC 8-TPT-657/660, LG-100 DRB, (SHIPS)	3,000	1,000		35,000	SREF 173.1312 SO. IN.
(BP5302)	LARC 8-TPT-657/660, LC-100 DRB, (SHIPS)	3,000	2,000		35,000	LREF 26.5130 INCHES
(BP5307)	LARC 8-TPT-657/660, LG-100 DRB, (SHIPS)	3,000	1,000	1,000	78,000	GRFF 20.9096 INCHES
(BP5308)	LARC 8-TPT-657/660, LG-100 DRB, (SHIPS)	3,000	2,000	3,000	78,000	VMRP 19.8356 INCHES
						ZMRP .0000 INCHES
						SCALE .0188 INCHES

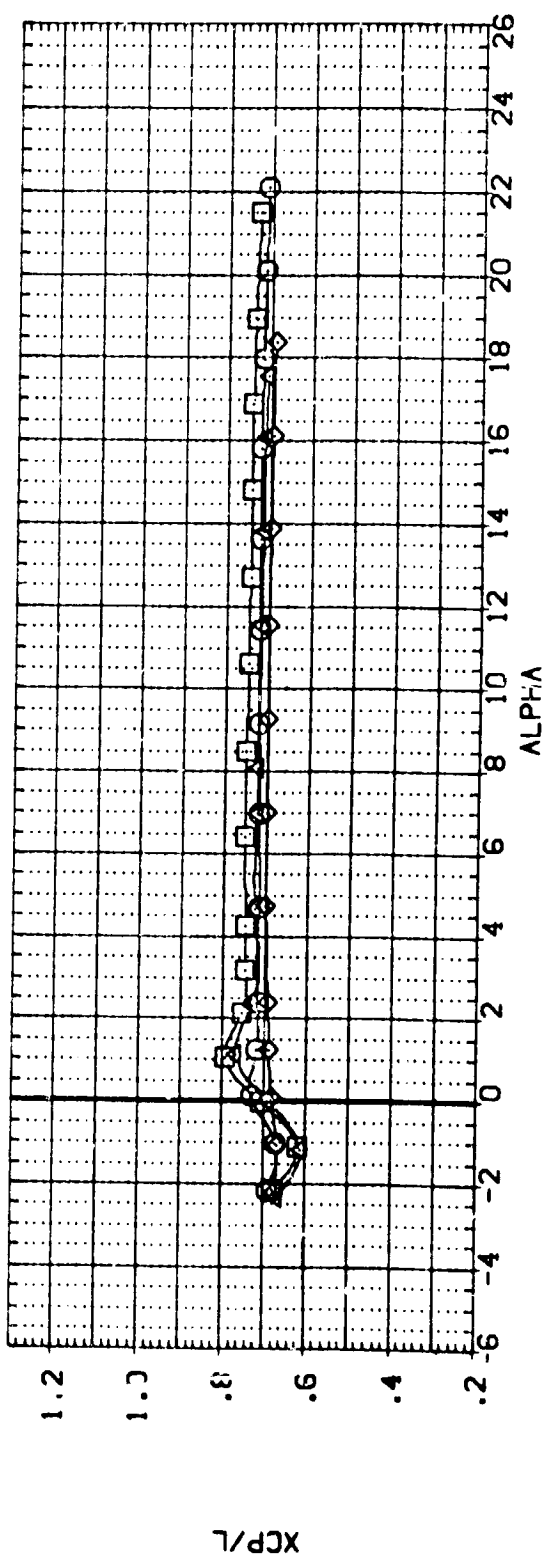
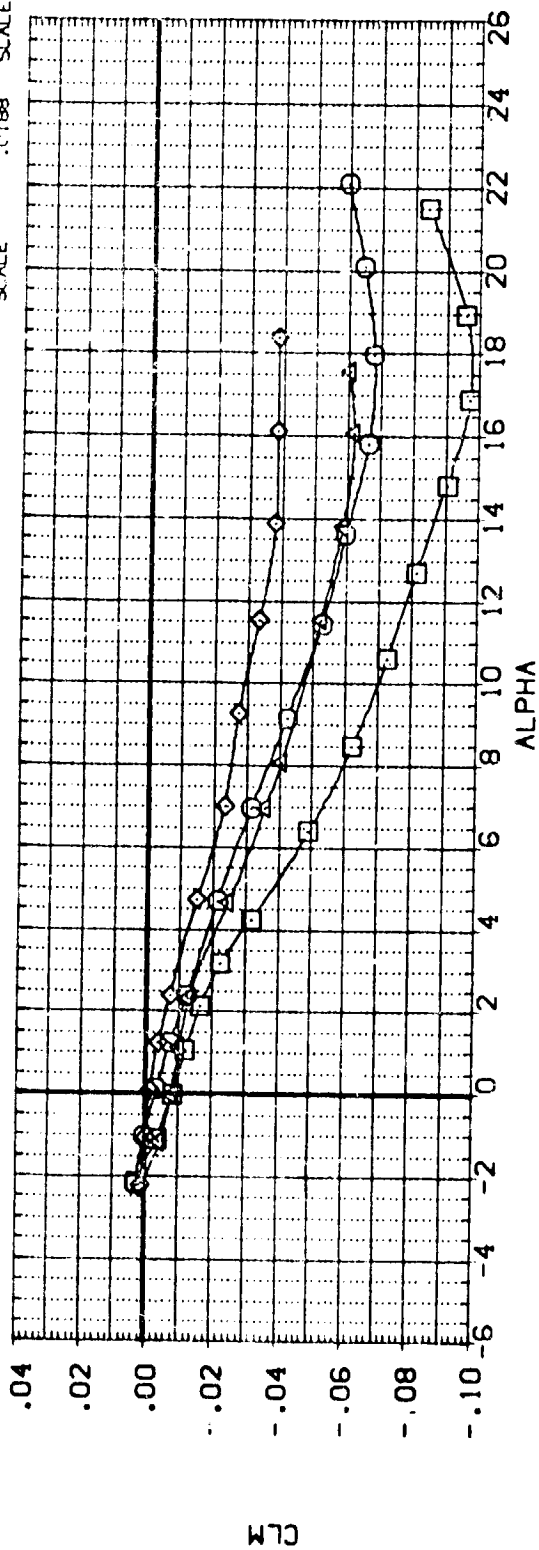


FIGURE 16. EFFECT OF WING/FILLET SECTION ON AERO CHARACT (WING 3, 78 DEG FILLET)
 (E)MACH = .98

DATA SETS: 780L
 (BP5301)
 (BP5302)
 (BP5307)
 (BP5308)

CONFIGURATION DESCRIPTION

LARC 8-TPT-657/660; LO-100 OXB. (SHIPS)
 LARC 8-TPT-657/660; LO-100 OXB. (SHIPS)
 LARC 8-TPT-657/660; LO-100 OXB. (SHIPS)
 LARC 8-TPT-657/660; LO-100 OXB. (SHIPS)

(BM3VFB)
 (BM3VFB)
 (BM3VFB)

WINGNG
 3.000
 3.000
 3.000
 3.000

VINUSC
 1.000
 2.000
 1.000
 2.000

FLTSTC
 1.000
 3.000

LAMDAF
 35.000
 35.000
 78.000
 78.000

REFERENCE INFORMATION
 SREF 173 1312 SO. IN.
 LREF 25 5100 INCHES
 BREF 20 5000 INCHES
 XMRP 18 1325 INCHES
 YMRP 0000 INCHES
 ZMRP 0000 INCHES
 SCALE .0188 SCALE

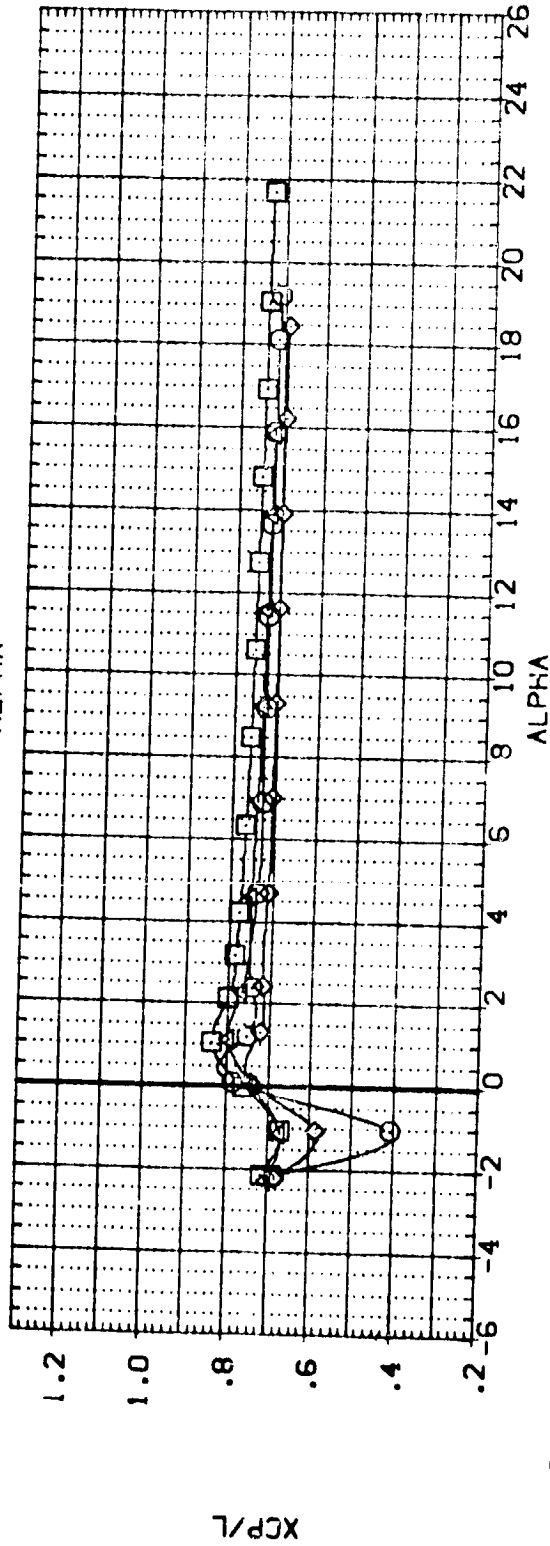
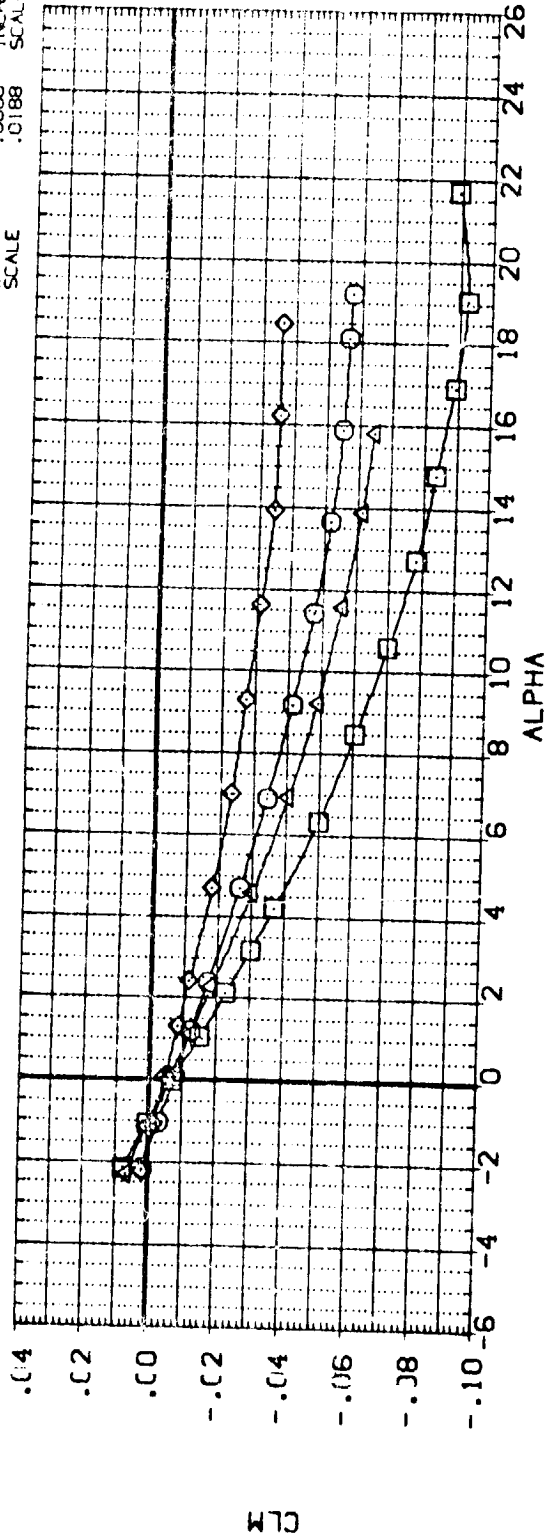


FIGURE 16. EFFECT OF WING/FILLET SECTION ON AERO CHARACT (WING 3, 78 DEG FILLET)
 (F)MACH = 1.20

APPENDIX
TABULATED SOURCE DATA

Plotted data listings available on request
from the Data Management System.

LARC 8-1PT-657/660, LO-100 ORB. (SHIPS) (BWI VFB) (RPS101) (06 NOV 73)

REFERENCE DATA

MBEF = 175.7376 30-IN. XMRP = 16.8366 INCHES
LREF = 25.5100 INCHES YMRP = .0000 INCHES
BREF = 19.7195 INCHES ZMRP = .0000 INCHES
SCALE = .0100 SCALE

PARAMETRIC DATA

BETA = .000 WINGNO = 1.000
WINGSC = 1.000 LAMDAF = 53.200
ELEVIR = .000 BDFLAF = .000
RUDFLR = .000

RUN NO. 230/ D RM/L = 2.09 GRADIENT INTERVAL = -5.00/ 5.00

MACH	ALPHA	BETA	CN	CA	CLM	CBL	CYN	CY	CL	CD	L/D
.331	-2.083	-.00002	-.07118	.01871	-.00200	-.00289	.00177	-.00690	-.07045	.02129	-3.30933
.350	-1.548	.00124	-.02488	.02109	-.00289	-.00257	.00160	-.00831	-.02449	.02154	-1.13672
.350	-.014	-.00238	.02005	-.00363	-.00255	-.00255	.00147	-.00973	.02006	.02230	.89951
.350	1.021	.00392	.06632	.02301	-.00451	-.00248	.00124	-.01138	.06590	.02419	2.72412
.350	2.055	.00495	.11054	.02263	-.00489	-.00241	.00115	-.01275	.09665	.02658	4.12478
.351	4.137	.00607	.20335	.01827	-.00605	-.00249	.00089	-.01361	.20150	.03290	6.12549
.351	6.196	.00540	.29187	.01128	-.00706	-.00256	.00083	-.01230	.28895	.04271	6.76521
.350	8.275	.00775	.39478	.00172	-.00879	-.00217	.00021	-.01387	.39042	.05850	6.67366
.350	10.360	.00847	.49956	-.00622	-.01134	-.00264	.00019	-.01511	.49254	.08372	5.88302
.350	12.423	.00847	.59472	-.00759	-.01273	-.00288	.00045	-.01621	.58243	.12053	4.83235
.350	14.499	.00924	.67990	-.00609	-.01352	-.00386	.00027	-.01701	.65977	.16432	4.01506
.350	16.546	.00991	.73832	-.00158	-.01304	-.00014	.00140	-.02275	.70730	.21178	3.33978
.350	18.585	.01070	.79999	.00636	-.01313	-.00112	.00135	-.02417	.75623	.26099	2.89756
.350	20.627	.01069	.85144	.01359	-.01277	-.00289	.00108	-.02335	.79207	.31266	2.53328
.351	21.367	.01355	.87018	.01639	-.01223	-.00096	-.00018	-.02354	.80440	.33230	2.42071
GRADIENT	.00101	.00005	.04405	-.00005	-.00065	.00006	-.00014	-.00113	.04364	.00189	1.52752

RUN NO. 229/ D RM/L = 1.59 GRADIENT INTERVAL = -5.00/ 5.00

MACH	ALPHA	BETA	CN	CA	CLM	CBL	CYN	CY	CL	CD	L/D
.598	-2.101	-.00035	-.07428	.01900	-.00200	-.00284	.00190	-.00671	-.07353	.02171	-3.38638
.599	-1.057	.00103	-.02645	.02111	-.00304	-.00286	.00171	-.00809	-.02605	.02159	-1.20684
.599	-.002	.00305	.02175	.02237	-.00403	-.00272	.00161	-.01038	.02175	.02232	.97446
.598	1.022	.00375	.06950	.02253	-.00392	-.00258	.00140	-.01052	.06908	.02379	2.90390
.598	2.077	.00499	.11759	.02163	-.00386	-.00261	.00133	-.01191	.11673	.02593	4.50157
.598	4.171	.00636	.21705	.01754	-.00740	-.00268	.00125	-.01344	.21520	.03329	6.46527
.598	6.264	.00783	.31244	.01042	-.00819	-.00267	.00090	-.01407	.30944	.04445	6.96143
.599	8.373	.00871	.42009	.00586	-.01090	-.00267	.00082	-.01501	.41476	.06696	6.19381
.599	10.463	.00904	.51097	.00841	-.01143	-.00192	.00121	-.01703	.50094	.10106	4.95706
.597	12.543	.00912	.59729	.01067	-.01269	-.00217	.00124	-.01740	.58072	.14013	4.14415
.599	14.633	.01027	.67132	.01239	-.01144	-.00263	.00124	-.01904	.64629	.18207	3.54974
.597	16.694	.01256	.73909	.01557	-.00981	-.00149	.00131	-.02273	.70346	.22723	3.09584
.598	18.745	.01542	.78621	.02011	-.00625	-.00024	.00106	-.02601	.73805	.27170	2.71643
.598	20.792	.01601	.81190	.03018	-.00347	-.00145	-.00003	-.02282	.74831	.31641	2.36497
.598	21.499	.01553	.81742	.03149	-.00246	-.00246	-.00044	-.02067	.74827	.33074	2.26240
GRADIENT	.00110	.00024	.04640	-.00024	-.00086	.00004	-.00011	-.00106	.04598	.00183	1.59589

LARC 0-TPT-657/660 (LO-100 ORB. (SHIPS) (BMVFB) (RFS101) (06 NOV 75)

REFERENCE DATA

SREF = 175.7376 90.1M. XMRP = 16.0365 INCHES
LREF = 25.5100 INCHES YMRP = .0000 INCHES
BREF = 19.7136 INCHES ZMRP = .0000 INCHES
SCALE = .0100 SCALE

PARAMETRIC DATA

BETA = .000 WINGNO = 1.000
WINGSC = 1.000 LANDAF = 53.200
ELEVIR = .000 BDFLAP = .000
RUBFLR = .000

RUN NO. 228/ 0 RM/L = 1.80 GRADIENT INTERVAL = -5.00/ 5.00

MACH	ALPHA	BETA	CN	CA	CLM	CBL	CYN	CY	CL	CD	L/D
.799	-2.157	-.00109	-.08106	.01876	-.00270	-.00298	.00225	-.00782	-.08109	.02182	-3.71602
.799	-1.082	.00152	-.02692	.02038	-.00413	-.00282	.00208	-.00952	-.02653	.02088	-1.27037
.800	-.013	.00441	-.02392	.02146	-.00454	-.00273	.00205	-.01280	-.02393	.02146	1.11501
.799	1.082	.00607	.07921	.02165	-.00692	-.00272	.00185	-.01271	-.07879	.02314	3.40323
.799	2.133	.00764	.13111	.02072	-.00828	-.00272	.00184	-.01407	-.13025	.02559	5.09089
.799	4.206	.01021	.23999	.01573	-.01020	-.00301	.00154	-.01522	-.23874	.03362	7.08269
.800	6.453	.01251	.35370	.00972	-.01282	-.00295	.00120	-.01599	.35037	.04941	7.09175
.799	8.592	.01243	.44341	.01451	-.01369	-.00158	.00208	-.01541	.43627	.06059	5.41370
.799	10.687	.01282	.51309	.01957	-.01343	-.00516	.00013	-.01220	.50056	.11438	4.37619
.799	12.802	.01322	.59772	.02213	-.01351	-.00619	-.00034	-.01350	.57795	.15403	3.75221
.799	14.898	.01527	.65905	.02891	-.01267	-.00361	.00116	-.01875	.62946	.19739	3.18999
.799	17.026	.01744	.75270	.03213	-.01141	-.00351	.00082	-.01958	.69118	.24526	2.81813
.799	19.091	.02106	.77018	.04033	-.00761	-.00241	.00067	-.02263	.71463	.29002	2.46410
.799	21.184	.02614	.79816	.04775	-.00360	-.00149	.00001	-.02523	.72597	.33295	2.18342
.799	21.882	.02795	.80559	.04967	-.00238	-.00185	-.00096	-.02327	.72904	.34632	2.10507
GRADIENT	.00174	.04983	-.00044	-.00118	-.00000	-.00011	-.00116	.04942	.00186	.00186	1.70916

RUN NO. 227/ 0 RM/L = 1.90 GRADIENT INTERVAL = -5.00/ 5.00

MACH	ALPHA	BETA	CN	CA	CLM	CBL	CYN	CY	CL	CD	L/D
.899	-2.181	-.00131	-.09026	.02481	-.00448	-.00243	.00165	-.00544	-.06125	.02824	-3.15977
.899	-1.120	.00273	-.03785	.02717	-.00599	-.00222	.00120	-.00686	-.03731	.02731	-1.33588
.899	-.035	.00525	.02151	.02805	-.00887	-.00221	.00100	-.00806	.02153	.02804	.76770
.899	1.047	.00756	.07749	.02898	-.01098	-.00190	.00072	-.00861	.07694	.03339	2.53209
.899	2.141	.00894	.13234	.02916	-.01264	-.00168	.00063	-.00949	.13116	.03409	3.84768
.900	4.312	.01135	.24834	.02554	-.01548	-.00214	.00094	-.01261	.24572	.04414	5.56676
.899	6.496	.01321	.34886	.02341	-.01430	-.00538	.00179	-.01749	.24397	.06273	5.48361
.899	8.852	.01535	.43414	.02557	-.01718	-.00200	.00135	-.01765	.44512	.09350	4.75571
.900	10.785	.01730	.52808	.03183	-.01619	-.00266	-.00083	-.01895	.51270	.13069	3.94188
.899	12.907	.01816	.60730	.03788	-.01820	-.00211	.00029	-.01944	.60350	.17257	3.28817
.899	15.056	.01848	.69837	.04112	-.02107	-.00264	.00112	-.01944	.69375	.22112	3.00133
.900	17.191	.02076	.78045	.04683	-.02209	-.00230	.00126	-.02204	.73175	.27540	2.65700
.899	19.302	.02408	.82581	.05477	-.01770	-.00118	.00217	-.02924	.82129	.32466	2.34487
.899	21.393	.02832	.86837	.06049	-.01450	-.00182	.00091	-.02766	.86848	.37310	2.10792
.899	22.113	.03043	.87556	.06132	-.01312	-.00177	.00009	-.02623	.86848	.38648	2.03935
GRADIENT	.00168	.05214	-.00014	-.00175	-.00006	-.00011	-.00154	.05136	.00245	.00245	1.36948

REFERENCE DATA

SREP = 175.7376 SO. IN. YMRP = 16.0366 INCHES
 LREP = 23.3100 INCHES YMRP = .0000 INCHES
 BREP = 19.7156 INCHES ZMRP = .0000 INCHES
 SCALE = .0100 SCALE

PARAMETRIC DATA

BETA = .000 WINGNO = 1.000
 WINGSC = 1.000 LAMDAF = 53.200
 ELEVR = .000 BDFLAP = .000
 RUDFLR = .000

RUN NO. 226/ 0 RN/L = 2.04 GRADIENT INTERVAL = -5.00/ 5.00

MACH	ALPHA	BETA	CN	CA	CLM	CBL	CYN	CY	CL	CD	L/D
.981	-2.210	-.00437	-.12948	.06367	-.00648	-.00297	.00272	-.00734	-.12692	-.06863	-1.84919
.981	-1.117	-.00096	-.06330	.06311	.00215	-.00268	-.00262	-.00958	-.06402	-.06637	-.96458
.981	-.029	.00164	-.00444	-.06590	-.00169	-.00253	.00233	-.01108	-.00441	-.06591	-.06686
.980	1.045	.00510	.05408	.06633	-.00536	-.00236	.00238	-.01304	.03283	.06750	.78272
.980	2.150	.00394	.11735	.06376	-.00888	-.00215	-.00231	-.01337	.11480	-.07012	1.63730
.980	4.338	.00883	.24773	.06237	-.01710	-.00181	.00220	-.01502	.24230	-.08093	2.99380
.981	6.560	.01024	.39393	.06094	-.02788	-.00166	.00241	-.01700	.38439	.10555	3.64196
.981	8.737	.01161	.52627	.05945	-.03680	-.00068	.00251	-.01865	.51113	.13870	3.64520
.981	10.903	.01482	.65291	.06155	-.04426	-.00257	.00219	-.01950	.62948	.18394	3.42211
.981	13.086	.01622	.79826	.06442	-.05783	-.00177	.00250	-.02186	.76294	.24348	3.13346
.980	15.262	.02194	.88962	.06400	-.05635	-.00061	.00173	-.02327	.84043	.29566	2.84237
.980	17.420	.02363	.98879	.06678	-.05473	-.00109	.00192	-.02697	.90437	.35375	2.55653
.980	19.572	.02668	1.04266	.06993	-.05399	-.00265	.00307	-.03254	.95900	.41516	2.30992
.980	21.661	.02742	1.06239	.07356	-.04443	-.00193	.00150	-.02763	.95041	.46058	2.08521
.980	22.406	.02654	1.07502	.07504	-.04268	-.00168	.00221	-.02948	.96618	.47952	2.01490
GRADIENT		.00203	.05722	-.00013	-.00355	.00017	-.00008	-.00115	.05601	.00189	.74615

RUN NO. 225/ 0 RN/L = 2.11 GRADIENT INTERVAL = -3.00/ 5.00

MACH	ALPHA	BETA	CN	CA	CLM	CBL	CYN	CY	CL	CD	L/D
1.202	-2.200	-.00354	-.11658	.07120	.00771	-.00180	.00233	-.00689	-.11376	-.07562	-1.50429
1.202	-1.110	-.00006	-.05678	.07285	.00277	-.00157	-.00225	-.00878	-.05535	-.07395	-.74853
1.202	-.019	.00252	.00270	.07408	-.00196	-.00148	.00231	-.01065	.00273	-.07408	-.03682
1.201	1.076	.00503	.06344	.07450	-.00563	-.00147	-.00208	-.01132	.06203	-.07568	.81971
1.201	2.156	.00694	.12206	.07469	-.01116	-.00142	-.00204	-.01238	.11916	.07923	1.50394
1.201	4.333	.00909	.24370	.07342	-.02047	-.00154	.00212	-.01408	.23742	.09172	2.38868
1.201	6.535	.01030	.36450	.07151	-.02940	-.00132	.00234	-.01574	.33400	.11253	3.14577
1.200	8.727	.01172	.48389	.06928	-.03759	-.00158	.00237	-.01678	.46777	.14189	3.29663
1.200	10.931	.01305	.60121	.06827	-.04499	-.00092	.00239	-.01780	.57729	.18123	3.18540
1.200	13.121	.01555	.70911	.06627	-.05021	-.00168	.00245	-.01920	.67510	.22746	2.96795
1.199	15.324	.01831	.81905	.06400	-.05558	-.00163	.00242	-.02163	.77186	.28242	2.73302
1.200	17.502	.02293	.91655	.06059	-.05805	-.00081	.00213	-.02357	.89349	.34105	2.50254
1.199	19.681	.02761	1.00071	.06843	-.05657	-.00077	.00183	-.02574	.91921	.40145	2.28970
1.199	21.884	.02778	1.07523	.06925	-.05314	-.00076	.00221	-.02763	.97193	.46503	2.09005
1.200	22.648	.03092	1.10223	.06948	-.05215	-.00114	.00185	-.02848	.99048	.48856	2.02734
GRADIENT		.00193	.05494	-.00033	-.00429	.00003	-.00004	-.00106	.05356	.00245	.63345

LARC 8-TFT-637/660-LO-100 DBB-13H133) 54.11"

BETA = .000 W/MGND = 1.000
L/MGSC = 2.000 L/MCAF = 53.200
ELEVIR = .000 BDFLAP = .000
RUDFLR = .000

REFERENCE DATA

PARAMETRIC DATA

BREF 1 175.7376 80.1M. XMRP 1 16.8356 INCHES
LREF 1 25.5100 INCHES YMRP 1 .0000 INCHES
BREF 2 19.7155 INCHES ZMRP 1 .0000 INCHES
SCALE 1 .0100 SCALE

RUN NO. 212/ 0 R/N/L = 2.10 GRADIENT INTERVAL = -5.00/ 5.00

MACH	ALPHA	BETA	CN	CA	CLM	CBL	CYN	CY	CL	CO	L/D
.349	-2.067	.00012	-.06641	.02334	-.00224	-.00084	.00111	-.00742	-.05533	.02572	-2.54799
.347	-1.035	.00030	-.01770	.02450	-.00415	-.00089	.00180	-.00839	-.01726	.02482	-.69336
.348	-1.007	.00220	-.02362	.02514	-.00358	-.00033	.00110	-.01097	-.02312	.02514	.93056
.348	1.014	.00333	-.07026	.02432	-.00589	-.00027	.00153	-.01212	.06381	.02616	2.65800
.348	2.037	.00401	.11925	.02465	-.00874	.00010	.00144	-.01119	.11629	.02892	4.09106
.349	4.133	.00355	.22099	.02297	-.01275	.00001	.00130	-.01538	.21875	.03884	5.63264
.349	6.192	.00370	.32445	.02043	-.01565	.00025	.00129	-.01553	.32035	.05531	5.79237
.350	8.255	.00387	.43322	.01564	-.02090	.00035	.00132	-.01606	.42831	.07934	5.41907
.349	10.339	.00543	.52632	.01305	-.02288	.00012	.00143	-.01767	.51543	.10729	4.80385
.348	12.396	.00671	.62715	.00837	-.02593	.00124	.00120	-.02106	.61073	.14291	4.27644
.349	14.464	.00695	.72064	.00432	-.02846	-.00078	.00130	-.02071	.69658	.18437	3.77855
.349	16.524	.00775	.79418	.00128	-.02357	-.00081	.00176	-.02182	.76101	.22711	3.35085
.348	18.588	.00888	.85932	.00070	-.02109	-.00058	.00205	-.02540	.81413	.27391	2.97222
.348	20.591	.00917	.90557	.00315	-.02346	-.00127	.00194	-.02565	.84754	.32178	2.63390
.349	21.337	.00837	.88879	.01201	-.03370	-.00194	.00209	-.02514	.82367	.33415	2.46501
GRADIENT		.00093	.04606	-.00009	-.00165	.00017	-.00002	-.00133	.04555	.00208	1.34573

RUN NO. 211/ 0 R/N/L = 1.61 GRADIENT INTERVAL = -5.00/ 5.00

MACH	ALPHA	BETA	CN	CA	CLM	CBL	CYN	CY	CL	CO	L/D
.597	-2.076	-.00093	-.07004	.02446	-.00241	-.00078	.00199	-.00692	-.06911	.02698	-2.56133
.599	-1.043	.00030	-.01840	.02522	-.00439	-.00045	.00204	-.00893	-.01794	.02556	-.70204
.597	-1.016	.00226	-.02538	.02555	-.00505	-.00035	.00194	-.01129	.02638	.02564	1.02866
.597	1.037	.00334	-.07744	.02380	-.00779	-.00003	.00184	-.01272	.07696	.02720	2.82948
.599	2.060	.00526	.12750	.02326	-.00983	.00010	.00178	-.01489	.12650	.02924	4.23878
.598	4.136	.00627	.23658	.02417	-.01443	.00015	.00169	-.01539	.23420	.04125	5.67754
.598	6.258	.00691	.34900	.02212	-.01328	.00067	.00178	-.01731	.34410	.05703	5.73918
.598	8.336	.00762	.44925	.01807	-.02140	-.00054	.00171	-.01763	.44160	.08497	5.19732
.598	10.432	.00762	.54902	.01807	-.02415	-.00014	.00195	-.01914	.53657	.11718	4.57278
.598	12.514	.00823	.64514	.01459	-.02741	-.00047	.00209	-.02073	.62655	.15403	4.06843
.598	14.603	.00836	.73179	.01242	-.02842	-.00125	.00201	-.02100	.70570	.19552	3.58714
.598	16.660	.00934	.79999	.01217	-.02801	-.00128	.00215	-.02314	.76292	.24101	3.16358
.598	18.722	.01188	.85318	.01309	-.02477	.00001	.00243	-.02074	.80383	.28624	2.80826
.597	20.761	.01274	.88141	.01995	-.02122	.00014	.00199	-.02272	.81745	.33015	2.47599
.598	21.502	.01302	.89032	.02163	-.02061	-.00042	.00201	-.02234	.82042	.34545	2.35803
GRADIENT		.00122	.04886	-.00005	-.00191	.00015	-.00006	-.00151	.04833	.00226	1.35401



DATE 14 FEB 73

TABULATED SOURCE DATA - LATB

PAGE 5

(RFS102) (06 NOV 73)

REFERENCE DATA

SREF = 175.7376 SQ.IN. XMRP = 16.8366 INCHES
 LREF = 23.5100 INCHES YMRP = .0000 INCHES
 BREF = 19.7156 INCHES ZMRP = .0000 INCHES
 SCALE = .0188 SCALE

PARAMETRIC DATA

BETA = .000 WINGNO = 1.000
 WINGSC = 2.000 LAMCAF = 53.200
 ELEVIR = .000 BDFLAF = .000
 RUOFLR = .000

RUN NO. 210 / 0 RN/L = 1.90 GRADIENT INTERVAL = -5.00 / 5.00

MACH	ALPHA	BETA	CN	CA	CLM	CBL	CYN	CY	CL	CD	L/D
.799	-2.138	-.00099	-.08134	.02420	-.00222	-.00078	.00246	-.00930	-.08038	.02721	-2.95365
.798	-1.073	.00108	-.02627	.02486	-.00483	-.00077	.00255	-.01164	.02555	.02333	-1.01791
.800	-.007	.00283	.02623	.02329	-.00724	-.00024	.00252	-.01320	.02825	.02328	1.11730
.799	1.039	.00455	.08295	.02330	-.00965	-.00008	.00250	-.01476	.08247	.02683	3.07347
.798	2.114	.00743	.13614	.02325	-.01234	-.00006	.00242	-.01720	.13711	.03032	4.52157
.798	4.266	.00851	.23755	.02486	-.01787	.00004	.00233	-.01783	.25499	.04395	5.80232
.799	6.424	.00972	.38410	.02311	-.02435	.00030	.00237	-.01921	.37911	.06594	5.74971
.798	8.317	.01074	.45447	.02556	-.02173	-.00049	.00219	-.01949	.44568	.09259	4.81339
.798	10.657	.01089	.56642	.02455	-.02760	-.00041	.00268	-.02177	.55211	.12887	4.28417
.798	12.771	.01145	.66503	.02338	-.03091	-.00063	.00280	-.02289	.64341	.16980	3.78915
.798	14.898	.01449	.73905	.02522	-.03967	-.00108	.00215	-.02328	.70772	.21438	3.30126
.799	17.002	.01682	.79716	.02812	-.02898	-.00122	.00199	-.02508	.75410	.25998	2.90065
.798	19.037	.01915	.82783	.03494	-.02633	-.00074	.00139	-.02518	.77116	.30305	2.54471
.798	21.054	.03084	.83218	.04514	-.02442	-.00357	.00118	-.03650	.76041	.34108	2.22942
.799	21.808	.02815	.83793	.04644	-.02346	-.00187	.00071	-.03191	.76071	.35441	2.14639
GRADIENT		.00156	.05273	.00009	-.00243	-.00014	-.00003	-.00138	.05219	.00258	1.41467

RUN NO. 209 / 0 RN/L = 1.99 GRADIENT INTERVAL = -5.00 / 5.00

MACH	ALPHA	BETA	CN	CA	CLM	CBL	CYN	CY	CL	CD	L/D
.899	-2.176	-.00309	-.09873	.02891	-.00075	-.00080	.00355	-.01218	-.09756	.03264	-2.98865
.902	-1.095	-.00088	-.03161	.02937	-.00556	-.00036	.00371	-.01469	-.03104	.03017	-1.02881
.901	-.015	.00073	.03413	.02967	.01019	-.00010	.00368	-.01593	.03414	.02966	1.15108
.899	1.062	.00366	.09627	.02943	-.01440	.00026	.00358	-.01796	.09570	.03121	3.06655
.898	2.131	.00599	.16250	.02940	-.01919	.00044	.00310	-.01794	.16128	.03348	4.54558
.899	4.312	.00960	.28293	.03063	-.02751	.00061	.00205	-.01638	.28979	.05260	5.50895
.898	6.479	.01171	.42414	.03117	-.03579	.00147	.00197	-.01805	.41792	.07877	5.30567
.899	8.625	.01330	.48740	.03618	-.02898	-.00006	.00313	-.02175	.47646	.10886	4.37694
.899	10.743	.01230	.59999	.03811	-.03666	.00058	.00249	-.02083	.58236	.14929	3.90103
.899	12.883	.01492	.71169	.03822	-.04377	.00086	.00173	-.02002	.68523	.19534	3.49720
.899	15.016	.01719	.79496	.04014	-.04604	-.00040	.00150	-.02115	.75741	.24474	3.09478
.898	17.120	.01780	.87129	.04186	-.04764	-.00111	.00192	-.02359	.82036	.29649	2.76694
.899	19.211	.02040	.91430	.05027	-.04616	-.00005	.00273	-.02945	.84706	.34832	2.43182
.898	21.265	.02440	.92561	.05594	-.04166	-.00084	.00267	-.03305	.84230	.38783	2.17182
.899	22.021	.02413	.92997	.05714	-.03970	-.00067	.00240	-.03182	.84070	.40166	2.09309
GRADIENT		.00200	.06013	.00020	-.00412	-.00022	-.00024	-.00070	.05950	.00301	1.36101

LARC B-TFT-657/660 ILQ-100 OMB (SMIPS) (RWLYR)

4F51021 (06 NOV 73)

REFERENCE DATA

SREF = 175.7376 SQ-1M. ZMRP = 16.8366 INCHES
 JREF = 25.3100 INCHES ZMRP = .0000 INCHES
 SREF = 19.7158 INCHES ZMRP = .0000 INCHES
 SCALE = .0100 SCALE

PARAMETRIC DATA

BETA = .000 WINGNO = 1.000
 WINGSC = 2.000 LAMDAF = 53.200
 ELEVIR = .000 BDFLAP = .000
 RUSFLR = .000

RUN NO. 208 / 0 RML = 1.03 GRADIENT INTERVAL = 5.00 / 5.00

MACH	ALPHA	BETA	CN	CA	CLM	CBL	CYN	CY	CL	CO	L/D
.982	-2.108	-.00389	-.10000	.05334	.00233	-.00065	.00391	-.01029	-.10597	.05729	-1.65000
.981	-1.958	-.00291	-.03552	.05480	-.00326	-.00050	.00395	-.01337	-.03450	.05544	-.52232
.979	-.009	-.00038	.03062	.05578	-.01116	-.00040	.00388	-.01522	.03063	.05577	.54924
.978	1.042	.00068	.09679	.05662	-.01664	-.00016	.00350	-.01566	.00573	.05637	1.54022
.976	2.082	.00106	.15972	.05725	-.02150	-.00008	.00331	-.01665	.15734	.06302	2.49979
.975	4.135	.00340	.29505	.05752	-.03265	.00014	.00322	-.01870	.29014	.07865	3.68890
.978	6.233	.00370	.43117	.05816	-.04397	.00031	.00340	-.01993	.42230	.10462	4.03642
.977	8.328	.00455	.57490	.05845	-.05611	.00010	.00332	-.02034	.56037	.14111	3.97113
.981	10.410	.00475	.71340	.06455	-.06913	-.00004	.00354	-.02218	.69000	.19239	3.58652
.980	12.485	.00344	.85958	.06295	-.08218	.00011	.00364	-.02375	.80621	.24301	3.31763
.977	14.549	.00672	.95237	.06287	-.08791	-.00066	.00362	-.02580	.90503	.30011	3.01905
.976	16.611	.00834	1.00936	.06300	-.09098	.00016	.00325	-.02731	.94929	.34931	2.71757
.979	18.692	.00812	1.10374	.06733	-.09569	-.00040	.00391	-.02952	1.02394	.41750	2.43255
.978	20.755	.00854	1.14577	.06682	-.09966	.00049	.00369	-.03156	1.04774	.46851	2.23634
.976	21.804	.00664	1.15593	.06681	-.07741	-.00007	.00559	-.03433	1.05098	.48587	2.16308
GRADIENT		.00115	.06401	.00067	-.00348	.00013	-.00013	-.00123	.06291	.00342	.89705

RUN NO. 207 / 0 RML = 1.07 GRADIENT INTERVAL = -5.00 / 5.00

MACH	ALPHA	BETA	CN	CA	CLM	CBL	CYN	CY	CL	CO	L/D
1.197	-2.111	-.00131	-.11874	.06651	.00795	-.00020	.00133	-.00462	-.11621	.07084	-1.64411
1.197	-1.972	-.00226	-.05801	.06689	.00173	-.00014	.00158	-.00594	-.05675	.05796	-.83502
1.198	-.032	.00144	.00608	.06720	-.00495	-.00002	.00165	.00080	.00611	.06720	.09097
1.199	1.020	.00237	.07210	.06779	-.01100	.00013	.00167	-.01042	.07088	.06907	1.02629
1.199	2.059	.00361	.11519	.06797	-.01832	.00023	.00175	-.01215	.13266	.07278	1.82272
1.199	4.142	.00429	.26733	.06771	-.03224	.00028	.00203	-.01428	.26176	.08265	3.01407
1.197	6.245	.00478	.39576	.06758	-.04509	.00020	.00227	-.01595	.38605	.11003	3.55242
1.198	8.293	.00320	.52246	.06765	-.05795	-.00004	.00234	-.01683	.50723	.14232	3.56392
1.195	10.390	.00570	.64693	.06819	-.06929	.00014	.00256	-.01848	.62402	.18373	3.39635
1.194	12.475	.00613	.76572	.06900	-.07859	-.00001	.00271	-.01978	.73274	.23278	3.14781
1.193	14.561	.00715	.87587	.06880	-.08561	.00005	.00283	-.02178	.83044	.28479	2.93562
1.192	16.666	.00858	.97552	.06803	-.09095	.00009	.00274	-.02368	.91598	.34524	2.65321
1.194	18.720	.01047	1.07577	.06750	-.09965	.00008	.00266	-.02601	.98021	.40332	2.42891
1.192	20.833	.01133	1.15295	.06550	-.09813	.00016	.00256	-.02795	1.03369	.46343	2.23055
1.191	21.922	.01152	1.14817	.06535	-.09325	-.00009	.00285	-.02871	1.04175	.48282	2.15177
GRADIENT		.00091	.06185	.00022	-.00544	.00008	.00008	-.00154	.06056	.00257	.76147



LARC 8-TFT-637/649-LO-100 ORB.(SHIPS) (8W47B)

(RP3103) (06 NOV 73)

REFERENCE DATA

SREF = 175.7376 80.11M. 7MRP = 16.8366 INCHES
 LREF = 25.5100 INCHES 7MRP = .0000 INCHES
 BREF = 19.7136 INCHES 7MRP = .0000 INCHES
 SCALE = .0100 SCALE

PARAMETRIC DATA

BETA = .000 WINGNO = 1.000
 WINGSC = 1.000 LAMDAF = 60.000
 ELEVIR = .000 BDFLAP = .000
 RUDFLR = .000 FLTSCT = 1.000

RUN NO. 53/ D RM/L = 2.12 GRADIENT INTERVAL = -5.00/ 5.00

MACH	ALPHA	BETA	CN	CA	CLM	CBL	CYN	CY	CL	CO	L/D
.350	-2.068	.00000	-.06439	.02040	-.00290	-.00280	.00130	-.00217	-.06361	.02272	-2.00039
.350	-.999	.00000	-.01920	.02191	-.00360	-.00249	.00102	-.00314	-.01882	.02224	-.84601
.349	-.019	.00000	.02489	.02239	-.00436	-.00224	.00064	-.00395	-.02488	.02240	1.11037
.349	1.071	.00000	.07291	.02176	-.00475	-.00220	.00044	-.00451	.07249	.02312	3.13544
.348	2.133	.00000	.12071	.02049	-.00537	-.00202	.00033	-.00509	.11986	.02497	4.00020
.349	4.196	.00000	.21478	.01979	-.00611	-.00191	.00007	-.00467	.21312	.03047	6.99441
.349	6.291	.00000	.31018	.00562	-.00688	-.00138	-.00025	-.00408	.30770	.03958	7.77437
.348	8.358	.00000	.41009	-.00494	-.00835	-.00107	-.00037	-.00386	.40645	.05473	7.42672
.350	10.509	.00000	.51726	-.01354	-.01078	-.00109	-.00050	-.00380	.51107	.08093	6.31508
.350	12.529	.00000	.60969	-.01558	-.01228	-.00077	-.00009	-.00357	.59955	.11707	5.11262
.350	14.635	.00000	.69524	-.01758	-.00072	-.00004	.00004	-.00324	.67712	.15855	4.26296
.349	16.671	.00000	.75157	-.01133	-.01143	-.00017	.00075	-.00291	.72332	.20478	3.53220
.349	18.699	.00000	.80353	-.00526	-.01068	-.00038	.00073	-.00346	.76289	.25266	3.01949
.349	20.786	.00000	.86999	-.00231	-.01180	-.00215	.00051	-.00283	.81418	.30658	2.65567
GRADIENT		.00000	-.04468	-.00090	-.00051	.00014	-.00020	-.00042	.04429	.00123	1.59758

RUN NO. 54/ D RM/L = 1.63 GRADIENT INTERVAL = -5.00/ 5.00

MACH	ALPHA	BETA	CN	CA	CLM	CBL	CYN	CY	CL	CO	L/D
.399	-2.000	.00000	-.06747	.02033	-.00318	-.00292	.00135	-.00184	-.06669	.02277	-2.92928
.398	-1.017	.00000	-.01748	.02189	-.00416	-.00258	.00120	-.00334	-.01708	.02220	-.76959
.398	-.047	.00000	.03186	.02238	-.00501	-.00232	.00096	-.00454	-.03184	.02240	1.42118
.399	1.069	.00000	.08021	.02194	-.00371	-.00226	.00071	-.00441	.07978	.02343	3.40483
.399	2.161	.00000	.12734	.02031	-.00648	-.00218	.00070	-.00602	.12668	.02510	5.04714
.399	4.272	.00000	.22739	.01420	-.00726	-.00204	.00038	-.00569	.22370	.03110	7.25662
.398	6.337	.00000	.32266	.00597	-.00802	-.00159	-.00011	-.00468	.32002	.04166	7.68247
.398	8.464	.00000	.43403	.00101	-.01051	-.00155	-.00006	-.00490	.42917	.06488	6.61461
.397	10.632	.00000	.53404	.00047	-.01211	-.00071	-.00032	-.00680	.52479	.09899	5.30146
.398	12.680	.00000	.61958	-.00031	-.01199	-.00146	-.00014	-.00508	.60454	.13570	4.43503
.398	14.779	.00000	.69304	-.00276	-.01081	-.00019	.00041	-.00831	.68944	.17935	3.73253
.398	16.870	.00000	.75898	.00385	-.00968	-.00143	.00063	-.00826	.72462	.22566	3.20829
.398	18.925	.00000	.81428	.00889	-.00765	-.00063	.00142	-.00963	.76738	.27251	2.81593
.399	20.985	.00000	.84782	.01725	-.00402	-.00331	.00211	-.00729	.81972	.31972	2.45653
GRADIENT		.00000	-.04628	-.00097	-.00065	.00013	-.00015	-.00061	.04589	.00131	1.62787

LARC 8-TPT-857/680, LO-100 ORB. (SM)FS (BM)VFB

(RFS)DS (06 NOV 73)

REFERENCE DATA

BREF = 175.7376 50-IN. XMRP = 15.0366 INCHES
 LBREF = 25.5100 INCHES YMRP = .0000 INCHES
 SBREF = 19.7156 INCHES ZMRP = .0000 INCHES
 SCALE = .0100 SCALE

PARAMETRIC DATA

BETA = .000 WINGNO = 1.000
 WINGSC = 1.000 LAMDAF = 60.000
 ELEVCR = .000 BDFLAP = .000
 RUDEFLR = .000 FLTSCT = 1.000

RUN NO. 53/ D RNL/L = 1.92 GRADIENT INTERVAL = -5.00/ 5.00

MACH	ALPHA	BETA	CN	CA	CLM	CBL	CYN	CY	CL	CO	L/D
.800	-2.139	.00000	-.07200	-.01966	-.00413	-.00295	.00156	-.00144	-.07202	.02238	-3.21759
.799	-1.010	.00000	-.01729	-.02098	-.00324	-.00280	.00141	-.00364	-.01691	.02128	-.79458
.798	.046	.00000	-.03801	-.02160	-.00653	-.00256	.00121	-.00405	.03800	.02171	1.75020
.797	1.128	.00000	-.08906	-.02131	-.00771	-.00237	.00099	-.00507	-.08342	.02307	3.87534
.800	2.194	.00000	-.14429	-.01985	-.00885	-.00232	.00075	-.00585	.14342	.02336	5.65303
.799	4.301	.00000	-.25354	-.01363	-.01039	-.00214	.00054	-.00553	.25175	.03296	7.63928
.798	6.508	.00000	-.37351	-.00750	-.01339	-.00211	-.00054	-.00389	.37018	.05031	7.55865
.799	10.843	.00000	-.53462	-.01239	-.01300	-.00014	.00085	-.00207	.44746	.08132	5.50257
.798	12.904	.00000	-.61049	-.01557	-.01360	-.00090	.00064	-.00758	.52391	.11623	4.50771
.799	15.095	.00000	-.67528	-.01781	-.01289	-.00135	.00016	-.00564	.59088	.15453	3.82375
.798	17.234	.00000	-.74737	-.02238	-.01170	-.00205	-.00022	-.00366	.64677	.19825	3.26235
.799	19.305	.00000	-.82192	-.03425	-.00582	-.00263	.00017	-.00477	.70623	.24587	2.48732
.798	21.447	.00000	-.89991	-.04925	-.00217	-.00304	-.00026	-.00242	.72495	.29024	2.49773
GRADIENT		.00000	-.05006	-.00091	-.00099	-.00013	-.00018	-.00061	.75055	.33734	2.22493
									.04969	.00165	1.70320

RUN NO. 52/ D RNL/L = 2.01 GRADIENT INTERVAL = -5.00/ 5.00

MACH	ALPHA	BETA	CN	CA	CLM	CBL	CYN	CY	CL	CO	L/D
.800	-2.137	.00000	-.08061	-.02571	-.00569	-.00231	.00149	-.00202	-.07959	.02873	-2.77026
.800	-1.089	.00000	-.02397	-.02636	-.00784	-.00201	.00116	-.00224	-.02346	.02681	-.87521
.800	.015	.00000	-.03091	-.02818	-.00959	-.00176	.00099	-.00400	-.03091	.02919	1.09640
.800	1.140	.00000	-.09240	-.02817	-.01185	-.00150	.00079	-.00499	.09182	.03000	3.06049
.800	2.218	.00000	-.14785	-.02762	-.01331	-.00131	.00083	-.00566	.14667	.03332	4.40227
.800	4.462	.00000	-.26785	-.02184	-.01619	-.00092	.00079	-.00728	.26534	.04261	6.22583
.800	6.621	.00000	-.36701	-.02229	-.01543	-.00452	.00027	-.00671	.36199	.05445	5.61825
.801	8.867	.00000	-.47246	-.02367	-.01706	-.00171	-.00010	-.00523	.46317	.05622	4.81382
.800	10.959	.00000	-.54935	-.02864	-.01790	-.00080	.00034	-.00624	.53402	.05622	4.01871
.800	13.125	.00000	-.63391	-.03223	-.01323	-.00269	.00145	-.00813	.60938	.11751	3.48342
.800	15.274	.00000	-.70770	-.03695	-.01635	-.00196	.00132	-.00904	.67295	.22211	3.03004
.800	17.418	.00000	-.78562	-.04078	-.01653	-.00442	-.00002	-.00956	.73744	.32330	2.69241
.800	19.568	.00000	-.83405	-.04405	-.01653	-.00195	.00134	-.00754	.79932	.42592	2.36116
.800	21.643	.00000	-.87965	-.04705	-.01007	-.00200	.00247	-.01130	.79821	.53742	2.13757
GRADIENT		.00000	-.05259	-.00048	-.00157	-.00020	-.00010	-.00084	.08206	.00219	1.38669



LANC 8-TPT-637/660-LO-100 ORD. (SMTS) (B/W/VB)

(MPS103) (06 NOV 73)

REFERENCE DATA

BREF 0 175.7376 50-IM. XMRP 2 16.8366 INCHES
 LRFY 0 23.5100 INCHES YMRP 2 16.8366 INCHES
 BREF 1 19.7156 INCHES ZMRP 2 16.8366 INCHES
 SCALE 0 .0100 SCALE

PARAMETRIC DATA

BETA 2 .000 WINGNO 2 1.000
 WINGSC 2 1.000 LAMDAF 2 60.000
 ELEVIR 2 .000 BDFLAP 2 .000
 RUDFLR 2 .000 FLTSCT 2 1.000

RUN NO. 51/0 RML 2 1.04 GRADIENT INTERVAL 2 -5.00/ 5.00

MACH	ALPHA	BETA	CN	CA	CLM	CBL	CYN	CV	CL	CD	L/D
.970	-2.073	.00000	-1.1117	.06131	.00399	-.00220	.00101	-.00234	-.10888	.06549	-1.66239
.980	-1.933	.00000	-.04997	.06299	.00002	-.00170	.00178	-.00351	-.04883	.06386	-.76441
.970	.017	.00000	.00877	.06329	-.00346	-.00067	.00164	-.00424	.00873	.06330	.13830
.980	1.076	.00000	.06676	.06337	-.00680	-.00013	.00160	-.00570	.06356	.06461	1.01460
.970	2.106	.00000	.12489	.06234	-.00988	.00002	.00160	-.00570	.12252	.06669	1.83164
.970	4.213	.00000	.25810	.06058	-.01906	-.00213	.00220	-.00641	.25293	.07888	3.20733
.970	6.320	.00000	.39215	.05737	-.02855	-.00355	.00225	-.00938	.38343	.10019	3.82725
.970	8.439	.00000	.52423	.05551	-.03585	-.00495	.00244	-.01083	.51041	.13104	3.87151
.970	10.563	.00000	.64727	.05573	-.04382	-.00666	.00285	-.01298	.62809	.17344	3.60981
.970	12.640	.00000	.76371	.05532	-.05036	-.00899	.00319	-.01443	.73296	.22169	3.30628
.970	14.739	.00000	.87134	.05297	-.06354	-.01144	.00325	-.01609	.85333	.29277	2.95571
.970	16.854	.00000	.96135	.06206	-.07811	.00028	.00339	-.01714	.92121	.34391	2.67859
.980	18.920	.00000	1.03284	.06516	-.09572	-.00375	.00455	-.01871	.97483	.40301	2.41884
.980	21.023	.00000	1.08988	.06282	-.09428	-.00085	.00405	-.01444	.93480	.44962	2.21254
GRADIENT		.00000	.03621	-.00027	-.00337	.00036	.00002	-.00038	.03704	.00206	.78967

RUN NO. 52/0 RML 2 1.08 GRADIENT INTERVAL 2 -5.00/ 5.00

MACH	ALPHA	BETA	CN	CA	CLM	CBL	CYN	CV	CL	CD	L/D
1.200	-2.094	.00000	-1.0343	.06922	.00496	-.00142	.00141	-.00039	-.10083	.07293	-1.38211
1.190	-1.943	.00000	-.04491	.06996	.00041	-.00104	.00136	-.00244	-.04363	.07077	-.61645
1.199	.009	.00000	.01149	.07050	-.00337	-.00033	.00121	-.00265	.01148	.07058	.16267
1.200	1.061	.00000	.06770	.07084	-.00741	.00001	.00119	-.00409	.06638	.07206	.92088
1.200	2.135	.00000	.12739	.07101	-.01178	.00006	.00124	-.00508	.12485	.07571	1.64910
1.200	4.242	.00000	.24632	.06998	-.02047	-.00314	.00141	-.00660	.24047	.08801	2.73225
1.200	6.321	.00000	.36537	.06810	-.02873	-.00516	.00163	-.00743	.35565	.10791	3.29376
1.200	8.461	.00000	.48258	.06599	-.03625	.00033	.00181	-.00853	.46713	.13620	3.42960
1.200	10.527	.00000	.59149	.05535	-.04232	.00103	.00203	-.00924	.56939	.17232	3.30350
1.200	12.647	.00000	.69989	.06541	-.04753	.00063	.00242	-.01067	.66869	.21706	3.08039
1.200	14.776	.00000	.80992	.05475	-.05275	.00078	.00280	-.01200	.76651	.26920	2.84772
1.200	16.918	.00000	.91298	.06387	-.05822	.00097	.00326	-.01359	.85488	.32579	2.61599
1.190	18.000	.00000	.99449	.06320	-.05540	.00360	.00360	-.01523	.91973	.38353	2.39804
1.199	21.069	.00000	1.07125	.06289	-.05325	.00379	.00448	-.01749	.97703	.44380	2.20132
GRADIENT		.00000	.03503	-.00013	-.00397	.00022	-.00000	-.00089	.03370	.00239	.63770

LABC 0-TFT-637/602-LO-100 OMB. (SMIFS) (SWIVTB)

(RFS104) (06 NOV 73)

REFERENCE DATA

SHEP = 173.7376 30.14. 7AMP = 10.8366 INCHES
 -DEF = 23.5100 INCHES 7AMP = .0000 INCHES
 -DEF = 19.7136 INCHES 7AMP = .0000 INCHES
 SCALE = .0100 SCALE

PARAMETRIC DATA

BETA = .000 WINGNO = 1.000
 WINGSC = 2.000 LAMDAF = 60.000
 ELEVAP = .000 BDFLAP = .000
 RUDFLR = .000 FLTSTC = 3.000

RUN NO. 121/0 RM/L = 2.00 GRADIENT INTERVAL = -3.00/ 5.00

MACH	ALPHA	BETA	CN	CA	CLM	CL	CBL	CYN	CY	CL	CD	L/D
.340	-2.032	.00000	-.07030	.02291	-.00251	-.00074	.00120	-.00225	-.06971	.02542		-2.74266
.340	-1.023	.00000	-.02476	.02442	-.00404	-.00101	.00130	-.00468	-.02432	-.02485		-.97831
.340	.031	.00000	.01966	.02433	-.00549	-.00050	.00156	-.00585	.01954	.02435		.80090
.340	2.097	.00000	.06993	.02423	-.00698	.00000	.00000	-.00527	.06945	-.02554		2.71905
.340	3.130	.00000	.11422	.02347	-.00843	.00031	.00060	-.00725	.11328	.02763		4.09937
.340	4.170	.00000	.15915	.02266	-.01018	.00033	.00069	-.00817	.16766	.03186		5.26161
.340	5.276	.00000	.21876	.02156	-.01230	.00030	.00058	-.00939	.21660	.03735		5.77481
.340	6.356	.00000	.28903	.02067	-.01466	.00035	.00045	-.01010	.32499	.05453		5.95982
.340	7.443	.00000	.36917	.01932	-.01704	-.00095	.00015	-.00736	.43335	.07912		5.47737
.340	8.527	.00000	.44914	.01760	-.01950	-.00224	-.00066	-.00303	.53602	.11567		4.66150
.340	9.597	.00000	.52878	.01554	-.02230	-.00334	-.00138	-.00435	.63177	.14957		4.22112
.340	10.657	.00000	.60810	.01319	-.02539	-.00455	-.00195	-.00545	.70347	.18900		3.65952
.340	11.733	.00000	.68718	.01054	-.02835	-.00582	-.00258	-.00658	.76346	.24045		3.25835
.340	12.826	.00000	.76604	.00760	-.03114	-.00712	-.00324	-.00768	.84359	.29115		2.91830
GRADIENT		.00000	.04549	-.00028	-.00155	.00023	-.00013	-.00082	.88285	.35201		2.50787
									.94032	.40314		2.10342

RUN NO. 120/0 RM/L = 1.50 GRADIENT INTERVAL = -5.00/ 5.00

MACH	ALPHA	BETA	CN	CA	CLM	CL	CBL	CYN	CY	CL	CD	L/D
.390	-2.036	.00000	-.07385	.02328	-.00296	-.00114	.00174	-.00363	-.01036	.06594		-2.61313
.390	-1.007	.00000	-.02404	.02353	-.00475	-.00075	.00148	-.00485	-.03435	.02435		-.96379
.390	.042	.00000	.02367	.02433	-.00526	-.00040	.00153	-.00590	.02166	.02431		.97258
.390	1.074	.00000	.07400	.02423	-.00741	-.00006	.00133	-.00726	.07383	.02593		2.86829
.390	2.124	.00000	.12414	.02356	-.00964	-.00011	.00112	-.00638	.12318	.02815		4.37603
.390	3.198	.00000	.17881	.02264	-.01176	.00003	.00117	-.00771	.17736	.03260		5.44090
.390	4.232	.00000	.23477	.02158	-.01421	.00030	.00130	-.00835	.23253	.03835		5.97014
.390	5.334	.00000	.29130	.02020	-.01680	.00054	.00106	-.00922	.32711	.04517		5.95713
.390	6.443	.00000	.34983	.01855	-.01949	-.00046	.00044	-.00935	.40324	.05169		5.40568
.390	7.575	.00000	.40913	.01654	-.02240	-.00015	.00028	-.00932	.55984	.05891		4.70518
.390	8.731	.00000	.46866	.01420	-.02534	.00010	.00115	-.00945	.61610	.06395		4.21147
.390	9.904	.00000	.52834	.01153	-.02835	.00000	.00135	-.00945	.70220	.07154		3.49349
.390	11.094	.00000	.58810	.00870	-.03139	-.00002	.00155	-.00933	.82743	.08122		3.02522
.390	12.304	.00000	.64804	.00570	-.03460	-.00004	.00174	-.00922	.97743	.09243		2.62543
.390	13.534	.00000	.70818	.00240	-.03797	-.00000	.00193	-.00900	1.14441	.10463		2.29343
.390	14.794	.00000	.76852	.00000	-.04140	-.00000	.00212	-.00880	1.32441	.11841		2.01162
GRADIENT		.00000	.04569	-.00004	-.00174	.00023	-.00011	-.00071	1.482	.13282		1.64719



JARC 4-TFT-657/660, LO-100 ORB. (SHIFTS) (SMIFB)

(RFS.04) (06 NOV 73)

REFERENCE DATA

BREF = 175.7376 30.1M. XMPF = 16.8366 INCHES
 LREF = 25.3100 INCHES YMPF = .0000 INCHES
 SBREF = 19.7156 INCHES ZMPF = .0000 INCHES
 SCALE = .0100 SCALE

RUN NO. 1197 D RM/L = 1.89 GRADIENT INTERVAL = -5.00/ 5.00

PARAMETRIC DATA

BETA = .000 WINGNO = 1.000
 WINGSC = 2.000 LAMDAF = 60.000
 ELEVIR = .000 BDFLAP = .000
 RUDFLR = .000 FLTSTCT = 3.000

MACH	ALPHA	BETA	CM	CA	CLM	CBL	CYN	CY	CL	CD	L/D
.750	-2.134	.00000	-.07998	.02328	-.00297	-.00124	.00213	-.00373	-.07906	.02625	-3.01224
.755	-1.933	.00000	-.02469	.02383	-.00329	-.00074	.00293	-.00593	-.02424	.02434	-1.99608
.760	.022	.00000	.02666	.02430	-.00742	-.00046	.00191	-.00718	.02665	.02431	1.09632
.765	1.098	.00000	.08446	.02413	-.00976	-.00014	.00183	-.00819	.08398	.02374	3.26261
.770	2.25-	.00000	.14372	.02396	-.01250	.00003	.00158	-.00781	.14269	.02946	4.84297
.775	3.271	.00000	.19861	.02320	-.01488	.00027	.00153	-.00861	.19696	.03458	5.69617
.780	4.370	.00000	.26202	.02235	-.01805	.00051	.00158	-.00983	.25955	.04225	6.14375
.785	6.342	.00000	.36568	.02046	-.02413	.00119	.00164	-.01062	.36481	.06472	5.94340
.790	8.712	.00000	.49457	.01990	-.02543	.00194	.00199	-.01188	.48585	.09459	5.13573
.795	12.071	.00000	.59667	.01931	-.02656	-.00041	.00265	-.00767	.58221	.13208	4.40788
.798	13.957	.00000	.70958	.01873	-.02795	-.00057	.00323	-.00623	.68710	.17859	3.84763
.799	15.179	.00000	.75694	.02337	-.02799	-.00012	.00182	-.01191	.73406	.22335	3.28650
.800	17.273	.00000	.82489	.02672	-.02623	-.00057	.00158	-.01203	.77976	.27044	2.88328
.805	19.346	.00000	.89342	.02523	-.02256	-.00061	.00289	-.01625	.79322	.31794	2.51376
.810	21.930	.00000	.95576	.04512	-.01570	.00066	.00228	-.01232	.77699	.36116	2.14958
GRADIENT	.00000	.00000	.03240	-.00014	-.00229	.00027	-.00010	-.00093	.05189	.00243	1.46932

RUN NO. 1198 D RM/L = 1.98 GRADIENT INTERVAL = -5.00/ 5.00

MACH	ALPHA	BETA	CM	CA	CLM	CBL	CYN	CY	CL	CD	L/D
.800	-2.180	.00000	-.09653	.02754	-.00156	-.00111	.00255	-.00425	-.09541	.03120	-3.05748
.805	-1.977	.00000	-.02780	.02817	-.00631	-.00058	.00260	-.00625	-.02726	.02899	-1.94057
.810	.030	.00000	.03466	.02803	-.01113	-.00024	.00260	-.00894	.03864	.02887	1.33821
.815	1.118	.00000	.10346	.02853	-.01535	-.00004	.00237	-.00934	.10288	.03034	3.36884
.820	2.230	.00000	.17547	.02872	-.02095	.00050	.00166	-.00857	.17422	.03553	4.90404
.825	3.302	.00000	.25586	.02866	-.02479	.00058	.00168	-.00858	.23382	.04220	5.54072
.830	4.408	.00000	.30384	.02862	-.02864	.00104	.00159	-.00906	.30074	.05189	5.79540
.835	6.613	.00000	.43756	.02763	-.03681	.00099	.00123	-.00910	.43147	.07784	5.54324
.840	8.826	.00000	.54498	.03339	-.03789	.00374	.00466	-.01902	.53366	.11354	4.69768
.845	11.021	.00000	.65745	.03038	-.04138	.00464	.00354	-.01727	.63955	.15551	4.11264
.850	13.195	.00000	.76941	.03116	-.04793	.00213	.00244	-.01341	.74202	.20264	3.60488
.855	15.350	.00000	.83129	.03426	-.04140	-.00181	.00222	-.00334	.79257	.25309	3.13154
.860	17.507	.00000	.89073	.04305	-.03394	.00014	.00319	-.01513	.83652	.30930	2.70721
.865	19.579	.00000	.92737	.04834	-.03662	.00040	.00276	-.01094	.83748	.35651	2.40523
.870	22.203	.00000	.95655	.05659	-.03234	.00202	.00372	-.01662	.86423	.41386	2.04821
GRADIENT	.00000	.00000	.06066	-.00011	-.00416	.00031	-.00018	-.00091	.06004	.00309	1.40214

LARC 8-TPT-637/660 LO-100 CRB. (SMIFS) (BMLVFB)

(RPS104) (06 NOV 73)

REFERENCE DATA

SHEP = 175.3376 30. IN. XMRP = 16.8366 INCHES
 LBEP = 23.3100 INCHES YMRP = .0000 INCHES
 BRFP = 19.7136 INCHES ZMRP = .0000 INCHES
 SCALE = .0100 SCALE

PARAMETRIC DATA

BETA = .000 WINGNO = 1.000
 WINGSC = 2.000 LANDAF = 60.000
 ELEVIR = .000 BDFLAP = .000
 RUFLR = .000 FLTSCT = 3.000

RUN NO. 117/ D RN/L = 1.03 GRADIENT INTERVAL = -5.00/ 5.00

MACH	ALPHA	BETA	CN	CA	CLM	CBL	CYN	CY	CL	CD	L/D
.980	-2.101	.00000	-1.1061	.05176	.00167	-.00059	.00229	-.00234	-.10864	-.05578	-1.94763
.979	-1.052	.00000	-.03732	.05346	-.00611	-.00046	-.00193	-.00305	-.03633	-.05414	-.67109
.980	.007	.00000	.02936	.05457	-.01198	-.00023	.00185	-.00503	.02935	-.05458	.53780
.979	1.058	.00000	.09674	.05511	-.01746	.00010	-.00184	-.00620	.09571	-.05669	1.68241
.980	2.096	.00000	.15916	.05599	-.02245	.00021	-.00178	-.00720	.15701	-.06177	2.54169
.979	3.148	.00000	.22854	.05555	-.02838	.00054	.00180	-.00803	.22515	-.06801	3.31045
.979	4.198	.00000	.29283	.05554	-.03318	.00076	.00197	-.00884	.28798	-.07683	3.74823
.979	6.317	.00000	.43271	.05568	-.04358	.00117	.00231	-.01045	.42396	-.10296	4.11781
.979	8.434	.00000	.58063	.05726	-.05720	.00080	.00260	-.01171	.56596	-.14180	3.99133
.981	10.547	.00000	.71784	.06166	-.06869	.00169	.00268	-.01177	.69443	-.19202	3.91632
.980	12.612	.00000	.84199	.06282	-.07861	.00214	.00294	-.01291	.80796	-.24515	3.25577
.980	14.717	.00000	.96147	.06159	-.08710	.00206	.00322	-.01498	.91428	-.30363	.00918
.978	16.812	.00000	1.06569	.06420	-.09091	-.00023	.00356	-.01619	1.00157	-.36869	2.70922
.980	18.895	.00000	1.13500	.06519	-.08710	.00165	.00440	-.01820	1.04800	-.42762	2.45079
.979	21.508	.00000	1.15331	.05445	-.07280	.00232	.00794	-.02374	1.05496	-.48499	2.17521
GRADIENT	.00000	.00000	.06370	.00058	-.00513	.00022	-.00002	-.00108	-.06263	.00334	-.92080

RUN NO. 116/ D RN/L = 1.06 GRADIENT INTERVAL = -5.00/ 5.00

MACH	ALPHA	BETA	CN	CA	CLM	CBL	CYN	CY	CL	CD	L/D
1.197	-2.097	.00000	-1.12290	.06413	.00739	-.00067	.00075	.00137	-.12047	-.06058	-1.75664
1.197	-1.048	.00000	-.03956	.06463	.00098	-.00044	.00069	-.00049	-.05837	-.06571	-.88426
1.198	.001	.00000	.00283	.06494	-.00530	-.00023	.00099	-.00207	.00283	-.06494	.04360
1.200	2.092	.00000	.06990	.06539	-.01224	.00001	.00106	-.00380	.06867	-.06667	1.03001
1.200	3.153	.00000	.13396	.06565	-.01910	.00030	.00126	-.00523	.13147	-.07049	1.86806
1.200	4.204	.00000	.19302	.06570	-.02600	.00051	.00128	-.00583	.19601	-.07659	2.55510
1.199	6.310	.00000	.26693	.06480	-.03303	.00079	.00137	-.00615	.26146	-.08420	3.10542
1.197	8.417	.00000	.39870	.06437	-.04579	.00086	.00174	-.00741	.38321	-.10780	3.61040
1.195	10.534	.00000	.53078	.06446	-.05830	.00068	.00201	-.00807	.51563	-.14146	3.64504
1.193	12.632	.00000	.65739	.06527	-.06917	.00089	.00242	-.00965	.63438	-.18435	3.44116
1.193	14.740	.00000	.77710	.06539	-.07783	.00154	.00277	-.01106	.74399	-.23376	3.19277
1.194	16.848	.00000	.88870	.06531	-.08433	.00154	.00326	-.01210	.84283	-.28930	2.91338
1.192	18.961	.00000	.99215	.06482	-.08828	.00177	.00350	-.01388	.93076	-.34965	2.66138
1.187	21.597	.00000	1.08592	.06494	-.09049	.00139	.00408	-.01501	1.00590	-.41425	2.42822
GRADIENT	.00000	.00000	1.15971	.06434	-.08343	.00095	.00495	-.01744	1.05461	-.48669	2.16631
			.06190	.00017	-.00643	.00023	-.00010	-.00124	-.06066	.00252	-.79269

LARC 8-TPI-657/660 (LO-100 CRB. (BMLVFB), (NO GRIT)

(RPS10S) (06 NOV 73)

REFERENCE DATA

SREF = 173.7376 90.1M. XMRP = 16.0366 INCHES
 LREF = 25.5100 INCHES YMRP = .0000 INCHES
 BREF = 19.7156 INCHES ZMRP = .0000 INCHES
 SCALE = .0100 SCALE

PARAMETRIC DATA

BETA = .000 WINGNO = 1.000
 WINGSC = 1.000 LAMDAF = 70.000
 ELEVIR = .000 8DFLAF = .000
 RUOFLR = .000 FLTSTC = 1.000

RUN NO. 97/ D RN/L = 2.09 GRADIENT INTERVAL = -5.00/ 5.00

MACH	ALPHA	BETA	CN	CA	CLM	CBL	CYN	CY	CL	CD	L/D
.348	-2.052	.00000	-.06712	-.02016	-.00349	-.00286	.00104	-.00079	-.06636	.02235	-2.94300
.351	-1.011	.00000	-.02010	.02174	-.00388	-.00259	.00078	-.00360	-.01972	.02209	-.89272
.350	.030	.00000	-.02445	-.02186	-.00408	-.00245	.00059	-.00230	.02444	.02187	1.11742
.350	1.071	.00000	.07173	.02187	-.00448	-.00247	.00042	-.00491	.07131	.02321	3.07241
.349	2.114	.00000	.11904	.02061	-.00460	-.00188	.00032	-.00514	.11820	.02499	4.73044
.349	3.134	.00000	.16410	.01830	-.00479	-.00205	.00020	-.00511	.16284	.02730	5.96557
.349	4.209	.00000	.21317	.01514	-.00475	-.00203	.00001	-.00491	.21148	.03074	6.87953
.349	6.293	.00000	.30596	.00572	-.00475	-.00171	-.00034	-.00450	.30449	.03934	7.73912
.349	8.372	.00000	.40416	-.00446	-.00536	-.00086	-.00113	-.00308	.40050	.05443	7.33771
.349	10.431	.00000	.52164	-.01096	-.00741	-.00160	-.00150	-.00244	.51491	.08420	6.11510
.349	12.380	.00000	.61649	-.01001	-.00701	-.00131	-.00086	-.00397	.60387	.12451	4.85001
.349	14.668	.00000	.70303	-.01287	-.00453	-.00024	-.00003	-.00873	.68340	.16557	4.12754
.349	16.724	.00000	.76482	-.00804	-.00142	-.00157	.00012	-.01006	.73478	.21238	3.45978
.349	18.810	.00000	.86234	-.01178	-.00148	-.00483	-.00017	-.01239	.82027	.26696	3.07266
.349	21.421	.00000	.96501	-.00776	.00091	.00064	-.00152	-.00819	.90118	.34322	2.61042
GRADIENT	.00000	.00000	.04456	-.00080	-.00021	.00014	-.00016	-.00062	.00131	.04427	1.60249

RUN NO. 96/ D RN/L = 1.61 GRADIENT INTERVAL = -5.00/ 5.00

MACH	ALPHA	BETA	CN	CA	CLM	CBL	CYN	CY	CL	CD	L/D
.598	-2.073	.00000	-.06997	.01984	-.00378	-.00318	.00137	-.00143	-.06921	.02236	-3.09578
.600	-1.010	.00000	-.01985	.02092	-.00424	-.00296	.00119	-.00277	-.01947	.02127	-.91567
.599	.044	.00000	.02899	.02191	-.00484	-.00292	.00097	-.00382	.02898	.02183	1.32722
.599	1.100	.00000	.07964	.02124	-.00537	-.00249	.00072	-.00400	.07922	.02277	3.47966
.599	2.144	.00000	.12791	.01976	-.00569	-.00237	.00068	-.00514	.12708	.02453	5.17986
.599	3.202	.00000	.17890	.01735	-.00594	-.00248	.00036	-.00545	.17766	.02732	6.50337
.599	4.267	.00000	.22691	.01403	-.00593	-.00235	.00025	-.00543	.22324	.03087	7.29533
.599	6.376	.00000	.32273	.00569	-.00608	-.00179	.00009	-.00498	.32010	.04170	7.67689
.599	8.496	.00000	.43269	.00208	-.00759	-.00157	-.00027	-.00478	.42763	.06598	6.48113
.599	10.599	.00000	.52004	.00420	-.00687	-.00213	-.00059	-.00381	.51039	.09978	5.11496
.599	12.710	.00000	.61609	.00107	-.00455	-.00631	-.00235	-.00221	.60074	.13667	4.39544
.598	14.823	.00000	.70911	.00309	-.00126	-.00203	.00039	-.01008	.67602	.18213	3.71171
.598	16.920	.00000	.78123	.00654	-.00097	-.00037	.00050	-.00994	.74551	.23361	3.19120
.598	19.038	.00000	.87280	.00719	-.00020	-.00391	.00215	-.01214	.82271	.29150	2.82232
.598	21.510	.00000	.93431	.01416	-.00258	-.00077	.00142	-.01499	.86337	.35738	2.41382
GRADIENT	.00000	.00000	.04694	-.00090	-.00036	-.00013	-.00018	-.00063	.04656	.00136	1.68734

LARC 8-TPT-657/660 (LO-100 ORB. (BM) (FB). (NO GRIT)

(RP9103) (06 NOV 73)

REFERENCE DATA

SREF = 175.7376 90.1M. XMRP = 16.8366 INCHES
REF = 25.5100 INCHES YMRP = .0000 INCHES
SREF = 19.7196 INCHES ZMRP = .0000 INCHES
SCALE = .0100 SCALE

PARAMETRIC DATA

BETA = .000 WINGRO = 1.000
WINGSC = 1.000 LANDAF = 70.000
ELEVIR = .000 BDFLAP = .000
RUDFLR = .000 FLTSTC = 1.000

RUN NO. 95/0 RM/L = 1.89 GRADIENT INTERVAL = -5.00/ 5.00

Table with columns: MACH, ALPHA, BETA, CN, CA, CLM, CBL, CYN, CY, CL, CD, L/D. Rows 797-798.

RUN NO. 94/0 RM/L = 1.92 GRADIENT INTERVAL = -5.00/ 5.00

Table with columns: MACH, ALPHA, BETA, CN, CA, CLM, CBL, CYN, CY, CL, CD, L/D. Rows 899-900.



LARC 8-TFI-637/860.LO-100 ORB .18W VFB), (NO GRIT)

(RFS103) (06 NOV 73)

REFERENCE DATA

SREF = 175.7376 30.1M. XMRP = 16.8366 INCHES
 LREF = 25.5100 INCHES YMRP = .0000 INCHES
 BREF = 19.7156 INCHES ZMRP = .0000 INCHES
 SCALE = .0100 SCALE

PARAMETRIC DATA

BETA = .000 WINGNO = 1.000
 WINGSC = 1.000 LAMDAF = 70.000
 ELEVIR = .000 BOFLAP = .000
 RUDFLR = .000 FLTSC = 1.000

RUN NO. 93/ 0 RNL = 1.03 GRADIENT INTERVAL = -5.00/ 5.00

MACH	ALPHA	BETA	CN	CA	CLM	CBL	CYN	CY	CL	CD	L/D
.979	-2.074	.00000	-.11100	.06028	-.00301	-.00232	.00203	-.00232	-.10963	.06429	-1.70519
.979	-1.026	.00000	-.05128	.06128	-.00945	-.00130	.00189	-.00336	-.05017	.06219	-.80678
.979	.005	.00000	-.00796	.06179	-.00362	-.00068	.05.79	-.00507	.00796	.06179	.12880
.980	1.066	.00000	.06592	.06183	-.00640	-.00046	.00181	-.00620	.06476	.06305	1.02715
.980	2.129	.00000	.12545	.06142	-.00930	-.00034	.00188	-.00683	.12308	.06604	1.86375
.980	3.174	.00000	.19139	.06058	-.01315	-.00018	.00199	-.00924	.18774	.07108	2.64109
.980	4.237	.00000	.25510	.05902	-.01729	-.00018	.00191	-.00927	.25004	.07770	3.21796
.980	5.348	.00000	.32627	.05602	-.02647	.00068	.00209	-.01023	.38407	.09910	3.87570
.979	6.448	.00000	.40315	.05492	-.03418	.00107	.00218	-.01088	.50940	.13118	3.88322
.975	10.566	.00000	.65948	.05329	-.04358	.00061	.00208	-.01138	.63816	.17527	3.84091
.973	12.666	.00000	.78597	.05266	-.05087	.00051	.00287	-.01360	.75395	.23427	3.21827
.973	14.782	.00000	.90812	.05466	-.05575	.00072	.00331	-.01536	.86156	.29423	2.92823
.978	16.900	.00000	1.02537	.06784	-.06091	.00051	.00331	-.01771	.95137	.36299	2.64844
.980	18.994	.00000	1.12901	.05791	-.06284	-.00004	.00387	-.01879	1.04544	.43167	2.42186
.977	21.508	.00000	1.16450	.06171	-.04409	.00034	.00471	-.02042	1.06004	.48625	2.18003
GRADIENT		.00000	.05784	-.00019	-.00320	.00002	-.00000	-.00113	.05669	.00212	.79423

RUN NO. 92/ 0 RNL = 1.07 GRADIENT INTERVAL = -5.00/ 5.00

MACH	ALPHA	BETA	CN	CA	CLM	CBL	CYN	CY	CL	CD	L/D
1.196	-2.096	.00000	-.10500	.06740	-.00488	-.00135	.00144	-.00103	-.10246	.07120	-1.43912
1.196	-1.025	.00000	-.04695	.06830	-.00936	-.00093	.00134	-.00221	-.04572	.06913	-.66131
1.196	.029	.00000	-.01091	.06894	-.00328	-.00034	.00120	-.00283	.01087	.06895	.15772
1.196	1.073	.00000	.06577	.06912	-.00642	-.00024	.00108	-.00412	.06447	.07034	.91646
1.197	2.137	.00000	.12328	.06928	-.01004	-.00032	.00105	-.00454	.12062	.07383	1.63368
1.197	3.181	.00000	.18210	.06995	-.01422	-.00040	.00104	-.00524	.17799	.07905	2.25171
1.197	4.236	.00000	.24242	.06834	-.01837	-.00038	.00123	-.00620	.23668	.08615	2.74741
1.197	5.363	.00000	.30331	.06616	-.02396	.00001	.00142	-.00745	.35573	.10624	3.34835
1.197	6.477	.00000	.40174	.06514	-.03244	.00047	.00171	-.00841	.46687	.13544	3.44719
1.197	10.561	.00000	.59696	.06516	-.03828	.00079	.00188	-.00923	.57485	.17368	3.30988
1.197	12.708	.00000	.71093	.06544	-.04333	.00119	.00207	-.01018	.67912	.22023	3.08364
1.195	14.824	.00000	.82115	.06517	-.04738	.00148	.00239	-.01153	.77715	.27309	2.84379
1.194	16.946	.00000	.92396	.06411	-.05063	.00199	.00282	-.01274	.86796	.33123	2.61775
1.190	19.041	.00000	1.02816	.06391	-.05246	.00179	.00331	-.01473	.95105	.38584	2.40262
1.187	21.696	.00000	1.12381	.06362	-.04784	.00193	.00396	-.01661	1.02234	.47531	2.15132
GRADIENT		.00000	.05453	-.00016	-.00357	.00013	-.00005	-.00079	.05324	.00235	.67149

LARC 0-TPT-637-560-LO-100 ORB. (SHIP) (BWLVB)

(RP3106) (06 NOV 73)

REFERENCE DATA

SREF = 175.7376 SQ. IN. XMP = 16.8366 INCHES
LREF = 25.3100 INCHES YMP = .0000 INCHES
BREF = 19.7156 INCHES ZMP = .0000 INCHES
SCALE = .0188 SCALE

PARAMETRIC DATA

BETA = .000 WINGNO = 1.000
WINGSC = 2.000 LANDAF = 70.000
EVLVR = .000 BDFLAP = .000
RUDFLR = .000 FLTCTY = 3.000

RUN NO. 83/ D RN/L = 2.11 GRADIENT INTERVAL = -5.00/ 5.00

MACH	ALPHA	BETA	CM	CA	CLM	CBL	CYN	CY	CL	CO	L/D
.350	-2.095	.00000	-0.7202	.02233	-.00290	-.00077	.00135	-.00269	-.07115	.02513	-2.82937
.349	-1.743	.00000	-0.1182	.02329	-.00450	-.00093	.00112	-.00363	-.01152	.02344	-4.49143
.352	.001	.00000	.01991	.02324	-.00331	-.00043	.00090	-.00400	.01991	.02324	.03653
.350	1.282	.00000	-0.7839	.02282	-.00632	-.00037	.00075	-.00587	.07786	.02457	3.16871
.350	2.154	.00000	.11720	.02214	-.00727	.00030	.00034	-.00618	.11628	.02655	4.37995
.350	3.300	.00000	-1.7400	.02173	-.00921	-.00005	.00040	-.00574	.17246	.03171	5.43797
.350	4.255	.00000	.22763	.02082	-.01069	.00015	.00041	-.00590	.22545	.03765	5.98835
.350	5.893	.00000	-3.1036	.01836	-.01322	.00024	.00038	-.00662	.30707	.05009	6.12984
.350	8.310	.00000	.43775	.01453	-.01674	.00088	.00041	-.00603	.43105	.07771	5.54721
.350	10.259	.00000	-5.3859	.01079	-.01716	.00057	.00023	-.00577	.52815	.10556	4.93563
.349	12.553	.00000	.66792	.00636	-.02108	.00031	.00023	-.00526	.65057	.15137	4.29799
.349	14.609	.00000	-7.9519	.00267	-.02420	.00785	.00235	-.01698	.76881	.20314	3.78458
.350	16.829	.00000	.82474	.00559	-.01154	.00446	.00139	-.01495	.78795	.24354	3.23400
.349	19.238	.00000	-9.1394	.00397	-.01157	.00202	.00034	-.01206	.86159	.30489	2.82588
.348	21.503	.00000	1.06468	-.00175	-.02038	.00032	.00070	-.01134	.99122	.38862	2.55059
GRADIENT		.00000	.04656	-.00031	-.00118	.00018	-.00016	-.00055	.04519	.00193	1.43126

RUN NO. 84/ D RN/L = 3.63 GRADIENT INTERVAL = -5.00/ 5.00

MACH	ALPHA	BETA	CM	CA	CLM	CBL	CYN	CY	CL	CO	L/D
.600	-2.079	.00000	-0.7560	.02288	-.00304	-.00108	.00168	-.00266	-.07472	.02461	-2.91779
.600	-1.068	.00000	-0.2544	.02357	-.00458	-.00079	.00154	-.00371	-.02500	.02414	-1.03348
.600	.007	.00000	.02666	.02373	-.00593	-.00068	.00145	-.00579	.02562	.02477	1.11998
.600	1.117	.00000	-0.7525	.02371	-.00733	-.00033	.00124	-.00582	.07477	.02477	2.95969
.600	2.297	.00000	.13341	.02331	-.00917	-.00008	.00099	-.00689	.13237	.02433	4.62297
.600	3.249	.00000	-1.8422	.02271	-.01073	.00008	.00096	-.00627	.18263	.03311	5.51515
.600	4.238	.00000	.24300	.02191	-.01338	.00016	.00085	-.00791	.24068	.04005	6.00844
.600	5.829	.00000	-3.2452	.01971	-.01503	.00047	.00086	-.00695	.32034	.05376	5.46127
.600	8.486	.00000	.47587	.01571	-.02041	.00078	.00084	-.00754	.48235	.08375	4.72110
.600	10.593	.00000	-5.8023	.01377	-.02259	.00043	.00058	-.00643	.55781	.11291	4.16811
.600	12.749	.00000	.73300	.00953	-.02844	.00030	.00016	-.00602	.71283	.15102	3.56671
.600	15.914	.00000	-8.0911	.00515	-.03190	.00035	.00010	-.02373	.77912	.21844	3.10317
.598	16.906	.00000	.02420	.01375	-.01025	.00312	.00190	-.01582	.78458	.26283	2.76255
.600	18.670	.00000	-9.0763	.01633	-.01356	.05101	.00121	-.01213	.85452	.30932	2.39035
.600	21.725	.00000	1.01929	-.01738	-.01451	-.00021	.00010	-.01065	.94046	.33344	2.00021
GRADIENT		.00000	.04941	-.00017	-.00152	.00020	-.00014	-.01065	.04892	.00219	1.43034

LARC 8-TFT-657/660, LO-100 ORB. (SMIFPS) (BWI/VFB)

(RP5106) (06 NOV 73)

REFERENCE DATA

SREF = 175.7376 50-IN. XMRP = 16.6366 INCHES
 LBEP = 23.3100 INCHES YMRP = .0000 INCHES
 SBEP = 19.7156 INCHES ZMRP = .0000 INCHES
 SCALE = .0100 SCALE

PARAMETRIC DATA

BETA = .000 WINGNO = 1.000
 WINGSC = 2.000 LAMDAF = 70.000
 ELEVIR = .000 BOFLAP = .000
 RUDFLR = .000 FLTSTC = 3.000

RUN NO. 83/ D RN/L = 1.91 GRADIENT INTERVAL = -5.00/ 5.00

MACH	ALPHA	BETA	CN	CA	CLM	CBL	CYN	CY	CL	CD	L/D
.800	-2.163	.00000	-.08667	.02322	-.00274	-.00107	.00209	-.00300	-.00573	.02647	-3.23845
.801	.003	.00000	.02620	-.00791	-.00062	.00179	-.00570	.02620	.02398	.02398	1.09223
.801	1.249	.00000	.08996	.02397	-.00928	-.00021	.00159	-.00662	.08942	.02593	3.44030
.801	2.260	.00000	.14517	.02362	-.01160	-.00004	.00141	-.00804	.14412	.02933	4.91433
.800	3.293	.00000	.20210	.02306	-.01394	.00008	.00125	-.00726	.20052	.03460	5.79505
.800	4.742	.00000	.28389	.02207	-.01734	.00025	.00144	-.00922	.28109	.04546	6.18323
.801	6.772	.00000	.40535	.02038	-.02231	-.00024	.00105	-.00816	.40012	.06804	5.88071
.799	8.659	.00000	.48298	.02161	-.01969	.00034	.00093	-.00785	.47422	.09408	5.04077
.798	11.014	.00000	.51669	.01945	-.02515	.00062	.00115	-.00880	.60162	.13691	4.39424
.800	13.242	.00000	.76357	.01700	-.03339	-.00099	.00073	-.00873	.74142	.19194	3.86276
.799	15.235	.00000	.89010	.01426	-.03832	.00103	.00163	-.01296	.85507	.24766	3.45264
.800	17.345	.00000	.93734	.01724	-.02678	.00355	.00272	-.01835	.88958	.29590	3.00633
.801	19.489	.00000	.91237	.03282	-.01580	.00234	.00314	-.02027	.84914	.35336	2.53203
.797	22.126	.00000	.95001	.04015	-.01068	-.00027	.00032	-.01069	.86493	.39500	2.18967
GRADIENT		.00000	.05357	-.00017	-.00213	.00020	-.00011	-.00073	.05304	.00268	1.41271

RUN NO. 82/ D RN/L = 2.01 GRADIENT INTERVAL = -5.00/ 5.00

MACH	ALPHA	BETA	CN	CA	CLM	CBL	CYN	CY	CL	CD	L/D
.899	-2.163	.00000	-.10019	.02791	-.00140	-.00116	.00275	-.00478	-.09907	.03167	-3.12795
.899	-1.041	.00000	-.03169	.02793	-.00577	-.00098	.00275	-.00636	-.03110	.02850	-1.09402
.902	.003	.00000	.03771	.02837	-.01019	-.00053	.00255	-.00752	.03766	.02842	1.32516
.899	1.066	.00000	.09737	.02805	-.01388	-.00028	.00221	-.00822	.09682	.02989	3.23896
.901	2.321	.00000	.17621	.02847	-.01976	.00005	.00187	-.00775	.17491	.03559	4.91532
.899	3.336	.00000	.23628	.02764	-.02263	.00028	.00175	-.00831	.23427	.04135	5.66586
.900	4.501	.00000	.30964	.02858	-.02718	.00062	.00159	-.00886	.30645	.05279	5.80470
.899	6.468	.00000	.42998	.02760	-.03409	.00064	.00157	-.00930	.42414	.07586	5.59132
.899	7.651	.00000	.48690	.03071	-.03088	-.00145	.00033	-.00667	.47815	.09693	4.93292
.899	11.117	.00000	.63341	.03146	-.03501	.00081	.00090	-.00555	.63509	.15685	4.04892
.901	13.212	.00000	.77902	.03162	-.04278	.00018	.00146	-.00948	.75118	.20884	3.59696
.900	15.352	.00000	.80982	.03127	-.05075	-.00116	.00212	-.01153	.86908	.27102	3.20667
.898	17.728	.00000	1.02313	.02859	-.04953	.00021	.00158	-.01155	.96584	.33877	2.85104
GRADIENT		.00000	.06145	.00005	-.00391	.00029	-.00020	-.00053	.06083	.00311	1.41566

LARC 8-TFT-657/689 LO-100 ORB. (SHIPS) (RM)FB; (RFS106) (08 NOV 73)

REFERENCE DATA

BREF = 175.7376 50.1M. XMRP = 16.8366 INCHES
REF = 25.5100 INCHES YMRP = .0000 INCHES
BREF = 19.7196 INCHES ZMRP = .0000 INCHES
SCALE = .0100 SCALE

PARAMETRIC DATA

BETA = .000 WINGNO = 1.000
WINGSC = 2.000 LANDAF = 70.000
ELEVIR = .000 BDFLAF = .000
RUSFLR = .000 FLTSCY = 3.000

RUN NO. 81/0 RML/L = 1.04 GRADIENT INTERVAL = -5.00/ 5.00

Table with columns: MACH, ALPHA, BETA, CN, CA, CLM, CBL, CYN, CY, CL, CD, L/D. Rows 1-19.

RUN NO. 80/0 RML/L = 1.00 GRADIENT INTERVAL = -5.00/ 5.00

Table with columns: MACH, ALPHA, BETA, CN, CA, CLM, CBL, CYN, CY, CL, CD, L/D. Rows 1-19.



LARC 8-TPT-657/660, LG-100 ORB. (SHIPS) (BMV, VTB)

(RPS107) (06 NOV 73)

REFERENCE DATA

SREF # 173.7376 30.1M. XMRP # 18.8368 INCHES
 -REF # 23.3100 INCHES THRP # .0000 INCHES
 SREF # 19.7136 INCHES 7MRP # .0000 INCHES
 SCALE # .0100 SCALE

BETA = .000 WINGNO = 1.000
 WINGAC = 1.000 LAMDAF = 78.000
 ELEVLR = .000 SDFLAP = .000
 RUFLR = .000 FLSCT = 1.000

RUN NO. 73/0 RM/L = 2.12 GRADIENT INTERVAL = -5.00/ 5.00

MACH	ALPHA	BETA	CN	CA	CLM	CBL	CYN	CL	CD	L/D
.340	-2.076	.00000	-.06772	.02033	-.00473	-.00280	.00124	-.06693	.02297	-2.91359
.346	-1.932	.00000	-.01973	.02204	-.00442	-.00285	.00105	-.01935	.02239	-1.66420
.349	.028	.00000	.02336	.02236	-.00422	-.00281	.00087	-.00444	.02237	1.94405
.349	1.031	.00000	.07042	.02201	-.00408	-.00218	.00040	.07000	.02330	3.00418
.348	2.118	.00000	.11941	.02042	-.00355	-.00207	.00028	.11857	.02481	4.77834
.348	3.137	.00000	.16328	.01907	-.00318	-.00181	.00018	.15004	.02682	5.94434
.348	4.183	.00000	.21339	.01837	-.00283	-.00159	.00016	.21192	.03051	6.94499
.349	6.273	.00000	.30434	.00706	-.00161	-.00155	-.00010	.30234	.04034	7.49532
.349	8.394	.00000	.41508	-.00037	-.00130	-.00105	-.00020	.41170	.06018	6.84141
.347	10.488	.00000	.53288	-.00605	-.00093	-.00049	-.00053	.52507	.09105	5.76675
.347	12.612	.00000	.63917	-.00819	-.00102	-.00157	-.00049	.62554	.13157	4.75455
.347	14.721	.00000	.73458	-.00995	-.00281	-.00327	-.00004	.73244	.18213	4.02142
.346	16.830	.00000	.81588	-.01453	-.00204	-.00389	.00008	.81353	.23998	3.51503
.346	18.932	.00000	1.04453	-.02373	-.00177	-.00531	.00111	.99571	.31684	3.14254
.346	21.591	.00000	1.16278	-.03095	-.00523	.01371	.00269	1.03257	.39911	2.73751
GRADIENT	.00000	.04451	-.00091	.00010	.00010	.00019	-.00050	.04412	.00117	1.60470

RUN NO. 72/0 RM/L = 1.63 GRADIENT INTERVAL = -5.00/ 5.00

MACH	ALPHA	BETA	CN	CA	CLM	CBL	CYN	CL	CD	L/D
.500	-2.089	.00000	-.06932	.02039	-.00498	-.00307	.00160	-.06653	.02291	-2.99136
.500	-1.945	.00000	-.02189	.02156	-.00499	-.00292	.00130	-.02149	.02136	-1.97885
.500	.021	.00000	.02710	.02230	-.00501	-.00260	.00109	.02709	.02231	1.21465
.500	1.100	.00000	.07769	.02163	-.00480	-.00250	.00084	.07726	.02312	3.34234
.500	2.137	.00000	.12665	.02033	-.00472	-.00238	.00074	.12591	.02504	5.02516
.500	3.189	.00000	.17877	.01777	-.00437	-.00223	.00041	.17850	.02774	6.43369
.500	4.253	.00000	.22726	.01447	-.00393	-.00215	.00048	.22556	.03129	7.20773
.500	6.375	.00000	.32769	.00711	-.00297	-.00157	.00001	.32487	.04345	7.47649
.500	8.508	.00000	.44661	-.00401	-.00315	-.00154	-.00023	.44110	.07005	6.29715
.500	10.645	.00000	.58303	-.00919	-.00398	-.00049	.00006	.58292	.10329	5.13624
.500	12.780	.00000	.66515	-.00950	-.00507	-.00070	-.00007	.66813	.14957	4.33336
.500	14.908	.00000	.77939	-.00171	-.00510	-.00167	.00004	.78271	.20217	3.72315
.500	17.031	.00000	.93703	-.00561	-.00368	-.00194	.00022	.91577	.27475	3.33669
.500	19.253	.00000	1.10435	-.01070	-.00633	.00023	.00111	1.04986	.35539	2.94410
.500	21.938	.00000	1.21172	-.01379	-.00511	.00235	.00057	1.12913	.43990	2.56677
GRADIENT	.00000	.04702	-.00092	.00015	.00015	-.00019	-.00049	.04663	.00133	1.65264

LARC 8-TPT-637/680 LO-100 ORO (SMIFS) (BUN/FB)

(RF3107) (06 NOV 73)

REFERENCE DATA

SREP 1 175.7376 30-IN. XMRP = 16.8366 INCHES
 SREP 2 23.3100 INCHES YMRP = .0000 INCHES
 SREP 3 19.7155 INCHES ZMRP = .0000 INCHES
 SCALE 1 .0100 SCALE

PARAMETRIC DATA

BETA = .000
 WINGNO = 1.000
 WINGSC = 1.000
 ELEVIR = .000
 RUDEFIR = .000
 WINGMO = 1.000
 BDFLAF = .000
 FLTSCF = 1.000

RUN NO. 71/0 RML = 1.92 GRADIENT INTERVAL = -5.00/ 5.00

MACH	ALPHA	BETA	CN	CA	CLM	CBL	CYN	CY	CL	CO	L/D
.799	-2.131	.00000	-.07422	-.01935	-.00380	-.00337	.00173	-.00241	-.07343	.02233	-3.28915
.800	-1.074	.00000	-.02203	-.02103	-.00610	-.00305	.00142	-.00343	-.02163	.02146	-1.00790
.801	.022	.00000	.03502	.02161	-.00645	-.00287	.00116	-.00362	.03502	.02162	1.61973
.802	1.098	.00000	.08645	-.02125	-.00568	-.00253	-.00494	-.00602	.08602	.02290	3.75637
.799	2.214	.00000	.14354	.01965	-.00680	-.00246	.00084	-.00631	.14267	.02518	5.66574
.800	3.307	.00000	.19792	.01718	-.00596	-.00232	.00057	-.00550	.19660	.02657	6.88231
.801	4.402	.00000	.25334	.01532	-.00701	-.00222	.00043	-.00535	.25333	.03333	7.54592
.798	6.578	.00000	.37180	.00855	-.00784	-.00234	-.00051	-.00393	.36834	.05109	7.21002
.798	8.791	.00000	.47500	.00485	-.00334	-.00342	-.00107	-.00227	.46777	.08380	5.53196
.798	10.967	.00000	.56573	.01445	-.00334	-.00100	.00013	-.00549	.55335	.12240	4.52263
.798	13.136	.00000	.67441	.01759	-.00328	-.00098	-.00017	-.00704	.65363	.17130	3.62727
.798	15.374	.00000	.81325	.01620	-.00292	-.00098	-.00068	-.00545	.79564	.23282	3.37448
.798	17.639	.00000	.93950	.00943	-.00101	-.00253	-.00060	-.00974	.94022	.30885	3.04426
.798	19.856	.00000	1.12221	.00535	-.00371	-.00243	-.00045	-.01412	1.05367	.38621	2.78227
.800	21.954	.00000	1.15507	.00663	.00315	-.00142	-.00155	-.00335	1.07187	.43051	2.48979
GRADIENT	.00000	.00000	.00002	-.00087	-.00119	.00017	-.00019	-.00031	.04062	.00165	1.70984

RUN NO. 70/0 RML = 2.01 GRADIENT INTERVAL = -5.00/ 5.00

MACH	ALPHA	BETA	CN	CA	CLM	CBL	CYN	CY	CL	CO	L/D
.800	-2.203	.00000	-.06202	.02516	-.00785	-.00254	.00140	-.00152	-.08059	.02231	-2.86058
.800	-1.039	.00000	-.02547	.02634	-.00878	-.00229	.00108	-.00233	-.02435	.02682	-0.93076
.801	.014	.00000	.03224	.02764	-.01015	-.00184	.00077	-.00351	.03223	.02765	1.15535
.802	1.101	.00000	.08892	.02818	-.01074	-.00117	.00049	-.00380	.08826	.03096	2.93431
.800	2.220	.00000	.14890	.02672	-.01192	-.00116	.00064	-.00428	.14774	.03176	4.65243
.800	3.340	.00000	.20496	.02483	-.01177	-.00072	.00045	-.00507	.20318	.03613	5.33213
.801	4.434	.00000	.25452	.02333	-.01203	-.00065	.00030	-.00564	.26191	.04340	5.97943
.800	6.662	.00000	.37240	.01115	-.00115	-.00197	.00022	-.00585	.36713	.05673	5.49704
.800	8.935	.00000	.48411	.02347	-.01005	-.00175	.00012	-.00399	.47466	.07204	4.84107
.800	11.080	.00000	.57233	.02765	-.00666	-.00075	.00028	-.00322	.55635	.09204	4.05763
.800	13.291	.00000	.64181	.02878	-.00561	-.00041	.00023	-.00207	.63693	.11876	3.55547
.800	15.548	.00000	.61158	.02927	-.00337	-.00265	-.00139	-.00218	.78367	.16442	3.15461
.800	17.814	.00000	.97629	.02783	-.01462	-.00287	.00147	-.01447	.92197	.20117	2.87228
.800	20.033	.00000	1.06250	.02939	-.01742	-.00147	-.00033	-.01345	.98795	.30209	2.51971
.800	22.350	.00000	1.02550	.03374	.01547	-.00207	.00191	-.01284	.45582	.45582	2.16322
GRADIENT	.00000	.00000	.00007	-.00033	-.00068	.00031	-.00031	-.00050	.01154	.00027	1.35169

LARC 8-TPT-637/660 L/D-100 OR8 (SHIPS) (BMVFB)

(RPS107) (06 NOV 73)

REFERENCE DATA

REF = 175.7376 SQ. IN. XMAP = 16.8366 INCHES
 LREF = 23.9100 INCHES YMAP = .0000 INCHES
 BREF = 19.7156 INCHES ZMAP = .0000 INCHES
 SCALE = .0188 SCALE

PARAMETRIC DATA

BETA = .000 WINGNO = 1.000
 WINGSC = 1.000 LAMDAF = 78.000
 ELVIR = .000 BDFLAP = .000
 RUDFLR = .000 FLTSCT = 1.000

RUN NO. 697 D RNL = 1.04 GRADIENT INTERVAL = -5.00/ 5.00

MACH	ALPHA	BETA	CN	CA	CLM	CBL	CYN	CY	CL	CD	L/D
.981	-2.101	.00000	-1.11436	.09302	-.00291	-.00218	-.00199	-.00168	-.11232	.06318	-1.77775
.981	-1.938	.00000	-.05226	-.06003	-.00069	-.00138	.00191	-.00285	-.05116	-.06097	-.83917
.981	.006	.00000	.00819	.06433	-.00333	-.00074	.00181	-.00452	.00818	-.06043	1.13542
.981	1.060	.00000	.06641	.06032	-.00550	-.00223	.00177	-.00550	.06528	-.06154	1.06078
.981	2.112	.00000	.12277	.05923	-.00763	-.00224	.00177	-.00629	.12048	-.06441	1.87042
.981	3.158	.00000	.18569	.05891	-.01131	-.00148	.00185	-.00724	.18315	-.06929	2.87199
.981	4.216	.00000	.25266	.05735	-.01485	-.00100	.00207	-.00799	.25076	-.07589	3.90428
.981	6.345	.00000	.39276	.05434	-.02208	.00100	.00234	-.00875	.38428	-.09801	5.92393
.979	8.451	.00000	.52289	.05033	-.02774	-.00274	.00243	-.01080	.50913	-.13127	8.87836
.975	10.558	.00000	.65060	.04534	-.03485	.00092	.00280	-.01293	.63223	-.17557	13.64108
.981	12.701	.00000	.78431	.04035	-.04293	.00099	.00284	-.01428	.75661	-.23356	21.0359
.977	16.933	.00000	.91170	.03526	-.05295	-.00178	.00322	-.01562	.85473	-.29616	29.91979
.977	19.051	.00000	1.03809	.03031	-.06319	-.00352	.00431	-.01763	.94589	-.35437	2.68925
.979	21.708	.00000	1.12206	.02534	-.07424	-.00515	.00473	-.02042	1.03893	-.42990	2.42178
GRADIENT		.00000	.05797	-.00027	-.00268	.00030	.00000	-.00190	1.15458	.53163	2.17177
									.05683	.00139	.81508

RUN NO. 687 D RNL = 1.08 GRADIENT INTERVAL = -5.00/ 5.00

MACH	ALPHA	BETA	CN	CA	CLM	CBL	CYN	CY	CL	CD	L/D
1.200	-2.102	.00000	-1.07689	.06751	-.00421	-.00142	.00147	-.00014	-.10434	.07140	-1.46143
1.200	-1.958	.00000	-.04924	.06993	.00034	-.00112	.00149	-.00171	-.04796	.06982	-.68689
1.200	.000	.00000	.00920	.06960	-.00276	-.00048	.00138	-.00232	.00920	.06960	.13217
1.200	1.051	.00000	.06270	.06999	-.00353	-.00029	.00132	-.00332	.06141	.07113	.86333
1.200	2.118	.00000	.11810	.06976	-.00826	-.00024	.00128	-.00445	.11544	.07408	1.55821
1.200	3.165	.00000	.17806	.06926	-.01198	-.00016	.00137	-.00528	.17396	.07898	2.20354
1.200	4.223	.00000	.23757	.06839	-.01531	-.00025	.00150	-.00580	.23188	.08370	2.70376
1.200	6.353	.00000	.35706	.06532	-.02125	-.00037	.00173	-.00690	.34753	.10542	3.29656
1.200	8.478	.00000	.47829	.06159	-.02834	-.00076	.00189	-.00772	.46339	.13339	3.42268
1.200	10.602	.00000	.59618	.05668	-.03790	-.00085	.00205	-.00893	.57392	.17424	3.29379
1.199	12.727	.00000	.71209	.05143	-.04847	-.00115	.00220	-.01029	.68018	.22069	3.08201
1.199	14.851	.00000	.82441	.04521	-.06152	-.00152	.00251	-.01191	.78016	.27433	2.84391
1.195	16.963	.00000	.93506	.03865	-.07666	-.00197	.00292	-.01408	.87552	.33465	2.61622
1.195	19.089	.00000	1.04283	.03173	-.09401	-.00247	.00323	-.01605	.96448	.40121	2.40330
1.192	21.764	.00000	1.16484	.02421	-.11382	-.00312	.00355	-.01900	1.05874	.48968	2.16209
GRADIENT		.00000	.05406	-.00012	-.00300	.00019	-.00001	-.00092	.05277	.00223	.66711

LARC 0-TPT-637/660-LO-100 ORB (ISHIES) (BWL VFB)

(INP3108) (06 NOV 73)

REFERENCE DATA

SREP = 175.7376 SQ.FM. ZMRP = 16.8366 INCHES
LREP = 23.5100 INCHES YMRP = .0000 INCHES
BREP = 19.7156 INCHES ZMRP = .0000 INCHES
SCALE = .0100 SCALE

PARAMETRIC DATA

BETA = .000 WINGNO = 1.000
WINGSC = 2.000 LAMDAF = 78.000
ELEVIR = .000 BDFLAP = .000
RUOFLR = .000 FLTSCT = 3.000

RUN NO. 48/ D RM/L = 2.13 GRADIENT INTERVAL = -5.00/ 5.00

MACH	ALPHA	BETA	CN	CA	CLM	CBL	CYN	CY	CL	CO	L/D
.348	-2.090	.00000	-.07393	.02358	-.00396	-.00119	.00136	-.00269	-.07304	.02628	-2.78147
.348	-1.007	.00000	-.02340	.02422	-.00483	-.00076	.00094	-.00293	-.02237	.02463	-.93277
.350	.036	.00000	.02383	.02446	-.00348	-.00033	.00038	-.00442	.02323	.02448	1.03028
.350	1.071	.00000	-.07623	.02391	-.00386	-.00043	.00080	-.00588	.07577	.02533	2.99093
.350	2.100	.00000	.12033	.02374	-.00630	-.00042	.00031	-.00503	.11959	.02814	4.24945
.350	4.172	.00000	.22678	.02229	-.00796	-.00036	.00029	-.00703	.22455	.03873	5.79743
.350	6.316	.00000	.34412	.02112	-.00932	-.00081	.00020	-.00662	.33981	.05785	5.87378
.349	8.469	.00000	.47416	.01626	-.01068	.00092	.00019	-.00748	.46659	.08592	5.43058
.350	10.515	.00000	.58554	.01224	-.01011	.00014	-.00014	-.00622	.57450	.11943	4.81051
.350	12.634	.00000	.73079	.00616	-.01400	.00078	-.00011	-.00634	.71166	.16383	4.29144
.349	14.828	.00000	.86669	.00218	-.01448	.00118	-.00017	-.00762	.83719	.22386	3.73979
.349	16.871	.00000	1.03749	-.00203	-.02354	.00149	-.00012	-.00987	.93343	.29916	3.32070
.349	18.991	.00000	1.19496	-.00378	-.02770	.00327	-.00028	-.01569	1.13310	.37962	2.98483
.350	21.155	.00000	1.34815	-.00839	-.02843	.00352	.00041	-.01864	1.25392	.46940	2.69266
GRADIENT	.00000	.00000	.04783	-.00023	-.00060	.00026	-.00017	-.00071	.04734	.00195	1.41314

RUN NO. 48/ D RM/L = 1.62 GRADIENT INTERVAL = -5.00/ 5.00

MACH	ALPHA	BETA	CN	CA	CLM	CBL	CYN	CY	CL	CO	L/D
.598	-2.104	.00000	-.07685	.02392	-.00404	-.00138	.00172	-.00296	-.07392	.02673	-2.84036
.598	-1.051	.00000	-.02637	.02457	-.00321	-.00099	.00144	-.00434	-.02591	.02505	-1.03434
.598	.003	.00000	.02265	.02491	-.00383	-.00045	.00130	-.00449	.02265	.02491	.97918
.600	1.060	.00000	.07621	.02480	-.00681	-.00030	.00113	-.00585	.07574	.02603	2.63050
.598	2.139	.00000	.13133	.02469	-.00803	-.00003	.00097	-.00674	.13032	.00362	4.40597
.598	4.257	.00000	.24214	.02324	-.01313	.00037	.00072	-.00691	.23974	.04116	5.82403
.598	6.446	.00000	.37337	.02066	-.01277	.00049	.00061	-.00750	.36069	.05247	5.90379
.600	8.598	.00000	.50196	.01739	-.01478	.00024	.00013	-.00748	.49172	.07324	5.39283
.598	10.729	.00000	.64866	.01282	-.01657	.00076	.00030	-.00848	.62111	.10149	4.75417
.598	12.799	.00000	.76423	.00890	-.01882	.00140	.00032	-.00878	.74327	.14798	4.17610
.596	14.963	.00000	.90890	.00632	-.02024	.00025	.00013	-.00934	.87644	.24182	3.67346
.598	17.126	.00000	1.07032	.00186	-.02718	.00058	-.00025	-.01363	1.02231	.31697	3.22522
.597	19.263	.00000	1.21408	-.00189	-.03022	.00039	.00026	-.01469	1.14671	.39479	2.87549
.598	21.383	.00000	1.26209	-.00133	-.03151	-.00020	.00036	-.01584	1.17584	.48355	2.56427
GRADIENT	.00000	.00000	.05013	-.00011	-.00034	.00028	-.00015	-.00064	.04363	.00225	1.41118

LARC 9-TPT-637/660-LO-100 ORB. (SMIFIS) (BMVFB)

(RPS100) (06 NOV 73)

REFERENCE DATA

SREF = 179.7376 30-IN. ZMRP = 16.8366 INCHES
 WREF = 23.5100 INCHES YMRP = .0000 INCHES
 BREF = 19.7156 INCHES ZMRP = .0000 INCHES
 SCALE = .0100 SCALE

PARAMETRIC DATA

BETA = .000 WINGNO = 1.000
 WINGSC = 2.000 LAMCAF = 70.000
 ELEVIR = .000 BDFLAP = .000
 RUFLR = .000 FLTSTC = 3.000

RUN NO. 47/0 RM/L = 1.92 GRADIENT INTERVAL = -5.00/ 5.00

MACH	ALPHA	BETA	CN	CA	CLM	CBL	CYN	CY	CL	CD	L/D
.000	-2.176	.00000	-.00954	-.02403	-.00304	-.00120	.00193	-.00301	-.00856	.02741	-3.23099
.001	-1.036	.00000	-.02323	-.02439	-.00500	-.00099	.00187	-.00480	-.02478	.02484	-.99745
.002	.013	.00000	-.02736	-.02454	-.00706	-.00057	-.00604	.02733	.02455	.02455	1.11414
.003	1.093	.00000	-.08453	-.02462	-.00668	-.00021	.00153	-.00724	.08404	.02623	3.20412
.004	2.241	.00000	-.14987	-.02462	-.01094	-.00013	-.00140	-.00806	.14879	.3047	4.80398
.005	4.422	.00000	-.27410	-.02365	-.01454	-.00049	-.00121	-.00905	.27146	.4471	6.07155
.006	6.633	.00000	-.41275	-.02154	-.01878	-.00053	-.00097	-.00893	.40748	.6917	5.89074
.007	8.844	.00000	-.54150	-.01937	-.02028	-.00059	-.00047	-.00499	.53201	.10269	5.17082
.008	11.048	.00000	-.66118	-.01915	-.02011	-.00068	-.00020	-.00047	.64525	.14549	4.43490
.009	13.253	.00000	-.78384	-.01912	-.02091	-.00051	-.00062	-.01037	.73855	.19805	3.83060
.010	15.492	.00000	-.93344	-.01848	-.02074	-.00019	-.00029	-.01009	.90135	.26321	3.39863
.012	17.654	.00000	-1.08313	-.01872	-.02429	.00115	-.00037	-.01147	1.03398	.34241	3.01970
.014	19.870	.00000	-1.21459	-.01779	-.02153	-.00077	-.00063	-.01259	1.13871	.42299	2.69203
.016	21.936	.00000	-1.33873	-.02364	-.02668	-.01860	-.01320	-.04373	1.06553	.45592	2.33709
.018		.00000	-.05463	-.00005	-.00161	-.00028	-.00012	-.00001	.05429	.00264	1.45753

RUN NO. 46/0 RM/L = 2.01 GRADIENT INTERVAL = -5.00/ 5.00

MACH	ALPHA	BETA	CN	CA	CLM	CBL	CYN	CY	CL	CD	L/D
.000	-2.209	.00000	-.10301	.02074	-.00287	-.00149	.00240	-.00393	-.10263	.03272	-3.13636
.001	-1.098	.00000	-.03393	.02642	-.00619	-.00104	.00251	-.00523	-.03337	.02907	-1.14820
.002	.011	.00000	-.05574	.02901	-.01015	-.00057	.00230	-.00714	-.03573	.02902	1.23145
.003	1.148	.00000	-.10230	.02855	-.01350	-.00029	.00218	-.00840	-.01079	.03060	3.32657
.004	2.214	.00000	-.17129	.02463	-.01770	-.00007	.00191	-.00916	.17006	.03523	4.62760
.005	4.449	.00000	-.30216	.02461	-.02391	-.00060	.00153	-.00930	.30504	.03243	5.01832
.006	6.693	.00000	-.45003	.02977	-.03042	.00097	.00155	-.01005	.44945	.08271	5.43364
.007	9.115	.00000	-.60574	.02967	-.03613	-.00017	.00159	-.01115	.59357	.12442	4.77056
.008	11.146	.00000	-.68691	.03164	-.02302	-.00147	.00000	-.00712	.65980	.16421	4.07884
.009	13.397	.00000	-.82540	.02247	-.03415	-.00083	.00141	-.01156	.79542	.22283	3.56962
.010	15.620	.00000	-.97234	.03054	-.04130	-.00036	.00229	-.01332	.92878	.29139	3.18746
.012	17.859	.00000	-1.09790	.03472	-.04436	-.00073	.00317	-.01816	1.03435	.36975	2.79742
.014	20.089	.00000	-1.17124	.03139	-.03116	-.00082	.00071	-.01367	1.08920	.43178	2.52259
.016	22.254	.00000	-1.16510	.03980	-.00711	-.00031	-.00247	-.00009	1.06321	.47815	2.22360
.018		.00000	-.06160	-.00001	-.00325	-.00031	-.00015	-.00000	.06117	.00297	1.40589

LARC B-TPT-657/660 LC-100 OOB (SMIFS) (SMI/7B)

(RFS100) (06 NOV 73)

REFERENCE DATA

STEP 1 179.7376 30.1M. XMP = 16.0366 INCHES
 STEP 2 23.3100 INCHES YMP = .0000 INCHES
 STEP 3 19.7136 INCHES ZMP = .0000 INCHES
 SCALE 1 .0100 SCALE

PARAMETRIC DATA

BETA = .000 WINGNO = 1.000
 WINGSC = 2.000 LAMDAF = 70.000
 ELEVIR = .000 BDFLAF = .000
 RUFLER = .000 FLTSCT = 3.000

RUN NO. 45/0 RML = 1.04 GRADIENT INTERVAL = -5.00/ 5.00

MACH	ALPHA	BETA	CM	CA	CLM	CBL	CYN	CY	CL	CO	L/D
.95	-2.116	.00000	-1.11373	.05032	.00097	-.00133	.00213	-.00142	-11.862	.05448	-2.05236
.96	-1.975	.00000	-.03975	.05321	-.00191	-.00101	.00206	-.00324	-.03875	.05394	-.11833
.98	-.012	.00000	.02723	.05482	-.00105	-.00037	.00186	-.00443	.02724	.05482	.43697
.99	1.034	.00000	.09379	.05549	-.00159	-.00025	.00180	-.00507	.09278	.05717	1.52270
1.00	2.151	.00000	.16239	.05546	-.00195	-.00007	.00169	-.00723	.16039	.06133	2.50090
1.01	4.234	.00000	.29594	.05614	-.00272	.00035	.00185	-.00951	.29199	.07791	3.74754
1.02	6.348	.00000	.43785	.05697	-.00348	.00109	.00219	-.01025	.42887	.10502	4.02955
1.03	8.450	.00000	.56526	.05820	-.00430	.00108	.00245	-.01166	.57034	.14365	3.97044
1.04	10.567	.00000	.72405	.06002	-.00512	.00167	.00268	-.01248	.70077	.19178	3.63406
1.05	12.692	.00000	.89258	.06180	-.00599	.00285	.00285	-.01406	.81773	.24935	3.27674
1.06	14.848	.00000	.97976	.06359	-.00695	.00331	.00331	-.01522	.92785	.31176	2.97600
1.07	16.936	.00000	1.03737	.06534	-.00793	.00349	.00349	-.01679	1.03012	.38438	2.68206
1.08	19.037	.00000	1.20609	.06708	-.00879	.00311	.00356	-.01849	1.11759	.45870	2.444
1.09	21.166	.00000	1.31541	.06857	-.00936	.00353	.00392	-.02034	1.20212	.54013	2.22152
GRADIENT			.06417	.06981	-.00933	.00327	-.00905	-.00113	.06309	.00360	.92255

RUN NO. 44/0 RML = 1.02 GRADIENT INTERVAL = -5.00/ 5.00

MACH	ALPHA	BETA	CM	CA	CLM	CBL	CYN	CY	CL	CO	L/D
1.100	-2.090	.00000	-1.12264	.06462	.00066	-.00097	.00079	.00117	-12.820	.05992	-1.74071
1.100	-1.956	.00000	-.05938	.06491	-.00132	-.00080	.00093	-.00353	-.05937	.05990	-.68441
1.100	-1.814	.00000	.00210	.06545	-.00140	-.00052	.00093	-.00185	.00212	.05940	.00000
1.100	1.040	.00000	.06581	.06555	-.00095	-.00028	.00049	-.00343	.06541	.06795	1.0392
1.100	2.110	.00000	.13448	.06575	-.00151	.00007	.00079	-.00474	.13196	.07000	1.66500
1.100	4.232	.00000	.26588	.06549	-.00241	.00059	.00121	-.00601	.26132	.09471	3.07412
1.100	6.330	.00000	.39831	.06508	-.00319	.00078	.00137	-.00767	.38690	.12822	3.58041
1.100	8.454	.00000	.53944	.06500	-.00413	.00110	.00186	-.00940	.51932	.17439	3.61072
1.100	10.619	.00000	.69913	.06560	-.00545	.00132	.00216	-.01000	.68740	.23476	3.41813
1.100	12.714	.00000	.79132	.06631	-.00634	.00176	.00285	-.01153	.76109	.30330	3.16732
1.100	14.831	.00000	.91431	.06729	-.00733	.00220	.00376	-.01289	.84911	.38370	2.88900
1.100	17.000	.00000	1.02782	.06815	-.00820	.00267	.00473	-.01416	.94304	.47471	2.64401
1.100	19.092	.00000	1.12963	.06864	-.00912	.00309	.00530	-.01570	1.04370	.57247	2.41799
1.100	21.242	.00000	1.23026	.06854	-.00994	.00323	.00569	-.01744	1.12093	.67681	2.21564
GRADIENT			.06158	.06915	-.00925	.00281	-.00905	-.00110	.06333	.00343	.93999



ARC 0-1PT-637/660.LO-100 OCB.(9M10S) (8M1VFB)

(MPS10S) (06 NOV 73)

REFERENCE DATA

SREP = 175.7376 30-IM. 1MRP = 16.0366 1MCHES
 LREF = 25.9100 1MCHES 7MRP = .0000 1MCHES
 BREF = 19.7136 1MCHES 7MRP = .0000 1MCHES
 SCALE = .0100 SCALE

PARAMETRIC DATA

BETA = .000 WJNGNO = 1.000
 WJNGSC = 1.000 LANCAF = 70.000
 ELEVH = .000 BDFLAP = .000
 RUFLR = .000 FLSCT = 1.000

RUN NO. 103/0 RML = 2.11 GRADIENT INTERVAL = -3.00/ 3.00

MACH	ALPHA	BETA	CM	CA	CLM	CBL	CYN	CY	CL	CO	L/D
340	-2.050	.00000	-.06486	.02061	-.00331	-.00282	.00133	-.00227	-.06400	.02292	-2.79628
348	-1.920	.00000	-.02035	.02208	-.00368	-.00272	.00099	-.00248	-.01996	.02244	-.88953
350	-.076	.00000	.01871	.02246	-.00409	-.00250	.00075	-.00307	.01874	.02244	.83524
350	1.110	.00000	.05987	.02185	-.00433	-.00212	.00040	-.00475	.06943	.02320	2.99266
350	2.112	.00000	.11649	.02067	-.00466	-.00224	.00047	-.00601	.11565	.02495	4.63553
350	3.324	.00000	.17349	.01761	-.00464	-.00210	.00028	-.00487	.17216	.02764	6.22959
350	4.439	.00000	.22285	.01399	-.00457	-.00179	.00005	-.00306	.22110	.03119	7.08813
349	6.109	.00000	.27866	-.00650	-.00455	-.00165	-.00026	-.00393	.29624	.03624	7.74561
351	8.354	.00000	.47253	-.00488	-.00511	-.00071	-.00121	-.00307	.39897	.03366	7.43526
350	10.363	.00000	.51906	-.01117	-.00706	-.00175	-.00139	-.00240	.51229	.08434	6.07374
349	12.604	.00000	.62076	-.01056	-.00700	-.00021	-.00340	-.00492	.60793	.12600	4.82463
349	14.580	.00000	.69351	-.01346	-.00526	-.00178	-.00071	-.00420	.67940	.15291	4.17286
349	16.523	.00000	.75431	-.01337	-.00071	.00054	-.00014	-.00359	.72546	.20684	3.50738
349	18.797	.00000	.84563	-.00966	-.00193	.00037	-.00054	-.01005	.80364	.26333	3.05167
352	21.236	.00000	.96274	-.00671	-.00082	.00077	-.00100	-.01035	.89797	.34717	2.58663
GRADIENT		.00000	.04447	-.00103	-.00013	.00015	-.00018	-.00045	.04408	.00126	1.56747

RUN NO. 102/0 RML = 1.60 GRADIENT INTERVAL = 3.00/ 3.00

MACH	ALPHA	BETA	CM	CA	CLM	CBL	CYN	CY	CL	CO	L/D
390	-2.074	.00000	-.06935	.02024	-.00373	-.00303	.00132	-.00189	-.06837	.02273	-3.01610
601	-.950	.00000	-.01969	.02140	-.00424	-.00279	.00101	-.00267	-.01933	.02172	-.89024
601	1.169	.00000	.03301	.02194	-.00431	-.00252	.00084	-.00414	.03295	.02204	1.49517
601	1.151	.00000	.07957	.02159	-.00527	-.00247	.00072	-.00471	.07922	.02319	3.41617
399	2.325	.00000	.13775	.01976	-.00574	-.00231	.00051	-.00458	.13682	.02533	5.40128
600	3.308	.00000	.18234	.01743	-.00597	-.00231	.00029	-.00486	.18127	.02793	6.49114
302	5.333	.00000	.27530	.01666	-.00587	-.00205	.00016	-.00494	.27282	.03618	7.54089
601	6.330	.00000	.32434	.00608	-.00599	-.00179	-.00021	-.00452	.32189	.04182	7.69703
398	8.606	.00000	.44241	.00229	-.00556	-.00153	-.00041	-.00466	.43709	.06846	6.38425
399	10.647	.00000	.52579	.00392	-.00680	-.00160	-.00045	-.00411	.51602	.10099	5.10936
399	12.606	.00000	.61296	.00245	-.00432	-.00030	.00045	-.00841	.59747	.13696	4.36242
399	14.871	.00000	.69417	.00333	-.00123	-.00163	.00022	-.00975	.66997	.15176	3.68599
399	16.882	.00000	.77758	.00605	-.00062	-.00002	-.00004	-.00897	.74232	.23158	3.20367
600	18.941	.00000	.86022	.00411	-.00049	-.00021	.00154	-.01274	.81100	.28690	2.82683
399	21.609	.00000	.93281	.01334	-.00308	-.00032	.00125	-.01497	.86161	.35769	2.40880
GRADIENT		.00000	.04717	-.00051	-.00042	.00014	-.00016	-.00056	.04678	.00100	1.81361

LARC 8-TPT-637/680, LO-100 ORB. (SHIFTS) (8W1VFB)

(9P3109) (06 NOV 73)

REFERENCE DATA

SREF 2 175.7378 30-IM. XMRP = 10.8366 INCHES
 LBREF 2 25.5100 INCHES YMRP = .0000 INCHES
 SBREF 2 19.7158 INCHES ZMRP = .0000 INCHES
 SCALE 2 .0188 SCALE

PARAMETRIC DATA

BETA = .000 WINGNO = 1.000
 WINGSC = 1.000 LAMDAF = 70.000
 ELEVR = .000 BDFLAF = .000
 RUDFLR = .000 FLTSTC = 1.000

RUN NO. 101/0 RML = 1.95 GRADIENT INTERVAL = -5.00/ 5.00

MACH	ALPHA	BETA	CN	CA	CLM	CBL	CYN	CY	CL	CD	L/D
.799	-2.044	.00000	-.06075	.01967	-.00459	-.00303	.00149	-.00200	-.06800	.02211	-3.07528
.799	-1.835	.00000	-.00074	.02127	-.00575	-.00281	.00123	-.00359	-.00050	.02128	-.02352
.800	-.003	.00000	.03159	.02157	-.00629	-.00266	.00093	-.00361	-.03199	.02157	1.48349
.799	.616	.00000	-.06243	.02147	-.00680	-.00231	.00088	-.00501	-.06220	.02214	2.80929
.800	1.356	.00000	.09931	.02108	-.00746	-.00245	.00075	-.00510	-.09899	.02343	4.22479
.800	2.676	.00000	.16890	.01867	-.00816	-.00223	.00049	-.00469	-.16384	.02644	6.27315
.801	3.536	.00000	.20906	.01659	-.00881	-.00242	.00038	-.00545	-.20763	.02945	7.00095
.800	4.483	.00000	.25400	.01363	-.00979	-.00219	.00027	-.00484	-.25215	.03344	7.54075
.798	6.389	.00000	.35785	.00767	-.01039	-.00220	-.00039	-.00496	-.35477	.04744	7.47797
.799	8.855	.00000	.46076	.01253	-.01043	-.00220	.00033	-.00690	-.45334	.04831	5.44173
.799	11.058	.00000	.54604	.01439	-.00759	-.00207	.00004	-.00635	-.53310	.11305	4.47791
.799	13.313	.00000	.65697	.01289	-.00671	-.00210	.00137	-.00545	-.63635	.16382	3.88445
.799	15.387	.00000	.75240	.01422	-.00631	-.00241	.00115	-.01446	-.72165	.21335	3.38251
.799	17.385	.00000	.79634	.02314	-.00265	-.00123	.00043	-.01177	-.75305	.26003	2.89604
.800	19.407	.00000	.83696	.03027	.00085	-.00048	.00265	-.01809	-.77935	.30566	2.54144
.800	22.179	.00000	.89986	.03713	.00676	-.00151	.00270	-.01768	-.81926	.37408	2.19007
GRADIENT		.00000	.04978	-.00101	-.00069	.00012	-.00019	-.00039	-.04938	.00182	1.65623

RUN NO. 100/0 RML = 1.95 GRADIENT INTERVAL = -5.00/ 5.00

MACH	ALPHA	BETA	CN	CA	CLM	CBL	CYN	CY	CL	CD	L/D
.893	-2.220	.00000	-.08543	.02563	-.00628	-.00216	.00120	-.00062	-.08437	.02894	-2.91492
.897	-1.846	.00000	-.01442	.02824	-.00862	-.00215	.00101	-.00219	-.01403	.02645	-.53066
.900	-.073	.00000	.03720	.02743	-.01027	-.00178	.00085	-.00344	-.03717	.02748	1.35271
.900	1.329	.00000	.10282	.02816	-.01213	-.00131	.00063	-.00442	-.10214	.03054	3.34477
.899	2.153	.00000	.14464	.02784	-.01322	-.00100	.00050	-.00321	-.14349	.03226	4.31487
.898	3.361	.00000	.20989	.02467	-.01451	-.00056	.00056	-.00587	-.20808	.03693	5.63331
.900	4.550	.00000	.27081	.02211	-.01435	-.00035	.00051	-.00657	-.26719	.04357	6.15548
.899	6.624	.00000	.36342	.02224	-.01274	-.00438	.00032	-.00574	-.35843	.06401	5.59971
.897	8.830	.00000	.47113	.02231	-.01457	.00031	.00106	-.01049	-.46212	.09437	4.69694
.898	11.128	.00000	.59548	.02201	-.01642	.00024	.00111	-.01094	-.58003	.13653	4.24853
.898	13.253	.00000	.72544	.02195	-.02230	-.00131	.00083	-.01034	-.70109	.18765	3.73585
.899	15.483	.00000	.80834	.02367	-.01786	-.00180	.00113	-.00932	-.77288	.23368	3.23813
.899	17.831	.00000	.86266	.03354	-.00907	-.00050	.00104	-.00892	-.81095	.29608	2.73892
.899	19.618	.00000	.88746	.04383	-.00477	-.00203	.00351	-.01322	-.82122	.33925	2.42069
.899	22.469	.00000	.96169	.04932	-.00265	-.00130	.00309	-.00813	-.86383	.41312	2.19552
GRADIENT		.00000	.05269	-.00044	-.00126	.00025	-.00011	-.00087	-.05215	.01208	1.37809



TABLATED SOURCE DATA - LATB
 (RPS109) (06 NOV 73)

PARAMETRIC DATA

SREF = 175.7376 SQ.IN. XMRP = 16.8366 INCHES
 LREF = 25.5100 INCHES YMRP = .0000 INCHES
 BREF = 19.7156 INCHES ZMRP = .0000 INCHES
 SCALE = .0188 SCALE
 BETA = .000 WINGNO = 1.000
 WINGSC = 1.000 LAMDAF = 70.000
 ELEVIR = .000 BDFLAP = .000
 RUFLR = .000 FLTSCT = 1.000

RUN NO. 99 / 0 RNL = 1.03 GRADIENT INTERVAL = -5.00 / 5.00

MACH	ALPHA	BETA	CN	CA	CLM	CBL	CYN	CY	CL	CD	L/D
.977	-2.109	.00000	-1.11728	.06128	.00406	-.00224	.00183	-.00208	-.11495	.06555	-1.75362
.977	-.964	.00000	-.04928	.06307	-.00554	-.00154	.00191	-.00390	-.04821	.06389	-.75462
.979	-.030	.00000	.00190	.06324	-.00317	-.00096	.00181	-.00539	.00193	.06324	.03055
.981	1.025	.00000	.06381	.06353	-.00610	-.00058	.00183	-.00636	.06266	.06466	.96917
.981	2.129	.00000	.12515	.06284	-.00930	-.00038	.00186	-.00781	.12373	.06748	1.83349
.980	3.215	.00000	.19240	.06127	-.01312	-.00009	.00200	-.00910	.18866	.07196	2.62164
.980	4.234	.00000	.25184	.05979	-.01689	.00008	.00185	-.00896	.24673	.07822	3.15439
.991	6.259	.00000	.38091	.05688	-.02555	.00069	.00213	-.01041	.37244	.09807	3.79786
.979	8.446	.00000	.52255	.05606	-.03433	.00088	.00224	-.01121	.50855	.13220	3.84749
.978	10.502	.00000	.65604	.05770	-.04355	.00164	.00249	-.01245	.63454	.17631	3.59896
.977	12.767	.00000	.78975	.05972	-.05056	.00017	.00288	-.01396	.75702	.23277	3.25218
.976	14.694	.00000	.89379	.06253	-.05577	.00073	.00321	-.01605	.85450	.28872	2.95960
.975	17.314	.00000	1.04130	.06364	-.06069	.00012	.00346	-.01772	.97518	.37066	2.63095
.980	19.709	.00000	1.15588	.06951	-.06340	-.00008	.00416	-.01923	1.07414	.48563	2.34204
.980	21.713	.00000	1.17742	.06322	-.04654	-.00124	.00432	-.01956	1.07050	.49432	2.16560
GRADIENT		.00000	.05805	-.00029	-.00318	.00035	.00001	-.00113	.05569	.00198	.78776

RUN NO. 98 / 0 RNL = 1.06 GRADIENT INTERVAL = -5.00 / 5.00

MACH	ALPHA	BETA	CN	CA	CLM	CBL	CYN	CY	CL	CD	L/D
1.199	-2.075	.00000	-1.10367	.06837	.00476	-.00137	.00136	-.00062	-.10112	.07208	-1.40298
1.199	-1.033	.00000	-.04601	.06919	.00053	-.00101	.00130	-.00236	-.04475	.07001	-.63920
1.199	.009	.00000	.00907	.06974	-.00293	-.00039	.00107	-.00314	.00906	.06974	.12991
1.199	.968	.00000	.06018	.07007	-.00595	-.00027	.00103	-.00413	.05899	.07108	.82986
1.199	2.079	.00000	.11448	.07015	-.00939	-.00035	.00101	-.00469	.11195	.07412	1.51036
1.199	3.096	.00000	.17679	.06978	-.01367	-.00039	.00104	-.00539	.17276	.07923	2.18061
1.199	4.150	.00000	.23580	.06894	-.01775	-.00036	.00116	-.00651	.23019	.08581	2.68192
1.199	5.371	.00000	.36365	.06719	-.02376	-.00003	.00146	-.00760	.35395	.10713	3.30404
1.199	6.655	.00000	.48959	.06597	-.03259	.00064	.00174	-.00871	.47409	.13889	3.41348
1.199	10.588	.00000	.59389	.06592	-.03789	.00087	.00189	-.00939	.57166	.17393	3.28679
1.198	12.609	.00000	.71300	.06613	-.04333	.00121	.00209	-.01034	.68060	.22256	3.05805
1.197	14.987	.00000	.82476	.06578	-.04734	.00153	.00241	-.01155	.77969	.27682	2.81659
1.196	16.995	.00000	.92631	.06502	-.05056	.00209	.00276	-.01321	.86685	.33293	2.60369
1.195	19.543	.00000	1.04596	.06443	-.05521	.00177	.00341	-.01499	.96416	.41160	2.34814
1.193	21.767	.00000	1.13236	.06453	-.04957	.00412	.00365	-.01634	1.02769	.47385	2.14170
GRADIENT		.00000	.05425	-.00011	-.00354	.00015	-.00004	-.00087	.05295	.00223	.66572

LARC 8-TFT-637/660 (LO-100 C88) (SHIPS) (8-2-VFB)

(RF5201) (06 NOV 73)

REFERENCE DATA

XREF = 171.4720 30.1N. XMRP = 16.0366 INCHES
 YREF = 25.3100 INCHES YMRP = .0000 INCHES
 ZREF = 29.3397 INCHES ZMRP = .0000 INCHES
 SCALE = .0100 SCALE

PARAMETRIC DATA

BETA = .000 WINGNO = 2.000
 WINGSC = 1.000 LAMDAF = 46.800
 ELEVIR = .000 BDFLAP = .000
 RUOFLR = .000

RUN NO. 206/ D RNLV = 2.09 GRADIENT INTERVAL = 5.00/ 5.00

MACH	ALPHA	BETA	CN	CA	CLM	CBL	CYN	CY	CL	CO	L/D
.330	-2.039	-0.0037	-0.0010	-0.0174	-0.00420	-0.00382	.00165	-0.0642	-0.04944	.02152	-2.29785
.349	-1.004	.00074	-0.00334	.02139	-0.00427	-0.00364	.00137	-0.00725	-0.00297	.02144	-1.13844
.349	.032	.00188	.04523	.02221	-0.00444	-0.00385	.00129	-0.00899	.04521	.02223	2.03383
.348	1.058	.00288	.09337	.02195	-0.00466	-0.00412	.00131	-0.01092	-0.09495	.02371	4.00409
.348	2.092	.00416	.14956	.02045	-0.00461	-0.00390	.00102	-0.01203	.13972	.02557	5.46510
.348	4.178	.00551	.24219	.01452	-0.00460	-0.00399	.00078	-0.01351	.24049	.03212	7.48661
.348	6.234	.00613	.34427	.00448	-0.00437	-0.00430	.00060	-0.01391	.34173	.04196	8.14404
.348	8.332	.00816	.45162	-0.00738	-0.00513	-0.00415	-0.00025	-0.01410	.44792	.05814	7.70437
.348	10.393	.00902	.54958	-0.00979	-0.00572	-0.00388	-0.00088	-0.01311	.54243	.08954	6.05810
.348	12.451	.00802	.63018	-0.00559	-0.00646	-0.00495	.00032	-0.01647	.61658	.13031	4.73160
.348	14.502	.00754	.70227	-0.00012	-0.00700	-0.00580	.00067	-0.01724	.67992	.17575	3.86873
.348	16.553	.00797	.75559	.00825	-0.00740	-0.00489	.00115	-0.02021	.72277	.22404	3.22579
.348	18.567	.00855	.79378	.01874	-0.00858	-0.00426	.00142	-0.02270	.74650	.27051	2.75955
.348	20.591	.00921	.81688	.03033	-0.00919	-0.00430	.00146	-0.02445	.75396	.31587	2.38690
.348	21.279	.01278	.79270	.04039	-0.00752	-0.00073	.00178	-0.03288	.72339	.32532	2.22348
GRADIENT	.00397	.04701	-0.00883	-0.00007	-0.00004	-0.00013	-0.00122	.04662	.00170	.159634	

RUN NO. 203/ D RNLV = 1.60 GRADIENT INTERVAL = 5.00/ 5.00

MACH	ALPHA	BETA	CN	CA	CLM	CBL	CYN	CY	CL	CO	L/D
.599	-2.055	-0.0050	-0.03288	.02004	-0.00447	-0.00377	.00154	-0.00588	-0.05213	.02193	-2.37740
.598	-1.008	.00111	-0.0252	.02168	-0.00473	-0.00385	.00145	-0.00795	-0.00214	.02172	-0.99838
.598	.039	.00252	.04901	.02234	-0.00506	-0.00391	.00133	-0.00942	.04899	.02237	2.19003
.598	1.075	.00379	.09955	.02206	-0.00542	-0.00409	.00116	-0.01052	.09912	.02393	4.14276
.598	2.124	.00481	.15225	.02069	-0.00532	-0.00408	.00093	-0.01106	.15138	.02632	5.75211
.598	4.232	.00703	.23590	.01520	-0.00540	-0.00421	.00076	-0.01357	.23583	.03412	7.47644
.598	6.334	.00853	.35692	.00963	-0.00627	-0.00478	.00034	-0.01412	.36571	.05029	7.27237
.597	8.432	.00867	.45165	.00997	-0.00534	-0.00495	.00038	-0.01451	.45120	.07755	5.86953
.597	10.486	.00886	.54023	.01332	-0.00551	-0.00479	.00063	-0.01593	.52378	.11141	4.74525
.597	12.561	.00894	.60543	.01698	-0.00450	-0.00490	.00074	-0.01658	.59922	.14846	3.97206
.598	14.614	.00888	.66189	.02481	-0.00456	-0.00420	.00113	-0.01827	.63422	.19100	3.32044
.598	16.649	.00833	.69769	.03296	-0.00405	-0.00430	.00136	-0.01857	.69300	.23147	2.84698
.598	18.704	.00826	.74938	.03543	-0.00307	-0.00455	.00110	-0.02141	.69901	.27406	2.56057
.597	20.741	.01246	.77729	.04055	-0.00429	-0.00318	.00105	-0.02399	.71255	.31320	2.27510
.597	21.451	.01303	.78265	.04271	-0.00569	-0.00321	.00095	-0.02457	.71282	.32597	2.15675
GRADIENT	.00118	.04933	-0.00077	-0.00016	-0.00007	-0.00013	-0.00116	.04892	.00193	.159622	



LARC 8-TFT-657/660.LO-100 ORB.(SMTPS) (8W2VFB)

(RF5201) (06 NOV 75)

REFERENCE DATA

SREF = 171.4720 30.1M. XMRP = 16.0366 INCHES
 LREF = 25.5100 INCHES YMRP = .0000 INCHES
 BREF = 20.3397 INCHES ZMRP = .0000 INCHES
 SCALE = .0100 SCALE

BETA = .000 WINGNO = 2.000
 WINGSC = 1.000 LAMDAF = 46.000
 ELEVIR = .000 BOFLAP = .000
 RUDFLR = .000

PARAMETRIC DATA

RUN NO. 204/ D RN/L = 1.89 GRADIENT INTERVAL = -5.00/ 5.00

MACH	ALPHA	BETA	CN	CA	CLM	CBL	CYN	CY	CL	CD	L/D
.797	-2.112	-.00062	-.06203	-.01918	-.00510	-.00403	.00179	-.00709	-.06130	.02146	-2.85710
.798	-1.935	.00216	-.00440	.02164	-.00564	-.00408	.00171	-.00951	-.00401	.02172	-1.84668
.800	.039	.00412	-.00084	-.02245	-.00635	-.00417	.00146	-.01029	.05082	.02248	2.26079
.799	1.127	.00619	.10822	.02225	-.00678	-.00441	.00127	-.01152	.10776	.02437	4.42139
.798	2.197	.00807	.16697	-.02101	-.00717	-.00444	.00117	-.01293	-.16604	.02740	6.06086
.798	4.356	-.01035	.28325	-.01899	-.00831	-.00462	.00092	-.01432	.28297	.00665	6.96066
.798	6.507	.01244	.38375	-.01918	-.00768	-.00498	.00074	-.01545	.38109	.06277	6.07104
.798	8.619	-.01291	.46342	-.02229	-.00758	-.00522	.00077	-.01601	.45485	.09149	4.97153
.798	10.723	.01266	.53881	-.02612	-.00768	-.00469	.00092	-.01658	.52454	.12591	4.16591
.797	12.819	-.01383	.60190	.03285	-.00799	-.00454	.00104	-.01837	.57961	.16557	3.50066
.797	14.878	.01461	.65342	.04138	-.00759	-.00489	.00079	-.01825	.61799	.20700	2.98549
.797	16.940	-.01584	.68375	.05076	-.00465	-.00454	.00088	-.02001	.63929	.24778	2.58005
.797	19.014	.01932	.72509	.05632	-.00137	-.00467	.00006	-.02033	.66711	.28967	2.30298
.797	21.102	-.02784	.76356	.06088	.00143	-.00297	-.00104	-.02478	.69033	.33175	2.08149
.797	21.793	.02868	.77700	.06185	.00189	-.00270	-.00165	-.02340	.69858	.34571	2.02070
GRADIENT		.00172	.04353	-.00014	-.00049	-.00010	-.00014	-.00108	.05307	.00285	1.55474

RUN NO. 203/ D RN/L = 1.98 GRADIENT INTERVAL = -5.00/ 5.00

MACH	ALPHA	BETA	CN	CA	CLM	CBL	CYN	CY	CL	CD	L/D
.900	-2.153	.00168	-.07581	.02929	-.00719	-.00117	.00017	-.00230	-.07466	.03212	-2.32456
.898	-.040	-.00793	.04516	.03146	-.00898	-.00176	-.00003	-.00592	.04313	.03149	1.43306
.900	1.109	.00840	.10298	.03246	-.00959	-.00110	-.00019	-.00638	.02333	.03445	2.97079
.899	2.205	-.01142	.16340	.03159	-.00959	-.00147	-.00019	-.00289	.16207	.03785	4.28126
.900	4.367	.01395	.27319	.03108	-.00837	-.00385	-.00008	-.01165	.27001	.03186	5.20653
.899	6.568	-.01450	.38224	.03103	-.00874	-.00330	.00172	-.01992	.37618	.07456	5.04560
.899	8.720	.01612	.48695	.03436	-.01151	-.00478	.00061	-.01662	.47611	.10779	4.41714
.897	10.832	-.01853	.59932	.04052	-.01284	-.00451	-.00056	-.01380	.55156	.14679	3.75750
.898	12.932	.01895	.64226	.04723	-.01579	-.00381	-.00049	-.01457	.61540	.18976	3.24296
.898	15.039	-.01907	.70899	.05439	-.01743	-.00364	.00075	-.02016	.67059	.23649	2.83358
.898	17.133	.01878	.76290	.06333	-.01584	-.00372	.00170	-.02419	.71038	.28528	2.49027
.897	19.228	-.02282	.81555	.06887	-.01396	-.00337	.00177	-.02838	.74738	.33360	2.24032
.897	21.304	.03042	.86074	.07215	-.01310	-.00177	-.00108	-.03272	.77571	.37995	2.04161
.897	22.021	.03241	.87628	.07299	-.01282	-.00180	-.00035	-.03157	.78498	.39622	1.96117
GRADIENT		.00187	.05349	.00025	-.00022	-.00036	-.00004	-.00143	.04283	.00301	1.16777

LARC 8-TPT-657/669, LO-100 ORB. (SMIFPS) (BQZVFB)

(RPS201) (06 NOV 73)

REFERENCE DATA

SREF = 171.4720 SQ. IN. YMRP = 16.8366 INCHES
 LREF = 23.5100 INCHES YMRP = .0000 INCHES
 BREF = 20.3597 INCHES ZMRP = .0000 INCHES
 SCALE = .0100 SCALE

PARAMETRIC DATA

BETA = .000 WINGNO = 2.000
 WINGSC = 1.000 LANDAF = 46.800
 ELEVIR = .000 BDFLAP = .000
 RUDFLR = .000

RUN NO. 202/ 0 RM/L = 1.03 GRADIENT INTERVAL = -5.00/ 5.00

MACH	ALPHA	BETA	CN	CA	CLM	CBL	CYN	CY	CL	CD	L/D
.901	-2.072	-.00099	-.11090	.06693	-.00436	-.00329	.00214	-.00762	-.10841	.07089	-1.52928
.903	-1.937	-.00011	-.04708	.06791	-.00106	-.00307	.00206	-.00901	-.04584	.06875	-.56679
.901	-.030	.00139	.01864	.06841	-.00200	-.00308	.00190	-.01034	.01660	-.06942	.27190
.900	1.057	.00270	.08676	.06933	-.00373	-.00327	.00172	-.01164	.08545	.07094	1.20464
.901	2.105	.00373	.16421	.07062	-.01192	-.00385	.00167	-.01307	.16151	.07660	2.10833
.900	4.213	.00509	.31124	.07217	-.02120	-.00369	.00170	-.01539	.30510	.09484	3.21692
.900	6.318	.00579	.44620	.07257	-.02829	-.00329	.00177	-.01601	.43551	.12120	3.59339
.978	8.409	.00669	.57223	.07186	-.03384	-.00413	.00177	-.01831	.55557	.15477	3.58972
.900	10.403	.00731	.68353	.07653	-.03924	-.00417	.00226	-.02149	.60313	.20253	3.30691
.900	12.352	.00692	.79880	.07756	-.04442	-.00392	.00191	-.02265	.76283	.24941	3.05859
.979	14.640	.01002	.92459	.08190	-.05194	-.00489	.00200	-.02496	.87384	.31304	2.79144
.978	16.728	.01045	1.01526	.08366	-.05468	-.00466	.00238	-.02745	.94917	.37262	2.54728
.978	18.781	.00959	1.08679	.08515	-.05369	-.00400	.00369	-.03180	1.00143	.43048	2.32629
.977	20.830	.00682	1.14275	.08868	-.05032	-.00350	.00678	-.04409	1.03663	.48324	2.11867
.979	21.554	.00823	1.17227	.09066	-.05084	-.00316	.00735	-.04563	1.05698	.51499	2.05244
GRADIENT		.00100	.06739	.00084	-.00413	-.00011	-.00008	-.00124	.06604	.00379	.77503

RUN NO. 201/ 0 RM/L = 1.06 GRADIENT INTERVAL = -5.00/ 5.00

MACH	ALPHA	BETA	CN	CA	CLM	CBL	CYN	CY	CL	CD	L/D
1.199	-2.073	-.00021	-.08409	.07389	-.00278	-.00295	.00143	-.00587	-.08137	.07609	-1.05824
1.199	-1.017	.00110	-.02429	.07323	-.00083	-.00245	.00142	-.00762	-.02295	.07565	-.30341
1.199	.028	.00185	.03318	.07661	-.00412	-.00223	.00143	-.00872	.03314	.07663	.43246
1.199	1.074	.00362	.09381	.07809	-.00799	-.00263	.00145	-.01123	.09233	.07934	1.15556
1.199	2.120	.00439	.15829	.07955	-.01287	-.00279	.00149	-.01249	.15524	.08535	1.81874
1.199	4.224	.00504	.29363	.08113	-.02145	-.00297	.00157	-.01419	.27710	.10121	2.72179
1.199	6.305	.00621	.40304	.08191	-.02882	-.00317	.00179	-.01634	.39161	.12568	3.11592
1.197	8.387	.00678	.52003	.08253	-.03531	-.00338	.00190	-.01764	.50243	.15750	3.19003
1.194	10.499	.00734	.63596	.08304	-.04150	-.00345	.00201	-.01901	.61018	.19753	3.06911
1.194	12.570	.00768	.74422	.08350	-.04590	-.00390	.00229	-.02077	.70820	.24354	2.90797
1.194	14.659	.00890	.84644	.08315	-.04922	-.00420	.00229	-.02238	.79767	.29532	2.73101
1.193	16.736	.01041	.94138	.08321	-.05107	-.00480	.00218	-.02444	.87755	.35077	2.50178
1.192	18.837	.01272	1.02125	.08391	-.05210	-.00424	.00171	-.02502	.93946	.40915	2.29610
1.190	20.918	.01413	1.09988	.08429	-.05437	-.00427	.00151	-.02745	.99730	.47143	2.11545
1.189	21.847	.01460	1.12665	.08454	-.054875	-.00408	.00160	-.02869	1.01598	.49428	2.05557
GRADIENT		.00087	.05849	.00119	-.00387	-.00004	-.00004	-.00137	.05699	.00399	.56981

LARC 8-TFT-657/660, LO-100 OSB. (SHIPS) (BWL VFB)

(RP5202) (06 NOV 73)

REFERENCE DATA

XREF = 171.4720 80. IN. XMRP = 16.0366 INCHES
 LBEP = 25.5100 INCHES YMRP = .0000 INCHES
 BRFP = 20.3397 INCHES ZMRP = .0000 INCHES
 SCALE = .0100 SCALE

BETA = .000 WINGNO = 2.000
 WINGSC = 2.000 LAMDAF = 46.800
 ELEVR = .000 BDFLAF = .000
 RUFLR = .000

RUN NO. 224/ 0 RN/L = 2.00 GRADIENT INTERVAL = -5.00/ 5.00

MACH	ALPHA	BETA	CN	CA	CLM	CBL	CYN	CY	CL	CD	L/D
.330	-2.068	.00316	-.07338	.02403	-.00394	-.00128	.00211	-.00936	-.07246	.02666	-2.71762
.350	-1.041	.00123	-.02987	.02497	-.00353	-.00069	.00182	-.00948	-.02041	.02334	-.80542
.349	.002	.00184	.02458	.02619	-.00647	-.00088	.00138	-.00874	.02458	.02619	.93856
.349	1.028	.00443	.07666	.02673	-.00790	-.00075	.00133	-.01299	.07617	.02611	2.71006
.350	2.066	.00422	.12968	.02669	-.00919	-.00061	.00116	-.01195	.12863	.03135	4.10309
.349	4.131	.00918	.23548	.02584	-.01214	-.00031	.00119	-.01548	.23299	.04282	5.44138
.349	6.213	.00638	.33602	.02343	-.01439	-.00061	.00099	-.01506	.33151	.05966	5.35693
.349	8.292	.00712	.44654	.02078	-.01668	-.00030	.00098	-.01634	.08497	.08497	5.16599
.349	10.376	.00707	.54763	.01790	-.01877	-.00079	.00087	-.01590	.33545	.11623	4.60666
.349	12.442	.00758	.63803	.01652	-.02051	-.00012	.00145	-.01919	.61949	.15360	4.03309
.349	14.490	.00796	.71926	.01532	-.02238	.00018	.00152	-.02030	.69250	.19499	3.55145
.349	16.535	.00928	.78310	.01609	-.02424	-.00090	.00163	-.02329	.74806	.23685	3.13190
.349	18.548	.01164	.81309	.02598	-.02827	.00216	.00122	-.02600	.76254	.28316	2.69300
.349	20.552	.01738	.81764	.03680	-.02745	-.00699	.00118	-.03675	.75268	.32150	2.34118
GRADIENT		.00099	.04952	.00031	-.00130	.00014	-.00016	-.00108	.04898	.00261	1.34230

RUN NO. 223/ 0 RN/L = 1.60 GRADIENT INTERVAL = -5.00/ 5.00

MACH	ALPHA	BETA	CN	CA	CLM	CBL	CYN	CY	CL	CD	L/D
.600	-2.091	-.00071	-.07890	.02526	-.00398	-.00096	.00210	-.00752	-.07792	.02812	-2.77092
.600	-1.066	.00072	-.02766	.02623	-.00559	-.00115	.00203	-.00919	-.02717	.02674	-1.01613
.600	.002	.00310	.02711	.02680	-.00733	-.00096	.00171	-.01115	.02711	.02680	1.01182
.600	1.041	.00393	.08245	.02705	-.00871	-.00078	.00158	-.01175	.08194	.02854	2.67079
.600	2.090	.00476	.13666	.02722	-.01011	-.00064	.00145	-.01237	.13577	.03220	4.21717
.601	4.191	.00711	.24934	.02695	-.01290	-.00026	.00143	-.01552	.24670	.04511	5.46943
.602	6.310	.00784	.35847	.02555	-.01574	-.00017	.00146	-.01563	.35350	.06479	5.45591
.600	8.387	.00637	.46478	.02486	-.01761	-.00037	.00150	-.01759	.45619	.09238	4.93807
.600	10.473	.00845	.56000	.02393	-.01958	-.00053	.00160	-.01821	.54631	.12535	4.35831
.599	12.562	.00893	.64343	.02372	-.02095	-.00032	.00145	-.01836	.62482	.16352	3.82098
.600	14.641	.01002	.72164	.02513	-.02291	-.00010	.00173	-.02122	.69186	.20671	3.34699
.600	16.670	.01133	.77847	.02916	-.02405	.00109	.00173	-.02316	.73547	.25068	2.93393
.600	18.700	.01193	.80654	.03693	-.02419	-.00375	.00012	-.02858	.75240	.29272	2.57038
.601	20.727	.01633	.82232	.04240	-.02131	-.00019	-.00218	-.01790	.75428	.33076	2.28044
GRADIENT		.00123	.05232	.00023	-.00141	.00013	-.00012	-.00120	.05176	.00268	1.35814

PARAMETRIC DATA

LARC 0-747-637/660, LO-100 ORB. (SH-1PS) (B-2VFB)

(RF5202) (06 NOV 75)

REFERENCE DATA

SREF = 171.4720 SQ. IN. XMRP = 16.8356 INCHES
 LBREF = 25.3100 INCHES YMRP = .0000 INCHES
 BRREF = 20.3197 INCHES ZMRP = .0000 INCHES
 SCALE = .0188 SCALE

PARAMETRIC DATA

BETA = .000 WINGNO = 2.000
 WINGSC = 2.000 LAMDAF = 46.800
 ELEVIR = .000 BDFLAP = .000
 RUDFLR = .000

RUN NO. 2227 0 RM/L = 1.99 GRADIENT INTERVAL = -5.00/ 5.00

MACH	ALPHA	BETA	CN	CA	CLM	CBL	CYN	CY	CL	CD	L/D
.799	-2.148	-.00115	-.09465	.02390	-.00410	-.00130	.00260	-.00945	-.09362	.02943	-3.18066
.800	-1.981	-.00185	-.03378	.02612	-.00628	-.00102	.00254	-.01195	-.03328	.05575	-1.24405
.799	-.010	.00278	.02844	-.00048	-.00048	-.00094	.00244	-.01241	.02957	.02644	1.11659
.799	1.065	-.00611	.08720	-.01024	-.00383	-.00215	-.01430	.08677	.02843	.02843	3.05225
.799	2.142	-.00702	.14918	-.02725	-.01228	-.00062	-.00212	-.01503	.14806	.03282	4.51135
.799	4.305	-.00355	.26998	-.02782	-.01562	-.00041	-.00205	-.01747	.26713	.04891	5.56484
.799	6.460	-.01133	.38221	-.02826	-.01732	.00037	-.00238	-.02010	.37661	.07108	5.29820
.800	8.509	-.01174	.48472	-.02949	-.01945	-.00079	-.00235	-.02041	.47484	.10171	4.66840
.800	10.726	-.01333	.58180	-.03078	-.02215	-.00760	-.00145	-.01993	.55491	.13083	4.02516
.799	12.843	-.01459	.65751	-.03404	-.02291	-.00013	.00199	-.02187	.63349	.17934	3.53227
.799	14.938	-.01515	.71439	-.03943	-.02457	.00083	.00224	-.02444	.68009	.22223	3.06003
.800	16.986	-.02135	.74518	-.04883	-.02417	.00195	.00161	-.02703	.63841	.26439	2.64159
.799	19.003	-.02490	.77048	-.05539	-.02195	.00192	-.00056	-.02647	.71045	.30328	2.34259
.800	21.081	-.03128	.81291	-.05764	-.01923	.00197	-.00078	-.02763	.73777	.34617	2.13123
GRADIENT	.00173	.05644	.00031	-.00178	.00013	-.00010	-.00018	-.00118	.00585	.00290	1.40892

RUN NO. 2217 0 RM/L = 1.99 GRADIENT INTERVAL = -5.00/ 5.00

MACH	ALPHA	BETA	CN	CA	CLM	CBL	CYN	CY	CL	CD	L/D
.901	-2.212	-.00324	-.12351	.02128	-.00101	-.00161	.00332	-.01083	-.12221	.03673	-3.39219
.901	-1.134	-.00071	-.05037	.03031	-.00506	-.00135	.00325	-.01256	-.04976	.03130	-1.88980
.901	-.006	.00293	.02547	.03103	-.00997	-.00107	.00286	-.01394	.02547	.03103	.82073
.900	1.085	-.00609	.10338	-.00937	-.01495	-.00069	.00243	-.01471	.10278	.03702	3.12217
.901	2.158	-.00739	.17292	-.01134	-.01894	-.00039	.00220	-.01485	.17161	.03791	4.52649
.901	4.352	-.01100	.30854	-.03430	-.02458	.00024	.00169	-.01570	.30504	.05576	5.28953
.900	6.579	-.01172	.42531	-.03782	-.02531	.00125	.00309	-.02201	.41619	.08606	4.83374
.900	8.715	-.01309	.53081	-.04107	-.02934	-.00100	.00181	-.01796	.51850	.12103	4.28401
.900	10.852	-.01539	.63730	-.04525	-.03524	.00051	.00118	-.01820	.61739	.16142	3.75497
.900	12.979	-.01796	.74955	-.04832	-.04234	.00037	.00114	-.01945	.71086	.21344	3.33060
.900	15.102	-.01985	.81078	-.05415	-.04471	.00044	.00131	-.02099	.78957	.26352	2.91691
.900	17.173	-.02207	.86061	-.06249	-.04517	.00031	.00350	-.02315	.89379	.31180	2.55151
.900	19.233	-.02919	.87921	-.06838	-.04025	.00443	.00387	-.04052	.90762	.35417	2.28029
.900	21.333	-.03559	.91926	-.06947	-.03612	.00316	.00354	-.03382	.93921	.39921	2.08152
GRADIENT	.00221	.06603	.00046	-.00369	.00029	-.00027	-.00020	-.00070	.06534	.00331	1.40224



LARC 8-TFT-637/660 LO-100 CRB. (SHIPS) (812VFB)

(RFS202) (06 NOV 75)

REFERENCE DATA

MREF = 171.4720 36. IN. XMRP = 16.0366 INCHES
 LBEP = 29.5100 INCHES YMRP = .0000 INCHES
 BRP = 20.3597 INCHES ZMRP = .0000 INCHES
 SCALE = .0180 SCALE

PARAMETRIC DATA

BETA = .000 WINGNO = 2.000
 WINGSC = 2.000 LAMDAF = 46.800
 ELEVIR = .000 BDFLAP = .000
 RUDFLR = .000

RUN NO. 220 / 0 RN/L = 2.04 GRADIENT INTERVAL = -5.00 / 5.00

MACH	ALPHA	BETA	CN	CA	CLM	CBL	CYN	CY	CL	CD	L/D
.901	-2.230	-.00517	-.15160	.05789	.00415	-.00126	.00308	-.00863	-.14928	.06383	-2.33890
.901	-1.135	-.00150	-.07012	.05832	-.00281	-.00114	.00310	-.01141	-.06893	.05972	-1.15-23
.902	-.036	.00169	.01253	-.05970	-.00927	-.00076	.00300	-.01336	.01257	.05969	.21551
.901	1.061	.00410	.08989	.06030	-.01458	-.00074	.00283	-.01455	.08876	.06216	1.42801
.901	2.165	.05682	.16382	.06143	-.01982	-.00060	.00272	-.01607	.16338	.06765	2.41506
.900	4.350	.00848	.32262	.06334	-.03072	-.00056	.00284	-.01781	.31683	.08785	3.60642
.900	6.603	.01054	.49093	.06583	-.04487	-.00014	.00269	-.01874	.48010	.12185	3.93990
.901	8.802	.01236	.64811	.07049	-.05927	-.00011	.00277	-.02043	.62969	.16883	3.72973
.901	10.967	.01327	.78896	.07382	-.07142	-.00080	.00285	-.02154	.76127	.21864	3.48186
.901	13.143	.01627	.92710	.07241	-.08310	.00137	.00286	-.02397	.88535	.28132	3.15062
.901	15.337	.02108	1.04151	.07376	-.08992	.00222	.00253	-.02644	.98491	.34662	2.84149
.902	17.449	.02423	1.11282	.07356	-.08807	.00278	.00329	-.03217	1.03841	.40749	2.54833
.901	19.587	.02557	1.18560	.07729	-.08591	.00328	.00328	-.03347	1.09108	.47028	2.32010
.901	21.708	.01721	1.24037	.07884	-.08561	.00361	.00908	-.05046	1.12324	.53203	2.11125
GRADIENT	.00209	.07118	.00084	-.00518	.00011	-.00005	-.00134	.06996	.00365	.91839	

RUN NO. 219 / 0 RN/L = 2.11 GRADIENT INTERVAL = -5.00 / 5.00

MACH	ALPHA	BETA	CN	CA	CLM	CBL	CYN	CY	CL	CD	L/D
1.202	-2.259	-.00255	-.14917	.07082	.00970	-.00131	.00203	-.00657	-.14626	.07665	-1.90829
1.202	-1.160	-.00002	-.07539	.00226	-.00129	-.00129	.00211	-.00851	-.07394	.07240	-1.02123
1.202	-.040	.00289	-.00151	.07153	-.00505	-.00114	.00215	.01056	-.00146	.07153	-.02044
1.203	1.053	.00470	.07397	.07217	-.01254	-.00087	.00221	-.01198	.07863	.07352	.98731
1.202	2.175	.00706	.14971	.07277	-.02001	-.00072	.00229	-.01382	.14684	.07840	1.87237
1.202	4.350	.00933	.29710	.07383	-.03533	-.00031	.00254	-.01632	.29064	.09615	3.02230
1.203	6.555	.01053	.44227	.07426	-.04995	-.00012	.00256	-.01723	.43090	.12426	3.46758
1.201	8.763	.01113	.58331	.07439	-.05285	-.00114	.00281	-.01867	.56516	.16239	3.48025
1.202	10.935	.01334	.71161	.07489	-.06125	-.00046	.00264	-.01950	.68448	.20853	3.2824.
1.201	13.148	.01574	.83820	.07548	-.06125	.00002	.00282	-.02191	.79906	.26416	3.02496
1.201	15.333	.01758	.95288	.07537	-.06709	.00008	.00296	-.02378	.89904	.32466	2.76920
1.201	17.525	.02221	1.05781	.00056	-.09044	.00057	.00257	-.02550	.98524	.38970	2.33078
1.201	19.700	.02581	1.14374	.07442	-.08940	.00231	.00246	-.02775	1.03171	.45562	2.30829
1.200	21.876	.02667	1.21945	.07520	-.08820	.00087	.00294	-.03034	1.10363	.52414	2.10558
GRADIENT	.00183	.06757	.00049	-.00580	.00016	-.00007	-.00148	.06618	.00298	.76611	

LARC 8-TPT-637/660-LO-100 ORB. (SHWFS) (8W2YFB)

RP9203 (06 NOV 73)

REFERENCE DATA

SREF = 171.4720 36-IN. XMRP = 16.8366 INCHES
 LBEP = 23.5100 INCHES YMRP = .0000 INCHES
 BRP = 20.3397 INCHES ZMRP = .0000 INCHES
 SCALE = .0188 SCALE

PARAMETRIC DATA


BETA = .500 WINGNO = 2.000
 WINGSC = 1.000 LAMDAF = 60.000
 ELEVR = .000 BDFLAF = .500
 RUDFLR = .000 FLTSTC = 1.500

RUN NO. 113/ 0 RM/L = 2.09 GRADIENT INTERVAL = -5.00/ 5.00

MACH	ALPHA	BETA	CN	CA	CLM	CBL	CYN	CY	CL	CD	L/D
.348	-2.072	.00000	-.03333	.01977	-.00451	-.00331	.00000	-.00015	-.05460	.02175	-2.50987
.350	-1.091	.00000	-.00804	.02132	-.00445	-.00385	.00000	-.00258	-.00763	.02147	-3.55533
.350	.007	.00000	-.04442	.02175	-.00426	-.00351	.00057	-.00392	-.04442	.02176	2.04133
.351	1.356	.00000	.11079	.02099	-.00434	-.00353	.00036	-.00408	.11027	.02360	-1.67167
.351	2.298	.00000	.15718	.01928	-.00406	-.00347	.00016	-.00445	.15628	.02354	6.11995
.351	3.322	.00000	.20479	.01672	-.00369	-.00357	-.00009	-.00290	.20348	.02856	7.73738
.352	4.292	.00000	.24794	.01331	-.00347	-.00343	-.00028	-.00285	.24625	.03183	8.37858
.351	5.334	.00000	.34424	.00434	-.00294	-.00313	-.00044	-.00374	.34180	.04109	7.91689
.351	10.526	.00000	.44600	-.00884	-.00240	-.00313	-.00003	-.00334	.44257	.05590	6.22349
.349	12.317	.00000	.56321	-.01377	-.00367	-.00463	-.00003	-.00383	.55625	.08935	3.81061
.350	14.839	.00000	.63434	-.00541	-.00283	-.00003	.00025	-.00581	.62170	.12919	3.16761
.350	16.834	.00000	.71270	-.01157	-.00058	-.00082	-.00005	-.00830	.68936	.22269	2.78418
.350	18.016	.00000	.73956	-.00886	.00093	.00030	-.00036	-.00868	.70340	.33360	2.38219
.350	21.363	.00000	.87098	.01315	.00011	.00042	-.00015	-.01093	.75394	.42158	1.65207
GRADIENT		.00000	.86213	.02120	.00085	-.00085	-.00185	-.00587	.78917		
		.00000	.04801	-.00101	.00015	.00093	-.00013	-.00041	.04755		

RUN NO. 114/ 0 RM/L = 1.60 GRADIENT INTERVAL = -5.00/ 5.00

MACH	ALPHA	BETA	CN	CA	CLM	CBL	CYN	CY	CL	CD	L/D
.307	-2.059	.00000	-.03494	.01935	-.00476	-.00369	.00119	-.00125	-.05121	.02131	-2.54104
.308	-1.990	.00000	-.00132	.02085	-.00487	-.00374	.00099	-.00032	-.00036	.02087	-3.04383
.308	-.009	.00000	.04490	.02144	-.00507	-.00354	.00078	-.00369	.04490	.02143	2.09359
.309	1.073	.00000	.10094	.02093	-.00498	-.00369	.00053	-.00452	.10093	.02282	4.40914
.308	2.364	.00000	.15335	.01903	-.00468	-.00365	.00036	-.00439	.15262	.02376	5.31761
.307	4.112	.00000	.25674	.01422	-.00435	-.00356	.00007	-.00359	.24820	.02218	7.74619
.307	5.104	.00000	.30338	.01063	-.00426	-.00356	-.00033	-.00392	.30320	.02303	7.97492
.308	6.539	.00000	.36370	.00772	-.00484	-.00360	-.00079	-.00403	.36032	.02126	7.40359
.306	8.517	.00000	.46611	.01070	-.00431	-.00349	-.00049	-.00407	.45939	.02961	5.77714
.307	10.501	.00000	.54684	.01200	-.00191	-.00056	-.00012	-.00676	.53143	.11440	4.80452
.307	12.808	.00000	.62030	.01675	-.01018	-.00029	.00020	-.00208	.60110	.15381	3.90304
.308	14.739	.00000	.67823	.02013	-.00079	.00073	.00035	-.00092	.65073	.19225	3.38489
.307	16.824	.00000	.75769	.02142	.00298	-.00008	.00065	-.01204	.71883	.25112	2.98124
.308	18.944	.00000	.80298	.02283	.00359	-.00175	.00197	-.01301	.74980	.28890	2.59340
.308	21.350	.00000	.81340	.02421	.00489	-.00519	.00265	-.00480	.74148	.33692	2.20079
GRADIENT		.00000	.04934	-.00284	.00037	.00002	-.00014	-.00075	.04914		



LARC 9-TET-857/660, LO-100 ORB. (SMIFS) (B42VFB)

(RFS203) (06 NOV 73)

REFERENCE DATA

MREF = 171.4720 30.1M. XMRP = 16.8366 INCHES
 LREF = 25.3100 INCHES YMRP = .0000 INCHES
 BREF = 20.3597 INCHES ZMRP = .0000 INCHES
 SCALE = .0100 SCALE

PARAMETRIC DATA

BETA = .000 WINGMO = 2.000
 WINGSC = 1.000 LAMDAF = 60.0000
 ELEVR = .000 BDFLAP = .000
 RUDFLR = .000 FLTSCT = 1.000

RUN NO. 113/ 0 RM/L = 1.89 GRADIENT INTERVAL = -5.00/ 5.00

MACH	ALPHA	BETA	CM	CA	CLM	CBL	CYN	CY	CL	CD	L/D
.798	-2.123	.00000	-.06049	-.01899	-.00566	-.00381	.00121	-.00085	-.05975	-.02122	-2.01572
.799	-1.989	.00000	-.00340	-.02068	-.00584	-.00372	.00088	-.00209	-.00312	.02074	-1.5043
.797	.035	.00000	.03113	-.02163	-.00608	-.00356	.00059	-.00210	.05402	-.02170	2.48880
.796	1.216	.00000	.11642	-.02139	-.00637	-.00375	.00046	-.00339	.11601	-.02386	4.86148
.799	2.339	.00000	.17759	-.01882	-.00547	-.00358	.00014	-.00398	.17662	-.02711	6.51504
.798	3.413	.00000	.23574	-.01829	-.00676	-.00377	-.00008	-.00427	.23423	-.03229	7.25306
.797	4.489	.00000	.29473	-.01752	-.00697	-.00382	-.00015	-.00464	.29245	-.04054	7.21457
.800	6.645	.00000	.40177	-.00733	-.00733	-.00385	-.00038	-.00436	.39698	-.06447	6.15765
.800	8.728	.00000	.47198	-.02210	-.00502	-.00016	.00046	-.00751	.46316	-.09346	4.93589
.795	10.928	.00000	.54774	-.02633	-.00305	-.00407	-.00053	-.00285	.53281	.12970	4.10816
.798	12.983	.00000	.61870	-.03182	-.00271	-.00025	.00091	-.00897	.59574	.17001	3.50423
.798	15.138	.00000	.69587	-.03575	-.00173	-.00046	.00113	-.01283	.66239	.21823	3.06332
.799	17.443	.00000	.78265	-.04418	-.00070	-.00152	.00122	-.01284	.71433	.27076	2.63629
.798	19.303	.00000	.86977	-.05112	-.00361	-.00427	.00109	-.00613	.78847	.30932	2.35508
.801	22.095	.00000	.93056	-.05779	-.00792	-.00531	.00207	-.00344	.74783	.36596	2.04346
GRADIENT		.00000	.05392	-.00035	-.00020	-.00001	-.00021	-.00057	.05348	.00279	1.58426

RUN NO. 112/ 0 RM/L = 1.90 GRADIENT INTERVAL = -5.00/ 5.00

MACH	ALPHA	BETA	CM	CA	CLM	CBL	CYN	CY	CL	CD	L/D
.898	-2.162	.00000	-.07423	-.02860	-.00774	-.00096	.00066	-.00085	-.07310	.03138	-2.32920
.899	-1.122	.00000	-.01328	-.02903	-.00872	-.00180	.00076	-.00129	-.01270	.02928	-4.3390
.898	-.006	.00000	.04259	.03082	-.00861	-.00027	.00035	-.00203	.04259	.03082	1.58206
.898	.201	.00000	.09921	-.02976	-.00933	-.00110	.00058	-.00284	.05910	.02997	1.97223
.898	1.300	.00000	.10781	.03088	-.00978	-.00078	.00028	-.00330	.10721	.03291	3.25813
.899	2.319	.00000	.17104	-.02998	-.00856	-.00150	.00020	-.00472	.16969	.03687	4.60177
.897	3.350	.00000	.22928	-.02824	-.00861	-.00266	-.00005	-.00500	.22723	.04162	3.45991
.897	4.355	.00000	.28929	-.02899	-.00807	-.00240	.00000	-.00567	.28607	.05188	5.51444
.898	6.693	.00000	.40478	-.02973	-.00982	-.00361	-.00028	-.00589	.39856	.07671	5.19584
.898	8.908	.00000	.51518	-.03096	-.01166	-.00434	-.00073	-.00417	.50418	.11036	4.56836
.899	11.109	.00000	.59297	-.03761	-.00879	-.00645	-.00106	-.00076	.57462	.15115	3.80163
.900	13.318	.00000	.66450	-.04549	-.00878	-.00243	.00083	-.00859	.63616	.19731	3.22414
.898	15.423	.00000	.74933	-.05174	-.00895	-.00227	.00179	-.01211	.70861	.24916	2.84404
.899	17.517	.00000	.80792	-.05867	-.00860	-.00196	-.00165	-.01219	.75230	.30008	2.50785
.897	19.171	.00000	.86030	-.06500	-.00368	-.00394	.00125	-.00822	.78726	.35313	2.22939
.898	22.330	.00000	.91839	-.06883	-.00326	-.00326	.00307	-.00449	.82336	.41261	1.99549
GRADIENT		.00000	.05413	-.00005	-.00000	-.00024	-.00012	-.00093	.05350	.00304	1.20773

LARC 8-TPT-637/660-LO-100 ORB (SHIFTS) (842V7B)

(RP5203) (06 NOV 75)

REFERENCE DATA

SREF = 171.4720 30-IN. XMPF = 16.0366 INCHES
 LREF = 23.5100 INCHES YMPF = .0000 INCHES
 BREF = 20.3597 INCHES ZMPF = .0000 INCHES
 SCALE = .0100 SCALE

PARAMETRIC DATA

BETA = .000 WINGNO = 2.000
 WINGSC = 1.000 LAMDAF = 60.000
 ELEVIR = .000 BDFLAP = .000
 RUFLER = .000 FLTSCT = 1.000

RUN NO. 111/ 0 RN/L = 1.03 GRADIENT INTERVAL = -5.00/ 5.00

MACH	ALPHA	BETA	CN	CA	CLM	CBL	CYN	CY	CL	CD	L/D
.970	-2.082	.00000	-1.1222	.06565	.00377	-.00261	-.00148	-.00093	-.10975	.06970	-1.57469
.977	-.983	.00000	-.04304	.06688	.00044	-.00241	.00133	-.00212	-.04189	.06761	-.61964
.977	.011	.00000	.01897	.06732	-.00227	-.00214	-.00112	-.00314	-.01896	.06733	.28153
.977	1.281	.00000	.09029	.06746	-.00602	-.00200	-.00098	-.00382	.08900	.06915	1.28711
.977	2.248	.00000	.17596	.06853	-.01217	-.00246	-.00105	-.00577	.17314	.07338	2.29680
.977	3.533	.00000	.26004	.07072	-.01768	-.00212	-.00113	-.00660	.26314	.08719	3.01805
.977	4.602	.00000	.33969	.07165	-.02152	-.00160	-.00136	-.00408	.33184	.09859	3.36585
.978	6.436	.00000	.46144	.07304	-.02771	-.00160	-.00149	-.00320	.43030	.12446	3.61790
.978	6.420	.00000	.58325	.07487	-.03377	-.00232	-.00179	-.01002	.56600	.15947	3.54927
.978	10.309	.00000	.71398	.07649	-.04080	-.00254	-.00254	-.01145	.68806	.20343	3.34929
.978	12.773	.00000	.83530	.07933	-.04972	-.00253	-.00239	-.01373	.81757	.26669	3.06537
.978	14.826	.00000	.97755	.08002	-.05601	-.00258	-.00278	-.01579	.92454	.32750	2.82306
.978	16.888	.00000	1.09155	.08249	-.06051	-.00240	-.00336	-.01782	1.01985	.39823	2.56093
.980	19.168	.00000	1.13317	.08382	-.06597	-.00242	.00310	-.01477	1.04406	.45378	2.30080
.978	21.651	.00000	1.15265	.08502	-.03791	-.00292	.00354	-.01913	1.03997	.58429	2.06225
GRADIENT		.00000	.06797	.00086	-.00390	.00010	-.00002	-.00105	.06660	.08433	.76576

RUN NO. 110/ 0 RN/L = 1.06 GRADIENT INTERVAL = -5.00/ .00

MACH	ALPHA	BETA	CN	CA	CLM	CBL	CYN	CY	CL	CD	L/D
1.196	-2.048	.00000	-.08477	.07302	.00291	-.00232	.00098	-.00001	-.08011	.07600	-1.08030
1.196	-.926	.00000	-.01891	.07498	-.00081	-.00176	.00093	-.00120	-.01770	.07527	-.23511
1.197	.099	.00000	.03891	.07635	-.00415	-.00171	.00098	-.00323	.03819	.07643	-.50737
1.198	1.116	.00000	.09995	.07754	-.00783	-.00182	.00094	-.00409	.09842	.07941	1.22843
1.198	2.089	.00000	.15936	.07861	-.01188	-.00197	.00099	-.00537	.15639	.08437	1.85368
1.198	3.275	.00000	.23015	.07917	-.01629	-.00202	.00104	-.00622	.22525	.09212	2.44352
1.198	4.290	.00000	.29083	.07977	-.02013	-.00203	.00116	-.00679	.28404	.10139	2.80346
1.198	6.280	.00000	.40509	.07997	-.02564	-.00213	.00116	-.00768	.39469	.12797	3.18325
1.198	8.484	.00000	.53571	.08015	-.03160	-.00199	.00157	-.00883	.51822	.15831	3.12719
1.197	10.610	.00000	.65331	.08048	-.03517	-.00197	.00187	-.00976	.62733	.19939	3.14117
1.197	12.822	.00000	.77653	.08139	-.03868	-.00206	.00230	-.01125	.73910	.24113	2.93655
1.198	14.789	.00000	.88255	.08184	-.04468	-.00216	.00274	-.01244	.82827	.28331	2.73081
1.194	17.110	.00000	.99186	.08163	-.05081	-.00204	.00318	-.01435	.92394	.32987	2.49833
1.193	19.035	.00000	1.06839	.08152	-.05480	-.00261	.00348	-.01549	.99337	.42558	2.31067
1.188	21.782	.00000	1.14748	.08193	-.06427	-.00251	.00384	-.01590	1.03333	.52132	2.06437
GRADIENT		.00000	.05935	.00135	-.00367	.00003	-.00003	-.00110	.05788	.08401	.69371



DATE 14 FEB 75 TABULATED SOURCE DATA - LATB

LARC B-TFT-657/660, LO-100 ORB. (SMIPS) (BMR VFB) (BF5204) (06 NOV 73)

REFERENCE DATA

SREF = 171.0720 50.1M. YMRP = 16.0366 INCHES
LREF = 23.5100 INCHES YMRP = .0000 INCHES
BREF = 20.3597 INCHES YMRP = .0000 INCHES
SCALE = .0100 SCALE

PARAMETRIC DATA

BETA = .000 WINGNO = 2.000
WINGSC = 2.000 LAMDAF = 60.000
ELEVIR = .000 BOTLAF = .000
PUDFLR = .000 FLTSCCT = 3.000

RUN NO. 109/ D RM/L = 2.09 GRADIENT INTERVAL = -5.00/ 5.00

MACH	ALPHA	BETA	CM	CA	CLM	CBL	CYN	CY	CL	CD	L/D
.350	-2.016	.00000	-.06811	.02337	-.00473	-.00081	.00153	-.00390	-.06823	.02599	-2.62564
.350	-.929	.00000	-.01237	.02394	-.00592	-.00063	.00148	-.00447	-.01190	.02414	-4.96066
.349	.110	.00000	.03390	.02433	-.00700	-.00046	.00100	-.00473	.03345	.02440	3.43282
.349	1.204	.00000	.08015	.02473	-.00802	-.00021	.00090	-.00611	.08761	.02658	3.29604
.349	2.192	.00000	.13621	.02304	-.00934	-.00003	.00068	-.00724	.13320	.02903	4.65737
.349	3.123	.00000	.18614	.02312	-.01041	.00013	.00060	-.00620	.18461	.03322	5.53660
.349	4.314	.00000	.24807	.02204	-.01183	.00033	.00047	-.00685	.24571	.04063	6.04863
.350	6.428	.00000	.35903	.01935	-.01413	.00065	.00032	-.00752	.33461	.05942	5.96735
.350	9.429	.00000	.47242	.01534	-.01703	.00135	.00061	-.00654	.46508	.09440	5.51072
.351	10.569	.00000	.57822	.01209	-.01879	.00159	.00089	-.00741	.56819	.11794	4.80958
.350	12.588	.00000	.67865	.00921	-.01908	.00372	.00129	-.00838	.66955	.15592	4.23652
.349	14.569	.00000	.77276	.00526	-.01932	.00593	.00202	-.01288	.74659	.19947	3.74287
.349	16.824	.00000	.85671	.00115	-.01930	.00832	.00276	-.01376	.81855	.25289	3.23680
.349	18.651	.00000	.91264	.00560	-.01941	.00372	-.00037	-.00894	.86281	.29751	2.90011
.349	21.406	.00000	.96714	.01281	-.01756	.00360	.00125	-.01514	.89575	.35490	2.45480
GRADIENT		.00000	.04967	-.00023	-.00112	.00019	-.00018	-.00052	.04917	.00220	1.41661

RUN NO. 108/ D RM/L = 1.60 GRADIENT INTERVAL = -5.00/ 5.00

MACH	ALPHA	BETA	CM	CA	CLM	CBL	CYN	CY	CL	CD	L/D
.600	-2.094	.00000	-.07582	.02421	-.00693	-.00074	.00192	-.00319	-.07489	.02697	-2.77702
.600	-1.125	.00000	-.02756	.02456	-.00623	-.00067	.00172	-.00442	-.02707	.02512	-1.07765
.600	-.037	.00000	.02861	.02475	-.00755	-.00040	.00145	-.00460	.02862	.02474	1.15716
.599	1.159	.00000	.03274	.02502	-.00868	-.00024	.00120	-.00384	.03222	.02689	3.42983
.598	2.148	.00000	.04034	.02446	-.01001	-.00009	.00114	-.00592	.13932	.02971	4.69013
.598	3.177	.00000	.04879	.02396	-.01146	.00008	.00105	-.00751	.19607	.03488	5.62192
.599	4.214	.00000	.05487	.02315	-.01309	.00036	.00106	-.00780	.25247	.04182	6.03704
.598	6.304	.00000	.07132	.02107	-.01564	.00036	.00102	-.00808	.36677	.06171	5.94336
.598	8.473	.00000	.08669	.01836	-.01816	.00275	.00139	-.00905	.47867	.08987	5.32624
.598	10.907	.00000	.09300	.01636	-.01931	.00317	.00146	-.01022	.58008	.12422	4.66966
.599	12.735	.00000	.08592	.01503	-.01856	.00438	.00248	-.01420	.66573	.16386	4.01381
.598	14.778	.00000	.07217	.01469	-.01922	.00564	.00157	-.01420	.74283	.21117	3.51794
.598	16.898	.00000	.05334	.01590	-.01888	.00360	.00209	-.01020	.81206	.26331	3.08476
.597	18.911	.00000	.08739	.02105	-.01763	.00515	.00209	-.01759	.87212	.31076	2.70990
.598	21.009	.00000	.07602	.03522	-.01220	-.00177	.00403	-.00869	.80210	.35396	2.26603
GRADIENT		.00000	.05831	-.00016	-.00126	.00017	-.00014	-.00075	.05180	.00231	1.46354

LABC 8-TPI-63/660.LO-100 ORB.(SM:FS) (B42VFB)

(RF5204) (06 NOV 73)

REFERENCE DATA

SREF : 171.4720 30. IN. XMAP = 16.0366 INCHES
LREF : 29.3100 INCHES YMAP = .0000 INCHES
BREF : 20.3597 INCHES ZMAP = .0000 INCHES
SCALE : .0188 SCALE

PARAMETRIC DATA

BETA = .000 WINGNO = 2.000
WINGSC = 2.000 LAMDAF = 60.000
ELEVIR = .000 BDFLAF = .000
RUDELR = .000 P1TSC2 = 3.000

RUN NO. 107/ D RML/ = 1.09 GRADIENT INTERVAL = -5.00/ 5.00

MACH	ALPHA	BETA	CM	CA	CLM	CBL	CYN	CY	CL	CO	L/D
.797	-2.141	.00000	-.00630	.02492	-.00480	-.00093	.00217	-.00309	-.02833	.02813	-3.03236
.798	-1.974	.00000	-.02003	.02310	-.00698	-.00049	.00195	-.00476	-.01967	.02344	-1.77036
.799	.007	.00000	.03343	.02309	-.00830	-.00040	.00180	-.00630	.03343	.02309	1.33219
.797	1.034	.00000	.08197	.02336	-.01028	-.00013	.00156	-.00634	.09150	.02701	3.38748
.797	2.266	.00000	.16151	.02315	-.01234	.00001	.00141	-.00798	.03152	.03152	5.06815
.797	3.341	.00000	.22366	.02493	-.01399	.00020	.00134	-.00829	.02183	.03792	5.85033
.797	4.476	.00000	.28704	.02471	-.01576	.00051	.00127	-.00939	.02424	.04703	6.04320
.797	5.389	.00000	.33935	.02450	-.01697	.00114	.00147	-.00930	.03012	.06973	5.59462
.796	6.763	.00000	.51906	.02352	-.02040	.00076	.00090	-.00832	.03033	.10290	4.94994
.798	11.129	.00000	.64899	.02292	-.02429	.00155	.00122	-.00939	.03245	.14736	4.29188
.798	13.297	.00000	.75451	.02183	-.02666	.00379	.00261	-.01636	.02956	.19364	3.76759
.799	13.291	.00000	.80074	.02248	-.02234	.00224	.00167	-.01374	.02522	.23522	3.25584
.797	17.230	.00000	.85163	.02241	-.02148	.00313	.00199	-.01583	.03081	.28321	2.83814
.797	19.289	.00000	.87596	.02106	-.01836	.00050	.00283	-.01417	.01323	.32822	2.47851
.796	21.972	.00000	.87371	.02000	-.01338	-.00395	.00101	.00482	.03128	.37392	2.11619
GRADIENT		.00000	.03646	-.00002	-.00195	.00120	-.00014	-.00082	.05531	.00289	1.43328

RUN NO. 106/ D RML/ = 1.99 GRADIENT INTERVAL = -5.00/ 5.00

MACH	ALPHA	BETA	CM	CA	CLM	CB	CYN	CY	CL	CO	L/D
.899	-2.263	.00000	-.11446	.02878	-.00233	-.00142	.00263	-.00346	-.11323	.01329	-3.40244
.898	-1.294	.00000	-.04508	.02907	-.00591	-.00083	.00253	-.00346	-.04443	.03001	-1.48134
.899	-.010	.00000	.03711	.02899	-.01075	-.00063	.00218	-.00535	.03711	.02899	1.28269
.898	1.280	.00000	.12368	.02931	-.01500	-.00017	.00190	-.00821	.02030	.03005	3.83886
.900	2.334	.00000	.19149	.02937	-.01388	.00037	.00167	-.00755	.02039	.03115	4.98330
.900	3.429	.00000	.25132	.03058	-.02248	.00075	.00128	-.00732	.02593	.04015	5.61216
.897	4.443	.00000	.32543	.03121	-.02361	.00083	.00115	-.00780	.03043	.04534	5.73104
.899	6.711	.00000	.42518	.03417	-.02531	.00161	.00113	-.00892	.04021	.04820	5.01969
.896	8.943	.00000	.56527	.03407	-.02721	.00149	.00135	-.00946	.05111	.05513	3.65013
.896	11.243	.00000	.69873	.03702	-.03040	.00146	.00151	-.01032	.07804	.07804	3.00048
.899	13.130	.00000	.80070	.03841	-.03442	.00213	.00204	-.01233	.07713	.07713	3.51179
.899	15.394	.00000	.89151	.04134	-.04429	.00314	.00322	-.01572	.04860	.07637	3.11054
.897	17.553	.00000	.92948	.04300	-.03662	.00037	.00207	-.01681	.03133	.02733	2.56197
.898	19.628	.00000	.96636	.04670	-.03494	.00048	.00438	-.01775	.03070	.03731	2.13423
.896	22.262	.00000	.97685	.06188	-.03055	.00019	.00423	-.01122	.02734	.02734	2.10266
GRADIENT		.00000	.00037	-.00037	-.00032	.00035	-.00023	-.00034	.06327	.00344	1.39415



LABC 8-1PT-637/660.LO-100 ORB.(SHIFS) (8MUEVFB) (RPS2D4) (06 NOV 75)

REFERENCE DATA

BREF 1 171.4728 80.1M. YMRP = 16.0368 INCHES
LREF 2 23.3100 INCHES YMRP = .0000 INCHES
BREF 3 29.3397 INCHES YMRP = .0000 INCHES
SCALE 4 .0100 SCALE

BETA = .000 WINGMO = 2.000
WINGSC = 2.000 LAMDAF = 60.000
ELEVIR = .000 BDFLAP = .000
RUDEFLR = .000 FLTSCT = 3.000

PARAMETRIC DATA

RUN NO. 105/ 0 RNL = 1.03 GRADIENT INTERVAL = -5.00/ 5.00

MACH	ALPHA	BETA	CN	CA	CLM	CBL	CYN	CY	CL	CD	L/D
1.70	-2.094	.00000	-1.13101	.05545	.00290	-.00097	.00211	-.00080	-.12690	-.06020	-2.14128
1.70	-1.134	.00000	-.05871	.05662	-.00375	-.00037	.00208	-.00231	-.05757	.03777	-.99669
1.70	-.033	.00000	.01997	.05736	-.01001	-.00012	.00191	-.00423	.02001	-.03734	-.34894
1.70	1.163	.00000	.10714	.05033	-.01618	-.00015	.00171	-.00328	.10393	.06049	1.75128
1.70	2.211	.00000	.18360	.08094	-.02196	-.00045	.00168	-.00631	.18119	.06598	2.74599
1.70	3.142	.00000	.25173	.09949	-.02725	-.00091	.00176	-.00766	.24809	.07319	3.38940
1.70	4.337	.00000	.32226	.09934	-.03230	-.00101	.00181	-.00815	.32687	.08412	3.88356
1.70	6.311	.00000	.48511	.06046	-.04475	-.00140	.00199	-.00967	.47652	.11352	4.19761
1.70	8.378	.00000	.63313	.06155	-.05691	-.00155	.00214	-.01018	.61741	.13314	4.03174
1.74	10.647	.00000	.77842	.06068	-.06780	-.00230	.00243	-.01070	.75381	.20346	3.70491
1.869	12.654	.00000	.90452	.05889	-.07610	-.00247	.00247	-.01177	.85954	.23561	3.40220
1.977	14.789	.00000	1.03308	.06933	-.08534	-.00323	.00255	-.01357	.98116	.33074	2.96660
1.978	16.902	.00000	1.11236	.07077	-.09299	-.00391	.00316	-.01494	1.01948	.39286	2.67141
1.978	19.193	.00000	1.20461	.06614	-.09249	-.00317	.00479	-.01759	1.11326	.46037	2.42252
1.972	21.600	.00000	1.20063	.06947	-.09642	-.00317	.01023	-.03589	1.03093	.50665	2.15321
GRADIENT		.00000	.07247	.00063	-.00548	.00031	-.00006	-.00115	.07132	.00370	.97584

RUN NO. 104/ 0 RNL = 1.06 GRADIENT INTERVAL = -5.00/ 5.00

MACH	ALPHA	BETA	CN	CA	CLM	CBL	CYN	CY	CL	CD	L/D
1.200	-1.987	.00000	-.12253	.06765	.00683	-.00076	.00096	.00121	-.12014	.07181	-1.67301
1.200	-.482	.00000	-.02442	.06810	-.00325	-.00032	.00107	-.00129	-.02387	.06830	-.34955
1.200	.025	.00000	.01134	.06855	-.00692	-.00043	.00110	-.00218	-.01131	.06256	-.16496
1.200	1.217	.00000	.09163	.06895	-.01492	-.00020	.00114	-.00366	.09015	.07088	1.27188
1.200	2.170	.00000	.15978	.06945	-.02177	-.00002	.00117	-.00427	.15703	.07545	2.08144
1.200	3.437	.00000	.24732	.07051	-.03048	.00047	.00131	-.00605	.24267	.08430	2.87874
1.202	4.379	.00000	.31184	.06940	-.03568	.00066	.00137	-.00634	.33563	.09301	3.28592
1.202	6.514	.00000	.46220	.06923	-.04398	.00109	.00180	-.00766	.45034	.12276	3.67323
1.198	8.711	.00000	.60900	.06966	-.05004	.00047	.00197	-.00852	.56824	.15550	3.65426
1.197	10.590	.00000	.71748	.07045	-.05680	.00132	.00234	-.00956	.69231	.20111	3.44237
1.194	12.812	.00000	.84992	.07109	-.06797	.00162	.00276	-.01092	.81299	.23779	3.15369
1.194	14.988	.00000	.96436	.07137	-.08290	.00184	.00307	-.01259	.91310	.31831	2.85856
1.178	17.063	.00000	1.06546	.07007	-.09569	.00215	.00352	-.01450	.99800	.37962	2.62897
1.178	19.109	.00000	1.16778	.06929	-.09914	.00210	.00410	-.01544	1.08076	.44776	2.41372
1.189	21.724	.00000	1.25147	.06946	-.09840	.00266	.00416	-.02187	1.13700	.52779	2.15429
GRADIENT		.00000	.06870	.00031	-.00588	.00023	.00006	-.00118	.06736	.00353	.79933

LARC 8-TPT-637/660 LO-100 ORB. (SHIFTS) (842VFB)

F3205 (16 NOV 73)

REFERENCE DATA

SREP = 171.4720 39.1N. XMRP = 16.8366 INCHES
 LREF = 23.3100 INCHES YMRP = .0000 INCHES
 BREF = 20.3597 INCHES ZMRP = .0000 INCHES
 SCALE = .0189 SCALE

PARAMETRIC DATA

BETA = .000 WINGNO = 2.000
 WINGSC = 1.000 LAMDAF = 70.000
 ELEVIR = .000 BDFLAP = .000
 RUOFLR = .000 FLTSCY = 1.000

RUN NO. 67/ D RH/L = 2.12 GRADIENT INTERVAL = -5.00/ 5.00

MACH	ALPHA	BETA	CN	CA	CLM	CBL	CYN	CY	CL	CD	L/D
.349	-2.062	.00000	-.03321	.02081	-.00492	-.00377	.00074	-.00121	-.05243	-.02271	-2.30895
.349	-1.041	.00000	-.00701	.02241	-.00472	-.00353	.00063	-.00237	-.00661	-.02253	-2.29321
.349	.046	.00000	.04442	.02294	-.00435	-.00337	.00056	-.00275	.04440	.02238	1.93251
.349	1.053	.00000	.09318	.02254	-.00386	-.00348	.00008	-.00445	.09475	.02425	3.90092
.350	2.115	.00000	.14005	.02087	-.00332	-.00342	-.00019	-.00348	.13919	.02603	5.34759
.350	4.212	.00000	.24473	.01487	-.00209	-.00334	-.00046	-.00284	.24298	.03280	7.40775
.349	6.421	.00000	.35116	.00414	-.00095	-.00334	-.00071	-.00332	.34857	.04278	8.14823
.349	8.407	.00000	.45331	-.00764	-.00021	-.00373	-.00111	-.00227	.45154	.05900	7.65263
.349	10.319	.00000	.57327	-.01151	-.00041	-.00510	-.00245	-.00238	.56574	.09335	6.06039
.349	12.592	.00000	.66078	-.00262	-.00163	-.00080	-.00037	-.00654	.64546	.14150	4.56149
.349	14.707	.00000	.76348	-.00262	-.00260	-.00194	-.00008	-.00584	.73913	.19129	3.86385
.349	16.813	.00000	.89248	-.00905	.00325	-.00221	.00001	-.00876	.85695	.24949	3.43477
.349	18.885	.00000	.94014	-.00560	.00983	.01327	.00181	-.02628	.89135	.29300	2.98105
.349	20.913	.00000	.97122	.00171	.01300	.00501	-.00175	-.01314	.90663	.34028	2.60315
GRADIENT		.00000	.04744	-.00095	.00046	.00006	-.00020	-.00027	.04704	.00159	1.57580

RUN NO. 66/ D RH/L = 1.62 GRADIENT INTERVAL = -5.00/ 5.00

MACH	ALPHA	BETA	CN	CA	CLM	CBL	CYN	CY	CL	CD	L/D
.397	-2.063	.00000	-.05655	.02028	-.00329	-.00392	.00110	-.00087	-.05578	-.02232	-2.49839
.398	-1.026	.00000	-.00375	.02138	-.00309	-.00359	.00076	-.00197	-.00537	-.02148	-2.49866
.398	.013	.00000	.04676	.02223	-.00496	-.00376	.00064	-.00346	-.04675	.02224	2.10241
.398	1.085	.00000	.10114	.02160	-.00451	-.00350	.00031	-.00363	.10072	.02351	4.28343
.398	2.131	.00000	.15805	.02015	-.00393	-.00369	.00015	-.00419	.15718	.02507	6.02940
.397	4.278	.00000	.26045	.01431	-.00357	-.00357	-.00027	-.00400	.25866	.03370	7.67537
.397	6.420	.00000	.37966	.00829	-.00295	-.00383	-.00089	-.00380	.37635	.05078	7.42357
.397	8.524	.00000	.4769	.01174	-.00164	-.00360	-.00080	-.00293	.46989	.08230	5.70978
.397	10.627	.00000	.57469	.01120	-.00041	-.00440	-.00045	-.00395	.56276	.11699	4.81016
.397	12.763	.00000	.69132	.01069	.00122	-.00251	-.00067	-.00462	.67182	.16339	4.11177
.398	14.922	.00000	.81957	.00458	.00130	-.00046	.00011	-.01071	.79076	.21547	3.67000
.398	17.000	.00000	.84230	.01257	.00171	-.00046	.00004	-.01099	.80182	.25828	3.10446
.397	19.014	.00000	.87158	.02337	.01419	.00256	-.00011	-.01605	.81638	.30614	2.66670
.398	21.144	.00000	.94603	.02746	.01448	.00095	-.00160	-.01060	.87243	.37685	2.37811
GRADIENT		.00000	.05018	-.00092	.00038	.00004	-.00021	-.00049	.04978	.00181	1.54495



LARC 0-TPT-657/660-LO-100 ORB (SHIPPS) (B/W VFB)

(RPS203) (06 NOV 73)

REFERENCE DATA

BREF = 171.4720 30-IN. XMRP = 16.8366 INCHES
 LREF = 23.3100 INCHES YMRP = .0000 INCHES
 BREF = 20.3397 INCHES ZMRP = .0000 INCHES
 SCALE = .0188 SCALE

BETA = .000 WINGNO = 2.000
 WINGSC = 1.000 LANDAF = 70.000
 ELEVIR = .000 BDPLAF = .000
 RUFLR = .000 FLTSCT = 1.000

PARAMETRIC DATA

RUN NO. 65/0 RN/L = 1.91 GRADIENT INTERVAL = -5.00/ 5.00

MACH	ALPHA	BETA	CN	CA	CLM	CBL	CYN	CY	CL	CD	L/D
.798	-2.136	.00000	-.06031	.01950	-.00614	-.00369	.00114	-.00081	-.05974	.02174	-2.74792
.798	-1.042	.00000	-.00442	.02140	-.00397	-.00376	.00086	-.00174	-.00403	.02148	-.18734
.798	.077	.00000	-.05541	.02238	-.00608	-.00388	.00066	-.00366	-.05538	.02246	2.46590
.798	1.136	.00000	.11404	.02167	-.00385	-.00376	.00029	-.00366	.11359	.02393	4.74781
.796	2.267	.00000	.17471	.02043	-.00562	-.00383	.00008	-.00394	.17377	.02733	6.35884
.796	4.470	.00000	.29726	.01722	-.00462	-.00375	-.00034	-.00450	.29501	.04034	7.31393
.797	6.650	.00000	.39578	.01945	-.00462	-.00307	-.00023	-.00535	.39086	.06515	5.99953
.795	8.794	.00000	.48621	.02279	-.00379	-.00369	-.00051	-.00372	.47770	.09697	4.92635
.797	10.974	.00000	.59097	.02452	-.00275	-.00309	-.00044	-.00487	.57549	.13657	4.21397
.795	13.183	.00000	.72282	.02376	-.00388	-.00375	-.00068	-.00464	.69836	.18798	3.71511
.797	15.388	.00000	.83893	.02239	-.00219	-.00260	-.00046	-.00745	.80275	.24478	3.27946
.796	17.477	.00000	.86485	.03007	-.00635	-.00094	.00087	-.01546	.81589	.28842	2.82881
.797	19.566	.00000	.90533	.04126	-.00952	-.00050	-.00023	-.01270	.83923	.34207	2.45342
.796	21.624	.00000	.92724	.04849	.01389	-.00367	-.00150	-.00437	.84411	.38678	2.18240
GRADIENT		.00000	.05426	-.00042	.00009	-.00001	-.00023	-.00054	.05381	.00273	1.57343

RUN NO. 64/0 RN/L = 2.01 GRADIENT INTERVAL = -5.00/ 5.00

MACH	ALPHA	BETA	CN	CA	CLM	CBL	CYN	CY	CL	CD	L/D
.899	-2.198	.00000	-.07475	.02794	-.00863	-.00177	.00093	-.00028	-.07363	.03079	-2.39121
.897	-1.062	.00000	-.01397	.02966	-.00846	-.00174	.00032	-.00140	-.01341	.03012	-.44312
.896	.058	.00000	.05173	.03011	-.00901	-.00204	.00071	-.00290	.05130	.03016	1.70055
.897	1.132	.00000	.11269	.03077	-.00933	-.00177	.00047	-.00434	.11206	.03299	3.39660
.898	2.309	.00000	.16898	.03043	-.00787	-.00153	.00037	-.00511	.16762	.03721	4.50484
.897	4.488	.00000	.28718	.02791	-.00702	-.00305	.00035	-.00713	.28412	.05030	5.64896
.897	6.744	.00000	.40850	.03000	-.00768	-.00310	.00042	-.00887	.40213	.07777	5.17121
.897	8.936	.00000	.52068	.03243	-.00919	-.00432	-.00012	-.00643	.50932	.11294	4.50976
.897	11.094	.00000	.61110	.03844	-.00815	-.00370	-.00060	-.00466	.59229	.15531	3.81346
.898	13.326	.00000	.73725	.04162	-.01233	-.00310	.00104	-.01045	.70781	.21043	3.36366
.896	15.530	.00000	.85231	.04170	-.01239	-.00487	.00003	-.00625	.61903	.26838	3.01820
.896	17.753	.00000	.93631	.04789	-.00724	-.00243	.00144	-.01246	.87712	.33110	2.64908
.896	19.882	.00000	.98212	.05803	.00039	-.00183	.00062	-.01290	.88504	.38177	2.31825
.897	21.923	.00000	.98907	.06513	.00472	-.00558	-.00170	-.00084	.89322	.42972	2.07859
GRADIENT		.00000	.05408	-.00002	.00024	-.00015	-.00010	-.00104	.05346	.00291	1.22803

LARC 0-TFT-637/460 LO-100 ORB (SMIPS) (8M2VFB)

(RFS203) (06 NOV 73)

REFERENCE DATA

BREF = 171.4720 SQ-IN. YMRP = 16.0366 INCHES
 LREF = 23.3100 INCHES YMRP = .0000 INCHES
 BREF = 20.3397 INCHES YMRP = .0000 INCHES
 SCALE = .0100 SCALE

PARAMETRIC DATA

BETA = .000 WINGNO = 2.000
 WINGSC = 1.000 LAMDAF = 70.000
 ELEVIR = .000 BOFLAP = .000
 RODFLR = .000 FLTSTCT = 1.000

RUN NO. 63/ 0 RN/L = 1.04 GRADIENT INTERVAL = -5.00/ 5.00

MACH	ALPHA	BETA	CN	CA	CLM	CBL	CYN	CY	CL	CD	L/D
.978	-2.114	.00000	-1.1140	.06484	.00307	-.00297	.00111	-.00082	-.10901	.06891	-1.58189
.978	-1.953	.00000	-1.04450	.06692	.00023	-.00269	.00145	-.00300	-.04334	.06773	-.63989
.978	.002	.00000	.02073	.06756	-.00253	-.00253	.00130	-.00400	.02073	.06756	.30677
.979	1.074	.00000	.09237	.06892	-.00590	-.00245	.00126	-.00482	.09126	.07065	1.29173
.979	2.126	.00000	.16890	.06996	-.01066	-.00276	.00133	-.00660	.16616	.07618	2.18141
.980	4.263	.00000	.31794	.07157	-.01812	-.00223	.00119	-.00810	.31174	.09501	3.28118
.980	6.382	.00000	.45944	.07399	-.02567	-.00174	.00127	-.00826	.44870	.12162	3.68945
.977	8.509	.00000	.59283	.07447	-.03116	-.00292	.00166	-.00974	.57528	.16137	3.56499
.981	10.630	.00000	.71774	.07682	-.03657	-.00235	.00202	-.01082	.69118	.20814	3.32975
.977	12.719	.00000	.84498	.07423	-.04220	-.00262	.00201	-.01261	.80790	.25844	3.12606
.981	14.864	.00000	.97953	.08136	-.04959	-.00372	.00300	-.01528	.92589	.32930	2.80656
.978	16.943	.00000	1.08054	.08347	-.04985	-.00782	.00359	-.01745	1.00940	.39480	2.55676
.979	19.041	.00000	1.19097	.08386	-.05193	-.00491	.00398	-.01872	1.09845	.46782	2.34803
.981	21.146	.00000	1.24371	.08334	-.04091	-.00227	.00525	-.02138	1.12990	.52640	2.14646
GRADIENT		.00000	.06749	.00102	-.00337	.00009	-.00005	-.00111	.06615	.00404	.78047

RUN NO. 62/ 0 RN/L = 1.08 GRADIENT INTERVAL = -5.00/ 5.00

MACH	ALPHA	BETA	CN	CA	CLM	CBL	CYN	CY	CL	CD	L/D
1.197	-2.123	.00000	-.09137	.07185	.00316	-.00238	.00090	-.00020	-.08864	.07518	-1.17888
1.198	-1.952	.00000	-.02602	.07342	-.00026	-.00208	.00080	-.00141	-.02467	.07386	-.33385
1.200	-.630	.00000	-.00254	.07363	-.00160	-.00206	.00078	-.00199	-.00173	.07355	-.02345
1.197	.017	.00000	.03568	.07491	-.00368	-.00199	.00081	-.00237	.03566	.07496	.47568
1.198	1.077	.00000	.09965	.07660	-.00735	-.00216	.00079	-.00400	.09819	.07846	1.25145
1.197	2.149	.00000	.16434	.07776	-.01102	-.00227	.00085	-.00470	.16131	.08386	1.92346
1.197	4.268	.00000	.28932	.07862	-.01789	-.00200	.00099	-.00583	.28267	.09993	2.82852
1.197	6.380	.00000	.41393	.07899	-.02396	-.00239	.00128	-.00673	.40263	.12410	3.24436
1.197	8.490	.00000	.53549	.07897	-.02954	-.00224	.00153	-.00783	.51810	.15627	3.31532
1.197	10.654	.00000	.65789	.07816	-.03453	-.00212	.00185	-.00875	.63210	.19844	3.18331
1.197	12.775	.00000	.77520	.07880	-.03879	-.00193	.00228	-.01037	.73858	.24827	2.97493
1.197	14.854	.00000	.88514	.07940	-.04148	-.00208	.00269	-.01168	.83521	.30365	2.75055
1.195	16.980	.00000	.99184	.07951	-.04351	-.00227	.00305	-.01372	.92537	.36373	2.53023
1.195	19.093	.00000	1.09233	.08019	-.04471	-.00285	.00353	-.01543	1.00602	.43308	2.32293
1.192	21.201	.00000	1.17560	.07861	-.04176	-.00109	.00350	-.01666	1.06768	.49847	2.14190
GRADIENT		.00000	.05956	.00112	-.00332	.00002	-.00002	-.00094	.05810	.00400	.63511

LARC 8-TPT-657/660, LO-100 ORB. (SHJFS) (8M2VFB) (RF5236) (06 NOV 73)

REFERENCE DATA

SHEP = 171.4720 50.1N. XMRP = 16.8366 INCHES
 LREF = 25.5100 INCHES YMRP = .0000 INCHES
 BREF = 20.3597 INCHES ZMRP = .0000 INCHES
 SCALE = .0100 SCALE

PARAMETRIC DATA

BETA = .000 WINGNO = 2.000
 WINGSC = 2.000 LAMDAF = 70.000
 ELEVIR = .000 BDFLAF = .000
 RUSFLR = .000 FLTSCY = 3.000

RUN NO. 61/ 0 RN/L = 2.13 GRADIENT INTERVAL = -5.00/ 5.00

MACH	ALPHA	PETA	CN	CA	CLM	CBL	CYN	CY	CL	CD	L/D
.351	-2.067	.00000	-.07810	.02425	-.00531	-.00123	.00134	-.00214	-.07717	.02703	-2.85335
.351	-1.919	.00000	-.02395	.02432	-.00646	-.00103	.00125	-.00557	-.02051	.02469	-1.83092
.351	.015	.00000	.02906	.02480	-.00600	-.00063	.00084	-.00372	.02305	.02481	1.17096
.351	1.045	.00000	.07371	.02487	-.00751	-.00333	.00048	-.00510	.07325	.02624	2.86743
.350	2.079	.00000	.12776	.02456	-.00831	-.00031	.00039	-.00588	.12679	.04056	4.34516
.351	4.185	.00000	.24165	.02299	-.01022	.00011	.00036	-.00735	.23933	.05932	5.89993
.352	6.289	.00000	.35946	.02007	-.01128	.00026	.00024	-.00706	.35510	.09447	5.98582
.352	8.385	.00000	.46786	.01642	-.01206	.00121	.00047	-.00701	.46046	.09447	5.45124
.351	10.508	.00000	.58766	.01151	-.01344	.00111	.00044	-.00750	.57571	.11848	4.85900
.349	12.601	.00000	.71362	.00578	-.01487	.00142	.00063	-.00900	.69517	.16133	4.30908
.350	14.696	.00000	.84621	.00211	-.01676	-.00131	.00036	-.00793	.81799	.21672	3.77445
.351	16.812	.00000	.97148	-.00311	-.01960	.00224	.00059	-.01303	.93086	.27800	3.34837
.351	18.938	.00000	1.07259	-.00696	-.01791	.00331	.00070	-.01434	1.01679	.34152	2.97729
.351	20.975	.00000	1.12466	-.00701	-.01121	.00323	.00068	-.01878	1.05264	.39504	2.65791
	GRADIENT	.00000	.05347	-.00017	-.00075	.00022	-.00020	-.00068	.04996	.00219	1.42584

RUN NO. 60/ 0 RN/L = 1.62 GRADIENT INTERVAL = -5.00/ 5.00

MACH	ALPHA	BETA	CN	CA	CLM	CBL	CYN	CY	CL	CD	L/D
.356	-2.122	.00000	-.08060	.02414	-.00560	-.00097	.00202	-.00319	-.07965	.02711	-2.93812
.350	-1.951	.00000	-.02210	.02449	-.00672	-.00079	.00165	-.00368	-.02165	.02489	-1.86978
.350	.012	.00000	.02812	.02480	-.00755	-.00072	.00114	-.00434	.02812	.02481	1.13339
.350	1.063	.00000	.08565	.02518	-.00839	-.00051	.00100	-.00587	.08518	.02676	3.18297
.350	2.120	.00000	.13934	.02464	-.00915	-.00037	.00082	-.00617	.13853	.02979	4.65030
.357	4.293	.00000	.25807	.02335	-.01139	.00010	.00069	-.00677	.25560	.04261	5.99880
.350	6.379	.00000	.37724	.02086	-.01336	.00075	.00073	-.00734	.37259	.06264	5.94773
.350	8.527	.00000	.49326	.01892	-.01384	.00046	.00058	-.00663	.48502	.09175	5.28634
.350	10.632	.00000	.62370	.01510	-.01636	.00113	.00079	-.00826	.61021	.12991	4.69721
.350	12.774	.00000	.75195	.01183	-.01916	-.00079	.00070	-.00864	.73072	.17781	4.10961
.357	14.946	.00000	.89989	.00693	-.02198	.00392	.00156	-.01407	.86765	.23879	3.63363
.359	17.031	.00000	.94576	.00874	-.01198	.00882	.00352	-.02550	.90173	.28537	3.15884
.357	19.060	.00000	.99188	.01434	-.00876	.00840	.00037	-.02027	.93282	.33746	2.76427
.357	21.135	.00000	1.04037	.01739	-.00813	.00760	-.00137	-.01582	.97158	.39422	2.46457
	GRADIENT	.00000	.05234	-.00011	-.00088	.00016	-.00021	-.00061	.05202	.00243	1.43381

LARC 0-TPI-657/660 LO-100 ORB. (SMIFS) (B42VFB)

(RF3206) (06 NOV 73)

REFERENCE DATA

BREF 1 171.4720 SQ. IN. XMRP = 16.8366 INCHES
 BREF 2 23.5100 INCHES YMRP = .0000 INCHES
 BREF 3 20.3397 INCHES ZMRP = .0000 INCHES
 SCALE 1 .0100 SCALE

PARAMETRIC DATA

BETA = .000 WINGNO = 2.000
 WINGSC = 2.000 LANDAF = 70.000
 ELEVIR = .000 BDFLAP = .000
 RUDFLR = .000 FLTSCT = 3.000

RUN NO. 59/0 RN/L = 1.91 GRADIENT INTERVAL = -5.00/ 5.00

MACH	ALPHA	BETA	CN	CA	CLM	CBL	CYN	CY	CL	CD	L/D
.788	-2.171	.00000	-.08985	.02475	-.00555	-.00087	.00193	-.00201	-.08885	.02814	-3.15787
.797	-1.089	.00000	-.02874	.02503	-.00726	-.00080	.00183	-.00426	-.02826	.02557	-1.10521
.799	.026	.00000	-.03394	.02516	-.00870	-.00063	.00157	-.00519	-.03393	.02518	1.34756
.797	1.099	.00000	-.09417	.02510	-.01001	-.00037	.00121	-.00637	.09367	.02690	3.48251
.797	2.233	.00000	.16310	.02519	-.01175	-.00010	.00107	-.00595	.16198	.03158	5.112895
.798	4.415	.00000	.28767	.02475	-.01448	.00027	.00098	-.00797	.28491	.04682	6.969575
.799	6.574	.00000	.40138	.02535	-.01453	.00062	.00087	-.00601	.39584	.07114	5.56423
.798	8.780	.00000	.53164	.02380	-.01819	.00079	.00082	-.00795	.52177	.10467	4.98510
.799	11.000	.00000	.66346	.02251	-.02149	.00110	.00092	-.00943	.64697	.14869	4.35116
.798	13.184	.00000	.80600	.02003	-.02706	.00035	.00077	-.00985	.78019	.20333	3.83700
.796	15.406	.00000	.92915	.01796	-.02871	.00117	.00121	-.01289	.89100	.26415	3.37310
.798	17.492	.00000	.97095	.02471	-.02134	.00545	.00257	-.02127	.91863	.31542	2.91243
.796	19.369	.00000	1.00095	.03084	-.01399	.00191	-.00104	-.01040	.93268	.36465	2.55776
.798	21.711	.00000	1.03038	.03681	-.00911	-.00084	-.00179	-.00510	.94293	.41721	2.26008
GRADIENT		.00000	.05736	-.00000	-.00135	.00018	-.00017	-.00080	.05680	.00283	1.46701

RUN NO. 58/0 RN/L = 2.01 GRADIENT INTERVAL = -5.00/ 5.00

MACH	ALPHA	BETA	CN	CA	CLM	CBL	CYN	CY	CL	CD	L/D
.900	-2.248	.00000	-.12129	.02950	-.00275	-.00141	.00277	-.00383	-.12004	.03424	-3.50587
.901	-1.134	.00000	-.04306	.02874	-.00641	-.00102	.00258	-.00574	-.04248	.02958	-1.43599
.899	.004	.00000	-.03316	.02846	-.01056	-.00082	.00207	-.00555	-.03316	.02846	1.16522
.901	1.102	.00000	.11211	.02926	-.01534	-.00044	.00178	-.00713	-.11152	.03141	3.55063
.898	2.229	.00000	.18491	.02950	-.01873	.00005	.00157	-.00770	.18362	.03666	5.00833
.899	3.345	.00000	.25343	.03025	-.02124	.00031	.00123	-.00640	.24510	.04510	5.61431
.899	4.457	.00000	.32960	.03125	-.02427	.00063	.00116	-.00721	.23257	.05323	5.74594
.899	6.677	.00000	.44138	.03429	-.02304	.00132	.00165	-.01032	.43440	.08539	5.02786
.899	8.918	.00000	.57296	.03574	-.02757	.00079	.00132	-.01000	.56049	.12312	4.51539
.900	11.109	.00000	.69376	.03777	-.03009	.00166	.00166	-.01153	.67348	.17073	3.94477
.900	13.303	.00000	.81468	.03729	-.03729	.00027	.00181	-.01149	.78424	.22375	3.50430
.902	15.563	.00000	.95279	.03964	-.04451	-.00095	.00185	-.01067	.90723	.2781	3.09784
.900	17.757	.00000	1.02817	.04208	-.03932	.00314	.00406	-.02187	.96636	.33164	2.73259
.898	19.807	.00000	1.05922	.05021	-.02944	-.00059	-.00065	-.00693	.97954	.40015	2.41175
.898	21.942	.00000	1.07030	.05774	-.02102	.00391	.00127	-.02151	.97119	.45350	2.14157
.899	22.503	.00000	1.07376	.05925	-.01972	.00457	.00100	-.02243	.97053	.45742	2.07458
GRADIENT		.00000	.06714	.00000	-.00327	.00031	-.00026	-.00043	.06647	.00341	1.46042



LARC 8-TPT-637/660, LO-100 CRB. (SHIPS) (B42VFB)

(RP5206)

(06 NOV 73)

REFERENCE DATA

XREF = 171.4720 36.1M. XMP = 16.8366 INCHES
 LREF = 28.5100 INCHES YMP = .0000 INCHES
 BREF = 20.3397 INCHES ZMP = .0000 INCHES
 SCALE = .0100 SCALE

PARAMETRIC DATA

BETA = .000 WINGHO = 2.000
 WINGSC = 2.000 LAMDAF = 70.000
 ELEVIR = .000 BDFLAF = .000
 RUFLR = .000 FLTSTC = 3.000

RUN NO. 977 0 RW/L = 1.03 GRADIENT INTERVAL = -5.00/ 5.00

MACH	ALPHA	BETA	CN	CA	CLM	CBL	CYN	CY	CL	CD	L/D
.982	-2.138	.00000	-1.13999	.03401	.00215	-.00074	.00206	.00099	-.13688	.05919	-2.31294
.982	-1.075	.00000	-.05588	.03471	-.00477	-.00054	.00211	-.00167	-.05485	.05575	-.98382
.982	-.008	.00000	.02131	.05604	-.00357	-.00037	.00182	-.00236	.02131	.05604	-.36030
.982	1.042	.00000	.09425	.05688	-.01340	-.00018	.00167	-.00391	.09320	.05858	1.59082
.983	2.104	.00000	.17001	.05771	-.02017	-.00001	.00153	-.00308	.16777	.06392	2.62492
.977	3.164	.00000	.24613	.05505	-.02453	-.00029	.00160	-.00546	.24471	.06866	3.56402
.983	4.231	.00000	.32587	.05917	-.03005	-.00036	.00166	-.00688	.32141	.08310	3.86759
.980	6.342	.00000	.48294	.05895	-.04094	.00046	.00187	-.00821	.47348	.11114	4.22974
.978	8.470	.00000	.64009	.06334	-.05314	-.00076	.00206	-.00923	.62378	.15693	3.97489
.980	10.580	.00000	.78004	.06515	-.06299	.00095	.00219	-.00986	.75481	.20727	3.64173
.978	12.685	.00000	.91077	.06568	-.07116	.00110	.00233	-.01118	.87412	.26408	3.31012
.978	14.782	.00000	1.04091	.07016	-.07355	.00136	.00280	-.01327	.98856	.33342	2.96490
.979	16.886	.00000	1.16047	.07017	-.07874	-.00264	.00285	-.01475	1.07034	.39860	2.68630
.977	18.997	.00000	1.24761	.06930	-.08078	.00051	.00352	-.01659	1.15710	.47165	2.45330
.978	21.095	.00000	1.35573	.07004	-.07882	.00762	.00557	-.02326	1.22101	.54610	2.23583
.981	21.651	.00000	1.35031	.07051	-.07860	.00788	.00618	-.02479	1.23646	.56670	2.18187
GRADIENT		.00000	-.07254	.00060	-.00498	.00018	-.00008	-.00114	.07142	.00356	1.00650

RUN NO. 967 0 RW/L = 1.08 GRADIENT INTERVAL = -5.00/ 5.00

MACH	ALPHA	BETA	CN	CA	CLM	CBL	CYN	CY	CL	CD	L/D
1.198	-2.137	.00000	-1.14127	.06588	.00731	-.00081	.00105	.00281	-.13872	.07110	-1.95106
1.198	-1.068	.00000	-.05615	.06650	.00059	-.00073	.00109	.00562	-.06689	.06776	-.98728
1.197	-.021	.00000	.00307	.06692	-.00607	-.00057	.00106	-.00072	.00309	.06692	.04621
1.198	1.037	.00000	.07617	.06764	-.01304	-.00048	.00107	-.00190	.07494	.06901	1.08396
1.198	2.096	.00000	.15032	.06799	-.01979	-.00037	.00102	-.00295	.14774	.07345	2.01150
1.199	3.155	.00000	.22242	.06791	-.02641	-.00091	.00112	-.00398	.21835	.08005	2.72772
1.199	4.213	.00000	.29285	.06771	-.03253	.00017	.00120	-.00429	.28709	.08904	3.22419
1.198	6.347	.00000	.43024	.06753	-.04402	.00045	.00157	-.00600	.42809	.11557	3.70430
1.199	8.480	.00000	.57915	.06737	-.05466	.00085	.00182	-.00757	.56287	.15233	3.69496
1.197	10.584	.00000	.71520	.06667	-.06371	.00085	.00219	-.00882	.69042	.19887	3.47177
1.198	12.708	.00000	.84694	.06952	-.07115	.00110	.00259	-.01022	.81091	.25412	3.19101
1.196	14.816	.00000	.96304	.06951	-.07644	.00137	.00304	-.01157	.91518	.31397	2.91483
1.198	16.955	.00000	1.07712	.06937	-.07931	.00215	.00377	-.01300	1.01007	.38047	2.65481
1.196	19.058	.00000	1.17437	.06853	-.07988	.00255	.00377	-.01463	1.08763	.44823	2.42652
1.193	21.170	.00000	1.27237	.06661	-.08045	.00168	.00422	-.01705	1.16264	.52168	2.22866
1.191	21.732	.00000	1.29777	.06632	-.07876	.00208	.00436	-.01804	1.18098	.54213	2.17841
GRADIENT		.00000	-.06858	.00032	-.00632	.00015	-.00002	-.00111	.06729	.00287	-.81152

LARC 0-TPT-457/660, LO-100 CRB. (SMTPS) (8M2V7B)

(RP3207) (06 NOV 73)

REFERENCE DATA

XMP = 171.4720 80. IN. XMP = 16.8366 INCHES
 YMP = 89.9100 INCHES YMP = .0000 INCHES
 ZMP = 20.3397 INCHES ZMP = .0000 INCHES
 SCALE = .0100 SCALE

PARAMETRIC DATA

BETA = .000 WINGMO = 2.000
 WINGSC = 1.000 LAMDAF = 78.000
 ELEVIN = .000 BDFLAP = .000
 RUOFLR = .000 FLTSTCT = 1.000

RUN NO. 89/0 RN/L = 2.11 GRADIENT INTERVAL = -5.00/ 5.00

MACH	ALPHA	BETA	CN	CA	CLM	CBL	CYN	CY	CL	CD	L/D
.347	-2.076	.00000	.02512	.02026	-.00643	-.00371	.00097	-.00034	-.05233	-.02217	-2.36088
.348	-.007	.00000	-.00096	.02186	-.00527	-.00367	.00069	-.00207	-.00362	.02187	-.02838
.348	.098	.00000	.04617	.02234	-.00429	-.00385	.00047	-.00223	.04614	-.02262	2.03961
.349	1.124	.00000	.09452	.02211	-.00317	-.00365	.00020	-.00393	.09407	-.02396	3.92568
.350	2.200	.00000	.13216	.02076	-.00188	-.00344	-.00001	-.00467	.15124	-.02629	5.75157
.350	3.478	.00000	.21118	.01720	-.00032	-.00332	-.00034	-.00329	.20975	-.02998	6.99640
.350	4.247	.00000	.23165	.01451	.00039	-.00333	-.00048	-.00308	.24599	-.03311	7.54669
.350	6.392	.00000	.35930	.00451	.00321	-.00330	-.00060	-.00314	.35657	-.04448	8.01590
.350	8.392	.00000	.46157	-.00614	.00592	-.00311	-.00090	-.00307	.45752	-.06128	7.46571
.350	10.655	.00000	.59486	-.00753	.00682	-.00601	-.00044	-.00093	.58599	-.10258	5.71251
.350	12.735	.00000	.69566	-.00139	.01055	-.00322	-.00070	-.00373	.67886	-.15200	4.46614
.350	14.886	.00000	.82319	-.00312	.01259	.00192	-.00043	-.00071	.79637	-.20845	3.82036
.350	17.137	.00000	1.00592	-.01164	.01194	-.00296	-.00084	-.00920	.96459	-.28562	3.37722
.350	19.137	.00000	1.12940	-.01842	.01380	-.00672	-.00126	-.00782	1.07303	-.35284	3.04110
.350	21.731	.00000	1.15616	-.01870	.01329	-.00556	-.00202	-.00707	1.08092	-.41070	2.63187
GRADIENT	.00000	.00000	.04833	-.00096	.00112	-.00006	-.00023	-.00044	-.04792	.00175	1.59196

RUN NO. 91/0 RN/L = 1.62 GRADIENT INTERVAL = -5.00/ 5.00

MACH	ALPHA	BETA	CN	CA	CLM	CBL	CYN	CY	CL	CD	L/D
.596	-2.091	.00000	-.05071	.02068	-.00674	-.00373	.00123	-.00143	-.05791	.02281	-2.53862
.599	-1.021	.00000	-.00674	.02215	-.00596	-.00354	.00036	-.00294	-.00634	.02226	-.28497
.598	.033	.00000	.04862	.02275	-.00485	-.00368	.00066	-.00308	-.04861	.02278	2.13414
.599	1.086	.00000	.10025	.02238	-.00399	-.00362	.00056	-.00380	.09981	.02425	4.11074
.600	2.162	.00000	.13366	.02074	-.00276	-.00382	.00027	-.00405	.15277	-.02652	5.76100
.599	3.224	.00000	.20528	.01835	-.00151	-.00362	-.00010	-.00526	.20392	-.03450	6.82813
.599	4.899	.00000	.23823	.01505	-.00021	-.00362	-.00013	-.00445	.23539	-.03432	7.47078
.599	6.438	.00000	.37997	.00971	.00085	-.00385	-.00076	-.00363	.37649	-.05285	7.20455
.597	8.559	.00000	.47572	.01275	.00450	-.00407	-.00071	-.00333	.46852	-.07844	5.61512
.599	10.646	.00000	.59386	-.01154	.00655	-.00301	-.00055	-.00420	.58142	-.12146	4.78702
.599	12.828	.00000	.72038	.00980	.00885	.00106	-.00033	-.00580	.70022	-.16950	4.13112
.599	15.010	.00000	.87549	-.00474	.00894	-.00323	-.00087	-.00622	.84439	-.23132	3.65030
.597	17.183	.00000	1.02237	.00004	.01176	-.00380	-.00130	-.00597	.97672	-.30208	3.23334
.600	19.329	.00000	1.18933	-.00128	.01960	-.00380	-.00169	-.00267	1.03571	-.35895	2.85133
.599	21.945	.00000	1.13326	.00322	.03759	-.01415	-.00355	-.00959	1.04996	-.42646	2.46194
GRADIENT	.00000	.00000	.04974	-.00069	.00103	-.00000	-.00021	-.00049	-.04932	.00180	1.58988

LARC 8-TFT-637/663 ILO-100 CRB.(SMIFS) (8LMVFB)

(RP3207) (06 NOV 73)

REFERENCE DATA

REF # 171.4728 90-IM. XMRP = 16.8366 INCHES
LREF # 25.5100 INCHES YMRP = .0000 INCHES
BREF # 29.3397 INCHES ZMRP = .0000 INCHES
SCALE # .0100 SCALE

BETA = .000 W/MCNO = 2.000
W/MGSC = 1.000 LAMDAF = 70.000
ELEVIR = .000 BDFLAP = .000
RUOFFLR = .000 FLTSCT = 1.000

RUN NO. 80/ 0 RM/L = 1.90 GRADIENT INTERVAL = -.5.00/ 5.00

Table with columns: MACH, ALPHA, BETA, CM, CA, CLM, CBL, CYN, CY, CL, CD, L/D. Rows 799-796.

RUN NO. 89/ 0 RM/L = 2.00 GRADIENT INTERVAL = -.5.00/ 5.00

Table with columns: MACH, ALPHA, BETA, CM, CA, CLM, CBL, CYN, CY, CL, CD, L/D. Rows 900-896.

PARAMETRIC DATA

LABC 8-TPT-857/660, LO-100 ORB. (SMIFB) (BME-VFB)

REFERENCE DATA

SRFP = 171.4720 30-IN. XMP = 18.8366 INCHES
LREF = 25.3100 INCHES YMP = .0000 INCHES
BREF = 20.3597 INCHES ZMP = .0000 INCHES
SCALE = .0188 SCALE

(RP5207) (06 NOV 73)

PARAMETRIC DATA

BETA = .000 WINGNO = 2.000
WINGSC = 1.000 LAMDAF = 78.000
ELEVIR = .000 BDFLAF = .000
RUDELR = .000 FLTSTCT = 1.000

RUN NO. 87/ 0 RM/L = 1.04 GRADIENT INTERVAL = -3.00/ 5.00

Table with columns: MACH, ALPHA, BETA, CM, CA, CLM, CBL, CYN, CY, CL, CD, L/D. Contains 20 rows of data for Run No. 87/0.

RUN NO. 88/ 0 RM/L = 1.07 GRADIENT INTERVAL = -3.00/ 5.00

Table with columns: MACH, ALPHA, BETA, CM, CA, CLM, CBL, CYN, CY, CL, CD, L/D. Contains 20 rows of data for Run No. 88/0.

LARC 8-1PT-837/660, LO-199 ORB. (SMIPS) (BUNVFB)

(BP5200) (05 NOV 73)

REFERENCE DATA

SREF = 171.4729 50.1in. WHP = 16.8366 INCHES
 LREF = 23.3100 INCHES YHP = .0000 INCHES
 BREF = 20.3397 INCHES ZHP = .0000 INCHES
 SCALE = .0100 SCALE

PARAMETRIC DATA

BETA = .000 WIMCO = 2.000
 WIMSC = 2.000 LAMDAF = 70.000
 ELEVIR = .000 BOFLAP = .000
 RUOFLR = .000 FLTSTC = 3.000

RUN NO. 218/ 0 BW/L = 2.00 GRADIENT INTERVAL = -5.00/ 5.00

MACH	ALPHA	BETA	CW	CA	CLM	CBL	CVM	CY	CL	CD	L/D
.349	-2.033	.00007	-.03440	.02376	-.00890	-.00034	.00213	-.00920	-.03332	.02567	-2.00463
.350	-1.943	.00164	-.01409	.02493	-.00890	-.00018	.00186	-.01097	-.01364	.02518	-.54146
.350	.003	.00316	.03873	.02339	-.00880	.00000	.00174	-.01322	.03673	.02339	1.44662
.350	1.040	.00369	.08422	.02541	-.00863	-.00014	.00157	-.01347	.08375	.02693	3.10539
.350	2.006	.00409	.13228	.02427	-.00866	-.00002	.00132	-.01500	.13131	.02906	4.51795
.350	4.163	.00528	.24024	.02164	-.00872	-.00065	.00189	-.01774	.24601	.03960	6.21184
.350	6.334	.00540	.36030	.01845	-.00779	-.00020	.00226	-.01961	.36176	.05805	6.14757
.350	8.341	.00620	.48089	.01305	-.00700	.00001	.00232	-.02143	.47379	.06347	5.67639
.350	10.512	.00749	.61066	.00866	-.00556	-.00118	.00211	-.02297	.59883	.11993	4.99328
.349	12.531	.00947	.74675	.00694	-.00666	-.00232	.00111	-.02251	.72740	.16905	4.30296
.349	14.631	.00953	.89638	.00494	-.00741	-.00235	.00201	-.02663	.86599	.23150	3.74082
.349	16.767	.01096	1.05014	.00339	-.00920	-.00120	.00275	-.03274	1.01305	.30563	3.31463
.349	18.912	.01301	1.22419	.00229	-.01267	-.00284	.00306	-.03826	1.13981	.39178	2.96036
.350	21.043	.01559	1.35507	.00092	-.00804	-.00050	.00202	-.04260	1.26877	.47823	2.63303
.350	22.096	.01710	1.37347	-.01063	-.00259	-.00030	.00224	-.04325	1.27845	.50753	2.51898
GRADIENT		.00003	.04066	-.00037	.00006	-.00004	-.00004	-.00132	.04817	.00217	1.37553

RUN NO. 217/ 0 BW/L = 1.59 GRADIENT INTERVAL = -5.00/ 5.00

MACH	ALPHA	BETA	CW	CA	CLM	CBL	CVM	CY	CL	CD	L/D
.398	-2.103	.00024	-.06817	.02428	-.00914	-.00046	.00200	-.00930	-.06524	.02689	-2.44451
.399	-1.043	.00163	-.01212	.02528	-.00924	-.00020	.00216	-.01166	-.01166	.02349	-.45729
.399	.004	.00243	.03863	.02372	-.00947	-.00004	.00206	-.01230	.03862	.02572	1.50151
.399	1.033	.00350	.09105	.02504	-.00941	.00011	.00196	-.01365	.09056	.02751	3.29187
.399	2.102	.00569	.14350	.02517	-.00962	.00019	.00184	-.01622	.14240	.03041	4.60501
.399	4.230	.00600	.26333	.02356	-.01092	.00001	.00205	-.01845	.26080	.04292	6.07787
.398	6.361	.00713	.39111	.02145	-.01048	-.00006	.00210	-.01949	.38633	.06465	5.97596
.399	8.466	.00850	.50849	.01961	-.00891	-.00151	.00181	-.02045	.09007	.09426	5.30512
.399	10.616	.00910	.63569	.01713	-.00893	-.00112	.00190	-.02179	.62165	.13394	4.64113
.398	12.726	.01035	.78000	.01409	-.00929	-.00022	.00252	-.02633	.75774	.18557	4.08334
.398	14.860	.01180	.94320	.01087	-.01326	-.00080	.00231	-.02875	.90884	.25252	3.59909
.399	16.994	.01340	1.10093	.00730	-.01659	-.00161	.00264	-.03195	1.05070	.32882	3.19333
.399	19.159	.01596	1.24790	.00336	-.01836	-.00087	.00295	-.03734	1.17768	.41271	2.83353
.398	21.219	.01717	1.36603	.00018	-.01451	-.00142	.00307	-.04013	1.27335	.49457	2.57460
.398	22.354	.01881	1.38036	.00226	-.00029	.00296	.00504	-.05130	1.25746	.51954	2.42033
GRADIENT		.00105	.05165	-.00014	-.00026	.00008	-.00002	-.00143	.05113	.00252	1.37672

LARC 8-TPT-837/860-100 OMB (SHIPS) (DMCVPS)

(RPS200) (06 NOV 75)

REFERENCE DATA

BREF = 171.4720 50.1M. XMRP = 16.0366 INCHES
 -REF = 25.5100 INCHES YMRP = .0000 INCHES
 BREF = 20.3397 INCHES ZMRP = .0000 INCHES
 SCALE = .0100 SCALE

PARAMETRIC DATA

BETA = .000 WINGNO = 2.000
 WINGSC = 2.000 LAMDAF = 70.000
 ELEVIR = .000 BDFLAP = .000
 RUDFLR = .000 FLTSTCT = 3.000

RUN NO. 216/ 0 RN/L = 1.99 GRADIENT INTERVAL = -3.00/ 5.00

MACH	ALPHA	BETA	CN	CA	CLM	CBL	CYN	CY	CL	CD	L/D
.788	-2.133	-0.0010	-0.07642	.02421	-0.0909	-0.00062	.00263	-0.1130	-.07546	.02704	-2.79115
.800	-1.078	.00156	-0.01946	.02305	-0.0989	-0.00034	.00271	-0.1318	-.01899	.02541	-7.4723
.801	.021	.00329	-0.03655	.02345	-0.1048	-0.00019	.00261	-0.1442	.03854	.02547	1.51327
.799	1.087	.00532	.09362	.02546	-0.1112	.00012	.00271	-0.1670	.09512	.02727	3.48794
.793	2.190	.00757	.15859	.02505	-0.1210	.00028	.00248	-0.1806	.15751	.03109	5.06661
.799	4.380	.00882	.28374	.02438	-0.1364	.00018	.00268	-0.2017	.28304	.04613	6.13596
.795	6.633	.01256	.52748	.02428	-0.1240	.00048	.00301	-0.2294	.39855	.07000	5.69345
.798	10.832	.01349	.66429	.02272	-0.1495	-0.00174	.00205	-0.2133	.51782	.10331	5.01234
.798	13.104	.01554	.80622	.02150	-0.0124	.00124	.00242	-0.2384	.64819	.14715	4.40497
.799	15.299	.01828	.96843	.01926	-0.1585	-0.0071	.00285	-0.2791	.78035	.20373	3.83027
.799	17.491	.02166	1.11577	.01552	-0.2084	-0.0093	.00288	-0.3091	.92903	.27411	3.38933
.799	19.669	.02362	1.21347	.01379	-0.2317	-0.0109	.00280	-0.3430	1.05922	.35111	3.01677
.799	21.135	.02732	1.22061	.02030	-0.0143	.00143	.00247	-0.3379	1.13720	.42371	2.68389
.801	22.747	.03097	1.15533	.03887	-0.0409	-0.0280	.00125	-0.3405	1.13118	.45904	2.45423
GRADIENT		.03146	.05548	-0.0001	-0.0069	.00013	-0.0001	-0.0139	1.05044	.48256	2.17682
									.05493	.00288	1.42019

RUN NO. 215/ 0 RN/L = 1.98 GRADIENT INTERVAL = -3.00/ 5.00

MACH	ALPHA	BETA	CN	CA	CLM	CBL	CYN	CY	CL	CD	L/D
.800	-2.187	-0.0197	-0.11192	.02806	-0.0479	-0.00160	.00308	-0.1154	-.11076	.03231	-3.42770
.808	-1.093	.00050	-0.03881	.02825	-0.0713	-0.00163	.00337	-0.1407	-.03827	.02899	-1.31999
.900	.020	.00265	-0.02916	.02692	-0.0980	-0.00163	.00326	-0.1629	.02915	.02893	1.00746
.900	1.097	.00466	.10255	.02854	-0.1321	-0.00119	.00309	-0.1726	.10198	.03060	3.33254
.899	2.187	.00665	.15974	.02822	-0.1616	-0.00103	.00258	-0.1680	.16954	.03457	4.86061
.899	4.423	.00997	.31226	.02972	-0.2047	-0.00035	.00227	-0.1836	.39903	.05375	5.74947
.899	6.507	.00943	.43561	.03230	-0.1465	.00114	.00348	-0.2313	.42923	.08208	5.22931
.899	8.811	.01295	.58008	.03436	-0.1940	-0.00170	.00282	-0.2336	.54821	.11974	4.57826
.901	10.998	.01441	.69368	.03443	-0.2300	-0.00123	.00322	-0.22642	.67634	.16753	4.03710
.901	13.192	.01642	.82758	.03780	-0.2617	-0.00054	.00338	-0.2494	.79699	.22618	3.52374
.901	15.425	.02238	.99437	.03863	-0.3356	-0.00084	.00302	-0.2422	.94830	.30092	3.13197
.900	17.619	.02425	1.12394	.03863	-0.3739	-0.00249	.00127	-0.2726	1.05932	.37701	2.81035
.899	19.911	.02529	1.20034	.03812	-0.2638	-0.0148	.00198	-0.3251	1.16399	.44268	2.52190
.899	21.948	.02677	1.22343	.04840	-0.0746	-0.0530	.00187	-0.3278	1.11666	.53218	2.22364
.900	23.020	.02829	1.22101	.05473	-0.0345	-0.0298	.00187	-0.3562	1.10237	.52785	2.08843
GRADIENT		.03187	.06404	.00020	-0.0245	.00020	-0.0015	-0.0094	.06340	.00320	1.45489



(RFE208) (06 NOV 73)

REFERENCE DATA

MREF = 171.4780 90. IN. XMRP = 16.8386 INCHES
 LREF = 25.5100 INCHES YMRP = .0000 INCHES
 BREF = 20.3597 INCHES ZMRP = .0000 INCHES
 SCALE = .0188 SCALE

PARAMETRIC DATA

BETA = .000 WINGNO = 2.000
 WINGSC = 2.000 LAMDAF = 70.000
 ELEVIR = .000 BDFLAF = .000
 RUFLER = .000 FLTSCT = 3.000

RUN NO. 214/ 0 RM/L = 1.02 GRADIENT INTERVAL = -5.00/ 5.00

MACH	ALPHA	BETA	CN	CA	CLM	CBL	CYN	CY	CL	CD	L/D
.980	-2.100	-.00277	-.12758	.05308	.00020	-.00161	.00339	-.01021	-.12555	.05771	-2.17541
.978	-1.031	-.00316	-.04787	.05452	-.00626	-.00110	.00339	-.01273	-.04680	.05337	-.84663
.976	-.015	.00033	.02121	.05558	-.01073	-.00088	.00317	-.01445	.02123	.05350	-.38191
.974	1.037	.00162	.09449	.05835	-.01437	-.00072	.00301	-.01532	.09346	.05803	1.60978
.980	2.105	.00319	.16370	.05886	-.01814	-.00066	.00275	-.01687	.16159	.06283	2.57043
.978	4.221	.00428	.31609	.05742	-.02620	-.00065	.00288	-.01884	.31100	.08053	3.86211
.976	6.277	.00511	.46570	.05845	-.03332	-.00107	.00279	-.02012	.44752	.10912	4.19263
.974	8.416	.00586	.62615	.06358	-.04293	-.00143	.00300	-.02195	.61010	.15454	3.94769
.980	10.484	.00630	.78317	.06408	-.04984	-.00166	.00313	-.02337	.73884	.20162	3.66444
.976	12.505	.00722	.92320	.06755	-.05559	-.00191	.00334	-.02610	.86569	.26302	3.29512
.974	14.724	.00835	1.03302	.07025	-.05967	-.00204	.00338	-.02823	.98125	.33049	2.96910
.970	16.823	.00987	1.11553	.07515	-.06274	-.00227	.00331	-.03054	1.08501	.40761	2.66169
.980	18.939	.01145	1.26949	.07835	-.06330	-.00227	.00323	-.03304	1.17599	.48424	2.42851
.976	21.018	.01313	1.43483	.07728	-.06187	-.00149	.00310	-.03563	1.26124	.56739	2.22289
.974	22.023	.01406	1.62060	.07706	-.06085	-.00156	.00302	-.03700	1.29657	.60759	2.13393
GRADIENT		.00111	.06962	.00067	-.00404	.00014	-.00010	-.00132	.06851	.00361	.56857

RUN NO. 213/ 0 RM/L = 1.06 GRADIENT INTERVAL = -5.00/ 5.00

MACH	ALPHA	BETA	CN	CA	CLM	CBL	CYN	CY	CL	CD	L/D
1.197	-2.102	-.00011	-.13300	.06734	.00546	-.00073	.00119	-.00495	-.13044	.07217	-1.80746
1.198	-1.043	-.00112	-.06351	.06789	-.00015	-.00073	.00133	-.00728	-.06227	.06904	-.90188
1.197	-.018	.00219	.00283	.06852	-.00376	-.00063	.00141	-.00907	.00285	.06852	-.04159
1.198	1.062	.00349	.07479	.06875	-.01153	-.00068	.00142	-.01096	.07350	.07013	1.04805
1.196	2.099	.00444	.14261	.06926	-.01727	-.00037	.00143	-.01228	.13997	.07444	1.48046
1.198	4.211	.00536	.28593	.06937	-.02812	-.00061	.00160	-.01467	.27918	.09011	3.09811
1.196	6.295	.00560	.42569	.06942	-.03787	-.00030	.00200	-.01674	.41532	.11568	3.59208
1.197	8.477	.00638	.57393	.07043	-.04728	-.00110	.00234	-.01899	.55730	.13427	3.61247
1.195	10.513	.00710	.70757	.07142	-.05435	-.00139	.00262	-.02127	.60266	.13932	3.42486
1.194	12.655	.00776	.84134	.07225	-.05999	-.00158	.00282	-.02316	.60557	.23486	3.15960
1.194	14.796	.00914	.96227	.07341	-.06379	-.00173	.00282	-.02521	.91643	.31800	2.86194
1.193	16.937	.01107	1.08650	.07429	-.06555	-.00192	.00275	-.02787	1.01773	.38759	2.62381
1.191	18.885	.01267	1.16383	.07401	-.06441	-.00217	.00266	-.03003	1.09615	.43320	2.41871
1.188	20.993	.01435	1.28691	.07256	-.06218	-.00234	.00264	-.03270	1.17548	.52881	2.22286
1.186	23.912	.01515	1.43297	.07233	-.06038	-.00251	.00264	-.03405	1.20591	.56347	2.14017
GRADIENT		.00089	.06616	.00033	-.00334	.00002	-.00007	-.00153	.06484	.00285	.79354

LARC 9-TPT-637/660, LO-100 ORR, (SMIPS) (BWS/VFB)

(RPS301) (06 NOV 75)

REFERENCE DATA

SHEP # 173.1312 50.1M. XMRP = 10.0366 INCHES
 LREF # 29.5100 INCHES YMRP = .0000 INCHES
 BREF # 29.9096 INCHES ZMRP = .0000 INCHES
 SCALE # .0100 SCALE

PARAMETRIC DATA

BETA = .000 WINGNO = 3.000
 WINGSC = 1.000 LAMDAF = 35.000
 ELEVIR = .000 BDFLAP = .000
 RWFLR = .000

RUN NO. 6/0 RM/L = 2.14 GRADIENT INTERVAL = -5.00/ 5.00

MACH	ALPHA	BETA	CN	CA	CLM	CBL	CYN	CV	CL	CD	L/D
.350	-1.990	.00000	-.03515	.01983	-.00397	.00031	.00120	-.00262	-.03144	.02104	-1.63680
.350	-.955	.00000	-.01425	.02127	-.00571	.00059	.00092	-.00203	.01460	.02103	.69402
.350	.095	.00000	-.06005	.02162	-.00334	.00049	.00078	-.00601	.06801	.02173	3.12947
.350	1.116	.00000	-.11349	.02191	-.00329	.00094	.00041	-.00606	.11306	.02321	4.87033
.350	2.168	.00000	-.16910	.01911	-.00489	.00088	.00032	-.00715	.16826	.02349	6.60081
.350	4.277	.00000	-.24226	.01180	-.00703	.00123	.00010	-.00805	.26060	.03280	8.55543
.350	6.393	.00000	-.39791	-.00010	-.00338	.00200	.00005	-.00376	.39544	.04425	8.93610
.351	8.477	.00000	-.51513	-.01431	-.00316	.00267	-.00026	-.00473	.51161	.06178	8.28152
.351	10.587	.00000	-.62533	-.01601	-.00400	.00090	-.00117	-.00316	.61799	.09718	6.35914
.351	12.628	.00000	-.69438	-.00042	-.00767	.00206	.00015	-.01097	.67972	.15145	4.48813
.350	14.684	.00000	-.73713	-.01376	-.01039	.00105	.00023	-.01020	.70964	.19392	3.54965
.350	15.660	.00000	-.74241	-.02585	-.01212	.00127	.00008	-.00953	.72291	.24359	2.96776
.352	20.595	.00000	-.65792	-.06241	-.03563	.00471	.00116	-.02088	.57520	.28281	2.03387
GRADIENT	.00000	.00000	.00343	-.00127	.00630	.00014	-.00018	-.00093	-.05011	.00187	1.61491

RUN NO. 1/0 RM/L = 3.22 GRADIENT INTERVAL = -5.00/ 5.00

MACH	ALPHA	BETA	CN	CA	CLM	CBL	CYN	CV	CL	CD	L/D
.399	-2.119	.00000	-.04316	.01615	-.00662	.00039	.00145	-.00192	-.04253	.01774	-2.39821
.399	-.966	.00000	-.01459	.01771	-.00629	.00044	.00118	-.00329	.01426	.01745	.85185
.600	-.162	.00000	-.07451	.01825	-.00594	.00077	.00082	-.00532	.07446	.01848	4.03418
.399	1.304	.00000	-.13617	.01727	-.00550	.00102	.00063	-.00625	.13571	.02037	6.66300
.399	2.438	.00000	-.19630	.01495	-.00519	.00186	.00065	-.00821	.19743	.02337	8.44893
.399	4.740	.00000	-.32493	.00727	-.00439	.00150	.00004	-.00861	.32322	.03410	9.47173
.399	7.045	.00000	-.46135	.00023	-.00473	.00135	.00062	-.00949	.45784	.05681	8.05405
.600	3.323	.00000	-.58743	.00031	-.00639	.00066	-.00072	-.01007	.57960	.09553	6.06636
.399	11.470	.00000	-.69123	.01181	-.00927	.00132	.00014	-.00999	.63668	.14173	4.05070
.399	13.524	.00000	-.69760	.02324	-.01163	.00111	.00014	-.01038	.63282	.18533	3.62253
.399	15.561	.00000	-.70568	.03663	-.01180	.00082	-.00012	-.00901	.67114	.22493	2.88374
.399	17.545	.00000	-.68651	.04958	-.00975	.00129	.00007	-.00806	.63363	.26420	2.51674
.399	19.444	.00000	-.62878	.06316	-.00816	.00002	-.00194	-.00285	.57189	.25687	2.12703
.399	21.525	.00000	-.65446	.06713	-.00737	.00000	-.00308	-.00804	.58419	.23377	1.93276
GRADIENT	.00000	.00000	.05383	-.00131	.00333	.00016	-.00020	-.00100	-.08343	.00075	1.77716



LARC 8-TPT-657/660-LO-100 OBS. (SMIFS) (8UAVFB)

(RP33D1) (06 NOV 75)

REFERENCE DATA

BREF = 173.1312 50.1M. XMRP = 10.8366 INCHES
 LBEP = 23.5100 INCHES YMRP = .0000 INCHES
 SBEP = 20.9006 INCHES ZMRP = .0000 INCHES
 SCALE = .0100 SCALE

PARAMETRIC DATA

BETA = .000 WINGNO = 3.000
 WINGSC = 1.000 LAMDAF = 35.000
 ELEVSR = .000 BDFLAF = .000
 RUDFLR = .000

RUN NO. 5/0 RML = 1.91 GRADIENT INTERVAL = -5.00/ 5.00

MACH	ALPHA	BETA	CN	CA	CLM	CBL	CYN	CY	CL	CD	L/D
.788	-2.093	.00000	-.04688	.01866	-.00792	.00018	.00178	-.00368	-.04627	.02036	-2.7220
.789	-1.987	.00000	-.01534	.02035	-.00743	-.00031	.00144	-.00490	.01388	.02008	-.79097
.790	-1.152	.00000	.07938	.02088	-.00710	.00039	.00120	-.00574	.07052	.02109	3.76971
.791	1.237	.00000	.14049	.02027	-.00673	-.00079	.00092	-.00164	.14002	.02330	6.00980
.792	2.339	.00000	.20620	.01860	-.00636	.00110	.00075	-.00047	.20527	.02699	7.60428
.793	4.582	.00000	.34566	.01525	-.00672	-.00097	-.00002	-.00903	.34334	.04282	8.01896
.794	6.766	.00000	.46796	.01629	-.00852	-.00080	-.00051	-.00941	.46278	.07131	9.48986
.800	8.903	.00000	.54684	.02469	-.01161	-.00009	-.00027	-.00778	.53643	.10902	4.92041
.797	10.953	.00000	.59734	.03319	-.01343	-.00007	.00017	-.00721	.58016	.14608	3.97144
.798	13.045	.00000	.63785	.04696	-.01503	-.00010	-.00005	-.00631	.61000	.18972	3.21930
.796	15.115	.00000	.68449	.05353	-.01398	-.00075	-.00040	-.00185	.64682	.23026	2.80911
.798	17.216	.00000	.73132	.06010	-.01243	-.00269	-.00269	-.00787	.68076	.27387	2.48574
.797	19.213	.00000	.75162	.06853	-.00932	-.01158	-.01133	-.05822	.66832	.30547	2.18782
.798	21.287	.00000	.77348	.07155	-.00729	-.00617	-.01014	-.04364	.69474	.34747	1.99939
GRADIENT		.00000	.05862	-.00000	.00020	.00014	-.00026	-.00083	.05818	.00327	1.58437

RUN NO. 4/0 RML = 2.00 GRADIENT INTERVAL = -5.00/ 5.00

MACH	ALPHA	BETA	CN	CA	CLM	CBL	CYN	CY	CL	CD	L/D
.800	-2.183	.00000	-.07594	.02761	-.00897	.00030	.00149	-.00251	-.07483	.03048	-2.45496
.899	-1.044	.00000	-.00145	.02814	-.00926	.00027	.00134	-.00443	-.00094	.02816	-.03341
.901	-.093	.00000	.06160	.03005	-.00834	-.00070	.00099	-.00551	.06155	.03015	2.04102
.900	1.248	.00000	.14258	.02804	-.00989	.00099	.00102	-.00789	.14193	.03114	4.55747
.902	2.410	.00000	.21875	.02370	-.01060	.00155	.00058	-.01037	.21726	.03687	5.56933
.899	4.631	.00000	.33356	.02984	-.01165	-.00001	.00059	-.01155	.33000	.05828	6.00903
.897	6.818	.00000	.44086	.03148	-.00982	.00151	.00074	-.01213	.43401	.08360	5.19143
.902	8.959	.00000	.53910	.04143	-.01489	.00056	-.00059	-.00324	.52607	.12488	4.21272
.901	11.109	.00000	.60448	.05121	-.02296	-.00191	.00094	-.00869	.60161	.17366	3.12223
.899	13.199	.00000	.70169	.06203	-.02574	-.00745	.00171	-.00326	.66899	.22062	3.03235
.899	15.373	.00000	.77211	.06930	-.02690	-.00401	.00097	-.00428	.72611	.27150	2.67439
.899	17.423	.00000	.81427	.07435	-.02551	-.00127	.00033	-.00504	.75465	.31475	2.39761
.900	19.530	.00000	.87778	.07978	-.02607	-.00180	-.00100	-.00229	.79402	.36628	2.16776
.898	21.609	.00000	.89515	.08239	-.02218	-.00199	-.00344	-.01936	.79725	.40441	1.97136
GRADIENT		.00000	.06331	.00000	.00047	.00003	-.00014	-.00130	.06264	.00406	1.29132

LAPC 0-TPT-637/660-110-100 ORB. (SKIPS) (BUSYFB) (RFS301) (06 NOV 73)

REFERENCE DATA

SREF = 173.1312 30.14. YMRP = 10.0336 INCHES
LREF = 25.5103 INCHES YMRP = .0000 INCHES
BREF = 20.9998 INCHES ZMRP = .0000 INCHES
SCALE = .0100 SCALE

PARAMETRIC DATA

BETA = .000 WINGNO = 3.000
WINGSC = 1.000 LAMDAF = 35.000
ELEVIR = .000 BDFLAP = .000
RUDFLR = .000

RUN NO. 3/ 0 RM/L = 2.04 GRADIENT INTERVAL = -5.00/ 5.00

MACH	ALPHA	BETA	CN	CA	CLM	CBL	CYN	CY	CL	CD	L/D
.979	-2.177	.00000	-.11314	.06984	.00334	.00030	.00149	-.00153	-.11042	.07408	-1.49034
.979	-1.041	.00000	-.03508	.07144	.00034	.00059	.00133	-.00311	-.03378	.07207	-.46873
.979	-.103	.00000	-.04591	.07345	-.00316	.00061	.00110	-.00559	.04578	.07353	.52257
.979	1.240	.00000	-.13012	.07438	-.00734	.00111	.00098	-.00702	.12847	.07720	1.66417
.979	2.384	.00000	.21661	.07580	-.01209	.00152	.00083	-.00836	.21327	.08475	2.51651
.979	4.704	.00000	.38348	.07650	-.02137	.00211	.00065	-.00971	.37591	.10770	3.49049
.979	6.932	.00000	.54716	.07866	-.03136	.00200	.00052	-.01102	.53561	.14432	3.69755
.980	9.177	.00000	.70084	.08216	-.04214	.00192	.00047	-.01354	.67877	.19282	3.52021
.984	11.418	.00000	.84548	.08748	-.05268	.00143	.00043	-.01695	.81142	.25314	3.20540
.975	13.623	.00000	.97355	.08572	-.05985	.00103	.00268	-.02058	.92597	.31264	2.96177
.980	15.826	.00000	1.08202	.09123	-.06634	.00198	.00400	-.02485	1.01612	.38285	2.65407
.979	17.965	.00000	1.16567	.09435	-.06799	.00175	.00376	-.02378	1.07974	.44929	2.40321
.981	20.077	.00000	1.20589	.09938	-.06472	-.00290	.00180	-.01101	1.09811	.50825	2.16058
.979	22.123	.00000	1.21172	.10584	-.05946	.00304	.00693	-.02820	1.08265	.55438	1.95290
GRADIENT		.00000	-.07258	.00099	-.00364	.00026	-.00013	-.00123	.07110	.00491	.74341

RUN NO. 2/ 0 RM/L = 2.11 GRADIENT INTERVAL = -5.00/ 5.00

MACH	ALPHA	BETA	CN	CA	CLM	CBL	CYN	CY	CL	CD	L/D
1.199	-2.155	.00000	-.08404	.07869	.00186	.00124	.00151	-.00256	-.08102	.08179	-.39058
1.199	-1.029	.00000	-.01101	.08793	-.00279	.00130	.00142	-.00415	-.00955	.08112	-.11778
1.199	-.093	.00000	-.06099	.08277	-.00758	.00141	.00134	-.00582	-.06086	.08287	.73439
1.199	1.215	.00000	.13277	.08372	-.01229	.00164	.00124	-.00721	.13097	.08652	1.51375
1.199	2.380	.00000	.20636	.08506	-.01716	.00193	.00115	-.00839	.20285	.09357	2.16797
1.199	4.696	.00000	.35435	.08679	-.02637	.00228	.00104	-.00956	.34675	.11551	2.99593
1.200	6.690	.00000	.48718	.08767	-.03401	.00217	.00096	-.01032	.47315	.14547	3.25245
1.200	9.193	.00000	.62344	.08839	-.04147	.00199	.00105	-.01186	.60132	.18695	3.21812
1.200	11.414	.00000	.74946	.08895	-.04746	.00199	.00142	-.01346	.71704	.23551	3.04465
1.200	13.661	.00000	.86935	.08902	-.05204	.00391	.00178	-.01563	.82393	.29187	2.82291
1.199	15.916	.00000	.98307	.08933	-.05519	.00201	.00237	-.01815	.92097	.35520	2.59280
1.200	18.127	.00000	1.07844	.09013	-.05650	.00303	.00283	-.02013	.99498	.42055	2.36588
1.200	19.220	.00000	1.12247	.09102	-.05733	.00230	.00304	-.01948	1.02993	.45547	2.26127
GRADIENT		.00000	-.06393	.00115	-.00414	.00016	-.00007	-.00104	.06229	.00490	.59981

DATE 14 FEB 75

TABULATED SOURCE DATA - LATB

PAGE 55

LARC 8-TFT-657/650, LO-100 ORB. (SMIFS) (B03VFB)

(RP5302) (06 NOV 75)

REFERENCE DATA

3427 = 173.1312 30-IN. YMRP = 10.8366 INCHES
 3428 = 25.5100 INCHES YMRP = .0000 INCHES
 3429 = 20.9098 INCHES YMRP = .0000 INCHES
 SCALE = .0100 SCALE

PARAMETRIC DATA

BETA = .000 WINGHO = 3.000
 WINGSC = 2.000 LAMDAF = 35.000
 ELEVIR = .000 BDFLAP = .000
 RUFLER = .000

RUN NO. 79/ D RN/L = 2.12 GRADIENT INTERVAL = -5.00/ 5.00

MACH	ALPHA	BETA	CN	CA	CLM	CBL	CYN	CY	CL	CD	L/D
.349	-2.062	.00000	-.07139	.02417	-.00593	-.00151	.00105	-.00162	-.07047	.02673	-2.63691
.349	-1.029	.00000	-.02078	.02316	-.00659	-.00164	.00110	-.00291	-.02032	.02553	-1.79601
.349	.047	.00000	.03274	.02574	-.00735	-.00129	.00077	-.00505	.03272	.02577	1.26978
.349	.968	.00000	.08012	.02530	-.00775	-.00113	.00072	-.00540	.07958	.02664	2.99035
.353	2.035	.00000	.13210	.02398	-.00834	-.00101	.00066	-.00621	.13117	.02866	4.57704
.349	3.120	.00000	.18503	.02219	-.00865	-.00093	.00046	-.00537	.18454	.03228	5.71732
.348	4.210	.00000	.24582	.02089	-.00956	-.00091	.00074	-.00545	.24362	.03888	6.26604
.348	6.189	.00000	.33189	.01955	-.01154	-.00054	.00094	-.00695	.34805	.05440	6.39807
.349	8.484	.00000	.47654	.01299	-.01446	.00135	.00160	-.00860	.46951	.08317	5.64548
.350	10.774	.00000	.69645	.01104	-.01757	.00322	.00363	-.00905	.57406	.12047	4.76511
.350	12.472	.00000	.84093	.01517	-.02098	.00071	.00062	-.00730	.62252	.15324	4.06251
.349	14.580	.00000	.91654	.01932	-.02581	.00101	.00033	-.00817	.68850	.19928	3.45899
.349	16.512	.00000	.95144	.02484	-.02983	.00376	.00127	-.01513	.71339	.23739	3.00507
.349	18.493	.00000	.67910	.04310	-.02487	-.00808	-.00271	-.02385	.63051	.25628	2.45956
.348	21.131	.00000	.59181	.04817	-.01895	.00275	.00285	-.01789	.62793	.29433	2.13343
GRADIENT		.00000	.09033	-.00061	-.00055	.00012	-.00008	-.00070	.04985	.00183	1.47515

RUN NO. 78/ D RN/L = 1.63 GRADIENT INTERVAL = -5.00/ 5.00

MACH	ALPHA	BETA	CN	CA	CLM	CBL	CYN	CY	CL	CD	L/D
.600	-2.106	.00000	-.07792	.02576	-.00694	-.00137	.00168	-.00179	-.07632	.02860	-2.68924
.600	-.969	.00000	-.01718	.02606	-.00753	-.00165	.00155	-.00357	-.01674	.02635	-1.63528
.600	.092	.00000	.03847	.02617	-.00808	-.00145	.00131	-.00479	-.03843	.02624	1.46485
.600	.931	.00000	.08327	.02598	-.00855	-.00142	.00116	-.00568	-.08283	.02736	3.02763
.600	2.170	.00000	.14816	.02539	-.00911	-.00123	.00112	-.00701	.14509	.03090	4.69496
.600	3.267	.00000	.20736	.02446	-.00980	-.00122	.00105	-.00667	.20563	.03623	5.67541
.600	4.403	.00000	.27035	.02410	-.01104	-.00082	.00114	-.00771	.26771	.04478	5.97789
.599	6.284	.00000	.37634	.02234	-.01317	-.00030	.00134	-.00950	.37163	.06340	5.86186
.600	8.264	.00000	.47355	.02261	-.01574	-.00009	.00117	-.00971	.46533	.09061	5.13392
.600	10.762	.00000	.58242	.02350	-.01978	-.00001	.00119	-.00942	.56771	.13224	4.29302
.600	12.744	.00000	.65417	.02708	-.02458	.00052	.00083	-.00816	.63208	.17071	3.70235
.359	14.812	.00000	.70582	.03134	-.02747	.00266	.00163	-.01560	.67527	.21119	3.19749
.600	16.758	.00000	.73354	.03687	-.02927	.00371	.00262	-.02035	.69187	.24643	2.66755
.598	18.634	.00000	.76737	.03907	-.02351	.00262	.00277	-.01906	.71456	.28246	2.52976
.598	21.394	.00000	.78492	.04609	-.01577	.01409	.01933	-.00977	.71402	.32923	2.16873
GRADIENT		.00000	.05328	-.00030	-.00060	.00011	-.00009	-.00087	.05272	.00245	1.38511

LARC 8-TPT-637/660 (LO-100 CRB) (SMTPS) (8M3VFB)

(RP3302) (06 NOV 75)

REFERENCE DATA

SREF = 173.1312 39. IN. XMRP = 10.0366 INCHES
LREF = 23.5100 INCHES YMRP = .0000 INCHES
BREF = 20.9032 INCHES ZMRP = .0000 INCHES
SCALE = .0100 SCALE

PARAMETRIC DATA

BETA = .000 WINGNO = 3.000
WINGSC = 2.000 LANDAF = 35.000
ELEVIR = .000 BDFLAP = .000
RUDFLR = .000

RUN NO. 77/ 0 RN/L = 1.92 GRADIENT INTERVAL = -5.10/ 5.00

MACH	ALPHA	BETA	CN	CA	CLM	CBL	CYN	CY	CL	CD	L/D
.799	-2.240	.00000	-.09126	.02730	-.00801	-.00170	.00212	-.00253	-.09012	.03092	-2.91421
.799	-.086	.00000	.04240	.02704	-.00351	-.00148	.00152	-.00357	.04236	.02711	1.56280
.799	1.165	.00000	.10346	.02692	-.01009	-.00127	.00139	-.00557	-.02089	.02902	3.54535
.798	2.203	.00000	.17253	.02677	-.01398	-.00130	.00129	-.00727	.17084	.03361	5.08301
.798	3.362	.00000	.23329	.02690	-.01204	-.00101	.00126	-.00765	.23131	.04053	5.70650
.800	4.468	.00000	.29335	.02727	-.01318	-.00049	.00129	-.00854	.29033	.05005	5.80434
.800	6.579	.00000	.40341	.02882	-.01560	-.00039	.00111	-.00841	.39745	.07485	5.31002
.798	8.698	.00000	.50789	.03039	-.01988	-.00032	.00129	-.00997	.49746	.10684	4.65599
.799	10.823	.00000	.60020	.03327	-.02365	-.00213	.00162	-.01264	.58328	.14538	4.01207
.798	12.935	.00000	.68332	.03985	-.02759	-.00176	.00217	-.01367	.63776	.18737	3.40377
.799	14.898	.00000	.75043	.04596	-.02765	-.00194	.00264	-.01723	.66507	.22450	2.96246
.798	17.231	.00000	.75461	.05071	-.02696	-.00213	.00286	-.02057	.70572	.27197	2.59488
.798	19.303	.00000	.79262	.05469	-.02522	-.00935	.00901	-.03523	.72998	.31365	2.32739
.798	21.031	.00000	.85063	.05640	-.02381	-.01001	.01157	-.05198	.76265	.36869	2.08484
GRADIENT		.00000	.05766	-.05004	-.00076	-.00017	-.00013	-.00087	.05706	.00284	1.34363

RUN NO. 76/ 0 RN/L = 2.01 GRADIENT INTERVAL = -5.00/ 5.00

MACH	ALPHA	BETA	CN	CA	CLM	CBL	CYN	CY	CL	CD	L/D
.900	-2.275	.00000	-.11462	.03141	-.00819	-.00223	.00268	-.00371	-.11328	.03594	-3.15199
.899	-1.145	.00000	-.03989	.03058	-.01032	-.00198	.00229	-.00481	-.03327	.03137	-1.25194
.900	-.021	.00000	.03501	.03072	-.01183	-.00181	.00210	-.00656	.03502	.03071	1.14032
.899	1.114	.00000	.11064	.03036	-.01336	-.00144	.00172	-.00704	.11073	.03251	3.38439
.900	2.264	.00000	.19025	.03082	-.01525	-.00108	.00156	-.00803	.18889	.03832	4.92972
.899	3.393	.00000	.26203	.03100	-.01646	-.00074	.00149	-.00865	.25975	.04655	5.57952
.901	4.544	.00000	.34998	.03123	-.01945	-.00039	.00156	-.00984	.34641	.05806	5.86530
.900	6.775	.00000	.49102	.03426	-.02716	-.00122	.00196	-.01239	.48434	.08304	5.26249
.898	8.932	.00000	.60473	.03907	-.03406	-.00102	.00164	-.01254	.59133	.12449	4.46315
.898	10.871	.00000	.70485	.04440	-.04237	-.00221	.00220	-.01485	.68383	.17653	3.87367
.898	13.199	.00000	.78790	.05277	-.04712	-.00038	.00330	-.01638	.75504	.23128	3.26453
.898	15.260	.00000	.82743	.06014	-.04670	-.00269	.00498	-.02354	.78239	.27590	2.83573
.899	17.346	.00000	.86444	.06591	-.04560	-.00402	.00569	-.02957	.80548	.32064	2.51208
.898	19.460	.00000	.92822	.06723	-.04574	-.00462	.00760	-.03695	.85275	.37274	2.28776
.897	22.115	.00000	.97527	.06759	-.04269	-.00570	.01062	-.04900	.87807	.42978	2.04009
GRADIENT		.00000	.06767	-.00002	-.00156	-.00027	-.00017	-.00026	.06698	.01336	1.39770



LARC 8-TPT-857/66D, LO-100 ORB. (SMIPS) (8W3VFB)

(RP3302) (06 NOV 75)

BREF = 175.1312 30 IN. XMRP = 18.8366 INCHES
 LREF = 23.9100 INCHES YMRP = .0000 INCHES
 BRF = 20.9096 INCHES ZMRP = .0000 INCHES
 SCALE = .0100 SCALE

REFERENCE DATA

PARAMETRIC DATA

RUN NO. 73/ D RN/L = 1.04 GRADIENT INTERVAL = -5.00/ 5.00

MACH	ALPHA	BETA	CN	CA	CLM	CBL	CYN	CY	CL	CD	L/D
.981	-2.159	.00000	-1.16223	.05933	.00290	-.00191	.00151	.00081	-.15987	.06542	-2.44377
.980	-1.102	.00000	-.07686	.05863	-.00340	-.00168	.00157	-.00133	-.07571	-.06010	-1.25974
.980	-.024	.00000	.00501	.05800	-.00008	-.00.53	.00151	-.00330	.00504	.05799	-.06685
.980	1.041	.00000	.08997	.05850	-.01192	-.00130	.00140	-.00462	.08890	-.06012	1.47857
.980	2.123	.00000	.17469	.05902	-.01637	-.00124	.00141	-.00608	.17238	.06545	2.63382
.980	3.104	.00000	.26395	.05941	-.02242	-.00141	.00162	-.00767	.26024	-.07398	3.51792
.978	4.265	.00000	.36478	.05974	-.03175	-.00101	.00155	-.00840	.35933	.08670	4.14442
.975	6.394	.00000	.55019	.06213	-.04933	-.00131	.00217	-.01033	.53985	-.12302	4.38835
.977	8.506	.00000	.70293	.06881	-.06254	-.00035	.00258	-.01167	.68502	.17203	3.98201
.977	10.620	.00000	.83952	.07112	-.07287	-.00015	.00285	-.01297	.81203	.22463	3.61503
.976	12.712	.00000	.96592	.07055	-.08132	-.00038	.00235	-.01540	.92767	.28169	3.29325
.977	14.817	.00000	1.08994	.07608	-.09045	-.00036	.00379	-.01823	1.03414	.35226	2.93572
.979	16.893	.00000	1.19428	.07714	-.09703	-.00177	.00474	-.02036	1.12033	.42086	2.66200
.980	18.961	.00000	1.25390	.07807	-.09582	-.00343	.00679	-.02435	1.16050	.48126	2.41137
.978	21.521	.00000	1.24431	.08516	-.08433	-.01495	.01418	-.05624	1.12632	.53568	2.10260
GRADIENT		.00000	.08110	.00013	-.00551	.00012	.00000	-.00144	.07992	-.00331	1.06244

RUN NO. 74/ D RN/L = 1.08 GRADIENT INTERVAL = -5.00/ 5.00

MACH	ALPHA	BETA	CN	CA	CLM	CBL	CYN	CY	CL	CD	L/D
1.198	-2.144	.00000	-1.14838	.07408	.00793	-.00163	.00062	.00220	-.14551	.07958	-1.82838
1.199	-1.084	.00000	-.07319	.07452	.00074	-.00164	.00076	.00047	-.07177	-.07590	-.94565
1.199	-.012	.00000	.00384	.07487	-.00693	-.00147	.00080	-.00156	.00586	-.07487	.07827
1.199	1.039	.00000	.08479	.07533	-.01494	-.00126	.00094	-.00345	.08341	-.07686	1.08516
1.200	2.112	.00000	.16422	.07599	-.02274	-.00109	.00109	-.00432	.16131	-.08199	1.96731
1.200	3.173	.00000	.24041	.07611	-.02992	-.00098	.00119	-.00562	.23583	.08930	2.64086
1.200	4.224	.00000	.31607	.07646	-.03699	-.00093	.00137	-.00691	.30958	.09953	3.11038
1.200	6.350	.00000	.45708	.07739	-.05009	-.00104	.00181	-.00829	.45565	.12857	3.54398
1.200	8.485	.00000	.60913	.07790	-.06075	-.00096	.00217	-.00967	.59097	.16693	3.54024
1.199	10.596	.00000	.74428	.07878	-.07035	-.00086	.00268	-.01118	.71710	.21430	3.34629
1.194	12.717	.00000	.87404	.07986	-.07842	-.00049	.00324	-.01313	.83502	.27031	3.06916
1.193	14.828	.00000	.98698	.07993	-.08386	-.00081	.00384	-.01557	.93368	.32976	2.83141
1.193	16.951	.00000	1.09947	.07848	-.08907	-.00096	.00444	-.01772	1.02883	.39562	2.60055
1.193	19.048	.00000	1.20132	.07726	-.09238	-.00093	.00518	-.01928	1.11032	.46510	2.38729
1.191	21.689	.00000	1.28462	.07670	-.08936	-.00067	.00565	-.02046	1.16533	.54601	2.13425
GRADIENT		.00000	.07325	.00038	-.00712	.00013	.00011	-.00142	.07182	-.00315	.80296

LARC B-TFT-657/660, LO-100 ORB. (SMIF5) (BWSVFB)

(RP3303) (06 NOV 73)

REFERENCE DATA

SREF = 173.1312 SQ. IN. XMRP = 18.8366 INCHES
 LREF = 23.3100 INCHES YMRP = .0000 INCHES
 BREF = 20.9096 INCHES ZMRP = .0000 INCHES
 SCALE = .0100 SCALE

PARAMETRIC DATA

BETA = .000 WINGNO = 3.000
 WINGSC = 1.000 LAMDAF = 60.000
 ELEVIR = .000 BDFLAP = .000
 RUDFLR = .000 FLTSC = 1.000

RUN NO. 37/ 0 RN/L = 2.13 GRADIENT INTERVAL = -5.00/ 5.00

MACH	ALPHA	BETA	CN	CA	CLM	CBL	CYN	CY	CL	CO	L/D
.351	-2.045	.00000	-.04022	.02049	-.00605	.00023	.00103	-.00263	-.03946	.02191	-1.80110
.348	-.995	.00000	-.01376	.02207	-.00543	.00038	.00105	-.00493	.01415	.02183	.64794
.348	.041	.00000	.06241	.02216	-.00466	.00044	.00066	-.00571	.06240	.02221	2.80997
.348	1.091	.00000	-.11591	.02190	-.00402	.00085	-.00354	-.00554	.11537	.02410	4.78774
.348	2.146	.00000	.17445	.02001	-.00318	.00102	.00037	-.00722	.17358	.02653	6.54381
.349	4.257	.00000	.29203	.01321	-.00156	.00121	.00009	-.00754	.28027	.03411	8.21588
.349	6.369	.00000	.42102	.00143	-.00019	.00188	-.00001	-.00754	.39838	.04591	8.67793
.348	8.472	.00000	.51259	-.01182	.00093	.00257	-.00059	-.00863	.50874	.06383	7.97054
.348	10.570	.00000	.62882	-.00560	-.00074	.00121	-.00064	-.01039	.61918	.10985	5.63677
.348	12.638	.00000	.70887	.00323	-.00156	.00059	-.00054	-.00877	.69098	.15925	4.36647
.349	14.702	.00000	.76212	.00684	.00025	.00102	-.00032	-.01005	.73543	.20003	3.67652
.349	16.793	.00000	.77243	.02122	-.00023	.00402	-.00006	-.01174	.73374	.24233	3.02788
.349	18.741	.00000	.81874	.02879	-.00135	.00340	-.00057	-.01142	.76508	.29032	2.63870
.349	21.262	.00000	.83546	.03554	.00064	.00402	-.00136	-.01371	.76570	.33608	2.27834
GRADIENT		.00000	.05119	-.00115	.00071	.00017	-.00016	-.00072	.05079	.00194	1.61366

RUN NO. 36/ 0 RN/L = 1.63 GRADIENT INTERVAL = -5.00/ 5.00

MACH	ALPHA	BETA	CN	CA	CLM	CBL	CYN	CY	CL	CO	L/D
.600	-2.075	.00000	-.04358	.02009	-.00562	.00015	.00147	-.00265	-.04283	.02166	-1.87744
.600	-1.008	.00000	-.01306	.02165	-.00590	.00043	.00121	-.00402	.01344	.02142	.62759
.600	.067	.00000	.06802	.02225	-.00520	.00050	.00103	-.00535	.06339	.02233	3.04454
.600	1.125	.00000	-.12573	.02156	-.00441	.00070	.00076	-.00702	.12525	.02402	5.21414
.599	2.194	.00000	.18394	.01939	-.00361	.00094	.00050	-.00732	.18304	.02692	6.79910
.600	4.345	.00000	.30293	.01320	-.00197	.00128	.00009	-.00835	.30106	.03611	8.33627
.598	6.501	.00000	.42933	.00802	-.00160	.00118	-.00008	-.00746	.42856	.03657	7.52454
.599	8.595	.00000	.52801	.01397	-.00264	-.00040	-.00052	-.00754	.52000	.09273	5.60787
.599	10.699	.00000	.61518	.01561	-.00160	.00025	-.00074	-.00852	.60159	.12934	4.64390
.600	12.764	.00000	.66745	.02147	-.00003	.00026	.00001	-.01231	.64521	.16940	3.83728
.599	14.833	.00000	.71152	.02824	.00197	.00445	.00049	-.01380	.68058	.20944	3.24944
.599	16.883	.00000	.76491	.03440	.00229	.00069	-.00019	-.00811	.72195	.25306	2.83052
.599	18.914	.00000	.78142	.04465	.00254	.00146	.00018	-.00980	.72475	.29554	2.45232
.600	21.471	.00000	.81499	.05094	.00291	.00226	-.00032	-.01057	.73978	.34572	2.13984
GRADIENT		.00000	.04394	-.00107	.00073	.00017	-.00022	-.00091	.04354	.00224	1.63402

LARC 0-TPT-637/660, LO-100 ORB. (SMIPS) (BW3VFB) (RP*303) (08 NOV 73)

REFERENCE DATA

SREF = 173.1312 SQ. IN. XMRP = 10.0166 INCHES
LREF = 23.3100 INCHES YMRP = .0000 INCHES
BREF = 29.9996 INCHES ZMRP = .0000 INCHES
SCALE = .0100 SCALE

PARAMETRIC DATA

BETA = .000 WINGNO = 3.000
WINGSC = 1.000 LAMDAF = 60.000
ELEVIR = .000 BDELAF = .000
RUSFLR = .000 FLTSTC = 1.000

RUN NO. 35/ D RN/L = 1.92 GRADIENT INTERVAL = -5.00/ 5.00

MACH	ALPHA	BETA	CN	CA	CLM	CBL	CYN	CY	CL	CO	L/D
.802	-2.127	.00000	-.04707	.01998	-.00895	-.00020	.00181	-.00385	-.04630	.02171	-2.13205
.800	-1.019	.00000	-.01283	.02163	-.00704	-.00028	.00150	-.00349	-.01321	.02140	-.61728
.800	.112	.00000	-.07693	-.02231	-.00638	-.00041	-.00113	-.00599	-.07688	-.02246	3.42269
.801	1.217	.00000	-.14131	-.02185	-.00542	-.00072	.00089	-.00750	-.14081	-.02485	5.66748
.799	2.317	.00000	-.20482	.00003	-.00475	-.00107	-.00022	-.00805	-.20385	-.02830	7.20409
.800	4.559	.00000	-.34661	.01675	-.00440	-.00105	-.00022	-.00903	-.34418	-.04428	7.77681
.799	6.774	.00000	-.46736	.01897	-.00565	-.00030	-.00051	-.00899	-.46186	-.07396	5.24442
.799	8.916	.00000	-.55922	.02435	-.00607	-.00036	-.00052	-.00801	-.54869	-.11073	4.93545
.800	11.013	.00000	-.61286	.03030	-.00320	-.00214	-.00109	-.00385	-.59579	-.14682	4.05781
.800	13.112	.00000	-.66349	.03936	-.00271	.00353	.00069	-.01222	-.63722	-.18904	3.37081
.800	15.243	.00000	-.73273	.04688	-.00173	.00298	.00107	-.01380	-.69468	-.23769	2.92266
.800	17.306	.00000	-.79552	.05769	-.00146	.00157	.00044	-.01096	-.70702	-.28972	2.51855
.799	19.361	.00000	-.83350	.06327	.00442	.00120	-.00074	-.00670	-.72766	-.32275	2.25452
.799	21.977	.00000	-.84523	.06834	.00844	.00154	-.00228	-.00323	-.75750	-.37616	2.01375
.799	GRADIENT	.00000	.03981	-.00055	.00056	.00015	-.00030	-.00077	-.05834	.00327	1.53106

RUN NO. 34/ D RN/L = 2.02 GRADIENT INTERVAL = -5.00/ 5.00

MACH	ALPHA	BETA	CN	CA	CLM	CBL	CYN	CY	CL	CO	L/D
.800	-2.195	.00000	-.07015	.02836	-.00907	-.00031	.00143	-.00198	-.06902	.03102	-2.22476
.899	-1.053	.00000	-.00192	.02947	-.00887	.00037	.00133	-.00372	-.00138	.02950	-.04681
.899	.091	.00000	.06677	.02990	-.00866	-.00049	.00106	-.00376	-.06672	.03000	2.22384
.899	1.212	.00000	.14071	.02943	-.00869	-.00092	.00094	-.00699	-.14005	.03240	4.32298
.899	2.370	.00000	.21959	.02890	-.00933	-.00132	.00061	-.00755	-.21820	.03795	5.74965
.899	4.633	.00000	-.36061	.02951	-.01050	-.00001	.00015	-.00345	-.35705	.05853	6.09972
.898	6.823	.00000	-.46594	.03308	-.01072	-.00082	-.00114	-.00495	-.45871	.06820	5.20076
.898	9.016	.00000	-.56965	.03981	-.01310	-.00167	-.00049	-.01084	-.55637	.12858	4.32691
.901	11.106	.00000	-.66591	.04568	-.01434	-.00046	-.00043	-.00634	-.64440	.17399	3.70374
.900	13.346	.00000	-.73627	.05601	-.01347	-.00372	-.00043	-.00575	-.70346	.22445	3.13420
.902	15.486	.00000	-.81748	.06320	-.01477	-.00062	.00187	-.01413	.77092	.27918	2.76132
.900	17.561	.00000	-.84529	.07388	-.00969	-.00023	.00036	-.00765	.78361	.32547	2.40760
.899	19.674	.00000	-.89693	.07854	-.00731	-.00019	.00129	-.01445	.81813	.37592	2.17633
.900	22.328	.00000	-.96033	.07794	-.00441	.00139	-.00160	-.00593	.85872	.43692	1.96539
.900	GRADIENT	.00000	.06355	-.00008	-.00021	.00001	-.00019	-.00108	-.06288	.00394	1.27948

LARC 8-TPT-857/660, LO-100 ORB. (SNIPS) (BWD3VFB)

(RP5303) (06 NOV 73)

REFERENCE DATA

SREF = 173.1312 30. IN. XMRP = 18.0366 INCHES
 LBEP = 23.3100 INCHES YMRP = .0000 INCHES
 BRFP = 20.9096 INCHES ZMRP = .0000 INCHES
 SCALE = .0100 SCALE

RUN NO. 33/ 0 RN/L = 1.04 GRADIENT INTERVAL = -5.00/ 5.00

PARAMETRIC DATA

BETA = .000 WINGNO = 3.000
 WINGSC = 1.000 LAMDAF = 60.000
 ELEVLR = .000 BDFLAF = .000
 RUFLER = .000 FLTSTC = 1.000

MACH	ALPHA	BETA	CN	CA	CLM	CBL	CYN	CY	CL	CD	L/D
.976	-2.078	.00000	-1.0493	.06883	.0031	.00071	.00137	-.00001	-.10237	.07259	-1.41021
.976	-1.022	.00000	-.03171	.07030	.00029	.00088	.00111	-.00185	-.03045	.07085	-.42980
.976	.033	.00000	.04330	.07214	-.00280	.00141	.00089	-.00372	-.04323	.07218	.59895
.976	1.104	.00000	.12304	.07370	-.00553	.00165	.00073	-.00456	.12180	.07606	1.59871
.976	2.182	.00000	.20262	.07479	-.01348	.00142	.00056	-.00604	-.19962	.07606	2.42115
.976	4.326	.00000	.33928	.07669	-.01863	.00218	.00028	-.00775	.35247	.10357	3.40314
.976	6.452	.00000	.50821	.07728	-.02647	.00228	.00010	-.00874	.49631	.13390	3.70654
.982	8.555	.00000	.65666	.08494	-.03374	.00179	.00086	-.01148	.63671	.18169	3.50441
.983	10.681	.00000	.79322	.08306	-.04263	.00244	.00064	-.01256	.76408	.22864	3.34185
.977	12.806	.00000	.93174	.08642	-.05011	.00289	.00135	-.01629	.88941	.29080	3.05848
.978	14.906	.00000	1.04979	.08531	-.05410	.00184	.00181	-.01835	.99252	.33248	2.81378
.980	17.010	.00000	1.15861	.08931	-.05977	.00263	.00278	-.02102	1.09155	.42733	2.55435
.979	19.100	.00000	1.27860	.09504	-.06386	.00131	.00374	-.02203	1.17712	.50818	2.31635
.978	21.634	.00000	1.23892	.09853	-.04505	-.00131	.00471	-.01874	1.11532	.54836	2.03394
GRADIENT		.00000	-.07278	.00125	-.00342	.00022	-.00017	-.00120	.07133	.00485	.76991

RUN NO. 32/ 0 RN/L = 1.08 GRADIENT INTERVAL = -5.00/ 5.00

MACH	ALPHA	BETA	CN	CA	CLM	CBL	CYN	CY	CL	CD	L/D
1.199	-2.078	.00000	-.07939	.07642	.00139	.00091	.00140	-.00147	-.07656	.07925	-3.56009
1.199	-1.022	.00000	-.01302	.07780	.00169	.00170	.00123	-.00254	-.01153	.07802	-1.4902
1.198	.033	.00000	.05492	.07944	-.00536	.00174	.00112	-.00385	.05494	.07949	.68991
1.198	1.109	.00000	.12338	.08106	-.00923	.00192	.00096	-.00560	.12179	.08343	1.45975
1.199	2.194	.00000	.19282	.08254	-.01344	.00183	.00095	-.00673	.18952	.08987	2.10890
1.199	4.316	.00000	.32937	.08431	-.02085	.00188	.00093	-.00766	.32209	.10886	2.95877
1.198	6.447	.00000	.46284	.08623	-.02747	.00212	.00079	-.00874	.45023	.13766	3.27070
1.198	8.577	.00000	.59303	.08776	-.03361	.00220	.00037	-.00985	.57331	.17322	3.27185
1.196	10.704	.00000	.72088	.08954	-.03951	.00237	.00112	-.01152	.69171	.22187	3.11756
1.196	12.817	.00000	.84223	.09177	-.04477	.00265	.00162	-.01368	.80101	.27378	2.90428
1.196	14.938	.00000	.95671	.09177	-.04851	.00231	.00215	-.01527	.90072	.33527	2.68654
1.196	17.074	.00000	1.05959	.09127	-.04989	.00231	.00254	-.01717	.98610	.39635	2.47546
1.196	19.173	.00000	1.15743	.09211	-.05154	.00309	.00315	-.01912	1.06298	.46712	2.27563
1.190	21.798	.00000	1.24861	.09238	-.04717	.00192	.00318	-.01950	1.12505	.54939	2.04784
GRADIENT		.00000	-.06399	.00127	-.00353	.00012	-.00007	-.00106	.06242	.00467	.62369



LARC 8-TFT-657/660-LO-100 ORB.(SHIPS) (8W3VFB)

(RP3304) (06 NOV 73)

REFERENCE DATA

BREF = 173.1312 50-IM. XMRP = 19.8366 INCHES
 LBEP = 25.5100 INCHES YMRP = .0000 INCHES
 DBEP = 29.9996 INCHES ZMRP = .0000 INCHES
 SCALE = .0188 SC E

RUN NO. 43/0 RNL = 2.13 GRADIENT INTERVAL = -5.00/ 5.00

MACH	ALPHA	BETA	CN	CA	CLM	CBL	CYN	CY	CL	CD	L/D
.348	-2.064	.00000	-.07257	.02430	-.00610	-.00149	.00138	-.00197	-.07165	.02690	-2.66368
.350	-1.037	.00000	-.01789	.02527	-.00669	-.00122	.00090	-.00295	-.01743	.02559	-.68107
.349	.003	.00000	.02744	.02546	-.00689	-.00150	.00084	-.00405	.02744	.02546	1.07759
.349	1.052	.00000	.08223	.02355	-.00699	-.00132	.00069	-.00557	.08175	.02705	3.02177
.349	2.097	.00000	.13323	.02487	-.00738	-.00118	.00064	-.00553	.13223	.02973	4.44798
.350	4.233	.00000	.25236	.02201	-.00817	-.00092	.00071	-.00675	.25007	.04044	6.18351
.350	6.340	.00000	.36430	.01898	-.00931	-.00059	.00080	-.00780	.35998	.05910	6.09136
.350	8.392	.00000	.47803	.01637	-.01098	-.00028	.00071	-.00738	.47051	.08601	5.47070
.350	10.552	.00000	.59781	.01212	-.01262	-.00025	.00071	-.00748	.58548	.12139	4.82299
.350	12.648	.00000	.71005	.00735	-.01404	.00001	.00102	-.00927	.69121	.16265	4.24978
.350	14.696	.00000	.81177	.00546	-.01535	-.00014	.00028	-.00854	.78383	.21123	3.71085
.350	16.707	.00000	.88828	.00604	-.01413	-.00014	.00042	-.00979	.84868	.26234	3.25510
.350	18.642	.00000	.92923	.01276	-.01495	-.00061	.00026	-.01120	.87532	.31218	2.80352
.350	20.704	.00000	.82935	.04409	-.01470	.03318	.00106	-.08794	.76020	.33445	2.27301
GRADIENT	.00000	.00000	.05132	-.00036	-.00329	-.00008	-.00009	-.00077	.05081	.00214	1.43711

RUN NO. 42/0 RNL = 1.63 GRADIENT INTERVAL = -5.00/ 5.00

MACH	ALPHA	BETA	CN	CA	CLM	CBL	CYN	CY	CL	CD	L/D
.599	-2.110	.00000	-.08237	.02566	-.00698	-.00171	.00175	-.00224	-.08137	.02868	-2.83724
.600	-1.043	.00000	-.02232	.02626	-.00722	-.00166	.00164	-.00417	-.02184	.02667	-.61892
.600	.016	.00000	.03152	.02631	-.00755	-.00141	.00124	-.00466	.03151	.02632	1.19715
.599	1.080	.00000	.06809	.02644	-.00762	-.00149	.00119	-.00545	.06768	.02809	3.11771
.599	2.152	.00000	.14437	.02588	-.00797	-.00145	.00113	-.00731	.14329	.03129	4.58001
.599	4.221	.00000	.26277	.02415	-.00908	-.00074	.00110	-.00803	.26023	.04370	5.95434
.599	6.399	.00000	.38184	.02220	-.01057	-.00022	.00106	-.00891	.37899	.06462	5.83390
.598	8.528	.00000	.50275	.02008	-.01254	-.00014	.00116	-.00328	.49421	.09440	5.23507
.599	10.559	.00000	.61670	.01792	-.01459	.00034	.00118	-.00924	.60274	.13167	4.57750
.598	12.783	.00000	.73327	.01523	-.01633	.00075	.00111	-.01072	.71151	.17807	3.99375
.599	14.863	.00000	.81089	.01191	-.01813	.00183	.00133	-.01371	.77916	.22532	3.45609
.599	16.926	.00000	.86397	.02190	-.01505	-.00007	.00052	-.01015	.82017	.27249	3.00997
.598	18.953	.00000	.88837	.03093	-.01439	.00076	.00240	-.01559	.83033	.31788	2.61217
.599	21.450	.00000	.86229	.04442	-.01383	.00419	-.00069	-.01921	.78632	.35668	2.20456
GRADIENT	.00000	.00000	.05366	-.00024	-.00031	-.00014	-.00011	-.00091	.05311	.00235	1.41314

PARAMETRIC DATA

BETA = .000 WINGNO = 3.000
 WINGSC = 2.000 LANCAF = 60.000
 ELEVIR = .000 BDFLAF = .000
 RUFLR = .000 FLTSCT = 3.000

LARC B-TFT-8577/669, LO-100 ORB. (SH/PS) (8404VFB)

(RP3304) (06 NOV 73)

REFERENCE DATA

SREP = 173.1312 30.1" XMRP = 12.8366 INCHES
 LREF = 25.3100 INCHES YMRP = .0000 INCHES
 SREP = 20.9096 INCHES ZMRP = .0000 INCHES
 SCALE = .0100 SCALE

PARAMETRIC DATA

BETA = .000 WINGNO = 3.000
 WINGSC = 2.000 LAMDAF = 60.000
 ELEVIR = .000 BDFLAP = .000
 RUOFIR = .000 FLTSC = 3.000

RUN NO. 41/0 RML = 1.91 GRADIENT INTERVAL = -5.00/ 5.00

MACH	ALPHA	BETA	CN	CA	CLM	CBL	CYN	CY	CL	CD	L/D
.800	-2.193	.00000	-.09322	.02701	-.00797	-.00167	.00214	-.00294	-.09212	.03056	-3.01407
.799	-1.087	.00000	-.02871	.02698	-.00832	-.00166	.00191	-.00486	-.02820	.02752	-1.02444
.798	.006	.00000	.03388	.02686	-.00882	-.00148	-.00588	.03388	.03388	.02686	1.26144
.797	1.108	.00000	.09641	.02689	-.00924	-.00145	-.00586	.09641	.09587	.02675	3.33306
.796	2.227	.00000	.16249	.02652	-.00972	-.00134	-.00794	.16249	.16133	.03281	4.91735
.795	4.429	.00000	.28930	.02656	-.01160	-.00076	-.00901	.28930	.28638	.03382	5.86610
.794	6.628	.00000	.41613	.02660	-.01386	-.00056	-.00958	.41613	.41028	.07445	5.31076
.793	8.818	.00000	.53716	.02653	-.01640	-.00036	-.01021	.53716	.52675	.10678	4.85122
.792	10.999	.00000	.66167	.02755	-.02095	-.00024	-.01119	.66167	.64426	.15328	4.20311
.791	13.126	.00000	.78973	.02965	-.02248	-.00106	-.00944	.78973	.72340	.19914	3.63270
.790	15.241	.00000	.92042	.03569	-.02031	-.00047	-.00888	.92042	.77060	.24695	3.12046
.789	17.326	.00000	.83349	.04335	-.02025	-.00000	-.01177	.83349	.80185	.29557	2.71293
.788	19.366	.00000	.66473	.05312	-.01845	.00167	-.01761	.66473	.79813	.33685	2.36954
.787	21.919	.00000	.88380	.05598	-.01620	-.00786	.00183	.88380	.79868	.38240	2.08705
GRADIENT	.00000	.00000	.03773	-.00008	-.00053	.00013	-.00010	.00000	.05714	.00275	1.40222

RUN NO. 40/0 RML = 2.01 GRADIENT INTERVAL = -5.00/ 5.00

MACH	ALPHA	BETA	CN	CA	CLM	CBL	CYN	CY	CL	CD	L/D
.800	-2.268	.00000	-.11738	.03064	-.00793	-.00250	.00321	-.00577	-.11608	.03526	-3.29223
.801	-1.137	.00000	-.04343	.03066	-.00960	-.00225	.00297	-.00655	-.04288	.03152	-1.35833
.802	.001	.00000	.03341	.02993	-.01100	-.00191	.00256	-.00792	.03341	.02993	1.11544
.803	1.149	.00000	.10954	.03040	-.01229	-.00145	-.00223	-.00867	.10891	.03259	3.34232
.804	2.275	.00000	.18459	.03081	-.01337	-.00109	-.00207	-.00936	.18325	.03731	4.91134
.805	4.517	.00000	.34757	.02992	-.01811	-.00057	-.00215	-.01161	.34409	.05744	5.99018
.806	6.792	.00000	.50113	.03237	-.02725	-.00070	-.00171	-.01171	.49379	.09141	5.40216
.807	8.991	.00000	.62674	.03631	-.03333	-.00063	-.00227	-.01467	.61335	.13369	4.58091
.808	11.169	.00000	.74156	.04141	-.03390	.00156	-.00305	-.01763	.71949	.18427	3.90467
.809	13.320	.00000	.83009	.04568	-.04212	-.00095	-.00214	-.01317	.79724	.23563	3.38257
.810	15.499	.00000	.92498	.05362	-.04426	-.00187	-.00248	-.01411	.87696	.29907	2.93261
.811	17.594	.00000	.95143	.05972	-.03547	-.00045	-.00201	-.01454	.88893	.34435	2.58146
.812	19.686	.00000	.98869	.06715	-.03446	.00110	-.00268	-.02002	.90847	.39635	2.29210
.813	22.241	.00000	.99632	.06847	-.02945	.00302	-.00343	-.02821	.89628	.44048	2.03476
GRADIENT	.00000	.00000	.06796	-.00011	-.00142	.00030	-.00017	-.00005	.06728	.00122	1.42861

LARC 0-TPT-637/660 (LO-100 ORB) (SMIFS) (BUCVFB)

(RPX304) (06 NOV 73)

REFERENCE DATA

BREF = 173.1312 39-IM. XMRP = 18.8366 INCHES
 LREF = 23.3100 INCHES YMRP = .0000 INCHES
 BREF = 20.9098 INCHES ZMRP = .0000 INCHES
 SCALE = .0160 SCALE

PARAMETRIC DATA

BETA = .000 WINGNO = 3.000
 WINGSC = 2.000 LAMDAF = 60.000
 ELEVIR = .000 BDPLAF = .000
 RUOFLR = .000 FLTSCY = 3.000

RUN NO. 39/ 0 RN/L = 1.04 GRADIENT INTERVAL = -3.00/ 5.00

MACH	ALPHA	BETA	CN	CA	CLM	CBL	CYN	CY	CL	CD	L/D
1.186	-2.148	.00000	-1.6623	.05853	.00390	-.00170	.00174	.00001	-.16392	-.06472	-2.53273
1.186	-1.082	.00000	-.07724	.05881	-.00349	-.00191	-.00174	-.00212	-.07612	-.06026	-1.20318
1.186	-.022	.00000	.00663	.05919	-.00805	-.00172	.00176	-.00409	.00668	-.05919	.11281
1.186	1.063	.00000	.09183	.05915	-.01189	-.00150	-.00169	-.00523	.09071	-.06084	1.49094
1.186	2.134	.00000	.17626	.05967	-.01642	-.00120	.00172	-.00687	.17391	-.06619	2.62741
1.186	4.273	.00000	.35919	.06210	-.03070	-.00149	-.00213	-.00927	.35357	-.08869	3.96677
1.186	6.472	.00000	.53405	.06457	-.04533	-.00146	-.00235	-.01123	.52352	-.12372	4.23144
1.186	8.306	.00000	.68389	.06303	-.05611	-.00055	-.00259	-.01227	.66111	-.16549	4.02884
1.186	10.631	.00000	.82913	.07140	-.06628	-.00057	-.00306	-.01420	.82173	-.22313	3.59305
1.186	12.740	.00000	.96075	.07334	-.07475	-.00025	-.00328	-.01638	.92092	.28341	3.24947
1.186	14.858	.00000	1.09583	.07273	-.08243	-.00057	-.00376	-.01836	1.04054	.33130	2.96195
1.186	16.951	.00000	1.22918	.07885	-.09091	-.00087	-.00476	-.02056	1.14418	.43117	2.65363
1.186	19.041	.00000	1.31017	.07710	-.09186	-.00469	-.00604	-.02374	1.21333	.50031	2.42516
1.186	21.613	.00000	1.30386	.08325	-.07482	.00658	-.01143	-.04375	1.18153	.55765	2.11874
GRADIENT		.00000	.08125	.00051	-.00510	.00007	.00005	-.00142	.08004	.00367	1.04338

RUN NO. 38/ 0 RN/L = 1.08 GRADIENT INTERVAL = -5.00/ 5.00

MACH	ALPHA	BETA	CN	CA	CLM	CBL	CYN	CY	CL	CD	L/D
1.186	-2.133	.00000	-1.4596	.07267	.00745	-.00168	.00059	.00234	-.14316	.07805	-1.03411
1.186	-1.083	.00000	-.07199	.07311	-.00062	-.00173	.00064	.00075	-.07060	.07445	-.94819
1.186	-.010	.00000	.00501	.07352	-.00641	-.00149	.00075	-.00156	.00503	-.07352	-.06838
1.186	1.041	.00000	.08137	.07394	-.01361	-.00144	.00075	-.00231	.08002	.07540	1.06122
1.186	2.115	.00000	.16075	.07426	-.02079	-.00121	.00089	-.00404	.15788	.08014	1.97011
1.186	4.246	.00000	.31778	.07457	-.03440	-.00114	.00128	-.00645	.31139	.09790	3.18083
1.186	6.377	.00000	.47153	.07535	-.04697	-.00123	.00179	-.00811	.46025	.12721	3.61606
1.186	7.423	.00000	.54537	.07515	-.05214	-.00128	.00188	-.00866	.53208	.14513	3.66630
1.186	8.499	.00000	.61521	.07556	-.05683	-.00093	.00217	-.00992	.59729	.16565	3.60387
1.186	10.628	.00000	.75388	.07669	-.06583	-.00097	.00268	-.01170	.72877	.21478	3.39313
1.186	12.763	.00000	.88831	.07789	-.07351	-.00085	.00321	-.01376	.84920	.27202	3.12181
1.186	14.885	.00000	1.00887	.07859	-.07879	-.00091	.00372	-.01564	.95488	.33491	2.85116
1.186	17.002	.00000	1.11982	.07814	-.08234	-.00063	.00418	-.01695	1.04803	.40217	2.60596
1.186	19.115	.00000	1.22395	.07806	-.08482	-.00106	.00481	-.01879	1.13098	.47436	2.38422
1.186	21.771	.00000	1.32437	.07747	-.08255	-.00186	.00573	-.02128	1.20117	.56316	2.13291
GRADIENT		.00000	.07279	.00031	-.00659	.00010	.00010	-.00137	.07136	.00311	.00605

LARC 8-TFT-637/660.LO-100 ORB.(S.MIFS) (BW3VFB)

(RP3303) (06 NOV 73)

REFERENCE DATA

MACH = 173-1312 30-1M. XMRP = 10.8366 INCHES
LREF = 25.5100 INCHES YMRP = .0000 INCHES
BREF = 20.9096 INCHES ZMRP = .0000 INCHES
SCALE = .0100 SCALE

PARAMETRIC DATA

BETA = .000 WINGMO = 3.000
WINGSC = 1.000 LANDAF = 70.000
ELEVIR = .000 BDFLAP = .000
RUDFLR = .000 FLTSTC = 1.000

RUN NO. 24/ D RN/L = 2.13 GRADIENT INTERVAL = -5.00/ 5.00

MACH	ALPHA	BETA	CN	CA	CLM	CBL	CYN	CY	CL	CD	L/D
.330	-2.047	.00000	-0.4090	.02024	-.00642	.00021	.00111	-.00274	-.04016	.02169	-1.05144
.330	-1.908	.00000	.01002	.02244	-.00346	-.00030	.00078	-.00407	.01040	.02227	.46729
.330	.065	.00000	.06555	.02311	-.00445	.00062	.00043	-.00523	-.06352	.02318	2.82639
.330	1.105	.00000	.11619	.02325	-.00329	.00085	.00025	-.00520	-.11572	.02348	4.54103
.330	2.172	.00000	.17542	.02152	-.00295	.00076	.00017	-.00798	.17449	.02815	6.19777
.330	4.270	.00000	.28623	.01554	-.00207	.00137	-.00084	-.00793	.28428	.03680	7.72435
.330	6.408	.00000	.39942	.00611	.00205	.00188	-.00020	-.00768	.39625	.05065	7.82376
.330	8.493	.00000	.52120	-.00478	.00390	.00286	-.00048	-.00995	.51619	.07225	7.14432
.330	10.616	.00000	.63552	.00166	.00364	.00409	.00109	-.01220	.62433	.11870	5.25464
.349	12.679	.00000	.72939	.00876	.00393	.00221	-.00030	-.01148	.70987	.16867	4.20850
.330	14.832	.00000	.82777	.00686	.00226	.00038	-.00077	-.01010	.79843	.21852	3.65376
.349	16.825	.00000	.84731	.01495	.00006	.00006	-.00112	-.00685	.80726	.25879	3.11940
.349	18.860	.00000	.89831	.02219	.00320	.00282	-.00033	-.01020	.84348	.31157	2.70717
.350	20.899	.00000	.93344	.02944	.00139	.00362	-.00048	-.01417	.86154	.36045	2.39014
GRADIENT		.00000	-.05193	-.00075	.00107	.00018	-.00018	-.00087	.05150	.00237	1.53922

RUN NO. 23/ D RN/L = 1.63 GRADIENT INTERVAL = -5.00/ 5.00

MACH	ALPHA	BETA	CN	CA	CLM	CBL	CYN	CY	CL	CD	L/D
.330	-2.068	.00000	-0.4470	.02030	-.00700	.00016	.00133	-.00308	-.04393	.02190	-2.00626
.330	-1.969	.00000	.01277	.02218	-.00603	.00031	.00167	-.00473	.01315	.02196	.59874
.330	.056	.00000	.06661	.02287	-.00478	.00045	.00069	-.00562	-.06635	.02295	2.90158
.330	1.139	.00000	.12715	.02263	-.00357	.00057	.00069	-.00590	-.12667	.02521	5.02470
.330	2.186	.00000	.18336	.02161	-.00262	.00077	.00050	-.00759	-.18240	.02859	6.38082
.330	4.334	.00000	.30598	.01562	-.00032	.00142	.00001	-.00800	.30392	.03880	7.83289
.330	6.506	.00000	.42815	.01165	-.00064	.00128	-.00097	-.00770	.42408	.06010	7.05572
.330	8.833	.00000	.54494	.01699	.00234	.00234	.00106	-.01019	.53621	.09859	5.43374
.330	10.771	.00000	.65456	.01702	.00268	.00694	.00046	-.01145	.63318	.14082	4.60987
.330	12.914	.00000	.74435	.02054	.00418	.00039	-.00072	-.00900	.72033	.18638	3.86813
.330	14.972	.00000	.78939	.02385	.00150	.00028	-.00100	-.00694	.75543	.22698	3.33260
.330	17.008	.00000	.83946	.03173	.01404	.00132	-.00100	-.00775	.79383	.27607	2.87551
.330	19.069	.00000	.90624	.03922	.01492	.00322	-.00061	-.01128	.84370	.33315	2.53047
.330	21.127	.00000	.95468	.04669	.01671	.00657	-.00055	-.01041	.87368	.38765	2.25381
GRADIENT		.00000	-.05465	-.00072	.00105	.00019	-.00020	-.00076	.05421	.00264	1.55383



LARC 8-TFT-657/660 LO-100 ORD (SMIPS) (BW3VFB) (RP3705) (06 NOV 73)

REFERENCE DATA

BREF = 173.1312 SW.1M. YMRP = 10.8366 INCHES
LREF = 25.3100 INCHES YMRP = .0000 INCHES
BREF = 20.9096 INCHES YMRP = .0000 INCHES
SCALE = .0100 SCALE

PARAMETRIC DATA

BETA = .000 WINGMO = 3.000
WINGSC = 1.000 LAMDAF = 70.000
ELEVLR = .000 BDFLAP = .000
RUDFLR = .000 FLTSCT = 1.000

RUN NO. 2270 RN/L = 1.92 GRADIENT INTERVAL = -5.00/ 5.00

Table with columns: MACH, ALPHA, BETA, CN, CA, CLM, CBL, CYN, CY, CL, CD, L/D. Rows 786-796.

RUN NO. 2170 RN/L = 2.01 GRADIENT INTERVAL = -5.00/ 5.00

Table with columns: MACH, ALPHA, BETA, CN, CA, CLM, CBL, CYN, CY, CL, CD, L/D. Rows 800-809.

LARC 9-TP7-857/680, LO-100 ORB. (SM-TTS) (BWSVFB)

(RPSSDS) (06 NOV 75)

REFERENCE DATA

BREF = 173.1312 30-IN. TMRP = 18.8386 INCHES
 LBFF = 25.5100 INCHES TMRP = .0000 INCHES
 BREF = 20.9996 INCHES TMRP = .0000 INCHES
 SCALE = .0100 SCALE

PARAMETRIC DATA

BETA = .000 WINGNO = 3.000
 WINGSC = 1.000 LAMDAF = 70.000
 ELEVIR = .000 BDFLAP = .000
 RUDEFUR = .000 FLTSCT = 1.000

RUN NO. 20/0 RN/L = 1.04 GRADIENT INTERVAL = -5.00/ 5.00

MACH	ALPHA	BETA	CM	CA	CLM	CBL	CYN	CY	CL	CD	L/D
.979	-2.092	.00000	-1.0403	.06069	.00185	.00100	.00134	-.00030	-.10147	.07244	-1.40084
.979	-1.000	.00000	-.02709	.07079	-.00059	.00090	.00121	-.00242	-.02585	.07124	-.36276
.979	.048	.00000	.04622	.07302	-.00262	.00118	.00090	-.00410	-.04616	.07305	-.63190
.979	1.118	.00000	.12372	.07486	-.00639	.00139	.00072	-.00510	-.12423	.07729	1.60729
.979	2.166	.00000	.20453	.07686	-.01016	.00099	.00068	-.00704	.20148	.08453	2.36349
.979	4.354	.00000	.36515	.07993	-.01812	.00061	.00061	-.00854	.35801	.10751	3.33000
.979	6.441	.00000	.51027	.08206	-.02489	.00197	.00039	-.00921	.49785	.13679	3.58711
.979	8.600	.00000	.63875	.08731	-.03199	.00190	.00043	-.01032	.63829	.18483	3.45330
.979	10.718	.00000	.79492	.08930	-.03836	.00222	.00031	-.01239	.76435	.23607	3.23782
.979	12.814	.00000	.92601	.09349	-.04362	.00248	.00094	-.01483	.88310	.29265	3.01759
.979	15.029	.00000	1.05664	.09722	-.05061	.00280	.00209	-.01973	1.09784	.37126	2.71467
.980	16.961	.00000	1.17266	.09917	-.05816	.00245	.00305	-.02295	1.09865	.43676	2.50401
.977	19.143	.00000	1.23598	.10203	-.05616	-.00024	.00310	-.02301	1.19085	.52138	2.28406
.978	21.227	.00000	1.36145	.10369	-.05491	.00255	.00357	-.02326	1.25013	.59682	2.09474
GRADIENT		.00000	.07289	.00176	-.00313	.00009	-.00012	-.00128	.07140	.00546	.74788

RUN NO. 19/0 RN/L = 1.06 GRADIENT INTERVAL = -5.00/ 5.00

MACH	ALPHA	BETA	CM	CA	CLM	CBL	CYN	CY	CL	CD	L/D
1.801	-2.086	.00000	-.07793	.07523	.00158	.00192	.00141	-.00140	-.07513	.07802	-.96307
1.801	-.848	.00000	-.00741	.07759	-.00157	.00148	.00130	-.00243	-.00513	.07767	-.07889
1.801	.047	.00000	.05863	.07928	-.00464	.00187	.00101	-.00477	.05157	.07932	.70049
1.801	1.124	.00000	.12477	.08113	-.00806	.00170	.00099	-.00577	.12315	.08357	1.47370
1.802	2.170	.00000	.19246	.08251	-.01186	.00169	.00097	-.00677	.18519	.08974	2.10818
1.802	4.336	.00000	.32817	.08442	-.01814	.00173	.00071	-.00763	.30205	.10905	2.94215
1.801	6.481	.00000	.46248	.08637	-.02417	.00192	.00069	-.00848	.44973	.13832	3.25811
1.800	8.573	.00000	.59106	.08665	-.02916	.00203	.00057	-.00947	.57124	.17577	3.24985
1.800	10.703	.00000	.71890	.09107	-.03435	.00222	.00040	-.01126	.68948	.22300	3.09176
1.800	12.865	.00000	.84597	.09398	-.03907	.00203	.00142	-.01370	.80383	.27928	2.87204
1.800	15.024	.00000	.96578	.09564	-.04224	.00234	.00104	-.01559	.90793	.34271	2.64924
1.800	17.144	.00000	1.06974	.09654	-.04328	.00212	.00226	-.01732	.99375	.40759	2.43914
1.807	18.251	.00000	1.17442	.09823	-.04483	.00255	.00271	-.01881	1.07635	.47996	2.24251
1.802	21.380	.00000	1.26408	.09918	-.04349	.00251	.00262	-.02006	1.14152	.55138	2.06803
GRADIENT		.00000	.06344	.00145	-.00312	.00009	-.00010	-.00102	.06189	.00486	.61757



LABC 8-TPT-637/660 LO-100 ORG. (SMIFS) (045VFB)

(RP3306) (06 NOV 73)

REFERENCE DATA

MREF 1 173.1312 30-IM. XMRP = 10.8366 INCHES
 MREF 2 23.5190 INCHES YMRP = .0000 INCHES
 MREF 3 29.9996 INCHES ZMRP = .0000 INCHES
 SCALE 1 .2188 SCALE

PARAMETRIC DATA

BETA = .000 WINGMO = 3.000
 WINGSC = 2.000 LAMDAF = 0.000
 ELEVIR = .000 BDELAR = .000
 RUSFLR = .000 FLTSCY = 3.000

RUN NO. 317 0 RNL = 2.13 GRADIENT INTERVAL = -5.00/ 5.00

MACH	ALPHA	BETA	CN	CA	CLM	CBL	CYN	CY	CL	CD	L/D
.330	-2.102	.00000	-.07646	.02411	-.00723	-.00157	.00123	-.00141	-.07532	.02609	-2.40802
.331	-1.944	.00000	-.02492	.02505	-.00715	-.00204	.00118	-.00246	-.02336	.02548	-.92462
.332	.017	.00000	.03282	.02530	-.00722	-.00142	.00088	-.00475	-.03282	.02531	1.29634
.333	1.119	.00000	.06750	.02516	-.00679	-.00135	.00067	-.00399	-.08709	.02686	3.24218
.334	2.102	.00000	.13501	.02463	-.00561	-.00137	.00042	-.00450	.13401	.02957	4.53256
.335	4.197	.00000	.25233	.02223	-.00567	-.00132	.00039	-.00567	.25002	.04064	6.15231
.336	6.346	.00000	.37264	.01982	-.00693	-.00039	.00077	-.00683	.36816	.06089	6.04602
.337	8.448	.00000	.49344	.01656	-.00683	-.00011	.00069	-.00696	.48365	.08886	5.46342
.338	10.507	.00000	.61589	.01174	-.00693	.00013	.00095	-.00794	.60324	.12469	4.83787
.339	12.706	.00000	.73819	.00665	-.00727	-.00032	.00034	-.00875	.71821	.17080	4.20491
.340	14.744	.00000	.86773	.00466	-.00961	-.00051	.00061	-.00994	.83797	.22534	3.71800
.341	16.522	.00000	.00317	-.00187	-.01109	.00055	.00018	-.01142	.95038	.28987	3.31310
.342	18.969	.00000	1.09365	-.00476	-.00893	-.00071	-.00023	-.01147	1.03581	.35100	2.95105
.343	21.051	.00000	1.14613	-.00320	-.00435	-.00038	-.00043	-.01331	1.07073	.40870	2.61997
GRADIENT		.00000	.05193	-.00031	.00009	.00000	-.00006	-.00075	.05142	.00214	1.46347

RUN NO. 297 0 RNL = 1.63 GRADIENT INTERVAL = -5.00/ 5.00

MACH	ALPHA	BETA	CN	CA	CLM	CBL	CYN	CY	CL	CD	L/D
.338	-2.092	.00000	-.08170	.02642	-.00765	-.00203	.00158	-.00195	-.08068	.02938	-2.74300
.339	-1.949	.00000	-.02661	.02674	-.00736	-.00192	.00133	-.00315	-.02262	.02722	-.95953
.340	.053	.00000	.02938	.02678	-.00733	-.00168	.00114	-.00330	-.02937	.02679	1.03645
.341	1.066	.00000	.06390	.02581	-.00738	-.00148	.00039	-.00426	-.08339	.02837	2.93929
.342	2.218	.00000	.14727	.02537	-.00720	-.00147	.00031	-.00627	.14614	.03205	4.55930
.343	4.250	.00000	.26613	.02325	-.00770	-.00077	.00093	-.00659	.26132	.04493	5.46261
.344	6.416	.00000	.38861	.02282	-.00823	-.00030	.00086	-.00785	.38351	.06709	5.71643
.345	8.606	.00000	.52510	.02140	-.00922	-.00036	.00097	-.00870	.51598	.08973	5.17358
.346	10.777	.00000	.66449	.01872	-.01018	-.00076	.00099	-.00964	.62974	.13836	4.55158
.347	12.872	.00000	.82227	.01643	-.01231	-.00076	.00067	-.00968	.75893	.19028	3.98854
.348	14.996	.00000	.91636	.01281	-.01206	-.00107	.00054	-.00967	.88168	.24933	3.53791
.349	17.500	.00000	.98390	.01360	-.00914	-.00015	.00047	-.01114	.93646	.30216	3.09916
.350	19.748	.00000	1.02174	.01750	-.00392	.00175	.00034	-.01474	.95947	.35167	2.72832
.351	21.174	.00000	1.04773	.02495	-.00130	-.00039	-.00015	-.01296	.96799	.40171	2.40869
GRADIENT		.00000	.05434	-.00019	-.00001	.00019	-.00011	-.00009	.05398	.00243	1.40322

LARC 8-TFT-837/660 (LO-100 CR8) (SHIPS) (BWSVB)

(P3306) (06 NOV 73)

REFERENCE DATA

BREF = 173.1312 SQ.IN. XMRP = 18.8366 INCHES
 LREF = 23.5100 INCHES YMRP = .0000 INCHES
 SREF = 29.9096 INCHES ZMRP = .0000 INCHES
 SCALE = .0100 SCALE

PARAMETRIC DATA

BETA = .0000 WINGNO = 3.0000
 WINGSC = 2.0000 LAMCAF = 70.0000
 ELEVIR = .0000 BDFLAP = .0000
 RUSFLR = .0000 FLTSCY = 3.0000

RUN NO. 267 D RN/L = 1.92 GRADIENT INTERVAL = -5.00/ 5.00

MACH	ALPHA	BETA	CN	CA	CLM	CBL	CYN	CY	CL	CD	L/D
.800	-2.211	.00000	-.09995	.02719	-.00846	-.00188	.00175	-.00137	-.09483	.03087	-3.07185
.800	-1.036	.00000	-.02710	.02739	-.00872	-.00179	.00165	-.00336	-.02660	.02787	-.95430
.802	.015	.00000	-.03367	.02717	-.00883	-.00158	.00117	-.00416	-.03367	.02718	1.23853
.800	1.111	.00000	-.09662	.02745	-.00890	-.00159	.00124	-.00605	.09662	.02932	3.27657
.800	2.222	.00000	-.16326	.02696	-.00899	-.00128	.00107	-.00596	.16326	.03327	4.87165
.800	4.438	.00000	-.29500	.02735	-.01009	-.00062	.00119	-.00370	.29500	.05009	5.82909
.801	6.582	.00000	-.42782	.02754	-.01175	-.00045	.00088	-.00647	.42171	.07714	5.46693
.798	8.867	.00000	-.55893	.02788	-.01408	-.00049	.00099	-.00940	.54791	.11389	4.81993
.800	11.061	.00000	-.66034	.02844	-.01795	-.00064	.00046	-.00837	.66244	.15847	4.15934
.800	13.195	.00000	-.78140	.03052	-.02059	-.00094	.00050	-.00361	.75380	.20808	3.62272
.799	15.393	.00000	-.89092	.03385	-.02155	-.00074	.00087	-.00254	.84938	.26912	3.15933
.799	17.530	.00000	-.97147	.03711	-.02176	-.00028	.00061	-.00874	.91518	.32739	2.79223
.800	19.633	.00000	-.99470	.04272	-.02866	-.00180	-.00125	-.00580	.92252	.37445	2.46367
.799	21.678	.00000	1.00802	.05010	-.03439	-.00179	-.00192	-.00372	.91821	.41892	2.19186
GRADIENT	.00000	.05874	.00000	.00000	-.00022	.00018	-.00010	-.00092	.05813	.00288	1.39699

RUN NO. 277 D RN/L = 2.02 GRADIENT INTERVAL = -5.00/ 5.00

MACH	ALPHA	BETA	CN	CA	CLM	CBL	CYN	CY	CL	CD	L/D
.899	-2.303	.00000	-.12366	.03141	-.00838	-.00229	.00238	-.00270	-.12229	.03635	-3.36396
.897	-1.136	.00000	-.04095	.03002	-.01025	-.00295	.00221	-.00484	-.04035	.03082	-1.30304
.899	.011	.00000	-.03400	.02987	-.01124	-.00187	.00189	-.00607	-.03400	.02930	1.13405
.899	1.134	.00000	-.10616	.03052	-.01198	-.00174	.00167	-.00686	.10553	.03262	3.23552
.898	2.231	.00000	-.18099	.03032	-.01291	-.00110	.00143	-.00733	.17966	.03741	4.80295
.900	4.620	.00000	-.35036	.03125	-.01701	.00080	.00196	-.01174	.34673	.05924	5.85273
.899	6.817	.00000	-.50132	.03372	-.02340	.00072	.00196	-.01247	.49377	.09299	5.39991
.899	9.029	.00000	-.62344	.03723	-.02734	.00179	.00223	-.01453	.61184	.13494	4.53432
.899	11.231	.00000	-.75063	.04114	-.03289	.00400	.00264	-.01874	.72818	.18680	3.89812
.896	13.369	.00000	-.83245	.04863	-.03650	-.00049	.00370	-.02143	.79356	.24007	3.32635
.899	15.584	.00000	-.93335	.05287	-.03967	-.00263	.00299	-.01646	.90410	.30705	2.94449
.898	17.809	.00000	1.03004	.05795	-.03359	.00019	.00388	-.02219	.98296	.37021	2.60110
.898	19.992	.00000	1.07266	.06238	-.02455	-.00292	-.00206	-.00263	.98743	.42363	2.33089
.898	21.977	.00000	1.08584	.06696	-.01717	.00001	.00077	-.01374	.98188	.46846	2.09597
GRADIENT	.00000	.06807	.00000	.00004	-.00116	.00043	-.00009	-.00119	.06737	.00337	1.39616



LARC 8-TPT-637/660, LO-100 ORB. (SHIPS) (BUSVFB) (RP3306) (06 NOV 73)

REFERENCE DATA

BREF = 173.1312 90.1M. XMRP = 18.8366 INCHES
 LBEP = 25.9100 INCHES YMRP = .0000 INCHES
 BRP = 20.9096 INCHES ZMRP = .0000 INCHES
 SCALE = .0100 SCALE

BETA = .0000 WINGHO = 3.000
 WINGSC = 2.000 LAMDAF = 70.000
 ELEVIR = .000 BDFLAP = .000
 RUDFLR = .000 FLTSCT = 3.000

GRADIENT INTERVAL = -5.00/ 5.00

MACH	ALPHA	BETA	CM	CA	CLM	CBL	CYN	CY	CL	CD	L/D
.980	-2.155	.00000	-1.6689	.6026	.00239	-.00233	.00155	.00149	-.16451	.06650	-2.47395
.981	-1.094	.00000	-.07830	.03898	-.00336	-.00209	.00156	-.00082	-.07716	-.06046	-1.27624
.981	-.012	.00000	.00448	.05901	-.00752	-.00184	.00149	-.00328	.00449	.05901	.07610
.981	1.040	.00000	.08465	.05865	-.01048	-.00169	.00137	-.00443	.08357	-.06017	1.38889
.980	2.137	.00000	.17143	.05898	-.01428	-.00147	.00136	-.00606	.16911	.06534	2.58830
.979	4.271	.00000	.32553	.06044	-.02649	-.00084	.00150	-.00788	.34705	-.06653	4.01086
.977	6.456	.00000	.52764	.06446	-.03949	-.00007	.00208	-.01068	.51704	.12338	4.19081
.978	8.517	.00000	.68322	.06976	-.05075	-.00037	.00246	-.01240	.66536	.17018	3.90972
.979	10.609	.00000	.83423	.07223	-.06063	-.00027	.00281	-.01397	.80636	.22572	3.57241
.979	12.763	.00000	.97017	.07354	-.06831	-.00026	.00326	-.01618	.92995	.28605	3.25104
.976	14.863	.00000	1.10245	.07478	-.07458	-.00010	.00368	-.01913	1.04624	.35547	2.94327
.976	17.026	.00000	1.22662	.07989	-.08071	.00022	.00450	-.02135	1.14946	.43556	2.63903
.979	19.119	.00000	1.33658	.08289	-.08361	.00376	.00579	-.02439	1.23577	.51589	2.39539
.981	21.178	.00000	1.40457	.07813	-.07840	.00443	.00635	-.02373	1.28149	.58028	2.20840
GRADIENT		.00000	.08014	.00005	-.00426	.00022	-.00002	-.00145	.07894	.00313	1.03780

GRADIENT INTERVAL = -5.00/ 5.00

MACH	ALPHA	BETA	CM	CA	CLM	CBL	CYN	CY	CL	CD	L/D
1.190	-2.148	.00000	-1.5034	.07259	.00757	-.00192	.00092	.00249	-.14751	-.07817	-1.88703
1.198	-1.073	.00000	-.07244	.07307	.00086	-.00190	.00065	.00077	-.07106	-.07441	-.95500
1.190	-.019	.00000	.00410	.07359	-.00573	-.00172	.00068	-.00112	.00413	-.07359	.05611
1.190	1.055	.00000	.08153	.07418	-.01255	-.00157	.00073	-.00257	.08015	.07566	1.05929
1.190	2.112	.00000	.16034	.07463	-.01909	-.00131	.00088	-.00402	.15768	-.08049	1.95897
1.190	4.266	.00000	.31667	.07488	-.03171	-.00101	.00127	-.00615	.31023	.09823	3.15815
1.190	6.384	.00000	.47150	.07563	-.04304	-.00098	.00168	-.00824	.46017	.12758	3.60687
1.190	8.522	.00000	.61999	.07633	-.05230	-.00059	.00207	-.01034	.60183	.16737	3.59589
1.196	10.661	.00000	.76455	.07793	-.06029	-.00063	.00265	-.01209	.73686	.21827	3.37585
1.193	12.793	.00000	.90161	.07921	-.06759	-.00036	.00315	-.01416	.86169	.27689	3.11202
1.193	14.879	.00000	1.02565	.07987	-.07286	-.00034	.00370	-.01634	.97076	.34055	2.85052
1.193	17.034	.00000	1.14316	.07978	-.07624	-.00014	.00422	-.01822	1.06964	.41116	2.60151
1.193	19.164	.00000	1.24901	.07929	-.07755	.00018	.00480	-.02068	1.15359	.48533	2.37694
1.191	21.280	.00000	1.34342	.07808	-.07629	.00050	.00527	-.02287	1.22349	.56032	2.18355
GRADIENT		.00000	.07287	.00030	-.00615	.00015	-.00011	-.00136	.07144	.00315	.89560

REFERENCE DATA

BREF 1 173.1312 SQ. IN. XMRP = 10.8366 INCHES
 LREF 2 23.5100 INCHES YMRP = .0000 INCHES
 BREF 3 26.9096 INCHES ZMRP = .0000 INCHES
 SCALE 4 .0100 SCALE

PARAMETRIC DATA

BETA = .000 WINGHO = 3.000
 WINGSC = 1.000 LAMDAF = 70.000
 ELEVIR = .000 BOFLAP = .000
 RUDFLR = .000 FLTSCCT = 1.000

RUN NO. 12/ D RN/L = 2.13 GRADIENT INTERVAL = -5.00/ 5.00

MACH	ALPHA	BETA	CM	CA	CLM	CBL	CYN	CY	CL	CD	L/D
.349	-2.033	.00000	-.04360	.02262	-.00761	.00013	.00122	-.00255	-.04277	-.02415	-1.77082
.349	-.972	.00000	.00829	-.02415	-.00621	.00044	.00083	-.00334	.00870	.02400	.36241
.349	.059	.00000	.00885	.02460	-.00445	.00037	.00084	-.00537	.01193	-.02466	2.38579
.349	1.127	.00000	-.11793	.02407	-.00278	.00063	.00049	-.00632	-.11743	.02639	4.44994
.348	2.130	.00000	.16922	.02226	-.00094	.00095	.00031	-.00616	.18227	-.02856	5.89137
.351	4.295	.00000	.28327	.01540	.00219	.00112	.00017	-.00838	.28132	.03657	7.69375
.350	6.306	.00000	.39650	.00474	.00501	.00161	-.00004	-.00926	.39351	-.04881	8.06204
.350	8.486	.00000	.52201	-.00589	.00788	.00240	-.00041	-.00854	.51716	.07120	7.26313
.350	10.632	.00000	.64638	.00230	.00908	.00387	.00077	-.01161	.63545	-.12163	5.22436
.350	12.706	.00000	.74483	.00561	.01074	.00437	-.00015	-.01152	.72516	.17027	4.25881
.350	14.856	.00000	.88529	.00126	.01408	.00582	-.00038	-.01300	.85537	-.22820	3.74837
.350	16.994	.00000	1.01272	-.00515	.01862	.00238	-.00113	-.01209	.97000	.29107	3.33250
.351	19.119	.00000	1.13746	-.00849	.02396	-.00415	-.00220	-.00821	1.07750	.36453	2.95583
.351	21.199	.00000	1.17667	-.00631	.03182	-.00911	-.00232	-.00559	1.09932	.41961	2.61986
GRADIENT		.00000	.05184	-.00114	.00158	.00016	-.00017	-.00091	.05140	-.00196	1.52678

RUN NO. 11/ D RN/L = 3.21 GRADIENT INTERVAL = -5.00/ 5.00

MACH	ALPHA	BETA	CM	CA	CLM	CBL	CYN	CY	CL	CD	L/D
.599	-2.190	.00000	-.04997	.02017	-.00860	.00010	.00151	-.00341	-.04916	.02207	-2.22763
.598	-1.033	.00000	.00900	.02182	-.00589	.00045	.00105	-.00443	.00939	.02166	.43361
.599	.143	.00000	.07148	.02237	-.00492	.00056	.00093	-.00596	.07142	.02275	3.13906
.599	1.331	.00000	.13945	.02154	-.00296	.00092	.00057	-.00747	.13891	-.02477	5.60823
.599	2.440	.00000	.19941	.01944	-.00118	.00113	.00054	-.00818	.19841	.02792	7.10667
.599	4.781	.00000	.33367	.01162	.00219	.00160	.00016	-.00924	.33154	-.03039	8.41641
.599	7.119	.00000	.47425	.00634	.00489	.00144	-.00064	-.00958	.46980	.06307	7.22040
.599	9.475	.00000	.61524	.00661	.00589	.00065	-.00069	-.01011	.60576	.10780	5.61947
.599	11.681	.00000	.79342	.01479	.00922	.00373	-.00019	-.01240	.68586	.15691	4.37114
.599	14.021	.00000	.85546	.01257	.01165	.00094	-.00060	-.01255	.82693	.21946	3.76809
.598	16.414	.00000	.99202	.00988	.01626	-.00107	-.00104	-.01232	.94880	.28980	3.27404
.599	18.595	.00000	1.07019	.01305	.02197	-.00424	-.00168	-.00729	1.01016	.35352	2.85659
.599	20.797	.00000	1.11452	.02716	.02857	-.00184	-.00134	-.01220	1.03458	.41499	2.49300
.599	22.819	.00000	1.12312	.02339	.03771	-.00152	-.00136	-.01448	1.02537	.45896	2.23410
GRADIENT		.00000	.05517	-.00123	.00157	.00020	-.00018	-.00088	.05475	-.00246	1.57022

TABULATED SOURCE DATA - LA78 (MFS307) (06 NOV 73)

LARC 9-TFT-657/660, LO-100 ORD. (SHIPS) (BWSVFB) PARAMETRIC DATA

REFERENCE DATA
 BREF = 173.1312 90.1M. XMRP = 10.8366 INCHES BETA = .000 WINGNO = 3.000
 LBREF = 23.5100 INCHES YMRP = .0500 INCHES WINGSC = 1.000 LANDAF = 76.000
 SBREF = 20.8096 INCHES ZMRP = .0500 INCHES ELEVIR = .000 BDFLAP = .000
 SCALE = .0100 SCALE RUFLR = .000 FLTSCT = 1.000

RUN NO. 1D/0 RM/L = 1.91 GRADIENT INTERVAL = -5.00/ 5.00

MACH	ALPHA	BETA	CN	CA	CLM	CBL	CYN	CY	CL	CD	L/D
.801	-2.130	.00000	-0.5065	.02099	-.00941	.00028	-.00179	-.00374	-.04983	.02286	-2.17989
.800	-1.001	.00000	-0.1340	.02248	-.00744	.00019	-.00152	-.00544	.01379	-.02224	-.62022
.798	.098	.00000	.07832	-.02330	-.00581	.00039	.00105	-.00619	.07848	.02343	3.34900
.796	1.241	.00000	1.4017	-.00411	.00084	.00084	.00084	-.00699	.13965	-.02574	5.42534
.798	2.360	.00000	.20542	.02097	-.00259	.00107	-.00061	-.00767	.20438	.02941	6.94860
.797	4.813	.00000	.34862	.01747	-.00025	.00098	-.00020	-.00918	.34609	-.04545	7.61514
.798	6.811	.00000	.47885	.01946	-.00034	-.00083	-.00069	-.00856	.47316	.07611	6.21645
.799	9.075	.00000	.59100	.02518	-.00011	.00027	-.00034	-.00931	.57963	.11808	4.90898
.798	11.192	.00000	.68734	.02929	.00141	.00198	-.00063	-.00893	.68878	-.00078	4.12345
.799	13.324	.00000	.76044	.03639	.00200	.00330	-.00070	-.01092	.75105	-.21827	3.48889
.799	15.375	.00000	.87905	.04102	.00466	.00221	-.00159	-.00820	.83575	.27554	3.03317
.796	17.686	.00000	.96227	.04494	.01140	.00066	-.00111	-.00950	.90313	.33516	2.69465
.799	19.881	.00000	1.03271	.04934	-.01972	.00006	-.00156	-.01001	.93438	.39760	2.40035
.798	21.996	.00000	1.07061	.04825	.03075	-.00034	-.00318	-.00620	.97479	.44581	2.18659
GRADIENT	.00000	.00000	.05885	-.00058	.00136	.00013	-.00029	-.00076	.03836	.00327	1.48672

RUN NO. 9/0 RM/L = 2.00 GRADIENT INTERVAL = -5.00/ 5.00

MACH	ALPHA	BETA	CN	CA	CLM	CBL	CYN	CY	CL	CD	L/D
.900	-2.187	.00000	-0.7099	.02906	-.01038	.00015	.00150	-.00236	-.06984	.03172	-2.20178
.900	-1.084	.00000	-0.0545	.02973	-.00950	.00034	.00123	-.00361	-.00489	.02963	-.19391
.898	.080	.00000	.06457	.03042	-.00811	.00057	.00097	-.00565	.06453	.03051	2.11499
.896	1.227	.00000	1.4407	.02920	-.00734	.00087	.00091	-.00695	.14341	-.03228	4.44228
.898	2.394	.00000	.22255	.03019	-.00653	.00138	.00055	-.00811	.22109	.03946	5.60356
.899	4.677	.00000	.35685	.03031	-.00573	.00016	.00031	-.01015	.35319	.05930	5.93591
.899	6.967	.00000	.47971	.03423	-.00648	.00031	-.00077	-.00641	.47214	.09151	5.15952
.899	9.136	.00000	.58735	.04087	-.00618	.00357	.00050	-.01222	.57341	.13360	4.29191
.900	11.293	.00000	.69654	.04679	-.00675	.00431	.00044	-.01319	.67389	.18228	3.69697
.898	13.486	.00000	.79691	.05702	-.00769	.00284	.00026	-.01332	.76164	.24130	3.15645
.900	15.777	.00000	.92867	.05796	-.00543	.00034	-.00063	-.00929	.87793	.30828	2.84787
.898	17.962	.00000	1.01548	.06406	-.00226	-.00115	-.00016	-.00081	.94623	.37410	2.52938
.896	20.132	.00000	1.07187	.06894	.01085	-.00222	-.00055	-.01005	.98266	.43164	2.26605
.900	22.337	.00000	1.13452	.06948	.01758	-.00034	-.00162	-.00874	1.02299	.49544	2.06481
GRADIENT	.00000	.00000	.06323	.00014	.00072	.00005	-.00017	-.00114	.06255	.00399	1.25395

LARC 0-TPT-037/600 LO-100 ORB. (SHIPS) (BU3VFB) (EF3307) (06 NOV 73)

REFERENCE DATA

SHEF = 173.1312 30-IN. XMRP = 16.0366 INCHES
LREF = 25.3100 INCHES YMRP = .0000 INCHES
BREF = 20.9098 INCHES ZMRP = .0000 INCHES
SCALE = .0100 SCALE

PARAMETRIC DATA

BETA = .000 WINGNO = 3.000
WINGSC = 1.000 LAMDAF = 78.000
ELEVPR = .000 BOFLAP = .000
RUDFLK = .000 FLTSTCT = 1.000

RUN NO. 0 / 0 RM/L = 2.04 GRADIENT INTERVAL = -5.00/ 5.00

MACH	ALPHA	BETA	CN	CA	CLM	CBL	CYN	CY	CL	CD	L/D
.980	-2.222	.00000	-1.1693	.0611	.00132	.00036	.00140	-.00121	-.11420	.07260	-1.37307
.980	-1.079	.00000	-.03882	.06962	.00031	.00039	.00126	-.00356	-.03750	.07033	-.53321
.980	.087	.00000	.04322	.07149	-.00105	.00064	.00108	-.00360	.04511	.07156	.63040
.980	1.238	.00000	.12662	.07226	-.00358	.00072	.00078	-.00627	.12503	.07498	1.66750
.978	2.394	.00000	.21356	.07397	-.00698	.00140	.00066	-.00771	.21028	.08282	2.53890
.980	4.720	.00000	.38923	.07600	-.01310	.00246	.00043	-.00934	.38165	.10777	3.54136
.980	7.013	.00000	.56075	.08095	-.02301	.00247	.00055	-.01138	.54667	.14881	3.67371
.980	9.271	.00000	.70479	.08148	-.02725	.00265	.00059	-.01363	.68246	.19396	3.51849
.981	11.534	.00000	.86069	.08486	-.03327	.00234	.00141	-.01734	.82626	.25352	3.23356
.981	13.900	.00000	1.01403	.08827	-.03781	.00253	.00206	-.02121	.96313	.32928	2.92497
.981	16.105	.00000	1.13791	.08996	-.03834	.00203	.00296	-.02359	1.06830	.40209	2.65695
.980	18.304	.00000	1.25751	.09146	-.03811	.00012	.00396	-.03004	1.16449	.48340	2.40898
GRADIENT		.00000	.07298	.09114	-.00240	.00031	-.00015	-.00113	.07152	.00505	.75556

RUN NO. 7 / 0 RM/L = 2.11 GRADIENT INTERVAL = -5.00/ 5.00

MACH	ALPHA	BETA	CN	CA	CLM	CBL	CYN	CY	CL	CD	L/D
1.200	-2.211	.00000	-.09136	.07677	.00198	.00121	.00148	-.00210	-.08833	.06024	-1.10078
1.200	-1.071	.00000	-.01696	.07873	.00128	.00139	.00137	-.00340	-.01549	.07903	-.19395
1.200	.097	.00000	.05630	.08044	-.00461	.00171	.00121	-.00536	.05636	.08054	.69980
1.200	1.313	.00000	.13495	.08183	-.00832	.00194	.00109	-.00656	.13303	.08490	1.56697
1.200	2.414	.00000	.20316	.08248	-.01152	.00224	.00095	-.00805	.20152	.09105	2.21329
1.199	4.602	.00000	.35269	.08344	-.01790	.00237	.00081	-.00889	.34470	.11195	3.07897
1.199	6.989	.00000	.50042	.08416	-.02322	.00207	.00087	-.01045	.48646	.14443	3.36807
1.199	9.299	.00000	.64434	.08490	-.02730	.00241	.00087	-.01234	.62216	.18790	3.31109
1.199	11.616	.00000	.79051	.08642	-.03114	.00216	.00125	-.01468	.75692	.24382	3.18442
1.199	13.939	.00000	.92960	.08768	-.03443	.00233	.00176	-.01800	.88111	.30902	2.85132
1.199	16.239	.00000	1.05476	.08853	-.03539	.00190	.00196	-.01989	.98792	.37996	2.60008
1.198	18.477	.00000	1.16855	.08907	-.03574	.00279	.00233	-.02387	1.08008	.45481	2.37479
GRADIENT		.00000	.06430	.09096	-.00290	.00018	-.00010	-.00103	.06272	.00458	.61594



LARC 0-TPT-637/640 LO-100 ORB. (SHIFTS) (BWSVFB) (RFS300) (06 NOV 73)

PARAMETRIC DATA

BETA = .000 WINGNO = 3.000
WINGSC = 2.000 LAMDAF = 70.000
ELEVIR = .000 BDFLAF = .000
RUDFLR = .000 FLTSCT = 3.000

REFERENCE DATA

SREF = 173.1312 50.1M. XMRP = 10.8356 INCHES
LREF = 25.3100 INCHES YMRP = .0000 INCHES
BREF = 20.9096 INCHES ZMRP = .0000 INCHES
SCALE = .0180 SCALE

RUN NO. 187 D RM/L = 2.14 GRADIENT INTERVAL = -3.00/ 5.00

MACH	ALPHA	BETA	CN	CA	CLM	CBL	CYN	CY	CL	CD	L/D
.348	-2.076	.00000	-.07350	.02634	-.00903	-.00170	.00123	-.00200	-.07455	.02906	-2.56339
.350	-1.924	.00000	-.02042	.02798	-.00836	-.00154	.00103	-.00350	-.01993	.02744	-1.72617
.348	.023	.00000	.02975	.02725	-.00768	-.00162	.00085	-.00481	.02974	.02726	1.09076
.348	1.063	.00000	.08227	.02720	-.00685	-.00119	.00039	-.00369	.08175	.02872	2.84643
.349	2.133	.00000	.14649	.02672	-.00591	-.00130	.00006	-.00644	.14540	.03216	4.52162
.349	4.248	.00000	.25781	.02436	-.00442	-.00070	.00076	-.00771	.25329	.04339	5.88410
.348	6.368	.00000	.38684	.02219	-.00260	-.00032	.00052	-.00692	.38180	.06493	5.88045
.348	8.479	.00000	.51488	.01805	-.00077	.00082	.00119	-.01010	.50659	.09377	5.40257
.349	10.609	.00000	.65391	.01306	.00085	.00137	.00139	-.01139	.64033	.13322	4.80659
.348	12.750	.00000	.80973	.00856	.00110	.00194	.00077	-.01198	.78785	.18717	4.20919
.348	14.884	.00000	.96312	.00312	.00063	.00078	.00008	-.01262	.93000	.25040	3.71405
.348	17.040	.00000	1.14115	-.00492	.00006	-.00046	-.00015	-.01517	1.09250	.32970	3.31365
.348	19.184	.00000	1.29173	-.01265	.00311	-.00274	-.00085	-.01231	1.22416	.41251	2.96750
.349	21.262	.00000	1.35298	-.01566	.01251	-.00155	-.00014	-.01568	1.25657	.47604	2.66063
.352	21.867	.00000	1.36445	-.01319	.00540	-.00039	-.00056	-.01758	1.27194	.49409	2.57430
GRADIENT		.00000	-.05279	-.00031	.00074	.00015	-.00007	-.00086	-.05224	.00227	1.37873

RUN NO. 177 D RM/L = 3.22 GRADIENT INTERVAL = -3.00/ 5.00

MACH	ALPHA	BETA	CN	CA	CLM	CBL	CYN	CY	CL	CD	L/D
.398	-2.265	.00000	-.09164	.02534	-.00998	-.00149	.00127	-.00117	-.09056	.02895	-3.12879
.600	-1.105	.00000	-.02412	.02540	-.00905	-.00173	.00120	-.00252	-.02362	.02587	-.91334
.399	.029	.00000	.03311	.02567	-.00838	-.00152	.00113	-.00461	.03310	.02569	1.20852
.399	1.179	.00000	.09724	.02576	-.00768	-.00123	.00109	-.00609	.09669	.02776	3.48318
.399	2.342	.00000	.16280	.02541	-.00704	-.00113	.00109	-.00724	.16163	.03204	5.04492
.399	4.654	.00000	.30110	.02421	-.00587	-.00054	.00100	-.00904	.29814	.04856	6.13920
.399	6.992	.00000	.44499	.02273	-.00405	.00027	.00082	-.00952	.43882	.07674	5.71990
.399	9.345	.00000	.59919	.01841	-.00345	.00231	.00153	-.01332	.58825	.11546	5.09466
.398	11.716	.00000	.76096	.01534	-.00367	.00306	.00110	-.01335	.74199	.16954	4.37658
.398	14.108	.00000	.94481	.01050	-.00492	.00173	.00045	-.01395	.91375	.24047	3.79882
.399	16.522	.00000	1.11633	.00449	-.00374	.00033	.00018	-.01697	1.06897	.32177	3.32217
.600	18.857	.00000	1.24476	.00025	.00144	-.00069	-.00057	-.01787	1.17787	.45255	2.92601
GRADIENT		.00000	-.05637	-.00014	.00059	.00015	-.00004	-.00117	-.05580	.00285	1.38837

LARC 0-TET-037/60, LO-100 ORB. (SMIPS) (BWSJVF)

(RF5300) (06 NOV 73)

REFERENCE DATA

SREP = 173.1312 30. IN. WMP = 10.0366 INCHES
LREF = 25.3100 INCHES WMP = .0000 INCHES
BREF = 29.0036 INCHES WMP = .0000 INCHES
SCALE = .0100 SCALE

PARAMETRIC DATA

BETA = .000 WINGMO = 3.000
WINGSC = 2.000 LAMDAF = 78.000
ELEVLR = .000 BDFLAP = .000
RJDFLR = .000 FLTSC = 3.000

RUN NO. 16/ 0 RN/L = 1.92 GRADIENT INTERVAL = -5.00/ 5.00

MACH	ALPHA	BETA	CN	CA	CLM	CBL	CYN	CY	CL	CD	L/D
.780	-2.190	.00000	-.09372	.02793	-.01064	-.00172	.00183	-.00231	-.00559	.03149	-2.94025
.800	-1.080	.00000	-.02853	.02777	-.01031	-.00178	.00172	-.00428	-.02800	.02831	-.98099
.790	.031	.00000	.04020	-.00975	-.00147	.00150	.00140	-.00407	.04518	.02768	1.44114
.801	1.130	.00000	.01194	.02803	-.00920	-.00149	.00136	-.00655	.10136	.03005	3.37351
.800	2.234	.00000	.16941	.02739	-.00878	-.00118	.00116	-.00686	.16818	.03463	4.85591
.800	4.492	.00000	.30305	.02827	-.00830	-.00069	.00080	-.00871	.29990	.05192	5.77633
.780	6.719	.00000	.44181	.02593	-.00776	-.00025	.00080	-.00871	.43539	.08042	5.41373
.800	8.950	.00000	.58252	.02833	-.00827	-.00037	.00082	-.00986	.57102	.11862	4.81408
.800	11.179	.00000	.71872	.02800	-.00894	.00030	.00043	-.01004	.69948	.16769	4.17122
.790	13.393	.00000	.86046	.02716	-.01215	.00213	.00066	-.01370	.83077	.22573	3.68037
.799	15.599	.00000	.97092	.02861	-.01103	.00326	.00020	-.01568	.92747	.28864	3.21326
.800	17.800	.00000	1.06518	.03148	-.00432	.00124	.00037	-.01437	1.00457	.35560	2.82497
.797	19.989	.00000	1.14616	.03363	-.00309	-.00128	.00001	-.01493	1.07501	.42684	2.51855
.800	22.109	.00000	1.17825	.03772	-.01579	-.00107	.00000	-.01402	1.07742	.47840	2.25215
.799	22.682	.00000	1.19364	.03891	-.01775	-.00112	-.00001	-.01410	1.08632	.49618	2.18936
GRADIENT	.00000	.00000	.05928	.00006	.00037	.00022	-.00011	-.00094	.05866	.00306	1.35062

RUN NO. 15/ 0 RN/L = 1.02 GRADIENT INTERVAL = -5.00/ 5.00

MACH	ALPHA	BETA	CN	CA	CLM	CBL	CYN	CY	CL	CD	L/D
.902	-2.117	.00000	-.10628	.03298	-.01048	-.00168	.00172	-.00096	-.10499	.03689	-2.04621
.899	-1.040	.00000	-.03065	.03165	-.01177	-.00148	.00156	-.00256	-.03006	.03221	-.93338
.900	.017	.00000	.01820	.03194	-.01202	-.00132	.00140	-.00395	.03819	.03195	1.19325
.901	1.071	.00000	.10595	.03283	-.01214	-.00086	.00119	-.00592	.10532	.03489	3.02606
.900	2.151	.00000	.18951	.03337	-.01291	-.00082	.00100	-.00643	.17913	.04005	4.47316
.900	4.285	.00000	.32537	.03365	-.01430	-.00011	.00121	-.00902	.32215	.03788	5.56549
.900	6.435	.00000	.49988	.03536	-.02272	.00057	.00057	-.00928	.49276	.09117	5.40317
.900	8.546	.00000	.61113	.03774	-.02133	.00412	.00180	-.01462	.59874	.12814	4.67244
.903	10.650	.00000	.75246	.04431	-.02620	.00865	.00015	-.01178	.73128	.18271	4.00249
.900	12.765	.00000	.86794	.04425	-.02859	.00358	.00262	-.01877	.83594	.23473	3.56090
.900	14.882	.00000	.99490	.04526	-.02959	.00091	.00364	-.02151	.95588	.29931	3.17472
.900	17.008	.00000	1.10841	.04730	-.02623	.00170	.00369	-.02251	1.04609	.36945	2.83157
.900	19.098	.00000	1.16567	.04420	-.01486	.00093	.00316	-.02112	1.08102	.43143	2.50366
.898	21.173	.00000	1.21581	.03825	-.00375	-.00132	.00227	-.01824	1.11269	.49347	2.25484
.901	21.753	.00000	1.23428	.03900	-.00127	-.00150	.00112	-.01509	1.12452	.51223	2.19534
GRADIENT	.00000	.00000	.05711	.00022	-.00054	.00024	-.00009	-.00125	.06639	.00340	1.56055



LARC 9-TPT-657/660, LO-100 OBB. (SMIPS) (BWSVFB)

(RP3308) (08 NOV 73)

REFERENCE DATA

MACH = 173-1312 50-IN. XMP = 18.8366 INCHES
 LREF = 23.5100 INCHES YMP = .0000 INCHES
 BREF = 20.9596 INCHES ZMP = .0000 INCHES
 SCALE = .0100 SCALE

PARAMETRIC DATA

BETA = .000 WINGNO = 3.000
 WINGSC = 2.000 LAMDAF = 70.000
 ELEVIR = .000 BDFLAP = .000
 RUFLR = .000 FLTSCT = 3.000

RUN NO. 147 D RN/L = 2.04 GRADIENT INTERVAL = -5.00/ 5.00

MACH	ALPHA	BETA	CN	CA	CLM	CBL	CYN	CY	CL	CD	L/D
.977	-2.327	.00000	-1.7877	.03718	.00136	-.00136	.00146	-.00034	-.17430	.06432	-2.71011
.978	-1.177	.00000	-.08480	.05749	-.00420	-.00153	.00133	-.00116	-.08360	.05922	-1.41171
.981	-.011	.00000	.00644	.03753	-.00738	-.00117	.00116	-.00362	.00645	.05755	.1214
.981	1.143	.00000	.09402	.05765	-.01913	-.00099	.00105	-.00516	.02885	.05951	1.56029
.980	2.310	.00000	.18340	.05813	-.01279	-.00058	.00105	-.00645	.18091	.06548	2.76292
.979	4.643	.00000	.38499	.06126	-.02465	-.00016	.00138	-.07944	.37877	.09222	4.10717
.985	6.949	.00000	.56797	.06627	-.03534	.00028	.00189	-.01195	.55578	.13449	4.13236
.981	8.102	.00000	.65820	.06826	-.04053	.00003	.00220	-.01356	.64201	.16034	4.00405
.978	11.538	.00000	.90479	.07271	-.05234	.00027	.00251	-.01619	.87196	.25222	3.45719
.978	13.810	.00000	1.05031	.07771	-.05861	.00028	.00295	-.01832	1.01111	.32856	3.07743
.981	16.075	.00000	1.27051	.08043	-.06203	.00102	.00328	-.02123	1.13131	.40969	2.76135
.980	17.564	.00000	1.27791	.07900	-.06057	.00097	.00338	-.02172	1.19450	.46095	2.59136
GRADIENT		.00000	.07995	.00053	-.00347	.00025	-.00002	-.00141	.07873	.00392	1.01029

RUN NO. 137 D RN/L = 2.11 GRADIENT INTERVAL = -5.00/ 5.00

MACH	ALPHA	BETA	CN	CA	CLM	CBL	CYN	CY	CL	CD	L/D
1.199	-2.303	.00000	-1.15967	.07205	.00693	-.00162	.00055	.00258	-.15665	.07841	-1.99779
1.199	-1.160	.00000	-.07875	.07254	.00080	-.00155	.00064	.00023	-.07726	.07412	-1.04232
1.199	-.005	.00000	.00457	.07314	-.00557	-.00130	.00079	-.00206	.00458	.07314	.08239
1.199	1.141	.00000	.08032	.07389	-.01299	-.00109	.00080	-.00336	.08583	.07564	1.14803
1.199	2.271	.00000	.16902	.07450	-.01835	-.00074	.00090	-.00516	.16594	.08114	2.04513
1.200	4.581	.00000	.33950	.07503	-.03012	-.00052	.00129	-.00739	.33243	.10191	3.26205
1.200	6.912	.00000	.51055	.07523	-.04060	-.00018	.00194	-.00994	.49778	.13613	3.65680
1.200	9.229	.00000	.67678	.07611	-.04899	-.00001	.00217	-.01243	.65581	.16367	3.57053
1.200	11.568	.00000	.84890	.07693	-.05599	.00022	.00280	-.01493	.80644	.24360	3.31053
1.200	13.882	.00000	1.0227	.07834	-.06138	.00027	.00337	-.01771	.94158	.31340	3.00442
1.199	15.830	.00000	1.10880	.07965	-.06451	.00033	.00375	-.01981	1.04502	.37909	2.75662
GRADIENT		.00000	.07252	.00046	-.00542	.00018	.00010	-.00144	.07108	.00343	.78499