



**CASE FILE
COPY**

AERONAUTICAL ENGINEERING

**A SPECIAL BIBLIOGRAPHY
WITH INDEXES
Supplement 59**

JULY 1975

NATIONAL AERONAUTICS AND SPACE ADMINISTRATION

ACCESSION NUMBER RANGES

Accession numbers cited in this Supplement fall within the following ranges:

STAR (N-10000 Series) N75-19126-N75-21218

IAA (A-10000 Series) A75-26156-A75-29188

This bibliography was prepared by the NASA Scientific and Technical Information Facility operated for the National Aeronautics and Space Administration by Informatics Information Systems Company.

AERONAUTICAL ENGINEERING

A Special Bibliography

Supplement 59

A selection of annotated references to unclassified reports and journal articles that were introduced into the NASA scientific and technical information system and announced in June 1975 in

- *Scientific and Technical Aerospace Reports (STAR)*
- *International Aerospace Abstracts (IAA)*.



This Supplement is available from the National Technical Information Service (NTIS), Springfield, Virginia 22161, for \$4.00. For copies mailed to addresses outside the United States, add \$2.50 per copy for handling and postage.

INTRODUCTION

Under the terms of an interagency agreement with the Federal Aviation Administration this publication has been prepared by the National Aeronautics and Space Administration for the joint use of both agencies and the scientific and technical community concerned with the field of aeronautical engineering. The first issue of this bibliography was published in September 1970 and the first supplement in January 1971. Since that time, monthly supplements have been issued.

This supplement to *Aeronautical Engineering—A Special Bibliography* (NASA SP-7037) lists 368 reports, journal articles, and other documents originally announced in June 1975 in *Scientific and Technical Aerospace Reports (STAR)* or in *International Aerospace Abstracts (IAA)*.

The coverage includes documents on the engineering and theoretical aspects of design, construction, evaluation, testing, operation, and performance of aircraft (including aircraft engines) and associated components, equipment, and systems. It also includes research and development in aerodynamics, aeronautics, and ground support equipment for aeronautical vehicles.

Each entry in the bibliography consists of a standard bibliographic citation accompanied in most cases by an abstract. The listing of the entries is arranged in two major sections, *IAA Entries* and *STAR Entries*, in that order. The citations, and abstracts when available, are reproduced exactly as they appeared originally in *IAA* or *STAR*, including the original accession numbers from the respective announcement journals. This procedure, which saves time and money, accounts for the slight variation in citation appearances.

Three indexes—subject, personal author, and contract number—are included.

An annual cumulative index will be published.

AVAILABILITY OF CITED PUBLICATIONS

IAA ENTRIES (A75-10000 Series)

All publications abstracted in this Section are available from the Technical Information Service, American Institute of Aeronautics and Astronautics, Inc. (AIAA), as follows: Paper copies are available at \$5.00 per document up to a maximum of 20 pages. The charge for each additional page is 25 cents. Microfiche⁽¹⁾ are available at the rate of \$1.50 per microfiche for documents identified by the "#" symbol following the accession number. A number of publications, because of their special characteristics, are available only for reference in the AIAA Technical Information Service Library. Minimum airmail postage to foreign countries is \$1.00. Please refer to the accession number, e.g. (A75-10763), when requesting publications.

STAR ENTRIES (N75-10000 Series)

One or more sources from which a document announced in *STAR* is available to the public is ordinarily given on the last line of the citation. The most commonly indicated sources and their acronyms or abbreviations are listed below. If the publication is available from a source other than those listed, the publisher and his address will be displayed on the availability line or in combination with the corporate source line.

Avail: NTIS. Sold by the National Technical Information Service to U.S. customers at the price shown in the citation following the letters HC (hard, paper, or facsimile copy). Customers outside the U.S. should add \$2.50 per copy for handling and postage charges to the price shown. (Prices shown in earlier *STAR* volumes, 1962-1974, have been superseded but may be calculated from the number of pages shown in the citation. The price schedule by page count was given in the last *STAR* issue of 1974 or may be obtained from NTIS.)

Microfiche¹ are available at a standard price of \$2.25 (plus \$1.50 for non-U.S. customers) regardless of age for those accessions followed by a "#" symbol. Accession numbers followed by a "+" sign are not available as microfiche because of size or reproducibility.

Initially distributed microfiche under the NTIS SRIM (Selected Research in Microfiche) is available at greatly reduced unit prices. For this service and for information concerning subscription to NASA printed reports, consult the NTIS Subscription Unit.

NOTE ON ORDERING DOCUMENTS: When ordering NASA publications (those followed by the "*" symbol), use the N accession number.

NASA patent applications (only the specifications are offered) should be ordered by the US-Patent-Appl-SN number.

Non-NASA publications (no asterisk) should be ordered by the AD, PB, or other *report* number shown on the last line of the citation, not by the N accession number. It is also advisable to cite the title and other bibliographic identification.

Avail: SOD (or GPO). Sold by the Superintendent of Documents, U.S. Government Printing Office, in hard copy. The current price and order number are given following the availability line. (NTIS will fill microfiche requests, at the standard \$2.25 price, for those documents identified by a "#" symbol.)

(1) A microfiche is a transparent sheet of film, 105 by 148mm in size containing as many as 80 to 98 pages of information reduced to micro images (Not to exceed 28:1 reduction).

- Avail: NASA Public Document Rooms. Documents so indicated may be examined at or purchased from the National Aeronautics and Space Administration, Public Documents Room (Room 126), 600 Independence Ave., S.W., Washington, D.C. 20546, or public document rooms located at each of the NASA research centers, the NASA Space Technology Laboratories, and the NASA Pasadena Office at the Jet Propulsion Laboratory.
- Avail: ERDA Depository Libraries. Organizations in U.S. cities and abroad that maintain collections of Energy Research and Development Administration reports, usually in microfiche form, are listed in *Nuclear Science Abstracts*. Services available from the ERDA and its depositories are described in a booklet, *Science Information Available from the Energy Research and Development Administration* (TID-4550), which may be obtained without charge from the ERDA Technical Information Center.
- Avail: Univ. Microfilms. Documents so indicated are dissertations selected from *Dissertation Abstracts* and are sold by University Microfilms as xerographic copy (HC) at \$10.00 each and microfilm at \$4.00 each regardless of the length of the manuscript. Handling and shipping charges are additional. All requests should cite the author and the Order Number as they appear in the citation.
- Avail: USGS. Originals of many reports from the U.S. Geological Survey, which may contain color illustrations, or otherwise may not have the quality of illustrations preserved in the microfiche or facsimile reproduction, may be examined by the public at the libraries of the USGS field offices whose addresses are listed in this Introduction. The libraries may be queried concerning the availability of specific documents and the possible utilization of local copying services, such as color reproduction.
- Avail: HMSO. Publications of Her Majesty's Stationery Office are sold in the U.S. by Pendragon House, Inc. (PHI), Redwood City, California. The U.S. price (including a service and mailing charge) is given, or a conversion table may be obtained from PHI.
- Avail: BLL (formerly NLL): British Library Lending Division, Boston Spa, Wetherby, Yorkshire, England. Photocopies available from this organization at the price shown. (If none is given, inquiry should be addressed to the BLL.)
- Avail: ZLDI. Sold by the Zentralstelle für Luftfahrtokumentation und -Information, Munich, Federal Republic of Germany, at the price shown in deutschmarks (DM).
- Avail: Issuing Activity, or Corporate Author, or no indication of availability. Inquiries as to the availability of these documents should be addressed to the organization shown in the citation as the corporate author of the document.
- Avail: U.S. Patent Office. Sold by Commissioner of Patents, U.S. Patent Office, at the standard price of 50 cents each, postage free.
- Other availabilities: If the publication is available from a source other than the above, the publisher and his address will be displayed entirely on the availability line or in combination with the corporate author line.

GENERAL AVAILABILITY

All publications abstracted in this bibliography are available to the public through the sources as indicated in the *STAR Entries* and *IAA Entries* sections. It is suggested that the bibliography user contact his own library or other local libraries prior to ordering any publication inasmuch as many of the documents have been widely distributed by the issuing agencies, especially NASA. A listing of public collections of NASA documents is included on the inside back cover.

SUBSCRIPTION AVAILABILITY

This publication is available on subscription from the National Technical Information Service (NTIS). The annual subscription rate for the monthly supplements, excluding the annual cumulative index, is \$18.00. All questions relating to subscriptions should be referred to the NTIS.

ADDRESSES OF ORGANIZATIONS

American Institute of Aeronautics
and Astronautics
Technical Information Service
750 Third Ave.
New York, N.Y. 10017

British Library Lending Division,
Boston Spa, Wetherby, Yorkshire,
England

Commissioner of Patents
U.S. Patent Office
Washington, D.C. 20231

Energy Research and Development
Administration
Technical Information Center
P.O. Box 62
Oak Ridge, Tennessee 37830

ESRO/ELDO Space Documentation Service
European Space Research Organization
114, av. Charles de Gaulle
92200 Neuilly-sur-Seine, France

Her Majesty's Stationery Office
P.O. Box 569, S.E. 1
London, England

NASA Scientific and Technical Information
Facility
P.O. Box 8757
B.W.I. Airport, Maryland 21240

National Aeronautics and Space
Administration
Scientific and Technical Information
Office (KSI)
Washington, D.C. 20546

National Technical Information Service
Springfield, Virginia 22161

Pendragon House, Inc.
899 Broadway Avenue
Redwood City, California 94063

Superintendent of Documents
U.S. Government Printing Office
Washington, D.C. 20402

University Microfilms
A Xerox Company
300 North Zeeb Road
Ann Arbor, Michigan 48106

University Microfilms, Ltd.
Tylers Green
London, England

U.S. Geological Survey
1033 General Services Administration Bldg.
Washington, D.C. 20242

U.S. Geological Survey
601 E. Cedar Avenue
Flagstaff, Arizona 86002

U.S. Geological Survey
345 Middlefield Road
Menlo Park, California 94025

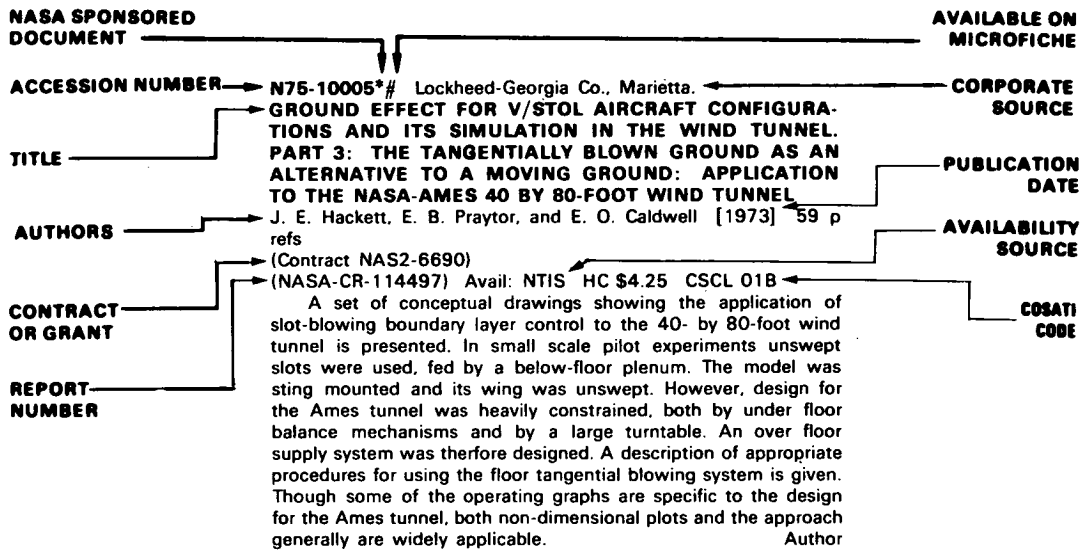
U.S. Geological Survey
Bldg. 25, Denver Federal Center
Denver, Colorado 80225

Zentralstelle für Luftfahrt-doku-
mentation und -Information
8 München 86
Postfach 880
Federal Republic of Germany

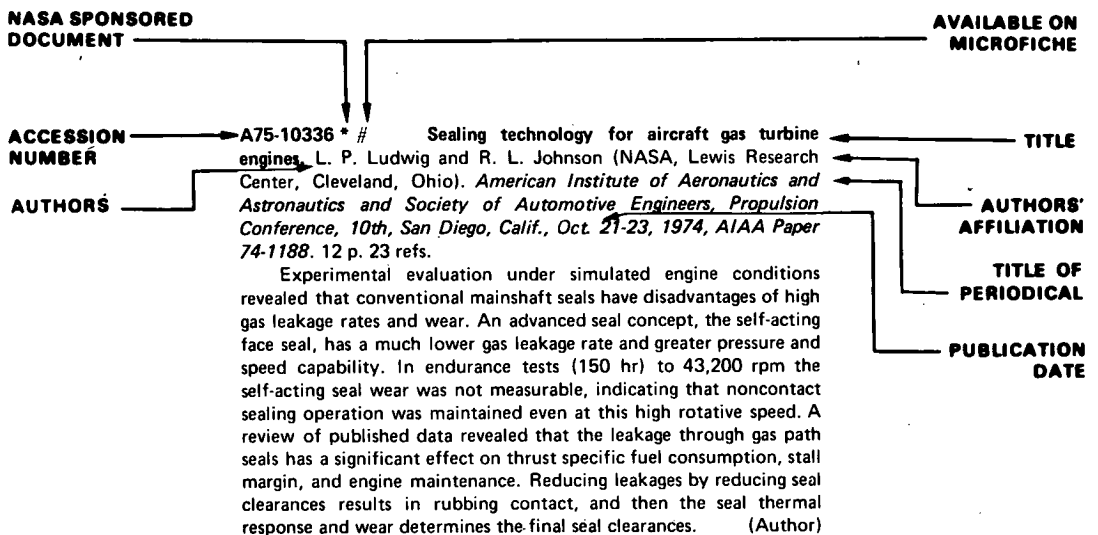
TABLE OF CONTENTS


	Page
IAA Entries	243
STAR Entries	261
Subject Index	A-1
Personal Author Index	B-1
Contract Number Index	C-1

TYPICAL CITATION AND ABSTRACT FROM STAR



TYPICAL CITATION AND ABSTRACT FROM IAA





IAA ENTRIES

A75-26195 **A non-uniqueness of the hypersonic boundary layer.** S. N. Brown and K. Stewartson (University College, London, England). *Quarterly Journal of Mechanics and Applied Mathematics*, vol. 28, Feb. 1975, p. 75-90. 19 refs.

Using the tangent-wedge approximation to describe the inviscid portion of the flow field, Neiland (1970) discovered a nonuniqueness of the solution in the neighborhood of the leading-edge of a flat plate in free hypersonic flow. The nonuniqueness is associated with a single eigenvalue and eigenfunction occurring between certain terms of the power series that expresses the pressure. More accurate estimates of the eigenvalue are obtained by using the full inviscid equations instead of the tangent-wedge approximation. A unique eigensolution is obtained for the hypersonic boundary-layer equations, and the relationship between this eigensolution and the eigensolutions of the reduced Navier-Stokes equations in the limit is examined. V.P.

A75-26212 * **Starting vortex, separation bubbles and stall - A numerical study of laminar unsteady flow around an airfoil.** U. B. Mehta (Illinois Institute of Technology, Chicago, Ill.; NASA, Ames Research Center, Computational Fluid Dynamics Branch, Moffett Field, Calif.) and Z. Lavan (Illinois Institute of Technology, Chicago, Ill.). *Journal of Fluid Mechanics*, vol. 67, Jan. 28, 1975, p. 227-256. 18 refs. Contract No. F44620-69-C-0022. Project THEMIS.

The stalling characteristics of an airfoil in a laminar viscous incompressible fluid are investigated. The governing equations in terms of the vorticity and stream function are solved using an implicit finite-difference scheme and point successive relaxation procedure. The development of the impulsively started flow, the initial generation of circulation, and the behavior of the forces at large times are studied. Following the impulsive start, the lift is at first very large and then it rapidly drops. The subsequent growth of circulation and lift is associated with the starting vortex. After incipient separation, the lift increases owing to enlargement of the separation bubble and intensification of the flow rotation in it. The extension of this bubble beyond the trailing edge causes it to rupture and brings about the stalling characteristics of the airfoil. Subsequently, new bubbles are formed near the upper surface of the airfoil and are swept away. The behavior of the lift acting on the airfoil is explained in terms of the strength and sense of these bubbles. (Author)

A75-26234 # **Development of acoustic disturbances in supersonic annular jets (Razvitye akusticheskikh vozmushchenii v sverkhzvukovykh kol'tsevykh struiakh).** M. G. Lebedev and G. F. Telenin. *Moskovskii Gosudarstvennyi Universitet, Institut Mekhaniki, Nauchnye Trudy*, no. 30, 1973, p. 182-199. In Russian.

The present work investigates theoretically the interaction of a supersonic jet issuing from an annular nozzle with an external acoustic field. The sound waves are taken to be traveling towards the

nozzle, and the analysis concerns in particular the effect of the interior region between the nozzle end and the area where the ring jet comes together to form a single jet on the sound field. This interior region has certain resonating properties. The analysis is carried out in a linear approximation for both planar and cylindrical models and for the two cases when the disturbances on opposite sides of the jet are either in phase or antiphase. Expressions are derived for certain characteristic frequencies at which disturbances in the jet and the interior region significantly exceed those in the external field. P.T.H.

A75-26312 **Eigenvalue/eigenvector assignment for multi-variable systems.** S. Srinathkumar and R. P. Rhoten (Oklahoma State University, Stillwater, Okla.). *Electronics Letters*, vol. 11, Mar. 20, 1975, p. 124, 125.

A procedure is described which, through linear state feedback, both assigns pole locations (eigenvalues) and specifies parts of the closed-loop modal (eigenvector) structure. The technique is illustrated by synthesizing a controller for the lateral dynamics of a high-performance aircraft. (Author)

A75-26410 # **Nonlinear torsional vibrations of thin-walled beams of open section.** C. K. Rao (Andhra University, Waltair, India). *ASME, Transactions, Series E - Journal of Applied Mechanics*, vol. 42, Mar. 1975, p. 240-242. 10 refs.

An attempt has been made to derive and solve the governing differential equation of large amplitude torsional vibrations of simply supported doubly symmetric thin-walled beams of open section. Graphs indicating the influence of large amplitudes on nonlinear period of torsional vibrations for various nondimensional beam constants are presented. (Author)

A75-26414 # **The disappearance of the wake shock behind a cylinder in a supersonic flow at high Reynolds number.** M. M. Zdravkovich (Salford, University, Salford, Lancs., England) and G. L. Hodge (Hawker Siddeley Aviation, Ltd., Hatfield, Herts., England). *ASME, Transactions, Series I - Journal of Fluids Engineering*, vol. 97, Mar. 1975, p. 120-122. 5 refs.

The unexpected disappearance of the wake shock behind a cylinder in supersonic flow at a high Reynolds number was studied in a supersonic wind tunnel of the intermittent blow-down type. For a flow at a Mach number of 2.4 and a Reynolds number of 377,000 a detachable bow wave was found to form in front of a 3/4-in. diameter cylinder with a subsonic wake, while a wide wake without wake shocks formed behind the cylinder. Wake widening was similar to that observed in the transcritical range at subsonic flow. S.D.

A75-26463 **The generation of sound by aerodynamic sources in an inhomogeneous steady flow.** M. S. Howe (Cambridge University, Cambridge, England). *Journal of Fluid Mechanics*, vol. 67, Feb. 11, 1975, p. 597-610. 19 refs. Research supported by Rolls Royce/1971/, Ltd.

A75-26466 **The expansion of a hypersonic turbulent boundary layer at a sharp corner.** A. W. Bloy (Manchester, Victoria University, Manchester, England). *Journal of Fluid Mechanics*, vol. 67, Feb. 25, 1975, p. 647-655. 12 refs.

A sharp wedge expansion flap was tested in the von Karman Institute Longshot tunnel at Mach 16 and data on the wall pressure and heat transfer were obtained. Pitot pressure measurements in the boundary layer just ahead of the expansion flap were also made. The surface data are compared with predictions from a characteristics solution for the boundary-layer expansion and from a simple heat-transfer theory. (Author)

A75-26469 On the viscous flow about the trailing edge of a rapidly oscillating plate. S. N. Brown and P. G. Daniels (University College, London, England). *Journal of Fluid Mechanics*, vol. 67, Feb. 25, 1975, p. 743-761. 13 refs.

The incompressible laminar flow in the neighborhood of the trailing edge of an aerofoil undergoing sinusoidal oscillations of high frequency and low amplitude in a uniform stream is described in the limit as the Reynolds number R tends to infinity. The aerofoil is replaced by a flat plate on the assumption that leading-edge stall does not take place. It is shown that, for oscillations of nondimensional frequency $O(R$ to $1/4$ power) and amplitude $O(R$ to the negative $9/16$ power), a rational description of the flow at the trailing edge is based on a subdivision of the boundary layer above the plate into five distinct regions. Asymptotic analytic solutions are found in four of these, whilst in the fifth a linearized solution yields an estimate for the viscous correction to the circulation determined by the Kutta condition. (Author)

A75-26476 # Experimental and theoretical analysis of three dimensional turbulent boundary layers in a curved supersonic channel (Analyse expérimentale et théorique des couches limites turbulentes tridimensionnelles dans un canal supersonique courbe). J. Cousteix and R. Michel (Toulouse, Centre d'Etudes et de Recherches, Toulouse, France). *La Recherche Aéronautique*, Jan.-Feb. 1975, p. 1-10. In French. Research supported by the Direction des Recherches et Moyens d'Essais.

The developing three-dimensional turbulent boundary layer on the side wall of a curved nozzle in supersonic flow is studied. Numerous measurements of the mean velocity and of the direction of the velocity in the boundary layer and surface flow visualizations constitute the experimental part of the study. A detailed determination of the wall static pressure field permits the calculation of the external streamlines by means of Euler's equations. These results are compared with those calculated by the method of characteristics. An integral prediction method is used to calculate the development of the boundary layer. The comparison between the experimental and theoretical results shows a good level of agreement. An attempt at channeling the boundary layer flow is realized by means of fences. (Author)

A75-26477 # A method for calculating unsteady forces due to interaction between tail surfaces (Méthode de calcul des forces instantanées dues à l'interaction entre dérive et empennage horizontal). Y. Akamatsu (ONERA, Châtillon-sous-Bagneux, Hauts-de-Seine, France). *La Recherche Aéronautique*, Jan.-Feb. 1975, p. 11-20. In French.

A calculation programme of the unsteady aerodynamic forces on a set of surfaces including an horizontal elevator and a vertical fin, applying the potential method, has been written. This method differs from the classical ones in that the normal velocity is obtained by numerical derivation of the potential calculated on the lifting surfaces and in their immediate proximity. It permits a notable simplification of the programming and gain in computation time. The comparison of the results with those obtained by other methods presents a good agreement. (Author)

A75-26479 # Determination of the dynamic characteristics of a helicopter by the branch-modes method (Détermination des caractéristiques dynamiques d'un hélicoptère à partir des modes partiels). H. Loiseau and J.-R. Nicolas (ONERA, Châtillon-sous-Bagneux, Hauts-de-Seine, France). *La Recherche Aéronautique*, Jan.-Feb. 1975, p. 35-44. In French.

Experiments are related allowing an estimation of the precision required in data recording in order to obtain correct calculation results, and demonstrating the validity limits of the branch-modes method as applied to an actual helicopter. The mockup and the testing means used are described, and frequency graphs taken by

rapid scanning are presented. It is concluded that it is necessary to: (1) assure that the modal characteristics of the fuselage are carefully measured, (2) respect as much as possible the linkage conditions of the rotor blades during the wall assay, (3) consider a number of modes that are sufficient for the subsystems, in particular the lowest-frequency modes, corresponding to the movements of the rigid body, and (4) obtain the generalized masses of the blades with maximum precision, as well as their masses and inertias. S.J.M.

A75-26480 # Unsteady lift forces on a vibrating cylinder in a supercritical flow (Portances instantanées sur un cylindre vibrant dans un écoulement supercritique). E. Szechenyi and H. Loiseau (ONERA, Châtillon-sous-Bagneux, Hauts-de-Seine, France). *La Recherche Aéronautique*, Jan.-Feb. 1975, p. 45-57. 11 refs. In French.

Results previously obtained on a clamped cylinder are reviewed, and the vibrating mockup and testing and measurement methods used in the present experiment are described. The present results are interpreted and autoexcitation conditions are deduced from them. It is found by comparison that the lift forces have similar behaviors as a function of reduced frequency in supercritical vs subcritical flows. On the other hand, in a transcritical regime, the quasi-aleatory turbulent flow is not as clearly coupled to the movements of the cylinder. S.J.M.

A75-26498 The aircraft accident (Der Flugunfall). W. Politt. Braunschweig, Richard Carl Schmidt und Co., 1974. 210 p. 22 refs. In German. \$13.65.

The investigation of aircraft accidents as a responsibility of the state is considered along with questions regarding the objectives of the investigation of accidents and disturbances. Details concerning the conduction of the investigation are examined, taking into account organizational aspects of accident investigations, studies conducted by experts, the equipment employed, and the various details which have to be attended to during the investigation. Specific investigative aspects applying in the case of glider accidents and military aircraft are discussed along with the determination of the causes of accident and regulations and laws related to aviation accidents. G.R.

A75-26499 Air Europe: The policy of cooperation among airline companies of the European Six (Air Europe: La politique de coopération entre les compagnies aériennes de l'Europe des Six). C. Delepiere-Nys (Bruxelles, Université Libre, Brussels, Belgium). Brussels, Editions de l'Université de Bruxelles, 1974. 507 p. 83 refs. In French. \$22.50.

Difficulties inherent in the present civil aviation company transportation system, air transport inside the CEE, air transport in areas outside of Europe (such as the U.S.), and perspectives on the proposed cooperation policy are discussed. It is shown how such a cooperation would be in the best economic interests of all nations concerned. The controversy that developed over Article 84 of the Rome agreement is described. Various past cooperational organizations, and the technical advances that accrued to them, are considered. S.J.M.

A75-26533 Analysis of wreckage. K. F. Packer (Packer Engineering Associates, Naperville, Ill.) and C. R. Morin. (*Annual Air Law Symposium on Products Liability in Aviation Litigation, 8th, Dallas, Tex., Mar. 14-16, 1974.*) *Journal of Air Law and Commerce*, vol. 40, Summer 1974, p. 447-458.

The procedures and philosophy of accident investigation are discussed, taking into account case studies which illustrate the application of the general approach to be followed in the investigation. Recent advances in investigative techniques are examined, giving attention to the scanning electron microscope, the electron microprobe chemical analyzer, and infrared imaging. It is pointed out that the new techniques and instruments play an important role in determining aircraft accident causality. G.R.

A75-26553 # Effect of interference between moving blade rows on cascade flutter. I - Experiment on compressor cascade in flexure mode. H. Kobayashi (National Aerospace Laboratory, Tokyo, Japan), H. Tanaka, and H. Maruta (Tokyo, University, Tokyo, Japan). *JSME, Bulletin*, vol. 18, Feb. 1975, p. 140-150. 11 refs.

The effects of interference between stationary and moving blade rows on the nonstall cascade flutter in flexural mode are studied experimentally under the actual operating conditions of an axial-flow compressor. Specially designed flexible stator vanes and rigid rotor blades were used. The pronounced aerodynamic effect of cascade interference on flutter is demonstrated. It is shown that the flutter speed is decreased by the effect of the rotor cascade upstream of the stator and is increased by its effect downstream of the stator. V.P.

A75-26554 # Lift coefficients on a supercavitating jet-flapped foil between rigid walls. T. Kida and Y. Miyai (Osaka Prefecture, University, Sakai, Japan). *JSME, Bulletin*, vol. 18, Feb. 1975, p. 151-158. 7 refs.

The method of matched asymptotic expansions is applied to the first-order theory on the flow past a two-dimensional supercavitating jet-flapped foil in a wall tunnel, and a solution (the slope of the jet) of the governing integro-differential equation is obtained and represented as the series expansion in ascending powers of delta and log delta multiplied by functions of the distance from the trailing edge, where delta is a small perturbation quantity proportional to the jet momentum coefficient. Moreover, the lift derivatives with respect to incidence and jet deflection are obtained as the series expansions in ascending powers of delta and log delta. (Author)

A75-26589 * Miniature probes for use in gas turbine testing. G. E. Glawe and L. N. Krause (NASA, Lewis Research Center, Cleveland, Ohio). *Society of Automotive Engineers, Automotive Engineering Congress and Exposition, Detroit, Mich., Feb. 24-28, 1975, Paper 750094*. 8 p. 7 refs.

Because of space limitations and system complexity in many applications associated with gas turbine testing, extremely small flow measuring probes have sometimes been required. This paper presents several examples of these miniature probes - null type as well as fixed position - which have proved useful in aircraft and space power systems component testing and are applicable to automotive gas turbine testing. These probes are used to determine component or system performance from the measurement of gas temperature as well as total and static pressure, and flow direction. Detailed drawings of the sensors are presented along with experimental data covering the flow characteristics over the range of intended use. (Author)

A75-26591 * Tests of laser metal removal for future flexible rotor balancing in engines. J. M. Tessarzik (Mechanical Technology, Inc., Latham, N.Y.) and D. P. Fleming (NASA, Lewis Research Center, Cleveland, Ohio). *Society of Automotive Engineers, Automotive Engineering Congress and Exposition, Detroit, Mich., Feb. 24-28, 1975, Paper 750170*. 11 p. 10 refs. Contracts No. F33614-72-C-1801; No. NAS3-14420.

This paper describes recent developments in the flexible rotor balancing technology area, with particular emphasis on methods for the addition and removal of correction weights. The currently existing multiplane-multispeed balancing procedure permits one-step balancing of final shaft-bearing assemblies simultaneously in a number of planes and at a number of speeds. Temporary addition of trial weights to the rotor, and the addition or subtraction of permanent corrections, are presently performed manually in the balancing process. The addition of a computer-controlled laser device to the balancing system shows promise of eliminating direct operator contact with the rotor in the balancing process, and thus could provide a considerable increase in the precision level at a critical step in the procedure. (Author)

A75-26671 # Development and experimental evaluation of a numerical method for solving the inverse axisymmetric problem in an axial turbine stage with given velocity (Razrabotka i eksperimental'naia otsenka chislennogo metoda resheniia obratnoi osesimmetrichnoi zadachi v osevoi turbinnoi stupeni pri zadanii skorosti). A. M. Topunov, B. A. Tikhomirov, and N. P. Nechaev. *Akademiia Nauk SSSR, Izvestiia, Energetika i Transport*, Jan.-Feb. 1975, p. 145-156. 5 refs. In Russian.

A75-26672 # Elementary method of graphic replotting of a characteristic of an uncooled turbocompressor when the intake temperature and number of revolutions are varied (Elementarnyi sposob graficheskogo perestroeniia kharakteristiki neokhlazhdadomogo turbokompressora pri izmenenii temperatury vsyavyvaniia i chisla oborotov). I. E. Rozenshtein. *Akademiia Nauk SSSR, Izvestiia, Energetika i Transport*, Jan.-Feb. 1975, p. 171-173. In Russian.

A75-26684 The impingement of non-uniform, axisymmetric, supersonic jets on a perpendicular flat plate. J. H. Gummer (Snowy Mountains Engineering Corp., Australia) and B. L. Hunt (Bristol, University, Bristol, England). (*Israel Conference on Mechanical Engineering, 8th, Haifa, Israel, Sept. 23, 24, 1974.*) *Israel Journal of Technology*, vol. 12, no. 3-4, 1974, p. 221-235. 16 refs.

The impingement flow produced by directing a supersonic, axisymmetric jet of air on to a perpendicular flat plate at small displacements has been investigated experimentally and theoretically for a total of eight different jets from conical nozzles operated underexpanded. Shadowgraph photographs of the impingement region and measured surface pressures are presented. The photographs show that a number of shock wave shapes are possible, depending on the conditions in the free jet. The surface pressure distributions are mostly similar to each other in form, with the plate sonic point lying in the neighborhood of the jet edge. Under some conditions, a stagnation bubble is found to exist in the shock layer. A new formulation of the single strip approximation of the method of integral relations is given. The results for shock shape and surface pressure obtained from this method agree quite well with the experimental results in the inner part of the shock layer but the calculation is less satisfactory in the region outside of the jet shock. An explanation is given for this discrepancy. (Author)

A75-26685 Heat transfer in separated and reattached flows - An annotated review. L. S. Fletcher, D. G. Briggs, and R. H. Page (Rutgers University, New Brunswick, N.J.). (*Israel Conference on Mechanical Engineering, 8th, Haifa, Israel, Sept. 23, 24, 1974.*) *Israel Journal of Technology*, vol. 12, no. 3-4, 1974, p. 236-261. 275 refs. Contract No. F44520-68-C-0018.

This paper reviews more than 280 references dealing with theoretical and/or experimental studies of convective heat transfer at solid boundaries adjacent to regions of flow separation, in particular the base and reattachment surfaces. These studies are divided into four major categories: subsonic, two-dimensional supersonic, axisymmetric supersonic, and booster base heating, and are further divided into various model geometries. For each category, the theoretical studies are summarized and insofar as possible, results of the experimental investigations are correlated. Some theories are recommended for the prediction of heat transfer, and regions for further investigation are delineated. (Author)

A75-26697 # A problem in supersonic jet theory (O problema de teoria jeturilor supersonice). C. Iacob (Bucuresti, Universitatea, Bucharest, Rumania). *Studii si Cercetari Matematice*, vol. 27, no. 1, 1975, p. 47-66. 8 refs. In Rumanian.

Prandtl's problem of a supersonic jet in expansion in an atmosphere at rest is considered, where the pressure at the nozzle mouth is greater than the atmospheric pressure. The analysis is

carried out within the framework of Ackeret's approximate method of linear supersonic aerodynamics. The length of the first wave and the maximum width of the jet are obtained. A formula that relates wave length and average jet width is proposed, which can replace the formulae of Prandtl and Pack. P.T.H.

A75-26700 # The computation of aerodynamic loads on helicopter blades in forward flight, using the method of the acceleration potential. T. van Holten. Delft, Technische Hogeschool, Doctor in de technische Wetenschappen Thesis, 1975. 131 p. 11 refs.

The method of the velocity potential is examined and a description is given of the theory of the acceleration potential. Attention is given to the calculation of steady, two-dimensional aerofoil characteristics with the aid of the linearized pressure method, the classical lifting line theory, higher-order lifting line theory, the far pressure field of a wing, and the swept wing executing a harmonic pitching motion. The boundary conditions pertaining to the blade of a helicopter rotor in steady forward flight are discussed together with the solution of the boundary value problem for a helicopter blade. G.R.

A75-26720 # Digital avionics-overview - Airframe manufacturer's viewpoint. R. Dunn (Boeing Commercial Airplane Co., Seattle, Wash.). *American Institute of Aeronautics and Astronautics, Digital Avionics System Conference, Boston, Mass., Apr. 2-4, 1975, Paper 75-552.* 6 p.

The system requirements in new aircraft are related to changes regarding the criteria used to rate the worth of an aircraft. Aspects of aircraft economics, noise, and ecological considerations have become very important. Better performance at lower costs can be provided by a utilization of advanced digital technology in place of the analog systems employed in present aircraft. Research and development programs conducted in the area of digital technology by an American aerospace corporation are discussed. G.R.

A75-26721 # Digital avionics - An overview. R. W. Meier (FAA, Systems Research and Development Service, Washington, D.C.). *American Institute of Aeronautics and Astronautics, Digital Avionics System Conference, Boston, Mass., Apr. 2-4, 1975, Paper 75-553.* 4 p.

The use of digital systems in ATC operations is considered, giving attention to computations performed at far greater precision and lower cost than feasible with analog techniques. The introduction of digital systems in avionics is not to be confined to the area of navigation. It is pointed out that a system management onboard computer could have avoided a recent accident, in which an aircraft ran out of fuel before reaching its destination. G.R.

A75-26723 # Air Traffic Control demonstration aspects of the Applications Technology Satellite-6. R. J. Hilton (FAA, Washington, D.C.). *American Institute of Aeronautics and Astronautics, Digital Avionics System Conference, Boston, Mass., Apr. 2-4, 1975, Paper 75-562.* 8 p.

Air Traffic Control (ATC) demonstrations were included in the Applications Technology Satellite-6 (ATS-6) aeronautical experiments for the purpose of gaining practical knowledge in configuring and using voice and data links in satellite communications and surveillance for ATC. Demonstrations were performed involving the United States FAA, the European Space Research Organization (ESRO), and Canada. An airborne subsystem, a ground subsystem, and the interface necessary to establish the voice and data links through the satellite and satellite earth terminal were developed. Demonstration scenarios were developed to provide for voice and data communication through the satellite and recording of all communication and surveillance data was provided for future playback and analysis. This paper will describe the specific configuration of the subsystems, the details of the tests used for the

demonstrations, and the techniques used to record voice and data as well as some preliminary results obtained during the ATC demonstrations. (Author)

A75-26724 # An experimental TDMA network for airborne warning and control systems interoperability demonstrations. F. W. Lightfoot, W. B. Smith (Boeing Aerospace Co., Seattle, Wash.), S. G. Wilson (Boeing Commercial Airplane Co., Seattle, Wash.), and A. R. Petrino (Mitre Corp., Bedford, Mass.). *American Institute of Aeronautics and Astronautics, Digital Avionics System Conference, Boston, Mass., Apr. 2-4, 1975, Paper 75-563.* 11 p.

An experimental Time Division Multiple Access (TDMA) Communications System operating on a single communications channel is developed for the System Integration Demonstration (SID) phase of the Airborne Warning and Control System (AWACS). The description covers the SID TDMA network with its airborne and ground terminals, the AWACS installation, the airborne relay station, and the spread spectrum modem. Tests show that the TDMA system is highly versatile in the dissemination of airborne and ground surveillance, command and control data in tri-services tactical exercises. S.D.

A75-26725 # Flight-critical digital control system evaluation. L. E. Fairbanks (General Electric Co., Binghamton, N.Y.) and J. E. Templeman (Boeing Commercial Airplane Co., Seattle, Wash.). *American Institute of Aeronautics and Astronautics, Digital Avionics System Conference, Boston, Mass., Apr. 2-4, 1975, Paper 75-566.* 15 p. 6 refs. Research sponsored by the U.S. Department of Transportation.

The flight controls development study task was developed to permit technology investigations into selected areas of triple-channel, fail-operational, analog and digital system designs. An application model based on a flight-critical control system is considered. A system description is given, taking into account the laboratory configuration and analog subsystem, the incremental control processor subsystem, and the whole word computer subsystem. Performance comparisons are discussed along with aspects of software development and control. Attention is also given to the preflight test/failure mode and effects studies. G.R.

A75-26726 # Flight test of a digital guidance and control system in a DC-10 aircraft. S. S. Osder, D. C. Mossman, and B. T. Devlin (Sperry Rand Corp., Sperry Flight Systems Div., Phoenix, Ariz.). *American Institute of Aeronautics and Astronautics, Digital Avionics System Conference, Boston, Mass., Apr. 2-4, 1975, Paper 75-567.* 11 p.

A digital guidance and control system flight tested in a DC-10 aircraft in the summer of 1974 confirmed that system's monitoring techniques, certifiable control law software (including automatic landing), and automated maintenance management concepts. It also verified compatibility of the system architecture with the aircraft's guidance/navigation sensors and redundant electrohydraulic flight control actuators. System organization, in terms of redundancy and software-hardware monitoring is described. Computer memory and time requirements for the various control modes and other software functions are summarized. Flight results associated with autoland performance and the system's recognition and responses to inserted failures during autoland mode engagement are described. (Author)

A75-26727 # Self-testing digital flight control applications. R. C. Hendrick and C. D. Hill (Honeywell, Inc., Minneapolis, Minn.). *American Institute of Aeronautics and Astronautics, Digital Avionics System Conference, Boston, Mass., Apr. 2-4, 1975, Paper 75-568.* 10 p.

Applications are presented where digital computation is used to achieve self-test functions in flight control systems, generally being applied such that equipment redundancy is minimized. Various levels

of fault accommodation are considered, including fail-safe, single-fail-operative, and dual-fail-operative. The JA-37 automatic flight control system uses a single processor to perform continual testing to safely disable faulty equipment. The A-7 multimode development test system uses dual-redundant processors to obtain a degree of continued operation after certain electronic failures. Future fly-by-wire systems may triplicate elements to meet mission reliability and flight safety criteria. System configurations and related developments are described. (Author)

A75-26728 # New horizons in air traffic control. G. A. Scott (FAA, Washington, D.C.). *American Institute of Aeronautics and Astronautics, Digital Avionics System Conference, Boston, Mass., Apr. 2-4, 1975, Paper 75-569.* 7 p.

According to the FAA's latest air traffic forecasts, aviation in the United States will continue to grow into the indefinite future. To meet the demands of this continuing growth, the existing air traffic control (ATC) system must be improved. The goals of the future upgraded ATC system are: maintain or improve safety, constrain or reduce costs, and increase and improve performance. These goals will be met in part by the following new ATC features - Airport Surface Traffic Control System (ASTC), Discrete Address Beacon System (DABS), Air Traffic Control Automation, Intermittent Positive Control (IPC), Area Navigation (RNAV), Microwave Landing System (MLS), and Wake Vortex Avoidance System (WVAS). (Author)

A75-26729 # Digital computer design guidelines for a full authority fly-by-wire flight control system. J. G. Allen (Charles Stark Draper Laboratory, Inc., Cambridge, Mass.). *American Institute of Aeronautics and Astronautics, Digital Avionics System Conference, Boston, Mass., Apr. 2-4, 1975, Paper 75-570.* 12 p. USAF-supported research.

The design of a digital computer for a full authority fly-by-wire flight control system is discussed with particular reference to the determination of the number of channels and the extent of coverage required, and the part played by the built-in test equipment (BITE) in a bit-by-bit voted system. Several baseline assumptions are made concerning computer definition as well as reliability and operational requirements. The design guidelines derived from the study of the analytical models developed for six different multicomputer systems require a minimum of three channels; the use of four channels would increase the safety margin beyond two orders of magnitude. It is found that BITE allows an extra fault to be tolerated when recovery from faults with bit-by-bit voting is not possible. S.D.

A75-26732 # What have we learned from applying digital technology to cabin/passenger multiplex systems. J. Mohr (KLM - Royal Dutch Airlines, Amsterdam, Netherlands). *American Institute of Aeronautics and Astronautics, Digital Avionics System Conference, Boston, Mass., Apr. 2-4, 1975, Paper 75-574.* 4 p.

Use of digital time division multiplex systems in wide-body aircraft to provide individual passenger control of reading lights, call functions, and music channels is assessed. A typical MUX system is described, and the reliability and ownership costs of first and second generation systems are outlined. Cost comparisons are made between MUX and hand-wired systems, and it is shown that the higher operational costs of MUX systems are offset by their lower weight penalty costs. F.G.M.

A75-26733 * # Software engineering of a navigation and guidance system for commercial aircraft. S. G. Lachmann and R. G. McKinstry (Boeing Co., Seattle, Wash.). *American Institute of Aeronautics and Astronautics, Digital Avionics System Conference, Boston, Mass., Apr. 2-4, 1975, Paper 75-575.* 16 p. 5 refs. Contract No. NAS1-13267.

The avionics experimental configuration of the considered system is briefly reviewed, taking into account the concept of an advanced air traffic management system, flight critical and non-critical functions, and display system characteristics. Cockpit displays and the navigation computer are examined. Attention is given to the functions performed in the navigation computer, major programs in the navigation computer, and questions of software development. G.R.

A75-26734 # Digital flight control systems - Considerations in implementation and acceptance. W. B. Yopp and J. D. McDonnell (Douglas Aircraft Co., Long Beach, Calif.). *American Institute of Aeronautics and Astronautics, Digital Avionics System Conference, Boston, Mass., Apr. 2-4, 1975, Paper 75-577.* 6 p.

The current state-of-the-art with respect to the implementation of digital systems in commercial air transport aircraft is discussed. Current activity includes industry flight and laboratory evaluation programs. The more significant potential benefits offered by digital flight control are discussed. These include improved computational precision, reliability, self-monitoring and integral maintenance monitoring as well as reduced component cost and weight and ease of design change implementation. Potential problem areas associated with the implementation of digital flight control systems are discussed in some detail. These range from a lack of 'intuitive' understanding of digital processes to the need for development of fault analysis concepts for digital systems. (Author)

A75-26738 # Application of digital systems to Army avionics. J. A. Dasaro, M. J. Fisher, L. J. Youngblood, Jr., and G. G. Chandler, Jr. (U.S. Army, Avionics Laboratory, Fort Monmouth, N.J.). *American Institute of Aeronautics and Astronautics, Digital Avionics System Conference, Boston, Mass., Apr. 2-4, 1975, Paper 75-587.* 6 p.

Recent trends in the development of digital computer hardware and their application to Army avionics equipment has forced a re-evaluation of the system integration methods used in the development of an Army Avionic package. A review of current data processing hardware development efforts in the areas of navigation, communications, and displays is presented to demonstrate trends in avionics subsystems. The need for a flexible system integration technique, based on the application of digital technology is discussed. Finally, the Army's Digital Modular Avionics Program (DLMAP) is outlined as a coordinated three phase program to accomplish the desired objective. (Author)

A75-26739 # Digital avionics information system /DAIS/ integrated test bed development. F. A. Scarpino (USAF, Avionics Laboratory, Wright-Patterson AFB, Ohio) and R. Goodstein (Boeing Aerospace Co., Seattle, Wash.). *American Institute of Aeronautics and Astronautics, Digital Avionics System Conference, Boston, Mass., Apr. 2-4, 1975, Paper 75-588.* 7 p.

The United States Air Force Advanced Development Program for low cost, standardized avionics for future aircraft is entitled Digital Avionics Information System (DAIS). The analysis and design of an integrated test bed consisting of prototype hardware and software, to be assembled by the Air Force Avionics Laboratory (AFAL), are described. The status of the program, its basic concepts, and its design goals are reviewed. Progress towards low cost avionics through standardization, modularity, and interchangeability can be achieved with current technology subsystems. (Author)

A75-26744 # Instrumentation displays for future naval aircraft. W. G. Mulley (U.S. Naval Material Command, Naval Air Development Center, Warminster, Pa.). *American Institute of Aeronautics and Astronautics, Digital Avionics System Conference, Boston, Mass., Apr. 2-4, 1975, Paper 75-599.* 5 p.

The Advanced Integrated Modular Instrumentation System (AIMIS) is described. The functions of the display indicators (status/advisory, horizontal situation, vertical situation, and head-up) and the electronics units (data, signal, and display processors and scan converter/refresh units) are outlined. Other features of the system mechanization and improvements in operational effectiveness over present cockpit instrumentation are noted. It is shown that AIMIS will reduce cockpit clutter and provide multifunction display and control, refined information and display interaction for pilot decision making, building-block capability for applying the complete system or its components to various weapons systems, and reduction in logistics support, training, and documentation. F.G.M.

A75-26745 # Design of the DAIS control and display core element. N. A. Kopchick (USAF, Avionics Laboratory, Wright-Patterson AFB, Ohio), D. E. Dewey, and W. Willich (Boeing Aerospace Co., Seattle, Wash.). *American Institute of Aeronautics and Astronautics, Digital Avionics System Conference, Boston, Mass., Apr. 2-4, 1975, Paper 75-600*. 11 p.

The present paper discusses the system configuration, critical design tradeoff results, and past task simulation results to date concerning the advanced development program on digital avionics information system (DAIS). Two major design tradeoff areas are emphasized: (1) dedicated vs shared processing for the control and display core element, and (2) electronic map display implementation approaches. Conclusions drawn from various efforts indicate that with minimum technical risk, the control and display core element of the DAIS hot bench can be implemented to meet overall program objectives. S.J.M.

A75-26849 * Ride quality evaluation. I. L. G. Richards and I. D. Jacobson (Virginia, University, Charlottesville, Va.). *Ergonomics*, vol. 18, Mar. 1975, p. 129-150. 5 refs. Grant No. NGR-47-005-181.

As part of a larger effort to assess passenger comfort in aircraft, two questionnaires were administered: one to ground-based respondents, the other to passengers in flight. Respondents indicated the importance of various factors influencing their satisfaction with a trip, the perceived importance of various physical factors in determining their level of comfort, and the ease of time spent performing activities in flight. The in-flight sample also provided a rating of their level of comfort and of their willingness to fly again. Comfort ratings were examined in relation to (1) type of respondent, (2) type of aircraft, (3) characteristics of the passengers, (4) ease of performing activities, and (5) willingness to fly again. (Author)

A75-26879 # Determination of load factors for the impact of a profile against the surface of a liquid (Opredelenie peregruzok pri udare profil'a o poverkhnost' zhidkosti). G. L. Boiko and V. A. Eroshin. *Akademiia Nauk SSSR, Izvestiia, Mekhanika Zhidkosti i Gaza*, Jan.-Feb. 1975, p. 35-38. 7 refs. In Russian.

The two-dimensional problem of the impact of thin-section twisted wing against the surface of an ideal incompressible fluid is discussed, assuming that the leading edge always remains above the unperturbed free surface. Expressions for calculating the hydrodynamic forces and load factors for such impacts are derived. The analytical results obtained for a flat plate are verified experimentally. V.P.

A75-26880 # A method of profiling short two-dimensional nozzles (Ob odnom metode profilirovaniia korotkikh ploskikh sopl). N. A. Podsypanina and E. G. Shifrin. *Akademiia Nauk SSSR, Izvestiia, Mekhanika Zhidkosti i Gaza*, Jan.-Feb. 1975, p. 54-58. 12 refs. In Russian.

A method of profiling wind-tunnel nozzles is proposed. By choosing a nozzle with a straight sonic line, the subsonic and

supersonic sections of the nozzle can be designed separately. The problem is solved numerically in the hodograph plane. The Dirichlet problem in a rectangle, one side of which is the sonic line, is formulated in the subsonic region of the hodograph plane, and is solved for the Chaplygin equation. V.P.

A75-26881 # A method of calculating aerodynamic-nozzle profiles with passage through the sound barrier (Metod rascheta konturov aerodinamicheskikh sopl s perekhodom cherez skorost' zvuka). A. M. Ovsianikov and U. G. Pirumov. *Akademiia Nauk SSSR, Izvestiia, Mekhanika Zhidkosti i Gaza*, Jan.-Feb. 1975, p. 68-72. 5 refs. In Russian.

A75-26882 # Supersonic flow past intersecting surfaces (Obtekanie sverkhzvukovym potokom pereseкаиushchikhsia poverkhnostei). N. F. Vorob'ev and V. P. Fedosov. *Akademiia Nauk SSSR, Izvestiia, Mekhanika Zhidkosti i Gaza*, Jan.-Feb. 1975, p. 73-81. 12 refs. In Russian.

The problem of the supersonic flow past slightly twisted intersecting surfaces, whose tangential planes form at each point small angles with the oncoming flow velocity, is analyzed in linear formulation. The problem is reduced to the solution of a wave equation for the velocity potential with boundary conditions prescribed at the fairings and at the characteristic bow surface. The solution is obtained by the Volterra method. V.P.

A75-26888 # Numerical study of heat exchange at the stagnation point of a sphere situated in a hypersonic stream of carbon dioxide gas (Chislennoe issledovanie teploobmena v kriticheskoj toчке sfery, obtekaemoi giperzvukovym potokom uglekislologo gaza). N. E. Afonina and V. G. Gromov (Moskovskii Gosudarstvennyi Universitet, Moscow, USSR). *Akademiia Nauk SSSR, Izvestiia, Mekhanika Zhidkosti i Gaza*, Jan.-Feb. 1975, p. 117-120. 5 refs. In Russian.

A75-26891 # A subsonic axisymmetric wake in a viscous gas (Dozvukovoi osesimmetrichenyi sled v viazkom gaze). B. D. Kovalev and V. I. Myshenkov. *Akademiia Nauk SSSR, Izvestiia, Mekhanika Zhidkosti i Gaza*, Jan.-Feb. 1975, p. 148-151. 5 refs. In Russian.

A75-26894 # Calculation of heat transfer at the lines of flow of a three-dimensional boundary layer in a nonuniform external flow (O raschete teploobmena na liniakh rastekaniia trekhmernogo pogranichnogo sloia v neodnorodnom vneshnem potoke). B. A. Zemlianskii. *Akademiia Nauk SSSR, Izvestiia, Mekhanika Zhidkosti i Gaza*, Jan.-Feb. 1975, p. 160-162. 5 refs. In Russian.

A method, based on local substitution of an equivalent uniform flow for a nonuniform flow, proposed for taking into consideration the transverse nonuniformity of the external viscous flow on the boundary layer is extended to the lines of flow of a three-dimensional boundary layer over a 'cloud' body situated in nonuniform inviscid flow. The extended method is applied as an example to (DABS), Air Traffic Control Automation, Intermittent Positive Control (IPC), Area Navigation (RNAV), Microwave Landing System (MLS), and Wake Vortex Avoidance System (WVAS). (Author)

A75-26895 # Cavitating flow past a vibrating thin-section wing profile (Kavitatsionnoe obtekanie tonkogo kolebliushchegosia profil'a). I. I. Efremov and V. N. Semenenko. *Akademiia Nauk SSSR, Izvestiia, Mekhanika Zhidkosti i Gaza*, Jan.-Feb. 1975, p. 163-166. 8 refs. In Russian.

The potential flow of an imponderable incompressible fluid past a thin-section slightly twisted wing is analyzed, assuming that the

cavern covers the suction side of the wing and that it trails off from the trailing edge. The condition for the solvability of Neumann's external boundary value problem for the velocity potential is taken as the condition for the determination of the cavity length. The problem is reduced to the solution of a system of integral equations.
V.P.

A75-26896 # Hypersonic flow past pointed and blunt bodies with a concave generatrix (Obtekanie ostrykh i zatuplennykh tel s vognutoi obrazuiushchei giperzvukovym potokom). S. L. Vishnevet-skii and Z. S. Pakhomova. *Akademiia Nauk SSSR, Izvestiia, Mekhanika Zhidkosti i Gaza*, Jan.-Feb. 1975, p. 176-180. 5 refs. In Russian.

A75-26898 Sound welds in wing boxes assured by three techniques. *Metal Progress*, vol. 107, Apr. 1975, p. 67, 68.

Electron-beam welding is used in assembling the wing boxes of the F-14 fighter. The wing boxes are tested by three nondestructive methods: ultrasonic inspection, radiography, and die-penetrant inspection. The strict quality-control methods have cut rejects from 30% to 15%.
A.T.S.

A75-26900 A pilot's report concerning the VTOL VAK 191 B (Pilot report des Senkrechtstarters VAK 191 B). L. Obermeier. *Flug Revue/Flugwelt International*, Apr. 1975, p. 18-22. In German.

Development and investigative work concerned with an evaluation of the advantages and drawbacks of various configurations of V/STOL aircraft is briefly considered, taking into account investigations in the U.S. and in Western Europe. As a result of the evaluations interest was expressed by the U.S. Navy to continue tests with the VTOL aircraft VAK 191 B, which had been developed by a West German aerospace corporation. A technical description of the VAK 191 B is given and details regarding the flight tests conducted with the new aircraft are discussed.
G.R.

A75-26948 # Important aspects of international air cargo. R. M. Jackson (Seaboard World Airlines, Inc., Kennedy International Airport, N.Y.). *Astronautics and Aeronautics*, vol. 13, Apr. 1975, p. 50-53.

Questions of the significance of air-freight operations for the economy are examined, taking into account prospects concerning the development of a new pure-cargo aircraft. Aspects of air-freight rate-making are considered and proposals are made for improved international rate-making procedures. The relationship between regularly scheduled service rates and charter rates is discussed along with problems of the intermodal air/truck transport era and the effects of increased fuel costs on the economy of air transportation.
G.R.

A75-27052 Characteristics of pressure fluctuations in distributed suction of a turbulent boundary layer. L. M. Liamshev, M. G. Puzino, and S. A. Salosina (Akademiia Nauk SSSR, Akusticheskii Institut, Moscow, USSR). (*Akusticheskii Zhurnal*, vol. 20, Sept.-Oct. 1974, p. 733-737.) *Soviet Physics - Acoustics*, vol. 20, Mar.-Apr. 1975, p. 444-446. 10 refs. Translation.

A75-27073 * A study of the effects on mice of smoke and gases from controlled fires in simulated aircraft cabins. A. P. Moreci, A. Furst (San Francisco, University, San Francisco, Calif.), and J. A. Parker (NASA, Ames Research Center, Moffett Field, Calif.). *Journal of Fire and Flammability, Combustion Toxicology Supplement*, vol. 2, Feb. 1975, p. 34-63. 17 refs.

Male Swiss albino mice were exposed to the pyrolysis products of two fire-retardant materials, a chlorinated aromatic polyamide and a copolymer of vinylidene fluoride and hexafluoropropene. Comparison tests were made with cotton and a 50/50 cotton-polyester

composite. In addition, tests were conducted under the presence of CO, and mice were injected intraperitoneally or intramuscularly with aqueous solutions containing dissolved effluents from the pyrolysis of cotton or of chlorinated aromatic polyamide. Results indicate that unique thermodecomposition products of the polymeric materials are more toxic to mice than are other products from cotton under similar controlled conditions.
S.J.M.

A75-27178 # Aircraft guidance for automatic collision avoidance. J. A. Sorensen, A. W. Merz, T. B. Cline, and J. S. Karmarkar. *International Federation of Automatic Control, Symposium on Automatic Control in Space, 6th, Tsakhkadzor, Armenian SSR, Aug. 26-31, 1974, Paper*. 16 p. U.S. Department of Transportation Contract No. TSC-535.

This paper is concerned with the development of the guidance system requirements for automatic prevention of aircraft collisions. The guidance commands can be computed on the ground, as part of the air traffic control function, or in the air, by means of an independent airborne collision avoidance system. The general problem is divided into three parts: (1) the determination of the most effective maneuvers required for avoiding the conflict; (2) the development of computer algorithms to estimate the relative state of a threatening aircraft from noisy measurements, and to generate the evasive maneuvers based on these estimates; and (3) the determination of the effect of dynamic and measurement errors on the performance of the system.
(Author)

A75-27180 # A concept of flight dynamics control. M. Vukobratovic and D. Stokic. *International Federation of Automatic Control, Symposium on Automatic Control in Space, 6th, Tsakhkadzor, Armenian SSR, Aug. 26-31, 1974, Paper*. 22 p. 7 refs.

Contrary to hierarchical control systems that are based on 'algebraic levels', the control concept described is based on the introduction of a 'level of nominal dynamics' (algorithmic level) and an 'adaptation level' (level of perturbed regimes). A novel feature of the control is the introduction of the concept of 'prescribed artificial synergy', using which the synthesis of nominal dynamic regimes can be greatly simplified. The application of the control under consideration to the selection of a flight trajectory in the presence of strong disturbances is demonstrated.
V.P.

A75-27182 # Adaptive digital system for aircraft control (Adaptivnaia tsifrovaia sistema upravleniia samoleta). Iu. A. Nikolaev, E. D. Teriaev, and B. M. Shamrikov. *International Federation of Automatic Control, Symposium on Automatic Control in Space, 6th, Tsakhkadzor, Armenian SSR, Aug. 26-31, 1974, Paper*. 12 p. 5 refs. In Russian.

The problem of designing an adaptive digital system for steering-wheel control of the longitudinal motion of an aircraft is discussed that will ensure prescribed controllability characteristics for each of the design modes. Solutions are obtained which help to overcome the contradictory plant and control requirements, to use effectively the a-priori information on the plant, and to take into consideration the specific requirements placed on the type of systems studied. The synthesis of the adaptive control law is outlined.
V.P.

A75-27367 Fly-by-wire and control configured vehicles - Rewards and risks. B. R. A. Burns (British Aircraft Corp., Ltd., Military Aircraft Div., Preston, Lancs., England). *Aeronautical Journal*, vol. 79, Feb. 1975, p. 51-58. 6 refs.

The fly-by-wire concept implies full authority command of aircraft motion by means of electrical control stick/pedal transducers whose outputs are summed with the outputs of aircraft-motion sensors and electrically connected to the control-surface actuators. A control configured vehicle utilizes the aerodynamic forces available from its movable surfaces to change or redistribute the overall

aerodynamic forces in such a way as to improve aerodynamic, structural, and operational efficiency. The characteristics of the fly-by-wire concept are discussed along with details regarding the system structure involved, the sensors, problems of signal processing, and questions of actuation. Attention is given to the power supplies, aspects of artificial longitudinal stability, maneuver load control, automatic configuration management, gust alleviation, aeroelastic mode stabilization, direct force control, active flutter prevention, and questions of mission-performance design. G.R.

A75-27368 'By the application of power' /21st Cayley Memorial Lecture/. J. L. Edwards (Rolls-Royce /1971/, Ltd., Derby, England). *Aeronautical Journal*, vol. 79, Feb. 1975, p. 59-84. 23 refs.

A description is given of the technical development of the aircraft engine. Questions concerning the advances made with respect to reciprocating engines are considered, taking into account the period from 1903 to 1918, the time between the two world wars, and the second world war. Attention is given to the use of the gas turbine in aviation, the evolution of the gas producer, bypass and ducted fan engines, approaches to obtain vertical lift, evolution by component, compressors, combustion problems, turbine developments, and aspects of thrust augmentation. Questions related to the power plant and supersonics are discussed along with aspects of noise and noise suppression. Industrial and marine application of gas turbines are also examined. G.R.

A75-27495 # Influence of sound upon separated flow over wings. F. G. Collins and J. Zelenevitz (Texas, University, Austin, Tex.). *AIAA Journal*, vol. 13, Mar. 1975, p. 408-410. 11 refs. NSF Grant No. GK-42133.

A description is given of a technique for increasing the lift coefficient and stall angle and decreasing the drag coefficient of a wing at moderate Reynolds numbers by radiating the airstream with sound. The sound waves cause premature boundary-layer transition, which reduces separated flow regions and suppresses stall. It is expected that the technique will be most useful at low Reynolds numbers. The magnitude of the effect of the sound depends on the sound frequency and the sound pressure level. G.R.

A75-27496 # Interpretation of merged layer behavior for wedges. J. R. Baron (MIT, Lexington, Mass.). *AIAA Journal*, vol. 13, Mar. 1975, p. 410-412. 7 refs. USAF-sponsored research.

It is pointed out that implicit in the wedge analysis conducted by Shorestein (1972) is a generalization of the plate behavior involving an implication that a strong interaction follows always the merged region. The investigation reported is concerned with a clarification of the considered assumptions, giving attention to the specific parameter ranges involved and to general qualitative relations. G.R.

A75-27526 The performance in illuminances up to 80,000 lux of a light emitting diode display having a 3 mm character height. B. Ellis, G. J. Burrell, J. H. Wharf, T. D. F. Hawkins, and D. V. Peters (Royal Aircraft Establishment, Space Dept., Farnborough, Hants., England). *SID, Proceedings*, vol. 15, 4th Quarter, 1974, p. 150-160. 9 refs.

A red GaAs/P LED display, designed for use in aircraft cockpits, has been tested at illuminances up to 80,000 lux. Each of the 371 subjects who took part in the experiment read 120 random characters. The results are analyzed in terms of the error rates and omission rates as a function of illuminance level and their dependences upon the age, eyesight and sex of the subjects are also examined. From the error rates for particular characters some deficiencies of the character found are identified and from the results of timed tests some inferences concerning the extent to which the subjects found the display 'comfortable' are drawn. (Author)

A75-27596 The 'definition' of the motorsegler. H. Zacher (Deutsche Forschungs- und Versuchsanstalt für Luft- und Raumfahrt, Institut für Aerodynamik, Munich, West Germany). *Aero-Revue*, no. 8, 1974, p. 479-481. 8 refs. (DFVLR-SONDDR-424)

A new parameter is suggested for the purpose of distinguishing motorseglers (auxiliary-powered sailplanes) from light airplanes: W/b squared, or the ratio of weight to the square of span. This parameter combines the important characteristics of wing loading and aspect ratio (it is their quotient). Diagrams are given showing that motorseglers fall below a W/b squared value of 3 kg/sq m, while lightplanes generally have W/b squared equal to or greater than 4. S.J.M.

A75-27695 Characterization of advanced composite materials for structural design. M. E. Waddoups (General Dynamics Corp., Convair Aerospace Div., Fort Worth, Tex.). (*National Science Foundation and Consiglio Nazionale delle Ricerche, United States-Italy Cooperative Symposium on Advanced Polymer Mechanics - Composite Materials and Ultra-High-Modulus Fibers, 1st, Santa Margherita Ligure, Italy, May 27-31, 1974.*) *Polymer Engineering and Science*, vol. 15, Mar. 1975, p. 160-166. 21 refs.

Composite material strength characteristics are studied with a view toward obtaining improved aircraft components. The data obtained show that the addition of high-modulus fibers into a polymeric matrix produced a physically distinct material with substantial advantage over nonreinforced polymers. Since the properties of composites depend strongly on fiber orientation, two design concepts for quasi-brittle materials are considered. Buffer strips thus developed allow connection in a beam without net section stress concentration and without arrestment of dynamic fracture. S.D.

A75-27777 # On the future of jet propulsion in subsonic transport aviation. M. Roy. *Periodica Polytechnica, Transportation Engineering*, vol. 2, no. 1, 1974, p. 49-59.

Parametric development potential studies on the thermodynamic cycle of transport aviation turbofan engines show that substantial weight and consumption savings can be obtained, without increasing turbine inlet temperatures, from the expected improvements in compressor turbine efficiencies. It is shown that improvements may be obtained by increasing the dilution to roughly $\mu = 12$, while ejector-induced tertiary flow over special wing-flap combinations may provide short takeoff and landing distances and significant noise reduction. V.P.

A75-27838 # Organization of centralized maintenance of aircraft assemblies (Organizatsiia tsentralizovannogo remonta agregatov samoletov). S. N. Malkov. Moscow, Izdatel'stvo Transport, 1974. 180 p. 30 refs. In Russian.

The present work examines theoretical and practical considerations for setting up a steady production basis and rational organization for centralized repair operations on aircraft assemblies. Methods are set forth for determining repair requirements, optimal production allocation and program planning, and the implementation of typical technology and complex, mechanized work flow lines for group repair of assemblies. P.T.H.

A75-27839 Reliability life cycle of a complex electronic airborne equipment. S. P. Mercurio (General Electric Co., Aerospace Equipment Div., Utica, N.Y.) and J. M. Black (USAF, Aeronautical Systems Div., Wright-Patterson AFB, Ohio). *IEEE Transactions on Reliability*, vol. R-24, Apr. 1975, p. 2-7.

A good reliability program through design and production results in excellent equipment performance in the field. A full life cycle under controlled failure reporting and analysis procedures is covered. An excess of 48,000 flight hours over 27,000 missions with 303 failures reported from five reporting maintenance shops constitutes the field reporting phase. In addition, details and supporting documentation of the overall reliability program during the design phase, demonstration phase, production phase and field use phase are presented. (Author)

A75-27852 # Comparison of airport measurements of approach noise produced by jet aircraft. D. E. Bishop (Bolt Beranek and Newman, Inc., Canoga Park, Calif.). *Acoustical Society of America, Meeting, 88th, St. Louis, Mo., Nov. 4-8, 1974, Paper.* 16 p. 5 refs.

The present paper discusses field noise measurements made at the Detroit Metropolitan Airport in 1971 during an evaluation of proposed changes in the glide slope intercept altitudes. The Detroit measurements, interpreted in terms of noise level vs distance curves, are compared with the so-called 'standard' noise level curves often used for noise exposure forecast (NEF) and day/night average level (DNL) calculations. The comparison indicates no large or systematic underestimation of approach noise using the 'standard' noise level curves. S.J.M.

A75-27853 * # Noise of model target type thrust reversers for engine-over-the-wing applications. J. R. Stone and O. A. Gutierrez (NASA, Lewis Research Center, Cleveland, Ohio). *Acoustical Society of America, Meeting, 88th, St. Louis, Mo., Nov. 4-8, 1974, Paper.* 23 p. 19 refs.

The present work reports on experiments concerning the noise generated by V-gutter and semicylindrical target reversers with circular and short-aspect-ratio slot nozzles having equivalent diameters of about 5 cm. At subsonic jet velocities of interest for engine-over-the-wing (OTW) powered-lift aircraft, the reversers were noisier than the nozzles alone and had a more uniform directional distribution and more high-frequency noise. Reverser shape was more important than nozzle shape in determining the reverser noise characteristics. An estimate is made of perceived noise level along the 152-m sideline for a hypothetical OTW powered-lift airplane. S.J.M.

A75-27854 * # Spinning mode sound propagation in ducts with acoustic treatment. E. J. Rice (NASA, Lewis Research Center, Cleveland, Ohio). *Acoustical Society of America, Meeting, 88th, St. Louis, Mo., Nov. 4-8, 1974, Paper.* 35 p. 16 refs.

Recent acoustic data have shown larger noise attenuations than predicted for acoustically treated aircraft engine inlets without splitter rings. These data have stimulated a more detailed theoretical study of the acoustic propagation of spinning modes in acoustically treated open circular ducts. In addition, the suppressor with splitter rings was modeled by using the rectangular approximation to the annular duct. The theoretical models were used to determine optimum impedance and maximum attenuation for several spinning lobe numbers from 0 to 50. It is found that for circular ducts the maximum possible attenuation and the optimum wall impedance are strong functions of the lobe number. For annular ducts the attenuation and optimum wall impedance are insensitive to the spinning lobe number for well cut-on modes. The results help explain why suppressors with splitter rings have been quite effective in spite of the lack of detailed information on the noise-source modal structure. Conversely, effective use of outer-wall treatment alone will require expanded knowledge of the noise-source structure. Approximate solutions are presented to help interpret the more exact theoretical results. (Author)

A75-27859 # Propagation of aircraft noise near airports - Effects of hillsides, inversions and source directionality. T. F. W. Embleton and J. E. Piercy (National Research Council, Div. of Physics, Ottawa, Canada). *Acoustical Society of America, Meeting, 88th, St. Louis, Mo., Nov. 4-8, 1974, Paper.* 9 p.

A75-27861 * # Unified analysis of ducted turbomachinery noise. W. E. Zorumski and H. C. Lester (NASA, Langley Research Center, Hampton, Va.). *Acoustical Society of America, Meeting, 88th, St. Louis, Mo., Nov. 4-8, 1974, Paper.* 26 p. 8 refs.

An approach for an analysis of ducted turbomachinery noise is developed by combining features of the analysis of fan stator noise

reported by Hanson (1973) with results obtained by Zorumski (1974). Hanson's analysis is briefly examined and a formula is derived for the far-field pressure due to a dipole pulse. Questions of transmission and reflection are discussed and attention is given to the radiation from ducted dipoles. G.R.

A75-27877 High-temperature alloys and the aircraft gas turbine. W. Betteridge (International Nickel, Ltd., London, England). In: The Nimonic alloys and other nickel-base high-temperature alloys /2nd edition/. New York, Crane, Russak and Co., Inc., 1974, p. 1-6. 16 refs.

Nimonic and other high-temperature alloys used in aircraft gas turbines are reviewed. Creep deformation of these alloys at elevated temperatures is discussed along with aircraft jet-engine requirements. It is seen that improved materials are presently available to secure increased output and reliability of aircraft gas-turbine engines. S.D.

A75-27912 # Adaptive control system with reference model (Adaptivni regulatory s referencnim modelem). Z. Pech and J. Frouz (Ceske Vysoke Ucenı Technicke, Prague, Czechoslovakia). *Automatizace*, vol. 18, Feb. 1975, p. 35-42. 9 refs. In Czech.

The present work describes a general approach to the synthesis of an adaptive control system with reference model by means of analog simulation. An initial system with adaptation of all three control system coefficients is described, which is evaluated as being impractical on account of its small stability range, long adaptation time, and structural complexity. Therefore, a single-loop adaptive controller is proposed, which features adaptive capability only in the gain circuit. Increased stability range and decreased adaptation time were thereby obtained. Further modifications resulted in an adaptive controller with automatic gain control. P.T.H.

A75-27919 Stability analysis of stochastic composite systems. A. N. Michel (Iowa State University of Science and Technology, Ames, Iowa). *IEEE Transactions on Automatic Control*, vol. AC-20, Apr. 1975, p. 246-250. 19 refs. Research supported by the Iowa State University of Science and Technology; NSF Grant No. GK-33739.

New results for asymptotic stability and exponential stability with probability for several classes of continuous parameter and discrete parameter stochastic composite systems are established. In all cases the objective is to analyze composite systems in terms of their lower order subsystems and in terms of their interconnecting structure. The results are applied to three specific examples. (Author)

A75-27926 # Theoretical and experimental studies of discrete-tone rotor-stator interaction noise. G. F. Homicz, G. R. Ludwig, and J. A. Lordi (Calspan Corp., Buffalo, N.Y.). *American Institute of Aeronautics and Astronautics, Aero-Acoustics Conference, 2nd, Hampton, Va., Mar. 24-26, 1975, Paper 75-443.* 19 p. 37 refs. Contract No. F33615-73-C-2046.

A theoretical and experimental study is conducted on the discrete-tone noise caused by interaction between rotor and stator blade rows of subsonic axial-flow fans and compressors. A compressible two-dimensional analysis of the generated aerodynamic forces is matched, on a strip-theory basis, to the three-dimensional annular duct acoustic modes. Expressions are derived for both the mean square pressure at any position in the duct, and for the total power radiated at harmonics of blade passage frequency in terms of the fan/compressor operating conditions and geometry. The sound pressure level at the outer wall is calculated theoretically, and the resulting predictions are compared with the acoustic data for two different rotor-stator configurations. The discrepancy between theoretical and experimental findings is discussed in detail. S.D.

A75-27927 # The role of rotor blade blockage in the propagation of fan noise interaction tones. M. G. Philpot (National

Gas Turbine Establishment, Farnborough, Hants., England). *American Institute of Aeronautics and Astronautics, Aero-Acoustics Conference, 2nd, Hampton, Va., Mar. 24-26, 1975, Paper 75-447.* 12 p. 15 refs.

Experimental studies indicate that forward propagation of the tone noise caused by rotor/OGV combinations is inhibited by the blocking effect of the rotor - in some cases to a considerable extent. The physics of this mechanism and the available two-dimensional theoretical treatments of it are reviewed. To enable fans of low hub/tip ratio to be analyzed, a method, based on strip-theory principles, of extending such treatments to three dimensions is outlined. This is used in conjunction with one of the simpler theories to predict the blockage effects for four different research fans. Generally good agreement with experiment is obtained and it is concluded that the approach forms a viable basis for prediction. The implications of the findings are discussed briefly in the context of turbofan engine design. (Author)

A75-27928 # Radiation of duct noise out through a jet flow. H. E. Plumblee (Lockheed-Georgia Co., Marietta, Ga.). *American Institute of Aeronautics and Astronautics, Aero-Acoustics Conference, 2nd, Hampton, Va., Mar. 24-26, 1975, Paper 75-457.* 16 p. 12 refs. Research supported by the Lockheed-Georgia Internal Research and Development Fund.

The investigation reported forms the basis for a study of the radiation field of an arbitrary acoustic distribution at the termination of an engine inlet or exhaust. A description of a physical model is presented and a mathematical model is considered. The theoretical relations are based on assumptions introduced in the linearization of the transport equations. The theoretical investigation is supplemented by an experimental study. The experiments cover an extensive range of jet velocity and frequency. The experimental data are compared with the theoretical results. G.R.

A75-27929 # An investigation of the noise from a scale model of an engine exhaust system. W. D. Bryce and R. C. K. Stevens (National Gas Turbine Establishment, Farnborough, Hants., England). *American Institute of Aeronautics and Astronautics, Aero-Acoustics Conference, 2nd, Hampton, Va., Mar. 24-26, 1975, Paper 75-459.* 16 p. 14 refs.

To assist in the identification and understanding of the noise sources which contribute to the exhaust noise of aircraft gas-turbine engines, controlled experiments have been carried out to study the noise characteristics of a model turbojet exhaust system. The noise data have been related to measurements of the aerodynamic conditions in the model and, with the aid of specific diagnostic tests, the predominant noise mechanisms are considered to have been recognized. The noise radiation, above that of the jet, is attributed primarily to dipole sources generated by the turbine outlet struts, the transmission of this noise being modified by duct propagation and nozzle impedance effects. (Author)

A75-27930 # Subsonic jet noise in flight based on some recent wind-tunnel tests. B. J. Cocking and W. D. Bryce (National Gas Turbine Establishment, Farnborough, Hants., England). *American Institute of Aeronautics and Astronautics, Aero-Acoustics Conference, 2nd, Hampton, Va., Mar. 24-26, 1975, Paper 75-462.* 20 p. 24 refs.

The mixing noise produced by a cold subsonic air jet has been measured under simulated flight conditions in a large open-jet wind tunnel which has been modified for acoustic work. At a noise emission angle of 90 degrees to the jet axis, the overall sound pressure level reduces approximately in proportion to the fifth power of the relative jet velocity and the noise reductions in the rear are increase steadily as the jet axis is approached. These results are compared with theory, and together with some limited data obtained from a coaxial jet, are used as the basis for a discussion on the prediction of jet noise in flight. (Author)

A75-27931 # Propulsive-lift noise of an upper surface blown flap configuration. N. N. Reddy (Lockheed-Georgia Co., Marietta, Ga.). *American Institute of Aeronautics and Astronautics, Aero-Acoustics Conference, 2nd, Hampton, Va., Mar. 24-26, 1975, Paper 75-470.* 7 p. 7 refs.

The radiated sound and the flow characteristics of a scaled model of an upper surface blown-flap configuration are experimentally investigated. The acoustic results consist of the radiation pattern and spectral distribution of radiated sound in two planes. The two planes considered are the nozzle exit plane and the plane perpendicular to the wing surface passing through the jet centerline. The flow measurements include mean flow and the turbulence intensity distribution on the wing/flap (wall jet) and in the trailing-edge wake. These results indicate that a dominant noise is generated in the vicinity of the trailing edge. Radiated sound in the direction perpendicular to the flap trailing edge correlates with the trailing-edge velocity raised to the power 5, and the spectra correlate with the wall-jet thickness and velocity at the trailing edge. Turbulence close to the surface is amplified as the flow is convected past the trailing edge, while more distant turbulence is not affected by the surface. (Author)

A75-27932 # Effect of forward speed on jet wing/flap interaction noise. W. V. Bhat (Boeing Commercial Airplane Co., Seattle, Wash.) and D. Gallo Rosso (Aeritalia S.p.A., Naples, Italy). *American Institute of Aeronautics and Astronautics, Aero-Acoustics Conference, 2nd, Hampton, Va., Mar. 24-26, 1975, Paper 75-475.* 8 p. 10 refs.

A series of model tests has been conducted to assess the problem of jet wing/flap interaction noise for low-aspect-ratio D-shaped nozzles located on the upper surface of a wing. The measurements have been made using far-field and near-field wing-mounted flush microphones. A prediction procedure for static interaction noise has been formulated from far-field low-frequency interaction-noise measurements obtained under static conditions. The effect of forward speed on interaction noise has been investigated experimentally using an open-jet tunnel. These test data show that both far-field noise and the near-field wing trailing-edge pressure fluctuations are reduced by the simulated forward speed. (Author)

A75-27933 # Developments in jet noise modeling - Theoretical predictions and comparisons with measured data. B. J. Tester (Lockheed-Georgia Co., Marietta, Ga.) and C. L. Morfey (Southampton, University, Southampton, England). *American Institute of Aeronautics and Astronautics, Aero-Acoustics Conference, 2nd, Hampton, Va., Mar. 24-26, 1975, Paper 75-477.* 14 p. 21 refs. Contract No. F33615-73-C-2032.

Spectral information on the sound radiated from turbulent shock-free jets is now available over a wide range of Strouhal numbers, for jet densities ranging from 0.3 to 2 times the ambient density and jet velocities ranging from 0.3 to 2 times the ambient sound speed. The unexpected nature of some of the data has led to a fundamental re-examination of aerodynamic sound theory in general, by Lilley (1972) and Morfey (1973), and jet-noise modeling in particular. Two areas of significant progress are described: (1) the effects of nonuniform density which arise with hot jets, and (2) the effects of high Mach number on the radiation from 'isothermal' jets (density ratio = 1). The jet-noise models presented are based on solutions to Lilley's equation. (Author)

A75-27936 # Supersonic jet noise suppression with multi-tube nozzle/ejectors. J. Atvars, C. P. Wright, and C. D. Simcox (Boeing Commercial Airplane Co., Seattle, Wash.). *American Institute of Aeronautics and Astronautics, Aero-Acoustics Conference, 2nd, Hampton, Va., Mar. 24-26, 1975, Paper 75-501.* 9 p. 7 refs. U.S. Department of Transportation Contract No. FA72WA-2893.

An environmentally acceptable SST will have to be able to achieve noise levels comparable to those of other large commercial

aircraft operating in the same time period. Recently conducted high velocity jet-noise suppression research has demonstrated that noise reductions of 16 PNdB can be achieved statically for less than 1% thrust loss by use of multitube nozzles and acoustically lined ejectors. The paper describes the acoustic design philosophy behind a set of multitube suppressor nozzles. The results of a model-scale and full-scale test program are given which demonstrate the latest advances in jet-noise suppressor technology. (Author)

A75-27937 # Some recent developments in supersonic jet noise reduction. D. S. Dosanjh (Syracuse University, Syracuse, N.Y.), K. K. Ahuja, M. R. Bassiouni, and P. K. Bhutiani. *American Institute of Aeronautics and Astronautics, Aero-Acoustics Conference, 2nd, Hampton, Va., Mar. 24-26, 1975, Paper 75-502.* 31 p. 29 refs. U.S. Department of Transportation Contract No. OS-20094.

Attention is given to the results obtained in a new large jet facility for a two-nozzle coaxial arrangement. A description is presented of some preliminary attempts concerning the development of prediction schemes for noise from coaxial jets. The effects of lip (base) thickness on the coaxial jet flows and radiated noise are considered along with results obtained with a two-nozzle coaxial arrangement in a case in which an inner convergent-divergent jet designed for $M=1.46$ was heated to 850 F and the outer convergent jet was operated cold. G.R.

A75-27938 # Noise generation and transmission in duct combustors. D. W. Lindley and H. A. Hassan (North Carolina State University, Raleigh, N.C.). *American Institute of Aeronautics and Astronautics, Aero-Acoustics Conference, 2nd, Hampton, Va., Mar. 24-26, 1975, Paper 75-527.* 15 p. 16 refs. U.S. Department of Transportation Contract No. 05-40056.

Using a well-stirred reactor model to describe the combustion of a propane-air mixture, the effect of flow nonuniformities on the transmission of noise from hard and lined ducted combustion systems is considered. It is shown that for the range of Mach numbers, pressures, and temperatures considered, flow nonuniformities have little influence on the frequency that characterizes combustion noise in ducted combustors. On the other hand, for the end impedance employed, the duct length has the greatest influence on the characteristic frequency. The characteristic frequencies predicted by the theory are in good agreement with available experiment. (Author)

A75-27939 # The use of Hartmann generators as sources of high intensity sound in a large absorption flow duct facility. D. L. Martlew (National Gas Turbine Establishment, Farnborough, Hants., England). *American Institute of Aeronautics and Astronautics, Aero-Acoustics Conference, 2nd, Hampton, Va., Mar. 24-26, 1975, Paper 75-529.* 10 p. 5 refs.

The new, large scale, Noise Test Facility, consisting of a large anechoic chamber and a flow duct for absorber testing, has been commissioned in support of an aircraft-engine noise-reduction program. Extensive experience has been gained in the use of groups of Hartmann generators as sources of high intensity sound for the flow duct. The development of these sources and their performance are described. This type of noise generator has a tonal spectrum, and methods of testing and analyzing data are outlined which take this into account. It is concluded that, where suitable air supplies are available, the Hartmann generator is a convenient noise source with which accurate measurements of absorption can be obtained. (Author)

A75-27943 # Classification problems of aircraft noise (Klassifizierungsprobleme des Fluglärmes). V. Chalupova. *Hungarian Optical, Acoustical and Filmtechnical Society, Conference on Noise Abatement, 2nd, Budapest, Hungary, May 6-10, 1974, Paper.* 7 p. In German.

Some aspects of far-field measurements of the noise generated by a stationary source are examined. Particular attention is given to the determination of the acoustic power, noise level, and acoustic pressure level in the individual frequency bands to identify the noise characteristics of an engine operating in a specific mode. The determination of the directional pattern of an aircraft, involving the determination of the maximum noise level, is also studied. V.P.

A75-27978 Deutsche Gesellschaft für Luft- und Raumfahrt, Yearbook 1973 (Deutsche Gesellschaft für Luft- und Raumfahrt, Jahrbuch 1973). Edited by H. Blenk and W. Schulz. Cologne, Deutsche Gesellschaft für Luft- und Raumfahrt, 1974. 348 p. In German and English. \$30.40.

Shock waves are considered along with the Airbus A 300, the development of European aeronautics and astronautics, the solar wind and the magnetosphere of the earth, peculiar objects of X-ray and gamma-ray astronomy, air cushion landing systems for aircraft, high-speed trains, and the aircraft television system. Other topics explored are related to the flight tests conducted with the V/STOL experimental aircraft VAK 191 B, the Alpha Jet program, the nonlinear behavior of solar paddle elements, the static computation of circular cylindrical sandwich-type shells, the bending of sandwich plates, the origin of lift, and gliding processes on the liquid surface. G.R.

A75-27980 Airbus A 300 - Comparison of the flight test results with the flight performance and flight characteristics determined on the basis of theory and wind tunnel tests (Airbus A 300 - Vergleich der durch Theorie und Windkanalversuche ermittelten Flugleistungen und Flugeigenschaften mit den Ergebnissen der Flugerprobung). R. Beteille (Airbus Industrie, Paris, France). In: *Deutsche Gesellschaft für Luft- und Raumfahrt, Yearbook 1973.* Cologne, Deutsche Gesellschaft für Luft- und Raumfahrt, 1974, p. 41-52. In German.

The Airbus is a two-engine short-haul and medium-range aircraft. The number of passengers carried by the aircraft will be in the range from 240 to 345, depending on the comfort provided. The aerodynamic investigations were conducted in close cooperation between British, French, and German aerospace firms. The flight range of the aircraft under various conditions is discussed and the aircraft flight characteristics at low speeds are examined. Attention is given to devices for increasing the lift, the maximum lift coefficients, and takeoff and landing characteristics. The flight performance and flight characteristics at high flight speeds are also considered. It is found that the performance shown by the aircraft in the flight tests is even slightly better than expected on the basis of theoretical calculations and wind tunnel tests. G.R.

A75-27981 European aeronautics and astronautics at the crossroads (Die europäische Luft- und Raumfahrt am Scheideweg). L. Bölkow (Messerschmitt-Bölkow-Blohm GmbH, Ottobrunn, West Germany). (*Deutsche Gesellschaft für Luft- und Raumfahrt, Jahrestagung, 6th, and Österreichische Gesellschaft für Weltraumforschung und Flugkörpertechnik, Jahrestagung, 11th, Innsbruck, Austria, Sept. 25-28, 1973.*) In: *Deutsche Gesellschaft für Luft- und Raumfahrt, Yearbook 1973.* Cologne, Deutsche Gesellschaft für Luft- und Raumfahrt, 1974, p. 53-63. In German.

A brief historical review of the development of aviation and the aerospace industry is presented, taking into account new developments in aviation and the current technological and economical situation in this field. Difficulties of the European aerospace industry compared to the conditions existing for the U.S. in the field of aviation are examined along with approaches for the European industry to overcome problems arising from the current lack of specialization of aerospace firms in specific areas. Long-term planning required for developments in aviation make it imperative for the European countries involved to make now a decision concerning

their policy with respect to the development of new aircraft in Europe. Such a decision should take into account the strength represented by the creativity of European research and development personnel which made it possible to develop weapons systems at one third of the price which would have been required for such developments in the U.S. G.R.

A75-27983 Air cushion landing systems for aircraft. B. H. Goethert (Tennessee, University, Tullahoma, Tenn.). (*Deutsche Gesellschaft für Luft- und Raumfahrt, Jahrestagung, 6th, and Österreichische Gesellschaft für Weltraumforschung und Flugkörpertechnik, Jahrestagung, 11th, Innsbruck, Austria, Sept. 25-28, 1973.*) In: *Deutsche Gesellschaft für Luft- und Raumfahrt, Yearbook 1973.* Cologne, Deutsche Gesellschaft für Luft- und Raumfahrt, 1974, p. 85-101. 14 refs.

Difficulties which in the case of large aircraft are related to the small support area of the wheels of conventional landing gears can be eliminated by making use of an air cushion system. In an experimental design a normal ground clearance of about one quarter of an inch was obtained with the aid of such a system. Basic principles of operation of an air cushion system are discussed along with questions of system design, the various types of feasible air cushion landing systems, problems of shock absorption during landing impact, handling on the ground, the weight of conventional and air cushion landing systems, and the design goals for demonstration aircraft with air cushion landing system. G.R.

A75-27985 Flight tests with the V/STOL experimental aircraft VAK 191 B (Erprobung des V/STOL-Experimentalflugzeugs VAK 191 B). R. Riccius (Vereinigte Flugtechnische Werke-Fokker GmbH, Bremen, West Germany). (*Deutsche Gesellschaft für Luft- und Raumfahrt, Jahrestagung, 6th, and Österreichische Gesellschaft für Weltraumforschung und Flugkörpertechnik, Jahrestagung, 11th, Innsbruck, Austria, Sept. 25-28, 1973.*) In: *Deutsche Gesellschaft für Luft- und Raumfahrt, Yearbook 1973.* Cologne, Deutsche Gesellschaft für Luft- und Raumfahrt, 1974, p. 125-146. 11 refs. In German.

Three VAK 191 B experimental aircraft were built in connection with plans for the development of a German-Italian military aircraft for the high subsonic speed range and low flight altitudes. The VAK 191 B is a single-seat aircraft for a wide spectrum of combat missions including reconnaissance operations. A technical description of the aircraft is given, taking into account its VTOL capability, questions of aircraft control and stabilization, the bleed-air system, and the fly-by-wire principle used. The aircraft development test program is considered along with the flight test program. Attention is given to the range of the aircraft, dynamical characteristics of longitudinal and lateral control, hover and vertical flight characteristics, and the transition from VTOL to conventional-flight operation. G.R.

A75-27990 The range of validity in the case of two old investigations. I - The origin of lift. II - Collision and gliding processes on the liquid surface (Über den Gültigkeitsbereich zweier alter Arbeiten. I - Auftriebsentstehung. II - Stoss- und Gleitvorgänge an der Flüssigkeitsoberflächen). H. Wagner. (*Deutsche Gesellschaft für Luft- und Raumfahrt, Jahrestagung, 6th, and Österreichische Gesellschaft für Weltraumforschung und Flugkörpertechnik, Jahrestagung, 11th, Innsbruck, Austria, Sept. 25-28, 1973.*) In: *Deutsche Gesellschaft für Luft- und Raumfahrt, Yearbook 1973.* Cologne, Deutsche Gesellschaft für Luft- und Raumfahrt, 1974, p. 250-260. 17 refs. In German.

The analysis regarding the origin of circulation around a wing in a frictionless liquid conducted by Wagner (1925) is considered, giving attention to objections raised by other investigators who point out the importance of friction in the investigated process. It is shown that the problem studied belongs to a case in which the flow outside the thin boundary layers can be computed without regard for

friction effects. The second old investigation considered has been reported by Wagner in 1932. The justification of objections made against certain aspects of this investigation is discussed. G.R.

A75-28095 Critical analysis and improvement of the source-panel method. V. Losito and L. G. Napolitano (Napoli, Università, Naples, Italy). *L'Aerotecnicca - Missili e Spazio*, vol. 54, Feb. 1975, p. 5-12. Consiglio Nazionale delle Ricerche Contract No. 73,00339,07.

The source-panel (SP) method developed by Smith and co-workers (1958, 1962, 1967) for the evaluation of two-dimensional potential flow fields about arbitrary bodies is critically analyzed to find ways of improving its lift prediction capability. Numerical experiments are carried out to reveal the possible causes of error in the evaluation of the lift coefficient by the SP method. An improved source-panel (ISP) method is proposed on the basis of the results obtained. It is shown that the ISP method yields highly accurate values for the lift coefficient even with a comparatively small number of panels. S.D.

A75-28096 Survey on two calculation methods in transonic regime. R. Marazzi (Aeronautica Macchi S.p.A., Milan, Italy). *L'Aerotecnicca - Missili e Spazio*, vol. 54, Feb. 1975, p. 13-23. 11 refs.

The flow about a nonlifting airfoil and the flow in De Laval's nozzle are solved using two different computational methods. Murman's (1972) method solves the transonic small-disturbance equation. The finite-difference scheme changes in type if the flow is locally subsonic or supersonic. The notion of parabolic discretization is introduced in order to properly represent the flow crossing the upstream branch of the sonic line. A change of coordinates is made in order to have a smaller integration step near the airfoil. The solution is obtained by successive approximations. Euler's equations are solved in the nozzle problem. A change of coordinates is made and the integration domain is transformed in a rectangular one. The numerical calculation is carried out in this new nonphysical coordinate system. A third-order explicit scheme, like Riethmyer's two-step scheme, is used. No artificial viscosity is needed to damp the nonlinear instability. Iterations are needed to reach a steady state. (Author)

A75-28194 Extension of the lifting line model for the helicopter rotor (Erweiterung des Traglinienmodells beim Hubschrauberrotor). R. Hille (Hamburg, Universität, Hamburg, West Germany). *Zeitschrift für Flugwissenschaften*, vol. 23, Mar. 1975, p. 77-95. 12 refs. In German. Research supported by the Deutsche Forschungsgemeinschaft.

The lifting line model of the propeller in asymmetrical flow is extended for the helicopter rotor in forward flight by taking the wing flapping motion and the nonconstant flow rate through the rotor plane into account. Using measurement results for the S 58 helicopter, investigations are conducted on the problem whether the computations of thrust and circulation can be improved in this way. Such improvements can be observed, though the agreement of computation results and measurement results is not yet fully satisfying. Finally, a correction term for the consideration of the compressibility effect at the rotor in forward flight is calculated. (Author)

A75-28201 # Estimates of the stability derivatives of a helicopter and a V/STOL aircraft from flight data. D. G. Gould and W. S. Hindson (National Aeronautical Establishment, Flight Research Laboratory, Ottawa, Canada). (*NATO, AGARD, Specialists Meeting on Aircraft State and Parameter Identification Techniques, NASA Langley Research Center, Hampton, Va., Nov. 5-8, 1974.*) *Canada, National Research Council, Division of Mechanical Engineering and National Aeronautical Establishment, Quarterly Bulletin*, no. 4, 1974, p. 1-20. 10 refs.

Stability derivatives for the Bell 205 helicopter have been derived from flight data using a least squares quasilinearization technique. The aircraft model, which included a first order representation of rotor response characteristics was based on fundamental parameters descriptive of the particular design. A conglomerate analysis procedure which produced estimates based on data from several similar manoeuvres was used to increase the confidence in the results obtained. Data from the CL-84 V/STOL aircraft were also analyzed, indicating the validity of certain a priori longitudinal stability derivatives for the aircraft, and yielding estimates of others. The results indicate the need to use a more elaborate modelling technique, such as was used for the Bell 205, which takes into account the particular complexities of the aircraft. (Author)

A75-28222 # Problem of aircraft noise in the vicinity of airports (Sul problema del rumore degli aeroplani nei dintorni degli aeroporti). D. Priolo. *Istituto Internazionale delle Comunicazioni, Convegno Internazionale delle Comunicazioni, 22nd, Genoa, Italy, Oct. 7-12, 1974, Paper. 35 p. 16 refs. In Italian.*

The present paper considers problems involved in airport planning, including the relationship of the airport to its surroundings, especially with regard to the protection of the neighboring area from the harmful effects of noise. A basic introduction is given to the problem of measuring noise and sonic disturbance. The factors affecting sound intensity and propagation, the units used to measure sound quantity and quality, and the evaluation of disturbance, as distinct from sound, are considered. The West German law on noise, which took effect in 1971, is discussed. Various noise standards are applied in different zones in relation to the airport. Noise can be controlled by regulating the flight maneuvers and trajectories of aircraft near airports. The contributions of the terrain and passive measures to noise suppression are considered. A.T.S.

A75-28223 # Noise certification of aircraft (Certificazione acustica degli aeromobili). V. Fiorini (Registro Aeronautico Italiano, Rome, Italy). *Istituto Internazionale delle Comunicazioni, Convegno Internazionale delle Comunicazioni, 22nd, Genoa, Italy, Oct. 7-12, 1974, Paper. 16 p. 9 refs. In Italian.*

The criteria involved in aircraft noise certification are discussed. Special attention is given to Annex 16 of the ICAO convention on civilian aviation and the conflicts between its noise standards and those of FAR 36. The future prospects of noise regulation are considered. A.T.S.

A75-28227 # Jet noise suppressors for turbojet engines. M. Marini (Fiat S.p.A., Turin, Italy). *Istituto Internazionale delle Comunicazioni, Convegno Internazionale delle Comunicazioni, 22nd, Genoa, Italy, Oct. 7-12, 1974, Paper. 33 p. 8 refs. In Italian.*

The present paper considers the problems involved in noise suppression, for the purposes of certification, in low- and medium-power turbojet engines, whose acoustic characteristics are dominated by exhaust-jet noise. This is a broad group, including the engines used in executive jets and transports such as the Boeing 707. The design of a noise-suppression device must take into account the structure of a typical exhaust jet, which comprises the central core, the mixing region, and a region of fully developed turbulent flux downstream of the mixing region. The methods of reducing jet noise include reducing the length of the mixing region and diminishing the exhaust velocity. General considerations concerning the geometry of lobed silencers and the losses they entail are outlined. An 8-lobed silencer designed by Fiat is described. The unit was tested successfully on a twin-engine HS. 125 aircraft. A.T.S.

A75-28228 # Development of air transport and environmental requirements (Lo sviluppo delle comunicazioni aeree e le esigenze ambientali). G. Maoli (Fiat S.p.A., Turin, Italy). *Istituto Internazionale delle Comunicazioni, Convegno Internazionale delle Comunicazioni, 22nd, Genoa, Italy, Oct. 7-12, 1974, Paper. 77 p. 33 refs. In Italian.*

The present paper discusses the chemical and noise pollution produced by aircraft and the implications of environmental considerations for the future of commercial aviation. The levels of carbon monoxide, unburned hydrocarbons, oxides of nitrogen, and smoke emitted by present aircraft engines are tabulated, and it is noted that none of the engines meets the 1979 standards set by the Environmental Protection Agency. Operational and technological methods for reducing engine emissions are discussed. The consideration of aircraft noise includes an explanation of the relevant regulations contained in FAR Part 36. The noise produced by aircraft engines is a complex mixture of various types of fan, jet, tailpipe, and turbine noise. Changes in landing, takeoff, and ground operations are being considered to reduce noise near airports. Possible changes in engine design, including the use of external noise suppressors, sound-absorbent linings, and above-the-wing engine mounts, are discussed. A.T.S.

A75-28236 Stress intensity factors for some through-cracked fastener holes. A. F. Grandt, Jr. (USAF, Materials Laboratory, Wright-Patterson AFB, Ohio). *International Journal of Fracture, vol. 11, Apr. 1975, p. 283-294. 23 refs.*

A stress intensity factor solution is developed for a large plate containing radial hole cracks loaded with arbitrary crack face pressure. When the pressure is defined as the unflawed hoop stress surrounding a mechanical fastener, stress intensity factor calibrations are readily computed by the linear superposition principle. Results obtained in this manner agree well with previous solutions determined for open holes loaded in remote tension. The potential usefulness of the present analysis is further demonstrated with application to specific fastener configurations, including interference fit fasteners, pin-loaded plates, and cold-worked holes. (Author)

A75-28348 * # An experimental study of the structure and acoustic field of a jet in a cross stream. I. Camelier (Instituto Tecnológico de Aeronáutica, São José dos Campos, São Paulo, Brazil), K. Karamcheti, and B. Hodder (Stanford University, Stanford, Calif.). *American Institute of Aeronautics and Astronautics, Aero-Acoustics Conference, 2nd, Hampton, Va., Mar. 24-26, 1975, Paper 75-460. 37 p. 16 refs. Grants No. NGR-05-020-526; No. NsG-2007.*

The investigation reported is related to studies of the noise generated by a lifting jet in forward motion such as in the case of a V/STOL aircraft. The investigation involved experiments in a subsonic wind tunnel. The two-microphone cross-correlation method used for measuring the acoustic intensity provides data concerning the noise directly radiated from the source, practically free from any reflection effects. The theoretical basis of the two-microphone method is discussed along with the experimental apparatus, the characteristics of the flow inside the jet, and the features of the acoustic field. G.R.

A75-28349 * # Effects of friction and heat conduction on sound propagation in ducts. P. Huerre and K. Karamcheti (Stanford University, Stanford, Calif.). *American Institute of Aeronautics and Astronautics, Aero-Acoustics Conference, 2nd, Hampton, Va., Mar. 24-26, 1975, Paper 75-520. 35 p. 23 refs. Grants No. NGR-05-020-526; No. NsG-2007.*

A theoretical formulation of the propagation of sound in a viscous and heat conducting medium is presented. The problem is reduced to the determination of two scalar potentials related to pressure and entropy fluctuations respectively, and a vector potential related to vorticity fluctuations. The particular case of a two-dimensional duct of constant width is thoroughly investigated in the low, high, and very high frequency ranges. It is shown that three distinct families of modes may propagate along the duct axis, namely, pressure, entropy, and vorticity dominated modes. Perturbation methods are used to study the variations of attenuation rates, phase velocities, and mode shapes, as a function of frequency and duct width. (Author)

A75-28400 Ratio of peak frequencies of jet self and shear noise spectra. J. R. McCartney (Ulster, New University, Coleraine, Northern Ireland). *Journal of Sound and Vibration*, vol. 39, Mar. 22, 1975, p. 269-272. 7 refs. National Research Council of Canada Grant No. A-2003.

A75-28432 Design of a digital-stability augmentation and control system with gust alleviation and modal suppression. M. Healey and H. M. S. Al-Bahrani (University College, Cardiff, Wales). *Institution of Electrical Engineers, Proceedings*, vol. 122, Apr. 1975, p. 437-440. 8 refs.

A stochastic, discrete, implicit model-following control law is developed for a stability augmentation and control system for the pitch axis of a flexible-bodied aircraft. Particular attention is paid to the choice of weighting matrices in the quadratic i.p. so as to give a compromise between handling, gust alleviation and modal suppression. (Author)

A75-28466 # Digital avionics from the viewpoint of ATA. F. C. White (Air Transport Association of America, Washington, D.C.). *American Institute of Aeronautics and Astronautics, Digital Avionics System Conference, Boston, Mass., Apr. 2-4, 1975, Paper 75-551*. 5 p. 6 refs.

The application of digital technology to air-ground communications is considered, taking into account the supporting role of an automation data base. A system approach to civil aircraft navigation using digital technology is discussed along with digital flight control systems considerations related to implementation and acceptance. Aspects of software engineering of a navigation and guidance system for commercial aircraft are examined and a possible airline point of view is presented. G.R.

A75-28467 # Interaction of military/civil position location and reporting systems. H. Gumbel (Philco-Ford Corp., Palo Alto, Calif.). *American Institute of Aeronautics and Astronautics, Digital Avionics System Conference, Boston, Mass., Apr. 2-4, 1975, Paper 75-561*. 10 p.

This paper presents a comparative analysis of civil navigation and air traffic control systems and corresponding military systems. Very different requirements have led to independent developments by the DoD and the FAA in their respective spheres of responsibilities. These developments could result in the implementation of systems incompatible on a hardware level. The cost of redundant use of both systems could be prohibitively costly to the military, not to speak of cockpit crowding and electronic complications. Civil systems under consideration include ATCRBS, DABS, and IPC and military systems reviewed include AIMS, SEEK BUS, LORAN and GPS. The paper presents an approach to an integrated system which would satisfy the requirements of civil air traffic control for military users in peace time. (Author)

A75-28468 # SEEK BUS - A time division multiple access system. D. D. Neuman (Mitre Corp., Bedford, Mass.). *American Institute of Aeronautics and Astronautics, Digital Avionics System Conference, Boston, Mass., Apr. 2-4, 1975, Paper 75-564*. 5 p.

The system SEEK BUS is being developed for the U.S. Air Force as an aid in improving the effectiveness of its air operations. In aircraft, SEEK BUS provides the data required for operations related to collision avoidance, station-keeping, rendezvous, air-to-air coordination, identification, navigation, and instrument landing. The network architecture is considered along with questions of system feasibility, aircraft position determination, system performance, system capacity, and questions of signal structure. G.R.

A75-28469 # System approach to civil aircraft navigation using digital technology. T. A. Ellison (United Air Lines, Inc., San Francisco, Calif.). *American Institute of Aeronautics and Astronautics, Digital Avionics System Conference, Boston, Mass., Apr. 2-4, 1975, Paper 75-572*. 7 p. 14 refs.

A75-28470 # F-15 computational subsystem. T. V. McTigue (McDonnell Aircraft Co., St. Louis, Mo.). *American Institute of Aeronautics and Astronautics, Digital Avionics System Conference, Boston, Mass., Apr. 2-4, 1975, Paper 75-590*. 8 p.

A description is given of the computational subsystem used in the F-15 weapon system. The consolidated computational design approach is discussed in which the mission-oriented computations are performed in a single central computer, and the sensor-oriented computations are carried out in special processors in various sensor and display equipment. Major characteristics of the central computer hardware and software design are described. Finally, the multiplex communications system between the central computer and the interfacing peripheral avionics equipment is outlined. S.D.

A75-28472 # The U.S. Candidate Microwave Landing System - A new generation of avionics/ground equipment. J. R. Sebring (Bendix Corp., Communications Div., Baltimore, Md.). *American Institute of Aeronautics and Astronautics, Digital Avionics System Conference, Boston, Mass., Apr. 2-4, 1975, Paper 75-607*. 7 p.

A scanning beam system which uses a time reference signal format is considered. Basic requirements for the new microwave landing system (MLS) are discussed along with the MLS signal format and the installation on a typical runway. A description is given of the airborne equipment involved, taking into account the envelope processor, the angle processor, aspects of angle function acquisition, the time gate tracker, and time gate acquisition logic. G.R.

A75-28522 # The aerodynamic characteristics and trailing vortex wake of propeller V/STOL configurations. R. H. Wickens (National Aeronautical Establishment, Ottawa, Canada). *Canadian Aeronautics and Space Journal*, vol. 21, Mar. 1975, p. 81-98. 11 refs.

This paper describes the aerodynamic characteristics of lifting propellers and wing-propeller configurations, with particular reference to the concept of a powered-lift system, and its complex flows downstream in the wake. The propeller, when inclined to large angles, and at high advance ratios, is a singular example of a powered-lift system in which lift is derived partly by deflecting and energizing a stream tube of air, and in part, by a wing-like vortex flow in which the propeller disc can be thought of as a low aspect ratio wing of circular plan form. The trailing wake is characterized by mixed regions of propulsive and vortex flow in which concentrations of vorticity may induce downwash and sidewash velocities of considerable magnitude in the surrounding fluid. The propulsive stream tube, or slipstream, is an integral part of this wake, and deforms with it, ultimately rolling up with the trailing vortices. (Author)

A75-28529 Metallurgical factors affecting high strength aluminum alloy production. D. S. Thompson (Reynolds Metals Co., Richmond, Va.). (*Symposium on Advances in the Physical Metallurgy of Aluminum Alloys, Philadelphia, Pa., May 29-June 1, 1973*). *Metallurgical Transactions A - Physical Metallurgy and Materials Science*, vol. 6A, Apr. 1975, p. 671-683. 73 refs. Contracts No. F33615-72-C-1202; No. F33615-71-C-1805.

With the advent of linear elastic fracture mechanics, the detailed effects of processing and microstructure on toughness can be evaluated. The effect of microstructure on plane stress and plane strain fracture toughness is considered in detail together with strength, fatigue behavior and corrosion resistance. It is concluded that second phase particles in all size ranges can influence toughness. Increasing the size and amount of particles or decreasing precipitate coherency all lead to decreases in toughness. Grain structure is also shown to play a prominent role in determining plane stress fracture toughness; at a given strength level, a fibrous grain structure and the prevention of recrystallization are desirable. Thermomechanical processing is considered to offer a possible route to achieving a desirable balance of toughness, strength and corrosion resistance. (Author)

A75-28626 **Aeroacoustics: Fan, STOL, and boundary layer noise; sonic boom; aeroacoustic instrumentation.** Edited by H. T. Nagamatsu (GE Research and Development Center, Schenectady, N.Y.). New York, American Institute of Aeronautics and Astronautics, Inc. (Progress in Astronautics and Aeronautics Series, Volume 38); Cambridge, Mass., MIT Press, 1975. 524 p. Members, \$19.; nonmembers, \$30.

Fan, STOL, and boundary layer origins of aircraft noise pollution are considered, as well as certain sonic boom problems, and some means of measuring noise pollution are discussed. Topics covered include broadband noise generation by airfoils and axial flow fans, inlet geometry and axial Mach number effects on fan noise propagation, source noise suppression of subsonic tip speed fans, surface pressure fluctuations in hypersonic turbulent boundary layers, distortion of weak shock waves by turbulence in a stratified still atmosphere, and hypersonic flow velocity measurements using the laser velocimeter.

S.J.M.

A75-28629 **Aeroacoustics: Jet and combustion noise; duct acoustics.** Edited by H. T. Wagamatsu (GE Research and Development Center, Schenectady, N.Y.). New York, American Institute of Aeronautics and Astronautics, Inc. (Progress in Astronautics and Aeronautics Series, Volume 37); Cambridge, Mass., MIT Press, 1975. 556 p. Members, \$19.; nonmembers, \$30.

Jet and combustion sources of aircraft noise pollution are investigated, and some aspects of duct acoustics are examined. Subjects studied include the relationship between acoustic energy density flux near the jet axis and far-field acoustic intensity, the effect of temperature on supersonic jet noise, jet noise suppression by swirling the jet flow, noise generation by ducted combustion systems, core engine noise, sound interaction with a ducted helical flow, use of a relaxation technique in nozzle wave propagation problems, and a theoretical and experimental study of sound attenuation in an annular duct.

S.J.M.

A75-28650 # **Part load specific fuel consumption of gas turbines.** J. Jerie (Ceske Vysoke Ucení Technické, Prague, Czechoslovakia). *ASME, Transactions, Series A - Journal of Engineering for Power*, vol. 97, Apr. 1975, p. 303, 304.

An analysis is made of the effect of various thermodynamic and design conditions on the feasibility of improving the part load specific fuel consumption (PLSFC) of gas turbines. It is shown that appropriate control of compressor and turbine characteristics is important in practically all developments of gas turbines aimed at improving the PLSFC.

A.T.S.

A75-28651 # **Theory of transonic flow around a profile (K teorii tranzvukovykh techenii okolo profilii).** Iu. B. Lifshits. *TsAGI, Uchenye Zapiski*, vol. 4, no. 5, 1973, p. 1-8. 8 refs. In Russian.

The characteristics of transonic flow of an ideal gas around three different wing profiles are investigated. The change in flow parameters is studied during the transition from a computational regime characterized by isentropic compression in the local supersonic zone to a flow with a shock wave. The location and form of the shock waves are analyzed.

P.T.H.

A75-28652 # **Calculation of the flow around blunted, non-symmetric cones with large aperture angle (Raschet obtekaniiia zatuplennykh nesimmetrichnykh konusov s bol'shim uglom rastvora).** A. P. Bazzhin and S. V. Pirogova. *TsAGI, Uchenye Zapiski*, vol. 4, no. 5, 1973, p. 9-17. 6 refs. In Russian.

A finite difference method is used to compute the supersonic flow across blunt axisymmetric and nonaxisymmetric bodies formed from a 120-degree cone by spherically blunting the nose section and rounding off the side edge. Various mixed gas flows are calculated, differing in Mach number, body geometry, gas properties, and angle of attack.

P.T.H.

A75-28653 # **Hypersonic, viscous gas flow around a wing of small aspect ratio (Giperzvukovoe viazkoe techenie gaza okolo kryla malogo udlineniia).** A. I. Ruban and V. V. Sychev. *TsAGI, Uchenye Zapiski*, vol. 4, no. 5, 1973, p. 18-25. In Russian.

The critical stage of a hypersonic flow around a slightly elongated plate at high Reynolds number is investigated. A class of self-similar solutions is found, and it is shown that perturbations in the symmetry plane of the wing propagate along the boundary layer up to the leading edge. The nature of this propagation is investigated numerically.

P.T.H.

A75-28654 # **The three-dimensional character of a cross flow around a circular cylinder (O trekhmernom kharaktere poperechnogo obtekaniiia krugovogo tsilindra).** A. I. Korotkin. *TsAGI, Uchenye Zapiski*, vol. 4, no. 5, 1973, p. 26-33. 6 refs. In Russian.

Results of wind tunnel investigations of the three-dimensional flow around the surface of a circular cylinder in the region of flow separation at Reynolds numbers corresponding to subcritical and supercritical flow regimes are presented. The characteristic size of the cell structure of the flow along the cylinder generatrix in the separation zone is compared with known experimental data for the corresponding size in the wake behind the cylinder.

P.T.H.

A75-28658 # **Study of two hypersonic, axisymmetric, shaped nozzles with smooth contour (Issledovanie dvukh giperzvukovykh osesimmetrichnykh profilirovannykh sopl s gladkim konturom).** N. V. Denisova, I. I. Mezhirov, and Iu. I. Chistov. *TsAGI, Uchenye Zapiski*, vol. 4, no. 5, 1973, p. 56-64. 7 refs. In Russian.

The present work describes the aerodynamic design and experimental investigation of two hypersonic, axisymmetric nozzles, calculated with account for the effect of viscosity on the establishment of a nearly uniform flow at Mach numbers 13.45 and 15.45. The isentropic contours of the nozzles have continuous derivatives up to the third, inclusively. The experimental nozzles secured a flow close to that calculated, with variations within the limits of plus or minus 1%. Smooth flow buildup was obtained without significant Mach number perturbations along the axis.

P.T.H.

A75-28665 # **Interaction between a sonic boom N-wave and an obstacle near corner points (Vzaimodeistvie N-volny zvukovogo udara s prepriatstviem v okrestnosti uglovnykh tochek).** K. B. Sokolov. *TsAGI, Uchenye Zapiski*, vol. 4, no. 5, 1973, p. 104-109. 9 refs. In Russian.

A conical shock tube is used to study the impact of a sonic-boom wave on the upper portion of a model structure (paralelepiped) to determine the time-behavior of the pressure acting on a building. The effects of diffraction and reflection of the N-wave at the corners and roof of the model are taken into consideration. The effect of the low-pressure wave arising at an upper corner of the building on the pressure distribution over the wall exposed to the shock wave is evaluated. The pressure on the building near the apex of a triangular corner is plotted against time.

S.D.

A75-28668 # **Influence of fuselage flexibility on the stress-strain state of the wing (O vliianii podatlivosti fiuzeliazha na napriazhenno-deformirovannoe sostoianie kryla).** V. A. Belous. *TsAGI, Uchenye Zapiski*, vol. 4, no. 5, 1973, p. 119-124. In Russian.

Some aspects of the calculation of the stresses and strains in a wing, in the case where the middle surface of the wing is arbitrarily spaced from the neutral line of the fuselage. A panel/girder scheme for the solution of the problem is proposed, and is applied to wing stress calculations for low-wing, midwing, and high-wing monoplane. The stresses caused by plane deformation of the wing middle surface are compared to stresses arising due to wing twist.

V.P.

A75-28671 # **Nonlinear problem of the unsteady flow past an airfoil lattice (Nelineinaia zadacha o nestatsionarnom obtekanii reshetki profilei).** V. P. Riabchenko. *TsAGI, Uchenye Zapiski*, vol. 4, no. 6, 1973, p. 8-16. 7 refs. In Russian.

A numerical method is proposed for solving the nonlinear problem for an airfoil lattice which, starting from rest, performs arbitrary motions in ideal incompressible potential flow. The solution is obtained in time steps, at each of which the problem becomes a linear one. The method is essentially an extension of a method proposed by Riabchenko and Saren (1972) for the linear problem of the flow past a vibrating lattice of arbitrary airfoils. As an example, the method is applied to the synchronous harmonic in-phase and out-of-phase vibrations of airfoils. V.P.

A75-28676 # Qualitative analysis of a family of extremums in a problem involving optimal control of aircraft motion (Kachestvennoe issledovanie semeistva ekstremalei v odnoi zadache optimal'nogo upravleniia dvizheniem samoleta). V. F. Illarionov and V. T. Pashintsev. *TsAGI, Uchenye Zapiski*, vol. 4, no. 6, 1973, p. 58-65. In Russian.

An energy method is applied to the problem of optimizing flight control for minimum fuel consumption over a prescribed range. A procedure is proposed for determining, in the altitude-velocity plane, the loci of points corresponding to moments at which instantaneous steady optimum-trust modes are realized and for establishing the direction in which the phase point moves. V.P.

A75-28680 # An example of boundary layer flow with two instability regions (Primer techeniia v pograničnom sloe s dvumia oblastiami neustoičivosti). V. M. Lytovinov. *TsAGI, Uchenye Zapiski*, vol. 4, no. 6, 1973, p. 88-93. 8 refs. In Russian.

The stability of the boundary layer flow on a wing is analyzed in a direction normal to the mainstream for the case where S-shaped velocity profiles with two points of inflection may occur beyond the line of minimum pressure. Numerical calculations indicate that for such velocity profiles, the region of instability is bounded by two intersecting neutral curves. It is shown that the phase velocity of the disturbances near the critical Reynolds number is close to the velocity at the point of inflection situated nearer to the wall. The minimum Reynolds number along a second neutral curve is found to be noncritical. S.D.

A75-28687 # Allowance for the elastic deformation of the wing in its own plane in the calculation of the skewsymmetric vibrations of an aircraft with a small-aspect-ratio wing (Učet uprugoi deformatsii kryla v svoei ploskosti pri rasčete antisimmetričnykh kolebanii samoleta s krylom malogo učlineniia). V. A. Mosunov. *TsAGI, Uchenye Zapiski*, vol. 4, no. 6, 1973, p. 131-137. In Russian.

A75-28717 * New evidence of the mechanisms of noise generation and radiation of a subsonic jet. L. Maestrello and S. P. Pao (NASA, Langley Research Center, Hampton, Va.). *Acoustical Society of America, Journal*, vol. 57, Apr. 1975, p. 959, 960.

A75-28769 # Take-off instrument for assessing achieved performance during take-off and a take-off accident analysed in context. J. H. H. Grover (Miles-Phoenix, Ltd.). In: International Aerospace Instrumentation Symposium, 8th, Cranfield, Beds., England, Mar. 24-27, 1975, Proceedings. London, Royal Aeronautical Society, 1975. 12 p.

Criteria defining adequate aircraft performance during takeoff are assessed, and the Miles-Phoenix runway distance indicator (RDI) is recommended as a highly effective safety measure. This instrument shows aircraft speed and runway distance remaining in relation to a decision point, at which takeoff (good performance) or deceleration (poor performance) courses can be chosen. It is suggested that an accident occurring at Anchorage, Alaska in 1970 could have been averted if this equipment had been in use. S.J.M.

A75-28770 # A specialised recording system for the measurement of helicopter rotor blade performance in flight. F. B. Moulang (Royal Aircraft Establishment, Bedford, Hants., England). In: International Aerospace Instrumentation Symposium, 8th, Cranfield, Beds., England, Mar. 24-27, 1975, Proceedings. London, Royal Aeronautical Society, 1975. 12 p.

Flight measurements of the detailed aerodynamic performance of helicopter aerofoil sections have been made at the Royal Aircraft Establishment, Bedford as part of a continuing program to increase overall helicopter rotor performance. This paper describes a complete system designed for the acquisition and analysis of large numbers of blade surface pressures. The large amount of data involved in these measurements demands an automatic processing method. The data is therefore recorded on magnetic tape and is processed via a complex hybrid computing installation to give a final output in the form of graphic displays (which may be hard copy) and tabulated coefficients. (Author)

A75-28771 # Application of a new slip-ringless propeller blade measurement system. M. J. Walker (National Aviation Facilities Experimental Center, Atlantic City, N.J.). In: International Aerospace Instrumentation Symposium, 8th, Cranfield, Beds., England, Mar. 24-27, 1975, Proceedings. London, Royal Aeronautical Society, 1975. 10 p.

A propeller-mounted blade vibration data system has been used for the acquisition of propeller-operating stress data for single and twin engine general aviation aircraft in flight. The system overcomes the difficulties of traditional slip-ring and brush assemblies. Tests have proven it to be highly accurate, and results obtained with it have been reproducible. S.J.M.

A75-28774 * # A new flight test data system for NASA aeronautical flight research. K. C. Sanderson (NASA, Flight Research Center, Edwards, Calif.). In: International Aerospace Instrumentation Symposium, 8th, Cranfield, Beds., England, Mar. 24-27, 1975, Proceedings. London, Royal Aeronautical Society, 1975. 17 p. 10 refs.

The airborne integrated flight test data system (AIFTDS) is described. This system integrates an airborne digital computer with a high-bit-rate pulse code modulation system. Its design was influenced by in-house technical experience with similar modules and by the multiproject environment in which it was expected to operate. The present work describes events leading to the development of the system, reviews factors that influenced the objectives for the system and the resulting design, and describes the elements themselves. Block diagrams supplement the text. S.J.M.

A75-28778 # Development of an R.F. telemetry system. H. W. Redhead. In: International Aerospace Instrumentation Symposium, 8th, Cranfield, Beds., England, Mar. 24-27, 1975, Proceedings. London, Royal Aeronautical Society, 1975. 7 p.

A multi-channel miniature telemetry system designed to obtain dynamic stress and temperature data from engine rotors is described. Data recording and analysis, system construction, the module test sequence, system build, engine installation, running experience, and system development are discussed. Emphasis in design was placed on presentation of the data in a form readily assimilable by the engineer. S.J.M.

A75-28781 # Wide bandwidth optical telemetry link for ground testing of equipment in high EMI environments. C. G. Wildey, J. M. Ley, and J. S. Mitchell (Electro Optic Developments, Ltd., Brentwood, Essex, England). In: International Aerospace Instrumentation Symposium, 8th, Cranfield, Beds., England, Mar. 24-27, 1975, Proceedings. London, Royal Aeronautical Society, 1975. 9 p. 7 refs. Research supported by the Royal Aircraft Establishment.

The present work describes a wide-bandwidth (approximately 100 MHz) laser telemetry link developed to provide a telemetry facility in intense electromagnetic pulse environments. The equipment was intended for ground testing of aircraft subsystems subjected to electrically simulated nuclear environments. The optical system discussed has important advantages over microwave transmitters for this purpose. S.J.M.

A75-28785 # A new centralised warning display for aircraft. S. Beddoe (Plessey Co., Ltd., Titchfield, Hants., England). In: International Aerospace Instrumentation Symposium, 8th, Cranfield, Beds., England, Mar. 24-27, 1975, Proceedings. London, Royal Aeronautical Society, 1975. 9 p. Research supported by the Ministry of Defence (Procurement Executive).

The present work outlines the development of a new improved central warning display for aircraft. The project was undertaken because it was considered that significant improvements in both performance and reliability could be achieved over existing designs. The new design uses an assembly of miniature electromagnetic indicators of improved construction in association with an original process of low-level lighting. Various tests were carried out to assist in making the decision to employ electromagnetic indicators rather than the more common semiconductor interface displays. S.J.M.

A75-28786 # Integrated avionics - Controls and displays for helicopter IFR operation. F. J. Winter, Jr. (USAF, Flight Dynamics Laboratory, Wright-Patterson AFB, Ohio). In: International Aerospace Instrumentation Symposium, 8th, Cranfield, Beds., England, Mar. 24-27, 1975, Proceedings. London, Royal Aeronautical Society, 1975. 11 p.

A flight research effort has been established to investigate all aspects of helicopter instrument flight rule (IFR) operations ranging from lift-off through transition to cruise and approach to hover and landing. The basic purpose is to evaluate recent developments in rotary wing instrument flight capability. These developments center around vehicle controllability through both control/display and stability augmentation systems. The configuration to be first evaluated was designed from the results documented by actual pilot performance during typical rotary wing IFR maneuvers. The maneuver profiles were designed and flown to record pilot activity and aircraft attitude. Several subject pilots flew the designed profiles to establish in what areas improvements were required. Each pilot's performance was then computerized to create a 'mean' value of pilot ability to perform prescribed tasks. The analysis of the data gathered determined in what areas pilot performance could most likely be improved through refined helicopter controls and displays. (Author)

A75-28787 A new J band pulsed radar altimeter. W. P. Northen (Plessey Co., Ltd., Ilford, Essex, England) and I. D. Longstaff (Royal Radar Establishment, Malvern, Worcs., England). In: International Aerospace Instrumentation Symposium, 8th, Cranfield, Beds., England, Mar. 24-27, 1975, Proceedings. London, Royal Aeronautical Society, 1975. 12 p.

A new pulsed radar altimeter has been developed for small helicopter and light aircraft applications. A number of improvements on current altimeters have been possible through the choice of a high resolution system operating at J band. The aerials have been combined into the same box as the T/R Unit. High resolution has allowed the use of a simplified leading edge tracker. A technique of continuous reference tracking has been adopted to improve accuracy and integrity. Flight testing has shown that the system performance is suited to many low level applications. (Author)

A75-28788 # Altimeters - The way ahead. A. N. Du Feu (Smiths Industries, Ltd., Wembley, Middx., England). In: International Aerospace Instrumentation Symposium, 8th, Cranfield, Beds., England, Mar. 24-27, 1975, Proceedings. London, Royal Aeronautical Society, 1975. 14 p. 12 refs.

Four key features responsible for the present form of the altimeter and determining its future course of development are

examined: pilot's display (presentation), accuracy and performance, reliability, and operating principle. It is concluded that no great change is foreseen in the display presentation of altimeters (that the counter/pointer type will become almost universal); that servo altimeters will gradually replace mechanical ones; that baro altitude will continue to be the main altitude reference up to altitudes of at least 50,000 feet; and that radio altimeters will expand their role of providing accurate landing references. S.J.M.

A75-28790 # Airborne equipment for use with the microwave landing system. J. P. Birchenough and K. Lawson (Plessey Co., Ltd., Ilford, Essex, England). In: International Aerospace Instrumentation Symposium, 8th, Cranfield, Beds., England, Mar. 24-27, 1975, Proceedings. London, Royal Aeronautical Society, 1975. 11 p.

Several proposed alternatives to the instrument landing system (ILS) presently in use, which fall under the heading 'microwave landing system' (MLS), are reviewed. Disadvantages of the ILS, general requirements for the MLS, the Doppler MLS design, ground guidance installations, the 'ILS replacement' airborne receiver, the comprehensive modular receiver, and airborne equipment integrity are considered. S.J.M.

A75-28791 # Characteristics of MLS signals and their effect on flight control systems. G. McConville (Smiths Industries, Ltd., Wembley, Middx., England). In: International Aerospace Instrumentation Symposium, 8th, Cranfield, Beds., England, Mar. 24-27, 1975, Proceedings. London, Royal Aeronautical Society, 1975. 11 p.

A three-part study was undertaken to assess MLS performance. The study simulated maneuvers executed to exercise the aircraft/autopilot combination in the appropriate modes. The elevation 1 MLS model assumed the aircraft to be initially flying at a constant height of 2000 ft.; the azimuth study had the plane initially flying in heading steering mode to give a 45 deg intercept with the ILS radial; and the elevation 2 MLS model supposed that the aircraft was initially established on a 3 deg glide path. Means by which the integrity of an AFCS can be influenced by the MLS are discussed. S.J.M.

A75-28792 # The range of airborne processing available to the future user of the Doppler MLS. P. Barton, F. G. Overbury, and P. K. Blair (Standard Telecommunication Laboratories, Ltd., Harlow, Essex, England). In: International Aerospace Instrumentation Symposium, 8th, Cranfield, Beds., England, Mar. 24-27, 1975, Proceedings. London, Royal Aeronautical Society, 1975. 12 p.

The Doppler MLS operational parameters and range of application are considered. The principles of Doppler scanning signal generation, the basis of airborne processing, narrow-band filtering, time gating and tracking methods, the fixed-course discriminator, the selectable course discriminator, the sine-cosine tracker for wide coverage azimuth or elevation 1 systems and the high-performance elevation processor for low-angle coverage are discussed and described. S.J.M.

A75-28793 # Astrolabe - A synthetic circular aperture system for landing and navigation. J. Dorey and G. Garnier (ONERA, Châtillon-sous-Bagneux, Hauts-de-Seine, France). In: International Aerospace Instrumentation Symposium, 8th, Cranfield, Beds., England, Mar. 24-27, 1975, Proceedings. London, Royal Aeronautical Society, 1975. 14 p.

The new Astrolabe MLS is described in terms of its theoretical properties and preliminary reexperimental results. In this system, the two angular coordinates (elevation and azimuth) are obtained by two-dimensional phase modulation of a microwave carrier induced by the continuously rotating motion of an isotropic antenna. It is

A75-28797

explained how, by using quasi-holographic techniques in signal processing, it is possible to obtain a multifunctional system for both the air-derived and ground-derived configurations. This multifunctional system combines (1) takeoff, approach and landing aid, (2) display of the external situation for navigational aids, and (3) zone navigation. S.J.M.

A75-28797 # The development of a serial P.C.M. instrumentation system. M. J. Taylor (Hawker Siddeley Aviation, Ltd., Woodford, Essex, England). In: International Aerospace Instrumentation Symposium, 8th, Cranfield, Beds., England, Mar. 24-27, 1975, Proceedings. London, Royal Aeronautical Society, 1975. 14 p.

The current work covers progress from specification to test work on a PCM instrumentation system. It also describes some of the experiences and results from its use during 70 hours of development flying for the Victor K.Mk.2 tanker aircraft. Photographs and diagrams supplement the text. Specifications include large input capacity, flexible sampling rate, and computerized data recovery.

S.J.M.

A75-28801 # The benefits of real time computer analysis of experimental aircraft flight test data. R. P. LeCann (Grumman Data Systems Corp., Bethpage, N.Y.). In: International Aerospace Instrumentation Symposium, 8th, Cranfield, Beds., England, Mar. 24-27, 1975, Proceedings. London, Royal Aeronautical Society, 1975. 12 p.

The process of multidiscipline or integrated testing used in conjunction with real-time computer analysis is described, and its benefits to flight testing are indicated. Its effect is most noticeable during the initial development phase of envelope expansion. Flying qualities testing, a flight loads program, performance testing, propulsion testing, and limit checking with this process are considered.

S.J.M.

A75-28802 # Testing the MLS Doppler concept. A. E. Brindley and L. C. Calhoun (IIT Research Institute, Chicago, Ill.). In: International Aerospace Instrumentation Symposium, 8th, Cranfield, Beds., England, Mar. 24-27, 1975, Proceedings. London, Royal Aeronautical Society, 1975. 12 p.

The present paper describes an experimental program conducted to develop and MLS to replace existing ILS equipment in the 1980s. The program is deemed to have been successful, and it selected the Doppler technique rather than the scanning beam method for further testing. Instrumentation design, data reduction, data acquisition, field tests, results of a concept validation program, and a multipath investigation are described. The following features of the flexibly designed data collection and reduction system made for simplicity in programming: (1) standard variable names, (2) standard input, output, and conversion program, and (3) use of FORTRAN IV and a standard plotting language.

S.J.M.

A75-28866 # Fatigue strength of D16T Duralumin at normal and elevated temperatures as a function of the cycling rate (Soprotivlenie duraliumina D16T ustalostnomu razrusheniiu pri normal'noi i povyshennoi temperaturakh v zavisimosti ot skorosti tsiklicheskogo nagruzheniia). A. V. Karlashov, V. V. Sazonov, and V. P. Tokarev (Kievskii Institut Inzhenerov Grazhdanskoi Aviatsii, Kiev, Ukrainian SSR). *Problemy Prochnosti*, Feb. 1975, p. 84-87. 9 refs. In Russian.

STAR ENTRIES

N75-19127* Michigan Univ., Ann Arbor. Dept. of Aerospace Engineering.

EFFECTS OF VISUAL FLIGHT DISPLAY DYNAMICS ON ALTITUDE TRACKING PERFORMANCE IN A FLIGHT SIMULATOR

E. F. Weener, R. M. Howe, and R. W. Pew *In* MIT Proc. of the 9th Ann. Conf. on Manual Control 1973 p 3-8

CSCS 05E

The effects were studied of visual display dynamics on pilot tracking performance in a simulator. The tracking task consisted of maintaining the piloted aircraft at the same altitude as two aircraft positioned three-hundred feet ahead; as would be required in level formation flying. The two leading aircraft were represented symbolically along with the horizon on a CRT display. Vertical position of these aircraft with respect to the horizon indicated the altitude of the subject's aircraft, which was disturbed by atmospheric turbulence. Various bandwidths of second-order dynamics were interposed between the true aircraft altitude and the displayed altitude, whereas no dynamics were interposed in the attitude display. Experiments were run using two experienced pilots and two substantially different longitudinal dynamics for the piloted aircraft. Preliminary results indicate a significant decrease in altitude tracking performance for display dynamics with natural frequencies below ten radians per second. Author

N75-19128* National Aeronautics and Space Administration. Ames Research Center, Moffett Field, Calif.

A STUDY ON AIRCRAFT MAP DISPLAY LOCATION AND ORIENTATION

D. L. Baty, T. E. Wempe, and E. M. Huff *In* MIT Proc. of the 9th Ann. Conf. on Manual Control 1973 p 9-24 refs

CSCS 01D

Six airline pilots participated in a fixed-base simulator study to determine the effects of two Horizontal Situation Display (HSD/map) panel locations relative to the Vertical Situation Display (VSD), and of three map orientations on manual piloting performance. Pilot comments and opinions were formally obtained. Significant performance differences were found between wind conditions, and among pilots, but not between map locations and orientations. The results also illustrate the potential tracking accuracy of such a display. Recommendations concerning display location and map orientation are made. Author

N75-19131* Ohio State Univ., Columbus. Dept. of Aviation. **A TACTUAL PILOT AID FOR THE APPROACH-AND-LANDING TASK: INFLIGHT STUDIES**

Richard D. Gilson and Robert E. Fenton *In* MIT Proc. of the 9th Ann. Conf. on Manual Control 1973 p 49-53 refs

CSCS 01C

A pilot aid -- a kinesthetic-tactual compensatory display -- for assisting novice pilots in various inflight situations has undergone preliminary inflight testing. The efficacy of this display, as compared with two types of visual displays, was evaluated in both a highly structured approach-and-landing task and a less structured test involving tight turns about a point. In both situations, the displayed quantity was the deviation (α sub 0 - α) in angle at attack from a desired value α sub 0. In the former, the performance with the tactual display was comparable with that obtained using a visual display of (α

sub 0 - α), while in the later, substantial improvements (reduced tracking error (55%), decreased maximum altitude variations (67%), and decreased speed variations (43%)), were obtained using the tactual display. It appears that such a display offers considerable potential for inflight use. Author

N75-19132* Bolt, Beranek, and Newman, Inc., Cambridge, Mass. **EVALUATION OF TACTUAL DISPLAYS FOR FLIGHT CONTROL**

William H. Levison, Robert B. Tanner, and Thomas J. Triggs *In* MIT Proc. of the 9th Ann. Conf. on Manual Control 1973 p 55-71 refs Sponsored in part by ARPA

(Contract N00014-73-C-0031)

CSCS 01C

Manual tracking experiments were conducted to determine the suitability of tactual displays for presenting flight-control information in multitask situations. Although tracking error scores are considerably greater than scores obtained with a continuous visual display, preliminary results indicate that inter-task interference effects are substantially less with the tactual display in situations that impose high visual scanning workloads. The single-task performance degradation found with the tactual display appears to be a result of the coding scheme rather than the use of the tactual sensory mode per se. Analysis with the state-variable pilot/vehicle model shows that reliable predictions of tracking errors can be obtained for wide-band tracking systems once the pilot-related model parameters have been adjusted to reflect the pilot-display interaction. Author

N75-19133* Air Force Inst. of Tech., Wright-Patterson AFB, Ohio.

PITCH PAPER PILOT REVISITED

John D. Arnold, Robert B. Johnson, and James D. Dillow *In* MIT Proc. of the 9th Ann. Conf. on Manual Control 1973 p 75-81 refs

CSCS 01C

Two methods are described for predicting the handling qualities of an aircraft in pitch. Both methods are based on minimizing a pilot rating expression with respect to free pilot parameters. In one case the pilot rating expression was developed from a set of moving base simulation data. In the other case, the pilot rating expression was developed from a set of fixed base simulation data. In both cases pilot rating is primarily a function of pitch attitude and pitch rate; however, in the moving base case, the pilot rating is more sensitive to pitch rate than in the fixed base case. For each method, predicted pilot ratings and performance measures agree well with the measured data corresponding to that case. Both methods are used to predict pilot ratings for a set of flight test configurations and the results of the two methods agree to within one half a rating unit. The predicted ratings in both cases correlate well with the actual pilot ratings from the flight tests. Author

N75-19134* Air Force Inst. of Tech., Wright-Patterson AFB, Ohio.

ROLL PAPER PILOT

Flynnoy R. Naylor, James D. Dillow, and Russell A. Hannen *In* MIT Proc. of the 9th Ann. Conf. on Manual Control 1973 p 83-92 refs

CSCS 01C

A mathematical model for predicting the pilot rating of an aircraft in a roll task is described. The model includes: (1) the lateral-directional aircraft equations of motion; (2) a stochastic gust model; (3) a pilot model with two free parameters; and (4) a pilot rating expression that is a function of rms roll angle and the pilot lead time constant. The pilot gain and lead time constant are selected to minimize the pilot rating expression. The pilot parameters are then adjusted to provide a 20% stability margin and the adjusted pilot parameters are used to compute a roll paper pilot rating of the aircraft/gust configuration. The roll paper pilot rating was computed for 25 aircraft/gust configurations. A range of actual ratings from 2 to 9 were encountered and the roll paper pilot ratings agree quite well with the actual ratings. In addition there is good correlation between predicted and measured rms roll angle. Author

N75-19135* Air Force Flight Dynamics Lab., Wright-Patterson AFB, Ohio.

PAPER PILOT PONDERES SUPERSONIC TRANSPORTS

John R. Stone *In* MIT Proc. of the 9th Ann. Conf. on Manual Control 1973 p 95-101 refs

CSCL 01C

The application is described of the digital program Pitch Paper Pilot to a presimulation analysis of a large delta wing aircraft similar to the Concorde supersonic transport. Pilot acceptance (in terms of Cooper-Harper ratings), pilot model parameters, and pilot-vehicle performance were predicted by Paper Pilot and compared to actual inflight measures. Results are good and illustrate the value of using the Paper Pilot concept during the planning stages of simulation. Author

N75-19137* Bolt, Beranek, and Newman, Inc., Cambridge, Mass. **A DISPLAY EVALUATION METHODOLOGY APPLIED TO VERTICAL SITUATION DISPLAYS**

Sheldon Baron and William H. Levison *In* MIT Proc. of the 9th Ann. Conf. on Manual Control 1973 p 121-132 refs

(Contract NAS2-6652)

CSCL 01D

An approach to display evaluation based on the optimal-control or state-variable model of the human operator is described. The approach evolved over the past several years, and is believed to have significant advantages for display evaluation. The foundations of the methodology are briefly described, and results are presented of its application to the analysis of vertical situation displays for STOL approach. This analysis includes the effects of both status and command displays on pilot workload and system performance. Author

N75-19138* McDonnell-Douglas Corp., Long Beach, Calif. **A CONFORMAL HEAD-UP DISPLAY FOR THE VISUAL APPROACH**

J. M. Naish *In* MIT Proc. of the 9th Ann. Conf. on Manual Control 1973 p 133-145 refs

CSCL 01D

The degree of conformity used in matching a superimposed display to its visual background is considered in relation to the information available for vertical guidance and control during a purely visual approach. The information may be represented by individual symbols or combined in a single symbol, and the relative merits of these methods are discussed. A fully conformal display format is developed for the purpose of showing both the position and direction of the flight path, with provision for the effects of disturbances, ILS compatibility, and control needs. The field of view needed for all conditions and phases of the visual approach with a fully conformal display is studied in relation to the limitations of conventional collimator systems. Methods are discussed which depend on deviation of the sight line, and on windshield reflection of the uncollimated image of a simple pointer. Limited flight tests show some promise for the uncollimated method. Author

N75-19140* Bolt, Beranek, and Newman, Inc., Cambridge, Mass. **A MODEL BASED TECHNIQUE FOR THE DESIGN OF FLIGHT DIRECTORS**

William H. Levison *In* MIT Proc. of the 9th Ann. Conf. on Manual Control 1973 p 163-172 refs

(Contract NAS2-6652)

CSCL 01C

A new technique for designing flight directors is discussed. This technique uses the optimal-control pilot/vehicle model to determine the appropriate control strategy. The dynamics of this control strategy are then incorporated into the director control laws, thereby enabling the pilot to operate at a significantly lower workload. A preliminary design of a control director for maintaining a STOL vehicle on the approach path in the presence of random air turbulence is evaluated. By selecting model

parameters in terms of allowable path deviations and pilot workload levels, a set of director laws is achieved which allows improved system performance at reduced workload levels. The pilot acts essentially as a proportional controller with regard to the director signals, and control motions are compatible with those appropriate to status-only displays. Author

N75-19141* Deutsche Forschungs- und Versuchsanstalt fuer Luft- und Raumfahrt, Oberpfaffenhofen (West Germany). **IMPROVEMENTS IN PILOT/AIRCRAFT-INTEGRATION BY ADVANCED CONTACT ANALOG DISPLAYS**

V. Wilckens *In* MIT Proc. of the 9th Ann. Conf. on Manual Control 1973 p 175-192 refs

CSCL 01D

Several expert statements selected from literature and concerning the qualities of modern information displays lead to the definition of a number of requirements which should be covered by the displays of the future. It is shown that abstract displays principally cannot fulfill all these demands and that simply superimposing abstract symbols with the natural view of the outside world or with its artificial equivalent will not result in an optimum solution. Some test results are shown for confirmation of the concept: special and general problems are touched. Author

N75-19165 Polish Academy of Sciences, Warsaw. **COMPUTATION OF AIRFOIL DRAG PROFILES [OB- LICZENIA OPORU PROFILOW LOTNICZYCH]**

Zenon Nowak 1974 39 p refs *In* POLISH (Rept-35/1974) Avail: Issuing Activity

An algorithm is described for the automatic calculation of the drag coefficients of airfoil profiles at an angle of attack value not greater than a few degrees, a given value of the Reynolds number, and the value of the Mach number near zero. The computation also supports the classical theory of boundary layers. A computer program is presented in ALGOL 1204 language together with a description of its usage. Transl. by M.J.S.

N75-19166 Stanford Univ., Calif. **FLAPPING RESPONSE CHARACTERISTICS OF HINGELESS ROTOR BLADES BY A GENERALIZED HARMONIC BALANCE METHOD Ph.D. Thesis**

David Allen Peters 1974 175 p
Avail: Univ. Microfilms Order No. 74-27083

Linearized equations of motion for the flapping response of flexible rotor blades in forward flight are derived in terms of generalized modal coordinates using the Rayleigh-Ritz method. The equations are sufficiently general to apply to hingeless or articulated rotors (with hinge offset and root spring restraint), including variable section properties and pitch-flap coupling. The aerodynamic model includes the reversed flow region, compressibility, and radial and azimuthal variations in the lift-curve slope. The basic physical characteristics of hingeless rotor response derivatives are examined. First, approximate expressions for certain rotor derivatives are obtained (with some simplifications and assumptions) to gain direct insight into hingeless rotor response mechanisms. Second, numerical results are presented to illustrate the relationships between basic rotor parameters and rotor response characteristics. Rotor response derivatives are then calculated using a variety of mathematical modeling assumptions to determine the sensitivity of the results to modeling approximations. Dissert. Abstr.

N75-19167 Stanford Univ., Calif. **ROTATION IN VIBRATION, OPTIMIZATION, AND AERO-ELASTIC STABILITY PROBLEMS Ph.D. Thesis**

Krishna Rao Venkata Kaza 1974 193 p
Avail: Univ. Microfilms Order No. 74-27045

The governing equations of motion for the study of vibration and dynamic stability of a rapidly rotating deformable body are developed starting from the nonlinear theory of elasticity. Vibration frequencies in perpendicular planes of a rotating uniform beam inclined at an arbitrary angle of the axis of rotation are calculated. A stability analysis of this beam is performed with the angle of inclination and rotational speed as parameters.

Optimum depth and the optimum mass distribution of a rotating beam with a fundamental flapping frequency and rotational speed is calculated using a numerical iterative method to solve the resulting two-point nonlinear boundary-value problem. The effect of steady coning angle and internal damping at the blade flapping hinge on whirl flutter stability in prop-rotors is investigated. The developed mathematical equations and their analyses are applied to wind tunnel models. The results indicate that these new parameters have a marked influence on stability, and that they change the critical flutter mode. The destabilizing effect of damping at the blade flapping hinge is discovered to be analogous to the effects of internal damping in gyroscopic systems.

Dissert. Abstr.

N75-19168 Cincinnati Univ., Ohio.
**ANALYSIS OF THICK TURBULENT JET FLOWING ROUND:
A CIRCULAR CYLINDER Ph.D. Thesis**

Sulaiman Owolabi Talabi 1974 123 p
Avail: Univ. Microfilms Order No. 74-27147

Analytical and experimental investigations of the flow of a thick, turbulent, and incompressible jet over a circular cylinder are carried out. A mathematical model which uses the concept of equivalent uniform velocity profile is constructed. Based on this model, radial and surface pressure distributions over the surface of the cylinder are predicted. Fekete and Guittou's empirical relation of the growth rate of turbulent jets flowing over curved surfaces is used in conjunction with some of the present experimental data to propose an analytical relation between the exit jet height and the angle of separation. Properties of the jet are studied and are graphically illustrated. Data on the separation angles for large ratios of exit jet height to radius of cylinder are also presented. Experimental data show that, at high Reynolds numbers, the separation angle is very sensitive to the ratio of exit height to cylinder radius when that ratio is about 0.33.

Dissert. Abstr.

N75-19169 Tennessee Univ., Knoxville.
**STUDY OF TRANSONIC FLOW OVER VARIOUS BODIES
Ph.D. Thesis**

Heinz Hermann Venghaus 1974 121 p
Avail: Univ. Microfilms Order No. 74-27245

Several inviscid transonic flow problems were analyzed and solved, by utilizing the high speed computer. The inviscid transonic flow over various frontbody-cylinder configurations, including small angles of attack, was calculated by the nonlinear-linear stretching scheme. A transonic flow theory for a conical flare was developed to determine the flow over a flared part of a body configuration in the lower transonic regime. The inviscid transonic flow field over a long cavity was calculated by a mixed finite difference scheme. An inverse computation method was applied to a compressible subsonic flow over a long cavity, to calculate the inviscid streamline to a given experimental surface pressure distribution. The method of characteristics was applied to an under-expanded jet exhaust flow for the determination of the plume boundary.

Dissert. Abstr.

N75-19170 Pennsylvania State Univ., University Park.
**THE DYNAMIC RESPONSE OF AIRCRAFT ENCOUNTERING
AIRCRAFT WAKE TURBULENCE Ph.D. Thesis**

Robert Charles Nelson 1974 170 p
Avail: Univ. Microfilms Order No. 74-28974

This investigation deals with the dynamic behavior of an airplane encountering aircraft wake turbulence. A digital computer simulation was developed to study the response of an aircraft flying into a trailing vortex wake. The simulation includes the complete six degree of freedom equations of motion, a description of the vortex velocity field, unsteady aerodynamics, and pilot control input. The parameters, varied in this simulation, include the penetration angle, separation distance, aircraft size (for both the penetrating and generating aircraft), and pilot control input (single- or multi-axes). Predicted vortex induced motions are presented for a variety of probe aircraft. The probe aircraft selected are representative of general aviation, business, and light jet transport type aircraft. The aircraft used to generate the vortex wakes are representative of the commercial transport

fleet. The computer predictions indicate that relatively large aircraft (light jet transport) can experience unacceptable vortex-induced roll excursions.

Dissert. Abstr.

N75-19171 Arizona Univ., Tucson.
**UNSTEADY VISCOUS FLOW PAST A LIFTING PLATE Ph.D.
Thesis**

Robert Anthony Schmall 1974 200 p
Avail: Univ. Microfilms Order No. 74-28305

A technique for the analysis of unsteady viscous fluid flows past aerodynamic shapes is reported. The utility of this technique, called the vorticity source method, is demonstrated by application to the two-dimensional, constant property flow created by a finite chord flat plate that is impulsively accelerated from rest to a constant velocity. The plate is maintained at a constant angle of attack α , as measured between the plate chord and the velocity vector of the plate. The flow field development with time is calculated, using numerical solutions to the vorticity transport equation. The fluid far from the plate is at rest. Adopting elements of inviscid aerodynamic theory, the velocity field is related to the vorticity field through the Biot-Savart Law. The method also allows the numerical computations to be confined to the region of non-zero vorticity near the plate. This latter consideration is an advantage not found in conventional approaches based on the stream function.

Dissert. Abstr.

N75-19172 *# Iowa State Water Resources Research Inst., Ames.
Engineering Research Inst.
**INVISCID TO TURBULENT TRANSITION OF TRAILING
VORTICES**

James D. Iversen Nov. 1974 30 p refs
(Grant NsG-2040; ERI Proj. 1146-S)
(NASA-CR-142298; ISU-ERI-Ames-74241) Avail: NTIS
HC \$3.75 CSCL 01A

The characteristics of the plateau region in the vortex system which trails from a lifting wing are discussed. The decay of the vortex due to viscous or turbulent shear is very slow in the plateau so that the maximum tangential speed in the vortices remains nearly constant for some distance downstream of roll-up and then begins to decrease, becoming inversely proportional to the square root of the distance downstream. Mathematical models are developed to analyze the structure of the plateau area. Solutions are obtained for both constant and variable eddy viscosity models.

Author

N75-19173 *# MacNeal-Schwendler Corp., Los Angeles, Calif.
**IMPROVEMENTS TO THE SADSAM COMPUTER PROGRAM
FOR AEROELASTICITY ANALYSIS**

Robert G. Schwendler Mar. 1975 29 p refs
(Contract NAS1-12017)
(NASA-CR-132617) Avail: NTIS HC \$3.75 CSCL 01A

A computer program for calculating the elastic element forces and strain energy distribution for normal mode shapes is presented. The subjects discussed are: (1) revised aerodynamic force representation, (2) flap aerodynamics, (3) chordwise motions and aerodynamic forces, (4) wing-tail interaction, and (5) gust analysis. An aircraft configuration used in sample gust analysis is included.

Author

N75-19174 # National Aerospace Lab., Tokyo (Japan).
**A METHOD FOR PREDICTING UNSTEADY AERODYNAMIC
FORCES ON OSCILLATING WINGS WITH THICKNESS IN
TRANSONIC FLOW NEAR MACH NUMBER 1. PART 1:
TWO-DIMENSIONAL THEORY. PART 2: RECTANGULAR
WINGS**

Koji Isogai Jun. 1974 35 p refs
(NAL-TR-368T-Pt-1; NAL-TR-368T-Pt-2) Avail: NTIS
HC \$3.75

An approximate method for predicting aerodynamic loadings on circular-arc airfoils oscillating in two-dimensional transonic flow at Mach number 1 or very near 1 is presented. Employing an idea analogous to the local linearization concept, a linear partial differential equation with variable coefficients for an unsteady small disturbance velocity potential is transformed into an approximate integral equation, which relates an unknown load distribution to a normalwash condition. A method for solving

the integral equation is discussed and its working form is given together with appropriate forms of the kernel functions for numerical evaluation. Aerodynamic forces on circular-arc airfoils oscillating at Mach number 1 are calculated for several values of thickness to chord ratio and compared with those predicted by the sonic theory. A considerable effect of the airfoil thickness on both the magnitudes and phase angles of the aerodynamic forces is found, especially in the reduced frequency range from 0 to 0.2, where flutter usually occurs. Aerodynamic forces predicted by the present method are applied to a flutter calculation of a rectangular wing, and the effects of airfoil thickness on the flutter speed, which were observed in the experiment, are well predicted by the present method. Author

N75-19175# Cranfield Inst. of Technology (England). Coll. of Aeronautics.

LONGITUDINAL AERODYNAMIC DERIVATIVES OF A SLENDER DELTA WING RESEARCH AIRCRAFT EXTRACTED FROM FLIGHT DATA

V. Klein Jul. 1974 85 p refs
(Cranfield-Aero-27) Avail: NTIS HC \$4.75

The Maximum Likelihood parameter-estimation algorithm was used to extract the longitudinal aerodynamics derivative from flight data for the Handley Page HP 115 slender delta-wing research aircraft. The responses in the rate of pitch and vertical acceleration were excited from the horizontal steady-state flights at different air speeds by the elevon deflection. In some cases the measured time histories were converted into frequency response curves, from which the unknown parameters were estimated. For the low angle of attack measurements the linear model of the aircraft was adequate, whereas for the runs measured at high angle of attacks the non-linear model had to be used. Some identifiability problems were met because of the limited number of measured outputs and incorrect design of the experiment. The non-dimensional aerodynamic derivatives extracted were compared with those from wind-tunnel tests and steady-state measurements. A reasonable degree of consistency between the various sets of results was obtained. Author

N75-19176# National Aerospace Lab., Tokyo (Japan).

AN EXACT SOLUTION FOR TRANSONIC POTENTIAL FLOW PAST AEROFOIL SECTIONS

Susumu Takanashi Aug. 1974 31 p refs In JAPANESE; ENGLISH summary
(NAL-TR-383) Avail: NTIS HC \$3.75

A hodograph method is developed for obtaining exact solutions of transonic potential flow around lifting airfoils. The procedure of constructing compressible flows from incompressible flows is based on those of Lighthill and Nieuwland. In the present theory, however, the complex hodograph potential representing the starting incompressible flow is divided into two parts: one is a simple function which has the desired singularity of dipole and vortex at the point corresponding to infinity in the physical plane, and the other is chosen to be a regular function so that the total function represents a flow around a pseudo-elliptical body. This splitting of the solution has many advantages from the mathematical and computational points of view. The geometrical and aerodynamical characteristics of the resulting airfoils in the compressible flow are controlled by a number of parameters. A family of practically interesting transonic shock-free airfoils has been computed by changing the values of these parameters. An airfoil of this family was tested in the wind tunnel to compare with the theoretical prediction. Author

N75-19177# Cranfield Inst. of Technology (England). Coll. of Aeronautics.

PARAMETER IDENTIFICATION APPLIED TO AIRCRAFT

V. Klein [1974] 153 p refs
(Cranfield-Aero-26) Avail: NTIS HC \$6.25

All three steps in the identification, namely characterization, parameter estimation and verification are considered and applied to the determination of aircraft parameters from flight data. The estimation procedure includes the equation error method and the output error method with the weighted least squares, maximum likelihood and Bayesian estimation technique. The problems

concerning accuracy and identifiability are also discussed. A general computing algorithm is developed covering all estimation techniques described. It is applicable to linear as well as nonlinear systems and is flexible enough for the solution of various identifiability problems. Using this algorithm the computing program has been compiled in general terms to enable the user to achieve the objectives mentioned. As examples, the results of the identification of aircraft parameters and aerodynamic derivatives for four different aircraft are presented. They include the analysis of flight data from the Basset variable stability aircraft and the simulated data for a nonlinear model of the F-100 aircraft, and the flight data from the longitudinal motion of the HP-115 slender delta-wing research aircraft. Author

N75-19178*# TRW Systems, Redondo Beach, Calif. Applied Mechanics Dept.

TRW VORTEX-LATTICE METHOD SUBSONIC AERODYNAMIC ANALYSIS FOR MULTIPLE-LIFTING-SURFACES (N. SURFACE) TRW PROGRAM NUMBER HA010B

Antulio V. Gomez 1 Sep. 1972 266 p refs
(Contract NAS9-12330)
(NASA-CR-128588; TRW-20029-H110-R0-00) Avail: NTIS HC \$8.50 CSCL 01A

The program was designed to provide solutions of engineering accuracy for determining the aerodynamic loads on single- or multiple-lifting-surface configurations that represent vehicles in subsonic flight, e.g., wings, wing-tail, wing-canard, lifting bodies, etc. The preparation is described of the input data, associated input arrangement, and the output format for the program data, including specification of the various operational details of the program such as array sizes, tape numbers utilized, and program dumps. A full description of the underlying theory used in the program development and a review of the program qualification tests are included. Author

N75-19179*# Kanner (Leo) Associates, Redwood City, Calif.
DYNAMICS OF THE MOTION OF A BODY WITH ALLOWANCE FOR THE UNSTEADY STATE OF THE FLOW ABOUT IT

S. M. Belotserkovskiy, Yu. A. Kochetkov, and V. K. Tomshin
Washington NASA Feb. 1975 17 p refs Transl. into ENGLISH from Izv. Akad. Nauk SSSR, Mekh. Tverd. Tela (USSR), May-Jun. 1974 p 35-43
(Contract NASw-2481)

(NASA-TT-F-16133) Avail: NTIS HC \$3.25 CSCL 01A

A numerical method and an approximate method based on the approximation of transient aerodynamic functions by exponential curves are proposed for the solution of the integrodifferential equations to which some dynamics problems reduce. The approximate method leads to systems of ordinary differential equations with constant coefficients. The methods are applied to solving three problems in flight dynamics. Solutions of exact equations are analyzed. Author

N75-19180*# National Aeronautics and Space Administration, Lewis Research Center, Cleveland, Ohio.

INTEGRATION OF AFT-FUSELAGE-MOUNTED FLOW THROUGH ENGINE NACELLES ON AN ADVANCED TRANSPORT CONFIGURATION AT MACH NUMBERS FROM 0.6 TO 1.0

Bernard J. Blaha Washington Mar. 1975 72 p refs
(NASA-TM-X-3178) Avail: NTIS HC \$4.25 CSCL 01C

An approximately 1/30th-scale model of a CTOL aircraft designed for efficient cruise between Mach 0.9 and 0.98 was tested in the Lewis Research Center's 8- by 6-Foot Supersonic Wind Tunnel. Aft-fuselage axial force and pressure were measured for a series of locally area-ruled engine installations. Two flow-through nacelles with different exit diameters which simulated inlet mass flow ratios of 0.46 and 0.6 (based on maximum nacelle cross-sectional area) were investigated. Both an NACA-1 cowl and a blunter supercritical cowl were tested with these nacelles. Variations in the amount of local area ruling were investigated and an aft fuselage without nacelles was tested for reference. Results observed with flow-through nacelles indicate that efficient cruise may be obtained on this type of aircraft with aft-fuselage-mounted engine nacelles. Author

N75-19181*# National Aeronautics and Space Administration, Ames Research Center, Moffett Field, Calif.

EXPERIMENTAL AERODYNAMIC CHARACTERISTICS FOR A CYLINDRICAL BODY OF REVOLUTION WITH SIDE STRAKES AND VARIOUS NOSES AT ANGLES OF ATTACK FROM 0 DEGREES TO 58 DEGREES AND MACH NUMBERS FROM 0.6 TO 2.0

Leland H. Jorgensen and Edgar R. Nelson Washington Mar. 1975 88 p refs
(NASA-TM-X-3130; A-5759) Avail: NTIS HC \$4.75 CSDL 01A

For a body of revolution with afterbody side strakes, an experimental investigation was conducted in the Ames 6- by 6-Foot Wind Tunnel to determine the effects on the aerodynamic characteristics of forebody geometry, nose strakes, body side strakes, Reynolds number, Mach number, and angle of attack. Aerodynamic force and moment characteristics were measured for the straked cylindrical afterbody (cylinder fineness ratio of 7) with tangent ogive noses of fineness ratio 2.5 to 5.0. In addition, the straked cylinder afterbody was tested with an ogive nose having a rounded tip and an ogive nose with two different nose strake arrangements. The data demonstrate that the aerodynamic characteristics for a body of revolution with side strakes can be significantly affected by changes in nose fineness ratio, nose bluntness, Reynolds number, Mach number, and, of course, angle of attack. Removing the strakes from the cylindrical aftersection greatly decreased the lift, but this removal hardly changed the maximum magnitudes of the undesirable side forces that developed at angles of attack greater than about 25 deg for subsonic Mach numbers. Author

N75-19182*# Linguistic Systems, Inc., Cambridge, Mass.
MECHANICS OF OPTIMUM THREE-DIMENSIONAL MOTION OF AIRCRAFT IN THE ATMOSPHERE

L. M. Shkadov, R. S. Bukhanova, V. F. Illarionov, and V. P. Plokhikh Washington NASA Mar. 1975 288 p refs Transl. into ENGLISH of the book "Mekhanika optimalnogo prostranstvennogo dvizheniya letatelnykh apparatov v atmosfere" Moscow, Mashinostroyeniye Press, 1972 240 p (Contract NASw-2482)

(NASA-TT-F-777) Avail: NTIS HC \$8.75 CSDL 01C

The theoretical bases are presented for the method of investigating an optimum three-dimensional maneuver of a hypersonic aircraft with the use of aerodynamic forces in motion in the atmosphere of a planet. The application of the method is illustrated by the solution of a number of specific problems associated with the maneuver: maximization of lateral range (slant range) in the launching of an orbiting craft (missiles) (in the absence and in the presence of limitations with respect to the heating temperature of the structure); rotation of the plane of the orbit by means of aerodynamic forces, and landing at a given point on the earth's surface. Author

N75-19183*# Franklin Inst. Research Labs., Philadelphia, Pa.
WIND TUNNEL TESTS OF A SYMMETRICAL AIRFOIL WITH SCOOP FED SLOTS

Charles A. Belsterling Nov. 1974 55 p ref
(Contract NAS1-12451)

(NASA-CR-132568; FIRC-C-3741-2) Avail: NTIS HC \$4.25 CSDL 01A

The design and wind tunnel test of a model vertical tail fin is described in this report. The model is designed to provide the aerodynamic forces necessary for lateral stabilization without moving parts or a separate source of power. It employs scoop-fed slots on both surfaces of the symmetrical airfoil. They are to be controlled differentially by means of a fluidic amplifier to implement an automatic fulltime lateral stabilization system. The results of tests show that the control of forces is stable and quite linear in various modes of operation. Significant forces were produced that can be increased as necessary by increasing slot size and scoop size. Slots can be located ahead of the conventional rudder and the scoop can be at the base of the vertical tail fin to avoid the need for major changes in conventional aircraft design. The first phase of the work demonstrated the feasibility of no-moving-parts aircraft control. The second phase established that a practical fluidic amplifier can be built to control slot flows

from fluidic signals. Recommendations are made to optimize the design of the fluidic amplifier and to characterize its dynamic response in support of further analytical studies. Author

N75-19184*# Boeing Commercial Airplane Co., Seattle, Wash.
LOW SPEED AND ANGLE OF ATTACK EFFECTS ON SONIC AND NEAR-SONIC INLETS

T. E. Hickcox, R. L. Lawrence, J. Syberg, and D. R. Wiley Mar. 1975 207 p refs
(Contract NAS3-18035)

(NASA-CR-134778; D6-42392) Avail: NTIS HC \$7.25 CSDL 01A

Tests of the Quiet, Clean Short-Haul Experimental Engine (QCSEE) were conducted to determine the effects of forward velocity and angle of attack on sonic and near-sonic inlet aerodynamic performance penalties and acoustic suppression characteristics. The tests demonstrate that translating centerbody and radial vane sonic inlets, and QCSEE high throat Mach number inlets, can be designed to operate effectively at forward speed and moderate angle of attack with good performance and noise suppression capability. The test equipment and procedures used in conducting the evaluation are described. Results of the tests are presented in tabular form. Author

N75-19185* Cambridge Univ. (England). Dept. of Engineering.

LIFTING SURFACE THEORY FOR A ROTATING SUBSONIC OR TRANSONIC BLADE ROW

M. Namba London ARC 1974 77 p refs Supersedes ARC-34126; ARC-34127 Sponsored in part by the Roy. Soc. of London
(ARC-R/M-3740; ARC-34126; ARC-34127) Avail: NTIS HC \$4.75; HMSO £2.95; PHI \$11.55

A lifting-surface method is presented for calculating the disturbance velocity and pressure fields as well as the aerodynamic lift distributions for a rotating thin blade row in a cylindrical duct at subsonic or transonic relative Mach numbers on the basis of an inviscid, isentropic, small disturbance three-dimensional flow theory. The most significant features of the method stem from a new mathematical treatment of the Fourier-Bessel double series, which consists of re-expanding radial eigenfunctions, i.e., Bessel functions, of an arbitrary circumferential order in terms of a set of radial eigenfunctions of the zero-th order in the same family. This permits the separation of the singular parts and the treatment of essentially a finite number of unknown parameters in solving the off-design problem. Some numerical examples of solutions of the off-design problem of a subsonic lifting blade row are presented, and the validity of the two-dimensional blade element concept, as well as the importance of various three-dimensional factors, are discussed. The analysis is also given for a transonic lifting blade row in which the relative Mach numbers at the blade tip exceed unity. The new mathematical treatment has turned out to be powerful in discriminating the supersonic singular parts from the subsonic ones. Numerical results are presented, which illustrate the comparison between the present lifting-surface theory and the strip theory and demonstrate the special features of the flows in transonic and supersonic axial compressors. It is found that the three-dimensional effects, i.e., the departure from the strip theory is greatest near the sonic radius. Author (ESRO)

N75-19186* East Anglia Univ., Norwich (England). School of Mathematics and Physics.

FLOW PAST CONICALLY-CAMBERED SLENDER DELTA WINGS WITH LEADING-EDGE SEPARATION

J. E. Barsby London ARC 1974 50 p refs Supersedes RAE-TR-72179; ARC-34435 Monitored by RAE, Farnborough, Engl.

(ARC-R/M-3748; RAE-TR-72179; ARC-34435) Avail: NTIS HC \$3.75; HMSO £1.95; PHI \$7.65

The vortex sheet model of leading edge separation previously applied to uncambered delta wings was applied to thin, conically cambered delta wings whose cross sections are circular arcs. The simplifications introduced by the use of slender body theory and an asymptotic treatment for the core of the vortex were

retained. Solutions were found showing a gradual growth of the leading edge vortex above the upper surface at incidences above that for attached flow for wings between the flat plate and the semi-circular cone. Variations of the shape and strength of the vortex sheet, the pressure distribution on the wing, and the lift and drag of the wing with camber and incidence are displayed. An attempt is made to relate the lifting efficiency of the wing to both the distribution of pressure over its surface and to the vorticity shed from its edges. The results support the choice of an attachment lift coefficient approximately half that at which the best performance is desired. Author (ESRO)

N75-19187# Royal Aircraft Establishment, Farnborough (England). Structures Dept.
CALCULATIONS OF GENERALISED AIRFORCES ON TWO PARALLEL LIFTING SURFACES OSCILLATING HARMONICALLY IN SUBSONIC FLOW
 D. E. Davies London Aeron. Res. Council 1974 86 p refs
 Supersedes RAE-TR-72180; ARC-34466
 (ARC-R/M-3749; RAE-TR-72180; ARC-34466) Avail: NTIS HC \$4.75; HSMO £3.35; PHI \$12.95

Two flat parallel surfaces, oscillating harmonically about a mean configuration were immersed in a uniform subsonic main stream in a direction parallel to the surfaces. The linearized equations of potential flow were assumed to be valid, so that the upwash on the surfaces could be related to the loading on the surfaces by means of a pair of integral equations. This pair of integral equations was solved, by collocation, for approximations to the loadings in terms of given upwashes and these approximations were used to evaluate generalized airforces. The results were compared with some results obtained by other numerical procedures and with some experimental results. Author (ESRO)

N75-19188# Royal Aircraft Establishment, Farnborough (England). Aerodynamic Dept.
NOTES ON THE APPROXIMATE SOLUTION OF LIFTING-SURFACE THEORY USED IN THE RAE STANDARD METHOD
 J. Weber London ARC 1974 71 p refs Supersedes RAE-TR-73044; ARC-34766
 (ARC-R/M-3752; RAE-TR-73044; ARC-34766) Avail: NTIS HC \$4.25; HMSO £2.80; PHI \$11.00

The downwash induced by planar vorticity distributions was computed by exact linear theory and by the RAE Standard Method to examine the accuracy of the approximate method. The results on wings of infinite span with load distributions which are uniform across the span were used to derive a modification of the downwash equation of the approximate method. It is shown that this modification can explain some of the difference between the exact and the approximate results for the spanwise lift coefficient distribution of a plane wing of infinite span at an angle of incidence. The downwash distributions on finite wings of constant chord, unswept and sweptback by 45 degrees, with given load distributions, computed by the exact and the approximate method are compared. The lift distribution for wings of given shape derived by the approximate method is also compared with more accurate results. Author (ESRO)

N75-19189# Royal Aircraft Establishment, Farnborough (England). Structures Dept.
BOUNDARY-LAYER PRESSURE FLUCTUATIONS AT HIGH REYNOLDS NUMBERS ON A SECOND FREE-FLIGHT TEST VEHICLE
 D. R. Roberts London Aeron. Res. Council Feb. 1974 103 p refs Supersedes RAE-TR-74029; ARC-35404
 (ARC-CP-1302; RAE-TR-74029; ARC-35404) Avail: NTIS HC \$5.25; HMSO £1.70; PHI \$6.75

Measurements were made of the boundary layer pressure fluctuations at two positions on the body of a free flight aerodynamic test vehicle powered by a solid fuel rocket motor. The vehicle reached a maximum Mach number of 2.2 with a maximum Reynolds number of about 118 millions at the front measuring station and 207 millions at the rear. Pressure spectra were deduced, and were found to compare reasonably with a theoretical spectrum. The scale of the boundary layer turbulence

fluctuates appreciably but is for the most part between 30% and 80% of the turbulence boundary layer thickness for all Mach numbers up to 2.2. The root mean square boundary layer pressure reduced with Mach number from about 0.01 times the free stream dynamic pressure at $M = 1$ to about 0.003 at $M = 2.2$, the front station tending to be slightly the higher at each Mach number. Author (ESRO)

N75-19191# Imperial Coll. of Science and Technology, London (England). Dept. of Aeronautics.
CALCULATION OF TWO-DIMENSIONAL AND AXISYMMETRIC BLUFF BODY POTENTIAL FLOW
 P. W. Bearman and J. E. Fackrell Oct. 1974 44 p refs
 Sponsored partly by a Donald Campbell Res. Fellowship (IC-Aero-74-07) Avail: NTIS HC \$3.75

A numerical method for calculating the incompressible potential flow external to a bluff body and its wake is presented. The effect of the wake is modeled by placing sources on the rear of the wetted surface of the body. The body shapes that can be treated are not limited by the restrictions imposed by the use of conformal transformation. The wetted surface of the body is represented by a distribution of discrete vortices. Good agreement was found between the pressure distributions predicted by the numerical method and the analytic expressions of Parkinson and Jandali for a two-dimensional circular cylinder, flat plate and ellipse. The method was extended to axisymmetric bluff bodies and the results show good agreement with measured pressure distributions on a circular disc and a sphere. Author (ESRO)

N75-19192# Imperial Coll. of Science and Technology, London (England). Dept. of Aeronautics.
A WAKE SOURCE MODEL FOR AN INCLINED FLAT PLATE IN A UNIFORM STREAM
 M. E. Davies Sep. 1974 14 p refs Sponsored by Sci. Res. Council
 (IC-Aero-74-08) Avail: NTIS HC \$3.25

The wake-source potential flow model for bluff bodies, suggested by Parkinson and Jandali, was extended to the nonsymmetric case of an inclined flat plate in a uniform stream. For angles of inclination up to 60 or 70 degrees, the theory predicts the surface pressure distribution to a reasonable degree of accuracy (normal flat plate alpha O). Author (ESRO)

N75-19193# Technion - Israel Inst. of Tech., Haifa. Dept. of Aeronautical Engineering.
ON THE CALCULATION OF NON-LINEAR AERODYNAMIC CHARACTERISTICS AND THE NEAR VORTEX WAKE
 Josef Rom, Carlos Zorea, and Rachel Gordon Aug. 1974 18 p refs Presented at the 9th Proc. of Congr. Intern. Council of Aeron. Sci., Haifa, Israel, 25-30 Aug. 1974
 (Grant AF-AFOSR-2145-71; AF Proj. 9781)
 (AD-A002161; AFOSR-74-1766TR; ICAS-Paper-74-27) Avail: NTIS CSCL 01/1

This investigation presents methods for the calculation of the distribution of vortices on the wing planform and on the trailing vortex wake by iterative procedures based on the application of the vortex lattice method concepts. In the case when the trailing vortices are taken to leave the wing at the trailing edge only the calculation results in determining the linear aerodynamic characteristics and the shape of a rolled up wake. The present investigation considers the cases when the vortices from each cell are allowed to leave the wing planform at a fixed angle, and the case when the vortex shedding can be limited to the planform edges only. In these cases non-linear aerodynamic characteristics are evaluated. The corresponding trailing vortex wakes were first calculated by using discrete ideal vortices. It is now proposed to use a finite core vortex model thereby eliminating some of the numerical problems associated with the use of the ideal vortices. GRA

N75-19194# Army Aviation Systems Test Activity, Edwards AFB, Calif.
NATURAL ICING TESTS. UH-1H HELICOPTER Final Report

Warren E. Griffith, II, Marvin L. Hanks, Carl F. Mittag, and James S. Reid Jun. 1974 36 p refs
(AD-A002077; USAASTA-74-31) Avail: NTIS CSCL 01/2

A limited evaluation of the capability of a modified UH-1H helicopter to fly in a natural icing environment was conducted at Fort Lewis, Washington, from 5 February through 23 February 1974. Testing was performed by the United States Army Aviation Systems Test Activity and consisted of 1.7 hours in icing conditions. During this test, four enhancing features, one deficiency, and one shortcoming were noted. There were four enhancing features associated with special equipment. The deficiency is the inability to maintain autorotational rotor speed within operational limits with main rotor ice accumulation. The striking of the tail rotor by the oscillating iced FM antenna is a shortcoming. Based on these tests, artificial icing characteristics observed in previous UH-1H icing tests are representative of natural icing characteristics. The UH-1H helicopter does not possess the capability to operate safely in an icing environment.
GRA

N75-19195# Summa Corp., Culver City, Calif. Hughes Helicopter Div.

DYNAMIC LOADS AND STRUCTURAL CRITERIA STUDY Final Report, Dec. 1973 - May 1974

K. R. Spreuer, S. J. Snackenburg, and G. D. Roeck Sep. 1974 131 p refs

(Contract DAAJ02-74-C-0018; DA Proj. 1F1-62208-AH-90)
(AD-A001739; HH-74-124; USAAMRD L-TR-74-74) Avail: NTIS CSCL 01/3

This report presents the results of a 6-month technical effort to develop a realistic mission profile for each of six helicopter types in current and future Army inventories: observation, utility, utility/tactical assault, attack, crane, and transport. The profiles included in this report are the product of operational data gathered over two decades, starting with early NACA efforts and including extensive studies conducted by the Army Air Mobility R and D Laboratory and private enterprise.
GRA

N75-19197 Stanford Univ., Calif.

ANALYSIS OF IN-FLIGHT DISINTEGRATION ACCIDENTS Ph.D. Thesis

Frederick Harold Matteson 1974 316 p
Avail: Univ. Microfilms Order No. 74-27058

Patterns of wreckage resulting from the disintegration of aircraft in flight have been studied to aid in accident investigations. Emphasis has been given to general aviation accidents where economic losses are highest and showing little improvement, and where flight recorders are seldom used. Idealized wreckage patterns were generated by solution of ballistic trajectory equations for bodies with differing terminal velocities. Effects of changes in initial flight and wind variables on simultaneous disintegrations in atmospheres with uniform winds were shown by means of easily comprehended diagrams. The technique was then extended to progressive breakups and to the effects of altitudinal variations in the wind speed and direction, using wind profiles based on meteorological records.
Dissert. Abstr.

N75-19198# Stanford Research Inst., Menlo Park, Calif.
FEASIBILITY OF LASER SYSTEMS FOR AIRCRAFT LANDING OPERATIONS UNDER LOW VISIBILITY CONDITIONS Final Report

William Viezee, John Oblanas, and Myron Glaser 11 Oct. 1974 116 p refs

(Contract DOT-FA73WA-3214; SRI Proj. 2831)
(AD-A005637; FAA-RD-74-190) Avail: NTIS HC \$5.25

The effects of currently recommended eye-safety standards and of atmospheric scattering on the potential application of lasers to the low-visibility aircraft approach and landing operational environment are assessed. It is concluded that these two criteria are serious handicaps in any proposed development of a laser landing guidance system. The two criteria are interrelated: the application of high power, narrow beam lasers to overcome the large attenuation in dense fog increases the eye-safety hazard, whereas a lowering of laser power to guarantee eye-safety drastically reduces the distance over which the laser beam can be used effectively. Since the scattering coefficient during

conditions of fog is essentially independent of wavelength, no laser wavelength that also falls within an absorption-free 'window', appears to be significantly better than any other wavelength as far as penetration in fog is concerned. The results of our evaluation of lasers as visual cues or optical guidance systems are based primarily on the performance characteristics of optical lasers under operationally important low-visibility conditions.
Author

N75-19199# Princeton Univ., N.J. Dept. of Aerospace and Mechanical Science.

GENERAL AVIATION AIRCRAFT SAFETY

Oct. 1974 150 p Presented at Princeton Univ. Conf. Meeting no. 119, Princeton, N. J., 24-25 Oct. 1973 Sponsored by FAA (AD-A003124; FAA-RD-74-154) Avail: NTIS HC \$6.25

The proceedings of a conference on General Aviation Aircraft Safety are presented. Emphasis was placed on current research and development efforts in the areas of airworthiness and crashworthiness. The cost and regulatory implications of increased safety were examined. The general aviation accident record was reviewed to show accident patterns and pilot error influences. The prospects for improved safety records were discussed to show the contributions which can be made by the manufacturers. For individual titles, see N75-19200 through N75-19207.

N75-19200 National Transportation Safety Board, Washington, D.C. Bureau of Aviation Safety.

ANALYSIS OF GENERAL AVIATION ACCIDENT RECORDS
Charles O. Miller In Princeton Univ. Gen. Aviation Aircraft Safety Oct. 1974 p 5-11

The system for investigating aircraft accidents involving general aviation aircraft is discussed. The functions of the National Transportation Safety Board are defined. The procedures for processing data pertaining to general aviation aircraft are examined to show the manner in which the information is used to improve flight safety. Data are tabulated to show the rank and percentage of general aviation aircraft during 1970, 1971, and 1973 based on accidents caused by: (1) personnel, (2) weather, (3) power plant, (4) terrain, and (5) airframe.
Author

N75-19201 Federal Aviation Administration, Washington, D.C.
GENERAL AVIATION ACCIDENT PATTERNS

Donald E. Kemp In Princeton Univ. Gen. Aviation Aircraft Safety Oct. 1974 p 12-16

The importance of aircraft design and standardization to the education and prevention of aircraft accidents is discussed. Several examples of aircraft accidents resulting from lack of standardization of aircraft controls are presented. The importance of education and training for flying personnel as an accident prevention measure are stressed.
Author

N75-19202 Ohio State Univ., Columbus. Dept. of Aviation.
THE ACCIDENT RECORD IN TERMS OF THE PILOT

Jack J. Eggspuehler In Princeton Univ. Gen. Aviation Aircraft Safety Oct. 1974 p 17-36

General aviation aircraft accidents are reviewed from the standpoint of pilot performance and pilot error. The importance of adequate pilot education and training to prevent aircraft accidents is stressed. Several examples of aircraft accidents which resulted from incorrect pilot decisions and actions are presented.
Author

N75-19203 Federal Aviation Administration, Washington, D.C.
CRASH SURVIVABILITY

P. Frank Castellon In Princeton Univ. Gen. Aviation Aircraft Safety Oct. 1974 p 37-45

A research project to improve the crash survivability of general aviation aircraft is discussed. Structural design criteria for aircraft components which will aid in crash survival are described. Various restraint mechanisms such as seat belts, shoulder harnesses, air

bags, and combinations of these devices are examined. Test equipment for conducting full scale drop and impact tests of aircraft to evaluate restraint equipment is proposed. Author

N75-19204 Princeton Univ., N.J. Dept. of Aerospace and Mechanical Sciences.

GENERAL AVIATION HANDLING QUALITIES RESEARCH
David R. Ellis *In its Gen. Aviation Aircraft Safety* Oct. 1974 p 46-58

Research projects to reduce the accident rate for general aviation aircraft by improving aircraft control and handling qualities are discussed. Various items of aircraft equipment which are designed to provide solutions to control problems are described. Flight tests of specific aerodynamic configurations to determine the effectiveness of modifications to control surfaces are reported. Efforts to improve the landing safety of aircraft under adverse conditions are reported. Author

N75-19205* National Aeronautics and Space Administration. Ames Research Center, Moffett Field, Calif.

DESIGN CONSIDERATIONS FOR STALL/SPIN AVOIDANCE

Seth B. Anderson *In Princeton Univ. Gen. Aviation Aircraft Safety* Oct. 1974 p 59-76

The paper discusses three aspects of the stall/spin problem: (1) aerodynamic effects, (2) stall warning, and (3) stall limiting. The results show that the stall/spin problem could be alleviated by good handling qualities up to and beyond the stall, careful selection of aerodynamic parameters which promote spin-resistance, adequate stall warning methods and stall margins, and an acceptable form of limiting elevator effectiveness near the maximum coefficient of lift. Author

N75-19206 Federal Aviation Administration, Washington, D.C. **ECONOMICS: GENERAL AVIATION COST FACTORS**

Gene S. Mercer *In Princeton Univ. Gen. Aviation Aircraft Safety* Oct. 1974 p 94-100

A study to determine the economic factors which influence the growth of general aviation was conducted. Emphasis was placed on the costs arising from changes in the Federal regulatory environment and higher Federal aviation user charges. The study developed a data base of ownership and operating costs in each segment of general aviation. Regression equations were developed which related the demand for aircraft and flight hours to the appropriate cost categories. Charts are included to show the various factors in aircraft operation which have an economic impact. Author

N75-19207 General Aviation Manufacturers Association, Washington, D.C.

MANUFACTURER'S OVERVIEW

Edward W. Stimpson *In Princeton Univ. Gen. Aviation Aircraft Safety* Oct. 1974 p 117-120

The contribution of aircraft manufacturers to improved safety of general aviation aircraft is discussed. An analysis of the overall accident rate for general aviation aircraft is presented. Federal and state programs to provide better navigation aids and terminal facilities are reported. Research projects conducted by aircraft manufacturers to provide increased aircraft reliability are reported. Author

N75-19208* Manned Systems Sciences, Inc., Northridge, Calif. **A STUDY OF CARBURETOR/INDUCTION SYSTEM ICING IN GENERAL AVIATION ACCIDENTS** Final Report

Richard W. Obermayer and William T. Roe Mar. 1975 47 p refs

(Contract NAS4-2191)
(NASA-CR-143835) Avail: NTIS HC \$3.75 CSCL 01B

An assessment of the frequency and severity of carburetor/induction icing in general-aviation accidents was performed. The available literature and accident data from the National Transportation Safety Board were collected. A computer analysis of the accident data was performed. Between 65 and 90 accidents

each year involve carburetor/induction system icing as a probable cause/factor. Under conditions conducive to carburetor/induction icing, between 50 and 70 percent of engine malfunction/failure accidents (exclusive of those due to fuel exhaustion) are due to carburetor/induction system icing. Since the evidence of such icing may not remain long after an accident, it is probable that the frequency of occurrence of such accidents is underestimated; therefore, some extrapolation of the data was conducted. The problem of carburetor/induction system icing is particularly acute for pilots with less than 1000 hours of total flying time. The severity of such accidents is about the same as any accident resulting from a forced landing or precautionary landing. About 144 persons, on the average, are exposed to death and injury each year in accidents involving carburetor/induction icing as a probable cause/factor. Author

N75-19209# Royal Aircraft Establishment, Farnborough (England).

THE STRADA FLIGHT PATH TRACKING SYSTEM

J. P. Marvillet and J. L. Jouzeau Jan. 1975 29 p refs Transl. into ENGLISH from *Aeronaut. Astronaut. (Paris)*, v. 35, no. 3, 1972 p 19-29

(RAE-Lib-Trans-1813; BR46822) Avail: NTIS HC \$3.75

A summary of the required performance and a general description of the STRADA system is given along with a detailed study of the LIDAR components. The problems related to system reliability and to propagation in the atmospheric medium are solved. The performance and the fields of application of the optimized test facility as regards cost, efficiency, and ease of operation are considered. Author

N75-19210# Air Force Special Weapons Center, Kirtland AFB, N.Mex.

TIEDOWN TESTS FOR AIR TRANSPORT OF THE XM542 SPRINT CONTAINER Final Report, Apr. - May 1974

Grant W. Gray Oct. 1974 25 p ref
(AF Proj. 921C)

(AD-A001844; AFSWC-TR-74-27) Avail: NTIS CSCL 15/5

Aircraft tiedown configurations for transport of the XM542 Sprint container in the C-5A, C-130, and C-141 aircraft were designed and tested by the Air Force Special Weapons Center (AFSWC). The developed tiedown configurations, test procedures, test data, and test observations are presented. GRA

N75-19211# Cincinnati Univ., Ohio.

USERS MANUAL FOR UCIN VEHICLE OCCUPANT CRASH STUDY MODEL, VERSION 2 Technical Report, 1 Jun. - 1 Dec. 1974

Chris E. Passerello, Ronald L. Huston, and Mark W. Harlow 2 Dec. 1974 34 p refs

(Contract N00014-72-A-0027-0002; NR Proj. 122-303)
(AD-A001801; UC-EA-120174-3) Avail: NTIS CSCL 01/2

The manual briefly describes the model and the range of applicability of the program. It provides detailed instructions regarding the card coding of input data. It discusses the interpretation of the out-put results. A sample listing of input data is also provided. GRA

N75-19212# EDMAC Associates, Inc., East Rochester, N.Y. **TACAN/DME DIGITAL DATA BROADCAST DESIGN PLAN. VOLUME 5: FLIGHT TEST PROGRAM** Final Report

Sep. 1974 33 p
(Contract DOT-FA72WA-3080)

(AD-A001405/0; FAA-RD-74-161-5) Avail: NTIS HC \$3.75

The digital data broadcasting design plan implements the system engineering process for the purpose of defining ground/airborne equipment configuration and flight test program. This plan documents an approach to verify the operational significance and technical feasibility of utilizing existing DME and TACAN to provide the function of broadcasting data to aircraft for use in support of area navigation in addition to its normal function. Author

N75-19213# EDMAC Associates, Inc., East Rochester, N.Y.
TACAN/DME DIGITAL DATA BROADCAST DESIGN PLAN.
VOLUME 1: OPERATIONAL ANALYSIS Final Report
 Sep. 1974 79 p
 (Contract DOT-FA72WA-3080)
 (AD-A001403/5; FAA-RD-74-161-1) Avail: NTIS HC \$4.75

N75-19214# Mitre Corp., McLean, Va.
MULTI-SITE INTERMITTENT POSITIVE CONTROL ALGORITHMS FOR THE DISCRETE ADDRESS BEACON SYSTEM
 A. L. McFarland 30 Sep. 1974 267 p refs
 (Contract DOT-FA70WA-2448)
 (AD-A001112/2; MTR-6742; FAA-EM-74-4) Avail: NTIS HC \$8.50 CSCL 17/7
 Complete detailed computer algorithms for implementing Intermittent Positive Control within a multi-site Discrete Address Beacon System network are presented. Author

N75-19216# Lincoln Lab., Mass. Inst. of Tech., Lexington.
PROVISIONAL MESSAGE FORMATS FOR THE DABS/NAS INTERFACE (REVISION 1)
 D. Reiner and H. F. Vandevonne 10 Oct. 1974 46 p refs
 Supersedes FAA-RD-74-63 Revised
 (Contracts DOT-FA72WAI-261; F19628-73-C-0002; FAA Proj. 034-241-012)
 (FAA-RD-74-63-A; ATC-33-Rev-1; FAA-RD-74-63) Avail: NTIS HC \$3.75

Formats for message are defined which are to be transmitted between DABS and NAS facilities (en route or terminal). These messages include one way surveillance reports to NAS and two way communications messages. The latter support data link functions between NAS and DABS equipped aircraft, as well as aiding in the monitoring and control of DABS sensors. Author

N75-19217# Royal Aircraft Establishment, Farnborough (England).
HELICOPTER ROTOR-PRODUCED MODULATION AND AERIAL FIELD DISTRIBUTION IN THE BAND 30 TO 76 MHz
 W. W. Langrish and D. P. L. May Jul. 1974 200 p
 (RAE-TR-74032; BR42417) Avail: NTIS HC \$7.00

A comprehensive investigation into the cause and effect of rotor produced modulation was made in order to assess its consequences in the performance of frequency modulated systems of communication. The investigation included detailed measurements of the polar field patterns of two airborne antennas of a similar type, one mounted above and the other below the helicopter fuselage. The investigation was carried out in connection with a particular communications project, but the results described are applicable to a wide range of airborne systems of future design since the general case can be predicted from the information. Author (ESRO)

N75-19219# Michigan Univ., Ann Arbor. Radiation Lab.
DUAL BAND AIRBORNE ANTENNA STUDY Final Report.
30 Jun. 1973 - 28 Feb. 1974
 Joseph E. Ferris Oct. 1974 110 p
 (Contract DAAB07-73-C-0337)
 (AD-A002043; UMICH-012126-1-F; ECOM-73-0337-F) Avail: NTIS CSCL 09/5

The design and fabrication of two antenna systems is described and experimental results are presented. Each includes two antennas, one of which operates in the C band and the other operates at Ku band. Both antennas in the first system are vertically polarized while those in the second system are horizontally polarized. The antenna systems are designed for airborne use and they are interchangeable with respect to the physical mounting arrangements. Extensive data is given on pattern characteristics, on interband isolation, on gain and on the input VSWR. GRA

N75-19220# Naval Air Development Center, Warminster, Pa.
FLIGHT TEST EVALUATION OF SECANT VECAS COLLISION AVOIDANCE SYSTEM Final Report
 Michael Raditz, Oscar Shames, James Hinds, and Patrick Finnegan
 Nov. 1974 262 p refs
 (AD-A002281; NADC-74207-60) Avail: NTIS CSCL 17/7

SECANT (Separation and Control of Aircraft using nonsynchronous techniques) is a candidate for a national standard collision avoidance system. The VECAS (Vertical Escape Collision Avoidance System) version was evaluated for ability to communicate accurately and with sufficient distance to provide timely and correct advisories and maneuver commands in simulated high traffic density. GRA

N75-19221 Stanford Univ., Calif.
AERODYNAMIC DESIGN OF A ROTOR BLADE FOR MINIMUM NOISE RADIATION Ph.D. Thesis
 Yung Hoon Yu 1974 87 p
 Avail: Univ. Microfilms Order No. 74-27141

An analysis of the aerodynamic design of a hovering rotor blade for obtaining minimum aerodynamic rotor noise has been carried out. Attention is given only to rotational noise due to pressure fluctuations on blade surfaces. A functional relation between the pressure distribution along the blade span and the radiated noise is developed. From this relation, along with constraint equations concerning given levels of aerodynamic performance such as given total lift and drag, one may deduce, by utilizing the variational method, an optimum shape of the lift distribution. Results are presented to show that the noise field is considerably affected by the shape of the lift distribution along the blade and that noise reduction of about 5 db may be obtained by designing the rotor blade to yield minimum noise. Dissert. Abstr.

N75-19222*# Bolt, Beranek, and Newman, Inc., Cambridge, Mass.
ACOUSTIC TRANSMISSION THROUGH A FUSELAGE SIDEWALL
 J. F. Wilby and T. D. Scharton [1974] 79 p refs
 (Contract NAS1-11839)
 (NASA-CR-132602; BBN-2742) Avail: NTIS HC \$4.75 CSCL 20A

A study was conducted to define an idealized fuselage sidewall structure and to construct a simplified analytical model for determining acoustical transmission from exterior to interior of the fuselage. The structural model chosen for the study consists of a double wall system connected by line supports. The double wall has curvature in one direction but is assumed to be infinite in extent in the other direction. Diffuse acoustic plane waves are used as a representation of the excitation field. The transmission of acoustical energy through the sidewall is considered in terms of resonant and non-resonant response. The analytical model is used to estimate the noise levels expected in an aircraft with a high lift propulsion system. Author

N75-19223*# Kanner (Leo) Associates, Redwood City, Calif.
PROBLEMS OF DESIGNING PASSENGER AIRCRAFT
 V. M. Sheynin and V. I. Kozlovskiy Washington NASA Mar. 1975 306 p refs Transl. into ENGLISH of the book "Problemy proyektirovaniya passazhirskikh samoletov" Moscow, Mashinostroyeniye Press, 1972 308 p
 (Contract NASw-2481)
 (NASA-TT-F-808) Avail: NTIS HC \$9.25 CSCL 01C

Problems of passenger aircraft design, tracing tendencies from the past through the present, and presenting forecasts for the future are examined. Problems are approached primarily from the standpoint of increasing economic effectiveness, with a goal of improving passenger-cargo mixes, operating expenses and thresholds of profitability. The work goes into problems of different configurations with respect to engine placement, advantages of different types of engines, empennage configuration, layout of passenger and cargo space and thrust- and lift-to-weight-ratios. The most attention is paid to standard jet passenger airplanes and air-buses, but Short Takeoff and Landing (STOL) and Vertical Takeoff and Landing (VTOL) airplanes are also discussed with respect to their use in relatively undeveloped areas. Author

N75-19224* Boeing Commercial Airplane Co., Seattle, Wash.
FUEL CONSERVATION POSSIBILITIES FOR TERMINAL AREA COMPATIBLE AIRCRAFT Final Report

Mar. 1975 234 p refs
(Contract NAS1-12018)
(NASA-CR-132608; D6-22421) Avail: NTIS HC \$7.50 CSCL 01C

Design features and operational procedures are identified, which would reduce fuel consumption of future transport aircraft. The fuel-saving potential can be realized during the last decade of this century only if the necessary research and technology programs are implemented in the areas of composite primary structure, airfoil/wing design, and stability augmentation systems. The necessary individual R and T programs are defined. The sensitivity to fuel usage of several design parameters (wing geometry, cruise speed, propulsion) is investigated, and the results applied to a candidate 18, 140-kg (40,000-lb) payload, 5556-km (3000-nmi) transport design. Technical and economic comparisons are made with current commercial aircraft and other advanced designs. Author

N75-19225# Sydney Univ. (Australia). Dept. of Aeronautical Engineering.

SHEAR LAG ANALYSIS OF THICK SKIN AIRCRAFT STRUCTURES

Grant P. Steven Sep. 1974 36 p refs
(ATN-7404) Avail: NTIS HC \$3.75

With the increasing thickness of the stiffened skin panels in aircraft structures it is found that the traditional method of diffusion analysis for concentrated loads is inadequate. A closed form theory is developed which allows the skin to take up its direct stress stiffness in a more natural manner rather than lumping it in with the longitudinal stiffeners. The results of this solution are compared with experimental and finite element results and it is found to offer significant improvements both in predicting the diffusion and the maximum shear stress in the skin panel. This latter aspect is of importance when the buckling strength of the skin panel in shear is under consideration. Author

N75-19226* National Aeronautics and Space Administration, Langley Research Center, Langley Station, Va.

LOW-SPEED WIND-TUNNEL TESTS OF A 1/10-SCALE MODEL OF A BLENDED ARROW ADVANCED SUPERSONIC TRANSPORT An Early Domestic Dissemination Report

H. Clyde McLemore and Lysle P. Parlett Mar. 1975 70 p refs
(Proj. FEDD)
(NASA-TM-X-72671) Avail: NASA Industrial Applications Centers only to U.S. Requesters: HC \$4.25/MF \$2.25 CSCL 01C

Tests were conducted in the Langley full-scale tunnel to determine the low-speed aerodynamic characteristics of a 1/10-scale model of a blended-arrow advanced supersonic transport. Tests were made for the clean configuration and a high-lift configuration with several combinations of leading and trailing-edge flaps deflected for providing improved lift and longitudinal stability in the landing and takeoff modes. The tests were conducted for a range of angles of attack from -6 deg to 30 deg, sideslip angles from -5 deg to 10 deg, and for Reynolds numbers from 6,780,000 to 13,850,000 corresponding to test velocities of 41 knots to 85 knots. Author

N75-19227# Royal Aircraft Establishment, Farnborough (England). Structures Dept.

A COMPARISON OF FLIGHT LOADS COUNTING METHODS AND THEIR EFFECTS ON FATIGUE LIFE ESTIMATES USING DATA FROM CONCORDE

Ann G. Goodwillie London Aeron. Res. Council 1974 66 p refs Supersedes RAE-TR-73200; ARC-35297
(ARC-CP-1304; RAE-TR-73200; ARC-35297) Avail: NTIS HC \$4.25; HMSO £1.15; PHI \$4.90

Four load-time histories of turbulence encountered by Concorde are analyzed by six different peak-counting and

level-crossing counting procedures. The frequency distributions obtained are then used to find fatigue life ratios using the Miner-Palmgren hypothesis of cumulative damage. Results show that those methods which consider every level crossed or every peak encountered give shorter life estimates than those which disregard all minor intermediate load fluctuations. Those which depend upon threshold conditions occupy an intermediate position. Correlation and spectral analyses are also conducted for each flight. Author (ESRO)

N75-19228# General Dynamics/Fort Worth, Tex. Convair Aerospace Div.

ENVIRONMENTAL AND OPERATING REQUIREMENTS FOR FIRE EXTINGUISHING SYSTEMS ON ADVANCED AIRCRAFT Final Report, 25 Jun. 1973 - 25 Jan. 1974

J. D. McClure and R. J. Springer Sep. 1974 161 p refs
(Contract F33615-73-C-2071)
(AD-A001640; JTCG/AS-74-T-002; AFAPL-TR-73-122) Avail: NTIS CSCL 01/3

Fire extinguishing systems for the advanced aircraft to 1980 will be required to operate efficiently over a wider range of environmental conditions than ever before. To determine what these environmental conditions will be for engine nacelles and adjacent compartments, a study was performed using an existing high performance aircraft. Using this aircraft, its operational parameters were extrapolated out to the advanced aircraft environment. This study defines the environment in which the fire extinguishing system will be required to operate, primary and secondary fire zones, ignition sources, combustibles, and fire extinguishing agent requirements. GRA

N75-19230# Army Aviation Systems Command, St. Louis, Mo.
MAJOR ITEM SPECIAL STUDY (MISS), UH-1C TAIL ROTOR BLADE Final Report, Jan. 1964 - Dec. 1973

Nov. 1974 22 p
(AD-A001714; USAAVSCOM-TR-74-47) Avail: NTIS CSCL 01/3

Major Item Special Study (MISS) reports are performed on DA Form 2410 reportable components. These are time change items and certain condition change items selected because of high cost or need for intensive management. Basically, the MISS reports are concerned with analyzing reported removal data presented in the Major Item Removal Frequency (MIRF) report. The failure modes reported for each removal are examined and grouped into categories which are intended to clarify the intent of the data reporting. From this data, removal distribution can be plotted and an MTR (mean time to removal) can be calculated. The MISS reports then investigate possible cost savings based on total elimination of selected failure modes. These modes are chosen because of the percentage of failures they represent and/or because they appear to be feasible Product Improvement Program (PIP) areas. GRA

N75-19231# Army Aviation Systems Test Activity, Edwards AFB, Calif.

VIBRATION AND TEMPERATURE SURVEY PRODUCTION AH-1G HELICOPTER Final Report, 12 Sep. - 29 Nov. 1973

Emmett J. Laing and Arnold E. Weand, Jr. Mar. 1974 370 p refs
(AD-A002063; USAASTA-70-15-5) Avail: NTIS CSCL 01/3

The objective of the entire environmental test project is to determine quantitative vibration and temperature environment data for all present-day Army helicopters. The objective of the AH-1G environmental survey was to determine the vibration and temperature environment of the AH-1G instruments, avionics, selected components, and the crew stations under all normal operating conditions. GRA

N75-19232# Army Aviation Systems Command, St. Louis, Mo.
CH-47A ASSESSMENT AND COMPARATIVE FLEET EVALUATION: EXECUTIVE SUMMARY REPORT Final Report

Nov. 1974 168 p
(AD-A002057; USAAVSCOM-TR-74-46) Avail: NTIS CSCL 01/3

The purpose of the executive summary is to provide an overview and summarization of the CH-47A assessment. The parameters presented provide management perspective of the CH-47A fleet, in addition to comparative fleet evaluations. Various presentations of reliability and maintainability related parameters give the present system posture of the CH-47A fleet. Model designation series assessment and comparative fleet evaluations are covered in this report. Quality and command program assessments and the command statistics and problem summary are the other reports which make up the total executive summary for the CH-47A. GRA

N75-19234# California Univ., Los Angeles. Dept. of System Sciences.

AN AIRCRAFT APPLICATION OF SYSTEM IDENTIFICATION IN THE PRESENCE OF STATE NOISE

Kenneth W. Iliff 1974 16 p refs Presented at NATO Advan. Study Inst., New Direc. in Signal Process. in Commun. and Control, Darlington, England, 5-17 Aug. 1974

(Grant AF-AFOSR-2492-73; AF Proj. 9769)
(AD-A001936; AFOSR-74-1756TR) Avail: NTIS CSCL 01/2

A maximum likelihood estimator for a linear system with state and observation noise is developed to determine unknown aircraft coefficients from flight data in the presence of turbulence (state noise). The formulation of the algorithm is presented briefly. The linear equations for an aircraft in atmospheric turbulence are defined. The effectiveness and accuracy of the technique are assessed by first applying it to simulated flight data, in which the true parameter values are known, then to actual flight data obtained in turbulence. A complete set of aircraft coefficients is obtained as well as an estimate of the turbulence time history. The validity of the estimated state noise and of the estimated coefficients is tested. The feasibility of using the algorithm for defining an adaptive control law to alleviate the effects of turbulence on the aircraft is discussed. GRA

N75-19235# United Aircraft Corp., Stratford, Conn. Sikorsky Aircraft Div.

DESIGN AND FATIGUE TESTING OF INTEGRAL ARMORED SERVO ACTUATOR MODIFIED TRUNNION Final Report

K. Wood and L. Moriarty Oct. 1974. 38 p
(Contract DAAJ02-74-C-0013; DA Proj. 1F2-62205-AH-88)
(AD-A002069; SER-64383; USAAMRDL-TR-74-80) Avail: NTIS CSCL 01/3

The program summarized by this report was conducted to design and establish the structural strength of a modified trunnion design for the integral armored servo actuator. The originally designed trunnion was found to have a fatigue strength below the mean strength level of comparable CH-54B parts as reported in USAAMRDL Technical Report 73-25. The design analysis and fatigue test data show that the modified trunnion is comparable in strength to the mean strength levels of the equivalent components on the production CH-54B helicopter. GRA

N75-19236# Technology, Inc., Dayton, Ohio.
OPERATIONAL USE OF THE UH-1 H HELICOPTERS IN ARCTIC ENVIRONMENT Final Report, 16 Oct. 1972 - 15 Feb. 1974

Raymond B. Johnson, Jr. and Ruth E. Meyers Aug. 1974 465 p refs
(Contract DAAJ02-73-C-0014; DA Proj. 1F1-62208-AH-90)
(AD-A002603; USAAMRDL-TR-74-65) Avail: NTIS CSCL 01/3

For the continued study of Army helicopter operations, a multichannel operational usage data program was conducted on two UH-1H helicopters flying assorted missions in the arctic environment from December 1972 to April 1973. During this period, 88 hours of valid in-flight data were recorded and processed for each of 15 time-related parameters. These parameters were selected to reflect the operational usage of the helicopters. Two techniques, the Four Mission Segment and the Flight Condition Recognition (FCR) methods, were used in processing and analyzing the data. The ultimate objective was to improve the fatigue analyst's understanding of the operational flight spectrum of U.S. Army helicopters and its effect in defining reliable design criteria for helicopters. GRA

N75-19237# Grumman Aerospace Corp., Bethpage, N.Y.
AN IMPROVED AUTOMATED STRUCTURAL OPTIMIZATION PROGRAM Final Report, 27 Mar. 1973 - 30 Aug. 1974

Walter J. Dyer, Sep. 1974 158 p refs
(Contract F33615-73-C-3086; AF Proj. 1467)
(AD-A002688; AFFDL-TR-74-96) Avail: NTIS CSCL 01/3

This volume presents the results of an effort to modify, expand and improve the usefulness of ASOP (Automated Structural Optimization Program), originally documented in AFFDL TR-70-118. The new version of the program is named ASOP-2. GRA

N75-19238# Army Materiel Command, Alexandria, Va.
ENGINEERING DESIGN HANDBOOK. HELICOPTER ENGINEERING, PART 1: PRELIMINARY DESIGN
30 Aug. 1974 876 p refs

(AD-A002007; AMCP-706-201-Pt-1) Avail: NTIS CSCL 01/3

This handbook discusses the design requirements applicable to Army helicopters for all missions under visual flight rule (VFR) operation, day or night. As such, the scope of this document has been limited to cover the basic aerial vehicles. Design requirements for mission-essential equipment--e.g., weapons, sensors, cargo-handling equipment--are beyond this scope and are not discussed, although the helicopter-integral interface requirements for such equipment are included. The design of power plants, batteries, generators or alternators, and similar components, are also beyond the scope of the handbook. GRA

N75-19239# Advanced Technology Labs., Inc., Westbury, N.Y.
MULTI-SLOT FILM COOLING OF SUPERSONIC AIRCRAFT USING AIR AS A COOLANT Final Technical Report, 4 Jun. 1973 - 3 May 1974

John I. Erdos and John D. Ranlet Jul. 1974 96 p refs
(Contract F33615-73-C-3132; AF Proj. 1366)
(AD-A002673; ALT-TR-202; AFFDL-TR-74-85) Avail: NTIS CSCL 01/3

The study evaluates multi-slot film cooling using air as an active coolant for thermal protection of aircraft surfaces under conditions of steady-state (cruise) operation at supersonic speeds and low to moderate altitudes. In-flight refrigeration of captured atmospheric air using a turbocooler, as described, is assumed to be the only practical means of providing the required continuous supply of cold air. Therefore the properties of the coolant have been described in terms of the vehicle flight conditions and the efficiency of a turbocooler. A computer program has been developed based on the described analysis which determines the slot locations necessary to protect a surface to a specified maximum adiabatic wall temperature at a given set of primary flow conditions. GRA

N75-19241# Instrument Flight Center, Randolph AFB, Tex.
HAROWE ALTITUDE WARNING SYSTEM EVALUATION Final Report

Edwin G. Webb, Jr. and Gabriel P. Intano Nov. 1974 15 p refs
(AD-A002583; IFC-TR-74-7) Avail: NTIS CSCL 01/2

A pilot factors evaluation of the Harowe altitude warning system was conducted to determine its acceptability for use in Air Force aircraft. The system has the primary function of assisting pilots in attaining and maintaining assigned or desired command altitudes. A secondary function, decision height mode, was incorporated in the AWS to examine the concept of altitude warning during landing approaches. Ten sorties were flown in a North American T-39 Sabreliner. Pilots were selected from the IFC and instrument pilot instructor school student population. The normal mode of operation was found acceptable for aiding pilots in leveling at and maintaining desired altitudes. The accuracy of the normal mode was acceptable and with further development of the decision height mode, the Harowe system would be acceptable for installation in Air Force aircraft. GRA

N75-19243 # Avco Lycoming Div., Stratford, Conn.
DEVELOPMENT OF SELF-ACTING SEALS FOR HELICOPTER ENGINES

Peter Lynwander Oct. 1974 72 p refs
 (Contract NAS3-16823)
 (NASA-CR-134739; LYC-74-55) Avail: NTIS HC \$4.25 CSCL 11A

An experimental evaluation of a NASA-designed self-acting face seal for use in advanced gas turbine main shaft positions was conducted. The seal incorporated Rayleigh step pads (self-acting geometry) for lift augmentation. Satisfactory performance of the gas film seal was demonstrated in a 500-hour endurance test at speeds to 183 m/s (600 ft/sec, 54,000 rpm) and air pressure differential of 137 newtons per square centimeter (198.7 psi). Carbon wear was minor. Tests were also conducted with seal seat runout greater than that expected in engine operation and in a severe sand and dust environment. Seal operation was satisfactory in both these detrimental modes of operation. Author

N75-19244 # National Aeronautics and Space Administration, Lewis Research Center, Cleveland, Ohio.

PRELIMINARY EVALUATION OF TURBOFAN CYCLE PARAMETERS AND ACOUSTICAL SUPPRESSION ON THE NOISE AND DIRECT OPERATING COST OF A COMMERCIAL MACH 0.85 TRANSPORT

J. D. Eisenberg Feb. 1975 48 p refs
 (NASA-TM-X-71664; E-8239) Avail: NTIS HC \$3.75 CSCL 20A

A study was made of the effects of turbofan cycle parameters and the use of acoustic noise suppression material to quiet 200 passenger, Mach 0.85 trijets having design ranges of 2778, 4630, and 9260 kilometers (1500, 2500, and 5000 n. mi.). Aircraft gross weight and direct operating cost, which varied with amount of suppression and cycle selection, are presented as functions of both EPNdB traded and 90 EPNdB contour footprint area. Noise levels 10.9 EPNdB below FAR 36 requirements result in a 5 percent increase in DOC for an aircraft designed for a range of 9260 kilometers (5000 n. mi.). An aircraft designed for a 2778 kilometer (1500 n. mi.) range would have an EPNdB level 14 below FAR 36 for this same economic penalty. In this range of noise level, fan-machinery noise is the principal source. Author

N75-19245 # National Aeronautics and Space Administration, Lewis Research Center, Cleveland, Ohio.

METAL MATRIX COMPOSITES FOR AIRCRAFT PROPULSION SYSTEMS

Robert A. Signorelli 1975 24 p refs Presented at Intern. Conf. on Composite Mater., Geneva, 7-11 Apr. 1975 and Boston, 14-18 Apr. 1975
 (NASA-TM-X-71685; E-8280) Avail: NTIS HC \$3.25 CSCL 21E

Studies of advanced aircraft propulsion systems have indicated that performance gains and operating costs are possible through the application of metal matrix composites. Compressor fan blades and turbine blades have been identified as components with high payoff potential as a result of these studies. This paper will present the current status of development of five candidate materials for such applications. Boron fiber/aluminum, boron fiber/titanium, and silicon carbide fiber/titanium composites are considered for lightweight compressor fan blades. Directionally solidified eutectic superalloy and tungsten wire/superalloy composites are considered for application to turbine blades for use temperatures to 1100 C (2000 F). Author

N75-19246 # National Aeronautics and Space Administration, Lewis Research Center, Cleveland, Ohio.

INFLUENCE OF MULTITUBE MIXER NOZZLE GEOMETRY ON CTOL-OTW JET NOISE SHIELDING

U. VonGlahn and D. Groesbeck 1975 21 p refs Presented at 89th Meeting of the Acoust. Soc. of Am., Austin, Tex., 8-11 Apr. 1975
 (NASA-TM-X-71681; E-8275) Avail: NTIS HC \$3.25 CSCL 20A

Acoustic shielding benefits for CTOL over-the-wing (OTW) applications were obtained experimentally with various multitube nozzles using a simple board to represent a wing. Eight nozzles consisting of three to thirteen 2.36-cm diameter tubes were tested. The nozzles included single and double rings of tubes. Shielding surface lengths of 15.0 to 54.4 cm were used with each nozzle. Far-field noise data were obtained at 90 deg from the jet axis and with a nominal jet exhaust velocity of 200 m/sec. The jet noise shielding benefits for the nozzles with double rows of tubes, in terms of sound pressure level spectra, are correlated successfully as a function of an earlier developed parameter for nozzles with a single ring of tubes that includes consideration of the number of tubes and the local peak velocity in the flow field at the trailing edge of the shielding surface. Author

N75-19247 # National Aeronautics and Space Administration, Lewis Research Center, Cleveland, Ohio.

COMPARISON OF PARAMETRIC DUCT-BURNING TURBOFAN AND NON-AFTERBURNING TURBOJET ENGINES IN A MACH 2.7 TRANSPORT

John B. Whitlow, Jr. Mar. 1975 73 p refs
 (NASA-TM-X-71679; E-8269) Avail: NTIS HC \$4.25 CSCL 21E

A parametric study was made of duct-burning turbofan and suppressed dry turbojet engines installed in a supersonic transport. A range of fan pressure ratios was considered for the separate-flow-fan engines. The turbofan engines were studied both with and without jet noise suppressors. Single- as well as dual-stream suppression was considered. Attention was concentrated on designs yielding sideline noises of FAR 36 (108 EPNdB) and below. Trades were made between thrust and wing area for a constant takeoff field length. The turbofans produced lower airplane gross weights than the turbojets at FAR 36 and below. The advantage for the turbofans increased as the sideline noise limit was reduced. Jet noise suppression, especially for the duct stream, was very beneficial for the turbofan engines as long as duct burning was permitted during takeoff. The maximum dry unsuppressed takeoff mode, however, yielded better results at extremely low noise levels. Noise levels as low as FAR 36-11 EPNdB were obtained with a turbofan in this takeoff mode, but at a considerable gross weight penalty relative to the best FAR 36 results. Author

N75-19248 # National Aeronautics and Space Administration, Langley Research Center, Langley Station, Va.

INTERIOR NOISE CONSIDERATIONS FOR POWERED-LIFT STOL AIRCRAFT

C. Kearney Barton Apr. 1975 19 p refs
 (NASA-TM-X-72675) Avail: NTIS HC \$3.25 CSCL 01C

Powered-jet configuration which are under development for use on STOL aircraft involve impingement of the jet engine exhaust onto wing and flap surfaces. The impinging jet produces higher noise levels at lower frequencies than does the jet alone. These higher levels, together with the close proximity of the engine and flap noise sources to the fuselage sidewall, suggest that the noise levels in these aircraft may be high enough to interfere with passenger comfort. To investigate this possibility, interior noise levels were estimated for both an upper surface blown and an externally blown flap configuration. This paper describes the procedure used to estimate the interior noise levels is described these levels are compared with levels on existing jet aircraft and on ground transportation vehicles. These estimates indicate high levels in the STOL aircraft; therefore, areas of possible improvements in technology for control of STOL interior noise are also discussed. Author

N75-19249 # Goodyear Tire and Rubber Co., Akron, Ohio.
INVESTIGATION OF 14.5mm API SELF-SEALING/CRASHWORTHY FUEL TANK MATERIAL Final Report, Jun. 1973 - Jun. 1974

E. J. Koski and H. F. Villemain Sep. 1974 30 p refs
 (Contract DAAJ02-73-C-0099)
 (AD-A001752; GTR-19-927; USAAMRDL-TR-74-78) Avail: NTIS CSCL 13/4

This final report describes the results of a program for a crashworthy, 14.5mm API tolerant fuel cell construction developed and subjected to qualification testing. GRA

N75-19250# General Motors Corp., Indianapolis, Ind. Detroit Diesel Allison Div.

INVESTIGATION OF AIRCRAFT COMBUSTOR NOISE Final Report, Jun. 1973 - Apr. 1974

W. R. Semrau and D. E. Frye, Jr. Sep. 1974 413 p refs (Contract DAAJ02-73-C-0088; DA Proj. 1G1-72207-AA-110) (AD-A001737; DDA-EDR-8225; USAAMRDL-TR-74-73) Avail: NTIS CSCL 21/5

Current combustor design technology depends primarily upon empirical correlation and past experimental experience of the designers. There is a continuing need for knowledge of the combustion process and how the different design and performance parameters are related. The objective of this program was to investigate the feasibility of measuring combustor noise and then relating the noise levels by correlation curves to other pertinent performance parameters, such as combustor efficiency, and mass emissions. GRA

N75-19251# Avco Lycoming Div., Stratford, Conn.
PLT 27 GAS TURBINE ENGINE EXHAUST EMISSION AND NOISE MEASUREMENTS Final Report, 21 May - 31 Dec. 1973

Phillip M. Rubins, Edward Auerbach, and Jochen A. Deman Sep. 1974 111 p refs (Contract DAAJ02-73-C-0068; DA Proj. 1G1-62204-AA-71) (AD-A001728; LYC-74-7; USAAMRDL-TR-62204-AA-71) Avail: NTIS CSCL 21/5

The results of the exhaust gas emission analysis show that the exhaust gases have a low content of unburned combustion products, i.e., hydrocarbons and carbon monoxide, down to idle power due to the high combustion efficiency of this engine. The combustion efficiency is 99.5 percent at idle and 99.9 percent above 10 percent of maximum-rated power. The smoke numbers of the PLT 27 engine are extremely low. No visible smoke was produced at any power setting with any of the injector systems tested. The PLT 27 engine meets the exhaust gas emission standards set by the EPA for 1979 for fixed-wing aircraft. GRA

N75-19252# European Space Research Organization, Paris (France).

DETERMINATION OF AIRCRAFT CHARACTERISTICS FROM FLIGHT TESTS

Nov. 1974 260 p refs Transl. into ENGLISH of "Bestimmung von Flugzeugkennndaten aus Flugversuchen", DGLR, Cologne, DLR-Mitt-73-25, 1973 295 p Proc. of Joint Session of DGLR Specialist Comm. "Flight Characteristics and Flight Test Tech.", Brunswick, 10-12 Oct. 1972 (ESRO-TT-104; DLR-Mitt-73-25) Avail: NTIS HC \$8.50; ZLDI, Munich 61.95 DM

Different procedures for the analysis of flight test data in order to obtain stability characteristics are presented. Methods discussed include: time vectors, forced oscillations, analog matching, and regression analysis. Notwithstanding the considerable difficulties in data measurement, the task of evaluating aircraft characteristics from flight data is indispensable for setting up reliable mathematical models to describe the dynamic behavior of the aircraft.

N75-19254 European Space Research Organization, Paris (France).

COMPARISON OF EVALUATION PROCEDURES FOR THE DETERMINATION OF FLIGHT-MECHANICAL COEFFICIENTS AND DERIVATIVES FROM FLIGHT TESTS

H. Friedrich *In its* Determination of Aircraft Characteristics from Flight Test (ESRO-TT-104) Nov. 1974 p 7-16 refs Transl. into ENGLISH of "Bestimmung von Flugzeugkennndaten aus Flugversuchen", DGLR, Cologne, DLR-Mitt-73-25, 1973 p 15-28

The analysis of data from flight tests of a Fiat G.91-T3 aircraft is discussed. A survey is presented of possible evaluation methods of which five methods were selected. A description is given of the procedures adopted. ESRO

N75-19255 European Space Research Organization, Paris (France).

MANUAL EVALUATION OF SPECIAL FLYING MANEUVERS FOR THE DETERMINATION OF FLIGHT-MECHANICAL COEFFICIENTS AND DERIVATIVES FROM FLIGHT TESTS U. VonMeier *In its* Determination of Aircraft Characteristics from Flight Test (ESRO-TT-104) Nov. 1974 p 17-32 refs Transl. into ENGLISH of "Bestimmung von Flugzeugkennndaten aus Flugversuchen", DGLR, Cologne, DLR-Mitt-73-25, 1973 p 29-50

Manual data analysis procedures of G.91-T3 aerodynamic characteristics are described. The aircraft was fitted with equipment designed to measure the derivatives in non-steady flight, consisting of measurement units, a recording system and a data conversion unit. The measurement of the dynamic longitudinal stability is discussed. The method used for evaluation of the lateral motion is described. A simplified evaluation of special flying maneuvers is considered. ESRO

N75-19257 European Space Research Organization, Paris (France).

DETERMINATION OF AERODYNAMIC DERIVATIVES OF THE FIAT G-91 T3 AIRCRAFT FROM FLIGHT TESTS BY MEANS OF MANUAL ANALOG MODEL MATCHING

A. Pietrass *In its* Determination of Aircraft Characteristics from Flight Test (ESRO-TT-104) Nov. 1974 p 58-87 refs Transl. into ENGLISH of "Bestimmung von Flugzeugkennndaten aus Flugversuchen", DGLR, Cologne, DLR-Mitt-73-25, 1973 p 81-110

Aerodynamic derivatives of the FIAT G-91 T3 aircraft were determined by evaluating the results of flight tests in accordance with the method of the manual variation of the model parameters in the analog computer (analog model matching). The test flights were carried out at an altitude of 20,000 ft and at Mach numbers of 0.4 and 0.8. The results often deviate significantly from the values deduced from the manufacturer's data, this being particularly true as regards the lateral motion. Author (ESRO)

N75-19258 European Space Research Organization, Paris (France).

EVALUATION OF FLIGHT TEST OF THE FIAT G-91 T3 BY MEANS OF THE METHOD OF FORCED OSCILLATIONS

H. J. Munser *In its* Determination of Aircraft Characteristics from Flight Test (ESRO-TT-104) Nov. 1974 p 88-106 ref Transl. into ENGLISH of "Bestimmung von Flugzeugkennndaten aus Flugversuchen", DGLR, Cologne, DLR-Mitt-73-25, 1973 p 111-132

The G.91-T3 aircraft was actuated to perform harmonic oscillations, in order to determine its stability characteristics. Sets of equations were derived in order to calculate the stability derivatives for each degree of freedom. The method was tested with simulated, and flight test data. It is concluded that the method of forced oscillations is not particularly suitable for fully automatic evaluation. ESRO

N75-19259 European Space Research Organization, Paris (France).

EVALUATION OF FLIGHT TESTS OF THE FIAT G-91 T3 BY MEANS OF REGRESSION ANALYSIS

H. Friedrich *In its* Determination of Aircraft Characteristics from Flight Test (ESRO-TT-104) Nov. 1974 p 107-137 ref Transl. into ENGLISH of "Bestimmung von Flugzeugkennndaten aus Flugversuchen", DGLR, Cologne, DLR-Mitt-73-25, 1973 p 133-168

The experiences made in applying regression analysis are summarized. Regression analysis is a refined mathematical

program that undertakes the breakdown of the aerodynamic coefficients into the components due to the individual variables and at the same time eliminates any stochastic errors. All the derivations can be obtained on one run. Attempts at practical evaluation are described. ESRO

N75-19260 European Space Research Organization, Paris (France).

A SAAB-SCANIA DEVELOPED METHOD FOR OBTAINING STABILITY DERIVATIVES FROM FLIGHT TESTS

G. Niss *In its* Determination of Aircraft Characteristics from Flight Test (ESRO-TT-104) Nov. 1974 p 138-153 ref Transl. into ENGLISH of "Bestimmung von Flugzeugkennndaten aus Flugversuchen", DGLR, Cologne, DLR-Mitt-73-25, 1973 p 169-184

The method used is an assembly of procedures from other known methods. Parameters needed for the analyses are available from onboard analog tape recordings. The tapes are converted to digital computer tapes at the same time as all the scaling and other instructions are fed into the process. The time intervals to be processed are also defined. After corrections have been made the process continues with calculation of forces and moments. Digital simulation in 6 degrees of freedom is used as a validity check. ESRO

N75-19261 European Space Research Organization, Paris (France).

CHARACTERISTICS OF THE AJ 37 AIRCRAFT: COMPARISON OF THE RESULTS OF WIND TUNNEL AND FLIGHT TESTS

G. Straeng *In its* Determination of Aircraft Characteristics from Flight Test (ESRO-TT-104) Nov. 1974 p 154-170 Transl. into ENGLISH of "Bestimmung von Flugzeugkennndaten aus Flugversuchen", DGLR, Cologne, DLR-Mitt-73-25, 1973 p 185-202

Comparison of aerodynamic coefficients obtained from wind tunnel measurements with results of flight tests is possible only in individual cases, since wind tunnel models have a rigidity or elasticity not corresponding to that of the aircraft. Elasticity correction must, therefore, be carried out. The method used for the AJ 37 aircraft is briefly described. A satisfactory agreement was found between coefficients obtained from flight tests and the ones calculated from corrected wind tunnel tests. ESRO

N75-19262 European Space Research Organization, Paris (France).

SOME ASPECTS OF PERFORMANCE MEASUREMENTS IN NONSTEADY FLIGHT

J. A. Mulder *In its* Determination of Aircraft Characteristics from Flight Test (ESRO-TT-104) Nov. 1974 p 171-190 refs Transl. into ENGLISH of "Bestimmung von Flugzeugkennndaten aus Flugversuchen", DGLR, Cologne, DLR-Mitt-73-25, 1973 p 203-222

The principle of determining the angle of attack and the rate of climb from measurements in nonsteady flight is described. It is shown that small zero-shifts of the inertial transducers would result in unacceptable errors in the calculated angle of attack and in rate of climb. A flight path reconstruction technique yielding estimates of the zero-shifts turns out to be the keypoint of the flight test technique presented. ESRO

N75-19263 European Space Research Organization, Paris (France).

DETERMINATION OF THE PARAMETERS OF A SYSTEM OF EQUATIONS OF MOTION FROM FLIGHT TEST DATA

H. U. Schaeufele *In its* Determination of Aircraft Characteristics from Flight Test (ESRO-TT-104) Nov. 1974 p 191-212 refs Transl. into ENGLISH of "Bestimmung von Flugzeugkennndaten aus Flugversuchen", DGLR, Cologne, DLR-Mitt-73-25, 1973 p 223-248

The method of least squares can be used for the determination of the parameters of a system of differential equations. It is shown that good results can be obtained with this method. A subsequent iteration aims at improving the parameters calculated with the help of the method of least squares. A new procedure for the iterative determination of the parameters of a system of

differential equations is described; the new method is simpler than other procedures of this type known at present.

Author (ESRO)

N75-19265 European Space Research Organization, Paris (France).

DETERMINATION OF DERIVATIVES BY A MODEL WITH AUTOMATIC PARAMETER

R. Koehler *In its* Determination of Aircraft Characteristics from Flight Test (ESRO-TT-104) Nov. 1974 p 224-239 Transl. into ENGLISH of "Bestimmung von Flugzeugkennndaten aus Flugversuchen", DGLR, Cologne, DLR-Mitt-73-25, 1973 p 261-278

An analog circuit that continuously adapts the model parameters to the unknown system characteristic values is used to determine the derivatives of an aircraft from flight data. The results of an evaluation with a linear and a nonlinear model are discussed. Author (ESRO)

N75-19266 European Space Research Organization, Paris (France).

SELECTED EXAMPLES OF THE EVALUATION OF VAK 191 B FLIGHT TESTS

R. Burdorf *In its* Determination of Aircraft Characteristics from Flight Tests (ESRO-TT-104) Nov. 1974 p 240-254 Transl. into ENGLISH of "Bestimmung von Flugzeugkennndaten aus Flugversuchen", DGLR, Cologne, DLR-Mitt-73-25, 1973 p 279

A method is described enabling determination of the roll control characteristic of the VAK 191 B aircraft from measured values obtained during hovering flight. The basic magnitude is the rotational velocity as measured by the rate gyro, its variations in time approximated by means of a polynomial that is then differentiated. The effect of the discretization of the measured values as a result of data transmission is investigated. The rotational acceleration obtained consists of the desired control acceleration and aerodynamic disturbances. The disturbances occurring during these flights were estimated with a simulation program for the VAK 191 B aircraft, thereby determining the control characteristic. ESRO

N75-19267# Royal Aircraft Establishment, Bedford (England). Aerodynamics Dept.

DETERMINATION OF THE RUDDER POWER AND DIRECTIONAL STABILITY OF THE FAIREY DELTA 2 AIRCRAFT USING A WINGTIP PARACHUTE

G. Ingle London Aeron. Res. Council 1974 34 p refs Supersedes RAE-TR-73025; ARC-34852 (ARC-CP-1298; RAE-TR-73025; ARC-34852) Avail: NTIS HC \$3.75; HMSO 65p; PHI \$2.75

The wingtip parachute technique was used to extract a rudder power derivative for the Fairey Delta 2 research aircraft. The flight tests revealed that the derivative has a considerably smaller value than tunnel tests suggested, and it is believed that this is due to the aeroelasticity of the fin and rudder, and possibly to unrepresentative flow over the rear of the wind-tunnel model. Once the derivative was obtained, a directional stability derivative was derived on the assumption that the rudder power derivative was small. The values of the directional stability derivative obtained by this technique agree well with those from other flight tests and reasonably well with tunnel test results. Author (ESRO)

N75-19268# Army Foreign Science and Technology Center, Charlottesville, Va.

HELICOPTER FLIGHT REGIMES

G. Samoilov 17 Aug. 1974 18 p Transl. into ENGLISH from *Aviatsiya i Kosmonavtika* (USSR), no. 11, 1972 p 20-21, 26-27

(AD-A001220; FSTC-HT-23-299-74) Avail: NTIS CSCL 01/2

The article deals with steady regimes of helicopter flight. The first and the second regimes of a steady helicopter flight are described. Horizontal flights as well as other rectilinear states such as climbs and engine descent are studied. A significant part of the article is devoted to steady turns and some unsteady flight regimes such as acceleration and slowing down. GRA

N75-19269# Princeton Univ., N.J. Instrumentation and Control Lab.

FLIGHT PATH CONTROL AND PERFORMANCE ANALYSIS, PHASES 1 AND 2. INTEGRATED DISPLAY, PHASE 3 Final Report

G. J. Born, T. A. Dukes, E. J. Durbin, and P. B. Sun Jul. 1974 114 p refs

(Contract DAAB07-72-C-0161)
(AD-A002014; ECOM-0161-72-F) Avail: NTIS CSCL 01/3

The question of symbology superimposed on an image display for low level flying is explored. Three formats of symbology superimposed on a TV image display have been developed, based on the ITED (Integrated Trajectory Error Display). A helicopter performance and control model developed earlier is reviewed. A gas turbine engine model is developed, first for the ideal turbine, and then modified for a practical engine mounted in a helicopter. Three modifications of the S-ITED (Superimposed Integrated Trajectory Error Display) are described. These changes have been made to improve the integration of the symbology with the image display. The modified display is described in the form of a briefing for simulator test subjects. GRA

N75-19271# Calspan Corp., Buffalo, N.Y.

A STUDY FOR ACTIVE CONTROL RESEARCH AND VALIDATION USING THE TOTAL IN-FLIGHT SIMULATOR (TIFS) AIRCRAFT

Robert T. N. Chen, Hamilton Daughaday, Dominick Andrisani, II, Robert D. Till, and Norman C. Weingarten Apr. 1975 164 p refs

(Contract NAS1-13329)
(NASA-CR-132614; AK-5560-F-1) Avail: NTIS HC\$6.25 CSCL 14B

The results of a feasibility study and preliminary design for active control research and validation using the Total In-Flight Simulator (TIFS) aircraft are documented. Active control functions which can be demonstrated on the TIFS aircraft and the cost of preparing, equipping, and operating the TIFS aircraft for active control technology development are determined. It is shown that the TIFS aircraft is as a suitable test bed for inflight research and validation of many ACT concepts. Author

N75-19274# Royal Aircraft Establishment, Farnborough (England).

REAL-TIME SIMULATION OF JET ENGINES WITH A DIGITAL COMPUTER(1), FABRICATION AND CHARACTERISTICS OF THE SIMULATOR

K. Nishio, N. Sugiyama, T. Koshinuma, T. Hashimoto, T. Ohata, and H. Ichikawa 18 Sep. 1974 53 p refs Transl. into ENGLISH from Japanese report

(RAE-Lib-Trans-1768; BR46783; NAL-TR-283(1972)) Avail: NTIS HC \$4.25

The fabrication and performances of a real-time jet engine simulator using a digital computer are reported along with simulation test results. Actual engine test data for the lift jet engine JR-100H are included. Author

N75-19278# University of Southern Calif., Los Angeles. Behavioral Technology Labs.

FIELD EVALUATION OF MODEL 2 OF THE COMPUTER-BASED, INDIVIDUAL TRAINER FOR THE RADAR INTERCEPT OFFICER Final Report, 1 Jan. - 31 Dec. 1974

Joseph W. Rigney, D. Kirk Morrison, Louis A. Williams, and Douglas M. Towne Jul. 1974 58 p refs

(Contract N61339-73-C-0065; ARPA Order 2310)
(AD-A002705; NAVTRAEQUIPCEN-73-C-0065-2) Avail: NTIS CSCL 05/9

Model II of the basic skills intercept trainer for Radar Intercept Officers was evaluated in a school environment. Model II incorporated different instructional sequencing logic, additional weaponry capability, and additional graphic features from Model I (developed under a previous project). These added features were designed to assist the student in understanding the intercept geometry and in learning to use the B-scan display. One (N-31) of two random groups practiced on a trainer with these additional graphics, the other group (N-29) used a version of

the trainer without these features. The group using the enhanced trainer took longer and required more problems to satisfy the trials-to-criterion logic used in the practice session. All students expressed predominantly favorable attitudes toward the trainer. Results are discussed, and recommendations are offered. GRA

N75-19367# National Aeronautics and Space Administration. Lewis Research Center, Cleveland, Ohio.

PROCESSABLE HIGH TEMPERATURE RESISTANT POLYMER MATRIX MATERIALS

Tito T. Serafini 1975 20 p refs Presented at Intern. Conf. on Composite Mater., Geneva, 7-11 Apr. 1975

(NASA-TM-X-71682; E-7324) Avail: NTIS HC \$3.25 CSCL 11D

Studies conducted with addition-type polyimides are reviewed with emphasis on the development of the Polymerization of Monomer Reactants (PMR) approach, in which PMR occurs on the surface of the reinforcing fibers. Author

N75-19413# National Aerospace Lab., Tokyo (Japan).
ON FATIGUE CRACK ARRESTING BY A STOP-HOLE IN 2024-T3 ALUMINUM ALLOY SHEET SPECIMENS

Hiroyuki Terada and Yoshiaki Kakuta 1974 18 p refs In JAPANESE; ENGLISH summary

(NAL-TR-359) Avail: NTIS HC \$3.25

Attempts made to find out the most effective way to arrest the fatigue crack by the stop-hole are reported. The influence of the following three parameters on the crack propagation life was studied; the size of the stop-hole, the distance between the front edge of the stop-hole and the tip of the crack occurred, and the crack length at the moment of repair. Single edge notched sheet specimens of 2024-T3 aluminum alloy were tested under partially tensile fatigue loads with constant stress amplitudes. Conclusions drawn from the study show: (1) repairing fatigue cracks of shorter length is more effective; and (2) the radius of the stop-hole must be large enough to release the stress near the crack tip sufficiently. The distance between the front edge of the stop-hole and the tip of the fatigue crack occurring must be short enough to leave sufficient residual width and to leave an effective residual compressive stress region around the crack tip. Author

N75-19414# National Aerospace Lab., Tokyo (Japan).
RELATION BETWEEN SCATTER OF FATIGUE LIFE AND S-N CURVE IN AIRCRAFT STRUCTURAL ALUMINUM ALLOY 2024-T4

Toshiyuki Shimokawa and Yasumasa Hamaguchi Apr. 1974 10 p refs In JAPANESE; ENGLISH summary

(NAL-TR-360) Avail: NTIS HC \$3.25

The accumulated effect on fatigue life of the experimental conditions, the material properties in its virgin state, and the cumulative process of damage in cyclic loading was investigated as an error in the applied stress. This concept was applied to the results of a series of fatigue tests on unnotched sheet specimens of aircraft structural aluminum alloy 2024-T4. Firstly, the S-N curve, where N is the median fatigue life, was determined from a series of experimental results. The equivalent stress of each specimen, which is considered to be the sum of the applied stress and its estimated error, was calculated from the S-N curve and the fatigue life of each specimen. The distribution of the equivalent stress is quantitatively evaluated. Secondly, using the order statistics and assuming the distribution of the equivalent stress to be normal, the fatigue life distribution having the same scatter as that obtained in the experiment was introduced from the S-N curve and the assumed equivalent stress distribution. The interrelation between the scatter of the equivalent stress, the S-N curve, and the scatter of fatigue life is discussed. Author

N75-19546# Westinghouse Electric Corp., Lima, Ohio. Aerospace Electrical Div.

PROGRAM FOR THE DEVELOPMENT OF A SUPER-CONDUCTING GENERATOR. PART 1: PHASE 1 Report for May 1971 - Jan. 1974

R. D. Blaughter, J. L. McCabria, and James H. Parker, Jr. Oct.

1974 243 p refs
(Contract F33615-71-C-1591; AF Proj. 3145)
(AD-A001649; AFAPL-TR-74-84-Pt-1) Avail: NTIS CSCL
10/21

The work included the preliminary studies and design of a 12,000 RPM, 5 MVA, 400 Hz generator with a rotating field. It also includes the individual tests of the most critical components, i.e., the dynamic cryogenic seals, power leads, interconnections of the SC coils, SC field windings, and construction and test of a complete rotor. The cold rotor tests (at 4.2K) were conducted up to the overspeed value of 13,200 rpm. Full excitation of the field (equivalent to 5.32 MVA) was obtained at the operating speed of 12,000 rpm. GRA

N75-19557# Army Foreign Science and Technology Center, Charlottesville, Va.

ANTENNAS, A COLLECTION, ISSUE 15

L. Sopin, L. Bazelyan, G. Inyutin, V. Narbut, and Y. Zamyatin
15 Jun. 1974 128 p refs Transl. into ENGLISH from Antenny
(Moscow), no. 15, 1972.

(AD-A002646; FSTC-HT-23-718-74) Avail: NTIS CSCL 09/5

Contents: The theory of two-dimensional arrays with random arrangement of the radiators; Experience in the development of two-dimensional antenna arrays with random arrangement of the radiators; On the three-dimensional structure of cross-polarization radiation of axisymmetrical parabolic antennas; On the problem of reducing directive gain and dispersion of the direction of the principal maximum of the radiation pattern of a sectionalized antenna of a traveling wave; On the problem of the statistics of a field of focussed systems; Directive gain and input impedance of a flat radiator located close to a boundary surface; Analysis of the properties of coupled structures; An evaluation of aircraft capacitor medium wavelength folded-dipole antennas for their efficiency. GRA

N75-19585# Advisory Group for Aerospace Research and Development, Paris (France).

TECHNICAL EVALUATION REPORT ON FLUID DYNAMICS PANEL SYMPOSIUM ON V/STOL AERODYNAMICS

B. M. Spee (Natl. Aerospace Lab.) Feb. 1975 13 p refs
Symp. held at Delft, Netherlands, 24-26 Apr. 1974
(AGARD-AR-78) Avail: NTIS HC \$3.25

Papers presented at the Fluid Dynamics Panel Symposium are reviewed along with the current situation in V/STOL aerodynamics research. The following areas were discussed: powered high-lift systems; mechanical high-lift systems and jet lift. It is concluded that the direct operating cost of V/STOL must be decreased through optimization of aerodynamic characteristics in order to compete with conventional aircraft. Author

N75-19586*# McDonnell-Douglas Astronautics Co., St. Louis, Mo.

ANALYTICAL COMPARISON OF HYPERSONIC FLIGHT AND WIND TUNNEL VISCOUS/INVISCID FLOW FIELDS Final Report

H. J. Fivel, R. V. Masek, and L. J. Mockapetris Washington
NASA Feb. 1975 124 p refs
(Contract NAS1-11728)
(NASA-CR-2489) Avail: NTIS HC \$5.25 CSCL 20D

Flow fields were computed about blunted, 0.524 and 0.698 radian, cone configurations to assess the effects of nonequilibrium chemistry on the flow field geometry, boundary layer edge conditions, boundary layer profiles, and heat transfer and skin friction. Analyses were conducted at typical space shuttle entry conditions for both laminar and turbulent boundary layer flow. In these calculations, a wall temperature of 1365 K (2000 F) was assumed. The viscous computer program used in this investigation was a modification of the Blottner non-similar viscous code which incorporated a turbulent eddy viscosity model after Cebeci. The results were compared with equivalent calculations for similar (scaled) configurations at typical wind tunnel conditions. Wind tunnel test gases included air, nitrogen, CF₄ and helium. The viscous computer program used for wind tunnel conditions was the Cebeci turbulent non-similar computer code. Author

N75-19878# Air Force Weapons Lab., Kirtland AFB, N.Mex.
USAF AIRCRAFT TAKEOFF LENGTH DISTANCES AND CLIMBOUT PROFILES Final Report, 1 Jun. 1973 - 15 Sep. 1974

David F. Menicucci Oct. 1974 35 p ref
(AD-A001826; AFWL-TR-74-279) Avail: NTIS CSCL 13/2

The Air Force Weapons Laboratory in cooperation with the Argonne National Laboratory has developed a computerized Air Quality Assessment Model (AQAM) which will be used to assess the impact of airbase activity on Ambient Air Quality within the airbase and in surrounding areas. The AQAM has the capability of precisely simulating the aerial and ground operating cycle of each active USAF aircraft. An important component of this operating cycle is the takeoff runway roll distance. The runway roll is associated with high engine power settings and correspondingly high pollution emissions. This report outlines the procedure for utilizing least-squares curve fitting techniques to develop equations to accurately define the runway roll distance for each USAF aircraft in given meteorological conditions. GRA

N75-20209 European Space Research Organization, Paris (France).

THE COEXISTENCE OF TWO SUPERSONIC PLANE FLOWS IN THE PRESENCE OF A LONGITUDINAL PRESSURE GRADIENT c02

Jacques Paulon, Xavier Garonne et al. *In its* La Rech. Aerospatiale, Bi-monthly Bull. No. 1974-2 (ESRO-TT-113) Dec. 1974 p 15-34 refs
Transl. into ENGLISH from La Rech. Aerospatiale, Bull. Bimestriel (Paris), no. 1974-2, Mar.-Apr. 1974 p 75-82

A study of two supersonic, plane, parallel flows at different Mach numbers, but at the same pressure, is used to contribute to the understanding of the complex stratified flows encountered in supersonic compressors with shocks. In particular, it sheds some light on the shape of de-energization shock waves and allows the verification of the correlation formulas used for calculating flow separations at the walls. Author (ESRO)

N75-20212 European Space Research Organization, Paris (France).

SOME NOTES ON THE THERMODYNAMICS OF THRUST REVERSAL IN FLIGHT c77

Pierre Garriere *In its* La Rech. Aerospatiale, Bi-monthly Bull. No. 1974-2 (ESRO-TT-113) Dec. 1974 p 86-88
Transl. into ENGLISH from La Rech. Aerospatiale, Bull. Bimestriel (Paris), no. 1974-2, Mar.-Apr. 1974 p 107

It is shown that, in order to obtain a maximum braking effect in flight, the thrust reversal should take place in a manner leading to the greatest possible irreversibility through interaction of the jet with the external free flow. Thrust reversers should be tested, not on a test bench, but in a wind tunnel only. Author (ESRO)

N75-20213 European Space Research Organization, Paris (France).

DETERMINATION BY MEANS OF HYDRAULIC ANALOGY OF THE TRANSONIC FLOW IN A BLADE CASCADE c02

Emilien Robert, Lucien Reding et al. *In its* La Rech. Aerospatiale, Bi-monthly Bull. No. 1974-2 (ESRO-TT-113) Dec. 1974 p 89-101 refs
Transl. into ENGLISH from La Rech. Aerospatiale, Bull. Bimestriel (Paris), no. 1974-2, Mar.-Apr. 1974 p 108-112

A technique is described for studying the flow through the interblade channels of a transonic cascade and for determining the position of the flow isobars. The use of injected powder particles and motion picture photography reveals the flow velocity and direction along the isobars. Author (ESRO)

N75-20221*# National Aeronautics and Space Administration, Flight Research Center, Edwards, Calif.

A FLIGHT TEST INVESTIGATION OF THE ROLLING MOMENTS INDUCED ON A T-37B AIRPLANE IN THE WAKE OF A B-747 AIRPLANE

Harriet J. Smith Apr. 1975 23 p refs
(NASA-TM-X-56031) Avail: NTIS HC \$3.25 CSCL 01C

A flight test investigation of the B-747 vortex wake characteristics was conducted using a T-37B as a probe aircraft. The primary purpose of the program was the validation of the results of B-747 model tests which predicted significant alleviation of the vortex strength when only the inboard flaps were deflected. Measurements of the vortex-induced rolling moments of the probe aircraft showed that the predicted alleviation did occur. The effects of landing gear extension, increased lift coefficient, idle thrust, and sideslip were investigated, and all had an adverse effect on the alleviated condition as evidenced by increased induced rolling moments of the T-37B probe aircraft. Idle thrust also increased the strength of the B-747 wake vortices with both inboard and outboard flaps extended. Author

N75-20222*# Kansas Univ., Lawrence.

THE FUTURE OF AERONAUTICS

1974 419 p refs Presented at NASA/Univ. Conf. on Aeron., Lawrence, Kans., 23-24 Oct. 1974 Sponsored in part by NASA
(NASA-CR-142559) Avail: NTIS HC \$10.50 CSCL 01B

The proceedings of a conference on the future of aeronautics are presented. The subjects discussed include the following: (1) aeronautics and the education of the engineer, (2) technical trends in aeronautics, and (3) the role of the university in aeronautics. The technical trends in aeronautics are concerned with aircraft noise control, the effect of the aircraft on the environment, airborne electronics for automated flight, and trends in aircraft design.

N75-20223* National Aeronautics and Space Administration, Washington, D.C.

AERONAUTICS IN THE AMERICAN SOCIETY

James C. Fletcher In Kans. Univ. The Future of Aeron. 1974 p 1-10
CSCL 01B

The trends in aeronautics and aeronautical education are discussed with respect to the roles of industry, government, and the universities. The importance of the aviation industry to the economy of the country is examined. The impact of reduced enrollment of aeronautical engineering students in the universities on the future of the aeronautical industry is stressed. It is stated that the role of the government should be to sponsor and conduct basic research and advanced technology programs for civil and military aviation, and the specification, development, procurement, and operation of military aircraft. Recommendations are made for approaches which may be taken to influence more qualified students to enter the field of aeronautics. Author

N75-20228* Lockheed Aircraft Corp., Sunnyvale, Calif.

THE NEXT FORTY YEARS IN AVIATION

Willis M. Hawkins In Kans. Univ. The Future of Aeron. 1974 p 58-95
CSCL 01B

A prediction of the status of various types of aviation activities which may be expected in twenty years is presented. The basic assumptions are that the population of the nation will continue to grow at more than 7 percent and that the need for air transportation of passengers and cargo will increase accordingly. Various predictions are also made for the developments in vertical takeoff aircraft, short haul airline operations, general aviation, and military aircraft. Areas of improvement are indicated for air navigation, air traffic control, night vision, quiet aircraft, and the use of hydrogen as a fuel. Author

N75-20229* National Aeronautics and Space Administration, Langley Research Center, Langley Station, Va.

TRENDS IN AIRCRAFT NOISE CONTROL

Harvey H. Hubbard and Earl W. Conrad In Kans. Univ. The Future of Aeron. 1974 p 96-122 refs

CSCL 01C

Flight vehicles are characterized according to their manner of operation and type of propulsion system; and their associated sources of noise are identified. Available noise reduction technology as it relates to engine cycle design and to powerplant component design is summarized. Such components as exhaust jets, fans, propellers, rotors, blown flaps, and reciprocating-engine exhausts are discussed, along with their noise reduction potentials. Significant aircraft noise reductions are noted to have been accomplished by the application of available technology in support of noise certification rules. Further noise reductions to meet more stringent future noise regulations will require substantial additional technology developments. Improved analytical prediction methods, and well-controlled validation experiments supported by advanced-design aeroacoustic facilities, are required as a basis for an effective integrated systems approach to aircraft noise control. Author

N75-20231* National Aeronautics and Space Administration, Ames Research Center, Moffett Field, Calif.

ON WAKE VORTEX ALLEVIATION

Leonard Roberts In Kans. Univ. The Future of Aeron. 1974 p 139-167 refs
CSCL 01A

Research within NASA relating to the nature of lift-induced vortex wakes behind large aircraft and the means whereby the hazard they represent to smaller aircraft can be alleviated is reviewed. The research, carried out in ground based facilities and in flight shows that more rapid dispersion of the wake can be effected by several means and that the modification of span-loading by appropriate flap deflection holds promise of early practical application. Author

N75-20232* National Aeronautics and Space Administration, Langley Research Center, Langley Station, Va.

AIRBORNE ELECTRONICS FOR AUTOMATED FLIGHT SYSTEMS

George B. Graves, Jr. In Kans. Univ. The Future of Aeron. 1974 p 168-181 refs
CSCL 01D

The increasing importance of airborne electronics for use in automated flight systems is briefly reviewed with attention to both basic aircraft control functions and flight management systems for operational use. The requirements for high levels of systems reliability are recognized. Design techniques are discussed and the areas of control systems, computing and communications are considered in terms of key technical problems and trends for their solution. Author

N75-20235* National Aeronautics and Space Administration, Langley Research Center, Langley Station, Va.

SOME TRENDS IN AIRCRAFT DESIGN: STRUCTURE

George W. Brooks In Kans. Univ. The Future of Aeron. 1974 p 212-270 refs
CSCL 01C

Trends and programs currently underway on the national scene to improve the structural interface in the aircraft design process are discussed. The National Aeronautics and Space Administration shares a partnership with the educational and industrial community in the development of the tools, the criteria, and the data base essential to produce high-performance and cost-effective vehicles. Several thrusts to build the technology in materials, structural concepts, analytical programs, and integrated design procedures essential for performing the trade-offs required to fashion competitive vehicles are presented. The application of advanced fibrous composites, improved methods for structural analysis, and continued attention to important peripheral problems of aeroelastic and thermal stability are among the topics considered. Author

N75-20236* National Aeronautics and Space Administration, Flight Research Center, Edwards, Calif.

STATUS AND TRENDS IN ACTIVE CONTROL TECHNOLOGY

Herman A. Rediess and Kenneth J. Szalai In Kans. Univ. The

Future of Aeron. 1974 p 271-320 refs

CSCL 01C

The emergence of highly reliable fly-by-wire flight control systems makes it possible to consider a strong reliance on automatic control systems in the design optimization of future aircraft. This design philosophy has been referred to as the control configured vehicle approach or the application of active control technology. Several studies and flight tests sponsored by the Air Force and NASA have demonstrated the potential benefits of control configured vehicles and active control technology. The present status and trends of active control technology are reviewed and the impact it will have on aircraft designs, design techniques, and the designer is predicted. Author

N75-20237* National Aeronautics and Space Administration. Langley Research Center, Langley Station, Va.

OPPORTUNITIES FOR AERODYNAMIC-DRAG REDUCTION

Robert E. Bower *In* Kans. Univ. The Future of Aeron. 1974 p 321-350 refs

Methods for reducing aerodynamic drag to improve aircraft performance and reduce fuel consumption are discussed. The techniques considered are: (1) pressure drag reduction, (2) supercritical airfoils, (3) subcritical airfoils, (4) induced drag reduction by over-the-wing blowing and increased aspect ratio, and (5) friction drag reduction by laminar flow control and slot injection. It is stated that a 50 percent reduction from current drag values is expected through the application of these techniques. Author

N75-20241* National Aeronautics and Space Administration. Langley Research Center, Langley Station, Va.

UNIVERSITY RESEARCH IN AERONAUTICS

John E. Duberg *In* Kans. Univ. The Future of Aeron. 1974 p 371-373
CSCL 01B

The contributions which universities can make to aeronautical research projects are discussed. The activities of several facilities are presented to show the effectiveness of the educational and research programs. Reference is made to the Intergovernmental Personnel Act of 1970 which permits an exchange of Federal agency personnel with state and local governments and with public and private higher education schools. Author

N75-20242* Cessna Aircraft Co., Wichita, Kans.

GENERAL AVIATION'S FUTURE NEED FOR RESEARCH
Malcolm Harned *In* Kans. Univ. The Future of Aeron. 1974 p 374-375
CSCL 01B

The research requirements for general aviation aircraft are presented. Emphasis is placed on improving the performance of airfoils, propellers, and engines. Additional requirements are expressed with respect to external noise reduction, internal noise reduction, and exhaust emission control. The requirement for anti-icing developments to create improved flight safety is discussed. Author

N75-20243* Stanford Univ., Calif.

UNIVERSITY RESEARCH IN AERONAUTICS

Holt Ashley *In* Kans. Univ. The Future of Aeron. 1974 p 376-381
CSCL 01B

The types of aeronautical research projects which universities should and should not accept for Government and industry are discussed. Specific examples of suitable and unsuitable research projects are presented. The author recommends two modes by which universities can be of assistance to other organizations in aeronautical research. Author

N75-20247* National Aeronautics and Space Administration. Langley Research Center, Langley Station, Va.

PERFORMANCE OF AN ISOLATED TWO-DIMENSIONAL VARIABLE-GEOMETRY WEDGE NOZZLE WITH TRANSLATING SHROUD AND COLLAPSING WEDGE AT SPEEDS UP

TO MACH 2.01

Donald L. Maiden Washington Apr. 1975 77 p refs
(NASA-TN-D-7906; L-9976) Avail: NTIS HC \$4.25 CSCL 01A

A wind-tunnel investigation was conducted to determine the aeropropulsion performance (thrust-minus-drag) of a single-engine, variable-geometry, two-dimensional (2-D) wedge nozzle with simulated translating-shroud and collapsing-wedge mechanisms. The investigation was conducted statically and at Mach numbers from 0.60 to 2.01 at an angle of attack of 0 deg and at varied jet total-pressure ratios up to 21, depending on the Mach number. The results indicate that the isolated aeropropulsion performance of a variable-geometry two-dimensional wedge nozzle is competitive with axisymmetric nozzles at transonic and supersonic speeds, but the isolated performance is slightly inferior for static take-off and low subsonic speeds. With the use of a simple tertiary-air ejector, the static take-off performance was increased. Author

N75-20248*# National Aeronautics and Space Administration. Lewis Research Center, Cleveland, Ohio.

AN EXPERIMENTAL INVESTIGATION OF COMPRESSOR STALL USING AN ON-LINE DISTORTION INDICATOR AND SIGNAL CONDITIONER

William G. Costakis and Leon M. Wenzel Washington Apr. 1975 33 p refs
(NASA-TM-X-3182; E-8120) Avail: NTIS HC \$3.75 CSCL 01A

The relation of the steady-state and dynamic distortions and the stall margin of a J85-13 turbojet engine was investigated. A distortion indicator capable of computing two distortion indices was used. A special purpose signal conditioner was also used as an interface between transducer signals and distortion indicator. A good correlation of steady-state distortion and stall margin was established. The prediction of stall by using the indices as instantaneous distortion indicators was not successful. A sensitivity factor that related the loss of stall margin to the turbulence level was found. Author

N75-20249# National Research Council of Canada, Ottawa (Ontario).

QUARTERLY BULLETIN OF THE DIVISION OF MECHANICAL ENGINEERING AND THE NATIONAL AERONAUTICAL ESTABLISHMENT, 1 OCTOBER - 31 DECEMBER 1974

31 Dec. 1974 102 p refs
(DME/NAE-1974(4)) Avail: NTIS HC \$5.25

Research data on estimates of stability derivatives of the Bell 205 helicopter and V/STOL aircraft, air cushion vehicle transportation in Canada, and thermodynamic efficiency of the Otto and Carnot cycles are summarized.

N75-20250 National Aeronautical Establishment, Ottawa (Ontario). Flight Research Lab.

ESTIMATES OF THE STABILITY DERIVATIVES OF A HELICOPTER AND A V/STOL AIRCRAFT FROM FLIGHT DATA

D. G. Gould and W. S. Hindson *In* NRC Quart. Bull. of the Div. of Mech. Eng. and the Natl. Aeron. Estab. 31 Dec. 1974 p 1-20 refs Presented at the Specialists Meeting on Aircraft State and Parameter Identification Tech., Hampton, Va., 5-8 Nov. 1974

Stability derivatives for the Bell 205 helicopter have been derived from flight data using a least squares quasilinearization technique. The aircraft model, which included a first order representation of rotor response characteristics was based on fundamental parameters descriptive of the particular design. A conglomerate analysis procedure which produced estimates based on data from several similar manoeuvres was used to increase the confidence in the results obtained. Data from the CL-84 V/STOL aircraft were also analyzed, indicating the validity of certain a priori longitudinal stability derivatives for the aircraft, and yielding estimates of others. The results indicate the need to use a more elaborate modelling technique, such as was used for the Bell 205, which takes into account the particular complexities of the aircraft. Author

N75-20261 Division of Mechanical Engineering, Ottawa (Ontario), Engine Lab.

SOME AIR CUSHION TECHNOLOGY RESEARCH IN CANADA

H. S. Fowler *In* NRC Quart. Bull. of the Div. of Mech. Eng. and the Natl. Aeron. Estab. 31 Dec. 1974 p 21-31 refs (For availability see N75-20249 12-01)

Details are given of hovercraft use for transport of heavy loads over poor roads on off-road terrain which varies with the season. Special attention was given to: (1) low temperature operation of ACVs, (2) the use of ACVs as icebreakers, (3) field trials of hoverbarges, and (4) the use of mobile laboratory vehicles, Project CASPAR, for studying performance and skirt-terrain interaction of various skirt problems. Author

N75-20263# Air Force Inst. of Tech., Wright-Patterson AFB, Ohio. School of Engineering.

COMPUTER SIMULATION OF MAINTENANCE FOR MULTI-MISSION RPV'S M.S. Thesis

Paul R. Sheridan Dec. 1974 104 p refs

(AD-A003351; GSA/SM/74D-8) Avail: NTIS CSCL 01/3

The purpose of this research project was to develop a computer simulation model of maintenance for a multi-mission RPV. The model is developed with as much flexibility as possible consistent with the expressed desires of the RPV SPO at Wright-Patterson AFB, Ohio. A method of analyzing the output of the simulation to determine trade-offs between the use of manpower and vehicles is also developed and a numerical example is presented. The greatest value of this research is the potential for use in various areas of study concerning RPV maintenance. This report does not address questions of operational effectiveness of MMRPVs in the target area. GRA

N75-20268# National Aeronautics and Space Administration, Lewis Research Center, Cleveland, Ohio.

EVALUATION OF SOME CONTROL-VOLUME TECHNIQUES FOR ANALYSIS OF SHOCK-BOUNDARY LAYER INTERACTIONS IN SUPERSONIC INLETS

Warren R. Hingst Washington Apr. 1975 15 p refs

(NASA-TM-X-3186; E-7866) Avail: NTIS HC \$3.25 CSCL 20D

Various control-volume models used to analyze the shock boundary layer bleed interaction were investigated. The bleed assumptions of the models and their influence on the analytical solutions are discussed. The results of the analysis using these models are compared with experimental boundary-layer data taken in a supersonic inlet. The experimental Mach number upstream of the interaction was 1.66, and the oblique-shock pressure ratio was 1.33. The boundary layer data included bleed flow rates up to approximately 0.6 of the upstream boundary layer mass flow rate. The first model assumed the bleed was removed from the control volume with a momentum that was characterized by a pressure intermediate between the upstream and downstream pressures. The second model assumed the control volume was bounded by a streamline dividing the bleed and residual flows and eliminated the need to specify the momentum of the bleed flow. Comparison of the results using the models showed that specifying the bleed pressure in one model was equivalent to specifying the pressure along the dividing streamline in the other. Author

N75-20267# Weapons Research Establishment, Salisbury (Australia).

BOUNDARY LAYER EFFECTS IN SUPERSONIC FLOW OVER CYLINDER-FLARE BODIES

M. L. Robinson Jul. 1974 54 p refs

(WRE-Rept-1238(WR/D)) Avail: NTIS HC \$4.25

The effects of shock wave-boundary layer interaction on the forces acting on cylinder-flare bodies have been investigated experimentally at a Mach number of 2.8. Detailed pressure measurements have been made on two axisymmetric bodies with 15 deg semi-angle flare afterbodies in the incidence range 0 deg to 10 deg. The Reynolds numbers of the tests based on the distance from the nose to the cylinder-flare junction varied between 0.8 million and 2.5 million. Force distributions and total forces and centre-of-pressure positions were obtained by integration of

the measured pressure distributions. The experimental results are compared with the results of inviscid theory to gain an appreciation of the magnitude of shock wave-boundary layer interaction effects. The results have indicated that inviscid theory shows reasonable agreement with the experimental results where the length of the interaction region is short compared with the flare length. Author

N75-20258# Cranfield Inst. of Technology (England). Coll. of Aeronautics.

LONGITUDINAL AERODYNAMIC DERIVATIVES OF A SLENDER DELTA-WING RESEARCH AIRCRAFT EXTRACTED FROM FLIGHT DATA

V. Klein [1975] 85 p refs

(Cranfield-Aero-27) Avail: NTIS HC \$4.75

The Maximum Likelihood parameter-estimation algorithm was used to extract the longitudinal aerodynamic derivatives from flight data for the Handley Page HP 115 slender delta-wing research aircraft. The responses in the rate of pitch and vertical acceleration were excited from the horizontal steady-state flights at different airspeeds by the elevator deflection. In some cases the measured time histories were converted into frequency response curves, from which the unknown parameters were estimated. For the low angle of attack measurements the linear model of the aircraft was adequate, whereas for the runs measured at high angle of attacks the non-linear model had to be used. Some identifiability problems were met because of the limited number of measured outputs and incorrect design of the experiment. The non-dimensional aerodynamic derivatives extracted were compared with those from wind-tunnel tests and steady-state measurements. A reasonable degree of consistency between the various sets of results was obtained. Author

N75-20259# Cranfield Inst. of Technology (England). Coll. of Aeronautics.

PARAMETER IDENTIFICATION APPLIED TO AIRCRAFT

V. Klein [1975] 153 p refs

(Cranfield-Aero-26) Avail: NTIS HC \$6.25

All three steps in the identification as follows: (1) characterization, (2) parameter estimation and (3) verification are considered and applied to the determination of aircraft parameters from flight data. The estimation procedure includes the equation error method and the output error method with the weighted least squares, maximum likelihood and Bayesian estimation technique. The problems concerning accuracy and identifiability are also discussed. A general computing algorithm is developed covering all estimation techniques described. It is applicable to linear as well as nonlinear systems and is flexible enough for the solution of various identifiability problems. Using this algorithm the computing program has been compiled in general terms to enable the user to achieve the objectives mentioned. As examples, the results of the identification of aircraft parameters and aerodynamic derivatives for four different aircraft are presented. Author

N75-20260# Boeing Co., Seattle, Wash.

SIDESLIP OF WING-BODY COMBINATIONS

Paul E. Rubbert Oct. 1972 55 p refs

(Contract NAS2-5006)

(NASA-CR-114716; D6-60160) Avail: NTIS HC \$4.25 CSCL 01A

A small-disturbance theory is developed for predicting the aerodynamics of an airplane in sideslip. Second-order terms involving the interaction between sideslip angle and angle of attack, sideslip angle and wing camber, etc., are retained. It is found that the second-order terms can produce the dominant sideslip effects when the dihedral of the lifting surfaces is small. Numerical implementation of the theory requires a solution procedure capable of producing accurate velocity gradients in the first-order solution. Author

N75-20262# Royal Aircraft Establishment, Farnborough (England). Aerodynamics Dept.

COMPUTATION OF THE VELOCITY FIELD INDUCED BY A PLANAR SOURCE DISTRIBUTION APPROXIMATING A

SYMMETRICAL NON-LIFTING WING IN SUBSONIC FLOW

J. A. Ledger London Aeron. Res. Council 1974 41 p refs
Supersedes RAE-TR-72176; ARC-34383
(ARC-R/M-3751; RAE-TR-72176; ARC-34383) Avail: NTIS
HC \$3.75; HMSO £1.65; PHI \$6.75

The singular double integrals which arise in the calculation of the components of perturbation velocity due to a swept wing with given thickness distribution by linearized theory, were evaluated by a numerical method. Two computer programs were written, one for points on the wing planform and one for points off. Following the techniques adopted by Sells, the integral over the wing was constructed from the sum of analytic spanwise integrals taken along lines of local sweep. The results obtained were tested against calculations by Freestone for points on the wing planform for both sheared and tapered wings. Further comparisons for points on the wing surface were made with results by the method of A. M. O. Smith. Author (ESRO)

N75-20263# City Univ., London (England).

SOME REMARKS ON THE INDUCED VELOCITY FIELD OF A LIFTING ROTOR AND ON GLAUERT'S FORMULA

A. R. S. Bramwell London Aeron. Res. Council 1974 35 p refs
Supersedes ARC-34822
(ARC-CP-1301; ARC-34822) Avail: NTIS HC \$3.75;
HMSO 65p; PHI \$2.75

The induced velocity field of a lifting rotor is discussed in relation to the pressure field rather than the vortex wake in an attempt to obtain a clearer understanding of the relationship between the induced velocity and rotor forces. A number of results are derived and, where appropriate, are compared with those obtained from the theory of the vortex wake. An investigation into the validity of Glauert's formula indicates that it appears to be true for all rotor loadings for the linearized, high speed, case. Calculations of the induced power show that for typical rotor loadings the power in hovering flight is about 10 per cent greater than the ideal induced power, rising to about 15 to 20 per cent greater in forward flight. Author (ESRO)

N75-20264# Imperial Coll. of Science and Technology, London (England). Dept. of Aeronautics.

THE PREDICTION OF TURBULENT HEAT TRANSFER TO WEDGE COMPRESSION CORNERS AND CYLINDER-FLARE BODIES AT HYPERSONIC SPEEDS

Colin Osborne Mar. 1973 38 p refs
(Contract AT/2037/057)
(IC-Aero-73-03) Avail: NTIS HC \$3.75

A number of calculation methods were used to predict the heat transfer from hypersonic turbulent boundary layers on wedge compression corners and cylinder flare bodies. Only attached flows were considered. The results were compared with recent data of Coleman and Stollery (1972) and Coleman (1973). The prediction methods giving the best agreement with the data are the Gibson and Spalding (1971) method and the simplified Walker method. Author (ESRO)

N75-20267# European Space Research Organization, Paris (France).

ON THE INSTABILITY OF A SOUND-INFLUENCED FREE JET

Eberhard Pfizenmaier Jan. 1975 157 p refs Transl. into ENGLISH of "Zur Instabilität des Schallbeeinflussten Freistrahls", DFVLR, Berlin Report DLR-FB-73-69, 14 May 1973 Original German report available from DFVLR, Porz, West Ger. 48. 10 DM

(ESRO-TT-122; DLR-FB-73-69) Avail: NTIS HC \$6.25

The reaction of an axisymmetric free jet to disturbances excited by a sound field was investigated. The exciting sound field was used as a diagnostic tool in order to synchronize disturbances in the free jet to a single Strouhal number. If the Strouhal number is small, disturbances are amplified exponentially. If the Strouhal number is high, the experiments no longer reveal exponential amplification, but standing wave patterns and even damped amplitudes. In this case agreement between stability theory and experimental results fails. The structure of the disturbances found experimentally can be interpreted as a

superposition of two waves traveling downstream, namely, the exciting sound wave and the excited instability wave.

Author (ESRO)

N75-20271# Douglas Aircraft Co., Inc., Long Beach, Calif.

A THEORETICAL METHOD FOR CALCULATING THE AERODYNAMIC CHARACTERISTICS OF AN ARBITRARY EJECTOR-JET-FLAPPED WING: THEORETICAL ANALYSIS Final Report

Michael L. Lopez and Norman F. Wasson Jun. 1974 142 p refs
(Contract F33615-73-C-3127)
(AD-A002319; MDC-J6063; AFFDL-TR-74-72) Avail: NTIS
CSCL 01/1

A theoretical method has been developed to determine the aerodynamic characteristics of ejector-jet-flapped wings in incompressible flow. The ejector-jet-flap is a high-lift concept conceived as a means of generating lift by using the jet-flap principle. The ejector, which consists of a primary jet directed in the gap formed by the upper and lower sections of the flap, provides, as the result of the entrainment of a secondary fluid, a trailing edge jet momentum normally in excess of that of the primary jet. In the present method the ejector system inside the flap is considered as an internal mechanism and the total momentum at the trailing edge is considered as a single thin jet of known momentum flux. Thus, the external aerodynamics of the ejector-jet-flap wing is similar to that of a wing with a jet-augmented flap with a suction or sink effect in the region of the flap hinge. GRA

N75-20272# Virginia Polytechnic Inst. and State Univ., Blacksburg. Dept. of Aerospace and Ocean Engineering.

WIND TUNNEL STUDIES OF THE TURBULENT WAKE BEHIND SELF PROPELLED SLENDER BODIES Final Report

J. A. Schetz and A. K. Jakubowski Jun. 1974 18 p refs
(Contract N00014-72-A-0136-0004)
(AD-A002396; VPI-AERO-014) Avail: NTIS CSCL 20/4

This report presents a summary of the data obtained for self-propelled, slender (10 x 1) bodies in a six-foot square, low turbulence wind tunnel. One model was propelled by axial air injection through a peripheral slot, and the other was propelled by a three-bladed, high pitch propeller. The tests were conducted at (Re sub D) equals approximately 600,000. Data for the mean flow, turbulence intensities and Reynolds stresses were obtained at five axial stations in the range greater than 2 and less than 40. GRA

N75-20273# National Aviation Facilities Experimental Center, Atlantic City, N.J.

DEVELOPMENT OF A SCIENTIFIC BASIS FOR ANALYSIS OF AIRCRAFT SEATING SYSTEMS Final Report, Aug. 1972 - Apr. 1974

David H. Laananen Jan. 1975 216 p refs
(Contract DOT-FA72WA-3101)
(AD-A004306; FAA-NA-74-175; FAA-RD-74-130) Avail:
NTIS HC \$7.50 CSCL 01/3

A three-dimensional mathematical model of an aircraft seat, occupant, and restraint system has been developed as an aid to the development of crashworthy seats and restraint systems for general aviation aircraft. The occupant model consists of eleven rigid mass segments whose dimensions and inertial properties have been determined from studies of human body anthropometry and kinematics. The seat model is made up of beam and membrane elements with provision for simulating plastic behavior by the introduction of plastic hinges in the beams. A user-oriented computer program called Seat Occupant Model-Light Aircraft (SOM-LA) based on the three-dimensional model has been developed for use by engineers concerned with design and analysis of general aviation seats and restraint systems in that detailed descriptions of both are used as input. The response of the seat and occupant, restraint system loads, and various injury criteria are predicted for any given set of crash conditions. Author

N75-20274# National Transportation Safety Board, Washington, D.C. Bureau of Aviation Safety.

AIRCRAFT ACCIDENT REPORT. EASTERN AIR LINES, INC. MCDONNELL-DOUGLAS DC 9-31, N8967E AKRON-CANTON REGIONAL AIRPORT, NORTH CANTON, OHIO, 27 NOV. 1973

5 Nov. 1974 54 p
(PB-238637/3; NTSB-AAR-74-12; File-1-0029) Avail: NTIS HC \$4.25 CSCL 01B

An Eastern Air Lines McDonnell-Douglas DC-931 crashed at Akron-Canton Regional Airport, North Canton, Ohio, on November 27, 1973, at 2129 e.s.t. The aircraft ran off the end of runway 01 after completing a precision approach and landing, traversed 110 feet of unpaved ground, and plunged over a 38-foot embankment. The aircraft was damaged substantially by the impact, but there was no fire. The 21 passengers and 5 crewmembers sustained various injuries. The National Transportation Safety Board determines that the probable cause of the accident was the captain's decision to complete the landing at an excessive airspeed and at a distance too far down a wet runway to permit the safe stopping of the aircraft. Factors which contributed to the accident were: (1) lack of airspeed awareness during the final portion of the approach, (2) an erroneous indication of the speed command indicator, and (3) hydroplaning. GRA

N75-20275# National Transportation Safety Board, Washington, D.C. Bureau of Aviation Safety.

SPECIAL STUDY: SAFETY ASPECTS OF EMERGENCY EVACUATIONS FROM AIR CARRIER AIRCRAFT

13 Nov. 1974 45 p
(PB-238269/5; NTSB-AAS-74-3) Avail: NTIS HC \$3.75 CSCL 01B

Recent U.S. air carrier accidents in which an emergency evacuation occurred are examined. These accidents exemplify the factors most commonly identified as influencing evacuation success. The factors identified and discussed include the following: weather, terrain, aircraft attitude, fire and smoke, evacuation slides, emergency lighting, emergency communications equipment, obstructions to egress, passenger preparedness, crewmember training, and crewmember procedures. Safety recommendations regarding improvements in evacuation slides, megaphones, public address systems, passenger briefings, emergency lighting, and crewmember training are included. GRA

N75-20276# National Transportation Safety Board, Washington, D.C. Bureau of Aviation Safety.

ANNUAL REVIEWS OF AIRCRAFT ACCIDENT DATA US AIR CARRIER OPERATIONS, 1973

24 Oct. 1974 93 p
(PB-238281/0; NTSB-ARC-74-2) Avail: NTIS HC \$4.75 CSCL 01B

The record of aviation accidents which occurred in all operations of the U.S. Air Carriers for calendar year 1973 is presented. It includes an analysis by classes of carriers, causes and related factors, types of accidents, and phases of operation. Statistical tables which summarize the accidents, fatalities, and accident rates along with causal tables and the briefs of accidents are presented in the appendices. GRA

N75-20277# National Transportation Safety Board, Washington, D.C.

PAN AMERICAN WORLD AIRWAYS, INCORPORATED BOEING 707-321B, N454PA, PAGO PAGO, AMERICAN SAMOA, 30 JANUARY 1974 Aircraft Accident Report

8 Nov. 1974 32 p
(PB-238478/2; NTSB-AAR-74-15) Avail: NTIS HC \$3.75 CSCL 01B

About 2341, American Samoa standard time, on January 30, 1974, Pan American World Airways, Flight 806, crashed 3,865 feet short of runway 5 at Pago Pago International Airport. The flight was making an ILS approach at night. Of the 101 persons aboard the aircraft, only 5 survived the accident. One survivor died of injuries 9 days after the accident. The aircraft was destroyed by impact and fire. The National Transportation Safety Board determines that the probable cause of the accident was the failure of the pilot to correct an excessive rate of descent after the aircraft had passed decision height. VASI was available and

operating but apparently was not used by the crew to monitor the approach. GRA

N75-20278# National Transportation Safety Board, Washington, D.C.

DELTA AIR LINES INCORPORATED MCDONNELL DOUGLAS DC-9-32, N3323L, CHATTANOOGA MUNICIPAL AIRPORT, CHATTANOOGA, TENNESSEE Aircraft Accident Report

27 Nov. 1974 45 p
(PB-238479/0; NTSB-AAR-74-13) Avail: NTIS HC \$3.75 CSCL 01B

About 1851 e.s.t. on November 27, 1973, Delta Air Lines Flight 516, a McDonnell Douglas DC-9-32, N3323L, crashed while making an ILS approach to runway 20 at Chattanooga Municipal Airport, Chattanooga, Tennessee. Seventy-four passengers and five crewmembers were aboard the aircraft. Thirty-eight passengers and four crewmembers were injured; there were no fatalities. The aircraft was destroyed. The National Transportation Safety Board determines the probable cause of the accident was that the pilot did not recognize the need to correct an excessive rate of descent after the aircraft had passed decision height. GRA

N75-20286# Pan American World Airways, Inc., New York. OCEANIC AIR ROUTE NAVIGATION WITH ENVELOPE MATCH LORAN-C Final Report, Dec. 1974

Patrick R. J. Reynolds Dec. 1974 117 p
(Contract DOT-FA74WA-3388)
(AD-A003800; FAA-RD-74-205) Avail: NTIS HC \$5.75 CSCL 17/7

A Loran-C envelope matching receiver (Edo Model 800T) was evaluated as a potential replacement for Loran-A. The unit was installed on a Boeing 707 aircraft and data were collected primarily on North Atlantic routes. Results of this program indicate that where Loran-C coverage exists in adequate availability and geometry it may be considered a conditionally acceptable substitute for Loran-A as a pilot-operated updating reference for Doppler navigation systems on oceanic air routes. Author

N75-20289 + Engineering Sciences Data Unit, London (England). **NON-DIMENSIONAL METHODS FOR THE MEASUREMENT OF LEVEL FLIGHT PERFORMANCE OF TURBINE ENGINED HELICOPTERS**

Nov. 1974 22 p Sponsored by Roy. Aeron. Soc.
(ESDU-74042) Avail: NTIS HC \$74.50

Methods are described for measuring and presenting the steady level-flight performance of turbine-engined helicopters in terms of nondimensional parameters. The three test methods described are distinguished by the atmospheric parameters used: density alone, density and temperature, and pressure and temperature. F.O.S.

N75-20290 *# Scientific Translation Service, Santa Barbara, Calif. **LIFTING SURFACE FOR AIRCRAFT**

Charles Fauvel and Henri Coltel Washington NASA Apr. 1975 22 p Transl. into ENGLISH from German patent no. 677527, class 62b, group 4 os. examiner's copy, div. 22. F79596 X1/62b, 29 Jun. 1935
(Contract NASw-2483)

(NASA-TT-F-16241) Avail: NTIS HC \$3.25 CSCL 01C

A pre-World War 2 German patent is described for an airplane wing whose profile is automatically changed as a function of the flight parameters (velocity, angle of attack, etc.) in such a manner that the center of pressure always remains approximately at the same place. The patent includes an automatic steering device for aircraft. Conventional and wing-only aircraft are considered. Author

N75-20291 *# Lockheed Aircraft Corp., Sunnyvale, Calif. **EVALUATION OF ADVANCED LIFT CONCEPTS AND FUEL CONSERVATIVE SHORT-HAUL AIRCRAFT, VOLUME 1 Final Report**

J. H. Renshaw, M. K. Bowden, C. W. Narucki, J. A. Bennett, P. R. Smith, R. S. Ferrill, C. C. Randall, J. G. Tibbetts, R. W.

Patterson, R. T. Meyer et al Jun. 1974 312 p refs 2 Vol.
(Contract NAS2-6995)
(NASA-CR-137525) Avail: NTIS HC \$9.25 CSCL 01C

The performance and economics of a twin-engine augmentor wing airplane were evaluated in two phases. Design aspects of the over-the-wing/internally blown flap hybrid, augmentor wing, and mechanical flap aircraft were investigated for 910 m. field length with parametric extension to other field lengths. Fuel savings achievable by application of advanced lift concepts to short-haul aircraft were evaluated and the effect of different field lengths, cruise requirements, and noise levels on fuel consumption and airplane economics at higher fuel prices were determined. Conclusions and recommendations are presented.

Author

**N75-20292*# Lockheed Aircraft Corp., Sunnyvale, Calif.
EVALUATION OF ADVANCED LIFT CONCEPTS AND FUEL
CONSERVATIVE SHORT-HAUL AIRCRAFT, VOLUME 2 Final
Report**

J. H. Renshaw, M. K. Bowden, C. W. Narucki, J. A. Bennett, P. R. Smith, R. S. Ferrill, C. C. Randall, J. G. Tibbetts, R. W. Patterson, R. T. Meyer et al Jun. 1974 367 p refs 2 Vol.
(Contract NAS2-6995)
(NASA-CR-137526) Avail: NTIS HC \$10.00 CSCL 01C

For abstract, see N75-20291.

**N75-20293*# National Aeronautics and Space Administration,
Flight Research Center, Edwards, Calif.**

**DEVELOPMENT OF A REMOTE DIGITAL AUGMENTATION
SYSTEM AND APPLICATION TO A REMOTELY PILOTED
RESEARCH VEHICLE**

John W. Edwards and Dwain A. Deets Washington Apr. 1975
54 p refs
(NASA-TN-D-7941; H-854) Avail: NTIS HC \$4.25 CSCL
01C

A cost-effective approach to flight testing advanced control concepts with remotely piloted vehicles is described. The approach utilizes a ground based digital computer coupled to the remotely piloted vehicle's motion sensors and control surface actuators through telemetry links to provide high bandwidth feedback control. The system was applied to the control of an unmanned 3/8-scale model of the F-15 airplane. The model was remotely augmented; that is, the F-15 mechanical and control augmentation flight control systems were simulated by the ground-based computer, rather than being in the vehicle itself. The results of flight tests of the model at high angles of attack are discussed.

Author

**N75-20294*# National Aeronautics and Space Administration,
Langley Research Center, Langley Station, Va.**

**WIND TUNNEL INVESTIGATION OF HELICOPTER ROTOR
WAKE EFFECTS ON THREE HELICOPTER FUSELAGE
MODELS**

John C. Wilson and Raymond E. Mineck [1974] 140 p Prepared
in cooperation with Army Air Mobility R and D Lab., Hampton,
Va.
(NASA-TM-X-3185-Suppl) Avail: NTIS HC \$5.75 CSCL 01C

The effects of rotor downwash on helicopter fuselage aerodynamic characteristics were investigated. A rotor model for generating the downwash was mounted close to each of three fuselage models. The main report presents the force and moment data in both graphical and tabular form and the pressure data in graphical form. This supplement presents the pressure data in tabular form. Each run or parameter sweep is identified by a unique run number. The data points in each run are identified by a point number. The pressure data can be matched to the force data by matching the run and point number.

Author

**N75-20295# General Electric Co., Lynn, Mass. Aircraft
Equipment Div.**

**FEASIBILITY OF ADAPTING A THIN FILM PERMEABLE
MEMBRANE TO JET TRANSPORT FUEL TANK INERTING
SYSTEM Final Report**

Warella Browall, John W. Harrison, and Robert M. Salemme
Jan. 1975 76 p

(Contract DOT-FA72WA-3134)

(AD-A003799; FAA-RD-74-194) Avail: NTIS HC \$4.75 CSCL
01/3

A liquid nitrogen fuel tank inerting system has been certified and is in operation in a DC-9 jet transport. This system reduces the fuel tank ullage space and vent system oxygen concentration to a non-combustible level by dilution with nitrogen which is stored aboard the airplane in a liquid state. The objective of this contractual effort was to investigate whether the new concept of on-board nitrogen generation by separating nitrogen from engine bleed air using ultrathin semi-permeable membranes will eliminate the requirement to carry liquid nitrogen in the airplane and thus reduce the logistics requirements of nitrogen inerting systems. The function of the inerting system is to reduce the oxygen concentration in the fuel tank vapor spaces and vent lines to a level below which combustion and thus explosion cannot occur, regardless of the presence of an ignition source. This is accomplished by replacing the oxygen in the tank ullage and vent system with nitrogen so that the oxygen concentration will always be nine percent or less by volume under all flight and ground conditions.

Author

**N75-20296# Tennessee Univ. Space Inst., Tullahoma.
AIR CUSHION LANDING SYSTEMS FOR AIRCRAFT**

B. H. Goethert [1974] 29 p refs
Avail: NTIS HC \$3.75

A brief summary of the current state-of-the-art of air cushion landing systems for aircraft is presented. Aircraft equipped with such novel landing systems have the unique capability of operating on a variety of prepared and unprepared surfaces, such as hard runways, water, swamps, slush and loose snow without necessitating any changes of the landing system. Detailed descriptions of the special technical features are given, such as the design of the inflatable trunks, the flexible material with differential-directional stiffness, auxiliary cushion air compressor system, control system for ground operation, etc. The feasibility of this system was demonstrated in extensive tests with a single-engine LA-4 aircraft. The success of these demonstration tests resulted in installing an air cushion landing system in an operational two-engine aircraft in the 50,000 pound class.

Author

**N75-20297# Royal Aircraft Establishment, Farnborough
(England). Structures Dept.**

**THE VARIABILITY OF FATIGUE DAMAGE FROM FLIGHT
TO FLIGHT**

N. I. Bullen London Aeron. Res. Council 1974 28 p refs
Supersedes RAE-TR-73046; ARC-34723
(ARC-CP-1297; RAE-TR-73046; ARC-34723) Avail: NTIS
HC \$3.75; HMSO 55p; PHI \$2.35

The variability of fatigue damage from flight to flight is examined for a fleet of aircraft, both within aircraft and between aircraft. A method is described of modifying the standard analysis of variance technique to take account of correlation between consecutive flights and an example is given. It is then shown how to use the estimates of variance so obtained in the derivation of factors for damage prediction, both on a short term basis for a few unmeted flights and also for complete life estimation.

Author (ESRO)

**N75-20298# Royal Aircraft Establishment, Bedford (England).
Aerodynamics Dept.**

**FLIGHT SIMULATION OF A WESSEX HELICOPTER: A
VALIDATION EXERCISE**

T. Wilcock and Ann C. Thorpe London Aeron. Res. Council
1974 61 p refs Supersedes RAE-TR-73096; ARC-35005
(ARC-CP-1299; RAE-TR-73096; ARC-35005) Avail: NTIS
HC \$4.25; HMSO £1; PHI \$3.90

A piloted flight simulation of the Westland Wessex helicopter which was intended to investigate the validity of simulation for the representation of flight handling behavior is described. Two areas were of concern: the representation of the Wessex within a limited computational capacity, and the suitable simulation of the flying environment so that handling characteristics were presented correctly to the pilots. By limiting the scope of the simulation to the normal flying regime of the helicopter, an

adequate representation of the Wessex was possible. Presentation of handling behavior was satisfactory in pitch and roll; some difficulties were experienced in the representation of yawing behavior and of height control near the hover, and were attributed to inadequate motion capability of the simulator. The results of this simulation were used to give confidence in the interpretation of future helicopter simulation. Author (ESRO)

N75-20299# Battelle Columbus Labs., Ohio.
FATIGUE-CRACK GROWTH BEHAVIOR OF C-5A WING CONTROL POINTS Interim Report, 20 Oct. 1972 - 20 Oct. 1973

Samuel H. Smith May 1974 52 p refs
 (Contract F33657-73-C-0281)

(AD-A002553; ASD-TR-74-18) Avail: NTIS CSCL 01/3

An extensive fatigue-crack-growth analysis was conducted to evaluate the flight-by-flight crack-growth behavior of the C-5A wing structure control points. Fourteen missions of flight stress spectra and several mission mixes were considered in the analysis. Both linear and retarded (nonlinear) concepts of fatigue-crack growth were analyzed with the AFFDL CRACKS II computer program with the Willenborg effective stress retardation model. The model was found to adequately predict laboratory flight-by-flight test data. Fatigue-crack-growth behavior was found to be sensitive to stress increments as derived from a constant exceedance curve, mission severity, and stress sequence. The results of the flight-by-flight analysis for each of the wing structure control points defined the most critical locations for inspection purposes. In addition, fatigue-crack behavior was found to be very sensitive to mission stress spectra and mission mix. GRA

N75-20300# Army Materials and Mechanics Research Center, Watertown, Mass.
DEVELOPMENT OF SCRATCH AND SPALL RESISTANT WINDSHIELDS Final Report

John R. Plumer Aug. 1974 22 p refs Presented at Proc. of Conf. on Transparent Aircraft Enclosures, Las Vegas, Nev., 5-8 Feb. 1973

(DA Proj. 1728005)

(AD-A002513; AMMRC-TR-74-19) Avail: NTIS CSCL 01/3

Studies were performed to evaluate possible ways of improving the primary weaknesses in existing Army helicopter windshields, namely, scratching and spalling. Three experimental windshield material configurations offering a potential solution were fabricated for test and evaluation. The spall problem was approached by using polycarbonate as a backup material and was incorporated into each design. The scratch problem was approached by employing either (1) a hard surface coating, (2) an acrylic cladding, or (3) a thin glass cladding to the polycarbonate backup material. Commercially available materials and abrasion-resistant coatings were evaluated utilizing a windshield wiper apparatus, while spall performance was studied by ballistic testing and high-speed photography of each of three test configurations. GRA

N75-20301# Rockwell International Corp., Los Angeles, Calif. Aircraft Div.

A STRUCTURAL WEIGHT ESTIMATION PROGRAM (SWEEP) FOR AIRCRAFT. VOLUME 1: EXECUTIVE SUMMARY

L. Ascani Jun. 1974 36 p refs

(Contract F33615-71-C-1922)

(AD-A002850; ASD/XR-74-10-Vol-1) Avail: NTIS CSCL 01/3

Three computer programs were written with the objective of predicting the structural weight of aircraft through analytical methods. The first program, the structural weight estimation program (SWEEP), is a completely integrated program including routines for airloads, loads, spectra, skin temperatures, material properties, flutter stiffness requirements, fatigue life, structural sizing, and for weight estimation of each of the major aircraft structural components. The program produces first-order weight estimates and indicates trends when parameters are varied. Fighters, bombers, and cargo aircraft can be analyzed by the program. The program operates within 100,000 octal units on the Control Data Corporation 6600 computer. Two stand-alone

programs operating within 100,000 octal units were also developed to provide optional data sources for SWEEP. These include the flexible airloads program to assess the effects of flexibility on lifting surface airloads, and the flutter optimization program to optimize the stiffness distribution required for lifting surface flutter prevention. This volume, Volume I, summarizes the program and its capabilities. GRA

N75-20302# Rockwell International Corp., Los Angeles, Calif. Aircraft Div.

A STRUCTURAL WEIGHT ESTIMATION PROGRAM (SWEEP) FOR AIRCRAFT. VOLUME 2: PROGRAM INTEGRATION AND DATA MANAGEMENT MODULE. PART 1: PROGRAM INTEGRATION

G. Hayase, R. Hiyama, C. Martindale, and H. Rockwell Jun. 1974 224 p

(Contract F33615-71-C-1922)

(AD-A002852; ASD/XR-74-10-Vol-2-Pt-1) Avail: NTIS CSCL 01/3

The methodology, program description, and user's information for the SWEEP control program are presented along with the input data processing module, final output module, and the data management module. GRA

N75-20303# Rockwell International Corp., Los Angeles, Calif. Aircraft Div.

A STRUCTURAL WEIGHT ESTIMATION PROGRAM (SWEEP) FOR AIRCRAFT. VOLUME 2: PROGRAM INTEGRATION AND DATA MANAGEMENT MODULE. PART 2: DATA MANAGEMENT MODULE

G. Hayase, R. Hiyama, C. Martindale, and H. Rockwell Jun. 1974 285 p

(Contract F33615-71-C-1922)

(AD-A002853; ASD/XR-74-10-Vol-2-Pt-2) Avail: NTIS CSCL 01/3

N75-20304# Rockwell International Corp., Los Angeles, Calif. Aircraft Div.

A STRUCTURAL WEIGHT ESTIMATION PROGRAM (SWEEP) FOR AIRCRAFT. VOLUME 2: PROGRAM INTEGRATION AND DATA MANAGEMENT MODULE. APPENDIX A: DATA MANAGEMENT MODULE FLOW CHARTS AND FORTRAN LISTS

G. Hayase, R. Hiyama, C. Martindale, and H. Rockwell Jun. 1974 330 p refs

(Contract F33615-71-C-1922)

(AD-A002851; ASD/XR-74-10-Vol-2-App-A) Avail: NTIS CSCL 01/3

N75-20305# Rockwell International Corp., Los Angeles, Calif. Aircraft Div.

A STRUCTURAL WEIGHT ESTIMATION PROGRAM (SWEEP) FOR AIRCRAFT. VOLUME 3: AIRLOADS ESTIMATION MODULE

P. Wildermuth, G. Rothammer, and R. Hiyama Jun. 1974 279 p refs

(Contract F33615-71-C-1922)

(AD-A002854; ASD/XR-74-10-Vol-3) Avail: NTIS CSCL 01/3

The methodology, program description, and user's information for the airload module of SWEEP are presented. GRA

N75-20306# Rockwell International Corp., Los Angeles, Calif. Aircraft Div.

A STRUCTURAL WEIGHT ESTIMATION PROGRAM (SWEEP) FOR AIRCRAFT. VOLUME 3: AIRLOADS ESTIMATION MODULE. APPENDIX A: MODULE FLOW CHARTS AND FORTRAN LISTS. APPENDIX B: SAMPLE OUTPUT

P. Wildermuth, G. Rothammer, and R. Hiyama Jun. 1974 190 p

(Contract F33615-71-C-1922)

(AD-A002855; ASD/XR-74-10-Vol-3-App-A/8) Avail: NTIS
CSCL 01/3

N75-20307# Rockwell International Corp., Los Angeles, Calif.
Aircraft Div.

A STRUCTURAL WEIGHT ESTIMATION PROGRAM (SWEEP) FOR AIRCRAFT. VOLUME 4: MATERIAL PROPERTIES, STRUCTURE TEMPERATURE, FLUTTER AND FATIGUE

H. Haroldson, C. Hodson, S. Mellin, H. Rockwell, and S. Tejani
Jun. 1974 408 p refs
(Contract F33615-71-C-1922)
(AD-A002856; ASD/XR-74-10-Vol-4) Avail: NTIS CSCL
01/3

The methodology, program description, and user's information are presented for the use of material properties, flutter and temperature module, and fatigue module of SWEEP.

GRA

N75-20308# Rockwell International Corp., Los Angeles, Calif.
Aircraft Div.

A STRUCTURAL WEIGHT ESTIMATION PROGRAM (SWEEP) FOR AIRCRAFT. VOLUME 5: AIR INDUCTION SYSTEM AND LANDING GEAR MODULES. PART 1: AIR INDUCTION SYSTEM MODULE

D. Chaloff, R. Hiyama, and C. Martindale Jun. 1974 472 p
refs
(Contract F33615-71-C-1922)

(AD-A002857; ASD/XR-74-10-Vol-5-Pt-1) Avail: NTIS CSCL
01/3

The methodology, program description, and user's information are presented for the air induction system and landing gear modules of SWEEP.

GRA

N75-20309# Rockwell International Corp., Los Angeles, Calif.
Aircraft Div.

A STRUCTURAL WEIGHT ESTIMATION PROGRAM (SWEEP) FOR AIRCRAFT. VOLUME 5: AIR INDUCTION SYSTEM AND LANDING GEAR MODULES. PART 2: LANDING GEAR MODULE

D. Chaloff, R. Hiyama, and C. Martindale Jun. 1974 180 p
refs
(Contract F33615-71-C-1922)

(AD-A002858; ASD/XR-74-10-Vol-5-Pt-2) Avail: NTIS CSCL
01/3

N75-20310# Rockwell International Corp., Los Angeles, Calif.
Aircraft Div.

A STRUCTURAL WEIGHT ESTIMATION PROGRAM (SWEEP) FOR AIRCRAFT. VOLUME 6: WING AND EMPENNAGE MODULE. BOOK 1: TECHNICAL DISCUSSION SECTIONS 1 AND 2

G. Hayase Jun. 1974 392 p
(Contract F33615-71-C-1922)

(AD-A002864; ASD/XR-74-10-Vol-6-Bk-1) Avail: NTIS CSCL
01/3

The methods and program description for the wing and empennage module of SWEEP are presented. Program listings and flow charts are included in the appendix.

GRA

N75-20311# Rockwell International Corp., Los Angeles, Calif.
Aircraft Div.

A STRUCTURAL WEIGHT ESTIMATION PROGRAM (SWEEP) FOR AIRCRAFT. VOLUME 6: WING AND EMPENNAGE MODULE. BOOK 2: TECHNICAL DISCUSSION, SECTIONS 3 AND 4

G. Hayase Jun. 1974 353 p
(Contract F33615-71-C-1922)

(AD-A002865; ASD/XR-74-10-Vol-6-Bk-2) Avail: NTIS CSCL
01/3

N75-20312# Rockwell International Corp., Los Angeles, Calif.
Aircraft Div.

A STRUCTURAL WEIGHT ESTIMATION PROGRAM (SWEEP) FOR AIRCRAFT. VOLUME 6: WING AND EMPENNAGE MODULE. BOOK 3: TECHNICAL DISCUSSION, SECTION 5

G. Hayase Jun. 1974 357 p refs
(Contract F33615-71-C-1922)

(AD-A002866; ASD/XR-74-10-Vol-6-Bk-3) Avail: NTIS CSCL
01/3

N75-20313# Rockwell International Corp., Los Angeles, Calif.
Aircraft Div.

A STRUCTURAL WEIGHT ESTIMATION PROGRAM (SWEEP) FOR AIRCRAFT. VOLUME 6: WING AND EMPENNAGE MODULE. APPENDIX A: GENERAL INFORMATION FOR MODULE FLOW CHARTS AND LISTINGS. APPENDIX B: PROGRAM FLOW CHARTS, OVERLAYS (8,0), (14,0), (15,0), (16,0) AND (17,0)

G. Hayase Jun. 1974 472 p
(Contract F33615-71-C-1922)

(AD-A002859; ASD/XR-74-10-Vol-6-App-A/B) Avail: NTIS
CSCL 01/3

N75-20314# Rockwell International Corp., Los Angeles, Calif.
Aircraft Div.

A STRUCTURAL WEIGHT ESTIMATION PROGRAM (SWEEP) FOR AIRCRAFT. VOLUME 6: WING AND EMPENNAGE MODULE. APPENDIX C: PROGRAM FLOW CHARTS, OVERLAYS (9,0) AND (10,0)

G. Hayase Jun. 1974 340 p refs
(Contract F33615-71-C-1922)

(AD-A002860; ASD/XR-74-10-Vol-6-App-C) Avail: NTIS CSCL
01/3

N75-20315# Rockwell International Corp., Los Angeles, Calif.
Aircraft Div.

A STRUCTURAL WEIGHT ESTIMATION PROGRAM (SWEEP) FOR AIRCRAFT. VOLUME 6: WING AND EMPENNAGE MODULE. APPENDIX D: PROGRAM FLOW CHARTS, OVERLAY (18,0)

G. Hayase Jun. 1974 243 p
(Contract F33615-71-C-1922)

(AD-A002861; ASD/XR-74-10-Vol-6-App-D) Avail: NTIS CSCL
01/3

N75-20316# Rockwell International Corp., Los Angeles, Calif.
Aircraft Div.

A STRUCTURAL WEIGHT ESTIMATION PROGRAM (SWEEP) FOR AIRCRAFT. VOLUME 6: WING AND EMPENNAGE MODULE. APPENDIX E: PROGRAM LISTINGS, OVERLAYS (8,0), (14,0), (15,0), (16,0), AND (17,0)

G. Hayase Jun. 1974 239 p
(Contract F33615-71-C-1922)

(AD-A002862; ASD/XR-74-10-Vol-6-App-E) Avail: NTIS CSCL
01/3

N75-20317# Rockwell International Corp., Los Angeles, Calif.
Aircraft Div.

A STRUCTURAL WEIGHT ESTIMATION PROGRAM (SWEEP) FOR AIRCRAFT. VOLUME 6: WING AND EMPENNAGE MODULE. APPENDIX F: PROGRAM LISTINGS, OVERLAYS (9,0), (10,0) AND (18,0)

G. Hayase Jun. 1974 261 p
(Contract F33615-71-C-1922)

(AD-A002863; ASD/XR-74-10-Vol-6-App-F) Avail: NTIS CSCL
01/3

N75-20318# Rockwell International Corp., Los Angeles, Calif.
Aircraft Div.

A STRUCTURAL WEIGHT ESTIMATION PROGRAM (SWEEP) FOR AIRCRAFT. VOLUME 7: FUSELAGE MODULE

R. Hiyama Jun. 1974 439 p refs
(Contract F33615-71-C-1922)
(AD-A002867; ASD/XR-74-10-Vol-7) Avail: NTIS CSCL 01/3

The methodology, program description, and user's information are presented for the fuselage module of SWEEP.

GRA

N75-20319# Rockwell International Corp., Los Angeles, Calif. Aircraft Div.

A STRUCTURAL WEIGHT ESTIMATION PROGRAM (SWEEP) FOR AIRCRAFT. VOLUME 7: FUSELAGE MODULE. APPENDIX A: MODULE FLOW CHARTS AND FORTRAN LISTS. APPENDIX B: FUSELAGE MODULE SAMPLE OUTPUT

R. Hiyama Jun. 1975 450 p
(Contract F33615-71-C-1922)
(AD-A002868; ASD/XR-74-10-Vol-7-App-A/B) Avail: NTIS CSCL 01/3

N75-20320# Rockwell International Corp., Los Angeles, Calif. Aircraft Div.

A STRUCTURAL WEIGHT ESTIMATION PROGRAM (SWEEP) FOR AIRCRAFT. VOLUME 8: PROGRAMMER'S MANUAL

C. Martindale, H. Rockwell, G. Hayase, and R. Hiyama Jun. 1974 61 p
(Contract F33615-71-C-1922)
(AD-A002869; ASD/XR-74-10-Vol-8) Avail: NTIS CSCL 01/3

The program structure and operation of SWEEP is described. Information is given for modifying and debugging the program.

GRA

N75-20321# Rockwell International Corp., Los Angeles, Calif. Aircraft Div.

A STRUCTURAL WEIGHT ESTIMATION PROGRAM (SWEEP) FOR AIRCRAFT. VOLUME 9: USER'S MANUAL

R. Allen, D. Chaloff, G. Hayase, R. Hiyama, and C. Martindale Jun. 1974 373 p refs
(Contract F33615-71-C-1922)
(AD-A002870; ASD/XR-74-10-Vol-9) Avail: NTIS CSCL 01/3

The instructions and input descriptions are presented for the integrated SWEEP program.

GRA

N75-20322# Rockwell International Corp., Los Angeles, Calif. Aircraft Div.

A STRUCTURAL WEIGHT ESTIMATION PROGRAM (SWEEP) FOR AIRCRAFT. VOLUME 9: USER'S MANUAL, APPENDIX A

R. Allen, D. Chaloff, G. Hayase, R. Hiyama, and C. Martindale Jun. 1974 299 p
(Contract F33615-71-C-1922)
(AD-A002871; ASD/XR-74-10-Vol-9-App-A) Avail: NTIS CSCL 01/3

N75-20323# Rockwell International Corp., Los Angeles, Calif. Aircraft Div.

A STRUCTURAL WEIGHT ESTIMATION PROGRAM (SWEEP) FOR AIRCRAFT. VOLUME 10: FLUTTER OPTIMIZATION STAND-ALONE PROGRAM

S. Siegel Jun. 1974 271 p
(Contract F33615-71-C-1922)
(AD-A002872; ASD/XR-74-10-Vol-10) Avail: NTIS CSCL 01/3

The methodology, program description, and user's information are presented for the flutter optimization stand-alone program of SWEEP.

GRA

N75-20324# Rockwell International Corp., Los Angeles, Calif. Aircraft Div.

A STRUCTURAL WEIGHT ESTIMATION PROGRAM (SWEEP) FOR AIRCRAFT. VOLUME 11: FLEXIBLE AIRLOADS STAND-ALONE PROGRAM

P. Wildermuth, G. Rothhammer, and T. Byar Jun. 1974 274 p refs
(Contract F33615-71-C-1922)
(AD-A002873; ASD/XR-74-10-Vol-11) Avail: NTIS CSCL 01/3

The methodology, program description, and user's information are presented for the flexible loads stand-alone program of SWEEP.

GRA

N75-20325# Army Aviation Systems Command, St. Louis, Mo. MAJOR ITEM SPECIAL STUDY (MISS), UH-1H TAIL ROTOR HANGERS Interim Technical Report, Jan. 1964 - Dec. 1973

Dec. 1974 24 p
(AD-A003263; USAAVSCOM-TR-74-52) Avail: NTIS CSCL 01/3

Major Item Special Study (MISS) reports are performed on DA Form 2410 reportable components. These are time change items and certain condition change items selected because of high cost or need for intensive management. Basically, the MISS reports are concerned with analyzing reported removal data presented in the Major Item Removal Frequency (MIRF) report. The failure modes reported for each removal are examined and grouped into categories which are intended to clarify the intent of the data reporting. From this data, removal distribution can be plotted and an MTR (mean time to removal) can be calculated. The MISS reports then investigate possible cost savings based on total elimination of selected failure modes. These modes are chosen because of the percentage of failures they represent and/or because they appear to be feasible Product Improvement Program (PIP) areas.

GRA

N75-20329*# National Aeronautics and Space Administration. Flight Research Center, Edwards, Calif.

EXPLORATORY WIND TUNNEL TESTS OF A SHOCK-SWALLOWING AIR DATA SENSOR AT A MACH NUMBER OF APPROXIMATELY 1.83

Jack Nugent, Lana M. Couch, and Lannie D. Webb Mar. 1975 42 p refs
(NASA-TM-X-56030) Avail: NTIS HC \$3.75 CSCL 01D

The test probe was designed to measure free-stream Mach number and could be incorporated into a conventional airspeed nose boom installation. Tests were conducted in the Langley 4-by 4-foot supersonic pressure tunnel with an approximate angle of attack test range of -5 deg to 15 deg and an approximate angle of sideslip test range of + or - 4 deg. The probe incorporated a variable exit area which permitted internal flow. The internal flow caused the bow shock to be swallowed. Mach number was determined with a small axially movable internal total pressure tube and a series of fixed internal static pressure orifices. Mach number error was at a minimum when the total pressure tube was close to the probe tip. For four of the five tips tested, the Mach number error derived by averaging two static pressures measured at horizontally opposed positions near the probe entrance were least sensitive to angle of attack changes. The same orifices were also used to derive parameters that gave indications of flow direction.

Author

N75-20330# Air Force Flight Dynamics Lab., Wright-Patterson AFB, Ohio.

C-141 ALL WEATHER LANDING SYSTEM (AWLS) FLIGHT TEST REPORT: OPTIMIZATION AND PRE-EXPERIMENTAL PHASES Final Report, 1 Nov. 1972 - 19 Feb. 1974

Robert J. Hovde Apr. 1974 142 p
(Contract DOT-FA70WAI-173)
(AD-A003952; AFFDL-TM-74-109-FG SA; FAA-RD-74-192) Avail: NTIS HC \$5.75 CSCL 01/4

A chronological description of C-141 aircraft flight tests and aircraft modification since Nov. 1, 1972, is given. The present aircraft (NC-1414, 61-2775) and All Weather Landing System (AWLS) configurations are described along with the pilot

procedures to be used initially in the Experimental Phase of the program. Individual mission reports are presented in Appendix A. Diagrams of each baseline approach are presented in Appendix B. The primary conclusion is that the aircraft is ready for Category III Weather Flight Testing. Some discussion is presented on equipment specifications for CAT III landings. Two areas are identified that need further developmental work: (1) For short runway operations and stop and go operations, an accurate Runway Distance Remaining Display is needed. (2) For zero visibility landings, the pilot requires some positive indication that the aircraft is almost stopped; otherwise the pilot tends to stop too abruptly, causing the aircraft to lurch violently at the moment of final stopping. Author

N75-20331# E-A Industrial Corp., Chamblee, Ga.
INSTRUMENT SYSTEM TEST, ELLIOTT HELICOPTER AIR DATA SYSTEM Final Report

I. John Carter 30 Oct. 1974 30 p refs
(Contract N00014-73-C-0291; NR Proj. 213-114)
(AD-A002332; EA-01-0032-A-11) Avail: NTIS CSCL 01/3

During 1973-1974, evaluation of a helicopter lift margin system was conducted on a NUH-1M helicopter. In order to provide air data references to the pilot and for assessment of the effects of airspeed and vertical speed variations on System accuracies an air data subsystem was supplied, consisting of a two-axis helicopter airspeed sensing equipment. Findings are reported and discussed. GRA

N75-20332# Boeing Vertol Co., Philadelphia, Pa.
VISUAL AUGMENTATION SYSTEM (VAS) LABORATORY DEMONSTRATION AND TEST RESULTS Technology Development Report

L. F. Simpson Oct. 1974 36 p
(Contract DAAJ01-71-C-0840)
(AD-A003323; USAAMRD-TR-74-68) Avail: NTIS CSCL 01/3

This document describes the laboratory demonstration of the Visual Augmentation System (VAS) and components, later installed in the Model 347 helicopter, and the results of tests of operational parameters pertinent to the performance and suitability for in-flight evaluation; i.e., TV camera functions and optical characteristics such as focus, field of view, sensitivity, linearity resolution and vibration, electromagnetic compatibility environmental tolerance. Based on the results of the tests and demonstrations, it was concluded that the VAS was suitable for use in the flight evaluation test program. GRA

N75-20336# Oxford Univ. (England). Dept. of Engineering Science.

INTERNAL-COMBUSTION ENGINE/VAPOUR CYCLE COMBINATION Ph.D. Thesis

M. S. Radwan Sep. 1974 406 p refs Sponsored in part by Inst. of Mech. Engineers, Sci. Res. Council, and CAV Ltd., London
(OUEL-1097/74) Avail: NTIS HC \$10.50

The possibility of using the heat rejected both in the cooling system and in the exhaust of an internal combustion engine for a vapor power cycle to increase the power production and the thermal efficiency of the combination is discussed. Heat transfer characteristics from cast iron and steel in distilled water and monochlorobenzene are presented, and the effect of nucleate boiling of the two liquids on the surface heat transfer properties of the two metals is dealt with. Diesel engine performance at elevated jacket temperatures with water and monochlorobenzene was determined. The performance to be expected at full and part load of a 1500 H.P. diesel engine with a water or monochlorobenzene vapor power cycle is compared. ESRO

N75-20337# AiResearch Mfg. Co., Phoenix, Ariz.
IMPACT OF TURBINE MODULATION ON VARIABLE-CYCLE ENGINE PERFORMANCE. PHASE 1 AND 2: DESIGN FABRICATION AND RIG TEST, PART 1 Final Technical Report, 17 May 1971 - 31 Dec. 1974

W. R. Davenport, G. J. Dixon, A. Fischer, K. R. Fiedderjohn, J. R. Shearer, M. A. Steele, D. W. Stephenson, and F. Weber

Dec. 1974 316 p
(Contract F33615-71-C-1625; AF Proj. 3066)
(AD-A002543; Rept-7-3-210173-Pt-1;
AFAPL-TR-74-109-Pt-1) Avail: NTIS CSCL 21/5

Part I of this report documents the analysis, design, and rig tests conducted in Phases 1 and 2. Part 2 reports the engine work and sea-level tests completed in Phase 3. Parts 3A and 3B document the altitude tests conducted in Phase 4. This program was conducted to determine the impact of variable geometry compressor, turbine, and exhaust-nozzle components on turbofan engine performance. GRA

N75-20338# AiResearch Mfg. Co., Phoenix, Ariz.
IMPACT OF TURBINE MODULATION ON VARIABLE-CYCLE ENGINE PERFORMANCE. PHASE 3: ENGINE MODIFICATION AND SEA LEVEL TEST, PART 2 Final Technical Report, May 1971 - 31 Dec. 1974

W. R. Davenport, G. J. Dixon, A. Fischer, K. R. Fiedderjohn, J. R. Shearer, M. A. Steele, D. W. Stephenson, and F. Weber Dec. 1974 245 p
(Contract F33615-71-C-1625; AF Proj. 3066)
(AD-A002544; Rept-73-210173-Pt-2; AFAPL-TR-74-109-Pt-2) Avail: NTIS CSCL 21/5

An AiResearch Model TFE731-2 Turbofan Engine was modified to incorporate production-type variable-geometry hardware and tested to determine the effects of turbine modulation at both sea-level static and simulated high-altitude flight conditions at subsonic and supersonic flight Mach numbers. GRA

N75-20339# AiResearch Mfg. Co., Phoenix, Ariz.
IMPACT OF TURBINE MODULATION ON VARIABLE-CYCLE ENGINE PERFORMANCE. PHASE 4: ADDITIONAL HARDWARE DESIGN AND FABRICATION, ENGINE MODIFICATION, AND ALTITUDE TEST, PART 3A Final Technical Report, 17 May 1971 - 31 Dec. 1974

W. R. Davenport, G. J. Dixon, A. Fischer, K. R. Fiedderjohn, J. R. Shearer, M. A. Steele, D. W. Stephenson, and F. Weber Dec. 1974 306 p
(Contract F33615-71-C-1625; AF Proj. 3066)
(AD-A002545; Rept-73-210173-Pt-3A; AFAPL-TR-74-109-Pt-3A) Avail: NTIS CSCL 21/5

The Variable-Cycle TFE731 Turbofan Engine utilized in the altitude performance test is the same engine that was used in the Phase III sea-level test program. The engine description is presented in 3.1.1. The test engine, Part 3069600, Serial No. 7399, Build 2, was assembled with new hardware and instrumentation as required, and incorporated variable primary and fan exhaust nozzles. The variable compressor stator and LP turbine stator actuation systems were identical with those used during the Phase III test program. GRA

N75-20340# AiResearch Mfg. Co., Phoenix, Ariz.
IMPACT OF TURBINE MODULATION ON VARIABLE-CYCLE ENGINE PERFORMANCE. PHASE 4: ADDITIONAL HARDWARE DESIGN AND FABRICATION, ENGINE MODIFICATION, AND ALTITUDE TEST, PART 3B Final Technical Report, 17 May 1971 - 31 Dec. 1974

W. R. Davenport, G. J. Dixon, A. Fischer, K. R. Fiedderjohn, J. R. Shearer, M. A. Steele, D. Stephenson, and F. Weber Dec. 1974 275 p refs
(Contract F33615-71-C-1625)
(AD-A002546; Rept-73-210173-Pt-3B; AFAPL-TR-74-109-Pt-3B) Avail: NTIS CSCL 21/5

The objective of this series of tests was to demonstrate that the net thrust and airflow of the TFE731 Engine may be increased at Mach 0.6, 20,000 feet, standard atmosphere with the use of variable geometry that tends to increase the low pressure rotor speed or the engine airflow at a constant LP rotor speed. GRA

N75-20341# Bell Helicopter Co., Fort Worth, Tex.
OH-68A PROPULSION SYSTEM VIBRATION INVESTIGATION Final Report

James A. White Aug. 1974 190 p refs

(Contract DAAJ02-73-C-0017; DA Proj. 1G2-62207-AH-89)
(AD-A002672; USAAMRDL-TR-74-67) Avail: NTIS CSCL
21/5

The report presents the results of an investigation of the OH-58A helicopter and Allison T-63 engine vibration characteristics. The investigation was directed toward the determination of engine response using impedance/mobility methods and NASA Structural Analysis (NASTRAN). The results of these studies are compared with each other, with results from independent vibration tests of the airframe and engine, and with engine vibration levels measured during flight testing of the OH-58A helicopter. The objective was to determine the parameters defining the vibratory interaction and to provide a common language for engine/airframe interface analysis and for preparation of engine/airframe specifications. GRA

N75-20342# Air Force Flight Dynamics Lab., Wright-Patterson AFB, Ohio.

ROTATING ENGINE DESIGN AND CYCLE ANALYSIS PROGRAM

I. A. Carnegis Oct. 1974 55 p refs
(AF Proj. 8224)

(AD-A002314; AFFDL-TR-74-128) Avail: NTIS CSCL 21/5

This report describes a computer program titled 'Rotating Engine Design and Cycle Analysis Program'. The program is capable of analyzing turbojets, two spool turbofans (both front and aft fans), turboprops, turboshafts, and subsonic burning ramjets. This program was developed with emphasis on high speed computation for cycle analysis and for propulsion/flight control sensor analysis. It is capable of computation time in the order of a few milliseconds per cycle case. The report includes a description of the program's capabilities and limitations, special features, complete listing, sample input data, and corresponding sample output data. GRA

N75-20343# Pennsylvania State Univ., University Park. Applied Research Lab.

MEASUREMENT AND ANALYSIS OF THE UNSTEADY NORMAL FORCE AND PITCHING MOMENT ON AN AXIAL FLOW FAN ROTOR BLADE ELEMENT

Edgar P. Bruce 3 May 1974 22 p refs Presented at the 2nd Interagency Symp. on Univ. Res. in Transportation Noise, Raleigh, N. C., 5-7 Jun. 1974

(Contract N00014-67-A-0226-0005)

(AD-A002739; TM-74-124) Avail: NTIS CSCL 20/1

In recent years, the radiated noise problem has emerged as one of the most serious problems associated with the design of axial flow turbomachines. Prediction of the noise radiated from a turbomachine is dependent upon a knowledge of the fluctuating forces on the blades. The ARL axial flow research fan (AFRF) was designed specifically to provide a capability for detailed research which will define the response of axial flow turbomachinery blade elements and/or blade rows to subsonic incompressible unsteady flow of the type encountered in practice. The purpose of the memo is to describe this facility and the specialized equipment that has been developed for use in it, and to present some preliminary unsteady force data. GRA

N75-20344# Lockheed Aircraft Corp., Burbank, Calif.
EVALUATION OF ACTIVE CONTROL TECHNOLOGY FOR SHORT HAUL AIRCRAFT Final Report

J. H. Renshaw, J. A. Bennett, O. C. Harris, J. F. Honrath, and R. W. Patterson Feb. 1975 156 p refs
(Contract NAS2-6995)

(NASA-CR-137634; LG75ER0029) Avail: NTIS HC\$6.25 CSCL 01C

An evaluation of the economics of short-haul aircraft designed with active controls technology and low wing-loading to achieve short field performance with good ride quality is presented. Results indicate that for such a system incorporating gust load alleviation and augmented stability the direct operating cost is better than for aircraft without active controls. J.M.S.

N75-20345# Boeing Commercial Airplane Co., Seattle, Wash.
DEVELOPMENT OF LONGITUDINAL HANDLING QUALITIES

CRITERIA FOR LARGE ADVANCED SUPERSONIC AIRCRAFT Final Report

Robert W. Sudderth, Jeff G. Bohn, Martin A. Caniff, and Gregory R. Bennett Mar. 1975 212 p refs
(Contract NAS2-7966)

(NASA-CR-137635) Avail: NTIS HC\$7.25 CSCL 01C

Longitudinal handling qualities criteria in terms of airplane response characteristics were developed. The criteria cover high speed cruise maneuvering, landing approach, and stall recovery. Data substantiating the study results are reported. Author

N75-20347# European Space Research Organization, Paris (France).

EXTRACTION OF FLIGHT MECHANIC DERIVATIVES FROM FLIGHT DATA BY A MANUAL ANALOG MATCHING TECHNIQUE

Alfred Pietrass Dec. 1974 82 p refs Transl. into ENGLISH of Ermittlung von flugmechanischen Derivativen aus Flugmessungen durch manuelle Variation der Modellparameter am Analogrechner, DLR-FB-73-111, DFVLR, 8 Sep. 1973 Original German report available from DFVLR, Porz, West Ger. 27. 90 DM

(ESRO-TT-118; DLR-FB-73-111) Avail: NTIS HC\$4.75

Starting from linearized equations of motion of conventional jet aircraft, relations are established between single derivatives or groups of derivatives and characteristics of the transient motion in measured responses. An iterative procedure is given for parameter identification by manual analog model matching. Some parameters extracted from flight measurements of a business jet aircraft differ considerably from predicted values. Beyond the widely used linear equations with constant aerodynamic derivatives, parameters were identified of nonlinear increase of drag with incremental angle of attack, and nonstationary flap effectiveness. Author (ESRO)

N75-20348# Honeywell, Inc., Minneapolis, Minn. Systems and Research Center.

DIGITAL FLIGHT CONTROL SYSTEM FOR TACTICAL FIGHTER, VOLUME 1: DIGITAL FLIGHT CONTROL SYSTEM ANALYSIS Interim Report, Feb. 1972 - Jun. 1973

A. Ferit Konar, J. K. Mahesh, and B. Kizilos Jun. 1974 353 p refs

(Contract F33615-72-C-1058; AF Proj. 1987)

(AD-A002320; F0131-IR1-Vol-1; Honeywell-08001-Vol-1; AFFDL-TR-73-119-Vol-1) Avail: NTIS CSCL 01/3

The Digital Flight Control Systems for Tactical Fighters Program is a development program which defines the technology necessary to apply digital flight control techniques to the three-axis, multiple flight control configuration demands of advanced fighter aircraft. Analysis efforts to date have defined powerful computer program tools which permit determination of flight control system performance as a function of computational parameters -- word length, sample rate, and computational delays. An exercise of the programs using the F-4 as a model indicates 100 iterations per second as satisfactory for the longitudinal axis. GRA

N75-20349# Honeywell, Inc., Minneapolis, Minn. Systems and Research Center.

DIGITAL FLIGHT CONTROL SYSTEMS FOR TACTICAL FIGHTERS, VOLUME 2: DOCUMENTATION OF THE DIGITAL CONTROL ANALYSIS SOFTWARE (DIGIKON) Interim Report, Feb. 1972 - Oct. 1973

A. F. Konar, B. Kizilos, J. Gayl, J. K. Mahesh, and M. Borow Jun. 1974 478 p refs

(Contract F33615-72-C-1058; AF Proj. 1987)

(AD-A002327; F0131-IR1-Vol-2; Honeywell-08001-Vol-2; AFFDL-TR-73-119-Vol-2) Avail: NTIS CSCL 01/3

The computer programs which implement the mathematical analyses and models developed in Volume I are described. The programs are developed in Fortran IV language. Extensive use of subroutines is made to provide programming flexibility when considering alternate airframe/dynamics/control points/measurement systems/controllers effect on control system

performance. A demonstration example is included in Volume I to illustrate how these programs are used and how the computational requirements are derived. GRA

N75-20350* National Aeronautics and Space Administration. Ames Research Center, Moffett Field, Calif.
SHAKE TEST OF ROTOR TEST APPARATUS IN THE 40-BY 80-FOOT WIND TUNNEL
 Wayne Johnson (Army Air Mobility R and D Lab., Moffett Field, Calif.) and James C. Biggers Feb. 1975 74 p
 (NASA-TM-X-62418; A-5973) Avail: NTIS HC \$4.25 CSCL 14B

A shake test was conducted to determine the dynamic characteristics of a rotor test apparatus on strut systems. The rotor-off hub transfer function (acceleration per unit force as a function of frequency) was measured in the longitudinal and lateral directions, using a combination of broadband and discrete frequency excitation techniques. The dynamic data is summarized for the configurations tested, giving the following properties for each mode identified: the natural frequency, the hub response at resonance, and the fixed system damping. The complete transfer functions are presented, and the detailed test results are included as an appendix. Data analysis techniques developed to obtain on-line measurements of the system modal properties, including the damping coefficient and the damping ratio are discussed. Author

N75-20352# Boeing Commercial Airplane Co., Seattle, Wash.
WIND MODELS FOR FLIGHT SIMULATOR CERTIFICATION OF LANDING AND APPROACH GUIDANCE AND CONTROL SYSTEMS Final Report
 Neal M. Barr, Dagfinn Gangaas, and Dwight R. Schaeffer Dec. 1974 623 p refs
 (Contract DOT-FA72WA-2934)
 (AD-A003801; FAA-RD-74-206) Avail: NTIS HC \$15.25 CSCL 17/7

Analytic and probabilistic descriptions of low-altitude mean wind and turbulence are investigated and described. The effects of wind and turbulence on aerodynamics and aircraft motion are analyzed. A model of wind and turbulence, suitable for the certification of landing and approach guidance and control systems by flight simulations, is developed, and consideration given to implementation. Author

N75-20353# National Aviation Facilities Experimental Center, Atlantic City, N.J.
EVALUATION OF THE RUBINO PROCEDURE FOR RADIO TELEMETRIC THEODOLITE POSITIONING Final Report, Oct. 1974
 D. S. Lerner Jan. 1975 46 p Revised
 (Contract DOT-FA74NA-1027)
 (AD-A004317; FAA-NA-74-177-Rev; FAA-EM-74-17) Avail: NTIS HC \$3.75 CSCL 01/5

An evaluation of a procedure described in the Working Paper on Radio Telemetric Theodolite (RTT) Positioning was conducted. An analysis and evaluation was conducted by gathering information about the present glide slope system, difficulties that had been encountered, and changes that had been implemented. The analysis performed indicates that all factors affecting the glidepath are separated by the RTT placement into path structure (indicated by the flight recording), and the threshold crossing height (which is incorporated into the RTT placement). This study evaluation concludes that because of this separation the procedure is better because it provides a better description of the glidepath in space. Author

N75-20548# Battelle Columbus Labs., Ohio.
DESIGN AND PURCHASE EXPECTATIONS FOR FRACTURE RESISTANCE OF 700-SERIES ALUMINUM AIRFRAME ALLOYS Interim Report, Oct. 1972 - Sep. 1973
 William E. Anderson Jan. 1974 38 p refs
 (Contract F33657-73-C-0281)
 (AD-A002552; ASD-TR-74-16) Avail: NTIS CSCL 11/6

When an airframe component breaks suddenly, under conditions well within the design envelope, the occurrence is usually termed brittle fracture. This report uses an analytical scheme which combines data from several different sources in order to provide diagrams of fracture resistance versus thickness for a number of standard yield strength levels. By using such diagrams, limited data on a new alloy or heat treatment may be compared, and the impact on designs where fracture resistance is important may be assessed. The data background employed in the analysis consisted of both iron- and aluminum-base airframe materials. However, this report focuses largely on the 7000-series aluminum alloys. Minimum expected behavior has been developed for this series of aluminum alloys by examining fracture toughness, yield strength, and thickness effect in accordance with the analytical scheme described. GRA

N75-20554# Boeing Commercial Airplane Co., Seattle, Wash.
DEVELOPMENT OF STATISTICAL FATIGUE FAILURE CHARACTERISTICS OF 0.125 INCH 2024-T3 ALUMINUM UNDER SIMULATED FLIGHT-BY-FLIGHT LOADING Final Report, Aug. 1972 - Mar. 1974

J. P. Butler and D. A. Rees Jul. 1974 186 p refs
 (Contract F33615-72-C-2003; AF Proj. 7351)
 (AD-A002310; AFML-TR-74-124) Avail: NTIS CSCL 11/6

Thirty-two unique multidetail specimens were tested to develop a data base for investigating the statistical materials/structures fatigue failure characteristics of 2024-T3 aluminum alloy in the form of 0.225-in.-thick sheet. The test loading was a random-load, flight-by-flight loading block spectrum repeated to obtain crack initiation. Six different basic spectra, representative of cargo/transport or gust load flights, were applied to the specimens. Fatigue crack initiation was detected and controlled to a nominal crack length of about 0.04 in. from the edge of the hole by a painted crack detection circuit system. After detection of crack initiation, each hole was restored to an undamaged state by oversizing and coldworking. A statistical analysis of the data by previously developed maximum likelihood methods is presented for both scale and shape parameters of the log-normal and two-parameter Weibull distributions. GRA

N75-20676# AiResearch Mfg. Co., Phoenix, Ariz.
EVALUATION PROGRAM ON USING COMPRESSOR BLEED AIR AS A SOURCE OF PNEUMATIC POWER FOR FLUIDIC CIRCUITS Final Report, Oct. 1972 - Oct. 1973

R. S. McCarty 5 Oct. 1973 75 p
 (Contract N62269-73-C-0476)
 (AD-A002483; AiResearch-73-410307) Avail: NTIS CSCL 13/7

The program activities encompassed study and analysis of the characteristics of compressor bleed air as it is affected by engine power settings, engine age, location of the extraction point, inlet ingestion, and how the contamination of all of these affect fluidic components. GRA

N75-20777# Battelle Columbus Labs., Ohio.
FRACTURE MECHANICS OF TINY CRACKS NEAR FASTENERS

William E. Anderson Jun. 1974 61 p refs
 (Contract F33657-73-C-0281)
 (AD-A002554; ASD-TR-74-24) Avail: NTIS CSCL 11/6

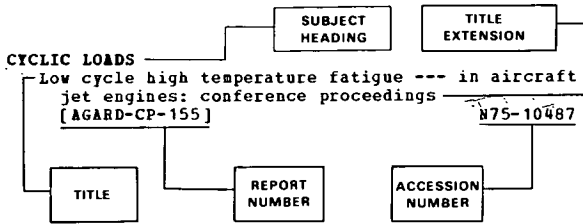
This report deals with the question of how tiny a crack might be in aluminum alloys of high strength and still be analytically treated by the methods of linear elastic fracture mechanics (LEFM). These techniques are used to obtain estimates of the expected rate of crack extension. Under simple cyclic loadings, LEFM-based predictions are usually within a factor of two from measured experimental results. GRA

SUBJECT INDEX

AERONAUTICAL ENGINEERING / *A Special Bibliography (Suppl. 59)*

JULY 1975

Typical Subject Index Listing



The title is used to provide a description of the subject matter. When the title is insufficiently descriptive of the document content, a title extension is added, separated from the title by three hyphens. The NASA or AIAA accession number is included in each entry to assist the user in locating the abstract in the abstract section of this supplement. If applicable, a report number is also included as an aid in identifying the document.

A

ABSORBERS (MATERIALS)

The use of Hartmann generators as sources of high intensity sound in a large absorption flow duct facility
[AIAA PAPER 75-529] A75-27939

AC GENERATORS

Program for the development of a superconducting generator. Part 1: Phase 1 --- including critical component tests
[AD-A001649] N75-19546

ACCELERATION (PHYSICS)

The computation of aerodynamic loads on helicopter blades in forward flight, using the method of the acceleration potential --- Book
A75-26700

ACCIDENT PREVENTION

General Aviation Aircraft Safety
[AD-A003124] N75-19199

ACOUSTIC DUCTS

Spinning mode sound propagation in ducts with acoustic treatment
A75-27854

Unified analysis of ducted turbomachinery noise
A75-27861

Radiation of duct noise out through a jet flow --- acoustic field model for aircraft engine
[AIAA PAPER 75-457] A75-27928

Noise generation and transmission in duct combustors
[AIAA PAPER 75-527] A75-27938

The use of Hartmann generators as sources of high intensity sound in a large absorption flow duct facility
[AIAA PAPER 75-529] A75-27939

Effects of friction and heat conduction on sound propagation in ducts
[AIAA PAPER 75-520] A75-28349

Aeroacoustics: Jet and combustion noise; duct acoustics --- Book
A75-28629

ACOUSTIC INSTABILITY

Development of acoustic disturbances in supersonic annular jets
A75-26234

ACOUSTIC MEASUREMENTS

Aeroacoustics: Fan, STOL, and boundary layer noise; sonic boom; aeroacoustic instrumentation --- Book
A75-28626

Comparison of parametric duct-burning turbofan and non-afterburning turbojet engines in a Mach 2.7 transport
[NASA-TM-X-71679] N75-19247

ACOUSTIC NOZZLES

Supersonic jet noise suppression with multitube nozzle/ejectors
[AIAA PAPER 75-501] A75-27936

ACOUSTIC PROPERTIES

Classification problems of aircraft noise --- far field measurements
A75-27943

Low speed and angle of attack effects on sonic and near-sonic inlets
[NASA-CR-134778] N75-19184

Preliminary evaluation of turbofan cycle parameters and acoustical suppression on the noise and direct operating cost of a commercial Mach 0.85 transport
[NASA-TM-X-71664] N75-19244

Trends in aircraft noise control
N75-20229

ACOUSTIC VELOCITY

A method of calculating aerodynamic-nozzle profiles with passage through the sound barrier
A75-26881

Low speed and angle of attack effects on sonic and near-sonic inlets
[NASA-CR-134778] N75-19184

ADAPTIVE CONTROL

Adaptive digital system for aircraft control
A75-27182

Adaptive control system with reference model --- application to automatic pilots
A75-27912

Digital flight control system for tactical fighter. Volume 1: Digital flight control system analysis
[AD-A002320] N75-20348

Digital flight control systems for tactical fighters. Volume 2: Documentation of the digital control analysis software (DIGIKON)
[AD-A002327] N75-20349

AERIAL RUDDERS

Flight determination of the rudder power and directional stability of the Fairey Delta 2 aircraft using a wingtip parachute
[ARC-CP-1298] N75-19267

AERODYNAMIC BRAKES

Some notes on the thermodynamics of thrust reversal in flight
N75-20212

AERODYNAMIC CHARACTERISTICS

A method of calculating aerodynamic-nozzle profiles with passage through the sound barrier
A75-26881

The aerodynamic characteristics and trailing vortex wake of propeller V/STOL configurations
A75-28522

Study of two hypersonic, axisymmetric, shaped nozzles with smooth contour
A75-28658

An exact solution for transonic potential flow past aerofoil sections
[NAL-TR-383] N75-19176

Parameter identification applied to aircraft
[CRANFIELD-AERO-26] N75-19177

On the calculation of non-linear aerodynamic characteristics and the near vortex wake
[AD-A002161] N75-19193

Technical evaluation report on Fluid Dynamics Panel Symposium on V/STOL Aerodynamics
[AGARD-AR-78] N75-19585

AERODYNAMIC COEFFICIENTS

SUBJECT INDEX

AERODYNAMIC COEFFICIENTS

Lift coefficients on a supercavitating jet-flapped foil between rigid walls A75-26554

Critical analysis and improvement of the source-panel method --- for lift prediction A75-28095

Computation of airfoil DRAG profiles [REPT-35/1974] N75-19165

Dynamics of the motion of a body with allowance for the unsteady state of the flow about it [NASA-TT-F-16133] N75-19179

AERODYNAMIC CONFIGURATIONS

Unsteady viscous flow past a lifting plate N75-19171

Experimental aerodynamic characteristics for a cylindrical body of revolution with side strakes and various noses at angles of attack from 0 degrees to 58 degrees and Mach numbers from 0.6 to 2.0 [NASA-TM-X-3130] N75-19181

Problems of designing passenger aircraft [NASA-TT-F-808] N75-19223

Fuel conservation possibilities for terminal area compatible aircraft [NASA-CR-132608] N75-19224

AERODYNAMIC DRAG

The range of validity in the case of two old investigations. I - The origin of lift. II - Collision and gliding processes on the liquid surface A75-27990

Opportunities for aerodynamic-drag reduction N75-20237

AERODYNAMIC FORCES

A method for calculating unsteady forces due to interaction between tail surfaces A75-26477

Unsteady lift forces on a vibrating cylinder in a supercritical flow A75-26480

Improvements to the SADSAM computer program for aeroelasticity analysis [NASA-CR-132617] N75-19173

A method for predicting unsteady aerodynamic forces on oscillating wings with thickness in transonic flow near Mach number 1. Part 1: Two-dimensional theory. Part 2: Rectangular wings [NAL-TR-368T-PT-1] N75-19174

Integration of aft-fuselage-mounted flow through engine nacelles on an advanced transport configuration at Mach numbers from 0.6 to 1.0 [NASA-TM-X-3178] N75-19180

Some remarks on the induced velocity field of a lifting rotor and on Glauert's formula [ARC-CP-1301] N75-20263

AERODYNAMIC INTERFERENCE

Effect of interference between moving blade rows on cascade flutter. I - Experiment on compressor cascade in flexure mode A75-26553

Theoretical and experimental studies of discrete-tone rotor-stator interaction noise [AIAA PAPER 75-443] A75-27926

Wind tunnel investigation of helicopter rotor wake effects on three helicopter fuselage models [NASA-TM-X-3185-SUPPL] N75-20294

AERODYNAMIC LOADS

The computation of aerodynamic loads on helicopter blades in forward flight, using the method of the acceleration potential --- Book A75-26700

TRW vortex-lattice method subsonic aerodynamic analysis for multiple-lifting-surfaces (N. surface) TRW program number HA010B [NASA-CR-128588] N75-19178

Calculations of generalised airforces on two parallel lifting surfaces oscillating harmonically in subsonic flow [ARC-R/M-3749] N75-19187

A structural weight estimation program (SWEEP) for aircraft. Volume 3: Airloads estimation module [AD-A002854] N75-20305

A structural weight estimation program (SWEEP) for aircraft. Volume 3: Airloads estimation module. Appendix A: Module flow charts and FORTRAN lists. Appendix B: Sample output [AD-A002855] N75-20306

A structural weight estimation program (SWEEP) for aircraft. Volume 11: Flexible airloads stand-alone program [AD-A002873] N75-20324

AERODYNAMIC NOISE

Development of acoustic disturbances in supersonic annular jets A75-26234

The generation of sound by aerodynamic sources in an inhomogeneous steady flow A75-26463

Theoretical and experimental studies of discrete-tone rotor-stator interaction noise [AIAA PAPER 75-443] A75-27926

Radiation of duct noise out through a jet flow --- acoustic field model for aircraft engine [AIAA PAPER 75-457] A75-27928

Developments in jet noise modeling - Theoretical predictions and comparisons with measured data [AIAA PAPER 75-477] A75-27933

Some recent developments in supersonic jet noise reduction [AIAA PAPER 75-502] A75-27937

Ratio of peak frequencies of jet self and shear noise spectra A75-28400

Aeroacoustics: Fan, STOL, and boundary layer noise; sonic boom; aeroacoustic instrumentation --- Book A75-28626

Aeroacoustics: Jet and combustion noise; duct acoustics --- Book A75-28629

Trends in aircraft noise control N75-20229

AERODYNAMIC STABILITY

Rotation in vibration, optimization, and aeroelastic stability problems N75-19167

Low-speed wind-tunnel tests of a 1/10-scale model of a blended arrow advanced supersonic transport --- aerodynamic control and stability [NASA-TM-X-72671] N75-19226

Determination of aircraft characteristics from flight tests [ESRO-TT-104] N75-19252

Comparison of evaluation procedures for the determination of flight-mechanical coefficients and derivatives from flight tests --- Fiat G-91 T3 aircraft N75-19254

Determination of aerodynamic derivatives of the FIAT G-91 T3 aircraft from flight tests by means of manual analog model matching N75-19257

Evaluation of flight test of the FIAT G-91 T3 by means of the method of forced oscillations N75-19258

Evaluation of flight tests of the FIAT G-91 T3 by means of regression analysis N75-19259

A SAAB-SCANIA developed method for obtaining stability derivatives from flight tests N75-19260

Characteristics of the AJ 37 aircraft: Comparison of the results of wind tunnel and flight tests --- noting elasticity correction for wind tunnel model N75-19261

Determination of derivatives by a model with automatic parameter --- analog circuit N75-19265

Extraction of flight mechanic derivatives from flight data by a manual analog matching technique [ESRO-TT-118] N75-20347

AERODYNAMIC STALLING

Starting vortex, separation bubbles and stall - A numerical study of laminar unsteady flow around an airfoil A75-26212

Design considerations for stall/spin avoidance N75-19205

AERODYNAMICS

A problem in supersonic jet theory A75-26697

- AEROELASTICITY**
 Allowance for the elastic deformation of the wing in its own plane in the calculation of the skewsymmetric vibrations of an aircraft with a small-aspect-ratio wing
 A75-28687
- Rotation in vibration, optimization, and aeroelastic stability problems
 N75-19167
- Improvements to the SADSAM computer program for aeroelasticity analysis
 [NASA-CR-132617]
 N75-19173
- AERONAUTICAL ENGINEERING**
 The future of aeronautics
 [NASA-CR-142559]
 N75-20222
- Aeronautics in the American society
 N75-20223
- University research in aeronautics
 N75-20241
- General aviation's future need for research
 N75-20242
- University research in aeronautics
 N75-20243
- AERONAUTICAL SATELLITES**
 Air Traffic Control demonstration aspects of the Applications Technology Satellite-6
 [AIAA PAPER 75-562]
 A75-26723
- AEROSPACE INDUSTRY**
 Deutsche Gesellschaft fuer Luft- und Raumfahrt, Yearbook 1973 --- German book
 A75-27978
- European aeronautics and astronautics at the crossroads
 A75-27981
- AEROTHERMODYNAMICS**
 Some notes on the thermodynamics of thrust reversal in flight
 N75-20212
- AFTERBODIES**
 Experimental aerodynamic characteristics for a cylindrical body of revolution with side strakes and various noses at angles of attack from 0 degrees to 58 degrees and Mach numbers from 0.6 to 2.0
 [NASA-TM-X-3130]
 N75-19181
- Boundary layer effects in supersonic flow over cylinder-flare bodies
 [WRE-REPT-1238 (WR/D)]
 N75-20257
- AIR CARGO**
 Important aspects of international air cargo --- rate structure, container handling and fuel costs effects
 A75-26948
- AIR FLOW**
 Multi-slot film cooling of supersonic aircraft using air as a coolant
 [AD-A002673]
 N75-19239
- Wind tunnel studies of the turbulent wake behind self propelled slender bodies
 [AD-A002396]
 N75-20272
- AIR INTAKES**
 A structural weight estimation program (SWEEP) for aircraft. Volume 5: Air induction system and landing gear modules. Part 1: Air induction system module
 [AD-A002857]
 N75-20308
- AIR JETS**
 Subsonic jet noise in flight based on some recent wind-tunnel tests
 [AIAA PAPER 75-462]
 A75-27930
- AIR NAVIGATION**
 Software engineering of a navigation and guidance system for commercial aircraft
 [AIAA PAPER 75-575]
 A75-26733
- System approach to civil aircraft navigation using digital technology.
 [AIAA PAPER 75-572]
 A75-28469
- TACAN/DME digital data broadcast design plan. Volume 1: Operational analysis
 [AD-A001403/5]
 N75-19213
- Oceanic air route navigation with envelope match Loran-C
 [AD-A003800]
 N75-20286
- AIR POLLUTION**
 Development of air transport and environmental requirements --- for air and noise pollution reduction
 A75-28228
- USAF aircraft takeoff length distances and climbout profiles
 [AD-A001826]
 N75-19878
- AIR TRAFFIC CONTROL**
 Digital avionics - An overview --- Air Traffic Control Radar Beacon System
 [AIAA PAPER 75-553]
 A75-26721
- Air Traffic Control demonstration aspects of the Applications Technology Satellite-6
 [AIAA PAPER 75-562]
 A75-26723
- New horizons in air traffic control
 [AIAA PAPER 75-569]
 A75-26728
- Software engineering of a navigation and guidance system for commercial aircraft
 [AIAA PAPER 75-575]
 A75-26733
- Interaction of military/civil position location and reporting systems --- of ATC
 [AIAA PAPER 75-561]
 A75-28467
- SEK BUS - A time division multiple access system --- ATC applications
 [AIAA PAPER 75-564]
 A75-28468
- TACAN/DME digital data broadcast design plan. Volume 1: Operational analysis
 [AD-A001403/5]
 N75-19213
- Multi-site intermittent positive control algorithms for the discrete address beacon system
 [AD-A001112/2]
 N75-19214
- Provisional message formats for the DABS/NAS interface (revision 1)
 [FAA-RD-74-63-A]
 N75-19216
- Flight test evaluation of SECANT VECAS collision avoidance system
 [AD-A002281]
 N75-19220
- AIR TRANSPORTATION**
 The aircraft accident --- German book
 A75-26498
- Air Europe: The policy of cooperation among airline companies of the European Six --- French book
 A75-26499
- Ride quality evaluation. I --- aircraft passenger comfort assessment
 A75-26849
- Tiedown tests for air transport of the IM542 sprint container
 [AD-A001844]
 N75-19210
- The next forty years in aviation
 N75-20228
- AIRBORNE EQUIPMENT**
 An experimental TDMA network for airborne warning and control systems interoperability demonstrations
 [AIAA PAPER 75-563]
 A75-26724
- Reliability life cycle of a complex electronic airborne equipment
 A75-27839
- Airborne equipment for use with the microwave landing system
 A75-28790
- The range of airborne processing available to the future user of the Doppler MLS --- Microwave Landing Systems
 A75-28792
- The development of a serial P.C.M. instrumentation system
 A75-28797
- AIRBORNE/SPACEBORNE COMPUTERS**
 Flight test of a digital guidance and control system in a DC-10 aircraft
 [AIAA PAPER 75-567]
 A75-26726
- Software engineering of a navigation and guidance system for commercial aircraft
 [AIAA PAPER 75-575]
 A75-26733
- Digital flight control systems - Considerations in implementation and acceptance
 [AIAA PAPER 75-577]
 A75-26734
- Application of digital systems to Army avionics
 [AIAA PAPER 75-587]
 A75-26738
- F-15 computational subsystem --- computer systems design
 [AIAA PAPER 75-590]
 A75-28470
- The U.S. Candidate Microwave Landing System - A new generation of avionics/ground equipment
 [AIAA PAPER 75-607]
 A75-28472
- A new flight test data system for NASA aeronautical flight research
 A75-28774

AIRCRAFT

SUBJECT INDEX

AIRCRAFT

- Quarterly bulletin of the Division of Mechanical Engineering and the National Aeronautical Establishment, 1 October - 31 December 1974 [DME/NAE-1974(4)] N75-20249
- AIRCRAFT ACCIDENT INVESTIGATION**
- The aircraft accident --- German book A75-26498
- Analysis of wreckage --- aircraft accident investigation A75-26533
- Take-off instrument for assessing achieved performance during take-off and a take-off accident analysed in context A75-28769
- Aircraft accident report. Eastern Air Lines, Inc. McDonnell-Douglas DC 9-31, N8967E Akron-Canton Regional Airport, North Canton, Ohio, 27 Nov. 1973 [PB-238637/3] N75-20274
- Special study: Safety aspects of emergency evacuations from air carrier aircraft [PB-238269/5] N75-20275
- AIRCRAFT ACCIDENTS**
- Analysis of in-flight disintegration accidents N75-19197
- General Aviation Aircraft Safety [AD-A003124] N75-19199
- Analysis of general aviation accident records N75-19200
- General aviation accident patterns N75-19201
- The accident record in terms of the pilot N75-19202
- Crash survivability N75-19203
- General aviation handling qualities research N75-19204
- A study of carburetor/induction system icing in general aviation accidents [NASA-CR-143835] N75-19208
- Environmental and operating requirements for fire extinguishing systems on advanced aircraft [AD-A001640] N75-19228
- Annual reviews of aircraft accident data US Air Carrier operations, 1973 [PB-238281/0] N75-20276
- Pan American World Airways, Incorporated Boeing 707-321B, N454PA, Pago Pago, American Samoa, 30 January 1974 [PB-238478/2] N75-20277
- Delta Air Lines Incorporated McDonnell Douglas DC-9-32, N3323L, Chattanooga Municipal Airport, Chattanooga, Tennessee [PB-238479/0] N75-20278
- AIRCRAFT ANTENNAS**
- Dual band airborne antenna study [AD-A002043] N75-19219
- AIRCRAFT COMMUNICATION**
- SEEK BUS - A time division multiple access system --- ATC applications [AIAA PAPER 75-564] A75-28468
- Multi-site intermittent positive control algorithms for the discrete address beacon system [AD-A001112/2] N75-19214
- AIRCRAFT COMPARTMENTS**
- What have we learned from applying digital technology to cabin/passenger multiplex systems --- cost and weight analysis [AIAA PAPER 75-574] A75-26732
- AIRCRAFT CONFIGURATIONS**
- Integration of aft-fuselage-mounted flow through engine nacelles on an advanced transport configuration at Mach numbers from 0.6 to 1.0 [NASA-TM-X-3178] N75-19180
- AIRCRAFT CONTROL**
- Digital flight control systems - Considerations in implementation and acceptance [AIAA PAPER 75-577] A75-26734
- Design of the DAIS control and display core element --- Digital Avionics Information System [AIAA PAPER 75-600] A75-26745
- A concept of flight dynamics control --- for aircraft A75-27180
- Adaptive digital system for aircraft control A75-27182
- Fly-by-wire and control configured vehicles - Rewards and risks A75-27367
- Stability analysis of stochastic composite systems --- application to control of aircraft and nonlinear systems A75-27919
- Qualitative analysis of a family of extremums in a problem involving optimal control of aircraft motion A75-28676
- A model based technique for the design of flight directors --- optimal control models N75-19140
- Status and trends in active control technology N75-20236
- Development of a remote digital augmentation system and application to a remotely piloted research vehicle [NASA-TN-D-7941] N75-20293
- Evaluation of active control technology for short haul aircraft --- cost effectiveness [NASA-CR-137634] N75-20344
- AIRCRAFT DESIGN**
- Digital avionics-overview - Airframe manufacturer's viewpoint [AIAA PAPER 75-552] A75-26720
- A pilot's report concerning the VTOL VAK 191 B A75-26900
- Deutsche Gesellschaft fuer Luft- und Raumfahrt, Yearbook 1973 --- German book A75-27978
- Airbus A 300 - Comparison of the flight test results with the flight performance and flight characteristics determined on the basis of theory and wind tunnel tests A75-27980
- Air cushion landing systems for aircraft A75-27983
- Flight tests with the V/STOL experimental aircraft VAK 191 B A75-27985
- General aviation accident patterns N75-19201
- General aviation handling qualities research N75-19204
- Design considerations for stall/spin avoidance N75-19205
- Problems of designing passenger aircraft [NASA-TT-P-808] N75-19223
- Fuel conservation possibilities for terminal area compatible aircraft [NASA-CR-132608] N75-19224
- Engineering design handbook. Helicopter engineering, part 1: Preliminary design --- for VFR operation [AD-A002007] N75-19238
- The future of aeronautics [NASA-CR-142559] N75-20222
- Aeronautics in the American society N75-20223
- Some trends in aircraft design: Structure N75-20235
- Status and trends in active control technology N75-20236
- Lifting surface for aircraft --- wing profiles [NASA-TT-P-16241] N75-20290
- Air cushion landing systems for aircraft N75-20296
- AIRCRAFT ENGINES**
- 'By the application of power' /21st Cayley Memorial Lecture/ --- technical survey of aircraft engines A75-27368
- High-temperature alloys and the aircraft gas turbine A75-27877
- Development of an R.F. telemetry system --- for aircraft engine stress and temperature data A75-28778
- Low speed and angle of attack effects on sonic and near-sonic inlets [NASA-CR-134778] N75-19184
- Metal matrix composites for aircraft propulsion systems [NASA-TM-X-71685] N75-19245
- PLT 27 gas turbine engine exhaust emission and noise measurements [AD-A001728] N75-19251
- AIRCRAFT EQUIPMENT**
- Wide bandwidth optical telemetry link for ground testing of equipment in high EMI environments A75-28781

SUBJECT INDEX

AIRCRAFT PERFORMANCE

General aviation accident patterns N75-19201

Airborne electronics for automated flight systems N75-20232

General aviation's future need for research N75-20242

Development of a scientific basis for analysis of aircraft seating systems [AD-A004306] N75-20273

Instrument system test. Elliott helicopter air data system [AD-A002332] N75-20331

AIRCRAFT FUEL SYSTEMS

Investigation of 14.5mm API self-sealing/crashworthy fuel tank material [AD-A001752] N75-19249

Feasibility of adapting a thin film permeable membrane to jet transport fuel tank inerting system [AD-A003799] N75-20295

AIRCRAFT GUIDANCE

Software engineering of a navigation and guidance system for commercial aircraft [AIAA PAPER 75-575] A75-26733

Aircraft guidance for automatic collision avoidance A75-27178

Wind models for flight simulator certification of landing and approach guidance and control systems [AD-A003801] N75-20352

AIRCRAFT HAZARDS

A study of the effects on mice of smoke and gases from controlled fires in simulated aircraft cabins A75-27073

AIRCRAFT INDUSTRY

Digital avionics-overview - Airframe manufacturer's viewpoint [AIAA PAPER 75-552] A75-26720

Manufacturer's overview N75-19207

AIRCRAFT INSTRUMENTS

Application of digital systems to Army avionics [AIAA PAPER 75-587] A75-26738

Digital avionics information system /DAIS/ integrated test bed development [AIAA PAPER 75-588] A75-26739

The performance in illuminances up to 80,000 lux of a light emitting diode display having a 3 mm character height A75-27526

A new centralised warning display for aircraft A75-28785

A new J band pulsed radar altimeter A75-28787

Altimeters - The way ahead A75-28788

A display evaluation methodology applied to vertical situation displays N75-19137

Improvements in pilot/aircraft-integration by advanced contact analog displays N75-19141

C-141 All Weather Landing System (AWLS) flight test report: Optimization and pre-experimental phases [AD-A003952] N75-20330

AIRCRAFT LANDING

New horizons in air traffic control [AIAA PAPER 75-569] A75-26728

Air cushion landing systems for aircraft A75-27983

The U.S. Candidate Microwave Landing System - A new generation of avionics/ground equipment [AIAA PAPER 75-607] A75-28472

A tactical pilot aid for the approach-and-landing task: Inflight studies N75-19131

Feasibility of laser systems for aircraft landing operations under low visibility conditions [AD-A005637] N75-19198

Harow altitude warning system evaluation [AD-A002583] N75-19241

Pan American World Airways, Incorporated Boeing 707-321B, N454PA, Pago Pago, American Samoa, 30 January 1974 [PB-238478/2] N75-20277

Delta Air Lines Incorporated McDonnell Douglas DC-9-32, N3323L, Chattanooga Municipal Airport, Chattanooga, Tennessee [PB-238479/0] N75-20278

Air cushion landing systems for aircraft N75-20296

AIRCRAFT MAINTENANCE

Organization of centralized maintenance of aircraft assemblies --- Russian book A75-27838

CH-47A assessment and comparative fleet evaluation: Executive summary report [AD-A002057] N75-19232

Computer simulation of maintenance for multi-mission RPV's [AD-A003351] N75-20253

AIRCRAFT MANEUVERS

Aircraft guidance for automatic collision avoidance A75-27178

Manual evaluation of special flying maneuvers for the determination of flight-mechanical coefficients and derivatives from flight tests --- longitudinal and lateral stability of G-91-T3 aircraft N75-19255

AIRCRAFT MODELS

Developments in jet noise modeling - Theoretical predictions and comparisons with measured data [AIAA PAPER 75-477] A75-27933

Extension of the lifting line model for the helicopter rotor A75-28194

Estimates of the stability derivatives of a helicopter and a V/STOL aircraft from flight data A75-28201

AIRCRAFT NOISE

Spinning mode sound propagation in ducts with acoustic treatment A75-27854

The use of Hartmann generators as sources of high intensity sound in a large absorption flow duct facility [AIAA PAPER 75-529] A75-27939

Classification problems of aircraft noise --- far field measurements A75-27943

Problem of aircraft noise in the vicinity of airports A75-28222

Noise certification of aircraft A75-28223

Development of air transport and environmental requirements --- for air and noise pollution reduction A75-28228

Aeroacoustics: Fan, STOL, and boundary layer noise; sonic boom; aeroacoustic instrumentation --- Book A75-28626

Preliminary evaluation of turbofan cycle parameters and acoustical suppression on the noise and direct operating cost of a commercial Mach 0.85 transport [NASA-TM-X-71664] N75-19244

Influence of multitube mixer nozzle geometry on C70L-OTW jet noise shielding [NASA-TM-X-71681] N75-19246

Trends in aircraft noise control N75-20229

AIRCRAFT PERFORMANCE

A pilot's report concerning the VTOL VAK 191 B A75-26900

The 'definition' of the motorsegler [DFVLR-SONDDR-424] A75-27596

Roll paper pilot --- mathematical model for predicting pilot rating of aircraft in roll task N75-19134

Parameter identification applied to aircraft [CRANFIELD-AERO-26] N75-19177

General aviation handling qualities research N75-19204

Problems of designing passenger aircraft [NASA-TT-F-808] N75-19223

An aircraft application of system identification in the presence of state noise [AD-A001936] N75-19234

Some aspects of performance measurements in nonsteady flight --- angle of attack and rate of climb N75-19262

Parameter identification applied to aircraft [CRANFIELD-AERO-26] N75-20259

- Sideslip of wing-body combinations --- disturbance theory for predicting aerodynamics of aircraft in sideslip
[NASA-CR-114716] N75-20260
- Non-dimensional methods for the measurement of level flight performance of turbine engine helicopters
[ESDU-74042] N75-20289
- Air cushion landing systems for aircraft N75-20296
- Development of longitudinal handling qualities criteria for large advanced supersonic aircraft
[NASA-CR-137635] N75-20345
- AIRCRAFT RELIABILITY**
- Flight-critical digital control system evaluation
[AIAA PAPER 75-566] A75-26725
- General Aviation Aircraft Safety
[AD-A003124] N75-19199
- AIRCRAFT STABILITY**
- Fly-by-wire and control configured vehicles - Rewards and risks A75-27367
- Adaptive control system with reference model --- application to automatic pilots A75-27912
- Estimates of the stability derivatives of a helicopter and a V/STOL aircraft from flight data A75-28201
- Design of a digital-stability augmentation and control system with gust alleviation and modal suppression A75-28432
- Allowance for the elastic deformation of the wing in its own plane in the calculation of the skewsymmetric vibrations of an aircraft with a small-aspect-ratio wing A75-28687
- The dynamic response of aircraft encountering aircraft wake turbulence N75-19170
- AIRCRAFT STRUCTURES**
- Characterization of advanced composite materials for structural design --- of aircraft A75-27695
- Stress intensity factors for some through-cracked fastener holes A75-28236
- Shear lag analysis of thick skin aircraft structures [ATN-7404] N75-19225
- An improved automated structural optimization program [AD-A002688] N75-19237
- Relation between scatter of fatigue life and S-N curve in aircraft structural aluminium alloy 2024-T4 [NAL-TR-360] N75-19414
- The variability of fatigue damage from flight to flight [ARC-CP-1297] N75-20297
- A structural weight estimation program (SWEEP) for aircraft. Volume 1: Executive summary [AD-A002850] N75-20301
- A structural weight estimation program (SWEEP) for aircraft. Volume 2: Program integration and data management module. Part 1: Program integration [AD-A002852] N75-20302
- A structural weight estimation program (SWEEP) for aircraft. Volume 2: Program integration and data management module. Part 2: Data management module [AD-A002853] N75-20303
- A structural weight estimation program (SWEEP) for aircraft. Volume 2: Program integration and data management module. Appendix A: Data management module flow charts and FORTRAN lists [AD-A002851] N75-20304
- A structural weight estimation program (SWEEP) for aircraft. Volume 3: Airloads estimation module [AD-A002854] N75-20305
- A structural weight estimation program (SWEEP) for aircraft. Volume 3: Airloads estimation module. Appendix A: Module flow charts and FORTRAN lists. Appendix B: Sample output [AD-A002855] N75-20306
- A structural weight estimation program (SWEEP) for aircraft. Volume 4: Material properties, structure temperature, flutter and fatigue [AD-A002856] N75-20307
- A structural weight estimation program (SWEEP) for aircraft. Volume 5: Air induction system and landing gear modules. Part 1: Air induction system module [AD-A002857] N75-20308
- A structural weight estimation program (SWEEP) for aircraft. Volume 5: Air induction system and landing gear modules. Part 2: Landing gear module [AD-A002858] N75-20309
- A structural weight estimation program (SWEEP) for aircraft. Volume 6: Wing and empennage module. Book 1: Technical discussion sections 1 and 2 [AD-A002864] N75-20310
- A structural weight estimation program (SWEEP) for aircraft. Volume 6: Wing and empennage module. Book 2: Technical discussion, sections 3 and 4 [AD-A002865] N75-20311
- A structural weight estimation program (SWEEP) for aircraft. Volume 6: Wing and empennage module. Book 3: Technical discussion, section 5 [AD-A002866] N75-20312
- A structural weight estimation program (SWEEP) for aircraft. Volume 6: Wing and empennage module. Appendix A: General information for module flow charts and listings. Appendix B: Program flow charts, overlays (8,0), (14,0), (15,0), (16,0) and (17,0) [AD-A002859] N75-20313
- A structural weight estimation program (SWEEP) for aircraft. Volume 6: Wing and empennage module. Appendix C: Program flow charts, overlays (9,0) and (10,0) [AD-A002860] N75-20314
- A structural weight estimation program (SWEEP) for aircraft. Volume 6: Wing and empennage module. Appendix D: Program flow charts, overlay (18,0) [AD-A002861] N75-20315
- A structural weight estimation program (SWEEP) for aircraft. Volume 6: Wing and empennage module. Appendix E: Program listings, overlays (8,0), (14,0), (15,0), (16,0), and (17,0) [AD-A002862] N75-20316
- A structural weight estimation program (SWEEP) for aircraft. Volume 6: Wing and empennage module. Appendix F: Program listings, overlays (9,0), (10,0) and (18,0) [AD-A002863] N75-20317
- A structural weight estimation program (SWEEP) for aircraft. Volume 7: Fuselage module [AD-A002867] N75-20318
- A structural weight estimation program (SWEEP) for aircraft. Volume 7: Fuselage module. Appendix A: Module flow charts and FORTRAN lists. Appendix B: Fuselage module sample output [AD-A002868] N75-20319
- A structural weight estimation program (SWEEP) for aircraft. Volume 8: Programmer's manual [AD-A002869] N75-20320
- A structural weight estimation program (SWEEP) for aircraft. Volume 9: User's manual [AD-A002870] N75-20321
- A structural weight estimation program (SWEEP) for aircraft. Volume 9: User's manual, appendix A [AD-A002871] N75-20322
- A structural weight estimation program (SWEEP) for aircraft. Volume 10: Flutter optimization stand-alone program [AD-A002872] N75-20323
- A structural weight estimation program (SWEEP) for aircraft. Volume 11: Flexible airloads stand-alone program [AD-A002873] N75-20324
- AIRCRAFT WAKES**
- The aerodynamic characteristics and trailing vortex wake of propeller V/STOL configurations A75-28522
- The dynamic response of aircraft encountering aircraft wake turbulence N75-19170
- Inviscid to turbulent transition of trailing vortices [NASA-CR-142298] N75-19172
- A flight test investigation of the rolling moments induced on a T-37B airplane in the wake of a B-747 airplane [NASA-TN-X-56031] N75-20221
- On wake vortex alleviation N75-20231

SUBJECT INDEX

APPROACH CONTROL

AIRFOIL PROFILES
 Nonlinear problem of the unsteady flow past an airfoil lattice A75-28671
 Computation of airfoil DRAG profiles [REPT-35/1974] N75-19165
 A method for predicting unsteady aerodynamic forces on oscillating wings with thickness in transonic flow near Mach number 1. Part 1: Two-dimensional theory. Part 2: Rectangular wings [NAL-TR-368T-PT-1] N75-19174
 An exact solution for transonic potential flow past aerofoil sections [NAL-TR-383] N75-19176

AIRFOILS
 Starting vortex, separation bubbles and stall - A numerical study of laminar unsteady flow around an airfoil A75-26212
 Critical analysis and improvement of the source-panel method --- for lift prediction A75-28095
 Survey on two calculation methods in transonic regime A75-28096
 Wind tunnel tests of a symmetrical airfoil with scoop fed slots [NASA-CR-132568] N75-19183

AIRFRAMES
 Digital avionics-overview - Airframe manufacturer's viewpoint [AIAA PAPER 75-552] A75-26720
 Operational use of the UH-1 H helicopters in Arctic environment [AD-A002603] N75-19236

AIRLINE OPERATIONS
 Ride quality evaluation. I --- aircraft passenger comfort assessment A75-26849
 Important aspects of international air cargo --- rate structure, container handling and fuel costs effects A75-26948
 The next forty years in aviation N75-20228
 Annual reviews of aircraft accident data US Air Carrier operations, 1973 [PB-238281/0] N75-20276

AIRPORT PLANNING
 Propagation of aircraft noise near airports - Effects of hillsides, inversions and source directionality A75-27859
 Problem of aircraft noise in the vicinity of airports A75-28222

AIRPORT SURFACE DETECTION EQUIPMENT
 New horizons in air traffic control [AIAA PAPER 75-569] A75-26728

AIRPORTS
 Comparison of airport measurements of approach noise produced by jet aircraft A75-27852

AIRSPEED
 Exploratory wind tunnel tests of a shock-swallowing air data sensor at a Mach number of approximately 1.83 [NASA-TM-X-56030] N75-20329
 Instrument system test. Elliott helicopter air data system [AD-A002332] N75-20331

ALGORITHMS
 Computation of airfoil DRAG profiles [REPT-35/1974] N75-19165
 Multi-site intermittent positive control algorithms for the discrete address beacon system [AD-A001112/2] N75-19214

ALL-WEATHER AIR NAVIGATION
 C-141 All Weather Landing System (AWLS) flight test report: Optimization and pre-experimental phases [AD-A003952] N75-20330

ALPHANUMERIC CHARACTERS
 The performance in illuminances up to 80,000 lux of a light emitting diode display having a 3 mm character height A75-27526

ALTIMETERS
 Altimeters - The way ahead A75-28788
 Harowe altitude warning system evaluation [AD-A002583] N75-19241

ALTITUDE
 Harowe altitude warning system evaluation [AD-A002583] N75-19241

ALTITUDE CONTROL
 Effects of visual flight display dynamics on altitude tracking performance in a flight simulator N75-19127

ALUMINUM ALLOYS
 Metallurgical factors affecting high strength aluminum alloy production A75-28529
 Fatigue strength of D16T Duralumin at normal and elevated temperatures as a function of the cycling rate A75-28866
 On fatigue crack arresting by a stop-hole in 2024-T3 aluminum alloy sheet specimens [NAL-TR-359] N75-19413
 Relation between scatter of fatigue life and S-N curve in aircraft structural aluminium alloy 2024-T4 [NAL-TR-360] N75-19414
 Design and purchase expectations for fracture resistance of 700-series aluminum airframe alloys [AD-A002552] N75-20548
 Development of statistical fatigue failure characteristics of 0.125 inch 2024-T3 aluminum under simulated flight-by-flight loading [AD-A002310] N75-20554
 Fracture mechanics of tiny cracks near fasteners --- in high strength aluminum alloys [AD-A002554] N75-20777

AMPLITUDE MODULATION
 Helicopter rotor-produced modulation and aerial field distribution in the band 30 to 76 MHz [RAE-TR-74032] N75-19217

ANALOG CIRCUITS
 Determination of derivatives by a model with automatic parameter --- analog circuit N75-19265

ANALOG COMPUTERS
 Determination of aerodynamic derivatives of the FIAT G-91 T3 aircraft from flight tests by means of manual analog model matching N75-19257
 Extraction of flight mechanic derivatives from flight data by a manual analog matching technique [ESRO-TT-118] N75-20347

ANALOG SIMULATION
 Adaptive control system with reference model --- application to automatic pilots A75-27912

ANALYSIS OF VARIANCE
 The variability of fatigue damage from flight to flight [ARC-CP-1297] N75-20297

ANECHOIC CHAMBERS
 The use of Hartmann generators as sources of high intensity sound in a large absorption flow duct facility [AIAA PAPER 75-529] A75-27939

ANGLE OF ATTACK
 Some aspects of performance measurements in nonsteady flight --- angle of attack and rate of climb N75-19262

ANNULAR NOZZLES
 Development of acoustic disturbances in supersonic annular jets A75-26234

ANTENNA RADIATION PATTERNS
 Helicopter rotor-produced modulation and aerial field distribution in the band 30 to 76 MHz [RAE-TR-74032] N75-19217
 Antennas, a collection, issue 15 [AD-A002646] N75-19557

ANTENNAS
 Antennas, a collection, issue 15 [AD-A002646] N75-19557

APPROACH CONTROL
 Comparison of airport measurements of approach noise produced by jet aircraft A75-27852

APPROACH INDICATORS

SUBJECT INDEX

Wind models for flight simulator certification of landing and approach guidance and control systems [AD-A003801] N75-20352

APPROACH INDICATORS
 Evaluation of the Rubino procedure for radio telemetric theodolite positioning [AD-A004317] N75-20353

APPROXIMATION
 Notes on the approximate solution of lifting-surface theory used in the RAE standard method [ARC-R/M-3752] N75-19188

ARCTIC REGIONS
 Operational use of the UH-1 H helicopters in Arctic environment [AD-A002603] N75-19236

AREA NAVIGATION
 New horizons in air traffic control [AIAA PAPER 75-569] A75-26728
 System approach to civil aircraft navigation using digital technology [AIAA PAPER 75-572] A75-28469

ASPECT RATIO
 The 'definition' of the motorsegler [DPVLR-SONDDR-424] A75-27596

ATS 6
 Air Traffic Control demonstration aspects of the Applications Technology Satellite-6 [AIAA PAPER 75-562] A75-26723

AUTOMATIC FLIGHT CONTROL
 Self-testing digital flight control applications [AIAA PAPER 75-568] A75-26727
 Digital flight control systems - Considerations in implementation and acceptance [AIAA PAPER 75-577] A75-26734
 Aircraft guidance for automatic collision avoidance A75-27178

A concept of flight dynamics control --- for aircraft A75-27180

Adaptive digital system for aircraft control A75-27182

Adaptive control system with reference model --- application to automatic pilots A75-27912

Digital avionics from the viewpoint of ATA --- Air Transport Association of America [AIAA PAPER 75-551] A75-28466

Characteristics of MLS signals and their effect on flight control systems --- Microwave Landing Systems A75-28791

Airborne electronics for automated flight systems N75-20232

Status and trends in active control technology N75-20236

AUTOMATIC PILOTS
 Flight test of a digital guidance and control system in a DC-10 aircraft [AIAA PAPER 75-567] A75-26726

Adaptive control system with reference model --- application to automatic pilots A75-27912

Characteristics of MLS signals and their effect on flight control systems --- Microwave Landing Systems A75-28791

AVIONICS
 Digital avionics-overview - Airframe manufacturer's viewpoint [AIAA PAPER 75-552] A75-26720

Digital avionics - An overview --- Air Traffic Control Radar Beacon System [AIAA PAPER 75-553] A75-26721

Flight-critical digital control system evaluation [AIAA PAPER 75-566] A75-26725

Application of digital systems to Army avionics [AIAA PAPER 75-587] A75-26738

Digital avionics information system /DAIS/ integrated test bed development [AIAA PAPER 75-588] A75-26739

Design of the DAIS control and display core element --- Digital Avionics Information System [AIAA PAPER 75-600] A75-26745

Reliability life cycle of a complex electronic airborne equipment A75-27839

Digital avionics from the viewpoint of ATA --- Air Transport Association of America [AIAA PAPER 75-551] A75-28466

P-15 computational subsystem --- computer systems design [AIAA PAPER 75-590] A75-28470

The U.S. Candidate Microwave Landing System - A new generation of avionics/ground equipment [AIAA PAPER 75-607] A75-28472

Integrated avionics - Controls and displays for helicopter IPR operation A75-28786

Vibration and temperature survey production AH-1G helicopter [AD-A002063] N75-19231

AXIAL FLOW TURBINES
 Development and experimental evaluation of a numerical method for solving the inverse axisymmetric problem in an axial turbine stage with given velocity A75-26671

Measurement and analysis of the unsteady normal force and pitching moment on an axial flow fan rotor blade element [AD-A002739] N75-20343

AXISYMMETRIC FLOW
 Development and experimental evaluation of a numerical method for solving the inverse axisymmetric problem in an axial turbine stage with given velocity A75-26671

A subsonic axisymmetric wake in a viscous gas A75-26891

Calculation of two-dimensional and axisymmetric bluff body potential flow [IC-AERO-74-07] N75-19191

B

BALANCING
 Tests of laser metal removal for future flexible rotor balancing in engines [SAE PAPER 750170] A75-26591

BEAMS (SUPPORTS)
 Nonlinear torsional vibrations of thin-walled beams of open section A75-26410

BELL AIRCRAFT
 Estimates of the stability derivatives of a helicopter and a V/STOL aircraft from flight data N75-20250

BENDING MOMENTS
 Influence of fuselage flexibility on the stress-strain state of the wing A75-28668

BIBLIOGRAPHIES
 Heat transfer in separated and reattached flows - An annotated review A75-26685

BIRDS
 Development of scratch and spall resistant windshields [AD-A002513] N75-20300

BLOCKING
 The role of rotor blade blockage in the propagation of fan noise interaction tones [AIAA PAPER 75-447] A75-27927

BLOWDOWN WIND TUNNELS
 The disappearance of the wake shock behind a cylinder in a supersonic flow at high Reynolds number A75-26414

BLUFF BODIES
 Calculation of two-dimensional and axisymmetric bluff body potential flow [IC-AERO-74-07] N75-19191

BLUNT BODIES
 Hypersonic flow past pointed and blunt bodies with a concave generatrix A75-26896

Calculation of the flow around blunted, nonsymmetric cones with large aperture angle A75-28652

BODIES OF REVOLUTION

Experimental aerodynamic characteristics for a cylindrical body of revolution with side strakes and various noses at angles of attack from 0 degrees to 58 degrees and Mach numbers from 0.6 to 2.0
[NASA-TM-X-3130] N75-19181

BODY-WING CONFIGURATIONS

Noise of model target type thrust reversers for engine-over-the-wing applications A75-27853

BOEING 707 AIRCRAFT

Pan American World Airways, Incorporated Boeing 707-321B, N454PA, Pago Pago, American Samoa, 30 January 1974
[PB-238478/2] N75-20277
Oceanic air route navigation with envelope match Loran-C
[AD-A003800] N75-20286

BOEING 747 AIRCRAFT

A flight test investigation of the rolling moments induced on a T-37B airplane in the wake of a B-747 airplane
[NASA-TM-X-56031] N75-20221

BOUNDARY LAYER CONTROL

Opportunities for aerodynamic-drag reduction N75-20237

Evaluation of some control-volume techniques for analysis of shock-boundary layer interactions in supersonic inlets
[NASA-TM-X-3186] N75-20256

BOUNDARY LAYER EQUATIONS

Hypersonic, viscous gas flow around a wing of small aspect ratio A75-28653

BOUNDARY LAYER FLOW

Heat transfer in separated and reattached flows - An annotated review A75-26685

Interpretation of merged layer behavior for wedges A75-27496

An example of boundary layer flow with two instability regions A75-28680

BOUNDARY LAYER SEPARATION

An experimental investigation of compressor stall using an on-line distortion indicator and signal conditioner
[NASA-TM-X-3182] N75-20248

BOUNDARY LAYER TRANSITION

Influence of sound upon separated flow over wings A75-27495

BOUNDARY LAYERS

Boundary-layer pressure fluctuations at high Reynolds numbers on a second free-flight test vehicle
[ARC-CP-1302] N75-19189

Evaluation of some control-volume techniques for analysis of shock-boundary layer interactions in supersonic inlets
[NASA-TM-X-3186] N75-20256

Boundary layer effects in supersonic flow over cylinder-flare bodies
[WRE-REPT-1238 (WR/D)] N75-20257

BROADCASTING

TACAN/DME digital data broadcast design plan. Volume 5: Flight test program
[AD-A001405/0] N75-19212

TACAN/DME digital data broadcast design plan. Volume 1: Operational analysis
[AD-A001403/5] N75-19213

BUBBLES

Starting vortex, separation bubbles and stall - A numerical study of laminar unsteady flow around an airfoil A75-26212

C**C BAND**

Dual band airborne antenna study
[AD-A002043] N75-19219

C-5 AIRCRAFT

Fatigue-crack growth behavior of C-5A wing control points
[AD-A002553] N75-20299

C-141 AIRCRAFT

C-141 All Weather Landing System (AWLS) flight test report: Optimization and pre-experimental phases
[AD-A003952] N75-20330

CANADA

Quarterly bulletin of the Division of Mechanical Engineering and the National Aeronautical Establishment, 1 October - 31 December 1974
[DME/NAE-1974(4)] N75-20249
Some air cushion technology research in Canada N75-20251

CARBON DIOXIDE

Numerical study of heat exchange at the stagnation point of a sphere situated in a hypersonic stream of carbon dioxide gas A75-26888

CARBURETORS

A study of carburetor/induction system icing in general aviation accidents
[NASA-CR-143835] N75-19208

CARGO AIRCRAFT

Important aspects of international air cargo --- rate structure, container handling and fuel costs effects A75-26948

CASCADE FLOW

Effect of interference between moving blade rows on cascade flutter. I - Experiment on compressor cascade in flexure mode A75-26553

Determination by means of hydraulic analogy of the transonic flow in a blade cascade N75-20213

CAVITATION FLOW

Cavitating flow past a vibrating thin-section wing profile A75-26895

CERTIFICATION

Noise certification of aircraft A75-28223

CH-47 HELICOPTER

CH-47A assessment and comparative fleet evaluation: Executive summary report
[AD-A002057] N75-19232

CHANNELS (DATA TRANSMISSION)

An experimental TDMA network for airborne warning and control systems interoperability demonstrations
[AIAA PAPER 75-563] A75-26724

CIRCULAR CYLINDERS

The disappearance of the wake shock behind a cylinder in a supersonic flow at high Reynolds number A75-26414
The three-dimensional character of a cross flow around a circular cylinder A75-28654

Analysis of thick turbulent jet flowing round: A circular cylinder N75-19168

CIVIL AVIATION

Air Europe: The policy of cooperation among airline companies of the European Six --- French book A75-26499

New horizons in air traffic control
[AIAA PAPER 75-569] A75-26728

Digital avionics from the viewpoint of ATA --- Air Transport Association of America
[AIAA PAPER 75-551] A75-28466

Interaction of military/civil position location and reporting systems --- of ATC
[AIAA PAPER 75-561] A75-28467

System approach to civil aircraft navigation using digital technology
[AIAA PAPER 75-572] A75-28469

CLIMBING FLIGHT

Some aspects of performance measurements in nonsteady flight --- angle of attack and rate of climb N75-19262

COCKPITS

Instrumentation displays for future naval aircraft
[AIAA PAPER 75-599] A75-26744

Users manual for UCIN vehicle occupant crash study model, version 2
[AD-A001801] N75-19211

COLLISION AVOIDANCE

SUBJECT INDEX

COLLISION AVOIDANCE

- Aircraft guidance for automatic collision avoidance
A75-27178
- Flight test evaluation of SECANT VECAS collision
avoidance system
[AD-A002281] N75-19220
- COMBUSTION CHAMBERS**
- Noise generation and transmission in duct combustors
[AIAA PAPER 75-527] A75-27938
- Investigation of aircraft combustor noise
[AD-A001737] N75-19250
- COMBUSTION PHYSICS**
- Aeroacoustics: Jet and combustion noise; duct
acoustics --- Book
A75-28629
- COMBUSTION PRODUCTS**
- A study of the effects on mice of smoke and gases
from controlled fires in simulated aircraft cabins
A75-27073
- COMFORT**
- Ride quality evaluation. I --- aircraft passenger
comfort assessment
A75-26849
- COMMAND AND CONTROL**
- An experimental TDMA network for airborne warning
and control systems interoperability
demonstrations
[AIAA PAPER 75-563] A75-26724
- COMMERCIAL AIRCRAFT**
- Development of air transport and environmental
requirements --- for air and noise pollution
reduction
A75-28228
- Annual reviews of aircraft accident data US Air
Carrier operations, 1973
[PB-238281/0] N75-20276
- COMPLEX SYSTEMS**
- Stability analysis of stochastic composite systems
--- application to control of aircraft and
nonlinear systems
A75-27919
- COMPOSITE MATERIALS**
- Characterization of advanced composite materials
for structural design --- of aircraft
A75-27695
- Some trends in aircraft design: Structure
N75-20235
- COMPRESSIBLE FLOW**
- The prediction of turbulent heat transfer to wedge
compression corners and cylinder-flare bodies at
hypersonic speeds
[IC-AERO-73-03] N75-20264
- COMPRESSOR BLADES**
- Theoretical and experimental studies of
discrete-tone rotor-stator interaction noise
[AIAA PAPER 75-443] A75-27926
- COMPRESSOR ROTORS**
- Impact of turbine modulation on variable-cycle
engine performance. Phase 1 and 2: Design
fabrication and rig test, part 1
[AD-A002543] N75-20337
- Impact of turbine modulation on variable-cycle
engine performance. Phase 3: Engine
modification and sea level test, part 2
[AD-A002544] N75-20338
- Impact of turbine modulation on variable-cycle
engine performance. Phase 4: Additional
hardware design and fabrication, engine
modification, and altitude test, part 3A
[AD-A002545] N75-20339
- Impact of turbine modulation on variable-cycle
engine performance. Phase 4: Additional
hardware design and fabrication, engine
modification, and altitude test, part 3B
[AD-A002546] N75-20340
- Evaluation program on using compressor bleed air
as a source of pneumatic power for fluidic
circuits
[AD-A002483] N75-20676
- COMPUTER ASSISTED INSTRUCTION**
- Field evaluation of model 2 of the computer-based,
individual trainer for the radar intercept officer
[AD-A002705] N75-19278
- COMPUTER PROGRAMMING**
- A structural weight estimation program (SWEEP) for
aircraft. Volume 1: Executive summary
[AD-A002850] N75-20301
- A structural weight estimation program (SWEEP) for
aircraft. Volume 2: Program integration and
data management module. Part 1: Program
integration
[AD-A002852] N75-20302
- A structural weight estimation program (SWEEP) for
aircraft. Volume 2: Program integration and
data management module. Part 2: Data
management module
[AD-A002853] N75-20303
- A structural weight estimation program (SWEEP) for
aircraft. Volume 2: Program integration and
data management module. Appendix A: Data
management module flow charts and FORTRAN lists
[AD-A002851] N75-20304
- A structural weight estimation program (SWEEP) for
aircraft. Volume 3: Airloads estimation module
[AD-A002854] N75-20305
- A structural weight estimation program (SWEEP) for
aircraft. Volume 3: Airloads estimation
module. Appendix A: Module flow charts and
FORTRAN lists. Appendix B: Sample output
[AD-A002855] N75-20306
- A structural weight estimation program (SWEEP) for
aircraft. Volume 4: Material properties,
structure temperature, flutter and fatigue
[AD-A002856] N75-20307
- A structural weight estimation program (SWEEP) for
aircraft. Volume 5: Air induction system and
landing gear modules. Part 1: Air induction
system module
[AD-A002857] N75-20308
- A structural weight estimation program (SWEEP) for
aircraft. Volume 5: Air induction system and
landing gear modules. Part 2: Landing gear
module
[AD-A002858] N75-20309
- A structural weight estimation program (SWEEP) for
aircraft. Volume 6: Wing and empennage module.
Book 1: Technical discussion sections 1 and 2
[AD-A002864] N75-20310
- A structural weight estimation program (SWEEP) for
aircraft. Volume 6: Wing and empennage module.
Book 2: Technical discussion, sections 3 and 4
[AD-A002865] N75-20311
- A structural weight estimation program (SWEEP) for
aircraft. Volume 6: Wing and empennage module.
Book 3: Technical discussion, section 5
[AD-A002866] N75-20312
- A structural weight estimation program (SWEEP) for
aircraft. Volume 6: Wing and empennage module.
Appendix A: General information for module flow
charts and listings. Appendix B: Program flow
charts, overlays (8,0), (14,0), (15,0), (16,0)
and (17,0)
[AD-A002859] N75-20313
- A structural weight estimation program (SWEEP) for
aircraft. Volume 6: Wing and empennage module.
Appendix C: Program flow charts, overlays (9,0)
and (10,0)
[AD-A002860] N75-20314
- A structural weight estimation program (SWEEP) for
aircraft. Volume 6: Wing and empennage module.
Appendix D: Program flow charts, overlay (18,0)
[AD-A002861] N75-20315
- A structural weight estimation program (SWEEP) for
aircraft. Volume 6: Wing and empennage module.
Appendix E: Program listings, overlays (8,0),
(14,0), (15,0), (16,0), and (17,0)
[AD-A002862] N75-20316
- A structural weight estimation program (SWEEP) for
aircraft. Volume 6: Wing and empennage module.
Appendix F: Program listings, overlays (9,0),
(10,0) and (18,0)
[AD-A002863] N75-20317
- A structural weight estimation program (SWEEP) for
aircraft. Volume 7: Fuselage module
[AD-A002867] N75-20318
- A structural weight estimation program (SWEEP) for
aircraft. Volume 7: Fuselage module. Appendix
A: Module flow charts and FORTRAN lists.
Appendix B: Fuselage module sample output
[AD-A002868] N75-20319
- A structural weight estimation program (SWEEP) for
aircraft. Volume 8: Programmer's manual
[AD-A002869] N75-20320
- A structural weight estimation program (SWEEP) for
aircraft. Volume 9: User's manual
[AD-A002870] N75-20321

SUBJECT INDEX

CORNER FLOW

- A structural weight estimation program (SWEEP) for aircraft. Volume 9: User's manual, appendix A [AD-A002871] N75-20322
- A structural weight estimation program (SWEEP) for aircraft. Volume 10: Flutter optimization stand-alone program [AD-A002872] N75-20323
- A structural weight estimation program (SWEEP) for aircraft. Volume 11: Flexible airloads stand-alone program [AD-A002873] N75-20324
- COMPUTER PROGRAMS**
- Software engineering of a navigation and guidance system for commercial aircraft [AIAA PAPER 75-575] A75-26733
- Improvements to the SADSAM computer program for aeroelasticity analysis [NASA-CR-132617] N75-19173
- TRW vortex-lattice method subsonic aerodynamic analysis for multiple-lifting-surfaces (N-surface) TRW program number HA010B [NASA-CR-128588] N75-19178
- An improved automated structural optimization program [AD-A002688] N75-19237
- OH-58A propulsion system vibration investigation [AD-A002672] N75-20341
- Digital flight control systems for tactical fighters. Volume 2: Documentation of the digital control analysis software (DIGIKON) [AD-A002327] N75-20349
- COMPUTER SYSTEMS DESIGN**
- Digital computer design guidelines for a full authority fly-by-wire flight control system [AIAA PAPER 75-570] A75-26729
- Digital avionics information system /DAIS/ integrated test bed development [AIAA PAPER 75-588] A75-26739
- F-15 computational subsystem --- computer systems design [AIAA PAPER 75-590] A75-28470
- A new flight test data system for NASA aeronautical flight research A75-28774
- The development of a serial P.C.M. instrumentation system A75-28797
- COMPUTER TECHNIQUES**
- Development and experimental evaluation of a numerical method for solving the inverse axisymmetric problem in an axial turbine stage with given velocity A75-26671
- The benefits of real time computer analysis of experimental aircraft flight test data A75-28801
- COMPUTERIZED DESIGN**
- Rotating engine design and cycle analysis program [AD-A002314] N75-20342
- COMPUTERIZED SIMULATION**
- Paper pilot ponders supersonic transports N75-19135
- Real-time simulation of jet engines with a digital computer(1), fabrication and characteristics of the simulator [RAE-LIB-TRANS-1768] N75-19274
- Computer simulation of maintenance for multi-mission RPV's [AD-A003351] N75-20253
- CONCAVITY**
- Hypersonic flow past pointed and blunt bodies with a concave generatrix A75-26896
- CONCORDE AIRCRAFT**
- A comparison of flight loads counting methods and their effects on fatigue life estimates using data from Concorde [ARC-CP-1304] N75-19227
- CONDUCTIVE HEAT TRANSFER**
- Effects of friction and heat conduction on sound propagation in ducts [AIAA PAPER 75-520] A75-28349
- CONFERENCES**
- General Aviation Aircraft Safety [AD-A003124] N75-19199
- Determination of aircraft characteristics from flight tests [ESRO-TT-104] N75-19252
- Technical evaluation report on Fluid Dynamics Panel Symposium on V/STOL Aerodynamics [AGARD-AR-78] N75-19585
- The future of aeronautics [NASA-CR-142559] N75-20222
- CONICAL CAMBER**
- Flow past conically-cambered slender delta wings with leading-edge separation [ARC-R/M-3748] N75-19186
- CONICAL FLOW**
- Calculation of heat transfer at the lines of flow of a three-dimensional boundary layer in a nonuniform external flow A75-26894
- Calculation of the flow around blunted, nonsymmetric cones with large aperture angle A75-28652
- CONICAL NOZZLES**
- The impingement of non-uniform, axisymmetric, supersonic jets on a perpendicular flat plate A75-26684
- CONSTRUCTION MATERIALS**
- Some trends in aircraft design: Structure N75-20235
- CONTROL BOARDS**
- A model based technique for the design of flight directors --- optimal control models N75-19140
- CONTROL CONFIGURED VEHICLES**
- Fly-by-wire and control configured vehicles - Rewards and risks A75-27367
- CONTROL SIMULATION**
- Adaptive control system with reference model --- application to automatic pilots A75-27912
- A study for active control research and validation using the Total In-Flight Simulator (TIFS) aircraft [NASA-CR-132614] N75-19271
- CONTROL STABILITY**
- Low-speed wind-tunnel tests of a 1/10-scale model of a blended arrow advanced supersonic transport --- aerodynamic control and stability [NASA-TN-X-72671] N75-19226
- CONTROL SURFACES**
- Wind tunnel tests of a symmetrical airfoil with scoop fed slots [NASA-CR-132568] N75-19183
- CONTROL THEORY**
- A concept of flight dynamics control --- for aircraft A75-27180
- CONTROLLABILITY**
- General aviation handling qualities research N75-19204
- Flight simulation of a Wessex helicopter: A validation exercise [ARC-CP-1299] N75-20298
- CONVECTIVE HEAT TRANSFER**
- Heat transfer in separated and reattached flows - An annotated review A75-26685
- CONVERGENT-DIVERGENT NOZZLES**
- A method of profiling short two-dimensional nozzles --- for transonic wind tunnels A75-26880
- Some recent developments in supersonic jet noise reduction [AIAA PAPER 75-502] A75-27937
- Survey on two calculation methods in transonic regime A75-28096
- COOLING SYSTEMS**
- Multi-slot film cooling of supersonic aircraft using air as a coolant [AD-A002673] N75-19239
- Internal-combustion engine/vapour cycle combination [OUEL-1097/74] N75-20336
- CORE STORAGE**
- Design of the DAIS control and display core element --- Digital Avionics Information System [AIAA PAPER 75-600] A75-26745
- CORNER FLOW**
- The expansion of a hypersonic turbulent boundary layer at a sharp corner A75-26466

COST ANALYSIS

SUBJECT INDEX

COST ANALYSIS

Economics: General aviation cost factors N75-19206

COST EFFECTIVENESS

What have we learned from applying digital technology to cabin/passenger multiplex systems --- cost and weight analysis [AIAA PAPER 75-574] A75-26732
 Important aspects of international air cargo --- rate structure, container handling and fuel costs effects A75-26948
 Evaluation of active control technology for short haul aircraft --- cost effectiveness [NASA-CR-137634] N75-20344

CRACK PROPAGATION

On fatigue crack arresting by a stop-hole in 2024-T3 aluminum alloy sheet specimens [NAL-TR-359] N75-19413
 Fatigue-crack growth behavior of C-5A wing control points [AD-A002553] N75-20299
 Fracture mechanics of tiny cracks near fasteners --- in high strength aluminum alloys [AD-A002554] N75-20777

CRACKING (FRACTURING)

Stress intensity factors for some through-cracked fastener holes A75-28236

CRASH INJURIES

Users manual for UCIN vehicle occupant crash study model, version 2 [AD-A001801] N75-19211

CRASH LANDING

Analysis of wreckage --- aircraft accident investigation A75-26533

CRASHES

The aircraft accident --- German book A75-26498

CREEP PROPERTIES

High-temperature alloys and the aircraft gas turbine A75-27877

CROSS FLOW

An experimental study of the structure and acoustic field of a jet in a cross stream [AIAA PAPER 75-460] A75-28348
 The three-dimensional character of a cross flow around a circular cylinder A75-28654

CYCLIC LOADS

Fatigue strength of D16T Duralumin at normal and elevated temperatures as a function of the cycling rate A75-28866

D

DATA ACQUISITION

Analysis of general aviation accident records N75-19200
 An aircraft application of system identification in the presence of state noise [AD-A001936] N75-19234
 Computer simulation of maintenance for multi-mission RPV's [AD-A003351] N75-20253
 Exploratory wind tunnel tests of a shock-swallowing air data sensor at a Mach number of approximately 1.83 [NASA-TN-X-56030] N75-20329

DATA LINKS

SEEK BUS - A time division multiple access system --- ATC applications [AIAA PAPER 75-564] A75-28468
 Provisional message formats for the DABS/NAS interface (revision 1) [FAA-RD-74-63-A] N75-19216

DATA MANAGEMENT

A structural weight estimation program (SWEEP) for aircraft. Volume 2: Program integration and data management module. Part 2: Data management module [AD-A002853] N75-20303
 A structural weight estimation program (SWEEP) for aircraft. Volume 2: Program integration and data management module. Appendix A: Data management module flow charts and FORTRAN lists [AD-A002851] N75-20304

DATA PROCESSING

The benefits of real time computer analysis of experimental aircraft flight test data A75-28801
 Testing the MLS Doppler concept A75-28802
 Parameter identification applied to aircraft [CRANFIELD-AERO-26] N75-19177
 An aircraft application of system identification in the presence of state noise [AD-A001936] N75-19234
 Determination of the parameters of a system of equations of motion from flight test data --- least squares method N75-19263

DATA RECORDING

A specialised recording system for the measurement of helicopter rotor blade performance in flight A75-28770
 The development of a serial P.C.M. instrumentation system A75-28797

DATA SYSTEMS

A new flight test data system for NASA aeronautical flight research A75-28774

DATA TRANSMISSION

SEEK BUS - A time division multiple access system --- ATC applications [AIAA PAPER 75-564] A75-28468
 TACAN/DME digital data broadcast design plan. Volume 1: Operational analysis [AD-A001403/5] N75-19213
 Flight test evaluation of SECANT VECAS collision avoidance system [AD-A002281] N75-19220

DC 9 AIRCRAFT

Aircraft accident report. Eastern Air Lines, Inc. McDonnell-Douglas DC 9-31, N8967E Akron-Canton Regional Airport, North Canton, Ohio, 27 Nov. 1973 [PB-238637/3] N75-20274
 Delta Air Lines Incorporated McDonnell Douglas DC-9-32, N3323L, Chattanooga Municipal Airport, Chattanooga, Tennessee [PB-238479/0] N75-20278
 Feasibility of adapting a thin film permeable membrane to jet transport fuel tank inerting system [AD-A003799] N75-20295

DC 10 AIRCRAFT

Flight test of a digital guidance and control system in a DC-10 aircraft [AIAA PAPER 75-567] A75-26726

DELTA WINGS

Longitudinal aerodynamic derivatives of a slender delta wing research aircraft extracted from flight data [CRANFIELD-AERO-27] N75-19175
 Flow past conically-cambered slender delta wings with leading-edge separation [ARC-R/8-3748] N75-19186
 Longitudinal aerodynamic derivatives of a slender delta-wing research aircraft extracted from flight data [CRANFIELD-AERO-27] N75-20258

DESIGN ANALYSIS

Digital computer design guidelines for a full authority fly-by-wire flight control system [AIAA PAPER 75-570] A75-26729

DIFFERENTIAL EQUATIONS

Dynamics of the motion of a body with allowance for the unsteady state of the flow about it [NASA-TT-P-16133] N75-19179

DIGITAL COMMAND SYSTEMS

Development of a remote digital augmentation system and application to a remotely piloted research vehicle [NASA-TN-D-7941] N75-20293

DIGITAL COMPUTERS

Digital computer design guidelines for a full authority fly-by-wire flight control system [AIAA PAPER 75-570] A75-26729
 Paper pilot ponders supersonic transports N75-19135
 Real-time simulation of jet engines with a digital computer (1), fabrication and characteristics of the simulator [RAE-LIB-TRANS-1768] N75-19274

SUBJECT INDEX

ECONOMIC FACTORS

DIGITAL NAVIGATION

System approach to civil aircraft navigation using digital technology
[AIAA PAPER 75-572] A75-28469

DIGITAL SYSTEMS

Flight-critical digital control system evaluation
[AIAA PAPER 75-566] A75-26725

Self-testing digital flight control applications
[AIAA PAPER 75-568] A75-26727

Digital flight control systems - Considerations in implementation and acceptance
[AIAA PAPER 75-577] A75-26734

Application of digital systems to Army avionics
[AIAA PAPER 75-587] A75-26738

Digital avionics information system /DAIS/ integrated test bed development
[AIAA PAPER 75-588] A75-26739

Design of the DAIS control and display core element --- Digital Avionics Information System
[AIAA PAPER 75-600] A75-26745

Adaptive digital system for aircraft control
A75-27182

Design of a digital-stability augmentation and control system with gust alleviation and modal suppression
A75-28432

Digital avionics from the viewpoint of ATA --- Air Transport Association of America
[AIAA PAPER 75-551] A75-28466

TACAN/DME digital data broadcast design plan. Volume 5: Flight test program
[AD-A001405/0] N75-19212

TACAN/DME digital data broadcast design plan. Volume 1: Operational analysis
[AD-A001403/5] N75-19213

Digital flight control system for tactical fighter. Volume 1: Digital flight control system analysis
[AD-A002320] N75-20348

Digital flight control systems for tactical fighters. Volume 2: Documentation of the digital control analysis software (DIGIKOM)
[AD-A002327] N75-20349

DIGITAL TECHNIQUES

Digital avionics-overview - Airframe manufacturer's viewpoint
[AIAA PAPER 75-552] A75-26720

Digital avionics - An overview --- Air Traffic Control Radar Beacon System
[AIAA PAPER 75-553] A75-26721

What have we learned from applying digital technology to cabin/passenger multiplex systems --- cost and weight analysis
[AIAA PAPER 75-574] A75-26732

DIRECTIONAL CONTROL

Integrated avionics - Controls and displays for helicopter IPR operation
A75-28786

Major Item Special Study (MISS), UH-1C tail rotor blade
[AD-A001714] N75-19230

DIRECTIONAL STABILITY

Flight determination of the rudder power and directional stability of the Fairey Delta 2 aircraft using a wingtip parachute
[ARC-CP-1298] N75-19267

DISPLAY DEVICES

Software engineering of a navigation and guidance system for commercial aircraft
[AIAA PAPER 75-575] A75-26733

Instrumentation displays for future naval aircraft
[AIAA PAPER 75-599] A75-26744

Design of the DAIS control and display core element --- Digital Avionics Information System
[AIAA PAPER 75-600] A75-26745

The performance in illuminances up to 80,000 lux of a light emitting diode display having a 3 mm character height
A75-27526

A new centralised warning display for aircraft
A75-28785

Integrated avionics - Controls and displays for helicopter IPR operation
A75-28786

Altimeters - The way ahead
A75-28788

A study on aircraft map display location and orientation --- effects of map display location on manual piloting performance
N75-19128

A tactual pilot aid for the approach-and-landing task: Inflight studies
N75-19131

Evaluation of tactual displays for flight control
N75-19132

A display evaluation methodology applied to vertical situation displays
N75-19137

Improvements in pilot/aircraft-integration by advanced contact analog displays
N75-19141

Flight path control and performance analysis, phases 1 and 2. Integrated display, phase 3
[AD-A002014] N75-19269

DISTANCE MEASURING EQUIPMENT

Take-off instrument for assessing achieved performance during take-off and a take-off accident analysed in context
A75-28769

DOPPLER NAVIGATION

Airborne equipment for use with the microwave landing system
A75-28790

The range of airborne processing available to the future user of the Doppler MLS --- Microwave Landing Systems
A75-28792

Testing the MLS Doppler concept
A75-28802

DOWNWASH

Notes on the approximate solution of the lifting-surface theory used in the RAE standard method
[ARC-R/N-3752] N75-19188

DRAG

Computation of airfoil DRAG profiles
[REPT-35/1974] N75-19165

DRAG REDUCTION

Opportunities for aerodynamic-drag reduction
N75-20237

DUCTED FAN ENGINES

Unified analysis of ducted turbomachinery noise
A75-27861

DUCTED FLOW

Noise generation and transmission in duct combustors
[AIAA PAPER 75-527] A75-27938

DYNAMIC CHARACTERISTICS

Determination of the dynamic characteristics of a helicopter by the branch-modes method
A75-26479

Shake test of rotor test apparatus in the 40- by 80-foot wind tunnel
[NASA-TN-X-62418] N75-20350

DYNAMIC CONTROL

A concept of flight dynamics control --- for aircraft
A75-27180

DYNAMIC LOADS

Dynamic loads and structural criteria study --- military helicopters
[AD-A001739] N75-19195

DYNAMIC STRUCTURAL ANALYSIS

Rotation in vibration, optimization, and aeroelastic stability problems
N75-19167

Dynamic loads and structural criteria study --- military helicopters
[AD-A001739] N75-19195

E

ECONOMIC ANALYSIS

Air Europe: The policy of cooperation among airline companies of the European Six --- French book
A75-26499

ECONOMIC FACTORS

Important aspects of international air cargo --- rate structure, container handling and fuel costs effects
A75-26948

Economics: General aviation cost factors
N75-19206

Problems of designing passenger aircraft
[NASA-TT-F-808] N75-19223

EDUCATION

SUBJECT INDEX

EDUCATION
 Aeronautics in the American society N75-20223

EIGENVALUES
 Eigenvalue/eigenvector assignment for multivariable systems --- linear state feedback control A75-26312

EIGENVECTORS
 Eigenvalue/eigenvector assignment for multivariable systems --- linear state feedback control A75-26312

ELASTIC DEFORMATION
 Allowance for the elastic deformation of the wing in its own plane in the calculation of the skewsymmetric vibrations of an aircraft with a small-aspect-ratio wing A75-28687

ELECTRIC EQUIPMENT
 Airborne electronics for automated flight systems N75-20232

ELECTRO-OPTICS
 Astrolabe - A synthetic circular aperture system for landing and navigation A75-28793

ELECTROMAGNETIC PULSES
 Wide bandwidth optical telemetry link for ground testing of equipment in high EMI environments A75-28781

ELECTRON BEAM WELDING
 Sound welds in wing boxes assured by three techniques A75-26898

ELECTRONIC COUNTERMEASURES
 Reliability life cycle of a complex electronic airborne equipment A75-27839

ELECTRONIC EQUIPMENT TESTS
 Reliability life cycle of a complex electronic airborne equipment A75-27839

ELEVATORS (CONTROL SURFACES)
 A method for calculating unsteady forces due to interaction between tail surfaces A75-26477

ENERGY METHODS
 Qualitative analysis of a family of extremums in a problem involving optimal control of aircraft motion A75-28676

ENGINE DESIGN
 'By the application of power' /21st Cayley Memorial Lecture/ --- technical survey of aircraft engines A75-27368

The role of rotor blade blockage in the propagation of fan noise interaction tones [AIAA PAPER 75-447] A75-27927

Part load specific fuel consumption of gas turbines A75-28650

Metal matrix composites for aircraft propulsion systems [NASA-TM-X-71685] N75-19245

Impact of turbine modulation on variable-cycle engine performance. Phase 1 and 2: Design fabrication and rig test, part 1 [AD-A002543] N75-20337

Impact of turbine modulation on variable-cycle engine performance. Phase 3: Engine modification and sea level test, part 2 [AD-A002544] N75-20338

Impact of turbine modulation on variable-cycle engine performance. Phase 4: Additional hardware design and fabrication, engine modification, and altitude test, part 3A [AD-A002545] N75-20339

Impact of turbine modulation on variable-cycle engine performance. Phase 4: Additional hardware design and fabrication, engine modification, and altitude test, part 3B [AD-A002546] N75-20340

Rotating engine design and cycle analysis program [AD-A002314] N75-20342

ENGINE INLETS
 Elementary method of graphic replotting of a characteristic of an uncooled turbocompressor when the intake temperature and number of revolutions are varied A75-26672

Low speed and angle of attack effects on sonic and near-sonic inlets [NASA-CR-134778] N75-19184

ENGINE NOISE
 Spinning mode sound propagation in ducts with acoustic treatment A75-27854

Unified analysis of ducted turbomachinery noise A75-27861

Radiation of duct noise out through a jet flow --- acoustic field model for aircraft engine [AIAA PAPER 75-457] A75-27928

An investigation of the noise from a scale model of an engine exhaust system --- turbojet noise measurement [AIAA PAPER 75-459] A75-27929

Noise generation and transmission in duct combustors [AIAA PAPER 75-527] A75-27938

The use of Hartmann generators as sources of high intensity sound in a large absorption flow duct facility [AIAA PAPER 75-529] A75-27939

Classification problems of aircraft noise --- far field measurements A75-27943

Jet noise suppressors for turbojet engines A75-28227

Aeroacoustics: Jet and combustion noise; duct acoustics --- Book A75-28629

Influence of multitube mixer nozzle geometry on CTOL-OTW jet noise shielding [NASA-TM-X-71681] N75-19246

Comparison of parametric duct-burning turbofan and non-afterburning turbojet engines in a Mach 2.7 transport [NASA-TM-X-71679] N75-19247

ENGINE TESTS
 Miniature probes for use in gas turbine testing [SAE PAPER 750094] A75-26589

Development of an R.F. telemetry system --- for aircraft engine stress and temperature data A75-28778

Performance of an isolated two-dimensional variable-geometry wedge nozzle with translating shroud and collapsing wedge at speeds up to Mach 2.01 [NASA-TN-D-7906] N75-20247

ENVIRONMENT SIMULATION
 Wind models for flight simulator certification of landing and approach guidance and control systems [AD-A003801] N75-20352

ENVIRONMENTAL MONITORING
 USAF aircraft takeoff length distances and climbout profiles [AD-A001826] N75-19878

ENVIRONMENTAL TESTS
 Vibration and temperature survey production AH-1G helicopter [AD-A002063] N75-19231

EQUATIONS OF MOTION
 Determination of the parameters of a system of equations of motion from flight test data --- least squares method N75-19263

EUROPEAN AIRBUS
 Airbus A 300 - Comparison of the flight test results with the flight performance and flight characteristics determined on the basis of theory and wind tunnel tests A75-27980

EUROPEAN SPACE PROGRAMS
 European aeronautics and astronautics at the crossroads A75-27981

EVALUATION
 Comparison of evaluation procedures for the determination of flight-mechanical coefficients and derivatives from flight tests --- Fiat G-91 T3 aircraft N75-19254

- EXHAUST GASES**
 PLT 27 gas turbine engine exhaust emission and noise measurements [AD-A001728] N75-19251
 USAF aircraft takeoff length distances and climbout profiles [AD-A001826] N75-19878
- EXHAUST NOZZLES**
 Supersonic jet noise suppression with multistage nozzle/ejectors [AIAA PAPER 75-501] A75-27936
- EXHAUST SYSTEMS**
 An investigation of the noise from a scale model of an engine exhaust system --- turbojet noise measurement [AIAA PAPER 75-459] A75-27929
 Internal-combustion engine/vapour cycle combination [OUEL-1097/74] N75-20336
- EXTERNALLY BLOWN FLAPS**
 Propulsive-lift noise of an upper surface blown flap configuration [AIAA PAPER 75-470] A75-27931
- EXTREMUM VALUES**
 Qualitative analysis of a family of extremums in a problem involving optimal control of aircraft motion A75-28676
- F**
- F-14 AIRCRAFT**
 Sound welds in wing boxes assured by three techniques A75-26898
- F-15 AIRCRAFT**
 F-15 computational subsystem --- computer systems design [AIAA PAPER 75-590] A75-28470
- F-100 AIRCRAFT**
 Parameter identification applied to aircraft [CRANFIELD-AERO-26] N75-20259
- FAILURE ANALYSIS**
 Reliability life cycle of a complex electronic airborne equipment A75-27839
- FASTENERS**
 Stress intensity factors for some through-cracked fastener holes A75-28236
- FATIGUE (MATERIALS)**
 On fatigue crack arresting by a stop-hole in 2024-T3 aluminum alloy sheet specimens [NAL-TR-359] N75-19413
 Fatigue-crack growth behavior of C-5A wing control points [AD-A002553] N75-20299
- FATIGUE LIFE**
 A comparison of flight loads counting methods and their effects on fatigue life estimates using data from Concorde [ARC-CP-1304] N75-19227
 Relation between scatter of fatigue life and S-N curve in aircraft structural aluminium alloy 2024-T4 [NAL-TR-360] N75-19414
 The variability of fatigue damage from flight to flight [ARC-CP-1297] N75-20297
 A structural weight estimation program (SWEEP) for aircraft. Volume 4: Material properties, structure temperature, flutter and fatigue [AD-A002856] N75-20307
 Development of statistical fatigue failure characteristics of 0.125 inch 2024-T3 aluminum under simulated flight-by-flight loading [AD-A002310] N75-20554
- FATIGUE TESTS**
 Fatigue strength of D16T Duralumin at normal and elevated temperatures as a function of the cycling rate A75-28866
 Design and fatigue testing of integral armored servo actuator modified trunnion [AD-A002069] N75-19235
- FD 2 AIRCRAFT**
 Flight determination of the rudder power and directional stability of the Fairey Delta 2 aircraft using a wingtip parachute [ARC-CP-1298] N75-19267
- FEEDBACK CONTROL**
 Eigenvalue/eigenvector assignment for multivariable systems --- linear state feedback control A75-26312
- FIGHTER AIRCRAFT**
 Digital flight control system for tactical fighter. Volume 1: Digital flight control system analysis [AD-A002320] N75-20348
 Digital flight control systems for tactical fighters. Volume 2: Documentation of the digital control analysis software (DIGIKON) [AD-A002327] N75-20349
- FINITE DIFFERENCE THEORY**
 Survey on two calculation methods in transonic regime A75-28096
 Calculation of the flow around blunted, nonsymmetric cones with large aperture angle A75-28652
- FINITE ELEMENT METHOD**
 A theoretical method for calculating the aerodynamic characteristics of arbitrary ejector-jet-flapped wing: Theoretical analysis [AD-A002319] N75-20271
- FIRE EXTINGUISHERS**
 Environmental and operating requirements for fire extinguishing systems on advanced aircraft [AD-A001640] N75-19228
- FIRES**
 A study of the effects on mice of smoke and gases from controlled fires in simulated aircraft cabins A75-27073
- FLAME RETARDANTS**
 A study of the effects on mice of smoke and gases from controlled fires in simulated aircraft cabins A75-27073
- FLAT PLATES**
 A non-uniqueness of the hypersonic boundary layer A75-26195
 On the viscous flow about the trailing edge of a rapidly oscillating plate A75-26469
 The impingement of non-uniform, axisymmetric, supersonic jets on a perpendicular flat plate A75-26684
 Interpretation of merged layer behavior for wedges A75-27496
 A wake source model for an inclined flat plate in a uniform stream [IC-AERO-74-08] N75-19192
- FLEXIBLE BODIES**
 Influence of fuselage flexibility on the stress-strain state of the wing A75-28668
- FLIGHT ALTITUDE**
 A new J band pulsed radar altimeter A75-28787
 Altimeters - The way ahead A75-28788
- FLIGHT CHARACTERISTICS**
 Pitch paper pilot revisited --- methods for predicting handling qualities of aircraft in pitch regimes N75-19133
 Helicopter flight regimes [AD-A001220] N75-19268
 Parameter identification applied to aircraft [CRANFIELD-AERO-26] N75-20259
 Flight simulation of a Wessex helicopter: A validation exercise [ARC-CP-1299] N75-20298
 Extraction of flight mechanic derivatives from flight data by a manual analog matching technique [ESRO-TT-118] N75-20347
- FLIGHT CONTROL**
 Flight-critical digital control system evaluation [AIAA PAPER 75-566] A75-26725
 Digital computer design guidelines for a full authority fly-by-wire flight control system [AIAA PAPER 75-570] A75-26729
 Qualitative analysis of a family of extremums in a problem involving optimal control of aircraft motion A75-28676
 Evaluation of tactical displays for flight control N75-19132

FLIGHT HAZARDS

SUBJECT INDEX

Mechanics of optimum three-dimensional motion of aircraft in the atmosphere
 [NASA-TT-P-777] N75-19182

Flight path control and performance analysis, phases 1 and 2. Integrated display, phase 3
 [AD-A002014] N75-19269

A study for active control research and validation using the Total In-Flight Simulator (TIFS) aircraft
 [NASA-CR-132614] N75-19271

Status and trends in active control technology
 N75-20236

Digital flight control system for tactical fighter. Volume 1: Digital flight control system analysis
 [AD-A002320] N75-20348

Digital flight control systems for tactical fighters. Volume 2: Documentation of the digital control analysis software (DIGIKON)
 [AD-A002327] N75-20349

FLIGHT HAZARDS

The dynamic response of aircraft encountering aircraft wake turbulence
 N75-19170

Analysis of general aviation accident records
 N75-19200

Development of scratch and spall resistant windshields
 [AD-A002513] N75-20300

FLIGHT INSTRUMENTS

Instrumentation displays for future naval aircraft
 [AIAA PAPER 75-599] A75-26744

Effects of visual flight display dynamics on altitude tracking performance in a flight simulator
 N75-19127

A study on aircraft map display location and orientation --- effects of map display location on manual piloting performance
 N75-19128

A tactical pilot aid for the approach-and-landing task: Inflight studies
 N75-19131

A conformal head-up display for the visual approach
 N75-19138

C-141 All Weather Landing System (AWLS) flight test report: Optimization and pre-experimental phases
 [AD-A003952] N75-20330

Instrument system test. Elliott helicopter air data system
 [AD-A002332] N75-20331

FLIGHT MECHANICS

A concept of flight dynamics control --- for aircraft
 A75-27180

Extraction of flight mechanic derivatives from flight data by a manual analog matching technique
 [ESRO-TT-118] N75-20347

FLIGHT PATHS

Take-off instrument for assessing achieved performance during take-off and a take-off accident analysed in context
 A75-28769

The STRADA flight path tracking system
 [RAE-LIB-TRANS-1813] N75-19209

FLIGHT SAFETY

Self-testing digital flight control applications
 [AIAA PAPER 75-568] A75-26727

Natural icing tests. UH-1H helicopter
 [AD-A002077] N75-19194

Design considerations for stall/spin avoidance
 N75-19205

Economics: General aviation cost factors
 N75-19206

Manufacturer's overview
 N75-19207

FLIGHT SIMULATION

Paper pilot ponders supersonic transports
 N75-19135

An aircraft application of system identification in the presence of state noise
 [AD-A001936] N75-19234

Flight simulation of a Wessex helicopter: A validation exercise
 [ARC-CP-1299] N75-20298

Development of statistical fatigue failure characteristics of 0.125 inch 2024-T3 aluminum under simulated flight-by-flight loading
 [AD-A002310] N75-20554

FLIGHT SIMULATORS

Effects of visual flight display dynamics on altitude tracking performance in a flight simulator
 N75-19127

A study for active control research and validation using the Total In-Flight Simulator (TIFS) aircraft
 [NASA-CR-132614] N75-19271

Real-time simulation of jet engines with a digital computer (1), fabrication and characteristics of the simulator
 [RAE-LIB-TRANS-1768] N75-19274

Wind models for flight simulator certification of landing and approach guidance and control systems
 [AD-A003801] N75-20352

FLIGHT STABILITY TESTS

Estimates of the stability derivatives of a helicopter and a V/STOL aircraft from flight data
 A75-28201

FLIGHT TEST VEHICLES

Boundary-layer pressure fluctuations at high Reynolds numbers on a second free-flight test vehicle
 [ARC-CP-1302] N75-19189

FLIGHT TESTS

Flight test of a digital guidance and control system in a DC-10 aircraft
 [AIAA PAPER 75-567] A75-26726

A pilot's report concerning the VTOL VAK 191 B
 A75-26900

Airbus A 300 - Comparison of the flight test results with the flight performance and flight characteristics determined on the basis of theory and wind tunnel tests
 A75-27980

Flight tests with the V/STOL experimental aircraft VAK 191 B
 A75-27985

A specialised recording system for the measurement of helicopter rotor blade performance in flight
 A75-28770

Application of a new slip-ringless propeller blade measurement system
 A75-28771

A new flight test data system for NASA aeronautical flight research
 A75-28774

Astrolabe - A synthetic circular aperture system for landing and navigation
 A75-28793

The development of a serial P.C.M. instrumentation system
 A75-28797

The benefits of real time computer analysis of experimental aircraft flight test data
 A75-28801

A tactical pilot aid for the approach-and-landing task: Inflight studies
 N75-19131

Parameter identification applied to aircraft
 [CRANFIELD-AERO-26] N75-19177

Natural icing tests. UH-1H helicopter
 [AD-A002077] N75-19194

TACAN/DME digital data broadcast design plan. Volume 5: Flight test program
 [AD-A001405/0] N75-19212

An aircraft application of system identification in the presence of state noise
 [AD-A001936] N75-19234

Determination of aircraft characteristics from flight tests
 [ESRO-TT-104] N75-19252

Comparison of evaluation procedures for the determination of flight-mechanical coefficients and derivatives from flight tests --- Fiat G-91 T3 aircraft
 N75-19254

Manual evaluation of special flying maneuvers for the determination of flight-mechanical coefficients and derivatives from flight tests --- longitudinal and lateral stability of G-91-T3 aircraft
 N75-19255

- Determination of aerodynamic derivatives of the FIAT G-91 T3 aircraft from flight tests by means of manual analog model matching N75-19257
- Evaluation of flight test of the FIAT G-91 T3 by means of the method of forced oscillations N75-19258
- Evaluation of flight tests of the FIAT G-91 T3 by means of regression analysis N75-19259
- A SAAB-SCANIA developed method for obtaining stability derivatives from flight tests N75-19260
- Characteristics of the AJ 37 aircraft: Comparison of the results of wind tunnel and flight tests --- noting elasticity correction for wind tunnel model N75-19261
- Some aspects of performance measurements in nonsteady flight --- angle of attack and rate of climb N75-19262
- Determination of the parameters of a system of equations of motion from flight test data --- least squares method N75-19263
- Determination of derivatives by a model with automatic parameter --- analog circuit N75-19265
- Selected examples of the evaluation of VAK 191 B flight tests --- roll control characteristic in hovering flight N75-19266
- A flight test investigation of the rolling moments induced on a T-37B airplane in the wake of a B-747 airplane [NASA-TM-X-56031] N75-20221
- FLIGHT TRAINING**
- Field evaluation of model 2 of the computer-based, individual trainer for the radar intercept officer [AD-A002705] N75-19278
- FLOW CHARACTERISTICS**
- Study of transonic flow over various bodies N75-19169
- Inviscid to turbulent transition of trailing vortices [NASA-CR-142298] N75-19172
- On wake vortex alleviation N75-20231
- FLOW CHARTS**
- A structural weight estimation program (SWEEP) for aircraft. Volume 2: Program integration and data management module. Appendix A: Data management module flow charts and FORTRAN lists [AD-A002851] N75-20304
- A structural weight estimation program (SWEEP) for aircraft. Volume 6: Wing and empennage module. Appendix A: General information for module flow charts and listings. Appendix B: Program flow charts, overlays (8,0), (14,0), (15,0), (16,0) and (17,0) [AD-A002859] N75-20313
- A structural weight estimation program (SWEEP) for aircraft. Volume 6: Wing and empennage module. Appendix C: Program flow charts, overlays (9,0) and (10,0) [AD-A002860] N75-20314
- A structural weight estimation program (SWEEP) for aircraft. Volume 6: Wing and empennage module. Appendix D: Program flow charts, overlay (18,0) [AD-A002861] N75-20315
- FLOW DISTORTION**
- The generation of sound by aerodynamic sources in an inhomogeneous steady flow A75-26463
- An experimental investigation of compressor stall using an on-line distortion indicator and signal conditioner [NASA-TM-X-3182] N75-20248
- FLOW DISTRIBUTION**
- Study of transonic flow over various bodies N75-19169
- Analytical comparison of hypersonic flight and wind tunnel viscous/inviscid flow fields [NASA-CR-2489] N75-19586
- FLOW MEASUREMENT**
- Experimental and theoretical analysis of three dimensional turbulent boundary layers in a curved supersonic channel A75-26476
- Miniature probes for use in gas turbine testing [SAE PAPER 750094] A75-26589
- Determination by means of hydraulic analogy of the transonic flow in a blade cascade N75-20213
- FLOW STABILITY**
- An example of boundary layer flow with two instability regions A75-28680
- FLOW VELOCITY**
- An example of boundary layer flow with two instability regions A75-28680
- FLOW VISUALIZATION**
- The aerodynamic characteristics and trailing vortex wake of propeller V/STOL configurations A75-28522
- FLUID DYNAMICS**
- Technical evaluation report on Fluid Dynamics Panel Symposium on V/STOL Aerodynamics [AGARD-AR-78] N75-19585
- FLUIDIC CIRCUITS**
- Wind tunnel tests of a symmetrical airfoil with scoop fed slots [NASA-CR-132568] N75-19183
- Evaluation program on using compressor bleed air as a source of pneumatic power for fluidic circuits [AD-A002483] N75-20676
- FLUTTER**
- A structural weight estimation program (SWEEP) for aircraft. Volume 4: Material properties, structure temperature, flutter and fatigue [AD-A002856] N75-20307
- A structural weight estimation program (SWEEP) for aircraft. Volume 10: Flutter optimization stand-alone program [AD-A002872] N75-20323
- FLUTTER ANALYSIS**
- Effect of interference between moving blade rows on cascade flutter. I - Experiment on compressor cascade in flexure mode A75-26553
- FLY BY WIRE CONTROL**
- Self-testing digital flight control applications [AIAA PAPER 75-568] A75-26727
- Digital computer design guidelines for a full authority fly-by-wire flight control system [AIAA PAPER 75-570] A75-26729
- Fly-by-wire and control configured vehicles - Rewards and risks A75-27367
- Status and trends in active control technology N75-20236
- FORCE DISTRIBUTION**
- Lifting surface theory for a rotating subsonic or transonic blade row [ARC-R/M-3740] N75-19185
- Notes on the approximate solution of lifting-surface theory used in the RAE standard method [ARC-R/M-3752] N75-19188
- FORCED VIBRATION**
- Evaluation of flight test of the FIAT G-91 T3 by means of the method of forced oscillations N75-19258
- FORTRAN**
- A structural weight estimation program (SWEEP) for aircraft. Volume 2: Program integration and data management module. Appendix A: Data management module flow charts and FORTRAN lists [AD-A002851] N75-20304
- A structural weight estimation program (SWEEP) for aircraft. Volume 3: Airloads estimation module. Appendix A: Module flow charts and FORTRAN lists. Appendix B: Sample output [AD-A002855] N75-20306
- A structural weight estimation program (SWEEP) for aircraft. Volume 6: Wing and empennage module. Appendix E: Program listings, overlays (8,0), (14,0), (15,0), (16,0), and (17,0) [AD-A002862] N75-20316

G

A structural weight estimation program (SWEEP) for aircraft. Volume 6: Wing and empennage module. Appendix P: Program listings, overlays (9,0), (10,0) and (18,0)
 [AD-A002863] N75-20317

FRacture Mechanics
 Design and purchase expectations for fracture resistance of 700-series aluminum airframe alloys [AD-A002552] N75-20548
 Fracture mechanics of tiny cracks near fasteners --- in high strength aluminum alloys [AD-A002554] N75-20777

FRacture Strength
 Metallurgical factors affecting high strength aluminum alloy production A75-28529

FRee Flight
 Boundary-layer pressure fluctuations at high Reynolds numbers on a second free-flight test vehicle [ARC-CP-1302] N75-19189

FRee Flow
 A non-uniqueness of the hypersonic boundary layer A75-26195

FRee Jets
 The impingement of non-uniform, axisymmetric, supersonic jets on a perpendicular flat plate A75-26684
 Effect of forward speed on jet wing/Flap interaction noise [AIAA PAPER 75-475] A75-27932
 On the instability of a sound-influenced free jet [ESRO-TT-122] N75-20267

FRequency Modulation
 Helicopter rotor-produced modulation and aerial field distribution in the band 30 to 76 MHz [RAE-TR-74032] N75-19217

FRiction Factor
 Effects of friction and heat conduction on sound propagation in ducts [AIAA PAPER 75-520] A75-28349

FRictionless Environments
 The range of validity in the case of two old investigations. I - The origin of lift. II - Collision and gliding processes on the liquid surface A75-27990

Fuel Consumption
 Part load specific fuel consumption of gas turbines A75-28650
 Qualitative analysis of a family of extremums in a problem involving optimal control of aircraft motion A75-28676
 Fuel conservation possibilities for terminal area compatible aircraft [NASA-CR-132608] N75-19224
 Evaluation of advanced lift concepts and fuel conservative short-haul aircraft, volume 1 [NASA-CR-137525] N75-20291
 Evaluation of advanced lift concepts and fuel conservative short-haul aircraft, volume 2 [NASA-CR-137526] N75-20292

Fuel Tanks
 Investigation of 14.5mm API self-sealing/crashworthy fuel tank material [AD-A001752] N75-19249
 Feasibility of adapting a thin film permeable membrane to jet transport fuel tank inerting system [AD-A003799] N75-20295

Fuselages
 Influence of fuselage flexibility on the stress-strain state of the wing A75-28668
 A structural weight estimation program (SWEEP) for aircraft. Volume 7: Fuselage module [AD-A002867] N75-20318
 A structural weight estimation program (SWEEP) for aircraft. Volume 7: Fuselage module. Appendix A: Module flow charts and FORTRAN lists. Appendix B: Fuselage module sample output [AD-A002868] N75-20319

G-91 Aircraft
 Manual evaluation of special flying maneuvers for the determination of flight-mechanical coefficients and derivatives from flight tests --- longitudinal and lateral stability of G-91-T3 aircraft N75-19255
 Determination of aerodynamic derivatives of the FIAT G-91 T3 aircraft from flight tests by means of manual analog model matching N75-19257
 Evaluation of flight test of the FIAT G-91 T3 by means of the method of forced oscillations N75-19258
 Evaluation of flight tests of the FIAT G-91 T3 by means of regression analysis N75-19259

Gallium Arsenides
 The performance in illuminances up to 80,000 lux of a light emitting diode display having a 3 mm character height A75-27526

Gas Expansion
 The expansion of a hypersonic turbulent boundary layer at a sharp corner A75-26466
 A problem in supersonic jet theory A75-26697

Gas Flow
 A subsonic axisymmetric wake in a viscous gas A75-26891
 Theory of transonic flow around a profile A75-28651
 Hypersonic, viscous gas flow around a wing of small aspect ratio A75-28653

Gas Temperature
 Elementary method of graphic replotting of a characteristic of an uncooled turbocompressor when the intake temperature and number of revolutions are varied A75-26672

Gas Turbine Engines
 Miniature probes for use in gas turbine testing [SAE PAPER 750094] A75-26589
 Tests of laser metal removal for future flexible rotor balancing in engines [SAE PAPER 750170] A75-26591
 High-temperature alloys and the aircraft gas turbine A75-27877
 Part load specific fuel consumption of gas turbines A75-28650
 Development of self-acting seals for helicopter engines [NASA-CR-134739] N75-19243
 PLT 27 gas turbine engine exhaust emission and noise measurements [AD-A001728] N75-19251
 Rotating engine design and cycle analysis program [AD-A002314] N75-20342

General Aviation Aircraft
 Application of a new slip-ringless propeller blade measurement system A75-28771
 Analysis of in-flight disintegration accidents N75-19197
 General Aviation Aircraft Safety [AD-A003124] N75-19199
 Analysis of general aviation accident records N75-19200
 General aviation accident patterns N75-19201
 The accident record in terms of the pilot N75-19202
 Crash survivability N75-19203
 General aviation handling qualities research N75-19204
 Design considerations for stall/spin avoidance N75-19205
 Economics: General aviation cost factors N75-19206
 Manufacturer's overview N75-19207
 The next forty years in aviation N75-20228

- General aviation's future need for research
N75-20242
- Development of a scientific basis for analysis of
aircraft seating systems
[AD-A004306] N75-20273
- GLIDE LANDINGS**
Comparison of airport measurements of approach
noise produced by jet aircraft
A75-27852
- GLIDE PATHS**
Evaluation of the Rubino procedure for radio
telemetric theodolite positioning
[AD-A004317] N75-20353
- GLIDERS**
The 'definition' of the motorsegler
[DPVLR-SONDDR-424] A75-27596
- GOVERNMENT PROCUREMENT**
Aeronautics in the American society
N75-20223
- GRAPHS (CHARTS)**
Elementary method of graphic replotting of a
characteristic of an uncooled turbocompressor
when the intake temperature and number of
revolutions are varied
A75-26672
- GROUND EFFECT MACHINES**
Air cushion landing systems for aircraft
A75-27983
- Quarterly bulletin of the Division of Mechanical
Engineering and the National Aeronautical
Establishment, 1 October - 31 December 1974
[DNE/NAE-1974(4)] N75-20249
- Some air cushion technology research in Canada
N75-20251
- Air cushion landing systems for aircraft
N75-20296
- GROUND STATIONS**
The U.S. Candidate Microwave Landing System - A
new generation of avionics/ground equipment
[ATAA PAPER 75-607] A75-28472
- GROUND TESTS**
Wide bandwidth optical telemetry link for ground
testing of equipment in high EMI environments
A75-28781
- GUIDANCE SENSORS**
Feasibility of laser systems for aircraft landing
operations under low visibility conditions
[AD-A005637] N75-19198
- GUST ALLEVIATORS**
Design of a digital-stability augmentation and
control system with gust alleviation and modal
suppression
A75-28432
- Status and trends in active control technology
N75-20236
- GUST LOADS**
Improvements to the SADSAM computer program for
aeroelasticity analysis
[NASA-CR-132617] N75-19173
- H**
- HARMONIC OSCILLATION**
Calculations of generalised airforces on two
parallel lifting surfaces oscillating
harmonically in subsonic flow
[ARC-R/M-3749] N75-19187
- HARNESSES**
Crash survivability
N75-19203
- HEAD-UP DISPLAYS**
A conformal head-up display for the visual approach
N75-19138
- HEAT TRANSFER**
Calculation of heat transfer at the lines of flow
of a three-dimensional boundary layer in a
nonuniform external flow
A75-26894
- Internal-combustion engine/vapour cycle combination
[OUEL-1097/74] N75-20336
- HEAT TRANSFER COEFFICIENTS**
Numerical study of heat exchange at the stagnation
point of a sphere situated in a hypersonic
stream of carbon dioxide gas
A75-26888
- Interpretation of merged layer behavior for wedges
A75-27496
- HELICOPTER CONTROL**
Integrated avionics - Controls and displays for
helicopter IFR operation
A75-28786
- Major Item Special Study (MISS), UH-1C tail rotor
blade
[AD-A001714] N75-19230
- HELICOPTER DESIGN**
Determination of the dynamic characteristics of a
helicopter by the branch-modes method
A75-26479
- Design and fatigue testing of integral armored
servo actuator modified trunnion
[AD-A002069] N75-19235
- Major Item Special Study (MISS), UH-1H tail rotor
hangers
[AD-A003263] N75-20325
- HELICOPTER ENGINES**
Development of self-acting seals for helicopter
engines
[NASA-CR-134739] N75-19243
- HELICOPTER PERFORMANCE**
Estimates of the stability derivatives of a
helicopter and a V/STOL aircraft from flight data
A75-28201
- A specialised recording system for the measurement
of helicopter rotor blade performance in flight
A75-28770
- Helicopter flight regimes
[AD-A001220] N75-19268
- Flight simulation of a Wessex helicopter: A
validation exercise
[ARC-CP-1299] N75-20298
- HELICOPTER PROPELLER DRIVE**
Extension of the lifting line model for the
helicopter rotor
A75-28194
- HELICOPTERS**
The computation of aerodynamic loads on helicopter
blades in forward flight, using the method of
the acceleration potential --- Book
A75-26700
- Helicopter rotor-produced modulation and aerial
field distribution in the band 30 to 76 MHz
[RAE-TR-74032] N75-19217
- Flight path control and performance analysis,
phases 1 and 2. Integrated display, phase 3
[AD-A002014] N75-19269
- Non-dimensional methods for the measurement of
level flight performance of turbine engined
helicopters
[ESDU-74042] N75-20289
- Development of scratch and spall resistant
windshields
[AD-A002513] N75-20300
- Instrument system test. Elliott helicopter air
data system
[AD-A002332] N75-20331
- Visual Augmentation System (VAS) laboratory
demonstration and test results --- onboard
helicopter
[AD-A003323] N75-20332
- OH-58A propulsion system vibration investigation
[AD-A002672] N75-20341
- HIGH STRENGTH ALLOYS**
Metallurgical factors affecting high strength
aluminum alloy production
A75-28529
- Fracture mechanics of tiny cracks near fasteners
--- in high strength aluminum alloys
[AD-A002554] N75-20777
- HODOGRAPHS**
An exact solution for transonic potential flow
past aerofoil sections
[NAL-TR-383] N75-19176
- HORIZONTAL TAIL SURFACES**
Calculations of generalised airforces on two
parallel lifting surfaces oscillating
harmonically in subsonic flow
[ARC-R/M-3749] N75-19187
- HOVERING**
Aerodynamic design of a rotor blade for minimum
noise radiation
N75-19221
- HOVERING STABILITY**
Selected examples of the evaluation of VAK 191 B
flight tests --- roll control characteristic in
hovering flight
N75-19266

HP-115 AIRCRAFT

Longitudinal aerodynamic derivatives of a slender delta wing research aircraft extracted from flight data
[CRANFIELD-AERO-27] N75-19175

Longitudinal aerodynamic derivatives of a slender delta-wing research aircraft extracted from flight data
[CRANFIELD-AERO-27] N75-20258

Parameter identification applied to aircraft
[CRANFIELD-AERO-26] N75-20259

HUMAN FACTORS ENGINEERING

What have we learned from applying digital technology to cabin/passenger multiplex systems --- cost and weight analysis
[AIAA PAPER 75-574] A75-26732

Crash survivability
N75-19203

Users manual for UCIN vehicle occupant crash study model, version 2
[AD-A001801] N75-19211

Preliminary evaluation of turbofan cycle parameters and acoustical suppression on the noise and direct operating cost of a commercial Mach 0.85 transport
[NASA-TN-X-71664] N75-19244

Development of a scientific basis for analysis of aircraft seating systems
[AD-A004306] N75-20273

HYDRAULIC ANALOGIES

Determination by means of hydraulic analogy of the transonic flow in a blade cascade
N75-20213

HYDROPOIL OSCILLATIONS

Determination of load factors for the impact of a profile against the surface of a liquid
A75-26879

HYPERSONIC BOUNDARY LAYER

A non-uniqueness of the hypersonic boundary layer
A75-26195

The expansion of a hypersonic turbulent boundary layer at a sharp corner
A75-26466

The prediction of turbulent heat transfer to wedge compression corners and cylinder-flare bodies at hypersonic speeds
[IC-AERO-73-03] N75-20264

HYPERSONIC FLIGHT

Analytical comparison of hypersonic flight and wind tunnel viscous/inviscid flow fields
[NASA-CR-2489] N75-19586

HYPERSONIC FLOW

Numerical study of heat exchange at the stagnation point of a sphere situated in a hypersonic stream of carbon dioxide gas
A75-26888

Hypersonic flow past pointed and blunt bodies with a concave generatrix
A75-26896

Hypersonic, viscous gas flow around a wing of small aspect ratio
A75-28653

HYPERSONIC HEAT TRANSFER

The expansion of a hypersonic turbulent boundary layer at a sharp corner
A75-26466

HYPERSONIC NOZZLES

Study of two hypersonic, axisymmetric, shaped nozzles with smooth contour
A75-28658

ICE FORMATION

Natural icing tests. UH-1H helicopter
[AD-A002077] N75-19194

A study of carburetor/induction system icing in general aviation accidents
[NASA-CR-143835] N75-19208

ICE PREVENTION

Natural icing tests. UH-1H helicopter
[AD-A002077] N75-19194

IDEAL GAS

Theory of transonic flow around a profile
A75-28651

ILLUMINANCE

The performance in illuminances up to 80,000 lux of a light emitting diode display having a 3 mm character height
A75-27526

IMPACT LOADS

Determination of load factors for the impact of a profile against the surface of a liquid
A75-26879

IMPACT TESTS

Development of scratch and spall resistant windshields
[AD-A002513] N75-20300

IN-FLIGHT MONITORING

Self-testing digital flight control applications
[AIAA PAPER 75-568] A75-26727

A specialised recording system for the measurement of helicopter rotor blade performance in flight
A75-28770

Application of a new slip-ringless propeller blade measurement system
A75-28771

The development of a serial P.C.M. instrumentation system
A75-28797

INCOMPRESSIBLE FLOW

On the viscous flow about the trailing edge of a rapidly oscillating plate
A75-26469

INERT ATMOSPHERE

Feasibility of adapting a thin film permeable membrane to jet transport fuel tank inerting system
[AD-A003799] N75-20295

INFORMATION SYSTEMS

Digital avionics information system /DAIS/ integrated test bed development
[AIAA PAPER 75-588] A75-26739

INLET FLOW

Low speed and angle of attack effects on sonic and near-sonic inlets
[NASA-CR-134778] N75-19184

INSTRUMENT APPROACH

Pan American World Airways, Incorporated Boeing 707-321B, N454PA, Pago Pago, American Samoa, 30 January 1974
[PB-238478/2] N75-20277

Delta Air Lines Incorporated McDonnell Douglas DC-9-32, N3323L, Chattanooga Municipal Airport, Chattanooga, Tennessee
[PB-238479/0] N75-20278

INSTRUMENT FLIGHT RULES

Integrated avionics - Controls and displays for helicopter IFR operation
A75-28786

INSTRUMENT LANDING SYSTEMS

C-141 All Weather Landing System (AWLS) flight test report: Optimization and pre-experimental phases
[AD-A003952] N75-20330

Evaluation of the Rubino procedure for radio telemetric theodolite positioning
[AD-A004317] N75-20353

INTAKE SYSTEMS

A study of carburetor/induction system icing in general aviation accidents
[NASA-CR-143835] N75-19208

INTERNAL COMBUSTION ENGINES

Internal-combustion engine/vapour cycle combination
[OUEL-1097/74] N75-20336

INTERNATIONAL COOPERATION

Air Europe: The policy of cooperation among airline companies of the European Six --- French book
A75-26499

European aeronautics and astronautics at the crossroads
A75-27981

INVISCID FLOW

Calculation of heat transfer at the lines of flow of a three-dimensional boundary layer in a nonuniform external flow
A75-26894

Study of transonic flow over various bodies
N75-19169

Analytical comparison of hypersonic flight and wind tunnel viscous/inviscid flow fields
[NASA-CR-2489] N75-19586

IRON ALLOYS

Design and purchase expectations for fracture resistance of 700-series aluminum airframe alloys [AD-A002552] N75-20548

J

J-85 ENGINE

An experimental investigation of compressor stall using an on-line distortion indicator and signal conditioner [NASA-TM-X-3182] N75-20248

JET AIRCRAFT

Environmental and operating requirements for fire extinguishing systems on advanced aircraft [AD-A001640] N75-19228

Influence of multitube mixer nozzle geometry on CTOL-OTW jet noise shielding [NASA-TM-X-71681] N75-19246

Interior noise considerations for powered-lift STOL aircraft [NASA-TM-X-72675] N75-19248

USAF aircraft takeoff length distances and climbout profiles [AD-A001826] N75-19878

JET AIRCRAFT NOISE

Comparison of airport measurements of approach noise produced by jet aircraft A75-27852

Noise of model target type thrust reversers for engine-over-the-wing applications A75-27853

Propagation of aircraft noise near airports - Effects of hillsides, inversions and source directionality A75-27859

Radiation of duct noise out through a jet flow --- acoustic field model for aircraft engine [AIAA PAPER 75-457] A75-27928

An investigation of the noise from a scale model of an engine exhaust system --- turbojet noise measurement [AIAA PAPER 75-459] A75-27929

Subsonic jet noise in flight based on some recent wind-tunnel tests [AIAA PAPER 75-462] A75-27930

Effect of forward speed on jet wing/flap interaction noise [AIAA PAPER 75-475] A75-27932

Developments in jet noise modeling - Theoretical predictions and comparisons with measured data [AIAA PAPER 75-477] A75-27933

Supersonic jet noise suppression with multitube nozzle/ejectors [AIAA PAPER 75-501] A75-27936

Jet noise suppressors for turbojet engines A75-28227

An experimental study of the structure and acoustic field of a jet in a cross stream [AIAA PAPER 75-460] A75-28348

Aeroacoustics: Jet and combustion noise; duct acoustics --- Book A75-28629

Interaction between a sonic boom N-wave and an obstacle near corner points A75-28665

New evidence of the mechanisms of noise generation and radiation of a subsonic jet A75-28717

Investigation of aircraft combustor noise [AD-A001737] N75-19250

JET ENGINES

Real-time simulation of jet engines with a digital computer(1), fabrication and characteristics of the simulator [RAE-LIB-TRANS-1768] N75-19274

JET FLAPS

Lift coefficients on a supercavitating jet-flapped foil between rigid walls A75-26554

Propulsive-lift noise of an upper surface blown flap configuration [AIAA PAPER 75-470] A75-27931

A theoretical method for calculating the aerodynamic characteristics or arbitrary ejector-jet-flapped wing: Theoretical analysis [AD-A002319] N75-20271

JET FLOW

Analysis of thick turbulent jet flowing round: A circular cylinder N75-19168

JET IMPINGEMENT

The impingement of non-uniform, axisymmetric, supersonic jets on a perpendicular flat plate A75-26684

JET MIXING FLOW

Some notes on the thermodynamics of thrust reversal in flight N75-20212

JET PROPULSION

On the future of jet propulsion in subsonic transport aviation A75-27777

L

LAMINAR FLOW

Starting vortex, separation bubbles and stall - A numerical study of laminar unsteady flow around an airfoil A75-26212

On the viscous flow about the trailing edge of a rapidly oscillating plate A75-26469

LANDING AIDS

A conformal head-up display for the visual approach N75-19138

Feasibility of laser systems for aircraft landing operations under low visibility conditions [AD-A005637] N75-19198

LANDING GEAR

Air cushion landing systems for aircraft A75-27983

A structural weight estimation program (SWEEP) for aircraft. Volume 5: Air induction system and landing gear modules. Part 2: Landing gear module [AD-A002858] N75-20309

LASER APPLICATIONS

Wide bandwidth optical telemetry link for ground testing of equipment in high EMI environments A75-28781

LASER HEATING

Tests of laser metal removal for future flexible rotor balancing in engines [SAE PAPER 750170] A75-26591

LASER OUTPUTS

Feasibility of laser systems for aircraft landing operations under low visibility conditions [AD-A005637] N75-19198

LATERAL CONTROL

Selected examples of the evaluation of VAK 191 B flight tests --- roll control characteristic in hovering flight N75-19266

LATERAL STABILITY

Manual evaluation of special flying maneuvers for the determination of flight-mechanical coefficients and derivatives from flight tests --- longitudinal and lateral stability of G-91-T3 aircraft N75-19255

LEADING EDGES

A non-uniqueness of the hypersonic boundary layer A75-26195

Interpretation of merged layer behavior for wedges A75-27496

Flow past conically-cambered slender delta wings with leading-edge separation [ARC-R/M-3748] N75-19186

LEAST SQUARES METHOD

Determination of the parameters of a system of equations of motion from flight test data --- least squares method N75-19263

Estimates of the stability derivatives of a helicopter and a V/STOL aircraft from flight data N75-20250

LIFT

Unsteady lift forces on a vibrating cylinder in a supercritical flow A75-26480

Lift coefficients on a supercavitating jet-flapped foil between rigid walls A75-26554

LIFT AUGMENTATION

SUBJECT INDEX

- The range of validity in the case of two old investigations. I - The origin of lift. II - Collision and gliding processes on the liquid surface
A75-27990
- Critical analysis and improvement of the source-panel method --- for lift prediction
A75-28095
- Lifting surface theory for a rotating subsonic or transonic blade row
[ARC-R/M-3740] N75-19185
- LIFT AUGMENTATION**
- Noise of model target type thrust reversers for engine-over-the-wing applications
A75-27853
- Evaluation of advanced lift concepts and fuel conservative short-haul aircraft, volume 1
[NASA-CR-137525] N75-20291
- Evaluation of advanced lift concepts and fuel conservative short-haul aircraft, volume 2
[NASA-CR-137526] N75-20292
- LIFT DEVICES**
- Propulsive-lift noise of an upper surface blown flap configuration
[AIAA PAPER 75-470] A75-27931
- LIFTING BODIES**
- Unsteady viscous flow past a lifting plate
N75-19171
- TRW vortex-lattice method subsonic aerodynamic analysis for multiple-lifting-surfaces (N. surface) TRW program number HA010B
[NASA-CR-128588] N75-19178
- A theoretical method for calculating the aerodynamic characteristics or arbitrary ejector-jet-flapped wing: Theoretical analysis
[AD-A002319] N75-20271
- Lifting surface for aircraft --- wing profiles
[NASA-TT-F-16241] N75-20290
- LIFTING ROTORS**
- Extension of the lifting line model for the helicopter rotor
A75-28194
- Some remarks on the induced velocity field of a lifting rotor and on Glauert's formula
[ARC-CP-1301] N75-20263
- LIGHT EMITTING DIODES**
- The performance in illuminances up to 80,000 lux of a light emitting diode display having a 3 mm character height
A75-27526
- LINEAR PREDICTION**
- Notes on the approximate solution of lifting-surface theory used in the BAE standard method
[ARC-R/M-3752] N75-19188
- LINEAR SYSTEMS**
- Eigenvalue/eigenvector assignment for multivariable systems --- linear state feedback control
A75-26312
- LIQUID NITROGEN**
- Feasibility of adapting a thin film permeable membrane to jet transport fuel tank inerting system
[AD-A003799] N75-20295
- LIQUID SURFACES**
- Determination of load factors for the impact of a profile against the surface of a liquid
A75-26879
- The range of validity in the case of two old investigations. I - The origin of lift. II - Collision and gliding processes on the liquid surface
A75-27990
- LOADS (FORCES)**
- A comparison of flight loads counting methods and their effects on fatigue life estimates using data from Concorde
[ARC-CP-1304] N75-19227
- Some air cushion technology research in Canada
N75-20251
- Development of statistical fatigue failure characteristics of 0.125 inch 2024-T3 aluminum under simulated flight-by-flight loading
[AD-A002310] N75-20554
- LOGISTICS MANAGEMENT**
- Major Item Special Study (MISS), UH-1C tail rotor blade
[AD-A001714] N75-19230
- CH-47A assessment and comparative fleet evaluation: Executive summary report
[AD-A002057] N75-19232
- LONGITUDINAL CONTROL**
- Adaptive digital system for aircraft control
A75-27182
- Pitch paper pilot revisited --- methods for predicting handling qualities of aircraft in pitch
N75-19133
- LONGITUDINAL STABILITY**
- Longitudinal aerodynamic derivatives of a slender delta wing research aircraft extracted from flight data
[CRANFIELD-AERO-27] N75-19175
- Manual evaluation of special flying maneuvers for the determination of flight-mechanical coefficients and derivatives from flight tests --- longitudinal and lateral stability of G-91-T3 aircraft
N75-19255
- Longitudinal aerodynamic derivatives of a slender delta-wing research aircraft extracted from flight data
[CRANFIELD-AERO-27] N75-20258
- Development of longitudinal handling qualities criteria for large advanced supersonic aircraft
[NASA-CR-137635] N75-20345
- LORAN C**
- Oceanic air route navigation with envelope match Loran-C
[AD-A003800] N75-20286
- LOW ASPECT RATIO WINGS**
- Hypersonic, viscous gas flow around a wing of small aspect ratio
A75-28653
- Allowance for the elastic deformation of the wing in its own plane in the calculation of the skewsymmetric vibrations of an aircraft with a small-aspect-ratio wing
A75-28687
- M**
- MACH NUMBER**
- Exploratory wind tunnel tests of a shock-swallowing air data sensor at a Mach number of approximately 1.83
[NASA-TM-X-56030] N75-20329
- MACHINING**
- Tests of laser metal removal for future flexible rotor balancing in engines
[SAE PAPER 750170] A75-26591
- MAN MACHINE SYSTEMS**
- Instrumentation displays for future naval aircraft
[AIAA PAPER 75-599] A75-26744
- MANEUVERABILITY**
- Helicopter flight regimes
[AD-A001220] N75-19268
- MATHEMATICAL MODELS**
- Unified analysis of ducted turbomachinery noise
A75-27861
- Roll paper pilot --- mathematical model for predicting pilot rating of aircraft in roll task
N75-19134
- Extraction of flight mechanic derivatives from flight data by a manual analog matching technique
[ESRO-TT-118] N75-20347
- MAXIMUM LIKELIHOOD ESTIMATES**
- Longitudinal aerodynamic derivatives of a slender delta-wing research aircraft extracted from flight data
[CRANFIELD-AERO-27] N75-20258
- MEASURE AND INTEGRATION**
- Computation of the velocity field induced by a planar source distribution approximating a symmetrical non-lifting wing in subsonic flow
[ARC-R/M-3751] N75-20262
- MEASURING INSTRUMENTS**
- Analysis of wreckage --- aircraft accident investigation
A75-26533
- MECHANICAL PROPERTIES**
- Characterization of advanced composite materials for structural design --- of aircraft
A75-27695

MEMBRANE STRUCTURES

Feasibility of adapting a thin film permeable membrane to jet transport fuel tank inerting system
[AD-A003799] N75-20295

MERIDIONAL FLOW

Development and experimental evaluation of a numerical method for solving the inverse axisymmetric problem in an axial turbine stage with given velocity
A75-26671

METAL FATIGUE

Fatigue strength of D16T Duralumin at normal and elevated temperatures as a function of the cycling rate
A75-28866

METAL MATRIX COMPOSITES

Metal matrix composites for aircraft propulsion systems
[NASA-TM-X-71685] N75-19245
Processable high temperature resistant polymer matrix materials
[NASA-TM-X-71682] N75-19367

METEOROLOGICAL PARAMETERS

USAF aircraft takeoff length distances and climbout profiles
[AD-A001826] N75-19878

MICROSTRUCTURE

Metallurgical factors affecting high strength aluminum alloy production
A75-28529

MICROWAVE ANTENNAS

Astrolabe - A synthetic circular aperture system for landing and navigation
A75-28793
Dual band airborne antenna study
[AD-A002043] N75-19219

MICROWAVE LANDING SYSTEMS

The U.S. Candidate Microwave Landing System - A new generation of avionics/ground equipment
[AIAA PAPER 75-607] A75-28472
Airborne equipment for use with the microwave landing system
A75-28790

Characteristics of MLS signals and their effect on flight control systems --- Microwave Landing Systems
A75-28791

The range of airborne processing available to the future user of the Doppler MLS --- Microwave Landing Systems
A75-28792

Astrolabe - A synthetic circular aperture system for landing and navigation
A75-28793

Testing the MLS Doppler concept
A75-28802

MIDAIR COLLISIONS

Aircraft guidance for automatic collision avoidance
A75-27178

MILITARY AIRCRAFT

Instrumentation displays for future naval aircraft
[AIAA PAPER 75-599] A75-26744
Flight tests with the V/STOL experimental aircraft VAK 191 B
A75-27985

Aeronautics in the American society
N75-20223

The next forty years in aviation
N75-20228

MILITARY AVIATION

Interaction of military/civil position location and reporting systems --- of ATC
[AIAA PAPER 75-561] A75-28467

MILITARY HELICOPTERS

Dynamic loads and structural criteria study --- military helicopters
[AD-A001739] N75-19195
Vibration and temperature survey production AH-1G helicopter
[AD-A002063] N75-19231

CH-47A assessment and comparative fleet evaluation: Executive summary report
[AD-A002057] N75-19232

Engineering design handbook. Helicopter engineering, part 1: Preliminary design --- for VFR operation
[AD-A002007] N75-19238

MILITARY TECHNOLOGY

Application of digital systems to Army avionics
[AIAA PAPER 75-587] A75-26738

MINIATURE ELECTRONIC EQUIPMENT

Miniature probes for use in gas turbine testing
[SAE PAPER 750094] A75-26589

MODAL RESPONSE

Determination of the dynamic characteristics of a helicopter by the branch-modes method
A75-26479

N**NACELLES**

Integration of aft-fuselage-mounted flow through engine nacelles on an advanced transport configuration at Mach numbers from 0.6 to 1.0
[NASA-TM-X-3178] N75-19180

NASA PROGRAMS

A new flight test data system for NASA aeronautical flight research
A75-28774

NAVIGATION AIDS

Airborne equipment for use with the microwave landing system
A75-28790

Characteristics of MLS signals and their effect on flight control systems --- Microwave Landing Systems
A75-28791

Astrolabe - A synthetic circular aperture system for landing and navigation
A75-28793

Oceanic air route navigation with envelope match
Loran-C
[AD-A003800] N75-20286

NEAR WAKES

A subsonic axisymmetric wake in a viscous gas
A75-26891

NEUMANN PROBLEM

Cavitating flow past a vibrating thin-section wing profile
A75-26895

NIGHT VISION

Visual Augmentation System (VAS) laboratory demonstration and test results --- onboard helicopter
[AD-A003323] N75-20332

NIMONIC ALLOYS

High-temperature alloys and the aircraft gas turbine
A75-27877

NOISE (SOUND)

Measurement and analysis of the unsteady normal force and pitching moment on an axial flow fan rotor blade element
[AD-A002739] N75-20343

NOISE GENERATORS

Noise generation and transmission in duct combustors
[AIAA PAPER 75-527] A75-27938
New evidence of the mechanisms of noise generation and radiation of a subsonic jet
A75-28717

NOISE INTENSITY

Comparison of airport measurements of approach noise produced by jet aircraft
A75-27852

NOISE MEASUREMENT

Comparison of airport measurements of approach noise produced by jet aircraft
A75-27852

An investigation of the noise from a scale model of an engine exhaust system --- turbojet noise measurement
[AIAA PAPER 75-459] A75-27929

Propulsive-lift noise of an upper surface blown flap configuration
[AIAA PAPER 75-470] A75-27931

Classification problems of aircraft noise --- far field measurements
A75-27943

Aeroacoustics: Fan, STOL, and boundary layer noise; sonic boom; aeroacoustic instrumentation --- Book
A75-28626

Interior noise considerations for powered-lift STOL aircraft
[NASA-TM-X-72675] N75-19248

NOISE POLLUTION

PLT 27 gas turbine engine exhaust emission and noise measurements [AD-A001728] N75-19251

NOISE POLLUTION
 Problem of aircraft noise in the vicinity of airports A75-28222
 Noise certification of aircraft A75-28223
 Development of air transport and environmental requirements --- for air and noise pollution reduction A75-28228
 Aeroacoustics: Jet and combustion noise; duct acoustics --- Book A75-28629

NOISE PROPAGATION
 The role of rotor blade blockage in the propagation of fan noise interaction tones [AIAA PAPER 75-447] A75-27927
 Interaction between a sonic boom N-wave and an obstacle near corner points A75-28665
 New evidence of the mechanisms of noise generation and radiation of a subsonic jet A75-28717

NOISE REDUCTION
 Spinning mode sound propagation in ducts with acoustic treatment A75-27854
 Propagation of aircraft noise near airports - Effects of hillsides, inversions and source directionality A75-27859
 Effect of forward speed on jet wing/flap interaction noise [AIAA PAPER 75-475] A75-27932
 Supersonic jet noise suppression with multitube nozzle/ejectors [AIAA PAPER 75-501] A75-27936
 Some recent developments in supersonic jet noise reduction [AIAA PAPER 75-502] A75-27937
 Jet noise suppressors for turbojet engines A75-28227
 Aerodynamic design of a rotor blade for minimum noise radiation N75-19221
 Preliminary evaluation of turbofan cycle parameters and acoustical suppression on the noise and direct operating cost of a commercial Mach 0.85 transport [NASA-TN-X-71664] N75-19244
 Influence of multitube mixer nozzle geometry on CTOL-OTW jet noise shielding [NASA-TN-X-71681] N75-19246
 Trends in aircraft noise control N75-20229

NOISE SPECTRA
 Noise of model target type thrust reversers for engine-over-the-wing applications A75-27853
 Unified analysis of ducted turbomachinery noise A75-27861
 Developments in jet noise modeling - Theoretical predictions and comparisons with measured data [AIAA PAPER 75-477] A75-27933
 Ratio of peak frequencies of jet self and shear noise spectra A75-28400

NONDESTRUCTIVE TESTS
 Sound welds in wing boxes assured by three techniques A75-26898

NONLINEAR EQUATIONS
 Nonlinear problem of the unsteady flow past an airfoil lattice A75-28671

NONLINEAR SYSTEMS
 Stability analysis of stochastic composite systems --- application to control of aircraft and nonlinear systems A75-27919

NONLINEARITY
 Nonlinear torsional vibrations of thin-walled beams of open section A75-26410

SUBJECT INDEX

NONUNIFORM FLOW
 Calculation of heat transfer at the lines of flow of a three-dimensional boundary layer in a nonuniform external flow A75-26894

NOSE FINS
 Experimental aerodynamic characteristics for a cylindrical body of revolution with side strakes and various noses at angles of attack from 0 degrees to 58 degrees and Mach numbers from 0.6 to 2.0 [NASA-TN-X-3130] N75-19181

NOZZLE DESIGN
 A method of profiling short two-dimensional nozzles --- for transonic wind tunnels A75-26880
 A method of calculating aerodynamic-nozzle profiles with passage through the sound barrier A75-26881
 Some recent developments in supersonic jet noise reduction [AIAA PAPER 75-502] A75-27937
 Study of two hypersonic, axisymmetric, shaped nozzles with smooth contour A75-28658
 Impact of turbine modulation on variable-cycle engine performance. Phase 1 and 2: Design fabrication and rig test, part 1 [AD-A002543] N75-20337
 Impact of turbine modulation on variable-cycle engine performance. Phase 3: Engine modification and sea level test, part 2 [AD-A002544] N75-20338
 Impact of turbine modulation on variable-cycle engine performance. Phase 4: Additional hardware design and fabrication, engine modification, and altitude test, part 3A [AD-A002545] N75-20339
 Impact of turbine modulation on variable-cycle engine performance. Phase 4: Additional hardware design and fabrication, engine modification, and altitude test, part 3B [AD-A002546] N75-20340

NOZZLE FLOW
 Influence of multitube mixer nozzle geometry on CTOL-OTW jet noise shielding [NASA-TN-X-71681] N75-19246
 Impact of turbine modulation on variable-cycle engine performance. Phase 1 and 2: Design fabrication and rig test, part 1 [AD-A002543] N75-20337
 Impact of turbine modulation on variable-cycle engine performance. Phase 3: Engine modification and sea level test, part 2 [AD-A002544] N75-20338
 Impact of turbine modulation on variable-cycle engine performance. Phase 4: Additional hardware design and fabrication, engine modification, and altitude test, part 3A [AD-A002545] N75-20339
 Impact of turbine modulation on variable-cycle engine performance. Phase 4: Additional hardware design and fabrication, engine modification, and altitude test, part 3B [AD-A002546] N75-20340

NOZZLE GEOMETRY
 Study of two hypersonic, axisymmetric, shaped nozzles with smooth contour A75-28658
 Performance of an isolated two-dimensional variable-geometry wedge nozzle with translating shroud and collapsing wedge at speeds up to Mach 2.01 [NASA-TN-D-7906] N75-20247

NUMERICAL ANALYSIS
 Development and experimental evaluation of a numerical method for solving the inverse axisymmetric problem in an axial turbine stage with given velocity A75-26671
 Nonlinear problem of the unsteady flow past an airfoil lattice A75-28671
 Dynamics of the motion of a body with allowance for the unsteady state of the flow about it [NASA-TT-P-16133] N75-19179

SUBJECT INDEX

PITCHING MOMENTS

Computation of the velocity field induced by a planar source distribution approximating a symmetrical non-lifting wing in subsonic flow [ABC-R/M-3751] N75-20262

NUMERICAL CONTROL
Adaptive digital systems for aircraft control A75-27182

Design of a digital-stability augmentation and control system with gust alleviation and modal suppression A75-28432

OHIO
Aircraft accident report. Eastern Air Lines, Inc. McDonnell-Douglas DC 9-31, N8967E Akron-Canton Regional Airport, North Canton, Ohio, 27 Nov. 1973 [PB-238637/3] N75-20274

OPTICAL COMMUNICATION
Wide bandwidth optical telemetry link for ground testing of equipment in high EMI environments A75-28781

OPTICAL PATHS
Feasibility of laser systems for aircraft landing operations under low visibility conditions [AD-A005637] N75-19198

OPTICAL PROPERTIES
A new centralized warning display for aircraft A75-28785

OPTICAL TRACKING
Effects of visual flight display dynamics on altitude tracking performance in a flight simulator N75-19127

OPTIMAL CONTROL
Design of a digital-stability augmentation and control system with gust alleviation and modal suppression A75-28432

Qualitative analysis of a family of extremums in a problem involving optimal control of aircraft motion A75-28676

A model based technique for the design of flight directors --- optimal control models N75-19140

Mechanics of optimum three-dimensional motion of aircraft in the atmosphere [NASA-TT-P-777] N75-19182

OPTIMIZATION
An improved automated structural optimization program [AD-A002688] N75-19237

OSCILLATING CYLINDERS
Unsteady lift forces on a vibrating cylinder in a supercritical flow A75-26480

OSCILLATING FLOW
A method for predicting unsteady aerodynamic forces on oscillating wings with thickness in transonic flow near Mach number 1. Part 1: Two-dimensional theory. Part 2: Rectangular wings [NAL-TR-368T-PT-1] N75-19174

P

PACKINGS (SEALS)
Development of self-acting seals for helicopter engines [NASA-CR-134739] N75-19243

PARACHUTES
Flight determination of the rudder power and directional stability of the Fairley Delta 2 aircraft using a wingtip parachute [ARC-CP-1298] N75-19267

PARALLEL FLOW
The coexistence of two supersonic plane flows in the presence of a longitudinal pressure gradient N75-20209

PARTICLE SIZE DISTRIBUTION
Metallurgical factors affecting high strength aluminum alloy production A75-28529

PASSENGER AIRCRAFT
Problems of designing passenger aircraft [NASA-TT-P-808] N75-19223

Preliminary evaluation of turbofan cycle parameters and acoustical suppression on the noise and direct operating cost of a commercial Mach 0.85 transport [NASA-TR-X-71664] N75-19244

Development of a scientific basis for analysis of aircraft seating systems [AD-A004306] N75-20273

PASSENGERS
What have we learned from applying digital technology to cabin/passenger multiplex systems --- cost and weight analysis [AIAA PAPER 75-574] A75-26732

Ride quality evaluation. I --- aircraft passenger comfort assessment A75-26849

PERFORATED PLATES
Stress intensity factors for some through-cracked fastener holes A75-28236

PERFORMANCE PREDICTION
The role of rotor blade blockage in the propagation of fan noise interaction tones [AIAA PAPER 75-447] A75-27927

Pitch paper pilot revisited --- methods for predicting handling qualities of aircraft in pitch N75-19133

Field evaluation of model 2 of the computer-based, individual trainer for the radar intercept officer [AD-A002705] N75-19278

Sideslip of wing-body combinations --- disturbance theory for predicting aerodynamics of aircraft in sideslip [NASA-CR-114716] N75-20260

PERFORMANCE TESTS
Take-off instrument for assessing achieved performance during take-off and a take-off accident analysed in context A75-28769

Characteristics of MLS signals and their effect on flight control systems --- Microwave Landing Systems A75-28791

Testing the MLS Doppler concept A75-28802

Development of self-acting seals for helicopter engines [NASA-CR-134739] N75-19243

Some aspects of performance measurements in nonsteady flight --- angle of attack and rate of climb N75-19262

Oceanic air route navigation with envelope match Loran-C [AD-A003800] N75-20286

PERSONNEL DEVELOPMENT
Aeronautics in the American society N75-20223

PURBATION
On the instability of a sound-influenced free jet [ESRO-TT-122] N75-20267

PURBATION THEORY
Sideslip of wing-body combinations --- disturbance theory for predicting aerodynamics of aircraft in sideslip [NASA-CR-114716] N75-20260

PILOT ERROR
The accident record in terms of the pilot N75-19202

PILOT PERFORMANCE
Integrated avionics - Controls and displays for helicopter IFR operation A75-28786

A study on aircraft map display location and orientation --- effects of map display location on manual piloting performance N75-19128

PILOT TRAINING
The accident record in terms of the pilot N75-19202

PITCHING MOMENTS
Measurement and analysis of the unsteady normal force and pitching moment on an axial flow fan rotor blade element [AD-A002739] N75-20343

PNEUMATIC CONTROL

SUBJECT INDEX

PNEUMATIC CONTROL

Evaluation program on using compressor bleed air as a source of pneumatic power for fluidic circuits
[AD-A002483] N75-20676

POLLUTION CONTROL

Development of air transport and environmental requirements --- for air and noise pollution reduction
A75-28228

POLYIMIDE RESINS

Processable high temperature resistant polymer matrix materials
[NASA-TM-X-71682] N75-19367

POSITIONING DEVICES (MACHINERY)

Tiedown tests for air transport of the XM542 sprint container
[AD-A001844] N75-19210

POTENTIAL FLOW

Cavitating flow past a vibrating thin-section wing profile
A75-26895

Critical analysis and improvement of the source-panel method --- for lift prediction
A75-28095

Nonlinear problem of the unsteady flow past an airfoil lattice
A75-28671

Calculation of two-dimensional and axisymmetric bluff body potential flow
[IC-AERO-74-07] N75-19191

A wake source model for an inclined flat plate in a uniform stream
[IC-AERO-74-08] N75-19192

POTENTIAL THEORY

A method for calculating unsteady forces due to interaction between tail surfaces
A75-26477

PREDICTION ANALYSIS TECHNIQUES

Critical analysis and improvement of the source-panel method --- for lift prediction
A75-28095

PRESSURE DISTRIBUTION

Integration of aft-fuselage-mounted flow through engine nacelles on an advanced transport configuration at Mach numbers from 0.6 to 1.0
[NASA-TM-X-3178] N75-19180

Lifting surface theory for a rotating subsonic or transonic blade row
[ARC-R/M-3740] N75-19185

A wake source model for an inclined flat plate in a uniform stream
[IC-AERO-74-08] N75-19192

Boundary layer effects in supersonic flow over cylinder-flare bodies
[WRE-REPT-1238(WR/D)] N75-20257

Some remarks on the induced velocity field of a lifting rotor and on Glauert's formula
[ARC-CP-1301] N75-20263

Wind tunnel studies of the turbulent wake behind self propelled slender bodies
[AD-A002396] N75-20272

PRESSURE DRAG

Opportunities for aerodynamic-drag reduction
N75-20237

PRESSURE GRADIENTS

The coexistence of two supersonic plane flows in the presence of a longitudinal pressure gradient
N75-20209

PRESSURE MEASUREMENTS

A specialised recording system for the measurement of helicopter rotor blade performance in flight
A75-28770

Boundary-layer pressure fluctuations at high Reynolds numbers on a second free-flight test vehicle
[ARC-CP-1302] N75-19189

PRESSURE OSCILLATIONS

Characteristics of pressure fluctuations in distributed suction of a turbulent boundary layer
A75-27052

PRESSURE REDUCTION

Evaluation program on using compressor bleed air as a source of pneumatic power for fluidic circuits
[AD-A002483] N75-20676

PRODUCTION PLANNING

Organization of centralized maintenance of aircraft assemblies --- Russian book
A75-27838

PROJECT MANAGEMENT

General aviation's future need for research
N75-20242
University research in aeronautics
N75-20243

PROPELLER BLADES

Application of a new slip-ringless propeller blade measurement system
A75-28771

PROPELLER DRIVE

The aerodynamic characteristics and trailing vortex wake of propeller V/STOL configurations
A75-28522

PROPULSION SYSTEM CONFIGURATIONS

'By the application of power' /21st Cayley Memorial Lecture/ --- technical survey of aircraft engines
A75-27368

On the future of jet propulsion in subsonic transport aviation
A75-27777

Pulsive-lift noise of an upper surface blown flap configuration
[AIAA PAPER 75-470] A75-27931

PROPULSION SYSTEM PERFORMANCE

OH-58A propulsion system vibration investigation
[AD-A002672] N75-20341

PULSE CODE MODULATION

The development of a serial P.C.M. instrumentation system
A75-28797

PULSE RADAR

A new J band pulsed radar altimeter
A75-28787

PYROLYSIS

A study of the effects on mice of smoke and gases from controlled fires in simulated aircraft cabins
A75-27073

Q

QUALITY CONTROL

Major Item Special Study (MISS), UH-1H tail rotor hangers
[AD-A003263] N75-20325

QUIET ENGINE PROGRAM

Low speed and angle of attack effects on sonic and near-sonic inlets
[NASA-CR-134778] N75-19184

R

RADAR BEACONS

Digital avionics - An overview --- Air Traffic Control Radar Beacon System
[AIAA PAPER 75-553] A75-26721

Multi-site intermittent positive control algorithms for the discrete address beacon system
[AD-A001112/2] N75-19214

RADAR TRACKING

The STRADA flight path tracking system
[RAE-LIB-TRANS-1813] N75-19209

Field evaluation of model 2 of the computer-based, individual trainer for the radar intercept officer
[AD-A002705] N75-19278

RADIO ALTIMETERS

A new J band pulsed radar altimeter
A75-28787

RADIO TELEMETRY

Evaluation of the Rubino procedure for radio telemetric theodolite positioning
[AD-A004317] N75-20353

RAYLEIGH-RITZ METHOD

Flapping response characteristics of hingeless rotor blades by a generalized harmonic balance method
N75-19166

REAL TIME OPERATION

The benefits of real time computer analysis of experimental aircraft flight test data
A75-28801

REATTACHED FLOW

Heat transfer in separated and reattached flows - An annotated review
A75-26685

SUBJECT INDEX

SCALE MODELS

- RECIPROCAL THEOREMS**
The generation of sound by aerodynamic sources in an inhomogeneous steady flow
A75-26463
- RECONNAISSANCE AIRCRAFT**
Flight tests with the V/STOL experimental aircraft VAK 191 B
A75-27985
- REDUNDANT COMPONENTS**
Flight-critical digital control system evaluation [AIAA PAPER 75-566]
A75-26725
- REGRESSION ANALYSIS**
Evaluation of flight tests of the PIAT G-91 T3 by means of regression analysis
N75-19259
- RELIABILITY ANALYSIS**
Airborne electronics for automated flight systems
N75-20232
- RELIABILITY ENGINEERING**
Reliability life cycle of a complex electronic airborne equipment
A75-27839
- REMOTE CONTROL**
Development of a remote digital augmentation system and application to a remotely piloted research vehicle [NASA-TN-D-7941]
N75-20293
- REMOTELY PILOTED VEHICLES**
Computer simulation of maintenance for multi-mission RPV's [AD-A003351]
N75-20253
- RESEARCH AIRCRAFT**
Development of a remote digital augmentation system and application to a remotely piloted research vehicle [NASA-TN-D-7941]
N75-20293
- RESEARCH FACILITIES**
University research in aeronautics
N75-20241
- RESEARCH PROJECTS**
Manufacturer's overview
N75-19207
University research in aeronautics
N75-20241
General aviation's future need for research
N75-20242
University research in aeronautics
N75-20243
Quarterly bulletin of the Division of Mechanical Engineering and the National Aeronautical Establishment, 1 October - 31 December 1974 [DME/NAE-1974(4)]
N75-20249
- RETARDING**
On fatigue crack arresting by a stop-hole in 2024-T3 aluminum alloy sheet specimens [NAL-TR-359]
N75-19413
- REYNOLDS NUMBER**
The disappearance of the wake shock behind a cylinder in a supersonic flow at high Reynolds number
A75-26414
- RIGID ROTORS**
Flapping response characteristics of hingeless rotor blades by a generalized harmonic balance method
N75-19166
- ROLL**
Roll paper pilot --- mathematical model for predicting pilot rating of aircraft in roll task
N75-19134
Selected examples of the evaluation of VAK 191 B flight tests --- roll control characteristic in hovering flight
N75-19266
- ROLLING MOMENTS**
A flight test investigation of the rolling moments induced on a T-37B airplane in the wake of a B-747 airplane [NASA-TN-X-56031]
N75-20221
- ROTARY WINGS**
The computation of aerodynamic loads on helicopter blades in forward flight, using the method of the acceleration potential --- Book
A75-26700
Extension of the lifting line model for the helicopter rotor
A75-28194
- A specialised recording system for the measurement of helicopter rotor blade performance in flight
A75-28770
Helicopter rotor-produced modulation and aerial field distribution in the band 30 to 76 MHz [RAE-TR-74032]
N75-19217
Wind tunnel investigation of helicopter rotor wake effects on three helicopter fuselage models [NASA-TN-X-3185-SUPPL]
N75-20294
Major Item Special Study (MISS), UH-1H tail rotor hangers [AD-A003263]
N75-20325
- ROTATING BODIES**
Rotation in vibration, optimization, and aeroelastic stability problems
N75-19167
- ROTOR AERODYNAMICS**
Flapping response characteristics of hingeless rotor blades by a generalized harmonic balance method
N75-19166
Wind tunnel investigation of helicopter rotor wake effects on three helicopter fuselage models [NASA-TN-X-3185-SUPPL]
N75-20294
- ROTOR BLADES**
Aerodynamic design of a rotor blade for minimum noise radiation
N75-19221
- ROTOR BLADES (TURBOMACHINERY)**
Effect of interference between moving blade rows on cascade flutter. I - Experiment on compressor cascade in flexure mode
A75-26553
The role of rotor blade blockage in the propagation of fan noise interaction tones [AIAA PAPER 75-447]
A75-27927
- ROTORS**
Tests of laser metal removal for future flexible rotor balancing in engines [SAE PAPER 750170]
A75-26591
Shake test of rotor test apparatus in the 40- by 80-foot wind tunnel [NASA-TN-X-62418]
N75-20350

S

- S WAVES**
Ratio of peak frequencies of jet self and shear noise spectra
A75-28400
- S-N DIAGRAMS**
Relation between scatter of fatigue life and S-N curve in aircraft structural aluminium alloy 2024-T4 [NAL-TR-360]
N75-19414
- SAAB AIRCRAFT**
A SAAB-SCANIA developed method for obtaining stability derivatives from flight tests
N75-19260
- SAAB 37 AIRCRAFT**
Characteristics of the AJ 37 aircraft: Comparison of the results of wind tunnel and flight tests --- noting elasticity correction for wind tunnel model
N75-19261
- SAFETY DEVICES**
Flight test evaluation of SECANT VECAS collision avoidance system [AD-A002281]
N75-19220
- SAFETY FACTORS**
Development of a scientific basis for analysis of aircraft seating systems [AD-A004306]
N75-20273
Development of scratch and spall resistant windshields [AD-A002513]
N75-20300
- SAMOA**
Pan American World Airways, Incorporated Boeing 707-321B, N454PA, Pago Pago, American Samoa, 30 January 1974 [PB-238478/2]
N75-20277
- SCALE MODELS**
An investigation of the noise from a scale model of an engine exhaust system --- turbojet noise measurement [AIAA PAPER 75-459]
A75-27929
Propulsive-lift noise of an upper surface blown flap configuration [AIAA PAPER 75-470]
A75-27931

SCOOPS

SCOOPS

Wind tunnel tests of a symmetrical airfoil with
scoop fed slots
[NASA-CR-132568] N75-19183

SEAT BELTS
Crash survivability N75-19203

SEATS
Development of a scientific basis for analysis of
aircraft seating systems
[AD-A004306] N75-20273

SELF ADAPTIVE CONTROL SYSTEMS
Self-testing digital flight control applications
[AIAA PAPER 75-568] A75-26727

SELF OSCILLATION
Ratio of peak frequencies of jet self and shear
noise spectra A75-28400

SEPARATED FLOW
Starting vortex, separation bubbles and stall - A
numerical study of laminar unsteady flow around
an airfoil A75-26212

Heat transfer in separated and reattached flows -
An annotated review A75-26685

Influence of sound upon separated flow over wings
around a circular cylinder A75-27495

The three-dimensional character of a cross flow
around a circular cylinder A75-28654

The coexistence of two supersonic plane flows in
the presence of a longitudinal pressure gradient
N75-20209

SERVO MECHANISMS
Design and fatigue testing of integral armored
servo actuator modified trunnion
[AD-A002069] N75-19235

SHARP LEADING EDGES
Hypersonic flow past pointed and blunt bodies with
a concave generatrix A75-26896

SHEAR FLOW
Developments in jet noise modeling - Theoretical
predictions and comparisons with measured data
[AIAA PAPER 75-477] A75-27933

SHEAR STRESS
Shear lag analysis of thick skin aircraft structures
[ATN-7404] N75-19225

SHOCK WAVE GENERATORS
The disappearance of the wake shock behind a
cylinder in a supersonic flow at high Reynolds
number A75-26414

SHOCK WAVE INTERACTION
Interaction between a sonic boom N-wave and an
obstacle near corner points A75-28665

Evaluation of some control-volume techniques for
analysis of shock-boundary layer interactions in
supersonic inlets N75-20256
[NASA-TN-X-3186]

Boundary layer effects in supersonic flow over
cylinder-flare bodies N75-20257
[WRE-REPT-1238 (WR/D)]

SHOCK WAVE PROFILES
Hypersonic flow past pointed and blunt bodies with
a concave generatrix A75-26896

SHOCK WAVE PROPAGATION
Theory of transonic flow around a profile A75-28651

SHOCK WAVES
Boundary layer effects in supersonic flow over
cylinder-flare bodies N75-20257
[WRE-REPT-1238 (WR/D)]

SHORT HAUL AIRCRAFT
Evaluation of advanced lift concepts and fuel
conservative short-haul aircraft, volume 1
[NASA-CR-137525] N75-20291

Evaluation of advanced lift concepts and fuel
conservative short-haul aircraft, volume 2
[NASA-CR-137526] N75-20292

Evaluation of active control technology for short
haul aircraft --- cost effectiveness
[NASA-CR-137634] N75-20344

SUBJECT INDEX

SHORT TAKEOFF AIRCRAFT

Interior noise considerations for powered-lift
STOL aircraft N75-19248
[NASA-TN-X-72675]

A theoretical method for calculating the
aerodynamic characteristics of arbitrary
ejector-jet-flapped wing: Theoretical analysis
[AD-A002319] N75-20271

SIDE INLETS
Wind tunnel tests of a symmetrical airfoil with
scoop fed slots N75-19183
[NASA-CR-132568]

SIDESLIP
Sideslip of wing-body combinations --- disturbance
theory for predicting aerodynamics of aircraft
in sideslip N75-20260
[NASA-CR-114716]

SIGNAL ANALYSIS
Characteristics of MLS signals and their effect on
flight control systems --- Microwave Landing
Systems A75-28791

SIGNAL PROCESSING
The range of airborne processing available to the
future user of the Doppler MLS --- Microwave
Landing Systems A75-28792

Astrolabe - A synthetic circular aperture system
for landing and navigation A75-28793

SKIN (STRUCTURAL MEMBER)
Shear lag analysis of thick skin aircraft structures
[ATN-7404] N75-19225

SLENDER BODIES
Wind tunnel studies of the turbulent wake behind
self propelled slender bodies N75-20272
[AD-A002396]

SLENDER CONES
Calculation of heat transfer at the lines of flow
of a three-dimensional boundary layer in a
nonuniform external flow A75-26894

SLENDER WINGS
Longitudinal aerodynamic derivatives of a slender
delta-wing research aircraft extracted from
flight data N75-20258
[CRANFIELD-AERO-27]

SMALL PERTURBATION FLOW
The computation of aerodynamic loads on helicopter
blades in forward flight, using the method of
the acceleration potential --- Book A75-26700

SONIC BOOMS
Aeroacoustics: Fan, STOL, and boundary layer
noise; sonic boom; aeroacoustic instrumentation
--- Book A75-28626

Interaction between a sonic boom N-wave and an
obstacle near corner points A75-28665

SOUND FIELDS
Development of acoustic disturbances in supersonic
annular jets A75-26234

Radiation of duct noise out through a jet flow ---
acoustic field model for aircraft engine
[AIAA PAPER 75-457] A75-27928

An experimental study of the structure and
acoustic field of a jet in a cross stream
[AIAA PAPER 75-460] A75-28348

On the instability of a sound-influenced free jet
[ESRO-TT-122] N75-20267

SOUND GENERATORS
The generation of sound by aerodynamic sources in
an inhomogeneous steady flow A75-26463

The use of Hartmann generators as sources of high
intensity sound in a large absorption flow duct
facility A75-27939
[AIAA PAPER 75-529]

SOUND PRESSURE
New evidence of the mechanisms of noise generation
and radiation of a subsonic jet A75-28717

SOUND PROPAGATION
Influence of sound upon separated flow over wings
A75-27495

SUBJECT INDEX

STRUCTURAL WEIGHT

- Spinning mode sound propagation in ducts with acoustic treatment
A75-27854
- Propagation of aircraft noise near airports - Effects of hillsides, inversions and source directionality
A75-27859
- Effects of friction and heat conduction on sound propagation in ducts
[AIAA PAPER 75-520]
A75-28349
- SOUND TRANSMISSION**
Noise generation and transmission in duct combustors
[AIAA PAPER 75-527]
A75-27938
- SPACECRAFT COMMUNICATION**
Air Traffic Control demonstration aspects of the Applications Technology Satellite-6
[AIAA PAPER 75-562]
A75-26723
- SPHERES**
Numerical study of heat exchange at the stagnation point of a sphere situated in a hypersonic stream of carbon dioxide gas
A75-26888
- SPRINT MISSILE**
Tiedown tests for air transport of the XM542 sprint container
[AD-A001844]
N75-19210
- STABILITY DERIVATIVES**
Estimates of the stability derivatives of a helicopter and a V/STOL aircraft from flight data
A75-28201
- Longitudinal aerodynamic derivatives of a slender delta wing research aircraft extracted from flight data
[CRANFIELD-AERO-27]
N75-19175
- Determination of aircraft characteristics from flight tests
[BSRO-TT-104]
N75-19252
- A SAAB-SCANIA developed method for obtaining stability derivatives from flight tests
N75-19260
- Determination of derivatives by a model with automatic parameter --- analog circuit
N75-19265
- Estimates of the stability derivatives of a helicopter and a V/STOL aircraft from flight data
N75-20250
- Longitudinal aerodynamic derivatives of a slender delta-wing research aircraft extracted from flight data
[CRANFIELD-AERO-27]
N75-20258
- STAGNATION POINT**
Numerical study of heat exchange at the stagnation point of a sphere situated in a hypersonic stream of carbon dioxide gas
A75-26888
- STATE VECTORS**
Eigenvalue/eigenvector assignment for multivariable systems --- linear state feedback control
A75-26312
- STATISTICAL ANALYSIS**
Annual reviews of aircraft accident data US Air Carrier operations, 1973
[PB-238281/0]
N75-20276
- STEADY FLOW**
The generation of sound by aerodynamic sources in an inhomogeneous steady flow
A75-26463
- STOCHASTIC PROCESSES**
Stability analysis of stochastic composite systems --- application to control of aircraft and nonlinear systems
A75-27919
- Design of a digital-stability augmentation and control system with gust alleviation and modal suppression
A75-28432
- STRATIFIED FLOW**
The coexistence of two supersonic plane flows in the presence of a longitudinal pressure gradient
N75-20209
- STRESS ANALYSIS**
Shear lag analysis of thick skin aircraft structures
[ATN-7404]
N75-19225
- STRESS CONCENTRATION**
Stress intensity factors for some through-cracked fastener holes
A75-28236
- Influence of fuselage flexibility on the stress-strain state of the wing
A75-28668
- STRESS MEASUREMENT**
Development of an R.F. telemetry system --- for aircraft engine stress and temperature data
A75-28778
- STRUCTURAL ANALYSIS**
OH-58A propulsion system vibration investigation
[AD-A002672]
N75-20341
- STRUCTURAL DESIGN**
Characterization of advanced composite materials for structural design --- of aircraft
A75-27695
- STRUCTURAL DESIGN CRITERIA**
Aerodynamic design of a rotor blade for minimum noise radiation
N75-19221
- Operational use of the UH-1 H helicopters in Arctic environment
[AD-A002603]
N75-19236
- Some trends in aircraft design: Structure
N75-20235
- STRUCTURAL ENGINEERING**
An improved automated structural optimization program
[AD-A002688]
N75-19237
- The future of aeronautics
[NASA-CR-142559]
N75-20222
- STRUCTURAL FAILURE**
Analysis of in-flight disintegration accidents
N75-19197
- STRUCTURAL MEMBERS**
A structural weight estimation program (SWEEP) for aircraft. Volume 1: Executive summary
[AD-A002850]
N75-20301
- A structural weight estimation program (SWEEP) for aircraft. Volume 2: Program integration and data management module. Part 1: Program integration
[AD-A002852]
N75-20302
- A structural weight estimation program (SWEEP) for aircraft. Volume 2: Program integration and data management module. Part 2: Data management module
[AD-A002853]
N75-20303
- STRUCTURAL VIBRATION**
On the viscous flow about the trailing edge of a rapidly oscillating plate
A75-26469
- Determination of the dynamic characteristics of a helicopter by the branch-modes method
A75-26479
- STRUCTURAL WEIGHT**
A structural weight estimation program (SWEEP) for aircraft. Volume 1: Executive summary
[AD-A002850]
N75-20301
- A structural weight estimation program (SWEEP) for aircraft. Volume 2: Program integration and data management module. Part 1: Program integration
[AD-A002852]
N75-20302
- A structural weight estimation program (SWEEP) for aircraft. Volume 2: Program integration and data management module. Part 2: Data management module
[AD-A002853]
N75-20303
- A structural weight estimation program (SWEEP) for aircraft. Volume 2: Program integration and data management module. Appendix A: Data management module flow charts and FORTRAN lists
[AD-A002851]
N75-20304
- A structural weight estimation program (SWEEP) for aircraft. Volume 3: Airloads estimation module
[AD-A002854]
N75-20305
- A structural weight estimation program (SWEEP) for aircraft. Volume 3: Airloads estimation module. Appendix A: Module flow charts and FORTRAN lists. Appendix B: Sample output
[AD-A002855]
N75-20306
- A structural weight estimation program (SWEEP) for aircraft. Volume 4: Material properties, structure temperature, flutter and fatigue
[AD-A002856]
N75-20307
- A structural weight estimation program (SWEEP) for aircraft. Volume 5: Air induction system and landing gear modules. Part 1: Air induction system module
[AD-A002857]
N75-20308

- A structural weight estimation program (SWEEP) for aircraft. Volume 5: Air induction system and landing gear modules. Part 2: Landing gear module
[AD-A002858] N75-20309
- A structural weight estimation program (SWEEP) for aircraft. Volume 6: Wing and empennage module. Book 1: Technical discussion sections 1 and 2
[AD-A002864] N75-20310
- A structural weight estimation program (SWEEP) for aircraft. Volume 6: Wing and empennage module. Book 2: Technical discussion, sections 3 and 4
[AD-A002865] N75-20311
- A structural weight estimation program (SWEEP) for aircraft. Volume 6: Wing and empennage module. Book 3: Technical discussion, section 5
[AD-A002866] N75-20312
- A structural weight estimation program (SWEEP) for aircraft. Volume 6: Wing and empennage module. Appendix A: General information for module flow charts and listings. Appendix B: Program flow charts, overlays (8,0), (14,0), (15,0), (16,0) and (17,0)
[AD-A002859] N75-20313
- A structural weight estimation program (SWEEP) for aircraft. Volume 6: Wing and empennage module. Appendix C: Program flow charts, overlays (9,0) and (10,0)
[AD-A002860] N75-20314
- A structural weight estimation program (SWEEP) for aircraft. Volume 6: Wing and empennage module. Appendix D: Program flow charts, overlay (18,0)
[AD-A002861] N75-20315
- A structural weight estimation program (SWEEP) for aircraft. Volume 6: Wing and empennage module. Appendix E: Program listings, overlays (8,0), (14,0), (15,0), (16,0), and (17,0)
[AD-A002862] N75-20316
- A structural weight estimation program (SWEEP) for aircraft. Volume 6: Wing and empennage module. Appendix F: Program listings, overlays (9,0), (10,0) and (18,0)
[AD-A002863] N75-20317
- A structural weight estimation program (SWEEP) for aircraft. Volume 7: Fuselage module
[AD-A002867] N75-20318
- A structural weight estimation program (SWEEP) for aircraft. Volume 7: Fuselage module. Appendix A: Module flow charts and FORTRAN lists. Appendix B: Fuselage module sample output
[AD-A002868] N75-20319
- A structural weight estimation program (SWEEP) for aircraft. Volume 8: Programmer's manual
[AD-A002869] N75-20320
- A structural weight estimation program (SWEEP) for aircraft. Volume 9: User's manual
[AD-A002870] N75-20321
- A structural weight estimation program (SWEEP) for aircraft. Volume 9: User's manual, appendix A
[AD-A002871] N75-20322
- A structural weight estimation program (SWEEP) for aircraft. Volume 10: Flutter optimization stand-alone program
[AD-A002872] N75-20323
- A structural weight estimation program (SWEEP) for aircraft. Volume 11: Flexible airloads stand-alone program
[AD-A002873] N75-20324
- SUBSONIC AIRCRAFT**
- On the future of jet propulsion in subsonic transport aviation A75-27777
- New evidence of the mechanisms of noise generation and radiation of a subsonic jet A75-28717
- SUBSONIC FLOW**
- A subsonic axisymmetric wake in a viscous gas A75-26891
- Theoretical and experimental studies of discrete-tone rotor-stator interaction noise [AIAA PAPER 75-443] A75-27926
- Subsonic jet noise in flight based on some recent wind-tunnel tests [AIAA PAPER 75-462] A75-27930
- SUBSONIC SPEED**
- Experimental aerodynamic characteristics for a cylindrical body of revolution with side strakes and various noses at angles of attack from 0 degrees to 58 degrees and Mach numbers from 0.6 to 2.0 [NASA-TN-X-3130] N75-19181
- SUBSONIC WIND TUNNELS**
- An experimental study of the structure and acoustic field of a jet in a cross stream [AIAA PAPER 75-460] A75-28348
- SUCTION**
- Characteristics of pressure fluctuations in distributed suction of a turbulent boundary layer A75-27052
- SUPERCAVITATING FLOW**
- Lift coefficients on a supercavitating jet-flapped foil between rigid walls A75-26554
- SUPERCONDUCTIVITY**
- Program for the development of a superconducting generator. Part 1: Phase 1 --- including critical component tests [AD-A001649] N75-19546
- SUPERCritical FLOW**
- Unsteady lift forces on a vibrating cylinder in a supercritical flow A75-26480
- SUPERCritical WINGS**
- Opportunities for aerodynamic-drag reduction N75-20237
- SUPERHIGH FREQUENCIES**
- Dual band airborne antenna study [AD-A002043] N75-19219
- SUPERSONIC AIRCRAFT**
- Multi-slot film cooling of supersonic aircraft using air as a coolant [AD-A002673] N75-19239
- Development of longitudinal handling qualities criteria for large advanced supersonic aircraft [NASA-CR-137635] N75-20345
- SUPERSONIC COMPRESSORS**
- The coexistence of two supersonic plane flows in the presence of a longitudinal pressure gradient N75-20209
- SUPERSONIC FLOW**
- The disappearance of the wake shock behind a cylinder in a supersonic flow at high Reynolds number A75-26414
- Supersonic flow past intersecting surfaces --- wings A75-26882
- The coexistence of two supersonic plane flows in the presence of a longitudinal pressure gradient N75-20209
- SUPERSONIC INLETS**
- Evaluation of some control-volume techniques for analysis of shock-boundary layer interactions in supersonic inlets [NASA-TN-X-3186] N75-20256
- SUPERSONIC JET FLOW**
- Development of acoustic disturbances in supersonic annular jets A75-26234
- The impingement of non-uniform, axisymmetric, supersonic jets on a perpendicular flat plate A75-26684
- A problem in supersonic jet theory A75-26697
- Supersonic jet noise suppression with multistage nozzle/ejectors [AIAA PAPER 75-501] A75-27936
- Some recent developments in supersonic jet noise reduction [AIAA PAPER 75-502] A75-27937
- SUPERSONIC NOZZLES**
- Experimental and theoretical analysis of three dimensional turbulent boundary layers in a curved supersonic channel A75-26476
- A method of calculating aerodynamic-nozzle profiles with passage through the sound barrier A75-26881
- Some recent developments in supersonic jet noise reduction [AIAA PAPER 75-502] A75-27937
- SUPERSONIC TRANSPORTS**
- Flight-critical digital control system evaluation [AIAA PAPER 75-566] A75-26725

SUBJECT INDEX

TEST EQUIPMENT

Paper pilot ponders supersonic transports N75-19135

Low-speed wind-tunnel tests of a 1/10-scale model of a blended arrow advanced supersonic transport --- aerodynamic control and stability [NASA-TM-X-72671] N75-19226

Comparison of parametric duct-burning turbofan and non-afterburning turbojet engines in a Mach 2.7 transport [NASA-TM-X-71679] N75-19247

SUPERSONIC WAKES
The disappearance of the wake shock behind a cylinder in a supersonic flow at high Reynolds number A75-26414

SURFACE PROPERTIES
Supersonic flow past intersecting surfaces --- wings A75-26882

SURVEILLANCE RADAR
Multi-site intermittent positive control algorithms for the discrete address beacon system [AD-A001112/2] N75-19214
Provisional message formats for the DABS/NAS interface (revision 1) [FAA-RD-74-63-A] N75-19216

SWEPT WINGS
An example of boundary layer flow with two instability regions A75-28680

SYSTEMS ENGINEERING
An experimental TDMA network for airborne warning and control systems interoperability demonstrations [AIAA PAPER 75-563] A75-26724
Application of digital systems to Army avionics [AIAA PAPER 75-587] A75-26738
Interaction of military/civil position location and reporting systems --- of ATC [AIAA PAPER 75-561] A75-28467
System approach to civil aircraft navigation using digital technology [AIAA PAPER 75-572] A75-28469
Development of an R.F. telemetry system --- for aircraft engine stress and temperature data A75-28778

A structural weight estimation program (SWEEP) for aircraft. Volume 1: Executive summary [AD-A002850] N75-20301

A structural weight estimation program (SWEEP) for aircraft. Volume 2: Program integration and data management module. Part 1: Program integration [AD-A002852] N75-20302

SYSTEMS STABILITY
Stability analysis of stochastic composite systems --- application to control of aircraft and nonlinear systems A75-27919

T

TACAN
TACAN/DME digital data broadcast design plan. Volume 1: Operational analysis [AD-A001403/5] N75-19213

TAIL ASSEMBLIES
Wind tunnel tests of a symmetrical airfoil with scoop fed slots [NASA-CR-132568] N75-19183

A structural weight estimation program (SWEEP) for aircraft. Volume 6: Wing and empennage module. Book 1: Technical discussion sections 1 and 2 [AD-A002864] N75-20310

A structural weight estimation program (SWEEP) for aircraft. Volume 6: Wing and empennage module. Book 2: Technical discussion, sections 3 and 4 [AD-A002865] N75-20311

A structural weight estimation program (SWEEP) for aircraft. Volume 6: Wing and empennage module. Book 3: Technical discussion, section 5 [AD-A002866] N75-20312

A structural weight estimation program (SWEEP) for aircraft. Volume 6: Wing and empennage module. Appendix A: General information for module flow charts and listings. Appendix B: Program flow charts, overlays (8,0), (14,0), (15,0), (16,0) and (17,0) [AD-A002859] N75-20313

A structural weight estimation program (SWEEP) for aircraft. Volume 6: Wing and empennage module. Appendix C: Program flow charts, overlays (9,0) and (10,0) [AD-A002860] N75-20314

A structural weight estimation program (SWEEP) for aircraft. Volume 6: Wing and empennage module. Appendix D: Program flow charts, overlay (18,0) [AD-A002861] N75-20315

A structural weight estimation program (SWEEP) for aircraft. Volume 6: Wing and empennage module. Appendix E: Program listings, overlays (8,0), (14,0), (15,0), (16,0), and (17,0) [AD-A002862] N75-20316

A structural weight estimation program (SWEEP) for aircraft. Volume 6: Wing and empennage module. Appendix F: Program listings, overlays (9,0), (10,0) and (18,0) [AD-A002863] N75-20317

Major Item Special Study (MISS), UH-1H tail rotor hangers [AD-A003263] N75-20325

TAIL SURFACES
A method for calculating unsteady forces due to interaction between tail surfaces A75-26477

TAKOFF RUNS
Take-off instrument for assessing achieved performance during take-off and a take-off accident analysed in context A75-28769

TECHNOLOGICAL FORECASTING
New horizons in air traffic control [AIAA PAPER 75-569] A75-26728
On the future of jet propulsion in subsonic transport aviation A75-27777
The next forty years in aviation N75-20228

TECHNOLOGY ASSESSMENT
Digital avionics - An overview --- Air Traffic Control Radar Beacon System [AIAA PAPER 75-553] A75-26721
Digital flight control systems - Considerations in implementation and acceptance [AIAA PAPER 75-577] A75-26734
Fly-by-wire and control configured vehicles - Rewards and risks A75-27367

'By the application of power' /21st Cayley Memorial Lecture/ --- technical survey of aircraft engines A75-27368

Deutsche Gesellschaft fuer Luft- und Raumfahrt, Yearbook 1973 --- German book A75-27978

European aeronautics and astronautics at the crossroads A75-27981

TECHNOLOGY TRANSFER
Tests of laser metal removal for future flexible rotor balancing in engines [SAE PAPER 750170] A75-26591

TELEMETRY
Development of an R.F. telemetry system --- for aircraft engine stress and temperature data A75-28778
Wide bandwidth optical telemetry link for ground testing of equipment in high EMI environments A75-28781
Provisional message formats for the DABS/NAS interface (revision 1) [FAA-RD-74-63-A] N75-19216

TEMPERATURE MEASURING INSTRUMENTS
Development of an R.F. telemetry system --- for aircraft engine stress and temperature data A75-28778

TENNESSEE
Delta Air Lines Incorporated McDonnell Douglas DC-9-32, N3323L, Chattanooga Municipal Airport, Chattanooga, Tennessee [PB-238479/0] N75-20278

TEST EQUIPMENT
Digital avionics information system /DAIS/ integrated test bed development [AIAA PAPER 75-588] A75-26739

THEODOLITES

THEODOLITES

Evaluation of the Rubino procedure for radio telemetric theodolite positioning
[AD-A004317] N75-20353

THERMAL INSULATION
Multi-slot film cooling of supersonic aircraft using air as a coolant
[AD-A002673] N75-19239

THERMAL RESISTANCE
Processable high temperature resistant polymer matrix materials
[NASA-TM-X-71682] N75-19367

THERMODYNAMIC CYCLES
On the future of jet propulsion in subsonic transport aviation
A75-27777
Part load specific fuel consumption of gas turbines
A75-28650

THERMODYNAMIC EFFICIENCY
Part load specific fuel consumption of gas turbines
A75-28650
Quarterly bulletin of the Division of Mechanical Engineering and the National Aeronautical Establishment, 1 October - 31 December 1974
[DME/NAE-1974(4)] N75-20249

THIN AIRFOILS
Cavitating flow past a vibrating thin-section wing profile
A75-26895

THIN FILMS
Feasibility of adapting a thin film permeable membrane to jet transport fuel tank inerting system
[AD-A003799] N75-20295

THIN WALLS
Nonlinear torsional vibrations of thin-walled beams of open section
A75-26410

THREE DIMENSIONAL BOUNDARY LAYER
Experimental and theoretical analysis of three dimensional turbulent boundary layers in a curved supersonic channel
A75-26476
Calculation of heat transfer at the lines of flow of a three-dimensional boundary layer in a nonuniform external flow
A75-26894

THREE DIMENSIONAL FLOW
Calculation of the flow around blunted, nonsymmetric cones with large aperture angle
A75-28652
The three-dimensional character of a cross flow around a circular cylinder
A75-28654

THREE DIMENSIONAL MOTION
Mechanics of optimum three-dimensional motion of aircraft in the atmosphere
[NASA-TT-F-777] N75-19182

THRUST REVERSAL
Noise of model target type thrust reversers for engine-over-the-wing applications
A75-27853
Some notes on the thermodynamics of thrust reversal in flight
N75-20212
Performance of an isolated two-dimensional variable-geometry wedge nozzle with translating shroud and collapsing wedge at speeds up to Mach 2.01
[NASA-TN-D-7906] N75-20247

TIME DIVISION MULTIPLEXING
An experimental TDMA network for airborne warning and control systems interoperability demonstrations
[AIAA PAPER 75-563] A75-26724
What have we learned from applying digital technology to cabin/passenger multiplex systems --- cost and weight analysis
[AIAA PAPER 75-574] A75-26732
SEEK BUS - A time division multiple access system --- ATC applications
[AIAA PAPER 75-564] A75-28468

TIME SIGNALS
The U.S. Candidate Microwave Landing System - A new generation of avionics/ground equipment
[AIAA PAPER 75-607] A75-28472

SUBJECT INDEX

TORSIONAL VIBRATION

Nonlinear torsional vibrations of thin-walled beams of open section
A75-26410

TOXIC HAZARDS
A study of the effects on mice of smoke and gases from controlled fires in simulated aircraft cabins
A75-27073

TRACKING (POSITION)
The STRADA flight path tracking system
[RAE-LIB-TRANS-1813] N75-19209

TRAILING EDGES
On the viscous flow about the trailing edge of a rapidly oscillating plate
A75-26469
Inviscid to turbulent transition of trailing vortices
[NASA-CR-142298] N75-19172

TRAJECTORY ANALYSIS
Analysis of in-flight disintegration accidents
N75-19197

TRAJECTORY CONTROL
A concept of flight dynamics control --- for aircraft
A75-27180

TRANSONIC FLOW
Survey on two calculation methods in transonic regime
A75-28096
Theory of transonic flow around a profile
A75-28651
Study of transonic flow over various bodies
N75-19169
A method for predicting unsteady aerodynamic forces on oscillating wings with thickness in transonic flow near Mach number 1. Part 1: Two-dimensional theory. Part 2: Rectangular wings
[NAL-TR-368T-PT-1] N75-19174
An exact solution for transonic potential flow past aerofoil sections
[NAL-TR-383] N75-19176
Determination by means of hydraulic analogy of the transonic flow in a blade cascade
N75-20213

TRANSONIC NOZZLES
A method of profiling short two-dimensional nozzles --- for transonic wind tunnels
A75-26880

TRANSONIC SPEED
Experimental aerodynamic characteristics for a cylindrical body of revolution with side strakes and various noses at angles of attack from 0 degrees to 58 degrees and Mach numbers from 0.6 to 2.0
[NASA-TM-X-3130] N75-19181

TRANSONIC WIND TUNNELS
A method of profiling short two-dimensional nozzles --- for transonic wind tunnels
A75-26880

TRANSPORT AIRCRAFT
Digital flight control systems - Considerations in implementation and acceptance
[AIAA PAPER 75-577] A75-26734
Integration of aft-fuselage-mounted flow through engine nacelles on an advanced transport configuration at Mach numbers from 0.6 to 1.0
[NASA-TM-X-3178] N75-19180
Fuel conservation possibilities for terminal area compatible aircraft
[NASA-CR-132608] N75-19224
Special study: Safety aspects of emergency evacuations from air carrier aircraft
[PB-238269/5] N75-20275

TRANSPORTATION
Some air cushion technology research in Canada
N75-20251

TURBINE BLADES
High-temperature alloys and the aircraft gas turbine
A75-27877
Metal matrix composites for aircraft propulsion systems
[NASA-TM-X-71685] N75-19245
Determination by means of hydraulic analogy of the transonic flow in a blade cascade
N75-20213

- Measurement and analysis of the unsteady normal force and pitching moment on an axial flow fan rotor blade element
[AD-A002739] N75-20343
- TURBINE ENGINES**
Non-dimensional methods for the measurement of level flight performance of turbine engine helicopters
[ESDU-74042] N75-20289
- TURBOCOMPRESSORS**
Effect of interference between moving blade rows on cascade flutter. I - Experiment on compressor cascade in flexure mode
A75-26553
Elementary method of graphic replotting of a characteristic of an uncooled turbocompressor when the intake temperature and number of revolutions are varied
A75-26672
Theoretical and experimental studies of discrete-tone rotor-stator interaction noise
[AIAA PAPER 75-443] A75-27926
- TURBOFAN ENGINES**
On the future of jet propulsion in subsonic transport aviation
A75-27777
Radiation of duct noise out through a jet flow --- acoustic field model for aircraft engine
[AIAA PAPER 75-457] A75-27928
Comparison of parametric duct-burning turbofan and non-afterburning turbojet engines in a Mach 2.7 transport
[NASA-TM-X-71679] N75-19247
Impact of turbine modulation on variable-cycle engine performance. Phase 1 and 2: Design fabrication and rig test, part 1
[AD-A002543] N75-20337
Impact of turbine modulation on variable-cycle engine performance. Phase 3: Engine modification and sea level test, part 2
[AD-A002544] N75-20338
Impact of turbine modulation on variable-cycle engine performance. Phase 4: Additional hardware design and fabrication, engine modification, and altitude test, part 3A
[AD-A002545] N75-20339
Impact of turbine modulation on variable-cycle engine performance. Phase 4: Additional hardware design and fabrication, engine modification, and altitude test, part 3B
[AD-A002546] N75-20340
- TURBOFANS**
Theoretical and experimental studies of discrete-tone rotor-stator interaction noise
[AIAA PAPER 75-443] A75-27926
The role of rotor blade blockage in the propagation of fan noise interaction tones
[AIAA PAPER 75-447] A75-27927
- TURBOJET ENGINES**
An investigation of the noise from a scale model of an engine exhaust system --- turbojet noise measurement
[AIAA PAPER 75-459] A75-27929
Jet noise suppressors for turbojet engines
A75-28227
Rotating engine design and cycle analysis program
[AD-A002314] N75-20342
- TURBOMACHINE BLADES**
Lifting surface theory for a rotating subsonic or transonic blade row
[ARC-R/M-3740] N75-19185
- TURBOMACHINERY**
Unified analysis of ducted turbomachinery noise
A75-27861
- TURBULENCE EFFECTS**
Analysis of thick turbulent jet flowing round: A circular cylinder
N75-19168
- TURBULENT BOUNDARY LAYER**
The expansion of a hypersonic turbulent boundary layer at a sharp corner
A75-26466
Experimental and theoretical analysis of three dimensional turbulent boundary layers in a curved supersonic channel
A75-26476
Characteristics of pressure fluctuations in distributed suction of a turbulent boundary layer
A75-27052
- TURBULENT FLOW**
Analysis of thick turbulent jet flowing round: A circular cylinder
N75-19168
- TURBULENT HEAT TRANSFER**
The prediction of turbulent heat transfer to wedge compression corners and cylinder-flare bodies at hypersonic speeds
[IC-AERO-73-03] N75-20264
- TURBULENT JETS**
Developments in jet noise modeling - Theoretical predictions and comparisons with measured data
[AIAA PAPER 75-477] A75-27933
Ratio of peak frequencies of jet self and shear noise spectra
A75-28400
- TURBULENT WAKES**
The three-dimensional character of a cross flow around a circular cylinder
A75-28654
The dynamic response of aircraft encountering aircraft wake turbulence
N75-19170
Inviscid to turbulent transition of trailing vortices
[NASA-CR-142298] N75-19172
On wake vortex alleviation
N75-20231
Wind tunnel studies of the turbulent wake behind self propelled slender bodies
[AD-A002396] N75-20272
Wind tunnel investigation of helicopter rotor wake effects on three helicopter fuselage models
[NASA-TM-X-3185-SUPPL] N75-20294
- TWISTED WINGS**
Determination of load factors for the impact of a profile against the surface of a liquid
A75-26879
- TWO DIMENSIONAL FLOW**
Heat transfer in separated and reattached flows - An annotated review
A75-26685
A method for predicting unsteady aerodynamic forces on oscillating wings with thickness in transonic flow near Mach number 1. Part 1: Two-dimensional theory. Part 2: Rectangular wings
[NAL-TR-368T-PT-1] N75-19174
Calculation of two-dimensional and axisymmetric bluff body potential flow
[IC-AERO-74-07] N75-19191
- TWO DIMENSIONAL JETS**
A problem in supersonic jet theory
A75-26697

U

- UH-1 HELICOPTER**
Natural icing tests. UH-1H helicopter
[AD-A002077] N75-19194
Major Item Special Study (MISS), UH-1C tail rotor blade
[AD-A001714] N75-19230
Operational use of the UH-1 H helicopters in Arctic environment
[AD-A002603] N75-19236
- UNIVERSITIES**
University research in aeronautics
N75-20241
General aviation's future need for research
N75-20242
University research in aeronautics
N75-20243
- UNSTEADY FLOW**
Starting vortex, separation bubbles and stall - A numerical study of laminar unsteady flow around an airfoil
A75-26212
A method for calculating unsteady forces due to interaction between tail surfaces
A75-26477
Nonlinear problem of the unsteady flow past an airfoil lattice
A75-28671
Unsteady viscous flow past a lifting plate
N75-19171

USER MANUALS (COMPUTER PROGRAMS)

SUBJECT INDEX

USER MANUALS (COMPUTER PROGRAMS)

- Users manual for UCIN vehicle occupant crash study model, version 2
[AD-A001801] N75-19211
- A structural weight estimation program (SWEEP) for aircraft. Volume 8: Programmer's manual
[AD-A002869] N75-20320
- A structural weight estimation program (SWEEP) for aircraft. Volume 9: User's manual
[AD-A002870] N75-20321
- A structural weight estimation program (SWEEP) for aircraft. Volume 9: User's manual, appendix A
[AD-A002871] N75-20322

V

V/STOL AIRCRAFT

- A pilot's report concerning the VTOL VAK 191 B
A75-26900
- Flight tests with the V/STOL experimental aircraft VAK 191 B
A75-27985
- Estimates of the stability derivatives of a helicopter and a V/STOL aircraft from flight data
A75-28201
- An experimental study of the structure and acoustic field of a jet in a cross stream
[AIAA PAPER 75-460] A75-28348
- The aerodynamic characteristics and trailing vortex wake of propeller V/STOL configurations
A75-28522
- Technical evaluation report on Fluid Dynamics Panel Symposium on V/STOL Aerodynamics
[AGARD-AR-78] N75-19585
- Estimates of the stability derivatives of a helicopter and a V/STOL aircraft from flight data
A75-20250

VAPORS

- Internal-combustion engine/vapour cycle combination
[OUEL-1097/74] N75-20336

VELOCITY DISTRIBUTION

- Computation of the velocity field induced by a planar source distribution approximating a symmetrical non-lifting wing in subsonic flow
[ARC-R/M-3751] N75-20262
- Some remarks on the induced velocity field of a lifting rotor and on Glauert's formula
[ARC-CP-1301] N75-20263

VERTICAL PERCEPTION

- A display evaluation methodology applied to vertical situation displays
N75-19137

VERTICAL TAKEOFF AIRCRAFT

- A theoretical method for calculating the aerodynamic characteristics or arbitrary ejector-jet-flapped wing: Theoretical analysis
[AD-A002319] N75-20271

VIBRATION

- Rotation in vibration, optimization, and aeroelastic stability problems
N75-19167

VIBRATION EFFECTS

- Vibration and temperature survey production AH-1G helicopter
[AD-A002063] N75-19231

VIBRATION METERS

- Application of a new slip-ringless propeller blade measurement system
A75-28771

VIBRATION TESTS

- OH-58A propulsion system vibration investigation
[AD-A002672] N75-20341
- Shake test of rotor test apparatus in the 40- by 80-foot wind tunnel
[NASA-TM-X-62418] N75-20350

VISCOUS FLOW

- A non-uniqueness of the hypersonic boundary layer
A75-26195
- On the viscous flow about the trailing edge of a rapidly oscillating plate
A75-26469
- A subsonic axisymmetric wake in a viscous gas
A75-26891
- Hypersonic, viscous gas flow around a wing of small aspect ratio
A75-28653
- Analytical comparison of hypersonic flight and wind tunnel viscous/inviscid flow fields
[NASA-CR-2489] N75-19586

VISCOUS FLUIDS

- Unsteady viscous flow past a lifting plate
N75-19171

VISUAL CONTROL

- A conformal head-up display for the visual approach
N75-19138

VISUAL FLIGHT RULES

- Engineering design handbook. Helicopter engineering, part 1: Preliminary design --- for VFR operation
[AD-A002007] N75-19238

VISUAL TASKS

- Effects of visual flight display dynamics on altitude tracking performance in a flight simulator
N75-19127
- Evaluation of tactical displays for flight control
N75-19132

VOLTERRA EQUATIONS

- Supersonic flow past intersecting surfaces --- wings
A75-26882

VORTEX SHEETS

- The range of validity in the case of two old investigations. I - The origin of lift. II - Collision and gliding processes on the liquid surface
A75-27990
- Flow past conically-cambered slender delta wings with leading-edge separation
[ARC-R/M-3748] N75-19186

VORTICES

- The aerodynamic characteristics and trailing vortex wake of propeller V/STOL configurations
A75-28522
 - The dynamic response of aircraft encountering aircraft wake turbulence
N75-19170
 - Inviscid to turbulent transition of trailing vortices
[NASA-CR-142298] N75-19172
 - On the calculation of non-linear aerodynamic characteristics and the near vortex wake
[AD-A002161] N75-19193
 - On wake vortex alleviation
N75-20231
- VORTICITY EQUATIONS**
- Starting vortex, separation bubbles and stall - A numerical study of laminar unsteady flow around an airfoil
A75-26212

W

WAKES

- A wake source model for an inclined flat plate in a uniform stream
[IC-AERO-74-08] N75-19192
- On the calculation of non-linear aerodynamic characteristics and the near vortex wake
[AD-A002161] N75-19193

WALL FLOW

- Experimental and theoretical analysis of three dimensional turbulent boundary layers in a curved supersonic channel
A75-26476

WALL PRESSURE

- Characteristics of pressure fluctuations in distributed suction of a turbulent boundary layer
A75-27052

WARNING SYSTEMS

- An experimental TDMA network for airborne warning and control systems interoperability demonstrations
[AIAA PAPER 75-563] A75-26724
- A new centralised warning display for aircraft
A75-28785
- Harove altitude warning system evaluation
[AD-A002583] N75-19241

WAVE DIFFRACTION

- Supersonic flow past intersecting surfaces --- wings
A75-26882

WEAPON SYSTEMS

- F-15 computational subsystem --- computer systems design
[AIAA PAPER 75-590] A75-28470

WEDGE FLOW

- The expansion of a hypersonic turbulent boundary layer at a sharp corner
A75-26466

- Interpretation of merged layer behavior for wedges
A75-27496
- WEDGES**
The prediction of turbulent heat transfer to wedge compression corners and cylinder-flare bodies at hypersonic speeds
[IC-AERO-73-03] N75-20264
- WELD TESTS**
Sound welds in wing boxes assured by three techniques
A75-26898
- WESTLAND AIRCRAFT**
Flight simulation of a Wessex helicopter: A validation exercise
[ARC-CP-1299] N75-20298
- WIND PROFILES**
Wind models for flight simulator certification of landing and approach guidance and control systems
[AD-A003801] N75-20352
- WIND TUNNEL MODELS**
Integration of aft-fuselage-mounted flow through engine nacelles on an advanced transport configuration at Mach numbers from 0.6 to 1.0
[NASA-TM-X-3178] N75-19180
- WIND TUNNEL TESTS**
Subsonic jet noise in flight based on some recent wind-tunnel tests
[AIAA PAPER 75-462] A75-27930
Effect of forward speed on jet wing/flap interaction noise
[AIAA PAPER 75-475] A75-27932
Airbus A 300 - Comparison of the flight test results with the flight performance and flight characteristics determined on the basis of theory and wind tunnel tests
A75-27980
An experimental study of the structure and acoustic field of a jet in a cross stream
[AIAA PAPER 75-460] A75-28348
Low-speed wind-tunnel tests of a 1/10-scale model of a blended arrow advanced supersonic transport --- aerodynamic control and stability
[NASA-TM-X-72671] N75-19226
Characteristics of the AJ 37 aircraft: Comparison of the results of wind tunnel and flight tests --- noting elasticity correction for wind tunnel model
N75-19261
Wind tunnel investigation of helicopter rotor wake effects on three helicopter fuselage models
[NASA-TM-X-3185-SUPPL] N75-20294
Exploratory wind tunnel tests of a shock-swallowing air data sensor at a Mach number of approximately 1.83
[NASA-TM-X-56030] N75-20329
Shake test of rotor test apparatus in the 40- by 80-foot wind tunnel
[NASA-TM-X-62418] N75-20350
- WIND TUNNELS**
Analytical comparison of hypersonic flight and wind tunnel viscous/inviscid flow fields
[NASA-CR-2489] N75-19586
- WINDSHIELDS**
Development of scratch and spall resistant windshields
[AD-A002513] N75-20300
- WING FLAPS**
Effect of forward speed on jet wing/flap interaction noise
[AIAA PAPER 75-475] A75-27932
- WING LOADING**
Determination of load factors for the impact of a profile against the surface of a liquid
A75-26879
Characteristics of pressure fluctuations in distributed suction of a turbulent boundary layer
A75-27052
The 'definition' of the motorsegler
[DPVLR-SONDDR-424] A75-27596
Influence of fuselage flexibility on the stress-strain state of the wing
A75-28668
- WING OSCILLATIONS**
Cavitating flow past a vibrating thin-section wing profile
A75-26895
Nonlinear problem of the unsteady flow past an airfoil lattice
A75-28671
- Allowance for the elastic deformation of the wing in its own plane in the calculation of the skewsymmetric vibrations of an aircraft with a small-aspect-ratio wing
A75-28687
- WING PROFILES**
Cavitating flow past a vibrating thin-section wing profile
A75-26895
Theory of transonic flow around a profile
A75-28651
Lifting surface for aircraft --- wing profiles
[NASA-TT-F-16241] N75-20290
- WING TIPS**
Flight determination of the rudder power and directional stability of the Fairey Delta 2 aircraft using a wingtip parachute
[ARC-CP-1298] N75-19267
- WINGS**
Supersonic flow past intersecting surfaces --- wings
A75-26882
Sound welds in wing boxes assured by three techniques
A75-26898
Influence of sound upon separated flow over wings
A75-27495
The range of validity in the case of two old investigations. I - The origin of lift. II - Collision and gliding processes on the liquid surface
A75-27990
Calculations of generalised airforces on two parallel lifting surfaces oscillating harmonically in subsonic flow
[ARC-R/M-3749] N75-19187
On the calculation of non-linear aerodynamic characteristics and the near vortex wake
[AD-A002161] N75-19193
Fatigue-crack growth behavior of C-5A wing control points
[AD-A002553] N75-20299
A structural weight estimation program (SWEEP) for aircraft. Volume 6: Wing and empennage module. Book 1: Technical discussion sections 1 and 2
[AD-A002864] N75-20310
A structural weight estimation program (SWEEP) for aircraft. Volume 6: Wing and empennage module. Book 2: Technical discussion, sections 3 and 4
[AD-A002865] N75-20311
A structural weight estimation program (SWEEP) for aircraft. Volume 6: Wing and empennage module. Book 3: Technical discussion, section 5
[AD-A002866] N75-20312
A structural weight estimation program (SWEEP) for aircraft. Volume 6: Wing and empennage module. Appendix A: General information for module flow charts and listings. Appendix B: Program flow charts, overlays (8,0), (14,0), (15,0), (16,0) and (17,0)
[AD-A002859] N75-20313
A structural weight estimation program (SWEEP) for aircraft. Volume 6: Wing and empennage module. Appendix C: Program flow charts, overlays (9,0) and (10,0)
[AD-A002860] N75-20314
A structural weight estimation program (SWEEP) for aircraft. Volume 6: Wing and empennage module. Appendix D: Program flow charts, overlay (18,0)
[AD-A002861] N75-20315
A structural weight estimation program (SWEEP) for aircraft. Volume 6: Wing and empennage module. Appendix E: Program listings, overlays (8,0), (14,0), (15,0), (16,0), and (17,0)
[AD-A002862] N75-20316
A structural weight estimation program (SWEEP) for aircraft. Volume 6: Wing and empennage module. Appendix F: Program listings, overlays (9,0), (10,0) and (18,0)
[AD-A002863] N75-20317

X

X-15 AIRCRAFT

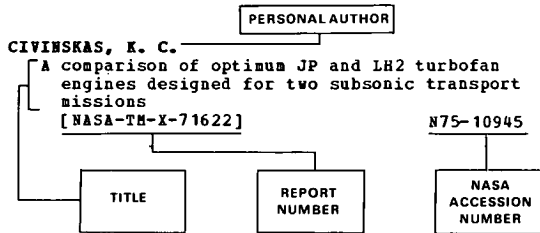
- A new flight test data system for NASA aeronautical flight research
A75-28774

PERSONAL AUTHOR INDEX

AERONAUTICAL ENGINEERING /A Special Bibliography (Suppl. 59)

JULY 1975

Typical Personal Author Index Listing



Listings in this index are arranged alphabetically by personal author. The title of the document provides the user with a brief description of the subject matter. The report number helps to indicate the type of document cited (e.g., NASA report, translation, NASA contractor report). The accession number is located beneath and to the right of the title, e.g. N75-10945. Under any one author's name the accession numbers are arranged in sequence with the IAA accession numbers appearing first.

A

- APOHINA, H. E.**
Numerical study of heat exchange at the stagnation point of a sphere situated in a hypersonic stream of carbon dioxide gas
A75-26888
- AHUJA, K. K.**
Some recent developments in supersonic jet noise reduction
[AIAA PAPER 75-502] A75-27937
- AKAMATSU, Y.**
A method for calculating unsteady forces due to interaction between tail surfaces
A75-26477
- AL-BAHRANI, H. M. S.**
Design of a digital-stability augmentation and control system with gust alleviation and modal suppression
A75-28432
- ALLEN, J. G.**
Digital computer design guidelines for a full authority fly-by-wire flight control system
[AIAA PAPER 75-570] A75-26729
- ALLEN, R.**
A structural weight estimation program (SWEEP) for aircraft. Volume 9: User's manual
[AD-A002870] N75-20321
A structural weight estimation program (SWEEP) for aircraft. Volume 9: User's manual, appendix A
[AD-A002871] N75-20322
- ANDERSON, S. B.**
Design considerations for stall/spin avoidance
N75-19205
- ANDERSON, W. E.**
Design and purchase expectations for fracture resistance of 700-series aluminum airframe alloys
[AD-A002552] N75-20548
Fracture mechanics of tiny cracks near fasteners
[AD-A002554] N75-20777
- ANDRISANI, D., II**
A study for active control research and validation using the Total In-Flight Simulator (TIPS) aircraft
[NASA-CR-132614] N75-19271
- ARNOLD, J. D.**
Pitch paper pilot revisited
N75-19133
- ASCANI, L.**
A structural weight estimation program (SWEEP) for aircraft. Volume 1: Executive summary
[AD-A002850] N75-20301

- ASHLEY, H.**
University research in aeronautics
N75-20243
- ATYARS, J.**
Supersonic jet noise suppression with multitube nozzle/ejectors
[AIAA PAPER 75-501] A75-27936
- AUERBACH, E.**
PLT 27 gas turbine engine exhaust emission and noise measurements
[AD-A001728] N75-19251

B

- BARON, J. R.**
Interpretation of merged layer behavior for wedges
A75-27496
- BARON, S.**
A display evaluation methodology applied to vertical situation displays
N75-19137
- BARR, M. M.**
Wind models for flight simulator certification of landing and approach guidance and control systems
[AD-A003801] N75-20352
- BARSBY, J. E.**
Flow past conically-cambered slender delta wings with leading-edge separation
[ARC-R/M-3748] N75-19186
- BARTON, C. K.**
Interior noise considerations for powered-lift STOL aircraft
[NASA-TM-X-72675] N75-19248
- BARTON, P.**
The range of airborne processing available to the future user of the Doppler MLS
A75-28792
- BASSIOUNI, M. R.**
Some recent developments in supersonic jet noise reduction
[AIAA PAPER 75-502] A75-27937
- BATY, D. L.**
A study on aircraft map display location and orientation
N75-19128
- BAZELYAN, L.**
Antennas, a collection, issue 15
[AD-A002646] N75-19557
- BAZZHIN, A. P.**
Calculation of the flow around blunted, nonsymmetric cones with large aperture angle
A75-28652
- BEARMAN, P. W.**
Calculation of two-dimensional and axisymmetric bluff body potential flow
[IC-AERO-74-07] N75-19191
- BEDDOE, S.**
A new centralised warning display for aircraft
A75-28785
- BELOTSERKOVSKIY, S. M.**
Dynamics of the motion of a body with allowance for the unsteady state of the flow about it
[NASA-TT-P-16133] N75-19179
- BELOUS, V. A.**
Influence of fuselage flexibility on the stress-strain state of the wing
A75-28668
- BELSTERLING, C. A.**
Wind tunnel tests of a symmetrical airfoil with scoop fed slots
[NASA-CR-132568] N75-19183
- BENNETT, G. R.**
Development of longitudinal handling qualities criteria for large advanced supersonic aircraft
[NASA-CR-137635] N75-20345

- BENNETT, J. A.**
 Evaluation of advanced lift concepts and fuel conservative short-haul aircraft, volume 1 [NASA-CR-137525] N75-20291
 Evaluation of advanced lift concepts and fuel conservative short-haul aircraft, volume 2 [NASA-CR-137526] N75-20292
 Evaluation of active control technology for short haul aircraft [NASA-CR-137634] N75-20344
- BETEILLE, R.**
 Airbus A 300 - Comparison of the flight test results with the flight performance and flight characteristics determined on the basis of theory and wind tunnel tests A75-27980
- BETTERIDGE, W.**
 High-temperature alloys and the aircraft gas turbine A75-28777
- BHAT, W. V.**
 Effect of forward speed on jet wing/flap interaction noise [AIAA PAPER 75-475] A75-27932
- BHATTANI, P. K.**
 Some recent developments in supersonic jet noise reduction [AIAA PAPER 75-502] A75-27937
- BIGGERS, J. C.**
 Shake test of rotor test apparatus in the 40- by 80-foot wind tunnel [NASA-TM-X-62418] N75-20350
- BIRCHENROUGH, J. P.**
 Airborne equipment for use with the microwave landing system A75-28790
- BISHOP, D. E.**
 Comparison of airport measurements of approach noise produced by jet aircraft A75-27852
- BLACK, J. M.**
 Reliability life cycle of a complex electronic airborne equipment A75-27839
- BLAHA, B. J.**
 Integration of aft-fuselage-mounted flow through engine nacelles on an advanced transport configuration at Mach numbers from 0.6 to 1.0 [NASA-TM-X-3178] N75-19180
- BLAIR, P. K.**
 The range of airborne processing available to the future user of the Doppler MLS A75-28792
- BLAUGHER, R. D.**
 Program for the development of a superconducting generator. Part 1: Phase 1 [AD-A001649] N75-19546
- BLENK, H.**
 Deutsche Gesellschaft fuer Luft- und Raumfahrt, Yearbook 1973 A75-27978
- BLOY, A. W.**
 The expansion of a hypersonic turbulent boundary layer at a sharp corner A75-26466
- BOELKOW, L.**
 European aeronautics and astronautics at the crossroads A75-27981
- BOHN, J. G.**
 Development of longitudinal handling qualities criteria for large advanced supersonic aircraft [NASA-CR-137635] N75-20345
- BOIKO, G. L.**
 Determination of load factors for the impact of a profile against the surface of a liquid A75-26879
- BORN, G. J.**
 Flight path control and performance analysis, phases 1 and 2. Integrated display, phase 3 [AD-A002014] N75-19269
- BOROW, H.**
 Digital flight control systems for tactical fighters. Volume 2: Documentation of the digital control analysis software (DIGIKOM) [AD-A002327] N75-20349
- BOWDEN, M. K.**
 Evaluation of advanced lift concepts and fuel conservative short-haul aircraft, volume 1 [NASA-CR-137525] N75-20291
- Evaluation of advanced lift concepts and fuel conservative short-haul aircraft, volume 2 [NASA-CR-137526] N75-20292
- BOWER, R. E.**
 Opportunities for aerodynamic-drag reduction N75-20237
- BRANWELL, A. R. S.**
 Some remarks on the induced velocity field of a lifting rotor and on Glauert's formula [ARC-CP-1301] N75-20263
- BRIGGS, D. G.**
 Heat transfer in separated and reattached flows - An annotated review A75-26685
- BRINDLEY, A. E.**
 Testing the MLS Doppler concept A75-28802
- BROOKS, G. W.**
 Some trends in aircraft design: Structure N75-20235
- BROWALL, W.**
 Feasibility of adapting a thin film permeable membrane to jet transport fuel tank inerting system [AD-A003799] N75-20295
- BROWN, S. N.**
 A non-uniqueness of the hypersonic boundary layer A75-26195
 On the viscous flow about the trailing edge of a rapidly oscillating plate A75-26469
- BRUCE, E. P.**
 Measurement and analysis of the unsteady normal force and pitching moment on an axial flow fan rotor blade element [AD-A002739] N75-20343
- BRYCE, W. D.**
 An investigation of the noise from a scale model of an engine exhaust system [AIAA PAPER 75-459] A75-27929
 Subsonic jet noise in flight based on some recent wind-tunnel tests [AIAA PAPER 75-462] A75-27930
- BUKHANOVA, R. S.**
 Mechanics of optimum three-dimensional motion of aircraft in the atmosphere [NASA-TT-F-777] N75-19182
- BULLEN, M. I.**
 The variability of fatigue damage from flight to flight [ARC-CP-1297] N75-20297
- BURDORF, R.**
 Selected examples of the evaluation of VAK 191 B flight tests N75-19266
- BURNS, B. R. A.**
 Fly-by-wire and control configured vehicles - Rewards and risks A75-27367
- BURRELL, G. J.**
 The performance in illuminances up to 80,000 lux of a light emitting diode display having a 3 mm character height A75-27526
- BUTLER, J. P.**
 Development of statistical fatigue failure characteristics of 0.125 inch 2024-T3 aluminum under simulated flight-by-flight loading [AD-A002310] N75-20554
- BYAR, T.**
 A structural weight estimation program (SWEEP) for aircraft. Volume 11: Flexible airloads stand-alone program [AD-A002873] N75-20324

C

- CALHOON, L. C.**
 Testing the MLS Doppler concept A75-28802
- CANELIER, I.**
 An experimental study of the structure and acoustic field of a jet in a cross stream [AIAA PAPER 75-460] A75-28348
- CANIFF, M. A.**
 Development of longitudinal handling qualities criteria for large advanced supersonic aircraft [NASA-CR-137635] N75-20345

- CARNEGIS, I. A.
Rotating engine design and cycle analysis program
[AD-A002314] N75-20342
- CARTER, I. J.
Instrument system test. Elliott helicopter air
data system
[AD-A002332] N75-20331
- CASTELLON, P. F.
Crash survivability
N75-19203
- CHALOFF, D.
A structural weight estimation program (SWEEP) for
aircraft. Volume 5: Air induction system and
landing gear modules. Part 1: Air induction
system module
[AD-A002857] N75-20308
A structural weight estimation program (SWEEP) for
aircraft. Volume 5: Air induction system and
landing gear modules. Part 2: Landing gear
module
[AD-A002858] N75-20309
A structural weight estimation program (SWEEP) for
aircraft. Volume 9: User's manual
[AD-A002870] N75-20321
A structural weight estimation program (SWEEP) for
aircraft. Volume 9: User's manual, appendix A
[AD-A002871] N75-20322
- CHALUPOVA, V.
Classification problems of aircraft noise
A75-27943
- CHANDLER, G. G., JR.
Application of digital systems to Army avionics
[AIAA PAPER 75-587] A75-26738
- CHEN, R. T. N.
A study for active control research and validation
using the Total In-Flight Simulator (TIFS)
aircraft
[NASA-CR-132614] N75-19271
- CHISTOV, I. I.
Study of two hypersonic, axisymmetric, shaped
nozzles with smooth contour
A75-28658
- CLINE, T. B.
Aircraft guidance for automatic collision avoidance
A75-27178
- COCKING, B. J.
Subsonic jet noise in flight based on some recent
wind-tunnel tests
[AIAA PAPER 75-462] A75-27930
- COLLINS, F. G.
Influence of sound upon separated flow over wings
A75-27495
- COLTEL, H.
Lifting surface for aircraft
[NASA-TT-P-16241] N75-20290
- CONRAD, E. W.
Trends in aircraft noise control
N75-20229
- COSTAKIS, W. G.
An experimental investigation of compressor stall
using an on-line distortion indicator and signal
conditioner
[NASA-TM-X-3182] N75-20248
- COUCH, L. H.
Exploratory wind tunnel tests of a
shock-swallowing air data sensor at a Mach
number of approximately 1.83
[NASA-TM-X-56030] N75-20329
- COUSTEIX, J.
Experimental and theoretical analysis of three
dimensional turbulent boundary layers in a
curved supersonic channel
A75-26476
- D**
- DANIELS, P. G.
On the viscous flow about the trailing edge of a
rapidly oscillating plate
A75-26469
- DASARO, J. A.
Application of digital systems to Army avionics
[AIAA PAPER 75-587] A75-26738
- DAUGHADAY, H.
A study for active control research and validation
using the Total In-Flight Simulator (TIFS)
aircraft
[NASA-CR-132614] N75-19271
- DAVENPORT, W. B.
Impact of turbine modulation on variable-cycle
engine performance. Phase 1 and 2: Design
fabrication and rig test, part 1
[AD-A002543] N75-20337
Impact of turbine modulation on variable-cycle
engine performance. Phase 3: Engine
modification and sea level test, part 2
[AD-A002544] N75-20338
Impact of turbine modulation on variable-cycle
engine performance. Phase 4: Additional
hardware design and fabrication, engine
modification, and altitude test, part 3A
[AD-A002545] N75-20339
Impact of turbine modulation on variable-cycle
engine performance. Phase 4: Additional
hardware design and fabrication, engine
modification, and altitude test, part 3B
[AD-A002546] N75-20340
- DAVIES, D. E.
Calculations of generalised airforces on two
parallel lifting surfaces oscillating
harmonically in subsonic flow
[ARC-R/M-3749] N75-19187
- DAVIES, M. E.
A wake source model for an inclined flat plate in
a uniform stream
[IC-AERO-74-08] N75-19192
- DEETS, D. A.
Development of a remote digital augmentation
system and application to a remotely piloted
research vehicle
[NASA-TN-D-7941] N75-20293
- DELEPIERE-NYS, C.
Air Europe: The policy of cooperation among
airline companies of the European Six
A75-26499
- DEMAN, J. A.
PLT 27 gas turbine engine exhaust emission and
noise measurements
[AD-A001728] N75-19251
- DENISOVA, N. V.
Study of two hypersonic, axisymmetric, shaped
nozzles with smooth contour
A75-28658
- DEVLIN, B. T.
Flight test of a digital guidance and control
system in a DC-10 aircraft
[AIAA PAPER 75-567] A75-26726
- DEWEY, D. E.
Design of the DAIS control and display core element
[AIAA PAPER 75-600] A75-26745
- DILLOW, J. D.
Pitch paper pilot revisited
N75-19133
- Roll paper pilot
N75-19134
- DIXON, G. J.
Impact of turbine modulation on variable-cycle
engine performance. Phase 1 and 2: Design
fabrication and rig test, part 1
[AD-A002543] N75-20337
Impact of turbine modulation on variable-cycle
engine performance. Phase 3: Engine
modification and sea level test, part 2
[AD-A002544] N75-20338
Impact of turbine modulation on variable-cycle
engine performance. Phase 4: Additional
hardware design and fabrication, engine
modification, and altitude test, part 3A
[AD-A002545] N75-20339
Impact of turbine modulation on variable-cycle
engine performance. Phase 4: Additional
hardware design and fabrication, engine
modification, and altitude test, part 3B
[AD-A002546] N75-20340
- DORRY, J.
Astrolabe - A synthetic circular aperture system
for landing and navigation
A75-28793
- DOSANJH, D. S.
Some recent developments in supersonic jet noise
reduction
[AIAA PAPER 75-502] A75-27937
- DU FEU, A. N.
Altimeters - The way ahead
A75-28788

DUBERG, J. E.
University research in aeronautics
N75-20241

DUKES, T. A.
Flight path control and performance analysis,
phases 1 and 2. Integrated display, phase 3
[AD-A002014] N75-19269

DUNN, R.
Digital avionics-overview - Airframe
manufacturer's viewpoint
[AIAA PAPER 75-552] A75-26720

DURBIN, E. J.
Flight path control and performance analysis,
phases 1 and 2. Integrated display, phase 3
[AD-A002014] N75-19269

DYER, W. J.
An improved automated structural optimization
program
[AD-A002688] N75-19237

E

EDWARDS, J. L.
'By the application of power' /21st Cayley
Memorial Lecture/
A75-27368

EDWARDS, J. W.
Development of a remote digital augmentation
system and application to a remotely piloted
research vehicle
[NASA-TN-D-7941] N75-20293

EFREMOV, I. I.
Cavitating flow past a vibrating thin-section wing
profile
A75-26895

EGGSPUEHLER, J. J.
The accident record in terms of the pilot
N75-19202

EISENBERG, J. D.
Preliminary evaluation of turbofan cycle
parameters and acoustical suppression on the
noise and direct operating cost of a commercial
Mach 0.85 transport
[NASA-TM-X-71664] N75-19244

ELLIS, B.
The performance in illuminances up to 80,000 lux
of a light emitting diode display having a 3 mm
character height
A75-27526

ELLIS, D. R.
General aviation handling qualities research
N75-19204

ELLISON, T. A.
System approach to civil aircraft navigation using
digital technology
[AIAA PAPER 75-572] A75-28469

EMBLETON, T. F. W.
Propagation of aircraft noise near airports -
Effects of hillsides, inversions and source
directionality
A75-27859

ERDOS, J. I.
Multi-slot film cooling of supersonic aircraft
using air as a coolant
[AD-A002673] N75-19239

EROSHIN, V. A.
Determination of load factors for the impact of a
profile against the surface of a liquid
A75-26879

F

PACKRELL, J. E.
Calculation of two-dimensional and axisymmetric
bluff body potential flow
[IC-AERO-74-07] N75-19191

FAIRBANKS, L. E.
Flight-critical digital control system evaluation
[AIAA PAPER 75-566] A75-26725

FAUVEL, C.
Lifting surface for aircraft
[NASA-TT-F-16241] N75-20290

FEDOSOV, V. P.
Supersonic flow past intersecting surfaces
A75-26882

FENTON, R. E.
A tactical pilot aid for the approach-and-landing
task: Inflight studies
N75-19131

FERRILL, R. S.
Evaluation of advanced lift concepts and fuel
conservative short-haul aircraft, volume 1
[NASA-CR-137525] N75-20291

Evaluation of advanced lift concepts and fuel
conservative short-haul aircraft, volume 2
[NASA-CR-137526] N75-20292

FERRIS, J. E.
Dual band airborne antenna study
[AD-A002043] N75-19219

FINHEGAN, P.
Flight test evaluation of SECANT VECAS collision
avoidance system
[AD-A002281] N75-19220

FIORINI, V.
Noise certification of aircraft
A75-28223

FISCHER, A.
Impact of turbine modulation on variable-cycle
engine performance. Phase 1 and 2: Design
fabrication and rig test, part 1
[AD-A002543] N75-20337

Impact of turbine modulation on variable-cycle
engine performance. Phase 3: Engine
modification and sea level test, part 2
[AD-A002544] N75-20338

Impact of turbine modulation on variable-cycle
engine performance. Phase 4: Additional
hardware design and fabrication, engine
modification, and altitude test, part 3A
[AD-A002545] N75-20339

Impact of turbine modulation on variable-cycle
engine performance. Phase 4: Additional
hardware design and fabrication, engine
modification, and altitude test, part 3B
[AD-A002546] N75-20340

FISHER, H. J.
Application of digital systems to Army avionics
[AIAA PAPER 75-587] A75-26738

FIVEL, H. J.
Analytical comparison of hypersonic flight and
wind tunnel viscous/inviscid flow fields
[NASA-CR-2489] N75-19586

FLEDDERJOHN, K. R.
Impact of turbine modulation on variable-cycle
engine performance. Phase 1 and 2: Design
fabrication and rig test, part 1
[AD-A002543] N75-20337

Impact of turbine modulation on variable-cycle
engine performance. Phase 3: Engine
modification and sea level test, part 2
[AD-A002544] N75-20338

Impact of turbine modulation on variable-cycle
engine performance. Phase 4: Additional
hardware design and fabrication, engine
modification, and altitude test, part 3A
[AD-A002545] N75-20339

Impact of turbine modulation on variable-cycle
engine performance. Phase 4: Additional
hardware design and fabrication, engine
modification, and altitude test, part 3B
[AD-A002546] N75-20340

FLEHING, D. P.
Tests of laser metal removal for future flexible
rotor balancing in engines
[SAE PAPER 750170] A75-26591

FLETCHER, J. C.
Aeronautics in the American society
N75-20223

FLETCHER, L. S.
Heat transfer in separated and reattached flows -
An annotated review
A75-26685

FOWLER, H. S.
Some air cushion technology research in Canada
N75-20251

FRIEDRICH, H.
Comparison of evaluation procedures for the
determination of flight-mechanical coefficients
and derivatives from flight tests
N75-19254

Evaluation of flight tests of the PIAT G-91 T3 by
means of regression analysis
N75-19259

FROUZ, J.
Adaptive control system with reference model
A75-27912

- FRYE, D. E., JR.**
 Investigation of aircraft combustor noise
 [AD-A001737] N75-19250
- FURST, A.**
 A study of the effects on mice of smoke and gases
 from controlled fires in simulated aircraft cabins
 A75-27073
- G**
- GALLO ROSSO, D.**
 Effect of forward speed on jet wing/flap
 interaction noise
 [AIAA PAPER 75-475] A75-27932
- GANGAAS, D.**
 Wind models for flight simulator certification of
 landing and approach guidance and control systems
 [AD-A003801] N75-20352
- GARNIER, G.**
 Astrolabe - A synthetic circular aperture system
 for landing and navigation
 A75-28793
- GARONNE, I.**
 The coexistence of two supersonic plane flows in
 the presence of a longitudinal pressure gradient
 N75-20209
- GARRIERE, P.**
 Some notes on the thermodynamics of thrust
 reversal in flight
 N75-20212
- GAYL, J.**
 Digital flight control systems for tactical
 fighters. Volume 2: Documentation of the
 digital control analysis software (DIGIKON)
 [AD-A002327] N75-20349
- GILSON, R. D.**
 A tactical pilot aid for the approach-and-landing
 task: Inflight studies
 N75-19131
- GLASER, M.**
 Feasibility of laser systems for aircraft landing
 operations under low visibility conditions
 [AD-A005637] N75-19198
- GLAWE, G. E.**
 Miniature probes for use in gas turbine testing
 [SAE PAPER 750094] A75-26589
- GOETHERT, B. H.**
 Air cushion landing systems for aircraft
 A75-27983
 Air cushion landing systems for aircraft
 N75-20296
- GOMEZ, A. V.**
 TRW vortex-lattice method subsonic aerodynamic
 analysis for multiple-lifting-surfaces (N.
 surface) TRW program number HA010B
 [NASA-CR-128588] N75-19178
- GOODSTEIN, R.**
 Digital avionics information system /DAIS/
 integrated test bed development
 [AIAA PAPER 75-588] A75-26739
- GOODWILLIE, A. G.**
 A comparison of flight loads counting methods and
 their effects on fatigue life estimates using
 data from Concorde
 [ARC-CP-1304] N75-19227
- GORDON, R.**
 On the calculation of non-linear aerodynamic
 characteristics and the near vortex wake
 [AD-A002161] N75-19193
- GOULD, D. G.**
 Estimates of the stability derivatives of a
 helicopter and a V/STOL aircraft from flight data
 A75-28201
 Estimates of the stability derivatives of a
 helicopter and a V/STOL aircraft from flight data
 N75-20250
- GRANDT, A. F., JR.**
 Stress intensity factors for some through-cracked
 fastener holes
 A75-28236
- GRAVES, G. B., JR.**
 Airborne electronics for automated flight systems
 N75-20232
- GRAY, G. W.**
 Tiedown tests for air transport of the XM542
 sprint container
 [AD-A001844] N75-19210
- GRIFFITH, W. E., II**
 Natural icing tests. UH-1H helicopter
 [AD-A002077] N75-19194
- GROESBECK, D.**
 Influence of multitube mixer nozzle geometry on
 CTOL-OTW jet noise shielding
 [NASA-TM-X-71681] N75-19246
- GROMOV, V. G.**
 Numerical study of heat exchange at the stagnation
 point of a sphere situated in a hypersonic
 stream of carbon dioxide gas
 A75-26888
- GROVER, J. H. B.**
 Take-off instrument for assessing achieved
 performance during take-off and a take-off
 accident analysed in context
 A75-28769
- GUMBEL, H.**
 Interaction of military/civil position location
 and reporting systems
 [AIAA PAPER 75-561] A75-28467
- GUMMER, J. H.**
 The impingement of non-uniform, axisymmetric,
 supersonic jets on a perpendicular flat plate
 A75-26684
- GUTIERREZ, O. A.**
 Noise of model target type thrust reversers for
 engine-over-the-wing applications
 A75-27853
- H**
- HAMAGUCHI, Y.**
 Relation between scatter of fatigue life and S-N
 curve in aircraft structural aluminium alloy
 2024-T4
 [NAL-TR-360] N75-19414
- HANKS, M. L.**
 Natural icing tests. UH-1H helicopter
 [AD-A002077] N75-19194
- HANSEN, R. A.**
 Roll paper pilot
 N75-19134
- HARLOW, M. W.**
 Users manual for UCIN vehicle occupant crash study
 model, version 2
 [AD-A001801] N75-19211
- HARNED, M.**
 General aviation's future need for research
 N75-20242
- HAROLDSON, H.**
 A structural weight estimation program (SWEEP) for
 aircraft. Volume 4: Material properties,
 structure temperature, flutter and fatigue
 [AD-A002856] N75-20307
- HARRIS, O. C.**
 Evaluation of active control technology for short
 haul aircraft
 [NASA-CR-137634] N75-20344
- HARRISON, J. W.**
 Feasibility of adapting a thin film permeable
 membrane to jet transport fuel tank inerting
 system
 [AD-A003799] N75-20295
- HASHIMOTO, T.**
 Real-time simulation of jet engines with a digital
 computer(1), fabrication and characteristics of
 the simulator
 [RAE-LIB-TRANS-1768] N75-19274
- HASSAN, H. A.**
 Noise generation and transmission in duct combustors
 [AIAA PAPER 75-527] A75-27938
- HAWKINS, T. D. F.**
 The performance in illuminances up to 80,000 lux
 of a light emitting diode display having a 3 mm
 character height
 A75-27526
- HAWKINS, W. H.**
 The next forty years in aviation
 N75-20228
- HAYASE, G.**
 A structural weight estimation program (SWEEP) for
 aircraft. Volume 2: Program integration and
 data management module. Part 1: Program
 integration
 [AD-A002852] N75-20302

- A structural weight estimation program (SWEEP) for aircraft. Volume 2: Program integration and data management module. Part 2: Data management module
[AD-A002853] N75-20303
- A structural weight estimation program (SWEEP) for aircraft. Volume 2: Program integration and data management module. Appendix A: Data management module flow charts and FORTRAN lists
[AD-A002851] N75-20304
- A structural weight estimation program (SWEEP) for aircraft. Volume 6: Wing and empennage module. Book 1: Technical discussion sections 1 and 2
[AD-A002864] N75-20310
- A structural weight estimation program (SWEEP) for aircraft. Volume 6: Wing and empennage module. Book 2: Technical discussion, sections 3 and 4
[AD-A002865] N75-20311
- A structural weight estimation program (SWEEP) for aircraft. Volume 6: Wing and empennage module. Book 3: Technical discussion, section 5
[AD-A002866] N75-20312
- A structural weight estimation program (SWEEP) for aircraft. Volume 6: Wing and empennage module. Appendix A: General information for module flow charts and listings. Appendix B: Program flow charts, overlays (8,0), (14,0), (15,0), (16,0) and (17,0)
[AD-A002859] N75-20313
- A structural weight estimation program (SWEEP) for aircraft. Volume 6: Wing and empennage module. Appendix C: Program flow charts, overlays (9,0) and (10,0)
[AD-A002860] N75-20314
- A structural weight estimation program (SWEEP) for aircraft. Volume 6: Wing and empennage module. Appendix D: Program flow charts, overlay (18,0)
[AD-A002861] N75-20315
- A structural weight estimation program (SWEEP) for aircraft. Volume 6: Wing and empennage module. Appendix E: Program listings, overlays (8,0), (14,0), (15,0), (16,0), and (17,0)
[AD-A002862] N75-20316
- A structural weight estimation program (SWEEP) for aircraft. Volume 6: Wing and empennage module. Appendix F: Program listings, overlays (9,0), (10,0) and (18,0)
[AD-A002863] N75-20317
- A structural weight estimation program (SWEEP) for aircraft. Volume 8: Programmer's manual
[AD-A002869] N75-20320
- A structural weight estimation program (SWEEP) for aircraft. Volume 9: User's manual
[AD-A002870] N75-20321
- A structural weight estimation program (SWEEP) for aircraft. Volume 9: User's manual, appendix A
[AD-A002871] N75-20322
- HEALEY, M.**
Design of a digital-stability augmentation and control system with gust alleviation and modal suppression
A75-28432
- HENDRICK, R. C.**
Self-testing digital flight control applications
[AIAA PAPER 75-568] A75-26727
- HICKCOX, T. E.**
Low speed and angle of attack effects on sonic and near-sonic inlets
[NASA-CR-134778] N75-19184
- HILL, C. D.**
Self-testing digital flight control applications
[AIAA PAPER 75-568] A75-26727
- HILLE, R.**
Extension of the lifting line model for the helicopter rotor
A75-28194
- HILTON, R. J.**
Air Traffic Control demonstration aspects of the Applications Technology Satellite-6
[AIAA PAPER 75-562] A75-26723
- HINDS, J.**
Flight test evaluation of SECANT VECAS collision avoidance system
[AD-A002281] N75-19220
- HINDSON, W. S.**
Estimates of the stability derivatives of a helicopter and a V/STOL aircraft from flight data
A75-28201
- Estimates of the stability derivatives of a helicopter and a V/STOL aircraft from flight data
N75-20250
- HINGST, W. R.**
Evaluation of some control-volume techniques for analysis of shock-boundary layer interactions in supersonic inlets
[NASA-TN-X-3186] N75-20256
- HIYAMA, R.**
A structural weight estimation program (SWEEP) for aircraft. Volume 2: Program integration and data management module. Part 1: Program integration
[AD-A002852] N75-20302
- A structural weight estimation program (SWEEP) for aircraft. Volume 2: Program integration and data management module. Part 2: Data management module
[AD-A002853] N75-20303
- A structural weight estimation program (SWEEP) for aircraft. Volume 2: Program integration and data management module. Appendix A: Data management module flow charts and FORTRAN lists
[AD-A002851] N75-20304
- A structural weight estimation program (SWEEP) for aircraft. Volume 3: Airloads estimation module
[AD-A002854] N75-20305
- A structural weight estimation program (SWEEP) for aircraft. Volume 3: Airloads estimation module. Appendix A: Module flow charts and FORTRAN lists. Appendix B: Sample output
[AD-A002855] N75-20306
- A structural weight estimation program (SWEEP) for aircraft. Volume 5: Air induction system and landing gear modules. Part 1: Air induction system module
[AD-A002857] N75-20308
- A structural weight estimation program (SWEEP) for aircraft. Volume 5: Air induction system and landing gear modules. Part 2: Landing gear module
[AD-A002858] N75-20309
- A structural weight estimation program (SWEEP) for aircraft. Volume 7: Fuselage module
[AD-A002867] N75-20318
- A structural weight estimation program (SWEEP) for aircraft. Volume 7: Fuselage module. Appendix A: Module flow charts and FORTRAN lists. Appendix B: Fuselage module sample output
[AD-A002868] N75-20319
- A structural weight estimation program (SWEEP) for aircraft. Volume 8: Programmer's manual
[AD-A002869] N75-20320
- A structural weight estimation program (SWEEP) for aircraft. Volume 9: User's manual
[AD-A002870] N75-20321
- A structural weight estimation program (SWEEP) for aircraft. Volume 9: User's manual, appendix A
[AD-A002871] N75-20322
- HODDER, B.**
An experimental study of the structure and acoustic field of a jet in a cross stream
[AIAA PAPER 75-460] A75-28348
- HODGE, G. L.**
The disappearance of the wake shock behind a cylinder in a supersonic flow at high Reynolds number
A75-26414
- HODSON, C.**
A structural weight estimation program (SWEEP) for aircraft. Volume 4: Material properties, structure temperature, flutter and fatigue
[AD-A002856] N75-20307
- HOMICZ, G. F.**
Theoretical and experimental studies of discrete-tone rotor-stator interaction noise
[AIAA PAPER 75-443] A75-27926
- HONRATH, J. F.**
Evaluation of active control technology for short haul aircraft
[NASA-CR-137634] N75-20344
- HOVDE, R. J.**
C-141 All Weather Landing System (AWLS) flight test report: Optimization and pre-experimental phases
[AD-A003952] N75-20330

- HOWE, M. S.
The generation of sound by aerodynamic sources in an inhomogeneous steady flow
A75-26463
- HOWE, R. M.
Effects of visual flight display dynamics on altitude tracking performance in a flight simulator
N75-19127
- HUBBARD, H. H.
Trends in aircraft noise control
N75-20229
- HUERRE, P.
Effects of friction and heat conduction on sound propagation in ducts
[AIAA PAPER 75-520]
A75-28349
- HUPF, E. H.
A study on aircraft map display location and orientation
N75-19128
- HUNT, B. L.
The impingement of non-uniform, axisymmetric, supersonic jets on a perpendicular flat plate
A75-26684
- HUSTON, R. L.
Users manual for UCIN vehicle occupant crash study model, version 2
[AD-A001801]
N75-19211
- I
- IACOB, C.
A problem in supersonic jet theory
A75-26697
- ICHIKAWA, H.
Real-time simulation of jet engines with a digital computer(1), fabrication and characteristics of the simulator
[RAE-LIB-TRANS-1768]
N75-19274
- ILIFF, K. W.
An aircraft application of system identification in the presence of state noise
[AD-A001936]
N75-19234
- ILLARIONOV, V. F.
Qualitative analysis of a family of extremums in a problem involving optimal control of aircraft motion
A75-28676
- Mechanics of optimum three-dimensional motion of aircraft in the atmosphere
[NASA-TT-P-777]
N75-19182
- INGLE, G.
Flight determination of the rudder power and directional stability of the Fairey Delta 2 aircraft using a wingtip parachute
[ARC-CP-1298]
N75-19267
- INTANO, G. P.
Harow altitude warning system evaluation
[AD-A002583]
N75-19241
- INYUTIN, G.
Antennas, a collection, issue 15
[AD-A002646]
N75-19557
- ISOGAI, K.
A method for predicting unsteady aerodynamic forces on oscillating wings with thickness in transonic flow near Mach number 1. Part 1: Two-dimensional theory. Part 2: Rectangular wings
[NAL-TR-368T-PT-1]
N75-19174
- IVERSEN, J. D.
Inviscid to turbulent transition of trailing vortices
[NASA-CR-142298]
N75-19172
- J
- JACKSON, R. H.
Important aspects of international air cargo
A75-26948
- JACOBSON, I. D.
Ride quality evaluation. I
A75-26849
- JAKUBOWSKI, A. K.
Wind tunnel studies of the turbulent wake behind self propelled slender bodies
[AD-A002396]
N75-20272
- JERIE, J.
Part load specific fuel consumption of gas turbines
A75-28650
- JOHNSON, R. B.
Pitch paper pilot revisited
N75-19133
- JOHNSON, R. B., JR.
Operational use of the UH-1 H helicopters in Arctic environment
[AD-A002603]
N75-19236
- JOHNSON, W.
Shake test of rotor test apparatus in the 40- by 80-foot wind tunnel
[NASA-TM-X-62418]
N75-20350
- JORGENSEN, L. H.
Experimental aerodynamic characteristics for a cylindrical body of revolution with side strakes and various noses at angles of attack from 0 degrees to 58 degrees and Mach numbers from 0.6 to 2.0
[NASA-TM-X-3130]
N75-19181
- JOUZEAU, J. L.
The STRADA flight path tracking system
[RAE-LIB-TRANS-1813]
N75-19209
- K
- KAKUTA, Y.
On fatigue crack arresting by a stop-hole in 2024-T3 aluminum alloy sheet specimens
[NAL-TR-359]
N75-19413
- KARAMCHETI, K.
An experimental study of the structure and acoustic field of a jet in a cross stream
[AIAA PAPER 75-460]
A75-28348
- Effects of friction and heat conduction on sound propagation in ducts
[AIAA PAPER 75-520]
A75-28349
- KARLASHOV, A. V.
Fatigue strength of D16T Duralumin at normal and elevated temperatures as a function of the cycling rate
A75-28866
- KARMARKAR, J. S.
Aircraft guidance for automatic collision avoidance
A75-27178
- KAZA, K. R. V.
Rotation in vibration, optimization, and aeroelastic stability problems
N75-19167
- KEMP, D. E.
General aviation accident patterns
N75-19201
- KIDA, T.
Lift coefficients on a supercavitating jet-flapped foil between rigid walls
A75-26554
- KIZILOS, B.
Digital flight control system for tactical fighter. Volume 1: Digital flight control system analysis
[AD-A002320]
N75-20348
- Digital flight control systems for tactical fighters. Volume 2: Documentation of the digital control analysis software (DIGIKON)
[AD-A002327]
N75-20349
- KLEIN, V.
Longitudinal aerodynamic derivatives of a slender delta wing research aircraft extracted from flight data
[CRANFIELD-AERO-27]
N75-19175
- Parameter identification applied to aircraft
[CRANFIELD-AERO-26]
N75-19177
- Longitudinal aerodynamic derivatives of a slender delta-wing research aircraft extracted from flight data
[CRANFIELD-AERO-27]
N75-20258
- Parameter identification applied to aircraft
[CRANFIELD-AERO-26]
N75-20259
- KOBAYASHI, H.
Effect of interference between moving blade rows on cascade flutter. I - Experiment on compressor cascade in flexure mode
A75-26553
- KOCHETKOV, Y. A.
Dynamics of the motion of a body with allowance for the unsteady state of the flow about it
[NASA-TT-P-16133]
N75-19179
- KOEHLER, R.
Determination of derivatives by a model with automatic parameter
N75-19265

- KOHAR, A. F.**
 Digital flight control system for tactical fighter. Volume 1: Digital flight control system analysis [AD-A002320] N75-20348
 Digital flight control systems for tactical fighters. Volume 2: Documentation of the digital control analysis software (DIGIKON) [AD-A002327] N75-20349
- KOPCHICK, W. A.**
 Design of the DAIS control and display core element [AIAA PAPER 75-600] A75-26745
- KOROTKIN, A. I.**
 The three-dimensional character of a cross flow around a circular cylinder A75-28654
- KOSHINUMA, T.**
 Real-time simulation of jet engines with a digital computer (1), fabrication and characteristics of the simulator [RAE-LIB-TRANS-1768] N75-19274
- KOSKI, E. J.**
 Investigation of 14.5mm API self-sealing/crashworthy fuel tank material [AD-A001752] N75-19249
- KOVALEV, B. D.**
 A subsonic axisymmetric wake in a viscous gas A75-26891
- KOZLOVSKIY, V. I.**
 Problems of designing passenger aircraft [NASA-TT-P-808] N75-19223
- KRAUSE, L. N.**
 Miniature probes for use in gas turbine testing [SAE PAPER 750094] A75-26589
- L**
- LAANANEN, D. H.**
 Development of a scientific basis for analysis of aircraft seating systems [AD-A004306] N75-20273
- LACHMANN, S. G.**
 Software engineering of a navigation and guidance system for commercial aircraft [AIAA PAPER 75-575] A75-26733
- LAING, E. J.**
 Vibration and temperature survey production AH-1G helicopter [AD-A002063] N75-19231
- LANGRISH, W. W.**
 Helicopter rotor-produced modulation and aerial field distribution in the band 30 to 76 MHz [RAE-TR-74032] N75-19217
- LAVAN, Z.**
 Starting vortex, separation bubbles and stall - A numerical study of laminar unsteady flow around an airfoil A75-26212
- LAWRENCE, R. L.**
 Low speed and angle of attack effects on sonic and near-sonic inlets [NASA-CR-134778] N75-19184
- LAWSON, K.**
 Airborne equipment for use with the microwave landing system A75-28790
- LEBEDEV, M. G.**
 Development of acoustic disturbances in supersonic annular jets A75-26234
- LECANN, R. P.**
 The benefits of real time computer analysis of experimental aircraft flight test data A75-28801
- LEDGER, J. A.**
 Computation of the velocity field induced by a planar source distribution approximating a symmetrical non-lifting wing in subsonic flow [ARC-R/M-3751] N75-20262
- LEHNER, D. S.**
 Evaluation of the Rubino procedure for radio telemetric theodolite positioning [AD-A004317] N75-20353
- LESTER, H. C.**
 Unified analysis of ducted turbomachinery noise A75-27861
- LEVISON, W. H.**
 Evaluation of tactual displays for flight control N75-19132
- A display evaluation methodology applied to vertical situation displays N75-19137
- A model based technique for the design of flight directors N75-19140
- LEY, J. M.**
 Wide bandwidth optical telemetry link for ground testing of equipment in high EMI environments A75-28781
- LIANSHEV, L. M.**
 Characteristics of pressure fluctuations in distributed suction of a turbulent boundary layer A75-27052
- LIPSHITS, I. U. B.**
 Theory of transonic flow around a profile A75-28651
- LIGHTFOOT, F. W.**
 An experimental TDMA network for airborne warning and control systems interoperability demonstrations [AIAA PAPER 75-563] A75-26724
- LINDLEY, D. W.**
 Noise generation and transmission in duct combustors [AIAA PAPER 75-527] A75-27938
- LOISEAU, H.**
 Determination of the dynamic characteristics of a helicopter by the branch-modes method A75-26479
- Unsteady lift forces on a vibrating cylinder in a supercritical flow A75-26480
- LONGSTAFF, I. D.**
 A new J band pulsed radar altimeter A75-28787
- LOPEZ, M. L.**
 A theoretical method for calculating the aerodynamic characteristics of arbitrary ejector-jet-flapped wing: Theoretical analysis [AD-A002319] N75-20271
- LORDI, J. A.**
 Theoretical and experimental studies of discrete-tone rotor-stator interaction noise [AIAA PAPER 75-443] A75-27926
- LOSITO, V.**
 Critical analysis and improvement of the source-panel method A75-28095
- LUDWIG, G. R.**
 Theoretical and experimental studies of discrete-tone rotor-stator interaction noise [AIAA PAPER 75-443] A75-27926
- LYNWANDER, P.**
 Development of self-acting seals for helicopter engines [NASA-CR-134739] N75-19243
- LYTOVINOV, V. M.**
 An example of boundary layer flow with two instability regions A75-28680
- M**
- MAESTRELLO, L.**
 New evidence of the mechanisms of noise generation and radiation of a subsonic jet A75-28717
- MAHESH, J. K.**
 Digital flight control system for tactical fighter. Volume 1: Digital flight control system analysis [AD-A002320] N75-20348
 Digital flight control systems for tactical fighters. Volume 2: Documentation of the digital control analysis software (DIGIKON) [AD-A002327] N75-20349
- MADEN, D. L.**
 Performance of an isolated two-dimensional variable-geometry wedge nozzle with translating shroud and collapsing wedge at speeds up to Mach 2.01 [NASA-TN-D-7906] N75-20247
- MALKOV, S. N.**
 Organization of centralized maintenance of aircraft assemblies A75-27838

- HAOLI, G.**
Development of air transport and environmental requirements
A75-28228
- HARAZZI, R.**
Survey on two calculation methods in transonic regime
A75-28096
- HARINI, H.**
Jet noise suppressors for turbojet engines
A75-28227
- HARTINDALE, C.**
A structural weight estimation program (SWEEP) for aircraft. Volume 2: Program integration and data management module. Part 1: Program integration
[AD-A002852] N75-20302
A structural weight estimation program (SWEEP) for aircraft. Volume 2: Program integration and data management module. Part 2: Data management module
[AD-A002853] N75-20303
A structural weight estimation program (SWEEP) for aircraft. Volume 2: Program integration and data management module. Appendix A: Data management module flow charts and FORTRAN lists
[AD-A002851] N75-20304
A structural weight estimation program (SWEEP) for aircraft. Volume 5: Air induction system and landing gear modules. Part 1: Air induction system module
[AD-A002857] N75-20308
A structural weight estimation program (SWEEP) for aircraft. Volume 5: Air induction system and landing gear modules. Part 2: Landing gear module
[AD-A002858] N75-20309
A structural weight estimation program (SWEEP) for aircraft. Volume 8: Programmer's manual
[AD-A002869] N75-20320
A structural weight estimation program (SWEEP) for aircraft. Volume 9: User's manual
[AD-A002870] N75-20321
A structural weight estimation program (SWEEP) for aircraft. Volume 9: User's manual, appendix A
[AD-A002871] N75-20322
- HARTLEW, D. L.**
The use of Hartmann generators as sources of high intensity sound in a large absorption flow duct facility
[AIAA PAPER 75-529] A75-27939
- HARUTA, H.**
Effect of interference between moving blade rows on cascade flutter. I - Experiment on compressor cascade in flexure mode
A75-26553
- MARVILLET, J. P.**
The STRADA flight path tracking system
[RAE-LIB-TRANS-1813] N75-19209
- HASEK, R. V.**
Analytical comparison of hypersonic flight and wind tunnel viscous/inviscid flow fields
[NASA-CR-2489] N75-19586
- HATTESON, F. H.**
Analysis of in-flight disintegration accidents
N75-19197
- HAY, D. P. L.**
Helicopter rotor-produced modulation and aerial field distribution in the band 30 to 76 MHz
[RAE-TR-74032] N75-19217
- MCCABRIA, J. L.**
Program for the development of a superconducting generator. Part 1: Phase 1
[AD-A001649] N75-19546
- MCCARTNEY, J. R.**
Ratio of peak frequencies of jet self and shear noise spectra
A75-28400
- MCCARTY, R. S.**
Evaluation program on using compressor bleed air as a source of pneumatic power for fluidic circuits
[AD-A002483] N75-20676
- MCCLEURE, J. D.**
Environmental and operating requirements for fire extinguishing systems on advanced aircraft
[AD-A001640] N75-19228
- MCCONVILLE, G.**
Characteristics of MLS signals and their effect on flight control systems
A75-28791
- MCDONNELL, J. D.**
Digital flight control systems - Considerations in implementation and acceptance
[AIAA PAPER 75-577] A75-26734
- MCFARLAND, A. L.**
Multi-site intermittent positive control algorithms for the discrete address beacon system
[AD-A001112/2] N75-19214
- MCKINSTRY, R. G.**
Software engineering of a navigation and guidance system for commercial aircraft
[AIAA PAPER 75-575] A75-26733
- MCLMORE, H. C.**
Low-speed wind-tunnel tests of a 1/10-scale model of a blended arrow advanced supersonic transport
[NASA-TM-X-72671] N75-19226
- MCTIGUE, T. V.**
F-15 computational subsystem
[AIAA PAPER 75-590] A75-28470
- MENTA, U. B.**
Starting vortex, separation bubbles and stall - A numerical study of laminar unsteady flow around an airfoil
A75-26212
- MEIER, R. W.**
Digital avionics - An overview
[AIAA PAPER 75-553] A75-26721
- MELLIN, S.**
A structural weight estimation program (SWEEP) for aircraft. Volume 4: Material properties, structure temperature, flutter and fatigue
[AD-A002856] N75-20307
- MENICUCCI, D. F.**
USAP aircraft takeoff length distances and climbout profiles
[AD-A001826] N75-19878
- MERCER, G. S.**
Economics: General aviation cost factors
N75-19206
- MERCURIO, S. P.**
Reliability life cycle of a complex electronic airborne equipment
A75-27839
- MERZ, A. W.**
Aircraft guidance for automatic collision avoidance
A75-27178
- MEYER, R. T.**
Evaluation of advanced lift concepts and fuel conservative short-haul aircraft, volume 1
[NASA-CR-137525] N75-20291
Evaluation of advanced lift concepts and fuel conservative short-haul aircraft, volume 2
[NASA-CR-137526] N75-20292
- MEYERS, R. E.**
Operational use of the UH-1 H helicopters in Arctic environment
[AD-A002603] N75-19236
- MEZHIROV, I. I.**
Study of two hypersonic, axisymmetric, shaped nozzles with smooth contour
A75-28658
- MICHEL, A. N.**
Stability analysis of stochastic composite systems
A75-27919
- MICHEL, R.**
Experimental and theoretical analysis of three dimensional turbulent boundary layers in a curved supersonic channel
A75-26476
- MILLER, C. O.**
Analysis of general aviation accident records
N75-19200
- MINECK, R. E.**
Wind tunnel investigation of helicopter rotor wake effects on three helicopter fuselage models
[NASA-TM-X-3185-SUPPL] N75-20294
- MITCHELL, J. S.**
Wide bandwidth optical telemetry link for ground testing of equipment in high EMI environments
A75-28781
- MITTAG, C. P.**
Natural icing tests. UH-1H helicopter
[AD-A002077] N75-19194

- HIYAL, Y.
Lift coefficients on a supercavitating jet-flapped foil between rigid walls
A75-26554
- ROCKAPETRIS, L. J.
Analytical comparison of hypersonic flight and wind tunnel viscous/inviscid flow fields [NASA-CR-2489]
N75-19586
- MOHR, J.
What have we learned from applying digital technology to cabin/passenger multiplex systems [AIAA PAPER 75-574]
A75-26732
- MORECI, A. P.
A study of the effects on mice of smoke and gases from controlled fires in simulated aircraft cabins
A75-27073
- MORPEY, C. L.
Developments in jet noise modeling - Theoretical predictions and comparisons with measured data [AIAA PAPER 75-477]
A75-27933
- MORIARTY, L.
Design and fatigue testing of integral armored servo actuator modified trunnion [AD-A002069]
N75-19235
- MORIN, C. R.
Analysis of wreckage
A75-26533
- MORRISON, D. K.
Field evaluation of model 2 of the computer-based, individual trainer for the radar intercept officer [AD-A002705]
N75-19278
- MOSSMAN, D. C.
Flight test of a digital guidance and control system in a DC-10 aircraft [AIAA PAPER 75-567]
A75-26726
- MOSUNOV, V. A.
Allowance for the elastic deformation of the wing in its own plane in the calculation of the skewsymmetric vibrations of an aircraft with a small-aspect-ratio wing
A75-28687
- MOULANG, F. B.
A specialised recording system for the measurement of helicopter rotor blade performance in flight
A75-28770
- MULDER, J. A.
Some aspects of performance measurements in nonsteady flight
N75-19262
- MULLEY, W. G.
Instrumentation displays for future naval aircraft [AIAA PAPER 75-599]
A75-26744
- MUNSER, H. J.
Evaluation of flight test of the FIAT G-91 T3 by means of the method of forced oscillations
N75-19258
- MYSHENKOV, V. I.
A subsonic axisymmetric wake in a viscous gas
A75-26891
- N**
- NAGAHATSU, H. T.
Aeroacoustics: Fan, STOL, and boundary layer noise; sonic boom; aeroacoustic instrumentation
A75-28626
- NAISH, J. M.
A conformal head-up display for the visual approach
N75-19138
- NAMBA, H.
Lifting surface theory for a rotating subsonic or transonic blade row [ARC-R/M-3740]
N75-19185
- NAVOLITANO, L. G.
Critical analysis and improvement of the source-panel method
A75-28095
- NARBUT, V.
Antennas, a collection, issue 15 [AD-A002646]
N75-19557
- NARUCKI, C. W.
Evaluation of advanced lift concepts and fuel conservative short-haul aircraft, volume 1 [NASA-CR-137525]
N75-20291
- Evaluation of advanced lift concepts and fuel conservative short-haul aircraft, volume 2 [NASA-CR-137526]
N75-20292
- NAYLOR, F. R.
Roll paper pilot
N75-19134
- NECHAEV, N. P.
Development and experimental evaluation of a numerical method for solving the inverse axisymmetric problem in an axial turbine stage with given velocity
A75-26671
- NELSON, E. R.
Experimental aerodynamic characteristics for a cylindrical body of revolution with side strakes and various noses at angles of attack from 0 degrees to 58 degrees and Mach numbers from 0.6 to 2.0 [NASA-TM-X-3130]
N75-19181
- NELSON, R. C.
The dynamic response of aircraft encountering aircraft wake turbulence
N75-19170
- NEUMAN, D. D.
SEEK BUS - A time division multiple access system [AIAA PAPER 75-564]
A75-28468
- NICOLAS, J.-R.
Determination of the dynamic characteristics of a helicopter by the branch-modes method
A75-26479
- NIKOLAEV, I. U. A.
Adaptive digital system for aircraft control
A75-27182
- NISHIO, K.
Real-time simulation of jet engines with a digital computer (1), fabrication and characteristics of the simulator [RAE-LIB-TRANS-1768]
N75-19274
- NISS, G.
A SAAB-SCANIA developed method for obtaining stability derivatives from flight tests
N75-19260
- NORTHERN, W. P.
A new J band pulsed radar altimeter
A75-28787
- NOWAK, Z.
Computation of airfoil DRAG profiles [REPT-35/1974]
N75-19165
- NUGENT, J.
Exploratory wind tunnel tests of a shock-swallowing air data sensor at a Mach number of approximately 1.83 [NASA-TM-X-56030]
N75-20329
- O**
- OBERNAYER, R. W.
A study of carburetor/induction system icing in general aviation accidents [NASA-CR-143835]
N75-19208
- OBREMBIER, L.
A pilot's report concerning the VTOL VAK 191 B
A75-26900
- OBLANAS, J.
Feasibility of laser systems for aircraft landing operations under low visibility conditions [AD-A005637]
N75-19198
- OHATA, T.
Real-time simulation of jet engines with a digital computer (1), fabrication and characteristics of the simulator [RAE-LIB-TRANS-1768]
N75-19274
- OSBORNE, C.
The prediction of turbulent heat transfer to wedge compression corners and cylinder-flare bodies at hypersonic speeds [IC-AERO-73-03]
N75-20264
- OSDER, S. S.
Flight test of a digital guidance and control system in a DC-10 aircraft [AIAA PAPER 75-567]
A75-26726
- OVERBURY, F. G.
The range of airborne processing available to the future user of the Doppler MLS
A75-28792
- OVSIANNIKOV, A. M.
A method of calculating aerodynamic-nozzle profiles with passage through the sound barrier
A75-26881

P

- PACKER, K. F.
Analysis of wreckage
A75-26533
- PAGE, R. H.
Heat transfer in separated and reattached flows -
An annotated review
A75-26685
- PAKHONOVA, Z. S.
Hypersonic flow past pointed and blunt bodies with
a concave generatrix
A75-26896
- PAO, S. P.
New evidence of the mechanisms of noise generation
and radiation of a subsonic jet
A75-28717
- PARKER, J. A.
A study of the effects on mice of smoke and gases
from controlled fires in simulated aircraft cabins
A75-27073
- PARKER, J. H., JR.
Program for the development of a superconducting
generator. Part 1: Phase 1
[AD-A001649] N75-19546
- PARLETT, L. P.
Low-speed wind-tunnel tests of a 1/10-scale model
of a blended arrow advanced supersonic transport
[NASA-TN-X-72671] N75-19226
- PASHCHTSEV, V. T.
Qualitative analysis of a family of extremums in a
problem involving optimal control of aircraft
motion
A75-28676
- PASSERELLO, C. E.
Users manual for UCIN vehicle occupant crash study
model, version 2
[AD-A001801] N75-19211
- PATTERSON, R. W.
Evaluation of advanced lift concepts and fuel
conservative short-haul aircraft, volume 1
[NASA-CR-137525] N75-20291
Evaluation of advanced lift concepts and fuel
conservative short-haul aircraft, volume 2
[NASA-CR-137526] N75-20292
Evaluation of active control technology for short
haul aircraft
[NASA-CR-137634] N75-20344
- PAULOW, J.
The coexistence of two supersonic plane flows in
the presence of a longitudinal pressure gradient
N75-20209
- PECH, Z.
Adaptive control system with reference model
A75-27912
- PETERS, D. A.
Flapping response characteristics of hingeless
rotor blades by a generalized harmonic balance
method
N75-19166
- PETERS, D. V.
The performance in illuminances up to 80,000 lux
of a light emitting diode display having a 3 mm
character height
A75-27526
- PETRINO, A. R.
An experimental TDMA network for airborne warning
and control systems interoperability
demonstrations
[AIAA PAPER 75-563] A75-26724
- PEW, R. W.
Effects of visual flight display dynamics on
altitude tracking performance in a flight
simulator
N75-19127
- PFIZENMAIER, E.
On the instability of a sound-influenced free jet
[ESRO-TT-122] N75-20267
- PHILPOT, M. G.
The role of rotor blade blockage in the
propagation of fan noise interaction tones
[AIAA PAPER 75-447] A75-27927
- PIERCY, J. E.
Propagation of aircraft noise near airports -
Effects of hillsides, inversions and source
directionality
A75-27859
- PIETRASS, A.
Determination of aerodynamic derivatives of the
FIAT G-91 T3 aircraft from flight tests by means
of manual analog model matching
N75-19257
- Extraction of flight mechanic derivatives from
flight data by a manual analog matching technique
[ESRO-TT-118] N75-20347
- PIROGOVA, S. V.
Calculation of the flow around blunted,
nonsymmetric cones with large aperture angle
A75-28652
- PIRUMOV, U. G.
A method of calculating aerodynamic-nozzle
profiles with passage through the sound barrier
A75-26881
- PLOKHIKH, V. P.
Mechanics of optimum three-dimensional motion of
aircraft in the atmosphere
[NASA-TT-F-777] N75-19182
- PLUMBLEE, H. E.
Radiation of duct noise out through a jet flow
[AIAA PAPER 75-457] A75-27928
- PLUMER, J. E.
Development of scratch and spall resistant
windshields
[AD-A002513] N75-20300
- PODSYPANINA, N. A.
A method of profiling short two-dimensional nozzles
A75-26880
- POLITT, W.
The aircraft accident
A75-26498
- PRIOLO, D.
Problem of aircraft noise in the vicinity of
airports
A75-28222
- PUZINO, M. G.
Characteristics of pressure fluctuations in
distributed suction of a turbulent boundary layer
A75-27052

R

- RADITZ, M.
Flight test evaluation of SECANT VECAS collision
avoidance system
[AD-A002281] N75-19220
- RADWAN, M. S.
Internal-combustion engine/vapour cycle combination
[OUEL-1097/74] N75-20336
- RANDALL, C. C.
Evaluation of advanced lift concepts and fuel
conservative short-haul aircraft, volume 1
[NASA-CR-137525] N75-20291
Evaluation of advanced lift concepts and fuel
conservative short-haul aircraft, volume 2
[NASA-CR-137526] N75-20292
- RANLET, J. D.
Multi-slot film cooling of supersonic aircraft
using air as a coolant
[AD-A002673] N75-19239
- RAO, C. K.
Nonlinear torsional vibrations of thin-walled
beams of open section
A75-26410
- REDDY, H. N.
Propulsive-lift noise of an upper surface blown
flap configuration
[AIAA PAPER 75-470] A75-27931
- REDHEAD, H. W.
Development of an R.F. telemetry system
A75-28778
- REDIESS, H. A.
Status and trends in active control technology
N75-20236
- REDING, L.
Determination by means of hydraulic analogy of the
transonic flow in a blade cascade
N75-20213
- REES, D. A.
Development of statistical fatigue failure
characteristics of 0.125 inch 2024-T3 aluminum
under simulated flight-by-flight loading
[AD-A002310] N75-20554
- REID, J. S.
Natural icing tests. UH-1H helicopter
[AD-A002077] N75-19194

- REINER, D.
Provisional message formats for the DABS/NAS interface (revision 1)
[FAA-RD-74-63-A] N75-19216
- RENSHAW, J. H.
Evaluation of advanced lift concepts and fuel conservative short-haul aircraft, volume 1
[NASA-CR-137525] N75-20291
Evaluation of advanced lift concepts and fuel conservative short-haul aircraft, volume 2
[NASA-CR-137526] N75-20292
Evaluation of active control technology for short haul aircraft
[NASA-CR-137634] N75-20344
- REYNOLDS, P. R. J.
Oceanic air route navigation with envelope match
Loran-C
[AD-A003800] N75-20286
- RHOTEN, R. P.
Eigenvalue/eigenvector assignment for multivariable systems
A75-26312
- RIABCHENKO, V. P.
Nonlinear problem of the unsteady flow past an airfoil lattice
A75-28671
- RICCIUS, R.
Flight tests with the V/STOL experimental aircraft VAK 191 B
A75-27985
- RICE, E. J.
Spinning mode sound propagation in ducts with acoustic treatment
A75-27854
- RICHARDS, L. G.
Ride quality evaluation. I
A75-26849
- RIGNEY, J. W.
Field evaluation of model 2 of the computer-based, individual trainer for the radar intercept officer
[AD-A002705] N75-19278
- ROBERT, E.
Determination by means of hydraulic analogy of the transonic flow in a blade cascade
N75-20213
- ROBERTS, D. R.
Boundary-layer pressure fluctuations at high Reynolds numbers on a second free-flight test vehicle
[ARC-CP-1302] N75-19189
- ROBERTS, L.
On wake vortex alleviation
N75-20231
- ROBINSON, M. L.
Boundary layer effects in supersonic flow over cylinder-flare bodies
[WRE-REPT-1238 (WR/D)] N75-20257
- ROCKWELL, H.
A structural weight estimation program (SWEEP) for aircraft. Volume 2: Program integration and data management module. Part 1: Program integration
[AD-A002852] N75-20302
A structural weight estimation program (SWEEP) for aircraft. Volume 2: Program integration and data management module. Part 2: Data management module
[AD-A002853] N75-20303
A structural weight estimation program (SWEEP) for aircraft. Volume 4: Material properties, structure temperature, flutter and fatigue
[AD-A002854] N75-20307
A structural weight estimation program (SWEEP) for aircraft. Volume 8: Programmer's manual
[AD-A002869] N75-20320
- ROE, W. T.
A study of carburetor/induction system icing in general aviation accidents
[NASA-CR-143835] N75-19208
- ROECK, G. D.
Dynamic loads and structural criteria study
[AD-A001739] N75-19195
- ROM, J.
On the calculation of non-linear aerodynamic characteristics and the near vortex wake
[AD-A002161] N75-19193
- ROTHAMMER, G.
A structural weight estimation program (SWEEP) for aircraft. Volume 3: Airloads estimation module
[AD-A002854] N75-20305
A structural weight estimation program (SWEEP) for aircraft. Volume 3: Airloads estimation module. Appendix A: Module flow charts and FORTRAN lists. Appendix B: Sample output
[AD-A002855] N75-20306
A structural weight estimation program (SWEEP) for aircraft. Volume 11: Flexible airloads stand-alone program
[AD-A002873] N75-20324
- ROY, H.
On the future of jet propulsion in subsonic transport aviation
A75-27777
- ROZENSHEIN, I. E.
Elementary method of graphic replottng of a characteristic of an uncooled turbocompressor when the intake temperature and number of revolutions are varied
A75-26672
- RUBAN, A. I.
Hypersonic, viscous gas flow around a wing of small aspect ratio
A75-28653
- RUBBERT, P. E.
Sideslip of wing-body combinations
[NASA-CR-114716] N75-20260
- RUBINS, P. M.
PLT 27 gas turbine engine exhaust emission and noise measurements
[AD-A001728] N75-19251
- S**
- SALENME, R. M.
Feasibility of adapting a thin film permeable membrane to jet transport fuel tank inerting system
[AD-A003799] N75-20295
- SALOSINA, S. A.
Characteristics of pressure fluctuations in distributed suction of a turbulent boundary layer
A75-27052
- SAMOILOV, G.
Helicopter flight regimes
[AD-A001220] N75-19268
- SANDERSON, K. C.
A new flight test data system for NASA aeronautical flight research
A75-28774
- SAZONOV, V. V.
Fatigue strength of D16T Duralumin at normal and elevated temperatures as a function of the cycling rate
A75-28866
- SCARPINO, F. A.
Digital avionics information system /DAIS/ integrated test bed development
[AIAA PAPER 75-588] A75-26739
- SCHAEFFER, D. R.
Wind models for flight simulator certification of landing and approach guidance and control systems
[AD-A003801] N75-20352
- SCHAEFFLE, H. U.
Determination of the parameters of a system of equations of motion from flight test data
N75-19263
- SCHETZ, J. A.
Wind tunnel studies of the turbulent wake behind self propelled slender bodies
[AD-A002396] N75-20272
- SCHMALL, R. A.
Unsteady viscous flow past a lifting plate
N75-19171
- SCHULZ, W.
Deutsche Gesellschaft fuer Luft- und Raumfahrt, Yearbook 1973
A75-27978
- SCHWENDLER, R. G.
Improvements to the SADSAM computer program for aeroelasticity analysis
[NASA-CR-132617] N75-19173

SCOTT, G. A.
New horizons in air traffic control
[AIAA PAPER 75-569] A75-26728

SEBRING, J. R.
The U.S. Candidate Microwave Landing System - A
new generation of avionics/ground equipment
[AIAA PAPER 75-607] A75-28472

SEMENENKO, V. M.
Cavitating flow past a vibrating thin-section wing
profile A75-26895

SEBRAU, W. R.
Investigation of aircraft combustor noise
[AD-A001737] N75-19250

SERAFINI, T. T.
Processable high temperature resistant polymer
matrix materials
[NASA-TM-X-71682] N75-19367

SHAMES, O.
Flight test evaluation of SECANT VECAS collision
avoidance system
[AD-A002281] N75-19220

SHAMRIKOV, B. M.
Adaptive digital system for aircraft control
A75-27182

SHEARER, J. R.
Impact of turbine modulation on variable-cycle
engine performance. Phase 1 and 2: Design
fabrication and rig test, part 1
[AD-A002543] N75-20337

Impact of turbine modulation on variable-cycle
engine performance. Phase 3: Engine
modification and sea level test, part 2
[AD-A002544] N75-20338

Impact of turbine modulation on variable-cycle
engine performance. Phase 4: Additional
hardware design and fabrication, engine
modification, and altitude test, part 3A
[AD-A002545] N75-20339

Impact of turbine modulation on variable-cycle
engine performance. Phase 4: Additional
hardware design and fabrication, engine
modification, and altitude test, part 3B
[AD-A002546] N75-20340

SHERIDAN, P. R.
Computer simulation of maintenance for
multi-mission RPV's
[AD-A003351] N75-20253

SHEYMIN, V. M.
Problems of designing passenger aircraft
[NASA-TT-F-808] N75-19223

SHIFRIN, E. G.
A method of profiling short two-dimensional nozzles
A75-26880

SHIMOKAWA, T.
Relation between scatter of fatigue life and S-N
curve in aircraft structural aluminium alloy
2024-T4
[NAL-TR-360] N75-19414

SHKADOV, L. M.
Mechanics of optimum three-dimensional motion of
aircraft in the atmosphere
[NASA-TT-F-777] N75-19182

SIEGEL, S.
A structural weight estimation program (SWEET) for
aircraft. Volume 10: Flutter optimization
stand-alone program
[AD-A002872] N75-20323

SIGNORELLI, R. A.
Metal matrix composites for aircraft propulsion
systems
[NASA-TM-X-71685] N75-19245

SIMCOX, C. D.
Supersonic jet noise suppression with multitube
nozzle/ejectors
[AIAA PAPER 75-501] A75-27936

SIMPSON, L. P.
Visual Augmentation System (VAS) laboratory
demonstration and test results
[AD-A003323] N75-20332

SMITH, H. J.
A flight test investigation of the rolling moments
induced on a T-37B airplane in the wake of a
B-747 airplane
[NASA-TM-X-56031] N75-20221

SMITH, P. R.
Evaluation of advanced lift concepts and fuel
conservative short-haul aircraft, volume 1
[NASA-CR-137525] N75-20291

Evaluation of advanced lift concepts and fuel
conservative short-haul aircraft, volume 2
[NASA-CR-137526] N75-20292

SMITH, S. H.
Fatigue-crack growth behavior of C-5A wing control
points
[AD-A002553] N75-20299

SMITH, W. B.
An experimental TDMA network for airborne warning
and control systems interoperability
demonstrations
[AIAA PAPER 75-563] A75-26724

SNACKENBURG, S. J.
Dynamic loads and structural criteria study
[AD-A001739] N75-19195

SOKOLOV, K. B.
Interaction between a sonic boom N-wave and an
obstacle near corner points
A75-28665

SOPIN, L.
Antennas, a collection, issue 15
[AD-A002646] N75-19557

SORENSEN, J. A.
Aircraft guidance for automatic collision avoidance
A75-27178

SPEE, B. M.
Technical evaluation report on Fluid Dynamics
Panel Symposium on V/STOL Aerodynamics
[AGARD-AR-78] N75-19585

SPREUER, K. R.
Dynamic loads and structural criteria study
[AD-A001739] N75-19195

SPRINGER, R. J.
Environmental and operating requirements for fire
extinguishing systems on advanced aircraft
[AD-A001640] N75-19228

SRINATHKUMAR, S.
Eigenvalue/eigenvector assignment for
multivariable systems
A75-26312

STEELE, M. A.
Impact of turbine modulation on variable-cycle
engine performance. Phase 1 and 2: Design
fabrication and rig test, part 1
[AD-A002543] N75-20337

Impact of turbine modulation on variable-cycle
engine performance. Phase 3: Engine
modification and sea level test, part 2
[AD-A002544] N75-20338

Impact of turbine modulation on variable-cycle
engine performance. Phase 4: Additional
hardware design and fabrication, engine
modification, and altitude test, part 3A
[AD-A002545] N75-20339

Impact of turbine modulation on variable-cycle
engine performance. Phase 4: Additional
hardware design and fabrication, engine
modification, and altitude test, part 3B
[AD-A002546] N75-20340

STEPHENSON, D.
Impact of turbine modulation on variable-cycle
engine performance. Phase 4: Additional
hardware design and fabrication, engine
modification, and altitude test, part 3B
[AD-A002546] N75-20340

STEPHENSON, D. W.
Impact of turbine modulation on variable-cycle
engine performance. Phase 1 and 2: Design
fabrication and rig test, part 1
[AD-A002543] N75-20337

Impact of turbine modulation on variable-cycle
engine performance. Phase 3: Engine
modification and sea level test, part 2
[AD-A002544] N75-20338

Impact of turbine modulation on variable-cycle
engine performance. Phase 4: Additional
hardware design and fabrication, engine
modification, and altitude test, part 3A
[AD-A002545] N75-20339

STEVEN, G. P.
Shear lag analysis of thick skin aircraft structures
[ATN-7404] N75-19225

STEVENS, R. C. K.
An investigation of the noise from a scale model
of an engine exhaust system
[AIAA PAPER 75-459] A75-27929

STEWARTSON, K.
A non-uniqueness of the hypersonic boundary layer
A75-26195

- STIMPSON, E. W.
Manufacturer's overview N75-19207
- STOKIC, D.
A concept of flight dynamics control A75-27180
- STONE, J. R.
Noise of model target type thrust reversers for engine-over-the-wing applications A75-27853
Paper pilot ponders supersonic transports N75-19135
- STRAEMG, G.
Characteristics of the AJ 37 aircraft: Comparison of the results of wind tunnel and flight tests N75-19261
- SUDBERTH, R. W.
Development of longitudinal handling qualities criteria for large advanced supersonic aircraft [NASA-CR-137635] N75-20345
- SUGIYAMA, N.
Real-time simulation of jet engines with a digital computer(1), fabrication and characteristics of the simulator [RAE-LIB-TRANS-1768] N75-19274
- SUN, P. B.
Flight path control and performance analysis, phases 1 and 2. Integrated display, phase 3 [AD-A002014] N75-19269
- SYBERG, J.
Low speed and angle of attack effects on sonic and near-sonic inlets [NASA-CR-134778] N75-19184
- SYCHEV, V. V.
Hypersonic, viscous gas flow around a wing of small aspect ratio A75-28653
- SZALAI, K. J.
Status and trends in active control technology N75-20236
- SZECHENYI, E.
Unsteady lift forces on a vibrating cylinder in a supercritical flow A75-26480
- T**
- TAKANASHI, S.
An exact solution for transonic potential flow past aerofoil sections [NAL-TR-383] N75-19176
- TALABI, S. O.
Analysis of thick turbulent jet flowing round: A circular cylinder N75-19168
- TANAKA, H.
Effect of interference between moving blade rows on cascade flutter. I - Experiment on compressor cascade in flexure mode A75-26553
- TANNER, R. B.
Evaluation of tactual displays for flight control N75-19132
- TAYLOR, M. J.
The development of a serial P.C.M. instrumentation system A75-28797
- TEJANI, S.
A structural weight estimation program (SWEEP) for aircraft. Volume 4: Material properties, structure temperature, flutter and fatigue [AD-A002856] N75-20307
- TELENIN, G. P.
Development of acoustic disturbances in supersonic annular jets A75-26234
- TEMPLEMAN, J. E.
Flight-critical digital control system evaluation [AIAA PAPER 75-566] A75-26725
- TERADA, H.
On fatigue crack arresting by a stop-hole in 2024-T3 aluminum alloy sheet specimens [NAL-TR-359] N75-19413
- TERIAEV, E. D.
Adaptive digital system for aircraft control A75-27182
- TESSARZIK, J. B.
Tests of laser metal removal for future flexible rotor balancing in engines [SAE PAPER 750170] A75-26591
- TESTER, B. J.
Developments in jet noise modeling - Theoretical predictions and comparisons with measured data [AIAA PAPER 75-477] A75-27933
- THOMPSON, D. S.
Metallurgical factors affecting high strength aluminum alloy production A75-28529
- THORPE, A. C.
Flight simulation of a Wessex helicopter: A validation exercise [ABC-CP-1299] N75-20298
- TIBBETTS, J. G.
Evaluation of advanced lift concepts and fuel conservative short-haul aircraft, volume 1 [NASA-CR-137525] N75-20291
Evaluation of advanced lift concepts and fuel conservative short-haul aircraft, volume 2 [NASA-CR-137526] N75-20292
- TIKHOMIROV, B. A.
Development and experimental evaluation of a numerical method for solving the inverse axisymmetric problem in an axial turbine stage with given velocity. A75-26671
- TILL, R. D.
A study for active control research and validation using the Total In-Flight Simulator (TIPS) aircraft [NASA-CR-132614] N75-19271
- TOKAREV, V. P.
Fatigue strength of D16T Duralumin at normal and elevated temperatures as a function of the cycling rate A75-28866
- TOMSHIN, V. K.
Dynamics of the motion of a body with allowance for the unsteady state of the flow about it [NASA-TT-P-16133] N75-19179
- TOPUNOV, A. M.
Development and experimental evaluation of a numerical method for solving the inverse axisymmetric problem in an axial turbine stage with given velocity A75-26671
- TOWNE, D. M.
Field evaluation of model 2 of the computer-based, individual trainer for the radar intercept officer [AD-A002705] N75-19278
- TRIGGS, T. J.
Evaluation of tactual displays for flight control N75-19132
- V**
- VAN HOLTEM, T.
The computation of aerodynamic loads on helicopter blades in forward flight, using the method of the acceleration potential A75-26700
- VANDEVENNE, H. P.
Provisional message formats for the DABS/NAS interface (revision 1) [PAA-RD-74-63-A] N75-19216
- VENGHAUS, H. H.
Study of transonic flow over various bodies N75-19169
- VIEZER, W.
Feasibility of laser systems for aircraft landing operations under low visibility conditions [AD-A005637] N75-19198
- VILLEMANN, H. P.
Investigation of 14.5mm API self-sealing/crashworthy fuel tank material [AD-A001752] N75-19249
- VISHNEVETSKII, S. L.
Hypersonic flow past pointed and blunt bodies with a concave generatrix A75-26896
- VONGLAHN, U.
Influence of multitube mixer nozzle geometry on CTOL-OTW jet noise shielding [NASA-TM-X-71681] N75-19246

- VONMEIER, U.
Manual evaluation of special flying maneuvers for the determination of flight-mechanical coefficients and derivatives from flight tests
N75-19255
- VOROBEV, N. P.
Supersonic flow past intersecting surfaces
A75-26882
- VUKOBRA TOVIC, M.
A concept of flight dynamics control
A75-27180
- W**
- WADDOUPS, M. E.
Characterization of advanced composite materials for structural design
A75-27695
- WAGAHATSU, H. T.
Aeroacoustics: Jet and combustion noise; duct acoustics
A75-28629
- WAGNER, H.
The range of validity in the case of two old investigations. I - The origin of lift. II - Collision and gliding processes on the liquid surface
A75-27990
- WALKER, M. J.
Application of a new slip-ringless propeller blade measurement system
A75-28771
- WASSON, N. P.
A theoretical method for calculating the aerodynamic characteristics of arbitrary ejector-jet-flapped wing: Theoretical analysis
[AD-A002319] N75-20271
- WEAND, A. E., JR.
Vibration and temperature survey production AH-1G helicopter
[AD-A002063] N75-19231
- WEBB, E. G., JR.
Harowe altitude warning system evaluation
[AD-A002583] N75-19241
- WEBB, L. D.
Exploratory wind tunnel tests of a shock-swallowing air data sensor at a Mach number of approximately 1.83
[NASA-TM-X-56030] N75-20329
- WEBER, P.
Impact of turbine modulation on variable-cycle engine performance. Phase 1 and 2: Design fabrication and rig test, part 1
[AD-A002543] N75-20337
- Impact of turbine modulation on variable-cycle engine performance. Phase 3: Engine modification and sea level test, part 2
[AD-A002544] N75-20338
- Impact of turbine modulation on variable-cycle engine performance. Phase 4: Additional hardware design and fabrication, engine modification, and altitude test, part 3A
[AD-A002545] N75-20339
- Impact of turbine modulation on variable-cycle engine performance. Phase 4: Additional hardware design and fabrication, engine modification, and altitude test, part 3B
[AD-A002546] N75-20340
- WEBER, J.
Notes on the approximate solution of lifting-surface theory used in the RAE standard method
[ARC-R/M-3752] N75-19188
- WEBER, E. F.
Effects of visual flight display dynamics on altitude tracking performance in a flight simulator
N75-19127
- WEINGARTEN, H. C.
A study for active control research and validation using the Total In-Flight Simulator (TIFS) aircraft
[NASA-CR-132614] N75-19271
- WENPE, T. E.
A study on aircraft map display location and orientation
N75-19128
- WENZEL, L. M.
An experimental investigation of compressor stall using an on-line distortion indicator and signal conditioner
[NASA-TM-X-3182] N75-20248
- WHARF, J. H.
The performance in illuminances up to 80,000 lux of a light emitting diode display having a 3 mm character height
A75-27526
- WHITE, P. C.
Digital avionics from the viewpoint of ATA
[AIAA PAPER 75-551] A75-28466
- WHITE, J. A.
OH-58A propulsion system vibration investigation
[AD-A002672] N75-20341
- WHITLOW, J. B., JR.
Comparison of parametric duct-burning turbofan and non-afterburning turbojet engines in a Mach 2.7 transport
[NASA-TM-X-71679] N75-19247
- WICKENS, R. H.
The aerodynamic characteristics and trailing vortex wake of propeller V/STOL configurations
A75-28522
- WILCKENS, V.
Improvements in pilot/aircraft-integration by advanced contact analog displays
N75-19141
- WILCOCK, T.
Flight simulation of a Wessex helicopter: A validation exercise
[ARC-CP-1299] N75-20298
- WILDERMUTH, P.
A structural weight estimation program (SWEEP) for aircraft. Volume 3: Airloads estimation module
[AD-A002854] N75-20305
- A structural weight estimation program (SWEEP) for aircraft. Volume 3: Airloads estimation module. Appendix A: Module flow charts and FORTRAN lists. Appendix B: Sample output
[AD-A002855] N75-20306
- A structural weight estimation program (SWEEP) for aircraft. Volume 11: Flexible airloads stand-alone program
[AD-A002873] N75-20324
- WILDEY, C. G.
Wide bandwidth optical telemetry link for ground testing of equipment in high EMI environments
A75-28781
- WILEY, D. R.
Low speed and angle of attack effects on sonic and near-sonic inlets
[NASA-CR-134778] N75-19184
- WILLIAMS, L. A.
Field evaluation of model 2 of the computer-based, individual trainer for the radar intercept officer
[AD-A002705] N75-19278
- WILLICH, W.
Design of the DAIS control and display core element
[AIAA PAPER 75-600] A75-26745
- WILSON, J. C.
Wind tunnel investigation of helicopter rotor wake effects on three helicopter fuselage models
[NASA-TM-X-3185-SUPPL] N75-20294
- WILSON, S. G.
An experimental TDMA network for airborne warning and control systems interoperability demonstrations
[AIAA PAPER 75-563] A75-26724
- WINTER, P. J., JR.
Integrated avionics - Controls and displays for helicopter IFR operation
A75-28786
- WOOD, K.
Design and fatigue testing of integral armored servo actuator modified trunnion
[AD-A002069] N75-19235
- WRIGHT, C. P.
Supersonic jet noise suppression with multibute nozzle/ejectors
[AIAA PAPER 75-501] A75-27936
- Y**
- YOPP, W. B.
Digital flight control systems - Considerations in implementation and acceptance
[AIAA PAPER 75-577] A75-26734

YOUNGBLOOD, L. J., JR.

PERSONAL AUTHOR INDEX

YOUNGBLOOD, L. J., JR.

Application of digital systems to Army avionics
[AIAA PAPER 75-587] A75-26738

YU, Y. H.

Aerodynamic design of a rotor blade for minimum
noise radiation N75-19221

Z

ZACHER, H.

The 'definition' of the motorsegler
[DFVLR-SONDDR-424] A75-27596

ZANYATIN, Y.

Antennas, a collection, issue 15
[AD-A002646] N75-19557

ZDRAVKOVICH, M. M.

The disappearance of the wake shock behind a
cylinder in a supersonic flow at high Reynolds
number A75-26414

ZELENEVITZ, J.

Influence of sound upon separated flow over wings
A75-27495

ZELIANSKIY, B. A.

Calculation of heat transfer at the lines of flow
of a three-dimensional boundary layer in a
nonuniform external flow A75-26894

ZOREA, C.

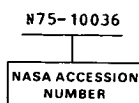
On the calculation of non-linear aerodynamic
characteristics and the near vortex wake
[AD-A002161] N75-19193

ZORUMSKI, W. E.

Unified analysis of ducted turbomachinery noise
A75-27861

CONTRACT NUMBER INDEX

Typical Contract Number Index Listing



Listings in this index are arranged alphanumerically by contract number. Under each contract number, the accession numbers denoting documents that have been produced as a result of research done under that contract are arranged in ascending order with the IAA accession numbers appearing first. The accession number denotes the number by which the citation is identified in either the IAA or STAR section.

AF PROJ. 921C
N75-19210

AF PROJ. 1366
N75-19239

AF PROJ. 1467
N75-19237

AF PROJ. 1987
N75-20348
N75-20349

AF PROJ. 3066
N75-20337
N75-20338
N75-20339

AF PROJ. 3145
N75-19546

AF PROJ. 7351
N75-20554

AF PROJ. 8224
N75-20342

AF PROJ. 9769
N75-19234

AF PROJ. 9781
N75-19193

AF-AFOSR-2145-71
N75-19193

AF-AFOSR-2492-73
N75-19234

ARPA ORDER 2310
N75-19278

AT/2037/057
N75-20264

CNR-73,00339,07
A75-28095

DA PROJ. 1F1-62208-AH-90
N75-19195
N75-19236

DA PROJ. 1F2-62205-AH-88
N75-19235

DA PROJ. 1G1-62204-AA-71
N75-19251

DA PROJ. 1G1-72207-AA-110
N75-19250

DA PROJ. 1G2-62207-AH-89
N75-20341

DA PROJ. 1728005
N75-20300

DAAB07-72-C-0161
N75-19269

DAAB07-73-C-0337
N75-19219

DAAJ01-71-C-0840
N75-20332

DAAJ02-73-C-0014
N75-19236

DAAJ02-73-C-0017
N75-20341

DAAJ02-73-C-0068
N75-19251

DAAJ02-73-C-0088
N75-19250

DAAJ02-73-C-0099
N75-19249

DAAJ02-74-C-0013
N75-19235

DAAJ02-74-C-0018
N75-19195

DOT-FA704A-2448
N75-19214

DOT-FA704AI-173
N75-20330

DOT-FA72WA-2893
A75-27936

DOT-FA72WA-2934
N75-20352

DOT-FA72WA-3080
N75-19212
N75-19213

DOT-FA72WA-3101
N75-20273

DOT-FA72WA-3134
N75-20295

DOT-FA73WA-261
N75-19216

DOT-FA73WA-3214
N75-19198

DOT-FA74WA-1027
N75-20353

DOT-FA74WA-3388
N75-20286

DOT-FH-11-7570
N75-19136

DOT-OS-20094
A75-27937

DOT-TSC-535
A75-27178

DOT-05-40056
A75-27938

ERI PROJ. 1146-S
N75-19172

FAA PROJ. 034-241-012
N75-19216

F19628-73-C-0002
N75-19216

F33614-72-C-1801
A75-26591

F33615-71-C-1591
N75-19546

F33615-71-C-1625
N75-20337
N75-20338
N75-20339
N75-20340

F33615-71-C-1805
A75-28529

F33615-71-C-1922
N75-20301
N75-20302
N75-20303
N75-20304
N75-20305
N75-20306
N75-20307
N75-20308
N75-20309
N75-20310
N75-20311
N75-20312
N75-20313
N75-20314
N75-20315
N75-20316
N75-20317
N75-20318
N75-20319

N75-20320
N75-20321
N75-20322
N75-20323
N75-20324

F33615-72-C-1058
N75-20348
N75-20349

F33615-72-C-1202
A75-28529

F33615-72-C-2003
N75-20554

F33615-73-C-2032
A75-27933

F33615-73-C-2046
A75-27926

F33615-73-C-2071
N75-19228

F33615-73-C-3086
N75-19237

F33615-73-C-3127
N75-20271

F33615-73-C-3132
N75-19239

F33657-73-C-0281
N75-20299
N75-20548
N75-20777

F44520-68-C-0018
A75-26685

F44620-69-C-0022
A75-26212
N75-19179
N75-19223
N75-19182
N75-20290
N75-19586
N75-19173
N75-19224
N75-19183
A75-26733
N75-19271
N75-20260
N75-19137
N75-19140
N75-20291
N75-20292
N75-20344
N75-20345
A75-26591
N75-19243
N75-19184
N75-19208
N75-19178

NAS2-7966
N75-20345
NAS3-14420
A75-26591
NAS3-16823
N75-19243
NAS3-18035
N75-19184
NAS4-2191
N75-19208
NAS9-12330
N75-19178

NGR-05-020-526
A75-28348
A75-28349

NGR-47-005-181
A75-26849

NR PROJ. 122-303
N75-19211

NR PROJ. 213-114
N75-20331

NRC A-2003
A75-28400

NSF GK-33739
A75-27919

NSF GK-42133
A75-27495

HSG-2007
A75-28348
A75-28349

HSG-2040
N75-19172

N00014-67-A-0226-0005
N75-20343

N00014-72-A-0027-0002
N75-19211

N00014-72-A-0136-0004
N75-20272

N00014-73-C-0031
N75-19132

N00014-73-C-0291
N75-20331

N61339-73-C-0065
N75-19278

N62269-73-C-0476
N75-20676

PROJ. FEDD
N75-19226

PROJECT THEMIS
A75-26212

SRI PROJ. 2831
N75-19198
N75-20256
N75-20247
N75-20248
N75-20329
N75-19181
N75-20350
N75-20221
N75-19226

743-05-01-01-00
N75-20260
N75-20293
N75-19180

1. Report No. NASA SP-7037 (59)	2. Government Accession No.	3. Recipient's Catalog No.	
4. Title and Subtitle AERONAUTICAL ENGINEERING A Special Bibliography (Supplement 59)		5. Report Date July 1975	
		6. Performing Organization Code	
7. Author(s)		8. Performing Organization Report No.	
		10. Work Unit No.	
9. Performing Organization Name and Address National Aeronautics and Space Administration Washington, DC 20546		11. Contract or Grant No.	
		13. Type of Report and Period Covered	
12. Sponsoring Agency Name and Address		14. Sponsoring Agency Code	
		15. Supplementary Notes	
16. Abstract <p style="text-align: center;">This bibliography lists 368 reports, articles, and other documents introduced into the NASA scientific and technical information system in June 1975.</p>			
17. Key Words (Suggested by Author(s)) Aerodynamics Aeronautical Engineering Aeronautics Bibliographies		18. Distribution Statement Unclassified - Unlimited	
19. Security Classif. (of this report) Unclassified	20. Security Classif. (of this page) Unclassified	21. No. of Pages 110	22. Price* \$4.00 HC

PUBLIC COLLECTIONS OF NASA DOCUMENTS

DOMESTIC

NASA distributes its technical documents and bibliographic tools to ten special libraries located in the organizations listed below. Each library is prepared to furnish the public such services as reference assistance, interlibrary loans, photocopy service, and assistance in obtaining copies of NASA documents for retention.

CALIFORNIA

University of California, Berkeley

COLORADO

University of Colorado, Boulder

DISTRICT OF COLUMBIA

Library of Congress

GEORGIA

Georgia Institute of Technology, Atlanta

ILLINOIS

The John Crerar Library, Chicago

MASSACHUSETTS

Massachusetts Institute of Technology, Cambridge

MISSOURI

Linda Hall Library, Kansas City

NEW YORK

Columbia University, New York

PENNSYLVANIA

Carnegie Library of Pittsburgh

WASHINGTON

University of Washington, Seattle

NASA publications (those indicated by an "*" following the accession number) are also received by the following public and free libraries:

CALIFORNIA

Los Angeles Public Library

San Diego Public Library

COLORADO

Denver Public Library

CONNECTICUT

Hartford Public Library

MARYLAND

Enoch Pratt Free Library, Baltimore

MASSACHUSETTS

Boston Public Library

MICHIGAN

Detroit Public Library

MINNESOTA

Minneapolis Public Library

MISSOURI

Kansas City Public Library

St. Louis Public Library

NEW JERSEY

Trenton Public Library

NEW YORK

Brooklyn Public Library

Buffalo and Erie County Public Library

Rochester Public Library

New York Public Library

OHIO

Akron Public Library

Cincinnati Public Library

Cleveland Public Library

Dayton Public Library

Toledo Public Library

OKLAHOMA

Oklahoma County Libraries, Oklahoma City

TENNESSEE

Memphis Public Library

TEXAS

Dallas Public Library

Fort Worth Public Library

WASHINGTON

Seattle Public Library

WISCONSIN

Milwaukee Public Library

An extensive collection of NASA and NASA-sponsored documents and aerospace publications available to the public for reference purposes is maintained by the American Institute of Aeronautics and Astronautics, Technical Information Service, 750 Third Avenue, New York, New York, 10017.

EUROPEAN

An extensive collection of NASA and NASA-sponsored publications is maintained by the British Library Lending Division, Boston Spa, Wetherby, Yorkshire, England. By virtue of arrangements other than with NASA, the British Library Lending Division also has available many of the non-NASA publications cited in *STAR*. European requesters may purchase facsimile copy or microfiche of NASA and NASA-sponsored documents, those identified by both the symbols "#" and "*", from: ESRO/ELDO Space Documentation Service, European Space Research Organization, 114, av. Charles de Gaulle, 92-Neuilly-sur-Seine, France.

NATIONAL AERONAUTICS AND SPACE ADMINISTRATION
WASHINGTON, D.C. 20546

OFFICIAL BUSINESS
PENALTY FOR PRIVATE USE \$300

SPECIAL FOURTH CLASS MAIL
Book

POSTAGE AND FEES PAID
NATIONAL AERONAUTICS AND
SPACE ADMINISTRATION
NASA-451



POSTMASTER: If Undeliverable (Section 158
Postal Manual) Do Not Return

NASA CONTINUING BIBLIOGRAPHY SERIES

NUMBER	TITLE	FREQUENCY
NASA SP--7011	AEROSPACE MEDICINE AND BIOLOGY Aviation medicine, space medicine, and space biology	Monthly
NASA SP--7037	AERONAUTICAL ENGINEERING Engineering, design, and operation of aircraft and aircraft components	Monthly
NASA SP-7039	NASA PATENT ABSTRACTS BIBLIOGRAPHY NASA patents and applications for patent	Semiannually
NASA SP--7041	EARTH RESOURCES Remote sensing of earth resources by aircraft and spacecraft	Quarterly
NASA SP-7043	ENERGY Energy sources, solar energy, energy conversion, transport, and storage	Quarterly
NASA SP-7500	MANAGEMENT Program, contract, and personnel management, and management techniques	Annually

Details on the availability of these publications may be obtained from:

SCIENTIFIC AND TECHNICAL INFORMATION OFFICE
NATIONAL AERONAUTICS AND SPACE ADMINISTRATION
Washington, D.C. 20546