

N76 12490

VERY LOW COST THIN FILM CdS-Cu₂S SOLAR CELL DEVELOPMENT

USING CHEMICAL SPRAYING

D. H. Baldwin Company, El Paso, Texas

and

Sandia Laboratories, Albuquerque, New Mexico

Grant Number: (Not Finalized)

Grant Period: ? (6 Months)

Grant Amount: Baldwin \$110,000
Sandia 30,000

by

George A. Samara

Sandia Laboratories, Albuquerque, New Mexico

Principal Investigators: J. F. Jordan - Baldwin
G. A. Samara - Sandia

presented at

National Solar Photovoltaic Program Review Meeting

July 22-25 (1975)

Los Angeles, California

ABSTRACT

Over the past four years the D. H. Baldwin Company has developed a chemical spray process for the production of thin film CdS-Cu₂S solar cells projected to cost less than \$60/kW in very large scale production. The average efficiency of these cells has been improved from < 0.3% in 1971 to about 4.5% at present.

The overall objectives of this program are to further develop the process, to raise the efficiency, and to attain long life stability. In the joint program Sandia Laboratories is to provide the technical support necessary to help achieve these objectives.

The cell consists of a glass substrate onto which is sprayed a thin tin oxide transparent electrode followed by a sprayed film (2-3 μm) of CdS. A very thin film of Cu_xS is then formed by either spraying, dipping, or electrolytic ion exchange. Finally a copper/lead electrode is evaporated on top the Cu_xS layer.

Discussion between Baldwin and Sandia defined several areas for initial investigation by Sandia. These are:

- 1 - Chemical analysis of the starting chemicals and resulting thin films with emphasis on impurities likely to be electrically active and their effects on cell properties.
- 2 - Determination of the morphology and crystallography of the various layers.
- 3 - Determination of the location, depth profile and form of dopants and contaminants known to be in the device and their effects on the morphology and crystallography.
- 4 - Studies of the electrical and optical properties of the various films and the device.

The results of this work should form the basis for process modification and control and for improving device characteristics and conversion efficiency.

The Sandia effort was recently initiated and the work thus far, on the limited number of available samples, has consisted of a general survey of the potential usefulness of a wide variety of analytical techniques to the understanding of the structure, composition and properties of the films and devices. It is often observed that corroborative results from a combination of techniques are necessary to be able to draw definitive conclusions. Our preliminary findings are summarized in one of the accompanying tables.

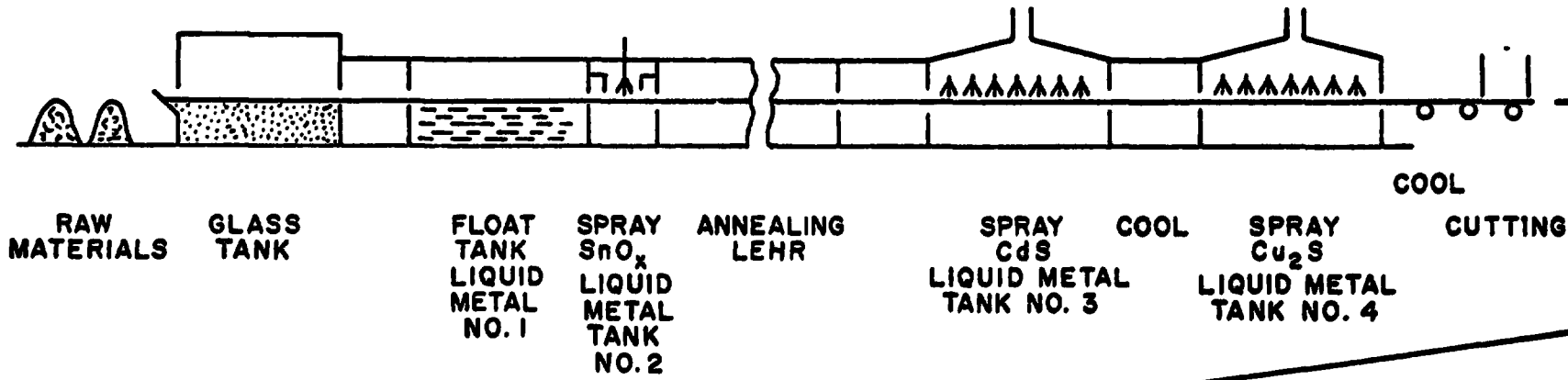
It is expected that a more detailed and broader range of studies along with more definitive conclusions will be accomplished by the next Review Meeting.

OVERALL OBJECTIVES

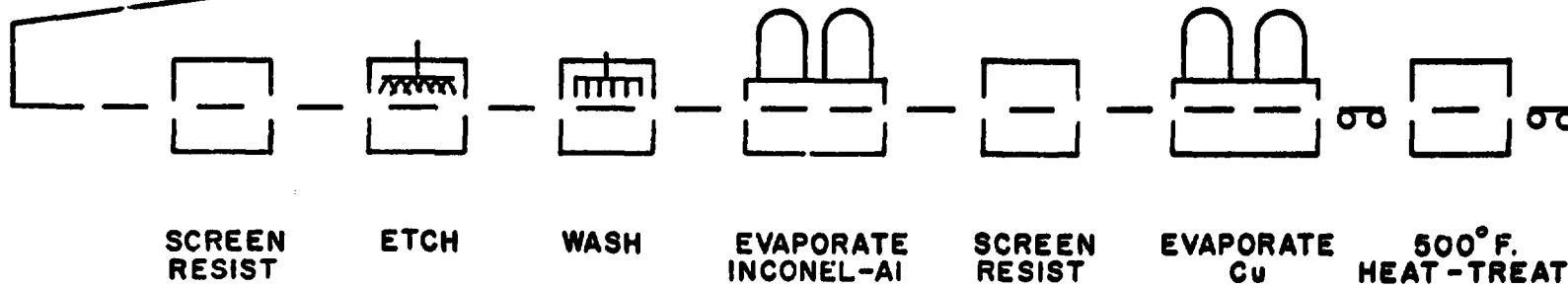
To Further Develop a Process for the Manufacture, on a Large Scale, of Solar Cells Costing Less than 6 Cents per Watt (\$60/KW). This Envisages Adapting Chemical Spraying Processes to a Float Glass Plant.

- Goal 1. Increase Present Efficiency (4.3-4.72%) to 5% Average.
- Goal 2. Attain Stability, as Proved by Life Test, Cells of 5% Efficiency.
- Goal 3. Obtain Efficiencies Substantially Higher than 5%.
- Goal 4. Life Test such Higher Efficiency Cells for Stability.

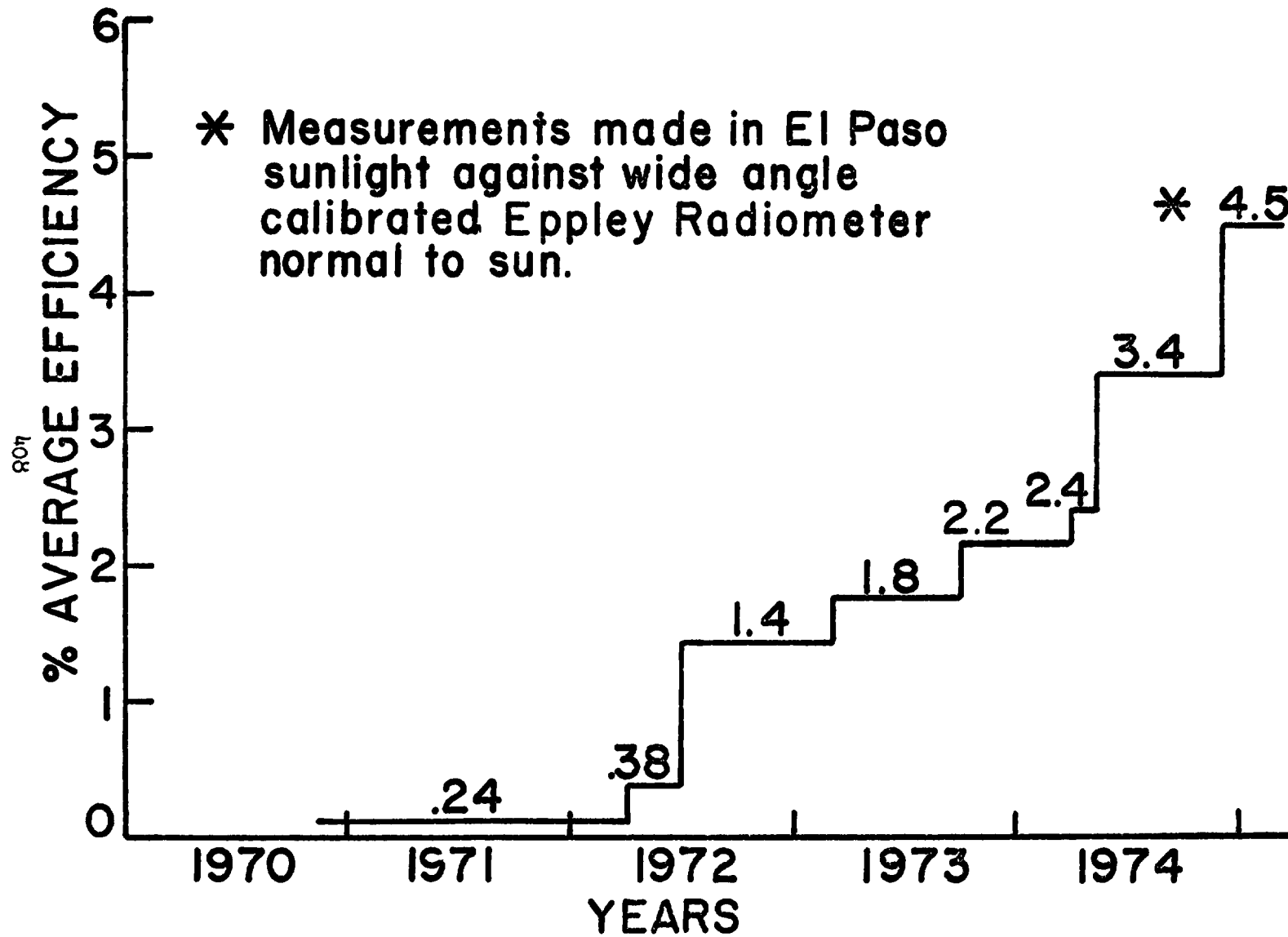
ORIGINAL PAGE IS
OF POOR QUALITY



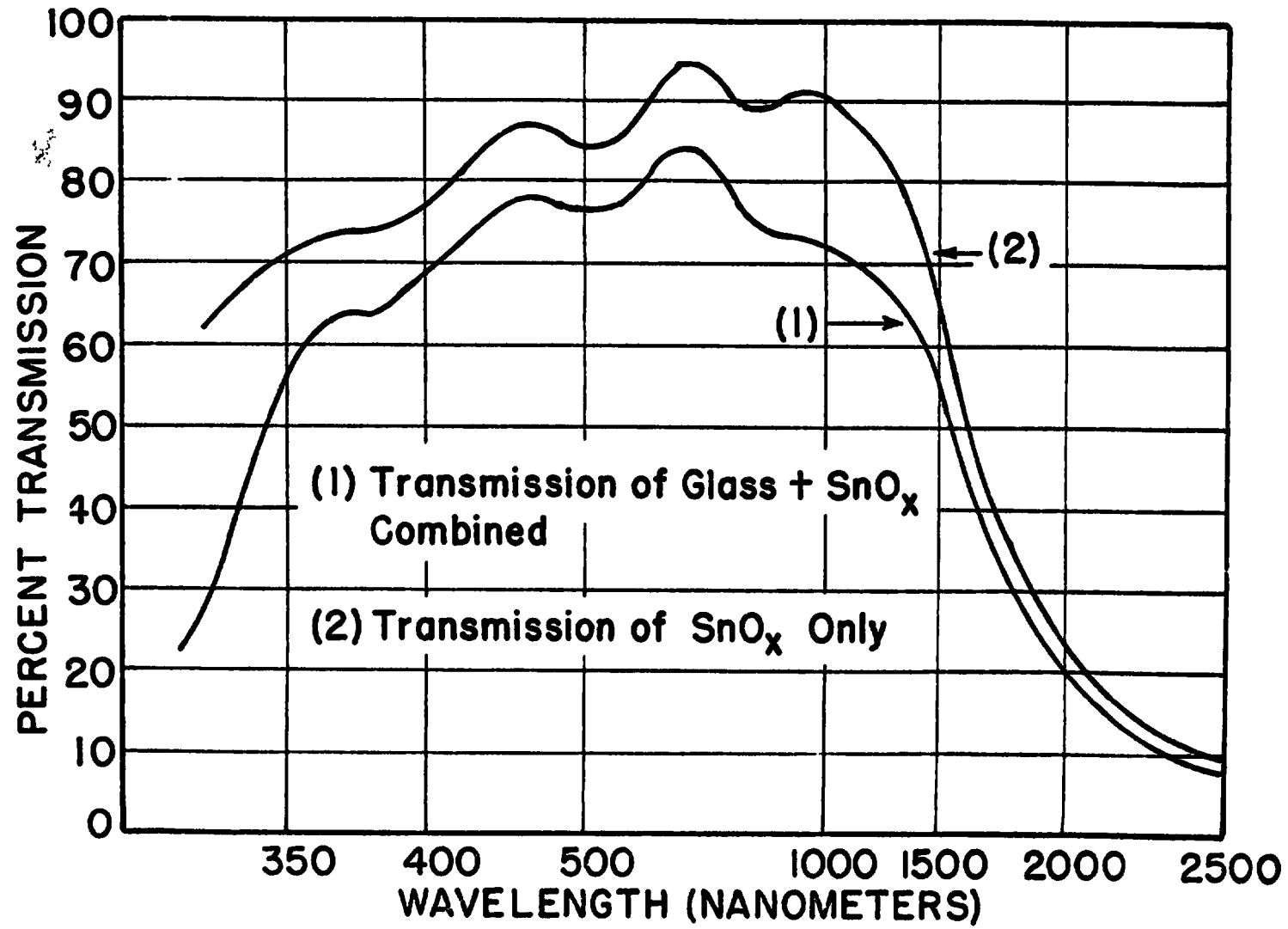
407

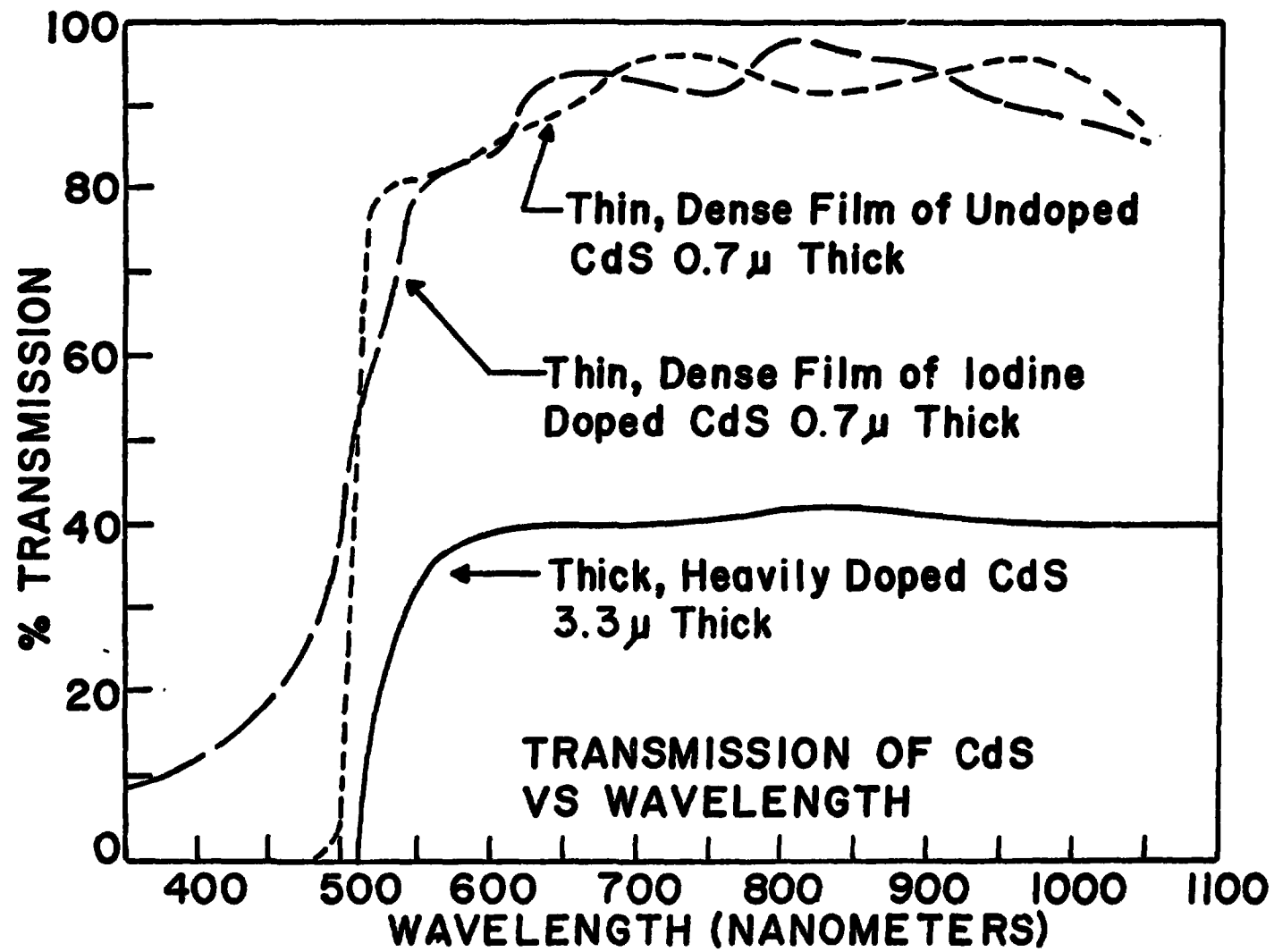


-SCHEMATIC OF A FLOAT-GLASS
SOLAR-CELL PLANT

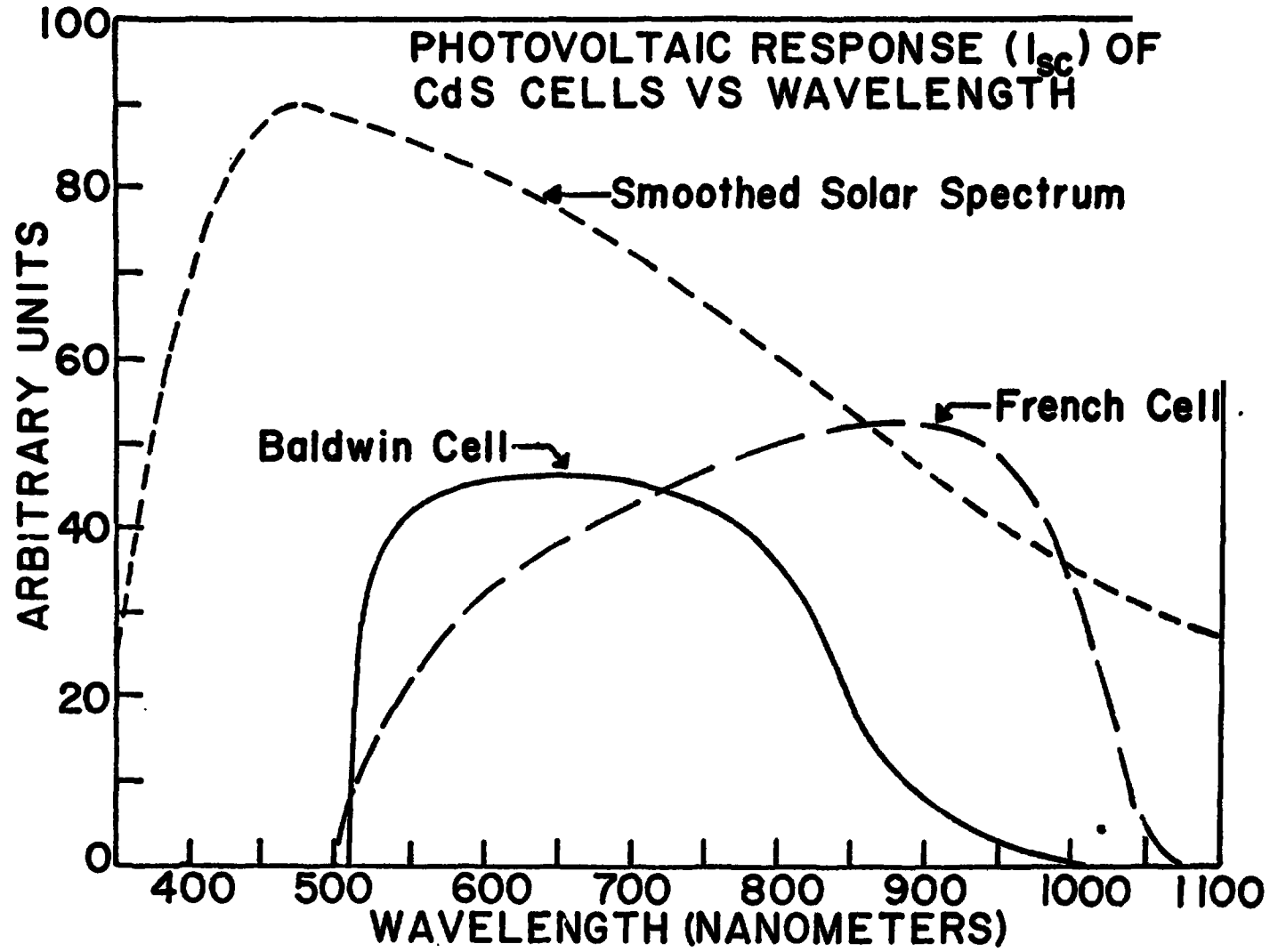


PROGRESS IN IMPROVEMENT OF EFFICIENCY
FOR CHEMICAL SPRAY PROCESS (CELLS)





PHOTOVOLTAIC RESPONSE (I_{sc}) OF
CdS CELLS VS WAVELENGTH



COST SUMMARY: (EXCLUSIVE OF INSTALLATION, SITE PREPARATION,
AND POWER HANDLING EQUIPMENT, I.E., CELLS ONLY.)
COSTS AS OF SEPTEMBER 1973.

MATERIALS	DOLLARS PER SQUARE FOOT
GLASS	.1400
OTHER MATERIALS (CHEMICALS AND METALS)	<u>.0509</u>
TOTAL MATERIALS	.1909
ADDITIONAL LABOR COSTS INCIDENT TO CELL MANUFACTURE	.0019
CAPITAL COST-DEPRECIATION AND INTEREST	.0260
PLANT MAINTENANCE COST	.0102
POWER COSTS	.0253
ADDITIONAL G & A (ABOVE THAT INCLUDED IN GLASS COST)	<u>.0068</u>
TOTAL COST	.2611

AT 5% EFFICIENCY, ONE (1) SQUARE FOOT OF GLASS WILL PRODUCE
A PEAK POWER OF 4.645 WATTS.

COST PER PEAK WATT	.0562
COST PER PEAK KILOWATT	56.20

JOINT BALDWIN/SANDIA PROGRAM

Sandia Responsibilities:

1. Studies of the Structure and Morphology of Thin Films of CdS, Cu_xS , and SnO_2 Prepared by Baldwin.
2. Chemical Analysis and Dopant Profiles of Above Films
3. Electrical Transport and Optical Properties of Above Films and Cells.
4. Recommendations for Process Modification and Control.

CHARACTERIZATION TECHNIQUES

<u>Technique</u>	<u>Investigator</u>
Electron Diffraction and Reflection Electron Diffraction	F. Gruelich R. Berg
Auge Electron Spectroscopy	P. Holloway
Secondary Ion Mass Spectrometry and Ion Scattering Spectroscopy	G. Nelson
Scanning Electron Microscopy	R. Berg
Rutherford Backscattering	J. Borders
Optical Spectroscopy	H. Stein R. Berg.
Atomic Absorption Spectroscopy	S. Fuller
Emission Spectroscopy	J. Walcott J. Woodworth
Electrical Properties	R. Nasby
High Speed Photography	

PRELIMINARY FINDINGS

1. Impurity Analysis of the Starting Chemicals for the Doped CdS Indicate the Presence of Some Impurities at Levels Potentially Harmful to the Device.
2. After Heating to SnO_x Deposition Temperature the Surface of the Glass (Soda Lime) Becomes Saturated with Na.
3. The Na Causes Fogging of the SnO_x Film and Effectively Limits the Thickness of this Film.
4. The SnO_x Contains Large Amounts of Na. There is Concern that the Na Might Migrate into the CdS Layer.
5. Al is Dispersed in the CdS Layer and Appears to be in the Form of an Oxide Rather than a Sulfide.
6. Morphological Features ("Balls" or Nodules") are Prominent in the CdS Layer, but these Involve no Chemical Inhomogeneities. This Suggests the Great Dominance of the Spray Process Itself in Determining the Film Morphology.
7. The Cu_xS is ~ 400 Å Thick (Average). Surface Coverage of the CdS Layer Appears Incomplete.
8. Both Chalcocite and Djurleite Forms of Cu_xS were Detected. In "One of Better" Cells the Cu_xS Layer was Identified as Chalcocite.