

NASA TECHNICAL NOTE



NASA TN D-8159

NASA TN D-8159

ROAN COPY:  
NEW TECH IN  
KIRTLAND



TECH LIBRARY KAFB, NM

# A TECHNIQUE USING A NONLINEAR HELICOPTER MODEL FOR DETERMINING TRIMS AND DERIVATIVES

*Aaron J. Ostroff, David R. Downing,  
and William J. Rood*

*Langley Research Center  
Hampton, Va. 23665*





0133948

1. Report No. NASA TN D-8159	2. Government Accession No.	3.
4. Title and Subtitle A TECHNIQUE USING A NONLINEAR HELICOPTER MODEL FOR DETERMINING TRIMS AND DERIVATIVES	7. Author(s) Aaron J. Ostroff, David R. Downing, and William J. Rood	5. Report Date May 1976
		6. Performing Organization Code
9. Performing Organization Name and Address NASA Langley Research Center Hampton, Va. 23665	12. Sponsoring Agency Name and Address National Aeronautics and Space Administration Washington, D.C. 20546	8. Performing Organization Report No. L-10555
		10. Work Unit No. 505-07-41-02
15. Supplementary Notes William J. Rood, Vought Corporation, Hampton, Virginia.	16. Abstract <p>This paper describes a technique for determining the trims and quasi-static derivatives of a flight vehicle for use in a linear perturbation model; both the coupled and uncoupled forms of the linear perturbation model are included. Since this technique requires a nonlinear vehicle model, detailed equations with constants and nonlinear functions for the CH-47B tandem rotor helicopter are presented. Tables of trims and derivatives are included for airspeeds between -40 and 160 knots and rates of descent between <math>\pm 10.16</math> m/sec (<math>\pm 2000</math> ft/min). As a verification, the calculated and referenced values of comparable trims, derivatives, and linear model poles are shown to have acceptable agreement.</p>	11. Contract or Grant No.
		13. Type of Report and Period Covered Technical Note
17. Key Words (Suggested by Author(s)) Helicopter CH-47 Trims and derivatives Linear perturbation model Nonlinear model	18. Distribution Statement Unclassified - Unlimited	14. Sponsoring Agency Code
19. Security Classif. (of this report) Unclassified	20. Security Classif. (of this page) Unclassified	21. No. of Pages 96
		22. Price* \$4.75
Subject Category 08		



## CONTENTS

SUMMARY . . . . .	1
INTRODUCTION . . . . .	1
SYMBOLS . . . . .	2
CALCULATION OF TRIMS AND STABILITY DERIVATIVES . . . . .	7
Background . . . . .	7
Trims . . . . .	7
Stability Derivatives . . . . .	13
HELICOPTER NONLINEAR MODEL . . . . .	16
Governor . . . . .	18
Transformation Parameters and Aerodynamic Input Coordinate Transformation . . . . .	18
Control Mixing and Coordinate Transformation . . . . .	18
Rotor Inflow Ratios, Thrust Coefficients, and Interference Parameters . . . . .	18
Rotor Forces and Moments . . . . .	20
Fuselage Forces and Moments . . . . .	20
Total System Forces and Moments . . . . .	21
RESULTS AND DISCUSSION . . . . .	21
CONCLUSIONS . . . . .	38
APPENDIX A – SIGN CONVENTION AND COORDINATE FRAMES . . . . .	40
APPENDIX B – EQUATIONS FOR HELICOPTER NONLINEAR MODEL . . . . .	44
APPENDIX C – CONSTANTS FOR CH-47B . . . . .	65
APPENDIX D – LINEAR PERTURBATION MODEL . . . . .	69
APPENDIX E – TRIM AND DERIVATIVE DATA . . . . .	75
REFERENCES . . . . .	94

# A TECHNIQUE USING A NONLINEAR HELICOPTER MODEL FOR DETERMINING TRIMS AND DERIVATIVES

Aaron J. Ostroff, David R. Downing,  
and William J. Rood\*  
Langley Research Center

## SUMMARY

This paper describes a technique for determining the trims and quasi-static derivatives of a flight vehicle for use in a linear perturbation model; both the coupled and uncoupled forms of the linear perturbation model are included. Since this technique requires a nonlinear vehicle model, detailed equations with constants and nonlinear functions for the CH-47B tandem rotor helicopter are presented. Tables of trims and derivatives are included for airspeeds between -40 and 160 knots and rates of descent between  $\pm 10.16$  m/sec ( $\pm 2000$  ft/min). As a verification, the calculated and referenced values of comparable trims, derivatives, and linear model poles are shown to have acceptable agreement.

## INTRODUCTION

Avionics research for helicopters is in progress at the Langley Research Center as part of the VTOL approach and landing technology (VALT) program (ref. 1). An NASA/Army/Boeing Vertol CH-47B helicopter will be used as a tool to evaluate advanced research concepts relating to navigation, guidance, control, and displays. In order to assist this effort, a mathematical model of the CH-47B is required. Although a nonlinear model is available from the TAGS program (ref. 2), the complications become immense when the development of a feedback controller for the vehicle is considered a prime goal. Furthermore, the computational time during simulation can become significant, especially if the model contains a large number of nonlinear functions.

An alternate approach is to represent the vehicle by a linear perturbation model consisting of trims and stability and control derivatives. Since data for the complete CH-47 flight regime are unavailable in the literature, a method to calculate the trims and derivatives is needed. This report, therefore, describes a general procedure, using a nonlinear model, that automatically determines the trim conditions and the stability and control derivatives for any vehicle. The data generated in this paper are specifically for the CH-47B and are compared with existing data (ref. 3) where available.

---

\*Vought Corporation, Hampton, Virginia.

This report is divided into three main sections. The first section describes the approach for calculating the trims and the stability and control derivatives. An iterative solution to the six steady-state equations of motion is used to balance the forces and moments in a body-axis reference frame. Six trim variables are calculated for various flight regimes; these are the pitch and roll attitudes relative to a level-heading frame and the four control stick positions. Quasi-static derivatives (ref. 4) are determined by calculating the changes in the forces and moments due to a small perturbation in each of the state and control variables. The second section describes the twin-engine, tandem-rotor helicopter model used to calculate the forces and moments. This model is essentially the large maneuver model used in reference 2, with modifications to give a better representation of the CH-47B. The equations are divided into major modules representing specific areas or major functions. A brief description of each module is presented in this section and the actual equations are given in an appendix. Trims and derivatives obtained by the methods described in this paper are discussed in the third section and are compared with data from reference 3; this section includes plots of selected derivatives and trims for zero rate of climb and a velocity range of -40 to 160 knots. The data are presented generally in both SI Units and U.S. Customary Units. Calculations were made in U.S. Customary Units. Five appendixes include a discussion of the sign convention and major coordinate frames used (appendix A), equations for the helicopter nonlinear mathematical model (appendix B), constants for the CH-47B (appendix C), a linear perturbation model (appendix D), and a set of tables (appendix E) containing the trims and derivatives for velocities ranging from -40 to 160 knots and rates of descent over a range of  $\pm 10.16$  m/sec ( $\pm 2000$  ft/min).

## SYMBOLS

[A]	stability derivative matrix
[B]	control derivative matrix
[C]	gradient matrix of $\vec{Y}$ with respect to $\vec{\delta}_T$ , $\theta$ , and $\phi$
$\vec{C}_j$	jth column vector of [C]
$C_T$	rotor thrust coefficient
$dF_{FR}$	interference factor of front rotor on rear rotor (see eqs. (B38) and (B41))
$dF_{RF}$	interference factor of rear rotor on front rotor (see eqs. (B39) and (B40))

$\vec{F}_T, \vec{M}_T$	vector of total force on vehicle, N, and vector of total moments on vehicle, N-m (see fig. D1)
$F_X, F_Y, F_Z$	summation of thrust and aerodynamic forces along body x-axis, y-axis, and z-axis, respectively, N (see fig. A1)
$g$	acceleration due to gravity, m/sec <sup>2</sup>
$H_f, H_r$	drag force of front or rear rotor perpendicular to shaft in downwind direction, N (see fig. A2)
$h_f, h_r$	distance from center of gravity of helicopter to front or rear rotor hub, measured parallel to helicopter z-axis, m (see fig. A2)
$I_{XX}, I_{YY}, I_{ZZ}$	helicopter moments of inertia about X-axis, Y-axis, and Z-axis, respectively, kg-m <sup>2</sup>
$I_{XZ}$	helicopter product of inertia in XZ-plane, kg-m <sup>2</sup>
$i$	angle of incidence of rotor shaft, rad (see fig. A2)
$i, j$	dummy variables for counting
$L, M, N$	total rolling, pitching, and yawing moments about center of gravity of helicopter, N-m (see fig. A1)
$l_f, l_r$	distance from center of gravity of helicopter to projection of front or rear rotor hub on x-axis, m (see fig. A2)
$m$	helicopter mass, kg
$P, Q, R$	vehicle angular velocity about body x-axis, y-axis, and z-axis, respectively, rad/sec (see fig. A1)
$[S]$	$6 \times 10$ stability derivative matrix defined by equation (15)
$\vec{S}_j$	jth column vector of $[S]$
$T_f, T_r$	thrust force of front or rear rotor parallel to shaft, N (see fig. A2)

$U, V, W$	velocity of vehicle along body x-axis, y-axis, and z-axis, respectively, m/sec (see fig. A3)
$\vec{V}_B, \vec{V}_L$	vector of vehicle velocities expressed in a body frame or a local level frame, m/sec
$V_\infty$	free-stream velocity, m/sec
$X, Y, Z$	orthogonal coordinate system with X-axis parallel to Earth in direction of forward flight, Z-axis down toward center of Earth, and Y-axis completing a right-hand coordinate frame (see fig. A1)
$x, y, z$	orthogonal body-axis coordinate system with x-axis toward front of vehicle, z-axis pointing downward, and y-axis completing a right-hand coordinate frame (see fig. A1)
$x', y', z'$	rotor-hub axes, parallel to body axes but centered at rotor hub (see fig. A2)
$x_S, y_S, z_S$	rotor-shaft axes, centered at rotor hub with $z_S$ -axis down along rotor shaft, $y_S$ -axis coincident with $y'$ -axis, and $x_S$ -axis forward to complete a right- hand frame (see fig. A2)
$x_W, y_W, z_W$	rotor wind axes, related to rotor-shaft axes by rotor angle of sideslip (see fig. A2 and eq. (A3))
$\dot{X}$	vehicle horizontal airspeed, knots (see figs. 9 to 15)
$X, Y, Z$	summation in equation (6) of aerodynamic, thrust, and gravitational forces along body x-axis, y-axis, and z-axis, respectively, N
$X_{fus}, Y_{fus}, Z_{fus}$	fuselage aerodynamic force along body x-axis, y-axis, and z-axis, respectively, N
$\vec{X}$	general state vector (see appendix D)
$\vec{X}_N$	nominal state vector
$\dot{\vec{X}}_N$	derivative of nominal state vector



$\bar{\mathbf{X}}_P$	perturbation state vector
$\dot{\bar{\mathbf{X}}}_P$	derivative of perturbation state vector
$\bar{\mathbf{X}}_T$	total state vector of vehicle
$\dot{\bar{\mathbf{X}}}_T$	derivative of total state vector
$\bar{\mathbf{Y}}$	output vector from HELICOP defined by equation (6)
$Y_f, Y_r$	side force of front or rear rotor perpendicular to shaft and directed 90° from downwind in direction of rotor rotation, N (see fig. A2)
$\dot{Z}$	vehicle vertical velocity, positive down toward Earth center, m/sec
$\alpha_{fus}$	fuselage angle of attack, deg (see fig. A3)
$\beta_{fus}$	fuselage angle of sideslip, deg (see fig. A3)
$\beta'$	sideslip angle of rotor, rad (see fig. A2)
$\bar{\delta}$	general control vector (see appendix D)
$\delta_j$	jth component of $\bar{\delta}_T$
$\Delta\bar{p}$	perturbation vector
$\Delta p_j$	jth component of $\Delta\bar{p}$
$\Delta\bar{\delta}_T, \Delta\theta, \Delta\phi$	correction terms to $\bar{\delta}_T$ , $\theta$ , and $\phi$ for trim calculations (see fig. 2)
$\Delta\bar{\xi}$	perturbation vector in $\bar{\xi}$ (see fig. 4)
$\delta_B, \delta_C, \delta_S, \delta_R$	longitudinal, collective, lateral, and directional controls, cm
$\bar{\delta}_N, \bar{\delta}_P, \bar{\delta}_T$	nominal, perturbation, and total control vectors, m (see fig. D1)

$\vec{\epsilon}$	convergence tolerance vector for trim calculations (see fig. 2)
$\theta$	pitch attitude of vehicle, deg (see fig. A1)
$\lambda$	rotor inflow ratio
$\lambda'$	component of inflow ratio due to free-stream velocity
$\mu$	rotor advance ratio
$\nu$	variable step parameter (see eq. (8))
$\vec{\xi}$	$10 \times 1$ parameter vector defined by equation (14)
$\rho$	air density, $\text{kg/m}^3$
$\phi$	roll attitude angle of vehicle, deg
$\Omega$	rotor rotational speed, rad/sec
$\vec{\Omega}_B$	vector of vehicle angular velocity expressed in a body frame, rad/sec

Subscripts:

f	front
r	rear
N	nominal
P	perturbation

Stability derivative notation:

$$B_A = \left. \frac{\partial B}{\partial A} \right|_{\text{trim}} \quad \text{where } B \text{ can be } X, Y, Z, L, M, N \text{ and } A \text{ can be } U, V, W, P, Q, R, \delta_B, \delta_C, \delta_S, \delta_R$$

## CALCULATION OF TRIMS AND STABILITY DERIVATIVES

### Background

The motion of a vehicle can be described by the general nonlinear vector differential equation

$$\dot{\vec{X}}_T = f(\vec{X}_T, \vec{\delta}_T) \quad (1)$$

where  $\vec{X}_T$  is the total state vector and  $\vec{\delta}_T$  is the total control vector. The vehicle motion can also be represented as the sum of a nominal trim motion ( $\vec{X}_N, \vec{\delta}_N$ ) and a perturbation ( $\vec{X}_P, \vec{\delta}_P$ ) about the nominal. With this approach, both the state vector and control input vector are given by

$$\vec{X}_T = \vec{X}_N + \vec{X}_P \quad (2)$$

$$\vec{\delta}_T = \vec{\delta}_N + \vec{\delta}_P \quad (3)$$

The nominal trim variables  $\vec{X}_N$  and  $\vec{\delta}_N$  are then chosen to satisfy

$$\dot{\vec{X}}_N = f(\vec{X}_N, \vec{\delta}_N) = 0 \quad (4)$$

Expanding equation (1) about the nominal trim values and retaining only first-order terms in  $\vec{X}_P$  and  $\vec{\delta}_P$  gives the linear vector differential equation

$$\dot{\vec{X}}_P = [A]\vec{X}_P + [B]\vec{\delta}_P \quad (5)$$

Equation (5) is a good representation of the motion of the vehicle near the trim  $\vec{X}_N, \vec{\delta}_N$ , i.e., for small  $\vec{X}_P$  and  $\vec{\delta}_P$ . The matrices [A] and [B] are the stability and control derivatives of the vehicle. For convenience, matrices [A] and [B] are referred to as the stability derivative matrix. A detailed representation of equation (5) is given in appendix D.

### Trims

The calculation of static trim conditions and associated stability derivatives makes repeated use of a large maneuver model of the CH-47B. The nonlinear model, discussed in a later section, is referred to as HELICOP. As shown in figure 1, inputs to HELICOP include constants such as air density  $\rho$ , distances of rotor hubs from center of gravity

$l_f, l_r, h_f, h_r$ , and mass  $m$  and variables such as vehicle velocity  $\vec{V}_L$  expressed in a local level frame, vehicle angular velocity  $\vec{\Omega}_B$  expressed in the body frame, roll angle  $\phi$ , pitch angle  $\theta$ , and four control stick deflections  $\vec{\delta}_T$ .

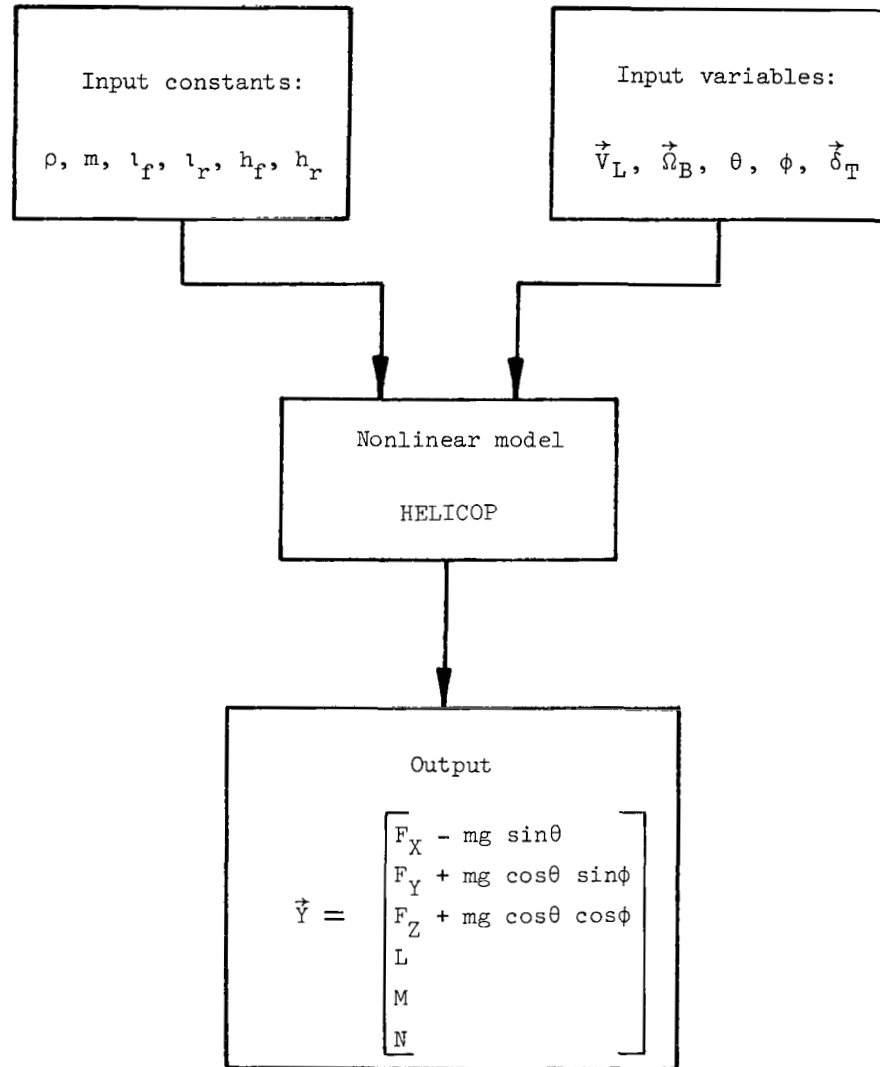


Figure 1.- Input-output definition for HELICOP.

The output from HELICOP is the  $6 \times 1$  vector of forces and moments  $\vec{Y}$ . The first three components of  $\vec{Y}$  (i.e., X, Y, Z) are the sum of the body-axes aerodynamic and thrust forces  $F_X, F_Y, F_Z$  and gravitational forces. The second three components of  $\vec{Y}$  are the total moments L, M, N about the vehicle center of gravity expressed in body axes. Positive directions for the body-axes forces and moments are shown in appendix A, figure A1. The vector  $\vec{Y}$  is given by

$$\bar{Y} = \begin{bmatrix} F_X - mg \sin \theta \\ F_Y + mg \cos \theta \sin \phi \\ F_Z + mg \cos \theta \cos \phi \\ L \\ M \\ N \end{bmatrix} = \begin{bmatrix} X \\ Y \\ Z \\ L \\ M \\ N \end{bmatrix} \quad (6)$$

where  $g$  is the acceleration due to gravity.

The trim condition implies a special set of the vehicle velocities, stick positions, and attitude angles that produce static equilibrium; i.e., the sum of the forces and moments equals zero ( $\bar{Y} = 0$ ). The trim conditions defined herein are calculated and tabulated for fixed values of  $\rho$ ,  $m$ ,  $l_f$ ,  $l_r$ ,  $h_f$ ,  $h_r$ , and  $\bar{\Omega}_B$  and discrete values of  $\bar{V}_L$ . For each  $\bar{V}_L$ , the program iterates on  $\bar{\delta}_T$ ,  $\theta$ , and  $\phi$ .

As shown in figure 2, initial guesses are made for the stick positions  $\bar{\delta}_T^{(0)}$  and attitudes  $\theta^{(0)}$  and  $\phi^{(0)}$ . (The superscripts refer to the iteration number.) If  $\bar{Y}^{(i)}$  is not within a predetermined convergence tolerance  $\bar{\epsilon}$ , then  $\bar{\delta}_T$ ,  $\theta$ , and  $\phi$  are updated by increments  $\Delta\bar{\delta}_T$ ,  $\Delta\theta$ , and  $\Delta\phi$ . These updates are calculated using the negative of the gradient of  $\bar{Y}$  with respect to  $\bar{\delta}_T$ ,  $\theta$ , and  $\phi$  (ref. 5). The approach for calculating the gradient matrix  $[C]$  is described later in this section. A gradient step that would reduce  $\bar{Y}^{(i)}$  to zero if the relation were linear is

$$\begin{bmatrix} \Delta\bar{\delta}_T \\ \Delta\theta \\ \Delta\phi \end{bmatrix} = -[C^{(i)}]^{-1} \bar{Y}^{(i)} \quad (7)$$

Since  $\bar{Y}$  is a nonlinear function of  $\bar{\delta}_T$ ,  $\theta$ , and  $\phi$ , the step given by equation (7) may be too large (linearity could be violated); consequently, a parameter  $\nu$  is introduced so that the size of the gradient steps can be reduced to:

$$\begin{bmatrix} \Delta\bar{\delta}_T \\ \Delta\theta \\ \Delta\phi \end{bmatrix} = -\nu [C^{(i)}]^{-1} \bar{Y}^{(i)} \quad (8)$$

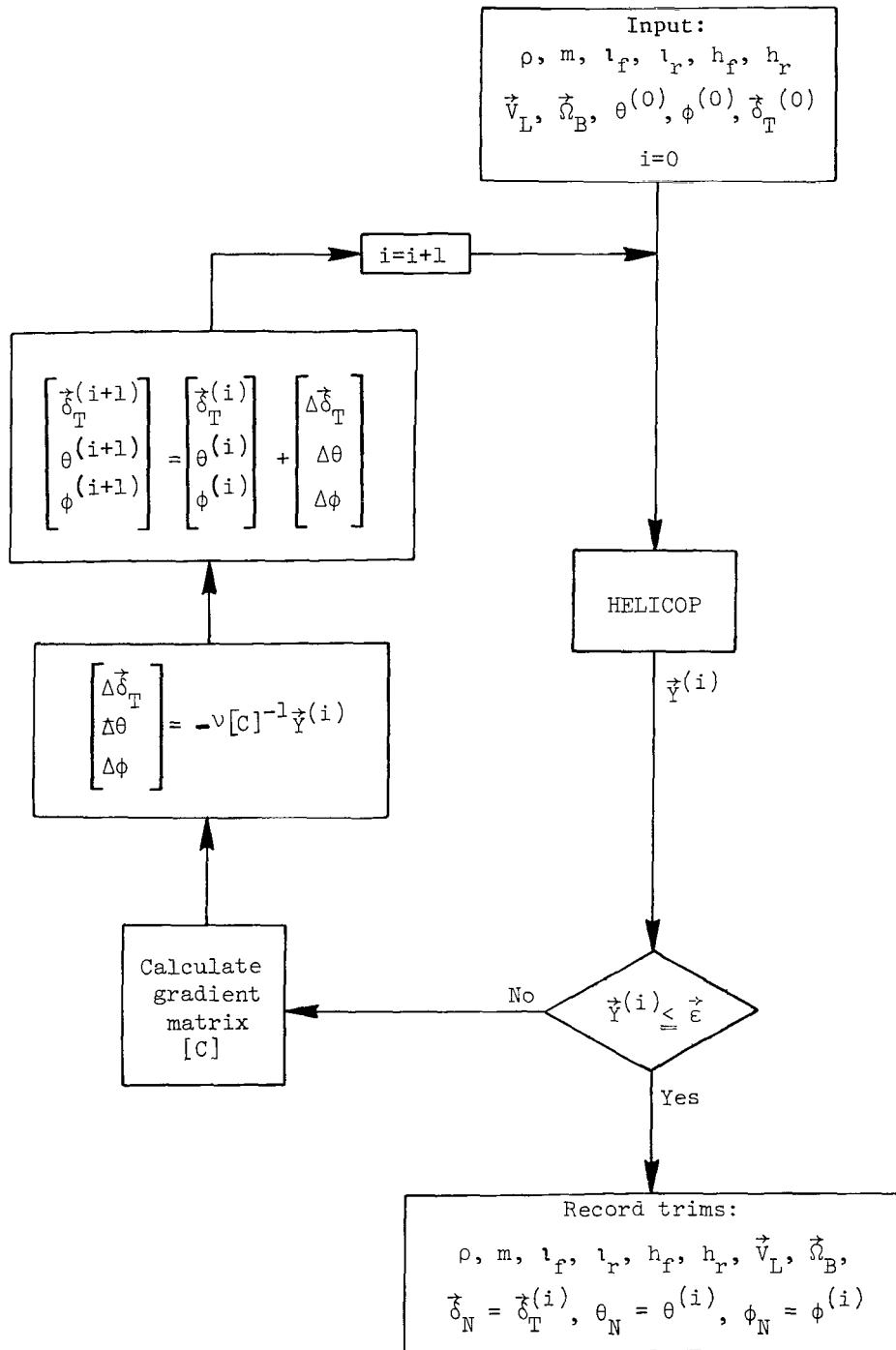


Figure 2.- Flow chart for trim calculations.

where  $0 \leq \nu \leq 1$ . A value of 0.1 for  $\nu$  was found to give rapid convergence for all trim cases. The control sticks and attitude angles are updated by

$$\begin{bmatrix} \bar{\delta}_T^{(i+1)} \\ \theta^{(i+1)} \\ \phi^{(i+1)} \end{bmatrix} = \begin{bmatrix} \bar{\delta}_T^{(i)} \\ \theta^{(i)} \\ \phi^{(i)} \end{bmatrix} - \nu [C^{(i)}]^{-1} \bar{Y}^{(i)} \quad (9)$$

This process is iterated until all components of  $\bar{Y}$  are sufficiently close to zero. Convergence tolerances of 0.04448 N (0.01 lb) for the force components and 0.00136 N-m (0.001 ft-lb) for the moment components were used. When convergence is reached, the trim condition defined by the constants  $\bar{V}_L$ ,  $\bar{\Omega}_B$ ,  $m$ ,  $\rho$ ,  $l_f$ ,  $l_r$ ,  $h_f$ ,  $h_r$ , and the final values of the variables  $\bar{\delta}_T$ ,  $\theta$ , and  $\phi$  is recorded. The trim values of  $\bar{\delta}_T$ ,  $\theta$ , and  $\phi$  are designated  $\bar{\delta}_N$ ,  $\theta_N$ , and  $\phi_N$ .

A flow chart illustrating the technique for calculating the gradient matrix  $[C]$  is shown in figure 3. Inputs include the final updated values  $\bar{\delta}_T^{(i)}$ ,  $\theta^{(i)}$ ,  $\phi^{(i)}$ , and  $\bar{Y}^{(i)}$  and a control-stick perturbation vector  $\Delta \bar{p}$ . Also required are the other basic inputs to HELICOP ( $\rho$ ,  $m$ ,  $l_f$ ,  $l_r$ ,  $h_f$ ,  $h_r$ ,  $\bar{V}_L$ , and  $\bar{\Omega}_B$ ). The approach is to estimate the first four columns of  $[C]$ , relating to the four control channels, by using a perturbation approximation to the derivative and to estimate the last two columns, relating to the attitudes  $\theta$  and  $\phi$ , by using an analytic expression for the derivative. A new set of forces and moments  $\bar{Y}_j$  are generated by separately applying a perturbation to each of the four control channels. Each of the first four columns of  $[C]$  are then approximated by calculating the change in  $\bar{Y}$  due to the perturbation in control stick  $\Delta \bar{p}_j$ , as shown in

$$\frac{\partial \bar{Y}}{\partial \delta_j} \approx \frac{\bar{Y}^{(i)} - \bar{Y}_j}{\Delta \bar{p}_j} = \bar{C}_j \quad (j = 1, \dots, 4) \quad (10)$$

As an approximation to save computer time, the gradient of  $\bar{Y}$  with respect to the attitude angles  $\theta$  and  $\phi$  is generated by performing the partial derivative operations on equation (6) and by assuming that  $F_X$ ,  $F_Y$ ,  $F_Z$ ,  $L$ ,  $M$ , and  $N$  are not functions of  $\theta$  and  $\phi$ . The last two columns of  $[C]$  are given by

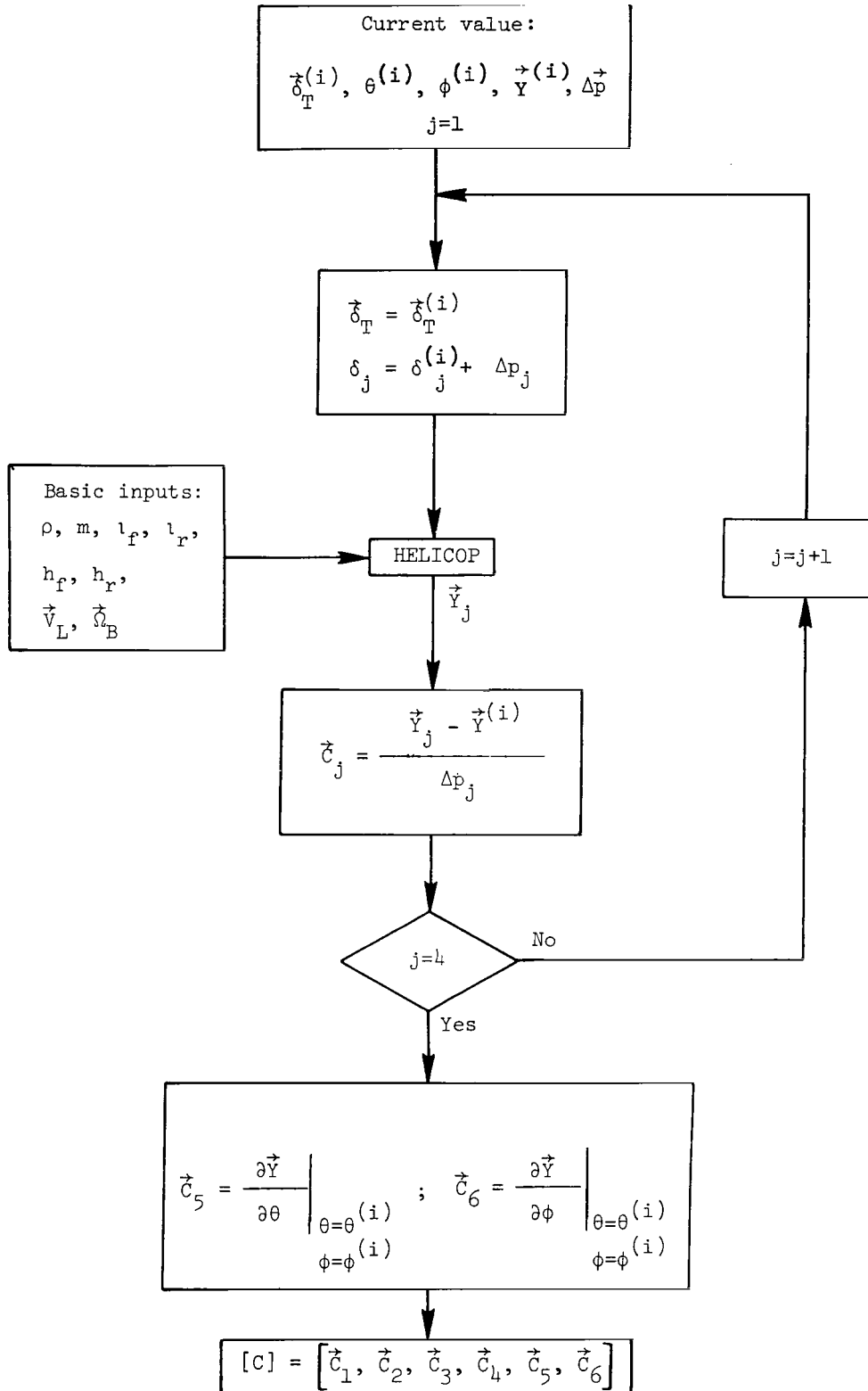


Figure 3.- Flow chart for calculation of gradient matrix  $[C]$ .



$$\frac{\partial \bar{Y}}{\partial \theta} = \begin{bmatrix} -mg \cos \theta \\ -mg \sin \theta \sin \phi \\ -mg \sin \theta \cos \phi \\ 0 \\ 0 \\ 0 \end{bmatrix} \quad (11)$$

$$\frac{\partial \bar{Y}}{\partial \phi} = \begin{bmatrix} 0 \\ mg \cos \theta \cos \phi \\ -mg \cos \theta \sin \phi \\ 0 \\ 0 \\ 0 \end{bmatrix} \quad (12)$$

The fifth and sixth columns of  $[C]$  are then  $\partial \bar{Y}/\partial \theta$  and  $\partial \bar{Y}/\partial \phi$  evaluated at  $\theta = \theta^{(i)}$  and  $\phi = \phi^{(i)}$ , i.e., the present estimates of the trim attitude angles.

The gradient matrix  $[C]$  is

$$[C^{(i)}] = \begin{bmatrix} \bar{C}_1 & \bar{C}_2 & \bar{C}_3 & \bar{C}_4 & \frac{\partial \bar{Y}}{\partial \theta} & \frac{\partial \bar{Y}}{\partial \phi} \end{bmatrix}_{\substack{\theta = \theta^{(i)} \\ \phi = \phi^{(i)}}} \quad (13)$$

### Stability Derivatives

The stability derivatives are used to approximate the behavior of the vehicle about a trim condition when subjected to small perturbations in  $\bar{V}_B$ ,  $\bar{\Omega}_B$ , and  $\bar{\delta}_T$ . For convenience, define the  $10 \times 1$  parameter vector  $\bar{\xi}$  as

$$\bar{\xi} = \begin{bmatrix} \bar{V}_B \\ \bar{\Omega}_B \\ \bar{\delta}_T \end{bmatrix} \quad (14)$$

The  $6 \times 10$  stability derivative matrix  $[S]$  is defined as the gradient of  $\vec{Y}$  with respect to  $\vec{\xi}$ , evaluated at trim conditions, as shown in the following equation:

$$[S] = \left[ \frac{\partial \vec{Y}}{\partial \vec{\xi}} \right]_{\substack{\vec{X}_T = \vec{X}_N \\ \delta_T = \delta_N}} \quad (15)$$

The stability derivatives, shown in figure 4, are calculated by changing one component of the parameter vector  $\vec{\xi}_j$  by a small amount ( $\Delta \vec{\xi}_j$ ) and by leaving all other components at their trim values. (The subscript  $j$  refers to the element in  $\vec{\xi}$ .) This new set of inputs is then put into HELICOP, resulting in a changed output  $\vec{Y}$ . In order to get a reasonably good fit, both a positive and a negative perturbation are used to produce  $\vec{Y}^{(1)}$  and  $\vec{Y}^{(2)}$ , respectively. The  $j$ th column of  $[S]$  is then approximated as

$$\vec{S}_j = \frac{\vec{Y}^{(1)} - \vec{Y}^{(2)}}{2 \Delta \vec{\xi}_j} \quad (16)$$

The size of  $\Delta \vec{\xi}_j$  was kept small to get a good approximation; 1 percent of the typical range of that variable was used. The perturbations are tabulated as follows:

$\Delta U$ , m/sec . . . . .	0.792
$\Delta V$ , m/sec . . . . .	0.152
$\Delta W$ , m/sec . . . . .	0.152
$\Delta P$ , rad/sec . . . . .	0.005
$\Delta Q$ , rad/sec . . . . .	0.005
$\Delta R$ , rad/sec . . . . .	0.005
$\Delta \delta_B$ , cm . . . . .	0.330
$\Delta \delta_C$ , cm . . . . .	0.229
$\Delta \delta_S$ , cm . . . . .	0.216
$\Delta \delta_R$ , cm . . . . .	0.190

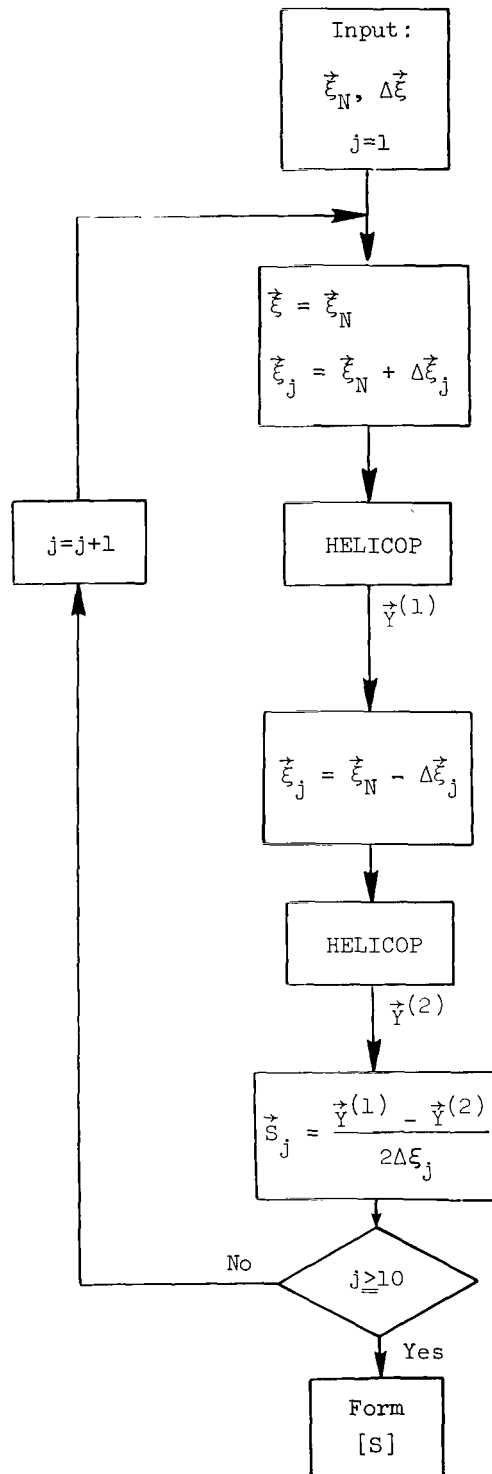


Figure 4.- Flow chart for stability derivatives.

## HELICOPTER NONLINEAR MODEL

The CH-47 (Chinook) is a twin-engine tandem rotor helicopter (see fig. 5 taken from ref. 6) designed for all-weather, medium-sized transport type operations. The three bladed rotors are driven in opposite directions through interconnecting shafts which enable both rotors to be driven by either engine. The rotor heads are fully articulated, with pitch, flapping, and drag hinges.

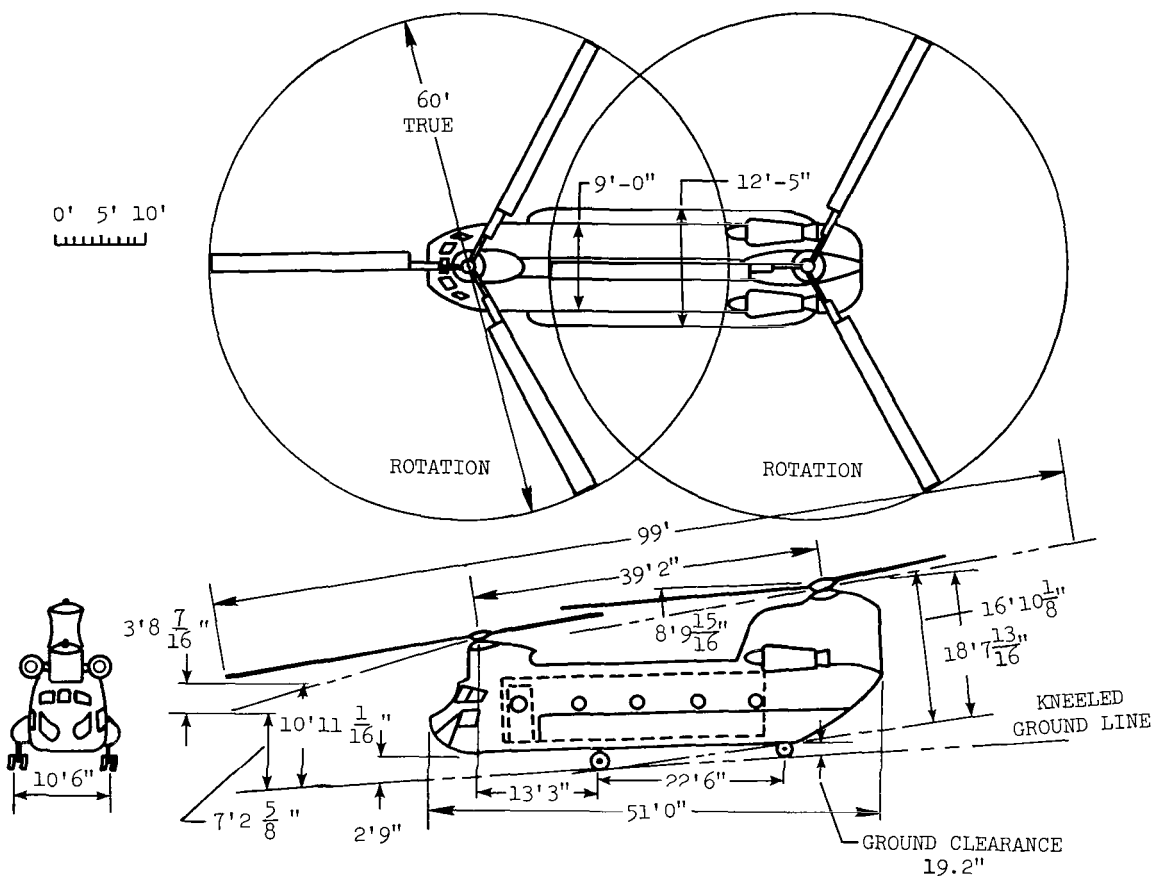


Figure 5.- Three-view drawing of the CH-47C helicopter taken from reference 6 (1 ft = 0.3048 m; 1 in. = 0.0254 m).

The equations describing the helicopter are taken from reference 2, with a few modifications to give a better representation of the CH-47B, and are shown in appendix B for completeness. Only steady-state equations are included since the desired purpose of this research is to calculate trims and quasi-static derivatives. The only two areas affected by this approach are control mixing and rotor inflow ratio. Since the helicopter model (HELICOP) has been developed in modular form for computer programming, the transient response dynamics can be easily added if desired.

A flow chart for HELICOP is shown in figure 6. Each box represents a major module that is described in the following sections in the order shown on the flow chart.

Although HELICOP has been specialized for the CH-47B, only minor variations would be required to represent other tandem rotor helicopters.

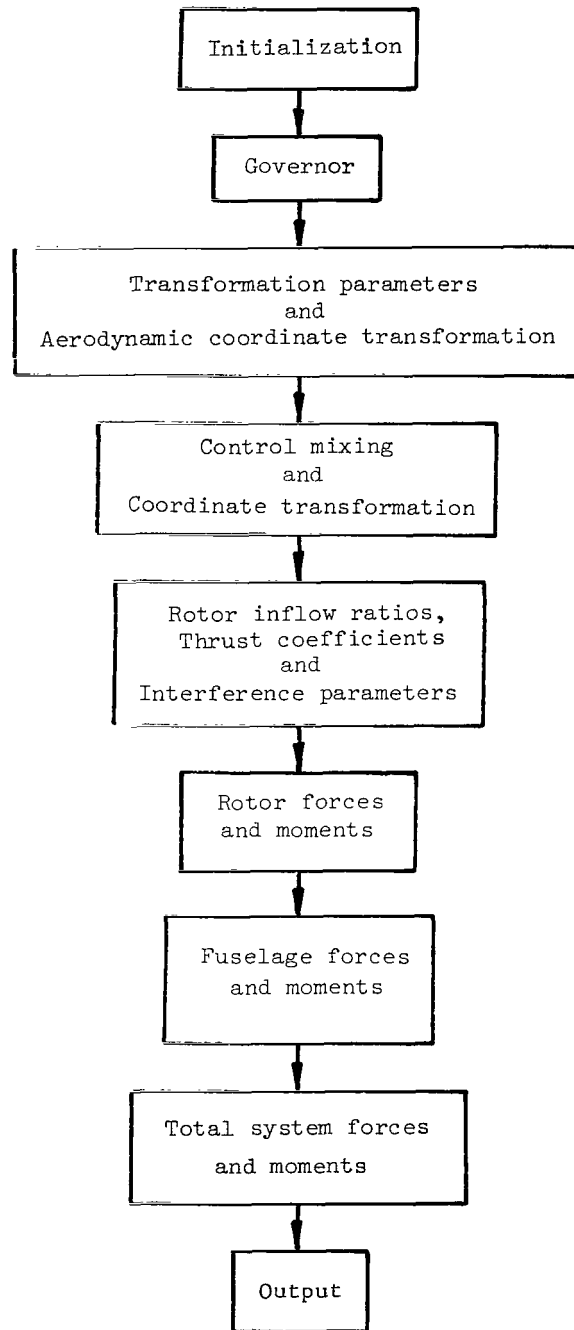


Figure 6.- Flow chart for HELICOP.

## Governor

For the purpose of this program, the rotor rotational speed  $\Omega$  is a constant. The model can be expanded in the future to include engine dynamics and to investigate the sensitivity of the trims and derivatives to changes in angular velocity.

### Transformation Parameters and Aerodynamic Input Coordinate Transformation

The linear velocities of each rotor referenced to their respective shaft incidence angles and the angular velocities referenced to the rotor wind axes are calculated (see appendix B, eqs. (B2) to (B9) for the front rotor and eqs. (B12) to (B19) for the rear rotor). The relationship of the rotor wind axes to the body axes is shown in figure A2 of appendix A. Normalizing the horizontal and vertical velocities of each rotor by the rotor tip speed allows calculation of the rotor advance ratio  $\mu$  and the component of inflow ratio due to free-stream velocity  $\lambda'$  (eqs. (B10), (B11), (B20), and (B21)).

### Control Mixing and Coordinate Transformation

Equations for first and second stage mixing are combined and shown in simplified form (eqs. (B22), (B23), (B25), and (B26)). This simplification is possible since only quasi-static derivatives are desired. For each trim condition, the final stick trim positions were checked to verify that physical limits are not exceeded.

The CH-47B and CH-47C models have actuators at both front and rear rotors to automatically introduce forward longitudinal cyclic pitch as a function of airspeed. These trim schedules (fig. B1) affect the trim values at higher airspeeds. Finally, the lateral and longitudinal cyclic pitch angles are transformed from the body axis coordinate frame to the rotor wind axis frame (eqs. (B24) and (B27)).

### Rotor Inflow Ratios, Thrust Coefficients, and Interference Parameters

There are four nonlinear equations that contain terms for the rotor inflow ratios  $\lambda_f$ ,  $\lambda_r$  and the thrust coefficients  $C_{T,f}$ ,  $C_{T,r}$ . The problem is to find values that satisfy all equations. The approach used is to initially guess at two of the variables and then iterate until all four variables converge within a predefined tolerance. Figure 7 is a flow chart showing the major steps in calculating the four variables. Since trims are being calculated for flight conditions which differ by small steps in velocity, the past values of  $\lambda_f$  and  $\lambda_r$  are used as the initial guess for the new flight condition. By means of equations (B28) to (B35) and the initial guess,  $C_{T,f}$  and  $C_{T,r}$  are then calculated. A nonlinear function simulating rotor lift stall is included in the thrust coefficient calculations and is shown in figure B2.

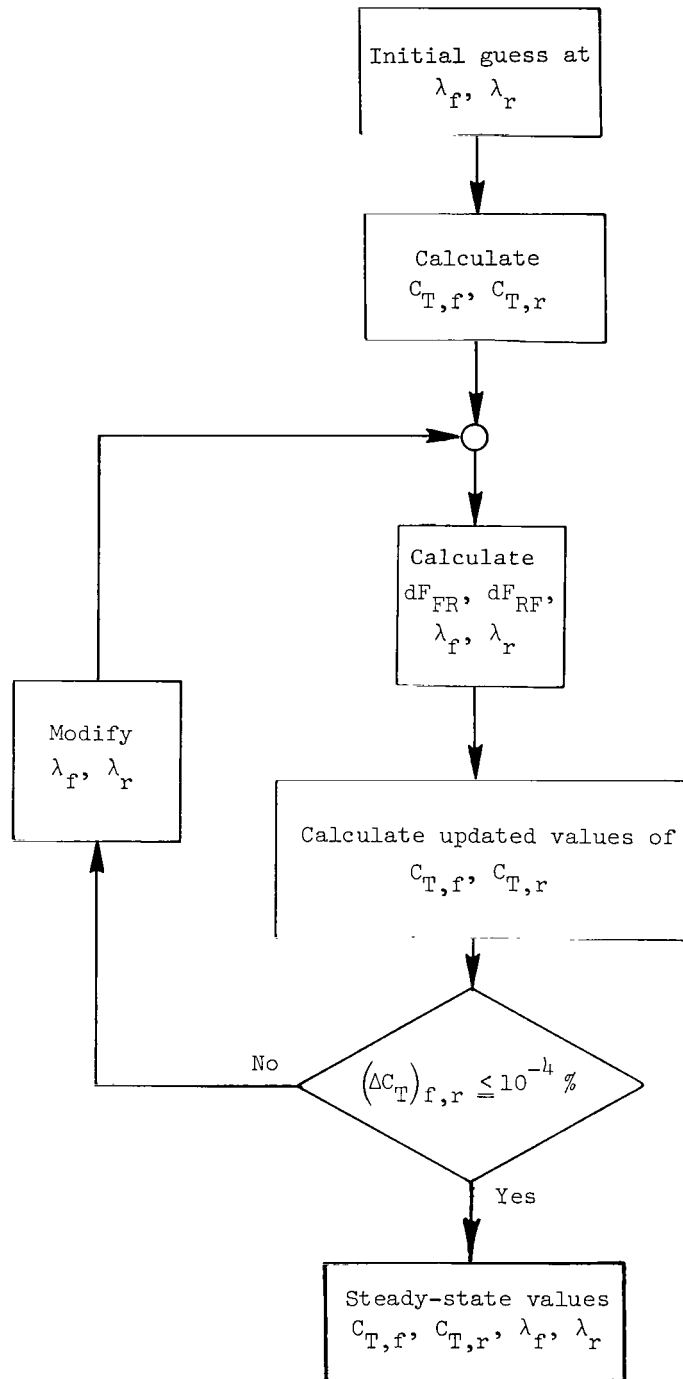


Figure 7.- Convergence loop for calculating rotor inflow ratios and thrust coefficients.

Interference parameters  $dF_{FR}$ ,  $dF_{RF}$  between the two rotors are functions of the inflow ratio, advance ratio, and rotor sideslip angle (eqs. (B36) to (B41)). For backward flight, the interference parameters are interchanged; i.e., equations (B40) and (B41) are used in place of equations (B38) and (B39). New values for  $\lambda_f$  and  $\lambda_r$  are then calculated (eqs. (B41) and (B43)) by using the values obtained for the thrust coefficients, interference parameters, and components of inflow ratio due to the free-stream velocity.

The new values of  $\lambda_f$  and  $\lambda_r$  are then used to calculate new values for  $C_{T,f}$  and  $C_{T,r}$ , as described previously. If  $C_{T,f}$  and  $C_{T,r}$  agree with the previous values within 0.0001 percent, the iteration is assumed complete. If the convergence tolerance is not met,  $\lambda_f$  and  $\lambda_r$  are modified by adding a fraction of the difference between the old and new inflow ratios to the previous values. The process is then repeated for another iteration. A number that works reasonably well for this fraction is 0.25.

### Rotor Forces and Moments

Inputs to this module include rotor inflow and advance ratios, longitudinal and lateral cyclic pitch angles, collective pitch angles, blade twist, rotor angular velocities, and rotor parameters. These inputs are used to calculate thrust, coning angle, longitudinal and lateral flapping angles, horizontal and side forces, required torque, and both pitching and rolling hub moments. A correction factor to simulate stall at high airspeed is included by increasing the average rotor drag coefficient ( $\delta_{FH}$  and  $\delta_{RH}$  of appendix B). The force and moment calculations for the front and rear rotors are shown in equations (B44) to (B74).

Assumptions used in development of these equations include: (1) constant induced velocity through the rotor disk, (2) small flapping angle and inflow angle of attack, (3) negligible second and higher order harmonics for flapping, (4) negligible effect of the reverse flow region, and (5) infinitely rigid blades in all directions. The air density is assumed constant in all of these calculations. Provisions can be made to change air density as a function of altitude.

### Fuselage Forces and Moments

Equations (B75) to (B90) show the approach for calculating the fuselage parasitic drag forces and moments. Analytical expressions relating the fuselage forces and moments to angle of attack  $\alpha_{fus}$  and sideslip angle  $\beta_{fus}$  are taken from reference 2. Figure A3 of appendix A illustrates the sign convention for  $\alpha_{fus}$  and  $\beta_{fus}$ . A different approach was used to calculate the fuselage aerodynamic force along the body x-axis  $X_{fus}$  since a numerical value for the flat-plate drag area was not available. A figure plotting the quotient of the drag to dynamic pressure as a function of  $\alpha_{fus}$  and  $\beta_{fus}$



can be found in reference 3 and is shown in figure B3. Interpolation is then used to obtain the flat-plate drag area.

### Total System Forces and Moments

Equations (B91) to (B96) show the summation of the total aerodynamic forces and moments acting on the helicopter. The rotor forces and moments are transformed from the rotor wind axes to the aircraft body axes and are then summed with the fuselage forces and moments. The rotor forces also contribute aerodynamic moments about the helicopter center of gravity. As shown in figure A2, the positive directions for the front and rear rotor side forces are opposite each other.

## RESULTS AND DISCUSSION

Using the techniques and the nonlinear model (HELICOP) described earlier, a set of trims and stability derivatives for the entire flight envelope was generated for the CH-47B. These data are presented in appendix E and are sufficient to allow the CH-47B to be represented by either the linear coupled model or the linear uncoupled model discussed in appendix D.

A major factor that impacts the validity of these trims and derivatives is the completeness of HELICOP. In order to establish confidence in HELICOP, a comparison is made with referenced data. The most complete set of data available in the literature is for level flight ( $\dot{Z} = 0$ ) at horizontal velocities of  $\dot{X} = 0, 40, 80, 120, 140,$  and  $160$  knots (ref. 3). These data include 2 angle trims, 4 control-stick trims, and 30 stability derivatives required in the uncoupled linear model. Since both the nonlinear model and the technique used to generate the referenced data are not documented, the cause of any difference between referenced and calculated data cannot always be determined. As shown in figure 8, the linear-model analysis consists of comparing the calculated and referenced values of trims, stability derivatives, and poles of the linear model.

The calculated and referenced values of the stick and attitude trims are shown in figure 9. Additional calculated values are included to better define the shape of the trims. Both the shapes and magnitudes of the two sets of trim data agree very closely for all compared velocities. The maximum error in  $\theta_N$  is at 80 knots and is less than  $0.7^\circ$ ; the maximum error in  $\phi_N$  is less than  $0.4^\circ$  at 160 knots. The stick trims show excellent agreement with a slight divergence between the calculated and referenced values in high-speed flight. The maximum errors occur at 160 knots and are 1.09 cm (0.43 in.) for  $\delta_{B,N}$ , 1.01 cm (0.4 in.) for  $\delta_{C,N}$ , 0.23 cm (0.09 in.) for  $\delta_{S,N}$ , and 0.94 cm (0.37 in.) for  $\delta_{R,N}$ .

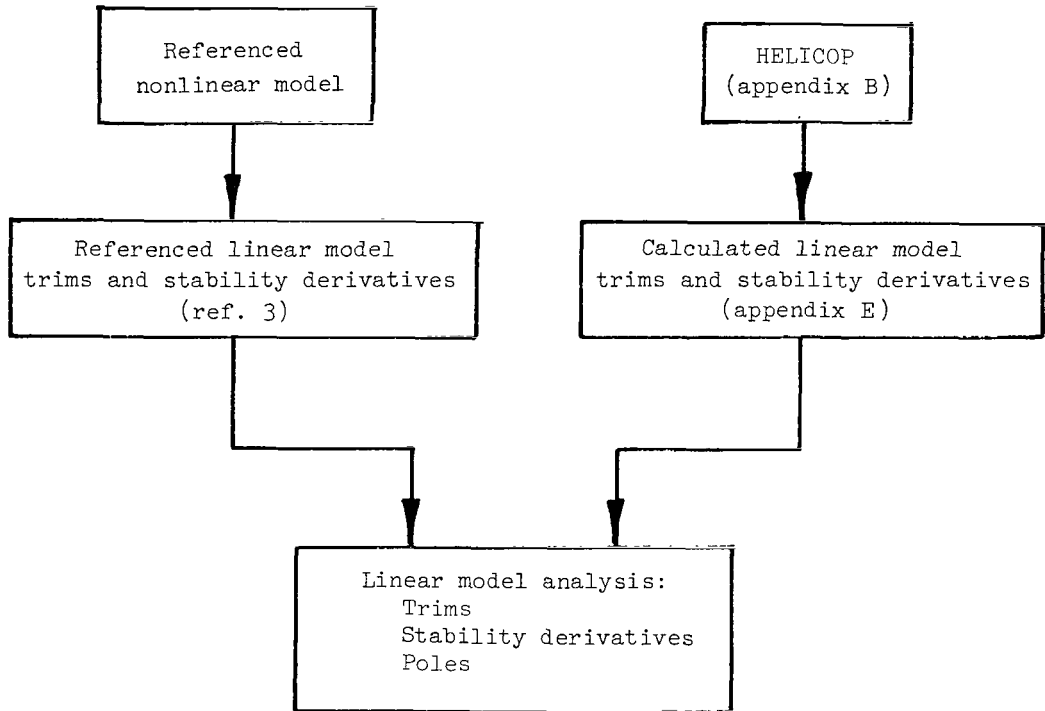


Figure 8.- Model verification.

Plots of the referenced and calculated stability derivatives are presented in figures 10 to 15. Approximately two-thirds of the 30 stability derivatives show excellent agreement for all velocities. The remainder of the derivatives have some differences in magnitude, although the shapes generally agree quite well. An exception occurs at hover ( $\dot{X} = 0$ ). For this velocity the calculated values of several derivatives, e.g.,  $Y_V$  and  $N_V$ , were found to be larger in order of magnitude than the referenced values. This would imply a radical change in the behavior of the vehicle in the vicinity of hover. Such behavior is not observed in the actual vehicle; it is concluded therefore that HELICOP and the calculated derivatives do not adequately describe the CH-47B at  $\dot{X} = 0$ . The nonlinear model representation (HELICOP) at hover is the suspected source of this anomaly. So as to generate reasonable values of calculated derivatives at  $\dot{X} = 0$ , a third-order curve was fitted through the calculated values at  $\dot{X} = -40, -20, 20, \text{ and } 40$  knots. This function was evaluated at  $\dot{X} = 0$  to generate the values shown in figures 10 to 15 and in the tables of appendix E.

Approximately one-third of the stability derivatives exhibit some differences in magnitude between the two sets of data. A comparison of the linear-model poles for both referenced and calculated data (table I) shows the stability-derivative magnitude differences to be acceptable. Zeros of the models have also been calculated but are not included in table I since there is no simple and meaningful criterion for evaluating the effects of the zeros in a multi-input multi-output system.

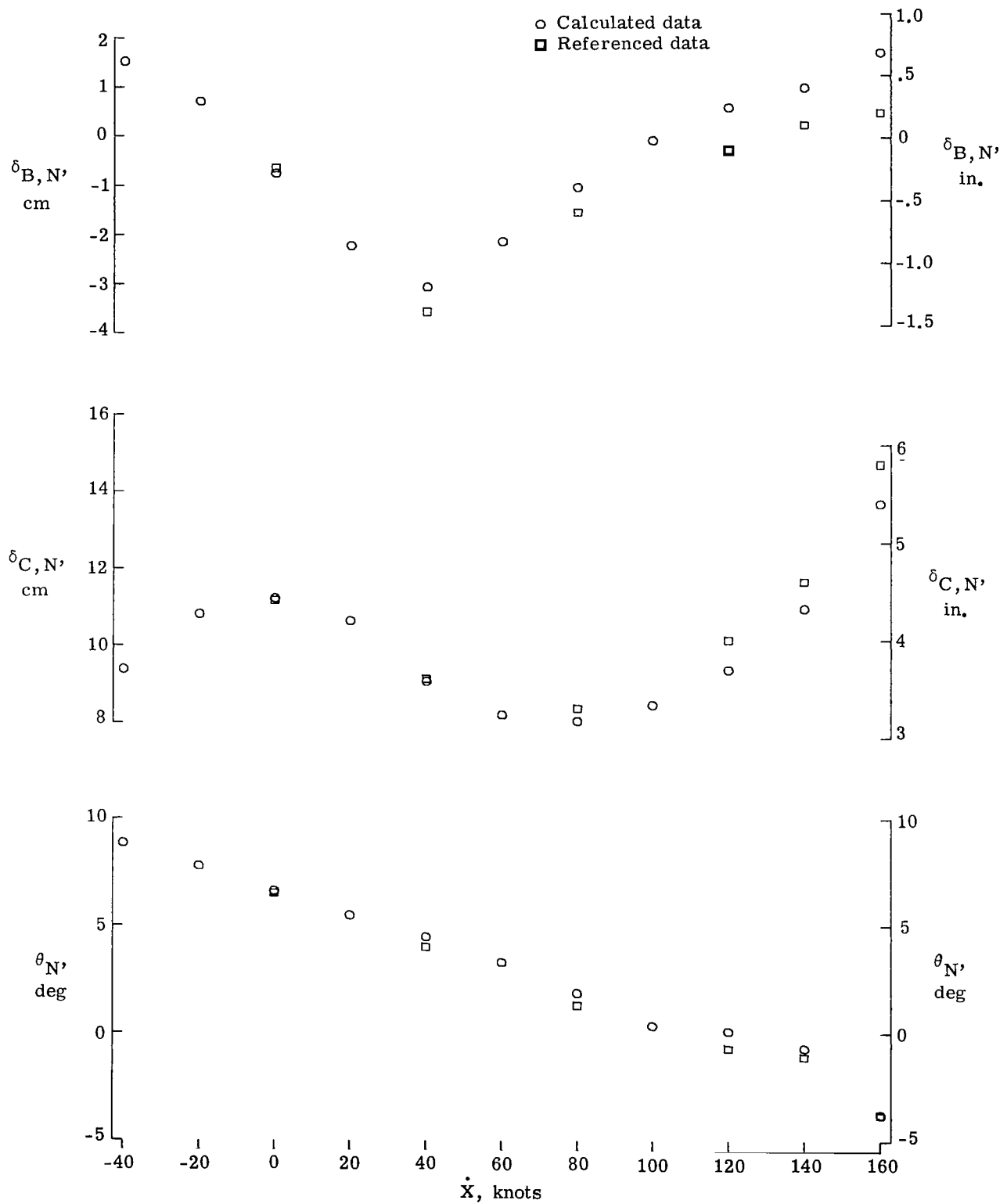


Figure 9.- Control-stick and attitude-angle trims of vehicle.

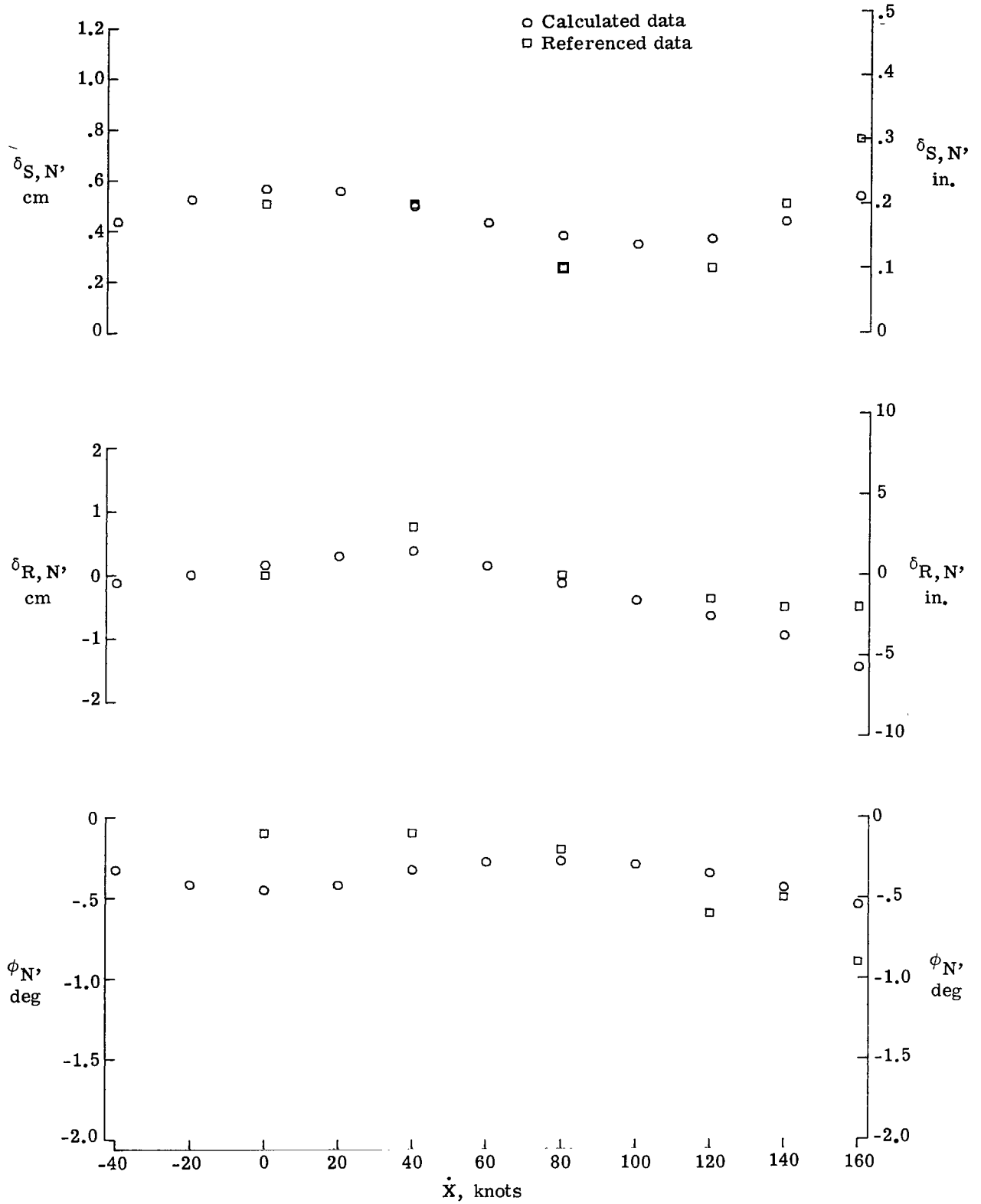


Figure 9.- Concluded.

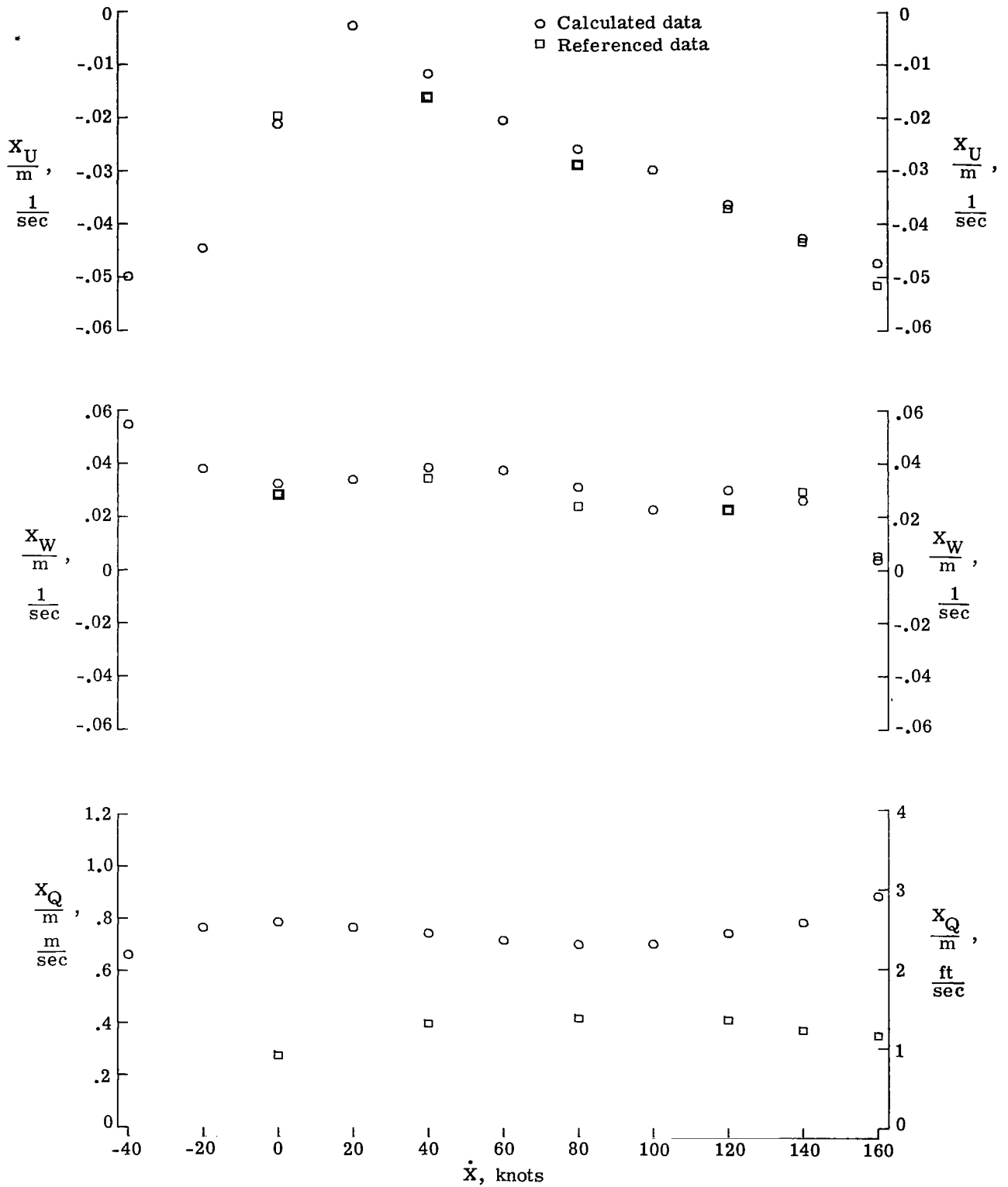


Figure 10.- Longitudinal-force stability and control derivatives.

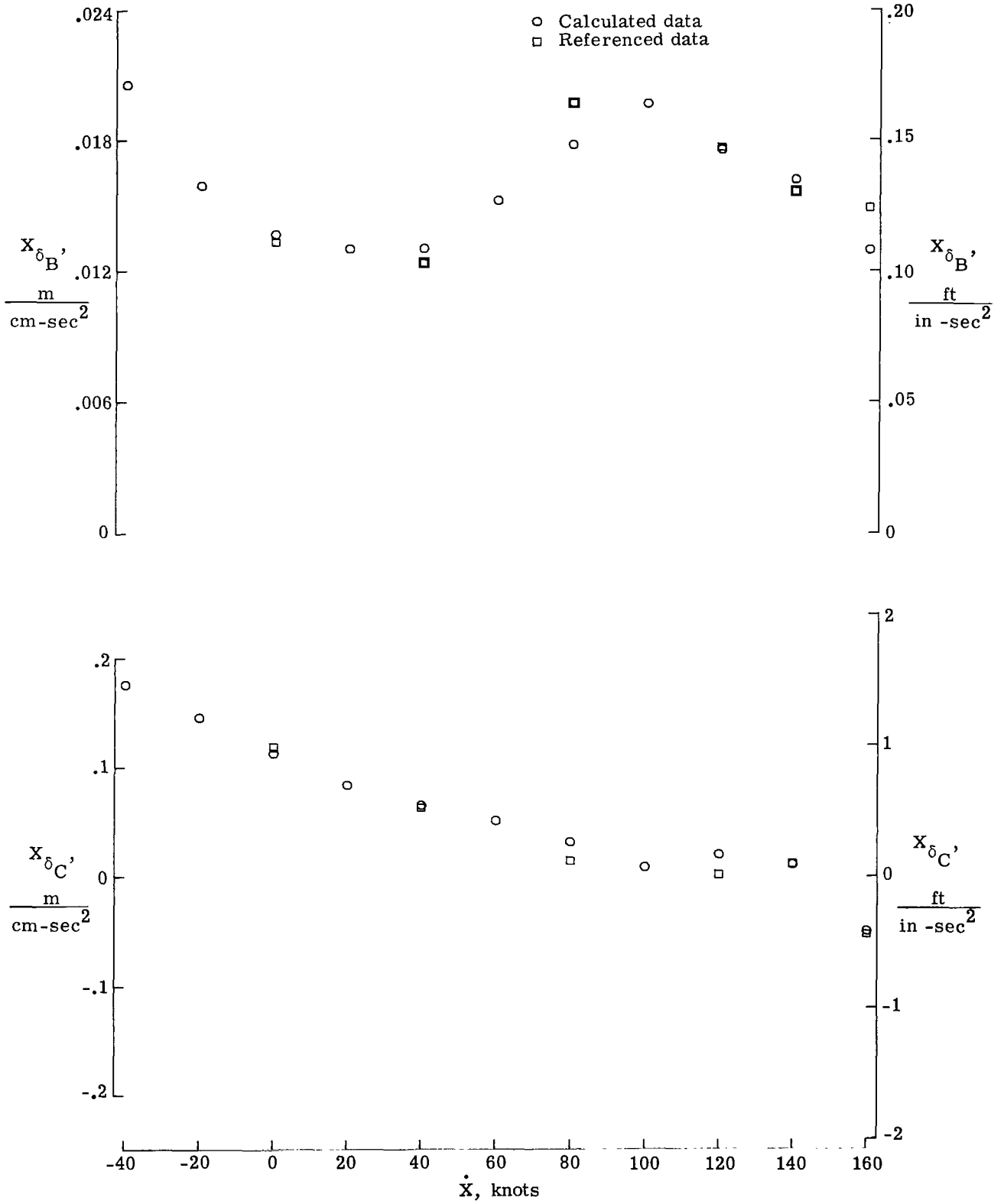


Figure 10.- Concluded.

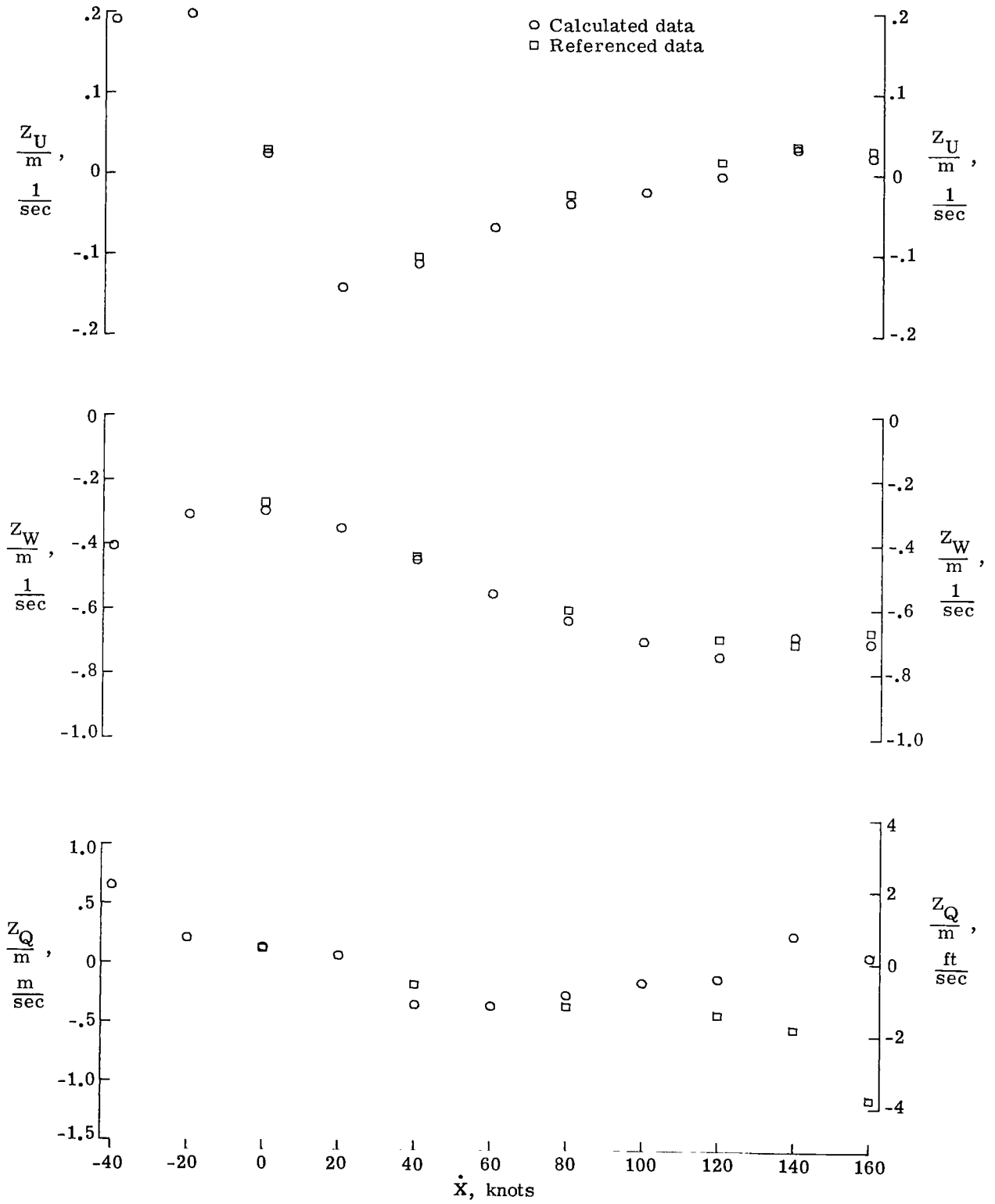


Figure 11.- Normal-force stability and control derivatives.

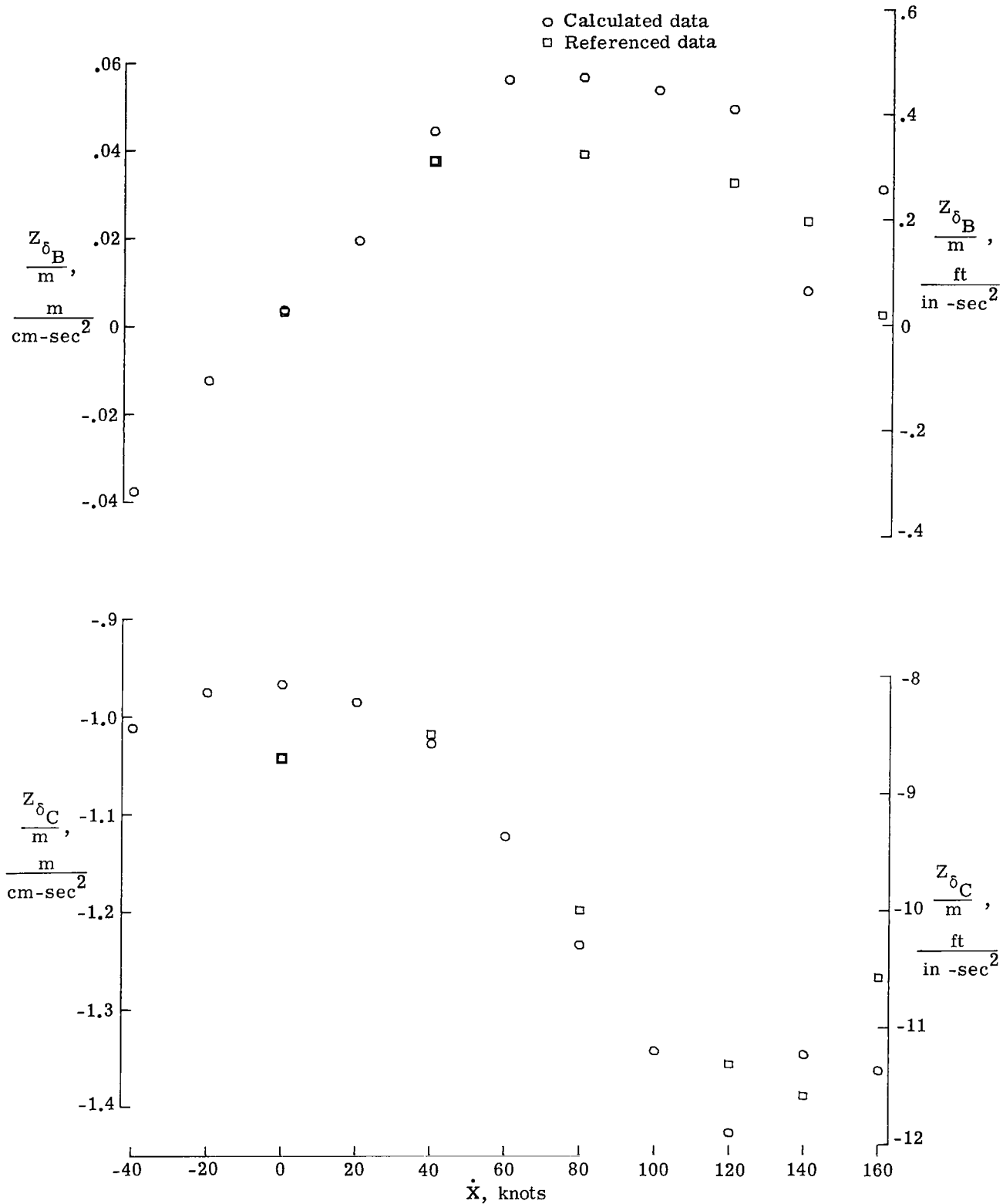


Figure 11. - Concluded.



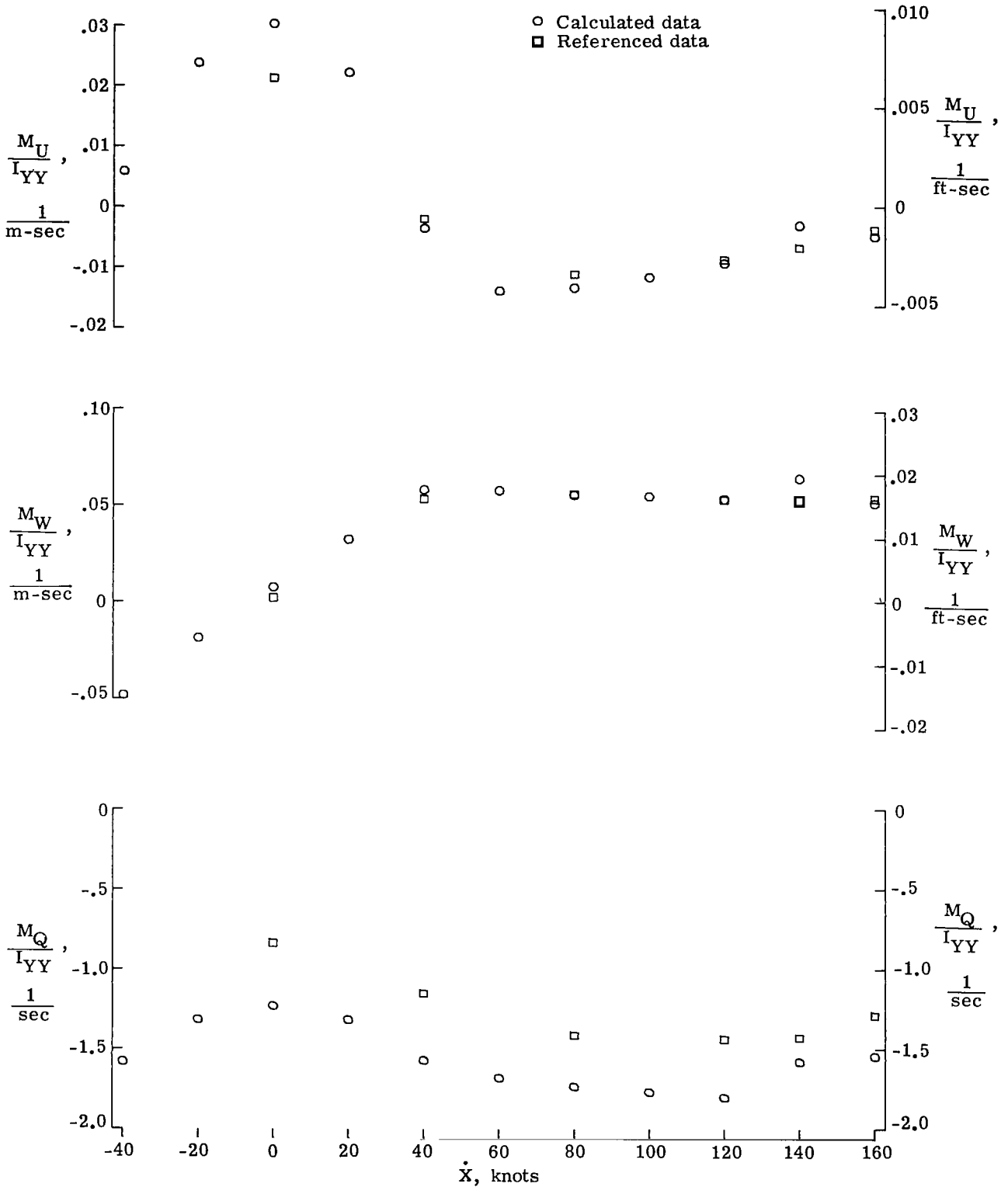


Figure 12.- Pitching-moment stability and control derivatives.

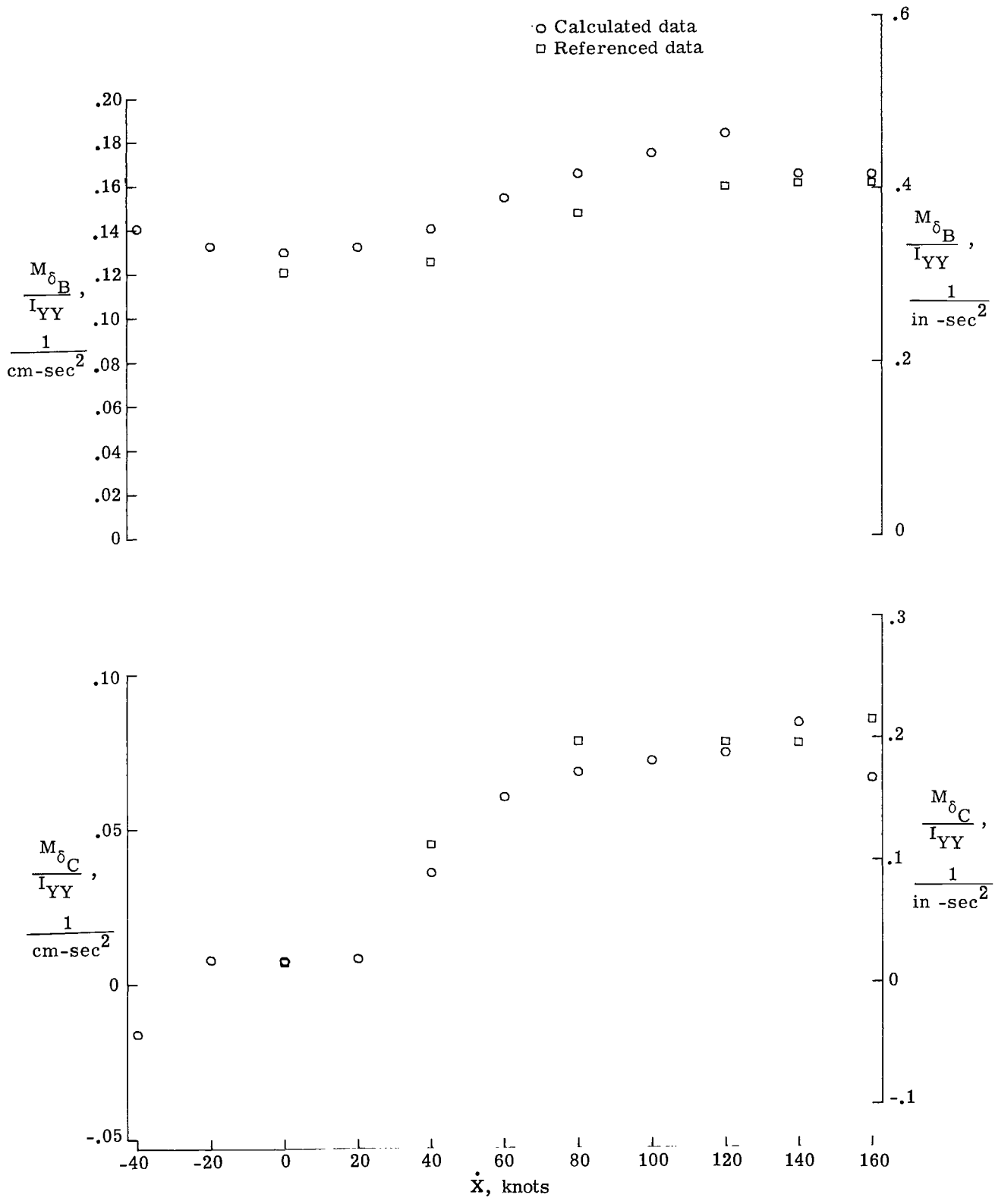


Figure 12. - Concluded.

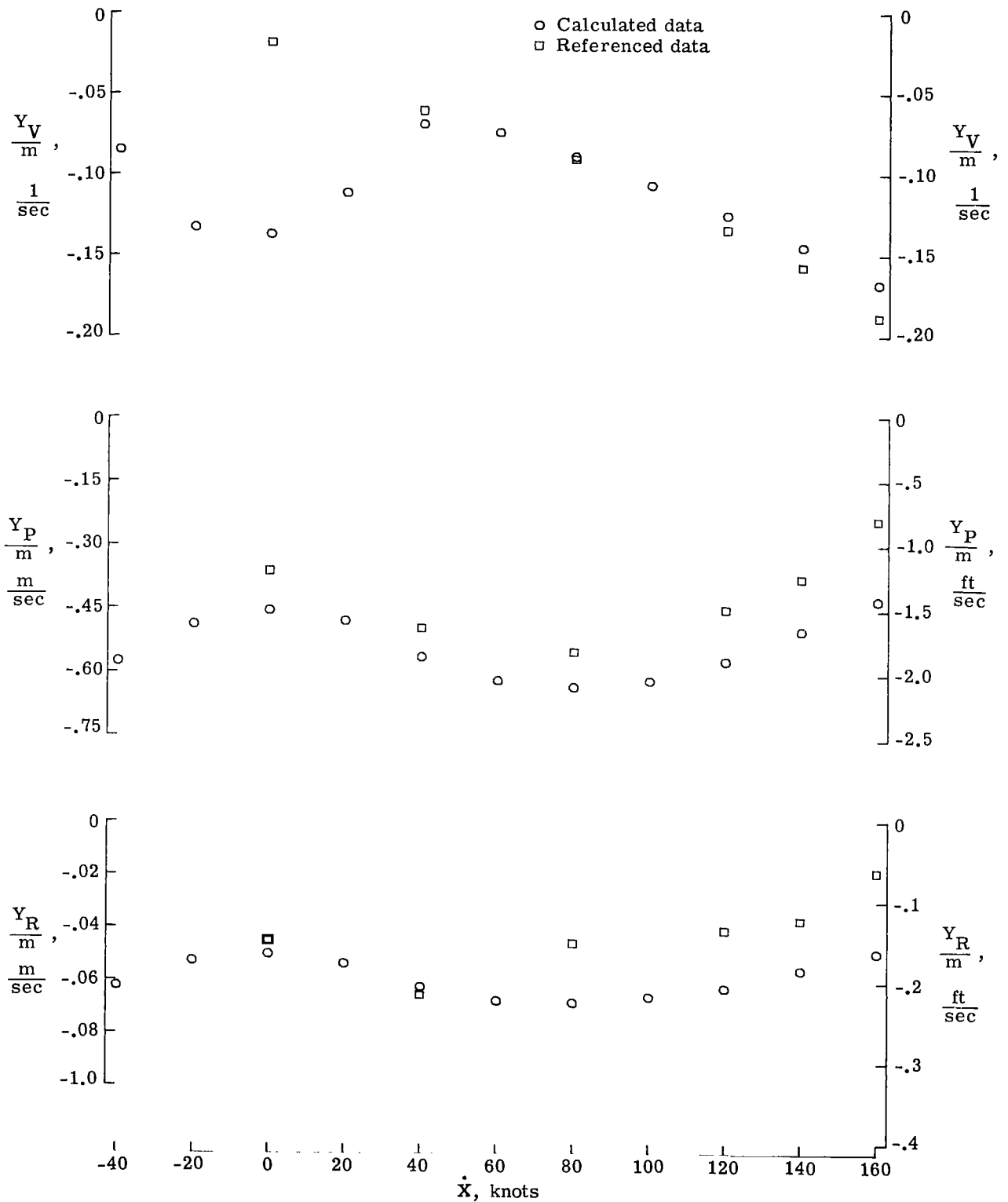


Figure 13.- Lateral-force stability and control derivatives.

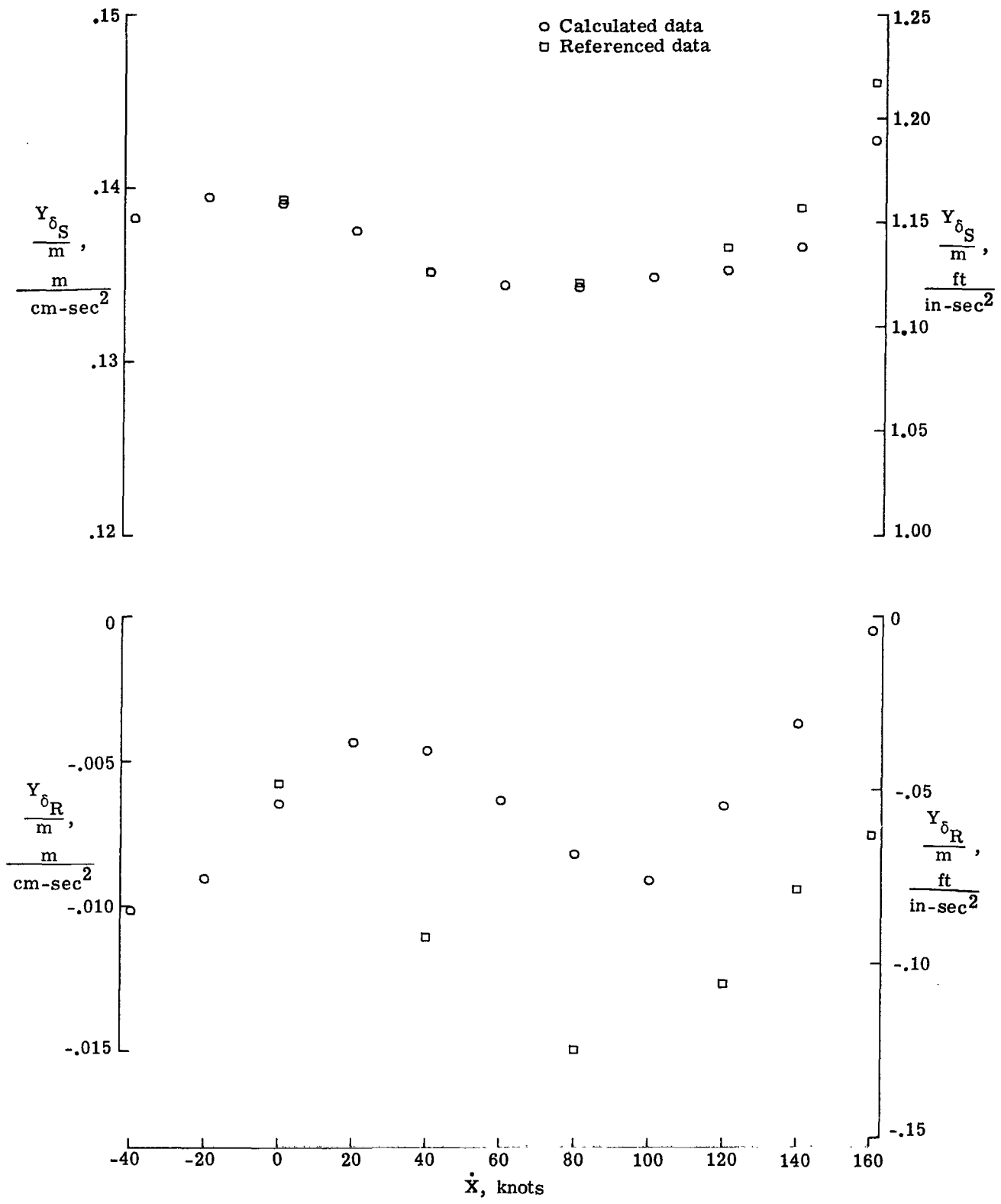


Figure 13. - Concluded.

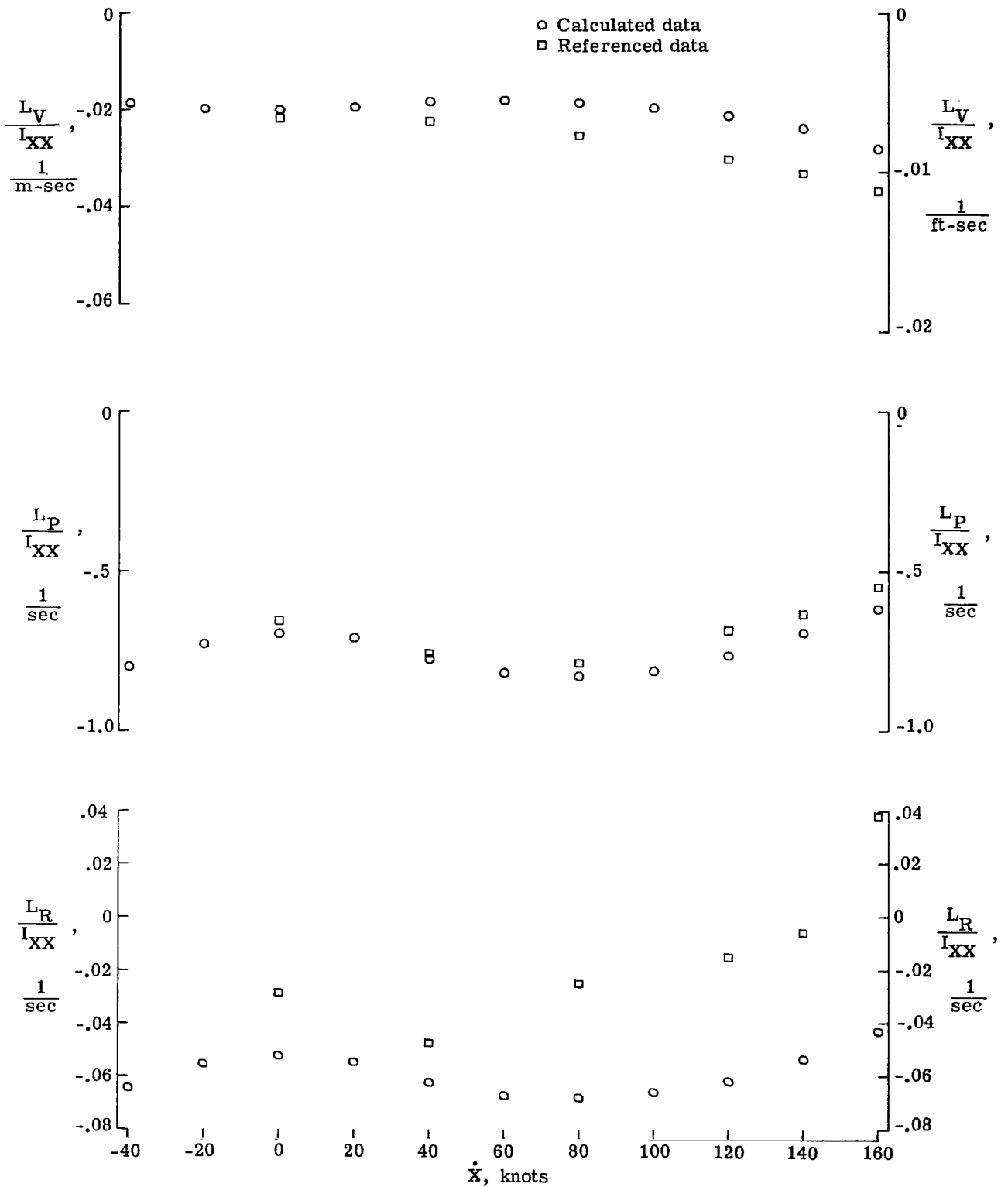


Figure 14.- Rolling-moment stability and control derivatives.

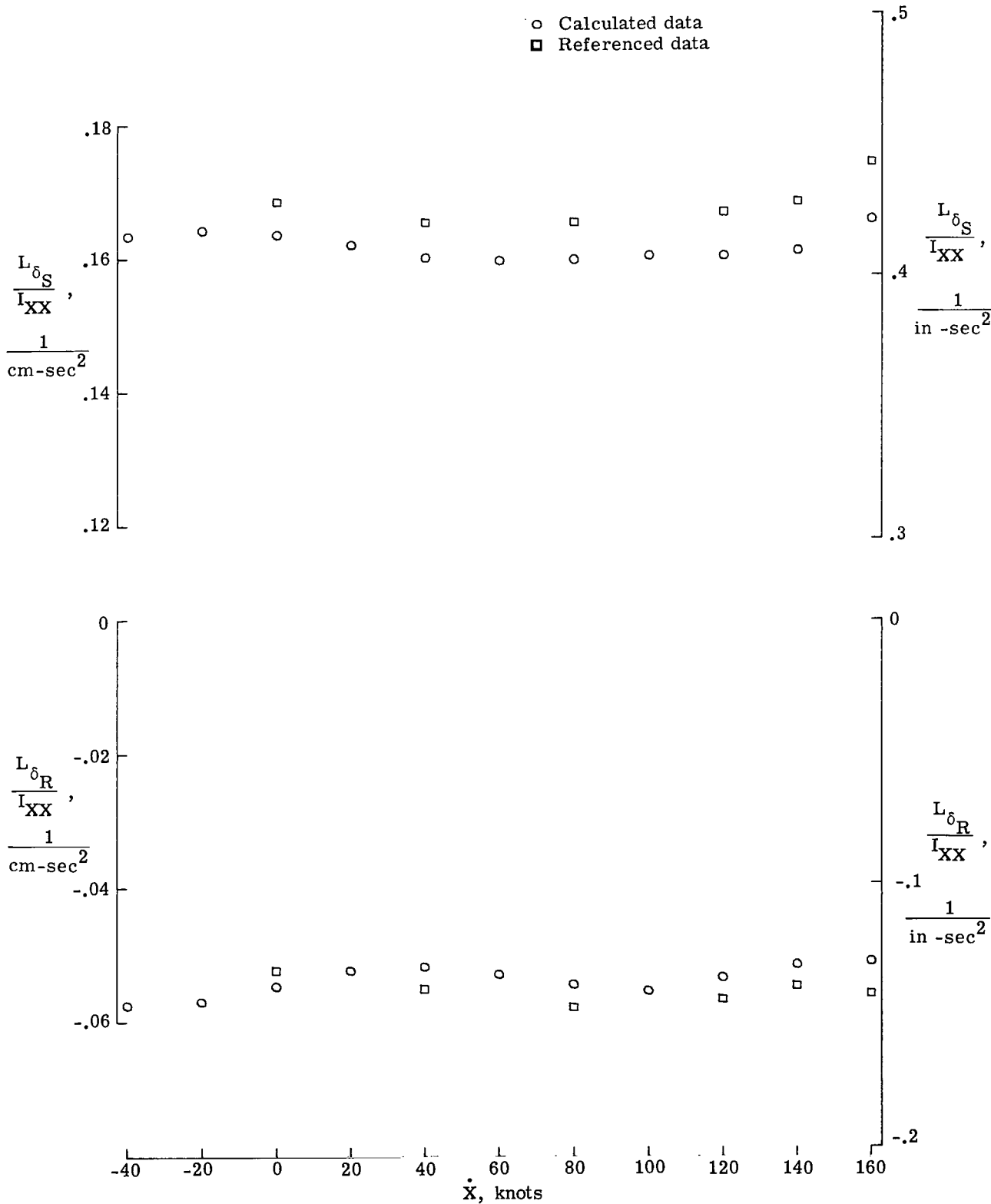


Figure 14.- Concluded.

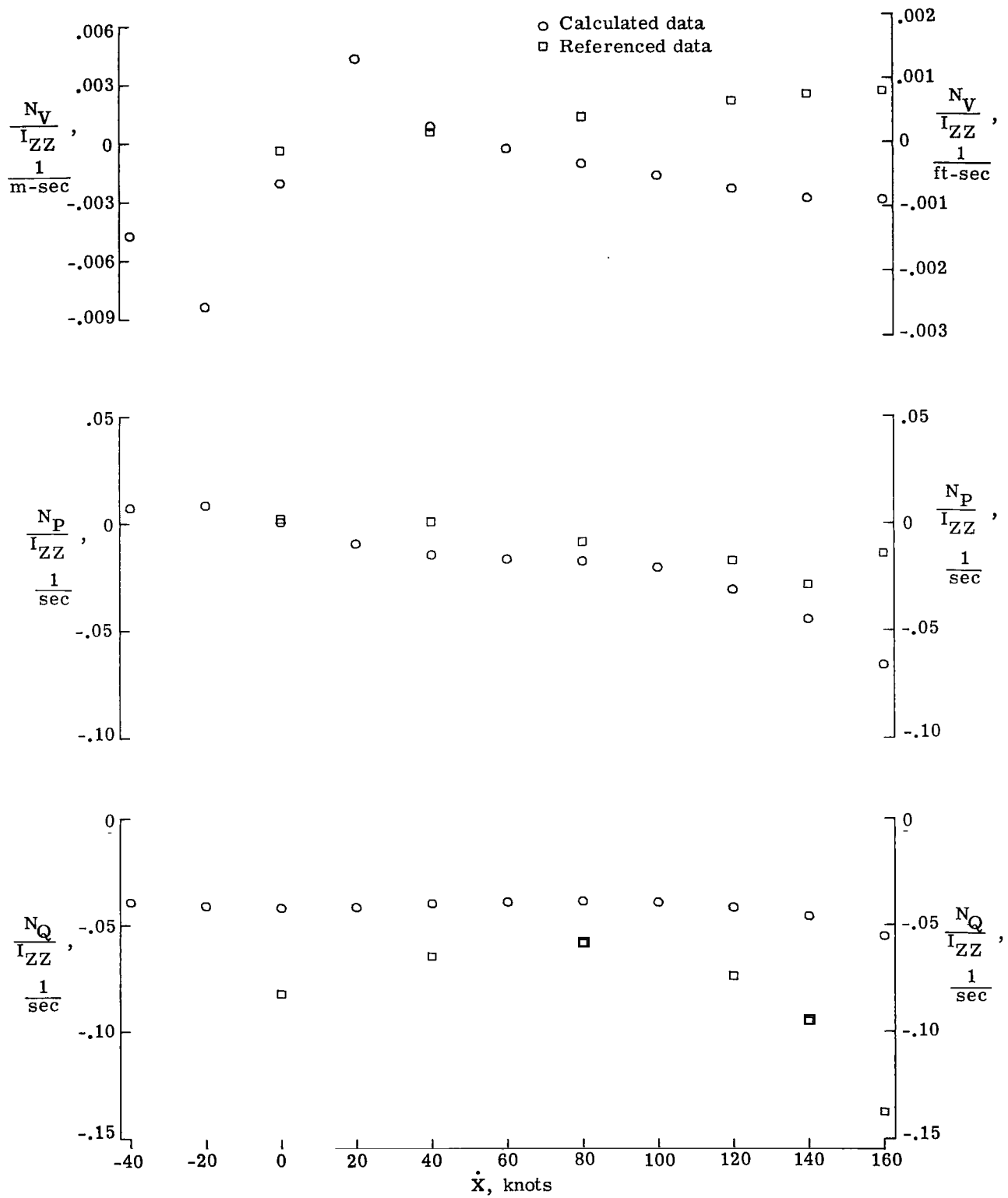


Figure 15.- Yawing-moment stability and control derivatives.

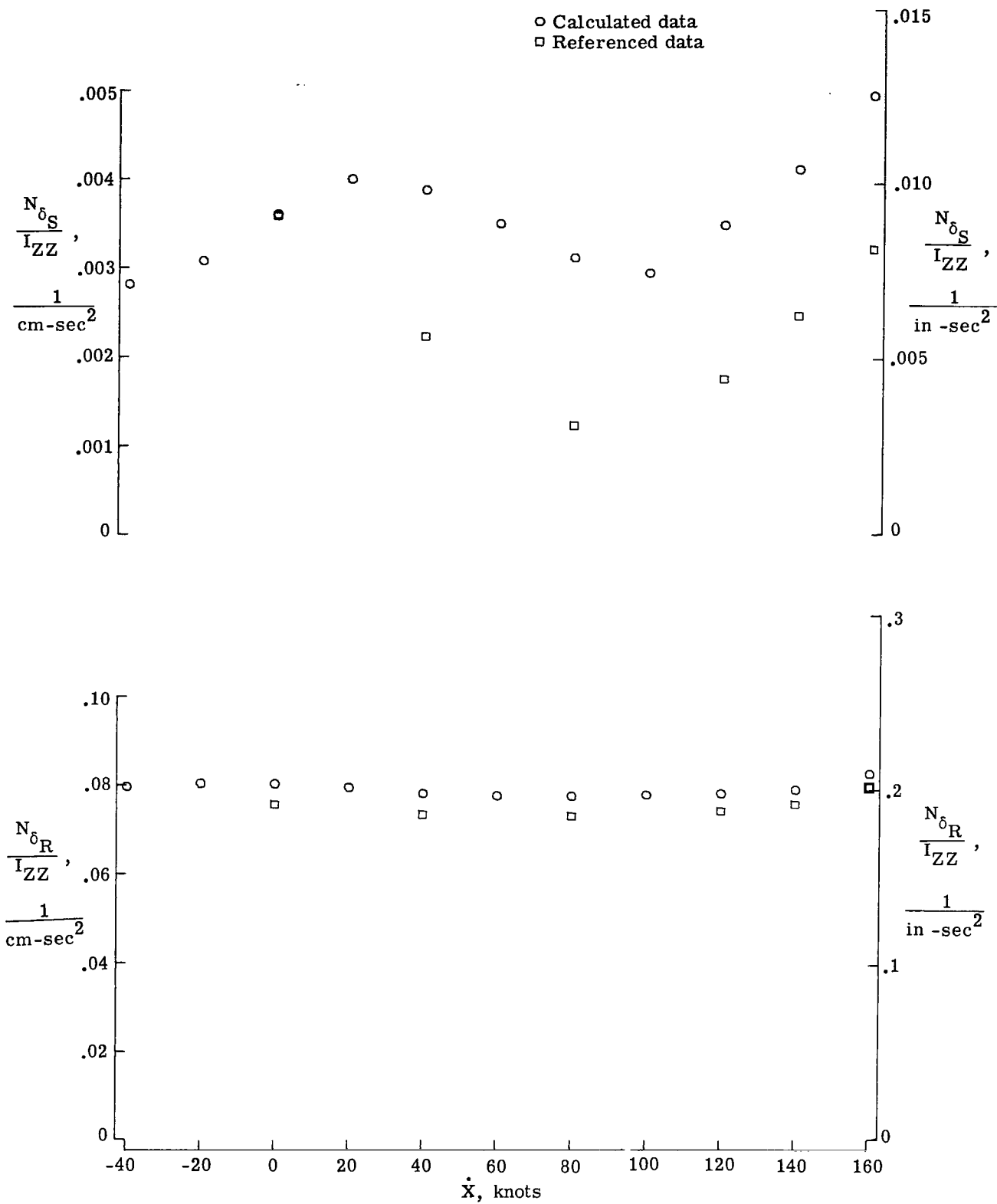


Figure 15.- Concluded.



TABLE I.- POLES OF REFERENCES AND CALCULATED LINEAR MODELS

(a) Longitudinal

$\dot{X}$ , knots	Calculated poles	Referenced poles
0	-0.2977	-0.272
	-1.404	-1.040
	$0.078 \pm 0.459j$	$0.094 \pm 0.440j$
40	0.388	0.427
	$-0.091 \pm 0.286j$	$-0.064 \pm 0.268j$
	-2.23	-1.90
80	0.555	0.645
	$-0.093 \pm 0.242j$	$-0.067 \pm 0.209j$
	-2.77	-2.55
120	0.666	-0.803
	$-0.053 \pm 0.173j$	$-0.043 \pm 0.142j$
	-3.14	-2.88
140	1.056	0.911
	-0.050	$-0.035 \pm 0.096j$
	-0.002	
	-3.31	
160	0.978	1.12
	-0.020	-0.019
	-0.053	-0.052
	-3.20	-3.06

(b) Lateral

$\dot{X}$ , knots	Calculated poles	Referenced poles
0	-0.987	-0.942
	$0.064 \pm 0.459j$	$0.123 \pm 0.469j$
	-0.042	-0.082
40	-1.02	-1.03
	$0.065 \pm 0.440j$	$0.089 \pm 0.469j$
	-0.035	-0.062
80	-1.11	-1.11
	$0.077 \pm 0.386j$	$0.096 \pm 0.515j$
	-0.039	-0.049
120	-1.18	-1.13
	$0.127 \pm 0.350j$	$0.131 \pm 0.600j$
	-0.046	-0.053
140	-1.24	-1.17
	$0.177 \pm 0.365j$	$0.156 \pm 0.640j$
	-0.047	-0.063
160	-1.37	-1.21
	$0.260 \pm 0.402j$	$0.204 \pm 0.623j$
	-0.046	-0.098

The form of the referenced and calculated poles shown in table I agree at all velocities except for two longitudinal poles at 140 knots. This exception occurs at a transition point in the velocity sweep where a pair of complex roots at lower velocities become real roots at higher velocities.

Comparing poles near the origin (real parts less than 0.1 rad/sec) for both longitudinal and lateral cases shows that the real parts of all roots differ by less than 0.03 rad/sec, except for a pair of lateral roots at  $\dot{X} = 0$  and a single lateral root at  $\dot{X} = 160$  knots. For roots with real parts larger than 0.1 rad/sec, only a single longitudinal root at  $\dot{X} = 0$  and a pair of lateral roots at  $\dot{X} = 160$  knots have differences in their real parts greater than 20 percent. The majority of the imaginary part of the roots also exhibit similar close agreement.

The excellent agreement of the control-stick and attitude-angle trims, the shape and magnitude agreement of the majority of the stability derivatives, and the agreement of the pole location indicate that HELICOP and the referenced nonlinear model agree (except at  $\dot{X} = 0$ ) with regard to the stability character and fundamental modes of response of the CH-47B. Exceptions do exist which produce differences in some zeros that could lead to different time responses.

## CONCLUSIONS

This report contains a complete set of materials needed to mathematically describe the CH-47B helicopter. The material includes both a nonlinear model (HELICOP) and a linear coupled model with its 6 trims and 60 quasi-static stability derivatives covering the entire flight regime. The results from comparison with reference data show that the linear model and HELICOP are a good representation of the CH-47B, the exception being that HELICOP is questionable at zero airspeed. A comparison with data available in the literature was made for the trims, stability derivatives, and poles of the uncoupled linear model for positive velocities and zero rate of descent.

The two attitude-angle trims and four control-stick trims show excellent agreement at all velocities. The 30 stability derivatives comprising the uncoupled model show very good agreement regarding shapes, and the majority agree in magnitude. All but three of the poles of the linear model near the origin (real parts less than 0.1 rad/sec) agree within 0.03 rad/sec. Only three roots which have real parts greater than 0.1 rad/sec show differences in real parts greater than 20 percent. The majority of the imaginary parts also exhibit close agreement.

The technique used to generate the trims and stability derivatives is general and could be applied to other vehicles. All that is required is a nonlinear model of the vehicle, equivalent to HELICOP, which generates forces and moments from attitude angles and control-stick inputs.

Langley Research Center  
National Aeronautics and Space Administration  
Hampton, Va. 23665  
March 25, 1976

## APPENDIX A

### SIGN CONVENTION AND COORDINATE FRAMES

This appendix defines the sign conventions, angles, and coordinate frames used in this paper. Figure A1 illustrates the relationship between the local level axes ( $X$ ,  $Y$ ,  $Z$ ) and the body axes ( $x$ ,  $y$ ,  $z$ ). The local level frame has its origin at the vehicle center of gravity. The  $Z$ -axis is down and coincident with the Earth vertical; the  $X$ -axis is the projection of the vehicle's longitudinal body axis along the Earth with positive direction defined in forward flight; and the  $Y$ -axis completes a right-hand coordinate frame.

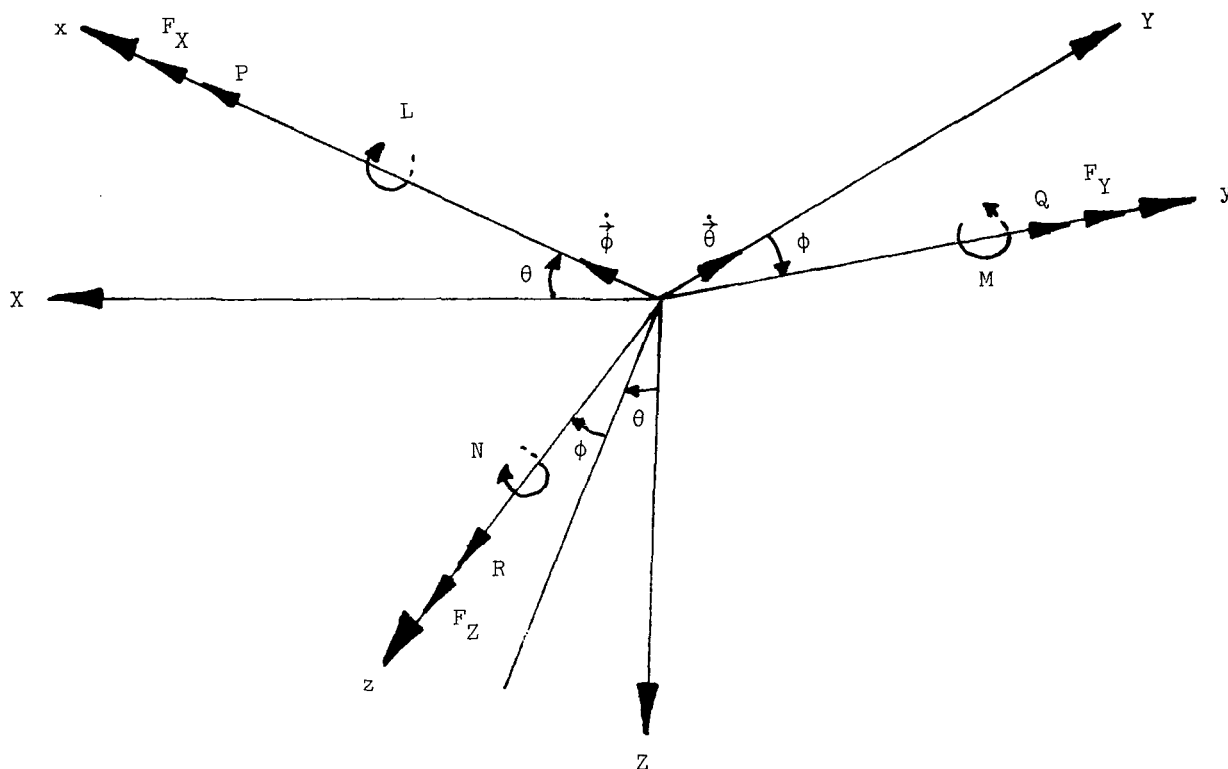


Figure A1.- Angular velocities, aerodynamic forces and moments, and relationships of local level axes and body axes with positive directions of vehicles.

The body frame has its origin at the vehicle center of gravity. The  $x$ -axis is along the reference longitudinal direction of the vehicle with the positive direction pointing forward; the  $z$ -axis is in the plane of symmetry of the fuselage with the positive direction through the floor; and the  $y$ -axis is positive to the right side, completing a right-hand coordinate frame. The transformation from the local level frame to the body frame is:

APPENDIX A

$$\begin{Bmatrix} x \\ y \\ z \end{Bmatrix} = \begin{bmatrix} \cos \theta & 0 & -\sin \theta \\ \sin \theta \sin \phi & \cos \phi & \cos \theta \sin \phi \\ \sin \theta \cos \phi & -\sin \phi & \cos \theta \cos \phi \end{bmatrix} \begin{Bmatrix} X \\ Y \\ Z \end{Bmatrix} \quad (A1)$$

where  $\theta$  and  $\phi$  are the pitch and roll attitude angles. Positive directions for the body forces and moments ( $F_X$ ,  $F_Y$ ,  $F_Z$  and  $L$ ,  $M$ ,  $N$ ) and the body angular velocities ( $P$ ,  $Q$ ,  $R$ ) are shown in figure A1.

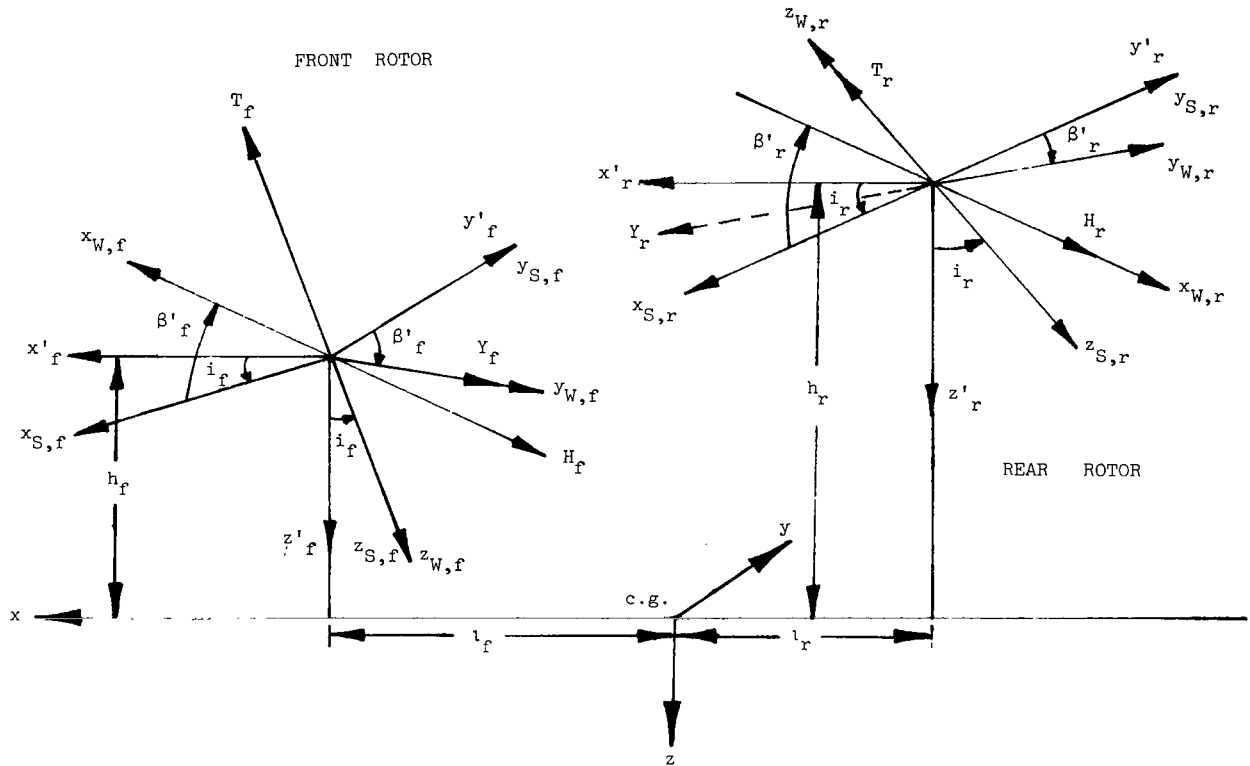


Figure A2.- Definition of rotor-shaft axes, wind axes, and rotor forces for front rotor and rear rotor.

Figure A2 defines the relationship of the body axes, rotor-shaft axes, and wind axes as used in the nonlinear model. (The subscripts f and r refer to the front rotor and the rear rotor.) Two rotor-hub axes ( $x'$ ,  $y'$ ,  $z'$ ) are defined parallel to the body axes, one centered at the front rotor hub and the second at the rear rotor hub. The locations of the two rotor hubs relative to the vehicle center of gravity are given by  $l_f$ ,  $l_r$ ,  $h_f$ , and  $h_r$ . The rotor-shaft axes ( $x_S$ ,  $y_S$ ,  $z_S$ ) are related to the body frame by

APPENDIX A

$$\begin{Bmatrix} x_S \\ y_S \\ z_S \end{Bmatrix} = \begin{bmatrix} \cos i & 0 & \sin i \\ 0 & 1 & 0 \\ -\sin i & 0 & \cos i \end{bmatrix} \begin{Bmatrix} x' \\ y' \\ z' \end{Bmatrix} \quad (\text{A2})$$

where  $i$  is the shaft incidence angle.

The wind axes for each rotor is related to the respective shaft axes by the rotor sideslip angles  $\beta'_f$  and  $\beta'_r$  as follows:

$$\begin{Bmatrix} x_{W,f} \\ y_{W,f} \\ z_{W,f} \end{Bmatrix} = \begin{bmatrix} \cos \beta'_f & \sin \beta'_f & 0 \\ -\sin \beta'_f & \cos \beta'_f & 0 \\ 0 & 0 & 1 \end{bmatrix} \begin{Bmatrix} x_{S,f} \\ y_{S,f} \\ z_{S,f} \end{Bmatrix} \quad (\text{A3a})$$

$$\begin{Bmatrix} x_{W,r} \\ y_{W,r} \\ z_{W,r} \end{Bmatrix} = \begin{bmatrix} -\cos \beta'_r & -\sin \beta'_r & 0 \\ -\sin \beta'_r & \cos \beta'_r & 0 \\ 0 & 0 & 1 \end{bmatrix} \begin{Bmatrix} x_{S,r} \\ y_{S,r} \\ z_{S,r} \end{Bmatrix} \quad (\text{A3b})$$

Finally, the transformation from wind axes to rotor forces is:

$$\begin{Bmatrix} H_f \\ Y_f \\ T_f \end{Bmatrix} = \begin{bmatrix} -1 & 0 & 0 \\ 0 & 1 & 0 \\ 0 & 0 & -1 \end{bmatrix} \begin{Bmatrix} x_{W,f} \\ y_{W,f} \\ z_{W,f} \end{Bmatrix} \quad (\text{A4a})$$

$$\begin{Bmatrix} H_r \\ Y_r \\ T_r \end{Bmatrix} = \begin{bmatrix} 1 & 0 & 0 \\ 0 & -1 & 0 \\ 0 & 0 & 1 \end{bmatrix} \begin{Bmatrix} x_{W,r} \\ y_{W,r} \\ z_{W,r} \end{Bmatrix} \quad (\text{A4b})$$

where the rear rotor forces constitute a left-hand coordinate frame. The positive directions for all rotor forces are shown in figure A2.

## APPENDIX A

The definition of fuselage angle of attack ( $\alpha_{fus}$ ) and angle of sideslip ( $\beta_{fus}$ ) is shown in figure A3. The three linear velocities  $U$ ,  $V$ , and  $W$  are defined along the  $x$ ,  $y$ , and  $z$  body axes, respectively.

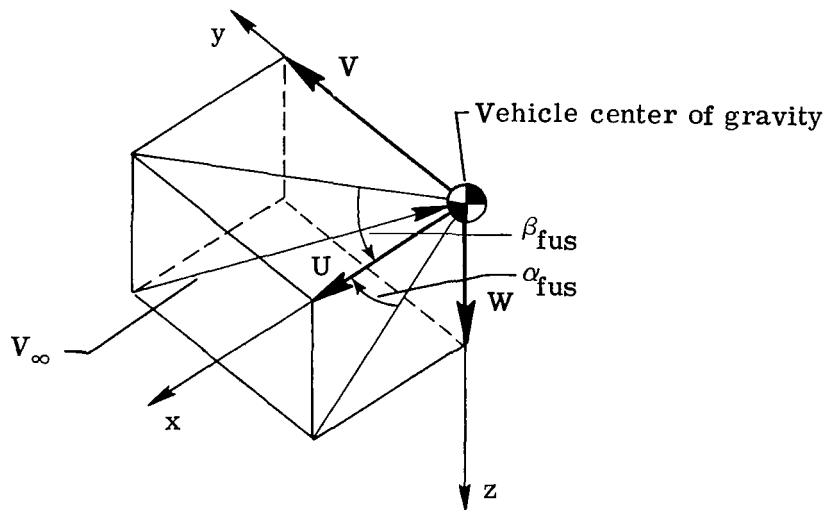


Figure A3.- Definition of fuselage angle of attack  $\alpha_{fus}$  and angle of sideslip  $\beta_{fus}$ .

## APPENDIX B

### EQUATIONS FOR HELICOPTER NONLINEAR MODEL

The 10 inputs to the helicopter nonlinear model (*HELICOP*) are the three body-axes velocities  $U$ ,  $V$ , and  $W$ , the three angular body rates  $P$ ,  $Q$ , and  $R$ , and the four control stick positions  $\delta_B$ ,  $\delta_C$ ,  $\delta_S$ , and  $\delta_R$ . The six outputs are the three forces  $F_X$ ,  $F_Y$ , and  $F_Z$  and the three moments  $L$ ,  $M$ , and  $N$ . Constants for the model are presented in appendix C. A complete list of equations for each module (found mainly in ref. 2) are presented in this appendix. (Subscripts  $F$  and  $R$  refer to the front and rear rotors, respectively.) The equations in this appendix are essentially in modular form for use in a computer program.

Additional symbols applicable to this appendix are defined as follows:

$A_{OF}, A_{OR}$  front/rear rotor coning angle, rad

$A_{IF}, A_{IR}$  front/rear longitudinal flapping angle, rad

$A_{ICF}, A_{ICR}$  front/rear lateral cyclic pitch angle in rotor-shaft axes, rad

$A_{ICFDR}, A_{ICRDR}$  rate of change of front/rear lateral cyclic with direction control, rad/m

$A_{ICFDS}, A_{ICRDS}$  rate of change of front/rear lateral cyclic with lateral control, rad/m

$A_{ICFR}, A_{ICRR}$  front/rear lateral cyclic pitch angle in wind axes, rad

$a_S$  slope of rotor-blade lift curve per radian

$B_{IF}, B_{IR}$  front/rear lateral flapping angle, rad

$B_{ICF}, B_{ICR}$  front/rear longitudinal cyclic pitch angle in rotor-shaft axes, rad or deg

$B_{ICFR}, B_{ICRR}$  front/rear longitudinal cyclic pitch angle in wind axes, rad

$b_S$  number of blades per rotor



## APPENDIX B

$C_{FE}$	equivalent flat-plate drag area of fuselage, $m^2$
$C_{F1}, \dots, C_{F4}$	dummy variables in equations (B91a) to (B91d)
$C_{L\alpha}$	rate of change of fuselage lift force with $\alpha$ normalized by dynamic pressure, $m^2/\text{rad}$
$C_{L\beta}$	rate of change of fuselage rolling moment with $\beta$ normalized by dynamic pressure, $m^3/\text{rad}$
$C_{M\alpha}$	rate of change of fuselage pitching moment with $\alpha$ normalized by dynamic pressure, $m^3/\text{rad}$
$C_{N\beta}$	rate of change of fuselage yawing moment with $\beta$ normalized by dynamic pressure, $m^3/\text{rad}$
$C_{R1}, \dots, C_{R4}$	dummy variables in equations (B91e) to (B91h)
$C_{Y\beta}$	rate of change of fuselage side force with $\beta$ normalized by dynamic pressure, $m^2/\text{rad}$
$D_{FUS1}$	body-axes velocity component in longitudinal plane, $m/\text{sec}$
$D_{FUS2}$	body-axes velocity component in lateral plane, $m/\text{sec}$
$e_S$	rotor flapping hinge offset, $m$
$F_H$	dummy variable, $kg\cdot m$ (see eq. (B44))
$H_{CF}, H_{CR}$	front/rear rotor drag-force coefficient
$L_{FUS}$	aerodynamic rolling moment about helicopter center of gravity due to fuselage, $N\cdot m$
$L_{HF}, L_{HR}$	front/rear lateral hub moment, $N\cdot m$

## APPENDIX B

$L_P$	rolling moment about helicopter center of gravity due to rotor drag and side forces, N-m
$M_D$	Mach number above which a nonlinear compressibility term is added
$M_{FUS}$	aerodynamic pitching moment about helicopter center of gravity due to fuselage, N-m
$M_{HF}, M_{HR}$	front/rear longitudinal rotor hub moment, N-m
$M_P$	pitching moment about helicopter center of gravity due to rotor thrust, drag, and side forces, N-m
$M_{T90F}, M_{T90R}$	front/rear Mach number at rotor blade azimuth of $90^\circ$
$M_W$	mass moment of blade about flapping hinge, N-m
$N_{FUS}$	aerodynamic yawing moment about helicopter center of gravity due to fuselage, N-m
$N_P$	yawing moment about helicopter center of gravity due to rotor drag and side forces, N-m
$P_F, P_R$	front/rear components of vehicle rolling rate about rotor wind axes, rad/sec
$Q_{AEROF}, Q_{AEROR}$	front/rear torque required, N-m
$Q_{CF}, Q_{CR}$	front/rear rotor torque coefficient
$Q_{DPRES}$	dynamic pressure, $N/m^2$
$Q_F, Q_R$	front/rear components of vehicle pitching rate about rotor wind axes, rad/sec
$R_B$	rotor blade radius, m
$R_F, R_R$	front/rear components of vehicle yawing rate about rotor wind axes, rad/sec

## APPENDIX B

$R_{IF}, R_{IR}$	front/rear rotor wake angle, rad
$T_C$	dummy variable related to rotor thrust coefficients (see eqs. (B28) to (B35))
$(T_C)_{break}$	break point above which a nonlinear function simulating rotor lift stall is included
$t_c$	ratio of thickness to blade section chord
$U_F, U_R$	front/rear rotor relative wind velocity in rotor wind axes, m/sec
$U_{F1}, U_{R1}$	longitudinal velocity of front/rear rotor along x-axis of body, m/sec
$U_{F2}, U_{R2}$	longitudinal velocity of front/rear rotor in rotor-shaft axes, m/sec
$V_{F1}, V_{R1}$	lateral velocity of front/rear rotor along y-axis of body, m/sec
$W_{FUS}$	vertical body axes velocity due to fuselage, m/sec
$W_{F1}, W_{R1}$	vertical velocity of front/rear rotor along z-axis of body, m/sec
$W_{F2}, W_{R2}$	vertical velocity of front/rear rotor in rotor wind axes, m/sec
$Y_{CF}, Y_{CR}$	front/rear rotor side-force coefficient
$\gamma$	rotor blade lock number
$\Delta T_{CF}, \Delta T_{CR}$	thrust limit nonlinear gain from reference 2 (see fig. B2)
$\delta_{FH}, \delta_{RH}$	front/rear drag coefficient for rotor drag force and torque
$\delta_o$	nominal average rotor drag coefficient without correction term
$\theta_{FDB}, \theta_{RDB}$	rate of change of front/rear collective pitch with longitudinal stick, rad/m

## APPENDIX B

$\theta_{FDC}, \theta_{RDC}$  rate of change of front/rear collective pitch with collective stick, rad/m

$\theta_{OF}, \theta_{OR}$  front/rear root collective pitch, rad

$\theta_T$  rotor blade twist, rad

$\theta_{TF}, \theta_{TR}$  root collective pitch at full  $\delta_C$ , rad

$\sigma$  rotor solidity ratio

$\Omega_0$  nominal rotor rotational speed, rad/sec

### I Governor

$$\Omega = \Omega_0 \quad (B1)$$

### II Transformation Parameters and Aerodynamic Coordinate Transformation

#### Front Rotor

Rotor velocities in body axes

$$U_{F1} = U - h_f Q \quad (B2)$$

$$V_{F1} = V + l_f R + h_f P \quad (B3)$$

$$W_{F1} = W - l_f Q \quad (B4)$$

Rotor velocities in rotor-shaft axes

$$\begin{Bmatrix} U_{F2} \\ W_{F2} \end{Bmatrix} = \begin{bmatrix} \cos i_F & \sin i_F \\ -\sin i_F & \cos i_F \end{bmatrix} \begin{Bmatrix} U_{F1} \\ W_{F1} \end{Bmatrix} \quad (B5)$$

Relative wind velocity in rotor wind axes

$$U_F = \left[ (U_{F2})^2 + (V_{F1})^2 \right]^{1/2} \quad (B6)$$

## APPENDIX B

Rotor sideslip angle

$$\sin \beta'_F = \begin{cases} \frac{V_{F1}}{U_F} & (U_F \neq 0) \\ 0 & (U_F = 0) \end{cases} \quad (B7)$$

$$\cos \beta'_F = \begin{cases} \frac{U_{F2}}{U_F} & (U_F \neq 0) \\ 1 & (U_F = 0) \end{cases} \quad (B8)$$

Angular velocities in rotor wind axes

$$\begin{Bmatrix} P_F \\ Q_F \\ R_F \end{Bmatrix} = \begin{bmatrix} \cos i_F \cos \beta'_F & \sin \beta'_F & \sin i_F \cos \beta'_F \\ -\cos i_F \sin \beta'_F & \cos \beta'_F & -\sin i_F \sin \beta'_F \\ -\sin i_F & 0 & \cos i_F \end{bmatrix} \begin{Bmatrix} P \\ Q \\ R \end{Bmatrix} \quad (B9)$$

Avance ratio

$$\mu_F = \frac{U_F}{\Omega R_B} \quad (B10)$$

Component of inflow ratio

$$\lambda'_F = \frac{W_{F2}}{\Omega R_B} \quad (B11)$$

Rear Rotor

Rotor velocities in body axes

$$U_{R1} = U - h_r Q \quad (B12)$$

$$V_{R1} = V - l_r R + h_r P \quad (B13)$$

APPENDIX B

$$W_{R1} = W + l_R Q \quad (B14)$$

Rotor velocities in rotor-shaft axes

$$\begin{Bmatrix} U_{R2} \\ W_{R2} \end{Bmatrix} = \begin{bmatrix} \cos i_R & \sin i_R \\ -\sin i_R & \cos i_R \end{bmatrix} \begin{Bmatrix} U_{R1} \\ W_{R1} \end{Bmatrix} \quad (B15)$$

Relative wind velocity in rotor wind axes

$$U_R = \left[ (U_{R2})^2 + (W_{R1})^2 \right]^{1/2} \quad (B16)$$

Rotor sideslip angle

$$\sin \beta'_R = \begin{cases} \frac{W_{R1}}{U_R} & (U_R \neq 0) \\ 0 & (U_R = 0) \end{cases} \quad (B17)$$

$$\cos \beta'_R = \begin{cases} \frac{U_{R2}}{U_R} & (U_R \neq 0) \\ 1 & (U_R = 0) \end{cases} \quad (B18)$$

Angular velocities in rotor wind axes

$$\begin{Bmatrix} P_R \\ Q_R \\ R_R \end{Bmatrix} = \begin{bmatrix} -\cos i_R \cos \beta'_R & -\sin \beta'_R & -\sin i_R \cos \beta'_R \\ -\cos i_R \sin \beta'_R & \cos \beta'_R & -\sin i_R \sin \beta'_R \\ \sin i_R & 0 & -\cos i_R \end{bmatrix} \begin{Bmatrix} P \\ Q \\ R \end{Bmatrix} \quad (B19)$$

Advance ratio

$$\mu_R = \frac{U_R}{\Omega R_B} \quad (B20)$$

## APPENDIX B

Component of inflow ratio

$$\lambda'_R = \frac{WR_2}{\Omega R_B} \quad (B21)$$

### III Control Mixing and Coordinate Transformation

#### Front Rotor

$$\theta_{OF} = \theta_{TF} + \theta_{FDB}\delta_B + \theta_{FDC}\delta_C \quad (B22)$$

$$A_{ICF} = A_{ICFDS}\delta_S + A_{ICFDR}\delta_R \quad (B23)$$

$$\begin{Bmatrix} A_{ICFR} \\ B_{ICFR} \end{Bmatrix} = \begin{bmatrix} \cos \beta'_F & -\sin \beta'_F \\ \sin \beta'_F & \cos \beta'_F \end{bmatrix} \begin{Bmatrix} A_{ICF} \\ B_{ICF} \end{Bmatrix} \quad (B24)$$

#### Rear Rotor

$$\theta_{OR} = \theta_{TR} + \theta_{RDB}\delta_B + \theta_{RDC}\delta_C \quad (B25)$$

$$A_{ICR} = A_{ICRDS}\delta_S + A_{ICRDR}\delta_R \quad (B26)$$

$$\begin{Bmatrix} A_{ICRR} \\ B_{ICRR} \end{Bmatrix} = \begin{bmatrix} \cos \beta'_R & \sin \beta'_R \\ -\sin \beta'_R & \cos \beta'_R \end{bmatrix} \begin{Bmatrix} A_{ICR} \\ B_{ICR} \end{Bmatrix} \quad (B27)$$

The longitudinal cyclic trim terms ( $B_{ICF}$ ,  $B_{ICR}$ ) automatically introduce forward longitudinal cyclic pitch into both rotor systems as a function of airspeed, as shown in figure B1.

### IV Thrust Coefficients

#### Front Rotor

$$T_{CF} = \frac{\lambda_F}{2} + \frac{\theta_{OF}}{3} + \frac{\theta_T}{4} + \mu_F \left[ \mu_F \left( \frac{\theta_{OF}}{2} + \frac{\theta_T}{4} \right) - \frac{B_{ICFR}}{2} \right] \quad (B28)$$

APPENDIX B

$$(\text{TCF})_{\text{break}} = \frac{0.288 - 0.48\mu_F}{a_S} \quad (\text{B29})$$

$$\text{TCF} = \begin{cases} \text{TCF} & (\text{TCF} \leq (\text{TCF})_{\text{break}}) \\ (\text{TCF})_{\text{break}} + \Delta\text{TCF} & (\text{TCF} > (\text{TCF})_{\text{break}}) \end{cases} \quad (\text{B30})$$

where  $\Delta\text{TCF}$  is computed from figure B2.

$$C_{\text{TF}} = \frac{a_S \sigma}{2} \text{TCF} \quad (\text{B31})$$

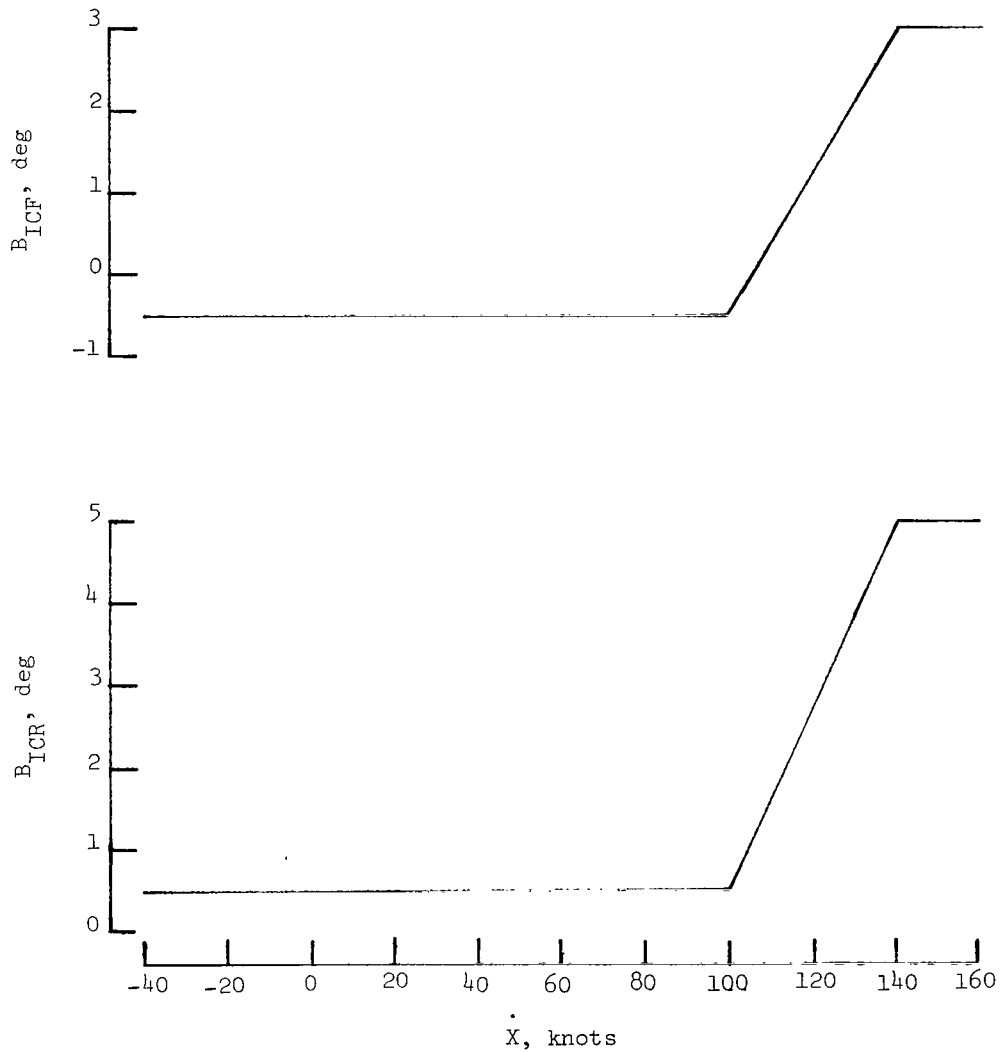


Figure B1.- Trim schedules of front and rear longitudinal cyclic pitch.



## APPENDIX B

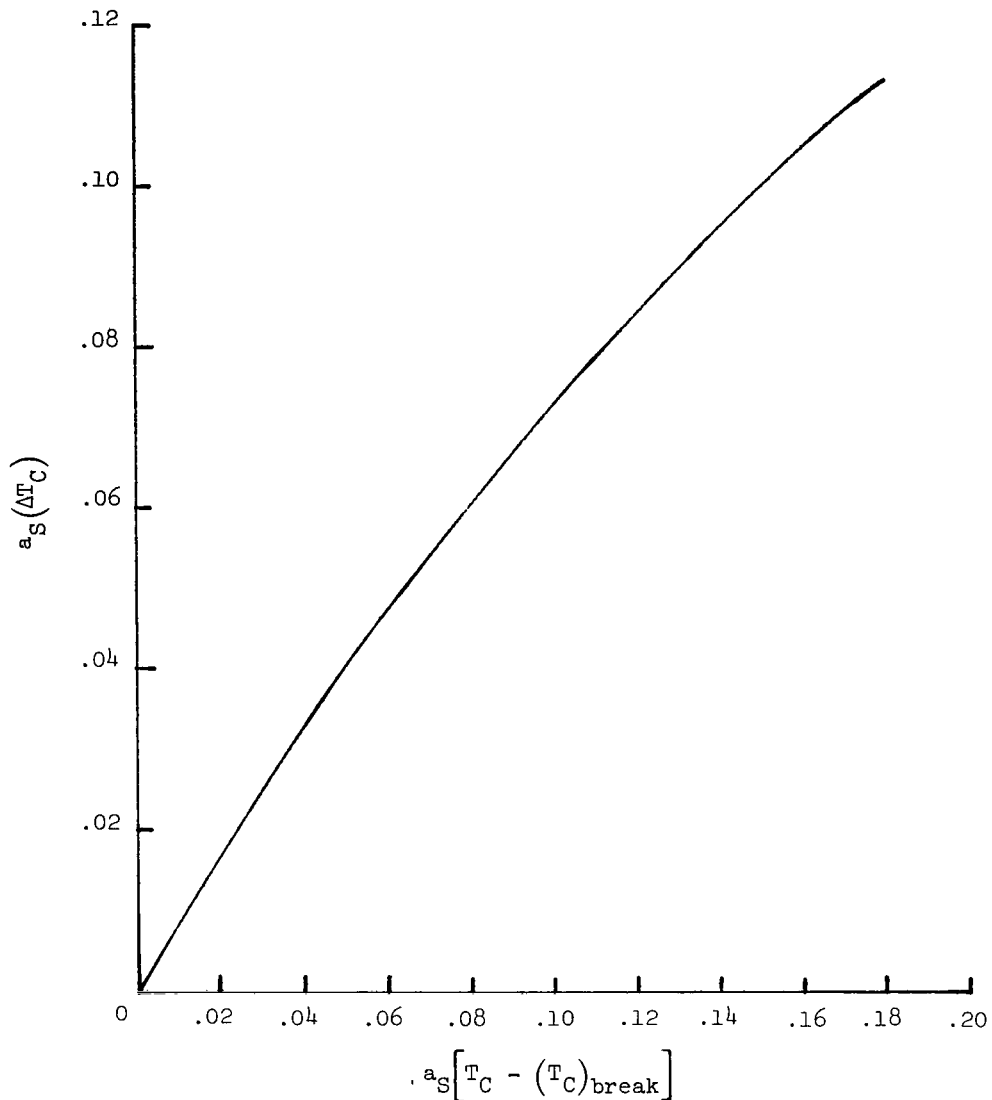


Figure B2.- Thrust limit nonlinear gain for both front and rear rotor.

### Rear Rotor

$$T_{CR} = \frac{\lambda_R}{2} + \frac{\theta_{OR}}{3} + \frac{\theta_T}{4} + \mu_R \left[ \mu_R \left( \frac{\theta_{OR}}{2} + \frac{\theta_T}{4} \right) - \frac{B_{ICRR}}{2} \right] \quad (B32)$$

$$(T_{CR})_{\text{break}} = \frac{0.288 - 0.48\mu_R}{a_S} \quad (B33)$$

APPENDIX B

$$T_{CR} = \begin{cases} T_{CR} & (T_{CR} \leq (T_{CR})_{break}) \\ (T_{CR})_{break} + \Delta T_{CR} & (T_{CR} > (T_{CR})_{break}) \end{cases} \quad (B34)$$

where  $\Delta T_{CR}$  is computed from figure B2.

$$C_{TR} = \frac{aS\sigma}{2} T_{CR} \quad (B35)$$

V Rotor Inflow Ratios and Interference Parameters

$$R_{IF} = \tan^{-1} \left| \frac{\mu_F}{\lambda_F} \right| \quad (B36)$$

$$R_{IR} = \tan^{-1} \left| \frac{\mu_R}{\lambda_R} \right| \quad (B37)$$

For  $U_X \geq 0$ :

$$dF_{FR} = \left[ 0.356 + 0.321R_{IF} - 0.368(R_{IF})^2 + 0.392(R_{IF})^3 \right] (1 - |\sin \beta'_F|) + \left[ 0.356 + 0.0131R_{IF} - 0.0764(R_{IF})^2 - 0.0085(R_{IF})^3 \right] |\sin \beta'_F| \quad (B38)$$

$$dF_{RF} = \left[ 0.356 - 0.151R_{IR} - 0.314(R_{IR})^2 + 0.164(R_{IR})^3 \right] (1 - |\sin \beta'_R|) + \left[ 0.356 + 0.0131R_{IR} - 0.0764(R_{IR})^2 - 0.0085(R_{IR})^3 \right] |\sin \beta'_R| \quad (B39)$$

For  $U_X < 0$ :

$$dF_{RF} = \left[ 0.356 + 0.321R_{IR} - 0.368(R_{IR})^2 + 0.392(R_{IR})^3 \right] (1 - |\sin \beta'_R|) + \left[ 0.356 + 0.0131R_{IR} - 0.0764(R_{IR})^2 - 0.0085(R_{IR})^3 \right] |\sin \beta'_R| \quad (B40)$$

APPENDIX B

$$dF_{FR} = \left[ 0.356 - 0.151R_{IF} - 0.314(R_{IF})^2 + 0.164(R_{IF})^3 \right] \left( 1 - |\sin \beta'_F| \right) + \left[ 0.356 + 0.0131R_{IF} - 0.0764(R_{IF})^2 - 0.0085(R_{IF})^3 \right] |\sin \beta'_F| \quad (B41)$$

$$\lambda_F = \lambda'_F - \frac{C_{TF}}{2 \left[ (\lambda_F)^2 + (\mu_F)^2 \right]^{1/2}} - dF_{RF} \frac{C_{TR}}{2 \left[ (\lambda_R)^2 + (\mu_R)^2 \right]^{1/2}} \quad (B42)$$

$$\lambda_R = \lambda'_R - \frac{C_{TR}}{2 \left[ (\lambda_R)^2 + (\mu_R)^2 \right]^{1/2}} - dF_{FR} \frac{C_{TF}}{2 \left[ (\lambda_F)^2 + (\mu_F)^2 \right]^{1/2}} \quad (B43)$$

VI Rotor Forces and Moments

$$F_H = \pi \rho (R_B)^4 \quad (B44)$$

Front Rotor  
Drag coefficient

For  $M_{T90F} - M_D \leq 0$ ,

$$\delta_{FH} = \delta_o + 2.07(T_{CF})^2 \quad (B45)$$

For  $M_{T90F} - M_D > 0$ ,

$$\delta_{FH} = \delta_o + 2.07(T_{CF})^2 + 0.096(M_{T90F} - M_D) + 0.8(M_{T90F} - M_D)^3 \quad (B46)$$

where

$$M_D = 0.955 - 1.25t_c \quad (B47a)$$

and

$$M_{T90F} = \frac{\Omega R_B}{331.6} \left( 1 + \sqrt{(\mu_F)^2 + (\lambda'_F)^2} \right) \quad (B47b)$$

## APPENDIX B

Thrust

$$T_f = F_H C_{TF} \Omega^2 \quad (B48)$$

Coning angle

$$A_{OF} = \frac{\gamma}{12} \left[ 4T_{CF} + \frac{\theta_{OF}}{6} + \frac{\theta_T}{5} - \frac{(\mu_F)^2 \theta_{OF}}{2} \right] \quad (B49)$$

Longitudinal flapping angle

$$A_{IF} = \frac{4}{1 - \frac{(\mu_F)^2}{2}} \left[ \mu_F \left( \frac{\lambda_F}{2} + \frac{2}{3} \theta_{OF} + \frac{\theta_T}{2} - \frac{3}{8} \mu_F B_{ICFR} \right) - \frac{B_{ICFR}}{4} \right] - \frac{16Q_F}{\gamma\Omega} \left[ 1 + \frac{(\mu_F)^2}{2} \right] \quad (B50)$$

Lateral flapping angle

$$B_{IF} = \frac{4}{3} \left[ \frac{\mu_F}{1 + \frac{(\mu_F)^2}{2}} \right] A_{OF} + A_{ICFR} - \frac{16P_F}{\gamma\Omega} \left[ 1 - \frac{(\mu_F)^2}{2} \right] \quad (B51)$$

Side-force coefficient

$$Y_{CF} = T_{CF} B_{IF} + \mu_F \left[ A_{IF} \left( \frac{B_{IF}}{4} - \frac{A_{ICFR}}{4} - \mu_F A_{OF} \right) + A_{OF} \left( \frac{\mu_F B_{ICFR}}{2} - \frac{3}{4} \theta_{OF} - \frac{3}{2} \lambda_F - \frac{\theta_T}{2} \right) \right] \\ + \lambda_F \left( \frac{B_{IF}}{4} - \frac{A_{ICFR}}{4} \right) + A_{OF} \left( \frac{B_{ICFR}}{6} + \frac{A_{IF}}{6} \right) \quad (B52)$$

Side force

$$Y_f = \frac{a S^\sigma}{2} Y_{CF} F_H \Omega^2 \quad (B53)$$

APPENDIX B

Horizontal-force coefficient

$$H_{CF} = T_{CF} A_{IF} + \frac{\mu_F \delta_{FH}}{2a_S} \quad (B54)$$

Horizontal force

$$H_f = \frac{a_S \sigma}{2} H_{CF} F_H \Omega^2 \quad (B55)$$

Torque coefficient

$$\begin{aligned} Q_{CF} = \mu_F \left\{ \mu_F \left[ \frac{\delta_{FH}}{4a_S} + \frac{B_{ICFR} A_{IF}}{16} - \frac{3}{16} (A_{IF})^2 + \frac{A_{ICFR} B_{IF}}{16} - \frac{(B_{IF})^2}{16} - \frac{(A_{OF})^2}{4} \right] \right. \\ \left. + \lambda_F \left( \frac{B_{ICFR}}{4} - \frac{A_{IF}}{2} \right) - \frac{A_{OF} A_{ICFR}}{6} + \frac{A_{OF} B_{IF}}{3} \right\} + \frac{\delta_H}{4a_S} - \frac{\theta_{OF} \lambda_F}{3} - \frac{\theta_T \lambda_F}{4} \\ - \frac{B_{ICFR} A_{IF}}{8} + \frac{A_{ICFR} B_{IF}}{8} - \frac{(\lambda_F)^2}{2} - \frac{(A_{IF})^2}{8} - \frac{(B_{IF})^2}{8} \end{aligned} \quad (B56)$$

Torque required

$$Q_{AERO} = \frac{a_S \sigma}{2} Q_{CF} F_H \Omega^2 R_B \quad (B57)$$

Longitudinal hub moment

$$M_{HF} = \frac{e_S b_S}{2} M_W \Omega^2 A_{IF} \quad (B58)$$

Lateral hub moment

$$L_{HF} = \frac{e_S b_S}{2} M_W \Omega^2 B_{IF} \quad (B59)$$

APPENDIX B

Rear Rotor

Drag coefficient

For  $M_{T90R} - M_D \leq 0$ ,

$$\delta_{RH} = \delta_0 + 2.07(T_{CR})^2 \quad (B60)$$

For  $M_{T90R} - M_D > 0$ ,

$$\delta_{RH} = \delta_0 + 2.07(T_{CR})^2 + 0.096(M_{T90R} - M_D) + 0.8(M_{T90R} - M_D)^3 \quad (B61)$$

where  $M_D$  is defined by equation (B47a) and where

$$M_{T90R} = \frac{\Omega R_B}{331.6} \left( 1 + \sqrt{(\mu_R)^2 + (\lambda'_R)^2} \right) \quad (B62)$$

Thrust

$$T_r = C_{TR} F_H \Omega^2 \quad (B63)$$

Coning angle

$$A_{OR} = \frac{\gamma}{12} \left[ 4T_{CR} + \frac{\theta_{OR}}{6} + \frac{\theta_T}{5} - \frac{(\mu_R)^2 \theta_{OR}}{2} \right] \quad (B64)$$

Longitudinal flapping angle

$$A_{IR} = \frac{4}{1 - \frac{(\mu_R)^2}{2}} \left[ \mu_R \left( \frac{\lambda_R}{2} + \frac{2}{3} \theta_{OR} + \frac{\theta_T}{2} - \frac{3}{8} \mu_R B_{ICRR} \right) - \frac{B_{ICRR}}{4} \right] - \frac{16Q_R}{\gamma \Omega} \left[ 1 + \frac{(\mu_R)^2}{2} \right] \quad (B65)$$

Lateral flapping angle

$$B_{IR} = \frac{4}{3} \left[ \frac{\mu_R}{1 + \frac{(\mu_R)^2}{2}} \right] A_{OR} + A_{ICRR} - \frac{16P_R}{\gamma \Omega} \left[ 1 - \frac{(\mu_R)^2}{2} \right] \quad (B66)$$

## APPENDIX B

Side-force coefficient

$$\begin{aligned}
 Y_{CR} = & T_{CR} B_{IR} + \mu_R \left[ A_{IR} \left( \frac{B_{IR}}{4} - \frac{A_{ICRR}}{4} - \mu_R A_{OR} \right) + A_{OR} \left( \frac{\mu_R B_{ICRR}}{2} - \frac{3}{4} \theta_{OR} - \frac{3}{2} \lambda_R - \frac{\theta_T}{2} \right) \right] \\
 & + \lambda_R \left( \frac{B_{IR}}{4} - \frac{A_{ICRR}}{4} \right) + A_{OR} \left( \frac{B_{ICRR}}{6} + \frac{A_{IR}}{6} \right) \tag{B67}
 \end{aligned}$$

Side force

$$Y_r = \frac{a_S \sigma}{2} Y_{CR} F_H \Omega^2 \tag{B68}$$

Horizontal-force coefficient

$$H_{CR} = T_{CR} A_{IR} + \frac{\mu_R \delta_R}{2a_S} \tag{B69}$$

Horizontal force

$$H_r = \frac{a_S \sigma}{2} H_{CR} F_H \Omega^2 \tag{B70}$$

Torque coefficient

$$\begin{aligned}
 Q_{CR} = & \mu_R \left\{ \mu_R \left[ \frac{\delta_{RH}}{4a_S} + \frac{B_{ICRR} A_{IR}}{16} - \frac{3}{16} (A_{IR})^2 + \frac{A_{ICRR} B_{IR}}{16} - \frac{(B_{IR})^2}{16} - \frac{(A_{OR})^2}{4} \right] \right. \\
 & \left. + \lambda_R \left( \frac{B_{ICRR}}{4} - \frac{A_{IR}}{2} \right) - \frac{A_{OR} A_{ICRR}}{6} + \frac{A_{OR} B_{IR}}{3} \right\} + \frac{\delta_H}{4a_S} - \frac{\theta_{OR} \lambda_R}{3} - \frac{\theta_T \lambda_R}{4} - \frac{B_{ICRR} A_{IR}}{8} \\
 & + \frac{A_{ICRR} B_{IR}}{8} - \frac{(\lambda_R)^2}{2} - \frac{(A_{IR})^2}{8} - \frac{(B_{IR})^2}{8} \tag{B71}
 \end{aligned}$$

Torque required

$$Q_{AEROR} = \frac{a_S \sigma}{2} Q_{CR} F_H \Omega^2 R_B \tag{B72}$$

## APPENDIX B

Longitudinal hub moment

$$M_{HR} = \frac{e_S b_S}{2} M_W \Omega^2 A_{IR} \quad (B73)$$

Lateral hub moment

$$L_{HR} = \frac{e_S b_S}{2} M_W \Omega^2 B_{IR} \quad (B74)$$

### VII Fuselage Forces and Moments

Vertical velocity with downwash

$$W_{FUS} = W + \left[ (\lambda_F - \lambda'_F) + (\lambda_R - \lambda'_R) \right] \Omega R_B \quad (B75)$$

$$D_{FUS1} = \left[ U^2 + (W_{FUS})^2 \right]^{1/2} \quad (B76)$$

$$D_{FUS2} = (U^2 + V^2)^{1/2} \quad (B77)$$

Fuselage angle of attack

$$\sin \alpha_{fus} = \begin{cases} \frac{W_{FUS}}{D_{FUS1}} & (D_{FUS1} \neq 0) \\ 0 & (D_{FUS1} = 0) \end{cases} \quad (B78)$$

$$\cos \alpha_{fus} = \begin{cases} \frac{U}{D_{FUS1}} & (D_{FUS1} \neq 0) \\ 1 & (D_{FUS1} = 0) \end{cases} \quad (B79)$$

$$\alpha_{fus} = \begin{cases} \tan^{-1} \left( \frac{W_{FUS}}{U} \right) & (D_{FUS1} \neq 0) \\ 0 & (D_{FUS1} = 0) \end{cases} \quad (B80)$$



## APPENDIX B

### Fuselage angle of sideslip

$$\sin \beta_{\text{fus}} = \begin{cases} \frac{V}{D_{\text{FUS2}}} & (D_{\text{FUS2}} \neq 0) \\ 0 & (D_{\text{FUS2}} = 0) \end{cases} \quad (\text{B81})$$

$$\cos \beta_{\text{fus}} = \begin{cases} \frac{U}{D_{\text{FUS2}}} & (D_{\text{FUS2}} \neq 0) \\ 1 & (D_{\text{FUS2}} = 0) \end{cases} \quad (\text{B82})$$

$$\beta_{\text{fus}} = \begin{cases} \tan^{-1}\left(\frac{V}{U}\right) & (D_{\text{FUS2}} \neq 0) \\ 0 & (D_{\text{FUS2}} = 0) \end{cases} \quad (\text{B83})$$

### Dynamic pressure

$$Q_{\text{DPRES}} = \frac{1}{2} \rho (U^2 + V^2 + W_{\text{FUS}}^2) \quad (\text{B84})$$

### Fuselage forces

$$X_{\text{fus}} = \begin{cases} -C_{\text{FE}} Q_{\text{DPRES}} & (U \geq 0) \\ C_{\text{FE}} Q_{\text{DPRES}} & (U < 0) \end{cases} \quad (\text{B85})$$

where the flat-plate drag of the fuselage ( $C_{\text{FE}}$ ) is found from figure B3 as a function of the angles of attack and sideslip.

$$Y_{\text{fus}} = -C_{\text{Y}\beta} Q_{\text{DPRES}} \sin \beta_{\text{fus}} \quad (\text{B86})$$

$$Z_{\text{fus}} = -C_{\text{L}\alpha} Q_{\text{DPRES}} \sin \alpha_{\text{fus}} \quad (\text{B87})$$

### Fuselage moments

$$L_{\text{FUS}} = -C_{\text{L}\beta} Q_{\text{DPRES}} \sin \beta_{\text{fus}} |\cos \beta_{\text{fus}}| (1 - |\sin \alpha_{\text{fus}}|) \quad (\text{B88})$$

APPENDIX B

$$M_{FUS} = C_{M\alpha} Q_{DPRES} \sin \alpha_{fus} \cos \alpha_{fus} \quad (B89)$$

$$N_{FUS} = -C_{N\beta} Q_{DPRES} \sin \beta_{fus} \cos \beta_{fus} (0.94 \sin \alpha_{fus} + 0.342 \cos \alpha_{fus}) \quad (B90)$$

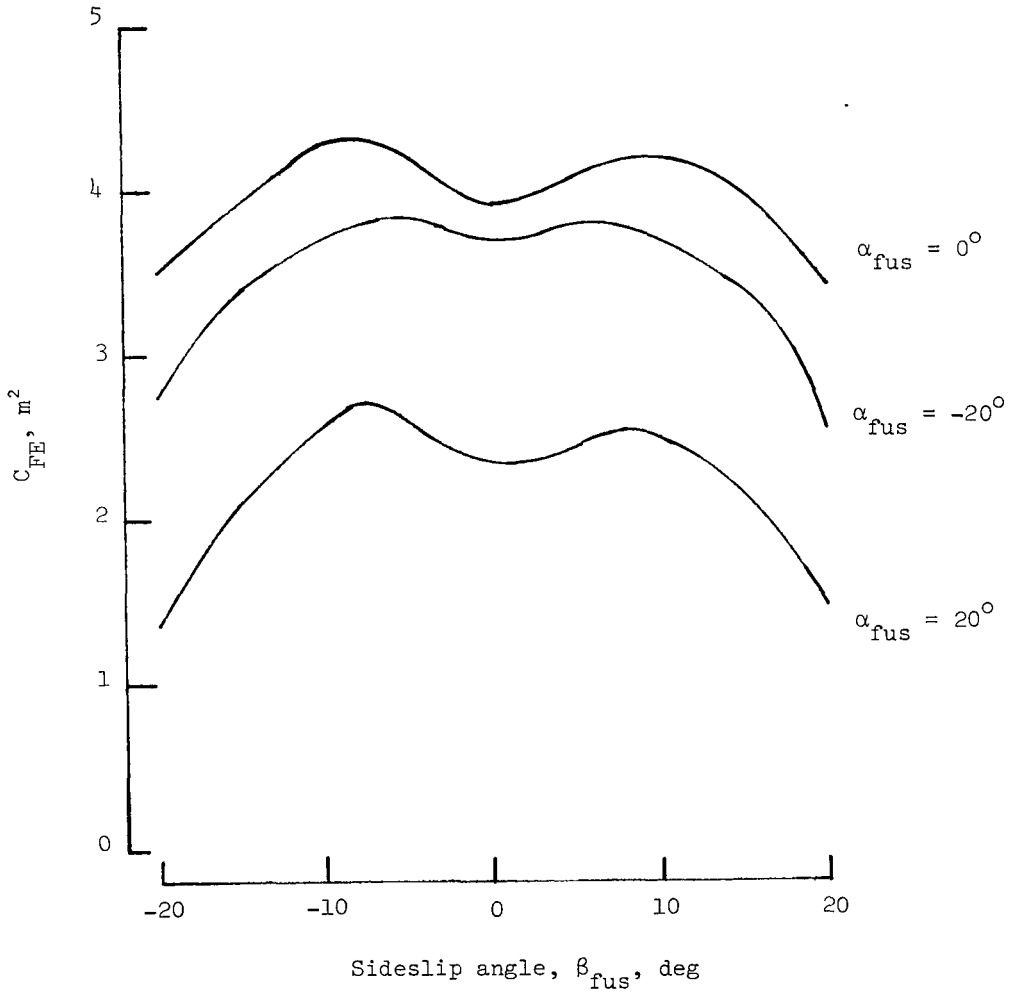


Figure B3.- Flat-plate drag area of fuselage as a function of angle of attack and sideslip angle.

VIII Total System Forces and Moments

Define the following:

$$C_{F1} = \sin \beta'_F \quad (B91a)$$

$$C_{F2} = \cos \beta'_F \quad (B91b)$$

APPENDIX B

$$C_{F3} = \sin i_F \quad (B91c)$$

$$C_{F4} = \cos i_F \quad (B91d)$$

$$C_{R1} = \sin \beta'_R \quad (B91e)$$

$$C_{R2} = \cos \beta'_R \quad (B91f)$$

$$C_{R3} = \sin i_R \quad (B91g)$$

$$C_{R4} = \cos i_R \quad (B91h)$$

Total forces

$$\begin{Bmatrix} F_X \\ F_Y \\ F_Z \end{Bmatrix} = \begin{Bmatrix} X_{fus} \\ Y_{fus} \\ Z_{fus} \end{Bmatrix} + \begin{bmatrix} -C_{F2}C_{F4} & -C_{F1}C_{F4} & C_{F3} \\ -C_{F1} & C_{F2} & 0 \\ -C_{F2}C_{F3} & -C_{F1}C_{F3} & -C_{F4} \end{bmatrix} \begin{Bmatrix} H_f \\ Y_f \\ T_f \end{Bmatrix} \\ + \begin{bmatrix} -C_{R2}C_{R4} & C_{R1}C_{R4} & C_{R3} \\ -C_{R1} & -C_{R2} & 0 \\ -C_{R2}C_{R3} & C_{R1}C_{R3} & -C_{R4} \end{bmatrix} \begin{Bmatrix} H_r \\ Y_r \\ T_r \end{Bmatrix} \quad (B92)$$

Moments resulting from rotor forces

$$L_P = h_f(-C_{F1}H_f + C_{F2}Y_f) - h_r(C_{R1}H_r + C_{R2}Y_r) \quad (B93)$$

$$M_P = H_f(C_{F2}C_{F4}h_f + C_{F2}C_{F3}l_f) + H_r(C_{R2}C_{R4}h_r - C_{R2}C_{R3}l_r) + Y_f(C_{F1}C_{F4}h_f + C_{F1}C_{F3}l_f) \\ + Y_r(-C_{R1}C_{R4}h_r + C_{R1}C_{R3}l_r) + T_f(-C_{F3}h_f + C_{F4}l_f) + T_r(-C_{R3}h_r - C_{R4}l_r) \quad (B94)$$

$$N_P = l_f(-C_{F1}H_f + C_{F2}Y_f) + l_r(C_{R1}H_r + C_{R2}Y_r) \quad (B95)$$

APPENDIX B

Total moments

$$\begin{Bmatrix} L \\ M \\ N \end{Bmatrix} = \begin{Bmatrix} L_{FUS} \\ M_{FUS} \\ N_{FUS} \end{Bmatrix} + \begin{Bmatrix} L_P \\ M_P \\ N_P \end{Bmatrix} + \begin{bmatrix} C_{F2}C_{F4} & -C_{F1}C_{F4} & -C_{F3} \\ C_{F1} & C_{F2} & 0 \\ C_{F2}C_{F3} & -C_{F1}C_{F3} & C_{F4} \end{bmatrix} \begin{Bmatrix} L_{HF} \\ M_{HF} \\ Q_{AEROF} \end{Bmatrix}$$

$$+ \begin{bmatrix} -C_{R2}C_{R4} & -C_{R1}C_{R4} & C_{R3} \\ -C_{R1} & C_{R2} & 0 \\ -C_{R2}C_{R3} & -C_{R1}C_{R3} & -C_{R4} \end{bmatrix} \begin{Bmatrix} L_{HR} \\ M_{HR} \\ Q_{AEROR} \end{Bmatrix}$$

(B96)

## APPENDIX C

### CONSTANTS FOR CH-47B

Constants used in this report are for the center of gravity of the vehicle located at fuselage station line 338 (0.1778 m) aft and at water line 18.7 (1.309 m). Numerical values of these constants are as follows:

$$A_{ICFDR} = 125 \text{ deg/m (3.18 deg/in.)}$$

$$A_{ICRDR} = 125 \text{ deg/m (3.18 deg/in.)}$$

$$A_{ICFDS} = 75.2 \text{ deg/m (1.91 deg/in.)}$$

$$A_{ICRDS} = -75.2 \text{ deg/m (-1.91 deg/in.)}$$

$$a_S = 5.75$$

$$b_S = 3$$

$$C_{L\alpha} = 32.5 \text{ m}^2/\text{rad (350 ft}^2/\text{rad)}$$

$$C_{L\beta} = 6.57 \text{ m}^3/\text{rad (232 ft}^3/\text{rad)}$$

$$C_{M\alpha} = 142 \text{ m}^3/\text{rad (5000 ft}^3/\text{rad)}$$

$$C_{N\beta} = 51.5 \text{ m}^3/\text{rad (1820 ft}^3/\text{rad)}$$

$$C_{Y\beta} = 43.4 \text{ m}^2/\text{rad (467 ft}^2/\text{rad)}$$

$$e_S = 0.203 \text{ m (0.667 ft)}$$

$$h_f = 2.093 \text{ m (6.867 ft)}$$

$$h_r = 3.527 \text{ m (11.57 ft)}$$

APPENDIX C

$$I_{XX} = 50\,386.3 \text{ kg}\cdot\text{m}^2 \text{ (37\,163 slug}\cdot\text{ft}^2)$$

$$I_{YY} = 273\,536 \text{ kg}\cdot\text{m}^2 \text{ (201\,750 slug}\cdot\text{ft}^2)$$

$$I_{ZZ} = 257\,685 \text{ kg}\cdot\text{m}^2 \text{ (190\,059 slug}\cdot\text{ft}^2)$$

$$I_{XZ} = 19\,838.3 \text{ kg}\cdot\text{m}^2 \text{ (14\,632 slug}\cdot\text{ft}^2)$$

$$i_f = 9.0^\circ$$

$$i_r = 4.0^\circ$$

$$l_f = 6.425 \text{ m (21.08 ft)}$$

$$l_r = 5.450 \text{ m (17.88 ft)}$$

$$M_W = 510.2 \text{ kg}\cdot\text{m (114.7 slug}\cdot\text{ft)}$$

$$m = 14\,968.6 \text{ kg (1\,025.67 slug)}$$

$$R_B = 9.144 \text{ m (30 ft)}$$

$$\gamma = 8.26$$

$$\delta_o = 0.0094$$

$$\theta_{FDB} = 24.2 \text{ deg/m (0.615 deg/in.)}$$

$$\theta_{RDB} = -24.2 \text{ deg/m (-0.615 deg/in.)}$$

$$\theta_{FDC} = 73.4 \text{ deg/m (1.864 deg/in.)}$$

$$\theta_{RDC} = 73.4 \text{ deg/m (1.864 deg/in.)}$$

## APPENDIX C

$$\theta_{\text{T}} = -9.14^{\circ}$$

$$\theta_{\text{TF}} = 7.85^{\circ}$$

$$\theta_{\text{TR}} = 7.85^{\circ}$$

$$\rho = 1.227 \text{ kg/m}^3 \text{ (0.00238 slug/ft}^3\text{)}$$

$$\sigma = 0.067$$

$$\Omega_0 = 24 \text{ rad/sec}$$





## APPENDIX D

### LINEAR PERTURBATION MODEL

This appendix presents the development of the linear perturbation model in both the coupled and uncoupled forms. For completeness, details are included which show the relationship of the nonlinear model and the perturbation linear model, the method of handling a general trim condition (nonstatic trim conditions), and the assumption required to arrive at the coupled and uncoupled models used in this report.

A nonlinear model of a vehicle can be considered as a transformation of the vehicle state  $\vec{X}_T$  and control  $\vec{\delta}_T$  into forces  $\vec{F}_T$  and moments  $\vec{M}_T$  applied to the vehicle (fig. D1(a)); that is,

$$\left. \begin{aligned} \vec{F}_T &= f_1(\vec{X}_T, \vec{\delta}_T) \\ \vec{M}_T &= f_2(\vec{X}_T, \vec{\delta}_T) \end{aligned} \right\} \quad (D1)$$

An equivalent representation of the vehicle motions, which is more convenient for control system design, is to have as outputs the rate of change of the state variables (see fig. D1(b)). The general nonlinear representation is

$$\dot{\vec{X}}_T = f(\vec{X}_T, \vec{\delta}_T) \quad (D2)$$

The transformation between equations (D1) and (D2) is given in reference 7. It is possible to represent equation (D2) by a series expanded about a nominal condition ( $\vec{X}_N$ ,  $\vec{\delta}_N$ ) as

$$\dot{\vec{X}}_T = \dot{\vec{X}}_N + \left. \frac{\partial f}{\partial \vec{X}_T} \right|_{\substack{\vec{X}_T = \vec{X}_N \\ \vec{\delta}_T = \vec{\delta}_N}} (\vec{X}_T - \vec{X}_N) + \left. \frac{\partial f}{\partial \vec{\delta}_T} \right|_{\substack{\vec{X}_T = \vec{X}_N \\ \vec{\delta}_T = \vec{\delta}_N}} (\vec{\delta}_T - \vec{\delta}_N) + \text{Higher order terms} \quad (D3)$$

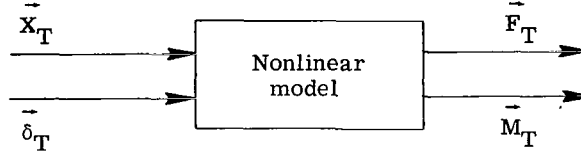
If the perturbations (fig. D1(c))

$$\vec{X}_P = \vec{X}_T - \vec{X}_N \quad (D4)$$

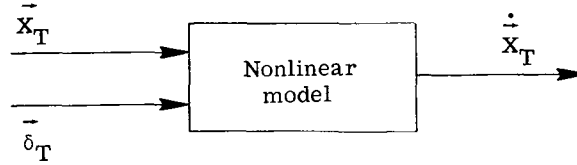
and

$$\vec{\delta}_P = \vec{\delta}_T - \vec{\delta}_N \quad (D5)$$

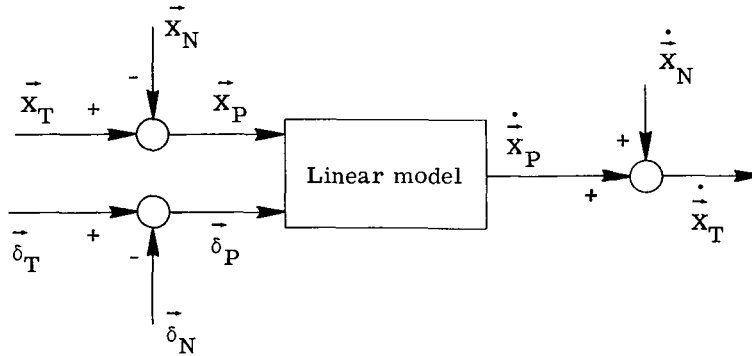
APPENDIX D



(a) Force and moment output of nonlinear model.



(b) Angular and linear acceleration output of nonlinear model.



(c) Angular and linear acceleration output of linear model.

Figure D1.- Nonlinear and linear representation of vehicle dynamics.

are sufficiently small, equation (D3) can be represented by

$$\ddot{\vec{X}}_T = \ddot{\vec{X}}_N + [A]\ddot{\vec{X}}_P + [B]\ddot{\vec{\delta}}_P \quad (D6)$$

where

$$[A] = \left. \frac{\partial f}{\partial \ddot{\vec{X}}_T} \right|_{\substack{\ddot{\vec{X}}_T = \ddot{\vec{X}}_N \\ \ddot{\vec{\delta}}_T = \ddot{\vec{\delta}}_N}} \quad (D7)$$

$$[B] = \left. \frac{\partial f}{\partial \ddot{\vec{\delta}}_T} \right|_{\substack{\ddot{\vec{X}}_T = \ddot{\vec{X}}_N \\ \ddot{\vec{\delta}}_T = \ddot{\vec{\delta}}_N}} \quad (D8)$$

## APPENDIX D

In this report the state vector is defined by

$$\bar{\mathbf{X}} = \begin{bmatrix} \bar{\mathbf{V}}_B \\ \bar{\boldsymbol{\Omega}}_B \\ \theta \\ \phi \end{bmatrix} \quad (\text{D9})$$

where  $\bar{\mathbf{V}}_B = (U, V, W)^T$  is the vehicle linear velocity expressed in body coordinates,  $\bar{\boldsymbol{\Omega}}_B = (P, Q, R)^T$  is the vehicle body rate expressed in body coordinates, and  $\theta$  and  $\phi$  are the vehicle pitch and roll angles. The control vector  $\bar{\boldsymbol{\delta}}$  is given by

$$\bar{\boldsymbol{\delta}} = \begin{bmatrix} \delta_B \\ \delta_C \\ \delta_S \\ \delta_R \end{bmatrix} \quad (\text{D10})$$

where  $\delta_B$  is differential collective stick,  $\delta_C$  is collective stick,  $\delta_S$  is cyclic stick, and  $\delta_R$  is differential cyclic stick.

The nominal values  $\bar{\mathbf{X}}_N$ ,  $\bar{\boldsymbol{\delta}}_N$  and the coefficient matrices  $[A]$ ,  $[B]$  are functions of the flight condition. This report considers nonaccelerating and nonrotating flight paths, i.e.,  $\dot{\bar{\mathbf{X}}}_N = 0$ , for which the nominal state is given by

$$\bar{\mathbf{X}}_N = \begin{bmatrix} U_N \\ V_N \\ W_N \\ 0 \\ 0 \\ 0 \\ \theta_N \\ \phi_N \end{bmatrix} \quad (\text{D11})$$

For this condition, equation (D6) is given by

$$\begin{bmatrix} \dot{U}_P \\ \dot{V}_P \\ \dot{W}_P \\ \dot{P}_P \\ \dot{Q}_P \\ \dot{R}_P \\ \dot{\theta}_P \\ \dot{\phi}_P \end{bmatrix} = \begin{bmatrix} \frac{X_U}{m} & \frac{X_V}{m} & \frac{X_W}{m} & \frac{X_P}{m} & \left(\frac{X_Q}{m} - W_N\right) & \left(\frac{X_R}{m} + V_N\right) & -g \cos \theta_N & 0 \\ \frac{Y_U}{m} & \frac{Y_V}{m} & \frac{Y_W}{m} & \left(\frac{Y_P}{m} + W_N\right) & \frac{Y_Q}{m} & \left(\frac{Y_R}{m} - U_N\right) & -g \sin \theta_N \sin \phi_N & g \cos \phi_N \cos \theta_N \\ \frac{Z_U}{m} & \frac{Z_V}{m} & \frac{Z_W}{m} & \frac{Z_P}{m} & \left(\frac{Z_Q}{m} + U_N\right) & \frac{Z_R}{m} & -g \cos \theta_N & 0 \\ \left(\frac{I_1 L_U + I_3 N_U}{I_{XX} + I_{ZZ}}\right) & \left(\frac{I_1 L_V + I_3 N_V}{I_{XX} + I_{ZZ}}\right) & \left(\frac{I_1 L_W + I_3 N_W}{I_{XX} + I_{ZZ}}\right) & \left(\frac{I_1 L_P + I_3 N_P}{I_{XX} + I_{ZZ}}\right) & \left(\frac{I_1 L_Q + I_3 N_Q}{I_{XX} + I_{ZZ}}\right) & \left(\frac{I_1 L_R + I_3 N_R}{I_{XX} + I_{ZZ}}\right) & 0 & 0 \\ \frac{M_U}{I_{YY}} & \frac{M_V}{I_{YY}} & \frac{M_W}{I_{YY}} & \frac{M_P}{I_{YY}} & \frac{M_Q}{I_{YY}} & \frac{M_R}{I_{YY}} & 0 & 0 \\ \left(\frac{I_2 L_U + I_1 N_U}{I_{XX} + I_{ZZ}}\right) & \left(\frac{I_2 L_V + I_1 N_V}{I_{XX} + I_{ZZ}}\right) & \left(\frac{I_2 L_W + I_1 N_W}{I_{XX} + I_{ZZ}}\right) & \left(\frac{I_2 L_P + I_1 N_P}{I_{XX} + I_{ZZ}}\right) & \left(\frac{I_2 L_Q + I_1 N_Q}{I_{XX} + I_{ZZ}}\right) & \left(\frac{I_2 L_R + I_1 N_R}{I_{XX} + I_{ZZ}}\right) & 0 & 0 \\ 0 & 0 & 0 & 0 & \cos \phi_N & -\sin \phi_N & 0 & 0 \\ 0 & 0 & 0 & 1 & -\sin \phi_N \tan \theta_N & \cos \phi_N \tan \theta_N & 0 & 0 \end{bmatrix} \begin{bmatrix} U_P \\ V_P \\ W_P \\ P_P \\ Q_P \\ R_P \\ \theta_P \\ \phi_P \end{bmatrix}$$

$$\begin{aligned}
& \begin{bmatrix} \frac{X_{\delta_B}}{m} & \frac{X_{\delta_C}}{m} & \frac{X_{\delta_S}}{m} & \frac{X_{\delta_R}}{m} \\ \frac{Y_{\delta_B}}{m} & \frac{Y_{\delta_C}}{m} & \frac{Y_{\delta_S}}{m} & \frac{Y_{\delta_R}}{m} \\ \frac{Z_{\delta_B}}{m} & \frac{Z_{\delta_C}}{m} & \frac{Z_{\delta_S}}{m} & \frac{Z_{\delta_R}}{m} \\ + \left( \frac{I_1 L_{\delta_B}}{I_{XX}} + \frac{I_3 N_{\delta_B}}{I_{ZZ}} \right) & \left( \frac{I_1 L_{\delta_C}}{I_{XX}} + \frac{I_3 N_{\delta_C}}{I_{ZZ}} \right) & \left( \frac{I_1 L_{\delta_S}}{I_{XX}} + \frac{I_3 N_{\delta_S}}{I_{ZZ}} \right) & \left( \frac{I_1 L_{\delta_R}}{I_{XX}} + \frac{I_3 N_{\delta_R}}{I_{ZZ}} \right) \\ \frac{M_{\delta_B}}{I_{YY}} & \frac{M_{\delta_C}}{I_{YY}} & \frac{M_{\delta_S}}{I_{YY}} & \frac{M_{\delta_R}}{I_{YY}} \\ \left( \frac{I_2 L_{\delta_B}}{I_{XX}} + \frac{I_1 N_{\delta_B}}{I_{ZZ}} \right) & \left( \frac{I_2 L_{\delta_C}}{I_{XX}} + \frac{I_1 N_{\delta_C}}{I_{ZZ}} \right) & \left( \frac{I_2 L_{\delta_S}}{I_{XX}} + \frac{I_1 N_{\delta_S}}{I_{ZZ}} \right) & \left( \frac{I_2 L_{\delta_R}}{I_{XX}} + \frac{I_1 N_{\delta_R}}{I_{ZZ}} \right) \\ 0 & 0 & 0 & 0 \\ 0 & 0 & 0 & 0 \end{bmatrix} \begin{bmatrix} \delta_{B,P} \\ \delta_{C,P} \\ \delta_{S,P} \\ \delta_{R,P} \end{bmatrix} \quad (D12)
\end{aligned}$$

APPENDIX D

where

$$I_1 = \frac{I_{XX} I_{ZZ}}{I_{XX} I_{ZZ} - I_{XZ}^2}$$

$$I_2 = \frac{I_{XX} I_{XZ}}{I_{XX} I_{ZZ} - I_{XZ}^2}$$

$$I_3 = \frac{I_{ZZ} I_{XZ}}{I_{XX} I_{ZZ} - I_{XZ}^2}$$

APPENDIX D

Equation (D12) represents the coupled motion of the longitudinal variables (U, W, Q,  $\theta$ ) and the lateral variables (R, P, V,  $\phi$ ). Coupling refers to the fact that perturbations in longitudinal variables affect the rate of change of lateral variables and vice versa. For many vehicles this coupling is not strong enough to influence the motion of the vehicle. For these cases the cross derivatives and  $\phi_N$  are assumed equal to zero, and the set of eight coupled equations can be written as two sets of four equations each. The longitudinal equations are

$$\begin{bmatrix} \dot{U}_P \\ \dot{W}_P \\ \dot{Q}_P \\ \dot{\theta}_P \end{bmatrix} = \begin{bmatrix} \frac{X_U}{m} & \frac{X_W}{m} & \left(\frac{X_Q}{m} - W_N\right) & -g \cos \theta_N \\ \frac{Z_U}{m} & \frac{Z_W}{m} & \left(U_N + \frac{Z_Q}{m}\right) & -g \sin \theta_N \\ \frac{M_U}{I_{YY}} & \frac{M_W}{I_{YY}} & \frac{M_Q}{I_{YY}} & 0 \\ 0 & 0 & 1 & 0 \end{bmatrix} \begin{bmatrix} U_P \\ W_P \\ Q_P \\ \theta_P \end{bmatrix} + \begin{bmatrix} \frac{X_{\delta_B}}{m} & \frac{X_{\delta_C}}{m} \\ \frac{Z_{\delta_B}}{m} & \frac{Z_{\delta_C}}{m} \\ \frac{M_{\delta_B}}{I_{YY}} & \frac{M_{\delta_C}}{I_{YY}} \\ 0 & 0 \end{bmatrix} \begin{bmatrix} \delta_{B,P} \\ \delta_{C,P} \end{bmatrix} \quad (D13)$$

and the lateral equations are

$$\begin{bmatrix} \dot{P}_P \\ \dot{\phi}_P \\ \dot{R}_P \\ \dot{V}_P \end{bmatrix} = \begin{bmatrix} \left(\frac{I_1 L_P}{I_{XX}} + \frac{I_3 N_P}{I_{ZZ}}\right) & 0 & \left(\frac{I_1 L_R}{I_{XX}} + \frac{I_3 N_R}{I_{ZZ}}\right) & \left(\frac{I_1 L_V}{I_{XX}} + \frac{I_3 N_V}{I_{ZZ}}\right) \\ 1 & 0 & \tan \theta_N & 0 \\ \left(\frac{I_2 L_P}{I_{XX}} + \frac{I_1 N_P}{I_{ZZ}}\right) & 0 & \left(\frac{I_2 L_R}{I_{XX}} + \frac{I_1 N_R}{I_{ZZ}}\right) & \left(\frac{I_2 L_V}{I_{XX}} + \frac{I_1 N_V}{I_{ZZ}}\right) \\ \left(W_N + \frac{Y_P}{m}\right) & g \cos \theta_N & \left(\frac{Y_R}{m} - U_N\right) & \frac{Y_V}{m} \end{bmatrix} \begin{bmatrix} P_P \\ \phi_P \\ R_P \\ V_P \end{bmatrix} + \begin{bmatrix} \left(\frac{I_1 L_{\delta_S}}{I_{XX}} + \frac{I_3 N_{\delta_S}}{I_{ZZ}}\right) & \left(\frac{I_1 L_{\delta_R}}{I_{XX}} + \frac{I_3 N_{\delta_R}}{I_{ZZ}}\right) \\ 0 & 0 \\ \left(\frac{I_2 L_{\delta_S}}{I_{XX}} + \frac{I_1 N_{\delta_S}}{I_{ZZ}}\right) & \left(\frac{I_2 L_{\delta_R}}{I_{XX}} + \frac{I_1 N_{\delta_R}}{I_{ZZ}}\right) \\ Y_{\delta_S} & Y_{\delta_R} \end{bmatrix} \begin{bmatrix} \delta_{S,P} \\ \delta_{R,P} \end{bmatrix} \quad (D14)$$

## APPENDIX E

### TRIM AND DERIVATIVE DATA

A complete set of trims and derivatives are shown in tables E1 and E2 for sea-level conditions and for the flight envelope  $-40 \leq \dot{X} \leq 160$  knots and  $-10.16 \leq \dot{Z} \leq 10.16$  m/sec ( $\pm 2000$  ft/min). The trims and derivatives are given in the International System of Units (SI) in table E1 and in the U.S. Customary Units in table E2. These data are based upon a center of gravity of 0.1778 m (7 in.) aft of the vehicle reference point. All of the force derivatives are normalized by  $m$ , the rolling moments by  $I_{XX}$ , the pitching moments by  $I_{YY}$ , and the yawing moments by  $I_{ZZ}$ . Values for  $m$ ,  $I_{XX}$ ,  $I_{YY}$ , and  $I_{ZZ}$  are given in appendix C.

APPENDIX E

TABLE E1.- STABILITY DERIVATIVES AND TRIMS IN SI UNITS

(a)  $\dot{Z} = -10.16$  m/sec

Parameter	Unit	Value of parameter at X, knots, of										
		-40	-20	*0	20	40	60	80	100	120	140	160
XU/M	1/SEC	-.05119	-.04400	-.02862	-.01680	-.02032	-.02594	-.03059	-.03473	-.04149	-.04742	-.05539
XV/M	1/SEC	-.03316	-.01160	-.01371	-.01564	-.00121	-.00002	-.00079	-.00167	-.00288	-.00477	-.00513
XW/M	1/SEC	.02545	.04547	.04517	.04082	.03871	.03191	.02074	.00780	.00789	.00789	.02732
XDR/M	1/SEC	.01918	.01697	.01553	.01487	.01500	.01624	.01791	.01900	.01482	.01011	.00564
XDC/M	1/SEC	.02978	.04531	.04862	.04708	.04104	.03524	.00431	.02974	.03572	.05857	.013284
XDS/M	1/SEC	-.01314	-.01611	-.00078	-.00006	-.00003	-.00003	-.00001	-.00001	-.00001	-.00000	.00009
XDR/M	1/SEC	-.01314	-.01611	-.00078	-.00006	-.00003	-.00003	-.00001	-.00001	-.00001	-.00000	.00009
XP/M	1/SEC	.01926	.02764	.04564	.04799	.04252	.04020	.00109	.00231	.00278	.00309	.00463
XQ/M	1/SEC	.04153	.04926	.04949	.04184	.03735	.04694	.04709	.04581	.04797	.04636	.040221
YR/M	1/SEC	-.02117	-.04572	-.03817	-.04238	-.04130	-.04182	-.02306	-.02841	-.03077	-.03737	-.05997
YU/M	1/SEC	-.01215	-.01404	-.01123	-.01118	-.00001	-.00034	.00057	.00090	.00101	.00096	.00059
YV/M	1/SEC	-.01944	-.04228	-.04645	-.04146	-.04535	-.04935	-.04604	-.04218	-.03994	-.04058	-.04070
YW/M	1/SEC	-.01650	-.04218	-.04058	-.04590	-.04532	-.04530	-.04527	-.04536	-.04043	-.04043	-.04017
YDF/M	1/SEC	.01641	.04094	.04180	.04272	.04353	.04330	.04220	.04044	.04033	.04085	.04121
YDC/M	1/SEC	.04227	.04995	.04878	.04832	.04802	.04808	.04855	.04813	.04858	.04801	.04891
YDR/M	1/SEC	.04351	.04292	.04206	.04109	.04012	.04074	.04295	.04521	.04804	.05221	.06207
YDR/M	1/SEC	-.01111	-.01874	-.00595	-.00361	-.00272	-.00249	-.00269	-.00164	-.00314	-.00834	-.01394
YR/M	1/SEC	-.03841	-.02540	-.03812	-.02519	-.02974	-.03275	-.03790	-.04348	-.04788	-.04737	-.02210
YQ/M	1/SEC	-.02122	-.01473	-.00352	-.00682	-.01063	-.02620	-.04924	-.07640	-.11715	-.17723	-.26581
YR/M	1/SEC	-.04134	-.02845	-.02506	-.02542	-.03199	-.03623	-.03820	-.03843	-.04011	-.04043	-.04252
ZU/M	1/SEC	.04513	.03740	.03773	-.03601	-.03561	-.04476	-.02517	-.02305	-.00183	.02673	.03788
ZV/M	1/SEC	-.04024	-.04078	-.04148	-.04090	-.04156	-.04109	.00022	.00112	.00174	.00206	.00555
ZW/M	1/SEC	.05114	.04290	-.04575	-.04565	-.04146	-.04165	-.04038	-.04371	-.04791	-.06132	-.05674
ZDR/M	1/SEC	-.02214	-.01913	-.00304	-.01509	-.02777	-.03610	-.03903	-.03894	-.03001	-.01970	.00495
ZDC/M	1/SEC	-.04044	-.04630	-.04215	-.04059	-.04078	-.04196	-.04295	-.04496	-.04763	-.04280	-.04936
ZDS/M	1/SEC	.01094	.01010	.00701	.00687	.00663	.00665	.00673	.00690	.00697	.00108	.00145
ZDR/M	1/SEC	-.04044	-.04630	-.04215	-.04059	-.04078	-.04196	-.04295	-.04496	-.04763	-.04280	-.04936
ZP/M	1/SEC	-.04594	-.04927	-.04398	-.04214	-.04735	-.04439	-.04102	-.04000	-.02502	-.03073	-.04311
ZQ/M	1/SEC	.03475	.04564	.04684	.04958	.04793	-.05761	-.04809	-.06371	-.07813	-.09258	-.07103
ZR/M	1/SEC	.04132	.04643	.04013	-.04649	-.04156	-.02261	-.00842	-.01137	-.01852	-.02176	-.03920
LU/IXX	1/SEC	-.01188	-.01208	-.01175	-.01119	-.00667	-.00028	.00013	.00059	.00088	.00078	.00119
LV/IXX	1/SEC	-.02414	-.02431	-.02395	-.02340	-.02503	-.02335	-.02451	-.02586	-.02810	-.03199	-.03906
LW/IXX	1/SEC	.00151	.00135	.00151	.00173	.00229	.00285	.00330	.00372	.00372	.00397	.00604
LDB/IXX	1/SEC	-.01548	-.01540	-.01369	-.01167	-.00920	-.00803	-.00805	-.00913	-.01259	-.01890	-.02971
LDC/IXX	1/SEC	-.00459	-.00487	-.00647	-.00734	-.00761	-.00779	-.00794	-.00797	-.00710	-.00509	-.00609
LDS/IXX	1/SEC	.04748	.04780	.04601	.04490	.04399	.04400	.04590	.04610	.04685	.04766	.04819
LDR/IXX	1/SEC	-.04614	-.04700	-.04530	-.04303	-.04194	-.04213	-.04273	-.04285	-.04494	-.04696	-.04573
LP/IXX	1/SEC	-.04943	-.04564	-.04947	-.04926	-.04922	-.04712	-.04774	-.04636	-.04559	-.04679	-.03943
LQ/IXX	1/SEC	.05114	.04593	.04176	.04165	.04191	.04077	.04044	.04044	.04044	.04044	.04050
LR/IXX	1/SEC	-.04513	-.04102	-.04087	-.04087	-.04087	-.04087	-.04087	-.04087	-.04087	-.04087	-.04087
LU/IVV	1/SEC	.00000	.00000	.00000	.00000	.00000	.00000	.00000	.00000	.00000	.00000	.00000
LV/IVV	1/SEC	-.00000	-.00000	-.00000	-.00000	-.00000	-.00000	-.00000	-.00000	-.00000	-.00000	-.00000
LW/IVV	1/SEC	.00000	.00000	.00000	.00000	.00000	.00000	.00000	.00000	.00000	.00000	.00000
LDB/IVV	1/SEC	-.00000	-.00000	-.00000	-.00000	-.00000	-.00000	-.00000	-.00000	-.00000	-.00000	-.00000
LDC/IVV	1/SEC	-.00000	-.00000	-.00000	-.00000	-.00000	-.00000	-.00000	-.00000	-.00000	-.00000	-.00000
LDS/IVV	1/SEC	.00000	.00000	.00000	.00000	.00000	.00000	.00000	.00000	.00000	.00000	.00000
LDR/IVV	1/SEC	-.00000	-.00000	-.00000	-.00000	-.00000	-.00000	-.00000	-.00000	-.00000	-.00000	-.00000
LU/IZZ	1/SEC	-.00000	-.00000	-.00000	-.00000	-.00000	-.00000	-.00000	-.00000	-.00000	-.00000	-.00000
LV/IZZ	1/SEC	.00000	.00000	.00000	.00000	.00000	.00000	.00000	.00000	.00000	.00000	.00000
LW/IZZ	1/SEC	-.00000	-.00000	-.00000	-.00000	-.00000	-.00000	-.00000	-.00000	-.00000	-.00000	-.00000
LDB/IZZ	1/SEC	-.00000	-.00000	-.00000	-.00000	-.00000	-.00000	-.00000	-.00000	-.00000	-.00000	-.00000
LDC/IZZ	1/SEC	.00000	.00000	.00000	.00000	.00000	.00000	.00000	.00000	.00000	.00000	.00000
LDS/IZZ	1/SEC	-.00000	-.00000	-.00000	-.00000	-.00000	-.00000	-.00000	-.00000	-.00000	-.00000	-.00000
LDR/IZZ	1/SEC	.00000	.00000	.00000	.00000	.00000	.00000	.00000	.00000	.00000	.00000	.00000
LU/IZZ	1/SEC	-.00000	-.00000	-.00000	-.00000	-.00000	-.00000	-.00000	-.00000	-.00000	-.00000	-.00000
LV/IZZ	1/SEC	.00000	.00000	.00000	.00000	.00000	.00000	.00000	.00000	.00000	.00000	.00000
LW/IZZ	1/SEC	-.00000	-.00000	-.00000	-.00000	-.00000	-.00000	-.00000	-.00000	-.00000	-.00000	-.00000
LDB/IZZ	1/SEC	-.00000	-.00000	-.00000	-.00000	-.00000	-.00000	-.00000	-.00000	-.00000	-.00000	-.00000
LDC/IZZ	1/SEC	.00000	.00000	.00000	.00000	.00000	.00000	.00000	.00000	.00000	.00000	.00000
LDS/IZZ	1/SEC	-.00000	-.00000	-.00000	-.00000	-.00000	-.00000	-.00000	-.00000	-.00000	-.00000	-.00000
LDR/IZZ	1/SEC	.00000	.00000	.00000	.00000	.00000	.00000	.00000	.00000	.00000	.00000	.00000
DU	CM	-.04749	-.04465	-.04276	-.04673	-.04896	-.04695	-.04374	-.04294	-.04294	-.04294	-.04146
DC	CM	14.17470	14.17470	14.43655	14.63157	13.87650	13.55224	13.73655	14.02947	15.52087	17.46114	20.83610
DS	CM	.07144	.07217	.07401	.07401	.07557	.07557	.07557	.07557	.07557	.07557	.07557
DR	CM	-.06770	-.06581	-.06878	-.06330	-.06210	-.06687	-.06975	-.07275	-.07655	-.08159	-.08758
THFN	DEG	4.61450	7.94784	9.41948	5.31268	4.02514	2.59770	0.18700	-.07356	-.13303	-.24068	-.617521
PHIN	DEG	-.53626	-.59440	-.58340	-.57188	-.54815	-.52384	-.51905	-.53071	-.56499	-.62282	-.70425

\* DERIVED BY FITTING A THIRD ORDER CURVE THROUGH -40, -20, +20 AND +40 VALUES.



# APPENDIX E

## TABLE E1.- Continued

(b)  $\dot{Z} = -7.62$  m/sec

Parameter	Unit	Value of parameter at $\dot{X}$ , knots, of										
		-40	-20	*0	20	40	60	80	100	120	140	160
XU/M	1/SEC	-.05933	-.04347	-.02686	-.01355	-.01818	-.02447	-.02928	-.03329	-.03977	-.04612	-.05283
XV/M	1/SEC	-.04115	-.02711	-.01238	-.00380	-.00060	-.00015	-.00064	-.00126	-.00216	-.00379	-.00591
XW/M	1/SEC	-.07173	-.05143	-.03213	-.01923	-.00884	-.00340	-.02340	-.01158	-.01419	-.00531	-.01981
XDB/M	4/SEC2-CM	-.01930	-.01577	-.01510	-.01400	-.01453	-.01599	-.01785	-.01914	-.02160	-.01639	-.00775
XDC/M	4/SEC2-CM	-.19172	-.15236	-.11579	-.08636	-.06200	-.03930	-.01106	-.02022	-.02101	-.04592	-.11329
XDS/M	4/SEC2-CM	-.00011	-.00008	-.00006	-.00004	-.00003	-.00002	-.00002	-.00001	-.00001	-.00001	-.00005
XDR/M	4/SEC2-CM	-.00007	-.00005	-.00004	-.00003	-.00003	-.00003	-.00003	-.00004	-.00004	-.00003	-.00005
XR/M	4/SEC	-.02092	-.01995	-.00599	-.00625	-.00149	-.00010	-.00095	-.00190	-.00241	-.00271	-.00418
XQ/M	4/SEC	-.73977	-.74983	-.79333	-.77614	-.76412	-.75377	-.75361	-.77163	-.82267	-.92910	1.04199
XR/M	4/SEC	-.06813	-.04460	-.03412	-.00550	-.00756	-.01297	-.01772	-.02228	-.02343	-.02942	-.04769
YU/M	1/SEC	-.00169	-.00265	-.00087	-.00100	-.00032	-.00024	-.00048	-.00079	-.00101	-.00087	-.00084
YV/M	1/SEC	-.10873	-.17212	-.16982	-.13168	-.08753	-.08844	-.10083	-.11743	-.13536	-.15579	-.18139
YW/M	1/SEC	-.00340	-.00379	-.00403	-.00440	-.00476	-.00467	-.00457	-.00464	-.00504	-.00371	-.00331
YDB/M	4/SEC2-CM	-.00080	-.00078	-.00070	-.00314	-.00429	-.00407	-.00290	-.00119	-.00165	-.00760	-.01475
YDC/M	4/SEC2-CM	-.00914	-.00926	-.00946	-.00956	-.00938	-.00918	-.00916	-.00963	-.01084	-.00999	-.00960
YDS/M	4/SEC2-CM	-.14194	-.14174	-.14102	-.13991	-.13863	-.13894	-.14024	-.14208	-.14469	-.14813	-.15697
YDR/M	4/SEC2-CM	-.00089	-.00080	-.00068	-.00386	-.00325	-.00363	-.00406	-.00350	-.00075	-.00537	-.01041
YZ/M	4/SEC	-.31556	-.31749	-.29619	-.31204	-.36558	-.40430	-.41941	-.41283	-.38257	-.33250	-.27528
YQ/M	4/SEC	-.01093	-.00672	-.00298	-.00195	-.00394	-.01955	-.04312	-.06976	-.10004	-.16326	-.23488
YR/M	4/SEC	-.03982	-.03503	-.03178	-.03239	-.03199	-.04362	-.04527	-.04525	-.04510	-.04394	-.04369
ZU/M	1/SEC	-.18121	-.15096	-.03484	-.07480	-.06454	-.04075	-.02741	-.02259	-.00952	-.03022	-.03086
ZV/M	1/SEC	-.00716	-.01141	-.00089	-.00059	-.00144	-.00031	-.00100	-.00172	-.00175	-.00240	-.00256
ZW/M	1/SEC	-.44784	-.40112	-.38677	-.41338	-.52093	-.60080	-.66904	-.72574	-.72914	-.65092	-.61674
ZDB/M	4/SEC2-CM	-.02511	-.01067	-.00317	-.01629	-.03094	-.04012	-.04280	-.04221	-.02933	-.02545	-.02690
ZDC/M	4/SEC2-CM	-1.00841	-1.01756	-1.00459	-1.02904	-1.09026	-1.18098	-1.27864	-1.37613	-1.40014	-1.25035	-1.18302
ZDS/M	4/SEC2-CM	-.00048	-.00057	-.00050	-.00044	-.00040	-.00041	-.00046	-.00059	-.00068	-.00076	-.00118
ZDR/M	4/SEC2-CM	-.00009	-.00003	-.00001	-.00001	-.00004	-.00005	-.00010	-.00008	-.00002	-.00010	-.00014
ZP/M	4/SEC	-.07680	-.05214	-.01030	-.01553	-.00794	-.00702	-.00237	-.01234	-.01842	-.02429	-.03256
ZQ/M	4/SEC	-.39144	-.15353	-.16028	-.16028	-.05816	-.12570	-.07760	-.00259	-.22471	-.05161	-.13783
ZR/M	4/SEC	-.27943	-.28051	-.00861	-.26418	-.26616	-.23066	-.20348	-.19705	-.20261	-.19576	-.22072
LU/IXX	1/SEC-M	-.00172	-.00200	-.00161	-.00099	-.00057	-.00031	-.00003	-.00044	-.00026	-.00054	-.00114
LV/IXX	1/SEC-M	-.02264	-.02301	-.02282	-.02232	-.02176	-.02193	-.02276	-.02141	-.02021	-.02064	-.03562
LW/IXX	1/SEC-M	-.00143	-.00159	-.00153	-.00183	-.00261	-.00326	-.00368	-.00402	-.00529	-.00555	-.00691
LDB/IXX	1/SEC2-CM	-.00157	-.00429	-.00249	-.00095	-.00697	-.00559	-.00549	-.00636	-.00893	-.01542	-.02409
LDC/IXX	1/SEC2-CM	-.00402	-.00542	-.00636	-.00687	-.00695	-.00693	-.00694	-.00702	-.00756	-.00493	-.00474
LDS/IXX	1/SEC2-CM	-.16654	-.16612	-.16516	-.16395	-.16281	-.16312	-.16425	-.16605	-.16736	-.16964	-.17638
LDR/IXX	1/SEC2-CM	-.05930	-.05758	-.05506	-.05287	-.05107	-.05229	-.05311	-.05343	-.05366	-.04802	-.04690
LP/IXX	1/SEC	-.68432	-.59328	-.50592	-.56888	-.60679	-.63365	-.64013	-.62800	-.58538	-.52807	-.45372
LQ/IXX	1/SEC	-.14218	-.13798	-.12948	-.11315	-.08715	-.07020	-.07201	-.07533	-.07934	-.14880	-.20010
LR/IXX	1/SEC	-.00261	-.03797	-.03559	-.03664	-.04158	-.04487	-.04553	-.04410	-.04110	-.03545	-.02700
LU/IVY	1/SEC-M	-.00268	-.00667	-.00837	-.00625	-.00120	-.00831	-.01019	-.00999	-.00841	-.00658	-.00519
LV/IVY	1/SEC-M	-.00656	-.04708	-.00021	-.00692	-.00468	-.00189	-.00063	-.00299	-.00540	-.00550	-.00876
LW/IVY	1/SEC-M	-.02711	-.00994	-.00571	-.02145	-.04845	-.04637	-.04953	-.05227	-.05706	-.04585	-.04678
QDB/IVY	1/SEC2-CM	-.19508	-.13969	-.13769	-.13918	-.14425	-.15382	-.16332	-.17173	-.17171	-.14651	-.13646
QDC/IVY	1/SEC2-CM	-.01251	-.01102	-.00851	-.01661	-.03198	-.04884	-.05965	-.06690	-.06948	-.05518	-.04323
QDS/IVY	1/SEC2-CM	-.00001	-.00000	-.00000	-.00001	-.00001	-.00001	-.00003	-.00003	-.00004	-.00003	-.00005
QDR/IVY	1/SEC2-CM	-.00047	-.00000	-.00035	-.00031	-.00026	-.00026	-.00030	-.00038	-.00042	-.00045	-.00070
RP/IVY	1/SEC	-.03443	-.04194	-.04582	-.04582	-.03770	-.02255	-.00915	-.00204	-.01100	-.01720	-.02440
RQ/IVY	1/SEC	-1.52562	-1.36512	-1.31090	-1.36209	-1.51781	-1.63613	-1.70785	-1.75547	-1.74017	-1.45782	-1.32729
RV/IVY	1/SEC	-.01519	-.00278	-.00330	-.01025	-.01880	-.02036	-.01519	-.00863	-.00153	-.00121	-.00744
RU/IZZ	1/SEC-M	-.00076	-.00155	-.00232	-.00199	-.00127	-.00088	-.00077	-.00068	-.00052	-.00016	-.00049
RV/IZZ	1/SEC-M	-.00590	-.01050	-.00307	-.00473	-.00127	-.00019	-.00046	-.00094	-.00152	-.00193	-.00174
NW/IZZ	1/SEC-M	-.00137	-.00094	-.00105	-.00121	-.00109	-.00051	-.00012	-.00086	-.00081	-.00070	-.00230
QDB/IZZ	1/SEC2-CM	-.02153	-.02331	-.02385	-.02314	-.02117	-.01989	-.01939	-.01980	-.02127	-.02358	-.02831
QDC/IZZ	1/SEC2-CM	-.00184	-.00057	-.00062	-.00189	-.00335	-.00458	-.00549	-.00612	-.00489	-.00095	-.00035
QDS/IZZ	1/SEC2-CM	-.00277	-.00319	-.00373	-.00416	-.00425	-.00419	-.00411	-.00431	-.00525	-.00430	-.00759
QDR/IZZ	1/SEC2-CM	-.08175	-.08178	-.08135	-.08078	-.08007	-.08024	-.08097	-.08227	-.08365	-.08870	-.09090
RP/IZZ	1/SEC	-.03060	-.02154	-.00544	-.01082	-.02047	-.02700	-.03183	-.04389	-.06407	-.08988	-.12650
RQ/IZZ	1/SEC	-.11953	-.20835	-.21434	-.20859	-.19118	-.17488	-.16413	-.15930	-.14990	-.13211	-.13531
RV/IZZ	1/SEC	-.00228	-.00328	-.04432	-.04511	-.04536	-.04581	-.04696	-.04939	-.05442	-.06299	-.07875
DB	CM	-.12671	-.25044	-.65125	-1.10181	-1.29445	-.82341	-.60966	1.40880	1.98255	2.95622	
DC	CM	12.94367	13.71754	13.92011	13.55557	12.62809	12.19190	12.29597	12.91102	13.95141	15.78465	18.93929
DS	CM	-.68047	-.74073	-.75980	-.74143	-.68937	-.64294	-.60313	-.57233	-.58704	-.67066	-.83186
DR	CM	-.45733	-.32825	-.18113	-.03514	-.09058	-.31788	-.60984	-.94845	-1.33742	-1.82713	-2.60270
THEN	DEG.	9.26035	7.92430	6.61524	5.39408	4.14412	2.78578	1.17638	5.39330	9.25117	15.90961	25.5690
PHIN	DEG.	-.44783	-.51836	-.53898	-.53865	-.49431	-.46026	-.45899	-.47303	-.51179	-.57628	-.66222

DERIVED BY FITTING A THIRD ORDER CURVE THROUGH -40, -20, +20 AND +40 VALUES.

APPENDIX E

TABLE E1.- Continued

(c)  $\dot{Z} = -5.08$  m/sec

Parameter	Unit	Value of parameter at X, knots, of										
		-40	-20	*0	20	40	60	80	100	120	140	160
XU/M	1/SEC	-.04977	-.04462	-.02511	-.01009	-.01604	-.02307	-.02806	-.03200	-.03833	-.04501	-.05093
XV/M	1/SEC	-.00001	-.00001	-.00149	-.00175	-.00026	-.00011	-.00037	-.00078	-.00138	-.00267	-.00576
XW/M	1/SEC	-.00019	-.00720	-.03904	-.03759	-.03889	-.03484	-.02605	-.01535	-.02025	-.01025	-.01344
XDR/M	1/SEC-CM	-.01600	-.01647	-.01066	-.01393	-.01405	-.01573	-.01781	-.01930	-.01720	-.01105	-.00828
XDC/M	1/SEC-CM	-.04657	-.04963	-.04510	-.04556	-.04381	-.04331	-.04183	-.04063	-.04063	-.03912	-.03954
XDS/M	1/SEC-CM	-.03307	-.03005	-.03000	-.03000	-.03000	-.03000	-.03000	-.03000	-.03000	-.03000	-.03000
XDR/M	1/SEC-CM	-.00000	-.00000	-.00000	-.00000	-.00000	-.00000	-.00000	-.00000	-.00000	-.00000	-.00000
YU/M	1/SEC	-.02001	-.02365	-.01662	-.00488	-.00063	-.00029	-.00072	-.00142	-.00198	-.00227	-.00337
YV/M	1/SEC	-.07110	-.07840	-.09140	-.07187	-.05721	-.04147	-.02560	-.01000	-.00440	-.00264	-.00264
YD/M	1/SEC	-.00740	-.00070	-.03435	-.00153	-.00300	-.00961	-.01295	-.01677	-.01765	-.02253	-.03277
YU/M	1/SEC	-.00139	-.00268	-.00060	-.00000	-.00024	-.00013	-.00030	-.00071	-.00090	-.00084	-.00071
YV/M	1/SEC	-.00938	-.01570	-.01540	-.02340	-.00850	-.00301	-.00929	-.01128	-.01343	-.01565	-.01760
YD/M	1/SEC	-.00320	-.00320	-.00348	-.00391	-.00430	-.00412	-.00391	-.00395	-.00403	-.00338	-.00238
YDR/M	1/SEC-CM	-.00272	-.00000	-.00159	-.00362	-.00514	-.00480	-.00347	-.00172	-.00047	-.00063	-.00127
YDC/M	1/SEC-CM	-.00000	-.00000	-.00000	-.00000	-.00000	-.00000	-.00000	-.00000	-.00000	-.00000	-.00000
YDS/M	1/SEC-CM	-.00000	-.00000	-.00000	-.00000	-.00000	-.00000	-.00000	-.00000	-.00000	-.00000	-.00000
YDR/M	1/SEC-CM	-.00000	-.00000	-.00000	-.00000	-.00000	-.00000	-.00000	-.00000	-.00000	-.00000	-.00000
YD/M	1/SEC	-.04254	-.03700	-.03182	-.03704	-.04333	-.04719	-.04924	-.04224	-.04707	-.03957	-.03297
YV/M	1/SEC	-.00119	-.00002	-.00072	-.00277	-.00327	-.01326	-.03825	-.06503	-.09274	-.15171	-.21097
YR/M	1/SEC	-.00767	-.00160	-.03790	-.03882	-.04662	-.05145	-.05261	-.05174	-.05048	-.04753	-.04597
ZU/M	1/SEC	-.00000	-.00000	-.00000	-.00000	-.00000	-.00000	-.00000	-.00000	-.00000	-.00000	-.00000
ZV/M	1/SEC	-.00722	-.00162	-.00072	-.00000	-.00000	-.00107	-.00204	-.00242	-.00244	-.00281	-.00464
ZD/M	1/SEC	-.00335	-.03731	-.03751	-.04534	-.04832	-.04873	-.06759	-.07168	-.07441	-.06564	-.06701
ZDR/M	1/SEC-CM	-.00000	-.00000	-.00000	-.00000	-.00000	-.00000	-.00000	-.00000	-.00000	-.00000	-.00000
ZDC/M	1/SEC-CM	-.00000	-.00000	-.00000	-.00000	-.00000	-.00000	-.00000	-.00000	-.00000	-.00000	-.00000
ZDS/M	1/SEC-CM	-.00000	-.00000	-.00000	-.00000	-.00000	-.00000	-.00000	-.00000	-.00000	-.00000	-.00000
ZDR/M	1/SEC-CM	-.00000	-.00000	-.00000	-.00000	-.00000	-.00000	-.00000	-.00000	-.00000	-.00000	-.00000
ZD/M	1/SEC	-.00367	-.00703	-.02112	-.00611	-.02608	-.02036	-.00681	-.00473	-.01106	-.01827	-.03614
ZV/M	1/SEC	-.00499	-.00000	-.00000	-.00000	-.00000	-.00000	-.00000	-.00000	-.00000	-.00000	-.00000
ZR/M	1/SEC	-.00158	-.00194	-.00144	-.00075	-.00000	-.00000	-.00000	-.00000	-.00000	-.00000	-.00000
LU/IXX	1/SEC-CM	-.00000	-.00000	-.00000	-.00000	-.00000	-.00000	-.00000	-.00000	-.00000	-.00000	-.00000
LV/IXX	1/SEC-CM	-.00122	-.00182	-.00178	-.00129	-.00054	-.00057	-.00217	-.00252	-.00241	-.00250	-.00325
LW/IXX	1/SEC-CM	-.00145	-.00148	-.00154	-.00197	-.00311	-.00382	-.00416	-.00443	-.00558	-.00565	-.00554
LDR/IXX	1/SEC-CM	-.00000	-.00000	-.00000	-.00000	-.00000	-.00000	-.00000	-.00000	-.00000	-.00000	-.00000
LDC/IXX	1/SEC-CM	-.00000	-.00000	-.00000	-.00000	-.00000	-.00000	-.00000	-.00000	-.00000	-.00000	-.00000
LDS/IXX	1/SEC-CM	-.00000	-.00000	-.00000	-.00000	-.00000	-.00000	-.00000	-.00000	-.00000	-.00000	-.00000
LDR/IXX	1/SEC-CM	-.00000	-.00000	-.00000	-.00000	-.00000	-.00000	-.00000	-.00000	-.00000	-.00000	-.00000
LR/IXX	1/SEC	-.00000	-.00000	-.00000	-.00000	-.00000	-.00000	-.00000	-.00000	-.00000	-.00000	-.00000
LQ/IXX	1/SEC	-.00000	-.00000	-.00000	-.00000	-.00000	-.00000	-.00000	-.00000	-.00000	-.00000	-.00000
LR/IXX	1/SEC	-.00000	-.00000	-.00000	-.00000	-.00000	-.00000	-.00000	-.00000	-.00000	-.00000	-.00000
MU/IVV	1/SEC-CM	-.00000	-.00000	-.00000	-.00000	-.00000	-.00000	-.00000	-.00000	-.00000	-.00000	-.00000
MV/IVV	1/SEC-CM	-.00000	-.00000	-.00000	-.00000	-.00000	-.00000	-.00000	-.00000	-.00000	-.00000	-.00000
MW/IVV	1/SEC-CM	-.00000	-.00000	-.00000	-.00000	-.00000	-.00000	-.00000	-.00000	-.00000	-.00000	-.00000
MUR/IVV	1/SEC-CM	-.00000	-.00000	-.00000	-.00000	-.00000	-.00000	-.00000	-.00000	-.00000	-.00000	-.00000
MDC/IVV	1/SEC-CM	-.00000	-.00000	-.00000	-.00000	-.00000	-.00000	-.00000	-.00000	-.00000	-.00000	-.00000
MDS/IVV	1/SEC-CM	-.00000	-.00000	-.00000	-.00000	-.00000	-.00000	-.00000	-.00000	-.00000	-.00000	-.00000
MUR/IVV	1/SEC-CM	-.00000	-.00000	-.00000	-.00000	-.00000	-.00000	-.00000	-.00000	-.00000	-.00000	-.00000
MV/IVV	1/SEC	-.00000	-.00000	-.00000	-.00000	-.00000	-.00000	-.00000	-.00000	-.00000	-.00000	-.00000
MW/IVV	1/SEC	-.00000	-.00000	-.00000	-.00000	-.00000	-.00000	-.00000	-.00000	-.00000	-.00000	-.00000
MUR/IVV	1/SEC	-.00000	-.00000	-.00000	-.00000	-.00000	-.00000	-.00000	-.00000	-.00000	-.00000	-.00000
MV/IVV	1/SEC	-.00000	-.00000	-.00000	-.00000	-.00000	-.00000	-.00000	-.00000	-.00000	-.00000	-.00000
MW/IVV	1/SEC	-.00000	-.00000	-.00000	-.00000	-.00000	-.00000	-.00000	-.00000	-.00000	-.00000	-.00000
MUR/IVV	1/SEC	-.00000	-.00000	-.00000	-.00000	-.00000	-.00000	-.00000	-.00000	-.00000	-.00000	-.00000
MV/IVV	1/SEC	-.00000	-.00000	-.00000	-.00000	-.00000	-.00000	-.00000	-.00000	-.00000	-.00000	-.00000
MW/IVV	1/SEC	-.00000	-.00000	-.00000	-.00000	-.00000	-.00000	-.00000	-.00000	-.00000	-.00000	-.00000
MUR/IVV	1/SEC	-.00000	-.00000	-.00000	-.00000	-.00000	-.00000	-.00000	-.00000	-.00000	-.00000	-.00000
MV/IVV	1/SEC	-.00000	-.00000	-.00000	-.00000	-.00000	-.00000	-.00000	-.00000	-.00000	-.00000	-.00000
MW/IVV	1/SEC	-.00000	-.00000	-.00000	-.00000	-.00000	-.00000	-.00000	-.00000	-.00000	-.00000	-.00000
MUR/IVV	1/SEC	-.00000	-.00000	-.00000	-.00000	-.00000	-.00000	-.00000	-.00000	-.00000	-.00000	-.00000
DB	CM	-.00000	-.00000	-.00000	-.00000	-.00000	-.00000	-.00000	-.00000	-.00000	-.00000	-.00000
DC	CM	11.72193	12.69455	12.96092	12.52985	11.41022	10.84909	10.86939	11.41712	12.40784	14.14235	17.12020
DR	CM	-.00000	-.00000	-.00000	-.00000	-.00000	-.00000	-.00000	-.00000	-.00000	-.00000	-.00000
DR	CM	-.00000	-.00000	-.00000	-.00000	-.00000	-.00000	-.00000	-.00000	-.00000	-.00000	-.00000
THEN	DFG	9.19001	7.86562	6.51257	5.39523	4.25894	2.96632	1.42181	2.2319	5.5312	1.45296	4.81367
PHIN	DFG	-.04595	-.04876	-.05126	-.04978	-.04306	-.04330	-.03976	-.04128	-.04582	-.05290	-.062193

\* DERIVED BY FITTING A THIRD ORDER CURVE THROUGH -40, -20, +20 AND +40 VALUES.

APPENDIX E

TABLE E1.- Continued

(d)  $\dot{Z} = -2.54$  m/sec

Parameter	Unit	Value of parameter at $\dot{X}$ , knots, of										
		-40	-20	*0	20	40	60	80	100	120	140	160
XU/M	1/SFC	-.0494	-.0443	-.02325	-.00641	-.01387	-.02174	-.02695	-.03094	-.03724	-.04364	-.04851
XV/M	1/SFC	-.0404	-.00184	-.00997	-.00053	-.00008	-.00001	-.00006	-.00027	-.00062	-.00137	-.00421
XW/M	1/SFC	-.04678	-.01280	-.03589	-.03889	-.03944	-.03625	-.02864	-.01910	-.02864	-.01854	-.00254
XDB/M	1/SFC2-CM	-.01999	-.01621	-.01420	-.01347	-.01355	-.01547	-.01779	-.01947	-.01740	-.01400	-.01141
XDC/M	1/SFC2-CM	-.01128	-.01723	-.01364	-.00471	-.06465	-.04726	-.02461	-.00099	-.00731	-.01061	-.07156
XDS/M	1/SFC2-CM	-.00004	-.00003	-.00002	-.00001	-.00000	-.00000	-.00000	-.00000	-.00001	-.00001	-.00000
XDR/M	1/SFC2-CM	-.00003	-.00002	-.00001	-.00001	-.00000	-.00000	-.00000	-.00001	-.00001	-.00001	-.00003
XP/M	1/SEC	-.02488	-.02325	-.00998	-.01058	-.00252	-.00174	-.00125	-.00101	-.00145	-.00195	-.00292
XQ/M	1/SEC	-.00024	-.07451	-.07905	-.06998	-.075145	-.072947	-.071912	-.072602	-.077279	-.082647	-.093003
XR/M	1/SEC	-.00003	-.00036	-.00370	-.00913	-.01274	-.01216	-.01117	-.01213	-.01227	-.01571	-.02764
XU/M	1/SFC	-.01115	-.01170	-.00058	-.00007	-.00013	-.00000	-.00032	-.00066	-.00082	-.00101	-.00100
XV/M	1/SFC	-.01045	-.01266	-.01925	-.01466	-.01436	-.01722	-.019235	-.01972	-.02035	-.01811	-.01768
XW/M	1/SEC	-.01284	-.01272	-.01301	-.00954	-.00412	-.00366	-.00328	-.00328	-.00374	-.00426	-.00419
YD/M	1/SFC2-CM	-.01337	-.01124	-.01150	-.00419	-.00119	-.00552	-.00390	-.00203	-.00104	-.00474	-.00914
YD/M	1/SFC2-CM	-.01409	-.01740	-.01826	-.00811	-.00746	-.00688	-.00641	-.00662	-.00659	-.00975	-.01031
YDS/M	1/SFC2-CM	-.01633	-.01743	-.01395	-.01311	-.01315	-.01379	-.01371	-.01371	-.01332	-.01433	-.01730
YD/M	1/SFC2-CM	-.01138	-.01100	-.01435	-.01423	-.01422	-.01546	-.01683	-.01723	-.01610	-.01666	-.01316
YD/M	1/SFC	-.01512	-.01273	-.00513	-.01278	-.01015	-.01836	-.01634	-.01516	-.01122	-.01478	-.01816
YD/M	1/SEC	-.01177	-.01114	-.01014	-.00749	-.01173	-.00713	-.01066	-.00629	-.00444	-.01129	-.01720
YR/M	1/SFC	-.01537	-.01441	-.01419	-.01430	-.01494	-.01590	-.01668	-.01590	-.01668	-.01590	-.01474
ZIU/M	1/SFC	-.01743	-.01228	-.02426	-.01116	-.00269	-.01637	-.01356	-.01220	-.00324	-.01040	-.01630
ZU/M	1/SEC	-.01515	-.01104	-.00155	-.01208	-.00212	-.00290	-.00319	-.00316	-.00384	-.00238	-.00318
ZW/M	1/SEC	-.01584	-.01017	-.02741	-.01719	-.01341	-.01406	-.01615	-.01614	-.01679	-.01603	-.01708
ZDR/M	1/SFC2-CM	-.01524	-.01170	-.00349	-.01863	-.01902	-.01904	-.01514	-.01951	-.01014	-.01115	-.01917
ZDC/M	1/SFC2-CM	-.01324	-.01136	-.01220	-.00801	-.01111	-.01447	-.01256	-.01352	-.01284	-.01286	-.01307
ZDS/M	1/SFC2-CM	-.01024	-.00015	-.00009	-.00009	-.00005	-.00003	-.00006	-.00010	-.00017	-.00026	-.00071
ZDR/M	1/SFC2-CM	-.01024	-.00015	-.00009	-.00009	-.00005	-.00003	-.00006	-.00010	-.00017	-.00026	-.00071
ZR/M	1/SFC	-.01511	-.01076	-.01532	-.01286	-.01378	-.01427	-.01423	-.01404	-.01615	-.01140	-.02583
ZQ/M	1/SEC	-.01481	-.01741	-.01069	-.01543	-.01371	-.017815	-.01254	-.01313	-.01222	-.01309	-.01619
ZR/M	1/SFC	-.01113	-.01717	-.01500	-.01521	-.01628	-.01443	-.01690	-.01120	-.01388	-.01592	-.01925
LU/IXX	1/SFC	-.01114	-.01122	-.01122	-.01038	-.01041	-.01054	-.01027	-.01010	-.01026	-.01028	-.01057
LV/IXX	1/SFC	-.01048	-.01072	-.01082	-.01032	-.01036	-.01026	-.01019	-.01027	-.01022	-.01022	-.01033
LW/IXX	1/SFC	-.01048	-.01072	-.01082	-.01032	-.01036	-.01026	-.01019	-.01027	-.01022	-.01022	-.01033
LOR/IXX	1/SFC2-CM	-.01124	-.01154	-.01139	-.00660	-.00241	-.01085	-.00874	-.00842	-.00823	-.00846	-.01399
LOC/IXX	1/SFC2-CM	-.01124	-.01154	-.01139	-.00660	-.00241	-.01085	-.00874	-.00842	-.00823	-.00846	-.01399
LOS/IXX	1/SFC2-CM	-.01124	-.01154	-.01139	-.00660	-.00241	-.01085	-.00874	-.00842	-.00823	-.00846	-.01399
LOR/IXX	1/SFC2-CM	-.01124	-.01154	-.01139	-.00660	-.00241	-.01085	-.00874	-.00842	-.00823	-.00846	-.01399
LP/IXX	1/SFC	-.01048	-.01072	-.01082	-.01032	-.01036	-.01026	-.01019	-.01027	-.01022	-.01022	-.01033
LQ/IXX	1/SFC	-.01048	-.01072	-.01082	-.01032	-.01036	-.01026	-.01019	-.01027	-.01022	-.01022	-.01033
LR/IXX	1/SFC	-.01048	-.01072	-.01082	-.01032	-.01036	-.01026	-.01019	-.01027	-.01022	-.01022	-.01033
4U/IVY	1/SFC	-.01553	-.01335	-.02044	-.01556	-.01142	-.01128	-.01203	-.01193	-.01022	-.01370	-.01049
4V/IVY	1/SFC	-.01471	-.01398	-.01298	-.01290	-.01205	-.01063	-.01090	-.01244	-.01031	-.01052	-.01074
4W/IVY	1/SFC	-.01523	-.01466	-.01466	-.01466	-.01466	-.01466	-.01466	-.01466	-.01466	-.01466	-.01466
4DB/IVY	1/SFC2-CM	-.01437	-.01510	-.01266	-.01361	-.01425	-.01557	-.01408	-.01717	-.01826	-.01581	-.01969
4DC/IVY	1/SFC2-CM	-.01437	-.01510	-.01266	-.01361	-.01425	-.01557	-.01408	-.01717	-.01826	-.01581	-.01969
4DS/IVY	1/SFC2-CM	-.01437	-.01510	-.01266	-.01361	-.01425	-.01557	-.01408	-.01717	-.01826	-.01581	-.01969
4DR/IVY	1/SFC2-CM	-.01437	-.01510	-.01266	-.01361	-.01425	-.01557	-.01408	-.01717	-.01826	-.01581	-.01969
4P/IVY	1/SEC	-.01638	-.01621	-.01108	-.01462	-.01284	-.01296	-.01087	-.01049	-.01092	-.01092	-.01915
4Q/IVY	1/SEC	-.01548	-.01340	-.01248	-.01313	-.01413	-.01612	-.01723	-.01764	-.01823	-.01563	-.01506
4R/IVY	1/SEC	-.01638	-.01621	-.01108	-.01462	-.01284	-.01296	-.01087	-.01049	-.01092	-.01092	-.01915
4U/IZZ	1/SEC	-.01022	-.01110	-.01164	-.01065	-.01091	-.01084	-.01083	-.01075	-.01087	-.01083	-.01086
4V/IZZ	1/SEC	-.01022	-.01110	-.01164	-.01065	-.01091	-.01084	-.01083	-.01075	-.01087	-.01083	-.01086
4W/IZZ	1/SEC	-.01022	-.01110	-.01164	-.01065	-.01091	-.01084	-.01083	-.01075	-.01087	-.01083	-.01086
4DB/IZZ	1/SEC2-CM	-.01165	-.01199	-.01198	-.01191	-.01167	-.01199	-.01277	-.01263	-.01381	-.01167	-.02044
4DC/IZZ	1/SEC2-CM	-.01165	-.01199	-.01198	-.01191	-.01167	-.01199	-.01277	-.01263	-.01381	-.01167	-.02044
4DS/IZZ	1/SEC2-CM	-.01165	-.01199	-.01198	-.01191	-.01167	-.01199	-.01277	-.01263	-.01381	-.01167	-.02044
4DR/IZZ	1/SEC2-CM	-.01165	-.01199	-.01198	-.01191	-.01167	-.01199	-.01277	-.01263	-.01381	-.01167	-.02044
4P/IZZ	1/SEC	-.01552	-.01341	-.01184	-.01172	-.01580	-.01901	-.02199	-.02739	-.04104	-.05823	-.08419
4Q/IZZ	1/SEC	-.01552	-.01341	-.01184	-.01172	-.01580	-.01901	-.02199	-.02739	-.04104	-.05823	-.08419
4R/IZZ	1/SEC	-.01552	-.01341	-.01184	-.01172	-.01580	-.01901	-.02199	-.02739	-.04104	-.05823	-.08419
4S/IZZ	1/SEC	-.01552	-.01341	-.01184	-.01172	-.01580	-.01901	-.02199	-.02739	-.04104	-.05823	-.08419
DB	CM	-.04398	-.01047	-.01019	-.017488	-.023429	-.0164918	-.068715	-.01224	-.08290	-.012988	-.029347
DC	CM	10.53636	11.72764	12.06419	11.55953	10.22659	9.52319	9.45564	9.93810	10.8475	12.53349	15.37478
DR	CM	-.01328	-.01239	-.02512	-.01242	-.05526	-.04932	-.04507	-.04203	-.03422	-.05093	-.01515
DS	CM	-.01328	-.01239	-.02512	-.01242	-.05526	-.04932	-.04507	-.04203	-.03422	-.05093	-.01515
THEM	DEG.	-.01328	-.01239	-.02512	-.01242	-.05526	-.04932	-.04507	-.04203	-.03422	-.05093	-.01515
PHIN	DEG.	-.01328	-.01239	-.02512	-.01242	-.05526	-.04932	-.04507	-.04203	-.03422	-.05093	-.01515

\* DERIVED BY FITTING A THIRD ORDER CURVE THROUGH -40, -20, +20 AND +40 VALUES.



APPENDIX E

TABLE E1.- Continued

(f)  $\dot{Z} = 2.54 \text{ m/sec}$

Parameter	Unit	Value of parameter at $\dot{X}$ , knots, of										
		-40	-20	*0	20	40	60	80	100	120	140	160
XU/M	1/SEC	-.05099	-.04422	-.01857	.00129	-.00932	-.01924	-.02498	-.02891	-.03565	-.04192	-.04656
XV/M	1/SEC	-.00027	-.00058	-.00127	-.00143	-.00016	-.00023	-.00044	-.00058	-.00078	-.00088	-.00107
XW/M	1/SEC	-.04792	-.05283	-.02894	-.03219	-.03852	-.03901	-.03377	-.02653	-.03475	-.03293	-.00993
XDB/M	1/SEC <sup>2</sup> -CM	-.02140	-.01551	-.01309	-.01259	-.01251	-.01499	-.01778	-.01986	-.01776	-.01608	-.01405
XDC/M	1/SEC <sup>2</sup> -CM	-.16964	-.10457	-.11245	-.08305	-.06607	-.05503	-.03822	-.01844	-.03330	-.02739	-.03208
XDS/M	1/SEC <sup>2</sup> -CM	-.00001	-.00001	-.00001	-.00002	-.00001	-.00001	-.00001	-.00000	-.00001	-.00001	-.00000
XDR/M	1/SEC <sup>2</sup> -CM	-.00000	-.00000	-.00001	-.00001	-.00001	-.00001	-.00001	-.00001	-.00001	-.00001	-.00001
XP/M	1/SEC	-.00725	-.01662	-.06874	-.00488	-.00085	-.00131	-.00141	-.00153	-.00101	-.00092	-.00166
XQ/M	1/SEC	-.63271	-.75034	-.78355	-.78851	-.74145	-.70773	-.68700	-.68340	-.72175	-.76915	-.84664
XR/M	1/SEC	-.01473	-.00237	-.02627	-.05381	-.03341	-.01527	-.00778	-.00546	-.00640	-.00825	-.01437
XS/M	1/SEC	-.01057	-.01151	-.00001	-.00122	-.00042	-.00039	-.00020	-.00063	-.00075	-.00094	-.00098
XT/M	1/SEC	-.07928	-.05253	-.03179	-.00851	-.00018	-.07043	-.00619	-.00425	-.02300	-.02889	-.00921
YU/M	1/SEC	-.03121	-.00221	-.00244	-.00381	-.00463	-.00301	-.00206	-.00189	-.00133	-.00370	-.00703
YV/M	1/SEC	-.01474	-.00332	-.00134	-.00581	-.00027	-.00091	-.00429	-.00188	-.00033	-.00304	-.00703
YDB/M	1/SEC <sup>2</sup> -CM	-.00518	-.00401	-.00483	-.00661	-.00600	-.00486	-.00361	-.00341	-.00503	-.00440	-.00940
YDC/M	1/SEC <sup>2</sup> -CM	-.15717	-.13910	-.13446	-.13710	-.13208	-.13308	-.13245	-.13244	-.13244	-.13293	-.13824
YDS/M	1/SEC <sup>2</sup> -CM	-.00003	-.00000	-.00001	-.00005	-.00001	-.00024	-.00059	-.00100	-.00001	-.00067	-.00021
YDR/M	1/SEC <sup>2</sup> -CM	-.00000	-.00000	-.00000	-.00000	-.00000	-.00000	-.00000	-.00000	-.00000	-.00000	-.00000
YP/M	1/SEC	-.00000	-.00000	-.00000	-.00000	-.00000	-.00000	-.00000	-.00000	-.00000	-.00000	-.00000
YQ/M	1/SEC	-.00000	-.00000	-.00000	-.00000	-.00000	-.00000	-.00000	-.00000	-.00000	-.00000	-.00000
YR/M	1/SEC	-.00000	-.00000	-.00000	-.00000	-.00000	-.00000	-.00000	-.00000	-.00000	-.00000	-.00000
ZU/M	1/SEC	-.00000	-.00000	-.00000	-.00000	-.00000	-.00000	-.00000	-.00000	-.00000	-.00000	-.00000
ZV/M	1/SEC	-.00000	-.00000	-.00000	-.00000	-.00000	-.00000	-.00000	-.00000	-.00000	-.00000	-.00000
ZDB/M	1/SEC <sup>2</sup> -CM	-.00000	-.00000	-.00000	-.00000	-.00000	-.00000	-.00000	-.00000	-.00000	-.00000	-.00000
ZDC/M	1/SEC <sup>2</sup> -CM	-.00000	-.00000	-.00000	-.00000	-.00000	-.00000	-.00000	-.00000	-.00000	-.00000	-.00000
ZDS/M	1/SEC <sup>2</sup> -CM	-.00000	-.00000	-.00000	-.00000	-.00000	-.00000	-.00000	-.00000	-.00000	-.00000	-.00000
ZDR/M	1/SEC <sup>2</sup> -CM	-.00000	-.00000	-.00000	-.00000	-.00000	-.00000	-.00000	-.00000	-.00000	-.00000	-.00000
ZP/M	1/SEC	-.00000	-.00000	-.00000	-.00000	-.00000	-.00000	-.00000	-.00000	-.00000	-.00000	-.00000
ZQ/M	1/SEC	-.00000	-.00000	-.00000	-.00000	-.00000	-.00000	-.00000	-.00000	-.00000	-.00000	-.00000
ZR/M	1/SEC	-.00000	-.00000	-.00000	-.00000	-.00000	-.00000	-.00000	-.00000	-.00000	-.00000	-.00000
LU/IXX	1/SEC <sup>2</sup> -CM	-.00000	-.00000	-.00000	-.00000	-.00000	-.00000	-.00000	-.00000	-.00000	-.00000	-.00000
LV/IXX	1/SEC <sup>2</sup> -CM	-.00000	-.00000	-.00000	-.00000	-.00000	-.00000	-.00000	-.00000	-.00000	-.00000	-.00000
LW/IXX	1/SEC <sup>2</sup> -CM	-.00000	-.00000	-.00000	-.00000	-.00000	-.00000	-.00000	-.00000	-.00000	-.00000	-.00000
LX/IXX	1/SEC <sup>2</sup> -CM	-.00000	-.00000	-.00000	-.00000	-.00000	-.00000	-.00000	-.00000	-.00000	-.00000	-.00000
LY/IXX	1/SEC <sup>2</sup> -CM	-.00000	-.00000	-.00000	-.00000	-.00000	-.00000	-.00000	-.00000	-.00000	-.00000	-.00000
LZ/IXX	1/SEC <sup>2</sup> -CM	-.00000	-.00000	-.00000	-.00000	-.00000	-.00000	-.00000	-.00000	-.00000	-.00000	-.00000
MU/IVY	1/SEC <sup>2</sup> -CM	-.00000	-.00000	-.00000	-.00000	-.00000	-.00000	-.00000	-.00000	-.00000	-.00000	-.00000
MV/IVY	1/SEC <sup>2</sup> -CM	-.00000	-.00000	-.00000	-.00000	-.00000	-.00000	-.00000	-.00000	-.00000	-.00000	-.00000
MW/IVY	1/SEC <sup>2</sup> -CM	-.00000	-.00000	-.00000	-.00000	-.00000	-.00000	-.00000	-.00000	-.00000	-.00000	-.00000
MX/IVY	1/SEC <sup>2</sup> -CM	-.00000	-.00000	-.00000	-.00000	-.00000	-.00000	-.00000	-.00000	-.00000	-.00000	-.00000
MY/IVY	1/SEC <sup>2</sup> -CM	-.00000	-.00000	-.00000	-.00000	-.00000	-.00000	-.00000	-.00000	-.00000	-.00000	-.00000
MZ/IVY	1/SEC <sup>2</sup> -CM	-.00000	-.00000	-.00000	-.00000	-.00000	-.00000	-.00000	-.00000	-.00000	-.00000	-.00000
NU/IZZ	1/SEC <sup>2</sup> -CM	-.00000	-.00000	-.00000	-.00000	-.00000	-.00000	-.00000	-.00000	-.00000	-.00000	-.00000
NV/IZZ	1/SEC <sup>2</sup> -CM	-.00000	-.00000	-.00000	-.00000	-.00000	-.00000	-.00000	-.00000	-.00000	-.00000	-.00000
NW/IZZ	1/SEC <sup>2</sup> -CM	-.00000	-.00000	-.00000	-.00000	-.00000	-.00000	-.00000	-.00000	-.00000	-.00000	-.00000
NX/IZZ	1/SEC <sup>2</sup> -CM	-.00000	-.00000	-.00000	-.00000	-.00000	-.00000	-.00000	-.00000	-.00000	-.00000	-.00000
NY/IZZ	1/SEC <sup>2</sup> -CM	-.00000	-.00000	-.00000	-.00000	-.00000	-.00000	-.00000	-.00000	-.00000	-.00000	-.00000
NZ/IZZ	1/SEC <sup>2</sup> -CM	-.00000	-.00000	-.00000	-.00000	-.00000	-.00000	-.00000	-.00000	-.00000	-.00000	-.00000
OB	CM	2.38315	1.26420	-.78485	-2.82608	-3.92155	-2.62438	-1.34686	-.33354	-.34583	-.74352	1.38192
OC	CM	8.29473	9.99373	10.49561	9.81608	7.97326	6.91428	6.66011	7.02024	7.91239	9.46261	12.10222
OD	CM	3.6473	4.6373	5.1360	5.1042	4.4498	3.7014	3.1222	2.7641	3.0279	3.7604	4.6536
OE	CM	-.35968	-.13978	1.5721	4.3181	5.8454	2.9881	-.00093	-.25995	-.47649	-.74660	-1.17062
OF	CM	7.73754	7.72618	6.17354	5.52104	4.57749	3.46245	2.08101	-.60973	-.37973	-.36946	-3.32911
OH	CM	-.27250	-.38300	-.42272	-.38580	-.27039	-.21527	-.20927	-.23465	-.29692	-.39304	-.50983

\* DERIVED BY FITTING A THIRD ORDER CURVE THROUGH -40, -20, +20 AND +40 VALUES.





APPENDIX E

TABLE E1.- Concluded

(i)  $\dot{Z} = 10.16$  m/sec

Parameter	Unit	Value of parameter at X, knots, of										
		-40	-20	+0	20	40	60	80	100	120	140	160
XU/M	1/SEC	-.06265	-.03715	-.00488	-.01280	-.00562	-.01522	-.02053	-.02449	-.03210	-.03842	-.04384
XV/M	1/SEC	-.00036	-.00013	-.01059	-.00780	-.00018	-.00001	-.00001	-.00027	-.00100	-.00235	-.00333
XW/M	1/SEC	-.07681	-.07783	-.00046	-.02390	-.05288	-.05212	-.04813	-.04442	-.03774	-.02589	-.01779
XDM/M	1/SEC-CM	-.03231	-.01307	-.00937	-.01132	-.00902	-.01304	-.01636	-.01887	-.01703	-.01894	-.01779
XDC/M	1/SEC-CM	-.11952	-.15608	-.12780	-.08218	-.06669	-.06030	-.05030	-.03774	-.02602	-.01779	-.01894
XDS/M	1/SEC-CM	-.00001	-.00005	-.00005	-.00002	-.00001	-.00000	-.00000	-.00000	-.00002	-.00003	-.00002
XDR/M	1/SEC-CM	-.00001	-.00002	-.00003	-.00002	-.00000	-.00000	-.00000	-.00001	-.00001	-.00003	-.00003
XP/M	1/SEC	-.02742	-.11682	-.08527	-.01653	-.00134	-.00051	-.00091	-.00133	-.00128	-.00003	-.00003
XQ/M	1/SEC	-.81320	-.61320	-.70003	-.79939	-.63575	-.64323	-.63334	-.62593	-.65015	-.66498	-.70631
XR/M	1/SEC	-.03259	-.14286	-.01734	-.11312	-.01765	-.00085	-.00320	-.00274	-.00176	-.00322	-.00451
XU/M	1/SEC	-.00173	-.00581	-.00019	-.00551	-.00177	-.00041	-.00033	-.00084	-.00101	-.00118	-.00130
YU/M	1/SEC	-.05914	-.12163	-.14002	-.11564	-.04739	-.06234	-.08100	-.09989	-.11907	-.13875	-.15958
YV/M	1/SEC	-.00112	-.00536	-.00932	-.00930	-.00158	-.00049	-.00005	-.00011	-.00076	-.00245	-.00439
YDM/M	1/SEC-CM	-.01042	-.00891	-.00153	-.01108	-.00993	-.00537	-.00188	-.00114	-.00289	-.00456	-.00770
YDC/M	1/SEC-CM	-.03528	-.00046	-.00139	-.00014	-.00545	-.00050	-.00185	-.00279	-.00133	-.00375	-.00791
YDS/M	1/SEC-CM	-.13336	-.13989	-.14094	-.13755	-.13073	-.12850	-.12646	-.12488	-.12276	-.12132	-.12470
YDR/M	1/SEC-CM	-.00794	-.01014	-.00719	-.00402	-.00714	-.01080	-.01436	-.01710	-.01691	-.01674	-.01583
YP/M	1/SEC	-.80995	-.65315	-.57260	-.64132	-.87236	-.93816	-.93879	-.90535	-.83647	-.73768	-.63279
YQ/M	1/SEC	-.05747	-.00684	-.00775	-.10177	-.03073	-.01042	-.04962	-.08375	-.10272	-.12531	-.15272
YR/M	1/SEC	-.00930	-.00078	-.00865	-.05549	-.09347	-.10072	-.09937	-.09463	-.08776	-.07634	-.06327
ZU/M	1/SEC	-.31299	-.21867	-.01843	-.21180	-.16494	-.06629	-.03036	-.01330	-.01087	-.03054	-.03503
ZV/M	1/SEC	-.00090	-.06327	-.00095	-.08775	-.00282	-.00013	-.00037	-.00150	-.00342	-.00489	-.00442
ZW/M	1/SEC	-.56518	-.17912	-.02341	-.15034	-.61310	-.66055	-.69979	-.73454	-.76482	-.73642	-.70289
ZDM/M	1/SEC-CM	-.11240	-.00591	-.00732	-.01566	-.10744	-.08516	-.07799	-.07469	-.07131	-.03426	-.03013
ZDS/M	1/SEC-CM	-.07512	-.01666	-.110527	-.02939	-.79955	-.11289	-.11692	-.11302	-.11302	-.11302	-.11302
ZDS/M	1/SEC-CM	-.00004	-.00033	-.00008	-.00043	-.00008	-.00002	-.00003	-.00006	-.00024	-.00045	-.00042
ZDM/M	1/SEC-CM	-.00001	-.00001	-.00001	-.00004	-.00007	-.00000	-.00000	-.00005	-.00008	-.00004	-.00007
ZP/M	1/SEC	-.10725	-.17194	-.75201	-.42299	-.10429	-.00516	-.00950	-.03630	-.02818	-.02487	-.02291
ZQ/M	1/SEC	-.57476	-.10091	-.05095	-.90044	-.81637	-.24682	-.05257	-.03104	-.10414	-.10410	-.07344
ZR/M	1/SEC	-.20923	-.10763	-.16611	-.13996	-.26684	-.04400	-.03111	-.04755	-.06698	-.05478	-.00880
LU/IXX	1/SEC-M	-.00105	-.00529	-.00188	-.00724	-.00242	-.00152	-.00105	-.00069	-.00127	-.00109	-.00056
LV/IXX	1/SEC-M	-.01317	-.01631	-.01639	-.01489	-.01334	-.01286	-.01283	-.01353	-.01480	-.01686	-.02069
LW/IXX	1/SEC-M	-.00320	-.00408	-.00820	-.01055	-.00607	-.00699	-.00785	-.00818	-.00924	-.00910	-.00810
LDB/IXX	1/SEC-CM	-.01171	-.01595	-.00793	-.00338	-.00901	-.00850	-.00785	-.00687	-.00609	-.00387	-.00130
LOC/IXX	1/SEC-CM	-.00712	-.00664	-.01235	-.01115	-.00568	-.00404	-.00387	-.00385	-.00452	-.00712	-.00672
LOS/IXX	1/SEC-CM	-.15911	-.14472	-.16523	-.16205	-.15672	-.15532	-.15407	-.15310	-.15131	-.15009	-.15279
LDR/IXX	1/SEC-CM	-.05394	-.05805	-.05596	-.05245	-.05232	-.05459	-.05685	-.05857	-.05766	-.05700	-.05743
LP/IXX	1/SEC	-.12597	-.09822	-.78941	-.83949	-.10304	-.10668	-.10856	-.10562	-.09569	-.08511	-.08136
LQ/IXX	1/SEC	-.08167	-.15710	-.06025	-.05730	-.05614	-.06492	-.06092	-.05907	-.03411	-.00484	-.03533
LR/IXX	1/SEC	-.09330	-.07811	-.05610	-.05232	-.04980	-.04706	-.04727	-.04317	-.04681	-.04754	-.06304
MU/IVY	1/SEC-M	-.02509	-.02850	-.12110	-.07691	-.02386	-.01620	-.01324	-.01151	-.00902	-.00552	-.00337
MV/IVY	1/SEC-M	-.00477	-.01947	-.00430	-.02266	-.00249	-.00238	-.00098	-.00001	-.00148	-.00243	-.00340
MW/IVY	1/SEC-M	-.01793	-.06707	-.01947	-.09800	-.02500	-.03304	-.03893	-.04393	-.04575	-.04872	-.05375
MOB/IVY	1/SEC-CM	-.15313	-.11451	-.10151	-.11333	-.10917	-.16036	-.17014	-.17916	-.18334	-.18712	-.18979
MOC/IVY	1/SEC-CM	-.00747	-.00715	-.00584	-.00029	-.00988	-.00867	-.00854	-.00814	-.00768	-.00740	-.00614
MOS/IVY	1/SEC-CM	-.00000	-.00003	-.00000	-.00003	-.00000	-.00000	-.00000	-.00001	-.00001	-.00002	-.00002
MOR/IVY	1/SEC-CM	-.00000	-.00000	-.00026	-.00024	-.00006	-.00001	-.00002	-.00004	-.00016	-.00029	-.00027
MP/IVY	1/SEC	-.03520	-.23178	-.03056	-.18670	-.04683	-.00245	-.00132	-.01223	-.01217	-.01119	-.01222
MQ/IVY	1/SEC	-.13254	-.17291	-.18476	-.17725	-.13496	-.11529	-.11638	-.11745	-.11756	-.11759	-.11636
MR/IVY	1/SEC	-.02571	-.15217	-.23723	-.21576	-.02264	-.00272	-.00033	-.00639	-.01297	-.00928	-.00624
MU/IZZ	1/SEC-M	-.00151	-.00301	-.00344	-.00116	-.00244	-.00206	-.00185	-.00168	-.00140	-.00118	-.00074
NV/IZZ	1/SEC-M	-.00321	-.00761	-.00145	-.00469	-.00018	-.00097	-.00189	-.00263	-.00339	-.00397	-.00407
NW/IZZ	1/SEC-M	-.00274	-.00273	-.00003	-.00231	-.00121	-.00218	-.00272	-.00295	-.00285	-.00282	-.00199
NDB/IZZ	1/SEC-CM	-.00196	-.01215	-.01591	-.01271	-.00206	-.00255	-.00514	-.00635	-.00591	-.00342	-.00075
NDC/IZZ	1/SEC-CM	-.00543	-.00314	-.00001	-.00281	-.00066	-.00069	-.00065	-.00086	-.00086	-.00093	-.00146
NDS/IZZ	1/SEC-CM	-.00313	-.00287	-.00350	-.00398	-.00323	-.00241	-.00161	-.00100	-.00098	-.00098	-.00127
NDR/IZZ	1/SEC-CM	-.00692	-.00000	-.00128	-.00742	-.00543	-.00406	-.00274	-.00180	-.00158	-.00075	-.00172
NP/IZZ	1/SEC	-.02035	-.02103	-.00292	-.01209	-.01458	-.00374	-.00548	-.00338	-.00265	-.00357	-.00919
NQ/IZZ	1/SEC	-.00332	-.00786	-.01014	-.00839	-.00766	-.00496	-.00417	-.00543	-.00494	-.00760	-.00396
NR/IZZ	1/SEC	-.00942	-.00429	-.00631	-.00567	-.00370	-.00387	-.00391	-.00317	-.00325	-.00326	-.00395
DR	CM	3.67698	4.78246	1.11595	-0.73442	-4.86914	-2.86325	-1.76080	-0.97363	-0.40221	-0.09620	-0.27620
DC	CM	4.16392	4.18320	9.47243	8.00437	3.75176	2.48656	2.19566	2.50130	3.29269	4.72304	7.25064
DS	CM	1.1084	3.1152	4.5187	4.6684	2.1139	1.0631	0.5640	0.3311	0.08130	1.7523	2.5527
DR	CM	-.85248	-.91782	2.0013	1.21735	8.4962	4.3699	1.8717	-.00509	-.12176	-.27258	-.56195
THEN	DEG.	2.1094	7.44382	6.47385	5.41325	4.93539	3.95243	2.81267	1.56647	1.51339	8.9782	-2.04072
PHIN	DEG.	-.06388	-.31197	-.38678	-.30982	-.05863	-.00681	-.01180	-.05078	-.13447	-.25974	-.41379

\* DERIVED BY FITTING A THIRD ORDER CURVE THROUGH -40, -20, +20 AND +40 VALUES.



APPENDIX E

TABLE E2.- STABILITY DERIVATIVES AND TRIMS IN U.S. CUSTOMARY UNITS

(a)  $\dot{Z} = -2000$  ft/min

Parameter	Unit	Value of parameter at X, knots, of										
		-40	-20	*0	20	40	60	80	100	120	140	160
XU/M	1/SEC	-.05118	-.04400	-.02862	-.01680	-.02052	-.02594	-.03059	-.03473	-.04149	-.04742	-.05539
XV/M	1/SEC	-.00314	-.01149	-.00371	-.00564	-.00121	-.00002	-.00079	-.00162	-.00288	-.00477	-.00513
XW/M	1/SEC	.07545	.05547	.04517	.04082	.03871	.03191	.02074	.00780	.00079	.00078	.00232
XDB/M	FT/SEC <sup>2</sup> =IN	.15961	.14142	.12940	.12386	.12502	.13553	.14923	.15833	.12347	.08429	-.04701
XDC/M	FT/SEC <sup>2</sup> =IN	1.63981	1.29423	.98852	.72567	.50871	.29371	.05588	-.24779	-.29769	-.48805	-1.10702
XDS/M	FT/SEC <sup>2</sup> =IN	-.00130	-.00093	-.00068	-.00051	-.00037	-.00027	-.00006	-.00017	-.00006	-.00003	-.00079
XDR/M	FT/SEC <sup>2</sup> =IN	-.00070	-.00054	-.00045	-.00040	-.00034	-.00037	-.00042	-.00052	-.00045	-.00045	-.00037
XP/M	FT/SEC	.06319	.06770	.01851	.02421	-.00825	-.00064	.00358	.00758	.00911	.01015	.01518
XQ/M	FT/SEC	2.49779	2.41239	2.41302	2.56508	2.53396	2.51622	2.53310	2.61093	2.86081	3.16720	3.61619
XR/M	FT/SEC	-.23021	-.21555	-.12490	-.00460	-.04496	-.05976	-.07565	-.09320	-.10096	-.12259	-.19675
YU/M	1/SEC	-.00205	-.00309	-.00123	-.00118	-.00041	-.00034	-.00057	-.00090	-.00101	-.00096	-.00059
YV/M	1/SEC	-.11966	-.19226	-.18865	-.14166	-.09535	-.09455	-.10600	-.12218	-.13994	-.16058	-.18770
YW/M	1/SEC	.00430	.00468	.00468	.00500	.00532	.00530	.00527	.00536	.00493	.00431	.00217
YDB/M	FT/SEC <sup>2</sup> =IN	.00255	.00783	.01503	.02270	.02942	.02952	.01832	.00366	-.02691	-.07455	-.15172
YDC/M	FT/SEC <sup>2</sup> =IN	.08559	.08289	.08387	.08603	.08687	.08665	.08790	.09272	.09666	.09836	.07427
YDS/M	FT/SEC <sup>2</sup> =IN	1.19595	1.19100	1.18384	1.17588	1.16770	1.17280	1.18709	1.21011	1.23366	1.26881	1.35059
YDR/M	FT/SEC <sup>2</sup> =IN	-.09284	-.07297	-.04955	-.03025	-.02271	-.02240	-.02238	-.01366	-.02814	-.06949	-.11619
YP/M	FT/SEC	-.01152	-.04513	-.78321	-.82669	-.97650	-.10917	-.14141	-.12891	-.10429	-.08919	-.72210
YQ/M	FT/SEC	-.06963	-.06832	-.01149	.02239	.03488	.08996	.16156	.25066	.38436	.58147	.87209
YR/M	FT/SEC	-.10480	-.09305	.00354	.05871	.10487	.11887	.12334	.12738	.13159	.13268	.13951
ZU/M	1/SEC	-.18413	-.13780	.03773	.05401	.05338	.03074	.02517	.02305	.00183	-.02673	-.03788
ZV/M	1/SEC	-.00626	-.00078	.00138	.00090	.00156	.00109	.00022	.00112	.00179	.00206	.00555
ZW/M	1/SEC	-.51004	-.42984	-.41575	-.45665	-.50146	-.41615	-.48038	-.53471	-.61129	-.66132	-.58574
ZDB/M	FT/SEC <sup>2</sup> =IN	-.18454	-.07609	.02510	.12574	.23139	.30079	.32526	.32566	.27510	.14413	-.14842
ZDC/M	FT/SEC <sup>2</sup> =IN	9.04134	8.61662	8.50956	8.71609	9.23216	9.96496	10.75477	11.54134	11.84694	10.40171	8.15297
ZDS/M	FT/SEC <sup>2</sup> =IN	.00783	.00656	.00589	.00555	.00528	.00545	.00609	.00749	.00812	.00900	.01211
ZDR/M	FT/SEC <sup>2</sup> =IN	.00062	.00029	-.00010	-.00037	-.00053	-.00075	-.00117	-.00119	-.00078	-.00109	-.00273
ZP/M	FT/SEC	-.18366	-.12894	.01306	.06937	.02413	.01439	.03614	.06560	.08210	.10083	.14145
ZQ/M	FT/SEC	1.09826	.50543	.52088	.55636	.02603	.18900	.05936	.20901	.25632	.30375	.23303
ZR/M	FT/SEC	.05735	.04197	.03325	.07759	.19252	.17305	.06379	.69348	.71624	.72756	.78478
LU/IXX	1/SEC=FT	-.00057	-.00063	-.00053	-.00036	-.00020	-.00008	.00004	.00018	.00012	.00024	.00036
LV/IXX	1/SEC=FT	-.00736	-.00741	-.00730	-.00713	-.00702	-.00712	-.00741	-.00788	-.00859	-.00975	-.01190
LW/IXX	1/SEC=FT	.00043	.00044	.00046	.00051	.00070	.00087	.00101	.00113	.00138	.00175	.00164
LDB/IXX	1/SEC <sup>2</sup> =IN	-.03983	-.03832	-.03477	-.02964	-.02337	-.02039	-.02045	-.02319	-.03197	-.04800	-.07546
LDC/IXX	1/SEC <sup>2</sup> =IN	-.01166	-.01491	-.01172	-.01865	-.01933	-.01978	-.02016	-.02025	-.01804	-.01292	-.01547
LDS/IXX	1/SEC <sup>2</sup> =IN	.42642	.42439	.42167	.41884	.41652	.41781	.42194	.42697	.43141	.43857	.45767
LDR/IXX	1/SEC <sup>2</sup> =IN	-.15274	-.14717	-.14046	-.13469	-.13194	-.13241	-.13395	-.13425	-.12660	-.11929	-.11616
LP/IXX	1/SEC	-.59481	-.54596	-.51947	-.51926	-.54922	-.57182	-.57709	-.56336	-.52459	-.46679	-.39543
LQ/IXX	1/SEC	.15014	.14593	.14176	.13165	.10961	.09877	.09740	.10394	.13124	.17750	.24050
LR/IXX	1/SEC	-.03513	-.03152	-.02967	-.03047	-.03480	-.03759	-.03817	-.03692	-.03457	-.02946	-.02151
MU/IVV	1/SEC=FT	.00027	.00104	.00138	.00095	-.00069	-.00232	-.00292	-.00292	-.00292	-.00162	-.00238
MV/IVV	1/SEC=FT	.00220	.00245	.00018	.00287	.00176	.00077	.00014	.00099	.00179	.00236	.00302
MW/IVV	1/SEC=FT	-.00703	.00255	.00189	.00600	.01086	.01324	.01460	.01571	.01495	.01474	.01069
MX/IVV	1/SEC=FT	.37256	.36008	.35545	.35865	.37044	.39201	.41467	.43642	.44832	.37555	.31234
MOB/IVV	1/SEC <sup>2</sup> =IN	-.03008	.00104	.02225	.04478	.07988	.11652	.14663	.16715	.15803	.15819	.07641
MDB/IVV	1/SEC <sup>2</sup> =IN	-.00002	-.00000	-.00002	-.00003	-.00004	-.00005	-.00010	-.00010	-.00010	-.00010	-.00007
MDB/IVV	1/SEC <sup>2</sup> =IN	-.00162	-.00138	-.00124	-.00115	-.00107	-.00107	-.00121	-.00145	-.00152	-.00162	-.00215
MP/IVV	1/SEC	.02734	.03360	.00252	.03813	.03030	.01752	.00516	.00600	.01514	.02173	.02788
MQ/IVV	1/SEC	1.52788	1.39708	1.35265	1.39397	1.52040	1.63108	1.70365	1.75387	1.65610	1.46228	1.23556
MR/IVV	1/SEC	-.01017	-.00371	-.00456	-.00904	-.01362	-.01562	-.01186	-.00808	-.00152	-.00333	-.00451
MU/IZZ	1/SEC=FT	.00030	.00052	.00065	.00065	.00044	.00031	.00025	.00022	.00015	.00005	.00025
MV/IZZ	1/SEC=FT	-.00197	-.00355	-.00151	-.00151	.00043	.00010	-.00008	-.00021	-.00037	-.00047	-.00034
MW/IZZ	1/SEC=FT	.00045	.00034	.00035	.00039	.00037	.00020	-.00002	-.00031	-.00115	-.00251	-.00464
NDB/IZZ	1/SEC <sup>2</sup> =IN	.00166	.06515	.06613	.06460	.06653	.05815	.05767	.05942	.06320	.07025	.08165
NDC/IZZ	1/SEC <sup>2</sup> =IN	-.00419	-.00110	.00191	.00518	.00902	.01239	.01474	.01592	.01013	-.00506	-.03165
NDS/IZZ	1/SEC <sup>2</sup> =IN	-.00701	-.00822	.00093	.01078	.01119	.01125	.01157	.01210	.01062	.01785	.02150
NDR/IZZ	1/SEC <sup>2</sup> =IN	.20987	.20917	.20812	.20687	.20556	.20646	.20895	.21303	.21747	.22385	.23444
NP/IZZ	1/SEC	.03790	.02549	.00788	.01049	.02254	.03137	.04039	.05300	.07687	.10728	.14998
NQ/IZZ	1/SEC	-.21913	-.23281	-.23718	-.23264	-.21888	-.20645	-.19817	-.19484	-.17704	-.16343	-.15835
NR/IZZ	1/SEC	-.04328	-.04433	-.04591	-.04660	-.04738	-.04648	-.05025	-.05339	-.05968	-.06983	-.08892
DB	IN	-.18425	.16325	.24597	.34123	.35786	.18502	.09439	.40521	.66573	.91708	1.34544
DC	IN	5.58968	5.82353	5.88053	5.78066	5.46311	5.33553	5.40809	5.67251	6.11501	6.87001	8.20319
DL	IN	-.30375	-.32369	-.32866	-.32059	-.30141	-.28408	-.26919	-.25927	-.26671	-.30274	-.38246
DR	IN	-.28159	-.18355	.07431	.01311	.08132	.18773	.31210	.45927	.61590	.85990	1.21164
DMEN	DEG.	9.41930	7.98784	6.41968	5.10288	4.02514	2.59770	1.87870	1.27356	1.33030	2.40888	4.17521
PHIN	DEG.	-.53696	-.54449	-.56340	-.57108	-.54815	-.52384	-.51905	-.53071	-.54699	-.62282	-.70425

\* DERIVED BY FITTING A THIRD ORDER CURVE THROUGH +40, +20, +20 AND +40 VALUES.

APPENDIX E

TABLE E2.- Continued

(b)  $\dot{Z} = -1500$  ft/min

Parameter	Unit	Value of parameter at $\dot{X}$ , knots, of										
		-40	-20	0	20	40	60	80	100	120	140	160
XUZH	1/SEC	.05033	.04387	.02686	.01355	.01818	.02447	.02928	.03329	.03977	.04612	.05283
XV/M	1/SEC	.00115	.00711	.00238	.00340	.00060	.00015	.00064	.00126	.00216	.00379	.00591
XW/M	1/SEC	.07103	.05143	.04213	.03923	.03884	.03340	.02340	.01158	.01419	.00531	.01981
XDB/M	FT/SEC <sup>2</sup> =IN	.18114	.13934	.12584	.11997	.12108	.13325	.14878	.15949	.13485	.08658	.06457
XDC/M	FT/SEC <sup>2</sup> =IN	1.59771	1.26970	.97328	.71964	.51999	.32753	.09215	.16849	.17504	.38266	.94407
XDS/M	FT/SEC <sup>2</sup> =IN	.00093	.00068	.00048	.00034	.00024	.00018	.00013	.00007	.00011	.00004	.00044
XDR/M	FT/SEC <sup>2</sup> =IN	.00054	.00040	.00031	.00026	.00023	.00023	.00026	.00034	.00035	.00027	.00038
XP/M	FT/SEC	.06664	.06545	.01934	.02051	.00089	.00033	.00313	.00623	.00792	.00888	.01372
XQ/M	FT/SEC	2.42708	2.59131	2.80280	2.54639	2.50896	2.47299	2.47248	2.53161	2.69970	3.04823	3.41859
XR/M	FT/SEC	.22351	.21195	.11195	.01805	.02481	.04254	.05811	.07309	.07686	.09651	.15847
YU/M	1/SEC	.00169	.00265	.00087	.00100	.00032	.00024	.00044	.00079	.00101	.00087	.00086
YV/M	1/SEC	.10873	.17212	.16982	.13168	.08753	.08894	.10083	.11743	.13336	.15579	.18139
YW/M	1/SEC	.00380	.00379	.00403	.00490	.00476	.00467	.00457	.00444	.00504	.00574	.00331
YDB/M	FT/SEC <sup>2</sup> =IN	.00670	.00230	.01415	.02619	.03577	.03399	.02418	.00989	.01374	.04351	.12291
YDC/M	FT/SEC <sup>2</sup> =IN	.07619	.07713	.07879	.07965	.07819	.07649	.07634	.08027	.09035	.08328	.07999
YDS/M	FT/SEC <sup>2</sup> =IN	1.18286	1.18133	1.17316	1.16595	1.15528	1.13787	1.11687	1.18731	1.20578	1.23465	1.30812
YDR/M	FT/SEC <sup>2</sup> =IN	.09076	.07337	.05071	.03218	.02212	.03021	.03384	.02915	.04628	.04473	.08479
YP/M	FT/SEC	.123216	.104184	.07175	.102387	.119941	.132645	.137600	.135442	.125516	.109889	.90315
YQ/M	FT/SEC	.03586	.02204	.00682	.00608	.01291	.04614	.14147	.22889	.32821	.53562	.77059
YR/M	FT/SEC	.13065	.11491	.10428	.10628	.12858	.14311	.14851	.14845	.14798	.14418	.14333
ZU/M	1/SEC	.18121	.15090	.03464	.07480	.06464	.04075	.02741	.00259	.00052	.03022	.03086
ZV/M	1/SEC	.00716	.00141	.00089	.00059	.00144	.00031	.00100	.00172	.00175	.00240	.00256
ZW/M	1/SEC	.48784	.40112	.38687	.43138	.52093	.60080	.66904	.72574	.79154	.85092	.91676
ZDB/M	FT/SEC <sup>2</sup> =IN	.00929	.08395	.22643	.13571	.25785	.33636	.35668	.35174	.24441	.21211	.22413
ZDC/M	FT/SEC <sup>2</sup> =IN	.89056	.47970	.37162	.37547	.90894	.98445	10.65538	11.46771	11.66779	10.28289	9.85852
ZDS/M	FT/SEC <sup>2</sup> =IN	.00586	.00479	.00416	.00369	.00330	.00342	.00380	.00490	.00563	.00632	.00985
ZDR/M	FT/SEC <sup>2</sup> =IN	.00079	.00024	.00010	.00028	.00035	.00041	.00081	.00065	.00013	.00080	.00017
ZP/M	FT/SEC	.25195	.17114	.03379	.05095	.02604	.02303	.00777	.04047	.06042	.07969	.10683
ZQ/M	FT/SEC	1.28556	.00370	.28391	.52584	.19081	.41239	.25458	.03034	.73722	.16933	.45219
ZR/M	FT/SEC	.91806	.92030	.02824	.06673	.87324	.75676	.66760	.64648	.66472	.64227	.72414
LU/IXX	1/SEC=FT	.00053	.00061	.00049	.00030	.00017	.00010	.00013	.00008	.00016	.00035	.00015
LW/IXX	1/SEC=FT	.00690	.00701	.00696	.00680	.00663	.00669	.00694	.00736	.00799	.00904	.01086
LX/IXX	1/SEC=FT	.00050	.00046	.00047	.00056	.00080	.00099	.00112	.00123	.00169	.00210	.00210
LDB/IXX	1/SEC <sup>2</sup> =IN	.03817	.03628	.03173	.02528	.01769	.01294	.01394	.01617	.02269	.03916	.06119
LDC/IXX	1/SEC <sup>2</sup> =IN	.01021	.01376	.01816	.01744	.01766	.01759	.01773	.01782	.01462	.01252	.01203
LDS/IXX	1/SEC <sup>2</sup> =IN	.42301	.42195	.41950	.41644	.41353	.41431	.41720	.42176	.42508	.43089	.44600
LDR/IXX	1/SEC <sup>2</sup> =IN	.15084	.14626	.13985	.13416	.13174	.13189	.13489	.13570	.12868	.12197	.11913
LP/IXX	1/SEC	.64632	.59328	.56592	.56888	.60679	.63365	.64013	.62600	.58538	.52507	.45372
LQ/IXX	1/SEC	.14216	.13825	.12938	.11315	.08715	.07420	.07201	.07753	.09734	.14880	.20010
LR/IXX	1/SEC	.04261	.03797	.03559	.03646	.04158	.04487	.04553	.04410	.04110	.03545	.02700
MU/IVY	1/SEC=FT	.00082	.00203	.00255	.00190	.00036	.00253	.00311	.00304	.00208	.00170	.00158
MV/IVY	1/SEC=FT	.00200	.00216	.00006	.00211	.00143	.00058	.00019	.00091	.00165	.00204	.00267
MW/IVY	1/SEC=FT	.00826	.00303	.00174	.00654	.01184	.01413	.01510	.01593	.01759	.01398	.01487
NDB/IVY	1/SEC <sup>2</sup> =IN	.36851	.35481	.34973	.35351	.36638	.39071	.41484	.43722	.43615	.37214	.34660
NDC/IVY	1/SEC <sup>2</sup> =IN	.03176	.00260	.02162	.04220	.08124	.12407	.15151	.16993	.17649	.14017	.10979
NDS/IVY	1/SEC <sup>2</sup> =IN	.00001	.00000	.00001	.00002	.00003	.00003	.00005	.00007	.00010	.00006	.00013
NDR/IVY	1/SEC <sup>2</sup> =IN	.00119	.00101	.00088	.00077	.00067	.00066	.00076	.00096	.00107	.00114	.00178
MP/IVY	1/SEC	.03643	.04190	.00240	.04582	.03770	.02255	.00915	.00204	.01100	.01720	.02440
MQ/IVY	1/SEC	1.52562	1.36512	1.31090	1.36209	1.51781	1.63613	1.70785	1.75547	1.74017	1.45782	1.32729
MR/IVY	1/SEC	.01319	.00270	.00330	.01025	.01880	.02036	.01519	.00863	.00153	.00121	.00744
NU/IZZ	1/SEC=FT	.00023	.00047	.00061	.00043	.00039	.00027	.00023	.00021	.00018	.00018	.00015
NV/IZZ	1/SEC=FT	.00180	.00320	.00094	.00144	.00039	.00006	.00014	.00029	.00048	.00088	.00053
NW/IZZ	1/SEC=FT	.00042	.00030	.00032	.00037	.00033	.00018	.00004	.00026	.00086	.00216	.00375
NDB/IZZ	1/SEC <sup>2</sup> =IN	.05468	.05921	.06058	.05876	.05376	.05051	.04924	.05029	.05402	.05990	.07191
NDC/IZZ	1/SEC <sup>2</sup> =IN	.00467	.00146	.00158	.00479	.00851	.01183	.01394	.01586	.01243	.00281	.02121
NDS/IZZ	1/SEC <sup>2</sup> =IN	.00703	.00811	.00949	.01058	.01081	.01083	.01094	.01096	.01333	.01400	.01928
NDR/IZZ	1/SEC <sup>2</sup> =IN	.20784	.20751	.20683	.20519	.20381	.20381	.20567	.20896	.21247	.21778	.23089
NP/IZZ	1/SEC	.03068	.02154	.00544	.01082	.02047	.02700	.03383	.04389	.04407	.04988	.42650
NQ/IZZ	1/SEC	.19053	.20835	.21434	.20859	.19118	.17488	.16413	.15930	.14690	.13211	.13531
NR/IZZ	1/SEC	.04228	.04328	.04432	.04511	.04536	.04581	.04696	.04939	.05442	.06299	.07875
OB	IN	.04989	.09073	.25640	.43378	.50978	.32418	.02211	.29959	.55366	.78053	1.16387
OC	IN	5.03593	5.40061	5.48036	5.33684	4.97169	4.79996	4.84093	5.08308	5.49286	6.21451	7.45641
OD	IN	.24790	.29143	.29913	.29190	.27140	.25314	.23745	.22533	.23112	.26404	.32750
OE	IN	.18005	.12923	.07131	.01383	.03566	.12515	.24009	.37341	.52654	.71934	1.02469
OF	DEG.	9.26035	7.92440	6.41524	5.34968	4.18412	2.78578	1.17638	.53930	.92517	1.90991	5.45690
PHIN	DEG.	.48783	.51836	.53898	.53865	.49431	.46626	.45899	.47303	.51179	.57628	.66222

\* DERIVED BY FITTING A THIRD ORDER CURVE THROUGH #0, #20, #80 AND #160 VALUES.

APPENDIX E

TABLE E2.- Continued

(c)  $\dot{Z} = -1000$  ft/min

Parameter	Unit	Value of parameter at $\dot{X}$ , knots, of										
		-40	-20	*0	20	40	60	80	100	120	140	160
XU/M	1/SEC	-.04972	-.04402	-.02511	-.01009	-.01604	-.02307	-.02806	-.03200	-.03583	-.04501	-.05093
XV/M	1/SEC	-.00001	-.00391	-.00149	-.00175	-.00026	-.00011	-.00017	-.00078	-.00138	-.00267	-.00574
XW/M	1/SEC	-.06619	-.04724	-.03904	-.03759	-.03889	-.03484	-.02603	-.01535	-.00205	-.01025	-.01344
XDB/M	FT/SEC2-IN	-.16353	-.13727	-.12217	-.11608	-.11705	-.13105	-.14845	-.16082	-.14331	-.09211	-.06900
XDC/M	FT/SEC2-IN	1.55478	1.24691	-.95914	-.71302	-.53009	-.36094	-.14858	-.08856	-.05088	-.26597	-.79418
XDS/M	FT/SEC2-IN	-.00062	-.00044	-.00030	-.00019	-.00013	-.00009	-.00008	-.00006	-.00009	-.00007	-.00021
XDR/M	FT/SEC2-IN	-.00036	-.00027	-.00019	-.00014	-.00010	-.00011	-.00014	-.00020	-.00021	-.00018	-.00026
XP/M	FT/SEC	-.07878	-.06776	-.02172	-.01601	-.02025	-.00096	-.00235	-.00465	-.00651	-.00746	-.01105
XQ/M	FT/SEC	2.34955	2.37095	2.59658	2.53239	2.48428	2.43266	2.41469	2.45558	2.60669	2.93349	3.28950
XR/M	FT/SEC	-.22192	-.21234	-.09958	-.05033	-.00983	-.03151	-.04247	-.05503	-.05724	-.07393	-.12226
XU/M	1/SEC	-.00139	-.00208	-.00060	-.00090	-.00024	-.00013	-.00039	-.00071	-.00094	-.00084	-.00071
YV/M	1/SEC	-.09938	-.15574	-.15610	-.12340	-.08054	-.08301	-.09629	-.11328	-.13143	-.15165	-.17610
YW/M	1/SEC	-.00324	-.00320	-.00348	-.00391	-.00434	-.00412	-.00391	-.00395	-.00463	-.00338	-.00238
YDB/M	FT/SEC2-IN	-.01680	-.00370	-.01329	-.03014	-.04281	-.04004	-.02892	-.01435	-.00388	-.05315	-.10396
YDC/M	FT/SEC2-IN	-.06701	-.07144	-.07384	-.07355	-.06990	-.06607	-.06490	-.06780	-.08390	-.07431	-.07018
YDS/M	FT/SEC2-IN	1.17124	1.17331	1.16814	1.15779	1.14427	1.14416	1.15126	1.16540	1.17883	1.20148	1.26714
YDM/M	FT/SEC2-IN	-.08862	-.07386	-.05181	-.03383	-.03128	-.03793	-.04536	-.04462	-.01384	-.01970	-.05877
YP/M	FT/SEC	-1.45203	-1.23353	-1.15429	-1.21632	-1.42169	-1.56230	-1.61167	-1.58215	-1.46677	-1.28139	-1.07961
YQ/M	FT/SEC	-.00060	-.00269	-.00237	-.00905	-.01072	-.03349	-.12548	-.21334	-.30427	-.49772	-.69216
YR/M	FT/SEC	-.13641	-.13647	-.12454	-.12737	-.15294	-.16880	-.17261	-.16750	-.16350	-.15593	-.15084
ZU/M	1/SEC	-.18925	-.18588	-.03148	-.09572	-.07749	-.07889	-.03020	-.02241	-.00280	-.03274	-.02714
ZV/M	1/SEC	-.00722	-.00162	-.00072	-.00082	-.00032	-.00107	-.00206	-.00242	-.00244	-.00281	-.00464
ZW/M	1/SEC	-.46335	-.37131	-.35751	-.40538	-.49832	-.58473	-.65759	-.71686	-.74411	-.84564	-.84701
ZDB/M	FT/SEC2-IN	-.32793	-.09152	-.02774	-.14579	-.28857	-.37286	-.39135	-.38110	-.25913	-.22713	-.38045
ZDC/M	FT/SEC2-IN	-8.76072	-8.34844	-8.24424	-8.44039	-8.92918	-9.69911	-10.54486	-11.38550	-11.86153	-10.22149	-10.13481
ZDS/M	FT/SEC2-IN	-.00397	-.00314	-.00253	-.00205	-.00170	-.00165	-.00196	-.00287	-.00325	-.00385	-.00801
ZDM/M	FT/SEC2-IN	-.00055	-.00019	-.00004	-.00022	-.00041	-.00037	-.00029	-.00030	-.00011	-.00076	-.00233
ZP/M	FT/SEC	-.36012	-.23042	-.06929	-.02006	-.08558	-.06579	-.02233	-.01553	-.03650	-.05994	-.11857
ZQ/M	FT/SEC	1.52523	1.52018	1.44048	1.47277	1.45790	1.65493	1.45558	1.52444	1.46989	1.34808	1.36000
ZR/M	FT/SEC	1.00204	1.01959	1.00058	1.98409	1.86355	1.63779	1.60535	1.60507	1.60021	1.50505	1.69960
LV/IXX	1/SEC=FT	-.00048	-.00059	-.00044	-.00022	-.00014	-.00012	-.00003	-.00008	-.00001	-.00010	-.00020
LW/IXX	1/SEC=FT	-.00647	-.00665	-.00664	-.00649	-.00626	-.00627	-.00608	-.00606	-.00744	-.00638	-.00995
LX/IXX	1/SEC=FT	-.00056	-.00048	-.00047	-.00060	-.00095	-.00116	-.00127	-.00135	-.00170	-.00172	-.00169
LDB/IXX	1/SEC2-IN	-.03692	-.03461	-.02893	-.02102	-.01198	-.00814	-.00774	-.00964	-.01429	-.03073	-.04938
LDC/IXX	1/SEC2-IN	-.00893	-.01275	-.01523	-.01630	-.01588	-.01506	-.01491	-.01497	-.01082	-.01017	-.01227
LDS/IXX	1/SEC2-IN	-.41997	-.41992	-.41776	-.41443	-.41089	-.41112	-.41322	-.41678	-.41901	-.42347	-.43874
LDR/IXX	1/SEC2-IN	-.14907	-.14554	-.13939	-.13371	-.13182	-.13330	-.13596	-.13749	-.13090	-.12480	-.12241
LP/IXX	1/SEC	-.69755	-.63945	-.61095	-.61745	-.66429	-.69571	-.70323	-.68840	-.64593	-.58229	-.50997
LQ/IXX	1/SEC	-.13520	-.13148	-.11838	-.09605	-.06469	-.04995	-.07700	-.05296	-.07124	-.12240	-.16163
LR/IXX	1/SEC	-.05603	-.04422	-.04119	-.04217	-.04844	-.05242	-.05301	-.05123	-.04777	-.04152	-.03328
LV/IXX	1/SEC=FT	-.00133	-.00140	-.00110	-.00111	-.00207	-.00289	-.00335	-.00317	-.00218	-.00168	-.00221
MV/IXX	1/SEC=FT	-.00175	-.00175	-.00001	-.00155	-.00104	-.00037	-.00024	-.00083	-.00144	-.00175	-.00237
MV/IXX	1/SEC=FT	-.009947	-.00365	-.00184	-.00729	-.01337	-.01517	-.01564	-.01617	-.01770	-.01380	-.01119
MDR/IXX	1/SEC2-IN	-.36452	-.34928	-.34363	-.34790	-.36241	-.39000	-.41550	-.43855	-.45154	-.37501	-.36161
MDC/IXX	1/SEC2-IN	-.03381	-.00557	-.02092	-.03816	-.08318	-.15137	-.15750	-.17332	-.19352	-.15769	-.09461
MDS/IXX	1/SEC2-IN	-.00001	-.00000	-.00001	-.00001	-.00002	-.00001	-.00002	-.00004	-.00006	-.00004	-.00001
MDR/IXX	1/SEC2-IN	-.00079	-.00067	-.00055	-.00044	-.00035	-.00033	-.00039	-.00054	-.00063	-.00073	-.00144
MP/IXX	1/SEC	-.04726	-.05177	-.00231	-.05489	-.04588	-.02774	-.01296	-.00160	-.00717	-.01310	-.02291
MQ/IXX	1/SEC	-1.53243	-1.33744	-1.27220	-1.33496	-1.52399	-1.64610	-1.71462	-1.75868	-1.74931	-1.45384	-1.11351
MR/IXX	1/SEC	-.01843	-.00283	-.00458	-.01302	-.01750	-.01806	-.01523	-.01126	-.00415	-.00077	-.00163
MV/IZZ	1/SEC=FT	-.00015	-.00041	-.00057	-.00056	-.00033	-.00025	-.00023	-.00021	-.00017	-.00006	-.00010
MV/IZZ	1/SEC=FT	-.00166	-.00292	-.00081	-.00139	-.00034	-.00001	-.00020	-.00036	-.00055	-.00069	-.00068
MW/IZZ	1/SEC=FT	-.00042	-.00027	-.00029	-.00034	-.00025	-.00005	-.00011	-.00026	-.00067	-.00183	-.00310
NDB/IZZ	1/SEC2-IN	-.04797	-.05365	-.05544	-.05332	-.04727	-.04299	-.04085	-.04119	-.04473	-.04994	-.06088
NDC/IZZ	1/SEC2-IN	-.00492	-.00173	-.00127	-.00434	-.00775	-.01029	-.01239	-.01436	-.01360	-.00023	-.01422
NDS/IZZ	1/SEC2-IN	-.00706	-.00801	-.00936	-.01040	-.01045	-.01003	-.00962	-.00978	-.01184	-.01415	-.01704
NDR/IZZ	1/SEC2-IN	-.20565	-.20613	-.20542	-.20376	-.20143	-.20136	-.20254	-.20502	-.21185	-.22357	-.22357
NP/IZZ	1/SEC	-.02324	-.01752	-.00351	-.01103	-.01831	-.02288	-.02785	-.03532	-.05220	-.07347	-.10472
NQ/IZZ	1/SEC	-.16279	-.18593	-.19391	-.18670	-.18426	-.14334	-.12999	-.12401	-.11206	-.10165	-.10566
NR/IZZ	1/SEC	-.04141	-.00249	-.04345	-.04383	-.04318	-.04306	-.04377	-.04586	-.04979	-.05676	-.06986
DB	IN	-.11903	-.01195	-.36730	-.50684	-.69076	-.47876	-.14407	-.19205	-.04985	-.04430	-.99281
DC	IN	4.61493	4.99785	5.16272	4.93303	4.49221	4.27130	4.27929	4.49493	4.88498	5.58785	6.74024
DS	IN	-.23401	-.26147	-.27159	-.26535	-.24373	-.22403	-.20728	-.19475	-.20091	-.22942	-.28197
DR	IN	-.11189	-.09206	-.06837	-.00346	-.01995	-.06339	-.17239	-.29414	-.42749	-.59110	-.85632
THEN	DEG.	9.10901	7.86562	6.61257	5.39523	4.25894	2.96632	1.42181	-.22319	-.55312	-.45296	-.81367
PHIN	DEG.	-.43595	-.40766	-.51126	-.49798	-.43906	-.40330	-.39769	-.41428	-.45802	-.52990	-.62193

\* DERIVED BY FITTING A THIRD ORDER CURVE THROUGH -40, -20, +20 AND +40 VALUES.

APPENDIX E

TABLE E2.- Continued

(d)  $\dot{Z} = -500$  ft/min

Parameter	Unit	Value of parameter at $\dot{X}$ , knots, of										
		-40	-20	*0	20	40	60	80	100	120	140	160
XU/M	1/SEC	-.04948	-.04431	-.02325	-.00841	-.01387	-.02174	-.02695	-.03084	-.03724	-.04364	-.04851
XV/M	1/SEC	.00046	-.00184	-.00097	.00053	.00008	.00001	-.00006	-.00027	-.00062	-.00137	-.00421
XW/M	1/SEC	.06078	.04284	.03589	.03884	.03884	.03625	.02884	.01910	.02536	.01854	-.00254
XDR/M	FT/SEC <sup>2</sup> =IN	.16655	.13510	.11831	.11223	.11291	.12891	.14825	.16227	.14496	.11665	.09508
XDC/M	FT/SEC <sup>2</sup> =IN	1.51066	1.22694	.94701	.70594	.53876	.39387	.20511	-.00815	.06093	.08844	.59637
XDS/M	FT/SEC <sup>2</sup> =IN	-.09037	-.00025	-.00015	-.00007	-.00003	-.00002	-.00002	-.00003	-.00005	-.00008	-.00003
XDR/M	FT/SEC <sup>2</sup> =IN	-.00021	-.00013	-.00008	-.00005	-.00003	-.00002	-.00004	-.00007	-.00008	-.00012	-.00026
XP/M	FT/SEC	.09475	.07629	.03242	-.00190	.00825	.00570	.00410	.00332	.00476	.00641	.00960
XQ/M	FT/SEC	2.26457	2.54761	2.59202	2.52291	2.46537	2.39457	2.35932	2.38195	2.53542	2.71152	3.05128
XR/M	FT/SEC	-.22649	-.21772	-.12040	-.02995	-.04178	-.03990	-.03665	-.03979	-.04027	-.05155	-.09068
YU/M	1/SEC	-.01115	-.01170	-.00038	.00087	.00013	.00000	.00032	.00066	.00082	.00101	.00100
YV/M	1/SEC	-.09145	-.14266	-.14525	-.11866	-.07436	-.07822	-.09235	-.10972	-.12806	-.14811	-.17168
YW/M	1/SEC	.00288	.00272	.00301	.00354	.00412	.00366	.00328	.00328	.00374	.00426	.00419
YDR/M	FT/SEC <sup>2</sup> =IN	-.02811	-.01042	.01249	.03467	.05098	.04601	.03248	.01689	.00117	-.03947	-.07817
YDC/M	FT/SEC <sup>2</sup> =IN	.05815	.06576	.06897	.06762	.06219	.05731	.05343	.05514	.07160	.08128	.08592
YDS/M	FT/SEC <sup>2</sup> =IN	1.16105	1.11691	1.16274	1.15112	1.13461	1.13154	1.13474	1.14425	1.15263	1.16939	1.22750
YDR/M	FT/SEC <sup>2</sup> =IN	-.08652	-.07451	-.05288	-.03522	-.03151	-.04552	-.05689	-.06222	-.03413	-.00552	-.02634
YP/M	FT/SEC	-1.67033	-1.41972	-1.32917	-1.40184	-1.64092	-1.79907	-1.84855	-1.84855	-1.67224	-1.46929	-1.25200
YQ/M	FT/SEC	.03860	.02677	.01144	-.02457	.03847	.02338	.11371	.20437	.27705	.33075	.35200
YR/M	FT/SEC	-.18165	-.15751	-.14595	-.15169	-.18026	-.19618	-.19909	-.19360	-.18595	-.16694	-.15551
ZU/M	1/SEC	.17843	.18206	.02826	-.11816	-.09269	-.05637	-.03356	-.02250	-.00324	.03104	.01650
ZV/M	1/SEC	-.00605	-.00104	.00155	.00208	.00212	.00200	.00319	.00316	.00384	.00238	.00318
ZW/M	1/SEC	-.45864	-.34017	-.32741	-.37819	-.47314	-.56806	-.64615	-.70814	-.74979	-.66803	-.70849
ZDR/M	FT/SEC <sup>2</sup> =IN	-.27161	-.09822	.02908	.15224	.32520	.41697	.42949	.41258	.33449	.02994	.26644
ZDC/M	FT/SEC <sup>2</sup> =IN	-8.60511	-8.22802	-8.13578	-8.31674	-8.75929	-9.53950	-10.42244	-11.29391	-11.90365	-10.72300	-10.99579
ZDS/M	FT/SEC <sup>2</sup> =IN	.00254	.00182	.00125	.00073	.00040	.00026	.00048	.00113	.00159	.00217	.00589
ZDR/M	FT/SEC <sup>2</sup> =IN	.00300	.00001	-.00009	-.00002	.00008	-.00007	-.00013	-.00048	-.00055	-.00022	-.00099
ZP/M	FT/SEC	-.45639	-.31843	-.17822	-.09404	-.12415	-.05359	-.04668	-.03341	-.01374	-.03741	-.08475
ZQ/M	FT/SEC	1.81696	.57144	.46157	.38001	-.78053	-.91256	-.66449	-.33834	-.23694	-.79755	-.34840
ZR/M	FT/SEC	1.11591	1.13901	.31169	-.44359	-.20434	-.14576	-.22661	-.36483	-.45551	-.52236	-.64057
LU/IXX	1/SEC=FT	-.00044	-.00038	.00037	-.00012	-.00013	-.00016	-.00008	.00003	.00008	.00008	.00017
LV/IXX	1/SEC=FT	-.00606	-.00631	-.00635	-.00619	-.00590	-.00587	-.00605	-.00640	-.00693	-.00778	-.00918
LW/IXX	1/SEC=FT	.00063	.00049	.00047	.00067	.00117	.00138	.00145	.00150	.00168	.00209	.00209
LDB/IXX	1/SEC <sup>2</sup> =IN	-.03616	-.03337	-.02638	-.01678	-.09612	-.00216	.00187	.00351	.00718	.02148	-.03553
LDC/IXX	1/SEC <sup>2</sup> =IN	-.00281	-.01187	-.01948	-.01528	-.01393	-.01211	-.01169	-.01171	-.00903	-.00569	-.00535
LDS/IXX	1/SEC <sup>2</sup> =IN	.41750	.41832	.41643	.41279	.40859	.40821	.40946	.41201	.41313	.41629	.42983
LDR/IXX	1/SEC <sup>2</sup> =IN	-.14745	-.14503	-.13909	-.13336	-.13157	-.13388	-.13711	-.13898	-.13326	-.12778	-.12591
LP/IXX	1/SEC	-.74828	-.68419	-.65429	-.66455	-.72095	-.76621	-.75041	-.70621	-.65021	-.63821	-.56471
LQ/IXX	1/SEC	.12968	.12586	.10871	.07991	.04113	.02570	.02439	.02997	.04291	.08984	.12142
LR/IXX	1/SEC	-.05736	-.05023	-.04691	-.04845	-.05584	-.06018	-.06082	-.05499	-.05499	-.04675	-.03801
MU/IYY	1/SEC=FT	.00172	.00098	.00023	.00068	-.00043	-.00344	-.00367	-.00333	-.00251	-.00113	-.00149
MV/IYY	1/SEC=FT	.00145	.00121	.00008	-.00088	-.00063	-.00019	.00027	.00075	.00131	.00160	.00228
MW/IYY	1/SEC=FT	-.01196	-.00847	.00203	.00836	.01534	.01635	.01623	.01641	.01647	.01715	.01980
MDR/IYY	1/SEC <sup>2</sup> =IN	.36076	.34340	.33695	.34191	.35878	.39006	.41676	.43986	.45786	.39321	.40560
MDC/IYY	1/SEC <sup>2</sup> =IN	-.05650	.01087	.02009	.03169	.04621	.14081	.16471	.17736	.19353	.18049	.14833
MDS/IYY	1/SEC <sup>2</sup> =IN	-.00000	-.00000	-.00000	-.00000	-.00000	-.00000	-.00001	-.00002	-.00002	-.00004	-.00007
MDR/IYY	1/SEC <sup>2</sup> =IN	-.00047	-.00037	-.00026	-.00015	-.00007	-.00006	-.00011	-.00022	-.00029	-.00040	-.00107
MP/IYY	1/SEC	.06038	.06421	.00108	-.05862	-.02849	.01296	.00879	.00409	.00392	.00992	.01915
MQ/IYY	1/SEC	-1.54982	-1.31840	-1.24188	-1.31713	-1.54013	-1.66128	-1.72433	-1.76349	-1.80237	-1.56573	-1.55061
MR/IYY	1/SEC	-.02640	-.00735	-.00288	-.00824	-.01073	-.00915	-.00751	-.00622	-.00487	-.00303	-.00176
MU/IZZ	1/SEC=FT	.00007	.00033	.00050	.00058	.00028	.00026	.00025	.00023	.00019	.00010	.00002
MV/IZZ	1/SEC=FT	-.00154	-.00271	-.00070	.00135	.00030	-.00004	-.00026	-.00044	-.00064	-.00078	-.00079
MW/IZZ	1/SEC=FT	.00049	.00025	.00026	.00028	.00010	-.00012	-.00023	-.00032	-.00059	-.00137	-.00217
NDB/IZZ	1/SEC <sup>2</sup> =IN	.04154	.04849	.05075	.04829	.04107	.03554	.03205	.03208	.03508	.04108	.05191
NDC/IZZ	1/SEC <sup>2</sup> =IN	-.00494	-.00194	.00098	.00386	.00673	.00829	.01003	.01225	.01297	.00487	.00455
NDS/IZZ	1/SEC <sup>2</sup> =IN	.00711	.00791	.00924	.01026	.01012	.00944	.00875	.00862	.01034	.01228	.01478
NDR/IZZ	1/SEC <sup>2</sup> =IN	.20390	.20502	.20448	.20260	.19972	.19909	.19956	.20119	.20288	.20804	.21643
NP/IZZ	1/SEC	.13552	.16553	.17600	-.01072	-.01580	-.01991	-.02199	-.02739	-.04104	-.05823	-.08419
NQ/IZZ	1/SEC	-.04057	-.04199	-.04263	-.04239	-.04116	-.04068	-.04096	-.04221	-.04540	-.04781	-.04892
DB	IN	.33228	.12223	-.27921	-.68853	-.92224	-.64928	-.27053	-.08556	.34368	.51056	.82420
DC	IN	4.14841	4.61718	4.74968	4.55100	4.02622	3.49229	3.72269	3.91265	4.28689	4.93440	6.05306
DS	IN	.20208	.23322	.24611	.24111	.21861	.19658	.17837	.16544	.17253	.19840	.24219
DR	IN	.03700	.05063	.06567	.07748	.08141	-.00240	-.01942	-.02212	-.03716	-.04732	-.07047
THEN	DEG.	8.96607	7.81254	6.81169	5.43887	4.36941	3.13951	1.65473	.07423	-.21157	-1.03887	-4.28451
PHIN	DEG.	-.38226	-.45397	-.48161	-.45975	-.39300	-.34153	-.33547	-.35475	-.40420	-.48592	-.58388

\* DERIVED BY FITTING A THIRD ORDER CURVE THROUGH -40, -20, +20 AND +40 VALUES.

APPENDIX E

TABLE E2.- Continued

(e)  $\dot{Z} = 0$  ft/min

Parameter	Unit	Value of parameter at $\dot{X}$ , knots, of										
		-40	-20	0	20	40	60	80	100	120	140	160
XU/M	1/SEC	-.04960	-.04449	-.02114	-.00259	-.01164	-.02046	-.02592	-.02981	-.03632	-.04267	-.04737
XV/M	1/SEC	.07032	-.00075	-.00085	-.00046	-.00004	-.00014	-.00024	-.00021	-.00015	-.00020	-.00267
XW/M	1/SEC	.05470	.03011	.03259	.03412	.03070	.03764	.03122	.02283	.03014	.02613	.00375
XOR/M	FT/SEC2-IN	.17130	.15262	.14408	.10849	.10866	.12688	.14817	.16383	.14612	.13468	.10794
XDC/M	FT/SEC2-IN	1.46431	1.21170	.93667	.68883	.54575	.42640	.26174	.07262	.16882	.09284	-.41289
XDS/M	FT/SEC2-IN	-.00017	-.00007	-.00000	.00004	.00004	.00003	.00002	.00000	.00000	-.00002	-.00002
XDR/M	FT/SEC2-IN	-.00012	-.00006	-.00001	.00002	.00003	.00004	.00002	.00001	.00000	-.00003	-.00016
XP/M	FT/SEC	.11867	.05290	.02051	.00784	.00120	.00380	.00515	.00506	.00406	.00555	.00747
XQ/M	FT/SEC	2.17267	2.51458	2.58521	2.51853	2.44855	2.35790	2.30588	2.31099	2.45022	2.58151	2.91199
XR/M	FT/SEC	-.17177	-.12437	-.10552	-.09582	-.07589	-.04676	-.03158	-.02810	-.02961	-.03792	-.06707
YS/M	1/SEC	-.00023	-.00149	-.00019	.00095	.00006	-.02017	.00026	.00063	.00074	.00108	.00098
YV/M	1/SEC	-.09480	-.13255	-.13712	-.11155	-.06893	-.07404	-.08899	-.10671	-.12526	-.14524	-.16813
YW/M	1/SEC	.00282	.00258	.00265	.00334	.00418	.00330	.00267	.00260	.00308	.00476	.00409
YOB/M	FT/SEC2-IN	-.04111	-.01824	.01175	.04076	.06073	.05185	.03478	.01739	.03649	.02895	.06397
YOS/M	FT/SEC2-IN	.04978	.05992	.06353	.06168	.05335	.04854	.04187	.04208	.05709	.08442	.08941
YOB/M	FT/SEC2-IN	1.15225	1.16217	1.15902	1.14599	1.12623	1.11989	1.11895	1.12371	1.12706	1.13824	1.18927
YOS/M	FT/SEC2-IN	-.08459	-.07540	-.05395	-.03632	-.01866	-.05298	-.06884	-.07593	-.05459	-.03095	-.00443
YR/M	FT/SEC	-1.86643	-1.60055	-1.49343	-1.57519	-1.85351	-2.03591	-2.08754	-2.03928	-1.88849	-1.65634	-1.42095
YQ/M	FT/SEC	.08504	.05194	.00414	-.04279	-.07332	.00340	.10630	.02336	.27032	.40930	.55181
YR/M	FT/SEC	-.20393	-.17280	-.16450	-.17614	-.20480	-.22149	-.22455	-.21743	-.20654	-.18446	-.16326
ZU/M	1/SEC	.19109	.19817	.02484	-.14099	-.11142	-.06631	-.03744	-.02283	-.00337	.03061	.02053
ZV/M	1/SEC	-.00344	.00100	.00374	.00524	.00592	.00487	.00425	.00381	.00437	.00302	.00355
ZW/M	1/SEC	-.40474	-.36703	-.29557	-.34855	-.44338	-.55118	-.63488	-.69967	-.74553	-.82621	-.70389
ZOB/M	FT/SEC2-IN	-.31253	-.10291	.03031	.16269	.36980	.46734	.47107	.44616	.40968	.40504	.25689
ZOC/M	FT/SEC2-IN	-8.43145	-8.12808	-8.06198	-8.21477	-8.56870	-9.35989	-10.28788	-11.19359	-11.89379	-11.22671	-11.36623
ZOS/M	FT/SEC2-IN	.00107	.00051	-.00004	-.00044	-.00050	-.00044	-.00032	-.00016	-.00007	.00054	.00333
ZOR/M	FT/SEC2-IN	.00027	.00014	.00011	.00012	.00014	.00008	.00034	.00000	.00000	.00008	.00063
ZP/M	FT/SEC	-.61431	-.19944	.04190	.31349	.21481	.12453	.06661	.06962	.03030	.06456	.00147
ZQ/M	FT/SEC	2.51597	.69186	.43507	.21293	-.14324	-.17918	-.07636	-.52618	-.46163	.78476	.19533
ZR/M	FT/SEC	.81188	.47219	.36222	.39539	.48508	.26535	.04312	-.09338	-.18609	-.24671	-.55311
LU/IXX	1/SEC-FT	-.00040	-.00059	-.00028	.00004	-.00014	-.00024	-.00014	-.00002	-.00014	.00004	.00009
LV/IXX	1/SEC-FT	-.00568	-.00601	-.00608	-.00591	-.00555	-.00548	-.00564	-.00595	-.00656	-.00725	-.00853
LW/IXX	1/SEC-FT	.00072	.00050	.00048	.00077	.00151	.00166	.00166	.00167	.00179	.00241	.00214
LOR/IXX	1/SEC2-IN	-.03605	-.03269	-.02410	-.01247	.00000	.00376	.00369	.00188	-.00077	-.01278	-.02629
LOC/IXX	1/SEC2-IN	-.02683	-.01116	-.01403	-.01433	-.01174	-.00854	-.00804	-.00807	-.00528	-.00225	.00075
LOS/IXX	1/SEC2-IN	.41499	.41715	.41552	.41153	.40860	.40554	.40590	.40740	.40742	.40935	.40229
LOR/IXX	1/SEC2-IN	.14601	.14475	.13896	.13309	.13156	.13452	.13634	.14076	.13570	.13089	.12961
LP/IXX	1/SEC	.79828	.72706	-.69495	-.70862	-.77478	-.81835	-.82866	-.81192	-.76384	-.69295	-.61744
LR/IXX	1/SEC	.12624	.12183	.10020	.06398	.01569	-.01117	.02203	.00889	.02211	.07761	.09794
LQ/IXX	1/SEC	-.06426	-.05530	-.05220	-.05466	-.04201	-.04732	-.04615	-.04596	-.04182	-.05153	-.04309
MU/IXX	1/SEC-FT	.00141	.00727	.00925	.00679	-.00104	-.00240	-.00405	.00351	.00280	.00089	.00147
MV/IXX	1/SEC-FT	.00108	.00054	.00017	-.00006	-.00020	-.00006	.00027	.00067	.00112	.00135	.00193
MW/IXX	1/SEC-FT	-.01465	-.00562	.00234	.00992	.01778	.01764	.01484	.01666	.01620	.01950	.01556
NDB/IXX	1/SEC2-IN	.35758	.33689	.32921	.33528	.35840	.39113	.41870	.44180	.46426	.47174	.41639
NDC/IXX	1/SEC2-IN	-.04062	.02013	.01905	.02107	.09114	.15246	.17320	.18202	.18825	.21272	.16717
NDS/IXX	1/SEC2-IN	-.00000	.00000	.00000	.00000	.00002	.00000	.00001	.00000	.00000	-.00001	-.00004
NDR/IXX	1/SEC2-IN	.00024	.00012	.00000	.00009	.00011	.00011	.00009	.00003	.00001	.00009	.00063
NP/IXX	1/SEC	.07710	.05656	.04267	.03618	.03792	.02270	.01306	.00808	.01083	.00945	.01458
NR/IXX	1/SEC	1.57909	1.31503	1.22925	1.31598	1.56947	1.68183	1.73681	1.74988	1.80477	1.57954	1.54494
NU/IXX	1/SEC-FT	-.00002	.00023	.00040	.00042	.00025	.00030	.00052	.00041	.00022	.00241	.00032
NV/IXX	1/SEC-FT	.00144	.00254	.00062	.00132	.00026	-.00009	.00033	.00051	.00072	.00087	.00089
NW/IXX	1/SEC-FT	.00064	.00026	.00022	.00021	-.00012	-.00036	.00042	.00048	.00058	.00107	.00177
NDB/IZZ	1/SEC2-IN	.03539	.04375	.04655	.04371	.03516	.02811	.02400	.02294	.02548	.03197	.04195
NDC/IZZ	1/SEC2-IN	.00071	.00028	.00072	.00344	.00543	.00552	.00677	.00919	.01102	.00778	.00128
NDS/IZZ	1/SEC2-IN	.00716	.00782	.00914	.01014	.00983	.00887	.00789	.00746	.00883	.01042	.01252
NDR/IZZ	1/SEC2-IN	.20238	.20419	.20382	.20170	.19822	.19699	.19669	.19446	.19823	.20039	.20952
NP/IZZ	1/SEC	.00740	.00866	.00880	.00921	.01442	.01663	.01772	.02065	.03098	.04472	.06599
NR/IZZ	1/SEC	-.10825	-.14697	-.18052	-.21472	-.24195	-.03979	-.03912	.03890	.03897	.04173	.05523
DB	IN	.60144	.28176	-.29250	-.87058	-.120174	-.84457	.39980	.02371	.23855	.40045	.60263
DC	IN	3.49823	4.26139	4.92437	4.91366	3.57091	5.23321	3.17052	3.33578	3.69708	3.32420	5.39970
DS	IN	.17213	.20691	.22287	.21948	.19622	.17057	.15037	.13696	.14508	.17245	.21111
DR	IN	.004673	.00269	.00536	.11834	.15071	.05781	.05168	.15797	.25691	.37746	.57441
PHEN	DEG.	8.83219	7.76600	6.61333	5.48094	4.47540	3.30464	1.87456	.35227	.09997	-.68214	-3.75758
PHIN	DEG.	-.32757	-.41888	-.45155	-.42196	-.32665	-.27858	-.27258	-.29476	-.35037	-.43798	-.54619

\* DERIVED BY FITTING A THIRD ORDER CURVE THROUGH +40, +20, +20 AND +40 VALUES.

APPENDIX E

TABLE E2.- Continued

(f)  $\dot{Z} = 500$  ft/min

Parameter	Unit	Value of parameter at X, knots, of										
		-40	-20	*0	20	40	60	80	100	120	140	160
KU/M	1/SEC	-.02099	-.04422	-.01857	.00129	-.00932	-.01924	-.02498	-.02891	-.03565	-.04192	-.04854
KV/M	1/SEC	-.00027	-.00058	-.00127	-.00143	-.00016	-.00023	-.00058	-.00058	-.00078	-.00100	-.00107
KX/M	1/SEC	-.00792	-.03283	-.02894	-.03219	-.03852	-.03901	-.03377	-.02653	-.03475	-.03243	-.00993
KDB/M	FT/SEC2=IN	.17836	.12940	.10910	.10490	.10423	.12496	.14820	.16547	.14802	.13403	.11707
KDC/M	FT/SEC2=IN	1.41369	1.20437	.93710	.69235	.55058	.45862	.31847	.15368	-.27511	-.22223	-.26731
KDS/M	FT/SEC2=IN	-.00004	.00007	.00012	.00013	.00009	.00007	.00004	.00004	.00006	.00006	-.00002
KDR/M	FT/SEC2=IN	-.00002	.00003	.00007	.00008	.00007	.00007	.00007	.00006	.00006	.00005	-.00006
KP/M	FT/SEC	.02312	-.05257	-.02869	.01602	.02280	.00430	.00462	.02503	.00330	.00301	.00545
KQ/M	FT/SEC	2.07504	2.46181	2.37072	2.52136	2.43256	2.32194	2.25393	2.24212	2.36793	2.52346	2.77769
KR/M	FT/SEC	-.04833	-.00776	-.08620	-.17655	-.10961	-.05009	-.02551	-.01798	-.02101	-.02707	-.04715
KY/M	1/SEC	-.00067	-.00151	-.00001	.00122	-.00042	-.00039	.00020	.00063	.00075	.00094	-.00098
YY/M	1/SEC	-.07928	-.12523	-.13179	-.10831	-.06418	-.07043	-.08619	-.10425	-.12300	-.14289	-.16521
YV/M	1/SEC	.00321	.00221	.00244	.00341	.00463	.00301	.00206	.00189	.00246	.00376	.00403
YDB/M	FT/SEC2=IN	-.05637	-.02766	.01113	.04843	.07265	.05759	.03573	.01569	.00277	-.02535	-.05856
YDC/M	FT/SEC2=IN	.04234	.05345	.05696	.05507	.04999	.04051	.03009	.02839	.04191	.07003	.07837
YDS/M	FT/SEC2=IN	1.14476	1.15921	1.15717	1.14249	1.11902	1.10903	1.10375	1.10199	1.10175	1.10775	1.15200
YDR/M	FT/SEC2=IN	-.04278	-.07663	-.05506	-.03710	-.04178	-.06031	-.07993	-.09170	-.07509	-.05639	-.03508
YP/M	FT/SEC	2.09665	1.76946	1.64496	1.73729	2.06058	2.27186	2.32475	2.26714	2.09734	1.84230	1.58527
YQ/M	FT/SEC	1.4258	.08166	.00500	-.06817	-.11863	-.01679	.10350	.20777	.27293	.38254	.52647
YR/M	FT/SEC	-.22708	-.18787	-.18117	-.19694	-.22517	-.24628	-.24924	-.24060	-.24649	-.20142	-.17316
ZU/M	1/SEC	.20766	.21206	.02097	.16248	.13514	.07765	.04175	.02333	.00153	.02798	.02465
ZV/M	1/SEC	.00055	.00570	.00975	.01176	.01077	.00650	.00487	.00468	.00468	.00487	.00389
ZW/M	1/SEC	-.37044	-.27084	-.25982	-.31544	-.41545	-.53448	-.62395	-.69153	-.73887	-.70234	-.69941
ZDB/M	FT/SEC2=IN	-.36444	-.10331	.03148	.16602	.42663	.52490	.51619	.48161	.46008	.19775	.27312
ZDC/M	FT/SEC2=IN	-.8.22786	-.8.06621	-.8.05096	-.8.15329	-.8.34437	-.9.15801	-.10.14101	-.11.08944	-.11.87723	-.11.53166	-.11.34629
ZDS/M	FT/SEC2=IN	-.00028	-.00050	-.00010	-.00136	-.00113	-.00102	-.00102	-.00082	-.00099	-.00098	.00131
ZDR/M	FT/SEC2=IN	-.00002	.00001	.00005	.00018	.00037	.00034	.00011	.00025	.00049	.00029	-.00026
ZP/M	FT/SEC	-.10468	.30099	.35800	.31697	.42854	.26685	.18158	.13978	.12267	.11464	.04752
ZQ/M	FT/SEC	2.31557	.93621	.40010	-.09012	-1.53182	-1.44692	-1.08937	-.71426	-.59444	-.09167	-.04404
ZR/M	FT/SEC	.08295	.45957	.43277	1.42350	1.17816	.81518	.30646	.10581	.02065	-.09494	-.41384
LU/IXX	1/SEC=FT	-.00035	-.00063	-.00014	.00027	-.00022	-.00035	-.00021	-.00008	-.00022	-.00010	.00002
LV/IXX	1/SEC=FT	-.00532	-.00574	-.00583	-.00563	-.00521	-.00511	-.00524	-.00553	-.00602	-.00675	-.00795
LW/IXX	1/SEC=FT	-.00095	-.00053	-.00052	-.00058	-.00199	-.00199	-.00189	-.00186	-.00194	-.00227	-.00223
LDB/IXX	1/SEC2=IN	-.03670	-.03274	-.02215	-.00798	-.00659	-.00849	-.00884	-.00881	-.00862	-.00876	-.01912
LDC/IXX	1/SEC2=IN	-.02595	-.01071	-.01419	-.01434	-.00910	-.00452	-.00398	-.00298	-.00217	-.00422	-.00104
LDS/IXX	1/SEC2=IN	.41301	.41645	.41509	.41067	.40489	.40307	.40248	.40201	.40184	.40184	.40101
LDR/IXX	1/SEC2=IN	1.04476	1.04475	1.13905	1.13291	1.13158	1.13521	1.13965	1.14261	1.13821	1.13408	1.13342
LP/IXX	1/SEC	.84669	.76640	.73128	.74894	.82699	.87890	.89052	.87240	.82127	.74634	.66812
LQ/IXX	1/SEC	.12584	.12011	.09244	.04674	-.01288	-.02389	-.01939	-.01031	.00393	.04144	.07813
LR/IXX	1/SEC	.07108	.06008	.05704	-.06014	-.06756	-.07381	-.07507	-.07281	-.06821	-.05982	-.04836
LU/IXY	1/SEC=FT	-.00138	.01045	.01356	.00965	-.00232	-.00518	-.00450	-.00371	-.00289	-.00147	-.00144
LV/IXY	1/SEC=FT	.00073	-.00033	.00027	.00097	.00018	.00002	.00022	.00056	.00094	.00126	.00162
LW/IXY	1/SEC=FT	-.01802	-.00731	.00285	.01226	.02073	.01900	.01746	.01690	.01626	.01688	.01528
LDB/IXY	1/SEC2=IN	.35557	.32931	.31958	.32750	.35422	.39346	.42140	.44418	.46843	.42962	.41757
LDC/IXY	1/SEC2=IN	-.04758	.03615	.01764	.00333	.09965	.16803	.18301	.18725	.18323	.19501	.14846
LDS/IXY	1/SEC2=IN	.00000	.00001	.00000	.00000	.00001	.00001	.00002	.00001	.00002	.00001	-.00001
LDR/IXY	1/SEC2=IN	.00005	.00009	.00021	.00027	.00025	.00022	.00020	.00018	.00023	.00020	-.00024
LP/IXY	1/SEC	.02254	-.05053	.01003	.08761	.06559	.03469	.02152	.01685	.01716	.01719	.01084
LQ/IXY	1/SEC	1.61906	1.33744	1.24855	1.34224	1.60835	1.70716	1.75196	1.77776	1.80805	1.64924	1.53966
LR/IXY	1/SEC	-.00867	.00643	.01044	.01388	.02728	.01524	.00831	.00505	.00514	.00362	-.00010
LU/IZZ	1/SEC=FT	-.00009	.00008	.00023	.00031	.00026	.00039	.00037	.00032	.00025	.00017	.00008
LV/IZZ	1/SEC=FT	-.00135	-.00242	-.00055	.00131	.00022	-.00014	-.00039	-.00058	-.00080	-.00095	-.00098
LW/IZZ	1/SEC=FT	.00000	.00030	.00018	.00010	-.00044	-.00067	-.00066	-.00059	-.00064	-.00092	-.00143
LDB/IZZ	1/SEC2=IN	.02948	.03949	.04294	.03966	.02951	.02063	.01546	.01373	.01592	.02211	.03190
LDC/IZZ	1/SEC2=IN	-.00413	.00256	.00052	.00324	.00373	.00181	.00256	.00256	.00796	.00697	.00311
LDS/IZZ	1/SEC2=IN	.00720	.00772	.00906	.01006	.00957	.00842	.00703	.00629	.00733	.00855	.01027
LDR/IZZ	1/SEC2=IN	.20109	.20366	.20349	.20108	.19693	.19502	.19393	.19381	.19366	.19484	.20274
LP/IZZ	1/SEC	.00013	.00403	.00148	.00977	.01420	.01495	.01432	.01522	.02239	.03273	.04933
LQ/IZZ	1/SEC	.08048	.12984	.14708	.13206	.08467	.04605	.02534	.01740	.01048	.01590	.03250
LR/IZZ	1/SEC	.03842	.03976	.04078	.04086	.03938	.03829	.03747	.03736	.03883	.04175	.04924
LU	IN	.93825	.49772	.30900	1.11263	1.54392	1.03322	1.53026	1.13131	1.3616	.29273	.54406
LV	IN	3.26564	3.93462	4.13213	3.86676	3.15908	2.72216	2.62209	2.76387	1.11511	3.72622	4.70465
LW	IN	.14411	.18257	.20220	.20095	.14572	.12292	.10882	.11921	.11921	.14805	.18321
LX	IN	-.14161	-.05503	.06189	.17000	.23013	.11646	.00037	.10234	-.18760	-.29157	-.46088
LY	DEG.	8.70754	7.72648	6.81754	5.52108	4.57749	3.46245	2.08101	.60973	.37973	.36946	-3.32911
LZ	DEG.	-.27250	-.38399	-.42272	-.38580	-.27039	-.21527	-.20927	-.23465	-.29692	-.39304	-.50983

\* DERIVED BY FITTING A THIRD ORDER CURVE THROUGH +40, +20, +0 AND -40 VALUES.

APPENDIX E

TABLE E2.- Continued

(g)  $\dot{Z} = 1000$  ft/min

Parameter	Unit	Value of parameter at $\dot{X}$ , knots, of										
		-40	-20	0	20	40	60	80	100	120	140	160
XU/M	1/SEC	-.05340	-.04306	-.01524	-.00513	-.00490	-.01807	-.02411	-.02813	-.03516	-.04138	-.04634
XV/M	1/SEC	-.00109	-.00146	-.00252	-.00265	-.00028	-.00026	-.00052	-.00079	-.00127	-.00179	-.00049
XW/M	1/SEC	-.04060	-.02657	-.02453	-.02996	-.01840	-.04039	-.03631	-.03021	-.03931	-.03962	-.01391
XDB/M	FT/SEC2-IN	-.18478	-.12481	-.10282	-.10149	-.09949	-.12317	-.14834	-.16717	-.15087	-.13354	-.11376
XDC/M	FT/SEC2-IN	1.35522	1.21065	.94734	.68735	.55274	.49068	.37530	.25495	.17365	.14197	.1197
XDS/M	FT/SEC2-IN	.00007	.00018	.00022	.00019	.00012	.00008	.00007	.00006	.00011	.00014	.00001
XDR/M	FT/SEC2-IN	.00003	.00011	.00014	.00013	.00009	.00008	.00009	.00009	.00011	.00010	.00002
XP/M	FT/SEC	-.08448	-.17662	-.10085	-.00324	-.00396	-.00152	-.00285	-.00549	-.00129	-.00125	-.00459
XQ/M	FT/SEC	1.98055	2.37567	2.54172	2.53375	2.41481	2.28595	2.20302	2.17502	2.28822	2.44656	2.69415
XR/M	FT/SEC	.07299	.17898	.02965	.23969	.13796	.04746	.01801	.00870	.01362	.01998	.05240
YU/M	1/SEC	-.00022	-.00193	.00017	.00184	.00112	.00006	.00016	.00067	.00086	.00086	.00093
YV/M	1/SEC	-.07469	-.12074	-.12961	-.10736	-.06003	-.06739	-.08394	-.10232	-.12126	-.14111	-.16289
YX/M	1/SEC	.00425	.00236	.00258	.00398	.00560	.00281	.00142	.00114	.00142	.00287	.00332
YDH/M	FT/SEC2-IN	-.07445	-.03944	-.01076	.05881	.08736	.06322	.03521	.01163	.00171	-.02523	-.06078
YDC/M	FT/SEC2-IN	.03679	.04505	.04688	.04629	.04727	.03340	.01793	.01381	.02662	.05926	.06478
YDS/M	FT/SEC2-IN	1.13859	1.15833	1.15764	1.14093	1.11281	1.09883	1.08896	1.08391	1.07727	1.07783	1.11556
YDR/M	FT/SEC2-IN	-.08126	-.07847	-.05628	-.03750	-.04453	-.06752	-.09142	-.10750	-.09562	-.08185	-.06580
YP/M	FT/SEC	-2.29354	-1.92078	-1.77881	-1.88679	-2.26388	-2.59848	-2.56174	-2.49268	-2.30235	-2.02220	-1.74808
YQ/M	FT/SEC	2.1454	1.2312	.00268	-.10979	-.17733	-.03710	-.10567	-.22106	-.28540	-.37844	-.45274
YR/M	FT/SEC	-.25441	-.20536	-.19279	-.20763	-.24042	-.26958	-.27334	-.26530	-.24603	-.21723	-.18518
ZU/M	1/SEC	.23030	.22100	.01807	-.18058	-.16505	-.09016	-.04638	-.02396	-.00024	-.02606	.03084
ZV/M	1/SEC	.00523	.01503	.02266	.02417	.01560	.00702	.00477	.00405	.00473	.00511	.00446
ZW/M	1/SEC	-.33298	-.22884	-.21583	-.27459	-.33494	-.51847	-.61350	-.68379	-.73257	-.71766	-.67921
ZDB/M	FT/SEC2-IN	-.43118	-.09623	.03261	.16224	.50157	.59022	.56493	.51907	.49070	.31436	.38649
ZDC/M	FT/SEC2-IN	-7.97508	-8.07244	-8.15159	-8.16516	-8.08660	-8.93255	-9.98202	-10.96791	-11.82412	-11.51790	-11.12967
ZDS/M	FT/SEC2-IN	-.00042	-.00129	-.00192	-.00208	-.00150	-.00105	-.00116	-.00133	-.00181	-.00287	-.00054
ZDR/M	FT/SEC2-IN	-.00002	-.00012	.00001	.00025	.00059	.00028	.00014	.00040	.00050	.00066	.00001
ZP/M	FT/SEC	.46737	1.05116	.89583	.54969	.56102	.30291	.18521	.12929	.11316	.10184	.09425
ZQ/M	FT/SEC	2.86574	1.38994	.44281	-.62739	-1.90768	-1.70958	-1.30247	-.90297	-.77260	-.54456	-.45804
ZR/M	FT/SEC	-.62915	-1.65715	-2.86556	-2.37644	-1.78694	-1.78608	-1.42257	-1.22539	-1.17024	-.00101	-.19607
LU/IXY	1/SEC-FT	-.00029	-.00073	.00007	.00065	-.00044	-.00051	-.00030	-.00014	-.00028	-.00021	-.00008
LW/IXX	1/SEC-FT	-.00497	-.00549	-.00559	-.00555	-.00489	-.00476	-.00487	-.00514	-.00561	-.00632	-.00743
LX/IXX	1/SEC-FT	.00105	.00059	.00063	.00129	.00267	.00257	.00215	.00207	.00211	.00219	.00215
LDB/IXX	1/SEC2-IN	-.03822	-.03380	-.02055	-.03312	-.01386	.01567	.01388	.01117	.00900	.00920	-.01416
LDC/IXX	1/SEC2-IN	-.00502	-.01078	-.01566	-.01535	-.00555	.00038	.00050	.00020	.00159	.00079	.00289
LDS/IXX	1/SEC2-IN	.41133	.41629	.41526	.41029	.40542	.40075	.39917	.39851	.39856	.39597	.40493
LDR/IXX	1/SEC2-IN	-.14369	-.14510	-.13941	-.13284	-.13160	-.13595	-.14096	-.14451	-.14077	-.13733	-.13731
LP/IXX	1/SEC	-.89327	-.80303	-.76413	-.78610	-.87850	-.93966	-.95215	-.93204	-.87733	-.79776	-.71720
LQ/IXX	1/SEC	.12854	.12229	.08461	.02537	-.04559	-.04961	-.03989	-.02756	-.01156	.02517	.06630
LR/IXX	1/SEC	-.07809	-.06475	-.06004	-.06255	-.07090	-.07989	-.08174	-.07937	-.07425	-.06532	-.05374
MU/IIY	1/SEC-FT	.00011	.01487	.01964	.01349	-.00454	-.00639	-.00499	-.00393	-.00299	-.00197	-.00169
MV/IIY	1/SEC-FT	.00044	-.00151	.00043	.00238	.00043	-.00013	.00009	.00043	.00077	.00103	.00133
MW/IIY	1/SEC-FT	-.02203	-.01987	.00365	.01585	.02447	.02041	.01808	.01714	.01628	.01472	.01290
NDB/IIY	1/SEC2-IN	-.35553	.31988	.30688	.31771	.35475	.39728	.42495	.44704	.47082	.40061	.40616
NDC/IIY	1/SEC2-IN	-.05979	.06354	.01559	-.02651	.11441	.18675	.19415	.19307	.18184	.19509	.12114
NDS/IIY	1/SEC2-IN	-.00001	.00000	.00000	.00000	.00000	.00003	.00002	.00002	.00002	.00002	.00000
NDR/IIY	1/SEC2-IN	.00008	.00025	.00058	.00042	.00052	.00025	.00024	.00026	.00024	.00042	.00009
MP/IIY	1/SEC	-.04415	-.12569	-.01852	-.10903	.07542	.03703	.02190	.01687	.01539	.01496	.01473
MQ/IIY	1/SEC	-.166595	-.139936	-.132041	-.141141	-.165466	-.173690	-.174969	-.178707	-.181219	-.167767	-.148883
MR/IIY	1/SEC	.02160	.04525	.06124	.06574	.05094	.02445	.01311	.00922	.00950	.00799	.00186
MV/IZZ	1/SEC-FT	-.00011	-.00015	-.00005	.00014	.00036	.00054	.00048	.00039	.00031	.00022	.00010
MW/IZZ	1/SEC-FT	.00128	.00234	.00050	.00132	.00019	-.00018	-.00044	-.00065	.00087	.00103	.00107
NDB/IZZ	1/SEC2-IN	.00131	.00038	.00013	-.00007	-.00087	-.00106	-.00096	-.00081	-.00075	-.00084	-.00123
NDC/IZZ	1/SEC2-IN	.02371	.05581	.04010	.03627	.02400	.01298	.00676	.00443	.00637	.01259	.02149
NDS/IZZ	1/SEC2-IN	-.00299	-.00336	.00037	.00352	.00140	-.00302	-.00270	-.00001	.00374	.00566	.00310
NDR/IZZ	1/SEC2-IN	.00725	.00760	.00899	.01002	.00934	.00777	.00618	.00513	.00582	.00669	.00803
NP/IZZ	1/SEC	.19998	.20349	.20356	.20000	.19581	.19317	.19124	.19022	.18916	.18937	.19612
NQ/IZZ	1/SEC	-.00473	.00144	.00305	.01072	.01405	.01351	.01136	.01046	.01041	.02204	.03466
NR/IZZ	1/SEC	.05180	.11340	.13490	.11621	.05725	.01175	.01086	.01872	.02308	.01422	.00523
OB	IN	.134957	.79908	.33296	-.145003	-.195561	-.124187	-.03663	-.03567	-.03653	.03850	.04410
DC	IN	2.84952	3.64383	3.88318	3.57273	2.71768	2.21473	2.07662	2.19636	2.54039	3.14279	4.14497
DS	IN	.11776	.18030	.18485	.18646	.16020	.12170	.09565	.08050	.09308	.12394	.15682
DR	IN	-.24915	-.12808	.06225	.23949	.32129	.17357	.04623	-.05576	.12977	.21899	.33649
THEN	DEG.	8.59095	7.69638	6.62471	5.55735	4.67569	3.61291	2.27393	.84679	.62843	-.10420	-2.95613
PHIN	DEG.	-.21724	-.35113	-.39748	-.35299	-.21433	-.15149	-.14576	-.17474	-.24432	-.35026	-.47574

\* DERIVED BY FITTING A THIRD ORDER CURVE THROUGH -40, -20, +20 AND +40 VALUES.

APPENDIX E

TABLE E2. - Continued

(h)  $\dot{Z} = 1500$  ft/min

Parameter	Unit	Value of parameter at $\bar{X}$ , knots, of										
		-40	-20	*0	20	40	60	80	100	120	140	160
XJ/M	1/SEC	.06741	.04060	.00922	.00887	.00417	.01753	.02172	.02554	.03268	.03883	.04612
XV/M	1/SEC	.00111	.00372	.00533	.00455	.00001	.00024	.00038	.00065	.00124	.00224	.00205
XA/M	1/SEC	.07101	.01863	.01033	.02725	.05050	.04639	.04404	.03834	.05071	.05888	.01974
XOB/M	FT/SEC <sup>2</sup> -IN	.31431	.1811	.04045	.09819	.06819	.11574	.13523	.15794	.14176	.14821	.12242
XOC/M	FT/SEC <sup>2</sup> -IN	1.02115	1.23941	1.03297	.88503	.47938	.51759	.35622	.22679	.39962	.48001	.00359
XOS/M	FT/SEC <sup>2</sup> -IN	.00006	.00029	.00033	.00025	.00010	.00006	.00005	.00006	.00014	.00024	.00007
XOR/M	FT/SEC <sup>2</sup> -IN	.00014	.00014	.00018	.00017	.00005	.00006	.00005	.00009	.00013	.00019	.00010
XP/M	FT/SEC	.15317	.25770	.15902	.01909	.00015	.00206	.00342	.00128	.00299	.00218	.00288
XQ/M	FT/SEC	2.77757	2.23421	2.38042	2.58756	2.14762	2.15680	2.15148	2.15284	2.25501	2.28450	2.57186
XR/M	FT/SEC	.18750	.32039	.01265	.24025	.14265	.02961	.01190	.00434	.01371	.01828	.02050
YU/M	1/SEC	.00158	.000314	.00012	.00315	.00224	.00068	.00014	.00076	.00092	.00104	.00102
YV/M	1/SEC	.07062	.11938	.13165	.10946	.05084	.06444	.08221	.10085	.11989	.13964	.18110
YA/M	1/SEC	.00262	.00314	.00489	.00556	.00281	.00157	.00101	.00029	.00100	.00327	.00338
YOB/M	FT/SEC <sup>2</sup> -IN	.10498	.05463	.01248	.07303	.10383	.05985	.03108	.00680	.01019	.02517	.00241
YOC/M	FT/SEC <sup>2</sup> -IN	.05840	.03126	.02036	.03136	.06996	.02396	.00330	.00246	.00943	.04853	.05780
YOS/M	FT/SEC <sup>2</sup> -IN	1.13235	1.16017	1.16192	1.14186	1.14025	1.08610	1.07374	1.06370	1.05052	1.04437	1.07986
YOR/M	FT/SEC <sup>2</sup> -IN	.07958	.08046	.05742	.03744	.04912	.07742	.10347	.12379	.11795	.11064	.09638
YQ/M	FT/SEC	2.48777	2.04972	1.87631	2.01318	2.50597	2.71681	2.80331	2.73393	2.82275	2.72275	2.19022
YR/M	FT/SEC	.21930	.19143	.00879	.18584	.14420	.01293	.11223	.24348	.31001	.37618	.52246
YV/M	FT/SEC	.28939	.22786	.19406	.20775	.25876	.29743	.29775	.28652	.26705	.23358	.19674
ZU/M	1/SEC	.32011	.22260	.04071	.19492	.20513	.08104	.04012	.02467	.00209	.02666	.03457
ZV/M	1/SEC	.00498	.03223	.05001	.04671	.01072	.00389	.00324	.00333	.00440	.00504	.00467
ZW/M	1/SEC	.51971	.17691	.07840	.22149	.60347	.64712	.68914	.67617	.72710	.74050	.67573
ZOB/M	FT/SEC <sup>2</sup> -IN	1.17810	.07824	.05732	.14879	1.11638	.81090	.71770	.55971	.52580	.25436	.40244
ZOC/M	FT/SEC <sup>2</sup> -IN	6.10251	8.19191	8.96407	8.29531	6.06191	8.26064	9.51718	10.85679	11.70306	11.86640	11.03521
ZOS/M	FT/SEC <sup>2</sup> -IN	.00041	.00202	.00298	.00280	.00101	.00065	.00085	.00128	.00212	.00322	.00178
ZOR/M	FT/SEC <sup>2</sup> -IN	.00050	.00008	.00005	.00029	.00109	.00019	.00040	.00021	.00034	.00025	.00049
ZQ/M	FT/SEC	.85054	1.56017	1.44284	.92756	.44249	.26800	.19779	.15146	.10781	.09080	.09142
ZR/M	FT/SEC	2.06578	2.15689	3.0006	1.53202	2.76487	.87460	.20595	1.09801	1.00005	1.2005	.59918
ZV/M	FT/SEC	1.28744	2.64746	2.2757	3.17935	2.04955	.61984	.36781	.25436	.26251	.13899	.01918
LJ/IXX	1/SEC-FT	.00010	.00108	.00034	.00126	.00086	.00053	.00034	.00019	.00034	.00026	.00014
LV/IXX	1/SEC-FT	.00464	.00525	.00532	.00503	.00456	.00438	.00468	.00468	.00468	.00571	.00695
LW/IXX	1/SEC-FT	.00099	.00074	.00133	.00193	.00179	.00200	.00213	.00229	.00231	.00264	.00229
LOB/IXX	1/SEC <sup>2</sup> -IN	.04132	.03626	.01966	.00234	.02361	.07049	.01850	.01503	.00689	.00689	.00920
LDC/IXX	1/SEC <sup>2</sup> -IN	.00141	.01215	.02236	.01902	.01088	.00797	.00627	.00485	.00637	.01318	.00676
LDS/IXX	1/SEC <sup>2</sup> -IN	.00973	.41685	.41685	.41053	.40142	.30970	.39577	.39400	.39403	.38858	.39704
LOR/IXX	1/SEC <sup>2</sup> -IN	.14261	.14593	.14015	.13292	.13185	.13710	.14239	.14647	.14357	.14104	.14124
LP/IXX	1/SEC	.93986	.85488	.78825	.81747	.94006	1.00854	1.01475	.99269	.93696	.85413	.76306
LQ/IXX	1/SEC	.12561	.13200	.07050	.00570	.04341	.05550	.05265	.04320	.02504	.00411	.05431
LR/IXX	1/SEC	.02579	.04989	.06083	.06155	.07505	.08777	.08864	.08597	.08655	.07098	.05851
MU/IVY	1/SEC-FT	.00719	.02083	.02871	.01833	.00843	.00597	.00468	.00418	.00418	.00309	.00182
MV/IVY	1/SEC-FT	.00668	.00322	.00074	.00447	.01010	.00045	.00013	.00027	.00059	.00088	.00113
MW/IVY	1/SEC-FT	.00821	.01391	.00497	.02134	.00831	.01045	.01233	.01738	.01646	.01850	.01262
MOB/IVY	1/SEC <sup>2</sup> -IN	.41144	.30747	.27322	.30882	.39801	.41458	.43688	.45044	.47363	.47336	.40732
MOC/IVY	1/SEC <sup>2</sup> -IN	.20797	.10948	.01192	.00762	.27172	.24353	.22754	.19940	.18292	.21377	.10944
MOS/IVY	1/SEC <sup>2</sup> -IN	.00002	.00002	.00001	.00003	.00004	.00003	.00002	.00002	.00003	.00003	.00002
MOR/IVY	1/SEC <sup>2</sup> -IN	.00019	.00037	.00051	.00053	.00034	.00019	.00019	.00025	.00043	.00062	.00035
MP/IVY	1/SEC	.07911	.16880	.01533	.14070	.06665	.02884	.01873	.01548	.01139	.01278	.01407
MQ/IVY	1/SEC	1.28579	1.52095	1.61079	1.54482	1.31252	1.55120	1.66254	1.79803	1.81249	1.76339	1.48440
MR/IVY	1/SEC	.05843	.07924	.10989	.11885	.07457	.01911	.01204	.01071	.01299	.00923	.00473
MU/IZZ	1/SEC-FT	.00024	.00048	.00053	.00009	.00066	.00066	.00054	.00049	.00038	.00029	.00015
MV/IZZ	1/SEC-FT	.00124	.00231	.00045	.00136	.00015	.00023	.00049	.00072	.00095	.00112	.00115
MW/IZZ	1/SEC-FT	.00094	.00054	.00003	.00033	.00029	.00053	.00067	.00109	.00095	.00072	.00097
NDB/IZZ	1/SEC <sup>2</sup> -IN	.01497	.03286	.03945	.03373	.03068	.02283	.00314	.00530	.00409	.00230	.01200
NDC/IZZ	1/SEC <sup>2</sup> -IN	.00583	.00499	.00063	.00468	.01083	.01299	.01136	.00639	.00211	.00304	.00296
NDS/IZZ	1/SEC <sup>2</sup> -IN	.00750	.00746	.00895	.01003	.00897	.00704	.00529	.00393	.00418	.00459	.00580
NDR/IZZ	1/SEC <sup>2</sup> -IN	.19893	.20378	.20429	.20095	.19227	.19086	.18848	.18654	.18428	.18226	.18961
NP/IZZ	1/SEC	.00926	.00028	.00406	.01155	.01370	.01204	.00884	.00651	.00795	.00117	.00216
NQ/IZZ	1/SEC	.04361	.09659	.11613	.10038	.04748	.00892	.03580	.05641	.05930	.04513	.01809
NR/IZZ	1/SEC	.04104	.04008	.04133	.04247	.04118	.03648	.03487	.03404	.03449	.03539	.03996
DB	IN	1.81166	1.23447	.39910	1.93606	2.22340	1.26948	.75931	.53934	.67669	.0762	.26479
DC	IN	2.43480	3.40077	3.71157	3.32942	2.21657	1.63432	1.51994	1.61478	1.92097	2.49518	3.54088
DS	IN	.09198	1.4028	.17386	.17744	.13572	.08715	.06608	.05070	.06401	.09695	.13090
DR	IN	.36565	.22549	.07128	.33731	.38448	.19263	.08000	.01772	.08035	.15413	.28725
THEM	DEG.	8.47551	7.68041	6.63529	5.59860	4.78880	3.76925	2.46475	1.15994	1.07865	.41977	2.64048
PHIN	DEG.	.16059	.32271	.38098	.32605	.14862	.08178	.08156	.11354	.18845	.30363	.44497

\* DERIVED BY FITTING A THIRD ORDER CURVE THROUGH -40, -20, +20 AND +40 VALUES.



APPENDIX E

TABLE E2.- Concluded

(i)  $\dot{Z} = 2000$  ft/min

Parameter	Unit	Value of parameter at X, knots, of										
		-40	-20	*0	20	40	60	80	100	120	140	160
XU/M	1/SEC	-.00263	-.03715	-.00486	-.01280	-.00562	-.01522	-.02053	-.02449	-.03210	-.03842	-.04364
XV/M	1/SEC	-.00031	-.00013	-.01039	-.00780	-.00018	-.00001	-.00001	-.00027	-.00100	-.00235	-.00333
XW/M	1/SEC	-.07681	-.00783	-.00088	-.02390	-.05288	-.05212	-.04813	-.04422	-.05783	-.06590	-.04280
XDB/M	FT/SEC2=IN	-.28725	-.00894	-.07809	-.09430	-.07518	-.10885	-.13635	-.15223	-.16188	-.15454	-.14824
XDC/M	FT/SEC2=IN	-.99397	1.30086	1.08503	-.88481	-.55574	-.50248	-.49520	-.31448	-.50931	-.84971	-.14877
XDE/M	FT/SEC2=IN	-.00005	-.00040	-.00046	-.00031	-.00004	-.00001	-.00002	-.00003	-.00013	-.00032	-.00019
XDM/M	FT/SEC2=IN	-.00007	-.00017	-.00023	-.00020	-.00002	-.00001	-.00002	-.00004	-.00011	-.00023	-.00021
XP/M	FT/SEC	-.06899	-.38327	-.27977	-.05422	-.00439	-.00167	-.00299	-.00436	-.00464	-.00421	-.00011
XQ/M	FT/SEC	2.66929	2.01115	2.29670	2.62266	2.08579	2.11034	2.07789	2.05357	2.13303	2.18169	2.31730
XR/M	FT/SEC	1.0693	4.6670	-.05689	-.37112	-.05791	-.00279	-.01049	-.00899	-.00577	-.01057	-.01479
YU/M	1/SEC	-.00173	-.00051	-.00019	-.00051	-.00177	-.00041	-.00033	-.00084	-.00181	-.00118	-.00130
YV/M	1/SEC	-.05914	-.12163	-.14062	-.11564	-.04739	-.06234	-.08100	-.09969	-.11907	-.13675	-.15958
YH/M	1/SEC	-.00112	-.00536	-.00932	-.00930	-.00158	-.00049	-.00005	-.00011	-.00074	-.00245	-.00439
YDB/M	FT/SEC2=IN	-.00680	-.07426	-.01272	-.09230	-.08278	-.04476	-.01565	-.00946	-.02409	-.03803	-.06418
YDC/M	FT/SEC2=IN	-.04402	-.00385	-.01157	-.00115	-.04540	-.00417	-.01545	-.02325	-.01110	-.03125	-.06590
YDS/M	FT/SEC2=IN	1.11133	1.16572	1.17450	1.14623	1.08945	1.07086	1.05305	1.04068	1.02302	1.01103	1.03916
YDM/M	FT/SEC2=IN	-.06637	-.08447	-.05991	-.06665	-.05949	-.08298	-.11967	-.14250	-.14095	-.13950	-.13191
YP/M	FT/SEC	-2.85817	-2.14288	-1.87861	-2.10408	-2.86207	-3.07796	-3.08002	-2.97300	-2.74432	-2.42021	-2.07608
YQ/M	FT/SEC	1.9856	3.1771	-.02542	-.33390	-.10081	-.01417	-.16281	-.27478	-.33702	-.41111	-.50106
YR/M	FT/SEC	-.32607	-.26477	-.19242	-.18205	-.30665	-.33044	-.32602	-.31047	-.28792	-.25047	-.20757
ZU/M	1/SEC	-.30299	2.1867	-.01843	-.21180	-.16494	-.06629	-.03036	-.01330	-.01087	-.03054	-.03503
ZV/M	1/SEC	-.00090	-.06327	-.10005	-.08775	-.00282	-.00913	-.00037	-.00150	-.00342	-.00484	-.00442
ZW/M	1/SEC	-.58518	-.10912	-.02391	-.10334	-.01310	-.66655	-.69974	-.73454	-.76422	-.78642	-.70289
ZDB/M	FT/SEC2=IN	-.93664	-.04927	-.08102	-.13049	-.89335	-.70970	-.64991	-.62243	-.59427	-.28547	-.25111
ZDC/M	FT/SEC2=IN	-6.27516	-8.47221	-9.21060	-8.57821	-6.86292	-5.51574	-9.70769	-10.64605	-11.50165	-11.98186	-11.45317
ZDS/M	FT/SEC2=IN	-.00033	-.00025	-.00403	-.00354	-.00066	-.00015	-.00026	-.00052	-.00194	-.00376	-.00351
ZDM/M	FT/SEC2=IN	-.00021	-.00004	-.00012	-.00051	-.00058	-.00000	-.00004	-.00043	-.00064	-.00054	-.00056
ZP/M	FT/SEC	-.35251	2.35551	2.48726	1.89000	3.42116	1.61693	3.3118	1.1910	0.9247	0.8160	0.7518
ZQ/M	FT/SEC	-1.88570	3.41505	1.6714	-2.78616	2.67839	8.0977	1.7249	-1.0184	3.4166	3.4154	2.4719
ZR/M	FT/SEC	-.68646	3.59722	5.4099	4.46180	8.7482	1.4437	1.0206	1.5601	2.8538	1.7974	0.2887
LU/IXX	1/SEC=FT	-.00032	-.00161	-.00057	-.00021	-.00074	-.00046	-.00032	-.00021	-.00039	-.00033	-.00017
LV/IXX	1/SEC=FT	-.00402	-.00497	-.00499	-.00454	-.00407	-.00392	-.00391	-.00412	-.00451	-.00514	-.00631
LW/IXX	1/SEC=FT	-.00099	-.00124	-.00250	-.00322	-.00185	-.00213	-.00229	-.00239	-.00249	-.00282	-.00277
LDB/IXX	1/SEC2=IN	-.02974	-.04052	-.02015	-.00858	-.02288	-.02158	-.01995	-.01745	-.00982	-.00982	-.00329
LDC/IXX	1/SEC2=IN	-.00539	-.01886	-.03137	-.02832	-.01290	-.01827	-.00982	-.00979	-.01148	-.01810	-.01706
LDS/IXX	1/SEC2=IN	-.03088	4.1840	4.1969	4.1161	3.98006	3.9451	3.98887	3.8883	3.8123	3.1223	3.8806
LDR/IXX	1/SEC2=IN	-.13700	-.14744	-.14213	-.15323	-.13290	-.13867	-.14439	-.14877	-.14646	-.14476	-.14588
LP/IXX	1/SEC	-1.02597	-.85822	-.78941	-.83989	-1.03004	-1.08668	-1.08656	-1.05662	-.99569	-.90851	-.81362
LQ/IXX	1/SEC	-.09367	-.15719	-.06028	-.05739	-.05614	-.06492	-.06092	-.05097	-.03411	-.00484	-.03533
LR/IXX	1/SEC	-.09530	-.07811	-.05610	-.05232	-.08980	-.09796	-.09727	-.09317	-.08681	-.07654	-.06304
MU/IVY	1/SEC=FI	-.00765	-.02819	-.03691	-.02344	-.00727	-.00494	-.00405	-.00354	-.00275	-.00168	-.00103
MV/IVY	1/SEC=FT	-.00094	-.00599	-.00131	-.00801	-.00076	-.00072	-.00030	-.00013	-.00044	-.00074	-.00103
MW/IVY	1/SEC=FT	-.00547	-.02043	-.00593	-.02987	-.00762	-.01007	-.01187	-.01339	-.01358	-.01846	-.01638
MDA/IVY	1/SEC2=IN	3.48894	2.9886	2.5784	2.8787	3.7890	4.0751	4.3216	4.5508	4.7838	4.7529	4.3128
MDC/IVY	1/SEC2=IN	-.22218	-.18325	-.14885	-.15312	-.25369	-.22914	-.20975	-.20787	-.19224	-.22199	-.16798
MDB/IVY	1/SEC2=IN	-.00061	-.00006	-.00000	-.00006	-.00001	-.00000	-.00000	-.00003	-.00003	-.00006	-.00006
MDC/IVY	1/SEC2=IN	-.00011	-.00046	-.00067	-.00061	-.00018	-.00002	-.00004	-.00016	-.00062	-.00074	-.00088
MP/IVY	1/SEC	-.03520	-.23178	-.03069	-.18870	-.04683	-.00245	-.00132	-.01233	-.01217	-.01119	-.01222
MQ/IVY	1/SEC	-1.32541	-1.72901	-1.88762	-1.77125	-1.34984	-1.55299	-1.65381	-1.71455	-1.75957	-1.75897	-1.81566
MRA/IVY	1/SEC	-.02571	-.15217	-.21723	-.21574	-.02264	-.00272	-.00033	-.00439	-.01287	-.00928	-.00624
MU/IVZ	1/SEC=FT	-.00046	-.00092	-.00105	-.00035	-.00075	-.00063	-.00057	-.00051	-.00043	-.00036	-.00023
MV/IVZ	1/SEC=FT	-.00098	-.00032	-.00044	-.00143	-.00006	-.00050	-.00058	-.00080	-.00103	-.00121	-.00124
MW/IVZ	1/SEC=FT	-.00083	-.00083	-.00001	-.00070	-.00037	-.00066	-.00083	-.00090	-.00087	-.00086	-.00061
YDB/IVZ	1/SEC2=IN	-.00497	-.03087	-.04041	-.03229	-.00522	-.00649	-.01306	-.01614	-.01501	-.00869	-.00192
YDC/IVZ	1/SEC2=IN	-.01378	-.00807	-.00002	-.00714	-.01742	-.01777	-.01689	-.01488	-.01032	-.00237	-.00372
YDS/IVZ	1/SEC2=IN	-.00796	-.00728	-.00690	-.01010	-.00820	-.00612	-.00410	-.00254	-.00250	-.00249	-.00322
YDM/IVZ	1/SEC2=IN	-.19537	-.20472	-.20646	-.20172	-.19160	-.18810	-.18487	-.18234	-.17924	-.17716	-.18216
NP/IVZ	1/SEC	-.002035	-.00103	-.00292	-.01209	-.01458	-.00874	-.00548	-.00358	-.00285	-.00357	-.00919
NQ/IVZ	1/SEC	-.00332	-.07806	-.10614	-.08390	-.00766	-.04636	-.07417	-.08540	-.08940	-.07960	-.03968
NR/IVZ	1/SEC	-.03942	-.00429	-.04631	-.04567	-.03701	-.03287	-.03191	-.03173	-.03253	-.03276	-.03595
DB	IN	1.40763	1.87498	-.43935	-.265135	-1.91699	-1.12726	-.69531	-.38332	-.15835	-.03387	-.10874
DC	IN	1.63934	3.22173	3.72930	3.15133	1.47707	-.97894	-.86443	-.98477	1.29634	1.85946	2.85458
DS	IN	-.04364	1.2265	1.7790	1.7592	-.00823	-.04185	-.02220	-.01304	-.08899	-.06899	-.10050
DR	IN	-.35562	-.36135	-.07879	-.47927	-.33557	-.17204	-.07369	-.00200	-.04794	-.10731	-.22124
THEN	DEG.	8.21096	7.66382	6.87365	5.81325	4.93539	3.95243	2.81267	1.58647	1.51334	8.9782	2.04072
PHIN	DEG.	-.06388	-.30197	-.38678	-.30882	-.05883	-.00681	-.01180	-.05076	-.13447	-.25974	-.41379

\* DERIVED BY FITTING A THIRD ORDER CURVE THROUGH -40, -20, +20 AND +40 VALUES.

## REFERENCES

1. Stein, Kenneth J.: Helicopter Control Concepts Emerging. *Aviat. Week & Space Technol.*, vol. 103, no. 15, Oct. 13, 1975, pp. 44-51.
2. CAE Electronics Ltd.: Tactical Aircraft Guidance System Advanced Development Program. USAAMRDL Tech. Rep. 71-57, U.S. Army, Feb. 1972. (Available from DDC as AD 894 999L.)
3. Davis, J. M.: Stability and Control Analysis. No. 114-AD-603 (Contract DA23-204-AMC-04366 (Y)), Vertol Div., Boeing Co., Nov. 28, 1966.
4. Molusis, John A.: Rotorcraft Derivative Identification From Analytical Models and Flight Test Data. *Methods for Aircraft State and Parameter Identification*, AGARD-CP-172, May 1975, pp. 24-1 - 24-31.
5. Bryson, Arthur E., Jr.; and Ho, Yu-Chi: *Applied Optimal Control*. Ginn and Co., c.1969, pp. 19-21.
6. Albion, Nicholas; Leet, John R.; and Mollenkof, P. Austin: Ground-Based Flight Simulation of the CH-47C Helicopter. USAAVLABS Tech. Rep. 69-71, U.S. Army, Oct. 1969.
7. McRuer, Duane; Ashkenas, Irving; and Graham, Dunstan: *Aircraft Dynamics and Automatic Control*. Princeton Univ. Press, 1973.



484 001 C1 U A 760423 500903DS  
DEPT OF THE AIR FCPCF  
AF WEAPONS LABORATORY  
ATTN: TECHNICAL LIBRARY (SUL)  
KIRTLAND AFB NM 87117

POSTMASTER: If Undeliverable (Section 158  
Postal Manual) Do Not Return

*"The aeronautical and space activities of the United States shall be conducted so as to contribute . . . to the expansion of human knowledge of phenomena in the atmosphere and space. The Administration shall provide for the widest practicable and appropriate dissemination of information concerning its activities and the results thereof."*

—NATIONAL AERONAUTICS AND SPACE ACT OF 1958

## NASA SCIENTIFIC AND TECHNICAL PUBLICATIONS

**TECHNICAL REPORTS:** Scientific and technical information considered important, complete, and a lasting contribution to existing knowledge.

**TECHNICAL NOTES:** Information less broad in scope but nevertheless of importance as a contribution to existing knowledge.

**TECHNICAL MEMORANDUMS:** Information receiving limited distribution because of preliminary data, security classification, or other reasons. Also includes conference proceedings with either limited or unlimited distribution.

**CONTRACTOR REPORTS:** Scientific and technical information generated under a NASA contract or grant and considered an important contribution to existing knowledge.

**TECHNICAL TRANSLATIONS:** Information published in a foreign language considered to merit NASA distribution in English.

**SPECIAL PUBLICATIONS:** Information derived from or of value to NASA activities. Publications include final reports of major projects, monographs, data compilations, handbooks, sourcebooks, and special bibliographies.

**TECHNOLOGY UTILIZATION PUBLICATIONS:** Information on technology used by NASA that may be of particular interest in commercial and other non-aerospace applications. Publications include Tech Briefs, Technology Utilization Reports and Technology Surveys.

*Details on the availability of these publications may be obtained from:*

**SCIENTIFIC AND TECHNICAL INFORMATION OFFICE**

**NATIONAL AERONAUTICS AND SPACE ADMINISTRATION**

**Washington, D.C. 20546**