

NASA SP-7011 (162)



**CASE FILE
COPY**

**AEROSPACE MEDICINE
AND BIOLOGY**

A CONTINUING BIBLIOGRAPHY

WITH INDEXES

(Supplement 162)

JANUARY 1977

NATIONAL AERONAUTICS AND SPACE ADMINISTRATION

ACCESSION NUMBER RANGES

Accession numbers cited in this Supplement fall within the following ranges:

STAR (N-10000 Series) N76-32124—N76-34122

IAA (A-10000 Series) A76-44717—A76-47926

AEROSPACE MEDICINE AND BIOLOGY

A CONTINUING BIBLIOGRAPHY WITH INDEXES

(Supplement 162)

A selection of annotated references to unclassified reports and journal articles that were introduced into the NASA scientific and technical information system and announced in December 1976 in

- *Scientific and Technical Aerospace Reports (STAR)*
- *International Aerospace Abstracts (IAA)*



NASA SP-7011 and its supplements are available from the National Technical Information Service (NTIS). Questions on the availability of the predecessor publications, Aerospace Medicine and Biology (Volumes I - XI) should be directed to NTIS.

This Supplement is available from the National Technical Information Service (NTIS), Springfield, Virginia 22161, for \$4 00 For copies mailed to addresses outside the United States, add \$2 50 per copy for handling and postage

INTRODUCTION

This Supplement to *Aerospace Medicine and Biology* (NASA SP-7011) lists 189 reports, articles and other documents announced during December 1976 in *Scientific and Technical Aerospace Reports (STAR)* or in *International Aerospace Abstracts (IAA)*. The first issue of the bibliography was published in July 1964, since that time, monthly supplements have been issued.

In its subject coverage, *Aerospace Medicine and Biology* concentrates on the biological, physiological, psychological, and environmental effects to which man is subjected during and following simulated or actual flight in the earth's atmosphere or in interplanetary space. References describing similar effects of biological organisms of lower order are also included. Such related topics as sanitary problems, pharmacology, toxicology, safety and survival, life support systems, exobiology, and personnel factors receive appropriate attention. In general, emphasis is placed on applied research, but references to fundamental studies and theoretical principles related to experimental development also qualify for inclusion.

Each entry in the bibliography consists of a bibliographic citation accompanied in most cases by an abstract. The listing of the entries is arranged in two major sections: *IAA Entries* and *STAR Entries*, in that order. The citations, and abstracts when available, are reproduced exactly as they appeared originally in *IAA* or *STAR*, including the original accession numbers from the respective announcement journals. This procedure, which saves time and money, accounts for the slight variation in citation appearances.

Two indexes -- subject and personal author -- are included.

An annual index will be prepared at the end of the calendar year covering all documents listed in the 1976 Supplements.

AVAILABILITY OF CITED PUBLICATIONS

IAA ENTRIES (A76-10000 Series)

All publications abstracted in this Section are available from the Technical Information Service, American Institute of Aeronautics and Astronautics, Inc (AIAA), as follows Paper copies are available at \$5 00 per document up to a maximum of 20 pages The charge for each additional page is 25 cents Microfiche⁽¹⁾ are available at the rate of \$1 50 per microfiche for documents identified by the # symbol following the accession number A number of publications, because of their special characteristics, are available only for reference in the AIAA Technical Information Service Library Minimum airmail postage to foreign countries is \$1 00 Please refer to the accession number, e g, (A76-13400), when requesting publications

STAR ENTRIES (N76-10000 Series)

One or more sources from which a document announced in *STAR* is available to the public is ordinarily given on the last line of the citation The most commonly indicated sources and their acronyms or abbreviations are listed below If the publication is available from a source other than those listed, the publisher and his address will be displayed on the availability line or in combination with the corporate source line

Avail NTIS Sold by the National Technical Information Service to U S customers at the price shown in the citation following the letters HC (hard, paper, or facsimile copy) Customers outside the U S should add \$2 50 per copy for handling and postage charges to the price shown (Prices shown in earlier *STAR* volumes, 1962-1975, have been superseded but may be calculated from the number of pages shown in the citation The price schedule by page count was published in *STAR* Numbers 2 and 3 of 1976, or it may be obtained from NTIS)

Microfiche⁽¹⁾ is available at a standard price of \$3 00 (plus \$1 50 for non-U S customers) regardless of source or the quality of the fiche, for those accessions followed by a # symbol Accession numbers followed by a + sign are not available as microfiche because of size or reproducibility

Initially distributed microfiche under the NTIS SRIM (Selected Research in Microfiche) is available at greatly reduced unit prices For this service and for information concerning subscription to NASA printed reports, consult the NTIS Subscription Unit

NOTE ON ORDERING DOCUMENTS When ordering NASA publications (those followed by the * symbol), use the N accession number NASA patent applications (only the specifications are offered) should be ordered by the US-Patent-Appl-SN number Non-NASA publications (no asterisk) should be ordered by the AD, PB, or other *report* number shown on the last line of the citation, not by the N accession number It is also advisable to cite the title and other bibliographic identification

Avail SOD (or GPO) Sold by the Superintendent of Documents, U S Government Printing Office, in hard copy The current price and order number are given following the availability line (NTIS will fill microfiche requests, at the standard \$3 00 price, for those documents identified by a # symbol)

(1) A microfiche is a transparent sheet of film 105 by 148 mm in size containing as many as 60 to 98 pages of information reduced to micro images (not to exceed 26 1 reduction)

- Avail NASA Public Document Rooms** Documents so indicated may be examined at or purchased from the National Aeronautics and Space Administration, Public Documents Room (Room 126), 600 Independence Ave., S.W., Washington, D.C. 20546, or public document rooms located at each of the NASA research centers, the NASA Space Technology Laboratories, and the NASA Pasadena Office at the Jet Propulsion Laboratory
- Avail ERDA Depository Libraries** Organizations in U.S. cities and abroad that maintain collections of Energy Research and Development Administration reports, usually in microfiche form, are listed in *Nuclear Science Abstracts*. Services available from the ERDA and its depositories are described in a booklet, *Science Information Available from the Energy Research and Development Administration* (TID-4550), which may be obtained without charge from the ERDA Technical Information Center
- Avail Univ. Microfilms** Documents so indicated are dissertations selected from *Dissertation Abstracts* and are sold by University Microfilms as xerographic copy (HC) and microfilm. All requests should cite the author and the Order Number as they appear in the citation
- Avail USGS** Originals of many reports from the U.S. Geological Survey, which may contain color illustrations, or otherwise may not have the quality of illustrations preserved in the microfiche or facsimile reproduction, may be examined by the public at the libraries of the USGS field offices whose addresses are listed in this Introduction. The libraries may be queried concerning the availability of specific documents and the possible utilization of local copying services, such as color reproduction
- Avail HMSO** Publications of Her Majesty's Stationery Office are sold in the U.S. by Pendragon House, Inc. (PHI), Redwood City, California. The U.S. price (including a service and mailing charge) is given, or a conversion table may be obtained from PHI
- Avail BLL (formerly NLL)** British Library Lending Division, Boston Spa, Wetherby, Yorkshire, England. Photocopies available from this organization at the price shown (if none is given, inquiry should be addressed to the BLL)
- Avail ZLDI** Sold by the Zentralstelle für Luftfahrt-dokumentation und -Information, Munich, Federal Republic of Germany, at the price shown in Deutschmarks (DM)
- Avail Issuing Activity, or Corporate Author, or no indication of availability** Inquiries as to the availability of these documents should be addressed to the organization shown in the citation as the corporate author of the document
- Avail U.S. Patent Office** Sold by Commissioner of Patents, U.S. Patent Office, at the standard price of 50 cents each, postage free
- Other availabilities** If the publication is available from a source other than the above, the publisher and his address will be displayed entirely on the availability line or in combination with the corporate author line

SUBSCRIPTION AVAILABILITY

This publication is available on subscription from the National Technical Information Service (NTIS). The annual subscription rate for the monthly supplements, excluding the annual cumulative index, is \$18.75 domestic, \$23.50 foreign. All questions relating to the subscriptions should be referred to NTIS.

ADDRESSES OF ORGANIZATIONS

American Institute of Aeronautics
and Astronautics
Technical Information Service
750 Third Ave
New York, N Y 10017

British Library Lending Division,
Boston Spa, Wetherby, Yorkshire,
England

Commissioner of Patents
U S Patent Office
Washington, D C 20231

Energy Research and Development
Administration
Technical Information Center
P O Box 62
Oak Ridge, Tennessee 37830

ESA-Space Documentation Service
ESRIN
Via Galileo Galilei
00044 Frascati (Rome) Italy

Her Majesty's Stationery Office
P O Box 569, S E 1
London England

NASA Scientific and Technical Information
Facility
P O Box 8757
B W I Airport Maryland 21240

National Aeronautics and Space
Administration
Scientific and Technical Information
Office (KSI)
Washington, D C 20546

National Technical Information Service
5285 Port Royal Road
Springfield, Virginia 22161

Pendragon House, Inc
899 Broadway Avenue
Redwood City, California 94063

Superintendent of Documents
U S Government Printing Office
Washington, D C 20402

University Microfilms
A Xerox Company
300 North Zeeb Road
Ann Arbor, Michigan 48106

University Microfilms, Ltd
Tylers Green
London, England

U S Geological Survey
1033 General Services Administration
Building
Washington, D C 20242

U S Geological Survey
601 E Cedar Avenue
Flagstaff, Arizona 86002

U S Geological Survey
345 Middlefield Road
Menlo Park, California 94025

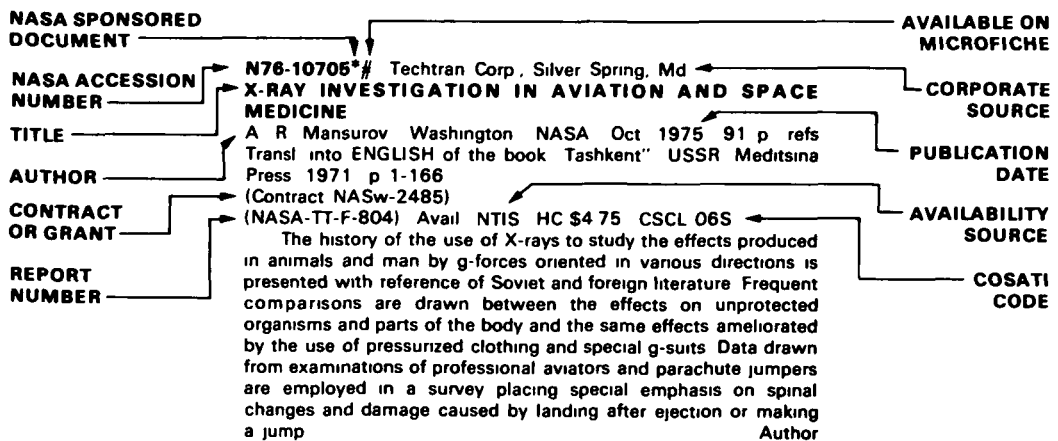
U S Geological Survey
Bldg 25, Denver Federal Center
Denver, Colorado 80225

Zentralstelle für Luftfahrt-doku-
mentation und -Information
8 München 86
Postfach 880
Federal Republic of Germany

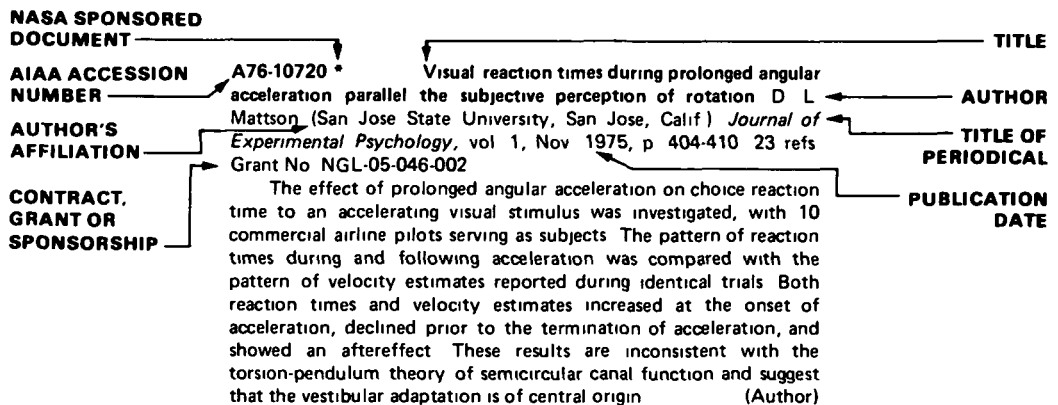
TABLE OF CONTENTS

	Page
IAA Entries (A76-10000).....	313
STAR Entries (N76-10000).....	331
Subject Index.....	I-1
Personal Author Index.....	I- 21

TYPICAL CITATION AND ABSTRACT FROM STAR



TYPICAL CITATION AND ABSTRACT FROM IAA



IAA ENTRIES

A76-44726 Eye movements and psychological processes, Proceedings of the Symposium, Princeton, N J, April 15-17, 1974 Symposium sponsored by the U S Army and U S Navy, Contract No N00014 75-C-0406 Edited by R A Monty (U S Army, Human Engineering Laboratory, Aberdeen Proving Ground, Md) and J W Senders (Toronto, University, Toronto, Canada) Hillsdale, N J, Lawrence Erlbaum Associates, Inc, New York, Halsted Press, 1976 560 p \$35

The present collection of papers is concerned with recent advances in the study of the role of the vestibulo oculomotor system in human perception and cognitive processes Major areas discussed include the physiology of eye movement control as related to the vestibular, pursuit, saccadic, and vergence systems, the role of eye movements in vision and in maintenance of vision, the role of eye movements in reading, and eye movements and higher mental processes Particular attention is given to measurement and recording of eye movements, target detection, search, and scanning behavior, and the relation of eye movements to the perception of motion, position, and timing of visual stimuli Various theoretical positions are presented and discussed

S D

A76-44727 The vestibular system for eye movement control G M Jones (McGill University, Montreal, Canada) In Eye movements and psychological processes, Proceedings of the Symposium, Princeton, N J, April 15-17, 1974 Hillsdale, N J, Lawrence Erlbaum Associates, Inc, New York, Halsted Press, 1976, p 3-16, Discussion, p 16, 17 Defence Research Board of Canada Grants No 9910-37, No 9310-92

The vestibulo-ocular reflex system is seen as a medium through which automatic stabilization of the eye relative to inertial space is achieved over the normal range of naturally occurring angular head movements The discussion covers errors of vestibular canal response, neural response, the elementary vestibulo ocular reflex arc, and additional neural pathways Particular attention is given to oculomotor responses to linear accelerative stimuli It is shown that both rotational and linear accelerative stimuli can provide functionally effective inputs to the oculomotor system The vestibulo-ocular reflex system is apparently capable of extensive adaptive change, always acting in such a way as to reduce retinal image slip during head movement

S D

A76-44728 The physiology of pursuit eye movements D A Robinson (Johns Hopkins University, Baltimore, Md) In Eye movements and psychological processes, Proceedings of the Symposium, Princeton, N J, April 15-17, 1974 Hillsdale, N J, Lawrence Erlbaum Associates, Inc, New York, Halsted Press, 1976, p 19-30, Discussion, p 30, 31 Grant No NIH-EY-00598

There is actually little known about the neurophysiology and neuroanatomy of pursuit or following eye movements Good progress has been made in describing the optokinetic behavior of the simpler system of the rabbit which contains foveate vision The paper discusses the capabilities of Collewijn's (1972) model of the rabbit's

optokinetic system With feedback provided, the rabbit's eye lock onto the visual scene and drift almost not at all, indicating that the function of the optokinetic reflex is not to make the eye move but to hold it still Certain mechanisms are discussed relative to the fact that a little eye drift can interfere with the rabbit's behavior sufficiently to justify the evolution of an optokinetic system Also discussed is a modification of the existing model, which uses an internal signal that is an efference copy of eye position or eye velocity The advantage of this new system is that it behaves as if it were open loop so that it could never become unstable, and that the psychophysical percept of target velocity in space is explicitly shown as an important control variable

S D

A76-44729 * Eye movements during afterimage tracking under sinusoidal and random vestibular stimulation S Yasui (California Institute of Technology, Pasadena, Calif) and L R Young (MIT, Cambridge, Mass) In Eye movements and psychological processes, Proceedings of the Symposium, Princeton, N J, April 15-17, 1974 Hillsdale, N J, Lawrence Erlbaum Associates, Inc, New York, Halsted Press, 1976, p 33-37 Grant No NGR 22-009-025

The smooth portion of the horizontal vestibulo ocular reflex was analyzed in terms of the frequency response, relating slow phase eye velocity to angular velocity of a rotating chair under four different cases sinusoidal rotation about a vertical axis in total darkness, sinusoidal rotation during afterimage tracking, pseudo random head rotation in total darkness, and pseudorandom head rotation during afterimage tracking Eye movements were recorded using a photoelectric limbus tracking method The observation that the presence of an afterimage during vestibular stimulation increases the velocity of slow phase eye movements is in support of the theory that such slow phase movements are generated, at least in part, by the perceived velocity of the target Since the target is immobilized on the retina, this perceived velocity is clearly not generated by retinal slip, but rather by a mechanism related to the eye movement such as corollary discharge

S D

A76-44730 The neurophysiology of saccades A F Fuch (Washington University, Seattle, Wash) In Eye movements and psychological processes, Proceedings of the Symposium, Princeton, N J, April 15-17, 1974 Hillsdale, N J, Lawrence Erlbaum Associates, Inc, New York, Halsted Press, 1976, p 39-50, Discussion, p 50-53 Grants No NIH RR 00166, No NIH-EY-00745

A saccade serves to rapidly shift the direction of gaze from one object in the visual field to another in a ballistic motion The paper discusses the saccadic trajectory itself, with special emphasis on the neurophysiology that underlies it A complete characterization of the saccade is presented to enable pinpointing the changes in neural firing and muscle force that ultimately reflect themselves in the saccadic trajectory The neurophysiology of the saccade is approached by starting at the saccadic trajectory and working back into the brain sequentially from the forces that move the eye, to the motoneurons that cause the muscles to contract, to the possible neural structures that provide inputs to the motoneurons

S D

A76-44731 Saccadic suppression A brief review F C Volkmann (Smith College, Northampton, Mass) In Eye movements and psychological processes, Proceedings of the Symposium, Princeton, N J, April 15-17, 1974 Hillsdale, N J, Lawrence Erlbaum Associates, Inc, New York, Halsted Press, 1976, p 73-83 NSF Grant No 41103

The paper reviews some major lines of evidence and theoretical positions regarding the apparent neglect or suppression of vision during saccadic eye movements in awake human subjects. There is enough evidence to indicate that under most normal conditions of everyday viewing, one simply does not notice the blurred images that sweep across the retina during saccades. Four major types of explanations for visual suppression are discussed: retinal smear, central inhibition, shearing forces in the retina, and visual masking. The temporal and spatial characteristics of masking interact, but the ways in which they interact to produce all or a part of saccadic suppression are not yet clear. S D

A76-44732 **The role of eye movements in maintenance of vision** U Tulunay Keesey (Wisconsin, University, Madison, Wis.) In Eye movements and psychological processes, Proceedings of the Symposium, Princeton, N.J., April 15-17, 1974. Hillsdale, N.J., Lawrence Erlbaum Associates, Inc., New York, Halsted Press, 1976, p 101-118, Discussion, p 108-112

The paper focuses on the micromovements of the eye which occur during fixation and their role in the maintenance of vision in terms of acuity defined as the sensitivity of the human visual system to the size of spatial detail in the stimulus. Available data indicate that acuity is better when the eye is relatively still and that under the stabilized image conditions the mechanisms underlying acuity are dependent on exposure time but independent of image motion. Other experimental results show that the effectiveness of the drift motion of the eye in maintaining visibility is due to the variations in temporal luminance it supplies to the receptors. An excursion over several receptors is of secondary importance in sustaining vision. S D

A76-44733 **Role of eye movements in maintaining a phenomenally clear and stable world** R M Steinman (Maryland, University, College Park, Md.) In Eye movements and psychological processes, Proceedings of the Symposium, Princeton, N.J., April 15-17, 1974. Hillsdale, N.J., Lawrence Erlbaum Associates, Inc., New York, Halsted Press, 1976, p 121-145, Discussion, p 145-149. Grants No. NIH EY 00325, No. NIH-EY 00598

An outstanding aspect of human oculomotor performance is its independence from stimulus variables. It is shown that the line of sight can be maintained anywhere within or at the edges of simple forms without any influence of the form on mean fixation position or stability. Human beings may have preferences to orient the line of sight to particular places within such forms, but these preferences are not imposed by oculomotor system control characteristics. It is also found that subjects can adjust the velocity of their smooth pursuits to specified fractions of the target velocity and that they have the option of not tracking as long as they look at a stationary detail in the visual field. The human eye is capable of making microsaccades down in the 5-6 arcmin ball park without any change in the position of a stimulus in the form of a stationary point of light in an otherwise completely dark environment. Particular attention is given to the conditions under which man might be able to use these options when his head is not stabilized by artificial means. S D

A76-44734 **Physical characteristics of the eye used in eye-movement measurement** L R Young (MIT, Cambridge, Mass.) In Eye movements and psychological processes, Proceedings of the Symposium, Princeton, N.J., April 15-17, 1974. Hillsdale, N.J., Lawrence Erlbaum Associates, Inc., New York, Halsted Press, 1976, p 157-160

The eye contains the retina which moves with it and makes possible the subjective assessment of eye movement. The paper overviews the physical characteristics of the eye which were dealt with in greater detail by Young and Sheena (1975a). Emphasis is placed on corneoretinal potential, electrical impedance, corneal bulge, and corneal reflections. Rotation of the eye about its center produces a relative translation as well as rotation of the cornea, forming the basis for the important class of eye movement instruments known as corneal reflection systems. Other topics include

reflections from other optical curvatures in the eye: Purkinje images, the limbus, and the pupil. The pupil eccentricity can be used for eye angle measurements. Other optical and nonoptical (artificial) landmarks are also discussed. S D

A76-44735 **The Purkinje-image method of recording eye position** T N Cornsweet (Baylor University, Houston, Tex.) In Eye movements and psychological processes, Proceedings of the Symposium, Princeton, N.J., April 15-17, 1974. Hillsdale, N.J., Lawrence Erlbaum Associates, Inc., New York, Halsted Press, 1976, p 161-164, Discussion, p 164, 165

It is practically impossible to hold the translation of the eye to less than 0.05 mm. Artifacts caused by translation must be eliminated for very accurate tracking better than about 0.5 deg. When the eye rotates, the first and fourth Purkinje images both move, but they move through different distances, whereas if the eye translates, they move through the same distance. Therefore, if the two images are tracked, changes in the distance between them provide an accurate measure of rotation of the eye independent of translation. A practical system for recording eye position using the first and fourth Purkinje images is described which employs optical and electronic equipment. The instrument can track eye movements over a square field about 20 deg on a side. In a new version, head movement is allowed anywhere within a cube 1 cm on a side, mirror geometry is changed to eliminate distortion, and an electronically flickered light-emitting diode is introduced in conjunction with an automatic search mode. S D

A76-44736 **Ways of recording line of sight** N H Mackworth (Stanford University, Stanford, Calif.) In Eye movements and psychological processes, Proceedings of the Symposium, Princeton, N.J., April 15-17, 1974. Hillsdale, N.J., Lawrence Erlbaum Associates, Inc., New York, Halsted Press, 1976, p 173-178

Most cognitive researches involve reading, picture processing, or visual choice between two or more alternatives. The paper describes the design capabilities of a practical high speed eye-fixation recorder called the Digital Eye Camera with no bite bar, merely a head rest, which is specifically designed to cover a specified range of requirements. This new instrument gives the spatial coordinates of the eye fixations directly from the record in numerical form, where scales for this purpose are automatically placed on the pictures of each eye. The camera is cartridge loaded and can be focused throughout the test; the camera is fixed as it needs no aiming. The viewing box into which the subject peers is small enough to be carried by car. For rapid data analysis, the X-Y coordinates for eye position and the time reading are typed out from each frame of the motion picture recording. The scale number for the grid analysis can also be placed around real scenes when these are viewed through the window obtained by removing the projection screen. S D

A76-44737 * **Eye movements - On-line measurement, analysis, and control** J Anliker (NASA, Ames Research Center, Moffett Field, Calif.) In Eye movements and psychological processes, Proceedings of the Symposium, Princeton, N.J., April 15-17, 1974. Hillsdale, N.J., Lawrence Erlbaum Associates, Inc., New York, Halsted Press, 1976, p 185-199. Grant No. NGR 05 020 575, No. DAHC 72 C 0232

The paper outlines the plans and progress related to the development of a Programmed Eye Track Recording System and Eye Coupled Ubiquitous Scene Generator known by the acronym PERSEUS. Particular attention is given to the design and implementation of a computer-based real time eye tracking system with associated digital scenic display capability. The accurate eye tracker developed by Cornsweet and Crane (1973) is selected for this purpose. The discussion covers automatic detection of fixations and saccades, automatic scanpath analysis, fixation-conditional stimulation, and digital scene generation. The all digital approach to scenic simulation not only eliminates the camera optics and electro-mechanical servomechanisms of TV-model systems of simulation but

also opens the way to the virtually unlimited sequencing of data base contents and perspectives thereof S D

A76-44738 **Saccades and extraretinal signal for visual direction** L Matin (Columbia University, New York, N Y) In Eye movements and psychological processes, Proceedings of the Symposium, Princeton, N J, April 15-17, 1974 Hillsdale, N J, Lawrence Erlbaum Associates, Inc., New York, Halsted Press, 1976, p 205-219 NSF Grants No GB 5947, No BMS-73 01463A01, Grant No NIH EY 00375

The influence of extraretinal signal on reports of visual direction is examined Attention is focused on the validity of an earlier working hypothesis that the controlling mechanism of perception of a stable world when saccadic eye movements are made is essentially a cancellation mechanism New evidence is presented to show that the extraretinal signal for saccades does not cancel and that it is not true that a canceling extraretinal signal shifts the relation of stimulated retinal locus and perceived visual direction at a rate that parallels the actual saccadic eye movement The results point to the sloppiness of the visual perception of direction when visual context, smears, and masking play no role, leaving the extraretinal signal as the most substantial controlling influence S D

A76-44739 **Eye movements, efference, and visual perception** H A Sedgwick and L Festinger (New School for Social Research, New York, N Y) In Eye movements and psychological processes, Proceedings of the Symposium, Princeton, N J, April 15-17, 1974 Hillsdale, N J, Lawrence Erlbaum Associates, Inc., New York, Halsted Press, 1976, p 221-227, Discussion, p 227-230

The paper discusses a class of visual illusions or misperceptions that arise during visual tracking The double phenomenon represented by systematic misperception of extent of a tracked spot and of direction of other spots moving nonparallel to the first is quite evident and is easily obtained in darkness under conditions which permit the eyes to follow the tracked spot well Three such conditions are sinusoidal motion which allows for the gradual deceleration and acceleration of the eyes each time the spot reverses direction, frequencies of back-and-forth motion of no more than about 1 Hz, and velocities of no more than about 15 deg of visual angle per second Both aspects of this phenomenon can be accounted for by stating that the perceptual system radically underregisters the velocity of smooth-pursuit eye movements Experimental results suggest that whatever information the perceptual system has about eye movements comes from monitoring the efferent commands to the eyes rather than from any proprioceptive information coming back from the extraocular muscles S D

A76-44740 **Extraretinal influences on the primate visual system** R H Wurtz (National Institutes of Health, National Institute of Mental Health, Bethesda, Md) In Eye movements and psychological processes, Proceedings of the Symposium, Princeton, N J, April 15-17, 1974 Hillsdale, N J, Lawrence Erlbaum Associates, Inc., New York, Halsted Press, 1976, p 231-242, Discussion, p 242-244

Several possible physiological correlates of perceptual changes associated with eye movements in the monkey are examined The discussion is limited to recent work on the striate area of cerebral cortex and the superior colliculus in the midbrain Consistent differences in extraretinal influences found in the primary cortical visual area, the striate cortex, and the superior colliculus as a primary midbrain area are noted Presumably cortical processing beyond the striate cortex incorporates more extraretinal input, particularly since one of the major projections of the superior colliculus is upward to this cortical area via the posterior thalamus S D

A76-44741 **Voluntary saccades, eye position, and perceived visual direction** J Pola (Johns Hopkins University, Baltimore, Md) In Eye movements and psychological processes, Proceedings of the Symposium, Princeton, N J, April 15-17, 1974 Hillsdale, N J, Lawrence Erlbaum Associates, Inc.,

New York, Halsted Press, 1976, p 245-253, Discussion, p 253, 254 NSF Grant No GB-5947, Grant No NIH-R01 5-EY-0037E

Results are presented for an experimental study in which a wide enough range of saccade amplitudes is obtained to enable finding out whether there was actually an eye position effect and to determine the general quantitative features of such an effect Two different types of experimental sessions were used under dark-adapted conditions In the 8 deg nonadjustment session, visual direction was measured for a saccade of normal amplitude when the subject attempted to look at a target 8 deg removed from his original point of fixation, in the 8 deg adjustment session, the visual direction was determined for a saccade of reduced size when the subject tried to look at the 8 deg peripheral target It is shown that the shift in visual direction for a saccade is related to three parameters eye position during and following the saccade, time from the onset of the saccade, and attempt to look at a specific location The most important finding appears to be the relation of the shift in visual direction to eye position S D

A76-44742 **Saccades to flashes** P E Hallett (Toronto, University, Toronto, Canada) In Eye movements and psychological processes, Proceedings of the Symposium, Princeton, N J, April 15-17, 1974 Hillsdale, N J, Lawrence Erlbaum Associates, Inc., New York, Halsted Press, 1976, p 255-260, Discussion, p 260-262 Medical Research Council of Canada Grant No MT-4092, Defence Research Board of Canada Grant No 9310-122

Experiments were conducted in which the target step was synchronized with the very beginning of a triggering saccade, the stimulus was blanked out for a reaction time soon after stepping the target, and the target patterns were automatically randomized from trial to trial The use of visual information was assessed from the timing and amplitude of the fixation reflex alone Results on dark-adapted subjects and single targets indicate that visual inflow during a primary saccade can initiate a corrective or new primary saccade and seems to be necessary to prevent strange responses and that retinal position is not the stimulus that determines saccade amplitude but rather the retinal position of the cue is corrected for any subsequent saccadic movement that happens to intervene between the cue and the saccade that it eventually elicits It is clear that there is important visual inflow from the retina to oculomotor pathways during saccades S D

A76-44743 **A psychophysical model of visual-movement perception** R A Kinchla (Princeton University, Princeton, N J) In Eye movements and psychological processes, Proceedings of the Symposium, Princeton, N J, April 15-17, 1974 Hillsdale, N J, Lawrence Erlbaum Associates, Inc., New York, Halsted Press, 1976, p 263-275

A psychophysical model of visual-movement discrimination is described which is capable of characterizing the discrimination of linear fixed-velocity movement of a point of light viewed in the dark for durations in the range 0.5-2 sec This theoretical model can be defined by two statements, the first indicating how a stimulus evokes a subjective impression of movement, and the second indicating how this impression is translated into a response While the first statement involves the central assumptions of the model which are invariant in all of its applications, the second varies somewhat with the specific response options The model proves useful in explaining in relatively simple terms how one can characterize a subject's ability to discriminate movement over a fairly wide range of stimuli with just a single theoretical constant acting as an estimate of the noise parameter in the range 0.2-0.3 squared deg per sec S D

A76-44744 **The nature and role of extraretinal eye-position information in visual localization** A A Skavenski (Northeastern University, Boston, Mass) In Eye movements and psychological processes, Proceedings of the Symposium, Princeton, N J, April 15-17, 1974 Hillsdale, N J, Lawrence Erlbaum Associates, Inc., New York, Halsted Press, 1976,

p 277-285, Discussion, p 285-287 Grants No NIH-EY-1049, No NIH-EY-325

The paper reviews available evidence about the nature and accuracy of extraretinal eye-position information in visual localization, suggesting that there is an accurate and easily remembered extraretinal indication of eye position. This accuracy is examined by recording attempts to maintain the eye in a defined position in the absence of visual information about eye position. It is shown that the perceived target direction is proportional to the magnitude of the outflow signals, which serves as a first-hand evidence that extraretinal eye-position information is directly involved in visual spatial perception. It is suggested that the outflow extraretinal signals originate in the pons near the final common path. It is concluded that there is accurate extraretinal eye-position information for several types of eye movement that can be used to control eye position in the dark (Author)

A76-44745 Pursuit eye movements and visual localization
F Ward (Rochester, University, Rochester, N Y) In Eye movements and psychological processes, Proceedings of the Symposium, Princeton, N J, April 15-17, 1974 Hillsdale, N J, Lawrence Erlbaum Associates, Inc, New York, Halsted Press, 1976, p 289-297, Discussion, p 297

Results are presented of a few experiments designed to assess an observer's ability to localize a briefly presented target during the act of pursuit. The study evaluates the hypothesis that the interaction of the pulse information with the eye-position record accounts for displacement of localization in the direction of pursuit. Further analyses of eye movement records reveal that the actual act of saccading does not seem to be related to localization judgments. The results support the original hypothesis that localization during tracking is a function of the pursuit eye-movement system and that this system must therefore have access to some type of eye position signal S D

A76-44746 Stimulus density limits the useful field of view
N H Mackworth (Stanford University, Stanford, Calif) In Eye movements and psychological processes, Proceedings of the Symposium, Princeton, N J, April 15-17, 1974 Hillsdale, N J, Lawrence Erlbaum Associates, Inc, New York, Halsted Press, 1976, p 307-320, Discussion, p 320, 321 U S Department of Health, Education and Welfare Grant No OE-4-10-136

The useful field of view is referred to as the largest area around the fixation point at which visual task performance is perfect. Experiments are conducted on 20 subjects involved in a physiological study of peripheral-discrimination task and a psychological task of strip-search task, where the subjects are asked to identify a small black square in a set of black circles. It is found that the mean number of circles attempted per fixation, the mean visual fixation times, the mean percentage of saccades or bends in eye track, the mean number of fixations per display strip, and the incidence of missed targets permit studying the interaction between the nature of the display and the cognitive control of the visual coverage. It is concluded that the size of the useful field of view is critically determined by the density of irrelevant items in the display. One scrutinizes densely crowded visual details very narrowly, but when there are only a few scattered details the gaze can process a much wider area S D

A76-44747 A computer implementation of constructive visual imagery and perception
A M Farley (Carnegie-Mellon University, Pittsburgh, Pa) In Eye movements and psychological processes, Proceedings of the Symposium, Princeton, N J, April 15-17, 1974 Hillsdale, N J, Lawrence Erlbaum Associates, Inc, New York, Halsted Press, 1976, p 473-490

The constructive theory of visual form perception stipulates that an internal representation of the visual field is constructed by the integration of a succession of views of the environment. Results are presented for a research that constitutes a further investigation and specification of the constructive theory of visual form perception. The objectives were to study the nature of the processes and memories involved in the fixation and integration of successive views

of the environment as well as the nature of the internal representation which is capable of embodying the necessary partial and complete perceptions. The results are specified in the form of an operational computer-implemented visual imagery and perception system (VIPS). Two experiments are conducted to provide data from which to infer the characteristics of visual image representation and the rules of perceptual processes. The results are considered in light of the theory embodied by VIPS and as a basis for its necessary extension and modification S D

A76-44748 Eye movement fixations and gating processes
R J Hall (Nevada, University, Las Vegas, Nev) In Eye movements and psychological processes, Proceedings of the Symposium, Princeton, N J, April 15-17, 1974 Hillsdale, N J, Lawrence Erlbaum Associates, Inc, New York, Halsted Press, 1976, p 491-498 Army ARPA-supported research

The paper focuses on what eye movements may indicate about interpersonal perceptions and needs and about the processing of sensory data by the central nervous system (CNS). A discussion of experimental data as to whether the eye movements of heroin addicts differ from nonaddicted matched controls reveals that two factors are operating: motivational or interest factors associated with the nature of the stimulus material and possible differences in reading skill and the ability to manipulate printed material. The observation that fixation durations are generally longer for addicts than for controls suggests that there are also basic differences in the physiological and CNS processes that regulate eye movement or an underlying information processor. Results from studies involving high data acquisition rates and the analysis of substantial volumes of data indicate that the eye movements associated with fixation sequencing reflect changes in CNS temporal processes. Such results suggest that eye movements (fixation number and duration) may be a sensitive measure of gating and timing processes that group incoming sensory data S D

A76-44764 Dynamic properties of the human head
J B Smith and C W Suggs (North Carolina State University, Raleigh, N C) *Journal of Sound and Vibration*, vol 48, Sept 8, 1976, p 35-43 10 refs

The dynamic response of the human head to sinusoidal excitation in the 20-5000 Hz frequency range is determined by using driving point impedance techniques. Maximum and minimum impedance magnitudes are found near 100 and 3000 Hz, respectively. A secondary peak in impedance magnitude is observed near 200 Hz in many of the tests. Approximate linearity of the system to low level excitation is demonstrated. Segments of the impedance curves are related to vibration of specific parts of the head and the mechanical properties of constituent tissues. A two-degree-of-freedom mass-excited mechanical model is proposed to describe the dynamic behavior of the head. This model consists of the driving mass, a damper, a parallel arrangement of a spring and damper, and another mass, all connected in series. This lumped-parameter model proves suitable for an accurate representation of the dynamic behavior of the human head for situations which do not result in significant deformation or fracture of the skull S D

A76-44844 * Functional and anatomical characteristics of the nerve-brown adipose interaction in the rat
K E Flaim, J M Horowitz, and B A Horowitz (California, University, Davis, Calif) *Pflugers Archiv*, vol 365, no 1, 1976, p 9-14 26 refs NSF Grant No GB 30594, Grant No NGR-05-004-099

Experiments were conducted on 12 male rats to study the coupling of signals from the sympathetic nervous system to the brown adipose tissue. Analysis of electron photomicrographs revealed considerable morphological heterogeneity among the nerves entering and leaving the interscapular fat pad. In response to electrical stimulation of the nerves, the temperature of the brown fat increased following a rapid but transient temperature drop. Such changes were observed only on the ipsilateral side, indicating that the innervation to the interscapular brown fat of the rat is functionally

bilateral rather than diffuse. The finding that brown fat is capable of responding in a graded fashion correlates well with observations suggesting that clusters of brown adipocytes may be electrically coupled. S D

A76-44845 The involvement of noradrenergic nerves in the cardiovascular reflex responses to lower body negative pressure in the anaesthetised rabbit. T Bennett, P H Fentem, D R Tomlinson, and D Yates (University Hospital, Nottingham University, Nottingham, England) *Pflugers Archiv*, vol 365, no 1, 1976, p 89-94. 28 refs. Research supported by the Medical Research Council and Boots Pure Drug Co.

A76-44924 # Monitored approach as initial stage in training of pilots for Category II landing (Monitorowane zblizanie jako wstepny etap treningu pilotow do II kategorii ladowan). T Smolicz. *Technika Lotnicza i Astronautyczna*, vol 31, July-Aug 1976, p 31-33. In Polish.

The paper discusses basic principles and ergonomic procedures for monitored approach as the most effective means of cooperation on the part of the crew during landing under low pressure weather conditions. Workload distribution among the crew during successive phases of monitored approach is suggested. P T H

A76-44992 Absolute sensitivity of rod bipolar cells in a dark-adapted retina. J F Ashmore and G Falk (University College, London, England) *Nature*, vol 263, Sept 16, 1976, p 248, 249. 17 refs. Research supported by the Medical Research Council.

The investigation reported is concerned with the voltage response in flashes of light in individual bipolar cells, to which the rods of the visual system send their signals and which, in turn, signal to amacrine and ganglion cells. Measurements of the absolute sensitivity of rod bipolar cells in the dogfish retina were conducted. The relationship between light intensity and peak of the response for the bipolar cell is shown in a graph. G R

A76-45085 # On the problem of training aviatational physicians (K voprosu o podgotovke aviatsionnogo vracha). P G Kozacha. *Voenna-Meditsinskiy Zhurnal*, May 1976, p 13-15. In Russian.

The duties of aviatational physicians are discussed on the basis of the author's personal experience in the field over long years. The author's viewpoints on a better training of aviatational physicians on the higher education level are outlined. The great variability of flight and ground situations calls for high flexibility of thinking and rapid decision making on the part of on-duty physicians, particularly during various kinds of basic military training. More specifically, young aviatational physicians must constantly learn about the organization and planning of medical care in the air forces. Periodic verification to confirm an aviatational physician's qualifications is necessary both for an actual evaluation of his abilities and for stimulating him to perfect his professional skills. S D

A76-45086 # Changes in the peripheral and intracranial blood circulation during prolonged low-magnitude radial accelerations (Izmeneniya perifericheskogo i vnutricherepnogo krovoobrascheniya pri dlitel'no deistvuiushchikh radial'nykh uskoreniyakh mal'nykh velichin). V V Usachev, B V Ustiushin, and V G Ovechkin. *Voenna-Meditsinskiy Zhurnal*, May 1976, p 47-50. In Russian.

A76-45100 * Mechanisms of temperature regulation in heat-acclimated hamsters. S B Jones, X J Musacchia, and G E Tempel (Missouri, University, Columbia, Mo.) *American Journal of Physiology*, vol 231, Sept 1976, p 707-712. 21 refs. Research supported by the University of Missouri, Grant No NGL-26-004-021.

A76-45101 Decompression-induced decrease in nitrogen elimination rate in awake dogs. B G D'Aoust, K H Smith, and H T Swanson (Virginia Mason Research Center, Seattle, Wash.)

Journal of Applied Physiology, vol 41, Sept 1976, p 348-355. 36 refs. Grants No NIH-HL-12015, No NIH HL-14801.

A76-45102 Depressed myocardial function in the goat at high altitude. C E Tucker, W E James, M A Berry, C J Johnstone, and R F Grover (Colorado, University, Denver, Colo.) *Journal of Applied Physiology*, vol 41, Sept 1976, p 356-361. 16 refs. Research supported by the Colorado Heart Association, Grants No DADA17-68-C 8135, No NIH-HL-134744, No NIH-HL 14985.

The functional state of the left ventricular myocardium was evaluated in six chronically instrumented unsedated goats before, during, and after two-week exposure to hypobaric hypoxia at a partial oxygen tension of 44 mm Hg. The force-velocity characteristics of the myocardium was examined by estimating maximum oxygen consumption (V_{max}) from the left ventricular pressure wave form obtained from an implanted miniature transducer. When the influence of beta-adrenergic stimulation was removed, V_{max} was consistently reduced by chronic hypoxia. The findings imply that the contractile state of the myocardium is depressed at high altitudes, and this probably contributes to the reduction in cardiac stroke volume. Failure to reverse myocardial depression with 100% oxygen is also discussed. S D

A76-45103 Myocardial interaction between the ventricles. W P Santamore, P R Lynch, G Meier, J Heckman, and A A Bove (Temple University, Philadelphia, Pa.) *Journal of Applied Physiology*, vol 41, Sept 1976, p 362-368. 22 refs.

Alterations in the ventricular pressure-volume relationships and ventricle configuration caused by varying the volume of the opposite ventricle were studied on isolated flow perfused paced rabbit hearts under isovoluminal beating. Results are presented for pressure-volume and cineradiography experiments. It is shown that the diastolic and developed pressure-volume relationships of either ventricle can be acutely altered by varying the volume of the other ventricle. The position of the interventricular septum is found to correlate with left ventricular diastolic pressure and right ventricular diastolic and developed pressure changes (P less than 0.01). In the normal physiological range, left ventricular volume augments right ventricular pressure development. S D

A76-45104 Estimation of cardiac output by an N2O rebreathing method in adults and children. E Zeidifard, S Godfrey, and E E Davies (Hammersmith Hospital, London, England) *Journal of Applied Physiology*, vol 41, Sept 1976, p 433-438. 43 refs.

Stress tests were performed on nine adults aged 21-37 yr and ten children aged 7-16 yr using a nitrous oxide (N2O) rebreathing method to measure recirculation time and cardiac output (as pulmonary blood flow). The N2O rebreathing method is compared with the indirect CO2 Fick rebreathing method. It is shown that during exercise the N2O rebreathing method can be used to measure pulmonary blood flow to give values which are both reproducible and quantitatively similar to measurements of cardiac output made by invasive techniques. An advantage of the method is that cardiac output and recirculation time are both measured within a 10-sec rebreathing period, compared to the longer steady-state periods required by other methods. However, the method can be adversely affected by ventilatory abnormalities which would impair adequate mixing of rebreathed gas in the lungs, thus giving false estimates of gas uptake by pulmonary blood. S D

A76-45372 # The effect of circulatory hypoxia on the direct responses of the cerebral cortex of a rabbit (Vliianie tsirkuliatornoj gipoksii na priamye otvety kory mozga krolika). T Sh Labakhua (Akademia Nauk Gruzinskiy SSR, Institut Fiziologii, Tiflis, Georgian SSR) *Akademiia Nauk Gruzinskiy SSR, Soobshcheniia*, vol 82, May 1976, p 473-476. 10 refs. In Russian.

A76-45447 * The Viking biological investigation - Preliminary results. H P Klein, V I Oyama, B J Berdahl (NASA, Ames Research Center, Moffett Field, Calif.), N H Horowitz, G L

Hobby (California Institute of Technology, Pasadena, Calif.), G V Levin, P A Straat (Biospherics, Inc., Rockville, Md.), J Lederberg (Stanford University, Stanford, Calif.), A Rich (MIT, Cambridge, Mass.), and J S Hubbard (Georgia Institute of Technology, Atlanta, Ga.) *Science*, vol 194, Oct 1, 1976, p 99-105 29 refs Contracts No NAS1-9690, No NAS1-12311, No NAS1-13422, Grants No NGR-05 002-308, No NsG-7069

A preliminary progress report is presented for the Viking biological investigation through its first month. The carbon assimilation, gas exchange, and labeled release experiments are described in detail, and the chronology of the experiments is outlined. For the first experiment, it is found that a small amount of gas was converted into organic material in one sample and that heat treatment of a duplicate sample prevented such conversion. In the second experiment, a substantial amount of O₂ was detected along with significant increases in CO₂ and small changes in N₂. In the third experiment, a significant amount of radioactive gas was evolved from one sample, but not from a duplicate heat treated sample. Possible biological and nonbiological interpretations are considered for these results. It is concluded that while the experiments provide clear evidence for the occurrence of chemical reactions and while the results do not violate any prima facie criteria for biological processes, a definitive answer cannot yet be given to the question of whether life exists on Mars.

F G M

A76-45516 # On quantizing ride comfort and allowable accelerations. P R Payne (Payne, Inc., Annapolis, Md.) *American Institute of Aeronautics and Astronautics and Society of Naval Architects and Marine Engineers, Advanced Marine Vehicles Conference, Arlington, Va., Sept 20 22, 1976, AIAA Paper 76 873* 16 p 34 refs

When the motion of a vehicle includes 'shocks' or impulsive velocity changes, R M S acceleration has no relation to crew comfort or injury. Existing (R M S 'g') methods of ride assessment can show lethal accelerations as being perfectly safe. They are also said to be invalid when the acceleration 'crest factor' (peak/R M S) exceeds 3, which is often the case for high speed marine vehicles. This paper presents methods for evading these difficulties, using fairly well established biodynamic modelling techniques, and an extension of Allen's 'shock tolerance' concept. Among other advantages, the method 'automates' the assessment of ride quality, so that personal judgments are not involved, and the relative ride quality of different vehicles can be placed on a quantitative basis. (Author)

A76-45651 * Mathematical modeling of inhalation exposure. V Fiserova-Bergerova (Miami, University, Miami, Fla.) (Conference on Environmental Toxicology, 6th, Dayton, Ohio, Oct 1975) *Journal of Combustion Toxicology*, vol 3, Aug 1976, p 201-210 9 refs NASA supported research, Contract No F33615-74-C 5147

The paper presents a mathematical model of inhalation exposure in which uptake, distribution and excretion are described by exponential functions, while rate constants are determined by tissue volumes, blood perfusion and by the solubility of vapors (partition coefficients). In the model, tissues are grouped into four pharmacokinetic compartments. The model is used to study continuous and interrupted chronic exposures and is applied to the inhalation of Forane and methylene chloride. B J

A76-45652 * The sensitivity of relative toxicity rankings by the USF/NASA test method to some test variables. C J Hilado, L A LaBossiere (San Francisco, University, San Francisco, Calif.), H A Leon, D A Kourtidis, J A Parker (NASA, Ames Research Center, Moffett Field, Calif.), and M-T S Hsu (San Jose State University, San Jose, Calif.) *Journal of Combustion Toxicology*, vol 3, Aug 1976, p 211-236 13 refs Grant No NsG 2039

Pyrolysis temperature and the distance between the source and sensor of effluents are two important variables in tests for relative toxicity. Modifications of the USF/NASA toxicity screening test method to increase the upper temperature limit of pyrolysis, reduce

the distance between the sample and the test animals, and increase the chamber volume available for animal occupancy, did not significantly alter rankings of relative toxicity of four representative materials. The changes rendered some differences no longer significant, but did not reverse any rankings. The materials studied were cotton, wool, aromatic polyamide, and polybenzimidazole. (Author)

A76-45653 * The effect of changes in the USF/NASA toxicity screening test method on data from some cellular polymers. C J Hilado and C M Miller (San Francisco, University, San Francisco, Calif.) *Journal of Combustion Toxicology*, vol 3, Aug 1976, p 237-258 17 refs Grant No NsG 2039

Rankings of relative toxicity can be markedly affected by changes in test variables. Revision of the USF/NASA toxicity screening test procedure to eliminate the connecting tube and supporting floor and incorporate a 10 g sample weight, 200 C starting temperature, and 800 C upper limit temperature for pyrolysis, reversed the rankings of flexible polyurethane and polychloroprene foams, not only in relation to each other, but also in relation to cotton and red oak. Much of the change is attributed to reduction of the distance between the sample and the test animals, and reduction of the sample weight charged. Elimination of the connecting tube increased the relative toxicity of the polyurethane foams. The materials tested were flexible polyurethane foam, without and with fire retardant, rigid polyurethane foam with fire retardant, flexible polychloroprene foam, cotton, Douglas fir, red oak, hemlock, hardboard, particle board, polystyrene, and polymethyl methacrylate. (Author)

A76-45654 * Relative toxicity of pyrolysis products of some cellular polymers. C J Hilado, G L Saxton (San Francisco, University, San Francisco, Calif.), D A Kourtidis, J A Parker, and W J Gilwee (NASA, Ames Research Center, Moffett Field, Calif.) *Journal of Combustion Toxicology*, vol 3, Aug 1976, p 259-269 8 refs Grant No NsG-2039

Twelve samples of cellular polymers were evaluated in the course of developing test methods for toxic materials characterization. Six samples were flexible polyurethane foams, three were rigid polyurethane foams, two were high density rigid foams, and one was a modified polyimide foam. Some effects of formulation variables are discussed. (Author)

A76-45655 * Relative toxicity of pyrolysis products of some synthetic polymers. C J Hilado, C L Slattengren, A Furst (San Francisco, University, San Francisco, Calif.), D A Kourtidis, and J A Parker (NASA, Ames Research Center, Moffett Field, Calif.) *Journal of Combustion Toxicology*, vol 3, Aug 1976, p 270-283 8 refs Grant No NsG 2039

Nineteen samples of synthetic polymers were evaluated for relative toxicity in the course of characterizing materials intended for aircraft interior applications. The generic polymers included ABS, chlorinated PVC, polycarbonate, polyphenylene oxide, polyphenylene sulfide, polysulfone, polyaryl sulfone, polyether sulfone, polybismaleimide, and polyvinyl fluoride. Test results are presented, and compared in relative rankings with similar results on cellulosic materials and other synthetic polymers. Under these test conditions, the samples of synthetic polymers were either comparable to or significantly less toxic than the samples of commercial cellulosic materials. (Author)

A76-45657 An investigation of potential inhalation toxicity of smoke from rigid polyurethane foams and polyester fabrics containing Antiblaze 19 flame retardant additive. J G Keller (Mobil Oil Corp., New York, N.Y.), W R Herrera (Southwest Research Institute, San Antonio, Tex.), and B E Johnston (Mobil Chemical Co., Research and Development Laboratory, Edison, N.J.) *Journal of Combustion Toxicology*, vol 3, Aug 1976, p 296-304 16 refs

A76-45773 **Imagery, affective arousal and memory consolidation** H Weingartner, B Hall, D L Murphy, and W Weinstein (U S Public Health Service, National Institute of Mental Health, Bethesda, Maryland, University, Baltimore, Md) *Nature*, vol 263, Sept 23, 1976, p 311, 312 6 refs

The paper points out a disparity existing between the methods and theory developed for studying human memory and those used in animal learning studies, consisting in that research on humans stresses stimulus characteristics as determinants of input output relationships in memory, while animal learning studies have focused on neurochemical and neurophysiological conditions that alter learning or retrieval. The present study attempts to integrate the findings and theory of the two approaches through manipulations of stimulus imagery and consequent encodability and of arousal using measures which in separate studies and approaches reliably affect recall probability. P T H

A76-45774 **Antagonism between visual channels for pattern and movement** D M MacKay and V MacKay (Keele, University, Keele, Staffs, England) *Nature*, vol 263, Sept 23, 1976, p 312-314 9 refs

Georgeson (1976) reported that test subjects, after inspecting one or the other, or both, of two counter rotating dot patterns, reported seeing 'complex patterns of radial lines or curves', which appeared either to rotate in the opposite sense to the stimulus, or to be stationary if both counter-rotating disks had been viewed simultaneously in superposition. Georgeson attributed the appearance of these patterns to the rebound response of 'pattern channels' inhibited during stimulation by 'motion channels' of the kind presumed responsible for movement aftereffects (MAE). The present study tested this conclusion by extending the range of stimulus velocities well above and below those used by Georgeson. The results suggest that stimulation of motion channels is not necessary for the effect observed, so that its appearance does not confirm the hypothesis of Georgeson that sustained visual cortical cells sensitive to the orientation of contours are antagonistically coupled to transient cells in the same cortical column sensitive to movement at right angles to those contours. P T H

A76 45775 **Technique for studying synaptic connections of single motoneurons in man** J A Stephens, T P Usherwood, and R Garnett (St Thomas Hospital, London, England) *Nature*, vol 263, Sept 23, 1976, p 343, 344 10 refs

The post stimulus time histogram of the occurrence of the action potential of a single motor unit in the first dorsal interosseous muscle after a sharp tap to the tip of the nail of the index finger is shown and discussed. A sequence of excitation and inhibition periods is noted, the timing of which suggests that the earliest excitation and inhibition involve spinal pathways and that the later and more pronounced excitation involves supraspinal pathways. The scale of the response to such a modest and limited stimulus illustrates the powerful influence that a cutaneous afferent volley can exert on the discharge of a motoneurone. P T H

A76-45841 **Reduction of pulsatile hydraulic power in the pulmonary circulation caused by moderate vasoconstriction** H Piene and A Hauge (Oslo, Universitet, Oslo, Norway) *Cardiovascular Research*, vol 10, Sept 1976, p 503-513 17 refs

Vascular input impedance and associated hydraulic power was measured in rabbit isolated lungs. The study was focused on changes in impedance and in pulsatile hydraulic power during relaxation and contraction of vascular smooth muscle. Pulsatile power was found to be at a minimum when smooth muscle tone was such that the pulmonary arterial pressure was in the physiological range, and increased both when the vessels were relaxed and further constricted. Input impedance was found to be determined mainly by the large, proximal ('extra alveolar') arteries. (Author)

A76-45842 **On line computation of cardiac output with the thermodilution method, using a digital minicomputer** L H Snoeckx, J L Verheyen, A Van de Water, P Lewi, and R S Reneman (Janssen Pharmaceutica, Beerse, Belgium) *Cardiovascular Research*, vol 10, Sept 1976, p 556-564 30 refs Research supported by IWONL

Several techniques for calculating cardiac output were evaluated to find an accurate technique suitable for on-line digital computation. The thermodilution method was evaluated by different calculation techniques and by comparing these techniques with electromagnetic flowmeter values. Comparison of thermal dilution curves, manually calculated by the log normal and the exponential assumption, showed a correlation coefficient of 0.978 between the two methods, the former values being 11% higher. The exponential method correlated very well with the technique, using a correction factor for injection errors. Since the exponential technique correlated well with the electromagnetic values and since it was less complicated than the technique, using correction factors, this technique was chosen for automation. Comparison of exponential calculated thermodilution values with a digital computer and manually, showed a correlation coefficient of 0.991. It is concluded that on line computation of thermodilution curves improves the applicability of the thermodilution techniques as a means of measuring cardiac output. (Author)

A76-45895 **The visual evoked response and color discrimination** L D van Hoek (Utrecht, Rijksuniversiteit, Utrecht, Netherlands) *Vision Research*, vol 16, no 11, 1976, p 1255-1261 23 refs Research supported by the Nederlandse Organisatie voor Zuiver-Wetenschappelijk Onderzoek

An evoked response correlate of perceptual color contrast is presented. The small temporal stimulus color modulations were brought about by colored increments on differently colored backgrounds. The fundamental role of chromatic adaptation in visual processing is discussed. Variations in shape and apparent latency of the cortical responses were the most prominent effects of color modulation. The responses were analysed by means of a multivariate technique. The evaluation of the data was based on trajectories in multidimensional vectorial diagrams. Electrophysiologically equal amounts of color contrast were defined. (Author)

A76 45896 **Lines and gratings - Different interocular after effects** A Fiorentini, R Sireteanu, and D Spinelli (CNR, Laboratorio di Neurofisiologia, Pisa, Italy) *Vision Research*, vol 16, no 11, 1976, p 1303-1309 15 refs

The contrast threshold for a line or for a grating is elevated following prolonged inspection of a line or a grating of high contrast and suitable orientation and spatial frequency. This after effect (that shows a significant interocular transfer when the test pattern is a grating) does not transfer from one eye to the other when the test pattern is a single line or a pattern consisting of a small number of bars. The critical width of the pattern for the interocular transfer of the after-effect is about 0.5 degrees. These findings suggest that the detection of a line and the detection of a grating represent either two successive stages in the processing of visual signals or two parallel processes at least partially independent from each other. (Author)

A76 45897 **Response of the human eye to spatially sinusoidal gratings at various exposure durations** L E Arend, Jr (Brandeis University, Waltham, Mass) *Vision Research*, vol 16, no 11, 1976, p 1311-1315 21 refs

The shapes of human spatial contrast sensitivity functions for sinusoidal luminance patterns are strongly dependent upon exposure duration, exhibiting a linear low frequency decline of threshold for long exposures and no decline for brief exposures. This result confirms earlier work with square-wave patterns but conflicts with some sine-wave experiments. The results can be interpreted as indicating that narrow-band spatial channels at low spatial frequencies are approximately equal in sensitivity when temporal properties of the mechanisms are taken into account. They also have bearing upon models for the Craik-O'Brien-Cornsweet phenomenon. (Author)

A76-45929 * # Gravitational dynamics of biosystems - Some speculations J O Kessler (Arizona, University, Tucson, Ariz) and M Bier *COSPAR, Plenary Meeting, 19th, Philadelphia, Pa, June 8-19, 1976, Paper 27* p 30 refs Contract No NAS8-29566

The response of organisms to gravity is generally discussed in terms of hypotheses involving sedimentation and other static effects This paper considers several complex, inhomogeneous fluid-containing systems that are intended to model some possible dynamic effects of gravity on biosystems It is shown that the presence of gravity may result in modified long range transport, concentration oscillations, and broken symmetries The magnitude of density-gradient-driven convective transport times, and their ratios to diffusive transport times, are calculated for cell dimensions of six different plant varieties The results indicate that further investigation of gravitational convection effects may be realistic in some cases and is definitely not in others The results of this paper should aid in the planning of 'zero-gravity' experiments concerning plant geotropism and bio-materials processing (Author)

A76-46020 # Comparison of the light flash phenomena observed in space and in laboratory experiments P J McNulty, V P Pease (Clarkson College of Technology, Potsdam, N Y), and V P Bond (Brookhaven National Laboratory, Upton, N Y) *COSPAR, Plenary Meeting, 19th, Philadelphia, Pa, June 8-19, 1976, Paper 15* p 17 refs

Astronauts on Apollo and Skylab missions have reported observing a variety of visual phenomena when their eyes were closed and adapted to darkness These observations were studied under controlled conditions during a number of sessions on board Apollo and Skylab spacecraft and the data available to date on these so called light flashes is in the form of descriptions of the phenomena and frequency of occurrence Similar visual phenomena have been demonstrated in a number of laboratories by exposing the eyes of human subjects to beams of neutrons, alphas, pions, and protons More than one physical mechanism is involved in the laboratory and space phenomena No direct comparison of the laboratory and space observations has been made by observers who have experienced both However, the range of visual phenomena observed in the laboratory is consistent with the Apollo and Skylab observations Measured detection efficiencies can be used to estimate the frequencies with which various phenomena would be observed if that subject was exposed to cosmic rays in space (Author)

A76-46034 * # An objective determination of +/-G-sub z acceleration tolerance H Sandler, S A Rositano, and E P McCutcheon (NASA, Ames Research Center, Biomedical Research Div, Moffett Field, Calif) *International Astronautical Federation, International Astronautical Congress, 27th, Anaheim, Calif, Oct 10-16, 1976, Paper 76-034* 8 p 25 refs

The paper describes a method for objective determination of (+)G-sub z (head-to-foot) acceleration tolerance Using noninvasive instrumentation based on a transcutaneous Doppler flow system, objective end point criteria have been developed based on measured blood flow to the head The system consists of miniature 8 MHz Doppler sensors placed on the forehead over both frontal branches of the temporal arteries to detect blood flow velocity from backscattered ultrasound Over 100 subjects have been studied during more than 2000 centrifuge runs (Author)

A76-46035 * # Space motion sickness medications - Interference with biomedical parameters J Vernikos-Danellis, C M Winget (NASA, Ames Research Center, Biomedical Research Div, Moffett Field, Calif), C S Leach (NASA, Johnson Space Center, Houston, Tex), L S Rosenblatt (Geneticon, Oakland, Calif), J Lyman, and J R Beljan (Wright State University, Dayton, Ohio) *International Astronautical Federation, International Astronautical Congress, 27th, Anaheim, Calif, Oct 10-16, 1976, Paper 76-036* 6 p 8 refs

The possibility that drugs administered to Skylab 3 and 4 crewmen for space motion sickness may have interfered with their biomedical evaluation in space is investigated The mixture of

scopolamine and dextroamphetamine produced changes which allow a more valid interpretation of the early biomedical changes occurring in weightlessness There is no doubt that the dramatic increase in aldosterone excretion is not attributable to the drug, while the drug could have contributed to the in flight changes observed in cortisol, epinephrine, heart rate and possibly urine volume B J

A76-46036 # Evaluation of technology for spacecraft water-waste processing systems J M Spurlock (Georgia Institute of Technology, Atlanta, Ga), M Modell (MIT, Cambridge, Mass), and D F Putnam (Umpqua Research Co, Myrtle Creek, Ore) *International Astronautical Federation, International Astronautical Congress, 27th, Anaheim, Calif, Oct 10-16, 1976, Paper 76-043* 7 p 9 refs

Methodology has been developed to aid in (1) comparison and evaluation of design concepts for spacecraft waste and water processing systems, and (2) planning and management of technology development for such systems The procedure provides a common basis for comparison, using available test data and standardized input/output models It also provides an appropriate tradeoff model and analysis technique for comparing the commonly-based alternative processes Needed technology developments, to improve performance prospects, can be identified and managed based upon results of this evaluation procedure Results demonstrated the effectiveness and management benefits of this methodology (Author)

A76-46037 * # A prototype carbon dioxide and humidity control system for Shuttle mission extension capability R J Cusick (NASA, Johnson Space Center, Houston, Tex) and A M Boehm (United Technologies Corp, Hamilton Standard Div, Windsor Locks, Conn) *International Astronautical Federation, International Astronautical Congress, 27th, Anaheim, Calif, Oct 10-16, 1976, Paper 76-045* 12 p Contract No NAS9 13624

This paper describes an advanced regenerable carbon dioxide (CO₂) and humidity control system being developed for the NASA Johnson Space Center The system offers substantial weight advantages in comparison with the baseline Shuttle Orbiter expendable, lithium hydroxide CO₂ removal system for extended missions beyond the nominal design of 4 men for 7 days The regenerable system offers a potential weight savings of 431 kg for a 7 man 30-day mission A regenerable sorbent material designated as HS-C coadsorbs CO₂ and water vapor from the cabin atmosphere and desorbs the CO₂ and H₂O vapor overboard when exposed to the space vacuum In addition to a comparison of the regenerable system with the baseline Shuttle expendable system, HS C mission simulation test results and the flight prototype regenerable system currently being fabricated are presented The paper shows the integration of the system into the Shuttle Orbiter vehicle, exclusive of cryogenic fuel cell power expendables, the available packaging envelope is sufficient to stow all expendables necessary for HS C operation on 30 day extended missions (Author)

A76-46038 * # Shuttle era waste management and biowaste monitoring R L Sauer (NASA, Johnson Space Center, Houston, Tex) and G L Fogal (General Electric Co, Valley Forge, Pa) *International Astronautical Federation, International Astronautical Congress, 27th, Anaheim, Calif, Oct 10-16, 1976, Paper 76-046* 10 p

The acquisition of crew biomedical data has been an important task on manned space missions The monitoring of biowastes from the crew to support water and mineral balance studies and endocrine studies has been a valuable part of this activity This paper will present a review of waste management systems used in past programs This past experience will be cited as to its influence on the Shuttle design Finally, the Shuttle baseline waste management system and the proposed Shuttle biomedical measurement and sampling systems will be presented (Author)

A76-46127 # Problems of creating closed biological life support systems I I Gitelson, I A Terskov, B G Kovrov, G M Lisovskii, and F Ia Sidko (Akademiia Nauk SSSR, Moscow, USSR) *International Astronautical Federation, International Astronautical Congress, 27th, Anaheim, Calif., Oct. 10-16, 1976, Paper 76-040* 3 p

The paper describes an experiment examining the feasibility of a closed biological life support system involving three men and lasting six months. A photosynthetic regenerative process was used to recover oxygen from atmospheric CO₂ and also to recover potable and wash water. A certain amount of grain and vegetables was also grown in the system. All the processes were controlled by the men. Some problems concerning the further development of biological life support systems are considered including the problem of improving the degree of metabolic closure of the ecosystem. B J

A76-46153 # Some aspects of the problem of increasing space flight safety Iu P Artukhin, G M Kolesnikov, N V Krylova, and I B Solov'eva (Akademiia Nauk SSSR, Institut Psikhologii, Moscow, USSR) *International Astronautical Federation, International Astronautical Congress, 27th, Anaheim, Calif., Oct. 10-16, 1976, Paper A-76-02* 5 p 9 refs

The paper reviews results of experimental studies on evaluation of the usefulness of parachute jumping as a convenient model for investigating the psychophysiological state of astronauts under stress. Parachute jumping is noted to comprise all the components of a goal-aimed activity: present situation, anticipated situation, and future real situation, along with motivation and decision making. Parachute jumping for accuracy is shown to be a psychoemotionally stressed situation allowing for simulation of a subject's goal aimed activity with the aim of developing the necessary psychomotor skill for appropriate response in case of emergency. It is shown that parachute jumping with additional tasks is an effective tool for psychological conditioning of astronauts for activities involving emergency situations. S D

A76-46301 Visual elements in flight simulation J L Brown (Rochester, University, Rochester, N.Y.) *Aviation, Space, and Environmental Medicine*, vol 47, Sept 1976, p 913-924 20 refs Contract No N00014-75-C 0406

The paper reviews information collected on visual simulation techniques, visual information sources, and electronically generated displays. Dimensions of the visual display are discussed in terms of extent of the simulated visual field, range of luminances, color, spatial resolution, and visual movement. Criteria for simulation evaluation are examined together with motion simulation quantitative indices of performance. The importance of including a simulation of the external world is recognized. Recommendations are made for future research topics, techniques, and strategies. Information on the relative precision necessary for various dimensions of a visual simulation will be extremely useful in the design of both physical and electronic systems. If spatial resolution is shown to be of great importance, more effort should be devoted to high-resolution laser displays. S D

A76-46302 Stress in air traffic controllers - Effects of ARTS-III C E Melton, R C Smith, J M McKenzie, S M Hoffmann, and J T Saldivar (FAA, Aeronautical Center, Oklahoma City, Okla.) *Aviation, Space, and Environmental Medicine*, vol 47, Sept 1976, p 925-930 13 refs

Physiological, biochemical, and psychological assessments of stress in air traffic controllers were made at Los Angeles (LAX) and Oakland (OAK) Terminal Radar Approach Control (TRACON) facilities before and after installation of Automated Radar Terminal Systems-III (ARTS-III). Heart rates of controllers on duty or at rest scarcely changed from before to after ARTS-III installation. Total stress increased at both TRACONS, and the increase was entirely due to elevated catecholamine excretion. Steroid excretion was significantly reduced at both facilities after ARTS III installation. Scores on the A-State scale of the State Trait Anxiety Inventory indicated that introduction of ARTS-III had no appreciable effect on work-related anxiety levels of controllers. The post ARTS III A-State

means for both facilities were no significantly elevated. A Trait was unchanged at LAX but decreased significantly at OAK. Assessments of A-State showed significant work-related increments but tended to be low. There were no correlations between anxiety and physiological data. (Author)

A76-46303 Nystagmus, turning sensations, and illusory movement in motion sickness susceptibility J M Lentz (FAA, Civil Aeromedical Institute, Oklahoma City, Okla.) *Aviation, Space, and Environmental Medicine*, vol 47, Sept 1976, p 931-936 27 refs Research supported by the University of Oklahoma

A76-46304 Effect of sequential anti-G suit inflation on pulmonary capillary blood flow in man R Begin, R Dougherty, E D Michaelson, and M A Sacker (Mount Sinai Medical Center, Miami Beach, Fla.) *Aviation, Space, and Environmental Medicine*, vol 47, Sept 1976, p 937-941 18 refs Contract No F41609-74-C, Grant No NIH-HE-10622

Previous studies have shown that the pulmonary capillary blood flow (Qc/min) increases 31% after standard anti-G suit inflation in the 90 deg erect posture and that Qc/min is not affected by anti-G suit inflation in the sitting or supine positions. The paper tests the hypothesis that the suit might be more effective if inflated sequentially from below upward where the separated bladders were filled sequentially from calf to thigh to abdomen. Experiments are conducted to evaluate the hemodynamic effects of the modified anti-G suit on Qc/min during supine resting posture and after a 90 deg head up (standing) tilt and to compare the results with the standard USAF anti-G suit inflation during the same maneuvers. It is shown that leg bladder inflation is a crucial element of the anti-G suit and that sequential filling of the bladders from calf to abdomen may further increase G tolerance by increasing the venous return to the heart. The modified anti-G suit may also be useful in treatment of postural hypotension and circulatory shock related to decreased venous return. S D

A76-46305 Protection of airline flight attendants from hypoxia following rapid decompression D E Busby, E A Higgins, and G E Funkhouser (FAA, Civil Aeromedical Institute, Oklahoma City, Okla.) *Aviation, Space, and Environmental Medicine*, vol 47, Sept 1976, p 942-944

To determine the maximum time for working flight attendants to effectively initiate airline passenger mask donning after onset of a rapid, severe decompression, we exposed 10 subjects in two series of tests to a decompression from 6,500 to 34,000 ft (2,000 to 10,400 m) in 26 sec, followed by descent at 5,000 ft/min (1,500 m/min) while subjects performed a light to moderate workload. Supplemental oxygen was provided in one series from a compressed oxygen system, and in the other series from a chemical oxygen generator system. With delays to mask donning of 10 and 15 sec, no hypoxic effects occurred. With delays of 20 and 25 sec, increasing hypoxic effects, similar in frequency for the two systems, occurred. Some technical problems in mask donning contributed to losses of consciousness with the latter two delays. (Author)

A76-46306 Changes in blood enzyme activity and hematology of rats with decompression sickness D J Freeman and R B Philp (Western Ontario, University, London, Canada) *Aviation, Space, and Environmental Medicine*, vol 47, Sept 1976, p 945-949 14 refs Research supported by the Defence Research Board of Canada

A76-46307 Identification of an apprehension effect on physiological indices of thermal strain M H Harrison and C Saxton (RAF, Institute of Aviation Medicine, Farnborough, Hants, England) *Aviation, Space, and Environmental Medicine*, vol 47, Sept 1976, p 950-953 9 refs

Experiments were conducted on eight male subjects aged 24-37 yr to evaluate the additional thermal strain produced when a protective clothing assembly (PCA) was worn in addition to a normal

flying clothing assembly (FCA) The experimental design adopted involved condition replication, i.e., each subject in the evaluation took part in two 'control' (FCA only) and two 'test' (FCA + PCA) experiments The measurements concerned climatic factors, deep body temperature, skin temperature, and heart rate The data were analyzed by analyses of variance of the absolute values of each physiological measure, and also of increments above the mean of steady-state measurements made during the last 15 min of the rest period It is shown that condition replication revealed a significant apprehension effect which confounded the physiological variables used to evaluate the thermal strain, leading to an overestimation of the severity of thermal strain In addition, there was a large between-subject variation among the eight subjects, which made the arithmetic mean a potentially misleading statistic for evaluating the increased physiological strain caused by PCA during heat exposure

S D

A76-46308 Selective toxicity of 1 atmosphere of oxygen during morphogenesis of two Lepidopterans O R Brown and M B Hines (Missouri, University, Columbia, Mo) *Aviation, Space, and Environmental Medicine*, vol 47, Sept 1976, p 954-957 14 refs

Continuous and interval exposures to 1 atmosphere of oxygen (hyperoxia) were examined using insects Hyperoxia did not affect hatchability of *Heliothis zea* or *Trichoplusia ni* Continuous hyperoxia was 100% lethal for *H zea* and *T ni* Most insects died as larvae and pupae of *H zea* which resulted were deformed, reduced in weight, and failed to emerge Hyperoxic exposures of *T ni* for 48 h at sequential 48-h intervals during development, revealed that first instar and prepupae were most sensitive to hyperoxia and 80% were killed when exposed to only 24 h of hyperoxia as prepupae *T ni* which survived hyperoxia exposures at all development stages tested, were capable of producing progeny The differential hyperoxic sensitivity and its correlation with specific morphogenetic stages suggest the usefulness of these insect species for studying biochemical sites of oxygen toxicity (Author)

A76-46309 Mathematical model of man's tolerance to cold using morphological factors J Timbal, M Loncle, and C Boutelier (Aerospace Medical Laboratory, Bretigny sur-Orge, Essonne, France) *Aviation, Space, and Environmental Medicine*, vol 47, Sept 1976, p 958-964 40 refs

A mathematical model has been developed to anticipate the physiological responses and the thermal state of a naked human under exposure to cold, taking into account his morphological characteristics (skinfold, size, weight) and the environmental conditions (air or water temperature and velocity, barometric pressure and hygrometry) The skinfold conditions the body's thermal conductance and the metabolism depends both on rectal (T_{re}) and mean skin (T_{sk}) temperatures After being tested, this model was used to study the evolution of T_{re} It shows the influence of the skinfold which accounts for most of the interindividual differences It also permits discussion of survival possibilities during immersion and completes data provided by previously established curves

(Author)

A76-46310 Physiological effects of solar heat load in a fighter cockpit S A Nunneley and L G Myhre (USAF, School of Aerospace Medicine, Brooks AFB, Tex) *Aviation, Space, and Environmental Medicine*, vol 47, Sept 1976, p 969-973 19 refs

Bubble canopies in new fighter aircraft are known to improve crew vision but also to permit high radiant heat loads in the cockpit during daylight flight Results are presented for an experimental study on eight young subjects to evaluate the effects of closed cockpit with a bubble canopy on man in sun and in shade The aircraft under test was modified to permit ventilation by external ground carts It is shown that heat stress, which alone presents no physiological hazard, may degrade crew performance and diminish acceleration tolerance Several methods are available to reduce cockpit heat stress or ameliorate its effects Shading the cockpit until taxi for takeoff would be a great improvement Another useful passive measure would be incorporation of a reflective layer into at least some areas of the canopy

S D

A76-46311 * Intravascular bubbles associated with intravenous injections and altitude J P Cooke, R M Olson, and R D Holden (USAF, School of Aerospace Medicine, Brooks AFB, Tex) *Aviation, Space, and Environmental Medicine*, vol 47, Sept 1976, p 974-978 36 refs NASA Order T-82170

Ultrasonically detected microbubbles were more abundant in the pulmonary artery of dogs intravenously injected with 10 ml of saline than in the same noninjected control during 10,000 ft (3,048 m), 20,000 ft (6,096 m), and 40,000 ft (12,121 m) exposures Continuous intravenous (i.v.) drip infusions also introduced many small bubbles Since they may serve as 'nuclei' for visible intravascular bubble formation, are sometimes associated with decompression sickness, and are additionally considered undesirable, it would appear prudent to minimize i.v. injections immediately before flights However, a 10-min delay before ascent will reduce their number and a 60-min delay will insure their almost complete absence Also, slow ascent, a 1 h denitrogenation time, or use of a degassed solution will help reduce their total number (Author)

A76-46312 Psychomotor test performance and sleep patterns of aircrew flying transmeridional routes L Buck (National Research Council, Control Systems Laboratory, Ottawa, Canada) *Aviation, Space, and Environmental Medicine*, vol 47, Sept 1976, p 979-986 17 refs

Pilots and flight attendants flying scheduled services between Vancouver and Tokyo and between Toronto and Rome were tested on a tracking task before and after flights in each direction Flights were included in schedules involving both 24 h and 7-d layovers at the overseas station During these periods, they recorded their sleep patterns The data showed that, following flight, subjects made an immediate attempt to adapt their behavior to local time and the changes in their performance scores could be interpreted on that basis It was concluded that behavioral circadian rhythms adapt rapidly to a new time zone (Author)

A76-46313 Long-duration exposure to intermittent noises D L Johnson, C W Nixon, and M R Stephenson (USAF, Aerospace Medical Research Laboratory, Wright Patterson AFB, Ohio) *Aviation, Space, and Environmental Medicine*, vol 47, Sept 1976, p 987-990 5 refs

Experiments were conducted on 12 college-age male subjects with normal hearing to evaluate the effects of interruption of noise by period of quiet on the growth and recovery of temporary threshold shift (TTS) of hearing over a 24 hour exposure period Monaural threshold of hearing was measured prior to, during, and following exposure of the test ear of the subjects The basic noise exposure was a 'pink' noise presented at a level of 85 dbA Various patterns of interruption of continuous noise were tested Major conclusions are that the growth of TTS clearly reached an asymptote for all interrupted exposure conditions even for a TTS as small as 5 dB and that the interrupted exposures produced lower asymptotic levels than the continuous exposure with the same amount of energy The TTS recovery patterns were basically the same at 1 hr and beyond, for all conditions Following a long exposure, one should be provided at least as much time for recovery as the duration of the exposure

S D

A76-46314 Perception of everyday visual environments during saccadic eye movements M Gresty, E Trinder, and J Leech (National Hospital, London, England) *Aviation, Space, and Environmental Medicine*, vol 47, Sept 1976, p 991-992 6 refs

Subjects were required to execute saccadic eye movements in the horizontal plane which passed through primary gaze During the saccades, visual images were projected onto a screen which subtended 40 deg horizontally and 26 deg vertically and was centered on primary gaze Content, contrast, and intensity of the stimulus patterns and level of illumination of the laboratory background were manipulated to maximize pattern recognition Little or no detail of the projected images could be discerned under any conditions Only horizontal laminations were perceived as blurs of appropriate color It is concluded that there is no useful perception of the everyday environment during saccades (Author)

A76-46315 Screening test for decompression sickness G B Hart (U S Navy, Naval Regional Medical Center, Corpus Christi, Tex) *Aviation, Space, and Environmental Medicine*, vol 47, Sept 1976, p 993, 994 9 refs

Fibrin-fibrinogen degradation products (FDP) tests were performed on 18 male patients with a history of sickness associated with recent diving, prior to hyperbaric oxygen therapy with or without administration of coagulants depending on Type I and Type II decompression sickness. It is shown that the FDP test may be useful in both diagnosis and therapy of serious cases of decompression sickness when disseminated intravascular coagulation (DIC) is present. While a borderline DIC Type I or II of decompression sickness does not necessarily warrant anticoagulation, it nevertheless shows the possible diagnostic importance of the FDP test which, when elevated, may suggest that anticoagulation therapy is indicated.

S D

A76 46316 Incidence of decompression sickness in Navy low-pressure chambers R Bason (U S Navy, Patuxent River, Md), H Pheeny, and F E Dully, Jr (U S Naval Aerospace Medical Institute, Pensacola, Fla) *Aviation, Space, and Environmental Medicine*, vol 47, Sept 1976, p 995-997 8 refs

The study reports the incidence of decompression sickness occurring in altitude chambers in association with physiological training of aircrews for a period of four years. There were 79 cases of decompression sickness in 88,520 altitude chamber exposures; an incidence of 0.089%. Among trainees, there were 22 cases in 73,561 exposures, an incidence of 0.029%. Among chamber inside observers, there were 57 cases in 14,959 exposures, an incidence of 0.38%. This 12 fold greater incidence among inside observers over trainees was statistically significant (p less than 0.01). Reasons for the increased incidence of decompression sickness among inside observers are discussed.

(Author)

A76-46317 Characteristics of ultrasonic scattered signals from emboli in blood R J Albright (Portland, University, Portland, Ore) *Aviation, Space, and Environmental Medicine*, vol 47, Sept 1976, p 998, 999 12 refs

Received ultrasonic scattered signal expressions are presented for the case of an individual scatterer moving through a Gaussian beam pattern. The return signal is of a burst-like nature and oscillates as a function of time under a Gaussian amplitude envelope. Results are presented to show specific parameter dependence on the scatterer motion and beam configuration to aid in the use of the technique of ultrasonic scattering for detecting and monitoring the motion of emboli formed in blood during decompression or open-heart surgery.

(Author)

A76-46457 # New progress in robotics D L Waltz (Illinois, University, Urbana, Ill) In Annual Allerton Conference on Circuit and System Theory, 13th, Monticello, Ill, October 1-3, 1975, Proceedings (A76-46454 24-59) Urbana, Ill, University of Illinois, 1976, p 151-157 9 refs Grant No DAAB07 72-C-0259

The paper describes two research projects in artificial intelligence. The first consists of real time motion tracking and hand-eye coordination, and can be applied to assembly line tasks, the precise assembly of objects, and the control of the pan, tilt and zoom facilities of a camera. The second consists of a system to do real-time planning in an environment where critical variables may either change unpredictably or may be simply unavailable to the program. In such cases, the program must often begin executing a plan before it has completed the plan.

B J

A76-46463 Neural control of the cardiovascular system and orthostatic regulation, Proceedings of the International Symposium, Basel, Switzerland, April 24-26, 1975. Symposium sponsored by the European Society of Cardiology. Edited by H Denolin and J C Demanet (Saint Pierre Hospital, Brussels, Belgium) *Cardiology*, vol 61, Supplement 1, 1976 365 p. In English and German.

Advances in cardiovascular control and orthostatic regulation are examined, with special emphasis on pathophysiological and clinical aspects of the problems involved. Four major areas are discussed: nervous anatomy and physiology of cardiovascular control and orthostatic regulation, physiopathology and clinical aspects of cardiovascular dysregulation - especially orthostatic, clinical aspects of orthostatic dysregulation, and therapy of orthostatic disorders. Featured topics include neurophysiology of the carotid sinus receptors in normal and hypertensive animals and humans, baroreceptor reflex function in patients with cerebrovascular disease, effect of selected drugs on arterial pressure response to upright posture, and pharmacological basis of the treatment of orthostatic disorders with ergot alkaloids.

Individual items are announced in this issue

S D

A76-46464 Reflexes from receptors in the heart R J Linden (Leeds University, Leeds, England) (*European Society of Cardiology, International Symposium on Neural Control of the Cardiovascular System and Orthostatic Regulation, Basel, Switzerland, Apr 24-26, 1975*) *Cardiology*, vol 61, Supplement 1, 1976, p 730-66 refs

The paper reviews the characteristic features of nervous receptors in the heart, which when stimulated cause changes in the heart rate and blood pressure as well as enhance the urine flow. The discussion covers ventricular and atrial receptors, increase in heart rate, absence of positive inotropic response, effect on peripheral resistance and respiration, and effect of acidemia. Increase in urine flow is discussed in terms of the view that it is caused by a reflex from the atrial receptors with the afferent limb in the vagus. It is concluded that stimulation of atrial receptors involves two responses: an increase in heart rate resulting from changes only in efferent sympathetic nerves (and no positive inotropic response), and an increase in urine flow caused by a blood-borne diuretic substance and involving changes in activity in efferent sympathetic nerves to the kidney with no known function but possibly involving renal blood flow.

S D

A76-46465 Neurophysiology of the carotid sinus receptors in normal and hypertensive animals and man P Sleight (Radcliffe Infirmary, Oxford, England) (*European Society of Cardiology, International Symposium on Neural Control of the Cardiovascular System and Orthostatic Regulation, Basel, Switzerland, Apr 24-26, 1975*) *Cardiology*, vol 61, Supplement 1, 1976, p 31-43. Discussion, p 43-45 21 refs. Research supported by the British Heart Foundation, Australian Heart Foundation, and Medical Research Council.

A76-46466 Role of cardiovascular receptors in the control of ADH release L Share (Tennessee, University, Memphis, Tenn) (*European Society of Cardiology, International Symposium on Neural Control of the Cardiovascular System and Orthostatic Regulation, Basel, Switzerland, Apr 24-26, 1975*) *Cardiology*, vol 61, Supplement 1, 1976, p 51-63. Discussion, p 63, 64 33 refs. Grants No NIH-HL 12990, No NIH-HL 14242, No NIH-HL-09495.

Reduction in blood volume is an effective stimulus for the release of vasopressin (ADH) from the neurohypophysis. The paper reviews the nature of the volume stimulus for ADH release and the properties of the cardiovascular receptors which function as volume receptors. It is shown that volume control of ADH release can respond to quite small changes in blood volume. This control is achieved by changes in activity of atrial stretch receptors and arterial baroreceptors, known as volume receptors. The atrial receptors may be of primary importance with respect to the increased release of ADH which occurs in response to small to moderate, nonhypotensive hemorrhage. The volume control system for ADH may adapt to slow long term changes in vascular volume, but not to short-term changes in volume. The role of ADH should be integrated into any overview of cardiovascular regulation.

S D

A76 46467 Neurogenic influences on blood pressure and vascular tone from peripheral receptors during muscular contraction D L Clement (Gent, Rijksuniversiteit, Ghent, Belgium) (*European Society of Cardiology, International Symposium on Neural Control of the Cardiovascular System and Orthostatic Regulation, Basel, Switzerland, Apr 24-26, 1975*) *Cardiology*, vol 61, Supplement 1, 1976, p 65-68, Discussion, p 68 15 refs

A76-46468 The physiology of orthostatic regulation (Die Physiologie der orthostatischen Regulation) H Rieckert (Kiel, Neue Universität, Kiel, West Germany) (*European Society of Cardiology, International Symposium on Neural Control of the Cardiovascular System and Orthostatic Regulation, Basel, Switzerland, Apr 24-26, 1975*) *Cardiology*, vol 61, Supplement 1, 1976, p 69-76, Discussion, p 76, 77 17 refs In German

The article draws a picture of the sequence of events by which the heart and vessels adapt themselves to maintain arterial pressure during orthostasis. Arterial pressure is regarded as being integrated in a control loop and depending on three parameters: blood volume, heart dynamics, and peripheral resistance. When the body assumes the standing position initially the blood flow to the lower body regions increases by 100%, and within one to two minutes the venous pressure in the feet can attain 100 mm Hg, resulting in a volume change of about 200 cu cm in both legs. This volume of blood is withdrawn from the circulation. The heart is able in a short time to put out an increased stroke volume by unloading the central blood volume (lung and end-systolic volume), in order to compensate for the orthostatic load. After continued standing the stroke volume decreases below the initial value. P T H

A76-46469 Orthostatic no-delay regulation (Zur orthostatischen Sofortregulation) H de Marees (Hannover, Medizinische Hochschule, Hanover, West Germany) (*European Society of Cardiology, International Symposium on Neural Control of the Cardiovascular System and Orthostatic Regulation, Basel, Switzerland, Apr 24-26, 1975*) *Cardiology*, vol 61, Supplement 1, 1976, p 78-90 15 refs In German

A series of orthostatic tests on the extent of blood volume shifts to the lower extremities were performed to objectify complaints of patients during early orthostatic regulation. From test to test the pooled blood volume could vary by up to 250 per cent, while maximal arterial influx to the lower extremities and maximal heart rate increased at the same time. Under standardized test conditions, fourteen labile patients were orthostatically loaded, of which 57 per cent collapsed. Upon fourteen-day administration of dihydroergotamine, the percentage of collapsing subjects was reduced to 7 per cent. A decrease in the simultaneously measured changes in circulatory parameters was also noted. The importance of the dicroty quotient of the arterial pulse as diagnostic criterion for detection of orthostatic early regulation disorders is emphasized. P T H

A76-46470 Central and peripheral catecholamine mechanisms in circulatory control J L Reid and C T Dollery (London, Royal Postgraduate Medical School, London, England) (*European Society of Cardiology, International Symposium on Neural Control of the Cardiovascular System and Orthostatic Regulation, Basel, Switzerland, Apr 24-26, 1975*) *Cardiology*, vol 61, Supplement 1, 1976, p 113-124 50 refs. Research supported by the Wellcome Trust and Medical Research Council of England

Recent direct evidence of peripheral sympathetic involvement in circulatory control is reviewed. Results are presented which implicate catecholamines acting as neurotransmitters within the central nervous system, which participate in the central regulation of autonomic outflow. Studies of the cardiovascular effects of the catecholamine precursor, levodopa, in Parkinsonian patients reveal that in man these central and peripheral noradrenergic mechanisms are involved in the control of blood pressure and baroreflex function. It is concluded that the contribution of adrenergic mechanisms to neural regulation of blood pressure involves not only the peripheral

postganglionic sympathetic innervation of vascular smooth muscle, but also a central mechanism which can modify baroreceptor reflex sensitivity and the level of supine blood pressure. Significant impairment of peripheral sympathetic neurones is likely to lead to impaired baroreflex compensation and to orthostatic hypotension. S D

A76-46471 * Alterations on orthostatic tolerance after myocardial infarction and in congestive heart failure W H Abelmann (Harvard University, Boston, Mass.) (*European Society of Cardiology, International Symposium on Neural Control of the Cardiovascular System and Orthostatic Regulation, Basel, Switzerland, Apr 24-26, 1975*) *Cardiology*, vol 61, Supplement 1, 1976, p 236-247, Discussion, p 248 13 refs. Grants No NIH HL 10539, No NIH HL-5909, No PHS FP 76, No NsG-595

A76-46472 Relationships between training condition and orthostatic tolerance (Beziehungen zwischen Trainingszustand und Orthostatetoleranz) J Stegemann (Köln, Deutsche Sporthochschule, Cologne, West Germany) (*European Society of Cardiology, International Symposium on Neural Control of the Cardiovascular System and Orthostatic Regulation, Basel, Switzerland, Apr 24-26, 1975*) *Cardiology*, vol 61, Supplement 1, 1976, p 256-263, Discussion, p 263-266 13 refs In German

Investigations on orthostatic tolerance and physical fitness prior to and after 6.8 h immersion experiments surprisingly revealed that all untrained subjects endured pre- and postimmersion tilt table tests without subjective complaints, whereas after immersion all trained participants collapsed within the first minutes of erect position displaying symptoms of a vasovagal syncope. Assuming that this impaired orthostatic tolerance of trained subjects can partially be referred to influences of an altered blood pressure control system, it was decided to record the blood pressure characteristics of both groups. The transmural pressure of the carotid artery was changed by applying from outside either reduced or exceeding pressures. The controller sensitivity in the untrained group was almost twice as high as in the trained one. This implies a better regulatory response to disturbing interference in the untrained. Under normal conditions the controlling capacity of both groups is sufficient to cope with body position changes. However, during stress situations - in this case, reduction of aldosterone concentration as well as losses of plasma volume due to the 'Gauer-Henry-Reflex'-blood pressure regulation first fails in the trained subjects. (Author)

A76-46592 * # Thermophysical properties of foodstuffs L C Witte, Y T E Cheng, and J E Cox (Houston, University, Houston, Tex.) (*American Society of Mechanical Engineers and American Institute of Chemical Engineers, Heat Transfer Conference, St. Louis, Mo., Aug 9-11, 1976, ASME Paper 76-HT-59* 11 p 41 refs. Members, \$1.50, nonmembers, \$3.00. Contract No. NAS9-11676

Minimum overall nutritional deterioration of foodstuffs is generally attained by maximizing the rate of heat input and minimizing the duration of heating. Measurement of thermophysical data for foodstuffs is discussed in terms of specific heat, latent energy, enthalpy, thermal conductivity, thermal diffusivity, and density. Since phase change in foodstuffs occurs over a temperature range rather than at a discrete temperature, enthalpy is preferred over sensible and latent energy measurements as it can be used to fix the state of a sample very accurately, also, in the fusion process there is no precise way of separating sensible and latent energies. The first step in determining property data for foodstuffs is to describe the material in conventionally accepted terms. Future work should be concentrated in the area of thermal diffusivity and enthalpy measurements. S D

A76-46686 Importance of the nervous system in the initiation and treatment of cardiac arrhythmias, Proceedings of the Symposium, University of California, Davis, Calif., August 17-21, 1975. Symposium sponsored by the American Society for Pharmacology and Experimental Therapeutics. Edited by R A Gillis and K M Kent (National Institutes of Health, National Heart and Lung Institute, Bethesda, Md.) *Cardiology*, vol 61, no 1, 1976 86 p

Six papers are presented pertaining to the effect of the nervous system on the initiation and treatment of cardiac arrhythmias. Attention is focused on the role of the nervous system in the genesis of cardiac arrhythmias occurring during the early phase of acute myocardial infarction. The role of autonomic imbalance in the genesis of cardiac arrhythmia is stressed. New concepts are set forth regarding the important beneficial effects of the vagus nerves in the prevention of ventricular arrhythmias and the deleterious effects of atropine in experimental myocardial infarction, along with the arrhythmogenic potential of sympathetic hyperactivity in myocardial infarction.

S D

A76-46687 Central nervous system control of cardiac rhythm. J W Manning (Emory University, Atlanta, Ga) (*American Society for Pharmacology and Experimental Therapeutics, Symposium on the Importance of the Nervous System in the Initiation and Treatment of Cardiac Arrhythmias, Davis, Calif, Aug 17-21, 1975*) *Cardiology*, vol 61, no 1, 1976, p 7-19. 19 refs. Grants No NIH H-3339, No NIH-NB 07847, No NIH HL-16648.

Stimulation of sites in the midbrain reticular formation and in the posterior hypothalamus of the cat resulted in a large to modest rise of arterial pressure and the induction of cardiac arrhythmias. Most frequently, these arrhythmias developed upon cessation of brain stem stimulation but also occurred during the stimulus period in 5 of 23 cats studied. The arrhythmias disappeared upon cooling and reappeared upon rewarming the vagus nerves. The ventricular arrhythmias also were abolished by methylscopolamine, by bilateral vagotomy, or by extirpation of the stellate ganglia. Simultaneous stimulation of both distal end of the cut right vagus nerve and the decentralized right stellate ganglion caused arrhythmias similar to those observed after diencephalic stimulation. These data indicate that the cardiac arrhythmias evoked by brain stem stimulation result from the interplay of both sympathetic and parasympathetic influences on the heart. A schema is proposed of hypothalamic medulla interaction as a central mechanism that may account for the development of ventricular arrhythmias. (Author)

A76-46688 Automatic neural control of cardiac rhythm - The role of autonomic imbalance in the genesis of cardiac dysrhythmia. W C Randall, D E Euler, H K Jacobs, W Wehrmacher, M P Kaye, and G R Hageman (Loyola University, Maywood, Ill) (*American Society for Pharmacology and Experimental Therapeutics, Symposium on the Importance of the Nervous System in the Initiation and Treatment of Cardiac Arrhythmias, Davis, Calif, Aug 17-21, 1975*) *Cardiology*, vol 61, no 1, 1976, p 20-36. 35 refs. Grants No NIH HL 08682, No NIH-GM 00999.

A canine model has been developed in which the extrinsic innervation of the heart is ablated with the exception of the ventrolateral cardiac nerve. This nerve is distributed primarily to the inferior atrial, AV junctional, and ventricular tissues. Following recovery from surgery, the animal is placed on a treadmill and required to perform strenuous exercise. In all of six animals which sustained repeated exercise testing over periods of 4-12 months, dysrhythmias of varying complexities were elicited. None appeared in parallel experiments conducted in control or sham-operated animals. The dysrhythmias consisted of supraventricular, AV junctional, or ventricular tachycardias with occasional premature atrial or ventricular systoles. The dysrhythmias were not influenced by atropine but were generally controlled by propranolol. (Author)

A76-46689 Neural basis for the genesis and control of arrhythmias associated with myocardial infarction. K M Kent and S E Epstein (National Institutes of Health, National Heart and Lung Institute, Bethesda, Md) (*American Society for Pharmacology and Experimental Therapeutics, Symposium on the Importance of the Nervous System in the Initiation and Treatment of Cardiac Arrhythmias, Davis, Calif, Aug 17-21, 1975*) *Cardiology*, vol 61, no 1, 1976, p 61-74. 26 refs.

Alterations of autonomic tone appear to have important effects on the electrical stability of the heart. Since altered electrical stability, ventricular fibrillation, is the cause of death in the majority

of patients who die from ischemic heart disease, the effects of the autonomic nervous system on ventricular electrical stability have been examined. Increased vagal tone increases the electrical stability of the heart and reduces the incidence of spontaneous ventricular fibrillation after coronary occlusion. These salutary effects of increased cholinergic tone appear to be mediated by cholinergic innervation of the ventricular conducting system. Conversely, increased adrenergic tone decreases the electrical stability of the heart and increases the propensity of the heart to develop ventricular arrhythmias during coronary occlusion. The interaction of the adrenergic and cholinergic system during myocardial ischemia may be one of the important determinants of survival in patients with coronary artery disease and acute myocardial infarction. (Author)

A76-46716 Evolution of the concepts of the origin of life, 1924-1974. A I Oparin (Akademiia Nauk SSSR, Institut Biokhimi, Moscow, USSR) (*Akademiia Nauk SSSR, Izvestia, Seriya Biologicheskaya*, Jan-Feb 1975, p 5-10) *Origins of Life*, vol 7, Jan 1976, p 3-8. Translation. (For abstract see issue 10, p 1506, Accession no A75-25598)

A76-46717 Evolutionary oscillation in prebiology - Igneous activity and the origins of life. P C Sylvester-Bradley (Leicester, University, Leicester, England) (*Akademiia Nauk SSSR, Mezhdunarodnyi Seminar o Proiskhozhdenii Zhizni, Moscow, USSR, Aug 2-7, 1974*) *Origins of Life*, vol 7, Jan 1976, p 9-18. 35 refs.

The paper considers the questions of whether an oscillation between cold wet and hot dry environments, as is required by the volcanic theory for the origin of life, has parallels in other evolutionary environments and whether oscillation is a phenomenon general to all evolutionary change. The evolution of protocells is discussed in terms of the formation of a new system defined by a boundary and capable of begetting subsystems within itself. Three phases in the origin of life are proposed: (1) a phase in which various forms of molecular protolife are synthesized in a variety of environments characterized by a high energy flux and conditions far from equilibrium, (2) a phase in which protocells are formed and which seems to be restricted to an igneous environment, and (3) an assembly phase in which protocells evolve in a nutrient broth and which culminates in biopoiesis. It is suggested that the oscillations in temperature and state of hydration which are necessary for the formation of protocells can be provided only by a volcanic environment. F G M

A76-46718 * Are the oldest 'fossils', fossils? J W Schopf (California, University, Los Angeles, Calif) (*Akademiia Nauk SSSR, Mezhdunarodnyi Seminar o Proiskhozhdenii Zhizni, Moscow, USSR, Aug 2-7, 1974*) *Origins of Life*, vol 7, Jan 1976, p 19-36. 29 refs. NASA supported research, NSF Grant No GB 37257.

A comparative statistical study has been carried out on populations of modern algae, Precambrian algal microfossils, the 'organized elements' of the Orgueil carbonaceous meteorite, and the oldest microfossil-like objects now known (spheroidal bodies from the Fig Tree and Onverwacht Groups of the Swaziland Supergroup, South Africa). The distribution patterns exhibited by the more than 3000 m.y.-old Swaziland microstructures bear considerable resemblance to those of the abiotic 'organized elements' but differ rather markedly from those exhibited by younger, assuredly biogenic, populations. Based on these comparisons, it is concluded that the Swaziland spheroids could be, at least in part, of nonbiologic origin; these oldest known fossil-like microstructures should not be regarded as constituting firm evidence of Archean life. (Author)

A76 46720 * The evolutionary significance of phase-separated microsystems. S W Fox (Miami, University, Coral Gables, Fla) (*Akademiia Nauk SSSR, Mezhdunarodnyi Seminar o Proiskhozhdenii Zhizni, Moscow, USSR, Aug 2-7, 1974*) *Origins of Life*, vol 7, Jan 1976, p 49-68. 76 refs. Grant No NGR 10-007-008.

The source, preparation, and properties of phase-separated systems such as lipid layers, coacervate droplets, sulphobes, and proteinoid microspheres are reviewed. These microsystems are of

interest as partial models for the cell and as partial or total models for the protocell. Conceptual benefits from the study of such models include clues to experiments on origins, insights into principles of action, and, in some instances, presumable models of the origin of the protocell. The benefits to evolution of organized chemical units are many, and can in part be analyzed. Ease of formation suggests that such units would have arisen early in primordial organic evolution. Integration of these various concepts and the results of consequent experiments have contributed to the developing theory of the origins of primordial and contemporary life. (Author)

A76-46721 * **Comment on Egami's concept of the evolution of nitrate respiration** M Rambler and L Margulis (Boston University, Boston, Mass.) *Origins of Life*, vol 7, Jan 1976, p 73, 74 7 refs Grant No NGR-22-004 025

Recent results suggest that the presence of common nitrogen salts (sodium nitrite and nitrate) in the irradiation medium can markedly protect filamentous blue-green algae from potentially lethal ultraviolet irradiation. The present results as well as general biological arguments of Egami support and extend Egami's original view that anaerobic respiratory pathways using nitrite and nitrate as terminal electron acceptors evolved prior to oxygen requiring aerobic respiratory pathways. (Author)

A76-46722 * **Chemical evolution and the origin of life** **Bibliography supplement 1974** M W West, R A Koch (San Jose State University, San Jose, Calif.), and S Chang (NASA, Ames Research Center, Moffett Field, Calif.) *Origins of Life*, vol 7, Jan 1976, p 75-85 215 refs. NASA supported research

A76-46790 **Induced electromagnetic field and absorbed power density inside a human torso** K M Chen and B S Guru (Michigan State University, East Lansing, Mich.) *IEEE, Proceedings*, vol 64, Sept 1976, p 1450-1453 NSF Grant No ENG 74 12603

The electric field and absorbed power density inside a typical human torso 1.7 m in height induced by EM waves with frequencies ranging from 10 to 500 MHz have been theoretically quantified. Some numerical examples are given. The strongest internal electric field and absorbed power was found to be induced by an EM wave of about 80 MHz with the incident electric field parallel to the torso height. (Author)

A76-46805 # **The effect of writing and reading habits and of handedness on the asymmetry of visual perception (Der Einfluss von Schreib- und Lesegewohnheiten sowie von Handigkeit auf die Asymmetrie der visuellen Wahrnehmung)** A S Cohen (Eidgenössische Technische Hochschule, Zurich, Switzerland) *Zeitschrift für experimentelle und angewandte Psychologie*, vol 23, no 3, 1976, p 366-382 24 refs. In German

An investigation was conducted of the asymmetry of visual perception as a consequence of learning processes and the handedness of subjects. Results were compared for subjects from different populations, taking into account populations for which the direction of writing the native language differs. The subjects in this test were right-handed persons of Israeli and German origin. The performance of right-handed and left-handed persons selected from the same population was also compared. G R

A76-46806 # **Seven design methods for psychophysiological variables (Sieben Konstruktionsmethoden für psychophysiologische Variablen)** R Guski (Physikalisches Technische Bundesanstalt, Braunschweig, West Germany) *Zeitschrift für experimentelle und angewandte Psychologie*, vol 23, no 3, 1976, p 413-432 22 refs. In German

The sources of uncertainty with respect to the relations between psychological and physiological variables are examined and the methods for the design of reaction scores are considered. Attention is given to the law of initial values, the autonomic liability scores, and a comparison of differing design methods. A description is given of an experiment, involving a manual tracking problem, which was

conducted with 400 subjects. The results of a statistical analysis of the test data are discussed, giving attention to the data provided by seven design methods for the psychophysiological variables. G R

A76-46807 # **The theoretical and experimental analysis of retroactive and ephorical inhibition (Zur theoretischen und experimentellen Analyse der retroaktiven und ekphorischen Hemmung)** W Hussy and A von Eye (Trier, Universität, Trier, West Germany) *Zeitschrift für experimentelle und angewandte Psychologie*, vol 23, no 3, 1976, p 441-465 42 refs. In German

A description is presented of a test plan which makes it possible to determine experimentally the retroactive and ephorical inhibition during investigations of learn and reproduction inhibition. Three classes of theories which can provide an explanation for the inhibition of the learning process are considered. The implementation of the proposed test plan is illustrated with the aid of an experimental study in which 90 students were used as subjects. G R

A76-46808 # **Effects on the information processing capacity which are obtained by taking into account the subjective organization (Die Beeinflussung der Informationsverarbeitungskapazität durch Berücksichtigung der subjektiven Organisation)** A Zimmer (Regensburg, Universität, Regensburg, West Germany) *Zeitschrift für experimentelle und angewandte Psychologie*, vol 23, no 3, 1976, p 521-529 12 refs. In German

A76-46809 **Red cell hemoglobin, hydrogen ion and electrolyte concentrations during exercise in trained and untrained subjects** D Boning, U Tibes, and U Schweigart (Deutsche Sporthochschule, Cologne, West Germany) *European Journal of Applied Physiology*, vol 35, no 4, 1976, p 243-249 21 refs. Research supported by the Bundesinstitut für Sportwissenschaften

A76-46810 **Effect of physical fitness on vanillylmandelic acid excretion during immersion** W Skripka, D Boning (Deutsche Sporthochschule, Cologne, West Germany), and K A Deck (Medizinische Klinik I, Cologne, West Germany) *European Journal of Applied Physiology*, vol 35, no 4, 1976, p 271-276 21 refs. Research supported by the Nordrhein Westfalen Ministerium für Wissenschaft und Forschung

Experiments were conducted on 8 endurance-trained (TR) and 8 untrained (UT) male subjects to evaluate the effects of 4.6 hr head out immersion on urinary excretion of vanillylmandelic acid (VMA), blood pressure, and plasma volume. Since adrenaline and noradrenaline are metabolized mainly to VMA, the excretion of VMA can be regarded as a decisive parameter of adrenaline and noradrenaline excretion and thus of sympathetic system activity. It is found that the increase in VMA is larger and statistically better confirmed for the UT than the TR group and that the plasma volume in the UT group is reduced while it remained constant in the TR group. The results suggest that orthostatic intolerance after immersion is not effected by decreased sympathetic innervation of vessels, it seems to be partly compensated for by an elevated sympathetic activity at least for the UT group. A decrease in renin activity might be a major cause for post immersion orthostatic intolerance. S D

A76-46811 **Effect of training on the resting heart rate of rats** R J Barnard, K Corre, and H Cho (California, University, Los Angeles, Calif.) *European Journal of Applied Physiology*, vol 35, no 4, 1976, p 285-289 18 refs. Grant No PHS HL 0052-01

Results are presented for an experimental study on adult male rats trained progressively 5 days a week for 12 weeks on a motor-driven treadmill to assess the effect of training on neural influences related to the resting heart rate. Differences between the trained (N=8) and control (N=8) animals were compared statistically by the Student t test. It is shown that the bradycardia resulting from exercise training is due primarily to factors other than neural influences. Intrinsic changes in the heart itself probably in the sino atrial node may be responsible for the observed bradycardia or an as yet unidentified humoral factor may be involved. The data also

suggest a small increase in parasympathetic tone and a small decrease in sympathetic tone S D

A76-46812 * Echocardiographic assessment of cardiac disease R L Popp (Stanford University, Stanford, Calif) *Circulation*, vol 54, Oct 1976, p 538 552 63 refs NASA supported research, Grants No NIH HL-5866, No NIH 1 K04-HL 70439, No NIH-HL 14174

The physical principles and current applications of echo cardiography in assessment of heart diseases are reviewed Technical considerations and unresolved points relative to the use of echo cardiography in various disease states are stressed The discussion covers normal mitral valve motion, mitral stenosis, aortic regurgitation, atrial masses mitral valve prolapse, and idiopathic hypertrophic subaortic stenosis Other topics concern tricuspid valve abnormalities, aortic valve disease, pulmonary valve, pericardial effusion, intra ventricular septal motion, and left ventricular function The application of echocardiography to congenital heart disease diagnosis is discussed along with promising ultrasonic imaging systems The utility of echocardiography in quantitative evaluation of cardiac disease is demonstrated S D

A76-46813 Noninvasive assessment of mitral insufficiency by transcutaneous Doppler ultrasound P M Nichol, J A Persaud (University Hospital, London, Ontario, Canada), and D R Boughner *Circulation*, vol 54, Oct 1976 p 656 661 14 refs Research supported by the Ontario Heart Foundation

A76-46855 Physiological index - An aid in developing airline pilot scheduling patterns S R Mohler (FAA, Aeromedical Applications Div, Washington, D C) In Managing safety, Proceedings of the Twenty-eighth International Air Safety Seminar, Amsterdam, Netherlands, November 26, 1975 (A76-46851 24 03) Arlington, Va, Flight Safety Foundation, Inc, 1975, p 107 138 10 refs

A multiplicative and additive formula has been developed for assisting in the development of schedules for airline pilots and flight engineers The formula is based on freshness/tiredness data derived from aircrews on world flights It should materially assist those who develop the schedules to avoid, where possible, finalizing those crew patterns that would impose a severe physiologic load on cockpit personnel The objective of the application of the formula is to assure that crew members retain adequate 'physiologic reserve' in the course of flying various segments of a pattern This enables them to absorb the stresses of schedule delays or disruptions, as well as unforeseen operational problems and flight emergencies (Author)

A76-46984 # The relationship between the electrographic components of trace processes and the capacity of the short duration memory of children and adults (O vzaimootnosheni elektrograficheskikh komponentov sledovykh protsessov s ob'emom kratkovremennoi pamiati u detei i vzroslykh) L G Voronin, N M Gromyko, and V F Kononov (Akademiya Nauk SSSR, Institut Biologicheskoi Fiziki, Pushchino, USSR) *Akademiya Nauk SSSR, Doklady*, vol 229, July 21, 1976, p 764 766 In Russian

A76-47233 Remote real-time parallel acquisition and analysis of noninvasive cardiac parameters using hybrid computer system R L Dooley, C W Malstrom, J K Bryan, B W Sauer (Clemson University, Clemson, S C), and W P Algary (Greenville Hospital System, Greenville, S C) In Engineering in a changing economy, Proceedings of the Southeast Region 3 Conference, Clemson, S C, April 5-7, 1976 (A76-47201 24-99) New York, Institute of Electrical and Electronics Engineers, Inc, 1976, p 300 302 5 refs Research supported by the Medical Data Systems and Weston Instruments

A76-47246 Frequency dependence of regional lung clearance of Xe-133 in normal men R S Kronenberg, O D Wangenstein, and R A Ponto (Minnesota, University, Hospital, Minneapolis Minn) *Respiration Physiology*, vol 27, Sept 1976, p 293 303 12 refs Research supported by the Minnesota Lung Association, Grants No NIH-RR 267, No NIH-5 K04 HL 70356

A76-47247 Effects of simulated altitude on O2 transport in dogs N Banchemo, S H Eby (Colorado, University, Denver, Colo), M Gimenez, and A Rostami *Respiration Physiology*, vol 27, Sept 1976, p 305 321 35 refs Research supported by the World Health Organization, Grants No PHS HL-14317, No PHS HL 12679

A76-47248 Respiratory frequency control during hypercapnia in vagotomized, anesthetized cats R Shannon (South Florida, University, Tampa, Fla) *Respiration Physiology*, vol 27, Sept 1976, p 357-367 23 refs NIH Grant No 7 R01 HL 1771 05

A76-47330 # Metabolic effects of prolonged restriction of physical activity in rats H Kaciuba-Uscilko, E Pohoska, and S Kozlowski (Polska Akademia Nauk, Centrum Badan Medycznych, Akademia Medyczna, Warsaw, Poland) *Artificial Satellites*, vol 11, July 1976, p 3 8 10 refs

Investigations on the metabolic and hormonal consequences of prolonged immobilization of rats are summarized The investigations revealed that during restriction of physical activity, the resting metabolic rate increases considerably and weight gains are markedly reduced Physiological factors responsible for this unexpected phenomenon were studied, and adrenaline was found to be the hormone most involved In the immobilized rats, increased diuresis and calcium excretion were found, and skeletal decalcification was noted All the described changes, developing during prolonged restriction of physical activity, disappeared very slowly after returning the rats to the conditions of their normal physical activity (Author)

A76-47331 # Some metabolic and ionic responses during experimental immobilization Z Kaleta, M Grojec, and T E Wroblewski (Akademia Medyczna, Warsaw, Poland) *Artificial Satellites*, vol 11, July 1976, p 9 14 14 refs

Experiments were carried out on rabbits exposed to experimental immobilization in special cages for 5 weeks The BMR, SDA and PBI indices in blood serum were determined once a week With increasing duration of immobilization, a gradual rise was observed in BMR as well as SDA values induced by orally administered glucose The immobilization did not influence the level of PBI in blood serum or the sodium and potassium balances (Author)

A76-47332 # Effect of long-term hypodynamia and hypokinesia on the functional state and ultrastructure of striated muscles S Baranski, Z Edelwejn, and W Stodołnik Baranska (Wojskowy Instytut Medycyny Lotniczej, Akademia Medyczna, Warsaw, Poland) *Artificial Satellites*, vol 11, July 1976, p 15 28 15 refs

Investigations were performed on rats after 6 months of hypokinesia and on pigeons after 1 year of hypodynamia Changes in registered potentials in EMG, vacuolization of skeletal muscle-cell mitochondria in E/M after 3 months of hypokinesia, and degenerative changes of myofibrillum after 6 months of hypokinesia were found No changes in cardiac muscle of rats were determined After 1 year of hypodynamia, pigeon skeletal muscles were only slightly changed in the E/M picture After hypokinesia and acceleration, a significant increase in the permeability of blood vessels was determined Severe degeneration of mitochondrion and myofibrillum skeletal muscle after physical exercises in hypokinetic animals were observed (Author)

A76-47333 # Assessment of tolerance limits in subjects tested on human centrifuge M Wojtkowiak (Wojskowy Instytut Medycyny Lotniczej, Warsaw, Poland) *Artificial Satellites*, vol 11, July 1976, p 29 35

In routine tests on a human centrifuge, 500 men were investigated for determination of tolerance limits to the action of +Gz accelerations. The tests contained selected characteristic features of acceleration effects grouped in three programs. On the basis of the obtained results, scoring systems were proposed for each program, making possible selection of subjects suitable for flying as pilots

(Author)

A76-47334 # The effect of sudden acceleration on certain organ-specific enzymatic reactions J Moneta and P Kapitan (Wojskowy Instytut Medycyny Lotniczej, Warsaw, Poland) *Artificial Satellites*, vol 11, July 1976, p 37-45 33 refs

The reported investigations were carried out on 40 students. Group I (control) comprised 20 students subjected to sham ejection (without acceleration). In group II, another 20 students were subjected to ejection at 13 G acceleration. In the serum of all students, the activity of organ specific enzymes - ALAT, AspAT, CPK and AP was determined for checking the effect of emotion and acceleration on the activity of these enzymes. No statistically significant changes in the activity of these enzymes were observed after sham ejection and true ejection. In light of the obtained results it may be supposed that the emotional factor as well as 13 G acceleration during ejection training on the ground had no significant effect on the activity of these enzymes, which may suggest a lack of microtrauma development in the liver, striated muscles, and bones

(Author)

A76-47335 # The influence of vibration on the human PHA stimulated lymphocytes in vitro W Baranska (Akademia Medyczna, Warsaw, Poland) *Artificial Satellites*, vol 11, July 1976, p 47-54 13 refs

Human peripheral lymphocytes were grown in vitro with phytohemagglutinin (PHA). Some cultures served as controls, the remaining were subjected to vibrations of changing parameters. The influence of various amplitudes and frequencies from 20 Hz to 70 Hz were investigated. Both control and experimental cultures were added to colcemid after 66 hrs of incubation. After 6 hrs, cultures were fixed, smears were stained, and the mitotic index and abnormal mitosis were analyzed. The results indicate that vibrations may increase the mitotic index and cause the appearance of various structural changes in chromosomes. The intensity of these phenomena depends on the parameters of vibration

(Author)

A76-47336 # Effect of combined action of vibration and lumbar sympathectomy on changes in peripheral vascular bed of rat hindpaws W Friedensberg (Wojskowy Instytut Medycyny Lotniczej, Warsaw, Poland) *Artificial Satellites*, vol 11, July 1976, p 55 63

Results are presented for radioisotope experiments performed on rats in order to determine the effect of vibration on the development of vascular changes in the lower extremities of pilots flying propeller-driven aircraft. Experiments were performed on five groups of 12 rats each, including a control group, a group that underwent unilateral lumbar sympathectomy, a group exposed to vibration for 90 days after such sympathectomy, a group exposed to vibration but not operated upon, and a group subjected to the sympathectomy after long term exposure to vibration. Changes in the vascular capacity of the animals during long term exposure to vibration are studied, and the effect of unilateral lumbar sympathectomy on the vascular reactions caused by long term vibration exposure are observed. It is found that (1) rats exposed to vibration showed signs of ischaemia in the soft tissues of their footpads, (2) the capillaries of rats exposed to vibration contained no erythrocytes, (3) the capillaries and small veins of rats subjected to sympathectomy prior to vibration exposure were congested with blood, (4) the number of erythrocytes in the soft-tissue capillaries of the right hindpaws of rats subjected to right sided sympathectomy prior to vibration exposure approached the number observed in the control group, and (5) the capillaries and small veins of rats exposed to vibration after right-sided sympathectomy contained no erythrocytes on the left side

F G M

A76-47337 # Effects of breathing air with increased carbon dioxide content on the human organism Z Sarol, R Bloszczyński, and Z Dziuk (Wojskowy Instytut Medycyny Lotniczej, Warsaw, Poland) *Artificial Satellites*, vol 11, July 1976, p 65-70 9 refs

The effects of breathing a gaseous mixture containing 7% CO₂ were studied with regard to the functions of the cardiovascular and respiratory systems and cognitive and psychomotor processes in man. The respiratory rate was found to increase to about 25/min, and the minute respiratory volume rose to 58 l. The changes observed in acid base equilibrium had the character of decompensated gaseous acidosis and indicated accumulation of acid metabolites in the blood. The arterial blood pressure rose, especially the systolic one. Psychological testing demonstrated an increase in reaction time and narrowing of attention span

(Author)

A76-47338 # Some aspects of chronobiology and their significance in aviation medicine K Kwarecki (Wojskowy Instytut Medycyny Lotniczej, Warsaw, Poland) *Artificial Satellites*, vol 11, July 1976, p 71-83 14 refs

Problems concerning chronobiology and biorhythms are reviewed along with their relation to aerospace medicine and biology. The main groups of human biorhythms are identified, examples of each group are presented, and properties of selected human biorhythms are described. Studies of chronobiology in aviation medicine are discussed with reference to factors which may disturb the natural course of biorhythms in flight personnel. Effects of space flight on biorhythms are examined, particularly the effect of a lack of natural synchronizers in orbital and interplanetary space flights. It is shown that a catabolic effect of thyroid-gland hormones and glucocorticosteroids may be the reason for bone demineralization and changes in the characteristic structural and functional features of the muscle system during prolonged space flight

F G M

A76 47339 # Postradiation modification of drug action due to changes in distribution A Danyś (Institute for Drugs Research and Control, Warsaw, Poland) *Artificial Satellites*, vol 11, July 1976, p 85-91 12 refs

The purpose of this work was to study the correlation between postradiation changes in the action of chlorpromazine and its brain tissue concentration. It was found that fractional irradiation causes a decrease in chlorpromazine action on the conditioned reflexes of rats. This effect is accompanied by a decrease of this agent's concentration in the brain. It was stated that there is no full correlation between these two processes. On this account, it should be assumed that in the irradiated animals, the pharmacological-effect changes are the consequence of at least two different processes, changes in the drug concentration in the effector tissue and modification of effector reactivity. In the case of chlorpromazine, the most important process seems to be the modification of its distribution

(Author)

A76-47340 # Emotional reactivity and motivation in pilots J Terelak and R Bloszczyński (Wojskowy Instytut Medycyny Lotniczej, Warsaw, Poland) *Artificial Satellites*, vol 11, July 1976, p 93-102 18 refs

An empirical study was conducted to establish the relationship between job-motivation and emotional-reactivity levels in pilots. Three groups of pilots were tested with a positive, a lowered, and a negative motivation. The tools were Taylor's Manifest Anxiety Scale, Eysenck's Personality Inventory (neuroticism), and Cattell's 16 Factor Personality Questionnaire (Factors C, L, O, and Q4). Significant differences were recorded in the emotional reactivity of pilots with a positive motivation as compared with those of a lowered motivation, and between pilots with a positive and negative motivation (P less than 0.01). The results indicate that a lowered and negative job motivation is accompanied by emotional disturbances in pilots

(Author)

A76-47341 # Technical equipment and physicochemical parameters of culture of unicellular algae for ecologic closed systems J Skrzypczyk (Śląska Akademia Medyczna, Katowice, Poland) *Artificial Satellites*, vol 11, July 1976, p 103-113 32 refs

The paper discusses the effect of various physicochemical parameters such as light, temperature, carbon dioxide concentration, pH, intensity of culture mixing, and quantitative and qualitative composition of mineral media on cultures of algae. The results of experimental investigations with cultures of *Chlorella* in a culture reactor are presented (Author)

A76-47398 # On optimality in human control tasks S J Merhav (Technion - Israel Institute of Technology, Haifa, Israel) *International Council of the Aeronautical Sciences, Congress, 10th, Ottawa, Canada, Oct 3-8, 1976, Paper 76-54* 14 p 25 refs

Man machine modeling in aircraft control is analyzed for two problems: lateral control of a low flying vehicle using basic visual field cues, and control performance using a manipulator which provide the operator with complete kinesthetic information on the controlled plant. An analytical model is presented which is derived from the optimization of a quadratic performance criterion and the linearized equations of motion describing the lateral control of a low-flying remotely controlled vehicle. Comparison between experiment and theory strongly supports the hypothesis that a trained operator acts as an optimal controller. The approach of optimal control in man-machine research holds promise with regard to the theoretical development of this area and improved designs for man-machine interfaces both at the display and the control level S D

A76-47476 A 15-electrode totally implanted time-multiplex telemetry unit S Deutsch (Rutgers University, Piscataway, N.J.) (*American Conference on Engineering in Medicine and Biology, 28th, New Orleans, La., Sept 20-24, 1975*) *IEEE Transactions on Communications*, vol COM 24, Oct 1976, p 1073-1078 12 refs. Research supported by the Rutgers University, Contract No N00014 76 C-0241

A low noise time-multiplex biotelemeter powered by two mercury cells in series (2.7 V) is designed to handle signals picked up by relatively gross extracellular electrodes (up to 2 mV peak) embedded in brain or heart tissue. Magnetic turn off to conserve battery power is combined with rf turn on. Batteries operate 100 h without replacement, and weight is 41 g. The research goal is an integrated EEG activity picture, either in widely separated regions (as in the case of bilateral symmetry) or in a local region (such as visual or auditory cortex), in socially interacting epileptic monkeys. The animals with the biotelemeter implanted are fully ambulatory, and only a slight protuberance betrays the presence of the transmitter. The unit is adjusted for 75 kHz peak deviation of a 20 MHz carrier at 5 mV peak channel input R D V

A76-47548 The organic chemistry and biology of the atmosphere of the planet Jupiter C Ponnampertuma (Maryland, University, College Park, Md.) (*IAU, NASA, and NSF, Jupiter Colloquium, 30th, Tucson, Ariz., May 18-23, 1975*) *Icarus*, vol 29, Oct 1976, p 321-328 31 refs

In order to understand the chemical processes which may be taking place in the Jovian atmosphere, we have conducted a number of simulation experiments in the laboratory. These reactions appear to be significant for our understanding of chemical evolution and the nature and origin of organic matter in the universe. Mixtures of methane and ammonia in varying proportions have been exposed to electric discharges and the products analyzed. We have found that, as the methane and ammonia disappear, hydrogen cyanide and acetylene are to be built up. The analysis of the volatiles has also provided us with a wide range of aminonitriles. It is conceivable that some of these nitriles, on hydrolysis, will give rise to amino acids. On cyclization, some of them would provide the pathways for the origin of pyrimidines. A characteristic result of these reactions has also been the appearance of a red polymer which may have a bearing on the color in the red spots of Jupiter. Spectral analysis in the laboratory may provide some clues in our search for organic material

in the Jovian atmosphere by orbiting spacecraft, or ground based observations (Author)

A76-47549 Jackrabbit ears - Surface temperatures and vascular responses R W Hill (Michigan State University, East Lansing, Mich.) and J H Veghte (USAF, Aerospace Medical Research Laboratory, Wright-Patterson AFB, Ohio) *Science*, vol 194, Oct 22, 1976, p 436-438 5 refs

Blood flow to the ear pinnae of jackrabbits is curtailed at ambient temperatures between 14 and 24°C, which minimizes heat loss across the pinnae and allows the surfaces of erect pinnae to approach ambient temperature. The pinnae are warmed by steady or pulsatile vasodilation in some animals when the ambient temperature is between 1 and 9°C below body temperature, a response favoring heat loss. When ambient temperature exceeds body temperature by 4 to 5°C, the pinnae are circulated with blood cooler than ambient temperature, this response favors heat influx (Author)

A76-47721 * Mechanisms of radio-protection by catecholamines in the hamster (*Mesocricetus auratus*) R L Prewitt and X J Musacchia (Missouri, University, Columbia, Mo.) *International Journal of Radiation Biology*, vol 27, no 2, 1975, p 181-191 22 refs. Grants No PHS-GM 41418-03, No NGL 26-004-021

Experiments were conducted on normal and splenectomized male and female hamsters between 2 and 3 months old subjected to a whole body exposure of 1000 or 2000 rads in a Co 60 source with a view toward evaluating their radio protection by norepinephrine, isoproterenol, and phenylephrine. Vasoconstriction hypoxia mechanism of radio-protection is examined along with the hypothesis that isoproterenol protects by hypercalcemia-induced cell proliferation. Radiation experiment results are found to be consistent with the hypothesis that stimulation of alpha receptors results in radio protection through a tissue hypoxia mechanism. Beta agonists seem to protect by a hypotensive-hypoxia mechanism. The catecholamines protect against the hematopoietic syndrome, but show no evidence of protection against the gastrointestinal syndrome S D

A76-47737 The influence of CSF calcium and magnesium on the ventilatory response to carbon dioxide during hyperoxia A Berkenbosch, P H Quanjer, J de Goede, and G J Tammeling (Leiden, Rijksuniversiteit, Leiden, Netherlands) *Pflugers Archiv*, vol 365, no 2-3, 1976, p 151-157 14 refs

A76 47738 Circadian rhythms of rat internal temperatures and thermal ambiance (*Rhythmes circadiens des températures internes et ambiance thermique chez le rat*) B Roussel, G Chouvet, and G Debilly (Service de Sante de l'Armee, Centre de Recherches, Lyon I, Université, Lyons, France) *Pflugers Archiv*, vol 365, no 2, 3, 1976, p 183-189 32 refs. In French. Research supported by the Institut National de la Sante et de la Recherche Medicale, Direction des Recherches et Moyens d'Essais Contracts No 74/013, No 74/025, Service de Sante de l'Armee Contract No OUR 93/7/01, Centre National de la Recherche Scientifique Contract No LA/162

Cerebellar and subcutaneous temperatures were recorded in rats which were maintained at different ambient temperatures in a 12 h light-dark cycle. It was found that the cerebellar and subcutaneous temperatures followed a rhythm with a period of 24 h. Each elevation of the ambient temperature produced a rise in the mean internal temperature of the rat. This elevation of temperature was maintained for the duration of the 10 days of observation G R

A76-47739 Renal hemodynamics and renal O₂ uptake during hypoxia in the anesthetized rabbit E Bursaux, C Poyart, and B Bohn (Institut National de la Sante et de la Recherche Medicale, Suresnes, Hauts-de-Seine, France) *Pflugers Archiv*, vol 365, no 2, 3, 1976, p 213-220 33 refs. Research supported by the Institut de la Sante et de la Recherche Medicale

A76-47740 Comparison of shivering in man exposed to cold in water and in air J Timbal, C Boutelier, M Loncle, and L Bougues (Centre d'Essais en Vol, Laboratoire de Medecine Aero spatiale, Bretigny-sur-Orge, Essonne, France) *Pflugers Archiv*, vol 365, no 2, 3, 1976, p 243-248 24 refs

A76-47741 * Acquisition of quantitative physiological data and computerized image reconstruction using a single scan TV system N A Baily (California, University, La Jolla, Calif.) In Conference on Cardiovascular Imaging and Image Processing Theory and Practice - 1975, Stanford University, Stanford, Calif., July 10-12, 1975, Proceedings Conference sponsored by Stanford University and NASA Palos Verdes Estates, Calif., Society of Photo-Optical Instrumentation Engineers (SPIE Proceedings Volume 72), 1976, p 149-156 18 refs Grants No NGR-05-009 257, No PHS 1 P17 HL-14169

A single-scan radiography system has been interfaced to a minicomputer, and the combined system has been used with a variety of fluoroscopic systems and image intensifiers available in clinical facilities. The system's response range is analyzed, and several applications are described. These include determination of the gray scale for typical X ray fluoroscopic-television chains, measurement of gallstone volume in patients, localization of markers or other small anatomical features, determinations of organ areas and volumes, computer reconstruction of tomographic sections of organs in motion, and computer reconstruction of transverse axial body sections from fluoroscopic images. It is concluded that this type of system combined with a minimum of statistical processing shows excellent capabilities for delineating small changes in differential X ray attenuation

F G M

A76-47774 Effects remaining after withdrawal of long-term beta-receptor blockade - Reduced heart rate and altered haemodynamic response to acute propranolol administration T Brundin, O Edhag, and T Lundman (Serafimer Hospital, Stockholm, Sweden) *British Heart Journal*, vol 38, Oct 1976, p 1065-1072 26 refs Research supported by the Swedish Association against Heart and Chest Diseases, Stiftelsen Lars Hiertas Minne, Carl Yngve Johnson's Foundation, Wessens Foundation, and ICI-Pharma AB

A76-47900 # Dynamics of the phase asymmetry of the fundamental EEG rhythm under conditions of short-term memory of verbal information (Dinamika asimmetrii faz osnovnogo ritma EEG v usloviakh kratkovremennogo zapominaniya verbal'noi informatsii) G A Aminev (Ufimskii Aviatzionnyi Institut, Ufa, USSR) *Akademiia Nauk SSSR, Doklady*, vol 229, July 11, 1976, p 507-509 7 refs In Russian

A76-47907 Serial measurements of left ventricular ejection fraction by radionuclide angiography early and late after myocardial infarction H R Schelbert, H Henning, W L Ashburn, J W Verba, J S Karliner (California, University, Medical Center, San Diego, Calif.), and R A O'Rourke *American Journal of Cardiology*, vol 38, Oct 1976, p 407-415 41 refs Grants No NIH-NO1-HV 81332, No NIH HL-14197

The left ventricular ejection fraction was determined serially with radioisotope angiography in 63 patients with acute myocardial infarction. After the peripheral injection of a bolus of technetium-99m, precordial radioactivity was recorded with a gamma scintillation camera and the ejection fraction calculated from the high frequency left ventricular time-activity curve. Late follow-up serial studies were also performed in an additional 13 patients who had only one measurement of the left ventricular ejection fraction during the early postinfarction period. Patients with an initially low or decreasing ejection fraction had a significantly greater incidence of early mortality and left ventricular dysfunction (probability less than 0.02) than those whose ejection fraction was normal or improved to normal early after infarction. The results indicate that the ejection fraction is a sensitive indicator of left ventricular function after acute myocardial infarction and that serial measurements are helpful in predicting early mortality and morbidity

(Author)

A76 47908 Noninvasive myocardial imaging with potassium-43 and rubidium-81 in patients with left bundle branch block R L McGowan, T G Welch, B L Zaret, A L Bryson, N D Martin, and M D Flamm (USAF, Travis AFB, Calif.) *American Journal of Cardiology*, vol 38, Oct 1976, p 422-428 22 refs USAF-supported research

A76-47909 Computer detection of premature ventricular complexes - A modified approach S B Knoebel, D E Lovelace (Indiana, University, Indianapolis, Ind.), S Rasmussen (Purdue University, Lafayette, Ind.), and S E Wash (US Veterans Administration Hospital, Indianapolis, Ind.) *American Journal of Cardiology*, vol 38, Oct 1976, p 440-447 17 refs Research supported by the Herman C Krannert Fund and US Veterans Administration Hospital, Grants No NIH-HL-06308, No NIH HL-05363, No NIH-HL-05749

Results are presented for an experiment with a modified computer system in detecting premature ventricular complexes evaluated in continuous tape records of 30 patients in a coronary care unit. A decision table based on QRS configuration, T wave configuration, and timing is used to classify 4 types of QRS complexes: normal, premature ventricular, interpolated or late ventricular, and atrial premature. The observed basic cardiac rhythms were normal sinus, sinus arrhythmia, sinus tachycardia, atrial fibrillation, atrioventricular dissociation with first and second-degree heart block, and demand pacemaker rhythm. The system has the major advantage of updating itself every 100 complexes, so that changes in normal configuration with patient movement, intermittent bundle branch block, sinus arrhythmia, and the wide variation in QRS configuration and timing concomitant with atrial fibrillation are less likely to result in false positive identification of premature ventricular complexes. Less than 2% false negative and 3% false positive rate of identification of premature ventricular complexes is ultimately determined

S D

A76-47924 # Ventilatory responses to CO₂ rebreathing at rest and during exercise in untrained subjects and athletes M Miyamura, T Yamashina, and Y Honda (Kanazawa University, Kanazawa, Japan) *Japanese Journal of Physiology*, vol 26, no 3, 1976, p 245-254 25 refs

Experiments were conducted on 10 marathon runners aged 19-26 yr and 14 untrained subjects aged 20-33 yr to study ventilatory responses to CO₂ during rest and exercise using the rebreathing method. It is found that the slopes of the minute ventilation versus alveolar carbon dioxide tension curves for athletes both at rest and during exercise are lower than those for the untrained subjects (probability less than 0.05). This decrease in the ventilatory response curves for athletes is likely to be due to diminished peripheral chemoreceptor function as described by Byrne-Quinn et al. (1971). It is concluded that the observed differences in the minute ventilation versus alveolar carbon dioxide tension curves between the athlete and untrained groups may be due to a reduced gain in the ventilatory output from the respiratory centers and/or by a reduced input signal

S D

STAR ENTRIES

N76-32362 Michigan Univ Ann Arbor Highway Safety Research Inst

SIMULATION OF HUMAN BODY RESPONSE TO CRASH LOADS

D H Robbins /In Shock and Vibration Information Center Shock and Vibration Computer Programs 1975 p 365-380 refs (For

Computer programs which simulate human body response to crash loads are described. These simulations are adapted to the study of aircraft occupants, pedestrians, cyclists, and automobile occupants. These programs are compared in terms of (1) sources of documentation, information, and contacts for obtaining the programs; (2) parameters defining the crash victim; (3) the means by which forces are transmitted to the victim; and (4) the acceleration or other kinematic inputs which force a dynamic interaction between the environment and the victim.

Author

N76-32822 Purdue Univ Lafayette Ind

A MATHEMATICAL THEORY OF GROWTH PROCESSES AND MECHANICAL BEHAVIOR OF BIOLOGICAL MATERIALS Ph D Thesis

Prakash Hore 1975 150 p
Avail Univ Microfilms Order No 76-20450

The fundamental relations for field and constitutive equations were developed for a growing biomaterial which is composed of different species. Various concepts in continuum mechanics, thermodynamics, and biochemical kinetics were used. A mathematical formalism was presented and focused on the behavior of general viscoelastic materials with applications to such problems as the influence of stresses, concentration, and temperature fields on the growth of biosolids, e.g., growth of bones, and the chemotherapeutic treatment of a tumor. Extension was also indicated to the case of biofluids with applications to such problems as the control of abnormal growth of cellular constituents in a fluid, e.g., chemotherapy of leukemia.

Dissert Abstr

N76-32823# Canada Inst for Scientific and Technical Information Ottawa (Ontario)

THE SILICON COMPONENT IN LIVING CELLS AND ORGANISMS

W Sedlak 1976 14 p refs Transl into ENGLISH from Kosmos Ser A (Warsaw) v 12 no 6 1963 p 497-504 (NRC/CNR-TT-1879 ISSN-0077-5606) Avail NTIS HC \$3 50

Biological aspects of silicon are discussed. Silicosis and the silico-arthritis syndrome of Caplan are discussed along with the silicon content of the blood, brain, and skin. It is suggested that the primeval life was based on silicon compounds. Later carbon supplanted the silicon.

F O S

N76-32824*# Hardin-Simmons Univ Abilene Tex Science Research Center

RESPONSE OF SELECTED MICROORGANISMS TO EXPERIMENTAL PLANETARY ENVIRONMENTS Semiannual Progress Report, 1 Jan - 30 Jun 1976

Terry L Foster and Luther Winans Jr Aug 1976 37 p (Grant NGR-44-095-001)

(NASA-CR-148833 SAPR-8) Avail NTIS HC \$4 00 CSDL 06M

Results are presented on the anaerobic conversion of phosphite to phosphate. It is demonstrated that in the presence of both phosphite and hypophosphite, the phosphite is the preferred phosphorous source. An investigation in which P-32 labeled hypophosphite was added to the basal medium demonstrates that the labeled hypophosphite was incorporated into the metabolic reactions of the cell. Other data show that as cell growth occurs, the phosphite and/or hypophosphite levels decrease. The *Bacillus* sp capable of anaerobic utilization of phosphite was isolated from Cape Canaveral soil samples and it is partially characterized. Also included are continued investigations of omnitherms. The data presented show that some of these possess significant resistance to the Viking dry-heat cycle and that they retain their omnithermic characteristic after recovery from the heat cycle. Other physiological characteristics of these isolates are also presented. It is demonstrated that omnitherms can be isolated from Cape Canaveral soil.

Author

N76-32825*# Transemantics Inc Washington D C

PLANT GROWTH AND DEVELOPMENT UNDER CONDITIONS SIMULATING WEIGHTLESSNESS

A I Merkis R S Laurinavichyus O Yu Rupaynene and E K Savichene Sep 1976 11 p refs Transl into ENGLISH from Doklady Akademii Nauk SSSR (USSR) vol 226 no 4 Feb 1976 p 978-981

(Contract NASw-2792)

(NASA-TT-F-17214) Avail NTIS HC \$3 50 CSDL 06C

The effect of weightlessness on growth and development was studied in *Arabidopsis thaliana* (L.) Heynh and *Chenopodium rubrum* L. The plants were grown in a sterile tube culture on an agar nutrient medium. They were grown in the center of a clinostat, the rotation period of which was 21 sec. The force of gravity for the plants more remote from the center did not exceed 6.8 · 10⁻³g. Twenty-four-hour illumination was provided. The *Arabidopsis thaliana* completed the entire growth cycle in 35 - 37 days and the *Chenopodium rubrum* - in 100 - 110 days. The results show that weightlessness did not affect significantly the seed germination. A noticeable deviation was root growth orientation: one part of the roots grew deeper into the nutrient medium while the other crept along the agar surface. As the growing process progressed, the effect of weightlessness became more pronounced. Results also indicate that plant growth and morphogenesis were disturbed during weightlessness in the later stages of their development.

Author

N76-32826# Texas Univ San Antonio

GROWTH AND DEVELOPMENT OF NEONATAL MICE EXPOSED TO HIGH-FREQUENCY ELECTROMAGNETIC FIELDS Final Report, Feb 1974 - Feb 1975

William B Stavinoha Arvin Modak Miguel A Medina and Arthur E Gass Dec 1975 12 p refs

(Contract F41609-74-C-0018 AF Proj 7757)

(AD-A022765 SAM-TR-75-51) Avail NTIS CSDL 06/18

Four-day-old mice were exposed to high-frequency electromagnetic radiation. Growth rate was followed for up to 16 weeks of age. No effect of irradiation on the growth and development of these neonatal mice was evident.

GRA

N76-32827# Witwatersrand Univ Johannesburg (South Africa) School of Mechanical Engineering

MEASUREMENTS OF THE TEMPERATURE PROFILES IN THE FOREARM SKIN OF A NUDE RESTING SUBJECT EXPOSED TO A RANGE OF THERMALLY NEUTRAL ENVIRONMENTS

A M Patterson Mar 1976 86 p refs

(ISBN-0-85494-371-4 Rept-66) Avail NTIS HC \$5 00

Reliable measurements of temperature profiles in the first 2 to 3 mm depth of skin are obtained on the forearm of a nude subject at rest in environments ranging from 24 C to 34 C dry bulk temperature. Resolutions in temperature and depth were typically 0.02 K and 0.04 mm and great care was taken to avoid transient effects. The profiles obtained have a dog-leg appearance with a sharp change in gradient at about 1 mm depth. The change in slope represents either a change in heat flux or thermal conductivity or both and is a feature of a model of the thermal role of blood flow in skin to be published.

Author

N76-32828# Army Aeromedical Research Lab Fort Rucker Ala

STUDIES OF VISUAL DISORIENTATION 1 PERCEIVED STABILITY OF THE VISUAL WORLD DURING SACCADIC EYE MOVEMENTS

Franklin F Holly 16 Apr 1976 7 p Presented at Southern Soc for Philosophy and Psychol Atlanta 16 Apr 1976 (AD-A023599) Avail NTIS CSCL 05/10

It is shown that the most commonly accepted version of the extraretinal signal leads to a paradox A possible resolution of this paradox is presented It was also found that a moving stimulus which is present for a portion of a saccade and which moves at approximately the same velocity as the eyes will in most cases not produce any disorientation However it will lead to an erroneous perception of that stimulus GRA

N76-32829# Presbyterian-Pennsylvania Univ Medical Center Philadelphia

BIOCHEMICAL CHANGES IN NAVAL AIRCREWMEN CAUSED BY STRESS IN FLIGHT PERFORMANCE Progress Report

B F Burgess May 1973 7 p (Contract N62269-73-C-0571) (AD-A020277) Avail NTIS CSCL 06/1

The pilot study indicates that the excretion of o-hydroxy hippuric acid in urine is a useful addendum to the molecular determinants of stress and under controlled conditions may aid in identifying candidates who can or cannot succeed as test parachutists In concurrent experiments all parachutists studied showed a significant increase in plasma phosphatidyl glycerol a sensitive and proven indicator for stress Further studies have shown that the distribution of cyclic AMP in living tissues is ubiquitous and that increased tissue levels are associated with beta adrenergic reactions It was postulated that changes in tissue cyclic AMP levels might be correlated with physiological changes resulting from the application of whole body stresses, and that tissue cycle AMP could be used as an indicator of physiological stress GRA

N76-32830# Air Force Systems Command Wright-Patterson AFB Ohio Foreign Technology Div

PULSE PRESSURE AND PULSE RATE AS INDICES OF CARDIAC OUTPUT

Y Asawa 6 Jan 1976 20 p refs Transl into ENGLISH from Japan J Anesthesiology (Japan) v 18 1969 p 1115-1123 (AD-A020460 FTD-ID(RS)I-2417-75) Avail NTIS CSCL 06/5

If cardiac output could not be measured directly, it might be inferred from vital signs readily obtained clinically The present study is an attempt to see whether such an estimation is possible The Cardiac output per minute (C o(m)) is obtained by Stroke volume (ml) X Heart rate (per minute) The heart rate could be obtained readily Thus if the variation of Stroke volume (sv) could be estimated then the variation of cardiac output per minute (C o(m)) will be estimated While exact statements cannot be made on the changes in stroke volume unless one knows the extensibility and calibre of the blood vessel one can obtain the expected change of stroke volume from the age-specific degree of vascular extensibility derived statistically GRA

N76-32831# Dayton Univ Research Inst, Ohio
BONE STRENGTH AND IN-FLIGHT MECHANICAL STRESSES Final Scientific Report

G A Graves P K Bajpai D E McCullum and H G Stein 29 Aug 1975 269 p refs (Contract F44620-71-C-0083 AF Proj 9777) (AD-A020531 AFOSR-76-0039TR) Avail NTIS CSCL 06/5

A series of experiments were designed and implemented to provide data concerning the effect of restorable calcium aluminate ceramic implants on new bone growth in the local area of the implant and in vivo biochemical responses Rhesus monkeys were used as hosts for the implants in the form of total or partial circumferential replacement of femur sections Radiographic and biochemical analyses were obtained Standard histological scanning electron and light microscopy light energy dispersive

analysis and electron-microprobe techniques were used in analyses of ceramic-bone specimens Detailed results are compared to analysis of ceramic compositions and microstructures prior to implantation Author (GRA)

N76-32832# Army Aeromedical Research Lab Fort Rucker Ala

BLOOD PRESSURE MEASUREMENT IN A HIGH NOISE ENVIRONMENT, SELECT BIBLIOGRAPHY OF BOOKS, JOURNAL ARTICLES AND DOCUMENTS, 1963 - 1975

Sybil H Bullock Jan 1976 12 p refs (AD-A021203 USAARL-Special-B.b-Ser-6) Avail NTIS CSCL 06/12

Titles of books journal articles and documents are included in this select bibliography on blood pressure measurement in a high noise environment Subjects covered include ultrasonics automated and digital read-out devices for determining blood pressure GRA

N76-32833# Naval Submarine Medical Research Lab Groton Conn

THE EFFECT OF COMMON THERAPEUTIC DRUGS ON VISION Interim Report

S M Luria Helen M Paulson Jo Ann S Kinney Christine L McKay and Mark S Strauss 1 May 1975 69 p refs (AD-A020346 NSMRL-808) Avail NTIS CSCL 06/15

One therapeutic dose of five widely-used medicinal drugs (Aralen Benadryl Dexedrine Digoxin and Valium) was administered to 36 subjects Measurements were made of the effects of the drugs on pupil size intraocular pressure and the fundus various aspects of color vision the electrical activity of the brain eye-movements and stereoacuity A number of significant changes were observed despite the small size of the dosage and the number of subjects The practical implications of the findings are discussed as well as the value of visual psychophysical tests of pharmacological intoxication Author (GRA)

N76-32834# Office of Naval Research London (England)
INTERDISCIPLINARY APPROACHES IN SCIENCE BIOELECTROCHEMISTRY AND BIORHEOLOGY AS NEW DEVELOPMENTS IN PHYSIOLOGY

Martin Blank 23 Jul 1975 24 p (AD-A013781 ONRL-12-75) Avail NTIS CSCL 06/16

As science has developed into a more highly organized and automated activity it appears to have changed in ways that have affected its traditional patterns of development To overcome the constraints imposed by the new organization scientists have formed interdisciplinary research areas as a creative way of approaching complex problems this report reviews interdisciplinary research in general and two new areas that are developing in western europe bioelectrochemistry and biorheology GRA

N76-32835# Army Materiel Command Texarkana Tex Intern Training Center

PUPIL RECOVERY VERSUS BANDWIDTH/INTENSITY OF THE VISIBLE SPECTRUM Final Report

Brian W Durtschi Dec 1975 64 p refs (AD-A020502 USAMC-ITC-02-08-76-401) Avail NTIS CSCL 06/16

This research experiment was performed to investigate possible differences in pupil recovery times as the result of a light stimulus of separate visible bandwidths and intensities of the electromagnetic spectrum An experiment was designed using dual intensity (10 and 20 foot candles) light of three separate bandwidths of the visible spectrum to measure the time of 50% pupil recovery from a constricted state Twelve caucasian males with uncorrected normal vision were chosen as subjects for this experiment Subjects were dark adapted to a very low (less than one foot candle) red (approximately 700 nm) light source The pupil constriction-dilation sequence was initiated by a projected light of one of the two intensities and bandwidths of either 400-425 nm (blue) 500-520 nm (green) or 650-700 nm (red) This procedure provided 72 data points from a three variable-two level randomized block factorial-fixed effect design The parameter or data point of interest was the time of pupil recovery to a 50% redilation level following constriction The

data point was taken from measurements of pupil movement recorded on a series 800 Space Sciences TV Pupillometer. Conclusions drawn from the analysis are as follows (1) The wavelength of a light stimulus affects pupil recovery times (2) Higher intensities of a given wavelength light cause faster pupil recovery times Author (GRA)

N76-32836# Utah Univ Salt Lake City Dept of Bioengineering

COMPARISON OF THEORETICAL AND EXPERIMENTAL ABSORPTION OF RADIO FREQUENCY POWER

Stewart J Allen Carl H Durney Curtis C Johnson and Habib Massoudi Dec 1975 20 p refs

(Contract F41609-75-C-0022 AF Proj 7757)

(AD-A022890 SAM-TR-75-52) Avail NTIS CSCL 06/18

Power absorption calculations were performed for radiofrequency exposures (10-50 MHz) using prolate spheroid models and these data were compared with experimental data obtained from prolate spheroid monkey and human phantoms and live monkeys. Agreement of spheroid calculations with empirical spheroid data was excellent however it was found that ellipsoid models better approximate monkeys and humans Author (GRA)

N76-32837# Washington Univ Seattle Electromagnetics Research Lab

EFFECTS OF ELECTROMAGNETIC FIELDS ON THE NERVOUS SYSTEM

Chung-Kwang Chou and Arthur W Guy Aug 1975 132 p refs

(Contract N00014-75-C-0464 Grant NSF GK-34730

NR Proj 201-054)

(AD-A022462 SR-6) Avail NTIS CSCL 06/18

Contents Electromagnetic Field-Biomaterial Interaction and Methods of Measurement Effects of Electromagnetic Fields on Isolated Nerves and Superior Cervical Ganglia Design of Waveguide Apparatus and Calculation of Specific Absorption Rate Effects of Electromagnetic Fields on Muscle Contraction Effects of Electromagnetic Fields on Auditory System Effect of Noise Masking on Threshold of Evoked Auditory Responses Microwave-induced Cochlear Microphonics in Guinea Pigs GRA

N76-32838# Army Research Inst of Environmental Medicine, Natick Mass

THE AMELIORATION OF ACUTE MOUNTAIN SICKNESS BY STAGING AND ACETAZOLAMIDE

W O Evans S M Robinson D H Horstman R E Jackson and R B Weiskopf May 1975 27 p refs

(DA Proj 3A7-62758-A-827)

(AD-A019592 USARIEM-M-36-75) Avail NTIS CSCL 06/19

Treatment by four days residence at 1600M plus the administration of 500mg acetazolamide twice a day for the last two days at 1600M and the first two days at 4300M was compared with no treatment prior to ascent to 4300M for prophylaxis of acute mountain sickness. The treatment successfully prevented almost all symptoms of acute mountain sickness. It had no effect on the diminished capacity for maximal or prolonged heavy physical work. The treatment produced a relative acidosis and a comparatively greater arterial oxygen tension at 4300M

Author

N76-32839# Naval Submarine Medical Research Lab Groton Conn

VISUAL EVOKED RESPONSES AND EEGS FOR DIVERS BREATHING HYPERBARIC AIR AN ASSESSMENT OF INDIVIDUAL DIFFERENCES

Jo Ann S Kinney Christine L McKay and S M Luria 3 Jun 1975 20 p refs

(MF51524004)

(AD-A020335 NSMRL-809) Avail NTIS CSCL 06/19

In order to assess individual differences in susceptibility to nitrogen narcosis a group of 16 men made repeated air dives to approximately 200 ft in a pressure chamber. The visual evoked response of the men at this depth revealed several decrements - in the response to a slow rate of stimulation there was a highly significant reduction in a component around 160 msec in the response to a rapid rate of stimulation marked losses in amplitude and increases in variability were found. The

latter changes were related to diving experience while the former were not. No significant changes were found in alpha or theta activity in the EEG Author (GRA)

N76-32840# Army Materiel Command Texarkana Tex Intern Training Center

PROPOSED REVISIONS TO ANSI STANDARD C95 1 FOR EXPOSURE TO RADIO FREQUENCY AND MICROWAVE RADIATIONS Ph D Thesis Final Report

James A Wellsand Nov 1975 69 p refs

(AD-A020681 USAMC-ITC-02-08-76-410) Avail NTIS CSCL 06/18

The paper reviews the biological effects resulting from exposure to radio frequency and microwave radiations. The controversy over the relevance of the thermal and nonthermal effects is resolved in the light of present research findings. The quality of ANSI C95 1--Safety Level of Electromagnetic Radiation with Respect to Personnel--is examined. The basic conclusion is that the current guide number is acceptable. Proposals to improve the standard in other ways are made based on recent research GRA

N76-32841# Army Nuclear Agency Fort Bliss Tex

THE CALCULATION OF ABSORBED DOSE AND TISSUE TRANSMISSION FACTORS

A S Warshawsky 11 Nov 1974 20 p refs

(AD-A012684 NUA-TM-1-74) Avail NTIS CSCL 06/18

The source of tissue transmission factors used in the development of nuclear radiation casualty criteria from animal response experiments are documented. A byproduct of achieving this goal is the elimination of the many prevailing misunderstandings and misuses of the radiation related terms and quantities. The methodology and terminology used in calculating absorbed doses resulting from exposure to initial nuclear radiation are described. The tissue transmission factors used in developing initial nuclear radiation casualty criteria are calculated. Calculations of absorbed doses and the development of tissue transmission factors from those calculations are presented GRA

N76-32842# Duke Univ Durham N C School of Engineering

HEAT AND MASS TRANSFER IN THE HUMAN RESPIRATORY TRACT AT HYPERBARIC PRESSURES Final Report, 1 Apr 1972 - 31 Dec 1974

L Sigfred Linderoth Jr E A Kuonen M L Nuckols and C E Johnson Nov 1975 81 p refs

(Contract N00014-67-A-0251-0018 NR Proj 201-148)

(AD-A021146) Avail NTIS CSCL 06/19

The objective of the project was to mathematically model the heat loss process that occurs in the respiratory tract under deep ocean saturation diving conditions. This was approximated by determining the heat transfer characteristics of a branching scale model of the first two branches of the human lower respiratory tract. Heat transfer coefficients were obtained for a range of respiratory rates and respiratory gas mixtures for simulated ocean depths 0 to 1000 feet. These heat transfer coefficients were used to predict the heat loss from the respiratory tract of a diver by the successive application of the branching model appropriately scaled to simulate progressive units of the lung's anatomical configuration GRA

N76-32843# Ohio State Univ Columbus

ROLE OF CARBON DIOXIDE IN INERT GAS NARCOSIS Annual Report, 1 May 1974 - 30 Apr 1975

Harold S Weiss and Lawrence W Torley Dec 1975 40 p refs

(Contract N00014-67-A-0232-0025)

(AD-A020984 OSURF-3916-A1) Avail NTIS CSCL 06/19

The role of carbon dioxide and oxygen in high pressure narcosis was studied by exposing animals to hyperbaric conditions while maintaining them normoxic and normocapnic. Chickens were the experimental animals used. The unanaesthetized restrained birds were exposed to pressures up to 6 atmospheres absolute (ATA) in a hyperbaric chamber. Narcosis was estimated from changes in the visually evoked response (VER). The VER was recorded from the optic tectum by means of implanted

bipolar fine wire electrodes The VER was initiated by an external strobe light A depression of the amplitude of the VER is considered to reflect narcosis All animals showed a strong depression in VER amplitude on exposure to normoxic normocapnic gas at 6 ATA when the inert component was nitrogen No depression of VER was seen when the inert diluent was helium Increasing lung PCO₂ to 70 mmHg had no effect on VER Relatively small changes in the body temperature (1.5 C) depressed VER and may explain some of the depression of VER seen by others with helium Resistance to the high flow of gas through the bird was usually 7.5-10 cm H₂O at a flow rate of 6 L/min ambient temperature and pressure this resistance remains nearly constant over the 1-6 ATA pressure range investigated GRA

N76-32844# School of Aerospace Medicine Brooks AFB Tex
CORNEAL CURVATURE CHANGES DUE TO EXPOSURE TO A CARBON DIOXIDE LASER A PRELIMINARY REPORT
Preliminary Report, Mar 1974 - Mar 1975

James T Gallagher Dec 1975 17 p refs
(AF Proj 6301)
(AD-A020987 SAM-TR-75-44) Avail NTIS CSCL 06/18

A preliminary study indicates the need for a more rigorous investigation to determine the relationship between the infrared exposure required to produce curvature changes and that required to produce visible damage to the cornea GRA

N76-32845# Human Engineering Labs Aberdeen Proving Ground Md

A HUMAN FACTORS ENGINEERING COMPATIBILITY ASSESSMENT OF THE DH-132 HELMET, COMBAT VEHICLE CREWMAN (CVC)

Nonnie F Dickinson Charles W Houff and Chester L Woodward Dec 1975 67 p refs
(AD-A020150) Avail NTIS CSCL 06/17

The assessment of the DH-132 Helmet conducted in November 1972, investigated the compatibility and interface of the DH-132 Helmet System with associated equipment as a component of a protective system and as an individual helmet This report explains in general terms and pictorially demonstrates those areas of concern that have not been sufficiently addressed in the design of an individual helmet system or its interfacing with its associated equipment GRA

N76-32846*# Hamilton Standard Windsor Locks Conn
ELECTROCHEMICAL PERFORMANCE INVESTIGATIONS ON THE HYDROGEN DEPOLARIZED CO₂ CONCENTRATOR

John R Aylward Jul 1976 41 p refs
(Contract NAS9-13679)
(NASA-CR-147871 SVHSER-7090) Avail NTIS HC \$4 00 CSCL 06K

An extensive investigation of anode and cathode polarization in complete cells and half cells was conducted to determine the factors affecting HDC electrode polarization and the nature of this polarization Matrix-electrolyte-electrode interactions and cell electrolyte composition were also investigated The electrodes were found to have normal performance capabilities The HDC anode polarization characteristics were correlated with a theoretical kinetic analysis and except for some quantitative details a rather complete understanding of the causes for HDC electrode polarization was formulated One of the important findings resulting from the kinetic analysis was that platinum appears to catalyze the decomposition of carbonic acid to carbon dioxide and water It was concluded that the abnormal voltage performance of the One Man ARS HDC cells was caused by insufficient cell electrolyte volume under normal operating conditions due to deficiencies in the reservoir to cell interfacing
Author

N76-32847# Air Force Materials Lab Wright-Patterson AFB Ohio

STATIC PROPENSITY OF AIR FORCE UTILITY GARMENTS AND THE N-3B MODIFIED JACKET Final Report, Feb - Aug 1975

Preston C Opt and Jack H Ross Oct 1975 31 p
(AF Proj 7320)
(AD-A020957 AFML-TR-75-173) Avail NTIS CSCL 06/17

This report describes and gives results of tests performed to measure the static propensity of the Air Force regular issue cotton utility uniform a proposed polyester/cotton utility uniform and the N-3B modified flying jacket Static potential (voltage) was measured on the test subject after rubbing contact and separation of various garments Tests were conducted in an environmental chamber at 70 F - 20% RH 90 F - 20% RH, 70 F - 55% RH and 15 F with resulting humidity On the basis of the tests conducted and on analysis of the results the proposed polyester/cotton utility uniform and the N-3B modified flying jacket present no greater hazard in the generation of static electricity than the 100% cotton utility uniform now in service
Author (GRA)

N76-32848# Defence Research Establishment Ottawa (Ontario)
FIELD TRIAL OF AN EXPERIMENTAL COLD-WEATHER HEAD PROTECTOR

D J Hidson S H H Pang and J M McAndless Dec 1975 26 p refs
(AD-A020376 DREO-TN-75-27) Avail NTIS CSCL 06/17

An experimental head-protection system subjected to limited testing during the 1974 winter was modified and field tested during Exercise Honky Tonk at Fort Churchill Manitoba in January 1975 The modified headgear was found to provide complete protection against frostbite and to prevent spectacle frosting under extreme wind-chill conditions Under milder conditions or during physical activity the headgear was found to be too warm and spectacle frosting occurred The modifications made to the headgear are discussed with respect to their effect on its performance Recommendations are made for further modifications to correct problems encountered during the tests GRA

N76-33127 National Research Council of Canada Ottawa (Ontario) Division of Mechanical Engineering
PSYCHOMOTOR TEST PERFORMANCE AND SLEEP PATTERNS OF AIRCREW FLYING TRANSMERIDIONAL ROUTES

Leslie Buck *In its* Quarterly Bull of the Div of Mech Engr and the Natl Aeron Estab Jun 1976 p 19-33 refs (For availability see N76-33125 23-99)

Pilots and flight attendants flying scheduled services between Vancouver and Tokyo and between Toronto and Rome were tested on a tracking task before and after flights in each direction Flights were included in schedules involving both 24-hour and 7-day layovers at the overseas station During these periods they recorded their sleep patterns The data showed that the flight subjects made an immediate attempt to adapt their behavior to local time and that changes in their performance scores could be interpreted on that basis It was concluded that behavioral circadian rhythms adapt rapidly to a new time zone
Author

N76-33835*# National Aeronautics and Space Administration Ames Research Center Moffett Field Calif

BIOMEDICAL ULTRASONOSCOPE Patent Application
Robert D Lee inventor (to NASA) Filed 30 Sep 1976 22 p
(NASA-Case-ARC-10994-1 US-Patent-Appl-SN-728369) Avail NTIS HC \$3 50 CSCL 06B

An instrument with a single ultrasonic transducer probe and a linear array of transducer probes permitting three operator modes is described An A and an M mode scanner were combined with a C mode scanner and a single receiver is used The C scanner mode enables two-dimensional cross sections of the viewed organ Video-produced markers enable measurement of the dimensions of the heart COS/MOS integrated logic circuit components are used to minimize power consumption and permit battery operation
NASA

N76-33836*# Kanner (Leo) Associates Redwood City Calif
CONTROL STUDIES FOLLOWING A DIABETES SURVEY AMONG EMPLOYEES OF A LARGE CHEMICAL FIRM
H F Orth E Martin H Mattern and F H Schmidt Washington

NASA Sep 1976 16 p refs Transl into ENGLISH from Deut Med Woch Schr (Stuttgart) v 97, no 27 1972 p 1019-1023

(Contract NASw-2790)

(NASA-TT-F-17240) Avail NTIS HC \$3 50 CSCL 06P

Glucose content in a morning specimen of urine after intake of 50 g glucose the previous evening was measured in 33 356 employees of a large chemical firm Later the results of this screening were checked by performing oral glucose tolerance tests (50 g glucose) on subjects chosen at random Based on the results of the latter test the initial screening detected only about 1/3 of the previously undiscovered diabetics Author

N76-33837*# Scientific Translation Service Santa Barbara Calif CAN AZURE B-EOSIN REPLACE THE MAY-GRUENWALD-GIEMSA STAIN?

Dietrich Wittekind Vera Kretschmer and Walter Loehr Washington NASA Oct 1976 15 p refs Transl into ENGLISH from Blut (Munich) v 32 1976 p 71-78

(Contract NASw-2791)

(NASA-TT-F-17260) Avail NTIS HC \$3 50 CSCL 06A

A new method is described for staining blood and bone marrow smears It is characterized by the presence of only two dyes purified Azure B and Eosin in methanol as stock solutions Staining results are equivalent to those obtained by using traditional dye mixtures Unlike these Azure B-Eosin staining can be standardized and is easier to handle Correlations between the Azure B-Eosin and May-Gruenwald-Giemsa staining methods are briefly discussed Author

N76-33838*# Harvard Medical School Boston, Mass CONTROL MECHANISMS OF CIRCADIAN RHYTHMS IN BODY COMPOSITION IMPLICATIONS FOR MANNED SPACEFLIGHT Final Report

Martin C Moore-Ede 30 Sep 1976 136 p refs

(Contract NAS9-14249)

(NASA-CR-151003) Avail NTIS HC \$6 00 CSCL 06P

The mechanisms underlying the internal synchronization of the circadian variations in electrolyte content in body compartments were investigated and the significance of these oscillations for manned spaceflight were examined The experiments were performed with a chair-acclimatized squirrel monkey system in which the animal sits in a chair restrained only around the waist The following information was given (1) experimental methodology description (2) summary of results obtained during the first contract year and (3) discussion of the research performed during the second contract year This included the following topics: physiological mechanisms promoting normal circadian internal synchronization factors precipitating internal desynchronization pathophysiological consequences of internal desynchronization of particular relevance to spaceflight and validation of a chair-acclimatized system Y J A

N76-33839# Connecticut Univ Farmington School of Medicine

TOXICOLOGY AND METABOLISM OF NICKEL COMPOUNDS Progress Report, 1 Dec 1974 - 30 Nov 1975 F W Sunderman Jr 15 Aug 1975 32 p refs

(Contract E(11-1)-3140)

(COO-3140-34) Avail NTIS HC \$5 00

The toxicology and metabolism of nickel compounds were investigated in rats and hamsters The knowledge has included demonstration that hyperglucagonemia is primarily responsible for the acute hyperglycemic effect of parenteral Ni(II) in rats demonstration that parenteral injection of Ni(II) in rats produces acute nephropathy with proteinuria and amino aciduria and with ultrastructural lesions of renal glomeruli and tubules, confirmation of the inhibitory effect of manganese upon the carcinogenicity of Ni3S2 after intramuscular injection in rats and elucidation of the effects of manganese upon the rates of excretion of nickel and upon the acute histological reactions produced by Ni3S2 discovery that the antidotal efficacy of triethylenetetramine in acute Ni(II) poisoning in rats is substantially greater than that of other chelating agents Author (ERA)

N76-33840# Aerospace Medical Research Labs Wright-Patterson AFB Ohio

TOXIC POINT DETERMINATION OF SELECTED HAZARDOUS MATERIALS Final Report, Sep - Nov 1975

Richard A Davis Ralph N Terpolilli and Kenneth C Back Dec 1975 12 p refs

(Contract DOT-AS-40079-2)

(PB-250450/4 DOT-MTB-OHMO-75-4) Avail NTIS HC \$3 50 CSCL 06T

Toxic point is a term under consideration by the United Nations group of rapporteurs on the packaging of dangerous goods It is defined as the temperature at which the equilibrium concentration of vapor of a substance measured at 760 millimeters is equal to the LC50 of the substance This is also referred to as the temperature threshold of toxicity The report contains the toxic points calculated for 57 substances The calculations are shown together with the toxicity and vapor pressure data used therein GRA

N76-33841# National Bureau of Standards Washington DC MEASUREMENTS AND OBSERVATIONS OF THE TOXICOLOGICAL HAZARD OF FIRE IN A METRORAIL INTERIOR MOCK-UP Final Report

M Paabo B Pitt (Johns Hopkins Univ Baltimore) M M Birky A W Coats and S E Alderson Feb 1976 20 p refs

(PB-250768/9 NBSIR-75-966) Avail NTIS HC \$3 50 CSCL 06T

Oxygen depletion carbon monoxide carbon dioxide hydrogen chloride and hydrogen cyanide were selected for measurement and identification in Metrorail fire tests Male rats exposed to the combustion products were examined for changes in blood chemistry, gross pathology and loss of function Hydrogen cyanide and carbon monoxide levels in blood were evaluated and functional changes were noted GRA

N76-33842# Bureau of Radiological Health, Rockville Md Div of Biological Effects

A REVIEW OF BIOLOGICAL EFFECTS AND POTENTIAL RISKS ASSOCIATED WITH ULTRAVIOLET RADIATION AS USED IN DENTISTRY

Loren F Mills C David Lytle F Allen Andersen Kiki B Hellman and Larry E Bockstahler Oct 1975 41 p refs

(PB-254273/6 FDA/BRH-76/40)

DHEW/PUBL/FDA-76/8021) Avail NTIS HC \$4 00 CSCL 06R

Dental procedures which utilize ultraviolet radiation are briefly described The bases for UV safety standards are reviewed The effects of UV exposure to the skin and eyes and how these effects may relate to oral mucosa exposure are considered Potential modes of action by UV radiation on oral tissues as suggested by cell culture studies are summarized and potential risks from UV exposure of individuals which might result from the dental procedures are discussed GRA

N76-33843# National Bureau of Standards Washington DC A NEW LOOK AT THE RESEARCH BASIS FOR LIGHTING LEVEL RECOMMENDATIONS Building Sciences Series, Final Report

Gary T Yonemura and Yoshimi Kohayakawa Mar 1976 14 p refs

(PB-253112/7 NBS-BSS-82 LC-76-136) Avail NTIS HC \$3 50 CSCL 13A

The validity of using threshold studies as the basis for lighting level recommendations is questioned The performance of the eye at suprathreshold levels was investigated with sine- and square-wave gratings The results of the study indicate that the behavior of the eye is significantly different at suprathreshold levels as opposed to threshold levels For threshold studies when contrast is plotted against luminance the function is a monotonically decreasing function At suprathreshold levels the function indicates the existence of a definite minimum luminances greater or less requiring more contrast to appear subjectively equal GRA

N76-33844# National Aeronautical Lab Bangalore (India)
**ON SIMULATION AND EVALUATION OF AIRCRAFT
 HANDLING QUALITIES**

Rajendra K Bera Jan 1976 23 p refs
 (NAL-TN-49) Avail NTIS HC \$3 50

Some problems connected with flight simulation and selection of evaluation pilots are discussed. A modified Cooper-Harper scale is suggested which provides separate ratings on the aircraft's longitudinal and lateral/directional dynamics and on cockpit management. The ratings were qualified by an alphabetic index which indicates the confidence with which simulation data may be extrapolated to actual flight situations. Author

N76-33845*# National Aeronautics and Space Administration
 Ames Research Center Moffett Field Calif
**NASA AVIATION SAFETY REPORTING SYSTEM Quarterly
 Report, 15 Apr - 14 Jul 1976**

Charles E Billings John K Lauber Hallie Funkhouser E Gene Lyman and Edward M Huff Washington Sep 1976 23 p
 (NASA-TM-X-3445 A-6743 QR-76-1) Avail NTIS HC \$3 50
 CSCL 05B

The origins and development of the NASA Aviation Safety Reporting System (ASRS) are briefly reviewed. The results of the first quarter's activity are summarized and discussed. Examples are given of bulletins describing potential air safety hazards and the disposition of these bulletins. During the first quarter of operation the ASRS received 1464 reports. 1407 provided data relevant to air safety. All reports are being processed for entry into the ASRS data base. During the reporting period 130 alert bulletins describing possible problems in the aviation system were generated and disseminated. Responses were received from FAA and others regarding 108 of the alert bulletins. Action was being taken with respect to 70 of the 108 responses received. Further studies are planned of a number of areas including human factors problems related to automation of the ground and airborne portions of the national aviation system. Author

N76-33846*# California Univ Berkeley
**SECONDARY TASK FOR FULL FLIGHT SIMULATION
 INCORPORATING TASKS THAT COMMONLY CAUSE PILOT
 ERROR TIME ESTIMATION Final Technical Report, 1 Nov
 1974 - 31 Oct 1975**

Eleanor Rosch 31 Oct 1975 32 p refs
 (Contract NCA2-OR-050-503)
 (NASA-TM-X-74153) Avail NTIS HC \$4 00 CSCL 05E

The task of time estimation, an activity occasionally performed by pilots during actual flight, was investigated with the objective of providing human factors investigators with an unobtrusive and minimally loading additional task that is sensitive to differences in flying conditions and flight instrumentation associated with the main task of piloting an aircraft simulator. Previous research indicated that the duration and consistency of time estimates is associated with the cognitive, perceptual, and motor loads imposed by concurrent simple tasks. The relationships between the length and variability of time estimates and concurrent task variables under a more complex situation involving simulated flight were clarified. The wrap around effect with respect to baseline duration, a consequence of mode switching at intermediate levels of concurrent task distraction, should contribute substantially to estimate variability and have a complex effect on the shape of the resulting distribution of estimates. Author

N76-33847# Auburn Univ Ala School of Engineering
**COMPUTER MODELING OF THE BODY-HEAD-HELMET
 SYSTEM, VOLUME 1 Final Report**

Wartan A Jemian and Nan-Heng Lin Feb 1976 96 p refs
 (Contract DABT01 74-C-0231)
 (AD-A023785 USAARL-76-13-Vol-1) Avail NTIS CSCL
 06/17

Three dimensional finite element methods of analysis were applied to the body-head-helmet structural system under conditions of static equilibrium and to the head-helmet assembly in a dynamic mode. Computer programs were written to generate the three dimensional grids to evaluate inertial properties, and to process and display results of the structural analyses. Static analysis using a fixed configuration is applicable to the

description of displacement and stress component fields in the system. The results of this mode of analysis have the potential of yielding information related to loss of consciousness due to impact situations. Dynamic structural analysis was performed on a computer generated pseudospherical model simulating the drop test. Results provide time traces of the displacement, velocity, acceleration and stress components at selected nodal points and elements of the system. Methods were demonstrated for the determination of a number of parameters of potential or proven value in evaluating crash protection or crash severity. These include linear acceleration profile, rotational acceleration profile, shear stress, skull deflection, severity index, mass moments of inertia and regional centers of gravity. Six specific recommendations were made for steps to be taken in applying finite element simulation to helmet design. GRA

N76-33848# Auburn Univ Ala School of Engineering
**COMPUTER MODELING OF THE BODY-HEAD-HELMET
 SYSTEM VOLUME 2 FINITE ELEMENT COORDINATES
 AND COMPUTER PROGRAM SUBROUTINES FOR A
 BODY-HEAD-HELMET SYSTEM Final Report**

Wartan A Jemian and Nan-Heng Lin Feb 1976 77 p refs
 (Contract DABT01-74-C-0231)
 (AD-A023786 USAARL-76-13-Vol-2) Avail NTIS CSCL
 06/17

The report is a supplement to the basic report entitled "Computer Modeling of the Body-Head-Helmet System." As such it should be used with the basic report for maximum clarity. Nodal point coordinates and boundary conditions for a fixed Body-Head-Helmet configuration are listed. A 3X3X3 pseudosphere head-helmet configuration is also listed. A listing of service in FORTRAN calls on the facilities and subprograms of the IBM operating system and the Calcomp Plotter. The service listed should perform all of the operations referred to in the basic report. GRA

N76-33849# Braddock Dunn and McDonald Inc El Paso
 Tex
**SEEKVAL PROJECT IAI EFFECTS OF TARGET NUMBER
 AND CLUTTER ON DYNAMIC TARGET ACQUISITION Final
 Report**

Robert L Hilgendorf and John Milenski Wright-Patterson AFB
 Ohio AMRL Jan 1976 92 p refs
 (Contract F33615-73 C-4106 AF Proj 7184)
 (AD-A024166 AMRL-TR-74-4) Avail NTIS CSCL 17/8

This report describes an experiment conducted to obtain data for use in determining the effects of a number of targets and background clutter elements on visual target detection performance by means of the unaided eye. Data obtained from this experiment consist mainly of whether or not single or groups of tank targets within controlled clutter (defined as tree density) configurations were detected and the times of detection. Statistical methods including analysis of variance tests and Newman-Keuls tests are employed to assess the effects of target and clutter factors on detection performance. For this experiment the effects of number of targets were determined to be more important than those of clutter on detection performance and there were no significant effects due to interaction between targets and clutter elements. Author (GRA)

N76-33850# Bureau of Mines Pittsburgh Pa Mining and
 Safety Research Center

AN ICE-COOLING GARMENT FOR MINE RESCUE TEAMS
 Maria I DeRosa and Richard L Stein May 1976 19 p refs
 (PB-254487/2 BM-RI-8139) Avail NTIS HC \$3 50 CSCL
 06Q

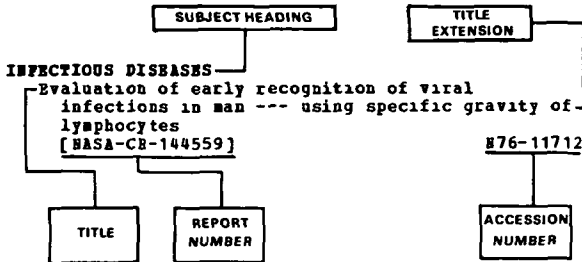
High temperatures encountered by mine rescue teams during emergency situations may cause severe physiological strain, hindering the men from carrying out rescue and recovery missions. A prototype ice cooling garment (ICG) has been developed to alleviate physiological strain due to heat stress. The effectiveness of the garment was tested with acclimatized and unacclimatized subjects at a typical work rate expected during rescue operations and at various hot environments. Both heart rate and skin temperature values were lower while wearing the ICG. GRA

SUBJECT INDEX

AEROSPACE MEDICINE AND BIOLOGY / A Continuing Bibliography (Suppl 162)

JANUARY 1977

Typical Subject Index Listing



The title is used to provide a description of the subject matter. When the title is insufficiently descriptive of the document content, a title extension is added, separated from the title by three hyphens. The NASA or AIAA accession number is included in each entry to assist the user in locating the abstract in the abstract section of this supplement. If applicable, a report number is also included as an aid in identifying the document.

A

ABIOTENESIS

- Evolution of the concepts of the origin of life, 1924-1974 A76-46716
- Evolutionary oscillation in prebiology - Igneous activity and the origins of life A76-46717
- Are the oldest 'fossils', fossils A76-46718
- The evolutionary significance of phase-separated microsystems A76-46720
- Chemical evolution and the origin of life - Bibliography supplement 1974 A76-46722

ABSORPTION SPECTRA

- Comparison of theoretical and experimental absorption of radio frequency power [AD-A022890] N76-32836

ACCELERATION STRESSES (PHYSIOLOGY)

- Dynamic properties of the human head --- for helmets and restraints A76-44764
- The involvement of noradrenergic nerves in the cardiovascular reflex responses to lower body negative pressure in the anaesthetized rabbit A76-44845
- Changes in the peripheral and intracranial blood circulation during prolonged low-magnitude radial accelerations A76-45086
- On quantizing ride comfort and allowable accelerations [AIAA PAPER 76-873] A76-45516
- Assessment of tolerance limits in subjects tested on human centrifuge A76-47333
- The effect of sudden acceleration on certain organ-specific enzymatic reactions A76-47334

ACCELERATION TOLERANCE

- An objective determination of +/-G-sub z acceleration tolerance [IAF PAPER 76-034] A76-46034
- Assessment of tolerance limits in subjects tested on human centrifuge A76-47333

ACETAZOLAMIDE

- The amelioration of acute mountain sickness by staging and acetazolamide [AD-A019592] N76-32838

ACTIVITY (BIOLOGY)

- A mathematical theory of growth processes and mechanical behavior of biological materials N76-32822

ADAPTIVE CONTROL

- New progress in robotics --- real time artificial intelligence research projects A76-46457

ADIPOSE TISSUES

- Functional and anatomical characteristics of the nerve-brown adipose interaction in the rat A76-44844

AEROEMBOLISM

- Decompression-induced decrease in nitrogen elimination rate in awake dogs A76-45101
- Characteristics of ultrasonic scattered signals from emboli in blood A76-46317

AEROSPACE MEDICINE

- On the problem of training aviatational physicians A76-45085
- Space motion sickness medications - Interference with biomedical parameters [IAF PAPER 76-036] A76-46035
- Some aspects of chronobiology and their significance in aviation medicine A76-47338
- The effect of common therapeutic drugs on vision [AD-A020346] N76-32833

APPERTENT NERVOUS SYSTEMS

- Respiratory frequency control during hypercapnia in vagotomized, anesthetized cats A76-47248

AFTERIMAGES

- Eye movements during afterimage tracking under sinusoidal and random vestibular stimulation A76-44729
- Lines and gratings - Different interocular after-effects A76-45896

AGE FACTOR

- The relationship between the electrographic components of trace processes and the capacity of the short-duration memory of children and adults A76-46984

AIR TRAFFIC CONTROLLERS (PERSONNEL)

- Stress in air traffic controllers - Effects of ARTS-III --- Automated Radar Terminal Systems A76-46302

AIRCRAFT CONTROL

- On optimality in human control tasks [ICAS PAPER 76-54] A76-47398

AIRCRAFT LANDING

- Monitored approach as initial stage in training of pilots for Category II landing A76-44924

AIRCRAFT MANEUVERS

- On simulation and evaluation of aircraft handling qualities --- along with pilot training [NAL-TN-49] N76-33844

AIRCRAFT PILOTS

- Secondary task for full flight simulation incorporating tasks that commonly cause pilot error: Time estimation [NASA-TM-X-74153] N76-33846

AIRCRAFT SAFETY

- VASA aviation safety reporting system [NASA-TM-X-3445] N76-33845

AIRLINE OPERATIONS

- Physiological index - An aid in developing airline pilot scheduling patterns A76-46855

ALGAE

Technical equipment and physicochemical parameters of culture of unicellular algae for ecologic closed systems

A76-47341

ALL-WEATHER LANDING SYSTEMS

Monitored approach as initial stage in training of pilots for Category II landing

A76-44924

ALTITUDE ACCLIMATIZATION

Effects of simulated altitude on O₂ transport in dogs

A76-47247

ALTITUDE SICKNESS

Depressed myocardial function in the goat at high altitude

A76-45102

ALTITUDE SIMULATION

Incidence of decompression sickness in Navy low-pressure chambers

A76-46316

ALTITUDE TOLERANCE

The amelioration of acute mountain sickness by staging and acetazolamide
[AD-A019592]

N76-32838

ANAEROBES

Comment on Egami's concept of the evolution of nitrate respiration

A76-46721

ANGIOGRAPHY

Serial measurements of left ventricular ejection fraction by radionuclide angiography early and late after myocardial infarction

A76-47907

ANTICOAGULANTS

Screening test for decompression sickness

A76-46315

ANTIDIURETICS

Role of cardiovascular receptors in the control of ADH release --- Anti-Diuretic Hormone

A76-46466

ANTI GRAVITY

Effect of sequential anti-G suit inflation on pulmonary capillary blood flow in man

A76-46304

ANTIRADIATION DRUGS

Postirradiation modification of drug action due to changes in distribution

A76-47339

Mechanisms of radio-protection by catecholamines in the hamster /*Mesocricetus auratus*/

A76-47721

APPLICATIONS OF MATHEMATICS

A mathematical theory of growth processes and mechanical behavior of biological materials

N76-32822

ARRHYTHMIA

Importance of the nervous system in the initiation and treatment of cardiac arrhythmias; Proceedings of the Symposium, University of California, Davis, Calif., August 17-21, 1975

A76-46686

Automatic neural control of cardiac rhythm - The role of autonomic imbalance in the genesis of cardiac dysrhythmia

A76-46688

Neural basis for the genesis and control of arrhythmias associated with myocardial infarction

A76-46689

Computer detection of premature ventricular complexes - A modified approach

A76-47909

ARTERIES

The physiology of orthostatic regulation

A76-46468

ARTIFICIAL INTELLIGENCE

New progress in robotics --- real time artificial intelligence research projects

A76-46457

ASTRONAUT PERFORMANCE

Shuttle era waste management and biowaste monitoring
[IAF PAPER 76-046]

A76-46038

Some aspects of the problem of increasing space flight safety --- psychoemotional astronaut evaluation and training
[IAF PAPER A-76-02]

A76-46153

AUDITORY DEFECTS

Long-duration exposure to intermittent noises

A76-46313

AUTONOMIC NERVOUS SYSTEM

Automatic neural control of cardiac rhythm - The role of autonomic imbalance in the genesis of cardiac dysrhythmia

A76-46688

Neural basis for the genesis and control of arrhythmias associated with myocardial infarction

A76-46689

B

BANDWIDTH

Pupil recovery versus bandwidth/intensity of the visible spectrum
[AD-A020502]

N76-32835

BARORECEPTORS

Neurogenic influences on blood pressure and vascular tone from peripheral receptors during muscular contraction

A76-46467

BIBLIOGRAPHIES

Chemical evolution and the origin of life - Bibliography supplement 1974

A76-46722

Blood pressure measurement in a high noise environment, select bibliography of books, journal articles and documents, 1963 - 1975
[AD-A021203]

N76-32832

BIOASTRONAUTICS

Evaluation of technology for spacecraft water-waste processing systems
[IAF PAPER 76-043]

A76-46036

Problems of creating closed biological life support systems
[IAF PAPER 76-040]

A76-46127

BIOCHEMISTRY

Selective toxicity of 1 atmosphere of oxygen during morphogenesis of two Lepidopterans

A76-46308

Evolution of the concepts of the origin of life, 1924-1974

A76-46716

The silicon component in living cells and organisms
[NRC/CNR-PT-1879]

N76-32823

BIOCONTROL SYSTEMS

The vestibular system for eye movement control

A76-44727

Eye movement fixations and gating processes

A76-44748

Neural control of the cardiovascular system and orthostatic regulation; Proceedings of the International Symposium, Basel, Switzerland, April 24-26, 1975

A76-46463

Reflexes from receptors in the heart

A76-46464

Role of cardiovascular receptors in the control of ADH release --- Anti-Diuretic Hormone

A76-46466

The physiology of orthostatic regulation

A76-46468

Orthostatic no-delay regulation

A76-46469

Central and peripheral catecholamine mechanisms in circulatory control

A76-46470

Central nervous system control of cardiac rhythm

A76-46687

Respiratory frequency control during hypercapnia in vagotomized, anesthetized cats

A76-47248

The influence of CSP calcium and magnesium on the ventilatory response to carbon dioxide during hyperoxia

A76-47737

BIODYNAMICS

On quantizing ride comfort and allowable accelerations
[AIAA PAPER 76-873]

A76-45516

BIOELECTRICITY

Functional and anatomical characteristics of the nerve-brown adipose interaction in the rat

A76-44844

Neural basis for the genesis and control of arrhythmias associated with myocardial infarction

A76-46689

BIOINSTRUMENTATION

Ways of recording line of sight

A76-44736

- Eye movements - On-line measurement, analysis, and control
A76-44737
- An objective determination of +/-G-sub z acceleration tolerance
[IAF PAPER 76-034] A76-46034
- Biomedical ultrasonoscope
[NASA-CASE-ARC-10994-1] N76-33835
- BIOLOGICAL EFFECTS**
- Induced electromagnetic field and absorbed power density inside a human torso
A76-46790
- The influence of vibration on the human PHA stimulated lymphocytes in vitro
A76-47335
- A review of biological effects and potential risks associated with ultraviolet radiation as used in dentistry
[PB-254273/6] N76-33842
- BIOLOGICAL EVOLUTION**
- Comment on Egami's concept of the evolution of nitrate respiration
A76-46721
- BIOMEDICAL DATA**
- Shuttle era waste management and bio waste monitoring
[IAF PAPER 76-046] A76-46038
- Acquisition of quantitative physiological data and computerized image reconstruction using a single scan TV system
A76-47741
- Interdisciplinary approaches in science: Bioelectrochemistry and biorheology as new developments in physiology
[AD-A013781] N76-32834
- Toxicology and metabolism of nickel compounds
[COO-3140-34] N76-33839
- BIOMETRICS**
- Biomedical ultrasonoscope
[NASA-CASE-ARC-10994-1] N76-33835
- BIOPHYSICS**
- Gravitational dynamics of biosystems - Some speculations
A76-45929
- BIOTELEMETRY**
- A 15-electrode totally implanted time-multiplex telemetry unit --- for integrated EEG activity picture
A76-47476
- BLOOD CIRCULATION**
- Central and peripheral catecholamine mechanisms in circulatory control
A76-46470
- Effect of combined action of vibration and lumbar sympathectomy on changes in peripheral vascular bed of rat hindpaws
A76-47336
- BLOOD FLOW**
- On-line computation of cardiac output with the thermodilution method, using a digital minicomputer
A76-45842
- An objective determination of +/-G-sub z acceleration tolerance
[IAF PAPER 76-034] A76-46034
- Effect of sequential anti-G suit inflation on pulmonary capillary blood flow in man
A76-46304
- Characteristics of ultrasonic scattered signals from emboli in blood
A76-46317
- Noninvasive assessment of mitral insufficiency by transcutaneous Doppler ultrasound
A76-46813
- Renal hemodynamics and renal O2 uptake during hypoxia in the anesthetized rabbit
A76-47739
- BLOOD PLASMA**
- Changes in blood enzyme activity and hematology of rats with decompression sickness
A76-46306
- Effect of physical fitness on vanillylmandelic acid excretion during immersion
A76-46810
- Some metabolic and ionic responses during experimental immobilization --- influence on basal metabolic rate
A76-47331
- The effect of sudden acceleration on certain organ-specific enzymatic reactions
A76-47334
- BLOOD PRESSURE**
- Neurogenic influences on blood pressure and vascular tone from peripheral receptors during muscular contraction
A76-46467
- The physiology of orthostatic regulation
A76-46468
- Relationships between training condition and orthostatic tolerance
A76-46472
- Effect of physical fitness on vanillylmandelic acid excretion during immersion
A76-46810
- Pulse pressure and pulse rate as indices of cardiac output
[AD-A020460] N76-32830
- Blood pressure measurement in a high noise environment, select bibliography of books, journal articles and documents, 1963 - 1975
[AD-A021203] N76-32832
- BLOOD VOLUME**
- Role of cardiovascular receptors in the control of ADH release --- Anti-Diuretic Hormone
A76-46466
- Orthostatic no-delay regulation
A76-46469
- BODY COMPOSITION (BIOLOGY)**
- Control mechanisms of circadian rhythms in body composition: Implications for manned spaceflight
[NASA-CR-151003] N76-33838
- BODY MEASUREMENT (BIOLOGY)**
- Biomedical ultrasonoscope
[NASA-CASE-ARC-10994-1] N76-33835
- BODY TEMPERATURE**
- Jackrabbit ears - Surface temperatures and vascular responses
A76-47549
- Circadian rhythms of rat internal temperatures and thermal ambiance
A76-47738
- Comparison of shivering in man exposed to cold in water and in air
A76-47740
- BONES**
- Bone strength and in-flight mechanical stresses
[AD-A020531] N76-32831
- BRADYCARDIA**
- Effect of training on the resting heart rate of rats
A76-46811
- BRAIN**
- Postradiation modification of drug action due to changes in distribution
A76-47339
- BRAIN CIRCULATION**
- The effect of circulatory hypoxia on the direct responses of the cerebral cortex of a rabbit
A76-45372
- BREATHING**
- Mathematical modeling of inhalation exposure
A76-45651
- Frequency dependence of regional lung clearance of Xe-133 in normal men
A76-47246
- Respiratory frequency control during hypercapnia in vagotomized, anesthetized cats
A76-47248
- BUBBLES**
- Intravascular bubbles associated with intravenous injections and altitude
A76-46311
- C**
- CALCIUM COMPOUNDS**
- Bone strength and in-flight mechanical stresses
[AD-A020531] N76-32831
- CAMERAS**
- Ways of recording line of sight
A76-44736
- CARBOHYDRATE METABOLISM**
- Some metabolic and ionic responses during experimental immobilization --- influence on basal metabolic rate
A76-47331
- Toxicology and metabolism of nickel compounds
[COO-3140-34] N76-33839

CARBON DIOXIDE

- A prototype carbon dioxide and humidity control system for Shuttle mission extension capability [IAF PAPER 76-045] A76-46037
- Role of carbon dioxide in inert gas narcosis [AD-A020984] N76-32843
- Electrochemical performance investigations on the hydrogen depolarized CO2 concentrator [NASA-CR-147871] N76-32946
- Measurements and observations of the toxicological hazard of fire in a metroair interior mock-up [PB-250768/9] N76-33841

CARBON DIOXIDE LASERS

- Corneal curvature changes due to exposure to a carbon dioxide laser: A preliminary report [AD-A020987] N76-32844

CARBON DIOXIDE TENSION

- Estimation of cardiac output by an N2O rebreathing method in adults and children A76-45104
- Effects of breathing air with increased carbon dioxide content on the human organism A76-47337
- The influence of CSF calcium and magnesium on the ventilatory response to carbon dioxide during hyperoxia A76-47737
- Ventilatory responses to CO2 rebreathing at rest and during exercise in untrained subjects and athletes A76-47924

CARBON MONOXIDE

- Measurements and observations of the toxicological hazard of fire in a metroair interior mock-up [PB-250768/9] N76-33841

CARDIAC VENTRICLES

- Myocardial interaction between the ventricles A76-45103
- Serial measurements of left ventricular ejection fraction by radionuclide angiography early and late after myocardial infarction A76-47907

CARDIOGRAPHY

- Remote real-time parallel acquisition and analysis of noninvasive cardiac parameters using hybrid computer system A76-47233

CARDIOLOGY

- Importance of the nervous system in the initiation and treatment of cardiac arrhythmias; Proceedings of the Symposium, University of California, Davis, Calif., August 17-21, 1975 A76-46686
- Central nervous system control of cardiac rhythm A76-46687

CARDIOVASCULAR SYSTEM

- The involvement of noradrenergic nerves in the cardiovascular reflex responses to lower body negative pressure in the anaesthetized rabbit A76-44845
- Neural control of the cardiovascular system and orthostatic regulation; Proceedings of the International Symposium, Basel, Switzerland, April 24-26, 1975 A76-46463
- Assessment of tolerance limits in subjects tested on human centrifuge A76-47333
- Effects of breathing air with increased carbon dioxide content on the human organism A76-47337

CAROTID SINUS BODY

- Neurophysiology of the carotid sinus receptors in normal and hypertensive animals and man A76-46465

CATECHOLAMINE

- Central and peripheral catecholamine mechanisms in circulatory control A76-46470
- Mechanisms of radio-protection by catecholamines in the hamster /Mesocricetus auratus/ A76-47721

CELL DIVISION

- The influence of vibration on the human PHA stimulated lymphocytes in vitro A76-47335

CELLS (BIOLOGY)

- Gravitational dynamics of biosystems - Some speculations A76-45929

CENTRAL NERVOUS SYSTEM

- Eye movement fixations and gating processes A76-44748
- Central nervous system control of cardiac rhythm A76-46687

CENTRIFUGING STRESS

- Assessment of tolerance limits in subjects tested on human centrifuge A76-47333

CEREBELLUM

- Circadian rhythms of rat internal temperatures and thermal ambiance A76-47738

CEREBRAL CORTEX

- Extraretinal influences on the primate visual system A76-44740
- The effect of circulatory apoxia on the direct responses of the cerebral cortex of a rabbit A76-45372
- Dynamics of the phase asymmetry of the fundamental EEG rhythm under conditions of short-term memory of verbal information A76-47900

CEREBROSPINAL FLUID

- The influence of CSF calcium and magnesium on the ventilatory response to carbon dioxide during hyperoxia A76-47737

CHEMICAL EVOLUTION

- Evolution of the concepts of the origin of life, 1924-1974 A76-46716
- Evolutionary oscillation in prebiology - Igneous activity and the origins of life A76-46717
- The evolutionary significance of phase-separated microsystems A76-46720
- Comment on Egami's concept of the evolution of nitrate respiration A76-46721
- Chemical evolution and the origin of life - Bibliography supplement 1974 A76-46722

CHEMOTHERAPY

- Screening test for decompression sickness A76-46315
- A mathematical theory of growth processes and mechanical behavior of biological materials N76-32822
- The effect of common therapeutic drugs on vision [AD-A020346] N76-32833

CHLORELLA

- Technical equipment and physicochemical parameters of culture of unicellular algae for ecologic closed systems A76-47341

CHLORPROMAZINE

- Postradiation modification of drug action due to changes in distribution A76-47339

CIRCADIAN RHYTHMS

- Psychomotor test performance and sleep patterns of aircrew flying transmeridional routes A76-46312
- Some aspects of chronobiology and their significance in aviation medicine A76-47338
- Circadian rhythms of rat internal temperatures and thermal ambiance A76-47738
- Control mechanisms of circadian rhythms in body composition: Implications for manned spaceflight [NASA-CR-151003] N76-33838
- CLINICAL MEDICINE
- Echocardiographic assessment of cardiac disease A76-46812
- Computer detection of premature ventricular complexes - A modified approach A76-47909

CLOSED ECOLOGICAL SYSTEMS

- Problems of creating closed biological life support systems [IAF PAPER 76-040] A76-46127

- Technical equipment and physicochemical parameters of culture of unicellular algae for ecologic closed systems A76-47341
- COCKPITS**
Physiological effects of solar heat load in a fighter cockpit A76-46310
- COGNITIVE PSYCHOLOGY**
Antagonism between visual channels for pattern and movement A76-45774
The effect of writing and reading habits and of handedness on the asymmetry of visual perception A76-46805
The theoretical and experimental analysis of retroactive and ephorical inhibition A76-46807
Effects on the information processing capacity which are obtained by taking into account the subjective organization A76-46808
Effects of breathing air with increased carbon dioxide content on the human organism A76-47337
- COLD ACCLIMATIZATION**
Functional and anatomical characteristics of the nerve-brown adipose interaction in the rat A76-44844
Comparison of shivering in man exposed to cold in water and in air A76-47740
- COLD TOLERANCE**
Mathematical model of man's tolerance to cold using morphological factors A76-46309
- COLD WEATHER TESTS**
Field trial of an experimental cold-weather head protector [AD-A020376] N76-32848
- COLOR VISION**
The visual evoked response and color discrimination A76-45895
- COMBAT**
SEEKVAL Project IAI: Effects of target number and clutter on dynamic target acquisition --- visual discrimination of military target vehicles during combat [AD-A024166] N76-33849
- COMBUSTION PRODUCTS**
Mathematical modeling of inhalation exposure A76-45651
Relative toxicity of pyrolysis products of some cellular polymers A76-45654
Relative toxicity of pyrolysis products of some synthetic polymers A76-45655
An investigation of potential inhalation toxicity of smoke from rigid polyurethane foams and polyester fabrics containing Antiblaze 19 flame retardant additive A76-45657
- COMPUTER GRAPHICS**
Acquisition of quantitative physiological data and computerized image reconstruction using a single scan TV system A76-47741
- COMPUTER TECHNIQUES**
Remote real-time parallel acquisition and analysis of noninvasive cardiac parameters using hybrid computer system A76-47233
- COMPUTERIZED SIMULATION**
A computer implementation of constructive visual imagery and perception A76-44747
Simulation of human body response to crash loads N76-32362
Computer modeling of the body-head-helmet system, volume 1 [AD-A023785] N76-33847
Computer modeling of the body-head-helmet system. Volume 2: Finite element coordinates and computer program subroutines for a body-head-helmet system [AD-A023786] N76-33848
- CONCENTRATORS**
Electrochemical performance investigations on the hydrogen depolarized CO2 concentrator [NASA-CR-147871] N76-32846
- CONDITIONING (LEARNING)**
The effect of writing and reading habits and of handedness on the asymmetry of visual perception A76-46805
- CONFERENCES**
Eye movements and psychological processes; Proceedings of the Symposium, Princeton, N.J., April 15-17, 1974 A76-44726
Neural control of the cardiovascular system and orthostatic regulation; Proceedings of the International Symposium, Basel, Switzerland, April 24-26, 1975 A76-46463
- CONTROL**
Control mechanisms of circadian rhythms in body composition: Implications for manned spaceflight [NASA-CR-151003] N76-33838
- COOLING SYSTEMS**
Jackrabbit ears - Surface temperatures and vascular responses A76-47549
An ice-cooling garment for mine rescue teams [PB-254487/2] N76-33850
- CORNEA**
Physical characteristics of the eye used in eye-movement measurement A76-44734
Corneal curvature changes due to exposure to a carbon dioxide laser: A preliminary report [AD-A020987] N76-32844
- CORONARY ARTERY DISEASE**
Neural basis for the genesis and control of arrhythmias associated with myocardial infarction A76-46689
- CRASH INJURIES**
Computer modeling of the body-head-helmet system, volume 1 [AD-A023785] N76-33847
Computer modeling of the body-head-helmet system. Volume 2: Finite element coordinates and computer program subroutines for a body-head-helmet system [AD-A023786] N76-33848
- CRASHES**
Simulation of human body response to crash loads N76-32362
- CULTURE TECHNIQUES**
Technical equipment and physicochemical parameters of culture of unicellular algae for ecologic closed systems A76-47341
- CYTOLOGY**
Can Azure B-Eosin replace the May-Gruenwald-Giemsa stain? [NASA-TT-P-17260] N76-33837

D

- DARK ADAPTATION**
Saccades to flashes --- visual inflow from retina to oculomotor pathways A76-44742
Absolute sensitivity of rod bipolar cells in a dark-adapted retina A76-44992
Comparison of the light flash phenomena observed in space and in laboratory experiments A76-46020
- DATA ACQUISITION**
Remote real-time parallel acquisition and analysis of noninvasive cardiac parameters using hybrid computer system A76-47233
- DATA BASES**
NASA aviation safety reporting system [NASA-TM-X-3445] N76-33845
- DATA RECORDING**
Eye movements - On-line measurement, analysis, and control A76-44737
- DATA REDUCTION**
Eye movement fixations and gating processes A76-44748

DECODERS

A 15-electrode totally implanted time-multiplex telemetry unit --- for integrated EEG activity picture
A76-47476

DECOMPRESSION SICKNESS
Decompression-induced decrease in nitrogen elimination rate in awake dogs
A76-45101
Protection of airline flight attendants from hypoxia following rapid decompression
A76-46305
Changes in blood enzyme activity and hematology of rats with decompression sickness
A76-46306
Intravascular bubbles associated with intravenous injections and altitude
A76-46311
Screening test for decompression sickness
A76-46315
Incidence of decompression sickness in Navy low-pressure chambers
A76-46316
Characteristics of ultrasonic scattered signals from emboli in blood
A76-46317

DENTISTRY
A review of biological effects and potential risks associated with ultraviolet radiation as used in dentistry
[PB-254273/6]
N76-33842

DIABETES MELLITUS
Control studies following a diabetes survey among employees of a large chemical firm
[NASA-TT-P-17240]
N76-33836

DIAGNOSIS
Noninvasive myocardial imaging with potassium-43 and rubidium-81 in patients with left bundle branch block
A76-47908
Computer detection of premature ventricular complexes - A modified approach
A76-47909

DIASTOLIC PRESSURE
Myocardial interaction between the ventricles
A76-45103

DIGITAL SYSTEMS
Ways of recording line of sight
A76-44736

DIGITAL TECHNIQUES
On-line computation of cardiac output with the thermodilution method, using a digital minicomputer
A76-45842
Computer detection of premature ventricular complexes - A modified approach
A76-47909

DISPLAY DEVICES
Visual elements in flight simulation
A76-46301

DIURETICS
Reflexes from receptors in the heart
A76-46464

DIVING (UNDERWATER)
Decompression-induced decrease in nitrogen elimination rate in awake dogs
A76-45101
Visual evoked responses and EEGs for divers breathing hyperbaric air: An assessment of individual differences
[AD-A020335]
N76-32839

DYNAMIC RESPONSE
Dynamic properties of the human head --- for helmets and restraints
A76-44764
Simulation of human body response to crash loads
N76-32362

DYNAMIC STRUCTURAL ANALYSIS
Computer modeling of the body-head-helmet system, volume 1
[AD-A023785]
N76-33947
Computer modeling of the body-head-helmet system. Volume 2: Finite element coordinates and computer program subroutines for a body-head-helmet system
[AD-A023786]
A76-33348

E

EAR
Jackrabbit ears - Surface temperatures and vascular responses
A76-47549

ECHOCARDIOGRAPHY
Echocardiographic assessment of cardiac disease
A76-46812

EFFECTIVE PERCEIVED NOISE LEVELS
Blood pressure measurement in a high noise environment, select bibliography of books, journal articles and documents, 1963 - 1975
[AD-A021203]
N76-32832

EFFLUENTS
The sensitivity of relative toxicity rankings by the USP/NASA test method to some test variables
A76-45652

EJECTION TRAINING
The effect of sudden acceleration on certain organ-specific enzymatic reactions
A76-47334

ELECTRIC FIELDS
Induced electromagnetic field and absorbed power density inside a human torso
A76-46790

ELECTROCARDIOGRAPHY
Importance of the nervous system in the initiation and treatment of cardiac arrhythmias, Proceedings of the Symposium, University of California, Davis, Calif., August 17-21, 1975
A76-46686
Visual evoked responses and EEGs for divers breathing hyperbaric air: An assessment of individual differences
[AD-A020335]
N76-32839

ELECTROCHEMISTRY
Interdisciplinary approaches in science: Bioelectrochemistry and biorheology as new developments in physiology
[AD-A013781]
N76-32834
Electrochemical performance investigations on the hydrogen depolarized CO2 concentrator
[NASA-CP-147871]
N76-32846

ELECTRODES
A 15-electrode totally implanted time-multiplex telemetry unit --- for integrated EEG activity picture
A76-47476

ELECTROENCEPHALOGRAPHY
The relationship between the electrographic components of trace processes and the capacity of the short-duration memory of children and adults
A76-46984
A 15-electrode totally implanted time-multiplex telemetry unit --- for integrated EEG activity picture
A76-47476
Dynamics of the phase asymmetry of the fundamental EEG rhythm under conditions of short-term memory of verbal information
A76-47900

ELECTROLYTE METABOLISM
Red cell hemoglobin, hydrogen ion and electrolyte concentrations during exercise in trained and untrained subjects
A76-46909
Some metabolic and ionic responses during experimental immobilization --- influence on basal metabolic rate
A76-47331

ELECTROLYTIC POLARIZATION
Electrochemical performance investigations on the hydrogen depolarized CO2 concentrator
[NASA-CR-147871]
N76-32846

ELECTROMAGNETIC FIELDS
Growth and development of neonatal mice exposed to high-frequency electromagnetic fields
[AD-A022765]
N76-32826
Effects of electromagnetic fields on the nervous system
[AD-A022462]
N76-32837

ELECTROMAGNETIC RADIATION
Induced electromagnetic field and absorbed power density inside a human torso
A76-46790

- Proposed revisions to ANSI standard C95.1 for exposure to radio frequency and microwave radiations [AD-A020681] N76-32840
- EMBOLISMS**
Intravascular bubbles associated with intravenous injections and altitude A76-46311
- EMOTIONAL FACTORS**
The effect of sudden acceleration on certain organ-specific enzymatic reactions A76-47334
Emotional reactivity and motivation in pilots A76-47340
- ENVIRONMENT EFFECTS**
Evolutionary oscillation in prebiology - Igneous activity and the origins of life A76-46717
- ENVIRONMENTAL CONTROL**
A prototype carbon dioxide and humidity control system for Shuttle mission extension capability [IAP PAPER 76-045] A76-46037
- ENZYME ACTIVITY**
Changes in blood enzyme activity and hematology of rats with decompression sickness A76-46306
The effect of sudden acceleration on certain organ-specific enzymatic reactions A76-47334
- ERYTHROCYTES**
Red cell hemoglobin, hydrogen ion and electrolyte concentrations during exercise in trained and untrained subjects A76-46809
- ESTIMATES**
Secondary task for full flight simulation incorporating tasks that commonly cause pilot error: Time estimation [NASA-TN-X-74153] N76-33846
- EVOKED RESPONSE (PSYCHOPHYSIOLOGY)**
The visual evoked response and color discrimination A76-45895
- EXO BIOLOGY**
The Viking biological investigation - Preliminary results A76-45447
Evolution of the concepts of the origin of life, 1924-1974 A76-46716
The organic chemistry and biology of the atmosphere of the planet Jupiter A76-47548
- EXTRATERRESTRIAL LIFE**
The Viking biological investigation - Preliminary results A76-45447
- EYE MOVEMENTS**
Eye movements and psychological processes; Proceedings of the Symposium, Princeton, N.J., April 15-17, 1974 A76-44726
The vestibular system for eye movement control A76-44727
The physiology of pursuit eye movements A76-44728
Eye movements during afterimage tracking under sinusoidal and random vestibular stimulation A76-44729
The role of eye movements in maintenance of vision A76-44732
Physical characteristics of the eye used in eye-movement measurement A76-44734
The Purkinje-image method of recording eye position A76-44735
Ways of recording line of sight A76-44736
Eye movements - On-line measurement, analysis, and control A76-44737
Eye movements, efference, and visual perception A76-44739
Extraretinal influences on the primate visual system A76-44740
The nature and role of extraretinal eye-position information in visual localization A76-44744
Pursuit eye movements and visual localization A76-44745
- Eye movement fixations and gating processes A76-44748
Nystagmus, turning sensations, and illusory movement in motion sickness susceptibility A76-46303
- F**
- FEASIBILITY ANALYSIS**
Problems of creating closed ecological life support systems [IAP PAPER 76-040] A76-46127
- FIBRILLATION**
Neural basis for the genesis and control of arrhythmias associated with myocardial infarction A76-46689
- FIBRIN**
Screening test for decompression sickness A76-46315
- FIBRINOGEN**
Screening test for decompression sickness A76-46315
- FIGHTER AIRCRAFT**
Physiological effects of solar heat load in a fighter cockpit A76-46310
- FIRE DAMAGE**
Measurements and observations of the toxicological hazard of fire in a metrorail interior mock-up [PB-250768/9] N76-33841
- FLAME RETARDANTS**
The effect of changes in the USF/NASA toxicity screening test method on data from some cellular polymers A76-45653
An investigation of potential inhalation toxicity of smoke from rigid polyurethane foams and polyester fabrics containing Antiblaze 19 flame retardant additive A76-45657
- FLIGHT CLOTHING**
Identification of an apprehension effect on physiological indices of thermal strain --- flight protective clothing evaluation A76-46307
Static propensity of Air Force utility garments and the N-3B modified jacket [AD-A020957] N76-32847
- FLIGHT CREWS**
Protection of airline flight attendants from hypoxia following rapid decompression A76-46305
Psychomotor test performance and sleep patterns of aircrew flying transmeridional routes A76-46312
Physiological index - An aid in developing airline pilot scheduling patterns A76-46855
Biochemical changes in naval aircrewmembers caused by stress in flight performance [AD-A020277] N76-32829
Psychomotor test performance and sleep patterns of aircrew flying transmeridional routes N76-33127
- FLIGHT FATIGUE**
Psychomotor test performance and sleep patterns of aircrew flying transmeridional routes A76-46312
- FLIGHT HAZARDS**
NASA aviation safety reporting system [NASA-TN-X-3445] N76-33845
- FLIGHT SAFETY**
Some aspects of the problem of increasing space flight safety --- psychoemotional astronaut evaluation and training [IAP PAPER A-76-02] A76-46153
- FLIGHT SIMULATION**
Visual elements in flight simulation A76-46301
On simulation and evaluation of aircraft handling qualities --- along with pilot training [NAL-TN-49] N76-33844
Secondary task for full flight simulation incorporating tasks that commonly cause pilot error: Time estimation [NASA-TN-X-74153] N76-33846

FLIGHT STRESS (BIOLOGY)

SUBJECT INDEX

FLIGHT STRESS (BIOLOGY)

Physiological effects of solar heat load in a fighter cockpit
A76-46310

FLOWMETERS

An objective determination of +/-G-sub z acceleration tolerance [IAF PAPER 76-034]
A76-46034

FOOD

Thermophysical properties of foodstuffs [ASME PAPER 76-HT-59]
A76-46592

FOSSILS

Are the oldest 'fossils', fossils
A76-46718

G

GAS TRANSPORT

Effects of simulated altitude on O2 transport in dogs
A76-47247

GLUCOSE

Control studies following a diabetes survey among employees of a large chemical firm [NASA-TT-F-17240]
N76-33936

GRAVITATIONAL EFFECTS

Gravitational dynamics of biosystems - Some speculations
A76-45929

Plant growth and development under conditions simulating weightlessness [NASA-TT-F-17214]
N76-32825

GROWTH

Growth and development of neonatal mice exposed to high-frequency electromagnetic fields [AD-A022765]
N76-32826

H

HEAD (ANATOMY)

Dynamic properties of the human head --- for helmets and restraints
A76-44764

Computer modeling of the body-head-helmet system, volume 1 [AD-A023785]
N76-33847

HEAD MOVEMENT

Role of eye movements in maintaining a phenomenally clear and stable world
A76-44733

HEALTH PHYSICS

Induced electromagnetic field and absorbed power density inside a human torso
A76-46790

Proposed revisions to ANSI standard C95.1 for exposure to radio frequency and microwave radiations [AD-A020681]
N76-32840

HEART DISEASES

Alterations on orthostatic tolerance after myocardial infarction and in congestive heart failure
A76-46471

Echocardiographic assessment of cardiac disease
A76-46812

Noninvasive assessment of mitral insufficiency by transcutaneous Doppler ultrasound
A76-46813

Noninvasive myocardial imaging with potassium-43 and rubidium-81 in patients with left bundle branch block
A76-47908

Computer detection of premature ventricular complexes - A modified approach
A76-47909

HEART FUNCTION

Depressed myocardial function in the goat at high altitude
A76-45102

On-line computation of cardiac output with the thermodilution method, using a digital minicomputer
A76-45842

Neural control of the cardiovascular system and orthostatic regulation; Proceedings of the International Symposium, Basel, Switzerland, April 24-26, 1975
A76-46463

The physiology of orthostatic regulation

Effects of simulated altitude on O2 transport in dogs
A76-46468
A76-47247

HEART MINUTE VOLUME

Myocardial interaction between the ventricles
A76-45103

Estimation of cardiac output by an N2O rebreathing method in adults and children
A76-45104

HEART RATE

Reflexes from receptors in the heart
A76-46464

Importance of the nervous system in the initiation and treatment of cardiac arrhythmias; Proceedings of the Symposium, University of California, Davis, Calif., August 17-21, 1975
A76-46686

Central nervous system control of cardiac rhythm
A76-46687

Automatic neural control of cardiac rhythm - The role of autonomic imbalance in the genesis of cardiac dysrhythmia
A76-46688

Effect of training on the resting heart rate of rats
A76-46811

Effects remaining after withdrawal of long-term beta-receptor blockade - Reduced heart rate and altered haemodynamic response to acute propranolol administration
A76-47774

Pulse pressure and pulse rate as indices of cardiac output [AD-A020460]
N76-32830

HEART VALVES

Noninvasive assessment of mitral insufficiency by transcutaneous Doppler ultrasound
A76-46813

HEAT ACCLIMATIZATION

Mechanisms of temperature regulation in heat-acclimated hamsters
A76-45100

HEAT TOLERANCE

Identification of an apprehension effect on physiological indices of thermal strain --- flight protective clothing evaluation
A76-46307

HEAT TRANSFER

Heat and mass transfer in the human respiratory tract at hyperbaric pressures [AD-A021146]
N76-32842

HELMETS

A human factors engineering compatibility assessment of the DH-132 Helmet, Combat Vehicle Crewman (CVC) [AD-A020150]
N76-32845

Computer modeling of the body-head-helmet system, volume 1 [AD-A023785]
N76-33847

Computer modeling of the body-head-helmet system. Volume 2: Finite element coordinates and computer program subroutines for a body-head-helmet system [AD-A023786]
N76-33848

HEMATOLOGY

Changes in blood enzyme activity and hematology of rats with decompression sickness
A76-46306

Can Azure B-Eosin replace the May-Gruenwald-Giemsa stain? [NASA-TT-F-17260]
N76-33837

HEMODYNAMIC RESPONSES

Mechanisms of temperature regulation in heat-acclimated hamsters
A76-45100

Myocardial interaction between the ventricles
A76-45103

Effect of sequential anti-G suit inflation on pulmonary capillary blood flow in man
A76-46304

Role of cardiovascular receptors in the control of ADH release --- Anti-Diuretic Hormone
A76-46466

Alterations on orthostatic tolerance after myocardial infarction and in congestive heart failure
A76-46471

SUBJECT INDEX

HYPOKINESIA

- Renal hemodynamics and renal O2 uptake during hypoxia in the anesthetized rabbit
A76-47739
- Effects remaining after withdrawal of long-term beta-receptor blockade - Reduced heart rate and altered haemodynamic response to acute propranolol administration
A76-47774
- HEMODYNAMICS**
An objective determination of +/-G-sub z acceleration tolerance
[IAF PAPER 76-034] A76-46034
- HEMOGLOBIN**
Red cell hemoglobin, hydrogen ion and electrolyte concentrations during exercise in trained and untrained subjects
A76-46809
- HIGH ALTITUDE ENVIRONMENTS**
Depressed myocardial function in the goat at high altitude
A76-45102
Intravascular bubbles associated with intravenous injections and altitude
A76-46311
The amelioration of acute mountain sickness by staging and acetazolamide
[AD-A019592] N76-32838
- HORMONE METABOLISMS**
Metabolic effects of prolonged restriction of physical activity in rats
A76-47330
- HORMONES**
Reflexes from receptors in the heart
A76-46464
Role of cardiovascular receptors in the control of ADH release --- Anti-Diuretic Hormone
A76-46466
- HUMAN BEHAVIOR**
The effect of writing and reading habits and of handedness on the asymmetry of visual perception
A76-46805
The theoretical and experimental analysis of retroactive and ephorical inhibition
A76-46807
Effects on the information processing capacity which are obtained by taking into account the subjective organization
A76-46808
- HUMAN BODY**
Induced electromagnetic field and absorbed power density inside a human torso
A76-46790
Simulation of human body response to crash loads
N76-32362
Heat and mass transfer in the human respiratory tract at hyperbaric pressures
[AD-A021146] N76-32842
- HUMAN FACTORS ENGINEERING**
A human factors engineering compatibility assessment of the DH-132 Helmet, Combat Vehicle Crewman (CVC)
[AD-A020150] N76-32845
- HUMAN PERFORMANCE**
Pursuit eye movements and visual localization
A76-44745
Stimulus density limits the useful field of view
A76-44746
Imagery, affective arousal and memory consolidation
A76-45773
Seven design methods for psychophysiological variables
A76-46806
- HUMAN REACTIONS**
Response of the human eye to spatially sinusoidal gratings at various exposure durations
A76-45897
- HUMAN TOLERANCES**
On quantizing ride comfort and allowable accelerations
[AIAA PAPER 76-873] A76-45516
Mathematical model of man's tolerance to cold using morphological factors
A76-46309
Long-duration exposure to intermittent noises
A76-46313
Alterations on orthostatic tolerance after myocardial infarction and in congestive heart failure
A76-46471
- Measurements of the temperature profiles in the forearm skin of a nude resting subject exposed to a range of thermally neutral environments
[ISBN-0-85494-371-4] N76-32827
- HUMAN WASTES**
Evaluation of technology for spacecraft water-waste processing systems
[IAF PAPER 76-043] A76-46036
Shuttle era waste management and biowaste monitoring
[IAF PAPER 76-046] A76-46038
- HUMIDITY**
A prototype carbon dioxide and humidity control system for Shuttle mission extension capability
[IAF PAPER 76-045] A76-46037
- HYBRID COMPUTERS**
Remote real-time parallel acquisition and analysis of noninvasive cardiac parameters using hybrid computer system
A76-47233
- HYDRAULIC ANALOGIES**
Reduction of pulsatile hydraulic power in the pulmonary circulation caused by moderate vasoconstriction
A76-45841
- HYDROGEN**
Electrochemical performance investigations on the hydrogen depolarized CO2 concentrator
[NASA-CR-147871] N76-32846
- HYDROGEN IONS**
Red cell hemoglobin, hydrogen ion and electrolyte concentrations during exercise in trained and untrained subjects
A76-46809
- HYDROSTATIC PRESSURE**
Assessment of tolerance limits in subjects tested on human centrifuge
A76-47333
- HYPERBARIC CHAMBERS**
Decompression-induced decrease in nitrogen elimination rate in awake dogs
A76-45101
Visual evoked responses and EEGs for divers breathing hyperbaric air: An assessment of individual differences
[AD-A020335] N76-32839
Role of carbon dioxide in inert gas narcosis
[AD-A020984] N76-32843
- HYPERCAPNIA**
Respiratory frequency control during hypercapnia in vagotomized, anesthetized cats
A76-47248
- HYPEROXIA**
Selective toxicity of 1 atmosphere of oxygen during morphogenesis of two Lepidopterans
A76-46308
The influence of CSF calcium and magnesium on the ventilatory response to carbon dioxide during hyperoxia
A76-47737
- HYPERTENSION**
Neurophysiology of the carotid sinus receptors in normal and hypertensive animals and man
A76-46465
Effects remaining after withdrawal of long-term beta-receptor blockade - Reduced heart rate and altered haemodynamic response to acute propranolol administration
A76-47774
- HYPOBARIC ATMOSPHERES**
Depressed myocardial function in the goat at high altitude
A76-45102
Incidence of decompression sickness in Navy low-pressure chambers
A76-46316
- HYPODYNAMIA**
Effect of long-term hypodynamia and hypokinesia on the functional state and ultrastructure of striated muscles
A76-47332
- HYPOKINESIA**
Metabolic effects of prolonged restriction of physical activity in rats
A76-47330
Effect of long-term hypodynamia and hypokinesia on the functional state and ultrastructure of striated muscles
A76-47332

HYPOXEMIA

SUBJECT INDEX

HYPOXEMIA

Depressed myocardial function in the goat at high altitude

A76-45102

HYPOXIA

The effect of circulatory hypoxia on the direct responses of the cerebral cortex of a rabbit

A76-45372

Protection of airline flight attendants from hypoxia following rapid decompression

A76-46305

Renal hemodynamics and renal O₂ uptake during hypoxia in the anesthetized rabbit

A76-47739

ICE

An ice-cooling garment for mine rescue teams [PB-254487/2]

N76-33850

IMAGE CONTRAST

Lines and gratings - Different interocular after-effects

A76-45896

IMAGING TECHNIQUES

Acquisition of quantitative physiological data and computerized image reconstruction using a single scan TV system

A76-47741

Noninvasive myocardial imaging with potassium-43 and rubidium-81 in patients with left bundle branch block

A76-47908

IMMOBILIZATION

Metabolic effects of prolonged restriction of physical activity in rats

A76-47330

Some metabolic and ionic responses during experimental immobilization --- influence on basal metabolic rate

A76-47331

INFORMATION/RETRIEVAL

Effects on the information processing capacity which are obtained by taking into account the subjective organization

A76-46808

INHIBITION (PSYCHOLOGY)

The theoretical and experimental analysis of retroactive and ephorical inhibition

A76-46807

INSECTS

Selective toxicity of 1 atmosphere of oxygen during morphogenesis of two Lepidopterans

A76-46308

INTEGRATED CIRCUITS

A 15-electrode totally implanted time-multiplex telemetry unit --- for integrated EEG activity picture

A76-47476

INTERCRANIAL CIRCULATION

Changes in the peripheral and intracranial blood circulation during prolonged low-magnitude radial accelerations

A76-45086

INTRAVENOUS PROCEDURES

Intravascular bubbles associated with intravenous injections and altitude

A76-46311

JUPITER ATMOSPHERE

The organic chemistry and biology of the atmosphere of the planet Jupiter

A76-47548

LATERAL CONTROL

On optimality in human control tasks [ICAS PAPER 76-54]

A76-47398

LEARNING THEORY

The effect of writing and reading habits and of handedness on the asymmetry of visual perception

A76-46805

The theoretical and experimental analysis of retroactive and ephorical inhibition

A76-46807

Effects on the information processing capacity which are obtained by taking into account the subjective organization

A76-46808

LIFE SCIENCES

Evolution of the concepts of the origin of life, 1924-1974

A76-46716

LIGHT (VISIBLE RADIATION)

Pupil recovery versus bandwidth/intensity of the visible spectrum [AD-A020502]

N76-32835

LIGHT ADAPTATION

A new look at the research basis for lighting level recommendations [PB-253112/7]

N76-33843

LIQUID-VAPOR EQUILIBRIUM

Toxic point determination of selected hazardous materials [PB-250450/4]

N76-33840

LONG TERM EFFECTS

Effect of long-term hypodynamia and hypokinesia on the functional state and ultrastructure of striated muscles

A76-47332

LUMBAR REGION

Effect of combined action of vibration and lumbar sympathectomy on changes in peripheral vascular bed of rat hindpaws

A76-47336

LUMINOUS INTENSITY

Pupil recovery versus bandwidth/intensity of the visible spectrum [AD-A020502]

N76-32835

LUNGS

Frequency dependence of regional lung clearance of Xe-133 in normal men

A76-47246

LYMPHOCYTES

The influence of vibration on the human PHA stimulated lymphocytes in vitro

A76-47335

M

MAN MACHINE SYSTEMS

Monitored approach as initial stage in training of pilots for Category II landing

A76-44924

On optimality in human control tasks [ICAS PAPER 76-54]

A76-47398

MANNED SPACE FLIGHT

Shuttle era waste management and biowaste monitoring [IAF PAPER 76-046]

A76-46038

Control mechanisms of circadian rhythms in body composition: Implications for manned spaceflight [NASA-CR-151003]

N76-33838

MARS SURFACE SAMPLES

The Viking biological investigation - Preliminary results

A76-45447

MASS TRANSFER

Heat and mass transfer in the human respiratory tract at hyperbaric pressures [AD-A021146]

N76-32842

MATHEMATICAL MODELS

Mathematical modeling of inhalation exposure

A76-45651

MECHANICAL IMPEDANCE

Dynamic properties of the human head --- for helmets and restraints

A76-44764

MECHANICAL PROPERTIES

A mathematical theory of growth processes and mechanical behavior of biological materials

N76-32822

MEDICAL ELECTRONICS

Remote real-time parallel acquisition and analysis of noninvasive cardiac parameters using hybrid computer system

A76-47233

MEMORY

Imagery, affective arousal and memory consolidation

A76-45773

The theoretical and experimental analysis of retroactive and ephorical inhibition

A76-46807

- Effects on the information processing capacity which are obtained by taking into account the subjective organization A76-46808
- The relationship between the electrographic components of trace processes and the capacity of the short-duration memory of children and adults A76-46984
- Dynamics of the phase asymmetry of the fundamental EEG rhythm under conditions of short-term memory of verbal information A76-47900
- METABOLISM**
Mechanisms of temperature regulation in heat-acclimated hamsters A76-45100
- METHYL CHLORIDE**
Mathematical modeling of inhalation exposure A76-45651
- MICE**
Growth and development of neonatal mice exposed to high-frequency electromagnetic fields [AD-A022765] N76-32826
- MICROORGANISMS**
Response of selected microorganisms to experimental planetary environments [NASA-CR-148033] N76-32824
- MICROPARTICLES**
The evolutionary significance of phase-separated microsystems A76-46720
- MILITARY OPERATIONS**
SEEKVAL Project IAI: Effects of target number and clutter on dynamic target acquisition --- visual discrimination of military target vehicles during combat [AD-A024166] N76-33849
- MILITARY VEHICLES**
SEEKVAL Project IAI: Effects of target number and clutter on dynamic target acquisition --- visual discrimination of military target vehicles during combat [AD-A024166] N76-33849
- MINERAL METABOLISM**
The influence of CSF calcium and magnesium on the ventilatory response to carbon dioxide during hyperoxia A76-47737
- MINES (EXCAVATIONS)**
An ice-cooling garment for mine rescue teams [PB-254487/2] N76-33850
- MINICOMPUTERS**
On-line computation of cardiac output with the thermodilution method, using a digital minicomputer A76-45842
- MITOCHONDRIA**
Effect of long-term hypodynamia and hypokinesia on the functional state and ultrastructure of striated muscles A76-47332
- MITOSIS**
The influence of vibration on the human PHA stimulated lymphocytes in vitro A76-47335
- MONKEYS**
The calculation of absorbed dose and tissue transmission factors [AD-A012684] N76-32841
- MOTION PERCEPTION**
A psychophysical model of visual-movement perception A76-44743
Antagonism between visual channels for pattern and movement A76-45774
Nystagmus, turning sensations, and illusory movement in motion sickness susceptibility A76-46303
- MOTION SICKNESS**
Nystagmus, turning sensations, and illusory movement in motion sickness susceptibility A76-46303
- MOTION SICKNESS DRUGS**
Space motion sickness medications - Interference with biomedical parameters [IAF PAPER 76-036] A76-46035
- MOTIVATION**
Emotional reactivity and motivation in pilots A76-47340
- MUSCULAR FUNCTION**
Technique for studying synaptic connections of single motoneurons in man A76-45775
Neurogenic influences on blood pressure and vascular tone from peripheral receptors during muscular contraction A76-46467
Effect of long-term hypodynamia and hypokinesia on the functional state and ultrastructure of striated muscles A76-47332
- MUSCULAR TONUS**
Reduction of pulsatile hydraulic power in the pulmonary circulation caused by moderate vasoconstriction A76-45841
- MUSCULOSKELETAL SYSTEM**
Neurogenic influences on blood pressure and vascular tone from peripheral receptors during muscular contraction A76-46467
- MYOCARDIAL INFARCTION**
Alterations on orthostatic tolerance after myocardial infarction and in congestive heart failure A76-46471
Importance of the nervous system in the initiation and treatment of cardiac arrhythmias; Proceedings of the Symposium, University of California, Davis, Calif., August 17-21, 1975 A76-46686
Neural basis for the genesis and control of arrhythmias associated with myocardial infarction A76-46689
Serial measurements of left ventricular ejection fraction by radionuclide angiography early and late after myocardial infarction A76-47907
- MYOCARDIUM**
Depressed myocardial function in the goat at high altitude A76-45102
Myocardial interaction between the ventricles A76-45103
Noninvasive myocardial imaging with potassium-43 and rubidium-81 in patients with left bundle branch block A76-47908
- MYOELECTRIC POTENTIALS**
Technique for studying synaptic connections of single motoneurons in man A76-45775
- N**
- MARCOSIS**
Role of carbon dioxide in inert gas narcosis [AD-A020984] N76-32843
- NERVOUS SYSTEM**
Importance of the nervous system in the initiation and treatment of cardiac arrhythmias; Proceedings of the Symposium, University of California, Davis, Calif., August 17-21, 1975 A76-46686
Effects of electromagnetic fields on the nervous system [AD-A022462] N76-32837
- NEUROLOGY**
Neural control of the cardiovascular system and orthostatic regulation; Proceedings of the International Symposium, Basel, Switzerland, April 24-26, 1975 A76-46463
The relationship between the electrographic components of trace processes and the capacity of the short-duration memory of children and adults A76-46984
- NEUROMUSCULAR TRANSMISSION**
Technique for studying synaptic connections of single motoneurons in man A76-45775

- NEURONS**
Technique for studying synaptic connections of single motoneurons in man A76-45775
- NEUROPHYSIOLOGY**
The vestibular system for eye movement control A76-44727
The neurophysiology of saccades A76-44730
Functional and anatomical characteristics of the nerve-brown adipose interaction in the rat A76-44844
The involvement of noradrenergic nerves in the cardiovascular reflex responses to lower body negative pressure in the anaesthetised rabbit A76-44845
Neurophysiology of the carotid sinus receptors in normal and hypertensive animals and man A76-46465
- NICKEL COMPOUNDS**
Toxicology and metabolism of nickel compounds [COO-3140-34] N76-33839
- NITRATES**
Comment on Egami's concept of the evolution of nitrate respiration A76-46721
- NITROGEN**
Decompression-induced decrease in nitrogen elimination rate in awake dogs A76-45101
- NITROUS OXIDES**
Estimation of cardiac output by an N2O rebreathing method in adults and children A76-45104
- NOISE INTENSITY**
Blood pressure measurement in a high noise environment, select bibliography of books, journal articles and documents, 1963 - 1975 [AD-A021203] N76-32832
- NOISE TOLERANCE**
Long-duration exposure to intermittent noises A76-46313
- NORADRENALINE**
The involvement of noradrenergic nerves in the cardiovascular reflex responses to lower body negative pressure in the anaesthetised rabbit A76-44845
- NUTRITION**
Thermophysical properties of foodstuffs [ASME PAPER 76-HT-59] A76-46592
- NYSTAGMUS**
Nystagmus, turning sensations, and illusory movement in motion sickness susceptibility A76-46303
-
- OCULOGRAPHIC ILLUSIONS**
Eye movements, efference, and visual perception A76-44739
Nystagmus, turning sensations, and illusory movement in motion sickness susceptibility A76-46303
- OCULOMETERS**
The Purkinje-image method of recording eye position A76-44735
Ways of recording line of sight A76-44736
- OCULOMOTOR NERVES**
The vestibular system for eye movement control A76-44727
Extraretinal influences on the primate visual system A76-44740
Voluntary saccades, eye position, and perceived visual direction A76-44741
Saccades to flashes --- visual inflow from retina to oculomotor pathways A76-44742
- OPERATOR PERFORMANCE**
Stress in air traffic controllers - Effects of ARTS-III --- Automated Radar Terminal Systems A76-46302
- OPTICAL TRACKING**
The physiology of pursuit eye movements A76-44728
Eye movements during afterimage tracking under sinusoidal and random vestibular stimulation A76-44729
- Role of eye movements in maintaining a phenomenally clear and stable world A76-44733
The Purkinje-image method of recording eye position A76-44735
Eye movements - On-line measurement, analysis, and control A76-44737
Eye movements, efference, and visual perception A76-44739
- OPTIMAL CONTROL**
On optimality in human control tasks [ICAS PAPER 76-54] A76-47398
- ORGANIC CHEMISTRY**
The organic chemistry and biology of the atmosphere of the planet Jupiter A76-47548
- ORGUEIL METEORITE**
Are the oldest 'fossils', fossils A76-46718
- ORTHOSTATIC TOLERANCE**
Neural control of the cardiovascular system and orthostatic regulation; Proceedings of the International Symposium, Basel, Switzerland, April 24-26, 1975 A76-46463
The physiology of orthostatic regulation A76-46468
Orthostatic no-delay regulation A76-46469
Alterations on orthostatic tolerance after myocardial infarction and in congestive heart failure A76-46471
Relationships between training condition and orthostatic tolerance A76-46472
Effect of physical fitness on vanillylmandelic acid excretion during immersion A76-46810
- OXYGEN**
Effects of simulated altitude on O2 transport in dogs A76-47247
- OXYGEN BREATHING**
Selective toxicity of 1 atmosphere of oxygen during morphogenesis of two Lepidopterans A76-46308
- OXYGEN CONSUMPTION**
Mechanisms of temperature regulation in heat-acclimated hamsters A76-45100
Estimation of cardiac output by an N2O rebreathing method in adults and children A76-45104
- OXYGEN MASKS**
Protection of airline flight attendants from hypoxia following rapid decompression A76-46305
- OXYGEN TENSION**
Renal hemodynamics and renal O2 uptake during hypoxia in the anesthetized rabbit A76-47739
- P
- PALEONTOLOGY**
Are the oldest 'fossils', fossils A76-46718
- PARACHUTE DESCENT**
Some aspects of the problem of increasing space flight safety --- psychoemotional astronaut evaluation and training [IAP PAPER A-76-02] A76-46153
- PATTERN RECOGNITION**
Antagonism between visual channels for pattern and movement A76-45774
Lines and gratings - Different interocular after-effects A76-45896
Response of the human eye to spatially sinusoidal gratings at various exposure durations A76-45897
Perception of everyday visual environments during saccadic eye movements A76-46314

- PERIPHERAL CIRCULATION**
Changes in the peripheral and intracranial blood circulation during prolonged low-magnitude radial accelerations
A76-45086
Orthostatic no-delay regulation
A76-46469
- PERIPHERAL NERVOUS SYSTEM**
The involvement of noradrenergic nerves in the cardiovascular reflex responses to lower body negative pressure in the anaesthetised rabbit
A76-44845
Neurogenic influences on blood pressure and vascular tone from peripheral receptors during muscular contraction
A76-46467
Central and peripheral catecholamine mechanisms in circulatory control
A76-46470
- PERSONNEL DEVELOPMENT**
On the problem of training aviatational physicians
A76-45085
- PHARMACOLOGY**
Postradiation modification of drug action due to changes in distribution
A76-47339
Effects remaining after withdrawal of long-term beta-receptor blockade - Reduced heart rate and altered haemodynamic response to acute propranolol administration
A76-47774
- PHASE TRANSFORMATIONS**
Thermophysical properties of foodstuffs [ASME PAPER 76-HT-59]
A76-46592
- PHOTORECEPTORS**
Absolute sensitivity of rod bipolar cells in a dark-adapted retina
A76-44992
- PHOTOSENSITIVITY**
Absolute sensitivity of rod bipolar cells in a dark-adapted retina
A76-44992
- PHYSICAL EXERCISE**
Automatic neural control of cardiac rhythm - The role of autonomic imbalance in the genesis of cardiac dysrhythmia
A76-46688
Red cell hemoglobin, hydrogen ion and electrolyte concentrations during exercise in trained and untrained subjects
A76-46809
Effect of training on the resting heart rate of rats
A76-46811
Effect of long-term hypodynamia and hypokinesia on the functional state and ultrastructure of striated muscles
A76-47332
Ventilatory responses to CO2 rebreathing at rest and during exercise in untrained subjects and athletes
A76-47924
- PHYSICAL FACTORS**
Some metabolic and ionic responses during experimental immobilization --- influence on basal metabolic rate
A76-47331
- PHYSICAL FITNESS**
Relationships between training condition and orthostatic tolerance
A76-46472
Effect of physical fitness on vanillylmandelic acid excretion during immersion
A76-46810
Effect of training on the resting heart rate of rats
A76-46811
- PHYSICIANS**
On the problem of training aviatational physicians
A76-45085
- PHYSIOLOGICAL EFFECTS**
Mathematical modeling of inhalation exposure
A76-45651
Physiological effects of solar heat load in a fighter cockpit
A76-46310
Some aspects of chronobiology and their significance in aviation medicine
A76-47338
- PHYSIOLOGICAL FACTORS**
Metabolic effects of prolonged restriction of physical activity in rats
A76-47330
- PHYSIOLOGICAL RESPONSES**
The role of eye movements in maintenance of vision
A76-44732
Extraretinal influences on the primate visual system
A76-44740
Incidence of decompression sickness in Navy low-pressure chambers
A76-46316
- PHYSIOLOGICAL TESTS**
Role of eye movements in maintaining a phenomenally clear and stable world
A76-44733
Orthostatic no-delay regulation
A76-46469
- PHYSIOLOGY**
Interdisciplinary approaches in science: Bioelectrochemistry and biorheology as new developments in physiology
[AD-A013781]
N76-32834
- PILOT ERROR**
Secondary task for full flight simulation incorporating tasks that commonly cause pilot error: Time estimation
[NASA-TN-X-74153]
N76-33846
- PILOT PERFORMANCE**
Psychomotor test performance and sleep patterns of aircrew flying transmeridional routes
A76-46312
Emotional reactivity and motivation in pilots
A76-47340
Psychomotor test performance and sleep patterns of aircrew flying transmeridional routes
N76-33127
- PILOT TRAINING**
Monitored approach as initial stage in training of pilots for Category II landing
A76-44924
Visual elements in flight simulation
A76-46301
Assessment of tolerance limits in subjects tested on human centrifuge
A76-47333
On simulation and evaluation of aircraft handling qualities --- along with pilot training
[NAL-TN-49]
N76-33844
- PILOTS (PERSONNEL)**
Static propensity of Air Force utility garments and the M-3B modified jacket
[AD-A020957]
N76-32847
- PLANETARY COMPOSITION**
The Viking biological investigation - Preliminary results
A76-45447
- PLANETARY ENVIRONMENTS**
Response of selected microorganisms to experimental planetary environments
[NASA-CR-148833]
N76-32824
- PLANETARY EVOLUTION**
The organic chemistry and biology of the atmosphere of the planet Jupiter
A76-47548
- PLANTS (BOTANY)**
Plant growth and development under conditions simulating weightlessness
[NASA-TT-F-17214]
N76-32825
- POLYESTERS**
An investigation of potential inhalation toxicity of smoke from rigid polyurethane foams and polyester fabrics containing Antiblaze 19 flame retardant additive
A76-45657
- POLYIMIDE RESINS**
Relative toxicity of pyrolysis products of some cellular polymers
A76-45654
- POLYMER CHEMISTRY**
The effect of changes in the USP/NASA toxicity screening test method on data from some cellular polymers
A76-45653
Relative toxicity of pyrolysis products of some cellular polymers
A76-45654

POLYURETHANE FOAM

Relative toxicity of pyrolysis products of some synthetic polymers A76-45655

POLYURETHANE FOAM
The effect of changes in the USF/NASA toxicity screening test method on data from some cellular polymers A76-45653

Relative toxicity of pyrolysis products of some cellular polymers A76-45654

An investigation of potential inhalation toxicity of smoke from rigid polyurethane foams and polyester fabrics containing Antiblaze 19 flame retardant additive A76-45657

POSITION (LOCATION)
Pursuit eye movements and visual localization A76-44745

PRECAMBRIAN PERIOD
Are the oldest 'fossils', fossils A76-46718

PROPRIOCEPTION
On optimality in human control tasks [ICAS PAPER 76-54] A76-47398

PROTECTIVE CLOTHING
Effect of sequential anti-G suit inflation on pulmonary capillary blood flow in man A76-46304

Identification of an apprehension effect on physiological indices of thermal strain --- flight protective clothing evaluation A76-46307

Field trial of an experimental cold-weather head protector [AD-A020376] N76-32848

An ice-cooling garment for mine rescue teams [PB-254487/2] N76-33850

PROTOBIOLOGY
The evolutionary significance of phase-separated microsystems A76-46720

PSYCHOLOGICAL TESTS
A computer implementation of constructive visual imagery and perception A76-44747

Eye movement fixations and gating processes A76-44748

Imagery, affective arousal and memory consolidation A76-45773

Emotional reactivity and motivation in pilots A76-47340

PSYCHOMOTOR PERFORMANCE
Some aspects of the problem of increasing space flight safety --- psychoemotional astronaut evaluation and training [IAF PAPER A-76-02] A76-46153

Psychomotor test performance and sleep patterns of aircrew flying transmeridional routes A76-46312

Effects of breathing air with increased carbon dioxide content on the human organism A76-47337

Psychomotor test performance and sleep patterns of aircrew flying transmeridional routes N76-33127

PSYCHOPHYSIOLOGY
Eye movements and psychological processes; Proceedings of the Symposium, Princeton, N.J., April 15-17, 1974 A76-44726

Voluntary saccades, eye position, and perceived visual direction A76-44741

A psychophysical model of visual-movement perception A76-44743

The nature and role of extraretinal eye-position information in visual localization A76-44744

Seven design methods for psychophysiological variables A76-46806

PULMONARY CIRCULATION
Estimation of cardiac output by an N2O rebreathing method in adults and children A76-45104

SUBJECT INDEX

Reduction of pulsatile hydraulic power in the pulmonary circulation caused by moderate vasoconstriction A76-45841

PULMONARY FUNCTIONS
Effect of sequential anti-G suit inflation on pulmonary capillary blood flow in man A76-46304

Frequency dependence of regional lung clearance of Xe-133 in normal men A76-47246

PUPIL SIZE
The effect of common therapeutic drugs on vision [AD-A020346] N76-32833

PUPILS
Physical characteristics of the eye used in eye-movement measurement A76-44734

Pupil recovery versus bandwidth/intensity of the visible spectrum [AD-A020502] N76-32835

PURSUIT TRACKING
The physiology of pursuit eye movements A76-44728

Pursuit eye movements and visual localization A76-44745

PYROLYSIS
The sensitivity of relative toxicity rankings by the USF/NASA test method to some test variables A76-45652

Relative toxicity of pyrolysis products of some cellular polymers A76-45654

Relative toxicity of pyrolysis products of some synthetic polymers A76-45655

PYROLYTIC MATERIALS
Bone strength and in-flight mechanical stresses [AD-A020531] N76-32831

R

RABBITS
Jackrabbit ears - Surface temperatures and vascular responses A76-47549

RADAR EQUIPMENT
Stress in air traffic controllers - Effects of ARTS-III --- Automated Radar Terminal Systems A76-46302

RADIAL VELOCITY
Changes in the peripheral and intracranial blood circulation during prolonged low-magnitude radial accelerations A76-45086

RADIATION ABSORPTION
Comparison of theoretical and experimental absorption of radio frequency power [AD-A022890] N76-32836

RADIATION EFFECTS
Induced electromagnetic field and absorbed power density inside a human torso A76-46790

Effects of electromagnetic fields on the nervous system [AD-A022462] N76-32837

Proposed revisions to ANSI standard C95.1 for exposure to radio frequency and microwave radiations [AD-A020681] N76-32840

The calculation of absorbed dose and tissue transmission factors [AD-A012684] N76-32841

Corneal curvature changes due to exposure to a carbon dioxide laser: A preliminary report [AD-A020987] N76-32844

A review of biological effects and potential risks associated with ultraviolet radiation as used in dentistry [PB-254273/6] N76-33842

RADIATION HAZARDS
Comparison of the light flash phenomena observed in space and in laboratory experiments A76-46020

Comparison of theoretical and experimental absorption of radio frequency power [AD-A022890] N76-32836

- RADIATION SICKNESS**
Mechanisms of radio-protection by catecholamines in the hamster /*Mesocricetus auratus*/ A76-47721
- RADIO FREQUENCIES**
Comparison of theoretical and experimental absorption of radio frequency power [AD-A022890] N76-32836
Proposed revisions to ANSI standard C95.1 for exposure to radio frequency and microwave radiations [AD-A020681] N76-32840
- RADIOACTIVE ISOTOPES**
Serial measurements of left ventricular ejection fraction by radionuclide angiography early and late after myocardial infarction A76-47907
- RADIOBIOLOGY**
Postradiation modification of drug action due to changes in distribution A76-47339
Mechanisms of radio-protection by catecholamines in the hamster /*Mesocricetus auratus*/ A76-47721
The calculation of absorbed dose and tissue transmission factors [AD-A012684] N76-32841
- RADIOGRAPHY**
Acquisition of quantitative physiological data and computerized image reconstruction using a single scan TV system A76-47741
- RAPID TRANSIT SYSTEMS**
Measurements and observations of the toxicological hazard of fire in a metrorail interior mock-up [PB-250768/9] N76-33841
- RARE GASES**
Role of carbon dioxide in inert gas narcosis [AD-A020984] N76-32843
- REACTION TIME**
Seven design methods for psychophysiological variables A76-46806
- READING**
The effect of writing and reading habits and of handedness on the asymmetry of visual perception A76-46805
- REAL TIME OPERATION**
New progress in robotics --- real time artificial intelligence research projects A76-46457
Remote real-time parallel acquisition and analysis of noninvasive cardiac parameters using hybrid computer system A76-47233
- REBREATHING**
Estimation of cardiac output by an N20 rebreathing method in adults and children A76-45104
Ventilatory responses to CO2 rebreathing at rest and during exercise in untrained subjects and athletes A76-47924
- RECEPTORS (PHYSIOLOGY)**
Neural control of the cardiovascular system and orthostatic regulation; Proceedings of the International Symposium, Basel, Switzerland, April 24-26, 1975 A76-46463
Reflexes from receptors in the heart A76-46464
Neurophysiology of the carotid sinus receptors in normal and hypertensive animals and man A76-46465
Role of cardiovascular receptors in the control of ADH release --- Anti-Diuretic Hormone A76-46466
- RECOMMENDATIONS**
A new look at the research basis for lighting level recommendations [PB-253112/7] N76-33843
- REDUCED GRAVITY**
Changes in the peripheral and intracranial blood circulation during prolonged low-magnitude radial accelerations A76-45086
- REFLEXES**
The vestibular system for eye movement control A76-44727
- The physiology of pursuit eye movements A76-44728
Eye movements during afterimage tracking under sinusoidal and random vestibular stimulation A76-44729
Reflexes from receptors in the heart A76-46464
- RENAL FUNCTION**
Renal hemodynamics and renal O2 uptake during hypoxia in the anesthetized rabbit A76-47739
- RESCUE OPERATIONS**
An ice-cooling garment for mine rescue teams [PB-254487/2] N76-33850
- RESEARCH PROJECTS**
A new look at the research basis for lighting level recommendations [PB-253112/7] N76-33843
- RESPIRATORY IMPEDANCE**
Reduction of pulsatile hydraulic power in the pulmonary circulation caused by moderate vasoconstriction A76-45841
- RESPIRATORY PHYSIOLOGY**
Effects of simulated altitude on O2 transport in dogs A76-47247
Respiratory frequency control during hypercapnia in vagotomized, anesthetized cats A76-47248
The influence of CSF calcium and magnesium on the ventilatory response to carbon dioxide during hyperoxia A76-47737
- RESPIRATORY RATE**
Effects of breathing air with increased carbon dioxide content on the human organism A76-47337
- RESPIRATORY SYSTEM**
Mathematical modeling of inhalation exposure A76-45651
Heat and mass transfer in the human respiratory tract at hyperbaric pressures [AD-A021146] N76-32842
- RETENTION (PSYCHOLOGY)**
The theoretical and experimental analysis of retroactive and ephorical inhibition A76-46807
Dynamics of the phase asymmetry of the fundamental EEG rhythm under conditions of short-term memory of verbal information A76-47900
- RETINA**
Physical characteristics of the eye used in eye-movement measurement A76-44734
Extraretinal influences on the primate visual system A76-44740
Absolute sensitivity of rod bipolar cells in a dark-adapted retina A76-44992
- RETINAL ADAPTATION**
The visual evoked response and color discrimination A76-45895
Lines and gratings - Different interocular after-effects A76-45896
- RETINAL IMAGES**
Saccadic suppression - A brief review A76-44731
Saccades and extraretinal signal for visual direction A76-44738
Saccades to flashes --- visual inflow from retina to oculomotor pathways A76-44742
Stimulus density limits the useful field of view A76-44746
A computer implementation of constructive visual imagery and perception A76-44747
- RHEOLOGY**
Interdisciplinary approaches in science: Bioelectrochemistry and biorheology as new developments in physiology [AD-A013781] N76-32834

RHYTHM (BIOLOGY)

Some aspects of chronobiology and their
significance in aviation medicine A76-47338

ROBOTS

New progress in robotics --- real time artificial
intelligence research projects A76-46457

S

SACCADIC EYE MOVEMENTS

The neurophysiology of saccades A76-44730

Saccadic suppression - A brief review A76-44731

Role of eye movements in maintaining a
phenomenally clear and stable world A76-44733

Saccades and extraretinal signal for visual
direction A76-44738

Voluntary saccades, eye position, and perceived
visual direction A76-44741

Saccades to flashes --- visual inflow from retina
to oculomotor pathways A76-44742

Perception of everyday visual environments during
saccadic eye movements A76-46314

Studies of visual disorientation. 1: Perceived
stability of the visual world during saccadic
eye movements [AD-A023599] N76-32828

SCHEDULING

Physiological index - An aid in developing airline
pilot scheduling patterns A76-46855

SENSORIMOTOR PERFORMANCE

New progress in robotics --- real time artificial
intelligence research projects A76-46457

Seven design methods for psychophysiological
variables A76-46806

SHIVERING

Comparison of shivering in man exposed to cold in
water and in air A76-47740

SILICON

The silicon component in living cells and organisms
[NRC/CNR-TT-1879] N76-32823

SKIN (ANATOMY)

Mathematical model of man's tolerance to cold
using morphological factors A76-46309

SKIN TEMPERATURE (BIOLOGY)

Measurements of the temperature profiles in the
forearm skin of a nude resting subject exposed
to a range of thermally neutral environments
[ISBN-0-85494-371-4] N76-32827

SKYLAB PROGRAM

Space motion sickness medications - Interference
with biomedical parameters [IAP PAPER 76-036] A76-46035

SLEEP

Psychomotor test performance and sleep patterns of
aircrew flying transmeridional routes A76-46312

Psychomotor test performance and sleep patterns of
aircrew flying transmeridional routes N76-33127

SMOKE

An investigation of potential inhalation toxicity
of smoke from rigid polyurethane foams and
polyester fabrics containing Antiblaze 19 flame
retardant additive A76-45657

SOLAR RADIATION SHIELDING

Physiological effects of solar heat load in a
fighter cockpit A76-46310

SOLID WASTES

Evaluation of technology for spacecraft
water-waste processing systems [IAP PAPER 76-043] A76-46036

SPACE ENVIRONMENT SIMULATION

Comparison of the light flash phenomena observed
in space and in laboratory experiments A76-46020

SPACE FLIGHT STRESS

Space motion sickness medications - Interference
with biomedical parameters [IAP PAPER 76-036] A76-46035

The influence of vibration on the human PHA
stimulated lymphocytes in vitro A76-47335

Some aspects of chronobiology and their
significance in aviation medicine A76-47338

SPACE FLIGHT TRAINING

Some aspects of the problem of increasing space
flight safety --- psychoemotional astronaut
evaluation and training [IAP PAPER A-76-02] A76-46153

SPACE ORIENTATION

Lines and gratings - Different interocular
after-effects A76-45896

Response of the human eye to spatially sinusoidal
gratings at various exposure durations A76-45897

SPACE PERCEPTION

A computer implementation of constructive visual
imagery and perception A76-44747

SPACE SHUTTLE ORBITERS

A prototype carbon dioxide and humidity control
system for Shuttle mission extension capability
[IAP PAPER 76-045] A76-46037

SPACE SHUTTLES

Shuttle era waste management and blowaste monitoring
[IAP PAPER 76-046] A76-46038

SPACECRAFT DESIGN

A prototype carbon dioxide and humidity control
system for Shuttle mission extension capability
[IAP PAPER 76-045] A76-46037

STAINING

Can Azure B-Eosin replace the May-Gruenwald-Giemsa
stain? [NASA-TT-F-17260] N76-33837

STATIC ELECTRICITY

Static propensity of Air Force utility garments
and the N-3B modified jacket [AD-A020957] N76-32847

STRESS (PHYSIOLOGY)

Identification of an apprehension effect on
physiological indices of thermal strain ---
flight protective clothing evaluation A76-46307

Biochemical changes in naval aircrewmembers caused by
stress in flight performance [AD-A020277] N76-32829

The amelioration of acute mountain sickness by
staging and acetazolamide [AD-A019592] N76-32838

STRESS (PSYCHOLOGY)

Some aspects of the problem of increasing space
flight safety --- psychoemotional astronaut
evaluation and training [IAP PAPER A-76-02] A76-46153

Stress in air traffic controllers - Effects of
ARTS-III --- Automated Radar Terminal Systems A76-46302

STRESS CONCENTRATION

Bone strength and in-flight mechanical stresses
[AD-A020531] N76-32831

SUBMERGING

Relationships between training condition and
orthostatic tolerance A76-46472

Effect of physical fitness on vanillylmandelic
acid excretion during immersion A76-46810

Comparison of shivering in man exposed to cold in
water and in air A76-47740

SYMPATHETIC NERVOUS SYSTEM

Functional and anatomical characteristics of the
nerve-brown adipose interaction in the rat A76-44844

Central and peripheral catecholamine mechanisms in
circulatory control A76-46470

SUBJECT INDEX

ULTRAVIOLET RADIATION

- Automatic neural control of cardiac rhythm - The role of autonomic imbalance in the genesis of cardiac dysrhythmia
A76-46688
- Effect of combined action of vibration and lumbar sympathectomy on changes in peripheral vascular bed of rat hindpaws
A76-47336
- SYNAPSES**
Technique for studying synaptic connections of single motoneurons in man
A76-45775
- SYNTHETIC RESINS**
Relative toxicity of pyrolysis products of some synthetic polymers
A76-45655
- SYSTEMS ANALYSIS**
Evaluation of technology for spacecraft water-waste processing systems [IAP PAPER 76-043]
A76-46036
- T**
- TARGET ACQUISITION**
SEEKVAL Project IAI: Effects of target number and clutter on dynamic target acquisition --- visual discrimination of military target vehicles during combat [AD-A024166]
N76-33849
- TARGET RECOGNITION**
Stimulus density limits the useful field of view
A76-44746
- TASKS**
Secondary task for full flight simulation incorporating tasks that commonly cause pilot error: Time estimation [NASA-TM-X-74153]
N76-33846
- TECHNOLOGY ASSESSMENT**
Evaluation of technology for spacecraft water-waste processing systems [IAP PAPER 76-043]
A76-46036
- TELEVISION SYSTEMS**
Acquisition of quantitative physiological data and computerized image reconstruction using a single scan TV system
A76-47741
- TEMPERATURE CONTROL**
Jackrabbit ears - Surface temperatures and vascular responses
A76-47549
- TEMPERATURE DISTRIBUTION**
A mathematical theory of growth processes and mechanical behavior of biological materials
N76-32822
- TEMPERATURE EFFECTS**
Thermophysical properties of foodstuffs [ASME PAPER 76-HT-59]
A76-46592
- TEMPERATURE PROFILES**
Measurements of the temperature profiles in the forearm skin of a nude resting subject exposed to a range of thermally neutral environments [ISBN-0-85494-371-4]
N76-32827
- THERMAL COMFORT**
Identification of an apprehension effect on physiological indices of thermal strain --- flight protective clothing evaluation
A76-46307
- Physiological effects of solar heat load in a fighter cockpit
A76-46310
- THERMAL CONDUCTIVITY**
Mathematical model of man's tolerance to cold using morphological factors
A76-46309
- Measurements of the temperature profiles in the forearm skin of a nude resting subject exposed to a range of thermally neutral environments [ISBN-0-85494-371-4]
N76-32827
- THERMOPHYSICAL PROPERTIES**
Thermophysical properties of foodstuffs [ASME PAPER 76-HT-59]
A76-46592
- THERMOREGULATION**
Functional and anatomical characteristics of the nerve-brown adipose interaction in the rat
A76-44844
- Mechanisms of temperature regulation in heat-acclimated hamsters
A76-45100
- Circadian rhythms of rat internal temperatures and thermal ambiance
A76-47738
- Comparison of shivering in man exposed to cold in water and in air
A76-47740
- THRESHOLDS (PERCEPTION)**
Response of the human eye to spatially sinusoidal gratings at various exposure durations
A76-45897
- Long-duration exposure to intermittent noises
A76-46313
- TIME DIVISION MULTIPLEXING**
A 15-electrode totally implanted time-multiplex telemetry unit --- for integrated EEG activity picture
A76-47476
- TIME MEASUREMENT**
Secondary task for full flight simulation incorporating tasks that commonly cause pilot error: Time estimation [NASA-TM-X-74153]
N76-33846
- TISSUES (BIOLOGY)**
The calculation of absorbed dose and tissue transmission factors [AD-A012684]
N76-32841
- TOXIC HAZARDS**
Mathematical modeling of inhalation exposure
A76-45651
- The sensitivity of relative toxicity rankings by the USP/NASA test method to some test variables
A76-45652
- Toxic point determination of selected hazardous materials [PB-250450/4]
N76-33840
- TOXICITY**
The effect of changes in the USP/NASA toxicity screening test method on data from some cellular polymers
A76-45653
- Relative toxicity of pyrolysis products of some cellular polymers
A76-45654
- Relative toxicity of pyrolysis products of some synthetic polymers
A76-45655
- Selective toxicity of 1 atmosphere of oxygen during morphogenesis of two Lepidopterans
A76-46308
- TOXICITY AND SAFETY HAZARD**
An investigation of potential inhalation toxicity of smoke from rigid polyurethane foams and polyester fabrics containing Antiblaze 19 flame retardant additive
A76-45657
- Toxic point determination of selected hazardous materials [PB-250450/4]
N76-33840
- TOXICOLOGY**
Toxicology and metabolism of nickel compounds [COO-3140-34]
N76-33839
- TRACKING (POSITION)**
New progress in robotics --- real time artificial intelligence research projects
A76-46457
- TRAINING DEVICES**
Visual elements in flight simulation
A76-46301
- U**
- ULTRASONIC RADIATION**
Biomedical ultrasonoscope [NASA-CASE-ARC-10994-1]
N76-33835
- ULTRASONIC TESTS**
Characteristics of ultrasonic scattered signals from emboli in blood
A76-46317
- Noninvasive assessment of mitral insufficiency by transcutaneous Doppler ultrasound
A76-46813
- ULTRAVIOLET RADIATION**
A review of biological effects and potential risks associated with ultraviolet radiation as used in dentistry [PB-254273/6]
N76-33842

URINALYSIS

SUBJECT INDEX

URINALYSIS

Effect of physical fitness on vanillylmandelic acid excretion during immersion
A76-46810

V

VAPOR PRESSURE

Toxic point determination of selected hazardous materials
[PB-250450/4] N76-33840

VASCULAR SYSTEM

Neurogenic influences on blood pressure and vascular tone from peripheral receptors during muscular contraction
A76-46467

Effect of combined action of vibration and lumbar sympathectomy on changes in peripheral vascular bed of rat hindpaws
A76-47336

Jackrabbit ears - Surface temperatures and vascular responses
A76-47549

VASOCONSTRICTION

The involvement of noradrenergic nerves in the cardiovascular reflex responses to lower body negative pressure in the anaesthetized rabbit
A76-44845

Reduction of pulsatile hydraulic power in the pulmonary circulation caused by moderate vasoconstriction
A76-45841

VENTILATION

The influence of CSF calcium and magnesium on the ventilatory response to carbon dioxide during hyperoxia
A76-47737

Ventilatory responses to CO2 rebreathing at rest and during exercise in untrained subjects and athletes
A76-47924

VERBAL COMMUNICATION

Dynamics of the phase asymmetry of the fundamental EEG rhythm under conditions of short-term memory of verbal information
A76-47900

VESTIBULES

The vestibular system for eye movement control
A76-44727

Eye movements during afterimage tracking under sinusoidal and random vestibular stimulation
A76-44729

VIBRATION EFFECTS

The influence of vibration on the human PHA stimulated lymphocytes in vitro
A76-47335

Effect of combined action of vibration and lumbar sympathectomy on changes in peripheral vascular bed of rat hindpaws
A76-47336

VIBRATIONAL STRESS

Dynamic properties of the human head --- for helmets and restraints
A76-44764

On quantizing ride comfort and allowable accelerations
[AIAA PAPER 76-873] A76-45516

VIKING LANDER 1

The Viking biological investigation - Preliminary results
A76-45447

VISUAL ACUITY

The role of eye movements in maintenance of vision
A76-44732

The effect of common therapeutic drugs on vision
[AD-A020346] N76-32833

VISUAL CONTROL

Visual elements in flight simulation
A76-46301

On optimality in human control tasks
[ICAS PAPER 76-54] A76-47398

VISUAL DISCRIMINATION

The visual evoked response and color discrimination
A76-45895

Response of the human eye to spatially sinusoidal gratings at various exposure durations
A76-45897

SEEKVAL Project IAI: Effects of target number and clutter on dynamic target acquisition --- visual discrimination of military target vehicles during combat
[AD-A024166] N76-33849

VISUAL FIELDS

Stimulus density limits the useful field of view
A76-44746

VISUAL PERCEPTION

Eye movements and psychological processes; Proceedings of the Symposium, Princeton, N.J., April 15-17, 1974
A76-44726

The physiology of pursuit eye movements
A76-44728

Saccadic suppression - A brief review
A76-44731

Saccades and extraretinal signal for visual direction
A76-44738

Eye movements, efference, and visual perception
A76-44739

Extraretinal influences on the primate visual system
A76-44740

Voluntary saccades, eye position, and perceived visual direction
A76-44741

A psychophysical model of visual-movement perception
A76-44743

The nature and role of extraretinal eye-position information in visual localization
A76-44744

Pursuit eye movements and visual localization
A76-44745

A computer implementation of constructive visual imagery and perception
A76-44747

Eye movement fixations and gating processes
A76-44748

Antagonism between visual channels for pattern and movement
A76-45774

Perception of everyday visual environments during saccadic eye movements
A76-46314

The effect of writing and reading habits and of handedness on the asymmetry of visual perception
A76-46805

Studies of visual disorientation. 1: Perceived stability of the visual world during saccadic eye movements
[AD-A023599] N76-32828

A new look at the research basis for lighting level recommendations
[PB-253112/77] N76-33843

VISUAL SIGNALS

Absolute sensitivity of rod bipolar cells in a dark-adapted retina
A76-44992

VISUAL STIMULI

Saccades to flashes --- visual inflow from retina to oculomotor pathways
A76-44742

Stimulus density limits the useful field of view
A76-44746

Comparison of the light flash phenomena observed in space and in laboratory experiments
A76-46020

Visual evoked responses and EEGs for divers breathing hyperbaric air: An assessment of individual differences
[AD-A020335] N76-32839

VISUAL TASKS

The relationship between the electrographic components of trace processes and the capacity of the short-duration memory of children and adults
A76-46984

VOLCANOLOGY

Evolutionary oscillation in prebiology - Igneous activity and the origins of life
A76-46717

W

WASTE DISPOSAL

Shuttle era waste management and blowaste monitoring
[IAF PAPER 76-046] A76-46038

SUBJECT INDEX

XENON 133

WATER TREATMENT

Evaluation of technology for spacecraft
water-waste processing systems
[IAF PAPER 76-043] A76-46036

WEIGHTLESSNESS

Plant growth and development under conditions
simulating weightlessness
[NASA-TT-P-17214] N76-32825

WEIGHTLESSNESS SIMULATION

Changes in the peripheral and intracranial blood
circulation during prolonged low-magnitude
radial accelerations
A76-45086

WORKLOADS (PSYCHOPHYSIOLOGY)

Stress in air traffic controllers - Effects of
ARTS-III --- Automated Radar Terminal Systems
A76-46302

Identification of an apprehension effect on
physiological indices of thermal strain ---
flight protective clothing evaluation
A76-46307

Physiological index - An aid in developing airline
pilot scheduling patterns
A76-46855

X

XENON 133

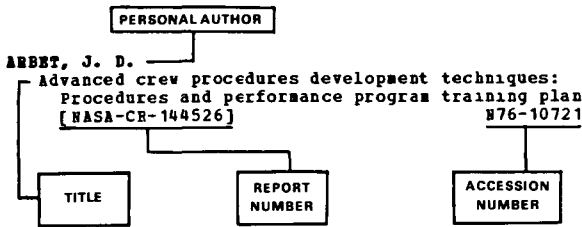
Frequency dependence of regional lung clearance of
Xe-133 in normal men
A76-47246

Page intentionally left blank

Page intentionally left blank

PERSONAL AUTHOR INDEX

Typical Personal Author Index Listing



The title of the document is used to provide the user with a brief description of the subject matter. The NASA or AIAA accession number is included in each entry to assist the user in locating the abstract in the abstract section of this supplement. If applicable, a report number is also included as an aid in identifying the document.

A

- ABELMANN, W. H.**
Alterations on orthostatic tolerance after myocardial infarction and in congestive heart failure
A76-46471
- ALBRIGHT, R. J.**
Characteristics of ultrasonic scattered signals from emboli in blood
A76-46317
- ALDERSON, S. E.**
Measurements and observations of the toxicological hazard of fire in a metrorail interior mock-up [PB-250768/9] N76-33841
- ALGARY, W. P.**
Remote real-time parallel acquisition and analysis of noninvasive cardiac parameters using hybrid computer system
A76-47233
- ALLEN, S. J.**
Comparison of theoretical and experimental absorption of radio frequency power [AD-A022890] N76-32836
- AMINEV, G. A.**
Dynamics of the phase asymmetry of the fundamental EEG rhythm under conditions of short-term memory of verbal information
A76-47900
- ANDERSEN, P. A.**
A review of biological effects and potential risks associated with ultraviolet radiation as used in dentistry [PB-254273/6] N76-33842
- ANLIKER, J.**
Eye movements - On-line measurement, analysis, and control
A76-44737
- AREND, L. E., JR.**
Response of the human eye to spatially sinusoidal gratings at various exposure durations
A76-45897
- ARTIUKHIN, I. U. P.**
Some aspects of the problem of increasing space flight safety [IAF PAPER A-76-02] A76-46153
- ASAWA, Y.**
Pulse pressure and pulse rate as indices of cardiac output [AD-A020460] N76-32830

- ASHBURN, W. L.**
Serial measurements of left ventricular ejection fraction by radionuclide angiography early and late after myocardial infarction
A76-47907
- ASHMORE, J. F.**
Absolute sensitivity of rod bipolar cells in a dark-adapted retina
A76-44992
- AYLWARD, J. R.**
Electrochemical performance investigations on the hydrogen depolarized CO2 concentrator [NASA-CR-147871] N76-32846

B

- BACK, K. C.**
Toxic point determination of selected hazardous materials [PB-250450/4] N76-33840
- BAILY, H. A.**
Acquisition of quantitative physiological data and computerized image reconstruction using a single scan TV system
A76-47741
- BAJPAI, P. K.**
Bone strength and in-flight mechanical stresses [AD-A020531] N76-32831
- BANCHERO, N.**
Effects of simulated altitude on O2 transport in dogs
A76-47247
- BARANSKA, W.**
The influence of vibration on the human PHA stimulated lymphocytes in vitro
A76-47335
- BARANSKI, S.**
Effect of long-term hypodynamia and hypokinesia on the functional state and ultrastructure of striated muscles
A76-47332
- BARWARD, R. J.**
Effect of training on the resting heart rate of rats
A76-46811
- BASON, B.**
Incidence of decompression sickness in Navy low-pressure chambers
A76-46316
- BEGIN, B.**
Effect of sequential anti-G suit inflation on pulmonary capillary blood flow in man
A76-46304
- BELJAN, J. R.**
Space motion sickness medications - Interference with biomedical parameters [IAF PAPER 76-036] A76-46035
- BENNETT, T.**
The involvement of noradrenergic nerves in the cardiovascular reflex responses to lower body negative pressure in the anaesthetised rabbit
A76-44845
- BERA, B. K.**
On simulation and evaluation of aircraft handling qualities [NAL-TN-49] N76-33844
- BERDAHL, B. J.**
The Viking biological investigation - Preliminary results
A76-45447
- BERKENBOSCH, A.**
The influence of CSF calcium and magnesium on the ventilatory response to carbon dioxide during hyperoxia
A76-47737

- BERRY, M. A.**
Depressed myocardial function in the goat at high altitude
A76-45102
- BIER, M.**
Gravitational dynamics of biosystems - Some speculations
A76-45929
- BILLINGS, C. E.**
NASA aviation safety reporting system [NASA-TM-X-3445]
N76-33845
- BIRKY, M. H.**
Measurements and observations of the toxicological hazard of fire in a metroair interior mock-up [PB-250768/9]
N76-33841
- BLANK, M.**
Interdisciplinary approaches in science: Bioelectrochemistry and biorheology as new developments in physiology [AD-A013781]
N76-32834
- BLOSZCZYNSKI, R.**
Effects of breathing air with increased carbon dioxide content on the human organism
A76-47337
- Emotional reactivity and motivation in pilots
A76-47340
- BOCKSTAHLER, L. E.**
A review of biological effects and potential risks associated with ultraviolet radiation as used in dentistry [PB-254273/6]
N76-33842
- BOEHM, A. H.**
A prototype carbon dioxide and humidity control system for Shuttle mission extension capability [IAF PAPER 76-045]
A76-46037
- BOEWING, D.**
Red cell hemoglobin, hydrogen ion and electrolyte concentrations during exercise in trained and untrained subjects
A76-46809
- Effect of physical fitness on vanillylmandelic acid excretion during immersion
A76-46810
- BOHN, B.**
Renal hemodynamics and renal O₂ uptake during hypoxia in the anesthetized rabbit
A76-47739
- BOND, V. P.**
Comparison of the light flash phenomena observed in space and in laboratory experiments
A76-46020
- BOUGHNER, D. R.**
Noninvasive assessment of mitral insufficiency by transcutaneous Doppler ultrasound
A76-46813
- BOUGUES, L.**
Comparison of shivering in man exposed to cold in water and in air
A76-47740
- BOUTELIER, C.**
Mathematical model of man's tolerance to cold using morphological factors
A76-46309
- Comparison of shivering in man exposed to cold in water and in air
A76-47740
- BOVE, A. A.**
Myocardial interaction between the ventricles
A76-45103
- BROWN, J. L.**
Visual elements in flight simulation
A76-46301
- BROWN, O. R.**
Selective toxicity of 1 atmosphere of oxygen during morphogenesis of two Lepidoptera
A76-46308
- BRUNDIN, T.**
Effects remaining after withdrawal of long-term beta-receptor blockade - Reduced heart rate and altered haemodynamic response to acute propranolol administration
A76-47774
- BRYAN, J. K.**
Remote real-time parallel acquisition and analysis of noninvasive cardiac parameters using hybrid computer system
A76-47233
- BRYSON, A. L.**
Noninvasive myocardial imaging with potassium-43 and rubidium-81 in patients with left bundle branch block
A76-47908
- BUCK, L.**
Psychomotor test performance and sleep patterns of aircrew flying transmeridional routes
A76-46312
- Psychomotor test performance and sleep patterns of aircrew flying transmeridional routes
N76-33127
- BULLOCK, S. H.**
Blood pressure measurement in a high noise environment, select bibliography of books, journal articles and documents, 1963 - 1975 [AD-A021203]
N76-32832
- BURGESS, B. F.**
Biochemical changes in naval aircrewmembers caused by stress in flight performance [AD-A020277]
N76-32829
- BURSAUX, E.**
Renal hemodynamics and renal O₂ uptake during hypoxia in the anesthetized rabbit
A76-47739
- BUSBY, D. E.**
Protection of airline flight attendants from hypoxia following rapid decompression
A76-46305

C

- CHANG, S.**
Chemical evolution and the origin of life - Bibliography supplement 1974
A76-46722
- CHEN, K.-H.**
Induced electromagnetic field and absorbed power density inside a human torso
A76-46790
- CHENG, Y.-T. E.**
Thermophysical properties of foodstuffs [ASME PAPER 76-HT-59]
A76-46592
- CHO, H.**
Effect of training on the resting heart rate of rats
A76-46811
- CHOU, C. K.**
Effects of electromagnetic fields on the nervous system [AD-A022462]
N76-32837
- CHOUVET, G.**
Circadian rhythms of rat internal temperatures and thermal ambiance
A76-47738
- CLEMENT, D. L.**
Neurogenic influences on blood pressure and vascular tone from peripheral receptors during muscular contraction
A76-46467
- COATS, A. W.**
Measurements and observations of the toxicological hazard of fire in a metroair interior mock-up [PB-250768/9]
N76-33841
- COHEN, A. S.**
The effect of writing and reading habits and of handedness on the asymmetry of visual perception
A76-46805
- COOKE, J. P.**
Intravascular bubbles associated with intravenous injections and altitude
A76-46311
- CORNISWEET, T. W.**
The Purkinje-image method of recording eye position
A76-44735
- CORRE, K.**
Effect of training on the resting heart rate of rats
A76-46811
- COX, J. E.**
Thermophysical properties of foodstuffs [ASME PAPER 76-HT-59]
A76-46592
- CUSIC, R. J.**
A prototype carbon dioxide and humidity control system for Shuttle mission extension capability [IAF PAPER 76-045]
A76-46037

D

- DANYSZ, A.**
Postradiation modification of drug action due to changes in distribution
A76-47339
- DAoust, B. G.**
Decompression-induced decrease in nitrogen elimination rate in awake dogs
A76-45101
- DAVIES, E. E.**
Estimation of cardiac output by an N2O rebreathing method in adults and children
A76-45104
- DAVIS, R. A.**
Toxic point determination of selected hazardous materials
[PB-250450/4]
N76-33840
- DE GOEDE, J.**
The influence of CSF calcium and magnesium on the ventilatory response to carbon dioxide during hyperoxia
A76-47737
- DE HAREES, H.**
Orthostatic no-delay regulation
A76-46469
- DEBILLY, G.**
Circadian rhythms of rat internal temperatures and thermal asbiance
A76-47738
- DECK, K. A.**
Effect of physical fitness on vanillylmandelic acid excretion during immersion
A76-46810
- DEHAFET, J. C.**
Neural control of the cardiovascular system and orthostatic regulation; Proceedings of the International Symposium, Basel, Switzerland, April 24-26, 1975
A76-46463
- DEHOLIN, H.**
Neural control of the cardiovascular system and orthostatic regulation; Proceedings of the International Symposium, Basel, Switzerland, April 24-26, 1975
A76-46463
- DEROSA, H. I.**
An ice-cooling garment for mine rescue teams
[PB-254487/2]
N76-33850
- DEUTSCH, S.**
A 15-electrode totally implanted time-multiplex telemetry unit
A76-47476
- DICKINSON, N. F.**
A human factors engineering compatibility assessment of the DH-132 Helmet, Combat Vehicle Crewman (CVC)
[AD-A020150]
N76-32845
- DOLLERY, C. T.**
Central and peripheral catecholamine mechanisms in circulatory control
A76-46470
- DOOLEY, R. L.**
Remote real-time parallel acquisition and analysis of noninvasive cardiac parameters using hybrid computer system
A76-47233
- DOUGHERTY, R.**
Effect of sequential anti-G suit inflation on pulmonary capillary blood flow in man
A76-46304
- DULLY, P. E., JR.**
Incidence of decompression sickness in Navy low-pressure chambers
A76-46316
- DURNEY, C. H.**
Comparison of theoretical and experimental absorption of radio frequency power
[AD-A022890]
N76-32836
- DURTSCHI, B. W.**
Pupil recovery versus bandwidth/intensity of the visible spectrum
[AD-A020502]
N76-32835
- DZIUK, Z.**
Effects of breathing air with increased carbon dioxide content on the human organism
A76-47337

E

- EBY, S. H.**
Effects of simulated altitude on O2 transport in dogs
A76-47247
- EDELWEJH, Z.**
Effect of long-term hypodynamia and hypokinesia on the functional state and ultrastructure of striated muscles
A76-47332
- EDHAG, O.**
Effects remaining after withdrawal of long-term beta-receptor blockade - Reduced heart rate and altered haemodynamic response to acute propranolol administration
A76-47774
- EPSTEIN, S. E.**
Neural basis for the genesis and control of arrhythmias associated with myocardial infarction
A76-46689
- EULER, D. E.**
Automatic neural control of cardiac rhythm - The role of autonomic imbalance in the genesis of cardiac dysrhythmia
A76-46688
- EVANS, W. O.**
The amelioration of acute mountain sickness by staging and acetazolamide
[AD-A019592]
N76-32838

F

- FALK, G.**
Absolute sensitivity of rod bipolar cells in a dark-adapted retina
A76-44992
- FARLEY, A. H.**
A computer implementation of constructive visual imagery and perception
A76-44747
- FENTEN, P. H.**
The involvement of noradrenergic nerves in the cardiovascular reflex responses to lower body negative pressure in the anaesthetised rabbit
A76-44845
- FESTINGER, L.**
Eye movements, efference, and visual perception
A76-44739
- FIORENTINI, A.**
Lines and gratings - Different interocular after-effects
A76-45896
- FISEROVA-BERGEROVA, V.**
Mathematical modeling of inhalation exposure
A76-45651
- FLAIN, K. E.**
Functional and anatomical characteristics of the nerve-brown adipose interaction in the rat
A76-44844
- FLAMM, M. D.**
Noninvasive myocardial imaging with potassium-43 and rubidium-81 in patients with left bundle branch block
A76-47908
- FOGAL, G. L.**
Shuttle era waste management and biowaste monitoring
[IAP PAPER 76-046]
A76-46038
- FOSTER, T. L.**
Response of selected microorganisms to experimental planetary environments
[NASA-CR-148833]
N76-32824
- FOX, S. W.**
The evolutionary significance of phase-separated microsystems
A76-46720
- FREEMAN, D. J.**
Changes in blood enzyme activity and hematology of rats with decompression sickness
A76-46306
- FRIEDENBERG, W.**
Effect of combined action of vibration and lumbar sympathectomy on changes in peripheral vascular bed of rat hindpaws
A76-47336
- FUCHS, A. P.**
The neurophysiology of saccades
A76-44730

- FUNKHOUSER, G. E.
Protection of airline flight attendants from hypoxia following rapid decompression
A76-46305
- FUNKHOUSER, H.
NASA aviation safety reporting system [NASA-TM-X-3445]
N76-33845
- FURST, A.
Relative toxicity of pyrolysis products of some synthetic polymers
A76-45655
- G**
- GALLAGHER, J. T.
Corneal curvature changes due to exposure to a carbon dioxide laser: A preliminary report [AD-A020987]
N76-32844
- GARNETT, R.
Technique for studying synaptic connections of single motoneurons in man
A76-45775
- GASS, A. E.
Growth and development of neonatal mice exposed to high-frequency electromagnetic fields [AD-A022765]
N76-32826
- GILLIS, R. A.
Importance of the nervous system in the initiation and treatment of cardiac arrhythmias; Proceedings of the Symposium, University of California, Davis, Calif., August 17-21, 1975
A76-46686
- GILWEE, W. J.
Relative toxicity of pyrolysis products of some cellular polymers
A76-45654
- GINEWEZ, M.
Effects of simulated altitude on O2 transport in dogs
A76-47247
- GITELSON, I. I.
Problems of creating closed biological life support systems [IAF PAPER 76-040]
A76-46127
- GODFREY, S.
Estimation of cardiac output by an N2O rebreathing method in adults and children
A76-45104
- GRAVES, G. A.
Bone strength and in-flight mechanical stresses [AD-A020531]
N76-32831
- GRESTY, M.
Perception of everyday visual environments during saccadic eye movements
A76-46314
- GROJEC, M.
Some metabolic and ionic responses during experimental immobilization
A76-47331
- GROMYKO, M. M.
The relationship between the electrographic components of trace processes and the capacity of the short-duration memory of children and adults
A76-46984
- GROVER, R. F.
Depressed myocardial function in the goat at high altitude
A76-45102
- GURU, B. S.
Induced electromagnetic field and absorbed power density inside a human torso
A76-46790
- GUSKI, R.
Seven design methods for psychophysiological variables
A76-46806
- GUY, A. W.
Effects of electromagnetic fields on the nervous system [AD-A022462]
N76-32837
- H**
- HAGEMAN, G. R.
Automatic neural control of cardiac rhythm - The role of autonomic imbalance in the genesis of cardiac dysrhythmia
A76-46688
- HALL, B.
Imagery, affective arousal and memory consolidation
A76-45773
- HALL, R. J.
Eye movement fixations and gating processes
A76-44748
- HALLETT, P. E.
Saccades to flashes
A76-44742
- HARRISON, M. H.
Identification of an apprehension effect on physiological indices of thermal strain
A76-46307
- HART, G. B.
Screening test for decompression sickness
A76-46315
- HAUGE, A.
Reduction of pulsatile hydraulic power in the pulmonary circulation caused by moderate vasoconstriction
A76-45841
- HECKMAN, J.
Myocardial interaction between the ventricles
A76-45103
- HELLMAN, K. B.
A review of biological effects and potential risks associated with ultraviolet radiation as used in dentistry [PB-254273/6]
N76-33842
- HENNING, H.
Serial measurements of left ventricular ejection fraction by radionuclide angiography early and late after myocardial infarction
A76-47907
- HERRERA, W. R.
An investigation of potential inhalation toxicity of smoke from rigid polyurethane foams and polyester fabrics containing Antiblaze 19 flame retardant additive
A76-45657
- HIDSON, D. J.
Field trial of an experimental cold-weather head protector [AD-A020376]
N76-32848
- HIGGINS, E. A.
Protection of airline flight attendants from hypoxia following rapid decompression
A76-46305
- HILDO, C. J.
The sensitivity of relative toxicity rankings by the USP/NASA test method to some test variables
A76-45652
- The effect of changes in the USP/NASA toxicity screening test method on data from some cellular polymers
A76-45653
- Relative toxicity of pyrolysis products of some cellular polymers
A76-45654
- Relative toxicity of pyrolysis products of some synthetic polymers
A76-45655
- HILGENDORF, R. L.
SEEKVAL Project IAI: Effects of target number and clutter on dynamic target acquisition [AD-A024166]
N76-33849
- HILL, R. W.
Jackrabbit ears - Surface temperatures and vascular responses
A76-47549
- HINES, M. B.
Selective toxicity of 1 atmosphere of oxygen during morphogenesis of two Lepidoptera
A76-46308
- HOBBY, G. L.
The Viking biological investigation - Preliminary results
A76-45447
- HOFFMANN, S. E.
Stress in air traffic controllers - Effects of ARTS-III
A76-46302
- HOLDEN, R. D.
Intravascular bubbles associated with intravenous injections and altitude
A76-46311

- HOLLY, F. P.**
Studies of visual disorientation. 1: Perceived stability of the visual world during saccadic eye movements
[AD-A023599] N76-32828
- HONDA, Y.**
Ventilatory responses to CO2 rebreathing at rest and during exercise in untrained subjects and athletes
A76-47924
- HORE, P.**
A mathematical theory of growth processes and mechanical behavior of biological materials
N76-32822
- HOROWITZ, J. H.**
Functional and anatomical characteristics of the nerve-brown adipose interaction in the rat
A76-44844
- HOROWITZ, H. H.**
The Viking biological investigation - Preliminary results
A76-45447
- HORSTMAN, D. H.**
The amelioration of acute mountain sickness by staging and acetazolamide
[AD-A019592] N76-32838
- HORWITZ, B. A.**
Functional and anatomical characteristics of the nerve-brown adipose interaction in the rat
A76-44844
- HOUFF, C. W.**
A human factors engineering compatibility assessment of the DH-132 Helmet, Combat Vehicle Crewman (CVC)
[AD-A020150] N76-32845
- HSU, H.-T. S.**
The sensitivity of relative toxicity rankings by the USP/NASA test method to some test variables
A76-45652
- HUBBARD, J. S.**
The Viking biological investigation - Preliminary results
A76-45447
- HUFF, E. H.**
NASA aviation safety reporting system
[NASA-TM-X-3445] N76-33845
- HUSSY, W.**
The theoretical and experimental analysis of retroactive and ephorical inhibition
A76-46807
- J**
- JACKSON, E. E.**
The amelioration of acute mountain sickness by staging and acetazolamide
[AD-A019592] N76-32838
- JACOBS, H. K.**
Automatic neural control of cardiac rhythm - The role of autonomic imbalance in the genesis of cardiac dysrhythmia
A76-46688
- JAMES, W. E.**
Depressed myocardial function in the goat at high altitude
A76-45102
- JEMIAN, W. A.**
Computer modeling of the body-head-helmet system, volume 1
[AD-A023785] N76-33847
Computer modeling of the body-head-helmet system. Volume 2: Finite element coordinates and computer program subroutines for a body-head-helmet system
[AD-A023786] N76-33848
- JOHNSON, C. C.**
Comparison of theoretical and experimental absorption of radio frequency power
[AD-A022890] N76-32836
- JOHNSON, C. E.**
Heat and mass transfer in the human respiratory tract at hyperbaric pressures
[AD-A021146] N76-32842
- JOHNSON, D. L.**
Long-duration exposure to intermittent noises
A76-46313
- JOHNSTON, B. E.**
An investigation of potential inhalation toxicity of smoke from rigid polyurethane foams and polyester fabrics containing Antiblaze 19 flame retardant additive
A76-45657
- JOHNSTONE, C. J.**
Depressed myocardial function in the goat at high altitude
A76-45102
- JONES, G. B.**
The vestibular system for eye movement control
A76-44727
- JONES, S. B.**
Mechanisms of temperature regulation in heat-acclimated hamsters
A76-45100
- K**
- KACIUBA-USCILKO, H.**
Metabolic effects of prolonged restriction of physical activity in rats
A76-47330
- KALETA, Z.**
Some metabolic and ionic responses during experimental immobilization
A76-47331
- KAPITAN, P.**
The effect of sudden acceleration on certain organ-specific enzymatic reactions
A76-47334
- KARLINER, J. S.**
Serial measurements of left ventricular ejection fraction by radionuclide angiography early and late after myocardial infarction
A76-47907
- KAYE, H. P.**
Automatic neural control of cardiac rhythm - The role of autonomic imbalance in the genesis of cardiac dysrhythmia
A76-46688
- KELLER, J. G.**
An investigation of potential inhalation toxicity of smoke from rigid polyurethane foams and polyester fabrics containing Antiblaze 19 flame retardant additive
A76-45657
- KENT, K. H.**
Importance of the nervous system in the initiation and treatment of cardiac arrhythmias; Proceedings of the Symposium, University of California, Davis, Calif., August 17-21, 1975
A76-46686
Neural basis for the genesis and control of arrhythmias associated with myocardial infarction
A76-46689
- KESSLER, J. O.**
Gravitational dynamics of biosystems - Some speculations
A76-45929
- KINCHLA, R. A.**
A psychophysical model of visual-movement perception
A76-44743
- KINNEY, J. A. S.**
The effect of common therapeutic drugs on vision
[AD-A020346] N76-32833
Visual evoked responses and EEGs for divers breathing hyperbaric air: An assessment of individual differences
[AD-A020335] N76-32839
- KLEIN, H. P.**
The Viking biological investigation - Preliminary results
A76-45447
- KNOEBEL, S. B.**
Computer detection of premature ventricular complexes - A modified approach
A76-47909
- KOCH, R. A.**
Chemical evolution and the origin of life - Bibliography supplement 1974
A76-46722
- KOHAYAKAWA, Y.**
A new look at the research basis for lighting level recommendations
[PB-253112/7] N76-33843

KOLESHNIKOV, G. M.
Some aspects of the problem of increasing space flight safety
[IAF PAPER A-76-02] A76-46153

KONOVALOV, V. P.
The relationship between the electrographic components of trace processes and the capacity of the short-duration memory of children and adults
A76-46984

KOURTIDES, D. A.
The sensitivity of relative toxicity rankings by the USP/NASA test method to some test variables
A76-45652
Relative toxicity of pyrolysis products of some cellular polymers
A76-45654
Relative toxicity of pyrolysis products of some synthetic polymers
A76-45655

KOVROV, B. G.
Problems of creating closed biological life support systems
[IAF PAPER 76-040] A76-46127

KOZACHA, P. G.
On the problem of training aviatational physicians
A76-45085

KOZLOWSKI, S.
Metabolic effects of prolonged restriction of physical activity in rats
A76-47330

KRETSCHNER, V.
Can Azure B-Eosin replace the May-Gruenwald-Giemsa stain?
[NASA-TT-F-17260] N76-33837

KRONENBERG, R. S.
Frequency dependence of regional lung clearance of Xe-133 in normal men
A76-47246

KRYLOVA, N. V.
Some aspects of the problem of increasing space flight safety
[IAF PAPER A-76-02] A76-46153

KUONEN, E. A.
Heat and mass transfer in the human respiratory tract at hyperbaric pressures
[AD-A021146] N76-32842

KWABECKI, K.
Some aspects of chronobiology and their significance in aviation medicine
A76-47338

L

LABAKHUA, T. SH.
The effect of circulatory hypoxia on the direct responses of the cerebral cortex of a rabbit
A76-45372

LABOSSIERE, L. A.
The sensitivity of relative toxicity rankings by the USP/NASA test method to some test variables
A76-45652

LAUBER, J. K.
NASA aviation safety reporting system
[NASA-TM-X-3445] N76-33845

LAURINAVICHYUS, R. S.
Plant growth and development under conditions simulating weightlessness
[NASA-TT-F-17214] N76-32825

LEACH, C. S.
Space motion sickness medications - Interference with biomedical parameters
[IAF PAPER 76-036] A76-46035

LEDERBERG, J.
The Viking biological investigation - Preliminary results
A76-45447

LEE, R. D.
Biomedical ultrasonoscope
[NASA-CASE-ARC-10994-1] N76-33835

LEECH, J.
Perception of everyday visual environments during saccadic eye movements
A76-46314

LENTZ, J. H.
Nystagmus, turning sensations, and illusory movement in motion sickness susceptibility
A76-46303

LEON, H. A.
The sensitivity of relative toxicity rankings by the USP/NASA test method to some test variables
A76-45652

LEVIN, G. V.
The Viking biological investigation - Preliminary results
A76-45447

LEWI, P.
On-line computation of cardiac output with the thermodilution method, using a digital minicomputer
A76-45842

LIN, N. H.
Computer modeling of the body-head-helmet system, volume 1
[AD-A023785] N76-33847
Computer modeling of the body-head-helmet system. Volume 2: Finite element coordinates and computer program subroutines for a body-head-helmet system
[AD-A023786] N76-33848

LINDEH, R. J.
Reflexes from receptors in the heart
A76-46464

LINDEROTH, L. S., JR.
Heat and mass transfer in the human respiratory tract at hyperbaric pressures
[AD-A021146] N76-32842

LISOVSKII, G. M.
Problems of creating closed biological life support systems
[IAF PAPER 76-040] A76-46127

LOEHR, W.
Can Azure B-Eosin replace the May-Gruenwald-Giemsa stain?
[NASA-TT-F-17260] N76-33837

LONCLE, M.
Mathematical model of man's tolerance to cold using morphological factors
A76-46309
Comparison of shivering in man exposed to cold in water and in air
A76-47740

LOVELACE, D. E.
Computer detection of premature ventricular complexes - A modified approach
A76-47909

LUNDMAN, T.
Effects remaining after withdrawal of long-term beta-receptor blockade - Reduced heart rate and altered haemodynamic response to acute propranolol administration
A76-47774

LURIA, S. M.
The effect of common therapeutic drugs on vision
[AD-A020346] N76-32833
Visual evoked responses and EEGs for divers breathing hyperbaric air: An assessment of individual differences
[AD-A020335] N76-32839

LYMAN, E. G.
NASA aviation safety reporting system
[NASA-TM-X-3445] N76-33845

LYMAN, J.
Space motion sickness medications - Interference with biomedical parameters
[IAF PAPER 76-036] A76-46035

LYNCH, P. R.
Myocardial interaction between the ventricles
A76-45103

LYTLE, C. D.
A review of biological effects and potential risks associated with ultraviolet radiation as used in dentistry
[PB-254273/6] N76-33842

M

MACKAY, D. M.
Antagonism between visual channels for pattern and movement
A76-45774

MACKAY, V.
Antagonism between visual channels for pattern and movement
A76-45774

- HACKWORTH, H. H.**
Ways of recording line of sight
Stimulus density limits the useful field of view
A76-44736
A76-44746
- HALSTROM, C. W.**
Remote real-time parallel acquisition and analysis of noninvasive cardiac parameters using hybrid computer system
A76-47233
- HANNING, J. W.**
Central nervous system control of cardiac rhythm
A76-46687
- MARGULIS, L.**
Comment on Egami's concept of the evolution of nitrate respiration
A76-46721
- MARTIN, E.**
Control studies following a diabetes survey among employees of a large chemical firm [NASA-TT-F-17240]
N76-33836
- MARTIN, H. D.**
Noninvasive myocardial imaging with potassium-43 and rubidium-81 in patients with left bundle branch block
A76-47908
- MASSOUDI, H.**
Comparison of theoretical and experimental absorption of radio frequency power [AD-A022890]
N76-32836
- MATIN, L.**
Saccades and extraretinal signal for visual direction
A76-44738
- MATTERN, H.**
Control studies following a diabetes survey among employees of a large chemical firm [NASA-TT-F-17240]
N76-33836
- MCANDLESS, J. H.**
Field trial of an experimental cold-weather head protector [AD-A020376]
N76-32848
- MCCULLUM, D. E.**
Bone strength and in-flight mechanical stresses [AD-A020531]
N76-32831
- MCCUTCHEON, E. P.**
An objective determination of +/-G-sub z acceleration tolerance [IAF PAPER 76-034]
A76-46034
- MCGOWAN, R. L.**
Noninvasive myocardial imaging with potassium-43 and rubidium-81 in patients with left bundle branch block
A76-47908
- MCKAY, C. L.**
The effect of common therapeutic drugs on vision [AD-A020346]
N76-32833
Visual evoked responses and EEGs for divers breathing hyperbaric air: An assessment of individual differences [AD-A020335]
N76-32839
- MCKENZIE, J. H.**
Stress in air traffic controllers - Effects of ARTS-III
A76-46302
- MCNULTY, P. J.**
Comparison of the light flash phenomena observed in space and in laboratory experiments
A76-46020
- MEDINA, M. A.**
Growth and development of neonatal mice exposed to high-frequency electromagnetic fields [AD-A022765]
N76-32826
- MEIER, G.**
Myocardial interaction between the ventricles
A76-45103
- MELTON, C. E.**
Stress in air traffic controllers - Effects of ARTS-III
A76-46302
- MERHAV, S. J.**
On optimality in human control tasks [ICAS PAPER 76-54]
A76-47398
- MERKIS, A. I.**
Plant growth and development under conditions simulating weightlessness [NASA-TT-F-17214]
N76-32825
- MICHAELSON, E. D.**
Effect of sequential anti-G suit inflation on pulmonary capillary blood flow in man
A76-46304
- MILENSKI, J.**
SEEKVAL Project IAI: Effects of target number and clutter on dynamic target acquisition [AD-A024166]
N76-33849
- MILLER, C. H.**
The effect of changes in the USP/NASA toxicity screening test method on data from some cellular polymers
A76-45653
- MILLS, L. F.**
A review of biological effects and potential risks associated with ultraviolet radiation as used in dentistry [PB-254273/6]
N76-33842
- MIYAMURA, H.**
Ventilatory responses to CO2 rebreathing at rest and during exercise in untrained subjects and athletes
A76-47924
- MODAK, A.**
Growth and development of neonatal mice exposed to high-frequency electromagnetic fields [AD-A022765]
N76-32826
- MODELL, H.**
Evaluation of technology for spacecraft water-waste processing systems [IAF PAPER 76-043]
A76-46036
- MOHLER, S. R.**
Physiological index - An aid in developing airline pilot scheduling patterns
A76-46855
- MOHETA, J.**
The effect of sudden acceleration on certain organ-specific enzymatic reactions
A76-47334
- MONTY, R. A.**
Eye movements and psychological processes; Proceedings of the Symposium, Princeton, N.J., April 15-17, 1974
A76-44726
- MOORE-EDE, M. C.**
Control mechanisms of circadian rhythms in body composition: Implications for manned spaceflight [NASA-CR-151003]
N76-33838
- MURPHY, D. L.**
Imagery, affective arousal and memory consolidation
A76-45773
- MUSACCHIA, X. J.**
Mechanisms of temperature regulation in heat-acclimated hamsters
A76-45100
Mechanisms of radio-protection by catecholamines in the hamster *Mesocricetus auratus*/
A76-47721
- MYRE, L. G.**
Physiological effects of solar heat load in a fighter cockpit
A76-46310
- N**
- NICHOL, P. H.**
Noninvasive assessment of mitral insufficiency by transcutaneous Doppler ultrasound
A76-46813
- NIXON, C. W.**
Long-duration exposure to intermittent noises
A76-46313
- BUCKOLS, M. L.**
Heat and mass transfer in the human respiratory tract at hyperbaric pressures [AD-A021146]
N76-32842
- NUNNELEY, S. A.**
Physiological effects of solar heat load in a fighter cockpit
A76-46310
- O**
- OLSON, R. H.**
Intravascular bubbles associated with intravenous injections and altitude
A76-46311

- OPARIN, A. I.
Evolution of the concepts of the origin of life,
1924-1974 A76-46716
- OPT, P. C.
Static propensity of Air Force utility garments
and the N-3B modified jacket
[AD-A020957] N76-32847
- OROURKE, R. A.
Serial measurements of left ventricular ejection
fraction by radionuclide angiography early and
late after myocardial infarction A76-47907
- ORTH, H. F.
Control studies following a diabetes survey among
employees of a large chemical firm
[NASA-TT-F-17240] N76-33836
- OVECHKIN, V. G.
Changes in the peripheral and intracranial blood
circulation during prolonged low-magnitude
radial accelerations A76-45086
- OYAMA, V. I.
The Viking biological investigation - Preliminary
results A76-45447
- P**
- PAABO, M.
Measurements and observations of the toxicological
hazard of fire in a metrorail interior mock-up
[PB-250768/9] N76-33841
- PANG, S. H. H.
Field trial of an experimental cold-weather head
protector
[AD-A020376] N76-32848
- PARKER, J. A.
The sensitivity of relative toxicity rankings by
the USP/NASA test method to some test variables
A76-45652
- Relative toxicity of pyrolysis products of some
cellular polymers A76-45654
- Relative toxicity of pyrolysis products of some
synthetic polymers A76-45655
- PATTERSON, A. M.
Measurements of the temperature profiles in the
forearm skin of a nude resting subject exposed
to a range of thermally neutral environments
[ISBN-0-85494-371-4] N76-32827
- PAULSON, H. M.
The effect of common therapeutic drugs on vision
[AD-A020346] N76-32833
- PAYNE, P. R.
On quantizing ride comfort and allowable
accelerations
[AIAA PAPER 76-873] A76-45516
- PEASE, V. P.
Comparison of the light flash phenomena observed
in space and in laboratory experiments A76-46020
- PERSAUD, J. A.
Noninvasive assessment of mitral insufficiency by
transcutaneous Doppler ultrasound A76-46813
- PHEENY, H.
Incidence of decompression sickness in Navy
low-pressure chambers A76-46316
- PHILP, R. B.
Changes in blood enzyme activity and hematology of
rats with decompression sickness A76-46306
- PIENNE, H.
Reduction of pulsatile hydraulic power in the
pulmonary circulation caused by moderate
vasoconstriction A76-45841
- PITT, B.
Measurements and observations of the toxicological
hazard of fire in a metrorail interior mock-up
[PB-250768/9] N76-33841
- POBOSKA, E.
Metabolic effects of prolonged restriction of
physical activity in rats A76-47330
- POLA, J.
Voluntary saccades, eye position, and perceived
visual direction A76-44741
- PONNAMPERUMA, C.
The organic chemistry and biology of the
atmosphere of the planet Jupiter A76-47548
- PONTO, R. A.
Frequency dependence of regional lung clearance of
Xe-133 in normal men A76-47246
- POPP, R. L.
Echocardiographic assessment of cardiac disease
A76-46812
- POYART, C.
Renal hemodynamics and renal O2 uptake during
hypoxia in the anesthetized rabbit A76-47739
- PREWITT, R. L.
Mechanisms of radio-protection by catecholamines
in the hamster *Mesocricetus auratus*/ A76-47721
- PUTNAM, D. F.
Evaluation of technology for spacecraft
water-waste processing systems
[IAP PAPER 76-043] A76-46036
- Q**
- QUANJER, P. H.
The influence of CSF calcium and magnesium on the
ventilatory response to carbon dioxide during
hyperoxia A76-47737
- R**
- RAMBLER, M.
Comment on Egami's concept of the evolution of
nitrate respiration A76-46721
- RANDALL, W. C.
Automatic neural control of cardiac rhythm - The
role of autonomic imbalance in the genesis of
cardiac dysrhythmia A76-46688
- RASMUSSEN, S.
Computer detection of premature ventricular
complexes - A modified approach A76-47909
- REID, J. L.
Central and peripheral catecholamine mechanisms in
circulatory control A76-46470
- RENEHAN, R. S.
On-line computation of cardiac output with the
thermodilution method, using a digital
minicomputer A76-45842
- RICH, A.
The Viking biological investigation - Preliminary
results A76-45447
- RIECKERT, H.
The physiology of orthostatic regulation A76-46468
- ROBBINS, D. H.
Simulation of human body response to crash loads
N76-32362
- ROBINSON, D. A.
The physiology of pursuit eye movements A76-44728
- ROBINSON, S. M.
The amelioration of acute mountain sickness by
staging and acetazolamide
[AD-A019592] N76-32838
- ROSCH, E.
Secondary task for full flight simulation
incorporating tasks that commonly cause pilot
error: Time estimation
[NASA-TN-X-74153] N76-33846
- ROSENBLATT, L. S.
Space motion sickness medications - Interference
with biomedical parameters
[IAP PAPER 76-036] A76-46035

- ROSITANO, S. A.
An objective determination of +/-G-sub z
acceleration tolerance
[IAF PAPER 76-034] A76-46334
- ROSS, J. H.
Static propensity of Air Force utility garments
and the N-3B modified jacket
[AD-A020957] N76-32847
- ROSTAMI, A.
Effects of simulated altitude on O2 transport in
dogs A76-47247
- ROUSSEL, B.
Circadian rhythms of rat internal temperatures and
thermal ambience A76-47738
- ROPATHENE, O. Y.
Plant growth and development under conditions
simulating weightlessness
[NASA-TT-P-17214] N76-32825
- S**
- SACKER, M. A.
Effect of sequential anti-G suit inflation on
pulmonary capillary blood flow in man A76-46304
- SALDIVAR, J. T.
Stress in air traffic controllers - Effects of
ARTS-III A76-46302
- SANDLER, H.
An objective determination of +/-G-sub z
acceleration tolerance
[IAF PAPER 76-034] A76-46034
- SANTANORE, W. P.
Myocardial interaction between the ventricles
A76-45103
- SAROL, Z.
Effects of breathing air with increased carbon
dioxide content on the human organism A76-47337
- SAUER, B. W.
Remote real-time parallel acquisition and analysis
of noninvasive cardiac parameters using hybrid
computer system A76-47233
- SAUER, B. L.
Shuttle era waste management and biowaste monitoring
[IAF PAPER 76-046] A76-46038
- SAVICHENE, E. K.
Plant growth and development under conditions
simulating weightlessness
[NASA-TT-P-17214] N76-32825
- SAXTON, C.
Identification of an apprehension effect on
physiological indices of thermal strain A76-46307
- SAXTON, G. L.
Relative toxicity of pyrolysis products of some
cellular polymers A76-45654
- SCHELBERT, H. R.
Serial measurements of left ventricular ejection
fraction by radionuclide angiography early and
late after myocardial infarction A76-47907
- SCHMIDT, F. H.
Control studies following a diabetes survey among
employees of a large chemical firm
[NASA-TT-P-17240] N76-33836
- SCHOPF, J. W.
Are the oldest 'fossils', fossils A76-46718
- SCHWEIGART, U.
Red cell hemoglobin, hydrogen ion and electrolyte
concentrations during exercise in trained and
untrained subjects A76-46809
- SEDGWICK, H. A.
Eye movements, efference, and visual perception
A76-44739
- SEDLAK, W.
The silicon component in living cells and organisms
[NRC/CNR-TT-1879] N76-32823
- SENDERS, J. W.
Eye movements and psychological processes;
Proceedings of the Symposium, Princeton, N.J.,
April 15-17, 1974 A76-44726
- SHANNON, R.
Respiratory frequency control during hypercapnia
in vagotomized, anesthetized cats A76-47248
- SHARP, L.
Role of cardiovascular receptors in the control of
ADH release A76-46466
- SIDKO, P. IA.
Problems of creating closed biological life
support systems
[IAF PAPER 76-040] A76-46127
- SIRETEANU, R.
Lines and gratings - Different interocular
after-effects A76-45896
- SKAVENSKI, A. A.
The nature and role of extraretinal eye-position
information in visual localization A76-44744
- SKIPKA, W.
Effect of physical fitness on vanillylmandelic
acid excretion during immersion A76-46810
- SKRZYPCZYK, J.
Technical equipment and physicochemical parameters
of culture of unicellular algae for ecologic
closed systems A76-47341
- SLATTENGREN, C. L.
Relative toxicity of pyrolysis products of some
synthetic polymers A76-45655
- SLEIGHT, P.
Neurophysiology of the carotid sinus receptors in
normal and hypertensive animals and man A76-46465
- SMITH, J. B.
Dynamic properties of the human head A76-44764
- SMITH, K. H.
Decompression-induced decrease in nitrogen
elimination rate in awake dogs A76-45101
- SMITH, R. C.
Stress in air traffic controllers - Effects of
ARTS-III A76-46302
- SMOLICZ, T.
Monitored approach as initial stage in training of
pilots for Category II landing A76-44924
- SNOECKI, L. H.
On-line computation of cardiac output with the
thermodilution method, using a digital
minicomputer A76-45842
- SOLOVEVA, I. B.
Some aspects of the problem of increasing space
flight safety
[IAF PAPER A-76-02] A76-46153
- SPINELLI, D.
Lines and gratings - Different interocular
after-effects A76-45896
- SPURLOCK, J. M.
Evaluation of technology for spacecraft
water-waste processing systems
[IAF PAPER 76-043] A76-46036
- STAVINOHAI, W. B.
Growth and development of neonatal mice exposed to
high-frequency electromagnetic fields
[AD-A022765] N76-32826
- STEGEMANN, J.
Relationships between training condition and
orthostatic tolerance A76-46472
- STEIN, H. G.
Bone strength and in-flight mechanical stresses
[AD-A020531] N76-32831
- STEIN, R. L.
An ice-cooling garment for mine rescue teams
[PB-254487/2] N76-33850

- STEINMAN, R. M.**
Role of eye movements in maintaining a phenomenally clear and stable world
A76-44733
- STEPHENS, J. A.**
Technique for studying synaptic connections of single motoneurons in man
A76-45775
- STEPHENSON, H. R.**
Long-duration exposure to intermittent noises
A76-46313
- STODOLNIK-BARANSKA, W.**
Effect of long-term hypodynamia and hypokinesia on the functional state and ultrastructure of striated muscles
A76-47332
- STRAAT, P. A.**
The Viking biological investigation - Preliminary results
A76-45447
- STRAUSS, H. S.**
The effect of common therapeutic drugs on vision [AD-A020346]
N76-32833
- SUGGS, C. W.**
Dynamic properties of the human head
A76-44764
- SUNDERMAN, P. W., JR.**
Toxicology and metabolism of nickel compounds [COO-3140-34]
N76-33839
- SWANSON, H. T.**
Decompression-induced decrease in nitrogen elimination rate in awake dogs
A76-45101
- SILVESTER-BRADLEY, P. C.**
Evolutionary oscillation in prebiology - Igneous activity and the origins of life
A76-46717
- T**
- TANNELING, G. J.**
The influence of CSF calcium and magnesium on the ventilatory response to carbon dioxide during hyperoxia
A76-47737
- TENPEL, G. E.**
Mechanisms of temperature regulation in heat-acclimated hamsters
A76-45100
- TERELAK, J.**
Emotional reactivity and motivation in pilots
A76-47340
- TERPOLILLI, R. M.**
Toxic point determination of selected hazardous materials [PB-250450/4]
N76-33840
- TERSKOV, I. A.**
Problems of creating closed biological life support systems [IAF PAPER 76-040]
A76-46127
- TIBBS, U.**
Red cell hemoglobin, hydrogen ion and electrolyte concentrations during exercise in trained and untrained subjects
A76-46809
- TINBAL, J.**
Mathematical model of man's tolerance to cold using morphological factors
A76-46309
- Comparison of shivering in man exposed to cold in water and in air
A76-47740
- TOHLINSON, D. R.**
The involvement of noradrenergic nerves in the cardiovascular reflex responses to lower body negative pressure in the anaesthetised rabbit
A76-44845
- TORLEY, L. W.**
Role of carbon dioxide in inert gas narcosis [AD-A020984]
N76-32843
- TRINDER, E.**
Perception of everyday visual environments during saccadic eye movements
A76-46314
- TUCKER, C. E.**
Depressed myocardial function in the goat at high altitude
A76-45102

- TULUNAY-KEESEY, U.**
The role of eye movements in maintenance of vision
A76-44732

U

- USACHEV, V. V.**
Changes in the peripheral and intracranial blood circulation during prolonged low-magnitude radial accelerations
A76-45086
- USHERWOOD, T. P.**
Technique for studying synaptic connections of single motoneurons in man
A76-45775
- USTIUSHIN, B. V.**
Changes in the peripheral and intracranial blood circulation during prolonged low-magnitude radial accelerations
A76-45086

V

- VAN DE WATER, A.**
On-line computation of cardiac output with the thermodilution method, using a digital minicomputer
A76-45842
- VAN HOEK, L. D.**
The visual evoked response and color discrimination
A76-45895
- VEGTE, J. H.**
Jackrabbit ears - Surface temperatures and vascular responses
A76-47549
- VERBA, J. W.**
Serial measurements of left ventricular ejection fraction by radionuclide angiography early and late after myocardial infarction
A76-47907
- VERHEYEN, J. L.**
On-line computation of cardiac output with the thermodilution method, using a digital minicomputer
A76-45842
- VERNIKOS-DANELIS, J.**
Space motion sickness medications - Interference with biomedical parameters [IAF PAPER 76-036]
A76-46035
- VOLKMAN, F. C.**
Saccadic suppression - A brief review
A76-44731
- VON EYE, A.**
The theoretical and experimental analysis of retroactive and ephorical inhibition
A76-46807
- VORONIN, L. G.**
The relationship between the electrographic components of trace processes and the capacity of the short-duration memory of children and adults
A76-46984

W

- WALTZ, D. L.**
New progress in robotics
A76-46457
- WANGENSTEEN, O. D.**
Frequency dependence of regional lung clearance of Xe-133 in normal men
A76-47246
- WARD, P.**
Pursuit eye movements and visual localization
A76-44745
- WARSHAWSKY, A. S.**
The calculation of absorbed dose and tissue transmission factors [AD-A012684]
N76-32841
- WASH, S. E.**
Computer detection of premature ventricular complexes - A modified approach
A76-47909
- WEHRMACHER, W.**
Automatic neural control of cardiac rhythm - The role of autonomic imbalance in the genesis of cardiac dysrhythmia
A76-46688

WEINGARTNER, H.
Imagery, affective arousal and memory consolidation
A76-45773

WEINSTEIN, W.
Imagery, affective arousal and memory consolidation
A76-45773

WEISKOPF, R. B.
The amelioration of acute mountain sickness by
staging and acetazolamide
[AD-A019592] N76-32838

WEISS, H. S.
Role of carbon dioxide in inert gas narcosis
[AD-A020984] N76-32843

WELCH, T. G.
Noninvasive myocardial imaging with potassium-43
and rubidium-81 in patients with left bundle
branch block
A76-47908

WELLSAND, J. A.
Proposed revisions to ANSI standard C95.1 for
exposure to radio frequency and microwave
radiations
[AD-A020681] N76-32840

WEST, M. W.
Chemical evolution and the origin of life -
Bibliography supplement 1974
A76-46722

WIHANS, L., JR.
Response of selected microorganisms to
experimental planetary environments
[NASA-CR-148833] N76-32824

WINGET, C. M.
Space motion sickness medications - Interference
with biomedical parameters
[IAF PAPER 76-036] A76-46035

WITTE, L. C.
Thermophysical properties of foodstuffs
[ASME PAPER 76-HT-59] A76-46592

WITTEKIND, D.
Can Azure B-Eosin replace the May-Gruenwald-Giemsa
stain?
[NASA-TT-P-17260] N76-33837

WOJTKOWIAK, M.
Assessment of tolerance limits in subjects tested
on human centrifuge
A76-47333

WOODWARD, C. L.
A human factors engineering compatibility
assessment of the DH-132 Helmet, Combat Vehicle
Crewman (CVC)
[AD-A020150] N76-32845

WROBLEWSKI, T. E.
Some metabolic and ionic responses during
experimental immobilization
A76-47331

WURTZ, R. H.
Extraretinal influences on the primate visual system
A76-44740

Y

YAMASHINA, T.
Ventilatory responses to CO2 rebreathing at rest
and during exercise in untrained subjects and
athletes
A76-47924

YASUI, S.
Eye movements during afterimage tracking under
sinusoidal and random vestibular stimulation
A76-44729

YATES, D.
The involvement of noradrenergic nerves in the
cardiovascular reflex responses to lower body
negative pressure in the anaesthetised rabbit
A76-44845

YONEMURA, G. T.
A new look at the research basis for lighting
level recommendations
[PB-253112/7] N76-33843

YOUNG, L. R.
Eye movements during afterimage tracking under
sinusoidal and random vestibular stimulation
A76-44729
Physical characteristics of the eye used in
eye-movement measurement
A76-44734

Z

ZARET, B. L.
Noninvasive myocardial imaging with potassium-43
and rubidium-81 in patients with left bundle
branch block
A76-47908

ZEIDIPARD, E.
Estimation of cardiac output by an N2O rebreathing
method in adults and children
A76-45104

ZIMMER, A.
Effects on the information processing capacity
which are obtained by taking into account the
subjective organization
A76-46808

1 Report No NASA SP-7011(162)	2 Government Accession No	3 Recipient's Catalog No.	
4 Title and Subtitle AEROSPACE MEDICINE AND BIOLOGY A Continuing Bibliography (Supplement 162)		5 Report Date January 1977	6 Performing Organization Code
		8 Performing Organization Report No	
7 Author(s)		10 Work Unit No	
9 Performing Organization Name and Address National Aeronautics and Space Administration Washington, D. C. 20546		11 Contract or Grant No	
		13 Type of Report and Period Covered	
12 Sponsoring Agency Name and Address		14 Sponsoring Agency Code	
		15 Supplementary Notes	
16 Abstract This bibliography lists 189 reports, articles, and other documents introduced into the NASA scientific and technical information system in December 1976.			
17 Key Words (Suggested by Author(s)) Aerospace Medicine Bibliographies Biological Effects		18 Distribution Statement Unclassified - Unlimited	
19 Security Classif (of this report) Unclassified	20 Security Classif (of this page) Unclassified	21 No of Pages 66	22 Price* \$4.00 HC,

PUBLIC COLLECTIONS OF NASA DOCUMENTS

DOMESTIC

NASA distributes its technical documents and bibliographic tools to ten special libraries located in the organizations listed below. Each library is prepared to furnish the public such services as reference assistance, interlibrary loans, photocopy service, and assistance in obtaining copies of NASA documents for retention.

CALIFORNIA

University of California, Berkeley

COLORADO

University of Colorado, Boulder

DISTRICT OF COLUMBIA

Library of Congress

GEORGIA

Georgia Institute of Technology, Atlanta

ILLINOIS

The John Crerar Library, Chicago

MASSACHUSETTS

Massachusetts Institute of Technology, Cambridge

MISSOURI

Linda Hall Library, Kansas City

NEW YORK

Columbia University, New York

PENNSYLVANIA

Carnegie Library of Pittsburgh

WASHINGTON

University of Washington, Seattle

NASA publications (those indicated by an "*" following the accession number) are also received by the following public and free libraries:

CALIFORNIA

Los Angeles Public Library

San Diego Public Library

COLORADO

Denver Public Library

CONNECTICUT

Hartford Public Library

MARYLAND

Enoch Pratt Free Library, Baltimore

MASSACHUSETTS

Boston Public Library

MICHIGAN

Detroit Public Library

MINNESOTA

Minneapolis Public Library

MISSOURI

Kansas City Public Library

St. Louis Public Library

NEW JERSEY

Trenton Public Library

NEW YORK

Brooklyn Public Library

Buffalo and Erie County Public Library

Rochester Public Library

New York Public Library

OHIO

Akron Public Library

Cincinnati Public Library

Cleveland Public Library

Dayton Public Library

Toledo Public Library

OKLAHOMA

Oklahoma County Libraries, Oklahoma City

TENNESSEE

Memphis Public Library

TEXAS

Dallas Public Library

Fort Worth Public Library

WASHINGTON

Seattle Public Library

WISCONSIN

Milwaukee Public Library

An extensive collection of NASA and NASA-sponsored documents and aerospace publications available to the public for reference purposes is maintained by the American Institute of Aeronautics and Astronautics, Technical Information Service, 750 Third Avenue, New York, New York, 10017.

EUROPEAN

An extensive collection of NASA and NASA-sponsored publications is maintained by the British Library Lending Division, Boston Spa, Wetherby, Yorkshire, England. By virtue of arrangements other than with NASA, the British Library Lending Division also has available many of the non-NASA publications cited in *STAR*. European requesters may purchase facsimile copy or microfiche of NASA and NASA-sponsored documents, those identified by both the symbols "*" and "#", from ESRO/ELDO Space Documentation Service, European Space Research Organization, 114, av. Charles de Gaulle, 92-Neuilly-sur-Seine, France.

NATIONAL AERONAUTICS AND SPACE ADMINISTRATION

WASHINGTON D C 20546

OFFICIAL BUSINESS

PENALTY FOR PRIVATE USE \$300

SPECIAL FOURTH CLASS MAIL
Book

POSTAGE AND FEES PAID
NATIONAL AERONAUTICS AND
SPACE ADMINISTRATION
NASA-451



POSTMASTER

If Undeliverable (Section 158
Postal Manual) Do Not Return

NASA CONTINUING BIBLIOGRAPHY SERIES

NUMBER	TITLE	FREQUENCY
NASA SP-7011	AEROSPACE MEDICINE AND BIOLOGY Aviation medicine, space medicine, and space biology	Monthly
NASA SP-7037	AERONAUTICAL ENGINEERING Engineering, design, and operation of aircraft and aircraft components	Monthly
NASA SP-7039	NASA PATENT ABSTRACTS BIBLIOGRAPHY NASA patents and applications for patent	Semiannually
NASA SP-7041	EARTH RESOURCES Remote sensing of earth resources by aircraft and spacecraft	Quarterly
NASA SP-7043	ENERGY Energy sources, solar energy, energy conversion, transport, and storage	Quarterly
NASA SP-7500	MANAGEMENT Program, contract, and personnel management, and management techniques	Annually

Details on the availability of these publications may be obtained from:

SCIENTIFIC AND TECHNICAL INFORMATION OFFICE

NATIONAL AERONAUTICS AND SPACE ADMINISTRATION

Washington, D.C. 20546