

## General Disclaimer

### One or more of the Following Statements may affect this Document

- This document has been reproduced from the best copy furnished by the organizational source. It is being released in the interest of making available as much information as possible.
- This document may contain data, which exceeds the sheet parameters. It was furnished in this condition by the organizational source and is the best copy available.
- This document may contain tone-on-tone or color graphs, charts and/or pictures, which have been reproduced in black and white.
- This document is paginated as submitted by the original source.
- Portions of this document are not fully legible due to the historical nature of some of the material. However, it is the best reproduction available from the original submission.

(NASA-TM-78232) AN EVALUATION OF GREASE  
TYPE BALL BEARING LUBRICANTS OPERATING IN  
VARIOUS ENVIRONMENTS (NASA) 24 p  
HC A02/MP A01

N79-27515

CSSL 13I

63/37

Unclas  
29225

# NASA TECHNICAL MEMORANDUM

NASA TM-78232

AN EVALUATION OF GREASE TYPE BALL  
BEARING LUBRICANTS OPERATING IN  
VARIOUS ENVIRONMENTS  
(Status Report No. 4)

By E. L. McMurtrey  
Materials and Processes Laboratory

July 1979

**NASA**



*George C. Marshall Space Flight Center  
Marshall Space Flight Center, Alabama*

## TABLE OF CONTENTS

|  | Page |
|--|------|
| I. INTRODUCTION. . . . .                                 | 1    |
| II. TEST EQUIPMENT. . . . .                              | 1    |
| III. TEST PROCEDURE . . . . .                            | 2    |
| IV. TEST RESULTS. . . . .                                | 8    |
| A. Low Temperature Start Tests. . . . .                  | 8    |
| B. Standard Vacuum Weight Loss Tests . . . . .           | 10   |
| C. Continuous Vacuum Ambient Temperature Tests . . . . . | 10   |
| D. Continuous Vacuum High Temperature Tests. . . . .     | 10   |
| E. Continuous Oxidation Tests . . . . .                  | 13   |
| F. Start-Stop Vacuum Ambient Temperature Tests. . . . .  | 13   |
| V. FUTURE PLANS . . . . .                                | 16   |
| VI. PRESENT STATUS. . . . .                              | 16   |
| VII. CONCLUSIONS. . . . .                                | 19   |
| REFERENCES. . . . .                                      | 19   |

## LIST OF ILLUSTRATIONS

| Figure | Title  | Page |
|--------|--|------|
| 1.     | Test motors in vacuum chamber with bell jar removed. . . . . | 3    |
| 2.     | Disassembled ac motor with R-4 bearings . . . . .            | 4    |

## LIST OF TABLES

| Table | Title   | Page |
|-------|---|------|
| 1.    | Description of Test Lubricants . . . . .          | 6    |
| 2.    | Present Status of Lubricant Tests . . . . .       | 7    |
| 3.    | Low Temperature Start, °C . . . . .               | 9    |
| 4.    | Results of Vacuum Tests at 38°C. . . . .          | 11   |
| 5.    | Results of Vacuum Tests at 93.3°C . . . . .       | 12   |
| 6.    | Results of Oxidizing Tests . . . . .              | 14   |
| 7.    | Results of Start-Stop Tests . . . . .             | 15   |
| 8.    | Lubricant Rating Chart . . . . .                  | 17   |
| 9.    | Hours to Failure in Tests Now Operating . . . . . | 18   |

**PRECEDING PAGE BLANK NOT FILLED**

# AN EVALUATION OF GREASE TYPE BALL BEARING LUBRICANTS OPERATING IN VARIOUS ENVIRONMENTS

(Status Report No. 4)

## I. INTRODUCTION

This is the fourth in a series of status reports to be issued covering a long-term test program to evaluate a number of fluid lubricants in ball bearings operating under various environmental conditions. A previous report [1] discussed the general test program and gave the results of the first series of vacuum ambient temperature tests. Since that report, sufficient progress has been made to provide a comparison of many of the greases being evaluated for ball bearing lubricants in different environments; therefore, it is believed that the information also contained in reports Nos. 2 and 3 [2,3] will prove useful to those responsible for selecting lubricants for various space missions.

This program is an extension and expansion on pioneering work done by Young et al [4] on fluid lubricated bearings operating in vacuum. Because many of the spacecraft planned for the future will require mechanisms that can operate for long periods of time in adverse environments, it is necessary to define the operating limits of available lubricants in these environments. As of March 1979, 340 sets of 680 bearings have completed 1 year of testing, and 100 sets of 200 bearings are undergoing tests. The present plan is to continue the test program using commercially available greases to determine statistically which lubricants will provide maximum bearing operating life with the environmental conditions under which they may be used. This procedure has been used to eliminate all but four candidate lubricants for 5-year tests. These lubricants are now being tested under selected environmental conditions to failure or for a 5-year period.

## II. TEST EQUIPMENT

To provide a statistical sample of a number of lubricants operating under various environmental conditions, it is necessary to conduct a large number of

tests simultaneously. Therefore, 20 test motors, each containing two test bearings, are set up in each chamber. Each test set consists of four samples (eight bearings) of five different lubricants for the 1 year tests. One test set is shown in Figure 1. The bearings chosen for testing are size R-4, 0.635 cm I.D. by 1.59 cm O.D. (0.25 in. I.D. by 0.625 in. O.D.), 440 C steel (RC 60-65) with ribbon type stainless steel cages. An approximate 10 to 15 percent fill of the candidate greases is applied to each bearing.

The motors used in these tests have the following characteristics:

- a. Type — ac hysteresis, single phase, 60 cycle
- b. Speed — 3600 rpm, synchronous
- c. Current — 0.22 amp.

Because these motors do not use brushes, no problems are encountered with brush dust contamination of the bearings. In addition, these motors use approximately the same current when stalled as when operating at 3600 rpm; consequently, a bearing failure does not cause motor damage from overheating. A disassembled motor bearing set is shown in Figure 2.

To control temperature, the motors are mounted in an aluminum plate which is furnished with passages so that thermal control fluids (water or liquid nitrogen) may be used to control the motor temperature. Temperature is measured by thermocouples attached to the mounting plate and to selected motor cases.

Each mounting plate with its motor set is placed in a glass bell jar vacuum system. These bell jars are part of a 12-position vacuum system which is capable of maintaining pressures in the  $1.3 \times 10^{-4}$  N/m<sup>2</sup> ( $1 \times 10^{-6}$  torr) range during test operation. The same bell jars are used for the oxidation and low temperature tests.

### III. TEST PROCEDURE

Since most bearings operating in space are not subject to a radial load, the major load to the test bearings is a thrust load applied by a wave washer. The motors, specially ordered from the manufacturer, are shimmed to maintain a 2.27 kg (5 lb) thrust load on both bearings. This is equivalent to a  $1.28 \times 10^9$  N/m<sup>2</sup> (185 000 psi) Hz stress on the balls and inner races. The 3600 rpm




Figure 1. Test motors in vacuum chamber with bell jar removed.




Figure 2. Disassembled ac motor with R-4 bearings.



speed allows 216 000 rev/h on each bearing until failure. Each bearing which survives the 1-year test will have completed approximately 1 892 000 000 revolutions.

At the beginning of the test program, 25 lubricants from seven general chemical classes were selected for evaluation, with 8 lubricants being added after the test program had begun. These lubricants were selected to represent most of the military grease specifications, as well as special nonspecification materials which had shown promise in space applications. The code designations given do not necessarily indicate different chemical compositions; the greases designated PFPE-4, PFPE-5, and PFPE-6 are from the same supplier, but with different base oil viscosities.

A general description of these greases is given in Table 1. It is planned to add additional lubricants to the test program (eight lubricants have been added) if data on new lubricants indicate that they have characteristics that would make them good candidates for one or more of the environments being used in the test program.

The environments for the test program to date are as follows:

- a.  $6.895 \times 10^4$  N/m<sup>2</sup> (10 psi) O<sub>2</sub> at 90 percent relative humidity (oxidation tests)
- b. Vacuum, ambient temperature (38°C)
- c. Vacuum, high temperature (93.3°C)
- d. Vacuum, ambient temperature, with start-stop operation
- e. Low temperature start.

The present status of the test program is given in Table 2.

The evaluations for all tests, except the low temperature tests, are based primarily on a go/no-go system. The motor torque is low and the inertia of the system is low; therefore, when the bearing tends to seize, the motor stops without further damage to the bearings. The following data are taken during the test:

ORIGINAL PAGE IS  
OF POOR QUALITY

TABLE 1. DESCRIPTION OF TEST LUBRICANTS

| Manufacturer Designation | Lubricant Code | MIL Spec | General Chem. Class of Base Oil | Thickener                  | 38C Oil Viscosity (cs) | Oil Viscosity Index | Description                                      |
|--------------------------|----------------|----------|---------------------------------|----------------------------|------------------------|---------------------|--|
| KG 80                    | M-1            | 83176    | Highly Refined Mineral          | Inorganic                  | 158                    | 101                 | Instrument Bearing Grease                        |
| SRG-200                  | M-2            |          | Highly Refined Mineral          | Inorganic                  | 400                    | 110                 | Bearing Grease                                   |
| Aeroshell 5              | M-3            | 3545B    | Mineral                         | Microgel                   | 300                    |                     | High Temp Aircraft Grease                        |
| Royco 24R                | M-4            | 10924B   | Mineral                         | Li Soap                    |                        |                     | General Purpose Grease                           |
| Royco 49                 | M-5            | 23549A   | Mineral                         | MoS <sub>2</sub> -Nonsoap  |                        |                     | General Purpose Grease                           |
| Aeroshell 14             | M-6            | 25537A   | Mineral                         | Ca Soap                    | 14                     |                     | Oscillating Bearing Grease                       |
| Aeroshell 16             | M-7            | 25760A   | Synthetic Mineral               | Microgel                   | 38                     |                     | Bearing Grease, Wide Temp Range                  |
| Apiezon L                | M-8            |          | Straight Chain Hydrocarbon      | None                       |                        |                     | Vacuum Grease                                    |
| Unitemp 500              | M-9            |          | Mineral-Diester                 | Na Soap                    | 55                     |                     | Bearing Grease, Wide Temp                        |
| Mobilgrease 28           | M-10           | 81322    | Synthetic Hydrocarbon           | Nonsoap                    |                        |                     | High Temp Aircraft Grease                        |
| Conoco HD#2              | M-11           |          | Mineral                         | Synthetic                  | 108                    |                     | High Temp Corrosion Resistant Grease             |
| Supermil 06752           | ES-1           | 25760A   | Diester                         | Arylurea                   | 14                     |                     | Bearing Grease, Wide Temp                        |
| Aeroshell 17             | ES-2           | 21164C   | Diester                         | Microgel                   |                        |                     | Wide Temp Grease with MoS <sub>2</sub>           |
| Aeroshell 7              | ES-3           | 23827A   | Diester                         | Microgel                   | 14                     |                     | Aircraft Instrument Grease                       |
| L-11C                    | ES-4           |          | Diester                         | Li Soap + MoS <sub>2</sub> | 14                     |                     | Aircraft Instrument Grease                       |
| Exxon 5182               | ES-5           |          | Synthetic Ester                 | Li Soap                    | 162                    | 160                 | High Temp Aircraft Grease                        |
| Exxon Beacon 325         | ES-6           | 23627    | Synthetic Ester                 | Li Soap                    | 11.8                   |                     | Low Temp Grease                                  |
| D.C. No. 33              | Si-1           |          | Silicone                        | Li Soap                    | 750                    |                     | Vacuum Grease                                    |
| G-351                    | Si-2           |          | Silicone                        | Li Soap                    |                        |                     | High Temp Ball Bearing Grease                    |
| Supermil 31052           | Si-3           | 250130   | Silicone                        | Organic Dye                |                        |                     | Ball and Roller Bearing Grease                   |
| G-330M                   | Si-4           |          | Silicone                        |                            |                        |                     | General Purpose Grease                           |
| G-341L                   | Si-5           |          | Silicone                        |                            |                        |                     | Aircraft and Instrument Grease                   |
| 3L27-2                   | Si-X           |          | Silicone                        | Silica                     |                        |                     | Radiation Resistant Bearing Grease, Experimental |
| FS 1281                  | FS-1           |          | Fluorosilicone                  | Silica                     |                        |                     | Vacuum Grease, Low Speed Bearing                 |
| FS 1290                  | FS-2           |          | Fluorosilicone                  |                            |                        |                     | Chem. Inert Bearing Grease                       |
| 803                      | PFPE-1         |          | PFPE                            | Fluorotelomer              | 424                    | 129                 | High Vacuum Bearing Grease                       |
| 3L38-RP                  | PFPE-2         |          | PFPE                            | Fluorotelomer              | 129                    | 350                 | Chem. Inert High and Low Temp Grease             |
| 3L-38RP Baked*           |                |          |                                 |                            |                        |                     |  |
| 631A                     | PFPE-3         |          | PFPE                            | Fluorotelomer              | 153                    | 110                 | Chem. Inert Bearing Grease                       |
| 240AZ                    | PFPE-4         |          | PFPE                            | Fluorotelomer              | 18                     | 23                  | Chem. Inert, Low Temp Grease                     |
| 240AB                    | PFPE-5         |          | PFPE                            | Fluorotelomer              | 85                     | 113                 | Chem. Inert Vacuum Grease, High Temp             |
| 240AC                    | PFPE-6         |          | PFPE                            | Fluorotelomer              | 270                    | 134                 | Chem. Inert Vacuum Grease, High Temp             |
| Kel-F No. 90             | FCC-1          |          | Fluorocarbon                    | Silica                     |                        |                     | Chem. Inert High Temp Grease                     |

\*Vacuum baked at 212°F for 20 hrs.

TABLE 2. PRESENT STATUS OF LUBRICANT TESTS

| Lube Code      |        | Test Conditions       |               |                 |                     |                       |
|----------------|--------|-----------------------|---------------|-----------------|---------------------|-----------------------|
|                |        | Oxidizing Environment | Vacuum (38°C) | Vacuum (93.3°C) | Vacuum (Start-stop) | Low Temperature Start |
| KG-80          | M-1    | a                     | a             | a               | a                   | a                     |
| SRG-200        | M-2    |                       | a             | a               | a                   | a                     |
| Aeroshell 5    | M-3    |                       | a, c          | a, c            | a, c                | a                     |
| Royco 24R      | M-4    |                       | a             |                 |                     | a                     |
| Royco 49       | M-5    |                       | a             | a               | a                   | a                     |
| Aeroshell 14   | M-6    |                       | a             |                 |                     | a                     |
| Aeroshell 16   | M-7    |                       | a             |                 |                     |                       |
| Apiezon L      | M-8    |                       | a             |                 |                     |                       |
| Unitemp 500    | M-9    |                       | a             |                 |                     |                       |
| Mobilgrease 28 | M-10   |                       | a             | b               | a                   |                       |
| Conoco HD #2   | M-11   |                       | b             | b               | a                   | a                     |
| Supermil 06752 | ES-1   | a                     | a             |                 | a                   | a                     |
| Aeroshell 17   | ES-2   |                       | a             |                 |                     |                       |
| Aeroshell 7    | ES-3   |                       |               | a               | a                   | a                     |
| L-11G          | ES-4   |                       | a             |                 |                     | a                     |
| Exxon 5182     | ES-5   |                       | b             | b               | a                   | a                     |
| Exxon 325      | ES-6   |                       | b             |                 |                     | a                     |
| DC No. 33      | SI-1   | a                     | a             |                 |                     |                       |
| G-351          | SI-2   | a                     | a, c          | a, c            | a, c                | a                     |
| Supermil 31052 | SI-3   |                       | a             | a               | a                   | a                     |
| G-330M         | SI-4   |                       |               | a               |                     |                       |
| G-341L         | SI-5   |                       | b             | b               | a                   | a                     |
| 3L27-2         | SI-X   | a                     | a             | a               |                     |                       |
| FS-1281        | FS-1   | a                     | a             |                 |                     |                       |
| FS-1290        | FS-2   |                       | a             | a, a            | a                   |                       |
| Kel-F No. 90   | FCC-1  |                       |               | a               |                     |                       |
| 803            | PFPE-1 | a, a                  | a, c          | a, c            | a, c                | a                     |
| 3L-38RP        | PFPE-2 | a                     | a, c          | a, a, c         | a, c                | a                     |
| 3L-38RP Baked* |        |                       | b             | b               | a                   | a                     |
| 631A           | PFPE-3 |                       | a             | a               | a                   | a                     |
| 240 AZ         | PFPE-4 | a                     | a             | a               | a                   | a                     |
| 240 AB         | PFPE-5 |                       | a             | a               | a                   |                       |
| 240 AC         | PFPE-6 |                       | a             | a               | a                   | a                     |

a Test complete, 1 year or 2 days (Low Temperature Start only)

b Test underway, 1 year

c Test underway, 5 year

\*Vacuum baked at 100°C for 20 hr.

- a. Total test time
- b. Vacuum or atmospheric conditions
- c. Temperature
- d. Total cycles, if appropriate.

The bearings are weighed before and after testing, and the percent of weight loss of lubricant is calculated. The bearings are then photographed and cleaned, and selected bearings are subjected to scanning electron microscope (SEM) examination. Chemical analysis is made where applicable. SEM's and chemical analysis have not been added to this report.

In the low temperature tests, the motors are installed in the cooling plate, and the system is evacuated to prevent frost formation. LN<sub>2</sub> is circulated through the cooling plate. The temperature is measured with thermocouples in contact with the outer race of the front bearing. Before cooling is initiated, the motors are operated for 30 min to channel the grease. The temperature is then dropped to -100°C and held approximately 30 min. The temperature is then allowed to rise slowly using a thermocouple on the mounting plate for control. After each 3°C rise, the motors are switched on for approximately 5 s, and the temperature of the front bearings is recorded. When each motor starts and comes up to full speed, the front bearing temperature is used as the low temperature starting capability of the lubricant. The starting torque of the motors used in this test is  $1.05 \times 10^{-2}$  N m (1.5 in. oz). Each low temperature test is repeated at least twice, and an average temperature is taken of the four motors and two tests.

## IV. TEST RESULTS

### A. Low Temperature Start Tests

At the present time, 21 of the candidate lubricants have been evaluated for low temperature capability. Unfortunately, the temperature at which the bearings will stall is a function of the volume of grease in the bearing, as well as the viscosity of the grease; therefore, some variation in stall temperature

is sure to occur. To help overcome this difficulty, four motors are tested with each lubricant and at least two tests are made on each motor. The resulting stall temperatures are then averaged. Results of these tests are shown in Table 3. Ordinarily the vacuum stability requirements and the low temperature starting torque requirements are mutually exclusive because a low viscosity fluid provides better low temperature capabilities and a high viscosity fluid tends to be more vacuum stable. The results of these tests are, therefore, rather surprising since the PFPE-2 grease, which has a 38°C viscosity of 130 cs, has superior low temperature capabilities and is also one of the most vacuum stable greases evaluated. These capabilities are somewhat more understandable when it is noted that the base oil for this grease has a viscosity index of 350 and a molecular weight of over 9000.

TABLE 3. LOW TEMPERATURE START, °C

| Lubricant     | 1     | 2     | 3     | 4     | Average |
|---------------|-------|-------|-------|-------|---------|
| Si-3          | -62.8 | -78.9 | -76.1 | -70.0 | -71.9   |
| PFPE-2        | -61.4 | -57.5 | -72.5 | -82.2 | -68.4   |
| PFPE-2 Baked* | -68.1 | -66.7 | -64.7 | -64.7 | -66.0   |
| M-4           | -58.9 | -70.8 | -60.0 | -58.9 | -62.1   |
| M-6           | -56.7 | -55.0 | -60.3 | -60.3 | -58.1   |
| ES-4          | -53.9 | -57.8 | -55.8 | -55.0 | -55.6   |
| ES-1          | -51.1 | -53.8 | -51.1 | -51.1 | -51.8   |
| Si-5          | -49.2 | -49.2 | -49.2 | -49.2 | -49.2   |
| ES-3          | -53.9 | -41.1 | -56.1 | -42.1 | -48.3   |
| PFPE-1        | -44.3 | -44.3 | -49.4 | -48.0 | -46.5   |
| ES-5          | -42.5 | -42.5 | -46.4 | -46.4 | -44.5   |
| ES-6          | -41.4 | -41.4 | -41.4 | -41.4 | -41.4   |
| PFPE-4        | -36.1 | -36.1 | -36.1 | -36.7 | -36.3   |
| M-5           | -22.1 | -20.3 | -26.4 | -21.1 | -22.7   |
| M-11          | -21.9 | -21.9 | -21.9 | -21.9 | -21.9   |
| Si-2          | -16.7 | -16.7 | -16.1 | -16.1 | -16.4   |
| M-3           | -16.1 | -10.3 | -16.1 | -18.1 | -15.2   |
| M-1           | -6.7  | -4.4  | -4.4  | -4.4  | -4.98   |
| PFPE-6        | -4.4  | -4.4  | +1.1  | -4.4  | -3.02   |
| PFPE-3        | -0.56 | 0.0   | 0.0   | 0.0   | -0.14   |
| M-2           | +3.30 | +3.30 | -8.30 | +3.30 | +0.40   |

\*Baked in vacuum at 100°C for 20 hr.

## B. Standard Vacuum Weight Loss Tests

The results of standard outgassing tests using a Knudsen cell are shown on Figures 4 through 8 of status Report No. 3 [3]. Further research and development work on outgassing tests is being conducted by the Physical Sciences Branch, Engineering Physics Division, Materials and Processes Laboratory, but it will not be reported in these subsequent status reports on bearing lubricants. The Physical Sciences Branch supplied the data for the aforementioned figures in Status Report No. 3. Further outgassing tests on lubricants will be reported by that organizational element.

## C. Continuous Vacuum Ambient Temperature Tests

Eight 1-year tests have been completed; the results are given in Table 4. Forty motors (10 lubricants) have had no failures resulting from lubricant depletion, but motor No. 3 of lubricant M-3 had a drive motor failure. Also, the first eight lubricants listed have had less than a 20 percent average weight loss.

The average temperatures (eight tests) have been as follows:

Front bearing — 98°F (36.7°C)  
Rear bearing — 146°F (63.3°C)  
Mounting plate — 72°F (22.2°C).

## D. Continuous Vacuum High Temperature Tests

Four 1-year tests have been completed; the results are given in Table 5. Thirty-six motors (nine lubricants) have had no failures resulting from lubricant depletion, but motor No. 2 of lubricant M-2 had a drive motor failure. Also, the first six lubricants listed have had less than a 20 percent average weight loss.

The temperature in these high temperature tests is controlled by regulating the cooling water supply to the mounting plate so as to maintain its temperature at 65°C (150°F). The average temperatures (four tests) have been as follows:

TABLE 4. RESULTS OF VACUUM TESTS AT 38°C

| Lubricant | Hours to Failure <sup>a</sup> |      |      |      |         | Weight Loss (%) <sup>b</sup> |      |      |      |         |
|-----------|-------------------------------|------|------|------|---------|------------------------------|------|------|------|---------|
|           | 1                             | 2    | 3    | 4    | Average | 1                            | 2    | 3    | 4    | Average |
| PFPE-2    | 8760                          | 8760 | 8760 | 8760 | 8760    | 5                            | 7    | 8.5  | 5    | 6.5     |
| Si-2      | 8760                          | 8760 | 8760 | 8760 | 8760    | 3.5                          | 12   | 6    | 4.5  | 6.5     |
| M-5       | 8760                          | 8760 | 8760 | 8760 | 8760    | 7.5                          | 5    | 8    | 6.5  | 6.8     |
| PFPE-6    | 8760                          | 8760 | 8760 | 8760 | 8760    | 6                            | 13.5 | 12.5 | 7    | 9.8     |
| M-3       | 8760                          | 8760 | c    | 8760 | 8760    | 6                            | 13   | 12   | 8.5  | 13      |
| PFPE-3    | 8760                          | 8760 | 8760 | 8760 | 8760    | 10                           | 15.5 | 8.5  | 8    | 10.5    |
| FS-2      | 8760                          | 8760 | 8760 | 8760 | 8760    | 7                            | 21   | 17.5 | 11.5 | 14      |
| PFPE-1    | 8760                          | 8760 | 8760 | 8760 | 8760    | 10.5                         | 33   | 15   | 17   | 19      |
| M-10      | 8760                          | 8760 | 8760 | 8760 | 8760    | 26                           | 20.5 | 19   | 23   | 22.1    |
| M-2       | 8760                          | 8750 | 8760 | 8760 | 8760    | 66                           | 49   | 39   | 50   | 51      |
| M-1       | 8760                          | 8760 | 3700 | 8760 | 7495    | 21.5                         | 27.5 | 23   | 25   | 24      |
| Si-1      | 8760                          | 8760 | 1709 | 8760 | 6997    | 35                           | 25   | 41   | 22.5 | 31      |
| PFPE-4    | 684                           | 8760 | 8760 | 8760 | 6741    | 26                           | 11.5 | 13   | 9    | 15      |
| ES-1      | 3524                          | 8760 | 8437 | 4397 | 6280    | 24.5                         | 39.5 | 23.5 | 18.5 | 26.5    |
| M-7       | 2530                          | 8760 | 8760 | 3367 | 5854    | 53.5                         | 47   | 54.5 | 42   | 49.5    |
| PFPE-5    | 2096                          | 3517 | 8760 | 8760 | 5783    | 33.5                         | 40.5 | 3.5  | 3.5  | 20.3    |
| Si-X      | 1041                          | 6015 | 8760 | 5710 | 5382    | 27.5                         | 28   | 40   | 47.5 | 36      |
| M-8       | 392                           | 8760 | 8524 | 1976 | 4913    | 3.3                          | 0.8  | 0.8  | 11.3 | 4.0     |
| M-9       | 2543                          | 1487 | 1199 | 8760 | 3497    | 34.5                         | 27.5 | 49.5 | 24.5 | 34      |
| Si-3      | 5613                          | 2164 | 1659 | 456  | 2473    | 52.5                         | 27   | 43.5 | 24.5 | 36.9    |
| M-4       | 2671                          | 859  | 311  | 160  | 1000    | 74.5                         | 73.5 | 82   | 78   | 77      |
| ES-2      | 427                           | 696  | 743  | 911  | 694     | 61.5                         | 56   | 72.5 | 62   | 63.5    |
| ES-4      | 559                           | 593  | 559  | 823  | 634     | 30.5                         | 32.5 | 39   | 41   | 35.5    |
| FS-1      | 174                           | 245  | 831  | 511  | 440     | 7.5                          | 14.5 | 22.5 | 15.5 | 15      |
| M-6       | 473                           | 219  | 336  | 286  | 329     | 67                           | 76   | 68.5 | 70.5 | 70.5    |

a. Or to end of test (1 year = 8760 hr).

b. Percent of weight loss of total weight of grease added to the two bearings of each motor (motor Nos. 1 through 4).

c. Drive motor failed.

TABLE 5. RESULTS OF VACUUM TESTS AT 93.3°C

| Lubricant | Hours to Failure <sup>a</sup> |      |      |      | Weight Loss (%) <sup>b</sup> |      |      |      |      |         |
|-----------|-------------------------------|------|------|------|------------------------------|------|------|------|------|---------|
|           | 1                             | 2    | 3    | 4    | Average                      | 1    | 2    | 3    | 4    | Average |
| PFPE-2    | 8760                          | 8760 | 8760 | 8760 | 8760                         | 13   | 13.5 | 14   | 17   | 14.5    |
| PFPE-6    | 8760                          | 8760 | 8760 | 8760 | 8760                         | 19.5 | 9    | 19.5 | 13.5 | 15.5    |
| PFPE-5    | 8760                          | 8760 | 8760 | 8760 | 8760                         | 14   | 21.5 | 12   | 15.5 | 16      |
| PFPE-1    | 8760                          | 8760 | 8760 | 8760 | 8760                         | 18   | 12.5 | 24.5 | 12   | 17      |
| M-5       | 8760                          | 8760 | 8760 | 8760 | 8760                         | 15   | 24.5 | 14.5 | 15.5 | 17.4    |
| PFPE-3    | 8760                          | 8760 | 8760 | 8760 | 8760                         | 18   | 16.5 | 24   | 19   | 19.5    |
| M-3       | 8760                          | 8760 | 8760 | 8760 | 8760                         | 29.5 | 35   | 27   | 34.5 | 31.5    |
| M-1       | 8760                          | 8760 | 8760 | 8760 | 8760                         | 29   | 37   | 32   | 43   | 35.5    |
| M-2       | 8760                          | c    | 8760 | 8760 | 8760                         | 55   | 31   | 50   | 47.5 | 46      |
| FS-2      | 6813                          | 8760 | 8760 | 8760 | 8273                         | 59   | 35.5 | 30.5 | 35   | 40.5    |
| Si-2      | 8760                          | 2870 | 8760 | 8760 | 7288                         | 23   | 51   | 23.5 | 36   | 33.5    |
| Si-4      | 1218                          | 8760 | 7940 | 6609 | 6132                         | 50.5 | 9    | 27   | 25   | 27.9    |
| Si-3      | 686                           | 2290 | 1702 | 2327 | 1751                         | 47.5 | 41   | 48.5 | 35.5 | 43.5    |
| PFPE-4    | 3193                          | 350  | 2523 | 282  | 1587                         | 54   | 39   | 63   | 44   | 50      |
| FCC-1     | 353                           | 1280 | 521  | 166  | 580                          | 47   | 53   | 47.5 | 54   | 50.5    |
| Si-X      | 174                           | 101  | 1047 | 68.5 | 348                          | 70.5 | 59.5 | 56   | 62.5 | 62.5    |
| ES-3      | 82                            | 73   | 70   | 71   | 74                           | 85.5 | 91.5 | 83.5 | 88   | 87.1    |

a. Or to end of test (1 year = 8760 hr).

b. Percent of weight loss of total weight of grease added to the two bearings of each motor (motor Nos. 1 through 4).

c. Drive motor failed.



Front bearing — 173°F (78.3°C)  
Rear bearing — 212°F (100°C)  
Mounting plate — 155°F (68.3°C).

## E. Continuous Oxidation Tests

During the development of the Skylab thermal control fan, problems were encountered with bearings operating in a highly oxidizing atmosphere; therefore, it was believed that a highly oxidative environment should form a part of the present evaluations.

The first set of tests was made in air at 90 percent relative humidity. However, it appeared that a pure oxygen environment would be more severe; therefore, an additional set of tests was made in 10 psi pure oxygen at 90 percent relative humidity. Although no temperature measurements were made during these tests, bearing operating temperatures should have been very close to those reported for the 38°C tests, since the operating procedure for controlling cooling water flow to the motor mounting plate was essentially the same.

Only the two 1-year tests previously mentioned have been completed; the results are given in Table 6. Thirty-two motors (eight lubricants) have had no failures resulting from lubricant depletion, but motor No. 3 of lubricant Si-1 had a drive motor failure. Also, the first five lubricants listed have had less than a 20 percent average weight loss.

## F. Start-Stop Vacuum Ambient Temperature Tests

Since many mechanisms do not operate continuously, it was decided to simulate the boundary conditions which exist between the balls and races of a bearing during acceleration and deceleration. Timers are used to shut off the motors for 10 s every 150 s (24 c/h) or for 20 s every 180 s (20 c/h).

Four 1-year tests have been completed; the results are given in Table 7. Thirty-six motors (nine lubricants) have had no failures resulting from lubricant depletion. Also, the first seven lubricants listed have had less than a 20 percent average weight loss.

TABLE 6. RESULTS OF OXIDIZING TESTS

| Lubricant           | Hours to Failure <sup>a</sup> |      |      |      | Weight Loss (%) <sup>b</sup> |      |      |      |      |         |
|---------------------|-------------------------------|------|------|------|------------------------------|------|------|------|------|---------|
|                     | 1                             | 2    | 3    | 4    | Average                      | 1    | 2    | 3    | 4    | Average |
| Si-2                | 8760                          | 8760 | 8760 | 8760 | 8760                         | 9.6  | 1.7  | 4.0  | 3.7  | 4.8     |
| PFPE-1 <sup>c</sup> | 8760                          | 8760 | 8760 | 8760 | 8760                         | 5    | 5.5  | 5.5  | 5    | 5.3     |
| PFPE-1              | 8760                          | 8760 | 8760 | 8760 | 8760                         | 6.7  | 3.8  | 20.8 | 8.8  | 10.0    |
| ES-1 <sup>c</sup>   | 8760                          | 8760 | 8760 | 8760 | 8760                         | 12.5 | 12   | 11.5 | 12   | 12      |
| M-1                 | 8760                          | 8760 | 8760 | 8760 | 8760                         | 20   | 19   | 17.8 | 22.6 | 19.9    |
| Si-X <sup>c</sup>   | 8760                          | 8760 | 8760 | 8760 | 8760                         | 35.5 | 40.5 | 43   | 42   | 40      |
| PFPE-4              | 8760                          | 8760 | 8760 | 8760 | 8760                         | 50.9 | 30   | 70.7 | 39.0 | 47.7    |
| Si-1 <sup>c</sup>   | 8760                          | 8760 | d    | 8760 | 8760                         | 48.5 | 47   | 40   | 46   | 45.4    |
| PFPE-2              | 8760                          | 4795 | 8760 | 8760 | 7769                         | 6.7  | 47.1 | 11.8 | 11.3 | 19.2    |
| FS-1 <sup>c</sup>   | 8760                          | 405  | 8760 | 8760 | 6671                         | 3    | 3.5  | 3    | 4.5  | 3.5     |

a. Or to end of test (1 year = 8760 hr).

b. Percent of weight loss of total weight of grease added to the two bearings of each motor (motor Nos. 1 through 4).

c. These tests were run in air at 90% relative humidity. All other tests were run in 10 psi pure oxygen at 90% relative humidity.

d. Drive motor failed.

TABLE 7. RESULTS OF START-STOP TESTS

| Lubricant           | Hours to Failure <sup>a</sup> |      |      |      | Weight Loss (%) <sup>b</sup> |      |      |      | Cycle Time (s) |      |         |
|---------------------|-------------------------------|------|------|------|------------------------------|------|------|------|----------------|------|---------|
|                     | 1                             | 2    | 3    | 4    | Average                      | 1    | 2    | 3    |                | 4    | Average |
| PFPE-6              | 8760                          | 8760 | 8760 | 8760 | 8760                         | 8    | 3    | 6.5  | 4              | 5.4  | 180     |
| PFPE-1              | 8760                          | 8760 | 8760 | 8760 | 8760                         | 4.5  | 5    | 3.5  | 10             | 5.8  | 150     |
| PFPE-2 <sup>c</sup> | 8760                          | 8760 | 8760 | 8760 | 8760                         | 5.7  | 6.1  | 6.7  | 6.1            | 6.2  | 180     |
| PFPE-2              | 8760                          | 8760 | 8760 | 8760 | 8760                         | 7    | 8.5  | 4.5  | 7.5            | 7    | 150     |
| ES-5                | 8760                          | 8760 | 8760 | 8760 | 8760                         | 7.1  | 7.4  | 8.8  | 5.2            | 7.1  | 180     |
| M-3                 | 8760                          | 8760 | 8760 | 8760 | 8760                         | 12   | 6    | 8.5  | 10.5           | 9.3  | 180     |
| PFPE-3              | 8760                          | 8760 | 8760 | 8760 | 8760                         | 9.5  | 20.5 | 12   | 28             | 18   | 180     |
| M-11                | 8760                          | 8760 | 8760 | 8760 | 8760                         | 24.3 | 21.1 | 20.6 | 17.3           | 20.8 | 180     |
| M-5                 | 8760                          | 8760 | 8760 | 8760 | 8760                         | 23   | 31   | 12   | 25             | 22.8 | 180     |
| M-1                 | 8760                          | 8760 | 6790 | 8760 | 8268                         | 6.5  | 14   | 36.5 | 11             | 17   | 180     |
| Si-3                | 5409                          | 8760 | 8760 | 8760 | 7922                         | 32   | 12.5 | 12   | 14             | 17.5 | 180     |
| M-10                | 6261                          | 6313 | 8760 | 8760 | 7524                         | 47.4 | 46.6 | 22.8 | 37.1           | 38.5 | 180     |
| PFPE-5              | 8760                          | 8760 | 8760 | 2817 | 7274                         | 5    | 3.5  | 1.5  | 23             | 8    | 150     |
| ES-1                | 5783                          | 8760 | 5497 | 8760 | 7200                         | 44.5 | 16   | 57   | 15             | 33.5 | 180     |
| M-2                 | 8760                          | 8760 | 1848 | 8760 | 7032                         | 27   | 26   | 46   | 20             | 30   | 180     |
| Si-2                | 8760                          | 1557 | 8760 | 8760 | 6959                         | 3    | 9.5  | 5    | 5              | 5.5  | 150     |
| FS-2                | 685                           | 8760 | 8760 | 5684 | 5972                         | 15   | 19   | 21.5 | 25.5           | 20.5 | 150     |
| Si-5                | 5577                          | 8760 | 629  | 8760 | 5932                         | 40.3 | 5.1  | 31.8 | 8.5            | 21.4 | 180     |
| PFPE-4              | 4977                          | 4737 | 5926 | 6586 | 5557                         | 84   | 76.5 | 66.5 | 70             | 74.3 | 180     |
| ES-3                | 3345                          | 3501 | 2117 | 4340 | 3326                         | 76   | 69.5 | 68.5 | 68             | 70.5 | 180     |

a. Or to end of test (1 year = 8760 hr).

b. Percent of weight loss of total weight of grease added to the two bearings of each motor (motor Nos. 1 through 4).

c. Baked in vacuum at 100°C for 20 hr.

Cycle counters are used at the start-stop stations to record the total number of cycles. The total cycles of the four completed tests were as follows:

1. 202 382
2. 188 342
3. 175 206
4. 177 337.

The average temperatures (four tests) were as follows:

Front bearing — 96°F (35.6°C)  
Rear bearing — 114°F (45.6°C)  
Mounting plate — 70°F (21.1°C).

## V. FUTURE PLANS

Since all but four lubricants have been eliminated for the 5-year test program, a rating sheet (Table 8) was devised to eliminate those lubricants which perform poorly under the various test environments. The ratings are made by assigning the number 1 to the lubricant which performs the best in a particular test, the number 2 to the second best, etc. Where several lubricants are considered equal, the positions are averaged and assigned to all of the equivalent lubricants. Table 8 is used to illustrate the comparative principle only, because some of the tests are not complete and some of the greases have not yet been tested; however, using this chart, it was decided to eliminate 15 of the materials from further testing because they have performed poorly in either the vacuum ambient or vacuum high temperature tests.

The present test program will continue with the four candidate lubricants for the 5-year test program. Also, eight additional lubricants have been placed under test in selected environments for 1-year periods to see whether these lubricants warrant further testing. As many samples of each grease as possible will be evaluated.

## VI. PRESENT STATUS

One hundred tests are now underway, and the status of these tests as of June 1979 is shown in Table 9. The present test series is now progressing rapidly with three 5-year tests and two 1-year tests in operation.

TABLE 8. LUBRICANT RATING CHART

| Lube Code      |        | Oxidizing Environment | Vacuum (38°C) | Vacuum (93.3°C) | Vacuum (Start-Stop) | Low Temperature Start | Decision |
|----------------|--------|-----------------------|---------------|-----------------|---------------------|-----------------------|----------|
| KG-80          | M-1    | 4.5                   | 11            | 5               | 10                  | 18                    |          |
| SRG-200        | M-2    |                       | 5.5           | 5               | 15                  | 21                    |          |
| Aeroshell 5    | M-3    |                       | 5.5           | 5               | 5                   | 17                    |          |
| Royco 24R      | M-4    |                       | 21            |                 |                     | 4                     | EL       |
| Royco 49       | M-5    |                       | 5.5           | 5               | 5                   | 14                    |          |
| Aeroshell 14   | M-6    |                       | 25            |                 |                     | 5                     | EL       |
| Aeroshell 16   | M-7    |                       | 15            |                 |                     |                       | EL       |
| Aptiszon L     | M-8    |                       | 18            |                 |                     |                       | EL       |
| Unitemp 500    | M-9    |                       | 19            |                 |                     |                       | EL       |
| Mobilgrease 28 | M-10   |                       | 5.5           |                 | 12                  |                       |          |
| Conoco HD #2   | M-11   |                       |               |                 | 5                   | 15                    |          |
| Supermil 06752 | ES-1   | 4.5                   | 14            |                 | 14                  | 7                     | EL       |
| Aeroshell 17   | ES-2   |                       | 22            |                 |                     |                       | EL       |
| Aeroshell 7    | ES-3   |                       |               | 17              | 20                  | 9                     | EL       |
| L-11G          | ES-4   |                       | 23            |                 |                     | 6                     | EL       |
| Exxon 5182     | ES-5   |                       |               |                 | 5                   | 11                    |          |
| Beacon 325     | ES-6   |                       |               |                 |                     | 12                    |          |
| DC No. 33      | SI-1   | 4.5                   | 12            |                 |                     |                       | EL       |
| G-351          | SI-2   | 4.5                   | 5.5           | 11              | 16                  | 16                    |          |
| Supermil 31052 | SI-3   |                       | 20            | 13              | 11                  | 1                     | EL       |
| G-330M         | SI-4   |                       |               | 12              |                     |                       | EL       |
| G-341L         | SI-5   |                       |               |                 | 18                  | 8                     |          |
| 3L27-2         | SI-X   | 4.5                   | 17            | 16              |                     |                       | EL       |
| FS-1281        | FS-1   | 10                    | 24            |                 |                     |                       | EL       |
| FS-1290        | FS-2   |                       | 5.5           | 10              | 17                  |                       |          |
| KEL-F No. 90   | FCC-1  |                       |               | 15              |                     |                       | EL       |
| 803            | PFPE-1 | 4.5 <sup>a</sup>      | 5.5           | 5               | 5                   | 10                    |          |
| 3L-38RP        | PFPE-2 | 9                     | 5.5           | 5               | 5                   | 2                     |          |
| 3L-38RP Baked  |        |                       |               |                 | 5                   | 3                     |          |
| 631A           | PFPE-3 |                       | 5.5           | 5               | 5                   | 20                    |          |
| 240 AZ         | PFPE-4 | 4.5                   | 13            | 14              | 19                  | 13                    |          |
| 240 AB         | PFPE-5 |                       | 16            | 5               | 13                  |                       |          |
| 240 AC         | PFPE-6 |                       | 5.5           | 5               | 5                   | 19                    |          |

Note: EL - eliminate from further testing.

a. Two tests (see Table 2).

TABLE 9. HOURS TO FAILURE IN TESTS NOW OPERATING

|  |        |        |             |
|--|--------|--------|-------------|
| Continuous Vacuum Ambient Temperature ( started 6-23-76) 5 Year  |        |        |             |
| PFPE-1   |        | 22 676 | 21 140      |
| PFPE-2   |        |        |             |
| M-3  |        |        |             |
| Si-2   | 19 323 | 21 424 | 1 411       |
| Start-Stop Vacuum Ambient Temperature ( started 11-12-76) 5 Year |        |        |             |
| PFPE-1   |        | 978    | 11 116      |
| PFPE-2   |        |        | 5 275       |
| M-3  |        | 11 510 | 4 901 7 006 |
| Si-2   |        | 658    | 586         |
| Continuous Vacuum High Temperature ( started 4-18-78) 5 Year     |        |        |             |
| PFPE-1   |        | 3 971  | 5 754 9 012 |
| PFPE-2   | 2 175  |        |             |
| M-3  |        |        |             |
| Si-2   |        | 1 759  |             |
| Continuous Vacuum Ambient Temperature ( started 7-21-78) 1 Year  |        |        |             |
| PFPE-2 <sup>a</sup>  |        |        |             |
| ES-5   |        |        |             |
| M-11   |        |        |             |
| Si-5   | 4 739  |        |             |
| ES-6   | 3 563  | 5 199  | 1 854       |
| Continuous Vacuum High Temperature ( started 4-9-79) 1 Year      |        |        |             |
| ES-5   |        | 1 445  | 1 327       |
| M-10   | 1 091  | 1 338  | 1 274       |
| PFPE-2 <sup>a</sup>  |        |        |             |
| M-11   |        |        |             |
| Si-5   |        | 755    | 515         |

a. Baked in vacuum at 100°C for 20 hours.

## VII. CONCLUSIONS

Some testing remains to be done in this program; however, from the data so far the following conclusions from the vacuum tests are being made:

- a. As a whole, the chemical class listed as PFPE in Table 1 has given the best results in all the vacuum tests completed to date.
- b. In the vacuum ambient temperature tests, SI-2 and M-5, as well as PFPE-2 and PFPE-6, have given the best results with less than a 10 percent average weight loss.
- c. In the vacuum high temperature tests, M-5, and all the PFPE greases (except PFPE-4) have given the best results with less than a 20 percent average weight loss.
- d. In the start-stop tests, ES-5, M-3, and the PFPE greases (except PFPE-3, PFPE-4, and PFPE-5) have given the best results with less than a 10 percent average weight loss.

## REFERENCES

1. Demorest, K. E. and McMurtrey, E. L.: An Evaluation of Various Ball Bearing Lubricants Operating in Various Environments (A Status Report). ASLE Preprint 75AM-2D-3, May 1975.
2. Demorest, K. E. and McMurtrey, E. L.: An Evaluation of Grease Type Ball Bearing Lubricants Operating in Various Environments (Status Report No. 2). ASLE Preprint 76LC-4B-2, October 1976.
3. McMurtrey, E. L.: An Evaluation of Grease Type Ball Bearing Lubricants Operating in Various Environments (Status Report No. 3). NASA/Marshall Space Flight Center, AL, NASA TM78162, March 1978.
4. Young, W. C. et al.: Lubrication for Spacecraft Applications. Lubrication Engineering, No. 22, Vol. 6, pp. 219-227, June 1966.


## APPROVAL

# AN EVALUATION OF GREASE TYPE BALL BEARING LUBRICANTS OPERATING IN VARIOUS ENVIRONMENTS

(Status Report No. 4)

By E. L. McMurtrey

The information in this report has been reviewed for security classification. Review of any information concerning Department of Defense or nuclear energy activities or programs has been made by the MSFC Security Classification Officer. This report, in its entirety, has been determined to be unclassified.



R. J. Schwinghamer

Director, Materials and Processes Laboratory