

NASA Technical Memorandum 81835

NASA-TM-81835 19800023825

Pressure Data for Four Analytically Defined Arrow Wings in Supersonic Flow

FOR REFERENCE

SEP 29 1980

James C. Townsend

LIBRARY COPY
SEP 29 1980
LANGLEY RESEARCH CENTER
LIBRARY, NASA
HAMPTON, VIRGINIA

SEPTEMBER 1980





NASA Technical Memorandum 81835

Pressure Data for Four
Analytically Defined Arrow
Wings in Supersonic Flow

James C. Townsend
Langley Research Center
Hampton, Virginia



National Aeronautics
and Space Administration

**Scientific and Technical
Information Branch**

1980

SUMMARY

In order to provide experimental data for comparison with newly developed finite-difference methods for computing supersonic flows over aircraft configurations, wind-tunnel tests were conducted on four arrow-wing models. The models were machined under numeric control to precisely duplicate analytically defined shapes. They were heavily instrumented with pressure orifices at several cross sections ahead of and in the region where there is a gap between the body and the wing trailing edge. The test Mach numbers were 2.36, 2.96, and 4.63. Tabulated pressure data for the complete test series are presented along with selected oil-flow photographs. Comparisons of some preliminary numerical results at zero angle of attack show good to excellent agreement with the experimental pressure distributions.

INTRODUCTION

As part of its continuing efforts to develop better methods for supersonic flow analysis, the National Aeronautics and Space Administration has sponsored the development of several finite-difference computational methods (e.g., ref. 1). These methods are used to solve the full three-dimensional inviscid Euler equations and, therefore, can be applied to the nonlinear cases where Mach number, angle of attack, and body thickness are beyond the range for which linearized methods are accurate. A new computational method which is currently being implemented incorporates an advanced conformal mapping technique for grid generation and a recently developed finite-difference integration scheme. This new integration scheme, known as the λ -scheme (ref. 2), appears to provide a computer code which is more reliable and gives more accurate results than were obtainable by previous methods. The advanced mappings (ref. 3) provide the capability of treating highly cambered and arrow-planform wing configurations, which could not be done by previous codes. At the present time the computer code is restricted to certain analytic geometries, including the basic geometry presented herein.

In order to study the capabilities of this finite-difference method, four wind-tunnel models were tested to provide experimental data with which to compare the numerical results. These were arrow-wing planform configurations machined under numeric control to precisely duplicate analytic shapes for which computations could be made. The models were heavily instrumented with pressure orifices at several cross sections, particularly in the region where there is a gap between the body and the wing trailing edge because of the new computational capability there. Pressure data were taken over a range of angles of attack at Mach numbers of 2.36, 2.96, and 4.63. Oil-flow tests were conducted for a few conditions at Mach 2.96.

Tabulated pressure data from the complete wind-tunnel test series are included herein along with selected oil-flow photographs and comparisons with numerical results.

SYMBOLS

All values are given in both SI and U.S. Customary Units. The models were sized in SI Units, but all measurements and calculations were made in U.S. Customary Units.

A	wing leading-edge sweep parameter
B	wing thickness parameter
b	body profile height function (eqs. (A4))
C_p	pressure coefficient, $\frac{p_l - p_\infty}{q_\infty}$ (CP in computer-generated tables)
$C_{p,t}$	total pressure coefficient, $\frac{p_t - p_\infty}{q_\infty}$ (CPT in computer-generated tables)
c	local wing chord
\hat{c}	percent of wing chord, $100 \frac{x - x_{1e}}{c}$ (%C in computer-generated tables)
E	wing midline sweep parameter
G	wing thickness parameter
g, k, ℓ	parameters in cross-section definition (eqs. (A5))
g_1, ℓ_1	values of g and ℓ at $x = x_1$
L	model length
ℓ_0	value of ℓ at $x = x_0$
M_∞	free-stream Mach number
p_l	local static pressure
p_t	local stagnation pressure
$p_{t,\infty}$	free-stream stagnation pressure
p_∞	free-stream static pressure
q_∞	free-stream dynamic pressure
R	radius of body cylindrical section

R_L	Reynolds number based on body length
T_t	tunnel stagnation temperature
X, Y	normalized coordinates, $xR/L, yR/L$
x, y, z	coordinates along model axes normalized by body radius (fig. 1)
x_{1e}, y_{1e}	coordinates of wing leading edge (eq. (A1))
x_0	axial station at which the body begins to emerge from the wing (eq. (A3a))
x_1	axial station at which wing trailing edge leaves body (eq. A3b))
x_2	axial station of wing tip (eq. (A3c))
y_C, z_C	center of curvature for sharp wing leading edge (eqs. (B2))
y_m	wing midline coordinate (eqs. (A5))
y_i, z_i	intersection point of sharp-leading-edge wing arc with Joukowski airfoil (eqs. (B3))
y_{te}	coordinate of wing trailing edge (eq. (A2))
$z_{y,i}$	derivative $\frac{\partial z}{\partial y}$ at intersection point (y_i, z_i) (eqs. (B3))
α	angle of attack relative to body axis, deg (ALPHA in computer-generated tables)
β	local wing thickness parameter (eqs. (A7))
θ	angle around body from wing reference plane, deg (THETA in computer-generated tables)
Λ	wing leading-edge sweep angle, deg
ϕ	polar angle in complex-plane definition of Joukowski airfoil

MODELS

Four models were built for wind-tunnel testing. The general layout for the basic model geometry is shown in figure 1 and the equations describing it are given in appendix A. This basic geometry was applied symmetrically to produce the upper- and lower-surface thickness distributions of two uncambered-wing models with leading-edge sweep angles of 63.43° and 75.96° . For the third model, the geometry was modified by replacing a part of the basic airfoil section with a circular arc, as described in appendix B, to produce an uncambered

sharp-leading-edge wing which was swept 63.43° . Finally, for the fourth model the basic geometry was applied asymmetrically as described in appendix C, to produce a cambered wing with a sweep of 75.96° .

As noted in appendix A, there are five free parameters in the analytic geometry description: A, B, E, G, and x_2/x_1 . These parameters control the shape of the basic and modified models. Although there is some interaction between the parameters, their principal effects are as follows:

A controls the wing leading-edge sweep and value of x_0

B controls the wing thickness near the trailing edge

E controls the ratio x_1/x_0

G controls the wing maximum thickness

x_2/x_1 controls the depth of the wing notch

The effects of an arbitrary perturbation of each of these parameters are shown in figure 2.

The four wind-tunnel models are shown in figure 3, and the values of the free parameters chosen for each model are given in the following table:

Model	Free parameter					Description
	A	B	E	G	x_2/x_1	
1	0.50	0.05	0.31953	0.035	1.50	Basic symmetrical wing, $\Lambda \approx 63.43^\circ$
2	.25	.05	.18307	.060	1.38	High-sweep symmetrical wing, $\Lambda \approx 75.96^\circ$
3	.50	.05	.31953	.035	1.50	Sharp-leading-edge wing, $\Lambda \approx 63.43^\circ$
4	.25	.20	.18307	.060	1.38	Upper surface of cambered wing, $\Lambda \approx 75.96^\circ$
	.25	-.10	.18307	.060	1.38	Lower surface of cambered wing, $\Lambda \approx 75.96^\circ$

The model dimensions, shown in the figures, were obtained by scaling the theoretical models to suitable sizes for testing. After the model surface contours were cut by numerically controlled milling and were hand finished, they were spot-checked using a three-coordinate-axis measuring machine. The root mean square (rms) of the error in the z-coordinate at 174 check points on model 3

was found to be 0.20 mm (0.0077 in.). The error normal to the surface is less than this. The rms error for the other three models was less than that for model 3.

The models were instrumented with pressure orifices located as shown in figure 3. The orifice distribution was concentrated at several axial stations to give good data resolution for comparisons with computations. The orifices are the open ends of thin-wall tubing (outside diameter of 1.27 mm (0.050 in.), and inside diameter of approximately 0.87 mm (0.038 in.)) mounted flush with the model surface. A five-axis numerically controlled milling machine was used to accurately position and drill tubing holes normal to the surface. The orifice locations (normalized by model length) are tabulated with the pressure data.

TESTS

All tests were conducted in the Langley Unitary Plan Wind Tunnel. This is a variable Mach number, variable-pressure, continuous-flow tunnel with two test sections which are approximately 1.2 m (4 ft) square. A complete description of the tunnel is presented in reference 4.

Pressure data were obtained at free-stream Mach numbers M_∞ of 2.36, 2.96, and 4.63; oil-flow photographs were obtained only at $M_\infty = 2.96$. A single row of number 35 grit roughness elements was applied approximately 2.5 cm (1.0 in.) from the wing leading edge to promote transition to a fully turbulent boundary layer. Other wind-tunnel test conditions are shown in the following table:

M_∞	Models	R_L	T_t		$P_{t,\infty}$		q_∞		P_∞	
			K	$^\circ F$	kPa	lb/ft ²	kPa	lb/ft ²	kPa	lb/ft ²
2.36	1, 3	5.2×10^6	339	150	75.7	1 580	21.5	449	5.51	115
	2, 4	6.3	339	150	75.7	1 580	21.5	449	5.51	115
2.96	1, 3	5.2×10^6	339	150	103.7	2 166	19.5	408	3.19	67
	2, 4	6.3	339	150	103.7	2 166	19.5	408	3.19	67
4.63	2	6.3×10^6	352	175	252.6	5 275	11.2	233	0.74	16
	1, 3	13.1	352	175	631.4	13 188	27.9	582	1.86	39
	2, 4	15.7	352	175	631.4	13 188	27.9	582	1.86	39

Angle of attack α was varied from approximately -15° to 15° for models 1, 2, and 3 and from -10° to 15° for model 4. The angle of attack was measured with an accelerometer located in the model support sting. The effect of sting deflections on angle of attack is considered to be small and was neglected. Zero angle of attack was set by equalizing pressures at several upper- and lower-surface orifice locations.

Surface pressures were measured by gauges with a range of 34 kPa (5 psi) connected to the orifice tubes by a scanning-valve system. Reference pressures connected to the scanning valves were used to provide continuous gauge calibrations for each test point. The scanning-valve system has an accuracy of better than 0.5 percent of the gauge range, or 0.2 kPa (0.03 psi). The accuracy of the pressure coefficients for the principal test series varies with dynamic pressure from better than 0.0062 for $M_\infty = 4.63$ to better than 0.0088 for $M_\infty = 2.96$. The accuracy of C_p for the lowest Reynolds number test at $M_\infty = 4.63$ (conducted to check Reynolds number effects) was 0.0155.

A flow rake was used to measure pressures away from the model surface. The rake was made up of two static-pressure probes and six total-pressure tubes arranged as shown in figure 4. The rake was fixed to the model sting at a longitudinal position to measure pressures in the plane of the last cross-sectional row of orifices on the model ($X = 0.8$). The horizontal row of rake tubes was 13 mm (0.50 in.) from the wing reference plane on the side opposite the model orifices. Figure 5 shows model 2 mounted in the wind-tunnel test section with the rake attached. (For clarity, the model is shown rolled from the test position.) The rake static-pressure tubes were connected to the scanning-valve system. The total-pressure tubes were connected to individual gauges with a range of 103 kPa (15 psi).

Oil-flow tests were made for visualization of the flow at the surface of models 1, 2, and 4 over a limited range of test conditions. For these tests, the models were painted flat black and then coated with a high-viscosity oil containing a fluorescent dye. The flow patterns which developed in the fluorescent oil during the tests were observed and photographed under ultraviolet illumination.

RESULTS AND DISCUSSION

Presentation of Data

Pressure coefficients.- All pressure data from these tests have been reduced to pressure coefficient C_p and tabulated (as CP) in tables I to IV. Although only one surface was fully instrumented on models 1, 2, and 3, the data from positive and negative angles of attack have been assembled in each subtable as complete upper- and lower-surface pressure distributions at positive angles of attack only. The values of α shown in the tables for these models are averages from two tests; the test values were generally within 0.01° of the average. Model 4 with the cambered wing was instrumented on both upper and lower surfaces, so the measured value of α is given for it.

The top section of each subtable lists the body pressure coefficients circumferentially at four axial locations; the angular distance from the wing reference plane θ is listed under THETA. The center section of each subtable lists the wing pressure coefficients across the wing span at five axial locations in terms of the normalized distance Y from the body center line. Note that four of these spanwise rows are continuations of those on the body. The bottom section of each subtable lists the pressure coefficients in the one or two chordwise rows and the single swept row on the wing with axial locations

identified in terms of both X and percent chord \hat{c} , listed under %C. Note that these rows are identified by their spanwise positions in terms of Y . Also, at the bottom of each subtable are the pressure coefficients measured by the fixed-rake static- and total-pressure tubes. The tube numbers correspond to those in figure 4.

Oil flow.- The purpose of the oil-flow tests was to determine the extent to which the flow remained smooth and attached to the model surface and, therefore, amenable to computation using the Euler equations. Photographs of the oil-flow patterns on the surfaces of models 1, 2, and 4 at a Mach number of 2.96 are reproduced in figures 6, 7, and 8. At zero angle of attack, the flow over models 1 and 2 is completely attached and smooth (figs. 6(a) and 7(a)). As the angle of attack increases to $\alpha = 1^\circ$ and 3° , the flow over the upper surface of the wing begins to turn sharply away from the body along a line originating near where the body emerges from the wing. However, the flow still appears to be attached, except perhaps right at the trailing edge, where the trailing-edge shock creates a disturbance (figs. 6(b), 6(c), and 7(c)). For $\alpha = 6^\circ$, the flow appears to have separated from the upper surface over a large portion of the wing (fig. 6(d)).

Similar effects of angle of attack, although at lower angles, occur for the cambered wing (model 4). Thus, the flow pattern on the upper surface at $\alpha = 0^\circ$ (fig. 8(a)) appears intermediate between that of the $\alpha = 1^\circ$ and $\alpha = 3^\circ$ flows for the uncambered wing (figs. 7(b) and 7(c)). At $\alpha = 6^\circ$, the flow is separated over almost the entire upper surface (fig. 8(b)). Note that model 4 had air flowing out through the orifices during the oil-flow tests, which disturbed the flow and may have induced several streamwise vortices over the wing upper surface. Flow over the lower surface remains smooth at $\alpha = 6^\circ$.

Computational Results

Method.- As stated in the Introduction, the tests reported herein were conducted to provide data with which to compare the results of computations using a new finite-difference code. This code uses an advanced conformal mapping technique for grid generation and the recently developed λ -scheme for integration. The mapping technique (ref. 3) provides the capability of treating configurations with complex cross sections, such as those with fins and nacelles or the regions of arrow wings where the trailing edge is separated from the body. Such configurations could not be treated by the previous mapping technique. (Figs. 9 to 12 of ref. 3 show the computational grids generated for simple to complex configurations, including an arrow-wing configuration of the family studied in this paper.) The λ -scheme (ref. 2) is a two-step, predictor-corrector integration method in which the mesh points used for approximating the derivatives of the several variables have been chosen according to the directions of the characteristics inherent in the hyperbolic equations. This method appears to give a more reliable code than previous methods and, because of its closer relation to the method of characteristics, should give more accurate results.

Comparisons with experiment.- Computations were made for comparison with a few cases selected from the experimental data. Because the computer code avail-

able was a preliminary version, only the flow fields about models 1 and 2 at zero angle of attack could be computed. Figure 9 shows computed and experimental pressure distributions around several cross sections of model 1 at two Mach numbers. Figure 10 shows similar results for model 2. The model cross sections are shown at the bottoms of the figures with tick marks indicating the locations of the computational mesh points on the model surface. Note that the mappings concentrate these points toward the wing leading edge, where large gradients are expected. Note also that, whereas the figures show the cross sections as a series of straight line segments, the computations used the actual analytic geometry description (appendix A), which is smooth.

In most cases, where the data from the upper and lower surfaces were nearly equal at a point, a single symbol was plotted at the average value. In the few instances where the differences were not negligible, two symbols have been plotted at a point to indicate the maximum scatter in the data.

In general, the computed pressure distributions follow the trends of the data but agree better with the data near the wing leading edge than near the wing-body juncture. The agreement is notably better for model 1 than for model 2, and, for both models, it is better at $M_{\infty} = 4.63$ than at the lower Mach number shown. This difference in the degree of agreement suggests that the best computational results are obtained when the Mach lines are swept well behind the wing leading edge.

CONCLUDING REMARKS

Wind-tunnel tests were conducted on four arrow-wing configurations for which the geometry was analytically defined. The models were instrumented with many pressure orifices, which were especially concentrated in several cross-sectional planes. Pressure coefficients measured on the surface and in the flow field at the position of a fixed rake are tabulated for each model at Mach numbers of 2.36, 2.96, and 4.63. Oil-flow photographs taken for three of the models at $M_{\infty} = 2.96$ are also presented.

Some early computational results using a new finite-difference method, which uses advanced conformal mapping techniques and the recently developed λ -scheme for integration, are compared with the experimental pressure data for two models at zero angle of attack. These results, which were obtained using the exact analytic geometry description, gave good to excellent agreement with the data.

Langley Research Center
National Aeronautics and Space Administration
Hampton, VA 23665
August 4, 1980

4

APPENDIX A

BASIC ANALYTIC GEOMETRY DESCRIPTION

The general shape of the basic geometry model as defined for the numerical study is shown in figure 1. The model configuration consists of an arrow wing and a body which emerges from it. The model geometry is defined analytically in terms of the cross section at each axial location. The particular geometry for a case is specified by choosing values for the five geometric parameters A, B, E, G, and x_2/x_1 , which appear in subsequent equations. All lengths are normalized by the radius of the cylindrical afterbody.

The wing has a straight leading edge extending from the model nose ($x = 0$) and a curved trailing edge

$$y_{le} = Ax \tag{A1}$$

$$y_{te} = 1 + (Ax_2 - 1) \frac{2}{\pi} \sin^{-1} \left(\frac{x - x_1}{x_2 - x_1} \right) \tag{A2}$$

where x_1 is the intersection of the trailing edge and the body and x_2 is the model length. The body begins to emerge from the wing at $x = x_0$. These lengths are given by

$$x_0 = \frac{\pi}{2A} \tag{A3a}$$

$$x_1 = \frac{\hat{g} - 4(Ex_0 + 1)}{A\hat{g} - 4E} \quad \left(\hat{g} = 1 - 4G + \sqrt{1 + 8G} \right) \tag{A3b}$$

and, of course,

$$x_2 = x_1 \left(\frac{x_2}{x_1} \right) \tag{A3c}$$

APPENDIX A

The body has elliptical cross sections in the region of the wing-body intersection and becomes a circular cylinder with unit radius in the notch region of the wing. The ellipses are described by the equation

$$y^2 + [z/b(x)]^2 = 1$$

where the semimajor axis is horizontal and of unit length, and the semiminor axis varies for $0 \leq x \leq x_1$ as

$$b(x) = \frac{Ax_1 - (x/x_1)}{1 + (Ax_1 - 2)(x/x_1)} \left(\frac{x}{x_1} \right) \quad (A4a)$$

and for $x_1 \leq x \leq x_2$ as

$$b(x) = 1 \quad (A4b)$$

Note that at $x = 0$, the derivative $b'(0) = A$, which matches the wing sweep. At $x = x_1$, $b'(x_1) = 0$, which matches the slope of the cylindrical afterbody.

The wing cross sections are modified symmetric Joukowski airfoil shapes. These cross sections are defined parametrically in terms of the polar angle ϕ in the complex plane by

$$\left. \begin{aligned} y &= y_m + \text{Real} \left[(g + \ell e^{i\phi}) + \frac{k^2}{(g + \ell e^{i\phi})} \right] \\ z &= b(x) \text{Imaginary} \left[(g + \ell e^{i\phi}) + \frac{k^2}{(g + \ell e^{i\phi})} \right] + \beta (y - y_{te}) \left(\frac{y - y_{le}}{y_{te} - y_{le}} \right)^2 \end{aligned} \right\} \quad (A5)$$

The definitions of the parameters y_m , g , ℓ , k , and β , which depend on the axial location x , are given in the next three paragraphs. The term with the coefficient β adds thickness to the airfoil to avoid the characteristic cusped Joukowski trailing edge.

APPENDIX A

In the nose region, $0 \leq x \leq x_0$, the parameters g , y_m , and β are all zero, and $\ell = \frac{1}{2}(Ax + 1)$ and $k = \frac{1}{2}\sqrt{(Ax)^2 - 1}$. With these values the wing cross sections take the form of the ellipses

$$\left[\frac{y}{Ax}\right]^2 + \left[\frac{z}{b(x)}\right]^2 = 1 \quad (A6)$$

At the tip of the nose the slopes of the semiminor and the semimajor axes are equal, so the nose of the wing begins tangent to a circular cone. At $x = x_0$ the semiminor axis of the wing merges into that of the body.

In the region of the wing-body intersections, $x_0 \leq x \leq x_1$, there is a linear variation of four parameters of equations (A5):

$$\left. \begin{aligned} y_m &= E(x - x_0) \\ g &= g_1(x - x_0)/(x_1 - x_0) \\ \ell &= \ell_0 + (\ell_1 - \ell_0)(x - x_0)/(x_1 - x_0) \\ \beta &= B(x - x_0)/(x_1 - x_0) \end{aligned} \right\} \quad (A7)$$

The fifth parameter is

$$k = \sqrt{[(Ax - y_m) - (g + \ell)](g + \ell)} \quad (A8)$$

In these equations, the subscripts 0 and 1 denote the values of the parameters at $x = x_0$ and $x = x_1$, respectively. The value of $\ell_0 = \pi + \frac{1}{2}$, as determined from the nose region, and the values g_1 and ℓ_1 are determined from the equations for the following region with $x = x_1$. The intersection between the body and wing is the simultaneous solution to equations (A3) and (A5), which can be found by solving iteratively.

In the notch region, $x_1 \leq x \leq x_2$, where there is a gap between the wing trailing edge and the body,

APPENDIX A

$$\left. \begin{aligned}
 g &= G \Delta y \sin \left[\frac{\pi}{2} \left(1 + \frac{x - x_1}{x_2 - x_1} \right) \right] \\
 l &= \frac{1}{4} \left[\Delta y + \sqrt{\Delta y (\Delta y + 8g)} \right] \\
 k &= l - g \\
 y_m &= y_{te} + 2k \\
 \beta &= B
 \end{aligned} \right\} \quad (A9)$$

where

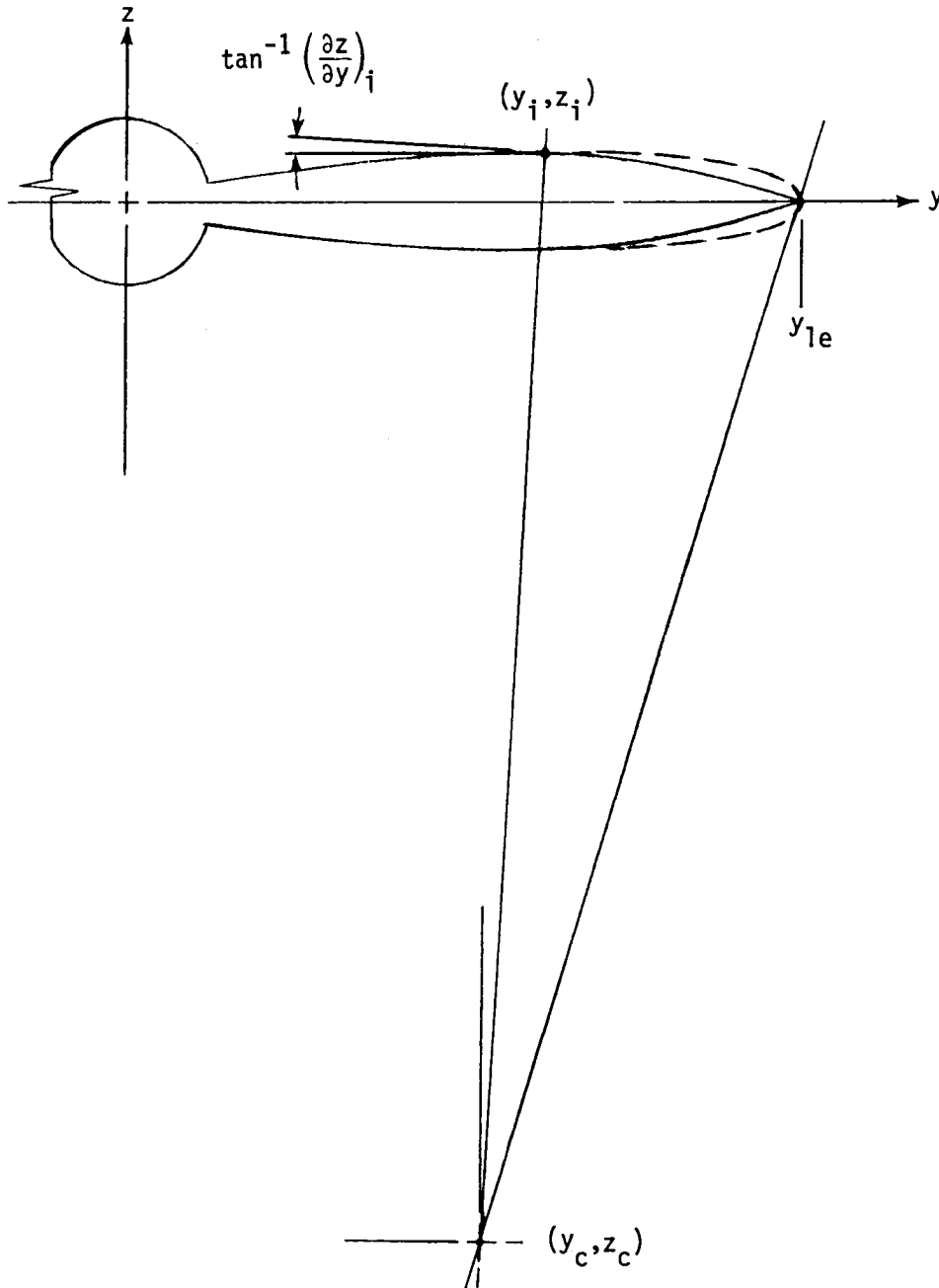
$$\Delta y = \frac{1}{2} (y_{1e} - y_{te}) = \frac{1}{2} (Ax - y_{te})$$

and y_{te} is given by equation (A2). While the model surface defined by these equations is continuous, the x-derivative of the wing surface is generally discontinuous at $x = x_1$. By choosing the values of the parameters judiciously, this break in the wing surface can be made negligible, and reasonable configurations can be generated.

APPENDIX B

SHARP-LEADING-EDGE GEOMETRY

In order to obtain a sharp leading edge, the Joukowski airfoil given by equations (A5) was replaced by a circular arc for values of the parameter $\phi \leq \pi/2$ as shown in the following sketch:



APPENDIX B

The equation for the circular arc segment is

$$z = z_c + \sqrt{z_c^2 + y_{1e}^2 - 2y_c(y_{1e} - y) - y^2} \quad (B1)$$

where (y_c, z_c) is the center of curvature of the arc. The coordinates of the center of curvature are given in terms of the intersection point (y_i, z_i) by

$$\left. \begin{aligned} z_c &= \frac{z_i^2 + 2(y_{1e} - y_i)z_i z_{y,i} - (y_{1e} - y_i)^2}{2[z_i + (y_{1e} - y_i)z_{y,i}]} \\ y_c &= y_i + (z_i - z_c)z_{y,i} \end{aligned} \right\} \quad (B2)$$

The intersection point (y_i, z_i) and the surface slope $z_{y,i} = \left(\frac{\partial z}{\partial y}\right)_i$ are found from equations (A5) at $\phi = \pi/2$ as follows:

$$\left. \begin{aligned} y_i &= y_m + g \left(1 + \frac{k^2}{g^2 + \ell^2}\right) \\ z_i &= b\ell \left(1 - \frac{k^2}{g^2 + \ell^2}\right) \\ z_{y,i} &= \frac{2bg\ell}{\ell^2 - g^2 + \frac{g^2 + \ell^2}{k^2}} \end{aligned} \right\} \quad (B3)$$

Here b is from equations (A4) and g , k , ℓ , and y_m are from equations (A7) and (A8) or equations (A9), depending on the value of x .

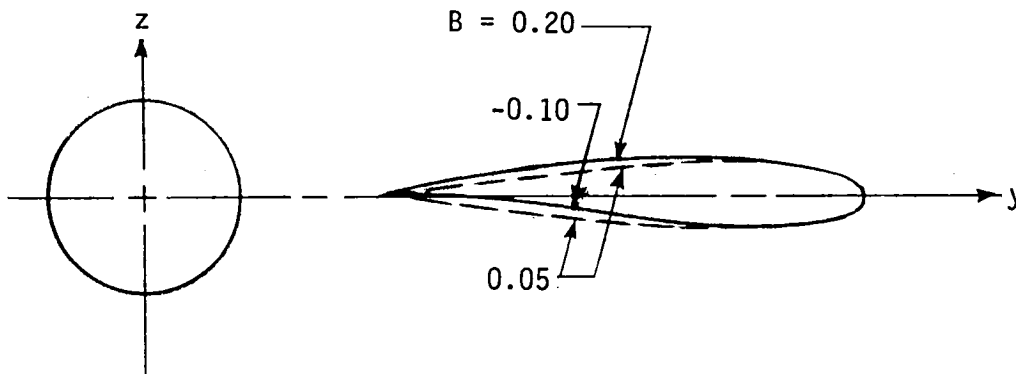
In the nose region y_i and $z_{y,i}$ are zero, and $z_i = b(x)$. There $y_c = 0$, and $z_c = (b^2 - y_{1e}^2)/2b$. Thus, in the nose region the entire cross section is defined by the circular arc

$$z = z_c + \sqrt{z_c^2 + y_{1e}^2 - y^2} \quad (B4)$$

APPENDIX C

CAMBERED-WING GEOMETRY

The basic geometric model described in appendix A has symmetrical upper and lower wing surfaces and thus is uncambered. In order to obtain a cambered-wing model, the β term in equations (A5), which adds thickness to the Joukowski airfoil section, was applied asymmetrically. This was done by simply adding an increment to the parameter B for the upper-surface definition and subtracting the same increment from B for the lower surface. The effect on a typical wing cross section is shown in the following sketch:



REFERENCES

1. Marconi, Frank; Salas, Manuel; and Yaeger, Larry: Development of a Computer Code for Calculating the Steady Super/Hypersonic Inviscid Flow Around Real Configurations. Volume I - Computational Technique. NASA CR-2675, 1976.
2. Moretti, Gino: The λ -Scheme. Comput. & Fluids, vol. 7, no. 3, Sept. 1979, pp. 191-205.
3. Moretti, Gino: Conformal Mappings for Computations of Steady, Three-Dimensional, Supersonic Flows. Numerical/Laboratory Computer Methods in Fluid Mechanics, American Soc. Mech. Eng., 1976, pp. 13-28.
4. Schaefer, William T., Jr.: Characteristics of Major Active Wind Tunnels at the Langley Research Center. NASA TM X-1130, 1965.

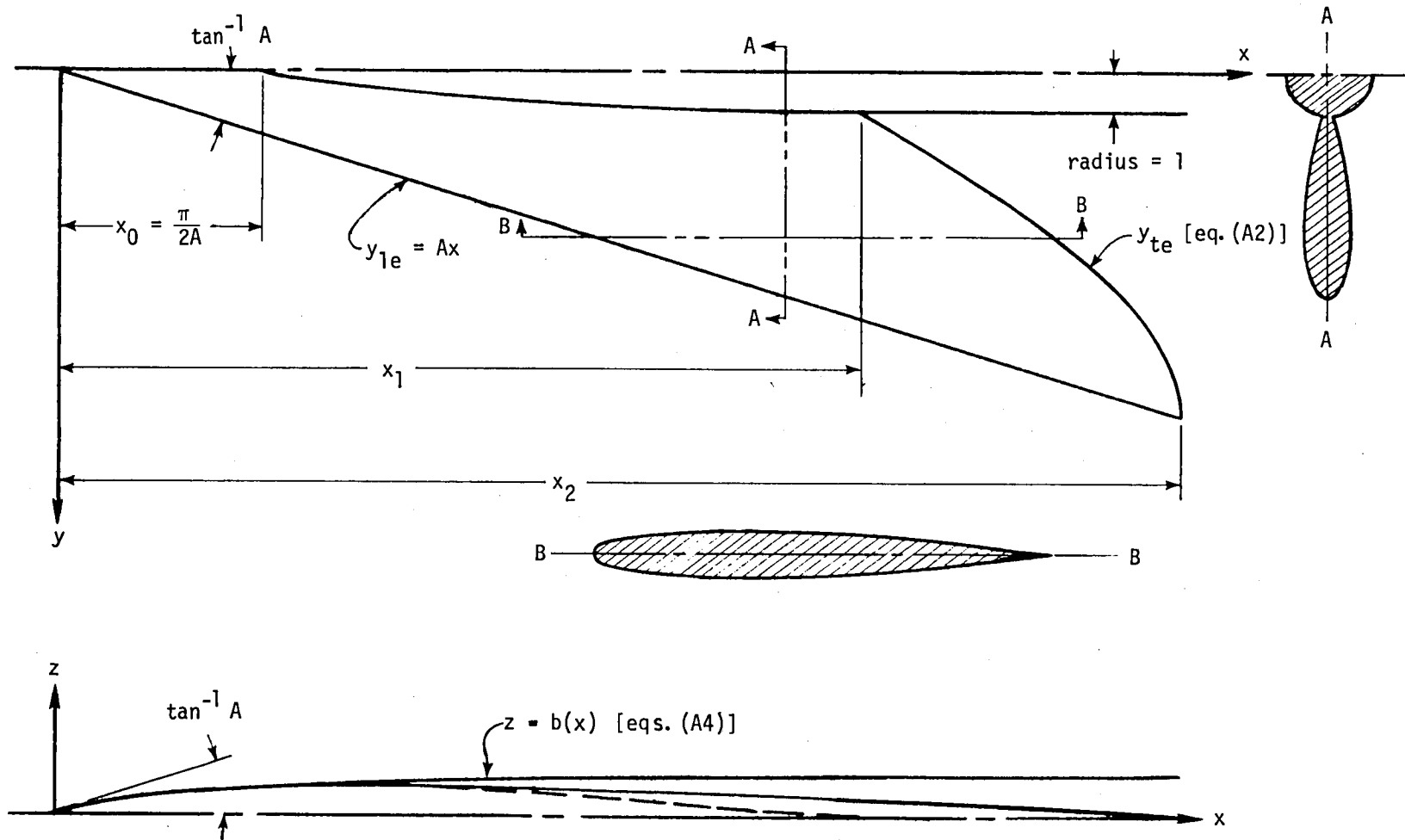


Figure 1.- Top and side views of basic theoretical model with typical wing-body cross section and wing-chord section. Lengths normalized by radius of cylindrical afterbody.


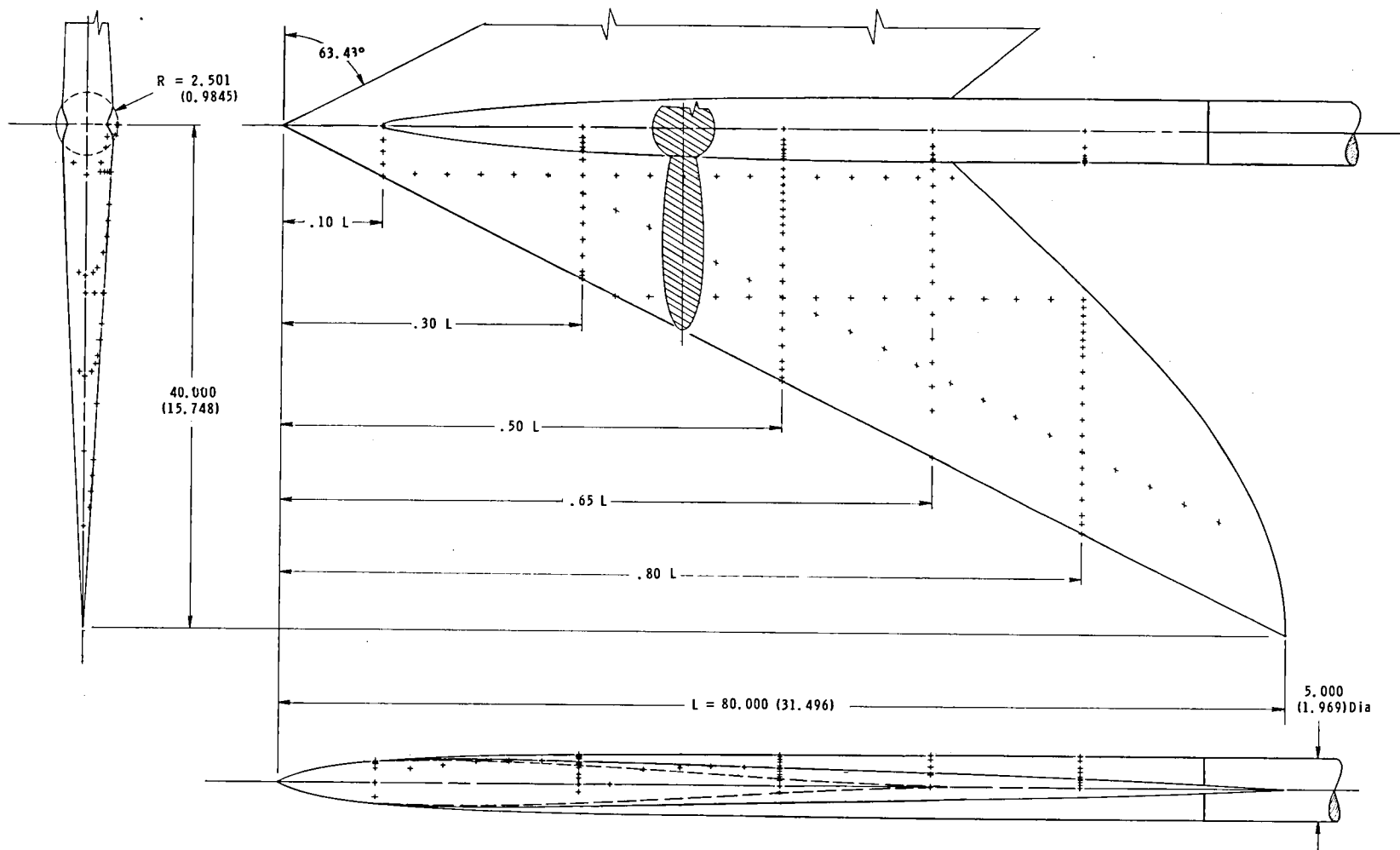
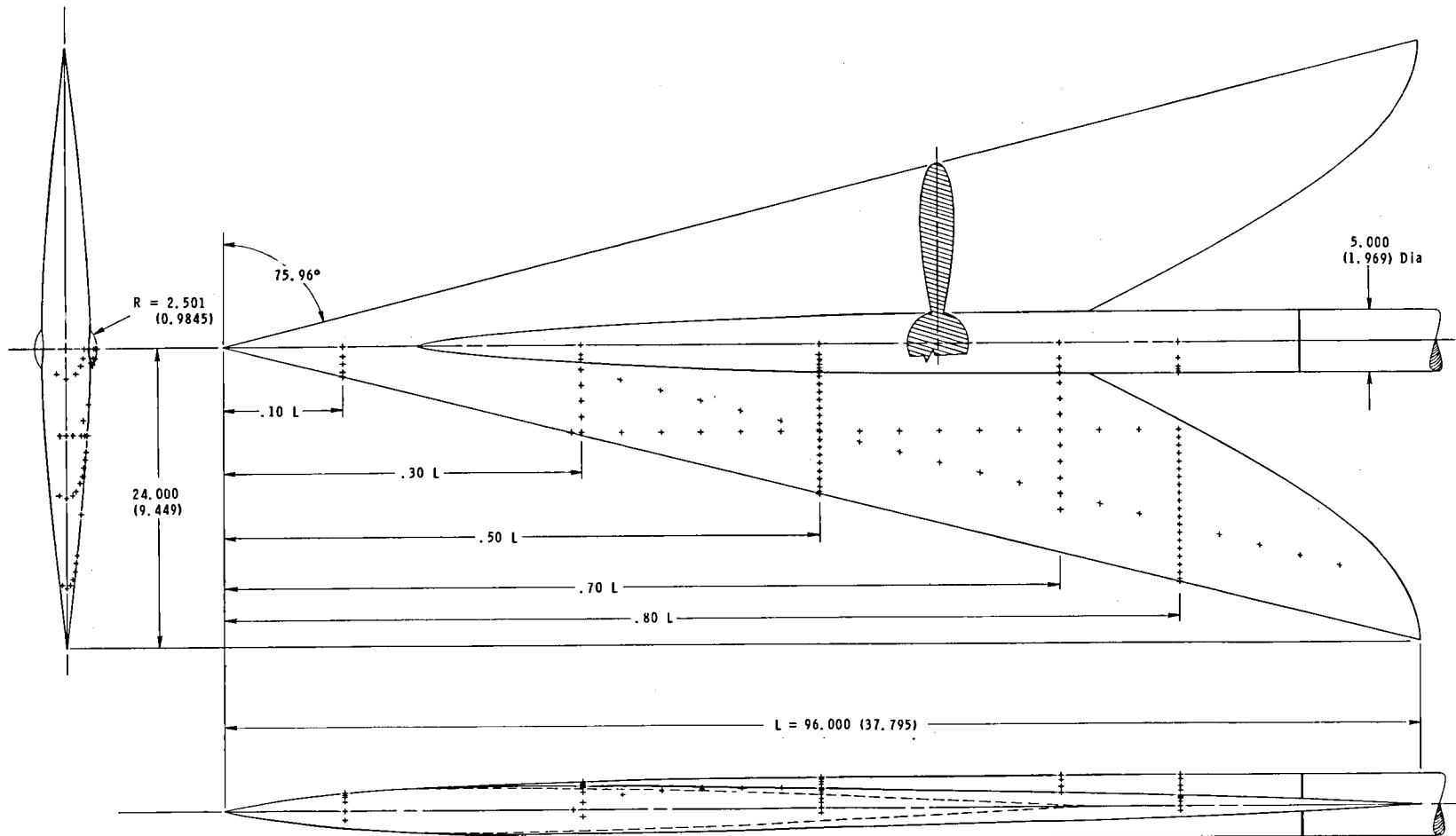


Figure 2.- Effects of an arbitrary variation of each of the five geometric parameters from the values for model 2.



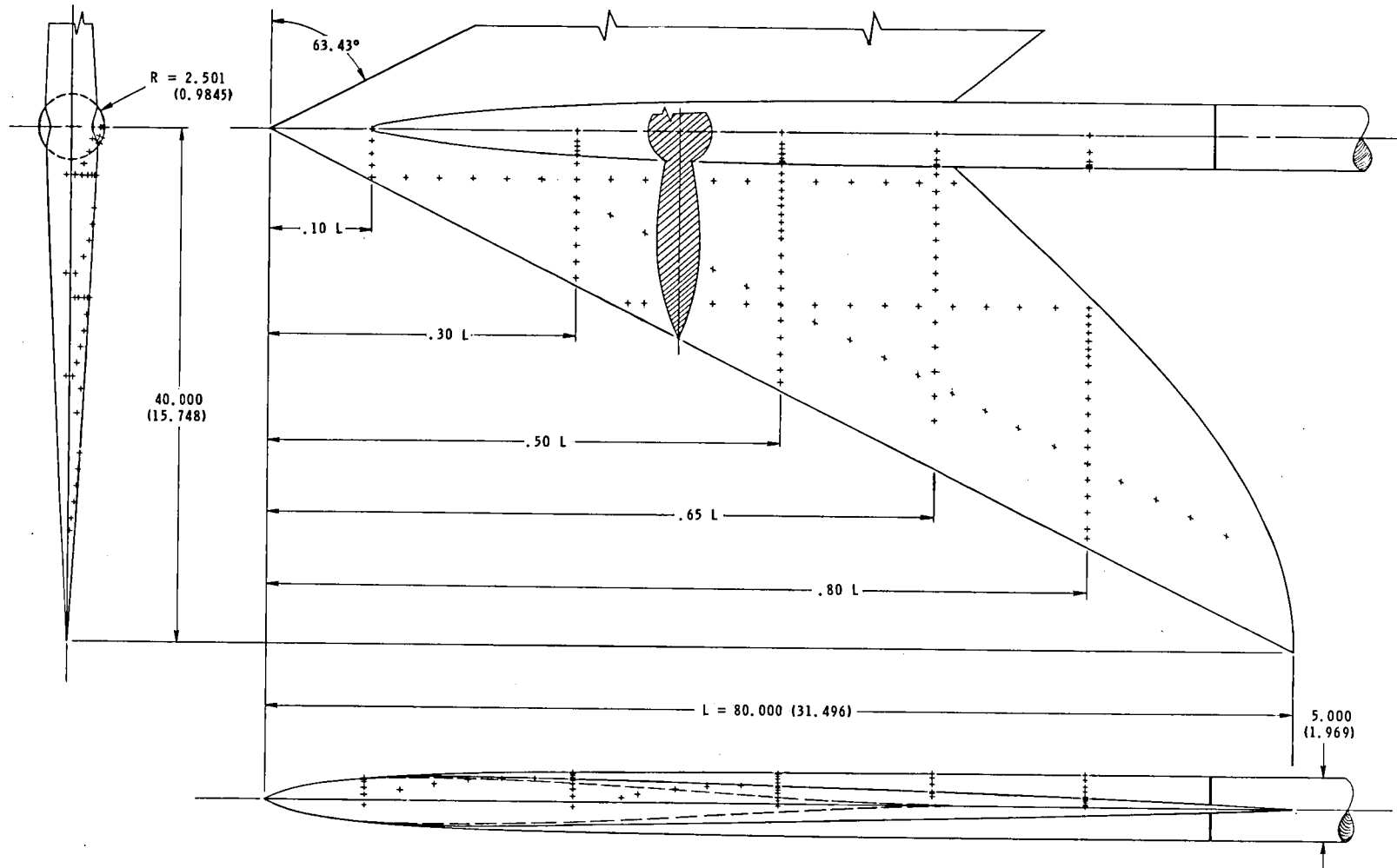
(a) Model 1, basic symmetrical wing configuration.

Figure 3.- Arrow-wing wind-tunnel models showing pressure orifice locations.
 Dimensions are in cm (in.).



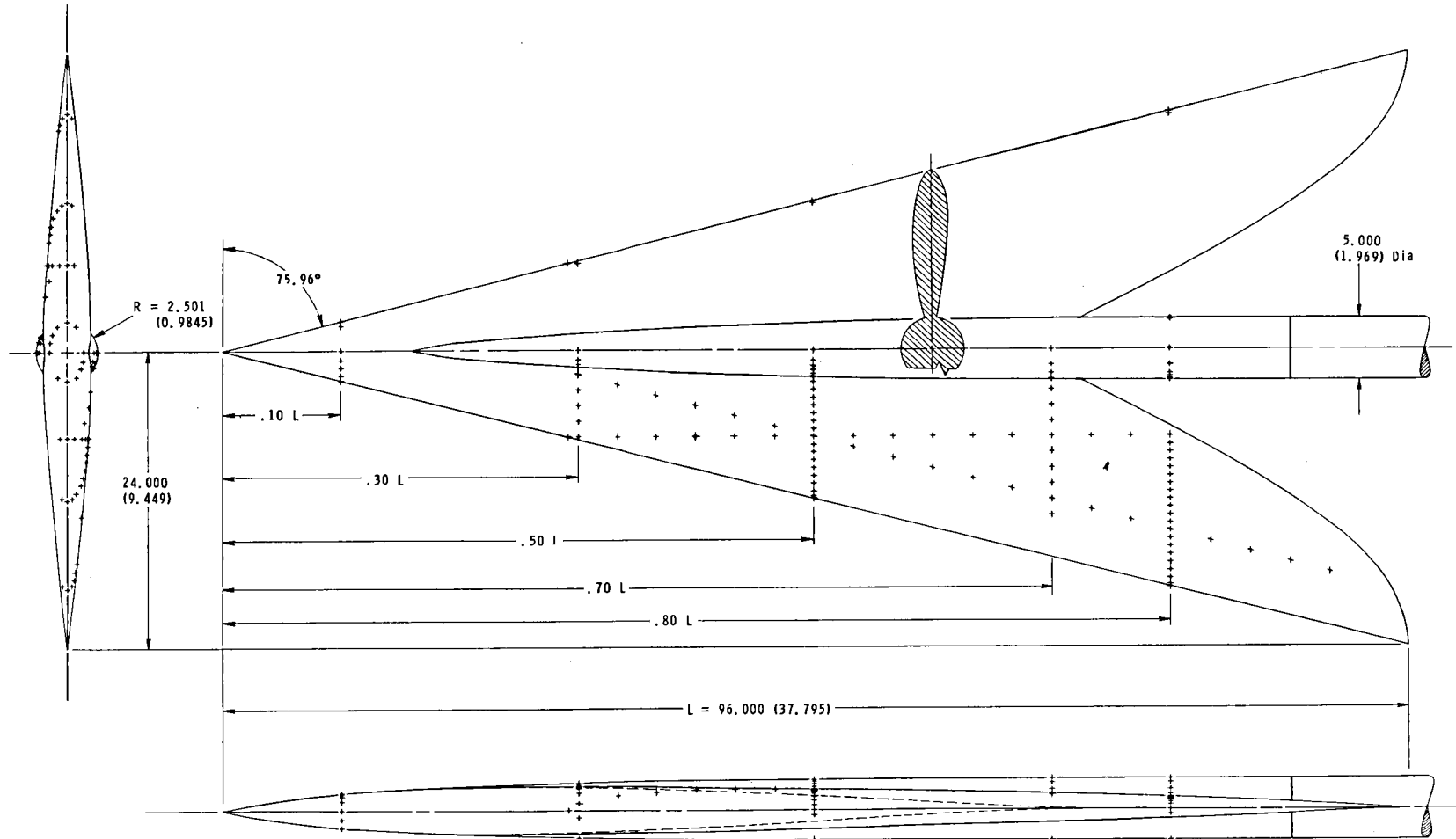
(b) Model 2, highly swept wing configuration.

Figure 3.- Continued.



(c) Model 3, sharp-leading-edge configuration.

Figure 3.- Continued.



(d) Model 4, cambered-wing configuration.

Figure 3.- Concluded.

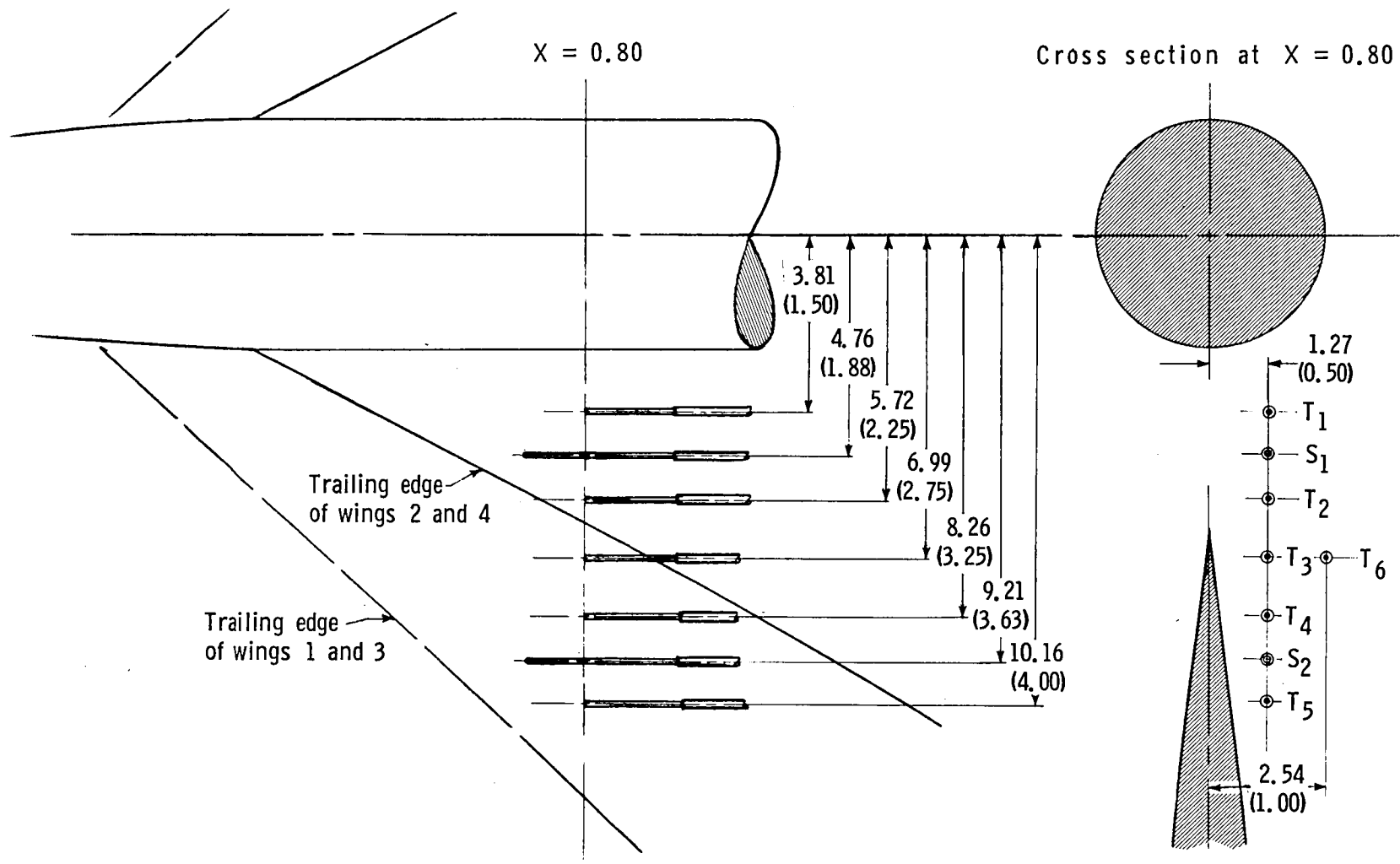

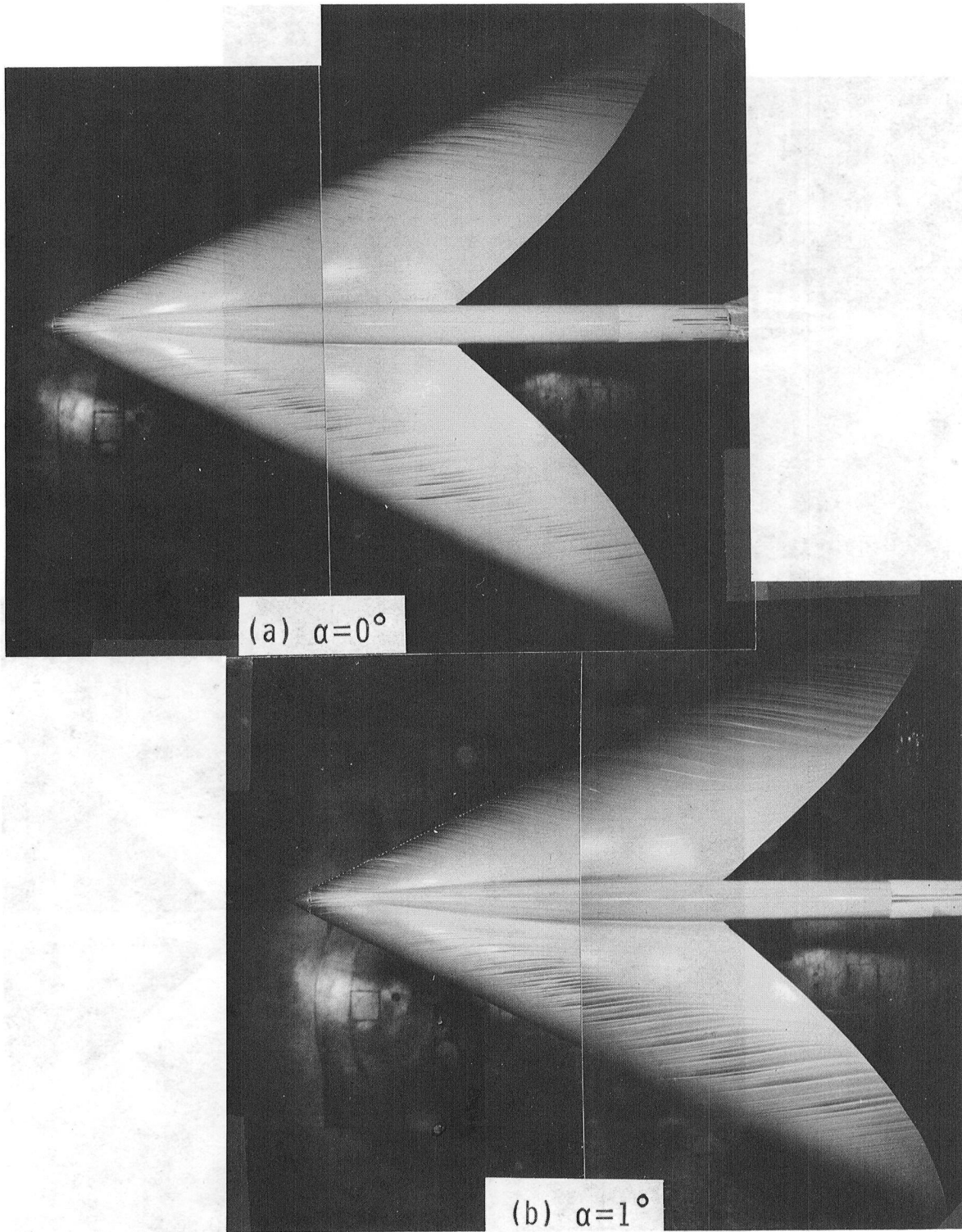


Figure 4.- Positions of rake static-pressure probes S and total-pressure tubes T (shown as mounted on wing 2). Dimensions are shown in cm (in.).

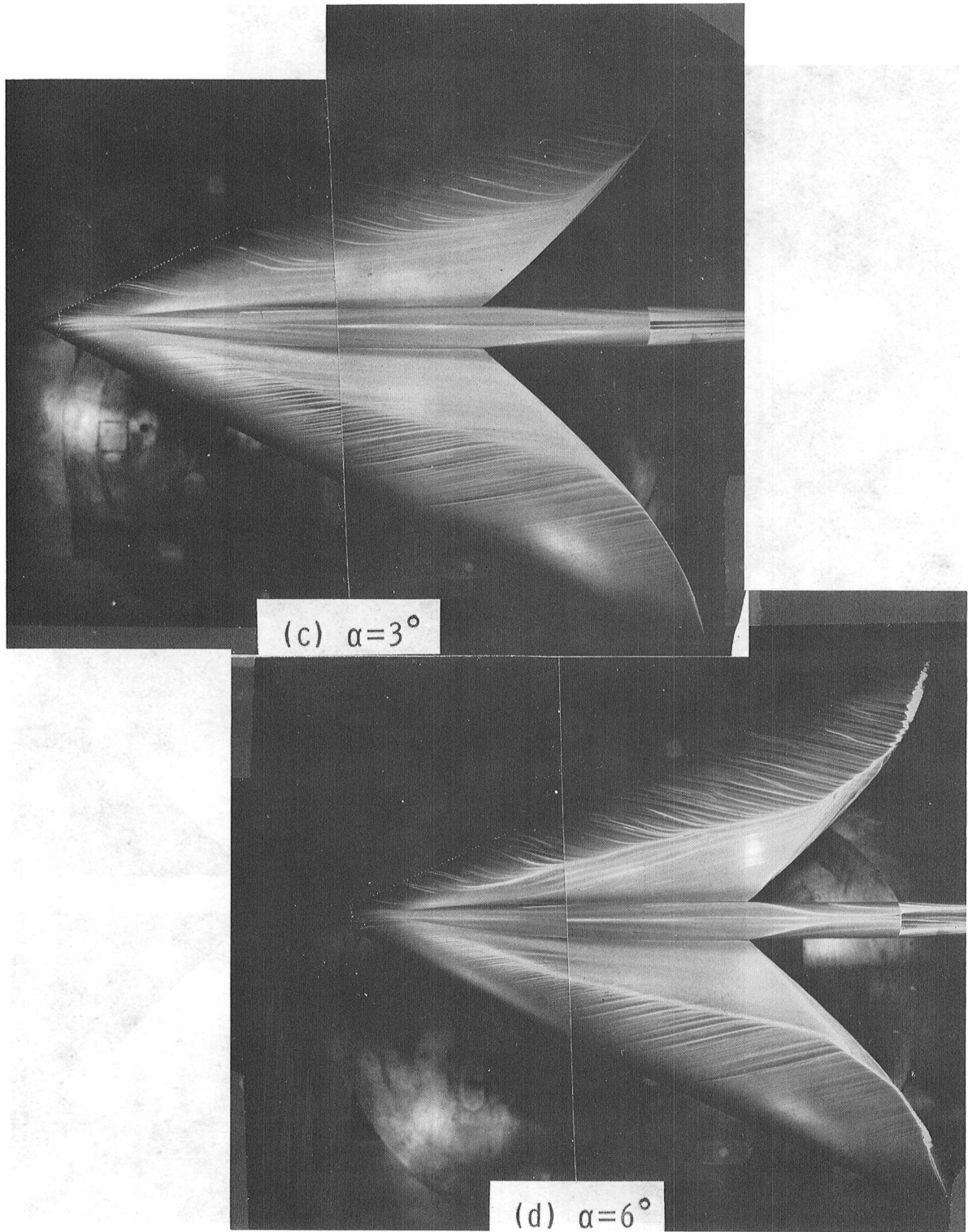


L-78-5602

Figure 5.- View of model 2 mounted in test section, showing position of fixed rake.
(Model rolled from test position.)

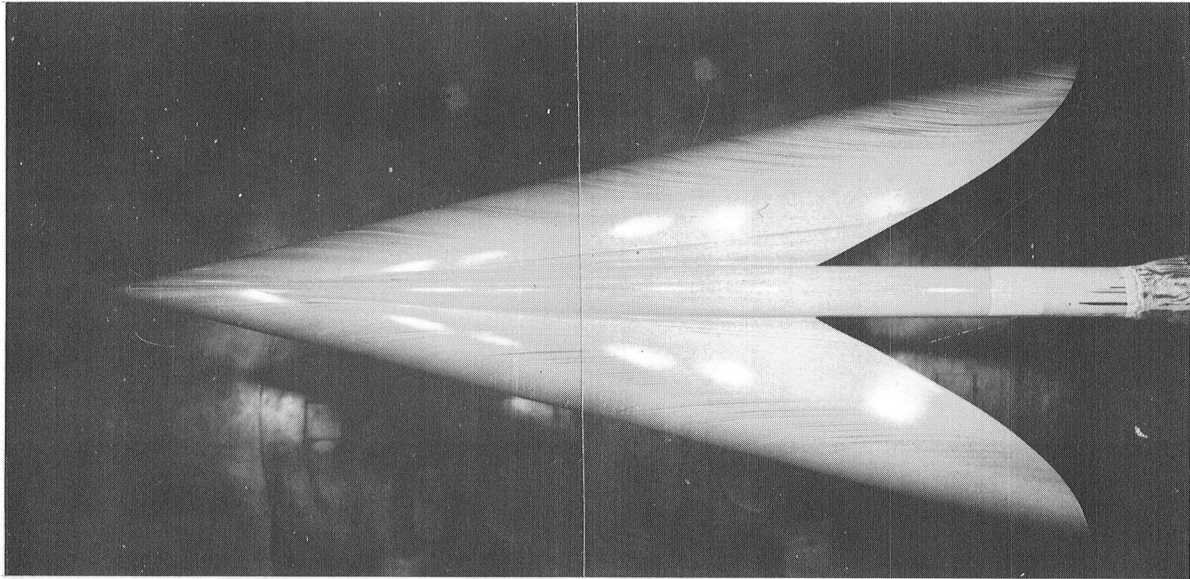


L-80-182
Figure 6.- Oil flow on upper surface of model 1 at $M_\infty = 2.96$.

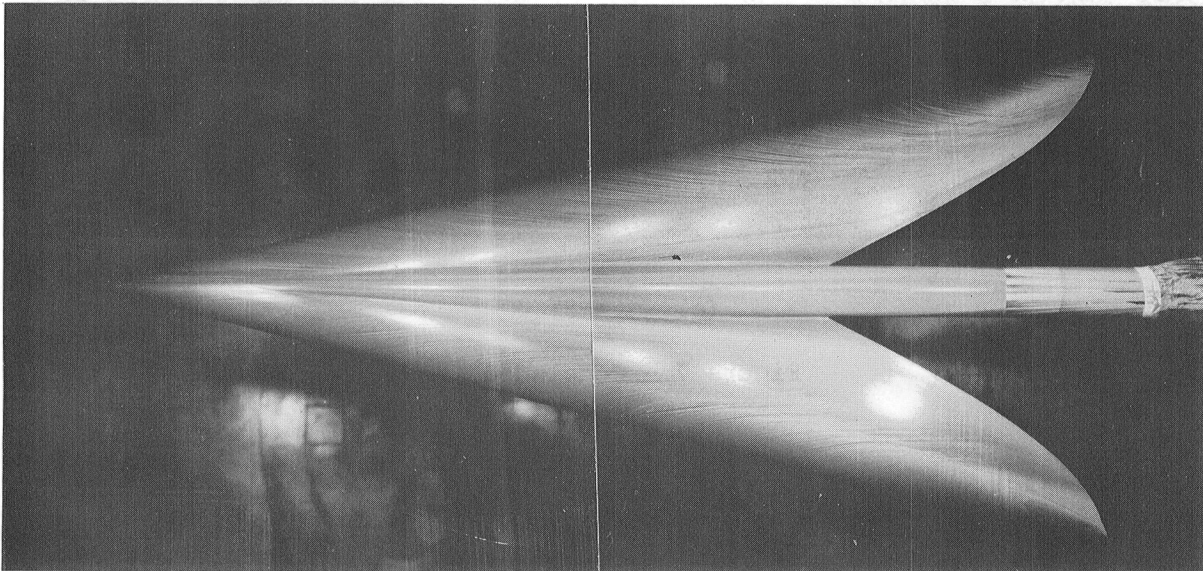


L-80-183

Figure 6.- Concluded.




(a) $\alpha = 0^\circ$.



(b) $\alpha = 1^\circ$.

L-80-184


Figure 7.- Oil flow on upper surface of model 2 at $M_\infty = 2.96$.




(c) $\alpha = 3^\circ$.

L-80-185

Figure 7.- Concluded.



Upper surface




Lower surface


(a) $\alpha = 0^\circ$.

L-80-186

Figure 8.- Oil flow on surface of model 4 at $M_\infty = 2.96$.



Upper surface

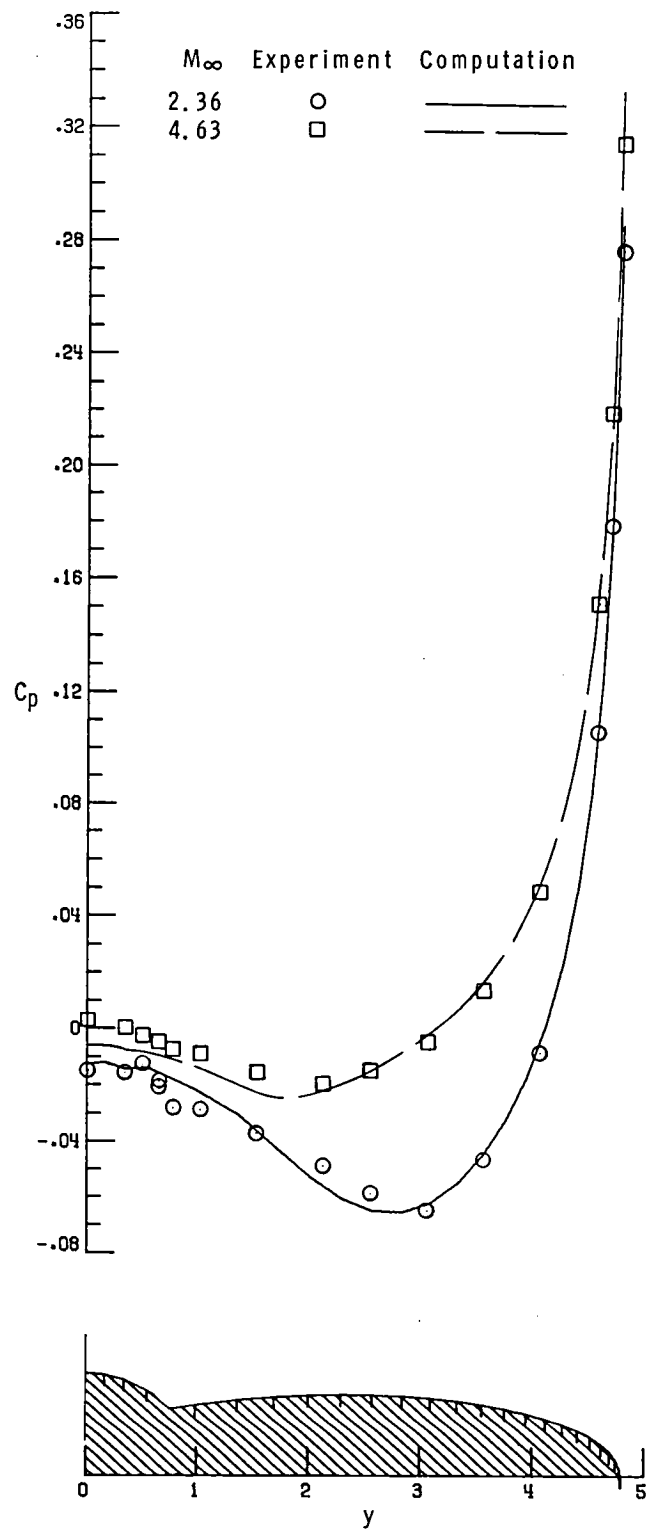


Lower surface

(b) $\alpha = 6^\circ$.

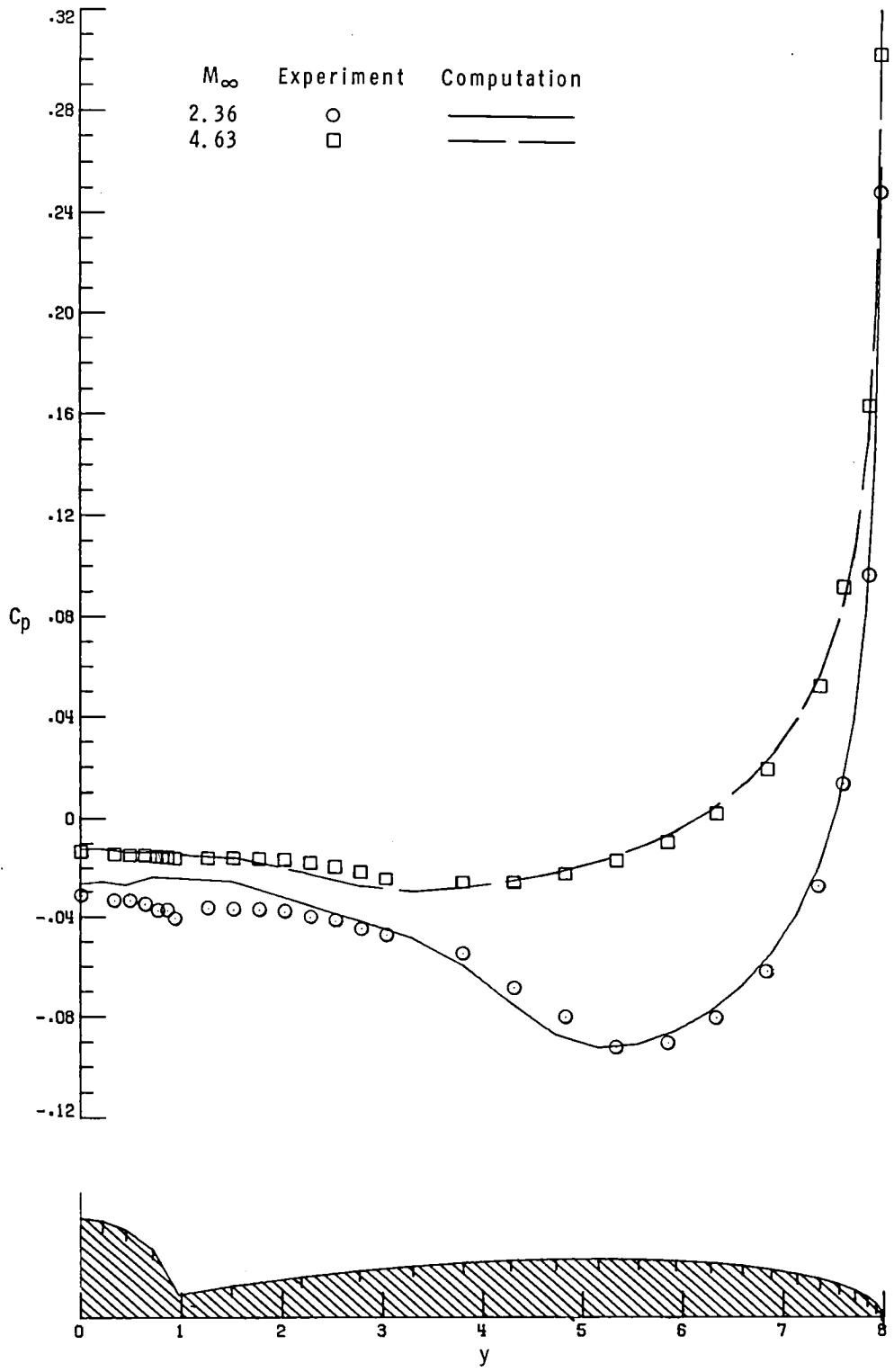
Figure 8.- Concluded.

L-80-187



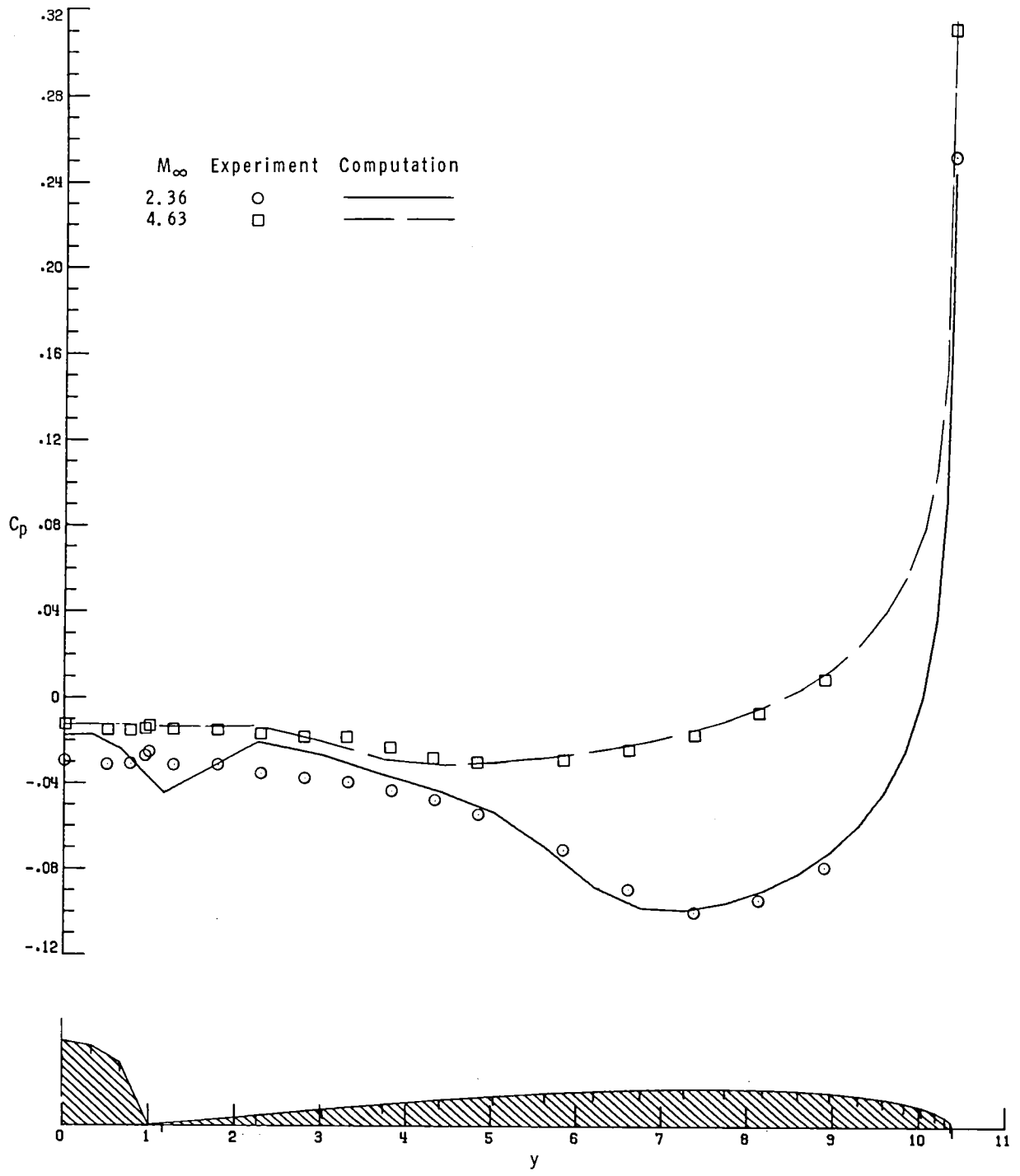
(a) $x = 0.3$.

Figure 9.- Pressure distributions on model 1 ($\Lambda = 63.43^\circ$) at Mach numbers of 2.36 and 4.63 for $\alpha = 0^\circ$.



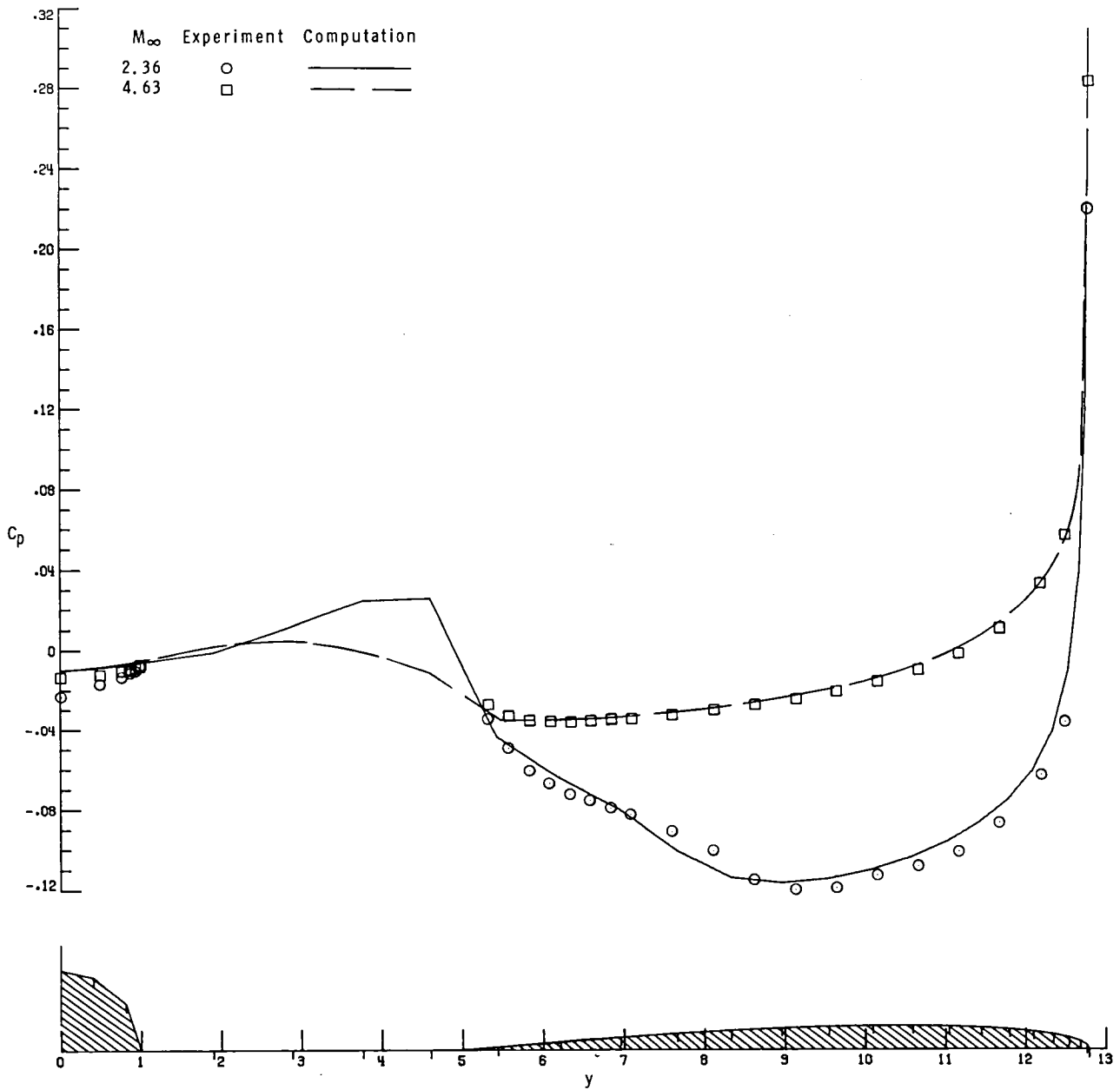
(b) $x = 0.5$.

Figure 9.- Continued.



(c) $X = 0.65$.

Figure 9.- Continued.



(d) $x = 0.8$.

Figure 9.- Concluded.

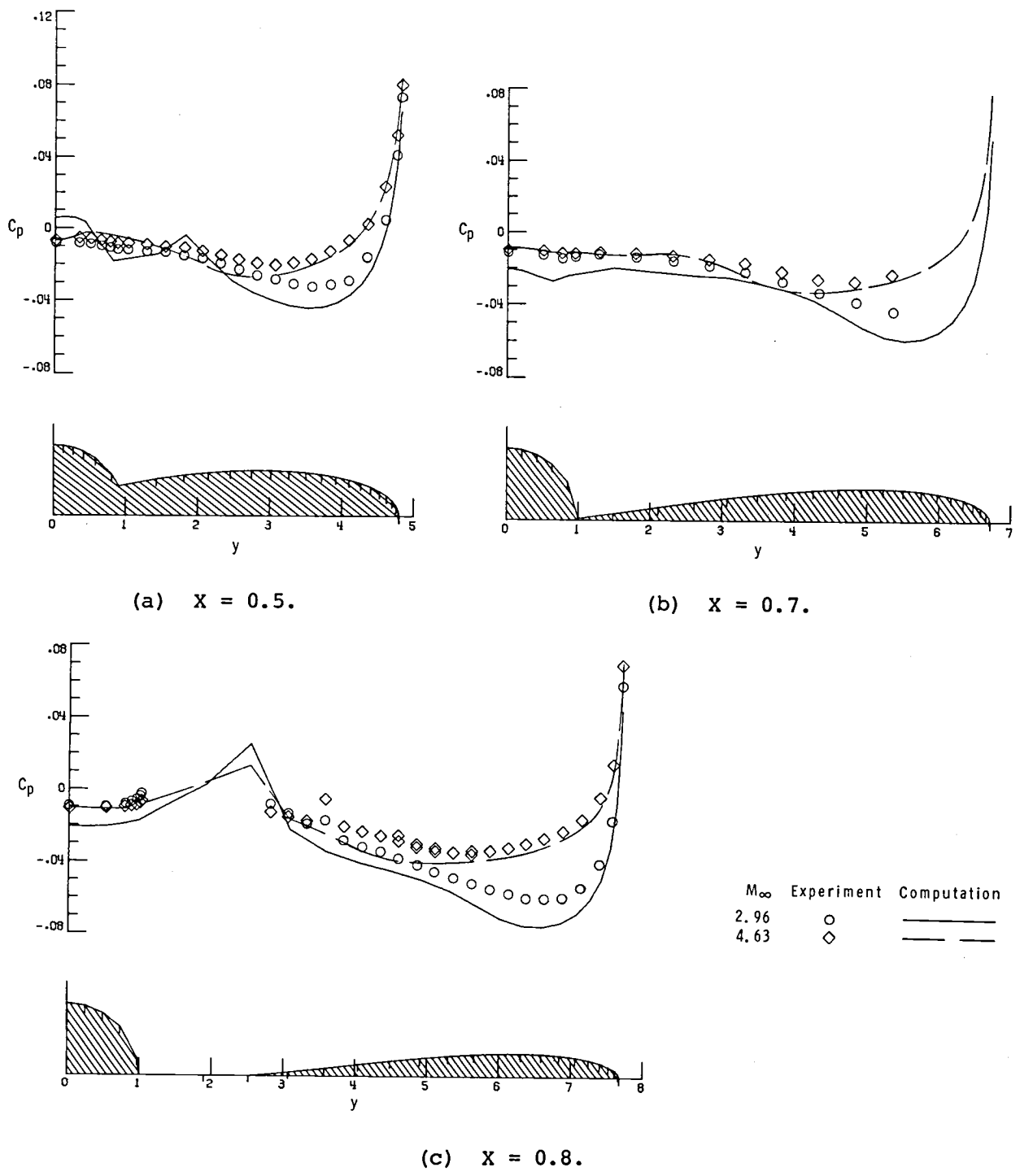


Figure 10.- Pressure distributions on model 2 ($\Lambda = 75.96^\circ$) at Mach numbers of 2.96 and 4.63 for $\alpha = 0^\circ$.

TABLE I. - BLUNT, SYMMETRICAL WING SWEEP 63.435 DEG

(A) MACH = 2.36, REYNOLDS NO. = 5.25 MILLION

ALPHA = .01 DEG

CIRCUMFERENTIAL ROWS ON BODY

THETA, DEG	X = .3000			X = .5000			X = .6500			X = .8000		
	Y	CP LOWER	CP UPPER	Y	CP LOWER	CP UPPER	Y	CP LOWER	CP UPPER	Y	CP LOWER	CP UPPER
90.	0.0000	-.0145	-.0159	0.0000	-.0319	-.0314	0.0000	-.0294	-.0298	0.0000	-.0236	-.0227
70.	.0101	-.0258	-.0253	.0106	-.0336	-.0334						
60.	.0149	-.0132	-.0118	.0155	-.0335	-.0334	.0156	-.0308	-.0318	.0156	-.0171	-.0163
50.	.0193	-.0189	-.0210	.0200	-.0348	-.0348						
40.	.0233	-.0277	-.0282	.0239	-.0372	-.0373	.0239	-.0307	-.0308	.0239	-.0134	-.0130
30.				.0270	-.0373	-.0372				.0270	-.0115	-.0111
20.				.0293	-.0405	-.0404	.0294	-.0268	-.0273	.0294	-.0105	-.0103
10.							.0308	-.0249	-.0253	.0308	-.0084	-.0083
0.										.0313	-.0076	-.0074

SPANWISE ROWS ON WING

X = .1000			X = .3000			X = .5000			X = .6500			X = .8000		
Y	CP LOWER	CP UPPER	Y	CP LOWER	CP UPPER	Y	CP LOWER	CP UPPER	Y	CP LOWER	CP UPPER	Y	CP LOWER	CP UPPER
0.0000	.0614	.0618	.0318	-.0281	-.0292	.0397	-.0365	-.0366	.0397	-.0312	-.0311	.1667	-.0342	-.0340
.0121	.0799	.0798	.0476	-.0365	-.0378	.0476	-.0368	-.0369	.0556	-.0312	-.0314	.1746	-.0490	-.0491
.0229	.0860	.0859	.0662	-.0487	-.0490	.0556	-.0371	-.0368	.0714	-.0352	-.0356	.1826	-.0605	-.0607
.0383	.1271	.1250	.0794	-.0588	-.0591	.0635	-.0379	-.0377	.0873	-.0370	-.0373	.1905	-.0667	-.0671
.0500	.3499	.3497	.0993	-.0651	-.0653	.0714	-.0402	-.0400	.1032	-.0387	-.0394	.1984	-.0720	-.0722
			.1111	-.0468	-.0469	.0794	-.0420	-.0414	.1191	-.0427	-.0426	.2064	-.0750	-.0753
			.1270	-.0082	-.0089	.0873	-.0450	-.0444	.1349	-.0475	-.0472	.2143	-.0790	-.0790
			.1429	.1053	.1053	.0953	-.0478	-.0472	.1508	-.0539	-.0537	.2223	-.0825	-.0823
			.1467	.1783	.1780	.1032			.1826	-.0702	-.0702	.2381	-.0912	-.0908
			.1500	.2758	.2758	.1191	-.0544	-.0544	.2064	-.0877	-.0883	.2540	-.1010	-.1005
						.1349	-.0688	-.0683	.2302	-.0991	-.0993	.2699	-.1148	-.1147
						.1508	-.0803	-.0804	.2540	-.0932	-.0933	.2858	-.1200	-.1200
						.1667	-.0928	-.0921	.2778	-.0787	-.0787	.3016	-.1191	-.1189
						.1826	-.0909	-.0906	.3250	.2926	.2934	.3175	-.1123	-.1126
						.1984	-.0810	-.0810				.3334	-.1082	-.1082
						.2143	-.0628	-.0621				.3493	-.1010	-.1010
						.2302	-.0280	-.0273				.3651	-.0865	-.0866
						.2381	.0133	.0136				.3810	-.0632	-.0626
						.2461	.0961	.0964				.3905	-.0363	-.0357
						.2500	.2481	.2475				.4000	.2189	.2191

CHORDWISE ROWS ON WING

X	Y = .0476		Y = .1667	
	XC	CP LOWER	CP UPPER	CP UPPER
.1000	0.00	.3499	.3497	
.1333	6.46	.0782	.0774	
.1667	12.11	.0122	.0113	
.2000	17.76	-.0265	-.0276	
.2333	23.41	-.0359	-.0372	
.2667	29.07	-.0238	-.0241	
.3000	34.72	-.0365	-.0378	
.3333				0.00
.3667	46.03	-.0319	-.0319	6.94
.4000	51.68	-.0347	-.0345	13.90
.4333	57.33	-.0357	-.0356	20.85
.4667	62.98	-.0348	-.0343	27.80
.5000	68.64	-.0368	-.0369	34.75
.5333	74.29	-.0341	-.0347	41.71
.5667	79.94	-.0345	-.0351	48.66
.6000	85.59	-.0316	-.0324	55.61
.6333	91.25	-.0275	-.0284	62.56
.6667	96.90	-.0354	-.0348	69.52
.7000				76.47
.7333				83.42
.7667				90.38
.8000				97.33
.8333				
.8667				
.9000				
.9333				

SWEPT ROW ON WING

XC	Y = .5027(X-.1684)	
	CP LOWER	CP UPPER
29.07	-.0238	-.0241
29.26	-.0487	-.0490
30.01	-.0569	-.0564
30.81	-.0669	-.0664
31.68	-.0744	-.0744
32.62	-.0816	-.0816
33.64	-.0875	-.0870
34.75	-.0928	-.0921
35.99	-.0949	-.0953
37.36	-.0967	-.0968
38.89	-.0990	-.0994
42.58	-.0978	-.0977
44.84	-.1015	-.1010
47.46	-.1075	-.1072
50.53	-.1107	-.1107
54.17	-.1123	-.1126
58.57	-.1073	-.1070
63.99	-.1154	-.1153
70.81	-.1136	-.1135
79.63	-.1106	-.1106

RAKE

TOTAL TUBE	CPT LOWER	CPT UPPER	STATIC PROBE	CP LOWER	CP UPPER
T1	1.5992	1.5987	S1	-.0103	-.0092
T2	1.6377	1.6371	S2	-.0015	-.0028
T3	1.6802	1.6794			
T4	1.6851	1.6842			
T5	1.6701	1.6701			
T6	1.6762	1.6755			

TABLE I. - CONTINUED

(A) MACH = 2.36, REYNOLDS NO. = 5.26 MILLION, CONTINUED

ALPHA = 1.00 DEG

CIRCUMFERENTIAL ROWS ON BODY

THETA, DEG	X = .3000			X = .5000			X = .6500			X = .8000		
	Y	CP LOWER	CP UPPER	Y	CP LOWER	CP UPPER	Y	CP LOWER	CP UPPER	Y	CP LOWER	CP UPPER
90.	0.0000	-.0029	-.0253	0.0000	-.0209	-.0412	0.0000	-.0192	-.0385	0.0000	-.0188	-.0257
70.	.0101	-.0149	-.0359	.0106	-.0232	-.0432						
60.	.0149	-.0017	-.0222	.0155	-.0228	-.0430						
50.	.0193	-.0071	-.0304	.0200	-.0244	-.0442	.0156	-.0205	-.0409	.0156	-.0138	-.0186
40.	.0233	-.0147	-.0388	.0239	-.0268	-.0465	.0239	-.0199	-.0404	.0239	-.0116	-.0153
30.				.0270	-.0268	-.0470	.0270	-.0162	-.0365	.0270	-.0096	-.0132
20.				.0293	-.0302	-.0494	.0294	-.0162	-.0365	.0294	-.0089	-.0121
10.							.0308	-.0145	-.0346	.0308	-.0079	-.0089
0.										.0313	-.0073	-.0080

SPANWISE ROWS ON WING

X = .1000			X = .3000			X = .5000			X = .6500			X = .8000		
Y	CP LOWER	CP UPPER	Y	CP LOWER	CP UPPER	Y	CP LOWER	CP UPPER	Y	CP LOWER	CP UPPER	Y	CP LOWER	CP UPPER
0.0000	.0751	.0479	.0318	-.0150	-.0399	.0397	-.0259	-.0461	.0397	-.0206	-.0400	.1667	-.0324	-.0348
.0121	.0947	.0637	.0476	-.0233	-.0480	.0476	-.0259	-.0466	.0556	-.0201	-.0409	.1746	-.0429	-.0518
.0229	.1051	.0696	.0662	-.0335	-.0607	.0556	-.0259	-.0467	.0714	-.0247	-.0456	.1826	-.0508	-.0675
.0383	.1471	.1050	.0794	-.0419	-.0727	.0635	-.0269	-.0480	.0873	-.0257	-.0471	.1905	-.0554	-.0765
.0500	.3538	.3483	.0953	-.0476	-.0806	.0714	-.0286	-.0499	.1032	-.0280	-.0495	.1984	-.0601	-.0826
			.1111	-.0261	-.0639	.0794	-.0307	-.0519	.1191	-.0313	-.0531	.2064	-.0626	-.0866
			.1270	.0137	-.0285	.0873	-.0331	-.0552	.1349	-.0356	-.0583	.2143	-.0660	-.0906
			.1429	.1278	.0832	.0953	-.0355	-.0582	.1508	-.0415	-.0648	.2223	-.0693	-.0946
			.1467	.1094	.1552	.1032			.1826	-.0560	-.0835	.2381	-.0765	-.1050
			.1500	.2782	.2744	.1191	-.0415	-.0662	.2064	-.0694	-.1084	.2540	-.0834	-.1203
						.1349	-.0540	-.0814	.2302	-.0794	-.1152	.2699	-.0933	-.1330
						.1508	-.0623	-.0977	.2540	-.0761	-.1091	.2858	-.1014	-.1350
						.1667	-.0728	-.1092	.2778	-.0604	-.0961	.3016	-.1027	-.1330
						.1826	-.0732	-.1067	.3250	.2582	.2459	.3175	-.0965	-.1288
						.1984	-.0635	-.0976				.3334	-.0925	-.1239
						.2143	-.0443	-.0808				.3493	-.0820	-.1159
						.2302	-.0048	-.0484				.3651	-.0678	-.1042
						.2381	.0367	-.0094				.3810	-.0415	-.0835
						.2461	.1201	.0716				.3905	-.0102	-.0613
						.2500	.2488	.2449				.4000	.2282	.2068

CHORDWISE ROWS ON WING

X	Y = .0476		
	XC	CP LOWER	CP UPPER
.1000	0.00	.3538	.3483
.1333	6.46	.0995	.0561
.1667	12.11	.0284	-.0029
.2000	17.76	-.0112	-.0410
.2333	23.41	-.0219	-.0499
.2667	29.07	-.0099	-.0364
.3000	34.72	-.0233	-.0480
.3333			
.3667	46.03	-.0211	-.0416
.4000	51.68	-.0237	-.0449
.4333	57.33	-.0243	-.0453
.4667	62.98	-.0238	-.0443
.5000	68.64	-.0259	-.0466
.5333	74.29	-.0242	-.0437
.5667	79.94	-.0240	-.0437
.6000	85.59	-.0212	-.0415
.6333	91.25	-.0168	-.0376
.6667	96.90	-.0249	-.0444
.7000			
.7333			
.7667			
.8000			
.8333			
.8667			
.9000			
.9333			

SWEPT ROW ON WING

Y = .5027(X-.1684)		
XC	CP LOWER	CP UPPER
29.07	-.0099	-.0364
29.26	-.0335	-.0607
30.01	-.0428	-.0696
30.81	-.0511	-.0812
31.68	-.0582	-.0903
32.62	-.0639	-.0989
33.64	-.0676	-.1045
34.75	-.0728	-.1092
35.99	-.0766	-.1112
37.36	-.0777	-.1125
38.89	-.0813	-.1152
42.58	-.0800	-.1131
44.84	-.0841	-.1163
47.46	-.0908	-.1217
50.53	-.0942	-.1254
54.17	-.0965	-.1288
58.57	-.0917	-.1214
63.99	-.0994	-.1306
70.81	-.0963	-.1289
79.63	-.0943	-.1257

RAKE

TOTAL TUBE	CPT LOWER	CPT UPPER	STATIC PROBE	CP LOWER	CP UPPER
T1	1.6058	1.5878	S1	-.0065	-.0127
T2	1.6415	1.6318	S2	.0005	-.0038
T3	1.6790	1.6810			
T4	1.6855	1.6834			
T5	1.6558	1.6767			
T6	1.6751	1.6752			

TABLE I. - CONTINUED

(A) MACH = 2.36, REYNOLDS NO. = 5.26 MILLION, CONTINUED

ALPHA = 3.00 DEG.

CIRCUMFERENTIAL ROWS ON BODY

THETA, DEG	X = .3000			X = .5000			X = .6500			X = .8000		
	Y	CP LOWER	CP UPPER	Y	CP LOWER	CP UPPER	Y	CP LOWER	CP UPPER	Y	CP LOWER	CP UPPER
90.	0.0000	.0218	-.0417	0.0000	.0022	-.0596	0.0000	.0035	-.0564	0.0000	-.0065	-.0283
70.	.0101	.0110	-.0508	.0106	-.0007	-.0605	.0156	.0024	-.0586	.0156	-.0068	-.0225
60.	.0149	.0231	-.0397	.0155	-.0004	-.0605						
50.	.0193	.0187	-.0469	.0200	-.0019	-.0619						
40.	.0233	.0093	-.0558	.0239	-.0041	-.0644	.0239	.0031	-.0578	.0239	-.0089	-.0210
30.				.0270	-.0039	-.0647				.0270	-.0085	-.0204
20.				.0293	-.0076	-.0671	.0294	.0071	-.0543	.0294	-.0082	-.0179
10.							.0308	.0085	-.0517	.0308	-.0082	-.0131
0.										.0313	-.0092	-.0106

SPANWISE ROWS ON WING

X = .1000			X = .3000			X = .5000			X = .6500			X = .8000		
Y	CP LOWER	CP UPPER	Y	CP LOWER	CP UPPER	Y	CP LOWER	CP UPPER	Y	CP LOWER	CP UPPER	Y	CP LOWER	CP UPPER
0.0000	.1060	.0222	.0318	.0104	-.0571	.0397	-.0032	-.0646	.0397	.0023	-.0571	.1667	-.0207	-.0422
.0121	.1291	.0371	.0476	.0015	-.0666	.0476	-.0027	-.0650	.0556	.0025	-.0589	.1746	-.0232	-.0563
.0229	.1443	.0351	.0662	-.0056	-.0831	.0556	-.0023	-.0662	.0714	-.0019	-.0634	.1826	-.0277	-.0740
.0383	.1904	.0601	.0794	-.0100	-.1008	.0635	-.0033	-.0679	.0873	-.0027	-.0661	.1905	-.0308	-.0897
.0500	.3546	.3462	.0953	-.0117	-.1074	.0714	-.0050	-.0699	.1032	-.0039	-.0691	.1984	-.0352	-.1003
			.1111	.0112	-.0973	.0794	-.0063	-.0723	.1191	-.0070	-.0737	.2064	-.0370	-.1074
			.1270	.0543	-.0678	.0873	-.0085	-.0753	.1349	-.0101	-.0787	.2143	-.0397	-.1138
			.1429	.1721	.0361	.0953	-.0106	-.0784	.1508	-.0152	-.0867	.2223	-.0421	-.1212
			.1467	.2382	.1089	.1032			.1826	-.0260	-.1131	.2381	-.0468	-.1401
			.1500	.2763	.2667	.1191	-.0151	-.0870	.2064	-.0350	-.1453	.2540	-.0511	-.1587
						.1349	-.0241	-.1082	.2302	-.0380	-.1467	.2699	-.0561	-.1625
						.1508	-.0293	-.1332	.2540	-.0359	-.1402	.2858	-.0610	-.1616
						.1667	-.0342	-.1397	.2778	-.0202	-.1289	.3016	-.0636	-.1601
						.1826	-.0339	-.1380	.3250	.2638	.2252	.3175	-.0600	-.1565
						.1984	-.0250	-.1299				.3334	-.0557	-.1514
						.2143	-.0031	-.1160				.3493	-.0461	-.1452
						.2302	.0396	-.0870				.3651	-.0271	-.1375
						.2381	.0834	-.0532				.3810	.0035	-.1232
						.2461	.1661	.0171				.3905	.0393	-.1023
						.2500	.2468	.2318				.4000	.2303	.1794

CHORDWISE ROWS ON WING

X	Y = .0476		
	XC	CP LOWER	CP UPPER
.1000	0.00	.3546	.3462
.1333	6.46	.1443	.0192
.1667	12.11	.0641	-.0334
.2000	17.76	.0215	-.0663
.2333	23.41	.0075	-.0712
.2667	29.07	.0136	-.0536
.3000	34.72	.0015	-.0666
.3333			
.3667	46.03	.0026	-.0611
.4000	51.68	.0004	-.0648
.4333	57.33	-.0007	-.0648
.4667	62.98	-.0005	-.0639
.5000	68.64	-.0027	-.0650
.5333	74.29	-.0016	-.0613
.5667	79.94	-.0007	-.0624
.6000	85.59	.0017	-.0600
.6333	91.25	.0067	-.0551
.6667	96.90	-.0036	-.0632
.7000			
.7333			
.7667			
.8000			
.8333			
.8667			
.9000			
.9333			

SWEPT ROW ON WING

Y = .5027(X-.1684)		
XC	CP LOWER	CP UPPER
29.07	.0136	-.0536
29.26	-.0056	-.0831
30.01	-.0127	-.0953
30.81	-.0202	-.1108
31.68	-.0244	-.1232
32.62	-.0287	-.1317
33.64	-.0309	-.1360
34.75	-.0342	-.1397
35.99	-.0366	-.1403
37.36	-.0379	-.1425
38.89	-.0405	-.1451
42.58	-.0386	-.1430
44.84	-.0434	-.1458
47.46	-.0512	-.1512
50.53	-.0559	-.1544
54.17	-.0600	-.1565
58.57	-.0584	-.1475
63.99	-.0640	-.1573
70.81	-.0607	-.1559
79.63	-.0583	-.1535

RAKE

TUBE	TOTAL	CPT LOWER	CPT UPPER	STATIC PROBE	CP LOWER	CP UPPER
T1	1.6203	1.5453		S1	-.0057	-.0153
T2	1.6489	1.5966		S2	-.0048	-.0083
T3	1.6770	1.6663				
T4	1.6803	1.6783				
T5	1.6614	1.6672				
T6	1.6495	1.6707				

TABLE I. - CONTINUED

(A) MACH = 2.36, REYNOLDS NO. = 5.26 MILLION, CONTINUED

ALPHA = 6.00 DEG

CIRCUMFERENTIAL ROWS ON BODY

THETA, DEG	X = .3000			X = .5000			X = .6500			X = .8000		
	Y	CP LOWER	CP UPPER	Y	CP LOWER	CP UPPER	Y	CP LOWER	CP UPPER	Y	CP LOWER	CP UPPER
90.	0.0000	.0641	-.0686	0.0000	.0426	-.0833	0.0000	.0429	-.0787	0.0000	.0212	-.0250
70.	.0101	.0521	-.0770	.0106	.0382	-.0837						
60.	.0149	.0655	-.0644	.0155	.0386	-.0834	.0156	.0418	-.0812	.0156	.0111	-.0276
50.	.0193	.0617	-.0755	.0200	.0375	-.0845						
40.	.0233	.0504	-.0840	.0239	.0347	-.0873	.0239	.0429	-.0811	.0239	-.0024	-.0375
30.				.0270	.0355	-.0876				.0270	-.0067	-.0348
20.				.0293	.0306	-.0899	.0294	.0472	-.0771	.0294	-.0099	-.0300
10.							.0308	.0489	-.0748	.0308	-.0121	-.0235
0.										.0313	-.0144	-.0174

SPANWISE ROWS ON WING

Y	X = .1000		X = .3000		X = .5000		X = .6500		X = .8000			
	CP LOWER	CP UPPER	Y	CP LOWER	CP UPPER	Y	CP LOWER	CP UPPER	Y	CP LOWER	CP UPPER	
0.0000	.1614	-.0125	.0318	.0516	-.0865	.0397	.0368	-.0884	.0397	.0420	-.0789	
.0121	.1876	-.0047	.0476	.0446	-.0953	.0476	.0373	-.0903	.0556	.0422	-.0828	
.0229	.2082	-.0164	.0662	.0422	-.1165	.0556	.0384	-.0921	.0714	.0372	-.0888	
.0383	.2601	-.0003	.0794	.0434	-.1411	.0635	.0379	-.0940	.0873	.0369	-.0920	
.0500	.3485	.3312	.0953	.0467	-.1563	.0714	.0366	-.0969	.1032	.0369	-.0951	
			.1111	.0736	-.1462	.0794	.0354	-.0988	.1191	.0352	-.1028	
			.1270	.1220	-.1195	.0873	.0335	-.1017	.1349	.0328	-.1121	
			.1429	.2348	-.0354	.0953	.0316	-.1059	.1508	.0284	-.1249	
			.1467	.2859	.0514	.1032			.1826	.0226	-.1609	
			.1500	.2627	.2461	.1191	.0294	-.1245	.2064	.0188	-.1854	
						.1349	.0235	-.1534	.2302	.0198	-.1832	
						.1508	.0226	-.1783	.2540	.0281	-.1778	
						.1667	.0216	-.1798	.2778	.0477	-.1704	
						.1826	.0277	-.1770	.3250	.2497	-.1828	
						.1984	.0400	-.1690				
						.2143	.0618	-.1578				
						.2302	.1097	-.1389				
						.2381	.1608	-.1151				
						.2461	.2308	-.0547				
						.2500	.2331	.2046				
										.3175	-.0072	-.1923
										.3175	-.0007	-.1896
										.3334	.0055	-.1867
										.3493	.0170	-.1831
										.3651	.0383	-.1777
										.3810	.0767	-.1698
										.3905	.1180	-.1616
										.4000	.2099	.1271

CHORDWISE ROWS ON WING

X	ZC	Y = .0476		ZC	CP LOWER	CP UPPER	Y = .1667			Y = .5027(X-.1684)		
		CP LOWER	CP UPPER				CP LOWER	CP UPPER	ZC	CP LOWER	CP UPPER	
.1000	0.00	.3485	.3312									
.1333	6.46	.2132	-.0447									
.1667	12.11	.1213	-.0817									
.2000	17.76	.0748	-.1041									
.2333	23.41	.0572	-.1052									
.2667	29.07	.0586	-.0837						29.07	.0586	-.0837	
.3000	34.72	.0446	-.0953						29.26	.0422	-.1165	
.3333				0.00	.2387	.2447			30.01	.0363	-.1344	
.3667	46.03	.0439	-.0873	6.94	.0949	.0710			30.81	.0297	-.1539	
.4000	51.68	.0411	-.0913	13.90	.0775	-.1396			31.68	.0285	-.1653	
.4333	57.33	.0403	-.0909	20.85	.0375	-.1642			32.62	.0248	-.1739	
.4667	62.98	.0404	-.0895	27.80	.0287	-.1746			33.64	.0239	-.1780	
.5000	68.64	.0373	-.0903	34.75	.0216	-.1798			34.75	.0216	-.1798	
.5333	74.29	.0379	-.0842	41.71	.0214	-.1784			35.99	.0209	-.1792	
.5667	79.94	.0392	-.0865	48.66	.0211	-.1776			37.36	.0205	-.1802	
.6000	85.59	.0420	-.0833	55.61	.0235	-.1644			38.89	.0199	-.1816	
.6333	91.25	.0471	-.0780	62.56	.0243	-.1448						
.6667	96.90	.0331	-.0862	69.52	.0245	-.1366			42.58	.0234	-.1794	
.7000				76.47	.0159	-.1338			44.84	.0198	-.1819	
.7333				83.42	.0113	-.1334			47.46	.0114	-.1859	
.7667				90.38	.0122	-.1234			50.53	.0061	-.1883	
.8000				97.33	.0149	-.0772			54.17	-.0007	-.1896	
.8333									58.57	-.0008	-.1785	
.8667									63.99	-.0034	-.1904	
.9000									70.81	-.0016	-.1907	
.9333									79.63	.0039	-.1890	

RAKE

TOTAL TUBE	CPT LOWER	CPT UPPER	STATIC PROBE	CP LOWER	CP UPPER
T1	1.6431	1.4295	S1	.0034	-.0220
T2	1.6772	1.3222	S2	-.0105	-.0165
T3	1.6743	1.4486			
T4	1.6489	1.6270			
T5	1.7596	1.6304			
T6	1.7045	1.6690			

TABLE I. - CONTINUED
 (A) MACH = 2.36, REYNOLDS NO. = 5.26 MILLION, CONTINUED
 ALPHA = 10.00 DEG

CIRCUMFERENTIAL ROWS ON BODY

THETA, DEG	X = .3000			X = .5000			X = .6500			X = .8000		
	Y	CP LOWER	CP UPPER	Y	CP LOWER	CP UPPER	Y	CP LOWER	CP UPPER	Y	CP LOWER	CP UPPER
90.	0.0000	.1350	-.0936	0.0000	.1060	-.1092	0.0000	.1040	-.1024	0.0000	.0698	-.0134
70.	.0101	.1211	-.1020	.0106	.1006	-.1084						
60.	.0149	.1360	-.0961	.0155	.1023	-.1089	.0156	.1041	-.1071	.0156	.0494	-.0358
50.	.0193	.1330	-.1043	.0200	.1006	-.1107						
40.	.0233	.1191	-.1127	.0239	.0970	-.1141	.0239	.1047	-.1068	.0239	.0166	-.0629
30.				.0270	.0984	-.1140	.0270	.1016	-.1077	.0270	.0016	-.0593
20.				.0293	.0923	-.1152	.0294	.1100	-.1027	.0294	-.0120	-.0535
10.							.0308	.1119	-.1007	.0308	-.0216	-.0420
0.										.0313	-.0264	-.0294

SPANWISE ROWS ON WING

X = .1000			X = .3000			X = .5000			X = .6500			X = .8000		
Y	CP LOWER	CP UPPER	Y	CP LOWER	CP UPPER	Y	CP LOWER	CP UPPER	Y	CP LOWER	CP UPPER	Y	CP LOWER	CP UPPER
0.0000	.2413	-.0478	.0318	.1211	-.1169	.0397	.1010	-.1141	.0397	.1029	-.1035	.1667	.0747	-.1453
.0121	.2689	-.0508	.0476	.1167	-.1278	.0476	.1019	-.1174	.0556	.1044	-.1078	.1746	.0794	-.1458
.0229	.2983	-.0777	.0662	.1193	-.1689	.0556	.1026	-.1170	.0714	.0989	-.1097	.1826	.0770	-.1491
.0383	.3527	-.0733	.0794	.1263	-.1838	.0635	.1032	-.1176	.0873	.0997	-.1120	.1905	.0748	-.1545
.0500	.3123	.2959	.0933	.1360	-.1955	.0714	.1018	-.1251	.1032	.1002	-.1481	.1984	.0698	-.1615
			.1111	.1675	-.1876	.0794	.1012	-.1440	.1191	.1001	-.1743	.2064	.0705	-.1679
			.1270	.2191	-.1717	.0873	.0996	-.1627	.1349	.0996	-.1750	.2143	.0691	-.1739
			.1429	.3146	-.0889	.0953	.0987	-.1675	.1508	.0982	-.1772	.2223	.0696	-.1804
			.1467	.3369	-.0180	.1032			.1826	.0982	-.1898	.2381	.0697	-.1982
			.1500	.2375	.2037	.1191	.0994	-.1724	.2064	.0991	-.2100	.2540	.0714	-.2141
						.1349	.0968	-.1870	.2302	.1052	-.2148	.2699	.0715	-.2190
						.1508	.1009	-.2004	.2540	.1192	-.2124	.2858	.0713	-.2193
						.1667	.1025	-.2086	.2778	.1442	-.2088	.3016	.0704	-.2189
						.1826	.1130	-.2095	.3250	.1960	-.1297	.3175	.0826	-.2177
						.1984	.1298	-.2070				.3334	.0900	-.2170
						.2143	.1568	-.2000				.3493	.1049	-.2160
						.2302	.2080	-.1871				.3651	.1281	-.2145
						.2381	.2593	-.1730				.3810	.1678	-.2124
						.2461	.3041	-.1289				.3905	.2117	-.2107
						.2500	.1981	.1584				.4000	.1421	.0568

CHORDWISE ROWS ON WING

X	Y = .0476		
	XC	CP LOWER	CP UPPER
.1000	0.00	.3123	.2959
.1333	6.46	.3049	-.1102
.1667	12.11	.2075	-.1454
.2000	17.76	.1574	-.1505
.2333	23.41	.1344	-.1435
.2667	29.07	.1318	-.1137
.3000	34.72	.1167	-.1278
.3333			
.3667	46.03	.1093	-.1145
.4000	51.68	.1067	-.1190
.4333	57.33	.1051	-.1187
.4667	62.98	.1052	-.1178
.5000	68.64	.1019	-.1174
.5333	74.29	.1002	-.1078
.5667	79.94	.1029	-.1112
.6000	85.59	.1054	-.1075
.6333	91.25	.1112	-.1018
.6667	96.90	.0913	-.1097
.7000			
.7333			
.7667			
.8000			
.8333			
.8667			
.9000			
.9333			

SWEPT ROW ON WING

XC	Y = .5027(X-.1684)	
	CP LOWER	CP UPPER
29.07	.1318	-.1137
29.26	.1193	-.1689
30.01	.1109	-.1744
30.81	.1064	-.1922
31.68	.1066	-.1960
32.62	.1044	-.2001
33.64	.1042	-.2048
34.75	.1025	-.2086
35.99	.1026	-.2101
37.36	.1051	-.2128
38.89	.1049	-.2137
42.58	.1123	-.2127
44.84	.1096	-.2142
47.46	.1006	-.2159
50.53	.0912	-.2172
54.17	.0826	-.2177
58.57	.0776	-.2065
63.99	.0774	-.2169
70.81	.0823	-.2098
79.63	.0903	-.2048

RAKE

TOTAL TUBE	CPT LOWER	CPT UPPER	STATIC PROBE	CP LOWER	CP UPPER
T1	1.7162	.8783	S1	.0189	-.0293
T2	1.7188	1.0461	S2	.0241	-.0345
T3	1.6740	1.5366			
T4	1.6429	1.6264			
T5	1.9118	.5476			
T6	1.8075	1.6520			

TABLE I. - CONTINUED

(A) MACH = 2.36, REYNOLDS NO. = 5.26 MILLION, CONCLUDED

ALPHA = 15.00 DEG

CIRCUMFERENTIAL ROWS ON BODY

THETA, DEG	X = .3000			X = .5000			X = .6500			X = .8000		
	Y	CP LOWER	CP UPPER	Y	CP LOWER	CP UPPER	Y	CP LOWER	CP UPPER	Y	CP LOWER	CP UPPER
90.	0.0000	.2374	-.1191	0.0000	.2060	-.1357	0.0000	.2042	-.1281	0.0000	.1459	.0060
70.	.0101	.2191	-.1258	.0106	.1983	-.1364						
60.	.0149	.2373	-.1227	.0155	.1998	-.1380	.0156	.2014	-.1369	.0156	.1111	-.0474
50.	.0193	.2346	-.1294	.0200	.1979	-.1402						
40.	.0233	.2193	-.1356	.0239	.1949	-.1426	.0239	.2013	-.1373	.0239	.0521	-.0927
30.				.0270	.1960	-.1427				.0270	.0247	-.1000
20.				.0293	.1870	-.1429	.0294	.2065	-.1335	.0294	-.0022	-.0928
10.							.0308	.2083	-.1321	.0308	-.0260	-.0723
0.										.0313	-.0400	-.0463

SPANWISE ROWS ON WING

X = .1000			X = .3000			X = .5000			X = .6500			X = .8000		
Y	CP LOWER	CP UPPER	Y	CP LOWER	CP UPPER	Y	CP LOWER	CP UPPER	Y	CP LOWER	CP UPPER	Y	CP LOWER	CP UPPER
0.0000	.3659	-.0810	.0318	.2229	-.1415	.0397	.1982	-.1413	.0397	.1954	-.1335	.1667	.1633	-.2022
.0121	.3996	-.1117	.0476	.2201	-.2062	.0476	.2004	-.1430	.0556	.1984	-.1360	.1746	.1738	-.2082
.0229	.4327	-.1360	.0662	.2269	-.2044	.0556	.2017	-.1474	.0714	.1914	-.1453	.1826	.1722	-.2075
.0383	.4766	-.1354	.0794	.2381	-.2033	.0635	.2019	-.1625	.0873	.1930	-.1801	.1905	.1706	-.2054
.0500	.2670	.2471	.0953	.2552	-.2035	.0714	.2011	-.1946	.1032	.1959	-.2151	.1984	.1649	-.2054
			.1111	.2903	-.2108	.0794	.2016	-.2176	.1191	.2017	-.2238	.2064	.1657	-.2084
			.1270	.3433	-.2028	.0873	.2004	-.2238	.1349	.2022	-.2204	.2143	.1645	-.2085
			.1429	.4096	-.1539	.0953	.2004	-.2213	.1508	.2019	-.2160	.2223	.1656	-.2104
			.1467	.3850	-.0791	.1032			.1826	.2065	-.2172	.2381	.1662	-.2161
			.1500	.1962	.1449	.1191	.2033	-.2003	.2064	.2123	-.2186	.2540	.1705	-.2173
						.1349	.2050	-.2132	.2302	.2251	-.2190	.2699	.1732	-.2165
						.1508	.2137	-.2148	.2540	.2464	-.2190	.2858	.1755	-.2160
						.1667	.2182	-.2160	.2778	.2751	-.2182	.3016	.1759	-.2187
						.1826	.2332	-.2165	.3250	.0763	.0741	.3175	.1938	-.2192
						.1984	.2540	-.2182				.3334	.2029	-.2188
						.2143	.2831	-.2218				.3493	.2201	-.2190
						.2302	.3307	-.2187				.3651	.2471	-.2190
						.2381	.3735	-.2116				.3810	.2877	-.2186
						.2461	.3697	-.1824				.3905	.3262	-.2201
						.2500	.1249	.0989				.4000	.0367	-.0201

CHORDWISE ROWS ON WING

X	Y = .0476		Y = .1667	
	XC	CP LOWER	CP UPPER	CP UPPER
.1000	0.00	.2670	.2471	
.1333	6.46	.4251	-.1604	
.1667	12.11	.3282	-.1844	
.2000	17.76	.2715	-.1920	
.2333	23.41	.2437	-.1080	
.2667	29.07	.2363	-.1753	
.3000	34.72	.2201	-.2062	
.3333				0.00
.3667	46.03	.2111	-.1537	6.94
.4000	51.68	.2083	-.1503	13.90
.4333	57.33	.2054	-.1454	20.85
.4667	62.98	.2042	-.1431	27.80
.5000	68.64	.2004	-.1430	34.75
.5333	74.29	.1988	-.1322	41.71
.5667	79.94	.1996	-.1387	48.66
.6000	85.59	.2002	-.1367	55.61
.6333	91.25	.2076	-.1327	62.56
.6667	96.90	.1815	-.1357	69.52
.7000				76.47
.7333				83.42
.7667				90.38
.8000				97.33
.8333				
.8667				
.9000				
.9333				

SWEPT ROW ON WING

XC	Y = .5027(X-.1684)	
	CP LOWER	CP UPPER
29.07	.2363	-.1753
29.26	.2269	-.2044
30.01	.2222	-.2051
30.81	.2183	-.2098
31.68	.2203	-.2124
32.62	.2181	-.2133
33.64	.2194	-.2148
34.75	.2182	-.2160
35.99	.2191	-.2176
37.36	.2220	-.2184
38.89	.2201	-.2189
42.58	.2361	-.2184
44.84	.2287	-.2171
47.46	.2143	-.2149
50.33	.2059	-.2177
54.17	.1938	-.2192
58.57	.1847	-.2109
63.99	.1887	-.2182
70.81	.1964	-.2155
79.63	.2033	-.2114

RAKE

TOTAL TUBE	CPT LOWER	CPT UPPER	STATIC PROBE	CP LOWER	CP UPPER
T1	1.7720	1.4595	S1	.0225	-.0398
T2	1.7365	.9334	S2	.0742	-.1146
T3	1.5888	1.1012			
T4	1.7589	.8322			
T5	2.0657	-.0014			
T6	1.9471	1.1021			

TABLE I. - CONTINUED

(B) MACH = 2.96, REYNOLDS NO. = 5.25 MILLION

ALPHA = -.00 DEG

CIRCUMFERENTIAL ROWS ON BODY

THETA, DEG	X = .3000			X = .5000			X = .6500			X = .8000		
	Y	CP LOWER	CP UPPER	Y	CP LOWER	CP UPPER	Y	CP LOWER	CP UPPER	Y	CP LOWER	CP UPPER
90.	0.0000	-.0043	-.0035	0.0000	-.0239	-.0236	0.0000	-.0203	-.0199	0.0000	-.0164	-.0161
70.	.0101	-.0097	-.0086	.0106	-.0255	-.0253	.0156	-.0231	-.0228	.0156	-.0126	-.0124
60.	.0149	-.0101	-.0093	.0155	-.0257	-.0253	.0239	-.0233	-.0230	.0239	-.0098	-.0096
50.	.0193	-.0134	-.0124	.0200	-.0262	-.0260	.0239	-.0233	-.0230	.0270	-.0078	-.0077
40.	.0233	-.0182	-.0173	.0239	-.0281	-.0278	.0294	-.0204	-.0200	.0294	-.0068	-.0069
30.				.0270	-.0277	-.0275	.0308	-.0187	-.0186	.0308	-.0053	-.0051
20.				.0293	-.0288	-.0286				.0313	-.0041	-.0042
10.												
0.												

SPANWISE ROWS ON WING

X = .1000			X = .3000			X = .5000			X = .6500			X = .8000		
Y	CP LOWER	CP UPPER	Y	CP LOWER	CP UPPER	Y	CP LOWER	CP UPPER	Y	CP LOWER	CP UPPER	Y	CP LOWER	CP UPPER
0.0000	.0488	.0494	.0318	-.0200	-.0188	.0397	-.0273	-.0269	.0397	-.0217	-.0212	.1667	-.0369	-.0363
.0121	.0597	.0604	.0476	-.0278	-.0258	.0476	-.0272	-.0270	.0556	-.0225	-.0222	.1746	-.0448	-.0441
.0229	.0710	.0710	.0662	-.0401	-.0385	.0556	-.0279	-.0275	.0714	-.0255	-.0252	.1826	-.0505	-.0497
.0383	.1292	.1284	.0794	-.0451	-.0434	.0635	-.0290	-.0286	.0873	-.0270	-.0265	.1905	-.0537	-.0531
.0500	.3606	.3623	.0953	-.0391	-.0385	.0714	-.0307	-.0306	.1032	-.0285	-.0284	.1984	-.0579	-.0571
			.1111	-.0171	-.0171	.0794	-.0332	-.0325	.1191	-.0336	-.0334	.2064	-.0618	-.0608
			.1270	.0211	.0203	.0873	-.0354	-.0353	.1349	-.0386	-.0384	.2143	-.0671	-.0663
			.1429	.1292	.1300	.0953	-.0388	-.0381	.1508	-.0492	-.0490	.2223	-.0730	-.0717
			.1467	.1978	.1984	.1032			.1826	-.0642	-.0636	.2381	-.0785	-.0780
			.1500	.2965	.2960	.1191	-.0458	-.0451	.2064	-.0671	-.0665	.2540	-.0789	-.0780
						.1349	-.0607	-.0600	.2302	-.0596	-.0590	.2699	-.0767	-.0761
						.1508	-.0628	-.0622	.2540	-.0485	-.0477	.2858	-.0741	-.0732
						.1667	-.0595	-.0588	.2778	-.0316	-.0312	.3016	-.0700	-.0693
						.1826	-.0526	-.0520	.3250	.2820	.2830	.3175	-.0633	-.0624
						.1984	-.0408	-.0401				.3334	-.0571	-.0564
						.2143	-.0229	-.0219				.3493	-.0469	-.0459
						.2302	.0134	.0147				.3651	-.0324	-.0315
						.2381	.0526	.0537				.3810	-.0095	-.0088
						.2461	.1312	.1326				.3905	.0184	.0200
						.2500	.2708	.2717				.4000	.2524	.2533

CHORDWISE ROWS ON WING

X	Y = .0476		
	X	CP LOWER	CP UPPER
.1000	0.00	.3606	.3623
.1333	6.46	.0795	.0809
.1667	12.11	.0213	.0224
.2000	17.76	-.0153	-.0141
.2333	23.41	-.0290	-.0271
.2667	29.07	-.0056	-.0042
.3000	34.72	-.0278	-.0258
.3333			
.3667	46.03	-.0241	-.0236
.4000	51.68	-.0270	-.0266
.4333	57.33	-.0270	-.0270
.4667	62.98	-.0263	-.0258
.5000	68.64	-.0272	-.0270
.5333	74.29	-.0234	-.0233
.5667	79.94	-.0255	-.0254
.6000	85.59	-.0238	-.0234
.6333	91.25	-.0205	-.0202
.6667	96.90	-.0226	-.0223
.7000			
.7333			
.7667			
.8000			
.8333			
.8667			
.9000			
.9333			

SWEPT ROW ON WING

X	Y = .1667			Y = .5027(X-.1684)		
	X	CP LOWER	CP UPPER	X	CP LOWER	CP UPPER
0.00	.2865	.2862	29.07	-.0056	-.0042	
6.94	.0610	.0616	29.26	-.0401	-.0385	
13.90	-.0091	-.0084	30.01	-.0488	-.0484	
20.85	-.0391	-.0384	30.81	-.0545	-.0538	
27.80	-.0510	-.0503	31.68	-.0581	-.0577	
34.75	-.0595	-.0588	32.62	-.0595	-.0590	
41.71	-.0625	-.0617	33.64	-.0580	-.0573	
48.66	-.0664	-.0659	34.75	-.0595	-.0588	
55.61	-.0642	-.0638	35.99	-.0598	-.0596	
62.56	-.0577	-.0569	37.36	-.0594	-.0585	
69.52	-.0512	-.0503	38.89	-.0584	-.0581	
76.47	-.0506	-.0500	42.58	-.0543	-.0535	
83.42	-.0518	-.0512	44.84	-.0542	-.0535	
90.38	-.0500	-.0495	47.46	-.0584	-.0577	
97.33	-.0369	-.0363	50.53	-.0602	-.0597	
			54.17	-.0633	-.0624	
			58.57	-.0547	-.0529	
			63.99	-.0629	-.0621	
			70.81	-.0603	-.0591	
			79.63	-.0570	-.0560	

RAKE

TUBE	TOTAL	CPT LOWER	CPT UPPER	STATIC PROBE	CP LOWER	CP UPPER
T1	1.6666	1.6660	1.6690	S1	-.0054	-.0059
T2	1.6486	1.6510	1.6510	S2	-.0127	-.0138
T3	1.6947	1.6963	1.6963			
T4	1.6653	1.6668	1.6668			
T5	1.6186	1.6238	1.6238			
T6	1.4855	1.4911	1.4911			

TABLE I. - CONTINUED

(B) MACH = 2.96, REYNOLDS NO. = 5.25 MILLION, CONTINUED

ALPHA = 1.00 DEG

CIRCUMFERENTIAL ROWS ON BODY

THETA, DEG	X = .3000			X = .5000			X = .6500			X = .8000		
	Y	CP LOWER	CP UPPER	Y	CP LOWER	CP UPPER	Y	CP LOWER	CP UPPER	Y	CP LOWER	CP UPPER
90.	0.0000	.0033	-.0144	0.0000	-.0154	-.0321	0.0000	-.0127	-.0276	0.0000	-.0115	-.0197
70.	.0101	-.0016	-.0190	.0106	-.0173	-.0333						
60.	.0149	-.0023	-.0209	.0155	-.0175	-.0338	.0156	-.0153	-.0309	.0156	-.0097	-.0148
50.	.0193	-.0038	-.0237	.0200	-.0182	-.0343						
40.	.0233	-.0095	-.0289	.0239	-.0197	-.0361	.0239	-.0153	-.0310	.0239	-.0084	-.0113
30.				.0270	-.0197	-.0356				.0270	-.0067	-.0097
20.				.0293	-.0206	-.0370				.0294	-.0059	-.0085
10.							.0308	-.0108	-.0267	.0308	-.0053	-.0059
0.										.0313	-.0042	-.0052

SPANWISE ROWS ON WING

X = .1000			X = .3000			X = .5000			X = .6500			X = .8000		
Y	CP LOWER	CP UPPER	Y	CP LOWER	CP UPPER	Y	CP LOWER	CP UPPER	Y	CP LOWER	CP UPPER	Y	CP LOWER	CP UPPER
0.0000	.0608	.0358	.0318	-.0111	-.0303	.0397	-.0191	-.0353	.0397	-.0140	-.0294	.1667	-.0327	-.0390
.0121	.0752	.0462	.0476	-.0176	-.0376	.0476	-.0190	-.0355	.0556	-.0145	-.0306	.1746	-.0375	-.0499
.0229	.0853	.0548	.0662	-.0294	-.0532	.0556	-.0192	-.0363	.0714	-.0177	-.0333	.1826	-.0418	-.0574
.0383	.1494	.1100	.0794	-.0336	-.0586	.0635	-.0207	-.0375	.0873	-.0189	-.0353	.1905	-.0448	-.0627
.0500	.3618	.3622	.0953	-.0265	-.0534	.0714	-.0220	-.0395	.1032	-.0204	-.0371	.1984	-.0485	-.0677
			.1111	-.0034	-.0346	.0794	-.0242	-.0419	.1191	-.0241	-.0427	.2064	-.0515	-.0733
			.1270	.0358	.0019	.0873	-.0268	-.0444	.1349	-.0289	-.0475	.2143	-.0554	-.0797
			.1429	.1473	.1097	.0953	-.0296	-.0472	.1508	-.0350	-.0548	.2223	-.0600	-.0851
			.1467	.2160	.1787	.1032			.1826	-.0509	-.0767	.2381	-.0677	-.0889
			.1500	.2969	.2939	.1191	-.0356	-.0555	.2064	-.0559	-.0780	.2540	-.0691	-.0887
						.1349	-.0483	-.0724	.2302	-.0477	-.0700	.2699	-.0670	-.0866
						.1508	-.0521	-.0734	.2540	-.0350	-.0606	.2858	-.0638	-.0836
						.1667	-.0477	-.0704	.2778	-.0171	-.0434	.3016	-.0598	-.0803
						.1826	-.0405	-.0646	.3250	.2871	.2758	.3175	-.0526	-.0740
						.1984	-.0286	-.0540				.3334	-.0462	-.0689
						.2143	-.0085	-.0345				.3493	-.0348	-.0592
						.2302	.0304	-.0018				.3651	-.0188	-.0454
						.2381	.0707	.0351				.3810	.0069	-.0246
						.2461	.1510	.1103				.3905	.0387	-.0007
						.2500	.2737	.2663				.4000	.2599	.2422

CHORDWISE ROWS ON WING

X	Y = .0476		
	XC	CP LOWER	CP UPPER
.1000	0.00	.3618	.3622
.1333	6.46	.0965	.0626
.1667	12.11	.0343	.0061
.2000	17.76	-.0050	-.0293
.2333	23.41	-.0180	-.0407
.2667	29.07	.0033	-.0159
.3000	34.72	-.0176	-.0376
.3333			
.3667	46.03	-.0158	-.0324
.4000	51.68	-.0186	-.0356
.4333	57.33	-.0184	-.0356
.4667	62.98	-.0177	-.0348
.5000	68.64	-.0190	-.0355
.5333	74.29	-.0162	-.0311
.5667	79.94	-.0175	-.0339
.6000	85.59	-.0158	-.0320
.6333	91.25	-.0127	-.0288
.6667	96.90	-.0142	-.0303
.7000			
.7333			
.7667			
.8000			
.8333			
.8667			
.9000			
.9333			

SWEPT ROW ON WING

Y = .5027(X-.1684)		
XC	CP LOWER	CP UPPER
29.07	.0033	-.0159
29.26	-.0294	-.0532
30.01	-.0374	-.0600
30.81	-.0430	-.0653
31.68	-.0469	-.0694
32.62	-.0484	-.0697
33.64	-.0475	-.0709
34.75	-.0477	-.0704
35.99	-.0489	-.0710
37.36	-.0471	-.0694
38.89	-.0474	-.0702
42.58	-.0408	-.0644
44.84	-.0417	-.0653
47.46	-.0469	-.0689
50.53	-.0492	-.0712
54.17	-.0526	-.0740
58.57	-.0438	-.0638
63.99	-.0514	-.0737
70.81	-.0490	-.0703
79.63	-.0463	-.0680

RAKE

TOTAL TUBE	CPT LOWER	CPT UPPER	STATIC PROBE	CP LOWER	CP UPPER
T1	1.6749	1.6377	S1	-.0050	-.0101
T2	1.6495	1.6381	S2	-.0147	-.0167
T3	1.6940	1.6924			
T4	1.6597	1.6647			
T5	1.7291	1.5511			
T6	1.5496	1.4258			

TABLE I. - CONTINUED

(B) MACH = 2.96, REYNOLDS NO. = 5.25 MILLION, CONTINUED

ALPHA = 3.00 DEG

CIRCUMFERENTIAL ROWS ON BODY

THETA, DEG	X = .3000			X = .5000			X = .6500			X = .8000		
	Y	CP LOWER	CP UPPER	Y	CP LOWER	CP UPPER	Y	CP LOWER	CP UPPER	Y	CP LOWER	CP UPPER
90.	0.0000	.0217	-.0282	0.0000	.0032	-.0460	0.0000	.0055	-.0408	0.0000	.0012	-.0224
70.	.0101	.0158	-.0332	.0106	.0011	-.0469						
60.	.0149	.0166	-.0367	.0155	.0007	-.0472	.0156	.0031	-.0452	.0156	-.0017	-.0184
50.	.0193	.0141	-.0386	.0200	.0000	-.0481						
40.	.0233	.0087	-.0440	.0239	-.0015	-.0496	.0239	.0035	-.0455	.0239	-.0057	-.0163
30.				.0270	-.0013	-.0494				.0270	-.0059	-.0153
20.				.0293	-.0027	-.0505	.0294	.0063	-.0427	.0294	-.0059	-.0136
10.							.0308	.0080	-.0413	.0308	-.0056	-.0094
0.										.0313	-.0061	-.0071

SPANWISE ROWS ON WING

X = .1000			X = .3000			X = .5000			X = .6500			X = .8000		
Y	CP LOWER	CP UPPER	Y	CP LOWER	CP UPPER	Y	CP LOWER	CP UPPER	Y	CP LOWER	CP UPPER	Y	CP LOWER	CP UPPER
0.0000	.0865	.0150	.0318	.0070	-.0452	.0397	-.0003	-.0492	.0397	.0045	-.0429	.1667	-.0168	-.0431
.0121	.1034	.0220	.0476	.0008	-.0526	.0476	-.0004	-.0502	.0556	.0042	-.0450	.1746	-.0191	-.0536
.0229	.1212	.0265	.0662	-.0061	-.0694	.0556	-.0004	-.0509	.0714	.0013	-.0482	.1826	-.0216	-.0648
.0383	.1832	.0733	.0794	-.0087	-.0767	.0635	-.0015	-.0527	.0873	.0001	-.0504	.1903	-.0242	-.0748
.0500	.3585	.3574	.0953	-.0010	-.0738	.0714	-.0030	-.0555	.1032	-.0008	-.0526	.1984	-.0274	-.0854
			.1111	.0268	-.0580	.0794	-.0045	-.0572	.1191	-.0046	-.0587	.2064	-.0296	-.0942
			.1270	.0698	-.0262	.0873	-.0073	-.0603	.1349	-.0083	-.0649	.2143	-.0322	-.1020
			.1429	.1861	.0738	.0953	-.0093	-.0625	.1508	-.0133	-.0739	.2223	-.0349	-.1090
			.1467	.2513	.1459	.1032			.1826	-.0238	-.0974	.2381	-.0409	-.1062
			.1500	.2986	.2902	.1191	-.0144	-.0781	.2064	-.0303	-.0977	.2540	-.0445	-.1052
						.1349	-.0224	-.0931	.2302	-.0224	-.0903	.2699	-.0446	-.1029
						.1508	-.0257	-.0943	.2540	-.0075	-.0802	.2858	-.0411	-.1002
						.1667	-.0225	-.0908	.2778	.0137	-.0679	.3016	-.0364	-.0973
						.1826	-.0139	-.0849	.3250	.2911	.2607	.3175	-.0285	-.0936
						.1984	-.0001	-.0738				.3334	-.0201	-.0872
						.2143	.0226	-.0581				.3493	-.0066	-.0792
						.2302	.0656	-.0296				.3651	.0121	-.0694
						.2381	-.1087	-.0016				.3810	.0455	-.0532
						.2461	-.1898	.0692				.3905	.0806	-.0316
						.2500	.2773	.2576				.4000	.2664	.2199

CHORDWISE ROWS ON WING

X	Y = .0476		
	ZC	CP LOWER	CP UPPER
.1000	0.00	.3585	.3574
.1333	6.46	.1351	.0327
.1667	12.11	.0665	-.0194
.2000	17.76	.0224	-.0490
.2333	23.41	.0048	-.0587
.2667	29.07	.0217	-.0290
.3000	34.72	.0008	-.0526
.3333			
.3667	46.03	.0030	-.0466
.4000	51.68	.0006	-.0507
.4333	57.33	.0004	-.0506
.4667	62.98	.0013	-.0495
.5000	68.64	-.0004	-.0502
.5333	74.29	.0012	-.0439
.5667	79.94	.0007	-.0479
.6000	85.59	.0030	-.0460
.6333	91.25	.0063	-.0431
.6667	96.90	.0027	-.0445
.7000			
.7333			
.7667			
.8000			
.8333			
.8667			
.9000			
.9333			

SWEPT ROW ON WING

Y = .5027(X-.1684)		
ZC	CP LOWER	CP UPPER
29.07	.0217	-.0290
29.26	-.0061	-.0694
30.01	-.0126	-.0794
30.81	-.0175	-.0853
31.68	-.0209	-.0897
32.62	-.0233	-.0912
33.64	-.0224	-.0912
34.75	-.0225	-.0908
35.99	-.0237	-.0908
37.36	-.0211	-.0898
38.89	-.0215	-.0897
42.58	-.0140	-.0838
44.84	-.0158	-.0847
47.46	-.0216	-.0884
50.33	-.0248	-.0904
54.17	-.0285	-.0936
58.57	-.0206	-.0811
63.99	-.0272	-.0920
70.81	-.0235	-.0905
79.63	-.0212	-.0879

RAKE

TOTAL TUBE	CPT LOWER	CPT UPPER	STATIC PROBE	CP LOWER	CP UPPER
T1	1.6689	1.5399	S1	-.0045	-.0118
T2	1.6559	1.5189	S2	-.0088	-.0201
T3	1.6621	1.6317			
T4	1.6002	1.6564			
T5	1.7893	1.5533			
T6	1.6845	1.5217			

TABLE I. - CONTINUED
 (B) MACH = 2.96, REYNOLDS NO. = 5.25 MILLION, CONTINUED

ALPHA = 6.00 DEG

CIRCUMFERENTIAL ROWS ON BODY

THETA, DEG	X = .3000			X = .5000			X = .6500			X = .8000		
	Y	CP LOWER	CP UPPER	Y	CP LOWER	CP UPPER	Y	CP LOWER	CP UPPER	Y	CP LOWER	CP UPPER
90.	0.0000	.0568	-.0432	0.0000	.0363	-.0642	0.0000	.0379	-.0577	0.0000	.0281	-.0189
70.	.0101	.0486	-.0463	.0106	.0335	-.0643						
60.	.0149	.0526	-.0521	.0155	.0334	-.0645	.0156	.0358	-.0629	.0156	.0179	-.0227
50.	.0193	.0480	-.0551	.0200	.0323	-.0647						
40.	.0233	.0435	-.0591	.0239	.0306	-.0671	.0239	.0368	-.0634	.0239	.0021	-.0301
30.				.0270	.0310	-.0670				.0270	-.0034	-.0277
20.				.0293	.0289	-.0675	.0294	.0401	-.0607	.0294	-.0073	-.0228
10.							.0308	.0415	-.0590	.0308	-.0093	-.0167
0.										.0313	-.0110	-.0119

SPANWISE ROWS ON WING

X = .1000			X = .3000			X = .5000			X = .6500			X = .8000		
Y	CP LOWER	CP UPPER	Y	CP LOWER	CP UPPER	Y	CP LOWER	CP UPPER	Y	CP LOWER	CP UPPER	Y	CP LOWER	CP UPPER
0.0000	.1330	-.0128	.0318	.0423	-.0627	.0397	.0321	-.0677	.0397	.0375	-.0604	.1667	.0154	-.0612
.0121	.1543	-.0093	.0476	.0370	-.0712	.0476	.0323	-.0685	.0556	.0370	-.0631	.1746	.0141	-.0634
.0229	.1793	-.0134	.0662	.0348	-.0911	.0556	.0330	-.0704	.0714	.0338	-.0681	.1826	.0119	-.0673
.0383	.2457	.0222	.0794	.0357	-.0998	.0635	.0322	-.0733	.0873	.0331	-.0725	.1905	.0101	-.0780
.0500	.3498	.3430	.0953	.0445	-.0987	.0714	.0308	-.0767	.1032	.0326	-.0759	.1984	.0072	-.0945
			.1111	.0757	-.0836	.0794	.0297	-.0792	.1191	.0297	-.0842	.2064	.0062	-.1097
			.1270	.1282	-.0567	.0873	.0275	-.0815	.1349	.0273	-.0900	.2143	.0043	-.1165
			.1429	.2417	.0178	.0953	.0262	-.0846	.1508	.0236	-.0985	.2223	.0031	-.1217
			.1467	.2966	.1027	.1032			.1826	.0183	-.1198	.2381	.0003	-.1226
			.1500	.2911	.2754	.1191	.0229	-.1044	.2064	.0165	-.1181	.2540	-.0005	-.1216
						.1349	.0188	-.1156	.2302	.0229	-.1122	.2699	-.0012	-.1205
						.1508	.0194	-.1147	.2540	.0391	-.1043	.2858	-.0005	-.1188
						.1667	.0220	-.1121	.2778	.0643	-.0945	.3016	.0033	-.1168
						.1826	.0315	-.1087	.3250	.2866	.2333	.3175	.0131	-.1137
						.1984	.0477	-.1009				.3334	.0230	-.1102
						.2143	.0768	-.0891				.3493	.0381	-.1057
						.2302	.1249	-.0689				.3651	.0618	-.0977
						.2381	.1701	-.0449				.3810	.1009	-.0879
						.2461	.2469	.0143				.3905	.1434	-.0764
						.2500	.2704	.2402				.4000	.2531	.1844

CHORDWISE ROWS ON WING

X	Y = .0476		
	XC	CP LOWER	CP UPPER
.1000	0.00	.3498	.3430
.1333	6.46	.1937	-.0093
.1667	12.11	.1140	-.0529
.2000	17.76	.0656	-.0758
.2333	23.41	.0458	-.0801
.2667	29.07	.0578	-.0451
.3000	34.72	.0370	-.0712
.3333			
.3667	46.03	.0364	-.0668
.4000	51.68	.0343	-.0708
.4333	57.33	.0333	-.0696
.4667	62.98	.0344	-.0684
.5000	68.64	.0323	-.0685
.5333	74.29	.0329	-.0605
.5667	79.94	.0335	-.0656
.6000	85.59	.0358	-.0643
.6333	91.25	.0399	-.0609
.6667	96.90	.0339	-.0616
.7000			
.7333			
.7667			
.8000			
.8333			
.8667			
.9000			
.9333			

SWEPT ROW ON WING

XC	Y = .5027(X-.1684)	
	CP LOWER	CP UPPER
29.07	.0578	-.0451
29.26	.0348	-.0911
30.01	.0297	-.1018
30.81	.0256	-.1101
31.68	.0237	-.1135
32.62	.0221	-.1121
33.64	.0228	-.1130
34.75	.0220	-.1121
35.99	.0216	-.1127
37.36	.0233	-.1106
38.89	.0241	-.1115
42.58	.0315	-.1067
44.84	.0287	-.1088
47.46	.0218	-.1104
50.53	.0173	-.1117
54.17	.0131	-.1137
58.57	.0168	-.1009
63.99	.0127	-.1127
70.81	.0158	-.1124
79.63	.0201	-.1103

RAKE

TOTAL TUBE	CPT LOWER	CPT UPPER	STATIC PROBE	CP LOWER	CP UPPER
T1	1.7300	1.2999	S1	.0014	-.0163
T2	1.6876	1.4107	S2	.0198	-.0290
T3	1.6022	1.4398			
T4	1.6449	1.1907			
T5	1.9279	1.1125			
T6	1.9008	1.2117			

TABLE I. - CONTINUED

(B) MACH = 2.96, REYNOLDS NO. = 5.25 MILLION, CONTINUED

ALPHA = 10.01 DEG

CIRCUMFERENTIAL ROWS ON BODY

THETA, DEG	X = .3000			X = .5000			X = .6500			X = .8000		
	Y	CP LOWER	CP UPPER	Y	CP LOWER	CP UPPER	Y	CP LOWER	CP UPPER	Y	CP LOWER	CP UPPER
90.	0.0000	.1125	-.0633	0.0000	.0916	-.0827	0.0000	.0916	-.0748	0.0000	.0753	-.0103
70.	.0101	.1016	-.0658	.0106	.0875	-.0826						
60.	.0149	.1096	-.0733	.0155	.0877	-.0829	.0156	.0907	-.0810	.0136	.0563	-.0324
50.	.0193	.1056	-.0782	.0200	.0860	-.0834						
40.	.0233	.0972	-.0808	.0239	.0834	-.0851	.0239	.0912	-.0814	.0239	.0219	-.0495
30.				.0270	.0843	-.0850				.0270	.0069	-.0458
20.				.0293	.0810	-.0847	.0294	.0955	-.0787	.0294	-.0060	-.0391
10.							.0308	.0969	-.0772	.0308	-.0144	-.0295
0.										.0313	-.0188	-.0203

SPANWISE ROWS ON WING

X = .1000			X = .3000			X = .5000			X = .6500			X = .8000		
Y	CP LOWER	CP UPPER	Y	CP LOWER	CP UPPER	Y	CP LOWER	CP UPPER	Y	CP LOWER	CP UPPER	Y	CP LOWER	CP UPPER
0.0000	.2069	-.0394	.0318	.0983	-.0863	.0397	.0857	-.0841	.0397	.0915	-.0778	.1667	.0700	-.0857
.0121	.2344	-.0437	.0476	.0939	-.1023	.0476	.0865	-.0856	.0556	.0914	-.0800	.1746	.0703	-.0889
.0229	.2667	-.0567	.0662	.0954	-.1106	.0556	.0873	-.0884	.0714	.0875	-.0850	.1826	.0679	-.0948
.0383	.3310	-.0260	.0794	.1020	-.1138	.0635	.0875	-.0989	.0873	.0877	-.1088	.1905	.0662	-.1036
.0500	.3256	.3123	.0953	.1163	-.1141	.0714	.0867	-.1131	.1032	.0872	-.1125	.1984	.0629	-.1086
			.1111	.1524	-.1098	.0794	.0863	-.1162	.1191	.0859	-.1166	.2064	.0631	-.1143
			.1270	.2073	-.0943	.0873	.0848	-.1160	.1349	.0854	-.1165	.2143	.0620	-.1213
			.1429	.3160	-.0193	.0953	.0840	-.1140	.1508	.0836	-.1185	.2223	.0621	-.1236
			.1467	.3479	.0478	.1032			.1826	.0831	-.1276	.2381	.0616	-.1261
			.1500	.2739	.2482	.1191	.0829	-.1140	.2064	.0847	-.1296	.2540	.0628	-.1265
						.1349	.0820	-.1229	.2302	.0953	-.1285	.2699	.0641	-.1290
						.1508	.0864	-.1253	.2540	.1127	-.1247	.2858	.0655	-.1283
						.1667	.0915	-.1264	.2778	.1418	-.1197	.3016	.0691	-.1286
						.1826	.1042	-.1255	.3250	.2511	-.1939	.3175	.0818	-.1268
						.1984	.1237	-.1216				.3334	.0933	-.1240
						.2143	.1538	-.1149				.3493	.1111	-.1232
						.2302	.2090	-.1029				.3651	.1380	-.1210
						.2381	.2622	-.0878				.3810	.1804	-.1170
						.2461	.3165	-.0446				.3905	.2246	-.1132
						.2500	.2482	.2120				.4000	.2117	.1353

CHORDWISE ROWS ON WING

Y = .0476				Y = .1667				Y = .5027(X-.1684)		
X	XC	CP LOWER	CP UPPER	XC	CP LOWER	CP UPPER	XC	CP LOWER	CP UPPER	
.1000	0.00	.3256	.3123							
.1333	6.46	.2779	-.0508							
.1667	12.11	.1878	-.0908							
.2000	17.76	.1333	-.1027							
.2333	23.41	.1093	-.1031							
.2667	29.07	.1140	-.0667				29.07	.1140	-.0667	
.3000	34.72	.0939	-.1023				29.26	.0934	-.1106	
.3333				0.00	.2461	.2576	30.01	.0948	-.1152	
.3667	46.03	.0919	-.0873	6.94	.1123	.1355	30.81	.0917	-.1211	
.4000	51.68	.0909	-.0911	13.90	.1646	-.0995	31.68	.0921	-.1235	
.4333	57.33	.0890	-.0893	20.85	.1199	-.1172	32.62	.0913	-.1257	
.4667	62.98	.0888	-.0869	27.80	.1039	-.1239	33.64	.0924	-.1264	
.5000	68.64	.0865	-.0856	34.75	.0915	-.1264	34.75	.0915	-.1264	
.5333	74.29	.0864	-.0755	41.71	.0865	-.1257	35.99	.0928	-.1285	
.5667	79.94	.0888	-.0831	48.66	.0823	-.1267	37.36	.0952	-.1275	
.6000	85.59	.0905	-.0810	55.61	.0818	-.1258	38.89	.0958	-.1277	
.6333	91.25	.0954	-.0783	62.56	.0822	-.1242				
.6667	96.90	.0850	-.0781	69.52	.0816	-.1190	42.58	.1044	-.1258	
.7000				76.47	.0735	-.1164	44.84	.1023	-.1256	
.7333				83.42	.0677	-.1166	47.46	.0939	-.1272	
.7667				90.38	.0675	-.1118	50.93	.0870	-.1274	
.8000				97.33	.0700	-.0857	54.17	.0818	-.1268	
.8333							58.57	.0818	-.1160	
.8667							63.99	.0808	-.1266	
.9000							70.81	.0841	-.1257	
.9333							79.63	.0892	-.1222	

RAKE

TOTAL TUBE	CPT LOWER	CPT UPPER	STATIC PROBE	CP LOWER	CP UPPER
T1	1.8125	.8009	S1	.0108	-.0229
T2	1.7204	1.5007	S2	.0636	-.0522
T3	1.6351	1.3069			
T4	1.8417	.7414			
T5	2.1487	.3333			
T6	2.1303	1.1467			

TABLE I. - CONTINUED

(B) MACH = 2.96, REYNOLDS NO. = 5.25 MILLION, CONCLUDED

ALPHA = 15.00 DEG

CIRCUMFERENTIAL ROWS ON BODY

THETA, DEG	X = .3000			X = .5000			X = .6500			X = .8000		
	Y	CP LOWER	CP UPPER	Y	CP LOWER	CP UPPER	Y	CP LOWER	CP UPPER	Y	CP LOWER	CP UPPER
90.	0.0000	.2036	-.0784	0.0000	.1803	-.1001	0.0000	.1781	-.0921	0.0000	.1521	.0086
70.	.0101	.1903	-.0818	.0106	.1736	-.0995						
60.	.0149	.2008	-.0914	.0155	.1739	-.1011	.0156	.1769	-.1008	.0156	.1230	-.0434
50.	.0193	.1994	-.0956	.0200	.1718	-.1014						
40.	.0233	.1874	-.0970	.0239	.1694	-.1048	.0239	.1777	-.1031	.0239	.0659	-.0498
30.				.0270	.1708	-.1048				.0270	.0364	-.0560
20.				.0293	.1650	-.1046	.0294	.1834	-.1013	.0294	.0094	-.0679
10.							.0308	.1855	-.0997	.0308	-.0148	-.0584
0.										.0313	-.0303	-.0369

SPANWISE ROWS ON WING

X = .1000			X = .3000			X = .5000			X = .6500			X = .8000		
Y	CP LOWER	CP UPPER	Y	CP LOWER	CP UPPER	Y	CP LOWER	CP UPPER	Y	CP LOWER	CP UPPER	Y	CP LOWER	CP UPPER
0.0000	.3235	-.0605	.0318	.1898	-.1111	.0397	.1723	-.1038	.0397	.1769	-.0996	.1667	.1539	-.1113
.0121	.3548	-.0779	.0476	.1876	-.1219	.0476	.1743	-.1093	.0556	.1782	-.1039	.1746	.1569	-.1181
.0229	.3882	-.0901	.0662	.1959	-.1221	.0556	.1760	-.1208	.0714	.1724	-.1217	.1826	.1541	-.1219
.0383	.4419	-.0695	.0794	.2069	-.1229	.0635	.1763	-.1311	.0873	.1733	-.1353	.1905	.1530	-.1258
.0500	.2902	.2739	.0953	.2245	-.1238	.0714	.1758	-.1334	.1032	.1741	-.1292	.1984	.1490	-.1279
			.1111	.2650	-.1272	.0794	.1760	-.1339	.1191	.1757	-.1346	.2064	.1499	-.1261
			.1270	.3201	-.1138	.0873	.1751	-.1350	.1349	.1760	-.1342	.2143	.1494	-.1301
			.1429	.4088	-.0721	.0953	.1754	-.1329	.1508	.1759	-.1346	.2223	.1499	-.1308
			.1467	.3994	-.0032	.1032			.1826	.1804	-.1364	.2381	.1509	-.1322
			.1500	.2450	.2012	.1191	.1774	-.1241	.2064	.1866	-.1364	.2540	.1549	-.1322
						.1349	.1798	-.1328	.2302	.1999	-.1368	.2699	.1576	-.1332
						.1508	.1875	-.1325	.2540	.2231	-.1368	.2858	.1612	-.1330
						.1667	.1946	-.1331	.2778	.2568	-.1373	.3016	.1649	-.1332
						.1826	.2116	-.1356	.3250	.1708	.1545	.3175	.1816	-.1326
						.1984	.2358	-.1358				.3334	.1953	-.1301
						.2143	.2711	-.1318				.3493	.2142	-.1307
						.2302	.3246	-.1255				.3651	.2423	-.1308
						.2381	.3759	-.1180				.3810	.2884	-.1331
						.2461	.3905	-.0887				.3905	.3297	-.1344
						.2500	.1998	.1720				.4000	.1358	.0762

CHORDWISE ROWS ON WING

X	Y = .0476		
	XC	CP LOWER	CP UPPER
.1000	0.00	.2902	.2739
.1333	6.46	.3963	-.0874
.1667	12.11	.2970	-.1115
.2000	17.76	.2378	-.1173
.2333	23.41	.2083	-.1183
.2667	29.07	.2057	-.0780
.3000	34.72	.1876	-.1219
.3333			
.3667	46.03	.1809	-.1220
.4000	51.68	.1798	-.1272
.4333	57.33	.1778	-.1197
.4667	62.98	.1773	-.1140
.5000	68.64	.1743	-.1093
.5333	74.29	.1721	-.0936
.5667	79.94	.1753	-.1047
.6000	85.59	.1777	-.1027
.6333	91.25	.1843	-.1003
.6667	96.90	.1667	-.0977
.7000			
.7333			
.7667			
.8000			
.8333			
.8667			
.9000			
.9333			

XC	Y = .1667	
	CP LOWER	CP UPPER
0.00	.2069	.2181
6.94	.1375	.2138
13.90	.2792	-.1155
20.85	.2305	-.1321
27.80	.2120	-.1350
34.75	.1946	-.1331
41.71	.1869	-.1337
48.66	.1816	-.1358
55.61	.1807	-.1356
62.56	.1776	-.1358
69.52	.1745	-.1349
76.47	.1607	-.1342
83.42	.1535	-.1357
90.38	.1533	-.1316
97.33	.1539	-.1113

SWEPT ROW ON WING

XC	Y = .5027(X-.1684)	
	CP LOWER	CP UPPER
29.07	.2057	-.0780
29.26	.1959	-.1221
30.01	.1921	-.1281
30.81	.1897	-.1302
31.68	.1928	-.1314
32.62	.1943	-.1323
33.64	.1970	-.1333
34.75	.1946	-.1331
35.99	.1959	-.1370
37.36	.2008	-.1363
38.89	.2013	-.1369
42.58	.2122	-.1370
44.84	.2096	-.1362
47.46	.1977	-.1360
50.53	.1883	-.1350
54.17	.1816	-.1326
58.57	.1772	-.1221
63.99	.1801	-.1293
70.81	.1850	-.1283
79.63	.1912	-.1259

RAKE

TOTAL TUBE	CPT LOWER	CPT UPPER	STATIC PROBE	CP LOWER	CP UPPER
T1	1.9113	1.4354	S1	-.0069	-.0279
T2	1.7504	1.1137	S2	.1257	-.0970
T3	1.8631	.9205			
T4	2.0794	.2711			
T5	2.4445	.4070			
T6	2.3888	.6184			

TABLE I. - CONTINUED
 (C) MACH = 4.63, REYNOLDS NO. = 13.09 MILLION
 ALPHA = .01 DEG

CIRCUMFERENTIAL ROWS ON BODY

THETA, DEG	X = .3000			X = .5000			X = .6500			X = .8000		
	Y	CP LOWER	CP UPPER	Y	CP LOWER	CP UPPER	Y	CP LOWER	CP UPPER	Y	CP LOWER	CP UPPER
90.	0.0000	.0032	.0034	0.0000	-.0133	-.0131	0.0000	-.0120	-.0120	0.0000	-.0139	-.0138
70.	.0101	.0009	.0016	.0106	-.0144	-.0144						
60.	.0149	-.0019	-.0029	.0155	-.0149	-.0148	.0156	-.0153	-.0152	.0156	-.0122	-.0120
50.	.0193	-.0050	-.0044	.0200	-.0149	-.0148						
40.	.0233	-.0074	-.0069	.0239	-.0159	-.0156	.0239	-.0154	-.0154	.0239	-.0105	-.0105
30.				.0270	-.0159	-.0158				.0270	-.0101	-.0099
20.				.0293	-.0164	-.0162	.0294	-.0144	-.0145	.0294	-.0094	-.0094
10.							.0308	-.0136	-.0135	.0308	-.0082	-.0082
0.										.0313	-.0078	-.0077

SPANWISE ROWS ON WING

X = .1000			X = .3000			X = .5000			X = .6500			X = .8000		
Y	CP LOWER	CP UPPER	Y	CP LOWER	CP UPPER	Y	CP LOWER	CP UPPER	Y	CP LOWER	CP UPPER	Y	CP LOWER	CP UPPER
0.0000	.0378	.0380	.0318	-.0094	-.0084	.0397	-.0164	-.0160	.0397	-.0148	-.0150	.1667	-.0291	-.0289
.0121	.0481	.0482	.0476	-.0160	-.0148	.0476	-.0164	-.0163	.0556	-.0153	-.0152	.1746	-.0331	-.0328
.0229	.0600	.0603	.0662	-.0205	-.0191	.0556	-.0169	-.0164	.0714	-.0165	-.0167	.1826	-.0353	-.0348
.0383	.1298	.1307	.0794	-.0160	-.0148	.0635	-.0174	-.0172	.0873	-.0180	-.0180	.1905	-.0360	-.0355
.0500	.3770	.3741	.0953	-.0054	-.0041	.0714	-.0188	-.0182	.1032	-.0183	-.0180	.1984	-.0362	-.0356
			.1111	.0134	.0143	.0794	-.0203	-.0199	.1191	-.0232	-.0229	.2064	-.0358	-.0349
			.1270	.0480	.0490	.0873	-.0225	-.0222	.1349	-.0283	-.0279	.2143	-.0353	-.0348
			.1429	.1503	.1512	.0953	-.0253	-.0248	.1508	-.0315	-.0310	.2223	-.0346	-.0342
			.1467	.2179	.2188	.1032	-.0271	-.0263	.1826	-.0289	-.0284	.2381	-.0328	-.0326
			.1500	.3139	.3133	.1191	-.0271	-.0263	.2064	-.0238	-.0236	.2540	-.0305	-.0300
						.1349	-.0272	-.0270	.2302	-.0168	-.0165	.2699	-.0278	-.0276
						.1508	-.0233	-.0228	.2540	-.0065	-.0061	.2858	-.0251	-.0247
						.1667	-.0177	-.0176	.2778	.0093	.0096	.3016	-.0213	-.0213
						.1826	-.0104	-.0104	.3250	.3116	.3118	.3175	-.0164	-.0162
						.1984	.0009	.0012				.3334	-.0104	-.0101
						.2143	.0186	.0187				.3493	-.0021	-.0021
						.2302	.0513	.0515				.3651	.0103	.0105
						.2381	.0910	.0912				.3810	.0325	.0325
						.2461	.1616	.1623				.3905	.0565	.0568
						.2500	.3009	.3009				.4000	.2821	.2824

CHORDWISE ROWS ON WING

X	Y = .0476		
	XC	CP LOWER	CP UPPER
.1000	0.00	.3770	.3741
.1333	6.46	.0852	.0849
.1667	12.11	.0304	.0305
.2000	17.76	.0016	.0009
.2333	23.41	-.0116	-.0120
.2667	29.07	.0077	.0075
.3000	34.72	-.0160	-.0148
.3333			
.3667	46.03	-.0120	-.0115
.4000	51.68	-.0150	-.0147
.4333	57.33	-.0156	-.0152
.4667	62.98	-.0156	-.0155
.5000	68.64	-.0164	-.0163
.5333	74.29	-.0116	-.0111
.5667	79.94	-.0157	-.0156
.6000	85.59	-.0156	-.0153
.6333	91.25	-.0145	-.0146
.6667	96.90	-.0125	-.0118
.7000			
.7333			
.7667			
.8000			
.8333			
.8667			
.9000			
.9333			

SWEPT ROW ON WING

Y = .5027(X-.1684)		
XC	CP LOWER	CP UPPER
29.07	.0077	.0075
29.26	-.0205	-.0191
30.01	-.0212	-.0208
30.81	-.0210	-.0206
31.68	-.0204	-.0202
32.62	-.0196	-.0192
33.64	-.0182	-.0181
34.75	-.0177	-.0176
35.99	-.0166	-.0167
37.36	-.0150	-.0149
38.89	-.0139	-.0141
42.58	-.0115	-.0113
44.84	-.0105	-.0103
47.46	-.0127	-.0124
50.53	-.0148	-.0144
54.17	-.0164	-.0162
58.57	-.0063	-.0053
63.99	-.0162	-.0160
70.81	-.0154	-.0154
79.63	-.0136	-.0134

RAKE

TOTAL TUBE	CPT LOWER	CPT UPPER	STATIC PROBE	CP LOWER	CP UPPER
T1	1.3204	1.3246	S1	-.0089	-.0080
T2	1.6445	1.6335	S2	-.0257	-.0245
T3	1.4439	1.4430			
T4	1.3093	1.3074			
T5	1.0993	1.1049			
T6	1.2325	1.2384			

TABLE I. - CONTINUED
 (C) MACH = 4.63, REYNOLDS NO. = 13.09 MILLION, CONTINUED
 ALPHA = 1.00 DEG

CIRCUMFERENTIAL ROWS ON BODY

THETA, DEG	X = .3000			X = .5000			X = .6500			X = .8000		
	Y	CP LOWER	CP UPPER	Y	CP LOWER	CP UPPER	Y	CP LOWER	CP UPPER	Y	CP LOWER	CP UPPER
90.	0.0000	.0084	-.0025	0.0000	-.0078	-.0184	0.0000	-.0073	-.0169	0.0000	-.0101	-.0163
70.	.0101	.0062	-.0045	.0106	-.0091	-.0194						
60.	.0149	.0024	-.0083	.0155	-.0098	-.0197	.0156	-.0103	-.0203	.0156	-.0107	-.0133
50.	.0193	.0007	-.0105	.0200	-.0100	-.0198						
40.	.0233	-.0013	-.0130	.0239	-.0109	-.0209	.0239	-.0103	-.0206	.0239	-.0100	-.0117
30.				.0270	-.0111	-.0208				.0270	-.0096	-.0116
20.				.0293	-.0115	-.0214	.0294	-.0094	-.0194	.0294	-.0091	-.0106
10.							.0308	-.0083	-.0187	.0308	-.0083	-.0090
0.										.0313	-.0079	-.0083

SPANWISE ROWS ON WING

X = .1000			X = .3000			X = .5000			X = .6500			X = .8000		
Y	CP LOWER	CP UPPER	Y	CP LOWER	CP UPPER	Y	CP LOWER	CP UPPER	Y	CP LOWER	CP UPPER	Y	CP LOWER	CP UPPER
0.0000	.0470	.0295	.0318	-.0031	-.0149	.0397	-.0112	-.0212	.0397	-.0098	-.0198	.1667	-.0258	-.0313
.0121	.0600	.0383	.0476	-.0093	-.0211	.0476	-.0114	-.0215	.0556	-.0101	-.0205	.1746	-.0286	-.0362
.0229	.0728	.0475	.0662	-.0136	-.0255	.0556	-.0115	-.0220	.0714	-.0115	-.0218	.1826	-.0306	-.0388
.0383	.1456	.1193	.0794	-.0087	-.0218	.0635	-.0123	-.0226	.0873	-.0129	-.0232	.1905	-.0316	-.0397
.0500	.3757	.3760	.0953	.0025	-.0119	.0714	-.0135	-.0242	.1032	-.0131	-.0237	.1984	-.0320	-.0401
			.1111	.0229	.0056	.0794	-.0149	-.0256	.1191	-.0176	-.0289	.2064	-.0315	-.0400
			.1270	.0587	.0385	.0873	-.0170	-.0281	.1349	-.0224	-.0339	.2143	-.0311	-.0394
			.1429	.1656	.1347	.0953	-.0193	-.0308	.1508	-.0261	-.0367	.2223	-.0304	-.0386
			.1467	.2321	.2023	.1032			.1826	-.0235	-.0340	.2381	-.0286	-.0372
			.1500	.3141	.3118	.1191	-.0219	-.0322	.2064	-.0182	-.0294	.2540	-.0259	-.0350
						.1349	-.0219	-.0321	.2302	-.0103	-.0226	.2699	-.0234	-.0330
						.1508	-.0176	-.0287	.2540	.0008	-.0134	.2858	-.0201	-.0302
						.1667	-.0115	-.0238	.2778	.0181	.0008	.3016	-.0160	-.0266
						.1826	-.0034	-.0169	.3250	.3150	.3077	.3175	-.0102	-.0222
						.1984	.0091	-.0068				.3334	-.0037	-.0167
						.2143	.0281	.0096				.3493	.0054	-.0090
						.2302	.0631	.0403				.3651	.0191	.0020
						.2381	.1049	.0769				.3810	.0430	.0212
						.2461	.1789	.1445				.3905	.0699	.0455
						.2500	.3017	.2972				.4000	.2864	.2766

CHORDWISE ROWS ON WING

X	Y = .0476		
	XC	CP LOWER	CP UPPER
.1000	0.00	.3757	.3760
.1333	6.46	.0973	.0726
.1667	12.11	.0409	.0199
.2000	17.76	.0096	-.0066
.2333	23.41	-.0050	-.0185
.2667	29.07	.0125	.0032
.3000	34.72	-.0093	-.0211
.3333			
.3667	46.03	-.0067	-.0173
.4000	51.68	-.0096	-.0204
.4333	57.33	-.0102	-.0209
.4667	62.98	-.0103	-.0208
.5000	68.64	-.0114	-.0215
.5333	74.29	-.0072	-.0161
.5667	79.94	-.0107	-.0209
.6000	85.59	-.0104	-.0206
.6333	91.25	-.0095	-.0198
.6667	96.90	-.0080	-.0174
.7000			
.7333			
.7667			
.8000			
.8333			
.8667			
.9000			
.9333			

SWEPT ROW ON WING

XC	Y = .5027(X-.1684)	
	CP LOWER	CP UPPER
29.07	.0125	.0032
29.26	-.0136	-.0255
30.01	-.0152	-.0270
30.81	-.0146	-.0271
31.68	-.0141	-.0263
32.62	-.0133	-.0257
33.64	-.0120	-.0242
34.75	-.0115	-.0238
35.99	-.0105	-.0231
37.36	-.0086	-.0213
38.89	-.0077	-.0204
42.58	-.0047	-.0178
44.84	-.0038	-.0169
47.46	-.0059	-.0189
50.53	-.0084	-.0207
54.17	-.0102	-.0222
58.57	-.0007	-.0115
63.99	-.0102	-.0220
70.81	-.0094	-.0211
79.63	-.0073	-.0196

RAKE

TUBE	CPT LOWER	CPT UPPER	STATIC PROBE	CP LOWER	CP UPPER
T1	1.3407	1.1682	S1	-.0073	-.0078
T2	1.6020	1.6473	S2	-.0208	-.0260
T3	1.4231	1.4299			
T4	1.3457	1.4309			
T5	1.1877	1.0202			
T6	1.3308	1.1395			

TABLE I. - CONTINUED
 (C) MACH = 4.63, REYNOLDS NO. = 13.09 MILLION, CONTINUED
 ALPHA = 3.00 DEG

CIRCUMFERENTIAL ROWS ON BODY

THETA, DEG	X = .3000			X = .5000			X = .6500			X = .8000		
	Y	CP LOWER	CP UPPER	Y	CP LOWER	CP UPPER	Y	CP LOWER	CP UPPER	Y	CP LOWER	CP UPPER
90.	0.0000	.0199	-.0104	0.0000	.0051	-.0267	0.0000	.0045	-.0246	0.0000	.0011	-.0173
70.	.0101	.0171	-.0111	.0106	.0030	-.0277						
60.	.0149	.0145	-.0170	.0155	.0023	-.0281	.0156	.0020	-.0284	.0156	-.0034	-.0158
50.	.0193	.0123	-.0197	.0200	.0018	-.0278						
40.	.0233	.0097	-.0220	.0239	.0009	-.0289	.0239	.0018	-.0287	.0239	-.0092	-.0162
30.				.0270	.0012	-.0290				.0270	-.0104	-.0163
20.				.0293	.0005	-.0292	.0294	.0029	-.0279	.0294	-.0101	-.0141
10.							.0308	.0041	-.0267	.0308	-.0093	-.0117
0.										.0313	-.0092	-.0104

SPANWISE ROWS ON WING

X = .1000			X = .3000			X = .5000			X = .6500			X = .8000		
Y	CP LOWER	CP UPPER	Y	CP LOWER	CP UPPER	Y	CP LOWER	CP UPPER	Y	CP LOWER	CP UPPER	Y	CP LOWER	CP UPPER
0.0000	.0656	.0138	.0318	.0084	-.0251	.0397	.0012	-.0296	.0397	.0024	-.0276	.1667	-.0137	-.0324
.0121	.0823	.0190	.0476	.0028	-.0295	.0476	.0012	-.0302	.0556	.0021	-.0288	.1746	-.0160	-.0368
.0229	.1005	.0255	.0662	-.0013	-.0337	.0556	.0009	-.0311	.0714	.0007	-.0310	.1826	-.0180	-.0408
.0383	.1822	.0883	.0794	.0056	-.0317	.0635	.0003	-.0321	.0873	-.0004	-.0325	.1905	-.0196	-.0432
.0500	.3711	.3724	.0953	.0186	-.0246	.0714	-.0009	-.0333	.1032	-.0008	-.0319	.1984	-.0210	-.0448
			.1111	.0423	-.0082	.0794	-.0022	-.0343	.1191	-.0046	-.0374	.2064	-.0208	-.0454
			.1270	.0849	.0210	.0873	-.0039	-.0366	.1349	-.0079	-.0413	.2143	-.0205	-.0449
			.1429	.1985	.1045	.0953	-.0058	-.0385	.1508	-.0122	-.0433	.2223	-.0196	-.0443
			.1467	.2629	.1792	.1032			.1826	-.0105	-.0419	.2381	-.0175	-.0430
			.1500	.3135	.3113	.1191	-.0086	-.0394	.2064	-.0047	-.0377	.2540	-.0144	-.0411
						.1349	-.0087	-.0397	.2302	.0049	-.0323	.2699	-.0112	-.0400
						.1508	-.0031	-.0368	.2540	.0176	-.0237	.2858	-.0074	-.0376
						.1667	.0037	-.0323	.2778	.0381	-.0123	.3016	-.0027	-.0351
						.1826	.0132	-.0267	.3250	.3196	.2957	.3175	.0045	-.0313
						.1984	.0281	-.0193				.3334	.0122	-.0267
						.2143	.0499	-.0054				.3493	.0226	-.0211
						.2302	.0897	.0233				.3651	.0392	-.0118
						.2381	.1357	.0489				.3810	.0666	.0059
						.2461	.2124	.1173				.3905	.1000	.0244
						.2500	.3042	.2905				.4000	.2910	.2627

CHORDWISE ROWS ON WING

X	Y = .0476		
	XC	CP LOWER	CP UPPER
.1000	0.00	.3711	.3724
.1333	6.46	.1253	.0487
.1667	12.11	.0632	.0057
.2000	17.76	.0267	-.0177
.2333	23.41	.0095	-.0271
.2667	29.07	.0222	-.0017
.3000	34.72	.0028	-.0295
.3333			
.3667	46.03	.0052	-.0270
.4000	51.68	.0030	-.0308
.4333	57.33	.0024	-.0305
.4667	62.98	.0022	-.0302
.5000	68.64	.0012	-.0302
.5333	74.29	.0043	-.0234
.5667	79.94	.0014	-.0289
.6000	85.59	.0019	-.0288
.6333	91.25	.0031	-.0277
.6667	96.90	.0039	-.0256
.7000			
.7333			
.7667			
.8000			
.8333			
.8667			
.9000			
.9333			

SWEPT ROW ON WING

Y = .5027(X-.1684)		
XC	CP LOWER	CP UPPER
29.07	.0222	-.0017
29.26	-.0013	-.0337
30.01	-.0006	-.0361
30.81	-.0002	-.0351
31.68	.0005	-.0353
32.62	.0016	-.0346
33.64	.0031	-.0334
34.75	.0037	-.0323
35.99	.0051	-.0324
37.36	.0071	-.0305
38.89	.0082	-.0301
42.58	.0115	-.0276
44.84	.0121	-.0271
47.46	.0093	-.0284
50.53	.0068	-.0302
54.17	.0045	-.0313
58.57	.0121	-.0200
63.99	.0037	-.0300
70.81	.0050	-.0302
79.63	.0073	-.0290

RAKE

TOTAL TUBE	CPT LOWER	CPT UPPER	STATIC PROBE	CP LOWER	CP UPPER
T1	1.4246	1.1846	S1	-.0090	-.0095
T2	1.2619	1.0609	S2	-.0119	-.0239
T3	1.3636	.9424			
T4	1.5486	1.3277			
T5	1.3859	1.1169			
T6	1.5499	.9610			

TABLE I. - CONTINUED
 (C) MACH = 4.63, REYNOLDS NO. = 13.09 MILLION, CONTINUED
 ALPHA = 6.00 DEG

CIRCUMFERENTIAL ROWS ON BODY

THETA, DEG	X = .3000			X = .5000			X = .6500			X = .8000		
	Y	CP LOWER	CP UPPER	Y	CP LOWER	CP UPPER	Y	CP LOWER	CP UPPER	Y	CP LOWER	CP UPPER
90.	0.0000	.0475	-.0190	0.0000	.0298	-.0361	0.0000	.0276	-.0328	0.0000	.0240	-.0140
70.	.0101	.0438	-.0194	.0106	.0266	-.0367						
60.	.0149	.0437	-.0266	.0155	.0259	-.0369	.0156	.0248	-.0372	.0156	.0163	-.0196
50.	.0193	.0401	-.0295	.0200	.0250	-.0358						
40.	.0233	.0361	-.0318	.0239	.0237	-.0374	.0239	.0249	-.0375	.0239	.0006	-.0227
30.				.0270	.0242	-.0371				.0270	-.0067	-.0240
20.				.0293	.0237	-.0372	.0294	.0270	-.0369	.0294	-.0125	-.0230
10.							.0308	.0280	-.0360	.0308	-.0156	-.0206
0.										.0313	-.0164	-.0174

SPANWISE ROWS ON WING

X = .1000			X = .3000			X = .5000			X = .6500			X = .8000		
Y	CP LOWER	CP UPPER	Y	CP LOWER	CP UPPER	Y	CP LOWER	CP UPPER	Y	CP LOWER	CP UPPER	Y	CP LOWER	CP UPPER
0.0000	.1074	-.0045	.0318	.0355	-.0364	.0397	.0247	-.0366	.0397	.0263	-.0362	.1667	.0085	-.0389
.0121	.1302	-.0035	.0476	.0302	-.0383	.0476	.0251	-.0405	.0556	.0259	-.0368	.1746	.0077	-.0408
.0229	.1548	.0008	.0662	.0282	-.0408	.0556	.0251	-.0448	.0714	.0238	-.0433	.1826	.0062	-.0436
.0383	.2430	.0494	.0794	.0363	-.0406	.0635	.0244	-.0440	.0873	.0236	-.0434	.1905	.0048	-.0449
.0500	.3585	.3595	.0953	.0522	-.0361	.0714	.0235	-.0442	.1032	.0230	-.0408	.1984	.0030	-.0459
			.1111	.0846	-.0269	.0794	.0225	-.0438	.1191	.0201	-.0464	.2064	.0023	-.0469
			.1270	.1329	-.0025	.0873	.0211	-.0455	.1349	.0180	-.0483	.2143	.0019	-.0482
			.1429	.2495	.0655	.0953	.0198	-.0453	.1508	.0154	-.0497	.2223	.0025	-.0486
			.1467	.3076	.1482	.1032			.1826	.0154	-.0486	.2381	.0048	-.0485
			.1500	.3085	.3013	.1191	.0172	-.0442	.2064	.0221	-.0459	.2540	.0086	-.0471
						.1349	.0175	-.0469	.2302	.0340	-.0430	.2699	.0124	-.0464
						.1508	.0239	-.0449	.2540	.0500	-.0385	.2858	.0171	-.0453
						.1667	.0325	-.0420	.2778	.0755	-.0306	.3016	.0222	-.0434
						.1826	.0449	-.0384	.3250	.3182	.2760	.3175	.0314	-.0414
						.1984	.0625	-.0336				.3334	.0410	-.0397
						.2143	.0892	-.0239				.3493	.0541	-.0362
						.2302	.1374	-.0053				.3651	.0750	-.0297
						.2381	.1895	.0201				.3810	.1088	-.0192
						.2461	.2643	.0719				.3905	.1487	-.0054
						.2500	.3018	.2779				.4000	.2880	.2346

CHORDWISE ROWS ON WING

X	Y = .0476		
	XC	CP LOWER	CP UPPER
.1000	0.00	.3585	.3595
.1333	6.46	.1798	.0200
.1667	12.11	.1073	-.0140
.2000	17.76	.0620	-.0322
.2333	23.41	.0404	-.0370
.2667	29.07	.0483	-.0072
.3000	34.72	.0302	-.0383
.3333			
.3667	46.03	.0287	-.0380
.4000	51.68	.0268	-.0436
.4333	57.33	.0261	-.0442
.4667	62.98	.0261	-.0433
.5000	68.64	.0251	-.0405
.5333	74.29	.0259	-.0308
.5667	79.94	.0252	-.0368
.6000	85.59	.0255	-.0360
.6333	91.25	.0275	-.0351
.6667	96.90	.0263	-.0333
.7000			
.7333			
.7667			
.8000			
.8333			
.8667			
.9000			
.9333			

SWEPT ROW ON WING

XC	Y = .1667			Y = .5027(X-.1684)		
	CP LOWER	CP UPPER	XC	CP LOWER	CP UPPER	
0.00	.2986	.3055	29.07	.0483	-.0072	
6.94	.0549	.0496	29.26	.0282	-.0408	
13.90	.0955	-.0169	30.01	.0269	-.0447	
20.85	.0613	-.0316	30.81	.0273	-.0444	
27.80	.0453	-.0370	31.68	.0283	-.0445	
34.75	.0325	-.0420	32.62	.0298	-.0435	
41.71	.0257	-.0449	33.64	.0318	-.0429	
48.66	.0200	-.0469	34.75	.0325	-.0420	
55.61	.0169	-.0482	35.99	.0344	-.0420	
62.56	.0146	-.0489	37.36	.0370	-.0416	
69.52	.0135	-.0493	38.89	.0375	-.0411	
76.47	.0107	-.0486	42.58	.0417	-.0402	
83.42	.0078	-.0505	44.84	.0424	-.0394	
90.38	.0077	-.0472	47.46	.0386	-.0402	
97.33	.0085	-.0389	50.53	.0341	-.0408	
			54.17	.0314	-.0414	
			58.57	.0368	-.0305	
			63.99	.0307	-.0408	
			70.81	.0326	-.0412	
			79.63	.0354	-.0402	

RAKE

TOTAL TUBE	CPT LOWER	CPT UPPER	STATIC PROBE	CP LOWER	CP UPPER
T1	1.5792	1.1626	S1	-.0138	-.0099
T2	1.6200	.4358	S2	.0099	-.0254
T3	1.6639	.2436			
T4	1.9580	.2305			
T5	1.7241	.4458			
T6	1.9154	.8994			

TABLE I. - CONTINUED

(C) MACH = 4.63, REYNOLDS NO. = 13.10 MILLION, CONTINUED

ALPHA = 10.00 DEG

CIRCUMFERENTIAL ROWS ON BODY

THETA, DEG	X = .3000			X = .5000			X = .6500			X = .8000		
	Y	CP LOWER	CP UPPER	Y	CP LOWER	CP UPPER	Y	CP LOWER	CP UPPER	Y	CP LOWER	CP UPPER
90.	0.0000	.0931		0.0000	.0741		0.0000	.0703		0.0000	.0668	
70.	.0101	.0833		.0106	.0689					.0156	.0558	
60.	.0149	.0883		.0155	.0675		.0156	.0670		.0156	.0558	
50.	.0193	.0857		.0200	.0659							
40.	.0233	.0791		.0239	.0643		.0239	.0671		.0239	.0315	
30.				.0270	.0649					.0270	.0154	
20.				.0293	.0634		.0294	.0709		.0294	-.0010	
10.							.0308	.0725		.0308	-.0134	
0.										.0313	-.0225	

SPANWISE ROWS ON WING

X = .1000			X = .3000			X = .5000			X = .6500			X = .8000		
Y	CP LOWER	CP UPPER	Y	CP LOWER	CP UPPER	Y	CP LOWER	CP UPPER	Y	CP LOWER	CP UPPER	Y	CP LOWER	CP UPPER
0.0000	.1799		.0318	.0797		.0397	.0663		.0397	.0694		.1667	.0492	
.0121	.2061		.0476	.0755		.0476	.0668		.0556	.0693		.1746	.0491	
.0229	.2397		.0662	.0770		.0556	.0675		.0714	.0667		.1826	.0479	
.0383	.3261		.0794	.0862		.0635	.0670		.0873	.0662		.1905	.0468	
.0500	.3406		.0953	.1059		.0714	.0661		.1032	.0660		.1984	.0452	
			.1111	.1444		.0794	.0660		.1191	.0643		.2064	.0450	
			.1270	.2017		.0873	.0649		.1349	.0631		.2143	.0444	
			.1429	.3231		.0953	.0641		.1508	.0615		.2223	.0450	
			.1467	.3583		.1032			.1826	.0631		.2381	.0461	
			.1500	.2960		.1191	.0636		.2064	.0696		.2540	.0503	
						.1349	.0646		.2302	.0839		.2699	.0545	
						.1508	.0719		.2540	.1053		.2858	.0601	
						.1667	.0817		.2778	.1373		.3016	.0667	
						.1826	.0974		.3250	.3027		.3175	.0785	
						.1984	.1210					.3334	.0914	
						.2143	.1544					.3493	.1077	
						.2302	.2114					.3651	.1338	
						.2381	.2709					.3810	.1759	
						.2461	.3304					.3905	.2221	
						.2500	.2880					.4000	.2665	

CHORDWISE ROWS ON WING

X	Y = .0476	
	XC	CP LOWER UPPER
.1000	0.00	.3406
.1333	6.46	.2635
.1667	12.11	.1759
.2000	17.76	.1212
.2333	23.41	.0921
.2667	29.07	.0926
.3000	34.72	.0755
.3333		
.3667	46.03	.0708
.4000	51.68	.0698
.4333	57.33	.0687
.4667	62.98	.0685
.5000	68.64	.0668
.5333	74.29	.0664
.5667	79.94	.0679
.6000	85.59	.0694
.6333	91.25	.0717
.6667	96.90	.0670
.7000		
.7333		
.7667		
.8000		
.8333		
.8667		
.9000		
.9333		

SWEPT ROW ON WING

XC	Y = .5027(X-.1684)	
	CP LOWER	CP UPPER
29.07	.0926	
29.26	.0770	
30.01	.0751	
30.81	.0753	
31.68	.0774	
32.62	.0790	
33.64	.0815	
34.75	.0817	
35.99	.0843	
37.36	.0885	
38.89	.0894	
42.58	.0951	
44.84	.0945	
47.46	.0883	
50.53	.0827	
54.17	.0785	
58.57	.0801	
63.99	.0768	
70.81	.0796	
79.63	.0834	

RAKE

TOTAL TUBE	CPT LOWER	CPT UPPER	STATIC PROBE	CP LOWER	CP UPPER
T1	1.6704		S1	.0038	
T2	2.1960		S2	.0519	
T3	2.0657				
T4	2.4585				
T5	2.2399				
T6	2.4210				

TABLE I. - CONCLUDED

(C) MACH = 4.63, REYNOLDS NO. = 13.09 MILLION, CONCLUDED

ALPHA = 15.00 DEG

CIRCUMFERENTIAL ROWS ON BODY

THETA, DEG	X = .3000			X = .5000			X = .6500			X = .8000		
	Y	CP LOWER	CP UPPER	Y	CP LOWER	CP UPPER	Y	CP LOWER	CP UPPER	Y	CP LOWER	CP UPPER
90.	0.0000	.1795	-.0279	0.0000	.1524	-.0461	0.0000	.1493	-.0424	0.0000	.1435	-.0270
70.	.0101	.1621	-.0284	.0106	.1442	-.0457						
60.	.0149	.1761	-.0400	.0155	.1429	-.0458	.0156	.1438	-.0474	.0156	.1259	-.0352
50.	.0193	.1724	-.0431	.0200	.1403	-.0443						
40.	.0233	.1600	-.0431	.0239	.1377	-.0495	.0239	.1429	-.0500	.0239	.0890	-.0351
30.				.0270	.1394	-.0499				.0270	.0645	-.0366
20.				.0293	.1363	-.0503	.0294	.1495	-.0507	.0294	.0373	-.0382
10.							.0308	.1515	-.0505	.0308	.0104	-.0316
0.										.0313	-.0141	-.0110

SPANWISE ROWS ON WING

X = .1000			X = .3000			X = .5000			X = .6500			X = .8000		
Y	CP LOWER	CP UPPER	Y	CP LOWER	CP UPPER	Y	CP LOWER	CP UPPER	Y	CP LOWER	CP UPPER	Y	CP LOWER	CP UPPER
0.0000	.2888	-.0252	.0318	.1627	-.0439	.0397	.1415	-.0495	.0397	.1453	-.0499	.1667	.1236	-.0440
.0121	.3250	-.0332	.0476	.1607	-.0435	.0476	.1427	-.0503	.0556	.1470	-.0313	.1746	.1240	-.0479
.0229	.3642	-.0360	.0662	.1679	-.0441	.0556	.1439	-.0510	.0714	.1427	-.0312	.1826	.1232	-.0480
.0383	.4416	-.0117	.0794	.1790	-.0445	.0635	.1438	-.0499	.0873	.1433	-.0505	.1905	.1223	-.0489
.0500	.3141	.2892	.0953	.2004	-.0439	.0714	.1426	-.0485	.1032	.1438	-.0463	.1984	.1196	-.0494
			.1111	.2480	-.0450	.0794	.1429	-.0501	.1191	.1434	-.0502	.2064	.1206	-.0462
			.1270	.3155	-.0364	.0873	.1423	-.0514	.1349	.1428	-.0516	.2143	.1201	-.0489
			.1429	.4186	-.0008	.0953	.1422	-.0509	.1508	.1420	-.0508	.2223	.1209	-.0487
			.1467	.4184	.0594	.1032			.1826	.1466	-.0512	.2381	.1225	-.0489
			.1500	.2785	.2472	.1191	.1435	-.0458	.2064	.1543	-.0506	.2540	.1265	-.0476
						.1349	.1475	-.0509	.2302	.1730	-.0507	.2699	.1309	-.0469
						.1508	.1579	-.0501	.2540	.2003	-.0478	.2858	.1374	-.0463
						.1667	.1678	-.0498	.2778	.2405	-.0484	.3016	.1435	-.0465
						.1826	.1881	-.0495	.3250	.2458	.2204	.3175	.1605	-.0457
						.1984	.2168	-.0490				.3334	.1749	-.0430
						.2143	.2563	-.0452				.3493	.1961	-.0445
						.2302	.3168	-.0407				.3651	.2267	-.0457
						.2381	.3830	-.0342				.3810	.2776	-.0448
						.2461	.4091	-.0053				.3905	.3294	-.0438
						.2500	.2537	.2300				.4000	.2170	.1576

CHORDWISE ROWS ON WING

X	Y = .0476		Y = .1667			
	ZC	CP LOWER	CP UPPER	ZC	CP LOWER	CP UPPER
.1000	0.00	.3141	.2892			
.1333	6.46	.3859	-.0178			
.1667	12.11	.2847	-.0366			
.2000	17.76	.2174	-.0422			
.2333	23.41	.1822	-.0420			
.2667	29.07	.1765	-.0126			
.3000	34.72	.1607	-.0435			
.3333				0.00	.2509	.2638
.3667	46.03	.1513	-.0438	6.94	.1410	.1501
.4000	51.68	.1491	-.0493	13.90	.2655	-.0367
.4333	57.33	.1461	-.0495	20.85	.2108	-.0462
.4667	62.98	.1453	-.0506	27.80	.1876	-.0494
.5000	68.64	.1427	-.0503	34.75	.1678	-.0498
.5333	74.29	.1405	-.0341	41.71	.1584	-.0513
.5667	79.94	.1436	-.0481	48.66	.1515	-.0515
.6000	85.59	.1462	-.0491	55.61	.1478	-.0515
.6333	91.25	.1508	-.0490	62.56	.1447	-.0514
.6667	96.90	.1388	-.0444	69.52	.1414	-.0518
.7000				76.47	.1320	-.0507
.7333				83.42	.1249	-.0519
.7667				90.38	.1233	-.0497
.8000				97.33	.1236	-.0440

SWEPT ROW ON WING

Y = .5027(X-.1684)		
ZC	CP LOWER	CP UPPER
29.07	.1765	-.0126
29.26	.1679	-.0441
30.01	.1642	-.0496
30.81	.1617	-.0500
31.68	.1637	-.0501
32.62	.1654	-.0505
33.64	.1688	-.0504
34.75	.1678	-.0498
35.99	.1718	-.0516
37.36	.1759	-.0505
38.89	.1757	-.0503
42.58	.1880	-.0501
44.84	.1849	-.0496
47.46	.1748	-.0494
50.53	.1669	-.0480
54.17	.1605	-.0457
58.57	.1563	-.0371
63.99	.1562	-.0443
70.81	.1595	-.0439
79.63	.1637	-.0431

RAKE

TOTAL TUBE	CPT LOWER	CPT UPPER	STATIC PROBE	CP LOWER	CP UPPER
T1	2.1957	.8480	S1	.0386	-.0282
T2	2.5436	.5371	S2	.1400	-.0261
T3	2.5471	.3531			
T4	2.9441	.2297			
T5	3.0888	.0551			
T6	3.1105	.2388			

TABLE II. - BLUNT, SYMMETRICAL WING SWEPT 75.964 DEG
 (A) MACH = 2.36, REYNOLDS NO. = 6.31 MILLION
 ALPHA = .01 DEG

CIRCUMFERENTIAL ROWS ON BODY

THETA, DEG	X = .3000			X = .5000			X = .7000			X = .8000		
	Y	CP LOWER	CP UPPER	Y	CP LOWER	CP UPPER	Y	CP LOWER	CP UPPER	Y	CP LOWER	CP UPPER
90.	0.0000	.0055		0.0000	-.0120		0.0000	-.0162		0.0000	-.0144	
70.	.0080	.0036		.0087	-.0123							
60.	.0119	.0011		.0128	-.0132		.0130	-.0185		.0130	-.0142	
50.				.0165	-.0147					.0199	-.0104	
40.				.0198	-.0162		.0200	-.0201		.0225	-.0087	
30.				.0224	-.0180					.0245	-.0065	
20.							.0245	-.0186		.0257	-.0051	
10.										.0260	-.0041	
0.												

SPANWISE ROWS ON WING

X = .1000			X = .3000			X = .5000			X = .7000			X = .8000		
Y	CP LOWER	CP UPPER	Y	CP LOWER	CP UPPER	Y	CP LOWER	CP UPPER	Y	CP LOWER	CP UPPER	Y	CP LOWER	CP UPPER
0.0000	.0571		.0200	-.0007		.0266	-.0179		.0332	-.0172		.0729	-.0075	
.0081	.0594		.0332	-.0001		.0332	-.0180		.0465	-.0196		.0795	-.0130	
.0144	.0653		.0465	-.0058		.0398	-.0192		.0597	-.0215		.0862	-.0206	
.0213	.0788		.0597	-.0053		.0465	-.0208		.0729	-.0248		.0928	-.0237	
.0250	.1195		.0729	.0590		.0531	-.0227		.0862	-.0286		.0994	-.0340	
			.0750	.0875		.0597	-.0256		.0994	-.0344		.1060	-.0394	
						.0663	-.0286		.1126	-.0416		.1126	-.0427	
						.0729	-.0321		.1258	-.0473		.1192	-.0475	
						.0795	-.0340		.1391	-.0541		.1258	-.0512	
						.0862	-.0366					.1325	-.0557	
						.0928	-.0383					.1391	-.0594	
						.0994	-.0378					.1457	-.0635	
						.1060	-.0383					.1523	-.0666	
						.1126	-.0296					.1589	-.0694	
						.1192	-.0096					.1655	-.0718	
						.1235	.0334					.1721	-.0746	
						.1250	.0669					.1788	-.0749	
												.1894	-.0748	
												.1920	-.0667	
												.1967	-.0432	
												.2000	.0441	

CHORDWISE ROW ON WING

Y = .0729			
X	XC	CP LOWER	CP UPPER
.2917	0.00	.0875	
.3000	1.59	.0590	
.3333	7.98	.0046	
.3667	14.37	-.0159	
.4000	20.76	-.0261	
.4333	27.14	-.0301	
.4667	33.53	-.0315	
.5000	39.92	-.0321	
.5333	46.31	-.0298	
.5667	52.69	-.0303	
.6000	59.08	-.0283	
.6333	65.47	-.0272	
.6667	71.86	-.0258	
.7000	78.24	-.0248	
.7333	84.63	-.0293	
.7667	91.02	-.0271	
.8000	97.40	-.0075	
.8333			
.8667			
.9000			
.9333			

SWEPT ROW ON WING

Y = .2646(X-.2244)		
XC	CP LOWER	CP UPPER
34.76	-.0007	
35.47	-.0042	
36.23	-.0128	
37.05	-.0190	
37.92	-.0235	
38.88	-.0280	
39.92	-.0321	
41.07	-.0348	
42.34	-.0382	
43.77	-.0409	
45.38	-.0431	
47.22	-.0457	
49.33	-.0473	
51.77	-.0499	
54.65	-.0577	
58.06	-.0666	
62.18	-.0707	
67.25	-.0690	
73.61	-.0657	
81.81	-.0574	

RAKE

TOTAL TUBE	CPT LOWER	CPT UPPER	STATIC PROBE	CP LOWER	CP UPPER
T1	1.6477		S1	-.0062	
T2	1.6641		S2	-.0392	
T3	1.6389				
T4	1.5551				
T5	1.4957				
T6	1.5818				

TABLE II. - CONTINUED

(A) MACH = 2.36, REYNOLDS NO. = 6.31 MILLION, CONTINUED

ALPHA = 1.00 DEG

CIRCUMFERENTIAL ROWS ON BODY

THETA, DEG	X = .3000			X = .5000			X = .7000			X = .8000		
	Y	CP LOWER	CP UPPER	Y	CP LOWER	CP UPPER	Y	CP LOWER	CP UPPER	Y	CP LOWER	CP UPPER
90.	0.0000	.0137	-.0018	0.0000	-.0039	-.0191	0.0000	-.0087	-.0236	0.0000	-.0085	-.0197
70.	.0080	.0122	-.0048	.0087	-.0042	-.0195						
60.	.0119	.0101	-.0068	.0128	-.0053	-.0204	.0130	-.0109	-.0256	.0130	-.0104	-.0180
50.				.0165	-.0068	-.0219						
40.				.0198	-.0084	-.0238	.0200	-.0126	-.0274	.0199	-.0086	-.0122
30.				.0224	-.0100	-.0256				.0225	-.0078	-.0099
20.							.0245	-.0112	-.0262	.0245	-.0062	-.0072
10.										.0257	-.0051	-.0056
0.										.0260	-.0044	-.0040

SPANWISE ROWS ON WING

X = .1000			X = .3000			X = .5000			X = .7000			X = .8000		
Y	CP LOWER	CP UPPER	Y	CP LOWER	CP UPPER	Y	CP LOWER	CP UPPER	Y	CP LOWER	CP UPPER	Y	CP LOWER	CP UPPER
0.0000	.0684	.0475	.0200	.0084	-.0091	.0266	-.0100	-.0256	.0332	-.0101	-.0245	.0729	-.0065	-.0097
.0061	.0705	.0491	.0332	.0106	-.0164	.0332	-.0100	-.0259	.0465	-.0117	-.0275	.0795	-.0103	-.0163
.0144	.0775	.0533	.0465	.0066	-.0198	.0398	-.0112	-.0273	.0597	-.0138	-.0296	.0862	-.0170	-.0245
.0213	.0907	.0663	.0597	.0207	-.0098	.0465	-.0125	-.0287	.0729	-.0167	-.0333	.0928	-.0177	-.0292
.0250	.1173	.1206	.0729	.0723	.0436	.0531	-.0142	-.0311	.0862	-.0202	-.0373	.0994	-.0277	-.0401
			.0750	.0869	.0867	.0597	-.0168	-.0344	.0994	-.0245	-.0431	.1060	-.0319	-.0468
						.0663	-.0190	-.0381	.1126	-.0310	-.0515	.1126	-.0346	-.0512
						.0729	-.0220	-.0424	.1258	-.0347	-.0595	.1192	-.0375	-.0561
						.0795	-.0225	-.0456	.1391	-.0386	-.0695	.1258	-.0412	-.0606
						.0862	-.0245	-.0496				.1325	-.0452	-.0656
						.0928	-.0244	-.0530				.1391	-.0486	-.0704
						.0994	-.0221	-.0547				.1457	-.0514	-.0756
						.1060	-.0197	-.0580				.1523	-.0533	-.0800
						.1126	-.0099	-.0514				.1589	-.0545	-.0844
						.1192	.0124	-.0336				.1655	-.0554	-.0891
						.1235	.0567	.0055				.1721	-.0560	-.0947
						.1250	.0654	.0624				.1788	-.0535	-.1010
												.1854	-.0489	-.1051
												.1920	-.0359	-.1020
												.1967	-.0090	-.0805
												.2000	.0505	.0287

CHORDWISE ROW ON WING

SWEPT ROW ON WING

Y = .0729				Y = .2646(X-.2244)			
X	XC	CP LOWER	CP UPPER	XC	CP LOWER	CP UPPER	
.2917	0.00	.0869	.0867				
.3000	1.59	.0723	.0436	34.76	.0084	-.0091	
.3333	7.98	.0210	-.0129	35.47	.0041	-.0132	
.3667	14.37	-.0003	-.0322	36.23	-.0039	-.0221	
.4000	20.76	-.0114	-.0399	37.05	-.0103	-.0284	
.4333	27.14	-.0170	-.0425	37.92	-.0140	-.0331	
.4667	33.53	-.0200	-.0427	38.88	-.0184	-.0379	
.5000	39.92	-.0220	-.0424	39.92	-.0220	-.0424	
.5333	46.31	-.0206	-.0383	41.07	-.0240	-.0456	
.5667	52.69	-.0210	-.0393	42.34	-.0269	-.0490	
.6000	59.08	-.0192	-.0368	43.77	-.0294	-.0523	
.6333	65.47	-.0185	-.0357	45.38	-.0314	-.0548	
.6667	71.86	-.0172	-.0341	47.22	-.0337	-.0577	
.7000	78.24	-.0167	-.0333	49.33	-.0347	-.0595	
.7333	84.63	-.0208	-.0371	51.77	-.0367	-.0624	
.7667	91.02	-.0204	-.0335	54.65	-.0451	-.0711	
.8000	97.40	-.0065	-.0097	58.06	-.0533	-.0800	
.8333				62.18	-.0570	-.0836	
.8667				67.25	-.0544	-.0825	
.9000				73.61	-.0513	-.0779	
.9333				81.81	-.0439	-.0663	

RAKE

TOTAL TLBE	CPT LOWER	CPT UPPER	STATIC PROBE	CP LOWER	CP UPPER
T1	1.6513	1.6429	S1	-.0053	-.0075
T2	1.6670	1.6599	S2	-.0315	-.0467
T3	1.6508	1.6296			
T4	1.5820	1.5320			
T5	1.5291	1.4664			
T6	1.6134	1.5515			

TABLE II. - CONTINUED
 (A) MACH = 2.36, REYNOLDS NO. = 6.31 MILLION, CONTINUED
 ALPHA = 3.00 DEG

CIRCUMFERENTIAL ROWS ON BODY

THETA, DEG	X = .3000			X = .5000			X = .7000			X = .8000		
	Y	CP LOWER	CP UPPER	Y	CP LOWER	CP UPPER	Y	CP LOWER	CP UPPER	Y	CP LOWER	CP UPPER
90.	0.0000	.0336	-.0158	0.0000	.0145	-.0325	0.0000	.0091	-.0362	0.0000	.0067	-.0294
70.	.0080	.0328	-.0193	.0087	.0140	-.0325						
60.	.0119	.0304	-.0217	.0128	.0128	-.0335	.0130	.0065	-.0379	.0130	.0013	-.0239
50.				.0165	.0111	-.0351						
40.				.0198	.0095	-.0376	.0200	.0046	-.0401	.0199	-.0016	-.0153
30.				.0224	.0079	-.0400				.0225	-.0030	-.0116
20.							.0245	.0065	-.0391	.0245	-.0028	-.0085
10.										.0257	-.0026	-.0056
0.										.0260	-.0033	-.0038

SPANWISE ROWS ON WING

X = .1000			X = .3000			X = .5000			X = .7000			X = .8000		
Y	CP LOWER	CP UPPER	Y	CP LOWER	CP UPPER	Y	CP LOWER	CP UPPER	Y	CP LOWER	CP UPPER	Y	CP LOWER	CP UPPER
0.0000	.0927	.0300	.0200	.0292	-.0247	.0266	.0080	-.0397	.0332	.0075	-.0370	.0729	-.0010	-.0176
.0081	.0961	.0300	.0332	.0332	-.0345	.0332	.0083	-.0411	.0465	.0064	-.0423	.0795	.0002	-.0249
.0144	.1040	.0307	.0465	.0328	-.0433	.0398	.0073	-.0425	.0597	.0045	-.0454	.0862	-.0031	-.0335
.0213	.1154	.0383	.0597	.0507	-.0363	.0465	.0066	-.0444	.0729	.0019	-.0496	.0928	-.0016	-.0397
.0250	.1082	.1134	.0729	.0928	.0088	.0531	.0056	-.0469	.0862	-.0007	-.0543	.0994	-.0098	-.0506
			.0750	.0769	.0773	.0597	.0038	-.0508	.0994	-.0028	-.0614	.1060	-.0126	-.0595
						.0663	.0027	-.0554	.1126	-.0072	-.0720	.1126	-.0142	-.0664
						.0729	.0011	-.0612	.1258	-.0074	-.0837	.1192	-.0176	-.0729
						.0795	.0026	-.0668	.1391	-.0064	-.1018	.1258	-.0202	-.0786
						.0862	.0032	-.0746				.1325	-.0232	-.0843
						.0928	.0057	-.0827				.1391	-.0251	-.0899
						.0994	.0105	-.0913				.1457	-.0263	-.0972
						.1060	.0157	-.1022				.1523	-.0262	-.1044
						.1126	.0279	-.1017				.1589	-.0249	-.1145
						.1192	.0490	-.0910				.1655	-.0229	-.1269
						.1235	.0822	-.0557				.1721	-.0204	-.1488
						.1250	.0457	.0393				.1788	-.0138	-.1622
												.1854	-.0044	-.1718
												.1920	.0123	-.1680
												.1967	.0390	-.1585
												.2000	.0291	-.0211

CHORDWISE ROW ON WING

SWEPT ROW ON WING

Y = .0729				Y = .2646(X-.2244)		
X	XC	CP LOWER	CP UPPER	XC	CP LOWER	CP UPPER
.2917	0.00	.0769	.0773			
.3000	1.59	.0928	-.0088	34.76	.0292	-.0247
.3333	7.98	.0533	-.0513	35.47	.0239	-.0287
.3667	14.37	.0318	-.0665	36.23	.0171	-.0372
.4000	20.76	.0179	-.0694	37.05	.0115	-.0442
.4333	27.14	.0102	-.0680	37.92	.0082	-.0501
.4667	33.53	.0053	-.0643	38.88	.0050	-.0561
.5000	39.92	.0011	-.0612	39.92	.0011	-.0612
.5333	46.31	-.0008	-.0546	41.07	-.0006	-.0653
.5667	52.69	-.0003	-.0563	42.34	-.0029	-.0698
.6000	59.08	.0007	-.0533	43.77	-.0048	-.0736
.6333	65.47	.0011	-.0522	45.38	-.0063	-.0774
.6667	71.86	.0018	-.0508	47.22	-.0080	-.0802
.7000	78.24	.0019	-.0496	49.33	-.0074	-.0837
.7333	84.63	-.0019	-.0536	51.77	-.0091	-.0864
.7667	91.02	-.0033	-.0469	54.65	-.0168	-.0955
.8000	97.40	-.0010	-.0176	58.06	-.0262	-.1044
.8333				62.18	-.0314	-.1076
.8667				67.25	-.0280	-.1098
.9000				73.61	-.0248	-.0973
.9333				81.81	-.0163	-.0921

RAKE

TOTAL TUBE	CPT LOWER	CPT UPPER	STATIC PROBE	CP LOWER	CP UPPER
T1	1.6625	1.6234	S1	-.0032	-.0103
T2	1.6746	1.6427	S2	-.0121	-.0605
T3	1.6881	1.6050			
T4	1.6470	1.4924			
T5	1.6128	1.4194			
T6	1.6843	1.4929			

TABLE II. - CONTINUED
 (A) MACH = 2.36, REYNOLDS NO. = 6.31 MILLION, CONTINUED
 ALPHA = 5.99 DEG

CIRCUMFERENTIAL ROWS ON BODY

THETA, DEG	X = .3000			X = .5000			X = .7000			X = .8000		
	Y	CP LOWER	CP UPPER	Y	CP LOWER	CP UPPER	Y	CP LOWER	CP UPPER	Y	CP LOWER	CP UPPER
90.	0.0000	.0680	-.0327	0.0000	.0472	-.0493	0.0000	.0410	-.0549	0.0000	.0342	-.0407
70.	.0080	.0684	-.0379	.0087	.0463	-.0488						
60.	.0119	.0654	-.0423	.0128	.0445	-.0505	.0130	.0374	-.0545	.0130	.0232	-.0282
50.				.0165	.0430	-.0526						
40.				.0198	.0417	-.0574	.0200	.0352	-.0570	.0199	.0129	-.0173
30.				.0224	.0399	-.0595				.0225	.0076	-.0140
20.							.0245	.0375	-.0550	.0245	.0046	-.0118
10.										.0257	.0018	-.0069
0.										.0260	-.0021	-.0014

SPANWISE ROWS ON WING

X = .1000			X = .3000			X = .5000			X = .7000			X = .8000		
Y	CP LOWER	CP UPPER	Y	CP LOWER	CP UPPER	Y	CP LOWER	CP UPPER	Y	CP LOWER	CP UPPER	Y	CP LOWER	CP UPPER
0.0000	.1354	.0063	.0200	.0648	-.0463	.0266	.0402	-.0588	.0332	.0390	-.0504	.0729	.0175	-.0428
.0084	.1397	.0034	.0332	.0695	-.0567	.0332	.0410	-.0652	.0465	.0374	-.0631	.0795	.0251	-.0470
.0144	.1476	-.0043	.0465	.0734	-.0752	.0398	.0403	-.0678	.0597	.0358	-.0724	.0862	.0254	-.0495
.0213	.1484	-.0076	.0597	.0926	-.0933	.0465	.0400	-.0703	.0729	.0337	-.0745	.0928	.0290	-.0523
.0250	.0920	.0982	.0729	.1095	-.0711	.0531	.0401	-.0730	.0862	.0332	-.0749	.0994	.0219	-.0629
			.0750	.0402	.0441	.0597	.0392	-.0766	.0994	.0325	-.0869	.1060	.0200	-.0734
						.0663	.0394	-.0812	.1126	.0310	-.1405	.1126	.0194	-.0900
						.0729	.0395	-.0888	.1258	.0348	-.1694	.1192	.0166	-.1270
						.0795	.0419	-.0974	.1391	.0393	-.1713	.1258	.0147	-.1601
						.0862	.0448	-.1127				.1325	.0128	-.1717
						.0928	.0486	-.1414				.1391	.0125	-.1810
						.0994	.0559	-.1554				.1457	.0132	-.1864
						.1060	.0631	-.1645				.1523	.0150	-.1862
						.1126	.0758	-.1757				.1589	.0188	-.1844
						.1192	.0881	-.1684				.1655	.0232	-.1801
						.1235	.0831	-.1358				.1721	.0284	-.1835
						.1250	-.0012	-.0092				.1788	.0382	-.1816
												.1854	.0504	-.1832
												.1920	.0668	-.1835
												.1967	.0819	-.1919
												.2000	-.0292	-.0906

CHORDWISE ROW ON WING

Y = .0729

X	XC	CP LOWER	CP UPPER
.2917	0.00	.0402	-.0441
.3000	1.59	.1095	-.0711
.3333	7.98	.0947	-.1187
.3667	14.37	.0750	-.1255
.4000	20.76	.0620	-.1155
.4333	27.14	.0529	-.1024
.4667	33.53	.0449	-.0946
.5000	39.92	.0385	-.0888
.5333	46.31	.0333	-.0795
.5667	52.69	.0349	-.0826
.6000	59.08	.0352	-.0787
.6333	65.47	.0351	-.0775
.6667	71.86	.0351	-.0757
.7000	78.24	.0337	-.0745
.7333	84.63	.0297	-.0793
.7667	91.02	.0269	-.0758
.8000	97.40	.0175	-.0428
.8333			
.8667			
.9000			
.9333			

SWEPT ROW ON WING

Y = .2646(X-.2244)

XC	CP LOWER	CP UPPER
34.76	.0648	-.0463
35.47	.0579	-.0526
36.23	.0523	-.0588
37.05	.0477	-.0671
37.92	.0443	-.0750
38.88	.0414	-.0822
39.92	.0385	-.0888
41.07	.0378	-.0935
42.34	.0367	-.1063
43.77	.0357	-.1228
45.38	.0330	-.1457
47.22	.0332	-.1583
49.33	.0348	-.1694
51.77	.0329	-.1670
54.65	.0246	-.1831
58.06	.0150	-.1862
62.18	.0097	-.1801
67.25	.0138	-.1833
73.61	.0174	-.1760
81.81	.0262	-.1760

RAKE

TOTAL TUBE	CPT LOWER	CPT UPPER	STATIC PROBE	CP LOWER	CP UPPER
T1	1.7021	1.3760	S1	.0046	-.0167
T2	1.7172	1.5395	S2	.0259	-.0839
T3	1.7766	1.5198			
T4	1.7590	1.3999			
T5	1.7534	1.1125			
T6	1.7963	1.4041			

TABLE II. - CONTINUED
 (A) MACH = 2.36, REYNOLDS NO. = 6.32 MILLION, CONTINUED
 ALPHA = 10.00 DEG

CIRCUMFERENTIAL ROWS ON BODY

THETA, DEG	X = .3000			X = .5000			X = .7000			X = .8000		
	Y	CP LOWER	CP UPPER	Y	CP LOWER	CP UPPER	Y	CP LOWER	CP UPPER	Y	CP LOWER	CP UPPER
90.	0.0000	.1232	-.0525	0.0000	.1025	-.0732	0.0000	.0927	-.0802	0.0000	.0808	-.0446
70.	.0080	.1247	-.0590	.0087	.1015	-.0710						
60.	.0119	.1215	-.0694	.0128	.0993	-.0724	.0130	.0882	-.0809	.0130	.0604	-.0311
50.				.0165	.0973	-.0752						
40.				.0198	.0954	-.0788	.0200	.0857	-.0850	.0199	.0368	-.0246
30.				.0224	.0937	-.0791				.0225	.0225	-.0292
20.							.0245	.0890	-.0834	.0245	.0111	-.0264
10.										.0257	-.0010	-.0203
0.										.0260	-.0117	-.0100

SPANWISE ROWS ON WING

X = .1000			X = .3000			X = .5000			X = .7000			X = .8000		
Y	CP LOWER	CP UPPER	Y	CP LOWER	CP UPPER	Y	CP LOWER	CP UPPER	Y	CP LOWER	CP UPPER	Y	CP LOWER	CP UPPER
0.0000	.2038	-.0198	.0200	.1214	-.0796	.0266	.0938	-.0774	.0332	.0904	-.0795	.0729	.0557	-.0559
.0081	.2077	-.0295	.0332	.1287	-.0853	.0332	.0954	-.0866	.0465	.0885	-.0862	.0795	.0697	-.0792
.0144	.2121	-.0547	.0465	.1349	-.1388	.0398	.0946	-.0890	.0597	.0873	-.0939	.0862	.0732	-.1110
.0213	.1914	-.0865	.0597	.1517	-.1537	.0465	.0956	-.0915	.0729	.0863	-.1167	.0928	.0798	-.1412
.0250	.0558	.0560	.0729	.1185	-.1500	.0531	.0962	-.1151	.0862	.0866	-.1796	.0994	.0734	-.1795
			.0750	-.0078	-.0087	.0597	.0957	-.1646	.0994	.0892	-.2163	.1060	.0726	-.2030
						.0663	.0971	-.1904	.1126	.0890	-.2089	.1126	.0727	-.2143
						.0729	.0967	-.1978	.1258	.0947	-.1951	.1192	.0727	-.2174
						.0795	.1016	-.1941	.1391	.1018	-.1846	.1258	.0713	-.2150
						.0862	.1058	-.1873				.1325	.0702	-.2121
						.0928	.1101	-.1820				.1391	.0708	-.2079
						.0994	.1179	-.1789				.1457	.0723	-.2016
						.1060	.1248	-.1793				.1523	.0758	-.1970
						.1126	.1330	-.1778				.1589	.0812	-.1936
						.1192	.1299	-.1811				.1655	.0870	-.1905
						.1235	.0768	-.1827				.1721	.0915	-.1877
						.1250	-.0554	-.0599				.1788	.1007	-.1856
												.1854	.1101	-.1845
												.1920	.1179	-.1838
												.1967	.1096	-.1829
												.2000	-.0944	-.1441

CHORDWISE ROW ON WING

SWEPT ROW ON WING

Y = .0729				Y = .2646(X-.2244)			
X	ZC	CP LOWER	CP UPPER	ZC	CP LOWER	CP UPPER	
.2917	0.00	-.0078	-.0087				
.3000	1.59	.1185	-.1500	34.76	.1214	-.0796	
.3333	7.98	.1482	-.1688	35.47	.1138	-.0852	
.3667	14.37	.1360	-.1691	36.23	.1102	-.1008	
.4000	20.76	.1261	-.1751	37.05	.1051	-.1318	
.4333	27.14	.1156	-.1831	37.92	.1035	-.1669	
.4667	33.53	.1056	-.1904	38.88	.0998	-.1875	
.5000	39.92	.0967	-.1978	39.92	.0967	-.1978	
.5333	46.31	.0884	-.1888	41.07	.0959	-.1961	
.5667	52.69	.0915	-.1967	42.34	.0958	-.1976	
.6000	59.08	.0907	-.1751	43.77	.0939	-.1962	
.6333	65.47	.0890	-.1524	45.38	.0937	-.1961	
.6667	71.86	.0884	-.1317	47.22	.0941	-.1955	
.7000	78.24	.0863	-.1167	49.33	.0947	-.1951	
.7333	84.63	.0820	-.1138	51.77	.0928	-.1889	
.7667	91.02	.0781	-.1064	54.65	.0840	-.1943	
.8000	97.40	.0557	-.0559	58.06	.0758	-.1970	
.8333				62.18	.0681	-.1880	
.8667				67.25	.0707	-.1881	
.9000				73.61	.0761	-.1831	
.9333				81.81	.0833	-.1776	

RAKE

TOTAL TUBE	CPT LOWER	CPT UPPER	STATIC PROBE	CP LOWER	CP UPPER
T1	1.7467	1.5812	S1	.0169	-.0330
T2	1.7997	1.5895	S2	.0790	-.1751
T3	1.9177	1.4342			
T4	1.9250	.8679			
T5	1.9414	.1753			
T6	1.9684	1.0898			

TABLE II. - CONTINUED

(A) MACH = 2.36, REYNOLDS NO. = 6.31 MILLION, CONCLUDED

ALPHA = 15.00 DEG

CIRCUMFERENTIAL ROWS ON BODY

THETA, DEG	X = .3000			X = .5000			X = .7000			X = .8000		
	Y	CP LOWER	CP UPPER	Y	CP LOWER	CP UPPER	Y	CP LOWER	CP UPPER	Y	CP LOWER	CP UPPER
90.	0.0000	.2138	-.0839	0.0000	.1938	-.1076	0.0000	.1768	-.1135	0.0000	.1628	-.0391
70.	.0080	.2159	-.0902	.0087	.1918	-.1127						
60.	.0119	.2126	-.0985	.0128	.1880	-.1229	.0130	.1711	-.1322	.0130	.1304	-.0395
50.				.0165	.1850	-.1325						
40.				.0198	.1829	-.1346	.0200	.1677	-.1469	.0199	.0850	-.0497
30.				.0224	.1810	-.1304				.0225	.0527	-.0664
20.							.0245	.1734	-.1371	.0245	.0198	-.0811
10.										.0257	-.0211	-.0815
0.										.0260	-.0583	-.0540

SPANWISE ROWS ON WING

X = .1000			X = .3000			X = .5000			X = .7000			X = .8000		
Y	CP LOWER	CP UPPER	Y	CP LOWER	CP UPPER	Y	CP LOWER	CP UPPER	Y	CP LOWER	CP UPPER	Y	CP LOWER	CP UPPER
0.0000	.3185	-.0473	.0200	.2144	-.1185	.0266	.1820	-.1272	.0332	.1747	-.1299	.0729	.1213	-.1406
.0081	.3179	-.0919	.0332	.2210	-.1729	.0332	.1845	-.1365	.0465	.1729	-.1408	.0795	.1430	-.1669
.0144	.3120	-.1317	.0465	.2285	-.1758	.0398	.1838	-.1556	.0597	.1725	-.1651	.0862	.1498	-.1846
.0213	.2605	-.1463	.0597	.2366	-.1706	.0465	.1848	-.1785	.0729	.1724	-.1944	.0928	.1580	-.1907
.0250	.0228	.0078	.0729	.1331	-.1821	.0531	.1867	-.2004	.0862	.1739	-.2105	.0994	.1541	-.2094
			.0750	-.0496	-.0402	.0597	.1871	-.2114	.0994	.1760	-.2105	.1060	.1547	-.2134
						.0663	.1890	-.2081	.1126	.1769	-.2090	.1126	.1560	-.2084
						.0729	.1879	-.2063	.1258	.1843	-.2104	.1192	.1574	-.2080
						.0795	.1931	-.2055	.1391	.1921	-.1988	.1258	.1576	-.2094
						.0862	.1992	-.2050				.1325	.1568	-.2099
						.0928	.2028	-.1934				.1391	.1584	-.2117
						.0994	.2088	-.1923				.1457	.1588	-.2120
						.1060	.2118	-.1924				.1523	.1606	-.2103
						.1126	.2102	-.1907				.1589	.1651	-.2049
						.1192	.1826	-.1915				.1655	.1703	-.2018
						.1235	.0768	-.2014				.1721	.1739	-.2026
						.1250	-.0993	-.0986				.1788	.1800	-.2023
												.1854	.1854	-.2014
												.1920	.1823	-.2009
												.1967	.1425	-.2003
												.2000	-.1309	-.1806

CHORDWISE ROW ON WING

Y = .0729			
X	ZC	CP LOWER	CP UPPER
.2917	0.00	-.0496	-.0402
.3000	1.59	.1331	-.1821
.3333	7.98	.2267	-.1836
.3667	14.37	.2268	-.1836
.4000	20.76	.2193	-.1873
.4333	27.14	.2094	-.1983
.4667	33.53	.1980	-.2045
.5000	39.92	.1879	-.2063
.5333	46.31	.1831	-.1925
.5667	52.69	.1810	-.2089
.6000	59.08	.1788	-.2061
.6333	65.47	.1762	-.2095
.6667	71.86	.1745	-.2029
.7000	78.24	.1724	-.1944
.7333	84.63	.1645	-.1909
.7667	91.02	.1577	-.1807
.8000	97.40	.1213	-.1406
.8333			
.8667			
.9000			
.9333			

SWEPT ROW ON WING

Y = .2646(X-.2244)			
ZC	CP LOWER	CP UPPER	
34.76	.2144	-.1185	
35.47	.2082	-.1611	
36.23	.2046	-.1958	
37.05	.1977	-.2047	
37.92	.1963	-.2032	
38.88	.1923	-.2027	
39.92	.1879	-.2063	
41.07	.1882	-.2055	
42.34	.1881	-.2063	
43.77	.1864	-.2077	
45.38	.1837	-.2086	
47.22	.1839	-.2089	
49.33	.1843	-.2104	
51.77	.1808	-.2079	
54.65	.1707	-.2100	
58.06	.1606	-.2103	
62.18	.1542	-.2011	
67.25	.1574	-.1996	
73.61	.1625	-.1921	
81.81	.1687	-.1848	

RAKE

TOTAL TUBE	CPT LOWER	CPT UPPER	STATIC PROBE	CP LOWER	CP UPPER
T1	1.7962	.7410	S1	.0195	-.1164
T2	1.9531	1.1416	S2	.1613	-.1779
T3	2.0982	.8014			
T4	2.1355	.5455			
T5	2.1651	.1766			
T6	2.1498	.3810			

TABLE II. - CONTINUED
 (B) MACH = 2.96, REYNOLDS NO. = 6.29 MILLION
 ALPHA = -.00 DEG

CIRCUMFERENTIAL ROWS ON BODY

THETA, DEG	X = .3000			X = .5000			X = .7000			X = .8000		
	Y	CP LOWER	CP UPPER	Y	CP LOWER	CP UPPER	Y	CP LOWER	CP UPPER	Y	CP LOWER	CP UPPER
90.	0.0000	.0086	.0076	0.0000	-.0084	-.0084	0.0000	-.0115	-.0117	0.0000	-.0095	-.0102
70.	.0080	.0067	.0059	.0087	-.0082	-.0081						
60.	.0119	.0037	.0028	.0128	-.0088	-.0089	.0130	-.0128	-.0131	.0130	-.0103	-.0107
50.				.0165	-.0097	-.0099						
40.				.0198	-.0110	-.0111	.0200	-.0147	-.0146	.0199	-.0082	-.0091
30.				.0224	-.0123	-.0125				.0225	-.0072	-.0079
20.							.0245	-.0138	-.0139	.0245	-.0056	-.0064
10.										.0257	-.0038	-.0050
0.										.0260	-.0030	-.0038

SPANWISE ROWS ON WING

X = .1000			X = .3000			X = .5000			X = .7000			X = .8000		
Y	CP LOWER	CP UPPER	Y	CP LOWER	CP UPPER	Y	CP LOWER	CP UPPER	Y	CP LOWER	CP UPPER	Y	CP LOWER	CP UPPER
0.0000	.0475	.0461	.0200	.0010	.0002	.0266	-.0125	-.0124	.0332	-.0123	-.0124	.0729	-.0082	-.0090
.0001	.0498	.0487	.0332	.0095	.0087	.0332	-.0130	-.0131	.0465	-.0147	-.0144	.0795	-.0130	-.0138
.0144	.0562	.0551	.0465	-.0009	.0009	.0398	-.0140	-.0141	.0597	-.0163	-.0166	.0862	-.0188	-.0195
.0213	.0725	.0715	.0597	.0112	.0116	.0465	-.0155	-.0156	.0729	-.0193	-.0193	.0928	-.0165	-.0174
.0250	.1180	.1163	.0729	.0630	.0619	.0531	-.0173	-.0176	.0862	-.0225	-.0228	.0994	-.0274	-.0283
			.0750	.0933	.0917	.0597	-.0200	-.0202	.0994	-.0276	-.0280	.1060	-.0310	-.0316
						.0663	-.0228	-.0231	.1126	-.0338	-.0337	.1126	-.0332	-.0343
						.0729	-.0260	-.0261	.1258	-.0389	-.0391	.1192	-.0372	-.0379
						.0795	-.0283	-.0282	.1391	-.0444	-.0444	.1258	-.0408	-.0410
						.0862	-.0309	-.0308				.1325	-.0445	-.0449
						.0928	-.0323	-.0320				.1391	-.0478	-.0480
						.0994	-.0312	-.0313				.1457	-.0508	-.0510
						.1060	-.0288	-.0287				.1523	-.0539	-.0540
						.1126	-.0161	-.0163				.1589	-.0567	-.0567
						.1192	.0046	.0046				.1655	-.0589	-.0587
						.1235	.0407	.0409				.1721	-.0596	-.0591
						.1250	.0730	.0728				.1788	-.0591	-.0583
												.1854	-.0536	-.0530
												.1920	-.0403	-.0398
												.1967	-.0166	-.0160
												.2000	.0594	.0589

CHORDWISE ROW ON WING

Y = .0729

X	XC	CP LOWER	CP UPPER
.2917	0.00	.0933	.0917
.3000	1.59	.0630	.0619
.3333	7.98	.0110	.0109
.3667	14.37	-.0093	-.0096
.4000	20.76	-.0209	-.0210
.4333	27.14	-.0256	-.0254
.4667	33.53	-.0263	-.0262
.5000	39.92	-.0260	-.0261
.5333	46.31	-.0235	-.0234
.5667	52.69	-.0248	-.0249
.6000	59.08	-.0222	-.0223
.6333	65.47	-.0219	-.0221
.6667	71.86	-.0204	-.0205
.7000	78.24	-.0193	-.0193
.7333	84.63	-.0212	-.0218
.7667	91.02	-.0212	-.0219
.8000	97.40	-.0082	-.0090
.8333			
.8667			
.9000			
.9333			

SWEPT ROW ON WING

Y = .2646(X-.2244)

XC	CP LOWER	CP UPPER
34.76	.0010	.0002
35.47	-.0031	-.0037
36.23	-.0106	-.0107
37.05	-.0197	-.0048
37.92	-.0194	-.0126
38.88	-.0230	-.0190
39.92	-.0260	-.0261
41.07	-.0292	-.0290
42.34	-.0323	-.0324
43.77	-.0354	-.0352
45.38	-.0371	-.0370
47.22	-.0381	-.0384
49.33	-.0389	-.0391
51.77	-.0404	-.0410
54.65	-.0472	-.0477
58.06	-.0539	-.0540
62.18	-.0579	-.0577
67.25	-.0596	-.0590
73.61	-.0590	-.0585
81.81	-.0541	-.0535

RAKE

TOTAL TUBE	CPT LOWER	CPT UPPER	STATIC PROBE	CP LOWER	CP UPPER
T1	1.7644	1.7646	S1	-.0054	-.0056
T2	1.6582	1.6585	S2	-.0327	-.0329
T3	1.6168	1.6179			
T4	1.5527	1.5543			
T5	1.6001	1.6010			
T6	1.5929	1.5944			

TABLE II. - CONTINUED

(B) MACH = 2.96, REYNOLDS NO. = 6.30 MILLION, CONTINUED

ALPHA = 1.00 DEG

CIRCUMFERENTIAL ROWS ON BODY

THETA, DEG	X = .3000			X = .5000			X = .7000			X = .8000		
	Y	CP LOWER	CP UPPER	Y	CP LOWER	CP UPPER	Y	CP LOWER	CP UPPER	Y	CP LOWER	CP UPPER
90.	0.0000	.0161	.0014	0.0000	-.0014	-.0149	0.0000	-.0048	-.0178	0.0000	-.0036	-.0158
70.	.0080	.0145	-.0008	.0087	-.0014	-.0148						
60.	.0119	.0116	-.0038	.0128	-.0019	-.0153	.0130	-.0066	-.0191	.0130	-.0061	-.0145
50.				.0165	-.0032	-.0164						
40.				.0198	-.0041	-.0179	.0200	-.0083	-.0210	.0199	-.0062	-.0103
30.				.0224	-.0053	-.0194				.0225	-.0061	-.0087
20.							.0245	-.0071	-.0203	.0245	-.0048	-.0063
10.										.0257	-.0041	-.0047
0.										.0260	-.0032	-.0033

SPANWISE ROWS ON WING

X = .1000			X = .3000			X = .5000			X = .7000			X = .8000		
Y	CP LOWER	CP UPPER	Y	CP LOWER	CP UPPER	Y	CP LOWER	CP UPPER	Y	CP LOWER	CP UPPER	Y	CP LOWER	CP UPPER
0.0000	.0575	.0376	.0200	.0087	-.0066	.0266	-.0055	-.0193	.0332	-.0058	-.0186	.0729	-.0070	-.0107
.0081	.0603	.0393	.0332	.0178	-.0020	.0332	-.0058	-.0201	.0465	-.0075	-.0214	.0795	-.0097	-.0165
.0144	.0682	.0441	.0465	.0100	-.0109	.0398	-.0068	-.0214	.0597	-.0093	-.0237	.0862	-.0142	-.0234
.0213	.0845	.0612	.0597	.0247	-.0013	.0465	-.0081	-.0227	.0729	-.0121	-.0267	.0928	-.0100	-.0227
.0250	.1192	.1181	.0729	.0749	.0496	.0531	-.0099	-.0249	.0862	-.0151	-.0306	.0994	-.0210	-.0344
			.0750	.0927	.0915	.0597	-.0121	-.0277	.0994	-.0190	-.0360	.1060	-.0240	-.0386
						.0663	-.0145	-.0311	.1126	-.0241	-.0428	.1126	-.0259	-.0417
						.0729	-.0171	-.0350	.1258	-.0274	-.0504	.1192	-.0292	-.0453
						.0795	-.0180	-.0384	.1391	-.0300	-.0597	.1258	-.0326	-.0491
						.0862	-.0196	-.0425				.1325	-.0359	-.0532
						.0928	-.0194	-.0456				.1391	-.0384	-.0570
						.0994	-.0170	-.0463				.1457	-.0407	-.0612
						.1060	-.0134	-.0447				.1523	-.0421	-.0654
						.1126	-.0003	-.0339				.1589	-.0436	-.0705
						.1192	.0219	-.0138				.1655	-.0440	-.0757
						.1235	.0576	.0220				.1721	-.0432	-.0788
						.1250	.0727	.0705				.1788	-.0406	-.0793
												.1854	-.0348	-.0751
												.1920	-.0201	-.0611
												.1967	.0056	-.0404
												.2000	.0618	.0534

CHORDWISE ROW ON WING

Y = .0729

X	ZC	CP LOWER	CP UPPER
.2917	0.00	.0927	.0915
.3000	1.59	.0749	.0496
.3333	7.98	.0255	-.0034
.3667	14.37	.0044	-.0236
.4000	20.76	-.0083	-.0338
.4333	27.14	-.0142	-.0372
.4667	33.53	-.0161	-.0364
.5000	39.92	-.0171	-.0350
.5333	46.31	-.0161	-.0312
.5667	52.69	-.0168	-.0324
.6000	59.08	-.0149	-.0299
.6333	65.47	-.0144	-.0294
.6667	71.86	-.0128	-.0279
.7000	78.24	-.0121	-.0267
.7333	84.63	-.0140	-.0292
.7667	91.02	-.0146	-.0279
.8000	97.40	-.0070	-.0107
.8333			
.8667			
.9000			
.9333			

SWEPT ROW ON WING

Y = .2646(X-.2244)

ZC	CP LOWER	CP UPPER
34.76	.0087	-.0066
35.47	.0048	-.0102
36.23	-.0023	-.0183
37.05	-.0071	-.0233
37.92	-.0104	-.0271
38.88	-.0139	-.0313
39.92	-.0171	-.0350
41.07	-.0196	-.0385
42.34	-.0224	-.0419
43.77	-.0249	-.0454
45.38	-.0261	-.0475
47.22	-.0272	-.0492
49.33	-.0274	-.0504
51.77	-.0292	-.0528
54.65	-.0356	-.0592
58.06	-.0421	-.0654
62.18	-.0462	-.0690
67.25	-.0469	-.0718
73.61	-.0451	-.0744
81.81	-.0405	-.0728

RAKE

TOTAL TUBE	CPT LOWER	CPT UPPER	STATIC PROBE	CP LOWER	CP UPPER
T1	1.7784	1.7408	S1	-.0045	-.0064
T2	1.6603	1.6521	S2	-.0251	-.0396
T3	1.6528	1.5863			
T4	1.6105	1.4945			
T5	1.6253	1.5789			
T6	1.6420	1.5454			

TABLE II. - CONTINUED
 (B) MACH = 2.96, REYNOLDS NO. = 6.29 MILLION, CONTINUED
 ALPHA = 3.00 DEG

CIRCUMFERENTIAL ROWS ON BODY

THETA, DEG	X = .3000			X = .5000			X = .7000			X = .8000		
	Y	CP LOWER	CP UPPER	Y	CP LOWER	CP UPPER	Y	CP LOWER	CP UPPER	Y	CP LOWER	CP UPPER
90.	0.0000	.0331	-.0108	0.0000	.0151	-.0269	0.0000	.0110	-.0298	0.0000	.0114	-.0253
70.	.0080	.0319	-.0135	.0087	.0149	-.0261						
60.	.0119	.0293	-.0168	.0128	.0139	-.0270	.0130	.0088	-.0302	.0130	.0054	-.0195
50.				.0165	.0128	-.0283						
40.				.0198	.0117	-.0306	.0200	.0073	-.0325	.0199	.0011	-.0125
30.				.0224	.0107	-.0322				.0225	-.0014	-.0096
20.							.0245	.0085	-.0321	.0245	-.0018	-.0069
10.										.0237	-.0021	-.0042
0.										.0260	-.0025	-.0027

SPANWISE ROWS ON WING

X = .1000			X = .3000			X = .5000			X = .7000			X = .8000		
Y	CP LOWER	CP UPPER	Y	CP LOWER	CP UPPER	Y	CP LOWER	CP UPPER	Y	CP LOWER	CP UPPER	Y	CP LOWER	CP UPPER
0.0000	.0801	.0178	.0200	.0265	-.0201	.0266	.0104	-.0321	.0332	.0100	-.0299	.0729	.0008	-.0181
.0081	.0846	.0209	.0332	.0364	-.0121	.0332	.0106	-.0339	.0465	.0087	-.0350	.0795	.0022	-.0245
.0144	.0933	.0222	.0465	.0324	-.0304	.0398	.0094	-.0352	.0597	.0073	-.0381	.0862	.0005	-.0321
.0213	.1079	.0372	.0597	.0510	-.0261	.0465	.0085	-.0369	.0729	.0049	-.0419	.0928	.0064	-.0348
.0250	.1163	.1119	.0729	.0946	.0194	.0531	.0071	-.0390	.0862	.0023	-.0459	.0994	-.0042	-.0456
			.0750	.0864	.0829	.0597	.0057	-.0424	.0994	-.0004	-.0515	.1060	-.0064	-.0516
						.0663	.0045	-.0464	.1126	-.0031	-.0604	.1126	-.0079	-.0561
						.0729	.0032	-.0516	.1258	-.0034	-.0737	.1192	-.0108	-.0618
						.0795	.0038	-.0576	.1391	-.0015	-.0931	.1258	-.0131	-.0665
						.0862	.0046	-.0657				.1325	-.0157	-.0714
						.0928	.0068	-.0728				.1391	-.0172	-.0764
						.0994	.0116	-.0774				.1457	-.0182	-.0829
						.1060	.0177	-.0775				.1523	-.0183	-.0930
						.1126	.0314	-.0688				.1589	-.0175	-.1038
						.1192	.0529	-.0511				.1655	-.0157	-.1088
						.1235	.0810	-.0173				.1721	-.0127	-.1113
						.1250	.0636	.0582				.1788	-.0066	-.1103
												.1854	.0026	-.1051
												.1920	.0186	-.0967
												.1967	.0446	-.0819
												.2000	.0555	-.0253

CHORDWISE ROW ON WING

Y = .0729			
X	XC	CP LOWER	CP UPPER
.2917	0.00	.0864	.0829
.3000	1.59	.0946	.0194
.3333	7.98	.0538	-.0333
.3667	14.37	.0317	-.0513
.4000	20.76	.0178	-.0599
.4333	27.14	.0100	-.0600
.4667	33.53	.0059	-.0556
.5000	39.92	.0032	-.0516
.5333	46.31	.0017	-.0451
.5667	52.69	.0014	-.0475
.6000	59.08	.0027	-.0443
.6333	65.47	.0029	-.0442
.6667	71.86	.0043	-.0427
.7000	78.24	.0049	-.0419
.7333	84.63	.0030	-.0437
.7667	91.02	.0011	-.0408
.8000	97.40	.0008	-.0181
.8333			
.8667			
.9000			
.9333			

SWEPT ROW ON WING

Y = .2646(X-.2244)		
XC	CP LOWER	CP UPPER
34.76	.0265	-.0201
35.47	.0225	-.0238
36.23	.0162	-.0319
37.05	.0114	-.0373
37.92	.0085	-.0417
38.88	.0056	-.0466
39.92	.0032	-.0516
41.07	.0012	-.0561
42.34	-.0007	-.0603
43.77	-.0029	-.0648
45.38	-.0036	-.0684
47.22	-.0041	-.0715
49.33	-.0034	-.0737
51.77	-.0045	-.0771
54.65	-.0112	-.0848
58.06	-.0183	-.0930
62.18	-.0230	-.0962
67.25	-.0223	-.0989
73.61	-.0200	-.0966
81.81	-.0142	-.0936

RAKE

TOTAL TUBE	CPT LOWER	CPT UPPER	STATIC PROBE	CP LOWER	CP UPPER
T1	1.7958	1.6893	S1	-.0038	-.0084
T2	1.6897	1.5854	S2	-.0095	-.0525
T3	1.7422	1.4996			
T4	1.7298	1.3569			
T5	1.6858	1.5022			
T6	1.7465	1.4513			

TABLE II. - CONTINUED
 (B) MACH = 2.96, REYNOLDS NO. = 6.29 MILLION, CONTINUED
 ALPHA = 6.00 DEG

CIRCUMFERENTIAL ROWS ON BODY

THETA, DEG	X = .3000			X = .5000			X = .7000			X = .8000		
	Y	CP LOWER	CP UPPER	Y	CP LOWER	CP UPPER	Y	CP LOWER	CP UPPER	Y	CP LOWER	CP UPPER
90.	0.0000	.0636	-.0273	0.0000	.0449	-.0418	0.0000	.0404	-.0448	0.0000	.0383	-.0366
70.	.0080	.0634	-.0304	.0087	.0443	-.0401						
60.	.0119	.0601	-.0355	.0128	.0431	-.0408	.0130	.0372	-.0444	.0130	.0282	-.0237
50.				.0165	.0416	-.0429						
40.				.0198	.0406	-.0471	.0200	.0352	-.0463	.0199	.0164	-.0142
30.				.0224	.0395	-.0486				.0225	.0096	-.0118
20.							.0245	.0372	-.0454	.0245	.0051	-.0098
10.										.0257	.0015	-.0057
0.										.0260	-.0024	-.0008

SPANWISE ROWS ON WING

X = .1000			X = .3000			X = .5000			X = .7000			X = .8000		
Y	CP LOWER	CP UPPER	Y	CP LOWER	CP UPPER	Y	CP LOWER	CP UPPER	Y	CP LOWER	CP UPPER	Y	CP LOWER	CP UPPER
0.0000	.1211	-.0020	.0200	.0585	-.0398	.0266	.0397	-.0486	.0332	.0388	-.0416	.0729	.0236	-.0243
.0081	.1263	-.0339	.0332	.0687	-.0295	.0332	.0398	-.0539	.0465	.0380	-.0325	.0795	.0293	-.0299
.0144	.1349	-.0097	.0465	.0696	-.0576	.0398	.0391	-.0563	.0597	.0386	-.0551	.0862	.0284	-.0421
.0213	.1414	-.0035	.0597	.0907	-.0667	.0465	.0386	-.0581	.0729	.0349	-.0569	.0928	.0353	-.0600
.0250	.1018	.0977	.0729	.1135	-.0317	.0531	.0384	-.0606	.0862	.0334	-.0816	.0994	.0246	-.0939
			.0750	.0844	.0611	.0597	.0379	-.0654	.0994	.0323	-.1099	.1060	.0231	-.1097
						.0663	.0382	-.0731	.1126	.0317	-.1134	.1126	.0222	-.1139
						.0729	.0380	-.0920	.1258	.0348	-.1108	.1192	.0205	-.1185
						.0795	.0410	-.0997	.1391	.0402	-.1111	.1258	.0189	-.1181
						.0862	.0436	-.1009				.1325	.0170	-.1173
						.0928	.0481	-.1015				.1391	.0170	-.1178
						.0994	.0552	-.1027				.1457	.0172	-.1173
						.1060	.0629	-.1059				.1523	.0189	-.1167
						.1126	.0763	-.1063				.1589	.0217	-.1166
						.1192	.0918	-.0971				.1655	.0256	-.1162
						.1235	.0970	-.0694				.1721	.0304	-.1168
						.1250	.0388	.0301				.1788	.0389	-.1180
												.1854	.0503	-.1177
												.1920	.0671	-.1222
												.1967	.0855	-.1195
												.2000	.0233	-.0209

CHORDWISE ROW ON WING

Y = .0729			
X	XC	CP LOWER	CP UPPER
.2917	0.00	.0644	.0611
.3000	1.59	.1135	-.0317
.3333	7.98	.0940	-.0826
.3667	14.37	.0728	-.0919
.4000	20.76	.0592	-.0935
.4333	27.14	.0496	-.0937
.4667	33.53	.0426	-.0961
.5000	39.92	.0380	-.0920
.5333	46.31	.0335	-.0774
.5667	52.69	.0339	-.0770
.6000	59.08	.0338	-.0691
.6333	65.47	.0338	-.0654
.6667	71.86	.0344	-.0603
.7000	78.24	.0349	-.0569
.7333	84.63	.0316	-.0578
.7667	91.02	.0289	-.0548
.8000	97.40	.0236	-.0243
.8333			
.8667			
.9000			
.9333			

SWEPT ROW ON WING

Y = .2646(X-.2244)		
XC	CP LOWER	CP UPPER
34.76	.0585	-.0398
35.47	.0538	-.0429
36.23	.0493	-.0513
37.05	.0447	-.0575
37.92	.0420	-.0647
38.88	.0393	-.0749
39.92	.0380	-.0920
41.07	.0371	-.1018
42.34	.0355	-.1061
43.77	.0338	-.1083
45.38	.0335	-.1092
47.22	.0338	-.1093
49.33	.0348	-.1108
51.77	.0335	-.1086
54.65	.0271	-.1138
58.06	.0189	-.1167
62.18	.0134	-.1129
67.25	.0154	-.1166
73.61	.0190	-.1120
81.81	.0257	-.1092

RAKE

TOTAL TUBE	CPT LOWER	CPT UPPER	STATIC PROBE	CP LOWER	CP UPPER
T1	1.8395	1.5430	S1	.0023	-.0139
T2	1.7981	1.4694	S2	.0197	-.1059
T3	1.9090	1.4455			
T4	1.9247	1.0449			
T5	1.8236	.2202			
T6	1.9243	1.3173			

TABLE II. - CONTINUED
 (B) MACH = 2.96, REYNOLDS NO. = 6.30 MILLION, CONTINUED
 ALPHA = 10.00 DEG

CIRCUMFERENTIAL ROWS ON BODY

THETA, DEG	X = .3000			X = .5000			X = .7000			X = .8000		
	Y	CP LOWER	CP UPPER	Y	CP LOWER	CP UPPER	Y	CP LOWER	CP UPPER	Y	CP LOWER	CP UPPER
90.	0.0000	.1160	-.0447	0.0000	.0966	-.0600	0.0000	.0901	-.0618	0.0000	.0875	-.0432
70.	.0080	.1172	-.0491	.0087	.0949	-.0581						
60.	.0119	.1135	-.0563	.0128	.0927	-.0594	.0130	.0856	-.0634	.0130	.0699	-.0254
50.				.0165	.0909	-.0618						
40.				.0198	.0893	-.0641	.0200	.0831	-.0662	.0199	.0438	-.0179
30.				.0224	.0880	-.0645				.0225	.0256	-.0215
20.							.0245	.0856	-.0680	.0245	.0110	-.0212
10.										.0257	-.0014	-.0171
0.										.0260	-.0100	-.0094

SPANWISE ROWS ON WING

X = .1000			X = .3000			X = .5000			X = .7000			X = .8000		
Y	CP LOWER	CP UPPER	Y	CP LOWER	CP UPPER	Y	CP LOWER	CP UPPER	Y	CP LOWER	CP UPPER	Y	CP LOWER	CP UPPER
0.0000	.1910	-.0208	.0200	.1128	-.0647	.0266	.0883	-.0634	.0332	.0875	-.0652	.0729	.0686	-.0739
.0081	.1969	-.0323	.0332	.1241	-.0689	.0332	.0894	-.0669	.0465	.0865	-.0699	.0795	.0774	-.0987
.0144	.2024	-.0482	.0465	.1290	-.0897	.0398	.0891	-.0757	.0597	.0858	-.0842	.0862	.0773	-.1183
.0213	.1921	-.0543	.0597	.1494	-.0893	.0465	.0894	-.1021	.0729	.0850	-.1185	.0928	.0843	-.1134
.0250	.0785	.0738	.0729	.1358	-.0778	.0531	.0901	-.1223	.0862	.0852	-.1253	.0994	.0738	-.1325
			.0750	.0397	.0343	.0597	.0906	-.1250	.0994	.0861	-.1312	.1060	.0728	-.1313
						.0663	.0922	-.1233	.1126	.0871	-.1283	.1126	.0732	-.1279
						.0729	.0930	-.1214	.1258	.0931	-.1245	.1192	.0715	-.1313
						.0795	.0977	-.1178	.1391	.1011	-.1241	.1258	.0701	-.1319
						.0862	.1019	-.1170				.1325	.0686	-.1307
						.0928	.1069	-.1167				.1391	.0695	-.1296
						.0994	.1155	-.1166				.1457	.0711	-.1267
						.1060	.1238	-.1165				.1523	.0740	-.1262
						.1126	.1342	-.1133				.1589	.0787	-.1258
						.1192	.1370	-.1218				.1655	.0841	-.1256
						.1235	.1035	-.1002				.1721	.0899	-.1261
						.1250	.0060	-.0015				.1788	.0987	-.1256
												.1854	.1099	-.1258
												.1920	.1223	-.1261
												.1967	.1246	-.1284
												.2000	-.0172	-.0631

CHORDWISE ROW ON WING

Y = .0729

X	ZC	CP LOWER	CP UPPER
.2917	0.00	.0397	-.0343
.3000	1.59	.1358	-.0778
.3333	7.98	.1492	-.1105
.3667	14.37	.1333	-.1051
.4000	20.76	.1201	-.1113
.4333	27.14	.1099	-.1127
.4667	33.53	.1004	-.1170
.5000	39.92	.0930	-.1214
.5333	46.31	.0858	-.1134
.5667	52.69	.0869	-.1267
.6000	59.08	.0858	-.1238
.6333	65.47	.0843	-.1306
.6667	71.86	.0848	-.1276
.7000	78.24	.0850	-.1185
.7333	84.63	.0816	-.1149
.7667	91.02	.0779	-.1065
.8000	97.40	.0686	-.0739
.8333			
.8667			
.9000			
.9333			

SWEPT ROW ON WING

Y = .2646(X-.2244)

ZC	CP LOWER	CP UPPER
34.76	.1128	-.0647
35.47	.1064	-.0745
36.23	.1038	-.1025
37.05	.0993	-.1127
37.92	.0969	-.1141
38.88	.0950	-.1153
39.92	.0930	-.1214
41.07	.0923	-.1217
42.34	.0922	-.1210
43.77	.0904	-.1220
45.38	.0893	-.1219
47.22	.0907	-.1218
49.33	.0931	-.1245
51.77	.0923	-.1235
54.65	.0839	-.1251
58.06	.0740	-.1262
62.18	.0674	-.1204
67.25	.0707	-.1238
73.61	.0752	-.1212
81.81	.0834	-.1156

RAKE

TOTAL TUBE	CPT LOWER	CPT UPPER	STATIC PROBE	CP LOWER	CP UPPER
T1	1.8669	1.6550	S1	.0098	-.0403
T2	2.0108	1.4841	S2	.0668	-.1119
T3	2.1608	.6678			
T4	2.1880	.3832			
T5	2.1031	.2993			
T6	2.1809	.1137			

TABLE II. - CONTINUED

(B) MACH = 2.96, REYNOLDS NO. = 6.30 MILLION, CONCLUDED

ALPHA = 14.99 DEG

CIRCUMFERENTIAL ROWS ON BODY

THETA, DEG	X = .3000			X = .5000			X = .7000			X = .8000		
	Y	CP LOWER	CP UPPER	Y	CP LOWER	CP UPPER	Y	CP LOWER	CP UPPER	Y	CP LOWER	CP UPPER
90.	0.0000	.2037	-.0649	0.0000	.1824	-.0808	0.0000	.1729	-.0814	0.0000	.1678	-.0294
70.	.0080	.2055	-.0738	.0087	.1804	-.0859						
60.	.0119	.2013	-.0848	.0128	.1775	-.0952	.0130	.1657	-.0960	.0130	.1419	-.0311
50.				.0165	.1752	-.1043						
40.				.0198	.1734	-.1051	.0200	.1616	-.1105	.0199	.1022	-.0602
30.				.0224	.1723	-.1037				.0225	.0703	-.0606
20.							.0245	.1654	-.1080	.0245	.0352	-.0621
10.										.0257	-.0081	-.0730
0.										.0260	-.0527	-.0409

SPANWISE ROWS ON WING

X = .1000			X = .3000			X = .5000			X = .7000			X = .8000		
Y	CP LOWER	CP UPPER	Y	CP LOWER	CP UPPER	Y	CP LOWER	CP UPPER	Y	CP LOWER	CP UPPER	Y	CP LOWER	CP UPPER
0.0000	.2946	-.0405	.0200	.2009	-.1014	.0266	.1726	-.1005	.0332	.1679	-.1031	.0729	.1416	-.1058
.0081	.2993	-.0822	.0332	.2115	-.0840	.0332	.1746	-.1049	.0465	.1669	-.1055	.0795	.1558	-.1218
.0144	.2969	-.0834	.0465	.2203	-.1032	.0398	.1750	-.1158	.0597	.1662	-.1189	.0862	.1568	-.1293
.0213	.2572	-.0913	.0597	.2352	-.1020	.0465	.1761	-.1236	.0729	.1658	-.1283	.0928	.1645	-.1222
.0250	.0615	.0450	.0729	.1638	-.0981	.0531	.1772	-.1270	.0862	.1672	-.1240	.0994	.1536	-.1313
			.0750	.0140	.0129	.0597	.1786	-.1274	.0994	.1709	-.1310	.1060	.1524	-.1306
						.0663	.1812	-.1270	.1126	.1727	-.1280	.1126	.1528	-.1262
						.0729	.1821	-.1278	.1258	.1815	-.1273	.1192	.1511	-.1305
						.0795	.1887	-.1232	.1391	.1901	-.1279	.1258	.1510	-.1324
						.0862	.1938	-.1239				.1325	.1496	-.1318
						.0928	.1990	-.1249				.1391	.1509	-.1328
						.0994	.2063	-.1245				.1457	.1526	-.1307
						.1060	.2115	-.1247				.1523	.1560	-.1312
						.1126	.2141	-.1182				.1589	.1621	-.1293
						.1192	.1980	-.1252				.1655	.1680	-.1302
						.1235	.1181	-.1163				.1721	.1735	-.1312
						.1250	-.0241	-.0253				.1788	.1813	-.1286
												.1854	.1899	-.1302
												.1920	.1939	-.1302
												.1967	.1690	-.1304
												.2000	-.0476	-.0881

CHORDWISE ROW ON WING

SWEPT ROW ON WING

Y = .0729				Y = .2646(X-.2244)			
X	XC	CP LOWER	CP UPPER	XC	CP LOWER	CP UPPER	
.2917	0.00	.0140	.0129				
.3000	1.59	.1638	-.0981	34.76	.2009	-.1014	
.3333	7.98	.2262	-.1197	35.47	.1951	-.1124	
.3667	14.37	.2202	-.1148	36.23	.1931	-.1172	
.4000	20.76	.2102	-.1199	37.05	.1866	-.1188	
.4333	27.14	.1995	-.1185	37.92	.1841	-.1190	
.4667	33.53	.1901	-.1227	38.88	.1832	-.1200	
.5000	39.92	.1821	-.1278	39.92	.1821	-.1278	
.5333	46.31	.1735	-.1155	41.07	.1812	-.1279	
.5667	52.69	.1725	-.1276	42.34	.1795	-.1272	
.6000	59.08	.1699	-.1220	43.77	.1793	-.1280	
.6333	65.47	.1690	-.1276	45.38	.1798	-.1263	
.6667	71.86	.1686	-.1299	47.22	.1795	-.1270	
.7000	78.24	.1658	-.1263	49.33	.1815	-.1273	
.7333	84.63	.1610	-.1291	51.77	.1794	-.1282	
.7667	91.02	.1580	-.1259	54.65	.1698	-.1293	
.8000	97.40	.1416	-.1058	58.06	.1560	-.1312	
.8333				62.18	.1491	-.1249	
.8667				67.25	.1544	-.1297	
.9000				73.61	.1605	-.1280	
.9333				81.81	.1716	-.1238	

RAKE

TOTAL TUBE	CPT LOWER	CPT UPPER	STATIC PROBE	CP LOWER	CP UPPER
T1	1.9864	.4518	S1	.0536	-.0839
T2	2.2930	.9934	S2	.1424	-.1207
T3	2.4813	.6347			
T4	2.5117	.2906			
T5	2.4570	.1051			
T6	2.5222	.0814			

TABLE II. - CONTINUED
 (C) MACH = 4.63, REYNOLDS NO. = 15.71 MILLION
 ALPHA = .01 DEG

CIRCUMFERENTIAL ROWS ON BODY

THETA, DEG	X = .3000			X = .5000			X = .7000			X = .8000		
	Y	CP LOWER	CP UPPER	Y	CP LOWER	CP UPPER	Y	CP LOWER	CP UPPER	Y	CP LOWER	CP UPPER
90.	0.0000	.0065	.0080	0.0000	-.0063	-.0064	0.0000	-.0099	-.0103	0.0000	-.0100	-.0106
70.	.0080	.0066	.0058	.0087	-.0060	-.0060						
60.	.0119	.0040	.0030	.0128	-.0062	-.0061	.0130	-.0105	-.0108	.0130	-.0102	-.0107
50.				.0165	-.0069	-.0068						
40.				.0198	-.0077	-.0075	.0200	-.0116	-.0120	.0199	-.0097	-.0103
30.				.0224	-.0085	-.0084				.0225	-.0094	-.0098
20.							.0245	-.0115	-.0118	.0245	-.0084	-.0091
10.										.0257	-.0075	-.0080
0.										.0260	-.0066	-.0074

SPANWISE ROWS ON WING

X = .1000			X = .3000			X = .5000			X = .7000			X = .8000		
Y	CP LOWER	CP UPPER	Y	CP LOWER	CP UPPER	Y	CP LOWER	CP UPPER	Y	CP LOWER	CP UPPER	Y	CP LOWER	CP UPPER
0.0000	.0343	.0345	.0200	.0016	.0010	.0266	-.0086	-.0084	.0332	-.0107	-.0109	.0729	-.0121	-.0127
.0081	.0378	.0374	.0332	.0140	.0125	.0332	-.0092	-.0092	.0465	-.0121	-.0124	.0795	-.0147	-.0153
.0144	.0455	.0454	.0465	.0046	.0043	.0398	-.0100	-.0099	.0597	-.0132	-.0135	.0862	-.0171	-.0177
.0213	.0669	.0661	.0597	.0207	.0204	.0465	-.0110	-.0110	.0729	-.0153	-.0157	.0928	-.0043	-.0064
.0250	.1164	.1161	.0729	.0661	.0663	.0531	-.0128	-.0126	.0862	-.0173	-.0174	.0994	-.0203	-.0210
			.0750	.0951	.0945	.0597	-.0149	-.0149	.0994	-.0218	-.0218	.1060	-.0228	-.0235
						.0663	-.0174	-.0174	.1126	-.0265	-.0270	.1126	-.0078	-.0248
						.0729	-.0197	-.0197	.1258	-.0275	-.0282	.1192	-.0248	-.0280
						.0795	-.0203	-.0202	.1391	-.0237	-.0244	.1258	-.0297	-.0310
						.0862	-.0194	-.0193				.1325	-.0319	-.0334
						.0928	-.0170	-.0169				.1391	-.0339	-.0348
						.0994	-.0125	-.0124				.1457	-.0333	-.0347
						.1060	-.0065	-.0064				.1523	-.0330	-.0335
						.1126	.0058	.0059				.1589	-.0310	-.0317
						.1192	.0239	.0240				.1655	-.0288	-.0293
						.1235	.0525	.0523				.1721	-.0261	-.0263
						.1250	.0800	.0800				.1788	-.0225	-.0220
												.1854	-.0155	-.0155
												.1920	-.0026	-.0032
												.1967	.0155	.0155
												.2000	.0709	.0706

CHORDWISE ROW ON WING

Y = .0729

X	XC	CP LOWER	CP UPPER
.2917	0.00	.0951	.0945
.3000	1.59	.0661	.0663
.3333	7.98	.0243	.0222
.3667	14.37	.0060	.0049
.4000	20.76	-.0079	-.0079
.4333	27.14	-.0143	-.0145
.4667	33.53	-.0185	-.0186
.5000	39.92	-.0197	-.0197
.5333	46.31	-.0161	-.0165
.5667	52.69	-.0178	-.0181
.6000	59.08	-.0159	-.0162
.6333	65.47	-.0164	-.0164
.6667	71.86	-.0158	-.0160
.7000	78.24	-.0153	-.0157
.7333	84.63	-.0160	-.0167
.7667	91.02	-.0163	-.0169
.8000	97.40	-.0121	-.0127
.8333			
.8667			
.9000			
.9333			

SWEEP ROW ON WING

Y = .2646(X-.2244)

XC	CP LOWER	CP UPPER
34.76	.0016	.0010
35.47	.0008	-.0006
36.23	-.0048	-.0070
37.05	-.0078	-.0106
37.92	-.0109	-.0136
38.88	-.0136	-.0163
39.92	-.0197	-.0197
41.07	-.0217	-.0218
42.34	-.0235	-.0237
43.77	-.0254	-.0254
45.38	-.0264	-.0263
47.22	-.0270	-.0270
49.33	-.0275	-.0282
51.77	-.0276	-.0283
54.65	-.0304	-.0308
58.06	-.0330	-.0335
62.18	-.0331	-.0335
67.25	-.0352	-.0354
73.61	-.0354	-.0356
81.81	-.0340	-.0343

RAKE

TOTAL TUBE	CPT LOWER	CPT UPPER	STATIC PROBE	CP LOWER	CP UPPER
T1	2.8902	1.5411	S1	-.0096	-.0120
T2	3.4659	1.8328	S2	-.0207	-.0238
T3	2.6257	1.3637			
T4	2.4564	1.3040			
T5	2.4699	1.2939			
T6	2.8136	1.4985			

TABLE II. - CONTINUED
 (C) MACH = 4.63, REYNOLDS NO. = 15.72 MILLION, CONTINUED
 ALPHA = 1.00 DEG

CIRCUMFERENTIAL ROWS ON BODY

THETA, DEG	X = .3000			X = .5000			X = .7000			X = .8000		
	Y	CP LOWER	CP UPPER	Y	CP LOWER	CP UPPER	Y	CP LOWER	CP UPPER	Y	CP LOWER	CP UPPER
90.	0.0000	.0132	.0029	0.0000	-.0014	-.0113	0.0000	-.0056	-.0148	0.0000	-.0056	-.0148
70.	.0080	.0114	.0010	.0087	-.0012	-.0108						
60.	.0119	.0100	-.0014	.0128	-.0013	-.0112	.0130	-.0063	-.0151	.0130	-.0067	-.0138
50.				.0165	-.0021	-.0118						
40.				.0198	-.0026	-.0127	.0200	-.0075	-.0164	.0199	-.0081	-.0116
30.				.0224	-.0034	-.0137				.0225	-.0084	-.0107
20.							.0245	-.0072	-.0164	.0245	-.0084	-.0093
10.										.0257	-.0076	-.0081
0.										.0260	-.0072	-.0074

SPANWISE ROWS ON WING

X = .1000			X = .3000			X = .5000			X = .7000			X = .8000		
Y	CP LOWER	CP UPPER	Y	CP LOWER	CP UPPER	Y	CP LOWER	CP UPPER	Y	CP LOWER	CP UPPER	Y	CP LOWER	CP UPPER
0.0000	.0428	.0249	.0200	.0087	-.0037	.0266	-.0034	-.0138	.0332	-.0064	-.0156	.0729	-.0102	-.0149
.0081	.0468	.0289	.0332	.0197	.0091	.0332	-.0040	-.0145	.0465	-.0075	-.0173	.0795	-.0113	-.0181
.0144	.0556	.0349	.0465	.0131	-.0020	.0398	-.0047	-.0154	.0597	-.0085	-.0188	.0862	-.0130	-.0215
.0213	.0756	.0561	.0597	.0306	.0122	.0465	-.0058	-.0163	.0729	-.0107	-.0209	.0928	-.0025	-.0122
.0250	.1171	.1141	.0729	.0762	.0565	.0531	-.0074	-.0180	.0862	-.0126	-.0228	.0994	-.0156	-.0257
			.0750	.0965	.0935	.0597	-.0095	-.0203	.0994	-.0163	-.0273	.1060	-.0181	-.0281
						.0663	-.0116	-.0232	.1126	-.0201	-.0331	.1126	-.0129	.0355
						.0729	-.0134	-.0261	.1258	-.0205	-.0345	.1192	-.0215	-.0250
						.0795	-.0135	-.0272	.1391	-.0165	-.0311	.1258	-.0250	-.0338
						.0862	-.0121	-.0269				.1325	-.0269	-.0363
						.0928	-.0091	-.0245				.1391	-.0284	-.0386
						.0994	-.0043	-.0207				.1457	-.0279	-.0384
						.1060	.0022	-.0151				.1523	-.0272	-.0382
						.1126	.0155	-.0041				.1589	-.0255	-.0370
						.1192	.0341	.0131				.1655	-.0225	-.0348
						.1235	.0625	.0412				.1721	-.0193	-.0327
						.1290	.0796	.0787				.1788	-.0144	-.0298
												.1854	-.0071	-.0238
												.1920	.0070	-.0117
												.1967	.0263	.0040
												.2000	.0727	.0675

CHORDWISE ROW ON WING

SWEPT ROW ON WING

Y = .0729				Y = .2646(X-.2244)			
X	XC	CP LOWER	CP UPPER	XC	CP LOWER	CP UPPER	
.2917	0.00	.0965	.0935				
.3060	1.59	.0762	.0565	34.76	.0087	-.0037	
.3333	7.98	.0363	.0119	35.47	.0073	-.0061	
.3667	14.37	.0170	-.0040	36.23	.0013	-.0120	
.4000	20.75	.0002	-.0160	37.05	-.0021	-.0157	
.4333	27.14	-.0071	-.0219	37.92	-.0053	-.0182	
.4667	33.53	-.0116	-.0254	38.88	-.0069	-.0210	
.5000	39.92	-.0134	-.0261	39.92	-.0134	-.0261	
.5333	46.31	-.0113	-.0212	41.07	-.0154	-.0283	
.5667	52.69	-.0127	-.0233	42.34	-.0171	-.0301	
.6000	59.08	-.0112	-.0212	43.77	-.0187	-.0321	
.6333	65.47	-.0113	-.0219	45.38	-.0197	-.0330	
.6667	71.86	-.0110	-.0212	47.22	-.0204	-.0336	
.7000	78.24	-.0107	-.0209	49.33	-.0205	-.0345	
.7333	84.63	-.0110	-.0218	51.77	-.0210	-.0344	
.7667	91.02	-.0117	-.0216	54.65	-.0239	-.0368	
.8000	97.40	-.0102	-.0149	58.06	-.0272	-.0382	
.8333				62.18	-.0277	-.0376	
.8667				67.25	-.0296	-.0401	
.9000				73.61	-.0295	-.0401	
.9333				81.81	-.0280	-.0394	

RAKE

TOTAL TUBE	CPT LOWER	CPT UPPER	STATIC PRDGE	CP LOWER	CP UPPER
T1	1.5973	1.4493	S1	-.0096	-.0119
T2	1.9018	1.6954	S2	-.0152	-.0278
T3	1.5050	1.1796			
T4	1.4545	1.0898			
T5	1.4036	1.1794			
T6	1.5976	1.3993			

TABLE II. - CONTINUED
 (C) MACH = 4.63, REYNOLDS NO. = 15.74 MILLION, CONTINUED
 ALPHA = 3.01 DEG

CIRCUMFERENTIAL ROWS ON BODY

THETA, DEG	X = .3000			X = .5000			X = .7000			X = .8000		
	Y	CP LOWER	CP UPPER	Y	CP LOWER	CP UPPER	Y	CP LOWER	CP UPPER	Y	CP LOWER	CP UPPER
90.	0.0000	.0256	-.0061	0.0000	.0112	-.0193	0.0000	.0063	-.0217	0.0000	.0056	-.0218
70.	.0080	.0229	-.0080	.0087	.0112	-.0186						
60.	.0119	.0204	-.0105	.0128	.0107	-.0189	.0130	.0050	-.0220	.0130	.0027	-.0177
50.				.0165	.0100	-.0197						
40.				.0198	.0094	-.0212	.0200	.0038	-.0235	.0199	-.0025	-.0131
30.				.0224	.0087	-.0224				.0225	-.0053	-.0117
20.							.0245	.0041	-.0238	.0245	-.0066	-.0102
10.										.0257	-.0070	-.0084
0.										.0260	-.0072	-.0071

SPANWISE ROWS ON WING

X = .1000			X = .3000			X = .5000			X = .7000			X = .8000		
Y	CP LOWER	CP UPPER	Y	CP LOWER	CP UPPER	Y	CP LOWER	CP UPPER	Y	CP LOWER	CP UPPER	Y	CP LOWER	CP UPPER
0.0000	.0652	.0132	.0200	.0184	-.0130	.0266	.0087	-.0224	.0332	.0051	-.0226	.0729	-.0008	-.0238
.0081	.0705	.0141	.0332	.0294	-.0009	.0332	.0084	-.0239	.0465	.0043	-.0263	.0795	-.0005	-.0283
.0144	.0798	.0168	.0465	.0267	-.0142	.0398	.0077	-.0247	.0597	.0034	-.0282	.0862	-.0020	-.0320
.0213	.0986	.0384	.0597	.0475	-.0044	.0465	.0067	-.0256	.0729	.0017	-.0314	.0928	.0139	-.0276
.0250	.1187	.1113	.0729	.0918	.0382	.0531	.0053	-.0275	.0862	-.0003	-.0331	.0994	-.0046	-.0361
			.0750	.0922	.0904	.0597	.0039	-.0298	.0994	-.0025	-.0377	.1060	-.0067	-.0379
						.0663	.0025	-.0322	.1126	-.0044	-.0402	.1126	-.0064	.0385
						.0729	.0018	-.0349	.1258	-.0036	-.0421	.1192	-.0101	-.0332
						.0795	.0026	-.0365	.1391	.0011	-.0421	.1258	-.0123	-.0396
						.0862	.0047	-.0377				.1525	-.0136	-.0403
						.0928	.0088	-.0366				.1391	-.0142	-.0416
						.0994	.0152	-.0338				.1457	-.0138	-.0416
						.1060	.0223	-.0297				.1523	-.0126	-.0433
						.1126	.0366	-.0201				.1589	-.0102	-.0435
						.1192	.0559	-.0051				.1655	-.0068	-.0424
						.1235	.0805	.0200				.1721	-.0021	-.0418
						.1250	.0776	.0733				.1788	.0040	-.0398
												.1854	.0131	-.0355
												.1920	.0277	-.0267
												.1967	.0491	-.0176
												.2000	.0720	.0576

CHORDWISE ROW ON WING

Y = .0729

X	ZC	CP LOWER	CP UPPER
.2917	0.00	.0922	.0904
.3000	1.59	.0918	.0382
.3333	7.98	.0527	-.0075
.3667	14.37	.0313	-.0198
.4000	20.76	.0192	-.0299
.4333	27.14	.0099	-.0337
.4667	33.53	.0044	-.0356
.5000	39.92	.0018	-.0349
.5333	46.31	.0018	-.0288
.5667	52.69	.0008	-.0331
.6000	59.08	.0018	-.0312
.6333	65.47	.0011	-.0324
.6667	71.86	.0012	-.0321
.7000	78.24	.0017	-.0314
.7333	84.63	.0010	-.0329
.7667	91.02	-.0005	-.0323
.8000	97.40	-.0008	-.0238
.8333			
.8667			
.9000			
.9333			

SWEPT ROW ON WING

Y = .2646(X-.2244)

ZC	CP LOWER	CP UPPER
34.76	.0184	-.0130
35.47	.0155	-.0144
36.23	.0089	-.0211
37.05	.0057	-.0243
37.92	.0030	-.0275
38.88	.0013	-.0302
39.92	.0018	-.0349
41.07	.0000	-.0367
42.34	-.0012	-.0378
43.77	-.0027	-.0394
45.38	-.0033	-.0399
47.22	-.0041	-.0405
49.33	-.0036	-.0421
51.77	-.0047	-.0426
54.65	-.0084	-.0442
58.06	-.0126	-.0433
62.18	-.0147	-.0392
67.25	-.0157	-.0393
73.61	-.0154	-.0381
81.81	-.0129	-.0360

RAKE

TOTAL TUBE	CPT LOWER	CPT UPPER	STATIC PROBE	CP LOWER	CP UPPER
T1	1.5459	1.3295	S1	-.0125	-.0144
T2	2.0385	1.1789	S2	-.0118	-.0356
T3	1.7277	.7434			
T4	1.6865	.7584			
T5	1.6387	.9126			
T6	1.8143	1.2541			

TABLE II. - CONTINUED
 (C) MACH = 4.63, REYNOLDS NO. = 15.71 MILLION, CONTINUED
 ALPHA = 6.00 DEG

CIRCUMFERENTIAL ROWS ON BODY

THETA, DEG	X = .3000			X = .5000			X = .7000			X = .8000		
	Y	CP LOWER	CP UPPER	Y	CP LOWER	CP UPPER	Y	CP LOWER	CP UPPER	Y	CP LOWER	CP UPPER
90.	0.0000	.0527	-.0152	0.0000	.0357	-.0274	0.0000	.0295	-.0295	0.0000	.0282	-.0270
70.	.0080	.0507	-.0188	.0087	.0352	-.0268						
60.	.0119	.0481	-.0229	.0128	.0341	-.0272	.0130	.0273	-.0302	.0130	.0228	-.0176
50.				.0165	.0330	-.0282						
40.				.0198	.0322	-.0298	.0200	.0254	-.0317	.0199	.0123	-.0120
30.				.0224	.0317	-.0309				.0225	.0043	-.0126
20.							.0245	.0264	-.0321	.0245	-.0013	-.0126
10.										.0257	-.0045	-.0102
0.										.0260	-.0068	-.0064

SPANWISE ROWS ON WING

X = .1000			X = .3000			X = .5000			X = .7000			X = .8000		
Y	CP LOWER	CP UPPER	Y	CP LOWER	CP UPPER	Y	CP LOWER	CP UPPER	Y	CP LOWER	CP UPPER	Y	CP LOWER	CP UPPER
0.0000	.1048	.0016	.0200	.0461	-.0258	.0266	.0316	-.0308	.0332	.0275	-.0298	.0729	.0216	-.0456
.0081	.1123	-.0012	.0332	.0557	-.0087	.0332	.0316	-.0356	.0465	.0272	-.0341	.0795	.0225	-.0481
.0144	.1224	-.0047	.0465	.0594	-.0267	.0398	.0310	-.0421	.0597	.0263	-.0466	.0862	.0200	-.0482
.0213	.1340	.0120	.0597	.0829	-.0221	.0465	.0302	-.0437	.0729	.0252	-.0470	.0928	.0399	-.0375
.0250	.1125	.1055	.0729	.1148	.0115	.0531	.0296	-.0436	.0862	.0241	-.0437	.0994	.0172	-.0474
			.0750	.0882	.0826	.0597	.0290	-.0435	.0994	.0233	-.0473	.1060	.0157	-.0478
						.0663	.0290	-.0431	.1126	.0237	-.0479	.1126	.0151	-.0463
						.0729	.0294	-.0433	.1258	.0270	-.0481	.1192	.0132	-.0491
						.0795	.0321	-.0429	.1391	.0334	-.0481	.1258	.0119	-.0495
						.0862	.0352	-.0434				.1325	.0114	-.0491
						.0928	.0402	-.0445				.1391	.0120	-.0495
						.0994	.0479	-.0452				.1457	.0134	-.0491
						.1060	.0567	-.0433				.1523	.0154	-.0493
						.1126	.0718	-.0361				.1589	.0186	-.0495
						.1192	.0880	-.0278				.1655	.0226	-.0492
						.1235	.1017	-.0058				.1721	.0283	-.0503
						.1250	.0698	.0640				.1788	.0359	-.0495
												.1854	.0465	-.0481
												.1920	.0629	-.0452
												.1967	.0818	-.0371
												.2000	.0635	.0359

CHORDWISE ROW ON WING

Y = .0729			
X	XC	CP LOWER	CP UPPER
.2917	0.00	.0882	.0826
.3000	1.59	.1148	.0115
.3333	7.98	.0884	-.0281
.3667	14.37	.0680	-.0358
.4000	20.76	.0517	-.0424
.4333	27.14	.0406	-.0413
.4667	33.53	.0338	-.0424
.5000	39.92	.0294	-.0433
.5333	46.31	.0268	-.0370
.5667	52.69	.0259	-.0441
.6000	59.08	.0261	-.0424
.6333	65.47	.0251	-.0461
.6667	71.86	.0251	-.0465
.7000	78.24	.0252	-.0470
.7333	84.63	.0239	-.0495
.7667	91.02	.0211	-.0498
.8000	97.40	.0216	-.0456
.8333			
.8667			
.9000			
.9333			

SWEPT ROW ON WING

Y = .2646(X-.2244)			
XC	CP LOWER	CP UPPER	
34.76	.0461	-.0258	
35.47	.0420	-.0285	
36.23	.0377	-.0348	
37.05	.0347	-.0368	
37.92	.0332	-.0381	
38.88	.0313	-.0391	
39.92	.0294	-.0433	
41.07	.0285	-.0443	
42.34	.0277	-.0444	
43.77	.0268	-.0453	
45.38	.0265	-.0455	
47.22	.0264	-.0458	
49.33	.0270	-.0481	
51.77	.0258	-.0480	
54.65	.0210	-.0486	
58.06	.0154	-.0493	
62.18	.0116	-.0448	
67.25	.0111	-.0464	
73.61	.0121	-.0456	
81.81	.0157	-.0437	

RAKE

TOTAL TUBE	CPT LOWER	CPT UPPER	STATIC PROBE	CP LOWER	CP UPPER
T1	1.6582	1.4029	S1	.0067	-.0207
T2	2.2573	.2664	S2	.0123	-.0456
T3	2.0782	.1417			
T4	2.0443	.1635			
T5	2.2548	.0527			
T6	2.1721	.5914			

TABLE II. - CONTINUED
(C) MACH = 4.63, REYNOLDS NO. = 15.71 MILLION, CONTINUED
ALPHA = 10.01 DEG

CIRCUMFERENTIAL ROWS ON BODY

THETA, DEG	X = .3000			X = .5000			X = .7000			X = .8000		
	Y	CP LOWER	CP UPPER	Y	CP LOWER	CP UPPER	Y	CP LOWER	CP UPPER	Y	CP LOWER	CP UPPER
90.	0.0000	.1010	-.0237	0.0000	.0799	-.0350	0.0000	.0720	-.0367	0.0000	.0696	-.0265
70.	.0080	.1000	-.0264	.0087	.0785	-.0346						
60.	.0119	.0972	-.0347	.0128	.0763	-.0361	.0130	.0680	-.0387	.0130	.0615	-.0189
50.				.0165	.0745	-.0407						
40.				.0198	.0735	-.0452	.0200	.0653	-.0452	.0199	.0446	-.0186
30.				.0224	.0729	-.0452				.0225	.0294	-.0211
20.							.0245	.0672	-.0457	.0245	.0120	-.0224
10.										.0257	-.0070	-.0258
0.										.0260	-.0223	-.0197

SPANWISE ROWS ON WING

Y	X = .1000			X = .3000			X = .5000			X = .7000			X = .8000		
	CP LOWER	CP UPPER	Y	CP LOWER	CP UPPER	Y	CP LOWER	CP UPPER	Y	CP LOWER	CP UPPER	Y	CP LOWER	CP UPPER	
0.0000	.1699	-.0133	.0200	.0952	-.0399	.0266	.0731	-.0445	.0332	.0689	-.0433	.0729	.0624	-.0490	
.0081	.1787	-.0218	.0332	.1042	-.0155	.0332	.0734	-.0463	.0465	.0683	-.0462	.0795	.0637	-.0508	
.0144	.1858	-.0249	.0465	.1135	-.0326	.0398	.0730	-.0491	.0597	.0682	-.0501	.0862	.0603	-.0515	
.0213	.1842	-.0143	.0597	.1390	-.0321	.0465	.0730	-.0485	.0729	.0674	-.0497	.0928	.0804	-.0424	
.0250	.0980	.0940	.0729	.1428	-.0124	.0531	.0735	-.0487	.0862	.0676	-.0465	.0994	.0571	-.0509	
			.0750	.0757	.0741	.0597	.0741	-.0489	.0994	.0688	-.0513	.1060	.0559	-.0510	
						.0663	.0757	-.0486	.1126	.0704	-.0516	.1126	.0558	-.0487	
						.0729	.0770	-.0493	.1258	.0772	-.0519	.1192	.0549	-.0518	
						.0795	.0818	-.0480	.1391	.0859	-.0520	.1258	.0538	-.0527	
						.0862	.0867	-.0488				.1325	.0536	-.0521	
						.0928	.0927	-.0491				.1391	.0553	-.0524	
						.0994	.1020	-.0491				.1457	.0577	-.0514	
						.1060	.1114	-.0494				.1523	.0611	-.0517	
						.1126	.1256	-.0432				.1589	.0660	-.0509	
						.1192	.1347	-.0411				.1655	.0718	-.0509	
						.1235	.1206	-.0233				.1721	.0782	-.0511	
						.1250	.0572	.0488				.1788	.0875	-.0499	
												.1854	.0990	-.0509	
												.1920	.1150	-.0508	
												.1967	.1245	-.0475	
												.2000	.0447	.0114	

CHORDWISE ROW ON WING

X	XC	Y = .0729	
		CP LOWER	CP UPPER
.2917	0.00	.0757	.0741
.3000	1.59	.1428	-.0124
.3333	7.98	.1419	-.0421
.3667	14.37	.1208	-.0426
.4000	20.76	.1040	-.0469
.4333	27.14	.0918	-.0462
.4667	33.53	.0838	-.0479
.5000	39.92	.0770	-.0493
.5333	46.31	.0717	-.0406
.5667	52.69	.0707	-.0488
.6000	59.08	.0695	-.0465
.6333	65.47	.0681	-.0494
.6667	71.86	.0678	-.0501
.7000	78.24	.0674	-.0497
.7333	84.63	.0649	-.0522
.7667	91.02	.0608	-.0521
.8000	97.40	.0624	-.0490
.8333			
.8667			
.9000			
.9333			

SWEPT ROW ON WING

XC	Y = .2646(X-.2244)	
	CP LOWER	CP UPPER
34.76	.0952	-.0399
35.47	.0882	-.0370
36.23	.0843	-.0414
37.05	.0799	-.0425
37.92	.0775	-.0430
38.88	.0766	-.0438
39.92	.0770	-.0493
41.07	.0767	-.0495
42.34	.0761	-.0494
43.77	.0756	-.0500
45.38	.0758	-.0498
47.22	.0764	-.0498
49.33	.0772	-.0519
51.77	.0752	-.0517
54.65	.0688	-.0517
58.06	.0611	-.0517
62.18	.0555	-.0464
67.25	.0554	-.0501
73.61	.0568	-.0497
81.81	.0622	-.0478

RAKE

TOTAL TUBE	CPT LOWER	CPT UPPER	STATIC PROBE	CP LOWER	CP UPPER
T1	2.0581	.4753	S1	.0365	-.0241
T2	2.6175	.3158	S2	.0494	-.0492
T3	2.5990	.2420			
T4	2.5739	.0641			
T5	2.7870	.0750			
T6	2.6967	.0690			

TABLE II. - CONTINUED

(C) MACH = 4.63, REYNOLDS NO. = 15.71 MILLION, CONCLUDED

ALPHA = 15.00 DEG

CIRCUMFERENTIAL ROWS ON BODY

THETA, DEG	X = .3000			X = .5000			X = .7000			X = .8000		
	Y	CP LOWER	CP UPPER	Y	CP LOWER	CP UPPER	Y	CP LOWER	CP UPPER	Y	CP LOWER	CP UPPER
90.	0.0000	.1887	-.0256	0.0000	.1605	-.0403	0.0000	.1496	-.0411	0.0000	.1459	-.0405
70.	.0080	.1892	-.0354	.0087	.1577	-.0430						
60.	.0119	.1853	-.0381	.0128	.1538	-.0470	.0130	.1421	-.0462	.0130	.1323	-.0364
50.				.0165	.1508	-.0487						
40.				.0198	.1489	-.0488	.0200	.1371	-.0508	.0199	.1075	-.0340
30.				.0224	.1478	-.0491				.0225	.0850	-.0338
20.							.0245	.1414	-.0506	.0245	.0591	-.0346
10.										.0257	.0257	-.0325
0.										.0260	-.0093	-.0051

SPANWISE ROWS ON WING

X = .1000			X = .3000			X = .5000			X = .7000			X = .8000		
Y	CP LOWER	CP UPPER	Y	CP LOWER	CP UPPER	Y	CP LOWER	CP UPPER	Y	CP LOWER	CP UPPER	Y	CP LOWER	CP UPPER
0.0000	.2775	-.0192	.0200	.1834	-.0385	.0266	.1483	-.0491	.0332	.1445	-.0490	.0729	.1366	-.0454
.0081	.2843	-.0318	.0332	.1931	-.0221	.0332	.1496	-.0487	.0465	.1436	-.0489	.0795	.1394	-.0495
.0144	.2849	-.0326	.0465	.2062	-.0351	.0398	.1495	-.0484	.0597	.1434	-.0491	.0862	.1343	-.0513
.0213	.2535	-.0280	.0597	.2304	-.0324	.0465	.1507	-.0479	.0729	.1430	-.0479	.0928	.1481	-.0419
.0250	.0899	.0805	.0729	.1843	-.0226	.0531	.1520	-.0485	.0862	.1446	-.0454	.0994	.1296	-.0504
			.0750	.0638	.0657	.0597	.1538	-.0493	.0994	.1480	-.0508	.1060	.1292	-.0502
						.0663	.1567	-.0493	.1126	.1506	-.0489	.1126	.1301	-.0476
						.0729	.1577	-.0500	.1258	.1608	-.0493	.1192	.1305	-.0500
						.0795	.1655	-.0481	.1391	.1731	-.0506	.1258	.1296	-.0512
						.0862	.1718	-.0493				.1325	.1292	-.0507
						.0928	.1787	-.0495				.1391	.1318	-.0515
						.0994	.1889	-.0491				.1457	.1345	-.0500
						.1060	.1974	-.0489				.1523	.1389	-.0507
						.1126	.2074	-.0433				.1589	.1451	-.0489
						.1192	.2012	-.0446				.1655	.1524	-.0499
						.1235	.1465	-.0339				.1721	.1588	-.0502
						.1250	.0410	.0396				.1788	.1691	-.0476
												.1854	.1805	-.0488
												.1920	.1930	-.0484
												.1967	.1833	-.0484
												.2000	.0315	-.0055

CHORDWISE ROW ON WING

SWEEP ROW ON WING

Y = .0729				Y = .2646(X-.2244)			
X	ZC	CP LOWER	CP UPPER	ZC	CP LOWER	CP UPPER	
.2.17	3.00	.0636	.0657				
.3000	1.59	.1843	-.0226	34.76	.1834	-.0385	
.3333	7.98	.2236	-.0450	35.47	.1744	-.0376	
.3667	14.37	.2089	-.0422	36.23	.1710	-.0402	
.4000	20.76	.1934	-.0467	37.05	.1649	-.0415	
.4333	27.14	.1799	-.0458	37.92	.1625	-.0421	
.4667	33.53	.1676	-.0480	38.88	.1601	-.0428	
.5000	39.92	.1577	-.0500	39.92	.1577	-.0500	
.5333	46.31	.1517	-.0394	41.07	.1584	-.0499	
.5667	52.69	.1487	-.0489	42.34	.1584	-.0497	
.6000	59.08	.1466	-.0461	43.77	.1584	-.0504	
.6333	65.47	.1452	-.0474	45.38	.1591	-.0489	
.6667	71.86	.1443	-.0491	47.22	.1587	-.0498	
.7000	78.24	.1430	-.0479	49.33	.1608	-.0493	
.7333	84.63	.1393	-.0506	51.77	.1598	-.0507	
.7667	91.02	.1340	-.0508	54.65	.1505	-.0511	
.8000	97.40	.1366	-.0454	58.06	.1389	-.0507	
.8333				62.18	.1301	-.0457	
.8667				67.25	.1307	-.0501	
.9000				73.61	.1334	-.0496	
.9333				81.81	.1408	-.0472	

RAKE

TOTAL TUBE	CPT LOWER	CPT UPPER	STATIC PROBE	CP LOWER	CP UPPER
T1	2.5768	.3605	S1	.0896	-.0386
T2	3.1463	.1299	S2	.1177	-.0506
T3	3.2768	.1637			
T4	3.2520	.1175			
T5	3.1847	.0342			
T6	3.3749	.0612			

TABLE II. - CONTINUED
(D) MACH = 4.63, REYNOLDS NO. = 6.28 MILLION
ALPHA = .00 DEG

CIRCUMFERENTIAL ROWS ON BODY

THETA, DEG	X = .3000			X = .5000			X = .7000			X = .8000		
	Y	CP LOWER	CP UPPER	Y	CP LOWER	CP UPPER	Y	CP LOWER	CP UPPER	Y	CP LOWER	CP UPPER
90.	0.0000	.0171	.0235	0.0000	-.0034	.0007	0.0000	-.0068	-.0035	0.0000	-.0097	-.0066
70.	.0080	.0185	.0228	.0087	-.0031	.0011						
50.	.0119	.0121	.0182	.0128	-.0034	.0003	.0130	-.0070	-.0029	.0130	-.0095	-.0069
40.				.0165	-.0042	.0002						
30.				.0198	-.0045	-.0004	.0200	-.0090	-.0057	.0199	-.0089	-.0067
20.				.0224	-.0054	-.0011				.0225	-.0084	-.0064
10.							.0245	-.0090	-.0054	.0245	-.0073	-.0054
0.										.0257	-.0069	-.0047
										.0260	-.0061	-.0042

SPANWISE ROWS ON WING

X = .1000			X = .3000			X = .5000			X = .7000			X = .8000		
Y	CP LOWER	CP UPPER	Y	CP LOWER	CP UPPER	Y	CP LOWER	CP UPPER	Y	CP LOWER	CP UPPER	Y	CP LOWER	CP UPPER
0.0000	.0443	.0513	.0200	.0090	.0155	.0266	-.0052	-.0013	.0332	-.0069	-.0028	.0729	-.0107	-.0074
.0081	.0402	.0456	.0332	.0648	.0661	.0332	-.0058	-.0015	.0465	-.0080	-.0038	.0795	-.0126	-.0090
.0144	.0474	.0524	.0465	.0271	.0307	.0398	-.0065	-.0023	.0597	-.0088	-.0048	.0862	-.0156	-.0125
.0213	.0674	.0707	.0597	.0411	.0443	.0465	-.0067	-.0025	.0729	-.0105	-.0056	.0928	.0041	.0049
.0250	.1127	.1137	.0729	.0688	.0707	.0531	-.0090	-.0049	.0862	-.0084	-.0031	.0994	-.0175	-.0140
			.0750	.0973	.0991	.0597	-.0111	-.0071	.0994	-.0195	-.0158	.1060	-.0194	-.0154
						.0663	-.0127	-.0083	.1126	-.0243	-.0191	.1126	-.0181	-.0130
						.0729	-.0147	-.0108	.1258	-.0253	-.0202	.1192	-.0228	-.0203
						.0795	-.0136	-.0087	.1391	-.0207	-.0166	.1258	-.0251	-.0233
						.0862	-.0140	-.0095				.1325	-.0257	-.0240
						.0928	-.0122	-.0079				.1391	-.0269	-.0260
						.0994	-.0083	-.0039				.1457	-.0259	-.0242
						.1060	-.0037	.0005				.1523	-.0258	-.0249
						.1126	.0117	.0172				.1589	-.0250	-.0223
						.1192	.0240	.0276				.1655	-.0223	-.0206
						.1235	.0525	.0553				.1721	-.0199	-.0185
						.1250	.0803	.0816				.1788	-.0173	-.0151
												.1854	-.0094	-.0082
												.1920	.0019	.0026
												.1967	.0200	.0205
												.2000	.0720	.0718

CHORDWISE ROW ON WING

Y = .0729

X	XC	CP LOWER	CP UPPER
.2917	0.00	.0973	.0991
.3000	1.59	.0668	.0707
.3333	7.98	.0219	.0276
.3667	14.37	.0106	.0179
.4000	20.76	-.0017	.0028
.4333	27.14	-.0081	-.0024
.4667	33.53	-.0128	-.0079
.5000	39.92	-.0147	-.0108
.5333	46.31	-.0106	-.0063
.5667	52.69	-.0137	-.0099
.6000	59.08	-.0105	-.0062
.6333	65.47	-.0120	-.0075
.6667	71.86	-.0114	-.0068
.7000	78.24	-.0105	-.0056
.7333	84.63	-.0149	-.0112
.7667	91.02	-.0144	-.0110
.8000	97.40	-.0107	-.0074
.8333			
.8667			
.9000			
.9333			

SWEPT ROW ON WING

Y = .2646(X-.2244)

XC	CP LOWER	CP UPPER
34.76	.0090	.0155
35.47	.0087	.0190
36.23	.0031	.0103
37.05	-.0006	.0066
37.92	-.0025	.0046
38.88	-.0053	.0019
39.92	-.0147	-.0108
41.07	-.0164	-.0121
42.34	-.0162	-.0119
43.77	-.0190	-.0144
45.38	-.0192	-.0142
47.22	-.0191	-.0144
49.33	-.0253	-.0202
51.77	-.0237	-.0190
54.65	-.0259	-.0219
58.06	-.0258	-.0249
62.18	-.0240	-.0224
67.25	-.0258	-.0243
73.61	-.0293	-.0239
81.81	-.0248	-.0221

RAKE

TOTAL TUBE	CPT LOWER	CPT UPPER	STATIC PROBE	CP LOWER	CP UPPER
T1	1.2318	1.2438	S1	-.0070	-.0024
T2	1.4322	1.4536	S2	-.0198	-.0151
T3	1.1460	1.1642			
T4	1.1547	1.1723			
T5	1.2583	1.2708			
T6	1.4969	1.5088			

TABLE II. - CONTINUED

(D) MACH = 4.63, REYNOLDS NO. = 6.28 MILLION, CONTINUED

ALPHA = 1.00 DEG

CIRCUMFERENTIAL ROWS ON BODY

THETA, DEG	X = .3000			X = .5000			X = .7000			X = .8000		
	Y	CP LOWER	CP UPPER	Y	CP LOWER	CP UPPER	Y	CP LOWER	CP UPPER	Y	CP LOWER	CP UPPER
90.	0.0000	.0220	.0137	0.0000	.0011	-.0069	0.0000	-.0030	-.0103	0.0000	-.0052	-.0121
70.	.0010	.0234	.0145	.0087	.0014	-.0066						
60.	.0119	.0172	.0084	.0128	.0009	-.0069	.0130	-.0032	-.0102	.0130	-.0058	-.0112
50.				.0165	.0006	-.0076						
40.				.0198	.0000	-.0079	.0200	-.0052	-.0123	.0199	-.0074	-.0089
30.				.0224	-.0008	-.0084				.0225	-.0072	-.0077
20.							.0245	-.0049	-.0126	.0245	-.0070	-.0069
10.										.0257	-.0062	-.0058
0.										.0260	-.0059	-.0058

SPANWISE ROWS ON WING

X = .1000			X = .3000			X = .5000			X = .7000			X = .8000		
Y	CP LOWER	CP UPPER	Y	CP LOWER	CP UPPER	Y	CP LOWER	CP UPPER	Y	CP LOWER	CP UPPER	Y	CP LOWER	CP UPPER
0.0000	.0505	.0388	.0200	.0140	.0051	.0266	-.0008	-.0085	.0332	-.0029	-.0100	.0729	-.0086	-.0126
.0081	.0477	.0338	.0332	.0688	.0622	.0332	-.0014	-.0091	.0465	-.0038	-.0117	.0795	-.0094	-.0156
.0144	.0560	.0386	.0465	.0340	.0232	.0398	-.0021	-.0101	.0597	-.0051	-.0128	.0862	-.0117	-.0186
.0213	.0717	.0595	.0597	.0495	.0361	.0465	-.0026	-.0107	.0729	-.0065	-.0149	.0928	-.0105	-.0029
.0250	.1122	.1134	.0729	.0757	.0592	.0531	-.0044	-.0128	.0862	-.0052	-.0127	.0994	-.0129	-.0209
			.0750	.0976	.0970	.0597	-.0064	-.0156	.0994	-.0140	-.0245	.1060	-.0145	-.0226
						.0663	-.0076	-.0166	.1126	-.0178	-.0291	.1126	-.0135	-.0213
						.0729	-.0096	-.0190	.1258	-.0183	-.0298	.1192	-.0193	-.0276
						.0795	-.0084	-.0182	.1391	-.0146	-.0269	.1258	-.0217	-.0299
						.0862	-.0082	-.0190				.1325	-.0223	-.0299
						.0928	-.0058	-.0179				.1391	-.0235	-.0313
						.0994	-.0016	-.0135				.1457	-.0225	-.0305
						.1060	.0044	-.0090				.1523	-.0226	-.0307
						.1126	.0189	.0034				.1589	-.0207	-.0306
						.1192	.0344	.0160				.1655	-.0177	-.0278
						.1235	.0615	.0430				.1721	-.0159	-.0267
						.1250	.0806	.0792				.1788	-.0118	-.0246
												.1854	-.0043	-.0176
												.1920	.0114	-.0078
												.1967	.0293	.0083
												.2000	.0735	.0676

CHORDWISE ROW ON WING

SWEPT ROW ON WING

Y = .0729				Y = .2646(X-.2244)			
X	ZC	CP LOWER	CP UPPER	ZC	CP LOWER	CP UPPER	
.2917	0.00	.0976	.0970				
.3000	1.59	.0757	.0592	34.76	.0140	.0051	
.3333	7.98	.0328	.0144	35.47	.0132	.0054	
.3667	14.37	.0192	.0047	36.23	.0080	-.0008	
.4000	20.76	.0038	-.0092	37.05	.0046	-.0036	
.4333	27.14	-.0018	-.0132	37.92	.0022	-.0058	
.4667	33.53	-.0070	-.0169	38.88	-.0004	-.0084	
.5000	39.92	-.0096	-.0190	39.92	-.0096	-.0190	
.5333	46.31	-.0061	-.0139	41.07	-.0104	-.0201	
.5667	52.69	-.0089	-.0177	42.34	-.0109	-.0200	
.6000	59.08	-.0057	-.0141	43.77	-.0132	-.0225	
.6333	65.47	-.0075	-.0169	45.38	-.0143	-.0237	
.6667	71.86	-.0069	-.0150	47.22	-.0140	-.0228	
.7000	78.24	-.0065	-.0149	49.33	-.0183	-.0298	
.7333	84.63	-.0102	-.0194	51.77	-.0175	-.0280	
.7667	91.02	-.0105	-.0182	54.65	-.0200	-.0298	
.8000	97.40	-.0086	-.0126	58.06	-.0226	-.0307	
.8333				62.18	-.0203	-.0270	
.8667				67.25	-.0225	-.0284	
.9000				73.61	-.0227	-.0282	
.9333				81.81	-.0216	-.0267	

RAKE

TOTAL TUBE	CPT LOWER	CPT UPPER	STATIC PROBE	CP LOWER	CP UPPER
T1	1.2946	1.1743	S1	-.0065	-.0073
T2	1.5702	1.2638	S2	-.0155	-.0229
T3	1.2869	.9986			
T4	1.3028	1.0091			
T5	1.3796	1.1091			
T6	1.5976	1.3990			

TABLE II. - CONTINUED
(D) MACH = 4.63, REYNOLDS NO. = 6.28 MILLION, CONTINUED
ALPHA = 3.00 DEG

CIRCUMFERENTIAL ROWS ON BODY

THETA, DEG	X = .3000			X = .5000			X = .7000			X = .8000		
	Y	CP LOWER	CP UPPER	Y	CP LOWER	CP UPPER	Y	CP LOWER	CP UPPER	Y	CP LOWER	CP UPPER
90.	0.0000	.0322	.0078	0.0000	.0117	-.0132	0.0000	.0072	-.0159	0.0000	.0043	-.0174
70.	.0080	.0345	.0079	.0087	.0118	-.0130						
60.	.0119	.0278	.0014	.0128	.0111	-.0135	.0130	.0066	-.0156	.0130	.0022	-.0144
50.				.0165	.0104	-.0143						
40.				.0198	.0102	-.0148	.0200	.0050	-.0182	.0199	-.0026	-.0101
30.				.0224	.0095	-.0157				.0225	-.0048	-.0081
20.							.0245	.0052	-.0182	.0245	-.0059	-.0064
10.										.0257	-.0056	-.0056
0.										.0260	-.0060	-.0049

SPANWISE ROWS ON WING

X = .1000			X = .3000			X = .5000			X = .7000			X = .8000		
Y	CP LOWER	CP UPPER	Y	CP LOWER	CP UPPER	Y	CP LOWER	CP UPPER	Y	CP LOWER	CP UPPER	Y	CP LOWER	CP UPPER
0.0000	.0663	.0309	.0200	.0245	-.0015	.0266	.0098	-.0156	.0332	.0071	-.0158	.0729	-.0019	-.0198
.0081	.0663	.0231	.0332	.0768	.0567	.0332	.0091	-.0164	.0465	.0056	-.0177	.0795	-.0014	-.0230
.0144	.0762	.0245	.0465	.0470	.0158	.0398	.0088	-.0178	.0597	.0053	-.0202	.0862	-.0021	-.0268
.0213	.0932	.0407	.0597	.0655	.0235	.0465	.0082	-.0193	.0729	.0037	-.0228	.0928	.0233	-.0161
.0250	.1107	.1108	.0729	.0922	.0435	.0531	.0069	-.0217	.0862	.0046	-.0183	.0994	-.0032	-.0283
			.0750	.0958	.0942	.0597	.0055	-.0231	.0994	-.0026	-.0311	.1060	-.0055	-.0294
						.0663	.0046	-.0234	.1126	-.0054	-.0330	.1126	-.0046	-.0247
						.0729	.0036	-.0253	.1258	-.0044	-.0339	.1192	-.0083	-.0322
						.0795	.0047	-.0235	.1391	.0003	-.0329	.1258	-.0103	-.0343
						.0862	.0064	-.0251				.1325	-.0107	-.0336
						.0928	.0094	-.0255				.1391	-.0114	-.0344
						.0994	.0153	-.0239				.1457	-.0106	-.0338
						.1060	.0223	-.0209				.1523	-.0099	-.0333
						.1126	.0376	-.0062				.1589	-.0085	-.0330
						.1192	.0551	.0005				.1655	-.0046	-.0348
						.1235	.0775	.0247				.1721	-.0006	-.0346
						.1250	.0790	.0730				.1788	.0049	-.0333
												.1854	.0133	-.0293
												.1920	.0272	-.0224
												.1967	.0475	-.0112
												.2000	.0733	.0561

CHORDWISE ROW ON WING

Y = .0729

X	ZC	CP	
		LOWER	UPPER
.2917	0.00	.0958	.0942
.3000	1.59	.0922	.0435
.3333	7.98	.0521	.0006
.3667	14.37	.0359	-.0056
.4000	20.76	.0198	-.0186
.4333	27.14	.0122	-.0200
.4667	33.53	.0062	-.0234
.5000	39.92	.0036	-.0253
.5333	46.31	.0040	-.0191
.5667	52.69	.0020	-.0247
.6000	59.08	.0042	-.0212
.6333	65.47	.0027	-.0246
.6667	71.86	.0029	-.0236
.7000	78.24	.0037	-.0228
.7333	84.63	.0005	-.0279
.7667	91.02	-.0008	-.0262
.8000	97.40	-.0019	-.0198
.8333			
.8667			
.9000			
.9333			

SWEPT ROW ON WING

Y = .2646(X-.2244)

ZC	CP	
	LOWER	UPPER
34.76	.0245	-.0015
35.47	.0235	-.0005
36.23	.0180	-.0064
37.05	.0150	-.0098
37.92	.0126	-.0110
38.88	.0104	-.0130
39.92	.0036	-.0253
41.07	.0020	-.0265
42.34	.0016	-.0254
43.77	-.0001	-.0282
45.38	-.0010	-.0277
47.22	-.0010	-.0279
49.33	-.0044	-.0339
51.77	-.0044	-.0327
54.65	-.0072	-.0339
58.06	-.0099	-.0353
62.18	-.0109	-.0301
67.25	-.0118	-.0309
73.61	-.0119	-.0293
81.81	-.0104	-.0280

RAKE

TOTAL TUBE	CPT LOWER	CPT UPPER	STATIC PROBE	CP LOWER	CP UPPER
T1	1.4043	1.2177	S1	-.0055	-.0101
T2	1.8676	.9013	S2	-.0067	-.0286
T3	1.5746	.9254			
T4	1.5598	.3837			
T5	1.6177	.4889			
T6	1.8045	1.1582			

TABLE II. - CONTINUED
(D) MACH = 4.63, REYNOLDS NO. = 6.28 MILLION, CONTINUED
ALPHA = 6.01 DEG

CIRCUMFERENTIAL ROWS ON BODY

THETA, DEG	X = .3000			X = .5000			X = .7000			X = .8000		
	Y	CP LOWER	CP UPPER	Y	CP LOWER	CP UPPER	Y	CP LOWER	CP UPPER	Y	CP LOWER	CP UPPER
90.	0.0000	.0535	.0025	0.0000	.0338	-.0186	0.0000	.0270	-.0211	0.0000	.0256	-.0196
70.	.0080	.0551	.0020	.0087	.0332	-.0183						
60.	.0119	.0493	-.0051	.0128	.0324	-.0194	.0130	.0255	-.0212	.0130	.0207	-.0149
50.				.0165	.0315	-.0206						
40.				.0198	.0304	-.0214	.0200	.0236	-.0248	.0199	.0114	-.0094
30.				.0224	.0302	-.0220				.0225	.0046	-.0076
20.							.0245	.0240	-.0248	.0245	-.0011	-.0072
10.										.0257	-.0038	-.0059
0.										.0260	-.0062	-.0039

SPANWISE ROWS ON WING

X = .1000			X = .3000			X = .5000			X = .7000			X = .8000		
Y	CP LOWER	CP UPPER	Y	CP LOWER	CP UPPER	Y	CP LOWER	CP UPPER	Y	CP LOWER	CP UPPER	Y	CP LOWER	CP UPPER
0.0000	.0976	.0230	.0200	.0462	-.0081	.0266	.0299	-.0218	.0332	.0261	-.0214	.0729	.0168	-.0323
.0081	.1017	.0121	.0332	.0948	.0531	.0332	.0298	-.0249	.0465	.0252	-.0252	.0795	.0190	-.0336
.0144	.1125	.0098	.0465	.0726	.0101	.0398	.0294	-.0281	.0597	.0249	-.0300	.0862	.0179	-.0356
.0213	.1281	.0227	.0597	.0941	.0152	.0465	.0289	-.0268	.0729	.0231	-.0303	.0928	.0451	-.0220
.0250	.1106	.1056	.0729	.1130	.0232	.0531	.0283	-.0284	.0862	.0233	-.0225	.0994	.0168	-.0340
			.0750	.0895	.0868	.0597	.0275	-.0292	.0994	.0198	-.0352	.1060	.0145	-.0337
						.0663	.0277	-.0288	.1126	.0212	-.0352	.1126	.0148	-.0278
						.0729	.0279	-.0303	.1258	.0239	-.0357	.1192	.0123	-.0353
						.0795	.0303	-.0274	.1391	.0305	-.0357	.1258	.0115	-.0366
						.0862	.0332	-.0293				.1325	.0110	-.0355
						.0928	.0378	-.0301				.1391	.0117	-.0363
						.0994	.0453	-.0300				.1457	.0130	-.0346
						.1060	.0542	-.0288				.1523	.0150	-.0357
						.1126	.0697	-.0154				.1589	.0186	-.0348
						.1192	.0862	-.0160				.1655	.0220	-.0351
						.1235	.0990	.0035				.1721	.0278	-.0362
						.1250	.0726	.0629				.1788	.0352	-.0346
												.1854	.0451	-.0345
												.1920	.0612	-.0318
												.1967	.0798	-.0254
												.2000	.0662	.0375

CHORDWISE ROW ON WING

Y = .0729

X	ZC	CP LOWER	CP UPPER
.2917	0.00	.0895	.0868
.3000	1.59	.1130	.0232
.3333	7.98	.0838	-.0150
.3667	14.37	.0655	-.0140
.4000	20.76	.0488	-.0262
.4333	27.14	.0392	-.0236
.4667	33.53	.0320	-.0272
.5000	39.92	.0279	-.0303
.5333	46.31	.0248	-.0221
.5667	52.69	.0240	-.0296
.6000	59.08	.0250	-.0261
.6333	65.47	.0231	-.0301
.6667	71.86	.0237	-.0304
.7000	78.24	.0231	-.0303
.7333	84.63	.0218	-.0357
.7667	91.02	.0196	-.0352
.8000	97.40	.0168	-.0323
.8333			
.8667			
.9000			
.9333			

SWEPT ROW ON WING

Y = .2646(X-.2244)

ZC	CP LOWER	CP UPPER
34.76	.0462	-.0081
35.47	.0435	-.0072
36.23	.0390	-.0120
37.05	.0360	-.0147
37.92	.0337	-.0151
38.88	.0317	-.0165
39.92	.0279	-.0303
41.07	.0265	-.0303
42.34	.0267	-.0288
43.77	.0250	-.0308
45.38	.0239	-.0301
47.22	.0244	-.0298
49.33	.0239	-.0357
51.77	.0234	-.0348
54.65	.0192	-.0353
58.06	.0150	-.0357
62.18	.0121	-.0299
67.25	.0116	-.0322
73.61	.0125	-.0315
81.81	.0156	-.0298

RAKE

TOTAL TUBE	CPT LOWER	CPT UPPER	STATIC PROBE	CP LOWER	CP UPPER
T1	1.5957	1.6818	S1	.0076	-.0197
T2	2.2006	.2186	S2	.0121	-.0333
T3	1.9926	.2075			
T4	1.9799	.1145			
T5	2.2203	.0421			
T6	2.1465	.4266			

TABLE II. - CONTINUED

(D) MACH = 4.63, REYNOLDS NO. = 6.28 MILLION, CONTINUED

ALPHA = 10.00 DEG

CIRCUMFERENTIAL ROWS ON BODY

THETA, DEG	X = .3000			X = .5000			X = .7000			X = .8000		
	Y	CP LOWER	CP UPPER	Y	CP LOWER	CP UPPER	Y	CP LOWER	CP UPPER	Y	CP LOWER	CP UPPER
90.	0.0000	.0942	-.0019	0.0000	.0741	-.0228	0.0000	.0661	-.0251	0.0000	.0655	-.0164
70.	.0080	.0972	-.0024	.0087	.0728	-.0223						
60.	.0119	.0916	-.0111	.0128	.0715	-.0246	.0130	.0631	-.0255	.0130	.0565	-.0159
50.				.0165	.0696	-.0279						
40.				.0198	.0686	-.0296	.0200	.0605	-.0323	.0199	.0402	-.0109
30.				.0224	.0684	-.0299				.0225	.0260	-.0099
20.							.0245	.0619	-.0316	.0245	.0114	-.0102
10.										.0257	-.0054	-.0113
0.										.0260	-.0154	-.0144

SPANWISE ROWS ON WING

X = .1000			X = .3000			X = .5000			X = .7000			X = .8000		
Y	CP LOWER	CP UPPER	Y	CP LOWER	CP UPPER	Y	CP LOWER	CP UPPER	Y	CP LOWER	CP UPPER	Y	CP LOWER	CP UPPER
0.0000	.1587	.0192	.0200	.0888	-.0127	.0266	.0680	-.0299	.0332	.0638	-.0287	.0729	.0539	-.0336
.0081	.1662	.0028	.0332	.1301	.0495	.0332	.0684	-.0298	.0465	.0635	-.0298	.0795	.0581	-.0351
.0144	.1776	.0008	.0465	.1169	.0075	.0398	.0680	-.0307	.0597	.0632	-.0315	.0862	.0561	-.0374
.0213	.1774	.0078	.0597	.1411	.0104	.0465	.0682	-.0293	.0729	.0622	-.0309	.0928	.0791	-.0265
.0250	.1008	.0969	.0729	.1398	.0100	.0531	.0685	-.0307	.0862	.0622	-.0236	.0994	.0541	-.0359
			.0750	.0790	.0803	.0597	.0688	-.0320	.0994	.0622	-.0381	.1060	.0523	-.0349
						.0663	.0702	-.0315	.1126	.0656	-.0362	.1126	.0525	-.0285
						.0729	.0720	-.0333	.1238	.0715	-.0363	.1192	.0504	-.0361
						.0795	.0766	-.0296	.1391	.0810	-.0373	.1258	.0503	-.0383
						.0862	.0813	-.0315				.1325	.0501	-.0365
						.0928	.0876	-.0325				.1391	.0519	-.0377
						.0994	.0966	-.0319				.1457	.0540	-.0355
						.1060	.1065	-.0317				.1523	.0578	-.0369
						.1126	.1211	-.0182				.1589	.0619	-.0351
						.1192	.1319	-.0235				.1655	.0672	-.0360
						.1235	.1224	-.0101				.1721	.0738	-.0370
						.1250	.0631	.0502				.1788	.0826	-.0333
												.1854	.0944	-.0355
												.1920	.1098	-.0348
												.1967	.1202	-.0320
												.2000	.0507	.0186

CHORDWISE ROW ON WING

Y = .0729

X	XC	CP LOWER	CP UPPER
.2917	0.00	.0790	.0803
.3000	1.59	.1398	.0100
.3333	7.98	.1337	-.0227
.3667	14.37	.1162	-.0168
.4000	20.76	.0986	-.0281
.4333	27.14	.0867	-.0256
.4667	33.53	.0781	-.0299
.5000	39.92	.0720	-.0333
.5333	46.31	.0651	-.0231
.5667	52.69	.0654	-.0320
.6000	59.08	.0649	-.0283
.6333	65.47	.0633	-.0314
.6667	71.86	.0626	-.0319
.7000	78.24	.0622	-.0309
.7333	84.63	.0609	-.0374
.7667	91.02	.0574	-.0371
.8000	97.40	.0539	-.0336
.8333			
.8667			
.9000			
.9333			

SWEPT ROW ON WING

Y = .2646(X-.2244)

XC	CP LOWER	CP UPPER
34.76	.0888	-.0127
35.47	.0832	-.0107
36.23	.0805	-.0143
37.05	.0777	-.0166
37.92	.0758	-.0168
38.88	.0740	-.0180
39.92	.0720	-.0333
41.07	.0716	-.0328
42.34	.0727	-.0314
43.77	.0706	-.0332
45.38	.0704	-.0317
47.22	.0704	-.0313
49.33	.0715	-.0363
51.77	.0705	-.0360
54.65	.0652	-.0364
58.06	.0578	-.0369
62.18	.0519	-.0305
67.25	.0520	-.0339
73.61	.0539	-.0336
81.81	.0591	-.0318

RAKE

TOTAL TUBE	CPT LOWER	CPT UPPER	STATIC PROBE	CP LOWER	CP UPPER
T1	1.9811	.3106	S1	.0342	-.0155
T2	2.6008	.4075	S2	.0465	-.0349
T3	2.5305	.2558			
T4	2.5070	.0959			
T5	2.7746	.0293			
T6	2.6464	.0870			

TABLE II. - CONCLUDED

(D) MACH = 4.63, REYNOLDS NO. = 6.29 MILLION, CONCLUDED

ALPHA = 15.00 DEG

CIRCUMFERENTIAL ROWS ON BODY

THETA, DEG	X = .3000			X = .5000			X = .7000			X = .8000		
	Y	CP LOWER	CP UPPER	Y	CP LOWER	CP UPPER	Y	CP LOWER	CP UPPER	Y	CP LOWER	CP UPPER
90.	0.0000	.1757	-.0025	0.0000	.1490	-.0249	0.0000	.1396	-.0273	0.0000	.1376	-.0190
70.	.0080	.1780	-.0054	.0087	.1464	-.0270						
60.	.0119	.1722	-.0107	.0128	.1434	-.0296	.0130	.1337	-.0301	.0130	.1238	-.0185
50.				.0165	.1405	-.0302						
40.				.0198	.1389	-.0297	.0200	.1302	-.0342	.0199	.0984	-.0193
30.				.0224	.1383	-.0305				.0225	.0773	-.0193
20.							.0245	.1326	-.0339	.0245	.0528	-.0192
10.										.0257	.0239	-.0218
0.										.0260	-.0067	-.0013

SPANWISE ROWS ON WING

X = .1000			X = .3000			X = .5000			X = .7000			X = .8000		
Y	CP LOWER	CP UPPER	Y	CP LOWER	CP UPPER	Y	CP LOWER	CP UPPER	Y	CP LOWER	CP UPPER	Y	CP LOWER	CP UPPER
0.0000	.2611	.0212	.0200	.1703	-.0114	.0266	.1387	-.0306	.0332	.1362	-.0295	.0729	.1224	-.0299
.0081	.2701	.0026	.0332	.2019	.0487	.0332	.1393	-.0299	.0465	.1356	-.0299	.0795	.1284	-.0335
.0144	.2752	.0013	.0465	.1977	.0067	.0398	.1395	-.0300	.0597	.1357	-.0301	.0862	.1258	-.0361
.0213	.2475	.0057	.0597	.2208	.0103	.0465	.1403	-.0283	.0729	.1356	-.0274	.0928	.1484	-.0265
.0250	.0943	.0878	.0729	.1783	.0060	.0531	.1417	-.0303	.0862	.1362	-.0220	.0994	.1222	-.0351
			.0750	.0707	.0741	.0597	.1436	-.0317	.0994	.1384	-.0359	.1060	.1213	-.0340
						.0663	.1463	-.0318	.1126	.1425	-.0310	.1126	.1215	-.0278
						.0729	.1491	-.0332	.1258	.1518	-.0326	.1192	.1205	-.0345
						.0795	.1551	-.0290	.1391	.1637	-.0346	.1258	.1206	-.0362
						.0862	.1616	-.0312				.1325	.1204	-.0353
						.0928	.1688	-.0321				.1391	.1229	-.0364
						.0994	.1787	-.0310				.1457	.1265	-.0342
						.1060	.1883	-.0306				.1523	.1306	-.0355
						.1126	.1988	-.0168				.1589	.1368	-.0309
						.1192	.1962	-.0227				.1655	.1432	-.0337
						.1235	.1507	-.0133				.1721	.1505	-.0346
						.1250	.0517	.0436				.1788	.1604	-.0286
												.1854	.1713	-.0318
												.1920	.1835	-.0309
												.1967	.1762	-.0286
												.2000	.0393	.0094

CHORDWISE ROW ON WING

SWEPT ROW ON WING

Y = .0729				Y = .2646(X-.2244)			
X	%C	CP LOWER	CP UPPER	%C	CP LOWER	CP UPPER	
.2917	0.00	.0707	.0741				
.3000	1.59	.1783	.0060	34.76	.1703	-.0114	
.3333	7.98	.2106	-.0221	35.47	.1614	-.0099	
.3667	14.37	.1972	-.0146	36.23	.1591	-.0134	
.4000	20.76	.1807	-.0264	37.05	.1544	-.0154	
.4333	27.14	.1684	-.0241	37.92	.1514	-.0157	
.4667	33.53	.1575	-.0292	38.88	.1496	-.0171	
.5000	39.92	.1491	-.0332	39.92	.1491	-.0332	
.5333	46.31	.1387	-.0210	41.07	.1485	-.0326	
.5667	52.69	.1395	-.0309	42.34	.1497	-.0307	
.6000	59.08	.1383	-.0276	43.77	.1505	-.0329	
.6333	65.47	.1367	-.0265	45.38	.1506	-.0284	
.6667	71.86	.1364	-.0305	47.22	.1506	-.0310	
.7000	78.24	.1356	-.0274	49.33	.1518	-.0326	
.7333	84.63	.1320	-.0349	51.77	.1499	-.0351	
.7667	91.02	.1259	-.0348	54.65	.1411	-.0357	
.8000	97.40	.1224	-.0299	58.06	.1306	-.0355	
.8333				62.18	.1226	-.0292	
.8667				67.25	.1232	-.0335	
.9000				73.61	.1251	-.0333	
.9333				81.81	.1326	-.0295	

RAKE

TOTAL TUBE	CPT LOWER	CPT UPPER	STATIC PROBE	CP LOWER	CP UPPER
T1	2.4867	.3631	S1	.0809	-.0227
T2	3.0705	.1220	S2	.1110	-.0355
T3	3.2087	.1420			
T4	3.1943	.0852			
T5	3.1597	.0023			
T6	3.3118	.1637			

TABLE III. - SHARP, SYMMETRICAL WING SWEEP 63.435 DEG

(A) MACH = 2.36, REYNOLDS NO. = 5.26 MILLION

ALPHA = -.00 DEG

CIRCUMFERENTIAL ROWS ON BODY

THETA, DEG	X = .3000			X = .5000			X = .6500			X = .8000		
	Y	CP LOWER	CP UPPER	Y	CP LOWER	CP UPPER	Y	CP LOWER	CP UPPER	Y	CP LOWER	CP UPPER
90.	0.0000	-.0130	-.0110	0.0000	-.0287	-.0280	0.0000	-.0293	-.0282	0.0000	-.0168	-.0157
70.	.0101	-.0172	-.0148	.0106	-.0279	-.0274						
60.	.0149	-.0196	-.0169	.0155	-.0295	-.0288	.0156	-.0270	-.0260	.0156	-.0126	-.0117
50.	.0193	-.0216	-.0188	.0200	-.0309	-.0302						
40.	.0233	-.0247	-.0223	.0239	-.0321	-.0313	.0239	-.0271	-.0262	.0239	-.0086	-.0078
30.				.0270	-.0347	-.0340				.0270	-.0072	-.0064
20.				.0293	-.0356	-.0345	.0294	-.0249	-.0243	.0294	-.0048	-.0041
10.							.0308	-.0247	-.0237	.0308	-.0040	-.0032
0.										.0313	-.0019	-.0012

SPANWISE ROWS ON WING

X = .1000			X = .3000			X = .5000			X = .6500			X = .8000		
Y	CP LOWER	CP UPPER	Y	CP LOWER	CP UPPER	Y	CP LOWER	CP UPPER	Y	CP LOWER	CP UPPER	Y	CP LOWER	CP UPPER
0.0000	.0693	.0708	.0318	-.0271	-.0246	.0397	-.0336	-.0327	.0397	-.0253	-.0246	.1667	-.0299	-.0289
.0120	.0722	.0747	.0476	-.0361	-.0341	.0476	-.0346	-.0340	.0536	-.0303	-.0295	.1746	-.0471	-.0460
.0242	.1003	.1016	.0662	-.0590	-.0569	.0556	-.0345	-.0340	.0714	-.0326	-.0317	.1826	-.0585	-.0573
.0356	.1460	.1460	.0794	-.0744	-.0723	.0635	-.0355	-.0352	.0873	-.0337	-.0331	.1905	-.0722	-.0707
.0458	.2460	.2466	.0953	-.0550	-.0531	.0714	-.0374	-.0368	.1032	-.0366	-.0361	.1984	-.0725	-.0707
			.1111	-.0087	-.0064	.0794	-.0398	-.0396	.1191	-.0403	-.0399	.2064	-.0766	-.0747
			.1270	.0596	.0604	.0873	-.0431	-.0426	.1349	-.0465	-.0460	.2143	-.0810	-.0795
			.1429	.1353	.1366	.0953	-.0472	-.0466	.1508	-.0534	-.0528	.2223	-.0864	-.0847
						.1032	-.0511	-.0503	.1826	-.0775	-.0761	.2381	-.1036	-.1016
						.1191	-.0607	-.0595	.2064	-.1071	-.1057	.2540	-.1258	-.1243
						.1349	-.0806	-.0795	.2302	-.0838	-.0828	.2699	-.1278	-.1271
						.1508	-.1014	-.1004	.2540	-.0639	-.0632	.2858	-.1193	-.1187
						.1667	-.0907	-.0899	.2778	-.0249	-.0242	.3016	-.1044	-.1036
						.1826	-.0691	-.0685				.3175	-.0847	-.0838
						.1984	-.0416	-.0410				.3334	-.0647	-.0639
						.2143	-.0013	-.0007				.3493	-.0403	-.0396
						.2302	.0505	.0511				.3651	-.0066	-.0059
						.2419	.1227	.1228				.3810	.0249	.0261
												.3905	.0510	.0524

CHORDWISE ROWS ON WING

X	Y = .0476			Y = .1667		
	XC	CP LOWER	CP UPPER	XC	CP LOWER	CP UPPER
.1167	3.63	.1434	.1440			
.1333	6.46	.1188	.1194			
.1667	12.11	.0338	.0349			
.2000	17.76	-.0337	-.0322			
.2333	23.41	-.0326	-.0305			
.2667	29.07	-.0362	-.0339			
.3000	34.72	-.0361	-.0341			
.3333	40.37	-.0322	-.0315	0.00	.1621	.1625
.3500				3.47	.0881	.0891
.3667	46.03	-.0326	-.0318	6.94	.0116	.0123
.4000	51.68	-.0325	-.0319	13.90	-.0377	-.0369
.4333	57.33	-.0332	-.0326	20.85	-.0687	-.0680
.4667	62.98	-.0323	-.0311	27.80	-.0907	-.0899
.5000	68.64	-.0346	-.0340	34.75	-.1014	-.1008
.5333	74.29	-.0302	-.0298	41.71	-.1002	-.0994
.5667	79.94	-.0309	-.0303	48.66	-.0809	-.0801
.6000	85.59	-.0316	-.0309	55.61	-.0681	-.0675
.6333	91.25	-.0286	-.0275	62.56	-.0596	-.0585
.6667	96.90	-.0262	-.0254	69.52	-.0628	-.0620
.7000				76.47	-.0628	-.0618
.7333				83.42	-.0605	-.0594
.7667				90.38	-.0299	-.0289
.8000						
.8333						
.8667						
.9000						
.9333						

SWEPT ROW ON WING

Y = .5027(X-.1684)		
XC	CP LOWER	CP UPPER
29.26	-.0590	-.0569
30.01	-.0707	-.0698
30.81	-.0837	-.0829
31.68	-.0912	-.0904
32.62	-.0942	-.0932
33.64	-.0934	-.0927
34.75	-.0907	-.0899
35.99	-.0874	-.0871
37.36	-.0862	-.0862
38.89	-.0838	-.0836
40.62	-.0792	-.0788
42.58	-.0694	-.0685
44.84	-.0660	-.0650
47.46	-.0745	-.0740
50.53	-.0780	-.0774
54.17	-.0847	-.0838
58.57	-.0875	-.0866
63.99	-.0933	-.0926
70.81	-.0967	-.0959
79.63	-.0971	-.0964

RAKE

TOTAL TUBE	CPT LOWER	CPT UPPER	STATIC PROBE	CP LOWER	CP UPPER
T1	1.6220	1.6226	S1	-.0073	-.0056
T2	1.6516	1.6526	S2	.0082	.0104
T3	1.6978	1.6984			
T4	1.6986	1.6992			
T5	1.7075	1.7073			
T6	1.6888	1.6889			

TABLE III. - CONTINUED

(A) MACH = 2.36, REYNOLDS NO. = 5.26 MILLION, CONTINUED

ALPHA = 1.00 DEG

CIRCUMFERENTIAL ROWS ON BODY

THETA, DEG	X = .3000			X = .5000			X = .6500			X = .8000		
	Y	CP LOWER	CP UPPER	Y	CP LOWER	CP UPPER	Y	CP LOWER	CP UPPER	Y	CP LOWER	CP UPPER
90.	0.0000	-.0025	-.0215	0.0000	-.0186	-.0381	0.0000	-.0193	-.0391	0.0000	-.0119	-.0197
70.	.0101	-.0064	-.0260	.0106	-.0178	-.0373						
60.	.0149	-.0089	-.0282	.0155	-.0191	-.0387	.0156	-.0171	-.0365	.0156	-.0090	-.0145
50.	.0193	-.0101	-.0301	.0200	-.0203	-.0398						
40.	.0233	-.0132	-.0340	.0239	-.0211	-.0409	.0239	-.0169	-.0364	.0239	-.0060	-.0103
30.				.0270	-.0245	-.0440				.0270	-.0053	-.0088
20.				.0293	-.0249	-.0447	.0294	-.0151	-.0345	.0294	-.0031	-.0063
10.							.0308	-.0151	-.0340	.0308	-.0028	-.0042
0.										.0313	-.0011	-.0024

SPANWISE ROWS ON WING

X = .1000			X = .3000			X = .5000			X = .6500			X = .8000		
Y	CP LOWER	CP UPPER	Y	CP LOWER	CP UPPER	Y	CP LOWER	CP UPPER	Y	CP LOWER	CP UPPER	Y	CP LOWER	CP UPPER
0.0000	.0836	.0573	.0318	-.0153	-.0360	.0397	-.0232	-.0428	.0397	-.0154	-.0345	.1667	-.0287	-.0298
.0120	.0894	.0593	.0476	-.0246	-.0456	.0476	-.0241	-.0441	.0556	-.0199	-.0400	.1746	-.0413	-.0487
.0242	.1195	.0841	.0662	-.0453	-.0707	.0556	-.0241	-.0447	.0714	-.0224	-.0424	.1826	-.0485	-.0643
.0356	.1649	.1274	.0794	-.0572	-.0891	.0635	-.0250	-.0457	.0873	-.0235	-.0439	.1905	-.0604	-.0827
.0458	.2593	.2309	.0953	-.0393	-.0675	.0714	-.0266	-.0478	.1032	-.0262	-.0473	.1984	-.0603	-.0830
			.1111	.0084	-.0231	.0794	-.0290	-.0508	.1191	-.0296	-.0512	.2064	-.0641	-.0882
			.1270	.0795	.0419	.0873	-.0319	-.0545	.1349	-.0346	-.0576	.2143	-.0679	-.0936
			.1429	.1672	.1137	.0953	-.0358	-.0586	.1508	-.0409	-.0653	.2223	-.0725	-.1007
						.1032	-.0394	-.0629	.1826	-.0605	-.0955	.2381	-.0850	-.1252
						.1191	-.0477	-.0730	.2064	-.0863	-.1214	.2540	-.1050	-.1409
						.1349	-.0644	-.0978	.2302	-.0674	-.0970	.2699	-.1137	-.1395
						.1508	-.0814	-.1177	.2540	-.0480	-.0774	.2858	-.1065	-.1311
						.1667	-.0754	-.1039	.2778	-.0075	-.0404	.3016	-.0909	-.1166
						.1826	-.0540	-.0827				.3175	-.0714	-.0977
						.1984	-.0256	-.0563				.3334	-.0506	-.0783
						.2143	.0158	-.0180				.3493	-.0245	-.0548
						.2302	.0693	.0319				.3651	.0111	-.0244
						.2419	.1502	.0941				.3810	.0459	.0034
												.3905	.0832	.0193

CHORDWISE ROWS ON WING

X	Y = .0476		
	%C	CP LOWER	CP UPPER
.1167	3.63	.1610	.1266
.1333	6.46	.1385	.0994
.1667	12.11	.0497	.0166
.2000	17.76	-.0197	-.0476
.2333	23.41	-.0195	-.0449
.2667	29.07	-.0243	-.0468
.3000	34.72	-.0246	-.0456
.3333	40.37	-.0207	-.0424
.3500			
.3667	46.03	-.0217	-.0433
.4000	51.68	-.0218	-.0429
.4333	57.33	-.0225	-.0435
.4667	62.98	-.0218	-.0427
.5000	68.64	-.0241	-.0441
.5333	74.29	-.0202	-.0385
.5667	79.94	-.0198	-.0404
.6000	85.59	-.0215	-.0411
.6333	91.25	-.0178	-.0380
.6667	96.90	-.0155	-.0358
.7000			
.7333			
.7667			
.8000			
.8333			
.8667			
.9000			
.9333			

SWEPT ROW ON WING

Y = .5027(X-.1684)		
%C	CP LOWER	CP UPPER
29.26	-.0453	-.0707
30.01	-.0553	-.0877
30.81	-.0655	-.1022
31.68	-.0731	-.1079
32.62	-.0772	-.1083
33.64	-.0772	-.1066
34.75	-.0754	-.1039
35.99	-.0732	-.1006
37.36	-.0725	-.0997
38.89	-.0699	-.0975
40.62	-.0648	-.0930
42.58	-.0534	-.0837
44.84	-.0500	-.0799
47.46	-.0590	-.0881
50.53	-.0622	-.0916
54.17	-.0714	-.0977
58.57	-.0740	-.0998
63.99	-.0805	-.1058
70.81	-.0841	-.1087
79.63	-.0845	-.1091

RAKE

TOTAL TUBE	CPT LOWER	CPT UPPER	STATIC PROBE	CP LOWER	CP UPPER
T1	1.6287	1.6126	S1	-.0053	-.0082
T2	1.6577	1.6400	S2	.0095	.0095
T3	1.6990	1.6912			
T4	1.7009	1.6935			
T5	1.7078	1.7051			
T6	1.6892	1.6894			

TABLE III. - CONTINUED

(A) MACH = 2.36, REYNOLDS NO. = 5.26 MILLION, CONTINUED

ALPHA = 3.00 DEG

CIRCUMFERENTIAL ROWS ON BODY

THETA, DEG	X = .3000			X = .5000			X = .6500			X = .8000		
	Y	CP LOWER	CP UPPER	Y	CP LOWER	CP UPPER	Y	CP LOWER	CP UPPER	Y	CP LOWER	CP UPPER
90.	0.0000	.0214	-.0395	0.0000	.0042	-.0562	0.0000	.0035	-.0566	0.0000	.0005	-.0224
70.	.0101	.0180	-.0443	.0106	.0049	-.0552						
60.	.0149	.0160	-.0468	.0155	.0031	-.0565	.0156	.0059	-.0545	.0156	-.0016	-.0181
50.	.0193	.0147	-.0490	.0200	.0015	-.0576						
40.	.0233	.0114	-.0530	.0239	.0010	-.0587	.0239	.0061	-.0544	.0239	-.0030	-.0156
30.				.0270	-.0018	-.0618				.0270	-.0040	-.0150
20.				.0293	-.0025	-.0620	.0294	.0075	-.0523	.0294	-.0017	-.0111
10.							.0308	.0073	-.0514	.0308	-.0025	-.0076
0.										.0313	-.0030	-.0045

SPANWISE ROWS ON WING

Y	X = .1000			X = .3000			X = .5000			X = .6500			X = .8000		
	CP LOWER	CP UPPER	Y	CP LOWER	CP UPPER	Y	CP LOWER	CP UPPER	Y	CP LOWER	CP UPPER	Y	CP LOWER	CP UPPER	
0.0000	.1155	.0314	.0318	.0092	-.0562	.0397	-.0005	-.0608	.0397	.0070	-.0514	.1667	-.0174	-.0427	
.0120	.1220	.0316	.0476	.0011	-.0662	.0476	-.0011	-.0628	.0556	.0029	-.0584	.1746	-.0214	-.0569	
.0242	.1573	.0501	.0662	-.0160	-.0965	.0556	-.0010	-.0637	.0714	.0004	-.0610	.1826	-.0251	-.0714	
.0356	.2023	.0923	.0794	-.0214	-.1176	.0635	-.0019	-.0654	.0873	-.0001	-.0634	.1905	-.0352	-.0986	
.0458	.2876	.1998	.0953	-.0056	-.0938	.0714	-.0031	-.0677	.1032	-.0020	-.0677	.1984	-.0352	-.0987	
			.1111	.0427	-.0538	.0794	-.0054	-.0711	.1191	-.0054	-.0731	.2064	-.0384	-.1088	
			.1270	.1147	.0070	.0873	-.0077	-.0749	.1349	-.0098	-.0816	.2143	-.0413	-.1178	
			.1429	.2273	.0707	.0953	-.0109	-.0797	.1508	-.0146	-.0913	.2223	-.0446	-.1288	
						.1032	-.0136	-.0856	.1826	-.0281	-.1350	.2381	-.0533	-.1582	
						.1191	-.0198	-.0996	.2064	-.0437	-.1452	.2540	-.0631	-.1633	
						.1349	-.0320	-.1348	.2302	-.0310	-.1225	.2699	-.0768	-.1600	
						.1508	-.0431	-.1430	.2540	-.0130	-.1040	.2858	-.0758	-.1519	
						.1667	-.0380	-.1285	.2778	.0280	-.0702	.3016	-.0598	-.1382	
						.1826	-.0195	-.1091				.3175	-.0407	-.1210	
						.1984	.0085	-.0843				.3334	-.0189	-.1032	
						.2143	.0515	-.0491				.3493	.0095	-.0806	
						.2302	.1074	-.0009				.3651	.0468	-.0536	
						.2419	.1956	-.0003				.3810	.0873	-.0604	
												.3905	.1380	-.0988	

CHORDWISE ROWS ON WING

X	Y = .0476			Y = .1667		
	XC	CP LOWER	CP UPPER	XC	CP LOWER	CP UPPER
.1167	3.63	.1992	.0969			
.1333	6.46	.1767	.0631			
.1667	12.11	.0826	-.0134			
.2000	17.76	.0125	-.0731			
.2333	23.41	.0099	-.0683			
.2667	29.07	.0024	-.0681			
.3000	34.72	.0011	-.0662			
.3333	40.37	.0038	-.0627	0.00	.2445	.0949
.3500				3.47	.1431	.0331
.3667	46.03	.0021	-.0634	6.94	.0631	-.0359
.4000	51.68	.0019	-.0627	13.90	.0115	-.0810
.4333	57.33	.0005	-.0630	20.85	-.0197	-.1084
.4667	62.98	.0010	-.0616	27.80	-.0380	-.1285
.5000	68.64	-.0011	-.0628	34.75	-.0449	-.1388
.5333	74.29	.0004	-.0552	41.71	-.0412	-.1494
.5667	79.94	.0030	-.0587	48.66	-.0332	-.1380
.6000	85.59	.0017	-.0594	55.61	-.0259	-.1124
.6333	91.25	.0055	-.0554	62.56	-.0181	-.0999
.6667	96.90	.0071	-.0532	69.52	-.0248	-.1007
.7000				76.47	-.0260	-.0992
.7333				83.42	-.0247	-.0935
.7667				90.38	-.0174	-.0427
.8000						
.8333						
.8667						
.9000						
.9333						

SWEPT ROW ON WING

Y = .5027(X-.1684)		
XC	CP LOWER	CP UPPER
29.26	-.0160	-.0965
30.01	-.0231	-.1174
30.81	-.0306	-.1322
31.68	-.0358	-.1348
32.62	-.0386	-.1331
33.64	-.0394	-.1310
34.75	-.0380	-.1285
35.99	-.0369	-.1253
37.36	-.0379	-.1240
38.89	-.0352	-.1222
40.62	-.0298	-.1183
42.58	-.0166	-.1099
44.84	-.0126	-.1065
47.46	-.0227	-.1131
50.53	-.0274	-.1160
54.17	-.0407	-.1210
58.57	-.0439	-.1243
63.99	-.0517	-.1278
70.81	-.0563	-.1305
79.63	-.0562	-.1304

RAKE

TOTAL TUBE	CPT LOWER	CPT UPPER	STATIC PROBE	CP LOWER	CP UPPER
T1	1.6442	1.5424	S1	-.0006	-.0116
T2	1.6701	1.5026	S2	.0084	.0073
T3	1.7049	1.5873			
T4	1.6982	1.6506			
T5	1.7025	1.6913			
T6	1.6979	1.6895			

TABLE III. - CONTINUED

(A) MACH = 2.36, REYNOLDS NO. = 5.26 MILLION, CONTINUED

ALPHA = 6.00 DEG

CIRCUMFERENTIAL ROWS ON BODY

THETA, DEG	X = .3000			X = .5000			X = .6500			X = .8000		
	Y	CP LOWER	CP UPPER	Y	CP LOWER	CP UPPER	Y	CP LOWER	CP UPPER	Y	CP LOWER	CP UPPER
90.	0.0000	.0645	-.0635	0.0000	.0431	-.0792	0.0000	.0425	-.0800	0.0000	.0286	-.0179
70.	.0101	.0605	-.0688	.0106	.0437	-.0787						
60.	.0149	.0576	-.0713	.0155	.0414	-.0801	.0156	.0450	-.0770	.0156	.0176	-.0222
50.	.0193	.0568	-.0746	.0200	.0393	-.0813						
40.	.0233	.0536	-.0786	.0239	.0390	-.0822	.0239	.0451	-.0770	.0239	.0052	-.0306
30.				.0270	.0365	-.0853				.0270	-.0011	-.0285
20.				.0293	.0365	-.0850	.0294	.0459	-.0750	.0294	-.0022	-.0218
10.							.0308	.0454	-.0736	.0308	-.0055	-.0173
0.										.0313	-.0086	-.0128

SPANWISE ROWS ON WING

X = .1000			X = .3000			X = .5000			X = .6500			X = .8000		
Y	CP LOWER	CP UPPER	Y	CP LOWER	CP UPPER	Y	CP LOWER	CP UPPER	Y	CP LOWER	CP UPPER	Y	CP LOWER	CP UPPER
0.0000	.1676	-.0013	.0318	.0516	-.0838	.0397	.0393	-.0840	.0397	.0457	-.0730	.1667	.0189	-.0933
.0120	.1769	-.0055	.0476	.0444	-.0958	.0476	.0385	-.0879	.0556	.0419	-.0813	.1746	.0189	-.0993
.0242	.2176	.0008	.0662	.0311	-.1317	.0556	.0390	-.0898	.0714	.0393	-.0844	.1826	.0162	-.1038
.0356	.2612	.0380	.0794	.0326	-.1519	.0635	.0387	-.0927	.0873	.0393	-.0890	.1905	.0061	-.1139
.0458	.3335	.1487	.0953	.0528	-.1335	.0714	.0377	-.0976	.1032	.0382	-.1008	.1984	.0065	-.1180
			.1111	.0989	-.0975	.0794	.0357	-.1034	.1191	.0356	-.1173	.2064	.0043	-.1218
			.1270	.1670	-.0389	.0873	.0340	-.1103	.1349	.0316	-.1259	.2143	.0023	-.1282
			.1429	.2923	-.0362	.0953	.0315	-.1186	.1508	.0287	-.1308	.2223	.0002	-.1377
						.1032	.0297	-.1255	.1826	.0222	-.1638	.2381	-.0051	-.1731
						.1191	.0272	-.1369	.2064	.0170	-.1749	.2540	-.0089	-.1872
						.1349	.0191	-.1657	.2302	.0300	-.1539	.2699	-.0171	-.1840
						.1508	.0136	-.1741	.2540	.0464	-.1329	.2858	-.0212	-.1758
						.1667	.0203	-.1609	.2778	.0864	-.1084	.3016	-.0087	-.1612
						.1826	.0385	-.1423				.3175	.0125	-.1443
						.1984	.0668	-.1178				.3334	.0354	-.1485
						.2143	.1086	-.0805				.3493	.0648	-.1474
						.2302	.1638	-.0971				.3651	.1021	-.1479
						.2419	.2315	-.1428				.3810	.1462	-.1600
												.3905	.1964	-.1802

CHORDWISE ROWS ON WING

X	Y = .0476		Y = .1667	
	XC	CP LOWER UPPER	XC	CP LOWER UPPER
.1167	3.63	.2594 .0553		
.1333	6.46	.2356 .0090		
.1667	12.11	.1372 -.0590		
.2000	17.76	.0678 -.1084		
.2333	23.41	.0578 -.0987		
.2667	29.07	.0476 -.0982		
.3000	34.72	.0444 -.0958		
.3333	40.37	.0456 -.0932	0.00	.2807 -.0607
.3500			3.47	.1967 -.0184
.3667	46.03	.0434 -.0922	6.94	.1203 -.0737
.4000	51.68	.0425 -.0904	13.90	.0694 -.1166
.4333	57.33	.0407 -.0899	20.85	.0379 -.1421
.4667	62.98	.0410 -.0877	27.80	.0203 -.1609
.5000	68.64	.0385 -.0879	34.75	.0128 -.1688
.5333	74.29	.0358 -.0766	41.71	.0133 -.1787
.5667	79.94	.0417 -.0824	48.66	.0161 -.1669
.6000	85.59	.0400 -.0818	55.61	.0218 -.1448
.6333	91.25	.0452 -.0766	62.56	.0282 -.1358
.6667	96.90	.0461 -.0743	69.52	.0185 -.1379
.7000			76.47	.0162 -.1387
.7333			83.42	.0166 -.1309
.7667			90.38	.0189 -.0933
.8000				
.8333				
.8667				
.9000				
.9333				

SWEPT ROW ON WING

Y = .5027(X-.1684)		
XC	CP LOWER	CP UPPER
29.26	.0311	-.1317
30.01	.0289	-.1523
30.81	.0237	-.1653
31.68	.0201	-.1678
32.62	.0192	-.1666
33.64	.0181	-.1639
34.75	.0203	-.1609
35.99	.0211	-.1565
37.36	.0191	-.1547
38.89	.0226	-.1528
40.62	.0287	-.1481
42.58	.0454	-.1405
44.84	.0504	-.1358
47.46	.0377	-.1397
50.53	.0312	-.1405
54.17	.0125	-.1443
58.57	.0077	-.1552
63.99	-.0016	-.1668
70.81	-.0077	-.1741
79.63	-.0060	-.1775

RAKE

TOTAL TUBE	CPT LOWER	CPT UPPER	STATIC PROBE	CP LOWER	CP UPPER
T1	1.6730	1.5070	S1	.0050	-.0180
T2	1.6948	1.1854	S2	-.0048	.0058
T3	1.7089	1.3782			
T4	1.6755	1.4843			
T5	1.5550	1.4464			
T6	1.6891	1.6894			

TABLE III. - CONTINUED
 (A) MACH = 2.36, REYNOLDS NO. = 5.26 MILLION, CONTINUED
 ALPHA = 10.00 DEG

CIRCUMFERENTIAL ROWS ON BODY

THETA, DEG	X = .3000			X = .5000			X = .6500			X = .8000		
	Y	CP LOWER	CP UPPER	Y	CP LOWER	CP UPPER	Y	CP LOWER	CP UPPER	Y	CP LOWER	CP UPPER
90.	0.0000	.1300	-.0886	0.0000	.1058	-.1049	0.0000	.1041	-.1055	0.0000	.0782	-.0071
70.	.0101	.1267	-.0936	.0106	.1069	-.1040						
60.	.0149	.1233	-.0965	.0155	.1049	-.1054	.0156	.1067	-.1020	.0156	.0561	-.0298
50.	.0193	.1225	-.1017	.0200	.1030	-.1069						
40.	.0233	.1197	-.1055	.0239	.1017	-.1076	.0239	.1070	-.1019	.0239	.0267	-.0533
30.				.0270	.0994	-.1099				.0270	.0110	-.0514
20.				.0293	.0984	-.1093	.0294	.1079	-.1005	.0294	.0023	-.0440
10.							.0308	.1065	-.0995	.0308	-.0085	-.0367
0.										.0313	-.0198	-.0283

SPANWISE ROWS ON WING

Y	X = .1000			X = .3000			X = .5000			X = .6500			X = .8000		
	CP LOWER	CP UPPER	Y	CP LOWER	CP UPPER	Y	CP LOWER	CP UPPER	Y	CP LOWER	CP UPPER	Y	CP LOWER	CP UPPER	
0.0000	.2480	-.0367	.0318	.1181	-.1153	.0397	.1021	-.1070	.0397	.1073	-.0989	.1667	.0817	-.1301	
.0120	.2561	-.0447	.0476	.1123	-.1430	.0476	.1009	-.1095	.0556	.1040	-.1038	.1746	.0837	-.1273	
.0242	.2989	-.0599	.0662	.1022	-.1679	.0556	.1024	-.1118	.0714	.1011	-.1031	.1826	.0815	-.1325	
.0356	.3411	-.0391	.0794	.1119	-.1754	.0635	.1029	-.1209	.0873	.1022	-.1188	.1905	.0718	-.1506	
.0458	.3847	.0669	.0953	.1385	-.1741	.0714	.1023	-.1455	.1032	.1014	-.1749	.1984	.0718	-.1506	
			.1111	.1846	-.1382	.0794	.1007	-.1698	.1191	.1000	-.1808	.2064	.0702	-.1576	
			.1270	.2476	-.0895	.0873	.0995	-.1783	.1349	.0983	-.1712	.2143	.0690	-.1636	
			.1429	.3755	-.1706	.0953	.0981	-.1780	.1508	.0971	-.1664	.2223	.0682	-.1709	
						.1032	.0972	-.1747	.1826	.0981	-.1789	.2381	.0656	-.1898	
						.1191	.0976	-.1735	.2064	.0994	-.1956	.2540	.0654	-.2033	
						.1349	.0947	-.1798	.2302	.1169	-.1982	.2699	.0588	-.2125	
						.1508	.0944	-.1922	.2540	.1341	-.1968	.2858	.0553	-.2143	
						.1667	.1037	-.1860	.2778	.1721	-.1952	.3016	.0672	-.2110	
						.1826	.1229	-.1729				.3175	.0906	-.2069	
						.1984	.1508	-.1773				.3334	.1160	-.2036	
						.2143	.1912	-.1764				.3493	.1479	-.2029	
						.2302	.2434	-.1892				.3651	.1833	-.2052	
						.2419	.3036	-.2138				.3810	.2222	-.2165	
												.3905	.2754	-.2241	

CHORDWISE ROWS ON WING

X	Y = .0476		
	XC	CP LOWER	CP UPPER
.1167	3.63	.3321	-.0195
.1333	6.46	.3200	-.0587
.1667	12.11	.2199	-.1204
.2000	17.76	.1493	-.1502
.2333	23.41	.1302	-.1276
.2667	29.07	.1161	-.1425
.3000	34.72	.1123	-.1430
.3333	40.37	.1122	-.1370
.3500			
.3667	46.03	.1093	-.1298
.4000	51.68	.1073	-.1222
.4333	57.33	.1050	-.1166
.4667	62.98	.1056	-.1033
.5000	68.64	.1009	-.1095
.5333	74.29	.0980	-.0946
.5667	79.94	.1041	-.1039
.6000	85.59	.1023	-.1044
.6333	91.25	.1078	-.1004
.6667	96.90	.1078	-.1005
.7000			
.7333			
.7667			
.8000			
.8333			
.8667			
.9000			
.9333			

SWEPT ROW ON WING

XC	Y = .1667			XC	Y = .5027(X-.1684)		
	CP LOWER	CP UPPER	Y		CP LOWER	CP UPPER	Y
0.00	.3502	-.1365	29.26	.1022	-.1679		
3.47	.2724	-.1564	30.01	.1057	-.1727		
6.94	.2035	-.1472	30.81	.1033	-.1803		
13.90	.1540	-.1530	31.68	.1009	-.1873		
20.85	.1225	-.1690	32.62	.1005	-.1927		
27.80	.1037	-.1860	33.64	.1002	-.1908		
34.75	.0932	-.1919	34.75	.1037	-.1860		
41.71	.0903	-.1904	35.99	.1039	-.1813		
48.66	.0905	-.1800	37.36	.1030	-.1872		
55.61	.0941	-.1724	38.89	.1069	-.1959		
62.56	.0991	-.1683	40.62	.1144	-.1976		
69.52	.0854	-.1703	42.58	.1349	-.1961		
76.47	.0808	-.1705	44.84	.1415	-.1958		
83.42	.0813	-.1663	47.46	.1238	-.2010		
90.38	.0817	-.1301	50.53	.1114	-.2043		
			54.17	.0906	-.2069		
			58.57	.0822	-.2110		
			63.99	.0705	-.2124		
			70.81	.0653	-.2090		
			79.63	.0689	-.1873		

RAKE

TOTAL TUBE	CPT LOWER	CPT UPPER	STATIC PROBE	CP LOWER	CP UPPER
T1	1.7293	.9300	S1	.0123	-.0212
T2	1.7170	1.2807	S2	-.0556	-.0616
T3	1.7177	1.5523			
T4	1.6373	1.5127			
T5	1.6775	.4166			
T6	1.6851	1.6929			

TABLE III. - CONTINUED

(A) MACH = 2.36, REYNOLDS NO. = 5.26 MILLION, CONCLUDED

ALPHA = 15.00 DEG

CIRCUMFERENTIAL ROWS ON BODY

THETA, DEG	X = .3000			X = .5000			X = .6500			X = .8000		
	Y	CP LOWER	CP UPPER	Y	CP LOWER	CP UPPER	Y	CP LOWER	CP UPPER	Y	CP LOWER	CP UPPER
90.	0.0000	.2326	-.1138	0.0000	.2044	-.1324	0.0000	.2046	-.1326	0.0000	.1549	.0100
70.	.0101	.2268	-.1190	.0106	.2063	-.1313						
60.	.0149	.2226	-.1220	.0155	.2036	-.1336	.0156	.2045	-.1320	.0156	.1184	-.0424
50.	.0193	.2210	-.1308	.0200	.2003	-.1365						
40.	.0233	.2162	-.1321	.0239	.1989	-.1387	.0239	.2046	-.1322	.0239	.0636	-.0895
30.				.0270	.1967	-.1407				.0270	.0339	-.0921
20.				.0293	.1952	-.1394	.0294	.2033	-.1299	.0294	.0125	-.0807
10.							.0308	.2012	-.1286	.0308	-.0104	-.0667
0.										.0313	-.0371	-.0507

SPANWISE ROWS ON WING

X = .1000			X = .3000			X = .5000			X = .6500			X = .8000		
Y	CP LOWER	CP UPPER	Y	CP LOWER	CP UPPER	Y	CP LOWER	CP UPPER	Y	CP LOWER	CP UPPER	Y	CP LOWER	CP UPPER
0.0000	.3736	-.0707	.0318	.2162	-.1475	.0397	.2011	-.1374	.0397	.2019	-.1265	.1667	.1736	-.1837
.0120	.3833	-.0981	.0476	.2133	-.1962	.0476	.2000	-.1428	.0556	.1975	-.1313	.1746	.1793	-.1860
.0242	.4267	-.1246	.0862	.2102	-.1898	.0556	.2012	-.1584	.0714	.1942	-.1528	.1826	.1783	-.1858
.0356	.4605	-.0963	.0794	.2264	-.1935	.0635	.2019	-.1878	.0873	.1958	-.2007	.1905	.1686	-.1917
.0458	.4637	-.0822	.0953	.2569	-.2040	.0714	.2018	-.2043	.1032	.1972	-.2089	.1984	.1687	-.1919
			.1111	.3035	-.1966	.0794	.2008	-.2005	.1191	.1981	-.2046	.2064	.1677	-.1975
			.1270	.3580	-.1957	.0873	.2006	-.1972	.1349	.1974	-.2056	.2143	.1671	-.1996
			.1429	.4124	-.2138	.0953	.1998	-.1950	.1508	.1978	-.2059	.2223	.1668	-.2025
						.1032	.1995	-.1998	.1826	.2063	-.2107	.2381	.1641	-.2105
						.1191	.2031	-.2064	.2064	.2130	-.2142	.2540	.1677	-.2167
						.1349	.2042	-.2087	.2302	.2380	-.2216	.2699	.1645	-.2205
						.1508	.2085	-.2124	.2540	.2602	-.2251	.2858	.1631	-.2225
						.1667	.2204	-.2180	.2778	.2936	-.2247	.3016	.1746	-.2209
						.1826	.2411	-.2200				.3175	.1966	-.2228
						.1984	.2679	-.2201				.3334	.2223	-.2225
						.2143	.3054	-.2213				.3493	.2575	-.2224
						.2302	.3477	-.2271				.3691	.2934	-.2221
						.2419	.3922	-.2314				.3810	.3268	-.2205
												.3905	.3673	-.2211

CHORDWISE ROWS ON WING

Y = .0476			
X	%C	CP LOWER	CP UPPER
.1167	3.63	.4438	-.0733
.1333	6.46	.4366	-.1095
.1667	12.11	.3382	-.1716
.2000	17.76	.2660	-.1810
.2333	23.41	.2386	-.1562
.2667	29.07	.2205	-.1842
.3000	34.72	.2133	-.1962
.3333	40.37	.2150	-.1994
.3500			
.3667	46.03	.2119	-.1920
.4000	51.68	.2088	-.1723
.4333	57.33	.2049	-.1582
.4667	62.98	.2044	-.1461
.5000	68.64	.2000	-.1428
.5333	74.29	.1951	-.1210
.5667	79.94	.2002	-.1344
.6000	85.59	.1966	-.1332
.6333	91.25	.2039	-.1281
.6667	96.90	.2031	-.1279
.7000			
.7333			
.7667			
.8000			
.8333			
.8667			
.9000			
.9333			

SWEPT ROW ON WING

Y = .5027(X-.1684)			
%C	CP LOWER	CP UPPER	
29.26	.2102	-.1898	
30.01	.2197	-.1920	
30.81	.2186	-.2023	
31.68	.2162	-.2088	
32.62	.2167	-.2128	
33.64	.2160	-.2158	
34.75	.2204	-.2180	
35.99	.2217	-.2214	
37.36	.2185	-.2231	
38.89	.2227	-.2233	
40.62	.2338	-.2250	
42.58	.2598	-.2241	
44.84	.2599	-.2235	
47.46	.2337	-.2244	
50.53	.2199	-.2256	
54.17	.1966	-.2228	
58.57	.1849	-.2232	
63.99	.1757	-.2215	
70.81	.1727	-.2184	
79.63	.1792	-.2145	

RAKE

TOTAL TURE	CPT LOWER	CPT UPPER	STATIC PROBE	CP LOWER	CP UPPER
T1	1.8060	1.5624	S1	.0209	-.0320
T2	1.7557	1.2005	S2	-.0195	-.1185
T3	1.5948	1.1683			
T4	1.5441	1.2921			
T5	1.4277	.3580			
T6	1.8090	1.3047			

TABLE III. - CONTINUED

(B) MACH = 2.96, REYNOLDS NO. = 5.24 MILLION

ALPHA = -.01 DEG

CIRCUMFERENTIAL ROWS ON BODY

THETA, DEG	X = .3000			X = .5000			X = .6500			X = .8000		
	Y	CP LOWER	CP UPPER	Y	CP LOWER	CP UPPER	Y	CP LOWER	CP UPPER	Y	CP LOWER	CP UPPER
90.	0.0000	-.0041	-.0026	0.0000	-.0207	-.0205	0.0000	-.0199	-.0198	0.0000	-.0130	-.0126
70.	.0101	-.0107	-.0092	.0106	-.0211	-.0209						
60.	.0149	-.0126	-.0115	.0155	-.0223	-.0222	.0156	-.0178	-.0178	.0156	-.0111	-.0107
50.	.0193	-.0137	-.0122	.0200	-.0231	-.0231						
40.	.0233	-.0169	-.0151	.0239	-.0236	-.0235	.0239	-.0179	-.0178	.0239	-.0079	-.0076
30.				.0270	-.0260	-.0258				.0270	-.0066	-.0064
20.				.0293	-.0259	-.0257	.0294	-.0172	-.0171	.0294	-.0051	-.0051
10.							.0308	-.0165	-.0166	.0308	-.0040	-.0038
0.										.0313	-.0023	-.0022

SPANWISE ROWS ON WING

X = .1000			X = .3000			X = .5000			X = .6500			X = .8000		
Y	CP LOWER	CP UPPER	Y	CP LOWER	CP UPPER	Y	CP LOWER	CP UPPER	Y	CP LOWER	CP UPPER	Y	CP LOWER	CP UPPER
0.0000	.0547	.0551	.0318	-.0194	-.0177	.0397	-.0250	-.0246	.0397	-.0171	-.0171	.1667	-.0349	-.0349
.0120	.0627	.0640	.0476	-.0279	-.0261	.0476	-.0254	-.0253	.0556	-.0206	-.0206	.1746	-.0441	-.0449
.0242	.0885	.0900	.0662	-.0531	-.0511	.0556	-.0259	-.0256	.0714	-.0222	-.0223	.1826	-.0504	-.0500
.0356	.1417	.1420	.0794	-.0518	-.0510	.0635	-.0268	-.0266	.0873	-.0239	-.0240	.1905	-.0614	-.0607
.0458	.2464	.2469	.0953	-.0261	-.0242	.0714	-.0284	-.0286	.1032	-.0271	-.0272	.1984	-.0615	-.0607
			.1111	.0176	.0196	.0794	-.0306	-.0307	.1191	-.0309	-.0311	.2064	-.0697	-.0688
			.1270	.0827	.0830	.0873	-.0340	-.0339	.1349	-.0371	-.0372	.2143	-.0785	-.0775
			.1429	.1464	.1459	.0953	-.0379	-.0378	.1508	-.0445	-.0447	.2223	-.0840	-.0832
						.1032	-.0423	-.0419	.1826	-.0797	-.0794	.2381	-.0847	-.0841
						.1191	-.0579	-.0573	.2064	-.0692	-.0694	.2540	-.0811	-.0809
						.1349	-.0741	-.0734	.2302	-.0413	-.0412	.2699	-.0761	-.0759
						.1508	-.0656	-.0652	.2540	-.0197	-.0198	.2858	-.0678	-.0677
						.1667	-.0492	-.0490	.2778	.0166	.0168	.3016	-.0535	-.0536
						.1826	-.0290	-.0287				.3175	-.0359	-.0354
						.1984	-.0034	-.0029				.3334	-.0163	-.0159
						.2143	.0334	.0340				.3493	.0067	.0073
						.2302	.0811	.0816				.3651	.0379	.0387
						.2419	.1481	.1488				.3810	.0678	.0687
												.3905	.0949	.0960

CHORDWISE ROWS ON WING

X	Y = .0476		
	XC	CP LOWER	CP UPPER
.1167	3.63	.1491	.1482
.1333	6.46	.1187	.1181
.1667	12.11	.0416	.0425
.2000	17.76	-.0161	-.0152
.2333	23.41	-.0142	-.0132
.2667	29.07	-.0262	-.0246
.3000	34.72	-.0279	-.0261
.3333	40.37	-.0222	-.0220
.3500			
.3667	46.03	-.0252	-.0250
.4000	51.68	-.0291	-.0249
.4333	57.33	-.0291	-.0291
.4667	62.98	-.0243	-.0242
.5000	68.64	-.0254	-.0253
.5333	74.29	-.0185	-.0182
.5667	79.94	-.0219	-.0218
.6000	85.59	-.0224	-.0223
.6333	91.25	-.0193	-.0196
.6667	96.90	-.0190	-.0188
.7000			
.7333			
.7667			
.8000			
.8333			
.8667			
.9000			
.9333			

SWEPT ROW ON WING

Y = .5027(X-.1684)		
XC	CP LOWER	CP UPPER
29.26	-.0531	-.0511
30.01	-.0612	-.0608
30.81	-.0614	-.0613
31.68	-.0591	-.0588
32.62	-.0561	-.0559
33.64	-.0520	-.0517
34.75	-.0492	-.0490
35.99	-.0451	-.0455
37.36	-.0428	-.0431
38.89	-.0395	-.0397
40.62	-.0345	-.0348
42.58	-.0270	-.0265
44.84	-.0212	-.0206
47.46	-.0275	-.0269
50.53	-.0308	-.0301
54.17	-.0359	-.0354
58.57	-.0336	-.0328
63.99	-.0393	-.0388
70.81	-.0417	-.0412
79.63	-.0415	-.0410

RAKE

TOTAL TUBE	CPT LOWER	CPT UPPER	STATIC PROBE	CP LOWER	CP UPPER
T1	1.6944	1.6952	S1	-.0065	-.0047
T2	1.6442	1.6455	S2	-.0011	.0001
T3	1.7263	1.7265			
T4	1.7691	1.7698			
T5	1.6947	1.6941			
T6	1.7344	1.7342			

TABLE III. - CONTINUED
 (B) MACH = 2.96, REYNOLDS NO. = 5.24 MILLION, CONTINUED
 ALPHA = 1.00 DEG

CIRCUMFERENTIAL ROWS ON BODY

THETA, DEG	X = .3000			X = .5000			X = .6500			X = .8000		
	Y	CP LOWER	CP UPPER	Y	CP LOWER	CP UPPER	Y	CP LOWER	CP UPPER	Y	CP LOWER	CP UPPER
90.	0.0000	.0039	-.0110	0.0000	-.0125	-.0286	0.0000	-.0116	-.0277	0.0000	-.0079	-.0169
70.	.0101	-.0024	-.0181	.0106	-.0130	-.0290						
60.	.0149	-.0035	-.0194	.0155	-.0143	-.0301	.0156	-.0098	-.0257	.0156	-.0079	-.0132
50.	.0193	-.0046	-.0206	.0200	-.0153	-.0311						
40.	.0233	-.0075	-.0242	.0239	-.0158	-.0316	.0239	-.0097	-.0257	.0239	-.0064	-.0094
30.				.0270	-.0177	-.0338				.0270	-.0054	-.0080
20.				.0293	-.0177	-.0338	.0294	-.0090	-.0253	.0294	-.0038	-.0064
10.							.0308	-.0085	-.0245	.0308	-.0037	-.0046
0.										.0313	-.0023	-.0029

SPANWISE ROWS ON WING

X = .1000			X = .3000			X = .5000			X = .6500			X = .8000		
Y	CP LOWER	CP UPPER	Y	CP LOWER	CP UPPER	Y	CP LOWER	CP UPPER	Y	CP LOWER	CP UPPER	Y	CP LOWER	CP UPPER
0.0000	.0650	.0437	.0318	-.0093	-.0262	.0397	-.0169	-.0330	.0397	-.0089	-.0249	.1667	-.0318	-.0363
.0120	.0749	.0507	.0476	-.0171	-.0353	.0476	-.0172	-.0337	.0556	-.0124	-.0287	.1746	-.0371	-.0478
.0242	.1023	.0724	.0662	-.0401	-.0617	.0556	-.0174	-.0342	.0714	-.0137	-.0304	.1826	-.0411	-.0573
.0356	.1556	.1247	.0794	-.0399	-.0606	.0635	-.0184	-.0354	.0873	-.0150	-.0325	.1905	-.0490	-.0725
.0458	.2570	.2339	.0953	-.0124	-.0358	.0714	-.0201	-.0370	.1032	-.0183	-.0365	.1984	-.0490	-.0726
			.1111	.0323	.0059	.0794	-.0223	-.0392	.1191	-.0218	-.0405	.2064	-.0553	-.0823
			.1270	.0959	.0698	.0873	-.0247	-.0431	.1349	-.0273	-.0476	.2143	-.0639	-.0896
			.1429	.1709	.1333	.0953	-.0283	-.0474	.1508	-.0338	-.0567	.2223	-.0720	-.0930
						.1032	-.0323	-.0527	.1826	-.0650	-.0848	.2381	-.0758	-.0927
						.1191	-.0441	-.0711	.2064	-.0555	-.0744	.2540	-.0727	-.0890
						.1349	-.0632	-.0829	.2302	-.0304	-.0518	.2699	-.0676	-.0844
						.1508	-.0557	-.0746	.2540	-.0079	-.0311	.2858	-.0586	-.0766
						.1667	-.0388	-.0595	.2778	.0297	.0040	.3016	-.0437	-.0629
						.1826	-.0176	-.0398				.3175	-.0257	-.0457
						.1984	.0093	-.0152				.3334	-.0051	-.0272
						.2143	.0477	.0203				.3493	.0192	-.0046
						.2302	.0975	.0666				.3651	.0529	.0230
						.2419	.1725	.1216				.3810	.0864	.0484
												.3905	.1225	.0694

CHORDWISE ROWS ON WING

X	Y = .0476		
	XC	CP LOWER	CP UPPER
.1167	3.63	.1616	.1384
.1333	6.46	.1335	.1051
.1667	12.11	.0548	.0286
.2000	17.76	-.0047	-.0248
.2333	23.41	-.0055	-.0203
.2667	29.07	-.0169	-.0343
.3000	34.72	-.0171	-.0353
.3333	40.37	-.0133	-.0310
.3500			
.3667	46.03	-.0166	-.0339
.4000	51.68	-.0166	-.0339
.4333	57.33	-.0168	-.0336
.4667	62.98	-.0161	-.0328
.5000	68.64	-.0172	-.0337
.5333	74.29	-.0116	-.0253
.5667	79.94	-.0139	-.0300
.6000	85.59	-.0134	-.0301
.6333	91.25	-.0108	-.0273
.6667	96.90	-.0107	-.0271
.7000			
.7333			
.7667			
.8000			
.8333			
.8667			
.9000			
.9333			

SWEEP ROW ON WING

X	Y = .1667			Y = .5027(X-.1684)		
	XC	CP LOWER	CP UPPER	XC	CP LOWER	CP UPPER
0.00	.2034	.1589				
3.47	.1300	.0993	29.26	-.0401	-.0617	
6.94	.0573	.0310	30.01	-.0502	-.0714	
13.90	.0121	-.0117	30.81	-.0510	-.0714	
20.85	-.0166	-.0385	31.68	-.0490	-.0682	
27.80	-.0388	-.0595	32.62	-.0459	-.0658	
34.75	-.0509	-.0705	33.64	-.0417	-.0621	
41.71	-.0623	-.0808	34.75	-.0388	-.0595	
48.66	-.0654	-.0852	35.99	-.0348	-.0560	
55.61	-.0569	-.0836	37.36	-.0326	-.0534	
62.56	-.0442	-.0725	38.89	-.0290	-.0502	
69.52	-.0432	-.0664	40.62	-.0236	-.0452	
76.47	-.0422	-.0629	42.58	-.0148	-.0378	
83.42	-.0402	-.0595	44.84	-.0092	-.0323	
90.38	-.0318	-.0363	47.46	-.0156	-.0382	
			50.93	-.0195	-.0411	
			54.17	-.0257	-.0457	
			58.57	-.0233	-.0437	
			63.99	-.0296	-.0492	
			70.81	-.0319	-.0509	
			79.63	-.0319	-.0509	

RAKE

TOTAL TUBE	CPT LOWER	CPT UPPER	STATIC PROBE	CP LOWER	CP UPPER
T1	1.7052	1.6718	S1	-.0044	-.0069
T2	1.6587	1.5974	S2	.0004	-.0010
T3	1.7280	1.6976			
T4	1.7687	1.7518			
T5	1.6774	1.6961			
T6	1.7295	1.7326			

TABLE III. - CONTINUED

(B) MACH = 2.96, REYNOLDS NO. = 5.24 MILLION, CONTINUED

ALPHA = 3.00 DEG

CIRCUMFERENTIAL ROWS ON BODY

THETA, DEG	X = .3000			X = .5000			X = .6500			X = .8000		
	Y	CP LOWER	CP UPPER	Y	CP LOWER	CP UPPER	Y	CP LOWER	CP UPPER	Y	CP LOWER	CP UPPER
90.	0.0000	.0236	-.0240	0.0000	.0057	-.0426	0.0000	.0064	-.0424	0.0000	.0062	-.0212
70.	.0101	.0172	-.0323	.0106	.0053	-.0427						
60.	.0149	.0153	-.0338	.0155	.0040	-.0438	.0156	.0079	-.0400	.0156	.0014	-.0175
50.	.0193	.0144	-.0354	.0200	.0031	-.0446						
40.	.0233	.0116	-.0386	.0239	.0024	-.0450	.0239	.0080	-.0398	.0239	-.0028	-.0145
30.				.0270	.0003	-.0476				.0270	-.0042	-.0137
20.				.0293	.0004	-.0475	.0294	.0090	-.0396	.0294	-.0028	-.0108
10.							.0308	.0094	-.0390	.0308	-.0032	-.0075
0.										.0313	-.0037	-.0054

SPANWISE ROWS ON WING

X = .1000			X = .3000			X = .5000			X = .6500			X = .8000		
Y	CP LOWER	CP UPPER	Y	CP LOWER	CP UPPER	Y	CP LOWER	CP UPPER	Y	CP LOWER	CP UPPER	Y	CP LOWER	CP UPPER
0.0000	.0928	.0216	.0318	.0092	-.0419	.0397	.0015	-.0471	.0397	.0088	-.0386	.1667	-.0154	-.0440
.0120	.1049	.0271	.0476	.0018	-.0539	.0476	.0014	-.0485	.0556	.0057	-.0432	.1746	-.0175	-.0519
.0242	.1372	.0437	.0662	-.0164	-.0781	.0556	.0015	-.0498	.0714	.0043	-.0460	.1826	-.0203	-.0601
.0356	.1886	.0904	.0794	-.0177	-.0780	.0635	.0007	-.0519	.0873	.0033	-.0497	.1905	-.0268	-.0827
.0458	.2820	.2067	.0953	.0127	-.0564	.0714	-.0006	-.0542	.1032	.0006	-.0547	.1984	-.0269	-.0828
			.1111	.0604	-.0186	.0794	-.0026	-.0577	.1191	-.0025	-.0611	.2064	-.0299	-.0961
			.1270	.1279	.0401	.0873	-.0050	-.0616	.1349	-.0065	-.0681	.2143	-.0336	-.1039
			.1429	.2258	.0911	.0953	-.0079	-.0662	.1508	-.0116	-.0773	.2223	-.0387	-.1071
						.1032	-.0110	-.0736	.1826	-.0339	-.1010	.2381	-.0515	-.1062
						.1191	-.0186	-.0904	.2064	-.0335	-.0913	.2540	-.0524	-.1030
						.1349	-.0348	-.0986	.2302	-.0061	-.0712	.2699	-.0480	-.0989
						.1508	-.0337	-.0911	.2540	.0183	-.0519	.2858	-.0383	-.0916
						.1667	-.0166	-.0780	.2778	.0596	-.0203	.3016	-.0226	-.0796
						.1826	.0066	-.0603				.3175	-.0032	-.0643
						.1984	.0356	-.0369				.3334	.0198	-.0468
						.2143	.0760	-.0048				.3493	.0467	-.0252
						.2302	.1299	.0412				.3651	.0826	-.0020
						.2419	.2174	.0711				.3810	.1224	.0022
												.3905	.1684	-.0075

CHORDWISE ROWS ON WING

X	Y = .0476		Y = .1667			
	ZC	CP LOWER	CP UPPER	ZC	CP LOWER	CP UPPER
.1167	3.63	.0206	.1094			
.1333	6.46	.1685	.0734			
.1667	12.11	.0857	.0015			
.2000	17.76	.0204	-.0466			
.2333	23.41	.0163	-.0347			
.2667	29.07	.0048	-.0515			
.3000	34.72	.0018	-.0539			
.3333	40.37	.0065	-.0487	0.00	.2507	.1174
.3500				3.47	.1623	.0689
.3667	46.03	.0031	-.0507	6.94	.0866	.0058
.4000	51.68	.0029	-.0503	13.90	.0389	-.0336
.4333	57.33	.0024	-.0494	20.85	.0074	-.0590
.4667	62.98	.0031	-.0482	27.80	-.0166	-.0780
.5000	68.64	.0014	-.0485	34.75	-.0303	-.0876
.5333	74.29	.0045	-.0365	41.71	-.0400	-.0971
.5667	79.94	.0043	-.0438	48.66	-.0356	-.1010
.6000	85.59	.0039	-.0445	55.61	-.0242	-.1007
.6333	91.25	.0071	-.0414	62.56	-.0173	-.0927
.6667	96.90	.0085	-.0414	69.52	-.0200	-.0867
.7000				76.47	-.0205	-.0820
.7333				83.42	-.0194	-.0766
.7667				90.38	-.0154	-.0440
.8000						
.8333						
.8667						
.9000						
.9333						

SWEPT ROW ON WING

Y = .5027(X-.1684)		
ZC	CP LOWER	CP UPPER
29.26	-.0164	-.0781
30.01	-.0242	-.0876
30.81	-.0281	-.0882
31.68	-.0268	-.0861
32.62	-.0228	-.0839
33.64	-.0195	-.0803
34.75	-.0166	-.0780
35.99	-.0123	-.0752
37.36	-.0103	-.0722
38.89	-.0063	-.0696
40.62	.0002	-.0650
42.58	.0110	-.0587
44.84	.0169	-.0532
47.46	.0091	-.0377
50.53	.0048	-.0601
54.17	-.0032	-.0643
58.57	-.0013	-.0638
63.99	-.0089	-.0678
70.81	-.0113	-.0690
79.63	-.0108	-.0682

RAKE

TOTAL TUBE	CPT LOWER	CPT UPPER	STATIC PROBE	CP LOWER	CP UPPER
T1	1.7250	1.5712	S1	-.0016	-.0084
T2	1.6641	1.3523	S2	-.0028	-.0038
T3	1.7243	1.4084			
T4	1.7508	1.5071			
T5	1.5644	1.5647			
T6	1.6147	1.7268			

TABLE III. - CONTINUED

(B) MACH = 2.96, REYNOLDS NO. = 5.31 MILLION, CONTINUED

ALPHA = 6.00 DEG

CIRCUMFERENTIAL ROWS ON BODY

THETA, DEG	X = .3000			X = .5000			X = .6500			X = .8000		
	Y	CP LOWER	CP UPPER	Y	CP LOWER	CP UPPER	Y	CP LOWER	CP UPPER	Y	CP LOWER	CP UPPER
90.	0.0000	.0574	-.0431	0.0000	.0395	-.0610	0.0000	.0403	-.0599	0.0000	.0345	-.0172
70.	.0101	.0520	-.0519	.0106	.0389	-.0607						
60.	.0149	.0497	-.0533	.0155	.0372	-.0615	.0156	.0412	-.0571	.0156	.0231	-.0215
50.	.0193	.0490	-.0548	.0200	.0364	-.0622						
40.	.0233	.0469	-.0587	.0239	.0357	-.0628	.0239	.0412	-.0572	.0239	.0076	-.0272
30.				.0270	.0338	-.0654				.0270	.0010	-.0255
20.				.0293	.0339	-.0652	.0294	.0427	-.0577	.0294	-.0016	-.0198
10.							.0308	.0429	-.0570	.0308	-.0048	-.0151
0.										.0313	-.0077	-.0117

SPANWISE ROWS ON WING

X = .1000			X = .3000			X = .5000			X = .6500			X = .8000		
Y	CP LOWER	CP UPPER	Y	CP LOWER	CP UPPER	Y	CP LOWER	CP UPPER	Y	CP LOWER	CP UPPER	Y	CP LOWER	CP UPPER
0.0000	.1403	-.0067	.0318	.0448	-.0642	.0397	.0356	-.0643	.0397	.0426	-.0562	.1667	.0194	-.0637
.0120	.1555	-.0051	.0476	.0385	-.0822	.0476	.0353	-.0664	.0556	.0394	-.0596	.1746	.0186	-.0694
.0242	.1949	.0011	.0662	.0254	-.0938	.0556	.0358	-.0701	.0714	.0381	-.0655	.1826	.0162	-.0738
.0356	.2432	.0500	.0794	.0265	-.0997	.0635	.0351	-.0775	.0873	.0378	-.0794	.1905	.0099	-.0874
.0458	.3212	.1633	.0953	.0559	-.0826	.0714	.0338	-.0857	.1032	.0360	-.0872	.1984	.0100	-.0875
			.1111	.1068	-.0480	.0794	.0322	-.0882	.1191	.0334	-.0920	.2064	.0079	-.0983
			.1270	.1793	.0047	.0873	.0303	-.0893	.1349	.0304	-.0931	.2143	.0058	-.1066
			.1429	.2931	.0303	.0953	.0280	-.0940	.1508	.0271	-.0976	.2223	.0036	-.1124
						.1032	.0264	-.0996	.1826	.0178	-.1174	.2381	-.0022	-.1191
						.1191	.0226	-.1051	.2064	.0127	-.1108	.2540	-.0081	-.1175
						.1349	.0145	-.1133	.2302	.0374	-.0933	.2699	-.0114	-.1139
						.1508	.0117	-.1097	.2540	.0635	-.0745	.2858	-.0040	-.1071
						.1667	.0258	-.0986	.2778	.1072	-.0517	.3016	.0140	-.0966
						.1826	.0501	-.0834				.3175	.0358	-.0839
						.1984	.0812	-.0627				.3334	.0609	-.0799
						.2143	.1245	-.0300				.3493	.0911	-.0754
						.2302	.1824	-.0206				.3651	.1294	-.0696
						.2419	.2507	-.0502				.3810	.1744	-.0706
												.3905	.2207	-.0809

CHORDWISE ROWS ON WING

X	Y = .0476			Y = .1667			Y = .5027(X-.1684)		
	XC	CP LOWER	CP UPPER	XC	CP LOWER	CP UPPER	XC	CP LOWER	CP UPPER
.1167	3.63	.2653	.0613						
.1333	6.46	.2241	.0297						
.1667	12.11	.1339	-.0375						
.2060	17.76	.0619	-.0734						
.2333	23.41	.0547	-.0493						
.2667	29.07	.0419	-.0723						
.3000	34.72	.0385	-.0822						
.3333	40.37	.0424	-.0769	0.00	.2851	.0133	30.01	.0221	-.1024
.3500				3.47	.2119	.0278			
.3667	46.03	.0384	-.0769	6.94	.1352	-.0236	30.81	.0187	-.1078
.4000	51.68	.0372	-.0735	13.90	.0836	-.0605	31.68	.0177	-.1068
.4333	57.33	.0360	-.0705	20.85	.0502	-.0824	32.62	.0199	-.1045
.4667	62.98	.0370	-.0673	27.80	.0258	-.0986	33.64	.0222	-.1012
.5000	68.64	.0353	-.0664	34.75	.0130	-.1059	34.75	.0258	-.0986
.5333	74.29	.0341	-.0504	41.71	.0090	-.1141	35.99	.0291	-.0960
.5667	79.94	.0374	-.0609	48.66	.0143	-.1169	37.36	.0311	-.0932
.6000	85.59	.0375	-.0618	55.61	.0198	-.1135	38.89	.0353	-.0910
.6333	91.25	.0410	-.0583	62.56	.0242	-.1073	40.62	.0422	-.0868
.6667	96.90	.0424	-.0587	69.52	.0182	-.1048	42.58	.0571	-.0810
.7000				76.47	.0159	-.1019	44.84	.0619	-.0751
.7333				83.42	.0163	-.0946	47.46	.0527	-.0781
.7667				90.38	.0194	-.0637	50.53	.0470	-.0797
.8000							54.17	.0358	-.0839
.8333							58.57	.0364	-.0893
.8667							63.99	.0284	-.0952
.9000							70.81	.0249	-.0988
.9333							79.63	.0254	-.1004

RAKE

TUBE	TOTAL	CPT LOWER	CPT UPPER	STATIC PROBE	CP LOWER	CP UPPER
T1	1.7717	1.6721		S1	.0014	-.0128
T2	1.6919	1.4230		S2	-.0296	-.0224
T3	1.7004	1.1943				
T4	1.5824	.9130				
T5	1.6776	.5966				
T6	1.7529	1.7253				

TABLE III. - CONTINUED

(B) MACH = 2.96, REYNOLDS NO. = 5.24 MILLION, CONTINUED

ALPHA = 10.01 DEG

CIRCUMFERENTIAL ROWS ON BODY

THETA, DEG	X = .3000			X = .5000			X = .6500			X = .8000		
	Y	CP LOWER	CP UPPER	Y	CP LOWER	CP UPPER	Y	CP LOWER	CP UPPER	Y	CP LOWER	CP UPPER
90.	0.0000	.1154	-.0621	0.0000	.0955	-.0796	0.0000	.0954	-.0794	0.0000	.0842	-.0094
70.	.0101	.1095	-.0715	.0106	.0948	-.0792						
60.	.0149	.1070	-.0739	.0155	.0922	-.0801	.0156	.0953	-.0761	.0156	.0639	-.0311
50.	.0193	.1070	-.0771	.0200	.0906	-.0815						
40.	.0233	.1042	-.0791	.0239	.0896	-.0813	.0239	.0952	-.0763	.0239	.0307	-.0462
30.				.0270	.0872	-.0844				.0270	.0128	-.0433
20.				.0293	.0873	-.0837	.0294	.0970	-.0774	.0294	.0023	-.0361
10.							.0308	.0970	-.0769	.0308	-.0064	-.0301
0.										.0313	-.0156	-.0245

SPANWISE ROWS ON WING

X = .1000			X = .3000			X = .5000			X = .6500			X = .8000		
Y	CP LOWER	CP UPPER	Y	CP LOWER	CP UPPER	Y	CP LOWER	CP UPPER	Y	CP LOWER	CP UPPER	Y	CP LOWER	CP UPPER
0.0000	.2137	-.0355	.0318	.1022	-.0843	.0397	.0898	-.0824	.0397	.0968	-.0759	.1667	.0760	-.0844
.0120	.2329	-.0396	.0476	.0975	-.1087	.0476	.0895	-.0838	.0556	.0932	-.0783	.1746	.0762	-.0932
.0242	.2784	-.0435	.0662	.0891	-.1074	.0556	.0906	-.0899	.0714	.0920	-.0872	.1826	.0737	-.0965
.0356	.3248	-.0010	.0794	.0966	-.1121	.0635	.0907	-.1137	.0873	.0924	-.1205	.1905	.0660	-.1042
.0458	.3810	.0874	.0953	.1275	-.1059	.0714	.0902	-.1228	.1032	.0911	-.1213	.1984	.0662	-.1041
			.1111	.1791	-.0767	.0794	.0891	-.1206	.1191	.0894	-.1167	.2064	.0649	-.1104
			.1270	.2488	-.0320	.0873	.0879	-.1183	.1349	.0878	-.1168	.2143	.0639	-.1150
			.1429	.3640	-.0767	.0953	.0865	-.1178	.1508	.0869	-.1146	.2223	.0631	-.1190
						.1032	.0859	-.1176	.1826	.0859	-.1259	.2381	.0604	-.1243
						.1191	.0851	-.1183	.2064	.0870	-.1242	.2540	.0589	-.1283
						.1349	.0807	-.1203	.2302	.1102	-.1189	.2699	.0544	-.1299
						.1508	.0821	-.1225	.2540	.1348	-.1155	.2858	.0562	-.1286
						.1667	.0958	-.1141	.2778	.1792	-.1100	.3016	.0739	-.1251
						.1826	.1190	-.1025				.3175	.0992	-.1222
						.1984	.1516	-.1002				.3334	.1262	-.1182
						.2143	.1960	-.0954				.3493	.1589	-.1149
						.2302	.2520	-.0991				.3651	.1985	-.1134
						.2419	.3140	-.1150				.3810	.2402	-.1177
												.3905	.2928	-.1251

CHORDWISE ROWS ON WING

X	Y = .0476		Y = .1667			
	XC	CP LOWER	CP UPPER	XC	CP LOWER	CP UPPER
.1167	3.63	.3369	.0229			
.1333	6.46	.3029	-.0159			
.1667	12.11	.2072	-.0755			
.2000	17.76	.1304	-.1007			
.2333	23.41	.1166	-.0633			
.2667	29.07	.1018	-.0930			
.3000	34.72	.0975	-.1087			
.3333	40.37	.0996	-.1118	0.00	.3503	-.0907
.3500				3.47	.2808	-.0753
.3667	46.03	.0961	-.1141	6.94	.2069	-.0744
.4000	51.68	.0943	-.1013	13.90	.1535	-.0858
.4333	57.33	.0919	-.0914	20.85	.1192	-.1013
.4667	62.98	.0920	-.0842	27.80	.0958	-.1141
.5000	68.64	.0895	-.0838	34.75	.0833	-.1210
.5333	74.29	.0857	-.0635	41.71	.0782	-.1263
.5667	79.94	.0924	-.0788	48.66	.0792	-.1243
.6000	85.59	.0911	-.0811	55.61	.0830	-.1222
.6333	91.25	.0957	-.0779	62.56	.0875	-.1193
.6667	96.90	.0982	-.0794	69.52	.0776	-.1195
.7000				76.47	.0735	-.1184
.7333				83.42	.0727	-.1150
.7667				90.38	.0760	-.0844
.8000						
.8333						
.8667						
.9000						
.9333						

SWEPT ROW ON WING

Y = .5027(X-.1684)		
XC	CP LOWER	CP UPPER
29.26	.0891	-.1074
30.01	.0906	-.1138
30.81	.0889	-.1177
31.68	.0885	-.1209
32.62	.0902	-.1196
33.64	.0922	-.1168
34.75	.0958	-.1141
35.99	.0982	-.1133
37.36	.0991	-.1121
38.89	.1030	-.1170
40.62	.1118	-.1169
42.58	.1303	-.1160
44.84	.1370	-.1139
47.46	.1230	-.1177
50.53	.1148	-.1207
54.17	.0992	-.1222
58.57	.0974	-.1242
63.99	.0879	-.1249
70.81	.0829	-.1218
79.63	.0842	-.1140

RAKE

TOTAL TUBE	CPT LOWER	CPT UPPER	STATIC PROBE	CP LOWER	CP UPPER
T1	1.8716	.8963	S1	.0081	-.0135
T2	1.7305	1.4193	S2	-.0010	-.0708
T3	1.5158	1.0461			
T4	1.6308	.9118			
T5	1.9039	.3991			
T6	1.9439	.8213			

TABLE III. - CONTINUED
 (B) MACH = 2.96, REYNOLDS NO. = 5.24 MILLION, CONCLUDED
 ALPHA = 15.00 DEG

CIRCUMFERENTIAL ROWS ON BODY

THETA, DEG	X = .3000			X = .5000			X = .6500			X = .8000		
	Y	CP LOWER	CP UPPER	Y	CP LOWER	CP UPPER	Y	CP LOWER	CP UPPER	Y	CP LOWER	CP UPPER
90.	0.0000	.2049	-.0776	0.0000	.1846	-.0964	0.0000	.1835	-.0981	0.0000	.1639	.0010
70.	.0101	.2000	-.0874	.0106	.1838	-.0968	.0156	.1824	-.0986	.0156	.1327	-.0475
60.	.0149	.1939	-.0898	.0155	.1805	-.0986	.0239	.1821	-.0986	.0239	.0785	-.0609
50.	.0193	.1928	-.0941	.0200	.1780	-.1017	.0294	.1846	-.1014	.0294	.0446	-.0683
40.	.0233	.1901	-.0964	.0239	.1776	-.1016	.0308	.1837	-.1004	.0308	.0162	-.0648
30.				.0270	.1745	-.1063				.0313	-.0089	-.0584
20.				.0293	.1736	-.1055					.0313	-.0470
10.												
0.												

SPANWISE ROWS ON WING

X = .1000			X = .3000			X = .5000			X = .6500			X = .8000		
Y	CP LOWER	CP UPPER	Y	CP LOWER	CP UPPER	Y	CP LOWER	CP UPPER	Y	CP LOWER	CP UPPER	Y	CP LOWER	CP UPPER
0.0000	.3300	-.0553	.0318	.1897	-.1152	.0397	.1777	-.1044	.0397	.1839	-.0967	.1667	.1632	-.1141
.0120	.3485	-.0687	.0476	.1883	-.1181	.0476	.1774	-.1123	.0556	.1794	-.1059	.1746	.1649	-.1219
.0242	.3959	-.0804	.0662	.1855	-.1136	.0556	.1792	-.1243	.0714	.1773	-.1260	.1826	.1620	-.1180
.0356	.4337	-.0484	.0794	.2003	-.1179	.0635	.1799	-.1266	.0873	.1788	-.1282	.1905	.1526	-.1154
.0458	.4527	-.0006	.0953	.2335	-.1189	.0714	.1798	-.1254	.1032	.1787	-.1266	.1984	.1525	-.1156
			.1111	.2844	-.1073	.0794	.1797	-.1236	.1191	.1784	-.1308	.2064	.1516	-.1243
			.1270	.3502	-.1047	.0873	.1791	-.1239	.1349	.1775	-.1321	.2143	.1513	-.1253
			.1429	.4261	-.1154	.0953	.1779	-.1271	.1508	.1786	-.1269	.2223	.1511	-.1278
						.1032	.1788	-.1274	.1826	.1847	-.1330	.2381	.1497	-.1292
						.1191	.1812	-.1283	.2064	.1919	-.1304	.2540	.1520	-.1299
						.1349	.1802	-.1294	.2302	.2164	-.1340	.2699	.1495	-.1290
						.1508	.1844	-.1301	.2540	.2422	-.1342	.2858	.1510	-.1293
						.1667	.2001	-.1303	.2778	.2849	-.1321	.3016	.1671	-.1272
						.1826	.2247	-.1274				.3175	.1942	-.1293
						.1984	.2568	-.1273				.3334	.2249	-.1279
						.2143	.3007	-.1262				.3493	.2585	-.1277
						.2302	.3505	-.1289				.3651	.2961	-.1279
						.2419	.3999	-.1345				.3810	.3371	-.1267
												.3905	.3813	-.1279

CHORDWISE ROWS ON WING

X	Y = .0476			Y = .1667		
	XC	CP LOWER	CP UPPER	XC	CP LOWER	CP UPPER
.1167	3.63	.4359	-.0271			
.1333	6.46	.4158	-.0551			
.1667	12.11	.3168	-.0986			
.2000	17.76	.2370	-.1100			
.2333	23.41	.2131	-.0733			
.2667	29.07	.1936	-.1025			
.3000	34.72	.1883	-.1181			
.3333	40.37	.1889	-.1157	0.00	.4168	-.1240
.3500				3.47	.3790	-.1196
.3667	46.03	.1856	-.1227	6.94	.3116	-.1195
.4000	51.68	.1842	-.1255	13.90	.2600	-.1249
.4333	57.33	.1812	-.1240	20.85	.2247	-.1262
.4667	62.98	.1820	-.0493	27.80	.2001	-.1303
.5000	68.64	.1774	-.1123	34.75	.1850	-.1313
.5333	74.29	.1722	-.0879	41.71	.1796	-.1324
.5667	79.94	.1809	-.1029	48.66	.1778	-.1329
.6000	85.59	.1790	-.1047	55.61	.1785	-.1322
.6333	91.25	.1837	-.1004	62.56	.1822	-.1317
.6667	96.90	.1856	-.1006	69.52	.1682	-.1334
.7000				76.47	.1629	-.1324
.7333				83.42	.1616	-.1306
.7667				90.38	.1632	-.1141
.8000						
.8333						
.8667						
.9000						
.9333						

SWEPT ROW ON WING

Y = .5027(X-.1684)		
XC	CP LOWER	CP UPPER
29.26	.1855	-.1136
30.01	.1922	-.1199
30.81	.1920	-.1239
31.68	.1940	-.1277
32.62	.1967	-.1290
33.64	.1976	-.1297
34.75	.2001	-.1303
35.99	.2021	-.1333
37.36	.2029	-.1339
38.89	.2084	-.1325
40.62	.2156	-.1344
42.58	.2406	-.1341
44.84	.2468	-.1326
47.46	.2270	-.1337
50.53	.2149	-.1354
54.17	.1942	-.1293
58.57	.1880	-.1302
63.99	.1782	-.1286
70.81	.1726	-.1267
79.63	.1750	-.1259

RAKE

TOTAL TUBE	CPT LOWER	CPT UPPER	STATIC PROBE	CP LOWER	CP UPPER
T1	2.0326	1.6687	S1	-.0006	-.0396
T2	1.7223	1.4992	S2	.0438	-.0702
T3	1.7207	.7530			
T4	1.8374	.8942			
T5	2.1671	.4428			
T6	2.1819	.9945			

TABLE III. - CONTINUED

(C) MACH = 4.63, REYNOLDS NO. = 13.09 MILLION

ALPHA = -.00 DEG

CIRCUMFERENTIAL ROWS ON BODY

THETA, DEG	X = .3000			X = .5000			X = .6500			X = .8000		
	Y	CP LOWER	CP UPPER	Y	CP LOWER	CP UPPER	Y	CP LOWER	CP UPPER	Y	CP LOWER	CP UPPER
90.	0.0000	.0022	.0023	0.0000	-.0122	-.0116	0.0000	-.0141	-.0138	0.0000	-.0127	-.0127
70.	.0101	-.0046	-.0043	.0106	-.0138	-.0133						
60.	.0149	-.0058	-.0053	.0155	-.0145	-.0141	.0156	-.0140	-.0133	.0156	-.0114	-.0117
50.	.0193	-.0061	-.0059	.0200	-.0152	-.0146						
40.	.0233	-.0085	-.0079	.0239	-.0151	-.0144	.0239	-.0139	-.0134	.0239	-.0100	-.0100
30.				.0270	-.0167	-.0162				.0270	-.0094	-.0095
20.				.0293	-.0168	-.0164	.0294	-.0144	-.0141	.0294	-.0087	-.0089
10.							.0308	-.0139	-.0135	.0308	-.0073	-.0075
0.										.0313	-.0065	-.0068

SPANWISE ROWS ON WING

X = .1000			X = .3000			X = .5000			X = .6500			X = .8000		
Y	CP LOWER	CP UPPER	Y	CP LOWER	CP UPPER	Y	CP LOWER	CP UPPER	Y	CP LOWER	CP UPPER	Y	CP LOWER	CP UPPER
0.0000	.0391	.0389	.0318	-.0111	-.0103	.0397	-.0169	-.0164	.0397	-.0142	-.0139	.1667	-.0319	-.0315
.0120	.0497	.0489	.0476	-.0187	-.0178	.0476	-.0173	-.0167	.0556	-.0157	-.0152	.1746	-.0359	-.0353
.0242	.0734	.0728	.0662	-.0244	-.0233	.0556	-.0178	-.0171	.0714	-.0169	-.0164	.1826	-.0361	-.0353
.0356	.1302	.1295	.0794	-.0154	-.0144	.0635	-.0186	-.0181	.0873	-.0185	-.0180	.1905	-.0366	-.0352
.0458	.2553	.2553	.0953	.0060	.0070	.0714	-.0200	-.0193	.1032	-.0212	-.0204	.1984	-.0365	-.0351
			.1111	.0412	.0414	.0794	-.0222	-.0213	.1191	-.0248	-.0243	.2064	-.0374	-.0363
			.1270	.0955	.0959	.0873	-.0246	-.0239	.1349	-.0316	-.0308	.2143	-.0365	-.0355
			.1429	.1581	.1589	.0953	-.0286	-.0278	.1508	-.0324	-.0316	.2223	-.0358	-.0348
						.1032	-.0317	-.0310	.1826	-.0296	-.0291	.2381	-.0334	-.0326
						.1191	-.0321	-.0313	.2064	-.0202	-.0200	.2540	-.0301	-.0292
						.1349	-.0291	-.0284	.2302	-.0037	-.0036	.2699	-.0263	-.0256
						.1508	-.0211	-.0207	.2540	.0137	.0137	.2858	-.0199	-.0194
						.1667	-.0091	-.0087	.2778	.0414	.0416	.3016	-.0104	-.0098
						.1826	.0068	.0070				.3175	.0023	.0026
						.1984	.0272	.0276				.3334	.0155	.0160
						.2143	.0582	.0585				.3493	.0318	.0323
						.2302	.0994	.1001				.3651	.0489	.0497
						.2419	.1645	.1653				.3810	.0421	.0430
												.3905	.0446	.0453

CHORDWISE ROWS ON WING

X	Y = .0476		Y = .1667			
	XC	CP LOWER	CP UPPER	XC	CP LOWER	CP UPPER
.1167	3.63	.1662	.1670			
.1333	6.46	.1138	.1143			
.1667	12.11	.0462	.0468			
.2000	17.76	.0061	.0068			
.2333	23.41	.0090	.0090			
.2667	29.07	-.0117	-.0111			
.3000	34.72	-.0187	-.0178			
.3333	40.37	-.0124	-.0113	0.00	.1989	.2001
.3500				3.47	.1283	.1288
.3667	46.03	-.0166	-.0158	6.94	.0654	.0659
.4000	51.68	-.0166	-.0160	13.90	.0291	.0296
.4333	57.33	-.0169	-.0163	20.85	.0073	.0077
.4667	62.98	-.0168	-.0163	27.80	-.0091	-.0087
.5000	68.64	-.0173	-.0167	34.75	-.0185	-.0180
.5333	74.29	-.0085	-.0077	41.71	-.0252	-.0248
.5667	79.94	-.0154	-.0148	48.66	-.0293	-.0287
.6000	85.59	-.0167	-.0162	55.61	-.0316	-.0310
.6333	91.25	-.0153	-.0148	62.56	-.0329	-.0322
.6667	96.90	-.0142	-.0139	69.52	-.0361	-.0354
.7000				76.47	-.0374	-.0368
.7333				83.42	-.0376	-.0369
.7667				90.38	-.0319	-.0315
.8000						
.8333						
.8667						
.9000						
.9333						

SWEPT ROW ON WING

Y = .5027(X-.1684)		
XC	CP LOWER	CP UPPER
29.26	-.0244	-.0233
30.01	-.0230	-.0224
30.81	-.0206	-.0198
31.68	-.0176	-.0171
32.62	-.0141	-.0136
33.64	-.0119	-.0115
34.75	-.0091	-.0087
35.99	-.0061	-.0058
37.36	-.0036	-.0032
38.89	-.0011	-.0008
40.62	.0019	.0024
42.58	.0073	.0072
44.84	.0124	.0126
47.46	.0094	.0095
50.53	.0066	.0064
54.17	.0023	.0026
58.57	.0019	.0025
63.99	-.0024	-.0020
70.81	-.0039	-.0036
79.63	-.0042	-.0039

RAKE

TOTAL TUBE	CPT LOWER	CPT UPPER	STATIC PROBE	CP LOWER	CP UPPER
T1	1.4443	1.4470	S1	-.0078	-.0073
T2	1.6312	1.6734	S2	-.0129	-.0127
T3	1.4586	1.4701			
T4	1.4813	1.4867			
T5	1.3918	1.3775			
T6	1.2315	1.2369			

TABLE III. - CONTINUED

(C) MACH = 4.63, REYNOLDS NO. = 13.09 MILLION, CONTINUED

ALPHA = 1.00 DEG

CIRCUMFERENTIAL ROWS ON BODY

THETA, DEG	X = .3000			X = .5000			X = .6500			X = .8000		
	Y	CP LOWER	CP UPPER	Y	CP LOWER	CP UPPER	Y	CP LOWER	CP UPPER	Y	CP LOWER	CP UPPER
90.	0.0000	.0077	-.0025	0.0000	-.0066	-.0173	0.0000	-.0084	-.0193	0.0000	-.0086	-.0156
70.	.0101	.0011	-.0099	.0106	-.0083	-.0189						
60.	.0149	.0000	-.0106	.0155	-.0091	-.0196	.0156	-.0084	-.0186	.0156	-.0092	-.0133
50.	.0193	.0000	-.0111	.0200	-.0099	-.0202						
40.	.0233	-.0026	-.0133	.0239	-.0096	-.0200	.0239	-.0084	-.0187	.0239	-.0090	-.0113
30.				.0270	-.0114	-.0216				.0270	-.0085	-.0110
20.				.0293	-.0116	-.0216	.0294	-.0087	-.0197	.0294	-.0079	-.0102
10.							.0308	-.0083	-.0191	.0308	-.0072	-.0084
0.										.0313	-.0066	-.0074

SPANWISE ROWS ON WING

X = .1000			X = .3000			X = .5000			X = .6500			X = .8000		
Y	CP LOWER	CP UPPER	Y	CP LOWER	CP UPPER	Y	CP LOWER	CP UPPER	Y	CP LOWER	CP UPPER	Y	CP LOWER	CP UPPER
0.0000	.0486	.0303	.0318	-.0044	-.0168	.0397	-.0114	-.0219	.0397	-.0086	-.0191	.1667	-.0287	-.0325
.0120	.0607	.0393	.0476	-.0130	-.0231	.0476	-.0117	-.0227	.0556	-.0100	-.0211	.1746	-.0317	-.0370
.0242	.0864	.0619	.0662	-.0193	-.0289	.0556	-.0120	-.0235	.0714	-.0109	-.0228	.1826	-.0322	-.0384
.0356	.1440	.1157	.0794	-.0089	-.0207	.0635	-.0128	-.0245	.0873	-.0124	-.0243	.1905	-.0329	-.0395
.0458	.2667	.2411	.0953	.0142	-.0011	.0714	-.0139	-.0259	.1032	-.0151	-.0269	.1984	-.0328	-.0394
			.1111	.0511	.0322	.0794	-.0160	-.0279	.1191	-.0185	-.0304	.2064	-.0332	-.0408
			.1270	.1076	.0841	.0873	-.0186	-.0297	.1349	-.0257	-.0361	.2143	-.0322	-.0400
			.1429	.1787	.1430	.0953	-.0229	-.0330	.1508	-.0273	-.0368	.2223	-.0315	-.0393
						.1032	-.0265	-.0358	.1826	-.0244	-.0343	.2381	-.0290	-.0372
						.1191	-.0272	-.0364	.2064	-.0143	-.0259	.2540	-.0253	-.0341
						.1349	-.0239	-.0338	.2302	.0035	-.0105	.2699	-.0212	-.0307
						.1508	-.0155	-.0262	.2540	.0216	.0060	.2858	-.0144	-.0247
						.1667	-.0025	-.0152	.2778	.0517	.0310	.3016	-.0039	-.0162
						.1826	.0142	-.0005				.3175	.0093	-.0049
						.1984	.0361	.0191				.3334	.0238	.0078
						.2143	.0686	.0481				.3493	.0411	.0226
						.2302	.1132	.0858				.3651	.0619	.0321
						.2419	.1885	.1389				.3810	.0679	.0247
												.3905	.0606	.0317

CHORDWISE ROWS ON WING

X	Y = .0476		
	XC	CP LOWER	CP UPPER
.1167	3.63	.1850	.1483
.1333	6.46	.1267	.1007
.1667	12.11	.0577	.0356
.2000	17.76	.0143	-.0015
.2333	23.41	.0138	.0054
.2667	29.07	-.0066	-.0149
.3000	34.72	-.0130	-.0231
.3333	40.37	-.0059	-.0184
.3500			
.3667	46.03	-.0101	-.0230
.4000	51.68	-.0104	-.0230
.4333	57.33	-.0109	-.0229
.4667	62.98	-.0110	-.0226
.5000	68.64	-.0117	-.0227
.5333	74.29	-.0044	-.0122
.5667	79.94	-.0100	-.0206
.6000	85.59	-.0112	-.0219
.6333	91.25	-.0095	-.0203
.6667	96.90	-.0087	-.0195
.7000			
.7333			
.7667			
.8000			
.8333			
.8667			
.9000			
.9333			

SWEPT ROW ON WING

Y = .5027(X-.1684)		
XC	CP LOWER	CP UPPER
29.26	-.0193	-.0289
30.01	-.0172	-.0284
34.7	.2185	.1763
36.94	.1415	.1157
39.90	.0764	.0545
43.90	.0378	.0207
48.85	.0146	.0002
54.70	-.0025	-.0152
61.45	-.0121	-.0240
69.10	-.0195	-.0302
77.65	-.0239	-.0340
87.10	-.0264	-.0362
97.55	-.0278	-.0373
109.00	-.0314	-.0401
121.45	-.0328	-.0413
134.90	-.0327	-.0413
149.35	-.0287	-.0325
164.80		
181.25	.0138	-.0009
198.70	.0093	-.0049
217.15	.0090	-.0051
236.60	.0047	-.0089
257.05	.0029	-.0102
278.50	.0026	-.0113

RAKE

TOTAL TUBE	CPT LOWER	CPT UPPER	STATIC PROBE	CP LOWER	CP UPPER
T1	1.4559	1.4336	S1	-.0074	-.0074
T2	1.8270	1.6774	S2	-.0148	-.0136
T3	1.5120	1.0772			
T4	1.4900	1.2279			
T5	1.4829	1.5345			
T6	1.3230	1.1404			

TABLE III. - CONTINUED

(C) MACH = 4.63, REYNOLDS NO. = 13.09 MILLION, CONTINUED

ALPHA = 3.00 DEG

CIRCUMFERENTIAL ROWS ON BODY

THETA, DEG	X = .3000			X = .5000			X = .6500			X = .8000		
	Y	CP LOWER	CP UPPER	Y	CP LOWER	CP UPPER	Y	CP LOWER	CP UPPER	Y	CP LOWER	CP UPPER
90.	0.0000	.0204	-.0099	0.0000	.0063	-.0252	0.0000	.0041	-.0270	0.0000	.0027	-.0193
70.	.0101	.0149	-.0181	.0106	.0047	-.0268						
60.	.0149	.0134	-.0189	.0155	.0035	-.0274	.0156	.0036	-.0258	.0156	-.0014	-.0150
50.	.0193	.0133	-.0191	.0200	.0027	-.0280						
40.	.0233	.0112	-.0216	.0239	.0025	-.0271	.0239	.0037	-.0257	.0239	-.0066	-.0147
30.				.0270	.0011	-.0291				.0270	-.0080	-.0148
20.				.0293	.0010	-.0289	.0294	.0037	-.0277	.0294	-.0080	-.0133
10.							.0308	.0043	-.0270	.0308	-.0081	-.0114
0.										.0313	-.0083	-.0099

SPANWISE ROWS ON WING

X = .1000			X = .3000			X = .5000			X = .6500			X = .8000		
Y	CP LOWER	CP UPPER	Y	CP LOWER	CP UPPER	Y	CP LOWER	CP UPPER	Y	CP LOWER	CP UPPER	Y	CP LOWER	CP UPPER
0.0000	.0694	.0140	.0318	.0096	-.0283	.0397	.0013	-.0285	.0397	.0037	-.0262	.1667	-.0160	-.0334
.0120	.0849	.0218	.0476	.0021	-.0307	.0476	.0014	-.0324	.0556	.0025	-.0284	.1746	-.0190	-.0370
.0242	.1167	.0389	.0662	-.0067	-.0347	.0556	.0011	-.0358	.0714	.0020	-.0347	.1826	-.0214	-.0380
.0356	.1739	.0906	.0794	.0062	-.0296	.0635	.0006	-.0358	.0873	.0007	-.0345	.1905	-.0232	-.0417
.0458	.2923	.2049	.0953	.0323	-.0140	.0714	-.0006	-.0365	.1032	-.0014	-.0365	.1984	-.0231	-.0417
			.1111	.0721	.0169	.0794	-.0023	-.0369	.1191	-.0044	-.0383	.2064	-.0231	-.0450
			.1270	.1353	.0647	.0873	-.0043	-.0375	.1349	-.0100	-.0421	.2143	-.0221	-.0446
			.1429	.2267	.0975	.0953	-.0077	-.0391	.1508	-.0148	-.0423	.2223	-.0210	-.0444
						.1032	-.0123	-.0405	.1826	-.0120	-.0414	.2381	-.0185	-.0427
						.1191	-.0150	-.0425	.2064	-.0008	-.0347	.2540	-.0143	-.0406
						.1349	-.0111	-.0404	.2302	.0199	-.0215	.2699	-.0098	-.0375
						.1508	-.0020	-.0343	.2540	.0403	-.0073	.2858	-.0017	-.0327
						.1667	.0126	-.0249	.2778	.0740	.0138	.3016	.0101	-.0258
						.1826	.0319	-.0119				.3175	.0246	-.0164
						.1984	.0564	.0052				.3334	.0412	-.0063
						.2143	.0918	.0294				.3493	.0617	.0019
						.2302	.1426	.0625				.3651	.0862	.0022
						.2419	.2192	.0998				.3810	.1111	.0045
												.3905	.1276	.0147

CHORDWISE ROWS ON WING

X	Y = .0476		
	XC	CP LOWER	CP UPPER
.1167	3.63	.2202	.1250
.1333	6.46	.1562	.0771
.1667	12.11	.0835	.0191
.2000	17.76	.0324	-.0139
.2333	23.41	.0244	.0006
.2667	29.07	.0050	-.0198
.3000	34.72	.0021	-.0307
.3333	40.37	.0085	-.0278
.3500			
.3667	46.03	.0035	-.0342
.4000	51.68	.0033	-.0351
.4333	57.33	.0026	-.0356
.4667	62.98	.0024	-.0344
.5000	68.64	.0014	-.0324
.5333	74.29	.0058	-.0171
.5667	79.94	.0025	-.0269
.6000	85.59	.0018	-.0284
.6333	91.25	.0031	-.0264
.6667	96.90	.0042	-.0259
.7000			
.7333			
.7667			
.8000			
.8333			
.8667			
.9000			
.9333			

SWEPT ROW ON WING

XC	Y = .1667		Y = .5027(X-.1684)	
	CP LOWER	CP UPPER	CP LOWER	CP UPPER
0.00	.2412	.1351	29.26	-.0067
3.47	.1697	.0908	30.01	-.0035
6.94	.0995	.0374	30.81	-.0002
13.90	.0570	.0068	31.68	.0041
20.85	.0314	-.0114	32.62	.0073
27.80	.0126	-.0249	33.64	.0095
34.75	.0017	-.0327	34.75	.0126
41.71	-.0067	-.0379	35.99	.0166
48.66	-.0118	-.0411	37.36	.0194
55.61	-.0144	-.0428	38.89	.0218
62.56	-.0160	-.0440	40.62	.0254
69.52	-.0198	-.0462	42.58	.0325
76.47	-.0207	-.0467	44.84	.0387
83.42	-.0195	-.0441	47.46	.0341
90.38	-.0160	-.0334	50.53	.0306
			54.17	.0246
			58.57	.0253
			63.99	.0195
			70.81	.0177
			79.63	.0173

RAKE

TOTAL TUBE	CPT LOWER	CPT UPPER	STATIC PROBE	CP LOWER	CP UPPER
T1	1.4749	1.4100	S1	-.0079	-.0081
T2	1.7776	.6408	S2	-.0133	-.0139
T3	1.2453	.3793			
T4	1.3137	.4571			
T5	1.6769	.9080			
T6	1.5302	1.4519			

TABLE III. - CONTINUED

(C) MACH = 4.63, REYNOLDS NO. = 13.09 MILLION, CONTINUED

ALPHA = 6.00 DEG

CIRCUMFERENTIAL ROWS ON BODY

THETA, DEG	X = .3000			X = .5000			X = .6500			X = .8000		
	Y	CP LOWER	CP UPPER	Y	CP LOWER	CP UPPER	Y	CP LOWER	CP UPPER	Y	CP LOWER	CP UPPER
90.	0.0000	.0456	-.0201	0.0000	.0311	-.0348	0.0000	.0282	-.0366	0.0000	.0263	-.0133
70.	.0101	.0410	-.0284	.0106	.0292	-.0362						
60.	.0149	.0391	-.0291	.0155	.0274	-.0367	.0156	.0268	-.0349	.0156	.0185	-.0196
50.	.0193	.0385	-.0297	.0200	.0262	-.0371						
40.	.0233	.0369	-.0322	.0239	.0258	-.0354	.0239	.0267	-.0348	.0239	.0042	-.0236
30.				.0270	.0245	-.0381				.0270	-.0043	-.0240
20.				.0293	.0247	-.0378	.0294	.0276	-.0378	.0294	-.0097	-.0226
10.							.0308	.0283	-.0379	.0308	-.0127	-.0206
0.										.0313	-.0145	-.0189

SPANWISE ROWS ON WING

X = .1000			X = .3000			X = .5000			X = .6500			X = .8000		
Y	CP LOWER	CP UPPER	Y	CP LOWER	CP UPPER	Y	CP LOWER	CP UPPER	Y	CP LOWER	CP UPPER	Y	CP LOWER	CP UPPER
0.0000	.1104	-.0032	.0318	.0350	-.0385	.0397	.0254	-.0369	.0397	.0276	-.0366	.1667	.0091	-.0400
.0120	.1307	-.0019	.0476	.0285	-.0390	.0476	.0254	-.0439	.0596	.0262	-.0392	.1746	.0080	-.0412
.0242	.1698	.0090	.0662	.0183	-.0403	.0596	.0256	-.0462	.0714	.0258	-.0459	.1826	.0058	-.0397
.0356	.2322	.0572	.0794	.0335	-.0386	.0635	.0249	-.0460	.0873	.0250	-.0462	.1905	.0006	-.0416
.0453	.3288	.1551	.0953	.0649	-.0290	.0714	.0241	-.0453	.1032	.0233	-.0469	.1984	.0007	-.0415
			.1111	.1098	-.0036	.0794	.0227	-.0458	.1191	.0212	-.0471	.2064	-.0009	-.0446
			.1270	.1800	.0358	.0873	.0213	-.0457	.1349	.0182	-.0481	.2143	-.0009	-.0450
			.1429	.2845	.0694	.0953	.0194	-.0461	.1508	.0137	-.0465	.2223	.0000	-.0464
						.1032	.0171	-.0462	.1826	.0126	-.0484	.2381	.0025	-.0477
						.1191	.0113	-.0474	.2064	.0253	-.0441	.2540	.0072	-.0467
						.1349	.0129	-.0467	.2302	.0493	-.0345	.2699	.0118	-.0451
						.1508	.0238	-.0428	.2540	.0728	-.0248	.2858	.0206	-.0422
						.1667	.0413	-.0361	.2778	.1131	-.0162	.3016	.0350	-.0388
						.1826	.0641	-.0268				.3175	.0521	-.0350
						.1984	.0920	-.0143				.3334	.0719	-.0313
						.2143	.1327	.0048				.3493	.0962	-.0267
						.2302	.1869	.0150				.3651	.1277	-.0207
						.2419	.2491	.0227				.3810	.1633	-.0140
												.3905	.1975	-.0073

CHORDWISE ROWS ON WING

X	Y = .0476		
	XC	CP LOWER	CP UPPER
.1167	3.63	.2837	.0880
.1333	6.46	.2092	.0477
.1667	12.11	.1282	-.0049
.2000	17.76	.0659	-.0295
.2333	23.41	.0469	-.0063
.2667	29.07	.0310	-.0272
.3000	34.72	.0285	-.0390
.3333	40.37	.0332	-.0356
.3500			
.3667	46.03	.0283	-.0431
.4000	51.68	.0275	-.0449
.4333	57.33	.0267	-.0458
.4667	62.98	.0268	-.0460
.5000	68.64	.0254	-.0439
.5333	74.29	.0259	-.0261
.5667	79.94	.0260	-.0357
.6000	85.59	.0256	-.0375
.6333	91.25	.0272	-.0355
.6667	96.90	.0284	-.0357
.7000			
.7333			
.7667			
.8000			
.8333			
.8667			
.9000			
.9333			

SWEPT ROW ON WING

XC	Y = .5027(X-.1684)	
	CP LOWER	CP UPPER
29.26	.0183	-.0403
30.01	.0221	-.0452
30.81	.0260	-.0428
31.68	.0301	-.0413
32.62	.0350	-.0396
33.64	.0379	-.0376
34.75	.0413	-.0361
35.99	.0458	-.0357
37.36	.0482	-.0338
38.89	.0512	-.0330
40.62	.0560	-.0311
42.58	.0656	-.0284
44.84	.0717	-.0247
47.46	.0656	-.0276
50.53	.0608	-.0319
54.17	.0521	-.0350
58.57	.0527	-.0362
63.99	.0458	-.0390
70.81	.0434	-.0405
79.63	.0433	-.0411

RAKE

TOTAL TUBE	CPT LOWER	CPT UPPER	STATIC PROBE	CP LOWER	CP UPPER
T1	1.5227	1.0244	S1	-.0100	-.0189
T2	1.3983	.4380	S2	.0062	-.0180
T3	1.4936	.2766			
T4	1.6164	.2713			
T5	1.9087	.1922			
T6	1.8640	1.1713			

TABLE III. - CONTINUED
 (C) MACH = 4.63, REYNOLDS NO. = 13.09 MILLION, CONTINUED
 ALPHA = 10.00 DEG

CIRCUMFERENTIAL ROWS ON BODY

THETA, DEG	X = .3000			X = .5000			X = .6500			X = .8000		
	Y	CP LOWER	CP UPPER	Y	CP LOWER	CP UPPER	Y	CP LOWER	CP UPPER	Y	CP LOWER	CP UPPER
90.	0.0000	.0911	-.0268	0.0000	.0758	-.0415	0.0000	.0723	-.0441	0.0000	.0705	-.0138
70.	.0101	.0865	-.0349	.0106	.0736	-.0428						
60.	.0149	.0826	-.0357	.0155	.0703	-.0432	.0156	.0684	-.0415	.0156	.0588	-.0266
50.	.0193	.0821	-.0377	.0200	.0683	-.0438						
40.	.0233	.0802	-.0408	.0239	.0674	-.0416	.0239	.0686	-.0416	.0239	.0351	-.0289
30.				.0270	.0658	-.0464				.0270	.0180	-.0310
20.				.0293	.0658	-.0465	.0294	.0713	-.0463	.0294	.0012	-.0331
10.							.0308	.0716	-.0463	.0308	-.0145	-.0358
0.										.0313	-.0248	-.0314

SPANWISE ROWS ON WING

X = .1000			X = .3000			X = .5000			X = .6500			X = .8000		
Y	CP LOWER	CP UPPER	Y	CP LOWER	CP UPPER	Y	CP LOWER	CP UPPER	Y	CP LOWER	CP UPPER	Y	CP LOWER	CP UPPER
0.0000	.1794	-.0159	.0318	.0787	-.0426	.0397	.0673	-.0468	.0397	.0710	-.0447	.1667	.0517	-.0460
.0120	.2051	-.0210	.0476	.0737	-.0431	.0476	.0674	-.0493	.0556	.0686	-.0492	.1746	.0513	-.0479
.0242	.2557	-.0158	.0662	.0651	-.0430	.0556	.0681	-.0497	.0714	.0686	-.0507	.1826	.0494	-.0448
.0356	.3158	.0272	.0794	.0794	-.0426	.0635	.0682	-.0500	.0873	.0679	-.0510	.1905	.0451	-.0446
.0458	.3892	.1012	.0953	.1184	-.0383	.0714	.0674	-.0495	.1032	.0667	-.0509	.1984	.0450	-.0445
			.1111	.1705	-.0213	.0794	.0665	-.0496	.1191	.0652	-.0515	.2064	.0440	-.0478
			.1270	.2451	.0023	.0873	.0656	-.0496	.1349	.0634	-.0518	.2143	.0429	-.0474
			.1429	.3498	-.0008	.0953	.0645	-.0503	.1508	.0620	-.0490	.2223	.0423	-.0476
						.1032	.0635	-.0504	.1626	.0595	-.0524	.2381	.0408	-.0472
						.1191	.0615	-.0507	.2064	.0713	-.0506	.2540	.0443	-.0471
						.1349	.0585	-.0505	.2302	.0998	-.0469	.2699	.0495	-.0474
						.1508	.0682	-.0482	.2540	.1271	-.0432	.2858	.0589	-.0484
						.1667	.0891	-.0442	.2778	.1732	-.0365	.3016	.0777	-.0464
						.1826	.1157	-.0397				.3175	.0993	-.0454
						.1984	.1493	-.0351				.3334	.1220	-.0426
						.2143	.1936	-.0276				.3493	.1526	-.0397
						.2302	.2532	-.0213				.3651	.1899	-.0364
						.2419	.3164	-.0250				.3810	.2354	-.0335
												.3905	.2802	-.0346

CHORDWISE ROWS ON WING

X	Y = .0476	
	XC	CP LOWER UPPER
.1167	3.63	.3648 .0478
.1333	6.46	.2932 .0144
.1667	12.11	.1998 -.0230
.2000	17.76	.1217 -.0375
.2333	23.41	.0923 -.0103
.2667	29.07	.0772 -.0320
.3000	34.72	.0737 -.0431
.3333	40.37	.0765 -.0409
.3500		
.3667	46.03	.0721 -.0471
.4000	51.68	.0713 -.0486
.4333	57.33	.0694 -.0490
.4667	62.98	.0692 -.0491
.5000	68.64	.0674 -.0493
.5333	74.29	.0655 -.0318
.5667	79.94	.0694 -.0445
.6000	85.59	.0688 -.0487
.6333	91.25	.0705 -.0470
.6667	96.90	.0731 -.0464
.7000		
.7333		
.7667		
.8000		
.8333		
.8667		
.9000		
.9333		

SWEPT ROW ON WING

X	Y = .5027(X-.1684)	
	XC	CP LOWER UPPER
29.26	.0651	-.0430
30.01	.0676	-.0489
30.81	.0716	-.0474
31.68	.0763	-.0473
32.62	.0813	-.0460
33.64	.0855	-.0450
34.75	.0891	-.0442
35.99	.0936	-.0458
37.36	.0977	-.0455
38.89	.1013	-.0455
40.62	.1065	-.0452
42.58	.1206	-.0446
44.84	.1286	-.0423
47.46	.1175	-.0438
50.53	.1116	-.0453
54.17	.0993	-.0454
58.57	.0972	-.0458
63.99	.0892	-.0466
70.81	.0856	-.0452
79.63	.0866	-.0423

RAKE

TOTAL TUBE	CPT LOWER	CPT UPPER	STATIC PROBE	CP LOWER	CP UPPER
T1	1.6763	.9030	S1	-.0053	-.0231
T2	1.8107	.5021	S2	.0392	-.0253
T3	1.8483	.6515			
T4	1.9993	.5442			
T5	2.2275	.1308			
T6	2.3847	.2730			

TABLE III. - CONCLUDED

(C) MACH = 4.63, REYNOLDS NO. = 13.09 MILLION, CONCLUDED

ALPHA = 15.00 DEG

CIRCUMFERENTIAL ROWS ON BODY

THETA, DEG	X = .3000			X = .5000			X = .6500			X = .8000		
	Y	CP LOWER	CP UPPER	Y	CP LOWER	CP UPPER	Y	CP LOWER	CP UPPER	Y	CP LOWER	CP UPPER
90.	0.0000	.1746	-.0304	0.0000	.1544	-.0452	0.0000	.1510	-.0472	0.0000	.1495	-.0343
70.	.0101	.1699	-.0380	.0106	.1519	-.0460						
60.	.0149	.1638	-.0405	.0155	.1466	-.0466	.0156	.1436	-.0442	.0156	.1319	-.0330
50.	.0193	.1637	-.0428	.0200	.1431	-.0490						
40.	.0233	.1611	-.0437	.0239	.1423	-.0450	.0239	.1435	-.0443	.0239	.0950	-.0343
30.				.0270	.1399	-.0500				.0270	.0674	-.0330
20.				.0293	.1397	-.0505	.0294	.1491	-.0515	.0294	.0412	-.0332
10.							.0308	.1496	-.0498	.0308	.0136	-.0354
0.										.0313	-.0123	-.0184

SPANWISE ROWS ON WING

X = .1000			X = .3000			X = .5000			X = .6500			X = .8000		
Y	CP LOWER	CP UPPER	Y	CP LOWER	CP UPPER	Y	CP LOWER	CP UPPER	Y	CP LOWER	CP UPPER	Y	CP LOWER	CP UPPER
0.0000	.2922	-.0205	.0318	.1595	-.0427	.0397	.1426	-.0497	.0397	.1492	-.0503	.1667	.1272	-.0471
.0120	.3240	-.0284	.0476	.1557	-.0438	.0476	.1427	-.0488	.0556	.1449	-.0495	.1746	.1269	-.0498
.0242	.3819	-.0287	.0662	.1518	-.0421	.0556	.1440	-.0497	.0714	.1450	-.0506	.1826	.1247	-.0461
.0356	.4315	-.0053	.0794	.1692	-.0433	.0635	.1442	-.0501	.0873	.1451	-.0514	.1905	.1188	-.0454
.0458	.4679	.0423	.0953	.2106	-.0433	.0714	.1436	-.0493	.1032	.1438	-.0504	.1984	.1188	-.0455
			.1111	.2705	-.0341	.0794	.1431	-.0485	.1191	.1433	-.0521	.2064	.1183	-.0496
			.1270	.3488	-.0301	.0873	.1425	-.0502	.1349	.1421	-.0527	.2143	.1178	-.0490
			.1429	.4657	-.0319	.0953	.1416	-.0513	.1508	.1422	-.0492	.2223	.1178	-.0494
						.1032	.1418	-.0513	.1826	.1460	-.0521	.2381	.1166	-.0488
						.1191	.1429	-.0513	.2064	.1547	-.0487	.2540	.1187	-.0482
						.1349	.1424	-.0512	.2302	.1879	-.0496	.2699	.1197	-.0469
						.1508	.1501	-.0504	.2540	.2192	-.0489	.2858	.1284	-.0465
						.1667	.1722	-.0483	.2778	.2719	-.0461	.3016	.1508	-.0436
						.1826	.2028	-.0454				.3175	.1777	-.0450
						.1984	.2395	-.0444				.3334	.2048	-.0452
						.2143	.2894	-.0422				.3493	.2414	-.0451
						.2302	.3473	-.0413				.3651	.2838	-.0447
						.2419	.4047	-.0452				.3810	.3356	-.0437
												.3905	.3838	-.0457

CHORDWISE ROWS ON WING

X	Y = .0476		Y = .1667	
	XC	CP LOWER UPPER	XC	CP LOWER UPPER
.1167	3.63	.4706 .0082		
.1333	6.46	.4111 -.0087		
.1667	12.11	.3094 -.0327		
.2000	17.76	.2134 -.0397		
.2333	23.41	.1770 -.0116		
.2667	29.07	.1603 -.0335		
.3000	34.72	.1557 -.0438		
.3333	40.37	.1577 -.0421	0.00	.4288 -.0384
.3500			3.47	.3768 -.0355
.3667	46.03	.1528 -.0473	6.94	.2988 -.0393
.4000	51.68	.1498 -.0488	13.90	.2419 -.0441
.4333	57.33	.1462 -.0492	20.85	.2012 -.0452
.4667	62.98	.1458 -.0490	27.80	.1722 -.0483
.5000	68.64	.1427 -.0488	34.75	.1537 -.0511
.5333	74.29	.1386 -.0296	41.71	.1440 -.0524
.5667	79.94	.1451 -.0449	48.66	.1411 -.0525
.6000	85.59	.1450 -.0500	55.61	.1413 -.0524
.6333	91.25	.1480 -.0497	62.56	.1443 -.0527
.6667	96.90	.1524 -.0502	69.52	.1339 -.0531
.7000			76.47	.1284 -.0525
.7333			83.42	.1262 -.0524
.7667			90.38	.1272 -.0471

SWEPT ROW ON WING

XC	Y = .5027(X-.1684)	
	CP LOWER	CP UPPER
29.26	.1518	-.0421
30.01	.1576	-.0489
30.81	.1583	-.0484
31.68	.1609	-.0494
32.62	.1648	-.0489
33.64	.1677	-.0486
34.75	.1722	-.0483
35.99	.1771	-.0494
37.36	.1779	-.0494
38.89	.1826	-.0474
40.62	.1922	-.0493
42.58	.2125	-.0495
44.84	.2193	-.0485
47.46	.2044	-.0486
50.53	.1957	-.0490
54.17	.1777	-.0450
58.57	.1727	-.0455
63.99	.1627	-.0447
70.81	.1575	-.0435
79.63	.1571	-.0430

RAKE

TOTAL TUBE	CPT LOWER	CPT UPPER	STATIC PROBE	CP LOWER	CP UPPER
T1	2.1638	1.0198	S1	.0229	-.0211
T2	2.4029	.8159	S2	.0898	-.0224
T3	2.2615	.6472			
T4	2.4303	.4426			
T5	2.7563	.1589			
T6	3.1071	.5624			

TABLE IV. - BLUNT, CAMBERED WING SWEPT 75.964 DEG

(A) MACH = 2.36, REYNOLDS NO. = 6.32 MILLION

ALPHA = -10.01 DEG

CIRCUMFERENTIAL ROWS ON BODY

THETA, DEG	X = .3000			X = .5000			X = .7000			X = .8000		
	Y	CP LOWER	CP UPPER	Y	CP LOWER	CP UPPER	Y	CP LOWER	CP UPPER	Y	CP LOWER	CP UPPER
90.	0.0000	-.0553	.1238	0.0000	-.0754	.1043	0.0000	-.0829	.0943	0.0000	-.0452	
70.	.0080	-.0611	.1217	.0087	-.0747							
60.	.0119	-.0737	.1150	.0128	-.0774	.1011	.0130	-.0843	.0928	.0130	-.0332	.0575
50.				.0165	-.0800	.0994						
40.				.0198	-.0834	.0979	.0200	-.0881	.0900	.0199	-.0277	.0233
30.				.0224	-.0845	.0972				.0225	-.0300	.0087
20.							.0245	-.0899	.0864	.0245	-.0275	-.0041
10.										.0257	-.0210	
0.										.0260	-.0123	-.0133

SPANWISE ROWS ON WING

X = .1000			X = .3000			X = .5000			X = .7000			X = .8000		
Y	CP LOWER	CP UPPER	Y	CP LOWER	CP UPPER	Y	CP LOWER	CP UPPER	Y	CP LOWER	CP UPPER	Y	CP LOWER	CP UPPER
0.0000	-.0279	.1811	.0200	-.0798	.1136	.0266	-.0831	.1003	.0332	-.0843	.0863	.0729	-.0493	.0137
.0080	-.0380	.1938	.0332	-.1171	.1171	.0332	-.0889	.0997	.0465	-.0900	.0905	.0795	-.0756	.0217
.0143	-.0625	.2026	.0465	-.1603	.1295	.0398	-.0915	.1008	.0597	-.0982	.0921	.0862	-.1068	.0285
.0213	-.1969	.1969	.0597	-.1400	.1468	.0465	-.1002	.1002	.0729	-.1302	.0911	.0928	-.1433	.0333
.0250	.0680	.0729	.0729	-.1449	.1037	.0531	-.1242	.1007	.0862	-.1777		.0994	-.1731	.0394
			.0750	-.0183	-.0175	.0597	-.1699	.1020	.0994	-.2150	.0935	.1060	-.1957	.0464
						.0663	-.1971	.1028	.1126	-.2113	.0973	.1126	-.2098	
						.0729	-.1983	.1065	.1258	-.1991	.1043	.1192	-.2134	.0580
						.0795	-.1957	.1104	.1391	-.1890	.1114	.1258	-.2099	.0618
						.0862	-.1899	.1148				.1325	-.2081	.0664
						.0928	-.1841	.1187				.1391	-.2072	.0702
						.0994	-.1815	.1264				.1457	-.2056	.0730
						.1060	-.1805	.1333				.1523	-.2036	.0778
						.1126	-.1813	.1390				.1589	-.1973	.0776
						.1192	-.1793	.1305				.1655	-.1909	.0825
						.1235	-.1841	.0997				.1721	-.1877	.0901
						.1250	-.0749	-.0573				.1788	-.1867	
												.1854	-.1858	.1073
												.1920	-.1853	.1190
												.1967	-.1841	
												.2000	-.1395	-.1043

CHORDWISE ROW ON WING

Y = .0729

X	XC	CP LOWER	CP UPPER
.2917	0.00	-.0183	-.0175
.3000	1.59	-.1449	.1037
.3333	7.98	-.1615	.1487
.3667	14.37	-.1693	.1375
.4000	20.76	-.1729	.1260
.4333	27.14	-.1818	.1183
.4667	33.53	-.1904	.1122
.5000	39.92	-.1983	.1065
.5333	46.31	-.2018	.1026
.5667	52.69	-.1985	.0997
.6000	59.08	-.1802	.0978
.6333	65.47	-.1582	.0948
.6667	71.86	-.1493	.0918
.7000	78.24	-.1302	.0911
.7333	84.63	-.1242	.0651
.7667	91.02	-.0963	.0342
.8000	97.40	-.0493	.0137

SWEPT ROW ON WING

Y = .2646(X-.2244)

XC	CP LOWER	CP UPPER
34.76	-.0798	.1136
35.47	-.0909	.1125
36.23	-.1036	.1131
37.05	-.1415	.1128
37.92	-.1793	.1095
38.88	-.1943	.1090
39.92	-.1983	.1065
41.07	-.2007	.1064
42.34	-.2024	.1052
43.77	-.1978	.1043
45.38	-.1996	.1003
47.22	-.1984	.1019
49.33	-.1991	.1043
51.77	-.1972	.1036
54.65	-.2013	.0938
58.06	-.2036	.0778
62.18	-.2007	.0703
67.25	-.1977	.0687
73.61	-.1905	.0647
81.81	-.1850	.0541

RAKE

TOTAL TUBE	CPT LOWER	CPT UPPER	STATIC PROBE	CP LOWER	CP UPPER
T1	1.6502		S1	-.0202	
T2	1.6362		S2	-.1700	
T3	1.5573				
T4	.9975				
T5	.3261				
T6	1.1036				

TABLE IV. - CONTINUED
 (A) MACH = 2.36, REYNOLDS NO. = 6.30 MILLION, CONTINUED
 ALPHA = -6.00 DEG

CIRCUMFERENTIAL ROWS ON BODY

THETA, DEG	X = .3000			X = .5000			X = .7000			X = .8000		
	Y	CP LOWER	CP UPPER	Y	CP LOWER	CP UPPER	Y	CP LOWER	CP UPPER	Y	CP LOWER	CP UPPER
90.	0.0000	-.0382	.0700	0.0000	-.0526	.0501	0.0000	-.0578	.0397	0.0000	-.0382	
70.	.0080	-.0406	.0693	.0087	-.0528							
60.	.0119	-.0469	.0617	.0128	-.0550	.0491	.0130	-.0576	.0399	.0130	-.0278	.0188
50.				.0165	-.0562	.0473						
40.				.0198	-.0596	.0465	.0200	-.0590	.0383	.0199	-.0189	.0052
30.				.0224	-.0624	.0457				.0225	-.0154	.0016
20.							.0245	-.0609	.0355	.0245	-.0132	-.0009
10.										.0257	-.0070	
0.										.0260	-.0013	-.0016

SPANWISE ROWS ON WING

X = .1000			X = .3000			X = .5000			X = .7000			X = .8000		
Y	CP LOWER	CP UPPER	Y	CP LOWER	CP UPPER	Y	CP LOWER	CP UPPER	Y	CP LOWER	CP UPPER	Y	CP LOWER	CP UPPER
0.0000	-.0029	.1180	.0200	-.0497	.0612	.0266	-.0619	.0468	.0332	-.0534	.0343	.0729	-.0316	-.0080
.0080	-.0074	.1282	.0332		.0634	.0332	-.0684	.0472	.0465	-.0629	.0370	.0795	-.0362	-.0133
.0143	-.0191	.1380	.0465	-.0782	.0720	.0398	-.0712	.0461	.0397	-.0752	.0378	.0862	-.0349	-.0148
.0213		.1491	.0597	-.1074	.0897	.0465		.0455	.0729	-.0808	.0354	.0928	-.0408	-.0137
.0250	.0990	.1089	.0729	-.0760	.0881	.0531	-.0787	.0449	.0862	-.0739		.0994	-.0470	-.0095
			.0750	.0274	.0401	.0597	-.0830	.0448	.0994	-.1150	.0355	.1060	-.0593	-.0039
						.0663	-.0853	.0451	.1126	-.1717	.0386	.1126	-.0910	
						.0729	-.0915	.0470	.1258	-.1834	.0436	.1192	-.1476	.0044
						.0795	-.1028	.0495	.1391	-.1817	.0487	.1258	-.1799	.0070
						.0862	-.1471	.0523				.1325	-.1922	.0095
						.0928	-.1665	.0559				.1391	-.1953	.0123
						.0994	-.1654	.0628				.1457	-.1954	.0156
						.1060	-.1701	.0709				.1523	-.1922	.0191
						.1126	-.1761	.0819				.1589	-.1885	.0193
						.1192	-.1745	.0866				.1655	-.1853	.0243
						.1235	-.1347	.0896				.1721	-.1839	.0310
						.1250	-.0233	-.0000				.1788	-.1831	
												.1854	-.1820	.0499
												.1920	-.1818	.0690
												.1967	-.1830	
												.2000	-.0893	-.0477

CHORDWISE ROW ON WING

Y = .0729			
X	%C	CP LOWER	CP UPPER
.2917	0.00	.0274	.0401
.3000	1.59	-.0760	.0881
.3333	7.98	-.1282	.0981
.3667	14.37	-.1349	.0784
.4000	20.76	-.1262	.0660
.4333	27.14	-.1118	.0567
.4667	33.53	-.1007	.0511
.5000	39.92	-.0915	.0470
.5333	46.31	-.0873	.0443
.5667	52.69	-.0841	.0418
.6000	59.08	-.0826	.0396
.6333	65.47	-.0805	.0381
.6667	71.86	-.0846	.0366
.7000	78.24	-.0808	.0354
.7333	84.63	-.0822	.0151
.7667	91.02	-.0614	-.0108
.8000	97.40	-.0316	-.0080
.8333			
.8667			
.9000			
.9333			

SWEPT ROW ON WING

Y = .2646(X-.2244)		
%C	CP LOWER	CP UPPER
34.76	-.0497	.0612
35.47	-.0599	.0602
36.23	-.0660	.0561
37.05	-.0738	.0528
37.92	-.0833	.0502
38.88	-.0885	.0490
39.92	-.0915	.0470
41.07	-.0985	.0451
42.34	-.1402	.0435
43.77	-.1472	.0425
45.38	-.1686	.0404
47.22	-.1788	.0412
49.33	-.1834	.0436
51.77	-.1872	.0425
54.65	-.1897	.0329
58.06	-.1922	.0191
62.18	-.1911	.0137
67.25	-.1887	.0119
73.61	-.1831	.0078
81.81	-.1793	.0000

RAKE

TOTAL TUBE	CPT LOWER	CPT UPPER	STATIC PROBE	CP LOWER	CP UPPER
T1	1.6636		S1	-.0041	
T2	1.4510		S2	-.0520	
T3	.9177				
T4	1.1041				
T5	1.3117				
T6	1.4888				

TABLE IV. - CONTINUED

(A) MACH = 2.36, REYNOLDS NO. = 6.30 MILLION, CONTINUED

ALPHA = -2.99 DEG

CIRCUMFERENTIAL ROWS ON BODY

THETA, DEG	X = .3000			X = .5000			X = .7000			X = .8000		
	Y	CP LOWER	CP UPPER	Y	CP LOWER	CP UPPER	Y	CP LOWER	CP UPPER	Y	CP LOWER	CP UPPER
90.	0.0000	-.0217	.0369	0.0000	-.0370	.0169	0.0000	-.0419	.0087	0.0000	-.0307	
70.	.0080	-.0236	.0357	.0087	-.0371							
60.	.0119	-.0275	.0299	.0128	-.0391	.0171	.0130	-.0421	.0083	.0130	-.0231	-.0032
50.				.0165	-.0397	.0162						
40.				.0198	-.0426	.0153	.0200	-.0438	.0071	.0199	-.0156	-.0070
30.				.0224	-.0451	.0146				.0225	-.0122	-.0064
20.							.0245	-.0462	.0043	.0245	-.0095	-.0066
10.										.0257	-.0061	
0.										.0260	-.0029	-.0034

SPANWISE ROWS ON WING

X = .1000			X = .3000			X = .5000			X = .7000			X = .8000		
Y	CP LOWER	CP UPPER	Y	CP LOWER	CP UPPER	Y	CP LOWER	CP UPPER	Y	CP LOWER	CP UPPER	Y	CP LOWER	CP UPPER
0.0000	.0194	.0774	.0200	-.0283	.0292	.0266	-.0452	.0150	.0332	-.0412	.0032	.0729	-.0107	-.0098
.0080	.0188	.0857	.0332	-.0278	.0278	.0332	-.0464	.0144	.0465	-.0459	.0046	.0795	-.0180	-.0235
.0143	.0131	.0938	.0465	-.0471	.0323	.0398	-.0468	.0134	.0597	-.0486	.0048	.0862	-.0235	-.0361
.0213		.1073	.0597	-.0518	.0479	.0465		.0116	.0729	-.0609	.0026	.0928	-.0366	-.0401
.0250	.1129	.1254	.0729	-.0030	.0741	.0531	-.0530	.0103	.0862	-.0593	.0009	.0994	-.0419	-.0384
			.0750	.0666	.0790	.0597	-.0563	.0090	.0994	-.0728	.0005	.1060	-.0482	-.0342
						.0663	-.0612	.0076	.1126	-.0905	.0009	.1126	-.0561	
						.0729	-.0660	.0082	.1238	-.0907	.0022	.1192	-.0627	-.0298
						.0795	-.0732	.0089	.1391	-.1207	.0039	.1258	-.0692	-.0288
						.0862	-.0817	.0104				.1325	-.0799	-.0272
						.0928	-.0929	.0126				.1391	-.0998	-.0251
						.0994	-.1047	.0175				.1457	-.1050	-.0221
						.1060	-.1156	.0233				.1523	-.1157	-.0196
						.1126	-.1217	.0346				.1589	-.1425	-.0212
						.1192	-.1190	.0497				.1655	-.1534	-.0175
						.1235	-.0596	.0715				.1721	-.1705	-.0130
						.1250	.0266	.0448				.1788	-.1758	
												.1854	-.1833	.0034
												.1920	-.1842	.0213
												.1967	-.1640	
												.2000	-.0331	.0139

CHORDWISE ROW ON WING

Y = .0729

X	XC	CP LOWER	CP UPPER
.2917	0.00	.0666	.0790
.3000	1.59	-.0030	.0741
.3333	7.98	-.0600	.0561
.3667	14.37	-.0787	.0346
.4000	20.76	-.0790	.0223
.4333	27.14	-.0758	.0153
.4667	33.53	-.0723	.0115
.5000	39.92	-.0660	.0082
.5333	46.31	-.0644	.0076
.5667	52.69	-.0625	.0051
.6000	59.08	-.0606	.0046
.6333	65.47	-.0595	.0042
.6667	71.86	-.0661	.0028
.7000	78.24	-.0609	.0026
.7333	84.63	-.0563	-.0142
.7667	91.02	-.0300	-.0368
.8000	97.40	-.0107	-.0098
.8333			
.8667			
.9000			
.9333			

SWEPT ROW ON WING

Y = .2646(X-.2244)

XC	CP LOWER	CP UPPER
34.76	-.0283	.0292
35.47	-.0378	.0257
36.23	-.0427	.0206
37.05	-.0491	.0161
37.92	-.0584	.0138
38.88	-.0626	.0108
39.92	-.0660	.0082
41.07	-.0727	.0050
42.34	-.0789	.0030
43.77	-.0793	.0017
45.38	-.0854	-.0003
47.22	-.0886	.0005
49.33	-.0907	.0022
51.77	-.1122	.0022
54.65	-.1078	-.0106
58.06	-.1157	-.0196
62.18	-.1232	-.0250
67.25	-.1323	-.0266
73.61	-.1376	-.0316
81.81	-.1412	-.0378

RAKE

TOTAL TUBE	CPT LOWER	CPT UPPER	STATIC PROBE	CP LOWER	CP UPPER
T1	1.6316		S1	-.0050	
T2	1.6459		S2	-.0421	
T3	1.6317				
T4	1.5984				
T5	1.4831				
T6	1.5907				

TABLE IV. - CONTINUED
 (A) MACH = 2.36, REYNOLDS NO. = 6.31 MILLION, CONTINUED
 ALPHA = -1.00 DEG

CIRCUMFERENTIAL ROWS ON BODY

THETA, DEG	X = .3000			X = .5000			X = .7000			X = .8000		
	Y	CP LOWER	CP UPPER	Y	CP LOWER	CP UPPER	Y	CP LOWER	CP UPPER	Y	CP LOWER	CP UPPER
90.	0.0000	-.0086	.0192	0.0000	-.0248	-.0006	0.0000	-.0291	-.0078	0.0000	-.0217	
70.	.0080	-.0096	.0182	.0087	-.0251							
60.	.0119	-.0131	.0127	.0128	-.0270	-.0010	.0130	-.0298	-.0083	.0130	-.0165	-.0139
50.				.0165	-.0279	-.0025						
40.				.0198	-.0300	-.0037	.0200	-.0315	-.0099	.0199	-.0117	-.0120
30.				.0224	-.0316	-.0048	.0245	-.0341	-.0132	.0225	-.0095	-.0087
20.										.0245	-.0084	-.0072
10.										.0257	-.0066	
0.										.0260	-.0043	-.0037

SPANWISE ROWS ON WING

X = .1000			X = .3000			X = .5000			X = .7000			X = .8000		
Y	CP LOWER	CP UPPER	Y	CP LOWER	CP UPPER	Y	CP LOWER	CP UPPER	Y	CP LOWER	CP UPPER	Y	CP LOWER	CP UPPER
0.0000	.0359	.0561	.0200	-.0132	.0103	.0266	-.0321	-.0041	.0332	-.0302	-.0144	.0729	-.0008	-.0103
.0080	.0339	.0619	.0332		.0061	.0332	-.0318	-.0054	.0465	-.0311	-.0127	.0795	-.0047	-.0252
.0143	.0357	.0680	.0465	-.0242	.0077	.0398	-.0314	-.0064	.0597	-.0325	-.0130	.0862	-.0097	-.0413
.0213	.0824		.0597	-.0177	.0206	.0465		-.0081	.0729	-.0449	-.0192	.0928	-.0200	-.0516
.0250	.1154	.1264	.0729	.0345	.0593	.0531	-.0376	-.0097	.0862	-.0417		.0994	-.0233	-.0542
			.0750	.0829	.0918	.0597	-.0402	-.0113	.0994	-.0557	-.0200	.1060	-.0295	-.0524
						.0663	-.0443	-.0137	.1126	-.0742	-.0217	.1126	-.0387	
						.0729	-.0479	-.0144	.1258	-.0695	-.0234	.1192	-.0466	-.0503
						.0795	-.0531	-.0150	.1391	-.0855	-.0250	.1258	-.0535	-.0501
						.0862	-.0586	-.0157				.1325	-.0637	-.0491
						.0928	-.0646	-.0160				.1391	-.0808	-.0469
						.0994	-.0690	-.0144				.1457	-.0814	-.0454
						.1060	-.0711	-.0103				.1523	-.0968	-.0451
						.1126	-.0704	-.0014				.1589	-.0964	-.0478
						.1192	-.0639	.0171				.1655	-.1047	-.0466
						.1235	-.0085	.0476				.1721	-.1141	-.0442
						.1250	.0539	.0635				.1788	-.1250	
												.1854	-.1307	-.0338
												.1920	-.1296	-.0224
												.1967	-.1073	
												.2000	.0117	.0438

CHORDWISE ROW ON WING

Y = .0729			
X	XC	CP LOWER	CP UPPER
.2917	0.00	.0829	.0918
.3000	1.59	.0345	.0593
.3333	7.98	-.0209	.0264
.3667	14.37	-.0446	.0052
.4000	20.76	-.0506	-.0053
.4333	27.14	-.0517	-.0109
.4667	33.53	-.0517	-.0130
.5000	39.92	-.0479	-.0144
.5333	46.31	-.0467	-.0147
.5667	52.69	-.0454	-.0159
.6000	59.08	-.0438	-.0156
.6333	65.47	-.0425	-.0161
.6667	71.86	-.0505	-.0164
.7000	78.24	-.0449	-.0152
.7333	84.63	-.0395	-.0309
.7667	91.02	-.0130	-.0499
.8000	97.40	-.0008	-.0103
.8333			
.8667			
.9000			
.9333			

SWEEP ROW ON WING

Y = .2646(X-.2244)		
XC	CP LOWER	CP UPPER
34.76	-.0132	.0103
35.47	-.0221	.0052
36.23	-.0265	-.0004
37.05	-.0329	-.0039
37.92	-.0421	-.0079
38.88	-.0451	-.0119
39.92	-.0479	-.0144
41.07	-.0532	-.0184
42.34	-.0596	-.0205
43.77	-.0588	-.0231
45.38	-.0648	-.0243
47.22	-.0674	-.0239
49.33	-.0695	-.0234
51.77	-.0899	-.0232
54.65	-.0805	-.0380
58.06	-.0968	-.0451
62.18	-.0844	-.0504
67.25	-.0875	-.0528
73.61	-.0623	-.0570
81.81	-.0224	-.0621

RAKE

TOTAL TUBE	CPT LOWER	CPT UPPER	STATIC PROBE	CP LWGR	CP UPPER
T1	1.6166		S1	-.0061	
T2	1.6581		S2	-.0217	
T3	1.6780				
T4	1.6538				
T5	1.6115				
T6	1.6506				

TABLE IV. - CONTINUED

(A) MACH = 2.36, REYNOLDS NO. = 6.30 MILLION, CONTINUED

ALPHA = .01 DEG

CIRCUMFERENTIAL ROWS ON BODY

THETA, DEG	X = .3000			X = .5000			X = .7000			X = .8000		
	Y	CP LOWER	CP UPPER	Y	CP LOWER	CP UPPER	Y	CP LOWER	CP UPPER	Y	CP LOWER	CP UPPER
90.	0.0000	-.1587	-.1561	0.0000	-.1627	-.1609	0.0000	-.1637	-.1621	0.0000	-.1625	
70.	.0080	-.1590	-.1569	.0087	-.1628							
60.	.0119	-.1598	-.1581	.0128	-.1633	-.1610	.0130	-.1637	-.1623	.0130	-.1616	-.1627
50.				.0165	-.1633	-.1614						
40.				.0198	-.1638	-.1617	.0200	-.1642	-.1627	.0199	-.1610	-.1618
30.				.0224	-.1641	-.1619				.0225	-.1606	-.1609
20.							.0245	-.1648	-.1636	.0245	-.1606	-.1606
10.										.0257	-.1602	
0.										.0260	-.1597	-.1594

SPANWISE ROWS ON WING

X = .1000			X = .3000			X = .5000			X = .7000			X = .8000		
Y	CP LOWER	CP UPPER	Y	CP LOWER	CP UPPER	Y	CP LOWER	CP UPPER	Y	CP LOWER	CP UPPER	Y	CP LOWER	CP UPPER
0.0000	-.0978	-.1005	.0200	-.1597	-.1587	.0266	-.1643	-.1618	.0332	-.1640	-.1637	.0729	-.1572	-.1615
.0080	-.1016	-.0924	.0332	-.1599		.0332	-.1642	-.1621	.0465	-.1639	-.1635	.0795	-.1577	-.1646
.0143	-.0972	-.0848	.0465	-.1614	-.1598	.0398	-.1637	-.1625	.0597	-.1642	-.1636	.0862	-.1587	-.1682
.0213		-.0623	.0597	-.1589	-.1576	.0465		-.1629	.0729	-.1670	-.1640	.0928	-.1609	-.1715
.0250	.0116	.0267	.0729	-.0915	-.0928	.0531	-.1653	-.1633	.0862	-.1661		.0994	-.1616	-.1728
			.0750	-.0350	-.0225	.0597	-.1659	-.1639	.0994	-.1694	-.1655	.1060	-.1629	-.1729
						.0663	-.1667	-.1645	.1126	-.1735	-.1663	.1126	-.1651	
						.0729	-.1673	-.1648	.1258	-.1718	-.1673	.1192	-.1670	-.1727
						.0795	-.1683	-.1652	.1391	-.1744	-.1682	.1258	-.1685	-.1727
						.0862	-.1691	-.1656				.1325	-.1711	-.1725
						.0928	-.1700	-.1661				.1391	-.1751	-.1722
						.0994	-.1704	-.1661				.1457	-.1745	-.1721
						.1060	-.1702	-.1656				.1523	-.1784	-.1722
						.1126	-.1695	-.1639				.1589	-.1773	-.1729
						.1192	-.1672	-.1596				.1655	-.1787	-.1729
						.1235	-.1433	-.1219				.1721	-.1795	-.1727
						.1250	-.0755	-.0660				.1788	-.1807	
												.1854	-.1809	-.1718
												.1920	-.1799	-.1704
												.1967	-.1731	
												.2000	-.1165	-.0941

CHORDWISE ROW ON WING

Y = .0729

X	ZC	CP LOWER	CP UPPER
.2917	0.00	-.0350	-.0225
.3000	1.59	-.0915	-.0928
.3333	7.98	-.1590	-.1567
.3667	14.37	-.1654	-.1613
.4000	20.76	-.1669	-.1634
.4333	27.14	-.1675	-.1645
.4667	33.53	-.1680	-.1646
.5000	39.92	-.1673	-.1648
.5333	46.31	-.1668	-.1646
.5667	52.69	-.1669	-.1647
.6000	59.08	-.1666	-.1646
.6333	65.47	-.1663	-.1646
.6667	71.86	-.1684	-.1646
.7000	78.24	-.1670	-.1640
.7333	84.63	-.1658	-.1677
.7667	91.02	-.1596	-.1714
.8000	97.40	-.1572	-.1615
.8333			
.8667			
.9000			
.9333			

SWEPT ROW ON WING

Y = .2646(X-.2244)

ZC	CP LOWER	CP UPPER
34.76	-.1597	-.1987
35.47	-.1618	-.1999
36.23	-.1627	-.1611
37.05	-.1642	-.1620
37.92	-.1662	-.1631
38.88	-.1668	-.1639
39.92	-.1673	-.1648
41.07	-.1683	-.1658
42.34	-.1699	-.1663
43.77	-.1692	-.1670
45.38	-.1707	-.1673
47.22	-.1712	-.1672
49.33	-.1718	-.1673
51.77	-.1767	-.1674
54.65	-.1742	-.1706
58.06	-.1784	-.1722
62.18	-.1751	-.1734
67.25	-.1768	-.1739
73.61	-.1708	-.1750
81.81	-.1636	-.1758

RAKE

TOTAL TUBE	CPT LOWER	CPT UPPER	STATIC PROBE	CP LOWER	CP UPPER
T1	1.6232		S1	-.1596	
T2	1.6563		S2	-.1611	
T3	1.6954				
T4	1.6731				
T5	1.6099				
T6	1.6799				

TABLE IV. - CONTINUED
 (A) MACH = 2.36, REYNOLDS NO. = 6.31 MILLION, CONTINUED
 ALPHA = 1.00 DEG

CIRCUMFERENTIAL ROWS ON BODY

THETA, DEG	X = .3000			X = .5000			X = .7000			X = .8000		
	Y	CP LOWER	CP UPPER	Y	CP LOWER	CP UPPER	Y	CP LOWER	CP UPPER	Y	CP LOWER	CP UPPER
90.	0.0000	.0079	.0019	0.0000	-.0104	-.0165	0.0000	-.0153	-.0217	0.0000	-.0117	
70.	.0080	.0064	.0005	.0087	-.0111							
60.	.0119	.0027	-.0051	.0128	-.0130	-.0175	.0130	-.0159	-.0225	.0130	-.0089	-.0208
50.				.0165	-.0134	-.0191						
40.				.0198	-.0156	-.0208	.0200	-.0175	-.0244	.0199	-.0075	-.0143
30.				.0224	-.0168	-.0219				.0225	-.0070	-.0099
20.							.0245	-.0201	-.0280	.0245	-.0073	-.0077
10.										.0257	-.0066	
0.										.0260	-.0050	-.0028

SPANWISE ROWS ON WING

X = .1000			X = .3000			X = .5000			X = .7000			X = .8000		
Y	CP LOWER	CP UPPER	Y	CP LOWER	CP UPPER	Y	CP LOWER	CP UPPER	Y	CP LOWER	CP UPPER	Y	CP LOWER	CP UPPER
0.0000	.0552	.0358	.0200	.0037	-.0079	.0266	-.0174	-.0212	.0332	-.0170	-.0285	.0729	.0094	-.0145
.0080	.0532	.0397	.0332		-.0142	.0332	-.0166	-.0225	.0465	-.0162	-.0281	.0795	.0083	-.0261
.0143	.0587	.0423	.0465	-.0006	-.0166	.0398	-.0142	-.0236	.0597	-.0165	-.0286	.0862	.0050	-.0411
.0213	.0572		.0597	.0135	-.0099	.0465		-.0257	.0729	-.0301	-.0308	.0928	-.0052	-.0569
.0250	.1159	.1220	.0729	.0617	.0386	.0531	-.0212	-.0281	.0862	-.0246		.0994	-.0069	-.0664
			.0750	.0876	.0931	.0597	-.0230	-.0308	.0994	-.0392	-.0382	.1060	-.0122	-.0686
						.0663	-.0262	-.0340	.1126	-.0581	-.0428	.1126	-.0222	
						.0729	-.0282	-.0362	.1258	-.0459	-.0488	.1192	-.0300	-.0686
						.0795	-.0312	-.0392	.1391	-.0543	-.0552	.1258	-.0367	-.0687
						.0862	-.0339	-.0421				.1325	-.0476	-.0685
						.0928	-.0362	-.0457				.1391	-.0656	-.0683
						.0994	-.0352	-.0473				.1457	-.0600	-.0687
						.1060	-.0325	-.0477				.1523	-.0779	-.0706
						.1126	-.0281	-.0427				.1589	-.0699	-.0759
						.1192	-.0167	-.0249				.1655	-.0737	-.0775
						.1235	.0368	.0124				.1721	-.0747	-.0791
						.1250	.0622	.0648				.1788	-.0762	
												.1854	-.0728	-.0808
												.1920	-.0652	-.0814
												.1967	-.0265	
												.2000	.0422	.0373

CHORDWISE ROW ON WING

Y = .0729			
X	XC	CP LOWER	CP UPPER
.2917	0.00	.0876	.0931
.3000	1.59	.0617	.0386
.3333	7.98	.0144	-.0062
.3667	14.37	-.0145	-.0246
.4000	20.76	-.0228	-.0341
.4333	27.14	-.0274	-.0374
.4667	33.53	-.0302	-.0362
.5000	39.92	-.0282	-.0362
.5333	46.31	-.0280	-.0349
.5667	52.69	-.0281	-.0344
.6000	59.08	-.0270	-.0343
.6333	65.47	-.0258	-.0341
.6667	71.86	-.0357	-.0329
.7000	78.24	-.0301	-.0308
.7333	84.63	-.0236	-.0458
.7667	91.02	.0028	-.0595
.8000	97.40	.0094	-.0145
.8333			
.8667			
.9000			
.9333			

SWEPT ROW ON WING

Y = .2646(X-.2244)		
XC	CP LOWER	CP UPPER
34.76	.0037	-.0079
35.47	-.0055	-.0122
36.23	-.0095	-.0178
37.05	-.0155	-.0222
37.92	-.0246	-.0282
38.88	-.0261	-.0321
39.92	-.0282	-.0362
41.07	-.0332	-.0405
42.34	-.0395	-.0430
43.77	-.0362	-.0468
45.38	-.0424	-.0480
47.22	-.0442	-.0481
49.33	-.0459	-.0488
51.77	-.0692	-.0511
54.65	-.0565	-.0634
58.06	-.0779	-.0706
62.18	-.0616	-.0756
67.25	-.0710	-.0789
73.61	-.0471	-.0829
81.81	-.0167	-.0854

RAKE

TOTAL TUBE	CPT LOWER	CPT UPPER	STATIC PROBE	CP LOWER	CP UPPER
T1	1.6334		S1	-.0069	
T2	1.6554		S2	-.0051	
T3	1.7135				
T4	1.6969				
T5	1.6191				
T6	1.7059				

TABLE IV. - CONTINUED

(A) MACH = 2.36, REYNOLDS NO. = 6.31 MILLION, CONTINUED

ALPHA = 3.00 DEG

CIRCUMFERENTIAL ROWS ON BODY

THETA, DEG	X = .3000			X = .5000			X = .7000			X = .8000		
	Y	CP LOWER	CP UPPER	Y	CP LOWER	CP UPPER	Y	CP LOWER	CP UPPER	Y	CP LOWER	CP UPPER
90.	0.0000	.0261	-.0129	0.0000	.0061	-.0293	0.0000	.0010	-.0342	0.0000	.0017	
70.	.0080	.0247	-.0141	.0087	.0057							
60.	.0119	.0213	-.0195	.0128	.0030	-.0302	.0130	-.0004	-.0355	.0130	.0013	-.0254
50.				.0165	.0028	-.0327						
40.				.0198	.0007	-.0350	.0200	-.0017	-.0375	.0199	-.0015	-.0153
30.				.0224	-.0001	-.0361				.0225	-.0026	-.0100
20.							.0245	-.0041	-.0413	.0245	-.0049	-.0069
10.										.0257	-.0053	
0.										.0260	-.0052	-.0010

SPANWISE ROWS ON WING

X = .1000			X = .3000			X = .5000			X = .7000			X = .8000		
Y	CP LOWER	CP UPPER	Y	CP LOWER	CP UPPER	Y	CP LOWER	CP UPPER	Y	CP LOWER	CP UPPER	Y	CP LOWER	CP UPPER
0.0000	.0767	.0202	.0200	.0228	-.0229	.0266	-.0008	-.0355	.0332	-.0012	-.0413	.0729	.0222	-.0242
.0080	.0755	.0210	.0332	-.0313		.0332	.0007	-.0373	.0465	.0008	-.0424	.0795	.0236	-.0333
.0143	.0845	.0195	.0465	-.0394		.0398	.0040	-.0389	.0597	.0000	-.0435	.0862	.0221	-.0449
.0213		.0336	.0597	.0437	-.0419	.0465		-.0410	.0729	-.0147	-.0458	.0928	.0121	-.0593
.0250	.1129	.1163	.0729	.0804	.0076	.0531	-.0030	-.0437	.0862	-.0068		.0994	.0117	-.0726
			.0750	.0781	.0809	.0597	-.0041	-.0474	.0994	-.0215	-.0557	.1060	.0061	-.0806
						.0663	-.0066	-.0521	.1126	-.0396	-.0629	.1126	-.0042	
						.0729	-.0068	-.0566	.1250	-.0215	-.0723	.1192	-.0120	-.0847
						.0795	-.0079	-.0618	.1391	-.0233	-.0680	.1258	-.0176	-.0862
						.0862	-.0082	-.0681				.1325	-.0281	-.0874
						.0928	-.0082	-.0758				.1391	-.0474	-.0888
						.0994	-.0038	-.0836				.1457	-.0367	-.0909
						.1060	.0019	-.0902				.1523	-.0561	-.0951
						.1126	.0082	-.0923				.1589	-.0426	-.1020
						.1192	.0258	-.0766				.1655	-.0432	-.1091
						.1235	.0679	-.0347				.1721	-.0403	-.1223
						.1250	.0516	.0420				.1788	-.0375	
												.1854	-.0272	-.1400
												.1920	-.0142	-.1535
												.1967	.0297	
												.2000	.0318	-.0073

CHORDWISE ROW ON WING

Y = .0729

X	ZC	CP LOWER	CP UPPER
.2917	0.00	.0781	.0809
.3000	1.59	.0804	.0076
.3333	7.98	.0455	-.0432
.3667	14.37	.0145	-.0596
.4000	20.76	.0052	-.0650
.4333	27.14	-.0017	-.0634
.4667	33.53	-.0070	-.0595
.5000	39.92	-.0068	-.0566
.5333	46.31	-.0068	-.0538
.5667	52.69	-.0091	-.0528
.6000	59.08	-.0087	-.0518
.6333	65.47	-.0081	-.0502
.6667	71.86	-.0204	-.0479
.7000	78.24	-.0147	-.0458
.7333	84.63	-.0079	-.0598
.7667	91.02	.0203	-.0678
.8000	97.40	.0222	-.0242
.8333			
.8667			
.9000			
.9333			

SWEPT ROW ON WING

Y = .2646(X-.2244)

ZC	CP LOWER	CP UPPER
34.76	.0228	-.0229
35.47	.0141	-.0283
36.23	.0108	-.0343
37.05	.0036	-.0408
37.92	-.0055	-.0477
38.88	-.0059	-.0522
39.92	-.0068	-.0566
41.07	-.0107	-.0608
42.34	-.0177	-.0659
43.77	-.0125	-.0684
45.38	-.0188	-.0704
47.22	-.0198	-.0717
49.33	-.0215	-.0723
51.77	-.0475	-.0792
54.65	-.0310	-.0880
58.06	-.0561	-.0951
62.18	-.0353	-.1013
67.25	-.0481	-.1063
73.61	-.0223	-.1062
81.81	.0078	-.0959

RAKE

TOTAL TUBE	CPT LOWER	CPT UPPER	STATIC PROBE	CP LOWER	CP UPPER
T1	1.6585		S1	-.0067	
T2	1.6654		S2	.0135	
T3	1.7617				
T4	1.7569				
T5	1.6803				
T6	1.7686				

TABLE IV. - CONTINUED
 (A) MACH = 2.36, REYNOLDS NO. = 6.31 MILLION, CONTINUED
 ALPHA = 6.00 DEG

CIRCUMFERENTIAL ROWS ON BODY

THETA, DEG	X = .3000			X = .5000			X = .7000			X = .8000		
	Y	CP LOWER	CP UPPER	Y	CP LOWER	CP UPPER	Y	CP LOWER	CP UPPER	Y	CP LOWER	CP UPPER
90.	0.0000	.0603	-.0326	0.0000	.0372	-.0460	0.0000	.0313	-.0504	0.0000	.0300	
70.	.0080	.0588	-.0346	.0087	.0364							
60.	.0119	.0545	-.0412	.0128	.0334	-.0463	.0130	.0298	-.0521	.0130	.0244	-.0274
50.				.0165	.0333	-.0507						
40.				.0198	.0312	-.0561	.0200	.0276	-.0543	.0199	.0159	-.0147
30.				.0224	.0306	-.0556				.0225	.0108	-.0101
20.							.0245	.0249	-.0562	.0245	.0043	-.0097
10.										.0257	.0004	
0.										.0260	-.0031	.0038

SPANWISE ROWS ON WING

X = .1000			X = .3000			X = .5000			X = .7000			X = .8000		
Y	CP LOWER	CP UPPER	Y	CP LOWER	CP UPPER	Y	CP LOWER	CP UPPER	Y	CP LOWER	CP UPPER	Y	CP LOWER	CP UPPER
0.0000	.1194	-.0012	.0200	.0572	-.0453	.0266	.0294	-.0562	.0332	.0280	-.0545	.0729	.0492	-.0510
.0080	.1159	-.0035	.0332	-.0559		.0332	.0314	-.0615	.0465	.0308	-.0640	.0795	.0540	-.0572
.0143	.1282	-.0143	.0465	.0664	-.0732	.0398	.0357	-.0632	.0597	.0318	-.0663	.0862	.0535	-.0621
.0213	-.0127		.0597	.0887	-.0955	.0465		-.0662	.0729	.0136	-.0683	.0928	.0424	-.0700
.0250	.0980	.1024	.0729	.0997	-.0592	.0531	.0291	-.0691	.0862	.0262		.0994	.0436	-.0854
			.0750	.0436	.0491	.0597	.0291	-.0728	.0994	.0094	-.0760	.1060	.0399	-.0983
						.0663	.0286	-.0783	.1126	-.0109	-.1093	.1126	.0283	
						.0729	.0300	-.0841	.1258	.0193	-.1566	.1192	.0209	-.1157
						.0795	.0309	-.0935	.1391	.0228	-.1715	.1258	.0167	-.1379
						.0862	.0334	-.1104				.1325	.0058	-.1567
						.0928	.0356	-.1289				.1391	-.0159	-.1656
						.0994	.0437	-.1528				.1457	.0015	-.1662
						.1060	.0514	-.1602				.1523	-.0213	-.1710
						.1126	.0568	-.1714				.1589	-.0007	-.1798
						.1192	.0756	-.1588				.1655	.0009	-.1839
						.1235	.0849	-.1119				.1721	.0072	-.1825
						.1250	.0143	-.0076				.1788	.0137	
												.1854	.0274	-.1444
												.1920	.0418	-.1821
												.1967	.0718	
												.2000	-.0139	-.0734

CHORDWISE ROW ON WING

SWEPT ROW ON WING

Y = .0729				Y = .2646(X-.2244)			
X	XC	CP LOWER	CP UPPER	XC	CP LOWER	CP UPPER	
.2917	0.00	.0436	-.0491				
.3000	1.59	.0997	-.0592	34.76	.0572	-.0453	
.3333	7.98	.0877	-.1112	35.47	.0480	-.0522	
.3667	14.37	.0574	-.1204	36.23	.0453	-.0593	
.4000	20.76	.0490	-.1128	37.05	.0387	-.0661	
.4333	27.14	.0395	-.0997	37.92	.0283	-.0724	
.4667	33.53	.0316	-.0908	38.88	.0298	-.0785	
.5000	39.92	.0300	-.0841	39.92	.0300	-.0841	
.5333	46.31	.0294	-.0811	41.07	.0269	-.0912	
.5667	52.69	.0250	-.0773	42.34	.0193	-.0909	
.6000	59.08	.0240	-.0753	43.77	.0270	-.1081	
.6333	65.47	.0241	-.0723	45.38	.0212	-.1280	
.6667	71.86	.0073	-.0699	47.22	.0199	-.1339	
.7000	78.24	.0136	-.0683	49.33	.0193	-.1566	
.7333	84.63	.0211	-.0799	51.77	-.0150	-.1602	
.7667	91.02	.0522	-.0891	54.65	.0088	-.1659	
.8000	97.40	.0492	-.0510	58.06	-.0213	-.1710	
.8333				62.18	.0073	-.1829	
.8667				67.25	-.0110	-.1849	
.9000				73.61	.0200	-.1718	
.9333				81.81	.0492	-.1607	

RAKE

TOTAL TUBE	CPT LOWER	CPT UPPER	STATIC PROBE	CP LOWER	CP UPPER
T1	1.7058		S1	.0019	
T2	1.7052		S2	.0464	
T3	1.8573				
T4	1.8575				
T5	1.8057				
T6	1.8780				

TABLE IV. - CONTINUED

(A) MACH = 2.36, REYNOLDS NO. = 6.31 MILLION, CONTINUED

ALPHA = 9.99 DEG

CIRCUMFERENTIAL ROWS ON BODY

THETA, DEG	X = .3000			X = .5000			X = .7000			X = .8000		
	Y	CP LOWER	CP UPPER	Y	CP LOWER	CP UPPER	Y	CP LOWER	CP UPPER	Y	CP LOWER	CP UPPER
90.	0.0000	.1187	-.0526	0.0000	.0903	-.0663	0.0000	.0806	-.0724	0.0000	.0778	
70.	.0080	.1165	-.0562	.0087	.0890							
60.	.0119	.1103	-.0679	.0128	.0851	-.0668	.0130	.0784	-.0737	.0130	.0660	-.0287
50.				.0165	.0842	-.0709						
40.				.0198	.0811	-.0759	.0200	.0755	-.0763	.0199	.0452	-.0213
30.				.0224	.0811	-.0742				.0225	.0318	-.0263
20.							.0245	.0734	-.0776	.0245	.0151	-.0259
10.										.0257	.0015	
0.										.0260	-.0107	-.0010

SPANWISE ROWS ON WING

X = .1000			X = .3000			X = .5000			X = .7000			X = .8000		
Y	CP LOWER	CP UPPER	Y	CP LOWER	CP UPPER	Y	CP LOWER	CP UPPER	Y	CP LOWER	CP UPPER	Y	CP LOWER	CP UPPER
0.0000	.1852	-.0229	.0200	.1156	-.0761	.0266	.0801	-.0742	.0332	.0765	-.0752	.0729	.0958	-.0724
.0080	.1793	-.0335	.0332	-.0940		.0332	.0839	-.0844	.0465	.0804	-.0817	.0795	.1037	-.0905
.0143	.1928	-.0597	.0465	.1289	-.1578	.0398	.0904	-.0850	.0597	.0819	-.0836	.0862	.1057	-.1191
.0213		-.0798	.0597	.1504	-.1585	.0465	-.0852	-.0852	.0729	.0587	-.1067	.0928	.0920	-.1559
.0250	.0666	.0643	.0729	.1243	-.1297	.0531	.0841	-.1029	.0862	.0793		.0994	.0955	-.1892
			.0750	-.0046	-.0017	.0597	.0851	-.1587	.0994	.0582	-.2058	.1060	.0929	-.2106
						.0663	.0853	-.1891	.1126	.0347	-.2003	.1126	.0805	
						.0729	.0886	-.1884	.1258	.0786	-.1909	.1192	.0739	-.2131
						.0795	.0905	-.1865	.1391	.0852	-.1836	.1258	.0705	-.2125
						.0862	.0945	-.1841				.1325	.0583	-.2077
						.0928	.0986	-.1784				.1391	.0315	-.2009
						.0994	.1077	-.1794				.1457	.0564	-.1922
						.1060	.1143	-.1777				.1523	.0286	-.1911
						.1126	.1142	-.1770				.1589	.0580	-.1873
						.1192	.1241	-.1792				.1655	.0622	-.1860
						.1235	.0875	-.1746				.1721	.0702	-.1845
						.1250	-.0397	-.0608				.1788	.0776	
												.1854	.0906	-.1798
												.1920	.1000	-.1822
												.1967	.1089	
												.2000	-.0745	-.1313

CHORDWISE ROW ON WING

Y = .0729

X	XC	CP LOWER	CP UPPER
.2917	0.00	-.0046	-.0017
.3000	1.59	.1243	-.1297
.3333	7.98	.1413	-.1582
.3667	14.37	.1150	-.1665
.4000	20.76	.1101	-.1703
.4333	27.14	.0996	-.1765
.4667	33.53	.0909	-.1816
.5000	39.92	.0886	-.1884
.5333	46.31	.0875	-.1904
.5667	52.69	.0790	-.1919
.6000	59.08	.0773	-.1786
.6333	65.47	.0756	-.1555
.6667	71.86	.0530	-.1294
.7000	78.24	.0587	-.1067
.7333	84.63	.0661	-.1114
.7667	91.02	.1041	-.1213
.8000	97.40	.0958	-.0724
.8333			
.8667			
.9000			
.9333			

SWEPT ROW ON WING

Y = .2646(X-.2244)

XC	CP LOWER	CP UPPER
34.76	.1156	-.0761
35.47	.1041	-.0869
36.23	.1024	-.0910
37.05	.0945	-.1168
37.92	.0811	-.1642
38.88	.0863	-.1848
39.92	.0886	-.1884
41.07	.0846	-.1884
42.34	.0745	-.1893
43.77	.0863	-.1917
45.38	.0789	-.1903
47.22	.0780	-.1891
49.33	.0786	-.1909
51.77	.0315	-.1885
54.65	.0685	-.1900
58.06	.0286	-.1911
62.18	.0680	-.1912
67.25	.0438	-.1750
73.61	.0806	-.1687
81.81	.1095	-.1654

RAKE

TOTAL TUBE	CPT LOWER	CPT UPPER	STATIC PRDGE	CP LOWER	CP UPPER
T1	1.7581		S1	.0122	
T2	1.7810		S2	.1042	
T3	1.9843				
T4	2.0157				
T5	1.9902				
T6	2.0067				

TABLE IV. - CONTINUED

(A) MACH = 2.36, REYNOLDS NO. = 6.32 MILLION, CONCLUDED

ALPHA = 15.00 DEG

CIRCUMFERENTIAL ROWS ON BODY

THETA, DEG	X = .3000			X = .5000			X = .7000			X = .8000		
	Y	CP LOWER	CP UPPER	Y	CP LOWER	CP UPPER	Y	CP LOWER	CP UPPER	Y	CP LOWER	CP UPPER
90.	0.0000	.2100	-.0816	0.0000	.1767	-.1019	0.0000	.1674	-.1045	0.0000	.1571	
70.	.0080	.2071	-.0841	.0087	.1748							
60.	.0119	.1982	-.0920	.0128	.1688	-.1168	.0130	.1623	-.1254	.0130	.1365	-.0400
50.				.0165	.1689	-.1254						
40.				.0198	.1662	-.1264	.0200	.1579	-.1361	.0199	.0998	-.0503
30.				.0224	.1659	-.1234				.0225	.0725	-.0614
20.							.0245	.1549	-.1302	.0245	.0341	-.0791
10.										.0257	-.0033	
0.										.0260	-.0462	-.0376

SPANWISE ROWS ON WING

X = .1000			X = .3000			X = .5000			X = .7000			X = .8000		
Y	CP LOWER	CP UPPER	Y	CP LOWER	CP UPPER	Y	CP LOWER	CP UPPER	Y	CP LOWER	CP UPPER	Y	CP LOWER	CP UPPER
0.0000	.2931	-.0530	.0200	.2060	-.1158	.0266	.1645	-.1224	.0332	.1579	-.1253	.0729	.1722	-.1581
.0080	.2829	-.0842	.0332		-.1937	.0332	.1700	-.1333	.0465	.1620	-.1351	.0795	.1849	-.1787
.0143	.2909	-.1167	.0465	.2203	-.1854	.0398	.1789	-.1516	.0597	.1642	-.1621	.0862	.1895	-.1937
.0213		-.1468	.0597	.2358	-.1778	.0465		-.1792	.0729	.1325	-.1974	.0928	.1727	-.2071
.0250	.0381	.0193	.0729	.1496	-.1801	.0531	.1703	-.2034	.0862	.1633		.0994	.1796	-.2148
			.0750	-.0477	-.0343	.0597	.1725	-.2114	.0994	.1360	-.2083	.1060	.1802	-.2109
						.0663	.1743	-.2089	.1126	.1053	-.2103	.1126	.1662	
						.0729	.1792	-.2075	.1258	.1658	-.2058	.1192	.1584	-.2091
						.0795	.1825	-.2076	.1391	.1734	-.1967	.1258	.1559	-.2125
						.0862	.1864	-.2009				.1325	.1412	-.2148
						.0928	.1897	-.1914				.1391	.1034	-.2137
						.0994	.1985	-.1904				.1457	.1392	-.2094
						.1060	.2005	-.1904				.1523	.1048	-.2048
						.1126	.1902	-.1904				.1589	.1446	-.2008
						.1192	.1847	-.1903				.1655	.1483	-.2032
						.1235	.0932	-.2017				.1721	.1579	-.2033
						.1250	-.0779	-.0965				.1788	.1638	
												.1834	.1708	-.1984
												.1920	.1699	-.2005
												.1967	.1449	
												.2000	-.1234	-.1656

CHORDWISE ROW ON WING

SWEPT ROW ON WING

Y = .0729				Y = .2646(X-.2244)			
X	XC	CP LOWER	CP UPPER	XC	CP LOWER	CP UPPER	
.2917	0.00	-.0477	-.0343				
.3000	1.59	.1496	-.1801	34.76	.2060	-.1158	
.3333	7.98	.2156	-.1743	35.47	.1966	-.1718	
.3667	14.37	.1994	-.1835	36.23	.1958	-.2007	
.4000	20.76	.2035	-.1862	37.05	.1859	-.2085	
.4333	27.14	.1923	-.1934	37.92	.1672	-.2069	
.4667	33.53	.1823	-.2045	38.88	.1756	-.2073	
.5000	39.92	.1792	-.2075	39.92	.1792	-.2075	
.5333	46.31	.1790	-.2055	41.07	.1754	-.2077	
.5667	52.69	.1648	-.2088	42.34	.1604	-.2087	
.6000	59.08	.1614	-.2121	43.77	.1760	-.2095	
.6333	65.47	.1587	-.2121	45.38	.1676	-.2103	
.6667	71.86	.1258	-.2050	47.22	.1672	-.2094	
.7000	78.24	.1325	-.1974	49.33	.1658	-.2058	
.7333	84.63	.1420	-.1958	51.77	.1010	-.2032	
.7667	91.02	.1895	-.1889	54.65	.1546	-.2040	
.8000	97.40	.1722	-.1581	58.06	.1048	-.2048	
.8333				62.18	.1582	-.2048	
.8667				67.25	.1255	-.1977	
.9000				73.61	.1704	-.1820	
.9333				81.81	.1949	-.1800	

RAKE

TOTAL TUBE	CPT LOWER	CPT UPPER	STATIC PROBE	CP LOWER	CP UPPER
T1	1.7957		S1	.0055	
T2	1.9244		S2	.1911	
T3	2.1537				
T4	2.2174				
T5	2.2556				
T6	2.1867				

TABLE IV. - CONTINUED
 (B) MACH = 2.96, REYNOLDS NO. = 6.29 MILLION
 ALPHA = -10.01 DEG

CIRCUMFERENTIAL ROWS ON BODY

THETA, DEG	X = .3000			X = .5000			X = .7000			X = .8000		
	Y	CP LOWER	CP UPPER	Y	CP LOWER	CP UPPER	Y	CP LOWER	CP UPPER	Y	CP LOWER	CP UPPER
90.	0.0000	-.0432	.1185	0.0000	-.0597	.0923	0.0000	-.0623	.0813	0.0000	-.0417	
70.	.0080	-.0496	.1158	.0087	-.0579							
60.	.0119	-.0537	.1107	.0128	-.0604	.0902	.0130	-.0636	.0809	.0130	-.0251	.0634
50.				.0165	-.0627	.0875						
40.				.0198	-.0653	.0866	.0200	-.0676	.0791	.0199	-.0199	.0308
30.				.0224	-.0663	.0867				.0225	-.0218	.0129
20.							.0245	-.0687	.0763	.0245	-.0204	.0001
10.										.0257	-.0150	
0.										.0260	-.0092	-.0064

SPANWISE ROWS ON WING

X = .1000			X = .3000			X = .5000			X = .7000			X = .8000		
Y	CP LOWER	CP UPPER	Y	CP LOWER	CP UPPER	Y	CP LOWER	CP UPPER	Y	CP LOWER	CP UPPER	Y	CP LOWER	CP UPPER
U.0000	-.0252	.1554	.0200	-.0588	.1079	.0266	-.0655	.0877	.0332	-.0652	.0758	.0729	-.0667	.0183
.0080	-.0353	.1680	.0332	-.0671	.0882	.0332	-.0671	.0882	.0465	-.0698	.0793	.0795	-.0896	.0249
.0143	-.0497	.1787	.0465	-.0968	.1232	.0398	-.0688	.0884	.0597	-.0836	.0802	.0862	-.1089	.0298
.0213	-.0848	.1848	.0597	-.0723	.1427	.0465	-.0665	.0879	.0729	-.1152	.0801	.0928	-.1213	.0330
.0250	.0882	.0941	.0729	-.0699	.1210	.0531	-.1140	.0890	.0862	-.1297		.0994	-.1271	.0378
			.0750	.0335	.0341	.0597	-.1227	.0896	.0994	-.1281	.0827	.1060	-.1270	.0432
						.0663	-.1217	.0906	.1126	-.1267	.0861	.1126	-.1258	
						.0729	-.1192	.0940	.1258	-.1237	.0904	.1192	-.1261	.0515
						.0795	-.1167	.0974	.1391	-.1227	.0976	.1258	-.1258	.0545
						.0862	-.1158	.1019				.1325	-.1259	.0582
						.0928	-.1154	.1068				.1391	-.1263	.0629
						.0994	-.1158	.1144				.1457	-.1246	.0668
						.1060	-.1159	.1229				.1523	-.1238	.0710
						.1126	-.1162	.1314				.1589	-.1235	.0728
						.1192	-.1156	.1312				.1655	-.1237	.0789
						.1235	-.0960	.1176				.1721	-.1238	.0865
						.1250	-.0076	.0077				.1788	-.1250	
												.1854	-.1241	.1065
												.1920	-.1238	.1220
												.1967	-.1258	
												.2000	-.0537	-.0209

CHORDWISE ROW ON WING

Y = .0729

X	XC	CP LOWER	CP UPPER
.2917	0.00	-.0335	.0341
.3000	1.59	-.0699	.1210
.3333	7.98	-.1016	.1478
.3667	14.37	-.1066	.1320
.4000	20.76	-.1094	.1178
.4333	27.14	-.1106	.1069
.4667	33.53	-.1144	.1011
.5000	39.92	-.1192	.0940
.5333	46.31	-.1203	.0894
.5667	52.69	-.1258	.0858
.6000	59.08	-.1290	.0829
.6333	65.47	-.1295	.0815
.6667	71.86	-.1292	.0801
.7000	78.24	-.1152	.0801
.7333	84.63	-.1106	.0613
.7667	91.02	-.0957	.0357
.8000	97.40	-.0667	.0183
.8333			
.8667			
.9000			
.9333			

SWEPT ROW ON WING

Y = .2646(X-.2244)

XC	CP LOWER	CP UPPER
34.76	-.0588	.1079
35.47	-.0798	.1076
36.23	-.1046	.1040
37.05	-.1093	.1010
37.92	-.1116	.0970
38.88	-.1163	.0968
39.92	-.1192	.0940
41.07	-.1219	.0921
42.34	-.1221	.0913
43.77	-.1170	.0910
45.38	-.1228	.0900
47.22	-.1231	.0903
49.33	-.1237	.0904
51.77	-.1232	.0903
54.65	-.1241	.0808
58.06	-.1238	.0710
62.18	-.1231	.0649
67.25	-.1222	.0626
73.61	-.1151	.0601
81.81	-.1146	.0545

RAKE

TOTAL TUBE	CPT LOWER	CPT UPPER	STATIC PROBE	CP LOWER	CP UPPER
T1	1.3946		S1	-.0169	
T2	1.6037		S2	-.1136	
T3	.7980				
T4	.3828				
T5	.2869				
T6	.1437				

TABLE IV. - CONTINUED

(B) MACH = 2.96, REYNOLDS NO. = 6.29 MILLION, CONTINUED
ALPHA = -6.00 DEG

CIRCUMFERENTIAL ROWS ON BODY

THETA, DEG	X = .3000			X = .5000			X = .7000			X = .8000		
	Y	CP LOWER	CP UPPER	Y	CP LOWER	CP UPPER	Y	CP LOWER	CP UPPER	Y	CP LOWER	CP UPPER
90.	0.0000	-.0290	.0666	0.0000	-.0410	.0409	0.0000	-.0450	.0341	0.0000	-.0334	
70.	.0080	-.0320	.0639	.0087	-.0400							
60.	.0119	-.0356	.0589	.0128	-.0417	.0396	.0130	-.0443	.0344	.0130	-.0220	.0223
50.				.0165	-.0439	.0381						
40.				.0198	-.0474	.0373	.0200	-.0452	.0323	.0199	-.0159	.0077
30.				.0224	-.0497	.0373				.0225	-.0130	.0036
20.							.0245	-.0464	.0306	.0245	-.0109	.0006
10.										.0257	-.0062	
0.										.0260	-.0013	.0011

SPANWISE ROWS ON WING

X = .1000			X = .3000			X = .5000			X = .7000			X = .8000		
Y	CP LOWER	CP UPPER	Y	CP LOWER	CP UPPER	Y	CP LOWER	CP UPPER	Y	CP LOWER	CP UPPER	Y	CP LOWER	CP UPPER
0.0000	-.0039	.0998	.0200	-.0388	.0565	.0266	-.0493	.0375	.0332	-.0412	.0299	.0729	-.0137	-.0100
.0080	-.0096	.1488	.0332	-.0568	.0568	.0332	-.0536	.0369	.0465	-.0506	.0319	.0795	-.0162	-.0116
.0143	-.0157	.1199	.0465	-.0641	.0659	.0398	-.0545	.0368	.0597	-.0534	.0324	.0862	-.0254	-.0106
.0213		.1367	.0597	-.0747	.0860	.0465	-.0576	.0359	.0729	-.0576	.0311	.0928	-.0501	-.0086
.0250	.1024	.1145	.0729	-.0264	.1020	.0531	-.0605	.0355	.0862	-.0819		.0994	-.0857	-.0055
			.0750	.0615	.0681	.0597	-.0662	.0359	.0994	-.1127	.0310	.1060	-.1079	-.0016
						.0663	-.0733	.0356	.1126	-.1159	.0322	.1126	-.1153	
						.0729	-.0969	.0375	.1258	-.1118	.0343	.1192	-.1175	.0039
						.0795	-.1026	.0403	.1391	-.1119	.0392	.1258	-.1177	.0059
						.0862	-.1019	.0427				.1325	-.1174	.0086
						.0928	-.1016	.0467				.1391	-.1170	.0115
						.0994	-.1025	.0527				.1457	-.1158	.0151
						.1060	-.1048	.0606				.1523	-.1156	.0173
						.1126	-.1100	.0730				.1589	-.1153	.0185
						.1192	-.0937	.0847				.1655	-.1155	.0238
						.1235	-.0601	.0961				.1721	-.1165	.0297
						.1250	.0267	.0458				.1788	-.1172	
												.1854	-.1172	.0490
												.1920	-.1209	.0676
												.1967	-.1194	
												.2000	-.0144	.0238

CHORDWISE ROW ON WING

Y = .0729

X	XC	CP LOWER	CP UPPER
.2917	0.00	.0615	.0681
.3000	1.59	-.0264	.1020
.3333	7.98	-.0773	.0932
.3667	14.37	-.0937	.0713
.4000	20.76	-.0929	.0580
.4333	27.14	-.0940	.0484
.4667	33.53	-.0988	.0420
.5000	39.92	-.0969	.0375
.5333	46.31	-.0879	.0359
.5667	52.69	-.0790	.0325
.6000	59.08	-.0712	.0317
.6333	65.47	-.0651	.0309
.6667	71.85	-.0638	.0306
.7000	78.24	-.0576	.0311
.7333	84.63	-.0553	.0169
.7667	91.02	-.0399	-.0038
.8000	97.40	-.0137	-.0100
.8333			
.8667			
.9000			
.9333			

SWEPT ROW ON WING

Y = .2646(X-.2244)

XC	CP LOWER	CP UPPER
34.76	-.0388	.0565
35.47	-.0488	.0514
36.23	-.0517	.0470
37.05	-.0570	.0437
37.92	-.0667	.0415
38.88	-.0763	.0396
39.92	-.0969	.0375
41.07	-.1069	.0355
42.34	-.1086	.0346
43.77	-.1048	.0346
45.38	-.1113	.0340
47.22	-.1113	.0336
49.33	-.1118	.0343
51.77	-.1105	.0340
54.65	-.1137	.0294
58.06	-.1156	.0173
62.18	-.1156	.0126
67.25	-.1150	.0107
73.61	-.1090	.0090
81.81	-.1103	.0041

RAKE

TOTAL TUBE	CPT LOWER	CPT UPPER	STATIC PROBE	CP LOWER	CP UPPER
T1	1.8012		S1	-.0002	
T2	1.3773		S2	-.0984	
T3	1.5584				
T4	1.3927				
T5	.2124				
T6	1.3853				

TABLE IV. - CONTINUED

(8) MACH = 2.96, REYNOLDS NO. = 6.29 MILLION, CONTINUED

ALPHA = -3.00 DEG

CIRCUMFERENTIAL ROWS ON BODY

THETA, DEG	X = .3000			X = .5000			X = .7000			X = .8000		
	Y	CP LOWER	CP UPPER	Y	CP LOWER	CP UPPER	Y	CP LOWER	CP UPPER	Y	CP LOWER	CP UPPER
90.	0.0000	-.0134	.0329	0.0000	-.0272	.0115	0.0000	-.0302	.0074	0.0000	-.0243	
70.	.0080	-.0145	.0297	.0087	-.0269							
60.	.0119	-.0178	.0257	.0128	-.0285	.0109	.0130	-.0304	.0072	.0130	-.0175	.0005
50.				.0165	-.0295	.0099						
40.				.0198	-.0314	.0089	.0200	-.0318	.0060	.0199	-.0127	-.0040
30.				.0224	-.0334	.0088				.0225	-.0098	-.0040
20.							.0245	-.0332	.0043	.0245	-.0077	-.0032
10.										.0257	-.0050	
0.										.0260	-.0025	-.0000

SPANWISE ROWS ON WING

X = .1000			X = .3000			X = .5000			X = .7000			X = .8000		
Y	CP LOWER	CP UPPER	Y	CP LOWER	CP UPPER	Y	CP LOWER	CP UPPER	Y	CP LOWER	CP UPPER	Y	CP LOWER	CP UPPER
0.0000	.0166	.0684	.0200	-.0194	.0232	.0266	-.0333	.0086	.0332	-.0298	.0036	.0729	-.0105	-.0151
.0080	.0153	.0750	.0332		.0214	.0332	-.0348	.0079	.0465	-.0342	.0054	.0795	-.0153	-.0267
.0143	.0142	.0852	.0465	-.0348	.0273	.0398	-.0348	.0074	.0597	-.0371	.0048	.0862	-.0210	-.0316
.0213		.1060	.0597	-.0325	.0443	.0465		.0057	.0729	-.0439	.0029	.0928	-.0284	-.0326
.0250	.1177	.1234	.0729	.0226	.0837	.0531	-.0401	.0049	.0862	-.0460		.0994	-.0336	-.0309
			.0750	.0832	.0902	.0597	-.0430	.0036	.0994	-.0556	-.0007	.1060	-.0395	-.0283
						.0663	-.0468	.0021	.1126	-.0682	-.0018	.1126	-.0468	
						.0729	-.0515	.0028	.1258	-.0801	-.0023	.1192	-.0545	-.0253
						.0795	-.0577	.0034	.1391	-.0971	-.0017	.1258	-.0626	-.0245
						.0862	-.0664	.0044				.1325	-.0696	-.0233
						.0928	-.0748	.0061				.1391	-.0799	-.0212
						.0994	-.0795	.0100				.1457	-.0850	-.0192
						.1060	-.0791	.0172				.1523	-.0955	-.0186
						.1126	-.0725	.0289				.1589	-.1036	-.0187
						.1192	-.0599	.0462				.1655	-.1103	-.0153
						.1235	-.0089	.0739				.1721	-.1143	-.0114
						.1250	.0563	.0687				.1788	-.1141	
												.1854	-.1106	.0034
												.1920	-.1008	.0171
												.1967	-.0775	
												.2000	.0254	.0570

CHORDWISE ROW ON WING

Y = .0729

X	XC	CP LOWER	CP UPPER
.2917	0.00	.0832	.0902
.3000	1.59	.0226	.0837
.3333	7.98	-.0314	.0538
.3667	14.37	-.0550	.0317
.4000	20.76	-.0615	.0178
.4333	27.14	-.0608	.0095
.4667	33.53	-.0567	.0059
.5000	39.92	-.0515	.0028
.5333	46.31	-.0488	.0037
.5667	52.69	-.0483	.0006
.6000	59.08	-.0468	.0011
.6333	65.47	-.0497	.0013
.6667	71.86	-.0478	.0012
.7000	78.24	-.0439	.0029
.7333	84.63	-.0423	-.0093
.7667	91.02	-.0265	-.0268
.8000	97.40	-.0105	-.0151
.8333			
.8667			
.9000			
.9333			

SWEPT ROW ON WING

Y = .2646(X-.2244)

XC	CP LOWER	CP UPPER
34.76	-.0194	.0232
35.47	-.0276	.0194
36.23	-.0314	.0153
37.05	-.0367	.0119
37.92	-.0435	.0085
38.88	-.0476	.0054
39.92	-.0515	.0028
41.07	-.0569	.0004
42.34	-.0631	-.0007
43.77	-.0628	-.0018
45.38	-.0710	-.0024
47.22	-.0773	-.0030
49.33	-.0801	-.0023
51.77	-.0866	-.0038
54.65	-.0892	-.0119
58.06	-.0955	-.0186
62.18	-.0963	-.0227
67.25	-.0963	-.0251
73.61	-.0917	-.0269
81.81	-.0965	-.0303

RAKE

TOTAL TUBE	CPT LOWER	CPT UPPER	STATIC PROBE	CP LOWER	CP UPPER
T1	1.7298		S1	-.0024	
T2	1.6007		S2	-.0379	
T3	1.5935				
T4	1.4903				
T5	1.5318				
T6	1.5399				

TABLE IV. - CONTINUED

(B) MACH = 2.96, REYNOLDS NO. = 6.30 MILLION, CONTINUED

ALPHA = -1.00 DEG

CIRCUMFERENTIAL ROWS ON BODY

THETA, DEG	X = .3000			X = .5000			X = .7000			X = .8000		
	Y	CP LOWER	CP UPPER	Y	CP LOWER	CP UPPER	Y	CP LOWER	CP UPPER	Y	CP LOWER	CP UPPER
90.	0.0000	-.0014	.0152	0.0000	-.0159	-.0036	0.0000	-.0187	-.0070	0.0000	-.0144	
70.	.0080	-.0018	.0127	.0087	-.0160							
60.	.0119	-.0040	.0089	.0128	-.0172	-.0043	.0130	-.0189	-.0073	.0130	-.0112	-.0097
50.				.0165	-.0180	-.0051						
40.				.0198	-.0193	-.0064	.0200	-.0205	-.0086	.0199	-.0088	-.0088
30.				.0224	-.0208	-.0070				.0225	-.0074	-.0065
20.							.0245	-.0218	-.0103	.0245	-.0062	-.0048
10.										.0237	-.0049	
0.										.0260	-.0029	-.0007

SPANWISE ROWS ON WING

X = .1000			X = .3000			X = .5000			X = .7000			X = .8000		
Y	CP LOWER	CP UPPER	Y	CP LOWER	CP UPPER	Y	CP LOWER	CP UPPER	Y	CP LOWER	CP UPPER	Y	CP LOWER	CP UPPER
0.0000	.0333	.0504	.0200	-.0052	.0063	.0266	-.0211	-.0068	.0332	-.0190	-.0107	.0729	.0005	-.0156
.0080	.0332	.0547	.0332	.0023	.0023	.0332	-.0213	-.0080	.0465	-.0208	-.0098	.0795	-.0022	-.0286
.0143	.0371	.0625	.0465	-.0138	.0047	.0398	-.0207	-.0089	.0597	-.0224	-.0105	.0862	-.0064	-.0393
.0213	.0832		.0597	-.0046	.0182	.0465		-.0105	.0729	-.0298	-.0132	.0928	-.0133	-.0446
.0250	.1202	.1254	.0729	.0510	.0674	.0531	-.0260	-.0123	.0862	-.0304		.0994	-.0178	-.0451
			.0750	.0922	.0961	.0597	-.0288	-.0141	.0994	-.0399	-.0192	.1060	-.0231	-.0436
						.0663	-.0320	-.0166	.1126	-.0517	-.0228	.1126	-.0305	
						.0729	-.0354	-.0175	.1258	-.0545	-.0261	.1192	-.0364	-.0425
						.0795	-.0397	-.0181	.1391	-.0675	-.0278	.1258	-.0422	-.0424
						.0862	-.0443	-.0196				.1325	-.0499	-.0423
						.0928	-.0485	-.0193				.1391	-.0601	-.0416
						.0994	-.0494	-.0171				.1457	-.0634	-.0406
						.1060	-.0462	-.0124				.1523	-.0732	-.0417
						.1126	-.0386	-.0024				.1589	-.0783	-.0434
						.1192	-.0230	.0174				.1655	-.0856	-.0428
						.1235	.0249	.0540				.1721	-.0870	-.0403
						.1250	.0712	.0765				.1788	-.0856	
												.1854	-.0802	-.0352
												.1920	-.0698	-.0232
												.1967	-.0432	
												.2000	.0497	.0659

CHORDWISE ROW ON WING

SWEPT ROW ON WING

Y = .0729				Y = .2646 (X = .2244)			
X	ZC	CP LOWER	CP UPPER	ZC	CP LOWER	CP UPPER	
.2917	0.00	.0922	.0961				
.3000	1.59	.0510	.0674	34.76	-.0052	.0063	
.3333	7.98	.0002	.0270	35.47	-.0136	.0014	
.3667	14.37	-.0264	.0046	36.23	-.0179	-.0037	
.4000	20.76	-.0354	-.0085	37.05	-.0228	-.0077	
.4333	27.14	-.0387	-.0148	37.92	-.0295	-.0118	
.4667	33.53	-.0383	-.0167	38.88	-.0325	-.0150	
.5000	39.92	-.0354	-.0175	39.92	-.0354	-.0175	
.5333	46.31	-.0337	-.0151	41.07	-.0401	-.0202	
.5667	52.69	-.0330	-.0169	42.34	-.0451	-.0221	
.6000	59.08	-.0320	-.0167	43.77	-.0451	-.0238	
.6333	65.47	-.0306	-.0156	45.38	-.0504	-.0249	
.6667	71.86	-.0337	-.0147	47.22	-.0530	-.0257	
.7000	78.24	-.0298	-.0132	49.33	-.0545	-.0261	
.7333	84.63	-.0270	-.0242	51.77	-.0643	-.0274	
.7667	91.02	-.0099	-.0392	54.65	-.0641	-.0357	
.8000	97.40	.0005	-.0156	58.06	-.0732	-.0417	
.8333				62.18	-.0724	-.0462	
.8667				67.25	-.0790	-.0482	
.9000				73.61	-.0777	-.0509	
.9333				81.81	-.0738	-.0528	

RAKE

TOTAL TUBE	CPT LOWER	CPT UPPER	STATIC PROBE	CP LOWER	CP UPPER
T1	1.7387		S1	-.0054	
T2	1.6389		S2	-.0232	
T3	1.7082				
T4	1.6284				
T5	1.7280				
T6	1.6533				

TABLE IV. - CONTINUED

(B) MACH = 2.96, REYNOLDS NO. = 6.29 MILLION, CONTINUED

ALPHA = -.00 DEG

CIRCUMFERENTIAL ROWS ON BODY

THETA, DEG	X = .3000			X = .5000			X = .7000			X = .8000		
	Y	CP LOWER	CP UPPER	Y	CP LOWER	CP UPPER	Y	CP LOWER	CP UPPER	Y	CP LOWER	CP UPPER
90.	0.0000	.0060	.0076	0.0000	-.0087	-.0107	0.0000	-.0119	-.0137	0.0000	-.0083	
70.	.0080	.0059	.0047	.0087	-.0090							
60.	.0119	.0041	.0010	.0128	-.0105	-.0114	.0130	-.0125	-.0140	.0130	-.0065	-.0141
50.				.0165	-.0111	-.0123						
40.				.0198	-.0121	-.0140	.0200	-.0140	-.0151	.0199	-.0063	-.0104
30.				.0224	-.0134	-.0145				.0225	-.0058	-.0072
20.							.0245	-.0151	-.0170	.0245	-.0054	-.0051
10.										.0257	-.0048	
0.										.0260	-.0033	-.0006

SPANWISE ROWS ON WING

X = .1000			X = .3000			X = .5000			X = .7000			X = .8000		
Y	CP LOWER	CP UPPER	Y	CP LOWER	CP UPPER	Y	CP LOWER	CP UPPER	Y	CP LOWER	CP UPPER	Y	CP LOWER	CP UPPER
0.0000	.0430	.0403	.0200	.0032	-.0021	.0266	-.0137	-.0144	.0332	-.0127	-.0175	.0729	.0070	-.0169
.0080	.0434	.0438	.0332	-.0071		.0332	-.0136	-.0156	.0465	-.0131	-.0168	.0795	.0057	-.0285
.0143	.0495	.0499	.0465	-.0025	-.0071	.0398	-.0128	-.0163	.0597	-.0146	-.0178	.0862	.0024	-.0403
.0213	.0709		.0597	.0107	.0030	.0465		-.0181	.0729	-.0220	-.0205	.0928	-.0045	-.0484
.0250	.1202	.1265	.0729	.0645	.0365	.0531	-.0180	-.0201	.0862	-.0219		.0994	-.0083	-.0514
			.0750	.0932	.0972	.0597	-.0204	-.0225	.0994	-.0316	-.0280	.1060	-.0137	-.0509
						.0663	-.0233	-.0256	.1126	-.0429	-.0324	.1126	-.0212	
						.0729	-.0260	-.0274	.1258	-.0431	-.0379	.1192	-.0276	-.0507
						.0795	-.0290	-.0296	.1391	-.0511	-.0430	.1258	-.0335	-.0511
						.0862	-.0321	-.0320				.1325	-.0411	-.0516
						.0928	-.0343	-.0330				.1391	-.0511	-.0516
						.0994	-.0336	-.0325				.1457	-.0531	-.0515
						.1060	-.0291	-.0280				.1523	-.0619	-.0539
						.1126	-.0210	-.0193				.1589	-.0630	-.0567
						.1192	-.0045	-.0007				.1655	-.0673	-.0575
						.1235	.0417	.0376				.1721	-.0679	-.0572
						.1250	.0740	.0761				.1788	-.0661	
												.1854	-.0617	-.0523
												.1920	-.0465	-.0443
												.1967	-.0177	
												.2000	.0592	.0627

CHORDWISE ROW ON WING

Y = .0729

X	ZC	CP LOWER	CP UPPER
.2917	0.00	.0932	.0972
.3000	1.59	.0645	.0565
.3333	7.98	.0156	.0113
.3667	14.37	-.0113	-.0108
.4000	20.76	-.0219	-.0223
.4333	27.14	-.0267	-.0276
.4667	33.53	-.0279	-.0281
.5000	39.92	-.0260	-.0274
.5333	46.31	-.0250	-.0243
.5667	52.69	-.0246	-.0253
.6000	59.08	-.0239	-.0247
.6333	65.47	-.0225	-.0232
.6667	71.86	-.0262	-.0221
.7000	78.24	-.0220	-.0205
.7333	84.63	-.0187	-.0315
.7667	91.02	-.0013	-.0446
.8000	97.40	.0070	-.0169
.8333			
.8667			
.9000			
.9333			

SWEPT ROW ON WING

Y = .2646(X-.2244)

ZC	CP LOWER	CP UPPER
34.76	.0032	-.0021
35.47	-.0051	-.0080
36.23	-.0091	-.0133
37.05	-.0145	-.0171
37.92	-.0208	-.0216
38.88	-.0235	-.0248
39.92	-.0260	-.0274
41.07	-.0302	-.0300
42.34	-.0353	-.0325
43.77	-.0349	-.0345
45.38	-.0396	-.0357
47.22	-.0418	-.0372
49.33	-.0431	-.0379
51.77	-.0528	-.0405
54.65	-.0518	-.0482
58.06	-.0619	-.0539
62.18	-.0581	-.0587
67.25	-.0652	-.0612
73.61	-.0573	-.0645
81.81	-.0433	-.0652

RAKE

TOTAL TUBE	CPT LOWER	CPT UPPER	STATIC PROBE	CP LOWER	CP UPPER
T1	1.7102		S1	-.0066	
T2	1.6405		S2	-.0146	
T3	1.7521				
T4	1.6893				
T5	1.7471				
T6	1.7160				

TABLE IV. - CONTINUED

(B) MACH = 2.96, REYNOLDS NO. = 6.29 MILLION, CONTINUED

ALPHA = 1.00 DEG

CIRCUMFERENTIAL ROWS ON BODY

THETA, DEG	X = .3000			X = .5000			X = .7000			X = .8000		
	Y	CP LOWER	CP UPPER	Y	CP LOWER	CP UPPER	Y	CP LOWER	CP UPPER	Y	CP LOWER	CP UPPER
90.	0.0000	.0130	-.0007	0.0000	-.0024	-.0168	0.0000	-.0057	-.0193	0.0000	-.0027	
70.	.0080	.0131	-.0023	.0087	-.0029					.0130	-.0065	-.0195
60.	.0119	.0106	-.0054	.0128	-.0045	-.0172	.0130	-.0065	-.0195	.0130	-.0015	-.0174
50.				.0165	-.0049	-.0190						
46.				.0198	-.0062	-.0205	.0200	-.0078	-.0212	.0199	-.0037	-.0120
30.				.0224	-.0070	-.0212				.0225	-.0040	-.0081
20.							.0245	-.0093	-.0234	.0245	-.0051	-.0060
10.										.0257	-.0045	
0.										.0260	-.0038	-.0011

SPANWISE ROWS ON WING

X = .1000			X = .3000			X = .5000			X = .7000			X = .8000		
Y	CP LOWER	CP UPPER	Y	CP LOWER	CP UPPER	Y	CP LOWER	CP UPPER	Y	CP LOWER	CP UPPER	Y	CP LOWER	CP UPPER
0.0000	.0522	.0314	.0200	.0105	-.0089	.0266	-.0075	-.0211	.0332	-.0064	-.0232	.0729	.0136	-.0211
.0080	.0537	.0345	.0332	-.0145		.0332	-.0072	-.0222	.0465	-.0065	-.0236	.0795	.0131	-.0302
.0143	.0595	.0375	.0465	.0074	-.0167	.0398	-.0059	-.0233	.0597	-.0076	-.0246	.0862	.0097	-.0414
.0213	.0607	.0607	.0597	.0233	-.0095	.0465		-.0250	.0729	-.0153	-.0276	.0928	.0030	-.0510
.0250	.1193	.1259	.0729	.0745	.0462	.0531	-.0110	-.0272	.0862	-.0150		.0994	-.0009	-.0561
			.0750	.0924	.0953	.0597	-.0132	-.0300	.0994	-.0245	-.0361	.1060	-.0064	-.0575
						.0663	-.0158	-.0335	.1126	-.0361	-.0421	.1126	-.0143	
						.0729	-.0174	-.0365	.1258	-.0333	-.0492	.1192	-.0209	-.0582
						.0795	-.0198	-.0393	.1391	-.0383	-.0577	.1258	-.0263	-.0591
						.0862	-.0214	-.0431				.1325	-.0340	-.0599
						.0928	-.0223	-.0454				.1391	-.0442	-.0609
						.0994	-.0199	-.0458				.1457	-.0439	-.0607
						.1060	-.0143	-.0431				.1523	-.0534	-.0693
						.1126	-.0059	-.0357				.1589	-.0515	-.0699
						.1192	.0115	-.0175				.1655	-.0541	-.0727
						.1235	.0550	.0222				.1721	-.0517	-.0745
						.1250	.0732	.0724				.1788	-.0493	
												.1854	-.0416	-.0701
												.1920	-.0267	-.0631
												.1967	.0039	
												.2000	.0618	.0559

CHORDWISE ROW ON WING

Y = .0729

X	ZC	CP LOWER	CP UPPER
.2917	0.00	.0924	.0953
.3000	1.59	.0745	.0462
.3333	7.98	.0288	-.0022
.3667	14.37	.0007	-.0238
.4000	20.76	-.0104	-.0342
.4333	27.14	-.0162	-.0376
.4667	33.53	-.0190	-.0374
.5000	39.92	-.0174	-.0365
.5333	46.31	-.0173	-.0323
.5667	52.69	-.0178	-.0332
.6000	59.08	-.0170	-.0318
.6333	65.47	-.0159	-.0304
.6667	71.86	-.0199	-.0290
.7000	78.24	-.0153	-.0276
.7333	84.63	-.0122	-.0382
.7667	91.02	.0062	-.0494
.8000	97.40	.0136	-.0211
.8333			
.8667			
.9000			
.9333			

SWEPT ROW ON WING

Y = .2646(X-.2244)

ZC	CP LOWER	CP UPPER
34.76	.0105	-.0089
35.47	.0027	-.0152
36.23	-.0015	-.0202
37.05	-.0065	-.0247
37.92	-.0132	-.0292
38.88	-.0158	-.0327
39.92	-.0174	-.0365
41.07	-.0217	-.0391
42.34	-.0269	-.0423
43.77	-.0246	-.0442
45.38	-.0304	-.0463
47.22	-.0320	-.0479
49.33	-.0333	-.0492
51.77	-.0443	-.0520
54.65	-.0418	-.0596
58.06	-.0534	-.0653
62.18	-.0477	-.0705
67.25	-.0542	-.0732
73.61	-.0437	-.0785
81.81	-.0252	-.0780

RAKE

TOTAL TUBE	CPT LOWER	CPT UPPER	STATIC PROBE	CP LOWER	CP UPPER
T1	1.7354		51	-.0084	
T2	1.6516		52	-.0080	
T3	1.7960				
T4	1.7384				
T5	1.7600				
T6	1.7630				

TABLE IV. - CONTINUED

(B) MACH = 2.96, REYNOLDS NO. = 6.30 MILLION, CONTINUED

ALPHA = 3.01 DEG

CIRCUMFERENTIAL ROWS ON BODY

THETA, DEG	X = .3000			X = .5000			X = .7000			X = .8000		
	Y	CP LOWER	CP UPPER	Y	CP LOWER	CP UPPER	Y	CP LOWER	CP UPPER	Y	CP LOWER	CP UPPER
90.	0.0000	.0307	-.0141	0.0000	.0137	-.0274	0.0000	.0096	-.0292	0.0000	.0113	
70.	.0080	.0309	-.0166	.0087	.0128							
60.	.0119	.0277	-.0200	.0128	.0110	-.0282	.0130	.0087	-.0302	.0130	.0101	-.0229
50.				.0165	.0105	-.0306						
40.				.0198	.0091	-.0330	.0200	.0074	-.0325	.0199	.0044	-.0137
30.				.0224	.0085	-.0336				.0225	.0019	-.0093
20.							.0245	.0059	-.0353	.0245	-.0011	-.0065
10.										.0257	-.0024	
0.										.0260	-.0033	-.0006

SPANWISE ROWS ON WING

X = .1000			X = .3000			X = .5000			X = .7000			X = .8000		
Y	CP LOWER	CP UPPER	Y	CP LOWER	CP UPPER	Y	CP LOWER	CP UPPER	Y	CP LOWER	CP UPPER	Y	CP LOWER	CP UPPER
0.0000	.0745	.0144	.0200	.0284	-.0238	.0266	.0080	-.0336	.0332	.0085	-.0346	.0729	.0316	-.0326
.0080	.0747	.0157	.0332		-.0311	.0332	.0087	-.0354	.0465	.0092	-.0372	.0795	.0319	-.0393
.0143	.0861	.0191	.0465	.0308	-.0376	.0398	.0108	-.0368	.0597	.0089	-.0392	.0862	.0289	-.0475
.0213		.0336	.0597	.0507	-.0376	.0465		-.0385	.0729	.0000	-.0425	.0928	.0212	-.0565
.0250	.1137	.1205	.0729	.0910	.0169	.0531	.0059	-.0411	.0862	.0025		.0994	.0175	-.0641
			.0750	.0838	.0868	.0597	.0045	-.0442	.0994	-.0074	-.0520	.1060	.0119	-.0687
						.0663	.0026	-.0483	.1126	-.0186	-.0600	.1126	.0030	
						.0729	.0024	-.0529	.1258	-.0097	-.0743	.1192	-.0035	-.0719
						.0795	.0018	-.0583	.1391	-.0104	-.0921	.1298	-.0082	-.0741
						.0862	.0022	-.0655				.1325	-.0155	-.0765
						.0928	.0034	-.0719				.1391	-.0261	-.0796
						.0994	.0086	-.0758				.1457	-.0222	-.0824
						.1060	.0162	-.0764				.1523	-.0325	-.0938
						.1126	.0251	-.0709				.1589	-.0256	-.1005
						.1192	.0447	-.0529				.1655	-.0257	-.1046
						.1235	.0790	-.0115				.1721	-.0215	-.1059
						.1250	.0655	.0586				.1788	-.0166	
												.1854	-.0061	-.0991
												.1920	.0087	-.0950
												.1967	.0449	
												.2000	.0553	.0281

CHORDWISE ROW ON WING

Y = .0729

X	ZC	CP LOWER	CP UPPER
.2917	0.00	.0838	.0868
.3000	1.59	.0910	.0169
.3333	7.98	.0561	-.0330
.3667	14.37	.0269	-.0530
.4000	20.76	.0152	-.0595
.4333	27.14	.0072	-.0599
.4667	33.53	.0023	-.0571
.5000	39.92	.0024	-.0529
.5333	46.31	.0017	-.0477
.5667	52.69	.0001	-.0475
.6000	59.08	.0001	-.0458
.6333	65.47	.0009	-.0444
.6667	71.86	-.0048	-.0432
.7000	78.24	.0000	-.0425
.7333	84.63	.0037	-.0523
.7667	91.02	.0240	-.0595
.8000	97.40	.0316	-.0326
.8333			
.8667			
.9000			
.9333			

SWEEP ROW ON WING

Y = .2646(X-.2244)

ZC	CP LOWER	CP UPPER
34.76	.0284	-.0238
35.47	.0204	-.0300
36.23	.0165	-.0340
37.05	.0114	-.0392
37.92	.0047	-.0444
38.88	.0030	-.0489
39.92	.0024	-.0529
41.07	-.0013	-.0565
42.34	-.0065	-.0600
43.77	-.0032	-.0636
45.38	-.0083	-.0672
47.22	-.0090	-.0707
49.33	-.0097	-.0743
51.77	-.0238	-.0785
54.65	-.0179	-.0862
58.06	-.0325	-.0938
62.18	-.0234	-.1011
67.25	-.0322	-.1064
73.61	-.0205	-.1000
81.81	-.0025	-.0941

RAKE

TOTAL TUBE	CPT LOWER	CPT UPPER	STATIC PROBE	CP LOWER	CP UPPER
T1	1.7762		S1	-.0094	
T2	1.7069		S2	.0100	
T3	1.9041				
T4	1.8567				
T5	1.8128				
T6	1.8782				

TABLE IV. - CONTINUED
 (B) MACH = 2.96, REYNOLDS NO. = 6.30 MILLION, CONTINUED
 ALPHA = 6.00 DEG

CIRCUMFERENTIAL ROWS ON BODY

THETA, DEG	X = .3000			X = .5000			X = .7000			X = .8000		
	Y	CP LOWER	CP UPPER	Y	CP LOWER	CP UPPER	Y	CP LOWER	CP UPPER	Y	CP LOWER	CP UPPER
90.	0.0000	.0623	-.0306	0.0000	.0432	-.0407	0.0000	.0387	-.0423	0.0000	.0389	
70.	.0080	.0626	-.0333	.0087	.0424							
60.	.0119	.0588	-.0380	.0128	.0400	-.0415	.0130	.0368	-.0444	.0130	.0341	-.0247
50.				.0165	.0392	-.0454						
40.				.0198	.0375	-.0498	.0200	.0351	-.0471	.0199	.0228	-.0147
30.				.0224	.0369	-.0494				.0225	.0163	-.0110
20.							.0245	.0337	-.0492	.0245	.0087	-.0116
10.										.0257	.0033	
0.										.0260	-.0017	.0024

SPANWISE ROWS ON WING

X = .1000			X = .3000			X = .5000			X = .7000			X = .8000		
Y	CP LOWER	CP UPPER	Y	CP LOWER	CP UPPER	Y	CP LOWER	CP UPPER	Y	CP LOWER	CP UPPER	Y	CP LOWER	CP UPPER
0.0000	.1153	-.0068	.0200	.0606	-.0423	.0266	.0364	-.0499	.0332	.0365	-.0472	.0729	.0649	-.0382
.0080	.1157	-.0086	.0332		-.0510	.0332	.0376	-.0543	.0465	.0381	-.0549	.0795	.0659	-.0514
.0143	.1268	-.0176	.0465	.0689	-.0676	.0398	.0407	-.0555	.0597	.0382	-.0533	.0862	.0628	-.0750
.0213		-.0047	.0597	.0923	-.0827	.0465		-.0570	.0729	.0272	-.0612	.0928	.0533	-.0963
.0250	.1058	.1052	.0729	.1106	-.0291	.0531	.0358	-.0601	.0862	.0332		.0994	.0498	-.1081
			.0750	.0626	.0656	.0597	.0356	-.0664	.0994	.0222	-.1036	.1060	.0442	-.1136
						.0663	.0349	-.0814	.1126	.0098	-.1099	.1126	.0342	
						.0729	.0366	-.0965	.1258	.0280	-.1077	.1192	.0275	-.1127
						.0795	.0381	-.0992	.1391	.0318	-.1103	.1258	.0238	-.1157
						.0862	.0408	-.0997				.1325	.0164	-.1160
						.0928	.0439	-.1006				.1391	.0041	-.1155
						.0994	.0518	-.1010				.1457	.0133	-.1106
						.1060	.0611	-.1039				.1523	.0003	-.1159
						.1126	.0689	-.1093				.1589	.0134	-.1146
						.1192	.0878	-.0930				.1655	.0159	-.1152
						.1235	.1019	-.0575				.1721	.0223	-.1158
						.1250	.0455	.0288				.1788	.0294	
												.1854	.0425	-.1128
												.1920	.0374	-.1164
												.1967	.0796	
												.2000	.0306	-.0181

CHORDWISE ROW ON WING

Y = .0729			
X	ZC	CP LOWER	CP UPPER
.2917	0.00	.0626	.0656
.3000	1.59	.1106	-.0291
.3333	7.98	.0962	-.0796
.3667	14.37	.0675	-.0936
.4000	20.76	.0559	-.0925
.4333	27.14	.0457	-.0942
.4667	33.53	.0383	-.0966
.5000	39.92	.0366	-.0965
.5333	46.31	.0354	-.0878
.5667	52.69	.0318	-.0850
.6000	59.08	.0306	-.0802
.6333	65.47	.0311	-.0746
.6667	71.86	.0221	-.0679
.7000	78.24	.0272	-.0612
.7333	84.63	.0317	-.0667
.7667	91.02	.0562	-.0731
.8000	97.40	.0649	-.0382

SWEPT ROW ON WING

Y = .2646(X-.2244)		
ZC	CP LOWER	CP UPPER
34.76	.0606	-.0423
35.47	.0525	-.0499
36.23	.0494	-.0536
37.05	.0445	-.0596
37.92	.0368	-.0678
38.88	.0360	-.0836
39.92	.0366	-.0965
41.07	.0343	-.0996
42.34	.0281	-.1040
43.77	.0331	-.1091
45.38	.0282	-.1058
47.22	.0283	-.1071
49.33	.0280	-.1077
51.77	.0073	-.1092
54.65	.0194	-.1120
58.06	.0003	-.1159
62.18	.0158	-.1190
67.25	.0030	-.1163
73.61	.0186	-.1109
81.81	.0407	-.1075

RAKE

TOTAL TUBE	CPT LOWER	CPT UPPER	STATIC PROBE	CP LOWER	CP UPPER
T1	1.8221		S1	-.0056	
T2	1.8531		S2	.0416	
T3	2.0908				
T4	2.0511				
T5	1.9339				
T6	2.0704				

TABLE IV. - CONTINUED

(B) MACH = 2.96, REYNOLDS NO. = 6.30 MILLION, CONTINUED

ALPHA = 10.00 DEG

CIRCUMFERENTIAL ROWS ON BODY

THETA, DEG	X = .3000			X = .5000			X = .7000			X = .8000		
	Y	CP LOWER	CP UPPER	Y	CP LOWER	CP UPPER	Y	CP LOWER	CP UPPER	Y	CP LOWER	CP UPPER
90.	0.0000	.1169	-.0471	0.0000	.0948	-.0593	0.0000	.0885	-.0583	0.0000	.0869	
70.	.0080	.1163	-.0492	.0087	.0931							
60.	.0119	.1107	-.0550	.0128	.0897	-.0615	.0130	.0854	-.0651	.0130	.0768	-.0242
50.				.0165	.0889	-.0648						
40.				.0198	.0871	-.0667	.0200	.0830	-.0695	.0199	.0542	-.0171
30.				.0224	.0863	-.0666				.0225	.0389	-.0217
20.							.0245	.0813	-.0704	.0245	.0193	-.0251
10.										.0257	.0030	
0.										.0260	-.0104	-.0041

SPANWISE ROWS ON WING

X = .1000			X = .3000			X = .5000			X = .7000			X = .8000		
Y	CP LOWER	CP UPPER	Y	CP LOWER	CP UPPER	Y	CP LOWER	CP UPPER	Y	CP LOWER	CP UPPER	Y	CP LOWER	CP UPPER
0.0000	.1804	-.0246	.0200	.1145	-.0620	.0266	.0860	-.0662	.0332	.0846	-.0687	.0729	.1185	-.0939
.0080	.1801	-.0406	.0332		-.1011	.0332	.0881	-.0688	.0465	.0873	-.0720	.0795	.1209	-.1127
.0143	.1909	-.0507	.0465	.1285	-.1011	.0398	.0936	-.0819	.0597	.0876	-.0927	.0862	.1178	-.1254
.0213	-.0553		.0597	.1534	-.1024	.0465		-.1118	.0729	.0722	-.1259	.0928	.1048	-.1322
.0250	.0866	.0791	.0729	.1389	-.0708	.0531	.0874	-.1240	.0862	.0845		.0994	.1028	-.1313
			.0750	.0359	.0371	.0597	.0882	-.1230	.0994	.0699	-.1247	.1060	.0975	-.1310
						.0663	.0884	-.1210	.1126	.0550	-.1262	.1126	.0858	
						.0729	.0917	-.1188	.1258	.0854	-.1218	.1192	.0790	-.1273
						.0795	.0944	-.1170	.1391	.0929	-.1235	.1258	.0758	-.1310
						.0862	.0992	-.1161				.1325	.0673	-.1300
						.0928	.1039	-.1165				.1391	.0501	-.1275
						.0994	.1134	-.1158				.1457	.0672	-.1203
						.1060	.1225	-.1165				.1523	.0487	-.1263
						.1126	.1268	-.1177				.1589	.0695	-.1243
						.1192	.1383	-.1217				.1655	.0739	-.1253
						.1235	.1166	-.0974				.1721	.0819	-.1258
						.1250	.0160	-.0061				.1788	.0900	
												.1854	.1037	-.1213
												.1920	.1160	-.1221
												.1967	.1223	
												.2000	-.0077	-.0574

CHORDWISE ROW ON WING

Y = .0729

X	XC	CP LOWER	CP UPPER
.2917	0.00	.0359	.0371
.3000	1.59	.1389	-.0708
.3333	7.98	.1490	-.1033
.3667	14.37	.1245	-.1077
.4000	20.76	.1169	-.1098
.4333	27.14	.1056	-.1122
.4667	33.53	.0951	-.1143
.5000	39.92	.0917	-.1188
.5333	46.31	.0909	-.1176
.5667	52.69	.0852	-.1233
.6000	59.08	.0824	-.1258
.6333	65.47	.0807	-.1269
.6667	71.86	.0661	-.1259
.7000	78.24	.0722	-.1259
.7333	84.63	.0778	-.1236
.7667	91.02	.1096	-.1191
.8000	97.40	.1185	-.0939
.8333			
.8667			
.9000			
.9333			

SWEPT ROW ON WING

Y = .2646(X-.2244)

XC	CP LOWER	CP UPPER
34.76	.1145	-.0620
35.47	.1050	-.0960
36.23	.1044	-.1112
37.05	.0988	-.1160
37.92	.0899	-.1169
38.88	.0909	-.1174
39.92	.0917	-.1188
41.07	.0907	-.1190
42.34	.0833	-.1194
43.77	.0913	-.1194
45.38	.0843	-.1199
47.22	.0850	-.1212
49.33	.0854	-.1218
51.77	.0538	-.1238
54.65	.0753	-.1247
58.06	.0487	-.1263
62.18	.0732	-.1281
67.25	.0548	-.1277
73.61	.0779	-.1223
81.81	.1061	-.1112

RAKE

TOTAL TUBE	CPT LOWER	CPT UPPER	STATIC PROBE	CP LOWER	CP UPPER
T1	1.8667		S1	-.0012	
T2	2.0705		S2	.0943	
T3	2.3376				
T4	2.3242				
T5	2.2072				
T6	2.3542				

TABLE IV. - CONTINUED

(B) MACH = 2.96, REYNOLDS NO. = 6.29 MILLION, CONCLUDED

ALPHA = 15.00 DEG

CIRCUMFERENTIAL ROWS ON BODY

THETA, DEG	X = .3000			X = .5000			X = .7000			X = .8000		
	Y	CP LOWER	CP UPPER	Y	CP LOWER	CP UPPER	Y	CP LOWER	CP UPPER	Y	CP LOWER	CP UPPER
90.	0.0000	.2072	-.0723	0.0000	.1814	-.0800	0.0000	.1709	-.0751	0.0000	.1663	
70.	.0080	.2050	-.0793	.0087	.1789							
60.	.0119	.1971	-.0885	.0128	.1737	-.0995	.0130	.1660	-.1020	.0130	.1504	-.0383
50.				.0165	.1730	-.1079						
40.				.0198	.1707	-.1074	.0200	.1619	-.1130	.0199	.1172	-.0625
30.				.0224	.1696	-.1067				.0225	.0926	-.0630
20.							.0245	.1597	-.1124	.0245	.0553	-.0654
10.										.0257	.0141	
0.										.0260	-.0320	-.0278

SPANWISE ROWS ON WING

X = .1000			X = .3000			X = .5000			X = .7000			X = .8000		
Y	CP LOWER	CP UPPER	Y	CP LOWER	CP UPPER	Y	CP LOWER	CP UPPER	Y	CP LOWER	CP UPPER	Y	CP LOWER	CP UPPER
0.0000	.2837	-.0458	.0200	.2025	-.1084	.0266	.1690	-.1033	.0332	.1636	-.1088	.0729	.2012	-.1161
.0080	.2789	-.0857	.0332		-.1191	.0332	.1726	-.1105	.0465	.1670	-.1091	.0795	.2065	-.1317
.0143	.2865	-.0845	.0465	.2207	-.1184	.0398	.1810	-.1205	.0597	.1683	-.1247	.0862	.2044	-.1368
.0213		-.0922	.0597	.2398	-.1191	.0465		-.1304	.0729	.1449	-.1366	.0928	.1870	-.1385
.0250	.0737	.0558	.0729	.1726	-.1022	.0531	.1729	-.1315	.0862	.1672		.0994	.1871	-.1378
			.0750	.0111	.0198	.0597	.1749	-.1308	.0994	.1459	-.1318	.1060	.1835	-.1377
						.0663	.1762	-.1300	.1126	.1241	-.1354	.1126	.1693	
						.0729	.1812	-.1292	.1258	.1716	-.1320	.1192	.1620	-.1336
						.0795	.1853	-.1285	.1391	.1811	-.1340	.1258	.1598	-.1383
						.0862	.1906	-.1282				.1325	.1491	-.1391
						.0928	.1957	-.1285				.1391	.1225	-.1372
						.0994	.2057	-.1279				.1457	.1498	-.1284
						.1060	.2114	-.1285				.1523	.1225	-.1362
						.1126	.2071	-.1290				.1589	.1531	-.1334
						.1192	.2053	-.1318				.1655	.1583	-.1345
						.1235	.1389	-.1203				.1721	.1668	-.1347
						.1250	-.0076	-.0288				.1788	.1739	
												.1854	.1830	-.1292
												.1920	.1878	-.1296
												.1967	.1688	
												.2000	-.0399	-.0824

CHORDWISE ROW ON WING

SWEPT ROW ON WING

Y = .0729				Y = .2646(X-.2244)			
X	XC	CP LOWER	CP UPPER	XC	CP LOWER	CP UPPER	
.2917	0.00	.0111	.0198				
.3000	1.59	.1726	-.1022	34.76	.2025	-.1084	
.3333	7.98	.2251	-.1153	35.47	.1927	-.1244	
.3667	14.37	.2075	-.1223	36.23	.1922	-.1258	
.4000	20.76	.2068	-.1239	37.05	.1866	-.1269	
.4333	27.14	.1946	-.1256	37.92	.1729	-.1272	
.4667	33.53	.1843	-.1262	38.88	.1774	-.1277	
.5000	39.92	.1812	-.1292	39.92	.1812	-.1292	
.5333	46.31	.1812	-.1267	41.07	.1794	-.1292	
.5667	52.69	.1705	-.1310	42.34	.1681	-.1297	
.6000	59.08	.1660	-.1329	43.77	.1791	-.1299	
.6333	65.47	.1640	-.1330	45.38	.1726	-.1300	
.6667	71.86	.1384	-.1325	47.22	.1723	-.1314	
.7000	78.24	.1449	-.1366	49.33	.1716	-.1320	
.7333	84.63	.1522	-.1367	51.77	.1235	-.1342	
.7667	91.02	.1956	-.1341	54.65	.1618	-.1351	
.8000	97.40	.2012	-.1161	58.06	.1225	-.1362	
.8333				62.18	.1601	-.1372	
.8667				67.25	.1339	-.1368	
.9000				73.61	.1696	-.1331	
.9333				81.81	.2020	-.1209	

RAKE

TOTAL TUBE	CPT LOWER	CPT UPPER	STATIC PROBE	CP LOWER	CP UPPER
T1	1.9691		S1	.0430	
T2	2.3517		S2	.1826	
T3	2.6603				
T4	2.6686				
T5	2.5686				
T6	2.7120				

TABLE IV. - CONTINUED
 (C) MACH = 4.63, REYNOLDS NO. = 15.69 MILLION
 ALPHA = -10.05 DEG

CIRCUMFERENTIAL ROWS ON BODY

THETA, DEG	X = .3000			X = .5000			X = .7000			X = .8000		
	Y	CP LOWER	CP UPPER	Y	CP LOWER	CP UPPER	Y	CP LOWER	CP UPPER	Y	CP LOWER	CP UPPER
90.	0.0000	-.0231	.1082	0.0000	-.0342	.0834	0.0000	-.0364	.0723	0.0000	-.0232	
70.	.0080	-.0288	.1048	.0087	-.0338							
60.	.0119	-.0301	.1004	.0128	-.0334	.0797	.0130	-.0386	.0708	.0130	-.0142	.0646
50.				.0165	-.0388	.0773						
40.				.0198	-.0443	.0760	.0200	-.0443	.0694	.0199	-.0187	.0435
30.				.0224	-.0450	.0760				.0225	-.0208	.0261
20.							.0245	-.0460	.0685	.0245	-.0218	.0056
10.										.0257	-.0250	
0.										.0260	-.0266	-.0242

SPANWISE ROWS ON WING

X = .1000			X = .3000			X = .5000			X = .7000			X = .8000		
Y	CP LOWER	CP UPPER	Y	CP LOWER	CP UPPER	Y	CP LOWER	CP UPPER	Y	CP LOWER	CP UPPER	Y	CP LOWER	CP UPPER
0.0000	-.0137	.1632	.0200	-.0420	.0981	.0266	-.0447	.0767	.0332	-.0445	.0687	.0729	-.0459	.0281
.0080	-.0215	.1722	.0332		.1037	.0332	-.0447	.0769	.0465	-.0463	.0710	.0795	-.0477	.0309
.0143	-.0259	.1859	.0465	-.0408	.1187	.0398	-.0469	.0767	.0597	-.0490	.0717	.0862	-.0473	.0332
.0213		.2017	.0597	-.0379	.1419	.0465		.0768	.0729	-.0503	.0708	.0928	-.0477	.0355
.0250	.1086	.1145	.0729	-.0093	.1396	.0531	-.0442	.0776	.0862	-.0503		.0994	-.0480	.0388
			.0750	.0737	.0708	.0597	-.0471	.0787	.0994	-.0504	.0736	.1060	-.0482	.0427
						.0663	-.0475	.0798	.1126	-.0510	.0766	.1126	-.0486	
						.0729	-.0477	.0837	.1258	-.0517	.0826	.1192	-.0493	.0484
						.0795	-.0475	.0881	.1391	-.0514	.0904	.1258	-.0497	.0513
						.0862	-.0478	.0932				.1325	-.0501	.0552
						.0928	-.0478	.0997				.1391	-.0506	.0594
						.0994	-.0482	.1089				.1457	-.0504	.0642
						.1060	-.0481	.1189				.1523	-.0505	.0672
						.1126	-.0465	.1307				.1589	-.0503	.0704
						.1192	-.0366	.1380				.1655	-.0504	.0766
						.1235	-.0205	.1283				.1721	-.0501	.0834
						.1250	.0452	.0560				.1788	-.0507	
												.1854	-.0499	.1033
												.1920	-.0499	.1192
												.1967	-.0470	
												.2000	.0164	.0394

CHORDWISE ROW ON WING

Y = .0729

X	XC	CP LOWER	CP UPPER
.2917	0.00	.0737	.0708
.3000	1.59	-.0093	.1396
.3333	7.98	-.0341	.1482
.3667	14.37	-.0442	.1283
.4000	20.76	-.0454	.1113
.4333	27.14	-.0450	.0981
.4667	33.53	-.0463	.0901
.5000	39.92	-.0477	.0837
.5333	46.31	-.0457	.0811
.5667	52.69	-.0481	.0777
.6000	59.08	-.0495	.0755
.6333	65.47	-.0497	.0735
.6667	71.86	-.0501	.0716
.7000	78.24	-.0503	.0708
.7333	84.63	-.0514	.0581
.7667	91.02	-.0502	.0394
.8000	97.40	-.0459	.0281
.8333			
.8667			
.9000			
.9333			

SWEPT ROW ON WING

Y = .2646(X-.2244)

XC	CP LOWER	CP UPPER
34.76	-.0420	.0981
35.47	-.0435	.0942
36.23	-.0442	.0904
37.05	-.0379	.0883
37.92	-.0416	.0857
38.88	-.0451	.0844
39.92	-.0477	.0837
41.07	-.0492	.0835
42.34	-.0497	.0840
43.77	-.0421	.0839
45.38	-.0501	.0834
47.22	-.0510	.0829
49.33	-.0517	.0826
51.77	-.0522	.0811
54.65	-.0515	.0735
58.06	-.0505	.0672
62.18	-.0507	.0629
67.25	-.0509	.0610
73.61	-.0452	.0586
81.81	-.0477	.0561

RAKE

TOTAL TUBE	CPT LOWER	CPT UPPER	STATIC PROBE	CP LOWER	CP UPPER
T1	.3720		S1	-.0206	
T2	.2971		S2	-.0499	
T3	.2572				
T4	.1970				
T5	.0584				
T6	.0465				

TABLE IV. - CONTINUED

(C) MACH = 4.63, REYNOLDS NO. = 15.69 MILLION, CONTINUED

ALPHA = -6.06 DEG

CIRCUMFERENTIAL ROWS ON BODY

THETA, DEG	X = .3000			X = .5000			X = .7000			X = .8000		
	Y	CP LOWER	CP UPPER	Y	CP LOWER	CP UPPER	Y	CP LOWER	CP UPPER	Y	CP LOWER	CP UPPER
90.	0.0000	-.0180	.0578	0.0000	-.0275	.0383	0.0000	-.0304	.0301	0.0000	-.0237	
70.	.0080	-.0213	.0541	.0087	-.0269							
60.	.0119	-.0224	.0512	.0128	-.0277	.0365	.0130	-.0310	.0294	.0130	-.0131	.0246
50.				.0165	-.0282	.0352						
40.				.0198	-.0300	.0345	.0200	-.0322	.0279	.0199	-.0128	.0101
30.				.0224	-.0312	.0345				.0225	-.0130	.0003
20.							.0245	-.0325	.0270	.0245	-.0124	-.0055
10.										.0257	-.0097	
0.										.0260	-.0067	-.0044

SPANWISE ROWS ON WING

X = .1000			X = .3000			X = .5000			X = .7000			X = .8000		
Y	CP LOWER	CP UPPER	Y	CP LOWER	CP UPPER	Y	CP LOWER	CP UPPER	Y	CP LOWER	CP UPPER	Y	CP LOWER	CP UPPER
0.0000	-.0004	.0991	.0200	-.0278	.0488	.0266	-.0308	.0345	.0332	-.0309	.0269	.0729	-.0450	-.0018
.0080	-.0057	.1056	.0332	-.0306	.0506	.0332	-.0353	.0344	.0465	-.0341	.0282	.0795	-.0475	-.0005
.0143	-.0068	.1191	.0465	-.0352	.0615	.0398	-.0415	.0339	.0597	-.0474	.0282	.0862	-.0472	.0010
.0213		.1444	.0597	-.0329	.0829	.0465		.0333	.0729	-.0491	.0270	.0928	-.0474	.0021
.0250	.1117	.1176	.0729	.0159	.1116	.0531	-.0417	.0333	.0862	-.0485		.0994	-.0472	.0043
			.0750	.0847	.0879	.0597	-.0436	.0329	.0994	-.0481	.0274	.1060	-.0474	.0065
						.0663	-.0435	.0332	.1126	-.0484	.0285	.1126	-.0476	
						.0729	-.0434	.0353	.1258	-.0487	.0322	.1192	-.0480	.0097
						.0795	-.0434	.0388	.1391	-.0489	.0385	.1258	-.0484	.0116
						.0862	-.0436	.0420				.1325	-.0488	.0141
						.0928	-.0443	.0473				.1391	-.0492	.0165
						.0994	-.0455	.0547				.1457	-.0490	.0219
						.1060	-.0441	.0642				.1523	-.0492	.0217
						.1126	-.0395	.0768				.1589	-.0493	.0241
						.1192	-.0257	.0900				.1655	-.0493	.0291
						.1235	-.0005	.1037				.1721	-.0499	.0351
						.1250	.0624	.0738				.1788	-.0511	
												.1854	-.0494	.0516
												.1920	-.0463	.0691
												.1967	-.0380	
												.2000	.0337	.0596

CHORDWISE ROW ON WING

SWEPT ROW ON WING

Y = .0729				Y = .2646(X-.2244)			
X	%C	CP LOWER	CP UPPER	%C	CP LOWER	CP UPPER	
.2917	0.00	.0847	.0879				
.3000	1.59	.0159	.1116	34.76	-.0278	.0488	
.3333	7.98	-.0230	.0942	35.47	-.0351	.0447	
.3667	14.37	-.0387	.0721	36.23	-.0388	.0414	
.4000	20.76	-.0421	.0567	37.05	-.0350	.0393	
.4333	27.14	-.0415	.0464	37.92	-.0389	.0374	
.4667	33.53	-.0425	.0403	38.88	-.0417	.0363	
.5000	39.92	-.0434	.0353	39.92	-.0434	.0353	
.5333	46.31	-.0435	.0349	41.07	-.0462	.0343	
.5667	52.69	-.0465	.0307	42.34	-.0468	.0335	
.6000	59.08	-.0477	.0294	43.77	-.0398	.0331	
.6333	65.47	-.0486	.0283	45.38	-.0475	.0326	
.6667	71.86	-.0493	.0272	47.22	-.0485	.0320	
.7000	78.24	-.0491	.0270	49.33	-.0487	.0322	
.7333	84.63	-.0502	.0191	51.77	-.0492	.0313	
.7667	91.02	-.0498	.0063	54.65	-.0496	.0265	
.8000	97.40	-.0450	-.0018	58.06	-.0492	.0217	
.8333				62.18	-.0487	.0184	
.8667				67.25	-.0481	.0165	
.9000				73.61	-.0429	.0148	
.9333				81.81	-.0449	.0137	

RAKE

TOTAL TUBE	CPT LOWER	CPT UPPER	STATIC PROBE	CP LOWER	CP UPPER
T1	1.3837		S1	-.0075	
T2	.2075		S2	-.0466	
T3	.0814				
T4	.0933				
T5	.0826				
T6	.5151				

TABLE IV. - CONTINUED

(C) MACH = 4.63, REYNOLDS NO. = 15.69 MILLION, CONTINUED

ALPHA = -3.04 DEG

CIRCUMFERENTIAL ROWS ON BODY

THETA, DEG	X = .3000			X = .5000			X = .7000			X = .8000		
	Y	CP LOWER	CP UPPER	Y	CP LOWER	CP UPPER	Y	CP LOWER	CP UPPER	Y	CP LOWER	CP UPPER
90.	0.0000	-.0092	.0299	0.0000	-.0195	.0132	0.0000	-.0230	.0076	0.0000	-.0206	
70.	.0080	-.0104	.0264	.0087	-.0190							
60.	.0119	-.0113	.0243	.0128	-.0199	.0121	.0130	-.0232	.0068	.0130	-.0134	.0032
50.				.0165	-.0202	.0114						
40.				.0198	-.0217	.0110	.0200	-.0242	.0058	.0199	-.0127	-.0040
30.				.0224	-.0232	.0106				.0225	-.0112	-.0062
20.							.0245	-.0247	.0052	.0245	-.0103	-.0070
10.										.0257	-.0081	
0.										.0260	-.0066	-.0035

SPANWISE ROWS ON WING

X = .1000			X = .3000			X = .5000			X = .7000			X = .8000		
Y	CP LOWER	CP UPPER	Y	CP LOWER	CP UPPER	Y	CP LOWER	CP UPPER	Y	CP LOWER	CP UPPER	Y	CP LOWER	CP UPPER
0.0000	.0133	.0624	.0200	-.0142	.0221	.0266	-.0233	.0106	.0332	-.0227	.0050	.0729	-.0198	-.0154
.0080	.0114	.0661	.0332	.0216	.0216	.0332	-.0248	.0101	.0465	-.0273	.0058	.0795	-.0277	-.0167
.0143	.0129	.0811	.0465	-.0236	.0285	.0398	-.0255	.0094	.0597	-.0294	.0051	.0862	-.0327	-.0165
.0213	.1081	.1081	.0597	-.0147	.0471	.0465	.0083	.0083	.0729	-.0357	.0035	.0928	-.0363	-.0159
.0250	.1162	.1232	.0729	.0413	.0935	.0531	-.0289	.0074	.0862	-.0391		.0994	-.0384	-.0151
			.0750	.0929	.0958	.0597	-.0319	.0065	.0994	-.0405	.0010	.1060	-.0396	-.0137
						.0663	-.0342	.0054	.1126	-.0416	.0002	.1126	-.0405	
						.0729	-.0358	.0066	.1258	-.0422	.0023	.1192	-.0410	-.0126
						.0795	-.0372	.0083	.1391	-.0445	.0071	.1258	-.0415	-.0117
						.0862	-.0391	.0102				.1325	-.0423	-.0107
						.0928	-.0391	.0144				.1391	-.0428	-.0093
						.0994	-.0366	.0203				.1457	-.0431	-.0026
						.1060	-.0318	.0286				.1523	-.0433	-.0059
						.1126	-.0240	.0404				.1589	-.0440	-.0042
						.1192	-.0117	.0563				.1655	-.0451	-.0006
						.1235	.0268	.0827				.1721	-.0458	.0046
						.1250	.0749	.0820				.1788	-.0445	
												.1854	-.0410	.0171
												.1920	-.0343	.0331
												.1967	-.0172	
												.2000	.0517	.0707

CHORDWISE ROW ON WING

Y = .0729

X	XC	CP LOWER	CP UPPER
.2917	0.00	.0929	.0958
.3000	1.59	.0413	.0935
.3333	7.98	-.0036	.0592
.3667	14.37	-.0237	.0373
.4000	20.76	-.0322	.0241
.4333	27.14	-.0364	.0155
.4667	33.53	-.0366	.0102
.5000	39.92	-.0358	.0066
.5333	46.31	-.0351	.0079
.5667	52.69	-.0369	.0041
.6000	59.08	-.0373	.0034
.6333	65.47	-.0372	.0032
.6667	71.86	-.0373	.0031
.7000	78.24	-.0357	.0035
.7333	84.63	-.0352	-.0023
.7667	91.02	-.0306	-.0116
.8000	97.40	-.0198	-.0154
.8333			
.8667			
.9000			
.9333			

SWEPT ROW ON WING

Y = .2646(X-.2244)

XC	CP LOWER	CP UPPER
34.76	-.0142	.0221
35.47	-.0199	.0182
36.23	-.0228	.0150
37.05	-.0235	.0127
37.92	-.0298	.0101
38.88	-.0336	.0083
39.92	-.0358	.0066
41.07	-.0387	.0049
42.34	-.0397	.0041
43.77	-.0348	.0032
45.38	-.0412	.0026
47.22	-.0421	.0021
49.33	-.0422	.0023
51.77	-.0424	.0015
54.65	-.0435	-.0023
58.06	-.0433	-.0059
62.18	-.0430	-.0088
67.25	-.0417	-.0105
73.61	-.0373	-.0116
81.81	-.0380	-.0117

RAKE

TOTAL TUBE	CPT LOWER	CPT UPPER	STATIC PROBE	CP LOWER	CP UPPER
T1	1.5894		S1	-.0077	
T2	1.8358		S2	-.0388	
T3	1.1558				
T4	.6942				
T5	.4998				
T6	1.1426				

TABLE IV. - CONTINUED
(C) MACH = 4.63, REYNOLDS NO. = 15.69 MILLION, CONTINUED
ALPHA = -1.03 DEG

CIRCUMFERENTIAL ROWS ON BODY

THETA, DEG	X = .3000			X = .5000			X = .7000			X = .8000		
	Y	CP LOWER	CP UPPER	Y	CP LOWER	CP UPPER	Y	CP LOWER	CP UPPER	Y	CP LOWER	CP UPPER
90.	0.0000	-.0013	.0153	0.0000	-.0120	.0002	0.0000	-.0158	-.0037	0.0000	-.0145	
70.	.0080	-.0017	.0122	.0087	-.0116							
60.	.0119	-.0026	.0106	.0128	-.0123	-.0004	.0130	-.0161	-.0043	.0130	-.0103	-.0064
50.				.0165	-.0125	-.0011						
40.				.0198	-.0136	-.0017	.0200	-.0168	-.0053	.0199	-.0112	-.0089
30.				.0224	-.0146	-.0020				.0225	-.0100	-.0089
20.							.0245	-.0175	-.0060	.0245	-.0094	-.0081
10.										.0257	-.0080	
0.										.0260	-.0069	-.0040

SPANWISE ROWS ON WING

X = .1000			X = .3000			X = .5000			X = .7000			X = .8000		
Y	CP LOWER	CP UPPER	Y	CP LOWER	CP UPPER	Y	CP LOWER	CP UPPER	Y	CP LOWER	CP UPPER	Y	CP LOWER	CP UPPER
0.0000	.0244	.0418	.0200	-.0044	.0083	.0266	-.0150	-.0022	.0332	-.0160	-.0061	.0729	-.0088	-.0164
.0080	.0248	.0447	.0332		.0066	.0332	-.0157	-.0025	.0465	-.0181	-.0061	.0795	-.0124	-.0213
.0143	.0301	.0586	.0465	-.0105	.0108	.0398	-.0157	-.0035	.0597	-.0193	-.0066	.0862	-.0157	-.0239
.0213	.0831		.0597	.0033	.0265	.0465		-.0045	.0729	-.0228	-.0087	.0928	-.0194	-.0248
.0250	.1191	.1238	.0729	.0604	.0793	.0531	-.0189	-.0059	.0862	-.0255		.0994	-.0222	-.0246
			.0750	.0965	.0988	.0597	-.0214	-.0075	.0994	-.0299	-.0129	.1060	-.0253	-.0243
						.0663	-.0242	-.0089	.1126	-.0356	-.0155	.1126	-.0281	
						.0729	-.0273	-.0093	.1258	-.0389	-.0144	.1192	-.0309	-.0243
						.0795	-.0297	-.0084	.1391	-.0361	-.0109	.1258	-.0338	-.0248
						.0862	-.0298	-.0075				.1325	-.0371	-.0246
						.0928	-.0279	-.0042				.1391	-.0396	-.0240
						.0994	-.0238	.0008				.1457	-.0416	-.0163
						.1060	-.0176	.0074				.1523	-.0428	-.0215
						.1126	-.0086	.0181				.1589	-.0421	-.0199
						.1192	.0067	.0350				.1655	-.0404	-.0169
						.1235	.0457	.0666				.1721	-.0376	-.0130
						.1250	.0817	.0844				.1788	-.0349	
												.1854	-.0287	-.0027
												.1920	-.0199	.0102
												.1967	-.0030	
												.2000	.0629	.0721

CHORDWISE ROW ON WING

Y = .0729			
X	XC	CP LOWER	CP UPPER
.2917	0.00	.0965	.0988
.3000	1.59	.0604	.0793
.3333	7.98	.0141	.0379
.3667	14.37	-.0085	.0168
.4000	20.76	-.0190	.0045
.4333	27.14	-.0250	-.0027
.4667	33.53	-.0282	-.0069
.5000	39.92	-.0273	-.0093
.5333	46.31	-.0253	-.0063
.5667	52.69	-.0252	-.0100
.6000	59.08	-.0244	-.0099
.6333	65.47	-.0239	-.0095
.6667	71.86	-.0245	-.0091
.7000	78.24	-.0228	-.0087
.7333	84.63	-.0223	-.0132
.7667	91.02	-.0160	-.0205
.8000	97.40	-.0088	-.0164
.8333			
.8667			
.9000			
.9333			

SWEPT ROW ON WING

Y = .2646(X-.2244)		
XC	CP LOWER	CP UPPER
34.76	-.0044	.0083
35.47	-.0105	.0036
36.23	-.0133	.0006
37.05	-.0150	-.0025
37.92	-.0206	-.0052
38.88	-.0246	-.0074
39.92	-.0273	-.0093
41.07	-.0308	-.0108
42.34	-.0336	-.0122
43.77	-.0307	-.0130
45.38	-.0370	-.0139
47.22	-.0384	-.0145
49.33	-.0389	-.0144
51.77	-.0394	-.0155
54.65	-.0412	-.0183
58.06	-.0428	-.0215
62.18	-.0427	-.0238
67.25	-.0407	-.0252
73.61	-.0359	-.0263
81.81	-.0355	-.0248

RAKE

TOTAL TUBE	CPT LOWER	CPT UPPER	STATIC PROBE	CP LOWER	CP UPPER
T1	1.4797		S1	-.0109	
T2	1.8624		S2	-.0274	
T3	1.5209				
T4	1.6623				
T5	1.2463				
T6	1.3909				

TABLE IV. - CONTINUED
 (C) MACH = 4.63, REYNOLDS NO. = 15.69 MILLION, CONTINUED
 ALPHA = .06 DEG

CIRCUMFERENTIAL ROWS ON BODY

THETA, DEG	X = .3000			X = .5000			X = .7000			X = .8000		
	Y	CP LOWER	CP UPPER	Y	CP LOWER	CP UPPER	Y	CP LOWER	CP UPPER	Y	CP LOWER	CP UPPER
90.	0.0000	.0046	.0079	0.0000	-.0064	-.0062	0.0000	-.0104	-.0092	0.0000	-.0096	
70.	.0080	.0047	.0049	.0087	-.0062							
60.	.0119	.0042	.0033	.0128	-.0068	-.0069	.0130	-.0109	-.0100	.0130	-.0075	-.0108
50.				.0165	-.0073	-.0075						
40.				.0198	-.0079	-.0084	.0200	-.0115	-.0108	.0199	-.0089	-.0106
30.				.0224	-.0089	-.0088				.0225	-.0086	-.0094
20.							.0245	-.0122	-.0118	.0245	-.0084	-.0080
10.										.0257	-.0078	
0.										.0260	-.0068	-.0040

SPANWISE ROWS ON WING

X = .1000			X = .3000			X = .5000			X = .7000			X = .8000		
Y	CP LOWER	CP UPPER	Y	CP LOWER	CP UPPER	Y	CP LOWER	CP UPPER	Y	CP LOWER	CP UPPER	Y	CP LOWER	CP UPPER
0.0000	.0337	.0300	.0200	.0023	.0010	.0266	-.0091	-.0088	.0332	-.0108	-.0118	.0729	-.0020	-.0175
.0080	.0349	.0329	.0332		-.0016	.0332	-.0096	-.0095	.0465	-.0120	-.0122	.0795	-.0046	-.0225
.0143	.0421	.0450	.0465	-.0007	.0008	.0398	-.0095	-.0101	.0597	-.0131	-.0129	.0862	-.0076	-.0262
.0213	.0710		.0597	.0152	.0145	.0465		-.0115	.0729	-.0166	-.0150	.0928	-.0111	-.0286
.0250	.1201	.1235	.0729	.0716	.0695	.0531	-.0127	-.0128	.0862	-.0186		.0994	-.0141	-.0294
			.0750	.0977	.1002	.0597	-.0151	-.0148	.0994	-.0234	-.0204	.1060	-.0173	-.0297
						.0663	-.0178	-.0167	.1126	-.0300	-.0239	.1126	-.0209	
						.0729	-.0201	-.0177	.1258	-.0318	-.0239	.1192	-.0243	-.0304
						.0795	-.0218	-.0177	.1391	-.0283	-.0206	.1258	-.0279	-.0318
						.0862	-.0214	-.0170				.1325	-.0322	-.0322
						.0928	-.0191	-.0145				.1391	-.0356	-.0320
						.0994	-.0144	-.0101				.1457	-.0369	-.0276
						.1060	-.0076	-.0039				.1523	-.0373	-.0299
						.1126	.0018	.0061				.1589	-.0358	-.0282
						.1192	.0192	.0226				.1655	-.0338	-.0259
						.1235	.0565	.0566				.1721	-.0302	-.0226
						.1250	.0841	.0835				.1788	-.0266	
												.1854	-.0192	-.0133
												.1920	-.0091	-.0029
												.1967	.0101	
												.2000	.0674	.0702

CHORDWISE ROW ON WING

Y = .0729

X	XC	CP LOWER	CP UPPER
.2917	0.00	.0977	.1002
.3000	1.59	.0716	.0695
.3333	7.98	.0261	.0264
.3667	14.37	.0021	.0055
.4000	20.76	-.0092	-.0059
.4333	27.14	-.0159	-.0123
.4667	33.53	-.0200	-.0158
.5000	39.92	-.0201	-.0177
.5333	46.31	-.0186	-.0142
.5667	52.69	-.0185	-.0173
.6000	59.08	-.0180	-.0168
.6333	65.47	-.0174	-.0160
.6667	71.86	-.0183	-.0156
.7000	78.24	-.0166	-.0150
.7333	84.63	-.0157	-.0192
.7667	91.02	-.0088	-.0251
.8000	97.40	-.0020	-.0175
.8333			
.8667			
.9000			
.9333			

SWEPT ROW ON WING

Y = .2646(X-.2244)

XC	CP LOWER	CP UPPER
34.76	.0023	.0010
35.47	-.0040	-.0035
36.23	-.0071	-.0066
37.05	-.0094	-.0100
37.92	-.0143	-.0129
38.88	-.0175	-.0155
39.92	-.0201	-.0177
41.07	-.0233	-.0194
42.34	-.0261	-.0211
43.77	-.0249	-.0220
45.38	-.0296	-.0231
47.22	-.0312	-.0237
49.33	-.0318	-.0239
51.77	-.0329	-.0247
54.65	-.0346	-.0273
58.06	-.0373	-.0299
62.18	-.0378	-.0318
67.25	-.0391	-.0330
73.61	-.0356	-.0338
81.81	-.0340	-.0321

RAKE

TOTAL TUBE	CPT LOWER	CPT UPPER	STATIC PROBE	CP LOWER	CP UPPER
T1	1.4189		S1	-.0126	
T2	1.9315		S2	-.0207	
T3	1.6554				
T4	1.8570				
T5	1.3823				
T6	1.5144				

TABLE IV. - CONTINUED
 (C) MACH = 4.63, REYNOLDS NO. = 15.69 MILLION, CONTINUED
 ALPHA = .95 DEG

CIRCUMFERENTIAL ROWS ON BODY

THETA, DEG	X = .3000			X = .5000			X = .7000			X = .8000		
	Y	CP LOWER	CP UPPER	Y	CP LOWER	CP UPPER	Y	CP LOWER	CP UPPER	Y	CP LOWER	CP UPPER
90.	0.0000	.0090	.0031	0.0000	-.0023	-.0100	0.0000	-.0068	-.0116	0.0000	-.0061	
70.	.0080	.0094	.0002	.0087	-.0022							
60.	.0119	.0083	-.0013	.0128	-.0030	-.0105	.0130	-.0071	-.0136	.0130	-.0013	-.0133
50.				.0165	-.0033	-.0113						
40.				.0198	-.0041	-.0123	.0200	-.0079	-.0144	.0199	-.0073	-.0116
30.				.0224	-.0047	-.0127				.0225	-.0075	-.0096
20.							.0245	-.0084	-.0137	.0245	-.0079	-.0081
10.										.0257	-.0077	
0.										.0260	-.0072	-.0030

SPANWISE ROWS ON WING

X = .1000			X = .3000			X = .5000			X = .7000			X = .8000		
Y	CP LOWER	CP UPPER	Y	CP LOWER	CP UPPER	Y	CP LOWER	CP UPPER	Y	CP LOWER	CP UPPER	Y	CP LOWER	CP UPPER
0.0000	.0401	.0240	.0200	.0071	-.0036	.0266	-.0092	-.0129	.0332	-.0071	-.0156	.0729	.0039	-.0194
.0080	.0420	.0271	.0332	-.0067		.0332	-.0094	-.0135	.0465	-.0079	-.0162	.0795	.0009	-.0237
.0143	.0491	.0366	.0465	.0056	-.0055	.0398	-.0091	-.0143	.0597	-.0085	-.0170	.0862	-.0021	-.0276
.0213	.0633	.0633	.0597	.0232	.0067	.0465	-.0154	-.0154	.0729	-.0125	-.0190	.0928	-.0061	-.0304
.0250	.1193	.1220	.0729	.0785	.0623	.0531	-.0088	-.0170	.0862	-.0144		.0994	-.0092	-.0321
			.0750	.0972	.0995	.0597	-.0109	-.0189	.0994	-.0196	-.0248	.1060	-.0127	-.0327
						.0663	-.0135	-.0213	.1126	-.0258	-.0291	.1126	-.0168	
						.0729	-.0193	-.0227	.1258	-.0268	-.0290	.1192	-.0206	-.0338
						.0795	-.0164	-.0233	.1391	-.0227	-.0264	.1258	-.0243	-.0359
						.0862	-.0197	-.0229				.1325	-.0287	-.0367
						.0928	-.0131	-.0207				.1391	-.0323	-.0366
						.0994	-.0077	-.0163				.1457	-.0330	-.0206
						.1060	-.0002	-.0113				.1523	-.0339	-.0344
						.1126	.0095	-.0020				.1589	-.0317	-.0329
						.1192	.0277	.0142				.1655	-.0296	-.0309
						.1235	.0628	.0487				.1721	-.0252	-.0282
						.1250	.0846	.0820				.1786	-.0210	
												.1854	-.0129	-.0197
												.1920	-.0017	-.0112
												.1967	.0195	
												.2000	.0700	.0668

CHORDWISE ROW ON WING

Y = .0729

X	XC	CP LOWER	CP UPPER
.2917	0.00	.0972	.0995
.3000	1.59	.0785	.0623
.3333	7.98	.0339	.0185
.3667	14.37	.0088	-.0019
.4000	20.76	-.0028	-.0122
.4333	27.14	-.0101	-.0183
.4667	33.53	-.0147	-.0212
.5000	39.92	-.0153	-.0227
.5333	46.31	-.0143	-.0184
.5667	52.69	-.0144	-.0214
.6000	59.08	-.0139	-.0207
.6333	65.47	-.0132	-.0200
.6667	71.86	-.0144	-.0193
.7000	78.24	-.0125	-.0190
.7333	84.63	-.0114	-.0228
.7667	91.02	-.0036	-.0277
.8000	97.40	.0039	-.0194
.8333			
.8667			
.9000			
.9333			

SWEPT ROW ON WING

Y = .2646(X-.2244)

XC	CP LOWER	CP UPPER
34.76	.0071	-.0036
35.47	.0007	-.0083
36.23	-.0025	-.0113
37.05	-.0034	-.0147
37.92	-.0099	-.0177
38.88	-.0129	-.0204
39.92	-.0153	-.0227
41.07	-.0181	-.0244
42.34	-.0212	-.0261
43.77	-.0158	-.0273
45.38	-.0244	-.0282
47.22	-.0260	-.0290
49.33	-.0268	-.0290
51.77	-.0287	-.0300
54.65	-.0301	-.0323
58.06	-.0339	-.0344
62.18	-.0342	-.0364
67.25	-.0360	-.0374
73.61	-.0315	-.0379
81.81	-.0319	-.0348

RAKE

TOTAL TUBE	CPT LOWER	CPT UPPER	STATIC PROBE	CP LOWER	CP UPPER
T1	1.4745		S1	-.0141	
T2	1.9755		S2	-.0167	
T3	1.7418				
T4	1.9720				
T5	1.4689				
T6	1.5914				

TABLE IV. - CONTINUED
 (C) MACH = 4.63, REYNOLDS NO. = 15.69 MILLION, CONTINUED
 ALPHA = 2.96 DEG

CIRCUMFERENTIAL ROWS ON BODY

THETA, DEG	X = .3000			X = .5000			X = .7000			X = .8000		
	Y	CP LOWER	CP UPPER	Y	CP LOWER	CP UPPER	Y	CP LOWER	CP UPPER	Y	CP LOWER	CP UPPER
90.	0.0000	.0225	-.0073	0.0000	.0102	-.0174	0.0000	.0049	-.0182	0.0000	.0049	
70.	.0080	.0230	-.0099	.0087	.0098							
60.	.0119	.0216	-.0114	.0128	.0088	-.0181	.0130	.0040	-.0209	.0130	.0074	-.0172
50.				.0165	.0082	-.0193						
40.				.0198	.0076	-.0208	.0200	.0032	-.0221	.0199	-.0008	-.0121
30.				.0224	.0070	-.0212				.0225	-.0030	-.0101
20.							.0245	.0027	-.0238	.0245	-.0052	-.0085
10.										.0257	-.0063	
0.										.0260	-.0071	-.0029

SPANWISE ROWS ON WING

X = .1000			X = .3000			X = .5000			X = .7000			X = .8000		
Y	CP LOWER	CP UPPER	Y	CP LOWER	CP UPPER	Y	CP LOWER	CP UPPER	Y	CP LOWER	CP UPPER	Y	CP LOWER	CP UPPER
0.0000	.0616	.0115	.0200	.0211	-.0138	.0266	.0067	-.0212	.0332	.0042	-.0234	.0729	.0204	-.0266
.0080	.0625	.0136	.0332		-.0178	.0332	.0066	-.0225	.0465	.0040	-.0254	.0795	.0172	-.0309
.0143	.0703	.0180	.0465	.0239	-.0201	.0398	.0077	-.0230	.0597	.0036	-.0266	.0862	.0133	-.0335
.0213		.0443	.0597	.0450	-.0119	.0465		-.0242	.0729	-.0010	-.0290	.0928	.0077	-.0360
.0250	.1191	.1202	.0729	.0954	.0428	.0531	.0035	-.0256	.0862	-.0019		.0994	.0043	-.0378
			.0750	.0947	.0956	.0597	.0020	-.0278	.0994	-.0075	-.0336	.1060	.0000	-.0392
						.0663	.0001	-.0305	.1126	-.0129	-.0386	.1126	-.0049	
						.0729	-.0005	-.0329	.1258	-.0107	-.0394	.1192	-.0090	-.0399
						.0795	-.0005	-.0347	.1391	-.0059	-.0382	.1258	-.0120	-.0426
						.0862	.0011	-.0352				.1325	-.0162	-.0440
						.0928	.0048	-.0338				.1391	-.0198	-.0446
						.0994	.0113	-.0298				.1457	-.0193	-.0279
						.1060	.0202	-.0268				.1523	-.0212	-.0437
						.1126	.0302	-.0191				.1589	-.0177	-.0411
						.1192	.0509	-.0046				.1655	-.0152	-.0405
						.1235	.0799	.0289				.1721	-.0093	-.0389
						.1250	.0831	.0772				.1788	-.0040	
												.1854	.0058	-.0215
												.1920	.0191	-.0265
												.1967	.0424	
												.2000	.0724	.0556

CHORDWISE ROW ON WING

Y = .0729

X	XC	CP LOWER	CP UPPER
.2917	0.00	.0947	.0956
.3000	1.59	.0954	.0428
.3333	7.98	.0544	-.0005
.3667	14.37	.0280	-.0191
.4000	20.76	.0151	-.0271
.4333	27.14	.0069	-.0317
.4667	33.53	.0009	-.0331
.5000	39.92	-.0005	-.0329
.5333	46.31	-.0007	-.0277
.5667	52.69	-.0015	-.0302
.6000	59.08	-.0016	-.0299
.6333	65.47	-.0012	-.0291
.6667	71.86	-.0032	-.0285
.7000	78.24	-.0010	-.0290
.7333	84.63	.0006	-.0319
.7667	91.02	.0099	-.0345
.8000	97.40	.0204	-.0266
.8333			
.8667			
.9000			
.9333			

SWEPT ROW ON WING

Y = .2646 (X = .2244)

XC	CP LOWER	CP UPPER
34.76	.0211	-.0138
35.47	.0143	-.0185
36.23	.0109	-.0210
37.05	.0091	-.0245
37.92	.0032	-.0276
38.88	.0013	-.0302
39.92	-.0005	-.0329
41.07	-.0027	-.0344
42.34	-.0059	-.0363
43.77	-.0017	-.0374
45.38	-.0086	-.0383
47.22	-.0102	-.0393
49.33	-.0107	-.0394
51.77	-.0148	-.0406
54.65	-.0152	-.0422
58.06	-.0212	-.0437
62.18	-.0203	-.0448
67.25	-.0239	-.0382
73.61	-.0199	-.0353
81.81	-.0191	-.0309

RAKE

TOTAL TUBE	CPT LOWER	CPT UPPER	STATIC PROBE	CP LOWER	CP UPPER
T1	1.5790		S1	-.0106	
T2	2.1274		S2	-.0052	
T3	1.9811				
T4	2.0155				
T5	1.6984				
T6	1.8045				

TABLE IV. - CONTINUED
 (C) MACH = 4.63, REYNOLDS NO. = 15.69 MILLION, CONTINUED
 ALPHA = 5.95 DEG

CIRCUMFERENTIAL ROWS ON BODY

THETA, DEG	X = .3000			X = .5000			X = .7000			X = .8000		
	Y	CP LOWER	CP UPPER	Y	CP LOWER	CP UPPER	Y	CP LOWER	CP UPPER	Y	CP LOWER	CP UPPER
90.	0.0000	.0486	-.0184	0.0000	.0341	-.0249	0.0000	.0271	-.0243	0.0000	.0265	
70.	.0080	.0490	-.0205	.0087	.0332							
60.	.0119	.0460	-.0228	.0128	.0313	-.0263	.0130	.0254	-.0297	.0130	.0282	-.0175
50.				.0165	.0303	-.0278						
40.				.0198	.0295	-.0299	.0200	.0242	-.0313	.0199	.0147	-.0122
30.				.0224	.0290	-.0302				.0225	.0085	-.0125
20.							.0245	.0237	-.0321	.0245	.0019	-.0128
10.										.0297	-.0023	
0.										.0260	-.0055	.0009

SPANWISE ROWS ON WING

X = .1000			X = .3000			X = .5000			X = .7000			X = .8000		
Y	CP LOWER	CP UPPER	Y	CP LOWER	CP UPPER	Y	CP LOWER	CP UPPER	Y	CP LOWER	CP UPPER	Y	CP LOWER	CP UPPER
0.0000	.0983	-.0031	.0200	.0465	-.0255	.0266	.0286	-.0305	.0332	.0255	-.0307	.0729	.0508	-.0421
.0080	.1009	-.0060	.0332		-.0310	.0332	.0291	-.0341	.0465	.0261	-.0357	.0795	.0460	-.0470
.0143	.1112	-.0071	.0465	.0560	-.0343	.0398	.0318	-.0392	.0597	.0260	-.0460	.0862	.0404	-.0470
.0213		.0173	.0597	.0814	-.0313	.0465		-.0419	.0729	.0195	-.0460	.0928	.0320	-.0474
.0250	.1137	.1107	.0729	.1171	.0180	.0531	.0269	-.0413	.0862	.0211		.0994	.0284	-.0477
			.0750	.0875	.0866	.0597	.0262	-.0410	.0994	.0147	-.0430	.1060	.0238	-.0481
						.0663	.0255	-.0411	.1126	.0093	-.0454	.1126	.0176	
						.0729	.0267	-.0413	.1258	.0182	-.0447	.1192	.0137	-.0461
						.0795	.0284	-.0415	.1391	.0246	-.0465	.1258	.0114	-.0485
						.0862	.0311	-.0419				.1325	.0072	-.0489
						.0928	.0358	-.0428				.1391	.0022	-.0486
						.0994	.0443	-.0410				.1457	.0067	-.0229
						.1060	.0546	-.0410				.1523	.0022	-.0479
						.1126	.0648	-.0369				.1589	.0089	-.0468
						.1192	.0867	-.0239				.1655	.0117	-.0478
						.1255	.1041	.0042				.1721	.0193	-.0479
						.1250	.0761	.0643				.1788	.0265	
												.1854	.0383	-.0418
												.1920	.0539	-.0388
												.1967	.0737	
												.2000	.0682	.0370

CHORDWISE ROW ON WING

SWEPT ROW ON WING

Y = .0729				Y = .2646(X-.2244)			
X	XC	CP LOWER	CP UPPER	XC	CP LOWER	CP UPPER	
.2917	0.00	.0875	.0866				
.3000	1.59	.1171	.0180	34.76	.0465	-.0255	
.3333	7.98	.0881	-.0204	35.47	.0395	-.0320	
.3667	14.37	.0607	-.0355	36.23	.0370	-.0358	
.4000	20.76	.0472	-.0397	37.05	.0351	-.0378	
.4333	27.14	.0366	-.0400	37.92	.0280	-.0389	
.4667	33.53	.0291	-.0401	38.88	.0273	-.0398	
.5000	39.92	.0267	-.0413	39.92	.0267	-.0413	
.5333	46.31	.0253	-.0372	41.07	.0251	-.0417	
.5667	52.69	.0228	-.0413	42.34	.0211	-.0424	
.6000	59.08	.0217	-.0425	43.77	.0271	-.0428	
.6333	65.47	.0216	-.0425	45.38	.0196	-.0433	
.6667	71.86	.0169	-.0425	47.22	.0184	-.0441	
.7000	78.24	.0195	-.0460	49.33	.0182	-.0447	
.7333	84.63	.0217	-.0468	51.77	.0094	-.0464	
.7667	91.02	.0351	-.0475	54.65	.0126	-.0476	
.8000	97.40	.0508	-.0421	58.06	.0022	-.0479	
.8333				62.18	.0066	-.0478	
.8667				67.25	-.0000	-.0467	
.9000				73.61	.0060	-.0450	
.9333				81.81	.0089	-.0397	

RAKE

TOTAL TUBE	CPT LOWER	CPT UPPER	STATIC PRDGE	CP LOWER	CP UPPER
T1	1.6441		S1	.0049	
T2	2.3894		S2	.0167	
T3	2.3737				
T4	2.2916				
T5	2.0837				
T6	2.1689				

TABLE IV. - CONTINUED
(C) MACH = 4.63, REYNOLDS NO. = 15.70 MILLION, CONTINUED
ALPHA = 10.02 DEG

CIRCUMFERENTIAL ROWS ON BODY

THETA, DEG	X = .3000			X = .5000			X = .7000			X = .8000		
	Y	CP LOWER	CP UPPER	Y	CP LOWER	CP UPPER	Y	CP LOWER	CP UPPER	Y	CP LOWER	CP UPPER
90.	0.0000	.0997	-.0276	0.0000	.0777	-.0327	0.0000	.0691	-.0288	0.0000	.0675	
70.	.0080	.0994	-.0294	.0087	.0759					.0130	.0658	-.0394
60.	.0119	.0947	-.0347	.0128	.0725	-.0363	.0130	.0658	-.0394	.0130	.0663	-.0183
50.				.0165	.0711	-.0408						
40.				.0198	.0700	-.0431	.0200	.0636	-.0455	.0199	.0482	-.0189
30.				.0224	.0696	-.0429				.0225	.0365	-.0189
20.							.0245	.0631	-.0460	.0245	.0198	-.0212
10.										.0257	.0007	
0.										.0260	-.0166	-.0088

SPANWISE ROWS ON WING

X = .1000			X = .3000			X = .5000			X = .7000			X = .8000		
Y	CP LOWER	CP UPPER	Y	CP LOWER	CP UPPER	Y	CP LOWER	CP UPPER	Y	CP LOWER	CP UPPER	Y	CP LOWER	CP UPPER
0.0000	.1621	-.0135	.0200	.0967	-.0422	.0266	.0692	-.0422	.0332	.0660	-.0437	.0729	.1035	-.0467
.0080	.1638	-.0211	.0332		-.0420	.0332	.0707	-.0466	.0465	.0671	-.0478	.0795	.0977	-.0515
.0143	.1757	-.0253	.0465	.1124	-.0428	.0398	.0771	-.0486	.0597	.0675	-.0520	.0862	.0896	-.0519
.0213		-.0103	.0597	.1420	-.0439	.0465		-.0488	.0729	.0569	-.0518	.0928	.0755	-.0522
.0250	.1078	.0959	.0729	.1469	-.0073	.0531	.0696	-.0483	.0862	.0641		.0994	.0724	-.0524
			.0750	.0764	.0750	.0597	.0701	-.0478	.0994	.0541	-.0482	.1060	.0678	-.0527
						.0663	.0705	-.0480	.1126	.0467	-.0516	.1126	.0594	
						.0729	.0736	-.0481	.1258	.0669	-.0502	.1192	.0551	-.0496
						.0795	.0776	-.0482	.1391	.0762	-.0519	.1298	.0537	-.0522
						.0862	.0818	-.0484				.1325	.0485	-.0528
						.0928	.0878	-.0485				.1391	.0395	-.0520
						.0994	.0985	-.0459				.1457	.0507	-.0196
						.1060	.1096	-.0490				.1523	.0404	-.0505
						.1126	.1175	-.0470				.1589	.0544	-.0498
						.1192	.1360	-.0395				.1655	.0583	-.0504
						.1235	.1311	-.0199				.1721	.0675	-.0505
						.1250	.0635	.0473				.1788	.0769	
												.1854	.0907	-.0467
												.1920	.1077	-.0461
												.1967	.1185	
												.2000	.0541	.0145

CHORDWISE ROW ON WING

Y = .0729

X	XC	CP LOWER	CP UPPER
.2917	0.00	.0764	.0750
.3000	1.59	.1469	-.0073
.3333	7.98	.1420	-.0346
.3667	14.37	.1121	-.0454
.4000	20.76	.0991	-.0459
.4333	27.14	.0866	-.0468
.4667	33.53	.0770	-.0469
.5000	39.92	.0736	-.0481
.5333	46.31	.0722	-.0438
.5667	52.69	.0669	-.0475
.6000	59.08	.0647	-.0488
.6333	65.47	.0635	-.0487
.6667	71.86	.0537	-.0486
.7000	78.24	.0569	-.0518
.7333	84.63	.0598	-.0526
.7667	91.02	.0809	-.0526
.8000	97.40	.1035	-.0467
.8333			
.8667			
.9000			
.9333			

SWEPT ROW ON WING

Y = .2646(X-.2244)

XC	CP LOWER	CP UPPER
34.76	.0967	-.0422
35.47	.0872	-.0443
36.23	.0841	-.0449
37.05	.0803	-.0456
37.92	.0718	-.0464
38.88	.0732	-.0469
39.92	.0736	-.0481
41.07	.0732	-.0481
42.34	.0671	-.0487
43.77	.0750	-.0487
45.38	.0672	-.0490
47.22	.0668	-.0497
49.33	.0669	-.0502
51.77	.0486	-.0518
54.65	.0596	-.0517
58.06	.0404	-.0505
62.18	.0524	-.0516
67.25	.0398	-.0517
73.61	.0499	-.0502
81.81	.0572	-.0443

RAKE

TOTAL TUBE	CPT LOWER	CPT UPPER	STATIC PROBE	CP LOWER	CP UPPER
T1	1.9926		S1	.0365	
T2	2.8265		S2	.0584	
T3	2.9756				
T4	2.8891				
T5	3.0631				
T6	2.7099				

TABLE IV. - CONCLUDED
 (C) MACH = 4.63, REYNOLDS NO. = 15.69 MILLION, CONCLUDED
 ALPHA = 14.95 DEG

CIRCUMFERENTIAL ROWS ON BODY

THETA, DEG	X = .3000			X = .5000			X = .7000			X = .8000		
	Y	CP LOWER	CP UPPER	Y	CP LOWER	CP UPPER	Y	CP LOWER	CP UPPER	Y	CP LOWER	CP UPPER
90.	0.0000	.1885	-.0380	0.0000	.1573	-.0389	0.0000	.1449	-.0315	0.0000	.1425	
70.	.0080	.1863	-.0433	.0087	.1542							
60.	.0119	.1777	-.0466	.0128	.1488	-.0485	.0130	.1398	-.0501	.0130	.1377	-.0348
50.				.0165	.1462	-.0511						
40.				.0198	.1445	-.0511	.0200	.1357	-.0545	.0199	.1116	-.0331
30.				.0224	.1441	-.0515				.0225	.0947	-.0319
20.							.0245	.1359	-.0547	.0245	.0696	-.0343
10.										.0257	.0369	
0.										.0260	.0003	.0076

SPANWISE ROWS ON WING

X = .1000			X = .3000			X = .5000			X = .7000			X = .8000		
Y	CP LOWER	CP UPPER	Y	CP LOWER	CP UPPER	Y	CP LOWER	CP UPPER	Y	CP LOWER	CP UPPER	Y	CP LOWER	CP UPPER
0.0000	.2614	-.0243	.0200	.1830	-.0478	.0266	.1435	-.0511	.0332	.1405	-.0535	.0729	.1922	-.0485
.0080	.2606	-.0364	.0332	-.0476		.0332	.1464	-.0515	.0465	.1419	-.0532	.0795	.1861	-.0540
.0143	.2720	-.0377	.0465	.2048	-.0485	.0398	.1605	-.0516	.0597	.1429	-.0544	.0862	.1757	-.0542
.0213	-.0291		.0597	.2351	-.0497	.0465		-.0523	.0729	.1228	-.0549	.0928	.1526	-.0544
.0250	.1038	.0894	.0729	.1915	-.0265	.0531	.1467	-.0518	.0862	.1417		.0994	.1507	-.0545
			.0750	.0664	.0692	.0597	.1485	-.0518	.0994	.1235	-.0513	.1060	.1476	-.0547
						.0663	.1499	-.0520	.1126	.1091	-.0545	.1126	.1357	
						.0729	.1549	-.0521	.1258	.1500	-.0528	.1192	.1297	-.0516
						.0795	.1604	-.0521	.1391	.1616	-.0543	.1258	.1296	-.0546
						.0862	.1665	-.0523				.1325	.1215	-.0550
						.0928	.1729	-.0523				.1391	.1032	-.0541
						.0994	.1861	-.0476				.1457	.1274	-.0532
						.1060	.1953	-.0521				.1523	.1045	-.0530
						.1126	.1965	-.0520				.1589	.1314	-.0522
						.1192	.2067	-.0489				.1655	.1383	-.0528
						.1235	.1671	-.0354				.1721	.1489	-.0528
						.1250	.0530	.0362				.1788	.1987	
												.1854	.1721	-.0488
												.1920	.1848	-.0486
												.1967	.1725	
												.2000	.0347	-.0003

CHORDWISE ROW ON WING

Y = .0729

X	ZC	CP LOWER	CP UPPER
.2917	0.00	.0664	.0692
.3000	1.59	.1915	-.0265
.3333	7.98	.2251	-.0421
.3667	14.37	.1955	-.0495
.4000	20.76	.1896	-.0500
.4333	27.14	.1744	-.0509
.4667	33.53	.1604	-.0508
.5000	39.92	.1549	-.0521
.5333	46.31	.1543	-.0471
.5667	52.69	.1432	-.0514
.6000	59.08	.1400	-.0522
.6333	65.47	.1385	-.0520
.6667	71.86	.1186	-.0515
.7000	78.24	.1228	-.0549
.7333	84.63	.1275	-.0552
.7667	91.02	.1630	-.0552
.8000	97.40	.1922	-.0485
.8333			
.8667			
.9000			
.9333			

SWEPT ROW ON WING

Y = .2646(X-.2244)

ZC	CP LOWER	CP UPPER
34.76	.1830	-.0478
35.47	.1711	-.0492
36.23	.1699	-.0496
37.05	.1646	-.0505
37.92	.1504	-.0507
38.88	.1536	-.0511
39.92	.1549	-.0521
41.07	.1550	-.0519
42.34	.1441	-.0521
43.77	.1577	-.0522
45.38	.1488	-.0521
47.22	.1490	-.0528
49.33	.1500	-.0528
51.77	.1129	-.0544
54.65	.1395	-.0538
58.06	.1045	-.0530
62.18	.1317	-.0542
67.25	.1063	-.0541
73.61	.1261	-.0521
81.81	.1406	-.0462

RAKE

TOTAL TUBE	CPT LOWER	CPT UPPER	STATIC PROBE	CP LOWER	CP UPPER
T1	2.5823		S1	.0898	
T2	3.4490		S2	.1357	
T3	3.7562				
T4	4.0185				
T5	3.4567				
T6	3.4531				

1. Report No. NASA TM-81835		2. Government Accession No.		3. Recipient's Catalog No.	
4. Title and Subtitle PRESSURE DATA FOR FOUR ANALYTICALLY DEFINED ARROW WINGS IN SUPERSONIC FLOW				5. Report Date September 1980	
				6. Performing Organization Code	
7. Author(s) James C. Townsend				8. Performing Organization Report No. L-13703	
				10. Work Unit No. 505-43-23-03	
9. Performing Organization Name and Address NASA Langley Research Center Hampton, VA 23665				11. Contract or Grant No.	
				13. Type of Report and Period Covered Technical Memorandum	
12. Sponsoring Agency Name and Address National Aeronautics and Space Administration Washington, DC 20546				14. Sponsoring Agency Code	
15. Supplementary Notes					
16. Abstract In order to provide experimental data for comparison with newly developed finite-difference methods for computing supersonic flows over aircraft configurations, wind-tunnel tests were conducted on four arrow-wing models. The models were machined under numeric control to precisely duplicate analytically defined shapes. They were heavily instrumented with pressure orifices at several cross sections ahead of and in the region where there is a gap between the body and the wing trailing edge. The test Mach numbers were 2.36, 2.96, and 4.63. Tabulated pressure data for the complete test series are presented along with selected oil-flow photographs. Comparisons of some preliminary numerical results at zero angle of attack show good to excellent agreement with the experimental pressure distributions.					
17. Key Words (Suggested by Author(s)) Nonlinear aerodynamics Wing-body configurations Oil-flow photographs Surface pressures Rake pressures			18. Distribution Statement Unclassified - Unlimited Subject Category 02		
19. Security Classif. (of this report) Unclassified	20. Security Classif. (of this page) Unclassified	21. No. of Pages 125	22. Price A06		

National Aeronautics and
Space Administration

THIRD-CLASS BULK RATE

Postage and Fees Paid
National Aeronautics and
Space Administration
NASA-451



Washington, D.C.
20546

Official Business
Penalty for Private Use, \$300

NASA

POSTMASTER: If Undeliverable (Section 158
Postal Manual) Do Not Return
