

TRACE CONSTITUENTS IN THE MIDDLE ATMOSPHERE
BY HIGH RESOLUTION UV SPECTROSCOPY

SUBMITTED BY:

PRINCIPAL INVESTIGATOR: DOUGLAS G. TORR (801)750-2779
UTAH STATE UNIVERSITY

CO-INVESTIGATORS: M. R. TORR (801)750-2865
UTAH STATE UNIVERSITY

T. M. DONAHUE (313)764-7220
G. R. CARIGNAN (313)763-2390
A. F. NAGY (313)764-9462
P. B. HAYS (313)764-6592
E. R. YOUNG (313)764-3335
S. K. ATREYA (313)764-3335
UNIVERSITY OF MICHIGAN

J. P. NOXON (303)499-1000, X3366
NATIONAL OCEANOGRAPHIC AND
ATMOSPHERIC ADMINISTRATION

J. C. G. WALKER (809)878-2612
ARECIBO OBSERVATORY, PUERTO RICO

PRIMARY DISCIPLINE: ATMOSPHERIC AND SPACE PLASMA PHYSICS

CENTER FOR ATMOSPHERIC AND SPACE SCIENCES
UTAH STATE UNIVERSITY
LOGAN, UTAH 84322

NOVEMBER 1980

THE IMAGING SPECTROMETRIC OBSERVATORY - ISO

BUILT FOR SPACELAB I

SL1 PRINCIPAL INVESTIGATOR: MARSHA R. TORR

REFLIGHT P.I. : D. G. TORR

(RESPONSIBILITY FOR INSTRUMENT REMAINS WITH M.R. TORR)

AFFILIATION: CENTER FOR ATMOSPHERIC AND SPACE SCIENCES
UTAH STATE UNIVERSITY

ISO SCIENCE

ISO IS A GENERAL PURPOSE INSTRUMENT WHICH CAN BE USED TO STUDY NUMEROUS ATMOSPHERIC PROBLEMS.

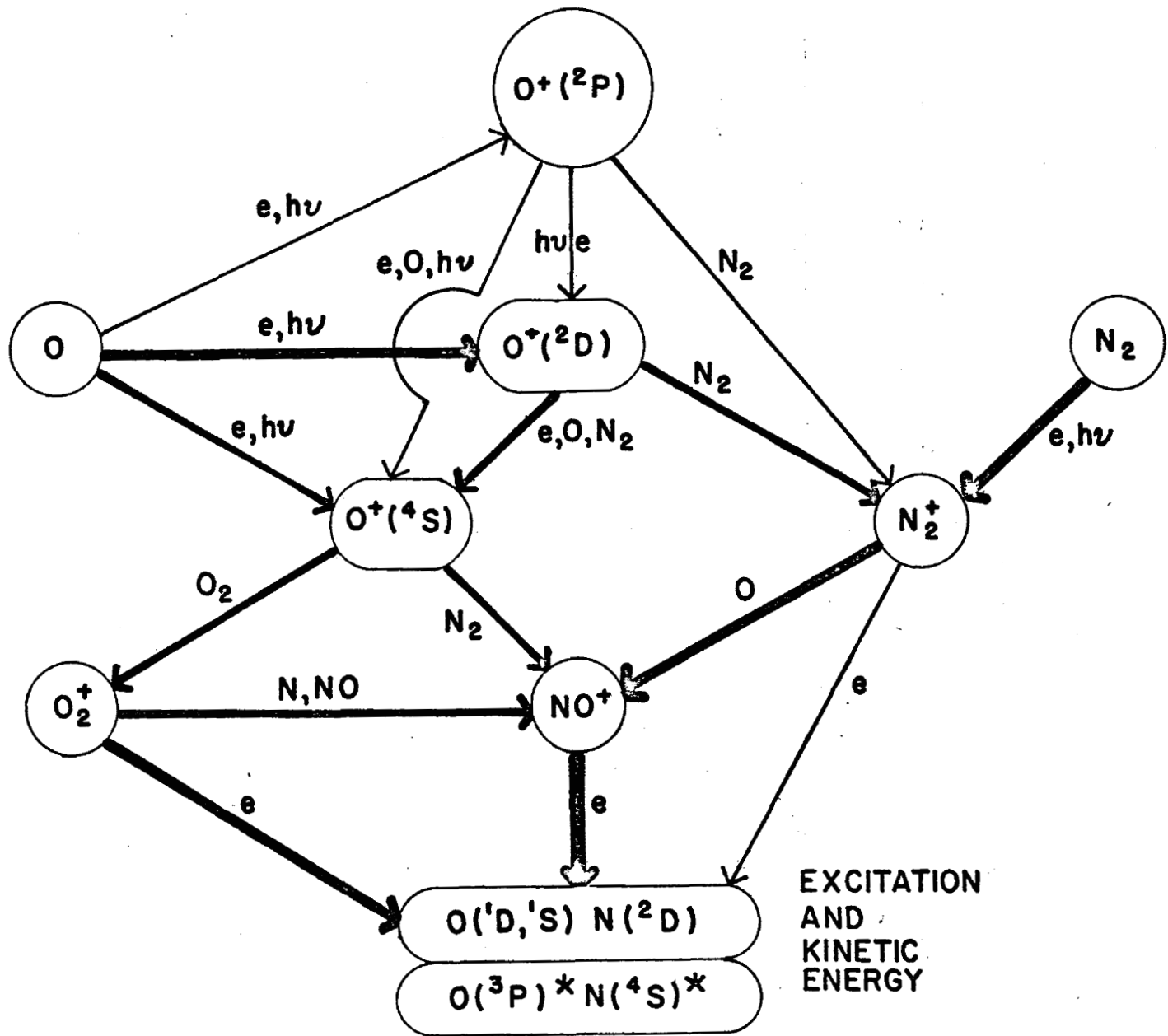
SPACELAB 1 WILL BE USED TO OPERATE MAINLY IN A SURVEY MODE.

FOR THE FIRST REFLIGHT WE PLAN TO SELECT A FEW SPECIFIC QUESTIONS TO ADDRESS. THESE MAY BE CHANGED LATER DEPENDING ON DEVELOPMENTS IN THE FIELD. ISO IS DESIGNED TO SELECT EXPERIMENT MEASUREMENT SEQUENCES BY SOFTWARE CONTROL.

WE HAVE CHOSEN TO CONCENTRATE ON THE CHEMISTRY OF SEVERAL METASTABLE AND VIBRATIONALLY EXCITED SPECIES, SINCE THESE ARE DIFFICULT TO STUDY IN THE LAB.

ISO WILL ALSO BE CAPABLE OF PROVIDING A DATABASE OF BASIC PARAMETERS TO USE IN MODELLING. THESE WILL BE DERIVED FROM THE INTENSITIES OF EMISSIONS WHOSE SOURCES AND SINKS ARE WELL KNOWN.

THERMOSPHERIC IONIC PROCESSES



THE N_2^+ PROBLEM

PROBLEM: CURRENT MODELS PRODUCE TOO MUCH N_2^+ IONIZATION

SOLUTION 1 : INCREASE THE RECOMBINATION RATE, BECAUSE N_2^+ IS VIBRATIONALLY EXCITED IN THE THERMOSPHERE

LAB RESULT: NO DEPENDENCE ON VIBRATIONAL EXCITATION - E. ZIPF

SOLUTION 2 : DECREASE CHARGE EXCHANGE OF $O^+(^2D)$ WITH N_2

LAB RESULT: NO. THE RATE COEFFICIENT IS LARGE $10^{-9} \text{ cm s}^{-1}$ - BIONDI'S GROUP, CONFIRMED BY NOAA GROUP.

CONCLUSION : THE REACTION OF N_2^{+*} WITH O MUST BE LARGER THAN N_2^+ WITH O

USE ISO TO CHECK THESE LAB RESULTS AND THE ABOVE HYPOTHESIS.

EXPERIMENT : DETERMINE WHETHER THE CHARGE EXCHANGE OF $O^+(2D)$ WITH N_2 PROCEEDS RAPIDLY ($K=10^{-9}$) OR SLOWLY ($K=10^{-10}$)

METHOD: MEASURE THE $O^+(2D)$ CONCENTRATION. THE TWO RATES WILL YIELD CONCENTRATIONS WHICH DIFFER BY NEARLY AN ORDER OF MAGNITUDE.

PARAMETER: EMISSION AT 3728.9A DUE TO THE TRANSITION $O^+(4S - 2D)$

THE MEASUREMENT WILL BE MADE IN A LIMBSCAN MODE WHERE THE SURFACE BRIGHTNESS WILL BE SEVERAL RAYLEIGHS TO TENS OF RAYLEIGHS DEPENDING ON K.

EXPERIMENT: MEASURE THE PRODUCTION OF N_2^+ DUE TO CHARGE EXCHANGE OF $O^+(^2D)$ WITH N_2

THE REACTION IS RESONANT IF N_2^+ IS FORMED IN THE $V=2$ LEVEL OF THE A STATE.

METHOD: OBSERVE PERMITTED TRANSITIONS OF N_2^+ ORIGINATING IN THE $V=1$ LEVEL OF THE A STATE, E.G.

1-0 AT 9212A

ISOLATE CHARGE EXCHANGE SOURCE BY MONITORING RESONANCE FLUORESCENCE PRODUCTION VIA:

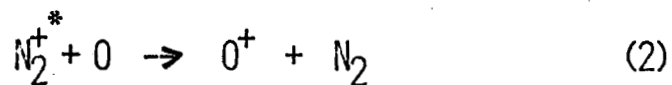
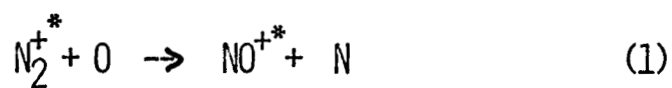
2-0 AT 7874A, 2-1 AT 9502A, 3-1 AT 8105A

MEASURE THE ROTATIONAL TEMPERATURE.

RESONANCE FLUORESCENCE GIVES A KINETIC THERMAL DISTRIBUTION
CHARGE EXCHANGE WILL GIVE A NON EQUILIBRIUM TEMPERATURE.

EXPERIMENT: INVESTIGATE THE DESTRUCTION OF N_2^+ BY REACTIONS WITH O

REACTIONS OF VIBRATIONALLY EXCITED N_2^+ WITH O HAVE NEVER BEEN STUDIED IN THE LAB. POSSIBLE CHANNELS INCLUDE:



REACTION (1) WILL PRODUCE VIBRATIONALLY EXCITED NO^+ IN $V > 2$.

THE RADIATIVE LIFETIME OF NO^{+*} IS OF THE ORDER OF MILLISECONDS

MEASURE: NO^{+*} EMISSIONS FROM $V \geq 4$ (I.E. LESS THAN 11,000Å)

DETERMINE WHETHER THESE INTENSITIES ARE CONSISTANT WITH PRODUCTION OF N_2^+ BY CHARGE EXCHANGE WITH O.

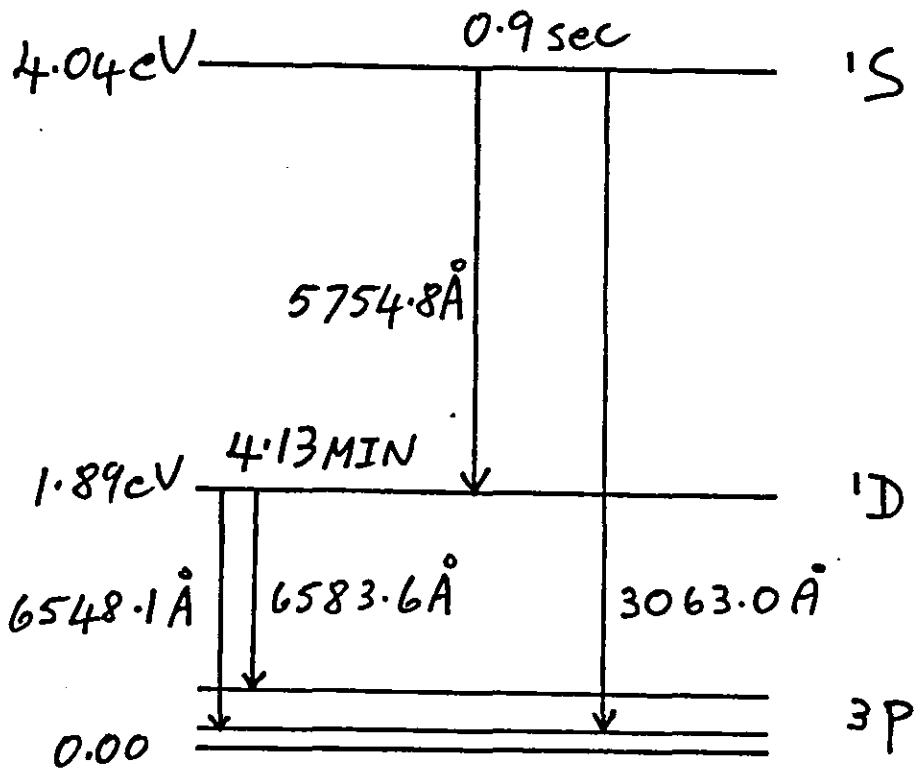
EXPERIMENT: STUDY THE CHEMISTRY OF METASTABLE N^+ IONS

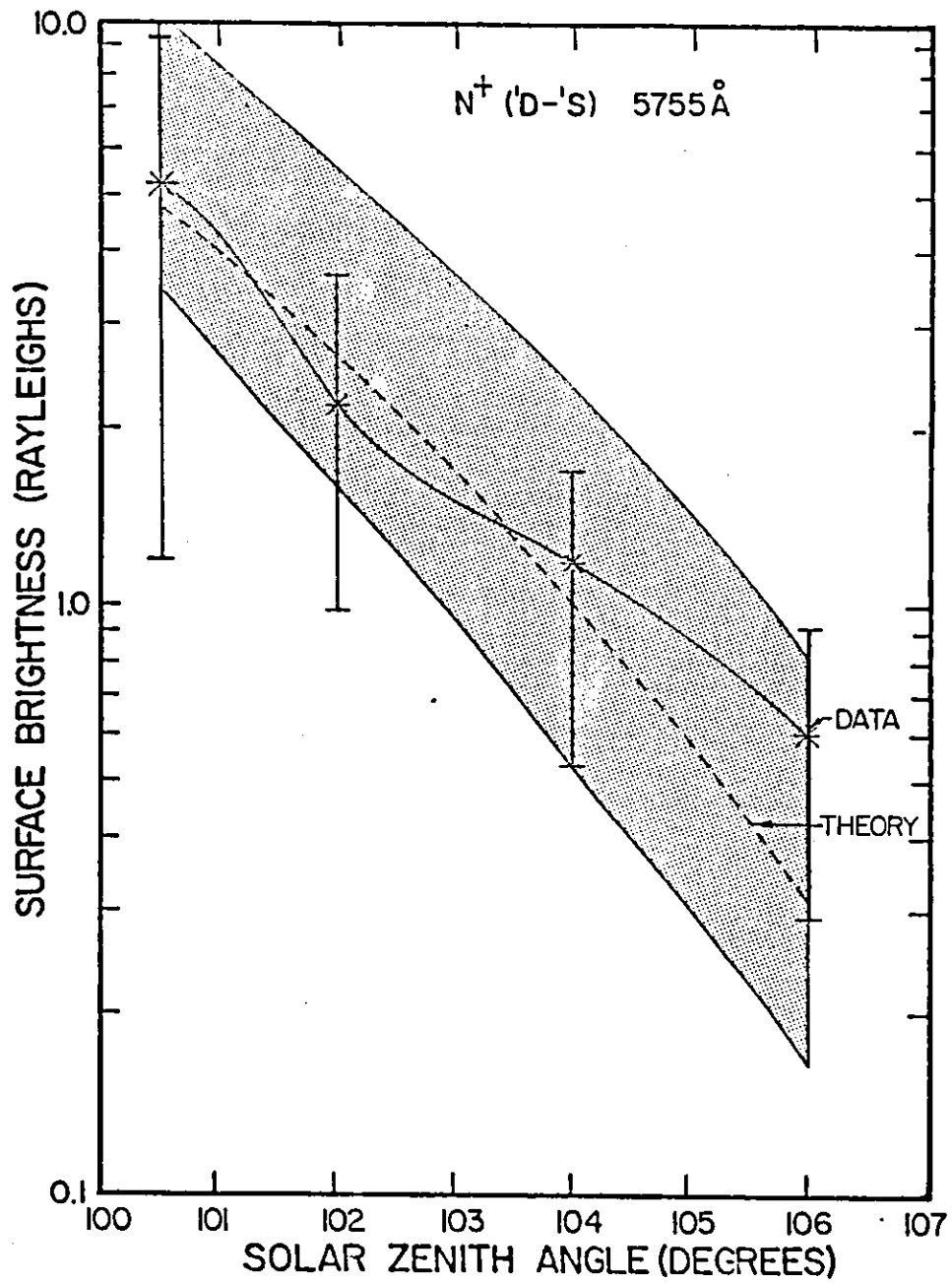
EMISSIONS: $N^+(^1D - ^1S)$ AT 5755 A 0.9 s
 $N^+(^3P - ^1D)$ AT 6548 A AND 6583 A 4.13 MIN

COMMENTS: THESE EMISSIONS HAVE BEEN DETECTED FROM THE GROUND, BUT WEAKLY. LIMBSCAN PLUS THE HIGH SENSITIVITY OF ISO WILL PERMIT US TO STUDY THE SOURCES AND SINKS IN DETAIL.

IT IS POSSIBLE THAT THESE METASTABLE SPECIES MAY AFFECT THE CONCENTRATIONS OF OTHER CONSTITUENTS SUCH AS $O(^1D)$ AND $O^+(^2P)$.

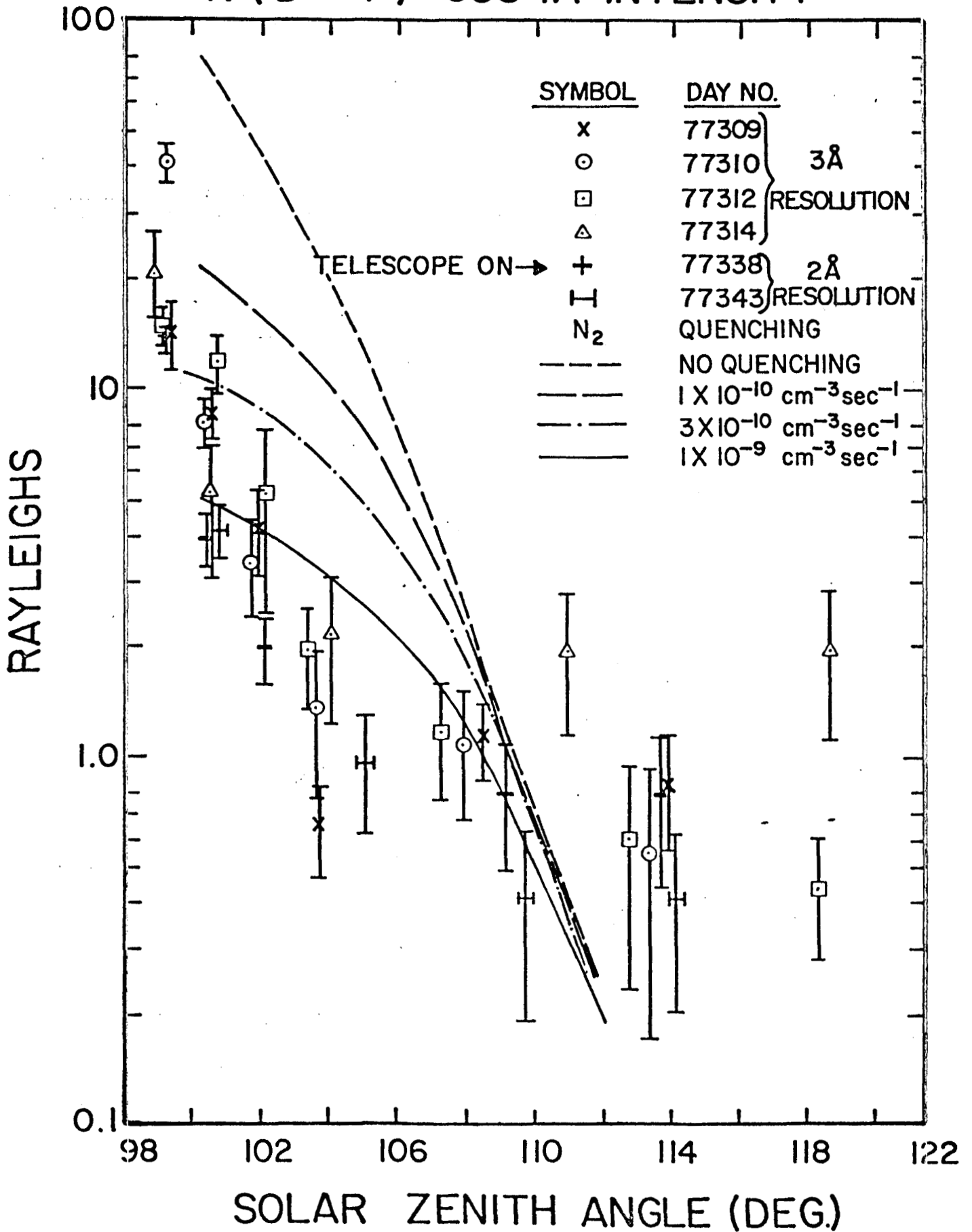
N^+





EVENING TWILIGHT

N⁺(1D-3P) 6584Å INTENSITY



EXPERIMENT: STUDIES OF O_2^+ IONS

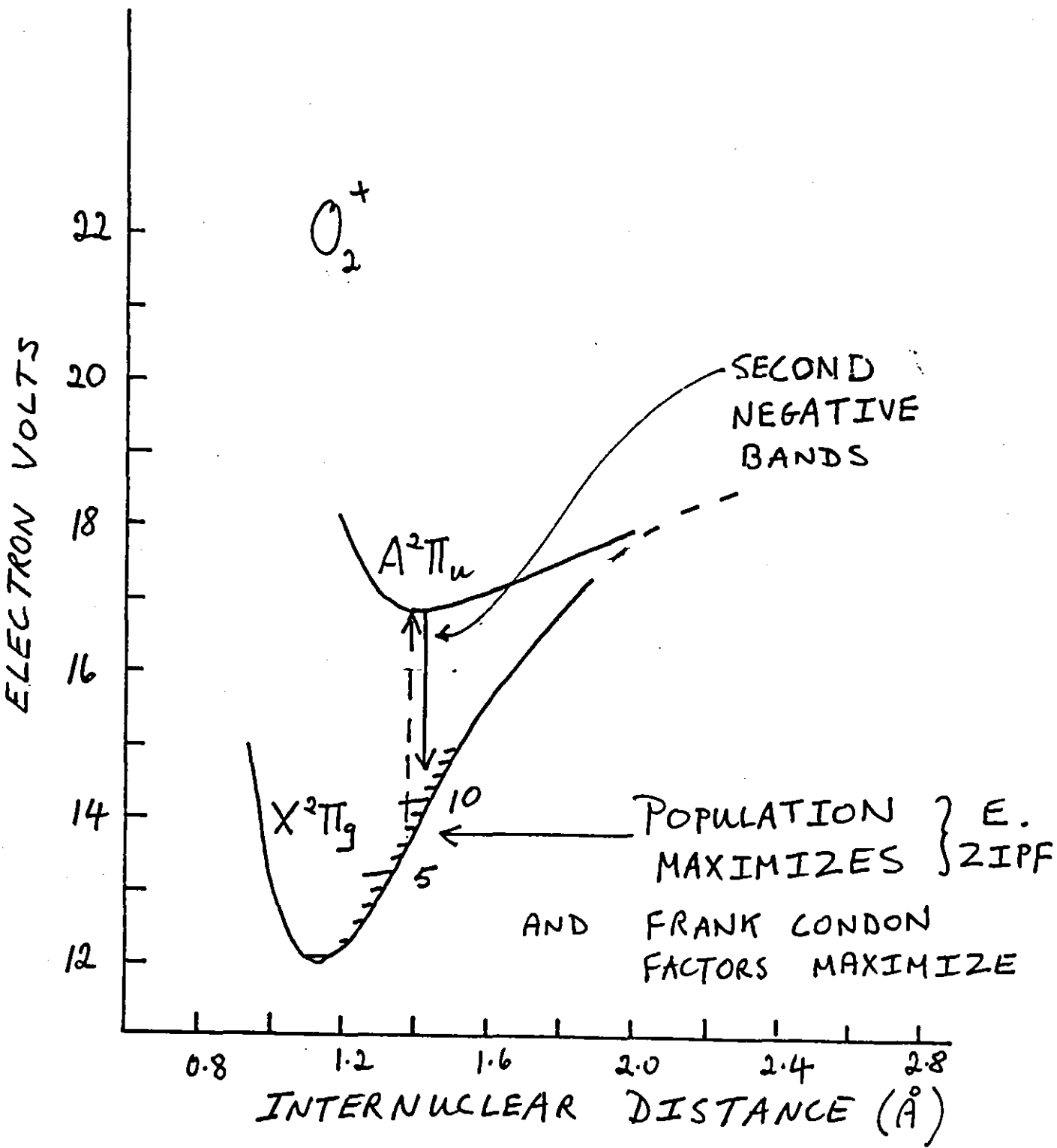
RECENT WORK BY E. ZIPF SUGGESTS THAT THERMOSPHERIC O_2^+ IONS RESIDE MAINLY IN VIBRATIONAL LEVELS BETWEEN 4 AND 16. THIS MEANS THAT THE POPULATION DISTRIBUTION WILL BE MORE CLOSELY ALIGNED WITH THE LEVELS WHERE THE FRANK CONDON FACTORS MAXIMIZE .

CONCLUSION: O_2^+ IS THEREFORE MUCH MORE SIMILAR TO N_2^+ THAN WAS PREVIOUSLY REALIZED. SIGNIFICANT EXCITATION TO THE $A^2\Pi_g$ STATE VIA RESONANCE ABSORPTION OF SOLAR RADIATION MAY BE EXPECTED.

THESE EFFECTS MIGHT SIGNIFICANTLY AFFECT THE RECOMBINATION OF O_2^+ IN THE THERMOSPHERE.

MEASUREMENTS OF THE SECOND NEGATIVE BANDS WILL THEREFORE PROVIDE INFORMATION ON THE VIBRATIONAL DISTRIBUTION OF O_2^+

MEASUREMENTS: 0-5 3232,3210 0-6 3421,3397 0-7 3629,3603 ETC.



O_2^+ CONTINUED:

WE ALSO INTEND TO SEARCH FOR EMISSIONS IN THE $O_2^+(a^4\Pi - X^2\Pi_g)$ SYSTEM. THE SOURCE IS VIA CASCADE FROM THE $b^4\Sigma$ STATE VIA THE FIRST NEGATIVE TRANSITIONS.

THE SOURCE WILL BE MONITORED VIA THE FIRST NEGATIVE BANDS WHICH ARE ALL IN THE VISIBLE.

MEASUREMENTS: O_2^+ FIRST NEGATIVE BANDS (b - a) SEE TABLE
(a - X) TRANSITIONS, E.G.
0,6 4531 A, 0,7 4896 A, 0,8 5316 A,
0,9 5803 A, 0,10 6314 A

A SIMPLE SCALING OF AURORAL INTENSITIES SUGGESTS ABOUT 20R FOR THESE BANDS.

THE MEASUREMENTS SHOULD ALLOW US TO STUDY THE SOURCES AND SINKS OF THE METASTABLE $a^4\Pi$ STATE.

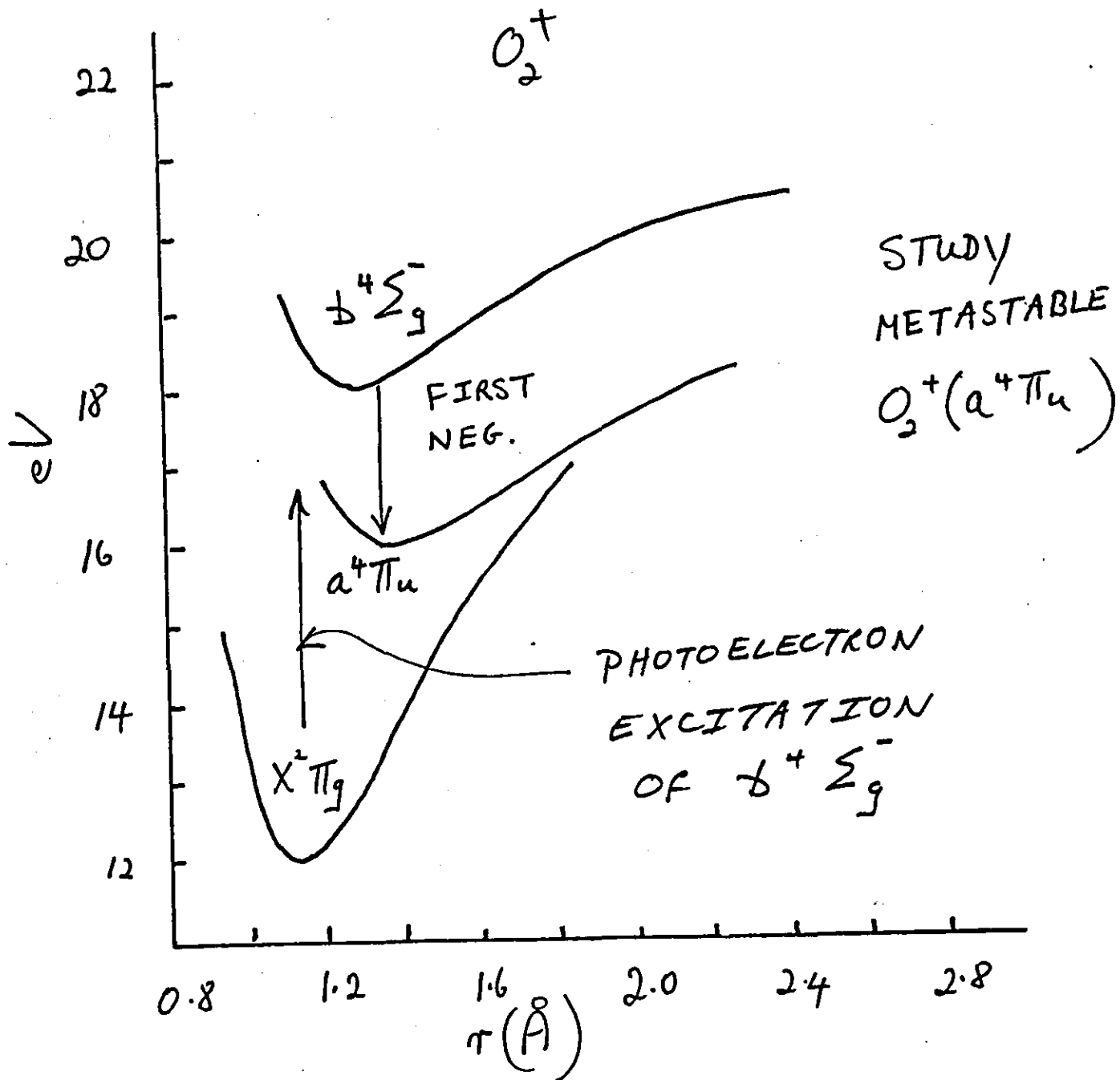


TABLE 3.1 O_2^+ 1N (first negative) band intensities

	v'' 0	1	2	3	4	5	6	7	8
0	<u>5999.9</u> 6.4	<u>6389.0</u> 5.6	6822.3 5.0	7307.6 1.4	7854.4 .6	8474.6 .24			
1	<u>5608.7</u> 9.4	5947.2 .3	6320.9 .6	6735.3 1.4	7197.2 1.2	7714.5 .7	8297.7 .3		
v' 2	<u>5274.8</u> 3.0	5573.2 1.8	5900.1 1.0		6656.6 .16	7096.7 .3	7587.3 .3	8136.9 .16	
3	4987.0 .3	5252.9 1.5							
System intensity - 400R									
v'	v''								
	Wavelength (Å) origin								
	Intensity (R) SZA = 90°								
	Underlined bands observed								

TABLE 3-A

SPECTROMETER UNIT NO.	WAVELENGTH RANGE (Å)	GRATING		PLATE FACTOR (Å)/mm	APPARENT RESOLUTION(Å) (3 PIXELS-90μ)	SPECTRAL RANGE(Å) PER DETECTOR WIDTH (5.7mm)	MINIMUM DETECTOR POSITIONS PER SCAN	PHOTOCATHODE, WINDOW
		GROOVES/mm	BLAZE (Å)					
1	7500-12,000	400	10,000	50	4.5	285	16	CCD Surface (No image tube)
2	4000-8000	450	5500	44	4	253	16	TRIALKALI Glass
3	2200-4100	900	3000	22	2	127	15	BIALKALI Quartz
4	1100-2300	1200	1500	17	1.5	95	13	CsTe MgF ₂
5	300-1200	1200	800	17	9*	95	10	Channel Plate Surface No Window

*18 pixels-540μ
Limited by .045°
FOV collimator

PARTICIPATION IN ACTIVE EXPERIMENTS

- PRELIMINARY COORDINATION WITH SEPAC ON SL-1
- TETHERED SATELLITE EXPERIMENTS
- DIAGNOSTIC FOR CHEMICAL RELEASE EXPERIMENTS
- A SUBSTANTIAL ENHANCEMENT IN THIS CAPABILITY WOULD BE REALIZED BY MOUNTING THE INSTRUMENT ON A POINTING SYSTEM

SUMMARY OF RESOURCE PARAMETERS

WEIGHT: SPECTROMETER ARRAY 239 KGMS
DEP 18 KGMS
257 KGMS

POWER: SPECTROMETER ARRAY ~ 80 WATTS
DEP 85 WATTS
165 WATTS

DIMENSIONS (APPROX.): SPEC. ARRAY: 131 cm X 110 X 74
DEP: 48 cm X 22 X 61

IMAGING SPECTROMETRIC OBSERVATORY

- ARRAY OF 5 IMAGING SPECTROMETERS
- EACH SPECTROMETER AUTONOMOUS
- ISO COVERS BROAD WAVELENGTH RANGE ($\sim 200 - 12,000 \text{ \AA}$)
- RESOLUTION SELECTABLE DOWN TO $\sim 0.5 \text{ \AA}$
- DYNAMIC RANGE: $\sim 10^7$
- SENSITIVITY: MISSION SELECTABLE
SL-1 - 1R IN 60 SEC. WITH S/N = 5

ASPECTS OF DESIGN

- MODULAR CONSTRUCTION PERMITS FLEXIBILITY FOR REFLIGHTS
- SEQUENCES CAN BE CHANGED IN REAL TIME
- ON-BOARD DISPLAYS CAN BE ADDED

OBJECTIVES

SPACELAB 1

- ATLAS OF THERMOSPHERIC EMISSIONS
- VARIETY OF SPECIFIC STUDIES (DAYSIDE, NIGHTSIDE, TWILIGHT)
- S/C CONTAMINANTS

SPACELAB 6

- FURTHER THERMOSPHERIC AND SOME MESOSPHERIC STUDIES

