

## N O T I C E

THIS DOCUMENT HAS BEEN REPRODUCED FROM  
MICROFICHE. ALTHOUGH IT IS RECOGNIZED THAT  
CERTAIN PORTIONS ARE ILLEGIBLE, IT IS BEING RELEASED  
IN THE INTEREST OF MAKING AVAILABLE AS MUCH  
INFORMATION AS POSSIBLE

1. Tech. Mon: R.W. Bricker 2.ES6

CR 160909  
e.2

### 3. CABIN FIRE SIMULATOR LAVATORY TESTS

4. Kenneth J. Schutter  
Davis M. Klinck

5. McDonnell Douglas Corporation  
Douglas Aircraft Company  
Long Beach, California 90846

(NASA-CR-160909) CABIN FIRE SIMULATOR  
LAVATORY TESTS Final Report, Jun. 1978 -  
Jun. 1980 (Douglas Aircraft Co., Inc.)  
344 p HC A15/MF A01

N81-16020

CSSL 01C

Unclas  
14250

G3/03

6. CONTRACT NAS9-15591  
7. MAY 1980

Final Report for Period of June 1978 - June 1980

8. MDC 54649

Prepared for  
Lyndon B. Johnson Space Center  
Houston, Texas 77058



## PREFACE

The objective of this program has been to compare the effect of airline trash fires in lavatories constructed of contemporary and improved materials.

All tests in this program were conducted in the Douglas Cabin Fire Simulator (CFS) under in-flight ventilation conditions. All tests were allowed to continue for a period of 1 hour. Data obtained during these tests included:

- Heat flux and temperatures of the lavatory
- Cabin temperature variations
- Gas analyses for  $O_2$ ,  $CO_2$ ,  $CO$ ,  $CH_4$ ,  $HF$ ,  $HCl$ , and  $HCN$
- Respiration and electrocardiogram data on instrumented animal subjects (rats) exposed in the cabin
- Color motion pictures.

All tests resulted in a survivable cabin condition; however, occupants of the cabin would have been subjected to noxious fumes.

PRECEDING PAGE BLANK NOT FILMED

CONTENTS

	Page
INTRODUCTION . . . . .	1
TEST ARTICLES . . . . .	3
CFS CONFIGURATION AND INSTRUMENTATION . . . . .	5
PANELS TEST RESULTS . . . . .	15
NEW TECHNOLOGY . . . . .	25
CONCLUSIONS . . . . .	27
RECOMMENDATIONS . . . . .	29
REFERENCES . . . . .	31
APPENDICES	
1 BURN TEST PHOTOS . . . . .	1-1
2 BURN TEST DATA. . . . .	2-1

PRECEDING PAGE BLANK NOT FILMED

## ILLUSTRATIONS

Figure		Page
1	Douglas Cabin Fire Simulator (CFS) . . . . .	2
2	Cabin Instrumentation . . . . .	8
3	Lavatory Instrumentation . . . . .	8
4	Instrumented Animal Subject . . . . .	9
5	Portable Animal Recording Test System (PARTS) . . . . .	10
6	Gas Analysis Equipment . . . . .	11
7	NASA-Furnished Bubbler System . . . . .	12
8	Four Bags of Airline Trash . . . . .	13
9	Fuel Ignitor . . . . .	14
10	Interior of CFS as Configured for Module A Testing . . . . .	1-5
11	Module A Instrumentation . . . . .	1-6
12	Post-Test Module A Exterior . . . . .	1-7
13	Door Displacement Due to Hinge Attachment Failure . . . . .	1-8
14	Core Shrinkage Causing Block Grid Lines on Exterior of Module A Back Wall . . . . .	1-9
15	Interior of Module A Back Wall With Facing Removed . . . . .	1-10
16	Left Wall of Module A and Adjacent Panel . . . . .	1-11
17	Exterior View of Module A Back Wall and Adjacent Panel . . . . .	1-12
18	Module A Interior Post-Test . . . . .	1-13
19	Module A Interior With Remaining Fuel . . . . .	1-14
20	Module A Interior With Front Wall and Door Removed . . . . .	1-15
21	Right Wall of Module A . . . . .	1-16
22	Interior of CFS as Configured for Module B Testing . . . . .	1-19
23	Module B Instrumentation . . . . .	1-20
24	Module B Exterior Post-Test . . . . .	1-21
25	Front and Right Wall of Module B . . . . .	1-22
26	Module B Interior With Remaining Fuel . . . . .	1-23
27	Module B Interior With Door and Front Wall Removed . . . . .	1-24
28	Exterior View of Module B Back Wall and Adjacent Panel . . . . .	1-25
29	Left Wall of Module B and Adjacent Wall . . . . .	1-26

**PRECEDING PAGE BLANK NOT FILMED**

## ILLUSTRATIONS (Continued)

Figure		Page
30	Top and Bottom of Module B Floor . . . . .	1-27
31	Bulkhead Adjacent to Right Wall . . . . .	1-28

## TABLES

Table		Page
1	Gas Concentration Results from NASA Bubblers . . . . .	17
2	Individual Panel Weight Loss. . . . .	23
3	Module and Source Fuel Weight Loss. . . . .	23

## PLOTS

Plot		Page
1	Lavatory O <sub>2</sub> . . . . .	18
2	Lavatory CO . . . . .	18
3	Lavatory CO <sub>2</sub> . . . . .	19
4	Lavatory CH <sub>4</sub> . . . . .	19
5	Light Transmission . . . . .	20

## INTRODUCTION

Aircraft lavatories inherently contain combustible products, have high ventilation rates, and are utilized for temporary storage of trash. They are a closed compartment where fires can develop undetected. Therefore, lavatories are prime candidates for fire safety improvement.

Airline trash storage is the greatest lavatory fire source. A previous phase of this program tested various quantities and types of trash fires to determine the fire source configuration for this program (Reference 5).

This report identifies the thermal, environmental, and biological hazards of airline trash fires within simulated aircraft lavatories. Lavatories were constructed of contemporary and improved materials. Two improved lavatory constructions were tested and the results were compared to previous tests of a contemporary baseline lavatory. To further evaluate the thermal damage and propagation of lavatory fires, interior contemporary panels commonly found adjacent to the lavatory were included for each test configuration.

This test program was conducted in the Douglas Cabin Fire Simulator (CFS), see Figure 1. This report presents the test results and summarizes the conclusions.




FIGURE 1. DOUGLAS CABIN FIRE SIMULATOR (CFS)

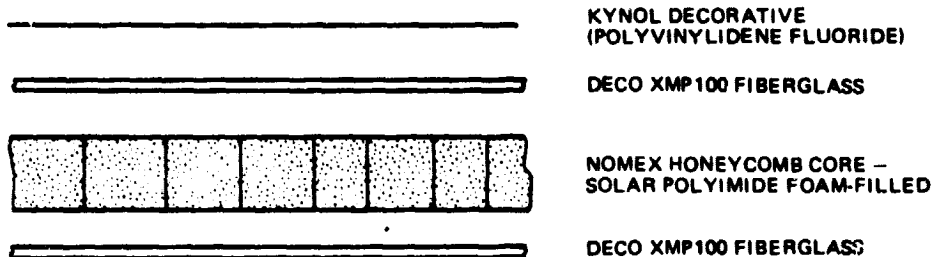


## TEST ARTICLES

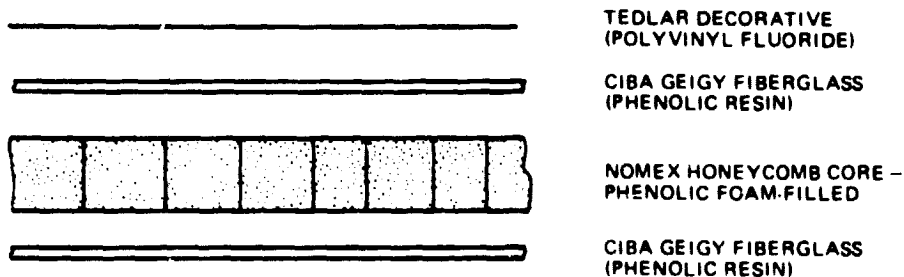
The two types of improved lavatory constructions tested were designated Module A and Module B. Module A panels were constructed by DECO in Fountain Valley, California. Module B panels were constructed by Boeing Commercial Aircraft Company located in Renton, Washington.

The basic construction of the test panels was Nomex honeycomb core with fiberglass facing and backing impregnated with phenolic resin. Polyimide foam-filled core and polyvinylidene fluoride decorative were used for all Module A panels, while polyvinyl fluoride decorative was used for all Module B panels. Some of the Module B panels were filled with phenolic foam. Rigid fire-resistant polyurethane foam was used for Module B panel edge closeout. Panel constructions are shown below.

### MODULE A PANEL CONSTRUCTION



### MODULE B PANEL CONSTRUCTION



## CFS CONFIGURATION AND INSTRUMENTATION

The CFS was configured and instrumented as shown in Figure 2, with a metal ceiling tangent to the cabin air distribution duct outlet located on the centerline of the cabin. Cabin air was exhausted at 26,900 liters per minute (950 CFM) from two ducts at floor level that extended the full length of the cabin. The test modules were instrumented as shown in Figure 3.

### BIOLOGICAL EXPERIMENT

Animal subjects (rats) were instrumented for heart beat and respiration using an electrode belt containing two electrocardiogram electrodes and a respiration sensor. The experiment was conducted using the method developed under Contract NAS 2-8668 for NASA Ames Research Center (Reference 1). A cage containing an animal subject (Figure 4) was placed on a portable stand at a height of 10.2 cm (4 ft) above the floor, at a distance of 10.2 cm (4 ft) from the door of the lavatory, and at an angle of approximately 30 degrees from the hinged side of the door. The cage was shielded from direct heat radiating from the lavatory with Fiberfrax which covered the top of the cage as well as the two sides nearest the lavatory. The remaining sides were open to the cabin atmosphere. The subject's electrode belt was attached to an umbilical cord plugged into a receptacle in the top of the cage. The cord extended through a sealed port leading to the monitoring and recording station.

Recording was accomplished using the Portable Animal Recording Test System (PARTS) shown in Figure 5 and developed under Douglas IRAD programs (Reference 2).

### GAS ANALYSIS

The atmosphere of the lavatory exhaust and cabin was monitored during each test using the equipment shown in Figure 6. The results were computer-recorded. The lavatory exhaust was examined for its content of CO, CO<sub>2</sub>, O<sub>2</sub>, and such total hydrocarbons as CH<sub>4</sub> equivalents, while CO and CO<sub>2</sub> were measured in the

**PRECEDING PAGE BLANK NOT FILMED**

cabin at the subject's cage. The equipment used for determining the content of these gases included:

#### Lavatory Exhaust Analysis

Gas	Analyzer	Range	Sample Flow Rate
Carbon monoxide	MSA Model 303	0-10%	1 lpm
Carbon dioxide	Beckman Model 864	0-20%	1 lpm
Oxygen	MSA Model 802	0-25%	2 lpm
Total hydrocarbons	MSA Model 200	0-20%	2 lpm

#### Cabin Atmosphere Analysis

Gas	Analyzer	Range	Sample Flow Rate
Carbon monoxide	MSA Model 303	0-5000 ppm	1 lpm
Carbon dioxide	MSA Model 303	0-2.5%	1 lpm

The sampling lines leading to the analysis equipment were 1/4-inch OD stainless-steel tubing. Before analysis, the sample was filtered with a Pall Epocel 3 cartridge, zinc dust, and calcium sulphate to remove particulates, acid gases, and water, respectively. Hydrocarbons were sampled using a heated line. Delay time between the event and its measurement was between 30 and 60 seconds.

The lavatory exhaust and the cabin air were sampled using two NASA JSC-furnished bubbler systems, as shown in Figure 7. The NASA bubbler system sampled air from the lavatory exhaust and in the vicinity of the rat cage in the cabin. The sampling lines were 1/4-inch OD teflon lines leading into impingers via a teflon manifold. The impingers contained 0.1-N NaOH. Each bubbler ran for 2 minutes, consecutively from the beginning of the test, for the first 12 minutes. The flow rate was 0.5 liters per minute. Additionally, a continuous sample was taken at each location for the duration of the test at a rate of 1 liter per minute.

Each bubbler sample was analyzed for HCL, HF, and HCN as follows:

- Chlorides (as HCL) – Measured by potentiometric titration with  $\text{AgNO}_3$  using a chloride ion selective electrode.
- Fluorides (as HF) – Measured using a fluoride specific ion selective electrode.
- Cyanide (as HCN) – Measured using the pyridizine-pyrazolone method.

#### FUEL AND IGNITION

The airline trash fuel consisted of four trash-filled bags as shown in Figure 8. The contents of each consisted of:

Paper towels (crumpled)	0.907 kg (2 lb)
Waxed paper cups	0.045 kg (0.1 lb)
Polystyrene cups	0.181 kg (0.4 lb)
Polyethylene trash bag	0.064 kg (0.14 lb)
Total per bag	1.197 kg (2.64 lb)

The trash was ignited using a resistance coil energized by computer command as shown in Figure 9.

The above-described fuel source was determined by a previously conducted program (Reference 5) under NASA Contract NAS9-14948.

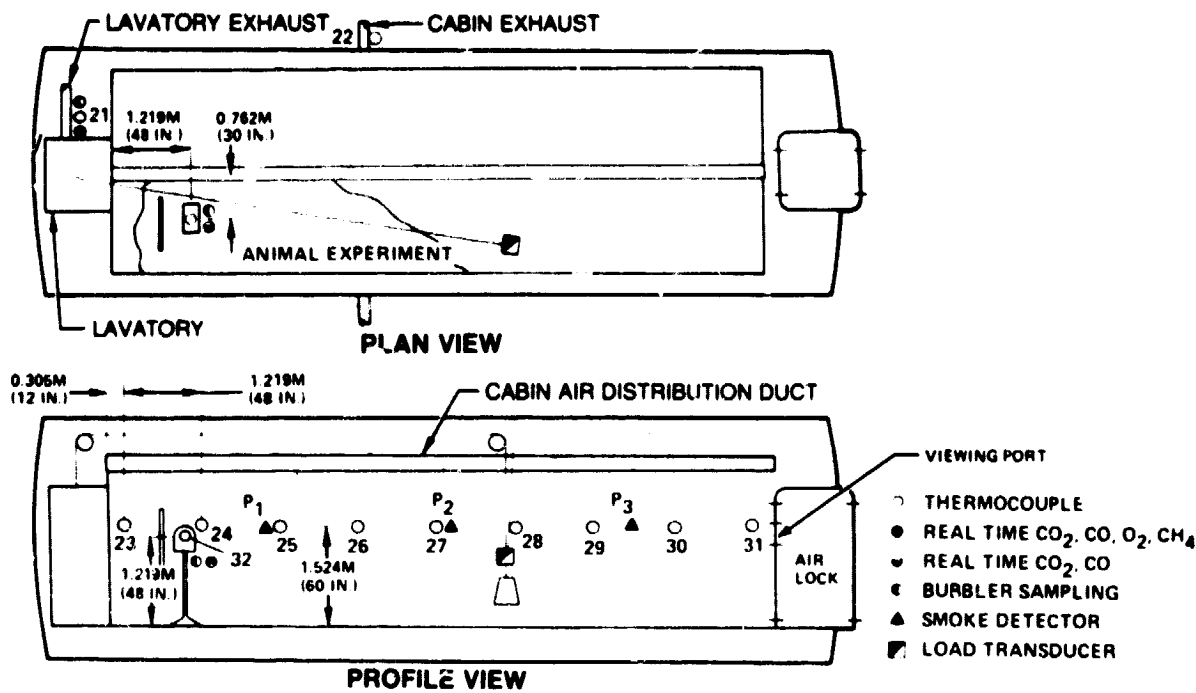


FIGURE 2. CABIN INSTRUMENTATION

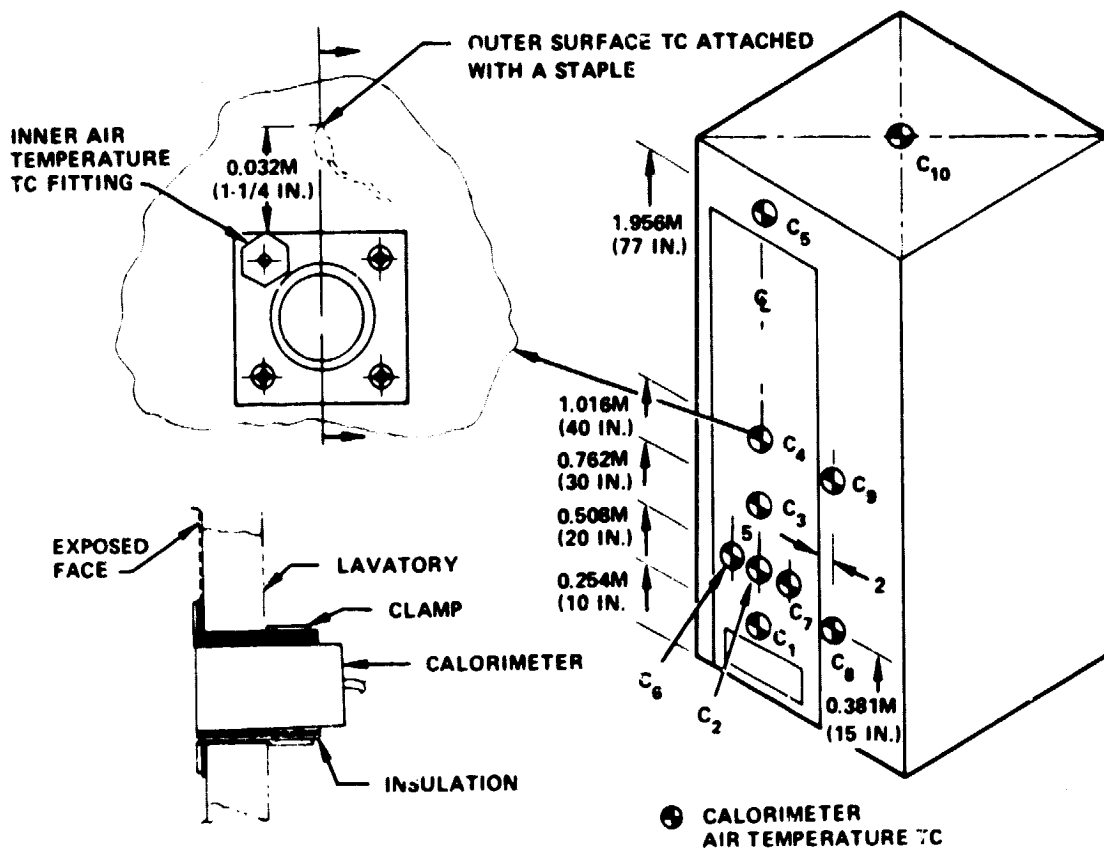
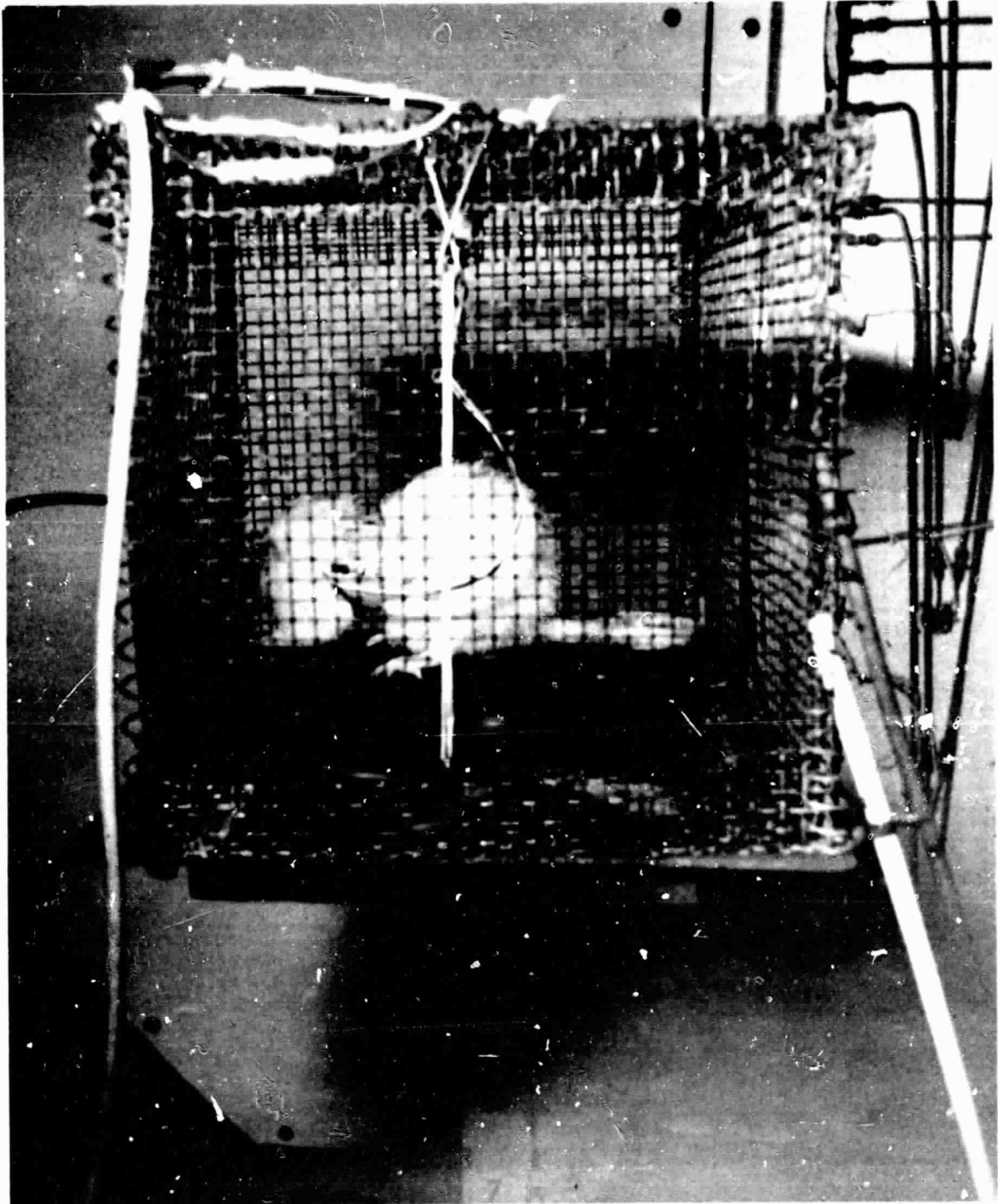



FIGURE 3. LAVATORY INSTRUMENTATION



J814832

FIGURE 4. INSTRUMENTED ANIMAL SUBJECT



J709386

FIGURE 5. PORTABLE ANIMAL RECORDING TEST SYSTEM (PARTS)




J709476

FIGURE 6. GAS ANALYSIS EQUIPMENT

ORIGINAL PAGE IS  
OF POOR QUALITY





J709387

FIGURE 7. NASA-FURNISHED BUBBLER SYSTEM



L000933

FIGURE 8. FOUR BAGS OF AIRLINE TRASH




FIGURE 9. FUEL IGNITOR

## PANEL TEST RESULTS

The physical post-test evidence and data obtained during each test are reviewed in this section. Test data for test Modules A and B may be found in Appendices 1 and 2. The test results are discussed below. The figures referred to are contained in Appendix 1.

### TEST MODULE A

The condition of the Module A test area before and after the test is shown in Figures 10 through 21.

Figure 13 shows the results of the hinge attachment failure caused by inadequate support for the hinge screws. The failure allowed the door to be displaced downward creating a top vent which caused a change in the ventilation pattern within the module. This in turn increased the intensity of the fire over the full height of the module. At 300 seconds, calorimeter 7 registered  $31 \text{ w/cm}^2$  ( $28 \text{ BTU/ft}^2 \text{ sec}$ ), almost twice the maximums of either the baseline or Module B.

The block grid lines visible in Figure 14 are the result of core shrinkage causing loss of insulation and a local increase in heat transmission. One face of the back panel was removed to show this shrinkage and resultant voids, Figure 15. The only effects on the adjacent aft bulkhead are the discolorations where hot gases from these core fissures impinged on the adjacent surface. Damage to the left side of the test module and the adjacent panel surface are visible in Figure 16. A view of the opposite side of the adjacent panel reveals the extent of the transmitted damage, Figure 17. Damage to the ceiling, back, and floor panels was limited to the melting of wire insulation on the ceiling and reticulation of the core with some surface discoloration.

The interior of the lavatory, Figure 18, illustrates the general condition of all panels. Resin burnout was extensive; it was complete in the case of the washstand side and a major portion of the inner door surface.

## TEST MODULE B

The condition of the Module B test area is shown in Figures 22 through 31. The insulated panels were on the front, Figure 24, and right side, Figure 25, where exterior damage was limited to local areas of the decorative laminate. These areas indicate that the maximum fire intensity within the module was limited to the lower one-third of the lavatory. The interior of the lavatory is shown in Figures 26 and 27. During the test, the washstand-side panel warped inward, pulling away from the 1-inch 1699-lpm (6 CFM) line which deflected down into the plenum. This would have had the effect of reducing activity in the upper area of the lavatory. The exterior effect on the left side panel and the transmitted damage to both sides of the near wall of the adjacent module are shown in Figure 28 and Figure 29. The floor was extensively damaged (Figure 30) while only the decorative laminate was damaged on the ceiling panel. Figure 31 illustrates damage to the bulkhead adjacent to the right wall.

## GAS CONCENTRATIONS

The concentrations of hydrogen chloride, hydrogen cyanide, and hydrogen fluoride gases are provided in Table 1 (References 3 and 4). The acid gas concentrations represent an average concentration over the 2-minute sampling interval. The values listed for the continuous bubbles represent an average concentration over the entire 1 hour of the test.

Module B generated the largest amount of HF in the lavatory followed by Module A. Module B generated the largest amount of HCL in the lavatory followed by the baseline (Reference 5). Module A generated the largest amount of HCN followed by Module B.

The higher level of HF and HCL in Module B possibly was due to the differences in decorative used. The higher level of HCN in Module A was probably due to the polyimide foam used in the panel construction.

**TABLE 1**  
**GAS CONCENTRATION RESULTS FROM NASA BUBBLERS**

LOCATION	TIME (SEC)	HF (PPM)		HCl (PPM)		HCN (PPM)	
		MOD A	MOD B	MOD A	MOD B	MOD A	MOD B
LAVATORY EXHAUST	0-120	50.1	34,935	<7.1	6023.5	10.34	4.94
LAVATORY EXHAUST	121-240	20.6	118.2	<7.1	252.4	59.24	223.6
LAVATORY EXHAUST	241-360	117.1	100.5	<7.1	81.7	103.4	40.2
LAVATORY EXHAUST	361-480	29.5	588.7	<7.1	320.7	89.61	112.9
LAVATORY EXHAUST	481-600	93.7	684.0	<7.1	368.8	291.50	211.6
LAVATORY EXHAUST	601-720	220.0	1604.6	98.6	867.0	677.1	444.4
LAVATORY EXHAUST	0-3600	20.6	160.5	17.07	25.7	46.04	19.68
CABIN	0-120	<7.7	9.0	<7.1	26.9	<4.7	3.53
CABIN	121-240	<7.7	5.0	<7.1	13.4	<4.7	3.10
CABIN	241-360	9.6	5.6	<7.1	40.4	<4.7	1.83
CABIN	361-480	12.1	5.4	<7.1	40.4	<4.7	1.60
CABIN	481-600	15.1	6.1	<7.1	13.4	6.58	0.91
CABIN	601-720	16.9	6.2	<7.1	<7.1	7.9	0.77
CABIN	0-3600	4.18	2.1	5.84	7.96	1.5	3.26

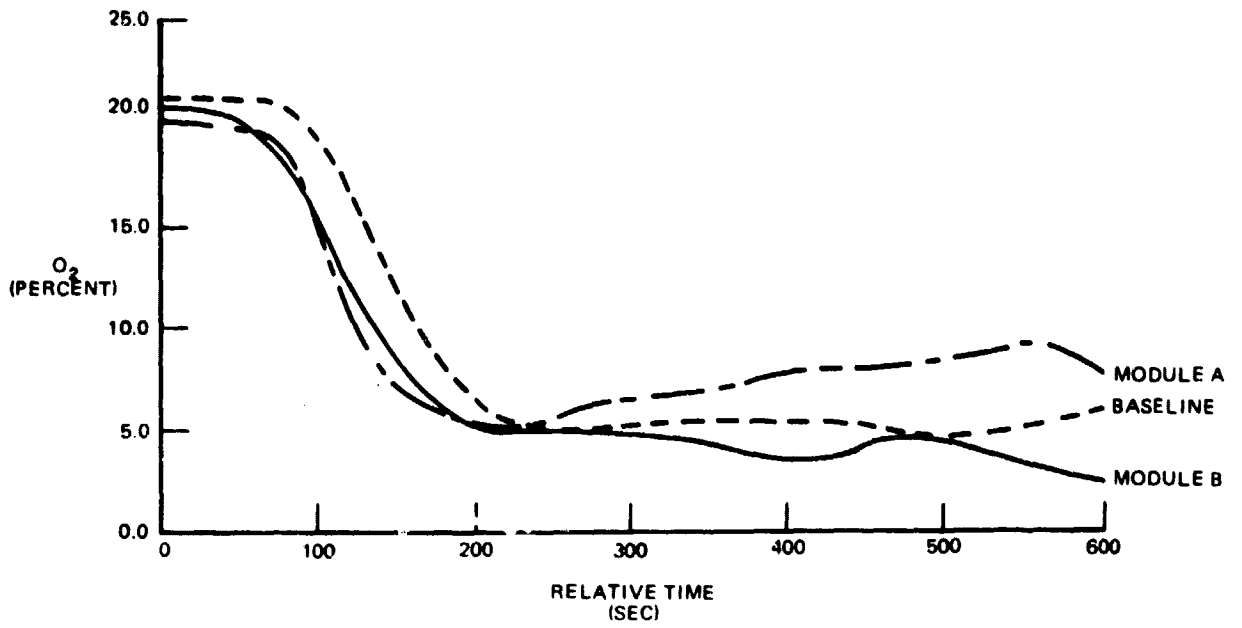
The oxygen, carbon monoxide, carbon dioxide, and hydrocarbon test data from Appendix 2 are summarized in Plots 1 through 4 for direct comparison of results. As can be clearly seen on these plots, the O<sub>2</sub>, CO, and CH<sub>4</sub> for Modules A and B follow basically identical lines. Only in the CO<sub>2</sub> plot is there a noticeable differentiation in data. From these plots it can be assumed that, for these three tests, Module A and B materials produce less CO<sub>2</sub> and CH<sub>4</sub> than the baseline. This difference is negligible and cannot be used to differentiate between Modules A and B.

#### SMOKE DENSITY

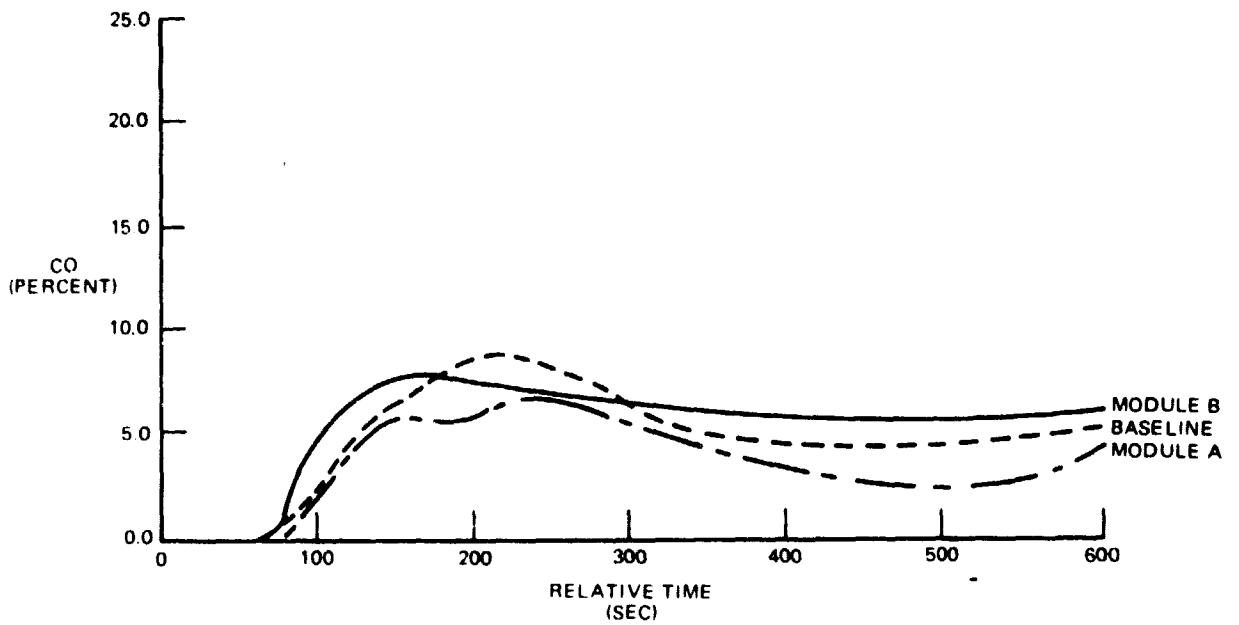
Smoke density for this series of tests is presented in Plot 5. These data were retrieved from Appendix 2.

Module A's low transmission value is due to the failure of door hinges. This failure dropped the door and allowed additional smoke to escape.

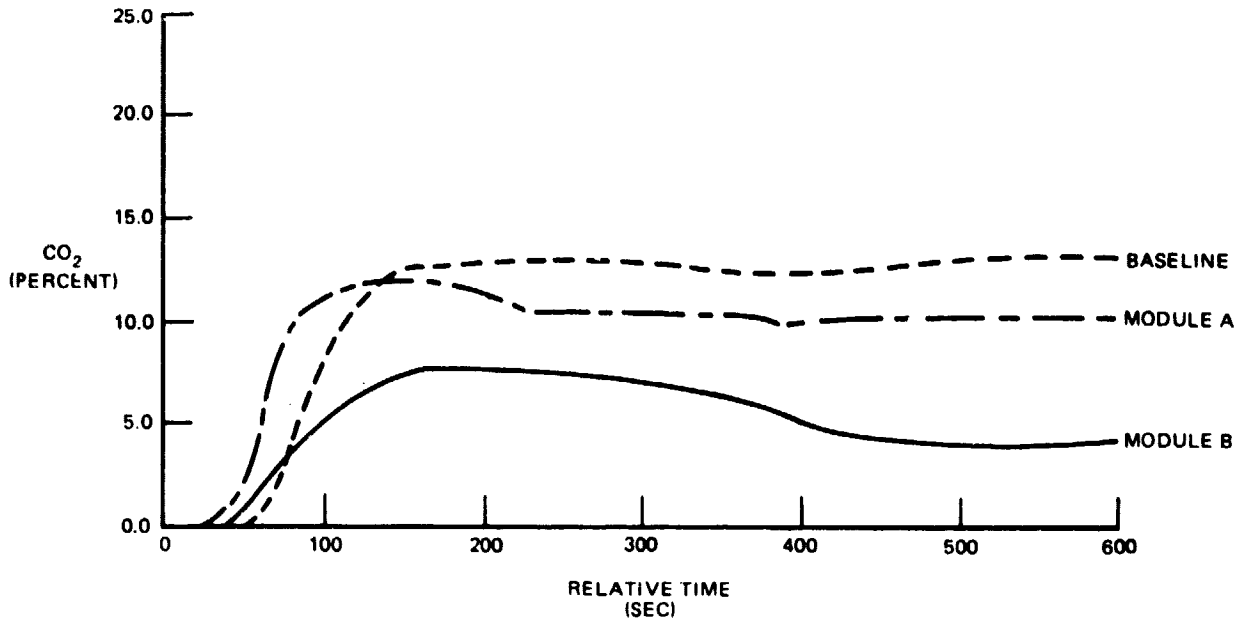
The maximum reduction in visibility in each case occurred at the photometer farthest from the test module. This is consistent with the results of the open-door tests of Reference 5, in which the smoke could be viewed traveling



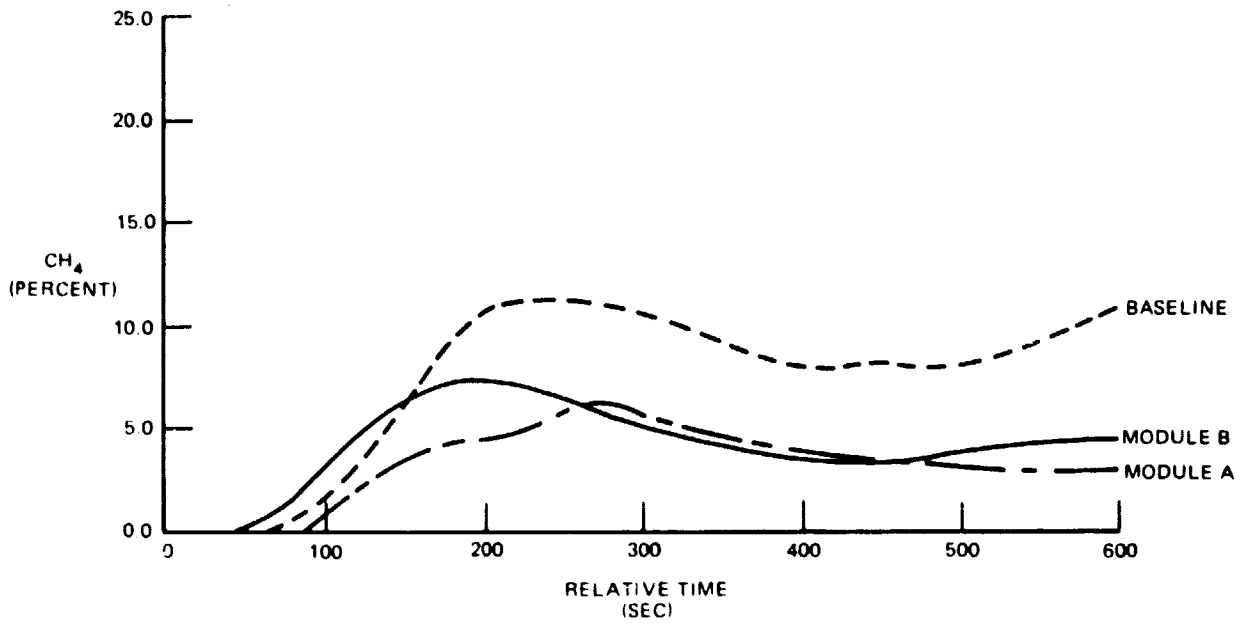
PLOT 1. LAVATORY O<sub>2</sub>



PLOT 2. LAVATORY CO

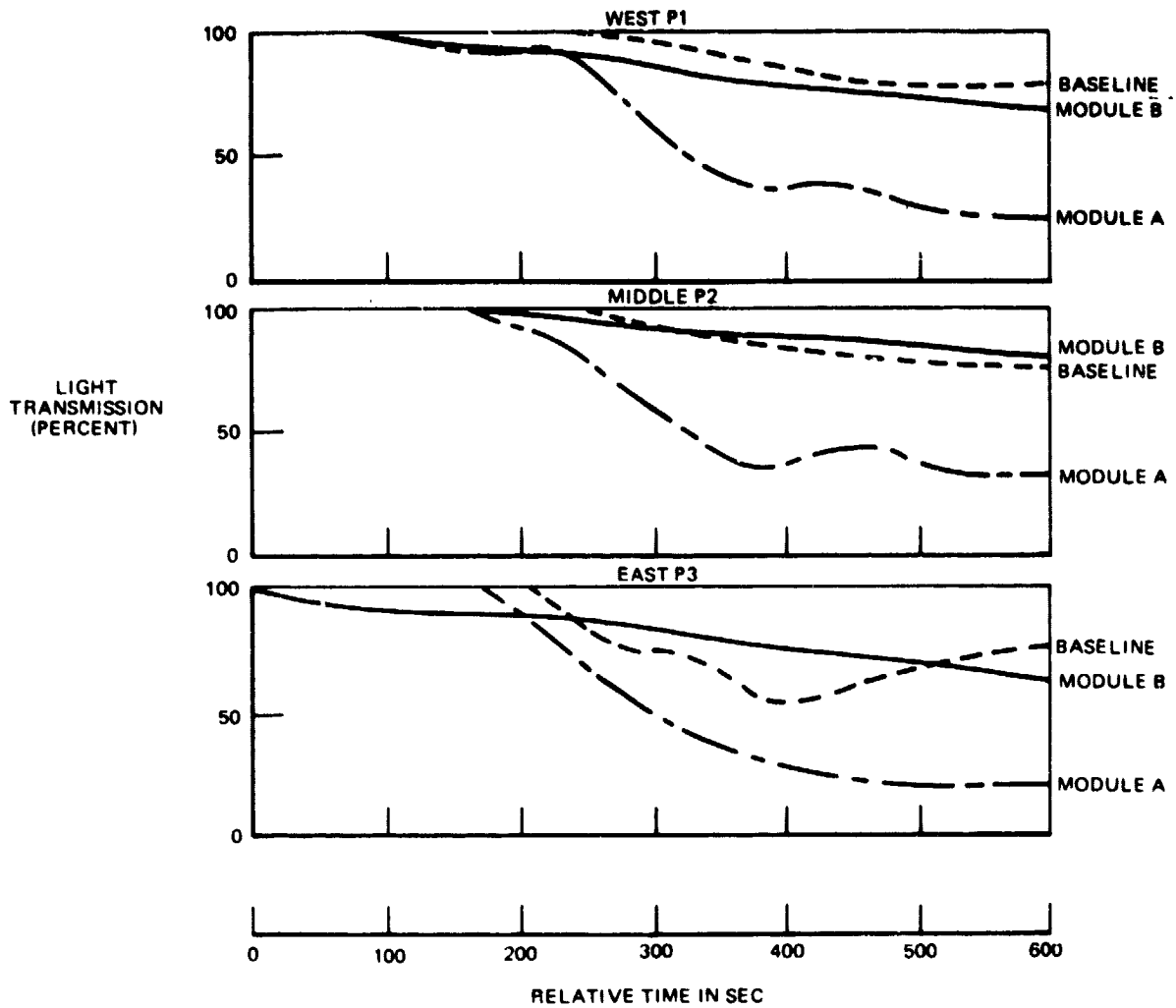


PLOT 3. LAVATORY CO<sub>2</sub>



PLOT 4. LAVATORY CH<sub>4</sub>





PLOT 5. LIGHT TRANSMISSION

along the ceiling and, upon reaching the end of the chamber, being deflected down resulting in the smoke meter at the far end of the chamber being affected first.

These data show that, if these fires took place aboard an aircraft, passenger visibility would be impaired at approximately 200 seconds after the start of the fire no matter which materials were used in construction of the lavatory.

#### THERMAL RESULTS

The temperature at the lavatory exhaust is probably the best measure of the average fire intensity. Examination of exhaust data indicates that the temperature at the exhaust was approximately the same for both the baseline and B modules up to 1200 seconds reaching a maximum of 875°C, while that of Module A was lower up to 500 seconds, rapidly increased until 880 seconds to a value of 950°C, then dropped back to the level of the other two tests.

The heat flux during the initial 10 minutes was highest in Module A except at Calorimeters 7 and 8. These recorded the highest flux in the baseline. Module B had low heat flux levels with the exception of Calorimeter 1.

Temperatures within the cabin were moderate in all tests with the following maximums recorded:

	<u>Animal Cage</u>	<u>Calorimeter</u>	<u>TC-24</u>
Baseline	46.11°C (115°F)	C7-31 w/cm <sup>2</sup> (28 BTU/ft <sup>2</sup> sec)	48.89°C (120°F)
Module A	50.56°C (123°F)	C7-17 w/cm <sup>2</sup> (15 BTU/ft <sup>2</sup> sec)	60.56°C (141°F)
Module B	44.11°C (106°F)	C1-15 w/cm <sup>2</sup> (13.5 BTU/ft <sup>2</sup> sec)	42.78°C (109°F)

## TEST MODULE WEIGHT LOSSES

The weight loss information for Modules A and B and the baseline module (Reference 5) are listed in Tables 2 and 3. Table 2 shows the gross results and Table 3 the loss in weight and percent loss for individual panels. The data in Tables 2 and 3 were obtained by weighing each panel during module assembly. After each test, the ash and residuals inside the lavatory were removed and weighed. Each panel was then removed and weighed taking care whenever possible to combine droppings caused by the panel removal with the panel itself for the weighing. After removing all panels, the floor was swept and the weight of the sweepings was combined with that of the previously weighed ash and residual matter within the lavatory. The baseline lavatory lost 29 percent of its original weight, Module A lost 28 percent, and Module B lost 26 percent. For these tests, each percentage point is equivalent to approximately 500 grams.

## BIOLOGICAL RESULTS

The results of the data analysis verified the real-time impression at the time of the test that there were no significant cardiac arrhythmias in any of the rat subjects throughout the tests. There were some minor respiratory pattern changes, most likely due to the irritating qualities of the dense smoke. The respiratory amplitude was reduced in some of the rats while it increased in others. Examination of the readout of the gas concentrations developed during the test showed that HF, HCl, and HCN concentrations were all too low to produce arrhythmias.

**TABLE 2  
MODULE AND SOURCE FUEL WEIGHT LOSS**

ITEM	BASELINE		MODULE A		MODULE B	
	kg	(LB)	kg	(LB)	kg	(LB)
PANELS AND FUEL	52.38	(115.48)	43.35	(95.58)	40.46	(89.20)
PANELS (POST TEST)	36.37	(80.19)	30.65	(67.77)	28.90	(63.72)
ASH AND RESIDUALS	0.83	(1.82)	0.82	(1.81)	1.30	(2.87)
WEIGHT LOSS	15.18	(33.47)	11.88	(26.20)	10.26	(22.61)
PERCENT LOSS	28.98		27.41		25.35	

**TABLE 3  
INDIVIDUAL PANEL WEIGHT LOSS**

PANEL	BASELINE		MODULE A		MODULE B	
	WT LOSS kg (LB)	% LOSS	WT LOSS kg (LB)	% LOSS	WT LOSS kg (LB)	% LOSS
TOP	0.53 (1.16)	17.3	0.41 (0.91)	16.2	0.14 (0.30)	6.9
BACK	1.46 (3.22)	18.4	1.15 (2.54)	17.6	0.98 (2.16)	17.7
NORTH SIDE	2.08 (4.59)	29.1	0.62 (1.36)	11.3	1.05 (2.32)	16.7
SOUTH SIDE	1.24 (2.73)	19.4	1.34 (2.96)	24.0	1.28 (2.82)	28.2
CABINET SIDE	1.43 (3.15)	40.4	2.39 (5.28)	41.7	0.95 (2.09)	47.3
CABINET TOP	0.30 (0.67)	32.2*	0.26 (0.57)	30.2	0.29 (0.65)	53.7*
FRONT WALL DOOR	2.34 (5.15)	19.2	1.37 (3.01)	14.7	1.63 (3.59)	14.9
FLOOR	1.84 (4.06)	40.7	0.37 (0.82)	14.8	0.45 (0.99)	23.8
TOTAL	11.22 (24.73)	24.6	7.92 (17.45)	20.5	6.77 (14.92)	20.1

NOTE: FOR THE PERCENT LOSS OF THE PANELS MARKED \* IN THE BASELINE AND MODULE B COLUMNS, THE INITIAL WEIGHT OF THE STEEL COVER PLATE WAS REMOVED.

NEW TECHNOLOGY

No inventions or new technologies were developed during this program.

**PRECEDING PAGE BLANK NOT FILMED**

## CONCLUSIONS

Smoke density, gas analysis, heat flux, temperature, respiration, and cabin temperature variation data show no major fire-resistance improvements by the advance materials when compared to the baseline. Two conclusions can be drawn. First, either the improved materials are no better than the contemporary materials in fire resistance or the contemporary materials are considerably better than indicated by earlier testing (Reference 5).

Second, since only one test of each material system was performed, it is possible that experimental differences could differ for a repeated test series. In either case, this test series may provide a basis for future and more comprehensive testing of aircraft lavatories.

PRECEDING PAGE BLANK NOT FILMED

## RECOMMENDATIONS

When using a polyimide foam in a panel, it would be advisable to use a compatible panel edge blocking for attachment of other components such as door hinges.

Secondly, it may be beneficial to again test the Module B configuration employing only insulated panels.

Thirdly, it may be beneficial to the airlines to develop a less hazardous means of trash storage.

PRECEDING PAGE BLANK NOT FILMED

## REFERENCES

1. J. G. Gaume, "Animal Exposure During Burn Tests, Final Contract Report," Nasa Report CR 137802, January 1976
2. J. G. Gaume, "Bioassy Technologies," Douglas Report MDC J-7453, January 1977
3. P. Talley, "Engineering Report, NASA Lavatory Burn Test of 13 November 1978," Douglas Report MDC J-1780, November 1978
4. P. Talley, "Engineering Report, Gas Analysis for NASA Lavatory Burn Test of 24 January, 1980," Douglas Report MDC J-1824, January 1980.
5. D. M. Klinck, "Characterization of Secondary Ignition Sources in Unattended Compartments and Full-Scale Baseline Test," NASA Report NAS9-14948, December 1977

**PRECEDING PAGE BLANK NOT FILMED**



APPENDIX 1  
BURN TEST PHOTOS

**MODULE A PHOTOS**

**PRECEDING PAGE BLANK NOT FILMED**




FIGURE 10. INTERIOR OF CFS AS CONFIGURED FOR MODULE A TESTING





FIGURE 11. MODULE A INSTRUMENTATION



J814852

FIGURE 12. POST-TEST MODULE A EXTERIOR

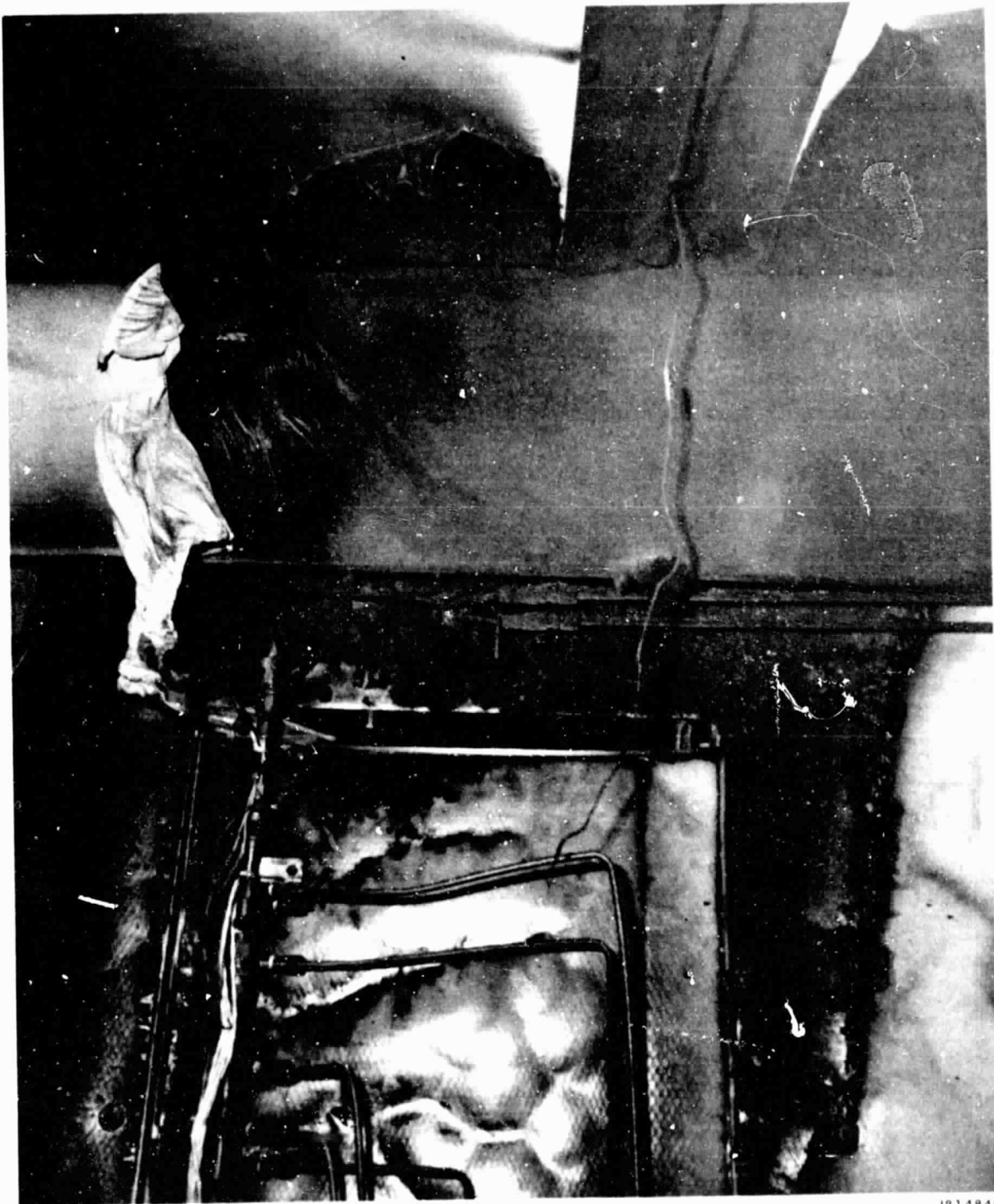



FIGURE 13. DOOR DISPLACEMENT DUE TO HINGE ATTACHMENT FAILURE



J8140.74

FIGURE 14. CORE SHRINKAGE CAUSING BLOCK GRID LINES ON EXTERIOR OF MODULE A BACK WALL



J814892


FIGURE 15. INTERIOR OF MODULE A BACK WALL WITH FACING REMOVED





L000962

FIGURE 16. LEFT WALL OF MODULE A AND ADJACENT PANEL



J814847

FIGURE 17. EXTERIOR VIEW OF MODULE A BACK WALL AND ADJACENT PANEL



J814863

FIGURE 18. MODULE A INTERIOR POST-TEST



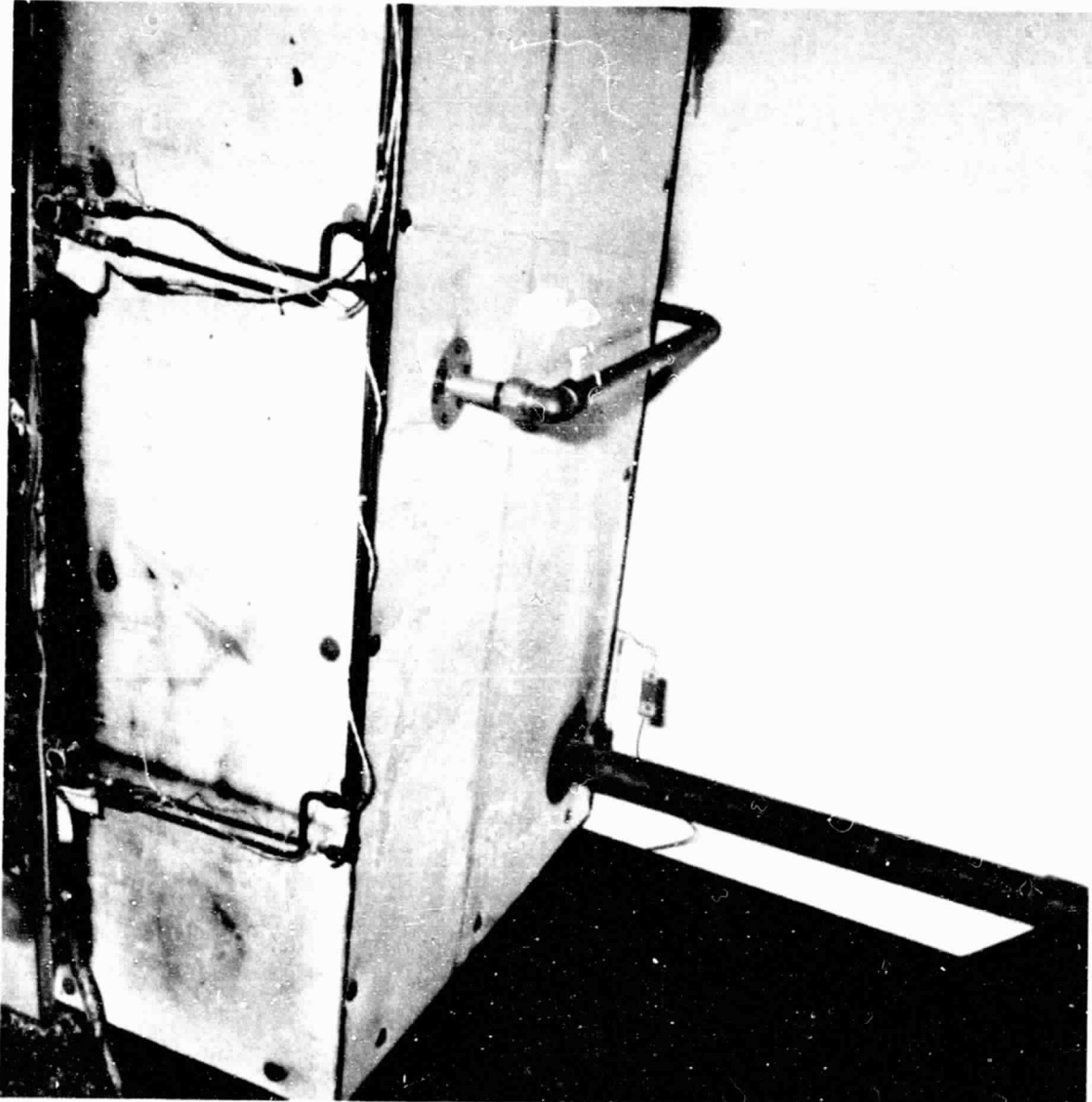
18 14861

FIGURE 19. MODULE A INTERIOR WITH REMAINING FUEL



FIGURE 20 MODULE A INTERIOR WITH FRONT WALL AND DOOR REMOVED


814976



J814855

FIGURE 21. RIGHT WALL OF MODULE A

MODULE B PHOTOS




L000937

FIGURE 22. INTERIOR OF CFS AS CONFIGURED FOR MODULE B TESTING


PRECEDING PAGE BLANK NOT FILMED






L000935

FIGURE 23. MODULE B INSTRUMENTATION



L000947

FIGURE 24. MODULE B EXTERIOR POST-TEST



L000948

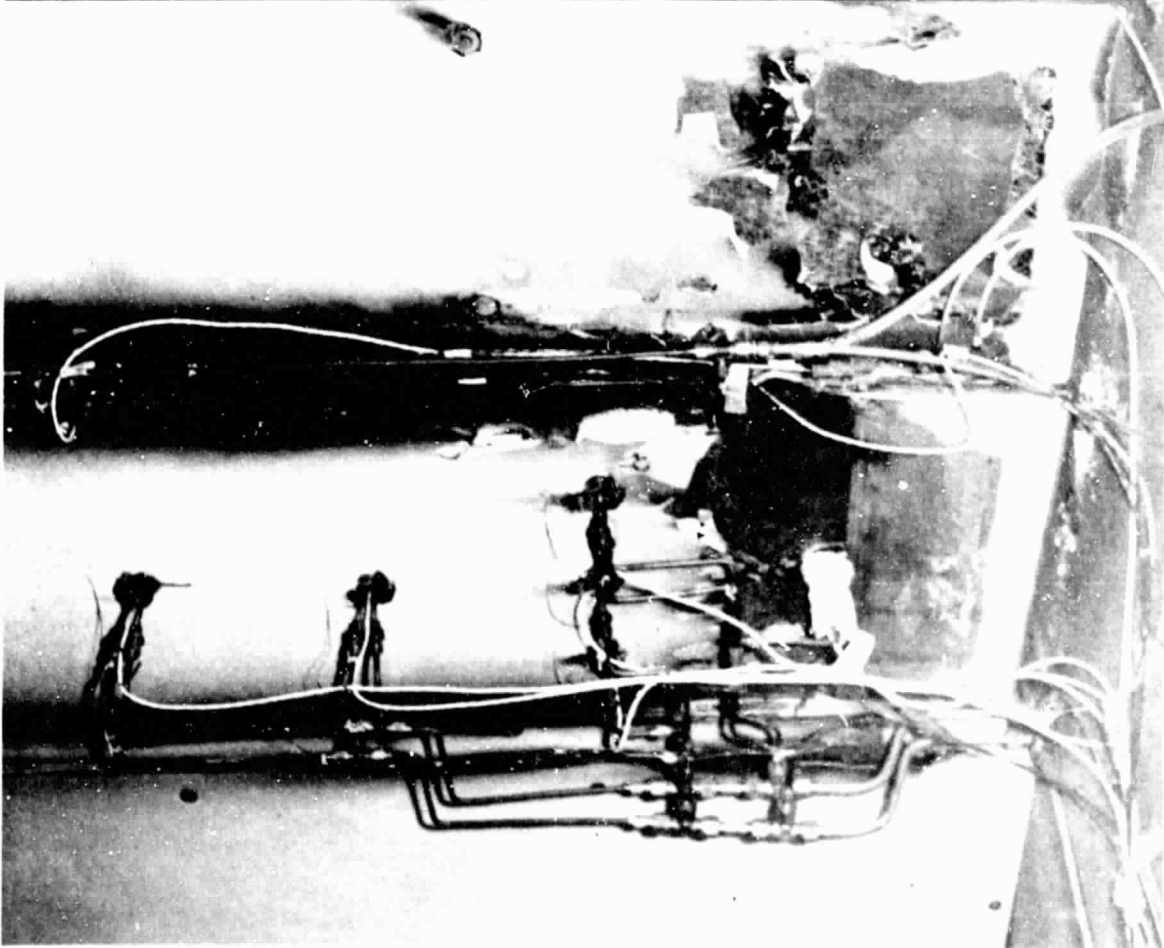



FIGURE 25. FRONT AND RIGHT WALL OF MODULE B



L000953

FIGURE 26. MODULE B INTERIOR WITH REMAINING FUEL





FIGURE 27. MODULE B INTERIOR WITH DOOR AND FRONT WALL REMOVED

L000965



L00095

FIGURE 28. EXTERIOR VIEW OF MODULE B BACK WALL AND ADJACENT PANEL



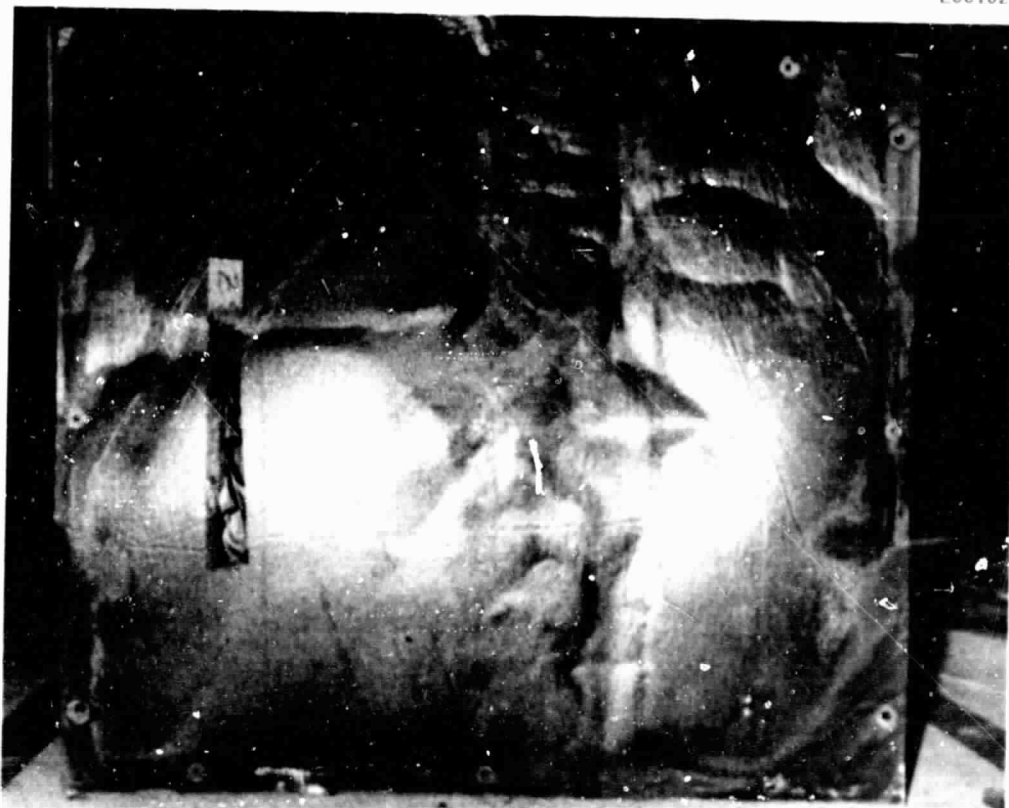


FIGURE 29. LEFT WALL OF MODULE B AND ADJACENT WALL

JB14871



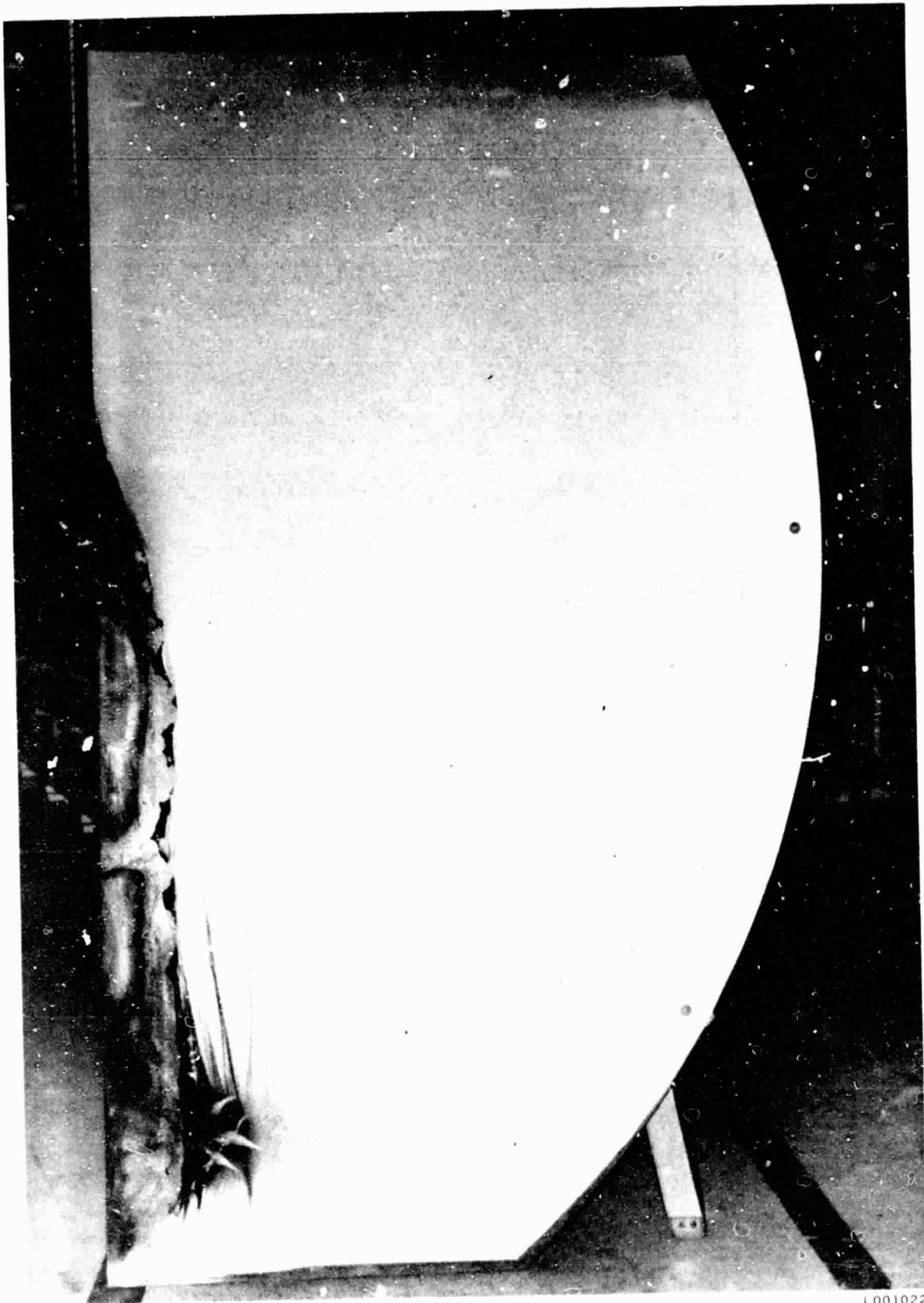
L001020



L001021

FIGURE 30. TOP AND BOTTOM OF MODULE B FLOOR






L001022

FIGURE 31. BULKHEAD ADJACENT TO RIGHT WALL

BASELINE PHOTOS

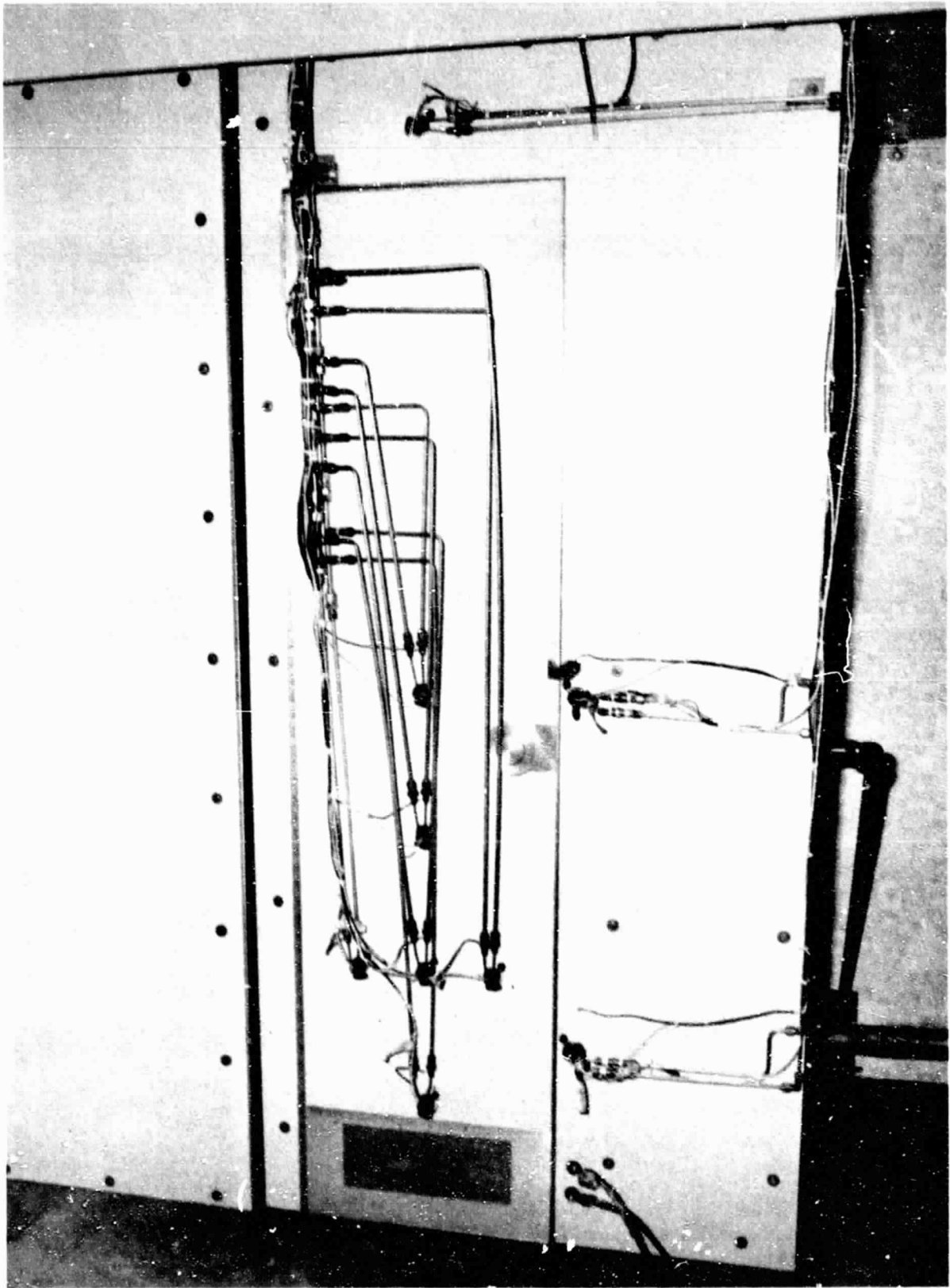


J709290

INTERIOR OF CFS CONFIGURED FOR BASELINE TESTING


PRECEDING PAGE BLANK NOT FILMED

ORIGINAL PAGE IS  
OF POOR QUALITY




1709295

BASELINE I INSTRUMENTATION



J709285


BASELINE EXTERIOR POST-TEST



J709388

62

BASELINE RIGHT WALL



0709204

EXTERIOR VIEW OF BASELINE BACK WALL AND ADJACENT PANEL



J709315

BASELINE INTERIOR WITH DOOR AND FRONT WALL REMOVED



APPENDIX 2  
BURN TEST DATA

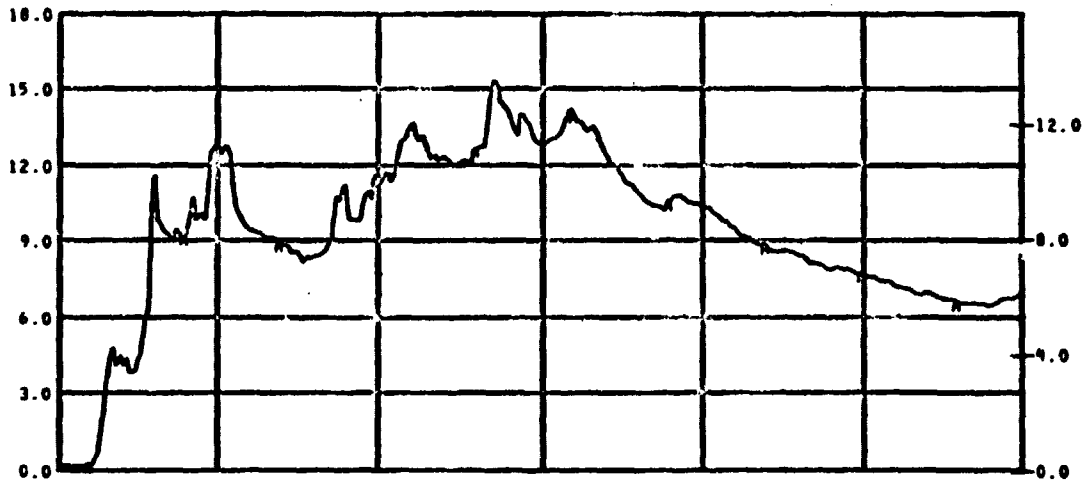
MODULE A TEST DATA

PRECEDING PAGE BLANK NOT FILMED

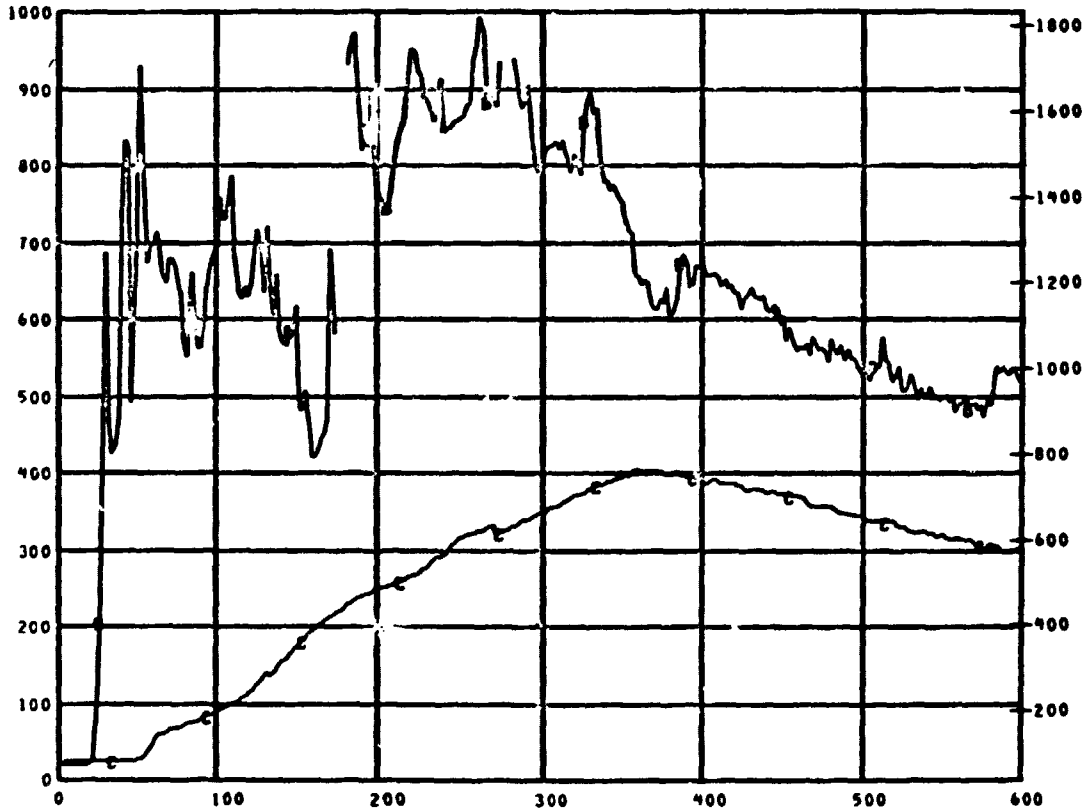
TEST ID 840296 317000

LAV FIRE TEST N78 PLOT NO 01 1-1

REFERENCE TIME 13 56 00.000



B  
T  
U  
/  
F  
S



D  
E  
G  
F


RELATIVE TIME IN SEC

MEAS. NUMBER	CHANNEL ASGN.	TITLE	RANGE	UNITS	GRID-SYM
\$ C1	150	CALCRIMETER NO.1	0.0 TO 18.0	WATT/CM2	AA
\$ TC1	101	AIRTEMP TC USED WITH CALOR 1	0 TO 1000	DEG C	BB
\$ TC2	102	WELCED TC WITH CALOR 1	0 TO 1000	DEG C	BC

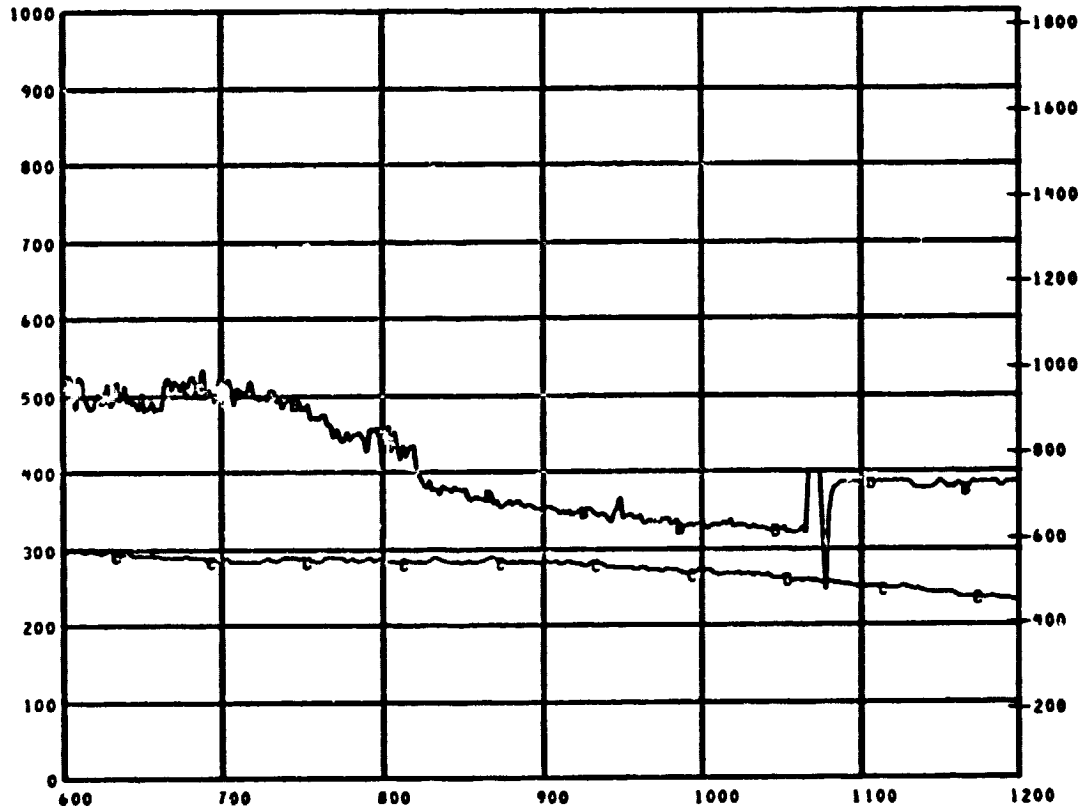
TEST ID 840296 317000

LAV FIRE TEST N70 PLOT NO 01 1- 2

REFERENCE TIME 13 56 00.000



B  
T  
U  
/  
F  
2  
S



D  
E  
G  
C  
F

RELATIVE TIME IN SEC


MEAS. NUMBER	CHANNEL ASGN.	TITLE	RANGE	UNITS	GRID-SYM
* CI	150	CALORIMETER NO.1	0.0 TO 18.0	WATT/CM2	AA
* TC1	101	AIRTEMP TC USED WITH CALOR 1	0 TO 1000	DEG C	BB
* TC2	102	WELDED TC WITH CALOR 1	0 TO 1000	DEG C	BC

ORIGINAL PAGE IS  
OF POOR QUALITY

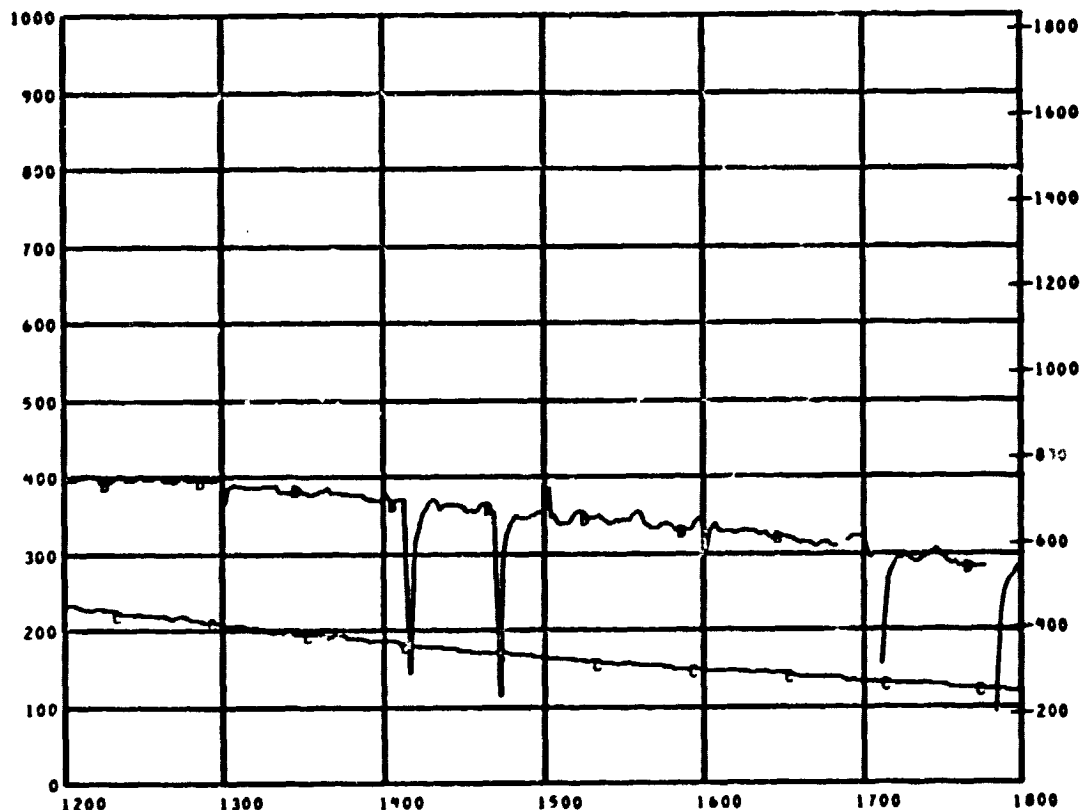
TEST ID 040296 317000

LAV FIRE TEST N70 PLOT NO 01 1- 3

REFERENCE TIME 13 56 00.000



Z  
T  
U  
/  
F  
2  
S




D  
E  
G  
F

READ. NUMBER	CHANNEL ASGN.	TITLE	RANGE	UNITS	GRID-SYM
6 C1	150	CALORIMETER NO.1	0.0 TO 18.0	WATT/CM2	AA
6 TC1	101	AIRTEMP TC USED WITH CALOR 1	0 TO 1000	DEG C	BB
6 TC2	102	WELDED TC WITH CALOR 1	0 TO 1000	DEG C	BC

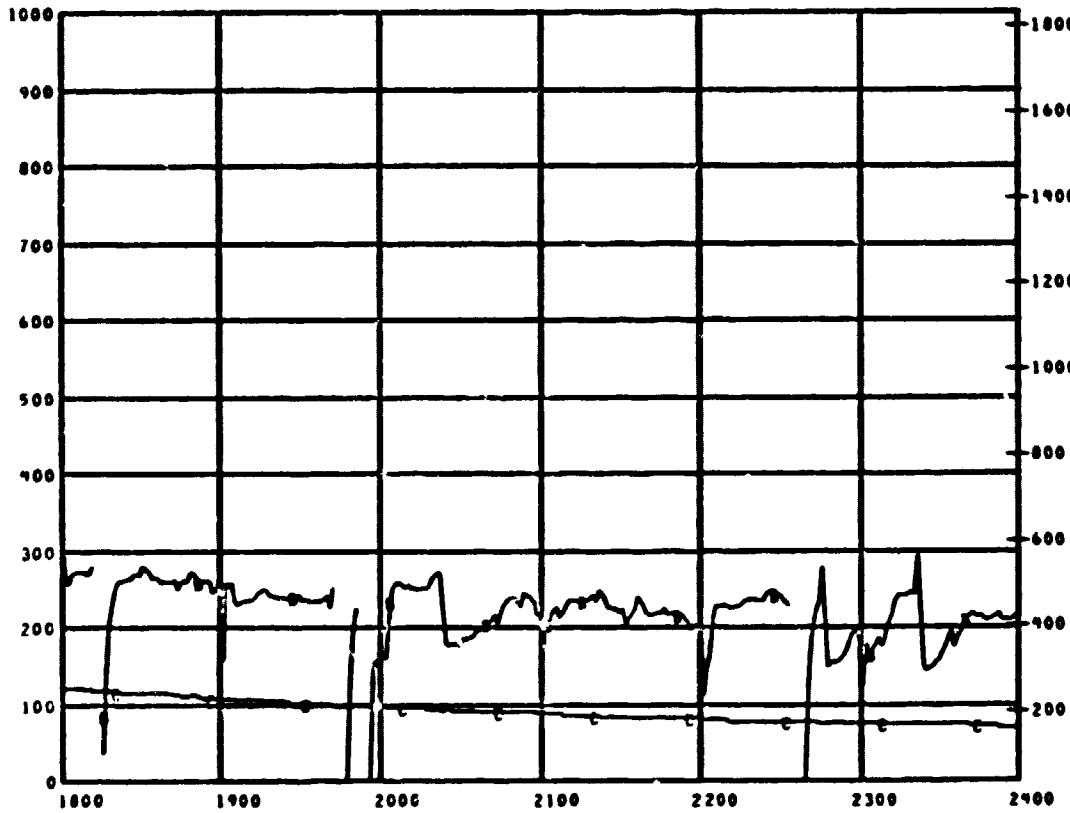
TEST ID 040296 317000

LAV FIRE TEST N70 PLOT NO 01 1-4

REFERENCE TIME 13 56 00.000



B  
T  
U  
/  
F  
2  
S



D  
=  
G  
F

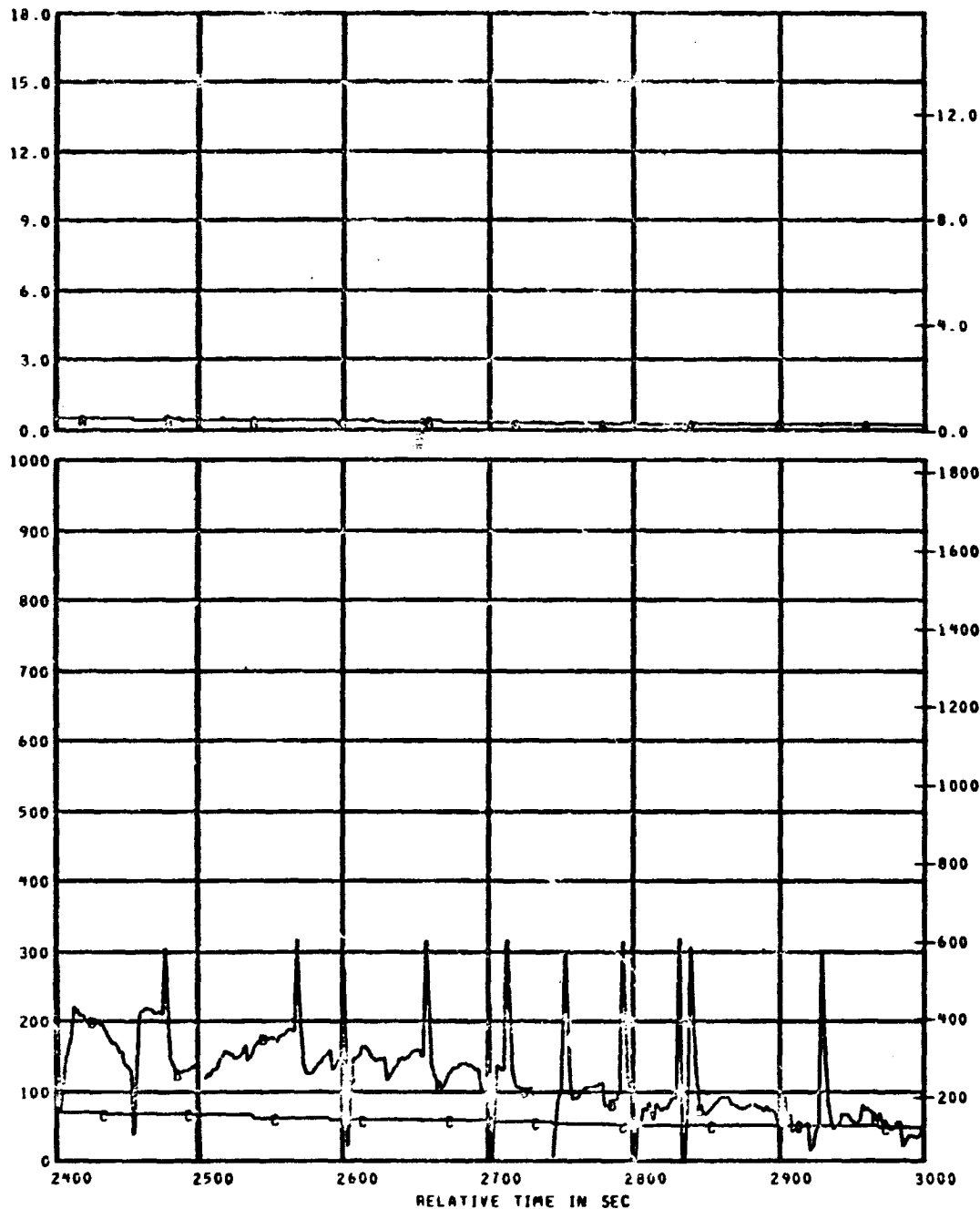
1800 1900 2000 2100 2200 2300 2400  
RELATIVE TIME IN SEC

MEAS. NUMBER	CHANNEL ASGN.	TITLE	RANGE	UNITS	GRID-SYM
% CI	150	CALORIMETER NO.1	0.0 TO 18.0	WATT/CM2	AA
% TC1	101	AIRTEMP TC USED WITH CALOR 1	0 TO 1000	DEG C	BB
% TC2	102	WELDED TC WITH CALOR 1	0 TO 1000	DEG C	BC

TEST ID 840296 317000

LAV FIRE TEST #78 PLOT NO 01 1- 5

REFERENCE TIME 13 56 00.000




HEAS. NUMBER	CHANNEL ASGM.	TITLE	RANGE	UNITS	GRID-SYM
\$ C1	150	CALORIMETER NO. 1	0.0 TO 18.0	WATT/CM2	AA
\$ TC1	101	AIRTEMP TC USED WITH CALOR 1	0 TO 1000	DEG C	BB
\$ TC2	102	WELDED TC WITH CALOR 1	0 TO 1000	DEG C	BC

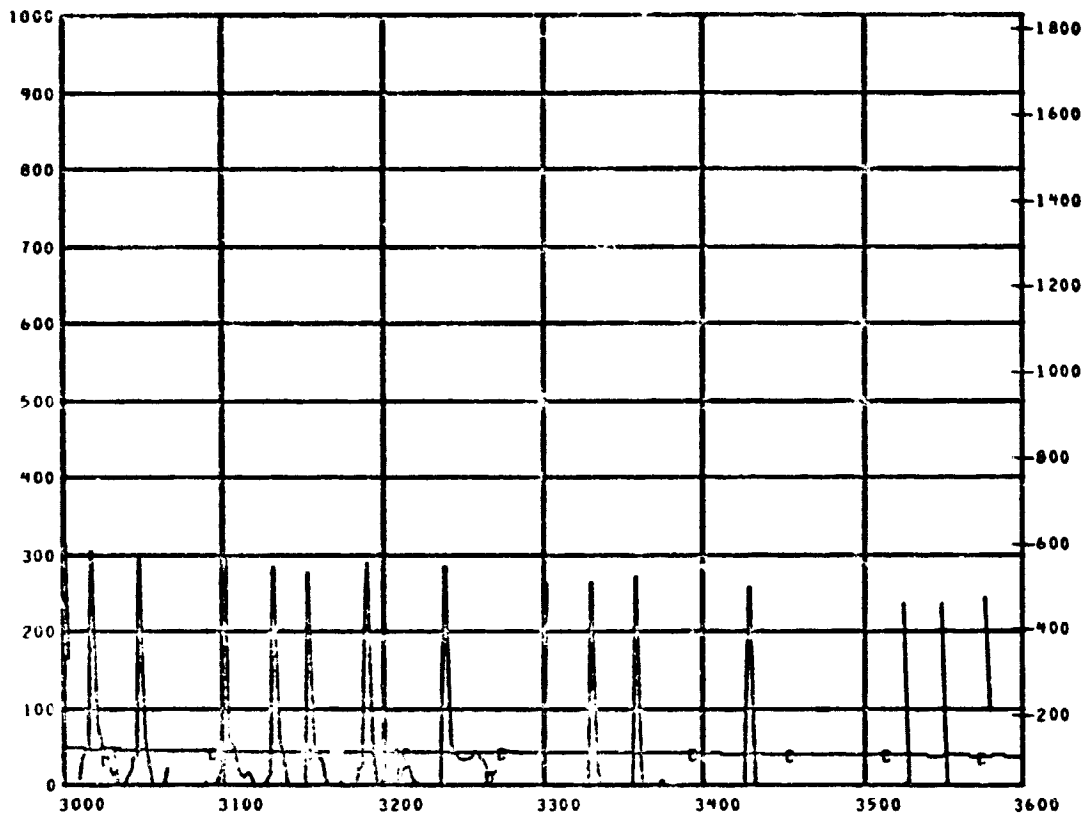
TEST ID 840296 317000

LAV FIRE TEST N/A PLOT NO 01 1-6

REFERENCE TIME 13 56 00 000



B  
T  
U  
/  
F  
S



D  
E  
G  
S

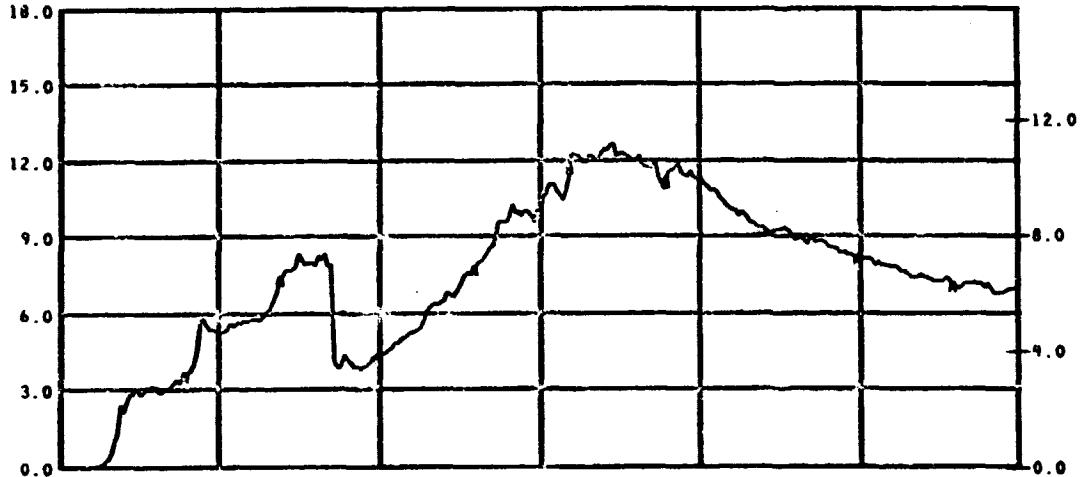
MEAS. NUMBER	CHANNEL ASGN.	TITLE	RANGE	UNITS	GRID-SYM
* C1	150	CALORIMETER NO.1	0.0 TO 18.0	WATT/CM2	AA
* TC1	101	AIRTEMP TC USED WITH CALOR 1	0 TO 1000	DEG C	BB
* TC2	102	WELDER TC WITH CALOR 1	0 TO 1000	DEG C	BC



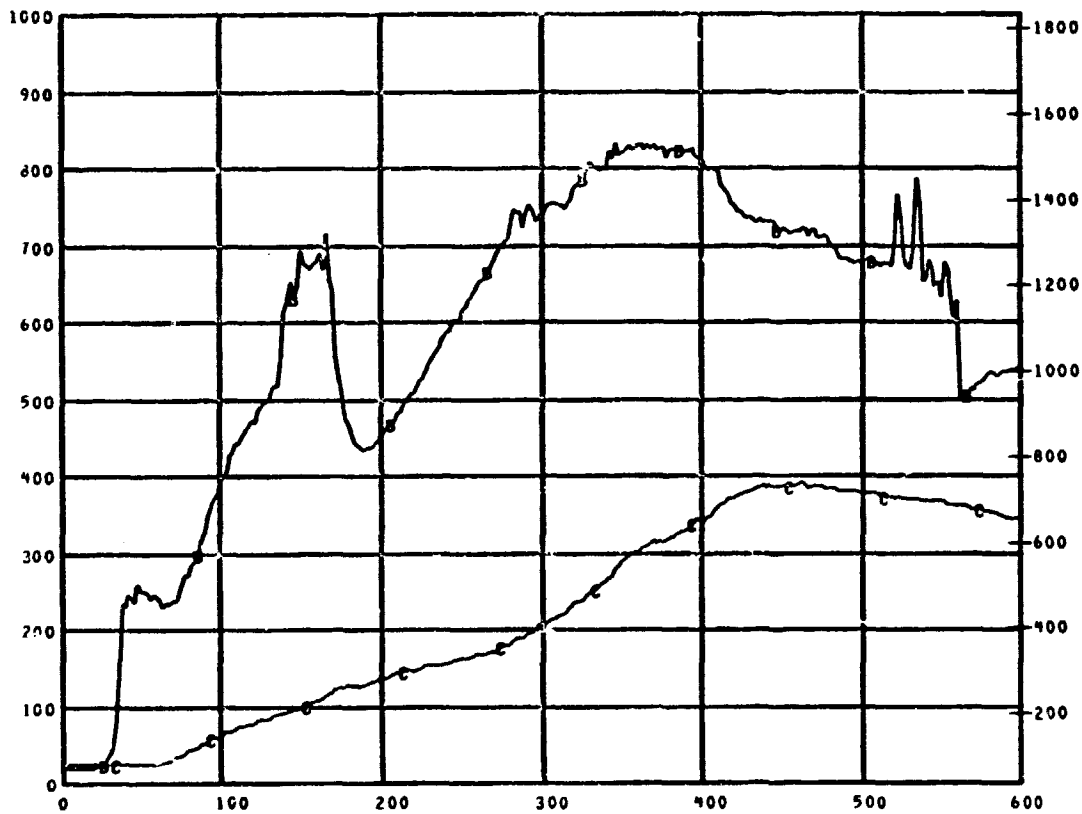
TEST ID 840296 317000

LAV FIRE TEST N78 PLOT NO 01 1- 1

REFERENCE TIME 13 56 00.000



B  
T  
U  
/  
F  
2  
S



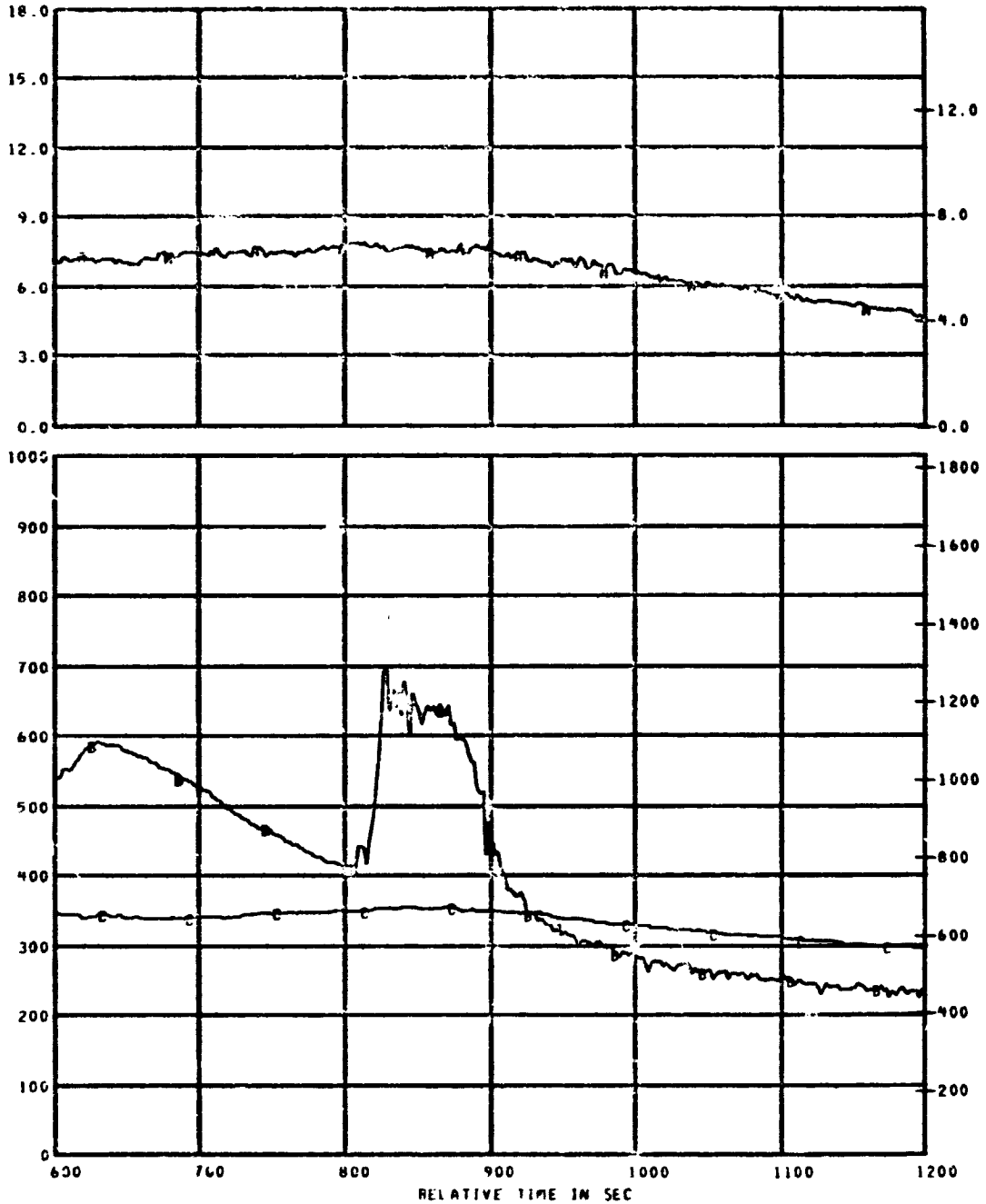
D  
E  
G  
C

MEAS. NUMBER	CHANNEL ASGN.	TITLE	RANGE	UNITS	GRID-SYM
\$ C2	151	CALORIMETER NO.2	0.0 TO 18.0	WATT/CM2	AA
\$ TC3	103	AIRTEMP TC USED WIT. CALOR 2	0 TO 1000	DEG C	BB
\$ TC4	104	WELDED TC USED WITH CALOR 2	0 TO 1000	DEG C	BC

TEST ID 840296 317000

LAV FIRE TEST NTR PLOT NO 01 1- 2

REFERENCE TIME 13 56 00.000



B  
T  
U  
/  
F  
2  
S

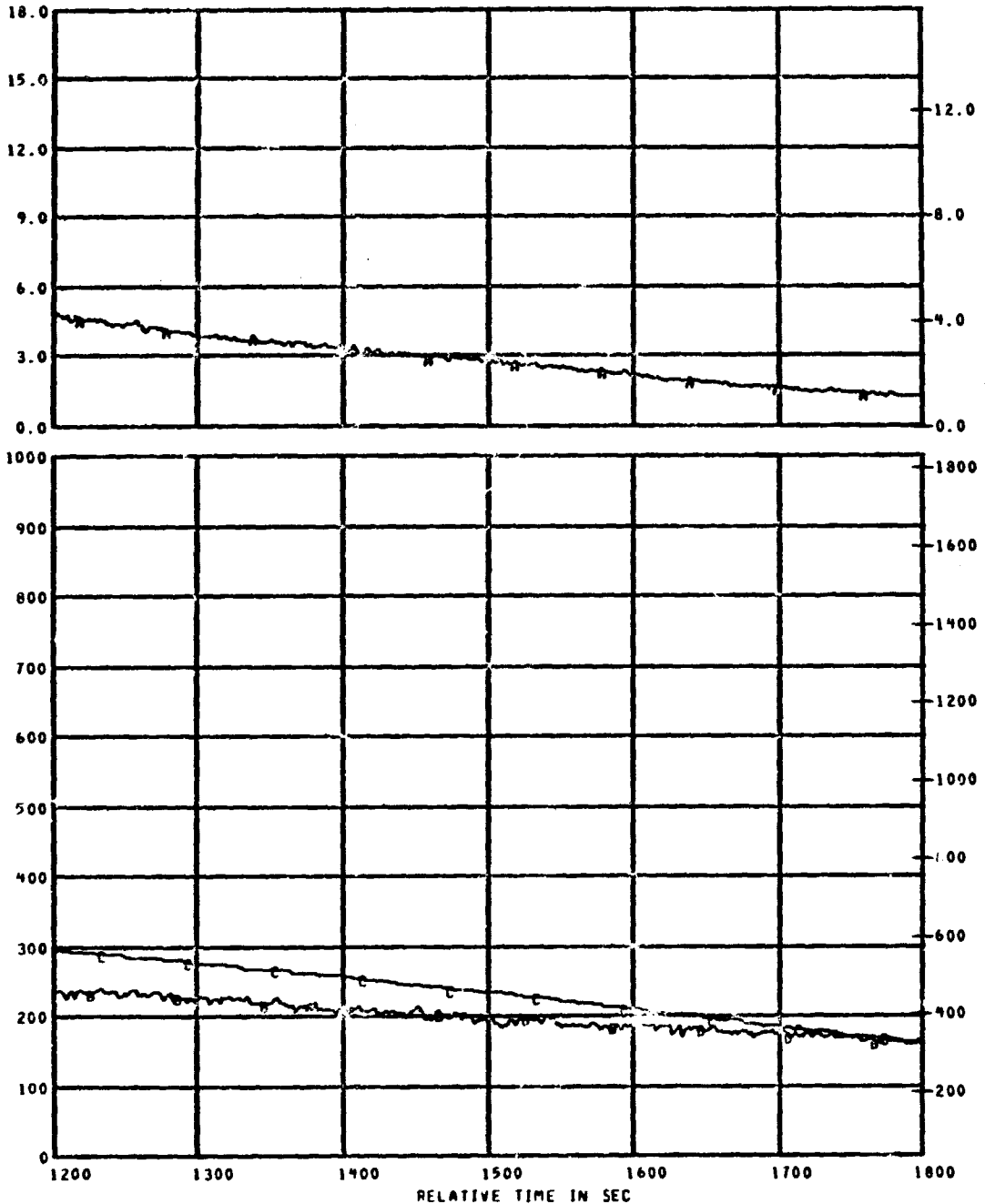
D  
E  
G  
C

MEAS. NUMBER	CHANNEL ASGN.	TITLE	RANGE	UNITS	GRID-SYM
\$ C2	151	CALORIMETER NU 2	0.0 TO 18.0	WATT/CM2	AA
\$ TC3	103	AIRTEMP TC USED WITH CALOR 2	0 TO 1000	DEG C	BB
\$ TC4	104	WELDED TC USED WITH CALOR 2	0 TO 1000	DEG C	BC

TEST ID 840296 317000

LAV FIRE TEST N78 PLOT NO 01 1- 3

REFERENCE TIME 13 56 00.000



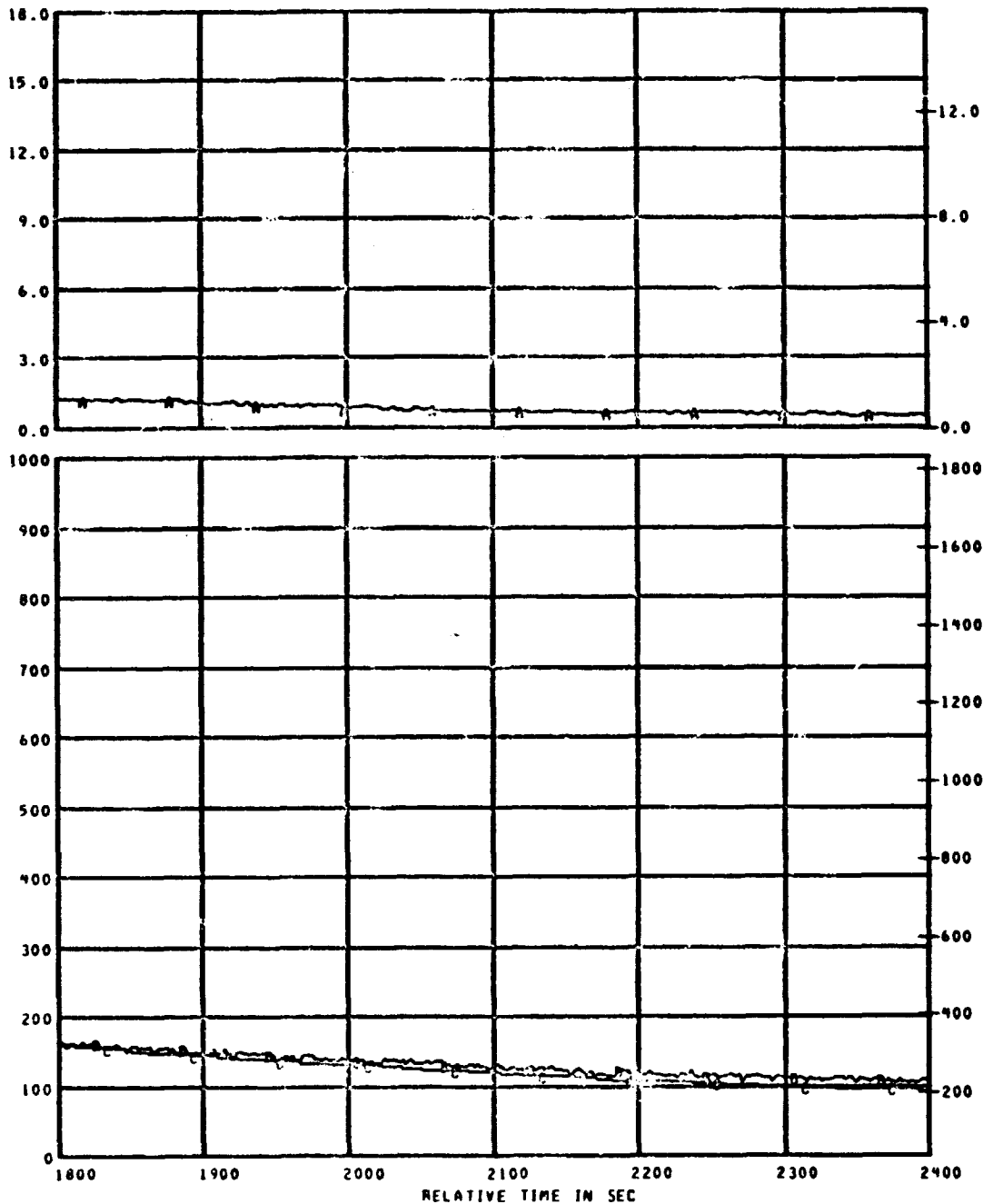
MEAS. NUMBER	CHANNEL ASGN.	TITLE	RANGE	UNITS	GRID-SYM
* C2	151	CALORIMETER NO.2	0.0 TO 18.0	WATT/CM2	AA
* TC3	103	AIRTEMP TC USED WITH CALOR 2	0 TO 1000	DEG C	BB
* TC4	104	WELDED TC USED WITH CALOR 2	0 TO 1000	DEG C	BC

ORIGINAL PAGE IS OF POOR QUALITY

TEST ID 840296 317000

LAV FIRE TEST N18 PLOT NO 01 1-4

REFERENCE TIME 13 56 00.000



B  
T  
U  
/  
F  
2  
S

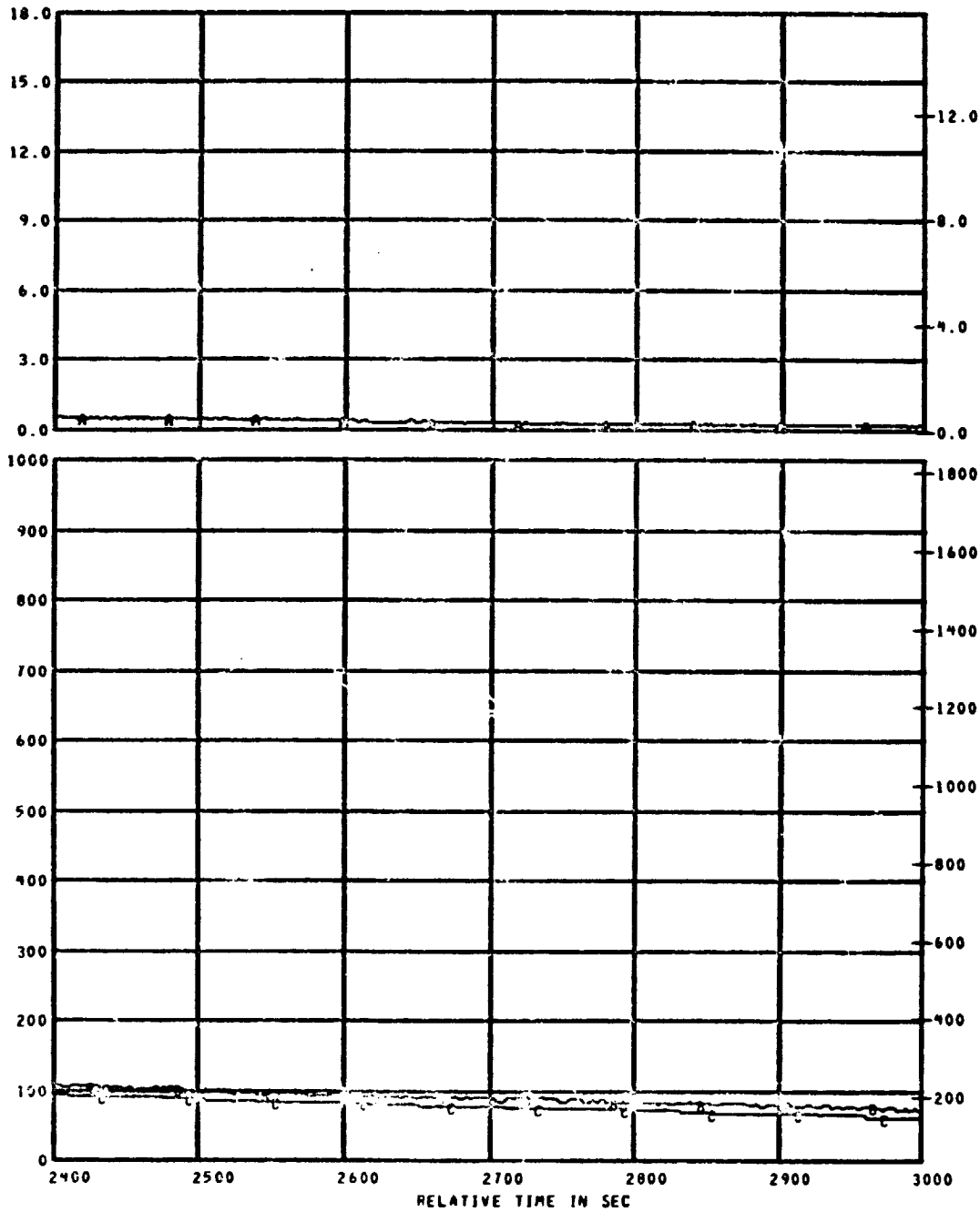
D  
E  
G  
F

MEAS. NUMBER	CHANNEL ASGN.	TITLE	RANGE	UNITS	GRID-SYM
\$ C2	151	CALORIMETER NO.2	0.0 TO 18.0	WATT/CM2	AA
\$ TC3	103	AIRTEMP TC USED WITH CALOR 2	0 TO 1000	DEG C	BB
\$ TC4	104	WELDED TC USED WITH CALOR 2	0 TO 1000	DEG C	BC

TEST ID 840296 317000

LAV FIRE TEST N78 PLOT NO 01 1- 5

REFERENCE TIME 13 56 00.000



B  
T  
U  
/  
F  
Z  
S

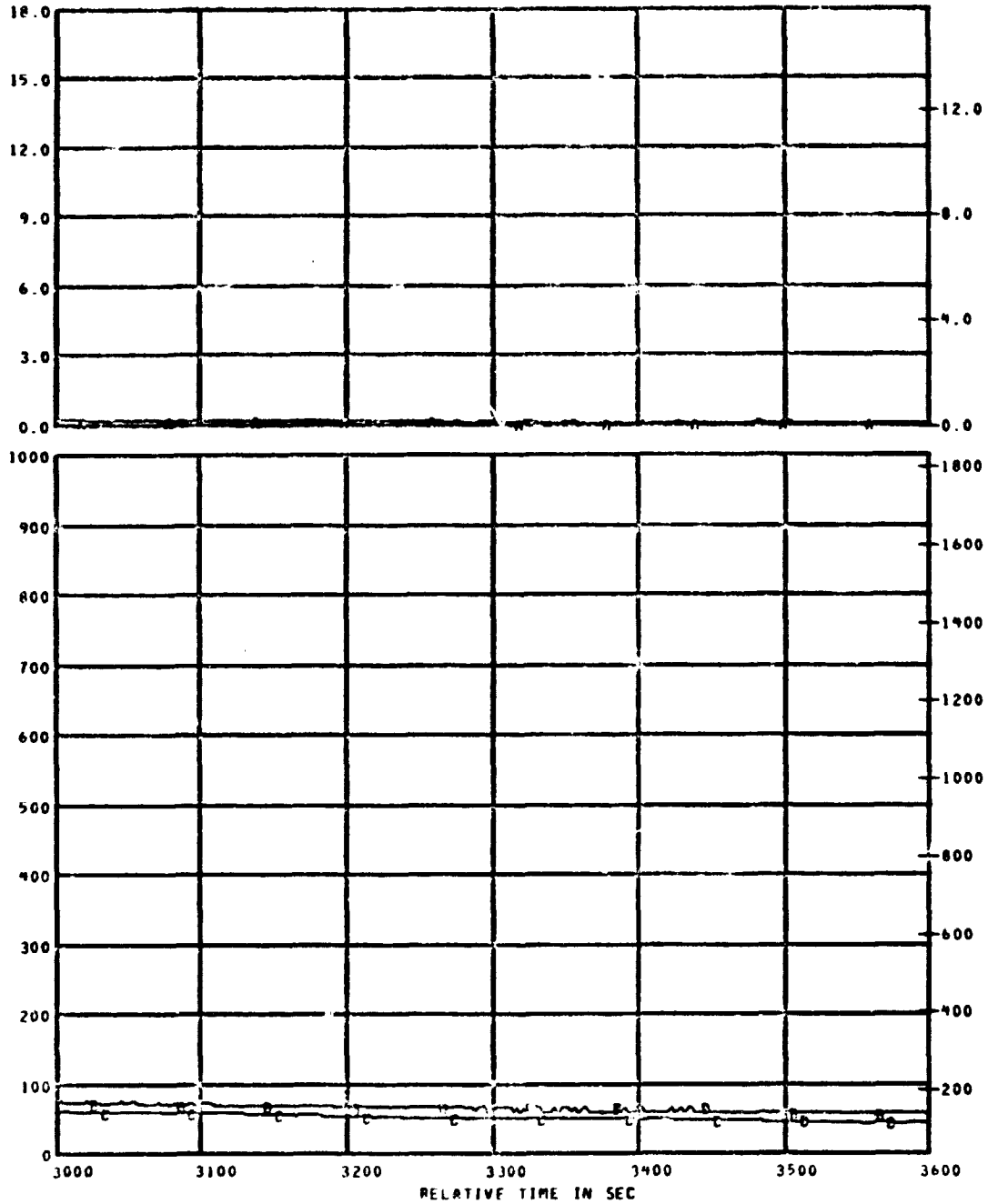
D  
E  
G  
F

MEAS. NUMBER	CHANNEL ASGN.	TITLE	RANGE	UNITS	GRID-SYM
5 C2	151	CALORIMETER NO.2	0.0 TO 18.0	WATT/CM2	AA
6 TC3	103	AIRTEMP TC USED WITH CALOR 2	0 TO 1000	DEG C	BB
5 TC4	104	WELDED TC USED WITH CALOR 2	0 TO 1000	DEG C	BC

TEST ID 840296 317000

LAV FIRE TEST N/R PLOT NO 01 1-6

REFERENCE TIME 13 56 00.000

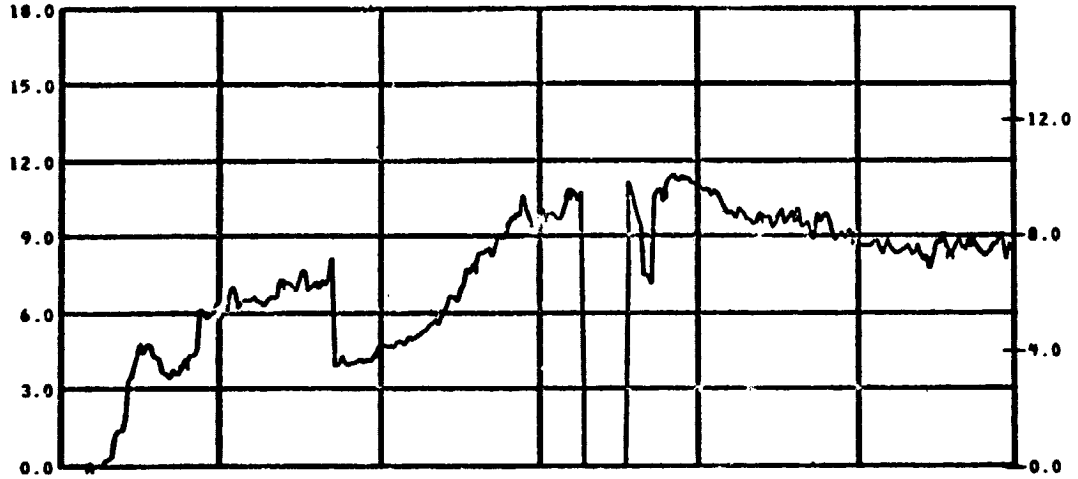


MEAS. NUMBER	CHANNEL ASGN.	TITLE	RANGE	UNITS	GRID-SYM
* C2	151	CALORIMETER NO.2	0.0 TO 18.0	WATT/CM2	AA
* TC3	103	AIRTEMP TC USED WITH CALOR 2	0 TO 1000	DEG C	BB
* TC4	104	WELDED TC USED WITH CALOR 2	0 TO 1000	DEG C	BC

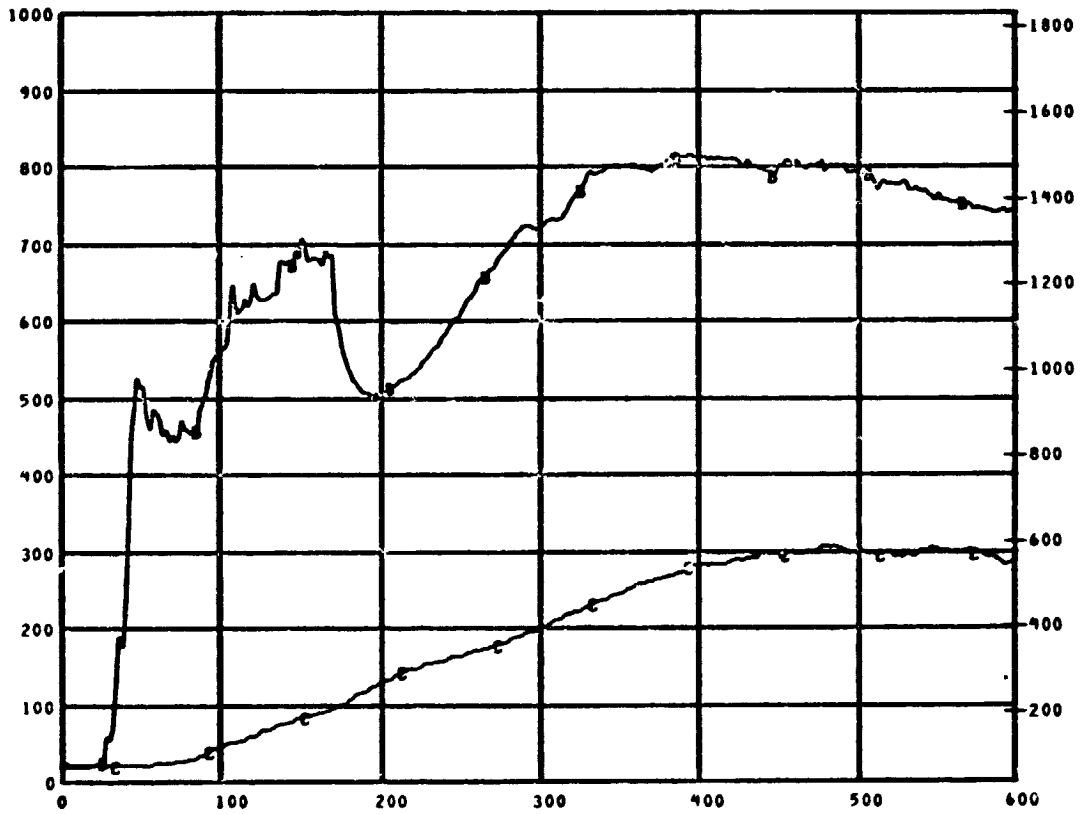
TEST ID 840296 317000

LAV FIRE TEST N78 PLOT NO 01 1- 1

REFERENCE TIME 13 56 00.000



B  
T  
U  
/  
F  
T  
S



D  
E  
G  
F

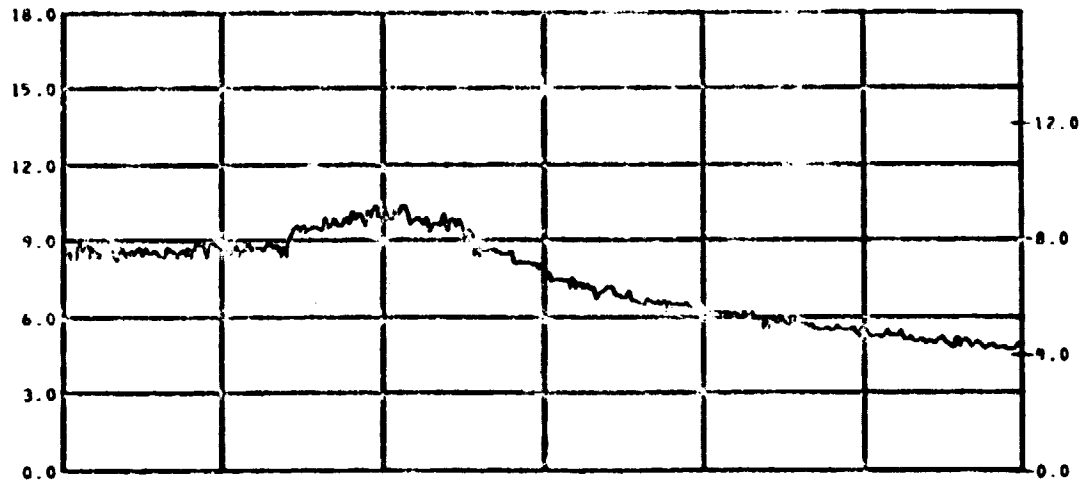
MEAS. NUMBER	CHANNEL ASGN.	TITLE	RANGE	UNITS GRID-SYM
* C3	152	CALORIMETER NO.3	0.0 TO 18.0	WATT/CM2 AA
* TC5	105	AIRTEMP .C USED WITH CALOR 3	0 TO 1000	DEG C BB
* TC6	106	WELDED TC USED WITH CALOR 3	0 TO 1000	DEG C BC

ORIGINAL PAGE IS  
OF FOUR (4) PAGES

TEST ID 840236 317000

LAV FIRE TEST NTH PICT NO 01 1-2

REFERENCE TIME 13 56 00.000



B  
T  
U  
/  
F  
2  
S



D  
E  
G  
C  
F

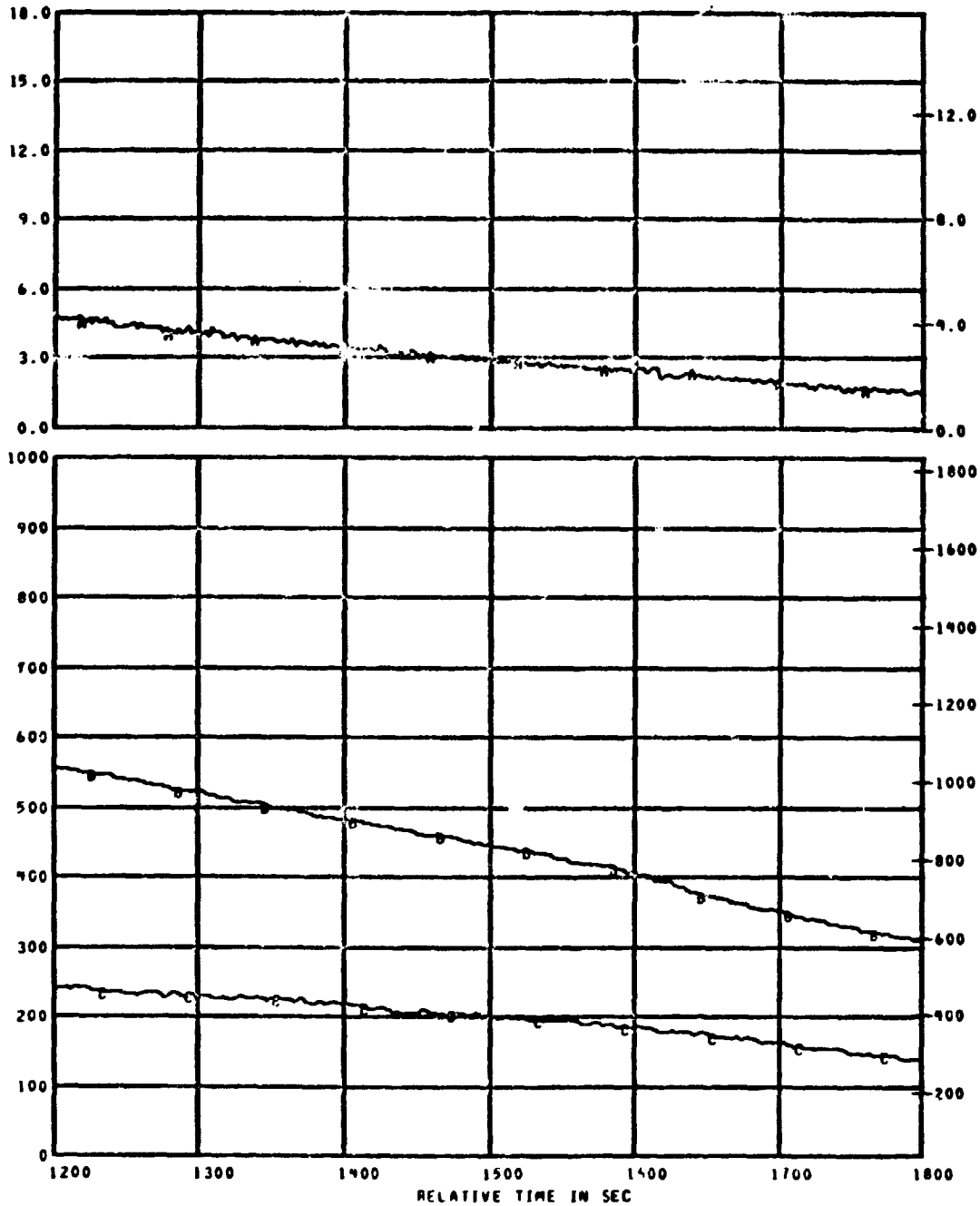
MEAS. NUMBER	CHANNEL ASGN.	TITLE	RANGE	UNITS	GRID-SYM
* C3	152	CALORIMETER NO.3	0 0 TO 18.0	WATT/CM2	AA
* TC5	105	AIRTEMP TC USED WITH CALOR 3	0 TO 1000	DEG C	BB
* TC6	106	WELDED TC USED WITH CALOR 3	0 TO 1000	DEG C	BC



TEST ID 840296 317000

LAV FIRE TEST N78 PLOT NO 01 1- 3

REFERENCE TIME 13 56 00.000

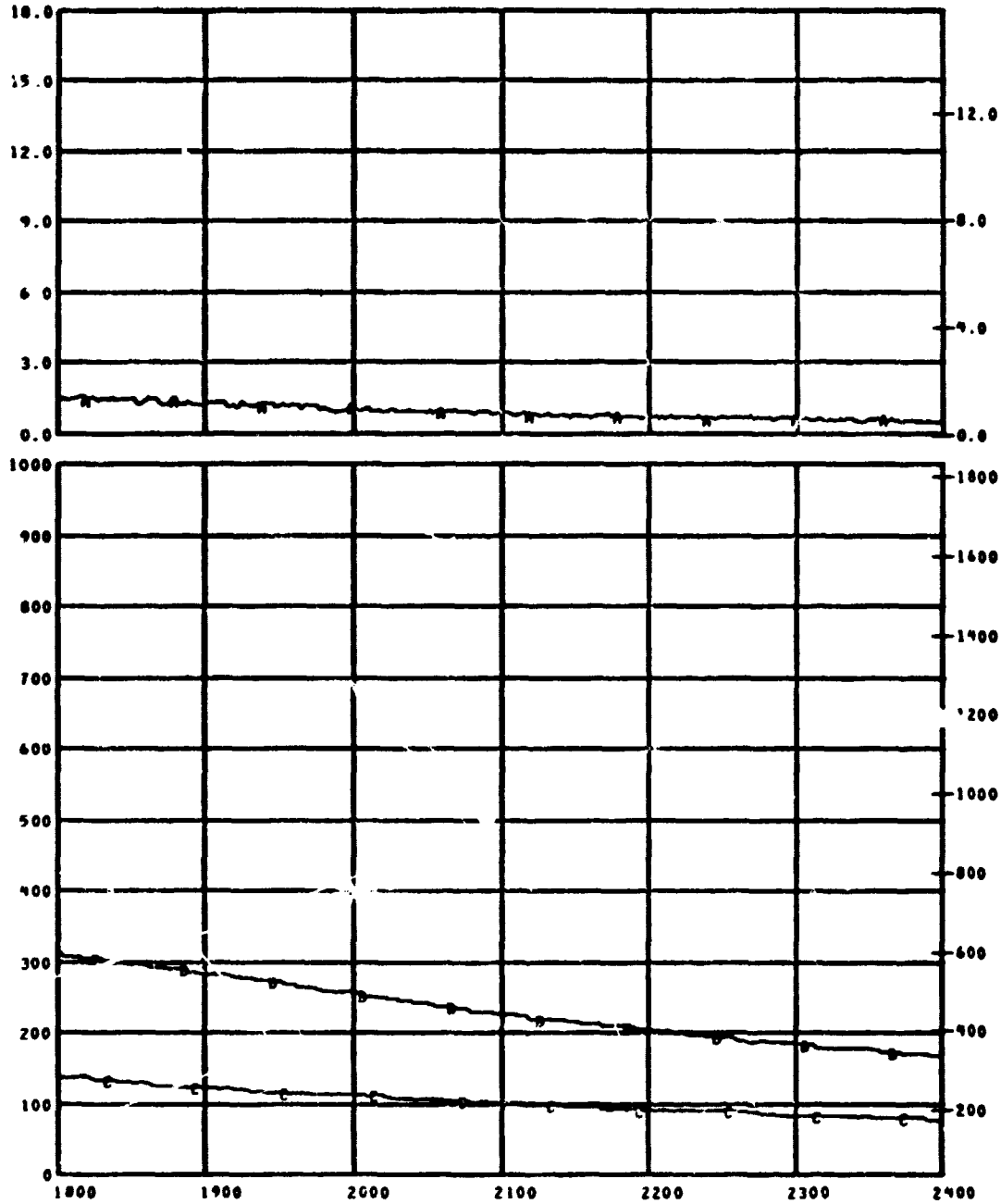


MEAS. NUMBER	CHANNEL ASGN.	TITLE	RANGE	UNITS	GRID-SYM
* C3	152	CALORIMETER NO.3	0.0 TO 18.0	WATT/CM2	AA
* TC5	105	AIRTEMP TC USED WITH CALOR 3	0 TO 1000	DEG C	BB
* TC6	106	WELDED TC USED WITH CALOR 3	0 TO 1000	DEG C	BC

TEST ID 040296 317000

LAV FIRE TEST N70 PLOT NO 01 1- 9

REFERENCE TIME 13 56 00.000



B  
T  
U  
/  
F  
S


D  
E  
G  
S

MEAS. NUMBER	CHANNEL ASGN.	TITLE	RANGE	UNITS	GRID-SYM
* C3	152	CALORIMETER NO.3	0.0 TO 18.0	WATT/CM2	AA
* TC5	105	AIRTEMP TC USED WITH CALOR 3	0 TO 1000	DEG C	BB
* TC6	106	WELDED TC USED WITH CALOR 3	0 TO 1000	DEG C	BC

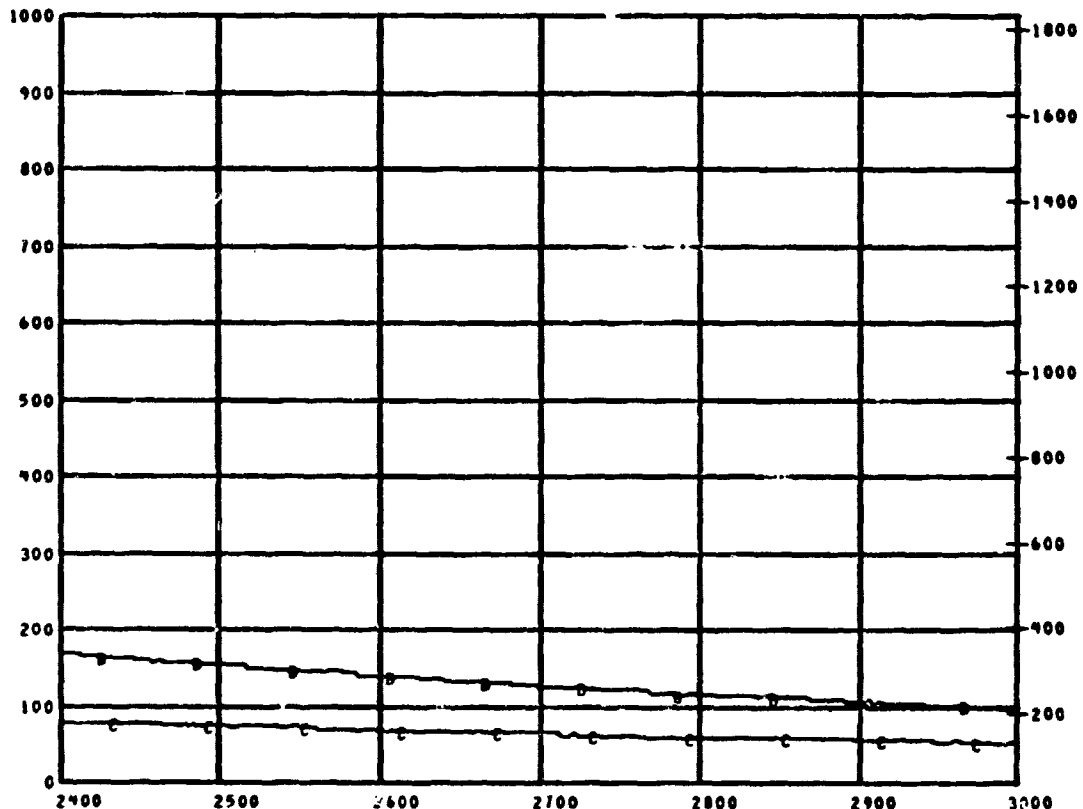
TEST ID 040296 317000

LAV FIRE TEST N78 PLOT NO 01 1- 5

REFERENCE TIME 13 56 00.000



B  
T  
U  
/  
F  
2  
S




D  
E  
G  
F

MEAS. NUMBER	CHANNEL ASGN.	TITLE	RANGE	UNITS	GRID-SYM
6 C3	152	CALORIMETER NO. 3	0.0 TO 18.0	WATT/CM2	AA
6 TC5	105	AIRTEMP TC USED WITH CALOR 3	0 TO 1000	DEG C	BB
6 TC6	106	WELDED TC USED WITH CALOR 3	0 TO 1000	DEG C	BC

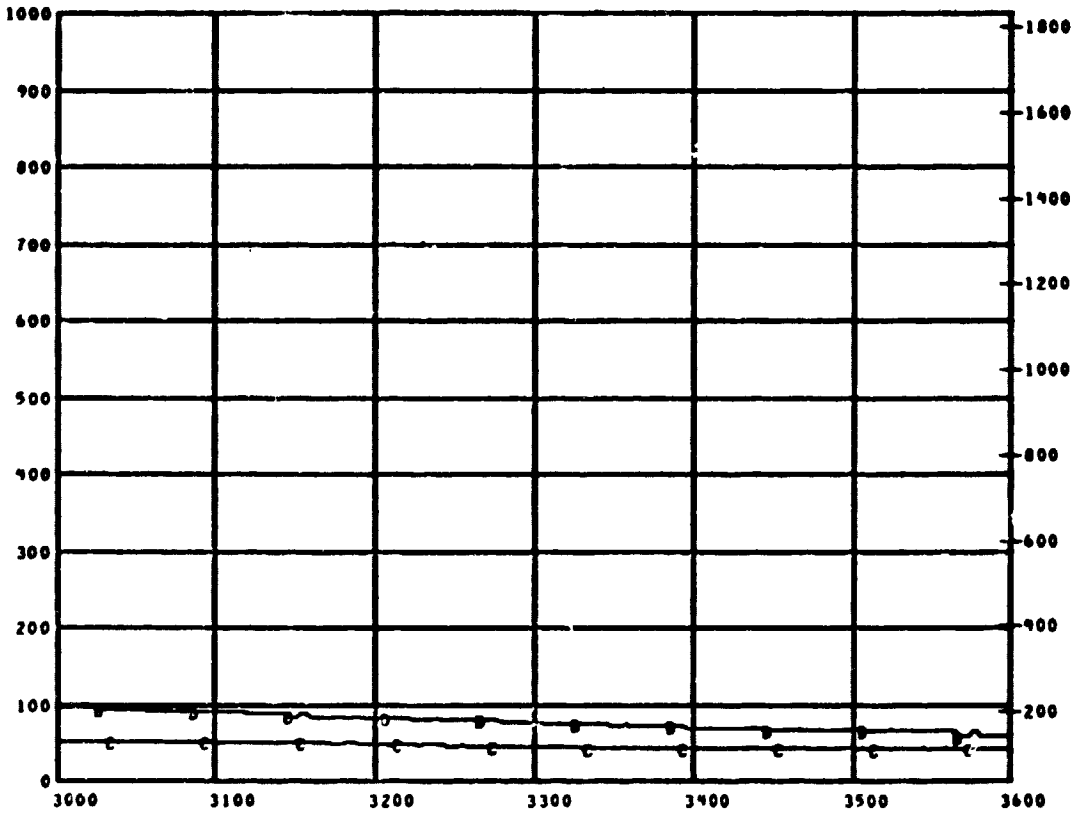
TEST ID 040296 317000

LAV FIRE TEST N70 PLOT NO 01 1- 6

REFERENCE TIME 13 56 00.000



D  
T  
U  
/  
F  
Z  
S



D  
E  
C  
F

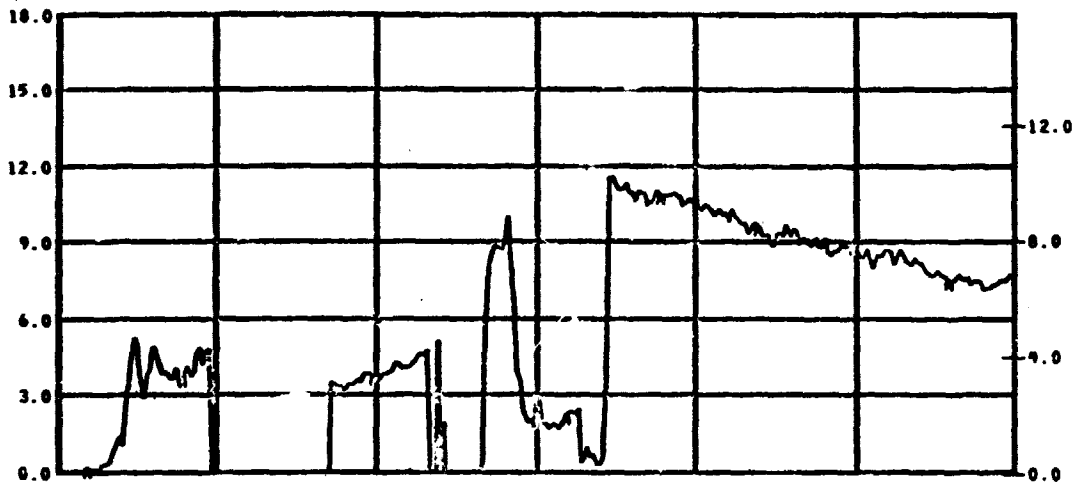
RELATIVE TIME IN SEC

MEAS. NUMBER	CHANNEL ASGN.	TITLE	RANGE	UNITS	GRID-SYM
* C3	152	CALORIMETER NO.3	0.0 TO 10.0	WATT/CM2	AA
* TC5	105	AIRTEMP TC USED WITH CALOR 3	0 TO 1000	DEG C	BB
* TC6	106	WELDED TC USED WITH CALOR 3	0 TO 1000	DEG C	BC

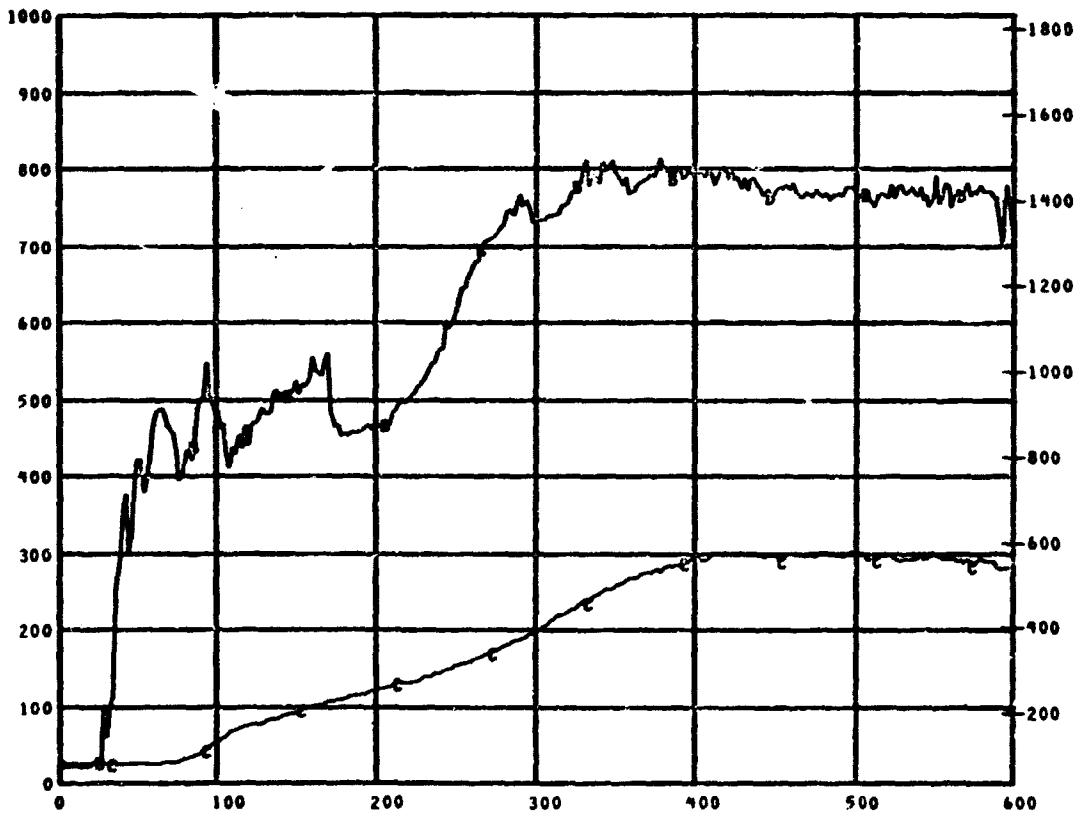
TEST ID 090296 317000

LAV FIRE TEST N78 PLOT NO 01 1- 1

REFERENCE TIME 13 56 00.000



B  
T  
U  
/  
F  
S



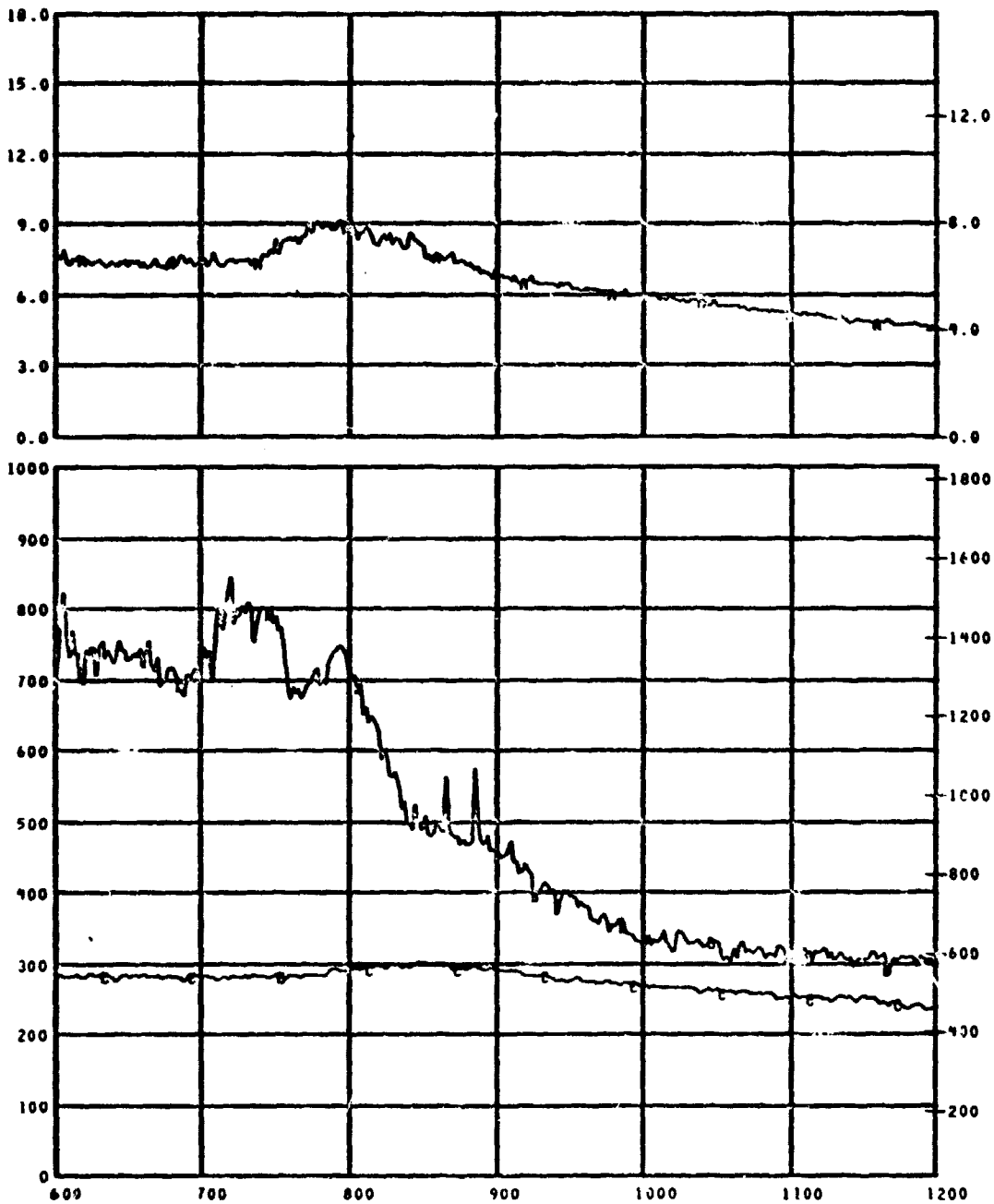
D  
E  
G  
F

MEAS. NUMBER	CHANNEL ASGN.	TITLE	RANGE	UNITS	GRID-SYM
* C*	153	CALORIMETER NO. 4	0.0 TO 18.0	WATT/CM2	AA
* TC7	107	AIRTEMP TC USED WITH CALOR 4	0 TO 1000	DEG C	BB
* TC8	108	WELDED TC CALOR 4	0 TO 1000	DEG C	BC

TEST ID 040296 317000

LAV FIRE TEST N78 PLOT NO 01 1- 2

REFERENCE TIME 13 56 00.000




B  
T  
U  
/  
F  
S  
  
D  
E  
G  
F

MEAS. NUMBER	CHANNEL ASGN.	TITLE	RANGE	UNITS	GRID-SYM
* C4	153	CALORIMETER NO. 4	0.0 TO 18.0	WATT/CM2	AA
* TC7	107	AIRTEMP TC USED WITH CALOR 4	0 TO 1000	DEG C	BB
* TC9	100	WELDED TC CALOR 4	0 TO 1000	DEG C	BC

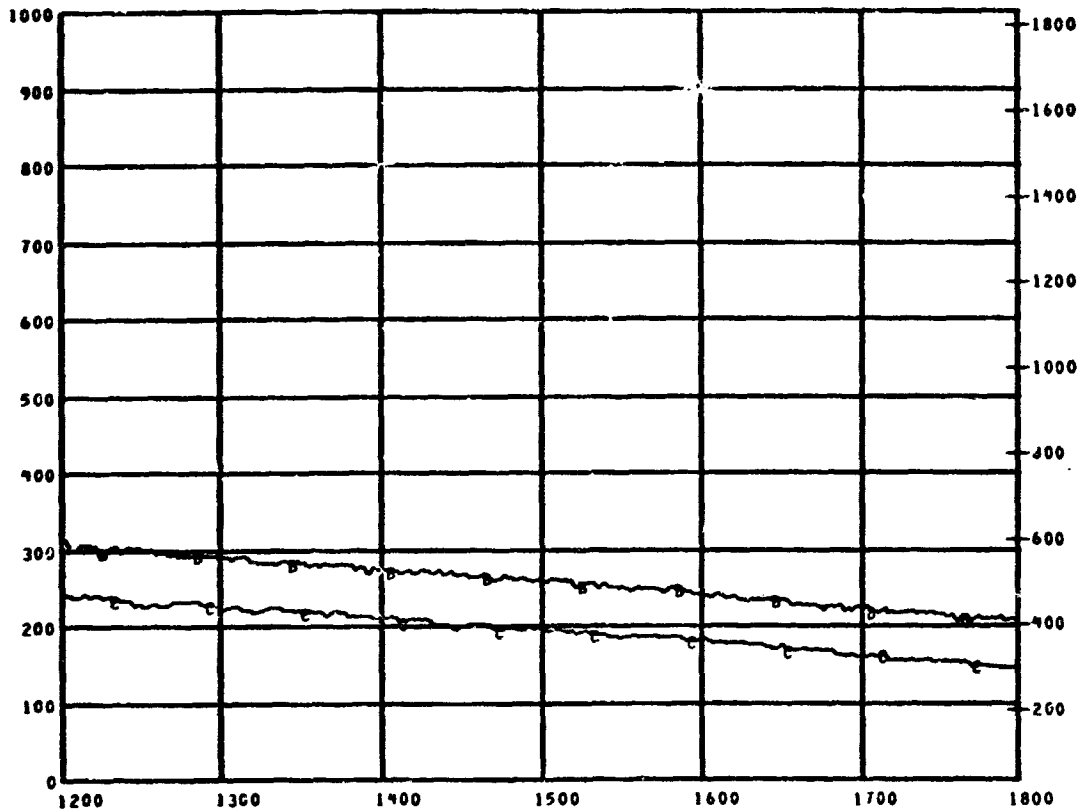
TEST ID 840296 317000

LAV FIRE TEST N78 PLOT NO 01 1- 3

REFERENCE TIME 13 56 00.000



D  
T  
U  
/  
F  
2  
S



D  
E  
G  
F


RELATIVE TIME IN SEC

MEAS. NUMBER	CHANNEL ASGN.	TITLE	RANGE	UNITS	GRID-SYM
* C4	153	CALORIMETER NO. 4	0.0 TO 18.0	WATT/CM2	AA
* TC7	107	AIRTEMP TC USED WITH CALOR 4	0 TO 1000	DEG C	BB
* TC8	108	WELDED TC CALOR 4	0 TO 1000	DEG C	BC

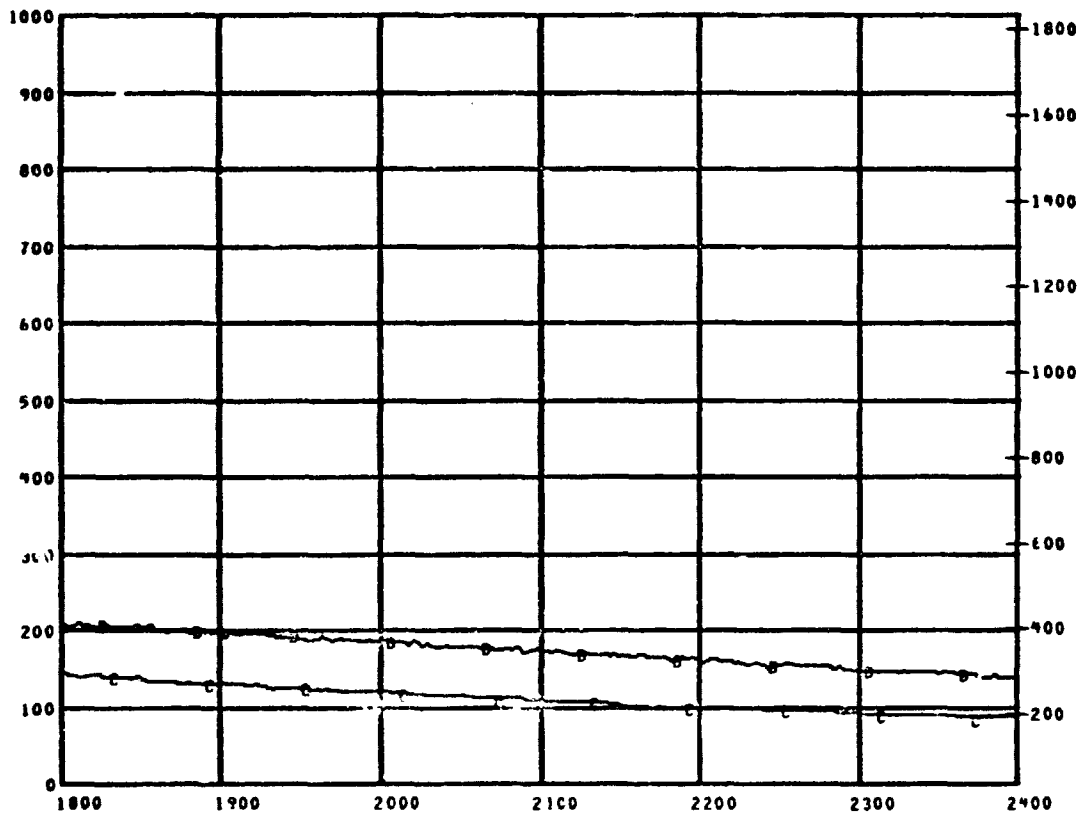
TEST ID 840296 317000

LAV FIRE TEST N78 PLOT NO G1 1-4

REFERENCE TIME 13 56 00.000



B  
T  
U  
/  
F  
2  
S



D  
E  
G  
F


MEAS. NUMBER	CHANNEL ASGN.	TITLE	RANGE	UNITS	GRID-SYM
* C4	153	CALORIMETER NO. 4	0.0 TO 18.0	WATT/CM2	AA
* TC7	107	AIRTEMP TC USED WITH CALOR 4	0 TO 1000	DEG C	BB
* TC8	108	WELDED TC CALOR 4	0 TO 1000	DEG C	BC



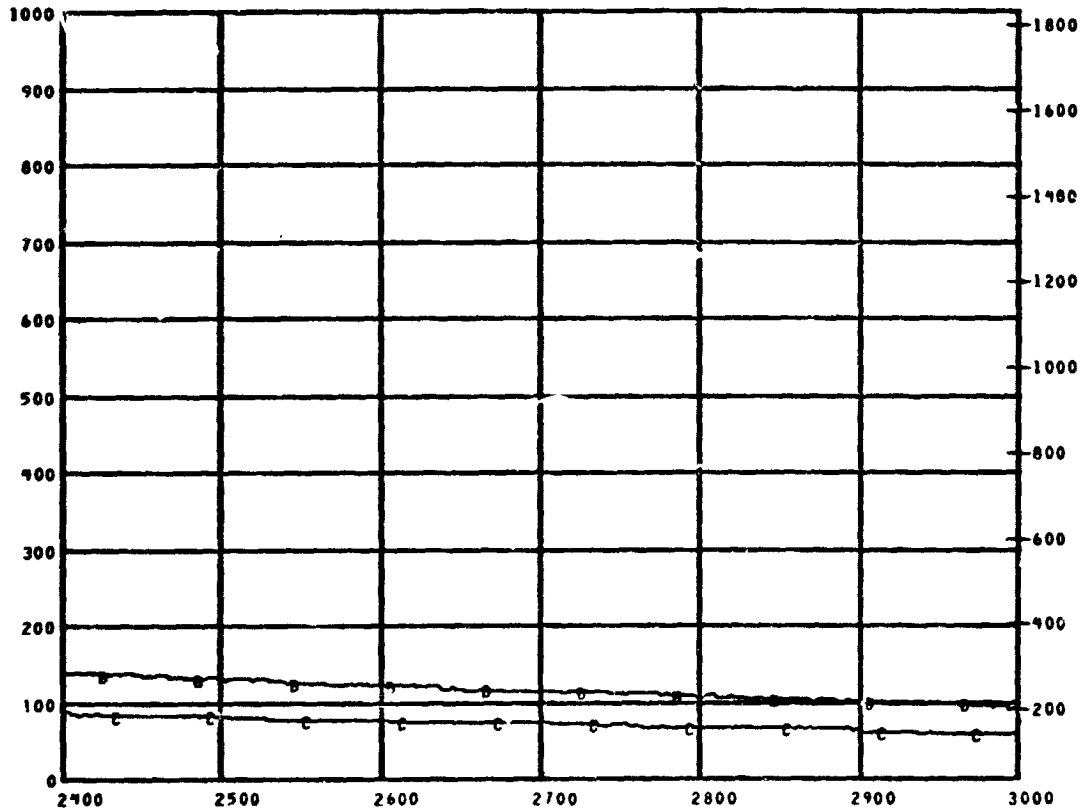
TEST ID 840296 317000

LAV FIRE TEST N78 PLOT NO 01 1-5

REFERENCE TIME 13 56 00.000



B  
T  
U  
/  
F  
S



D  
E  
G  
F

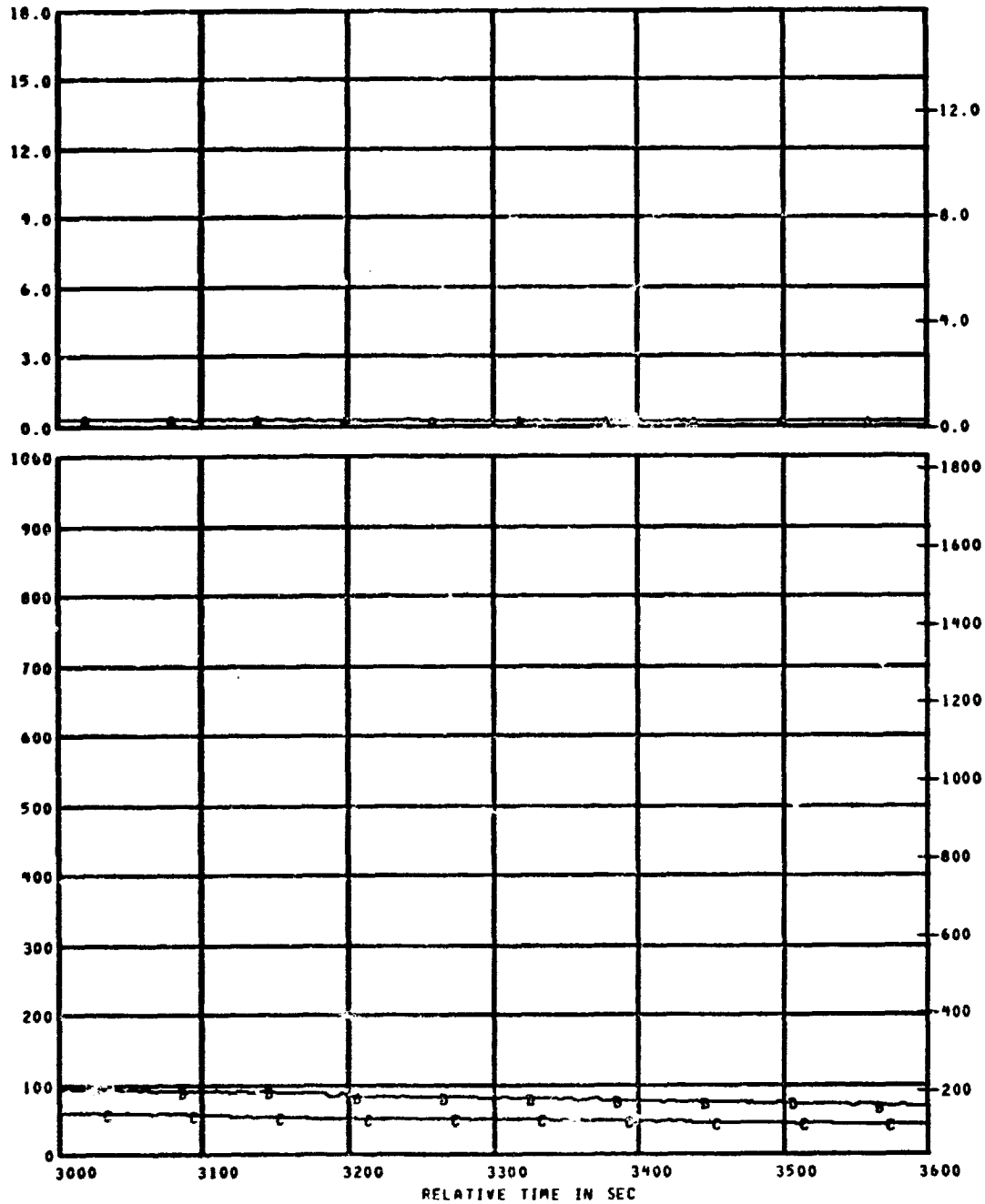
RELATIVE TIME IN SEC

MEAS. NUMBER	CHANNEL ASGN.	TITLE	RANGE	UNITS	GRID-SYM
8 C4	153	CALORIMETER NO. 4	0.0 TO 18.0	WATT/CM2	AA
8 TC7	107	AIRTEMP TC USED WITH CALOR 4	0 TO 1000	DEG C	BB
8 TC8	108	WELDED TC CALOR 4	0 TO 1000	DEG C	BC

TEST ID 840296 317000

LAV FIRE TEST N78 PLOT NO 01 1- 6

REFERENCE TIME 13 56 00.000

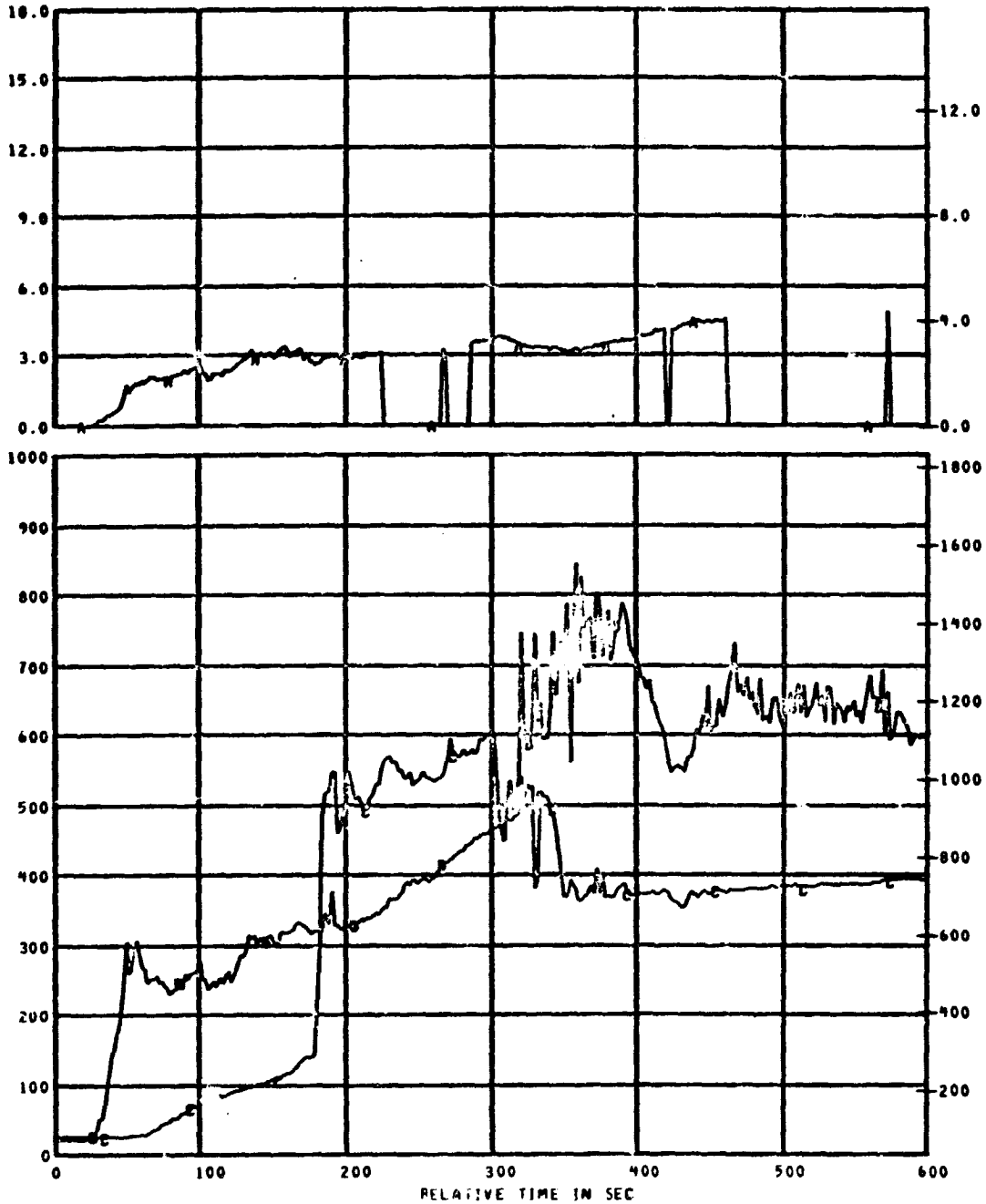


MEAS. NUMBER	CHANNEL ASGN.	TITLE	RANGE	UNITS	GRID-SYM
* C4	153	CALORIMETER NO. 4	0.0 TO 18.0	WATT/CM2	AA
* TC7	107	AIRTEMP TC USED WITH CALOR 4	0 TO 1000	DEG C	BB
* TC8	109	WELDED TC CALOR 4	0 TO 1000	DEG C	BC

TEST ID 840296 317000

LAV FIRE TEST N78 PLOT NO 01 1- 1

REFERENCE TIME 13 56 00.000

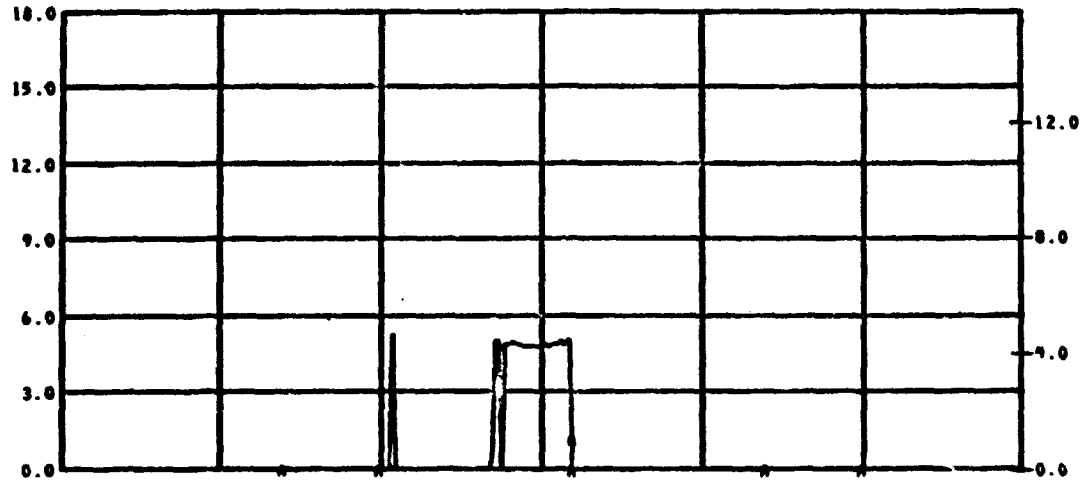


MEAS. NUMBER	CHANNEL ASGN.	TITLE	RANGE	UNITS	GRID-SYM
* C5	159	CALORIMETER NO.5	0.0 TO 18.0	WATT/CM2	AA
* TC9	109	AIRTEMP TC CALOR 5	0 TO 1000	DEG C	BB
* TC10	110	WELDED TC CALOR 5	0 TO 1000	DEG C	BC

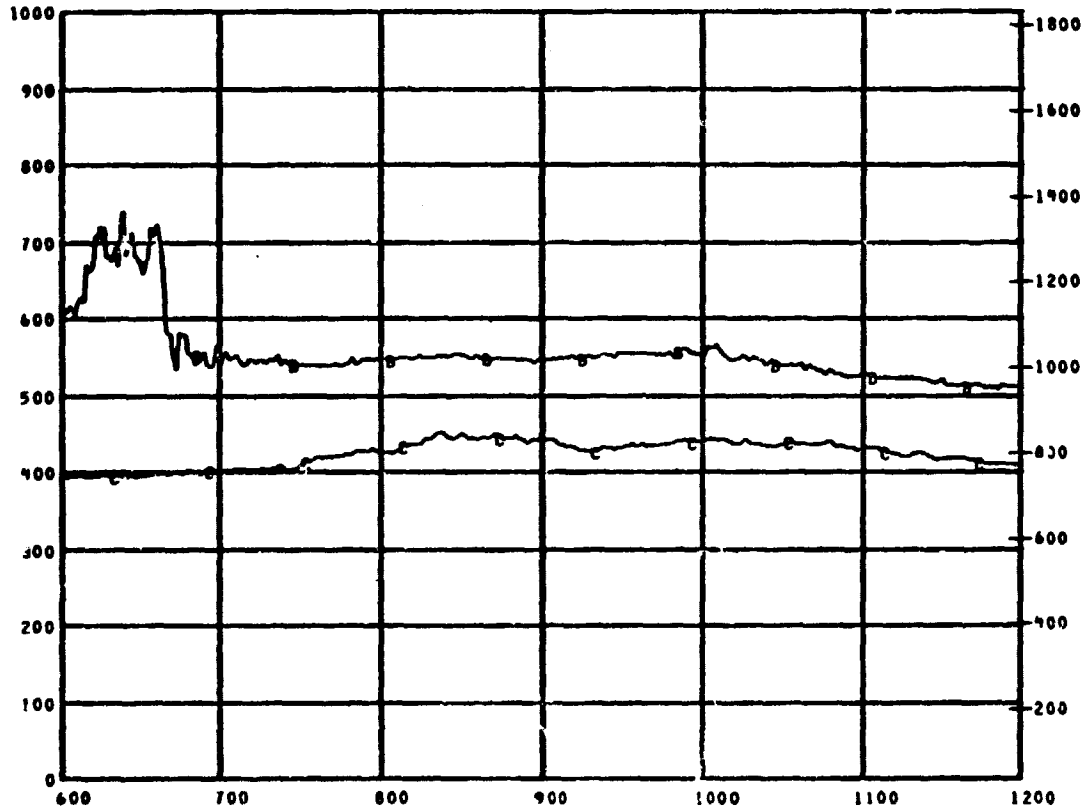
TEST ID 040296 317000

LAV FIRE TEST N78 PLOT NO 01 1- 2

REFERENCE TIME 13 56 00.000



B  
T  
D  
/  
F  
2  
S



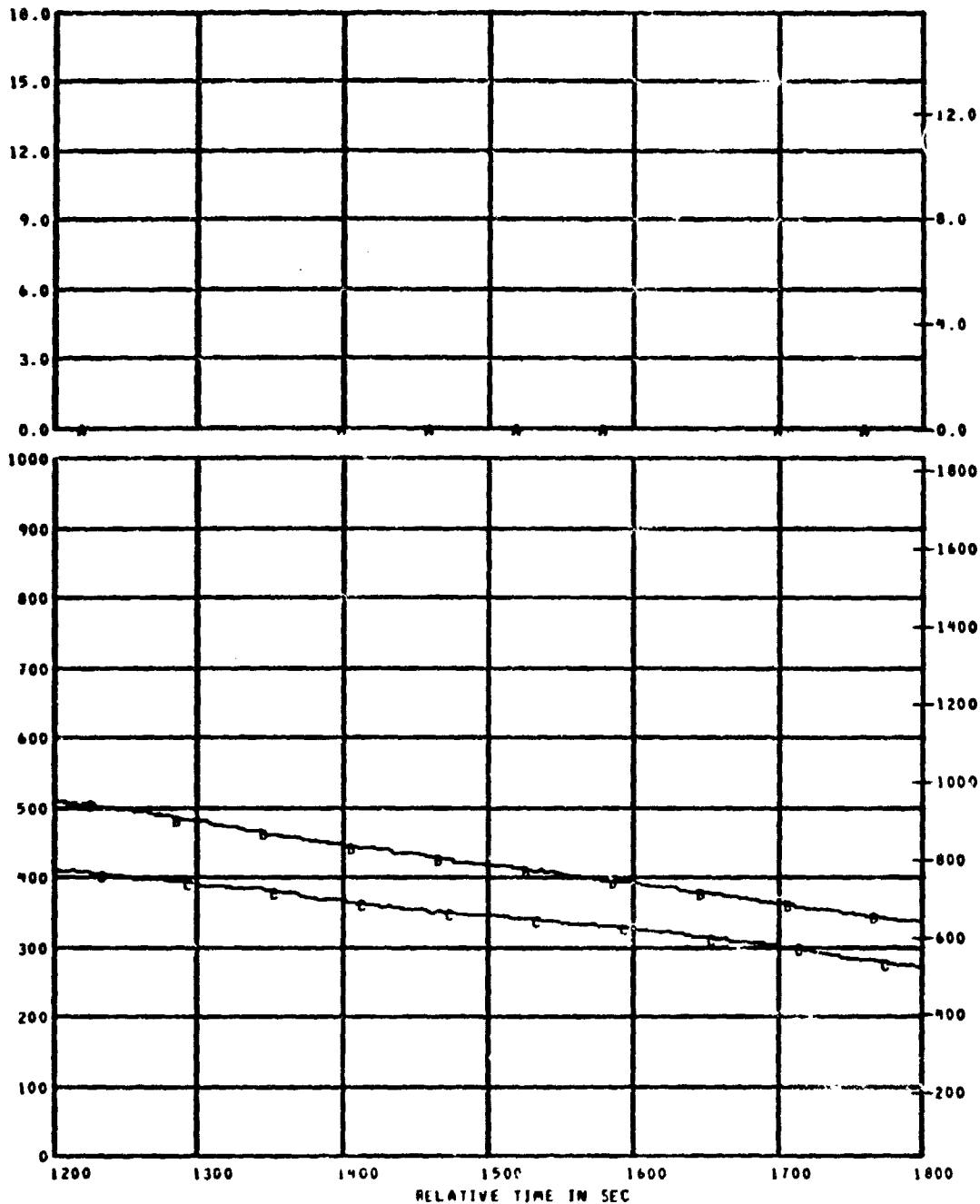
D  
E  
G  
F

MEAS. NUMBER	CHANNEL ASGN.	TITLE	RANGE	UNITS	GRID-SYM
* C5	154	CALORIMETER NO.5	0.0 TO 18.0	WATT/CM2	AA
* TC9	109	AIRTEMP TC CALOR 5	0 TO 1000	DEG C	BB
* TC10	110	WELDED TC CALOR 5	0 TO 1000	DEG C	BC

TEST ID 840296 317000

LAV FIRE TEST N78 PLOT NO 01 1- 3

REFERENCE TIME 13 56 00.000




MEAS. NUMBER	CHANNEL ASGN.	TITLE	RANGE	UNITS	GRID-SYM
* CS	154	CALORIMETER NO. 5	0.0 TO 18.0	WATT/CM2	AA
* TC9	109	AIRTEMP TC CALOR 5	0 TO 1000	DEG C	BB
* TC10	110	WELDED TC CALOR 5	0 TO 1000	DEG C	BC

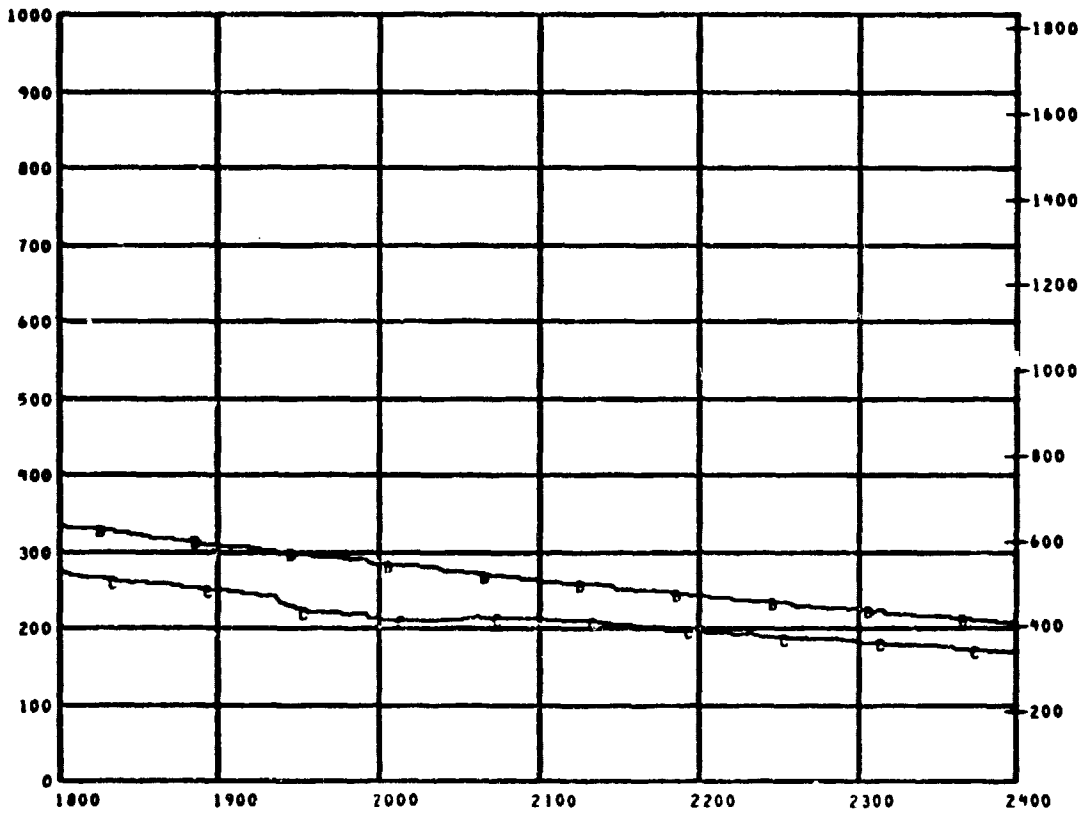
TEST ID 840296 317000

LAV FIRE TEST N78 PLOT NO 01 1-4

REFERENCE TIME 13 56 00.000



B  
T  
U  
/  
F  
2  
S



D  
E  
G  
C

RELATIVE TIME IN SEC


REAS NUMBER	CHANNEL ASGN.	TITLE	RANGE	UNITS	GRID-SYM
* CS	154	CALORIMETER NO. 5	0.0 TO 18.0	WATT/CM2	AA
* TC 9	109	AIRTEMP TC CALOR 5	0 TO 1000	DEG C	BB
* TC 10	110	WELDED TC CALOR 5	0 TO 1000	DEG C	BC

THIS PAGE IS UNCLASSIFIED

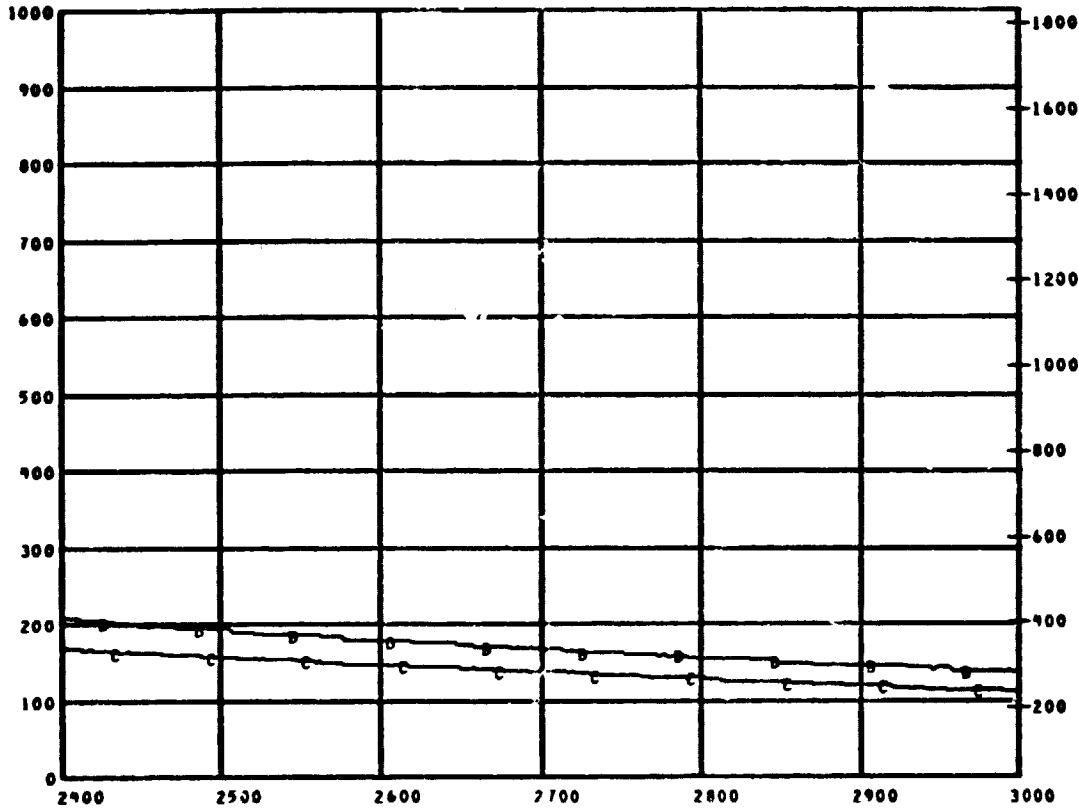
TEST ID 040296 317000

LAV FIRE TEST N78 PLOT NO 01 1- 5

REFERENCE TIME 13 56 00.000



B  
T  
U  
/  
F  
2  
S



D  
E  
S  
F


2400 2500 2600 2700 2800 2900 3000  
RELATIVE TIME IN SEC

MEAS. NUMBER	CHANNEL ASGN.	TITLE	RANGE	UNITS	GRID-SYM
5 CS	15	CALORIMETER NO.5	0.0 TO 18.0	WATT/CM2	AA
5 TC9	109	AIRTEMP TC CALOR 5	0 TO 1000	DEG C	BB
5 TC10	110	WELDED TC CALOR 5	0 TO 1000	DEG C	BC

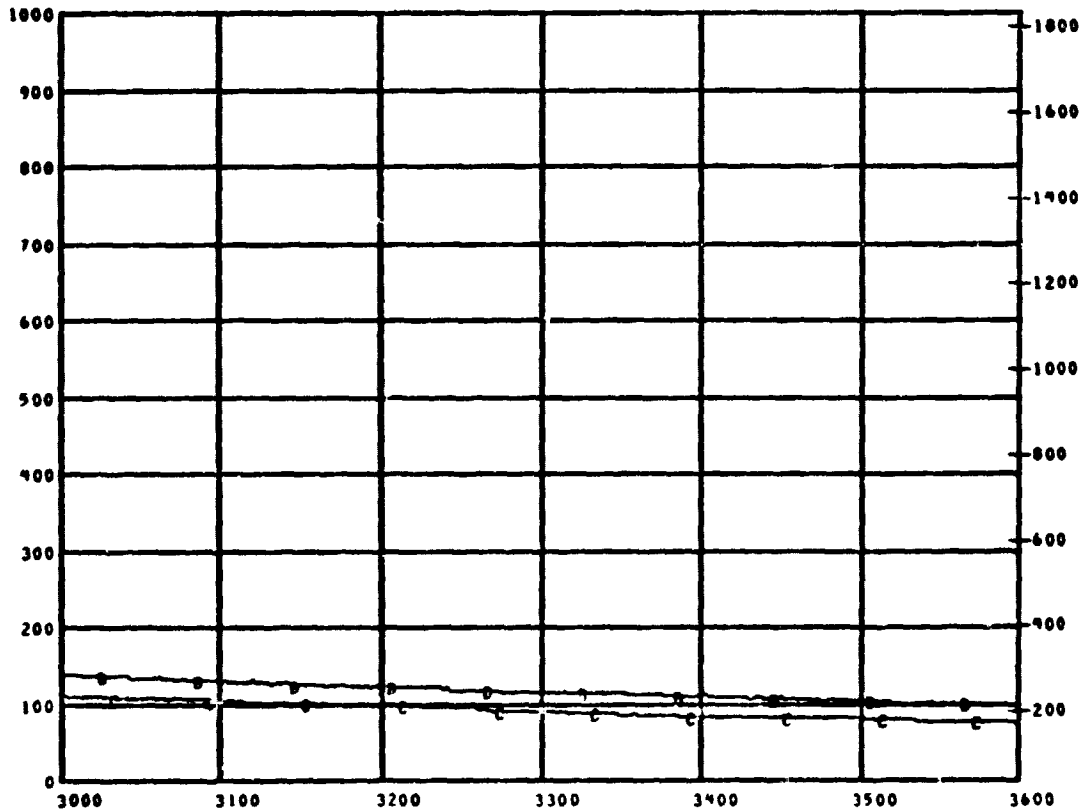
TEST ID 840296 317000

LAY FIRE TEST N78 PLOT NO 01 1- 6

REFERENCE TIME 13 56 00.000



B  
T  
U  
/  
F  
S



D  
E  
G  
F

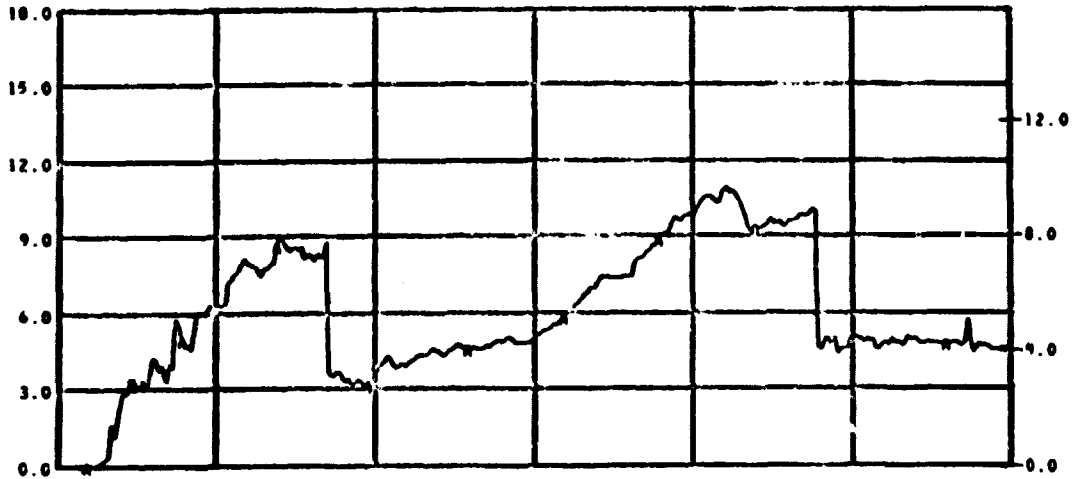
MEAS. NUMBER	CHANNEL ASGN.	TITLE	RANGE	UNITS	GRID-SYM
* CS	159	CALORIMETER NO. 5	0.0 TO 18.0	WATT/CM2	AA
* TC9	109	AIRTEMP TC CALOR 5	0 TO 1000	DEG C	BB
* TC10	110	WELDED TC CALOR 5	0 TO 1000	DEG C	BC



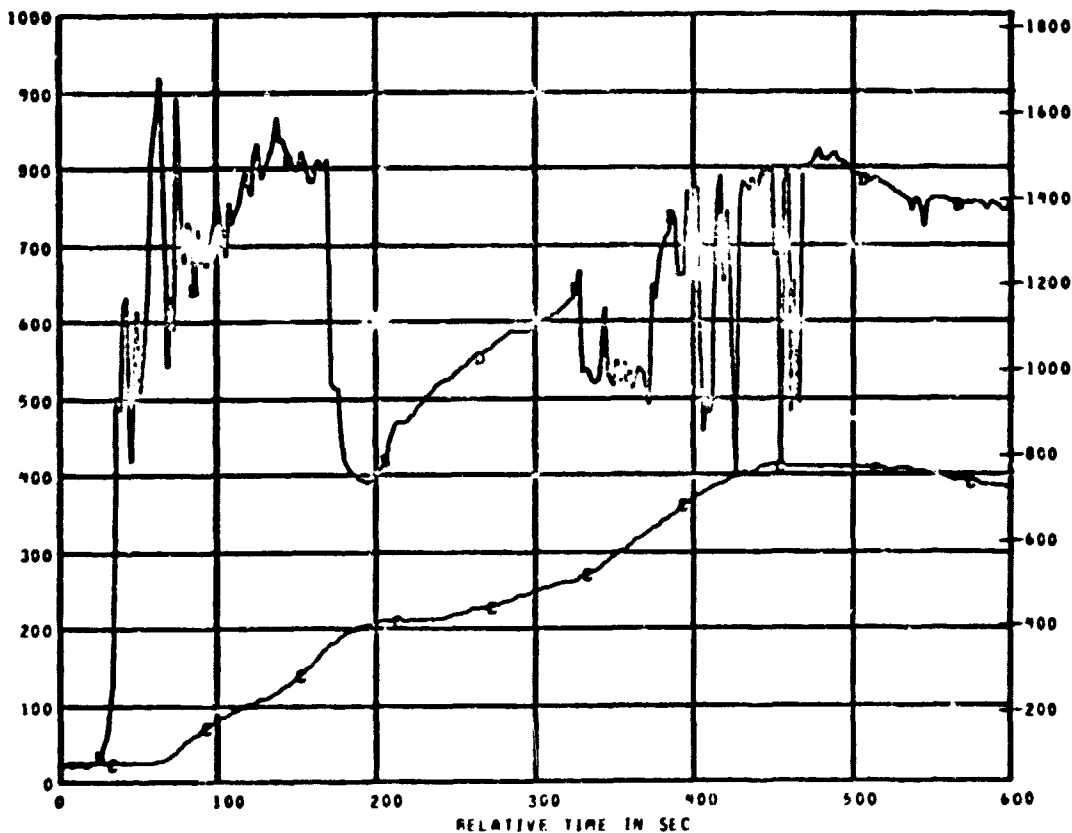
TEST ID 040296 317000

LAV FIRE TEST N/R PLOT NO 01 1-1

REFERENCE TIME 13 56 00.000



B  
T  
U  
/  
F  
T  
S



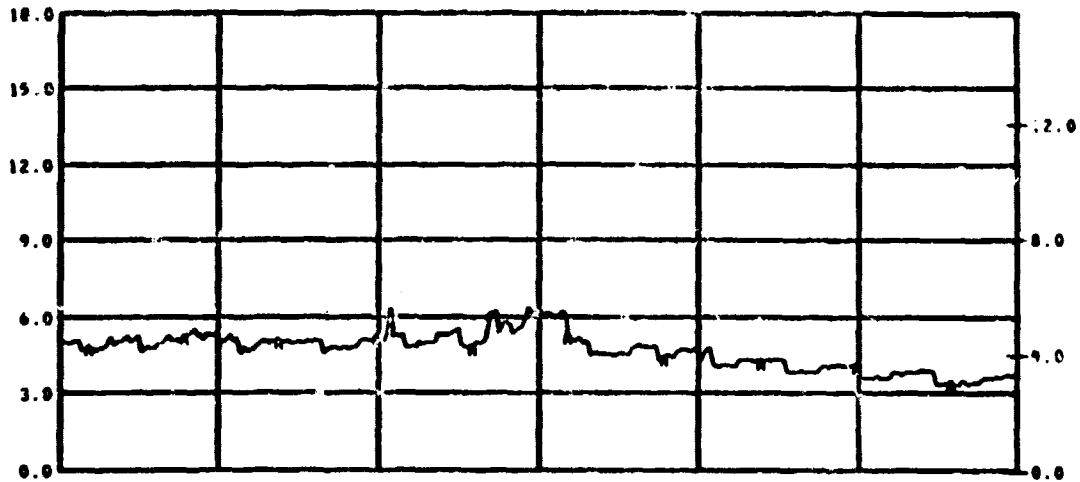
D  
E  
G  
F

MEAS. NUMBER	CHANNEL ASGN.	TITLE	RANGE	UNITS	GRID-SYM
6 C6	155	CALORIMETER NO. 6	0.0 TO 18.0	WATT/CM2	AA
6 TC11	111	AIRTEMP TC CALOR 6	0 TO 1000	DEG C	BB
6 TC12	112	WELDED TC CALOR 6	0 TO 1000	DEG C	BC

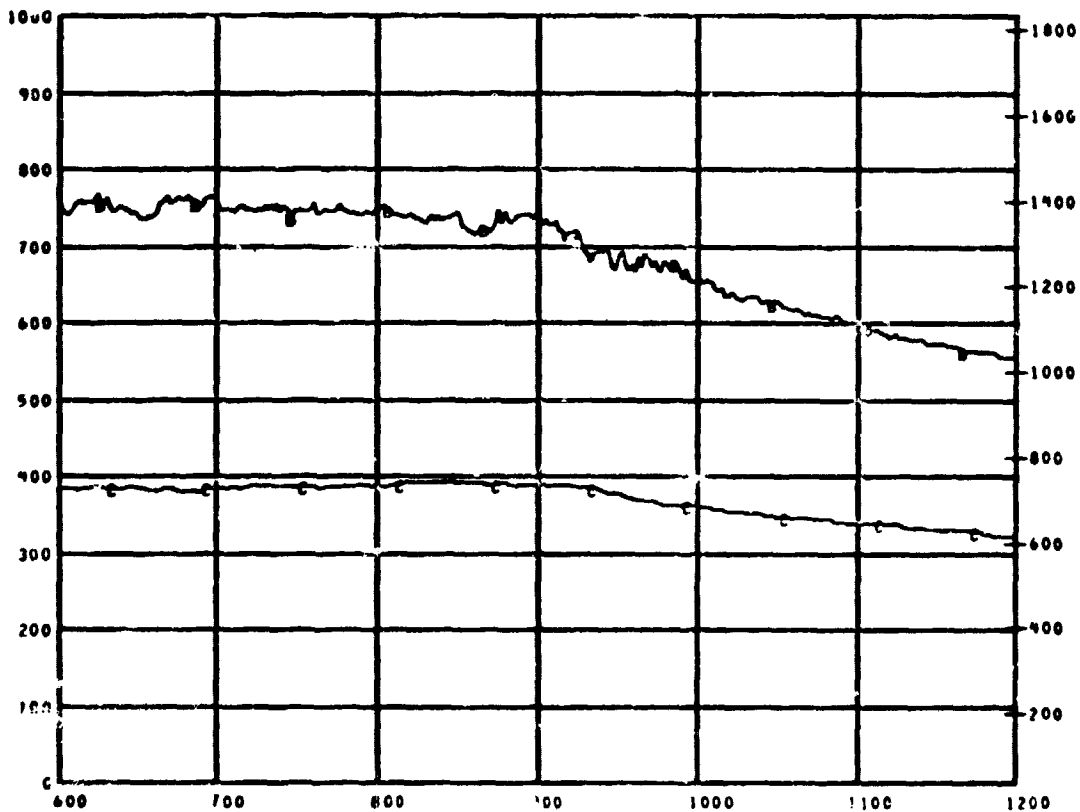
TEST ID 840296 317000

LAV FIRE TEST N78 PLOT NO 01 1- 2

REFERENCE TIME 13 56 00.000



B  
T  
U  
/  
F  
S



D  
E  
G

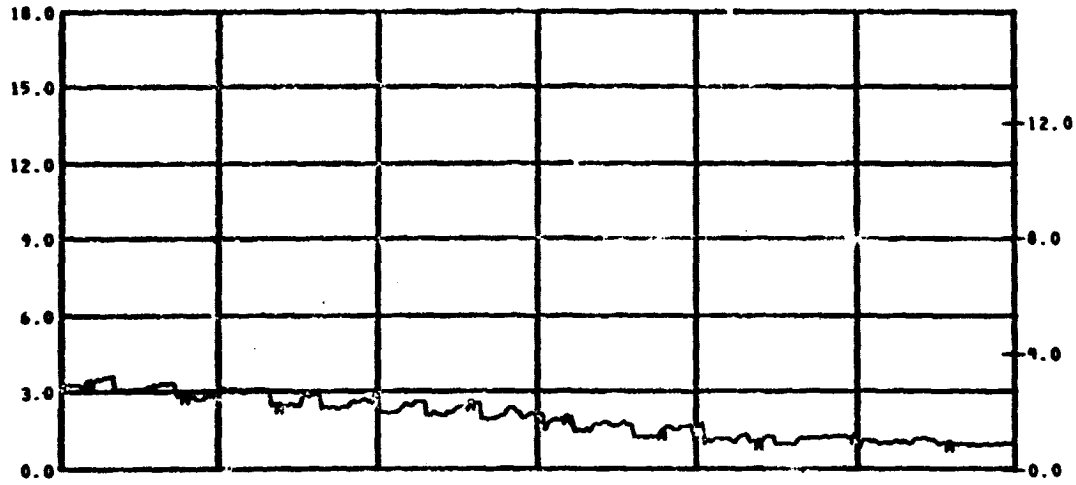
600 700 800 900 1000 1100 1200  
RELATIVE TIME IN SEC

MEAS. NUMBER	CHANNEL ASGN.	TITLE	RANGE	UNITS	GRID-SYM
6	155	CALORIMETER NO. 6	0.0 TO 18.0	WATT/CM2	AA
8	111	AIRTEMP TC CALOR 6	0 TO 1000	DEG C	BB
6	112	WELDED TC CALOR 6	0 TO 1000	DEG C	BC

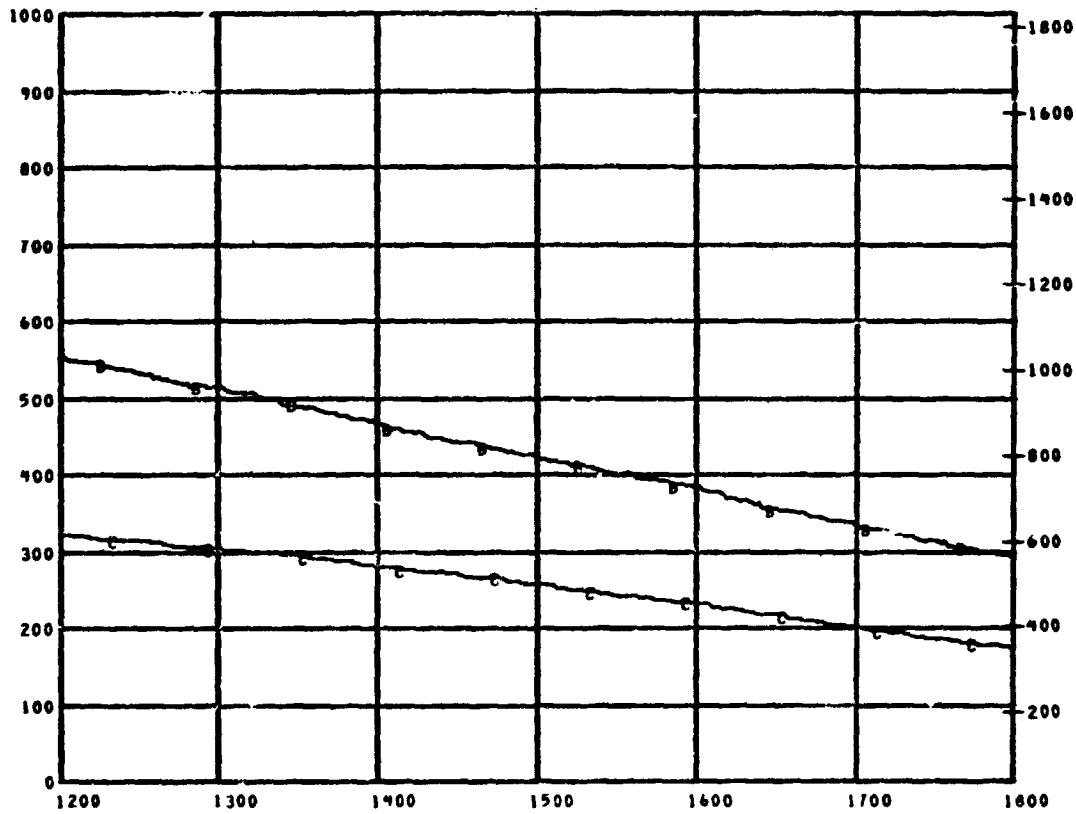
TEST ID 040296 317000

LAV FIRE TEST N70 PLOT NO 01 1-3

REFERENCE TIME 13 56 00.000



B  
T  
U  
/  
F  
S



D  
E  
G  
F

RELATIVE TIME IN SEC

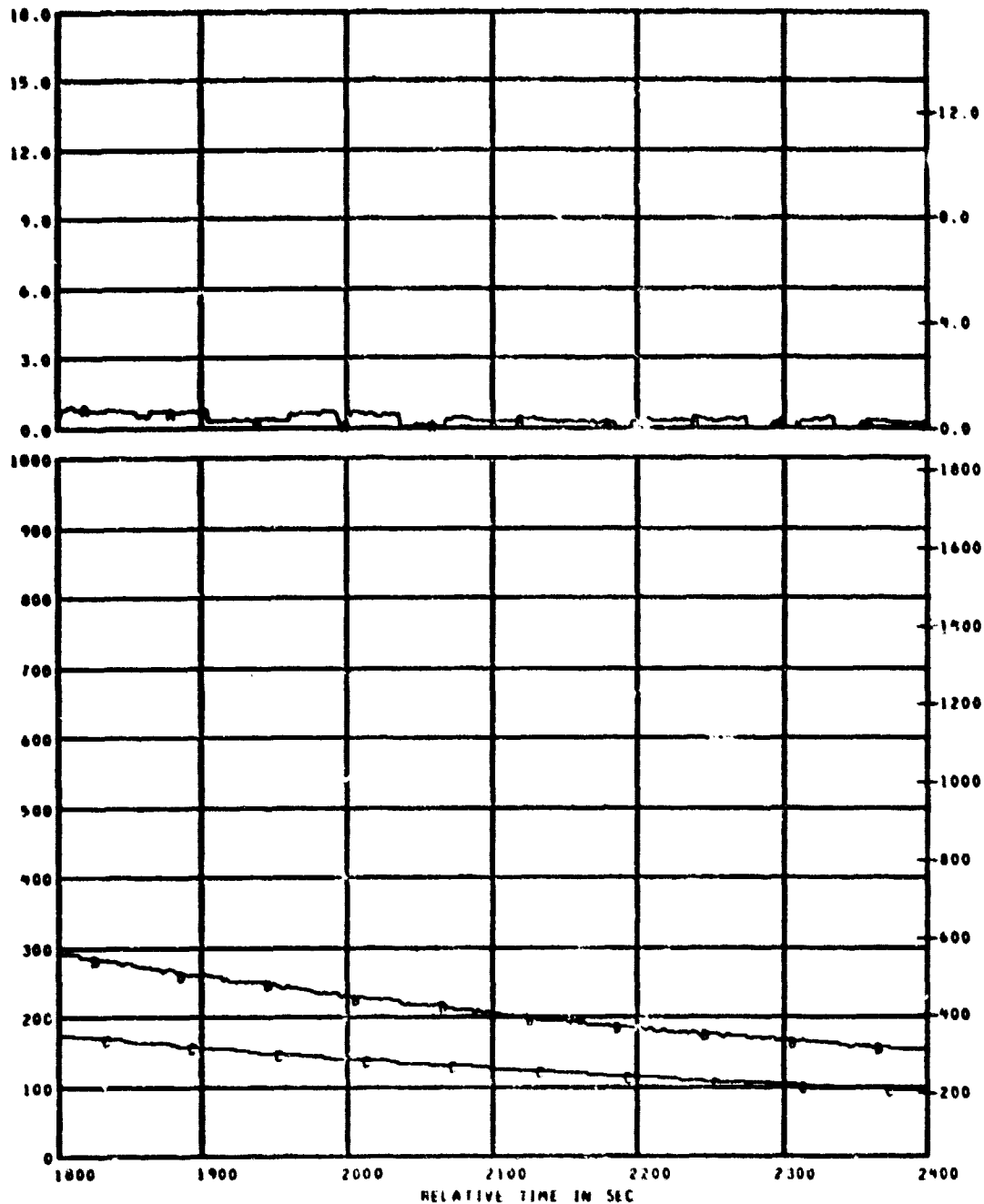
MEAS. NUMBER	CHANNEL ASGN.	TITLE	RANGE	UNITS	GRID-SYM
* C6	155	CALORIMETER NO. 5	0.0 TO 18.0	WATT/CM2	AA
* TC11	111	AIRTEMP TC CALOR 6	0 TO 1000	DEG C	BB
* TC12	112	WELDED TC CALOR 6	0 TO 1000	DEG C	BC

Handwritten scribble

TEST ID 040296 317000

LAV FIRE TEST N/O PLOT NO 01 1-4

REFERENCE TIME 13 56 00.000




MEAS. NUMBER	CHANNEL ASGN.	TITLE	RANGE	UNITS	GRID-SYM
* C6	159	CALORIMETER NO. 6	0.0 TO 10.0	WATT/CM2	AA
* TC11	111	AIRTEMP TC CALOR 6	0 TO 1000	DEG C	BB
* TC12	112	WELDED TC CALOR 6	0 TO 1000	DEG C	BC

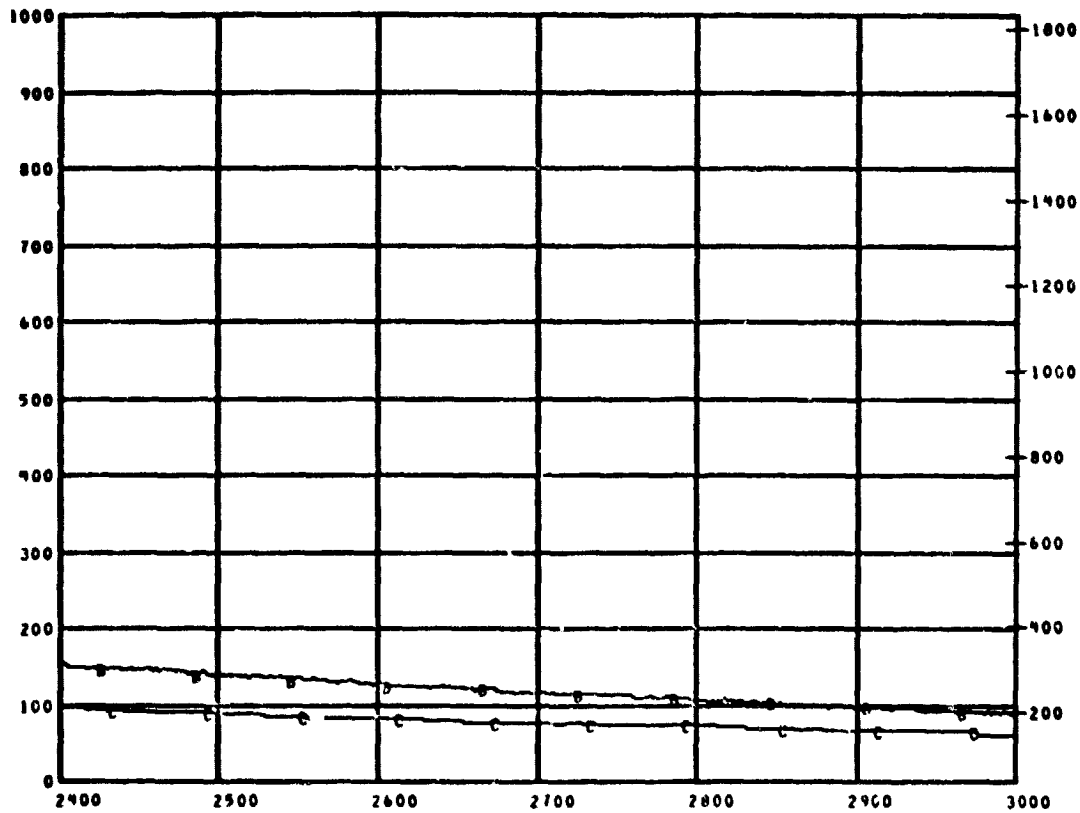
TEST ID 840296 317000

LAV FIRE TEST N78 PLOT NO 01 1- 5

REFERENCE TIME 13 56 00.000



B  
T  
U  
/  
F  
S



D  
E  
G  
S


RELATIVE TIME IN SEC

MEAS. NUMBER	CHANNEL ASGN.	TITLE	RANGE	UNITS	GRID-SYM
6 C6	155	CALORIMETER NO. 6	0.0 TO 18.0	WATT/CM2	AA
9 TC11	111	AIRTEMP TC CALOR 6	0 TO 1000	DEG C	BB
9 TC12	112	WELDED TC CALOR 6	0 TO 1000	DEG C	BC

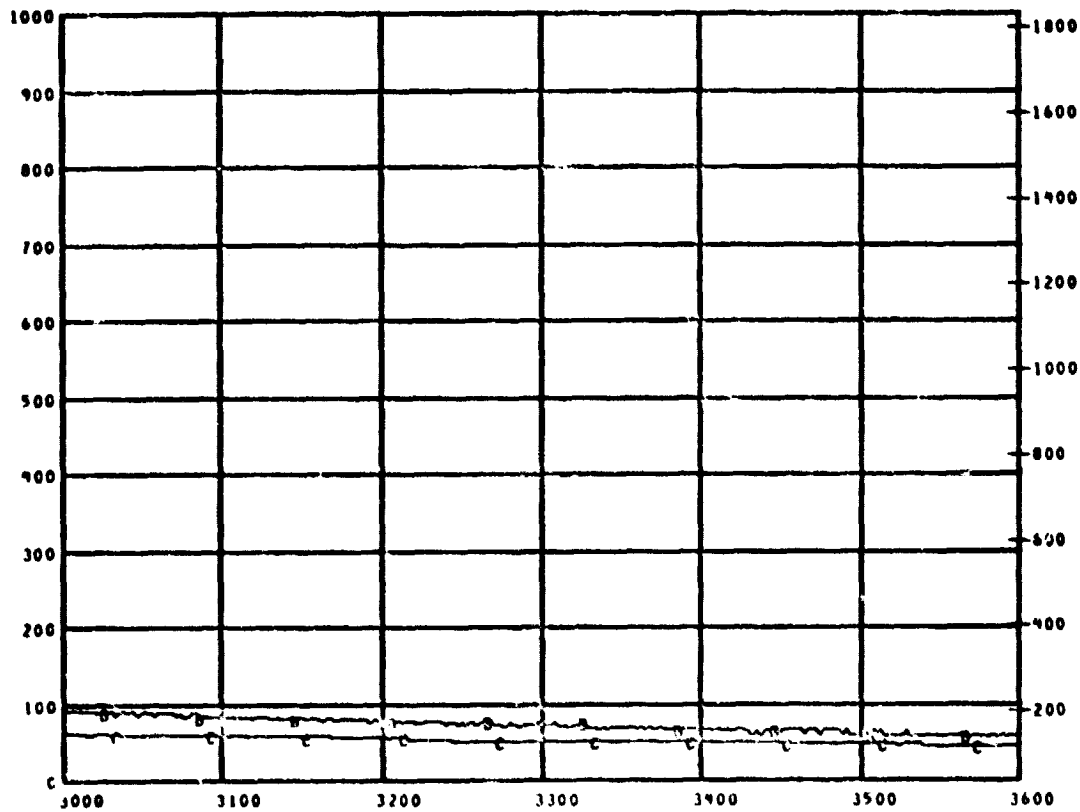
TEST ID 040296 317000

LAV FIRE TEST N70 PLOT NO 01 1-6

REFERENCE TIME 13 56 00.000



B  
T  
U  
/  
F  
2  
S



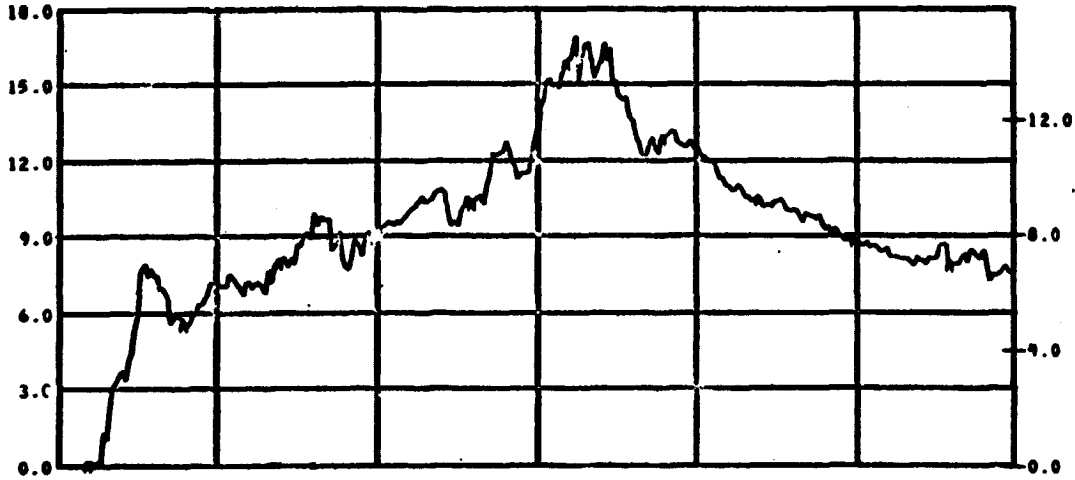
D  
E  
G  
F

MEAS. NUMBER	CHANNEL ASGN.	TITLE	RANGE	UNITS	GRID-SYM
* C6	155	CALORIMETER NO. 6	0.0 TO 18.0	WATT/CM2	AA
* TC11	111	AIRTEMP TC CALOR 6	0 TO 1000	DEG C	BB
* TC12	112	WELDED TC CALOR 6	0 TO 1000	DEG C	BC

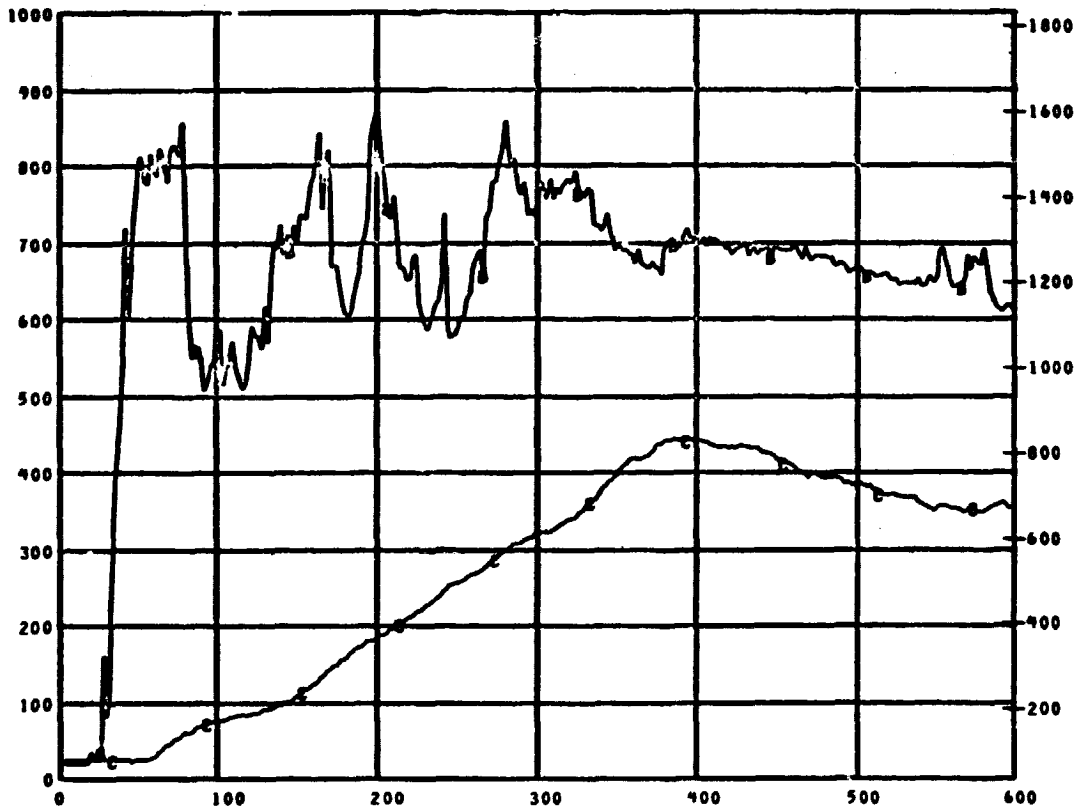
TEST ID 040296 317000

LAV FIRE TEST N70 PLOT NO 01 1-1

REFERENCE TIME 13 56 00.000



B  
T  
U  
/  
F  
2  
S



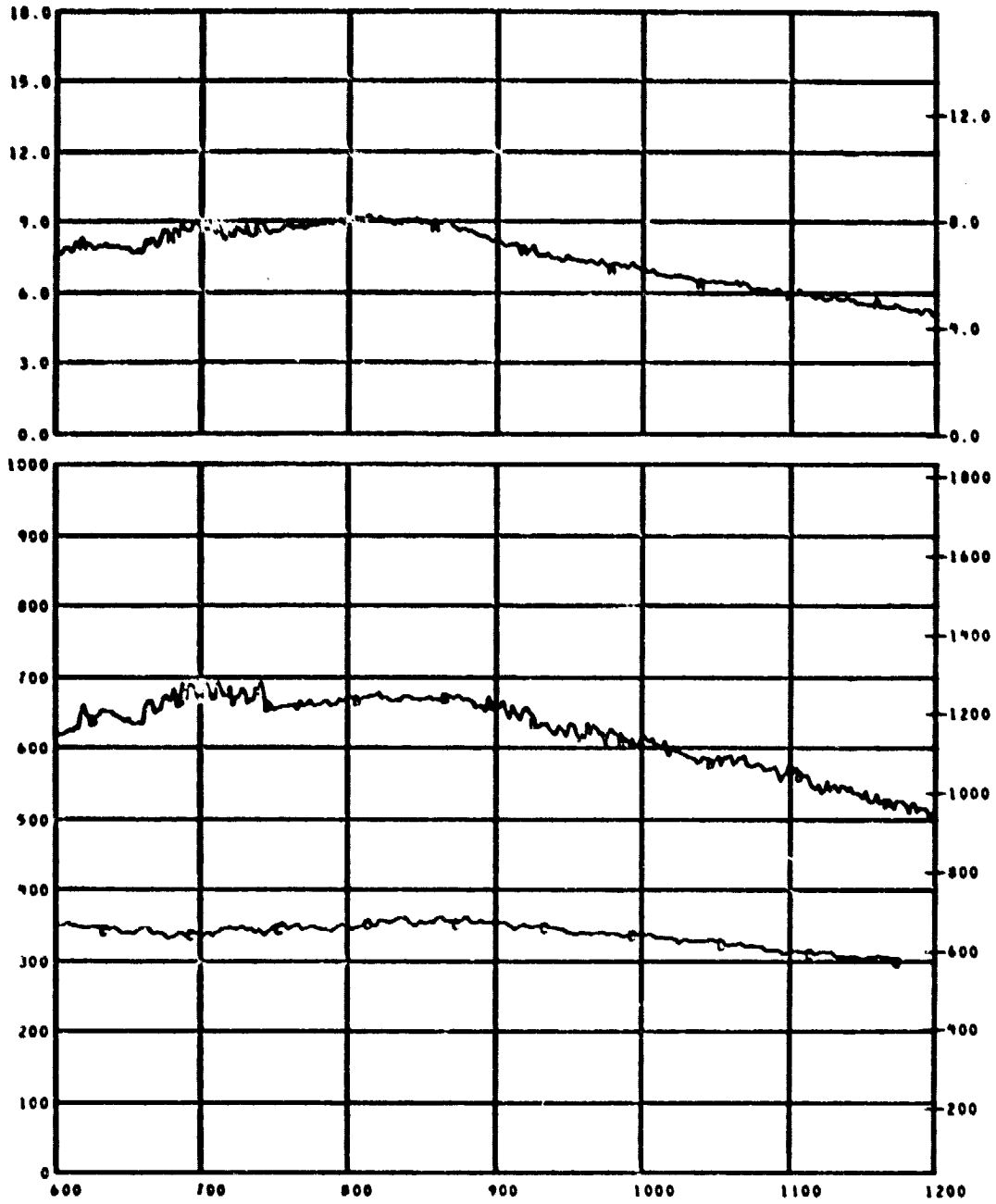
D  
E  
G  
C  
  
F

MEAS. NUMBER	CHANNEL ASGN.	TITLE	RANGE	UNITS	GRID-SYM
* C7	156	CALORIMETER NO.7	0.0 TO 18.0	WATT/CM2	AA
* TC13	113	AIRTEMP TC CALOR 7	0 TO 1000	DEG C	BB
* TC14	114	WELDED TC CALOR 7	0 TO 1000	DEG C	BC

TEST ID 040296 317000

LAV FIRE TEST N70 PLOT NO 01 1- 2

REFERENCE TIME 13 56 00.000



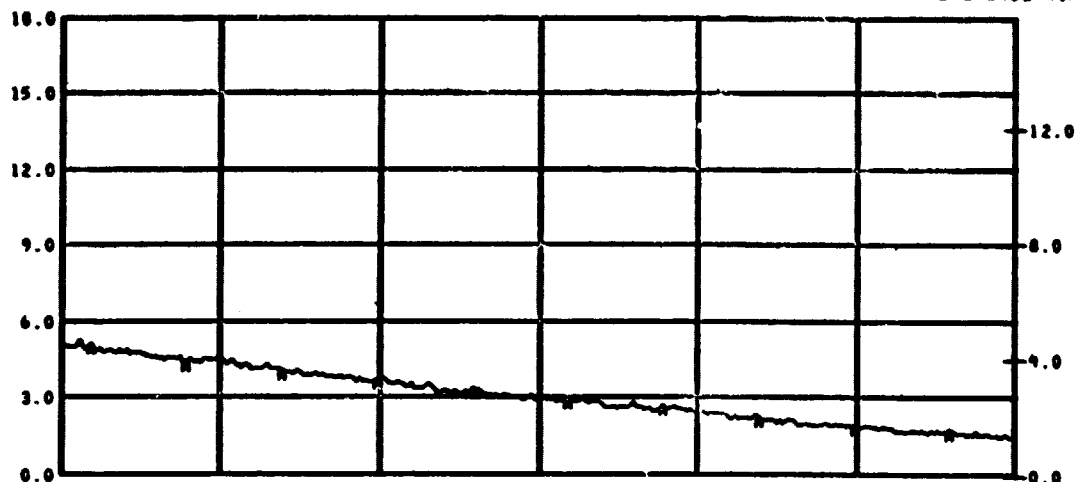
MEAS. NUMBER	CHANNEL ASGN.	TITLE	RANGE	UNITS	GRID-SYM
0 C7	196	CALORIMETER NO. 7	0.0 TO 10.0	WATT/CM2	AA
0 TC13	113	AIRTEMP TC CALOR 7	0 TO 1000	DEG C	BB
0 TC19	119	WELDED TC CALOR 7	0 TO 1000	DEG C	BC



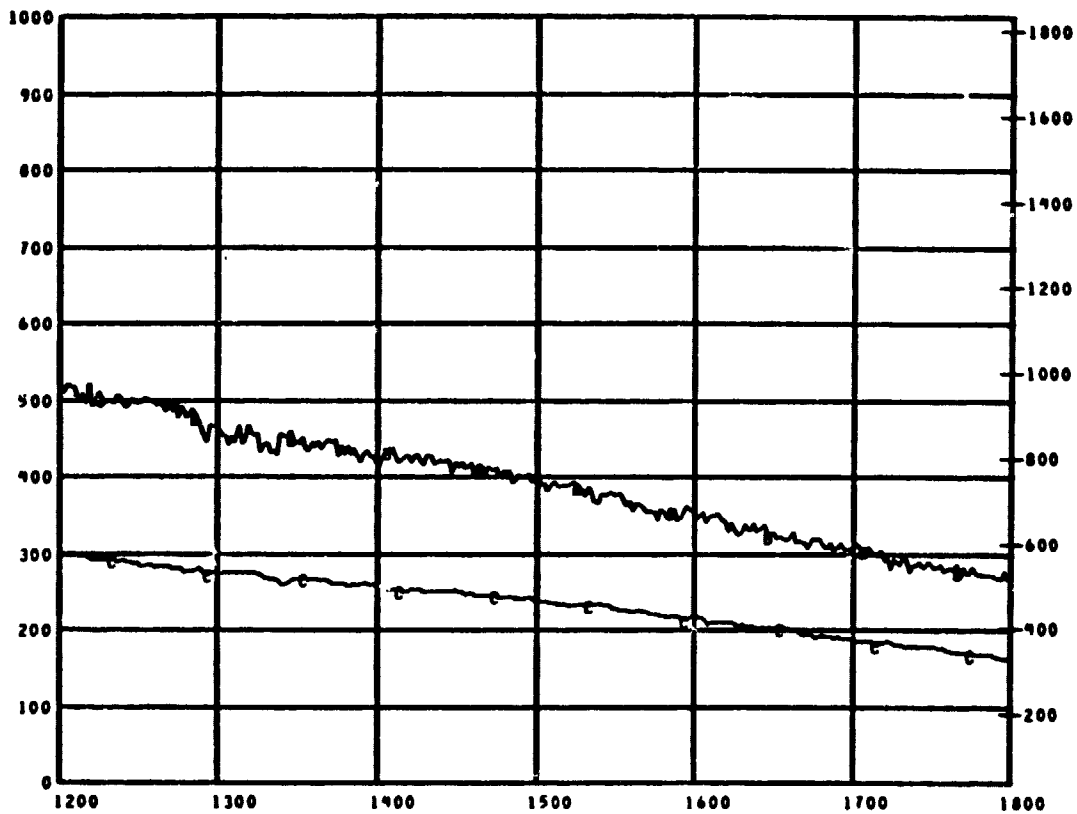
TEST ID 840296 317000

LAV FIRE TEST N70 PLOT NO 01 1- 3

REFERENCE TIME 13 56 00.000



B  
T  
U  
/  
F  
2  
S



D  
E  
G  
C

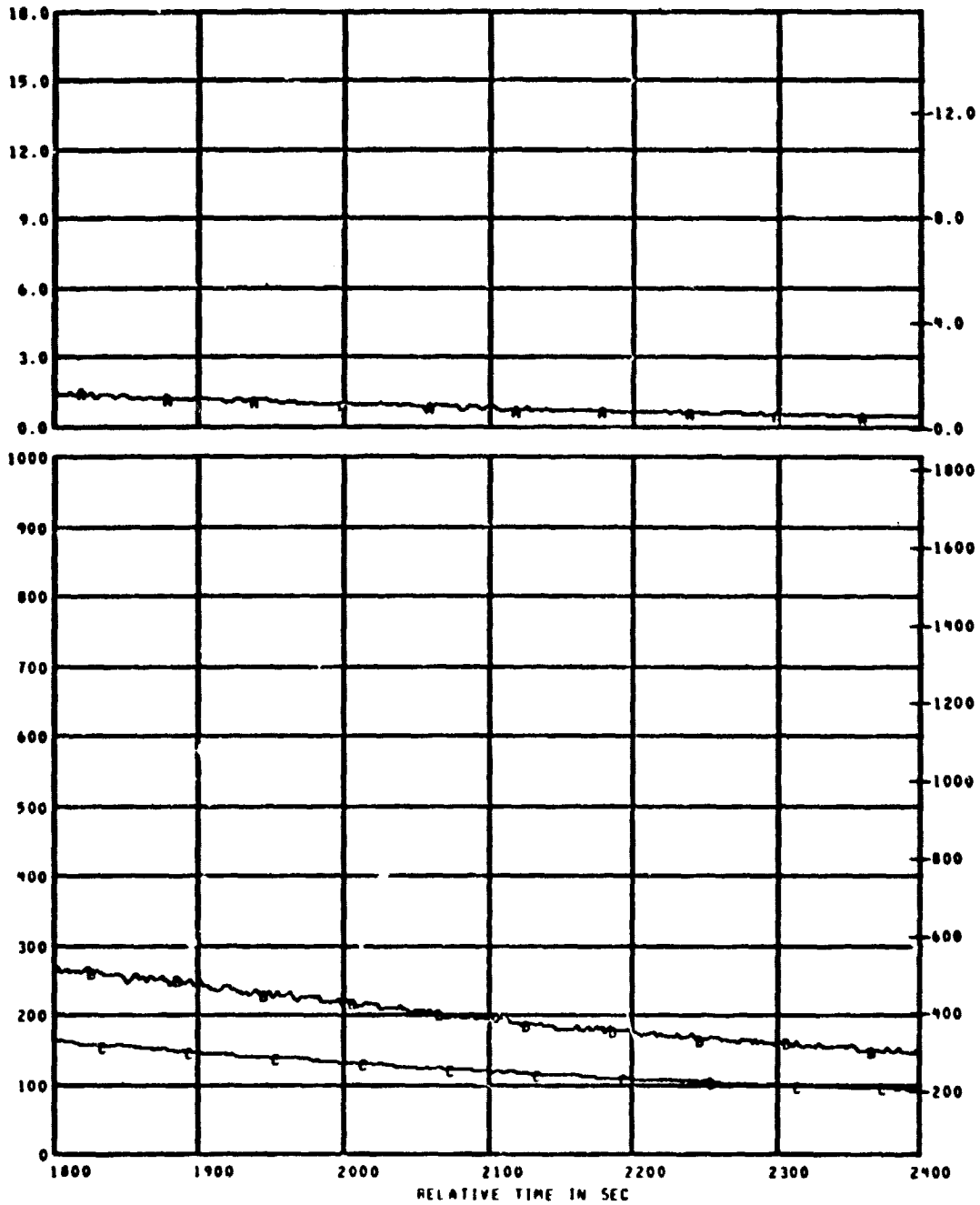
1200 1300 1400 1500 1600 1700 1800  
RELATIVE TIME IN SEC

MEAS. NUMBER	CHANNEL ASGN.	TITLE	RANGE	UNITS	GRID-SYM
• C7	156	CALORIMETER NO. 7	0.0 TO 18.0	WATT/CM2	AA
• TC13	113	AIRTEMP TC CALOR 7	0 TO 1000	DEG C	BB
• TC14	114	WELDED TC CALOR 7	0 TO 1000	DEG C	BC

TEST ID 840296 317030

LAV FIRE TEST N78 PLOT NO 01 1- 4

REFERENCE TIME 13 56 00.000



B  
T  
U  
/  
F  
2  
S


D  
E  
G  
C

MEAS. NUMBER	CHANNEL ASGN.	TITLE	RANGE	UNITS	GRID-SYM
6 CF	156	CALORIMETER NO. 7	0.0 TO 18.0	WATT/CM2	AA
6 TC13	113	AIRTEMP TC CALOR 7	0 TO 1000	DEG C	BB
6 TC14	114	WELDED TC CALOR 7	0 TO 1000	DEG C	BC

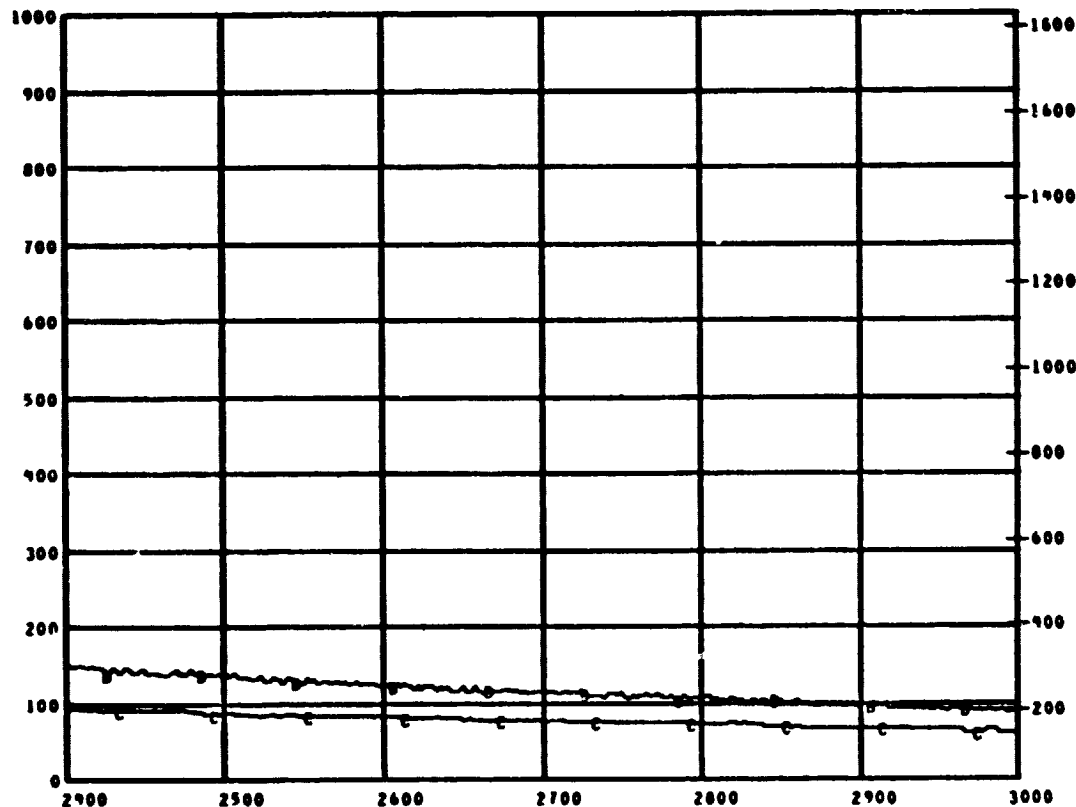
TEST ID 040296 317000

LAV FIRE TEST N70 PLOT NO 01 1- 9

REFERENCE TIME 13 56 00.000



D  
T  
/  
F  
2  
S




D  
E  
G  
F

MEAS. NUMBER	CHANNEL ASGN.	TITLE	RANGE	UNITS	GRID-SYM
0 C7	156	CALORIMETER NO. 7	0.0 TO 18.0	WATT/CM2	AA
0 TC13	113	AIRTEMP TC CALOR 7	0 TO 1000	DEG C	BB
0 TC14	114	WELDED TC CALOR 7	0 TO 1000	DEG C	BC

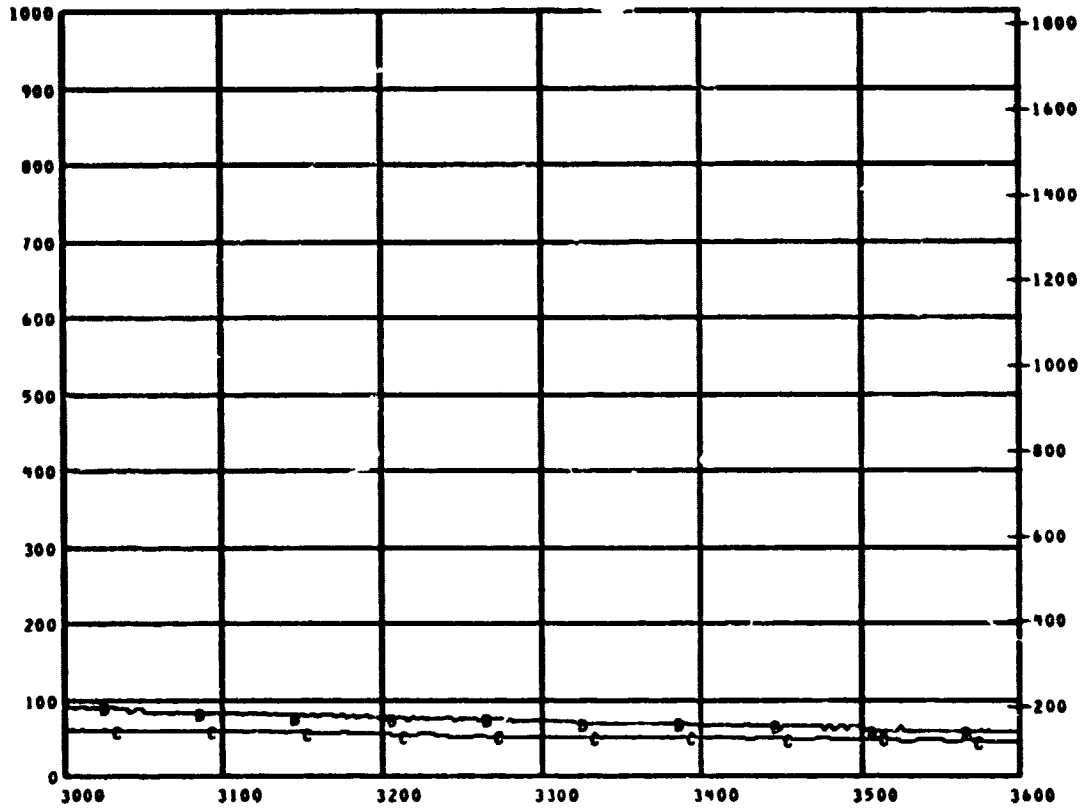
TEST ID 840296 317000

LAV FIRE TEST N78 PLOT NO 01 1- 6

REFERENCE TIME 13 56 00.00



B  
T  
U  
/  
F  
T  
S



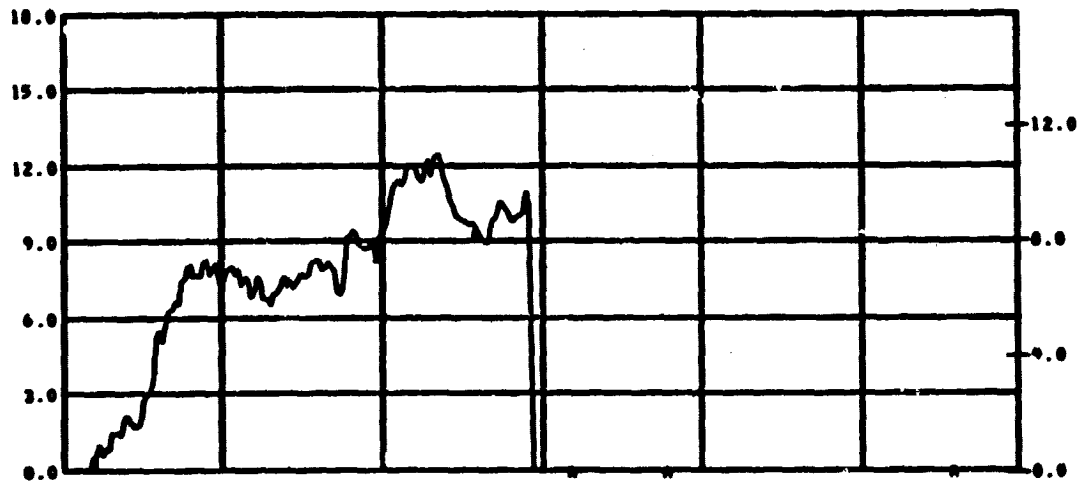
D  
E  
G  
F

MEAS. NUMBER	CHANNEL ASGN.	TITLE	RANGE	UNITS	GRID-SYM
6 C7	156	CALORIMETER NO. 7	0.0 TO 18.0	WATT/CM2	AA
6 TC13	113	AIRTEMP TC CALOR 7	0 TO 1000	DEG C	BB
6 TC19	119	WELDED TC CALOR 7	0 TO 1000	DEG C	BC

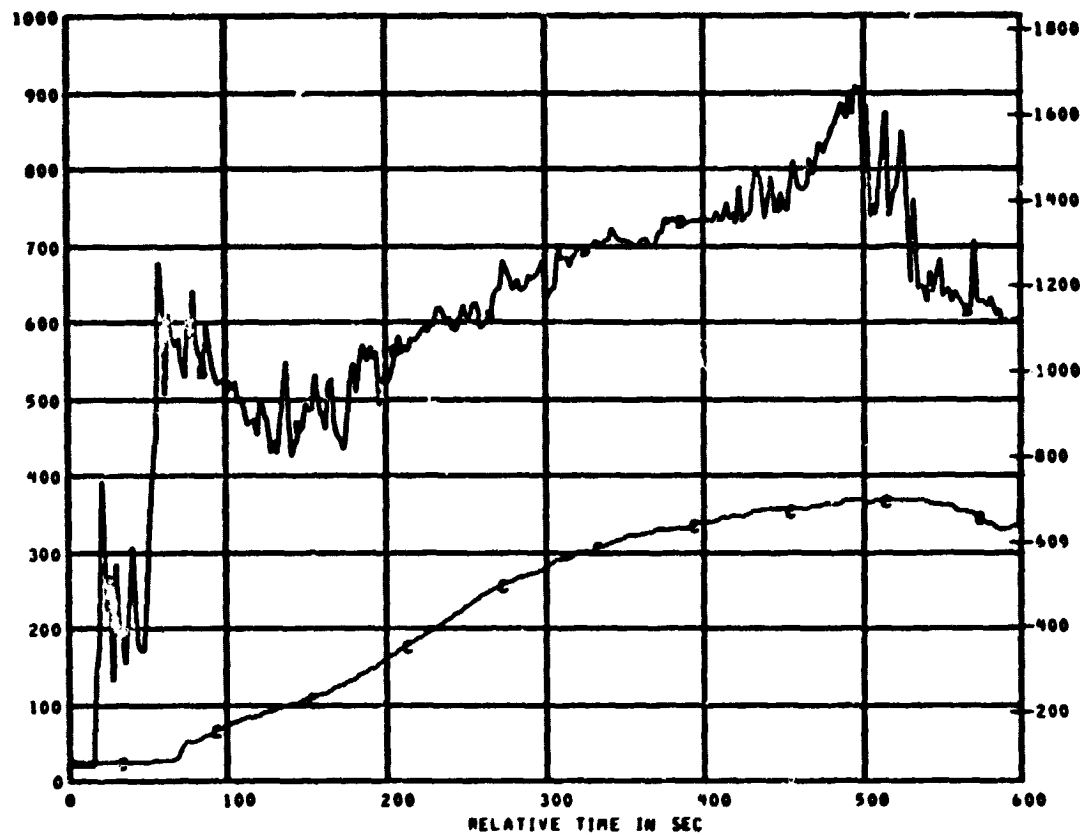
TEST ID 040296 317000

LAV FIRE TEST N70 PLOT NO 01 1-1

REFERENCE TIME 13 56 00.000



D  
T  
U  
/  
F  
Z  
S



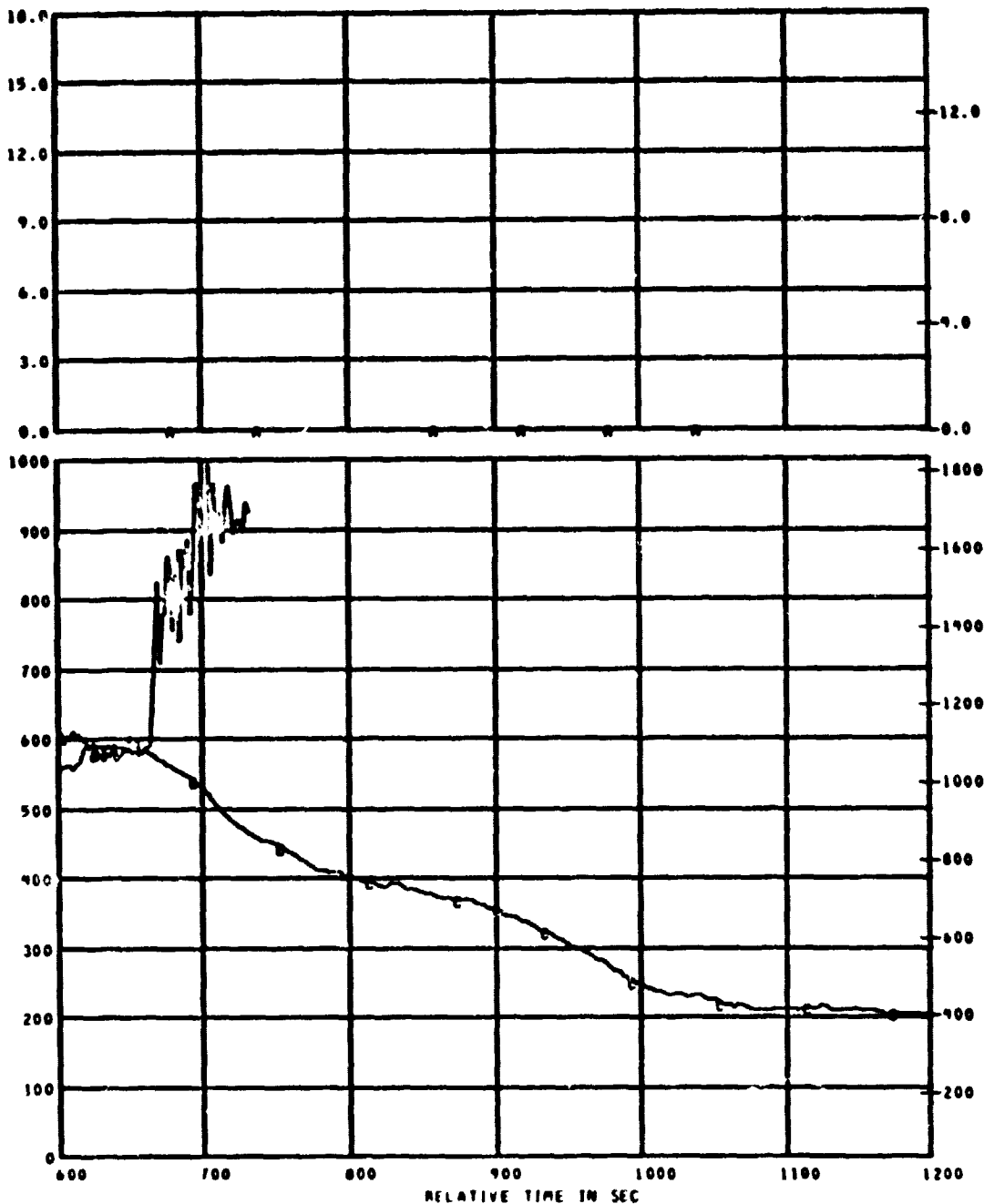
D  
E  
G  
C  
F

MEAS. NUMBER	CHANNEL ASSN.	TITLE	RANGE	UNITS	GRID-SYM
* C0	157	CALORIMETER NO.0	0.0 TO 10.0	WATT/CM2	AA
* TC15	115	AIRTEMP TC CALOR 0	0 TO 1000	DEG C	BB
* TC16	116	WELDED TC CALOR 0	0 TO 1000	DEG C	BC

TEST ID 040296 317000

LAV FIRE TEST N70 PLOT NO 01 1- 2

REFERENCE TIME 13 56 00.000




MEAS. NUMBER	CHANNEL ASGN.	TITLE	RANGE	UNITS	GRID-SYM
6 CB	157	CALORIMETER NO. 8	0.0 TO 18.0	WATT/CM2	AA
6 TC15	115	AIRTEMP TC CALOR 8	0 TO 1000	DEG C	BB
6 TC16	116	WELDED TC CALOR 8	0 TO 1000	DEG C	BC

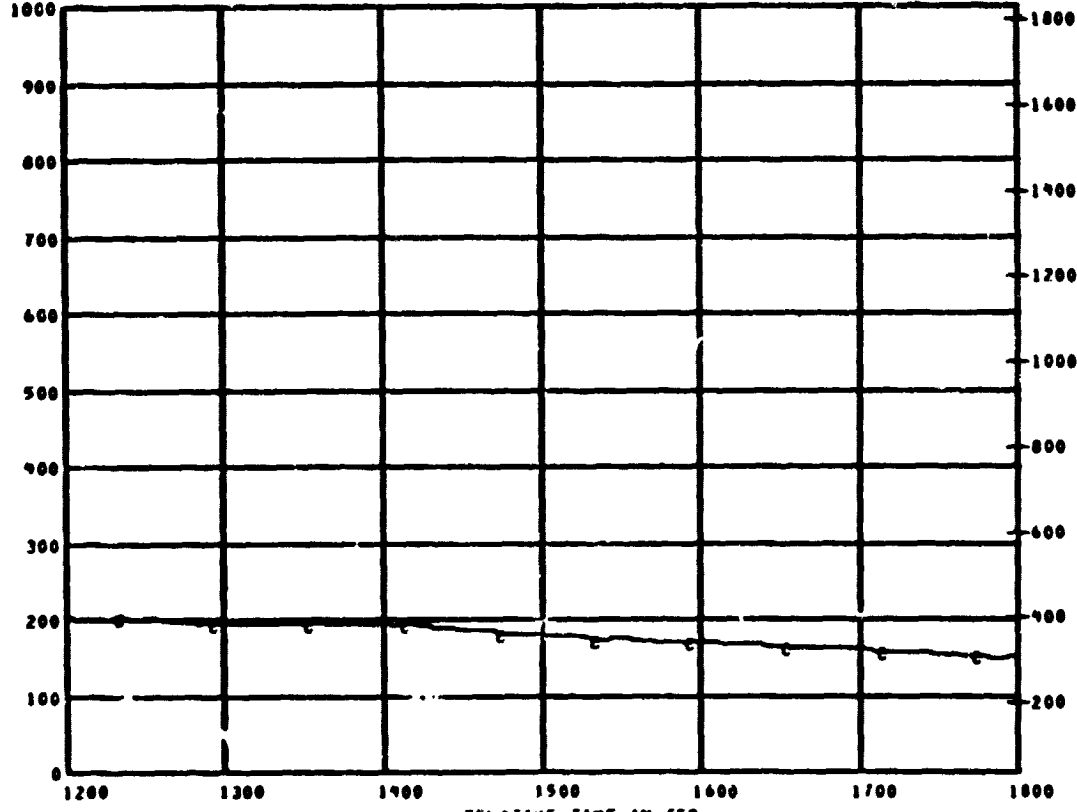
TEST ID 040294 317000

LAV FIRE TEST N70 PLOT NO 01 1- 3

REFERENCE TIME 13 56 00.00



B  
T  
U  
/  
F  
T  
S



B  
E  
T  
/  
C  
M  
S


1200 1300 1400 1500 1600 1700 1800  
RELATIVE TIME IN SEC

MEAS. NUMBER	CHANNEL ASGN.	TITLE	RANGE	UNITS	GRID-SYM
6 CB	157	CALORIMETER NO. 0	0.0 TO 18.0	WATT/CM2	AR
6 TC 15	115	AIRTEMP TC CALOR 0	0 TO 1000	DEG C	BB
6 TC 16	116	WELDED TC CALOR 0	0 TO 1000	DEG C	BC

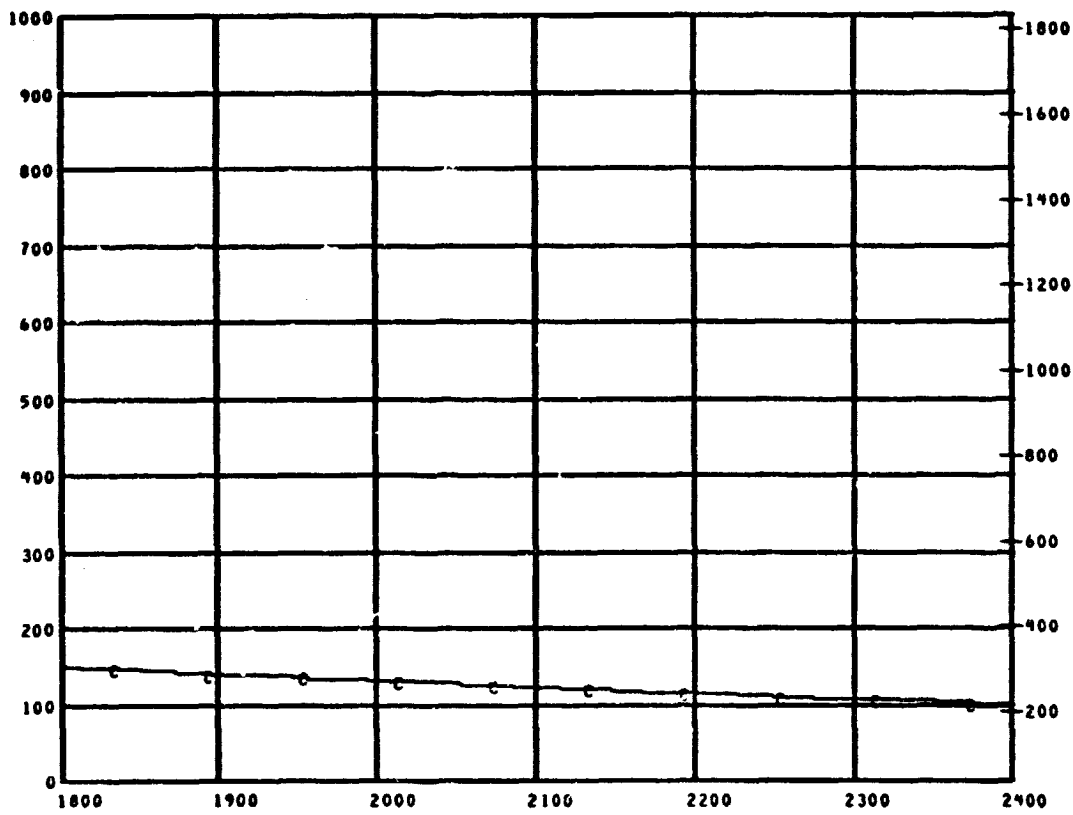
TEST ID 040296 317000

LAV FIRE TEST N78 PLOT NO 01 1- 4

REFERENCE TIME 13 56 00.000



R  
T  
U  
/  
F  
2  
S



D  
E  
G  
F

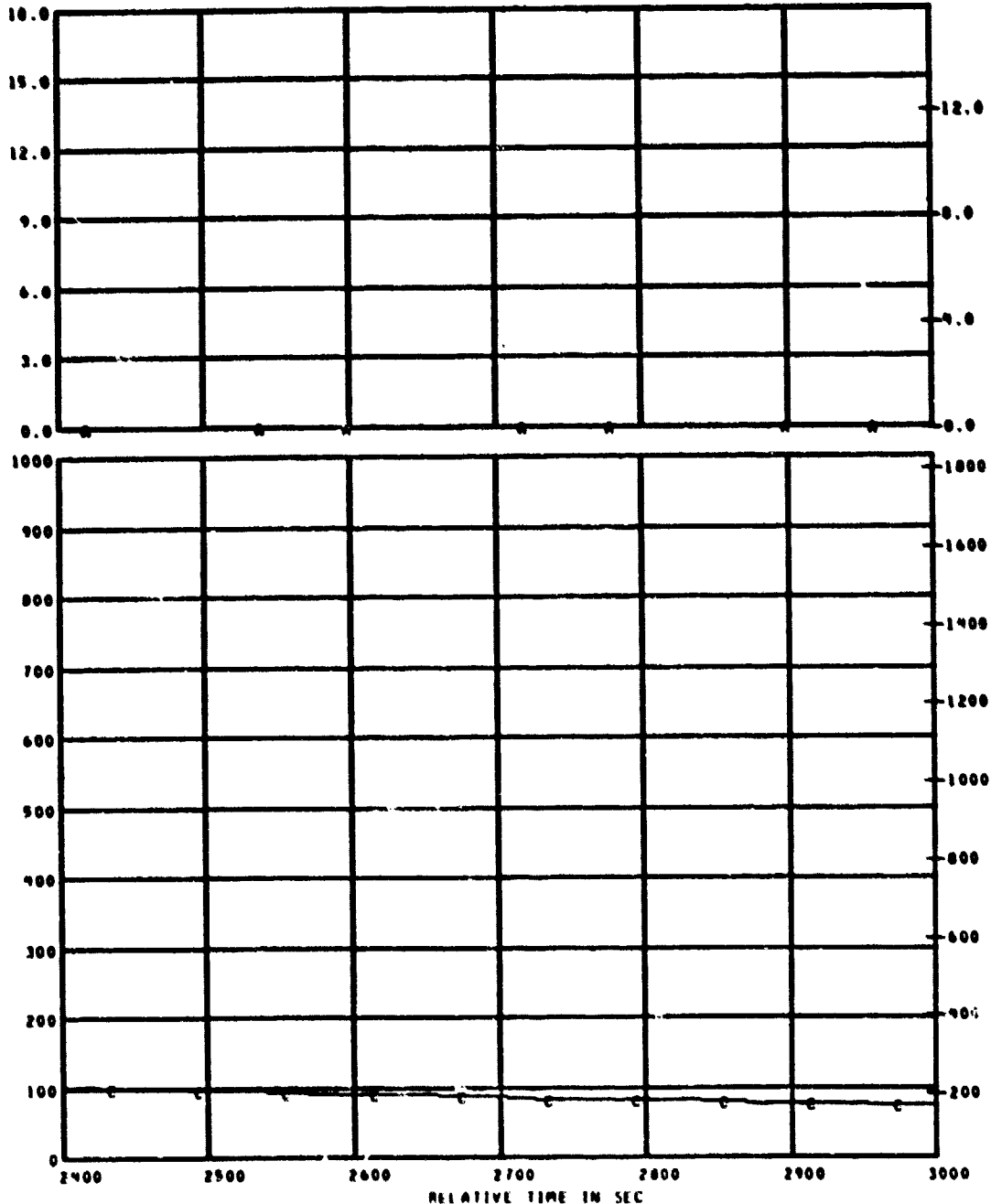
MEAS. NUMBER	CHANNEL ASGN.	TITLE	RANGE	UNITS	GRID-SYM
% CB	157	CALORIMETER NO. 8	0.0 TO 10.0	WATT/CM2	AA
% TC15	115	AIRTEMP TC CALOR 8	0 TO 1000	DEG C	BB
% TC16	116	WELDED TC CALOR 8	0 TO 1000	DEG C	BC



TEST ID 840296 317000

LAV FIRE TEST N78 PLOT NO 01 1-9

REFERENCE TIME 13 56 00.00

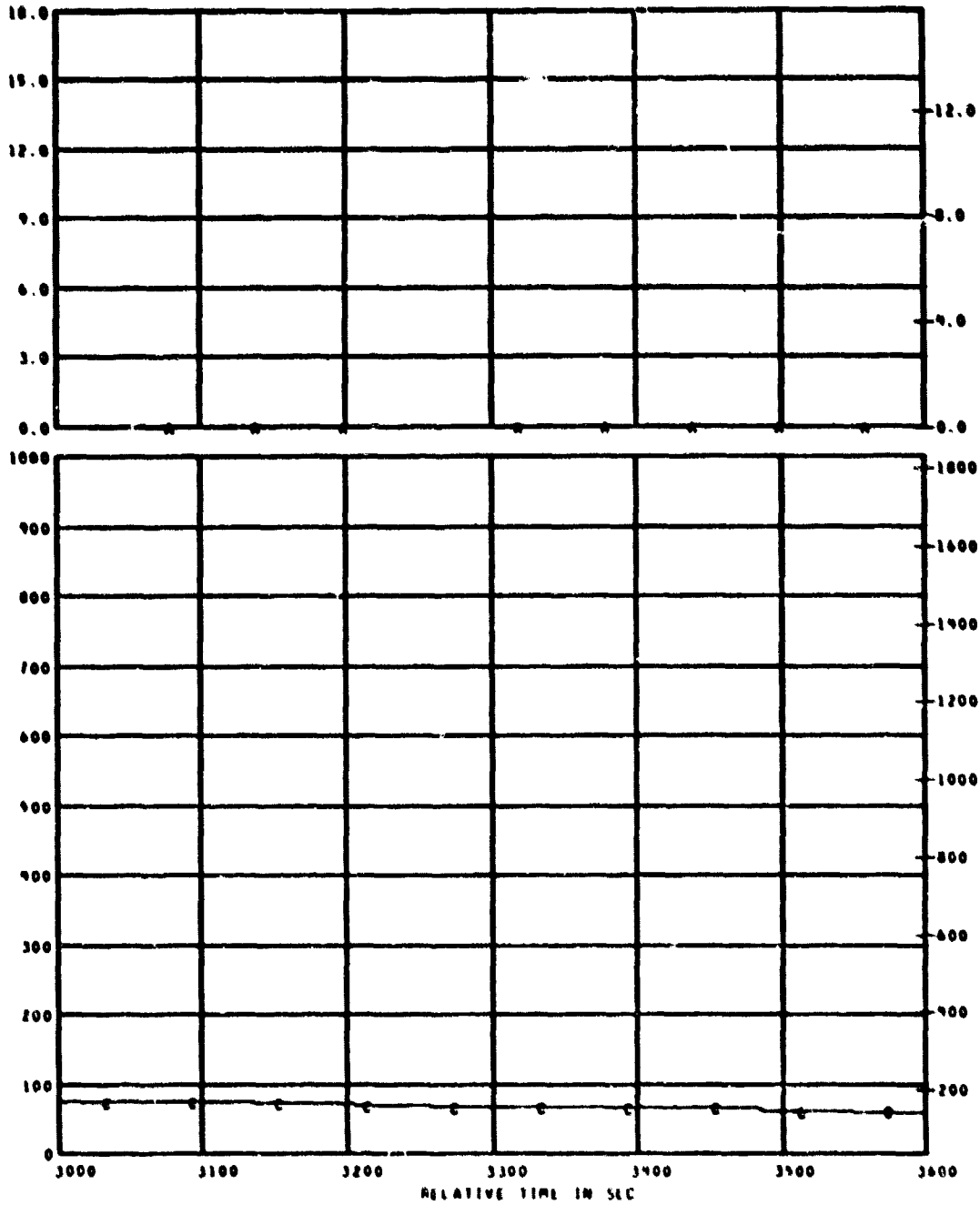


REAS. NUMBER	CHANNEL ASGN.	TITLE	RANGE	UNITS	GRID-SYM
0 CB	157	CALORIMETER NO. 0	0.0 TO 10.0	WATT/CM2	AA
3 TC 15	115	AIRTEMP TC CALOR 0	0 TO 1000	DEG C	BB
0 TC 16	116	WELDED TC CALOR 0	0 TO 1000	DEG C	BC

TEST ID 040296 317000

LAV FIRE TEST N78 PLOT NO 01 1- 6

REFERENCE TIME 13 56 00.000



B  
T  
U  
/  
F  
2  
S

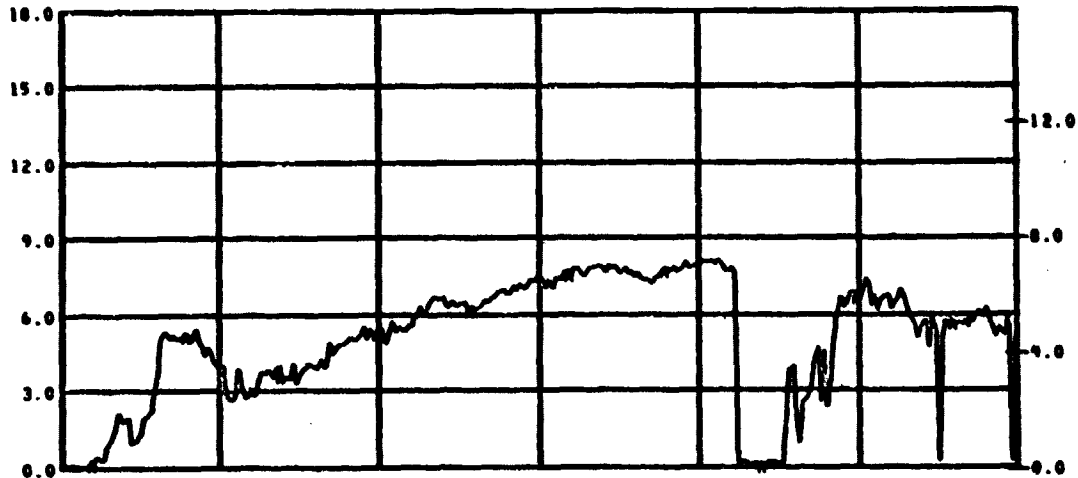
D  
E  
G  
F

MEAS. NUMBER	CHANNEL ASGN.	TITLE	RANGE	UNITS	GRID SYM
0 CB	157	CALORIMETER NO. 0	0.0 TO 18.0	WATT/CM2	AA
0 TC19	115	AIRTEMP TC CALOR 0	0 TO 1000	DEG C	BB
0 TC10	116	WELDED TC CALOR 0	0 TO 1000	DEG C	BC

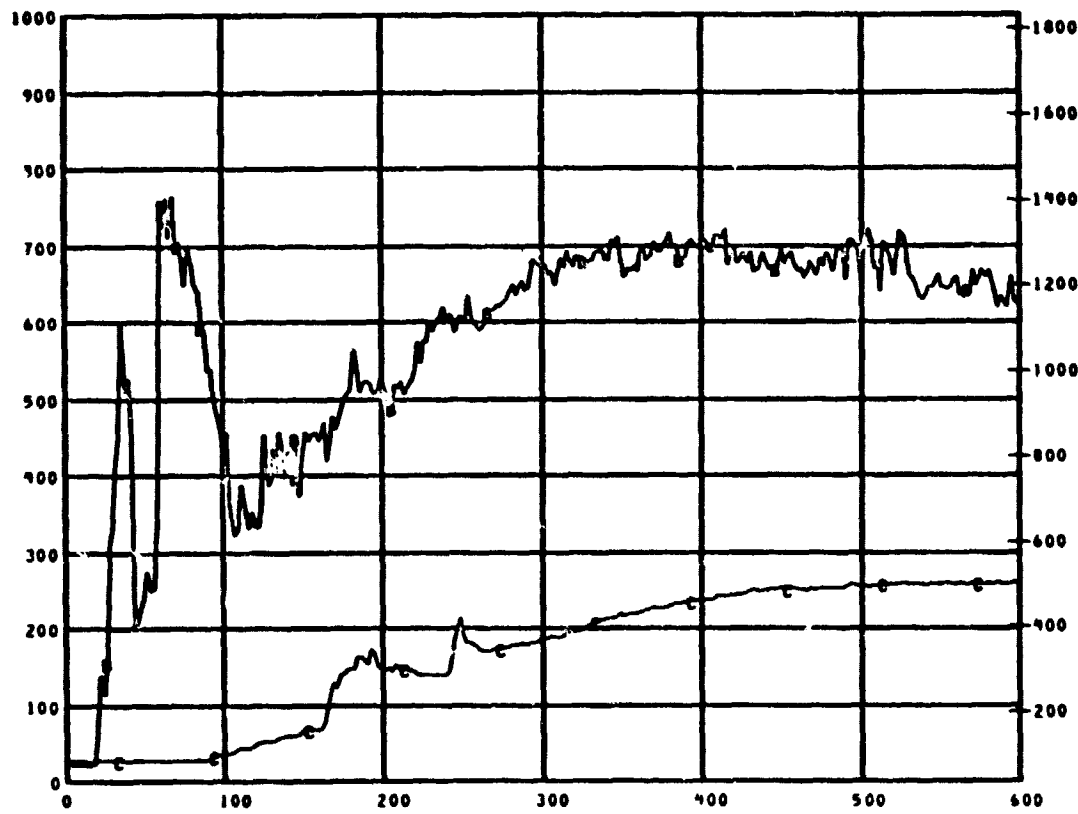
TEST ID 040296 317000

LAV FIRE TEST N78 PLOT NO 01 1-1

REFERENCE TIME 13 56 00.000



W  
A  
T  
T  
/  
C  
M  
2



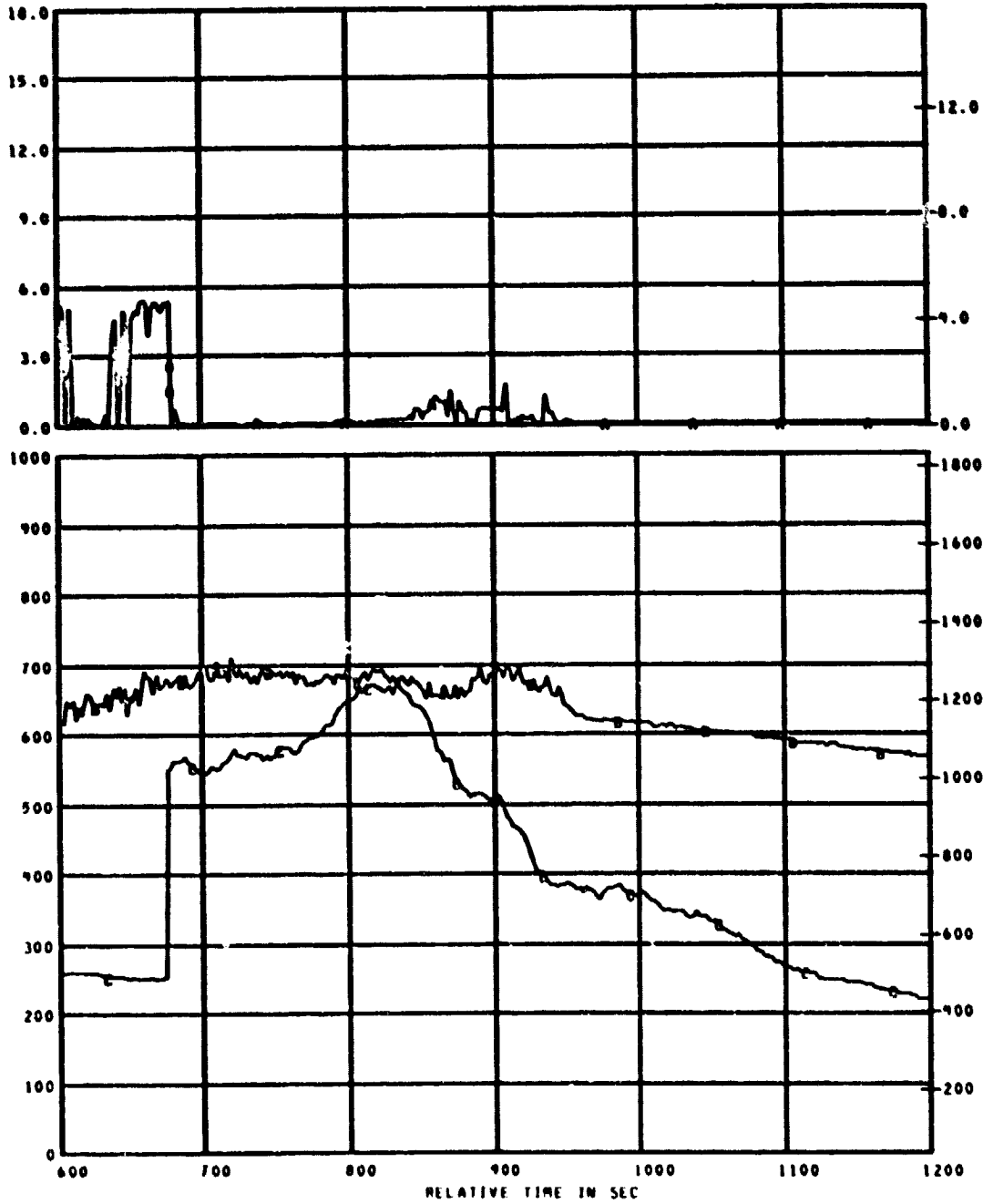
D  
E  
G  
C

REAS. NUMBER	CHANNEL ASGN.	TITLE	RANGE	UNITS	GRID-SYM
• C9	150	CALORIMETER NO. 9	0.0 TO 18.0	WATT/CM2	AA
• TC17	117	AIRTEMP TC CALOR 9	0 TO 1000	DEG C	BB
• TC18	118	WELDED TC CALOR 9	0 TO 1000	DEG C	BC

TEST ID 840296 317000

LAV FIRE TEST #78 PLOT NO 01 1- 2

REFERENCE TIME 13 56 00.000

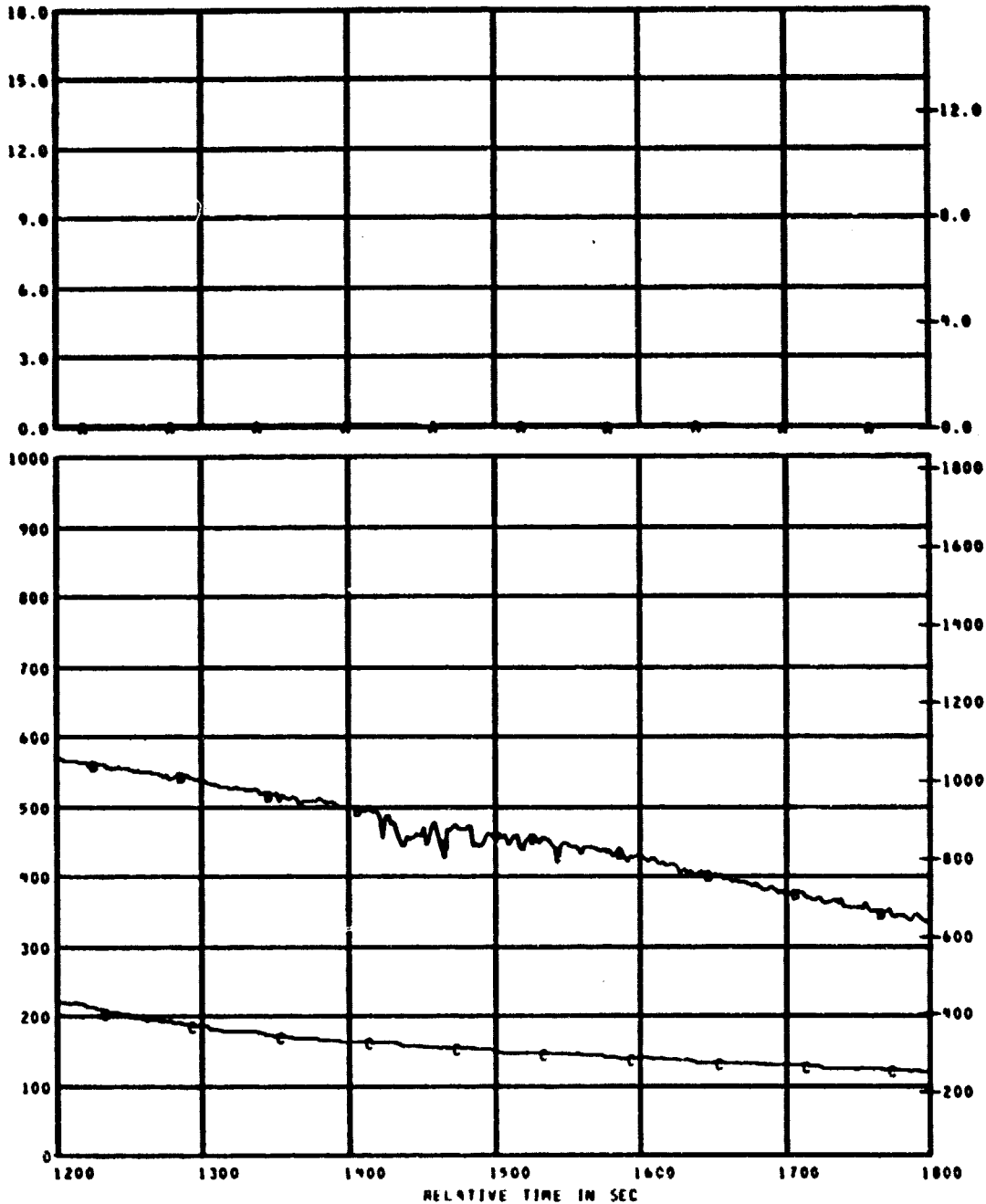


MEAS. NUMBER	CHANNEL ASGN.	TITLE	RANGE	UNITS	GRID-SYM
8 C9	150	CALORIMETER NO. 9	0.0 TO 18.0	WATT/CM2	AA
8 TC17	117	AIRTEMP TC CALOR 9	0 TO 1000	DEG C	BB
8 TC18	118	WELDED TC CALOR 9	0 TO 1000	DEG C	BC

TEST ID 040296 317000

LAV FIRE TEST N70 PLOT NO 01 1-3

REFERENCE TIME 13 56 00.000




MEAS. NUMBER	CHANNEL ASGN.	TITLE	RANGE	UNITS	GRID-SYM
0 C9	150	CALORIMETER NO. 9	0.0 TO 10.0	WATT/CM2	AA
0 TC17	117	AIRTEMP TC CALOR 9	0 TO 1000	DEG C	BB
0 TC18	118	WELDED TC CALOR 9	0 TO 1000	DEG C	BC

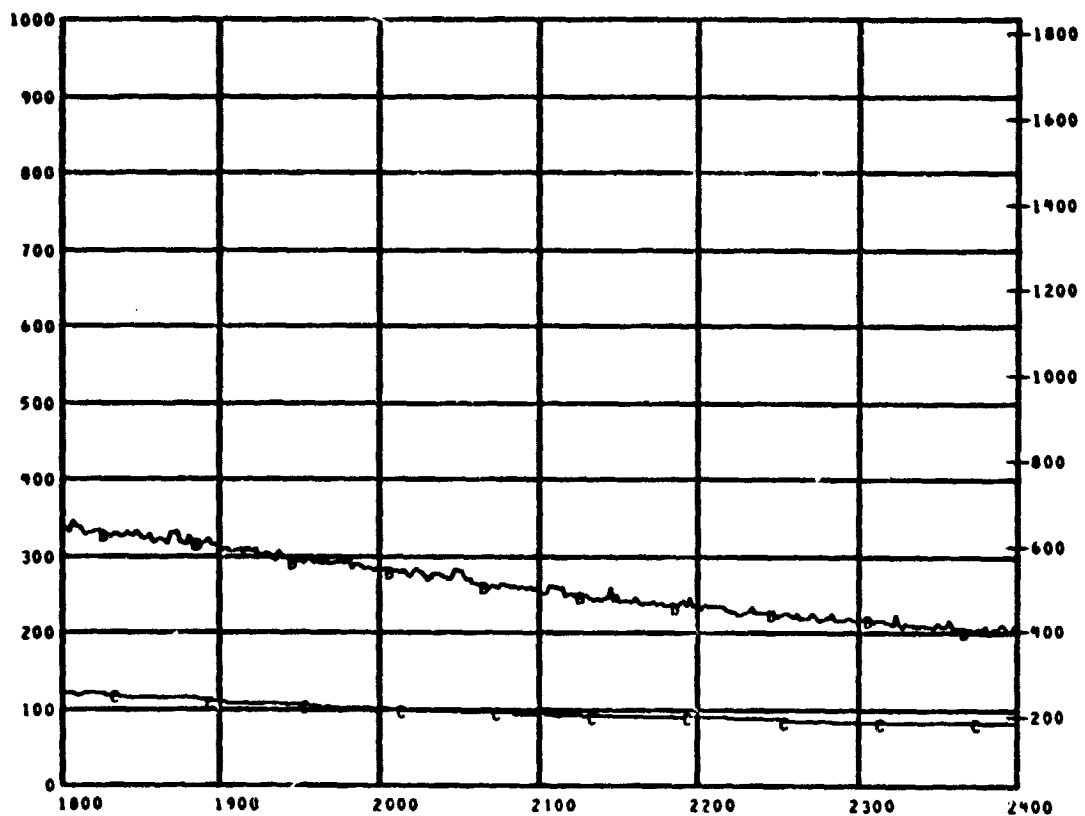
TEST ID 040296 317000

LAV FIRE TEST N70 PLOT NO 01 1- 4

REFERENCE TIME 13 56 00.000



B  
T  
U  
/  
F  
Z  
S



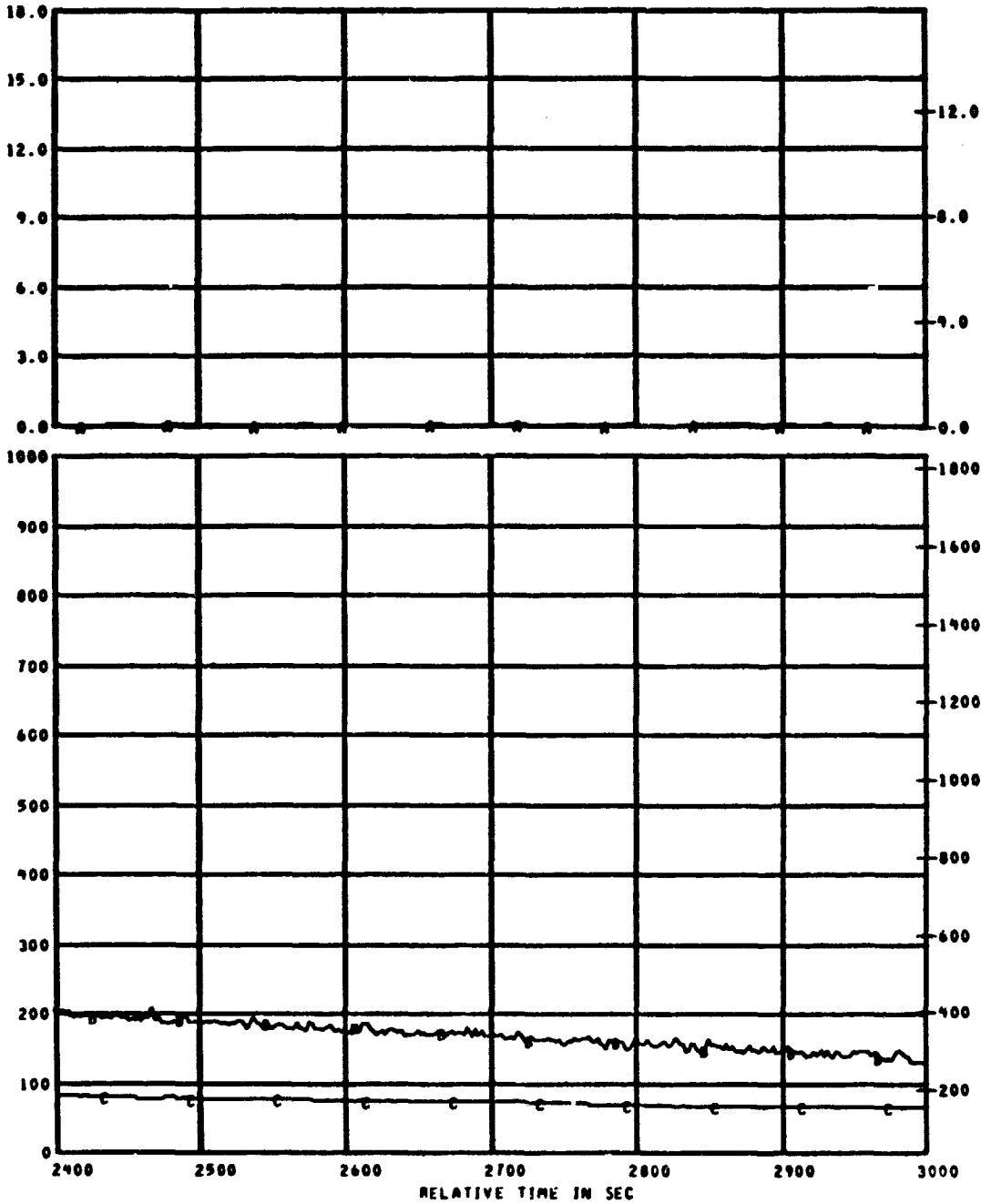
D  
E  
G  
F

MEAS. NUMBER	CHANNEL ASGN.	TITLE	RANGE	UNITS	GRID-SYM
% C9	158	CALORIMETER NO. 9	0.0 TO 18.0	WATT/CM2	AA
% TC17	117	AIRTEMP TC CALOR 9	0 TO 1000	DEG C	BB
% TC18	118	MELDED TC CALOR 9	0 TO 1000	DEG C	BC

TEST ID 040296 317000

LAV FIRE TEST N78 PLOT NO 01 1-5

REFERENCE TIME 13 56 00.000



S  
T  
U  
/  
F  
2  
S  
  
D  
E  
G  
  
F


MEAS. NUMBER	CHANNEL ASGN.	TITLE	RANGE	UNITS	GRID-SYM
* C9	150	CALORIMETER NO.9	0.0 TO 10.0	WATT/CM2	AA
* TC17	117	AIRTEMP TC CALOR 9	0 TO 1000	DEG C	BB
* TC18	118	WELDED TC CALOR 9	0 TO 1000	DEG C	BC

ORIGINAL PAGE IS  
OF POOR QUALITY

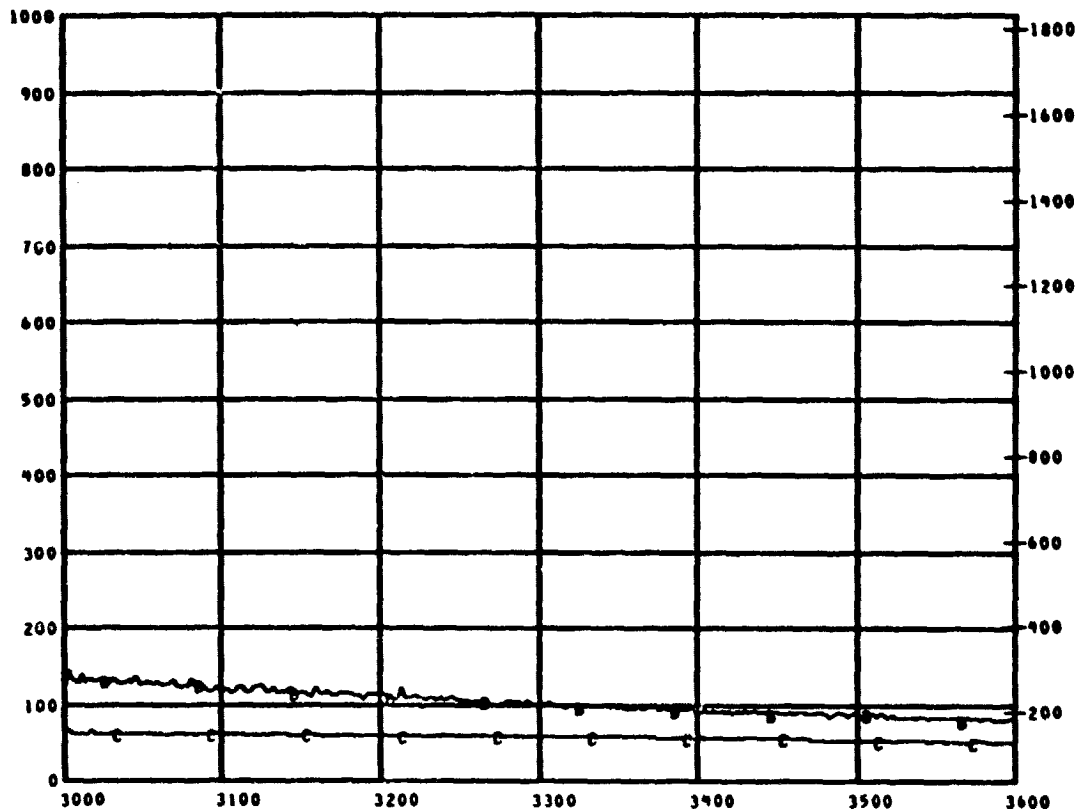
TEST ID 040296 317000

LAV FIRE TEST N78 PLOT NO 01 1- 6

REFERENCE TIME 13 56 00.000



B  
T  
U  
/  
F  
Z  
S



D  
E  
G  
F

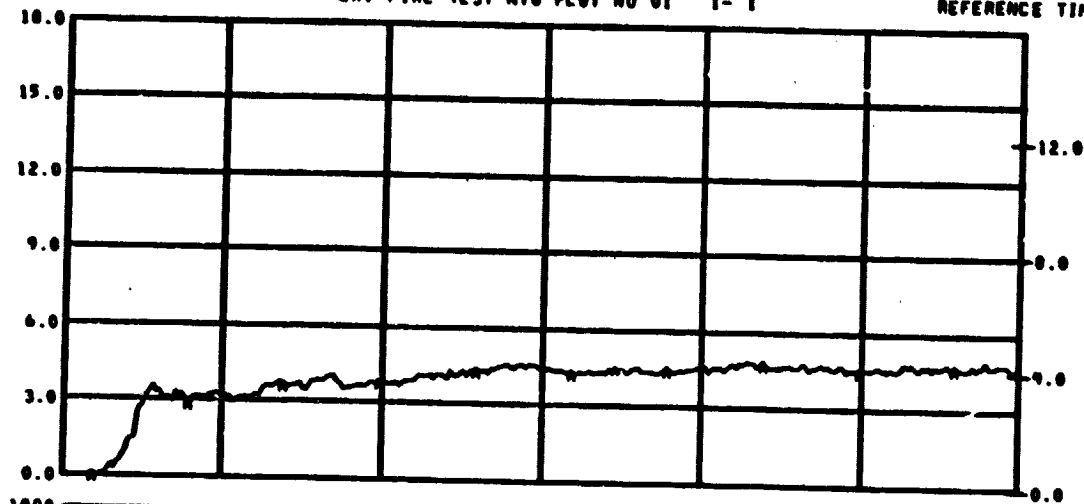
MEAS. NUMBER	CHANNEL ASGN.	TITLE	RANGE	UNITS	GRID-SYM
• C9	150	CALORIMETER NO. 9	0.0 TO 18.0	WATT/CM2	AA
• TC17	117	AIRTEMP TC CALOR 9	0 TO 1000	DEG C	BB
• TC18	118	WELDED TC CALOR 9	0 TO 1000	DEG C	BC



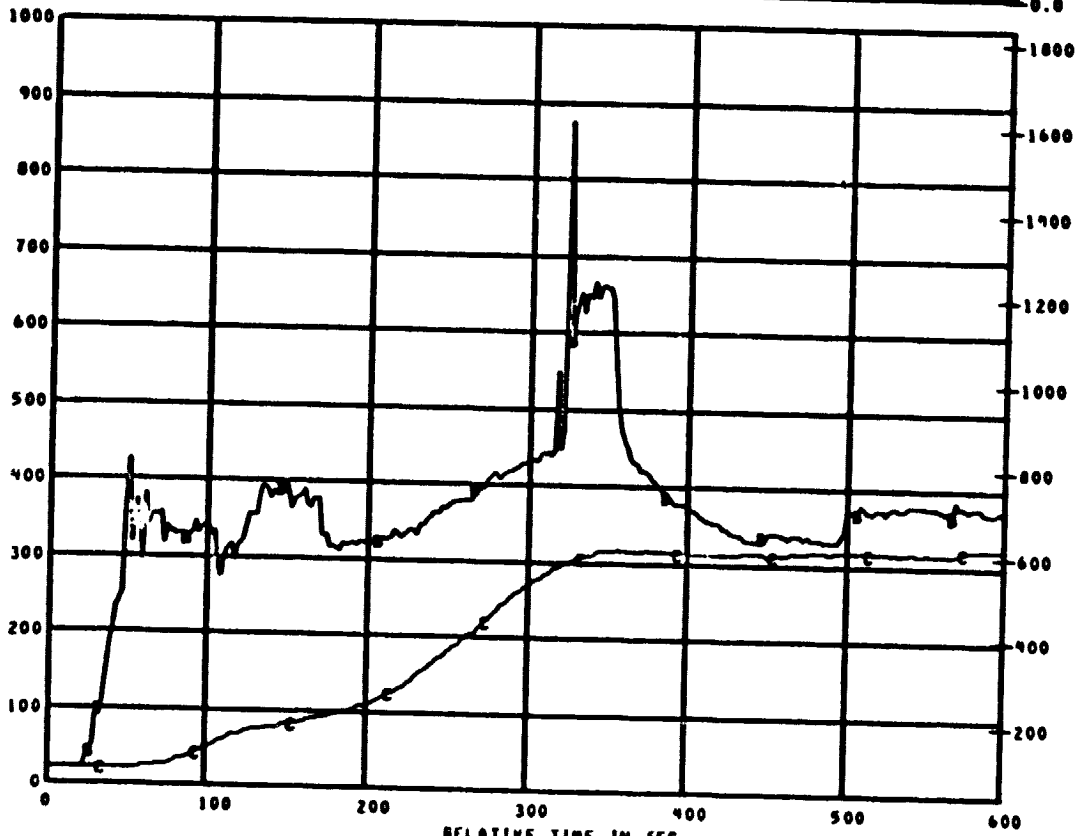
TEST ID 840296 317000

LAV FIRE TEST N70 PLOT NO 01 1-1

REFERENCE TIME 13 56 00.000



B  
T  
U  
/  
C  
M  
²



D  
E  
G  
C

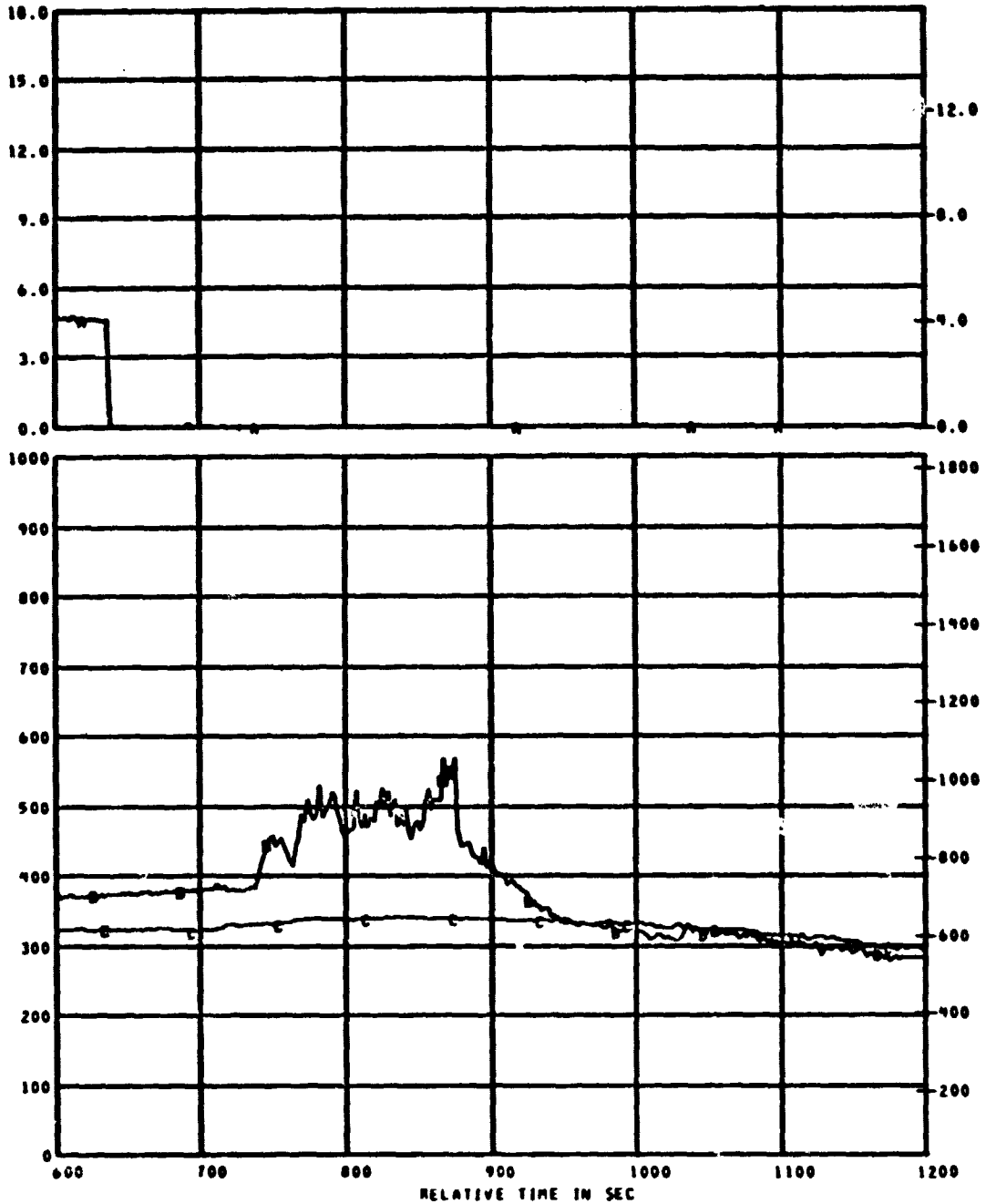
MEAS. NUMBER	CHANNEL ASGN.	TITLE	RANGE	UNITS GRID-SYM
6 C10	159	CALORIMETER NO.10	0.0 TO 18.0	WATT/CM2 AA
6 TC19	119	AIRTEMP TC CALOR 10	0 TO 1000	DEG C BB
6 TC20	120	WELDED TC CALOR 10	0 TO 1000	DEG C BC

ORIGINAL PAGE IS  
OF POOR QUALITY

TEST ID 840296 317000

LAV FIRE TEST N70 PLOT NO 01 1-2

REFERENCE TIME 13 56 00.000



B  
T  
U  
/  
F  
2  
S


B  
E  
G  
F

MEAS. NUMBER	CHANNEL ASGN.	TITLE	RANGE	UNITS GRID-SYM
6 C10	159	CALORIMETER NO.10	0.0 TO 18.0	WATT/CM2 AA
6 TC19	119	AIRTEAP TC CALOR 10	0 TO 1000	DEG C BB
6 TC20	120	MELDED TC CALOR 10	0 TO 1000	DEG C BC

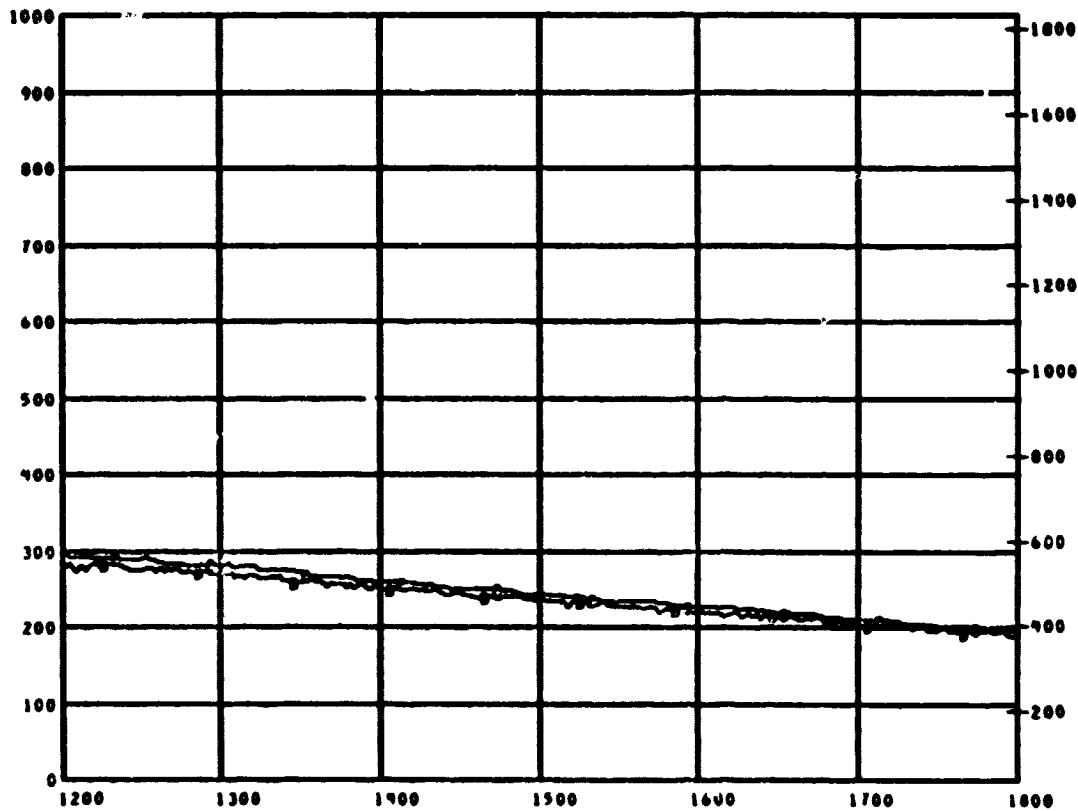
TEST ID 040296 317000

LAV FIRE TEST N70 PLOT NO 01 1- 3

REFERENCE TIME 13 56 00.000



D  
T  
U  
/  
F  
2  
S



D  
E  
G  
S


1200 1300 1400 1500 1600 1700 1800  
RELATIVE TIME IN SEC

MEAS. NUMBER	CHANNEL ASGN.	TITLE	RANGE	UNITS	GRID-SYM
8 C10	159	CALORIMETER NO.10	0.0 TO 18.0	WATT/CM2	AA
8 TC19	119	AIRTEMP TC CALOR 10	0 TO 1000	DEG C	BB
8 TC20	120	WELDED TC CALOR 10	0 TO 1000	DEG C	BC

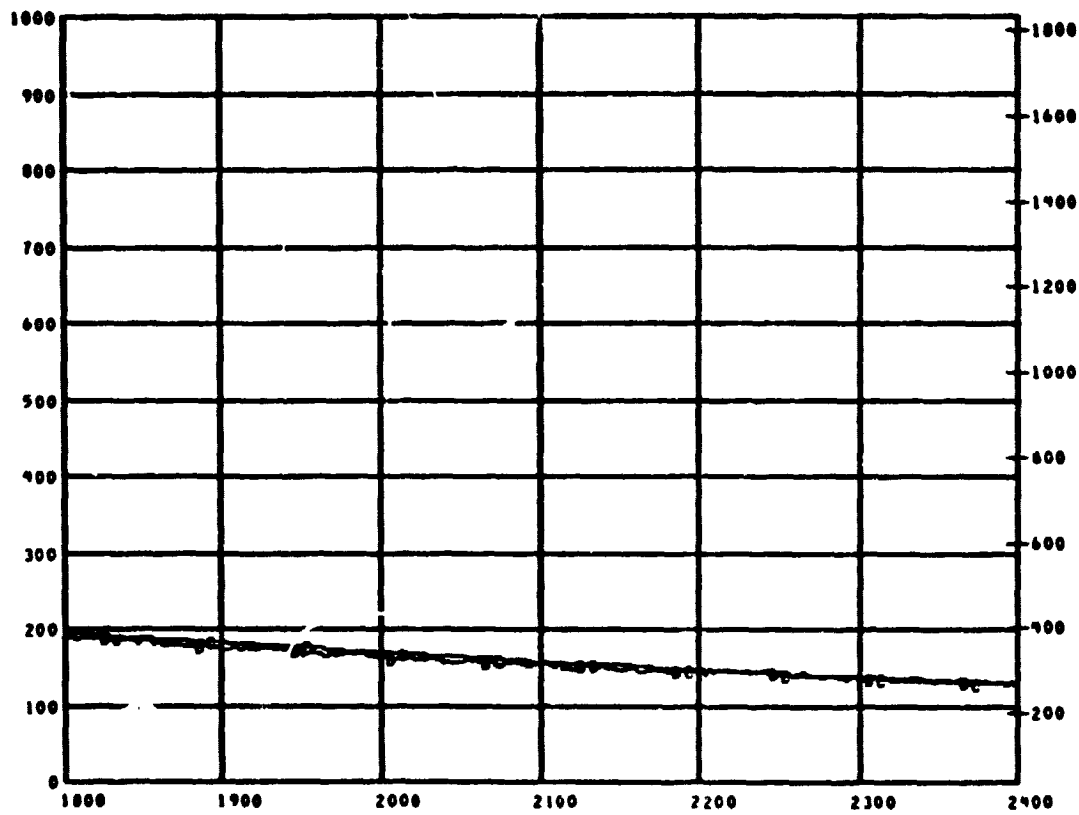
TEST ID 040296 317000

LAV FIRE TEST N70 PLOT NO 01 1-4

REFERENCE TIME 13 56 00.00



B  
T  
U  
/  
F  
Z  
S




B  
E  
S  
F

MEAS. NUMBER	CHANNEL ASGN.	TITLE	RANGE	UNITS	GRID-SYM
0 C10	159	CALORIMETER NO. 10	0.0 TO 10.0	WATT/CM2	AA
0 TC19	119	AIRTEMP TC CALOR 10	0 TO 1000	DEG C	BB
0 TC20	120	WELDED TC CALON 10	0 TO 1000	DEG C	BC

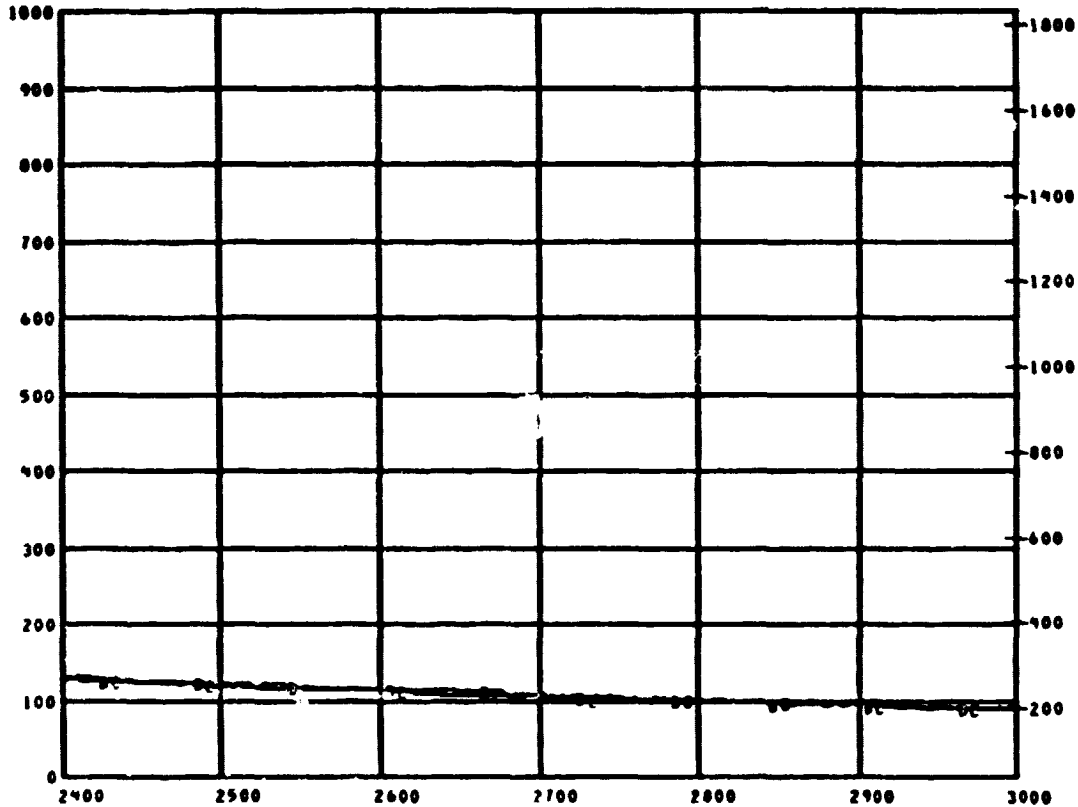
TEST ID 040296 317000

LAV FIRE TEST N70 PLOT NO 01 1-5

REFERENCE TIME 13 56 00.000



B  
T  
U  
/  
F  
2  
5



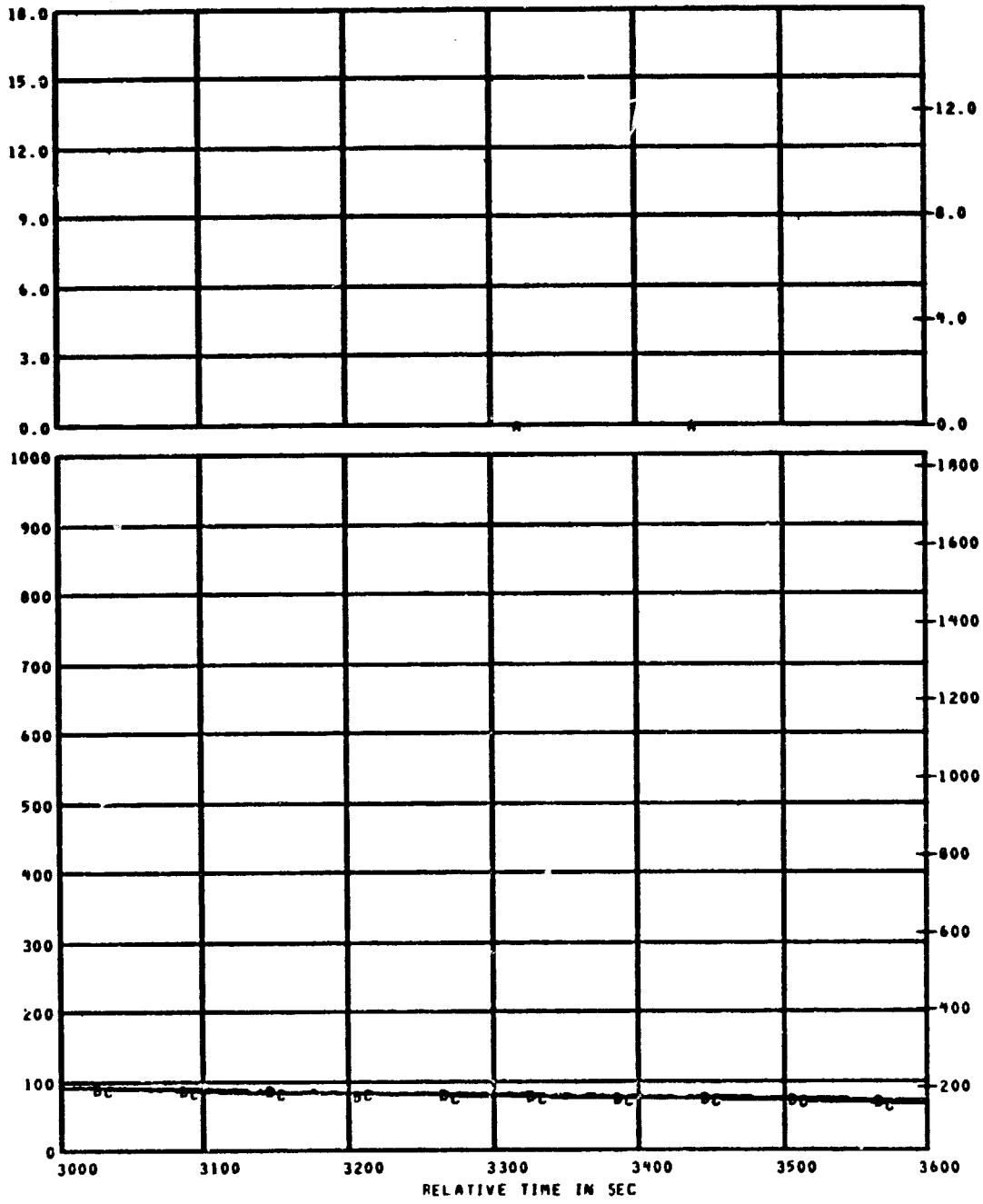
B  
E  
C  
F

MEAS. NUMBER	CHANNEL ASGN.	TITLE	RANGE	UNITS	GRID-SYM
5 C10	159	CALORIMETER NO. 10	0.0 TO 18.0	WATT/CM2	AA
6 TC19	119	AIRTEMP TC CALOR 10	0 TO 1000	DEG C	BB
6 TC20	120	MELOED TC CALOR 10	0 TO 1000	DEG C	BC

TEST ID 840296 317000

LAV FIRE TEST N78 PLOT NO 01 1- 6

REFERENCE TIME 13 56 00.000



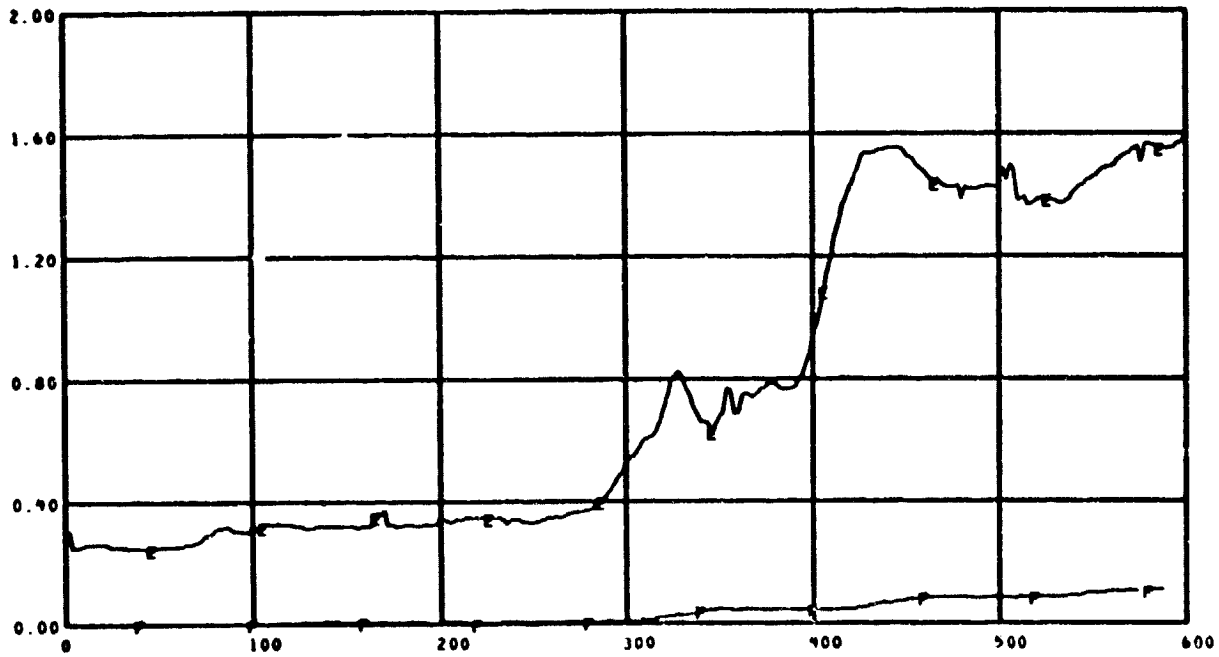
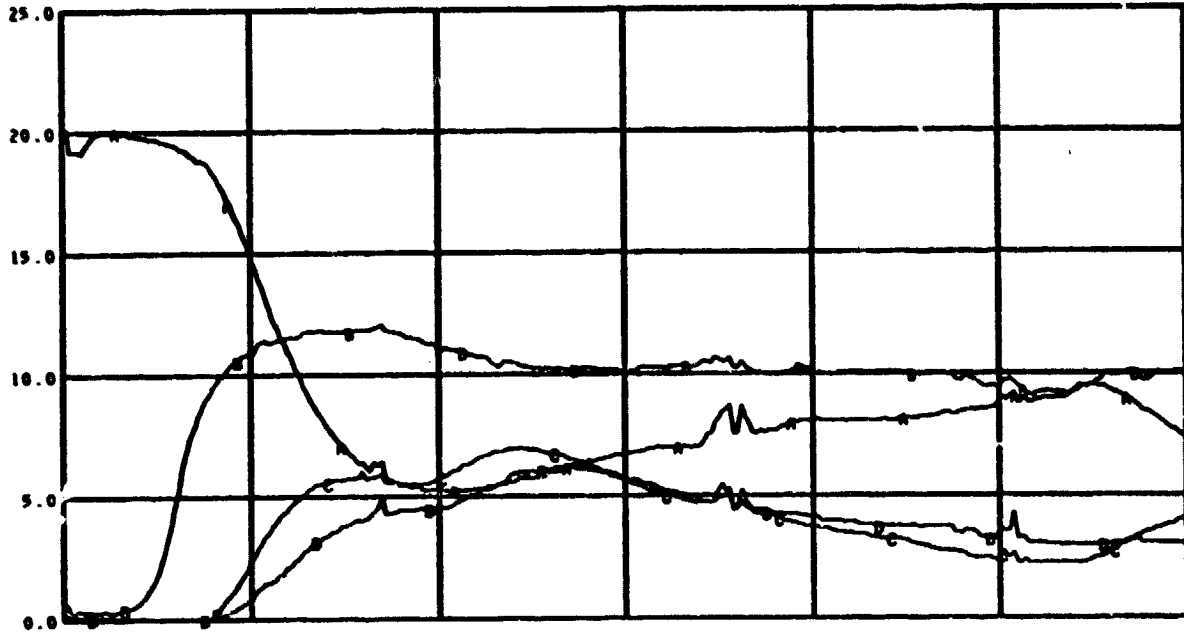
B  
T  
U  
/  
F  
S  
  
D  
E  
G  
F

MEAS. NUMBER	CHANNEL ASGN.	TITLE	RANGE	UNITS	GRID-SYM
* C10	159	CALORIMETER NO.10	0.0 TO 18.0	WATT/CM2	AA
* TC19	119	AIRTEMP TC CALOR 10	0 TO 1000	DEG C	BB
* TC20	120	WELDED TC CALOR 1W	0 TO 1000	DEG C	BC

TEST ID 040296 317000

LAV FIRE TEST N70 PLOT NO 01 1-1

REFERENCE TIME 13 56 00.000

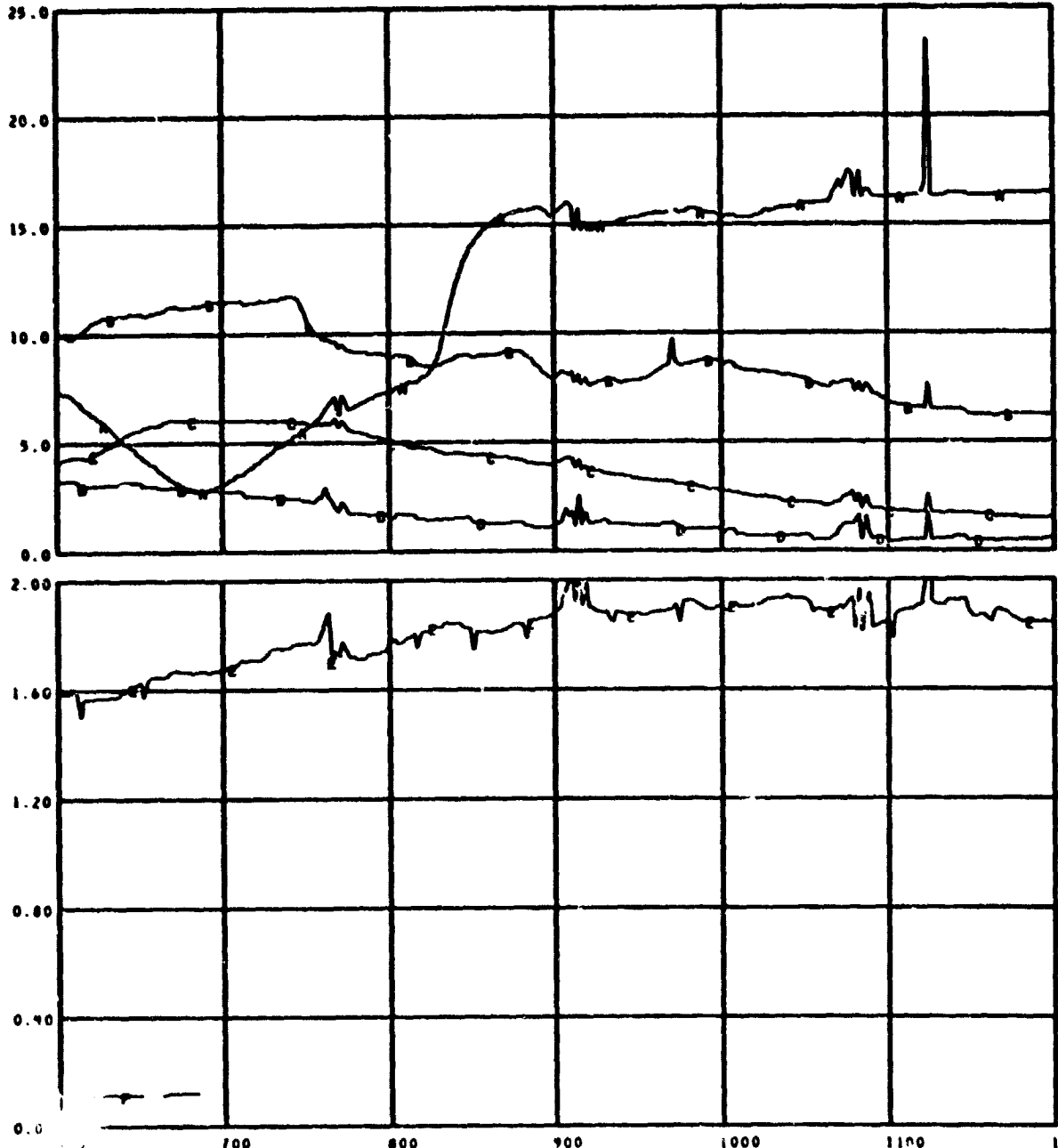


MEAS. NUMBER	CHANNEL ASGN.	TITLE	RANGE	UNITS	GRID-SYM
O2LAV	091	LAVATORY O2	0.0 TO 25.0	PCT	AA
CO2LV	093	LAVATORY CO2	0.0 TO 25.0	PCT	AB
CCLAV	088	LAVATORY CO	0.0 TO 25.0	PCT	AC
CMNLV	085	LAVATORY CMN	0.0 TO 25.0	PCT	AD
CO2CB	090	CABIN CO2	0.00 TO 2.00	PCT	BE
CCAB	089	CABIN CO	0.00 TO 2.00	PCT	BF

TEST ID 840296 317000

LAV FIRE TEST N78 PLOT NO 01 1- 2

REFERENCE TIME 13 56 00.000



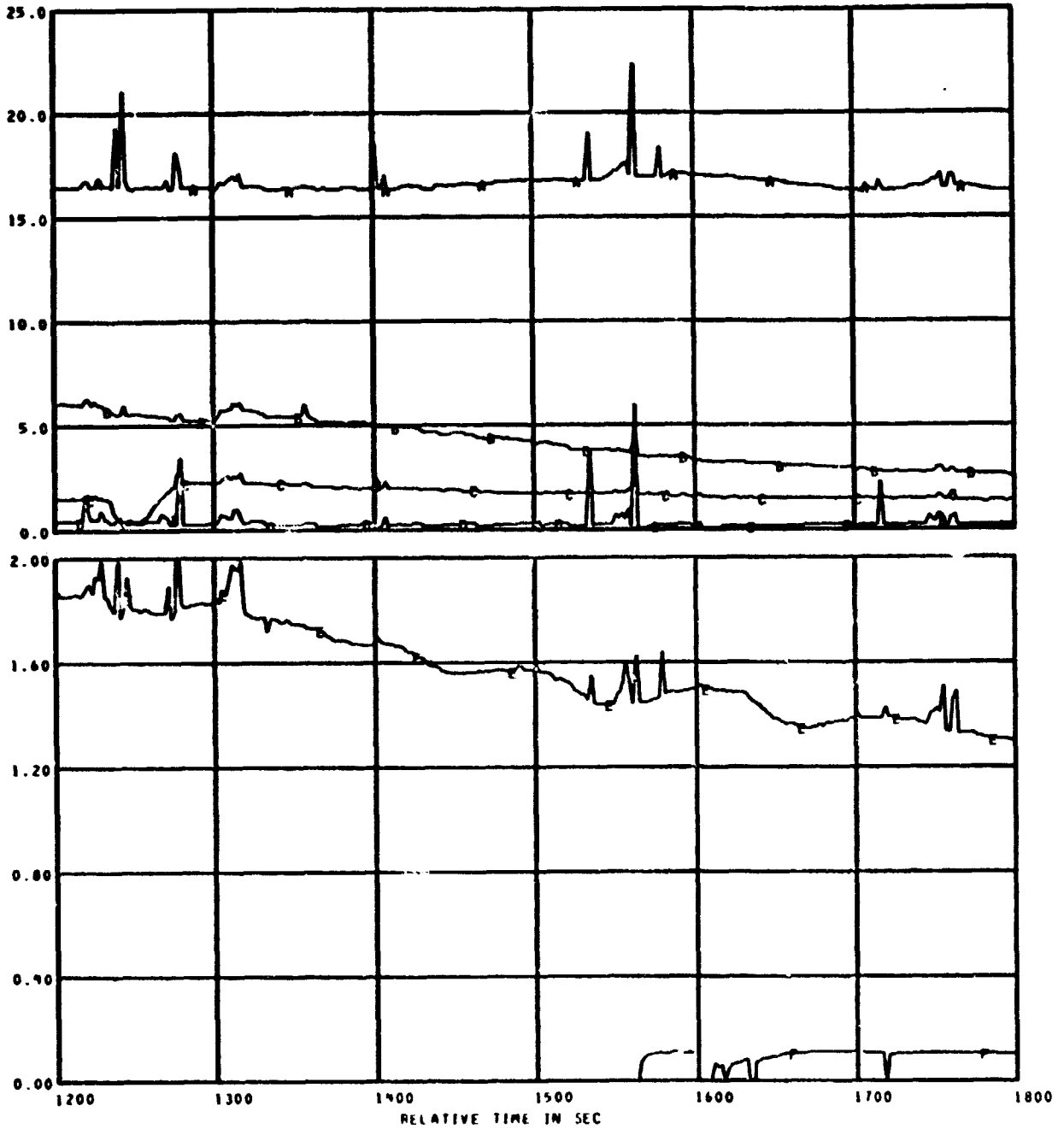
MEAS. NUMBER	CHANNEL ASGN.	TITLE	RANGE	UNITS	GRID-SYM
OZLAV	091	LAVATORY O2	0.0 TO 25.0	PCT	AA
CO2LV	093	LAVATORY CO2	0.0 TO 25.0	PCT	AB
COLAV	088	LAVATORY CO	0.0 TO 25.0	PCT	AC
CM9LV	085	LAVATORY CM9	0.0 TO 25.0	PCT	AD
CO2CB	090	CABIN CO2	0.00 TO 2.00	PCT	BE
CO2CB	089	CABIN CO	0.00 TO 2.00	PCT	BF



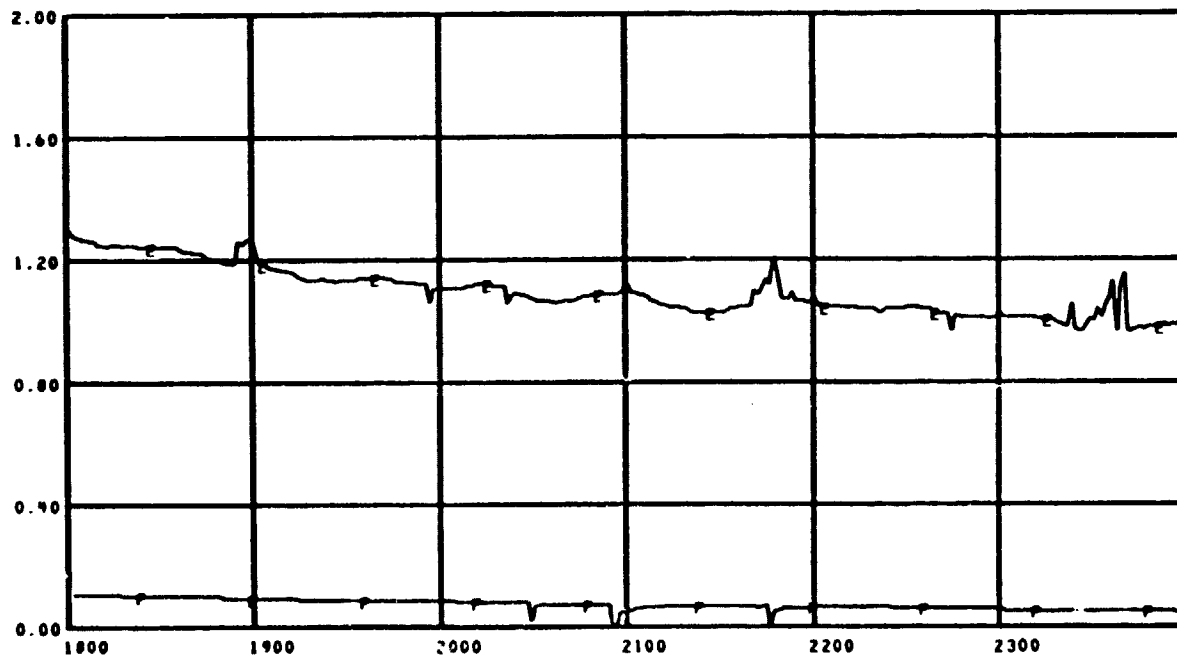

TEST ID 840296 317000

LAV FIRE TEST N78 PLOT NO 01 1- 3

REFERENCE TIME 13 56 00.000



MEAS. NUMBER	CHANNEL ASGN.	TITLE	RANGE	UNITS	GRID-SYM
O2LAV	091	LAVATORY O2	0.0 TO 25.0	PCT	AA
CO2LAV	093	LAVATORY CO2	0.0 TO 25.0	PCT	AB
COLAV	088	LAVATORY CO	0.0 TO 25.0	PCT	AC
CM4LV	085	LAVATORY CH4	0.0 TO 25.0	PCT	AD
CO2CB	090	CABIN CO2	0.00 TO 2.00	PCT	BE
COCAB	089	CABIN CO	0.00 TO 2.00	PCT	BF

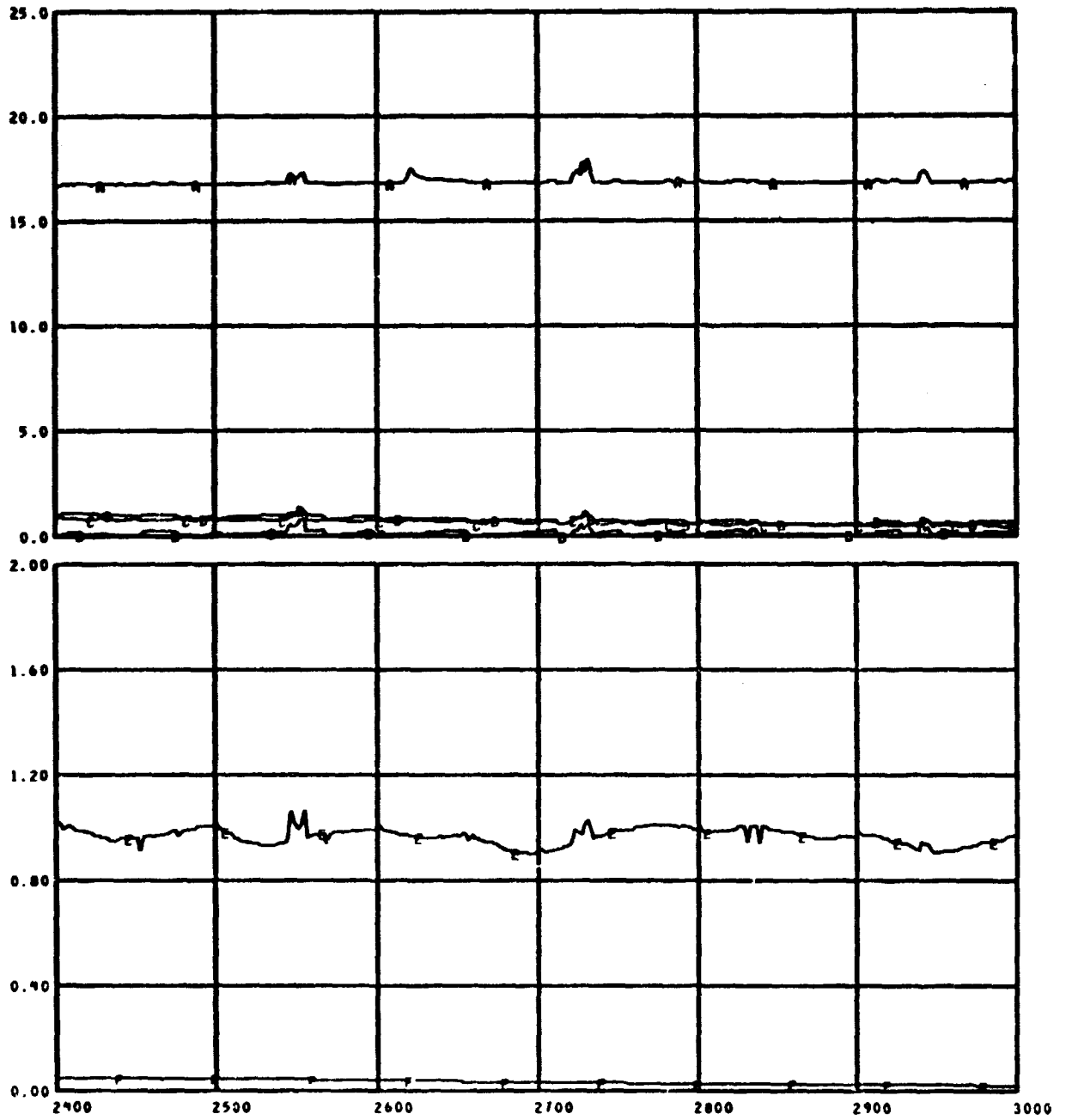


MEAS. NUMBER	CHANNEL ASGN.	TITLE	RANGE	UNITS	GRID-SYM
O2LAV	091	LAVATORY O2	0.0 TO 25.0	PCT	AA
CO2LV	093	LAVATORY CO2	0.0 TO 25.0	PCT	AB
COLAV	088	LAVATORY CO	0.0 TO 25.0	PCT	AC
CH4LV	085	LAVATORY CH4	0.0 TO 25.0	PCT	AD
CO2CB	090	CABIN CO2	0.00 TO 2.00	PCT	BE
CO2CB	089	CABIN CO	0.00 TO 2.00	PCT	BF

TEST ID 840296 317000

LAV FIRE TEST N78 PLOT NO 01 1-5

REFERENCE TIME 13 56 00.000



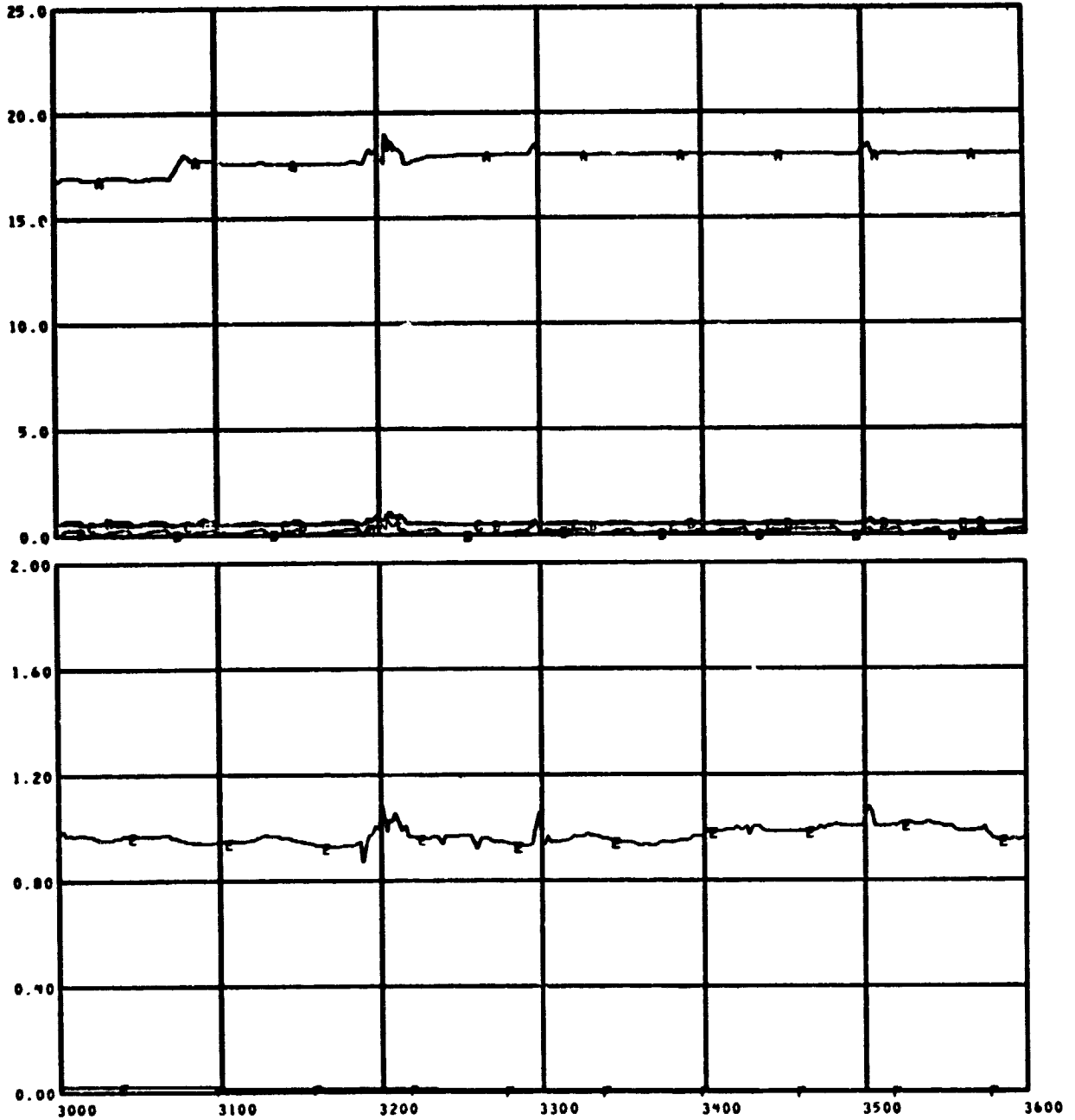
PARS. NUMBER	CHANNEL ASGN.	TITLE	RANGE	UNITS	GRID-SYM
02LAV	091	LAVATORY O2	0.0 TO 25.0	PCT	AA
C02LV	093	LAVATORY CO2	0.0 TO 25.0	PCT	AB
CO LAV	088	LAVATORY CO	0.0 TO 25.0	PCT	AC
CH4LV	085	LAVATORY CH4	0.0 TO 25.0	PCT	AD
* CO2CB	090	CABIN CO2	0.00 TO 2.00	PCT	BE
CO CAB	084	CABIN CO	0.00 TO 2.00	PCT	BF

ORIGINAL PAGE IS  
OF POOR QUALITY

TEST ID 840296 317000

LAV FIRE TEST N78 PLOT NO 01 1- 6

REFERENCE TIME 13 36 00.000

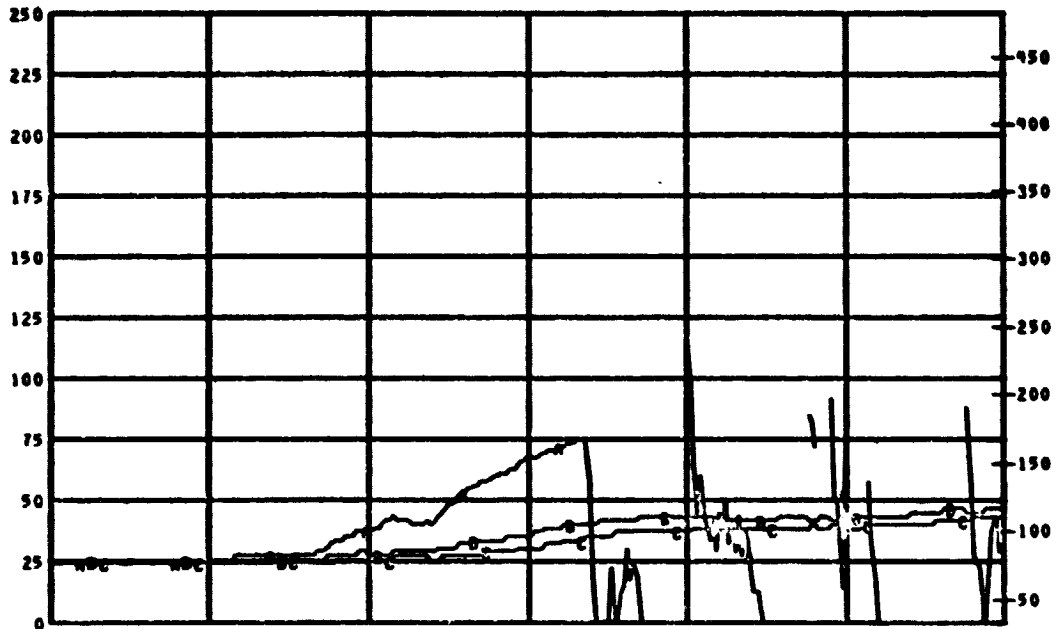


MEAS. NUMBER	CHANNEL ASGN.	TITLE	RANGE	UNITS	GRID-SYM
O2LAV	091	LAVATORY O2	0.0 TO 25.0	PCT	AA
CO2LV	093	LAVATORY CO2	0.0 TO 25.0	PCT	AB
CO2LAV	088	LAVATORY CO	0.0 TO 25.0	PCT	AC
CM4LV	085	LAVATORY CM4	0.0 TO 25.0	PCT	AD
CO2CB	090	CABIN CO2	0.00 TO 2.00	PCT	BE
CO2CB	084	CABIN CO	0.00 TO 2.00	PCT	BF

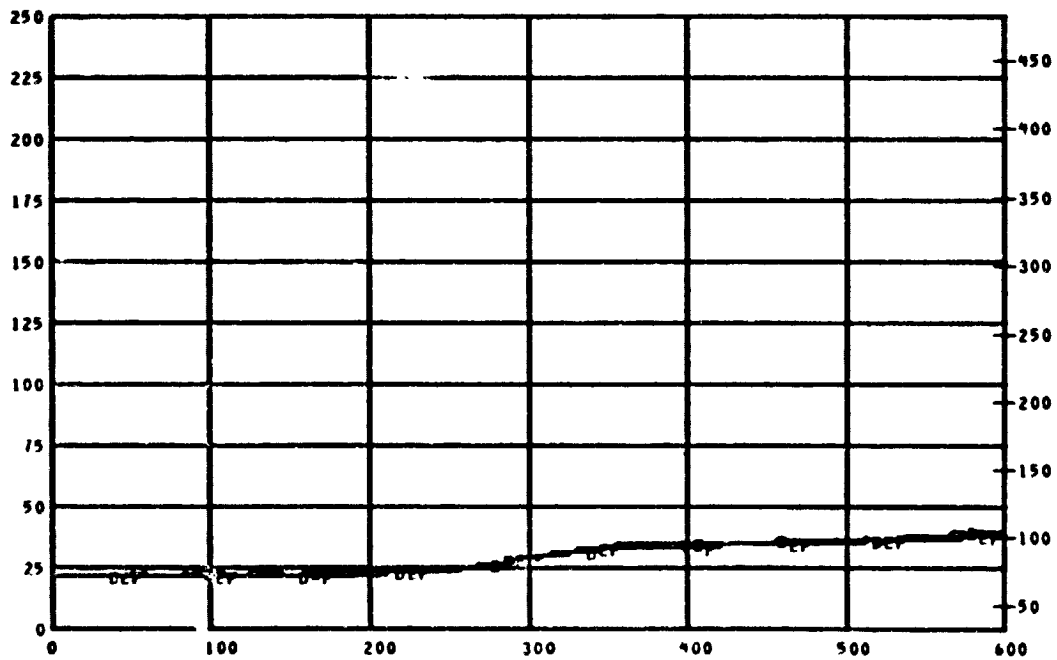
TEST ID 040296 317000

LAV FIRE TEST N70 PLOT NO 01 1- 1

REFERENCE TIME 13 56 00.00



D  
E  
B  
F



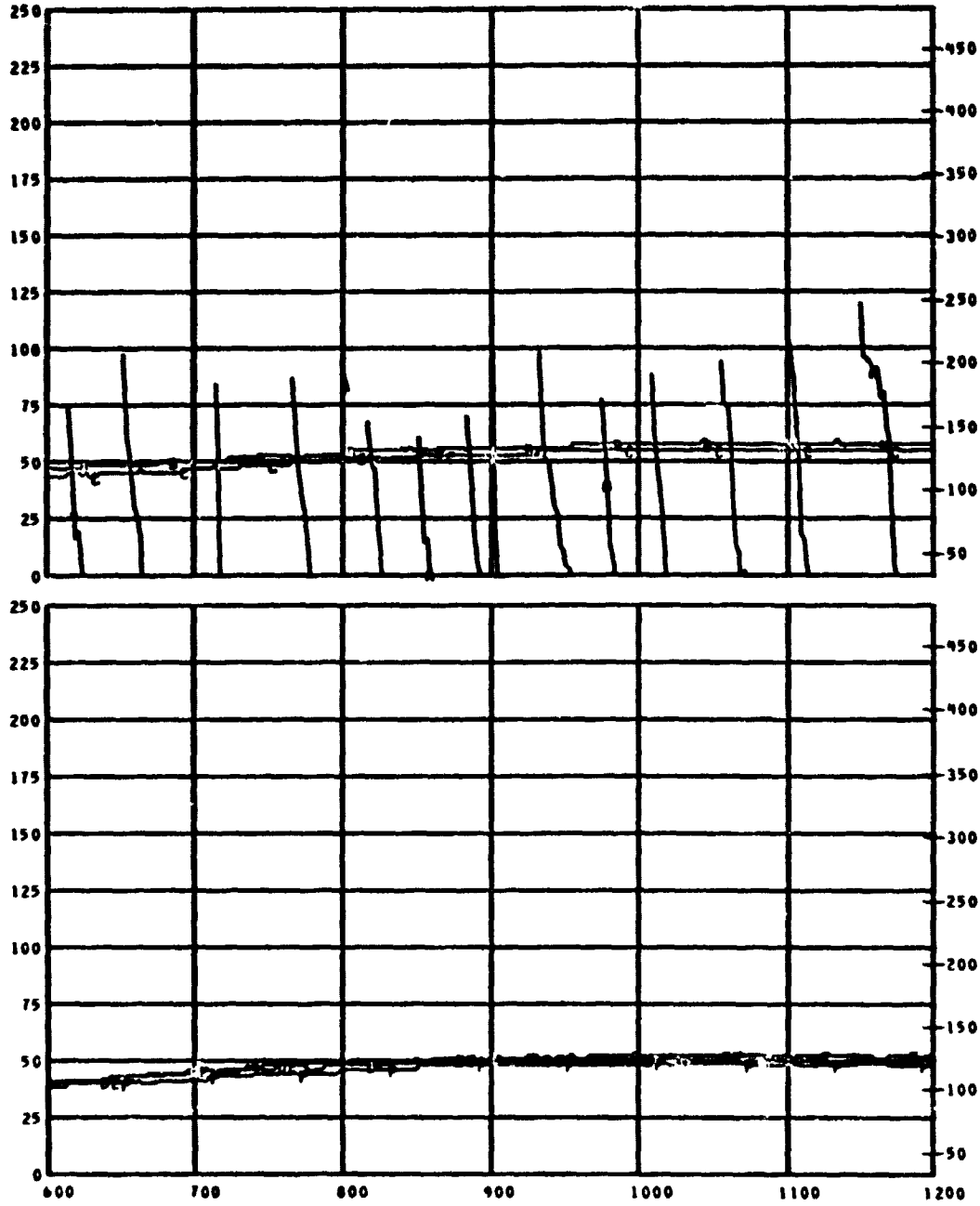
D  
E  
G  
F

MEAS. NUMBER	CHANNEL ASGN.	TITLE	RANGE	UNITS	GRID-SYM
6 TC23	123	WEST CABIN *MOST WEST*	0 TO 250	DEG C	AA
6 TC24	124		0 TO 250	DEG C	AB
6 TC25	125		0 TO 250	DEG C	AC
6 TC26	126		0 TO 250	DEG C	BD
6 TC27	127	WEST CABIN *LEAST WEST*	0 TO 250	DEG C	BE
6 TC28	128	EAST CABIN *MOST WEST*	0 TO 250	DEG C	BF

TEST ID 040296 317000

LAV FIRE TEST N70 PLOT NO 01 1- 2

REFERENCE TIME 13 56 00.000



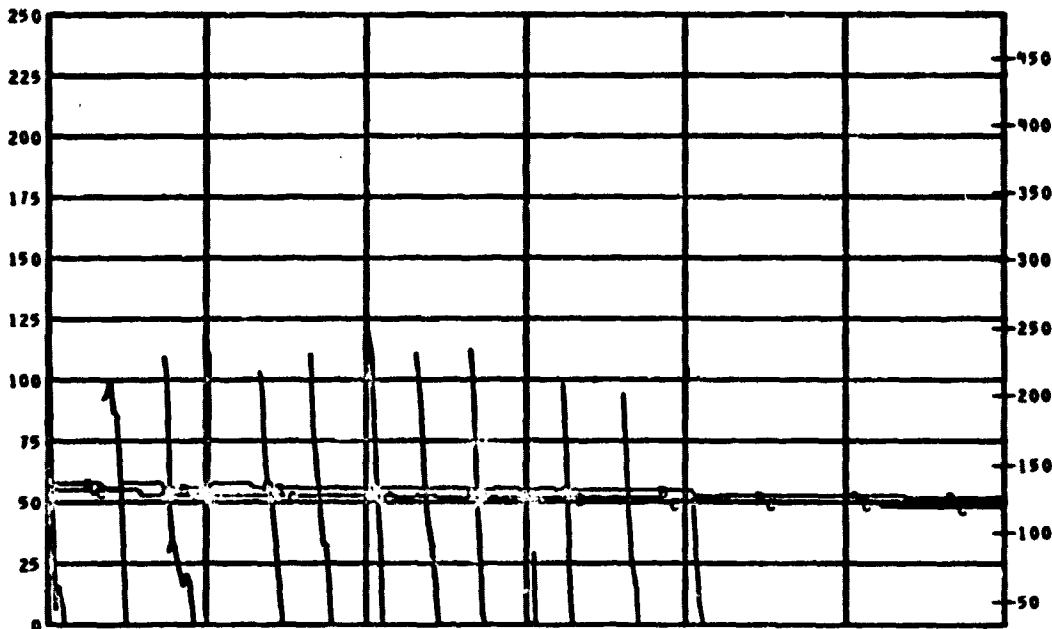
D  
E  
G  
F  
  
D  
E  
G  
F

MEAS. NUMBER	CHANNEL ASGN.	TITLE	RANGE	UNITS	GRID-SYM
* TC 23	123	WEST CABIN "MOST WEST"	0 TO 250	DEG C	AA
* TC 24	124		0 TO 250	DEG C	AB
* TC 25	125		0 TO 250	DEG C	AC
* TC 26	126		0 TO 250	DEG C	BD
* TC 27	127	WEST CABIN "LEAST WEST"	0 TO 250	DEG C	BE
* TC 28	128	EAST CABIN "MOST WEST"	0 TO 250	DEG C	BF

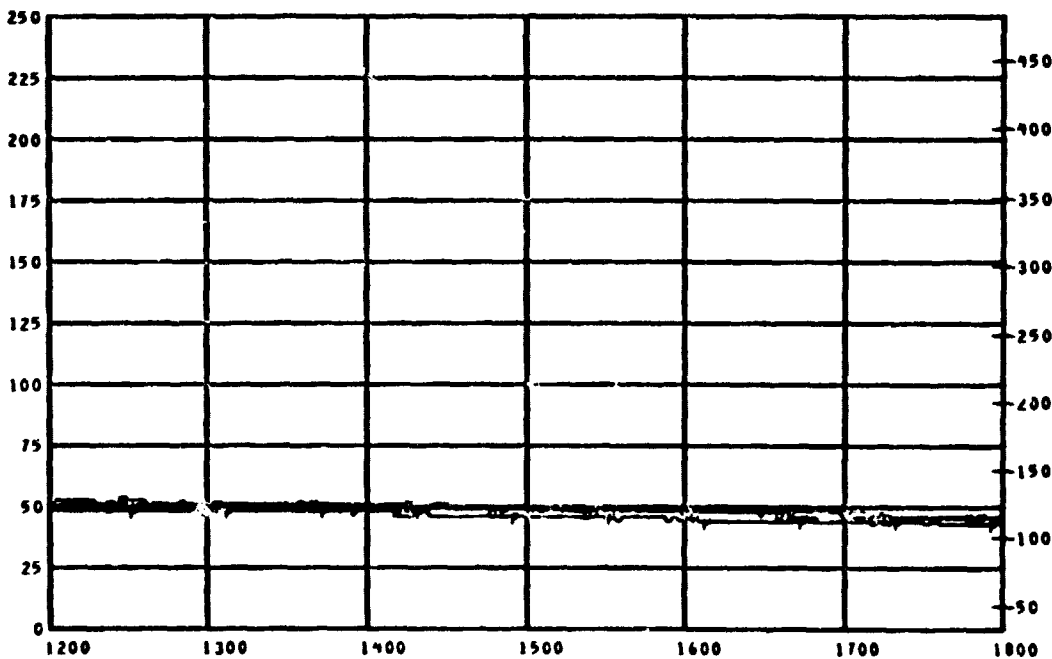
TEST ID 840296 317000

LAV FIRE TEST N78 PLOT NO 01 1- 3

REFERENCE TIME 13 56 00.000



D  
E  
G  
F



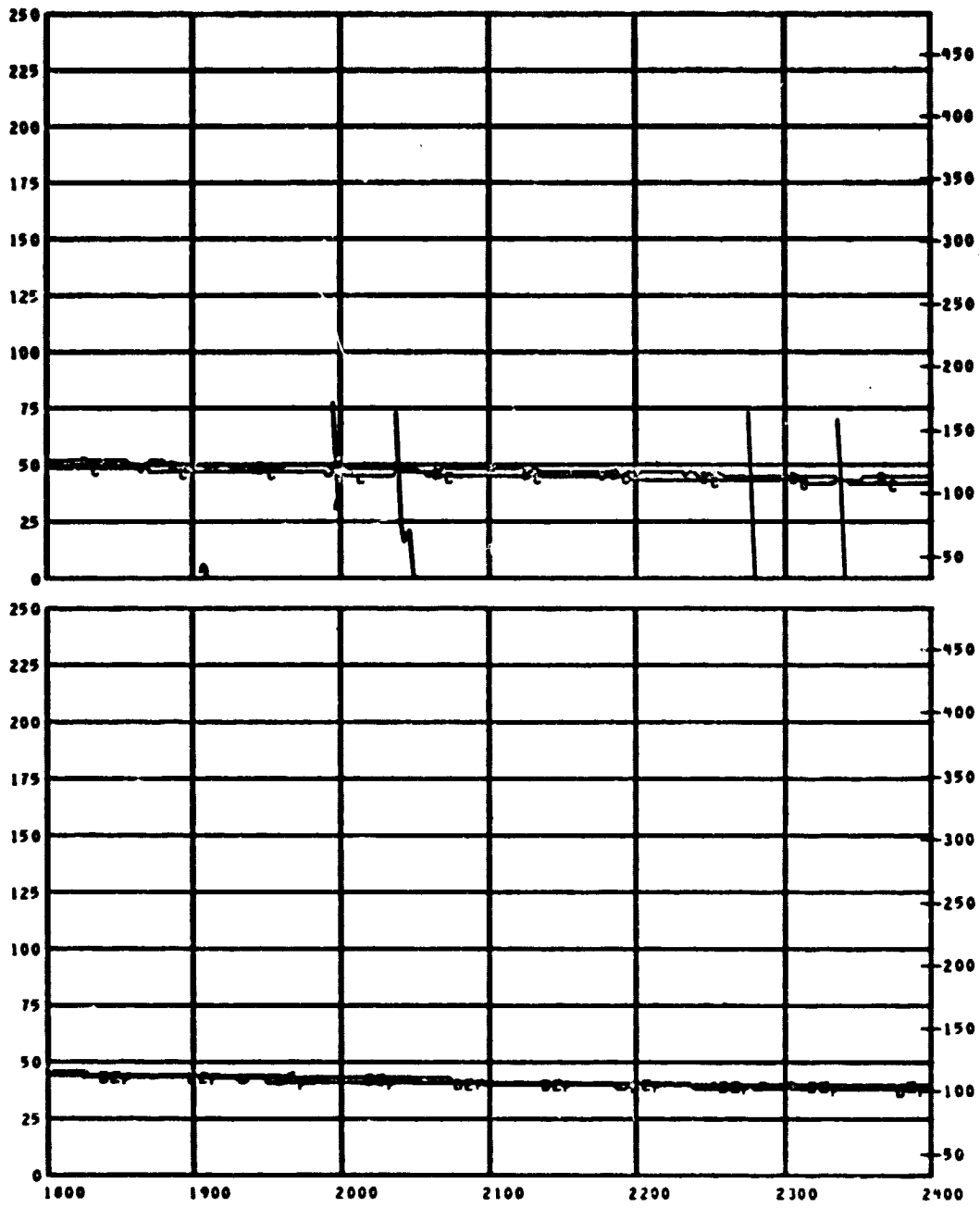
D  
E  
G  
F

MEAS. NUMBER	CHANNEL ASGN.	TITLE	RANGE	UNITS	GRID-SYM
8 TC23	123	WEST CABIN "MOST WEST"	0 TO 250	DEG C	AA
8 TC24	124		0 TO 250	DEG C	AB
8 TC25	125		0 TO 250	DEG C	AC
8 TC26	126		0 TO 250	DEG C	BD
8 TC27	127	WEST CABIN "LEAST WEST"	0 TO 250	DEG C	BE
8 TC28	128	EAST CABIN "MOST WEST"	0 TO 250	DEG C	BF

TEST ID 040296 317000

LAV FIRE TEST N70 PLOT NO 01 1-4

REFERENCE TIME 13 56 00.000



D  
E  
G  
F  
  
D  
E  
G  
F

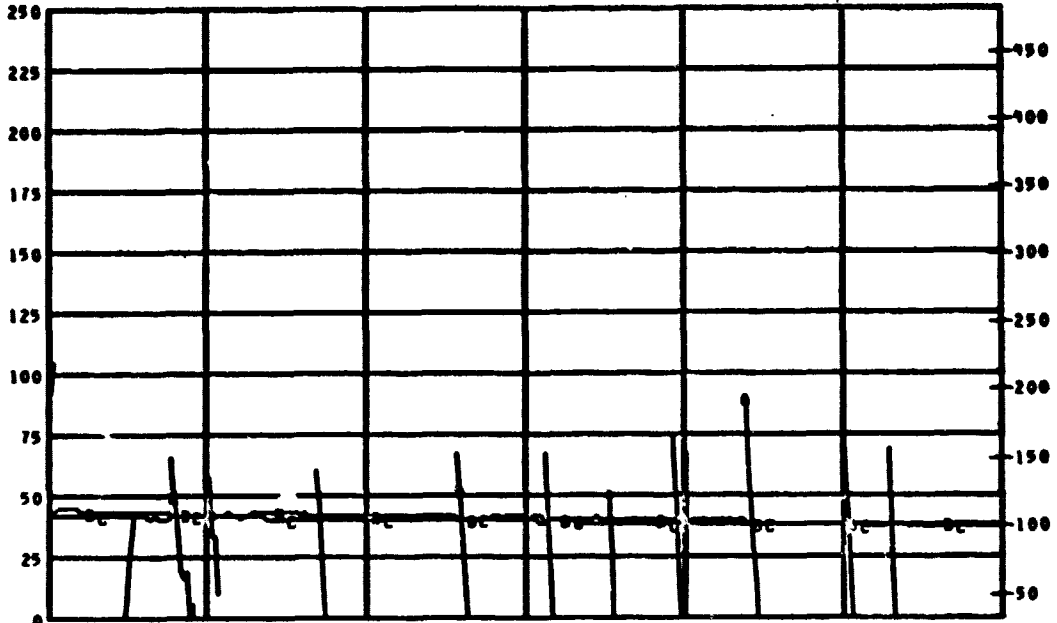
MEAS. NUMBER	CHANNEL ASGN.	TITLE	RANGE	UNITS	GRID-SYM
* TC23	123	WEST CABIN *MOST WEST*	0 TO 250	DEG C	AA
* TC24	124		0 TO 250	DEG C	AB
* TC25	125		0 TO 250	DEG C	AC
* TC26	126		0 TO 250	DEG C	BD
* TC27	127	WEST CABIN *LEAST WEST*	0 TO 250	DEG C	BE
* TC28	128	EAST CABIN *MOST WEST*	0 TO 250	DEG C	BF



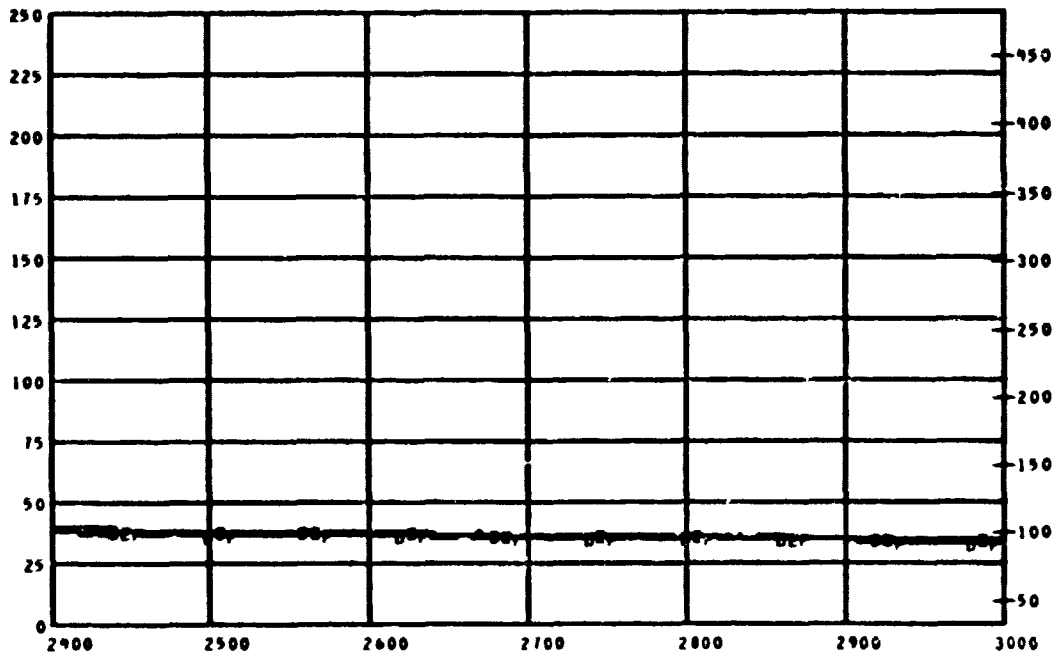
TEST ID 040296 317000

LAV FIRE TEST N70 PLOT NO 01 1- 9

REFERENCE TIME 13 56 00.00



D  
E  
G  
F




D  
E  
G  
F

SENS. NUMBER	CHANNEL ASGN.	TITLE	RANGE	UNITS	GRID-SYM
8 TC23	123	WEST CABIN *MOST WEST*	0 TO 250	DEG C	AA
8 TC24	124		0 TO 250	DEG C	AB
8 TC25	125		0 TO 250	DEG C	AC
8 TC26	126		0 TO 250	DEG C	BD
8 TC27	127	WEST CABIN *LEAST WEST*	0 TO 250	DEG C	BE
8 TC28	128	EAST CABIN *MOST WEST*	0 TO 250	DEG C	BF

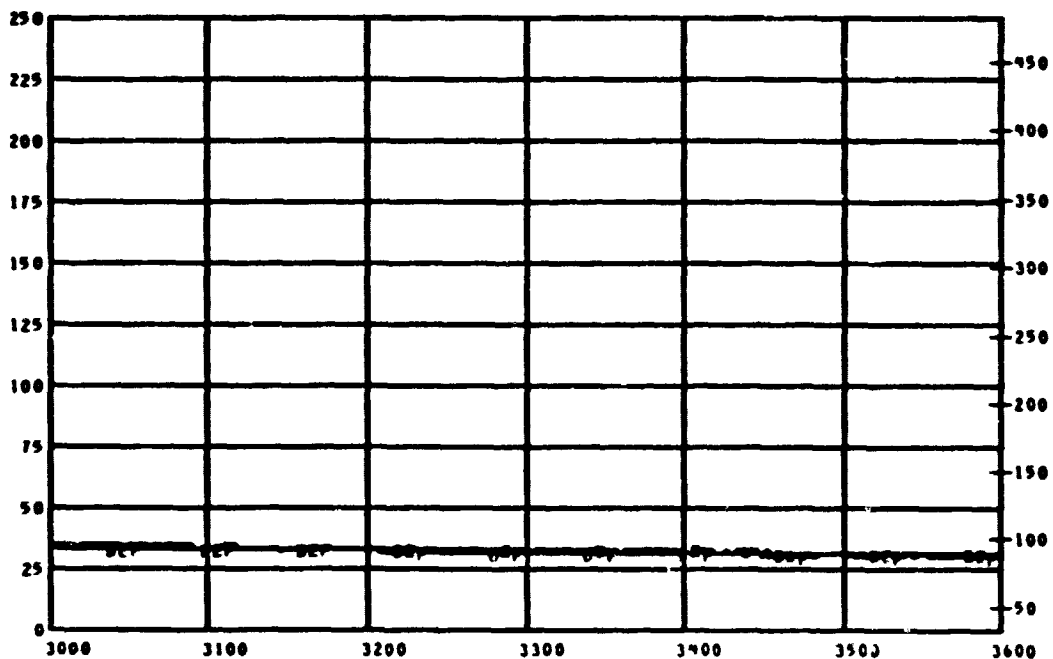
TEST ID 040296 317000

LAV FIRE TEST N70 PLOT NO 01 1- 6

REFERENCE TIME 13 56 00.000



D  
E  
F



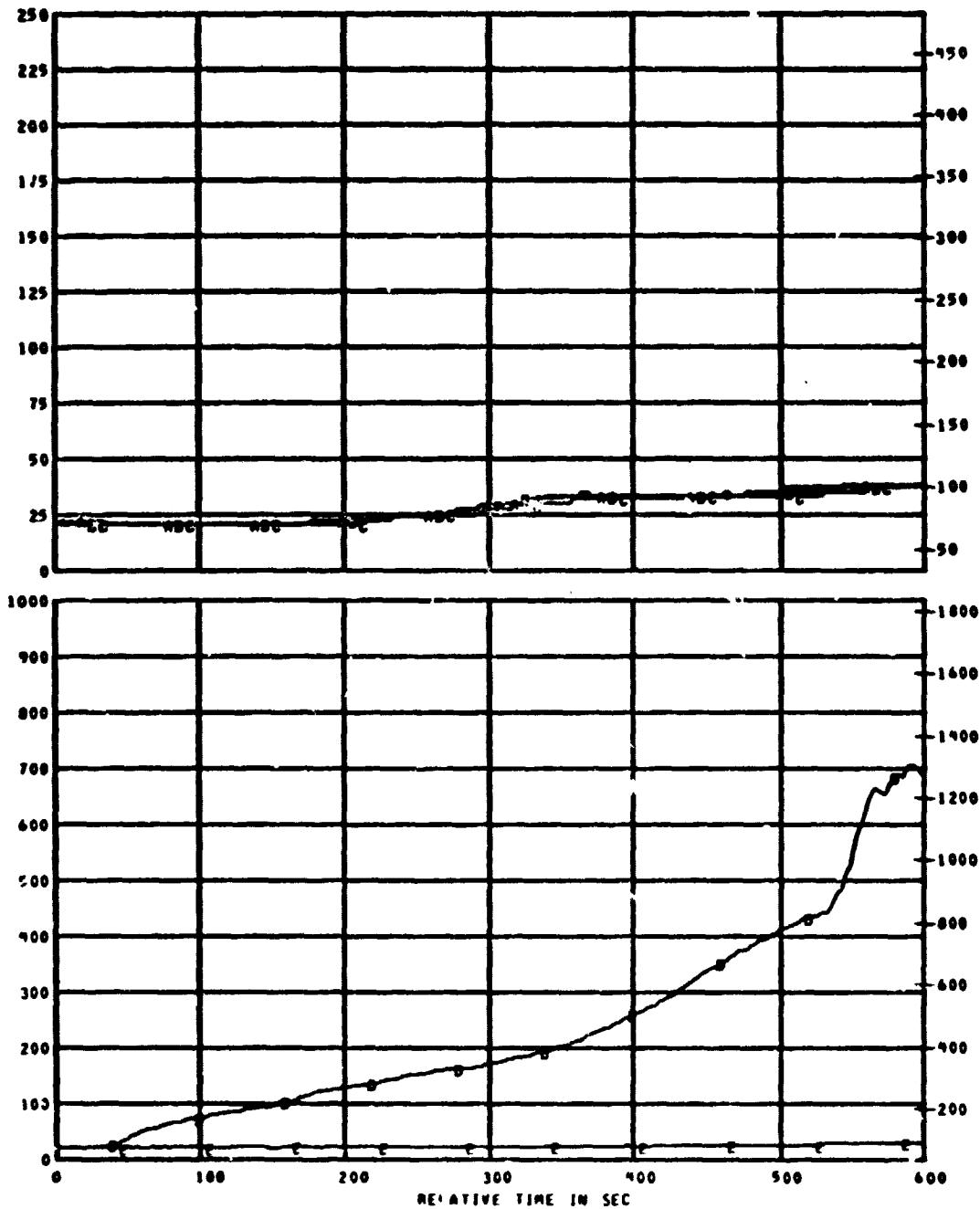
D  
E  
F

MEAS. NUMBER	CHANNEL ASGN.	TITLE	RANGE	UNITS	GRID-SYM
* TC23	123	WEST CABIN *MOST WEST*	0 TO 250	DEG C	AA
* TC24	124		0 TO 250	DEG C	AB
* TC25	125		0 TO 250	DEG C	AC
* TC26	126		0 TO 250	DEG C	BD
* TC27	127	WEST CABIN *LEAST WEST*	0 TO 250	DEG C	BE
* TC28	128	EAST CABIN *MOST WEST*	0 TO 250	DEG C	BF

TEST ID 040296 317000

LAV FIRE TEST N70 PLOT NO 01 1-1

REFERENCE TIME 13 56 00.000




D  
E  
G  
F  
  
D  
E  
G  
F

MEAS. NUMBER	CHANNEL ASGN.	TITLE	RANGE	UNITS	GRID-SYM
o TC 29	129		0 TO 250	DEG C	AA
o TC 30	130		0 TO 250	DEG C	AB
o TC 31	131	EAST CABIN "MOST EAST"	0 TO 250	DEG C	AC
o TC 21	121	LAVATORY EXHAUST	0 TO 1000	DEG C	BD
o TC 22	122	CABIN EXHAUST	0 TO 1000	DEG C	BE

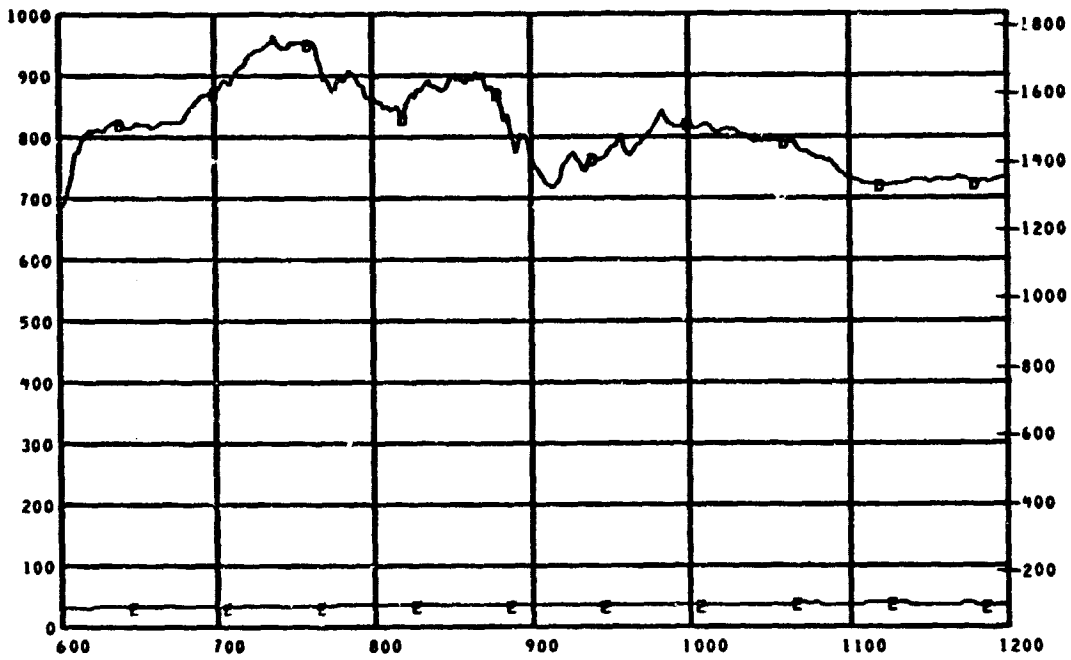
TEST ID 840296 317000

LAV FIRE TEST N78 PLOT NO 01 1- 2

REFERENCE TIME 13 56 00.00



D  
E  
G  
F




D  
E  
G  
F

MEAS. NUMBER	CHANNEL ASGN.	TITLE	RANGE	UNITS	GRID-SYM
* TC 29	129		0 TO 250	DEG C	AA
* TC 30	130		0 TO 250	DEG C	AB
* TC 31	131	EAST CABIN "MOST EAST"	0 TO 250	DEG C	AC
* TC 21	121	LAVATORY EXHAUST	0 TO 1000	DEG C	BD
* TC 22	122	CABIN EXHAUST	0 TO 1000	DEG C	BE

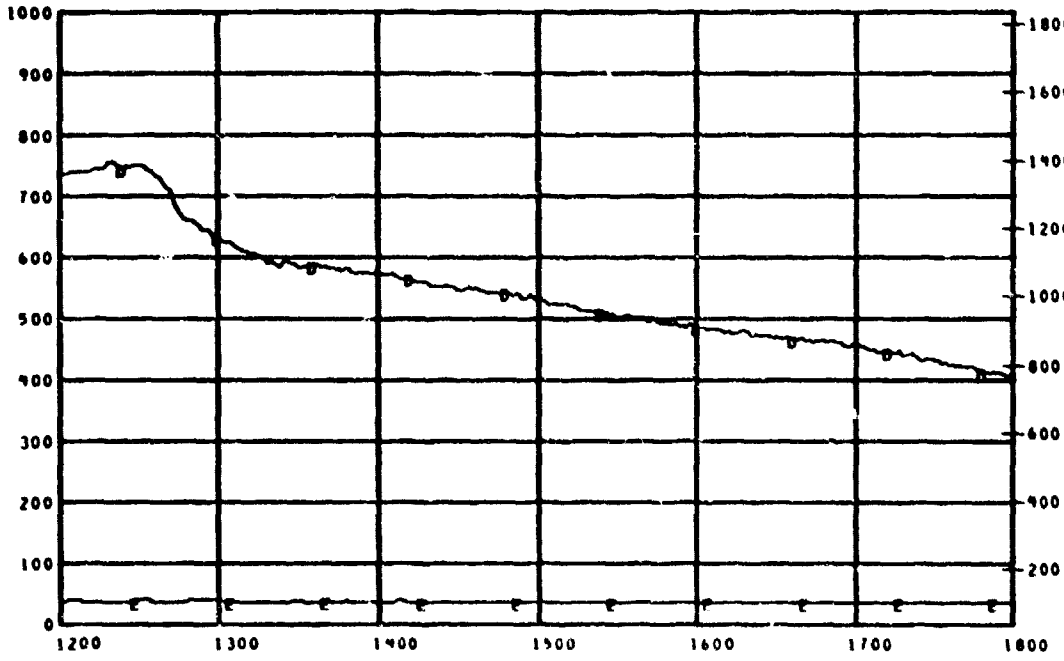
TEST ID 040296 317000

LAV FIRE TEST N78 PLOT NO 01 1-3

REFERENCE TIME 13 56 00.000



D  
E  
G  
F



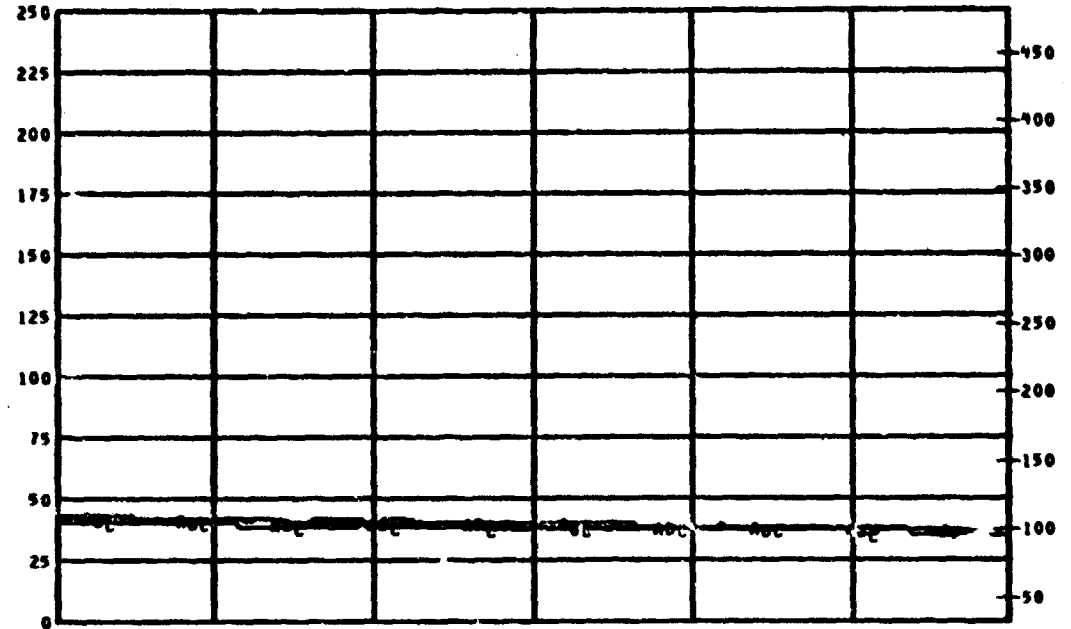
D  
E  
G  
F

MEAS. NUMBER	CHANNEL ASGN.	TITLE	RANGE	UNITS	GRID-SYM
* TC 29	129		0 TO 250	DEG C	AA
* TC 30	130		0 TO 250	DEG C	AB
* TC 31	131	EAST CABIN "MOST EAST"	0 TO 250	DEG C	AC
* TC 21	121	LAVATORY EXHAUST	0 TO 1000	DEG C	BD
* TC 22	122	CABIN EXHAUST	0 TO 1000	DEG C	BE

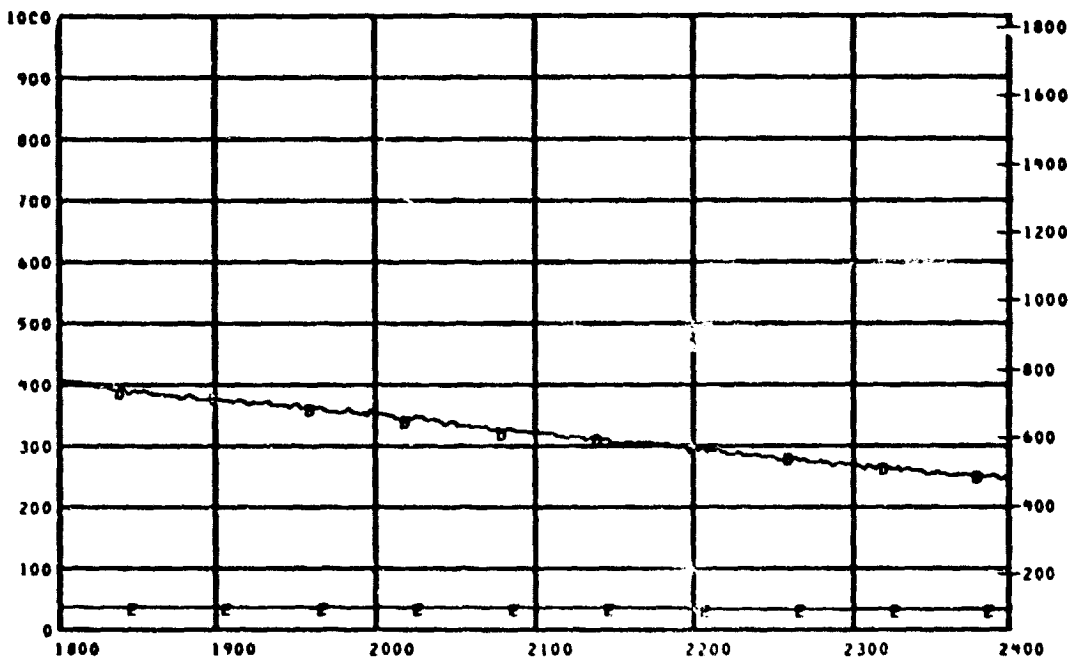
TEST ID 040296 317000

LAV FIRE TEST N78 PLOT NO 01 1-4

REFERENCE TIME 13 56 00.000



D  
E  
G  
F



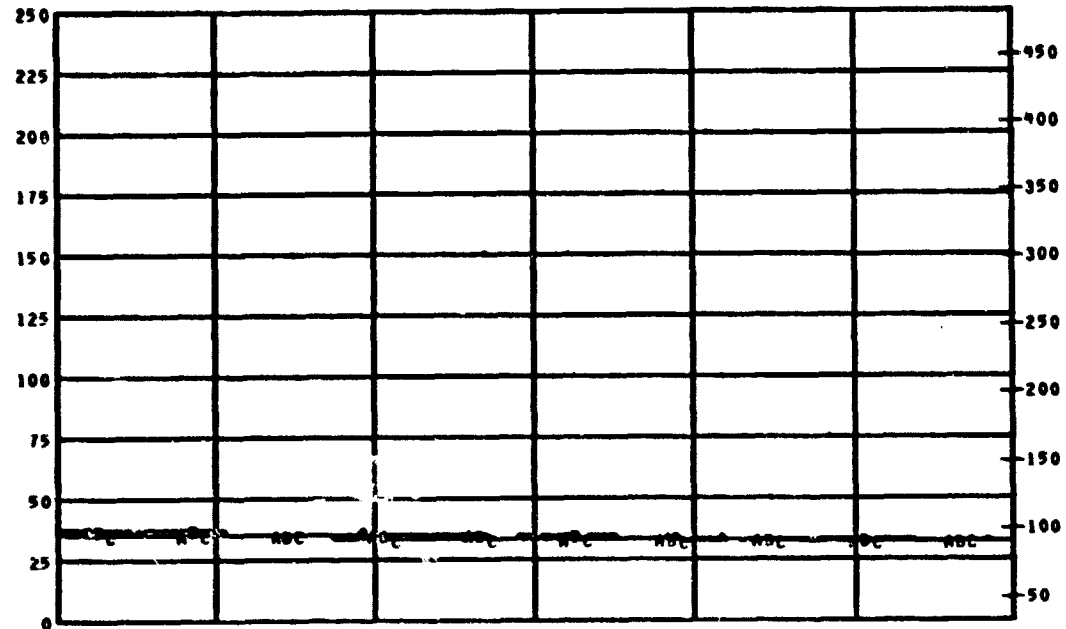
D  
E  
G  
F

MEAS. NUMBER	CHANNEL ASGN.	TITLE	RANGE	UNITS	GRID-SYM
8 TC29	129		0 TO 250	DEG C	AA
8 TC30	130		0 TO 250	DEG C	AB
8 TC31	131	EAST CABIN *MOST EAST*	0 TO 250	DEG C	AC
8 TC21	121	LAVATORY EXHAUST	0 TO 1000	DEG C	BD
8 TC22	122	CABIN EXHAUST	0 TO 1000	DEG C	BE

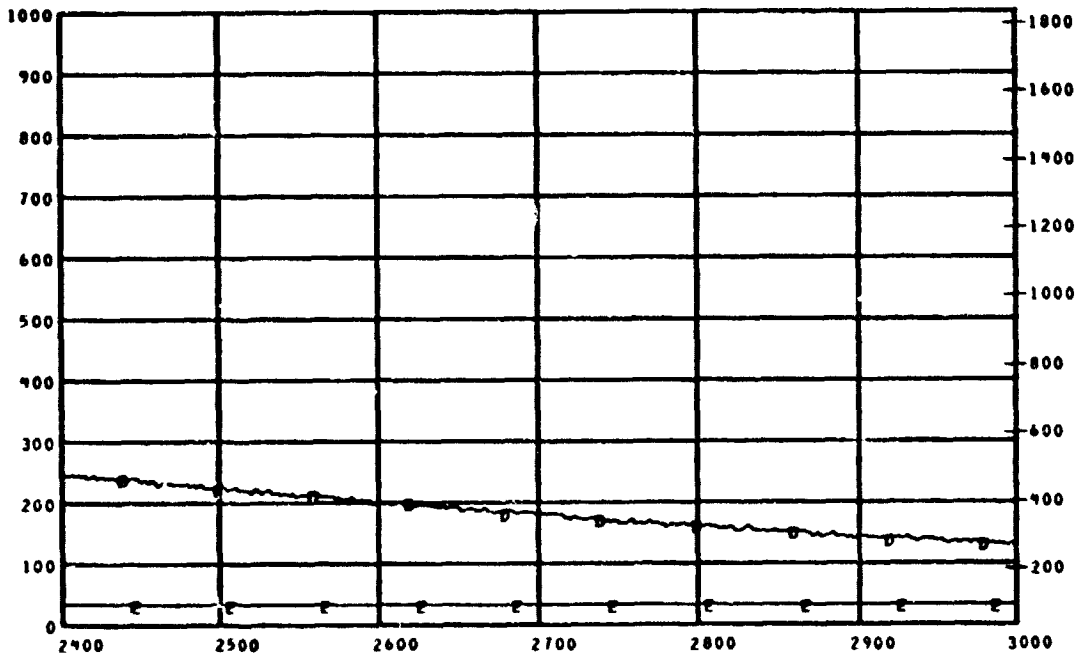
TEST ID 840296 317000

LAV FIRE TEST N78 PLOT NO 01 1- 5

REFERENCE TIME 13 56 00.000



D  
E  
B  
F



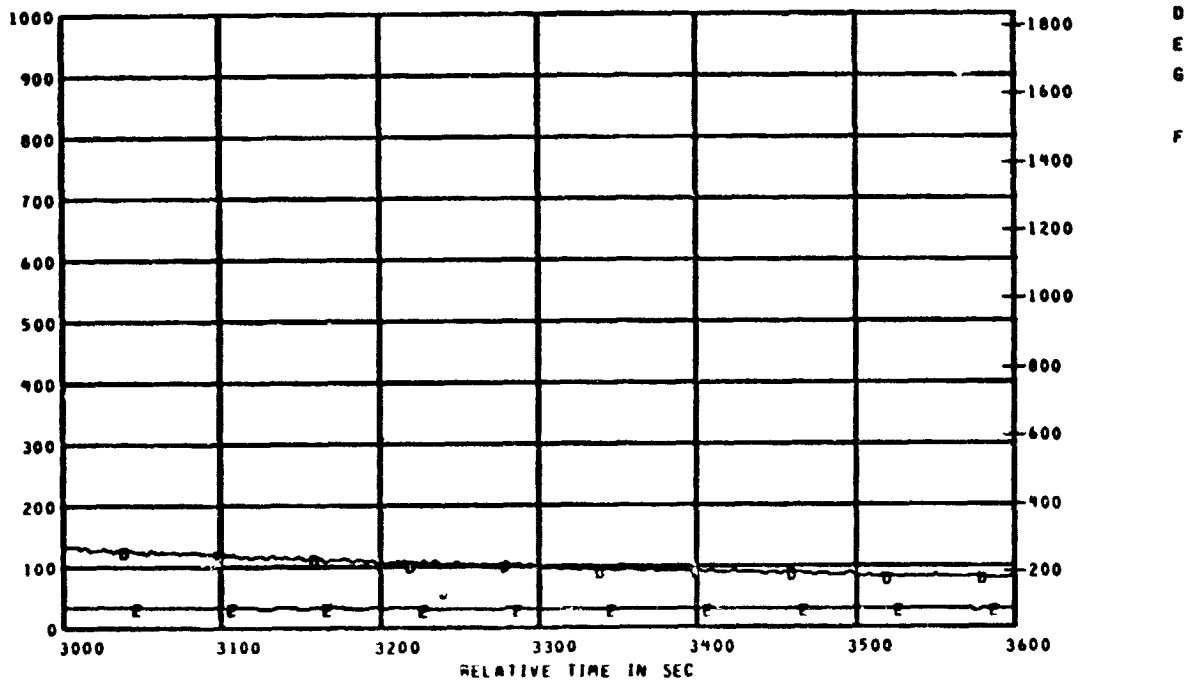
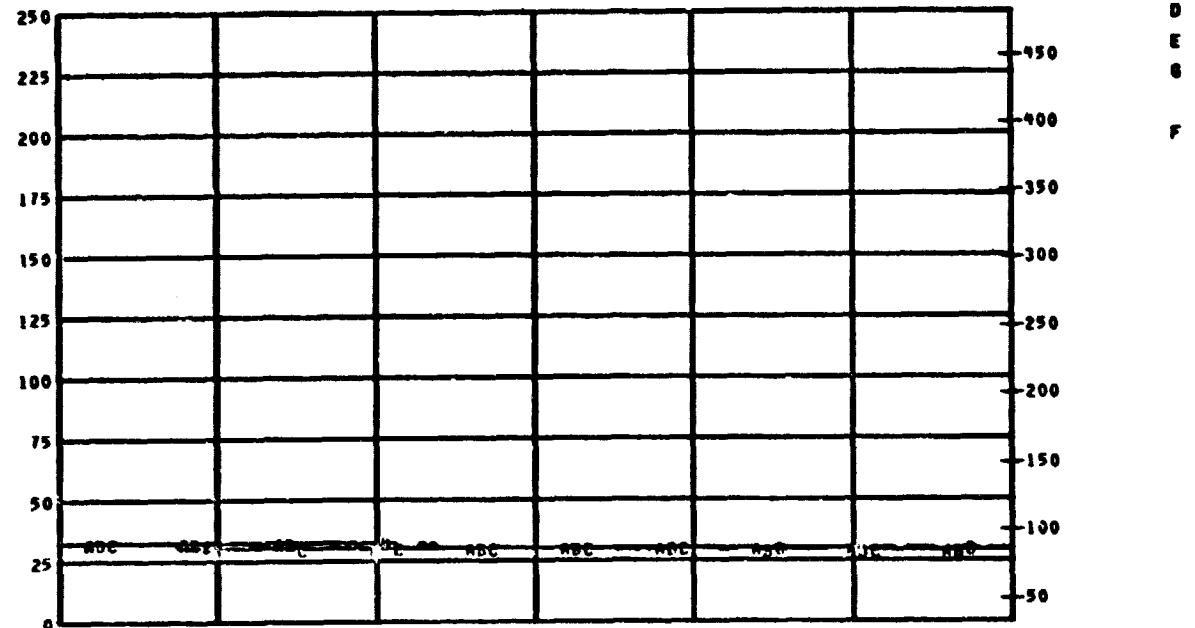
D  
E  
G  
F

MEAS. NUMBER	CHANNEL ASGN.	TITLE	RANGE	UNITS	GRID-SYM
6 TC29	129		0 TO 250	DEG C	AA
6 TC30	130		0 TO 250	DEG C	AB
6 TC31	131	EAST CABIN "MOST EAST"	0 TO 250	DEG C	AC
6 TC21	121	LAVATORY EXHAUST	0 TO 1000	DEG C	BD
6 TC22	122	CABIN EXHAUST	0 TO 1000	DEG C	BE

TEST ID 040296 317000

LAV FIRE TEST W78 PLOT NO 01 1-6

REFERENCE TIME 13 56 00.000



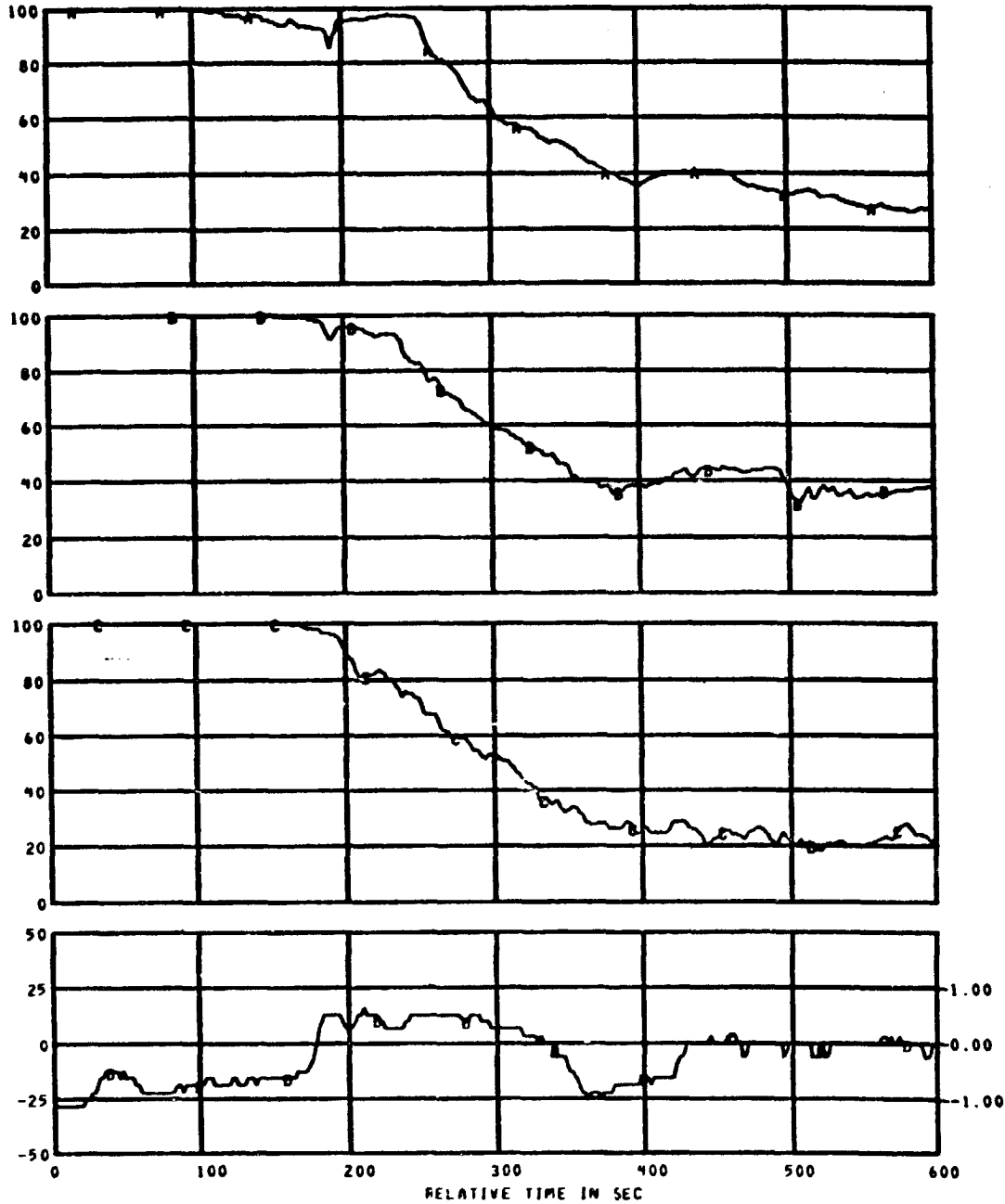
MEAS. NUMBER	CHANNEL ASGN.	TITLE	RANGE	UNITS	GRID-SYM
8 TC29	129		0 TO 250	DEG C	AA
8 TC30	130		0 TO 250	DEG C	AB
8 TC31	131	EAST CABIN "MOST EAST"	0 TO 250	DEG C	AC
8 TC21	121	LAVATORY EXHAUST	0 TO 1000	DEG C	BD
8 TC22	122	CABIN EXHAUST	0 TO 1000	DEG C	BE



TEST ID 840296 317000

LAV FIRE TEST N78 PLOT NO 01 1- 1

REFERENCE TIME 13 56 00.000



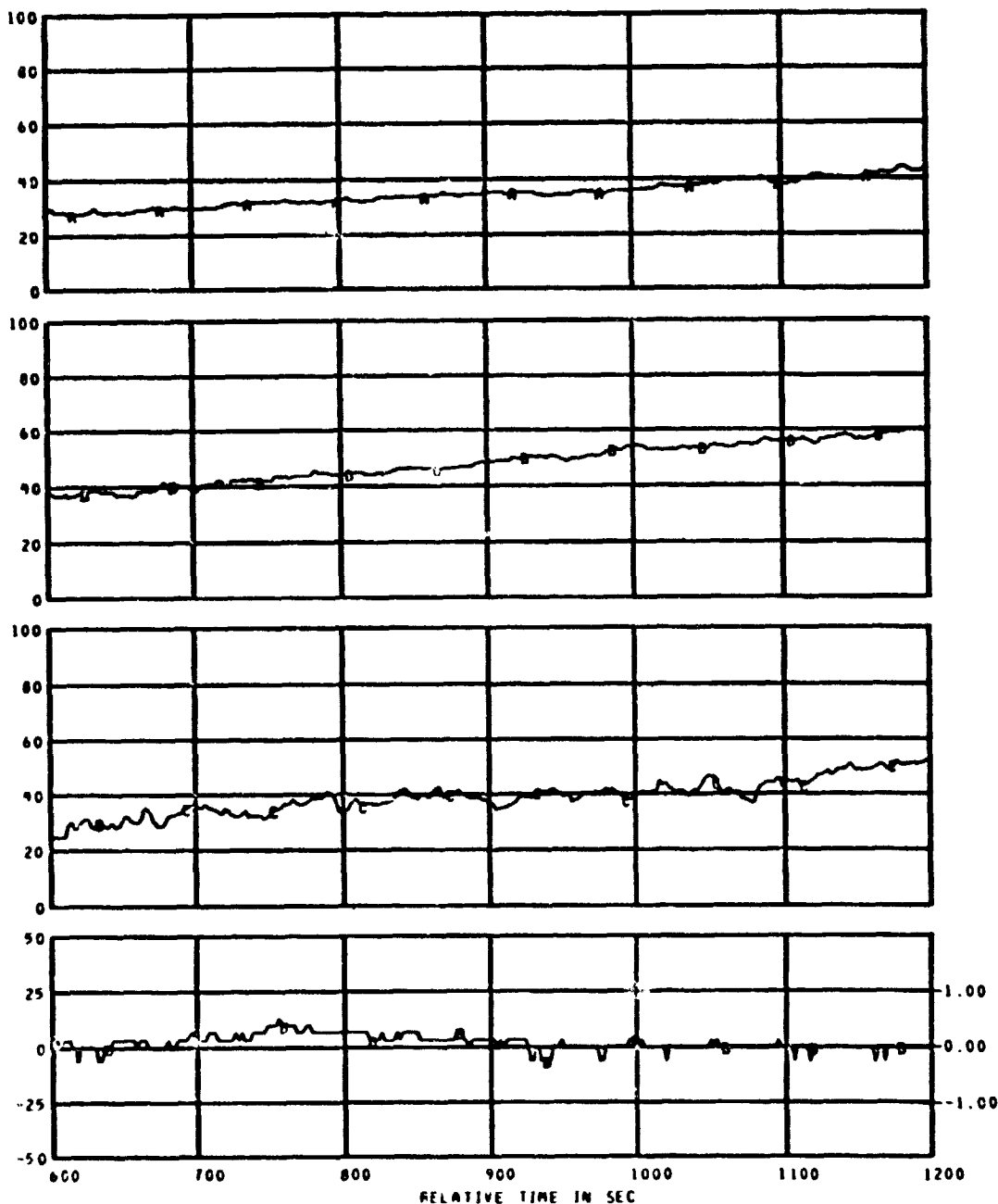
I  
N  
M  
2  
0

MEAS. NUMBER	CHANNEL ASGN.	TITLE	RANGE	UNITS	GRID-SYM
P1	160	LIGHT TRANSMISSION *MOST WEST*	0 TO 100	PCT	AA
P2	161	LIGHT TRANSMISSION *MIDDLE*	0 TO 100	PCT	BB
P3	162	LIGHT TRANSMISSION *MOST EAST*	0 TO 100	PCT	CC
Δ PRESS	098	CABIN DELTA PRESSURE	-50 TO 50	MM H2O	DD

TEST ID 840296 317000

LAV FIRE TEST N70 PLOT NO 01 1-2

REFERENCE TIME 13 56 00.000



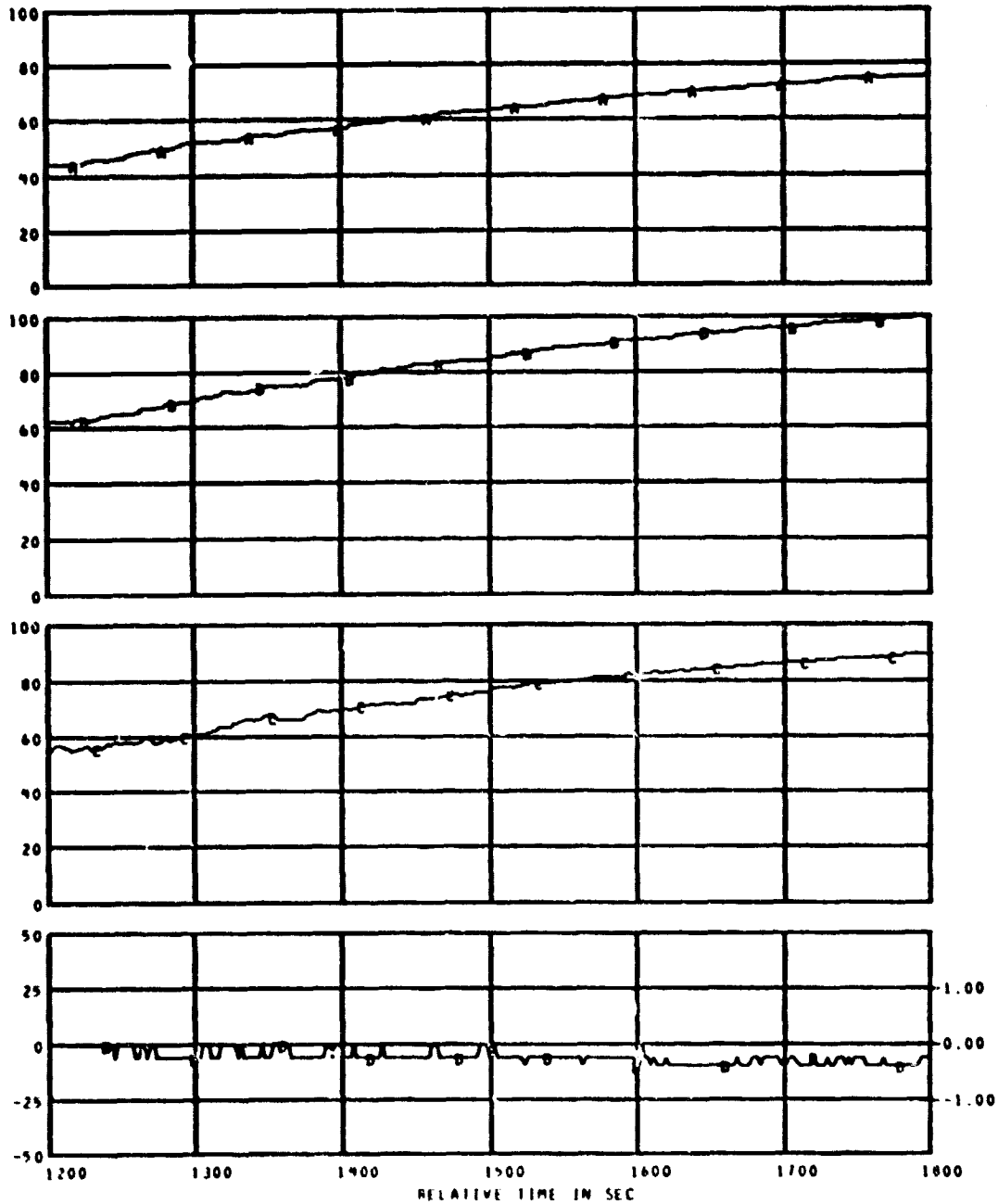
I  
N  
H  
Z  
O

MEAS. NUMBER	CHANNEL ASGN.	TITLE	RANGE	UNITS	GRID-SYM
P1	160	LIGHT TRANSMISSION *MOST WEST*	0 TO 100	PCT	AA
P2	161	LIGHT TRANSMISSION *MIDDLE*	0 TO 100	PCT	BB
P3	162	LIGHT TRANSMISSION *MOST EAST*	0 TO 100	PCT	CC
Δ PRESS	098	CABIN DELTA PRESSURE	-50 TO 50	MM H2O	DD

TEST ID 040296 317000

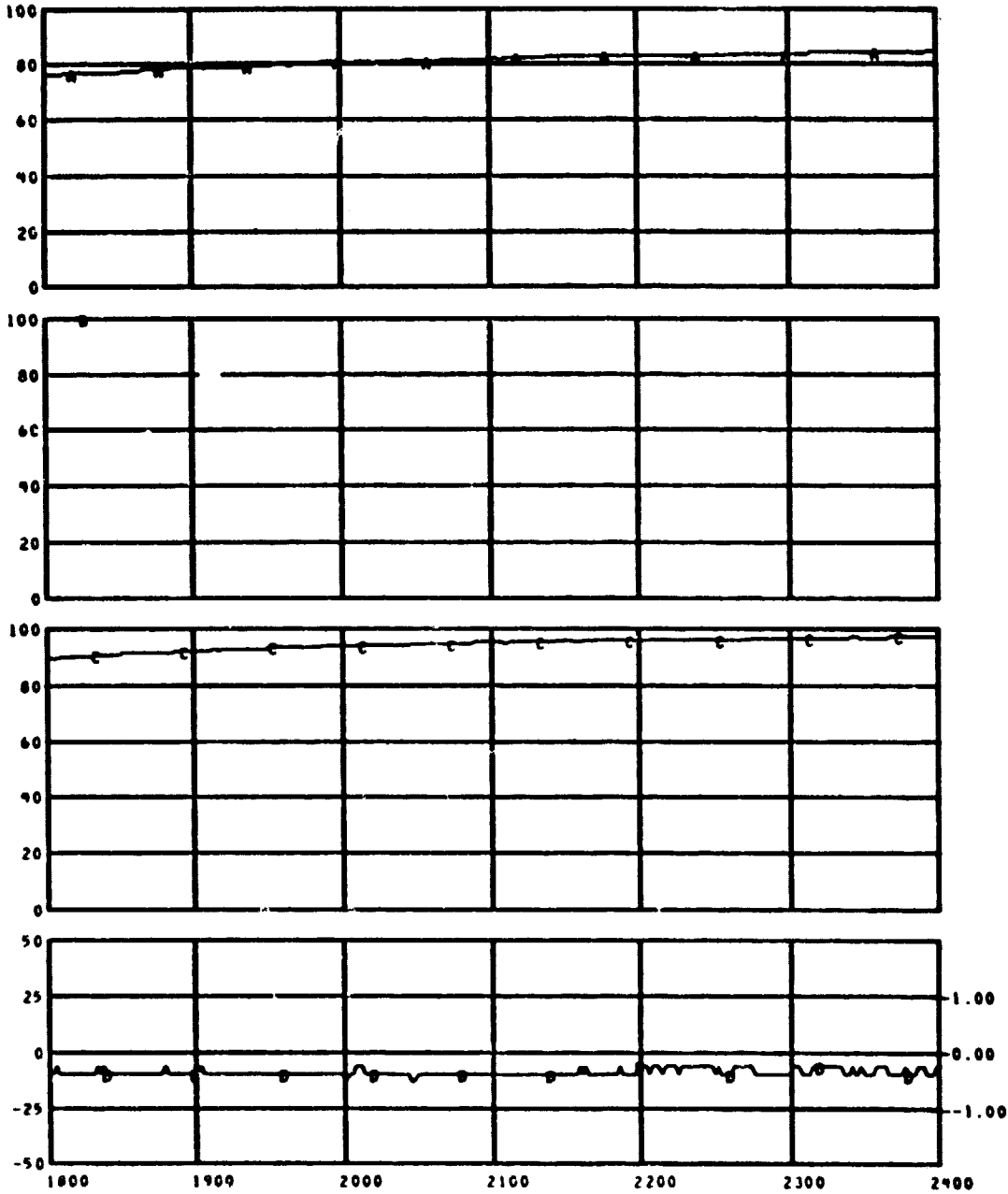
LAV FIRE TEST N70 PLOT NO 01 1-3

REFERENCE TIME 13 56 00.000



I  
N  
W  
Z  
O

MEAS. NUMBER	CHANNEL ASGN.	TITLE	RANGE	UNITS	GRID-SYM
P1	160	LIGHT TRANSMISSION "MOST WEST"	0 TO 100	PCT	AA
P2	161	LIGHT TRANSMISSION "MIDDLE"	0 TO 100	PCT	BB
P3	162	LIGHT TRANSMISSION "MOST EAST"	0 TO 100	PCT	CC
Δ PRESS	098	CABIN DELTA PRESSURE	-50 TO 50	MM H2O	DD



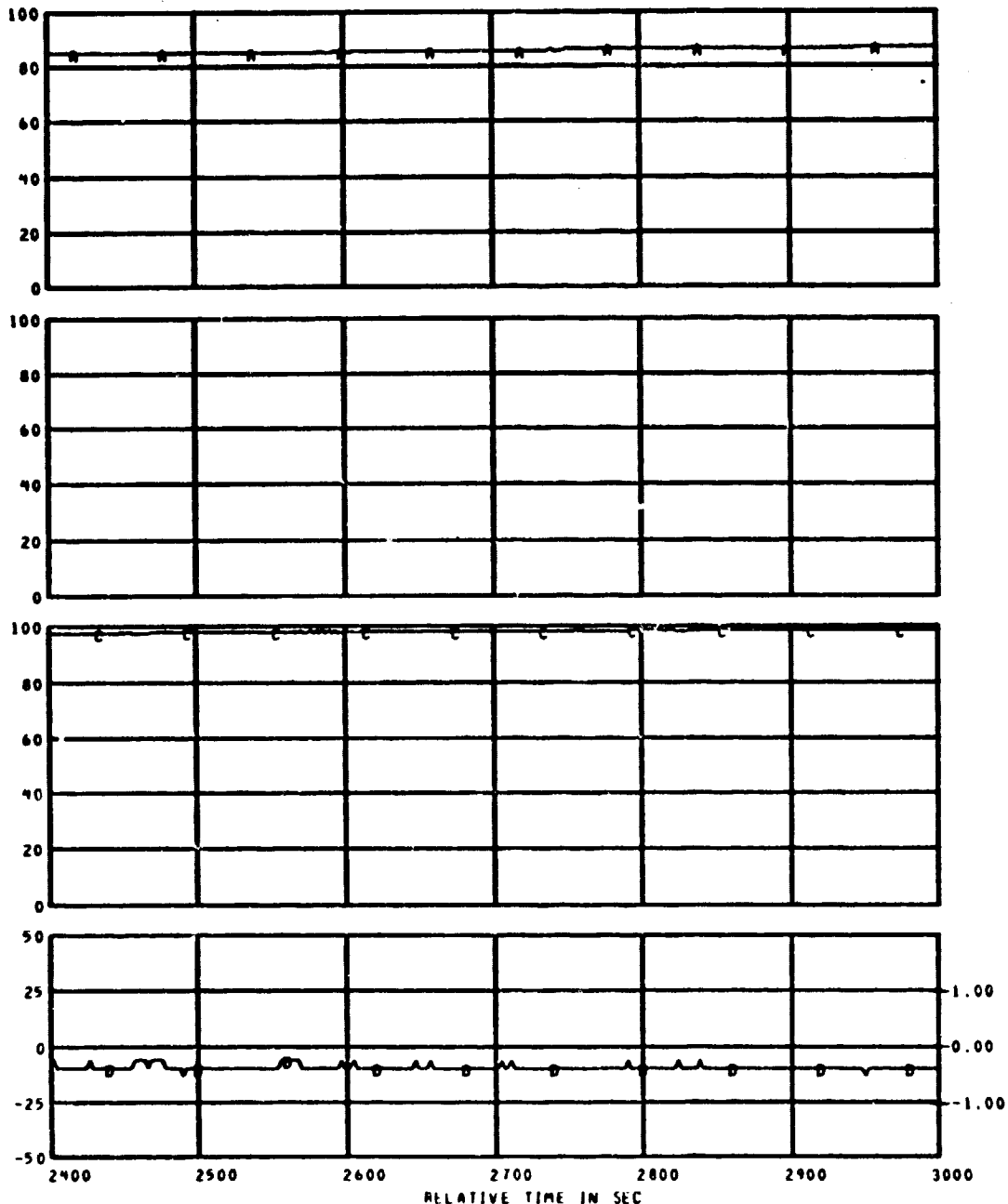
I  
M  
H  
2  
0

MEAS. NUMBER	CHANNEL ASGN.	TITLE	RANGE	UNITS	GRID-SYM
P1	160	LIGHT TRANSMISSION *MOST WEST*	0 TO 100	PCT	AA
P2	161	LIGHT TRANSMISSION *MIDDLE*	0 TO 100	PCT	BB
P3	162	LIGHT TRANSMISSION *MOST EAST*	0 TO 100	PCT	CC
Δ PRESS	098	CABIN DELTA PRESSURE	-50 TO 50	MM H2O	DD

TEST ID 40296 317000

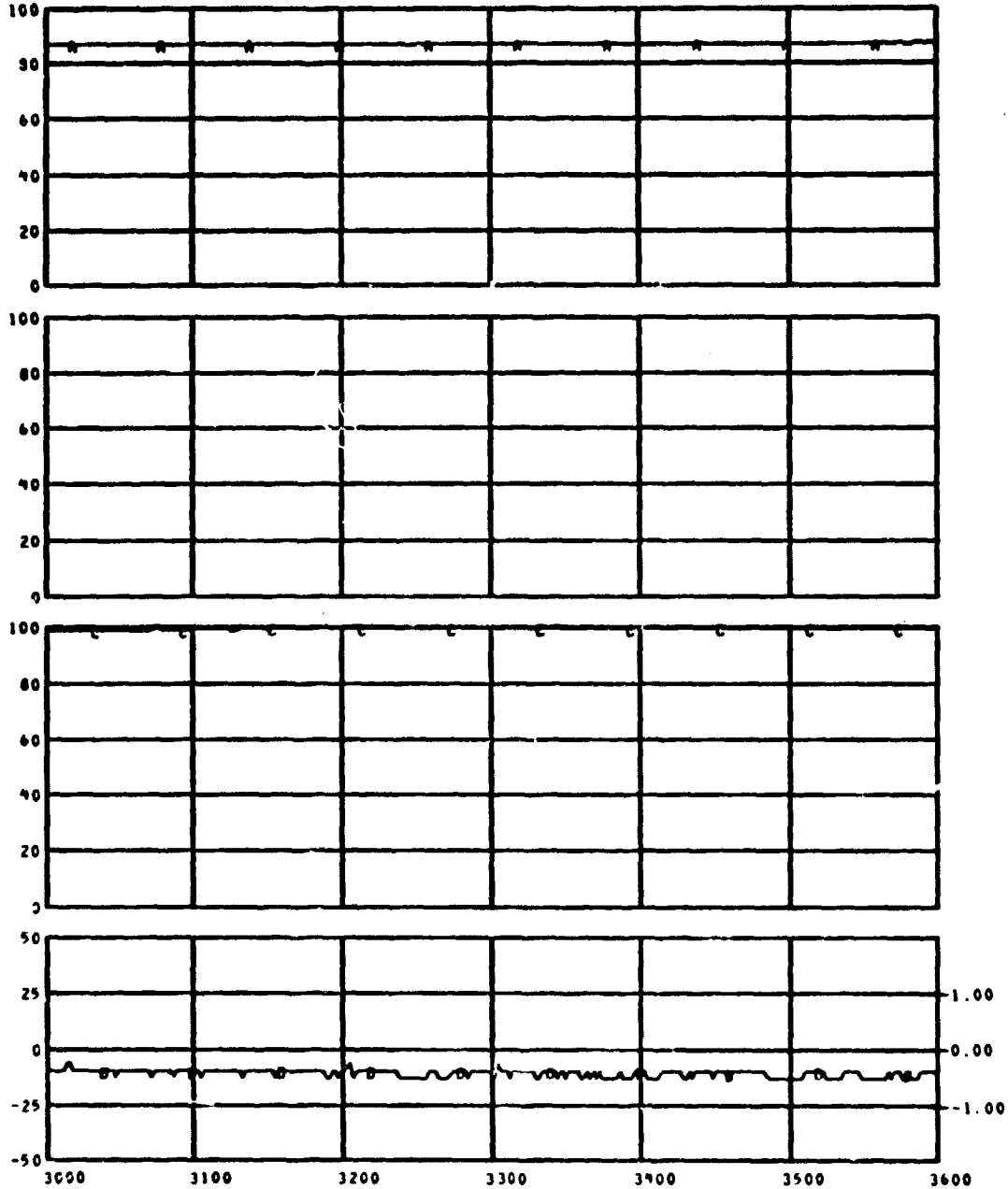
LAV FIRE TEST N70 PLOT NO 01 1-5

REFERENCE TIME 13 56 00.00



I  
N  
2  
0

MEAS. NUMBER	CHANNEL ASGN.	TITLE	RANGE	UNITS	GRID-SYM
P1	160	LIGHT TRANSMISSION *MOST WEST*	0 TO 100	PCT	AA
P2	161	LIGHT TRANSMISSION *MIDDLE*	0 TO 100	PCT	BB
P3	162	LIGHT TRANSMISSION *MOST EAST*	0 TO 100	PCT	CC
Δ PRESS	098	CABIN DELTA PRESSURE	-50 TO 50	MM H2O	DD



1  
M  
2  
0

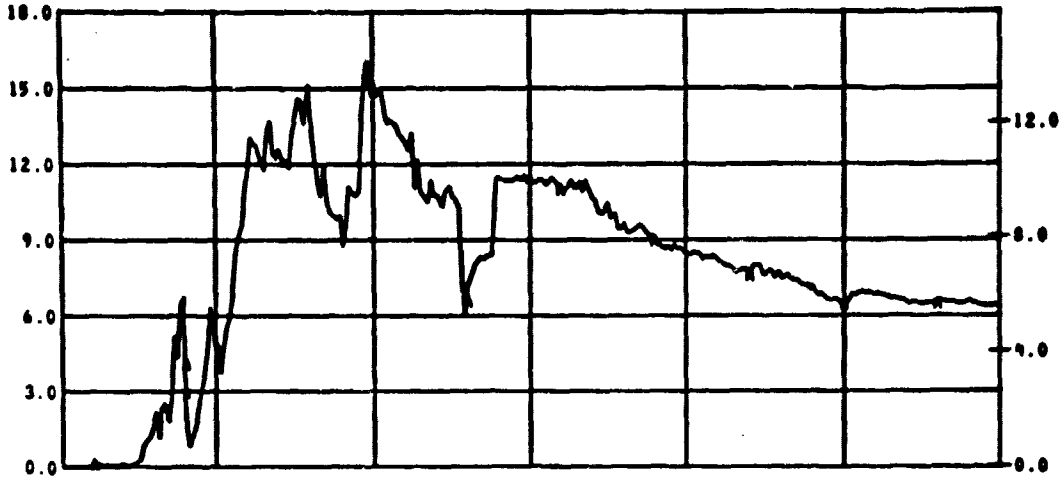
MEAS. NUMBER	CHANNEL ASGN.	TITLE	RANGE	UNITS	GRID-SYM
P1	160	LIGHT TRANSMISSION *MOST WEST*	0 TO 100	PCT	AA
P2	161	LIGHT TRANSMISSION *MIDDLE*	0 TO 100	PCT	BB
P3	162	LIGHT TRANSMISSION *MOST EAST*	0 TO 100	PCT	CC
Δ PRESS	098	CABIN DELTA PRESSURE	-50 TO 50	MM H2O	DD

MODULE B TEST DATA

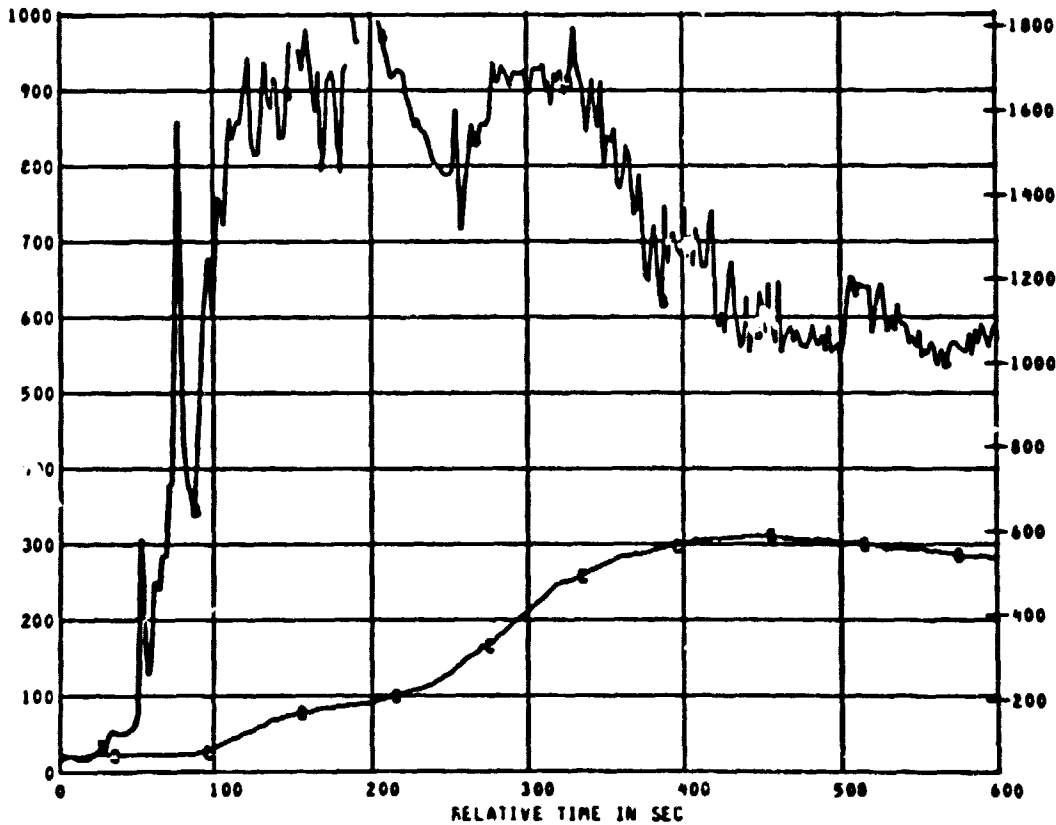
TEST ID 840311

PANEL FIRE TEST PLAT NO 01 - 1

REFERENCE TIME 11 10 00.000



B  
T  
U  
/  
F  
Z  
S



D  
E  
G  
F

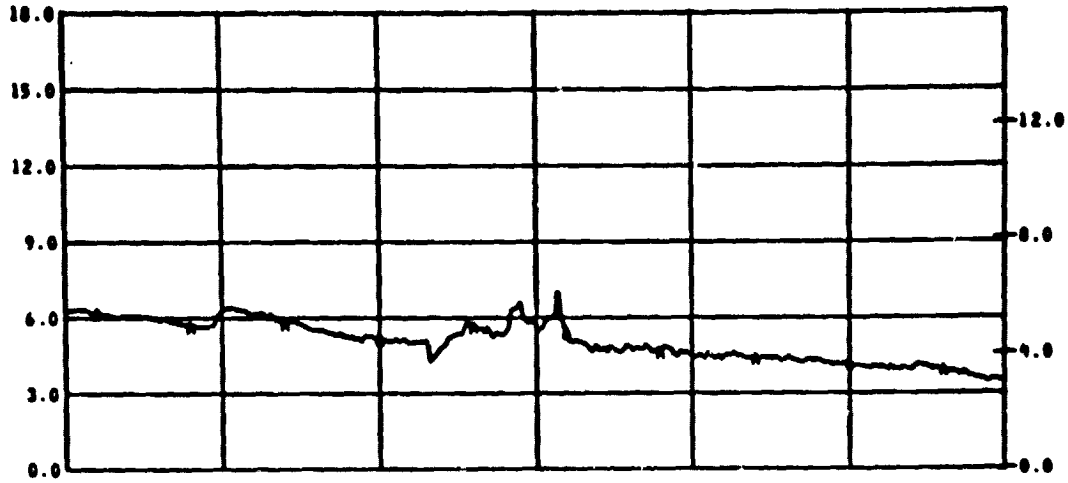
MEAS. NUMBER	CHANNEL ASGN.	TITLE	RANGE	UNITS	GRID-SYM
• C1	150	CALORIMETER NO. 1	0.0 TO 18.0	WATT/CM2	AA
• TC01	101	AIR TEMP FOR C1	0 TO 1000	DEG C	BB
• TC02	102	SURFACE TEMP FOR C1	0 TO 1000	DEG C	BC



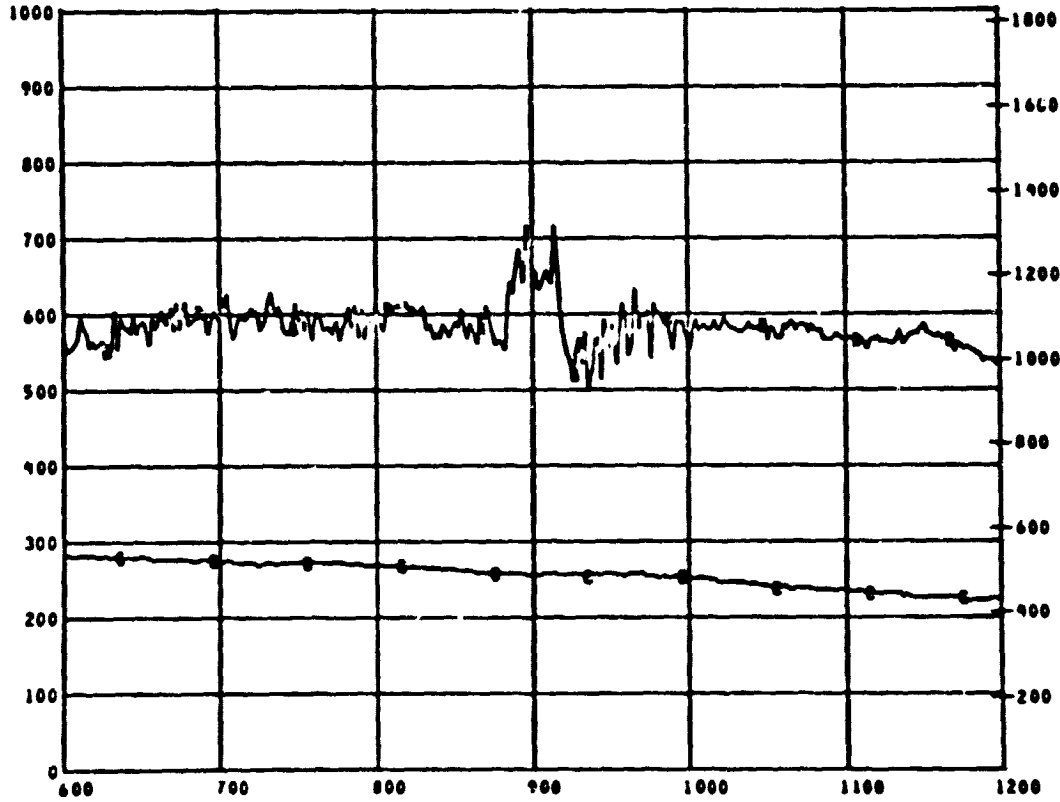
TEST ID 040311

PANEL FIRE TEST PLOT NO 01 - 2

REFERENCE TIME 11 10 00.000



B  
T  
U  
/  
F  
S



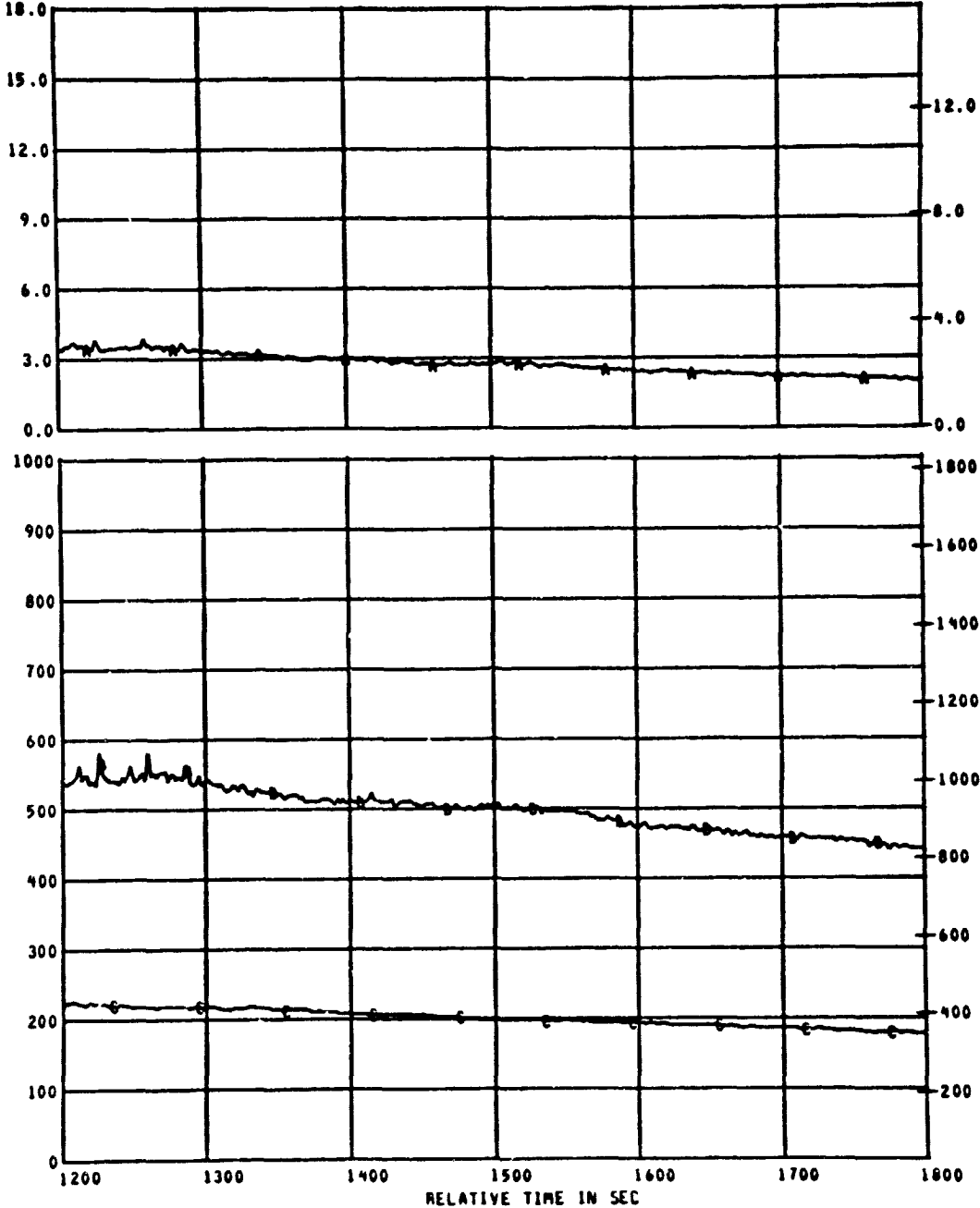
D  
E  
G  
F

MEAS. NUMBER	CHANNEL ASGN.	TITLE	RANGE	UNITS	GRID-SYM
4 C1	150	CALORIMETER NO. 1	0.0 TO 18.0	WATT/CM2	AA
4 TC01	101	AIR TEMP FOR C1	0 TO 1000	DEG C	BB
4 TC02	102	SURFACE TEMP FOR C1	0 TO 1000	DEG C	BC

TEST ID 040311

PANEL FIRE TEST PLOT NO 01 - 3

REFERENCE TIME 11 18 00.000



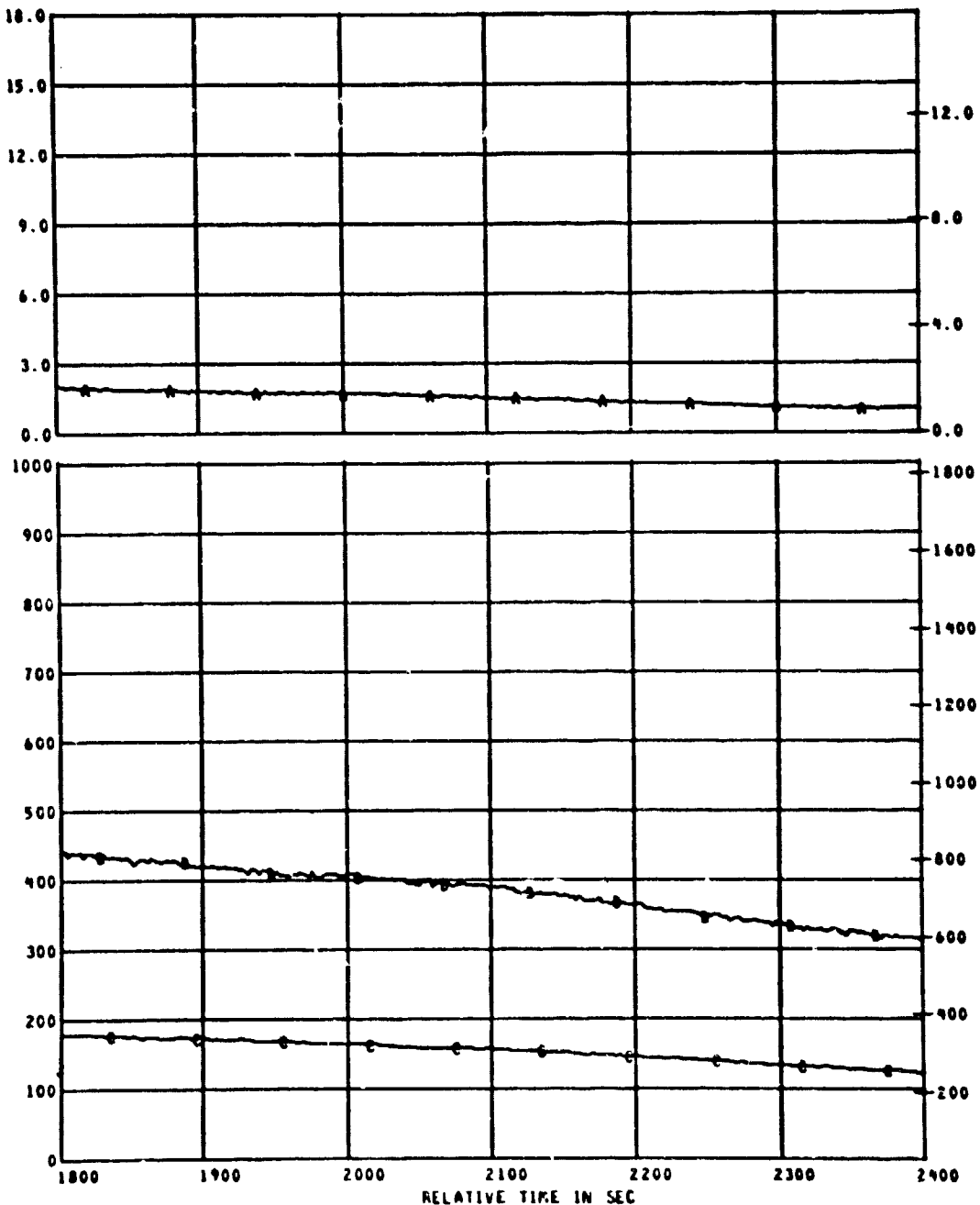
MEAS. NUMBER	CHANNEL ASGN.	TITLE	RANGE	UNITS	GRID-SYM
* C1	150	CALORIMETER NO. 1	0.0 TO 18.0	WATT/CM2	AA
* TC01	101	AIR TEMP FOR C1	0 TO 1000	DEG C	BB
* TC02	102	SURFACE TEMP FOR C1	0 TO 1000	DEG C	CC

ORIGINAL PAGE IS OF POOR QUALITY

TEST ID 840311

PANEL FIRE TEST PLOT NO 01 - 4

REFERENCE TIME 11 18 00.000



B  
T  
U  
/  
F  
2  
S

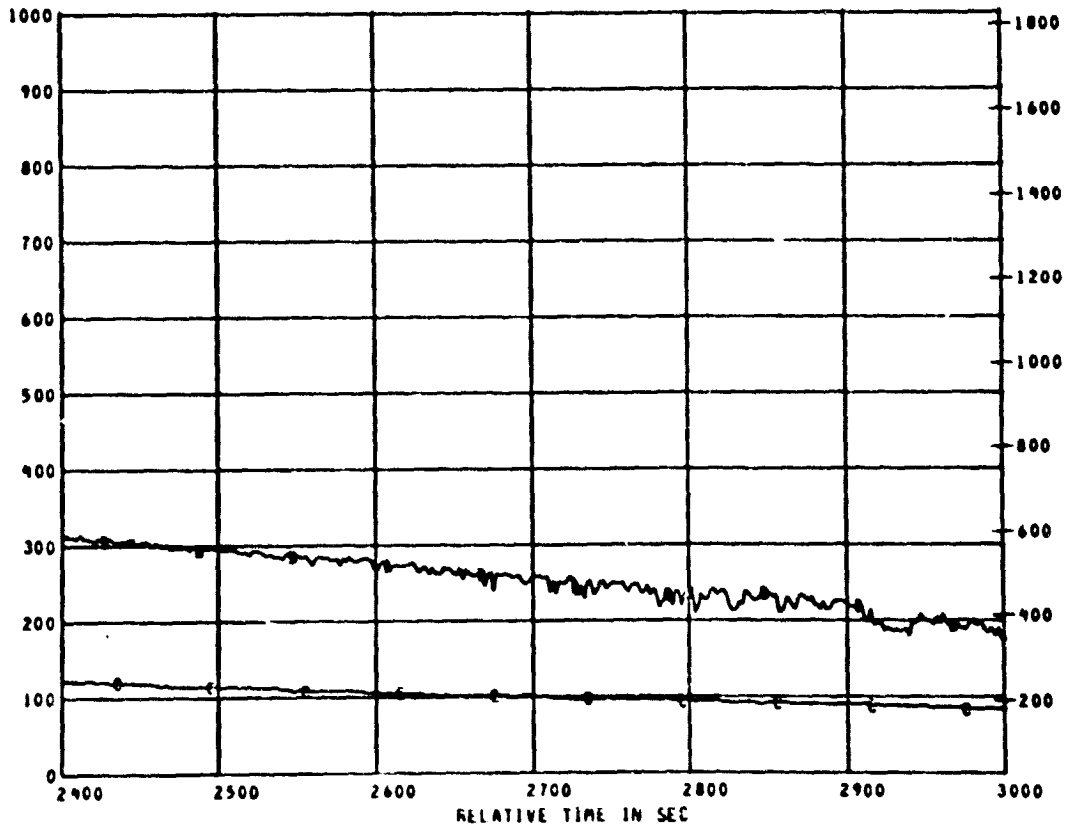

D  
E  
G  
F

MEAS. NUMBER	CHANNEL ASGN.	TITLE	RANGE	UNITS	GRID-SYM
* C1	150	CALORIMETER NO. 1	0.0 TO 18.0	WATT/CM2	AA
* TC01	101	AIR TEMP FOR C1	0 TO 1000	DEG C	BB
* TC02	102	SURFACE TEMP FOR C1	0 TO 1000	DEG C	BC

TEST ID 040311

PANEL FIRE TEST PLOT NO 01 - 9

REFERENCE TIME 11 18 00.000




MEAS. NUMBER	CHANNEL ASGN.	TITLE	RANGE	UNITS	GRID-SYM
* C1	150	CALORIMETER NO. 1	0.0 TO 18.0	WATT/CM2	AA
* TC01	101	AIR TEMP FOR C1	0 TO 1000	DEG C	BB
* TC02	102	SURFACE TEMP FOR C1	0 TO 1000	DEG C	BC

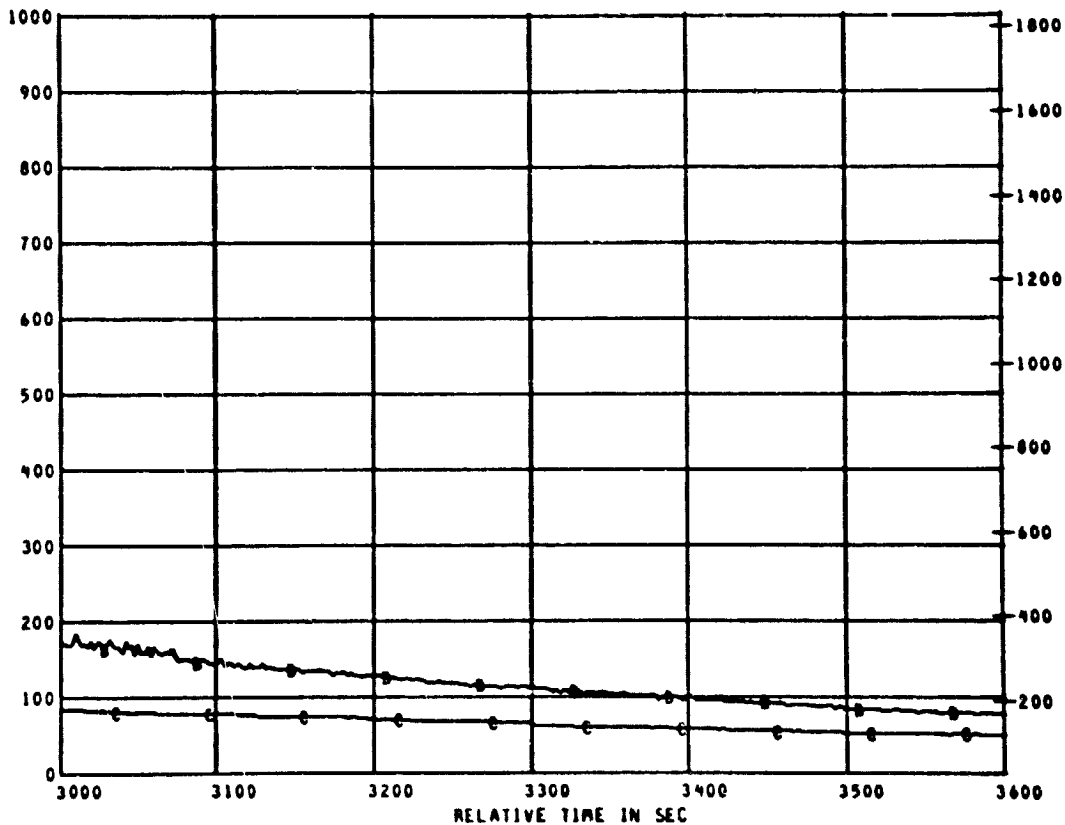
TEST ID 040311

PANEL FIRE TEST PLOT NO 01 - 6

REFERENCE TIME 11 10 00.00:



B  
T  
U  
/  
F  
T  
S



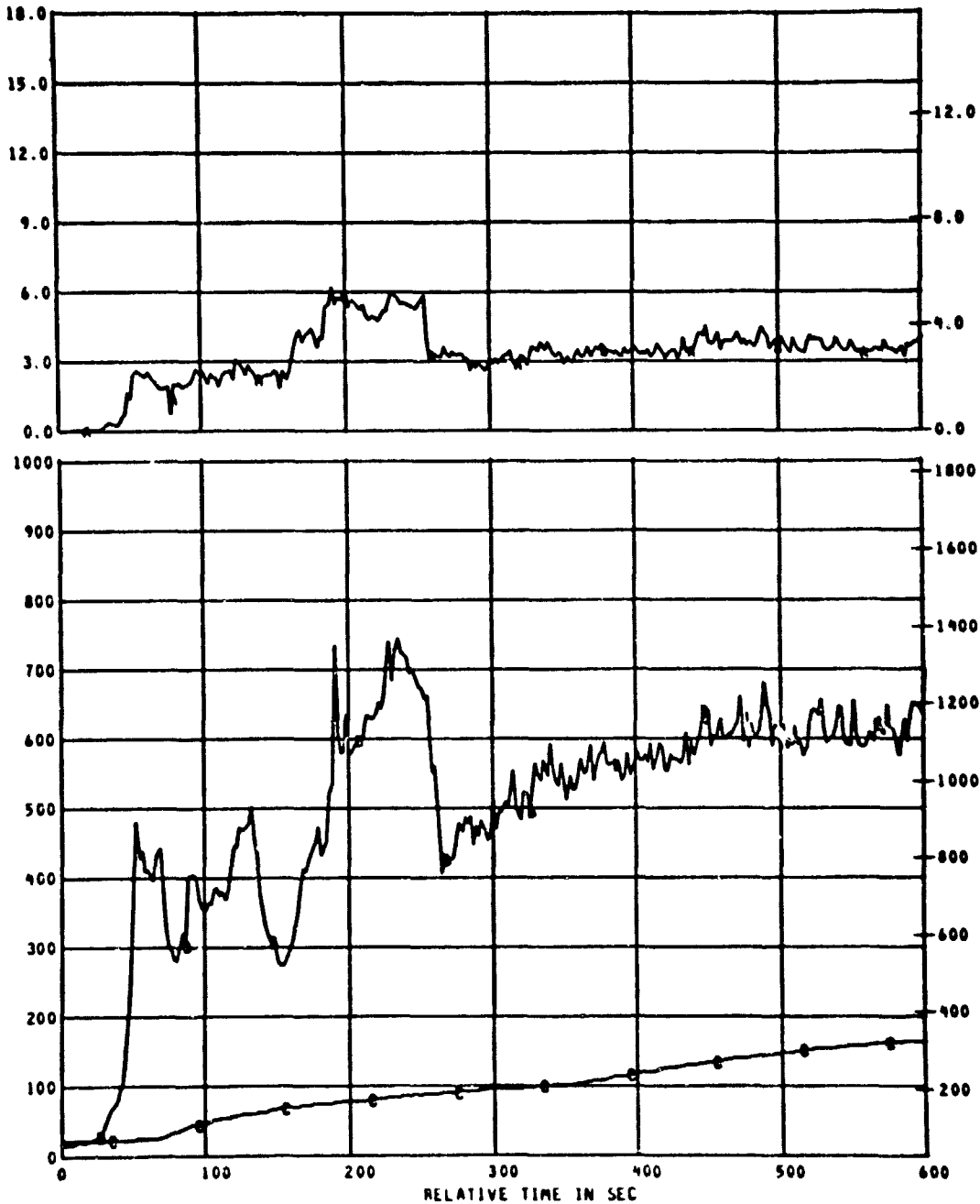
D  
E  
G  
C

MEAS. NUMBER	CHANNEL ASGN.	TITLE	RANGE	UNITS	GRID-SYM
# C1	150	CALORIMETER NO. 1	0.0 TO 18.0	WATT/CM2	AA
# TC01	101	AIR TEMP FOR C1	0 TO 1000	DEG C	BB
# TC02	102	SURFACE TEMP FOR C1	0 TO 1000	DEG C	BC

TEST ID 040311

PANEL FIRE TEST PLOT NO 02 - 1

REFERENCE TIME 11 10 00.000

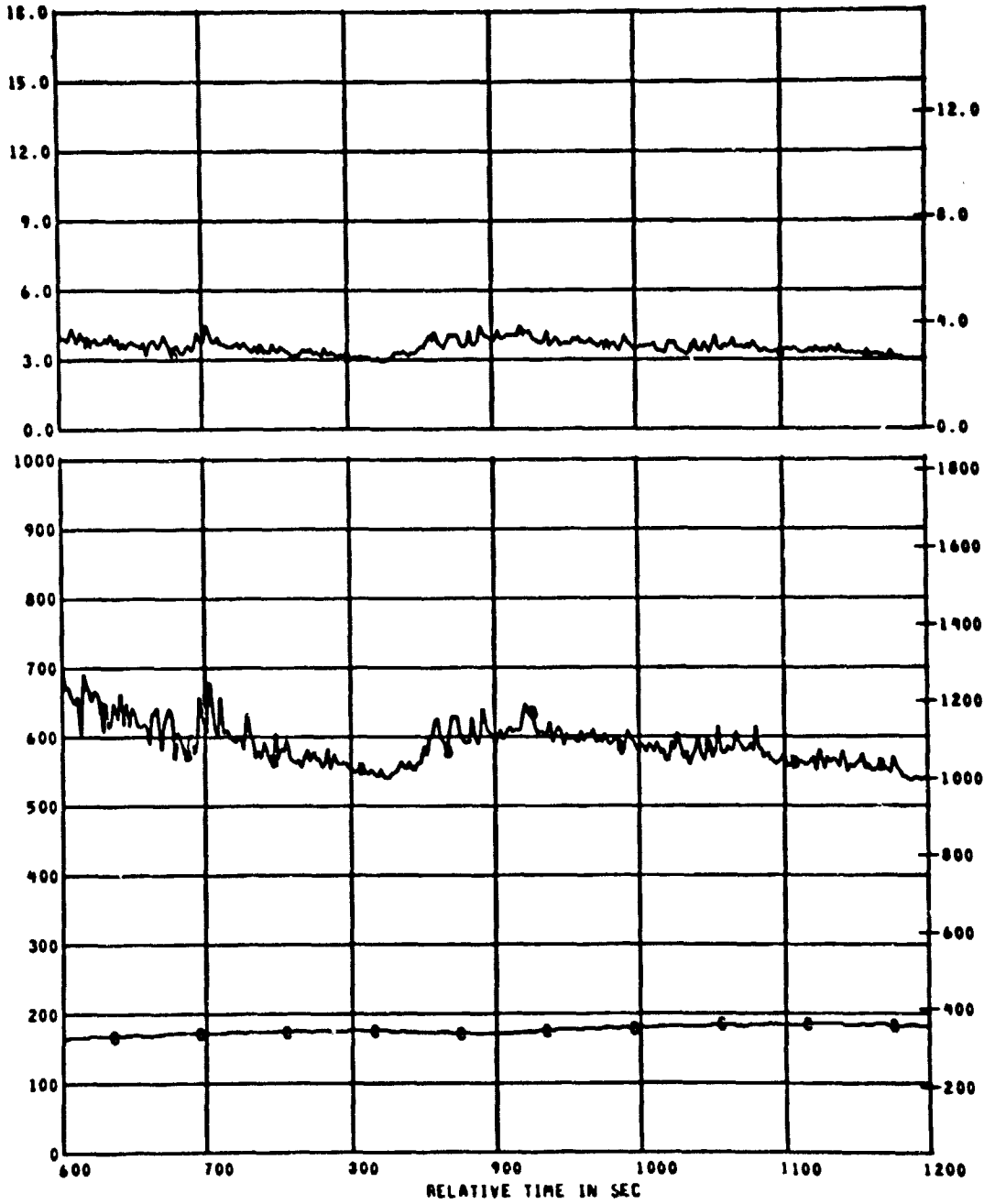


MEAS. NUMBER	CHANNEL ASGN.	TITLE	RANGE	UNITS	GRID-SYM
* C2	151	CALORIMETER NO. 2	0.0 TO 18.0	WATT/CM2	AA
* TC03	103	AIR TEMP FOR C2	0 TO 1000	DEG C	BB
* TC04	104	SURFACE TEMP FOR C2	0 TO 1000	DEG C	BC

TEST ID 040311

PANEL FIRE TEST PLGT NO 02 - 2

REFERENCE TIME 11 18 00.000



B  
T  
U  
/  
F  
2  
S

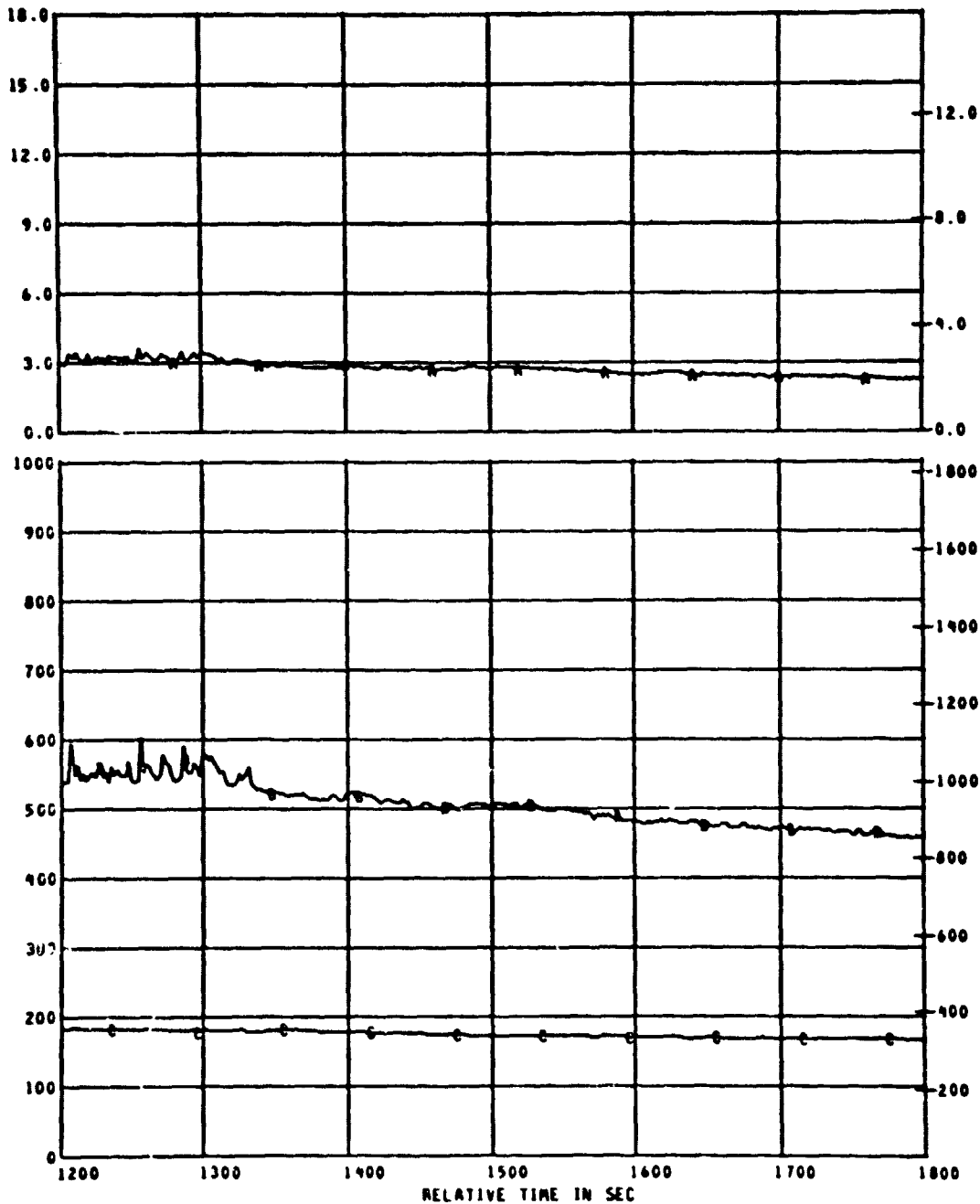
D  
E  
G  
F

MEAS. NUMBER	CHANNEL ASSN.	TITLE	RANGE	UNITS	GRID-SYF
0 C2	151	CALORIMETER NO. 2	0.0 TO 18.0	WATT/CM2	AA
0 TC03	103	AIR TEMP FOR C2	0 TO 1000	DEG C	BB
0 TC04	104	SURFACE TEMP FOR C2	0 TO 1000	DEG C	BC

TEST ID 040311

PANEL FIRE TEST PLOT NO 02 - 3

REFERENCE TIME 11 18 00.000



B  
T  
U  
/  
F  
2  
S  
  
D  
E  
G  
F

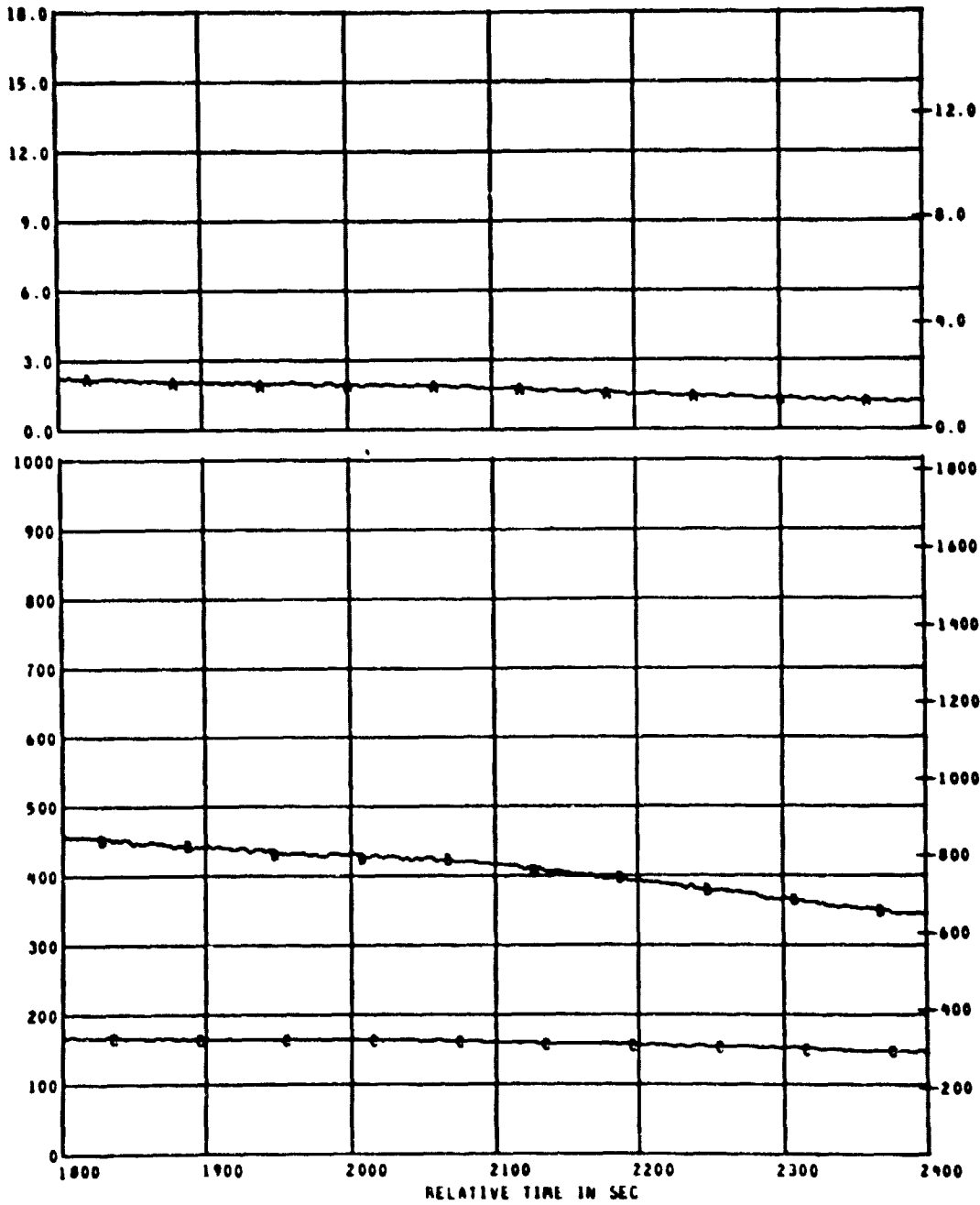
MEAS. NUMBER	CHANNEL ASGN.	TITLE	RANGE	UNITS	GRID-SYM
* C2	151	CALORIMETER NO. 2	0.0 TO 18.0	WATT/CM2	AA
* TC03	103	AIR TEMP FOR C2	0 TO 1000	DEG C	BB
* TC04	104	SURFACE TEMP FOR C2	0 TO 1000	DEG C	BC



TEST ID 040311

PANEL FIRE TEST PLOT NO 02 - 4

REFERENCE TIME 11 10 00.000



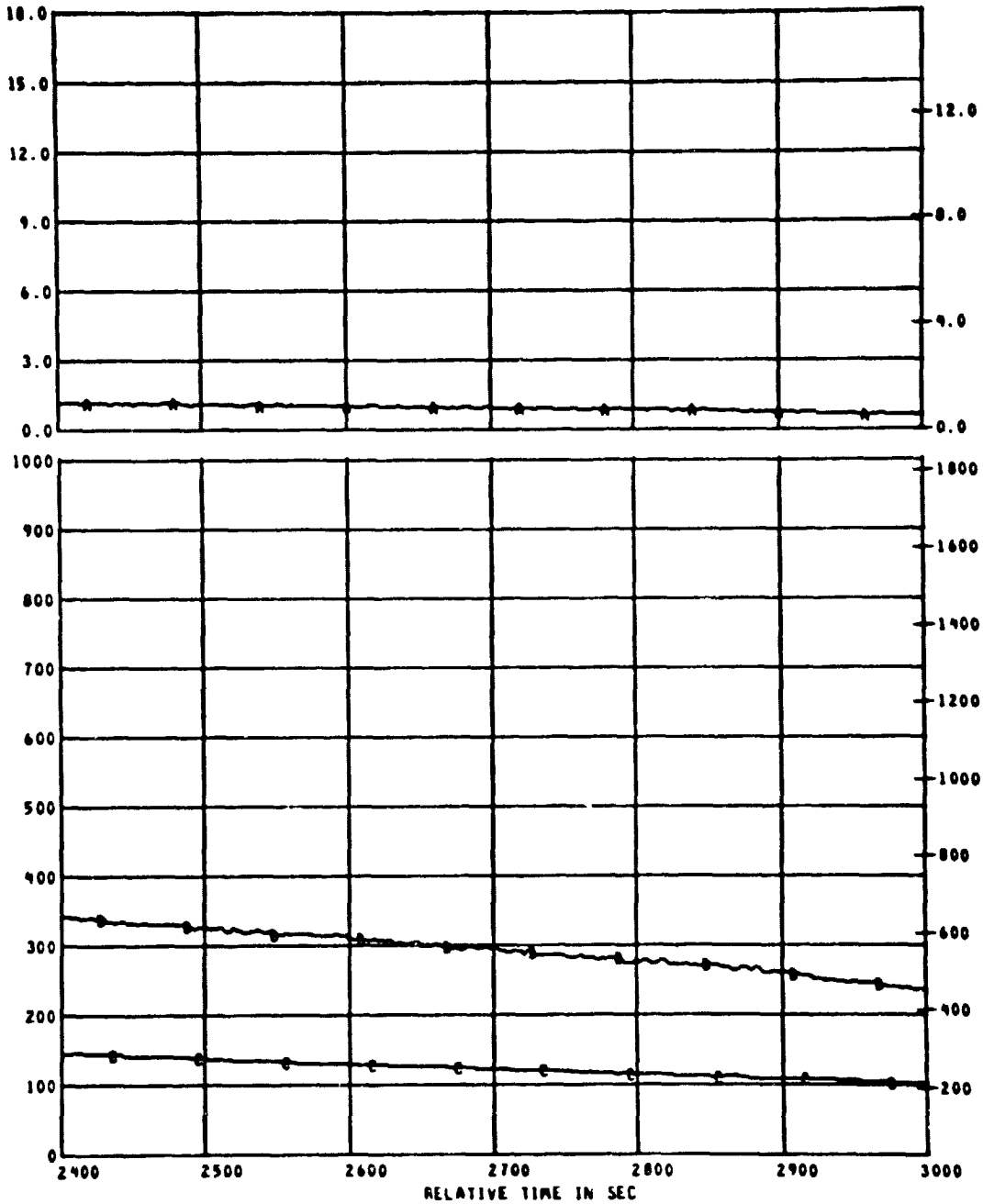
B  
T  
U  
/  
F  
Z  
S  
  
D  
E  
G  
F

MEAS. NUMBER	CHANNEL ASGN.	TITLE	RANGE	UNITS	GRID-SYM
# C2	151	CALORIMETER NO. 2	0.0 TO 18.0	WATT/CM2	AA
# TC03	103	AIR TEMP FOR C2	0 TO 1000	DEG C	BB
# TC04	104	SURFACE TEMP FOR C2	0 TO 1000	DEG C	BC

TEST ID 040311

PANEL FIRE TEST PLOT NO 02 - 5

REFERENCE TIME 11 10 00.00



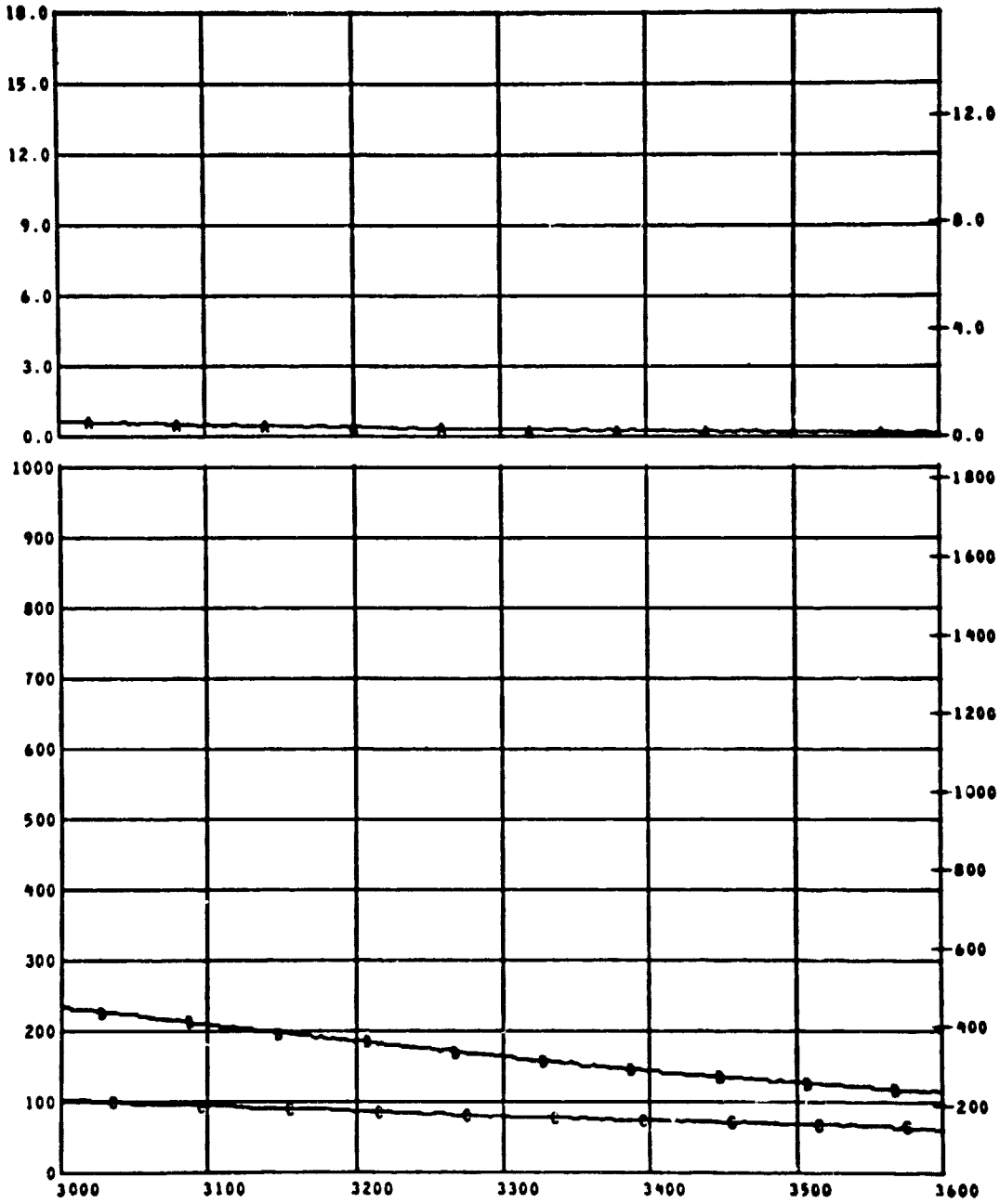
MEAS. NUMBER	CHANNEL ASGN.	TITLE	RANGE	UNITS	GRID-SYM
* C2	151	CALORIMETER NO. 2	0.0 TO 18.0	WATT/CM2	AA
* TC03	103	AIR TEMP FOR C2	0 TO 1000	DEG C	BB
* TC04	104	SURFACE TEMP FOR C2	0 TO 1000	DEG C	BC

COPIES OF THIS REPORT  
OF POOR QUALITY

TEST ID 040311

PANEL FIRE TEST PLOT NO 02 - 6

REFERENCE TIME 11 10 00.00

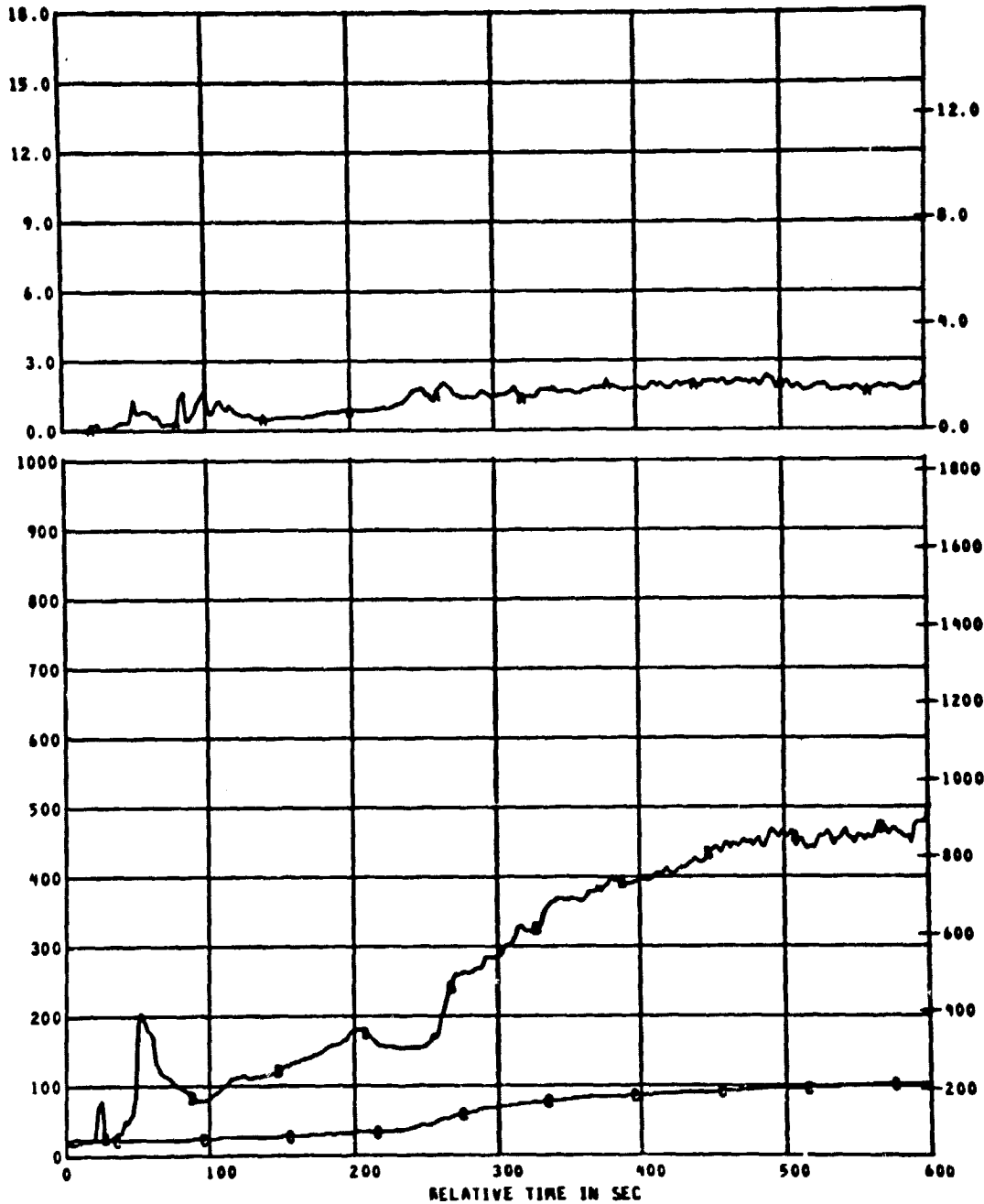


MEAS. NUMBER	CHANNEL ASGN.	TITLE	RANGE	UNITS	GRID-SYM
* C2	151	CALORIMETER NO. 2	0.0 TO 18.0	WATT/CM2	AA
* TC03	103	AIR TEMP FOR C2	0 TO 1000	DEG C	BB
* TC04	104	SURFACE TEMP FOR C2	0 TO 1000	DEG C	BC

TEST ID 040311

PANEL FIRE TEST PLOT NO 03 - 1

REFERENCE TIME 11 18 00.000



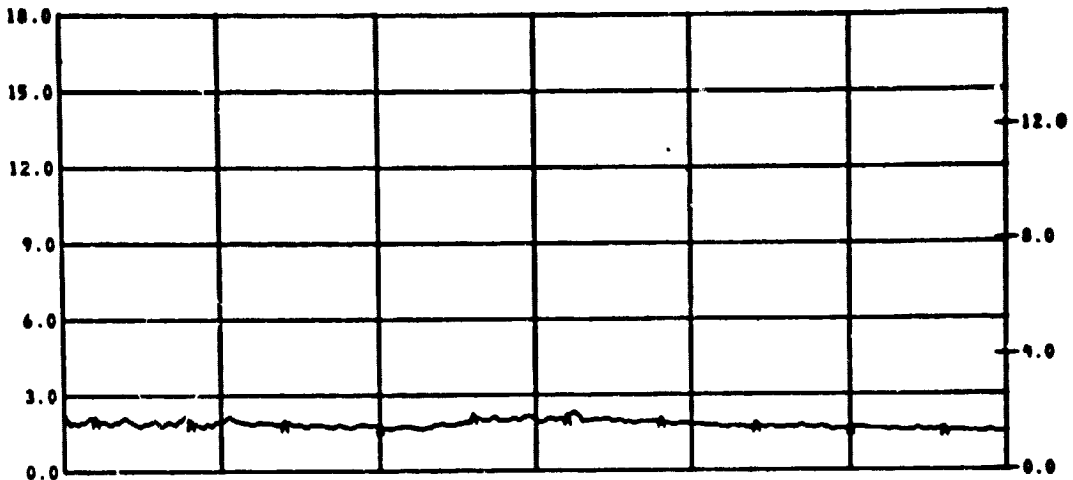
B  
T  
U  
/  
F  
S  
  
D  
E  
G  
F

MEAS. NUMBER	CHANNEL ASGN.	TITLE	RANGE	UNITS	GRID-SYM
* C3	152	CALORIMETER NO. 3	0.0 TO 18.0	WATT/CM2	AA
* TC05	105	AIR TEMP FOR C3	0 TO 1000	DEG C	BB
* TC06	106	SURFACE TEMP FOR C3	0 TO 1000	DEG C	BC

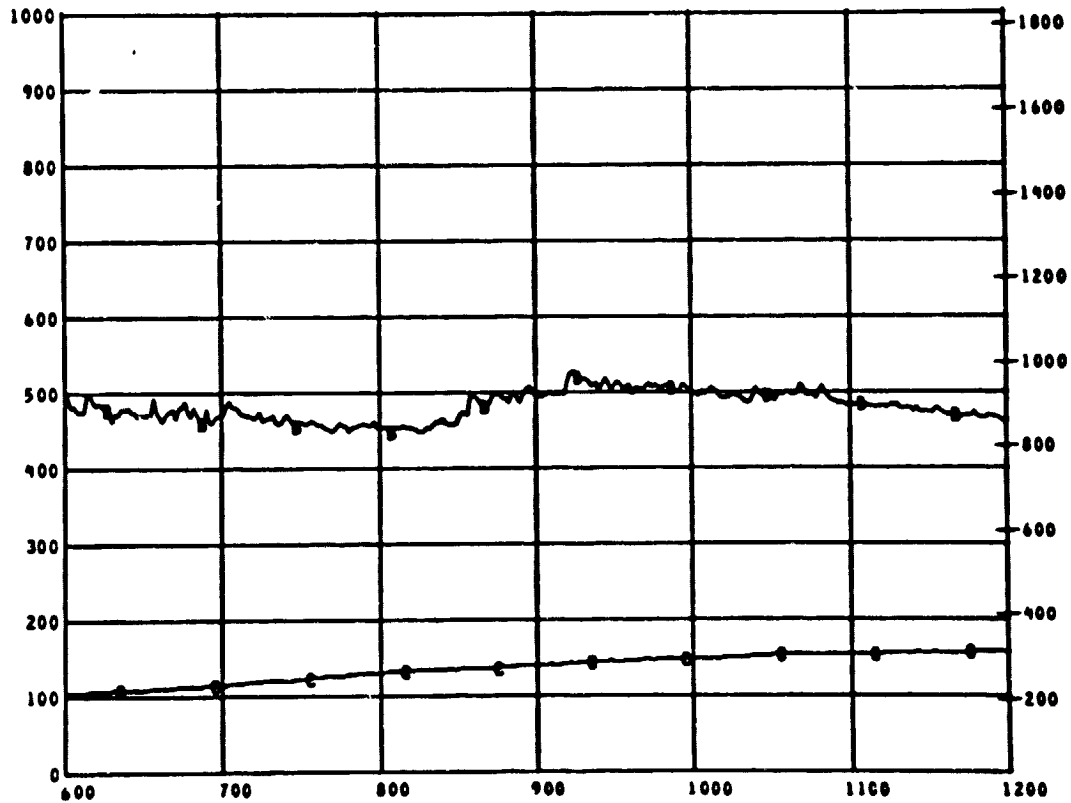
TEST ID 040311

PANEL FIRE TEST PLOT NO 03 - 2

REFERENCE TIME 11 10 00.00



B  
T  
U  
/  
F  
S



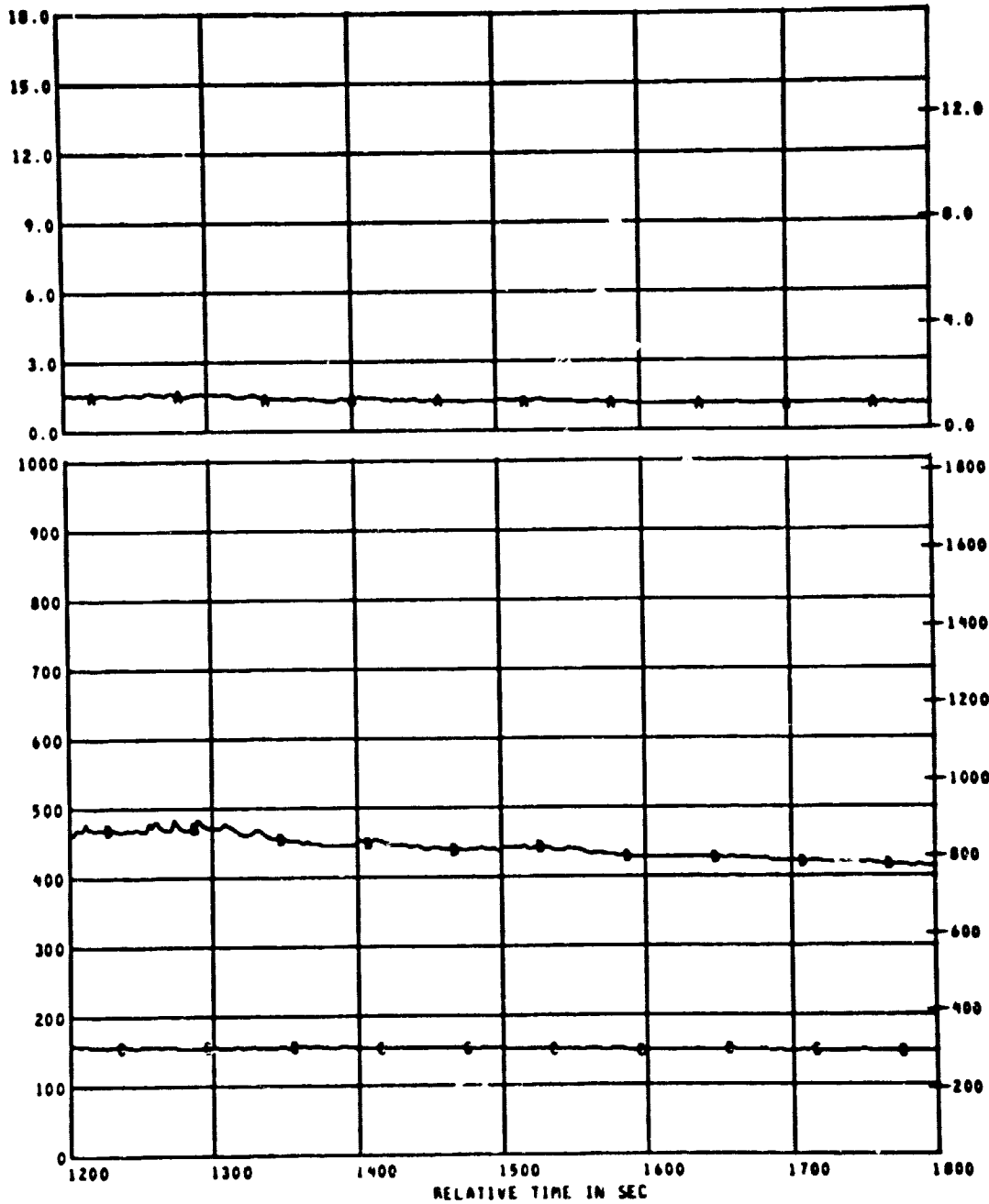
D  
E  
G  
C

MEAS. NUMBER	CHANNEL ASGN.	TITLE	RANGE	UNITS	GRID-SYM
6 C3	152	CALORIMETER NO. 3	0.0 TO 18.0	WATT/CM2	AA
6 TC05	105	AIR TEMP FOR C3	0 TO 1000	DEG C	BB
6 TC06	106	SURFACE TEMP FOR C3	0 TO 1000	DEG C	BC

TEST ID 040311

PANEL FIRE TEST PLOT NO 03 - 3

REFERENCE TIME 11 10 00.000

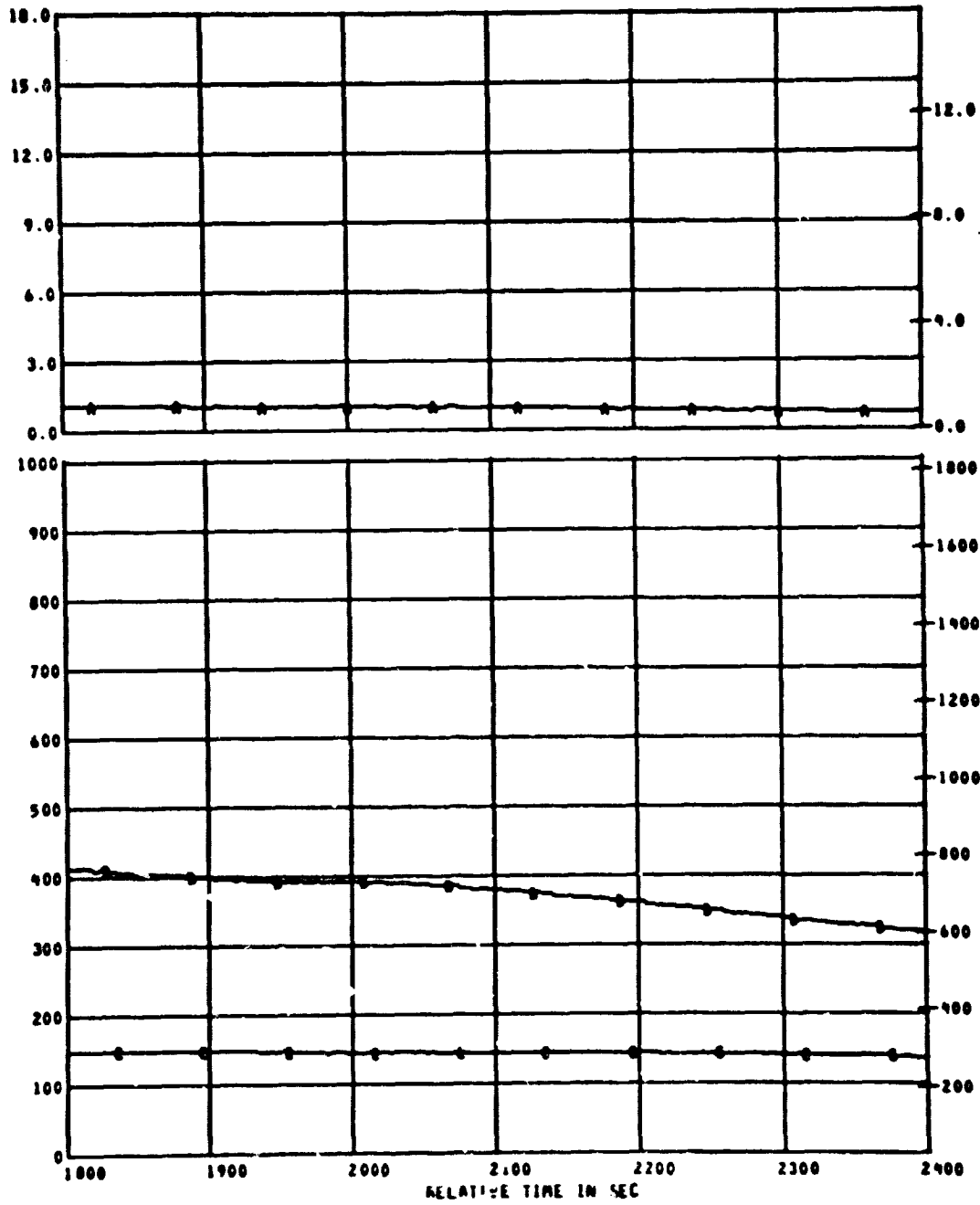


MEAS. NUMBER	CHANNEL ASGN.	TITLE	RANGE	UNITS	GRID-SYM
* C3	152	CALORIMETER NO. 3	0.0 TO 18.0	WATT/CM2	AA
* TC05	105	AIR TEMP FOR C3	0 TO 1000	DEG C	BB
* TC06	106	SURFACE TEMP FOR C3	0 TO 1000	DEG C	BC

TEST ID 040311

PANEL FIRE TEST PLOT NO 03 - 4

REFERENCE TIME 11 10 00.000



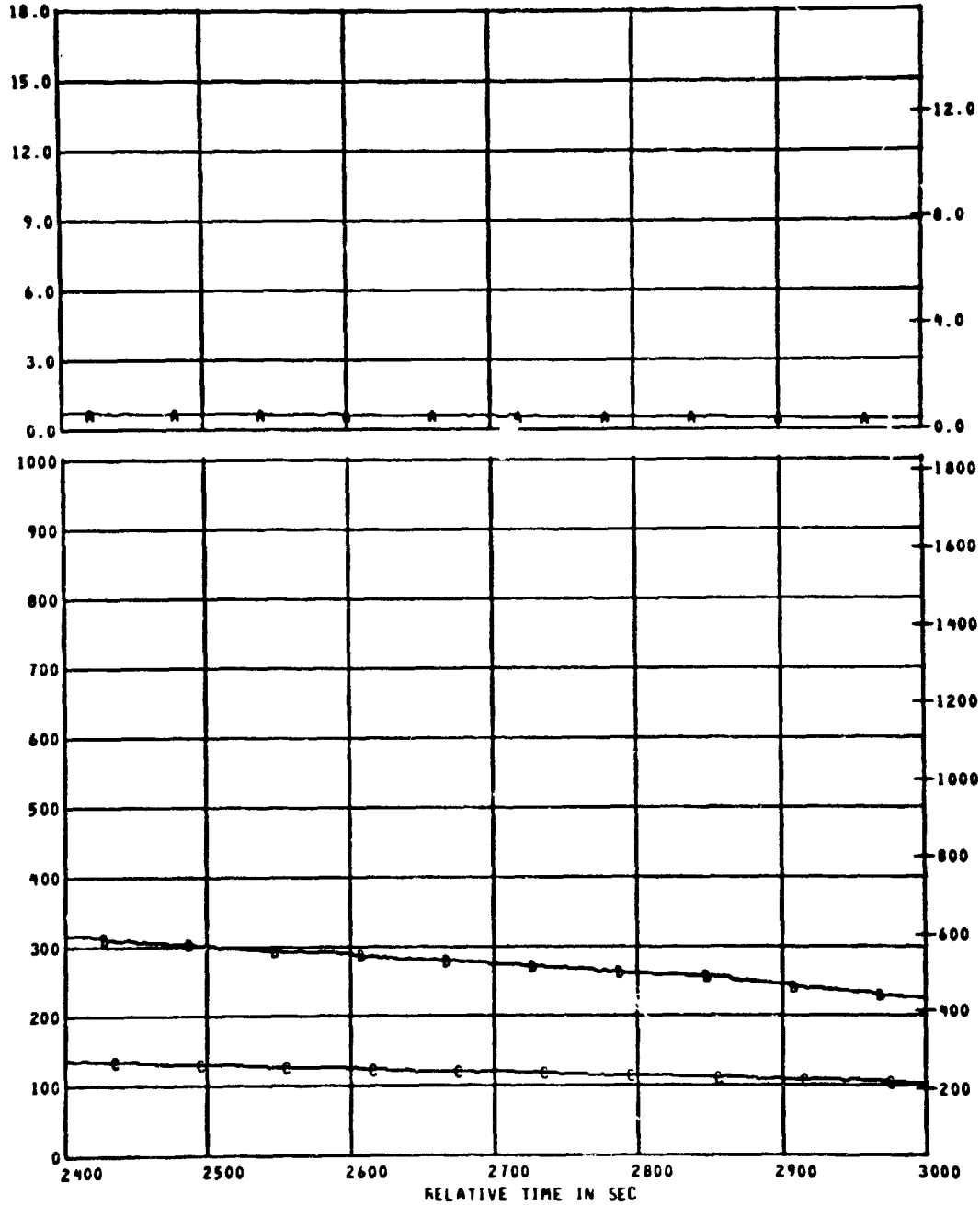
BTU/FS  
DEG F

MEAS. NUMBER	CHANNEL ASGN.	TITLE	RANGE	UNITS	GRID-SYM
• C3	152	CALORIMETER NO. 3	0.0 TO 18.0	WATT/CM2	AA
• TC05	105	AIR TEMP FOR C3	0 TO 1000	DEG C	BB
• TC06	106	SURFACE TEMP FOR C3	0 TO 1000	DEG C	BC

TEST ID 840311

PANEL FIRE TEST PLOT NO 03 - 5

REFERENCE TIME 11 18 00.000



D  
T  
U  
/  
F  
Z  
S

D  
E  
G  
F

MEAS. NUMBER	CHANNEL ASGN.	TITLE	RANGE	UNITS GRID-SYM
* C3	152	CALORIMETER NO. 3	0.0 TO 18.0	WATT/CM2 AA
* TC05	105	AIR TEMP FOR C3	0 TO 1000	DEG C BB
* TC06	106	SURFACE TEMP FOR C3	0 TO 1000	DEG C BC

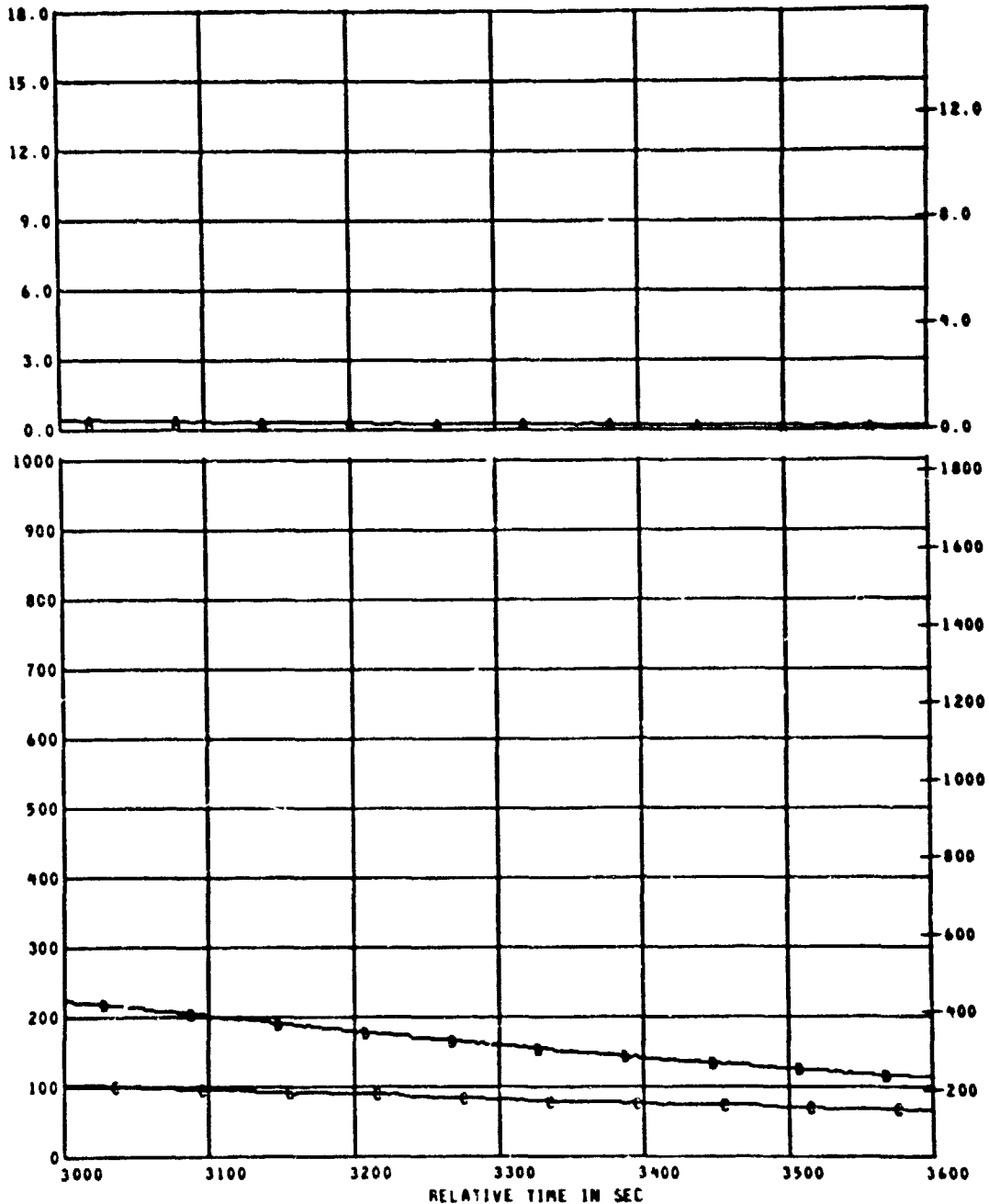
11/18/68  
11:18:00.000



TEST ID 040311

PANEL FIRE TEST PLOT NO 03 - 6

REFERENCE TIME 11 18 00.000



D  
T  
U  
/  
F  
Z  
S

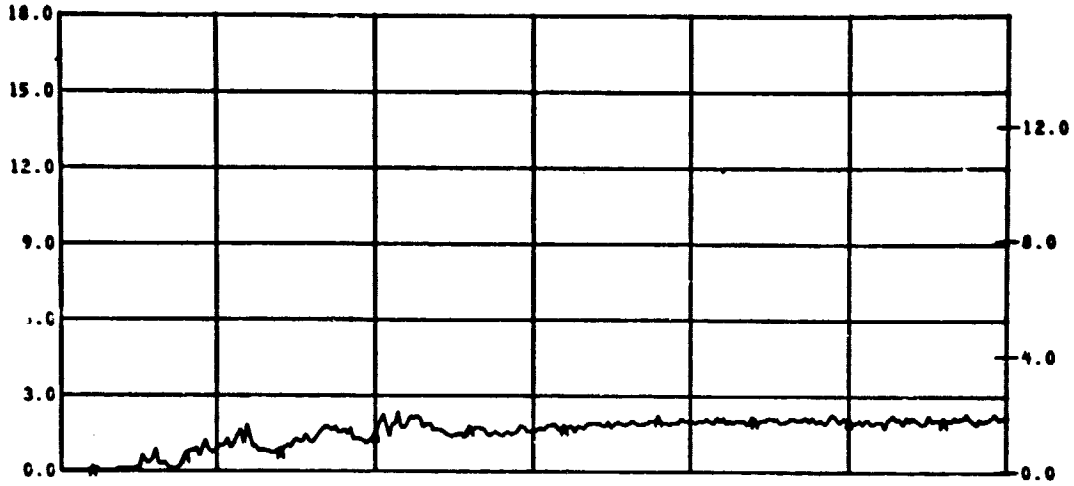
D  
E  
G  
C  
F

MEAS. NUMBER	CHANNEL ASGN.	TITLE	RANGE	UNITS	GRID-SYM
# C3	152	CALORIMETER NO. 3	0.0 TO 18.0	WATT/CM2	AA
# TC05	105	AIR TEMP FOR C3	0 TO 1000	DEG C	BB
# TC06	106	SURFACE TEMP FOR C3	0 TO 1000	DEG C	BC

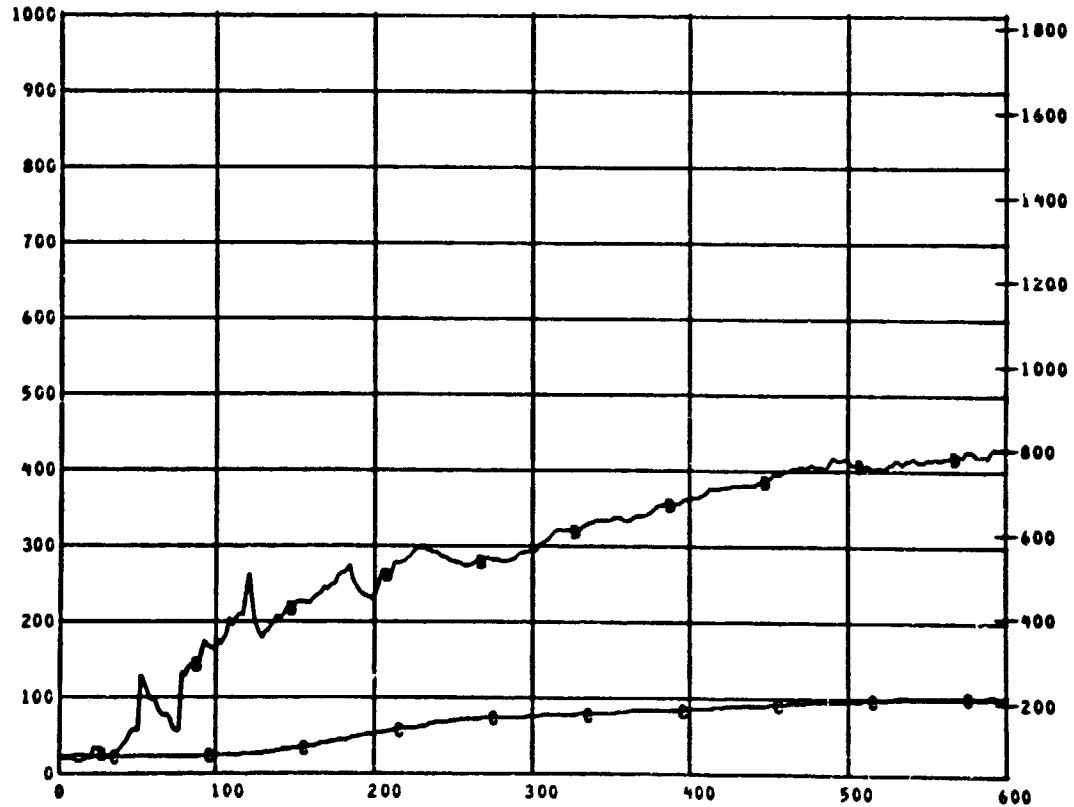
TEST ID 840311

PANEL FIRE TEST PLOT NO 04 - 1

REFERENCE TIME 11 18 00.000



B  
T  
U  
/  
F  
S



D  
E  
G  
C

MEAS. NUMBER	CHANNEL ASGN.
* C4	153
* TC07	107
* TC08	108

TITLE
CALORIMETER NO. 4
AIR TEMP FOR C4
SLIFACE TEMP FOR C4

RANGE
0.0 TO 18.0
0 TO 1000
0 TO 1000

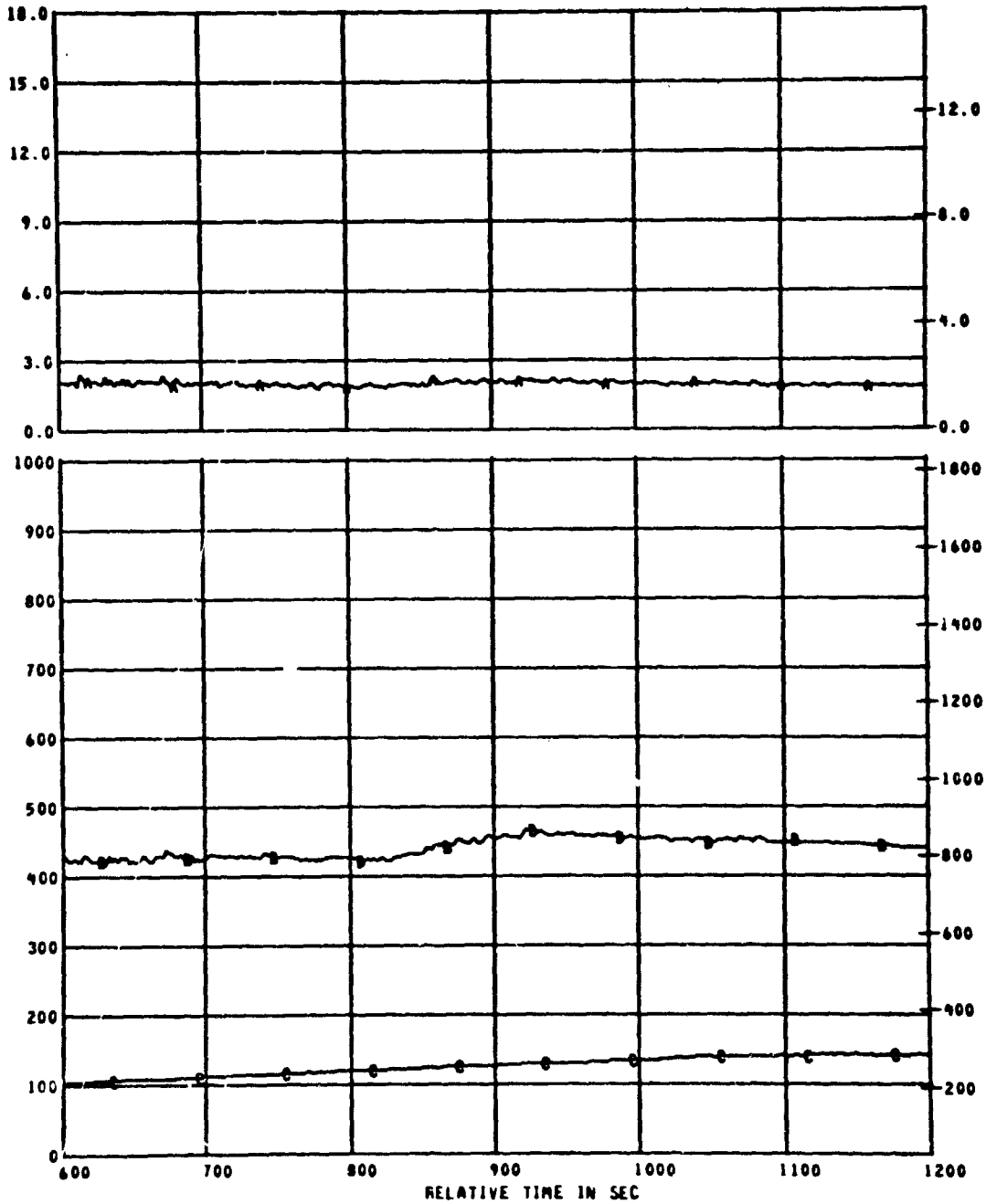
UNITS	GRID-SYM
WATT/CM2	AA
DEG C	BB
DEG C	BC

ORIGINAL PAGE IS  
OF POOR QUALITY

TEST ID 040311

PANEL FIRE TEST PLOT NO 04 - 2

REFERENCE TIME 11 10 00.000

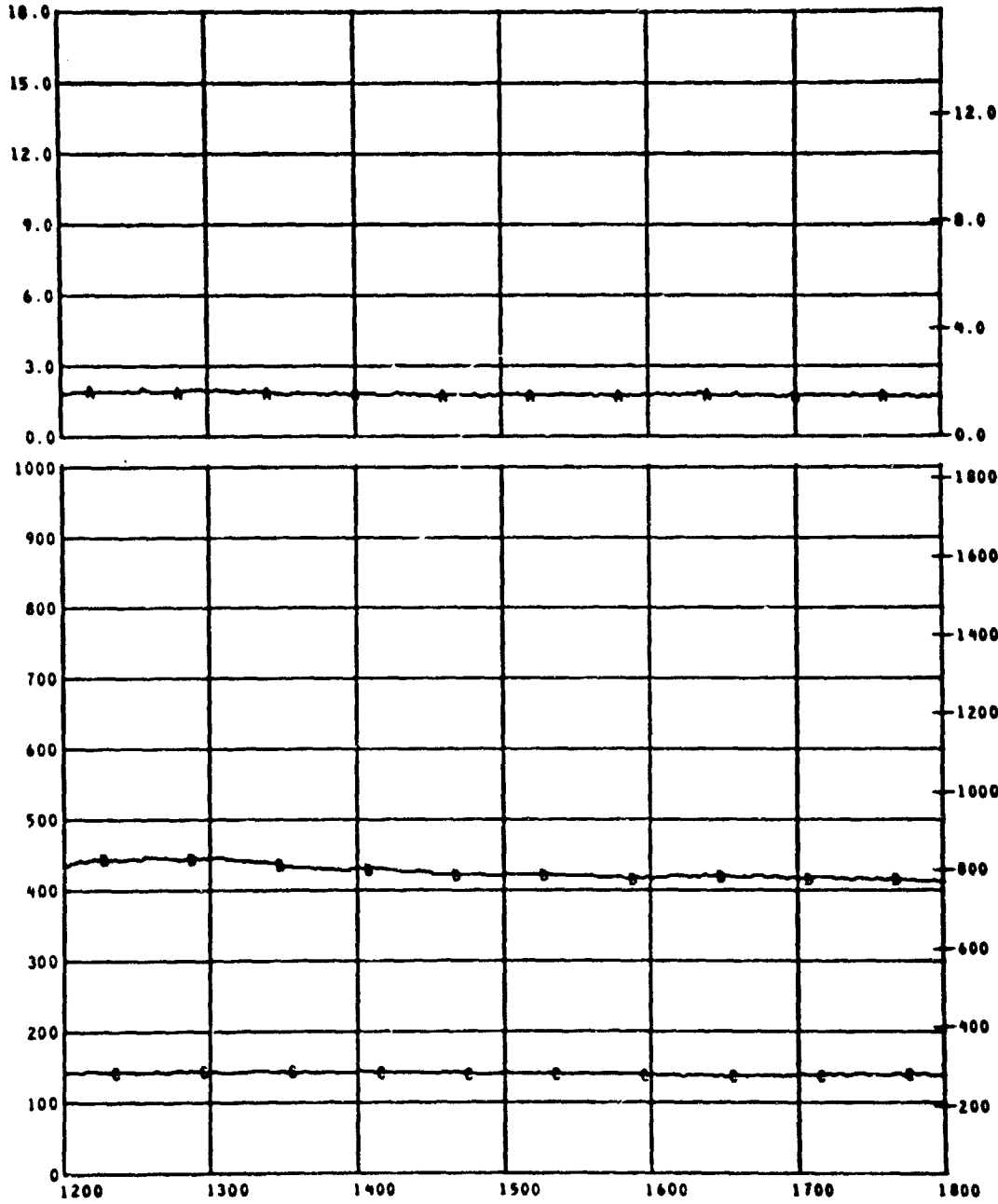


MEAS. NUMBER	CHANNEL ASGN.	TITLE	RANGE	UNITS	GRID-SYM
* C4	153	CALORIMETER NO. 4	0.0 TO 18.0	WATT/CM2	AA
* TC07	107	AIR TEMP FOR C4	0 TO 1000	DEG C	BB
* TC08	108	SURFACE TEMP FOR C4	0 TO 1000	DEG C	BC

TEST ID 840311

PANEL FIRE TEST PLOT NO 04 - 3

REFERENCE TIME 11 18 00.000

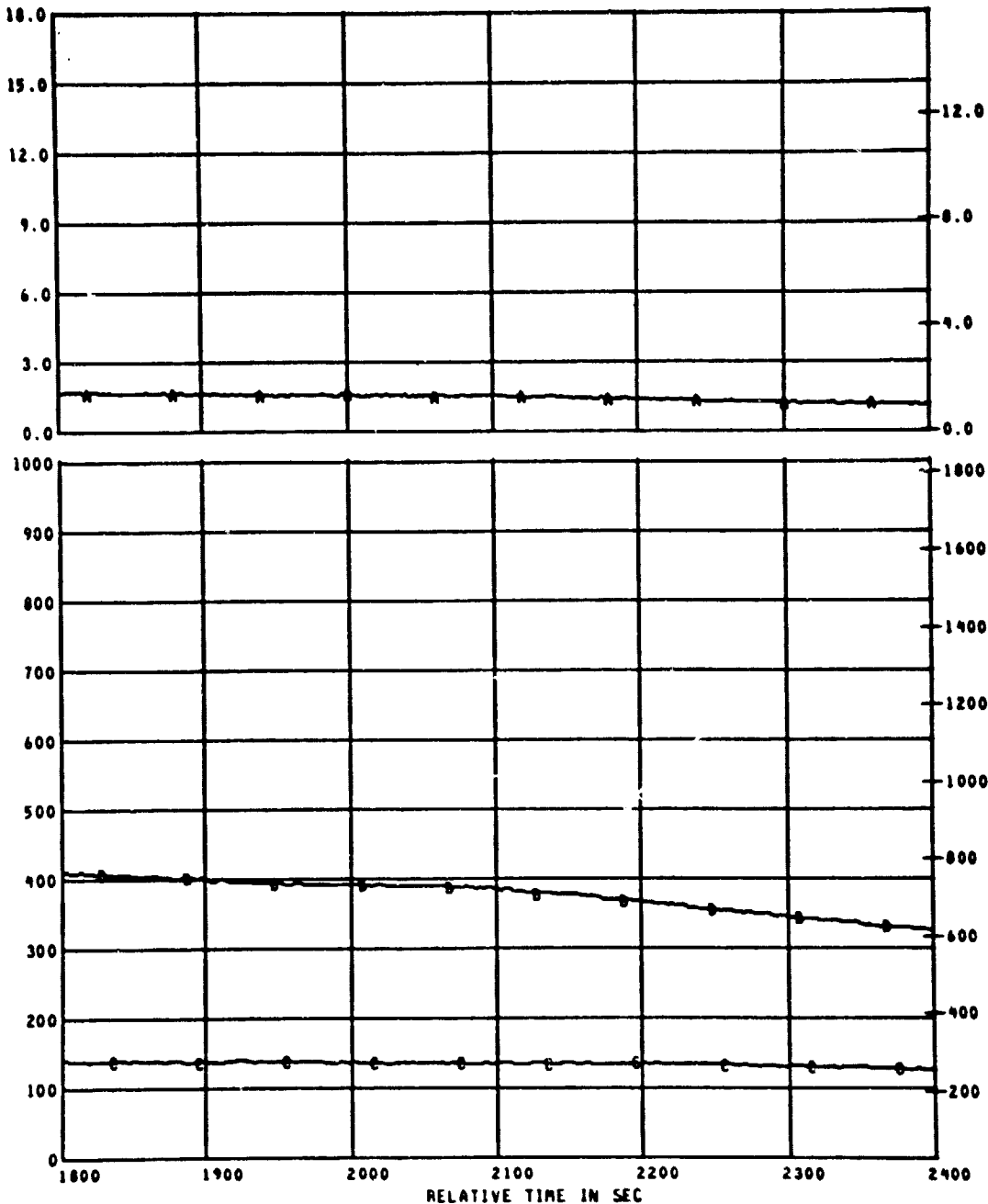


MEAS. NUMBER	CHANNEL ASGN.	TITLE	RANGE	UNITS	GRID-SYM
* C4	153	CALORIMETER NO. 4	0.0 TO 18.0	WATT/CM2	AA
* TC07	107	AIR TEMP FOR C4	0 TO 1000	DEG C	BB
* TC08	108	SURFACE TEMP FOR C4	0 TO 1000	DEG C	BC

TEST ID 090311

PANEL FIRE TEST PLOT NO 04 - 4

REFERENCE TIME 11 10 00.00

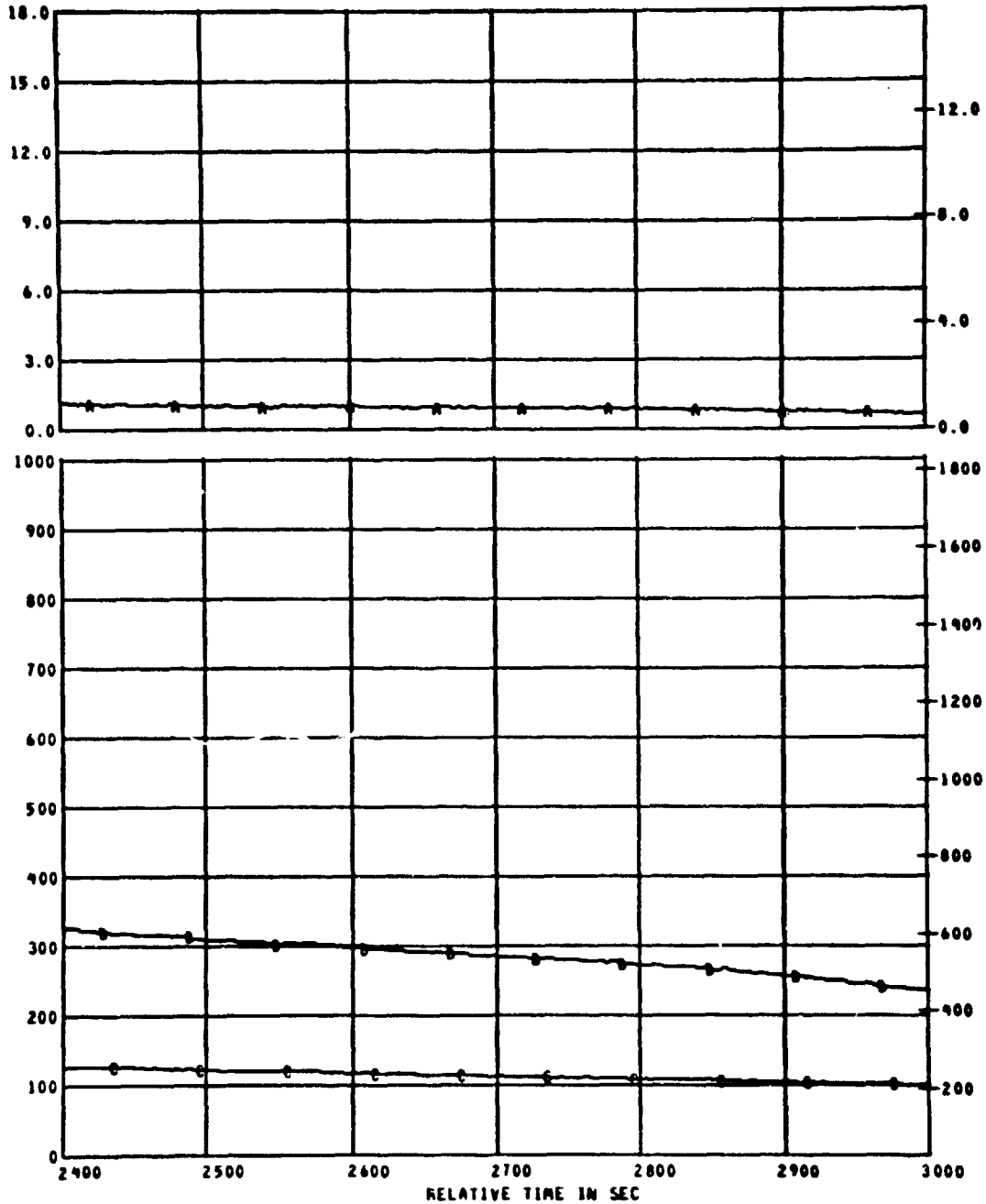


MEAS. NUMBER	CHANNEL ASGN.	TITLE	RANGE	UNITS	GRID-SYM
• C4	153	CALORIMETER NO. 4	0.0 TO 18.0	WATT/CM2	AA
• TC07	107	AIR TEMP FOR C4	0 TO 1000	DEG C	BB
• TC08	108	SURFACE TEMP FOR C4	0 TO 1000	DEG C	BC

TEST ID 840311

PANEL FIRE TEST PLOT NO 04 - 5

REFERENCE TIME 11 18 00.00



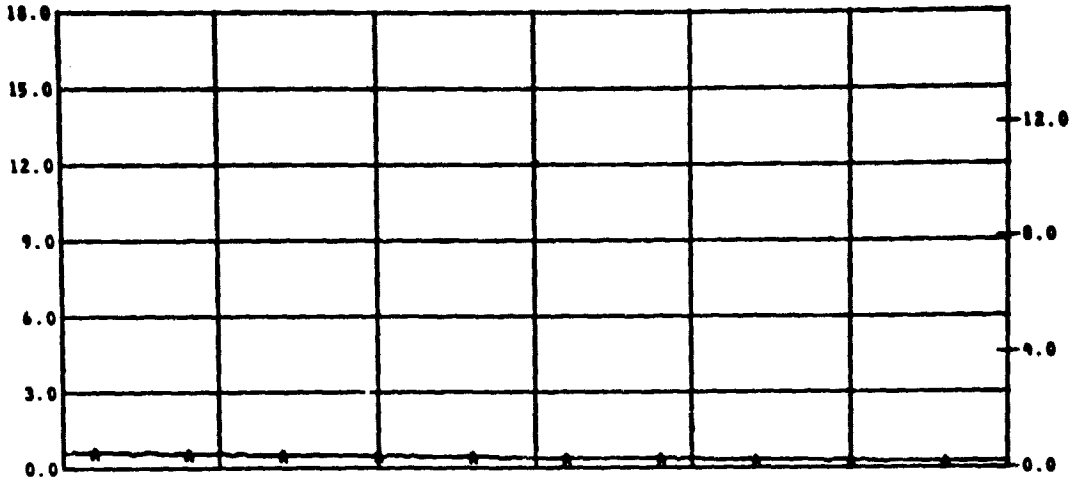
B  
T  
U  
/  
F  
S  
  
D  
E  
G  
F

MEAS. NUMBER	CHANNEL ASGN.	TITLE	RANGE	UNITS	GRID-SYM
8 C4	153	CALORIMETER NO. 4	0.0 TO 18.0	WATT/CM2	AA
8 TC07	107	AIR TEMP FOR C4	0 TO 1000	DEG C	BB
8 TC08	108	SURFACE TEMP FOR C4	0 TO 1000	DEG C	BC

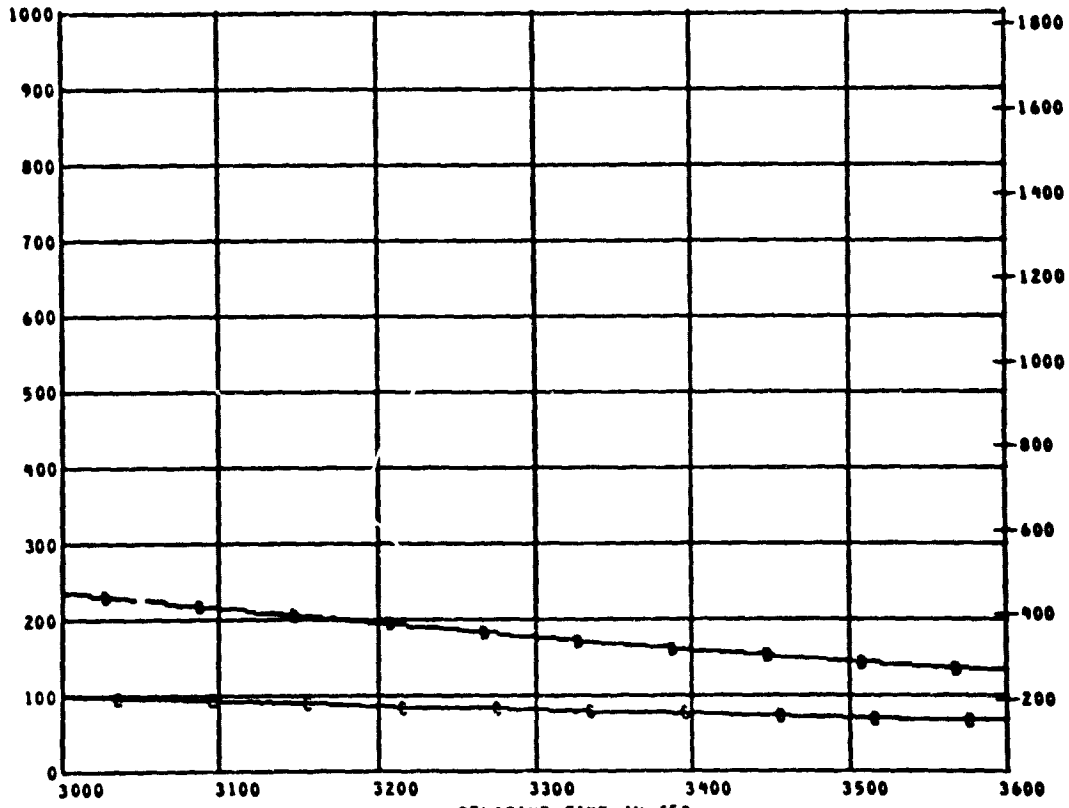
TEST ID 840311

PANEL FIRE TEST PLOT NO 04 - 6

REFERENCE TIME 11 18 00.000



B  
T  
U  
/  
F  
2  
S



D  
E  
G  
C  
F

MEAS. NUMBER	CHANNEL ASGN.	TITLE	RANGE	UNITS	GRID-SYM
8 C4	153	CALORIMETER NO. 4	0.0 TO 18.0	WATT/CM2	AA
8 TC07	107	AIR TEMP FOR C4	0 TO 1000	DEG C	BB
8 TC08	108	SURFACE TEMP FOR C4	0 TO 1000	DEG C	BC

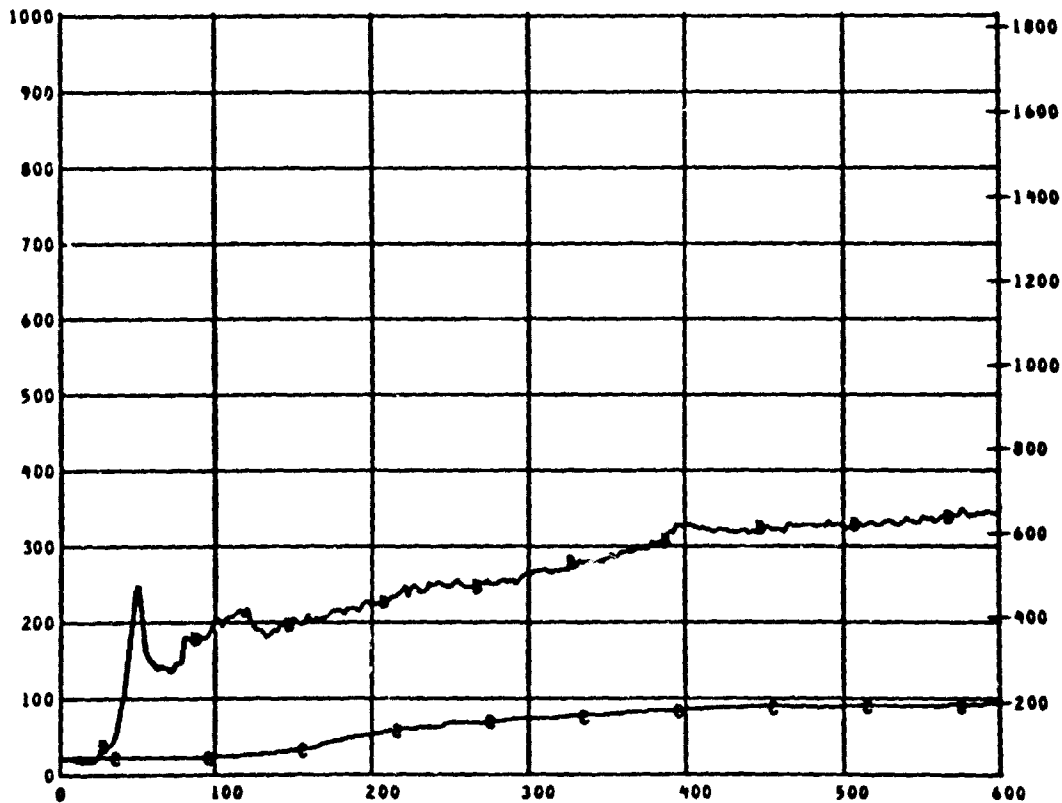
TEST ID 040311

PANEL FIRE TEST PLOT NO 05 - 1

REFERENCE TIME 11 10 00.000



D  
T  
U  
/  
F  
2  
S



D  
E  
G  
F

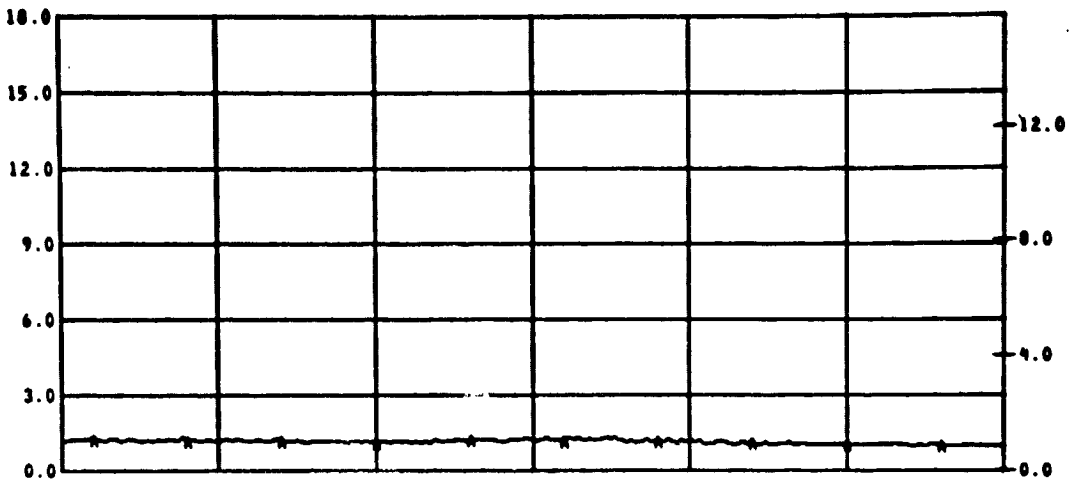
MEAS. NUMBER	CHANNEL ASGN.	TITLE	RANGE	UNITS	GRID-SYM
* CS	154	CALORIMETER NO. 5	0.0 TO 18.0	WATT/CM2	AA
* TC09	109	AIR TEMP FOR CS	0 TO 1000	DEG C	BB
* TC10	110	SURFACE TEMP FOR CS	0 TO 1000	DEG C	BC



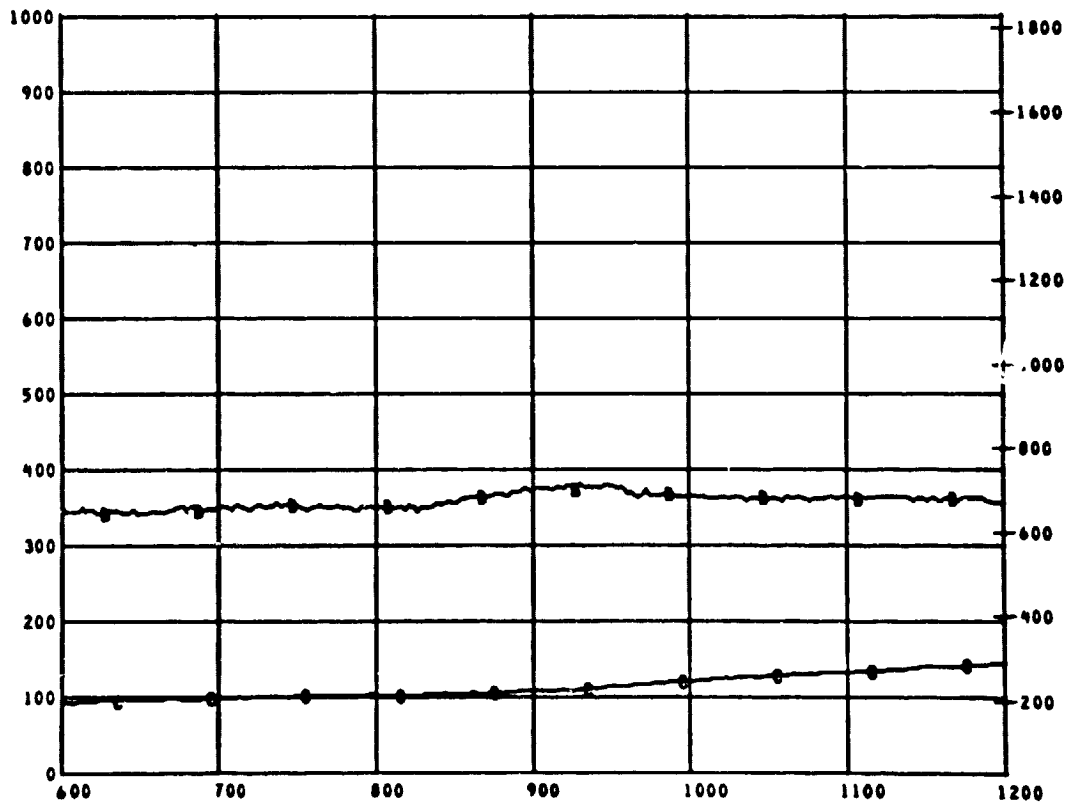
TEST ID 040311

PANEL FIRE TEST PLOT NO 05 - 2

REFERENCE TIME 11 10 00.000



B  
T  
U  
/  
F  
S



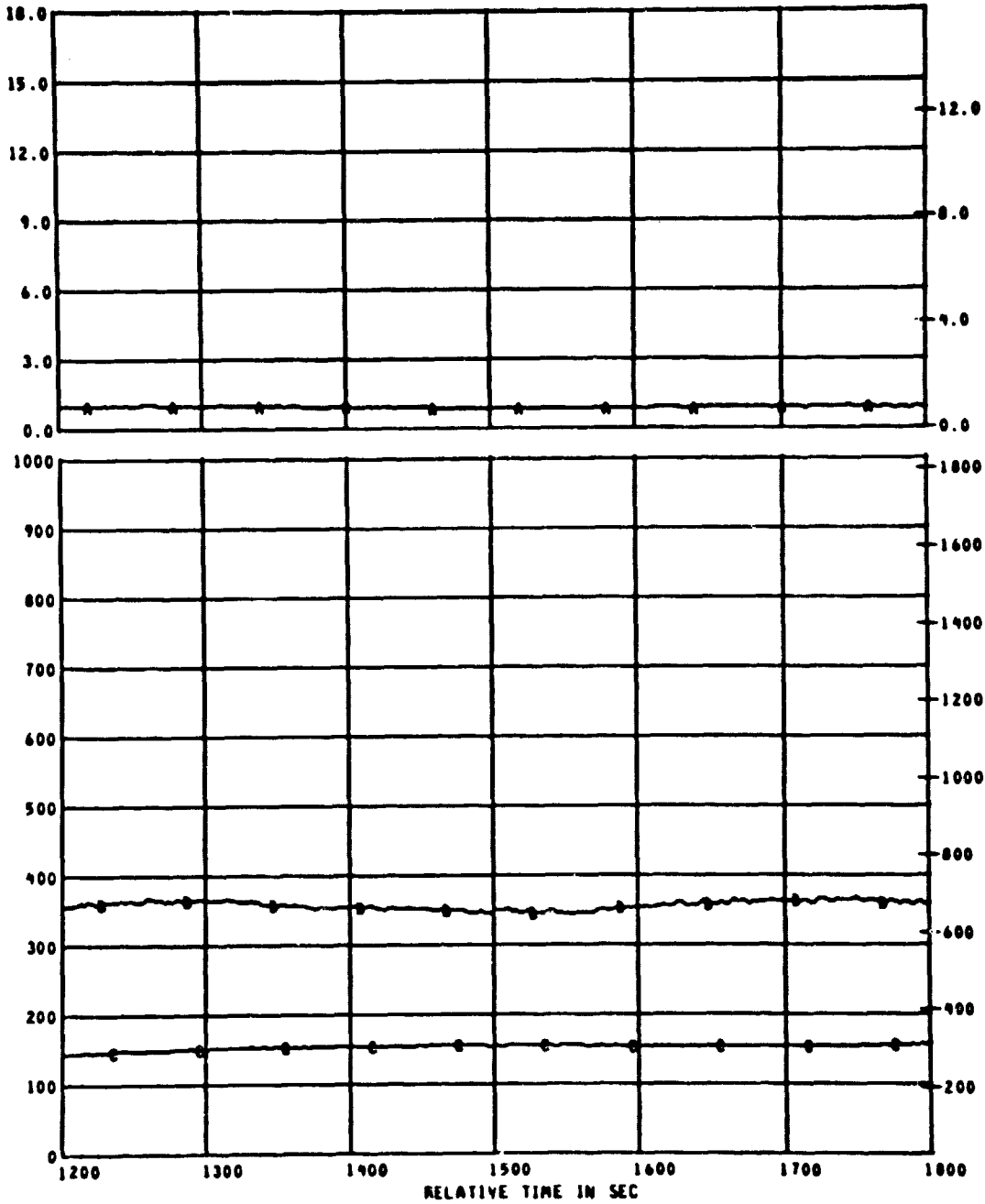
D  
E  
G  
F

MEAS. NUMBER	CHANNEL ASGN.	TITLE	RANGE	UNITS	GRID-SYM
* C5	154	CALORIMETER NO. 5	0.0 TO 18.0	WATT/CM2	AA
* TC09	109	AIR TEMP FOR C5	0 TO 1000	DEG C	BB
* TC10	110	SURFACE TEMP FOR C5	0 TO 1000	DEG C	BC

TEST ID 040311

PANEL FIRE TEST PLOT NO 05 - 3

REFERENCE TIME 11 10 00.000

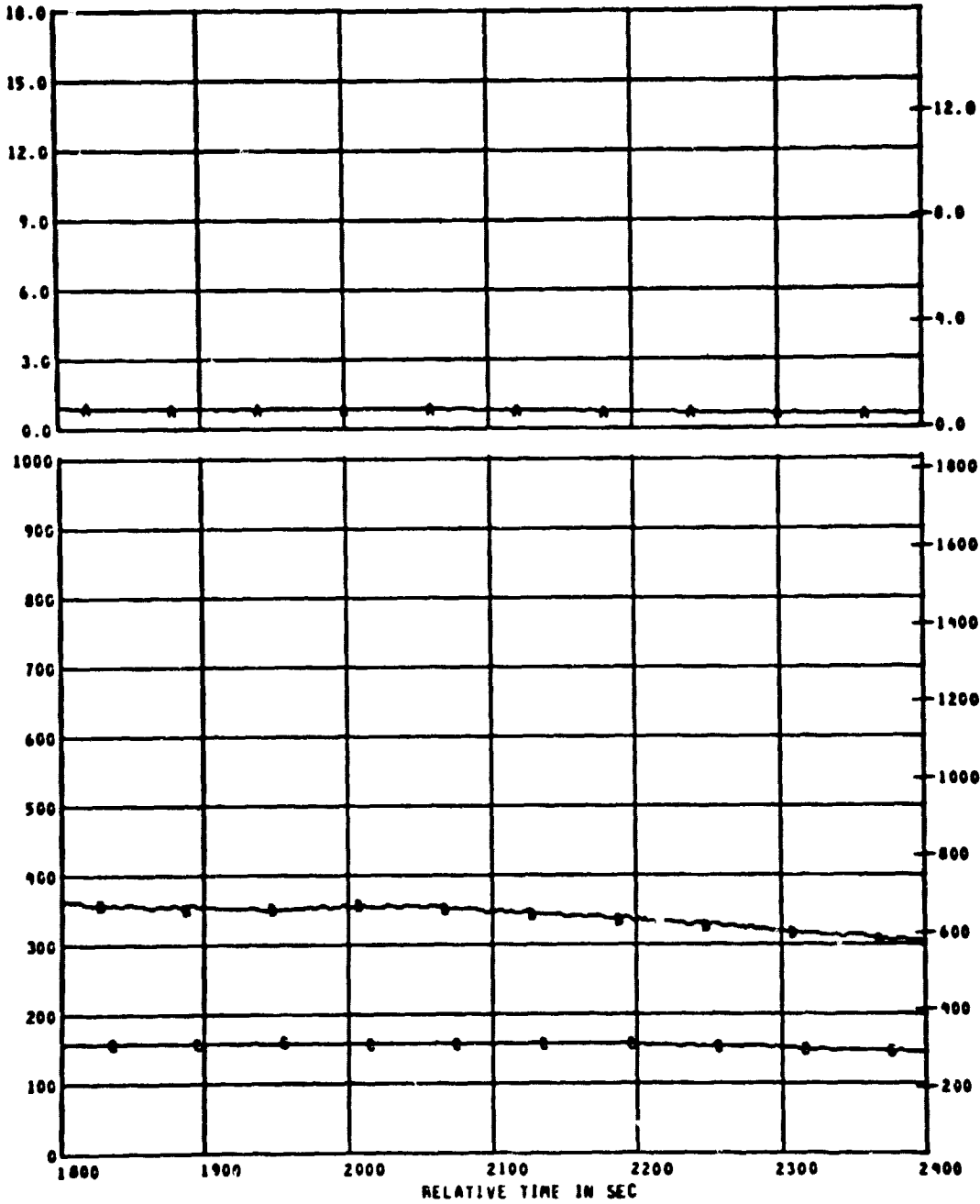


MEAS. NUMBER	CHANNEL ASGN.	TITLE	RANGE	UNITS	GRID-SYM
6 CS	159	CALORIMETER NO. 5	0.0 TO 18.0	WATT/CM2	AA
6 TC09	109	AIR TEMP FOR CS	0 TO 1000	DEG C	BB
6 TC10	110	SURFACE TEMP FOR CS	0 TO 1000	DEG C	BC

TEST ID 040311

PANEL FIRE TEST PLOT NO 05 - 4

REFERENCE TIME 11 10 00.00

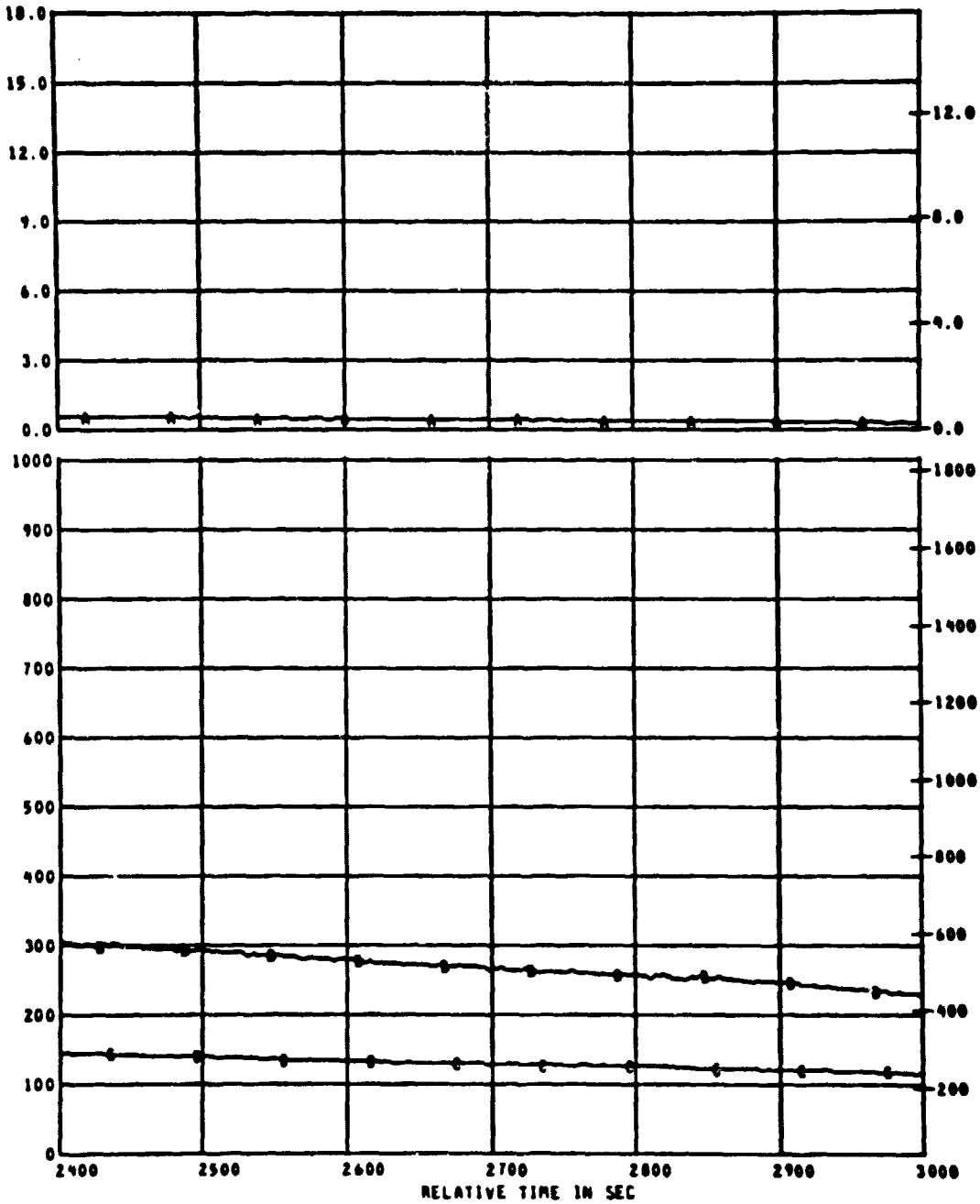


MEAS. NUMBER	CHANNEL ASGN.	TITLE	RANGE	UNITS	GRID-SY/
6 C5	154	CALORIMETER NO. 5	0.0 TO 18.0	WATT/CM2	AA
6 TC09	109	AIR TEMP FOR C5	0 TO 1000	DEG C	BB
6 TC10	110	SURFACE TEMP FOR C5	0 TO 1000	DEG C	BC

TEST ID 040311

PANEL FIRE TEST PLOT NO 09 - 5

REFERENCE TIME 11 10 00.000

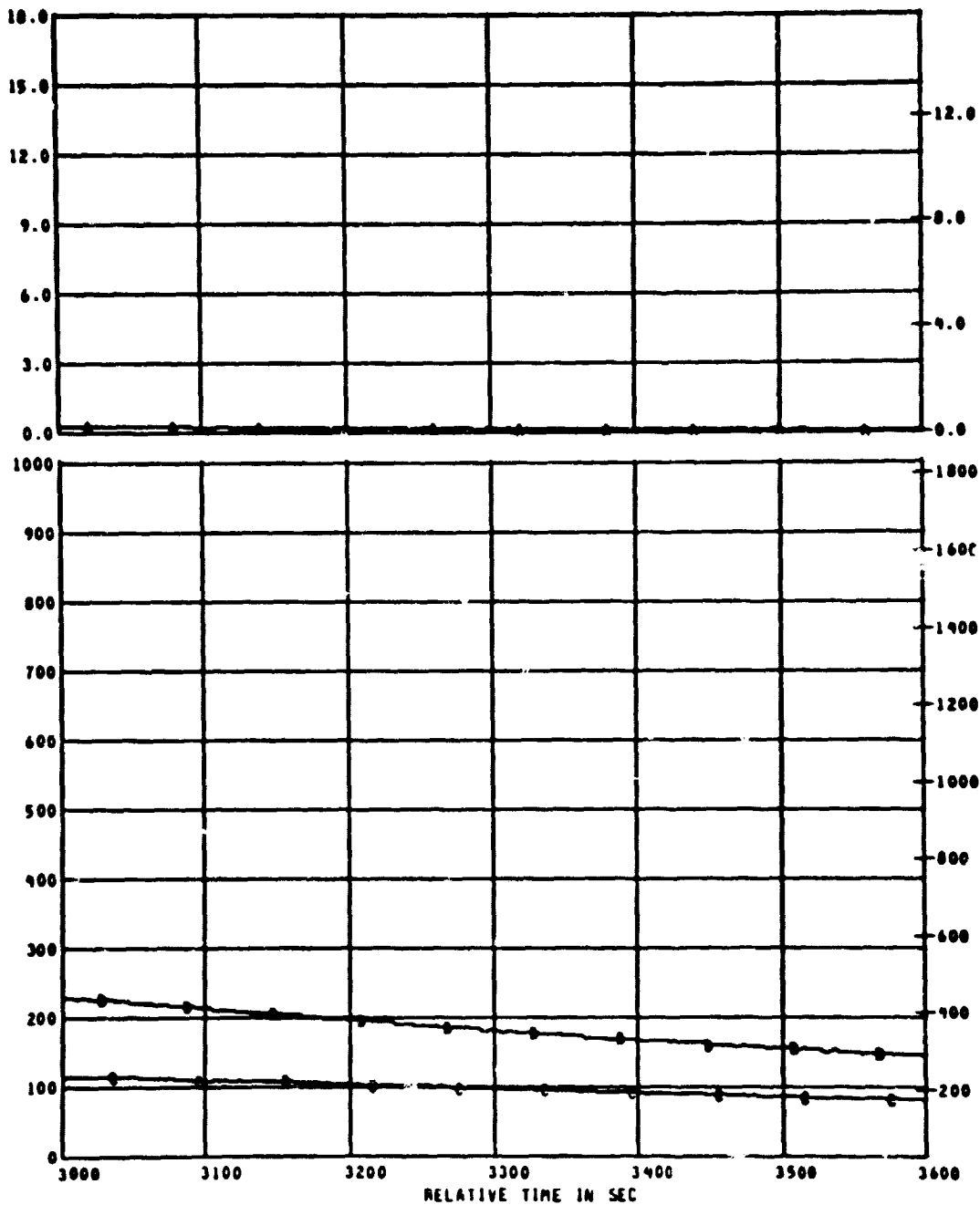


MEAS. NUMBER	CHANNEL ASGN.	TITLE	RANGE	UNITS	GRID-SYM
0 C5	154	CALORIMETER NO. 5	0.0 TO 18.0	WATT/CM2	AA
0 TC09	109	AIR TEMP FOR C5	0 TO 1000	DEG C	BB
0 TC10	110	SURFACE TEMP FOR C5	0 TO 1000	DEG C	BC

TEST ID 040311

PANEL FIRE TEST PLOT NO 05 - 6

REFERENCE TIME 11 10 40.000



W  
/  
F  
S

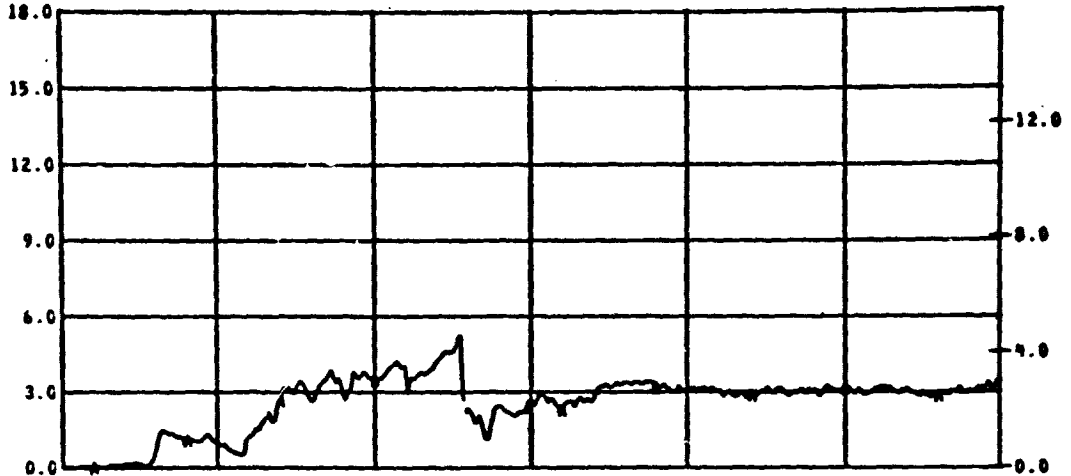
D  
E  
G  
C  
F

MEAS. NUMBER	CHANNEL ASGN.	TITLE	RANGE	UNITS	GRID-SVP
CS	159	CALORIMETER NO. 5	0.0 TO 18.0	WATT/CM2	AA
TC09	109	AIR TEMP FOR CS	0 TO 1000	DEG C	BB
TC10	110	SURFACE TEMP FOR CS	0 TO 1000	DEG C	BC

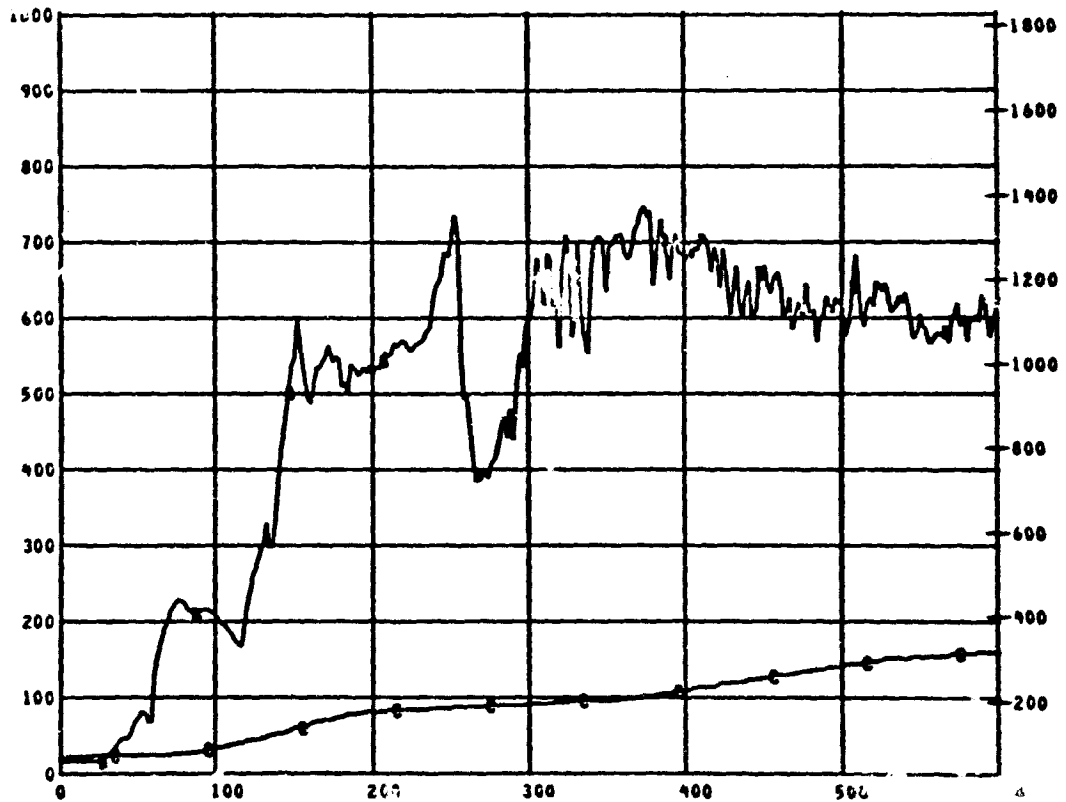
TEST ID 090311

PANEL FIRE TEST PLOT NO 06 - 1

REFERENCE TIME 11 10 00.00



B  
T  
U  
/  
F  
Z  
S



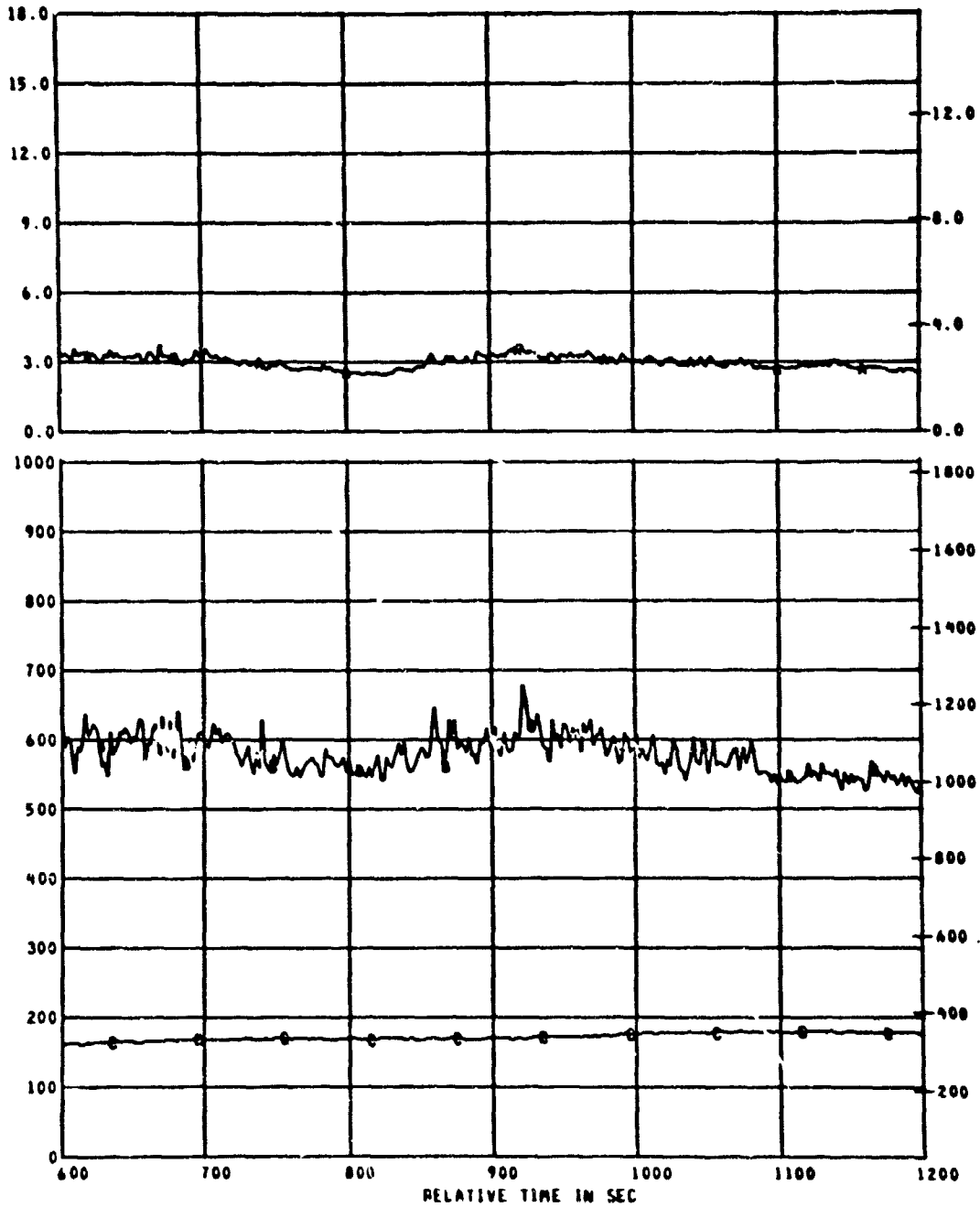
D  
E  
G  
F

MEAS. NUMBER	CHANNEL ASGN.	TITLE	RANGE	UNITS GRID-SY
* C6	155	CALORIMETER NO. 6	0.0 TO 18.0	WATT/CM2 AA
* TC11	111	AIR TEMP FOR C6	0 TO 1000	DEG C BB
* TC12	112	SURFACE TEMP FOR C6	0 TO 1000	DEG C BC

TEST ID 040311

PANEL FIRE TEST PLOT NO 06 - 2

REFERENCE TIME 11 18 00.000

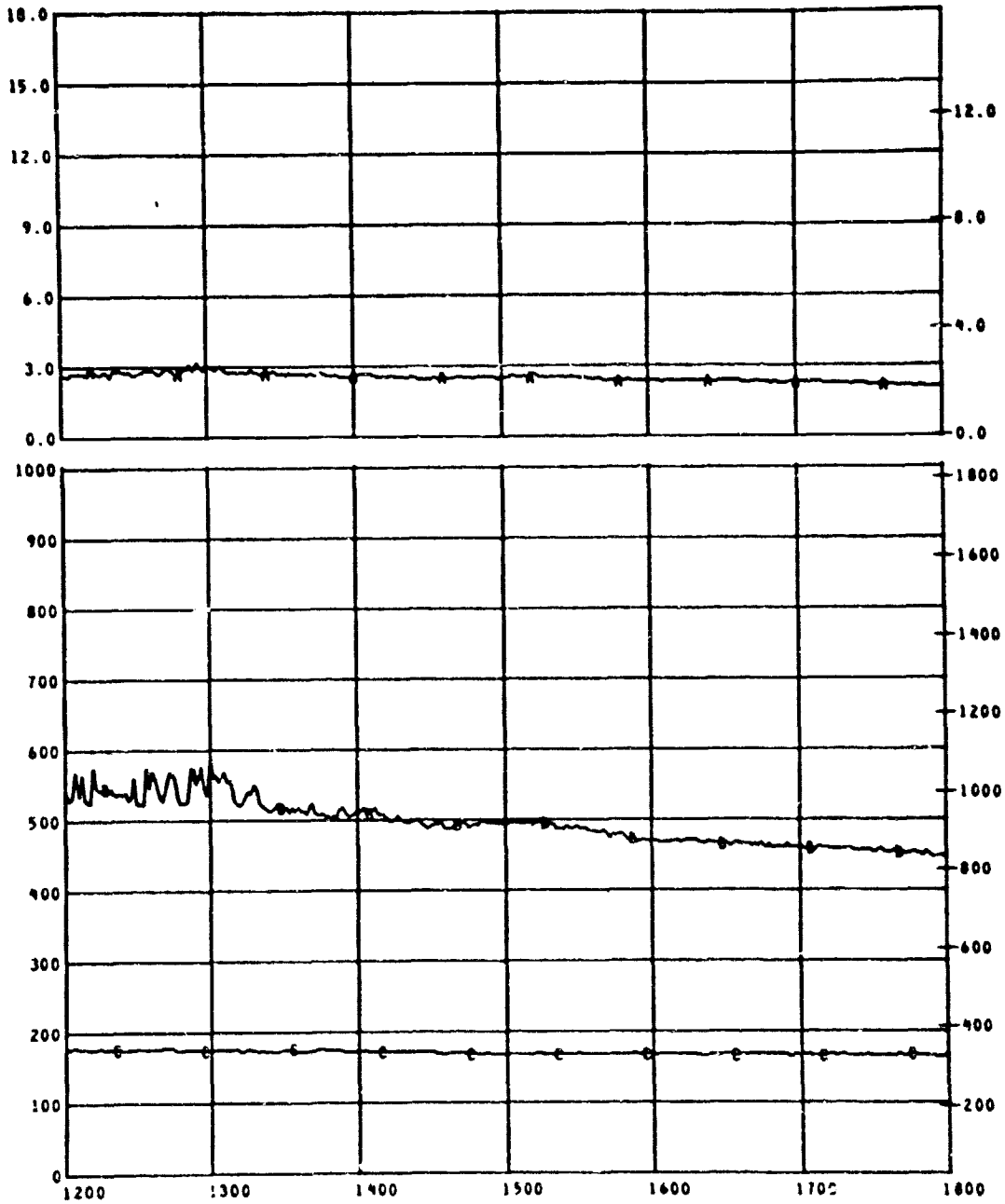


MEAS. NUMBER	CHANNEL ASGN.	TITLE	RANGE	UNITS	GRID-SYM
* C6	155	CALORIMETER NO. 6	0.0 TO 18.0	WATT/CM2	AA
* TC11	111	AIR TEMP FOR C6	0 TO 1000	DEG C	BB
* TC12	112	SURFACE TEMP FOR C6	0 TO 1000	DEG C	BC

TEST ID 840311

PANEL FIRE TEST PLOT NO 06 - 3

REFERENCE TIME 11 18 00.000



MEAS. NUMBER	CHANNEL ASGN.	TITLE	RANGE	UNITS	GRID-SYM
8 C6	155	CALORIMETER NO. 6	0.0 TO 18.0	WATT/CM2	AA
8 T011	111	AIR TEMP FOR C6	0 TO 1000	DEG C	BB
8 T012	112	SURFACE TEMP FOR C6	0 TO 1000	DEG C	BC

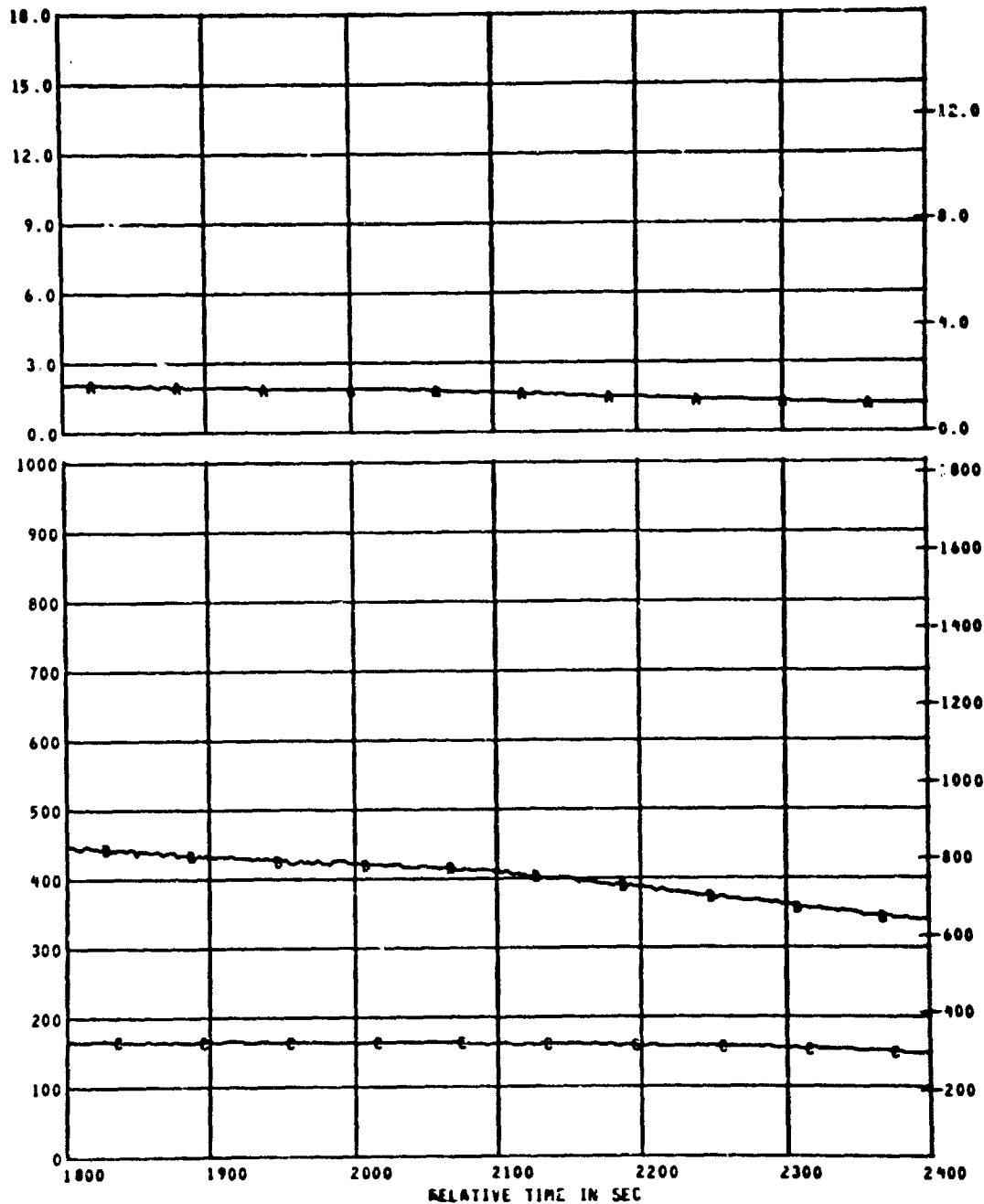
ORIGINAL PAGE IS OF POOR QUALITY



TEST ID 840311

PANEL FIRE TEST PLOT NO 06 - 4

REFERENCE TIME 11 18 00.000

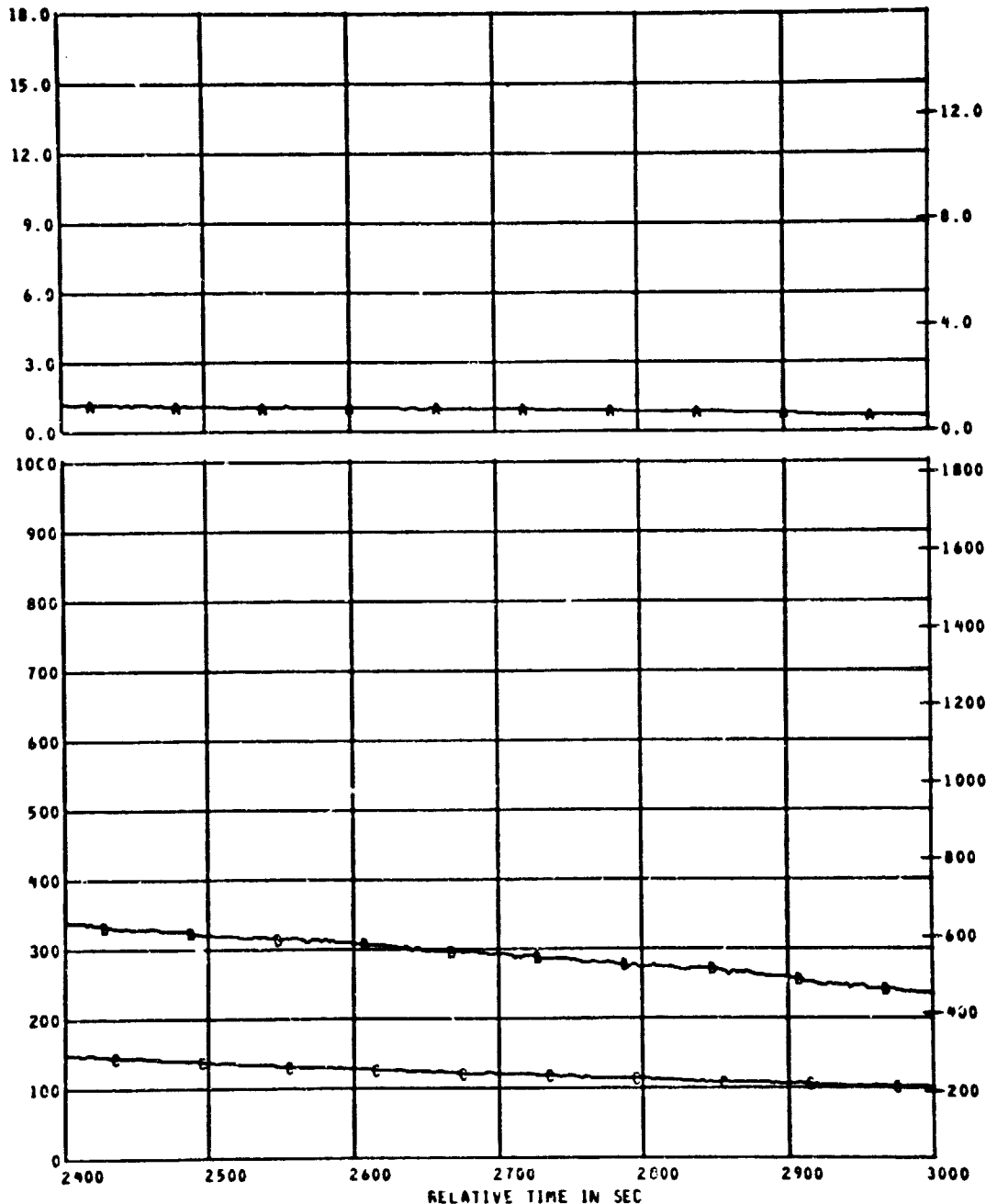


MEAS. NUMBER	CHANNEL ASGN.	TITLE	RANGE	UNITS	GRID-SYM
* C6	155	CALORIMETER NO. 6	0.0 TO 18.0	WATT/CM²	AA
* TC11	111	AIR TEMP FOR C6	0 TO 1000	DEG C	BB
* TC12	112	SURFACE TEMP FOR C6	0 TO 1000	DEG C	BC

TEST ID 040311

PANEL FIRE TEST PLOT NO 06 - 5

REFERENCE TIME 11 18 00.000




W  
 A  
 T  
 T  
 /  
 C  
 M  
 2  
  
 D  
 E  
 G  
 S

MEAS. NUMBER	CHANNEL ASGN.	TITLE	RANGE	UNITS	GRID-SYM
* C6	155	CALORIMETER NO. 6	0.0 TO 18.0	WATT/CM2	AA
* TC11	111	AIR TEMP FOR C6	0 TO 1000	DEG C	BB
* TC12	112	SURFACE TEMP FOR C6	0 TO 1000	DEG C	BC

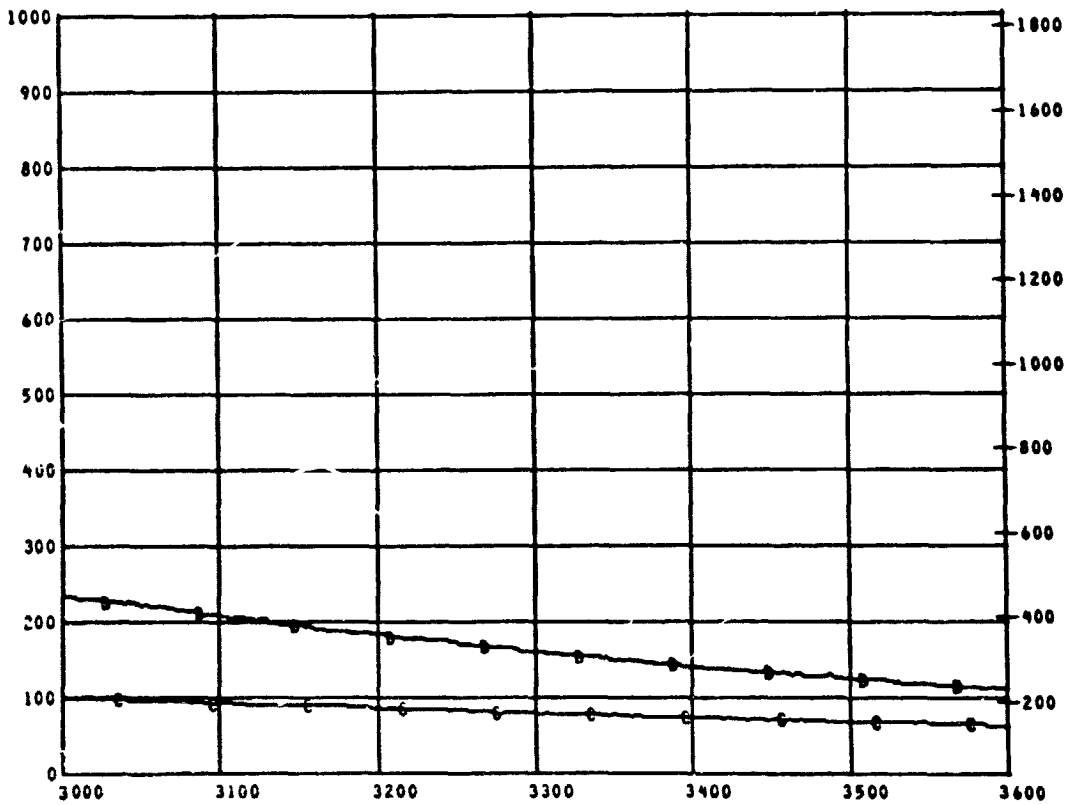
TEST ID 840311

PANEL FIRE TEST PLOT NO 06 - 6

REFERENCE TIME 11 18 00.000



D  
T  
U  
/  
F  
2  
S



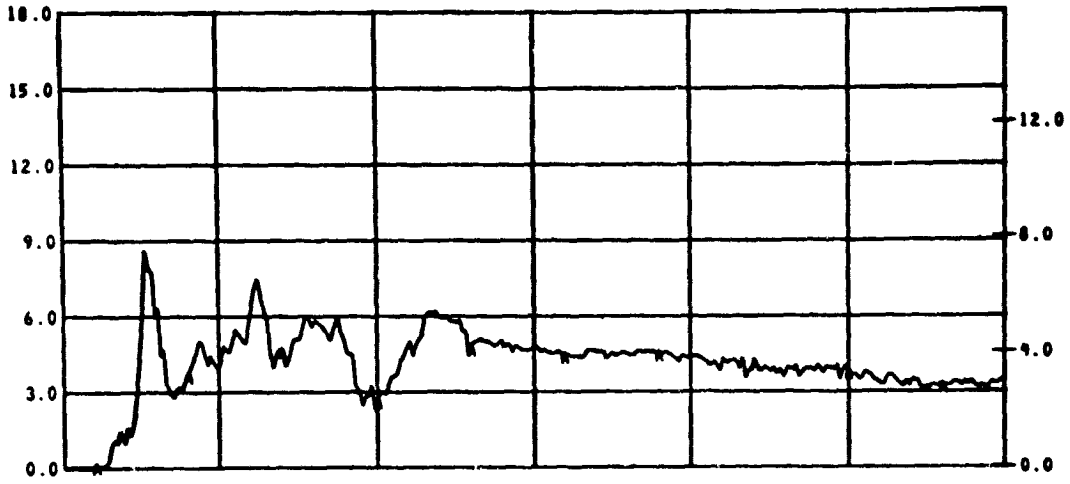
D  
E  
G  
F

MEAS. NUMBER	CHANNEL ASGN.	TITLE	RANGE	UNITS	GRID-SYM
* C6	155	CALORIMETER NO. 6	0.0 TO 18.0	WATT/CM2	AA
* TC11	111	AIR TEMP FOR C6	0 TO 1000	DEG C	BB
* TC12	112	SURFACE TEMP FOR C6	0 TO 1000	DEG C	BC

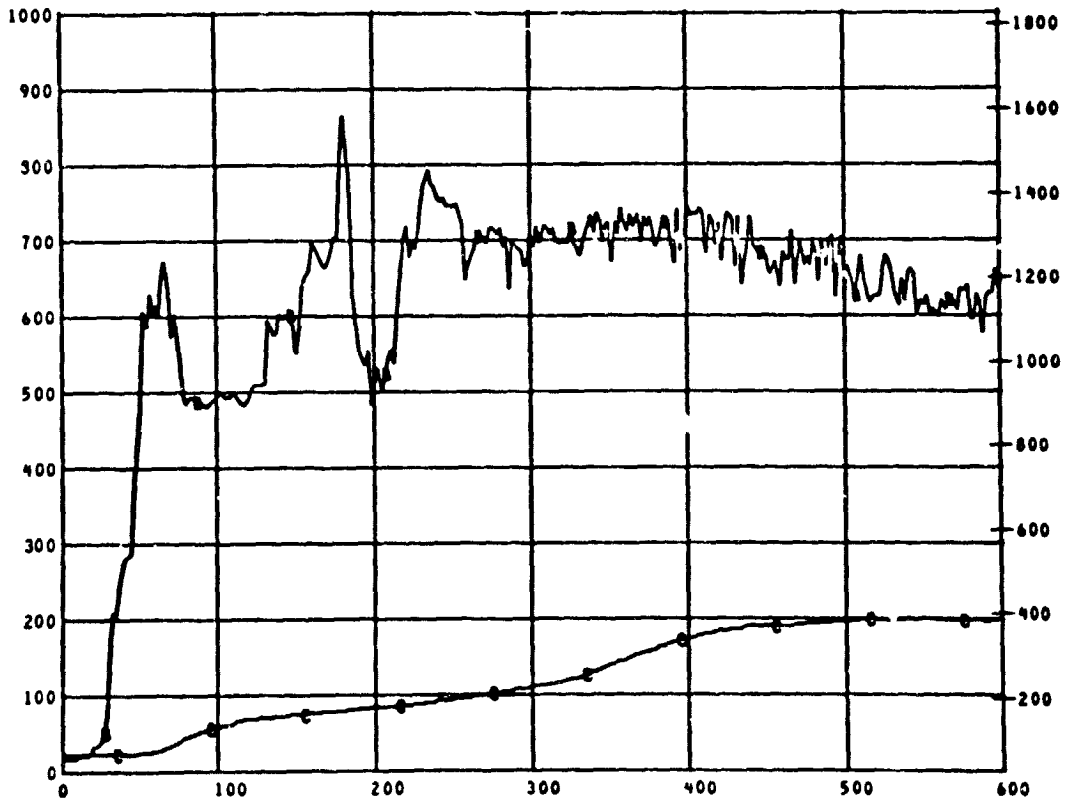
TEST ID 840311

PANEL FIRE TEST PLOT NO 07 - 1

REFERENCE TIME 11 18 00.00



B  
T  
U  
/  
F  
T  
S



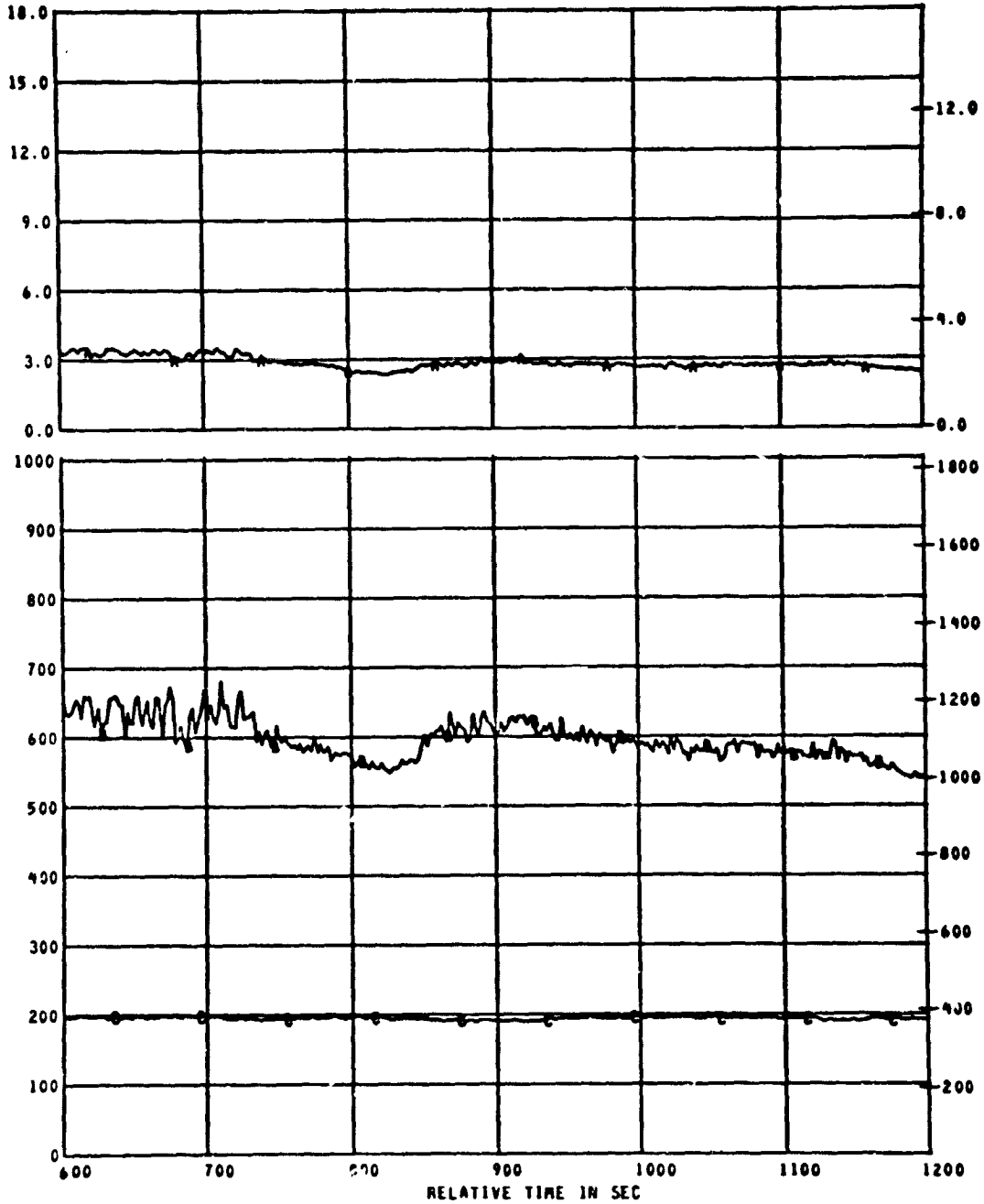
D  
E  
G  
C  
  
F

MEAS. NUMBER	CHANNEL ASGN.	TITLE	RANGE	UNITS	GRID-SYM.
* C7	156	CALORIMETER NO. 7	0.0 TO 18.0	WATT/CM2	AA
* TC13	113	AIR TEMP FOR C7	0 TO 1000	DEG C	BB
* TC19	119	SURFACE TEMP FOR C7	0 TO 1000	DEG C	BC

TEST ID 840311

PANEL FIRE TEST PLOT NO 07 - 2

REFERENCE TIME 11 10 00.000

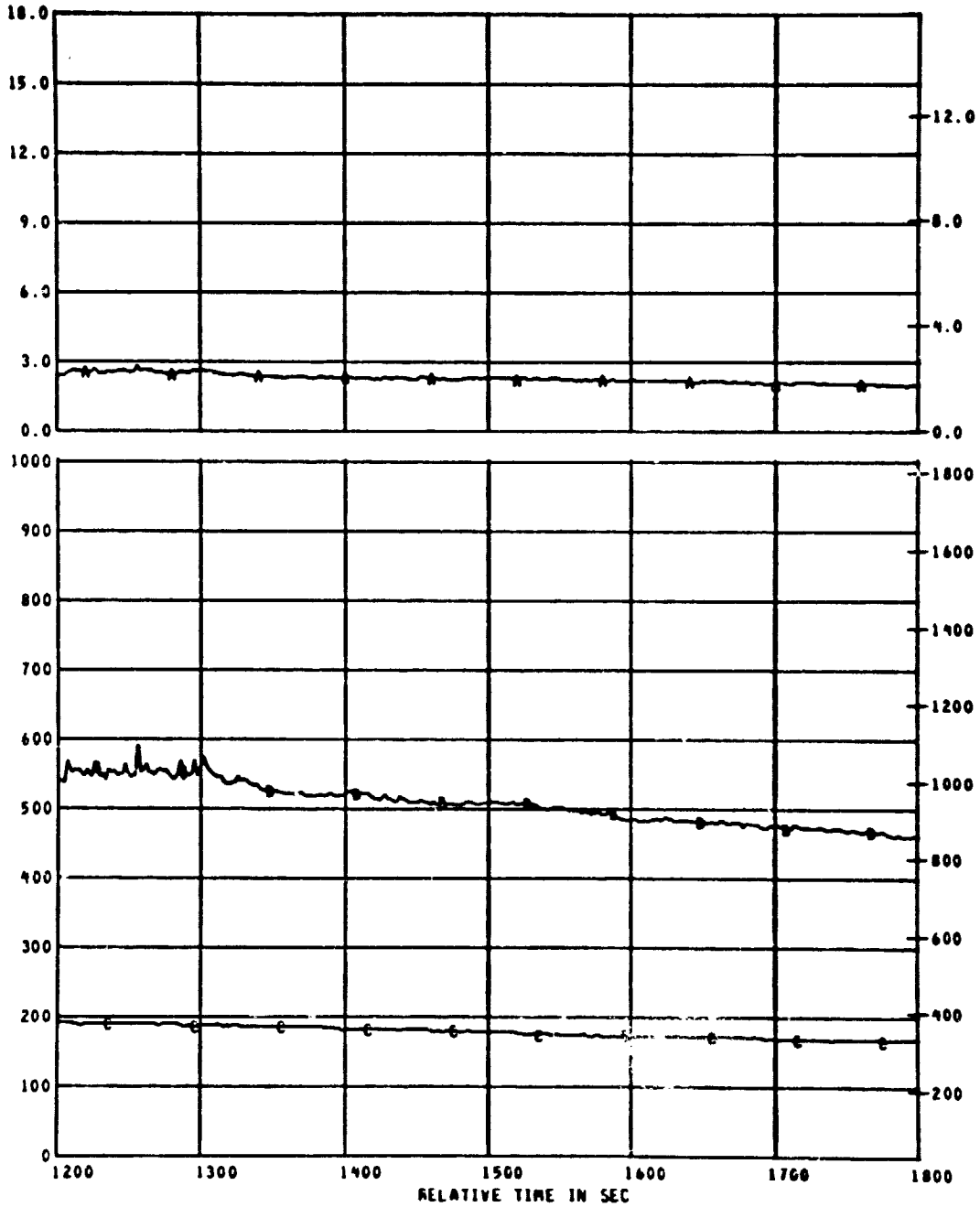


MEAS. NUMBER	CHANNEL ASGN.	TITLE	RANGE	UNITS	GRID-SYM
* C7	156	CALORIMETER NO. 7	0.0 TO 18.0	WATT/CM2	AA
* TC13	113	AIR TEMP FOR C7	0 TO 1000	DEG C	BB
* TC14	114	SURFACE TEMP FOR C7	0 TO 1000	DEG C	BC

TEST ID 040311

PANEL FIRE TEST PLOT NO 07 - 3

REFERENCE TIME 11 18 00.000




MEAS. NUMBER	CHANNEL ASGN.	TITLE	RANGE	UNITS	GRID-SYM
* C7	156	CALORIMETER NO. 7	0.0 TO 18.0	WATT/CM2	AA
* TC13	113	AIR TEMP FOR C7	0 TO 1000	DEG C	BB
* TC14	114	SURFACE TEMP FOR C7	0 TO 1000	DEG C	BC

ORIGINAL PAGE IS  
OF POOR QUALITY

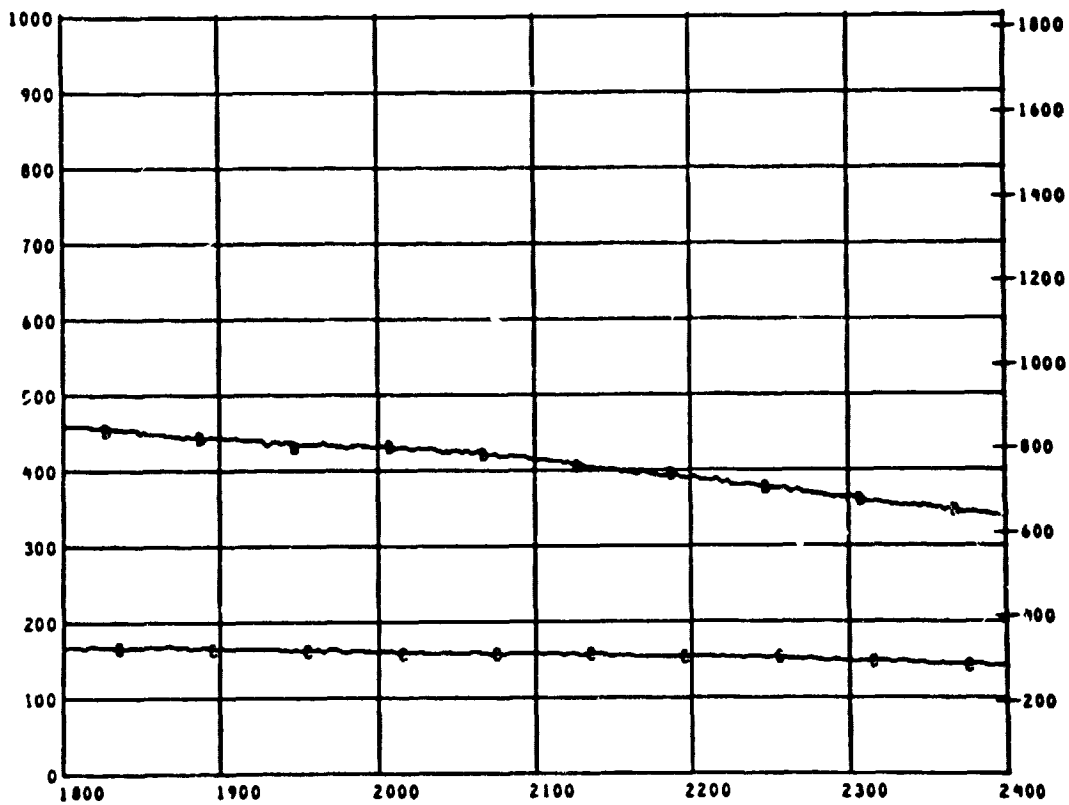
TEST ID 040311

PANEL FIRE TEST PLOT NO 07 - 4

REFERENCE TIME 11 10 00.000



B  
T  
U  
/  
F  
2  
S



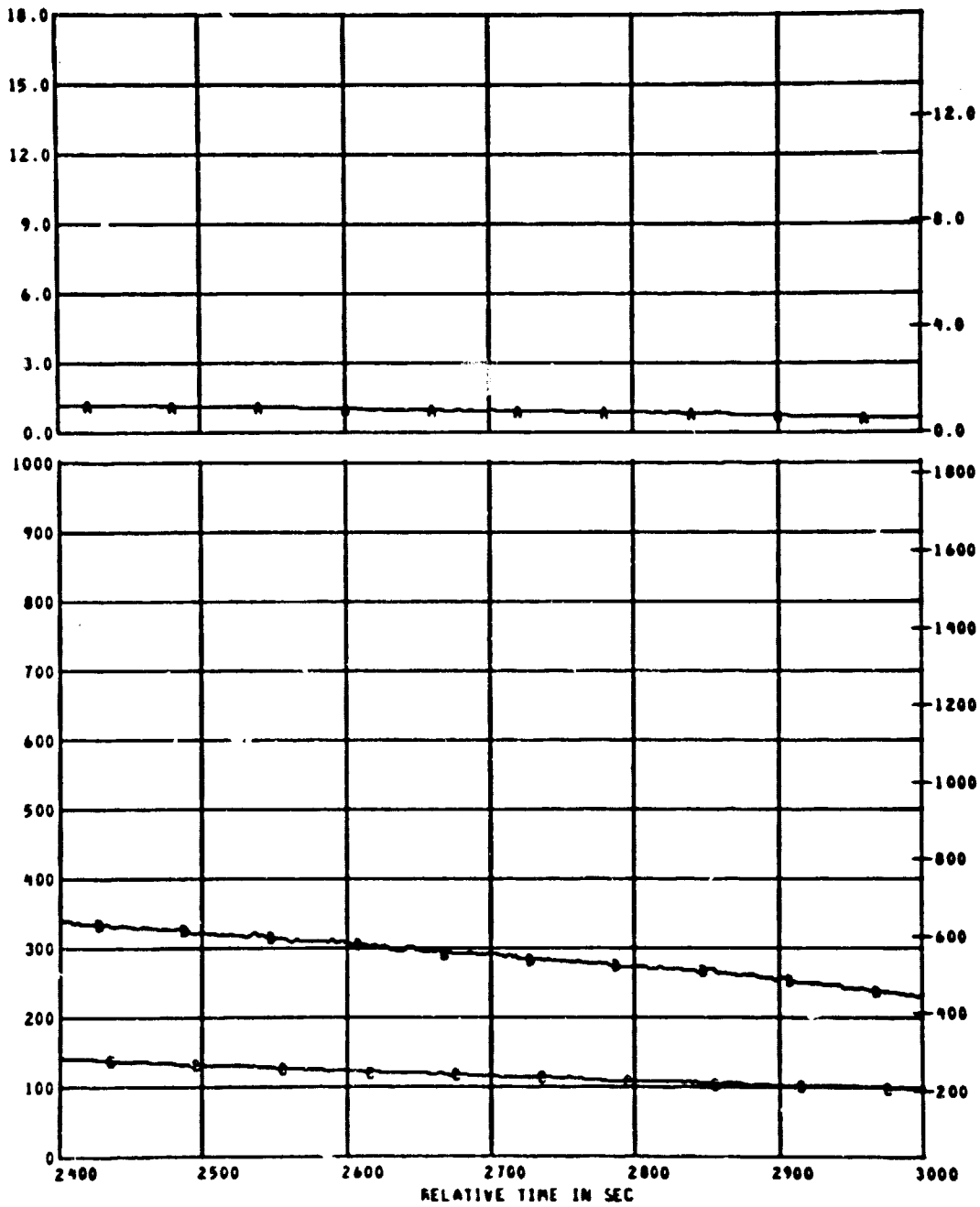
D  
E  
G  
F

MEAS. NUMBER	CHANNEL ASGN.	TITLE	RANGE	UNITS	GRID-SYM
* C7	156	CALORIMETER NO. 7	0.0 TO 18.0	WATT/CM2	AA
* TC13	113	AIR TEMP FOR C7	0 TO 1000	DEG C	BB
* TC14	114	SURFACE TEMP FOR C7	0 TO 1000	DEG C	BC

TEST ID 040311

PANEL FIRE TEST PLOT NO 07 - 5

REFERENCE TIME 11 18 00.000




MEAS. NUMBER	CHANNEL ASGN.	TITLE	RANGE	UNITS	GRID-SYM
6 C7	156	CALORIMETER NO. 7	0.0 TO 18.0	WATT/CM2	AA
6 TC13	113	AIR TEMP FOR C7	0 TO 1000	DEG C	BB
6 TC14	119	SURFACE TEMP FOR C7	0 TO 1000	DEG C	BC



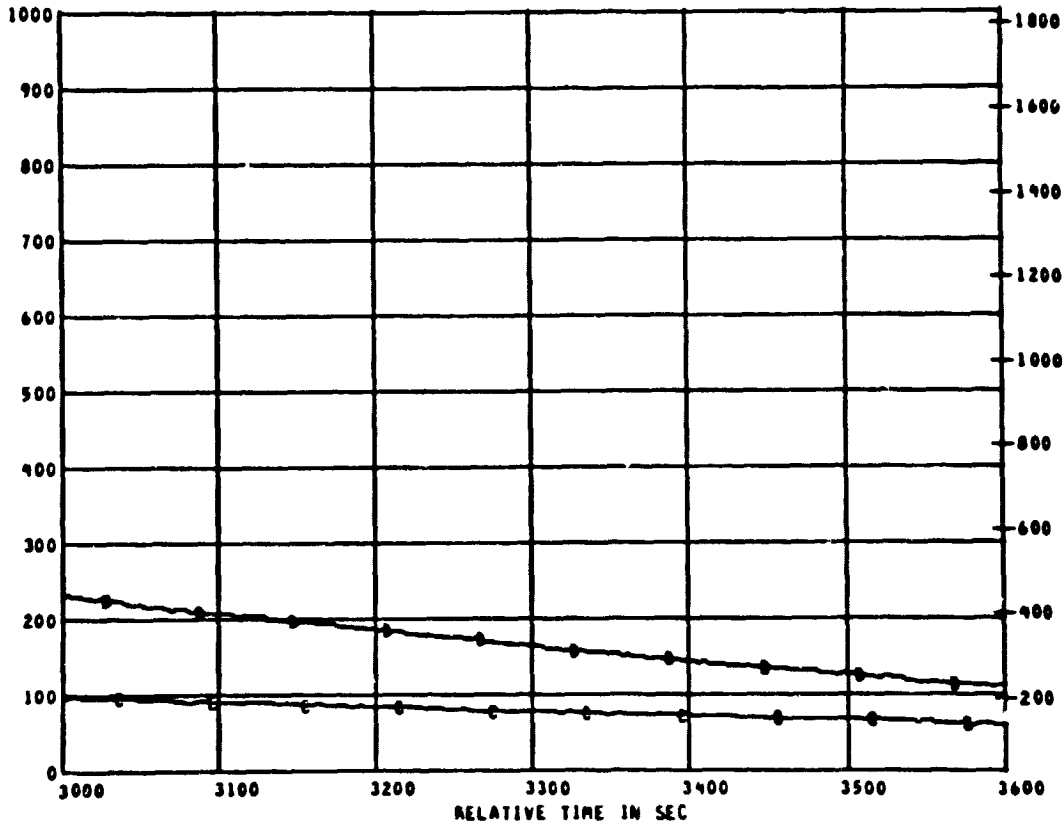
TEST ID 840311

PANEL FIRE TEST PLOT NO 07 - 6

REFERENCE TIME 11 18 00.000



B  
T  
U  
/  
F  
2  
S



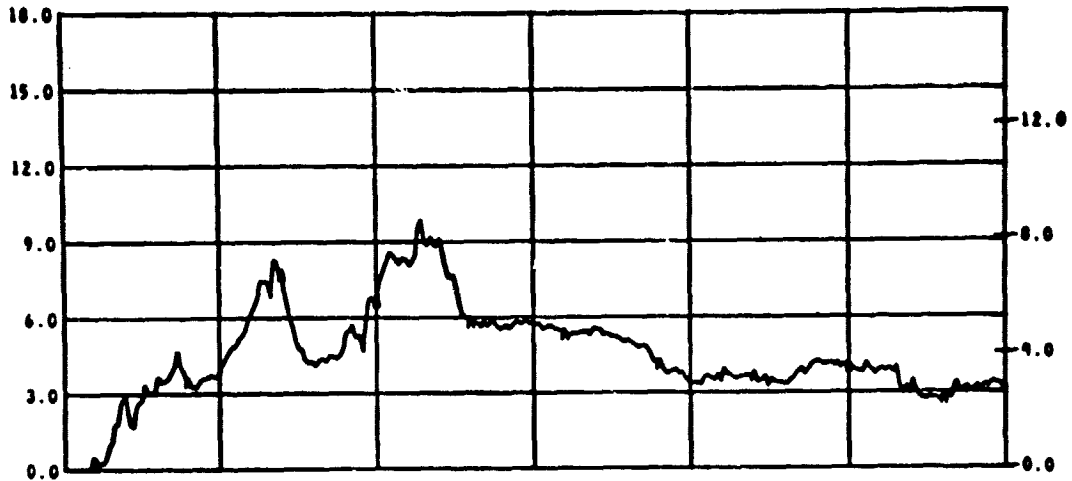
B  
E  
G  
F

MEAS. NUMBER	CHANNEL ASGN.	TITLE	RANGE	UNITS	GRID-SYM
6 C7	156	CALORIMETER NO. 7	0.0 TO 18.0	WATT/CM2	AA
6 TC13	113	AIR TEMP FOR C7	0 TO 1000	DEG C	BB
6 TC14	114	SURFACE TEMP FOR C7	0 TO 1000	DEG C	BC

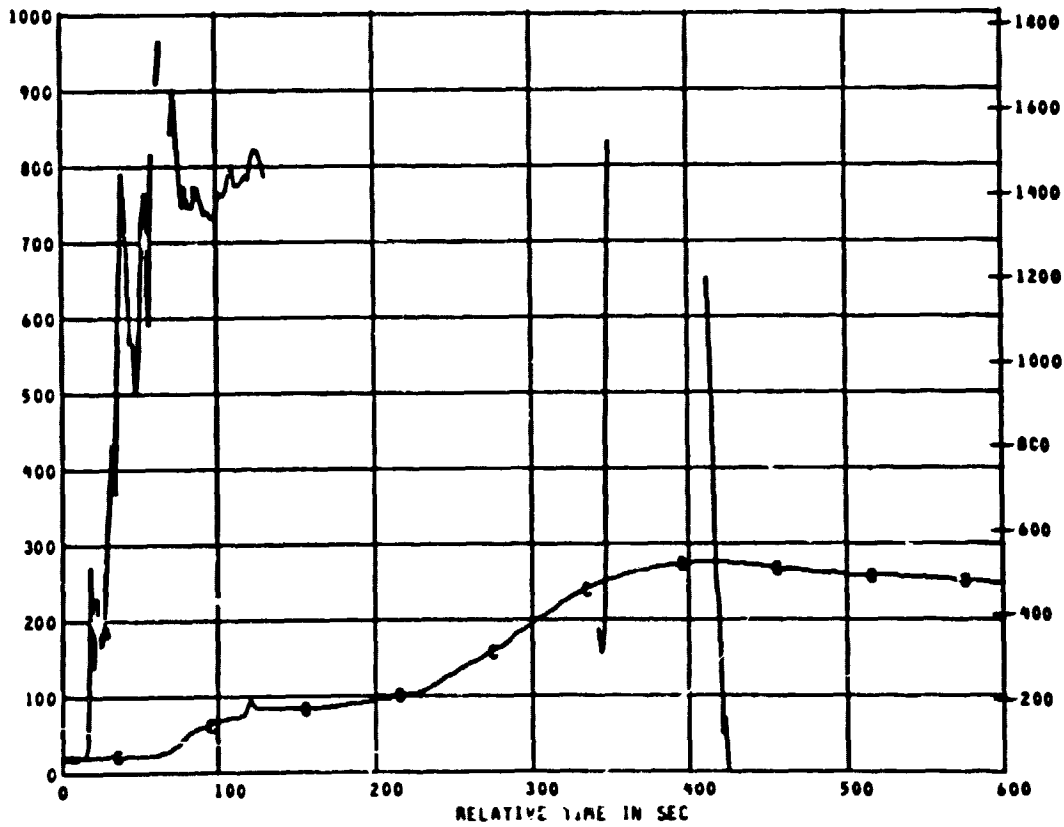
TEST ID 840311

PANEL FIRE TEST PLOT NO 08 - 1

REFERENCE TIME 11 18 00.000



D  
T  
M  
/  
F  
2  
S



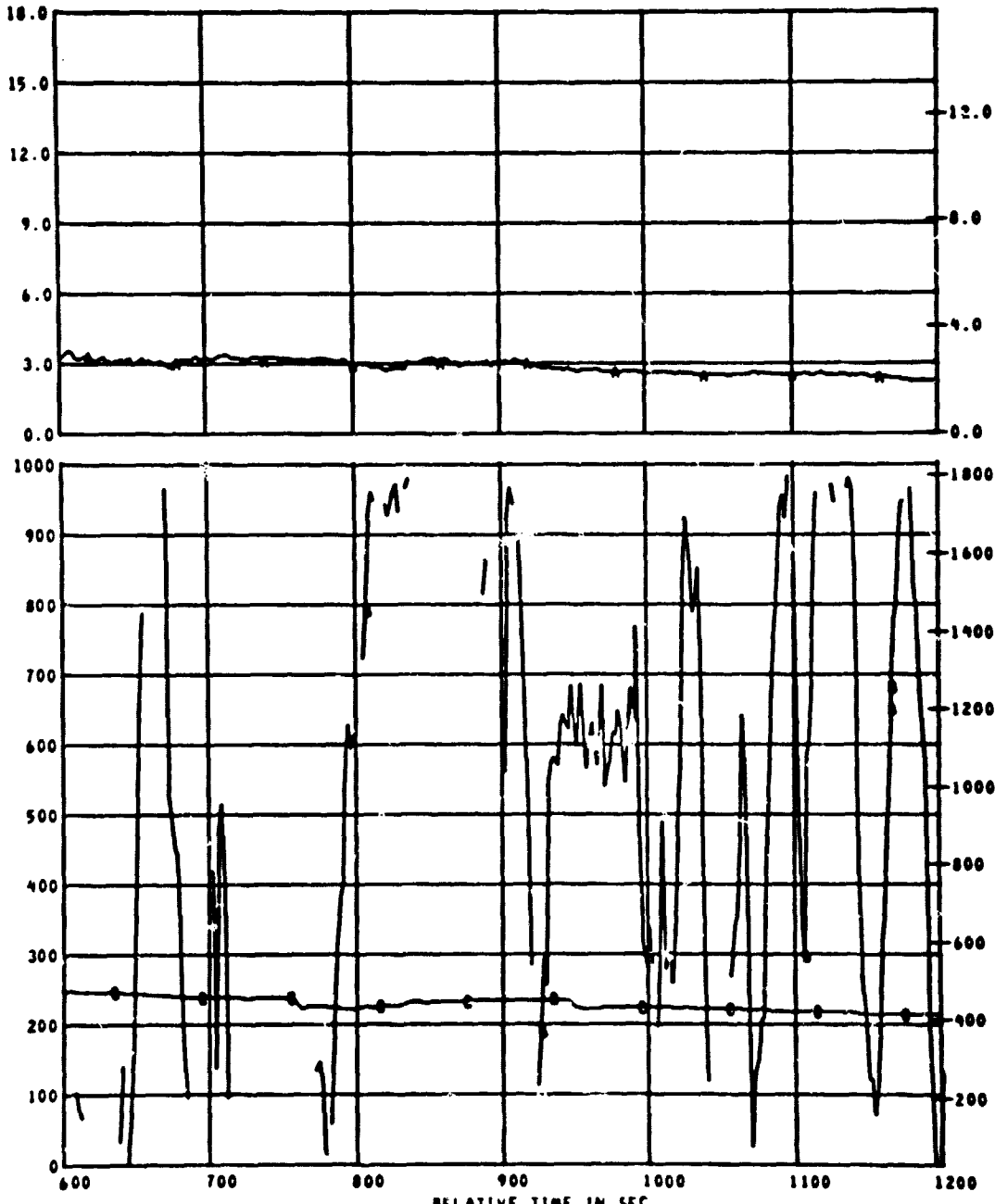
D  
E  
G  
F

MEAS. NUMBER	CHANNEL ASGN.	TITLE	RANGE	UNITS	GRID-SYM
3 CB	157	CALORIMETER NO. 8	0.0 TO 18.0	WATT/CM2	AA
5 TC15	115	AIR TEMP FOR CB	0 TO 1000	DEG C	BB
6 TC16	116	SURFACE TEMP FOR CB	0 TO 1000	DEG C	BC

TEST ID 040311

PANEL FIRE TEST PLOT NO 00 - 2

REFERENCE TIME 11 10 00.000



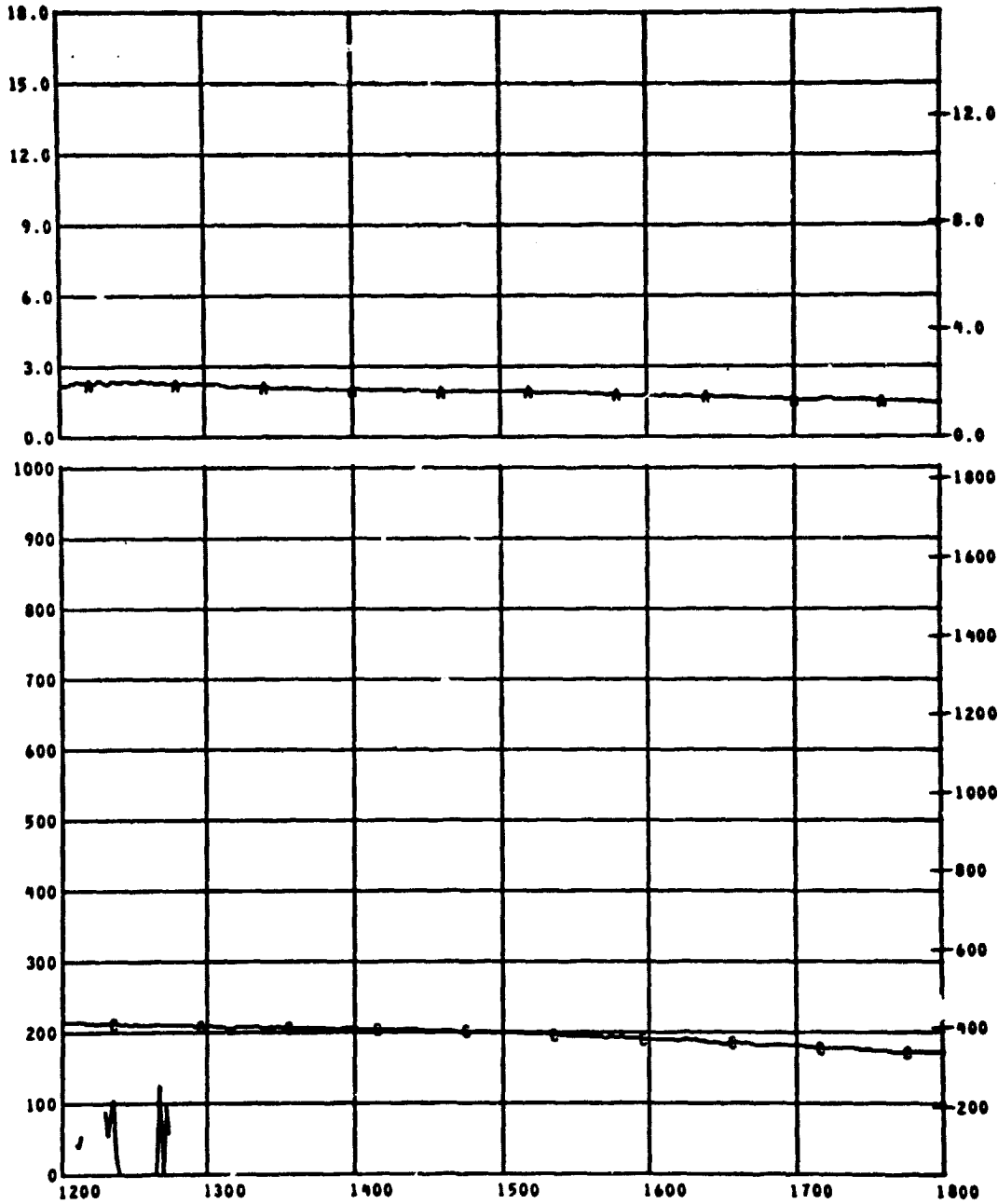
B  
T  
U  
/  
F  
2  
S  
  
D  
E  
G  
C

MEAS. NUMBER	CHANNEL ASGN.	TITLE	RANGE	UNITS	GRID-SYM
6 C0	137	CALORIMETER NO. 0	0.0 TO 18.0	WATT/CM2	AA
6 TC15	115	AIR TEMP FOR C0	0 TO 1000	DEG C	BB
6 TC16	116	SURFACE TEMP FOR C0	0 TO 1000	DEG C	BC

TEST ID 840311

PANEL FIRE TEST PLOT NO 08 - 3

REFERENCE TIME 11 18 00.000



D  
T  
U  
/  
F  
2  
S

D  
E  
G  
F

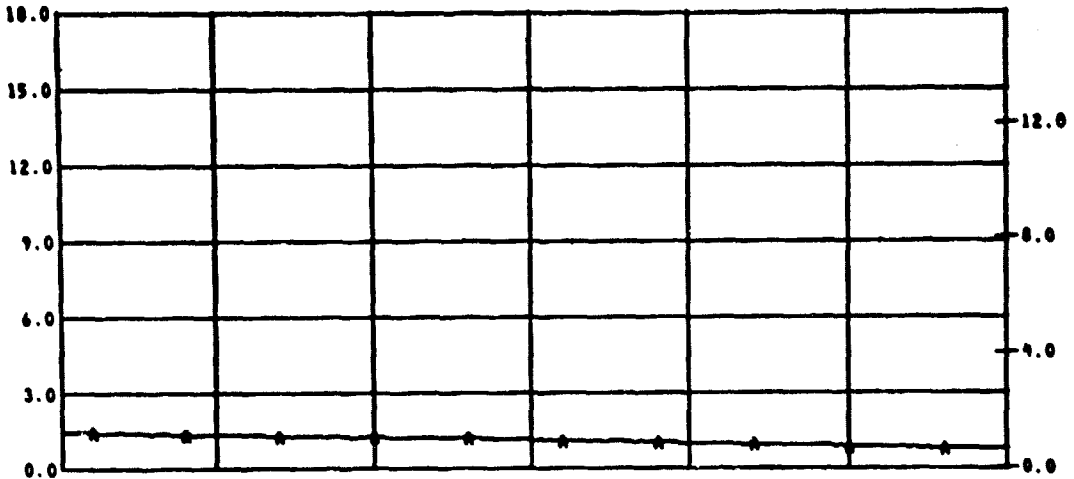
MEAS. NUMBER	CHANNEL ASGN.	TITLE	RANGE	UNITS	GRID-SYM
* C8	157	CALORIMETER NO. 8	0.0 TO 18.0	WATT/CM2	AA
* TC15	115	AIR TEMP FOR C8	0 TO 1000	DEG C	BB
* TC16	116	SURFACE TEMP FOR C8	0 TO 1000	DEG C	BC

3

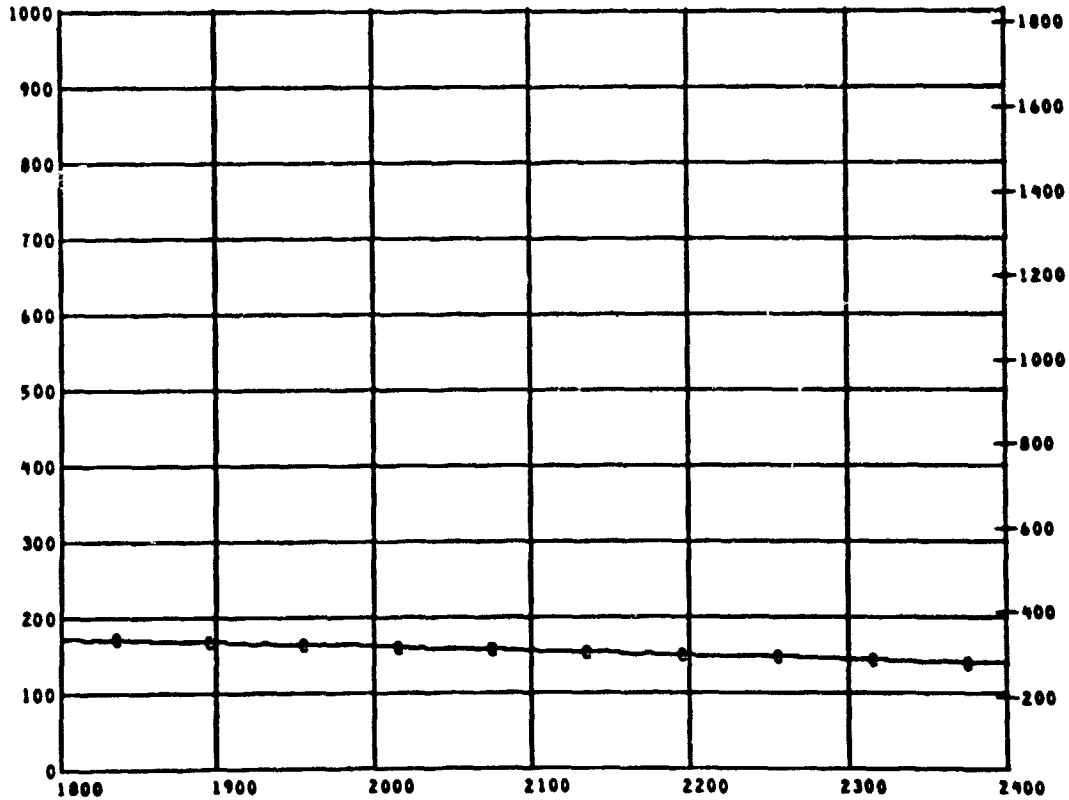
TEST ID 040311

PANEL FIRE TEST PLOT NO 00 - 4

REFERENCE TIME 11 10 00.000



B  
T  
U  
/  
F  
T  
S



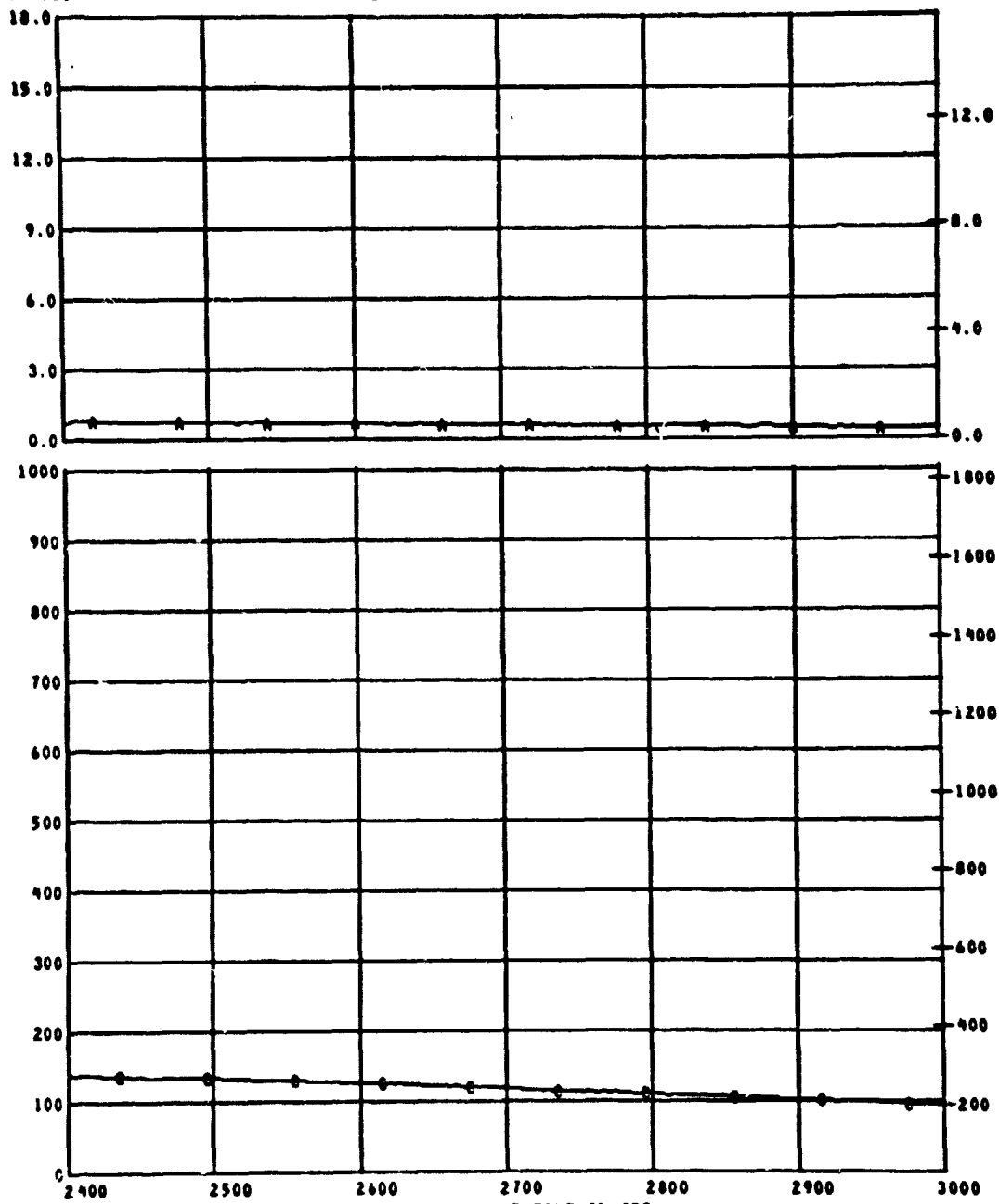
D  
E  
G  
F

MEAS. NUMBER	CHANNEL ASGN.	TITLE	RANGE	UNITS	GRID-SYM
0 C0	157	CALORIMETER NO. 0	0.0 TO 18.0	WATT/CM2	AA
0 TC15	115	AIR TEMP FOR C0	0 TO 1000	DEG C	BB
0 TC16	116	SURFACE TEMP FOR C0	0 TO 1000	DEG C	BC

TEST ID 840311

PANEL FIRE TEST PLOT NO 08 - 5

REFERENCE TIME 11 18 00.000

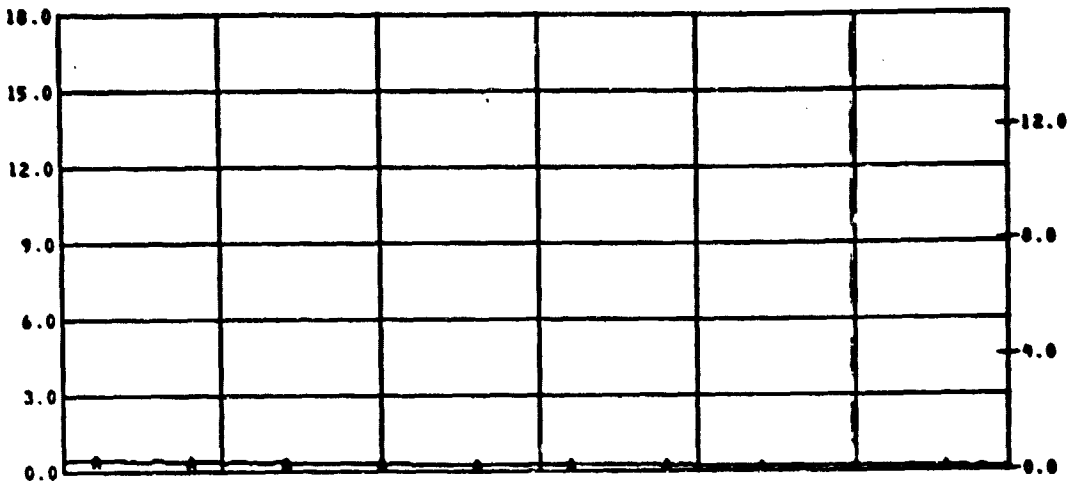


MEAS. NUMBER	CHANNEL ASGN.	TITLE	RANGE	UNITS	GRID-SYM
• C8	157	CALORIMETER NO. 8	0.0 TO 18.0	WATT/CM2	AA
• TC15	115	AIR TEMP FOR C8	0 TO 1000	DEG C	BB
• TC16	114	SURFACE TEMP FOR C8	0 TO 1000	DEG C	BC

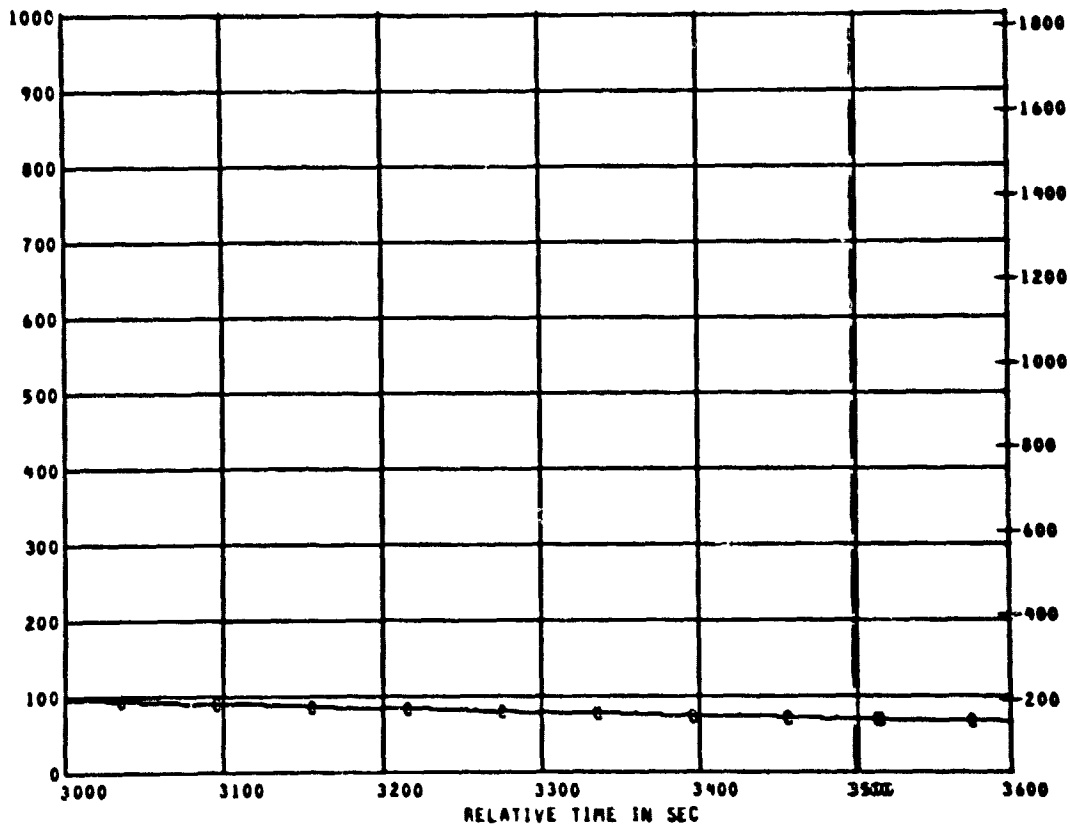
TEST ID 040311

PANEL FIRE TEST PLOT NO 00 - 6

REFERENCE TIME 11 10 00.000



B  
T  
U  
/  
F  
S



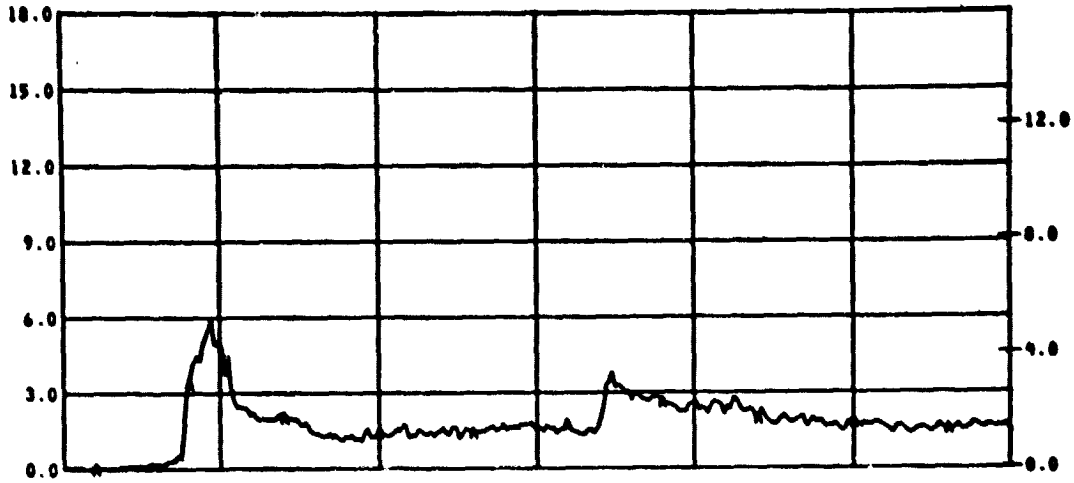
D  
E  
G  
S

MEAS. NUMBER	CHANNEL ASGN.	TITLE	RANGE	UNITS	GRID-SYM
* C8	157	CALORIMETER NO. 8	0.0 TO 18.0	MATT/CM2	AA
* TC15	115	AIR TEMP FOR C8	0 TO 1000	DEG C	BB
* TC16	116	SURFACE TEMP FOR C8	0 TO 1000	DEG C	BC

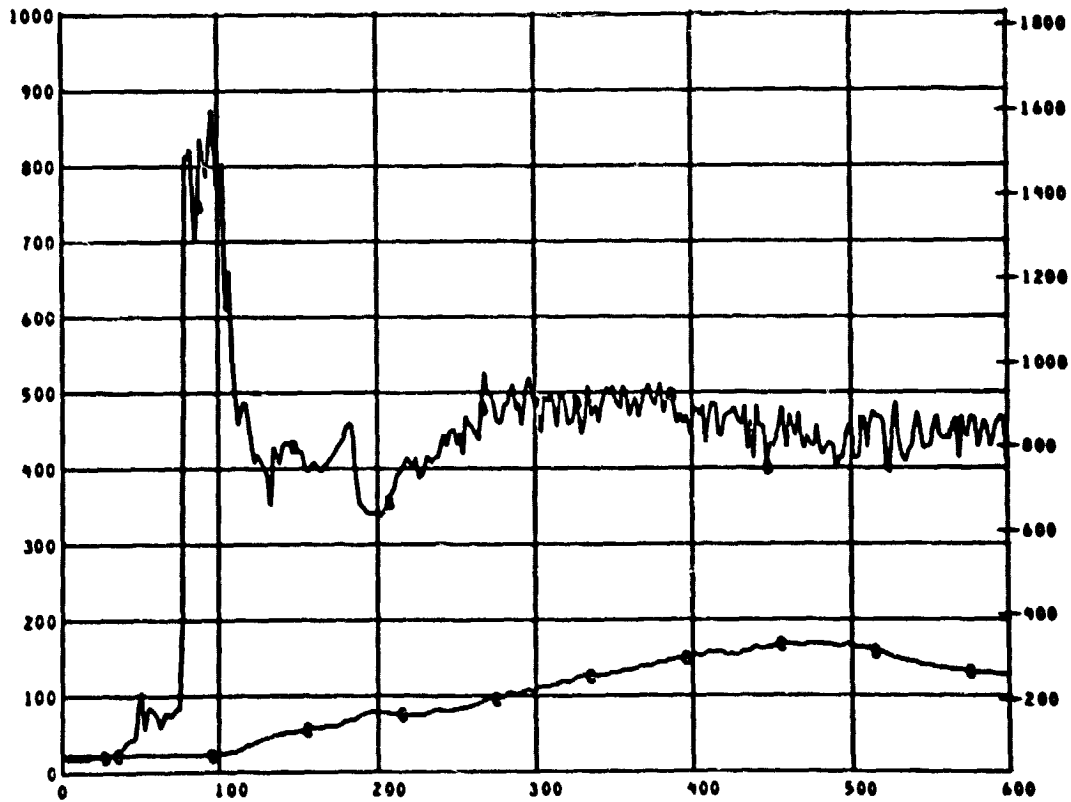
TEST ID 040311

PANEL FIRE TEST PLOT NO 09 - 1

REFERENCE TIME 11 10 00.000



D  
T  
U  
/  
F  
Z  
S



D  
E  
G  
F

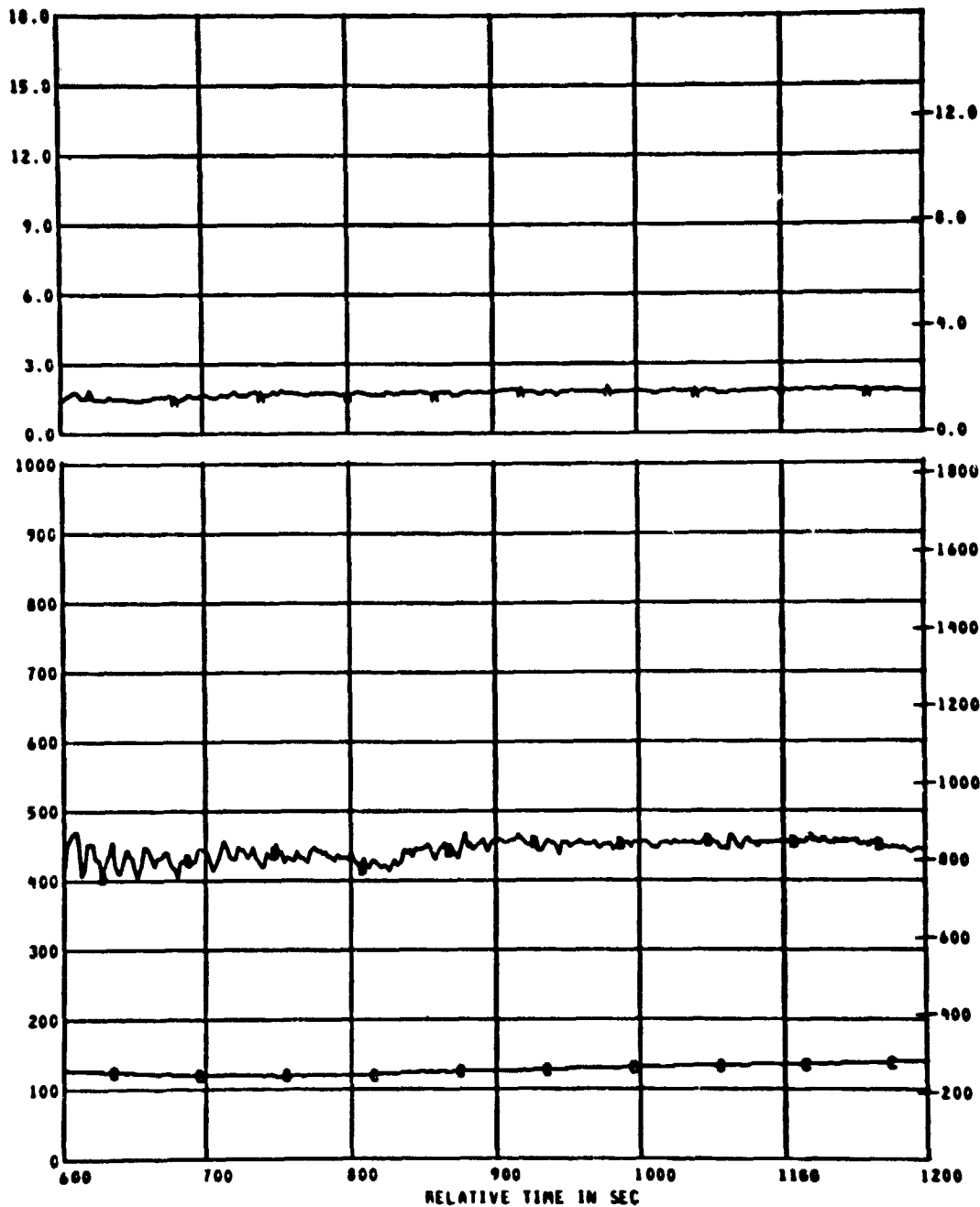
MEAS. NUMBER	CHANNEL ASSN.	TITLE	RANGE	UNITS	GRID-SYM
0 C9	150	CALORIMETER NO. 9	0.0 TO 10.0	WATT/CM2	AA
0 TC17	117	AIR TEMP FOR C9	0 TO 1000	DEG C	BB
0 TC18	118	SURFACE TEMP FOR C9	0 TO 1000	DEG C	BC



TEST ID 040311

PANEL FIRE TEST PLOT NO 09 - 2

REFERENCE TIME 11 10 00.000

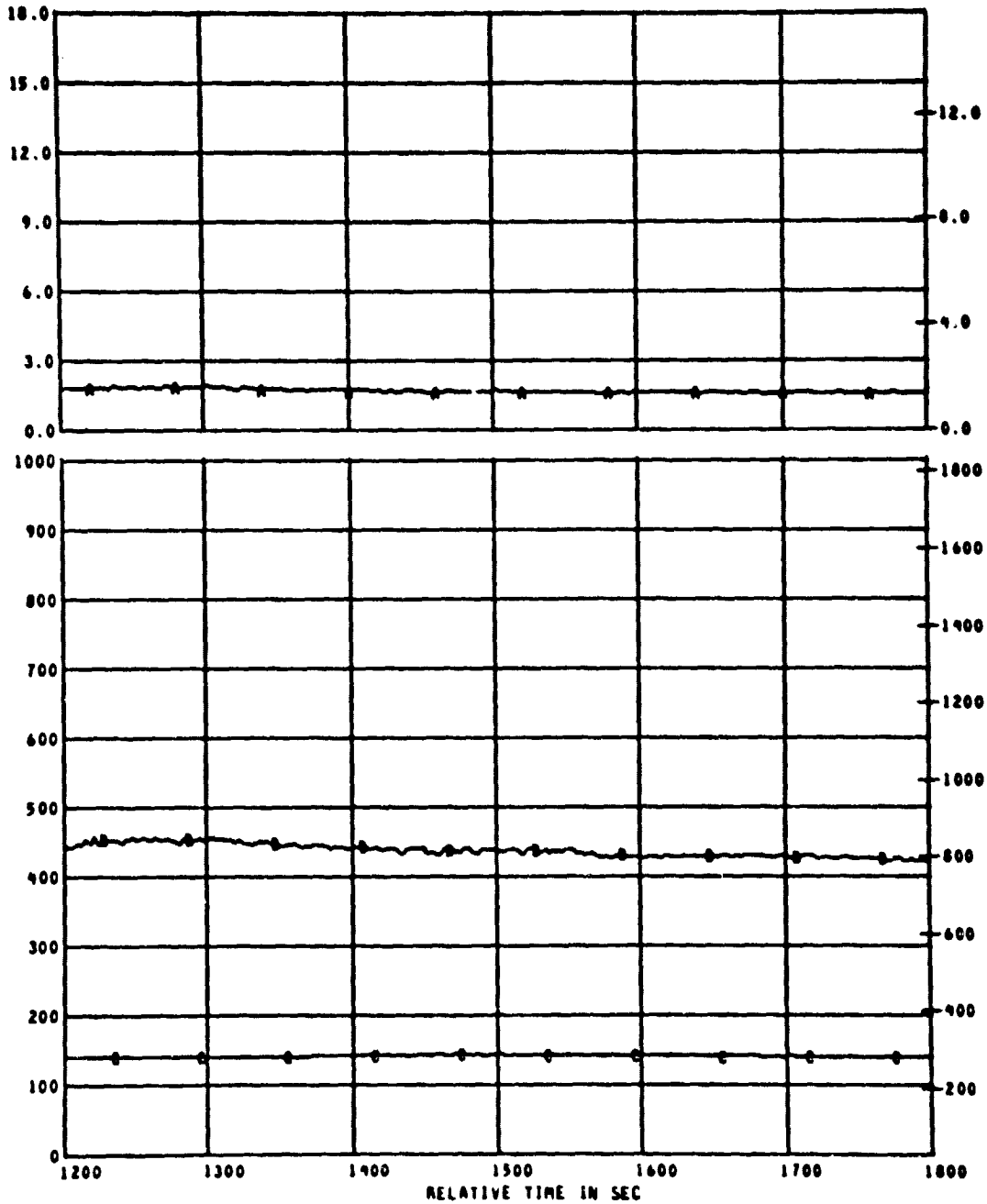


MEAS. NUMBER	CHANNEL ASGN.	TITLE	RANGE	UNITS	GRID-SYM
0 C9	150	CALORIMETER NO. 9	0.0 TO 18.0	WATT/CM2	AA
0 TC17	117	AIR TEMP FOR C9	0 TO 1000	DEG C	BB
0 TC18	118	SURFACE TEMP FOR C9	0 TO 1600	DEG C	BC

TEST ID 040311

PANEL FIRE TEST PLOT NO 09 - 3

REFERENCE TIME 11 10 00.000

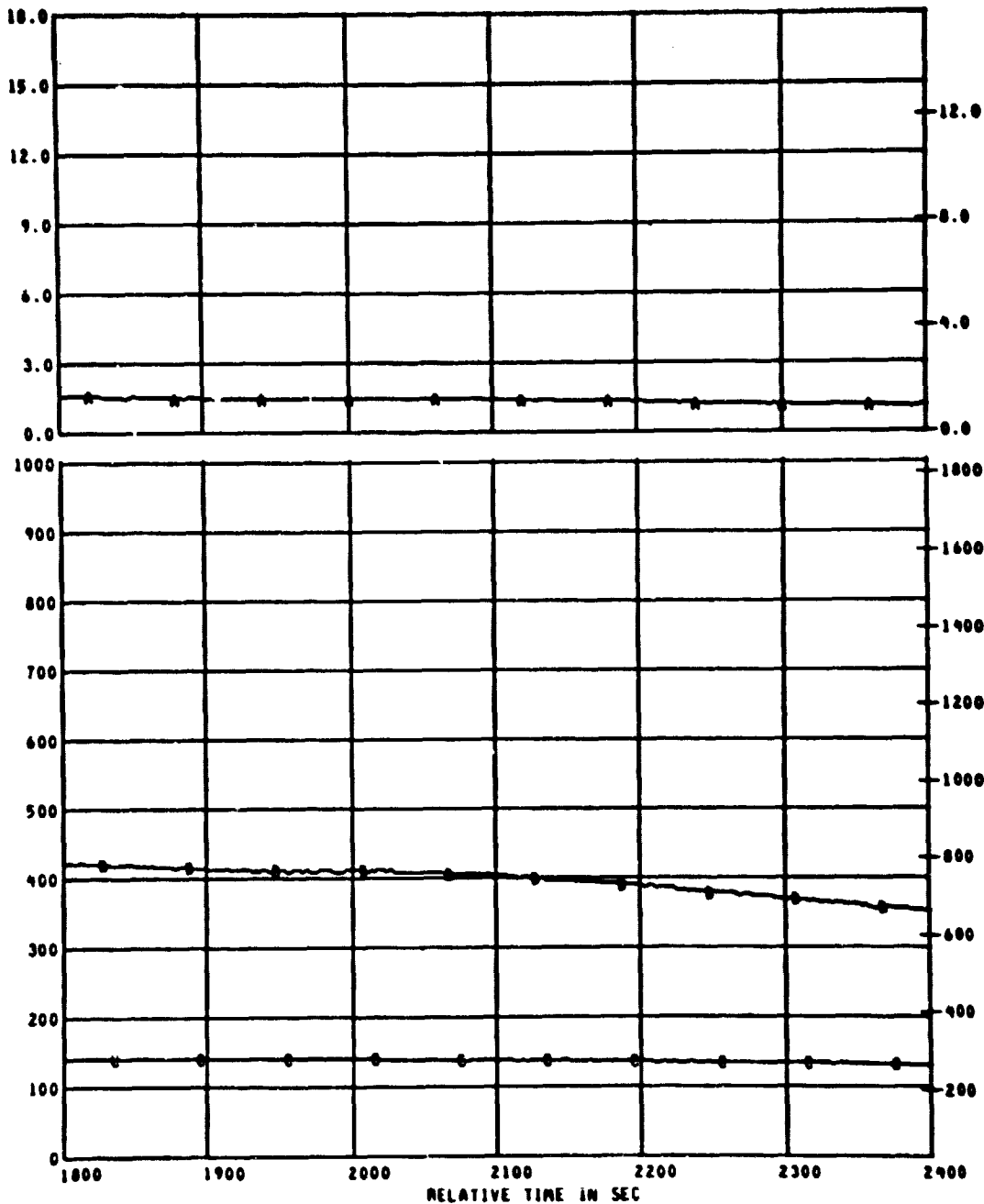


MEAS. NUMBER	CHANNEL ASGN.	TITLE	RANGE	UNITS	GRID-SYM
# C9	158	CALORIMETER NO. 9	0.0 TO 18.0	WATT/CM2	AA
# TC17	117	AIR TEMP FOR C9	0 TO 1300	DEG C	BB
# TC10	118	SURFACE TEMP FOR C9	0 TO 1000	DEG C	BC

TEST ID 040311

PANEL FIRE TEST PLOT NO 09 - 4

REFERENCE TIME 11 10 00.000

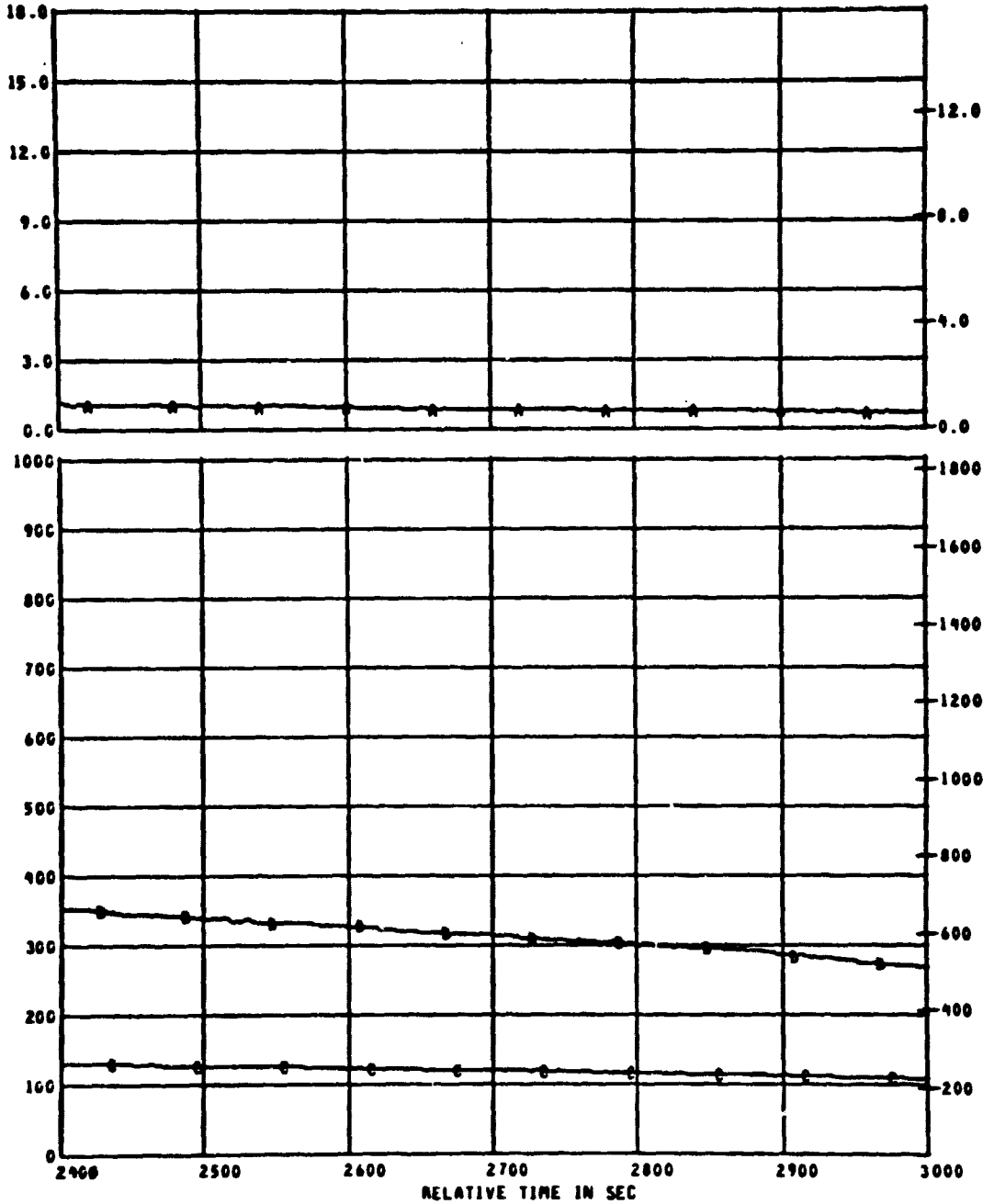


MEAS. NUMBER	CHANNEL ASGN.	TITLE	RANGE	UNITS GRID-SYM
• C9	150	CALORIMETER NO. 9	0.0 TO 18.0	WATT/CM2 AA
• TC17	117	AIR TEMP FOR C9	0 TO 1000	DEG C BB
• TC18	118	SURFACE TEMP FOR C9	0 TO 1000	DEG C BC

TEST ID 040311

PANEL FIRE TEST PLOT NO 09 - 5

REFERENCE TIME 11 10 00.0

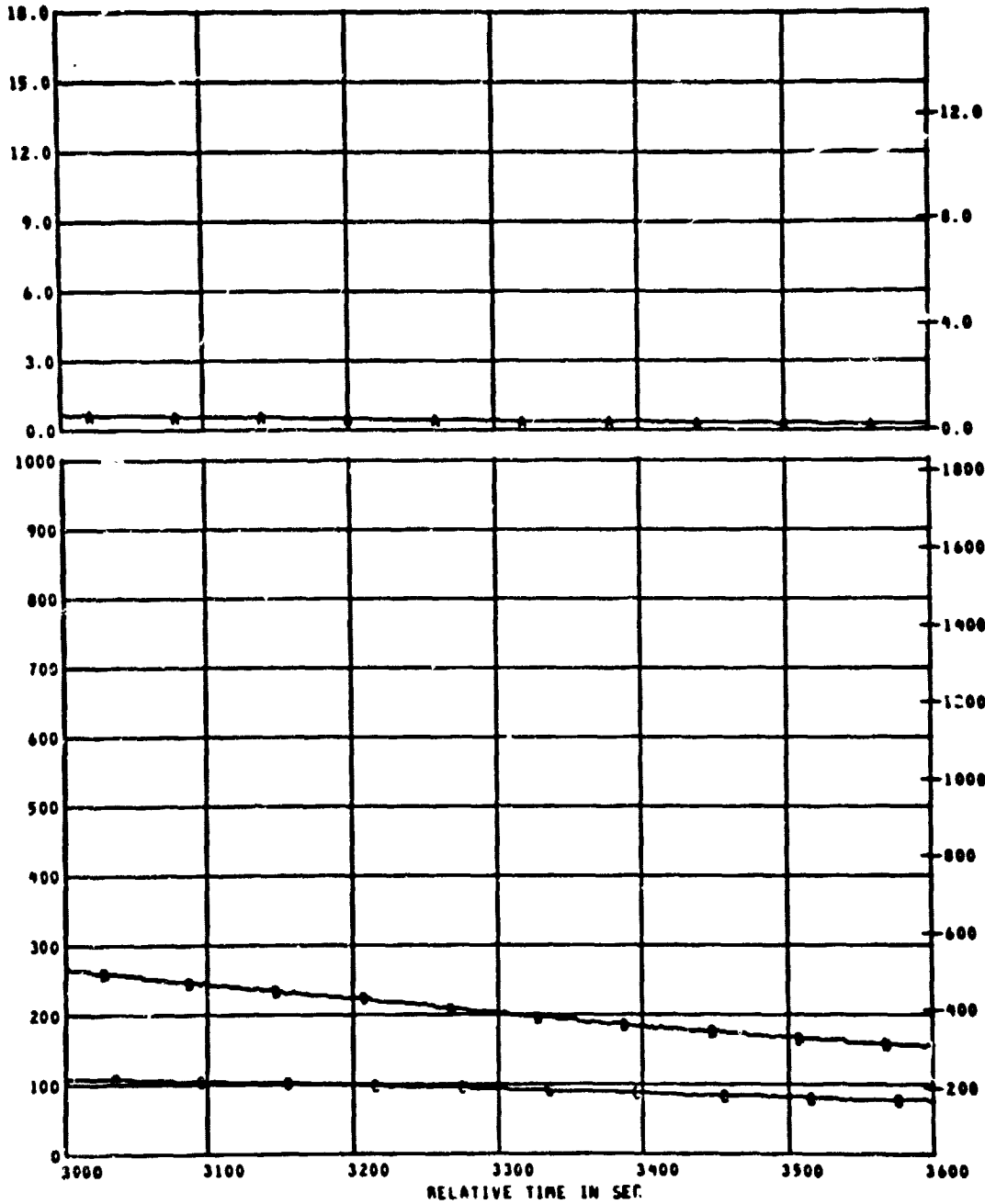


MEAS. NUMBER	CHANNEL ASSGN.	TITLE	RANGE	UNITS	GRID-SY:
6 C9	150	CALORIMETER NO. 9	0.0 TO 18.0	WATT/CM2	AA
6 TC17	117	AIR TEMP FOR C9	0 TO 1000	DEG C	BB
6 TC18	118	SURFACE TEMP FOR C9	0 TO 1000	DEG C	BC

TEST ID 040311

PANEL FIRE TEST PLOT NO 09 - 6

REFERENCE TIME 11 18 00.000



W  
A  
T  
T  
/  
C  
M  
2

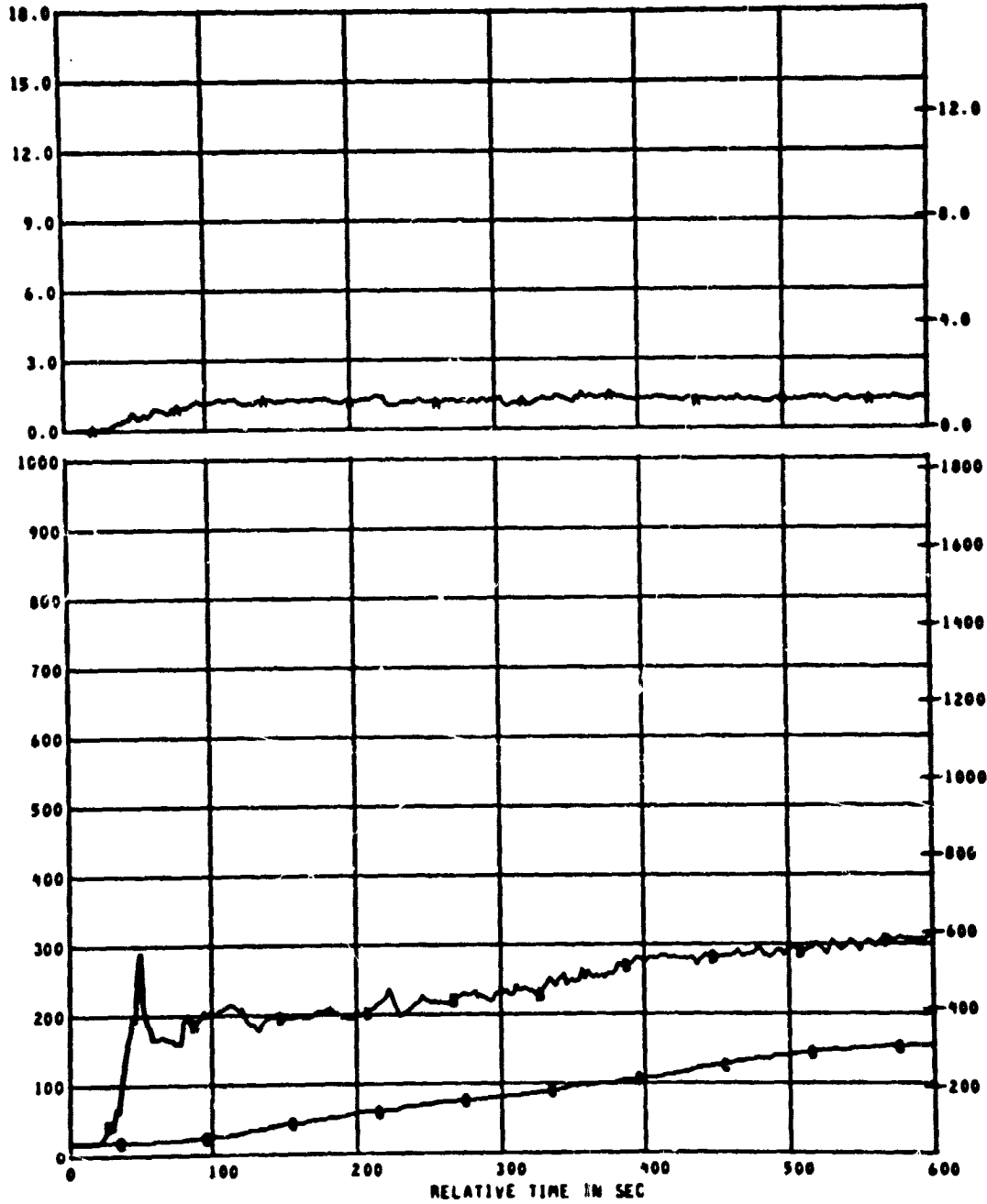
D  
E  
G  
C

REAS. NUMBER	CHANNEL ASGN.	TITLE	RANGE	UNITS	GRID-SYM
• C9	15A	CALORIMETER NO. 9	0.0 TO 18.0	WATT/CM2	AA
• TC17	117	AIR TEMP FOR C9	0 TO 1000	DEG C	BB
• TC18	118	SURFACE TEMP FOR C9	0 TO 1000	DEG C	BC

TEST ID 040311

PANEL FIRE TEST PLOT NO 10 - 1

REFERENCE TIME 11 10 00.000



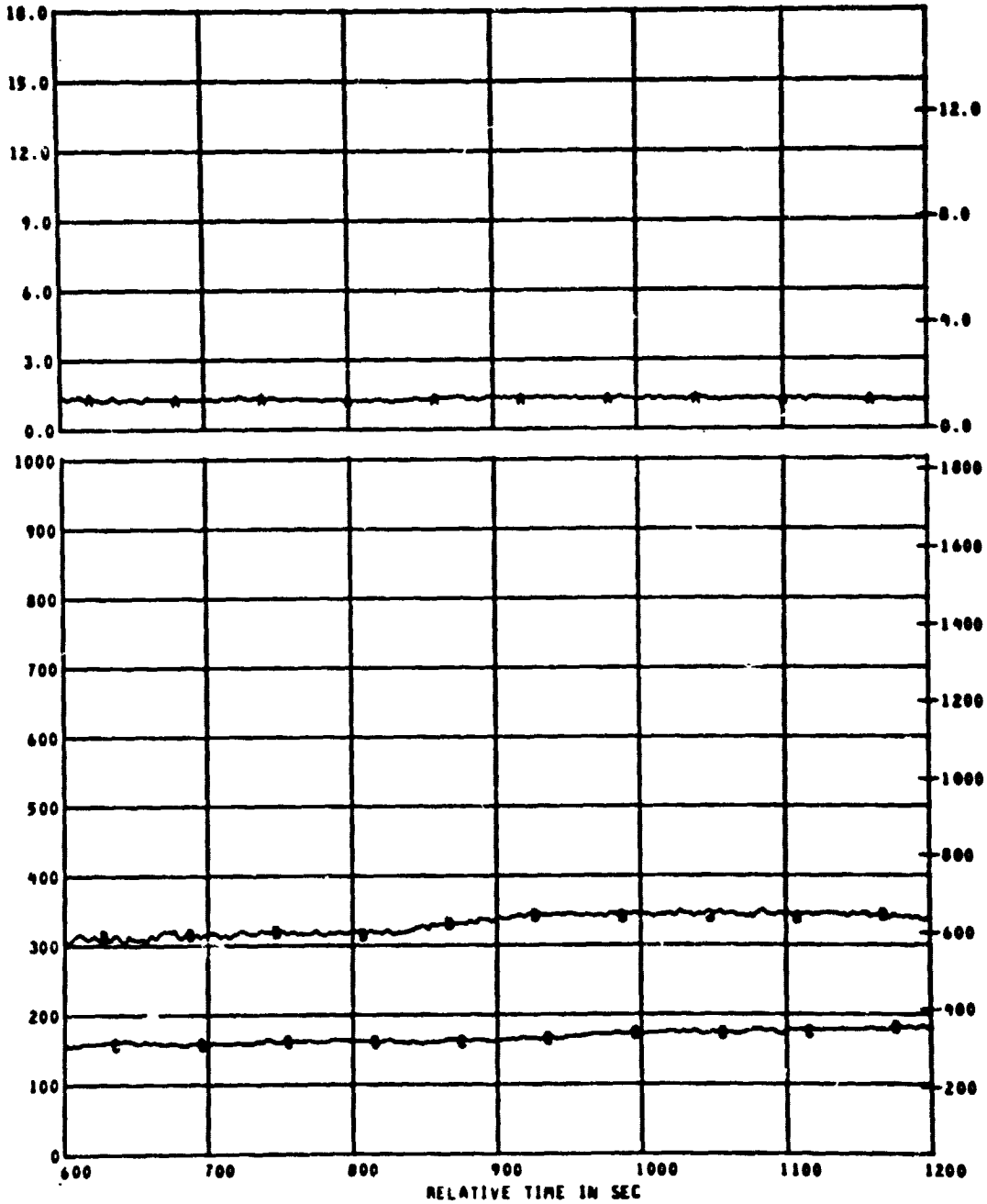
MEAS. NUMBER	CHANNEL ASGN.	TITLE	RANGE	UNITS	GRID-SYM
6 C10	159	CALORIMETER NO. 10	0.0 TO 18.0	WATT/CM2	AA
6 TC19	119	AIR TEMP FOR C10	0 TO 1000	DEG C	BB
6 TC20	120	SURFACE TEMP FOR C10	0 TO 1000	DEG C	BC

ORIGINAL PAGE IS  
OF POOR QUALITY

TEST ID 040311

PANEL FIRE TEST PLOT NO 10 - 2

REFERENCE TIME 11 10 00.000




MEAS. NUMBER	CHANNEL ASGN.	TITLE	RANGE	UNITS	GRID-SYM
* C10	159	CALORIMETER NO. 10	0.0 TO 18.0	WATT/CM2	AA
* TC19	119	AIR TEMP FOR C10	0 TO 1000	DEG C	BB
* TC20	120	SURFACE TEMP FOR C10	0 TO 1000	DEG C	BC

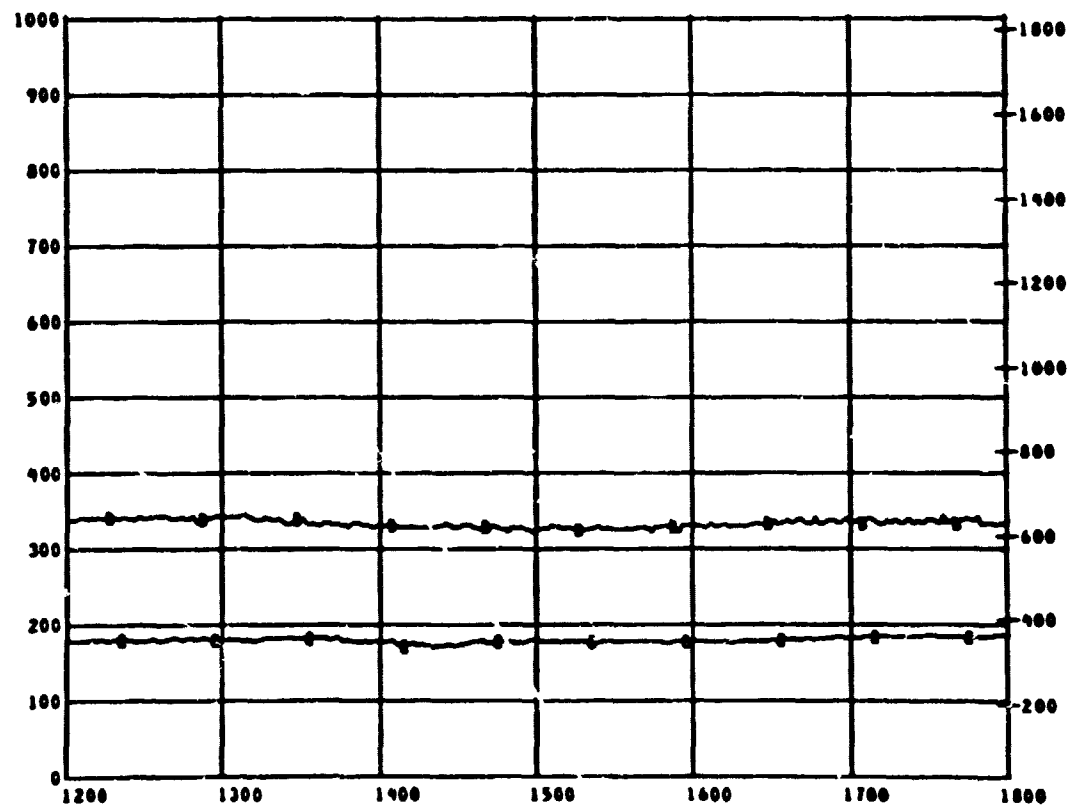
TEST ID 040311

PANEL FIRE TEST PLOT NO 10 - 3

REFERENCE TIME 11 10 00.000



B  
T  
U  
/  
F  
S



D  
E  
G  
C

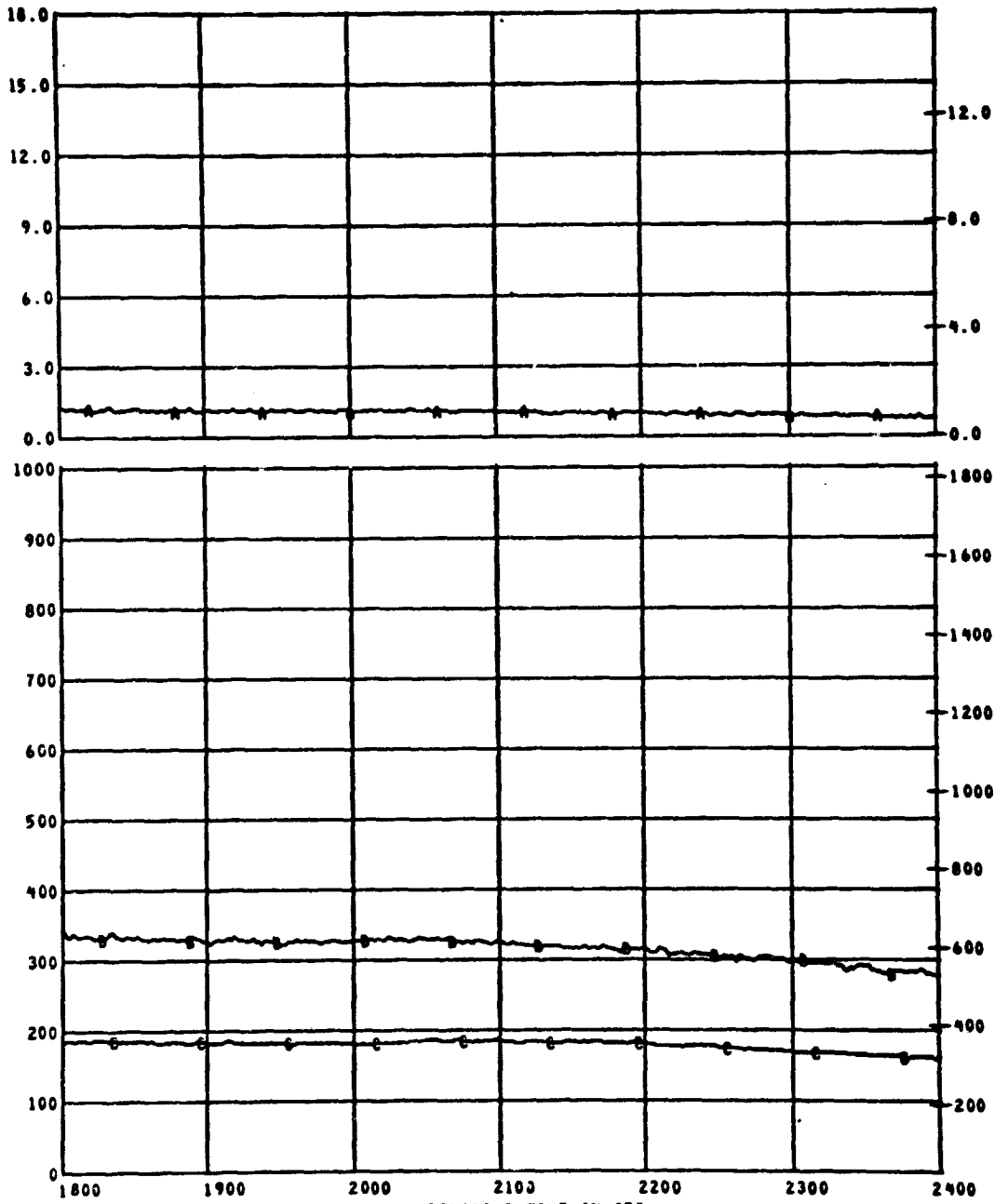
MEAS. NUMBER	CHANNEL ASGN.	TITLE	RANGE	UNITS	GRID-SYM
• C10	119	CALORIMETER NO. 10	0.0 TO 18.0	WATT/CM2	AA
• TC19	119	AIR TEMP FOR C10	0 TO 1000	DEG C	BB
• TC20	120	SURFACE TEMP FOR C10	0 TO 1000	DEG C	BC



TEST ID 840311

PANEL FIRE TEST PLOT NO 10 - 4

REFERENCE TIME 11 18 00.000



B  
T  
U  
/  
F  
T  
S

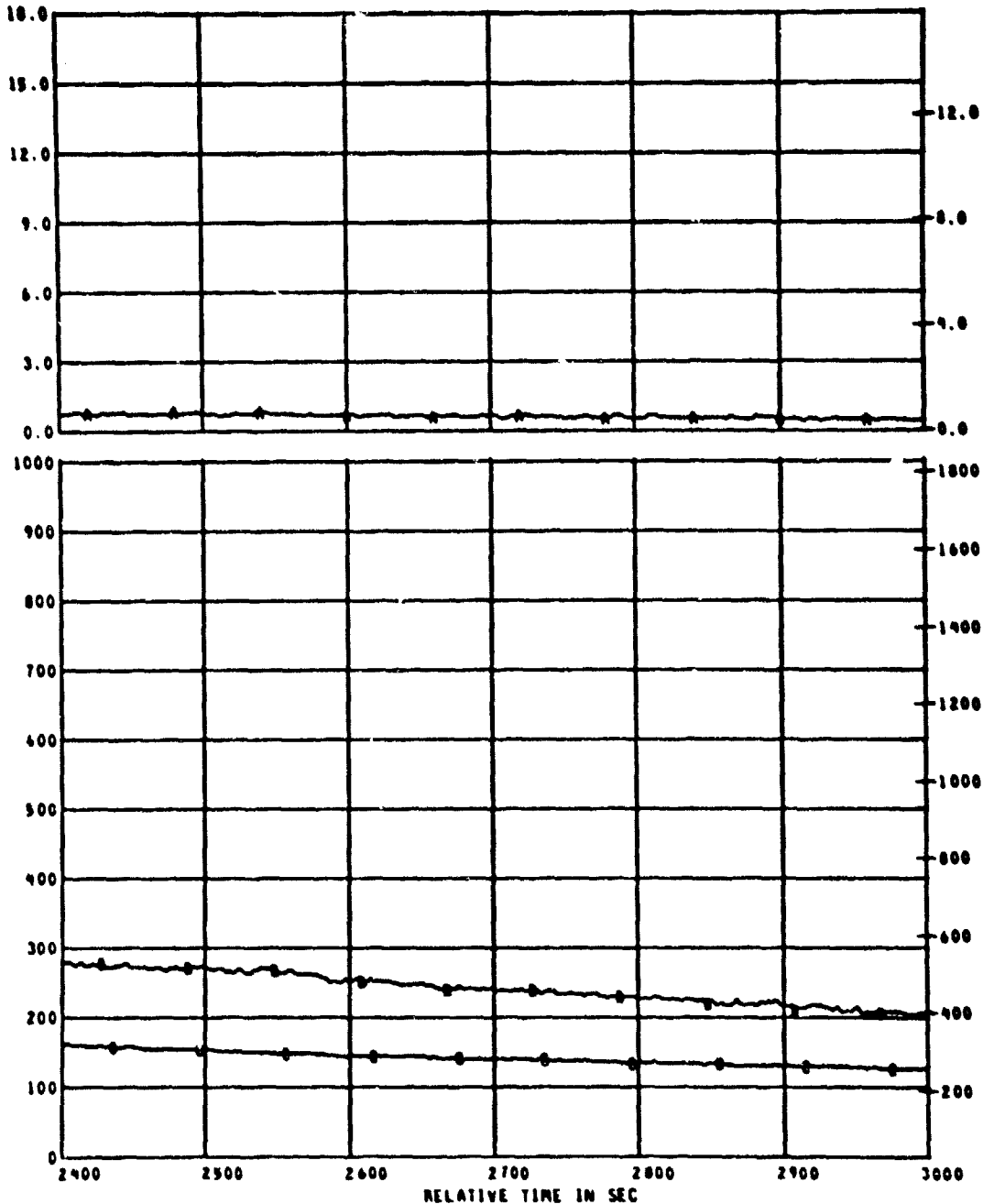
D  
E  
G  
F

MEAS. NUMBER	CHANNEL ASGN.	TITLE	RANGE	UNITS	GRID-SYM
* C10	159	CALORIMETER NO. 10	0.0 TO 18.0	WATT/CM2	AA
* TC19	119	AIR TEMP FOR C10	0 TO 1000	DEG C	BB
* TC20	120	SURFACE TEMP FOR C10	0 TO 1000	DEG C	BC

TEST ID 040311

PANEL FIRE TEST PLOT NO 10 - 5

REFERENCE TIME 11 18 00.000

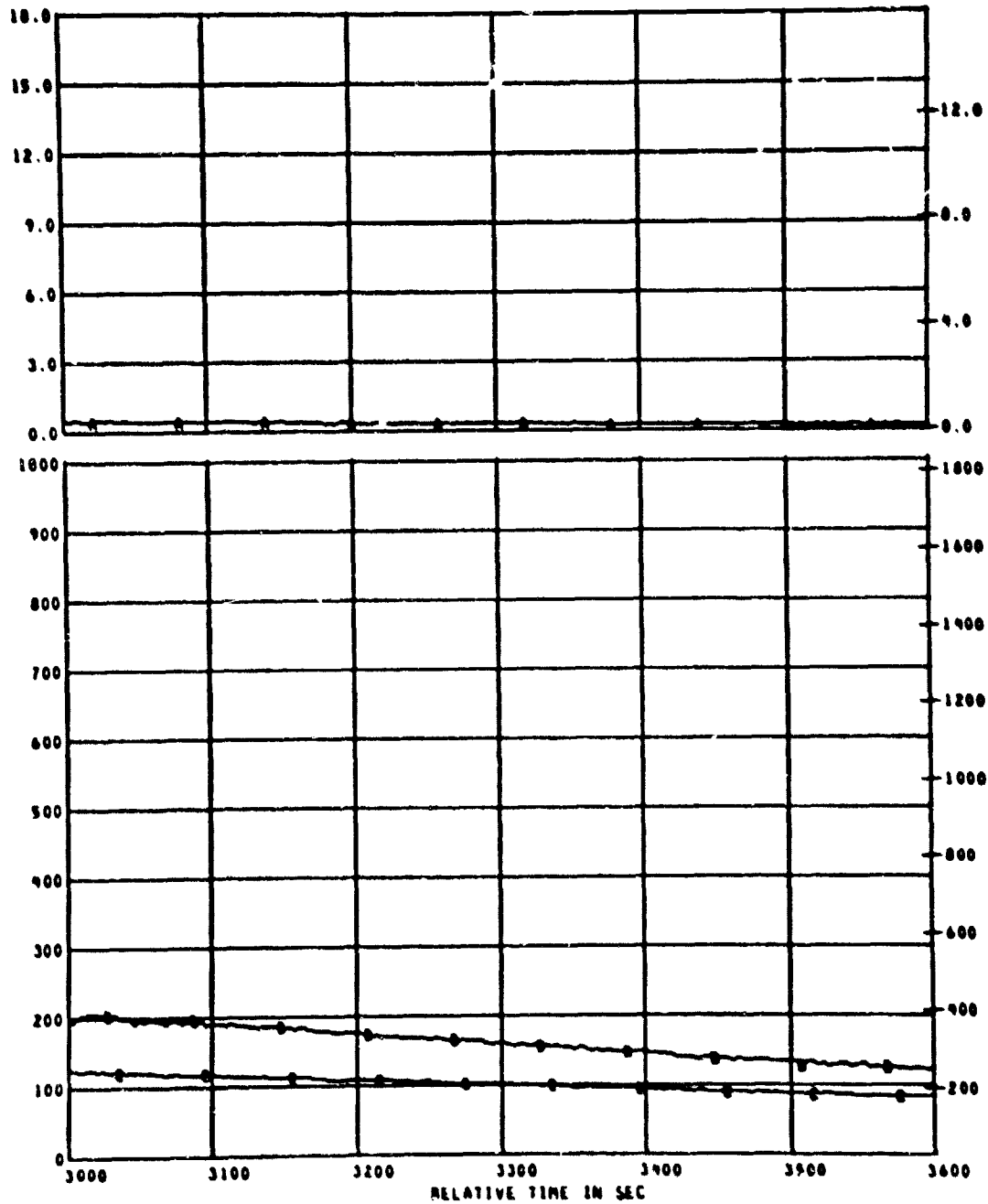


MEAS. NUMBER	CHANNEL ASGN.	TITLE	RANGE	UNITS	GRID-SYM
• C10	159	CALORIMETER NO. 10	0.0 TO 18.0	WATT/CM2	AA
• TC19	119	AIR TEMP FOR C10	0 TO 1000	DEG C	BB
• TC20	120	SURFACE TEMP FOR C10	0 TO 1000	DEG C	BC

TEST ID 090311

PANEL FIRE TEST PLOT NO 10 - 6

REFERENCE TIME 11 10 00.000



W  
A  
T  
T  
/  
C  
M  
2


D  
E  
G  
C

MEAS. NUMBER	CHANNEL ASGN.	TITLE	RANGE	UNITS	GRID-SYM
0 C10	159	CALORIMETER NO. 10	0.0 TO 18.0	WATT/CM2	AA
0 TC19	119	AIR TEMP FOR C10	0 TO 1000	DEG C	BB
0 TC20	120	SURFACE TEMP FOR C10	0 TO 1000	DEG C	CC

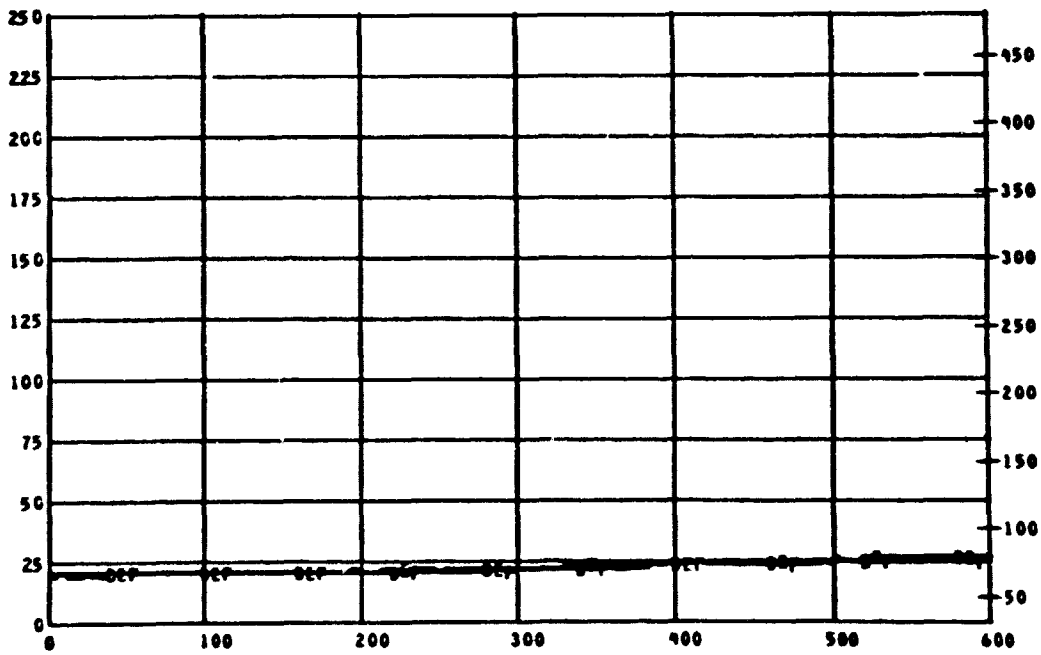
TEST ID 040311

PANEL FIRE TEST PLOT NO 11 - 1

REFERENCE TIME 11 10 00.000



D  
E  
G  
F



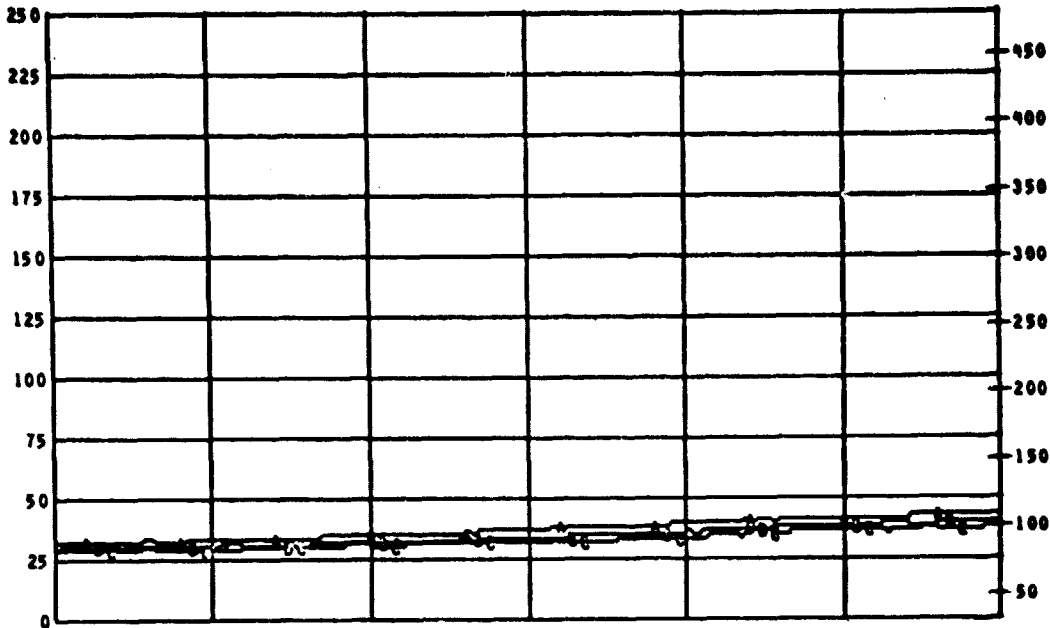
D  
E  
G  
F

MEAS. NUMBER	CHANNEL ASGN.	TITLE	RANGE	UNITS	GRID-SYM
* TC23	123	AIR TEMP WEST CABIN	0 TO 250	DEG C	AA
* TC24	124	AIR TEMP	0 TO 250	DEG C	AB
* TC25	125	AIR TEMP	0 TO 250	DEG C	AC
* TC26	126	AIR TEMP	0 TO 250	DEG C	BD
* TC27	127	AIR TEMP	0 TO 250	DEG C	BE
* TC28	128	AIR TEMP	0 TO 250	DEG C	BF

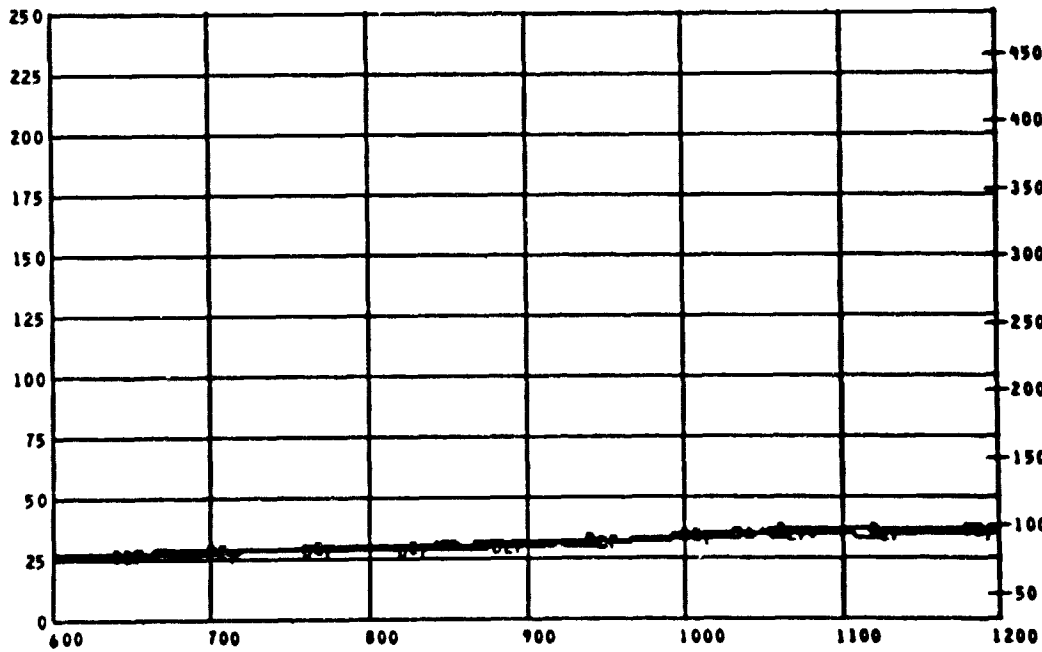
TEST ID 840311

PANEL FIRE TEST PLOT NO 11 - 2

REFERENCE TIME 11 10 00.000



D  
E  
G  
F



D  
E  
G  
F

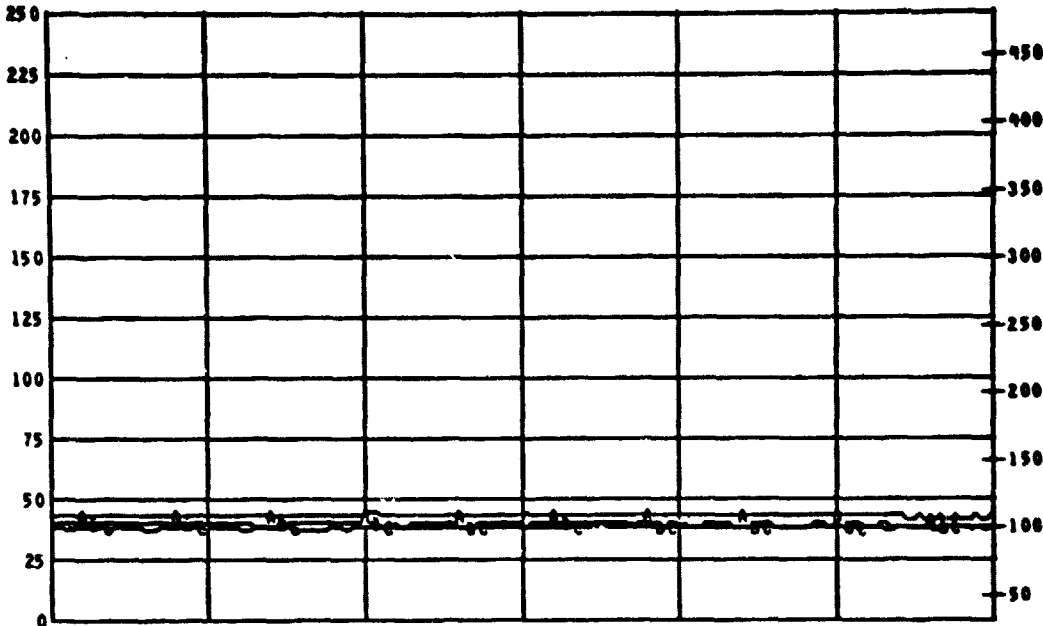
RELATIVE TIME IN SEC

MEAS. NUMBER	CHANNEL ASGN.	TITLE	RANGE	UNITS	GRID-SYM
• TC23	123	AIR TEMP WEST CABIN	0 TO 250	DEG C	AA
• TC24	124	AIR TEMP	0 TO 250	DEG C	AB
• TC25	125	AIR TEMP	0 TO 250	DEG C	AC
• TC26	126	AIR TEMP	0 TO 250	DEG C	BD
• TC27	127	AIR TEMP	0 TO 250	DEG C	BE
• TC28	128	AIR TEMP	0 TO 250	DEG C	BF

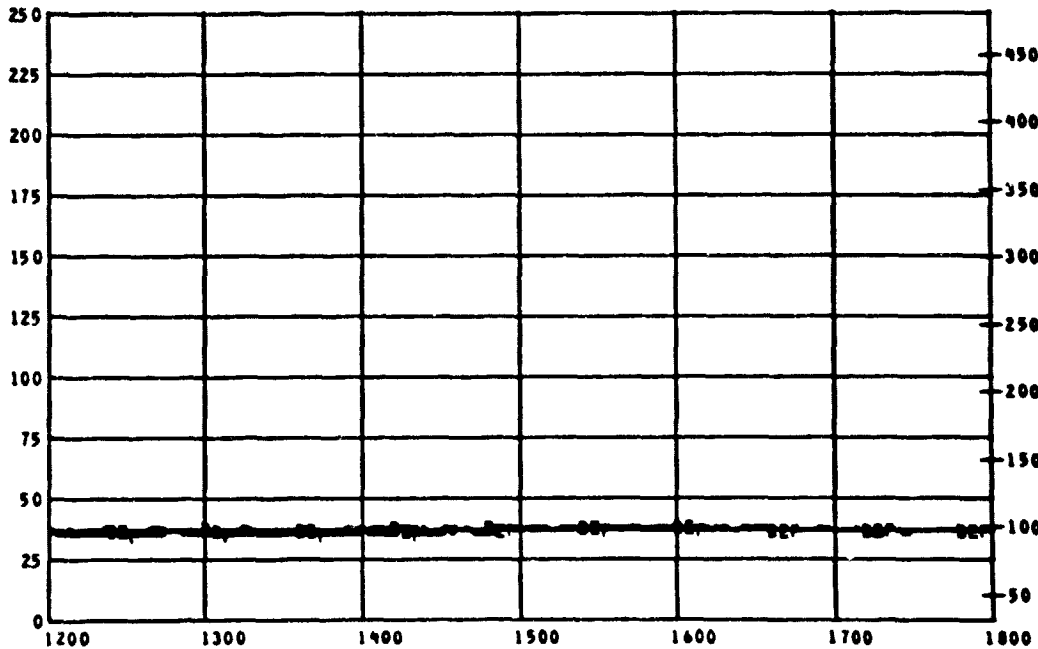
TEST ID 040311

PANEL FIRE TEST PLOT NO 11 - 3

REFERENCE TIME 11 18 00.000



D  
E  
G  
F



D  
E  
G  
F

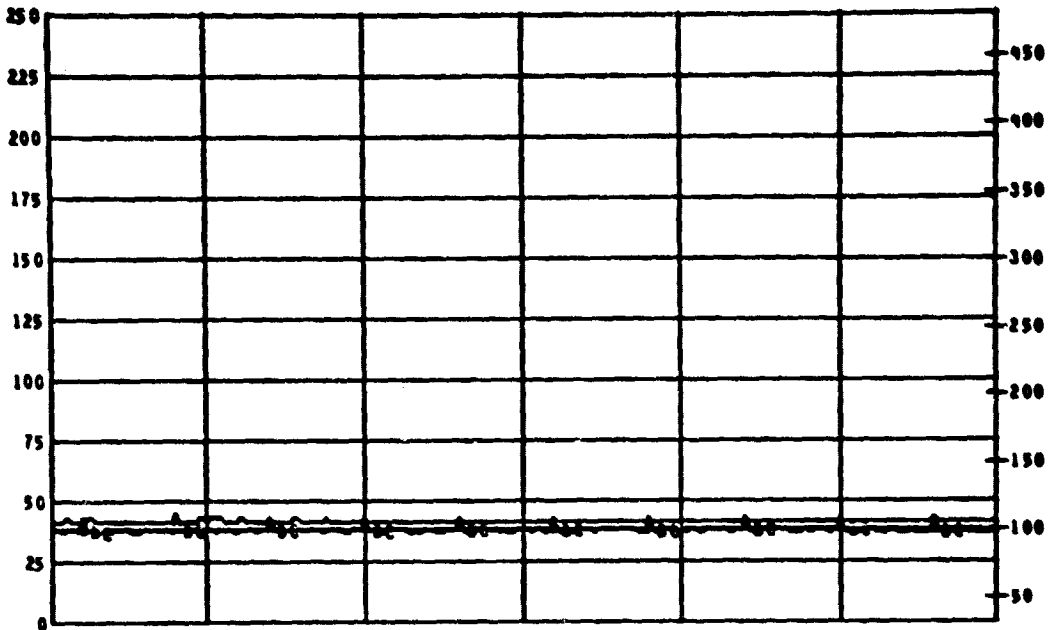
RELATIVE TIME IN SEC

MEAS. NUMBER	CHANNEL ASGN.	TITLE	RANGE	UNITS	GRID-SYM
• TC23	123	AIR TEMP WEST CABIN	0 TO 250	DEG C	AA
• TC24	124	AIR TEMP	0 TO 250	DEG C	AB
• TC25	125	AIR TEMP	0 TO 250	DEG C	AC
• TC26	126	AIR TEMP	0 TO 250	DEG C	BD
• TC27	127	AIR TEMP	0 TO 250	DEG C	BE
• TC28	128	AIR TEMP	0 TO 250	DEG C	BF

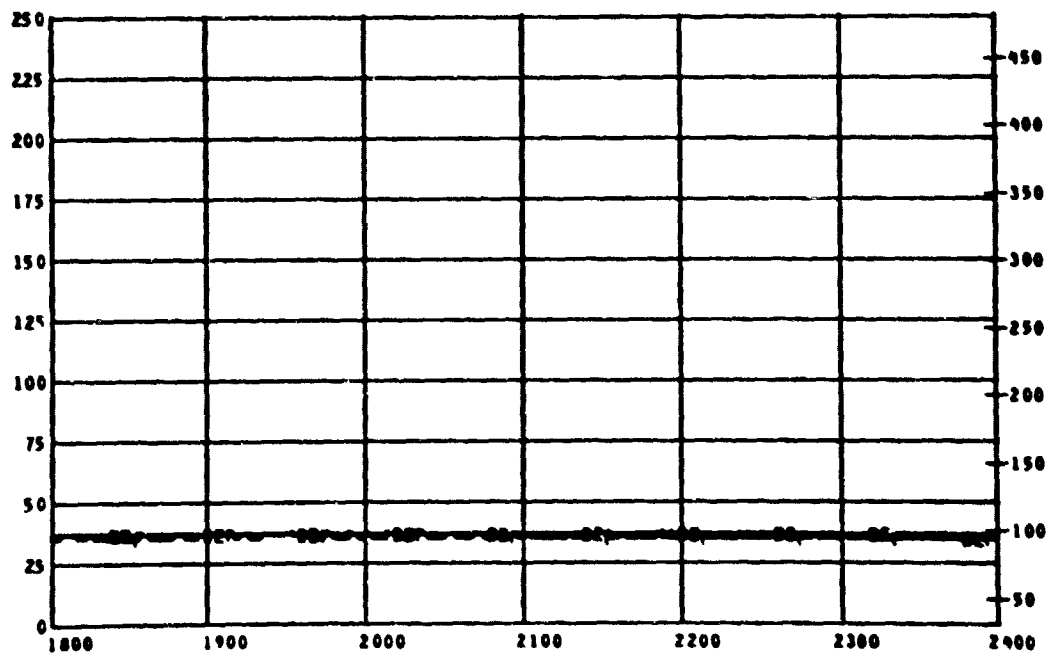
TEST ID 040311

PANEL FIRE TEST PLOT NO 11 - 4

REFERENCE TIME 11 10 00.000



D  
E  
C  
F



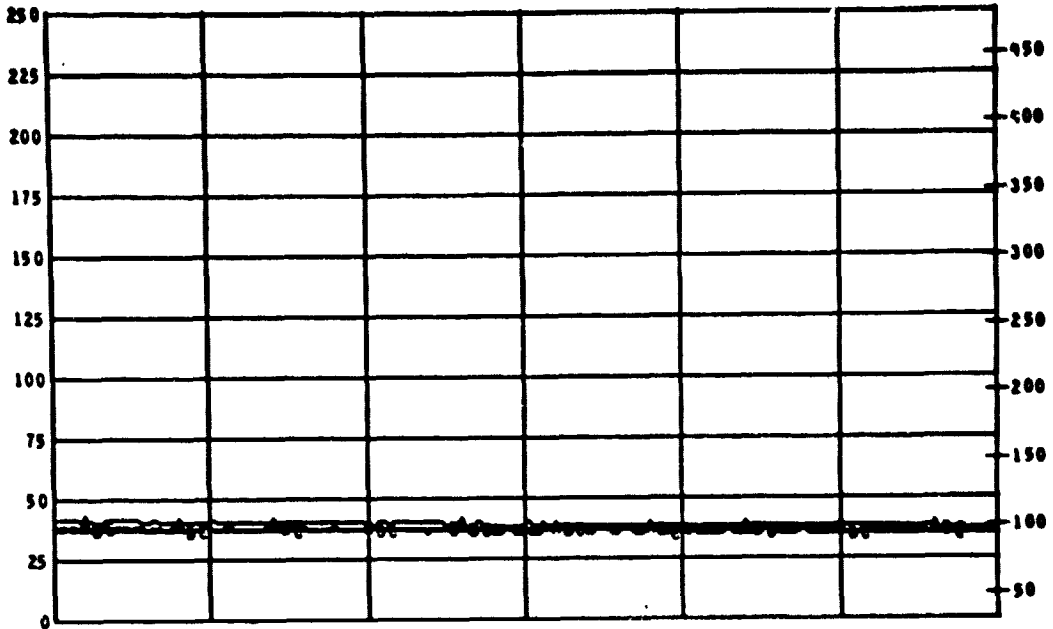
D  
E  
C  
F

MEAS. NUMBER	CHANNEL ASGN.	TITLE	RANGE	UNITS	GRID-SYM
* TC23	123	AIR TEMP WEST CABIN	0 TO 250	DEG C	AA
* TC24	124	AIR TEMP	0 TO 250	DEG C	AB
* TC25	125	AIR TEMP	0 TO 250	DEG C	AC
* TC26	126	AIR TEMP	0 TO 250	DEG C	BD
* TC27	127	AIR TEMP	0 TO 250	DEG C	BE
* TC28	128	AIR TEMP	0 TO 250	DEG C	BF

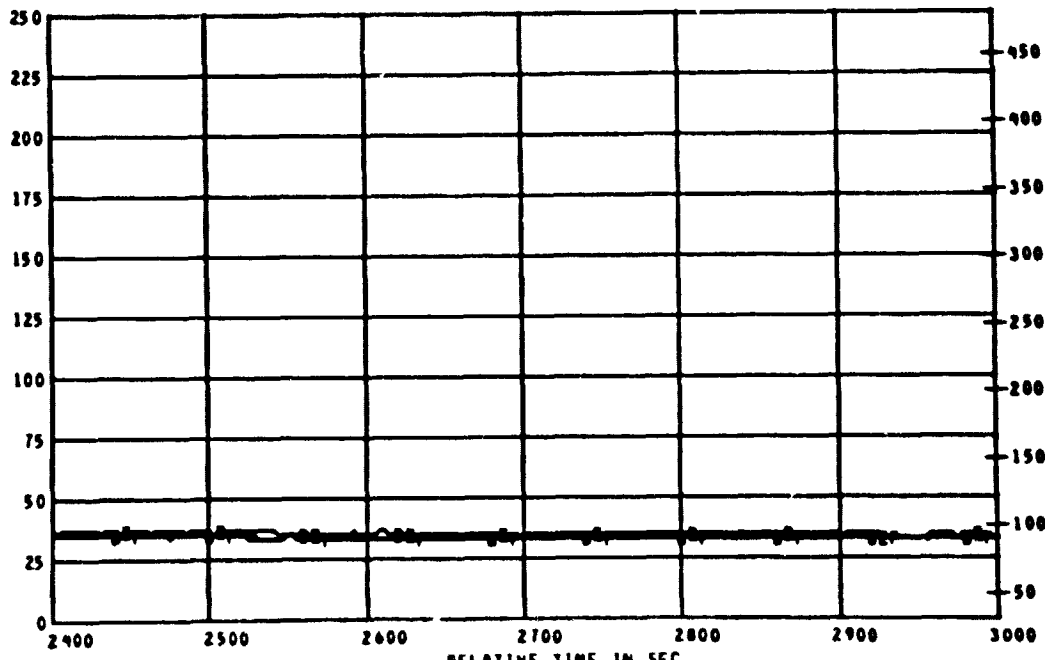
TEST ID 040311

PANEL FIRE TEST PLOT NO 11 - 5

REFERENCE TIME 11 18 00.000



D  
E  
G  
F



D  
E  
G  
F

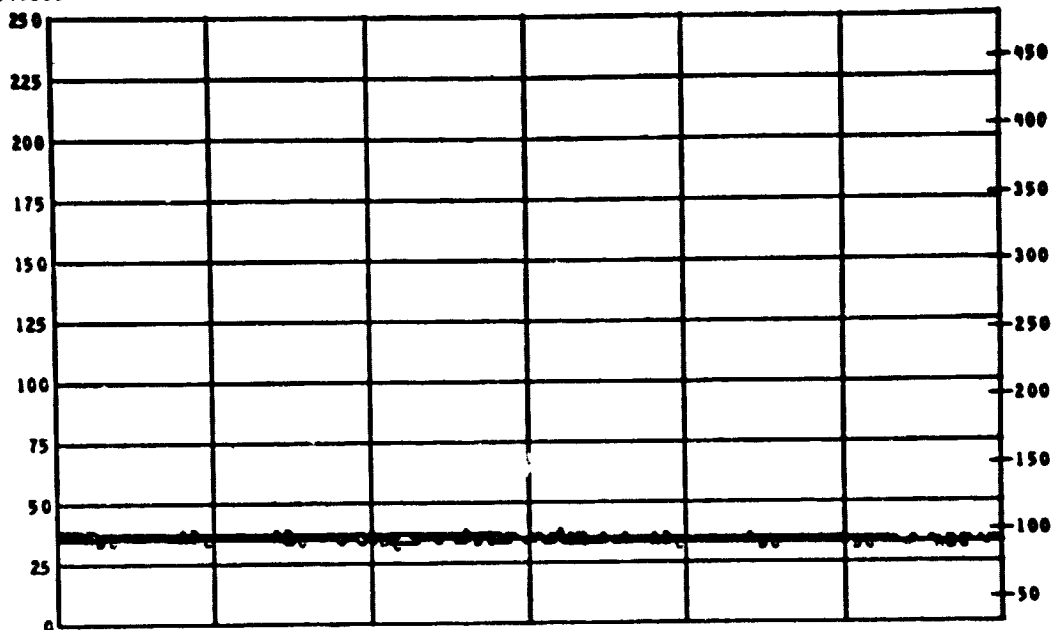
MEAS. NUMBER	CHANNEL ASGN	TITLE	RANGE	UNITS	GRID-SYM
0 TC23	123	AIR TEMP WEST CABIN	0 TO 250	DEG C	AA
0 TC24	124	AIR TEMP	0 TO 250	DEG C	AB
0 TC25	125	AIR TEMP	0 TO 250	DEG C	AC
0 TC26	126	AIR TEMP	0 TO 250	DEG C	BD
0 TC27	127	AIR TEMP	0 TO 250	DEG C	BE
0 TC28	128	AIR TEMP	0 TO 250	DEG C	BF



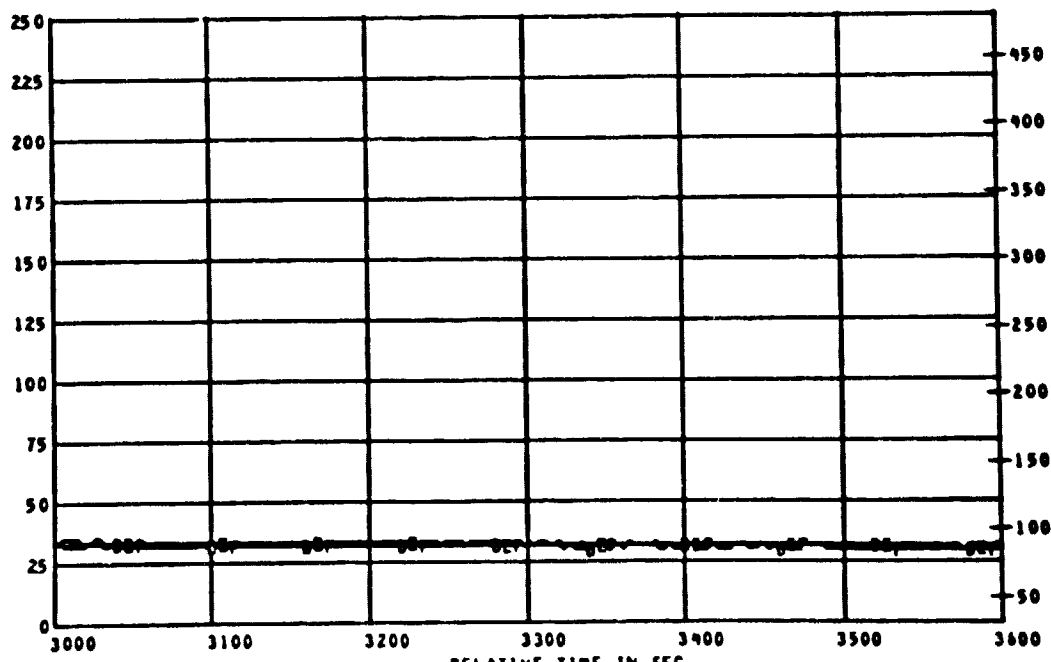
TEST ID 040311

PANEL FIRE TEST PLOT NO 11 - 6

REFERENCE TIME 11 10 00.000



D  
E  
G  
F



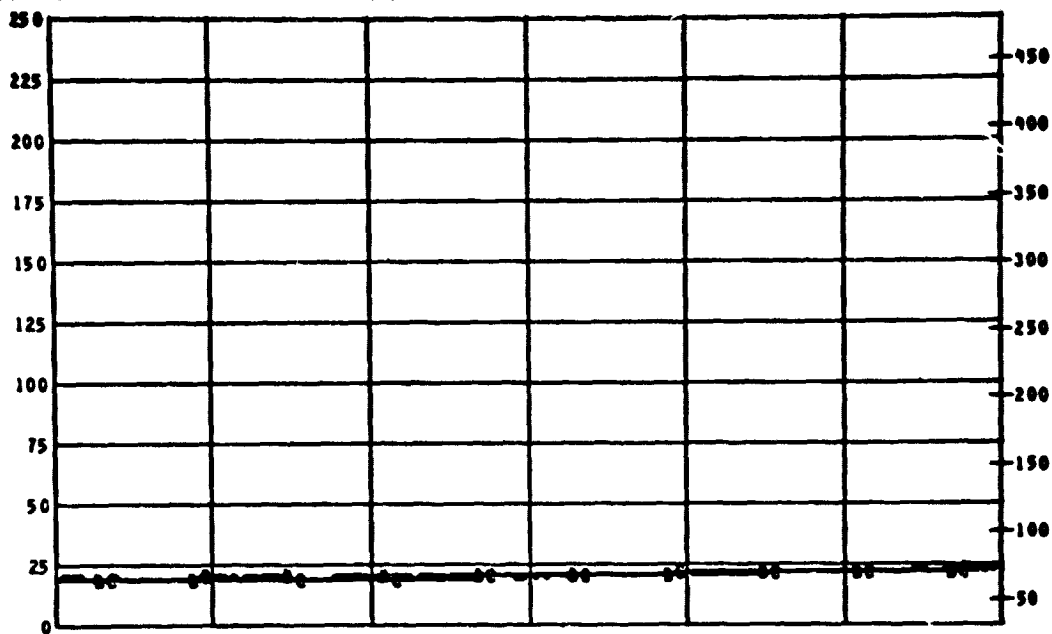
D  
E  
G  
F

MEAS. NUMBER	CHANNEL ASGN.	TITLE	RANGE	UNITS	GRID-SYM
• TC23	123	AIR TEMP WEST CABIN	0 TO 250	DEG C	AA
• TC24	124	AIR TEMP	0 TO 250	DEG C	AB
• TC25	125	AIR TEMP	0 TO 250	DEG C	AC
• TC26	126	AIR TEMP	0 TO 250	DEG C	BD
• TC27	127	AIR TEMP	0 TO 250	DEG C	BE
• TC28	128	AIR TEMP	0 TO 250	DEG C	BF

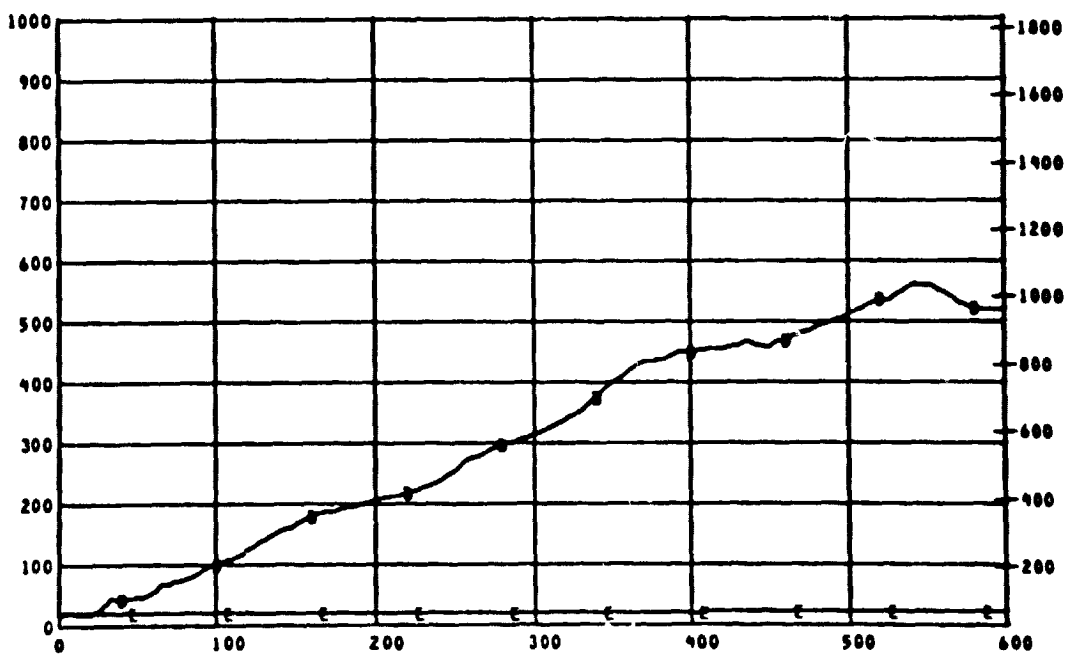
TEST ID 040311

PANEL FIRE TEST PLOT NO 12 - 1

REFERENCE TIME 11 10 00.00



D  
E  
G  
F




D  
E  
G  
F

MEAS. NUMBER	CHANNEL ASGN.	TITLE	RANGE	UNITS	GRID-SYM
o TC29	129	AIR TEMP	0 TO 250	DEG C	AA
o TC30	130	AIR TEMP	0 TO 250	DEG C	AB
o TC31	131	AIR TEMP EAST CABIN	0 TO 250	DEG C	AC
o TC21	121	LAV EXHAUST	0 TO 1000	DEG C	BD
o TC22	122	CABIN EXHAUST	0 TO 1000	DEG C	BE

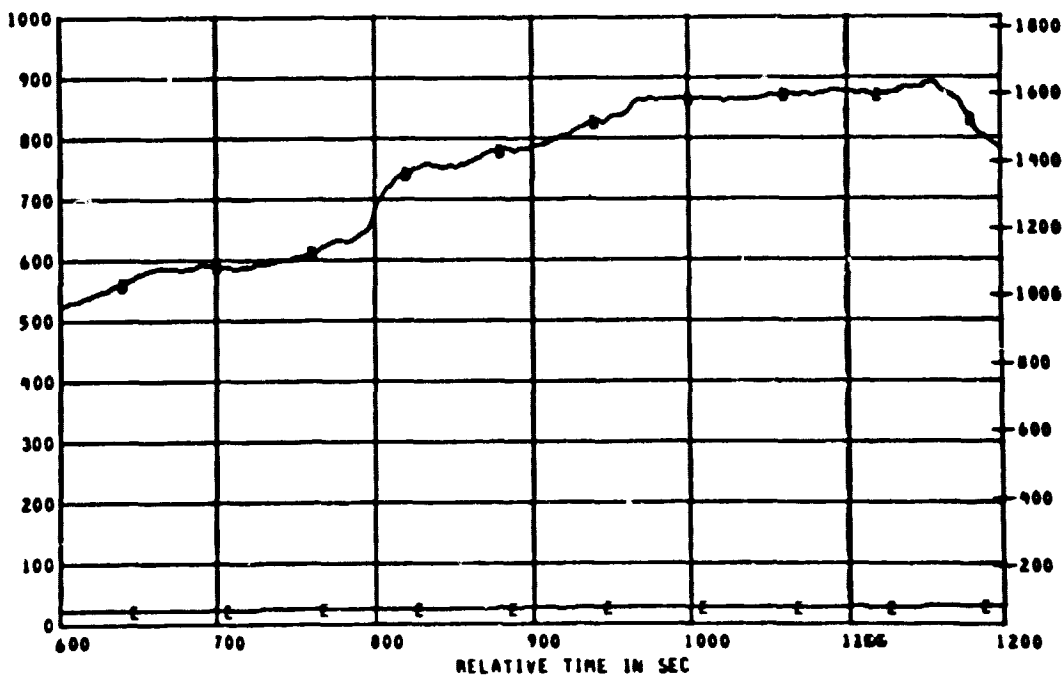
TEST ID 040311

PANEL FIRE TEST PLOT NO 12 - 2

REFERENCE TIME 11 10 00.00



D  
E  
G  
F



D  
E  
G  
F

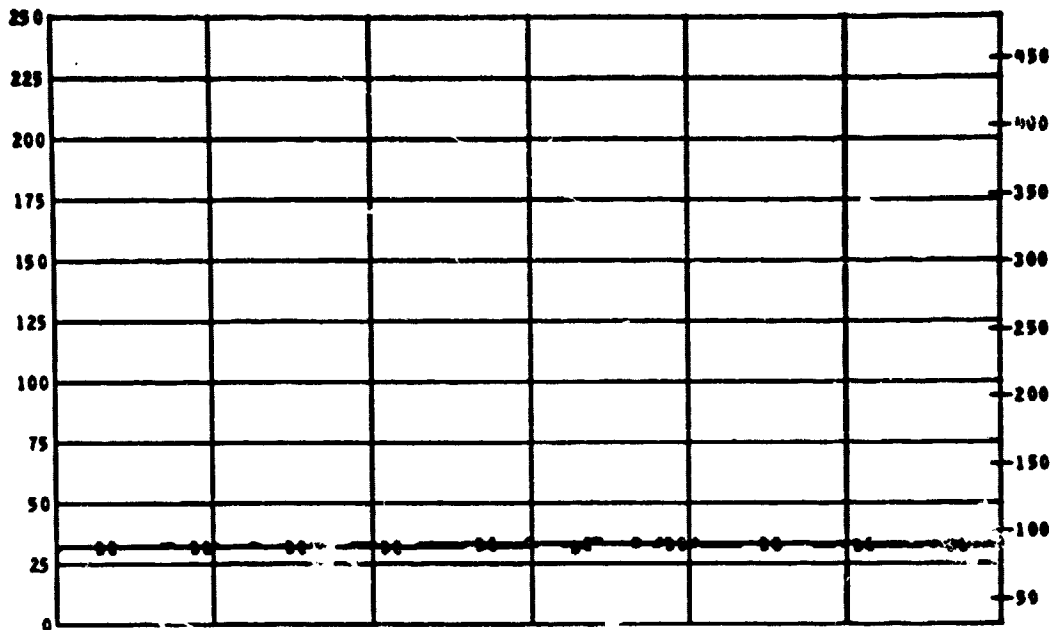
MEAS. NUMBER	CHANNEL ASGN.	TITLE	RANGE	UNITS	GRID-SY.
o TC29	129	AIR TEMP	0 TO 256	DEG C	AA
o TC30	130	AIR TEMP	0 TO 256	DEG C	AB
o TC31	131	AIR TEMP EAST CABIN	0 TO 256	DEG C	AC
o TC21	121	LAV EXHAUST	0 TO 1666	DEG C	BD
o TC22	122	CABIN EXHAUST	0 TO 1666	DEG C	BE

ORIGINAL PAGE IS  
OF POOR QUALITY

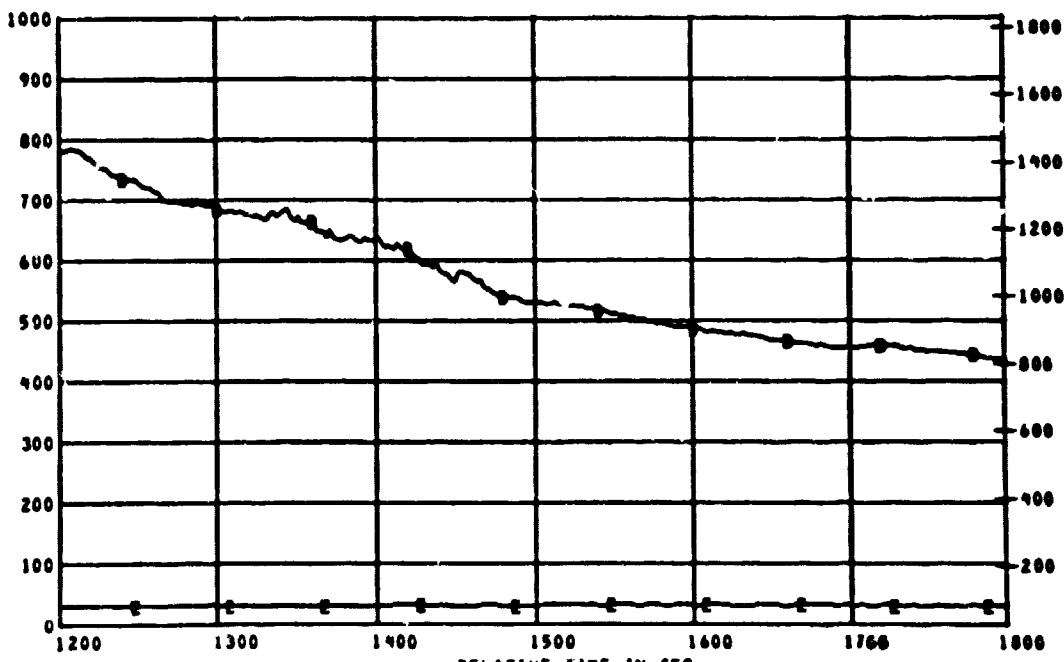
TEST ID 040311

PANEL FIRE TEST PLOT NO 12 - 3

REFERENCE TIME 11 10 00.000



D  
E  
G  
F



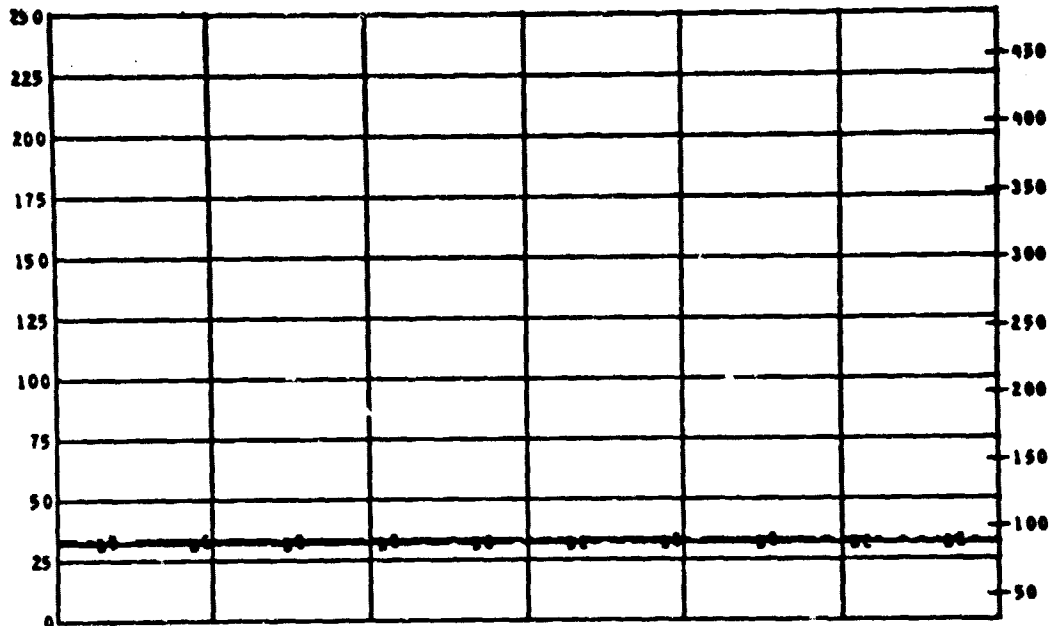
D  
E  
G  
F

MEAS. NUMBER	CHANNEL ASGN.	TITLE	RANGE	UNITS	GRID-SYM
• TC29	129	AIR TEMP	0 TO 250	DEG C	AA
• TC30	130	AIR TEMP	0 TO 250	DEG C	AB
• TC31	131	AIR TEMP EAST CABIN	0 TO 250	DEG C	AC
• TC21	121	LAV EXHAUST	0 TO 1000	DEG C	BD
• TC22	122	CABIN EXHAUST	0 TO 1000	DEG C	BE

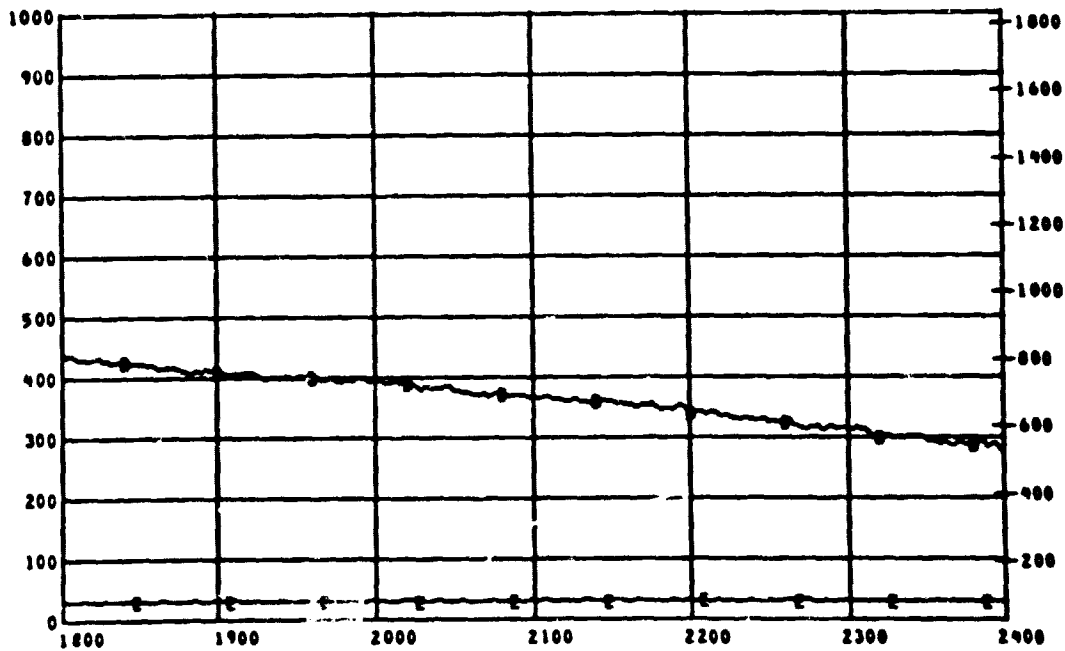
TEST ID 040311

PANEL FIRE TEST PLOT NO 12 - 4

REFERENCE TIME 11 10 00.000



B  
E  
G  
F



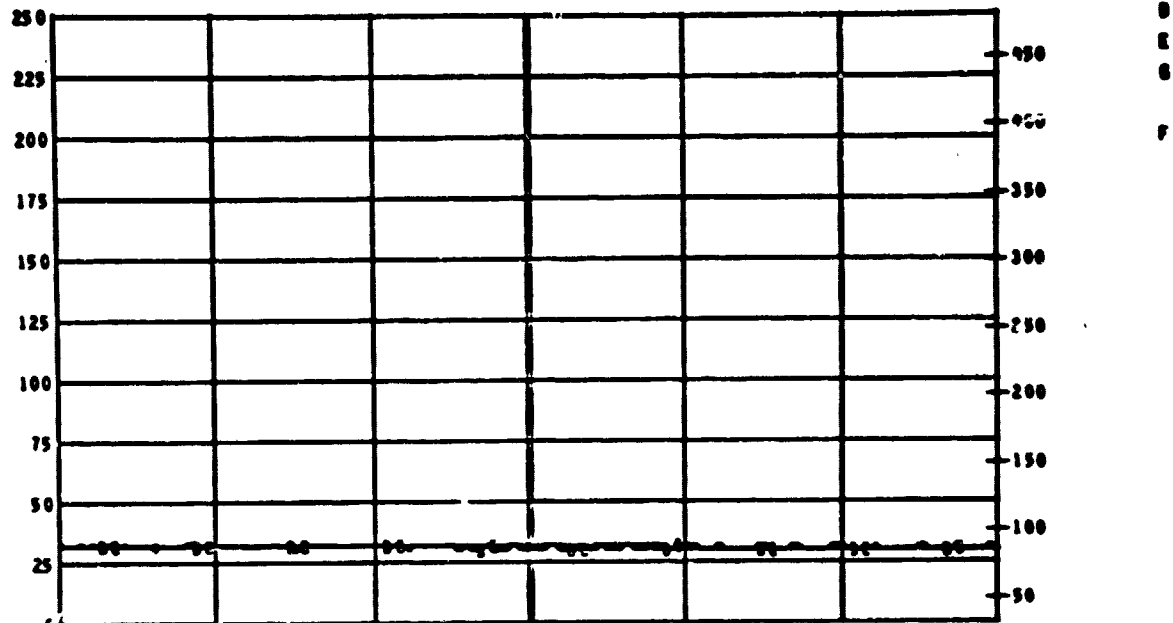
B  
E  
G  
F

MEAS. NUMBER	CHANNEL ASGN.	TITLE	RANGE	UNITS	GRID-SYM
• TC29	129	AIR TEMP	0 TO 250	DEG C	AA
• TC30	130	AIR TEMP	0 TO 250	DEG C	AB
• TC31	131	AIR TEMP EAST CABIN	0 TO 250	DEG C	AC
• TC21	121	LAV EXHAUST	0 TO 1000	DEG C	BD
• TC22	122	CABIN EXHAUST	0 TO 1000	DEG C	BL

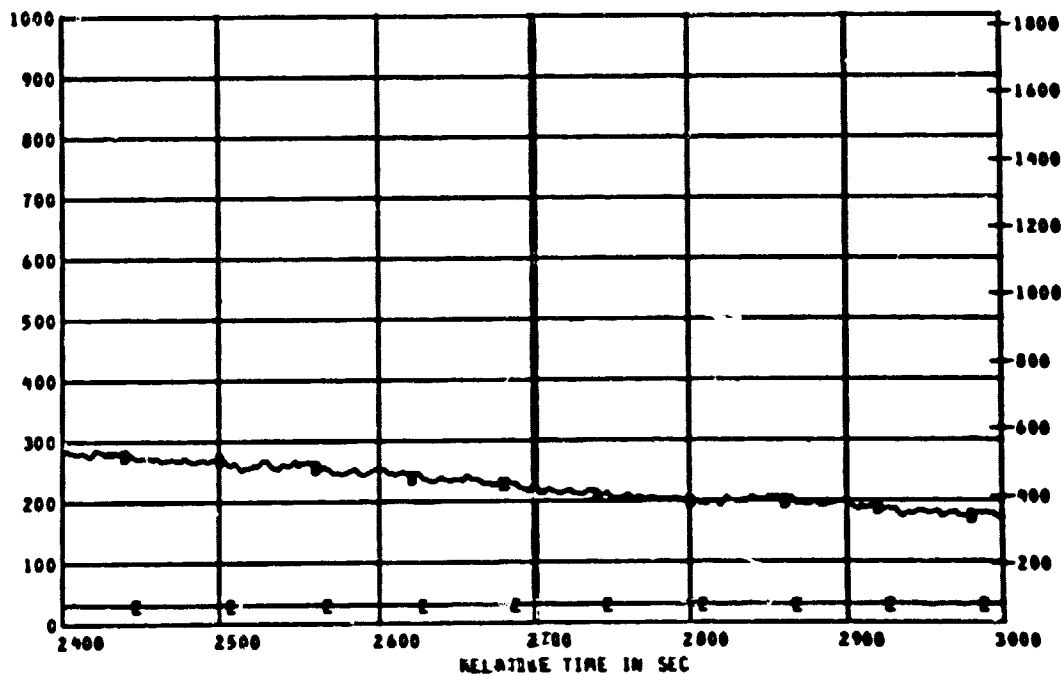
TEST ID 040311

PANEL FIRE TEST PLOT NO 12 - 9

REFERENCE TIME 11 18 00.00



D  
E  
C  
F



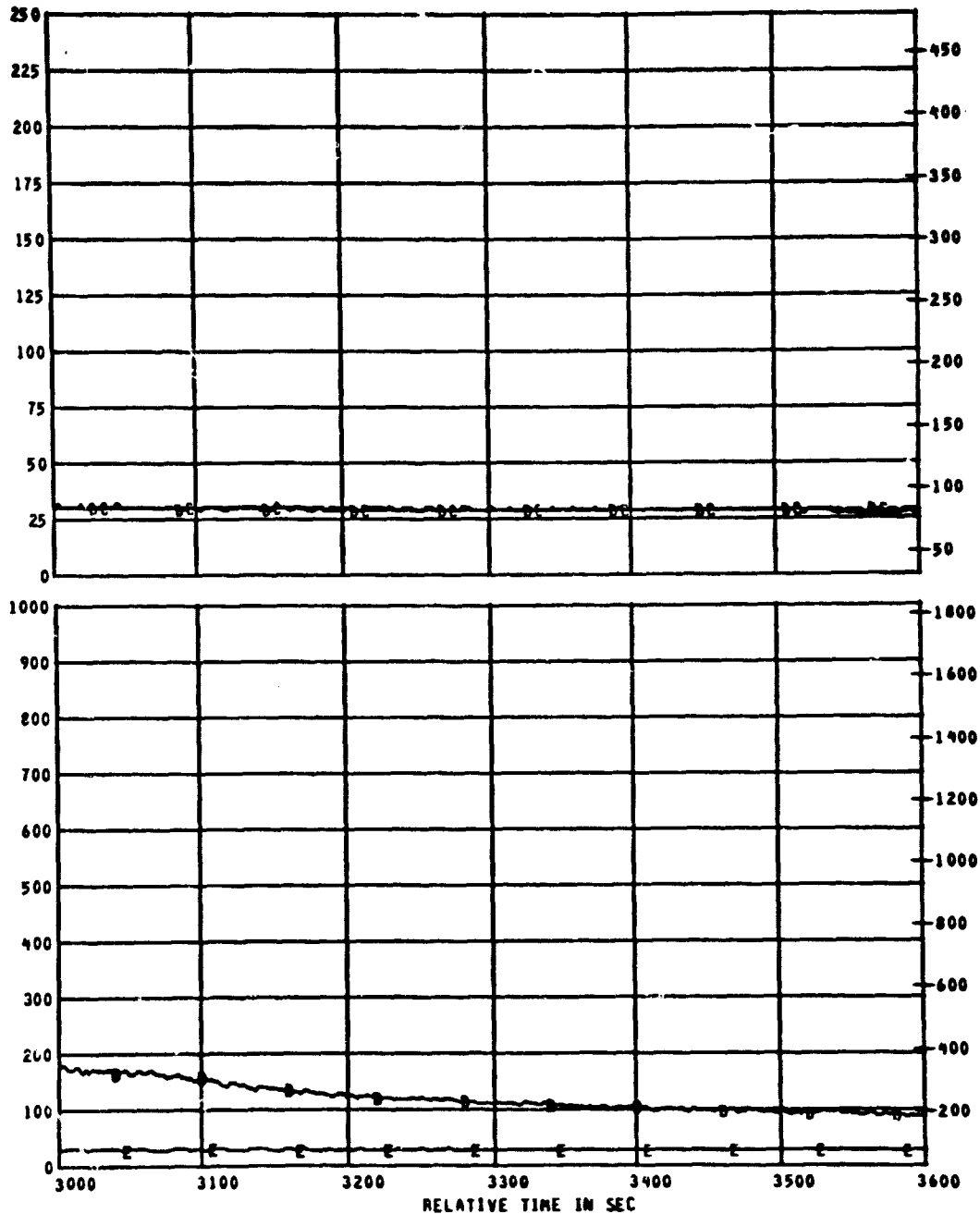
D  
E  
C  
F

MEAS. NUMBER	CHANNEL ASGN.	TITLE	RANGE	UNITS	GRID-SYM
0 TC29	129	AIR TEMP	0 TO 250	DEG C	AA
0 TC30	130	AIR TEMP	0 TO 250	DEG C	AB
0 TC31	131	AIR TEMP EAST CABIN	0 TO 250	DEG C	AC
0 TC21	121	LAV EXHAUST	0 TO 1000	DEG C	BB
0 TC22	122	CABIN EXHAUST	0 TO 1000	DEG C	BE

TEST ID 040311

PANEL FIRE TEST PLOT NO 12 - 6

REFERENCE TIME 11 10 00.000



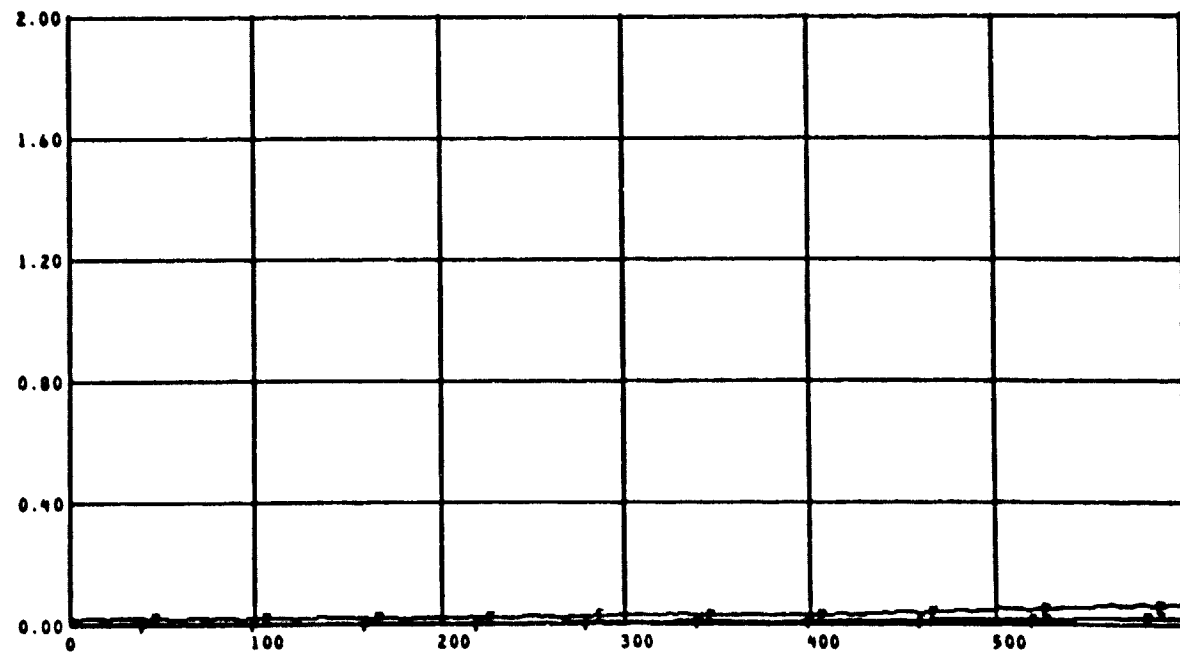
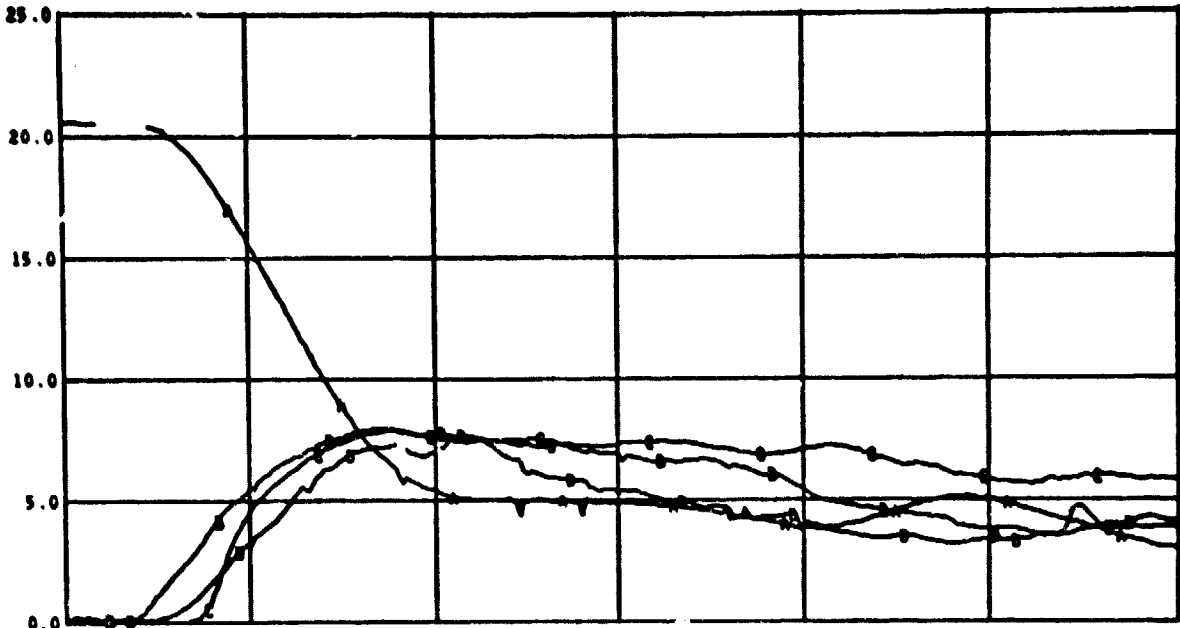
D  
E  
G  
F  
  
D  
E  
G  
F

MEAS. NUMBER	CHANNEL ASGN.	TITLE	RANGE	UNITS	GRID-SYM
* TC29	129	AIR TEMP	0 TO 250	DEG C	AA
* TC30	130	AIR TEMP	0 TO 250	DEG C	AB
* TC31	131	AIR TEMP EAST CABIN	0 TO 250	DEG C	AC
* TC21	121	LAV EXHAUST	0 TO 1000	DEG C	BD
* TC22	122	CABIN EXHAUST	0 TO 1000	DEG C	BE

TEST ID 040311

PANEL FIRE TEST PLOT NO 13 - 1

REFERENCE TIME 11 10 00.000



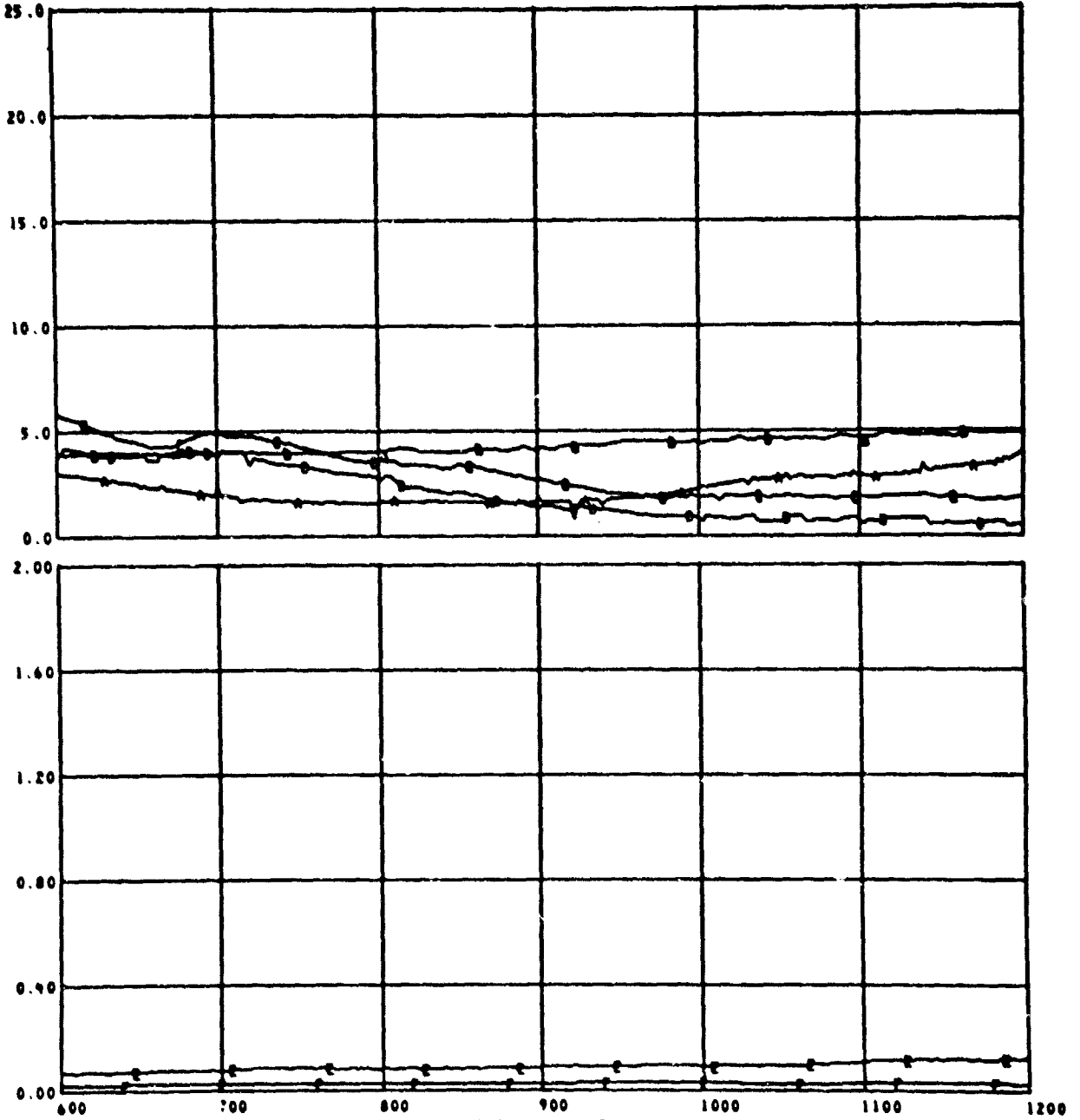
MEAS. NUMBER	CHANNEL ASGN.	TITLE	RANGE	UNITS	GRID-SYM
O2LAV	091	LAVATORY O2	0.0 TO 25.0	PCT	AA
CO2LAV	093	LAVATORY C O2	0.0 TO 25.0	PCT	AB
COLAV	088	LAVATORY CO	0.0 TO 25.0	PCT	AC
CH4LAV	085	LAVATORY CH4	0.0 TO 25.0	PCT	AD
CO2CB	090	CABIN CO2	0.00 TO 2.00	PCT	BE
CO2CB	084	CABIN CO	0.00 TO 2.00	PCT	BF



TEST ID 040311

PANEL FIRE TEST PLOT NO 13 - 2

REFERENCE TIME 11 18 00.00

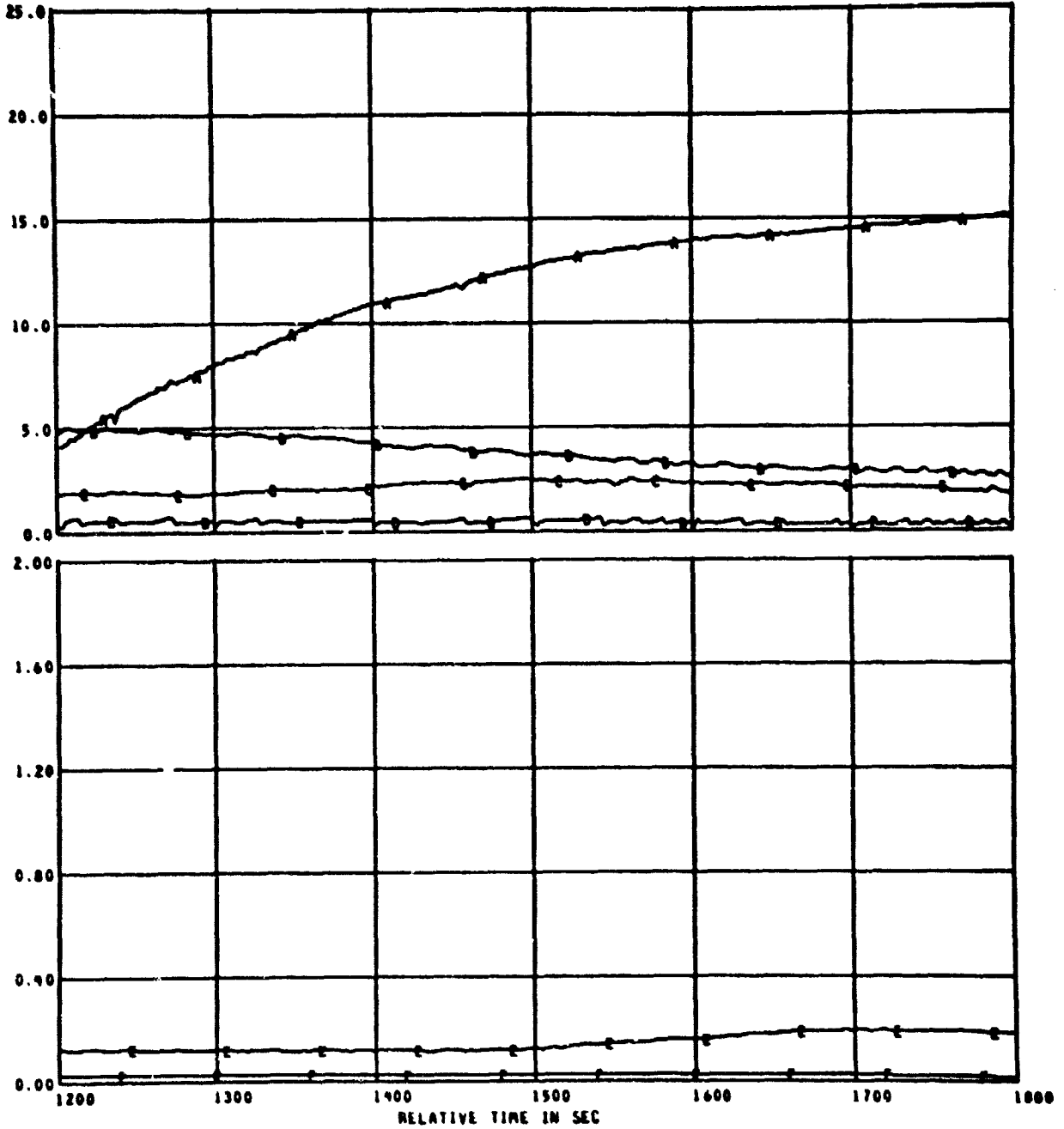


MEAS. NUMBER	CHANNEL ASGN.	TITLE	RANGE	UNITS	GRID-SYP
O2LAV	091	LAVATORY O2	0.0 TO 25.0	PCT	AA
CO2LAV	093	LAVATORY C O2	0.0 TO 25.0	PCT	AB
COLAV	088	LAVATORY CO	0.0 TO 25.0	PCT	AC
CN4LAV	085	LAVATORY CN4	0.0 TO 25.0	PCT	AD
CO2CB	090	CABIN CO2	0.00 TO 2.00	PCT	BE
CO2CB	084	CABIN CO	0.00 TO 2.00	PCT	BF

TEST ID 040311

PANEL FIRE TEST PLOT NO 13 - 3

REFERENCE TIME 11 10 00.00C

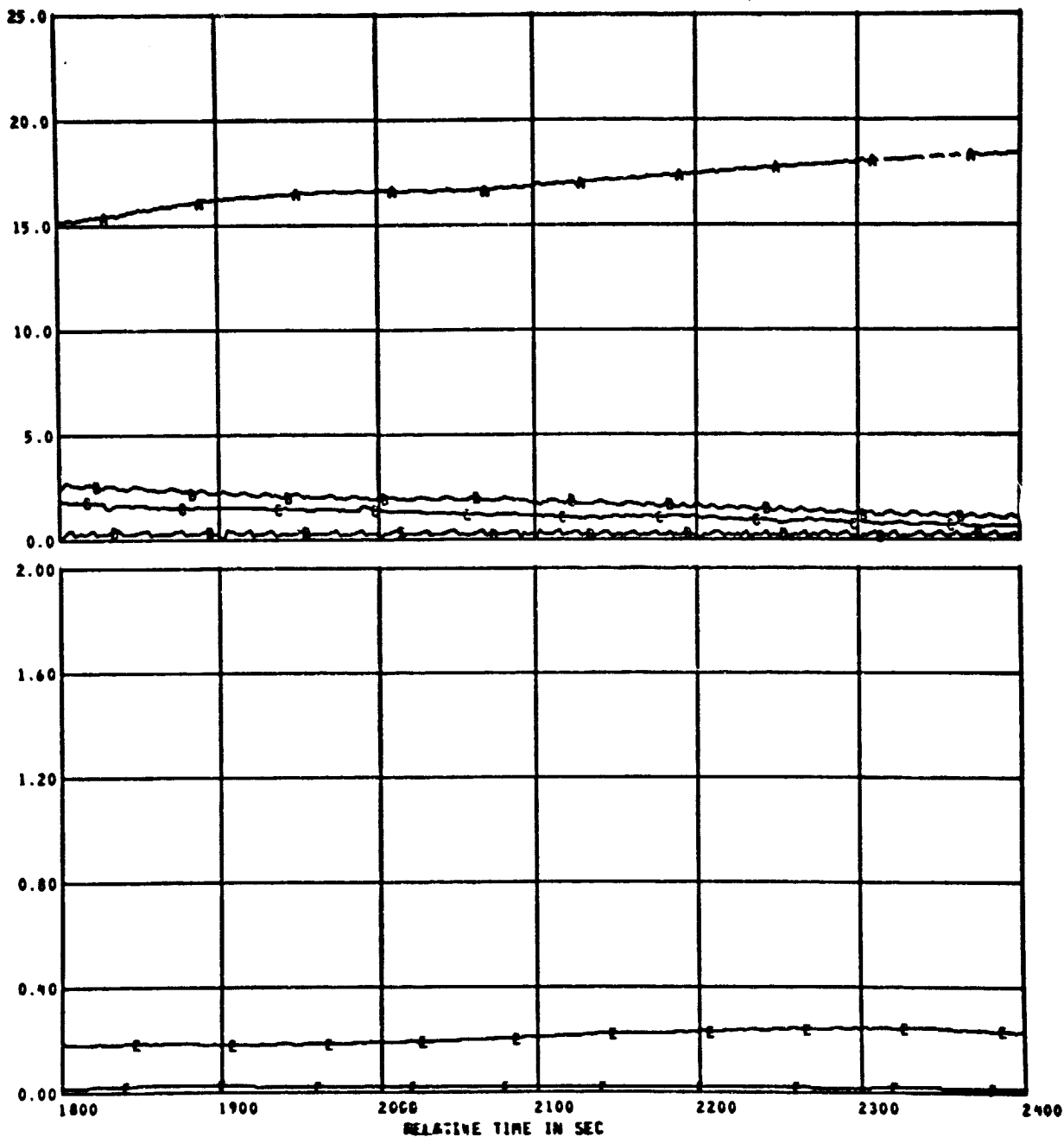


MEAS. NUMBER	CHANNEL ASGN.	TITLE	RANGE	UNITS	GRID-SYM
O2LAV	091	LAVATORY O2	0.0 TO 25.0	PCT	AA
CO2LAV	093	LAVATORY C O2	0.0 TO 25.0	PCT	AB
COLAV	088	LAVATORY CO	0.0 TO 25.0	PCT	AC
CH4LAV	085	LAVATORY CH4	0.0 TO 25.0	PCT	AD
CO2CB	090	CABIN CO2	0.00 TO 2.00	PCT	BE
CO2CB	089	CABIN CO	0.00 TO 2.00	PCT	BF

TEST ID 840311

PANEL FIRE TEST PLOT NO 13 - 4

REFERENCE TIME 11 18 00.000

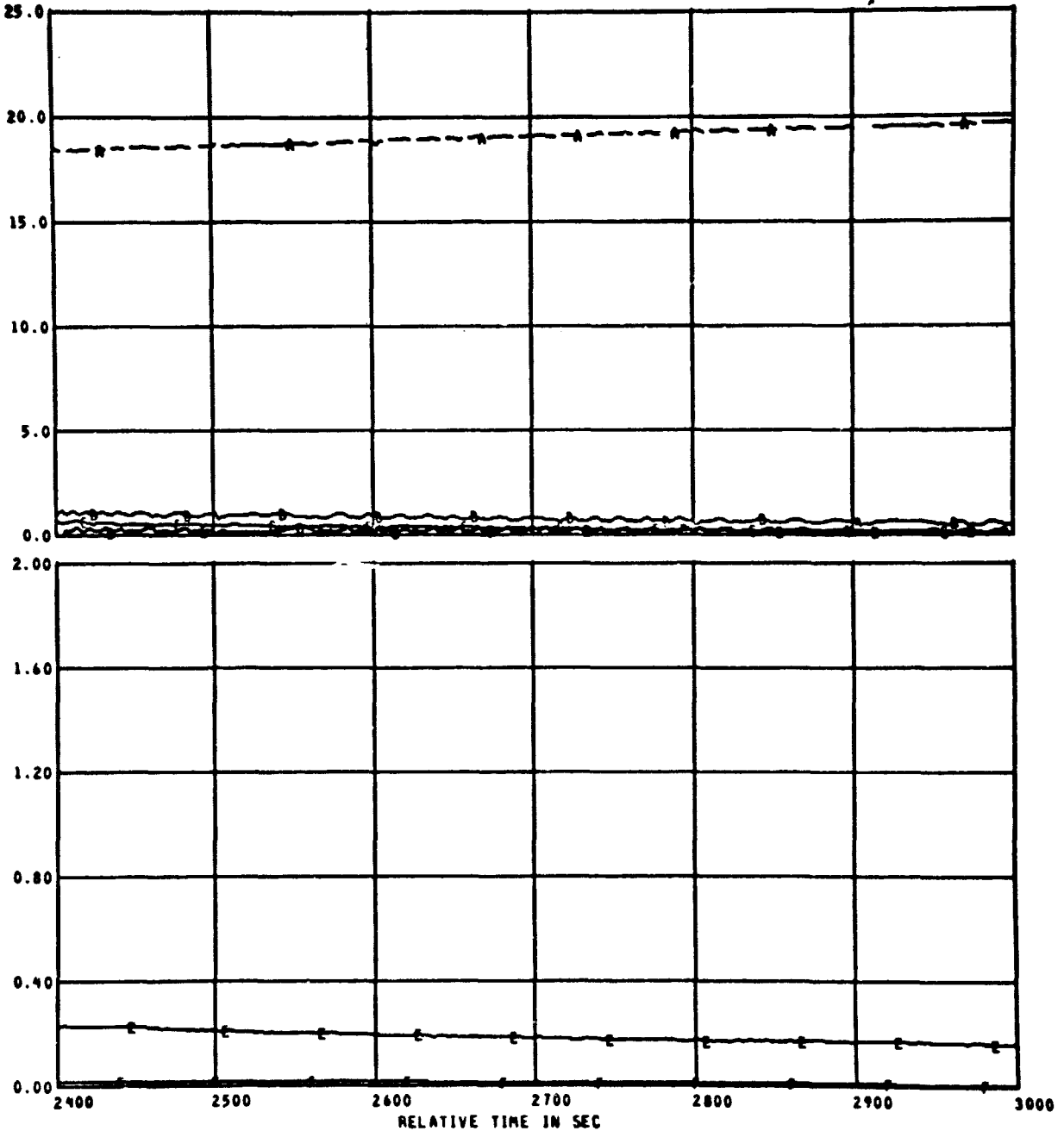


MEAS. NUMBER	CHANNEL ASGN.	TITLE	RANGE	UNITS	GRID-SYM
O2LAV	091	LAVATORY O2	0.0 TO 25.0	PCT	AA
CO2LAV	093	LAVATORY C O2	0.0 TO 25.0	PCT	AB
COLAV	088	LAVATORY CO	0.0 TO 25.0	PCT	AC
CH4LAV	085	LAVATORY CH4	0.0 TO 25.0	PCT	AD
CO2CB	090	CABIN CO2	0.00 TO 2.00	PCT	BE
CO2CB	094	CABIN CO	0.00 TO 2.00	PCT	BF

TEST ID 840311

PANEL FIRE TEST PLOT NO 13 - 5

REFERENCE TIME 11 18 00.000

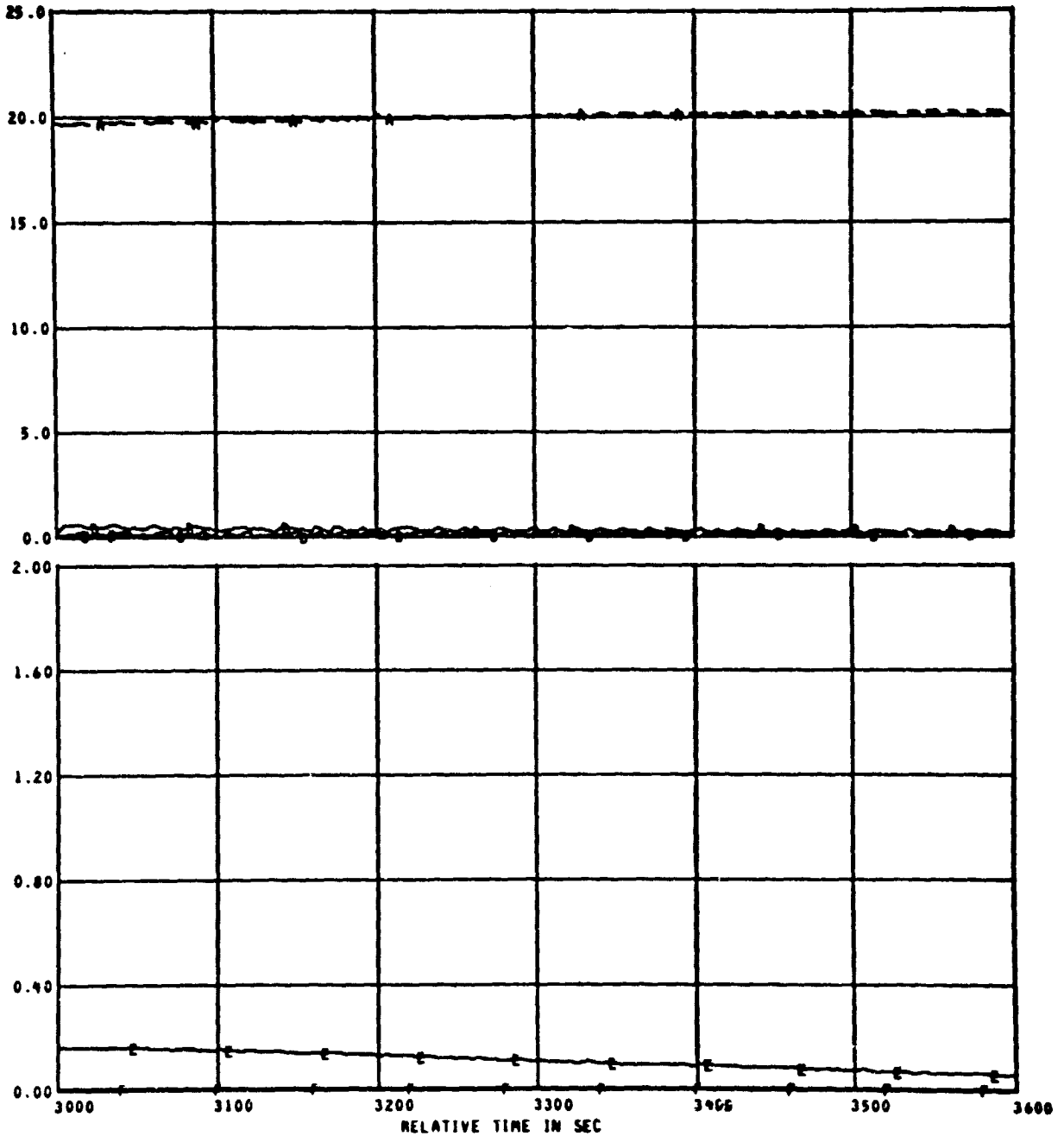


MEAS. NUMBER	CHANNEL ASGN.	TITLE	RANGE	UNITS	GRID-SYM
O2LAV	091	LAVATORY O2	0.0 TO 25.0	PCT	AA
CO2LAV	093	LAVATORY C O2	0.0 TO 25.0	PCT	AB
COLAV	088	LAVATORY CO	0.0 TO 25.0	PCT	AC
CH4LAV	085	LAVATORY CH4	0.0 TO 25.0	PCT	AD
CO2CB	090	CABIN CO2	0.00 TO 2.00	PCT	BE
CO2CB	084	CABIN CO	0.00 TO 2.00	PCT	BF

TEST ID 040311

PANEL FIRE TEST PLOT NO 13 - 6

REFERENCE TIME 11 10 00.000




MEAS. NUMBER	CHANNEL ASGN.	TITLE	RANGE	UNITS	GRID-SYM
O2LAV	091	LAVATORY O2	0.0 TO 25.0	PCT	AA
CO2LAV	093	LAVATORY C O2	0.0 TO 25.0	PCT	AB
COLAV	088	LAVATORY CO	0.0 TO 25.0	PCT	AC
CH4LAV	085	LAVATORY CH4	0.0 TO 25.0	PCT	AD
CO2CB	090	CABIN CO2	0.00 TO 2.00	PCT	BE
CO2AB	084	CABIN CO	0.00 TO 2.00	PCT	BF

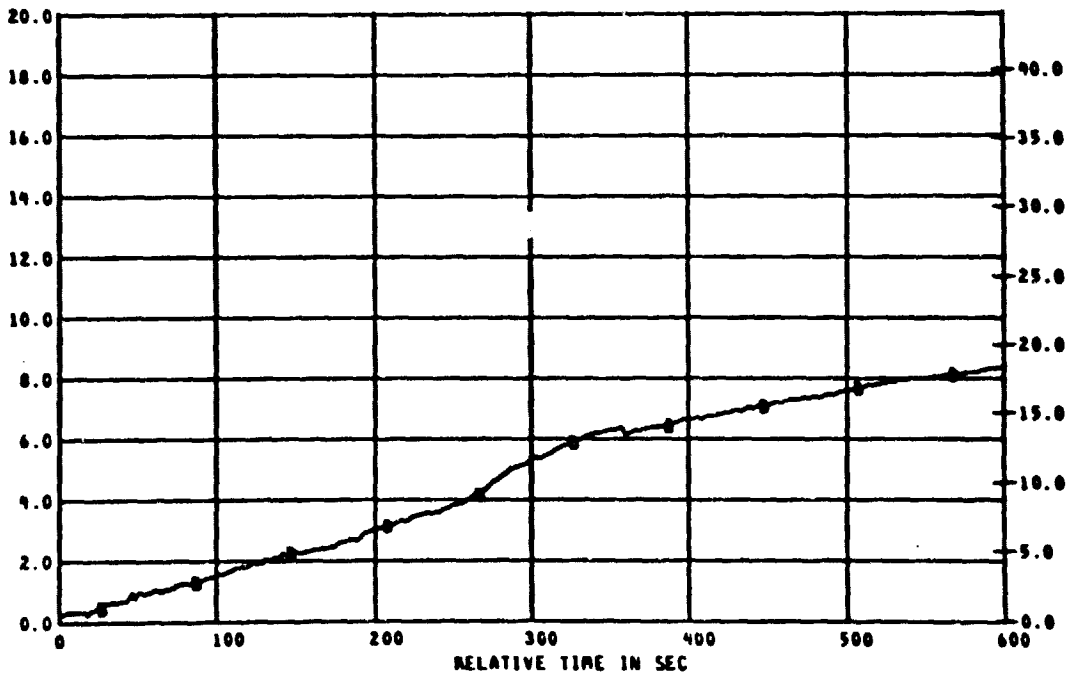
TEST ID 040311

PANEL FIRE TEST PLOT NO 14 - 1

REFERENCE TIME 11 10 00.0



B  
E  
G  
F



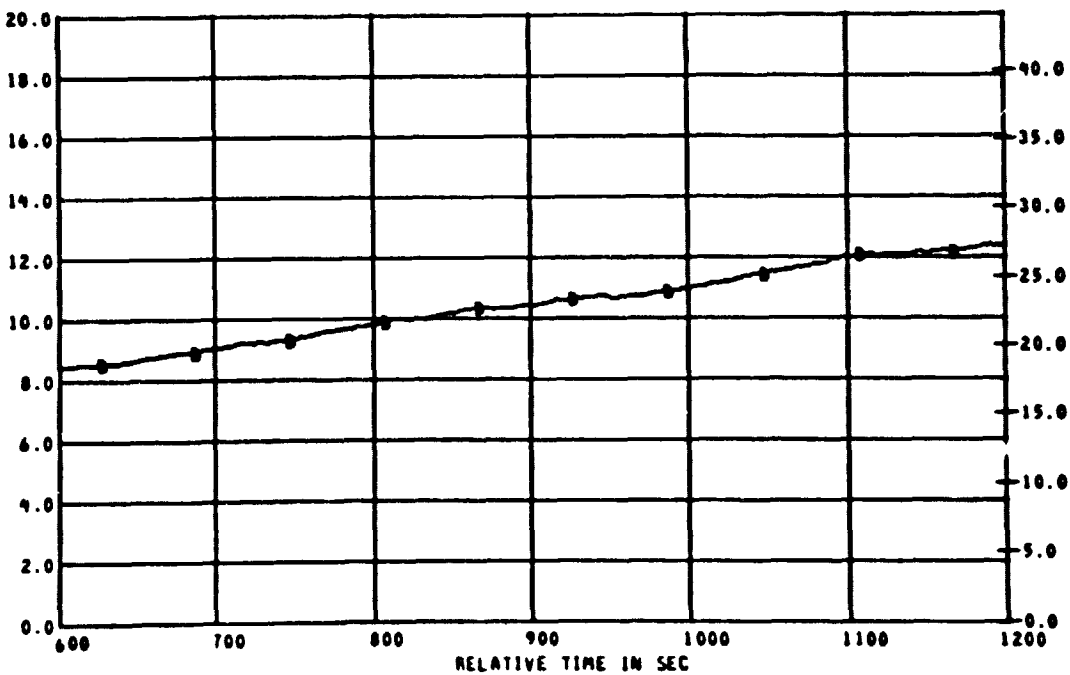

L  
B  
S

MEAS. NUMBER	CHANNEL ASGN.	TITLE	RANGE	UNITS	GRID-S
6 TC32	132	ANIMAL CAGE	0 TO 250	DEG C	AA
6 M	149	LAV DELTA WEIGHT	0.0 TO 20.0	KG	BB

TEST ID 040311

PANEL FIRE TEST PLOT NO 14 - 2

REFERENCE TIME 11 10 00.000




D  
E  
G  
F  
  
L  
B  
S

MEAS. NUMBER	CHANNEL ASGN.	TITLE	RANGE	UNITS	GRID-SYM
8 TC32	132	ANIMAL CAGE	0 TO 250	DEG C	AA
8 M	149	LAV DELTA WEIGHT	0.0 TO 20.0	KG	BB

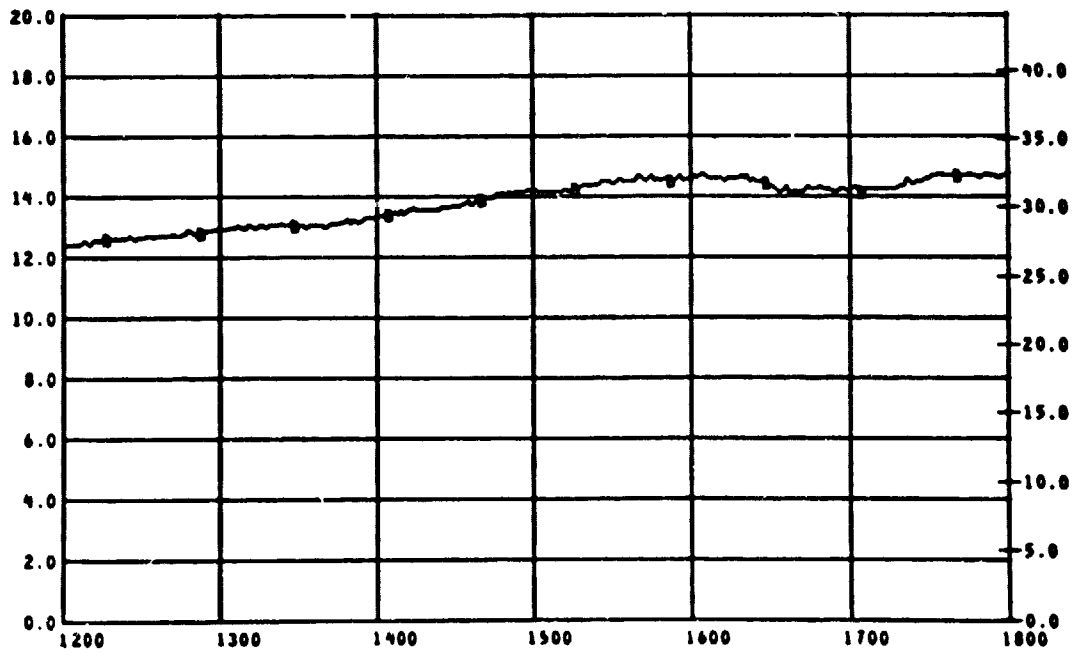
TEST ID 840311

PANEL FIRE TEST PLOT NO 14 - 3

REFERENCE TIME 11 10 00.000



D  
E  
G  
F



L  
B  
S

MEAS. NUMBER  
8 TC32  
8 M

CHANNEL ASGN.  
132  
149

TITLE  
ANIMAL CAGE  
LAY DELTA WEIGHT

RANGE  
0 TO 250  
0.0 TO 20.0

UNITS GRID-SYM  
DEG C AA  
KG BB

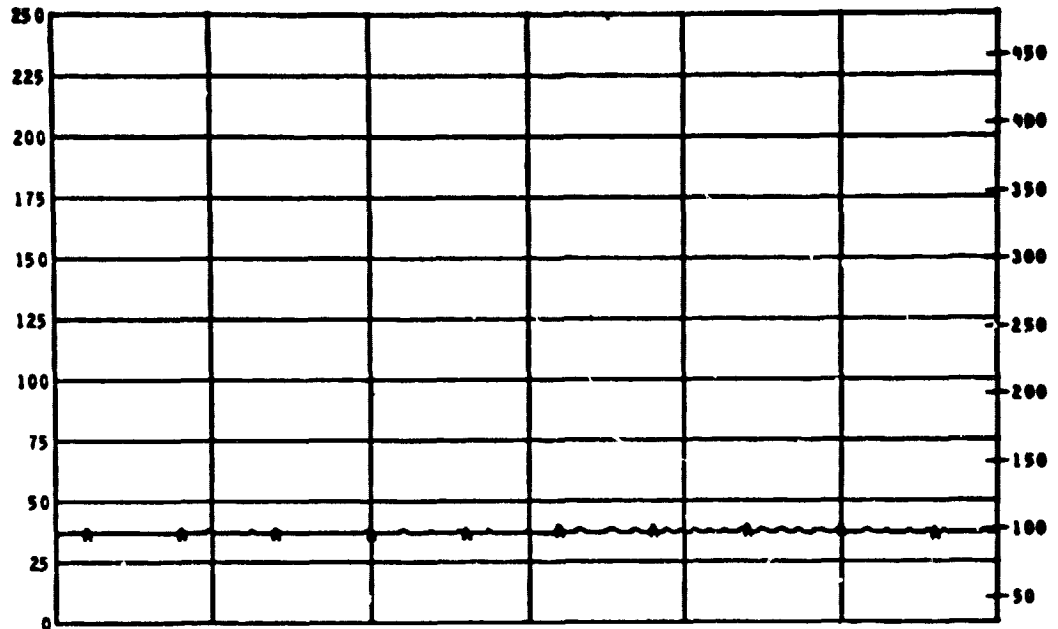
ORIGINAL PAGE IS  
OF POOR QUALITY



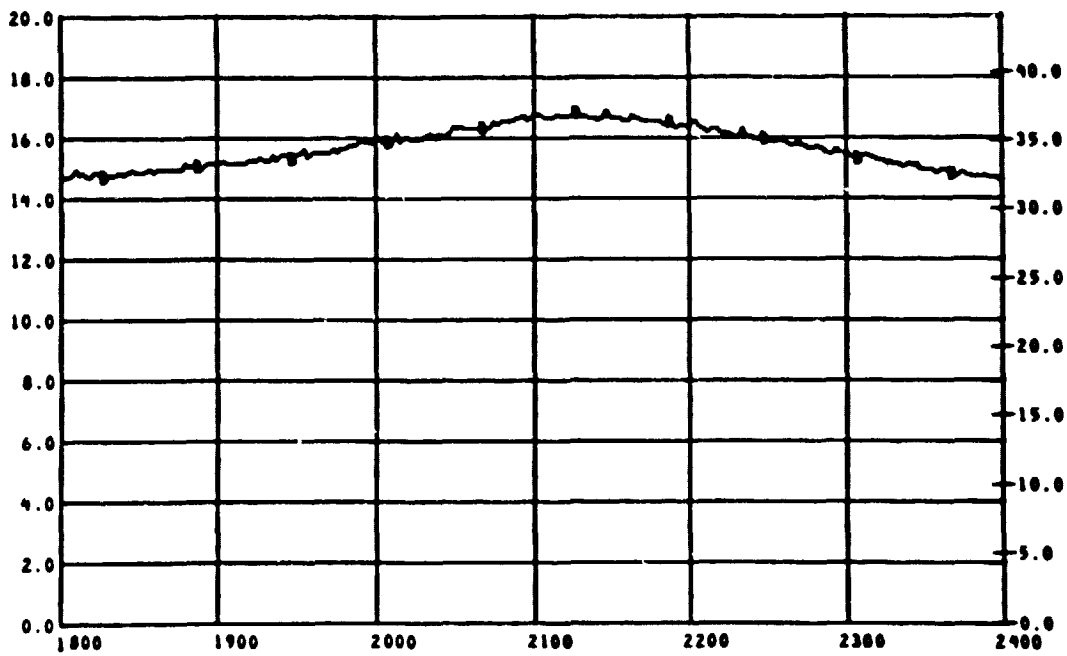
TEST ID 040311

PANEL FIRE TEST PLOT NO 14 - 4

REFERENCE TIME 11 10 00.000



D  
E  
S  
F



L  
D  
S

MEAS. NUMBER  
8 TC32  
8 M

CHANNEL ASGN.  
132  
149

TITLE  
ANIMAL CAGE  
LAV DELTA WEIGHT

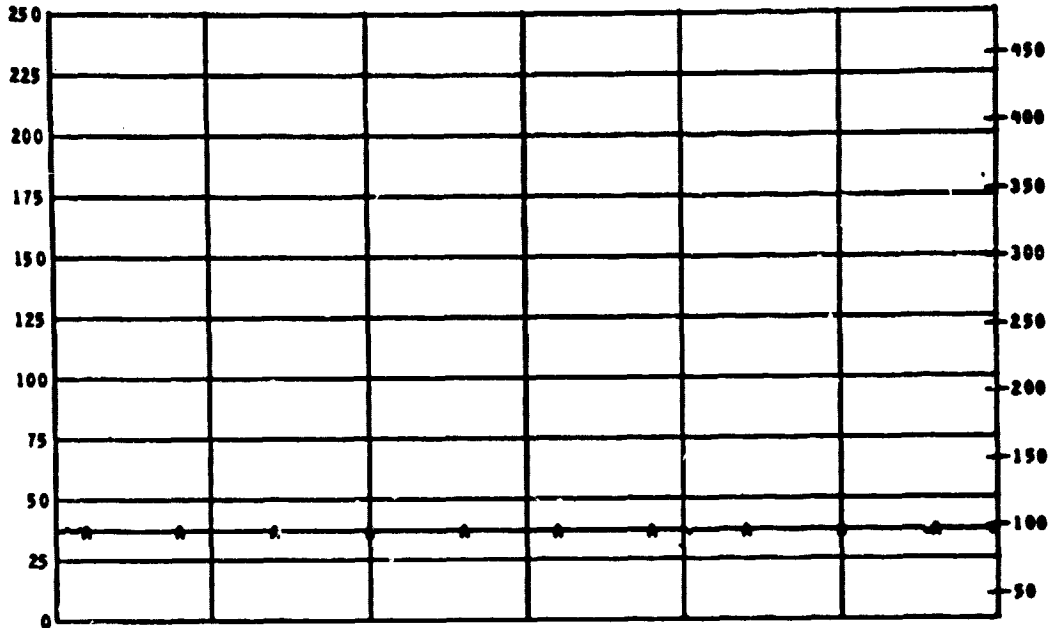
RANGE  
0 TO 250  
0.0 TO 20.0

UNITS  
DEG C  
KG  
GRID-SYM  
AA  
BB

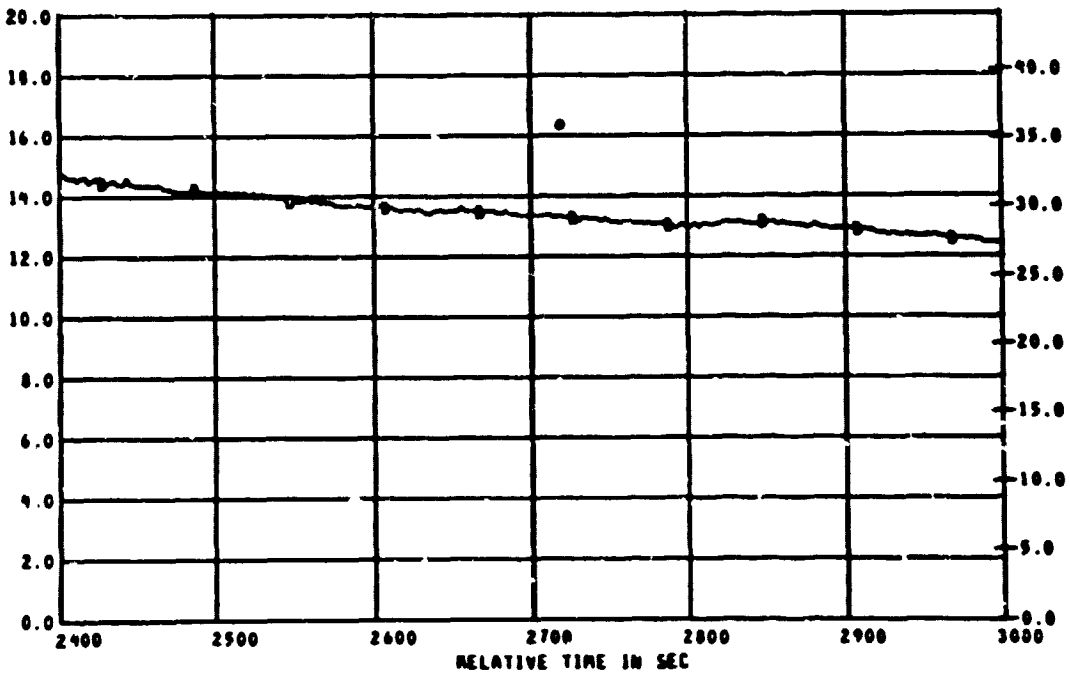
TEST ID 040311

PANEL FIRE TEST PLOT NO 14 - 5

REFERENCE TIME 11 10 00.000



D  
E  
G  
F



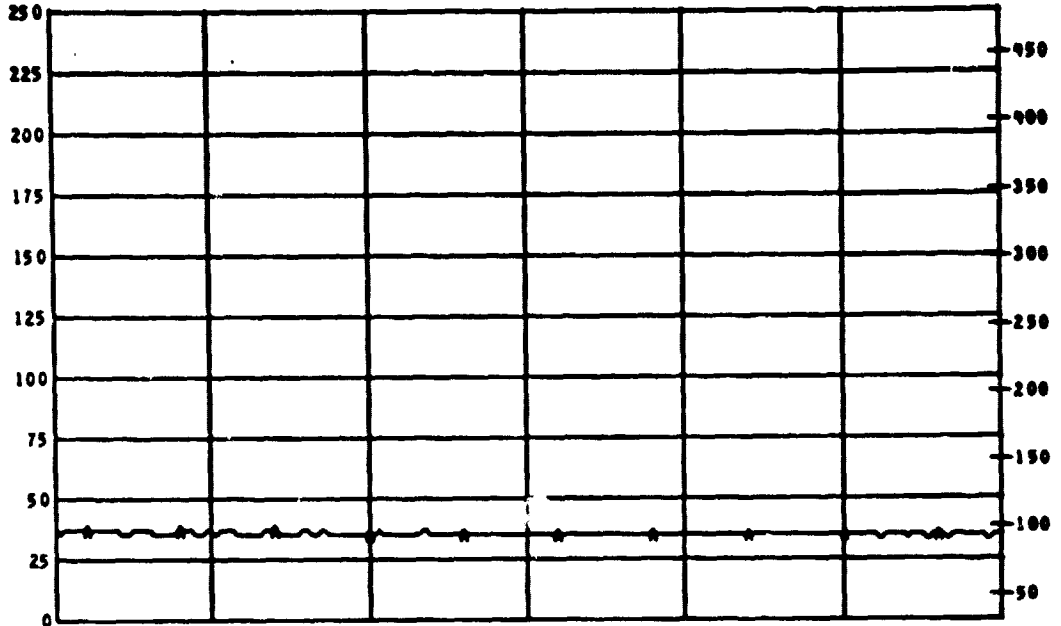
L  
B  
S

MEAS. NUMBER	CHANNEL ASGN.	TITLE	RANGE	UNITS	GRID-SYM
0 TC32	132	ANIMAL CAGE	0 TO 250	DEG C	AA
0 M	149	LAV DELTA HEIGHT	0.0 TO 20.0	KG	BB

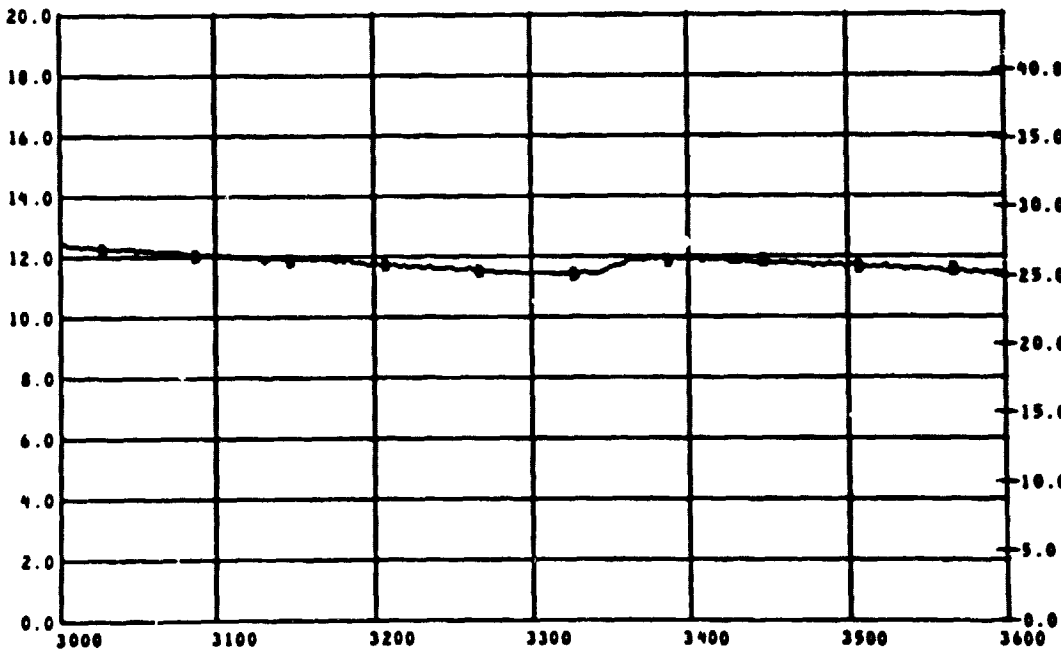
TEST ID 040311

PANEL FIRE TEST PLOT NO 14 - 6

REFERENCE TIME 11 10 00.000



D  
E  
G  
F



L  
B  
S

MEAS. NUMBER  
0 TC32  
0 M

CHANNEL ASGN.  
132  
149

TITLE  
ANIMAL CAGE  
LAV DELTA WEIGHT

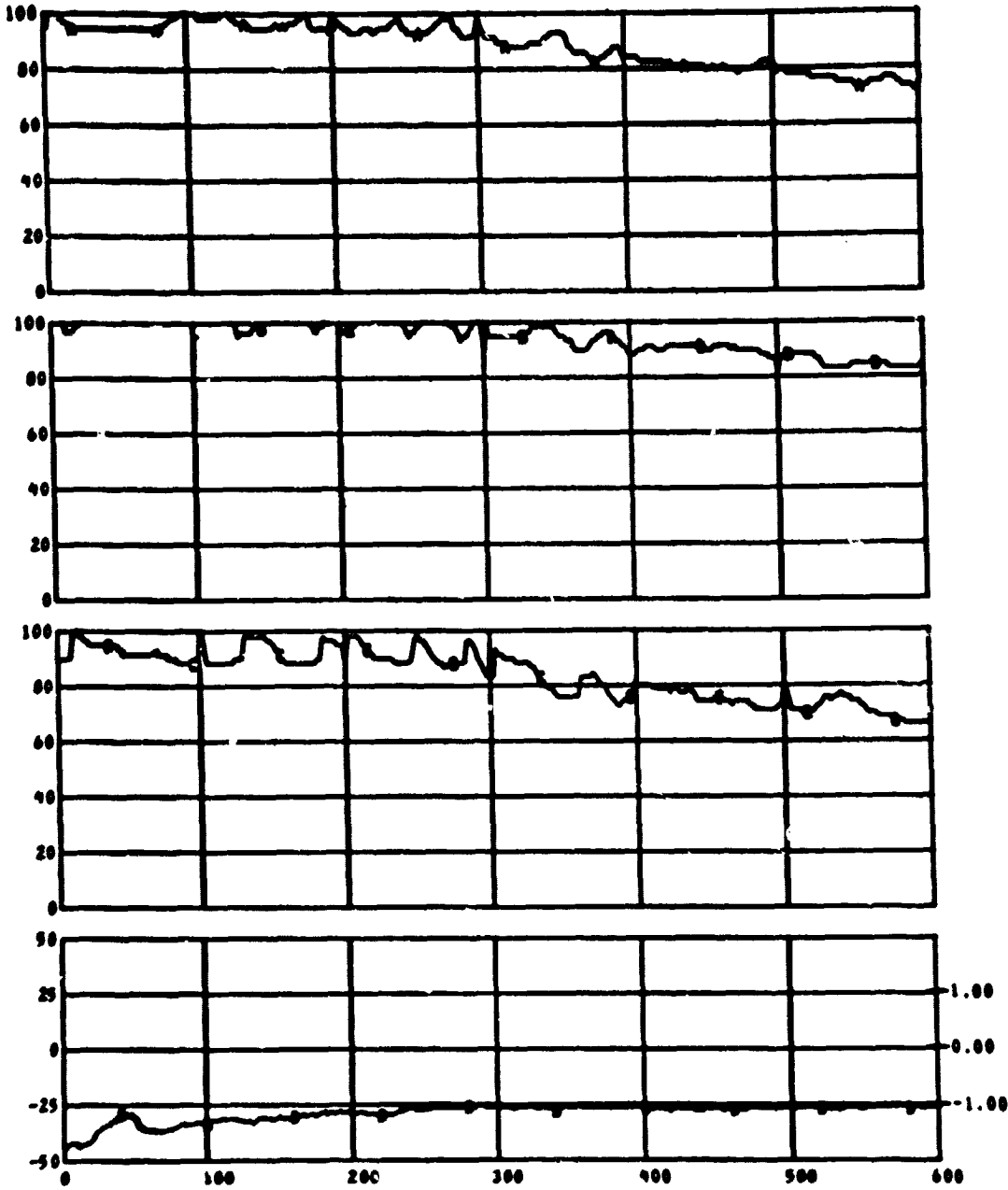
RANGE  
0 TO 250  
0.0 TO 20.0

UNITS GRID-SYM  
DEG C AA  
KG BB

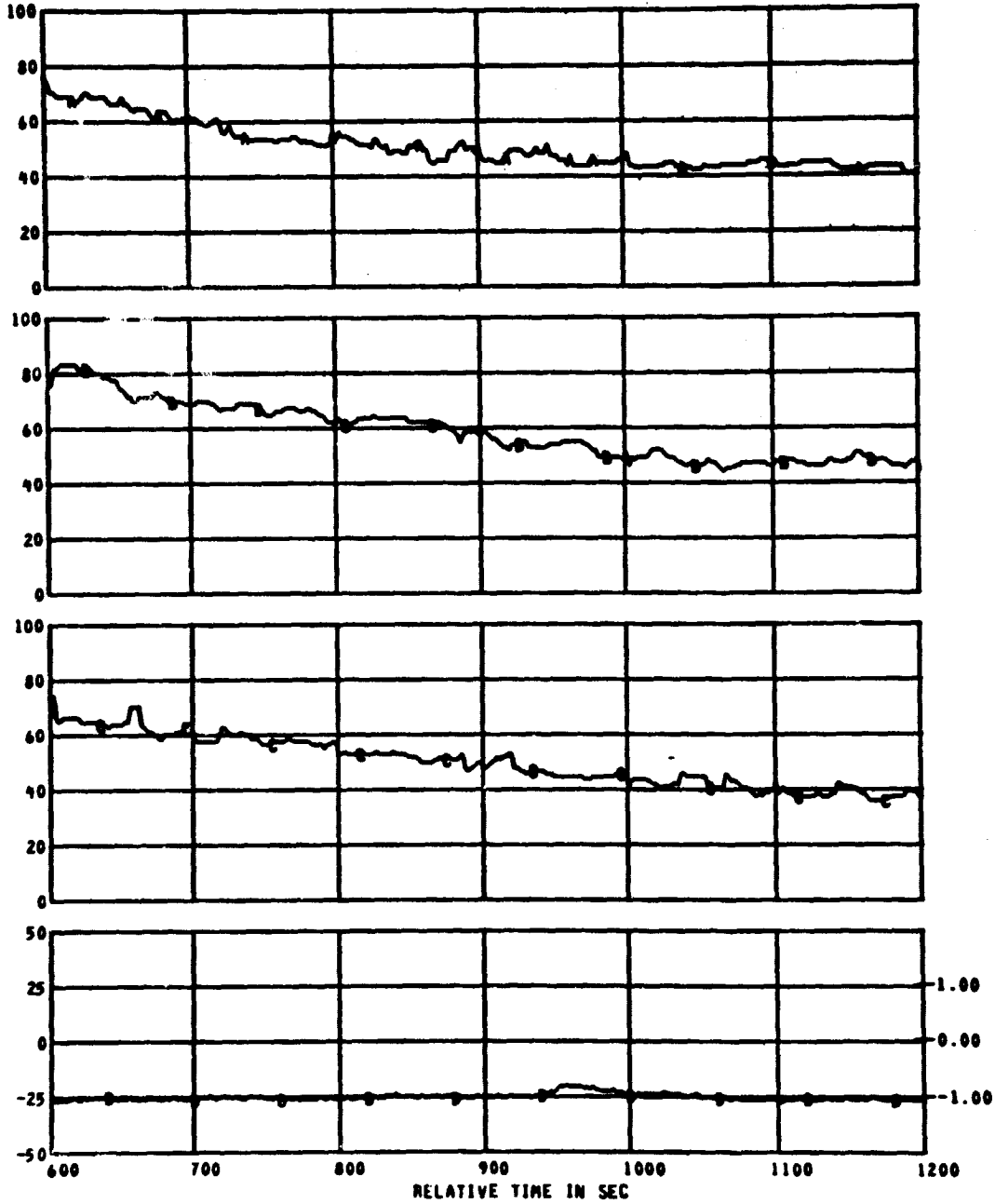
TEST ID 040311

PANEL FIRE TEST PLOT NO 15 - 1

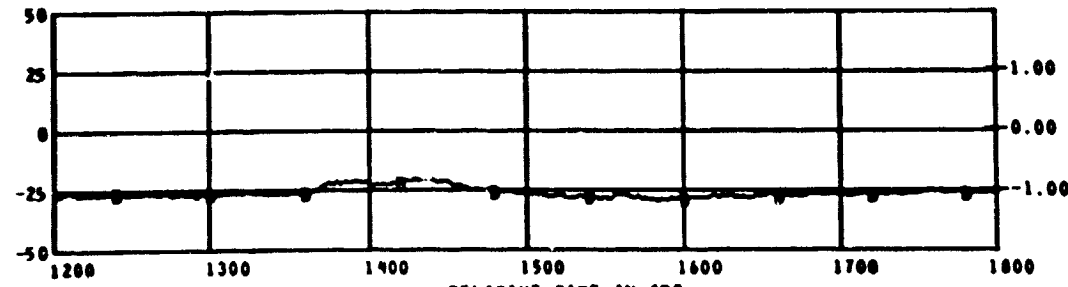
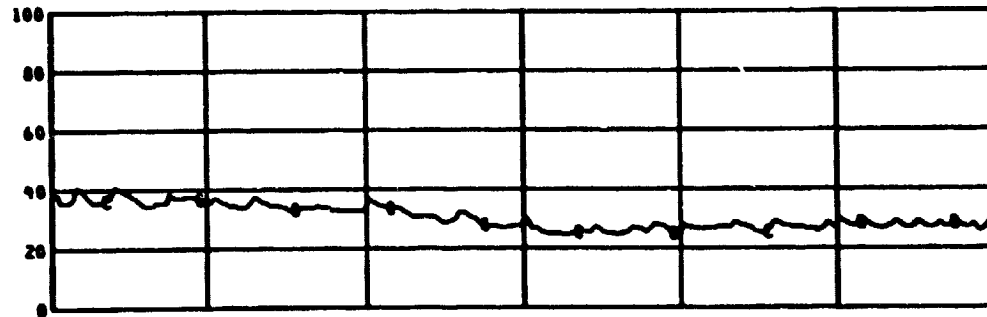
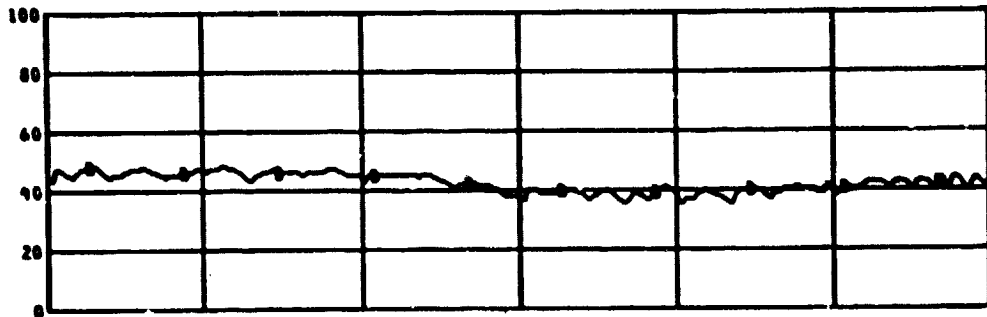
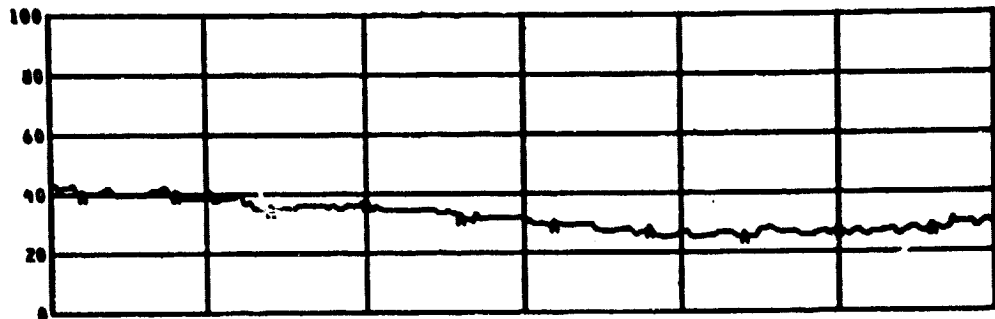
REFERENCE TIME 11 10 00.000



MEAS. NUMBER	CANAL ASGN.	TITLE	RANGE	UNITS	GRID-SYM
P1	166	LIGHT TRANSMISSION WEST	0 TO 100	PCT	AA
P2	161	LIGHT TRANSMISSION MIDDLE	0 TO 100	PCT	BB
P3	162	LIGHT TRANSMISSION EAST	0 TO 100	PCT	CC
0 PRESS	000	CABIN DELTA PRESSURE	-50 TO 50	IN H20	DD

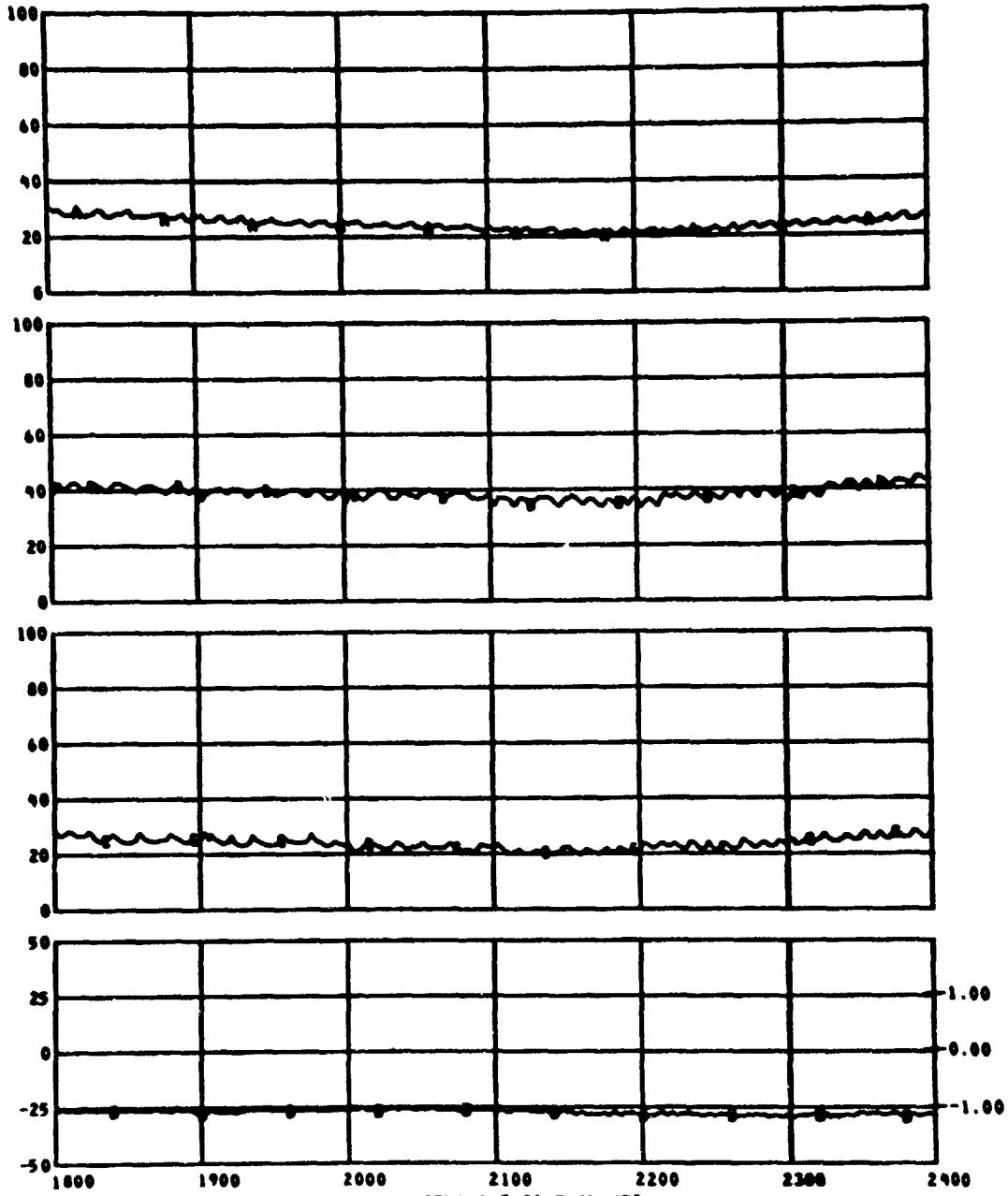


MEAS. NUMBER	CHANNEL ASGN.	TITLE	RANGE	UNITS	GRID-SYM
P1	160	LIGHT TRANSMISSION WEST	0 TO 100	PCT	AA
P2	161	LIGHT TRANSMISSION MIDDLE	0 TO 100	PCT	BB
P3	162	LIGHT TRANSMISSION EAST	0 TO 100	PCT	CC
Δ PRESS	098	CABIN DELTA PRESSURE	-50 TO 50	MM H2O	DD



MEAS. NUMBER	CHANNEL ASGN.	TITLE	RANGE	UNITS	GRID-SYM
P1	160	LIGHT TRANSMISSION WEST	0 TO 100	PCT	AA
P2	161	LIGHT TRANSMISSION MIDDLE	0 TO 100	PCT	BB
P3	162	LIGHT TRANSMISSION EAST	0 TO 100	PCT	CC
0 PRESS	090	CABIN DELTA PRESSURE	-50 TO 50	MM H2O	DD

ORIGINAL PAGE IS  
OF POOR QUALITY



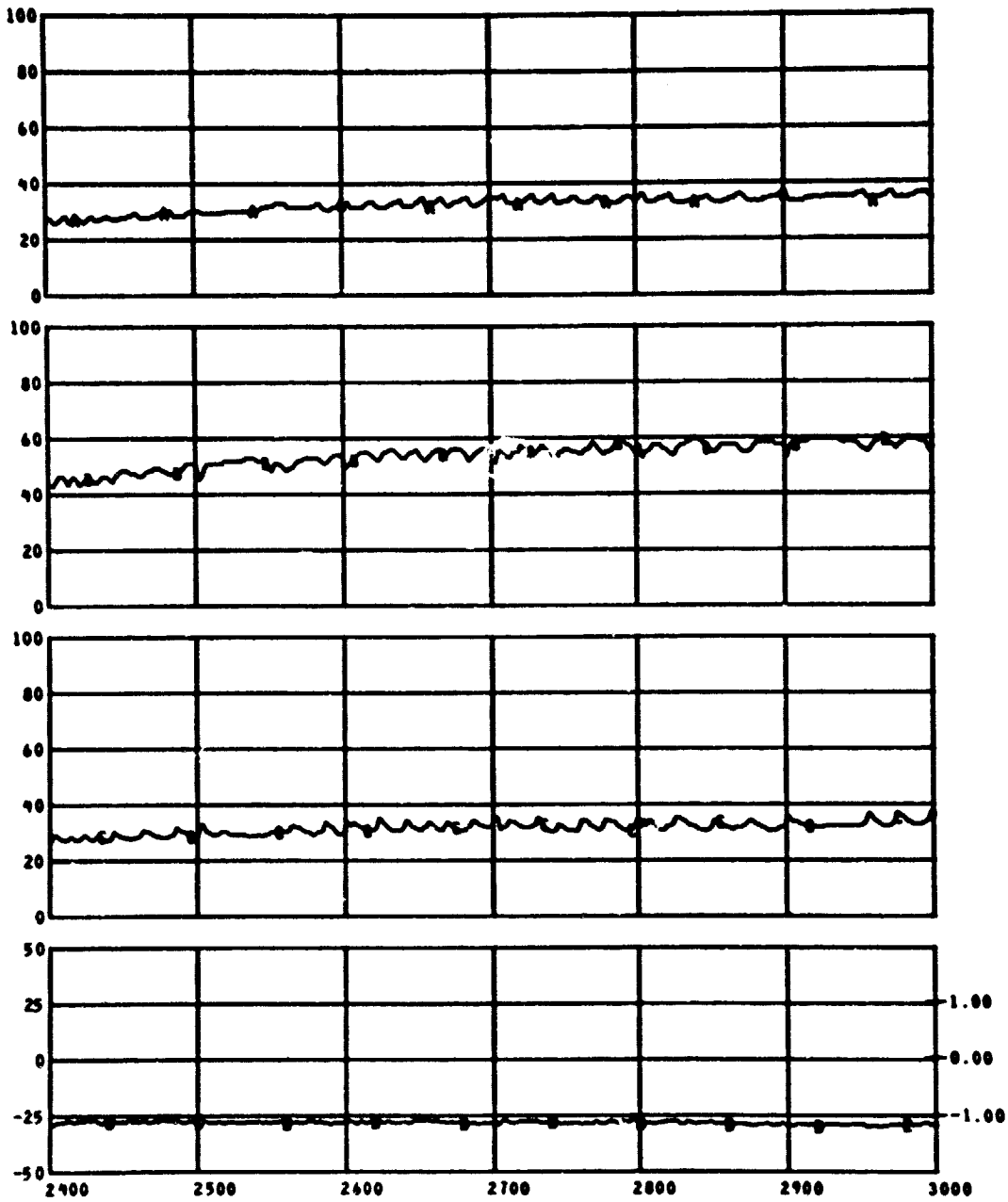
I  
N  
2  
0

MEAS. NUMBER	CHANNEL	PSGN.	TITLE	RANGE	UNITS	GRID-SYM
P1	160		LIGHT TRANSMISSION WEST	0 TO 100	PCT	AA
P2	161		LIGHT TRANSMISSION MIDDLE	0 TO 100	PCT	BB
P3	162		LIGHT TRANSMISSION EAST	0 TO 100	PCT	CC
Δ PRESS	090		CABIN DELTA PRESSURE	-50 TO 50	MM H2O	DD

TEST ID 040311

PANEL FIRE TEST PLOT NO 15 - 5

REFERENCE TIME 11 10 00.000



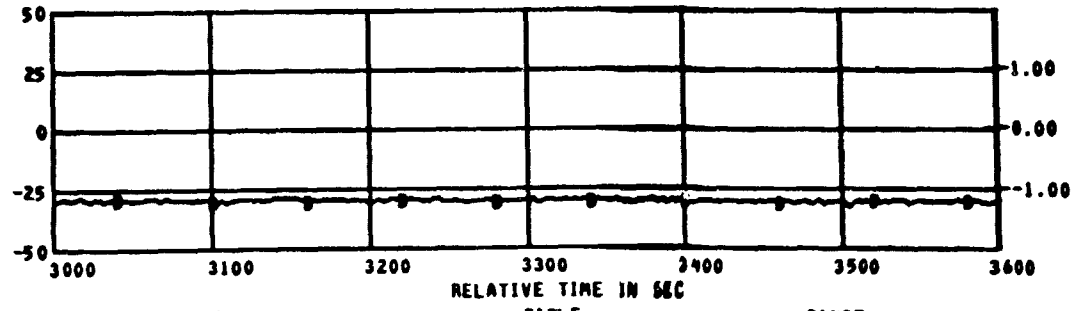
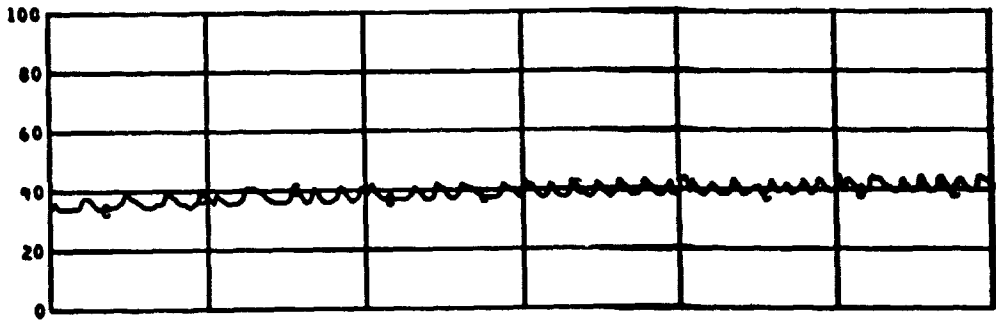
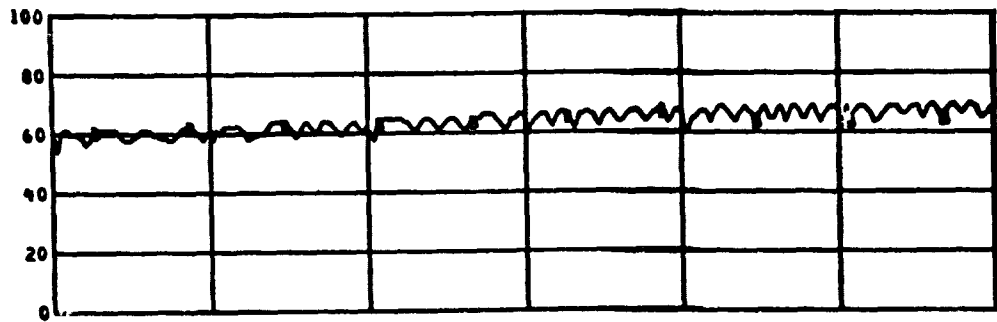
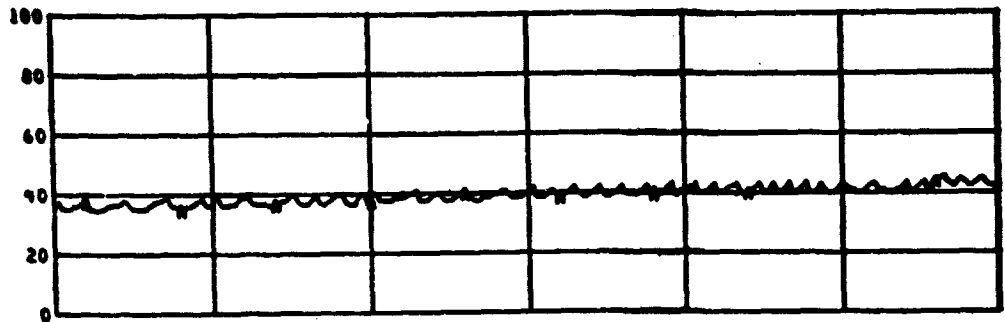
MEAS. NUMBER	CHANNEL ASGN.	TITLE	RANGE	UNITS	GRID-SYM
P1	160	LIGHT TRANSMISSION WEST	0 TO 100	PCT	AA
P2	161	LIGHT TRANSMISSION MIDDLE	0 TO 100	PCT	BB
P3	162	LIGHT TRANSMISSION EAST	0 TO 100	PCT	CC
Δ PRESS	098	CABIN DELTA PRESSURE	-50 TO 50	MM H2O	DD



TEST ID 040311

PANEL FIRE TEST PLOT NO 15 - 6

REFERENCE TIME 11 10 00.000



I  
N  
2  
0

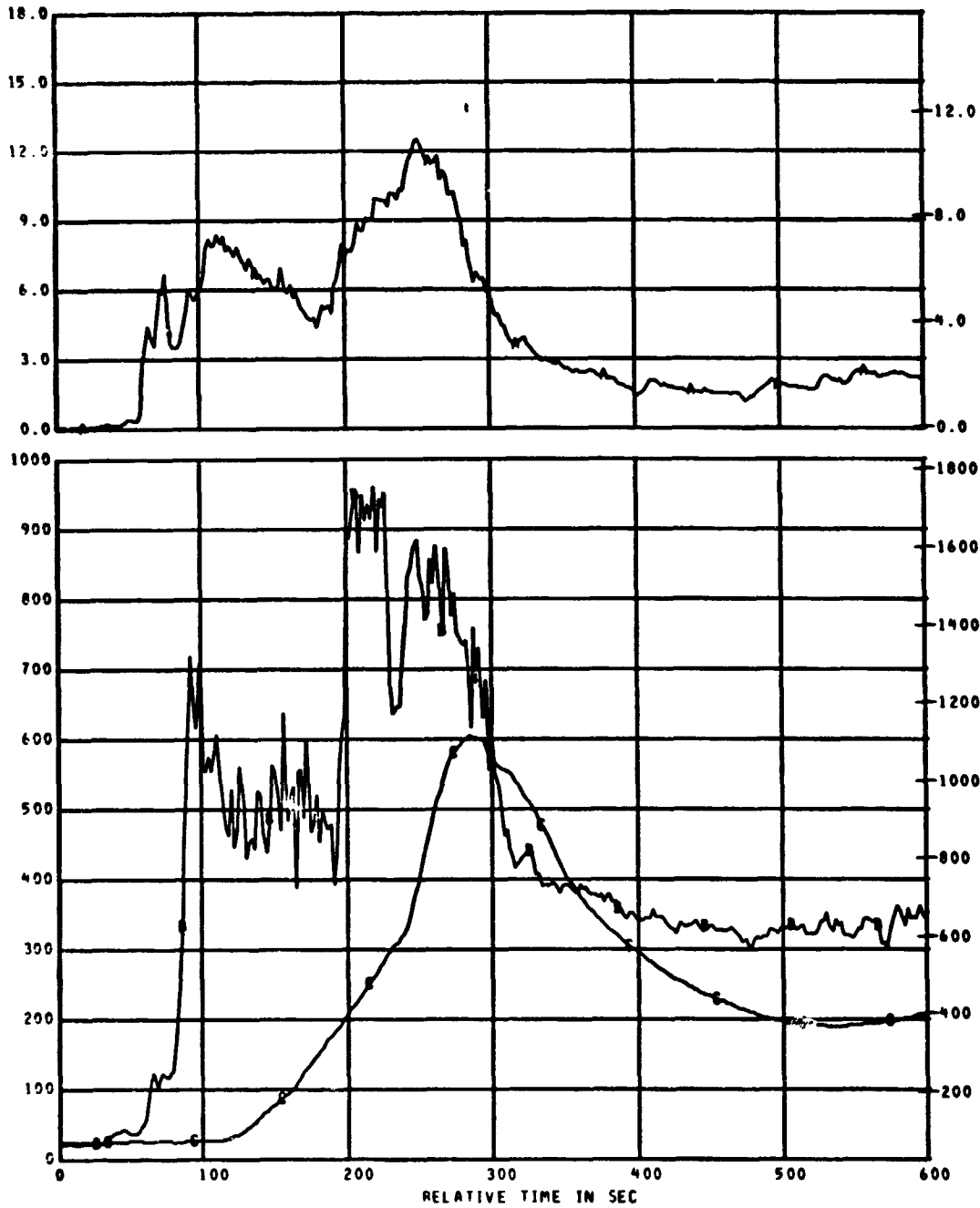
MEAS. NUMBER	CHANNEL ASGN.	TITLE	RANGE	UNITS	GRID-SYM
P1	160	LIGHT TRANSMISSION WEST	0 TO 100	PCT	AA
P2	161	LIGHT TRANSMISSION MIDDLE	0 TO 100	PCT	BB
P3	162	LIGHT TRANSMISSION EAST	0 TO 100	PCT	CC
Δ PRESS	098	CABIN DELTA PRESSURE	-50 TO 50	MM H2O	DD

BASELINE TEST DATA

TEST ID 840275 224001

FIRE CHAR TEST BL PLOT NO BASE - 1

REFERENCE TIME 11 05 00.000



B  
T  
U  
/  
F  
2  
S

D  
E  
G  
C

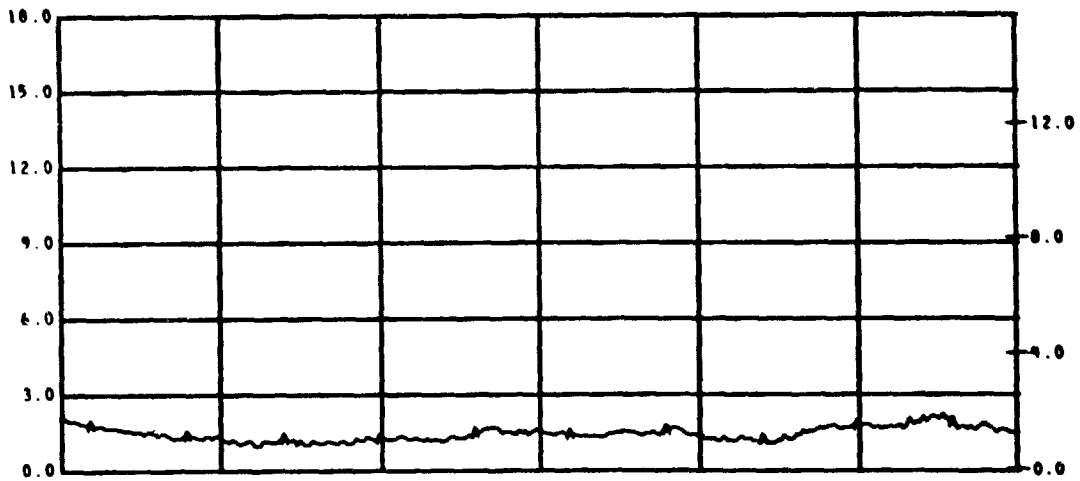
MEAS. NUMBER	CHANNEL ASGN.	TITLE	RANGE	UNITS GRID-SYM
8 C1	150	CALORIMETER NO.1	0.0 TO 18.0	WATT/CM² AA
8 TC1	101	AIRTEMP TC USED WITH CALOR 1	0 TO 1000	DEG C BB
8 TC2	102	WELDED TC WITH CALOR 1	0 TO 1000	DEG C BC

PRECEDING PAGE BLANK NOT FILMED

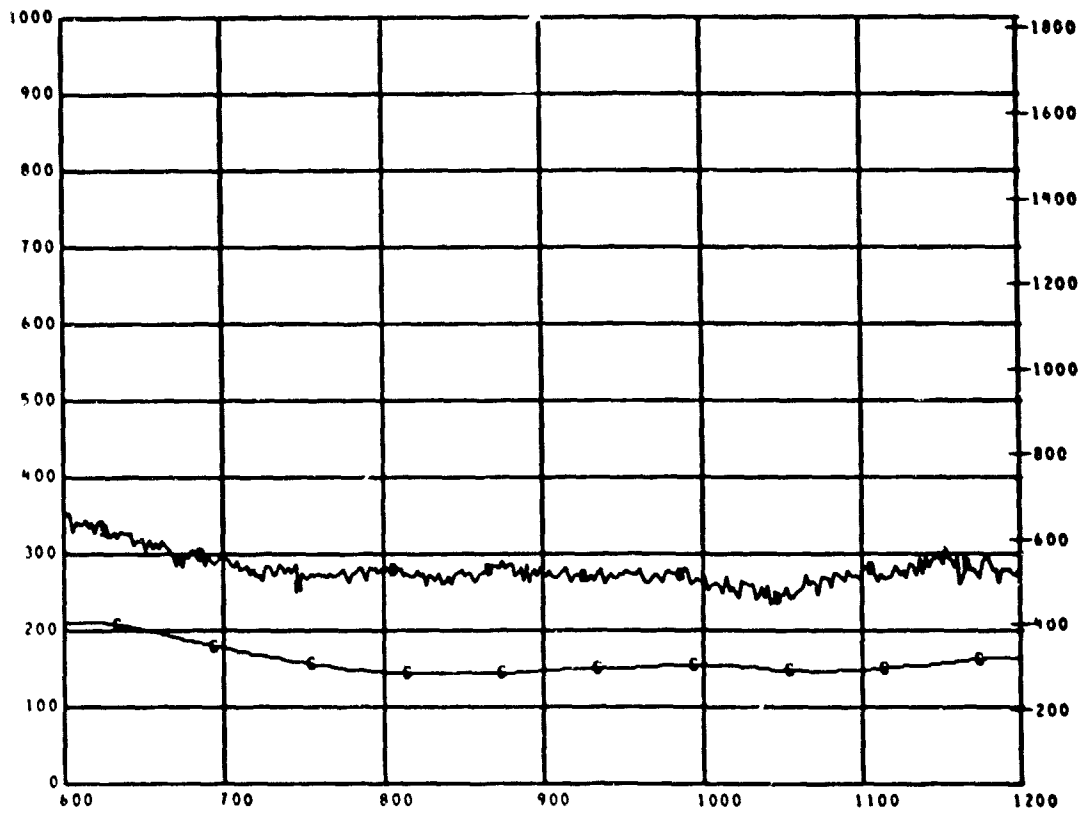
TEST ID 040275 224001

FIRE CHAR TEST BL PLOT NO BASE - 2

REFERENCE TIME 11 05 00.000



B  
T  
U  
/  
F  
S



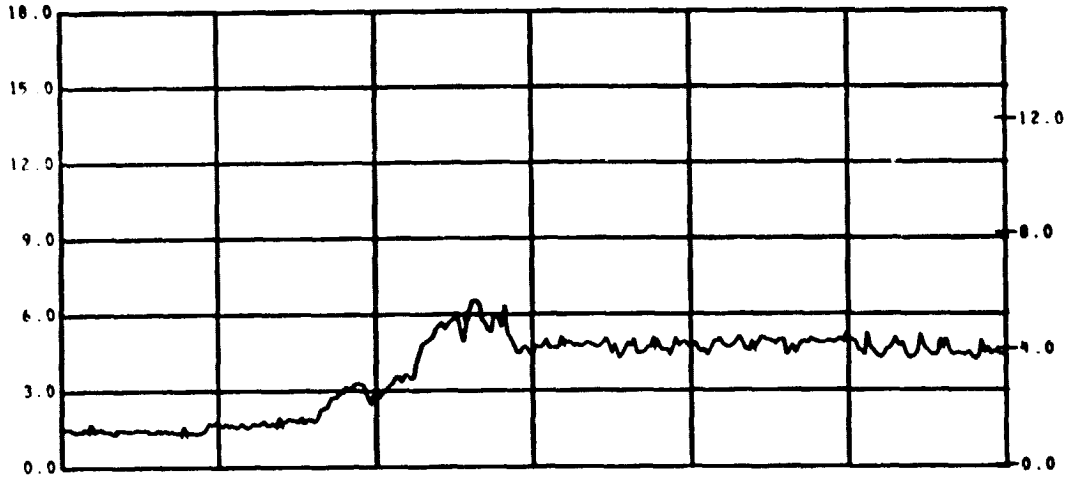
D  
E  
G  
F

MEAS. NUMBER	CHANNEL ASGN.	TITLE	RANGE	UNITS GRID-SYM
# C1	150	CALORIMETER NO. 1	0.0 TO 18.0	WATT/CM2 AA
# TC1	101	AIRTEMP TC USED WITH CALOR 1	0 TO 1000	DEG C BB
# TC2	102	WELDED TC WITH CALOR 1	0 TO 1000	DEG C BC

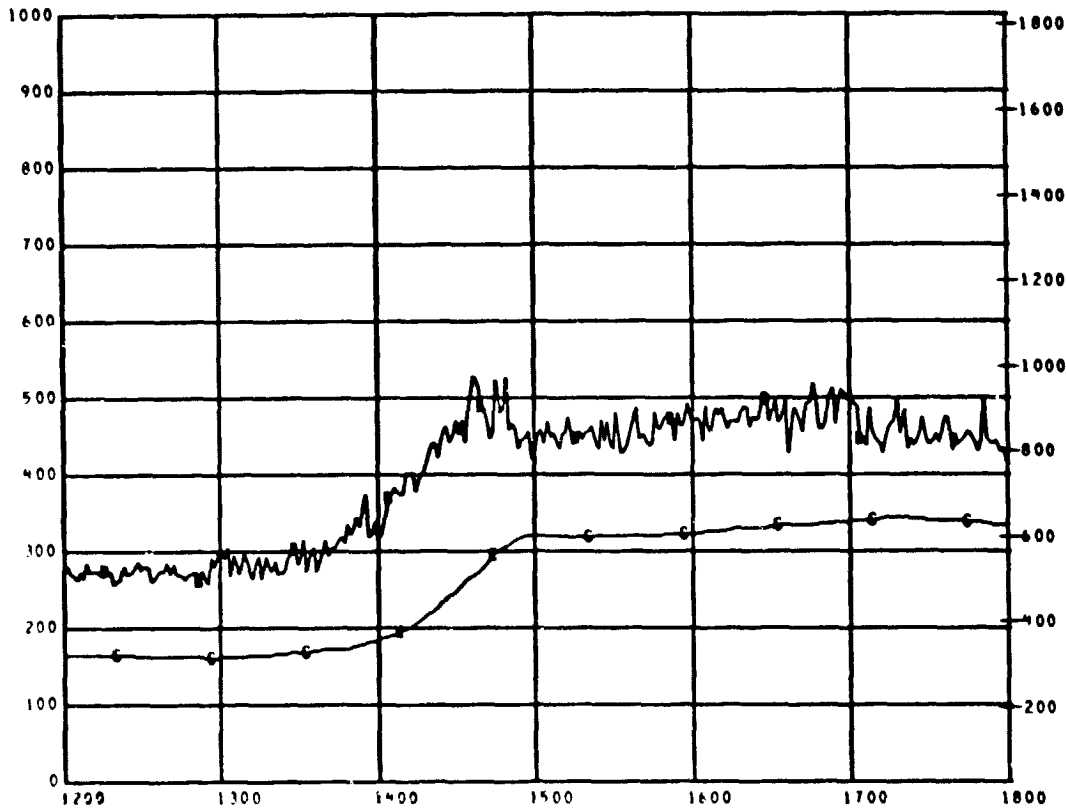
TEST ID 840275 229001

FIRE CHAR TEST BL PLOT NO BASE - 3

REFERENCE TIME 11 05 00.000



D  
T  
U  
/  
F  
2  
S



D  
E  
G  
F

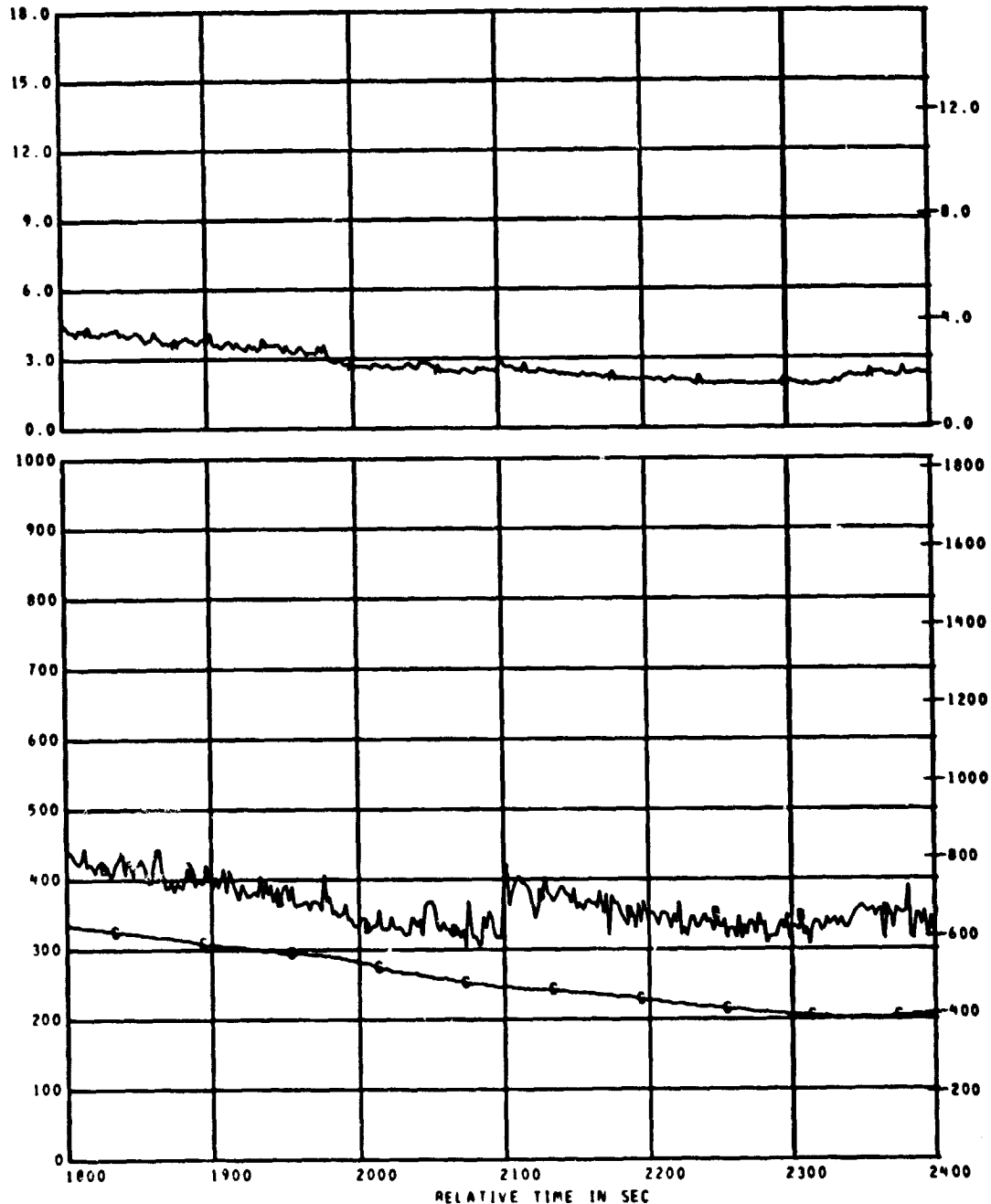
PEAS. NUMBER	CHANNEL ASGN	TITLE	RANGE	UNITS	GRID-SYM
\$ C1	150	CALORIPETER NO.1	0.0 TO 18.0	WATT/CM2	AA
\$ TC1	101	AIRTEPP TC USED WITH CALOR 1	0 TO 1000	DEG C	BB
\$ TC2	102	WELDED TC WITH CALOR 1	0 TO 1000	DEG C	BC

ORIGINAL PAGE IS  
OF POOR QUALITY

TEST ID 840275 224001

FIRE CHAR TEST BL PLOT NO BASE - 4

REFERENCE TIME 11 05 00.000



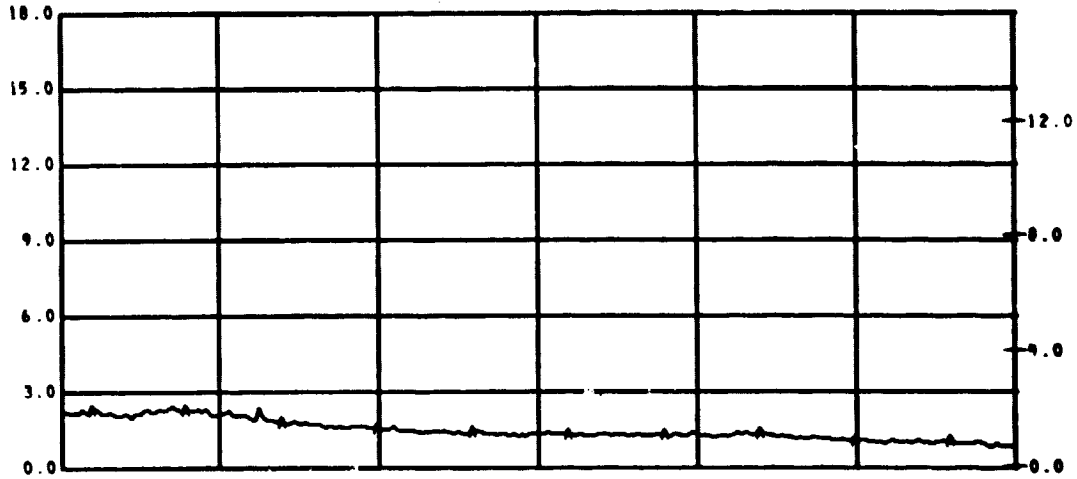
BTU / FT²  
DEG F

MEAS. NUMBER	CHANNEL ASGN.	TITLE	RANGE	UNITS	GRID-SYM
8 C1	150	CALORIMETER NO. 1	0.0 TO 18.0	WATT/CM²	AA
8 TC1	101	AIRTEPP TC USED WITH CALOR 1	0 TO 1000	DEG C	BB
8 TC2	102	WELDED TC WITH CALOR 1	0 TO 1000	DEG C	BC

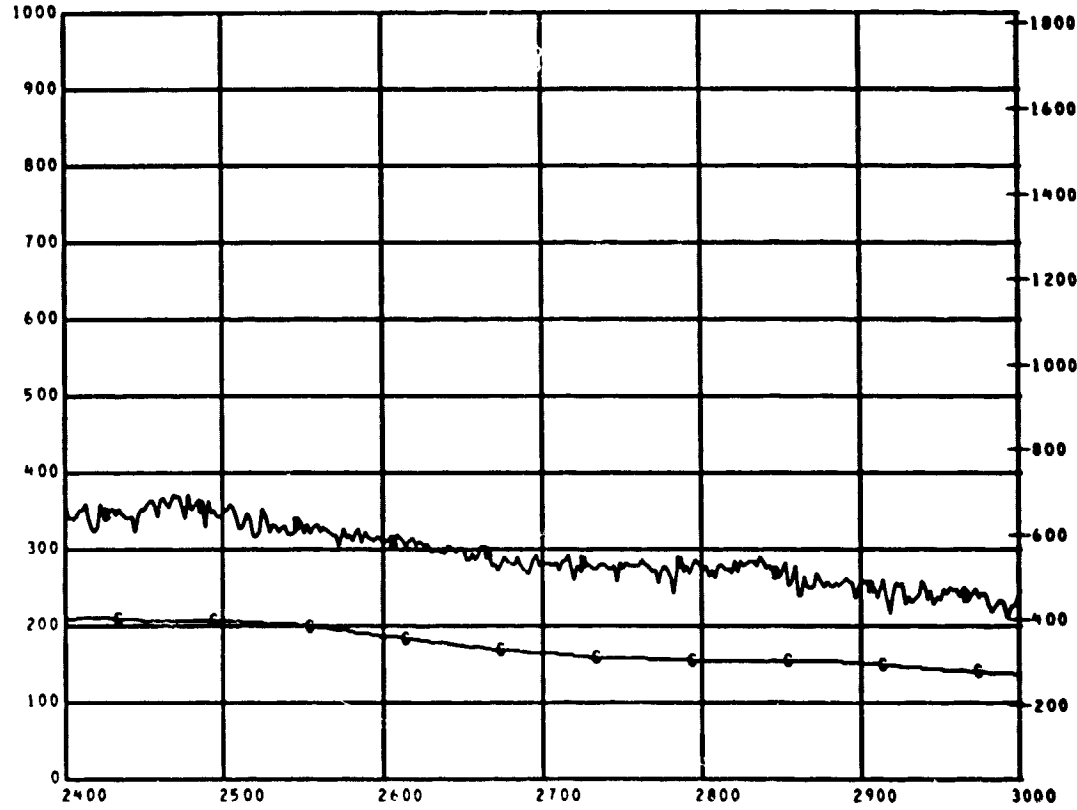
TEST ID 840275 224001

FIRE CHAR TEST BL PLOT NO BASE - 5

REFERENCE TIME 11 05 00.000



B  
T  
U  
/  
F  
Z  
S



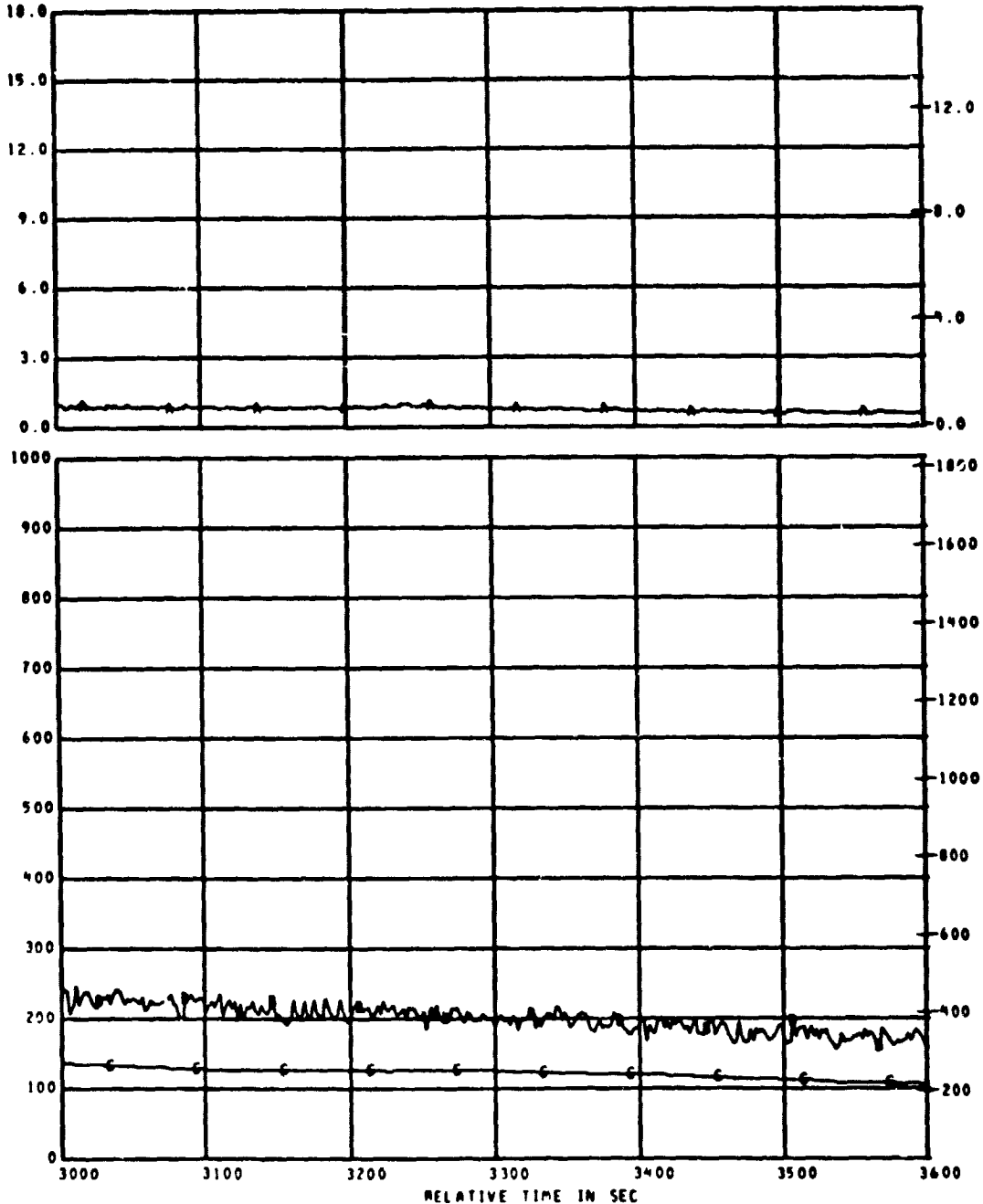
D  
E  
C  
F

MEAS. NUMBER	CHANNEL ASGN.	TITLE	RANGE	UNITS	GRID-SYM
* C1	150	CALORIMETER NO. 1	0.0 TO 18.0	WATT/CM2	AA
* TC1	101	AIRTEMP TC USED WITH CALOR 1	0 TO 1000	DEG C	BB
* TC2	102	WELDED TC WITH CALOR 1	0 TO 1000	DEG C	BC

TEST ID 040275 224001

FIRE CHAR TEST BL PLOT NO BASE - 6

REFERENCE TIME 11 05 00.000



B  
T  
U  
/  
F  
Z  
S

B  
E  
G  
F

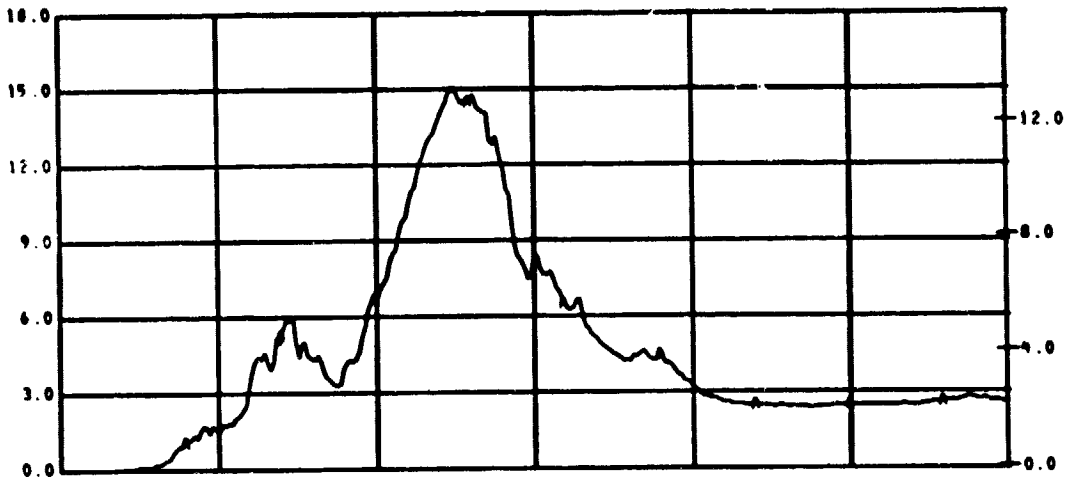
MEAS. NUMBER	CHANNEL ASGN.	TITLE	RANGE	UNITS	GRID-SYM
0 C1	150	CALORIMETER NO. 1	0.0 TO 18.0	WATT/CM2	AA
0 TC1	101	AIRTEMP TC USED WITH CALOR 1	0 TO 1000	DEG C	BB
0 TC2	102	WELDED TC WITH CALOR 1	0 TO 1000	DEG C	BC



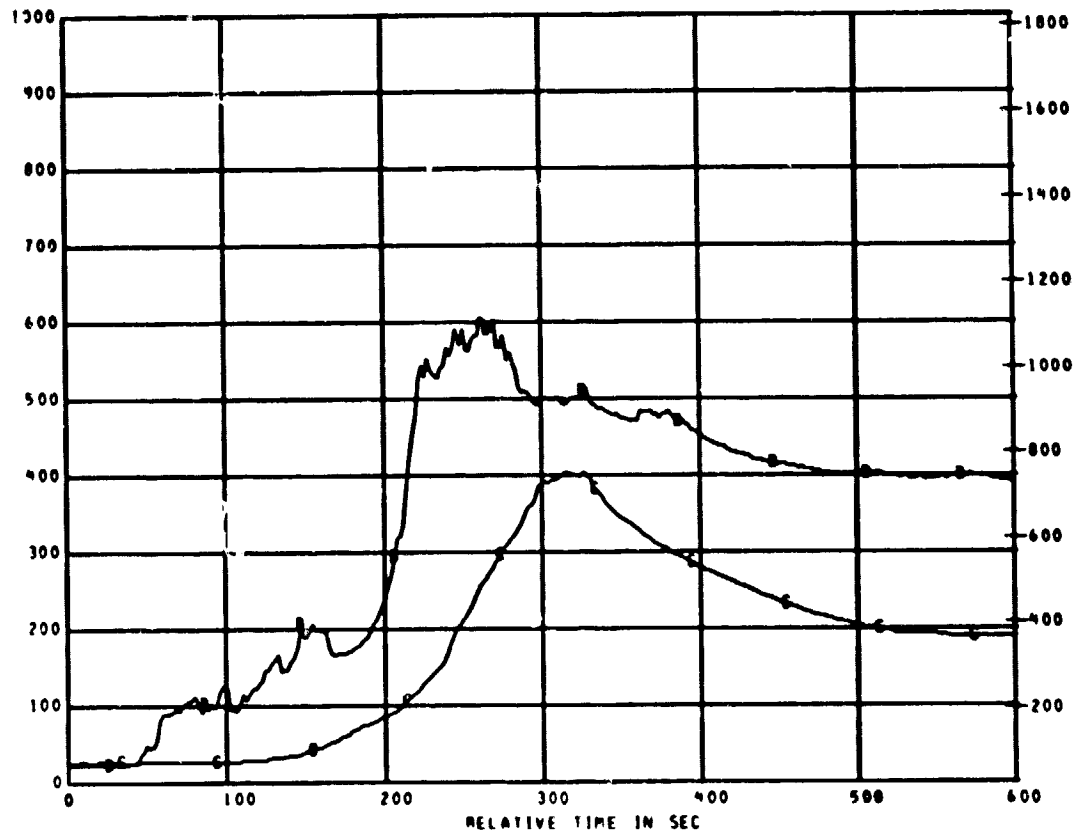
TEST ID 240275 224001

FIRE CHAR TEST BL PLOT NO BASE - 1

REFERENCE TIME 11 05 00.000



B  
T  
U  
/  
F  
T  
S



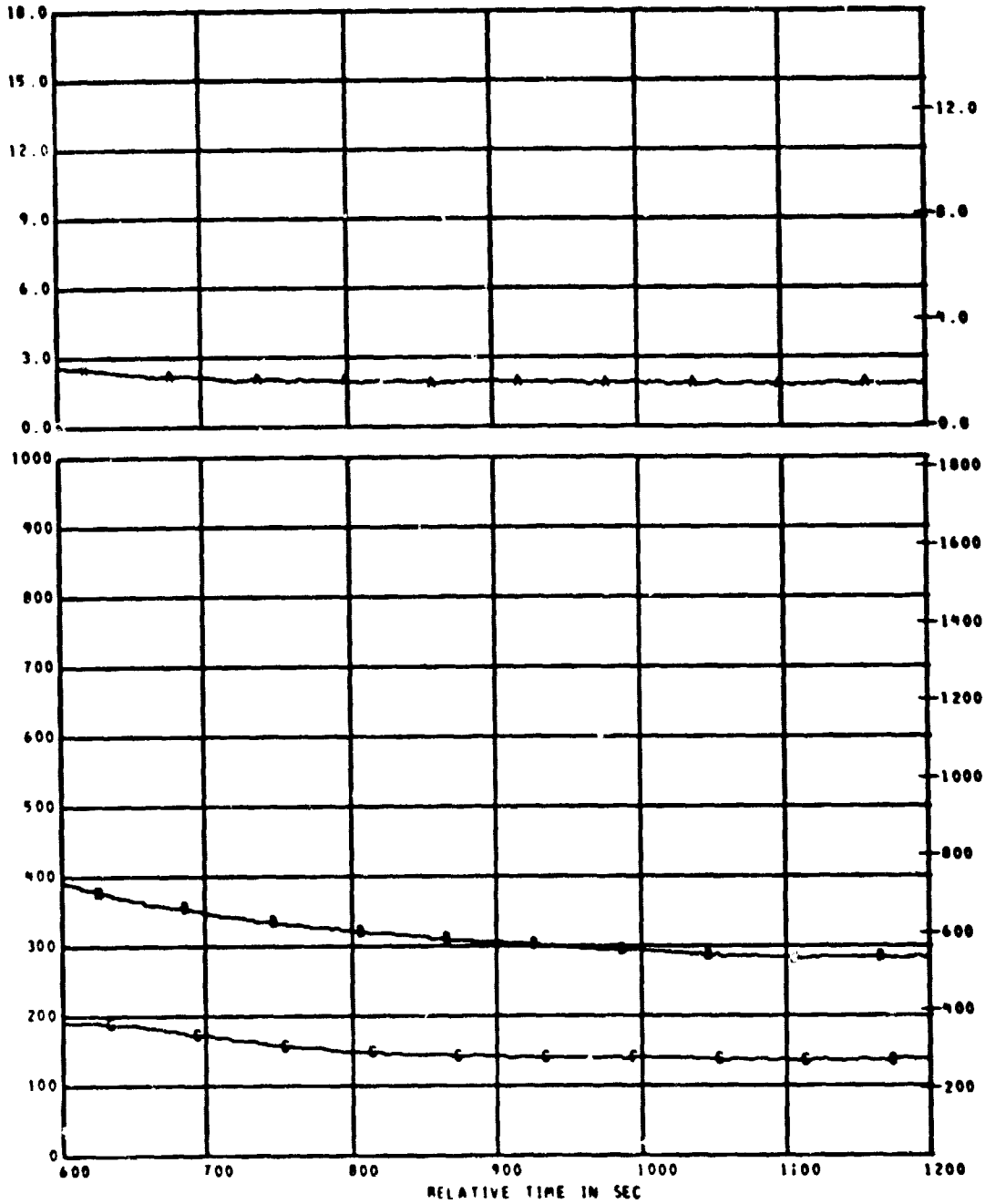
D  
E  
G  
F

MEAS. NUMBER	CHANNEL ASGN.	TITLE	RANGE	UNITS GRID-SYM
1 C2	151	CALORIMETER NO. 2	0.0 TO 10.0	WATT/CM2 AA
1 TC3	103	AIRTEMP TC USED WITH CALOR 2	0 TO 1000	DEG C BB
1 TC4	104	WELDED TC USED WITH CALOR 2	0 TO 1000	DEG C BC

TEST ID 040275 229001

FIRE CHAR TEST BL PLOT NO BASE - 2

REFERENCE TIME 11 05 00.000

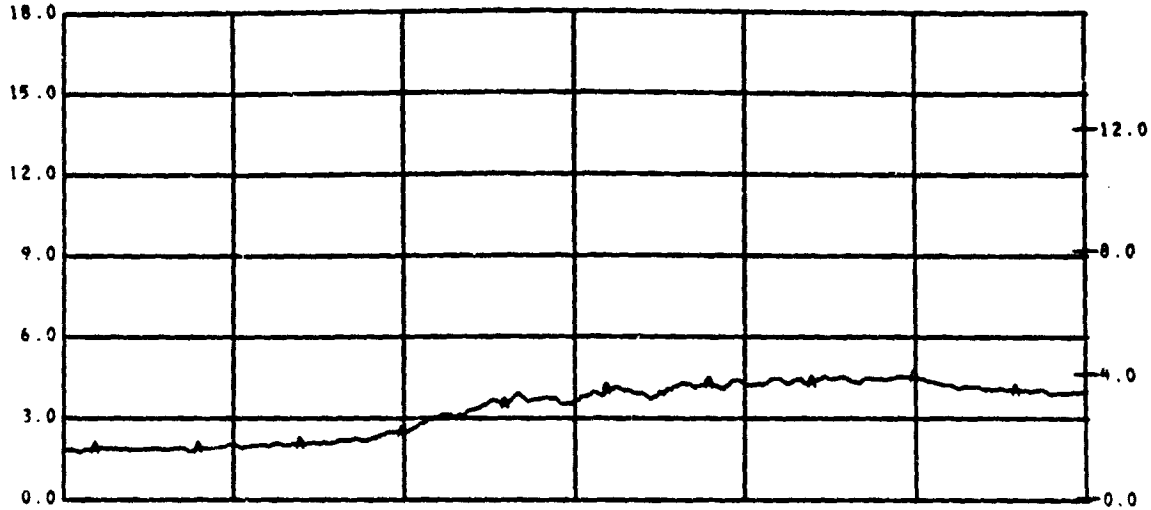


PEAS. NUMBER	CHANNEL ASGN.	TITLE	RANGE	UNITS GRID-SYM
6 C2	151	CALORIMETER NO.2	0.0 TO 18.0	WATT/CM2 AA
6 TC3	103	AIRTEMP TC USED WITH CALOR 2	0 TO 1000	DEG C BB
6 TC4	104	WELDED TC USED WITH CALOR 2	0 TO 1000	DEG C BC

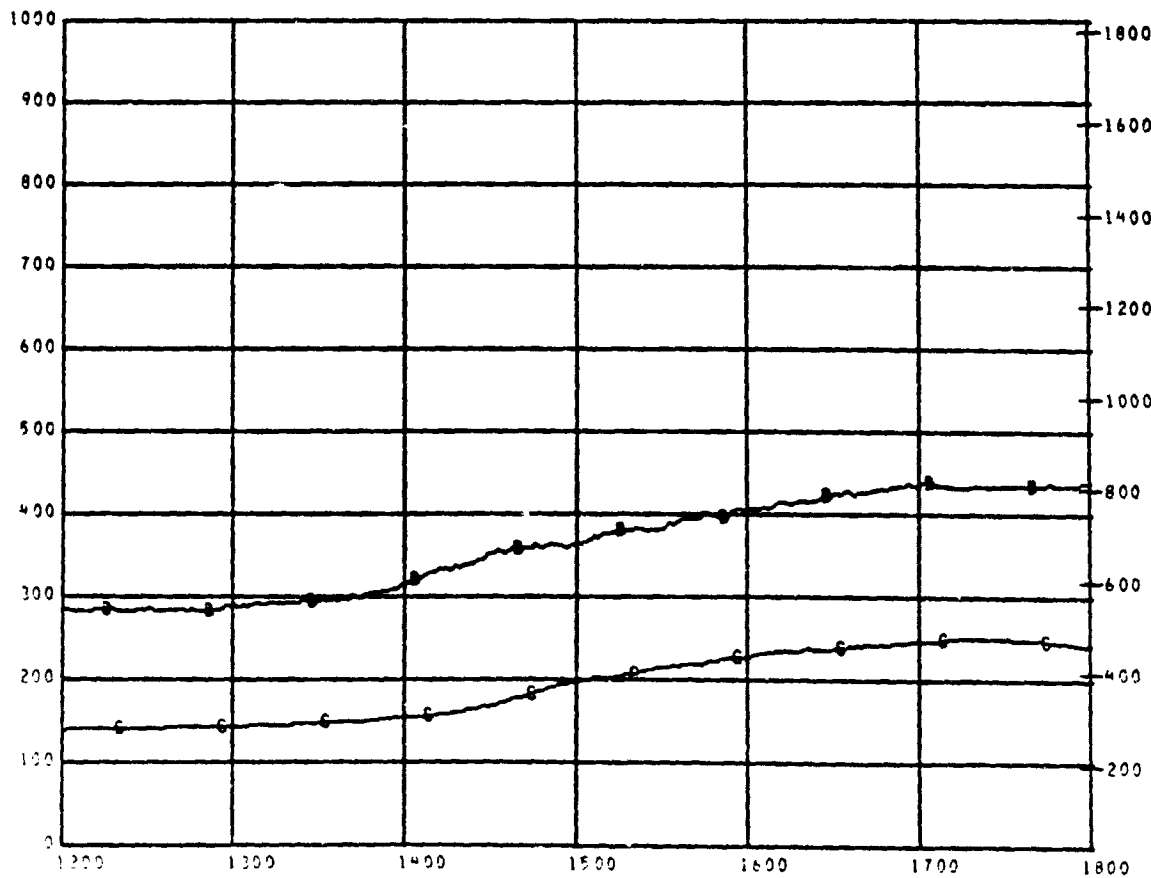
TEST ID 840275 224001

FIRE CHAR TEST BL PLOT NO BASE - 3

REFERENCE TIME 11 05 00.00



B  
T  
U  
/  
F  
2  
S



D  
E  
G  
F

RELATIVE TIME IN SEC

FEAT NUMBER	CHANNEL ASSN
02	151
03	152
04	154

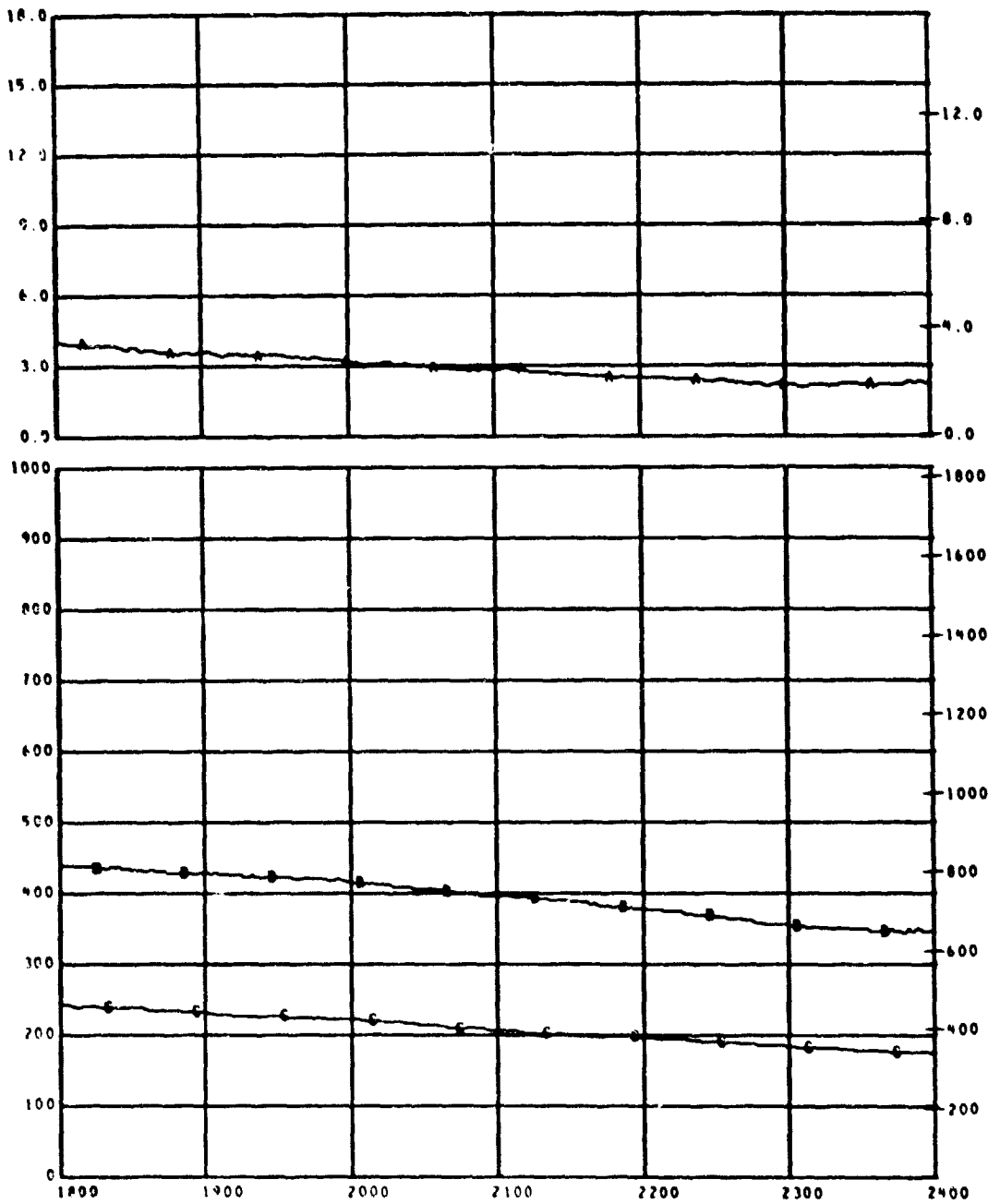
TITLE	RANGE
CALORIMETER NO 2	0.0 TO 18.0
AIRTEMP TC USED WITH CALOR 2	0 TO 1000
WELDED TO TCED WITH CALOR 2	0 TO 1000

UNITS	GRID-SYM
WATT/CM²	AA
DEG C	BB
DEG C	BC

TEST ID 040275 224001

FIRE CHAR TEST BL PLOT NO BASE - 4

REFERENCE TIME 11 09 00.000



B  
T  
U  
/  
F  
S  
  
D  
E  
G  
S

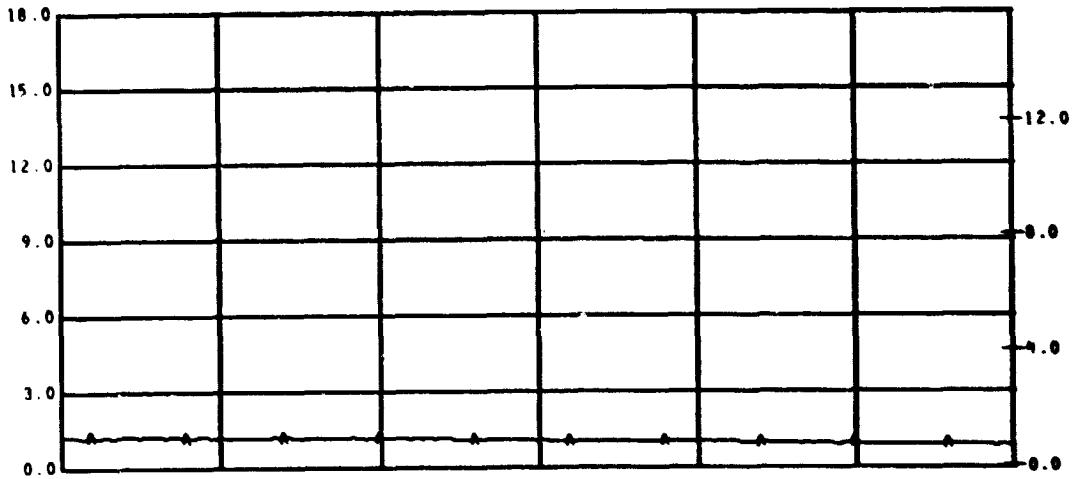
MEAS. NUMBER	CHANNEL ASGN.	TITLE	RANGE	UNITS	GRID-SYM
0 C2	101	CALORIMETER NO. 2	0.0 TO 18.0	WATT/CM2	AA
0 TC3	103	AIRTEMP TC USED WITH CALOR 2	0 TO 1000	DEG C	BB
0 TC4	104	WELDED TC USED WITH CALOR 2	0 TO 1000	DEG C	BC

ORIGINAL PAGE IS  
OF POOR QUALITY

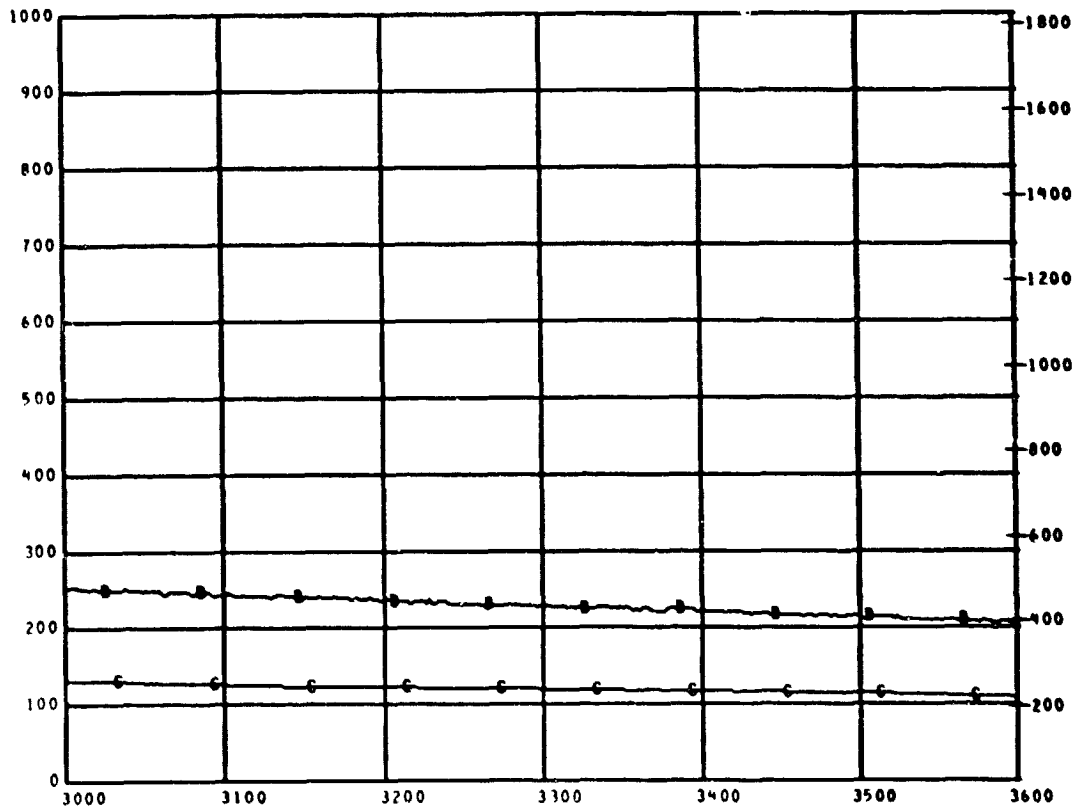
TEST ID 840275 224001

FIRE CHAR TEST BL PLOT NO BASE - 6

REFERENCE TIME 11 05 00.000



B  
T  
U  
/  
F  
Z  
S



D  
E  
G  
C

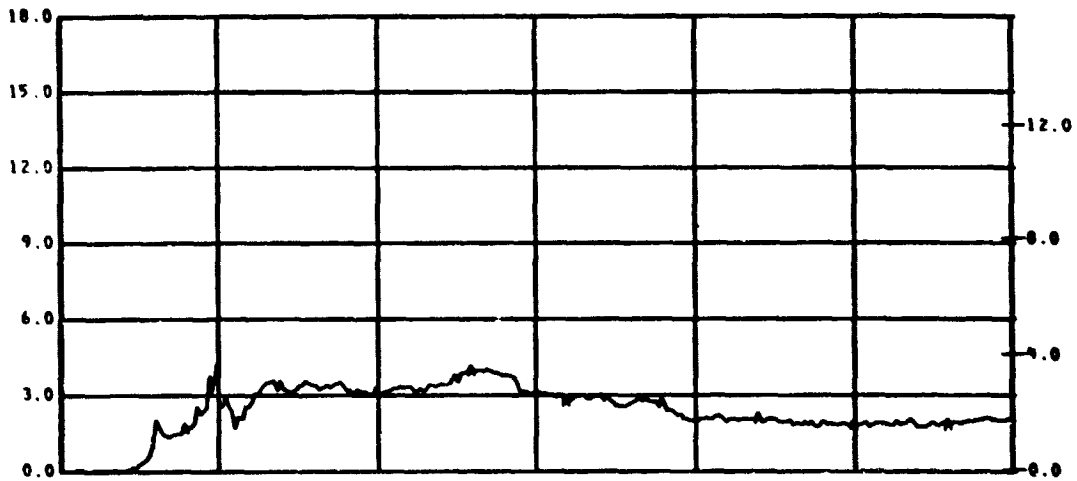
RELATIVE TIME IN SEC

MEAS. NUMBER	CHANNEL ASGN.	TITLE	RANGE	UNITS GRID-SYM
# C2	151	CALORIMETER NO. 2	0.0 TO 18.0	WATT/CM2 AA
# TC3	103	AIRTEMP TC USED WITH CALOR 2	0 TO 1000	DEG C BB
# TC4	104	WELDED TC USED WITH CALOR 2	0 TO 1000	DEG C BC

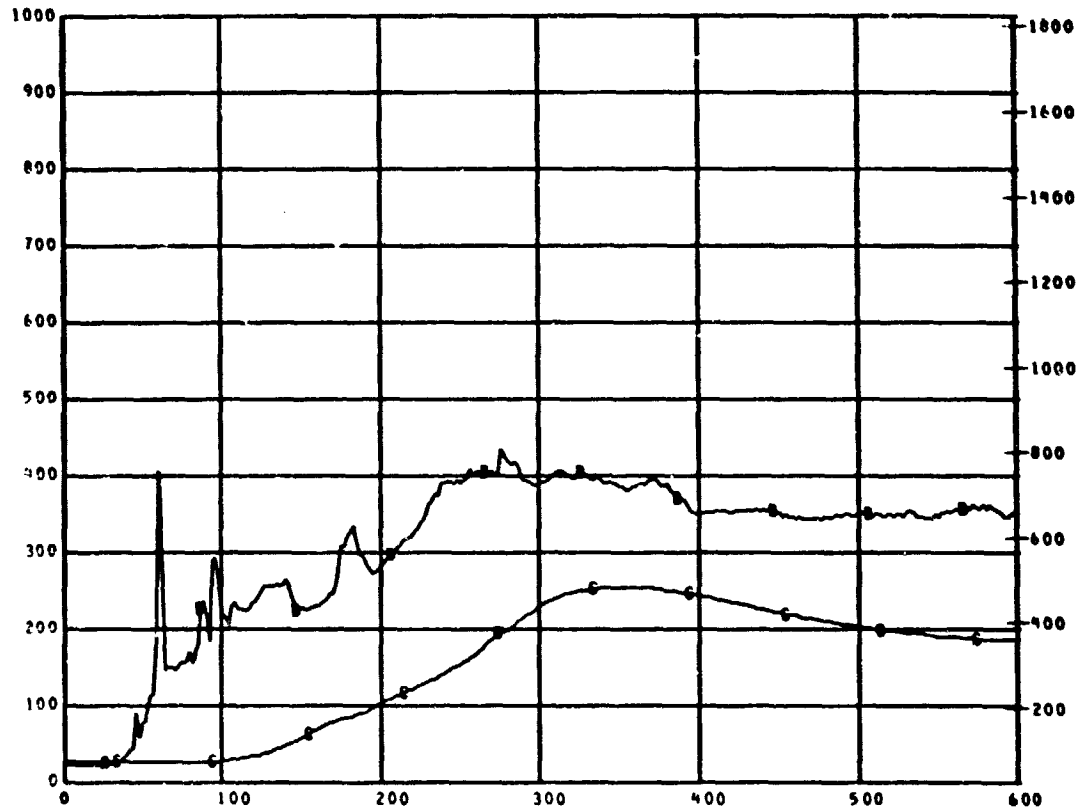
TEST ID 040275 224001

FIRE CHAR TEST BL PLOT NO BASE - 1

REFERENCE TIME 11 05 00.000



B  
T  
U  
/  
F  
2  
5



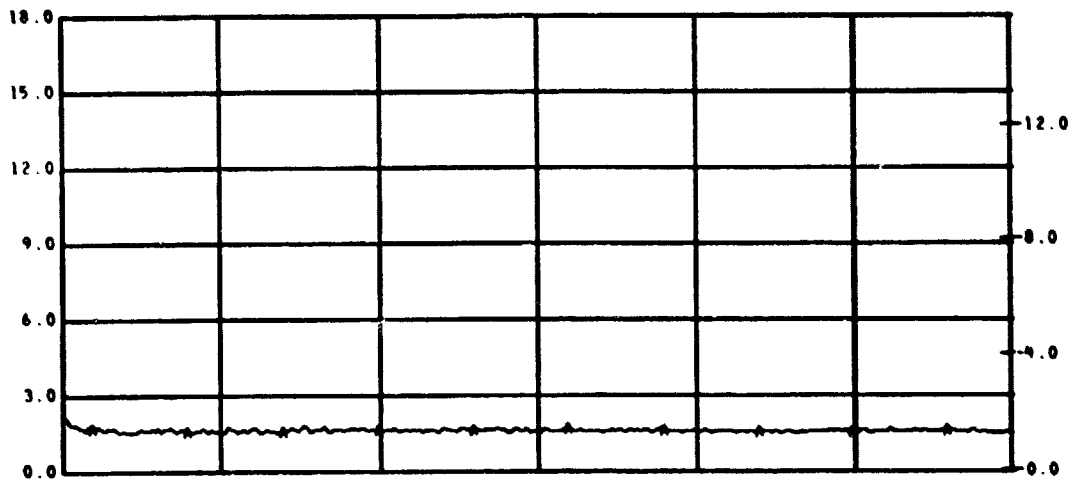
D  
E  
G  
F

MEAS. NUMBER	CHANNEL ASGN.	TITLE	RANGE	UNITS	GRID-SYM
* C3	152	CALORIMETER NO. 3	0.0 TO 18.0	WATT/CM2	AA
* TC5	105	AIRTEMP TC USED WITH CALOR 3	0 TO 1000	DEG C	BB
* TC6	106	WELDED TC USED WITH CALOR 3	0 TO 1000	DEG C	BC

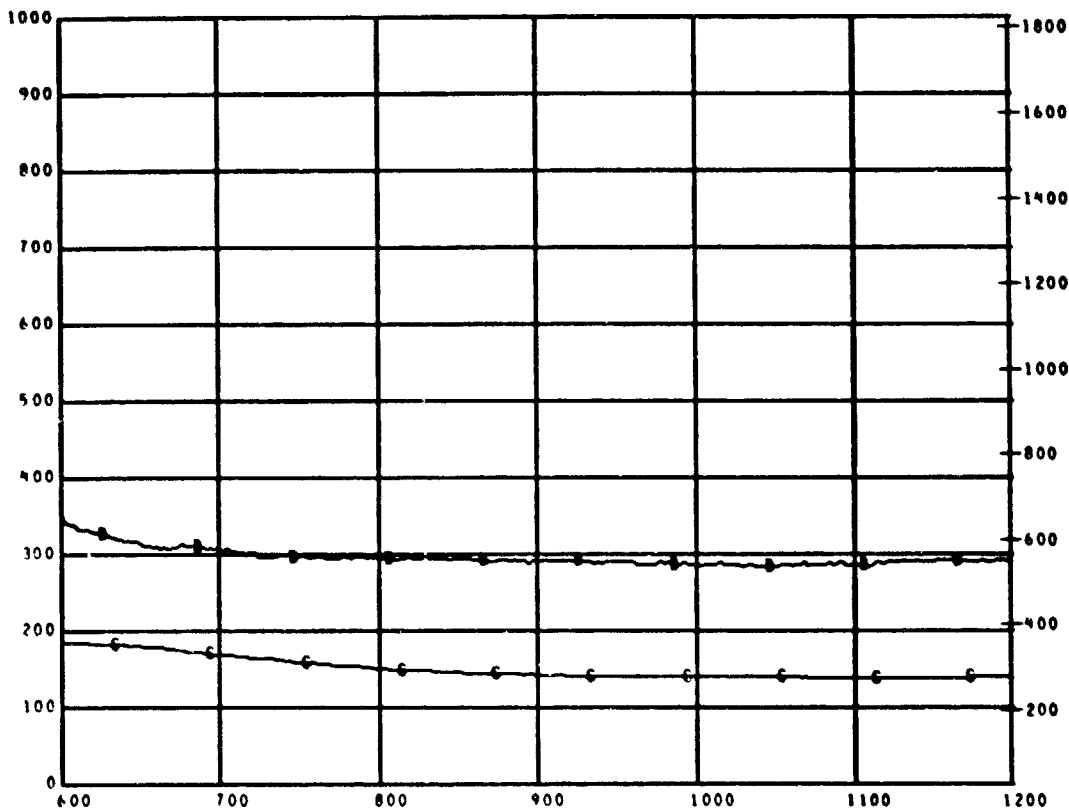
TEST ID 040275 224001

FIRE CHAR TEST BL PLOT NO BASE - 2

REFERENCE TIME 11 05 00.000



B  
T  
U  
/  
F  
T  
S



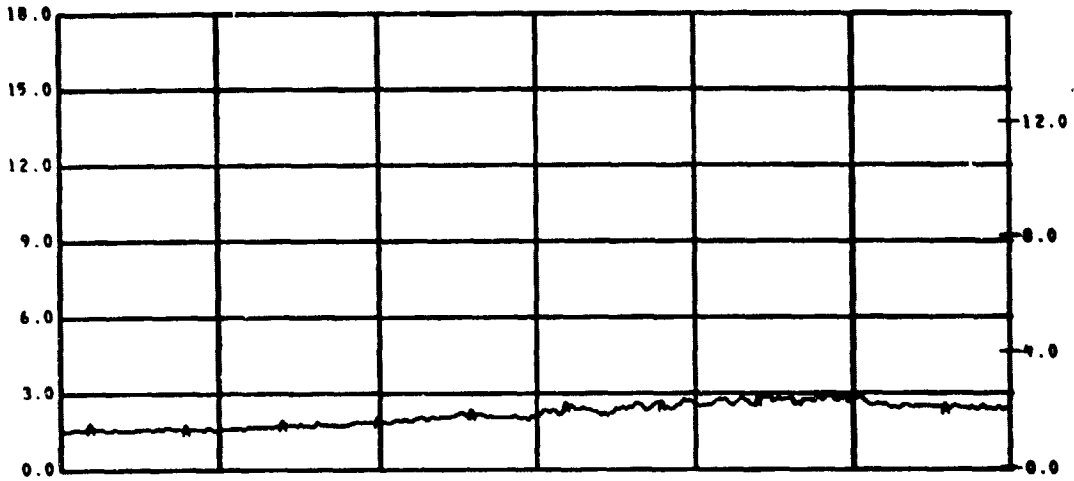
D  
E  
G  
F

MEAS. NUMBER	CHANNEL ASGN.	TITLE	RANGE	UNITS	GRID-SYM
3 C3	152	CALORIMETER NO. 3	0.0 TO 18.0	WATT/CM2	AA
3 TC5	105	AIRTEMP TC USED WITH CALOR 3	0 TO 1000	DEG C	BB
4 TC6	106	WELDED TC USED WITH CALOR 3	0 TO 1000	DEG C	BC

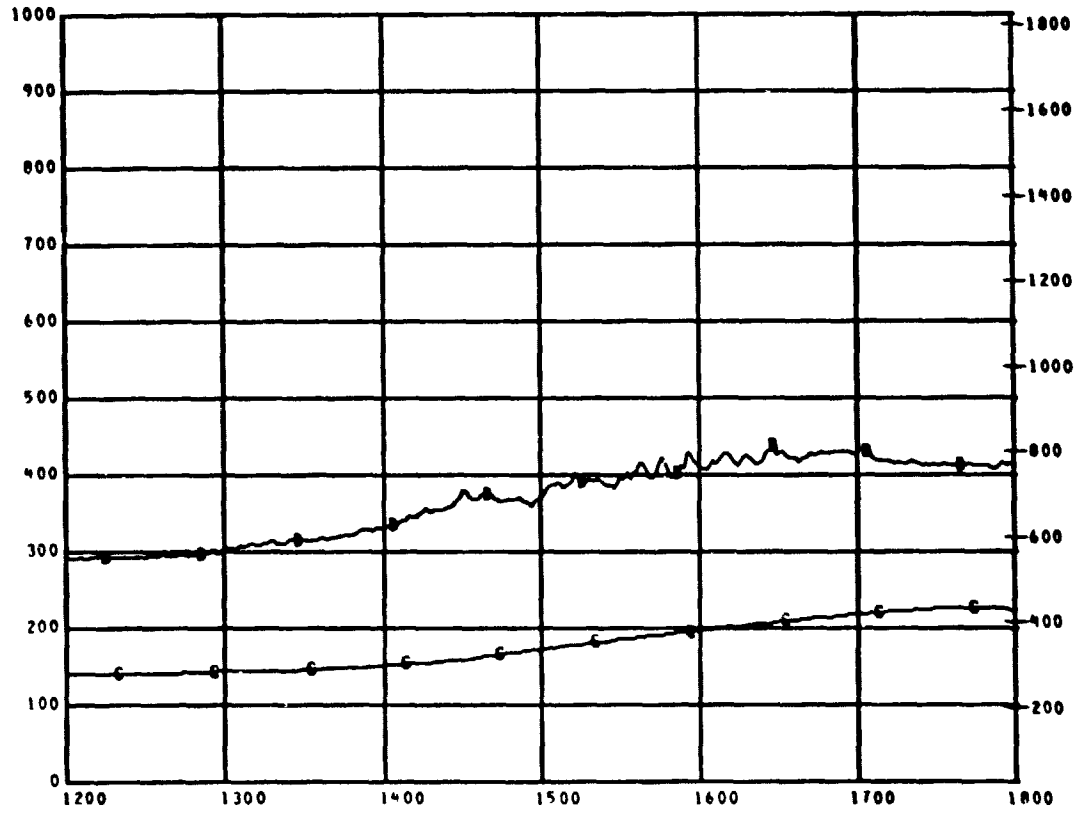
TEST ID 840275 224001

FIRE CHAR TEST BL PLOT NO BASE - 3

REFERENCE TIME 11 05 00.000



B  
T  
U  
/  
F  
2  
S



D  
E  
G  
C

RELATIVE TIME IN SEC

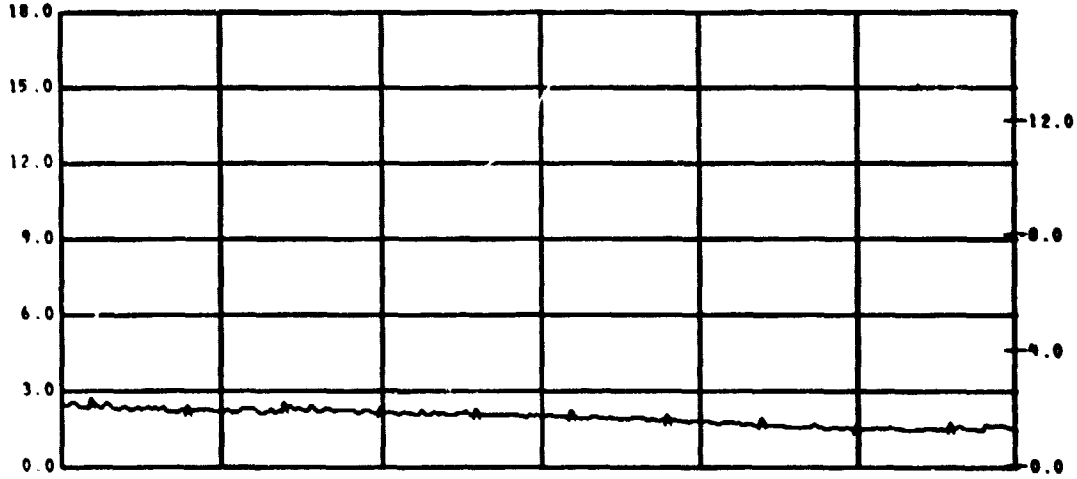
MEAS NUMBER	CHANNEL ASGN.	TITLE	RANGE	UNITS SRID-SYM
8 C3	152	CALORIPETER NO.3	0.0 TO 18.0	WATT/CM2 AA
8 TC5	105	AIRTEPP TC USED WITH CALOR 3	0 TO 1000	DEG C BB
8 TC6	106	WELDED TC USED WITH CALOR 3	0 TO 1000	DEG C BC



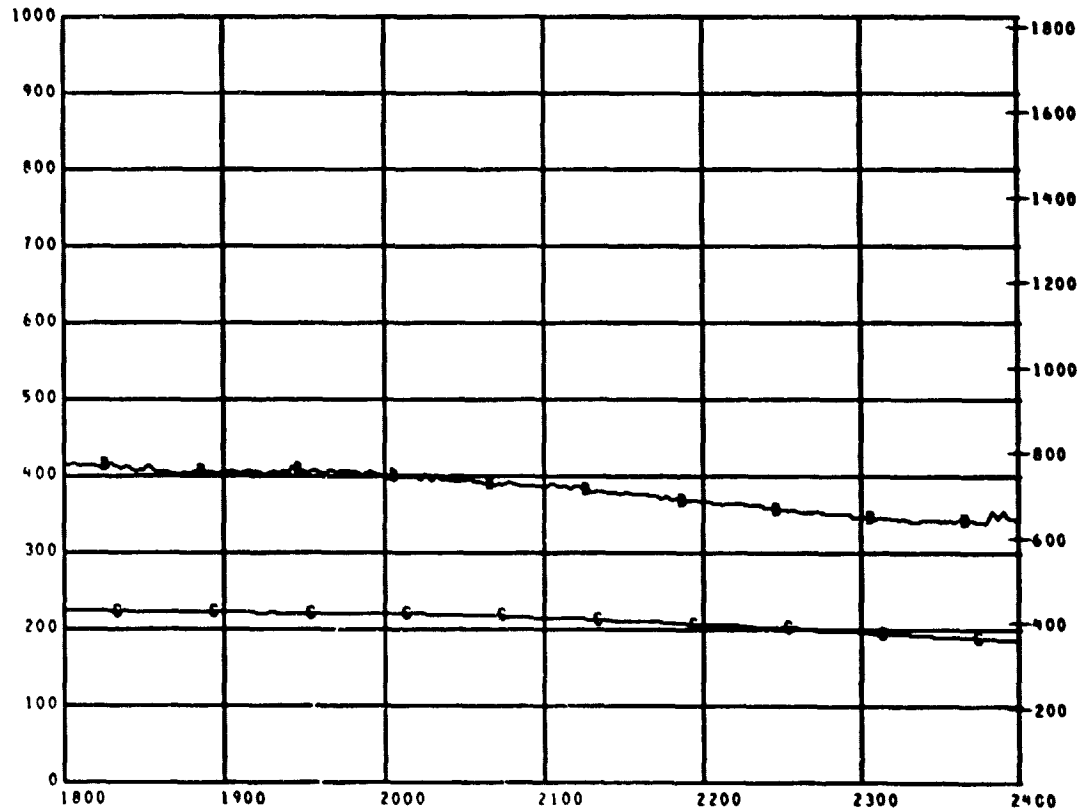
TEST ID 840275 224001

FIRE CHAR TEST BL PLOT NO BASE - 4

REFERENCE TIME 11 05 00.000



B  
T  
U  
/  
F  
S



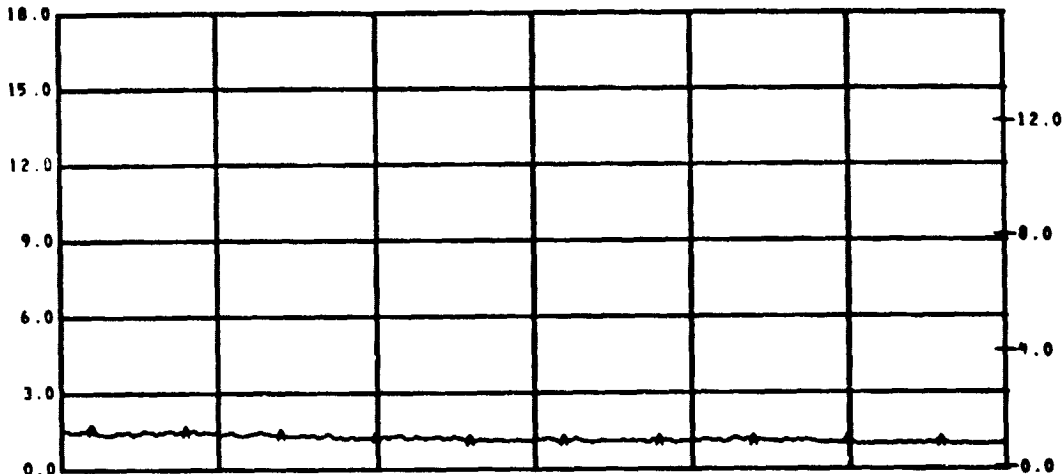
D  
E  
G  
F

MEAS. NUMBER	CHANNEL ASGN.	TITLE	RANGE	UNITS	GRID-SYM
8 C3	152	CALORIMETER NO.3	0.0 TO 18.0	WATT/CM2	AA
8 TC5	105	AIRTEMP TC USED WITH CALOR 3	0 TO 1000	DEG C	BB
8 TC6	106	WELDED TC USED WITH CALOR 3	0 TO 1000	DEG C	BC

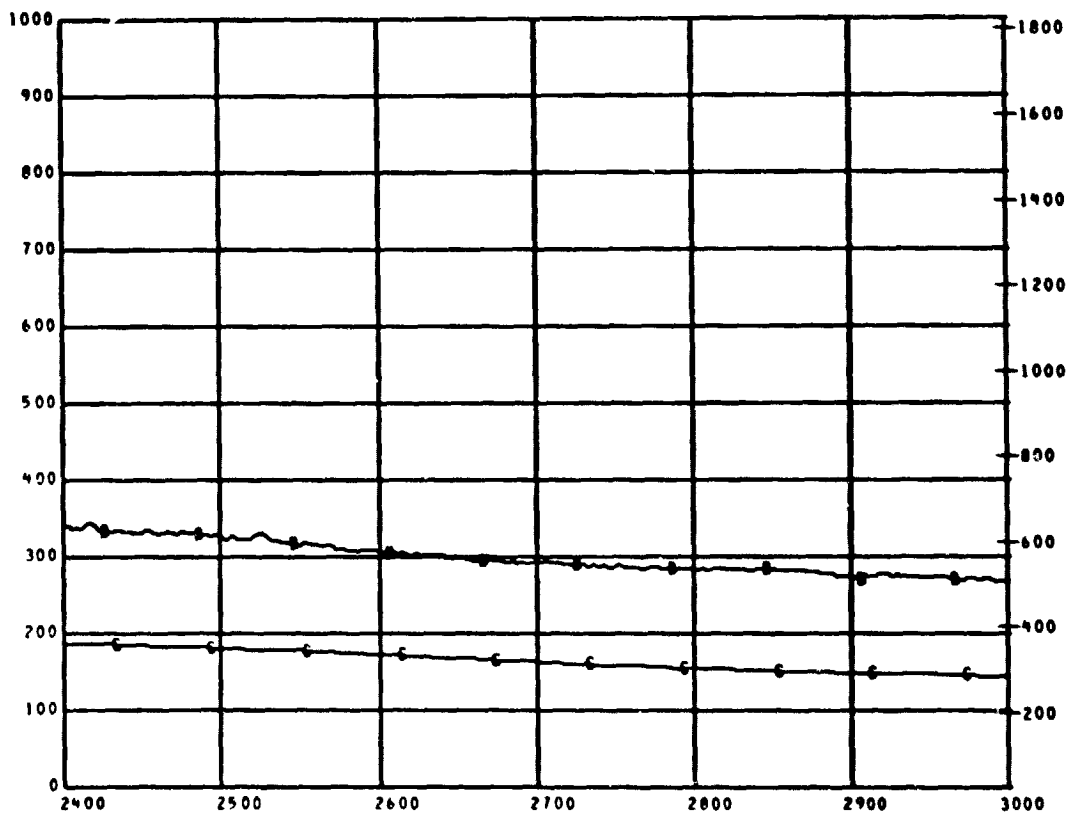
TEST ID 040275 224001

FIRE CHAR TEST BL PLOT NO BASE - 5

REFERENCE TIME 11 05 00.000



B  
T  
U  
/  
F  
2  
S




D  
E  
G  
C  
  
F

MEAS. NUMBER	CHANNEL ASGN.	TITLE	RANGE	UNITS	GRID-SYM
8 C3	152	CALORIPETER NO. 3	0.0 TO 18.0	WATT/CM2	AA
8 TC5	105	AIRTEMP TC L'SED WITH CALOR 3	0 TO 1000	DEG C	BB
8 TC6	106	WELDED TC L'SED WITH CALOR 3	0 TO 1000	DEG C	BC

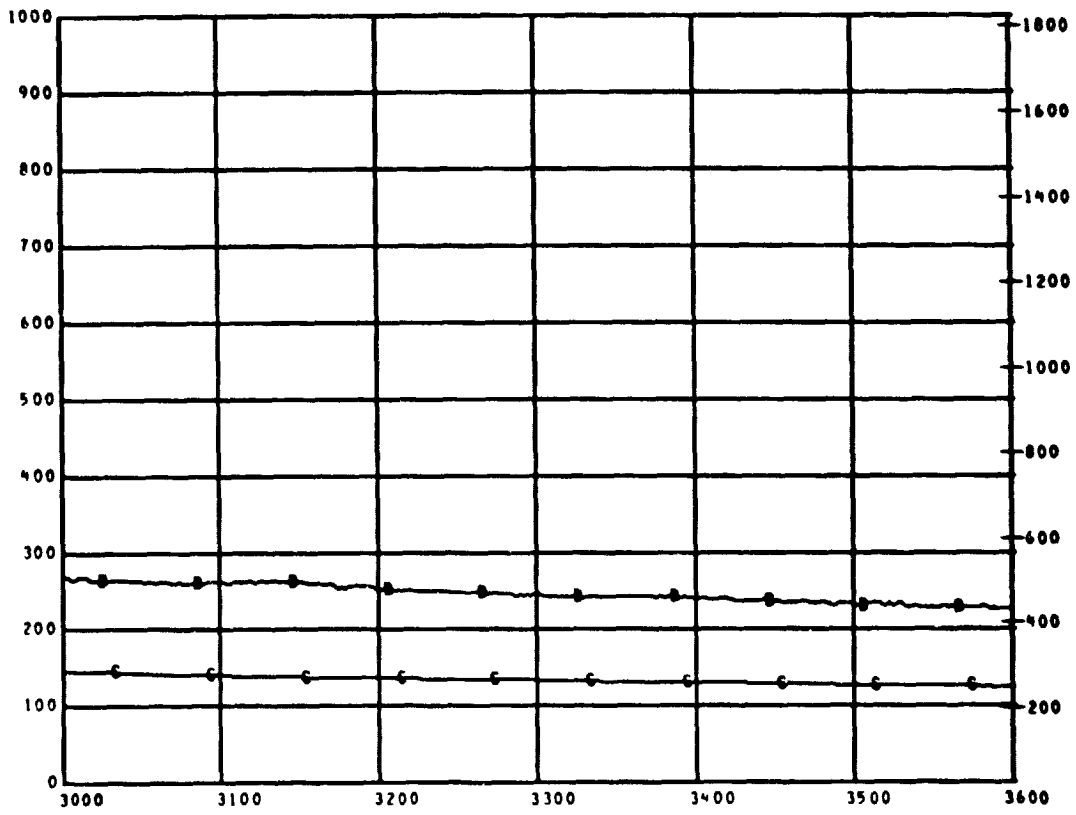
TEST ID 840275 224001

FIRE CHAR TEST BL PLOT NO BASE - 6

REFERENCE TIME 11 05 00.000



B  
T  
U  
/  
F  
Z  
S



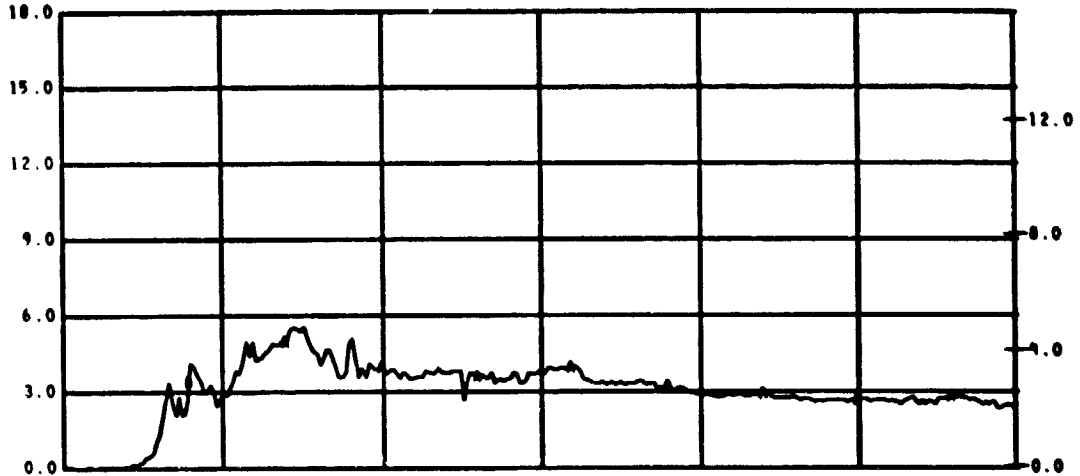
D  
E  
G  
F

MEAS. NUMBER	CHANNEL ASGN.	TITLE	RANGE	UNITS GRID-SYM
8 C3	152	CALORIMETER NO.3	0.0 TO 18.0	WATT/CM2 AA
8 TC5	105	AIRTEPP TC USED WITH CALOR 3	0 TO 1000	DEG C BB
8 TC6	106	WELDED TC USED WITH CALOR 3	0 TO 1000	DEG C BC

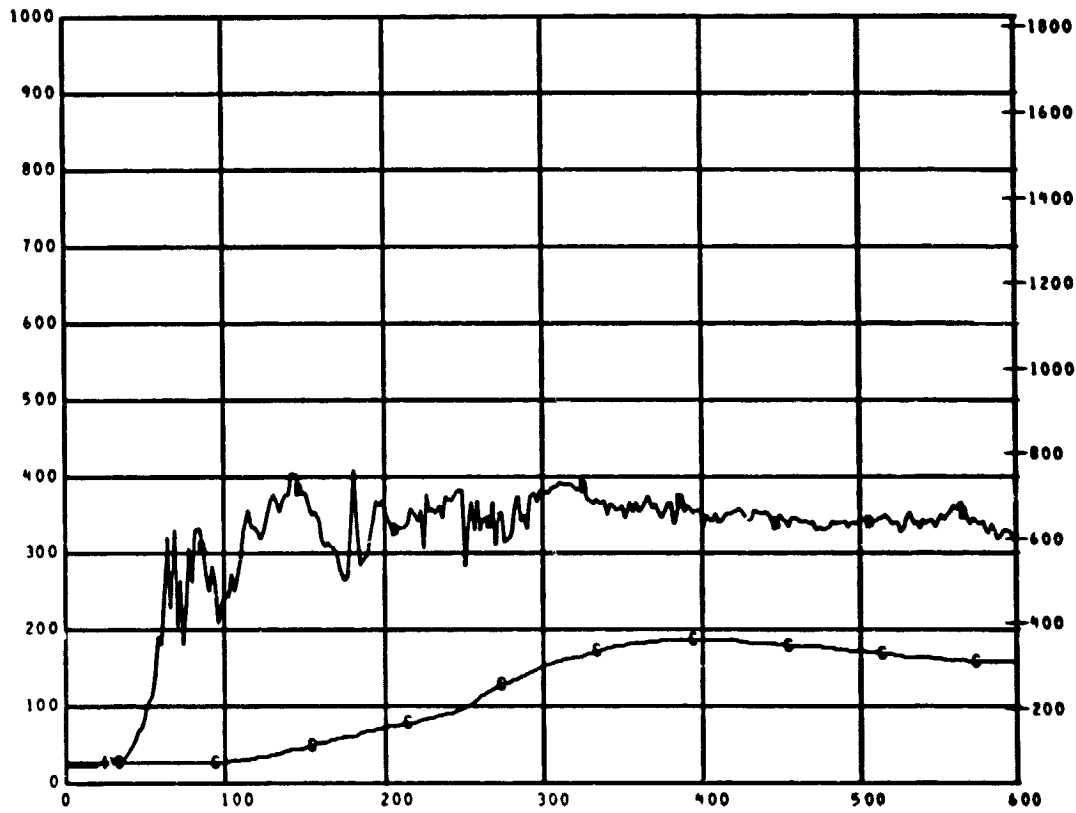
TEST ID 040275 224001

FIRE CHAR TEST BL PLOT NO BASE - 1

REFERENCE TIME 11 05 00.000



B  
T  
U  
/  
F  
S



D  
E  
G  
S

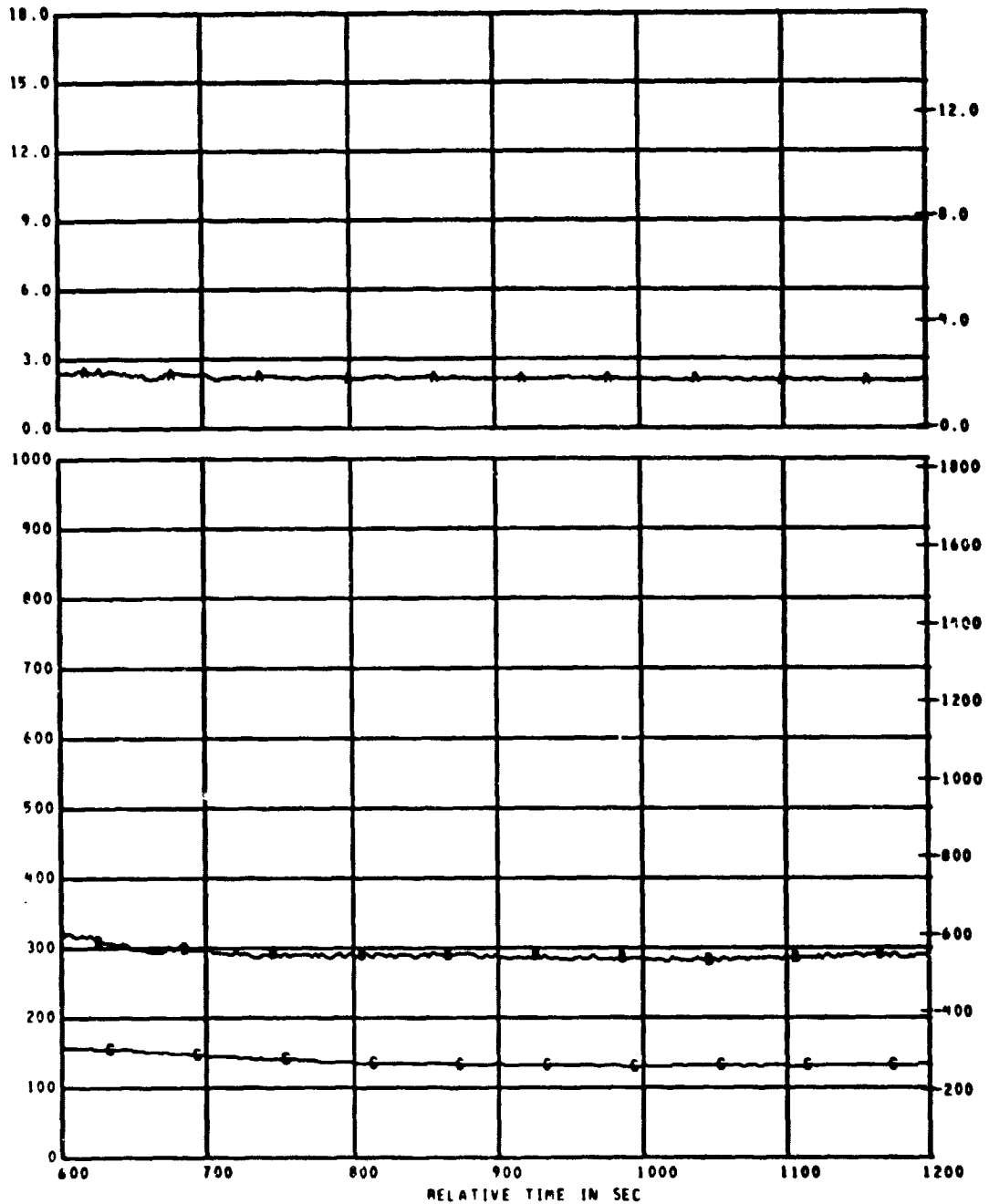
RELATIVE TIME IN SEC

MEAS. NUMBER	CHANNEL ASGN.	TITLE	RANGE	UNITS GRID-SYM
8 C4	153	CALORIMETER NO.4	0.0 TO 18.0	WATT/CM2 AA
8 TC7	107	AIRTEMP TC USED WITH CALOR 4	0 TO 1000	DEG C BB
8 TC8	109	WELDED TC CALOR 4	0 TO 1000	DEG C BC

TEST ID 840275 224001

FIRE CHAR TEST BL PLOT NO BASE - 2

REFERENCE TIME 11 05 00.000



B  
T  
U  
/  
F  
S

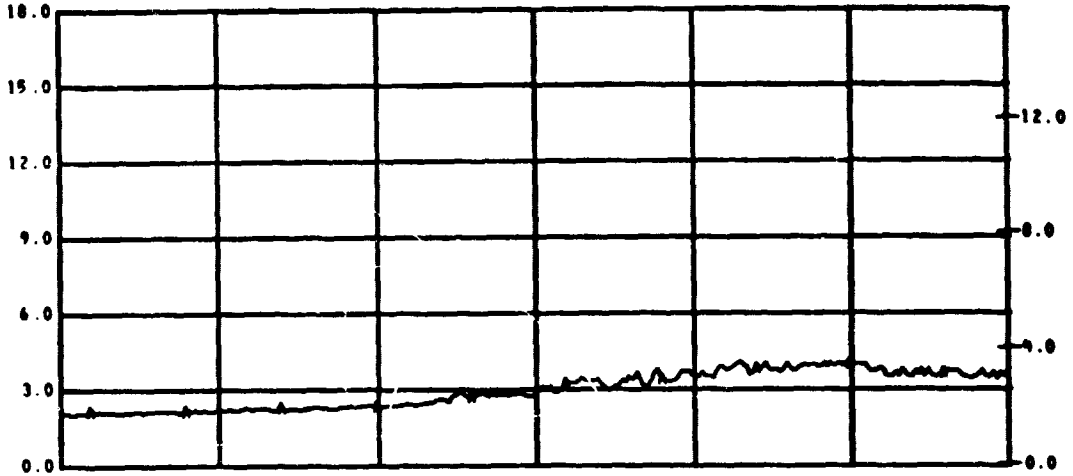
D  
E  
G  
F

MEAS. NUMBER	CHANNEL ASGN.	TITLE	RANGE	UNITS	GRID-SYM
6 C4	153	CALORIMETER NO. 4	0.0 TO 18.0	WATT/CM2	AA
6 TC7	107	AIRTEMP TC USED WITH CALOR 4	0 TO 1000	DEG C	BB
6 TC8	108	WELDED TC CALOR 4	0 TO 1000	DEG C	BC

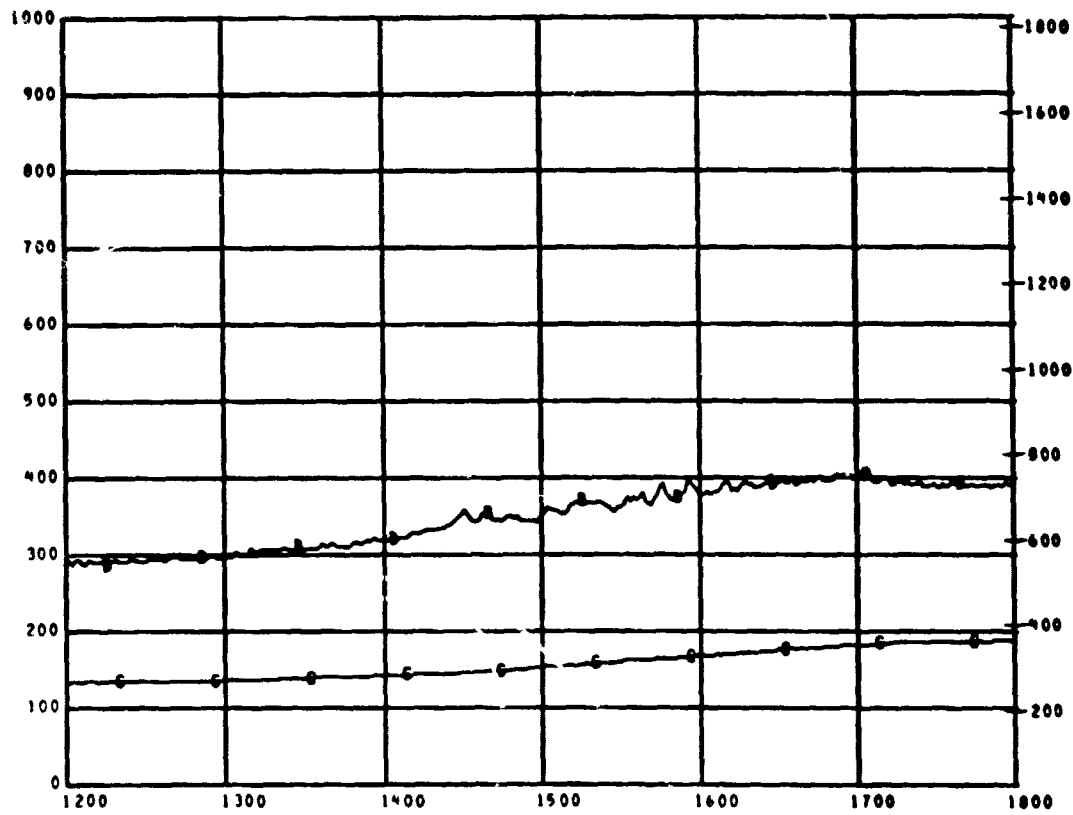
TEST ID 040275 224001

FIRE CHAR TEST BL PLOT NO BASE - 3

REFERENCE TIME 11 05 00.000



B  
T  
U  
/  
F  
S



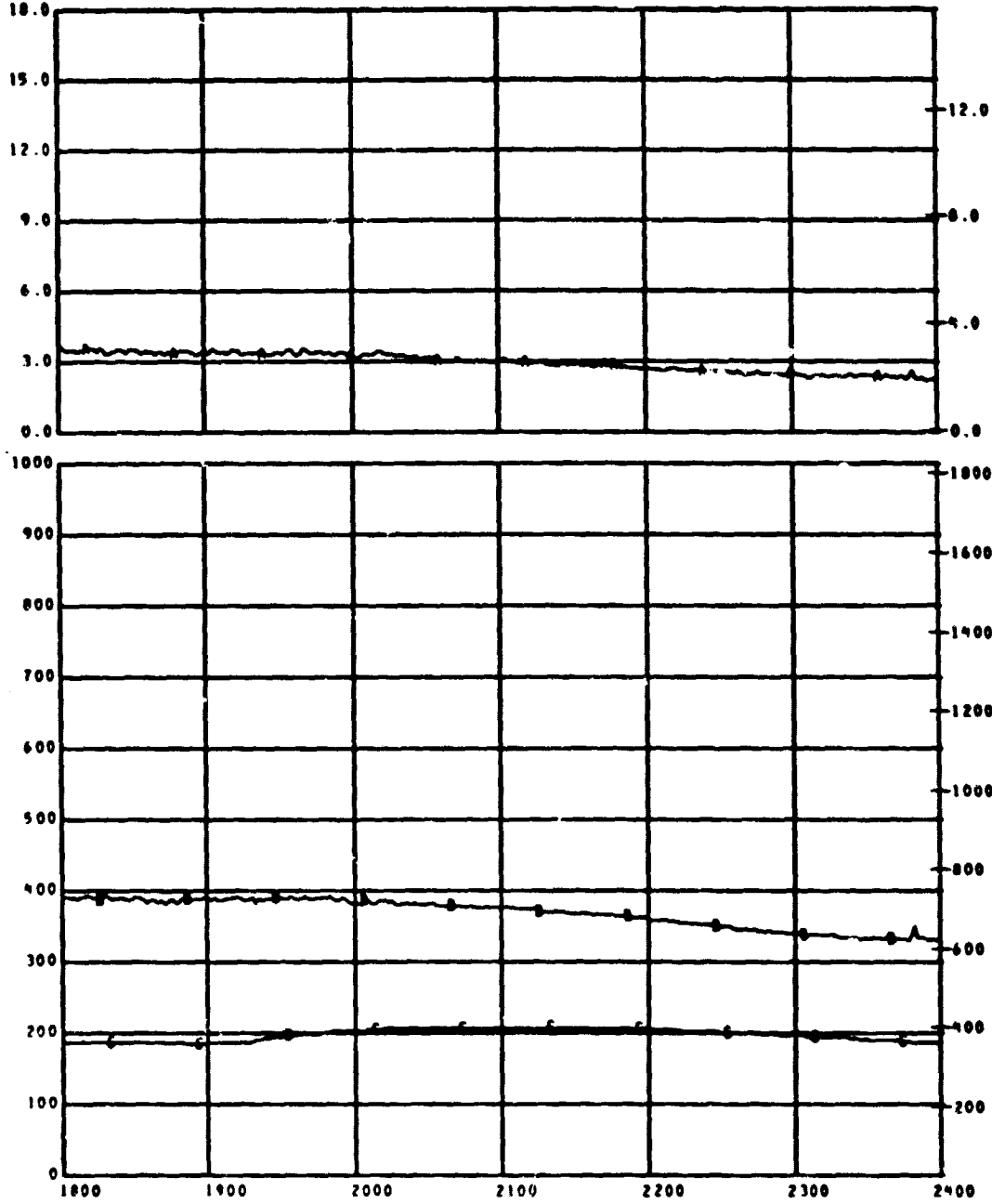
D  
E  
G  
S

MEAS. NUMBER	CHANNEL ASGN.	TITLE	RANGE	UNITS	GRID-SYM
0 C4	153	CALORIMETER NO. 4	0.0 TO 18.0	WATT/CM2	AA
0 TC7	107	AIRTEMP TC USED WITH CALOR 4	0 TO 1000	DEG C	BB
0 TC0	100	WELDED TC CALOR 4	0 TO 1000	DEG C	BC

TEST ID 890279 224001

FIRE CHAR TEST BL PLOT NO BASE - 4

REFERENCE TIME 11 05 00.000



B  
T  
U  
/  
F  
S

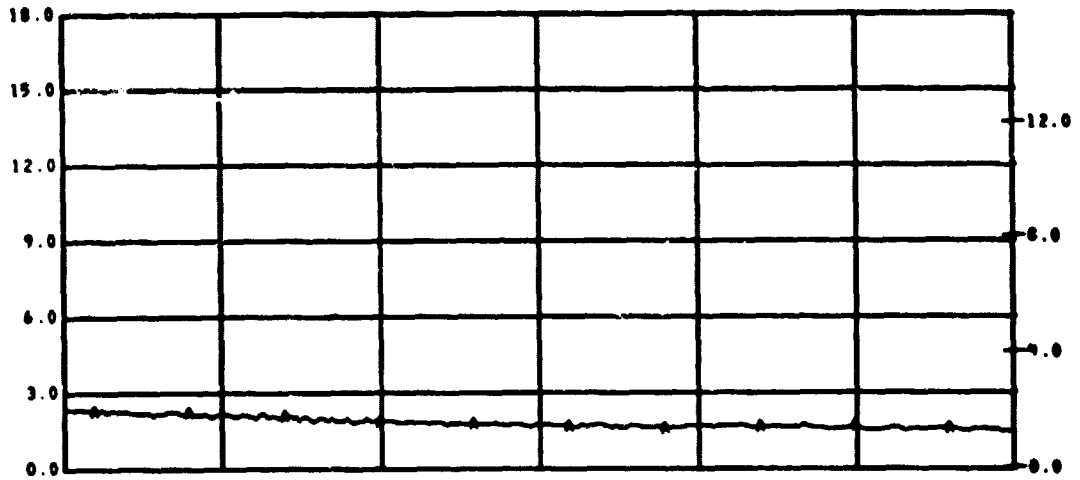
D  
E  
G  
F

MEAS. NUMBER	CHANNEL ASGN.	TITLE	RANGE	UNITS	GRID-SYM
6 C4	153	CALORIPETER NO. 4	0.0 TO 18.0	WATT/CM2	AA
6 TC7	107	AIRTEPP TC USED WITH CALOR 4	0 TO 1000	DEG C	BB
6 TC8	108	WELDED TC CALOR 4	0 TO 1000	DEG C	BC

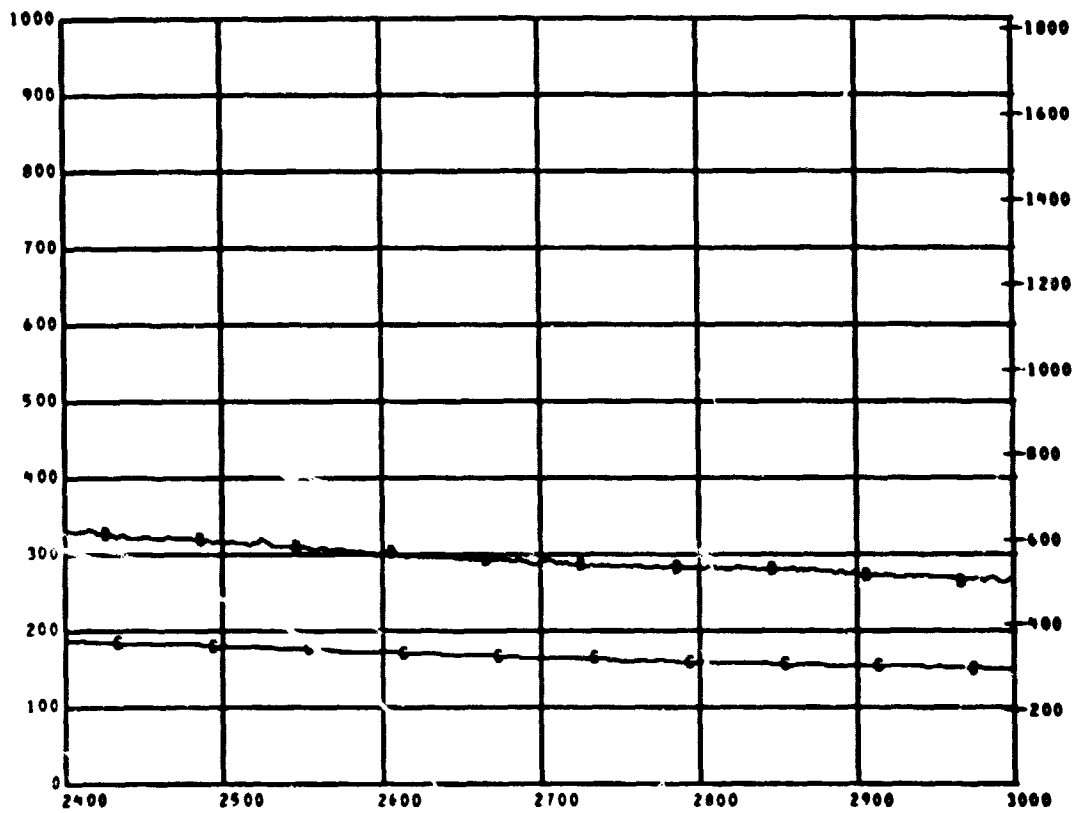
TEST ID 040275 229001

FIRE CHAR TEST BL PLOT NO BASE - 5

REFERENCE TIME 11 05 00.000



B  
T  
U  
/  
F  
S



D  
E  
G  
F

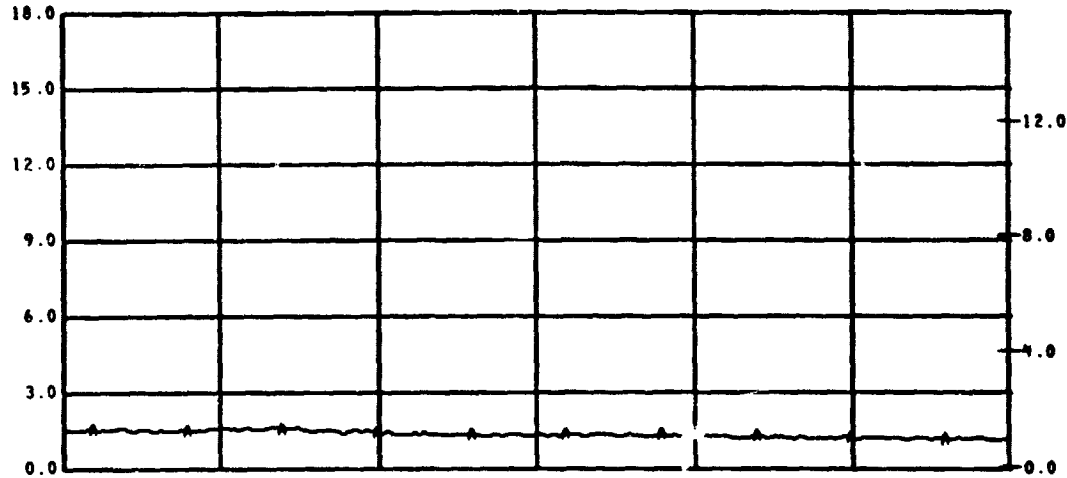
MEAS. NUMBER	CHANNEL ASGN.	TITLE	RANGE	UNITS	GRID-SYM
6 C4	153	CALORIMETER NO. 4	0.0 TO 18.0	WATT/CM2	AA
6 TC7	107	AIRTEMP TL USED WITH CALOR 4	0 TO 1000	DEG C	BB
6 TC8	108	WELDED L. CALOR 4	0 TO 1000	DEG C	BC



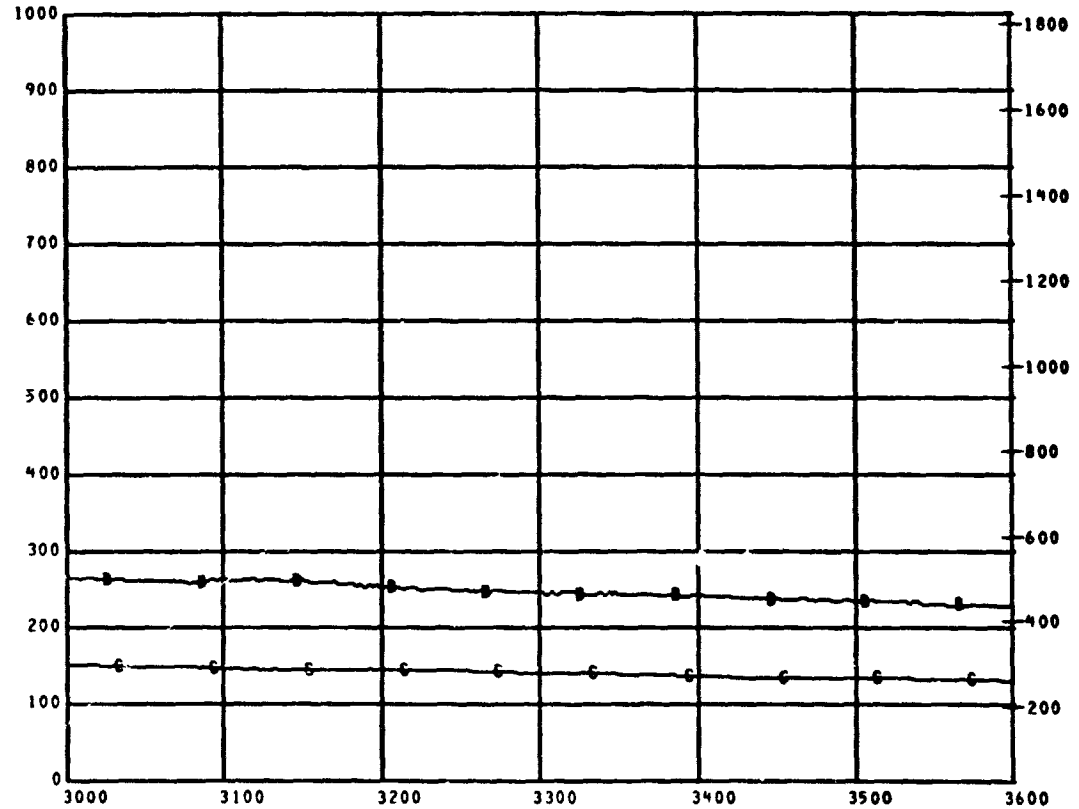
TEST ID 840275 224001

FIRE CHAR TEST BL PLOT NO BASE - 6

REFERENCE TIME 11 05 00.000



D  
T  
U  
/  
F  
2  
S



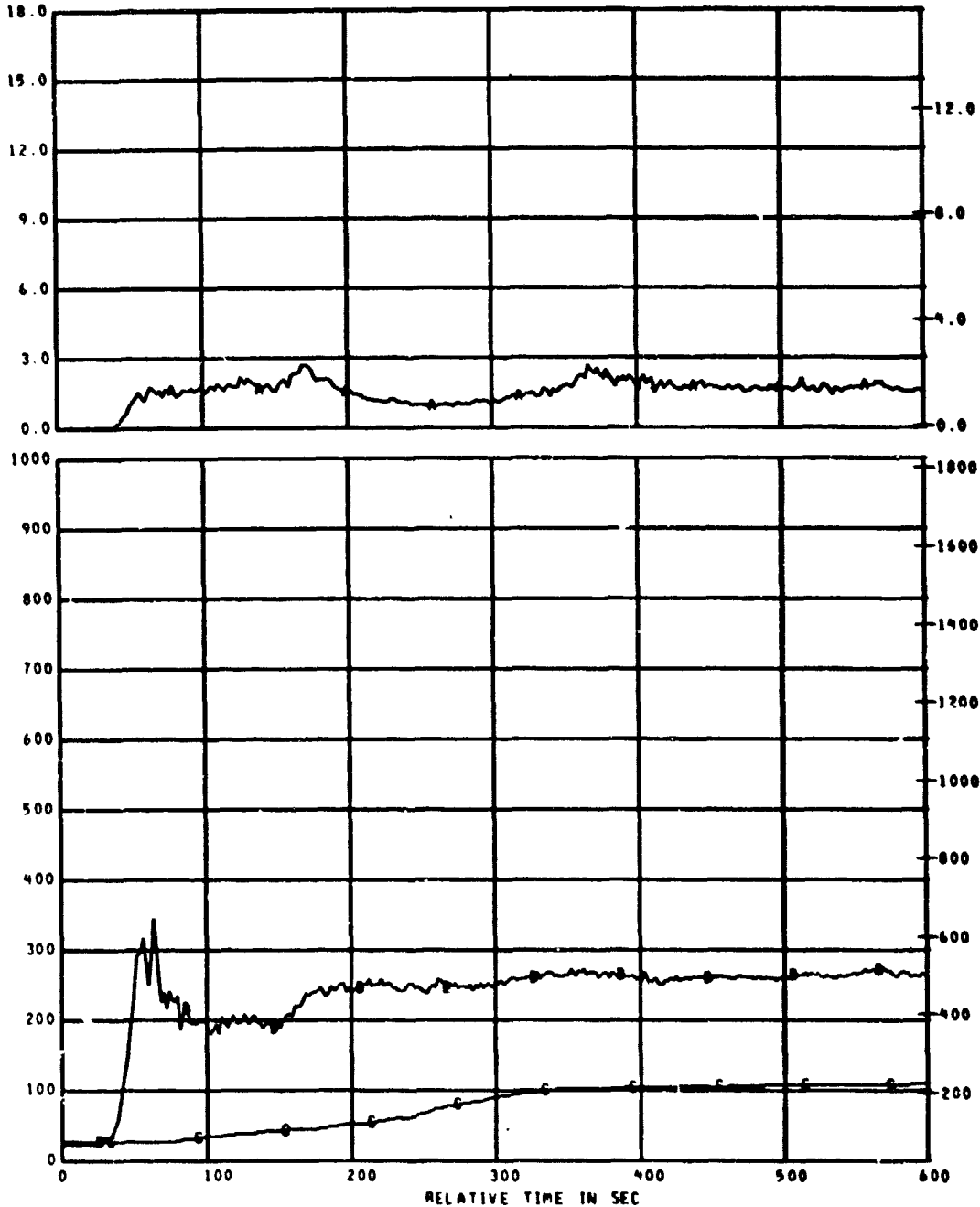
D  
E  
G  
F

MEAS. NUMBER	CHANNEL ASGN.	TITLE	RANGE	UNITS GRID-SYM
* C4	153	CALORIMETER NO.4	0.0 TO 18.0	WATT/CM2 AA
* TC7	107	AIRTEMP TC USED WITH CALOR 4	0 TO 1000	DEG C BB
* TC8	108	WELDED TC CALOR 4	0 TO 1000	DEG C BC

TEST ID 040275 224001

FIRE CHAR TEST BL PLOT NO BASE - 1

REFERENCE TIME 11 05 00.000



B  
T  
U  
/  
F  
2  
S

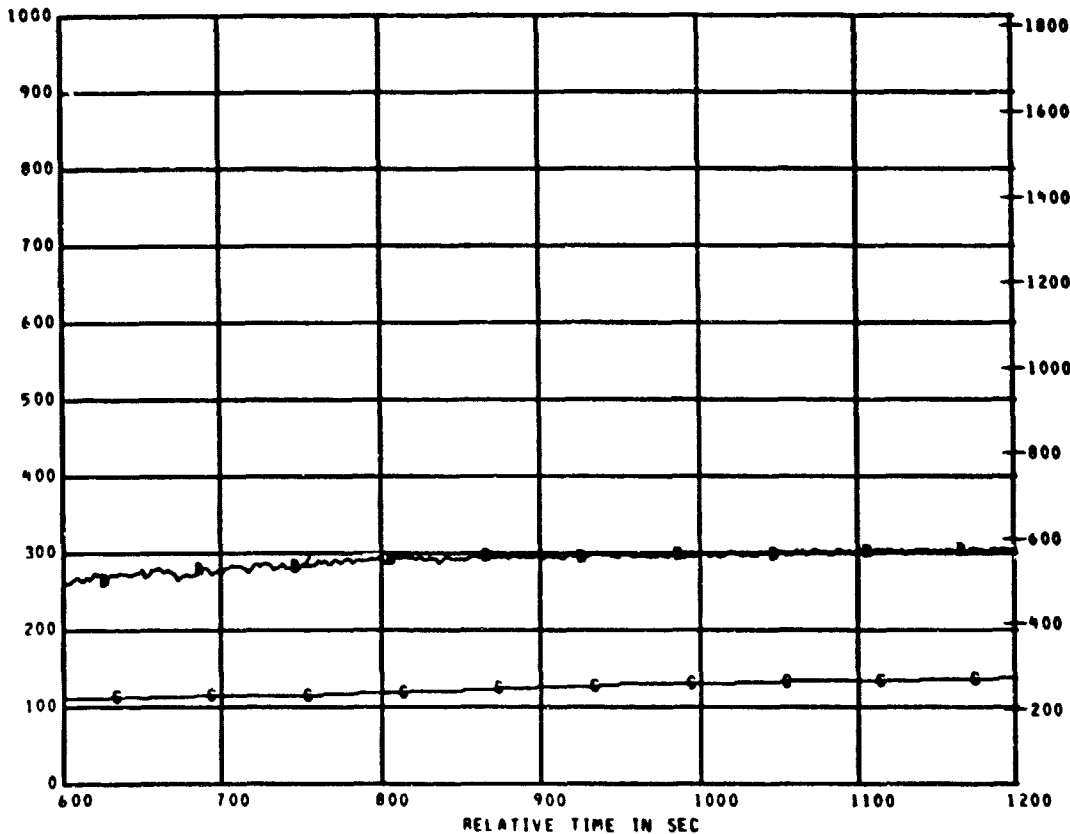
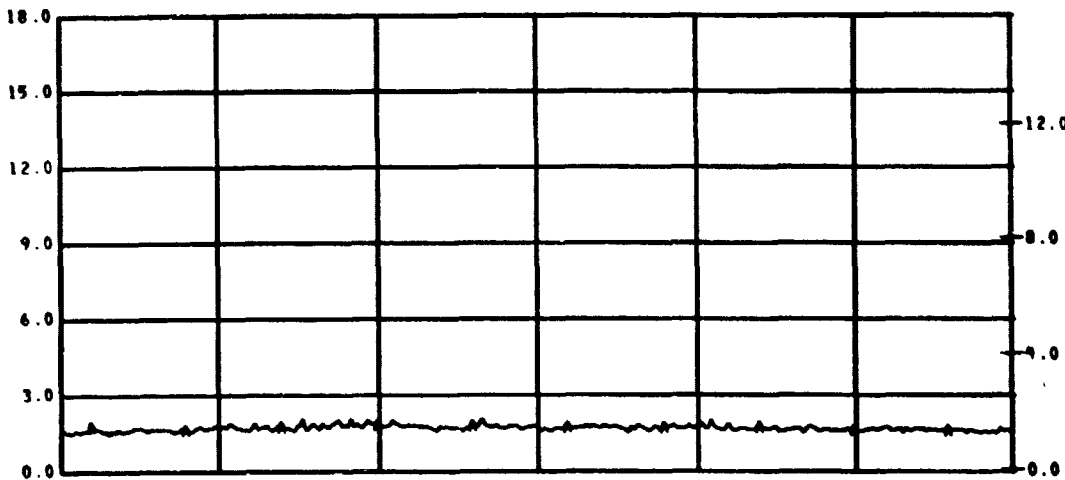
D  
E  
G  
F

MEAS. NUMBER	CHANNEL ASGN.	TITLE	RANGE	UNITS	GRID-SYM
# C5	154	CALORIMETER NO.5	0.0 TO 18.0	WATT/CM2	AA
# TC9	109	AIRTEMP TC CALOR 5	0 TO 1000	DEG C	BB
# TC10	110	WELDED TC CALOR 5	0 TO 1000	DEG C	BC

TEST ID 040275 224001

FIRE CHAR TEST BL PLOT NO BASE - 2

REFERENCE TIME 11 05 00.000

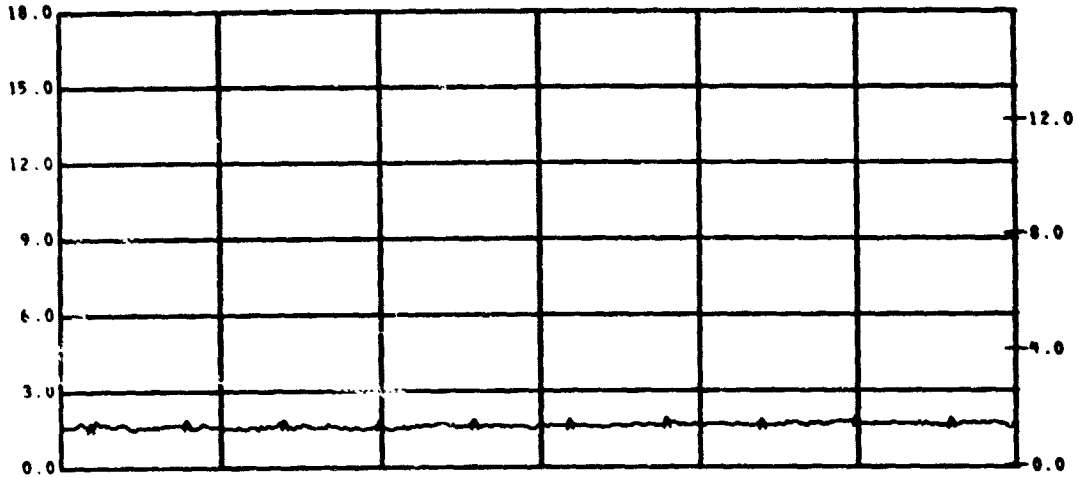


MEAS. NUMBER	CHANNEL ASGN.	TITLE	RANGE	UNITS	GRID-SYM
4 C5	154	CALOR'METER NO. 5	0.0 TO 18.0	WATT/CM2	AA
4 TC9	109	AIRTEMP TC CA' OR 5	0 TO 1000	DEG C	BB
4 TC10	110	WELDED TC CALOR 5	0 TO 1000	DEG C	BC

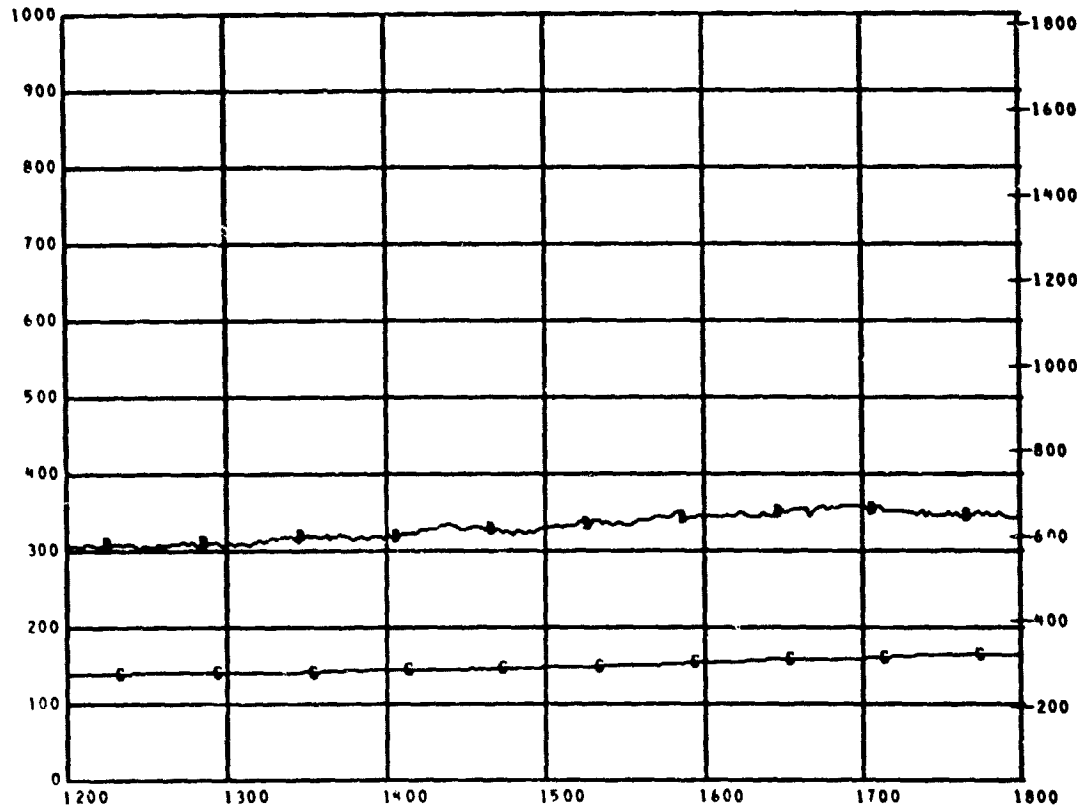
TEST ID 840275 224001

FIRE CHAR TEST BL PLOT NO BASE - 3

REFERENCE TIME 11 05 00.000



B  
T  
U  
/  
F  
Z  
S



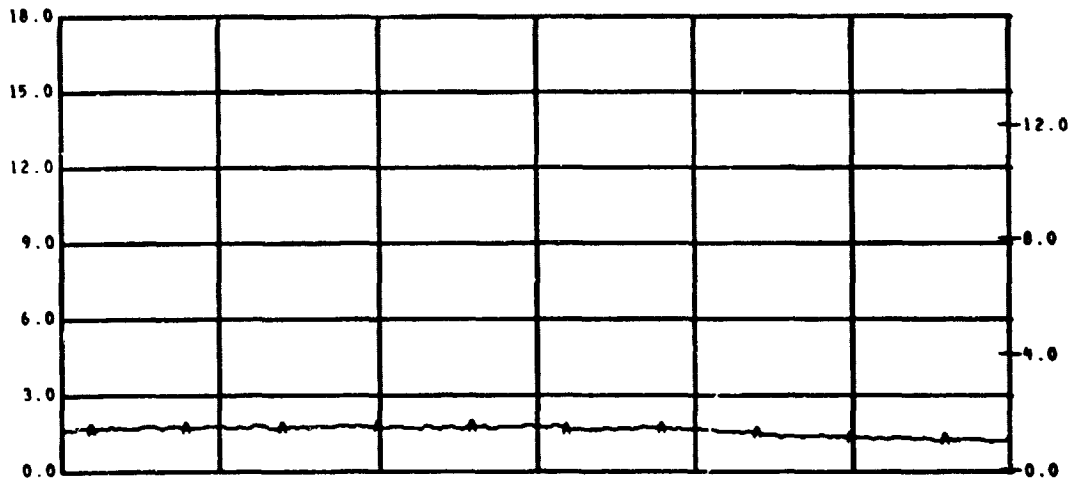
B  
E  
S  
F

MEAS. NUMBER	CHANNEL ASGN.	TITLE	RANGE	UNITS GRID-SYM
* CS	154	CALORIMETER NO. 5	0.0 TO 18.0	WATT/CM2 AA
* TC9	109	AIRTEMP TC CALOR 5	0 TO 1000	DEG C BB
* TC10	110	WELDED TC CALOR 5	0 TO 1000	DEG C BC

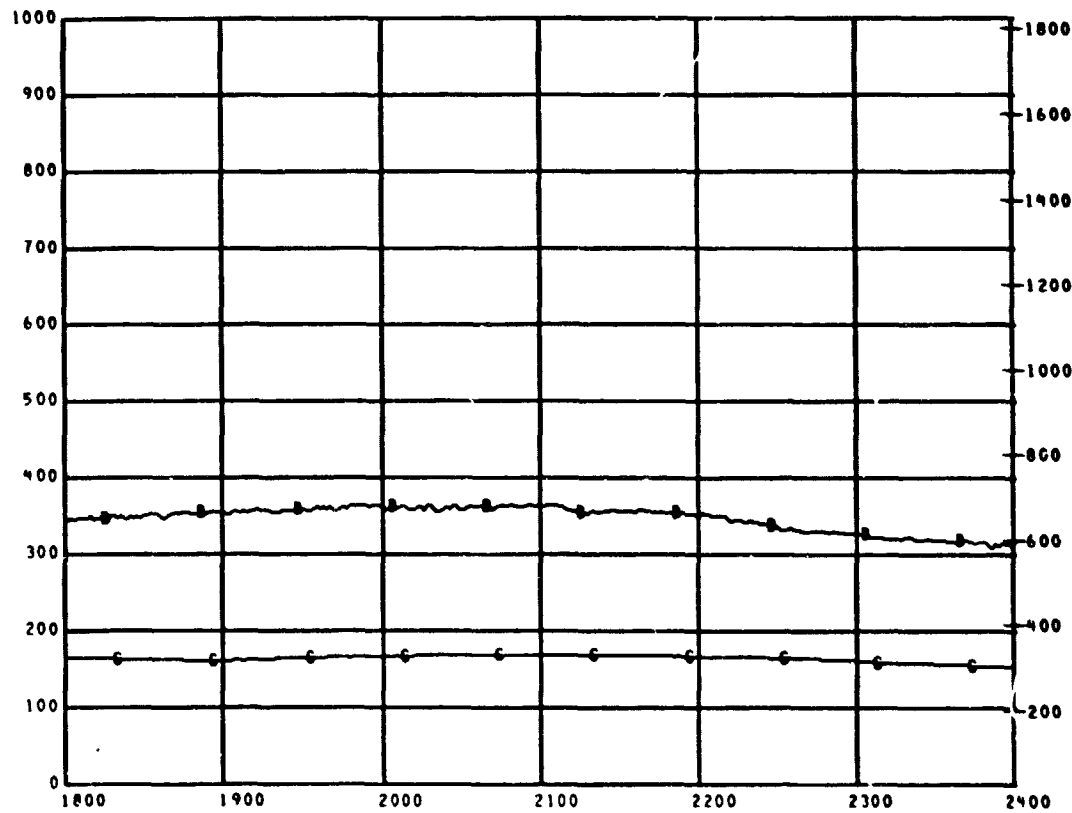
TEST ID 840275 224001

FIRE CHAR TEST BL PLOT NO BASE - 4

REFERENCE TIME 11 05 00.000



B  
T  
U  
/  
F  
S



D  
E  
G  
C

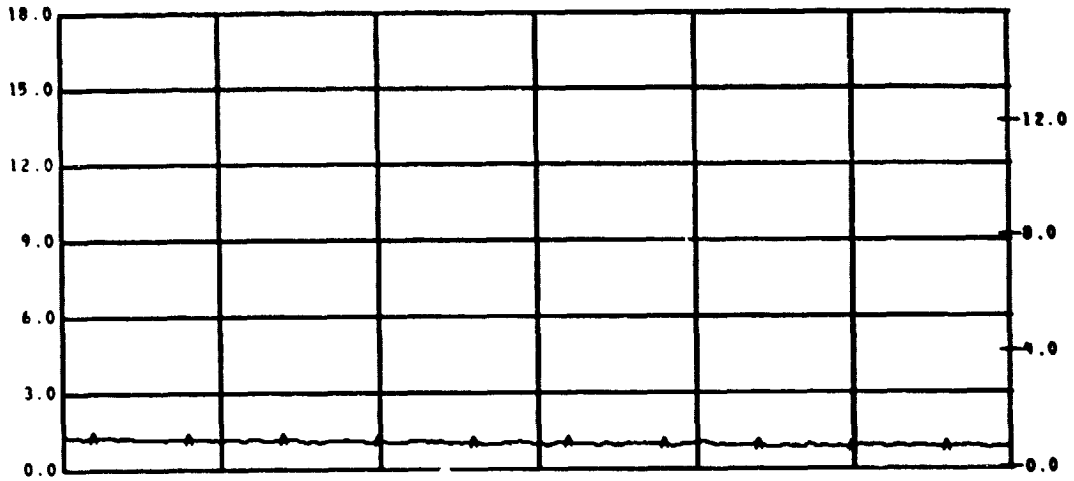
RELATIVE TIME IN SEC

MEAS. NUMBER	CHANNEL ASGN.	TITLE	RANGE	UNITS	GRID-SYM
* C5	154	CALORIMETER NO.5	0.0 TO 18.0	WATT/CM2	AA
* TC9	109	AIRTEMP TC CALOR 5	0 TO 1000	DEG C	BB
* TC10	110	WELDED TC CALOR 5	0 TO 1000	DEG C	BC

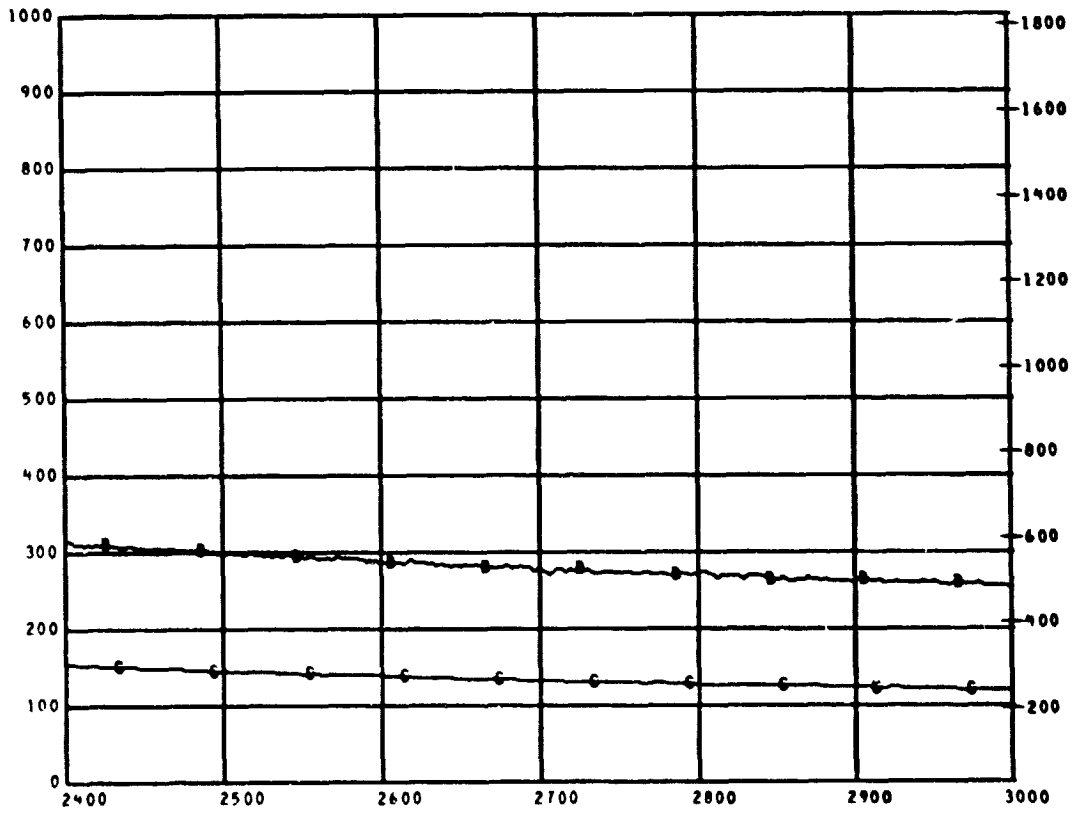
TEST ID 840275 224001

FIRE CHAR TEST BL PLOT NO BASE - 5

REFERENCE TIME 11 05 00.000



B  
T  
U  
/  
F  
S



D  
E  
G  
F

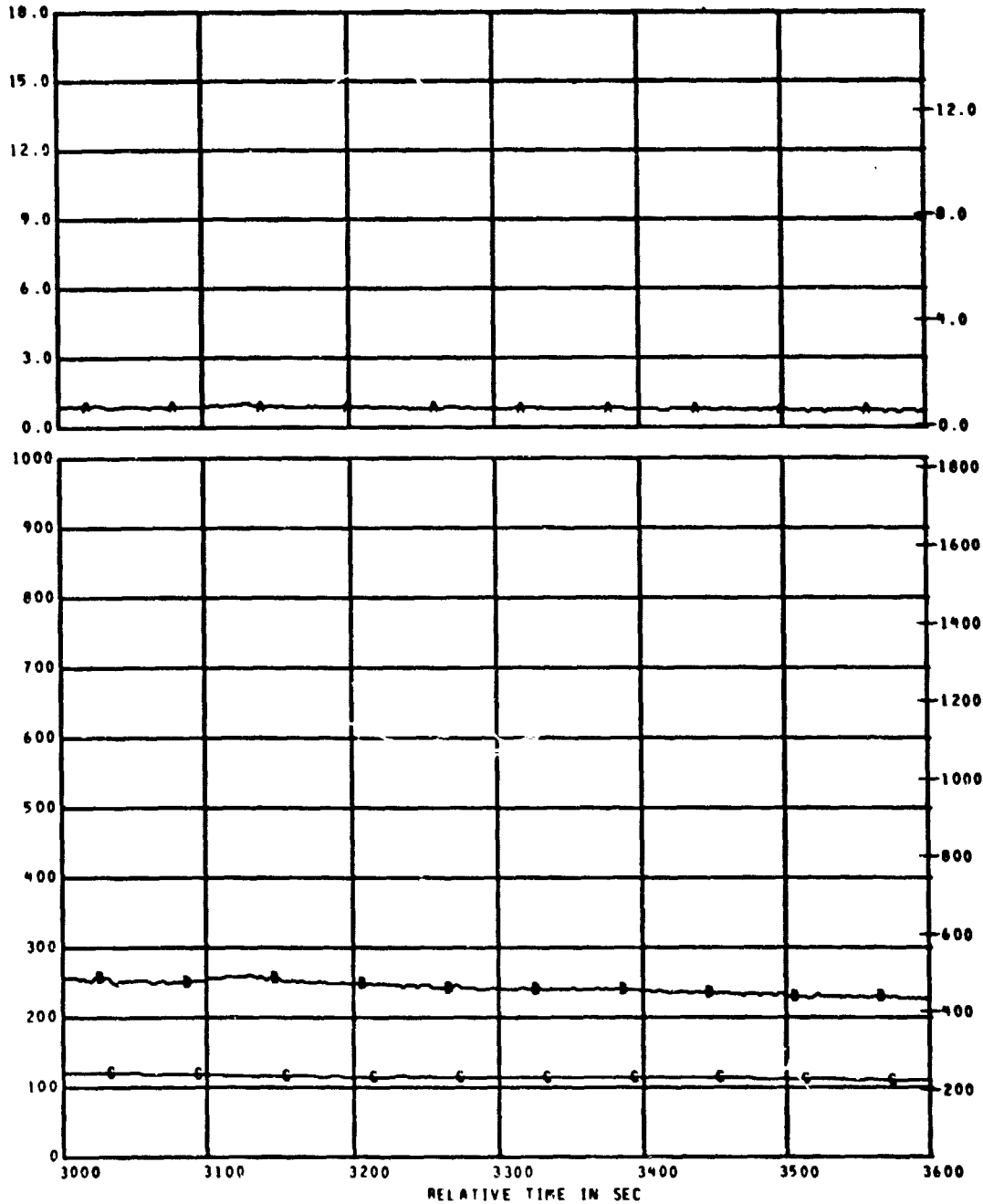
RELATIVE TIME IN SEC

MEAS. NUMBER	CHANNEL ASGN.	TITLE	RANGE	UNITS GRID-SYM
* CS	154	CALORIMETER NO.5	0.0 TO 18.0	WATT/CM2 AA
* TC9	109	AIRTEMP TC CALOR 5	0 TO 1000	DEG C BB
* TC10	110	WELDED TC CALOR 5	0 TO 1000	DEG C BC

TEST ID 840275 224001

FIRE CHAR TEST BL PLOT NO BASE - 6

REFERENCE TIME 11 05 00.000



B  
T  
U  
/  
F  
Z  
S

D  
E  
G  
F

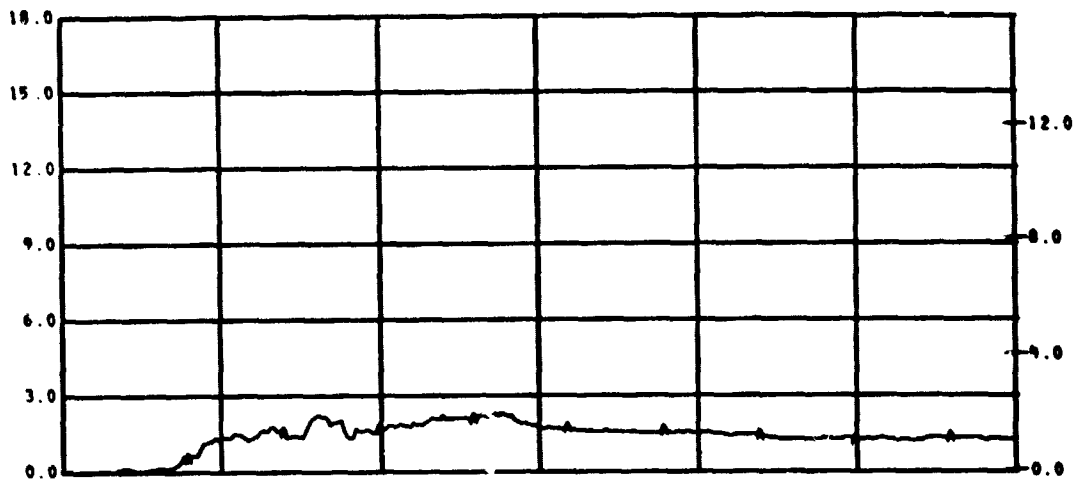
MEAS. NUMBER	CHANNEL ASGN.	TITLE	RANGE	UNITS	GRID-SYM
8 C5	154	CALORIMETER NO.5	0.0 TO 18.0	WATT/CM2	AA
8 TC9	109	AIRTEMP TC CALOR 5	0 TO 1000	DEG C	BB
8 TC10	110	WELDED TC CALOR 5	0 TO 1000	DEG C	CC

ORIGINAL PAGE IS  
OF 250 PAGES

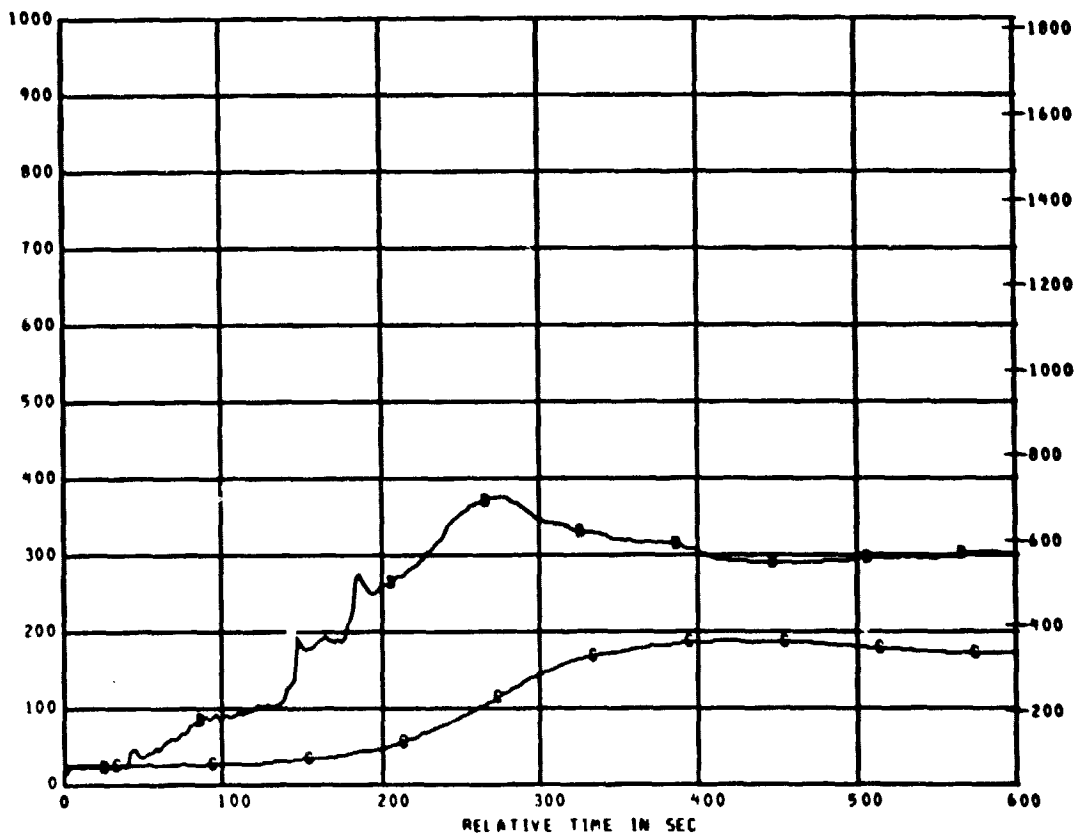
TEST ID 840275 224001

FIRE CHAR TEST BL PLOT NO BASE - 1

REFERENCE TIME 11 05 00.000



B  
T  
U  
/  
F  
E  
E  
T



D  
E  
G  
C

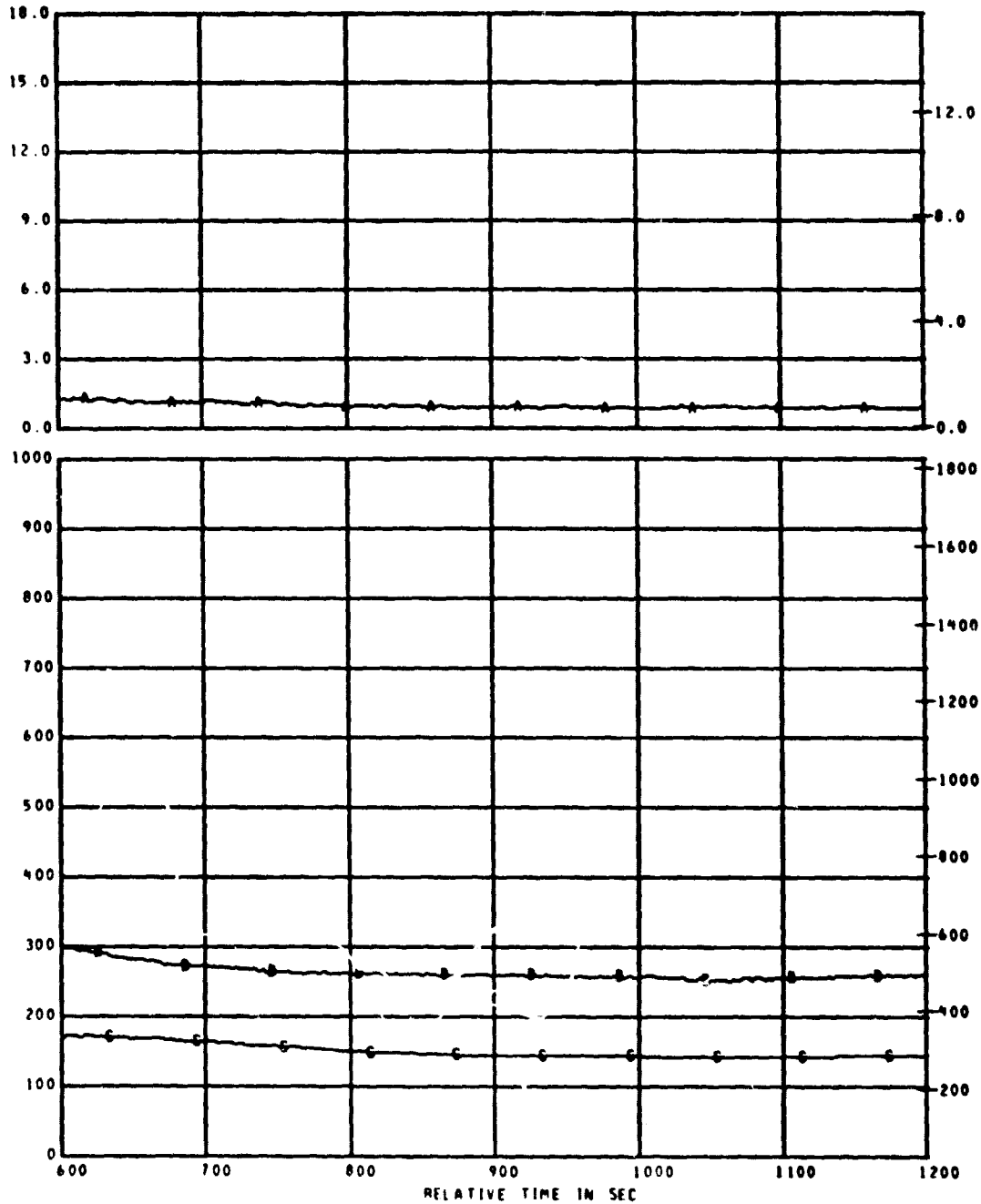
MEAS. NUMBER	CHANNEL ASGN.	TITLE	RANGE	UNITS	GRID-SYM
8 C6	155	CALORIMETER NO. 6	0.0 TO 18.0	WATT/CM2	AA
8 TC11	111	AIRTEMP TC CALOR 6	0 TO 1000	DEG C	BB
8 TC12	112	WELDED TC CALOR 6	0 TO 1000	DEG C	BC



TEST ID 840275 224001

FIRE CHAR TEST BL PLOT NO BASE - 2

REFERENCE TIME 11 05 00.000



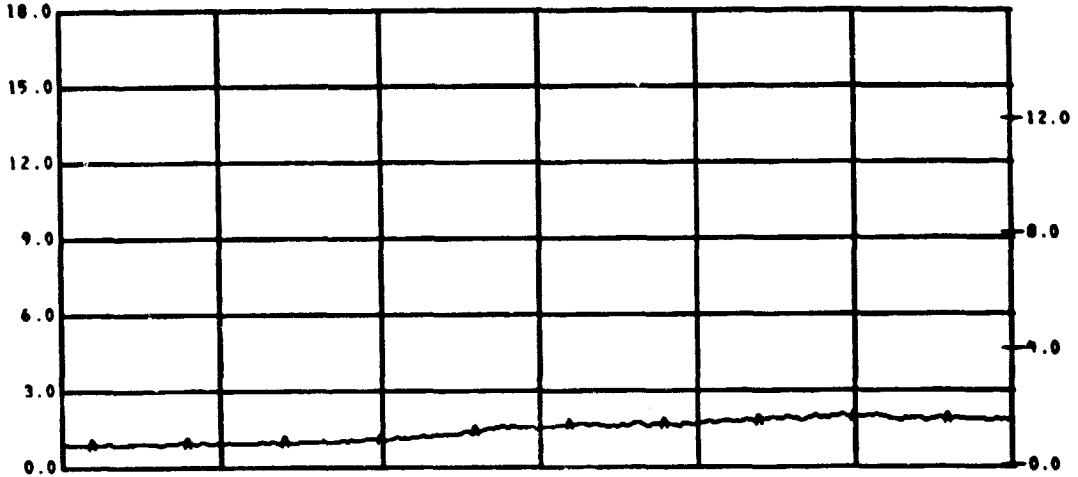
B  
T  
U  
/  
F  
T  
S  
  
D  
E  
G  
F

MEAS. NUMBER	CHANNEL ASGN.	TITLE	RANGE	UNITS	GRID-SYM
6 C6	155	CALORIMETER NO. 6	0.0 TO 18.0	WATT/CM2	AA
6 TC11	111	AIRTEMP TC CALOR 6	0 TO 1000	DEG C	BB
6 TC12	112	WELDED TC CALOR 6	0 TO 1000	DEG C	BC

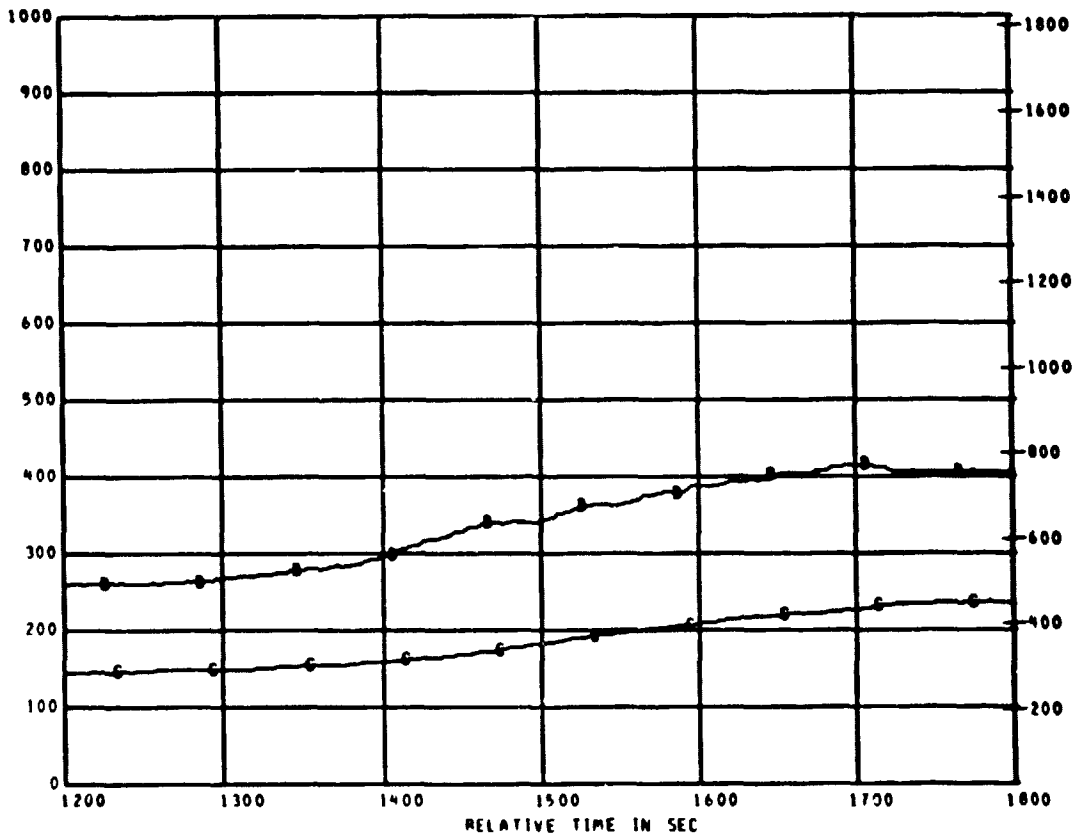
TEST ID 840275 224001

FIRE CHAR TEST BL PLOT NO BASE - 3

REFERENCE TIME 11 05 00.000



B  
T  
U  
/  
F  
2  
S



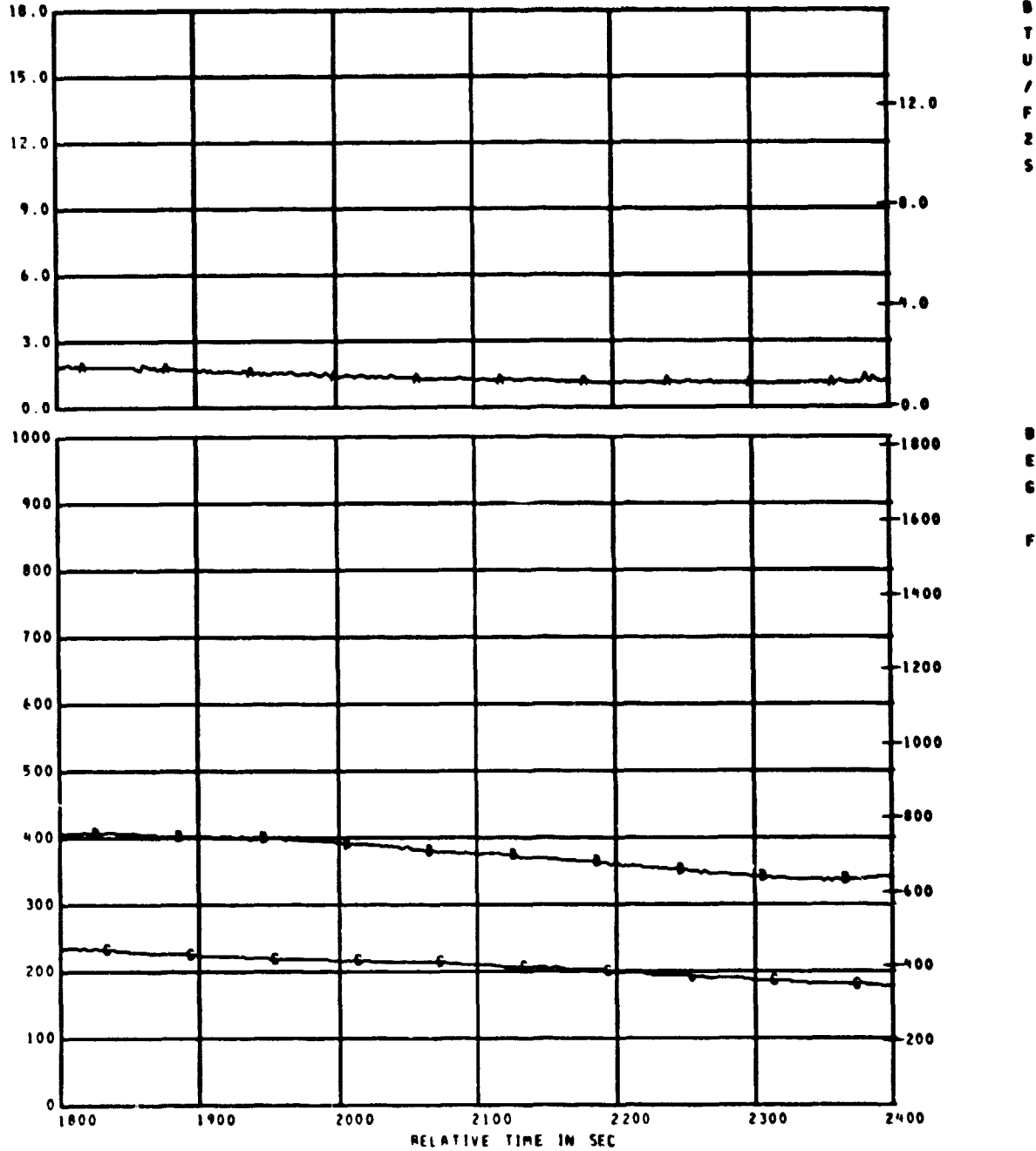
D  
E  
G  
F

MEAS. NUMBER	CHANNEL ASGN.	TITLE	RANGE	UNITS	GRID-SYM
6 C6	155	CALORIMETER NO. 6	0.0 TO 18.0	WAT/CM2	AA
6 TC11	111	AIRTEMP TC CALOR 6	0 TO 1000	DEG C	BB
6 TC12	112	WELDED TC CALOR 6	0 TO 1000	DEG C	BC

TEST ID 840275 224001

FIRE CHAR TEST BL PLOT NO BASE - 4

REFERENCE TIME 11 05 00.000

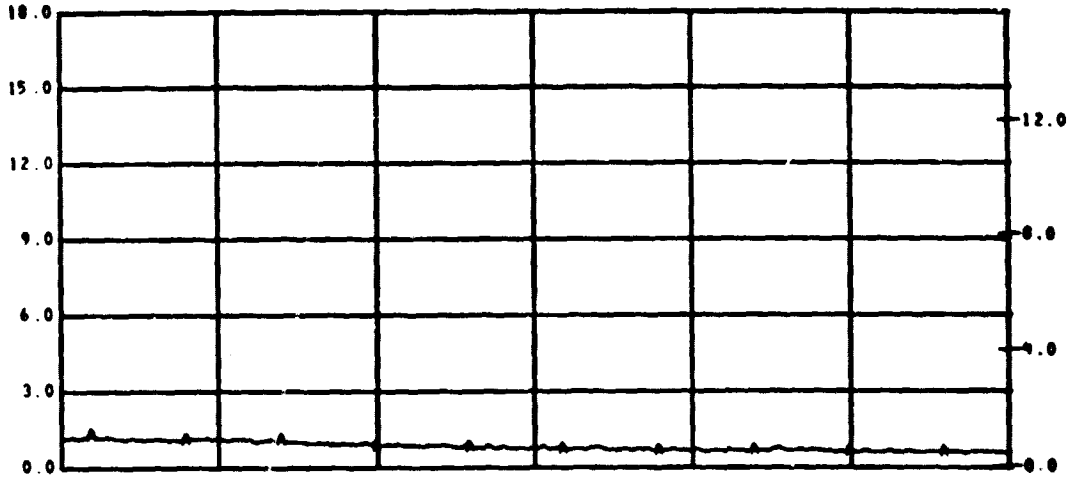


MEAS. NUMBER	CHANNEL ASGN.	TITLE	RANGE	UNITS	GRID-SYM
\$ C6	155	CALORIMETER NO. 6	0.0 TO 18.0	WATT/CM2	AA
\$ TC11	111	AIRTEMP TC CALOR 6	0 TO 1000	DEG C	BB
\$ TC12	112	WELDED TC CALOR 6	0 TO 1000	DEG C	BC

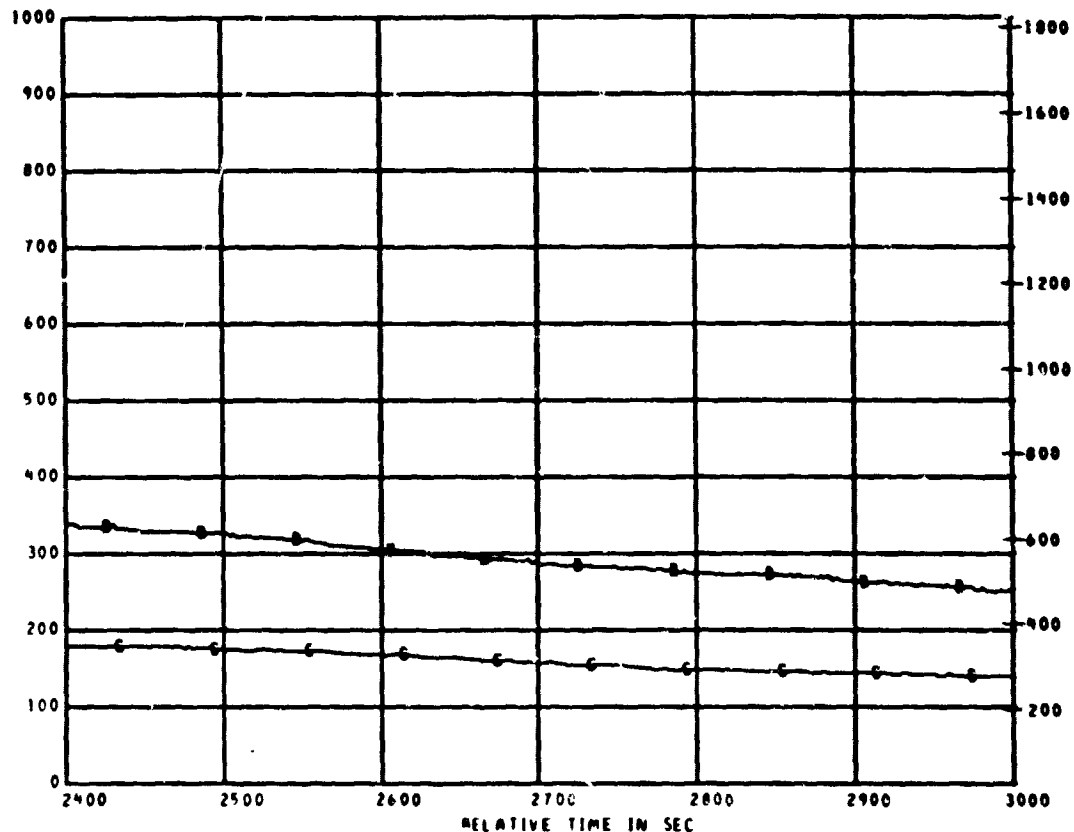
TEST ID 040275 224001

FIRE CHAR TEST BL PLOT NO BASE - 5

REFERENCE TIME 11 05 00.000



B  
T  
U  
/  
F  
2  
S




B  
E  
C  
  
F

MEAS. NUMBER	CHANNEL ASGN.	TITLE	RANGE	UNITS	GRID-SYM
0 C6	155	CALORIPETER NO. 6	0.0 TO 18.0	WATT/CM2	AA
0 TC11	111	AIRTEPP TC CALOR 6	0 TO 1000	DEG C	BB
0 TC12	112	WELDED TC CALOR 6	0 TO 1000	DEG C	BC

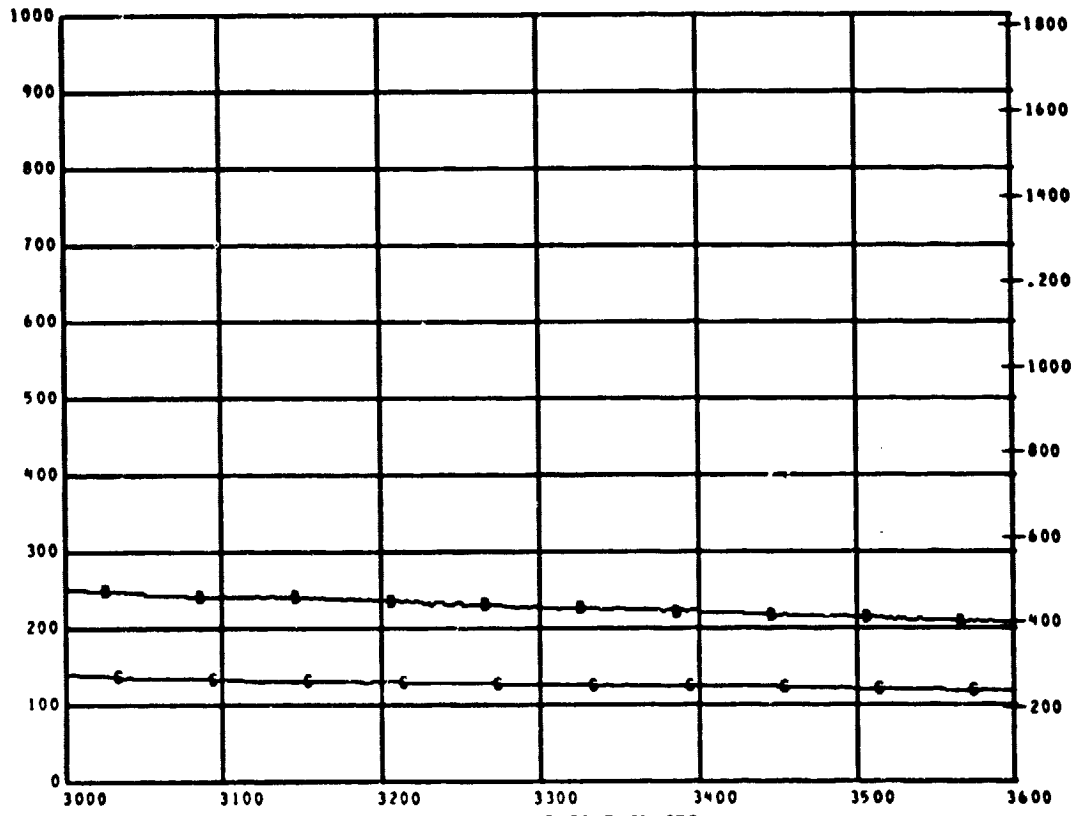
TEST ID 040275 224001

FIRE CHAR TEST BL PLOT NO BASE - 6

REFERENCE TIME 11 05 00.000



B  
T  
U  
/  
F  
2  
S



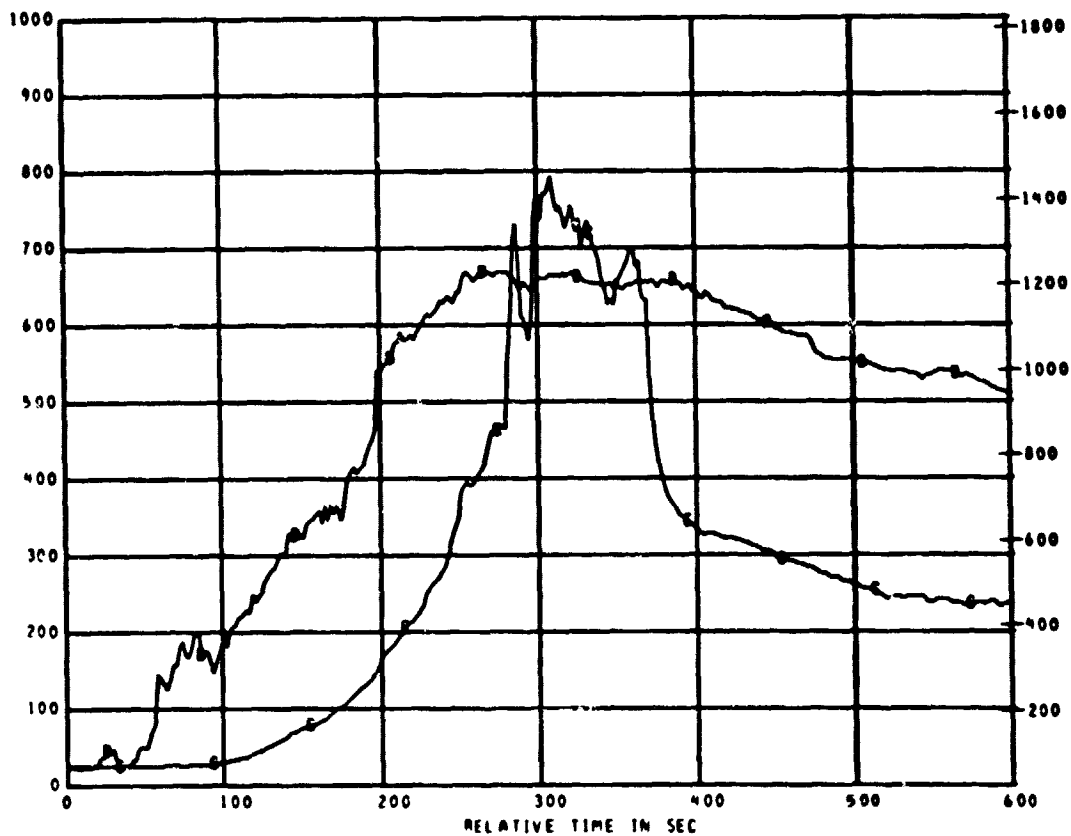
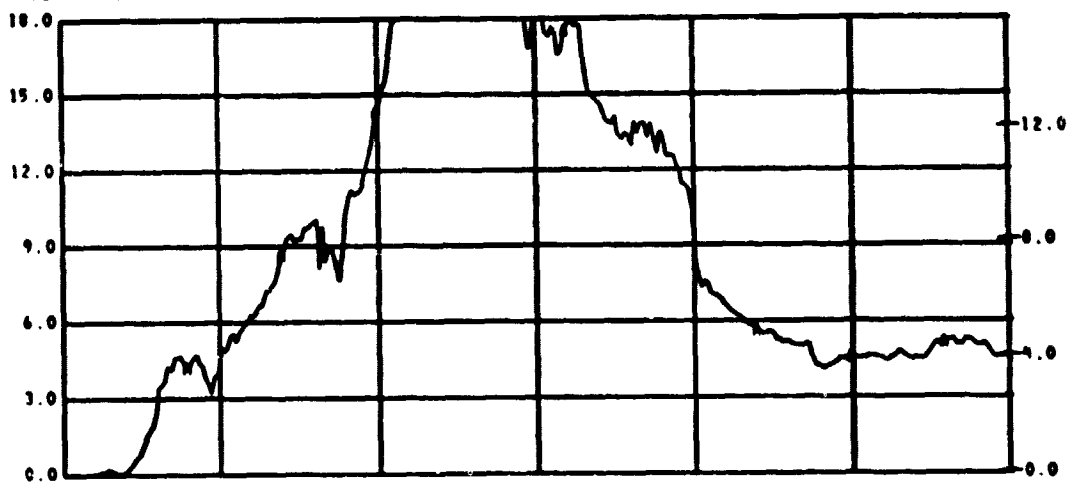
B  
E  
G  
F

MEAS. NUMBER	CHANNEL ASGN.	TITLE	RANGE	UNITS	GRID-SYM
6 C6	155	CALORIPETER NO.6	0.0 TO 18.0	WATT/CM2	AA
6 TC11	111	AIRTEMP TC CALOR 6	0 TO 1000	DEG C	BB
6 TC12	112	WELDED TC CALOR 6	0 TO 1000	DEG C	BC

TEST ID 890275 229001

FIRE CHAR TEST BL PLOT NO BASE - 1

REFERENCE TIME 11 05 00.000

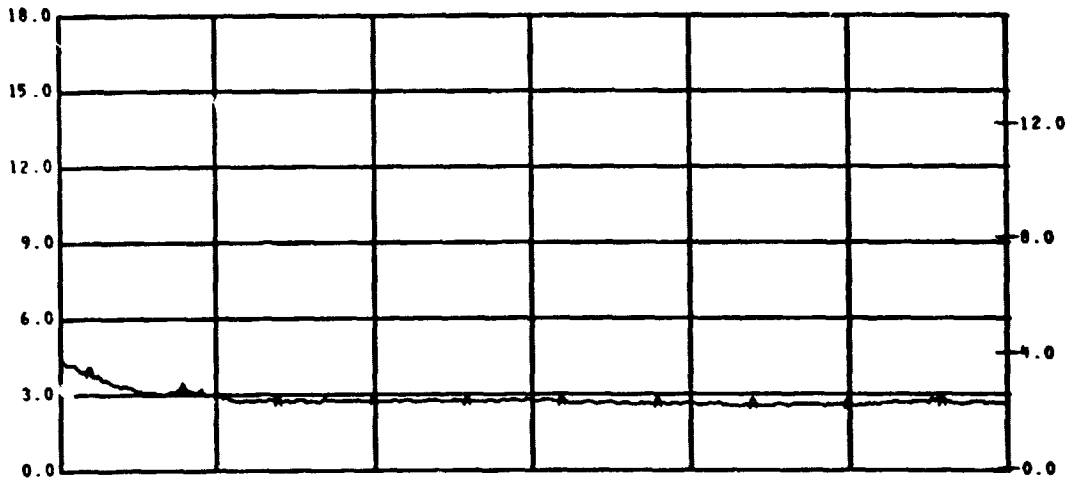


MEAS. NUMBER	CHANNEL ASGN.	TITLE	RANGE	UNITS	GRID-SYM
8 C7	156	CALORIMETER NO.7	0.0 TO 18.0	WATT/CM2	AA
8 TC13	113	AIRTEMP TC CALOR 7	0 TO 1000	DEG C	BB
8 TC14	114	WELDED TC CALOR 7	0 TO 1000	DEG C	AC

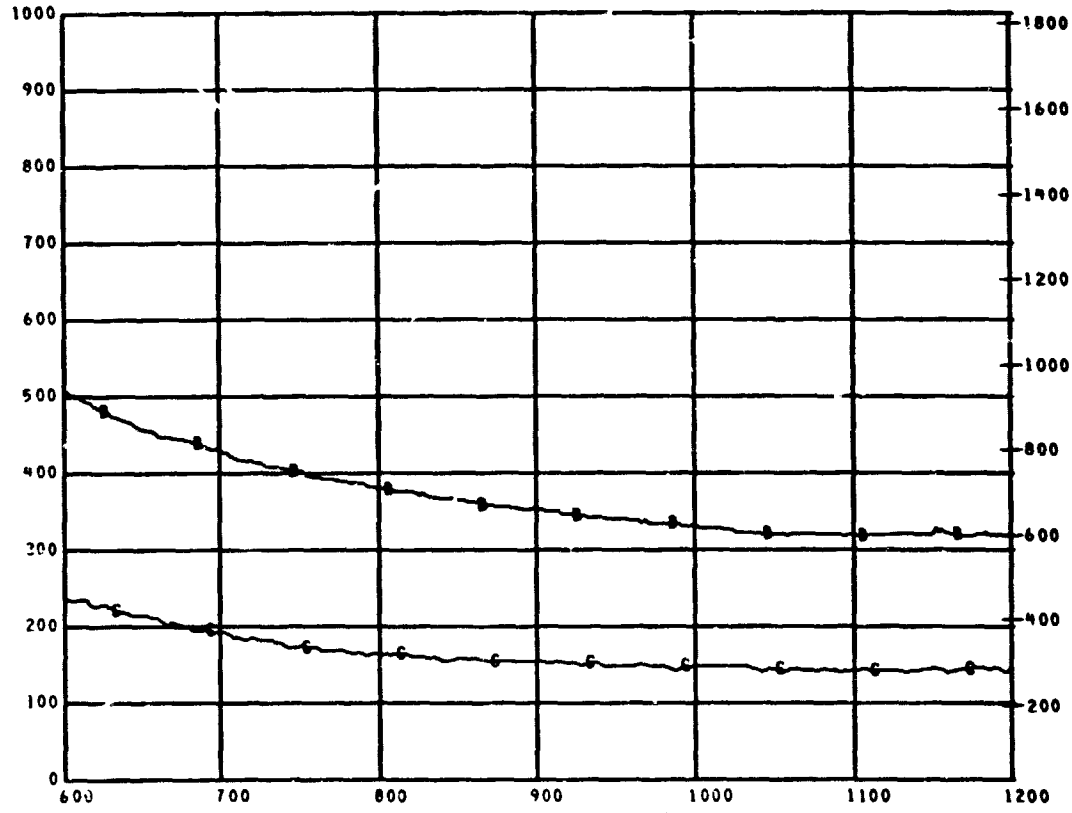
TEST ID 840275 224001

FIRE CHAR TEST BL PLOT NO BASE - 2

REFERENCE TIME 11 05 00.000



B  
T  
U  
/  
F  
S



D  
E  
G  
S

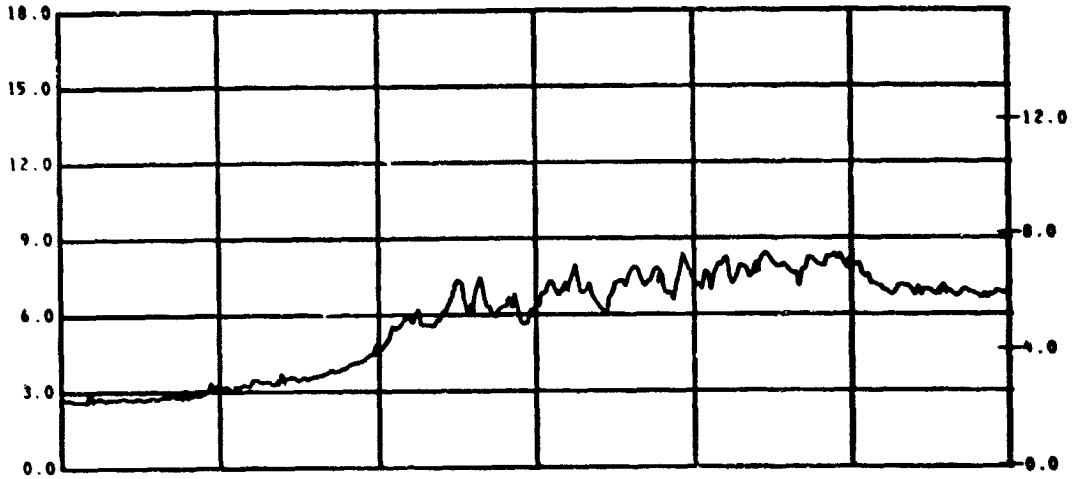
RELATIVE TIME IN SEC

MEAS. NUMBER	CHANNEL ASGN.	TITLE	RANGE	UNITS	GRID-SYM
\$ C7	156	CALORIMETER NO. 7	0.0 TO 18.0	WATT/CM2	AA
\$ TC13	113	AIRTEMP TC CALOR 7	0 TO 1000	DEG C	BB
\$ TC14	114	WELDED TC CALOR 7	0 TO 1000	DEG C	BC

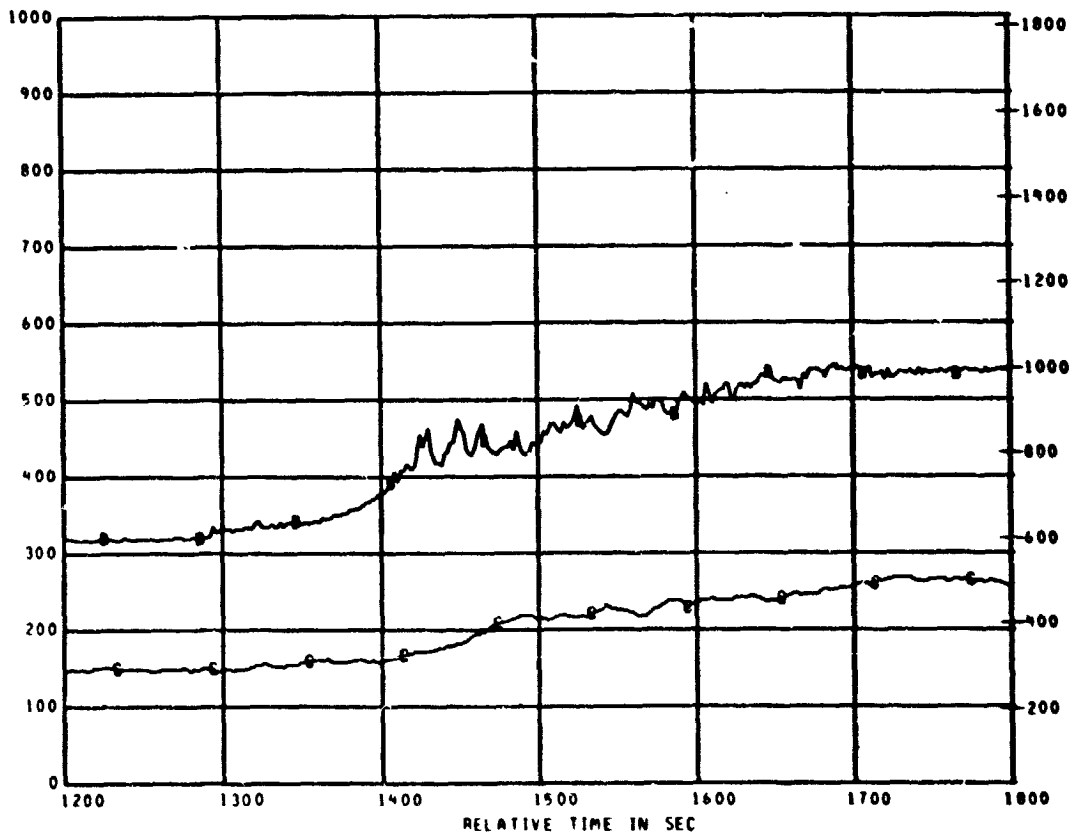
TEST ID 040275 224001

FIRE CHAR TEST 0L PLOT NO BASE - 3

REFERENCE TIME 11 05 00.000



B  
T  
U  
/  
F  
Z  
S



D  
E  
G  
F

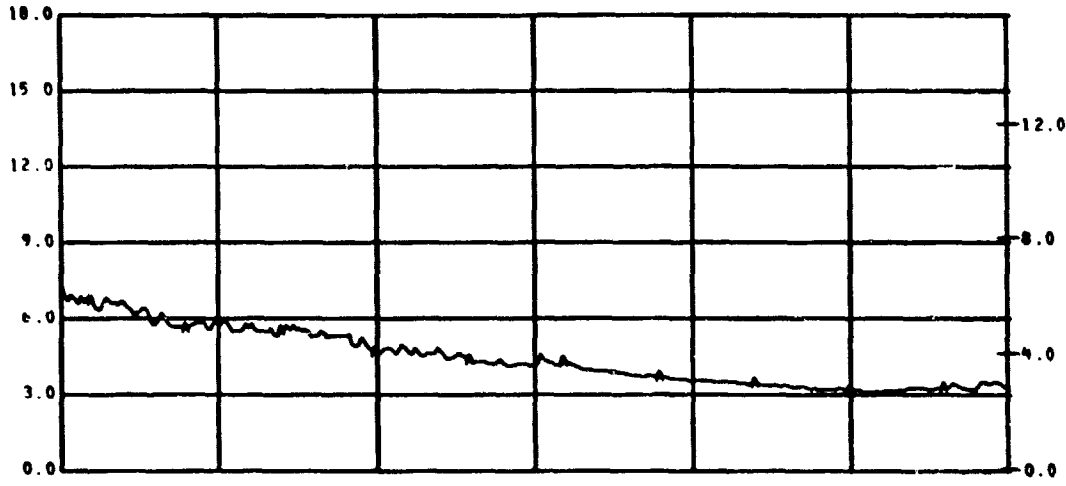
MEAS. NUMBER	CHANNEL ASGN.	TITLE	RANGE	UNITS	GRID-SYM
* C7	156	CALORIMETER NO. 7	0.0 TO 18.0	WATT/CM2	AA
* TC13	113	AIRTEMP TC CALOR 7	0 TO 1000	DEG C	BB
* TC14	114	WELDED TC CALOR 7	0 TO 1000	DEG C	BC



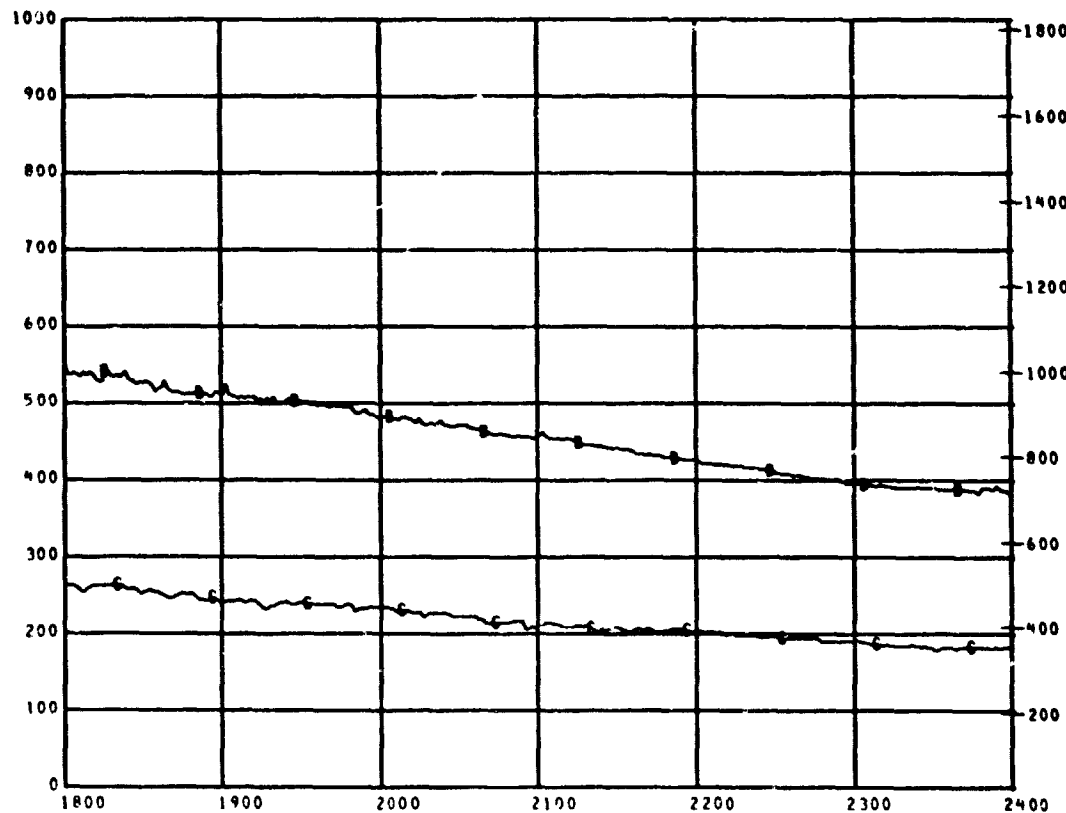
TEST ID 840275 224001

FIRE CHAR TEST BL PLOT NO BASE - 4

REFERENCE TIME 11 05 00.000



B  
T  
U  
/  
F  
S



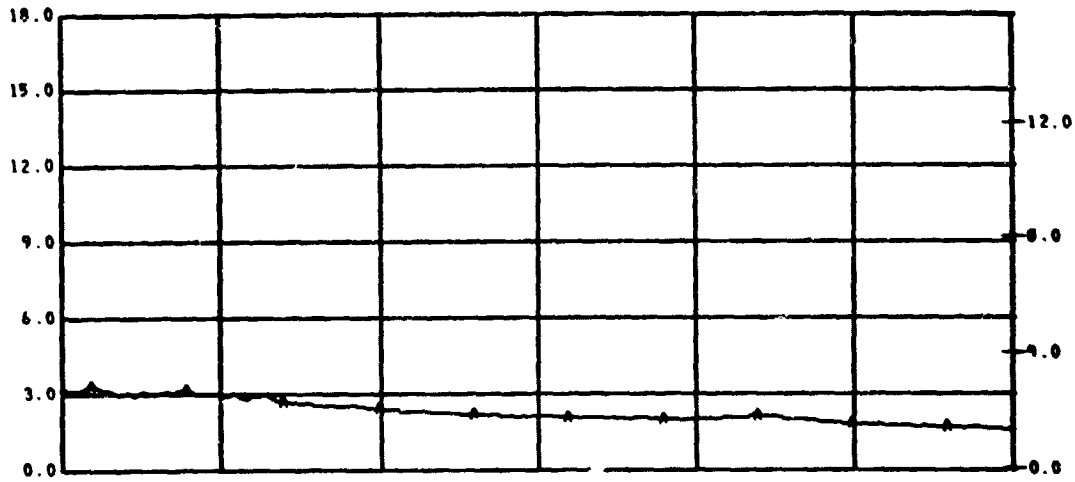
D  
E  
G  
F

MEAS. NUMBER	CHANNEL ASGN.	TITLE	RANGE	UNITS GRID-SYM
* C7	156	CALORIMETER NO. 7	0.0 TO 18.0	WATT/CM2 AA
* TC13	113	AIRTEMP TC CALOR 7	0 TO 1000	DEG C BB
* TC14	114	WELDED TC CALOR 7	0 TO 1000	DEG C BC

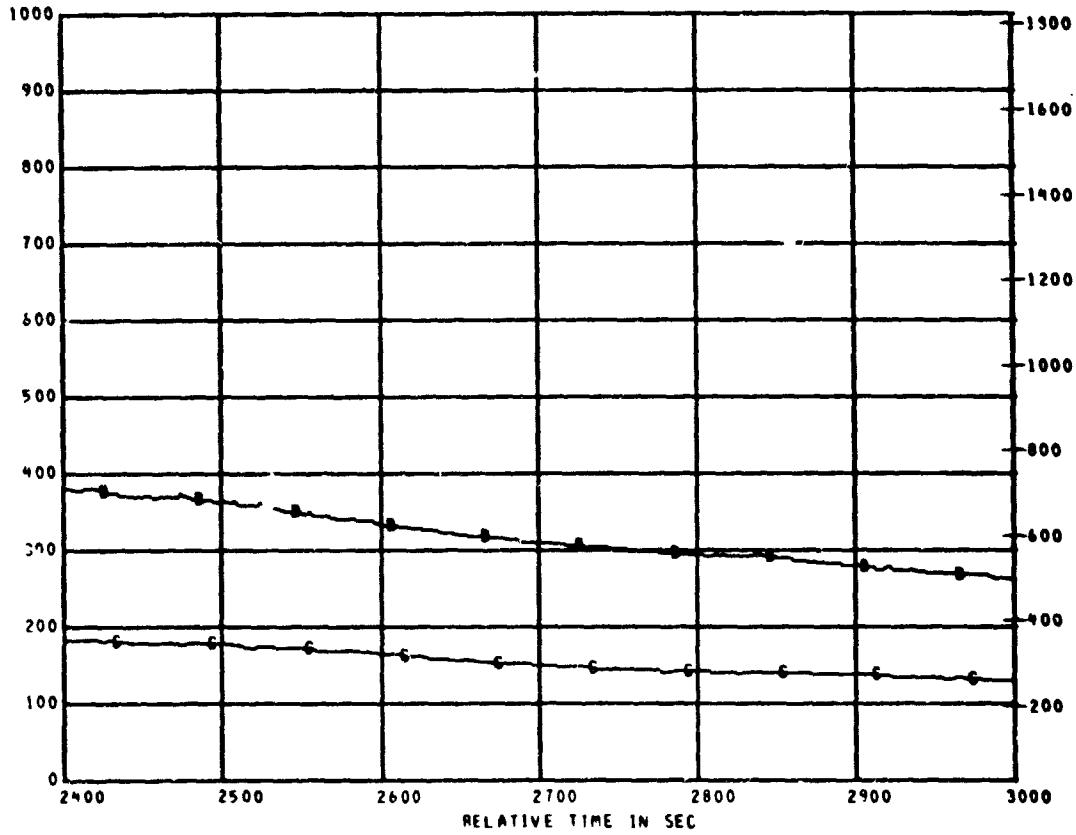
TEST ID 840275 224001

FIRE CHAR TEST BL PLOT NO BASE - 5

REFERENCE TIME 11 05 00.000



B  
T  
U  
/  
F  
2  
S



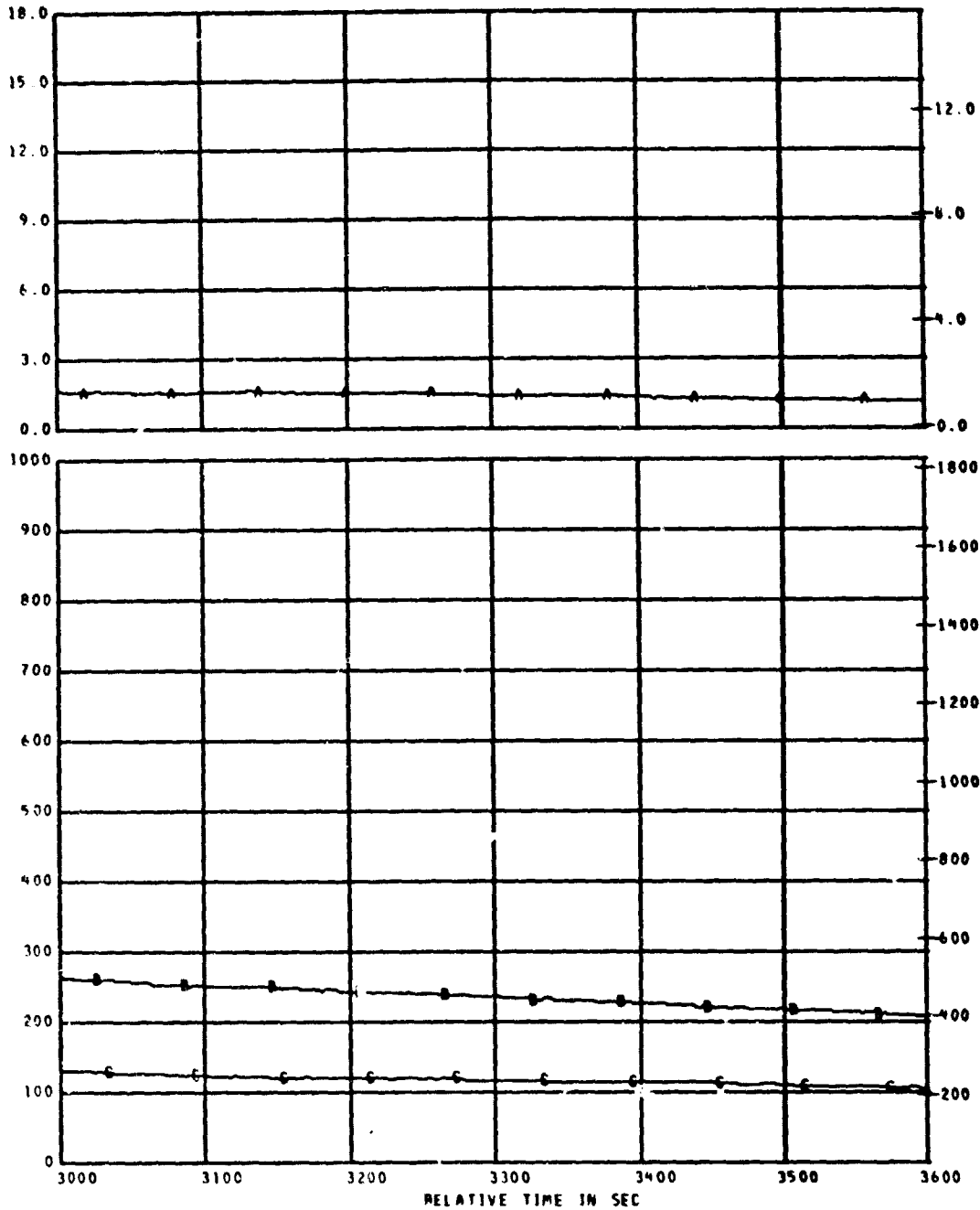
D  
E  
G  
C  
  
F

MEAS. NUMBER	CHANNEL ASGN.	TITLE	RANGE	UNITS	GRID-SYM
* C7	156	CALORIMETER NO. 7	0.0 TO 18.0	WATT/CM2	AA
* TC13	113	AIRTEMP TC CALOR 7	0 TO 1000	DEG C	BB
* TC14	114	WELDED TC CALOR 7	0 TO 1000	DEG C	BC

TEST ID 840275 224001

FIRE CHAR TEST BL PLOT NO BASE - 6

REFERENCE TIME 11 05 00.000



B  
T  
U  
/  
F  
Z  
S

D  
E  
G  
F

MEAS. NUMBER	CHANNEL ASGN.	TITLE	RANGE	UNITS GRID-SYM
# C7	156	CALORIMETER NO.7	0.0 TO 18.0	WATT/CM2 AA
# TC13	113	AIRTEMP TC CALOR 7	0 TO 1000	DEG C BB
# TC14	114	WELDED TC CALOR 7	0 TO 1000	DEG C BC

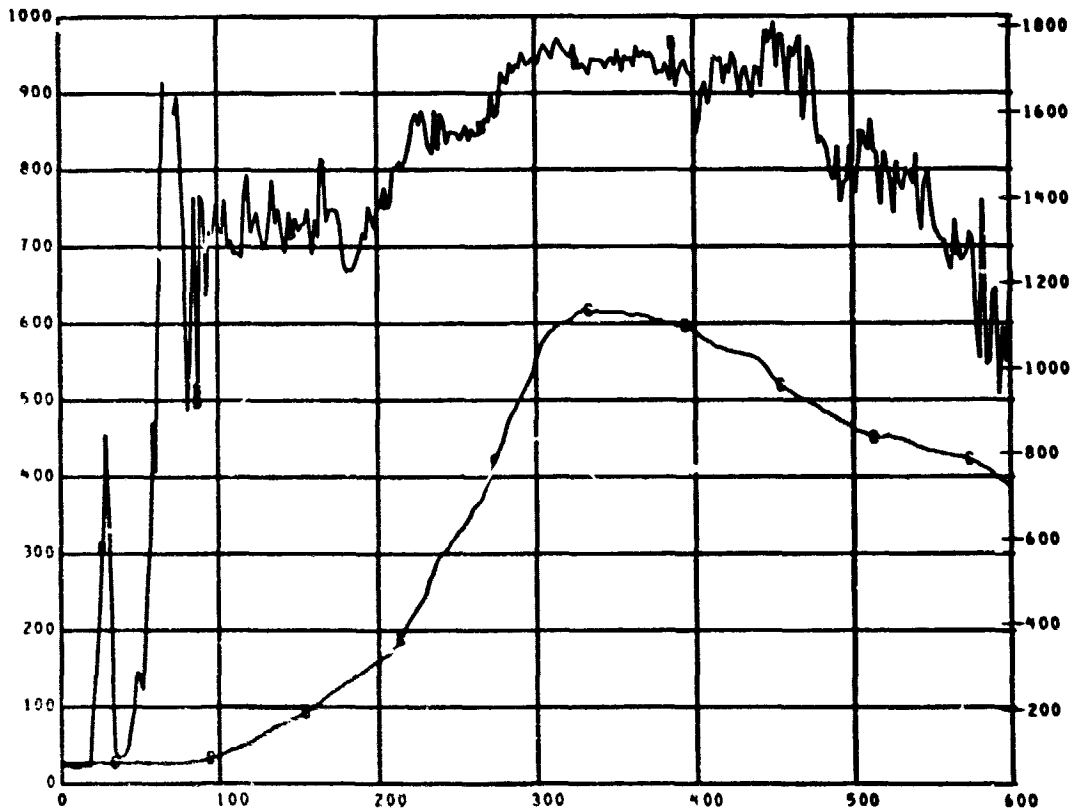
TEST ID 840275 224001

FIRE CHAR TEST BL PLOT NO BASE - 1

REFERENCE TIME 11 05 00.000



B  
T  
U  
/  
F  
E  
E  
S



D  
E  
G  
C

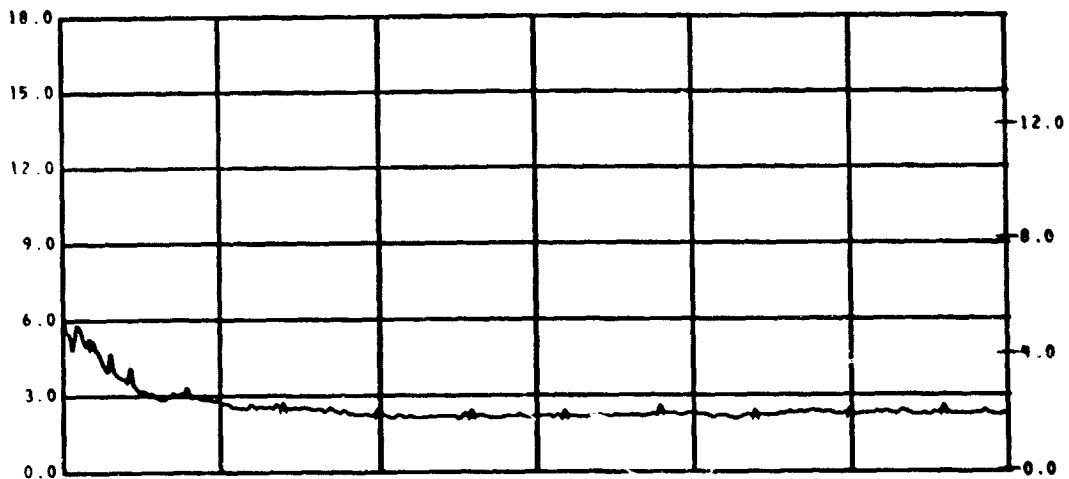
RELATIVE TIME IN SEC

MEAS. NUMBER	CHANNEL ASGN.	TITLE	RANGE	UNITS	GRID-SYM
\$ CB	157	CALORIMETER NO. 9	0.0 TO 18.0	WATT/CM2	AA
\$ TC 15	115	AIRTEMP TC CALOR 8	0 TO 1000	DEG C	BB
\$ TC 16	116	WELDED TC CALOR 8	0 TO 1000	DEG C	BC

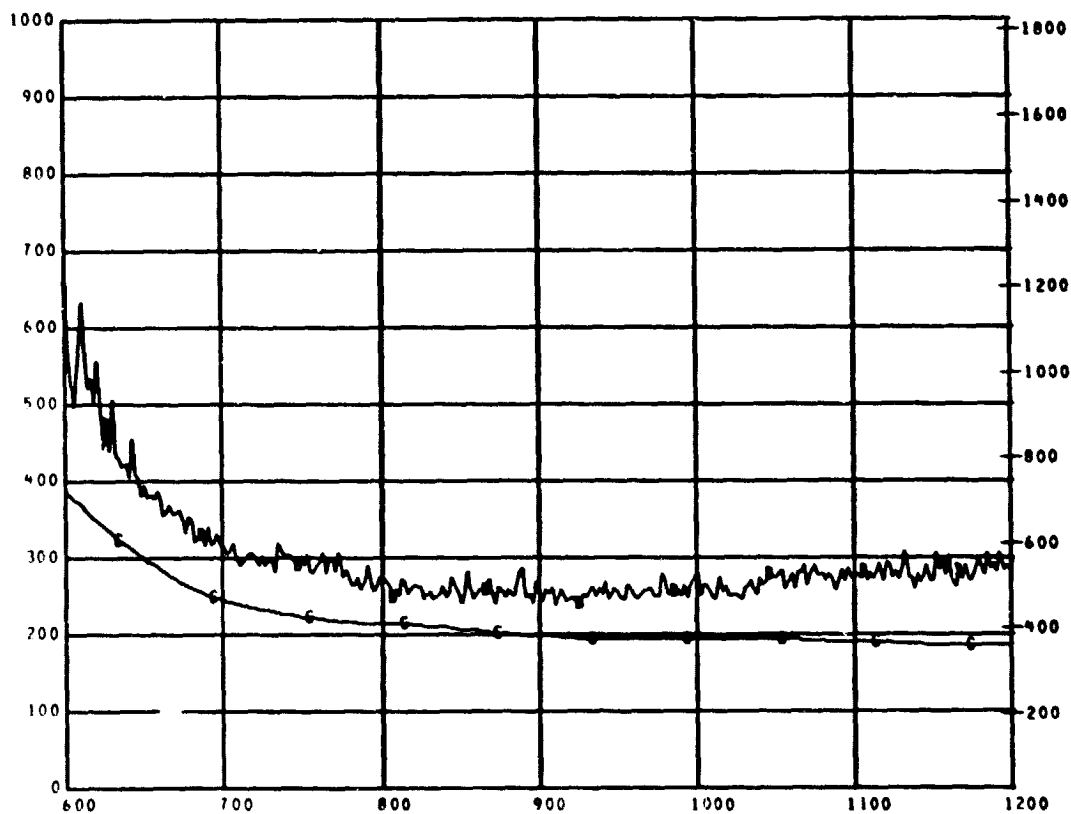
TEST ID 840275 224001

FIRE CHAR TEST BL PLOT NO BASE - 2

REFERENCE TIME 11 05 00.000



B  
T  
U  
/  
F  
T  
S



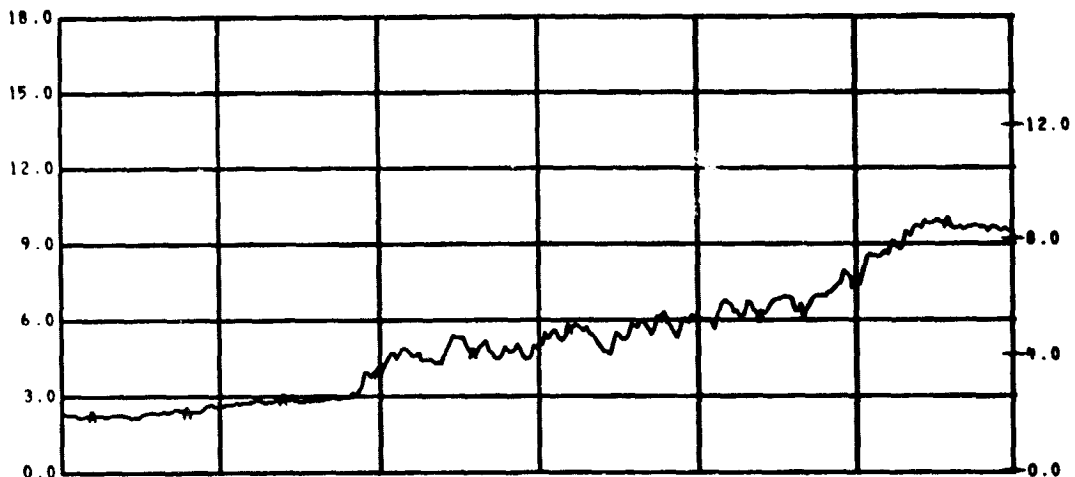
D  
E  
G  
F

MEAS. NUMBER	CHANNEL ASGN.	TITLE	RANGE	UNITS GRID-SYM
\$ CB	157	CALORIMETER NO. 8	0.0 TO 18.0	WATT/CM2 AA
\$ TC15	115	AIRTEMP TC CALOR 8	0 TO 1000	DEG C BB
\$ TC16	116	WELDED TC CALOR 8	0 TO 1000	DEG C BC

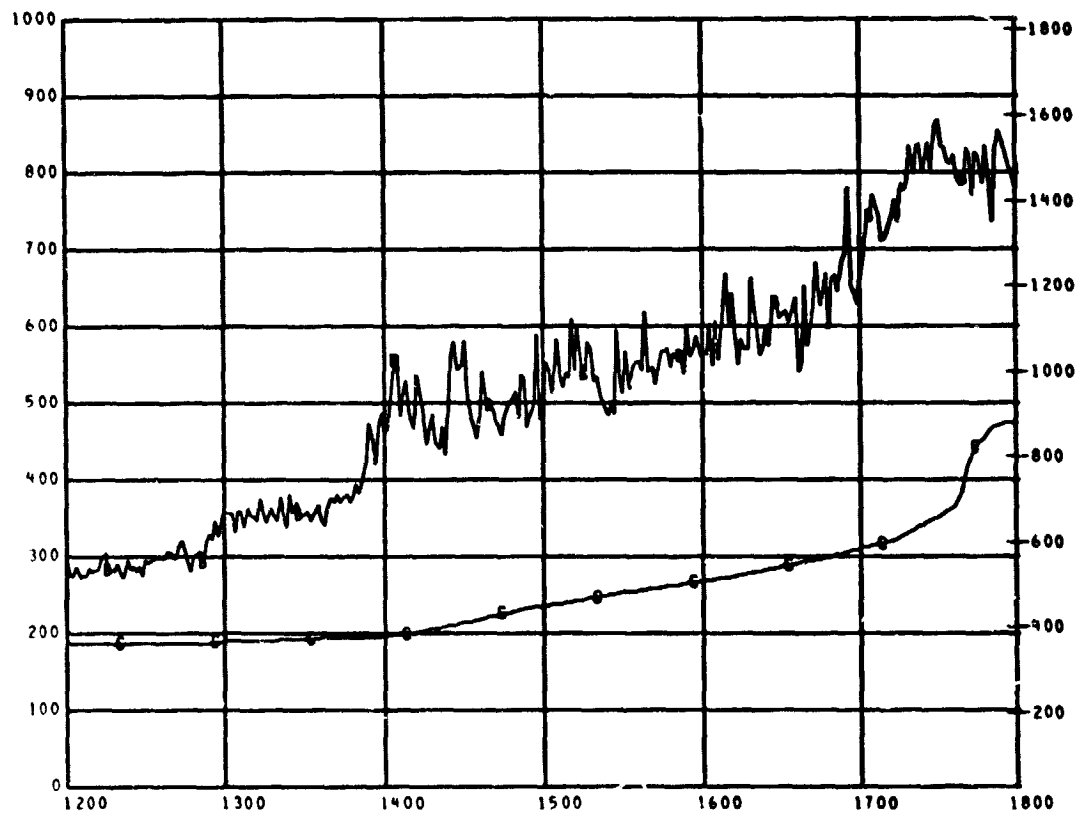
TEST ID 840275 224001

FIRE CHAR TEST BL PLOT NO BASE - 3

REFERENCE TIME 11 09 00.000



B  
T  
U  
/  
F  
S



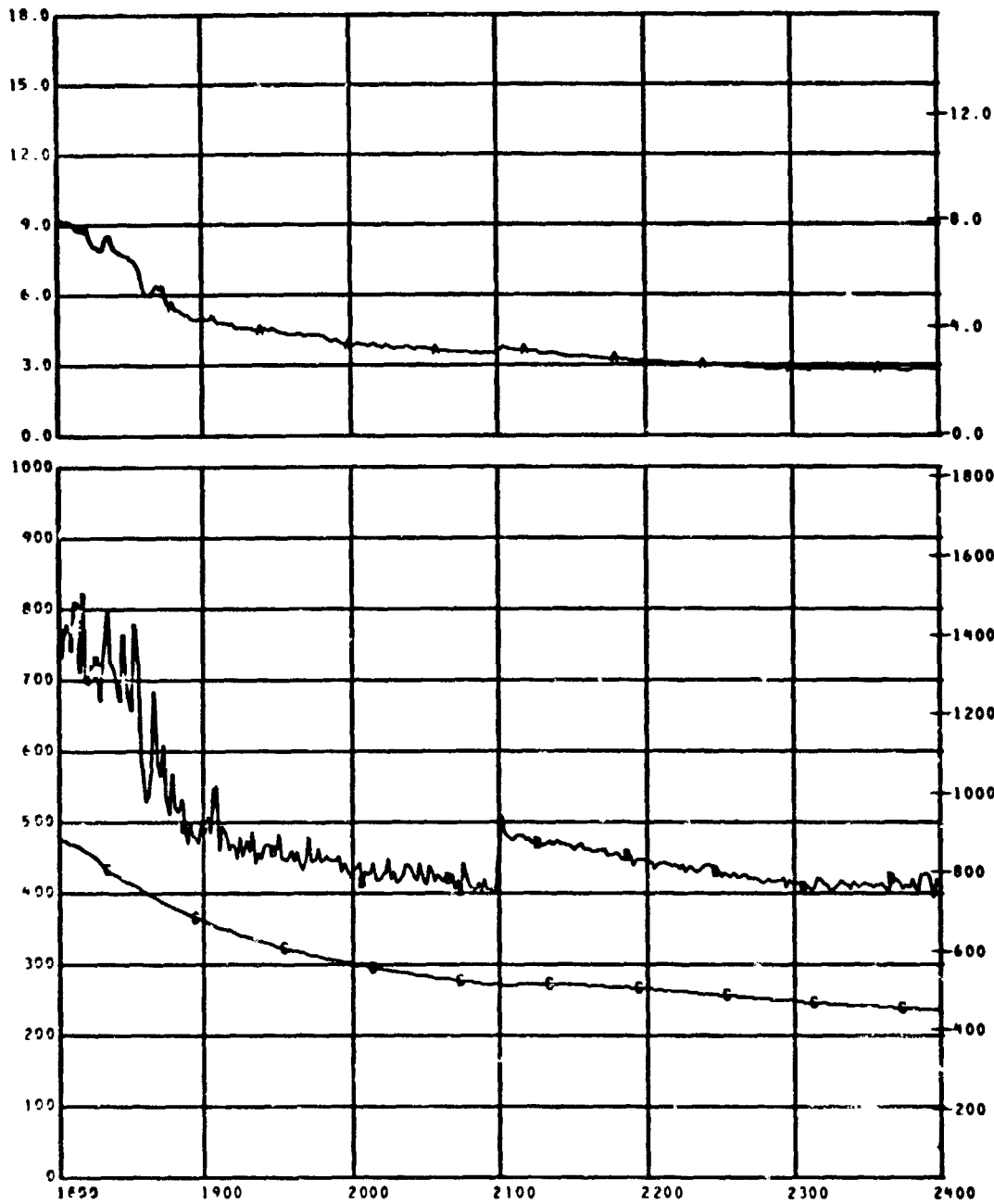
D  
E  
G  
F

MEAS. NUMBER	CHANNEL ASGN.	TITLE	RANGE	UNITS	GRID-SYM
8 CB	157	CALORIMETER NO. 8	0.0 TO 18.0	WATT/CM2	AA
8 TC15	115	AIRTEMP TC CALOR 8	0 TO 1000	DEG C	BB
8 TC16	116	WELDED TC CALOR 8	0 TO 1000	DEG C	BC

TEST ID 840275 229001

FIRE CHAR TEST BL PLOT NO BASE - 4

REFERENCE TIME 11 05 00.000



B  
T  
U  
/  
F  
Z  
S

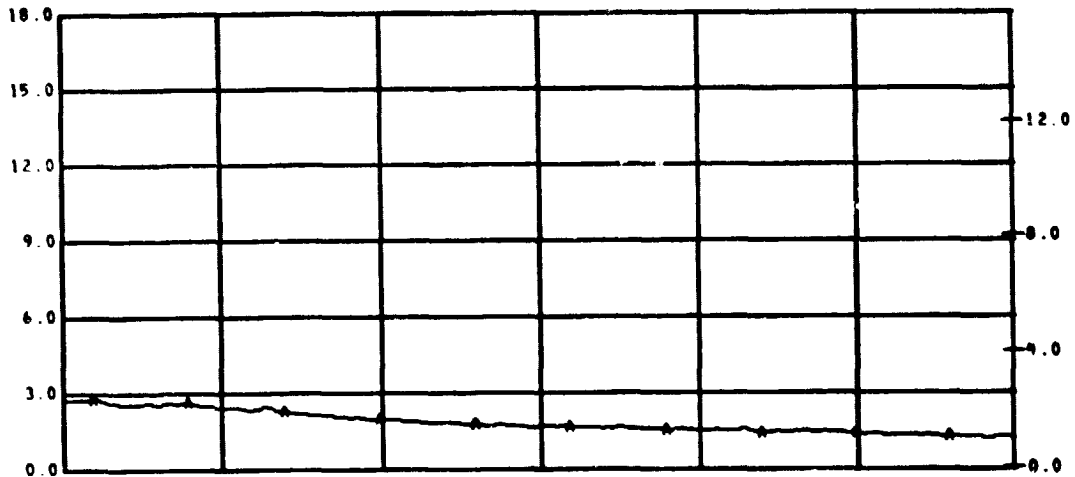
D  
E  
G  
F

MEAS. NUMBER	CHANNEL ASGN.	TITLE	RANGE	UNITS	GRID-SYM
4 CB	157	CALORIMETER NO. 8	0.0 TO 18.0	WATT/CM²	AA
8 TC 15	115	AIRTEMP TC CALOR 8	0 TO 1000	DEG C	BB
8 TC 16	116	WELDED TC CALOR 8	0 TO 1000	DEG C	BC

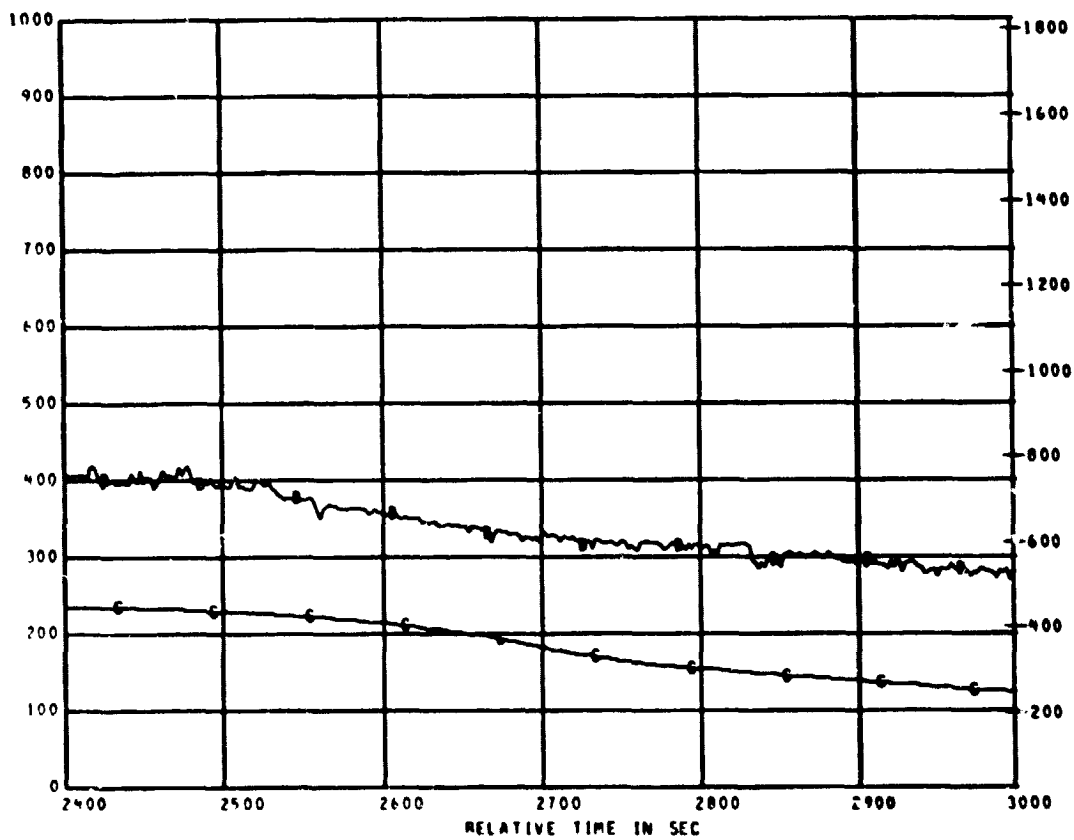
TEST ID 840275 224001

FIRE CHAR TEST BL PLOT NO BASE - 5

REFERENCE TIME 11 05 00.000



B  
T  
U  
/  
F  
2  
S



D  
E  
G  
C  
  
F

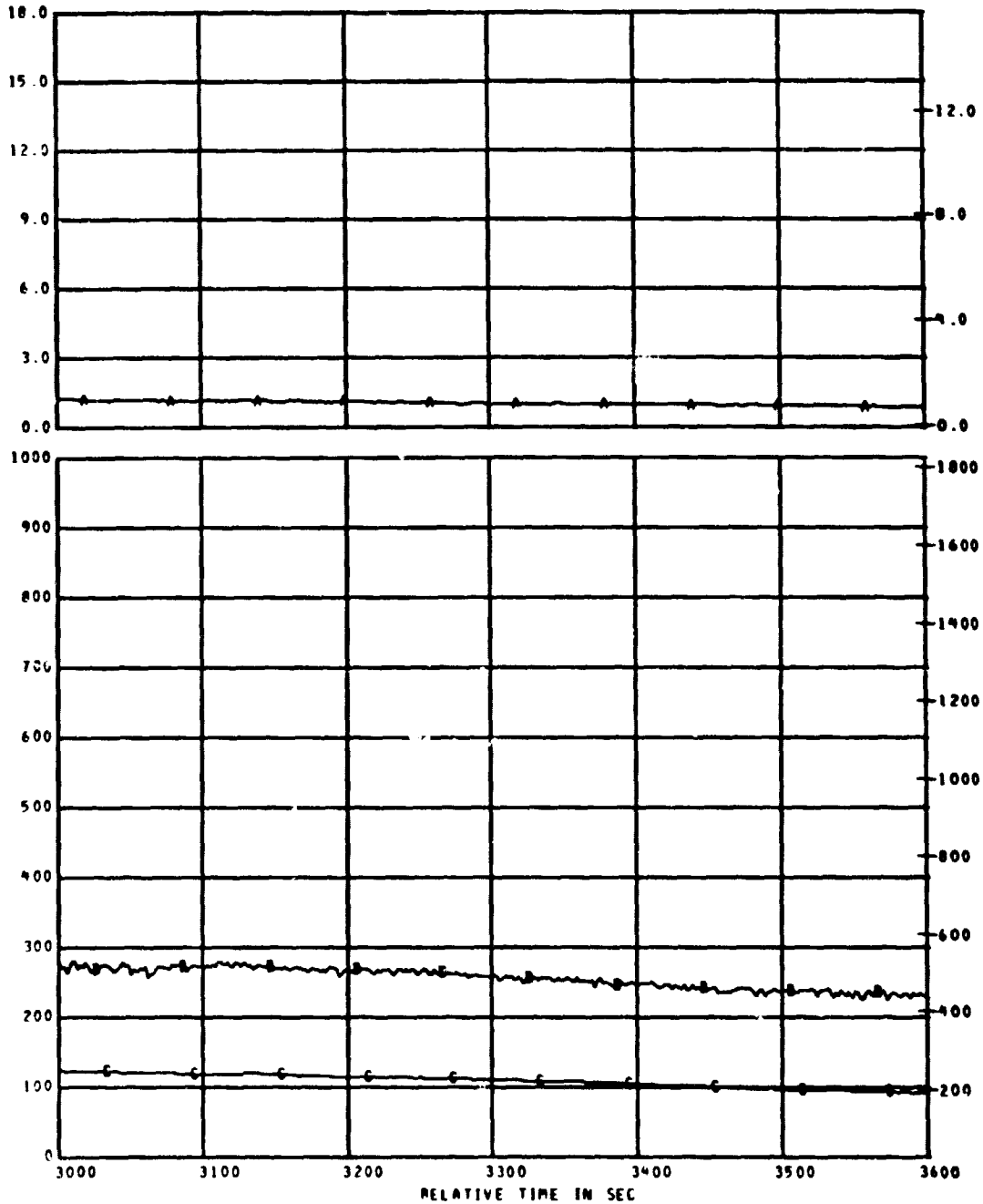
MEAS. NUMBER	CHANNEL ASGN.	TITLE	RANGE	UNITS GRID-SYM
8 CB	157	CALORIMETER NO. 8	0.0 TO 18.0	WATT/CM2 AA
8 TC15	115	AIRTEMP TC CALOR 8	0 TO 1000	DEG C BB
8 TC16	116	WELDED TC CALOR 8	0 TO 1000	DEG C BC



TEST ID 040275 224001

FIRE CHAR TEST BL PLOT NO BASE - 6

REFERENCE TIME 11 05 00.000

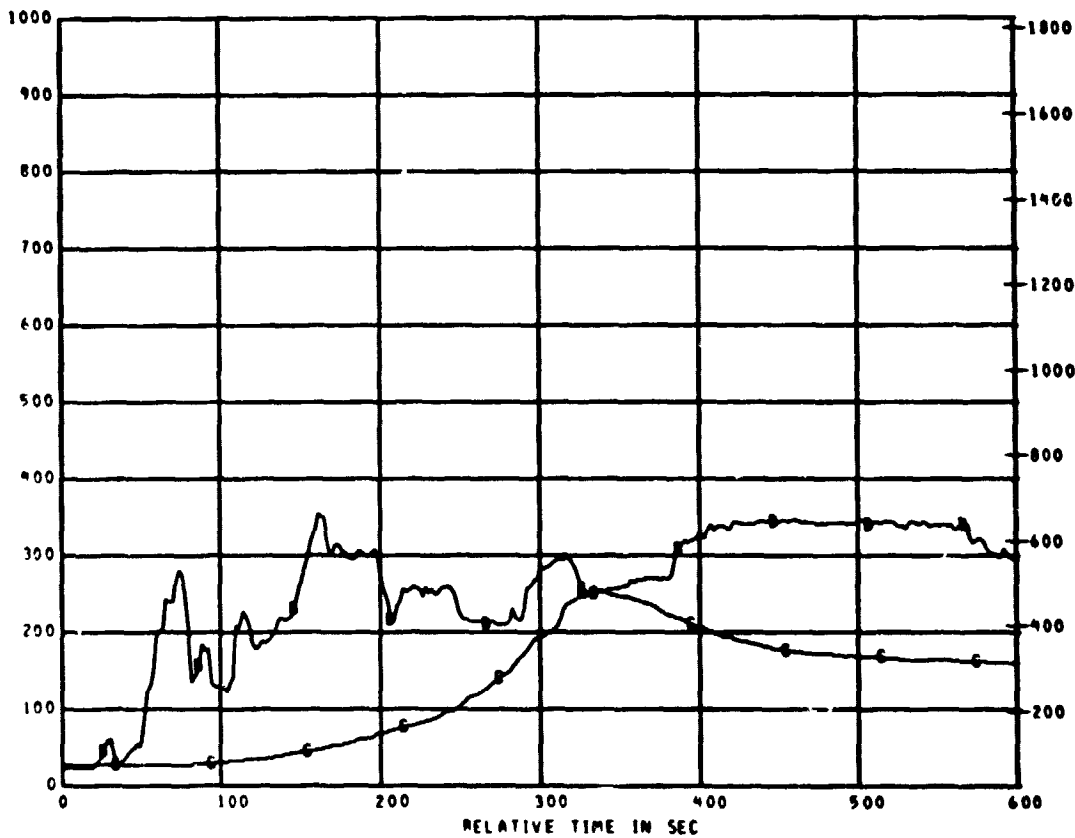
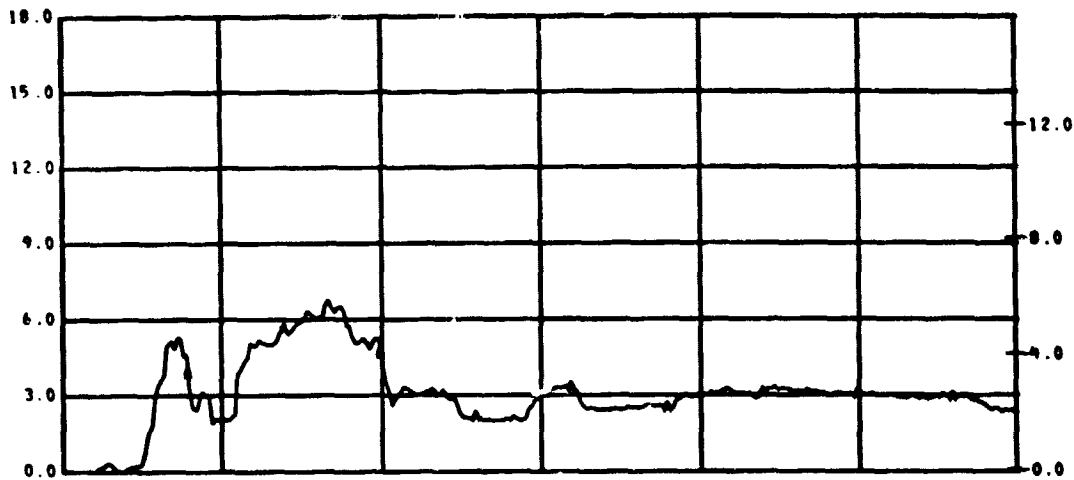


PEAS. NUMBER	CHANNEL ASGN.	TITLE	RANGE	UNITS	GRID-SYM
8 CB	157	CALORIMETER NO. 8	0.0 TO 18.0	WATT/CM2	AA
8 TC15	115	AIRTEMP TC CALOR 8	0 TO 1000	DEG C	BB
8 TC16	116	WELDED TC CALOR 8	0 TO 1000	DEG C	BC

TEST ID 040275 224001

FIRE CHAR TEST BL PLOT NO BASE - 1

REFERENCE TIME 11 05 00.000

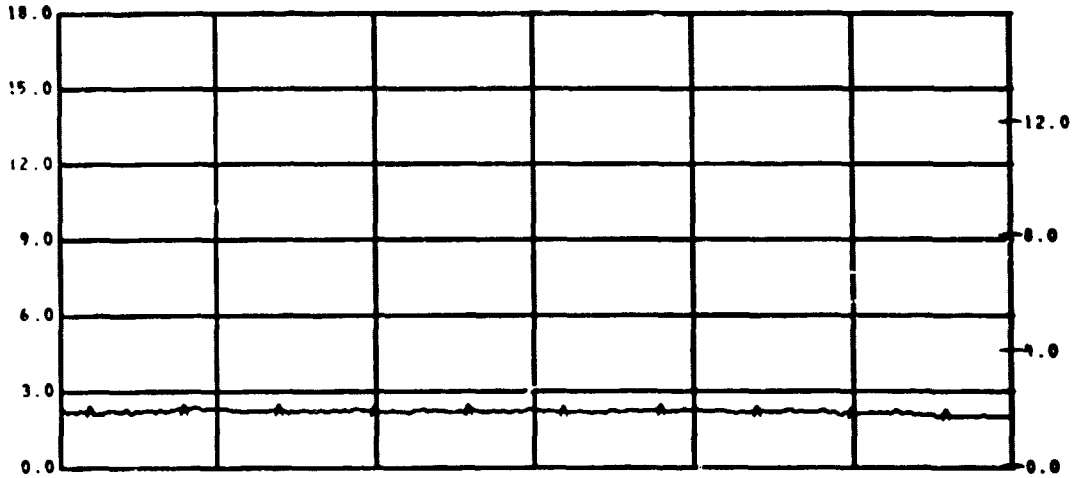


MEAS. NUMBER	CHANNEL ASGN.	TITLE	RANGE	UNITS	GRID-SYM
% C9	158	CALORIMETER NO. 9	0.0 TO 18.0	WATT/CM2	AA
% TC17	117	AIRTEMP TC CALOR 9	0 TO 1000	DEG C	BB
% TC18	118	WELDED TC CALOR 9	0 TO 1000	DEG C	BC

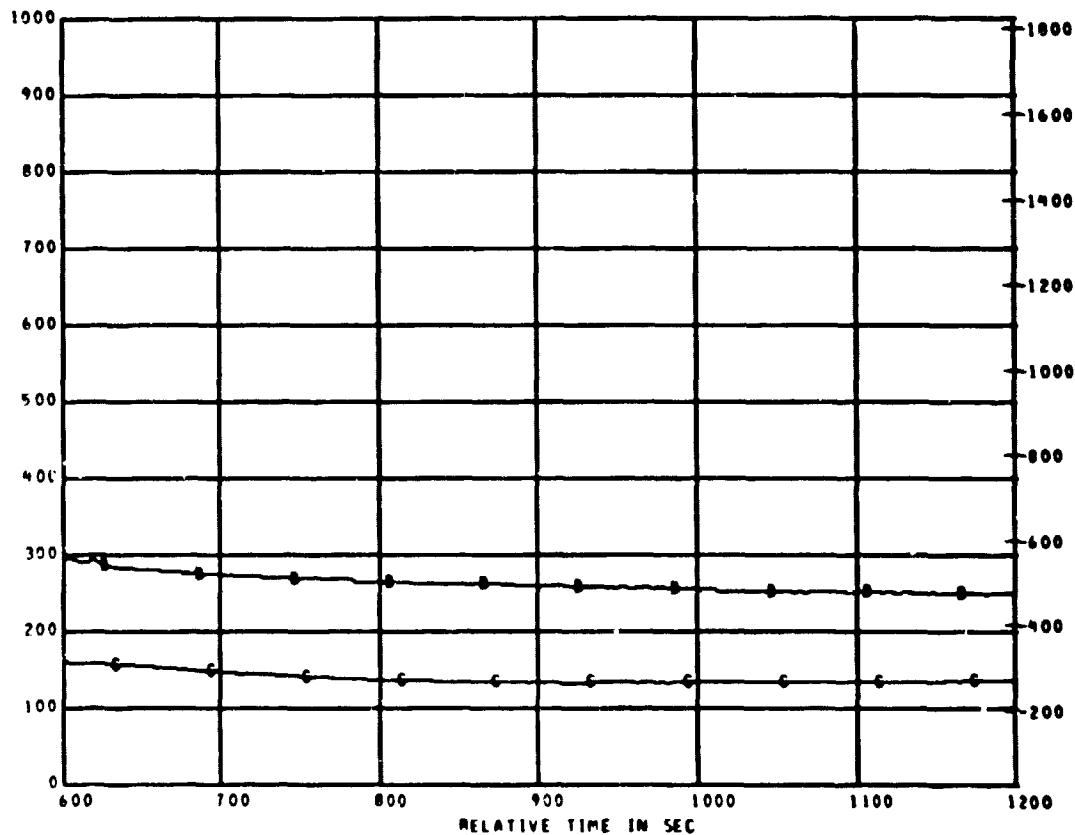
TEST ID 040275 224001

FIRE CHAR TEST BL PLOT NO BASE - 2

REFERENCE TIME 11 05 00.000



B  
T  
U  
/  
F  
E  
E  
S



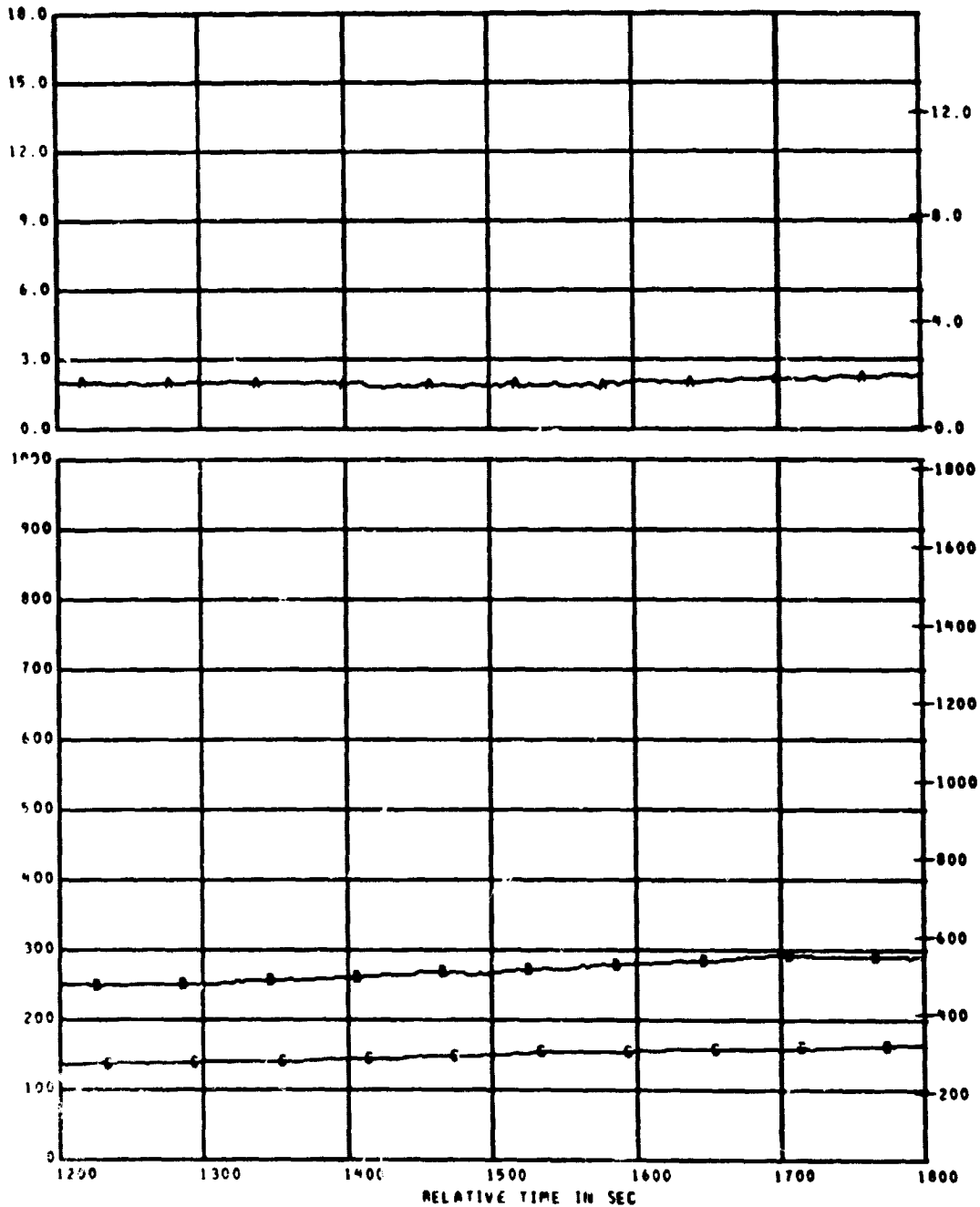
D  
E  
G  
C  
F

MEAS. NUMBER	CHANNEL ASGN.	TITLE	RANGE	UNITS	GRID-SYM
8 C9	158	CALORIMETER NO. 9	0.0 TO 18.0	WATT/CM2	AA
8 TC17	117	AIRTEMP TC CALOR 9	0 TO 1000	DEG C	BB
8 TC18	118	WELDED TC CALOR 9	0 TO 1000	DEG C	BC

TEST ID 040275 224001

FIRE CHAR TEST BL PLOT NO BASE - 3

REFERENCE TIME 11 05 00.000



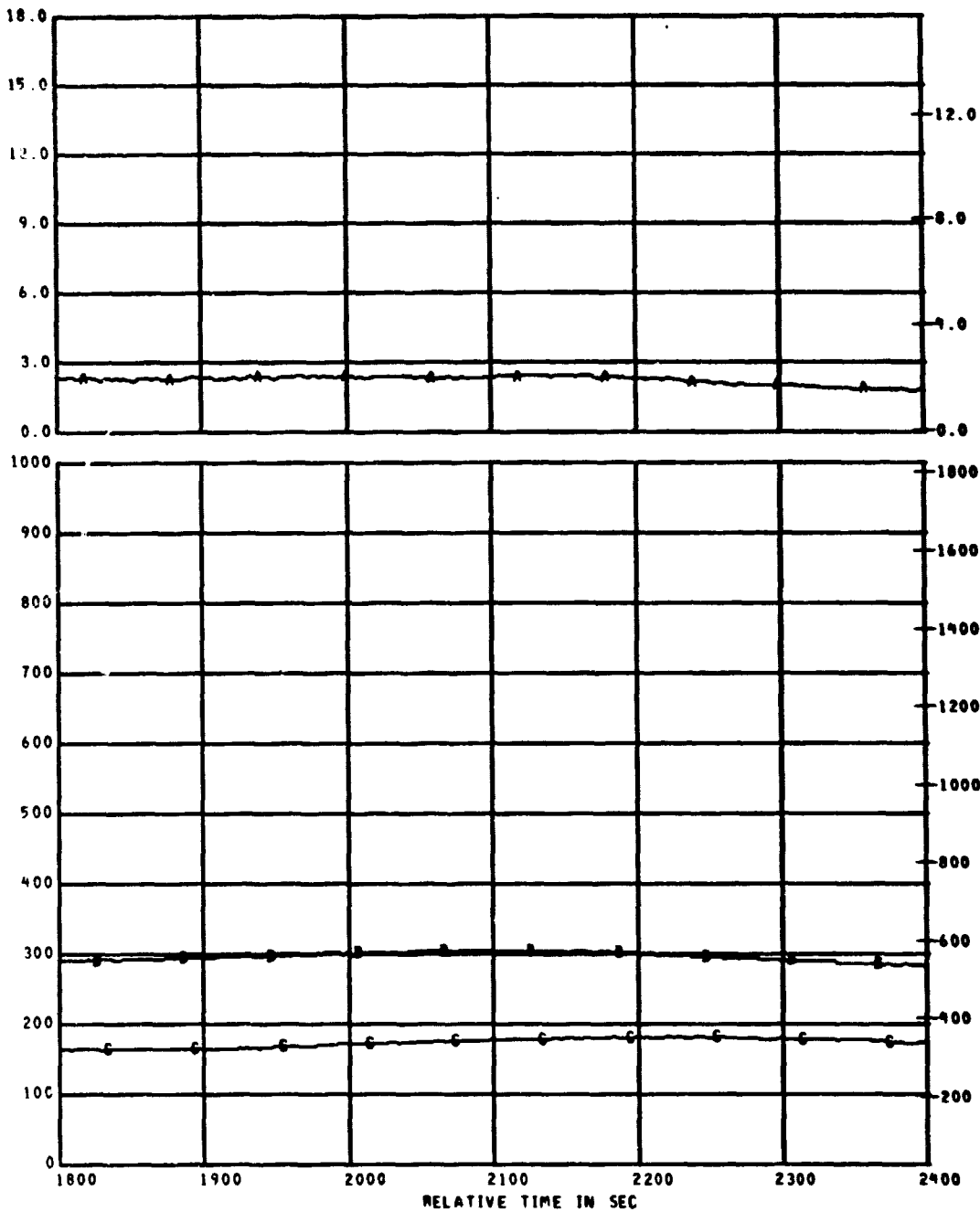
B  
T  
U  
/  
F  
2  
5  
  
D  
E  
G  
C  
F

MEAS. NUMBER	CHANNEL ASGN.	TITLE	RANGE	UNITS	GRID-SYM
4 C"	150	CALORIMETER NO. 9	0.0 TO 18.0	WATT/CM2	AA
5 TC17	117	AIRTEMP TC CALOR 9	0 TO 1000	DEG C	BB
6 TC18	118	WELDED TC CALOR 9	0 TO 1000	DEG C	BC

TEST ID 840275 224001

FIRE CHAR TEST BL PLOT NO BASE - 4

REFERENCE TIME 11 05 00.000



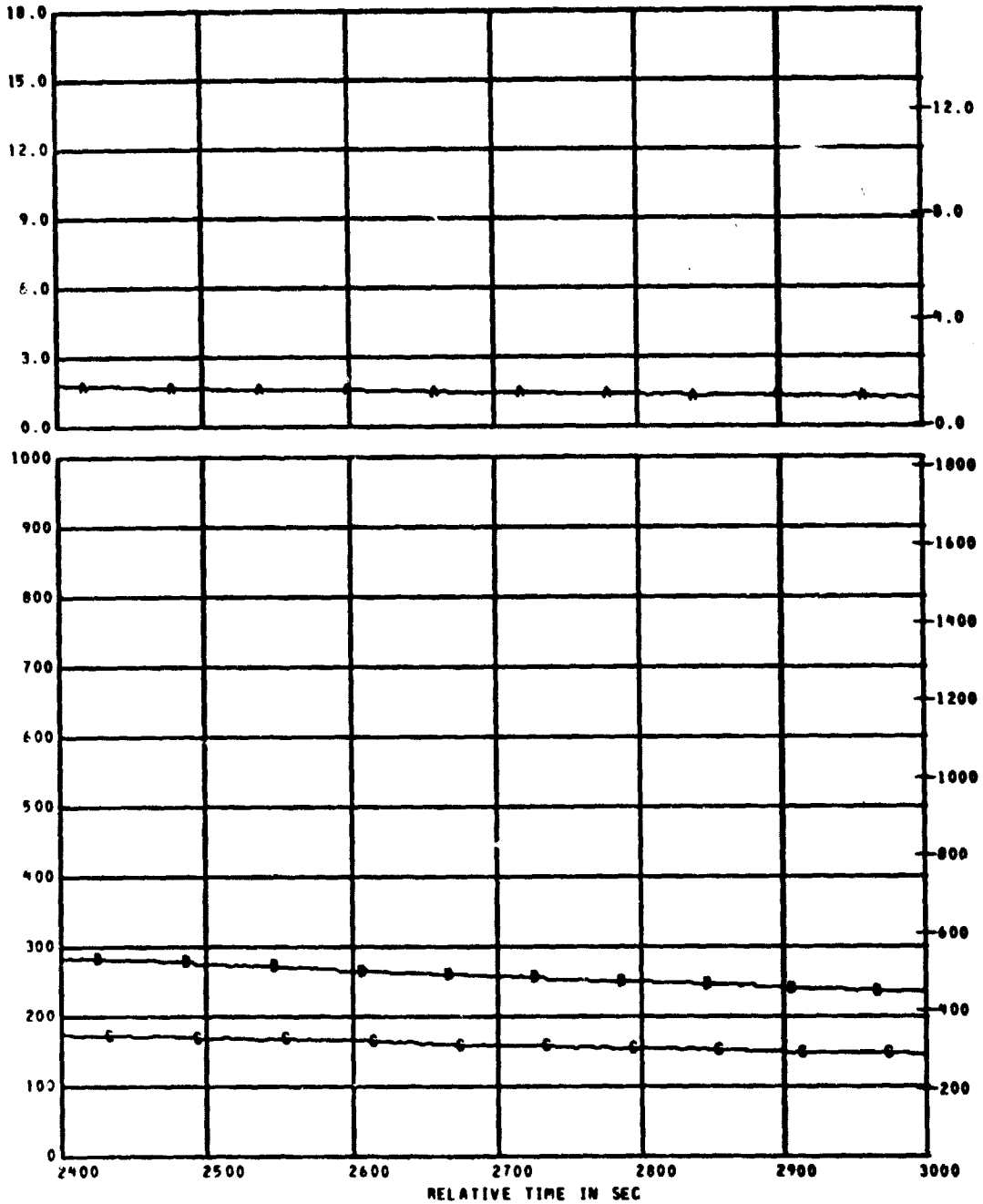
MEAS. NUMBER	CHANNEL ASGN.	TITLE	RANGE	UNITS	GRID-SYM
* C9	158	CALORIMETER NO. 9	0.0 TO 18.0	WATT/CM2	AA
* TC17	117	AIRTEMP TC CALOR 9	0 TO 1000	DEG C	BB
* TC18	118	WELDED TC CALOR 9	0 TO 1000	DEG C	BC

C-4

TEST ID 840275 224001

FIRE CHAR TEST BL PLOT NO BASE - 5

REFERENCE TIME 11 05 00.000



B  
T  
U  
/  
F  
2  
S

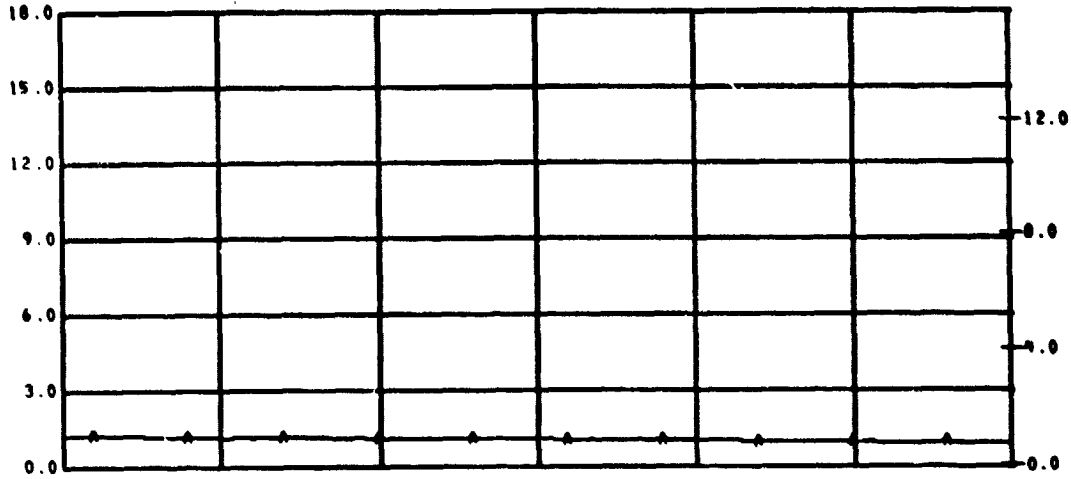
D  
E  
G  
C

MEAS. NUMBER	CHANNEL ASGN.	TITLE	RANGE	UNITS	GRID-SYM
8 C9	158	CALORIMETER NO. 9	0.0 TO 18.0	WATT/CM2	AA
8 TC17	117	AIRTEMP TC CALOR 9	0 TO 1000	DEG C	BB
8 TC18	118	WELDED TC CALOR 9	0 TO 1000	DEG C	BC

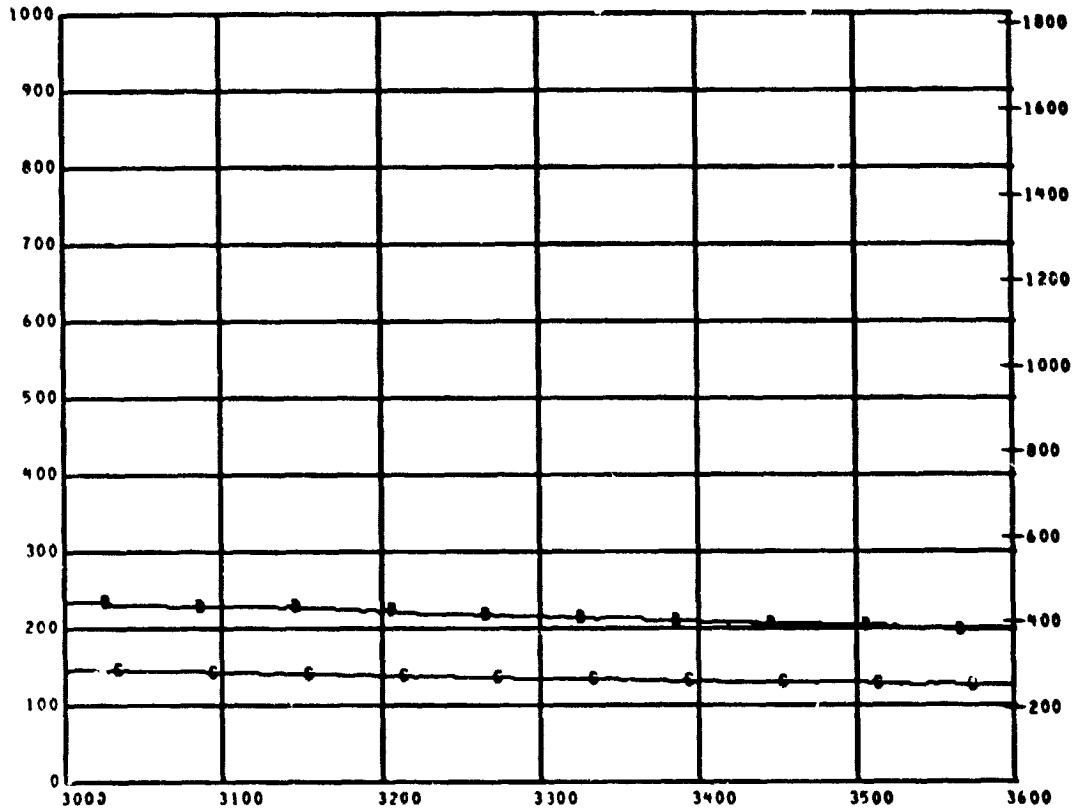
TEST ID 840275 224001

FIRE CHAR TEST BL PLOT NO BASE - 6

REFERENCE TIME 11 05 00.000



B  
T  
U  
/  
F  
2  
S



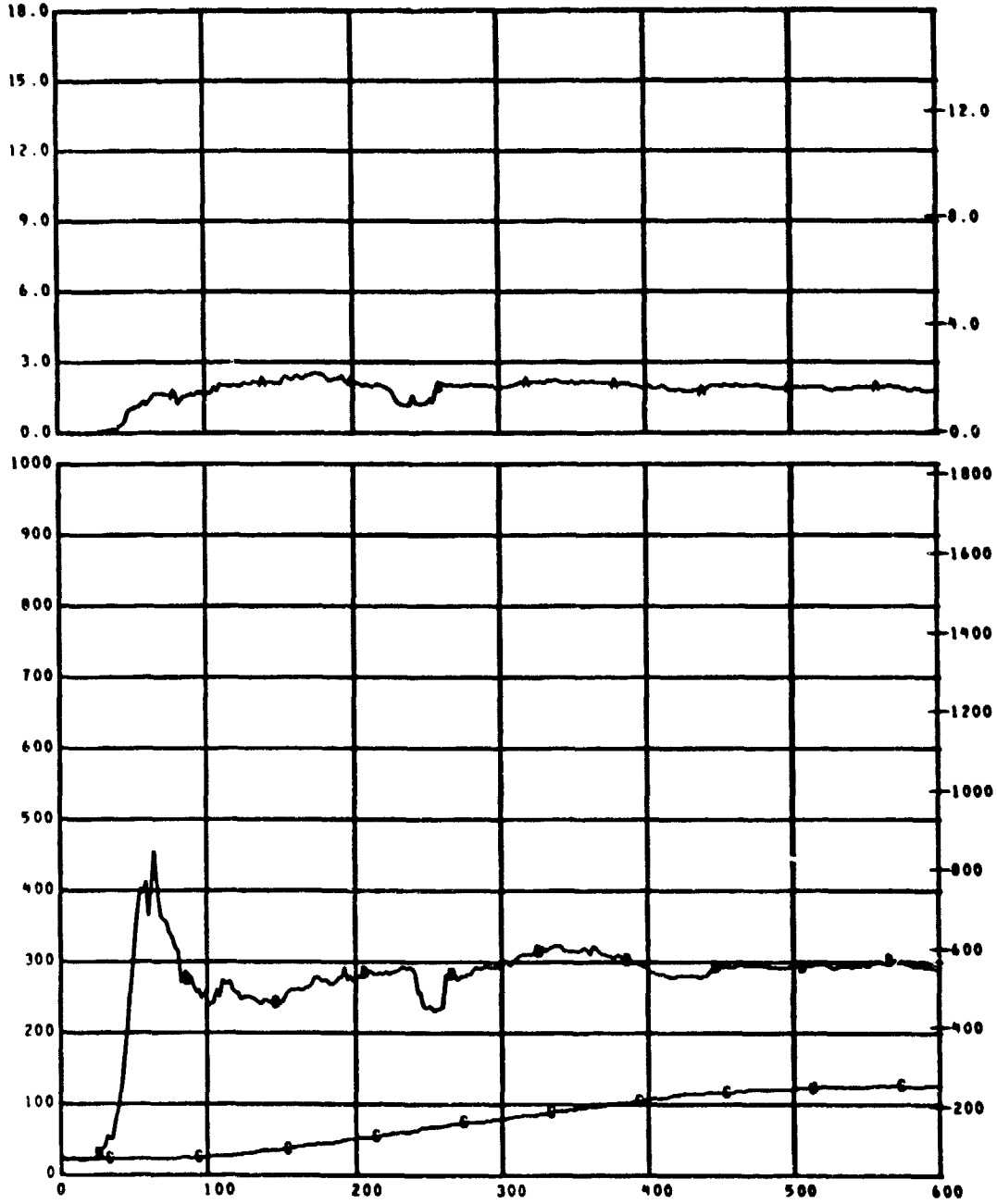
D  
E  
G  
C

PEAS. NUMBER	CHANNEL ASGN.	TITLE	RANGE	UNITS GRID-SYM
8 C9	150	CALORIMETER NO. 9	0.0 TO 18.0	WATT/CM2 AA
8 TC17	117	AIRTEMP TC CALOR 9	0 TO 1000	DEG C BB
8 TC18	118	WELDED TC CALOR 9	0 TO 1000	DEG C BC

TEST ID 040275 224001

FIRE CHAR TEST BL PLOT NO BASE - 1

REFERENCE TIME 11 05 00.000



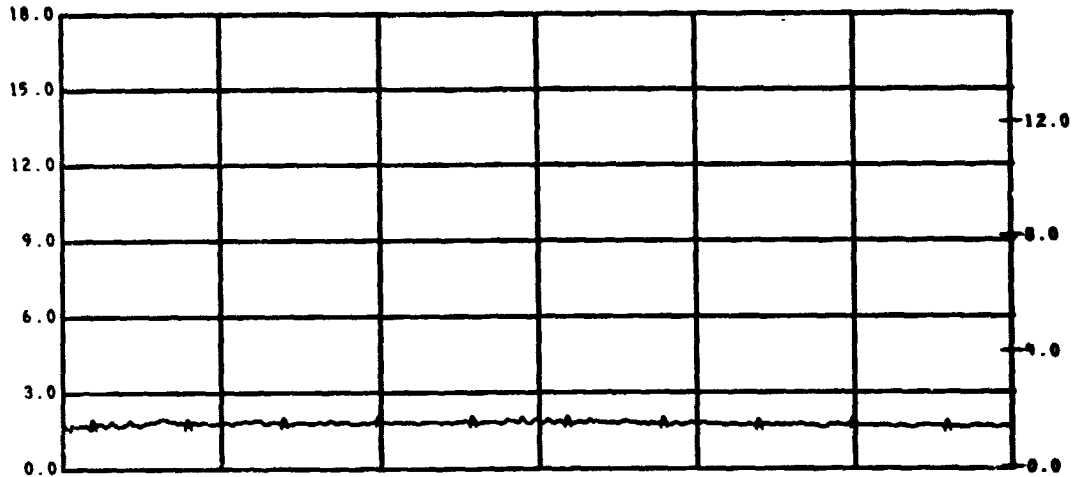
MEAS. NUMBER	CHANNEL ASGN.	TITLE	RANGE	UNITS GRID-SYM
0 C10	159	CALORIMETER NO.10	0.0 TO 18.0	WATT/CM2 AA
9 TC19	119	AIRTEMP TC CALOR 10	0 TO 1000	DEG C BB
8 TC20	120	WELDED TC CALOR 10	0 TO 1000	DEG C BC



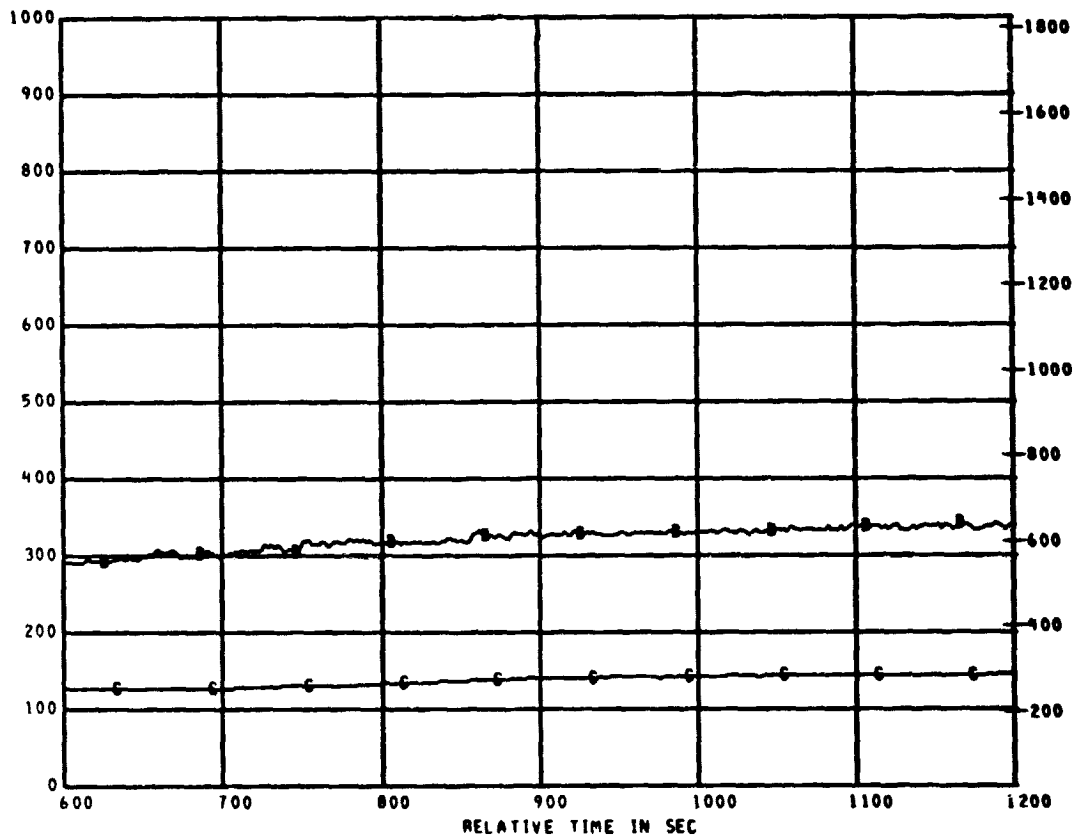
TEST ID 840275 224001

FIRE CHAR TEST BL PLOT NO BASE - 2

REFERENCE TIME 11 05 00.000



B  
T  
U  
/  
F  
2  
S



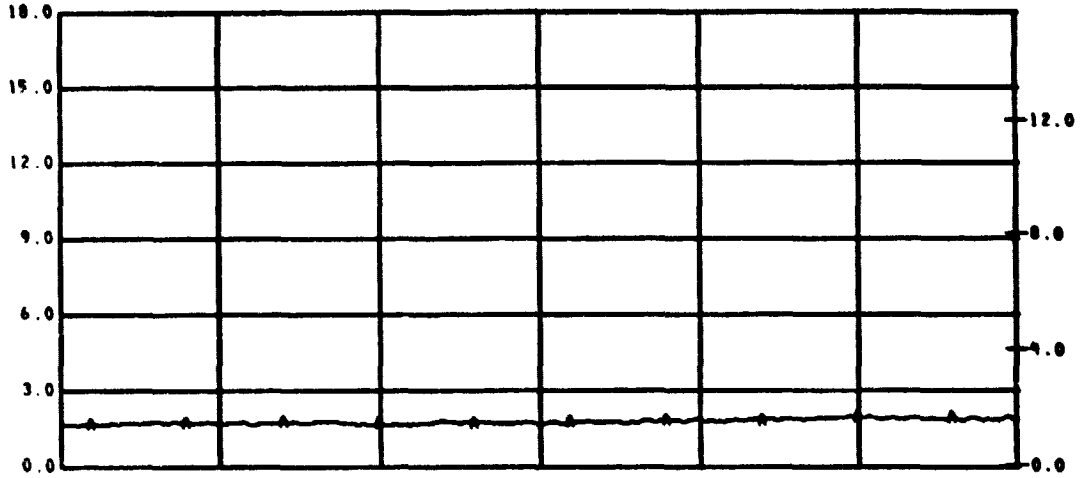
D  
E  
G  
F

MEAS. NUMBER	CHANNEL ASGN.	TITLE	RANGE	UNITS	GRID-SYM
* C10	159	CALORIMETER NO. 10	0.0 TO 18.0	WATT/CM2	AA
* TC19	119	AIRTEMP TC CALOR 10	0 TO 1000	DEG C	BB
* TC20	120	WELDED TC CALOR 10	0 TO 1000	DEG C	BC

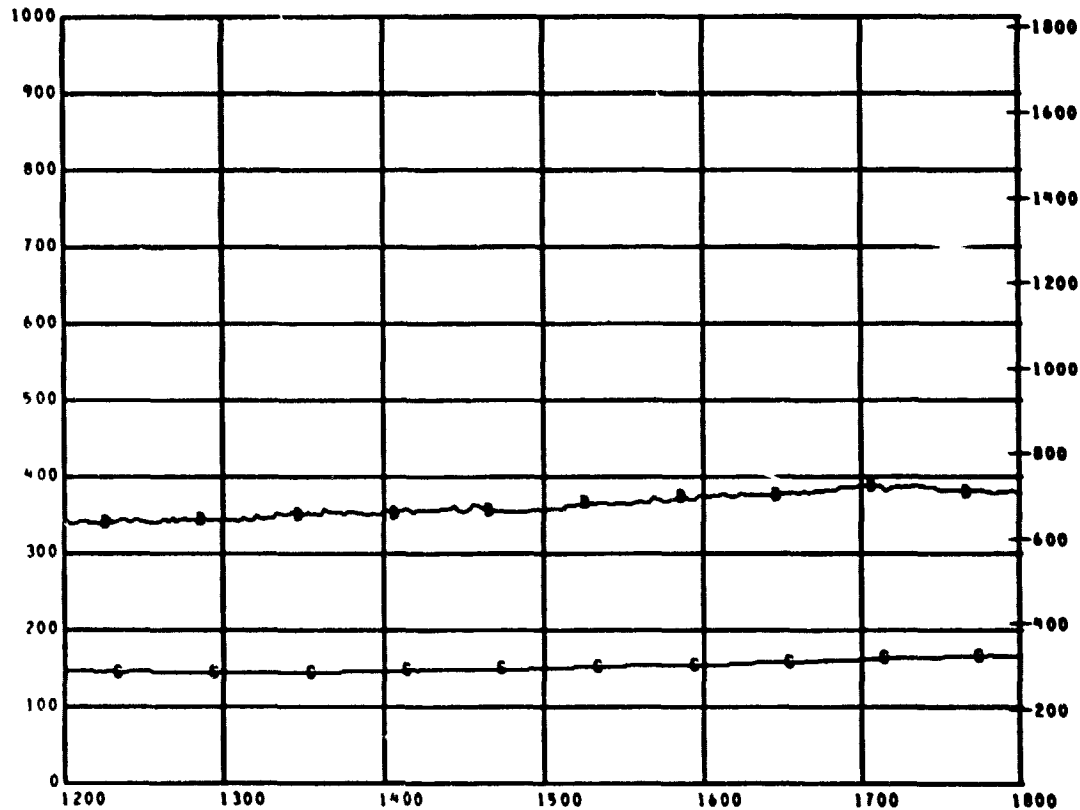
TEST ID 040275 224001

FIRE CHAR TEST BL PLOT NO BASE - 3

REFERENCE TIME 11 05 00.000



B  
T  
U  
/  
F  
S



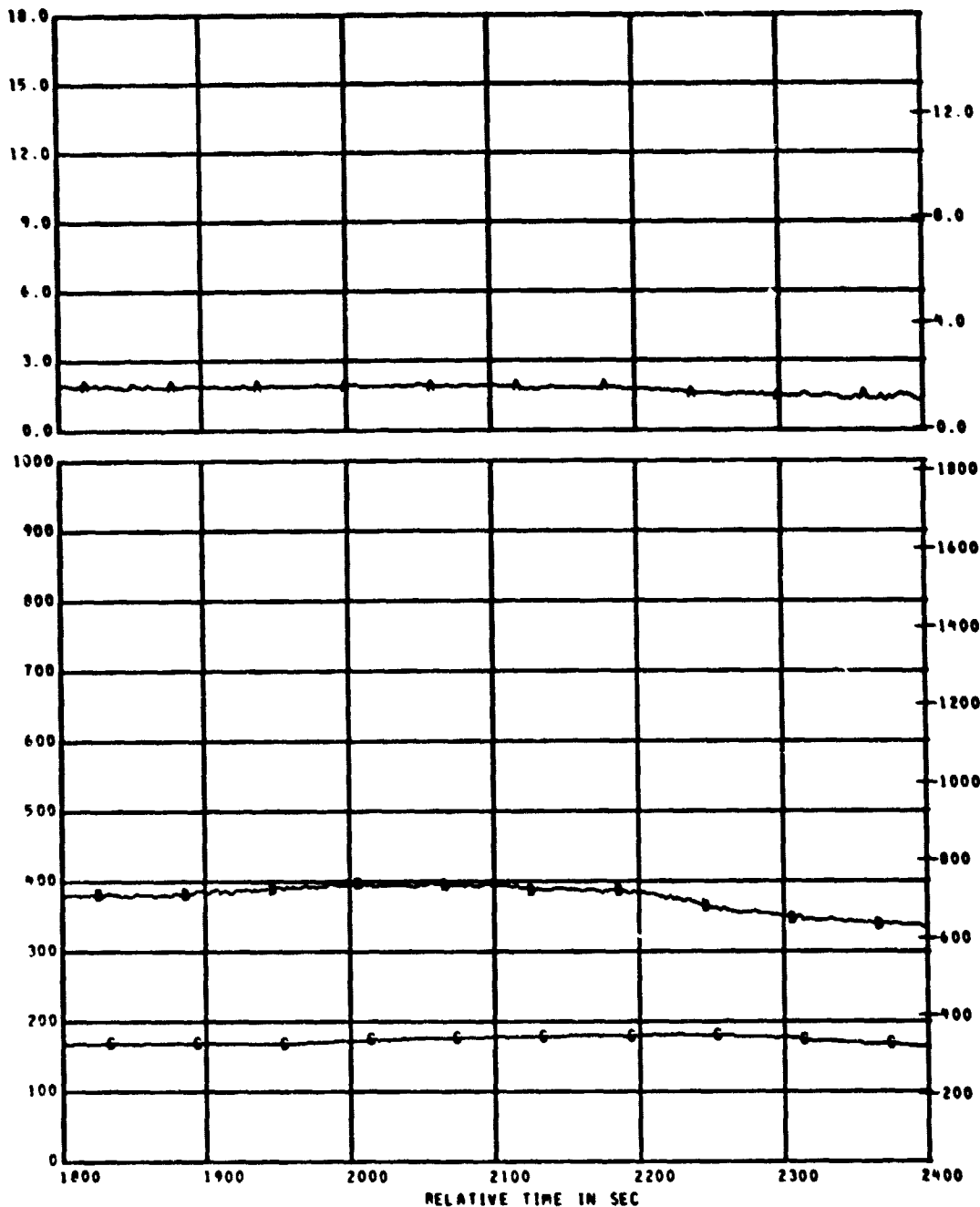
D  
E  
G  
F

MEAS. NUMBER	CHANNEL ASGN.	TITLE	RANGE	UNITS	GRID-SYM
4 C10	159	CALORIMETER NO. 10	0.0 TO 10.0	WATT/CM <sup>2</sup>	AA
4 TC19	119	AIRTEMP TC CALOR 10	0 TO 1000	DEG C	BB
4 TC20	120	WELDED TC CALOR 10	0 TO 1000	DEG C	BC

TEST ID 040275 229001

FIRE CHAR TEST BL PLOT NO BASE - 4

REFERENCE TIME 11 05 00.000



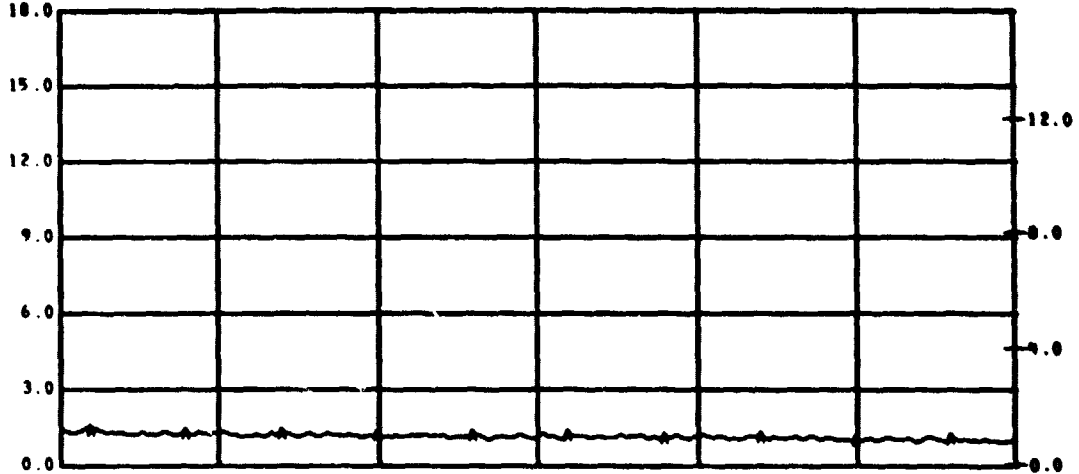
DEG F  
DEG C

MEAS. NUMBER	CHANNEL ASGN.	TITLE	RANGE	UNITS	GRID-SYM
0 C10	159	CALORIMETER NO.10	0.0 TO 18.0	WATT/CM2	AA
0 TC19	119	AIRTEMP TC CALOR 10	0 TO 1000	DEG C	BB
0 TC20	120	WELDED TC CALOR 10	0 TO 1000	DEG C	BC

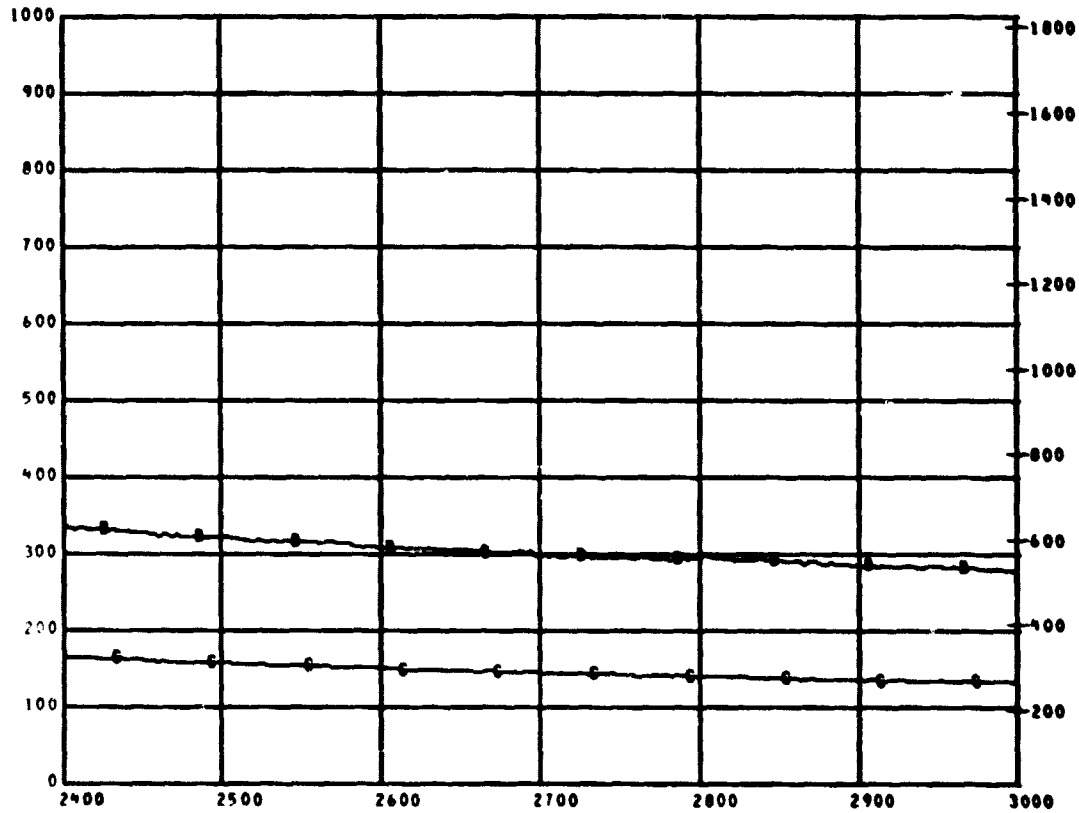
TEST ID 040275 224001

FIRE CHAR TEST BL PLOT NO BASE - 5

REFERENCE TIME 11 05 00.000



D  
T  
U  
/  
F  
2  
S



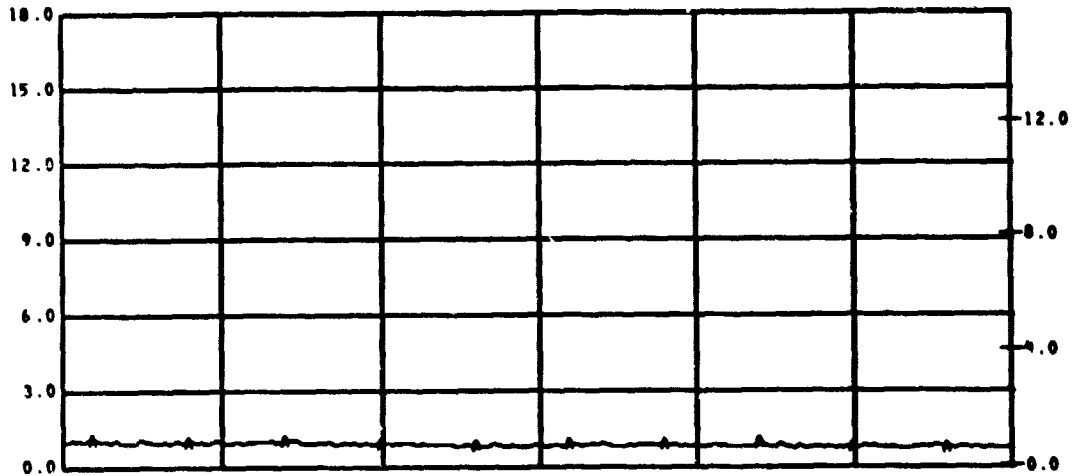
D  
E  
G  
F

MEAS. NUMBER	CHANNEL ASGN.	TITLE	RANGE	UNITS	GRID-SYM
8 C10	159	CALORIMETER NO.10	9.0 TO 18.0	WATT/CM2	AA
8 TC19	119	AIRTEMP TC CALOR 10	0 TO 1000	DEG C	BB
8 TC20	120	WELDED TC CALOR 10	0 TO 1000	DEG C	BC

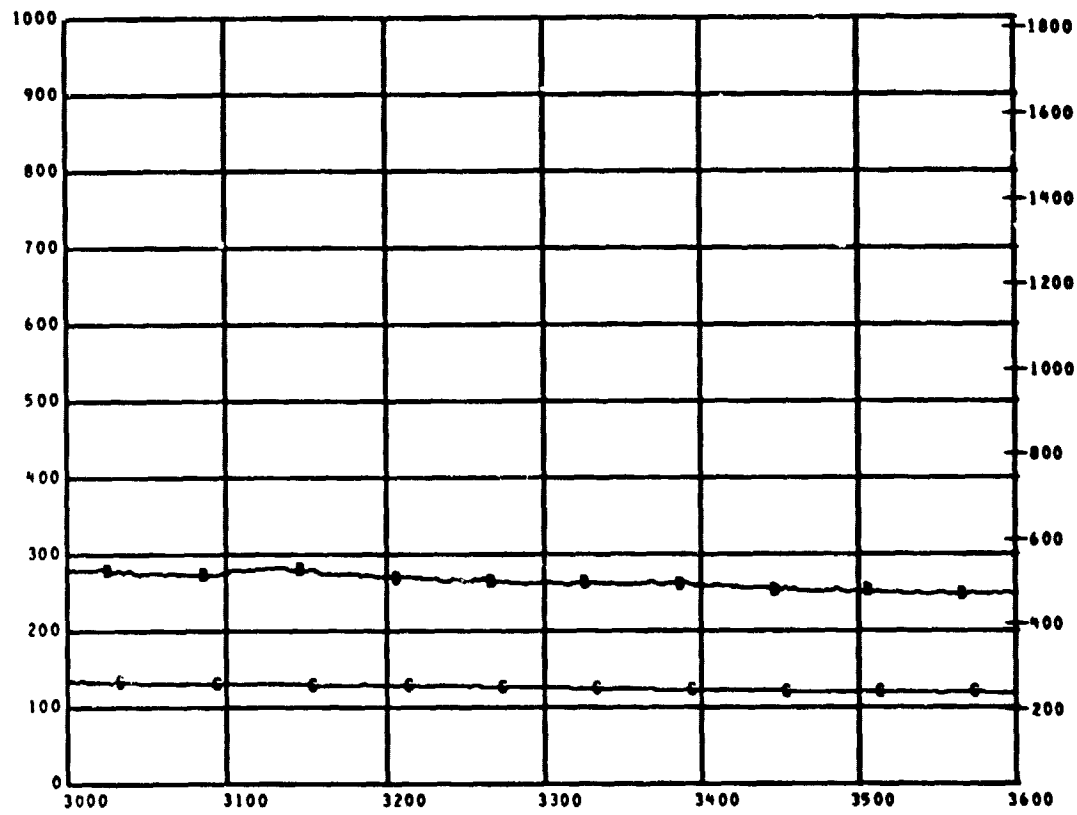
TEST ID 040275 224001

FIRE CHAR TEST BL PLOT NO BASE - 6

REFERENCE TIME 11 05 00.000

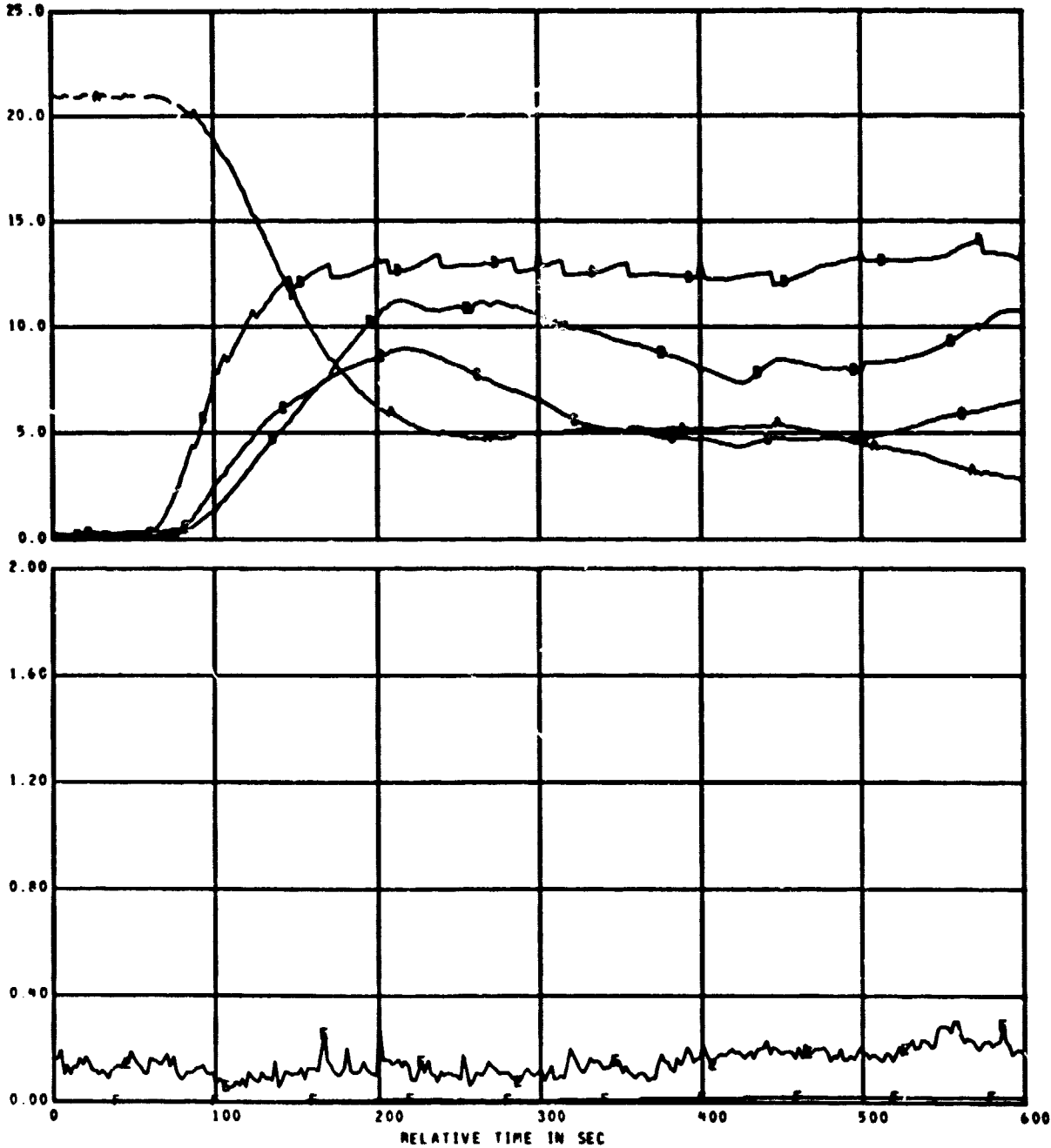


W  
A  
T  
T  
/  
C  
M  
2



D  
E  
G  
C

MEAS. NUMBER	CHANNEL ASGN.	TITLE	RANGE	UNITS	GRID-SYM
6 C10	159	CALORIMETER NO. 10	0.0 TO 18.0	WATT/CM2	AB
6 TC19	119	AIRTEMP TC CALOR 10	0 TO 1000	DEG C	BB
6 TC20	120	WELDED TC CALOR 10	0 TO 1000	DEG C	BC

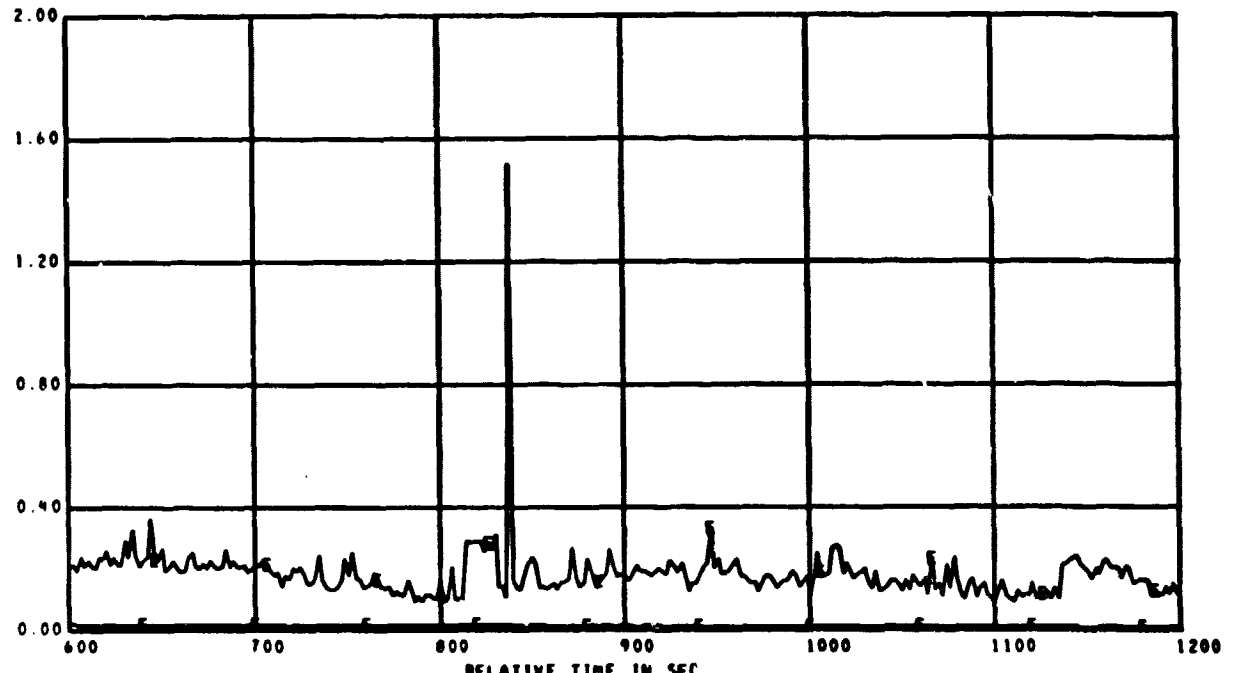
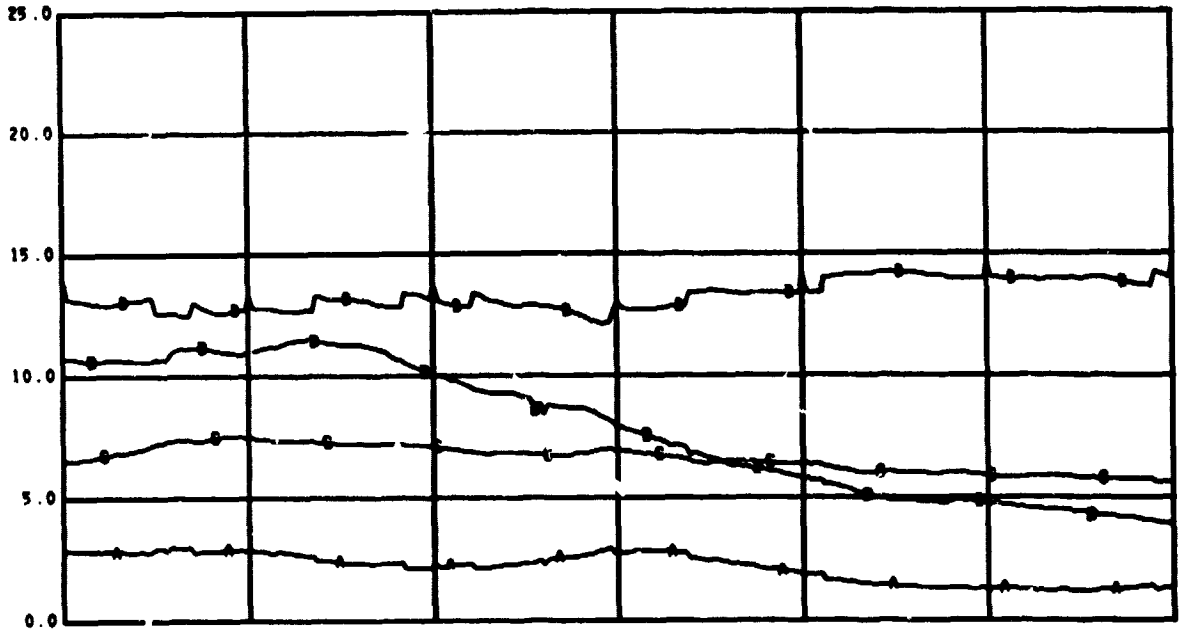


MEAS. NUMBER	CHANNEL ASGN.	TITLE	RANGE	UNITS	GRID-SYM
O2LAV	091	LAVATORY O2	0.0 TO 25.0	PCT	AA
CO2LV	093	LAVATORY CO2	0.0 TO 25.0	PCT	AB
COLAV	088	LAVATORY CO	0.0 TO 25.0	PCT	AC
CH4LV	085	LAVATORY CH4	0.0 TO 25.0	PCT	AD
CO2CB	090	CABIN CO2	0.00 TO 2.00	PCT	BE
CO2CB	084	CABIN CO	0.00 TO 2.00	PCT	BF

TEST ID 040275 224001

FIRE CHAR TEST BL PLOT NO BASE - 2

REFERENCE TIME 11 05 00.000

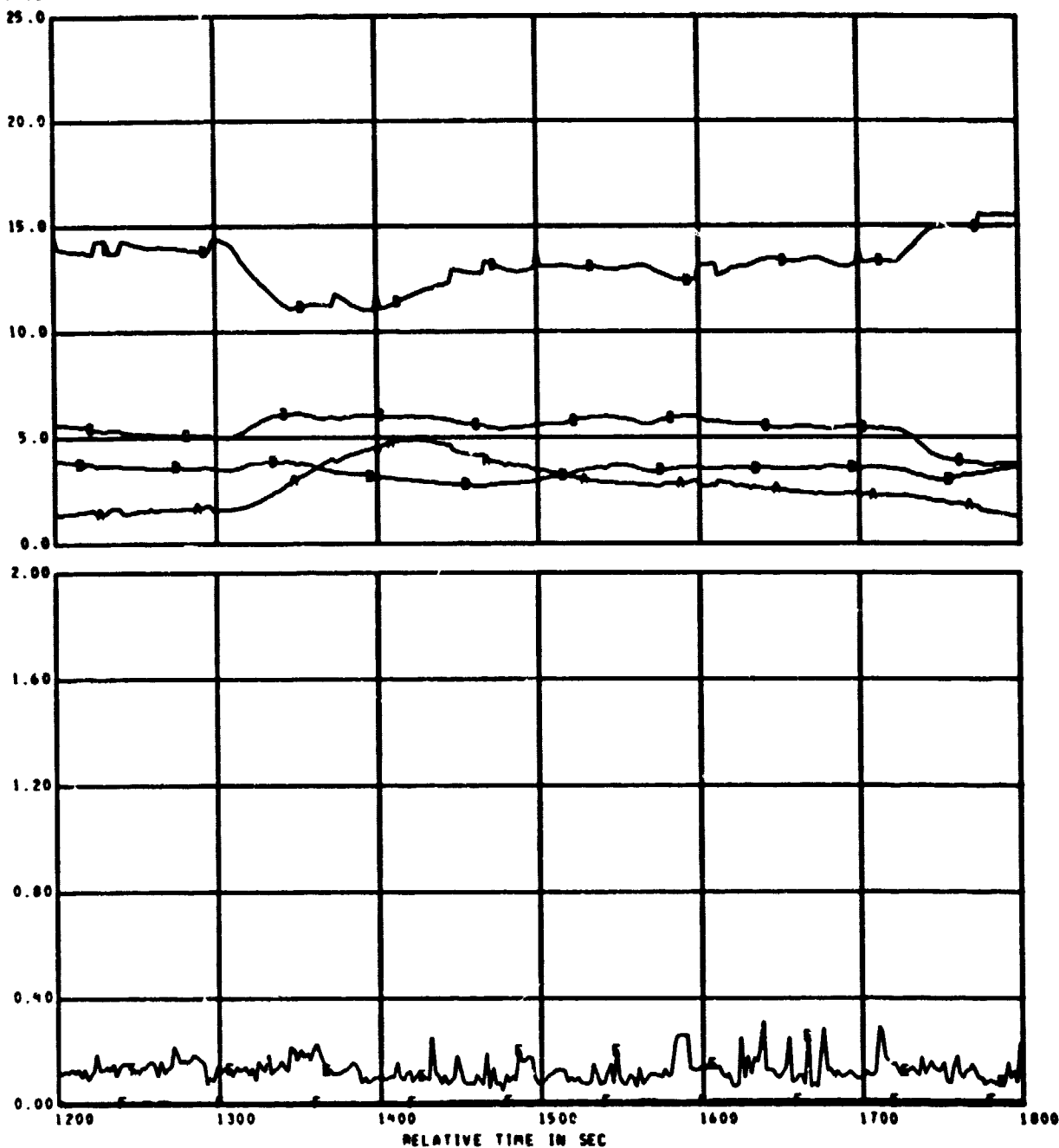


MEAS. NUMBER	CHANNEL ASGN.	TITLE	RANGE	UNITS	GRID-SYM
O2LAV	091	LAVATORY O2	0.0 TO 25.0	PCT	AA
CO2LV	093	LAVATORY CO2	0.0 TO 25.0	PCT	AB
COLAV	088	LAVATORY CO	0.0 TO 25.0	PCT	AC
CM4LV	085	LAVATORY CM4	0.0 TO 25.0	PCT	AD
CO2CB	090	CABIN CO2	0.00 TO 2.00	PCT	BE
COCAB	084	CABIN CO	0.00 TO 2.00	PCT	BF

TEST ID 040275 224001

FIRE CHAR TEST BL PLOT NO BASE - 3

REFERENCE TIME 11 05 00.000



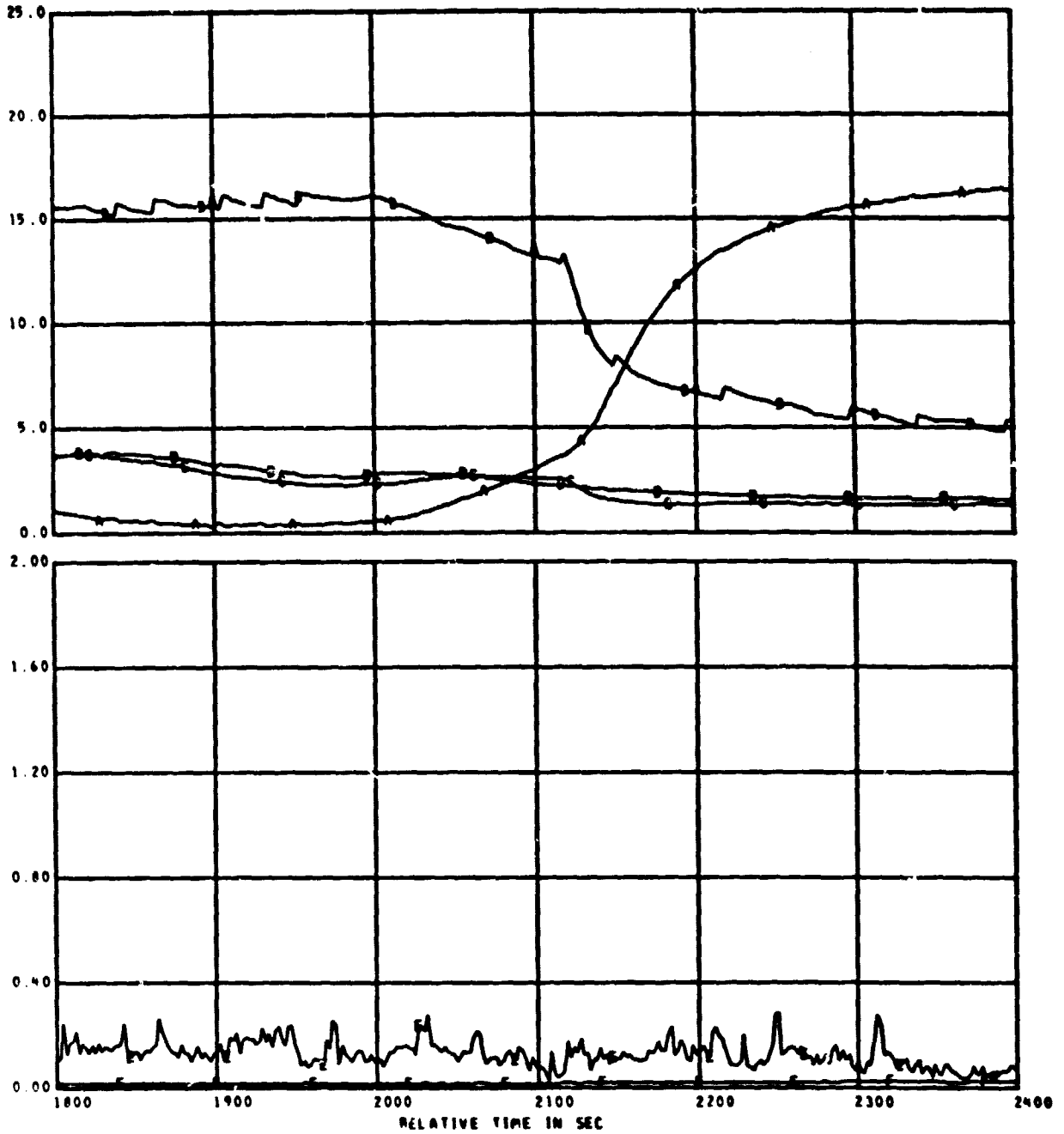
MEAS. NUMBER	CHANNEL ASGN.	TITLE	RANGE	UNITS	GRID-SYM
O2LAV	091	LAVATORY O2	0.0 TO 25.0	PCT	AA
CO2LY	093	LAVATORY CO2	0.0 TO 25.0	PCT	AB
COLAV	088	LAVATORY CO	0.0 TO 25.0	PCT	AC
CH4LY	085	LAVATORY CH4	0.0 TO 25.0	PCT	AD
CO2CB	090	CABIN CO2	0.00 TO 2.00	PCT	BE
CO2AB	084	CABIN CO	0.00 TO 2.00	PCT	BF



TEST ID 940275 224001

FIRE CHAR TEST BL PLOT NO BASE - 4

REFERENCE TIME 11 05 00.000

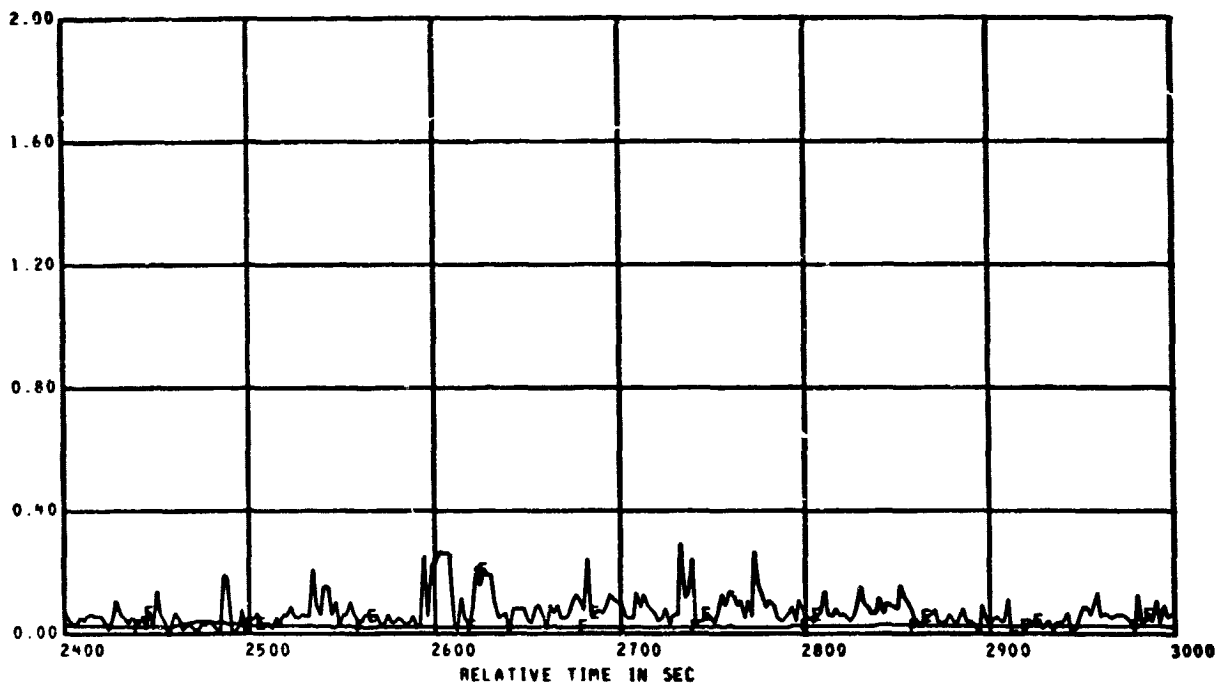


PEAS. NUMBER	CHANNEL ASGN.	TITLE	RANGE	UNITS	GRID-SYM
O2LAV	091	LAVATORY O2	0.0 TO 25.0	PCT	AA
CO2LV	093	LAVATORY CO2	0.0 TO 25.0	PCT	AB
COLAV	088	LAVATORY CO	0.0 TO 25.0	PCT	AC
CM4LV	085	LAVATORY CM4	0.0 TO 25.0	PCT	AD
CO2CB	090	CABIN CO2	0.00 TO 2.00	PCT	BE
CO2CB	084	CABIN CO	0.00 TO 2.00	PCT	BF

TEST ID 840275 224001

FIRE CHAR TEST BL PLOT NO BASE - 5

REFERENCE TIME 11 05 00.000

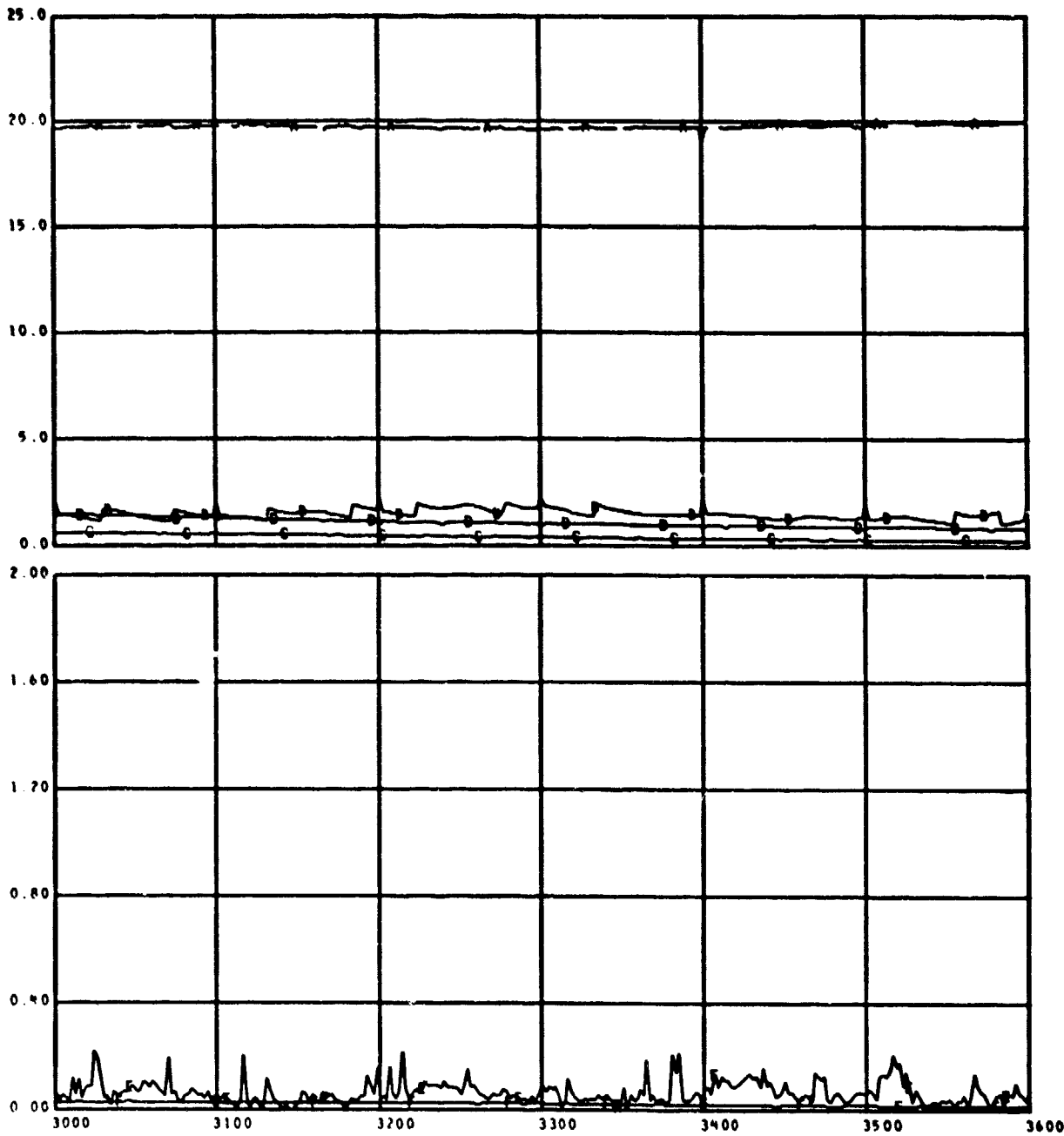


MEAS. NUMBER	CHANNEL ASGN.	TITLE	RANGE	UNITS	GRID-SYM
O2LAV	091	LAVATORY O2	0.0 TO 25.0	PCT	AA
CO2LV	093	LAVATORY CO2	0.0 TO 25.0	PCT	AB
COLAV	088	LAVATORY CO	0.0 TO 25.0	PCT	AC
CH4LV	085	LAVATORY CH4	0.0 TO 25.0	PCT	AD
CO2CB	090	CABIN CO2	0.00 TO 2.00	PCT	BE
CO2CB	084	CABIN CO	0.00 TO 2.00	PCT	BF

TEST ID 840275 224001

FIRE CHAR TEST BL PLOT NO BASE - 6

REFERENCE TIME 11 09 00.000




MEAS. NUMBER	CHANNEL ASGN.	TITLE	RANGE	UNITS	GRID-SYM
O2LAV	091	LAVATORY O2	0.0 TO 25.0	PCT	AA
CO2LV	093	LAVATORY CO2	0.0 TO 25.0	PCT	AB
COLAV	088	LAVATORY CO	0.0 TO 25.0	PCT	AC
CH4LV	085	LAVATORY CH4	0.0 TO 25.0	PCT	AD
CO2CB	090	CABIN CO2	0.00 TO 2.00	PCT	BE
CO CAB	084	CABIN CO	0.00 TO 2.00	PCT	BF

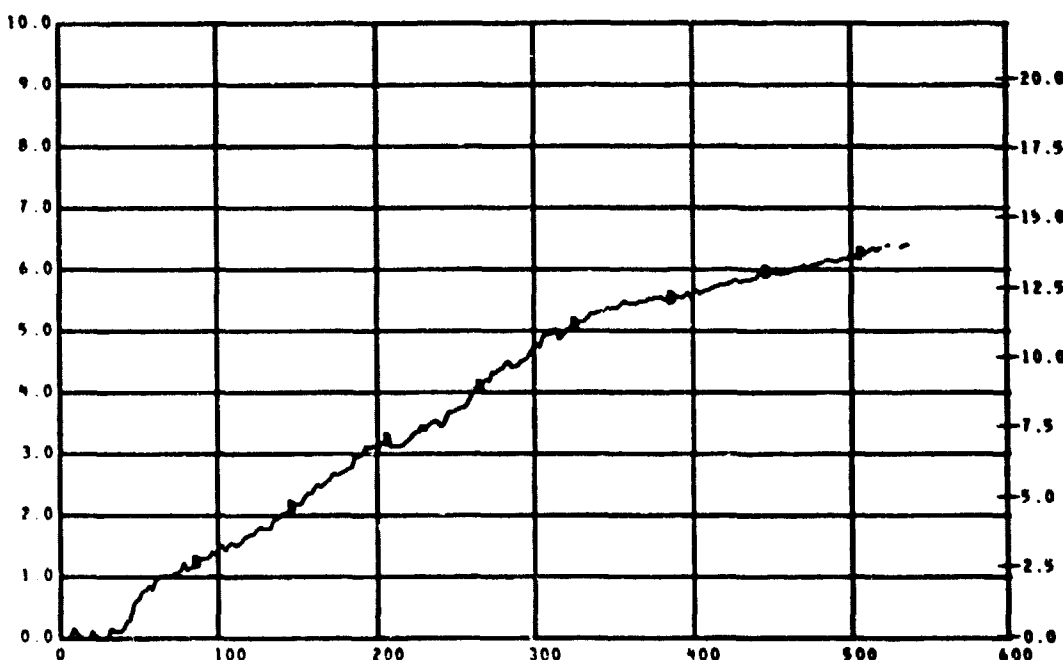
TEST ID 040275 224001

FIRE CHAM TEST BL PLOT NO BASE - 1

REFERENCE TIME 11 05 00.000



D  
E  
G  
F



L  
B  
S

MEAS. NUMBER	CHANNEL ASGN	TITLE	RANGE	UNITS	GRID-SYM
6 TC32	132	ANIMAL CAGE	0 TO 250	DEG C	AA
6 M	149	LAVATORY DELTA WEIGHT	0.0 TO 10.0	KGS	BB

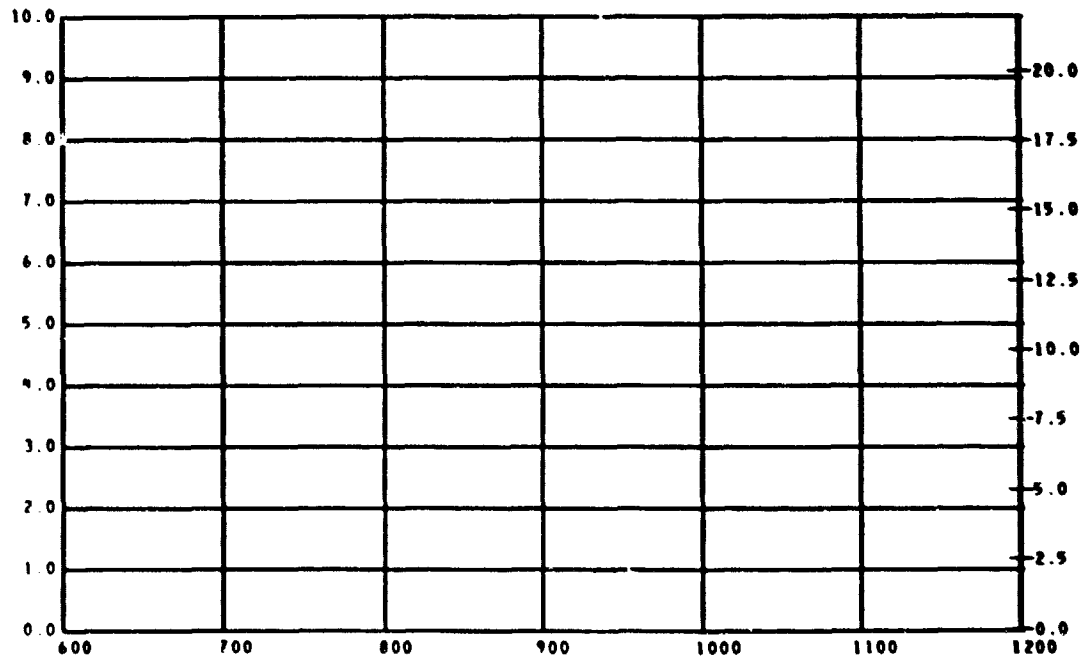
TEST ID 040275 224001

FIRE CHAR TEST BL PLOT NO BASE - 2

REFERENCE TIME 11 05 00.0



D  
E  
G  
F



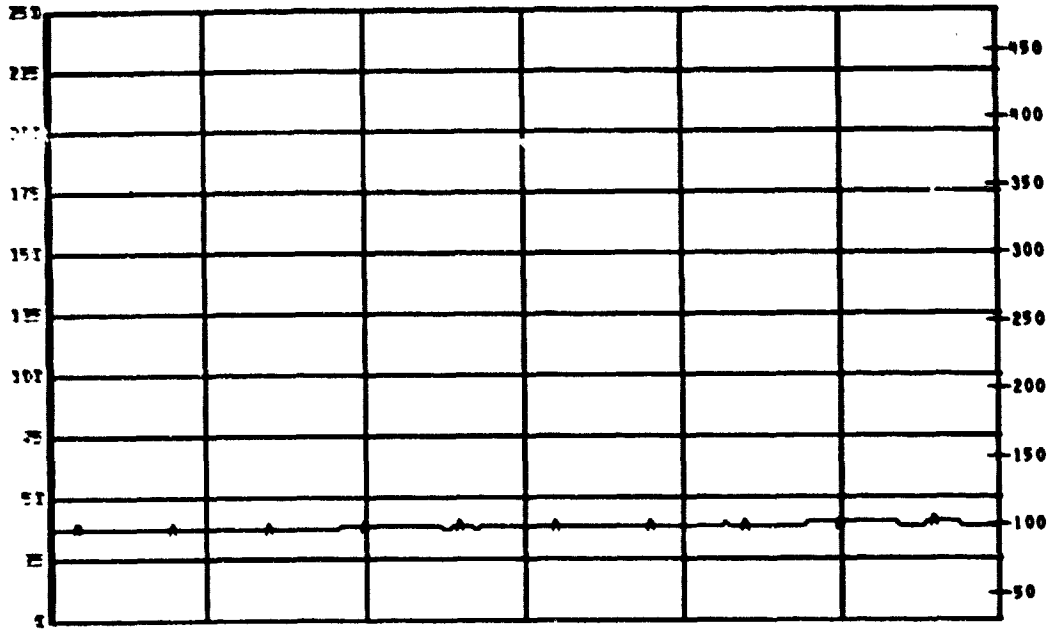
L  
B  
S

MEAS. NUMBER	CHANNEL ASGN.	TITLE	RANGE	UNITS	GRID-SYM
8 TC32	132	ANIMAL CAGE	0 TO 250	DEG C	AA
8 M	149	LAVATORY DELTA WEIGHT	0.0 TO 10.0	KGS	BB

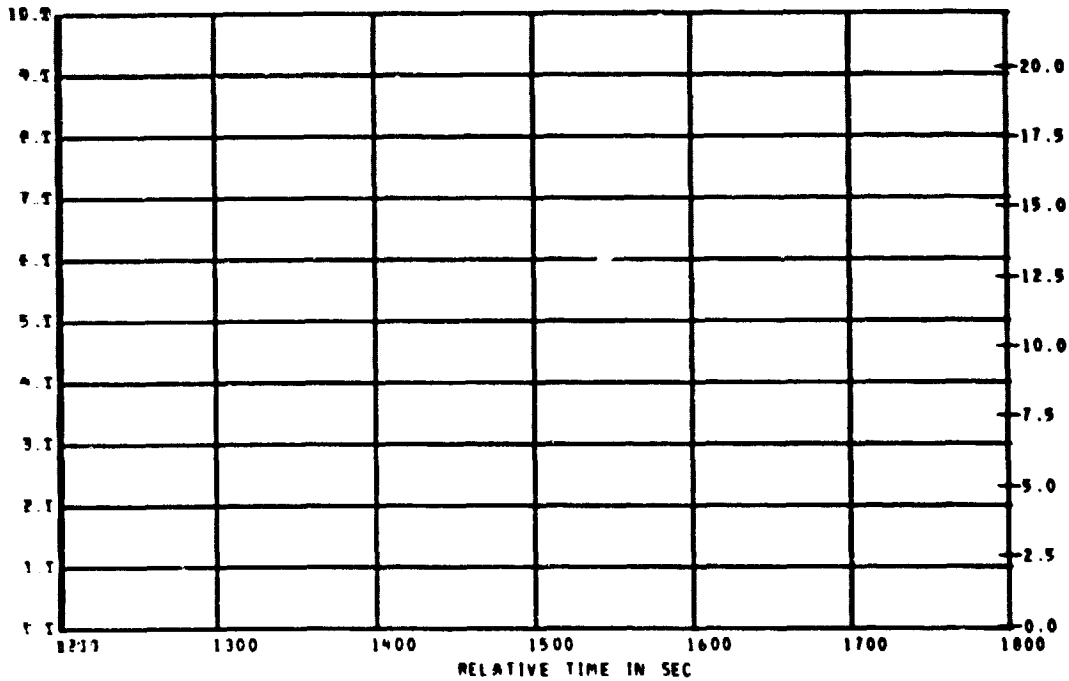
TEST ID 048275 229001

FIRE CHAR TEST BL PLOT NO BASE - 3

REFERENCE TIME 11 05 00.000



D  
E  
G  
F



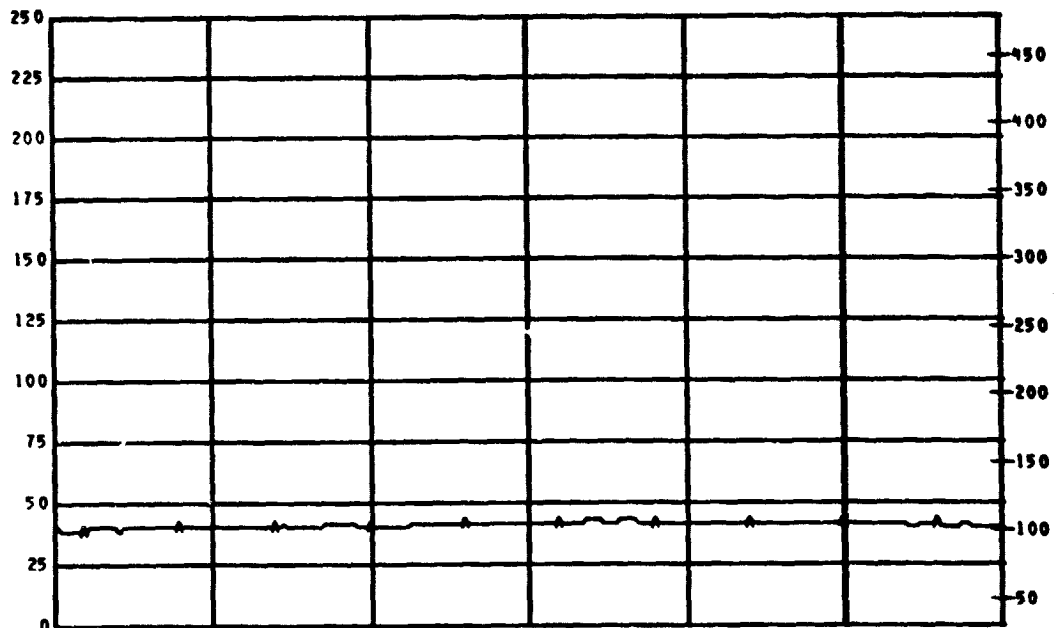
L  
B  
S

MEAS. NUMBER	CHANNEL ASGN.	TITLE	RANGE	UNITS	GRID-SYM
0 TC 32	132	ANIMAL CAGE	0 TO 250	DEG C	AA
0 M	199	LAVATORY DELTA WEIGHT	0.0 TO 10.0	KGS	BB

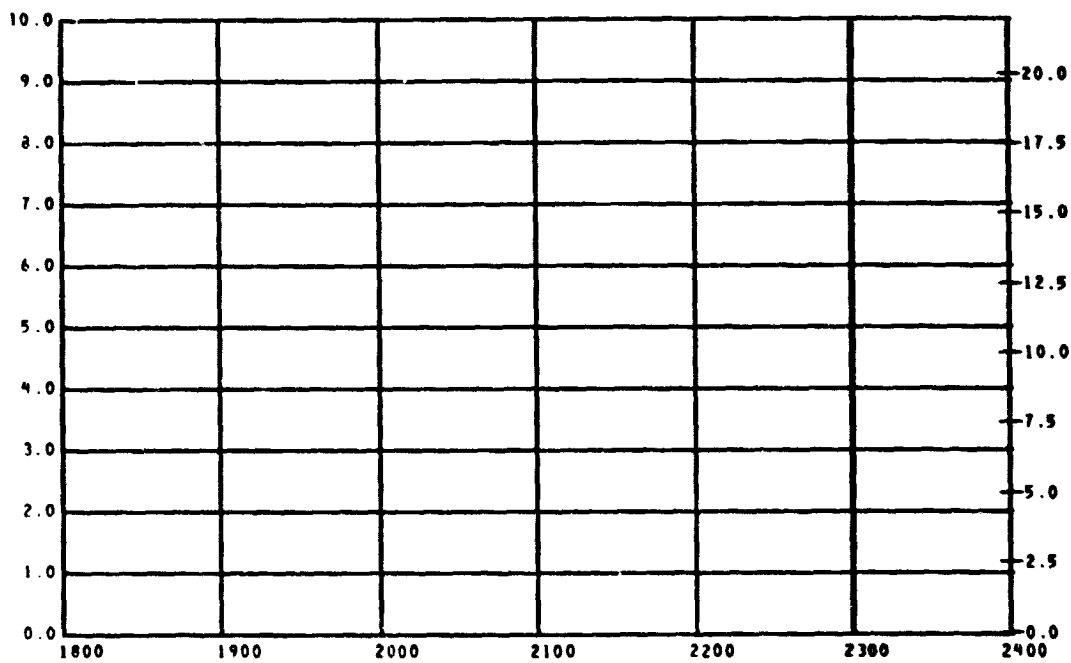
TEST ID 840275 224001

FIRE CHAR TEST BL PLOT NO BASE - 4

REFERENCE TIME 11 05 00.000



D  
E  
S  
F



L  
B  
S

MEAS. NUMBER  
8 TC32  
8 W

CHANNEL ASGN.  
132  
149

TITLE  
ANIMAL CAGE  
LABATORY DELTA WEIGHT

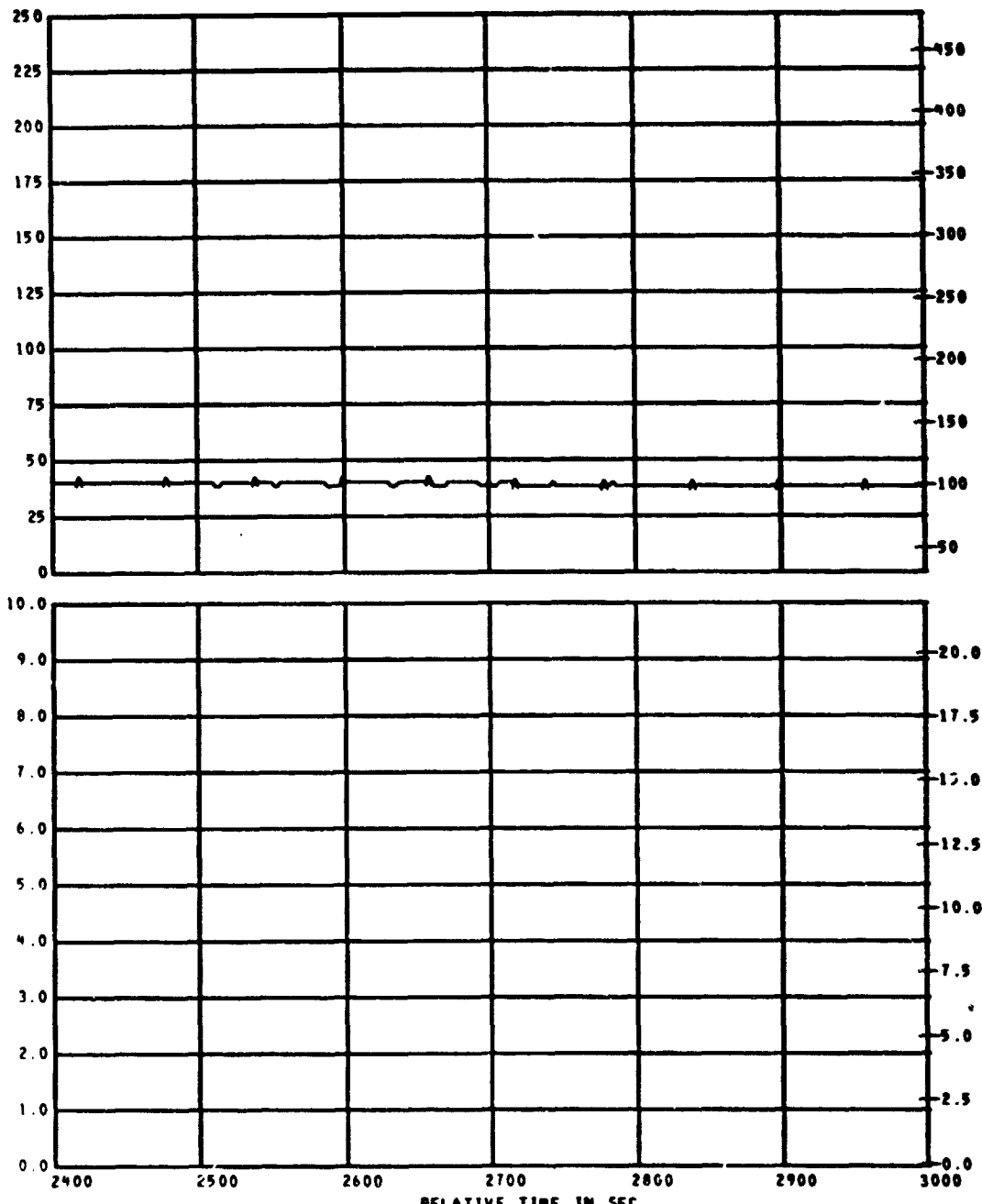
RANGE  
0 TO 250  
0.0 TO 10.0

UNITS GRID-SYM  
DEG C AA  
KGS BB

TEST ID 040275 224001

FIRE CHAR TEST BL PLOT NO BASE - 5

REFERENCE TIME 11 05 00.000



D  
E  
G  
F  
  
L  
B  
S

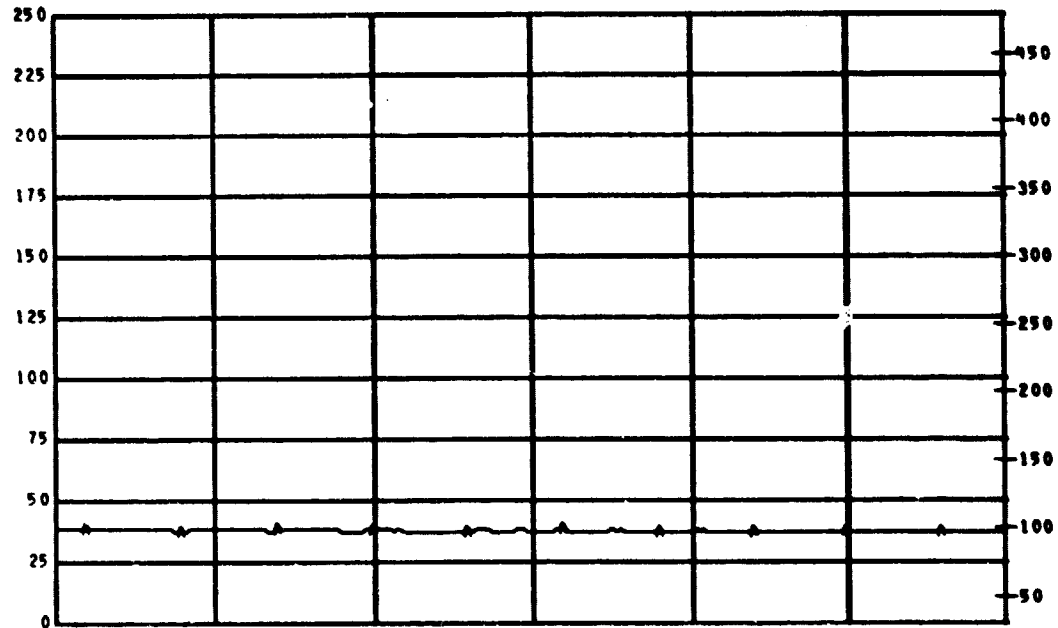
MEAS. NUMBER	CHANNEL ASGN.	TITLE	RANGE	UNITS	GRID-SYM
0 TC32	132	ANIMAL CAGE	0 TO 250	DEG C	AA
0 W	149	LAVATORY DELTA WEIGHT	0.0 TO 10.0	GRS	BB



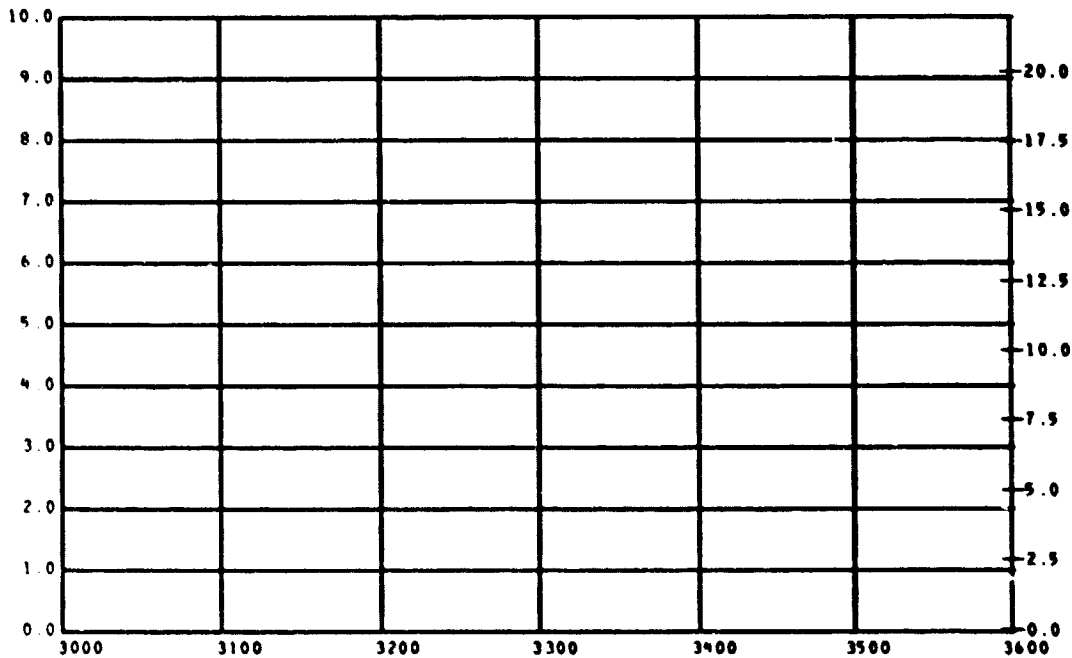
TEST ID 840275 224001

FIRE CHAR TEST BL PLOT NO BASE - 6

REFERENCE TIME 11 05 00.000



B  
E  
G  
F



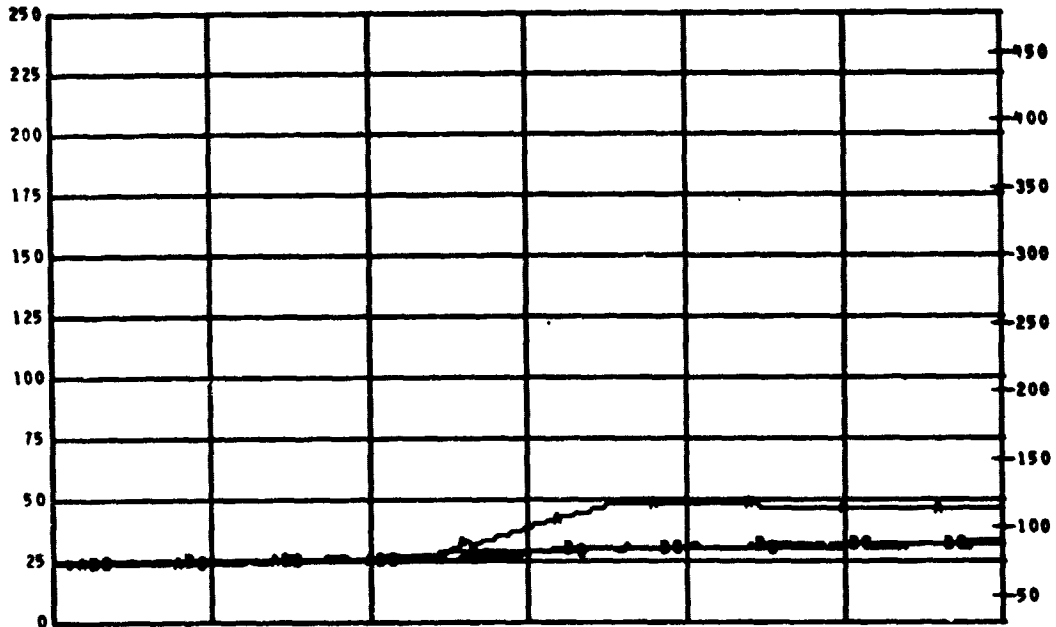
L  
B  
S

MEAS. NUMBER	CHANNEL ASGN.	TITLE	RANGE	UNITS	GRID-SYM
9 TC 32	132	ANIMAL CAGE	0 TO 250	DEG C	AA
8 M	149	LAVATORY DELTA WEIGHT	0.0 TO 10.0	KGS	BB

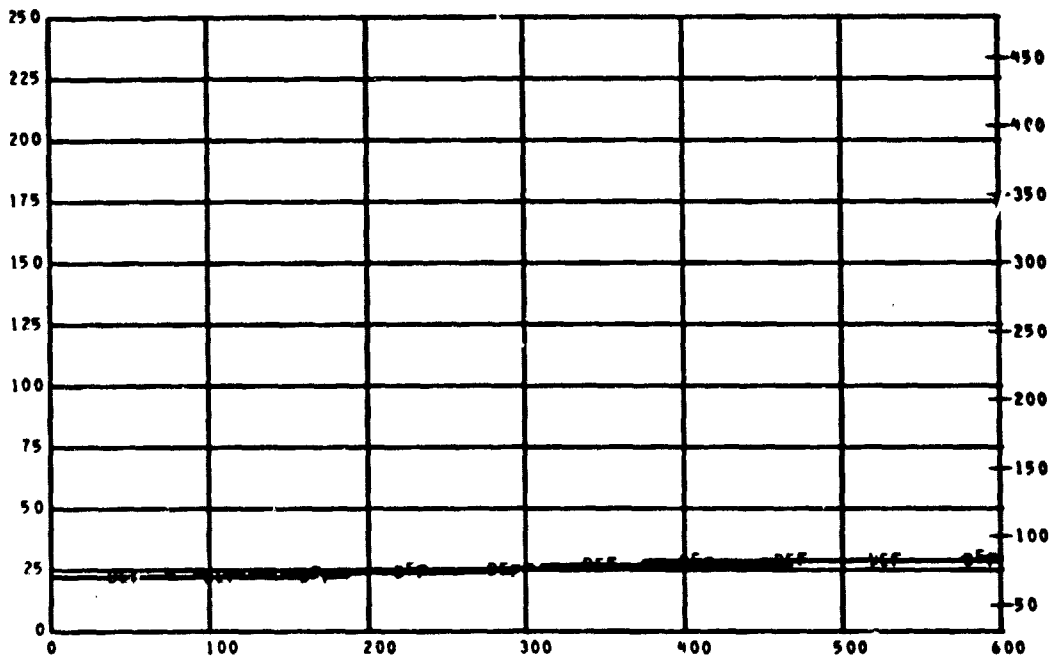
TEST ID 040275 224001

FIRE CHAR TEST DL PLOT NO BASE - 1

REFERENCE TIME 11 05 00.00



D  
E  
G  
F



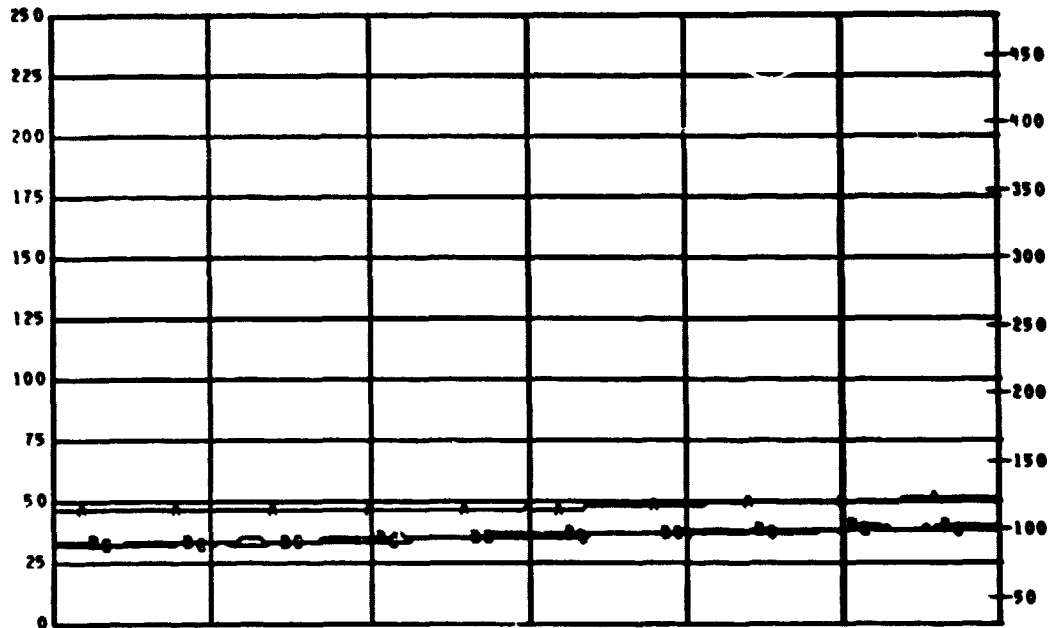
D  
E  
G  
F

MEAS. NUMBER	CHANNEL ASGN.	TITLE	RANGE	UNITS	GRID-SYM
• TC 23	123	WEST CABIN "MOST WEST"	0 TO 250	DEG C	AA
• TC 24	124		0 TO 250	DEG C	AB
• TC 25	125		0 TO 250	DEG C	AC
• TC 26	126		0 TO 250	DEG C	BB
• TC 27	127	WEST CABIN "LEAST WEST"	0 TO 250	DEG C	BE
• TC 28	128	EAST CABIN "MOST WEST"	0 TO 250	DEG C	BF

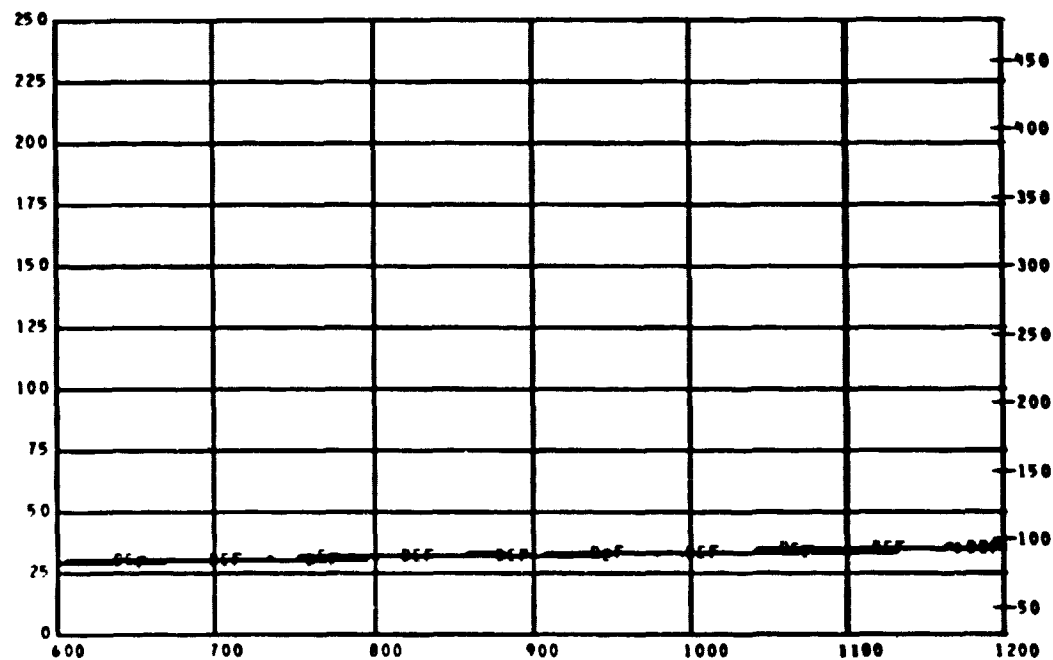
TEST ID 840275 224001

FIRE CHAR TEST BL PLOT NO BASE - 2

REFERENCE TIME 11 05 00.000



D  
E  
G  
F



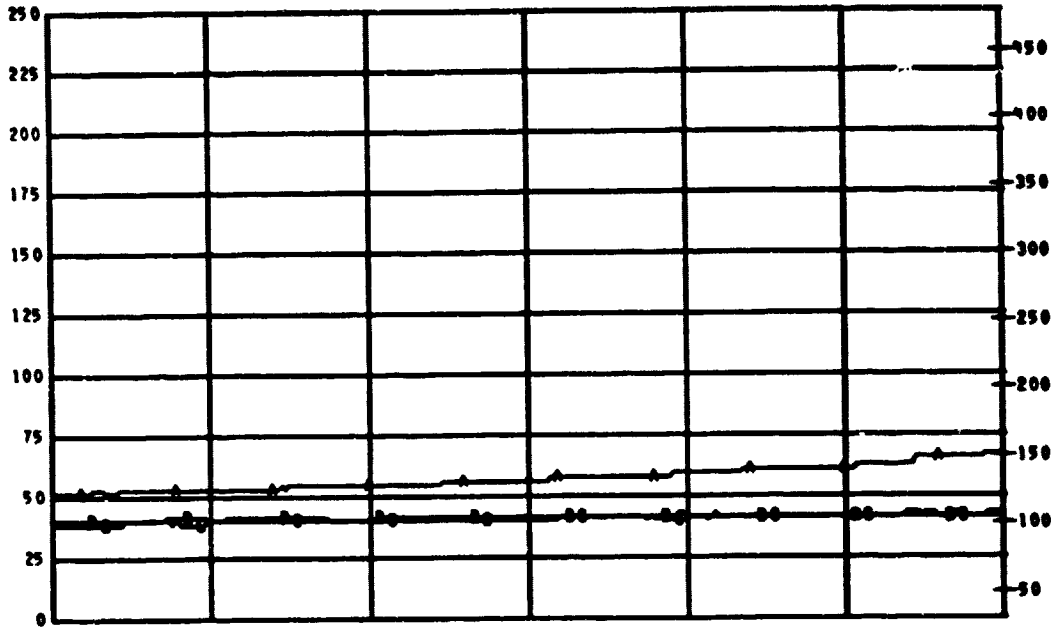
D  
E  
G  
F

MEAS. NUMBER	CHANNEL ASGN.	TITLE	RANGE	UNITS	GRID-SYM
0 TC 23	123	WEST CABIN "MOST WEST"	0 TO 250	DEG C	AA
0 TC 24	124		0 TO 250	DEG C	AB
0 TC 25	125		0 TO 250	DEG C	AC
0 TC 26	126		0 TO 250	DEG C	BD
0 TC 27	127	WEST CABIN "LEAST WEST"	0 TO 250	DEG C	BE
0 TC 28	128	EAST CABIN "MOST WEST"	0 TO 250	DEG C	BF

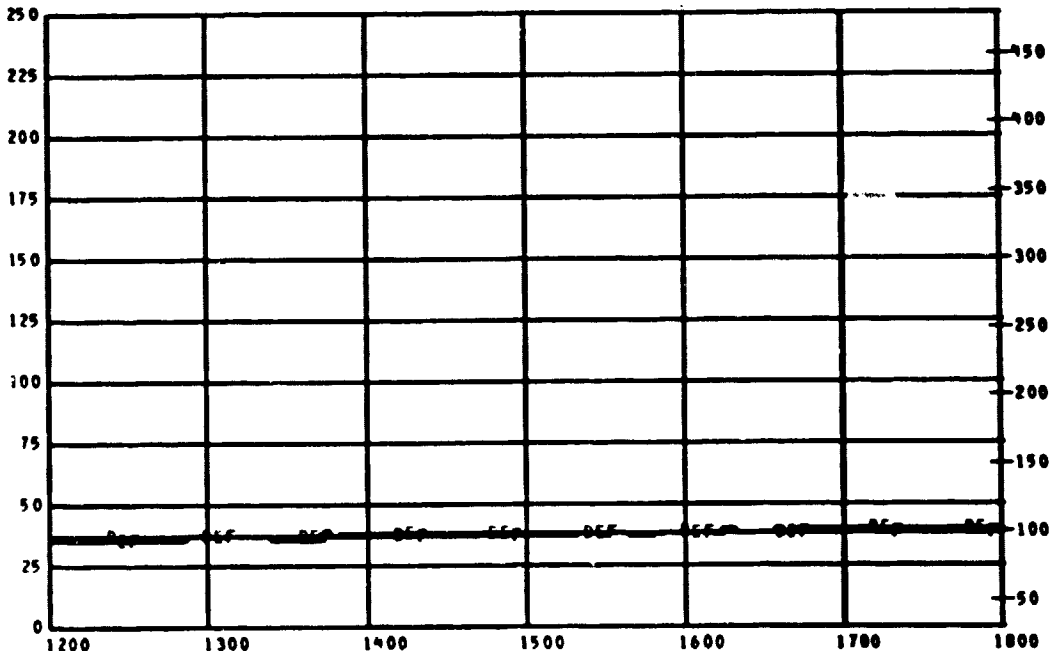
TEST ID 090275 224001

FIRE CHAR TEST BL PLOT NO BASE - 3

REFERENCE TIME 11 05 00.000



B  
E  
G  
F



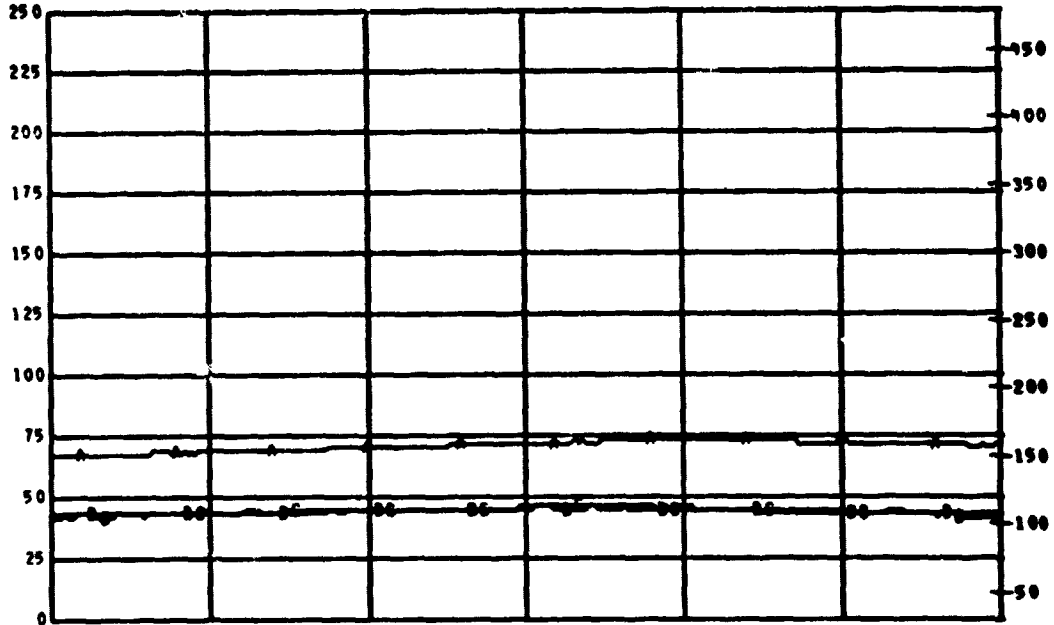
B  
E  
G  
F

MEAS. NUMBER	CHANNEL ASGN.	TITLE	RANGE	UNITS	GRID-SYM
0 TC23	123	WEST CABIN "MOST WEST"	0 TO 250	DEG C	AA
0 TC24	124		0 TO 250	DEG C	AB
0 TC25	125		0 TO 250	DEG C	AC
0 TC26	126		0 TO 250	DEG C	AD
0 TC27	127	WEST CABIN "LEAST WEST"	0 TO 250	DEG C	BE
0 TC28	128	EAST CABIN "MOST WEST"	0 TO 250	DEG C	BF

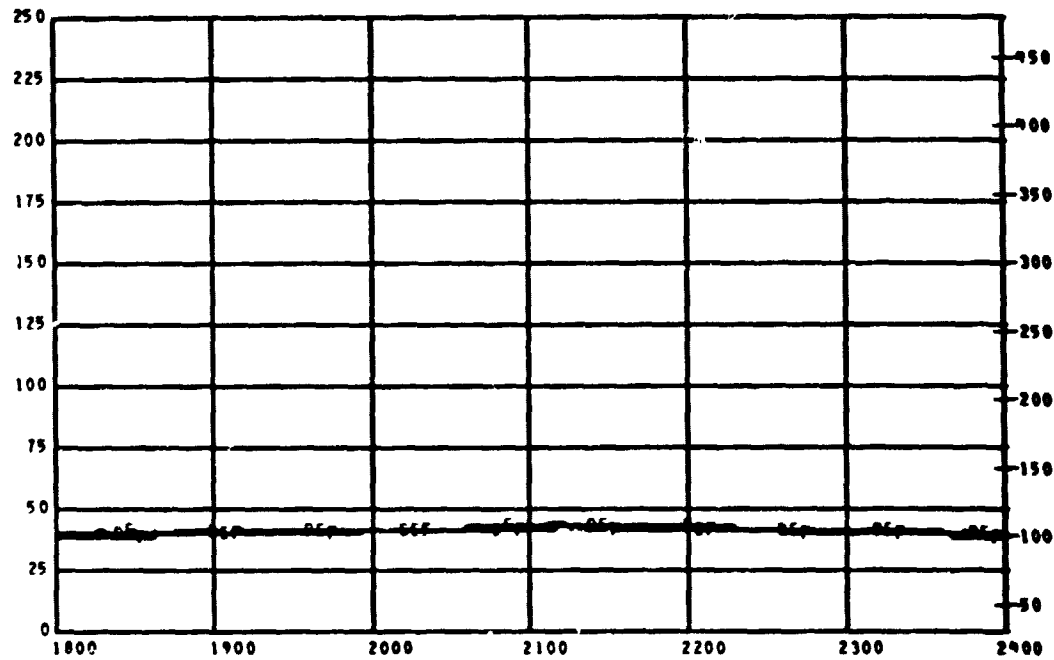
TEST ID 040275 224001

FIRE CHAR TEST BL PLOT NO BASE - 4

REFERENCE TIME 11 05 00.000



D  
E  
G  
F



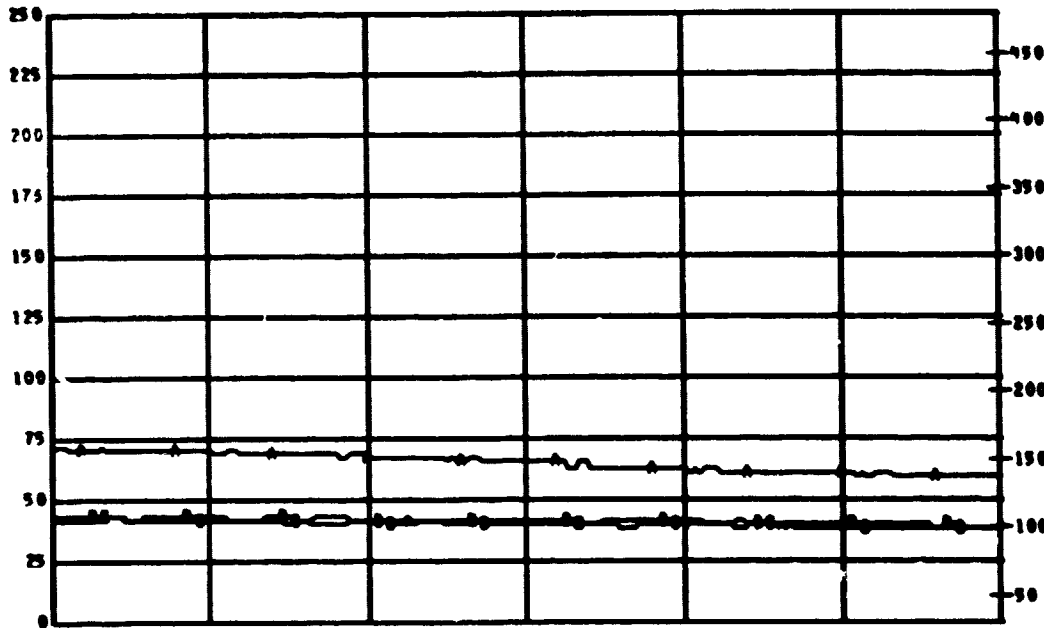
D  
E  
G  
F

MEAS. NUMBER	CHANNEL ASGN.	TITLE	RANGE	UNITS	GRID-SYM
0 TC23	123	WEST CABIN "MOST WEST"	0 TO 250	DEG C	AA
0 TC24	124		0 TO 250	DEG C	AB
0 TC25	125		0 TO 250	DEG C	AC
0 TC26	126		0 TO 250	DEG C	BD
0 TC27	127	WEST CABIN "LEAST WEST"	0 TO 250	DEG C	BE
0 TC28	128	EAST CABIN "MOST WEST"	0 TO 250	DEG C	BF

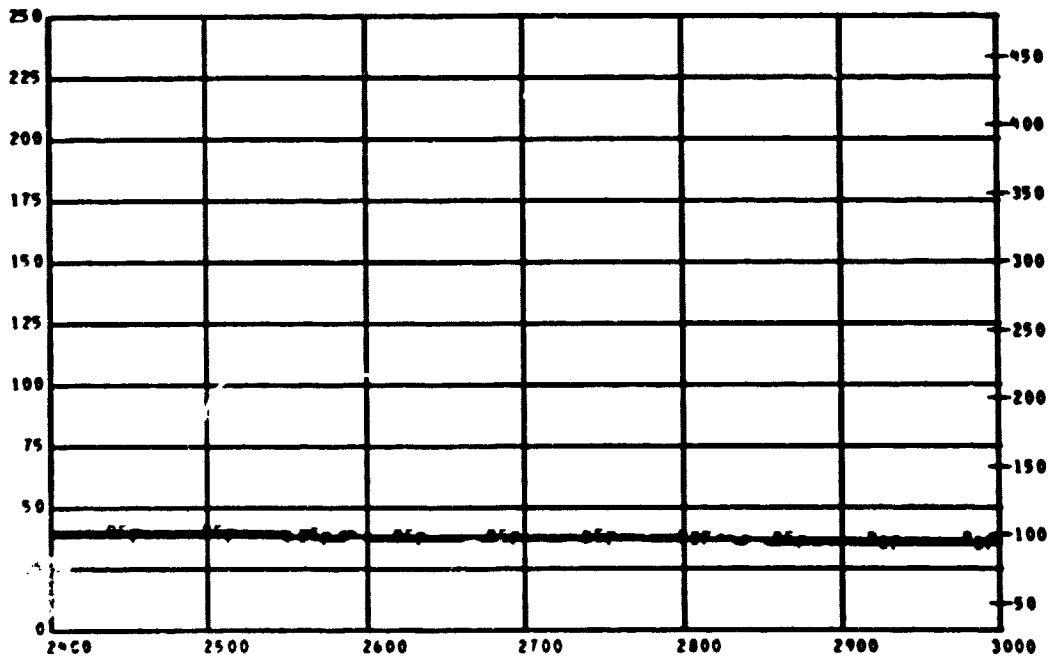
TEST ID 090275 224001

FIRE CHAN TEST BL PLOT NO BASE - 9

REFERENCE TIME 11 05 00.000



B  
E  
G  
F



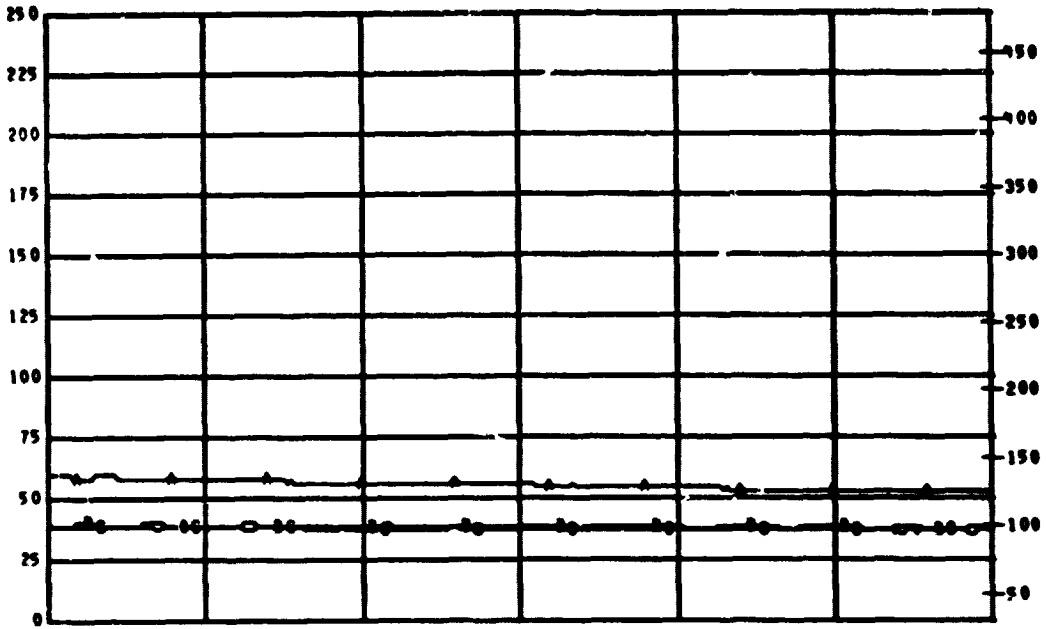
B  
E  
G  
F

MEAS. NUMBER	CHANNEL ASGN.	TITLE	RANGE	UNITS	GRID-SYM
0 TC23	123	WEST CABIN *MOST WEST*	0 TO 250	DEG C	AA
0 TC24	124		0 TO 250	DEG C	AB
0 TC25	125		0 TO 250	DEG C	AC
0 TC26	126		0 TO 250	DEG C	BD
0 TC27	127	WEST CABIN *LEAST WEST*	0 TO 250	DEG C	BE
0 TC28	128	EAST CABIN *MOST WEST*	0 TO 250	DEG C	BF

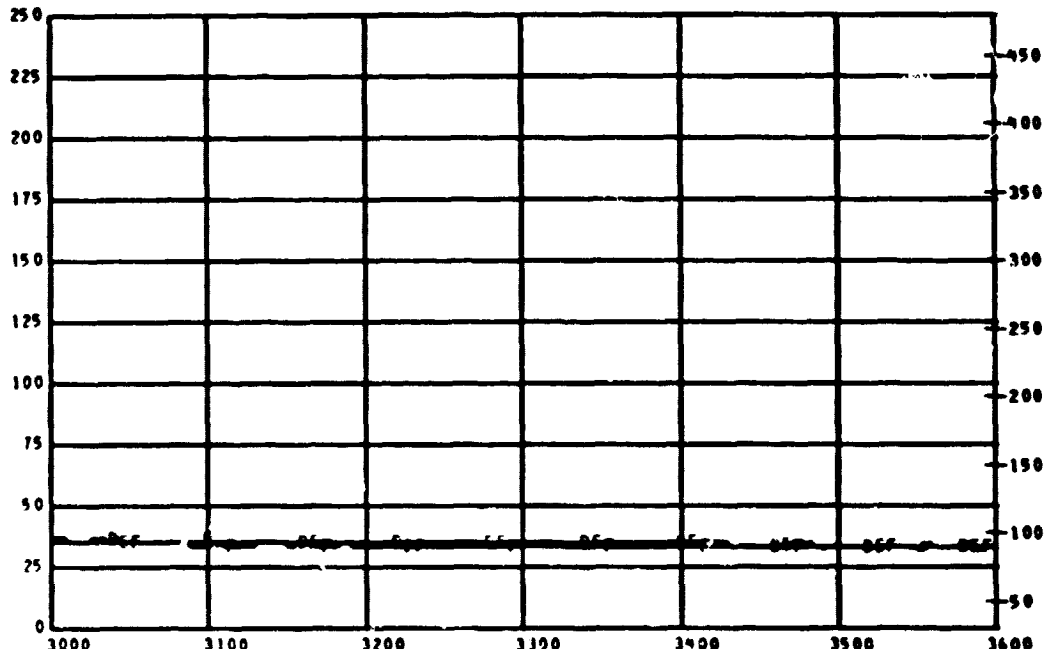
TEST ID 040275 224001

FIRE CHAR TEST BL PLOT NO BASE - 6

REFERENCE TIME 11 05 00.00



D  
E  
G  
F




D  
E  
G  
F

PEAS. NUMBER	CHANNEL ASGN.	TITLE	RANGE	UNITS	GRID-SYM
0 TC 23	123	WEST CABIN *MOST WEST*	0 TO 250	DEG C	AD
0 TC 24	124		0 TO 250	DEG C	AD
0 TC 25	125		0 TO 250	DEG C	AC
0 TC 26	126		0 TO 250	DEG C	BD
0 TC 27	127	WEST CABIN *LEAST WEST*	0 TO 250	DEG C	BE
0 TC 28	128	EAST CABIN *MOST WEST*	0 TO 250	DEG C	BF

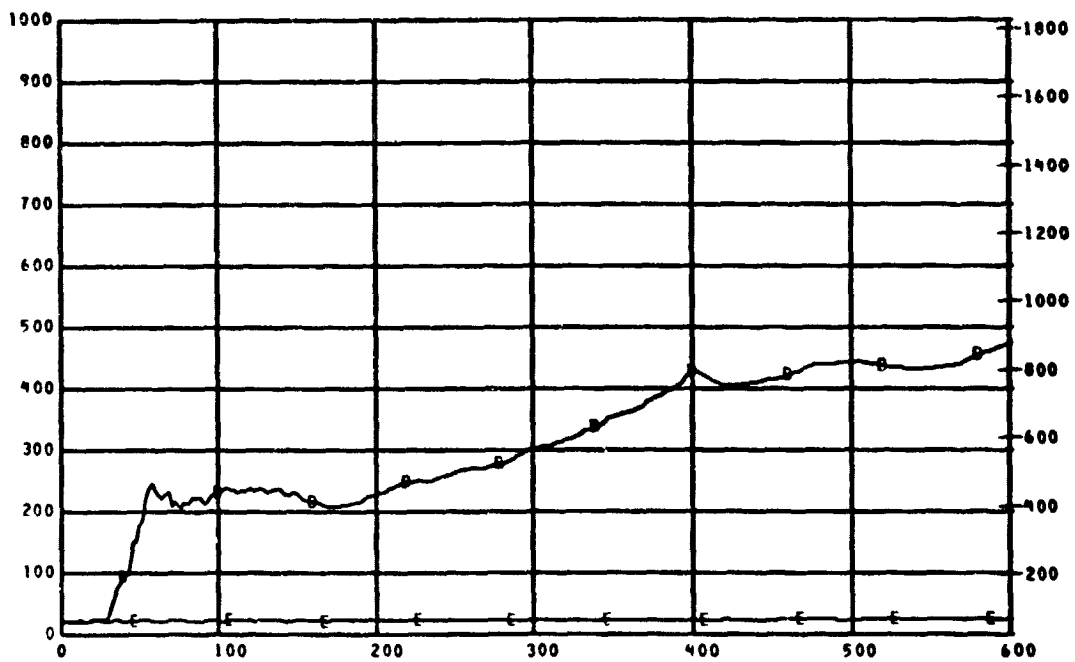
TEST ID 840275 224001

FIRE CHAM TEST BL PLOT NO BASE - 1

REFERENCE TIME 11 05 00.000



D  
E  
G  
F



D  
E  
G  
F


MEAS. NUMBER	CHANNEL ASGN.	TITLE	RANGE	UNITS	GRID-SYM
* TC 29	129		0 TO 250	DEG C	AA
* TC 30	130		0 TO 250	DEG C	AB
* TC 31	131	EAST CABIN "MOST EAST"	0 TO 250	DEG C	AC
* TC 21	121	LAVATORY EXHAUST	0 TO 1000	DEG C	BD
* TC 22	122	CABIN EXHAUST	0 TO 1000	DEG C	BE



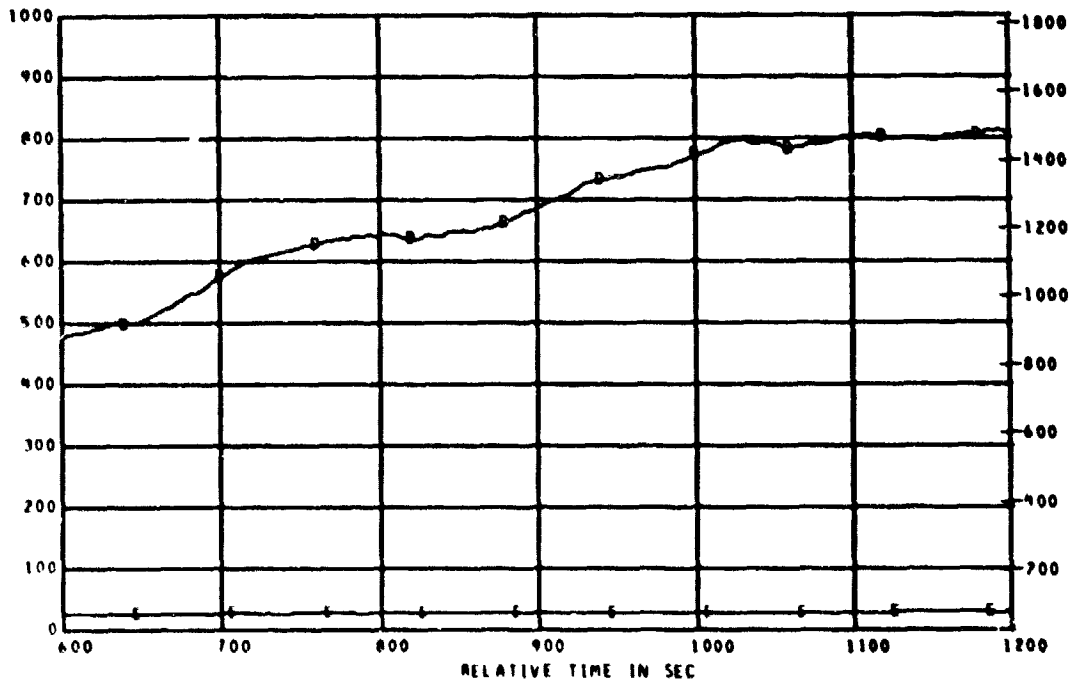
TEST ID 840275 224001

FIRE CHAR TEST BL PLOT NO BASE - 2

REFERENCE TIME 11 05 00.000



D  
E  
G  
F



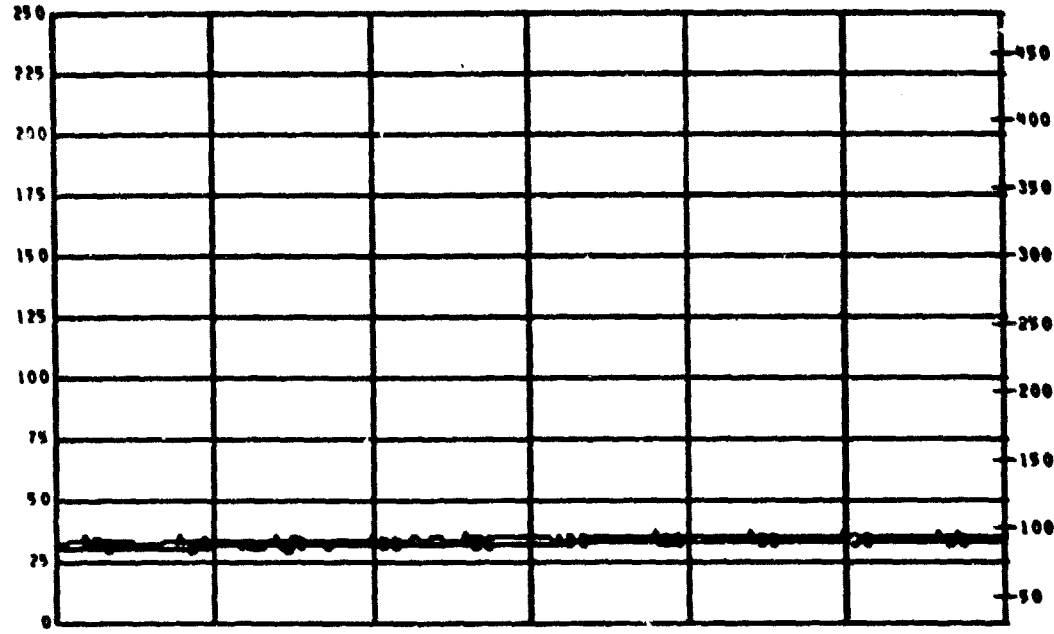
D  
E  
G  
F

MEAS. NUMBER	CHANNEL ASGN.	TITLE	RANGE	UNITS	GRID-SYM
8 TC 29	129		0 TO 250	DEG C	AA
8 TC 30	130		0 TO 250	DEG C	AB
8 TC 31	131	EAST CABIN *MOST EAST*	0 TO 250	DEG C	AC
8 TC 21	121	LAVATORY EXHAUST	0 TO 1000	DEG C	BD
8 TC 22	122	CABIN EXHAUST	0 TO 1000	DEG C	BE

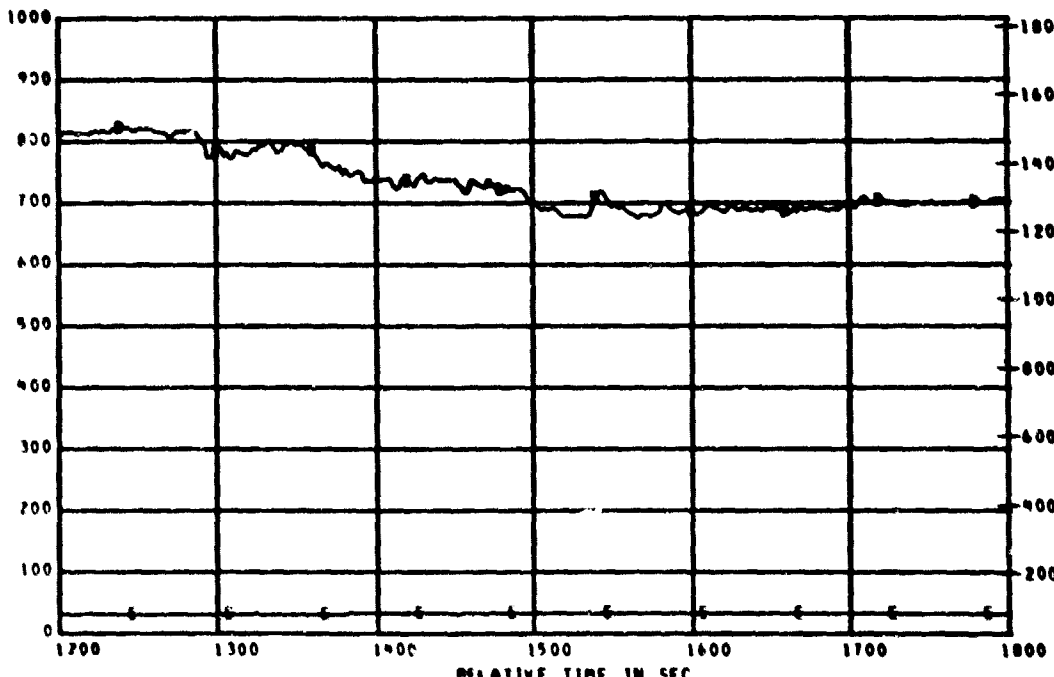
TEST ID 040275 229001

FIRE CHAM TEST BL PLOT NO BASE - 3

REFERENCE TIME 11 05 00.000



D  
E  
G  
F



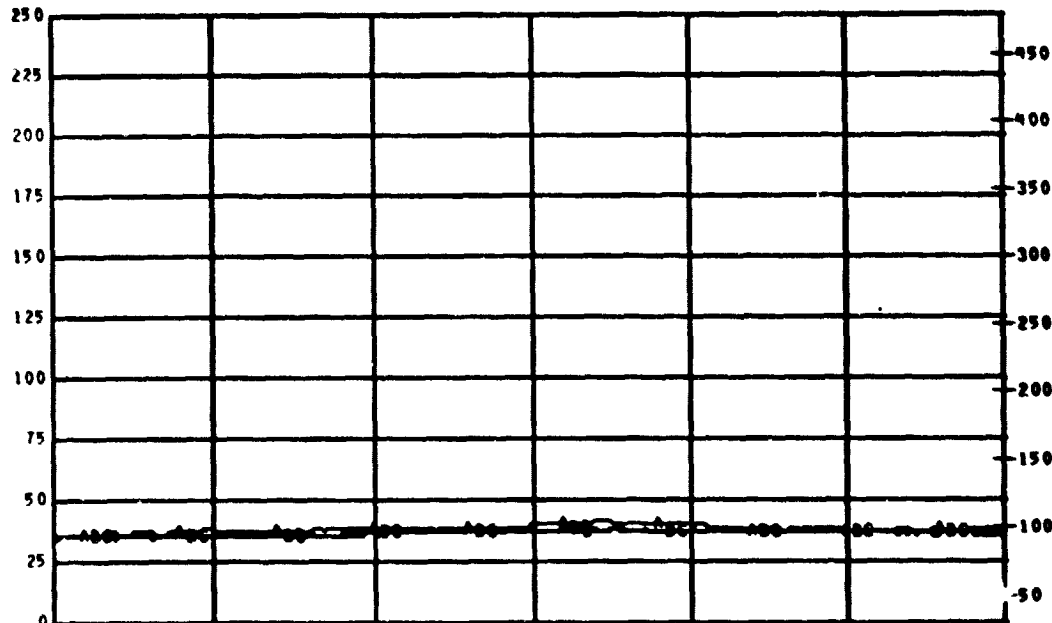
D  
E  
G  
F

MEAS NUMBER	CHANNEL ASGN.	TITLE	RANGE	UNITS	GRID-SYM
0 TC29	129	EAST CABIN "MOST EAST"	0 TO 250	DEG C	AA
0 TC30	130	LAVATORY EXHAUST	0 TO 250	DEG C	AB
0 TC31	131	CABIN EXHAUST	0 TO 250	DEG C	AC
0 TC21	121		0 TO 1000	DEG C	BD
0 TC22	122		0 TO 1000	DEG C	BE

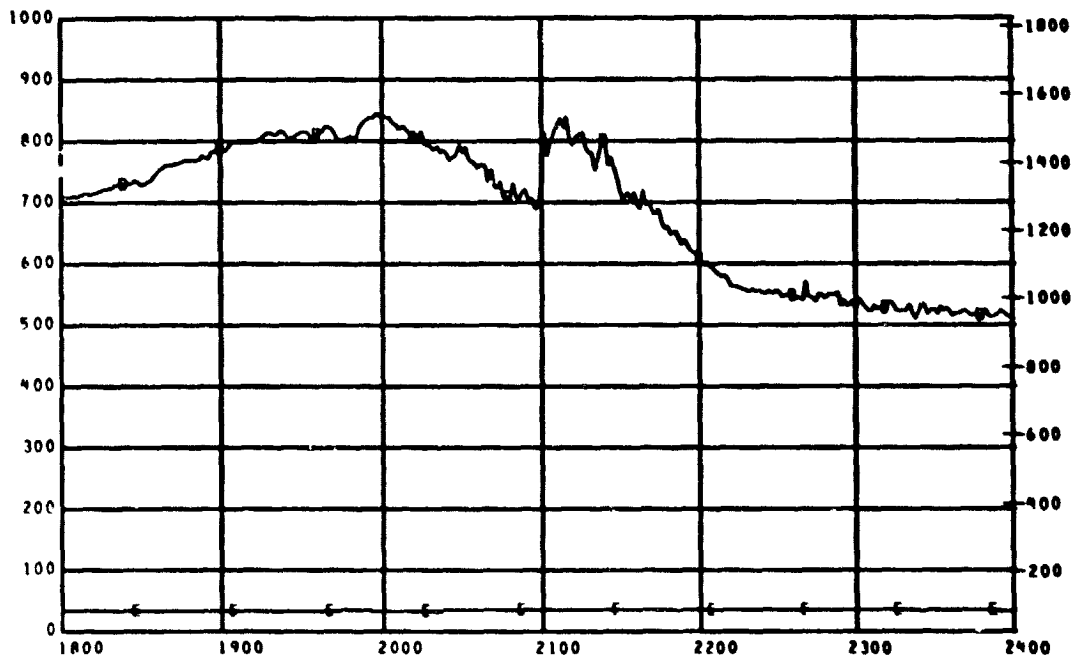
TEST ID 840275 224001

FIRE CHAR TEST BL PLOT NO BASE - 4

REFERENCE TIME 11 05 00.000



D  
E  
G  
F



D  
E  
G  
F

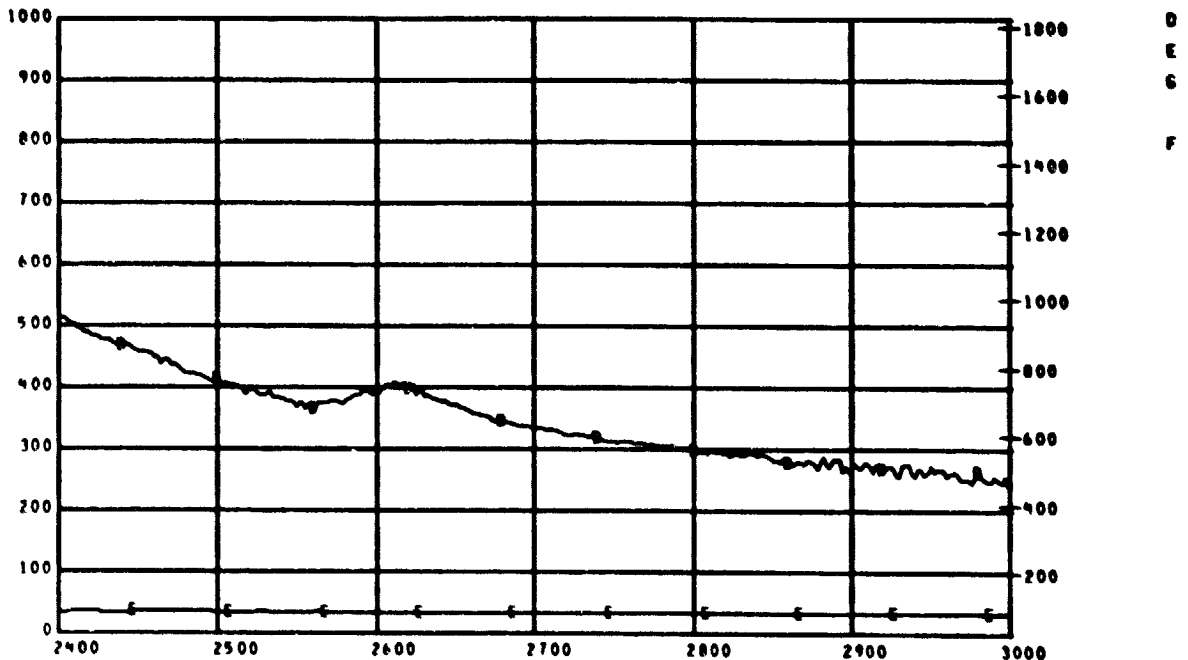
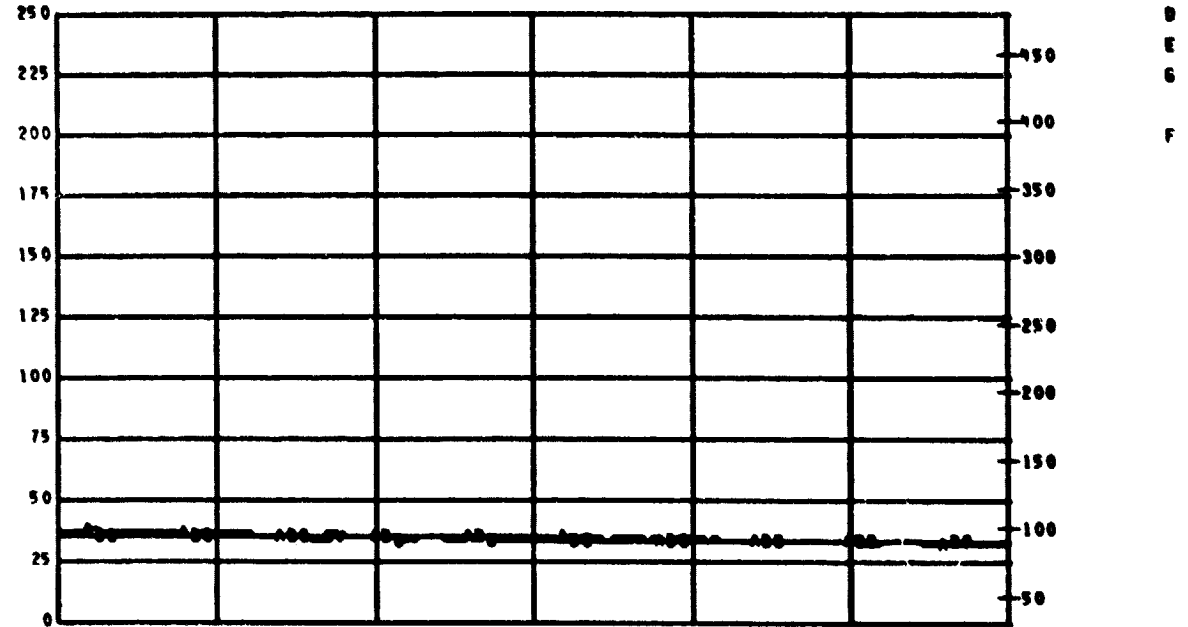
MEAS. NUMBER	CHANNEL ASGN.	TITLE	RANGE	UNITS	GRID-SYM
* TC 29	129		0 TO 250	DEG C	AA
* TC 30	130		0 TO 250	DEG C	AB
* TC 31	131	EAST CABIN *MOST EAST*	0 TO 250	DEG C	AC
* TC 21	121	LAVATORY EXHAUST	0 TO 1000	DEG C	BD
* TC 22	122	CABIN EXHAUST	0 TO 1000	DEG C	BE

ORIGINAL PAGE IS  
OF POOR QUALITY

TEST ID 040273 224001

FIRE CHAR TEST BL PLOT NO BASE - 5

REFERENCE TIME 11 05 00.000

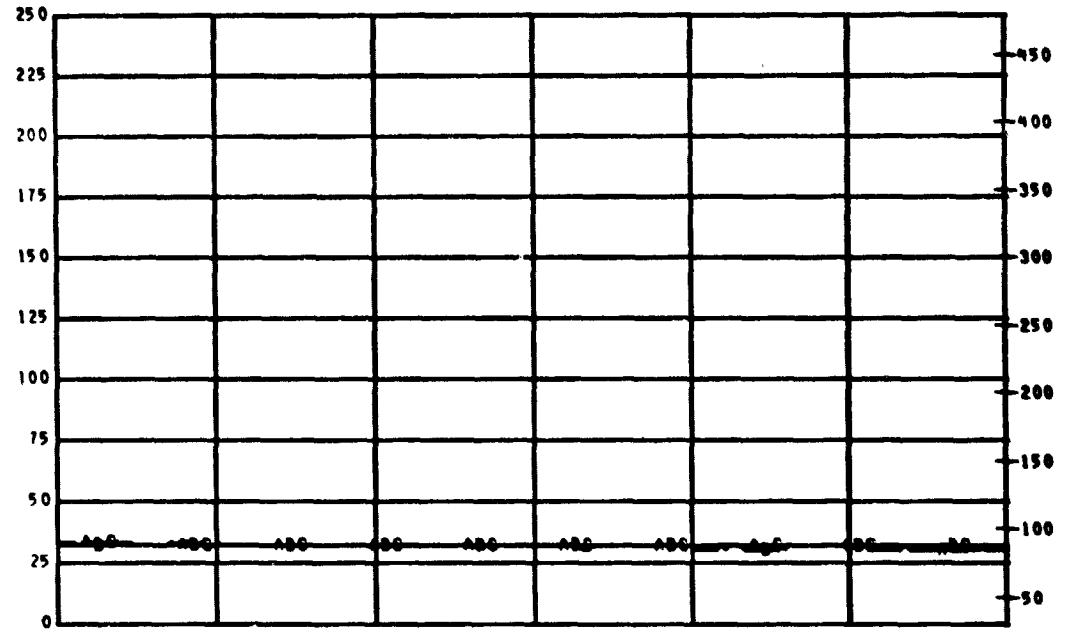


MEAS. NUMBER	CHANNEL ASGN.	TITLE	RANGE	UNITS	GRID-SYM
0 TC 29	129		0 TO 250	DEG C	AA
0 TC 30	130		0 TO 250	DEG C	AB
0 TC 31	131	EAST CABIN *MOST EAST*	0 TO 250	DEG C	AC
0 TC 21	121	LAVATORY EXHAUST	0 TO 1000	DEG C	BD
0 TC 22	122	CABIN EXHAUST	0 TO 1000	DEG C	BE

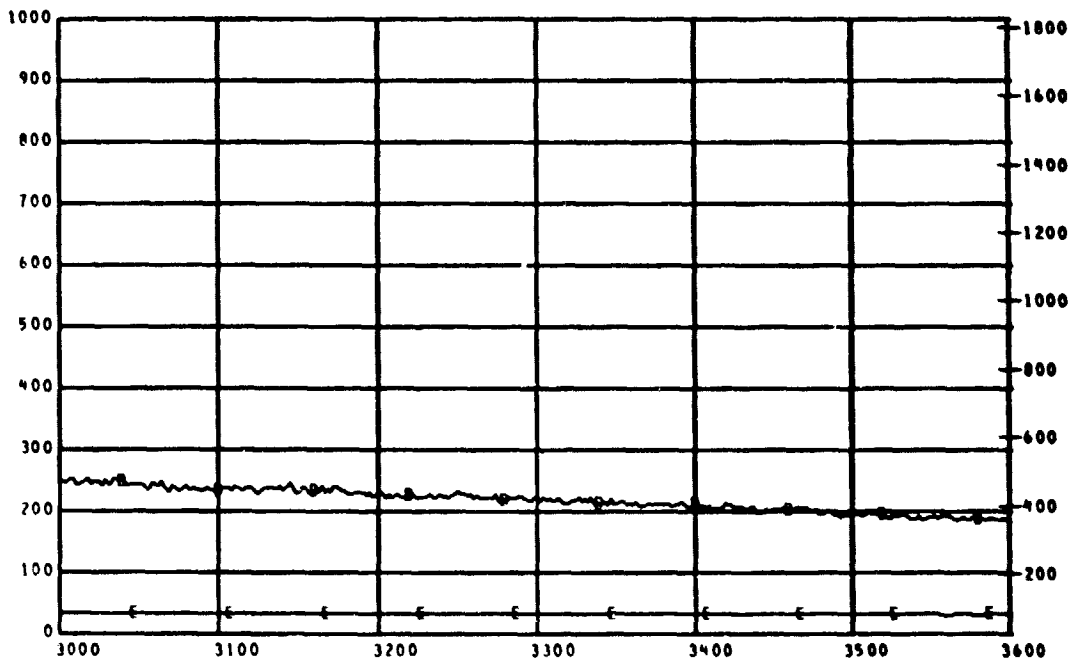
TEST ID 040275 224001

FIRE CHAR TEST BL PLOT NO BASE - 6

REFERENCE TIME 11 05 00.000



D  
E  
G  
F



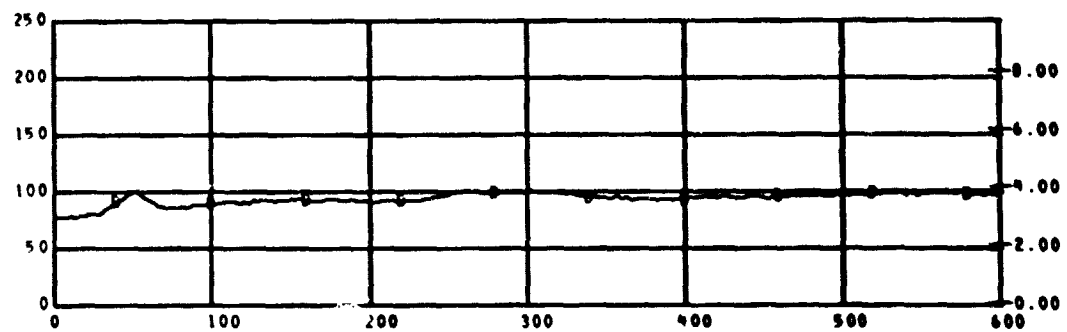
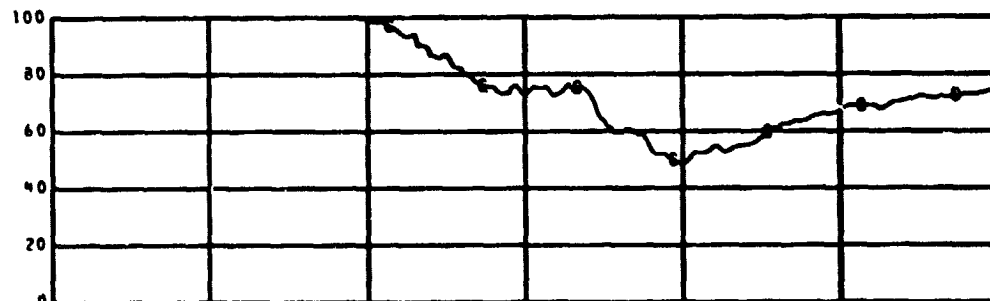

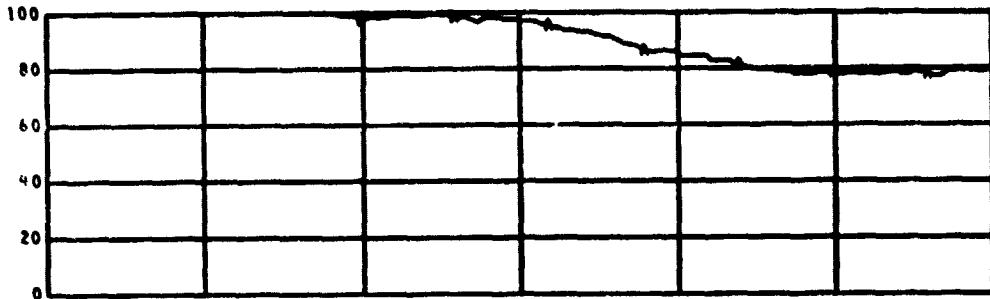
D  
E  
G  
F

MEAS. NUMBER	CHANNEL ASGN.	TITLE	RANGE	UNITS	GRID-SYM
8 TC29	129		0 TO 250	DEG C	AA
8 TC30	130		0 TO 250	DEG C	AB
8 TC31	131	EAST CABIN *MOST EAST*	0 TO 250	DEG C	AC
8 TC21	121	LAVATORY EXHAUST	0 TO 1000	DEG C	BD
8 TC22	122	CABIN EXHAUST	0 TO 1000	DEG C	BE

TEST ID 040275 229001

FIRE CHAR TEST BL PLOT NO BASE - 1

REFERENCE TIME 11 05 00.00



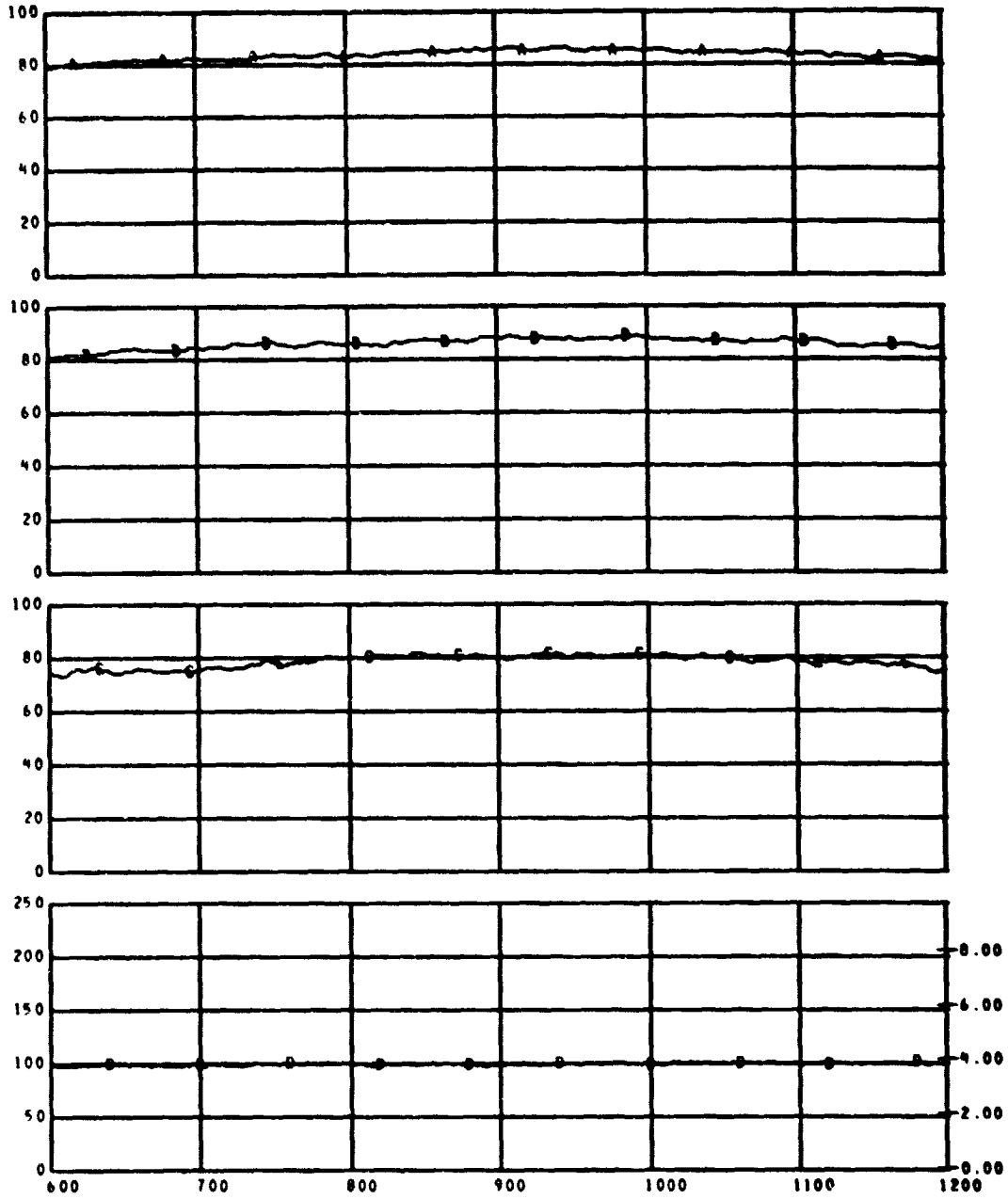
I  
N  
2  
0

MEAS. NUMBER	CHANNEL ASGN.	TITLE	RANGE	UNITS	GRID-SYM
P1	160	LIGHT TRANSMISSION "MOST WEST"	0 TO 100	PCT	AA
P2	161	LIGHT TRANSMISSION "MIDDLE"	0 TO 100	PCT	BB
P3	162	LIGHT TRANSMISSION "MOST EAST"	0 TO 100	PCT	CC
Δ PRESS	098	CABIN DELTA PRESSURE	0 TO 250	MM H2O	DD

TEST ID 840275 224001

FIRE CHAR TEST BL PLOT NO BASE - 2

REFERENCE TIME 11 05 00.000



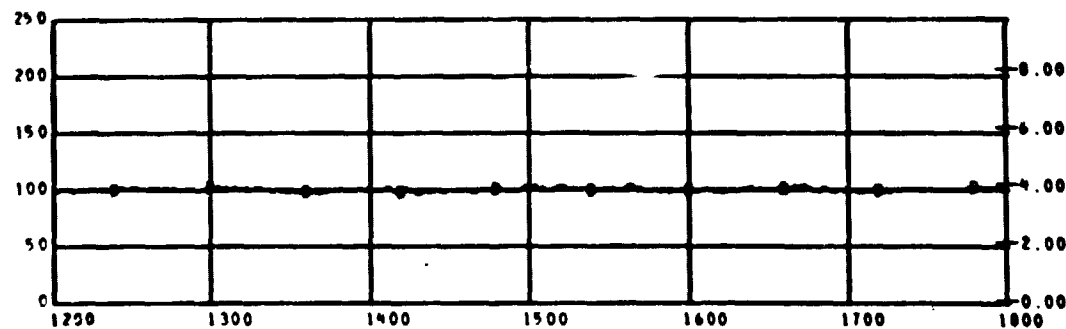


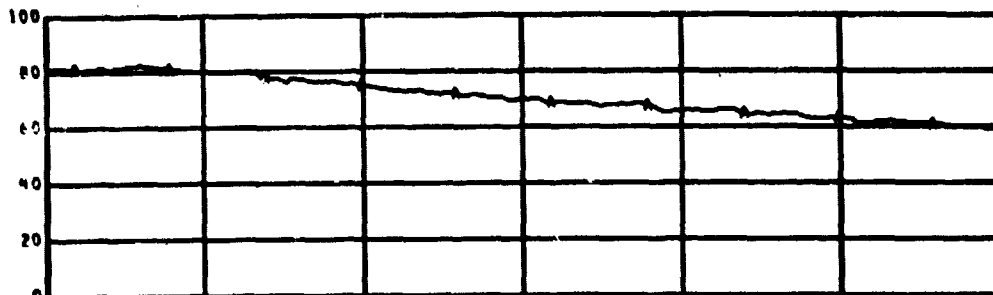
I  
M  
H  
2  
0

MEAS. NUMBER	CHANNEL ASGN.	TITLE	RANGE	UNITS	GRID-SYM
P1	160	LIGHT TRANSMISSION *MOST WEST*	0 TO 100	PCT	AA
P2	161	LIGHT TRANSMISSION *MIDDLE*	0 TO 100	PCT	BB
P3	162	LIGHT TRANSMISSION *MOST EAST*	0 TO 100	PCT	CC
Δ PRESS	098	CABIN DELTA PRESSURE	0 TO 250	MM H2O	DD

TEST ID 040275 229001

FIRE CHAR TEST BL PLOT NO BASE - 3

REFERENCE TIME 11 05 00.000



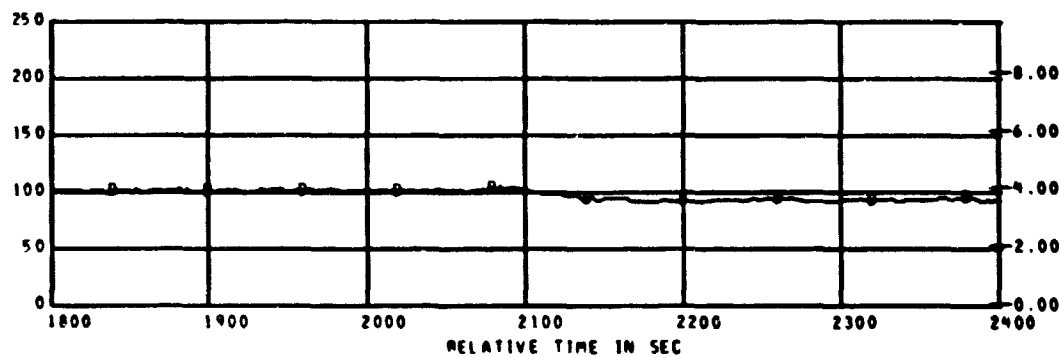
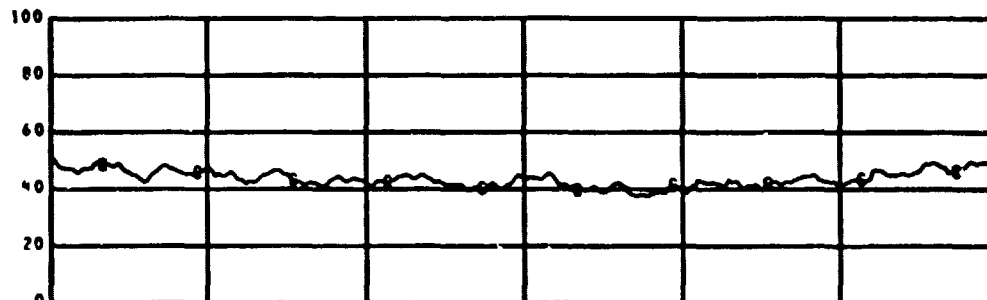
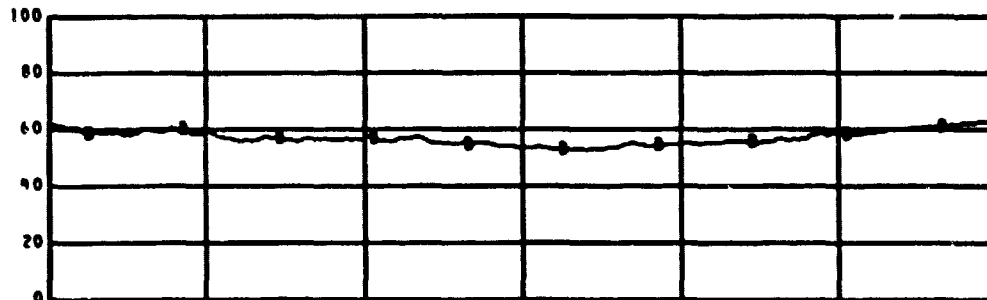
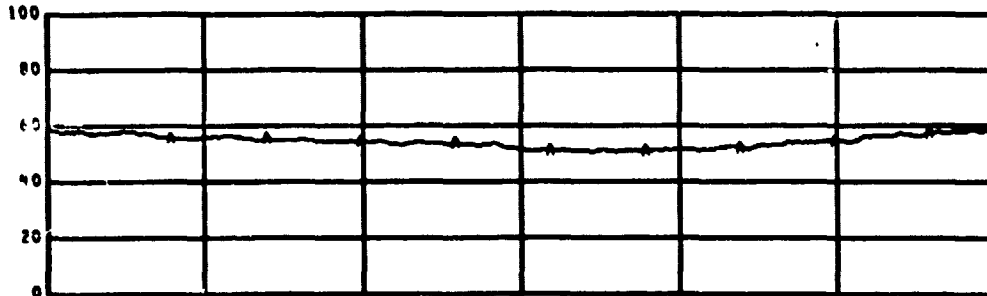
MEAS. NUMBER	CHANNEL ASGN.	TITLE	RANGE	UNITS	GRID-SYM
P1	160	LIGHT TRANSMISSION *MOST WEST*	0 TO 100	PCT	AA
P2	161	LIGHT TRANSMISSION *MIDDLE*	0 TO 100	PCT	BB
P3	162	LIGHT TRANSMISSION *MOST EAST*	0 TO 100	PCT	CC
Δ PRESS	098	CABIN DELTA PRESSURE	0 TO 250	MM H2O	DD



TEST ID 040275 229001

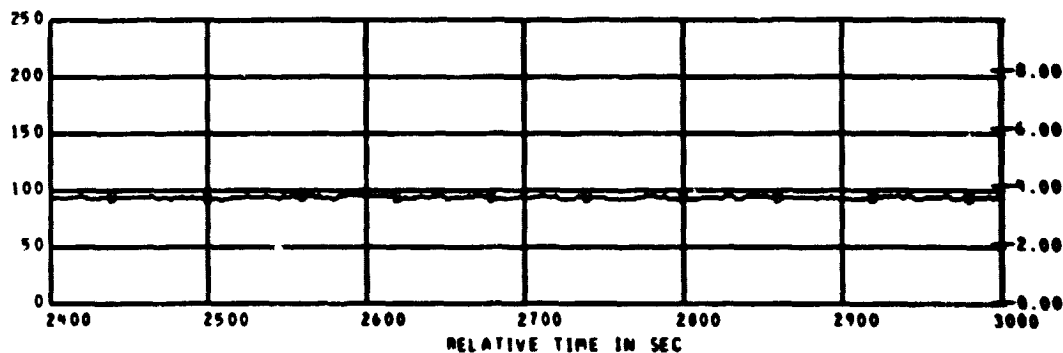



FIRE CHAR TEST BL PLOT NO BASE - 4

REFERENCE TIME 11 05 00.000



I  
N  
2  
0

MEAS. NUMBER	CHANNEL ASGN.	TITLE	RANGE	UNITS	GRID-SYM
P1	160	LIGHT TRANSMISSION "MOST WEST"	0 TO 100	PCT	AA
P2	161	LIGHT TRANSMISSION "MIDDLE"	0 TO 100	PCT	BB
P3	162	LIGHT TRANSMISSION "MOST EAST"	0 TO 100	PCT	CC
Δ PRESS	098	CABIN DELTA PRESSURE	0 TO 250	MM H2O	DD



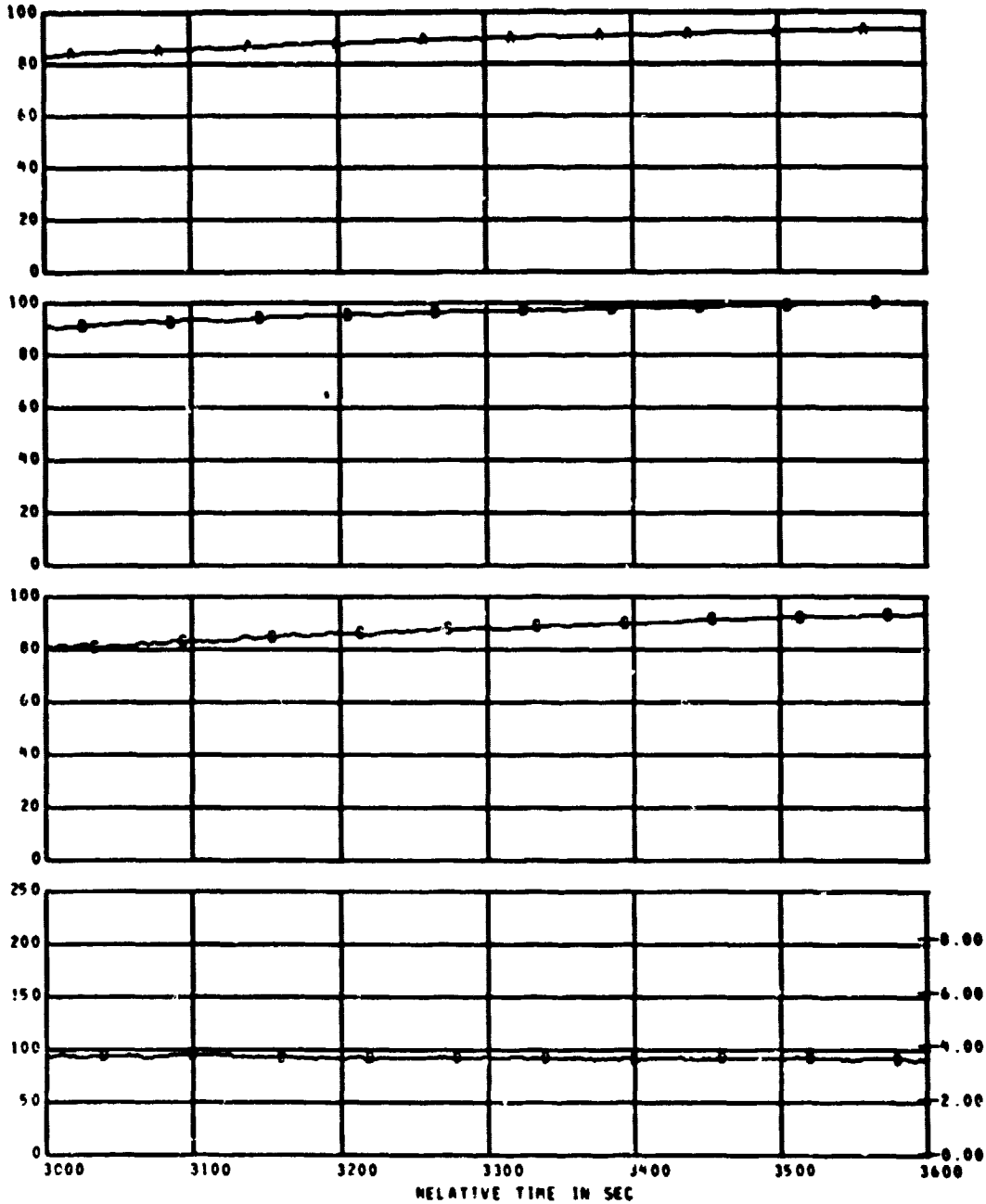
1  
N  
2  
0

MEAS. NUMBER	CHANNEL ASGN.	TITLE	RANGE	UNITS	GRID-SYM
P1	160	LIGHT TRANSMISSION %MOST WEST	0 TO 100	PCT	AA
P2	161	LIGHT TRANSMISSION %MIDDLE	0 TO 100	PCT	BB
P3	162	LIGHT TRANSMISSION %MOST EAST	0 TO 100	PCT	CC
6 PRESS	090	CABIN DELTA PRESSURE	0 TO 250	MM H2O	DD

TEST ID 040275 224001

FIRE CHAM TEST BL PLOT NO BASE - 6

REFERENCE TIME 11 09 00.000



MEAS. NUMBER	CHANNEL ASGN.	TITLE	RANGE	UNITS	GRID-SYM
P1	160	LIGHT TRANSMISSION *MOST WEST*	0 TO 100	PCT	AA
P2	161	LIGHT TRANSMISSION *MIDDLE*	0 TO 100	PCT	BB
P3	162	LIGHT TRANSMISSION *MOST EAST*	0 TO 100	PCT	CC
9 PRESS	098	CABIN DELTA PRESSURE	0 TO 250	MM H2O	DD