

NASA TM-80199



NASA Technical Memorandum 80199
(SUPERSEDES NASA TM-80199, ISSUED JANUARY 1980)

NASA-TM-80199 19810023576

EFFECT OF SWEEP AND ASPECT RATIO ON THE
LONGITUDINAL AERODYNAMICS OF A SPANLOADER
WING IN- AND OUT-OF-GROUND EFFECT

Scott O. Kjelgaard and John W. Paulson, Jr.

LIBRARY COPY

JUL 9 1981

LANGLEY RESEARCH CENTER
LIBRARY, NASA
HAMPTON, VIRGINIA

JUNE 1981



National Aeronautics and
Space Administration

Langley Research Center
Hampton, Virginia 23665



EFFECTS OF SWEEP AND ASPECT RATIO ON THE LONGITUDINAL AERODYNAMICS
OF A SPANLOADER WING IN- AND OUT-OF-GROUND EFFECT

Scott O. Kjelgaard and John W. Paulson, Jr.
Langley Research Center

SUMMARY

A wind-tunnel investigation was conducted in the Langley V/STOL tunnel to determine the effects of leading-edge sweep, aspect ratio, flap deflection, and elevon deflection on the longitudinal aerodynamic characteristics of a span distributed load advanced cargo aircraft (spanloader) in and out of ground effect.

Model configurations consisted of leading-edge sweeps of 0° , 15° , 30° , and 45° and aspect ratios of approximately 2, 4, 6, and 8. Data were obtained for angles of attack of -8° to 18° out of ground effect and at angles of attack of -2° , 0° , and 2° in ground effect at a Mach number of 0.14. Flap and elevon deflections ranged from -20° to 20° . The data, presented in tabulated form, are intended for reference purposes and are presented without analysis.

INTRODUCTION

The spanloader is an advanced concept for large cargo aircraft where the cargo is contained in a thick wing and uniformly distributed spanwise to largely balance the lift distribution and reduce bending stresses. This reduction in bending stresses allows better structural efficiency than the conventional wing-fuselage designs, and therefore, a higher payload fraction.

The spanloader has been tested in cruise configuration (ref. 1), but no detailed investigation of the ground-induced effects on a spanloader in takeoff and landing configurations has been made. An investigation was performed in the Langley V/STOL tunnel to determine the effects of sweep, aspect ratio, flap deflection, and elevon deflection on the longitudinal aerodynamic characteristics of a spanloader in- and out-of-ground effect. Spanloader configurations with leading-edge sweeps of 0° , 15° , 30° , and 45° and aspect ratios of approximately 2, 4, 6, and 8 were investigated.

Data were obtained at angles of attack of -8° to 18° out-of-ground effect and angles of attack of -2° , 0° , and 2° through a range of ground heights ranging from 0.015 span to a span at a Mach number of 0.14. Flap and elevon deflections ranged from 20° to -20° .

SYMBOLS

All data have been reduced to standard coefficient form and are presented in the stability axis system. All data in this report are given in S.I. units. Where there are differences, the symbols enclosed in parentheses are used in tabulated printouts and their usual notation precedes them.

N81-32119

AR	aspect ratio
b (B)	wing span, m
C_D (CD)	drag coefficient, $D/q_\infty S$
C_L (CL)	lift coefficient, $L/q_\infty S$
C_m (CM)	pitching-moment coefficient, Pitching moment/ $q_\infty S \bar{c}$
\bar{c} (CBAR)	wing mean aerodynamic chord, m except where otherwise noted
D	drag, N
h (H)	distance from ground in Z direction to lower surface of wing at $0.25 \bar{c}$, cm
h/\bar{c} (H/C)	ratio of height of wing above ground to wing mean aerodynamic chord
L	lift, N
q_∞ (Q)	free-stream dynamic pressure, kPa (KPA)
S	wing area, m^2
t	wing maximum thickness, cm
X	distance from moment reference center (MRC) to balance center (BC) (positive MRC, forward of BC; negative, MRC aft of BC), cm
X_{mc}	distance from nose of centerbody to moment reference center, cm
α (ALPHA)	angle of attack, deg
δ	deflection of flap or elevon, deg (positive trailing edge down)
Λ	leading-edge sweep, deg
Subscripts:	
e	elevon
f	flap

MODEL DESCRIPTION

The spanloader model tested in the Langley V/STOL tunnel was a conceptual tailless configuration with an untwisted, NACA 0018 airfoil, constant chord wing with a centerbody (sized to accommodate the balance). Photographs of the model installed in the V/STOL tunnel are given in figures 1 and 2.

A sketch of model configurations is presented in figure 3. The four leading-edge sweeps of 0° , 15° , 30° , and 45° are designated as configurations I, II, III, and IV, respectively, and were obtained by different root sections. Appropriate tip sections were added to maintain streamwise tips. Various aspect ratios were obtained by addition or subtraction of wing sections to the spanwise segmented wing. For each leading-edge sweep angle, the highest aspect ratio configuration is referred to as A and the lowest as D configuration. Table 1 gives the geometric characteristics for each of the 16 configurations.

The trailing edge of the wing was divided into several simple flap elements, 25 percent of the wing chord in length from pivot to trailing edge. These elements were defined to be flaps on the D configuration and a combination of flaps and elevons on the C, B, and A configurations. Figure 3 shows the definition of flap and elevons for the A configurations. Note that for the 30° and 45° sweep configurations, the outboard two trailing-edge elements plus the small trailing-edge element on the wing tip are defined as elevons. This elevon definition is maintained on the B and C configurations where an inboard section of the wing is removed to change configuration aspect ratio, while the outboard and tip sections are retained. Thus, the elevon span remains constant while the flap span is reduced. Note that for some of the $\Lambda = 30^\circ$ A, B, and C configurations, the elevon size was reduced to only the outboard trailing-edge element plus the small trailing-edge element on the tip. This gives the configuration denoted as "small elevon" on figure 3(c) a larger flap span.

After reviewing the discussion of separation on the spanloader model tested in reference 1, vortex generators were placed on the wing upper surface at $x/c = 0.55$ on the full span for all model configurations. These vortex generators were designed using the method of reference 2 and had a toe out of 15° from free stream. Drawings of the vortex generator geometry are given in figure 4 and a photograph showing the installation on the $\Lambda = 30^\circ$ configuration in figure 5.

Transition strips 0.3175 cm in width of no. 80 abrasive grains were placed 2.54 cm aft of the leading edge on the upper and lower wing surfaces in accordance with reference 3. Forces and moments were measured by an internally mounted six-component, strain-gage balance, and angle of attack was measured with an internally mounted accelerometer. All pitching-moment data are referred to the moment reference locations shown in table 1 which correspond to the aerodynamic center of pressure of each configuration as predicted by vortex-lattice theory of reference 4. Because of the relatively small model size and low lift coefficients generated, wall effects were minimal. Therefore, no jet-boundary corrections have been applied to these data.

Tests performed on each model configuration included an angle-of-attack sweep, $\alpha = -8^\circ$ to 18° out of ground effect, and height sweeps at angles of attack of -2° , 0° , and 2° in ground effect. Approximate values of h/b for the in-ground effect sweep were 0.02, 0.03, 0.05, 0.10, 0.15, 0.25, 0.35, 0.50, and 1.00. In accordance with the criteria of reference 5 for the present group of model configurations, the combination of low lift coefficients

and range of ground heights utilized provided test conditions which did not require the use of the moving-belt ground plane. However, the boundary-layer thickness at the model location was reduced to about 2 cm by the boundary-layer removal system located at the leading edge of the test section. The tests were conducted at a Mach number of 0.14 which provided a Reynolds number range from 1.3 to 1.8 million depending on the chord. The use of the moving belt would have limited the Mach number to 0.09 which would have reduced the Reynolds number for some of the model configurations below a million.

PRESENTATION OF RESULTS

The data are presented in the sequence outlined in table 2 and have been edited so that repeat runs or erroneous data are omitted. The data are grouped by configuration (that is, a fixed sweep and aspect ratio) and each block of runs corresponds to a variation of flap and/or elevon deflection for the given configuration. Within each block of runs for a given flap/elevon deflection, the first run number corresponds to an out-of-ground-effect angle-of-attack sweep from -8° to 18° , and the following three runs are in-ground-effect runs at angles of attack of -2° , 0° , and 2° . The data tabulations are given in the appendix.

These data are intended for reference purposes, and are therefore, presented without analysis or discussion.

REFERENCES

1. Rao, Dhanvada M.; and Huffman, Jarrett K.: Wind-Tunnel Tests on a Tail-less Swept Wing Span-Distributed Cargo Aircraft Configuration. NASA TM 78767, 1978
2. Tanner, L. H.; Pearcey, H. H.; and Tracy, C. M.: Vortex Generators; their Design and Their Effects on Turbulent Boundary Layers. Rep. No. F.M. 2015 Perf. 1196, Fluid Motion Sub-Committee of the Aeronautical Research Council, 1955
3. Braslow, Albert L.; and Knox, Eugene C.: Simplified Method for Determination of Critical Height of Distributed Roughness Particles for Boundary Layer Transition at Mach Numbers from 0 to 5. NACA TN 4363, 1958
4. Tulinius, J.: Unified Subsonic, Transonic, and Supersonic NAR Vortex Lattice. Rep. No. TFD-72-523, Los Angeles Div., North American Rockwell, 1972
5. Turner, Thomas R.: Endless Belt Technique for Ground Simulation. NASA SP-116, V/STOL and STOL Aircraft, 1966, pp. 435-446

Table 1

Spanloader Configuration Geometric Characteristics

Configuration	Λ , deg	AR	b, cm	\bar{c} , cm	$S_{\bar{c}}$, m^2	x_{MC} , cm	t/\bar{c}
I-D	0	2.00	80.0	40.00	3.20	34.50	0.180
I-C	0	4.00	160.0	40.00	6.40	37.52	.180
I-B	0	6.00	240.0	40.00	9.60	38.44	.180
I-A	0	8.00	320.0	40.00	12.80	38.88	.180
II-D	15	2.38	98.7	41.41	4.09	38.59	.174
II-C	15	4.25	175.9	41.41	7.28	45.13	.174
II-B	15	6.11	253.2	41.41	10.49	50.44	.174
II-A	15	7.98	330.5	41.41	13.69	55.49	.174
III-D	30	2.42	111.9	46.19	5.17	41.84	.156
III-C	30	3.92	181.2	46.19	8.37	52.11	.156
III-B	30	5.42	250.5	46.19	11.57	61.91	.156
III-A	30	6.92	319.8	46.19	14.77	72.03	.156
IV-D	45	2.10	119.0	56.57	6.73	43.56	.127
IV-C	45	3.10	175.6	56.57	9.93	58.05	.127
IV-B	45	4.10	232.1	56.57	13.12	72.22	.127
IV-A	45	5.10	288.7	56.57	16.33	86.36	.127

Table 2

(a) Configuration I

Configuration	Λ , deg	AR	Run number				Page no.	δ_f , deg	δ_e , deg	Vortex generators
			-8 to	18	-2	0				
I-D	0	2.0	142	143	144	145	18	0	--	On ↓
			146	147	148	149	19	5	--	
			150	151	152	153	20	10	--	
			154	155	156	157	21	20		
I-C	0	4.0	98	99	100	101	22	0	0	On ↓
			138	139	140	141	23	5	0	
			118	119	120	121	24	10	0	
			130	131	132	133	25	20	0	
			134	135	136	137	26	20	20	
			106	107	108	109	27	0	-10	
			102	103	104	105	28	0	10	
			126	127	128	129	29	10	-20	
			122	123	124	125	30	10	-10	
			114	115	116	117	31	10	10	
			110	111	112	113	32	10	20	
			I-B	0	6.0	58	59	60	61	
54	55	56				57	34	5	0	
74	75	76				77	35	10	0	
62	63	64				65	36	20	0	
46	47	48				49	37	20	20	
90	91	92				93	38	0	-10	
86	87	88				89	39	0	10	
82	83	84				85	40	10	-20	
78	79	80				81	41	10	-10	
70	71	72				73	42	10	10	
66	67	68				69	43	10	20	
I-A	0	8.0				10	11	12	13	44
			6	7	8	9	45	10	0	
			1	2	3	4	46	20	0	
			14	15	16	17	47	30	0	
			18	19	20	21	48	0	-10	
			22	23	24	25	49	0	10	
			26	27	28	29	50	10	10	
			30	31	32	33	51	10	20	

Table 2.- Continued.

(b) Configuration II

Configuration	Λ , deg	AR	Run number			Page no.	δ_f , deg	δ_e , deg	Vortex generators	
			-8 to 18	α , deg -2	0					2
II-D	15	2.38	339	340	341	342	52	0	0	On ↓
			335	336	337	338	53	5	0	
			327	328	329	330	54	10	0	
			331	332	333	334	55	20	0	
II-C	15	4.25	343	347	348	349	56	0	0	On ↓ Off
			350	351	352	353	57	5	0	
			354	355	356	357	58	10	0	
			358	359	360	361	59	20	0	
			363	364	365	366	60	10	-20	
			367	368	369	370	61	10	-10	
			371	374	375	376	62	10	10	
			377	378	379	380	63	10	20	
			451	---	---	---	64	10	10	
II-B	15	6.11	393	394	395	396	65	0	0	On ↓ Off
			389	390	391	392	66	5	0	
			445	446	447	448	67	10	0	
			381	382	383	384	68	20	0	
			385	386	387	388	69	20	20	
			397	398	399	400	70	10	-20	
			401	402	403	404	71	10	-10	
			405	406	407	408	72	10	10	
			409	410	411	412	73	10	20	
			449	---	---	---	74	10	10	
II-A	15	7.98	425	426	427	428	75	0	0	On ↓ Off
			421	422	423	424	76	5	0	
			413	414	415	416	77	10	0	
			417	418	419	420	78	20	0	
			441	442	443	444	79	10	-20	
			437	438	439	440	80	10	-10	
			433	434	435	436	81	10	10	
			429	430	431	432	82	10	20	
			450	---	---	---	83	10	10	

Table 2.- Continued.

(c) Configuration III (continued)

Configuration	Λ , deg	AR	Run number				Page no.	δ_f , deg	δ_e , deg	Vortex generators
			-8 to 18	α , deg -2	0	2				
III-A	30	6.92	291	292	293	294	117	0	0	On ↓ Off
			303	304	305	306	118	5	0	
			279	280	281	282	119	10	0	
			307	308	309	310	120	20	0	
			311	312	313	314	121	20	20	
			295	296	297	298	122	0	-10	
			299	300	301	302	123	0	10	
			287	288	289	290	124	10	-20	
			283	284	285	286	125	10	-10	
			317	(Small elevon)			126	10	-10	
			316	(Small elevon)			127	10	0	
			315	(Small elevon)			128	10	10	
			271	272	273	274	129	10	10	
			275	276	277	278	130	10	20	
			318	---	---	---	131	10	10	

Table 2.- Continued.

(d) Configuration IV

Configuration	Λ , deg	AR	Run number α , deg				Page no.	δ_f , deg	δ_e , deg	Vortex generators				
			-8 to 18	-2	0	2								
IV-D	45	2.1	452	453	454	455	132	0	0	On ↓				
			456	457	458	459	133	5	0					
			460	461	462	463	134	10	0					
			464	465	466	467	135	20	0					
IV-C	45	3.1	500	501	502	503	136	0	0	On ↓ Off				
			496	497	498	499	137	5	0					
			484	485	486	487	138	10	0					
			468	469	470	471	139	20	0					
			472	473	474	475	140	20	20					
			492	493	494	495	141	10	-20					
			488	489	490	491	142	10	-10					
			480	481	482	483	143	10	10					
			476	477	478	479	144	10	20					
			578	---	---	---	145	10	10					
			IV-B	45	4.1	504	505	506	507		146	0	0	On ↓ Off
						508	509	510	511		147	5	0	
						512	513	514	515		148	10	0	
						532	533	534	535		149	20	0	
536	537	538				539	150	20	20					
528	529	530				531	151	10	-20					
524	525	526				527	152	10	-10					
520	521	522				523	153	10	10					
516	517	518				519	154	10	20					
577	---	---				---	155	10	10					
IV-A	45	5.1				572	573	574	575	156	0	0	On ↓ Off	
			568	569	570	571	157	5	0					
			548	549	550	551	158	10	0					
			544	545	546	547	159	20	0					
			540	541	542	543	160	20	20					
			564	565	566	567	161	10	-20					
			560	561	562	563	162	10	-10					
			556	557	558	559	163	10	10					
			552	553	554	555	164	10	20					
			576	---	---	---	165	10	10					




Figure 1.- Spanloader model, in-ground effect, installed in the Langley V/STOL tunnel.


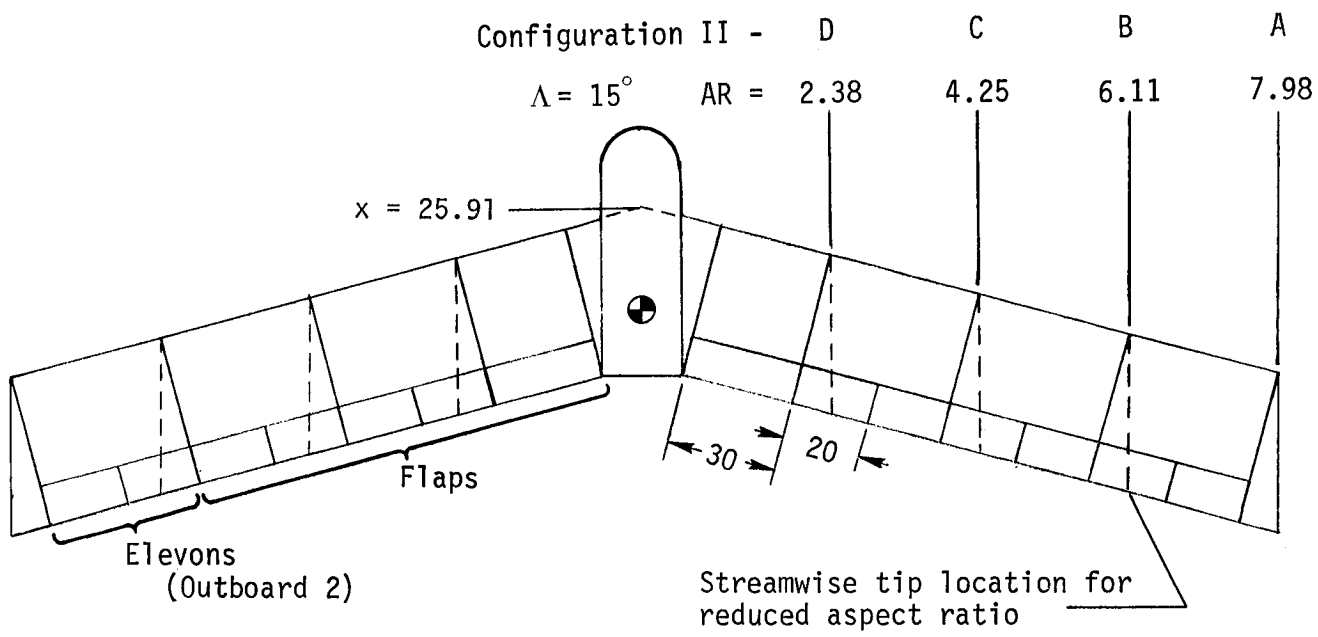
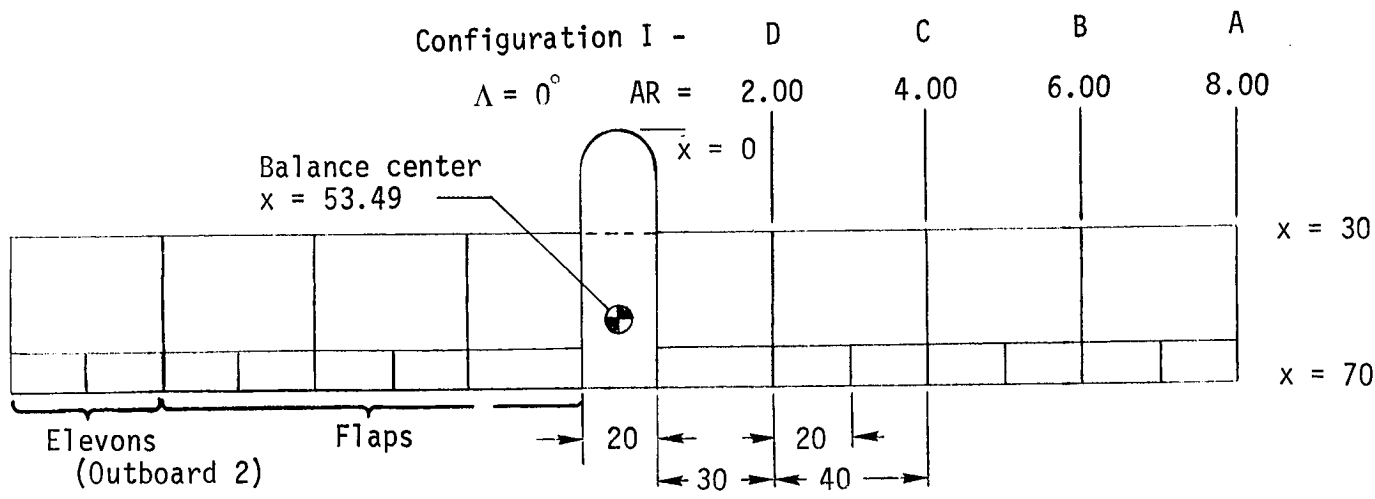
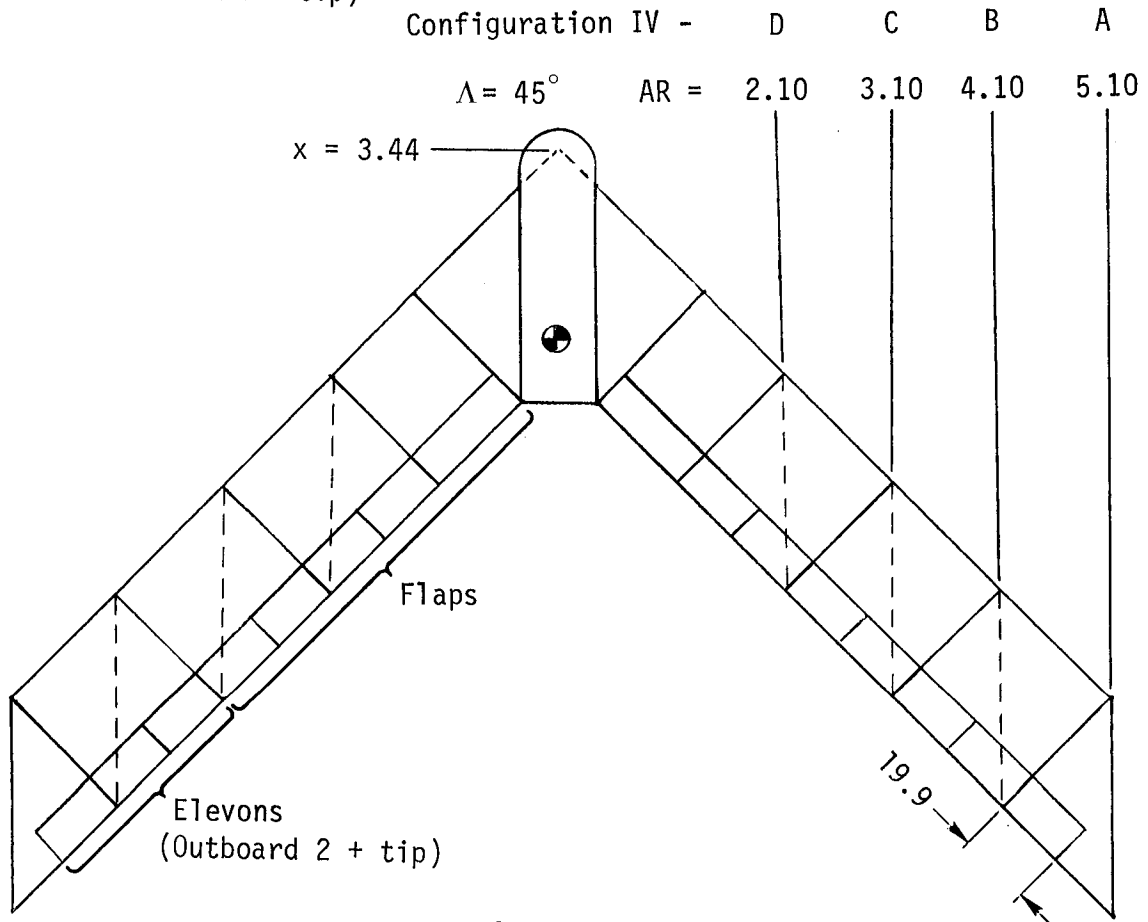
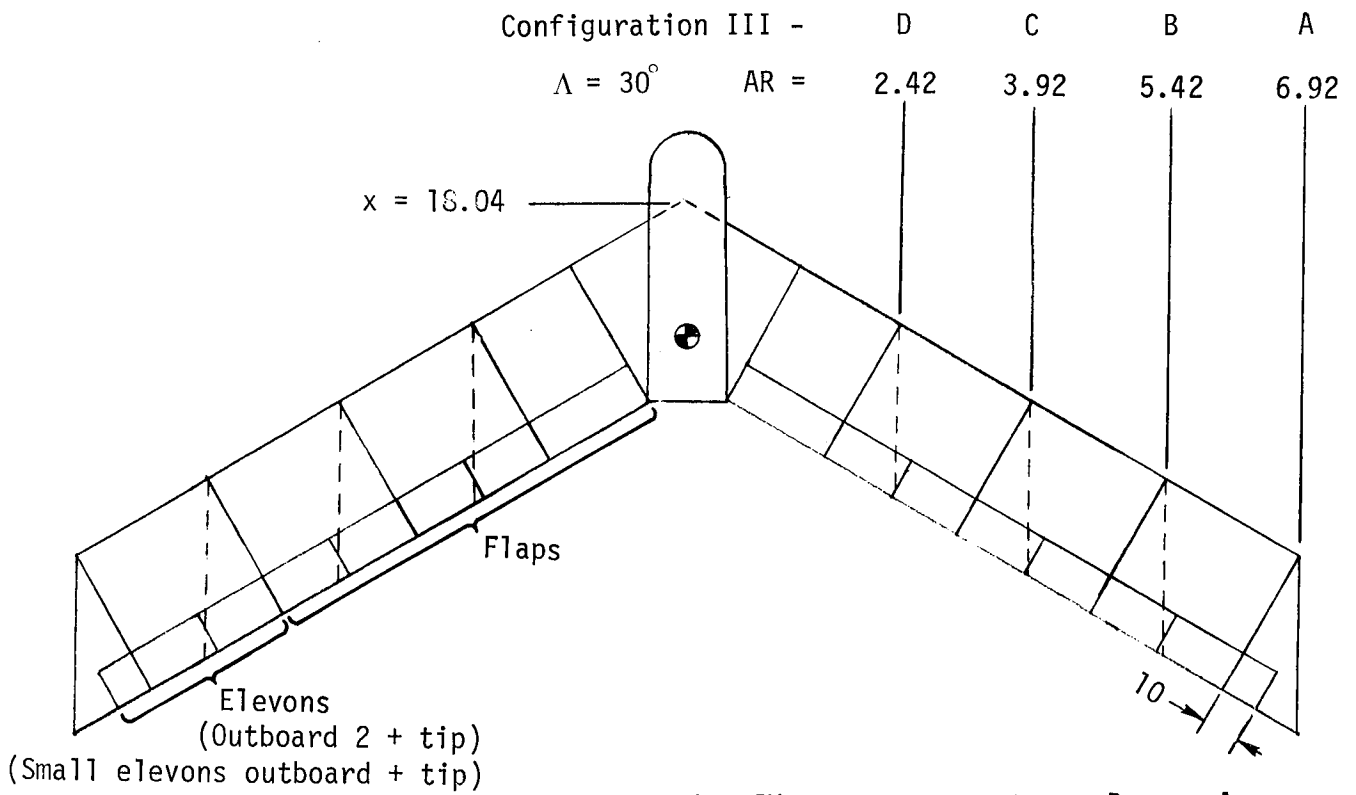


Figure 2.- Spanloader model, out-of-ground effect, installed in the Langley V/STOL tunnel.



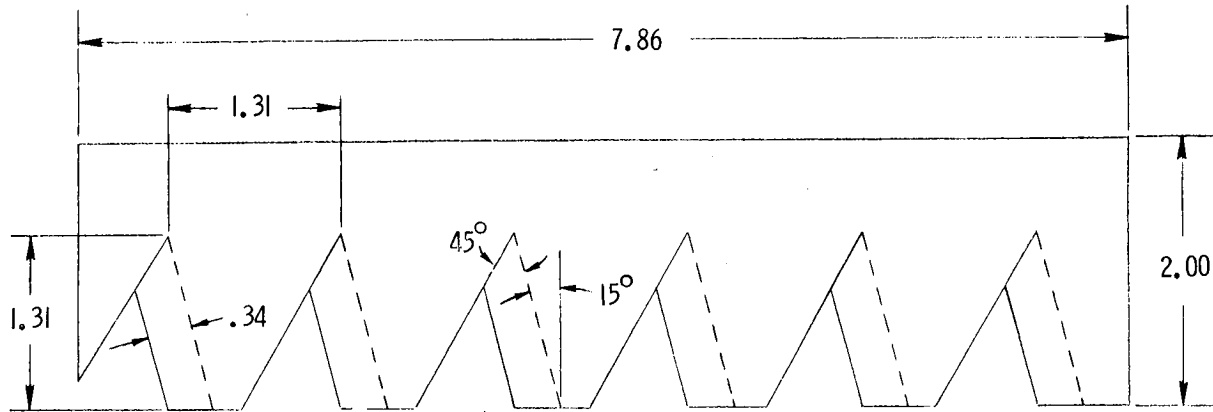
(a) $\Lambda = 0^\circ$ and 15° configurations

Figure 3.- Geometry of spanloader model. All dimensions in cm unless otherwise noted.

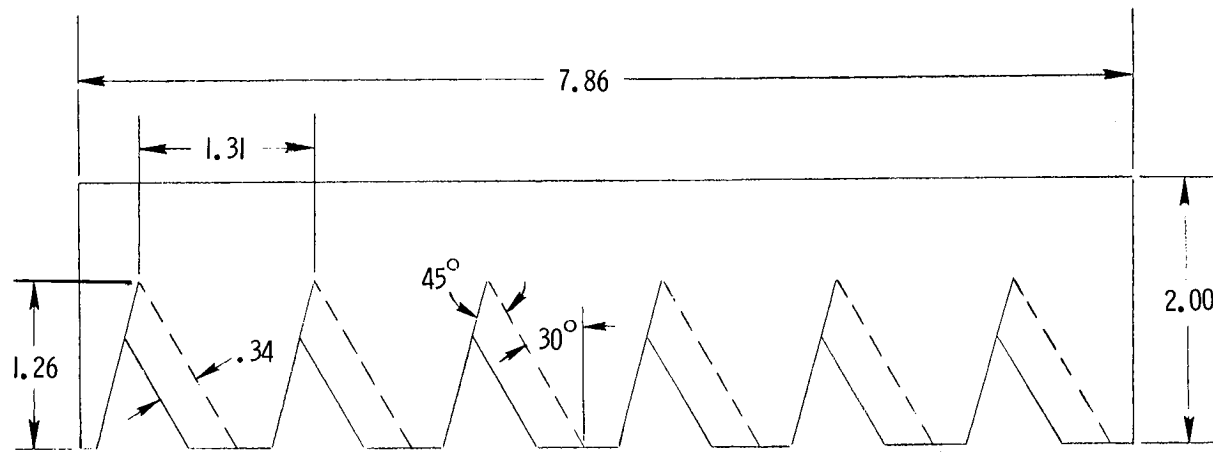


(b) $\Lambda = 30^\circ$ and 45° configurations.

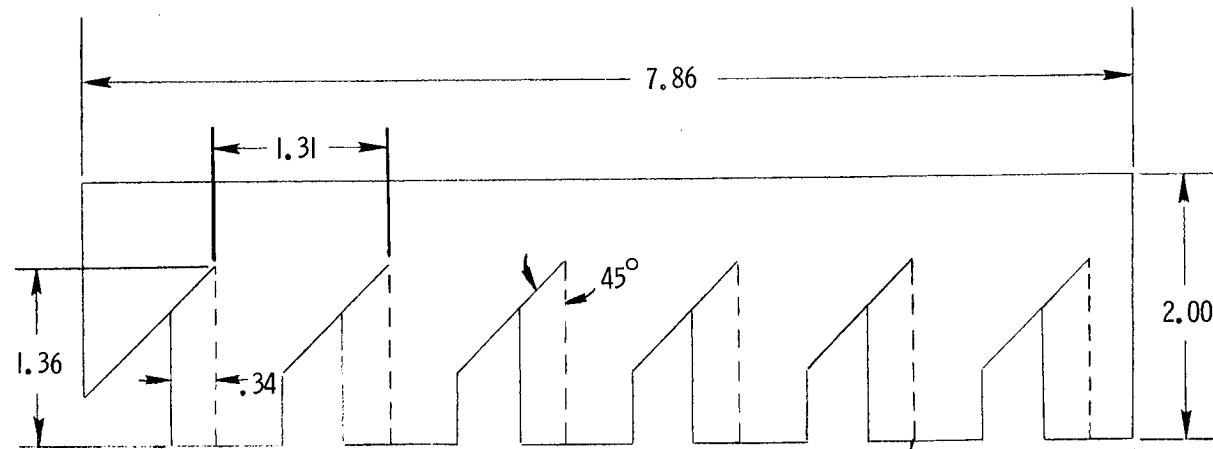
Figure 3.- Concluded.



$\Lambda = 0^\circ$ and 30° configurations



$\Lambda = 45^\circ$ configurations



$\Lambda = 15^\circ$ configuration

NOTE: Vortex generator formed by bending up 90° on dashed line. (See fig. 5.)

Figure 4.- Vortex generator plates.




Figure 5.- Photograph of $\Lambda = 30^{\circ}$, AR = 6.92 configuration with vortex generators installed.

TEST 216 RUNS 142, 143, 144, 145

S(M SQ) = .32 R(M) = .60
 CRAR(CM) = 40.00 X(CM) = 18.99
 ASPECT RATIO 2.00

STABILITY AXIS COEFFICIENTS

RUN 142								
Q(KPA)	ALPHA	CL	CL**2	CD	CM	L/D	H/B	H/C
1.433	-7.28	-.3132	.0981	.0611	-.0286	-5.1303	1.1982	2.3963
1.433	-5.26	-.2176	.0473	.0500	-.0226	-4.3553	1.4912	2.9824
1.433	-3.24	-.1273	.0162	.0436	-.0187	-2.9157	1.7672	3.5745
1.434	-1.26	-.0310	.0010	.0385	-.0098	-.8068	2.0755	4.1509
1.441	.73	.0472	.0022	.0384	-.0001	1.2288	2.3705	4.7410
1.442	2.77	.1514	.0229	.0400	.0104	3.7643	2.6720	5.3439
1.443	4.79	.2420	.0566	.0453	.0159	5.3457	2.9691	5.9391
1.441	6.77	.3476	.1208	.0555	.0230	6.2600	3.2614	6.5228
1.443	8.76	.4429	.1961	.0675	.0296	6.5645	3.4119	6.3233
1.447	10.74	.5517	.3044	.0832	.0377	6.6317	3.2669	6.5338
1.452	12.78	.6494	.4218	.1046	.0374	6.2091	3.1049	6.2097
1.451	14.73	.7404	.5483	.1266	.0445	5.6479	3.0064	6.0167
1.446	16.69	.8166	.6669	.1506	.0466	5.4233	2.8357	5.6714
1.437	18.67	.9102	.8285	.1794	.0485	5.0733	3.0185	6.0370

STABILITY AXIS COEFFICIENTS

RUN 143								
Q(KPA)	ALPHA	CL	CL**2	CD	CM	L/D	H/B	H/C
1.432	-1.26	-.1379	.0190	.0466	.0298	-2.9616	.0628	.1256
1.434	-1.25	-.1252	.0157	.0459	.0227	-2.7291	.0739	.1478
1.439	-1.26	-.1043	.0109	.0464	.0143	-2.2476	.0992	.1983
1.440	-1.24	-.0758	.0057	.0442	.0066	-1.7135	.1514	.3028
1.434	-1.26	-.0396	.0016	.0420	-.0004	-.9427	.2502	.5005
1.433	-1.25	-.0515	.0026	.0419	-.0034	-1.2277	.3509	.7017
1.431	-1.26	-.0390	.0015	.0418	-.0106	-.9325	.4987	.9974
1.425	-1.27	-.0354	.0013	.0391	-.0092	-.9052	.9995	1.9991
1.413	-1.31	-.0478	.0023	.0397	-.0094	-1.2041	1.9943	3.9886

STABILITY AXIS COEFFICIENTS

RUN 144								
Q(KPA)	ALPHA	CL	CL**2	CD	CM	L/D	H/B	H/C
1.444	.83	.0207	.0004	.0414	.0363	.5004	.0632	.1265
1.446	.78	.0169	.0003	.0424	.0338	.3994	.0733	.1467
1.428	.79	.0336	.0011	.0417	.0254	.8110	.1001	.2002
1.424	.80	.0507	.0026	.0407	.0147	1.2478	.1508	.3016
1.423	.79	.0594	.0035	.0398	.0072	1.4902	.2483	.4966
1.422	.69	.0395	.0016	.0408	.0032	.9688	.3479	.6958
1.430	.77	.0433	.0019	.0407	.0017	1.0638	.5012	1.0024
1.434	.78	.0552	.0030	.0396	.0028	1.3947	.9985	1.9969
1.435	.75	.0595	.0035	.0393	-.0010	1.5123	1.9984	3.9969

STABILITY AXIS COEFFICIENTS

RUN 145								
Q(KPA)	ALPHA	CL	CL**2	CD	CM	L/D	H/B	H/C
1.447	2.79	.1781	.0317	.0412	.0187	4.3284	.2223	.4447
1.441	2.77	.1510	.0228	.0422	.0164	3.5789	.2487	.4974
1.437	2.78	.1597	.0255	.0415	.0131	3.8506	.3494	.6988
1.437	2.76	.1439	.0207	.0416	.0097	3.4588	.4984	.9969
1.426	2.78	.1489	.0222	.0411	.0101	3.6255	1.0006	2.0011
1.433	2.78	.1483	.0220	.0409	.0101	3.6289	2.0014	4.0028

TEST 216 RUNS 146, 147, 148, 149

S(M SQ)= .32 B(M)= .80
 CRAP(CM)= 40.00 X(CM)= 18.99
 ASP/CT RATIO 2.00

STABILITY AXIS COEFFICIENTS

RUN 146								
Q(KPA)	ALPHA	CL	CL**2	CD	CM	L/D	H/B	H/C
1.418	-7.18	-.2172	.0472	.0926	-.0634	-4.1336	1.2129	2.4258
1.437	-5.16	-.1230	.0151	.0449	-.0549	-2.7402	1.5031	3.0061
1.444	-3.11	-.0210	.0004	.0406	-.0455	-1.5169	1.7992	3.5383
1.449	-1.16	.0544	.0030	.0412	-.0384	1.3207	2.0689	4.1779
1.437	.87	.1491	.0222	.0419	-.0315	3.5565	2.3825	4.7710
1.434	2.79	.2463	.0607	.0476	-.0241	5.1786	2.6735	5.3469
1.434	4.90	.3413	.1165	.0558	-.0162	6.1167	2.9721	5.9441
1.435	6.81	.4425	.1958	.0694	-.0113	6.3738	3.2629	6.5258
1.436	8.81	.5455	.2976	.0848	-.0019	6.4294	3.1037	6.2073
1.441	10.65	.6501	.4226	.1049	-.0046	6.1947	2.9385	5.8770
1.443	12.73	.7448	.5547	.1287	.0011	5.7887	2.8059	5.6118
1.445	14.74	.8412	.7076	.1570	.0050	5.3592	2.8380	5.6761
1.445	16.68	.9140	.8354	.1819	.0089	5.0236	2.8585	5.7171
1.447	18.71	.9948	.9897	.2131	.0143	4.6691	2.9567	5.9134

STABILITY AXIS COEFFICIENTS

RUN 147								
Q(KPA)	ALPHA	CL	CL**2	CD	CM	L/D	H/B	H/C
1.442	-1.24	-.0109	.0001	.0441	-.0100	-2.2477	.0640	.1281
1.441	-1.24	-.0105	.0001	.0450	-.0161	-2.2331	.0737	.1474
1.438	-1.24	.0177	.0003	.0425	-.0198	.4154	.0999	.1998
1.435	-1.25	.0343	.0012	.0423	-.0286	.8110	.1511	.3023
1.437	-1.24	.0428	.0018	.0438	-.0359	.9770	.2485	.4970
1.435	-1.25	.0549	.0030	.0418	-.0370	1.3140	.3508	.7015
1.433	-1.24	.0550	.0030	.0405	-.0390	1.3582	.4974	.9948
1.428	-1.25	.0672	.0045	.0407	-.0381	1.6527	1.0006	2.0013
1.420	-1.32	.0434	.0019	.0420	-.0386	1.0334	2.0047	4.0094

STABILITY AXIS COEFFICIENTS

RUN 148								
Q(KPA)	ALPHA	CL	CL**2	CD	CM	L/D	H/B	H/C
1.447	.77	.1305	.0170	.0441	-.0049	2.9616	.0632	.1264
1.447	.77	.1347	.0182	.0462	-.0086	2.9183	.0739	.1478
1.438	.77	.1478	.0219	.0435	-.0116	3.4003	.0984	.1969
1.437	.77	.1525	.0232	.0444	-.0214	3.4339	.1510	.3020
1.436	.77	.1449	.0210	.0432	-.0261	3.3574	.2485	.4969
1.434	.77	.1574	.0248	.0434	-.0292	3.6274	.3508	.7017
1.432	.77	.1499	.0225	.0432	-.0339	3.4694	.4998	.9997
1.428	.76	.1541	.0237	.0426	-.0316	3.6202	1.0076	2.0152
1.432	.67	.1539	.0237	.0434	-.0318	3.5450	2.0030	4.0059

STABILITY AXIS COEFFICIENTS

RUN 149								
Q(KPA)	ALPHA	CL	CL**2	CD	CM	L/D	H/B	H/C
1.436	2.81	.2693	.0725	.0504	-.0159	5.3396	.2106	.4213
1.439	2.81	.2930	.0860	.0484	-.0193	5.2268	.2479	.4958
1.438	2.81	.2494	.0622	.0504	-.0237	4.9501	.3498	.6996
1.436	2.78	.2498	.0624	.0490	-.0218	5.1000	.5003	1.0007
1.429	2.79	.2552	.0651	.0482	-.0235	5.2963	.9989	1.9978
1.430	2.72	.2391	.0572	.0485	-.0250	4.9263	2.0014	4.0027

TEST 216 RUNS 150, 151, 152, 153

S(M S2)= .32 R(M)= .60
 CPAP(CM)= 40.00 Y(CM)= 18.99
 ASPECT RATIO 2.00

STABILITY AXIS COEFFICIENTS

RUN 150	Q(KPA)	ALPHA	CL	CL**2	CD	CM	L/D	H/B	H/C
1.423	-7.24		-.1292	.0167	.0487	-.1009	-2.6516	1.1900	2.3816
1.446	-5.31		-.0356	.0013	.0459	-.0979	-1.7743	1.4830	2.9675
1.432	-3.30		.0617	.0036	.0425	-.0861	1.4521	1.7730	3.5476
1.445	-1.38		.1566	.0245	.0444	-.0806	3.5260	2.0560	4.1121
1.441	.76		.2469	.0610	.0512	-.0719	4.6231	2.3720	4.7440
1.435	2.72		.3446	.1188	.0604	-.0667	5.7039	2.6615	5.3229
1.435	4.69		.4432	.1964	.0719	-.0585	6.1659	2.9541	5.9031
1.436	6.64		.5636	.3176	.0903	-.0576	6.2439	2.8781	5.7563
1.441	8.79		.6561	.4304	.1099	-.0509	5.9672	2.7616	5.5233
1.441	10.72		.7454	.5556	.1329	-.0526	5.6072	2.6430	5.2876
1.443	12.72		.8304	.6896	.1591	-.0438	5.2187	2.7090	5.4179
1.441	14.70		.9332	.8708	.1871	-.0396	4.9881	2.8248	5.6496
1.443	16.68		1.0076	1.0153	.2169	-.0312	4.6463	2.9804	5.9607
1.443	18.63		1.0811	1.1686	.2483	-.0247	4.3542	3.2731	6.5462

STABILITY AXIS COEFFICIENTS

RUN 151	Q(KPA)	ALPHA	CL	CL**2	CD	CM	L/D	H/B	H/C
1.444	-1.14		.1235	.0152	.0456	-.0549	2.6984	.0647	.1294
1.439	-1.14		.1402	.0196	.0466	-.0598	3.0062	.0746	.1491
1.439	-1.14		.1442	.0208	.0454	-.0634	3.1814	.0996	.1993
1.438	-1.15		.1569	.0246	.0463	-.0706	3.3897	.1491	.2982
1.438	-1.14		.1692	.0286	.0458	-.0756	3.6959	.2510	.5020
1.432	-1.13		.1781	.0317	.0466	-.0792	3.8220	.3497	.6993
1.434	-1.14		.1617	.0262	.0471	-.0765	3.4372	.4994	.9987
1.428	-1.16		.1544	.0238	.0467	-.0775	3.3069	.9993	1.9987
1.431	-1.21		.1540	.0237	.0468	-.0754	3.2921	2.0022	4.0045

STABILITY AXIS COEFFICIENTS

RUN 152	Q(KPA)	ALPHA	CL	CL**2	CD	CM	L/D	H/B	H/C
1.448	.75		.2685	.0721	.0501	-.0516	5.3535	.0634	.1269
1.435	.77		.2751	.0757	.0500	-.0557	5.4976	.0724	.1456
1.436	.76		.2671	.0713	.0500	-.0583	5.3457	.1004	.2009
1.435	.77		.2756	.0760	.0499	-.0638	5.5261	.1484	.2969
1.434	.76		.2679	.0718	.0511	-.0666	5.2394	.2496	.4993
1.430	.76		.2569	.0660	.0510	-.0698	5.0384	.3534	.7068
1.444	.76		.2704	.0731	.0526	-.0718	5.1418	.5008	1.0017
1.438	.66		.2517	.0634	.0536	-.0740	4.7001	.9993	1.9985
1.431	.70		.2487	.0619	.0518	-.0725	4.8035	1.9999	3.9998

STABILITY AXIS COEFFICIENTS

RUN 153	Q(KPA)	ALPHA	CL	CL**2	CD	CM	L/D	H/B	H/C
1.455	2.73		.3792	.1438	.0604	-.0624	6.2824	.2012	.4024
1.445	2.73		.3778	.1428	.0595	-.0611	6.3461	.2498	.4996
1.439	2.73		.3676	.1351	.0602	-.0644	6.1097	.3490	.6980
1.432	2.72		.3492	.1220	.0608	-.0645	5.7472	.5000	1.0000
1.433	2.70		.3410	.1163	.0617	-.0657	5.5271	1.0033	2.0066
1.433	2.69		.3366	.1133	.0617	-.0615	5.4566	2.0031	4.0062

TEST 216 RUNS 154, 155, 156, 157

S(M SQ) = .32 R(M) = .80
 CPAP(CM) = 40.00 X(CM) = 18.99
 ASPECT RATIO 2.00

STABILITY AXIS COEFFICIENTS

RUN 154								
Q(KPA)	ALPHA	CL	CL**2	CD	CM	L/D	H/B	H/C
1.426	-7.24	.0719	.0052	.0593	-.1719	1.2120	1.1919	2.3837
1.442	-5.22	.1542	.0236	.0622	-.1650	2.4795	1.4834	2.9667
1.442	-3.17	.2668	.0712	.0662	-.1599	4.0271	1.7039	3.5677
1.442	-1.19	.3377	.1140	.0772	-.1542	4.3724	2.0751	4.1501
1.441	.73	.4469	.1996	.0878	-.1501	5.0903	2.3686	4.7372
1.436	2.73	.5396	.2911	.1038	-.1454	5.1964	2.6626	5.3251
1.435	4.80	.6527	.4260	.1252	-.1437	5.2120	2.9627	5.9253
1.435	6.80	.7473	.5585	.1474	-.1352	5.0709	3.2595	6.5190
1.435	8.79	.8608	.7409	.1774	-.1410	4.8530	3.2844	6.5799
1.436	10.66	.9554	.9126	.2060	-.1381	4.6379	3.2961	6.5922
1.436	12.71	1.0359	1.0732	.2384	-.1335	4.3460	3.2770	6.5540
1.436	14.64	1.1035	1.2178	.2652	-.1180	4.1613	3.2816	6.5632
1.439	16.66	1.1516	1.3261	.2893	-.1012	3.9804	3.3574	6.7149
1.440	18.70	1.2028	1.4467	.3198	-.0860	3.7612	3.5089	7.0178

STABILITY AXIS COEFFICIENTS

RUN 155								
Q(KPA)	ALPHA	CL	CL**2	CD	CM	L/D	H/B	H/C
1.480	-1.25	.3515	.1235	.0673	-.1386	5.2242	.0641	.1281
1.411	-1.24	.3559	.1267	.0676	-.1381	5.2639	.0736	.1473
1.420	-1.24	.3745	.1402	.0686	-.1458	5.4466	.0968	.1937
1.452	-1.24	.3666	.1344	.0722	-.1465	5.0750	.1529	.3059
1.434	-1.25	.3796	.1441	.0740	-.1538	5.1283	.2519	.5037
1.434	-1.25	.3476	.1208	.0746	-.1545	4.6582	.3531	.7062
1.437	-1.23	.3627	.1316	.0739	-.1528	4.9081	.5009	1.0018
1.432	-1.27	.3483	.1213	.0760	-.1568	4.5817	.9992	1.9983
1.431	-1.31	.3323	.1104	.0763	-.1544	4.3577	1.9997	3.9994

STABILITY AXIS COEFFICIENTS

RUN 156								
Q(KPA)	ALPHA	CL	CL**2	CD	CM	L/D	H/B	H/C
1.433	.83	.4963	.2463	.0775	-.1324	6.4014	.0615	.1230
1.439	.83	.4987	.2487	.0793	-.1376	6.2914	.0737	.1473
1.439	.83	.5068	.2569	.0813	-.1429	6.2331	.1003	.2006
1.439	.83	.4787	.2291	.0839	-.1413	5.7036	.1462	.2925
1.437	.82	.4640	.2153	.0858	-.1509	5.4103	.2491	.4982
1.434	.82	.4605	.2121	.0859	-.1455	5.3592	.3509	.7018
1.431	.82	.4619	.2134	.0881	-.1519	5.2406	.4966	.9935
1.424	.79	.4398	.1934	.0896	-.1507	4.9059	.9955	1.9910
1.415	.76	.4510	.2034	.0888	-.1531	5.0775	2.0069	4.0139

STABILITY AXIS COEFFICIENTS

RUN 157								
Q(KPA)	ALPHA	CL	CL**2	CD	CM	L/D	H/B	H/C
1.436	2.79	.5955	.3546	.1008	-.1444	5.9096	.2028	.4056
1.442	2.72	.5733	.3287	.1023	-.1437	5.6036	.2475	.4951
1.440	2.78	.5619	.3157	.1020	-.1447	5.5086	.3542	.7085
1.436	2.76	.5434	.2952	.1047	-.1449	5.1914	.5008	1.0016
1.428	2.72	.5342	.2854	.1042	-.1428	5.1285	1.0016	2.0033
1.436	2.75	.5474	.2997	.1029	-.1446	5.3202	2.0131	4.0262

TEST 214 RUNS 98, 99, 100, 101

S(M SQ) = .64 R(M) = 1.60
 CRAP(CM) = 40.00 X(CM) = 15.97
 ASP-CT RATIO 4.00

STABILITY AXIS COEFFICIENTS

RUN 98 Q(KPA)	ALPHA	CL	CL**2	CD	CM	L/D	H/B	H/C
1.442	-7.17	-.4782	.2286	.0555	-.0262	-8.6093	.6175	2.4699
1.445	-5.16	-.3463	.1199	.0445	-.0200	-7.7783	.7596	3.0386
1.439	-3.10	-.1999	.0399	.0366	-.0146	-5.4554	.9085	3.6339
1.436	-1.14	-.0738	.0055	.0331	-.0064	-2.2325	1.0504	4.2016
1.436	.85	.0455	.0021	.0324	.0003	1.4022	1.1964	4.7857
1.440	2.81	.1992	.0397	.0334	.0099	5.9565	1.1581	4.6325
1.446	4.86	.3144	.1014	.0385	.0198	8.2667	1.1630	4.6521
1.441	6.81	.4517	.2040	.0459	.0277	9.8322	1.1973	4.7897
1.440	8.95	.5868	.3467	.0588	.0383	10.0165	1.2237	4.8947
1.440	10.83	.7117	.5066	.0741	.0472	9.6109	1.3275	5.3098
1.440	12.79	.8321	.6924	.0895	.0571	9.2952	1.4010	5.6039
1.439	14.74	.9488	.9002	.1084	.0687	8.7511	1.5182	6.0728
1.440	16.85	.9611	.9236	.1553	.0498	6.1698	1.6431	6.5724
1.438	18.74	.9278	.8609	.2013	.0279	4.6097	1.7167	6.8667

STABILITY AXIS COEFFICIENTS

RUN 99 Q(KPA)	ALPHA	CL	CL**2	CD	CM	L/D	H/B	H/C
1.439	-1.23	-.2446	.0598	.0474	.0306	-5.1638	.0262	.1047
1.438	-1.24	-.2203	.0530	.0451	.0259	-5.1051	.0319	.1276
1.439	-1.23	-.1935	.0374	.0408	.0166	-4.7393	.0500	.2001
1.436	-1.21	-.1450	.0210	.0371	.0073	-3.9104	.0751	.3003
1.434	-1.21	-.1227	.0151	.0355	.0019	-3.4533	.1000	.3998
1.435	-1.22	-.1022	.0104	.0344	-.0040	-2.9695	.1505	.6021
1.432	-1.21	-.0942	.0069	.0330	-.0058	-2.8510	.2499	.9997
1.437	-1.21	-.0939	.0088	.0329	-.0057	-2.8512	.3497	1.3987
1.437	-1.22	-.0917	.0084	.0320	-.0074	-2.8668	.5007	2.0027
1.438	-1.20	-.0855	.0073	.0330	-.0086	-2.5951	1.0001	4.0005
1.435	-1.30	-.0958	.0092	.0328	-.0093	-2.9163	1.0458	4.1833

STABILITY AXIS COEFFICIENTS

RUN 100 Q(KPA)	ALPHA	CL	CL**2	CD	CM	L/D	H/B	H/C
1.439	.86	.0233	.0005	.0355	.0294	.6557	.0303	.1212
1.439	.84	.0379	.0014	.0350	.0233	1.0819	.0487	.1947
1.437	.84	.0386	.0015	.0333	.0133	1.1579	.0755	.3022
1.434	.85	.0570	.0032	.0329	.0102	1.7321	.1002	.4006
1.431	.84	.0513	.0026	.0320	.0073	1.6035	.1497	.5989
1.430	.84	.0396	.0016	.0311	.0013	1.2704	.2503	1.0011
1.430	.84	.0497	.0025	.0317	.0009	1.5675	.3497	1.3986
1.439	.83	.0513	.0026	.0313	.0022	1.6376	.4994	1.9975
1.430	.79	.0477	.0023	.0316	.0005	1.5090	1.0002	4.0010
1.427	.76	.0539	.0029	.0314	.0024	1.7133	1.1889	4.7558

STABILITY AXIS COEFFICIENTS

RUN 101 Q(KPA)	ALPHA	CL	CL**2	CD	CM	L/D	H/B	H/C
1.440	2.80	.2150	.0462	.0336	.0154	6.3907	.1074	.4296
1.439	2.79	.1991	.0396	.0335	.0128	5.9384	.1499	.5996
1.435	2.80	.1858	.0345	.0332	.0107	5.6023	.2503	1.0013
1.433	2.80	.1882	.0354	.0332	.0100	5.6652	.3503	1.4011
1.427	2.78	.1830	.0335	.0334	.0080	5.4845	.5003	2.0014
1.430	2.76	.1787	.0319	.0334	.0084	5.3523	1.0002	4.0008
1.427	2.69	.1688	.0285	.0328	.0096	5.1483	1.3321	5.3283

TEST 216 RUNS 138, 139, 140, 141

S(M SQ) = .64 P(M) = 1.60
 CRAR(CM) = 40.00 X(CM) = 15.97
 ASPECT RATIO 4.00

STABILITY AXIS COEFFICIENTS

RUN 138		CL	CL**2	CD	CM	L/D	H/B	H/C
Q(KPA)	ALPHA							
1.447	-7.22	-.3850	.1482	.0473	-.0409	-8.1326	.6095	2.4375
1.449	-5.22	-.2450	.0600	.0399	-.0397	-6.1437	.7590	3.0360
1.449	-3.32	-.1398	.0195	.0331	-.0334	-4.2170	.8927	3.5717
1.447	-1.36	.0060	.0000	.0307	-.0261	.1948	1.0355	4.1422
1.451	.72	.1400	.0196	.0298	-.0176	4.7027	1.1853	4.7412
1.451	2.72	.2727	.0744	.0337	-.0091	8.0832	1.3323	5.3291
1.452	4.69	.4200	.1764	.0409	.0033	10.2603	1.4816	5.9263
1.455	6.63	.5553	.3084	.0511	.0118	10.8583	1.4661	5.8644
1.456	8.69	.6829	.4664	.0635	.0187	10.7521	1.6063	6.4252
1.456	10.68	.8097	.6555	.0790	.0311	10.2461	1.5459	6.1835
1.458	12.69	.9368	.8776	.0987	.0423	9.4953	1.5979	6.3916
1.458	14.69	1.0446	1.0512	.1164	.0565	8.9725	1.6179	6.4718
1.460	16.63	1.0185	1.0211	.1594	.0451	6.3376	1.6732	6.6926
1.458	18.76	.9629	.9271	.2094	.0209	4.5969	1.7659	7.0635

STABILITY AXIS COEFFICIENTS

RUN 139		CL	CL**2	CD	CM	L/D	H/B	H/C
Q(KPA)	ALPHA							
1.444	-1.25	-.0960	.0092	.0385	.0061	-2.4964	.0267	.1068
1.445	-1.24	-.0738	.0054	.0378	.0036	-1.9549	.0325	.1299
1.445	-1.25	-.0413	.0017	.0351	-.0063	-1.1761	.0499	.1996
1.437	-1.24	-.0210	.0004	.0335	-.0131	-.6257	.0750	.2999
1.436	-1.22	.0113	.0001	.0325	-.0150	.3495	.1001	.4002
1.430	-1.23	.0157	.0002	.0310	-.0205	.5065	.1502	.6009
1.424	-1.23	.0038	.0000	.0309	-.0235	.1221	.2504	1.0017
1.422	-1.24	.0221	.0005	.0301	-.0226	.7340	.5002	2.0006
1.415	-1.31	.0060	.0000	.0300	-.0245	.1990	1.0408	4.1631

STABILITY AXIS COEFFICIENTS

RUN 140		CL	CL**2	CD	CM	L/D	H/B	H/C
Q(KPA)	ALPHA							
1.461	.79	.1411	.0199	.0335	.0090	4.2190	.0322	.1298
1.455	.78	.1522	.0232	.0322	.0016	4.7203	.0494	.1977
1.450	.78	.1651	.0272	.0309	-.0044	5.3470	.0746	.2983
1.442	.78	.1643	.0270	.0314	-.0098	5.2301	.1001	.4003
1.438	.78	.1689	.0285	.0310	-.0112	5.4444	.1494	.5976
1.435	.77	.1534	.0235	.0309	-.0158	4.9624	.2503	1.0014
1.430	.76	.1398	.0195	.0309	-.0161	4.5166	.3497	1.3985
1.425	.76	.1404	.0197	.0305	-.0161	4.6021	.4999	1.9995
1.421	.70	.1368	.0187	.0306	-.0160	4.4646	1.1859	4.7436

STABILITY AXIS COEFFICIENTS

RUN 141		CL	CL**2	CD	CM	L/D	H/B	H/C
Q(KPA)	ALPHA							
1.461	2.72	.3178	.1010	.0344	-.0015	9.2494	.1097	.4389
1.459	2.72	.3046	.0928	.0342	-.0046	8.8968	.1507	.6030
1.441	2.72	.2966	.0880	.0339	-.0066	8.7416	.2498	.9991
1.436	2.72	.2916	.0850	.0339	-.0067	8.5500	.3495	1.3981
1.430	2.71	.2907	.0845	.0336	-.0060	8.6461	.4998	1.9994
1.423	2.63	.2680	.0718	.0336	-.0080	7.9696	1.3307	5.3229

TEST 216 RUNS 118, 119, 120, 121
 S(M SO) = .64 R(M) = 1.60
 CRAR(CM) = 40.00 X(CM) = 15.97
 ASPECT RATIO 4.00

STABILITY AXIS COEFFICIENTS

RUN 118		CL	CL**2	CD	CM	L/D	H/B	H/C
Q(KPA)	ALPHA							
1.438	-7.26	-.3242	.1117	.0444	-.0591	-7.5322	.6056	2.4225
1.440	-5.25	-.1633	.0267	.0370	-.0530	-4.4142	.7499	2.9998
1.442	-3.29	-.0572	.0033	.0323	-.0495	-1.7691	.8928	3.5711
1.441	-1.34	.0631	.0040	.0316	-.0413	1.9978	1.0334	4.1356
1.441	.74	.2162	.0467	.0325	-.0340	6.6449	1.1851	4.7406
1.444	2.73	.3588	.1288	.0361	-.0238	9.4200	1.3321	5.3285
1.442	4.77	.4635	.2338	.0472	-.0130	10.2549	1.4543	5.8171
1.442	6.75	.6356	.4040	.0570	-.0046	11.1446	1.4708	5.8833
1.440	8.72	.7469	.5579	.0725	.0038	10.3042	1.4637	5.9349
1.440	10.68	.8458	.7046	.0887	.0149	9.9863	1.4928	5.9712
1.436	12.66	.9999	.9999	.1074	.0273	9.3102	1.5066	6.0264
1.438	14.70	1.0653	1.1779	.1266	.0443	8.5582	1.5487	6.1949
1.439	16.66	1.0382	1.0779	.1711	.0331	6.0678	1.5470	6.1880
1.439	18.68	.9737	.9482	.2154	.0135	4.5214	1.5378	6.1513

STABILITY AXIS COEFFICIENTS

RUN 119		CL	CL**2	CD	CM	L/D	H/B	H/C
Q(KPA)	ALPHA							
1.434	-1.24	-.0233	.0005	.0379	-.0084	-6.138	.0262	.1050
1.431	-1.24	-.0009	.0000	.0375	-.0121	-8.0247	.0315	.1261
1.432	-1.23	.0502	.0025	.0329	-.0221	1.5225	.0518	.2071
1.432	-1.24	.0607	.0037	.0328	-.0296	1.8504	.0763	.3051
1.438	-1.23	.0666	.0044	.0319	-.0316	2.0886	.0992	.3969
1.436	-1.23	.0790	.0062	.0316	-.0368	2.4979	.1486	.5944
1.436	-1.23	.0771	.0060	.0310	-.0380	2.4890	.2494	.9976
1.432	-1.24	.0774	.0060	.0307	-.0391	2.5215	.3497	1.3987
1.431	-1.25	.0795	.0063	.0298	-.0389	2.6623	.4826	1.9305
1.438	-1.30	.0651	.0042	.0310	-.0400	2.1023	1.0007	4.0029
1.435	-1.31	.0713	.0051	.0306	-.0391	2.3317	1.0446	4.1785

STABILITY AXIS COEFFICIENTS

RUN 120		CL	CL**2	CD	CM	L/D	H/B	H/C
Q(KPA)	ALPHA							
1.438	.87	.2391	.0572	.0316	-.0119	7.5308	.0272	.1087
1.434	.78	.2279	.0519	.0316	-.0120	7.2081	.0314	.1257
1.432	.78	.2387	.0570	.0306	-.0195	7.8021	.0501	.2004
1.431	.77	.2331	.0543	.0322	-.0236	7.2370	.0747	.2988
1.431	.77	.2373	.0563	.0316	-.0259	7.5081	.1001	.4004
1.427	.77	.2321	.0538	.0316	-.0280	7.3344	.1498	.5992
1.442	.76	.2097	.0440	.0320	-.0319	6.5470	.2507	1.0028
1.439	.76	.2001	.0400	.0327	-.0316	6.1217	.3492	1.3969
1.434	.76	.2008	.0403	.0321	-.0327	6.2577	.4849	1.9397
1.425	.71	.1962	.0385	.0320	-.0339	6.1332	1.0004	4.0016
1.446	.69	.2094	.0438	.0316	-.0330	6.6322	1.1631	4.7324

STABILITY AXIS COEFFICIENTS

RUN 121		CL	CL**2	CD	CM	L/D	H/B	H/C
Q(KPA)	ALPHA							
1.465	2.76	.3632	.1468	.0353	-.0187	10.8613	.1092	.4369
1.466	2.76	.3791	.1437	.0355	-.0202	10.6861	.1508	.6033
1.430	2.75	.3625	.1314	.0372	-.0230	9.7312	.2501	1.0004
1.432	2.75	.3478	.1210	.0374	-.0251	9.2981	.3501	1.4003
1.434	2.75	.3554	.1263	.0363	-.0238	9.7972	.4843	1.9372
1.433	2.74	.3475	.1208	.0366	-.0232	9.4972	.5003	2.0011
1.431	2.71	.3259	.1062	.0375	-.0258	8.6944	1.0008	4.0030
1.429	2.67	.3305	.1092	.0363	-.0243	9.0955	1.3263	5.3131

TEST 216 RUNS 130, 131, 132, 133

S(M SO)= .64 R(M)= 1.60
 CRAP(CM)= 40.00 Y(CM)= 15.97
 ASPECT RATIO 4.00

STABILITY AXIS COEFFICIENTS

RUN 130		CL	CL**2	CD	CM	L/D	H/B	H/C
Q(KPA)	ALPHA							
1.437	-7.20	-.1550	.0240	.0495	-.0955	-3.1312	.6123	2.4491
1.439	-5.12	-.0130	.0002	.0457	-.0906	-.2852	.7611	3.0443
1.441	-3.16	.0862	.0074	.0453	-.0831	1.9034	.9025	3.6098
1.441	-1.24	.2360	.0557	.0461	-.0760	5.1228	1.0421	4.1685
1.443	.69	.3519	.1238	.0509	-.0678	6.9145	1.1821	4.7286
1.440	2.72	.4855	.2357	.0589	-.0562	8.2441	1.3306	5.3225
1.439	4.71	.6139	.3769	.0680	-.0459	9.0283	1.4551	5.8206
1.442	6.70	.7477	.5591	.0815	-.0369	9.1713	1.4760	5.9153
1.442	8.74	.8873	.7522	.0966	-.0237	8.9624	1.4959	5.9835
1.443	10.76	.9639	.9292	.1134	-.0078	8.4971	1.4973	5.9891
1.441	12.68	1.0729	1.1512	.1261	.0117	8.5095	1.5103	6.0411
1.435	14.64	1.0726	1.1504	.1534	.0147	6.9902	1.4773	5.9091
1.436	16.65	1.0997	1.2093	.1962	.0140	5.6044	1.4636	5.8543
1.436	16.71	1.1392	1.2977	.2340	.0105	4.8673	1.4979	5.9917

STABILITY AXIS COEFFICIENTS

RUN 131		CL	CL**2	CD	CM	L/D	H/B	H/C
Q(KPA)	ALPHA							
1.444	-1.28	.1997	.0399	.0449	-.0495	4.4463	.0246	.0983
1.433	-1.27	.2218	.0492	.0440	-.0547	5.0400	.0322	.1317
1.431	-1.26	.2223	.0494	.0439	-.0598	5.0642	.0504	.2014
1.434	-1.27	.2384	.0569	.0434	-.0661	5.4918	.0750	.3000
1.433	-1.27	.2467	.0609	.0430	-.0669	5.6298	.0998	.3993
1.431	-1.26	.2371	.0562	.0443	-.0696	5.3457	.1486	.5943
1.434	-1.28	.2328	.0542	.0451	-.0732	5.1597	.2497	.9989
1.434	-1.28	.2247	.0505	.0447	-.0725	5.0226	.3494	1.3977
1.431	-1.30	.2133	.0455	.0455	-.0736	4.6876	.4998	1.9993
1.445	-1.34	.2053	.0422	.0457	-.0759	4.4894	1.0004	4.0015
1.444	-1.36	.2035	.0414	.0461	-.0753	4.4142	1.0391	4.1565

STABILITY AXIS COEFFICIENTS

RUN 132		CL	CL**2	CD	CM	L/D	H/B	H/C
Q(KPA)	ALPHA							
1.448	.90	.4191	.1756	.0443	-.0469	9.4636	.0285	.1140
1.437	.85	.4164	.1733	.0437	-.0484	9.5231	.0326	.1304
1.437	.83	.4046	.1637	.0457	-.0513	8.8616	.0501	.2005
1.436	.80	.4010	.1608	.0454	-.0551	8.8228	.0736	.2944
1.435	.80	.3913	.1531	.0463	-.0577	8.4491	.1000	.4002
1.433	.80	.3879	.1504	.0468	-.0584	8.2860	.1496	.5984
1.429	.77	.3651	.1333	.0495	-.0636	7.3810	.2504	1.0014
1.430	.78	.3690	.1362	.0489	-.0649	7.5517	.3513	1.4052
1.422	.77	.3568	.1273	.0500	-.0645	7.1316	.5012	2.0049
1.432	.74	.3565	.1271	.0496	-.0668	7.1818	1.0006	4.0022
1.432	.69	.3443	.1185	.0496	-.0658	6.9346	1.1835	4.7340

STABILITY AXIS COEFFICIENTS

RUN 133		CL	CL**2	CD	CM	L/D	H/B	H/C
Q(KPA)	ALPHA							
1.452	2.78	.5354	.2867	.0529	-.0520	10.1283	.1065	.4342
1.437	2.77	.5227	.2732	.0541	-.0514	9.6568	.1506	.6026
1.432	2.76	.4983	.2463	.0551	-.0538	9.0399	.2505	1.0018
1.428	2.75	.4895	.2396	.0559	-.0546	8.7537	.3499	1.3995
1.426	2.77	.4859	.2361	.0566	-.0532	8.5853	.4992	1.9969
1.417	2.72	.4748	.2255	.0578	-.0549	8.2169	1.0001	4.0004
1.412	2.67	.4665	.2176	.0577	-.0569	8.0851	1.3276	5.3103

TEST 216 RUNS 134, 135, 136, 137

S(M SQ)= .64 B(M)= 1.60
 CPAR(CM)= 40.00 X(CM)= 15.97
 ASPECT RATIO 4.00

STABILITY AXIS COEFFICIENTS

RUN 134								
Q(KPA)	ALPHA	CL	CL**2	CD	CM	L/D	H/B	H/C
1.433	-7.25	.1027	.0105	.0469	-.1686	2.1647	.0063	2.4252
1.440	-5.24	.2194	.0491	.0501	-.1641	4.3795	.7454	2.9818
1.441	-3.23	.3724	.1387	.0557	-.1557	6.6858	.2942	3.5763
1.441	-1.14	.4986	.2486	.0552	-.1486	7.6426	1.0421	4.1693
1.442	.74	.6139	.3769	.0771	-.1403	7.9600	1.1821	4.7294
1.441	2.72	.7469	.5609	.0906	-.1298	8.2704	1.3266	5.3073
1.441	4.69	.8758	.7670	.1073	-.1195	8.1619	1.4701	5.8805
1.442	6.66	1.0034	1.0065	.1279	-.1076	7.8439	1.4470	5.7960
1.416	8.76	1.1044	1.2196	.1497	-.0952	7.3785	1.4229	5.6919
1.456	10.79	1.2121	1.4692	.1739	-.0803	6.9686	1.4481	5.7842
1.443	12.75	1.2928	1.6712	.1940	-.0622	6.6650	1.4865	5.9462
1.434	14.79	1.2344	1.5360	.2459	-.0660	5.0391	1.5154	6.0615
1.431	16.78	1.2922	1.6700	.2836	-.0644	4.5567	1.5279	6.1115
1.434	18.53	1.1586	1.3424	.3291	-.0849	3.5210	1.6161	6.4643

STABILITY AXIS COEFFICIENTS

RUN 135								
Q(KPA)	ALPHA	CL	CL**2	CD	CM	L/D	H/B	H/C
1.436	-1.26	.4996	.2496	.0538	-.1244	9.2931	.0245	.0982
1.438	-1.26	.5034	.2534	.0551	-.1276	9.1348	.0308	.1232
1.436	-1.24	.5083	.2584	.0569	-.1322	8.9382	.0490	.1959
1.434	-1.25	.5111	.2613	.0590	-.1361	8.6632	.0780	.3120
1.435	-1.26	.5111	.2612	.0600	-.1390	8.5160	.1051	.4204
1.437	-1.25	.5005	.2505	.0611	-.1395	8.1860	.1525	.6100
1.434	-1.27	.4896	.2397	.0627	-.1418	7.8080	.2515	1.0059
1.430	-1.28	.4769	.2274	.0637	-.1424	7.4830	.3505	1.4018
1.441	-1.28	.4574	.2092	.0651	-.1449	7.0267	.5015	2.0059
1.433	-1.34	.4518	.2041	.0648	-.1450	6.9680	1.0003	4.0012
1.434	-1.35	.4615	.2129	.0647	-.1443	7.1331	1.0317	4.1268

STABILITY AXIS COEFFICIENTS

RUN 136								
Q(KPA)	ALPHA	CL	CL**2	CD	CM	L/D	H/B	H/C
1.451	.76	.6878	.4730	.0617	-.1202	11.1392	.0258	.1033
1.440	.75	.6812	.4640	.0627	-.1211	10.8584	.0339	.1356
1.438	.73	.6702	.4491	.0643	-.1242	10.4275	.0498	.1993
1.437	.73	.6607	.4365	.0668	-.1270	9.8949	.0744	.2977
1.434	.74	.6678	.4460	.0673	-.1271	9.9218	.0994	.3975
1.435	.71	.6334	.4012	.0706	-.1306	8.9677	.1518	.6074
1.431	.71	.6092	.3712	.0740	-.1332	8.2282	.2431	.9725
1.433	.71	.6102	.3723	.0740	-.1347	8.2480	.3179	1.2717
1.430	.69	.5815	.3381	.0765	-.1359	7.6010	.5036	2.0144
1.436	.67	.5673	.3450	.0764	-.1381	7.6885	.9989	3.9954
1.436	.64	.5910	.3493	.0754	-.1345	7.8378	1.1732	4.6926

STABILITY AXIS COEFFICIENTS

RUN 137								
Q(KPA)	ALPHA	CL	CL**2	CD	CM	L/D	H/B	H/C
1.461	2.79	.7824	.6122	.0805	-.1159	9.7252	.1044	.4175
1.442	2.78	.7685	.5906	.0833	-.1192	9.2222	.1512	.6049
1.437	2.77	.7386	.5458	.0876	-.1238	8.4300	.2532	1.0129
1.434	2.77	.7286	.5308	.0893	-.1251	8.1549	.3514	1.4057
1.428	2.76	.7175	.5148	.0901	-.1258	7.9622	.5005	2.0019
1.438	2.74	.7063	.4989	.0918	-.1290	7.6940	1.0030	4.0119
1.434	2.67	.7146	.5106	.0909	-.1286	7.8581	1.3262	5.3049

TEST 216 RUNS 106, 107, 108, 109

S(M SQ) = .64 R(M) = 1.60
 CRAR(CM) = 40.00 X(CM) = 15.97
 ASPECT RATIO 4.00

STABILITY AXIS COEFFICIENTS

RUN 106		CL	CL**2	CD	CM	L/D	H/B	H/C
Q(KPA)	ALPHA							
1.435	-7.33	-.6139	.3769	.0713	.0146	-8.6100	.6100	2.4431
1.435	-5.25	-.4817	.2320	.0559	.0163	-8.6139	.7574	3.0295
1.437	-3.24	-.3410	.1163	.0445	.0218	-7.6569	.9040	3.6158
1.436	-1.20	-.2168	.0470	.0376	.0303	-5.7584	1.0511	4.2044
1.436	.76	-.0976	.0095	.0330	.0382	-2.9563	1.1944	4.7796
1.438	2.80	.0405	.0016	.0314	.0466	1.2885	1.3113	5.2454
1.437	4.71	.1798	.0323	.0321	.0564	5.5981	1.3185	5.2740
1.442	6.74	.3208	.1029	.0372	.0690	8.6173	1.3356	5.3425
1.442	8.70	.4561	.2080	.0447	.0781	10.2129	1.3650	5.4500
1.444	10.67	.5879	.3225	.0538	.0902	10.5567	1.3936	5.5745
1.439	12.67	.6903	.4765	.0683	.1006	10.1118	1.4267	5.7056
1.432	14.64	.8129	.6607	.0832	.1130	9.7687	1.4723	5.8912
1.432	16.68	.8952	.8014	.1075	.1129	8.3272	1.5143	6.0571
1.432	18.70	.6910	.7938	.1486	.1015	5.9957	1.5023	6.0071

STABILITY AXIS COEFFICIENTS

RUN 107		CL	CL**2	CD	CM	L/D	H/B	H/C
Q(KPA)	ALPHA							
1.432	-1.32	-.3708	.1375	.0567	.0675	-6.5436	.0254	.1015
1.433	-1.30	-.3662	.1341	.0527	.0612	-6.9439	.0330	.1320
1.434	-1.30	-.3170	.1005	.0478	.0528	-6.6268	.0500	.1999
1.434	-1.30	-.2781	.0773	.0442	.0428	-6.2911	.0744	.2975
1.433	-1.30	-.2560	.0655	.0417	.0383	-6.1394	.0999	.3998
1.431	-1.30	-.2439	.0595	.0390	.0322	-6.2480	.1501	.6005
1.429	-1.29	-.2136	.0456	.0372	.0280	-5.7508	.2508	1.0032
1.438	-1.30	-.2123	.0451	.0370	.0279	-5.7311	.3497	1.3990
1.435	-1.30	-.2226	.0496	.0363	.0253	-6.1370	.5016	2.0063
1.426	-1.38	-.2097	.0440	.0371	.0235	-5.6529	.9998	3.9990
1.425	-1.37	-.2323	.0540	.0369	.0251	-6.2899	1.0421	4.1685

STABILITY AXIS COEFFICIENTS

RUN 108		CL	CL**2	CD	CM	L/D	H/B	H/C
Q(KPA)	ALPHA							
1.491	.96	-.1075	.0116	.0384	.0615	-2.7955	.0428	.1711
1.491	.96	-.0937	.0088	.0371	.0579	-2.5244	.0495	.1978
1.491	.96	-.0814	.0066	.0351	.0501	-2.3195	.0749	.2994
1.488	.81	-.0811	.0066	.0340	.0440	-2.3883	.0995	.3979
1.489	.79	-.0769	.0059	.0328	.0416	-2.3476	.1490	.5952
1.445	.80	-.0749	.0056	.0310	.0365	-2.4155	.2504	1.0016
1.431	.80	-.0633	.0040	.0304	.0358	-2.0841	.3493	1.3974
1.430	.79	-.0734	.0054	.0309	.0343	-2.3758	.5012	2.0048
1.436	.76	-.0831	.0069	.0304	.0324	-2.7308	.9995	3.9981
1.434	.71	-.0932	.0087	.0303	.0327	-3.0769	1.1932	4.7728

STABILITY AXIS COEFFICIENTS

RUN 109		CL	CL**2	CD	CM	L/D	H/B	H/C
Q(KPA)	ALPHA							
1.465	2.74	.0570	.0032	.0315	.0532	1.8102	.1113	.4453
1.464	2.73	.0476	.0023	.0301	.0477	1.5798	.1498	.5992
1.444	2.73	.0625	.0039	.0292	.0466	2.1415	.2495	.9981
1.435	2.72	.0491	.0024	.0297	.0427	1.6525	.3500	1.4001
1.428	2.72	.0453	.0021	.0293	.0412	1.5468	.5012	2.0049
1.438	2.68	.0490	.0024	.0295	.0425	1.6619	1.0009	4.0037
1.431	2.72	.0592	.0035	.0295	.0433	2.0080	1.3373	5.3493

TEST 216 RUNS 102, 103, 104, 105

S(M SQ) = .64 B(M) = 1.60
 CRAP(CM) = 40.00 X(CM) = 15.97
 ASPECT RATIO 4.00

STABILITY AXIS COEFFICIENTS

RUN 102								
Q(KPA)	ALPHA	CL	CL**2	CD	CM	L/D	H/B	H/C
1.437	-7.24	-.3217	.1035	.0406	-.0661	-7.8785	.6136	2.4544
1.433	-5.22	-.1980	.0342	.0358	-.0598	-5.5347	.7565	3.0259
1.434	-3.25	-.0592	.0035	.0326	-.0527	-1.8184	.8486	3.5943
1.434	-1.25	.0778	.0061	.0332	-.0454	2.3442	1.0450	4.1799
1.437	.74	.2189	.0479	.0347	-.0368	6.3053	1.1860	4.7520
1.436	2.73	.3573	.1277	.0402	-.0295	8.8836	1.3350	5.3399
1.438	4.79	.5095	.2595	.0503	-.0212	10.0196	1.4635	5.9341
1.442	6.81	.6330	.4007	.0658	-.0149	9.6262	1.4071	5.6235
1.445	8.81	.7761	.6024	.0305	-.0043	9.6356	1.4134	5.6534
1.436	10.71	.9063	.8214	.0975	.0060	9.2992	1.4340	5.7332
1.423	12.63	1.0190	1.0383	.1198	.0145	8.5069	1.4693	5.8772
1.447	14.68	1.1263	1.2666	.1425	.0295	7.9038	1.4804	5.9217
1.442	16.78	1.0911	1.1906	.1935	.0102	5.6403	1.5101	6.0404
1.437	18.66	1.0306	1.0622	.2481	-.0164	4.1537	1.4357	5.7425

STABILITY AXIS COEFFICIENTS

RUN 103								
Q(KPA)	ALPHA	CL	CL**2	CD	CM	L/D	H/B	H/C
1.431	-1.27	-.0290	.0008	.0386	-.0150	-7.7521	.0254	.1015
1.435	-1.26	-.0105	.0001	.0377	-.0180	-2.2794	.0322	.1290
1.432	-1.27	.0262	.0007	.0364	-.0272	.7198	.0499	.1995
1.435	-1.25	.0527	.0028	.0340	-.0322	1.5490	.0732	.2929
1.436	-1.26	.0771	.0059	.0336	-.0363	2.2956	.0992	.3968
1.433	-1.25	.0835	.0070	.0328	-.0415	2.5483	.1514	.6057
1.430	-1.28	.0596	.0036	.0327	-.0435	1.8250	.2501	1.0005
1.437	-1.28	.0716	.0051	.0328	-.0464	2.1825	.3508	1.4032
1.436	-1.27	.0715	.0051	.0326	-.0433	2.1954	.4994	1.9975
1.438	-1.32	.0615	.0036	.0312	-.0450	1.9733	1.0004	4.0017
1.438	-1.34	.0574	.0033	.0322	-.0457	1.7657	1.0366	4.1543

STABILITY AXIS COEFFICIENTS

RUN 104								
Q(KPA)	ALPHA	CL	CL**2	CD	CM	L/D	H/B	H/C
1.437	.77	.2154	.0464	.0355	-.0149	6.0614	.0336	.1346
1.432	.79	.2267	.0514	.0344	-.0214	6.5981	.0503	.2011
1.435	.77	.2246	.0504	.0355	-.0278	6.3272	.0753	.3013
1.434	.76	.2230	.0497	.0345	-.0301	6.4646	.1006	.4023
1.433	.77	.2254	.0508	.0344	-.0338	6.5611	.1503	.6012
1.430	.77	.2238	.0501	.0344	-.0343	6.5043	.2502	1.0008
1.431	.77	.2157	.0465	.0347	-.0375	6.2148	.3511	1.4044
1.431	.76	.2117	.0448	.0349	-.0382	6.0622	.4996	1.9985
1.437	.74	.2090	.0437	.0345	-.0384	6.0484	.9992	3.9967
1.434	.68	.2094	.0438	.0340	-.0377	6.1501	1.1642	4.7365

STABILITY AXIS COEFFICIENTS

RUN 105								
Q(KPA)	ALPHA	CL	CL**2	CD	CM	L/D	H/B	H/C
1.445	2.77	.3906	.1525	.0398	-.0244	9.8051	.1067	.4266
1.445	2.78	.3787	.1434	.0400	-.0273	9.4574	.1499	.5996
1.442	2.76	.3537	.1251	.0400	-.0306	8.8393	.2496	.9983
1.437	2.75	.3510	.1232	.0407	-.0314	8.6346	.3501	1.4003
1.431	2.75	.3603	.1298	.0407	-.0292	8.8488	.5001	2.0003
1.439	2.72	.3386	.1146	.0405	-.0313	8.3637	1.0000	3.9999
1.438	2.67	.3509	.1231	.0392	-.0295	8.9443	1.3291	5.3165

TEST 216 RUNS 126, 127, 128, 129

S(M SQ) = .64 B(M) = 1.60
 CBAR(CM) = 40.00 X(CM) = 15.97
 ASPECT RATIO 4.00

STABILITY AXIS COEFFICIENTS

RUN 126								
Q(KPA)	ALPHA	CL	CL**2	CD	CM	L/D	H/B	H/C
1.440	-7.27	-.5498	.3023	.0952	.0067	-5.7746	.6137	2.4548
1.443	-5.24	-.4142	.1716	.0812	.0084	-5.1001	.7581	3.0323
1.441	-3.21	-.2717	.0736	.0702	.0120	-3.6714	.9039	3.6155
1.435	-1.20	-.1370	.0188	.0631	.0170	-2.1707	1.0510	4.2042
1.439	.76	.0055	.0000	.0589	.0254	.0941	1.1941	4.7754
1.438	2.74	.1184	.0140	.0594	.0339	1.9916	1.3416	5.3674
1.440	4.79	.2559	.0655	.0623	.0439	4.1075	1.4592	5.8368
1.440	6.90	.4007	.1606	.0665	.0568	6.0271	1.4822	5.9288
1.442	8.80	.5041	.2541	.0748	.0659	6.7356	1.4087	5.6349
1.441	10.68	.6183	.3799	.0829	.0786	7.4310	1.3805	5.5222
1.442	12.71	.7247	.5252	.0948	.0947	7.6441	1.3736	5.4952
1.442	14.66	.8248	.6802	.1049	.1063	7.8623	1.3604	5.4735
1.438	16.72	.9170	.8193	.1326	.1083	5.9346	1.3569	5.4275
1.439	18.74	.8626	.7444	.1566	.1128	5.5091	1.4326	5.7305

STABILITY AXIS COEFFICIENTS

RUN 127								
Q(KPA)	ALPHA	CL	CL**2	CD	CM	L/D	H/B	H/C
1.443	-1.31	-.2460	.0605	.0748	.0515	-3.2872	.0264	.1055
1.436	-1.30	-.2310	.0534	.0731	.0474	-3.1623	.0325	.1299
1.436	-1.30	-.2043	.0417	.0696	.0374	-2.9340	.0494	.1977
1.436	-1.30	-.1736	.0301	.0672	.0291	-2.5822	.0746	.2984
1.437	-1.30	-.1654	.0273	.0668	.0253	-2.4756	.0992	.3968
1.434	-1.28	-.1331	.0177	.0639	.0195	-2.0823	.1498	.5992
1.434	-1.29	-.1390	.0193	.0632	.0175	-2.2004	.2507	1.0027
1.430	-1.29	-.1474	.0217	.0624	.0193	-2.3604	.3496	1.3984
1.426	-1.30	-.1318	.0174	.0615	.0179	-2.1426	.5001	2.0002
1.431	-1.33	-.1189	.0141	.0612	.0147	-1.9434	.9999	3.9995
1.434	-1.35	-.1349	.0182	.0619	.0160	-2.1791	1.0436	4.1745

STABILITY AXIS COEFFICIENTS

RUN 128								
Q(KPA)	ALPHA	CL	CL**2	CD	CM	L/D	H/B	H/C
1.430	.83	.0204	.0004	.0635	.0455	.3216	.0320	.1279
1.430	.79	.0168	.0003	.0625	.0398	.2688	.0491	.1963
1.433	.80	.0211	.0004	.0613	.0343	.3442	.0759	.3036
1.435	.79	.0173	.0003	.0607	.0305	.2848	.0990	.3961
1.434	.79	.0075	.0001	.0599	.0260	.1258	.1511	.6042
1.430	.79	.0157	.0002	.0593	.0242	.2645	.2506	1.0025
1.437	.79	.0077	.0001	.0587	.0239	.1303	.3523	1.4091
1.435	.77	.0017	.0000	.0580	.0229	.0297	.4993	1.9973
1.430	.76	.0079	.0001	.0576	.0229	.1366	1.0000	4.0000
1.431	.70	.0039	.0000	.0581	.0232	.0671	1.1881	4.7524

STABILITY AXIS COEFFICIENTS

RUN 129								
Q(KPA)	ALPHA	CL	CL**2	CD	CM	L/D	H/B	H/C
1.444	2.75	.1677	.0261	.0600	.0398	2.7940	.1132	.4528
1.433	2.77	.1470	.0216	.0596	.0366	2.4673	.1514	.6055
1.428	2.77	.1478	.0216	.0586	.0337	2.5230	.2513	1.0050
1.434	2.75	.1330	.0177	.0596	.0322	2.2323	.3497	1.3990
1.436	2.75	.1330	.0177	.0594	.0312	2.2373	.5029	2.0117
1.430	2.73	.1234	.0152	.0590	.0317	2.0896	1.0003	4.0012
1.435	2.69	.1251	.0156	.0587	.0318	2.1298	1.3346	5.3383

TFST 216 RUNS 122, 123, 124, 125

S(M 50) = .64 R(M) = 1.60
 CRAP(CM) = 40.00 X(CM) = 15.97
 ASPECT RATIO 4.00

STABILITY AXIS COEFFICIENTS

RUN 122								
Q (KPA)	ALPHA	CL	CL**2	CD	CM	L/D	H/B	H/C
1.441	-7.23	-.4849	.2351	.0671	-.0147	-7.2243	.6166	2.4666
1.438	-5.15	-.3438	.1182	.0550	-.0120	-6.2547	.7640	3.0560
1.440	-3.11	-.2198	.0483	.0459	-.0066	-4.7876	.9106	3.6425
1.431	-1.18	-.0834	.0070	.0410	.0002	-2.0444	1.0510	4.2042
1.440	.73	.0370	.0014	.0384	.0070	.9656	1.1911	4.7644
1.441	2.76	.1763	.0311	.0404	.0167	4.3588	1.3396	5.3583
1.432	4.77	.3288	.1081	.0439	.0287	7.4970	1.4851	5.9405
1.432	6.79	.4406	.1941	.0506	.0379	8.6775	1.5073	6.0293
1.433	8.76	.5923	.3506	.0610	.0508	9.7114	1.4311	5.7244
1.436	10.69	.7081	.5014	.0720	.0612	9.8320	1.4216	5.6873
1.436	12.65	.8099	.6560	.0873	.0719	9.2819	1.3725	5.4901
1.437	14.69	.9293	.8636	.1036	.0850	8.9065	1.4022	5.6088
1.440	16.66	.8872	.7871	.1368	.0822	6.4875	1.4173	5.6692
1.442	18.72	.9500	.9025	.1675	.0832	5.6709	1.4619	5.8478

STABILITY AXIS COEFFICIENTS

RUN 123								
Q (KPA)	ALPHA	CL	CL**2	CD	CM	L/D	H/B	H/C
1.425	-1.30	-.2064	.0426	.0539	.0364	-3.8299	.0253	.1011
1.436	-1.30	-.1943	.0378	.0505	.0317	-3.6511	.0331	.1325
1.438	-1.30	-.1475	.0218	.0470	.0221	-3.1371	.0506	.2024
1.439	-1.28	-.1330	.0177	.0441	.0153	-3.0162	.0745	.2980
1.436	-1.30	-.1108	.0123	.0435	.0098	-2.5472	.0995	.3982
1.430	-1.29	-.0969	.0094	.0416	.0050	-2.3291	.1494	.5977
1.430	-1.29	-.0865	.0093	.0414	.0010	-2.3329	.2495	.9980
1.425	-1.29	-.0888	.0079	.0398	.0013	-2.2313	.3500	1.4000
1.436	-1.30	-.0840	.0070	.0400	-.0000	-2.0970	.4990	1.9959
1.425	-1.34	-.1029	.0106	.0402	-.0001	-2.5568	1.0004	4.0014
1.436	-1.36	-.0959	.0092	.0396	-.0011	-2.4224	1.0429	4.1715

STABILITY AXIS COEFFICIENTS

RUN 124								
Q (KPA)	ALPHA	CL	CL**2	CD	CM	L/D	H/B	H/C
1.442	.75	.0352	.0012	.0416	.0330	.8452	.0309	.1235
1.437	.75	.0374	.0014	.0418	.0314	.8955	.0326	.1305
1.435	.73	.0501	.0025	.0401	.0243	1.2478	.0497	.1986
1.435	.74	.0463	.0021	.0393	.0197	1.1787	.0752	.3010
1.436	.74	.0567	.0032	.0383	.0142	1.4815	.1000	.3998
1.433	.74	.0571	.0033	.0383	.0113	1.4916	.1512	.6050
1.430	.71	.0551	.0030	.0374	.0119	1.4751	.2516	1.0066
1.431	.72	.0491	.0024	.0381	.0099	1.2895	.3500	1.4001
1.432	.71	.0391	.0015	.0375	.0093	1.0435	.5006	2.0031
1.434	.67	.0291	.0008	.0369	.0087	.7903	1.0004	4.0014
1.432	.71	.0290	.0008	.0373	.0087	.7786	1.1867	4.7470

STABILITY AXIS COEFFICIENTS

RUN 125								
Q (KPA)	ALPHA	CL	CL**2	CD	CM	L/D	H/B	H/C
1.438	2.72	.2166	.0469	.0382	.0240	5.6732	.1098	.4391
1.438	2.73	.2087	.0436	.0381	.0207	5.4607	.1509	.6036
1.435	2.72	.1834	.0337	.0385	.0156	4.7671	.2513	1.0052
1.429	2.71	.1780	.0317	.0386	.0156	4.6073	.3504	1.4015
1.430	2.71	.1797	.0323	.0383	.0169	4.6964	.5013	2.0053
1.433	2.69	.1795	.0322	.0378	.0169	4.7453	.9999	3.9995
1.436	2.77	.1850	.0342	.0377	.0170	4.9052	1.3397	5.3587

TEST 216 RUNS 114, 115, 116, 117

S(M SQ) = .64 B(M) = 1.60
 CRAR(CM) = 40.00 X(CM) = 15.97
 ASPECT RATIO 4.00

STABILITY AXIS COEFFICIENTS

RUN 114		CL	CL**2	CD	CM	L/D	H/B	H/C
Q(KPA)	ALPHA							
1.438	-7.19	-.1787	.0319	.0375	-.0939	-4.7706	.6072	2.4288
1.444	-5.17	-.0424	.0018	.0331	-.0979	-1.2800	.7530	3.0121
1.444	-3.21	.0893	.0080	.0321	-.0824	2.7834	.8951	3.5804
1.445	-1.23	.2212	.0484	.0341	-.0761	6.4889	1.0392	4.1569
1.440	.84	.3425	.1173	.0413	-.0682	8.2998	1.1897	4.7590
1.434	2.78	.4840	.2342	.0490	-.0599	9.8674	1.3375	5.3499
1.434	4.69	.6231	.3883	.0588	-.0522	10.5431	1.4725	5.8901
1.436	6.75	.7741	.5993	.0762	-.0424	10.1639	1.5080	6.0320
1.440	10.71	1.0113	1.0228	.1157	-.0220	8.7430	1.3904	5.5615
1.443	12.70	1.1284	1.2732	.1345	-.0064	8.3904	1.4038	5.6151
1.444	14.74	1.2127	1.4706	.1581	.0096	7.6724	1.4219	5.6874
1.432	16.67	1.1413	1.3025	.2111	-.0058	5.4061	1.4490	5.7962
1.436	18.68	1.0575	1.1184	.2587	-.0277	4.0879	1.4885	5.9539

STABILITY AXIS COEFFICIENTS

RUN 115		CL	CL**2	CD	CM	L/D	H/B	H/C
Q(KPA)	ALPHA							
1.431	-1.23	.1467	.0215	.0360	-.0474	4.0765	.0249	.0995
1.431	-1.23	.1733	.0300	.0343	-.0523	5.0512	.0316	.1266
1.431	-1.23	.1999	.0399	.0327	-.0592	6.1145	.0502	.2007
1.432	-1.23	.2164	.0468	.0332	-.0667	6.5198	.0753	.3012
1.434	-1.22	.2243	.0503	.0333	-.0683	6.7346	.1002	.4007
1.433	-1.23	.2287	.0523	.0323	-.0718	7.0791	.1486	.5945
1.432	-1.23	.2209	.0488	.0329	-.0741	6.7110	.2501	1.0006
1.430	-1.23	.2232	.0498	.0330	-.0739	6.7542	.3183	1.2732
1.436	-1.23	.2164	.0468	.0329	-.0756	6.5766	.3508	1.4033
1.438	-1.26	.2160	.0467	.0333	-.0755	6.4647	.5001	2.0002
1.439	-1.30	.2139	.0457	.0325	-.0748	6.5300	.9992	3.9957
1.436	-1.32	.1943	.0376	.0338	-.0742	5.7504	1.0423	4.1693

STABILITY AXIS COEFFICIENTS

RUN 116		CL	CL**2	CD	CM	L/D	H/B	H/C
Q(KPA)	ALPHA							
1.439	.75	.3882	.1507	.0355	-.0520	10.9487	.0319	.1274
1.438	.76	.3847	.1480	.0357	-.0567	10.7722	.0511	.2042
1.438	.76	.3829	.1466	.0355	-.0590	10.7844	.0751	.3005
1.438	.76	.3831	.1468	.0361	-.0630	10.6266	.0999	.3997
1.434	.75	.3720	.1384	.0366	-.0652	10.1635	.1503	.6011
1.432	.74	.3525	.1243	.0375	-.0665	9.4001	.2495	.9981
1.428	.74	.3475	.1208	.0379	-.0686	9.1592	.3505	1.4021
1.425	.73	.3545	.1256	.0373	-.0679	9.5101	.4996	1.9983
1.439	.69	.3310	.1096	.0381	-.0685	8.6857	1.0014	4.0055
1.436	.69	.3337	.1113	.0382	-.0683	8.7397	1.1829	4.7318

STABILITY AXIS COEFFICIENTS

RUN 117		CL	CL**2	CD	CM	L/D	H/B	H/C
Q(KPA)	ALPHA							
1.457	2.78	.5402	.2918	.0429	-.0558	12.5811	.1079	.4315
1.441	2.78	.5221	.2726	.0448	-.0573	11.6615	.1505	.6020
1.437	2.75	.5075	.2575	.0454	-.0591	11.1654	.2511	1.0042
1.434	2.76	.4842	.2344	.0462	-.0590	10.4756	.3503	1.4013
1.428	2.75	.4680	.2191	.0471	-.0611	9.9446	.4996	1.9983
1.439	2.74	.4767	.2272	.0465	-.0588	10.2606	.9994	3.9975
1.434	2.70	.4762	.2268	.0460	-.0614	10.3494	1.3285	5.3141

TEST 216 RUNS 110, 111, 112, 113

S(M SO) = .64 B(M) = 1.60
 CRAR(CM) = 40.00 X(CM) = 15.97
 ASPECT RATIO 4.00

STABILITY AXIS COEFFICIENTS

RUN 110		CL	CL**2	CD	CM	L/D	H/B	H/C
Q(KPA)	ALPHA							
1.436	-7.32	-.0406	.0016	.0411	-.1333	-.9874	.5975	2.3900
1.436	-5.30	.1298	.0169	.0394	-.1291	3.2956	.7425	2.9701
1.439	-3.27	.2375	.0564	.0440	-.1251	5.3977	.8905	3.5621
1.438	-1.12	.3977	.1581	.0517	-.1171	7.6869	1.0466	4.1364
1.438	.77	.5160	.2662	.0607	-.1105	8.5023	1.1336	4.7346
1.435	2.74	.6489	.4211	.0734	-.1029	8.8414	1.3284	5.3135
1.438	4.80	.7944	.6311	.0897	-.0935	8.8567	1.4777	5.9107
1.440	6.84	.9240	.8538	.1087	-.0840	8.5029	1.4764	5.9055
1.441	8.71	1.0345	1.0701	.1294	-.0756	7.9915	1.4286	5.7144
1.442	10.69	1.1506	1.3238	.1516	-.0605	7.5882	1.4385	5.7540
1.441	12.66	1.2484	1.5586	.1761	-.0472	7.0896	1.4617	5.8467
1.442	14.67	1.3123	1.7221	.1992	-.0264	6.5890	1.4042	5.6169
1.442	16.65	1.2343	1.5235	.2561	-.0417	4.7828	1.3944	5.5776
1.441	18.63	1.1337	1.2853	.3112	-.0676	3.6426	1.4374	5.7498

STABILITY AXIS COEFFICIENTS

RUN 111		CL	CL**2	CD	CM	L/D	H/B	H/C
Q(KPA)	ALPHA							
1.430	-1.24	.3417	.1168	.0444	-.0936	7.6904	.0254	.1015
1.438	-1.23	.3499	.1224	.0444	-.0945	7.8729	.0311	.1244
1.438	-1.24	.3744	.1402	.0455	-.1018	8.2334	.0496	.1985
1.435	-1.24	.3957	.1566	.0456	-.1068	8.6755	.0744	.2976
1.435	-1.23	.4000	.1600	.0459	-.1082	8.7180	.1000	.3999
1.436	-1.25	.3839	.1474	.0474	-.1118	8.1015	.1507	.6030
1.431	-1.24	.3672	.1348	.0482	-.1150	7.6165	.2500	.9999
1.433	-1.26	.3727	.1389	.0482	-.1149	7.7265	.3508	1.4032
1.434	-1.27	.3845	.1479	.0487	-.1160	7.9026	.4997	1.9989
1.428	-1.31	.3741	.1399	.0477	-.1144	7.8472	.9966	3.9946
1.435	-1.34	.3662	.1341	.0489	-.1159	7.4627	1.0392	4.1567

STABILITY AXIS COEFFICIENTS

RUN 112		CL	CL**2	CD	CM	L/D	H/B	H/C
Q(KPA)	ALPHA							
1.427	.85	.5761	.3319	.0486	-.0940	11.8563	.0261	.1043
1.426	.78	.5662	.3206	.0496	-.0948	11.4118	.0317	.1266
1.436	.78	.5606	.3142	.0507	-.0985	11.0511	.0495	.1981
1.438	.79	.5599	.3135	.0531	-.1014	10.5525	.0745	.2981
1.435	.78	.5431	.2949	.0530	-.1025	10.2453	.1002	.4009
1.435	.76	.5249	.2755	.0555	-.1044	9.4626	.1495	.5979
1.436	.76	.5148	.2651	.0572	-.1070	8.9926	.2495	.9979
1.432	.76	.5021	.2521	.0572	-.1075	8.7712	.3492	1.3970
1.429	.76	.5009	.2509	.0570	-.1081	8.7881	.4999	1.9997
1.431	.73	.4964	.2464	.0571	-.1087	8.6923	.9987	3.9948
1.427	.68	.4856	.2358	.0576	-.1090	8.4274	1.1791	4.7164

STABILITY AXIS COEFFICIENTS

RUN 113		CL	CL**2	CD	CM	L/D	H/B	H/C
Q(KPA)	ALPHA							
1.445	2.74	.6542	.4820	.0628	-.0948	11.0572	.1020	.4082
1.436	2.72	.6684	.4468	.0659	-.0972	10.1480	.1497	.5990
1.433	2.72	.6574	.4322	.0670	-.0993	9.8115	.2512	1.0050
1.435	2.72	.6385	.4077	.0691	-.1001	9.2369	.3507	1.4036
1.425	2.71	.6244	.3898	.0704	-.0997	8.8715	.4989	1.9957
1.430	2.69	.6246	.3901	.0703	-.1011	8.8600	.9999	3.9995
1.425	2.63	.6307	.3976	.0693	-.0999	9.1011	1.3223	5.2891

TEST 216 RUNS 58, 59, 60, 61

C(M SQ) = .96 R(M) = 2.40
 CPAR(CM) = 40.00 Y(CM) = 15.08
 ASPECT RATIO 6.00

STABILITY AXIS COEFFICIENTS

RUN 58 Q(KPA)	ALPHA	CL	CL**2	CD	CM	L/D	H/B	H/C
1.439	-7.19	-.5483	.3007	.0440	-.0261	-12.4754	.4145	2.4869
1.442	-5.19	-.3936	.1549	.0346	-.0192	-11.3762	.5100	3.0645
1.434	-3.10	-.2403	.0578	.0280	-.0135	-8.5716	.6110	3.6659
1.434	-1.10	-.0773	.0060	.0250	-.0059	-3.0667	.7061	4.2357
1.434	.78	.0642	.0041	.0249	.0018	2.5745	.7965	4.7790
1.438	2.87	.2265	.0513	.0274	.0123	8.2614	.8077	4.8463
1.440	4.78	.3918	.1535	.0307	.0219	12.7794	.7683	4.6100
1.440	6.78	.5150	.2652	.0397	.0304	12.9738	.7647	4.7081
1.442	8.86	.6731	.4531	.0507	.0412	13.2690	.7411	4.4467
1.442	10.79	.8214	.6747	.0640	.0518	12.8382	.8177	4.9053
1.432	12.92	.9737	.9480	.0788	.0670	12.3609	.8541	5.1245
1.437	14.78	1.0747	1.1636	.0953	.0809	11.3192	.8586	5.1518
1.432	16.86	1.0215	1.0434	.1532	.0485	6.6685	.9394	5.6364
1.428	18.80	1.0549	1.1128	.1855	.0487	5.6678	1.0152	6.0911

STABILITY AXIS COEFFICIENTS

RUN 59 Q(KPA)	ALPHA	CL	CL**2	CD	CM	L/D	H/B	H/C
1.442	-1.16	-.1422	.0369	.0373	.0211	-5.1480	.0244	.1465
1.436	-1.13	-.1357	.0184	.0306	.0068	-4.4290	.0490	.2988
1.432	-1.13	-.1103	.0122	.0285	.0028	-3.8776	.0744	.4462
1.433	-1.14	-.1005	.0101	.0276	-.0022	-3.6428	.1000	.6001
1.427	-1.14	-.0954	.0091	.0266	-.0047	-3.5886	.1499	.8994
1.432	-1.15	-.0962	.0093	.0266	-.0069	-3.6137	.2500	1.4999
1.431	-1.14	-.0870	.0076	.0264	-.0052	-3.2918	.3503	2.1020
1.425	-1.16	-.0846	.0072	.0256	-.0047	-3.2991	.4997	2.9982
1.426	-1.21	-.0832	.0069	.0263	-.0066	-3.1653	.7033	4.2196

STABILITY AXIS COEFFICIENTS

RUN 60 Q(KPA)	ALPHA	CL	CL**2	CD	CM	L/D	H/B	H/C
1.467	.81	.0318	.0010	.0312	.0292	1.0186	.0251	.1508
1.441	.77	.0550	.0030	.0276	.0143	1.9935	.0506	.3039
1.435	.76	.0608	.0037	.0265	.0092	2.2930	.0744	.4465
1.434	.77	.0692	.0048	.0260	.0060	2.6560	.1001	.6008
1.431	.85	.0681	.0046	.0253	.0026	2.6960	.1509	.9055
1.428	.85	.0764	.0058	.0253	.0027	3.0200	.2492	1.4954
1.428	.85	.0643	.0041	.0250	.0033	2.5757	.3493	2.0955
1.430	.83	.0506	.0026	.0250	.0015	2.0338	.5002	3.0009
1.434	.78	.0507	.0026	.0251	.0006	2.0192	.7500	4.5000

STABILITY AXIS COEFFICIENTS

RUN 61 Q(KPA)	ALPHA	CL	CL**2	CD	CM	L/D	H/B	H/C
1.445	2.85	.2661	.0708	.0270	.0176	9.8562	.0782	.4695
1.438	2.84	.2530	.0640	.0277	.0144	9.1413	.0997	.5984
1.434	2.72	.2353	.0554	.0274	.0114	8.5877	.1497	.8981
1.429	2.73	.2308	.0533	.0274	.0126	8.4277	.2499	1.4991
1.431	2.75	.2156	.0465	.0274	.0112	7.8597	.3497	2.0982
1.436	2.74	.2067	.0427	.0274	.0103	7.5486	.5000	2.9997
1.430	2.71	.1956	.0382	.0275	.0101	7.0984	.7497	4.4981

TEST 216 RLNS 54, 55, 56, 57

S(M SQ) = .96 P(M) = 2.40
 CRAP(CM) = 40.00 X(CM) = 15.08
 ASPECT RATIO 6.00

STABILITY AXIS COEFFICIENTS

RUN 54								
Q(KPA)	ALPHA	CL	CL**2	CD	CM	L/D	H/B	H/C
1.435	-7.18	-.4173	.1741	.0393	-.0514	-10.6124	.4185	2.5113
1.436	-5.23	-.2520	.0635	.0343	-.0474	-7.3403	.5089	3.0534
1.435	-3.20	-.1131	.0128	.0302	-.0413	-3.7497	.6057	3.6339
1.439	-1.18	.0507	.0026	.0267	-.0328	1.7648	.7023	4.2136
1.441	.81	.2018	.0407	.0308	-.0236	6.5536	.7961	4.7887
1.444	2.81	.3471	.1205	.0354	-.0148	9.7942	.8274	4.9646
1.444	4.81	.5054	.2554	.0414	-.0034	12.2027	.8237	4.9723
1.430	6.85	.6642	.4411	.0518	.0079	12.8137	.8311	4.9863
1.432	8.76	.7936	.6298	.0637	.0163	12.4661	.7749	4.6492
1.434	10.85	.9494	.9014	.0786	.0295	12.0850	.7581	4.5483
1.435	12.74	1.0598	1.1231	.0938	.0453	11.2946	.7731	4.6395
1.434	14.71	1.0746	1.1548	.1248	.0452	8.6062	.6739	5.2431
1.431	16.76	1.0653	1.1348	.1701	.0280	6.2612	.9325	5.5949
1.432	18.80	1.1009	1.2119	.2051	.0275	5.3681	.9955	5.9730

STABILITY AXIS COEFFICIENTS

RUN 55								
Q(KPA)	ALPHA	CL	CL**2	CD	CM	L/D	H/B	H/C
1.434	-1.14	-.0030	.0000	.0359	-.0095	-0.8835	.0240	.1440
1.431	-1.15	.0434	.0019	.0328	-.0222	1.3245	.0496	.2977
1.430	-1.16	.0567	.0034	.0311	-.0268	1.8908	.0745	.4472
1.430	-1.14	.0615	.0038	.0299	-.0283	2.0556	.1006	.6035
1.426	-1.13	.0685	.0047	.0294	-.0305	2.3273	.1495	.8969
1.433	-1.15	.0590	.0035	.0293	-.0342	2.0101	.2500	1.5002
1.431	-1.17	.0537	.0029	.0291	-.0338	1.8454	.3496	2.0977
1.443	-1.19	.0306	.0009	.0291	-.0337	1.0524	.5001	3.0003
1.439	-1.21	.0481	.0023	.0288	-.0341	1.6699	.6996	4.1978

STABILITY AXIS COEFFICIENTS

RUN 56								
Q(KPA)	ALPHA	CL	CL**2	CD	CM	L/D	H/B	H/C
1.438	.89	.2290	.0524	.0318	-.0022	7.1929	.0240	.1440
1.437	.81	.2354	.0554	.0308	-.0148	7.6387	.0504	.3027
1.437	.82	.2342	.0546	.0300	-.0184	7.7963	.0747	.4481
1.434	.82	.2390	.0571	.0297	-.0211	8.0499	.1008	.6045
1.430	.79	.2206	.0488	.0303	-.0233	7.2952	.1503	.9018
1.438	.79	.2183	.0477	.0303	-.0240	7.2081	.2501	1.5006
1.436	.79	.2038	.0415	.0305	-.0241	6.6761	.3498	2.0987
1.429	.77	.2009	.0404	.0308	-.0256	6.5292	.4998	2.9989
1.438	.71	.2025	.0410	.0309	-.0258	6.5524	.7498	4.4988

STABILITY AXIS COEFFICIENTS

RUN 57								
Q(KPA)	ALPHA	CL	CL**2	CD	CM	L/D	H/B	H/C
1.416	2.75	.4168	.1737	.0326	-.0113	12.7646	.0739	.4437
1.431	2.75	.4081	.1665	.0325	-.0107	12.5603	.0746	.4486
1.432	2.76	.3945	.1557	.0333	-.0117	11.8620	.1001	.6004
1.443	2.76	.3889	.1512	.0339	-.0134	11.4633	.1501	.9009
1.431	2.73	.3637	.1322	.0346	-.0134	10.5196	.2501	1.5005
1.433	2.73	.3552	.1262	.0351	-.0162	10.1221	.3497	2.0983
1.435	2.72	.3493	.1220	.0348	-.0151	10.0287	.5001	3.0008
1.439	2.79	.3484	.1214	.0359	-.0169	9.6963	.7500	4.4998

TEST 216 RUNS 74, 75, 76, 77
 S(M SO)= .96 R(M)= 2.40
 CBAR(CM)= 40.00 X(CM)= 15.08
 ASP-CT RATIO 6.00

STABILITY AXIS COEFFICIENTS

RUN 74								
Q(KPA)	ALPHA	CL	CL**2	CD	CM	L/D	H/B	H/C
1.438	-7.23	-.2452	.0871	.0384	-.0750	-7.6674	.4146	2.4075
1.443	-5.16	-.1381	.0191	.0332	-.0705	-4.1561	.5109	3.0653
1.443	-3.19	.0184	.0003	.0319	-.0626	.5775	.6052	3.6309
1.435	-1.17	.1651	.0272	.0330	-.0556	5.0052	.7018	4.2106
1.436	.83	.3151	.0593	.0364	-.0479	8.6562	.7976	4.7657
1.438	2.91	.4793	.2297	.0425	-.0361	11.2733	.6118	4.8709
1.442	4.80	.6192	.3834	.0502	-.0261	12.3320	.7863	4.7900
1.435	6.88	.7711	.5945	.0627	-.0138	12.3009	.8351	5.0105
1.436	8.66	.9044	.8180	.0765	-.0035	11.8183	.8609	5.1652
1.436	10.84	1.0469	1.0961	.0886	.0133	11.8228	.8740	5.2443
1.437	12.74	1.1434	1.3072	.1068	.0284	10.7046	.9025	5.4149
1.436	14.77	1.1365	1.2917	.1469	.0229	7.7362	.9286	5.5715
1.433	16.80	1.1259	1.2676	.1913	.0088	5.8851	.9971	5.9824
1.434	18.72	1.0705	1.1461	.2466	-.0030	4.3419	1.0593	6.3560

STABILITY AXIS COEFFICIENTS

RUN 75								
Q(KPA)	ALPHA	CL	CL**2	CD	CM	L/D	H/B	H/C
1.438	-1.16	.1499	.0225	.0354	-.0373	4.2383	.0262	.1570
1.437	-1.15	.1760	.0310	.0331	-.0459	5.3164	.0503	.3018
1.436	-1.16	.1832	.0336	.0331	-.0502	5.5283	.0753	.4519
1.434	-1.15	.1877	.0352	.0328	-.0528	5.7287	.0995	.5971
1.432	-1.16	.1761	.0310	.0335	-.0558	5.2498	.1504	.9027
1.430	-1.18	.1709	.0292	.0333	-.0556	5.1256	.2508	1.5046
1.443	-1.19	.1709	.0292	.0336	-.0554	5.0906	.3494	2.0966
1.438	-1.20	.1662	.0276	.0336	-.0573	4.9488	.5000	3.0003
1.437	-1.26	.1583	.0251	.0341	-.0576	4.6372	.6982	4.1892

STABILITY AXIS COEFFICIENTS

RUN 76								
Q(KPA)	ALPHA	CL	CL**2	CD	CM	L/D	H/B	H/C
1.433	.82	.3551	.1261	.0349	-.0313	10.1871	.0253	.1521
1.436	.83	.3701	.1370	.0341	-.0399	10.8539	.0508	.3048
1.432	.84	.3575	.1278	.0346	-.0424	10.2863	.0750	.4497
1.435	.83	.3486	.1215	.0350	-.0438	9.9474	.1012	.6074
1.434	.83	.3289	.1082	.0360	-.0475	9.1452	.1505	.9029
1.438	.79	.3107	.0965	.0374	-.0486	8.3037	.2492	1.4955
1.435	.78	.3099	.0960	.0380	-.0483	8.1576	.3502	2.1011
1.430	.78	.3096	.0959	.0374	-.0480	8.2779	.4994	2.9967
1.434	.75	.2875	.0826	.0377	-.0485	7.6259	.7505	4.5031

STABILITY AXIS COEFFICIENTS

RUN 77								
Q(KPA)	ALPHA	CL	CL**2	CD	CM	L/D	H/B	H/C
1.438	2.81	.5213	.2718	.0389	-.0341	13.4167	.0742	.4453
1.436	2.81	.5150	.2652	.0401	-.0341	12.8332	.1014	.6085
1.436	2.81	.4952	.2453	.0416	-.0364	11.8995	.1500	.8999
1.438	2.80	.4769	.2275	.0428	-.0375	11.1334	.2499	1.4993
1.434	2.78	.4540	.2061	.0437	-.0381	10.3806	.3503	2.1015
1.436	2.78	.4614	.2128	.0431	-.0386	10.7119	.5001	3.0005
1.429	2.73	.4475	.2002	.0440	-.0385	10.1677	.7504	4.5022

TEST 216 RUNS 62, 63, 64, 65

S(M SQ) = .96 P(M) = 2.40
 CRAN(CM) = 40.00 X(CM) = 15.08
 ASPECT RATIO 6.00

STABILITY AXIS COEFFICIENTS

RUN 62		CL	CL**2	CD	CM	L/D	H/B	H/C
Q(KPA)	ALPHA							
1.440	-7.23	-.0320	.0010	.0418	-.1251	-7.668	.4096	2.4573
1.437	-5.24	.1131	.0128	.0412	-.1206	2.7461	.5033	3.0200
1.438	-3.20	.2662	.0719	.0430	-.1113	6.2329	.6005	3.6033
1.436	-1.18	.4141	.1715	.0476	-.1008	8.6936	.6966	4.1799
1.440	.78	.5259	.2766	.0559	-.0915	9.4646	.7415	4.7490
1.440	2.81	.6603	.4359	.0646	-.0771	10.2147	.8529	5.1171
1.436	4.77	.7990	.6385	.0747	-.0613	10.6981	.8144	4.8366
1.442	6.82	.5150	.8372	.0899	-.0502	10.1755	.8506	5.1037
1.437	8.78	1.0475	1.0973	.1013	-.0345	10.3445	.8973	5.3840
1.439	10.74	1.1713	1.3719	.1158	-.0146	10.1106	.8692	5.2150
1.438	12.71	1.2614	1.5912	.1331	.0026	9.4795	.8889	5.3333
1.440	14.85	1.2540	1.5726	.1861	-.0090	6.7381	.9812	5.8875
1.444	16.75	1.1928	1.4228	.2278	-.0212	5.2359	.9289	5.5735
1.432	18.70	1.1428	1.3059	.2853	-.0355	4.0058	.9419	5.6515

STABILITY AXIS COEFFICIENTS

RUN 63		CL	CL**2	CD	CM	L/D	H/B	H/C
Q(KPA)	ALPHA							
1.448	-1.16	.4307	.1855	.0419	-.0854	10.2760	.0190	.1141
1.431	-1.17	.4472	.2000	.0428	-.0925	10.4414	.0490	.2942
1.425	-1.17	.4456	.1986	.0435	-.0959	10.2379	.0751	.4508
1.428	-1.16	.4445	.1975	.0435	-.0975	10.2284	.1004	.6027
1.425	-1.18	.4359	.1900	.0454	-.0988	9.6030	.1503	.9019
1.422	-1.19	.4152	.1724	.0471	-.0997	8.8229	.2495	1.4972
1.427	-1.21	.3990	.1592	.0486	-.1020	8.2041	.3501	2.1004
1.437	-1.21	.3936	.1549	.0486	-.1019	8.1057	.4996	2.9974
1.435	-1.27	.3955	.1564	.0485	-.1018	8.1575	.6937	4.1623

STABILITY AXIS COEFFICIENTS

RUN 64		CL	CL**2	CD	CM	L/D	H/B	H/C
Q(KPA)	ALPHA							
1.451	.84	.6115	.3739	.0450	-.0761	13.5844	.0261	.1568
1.430	.83	.6126	.3753	.0452	-.0794	13.5432	.0501	.3006
1.434	.82	.5800	.3364	.0487	-.0834	11.9099	.0749	.4495
1.432	.82	.5809	.3375	.0492	-.0829	11.8078	.1006	.6034
1.431	.81	.5746	.3302	.0511	-.0862	11.2361	.1507	.9042
1.435	.81	.5623	.3161	.0530	-.0873	10.6163	.2493	1.4955
1.436	.78	.5267	.2881	.0559	-.0900	9.6087	.3500	2.1001
1.433	.77	.5313	.2823	.0555	-.0914	9.5740	.5011	3.0067
1.429	.74	.5191	.2694	.0562	-.0928	9.2320	.7497	4.4981

STABILITY AXIS COEFFICIENTS

RUN 65		CL	CL**2	CD	CM	L/D	H/B	H/C
Q(KPA)	ALPHA							
1.453	2.87	.7316	.5352	.0541	-.0662	13.5206	.0715	.4292
1.453	2.87	.7196	.5178	.0549	-.0671	13.1180	.0748	.4486
1.439	2.77	.7116	.5064	.0557	-.0707	12.7768	.0995	.5972
1.437	2.77	.7022	.4931	.0572	-.0721	12.2702	.1500	.8999
1.431	2.77	.6845	.4685	.0612	-.0740	11.1796	.2498	1.4991
1.428	2.75	.6688	.4470	.0627	-.0768	10.6590	.3498	2.0991
1.431	2.74	.6536	.4273	.0649	-.0790	10.0677	.4995	2.9970
1.427	2.71	.6623	.4386	.0645	-.0782	10.2738	.7497	4.4984

TEST 216 RUNS 46, 47, 48, 49

S(M S2)* .96 R(M)* 2.40
 CRAP(CM)* 40.00 X(CM)* 15.08
 ASPECT RATIO 6.00

STABILITY AXIS COEFFICIENTS

RUN 46	Q(KPA)	ALPHA	CL	CL**2	CD	CM	L/D	H/B	H/C
1.497	-7.19	.1646	.0271	.0398	-.1765	4.1347	.4090	2.4542	
1.434	-5.26	.3015	.0909	.0441	-.1681	6.8312	.3829	2.2975	
1.441	-3.19	.4478	.2005	.0508	-.1605	8.0196	.5235	3.1409	
1.440	-1.74	.5798	.3362	.0612	-.1512	9.4787	.5526	3.3157	
1.438	.80	.7101	.5042	.0728	-.1382	9.7556	.5339	3.2033	
1.438	2.79	.8323	.6927	.0853	-.1242	9.7514	.5777	3.4660	
1.436	4.78	.9762	.9529	.1009	-.1111	9.6733	.7143	4.2850	
1.437	6.62	1.1047	1.2204	.1142	-.0996	9.6747	.7449	4.4696	
1.439	8.69	1.2054	1.4529	.1360	-.0820	8.8604	.7558	4.5348	
1.439	10.77	1.3111	1.7190	.1550	-.0622	8.4596	.7604	4.6825	
1.439	12.74	1.3182	1.7377	.1950	-.0594	6.7591	.8147	4.8884	
1.435	14.76	1.3051	1.9296	.2306	-.0546	6.0235	.8872	5.3229	
1.434	16.75	1.3126	1.7229	.2788	-.0677	4.7088	.9405	5.6431	
1.435	18.77	1.2593	1.5859	.3439	-.0834	3.6615	.9434	5.6601	

STABILITY AXIS COEFFICIENTS

RUN 47	Q(KPA)	ALPHA	CL	CL**2	CD	CM	L/D	H/B	H/C
1.376	-1.15	.6230	.3882	.0484	-.1321	12.8615	.0250	.1502	
1.449	-1.15	.6286	.3951	.0517	-.1370	12.1677	.0502	.3013	
1.435	-1.15	.6278	.3941	.0530	-.1382	11.8454	.0754	.4522	
1.433	-1.17	.6126	.3753	.0549	-.1407	11.1554	.1001	.6007	
1.433	-1.18	.6089	.3707	.0565	-.1435	10.7857	.1502	.9011	
1.439	-1.25	.5946	.3535	.0580	-.1466	10.2566	.2507	1.5041	
1.435	-1.18	.5844	.3474	.0597	-.1467	9.8695	.3494	2.0963	
1.437	-1.19	.5753	.3309	.0607	-.1484	9.4820	.4996	2.9976	
1.445	-1.22	.5772	.3331	.0602	-.1486	9.5848	.6908	4.1448	

STABILITY AXIS COEFFICIENTS

RUN 48	Q(KPA)	ALPHA	CL	CL**2	CD	CM	L/D	H/B	H/C
1.442	.89	.7647	.6158	.0565	-.1174	13.8976	.0245	.1470	
1.434	.89	.7678	.5895	.0594	-.1219	12.9284	.0498	.2989	
1.434	.88	.7652	.5656	.0616	-.1232	12.4323	.0745	.4470	
1.431	.87	.7454	.5556	.0644	-.1261	11.5677	.0999	.5997	
1.434	.86	.7326	.5370	.0670	-.1285	10.9389	.1498	.8991	
1.436	.87	.7201	.5186	.0697	-.1319	10.3374	.2498	1.4985	
1.435	.86	.7273	.5289	.0706	-.1328	10.3061	.3497	2.0983	
1.433	.85	.6991	.4887	.0726	-.1363	9.6318	.4993	2.9956	
1.432	.80	.7049	.4969	.0725	-.1357	9.7269	.7076	4.7258	

STABILITY AXIS COEFFICIENTS

RUN 49	Q(KPA)	ALPHA	CL	CL**2	CD	CM	L/D	H/B	H/C
1.438	2.80	.8833	.7602	.0699	-.1088	12.6404	.0659	.3953	
1.437	2.80	.8867	.7862	.0707	-.1091	12.5337	.0748	.4488	
1.434	2.78	.8668	.7513	.0733	-.1113	11.8307	.1004	.6022	
1.432	2.78	.8574	.7351	.0766	-.1148	11.1914	.1495	.8971	
1.430	2.77	.8438	.7120	.0805	-.1177	10.4765	.2501	1.5004	
1.434	2.77	.8359	.6987	.0828	-.1198	10.0927	.3501	2.1004	
1.433	2.75	.8335	.6947	.0844	-.1222	9.8790	.4998	2.9991	
1.433	2.81	.8265	.6632	.0863	-.1228	9.5804	.7493	4.4957	

TEST 216 RUNS 90, 91, 92, 93

S(M SC) = .76 R(M) = 2.40
 CRAR(CM) = 40.00 X(CM) = 15.08
 ASPECT RATIO 6.00

STABILITY AXIS COEFFICIENTS

RUN 90 Q(KPA)	ALPHA	CL	CL**2	CD	CM	L/D	H/B	H/C
1.439	-7.21	-.6586	.4337	.0567	-.0001	-11.6154	.4157	2.4939
1.438	-5.20	-.5099	.2600	.0450	.0038	-11.3303	.5119	3.0716
1.439	-3.17	-.3482	.1213	.0376	.0107	-9.2527	.6097	3.6582
1.439	-1.21	-.1926	.0371	.0312	.0176	-6.1678	.7028	4.2170
1.440	.85	-.0252	.0006	.0282	.0265	-4.8924	.8007	4.8041
1.443	2.81	.1127	.0127	.0286	.0356	3.9437	.7749	4.7697
1.447	4.40	.2703	.0731	.0303	.0457	8.9324	.7715	4.6293
1.440	6.75	.3921	.1537	.0368	.0549	10.6656	.7662	4.5774
1.434	8.87	.5737	.3291	.0440	.0677	13.0460	.8061	4.8368
1.434	10.72	.7032	.4944	.0536	.0772	13.1191	.8449	5.0694
1.434	12.77	.8532	.7279	.0665	.0931	12.8379	.9005	5.4029
1.434	14.85	.9839	.9681	.0805	.1085	12.2219	.9630	5.7780
1.433	16.74	.9714	.8490	.1316	.0780	7.0015	1.0237	6.1419
1.432	18.82	.9661	.9334	.1630	.0790	5.4288	1.1286	6.7715

STABILITY AXIS COEFFICIENTS

RUN 91 Q(KPA)	ALPHA	CL	CL**2	CD	CM	L/D	H/B	H/C
1.434	-1.21	-.2757	.0760	.0533	.0539	-5.1709	.0163	.0976
1.436	-1.21	-.2641	.0697	.0386	.0342	-6.8372	.0495	.2970
1.436	-1.21	-.2408	.0580	.0357	.0270	-6.7487	.0745	.4469
1.435	-1.21	-.2206	.0486	.0343	.0232	-6.4330	.0998	.5988
1.433	-1.21	-.1964	.0386	.0333	.0218	-5.8987	.1495	.8968
1.430	-1.21	-.2019	.0406	.0321	.0189	-6.2914	.2498	1.4989
1.428	-1.23	-.1956	.0383	.0319	.0180	-6.1285	.3500	2.1001
1.439	-1.22	-.2059	.0424	.0312	.0171	-6.6011	.5004	3.0021
1.435	-1.29	-.1944	.0378	.0314	.0165	-6.1678	.7018	4.2110

STABILITY AXIS COEFFICIENTS

RUN 92 Q(KPA)	ALPHA	CL	CL**2	CD	CM	L/D	H/B	H/C
1.439	.82	-.0770	.0059	.0364	.0547	-2.1170	.0254	.1527
1.429	.79	-.0577	.0033	.0323	.0423	-1.7839	.0496	.2975
1.432	.78	-.0461	.0021	.0306	.0342	-1.5068	.0746	.4478
1.436	.78	-.0284	.0008	.0304	.0326	-1.9342	.1004	.6023
1.435	.78	-.0402	.0016	.0291	.0284	-1.3818	.1502	.9014
1.430	.78	-.0334	.0011	.0285	.0271	-1.1735	.2500	1.5001
1.430	.76	-.0401	.0016	.0289	.0258	-1.3859	.3497	2.0979
1.434	.75	-.0481	.0023	.0286	.0255	-1.6805	.4998	2.9987
1.435	.69	-.0520	.0027	.0289	.0246	-1.7993	.7499	4.4991

STABILITY AXIS COEFFICIENTS

RUN 93 Q(KPA)	ALPHA	CL	CL**2	CD	CM	L/D	H/B	H/C
1.460	2.86	.1557	.0242	.0282	.0427	5.5165	.0822	.4929
1.438	2.86	.1286	.0166	.0287	.0401	4.4820	.0959	.5756
1.435	2.84	.1320	.0174	.0285	.0379	4.6285	.1497	.8984
1.436	2.83	.1145	.0131	.0281	.0353	4.0752	.2497	1.4984
1.440	2.82	.1062	.0113	.0287	.0351	3.7001	.3504	2.1025
1.435	2.82	.1120	.0125	.0280	.0356	4.0014	.4996	2.9977
1.432	2.77	.1042	.0109	.0286	.0347	3.6454	.7495	4.4972

TEST 216 RUNS 86, 87, 88, 89
 S(M SO)= .96 R(M)= 2.40
 CRAP(CM)= 40.00 X(CM)= 15.08
 ASPCT FATIO 6.00

STABILITY AXIS COEFFICIENTS

RUN Q(KPA)	Rf ALPHA	CL	CL**2	CD	CM	L/D	H/B	H/C
1.441	-7.24	-.4659	.2170	.0406	-.0478	-11.4623	.4170	2.5020
1.441	-5.11	-.3104	.0963	.0343	-.0425	-9.0521	.5168	3.1006
1.442	-3.25	-.1718	.0295	.0309	-.0368	-5.5560	.6051	3.6305
1.432	-1.24	-.0247	.0006	.0291	-.0288	-.0495	.7012	4.2072
1.428	.79	.1587	.0252	.0307	-.0192	5.1777	.7976	4.7954
1.430	7.94	.3271	.1070	.0346	-.0101	9.4454	.6140	4.3840
1.443	4.84	.4623	.2137	.0419	-.0013	11.0289	.8112	4.8674
1.444	6.79	.6118	.3743	.0518	.0072	11.8115	.8197	4.9182
1.442	8.79	.7784	.6060	.0636	.0184	12.2434	.8412	5.0470
1.433	10.79	.9308	.8663	.0796	.0304	11.6949	.8901	5.3408
1.434	12.78	1.0630	1.1299	.0955	.0451	11.1357	.9404	5.6425
1.434	14.82	1.0962	1.2017	.1323	.0414	8.2642	1.0009	6.0053
1.430	16.84	1.1009	1.2120	.1801	.0233	6.1139	1.0671	6.4027
1.429	18.82	1.1252	1.2660	.2115	.0284	5.3209	1.1228	6.7370

STABILITY AXIS COEFFICIENTS

RUN Q(KPA)	R7 ALPHA	CL	CL**2	CD	CM	L/D	H/B	H/C
1.434	-1.23	-.1168	.0137	.0416	.0030	-2.8058	.0228	.1367
1.430	-1.21	-.0541	.0029	.0341	-.0131	-1.5859	.0500	.3003
1.439	-1.20	-.0158	.0002	.0320	-.0202	-.4933	.0749	.4493
1.439	-1.20	-.0183	.0003	.0313	-.0234	-.5848	.1001	.6006
1.438	-1.21	-.0101	.0001	.0308	-.0253	-.3299	.1496	.8975
1.436	-1.21	-.0045	.0000	.0298	-.0269	-.1516	.2498	1.4989
1.438	-1.21	.0034	.0000	.0298	-.0269	.1137	.3497	2.0981
1.437	-1.24	-.0180	.0003	.0303	-.0275	-.5944	.4999	2.9994
1.432	-1.28	-.0103	.0001	.0299	-.0271	-.3439	.7021	4.2128

STABILITY AXIS COEFFICIENTS

RUN Q(KPA)	R8 ALPHA	CL	CL**2	CD	CM	L/D	H/B	H/C
1.439	.82	.1455	.0212	.0334	-.0010	4.3593	.0347	.2094
1.438	.81	.1380	.0190	.0329	-.0072	4.1676	.0494	.2963
1.436	.82	.1722	.0297	.0315	-.0131	5.4660	.0746	.4490
1.437	.82	.1662	.0263	.0319	-.0150	5.2725	.1001	.6005
1.434	.82	.1580	.0250	.0315	-.0185	5.0119	.1503	.9018
1.432	.80	.1663	.0276	.0310	-.0184	5.3685	.2491	1.4946
1.432	.79	.1448	.0210	.0310	-.0196	4.6658	.3499	2.0993
1.437	.79	.1498	.0224	.0309	-.0205	4.8508	.4998	2.9987
1.432	.71	.1341	.0180	.0322	-.0198	4.1593	.7495	4.4971

STABILITY AXIS COEFFICIENTS

RUN Q(KPA)	R9 ALPHA	CL	CL**2	CD	CM	L/D	H/B	H/C
1.431	2.78	.3429	.1176	.0340	-.0056	10.0912	.0761	.4566
1.443	2.78	.3281	.1077	.0348	-.0078	9.4345	.1000	.6002
1.439	2.78	.3253	.1058	.0346	-.0099	9.3881	.1497	.8979
1.436	2.75	.2976	.0887	.0355	-.0089	8.3839	.2500	1.4999
1.432	2.75	.2998	.0899	.0355	-.0101	8.4506	.3495	2.0972
1.437	2.74	.3056	.0934	.0358	-.0116	8.5300	.4996	2.9975
1.431	2.72	.2933	.0860	.0357	-.0115	8.2209	.7499	4.4995

TEST 21F RUNS 82, 83, 84, 85

S(M SQ) = .96 R(M) = 2.40
 CRAP(CM) = 40.00 X(CM) = 15.08
 ASPECT RATIO 6.00

STABILITY AXIS COEFFICIENTS

RUN #2 Q(KPA)	ALPHA	CL	CL**2	CD	CM	L/D	H/B	H/C
1.452	-7.23	-.458F	.2103	.0678	-.0329	-6.7634	.4117	2.4699
1.437	-5.22	-.246E	.0879	.0583	-.0297	-5.0902	.5079	3.0475
1.439	-3.13	-.143E	.0206	.0528	-.0235	-2.7218	.6076	3.6458
1.439	-1.21	.0084	.0001	.0502	-.0160	.1678	.6998	4.1936
1.440	.86	.1711	.0293	.0502	-.0083	3.4077	.7986	4.7917
1.440	2.83	.3194	.1020	.0521	.0009	6.1360	.8043	4.8559
1.442	4.88	.4779	.2264	.0568	.0125	8.4141	.8121	4.8727
1.444	6.84	.6200	.3845	.0639	.0232	9.7004	.8432	5.0590
1.440	8.77	.7580	.5745	.0732	.0349	10.3545	.8945	5.3670
1.435	10.83	.8985	.8073	.0839	.0514	10.7069	.8731	5.2384
1.434	12.86	.9495	.9990	.0975	.0687	10.2469	.8896	5.3375
1.434	14.75	.9829	.9662	.1292	.0684	7.6105	.9653	5.7917
1.435	16.70	.9576	.9171	.1659	.0557	5.7732	1.0441	6.2649
1.434	18.70	.9752	.9587	.1923	.0603	5.0910	1.0957	6.5741

STABILITY AXIS COEFFICIENTS

RUN #3 Q(KPA)	ALPHA	CL	CL**2	CD	CM	L/D	H/B	H/C
1.446	-1.22	-.0304	.0009	.0582	.0064	-5.219	.0254	.1522
1.434	-1.22	.0225	.0005	.0536	-.0054	.4206	.0505	.3028
1.433	-1.21	.0269	.0007	.0521	-.0114	.5160	.0749	.4494
1.431	-1.21	.0243	.0006	.0517	-.0132	.4713	.0998	.5989
1.428	-1.21	.0179	.0003	.0511	-.0158	.3500	.1500	.9002
1.428	-1.22	.0166	.0003	.0508	-.0167	.3265	.2497	1.4983
1.431	-1.23	.0272	.0007	.0513	-.0155	.5301	.3503	2.1017
1.435	-1.26	.0058	.0000	.0511	-.0159	.1134	.4995	2.9972
1.431	-1.30	.0139	.0002	.0509	-.0160	.2734	.7008	4.2046

STABILITY AXIS COEFFICIENTS

RUN #4 Q(KPA)	ALPHA	CL	CL**2	CD	CM	L/D	H/B	H/C
1.454	.80	.2160	.0466	.0506	.0101	4.2643	.0242	.1453
1.440	.80	.2053	.0421	.0504	-.0002	4.0765	.0500	.2998
1.435	.79	.2037	.0415	.0501	-.0047	4.0614	.0751	.4503
1.434	.79	.1571	.0388	.0501	-.0046	3.9372	.0997	.5981
1.430	.77	.1763	.0311	.0505	-.0079	3.4927	.1501	.9005
1.429	.76	.1725	.0298	.0510	-.0087	3.3855	.2496	1.4978
1.427	.76	.1605	.0258	.0507	-.0082	3.1668	.3502	2.1015
1.433	.75	.1626	.0264	.0511	-.0090	3.1845	.4999	2.9993
1.427	.70	.1539	.0237	.0509	-.0089	3.0216	.7500	4.5001

STABILITY AXIS COEFFICIENTS

RUN #5 Q(KPA)	ALPHA	CL	CL**2	CD	CM	L/D	H/B	H/C
1.441	2.83	.3647	.1480	.0496	.0047	7.7627	.0776	.4669
1.429	2.62	.3660	.1340	.0512	.0041	7.1523	.0996	.5976
1.426	2.82	.3603	.1298	.0511	.0036	7.0458	.1502	.9011
1.429	2.81	.3244	.1052	.0529	.0012	6.1351	.2506	1.5033
1.432	2.80	.3157	.0996	.0535	.0011	5.8967	.3498	2.0986
1.428	2.80	.3072	.0944	.0531	.0007	5.7825	.5001	3.0006
1.427	2.74	.3102	.0962	.0534	.0004	5.8126	.7504	4.5021

TEST 216 PUNS 78, 79, 80, 81

S(M SQ) = .96 B(M) = 2.40
 CPAR(CM) = 40.00 X(CM) = 15.08
 ASPECT RATIO 6.00

STABILITY AXIS COEFFICIENTS

RUN 78 Q(KPA)	ALPHA	CL	CL**2	CD	CM	L/D	H/B	H/C
1.436	-7.18	-.3966	.1575	.0520	-.0509	-7.6361	.4153	2.4915
1.440	-5.19	-.2505	.0627	.0447	-.0468	-5.6023	.5106	3.0633
1.442	-3.22	-.0907	.0082	.0409	-.0415	-2.2151	.6043	3.6259
1.436	-1.19	.0643	.0041	.0391	-.0334	1.6452	.7009	4.2056
1.436	.78	.2064	.0426	.0406	-.0259	5.0622	.7983	4.7897
1.442	2.84	.3656	.1337	.0443	-.0135	8.2456	.7879	4.7272
1.441	4.76	.4853	.2355	.0513	-.0055	9.4550	.7917	4.7501
1.442	6.78	.6463	.4177	.0609	.0061	10.6131	.6221	4.9326
1.441	8.71	.7685	.6217	.0709	.0194	11.1248	.6575	5.1453
1.442	10.82	.9458	.8946	.0808	.0368	11.7081	.6767	5.2605
1.433	12.78	1.0418	1.0854	.0961	.0529	10.8459	.9547	5.7285
1.433	14.71	1.0415	1.0846	.1305	.0489	7.9601	.9932	5.9590
1.431	16.73	1.0326	1.0669	.1719	.0347	6.0103	1.0381	6.2289
1.434	18.70	.9122	.9646	.2237	.0236	4.3916	1.1019	6.6115

STABILITY AXIS COEFFICIENTS

PUN 79 Q(KPA)	ALPHA	CL	CL**2	CD	CM	L/D	H/B	H/C
1.453	-1.20	.0155	.0002	.0473	-.0105	.3287	.0245	.1468
1.442	-1.19	.0567	.0032	.0421	-.0245	1.3454	.0504	.3021
1.432	-1.18	.0720	.0052	.0412	-.0260	1.7466	.0746	.4477
1.434	-1.19	.0750	.0056	.0411	-.0322	1.8249	.0994	.5967
1.433	-1.17	.0845	.0071	.0396	-.0325	2.1317	.1508	.9051
1.428	-1.20	.0621	.0039	.0405	-.0347	1.5326	.2507	1.5042
1.437	-1.20	.0577	.0033	.0418	-.0353	1.3803	.3496	2.0973
1.436	-1.21	.0563	.0032	.0409	-.0350	1.3778	.4996	2.9974
1.432	-1.28	.0350	.0012	.0412	-.0358	.8493	.7016	4.2098

STABILITY AXIS COEFFICIENTS

RUN 80 Q(KPA)	ALPHA	CL	CL**2	CD	CM	L/D	H/B	H/C
1.454	.79	.2422	.0587	.0422	-.0072	5.7447	.0260	.1560
1.436	.78	.2526	.0638	.0407	-.0168	6.2114	.0503	.3016
1.435	.79	.2464	.0607	.0407	-.0213	6.0520	.0747	.4481
1.434	.78	.2428	.0589	.0417	-.0234	5.8214	.0998	.5987
1.433	.77	.2270	.0515	.0415	-.0257	5.4643	.1503	.9019
1.427	.76	.2211	.0489	.0417	-.0249	5.3068	.2498	1.4986
1.424	.76	.2216	.0491	.0423	-.0264	5.2341	.3502	2.1013
1.426	.75	.1983	.0393	.0421	-.0259	4.7075	.5000	3.0001
1.436	.67	.1982	.0393	.0431	-.0256	4.6021	.7502	4.5015

STABILITY AXIS COEFFICIENTS

RUN 81 Q(KPA)	ALPHA	CL	CL**2	CD	CM	L/D	H/B	H/C
1.442	2.82	.4230	.1789	.0425	-.0112	9.9515	.0772	.4629
1.440	2.81	.4076	.1662	.0432	-.0128	9.4353	.1005	.6030
1.438	2.80	.3949	.1559	.0445	-.0140	8.8707	.1503	.9017
1.435	2.78	.3622	.1461	.0455	-.0158	8.3967	.2502	1.5009
1.430	2.78	.3582	.1283	.0463	-.0171	7.7389	.3501	2.1008
1.429	2.77	.3489	.1217	.0467	-.0168	7.4724	.5001	3.0005
1.441	2.73	.3445	.1187	.0467	-.0164	7.3693	.7499	4.4995

TEST 216 RUNS 70, 71, 72, 73

S(M SQ) = .96 B(M) = 2.40
 CRAR(CM) = 40.00 X(CM) = 15.08
 ASPECT RATIO 6.00

STABILITY AXIS COEFFICIENTS

RUN 70		CL	CL**2	CD	CM	L/D	H/B	H/C
Q(KPA)	ALPHA							
1.435	-7.20	-.1894	.0359	.0339	-.0971	-5.5918	.4122	2.4731
1.442	-5.15	-.0323	.0010	.0315	-.0917	-1.0251	.5089	3.0536
1.442	-3.11	.1096	.0120	.0321	-.0856	3.4151	.6067	3.6401
1.443	-1.22	.2428	.0590	.0352	-.0782	6.8954	.6473	4.1868
1.437	.85	.4221	.1782	.0397	-.0694	10.6327	.7967	4.7799
1.438	2.82	.5843	.3414	.0480	-.0603	12.1678	.7557	4.5343
1.440	4.77	.7108	.5052	.0593	-.0487	11.9829	.7406	4.4448
1.439	6.84	.8568	.7340	.0745	-.0392	11.5018	.8093	4.8556
1.441	8.88	1.0027	1.0054	.0915	-.0276	10.9601	.8377	5.0260
1.442	10.77	1.1321	1.2816	.1068	-.0127	10.5974	.8893	5.3360
1.432	12.76	1.2449	1.5499	.1229	.0071	10.1301	.9378	5.6271
1.430	14.85	1.2152	1.4784	.1706	.0001	7.1292	.9774	5.8641
1.432	16.83	1.1950	1.4280	.2160	-.0145	5.5314	1.0558	6.3349
1.430	18.72	1.1398	1.2992	.2730	-.0275	4.1752	1.1039	6.6231

STABILITY AXIS COEFFICIENTS

RUN 71		CL	CL**2	CD	CM	L/D	H/B	H/C
Q(KPA)	ALPHA							
1.443	-1.15	.2390	.0571	.0350	-.0592	6.8282	.0254	.1523
1.436	-1.15	.2797	.0782	.0336	-.0691	8.2736	.0497	.2979
1.436	-1.26	.2722	.0741	.0333	-.0742	8.1683	.0753	.4520
1.434	-1.27	.2753	.0758	.0335	-.0766	8.2173	.1006	.6035
1.432	-1.27	.2664	.0710	.0340	-.0797	7.8463	.1495	.8971
1.430	-1.27	.2602	.0677	.0347	-.0789	7.5048	.2498	1.4989
1.430	-1.21	.2844	.0809	.0346	-.0791	8.2303	.3502	2.1013
1.437	-1.24	.2495	.0623	.0357	-.0802	6.9818	.5007	3.0044
1.434	-1.30	.2473	.0612	.0353	-.0803	7.0115	.6958	4.1747

STABILITY AXIS COEFFICIENTS

RUN 72		CL	CL**2	CD	CM	L/D	H/B	H/C
Q(KPA)	ALPHA							
1.431	.78	.4609	.2125	.0358	-.0564	12.8594	.0255	.1528
1.434	.79	.4658	.2170	.0358	-.0633	12.9991	.0496	.2975
1.434	.79	.4647	.2159	.0365	-.0663	12.7184	.0753	.4516
1.441	.77	.4501	.2026	.0381	-.0669	11.8015	.1003	.6015
1.439	.76	.4484	.2010	.0381	-.0687	11.7709	.1504	.9022
1.436	.76	.4284	.1818	.0395	-.0697	10.7918	.2497	1.4935
1.439	.76	.4084	.1668	.0406	-.0707	10.0665	.3500	2.0999
1.438	.72	.4141	.1715	.0406	-.0712	10.1502	.4997	2.9984
1.434	.68	.3801	.1444	.0416	-.0725	9.1432	.7500	4.5002

STABILITY AXIS COEFFICIENTS

RUN 73		CL	CL**2	CD	CM	L/D	H/B	H/C
Q(KPA)	ALPHA							
1.431	2.86	.6288	.3954	.0443	-.0571	14.2057	.0758	.4546
1.435	2.85	.6216	.3864	.0451	-.0572	13.7780	.0995	.5970
1.439	2.83	.6000	.3600	.0469	-.0601	12.7919	.1501	.9007
1.434	2.83	.5869	.3444	.0463	-.0589	12.1464	.2502	1.5011
1.429	2.82	.5636	.3176	.0493	-.0619	11.4202	.3497	2.0984
1.430	2.80	.5614	.3152	.0503	-.0616	11.1603	.5017	3.0104
1.438	2.74	.5506	.3032	.0505	-.0615	10.9092	.7475	4.4852

TEST 216 RUNS 66, 67, 68, 69

S(M SQ) = .26 B(M) = 2.40
 CRAR(CM) = 40.00 X(CM) = 15.08
 ASPECT RATIO 6.00

STABILITY AXIS COEFFICIENTS

RUN 66								
Q(KPA)	ALPHA	CL	CL**2	CD	CM	L/D	H/B	H/C
1.439	-7.18	-.1025	.0107	.0345	-.1217	-2.9963	.4106	2.4634
1.442	-5.18	.0475	.0023	.0351	-.1170	1.3527	.5068	3.0410
1.445	-3.17	.1888	.0356	.0383	-.1115	4.9337	.6026	3.6154
1.434	-1.21	.3417	.1168	.0435	-.1042	7.8600	.6962	4.1771
1.434	.78	.5040	.2540	.0511	-.0956	9.8626	.7915	4.7492
1.436	2.80	.6664	.4441	.0616	-.0848	10.8218	.7660	4.5958
1.439	4.80	.8056	.6490	.0747	-.0737	10.7816	.7561	4.5365
1.438	6.81	.9211	.8669	.0929	-.0648	10.0257	.7996	4.7979
1.440	8.88	1.0561	1.2014	.1077	-.0504	10.1766	.8205	4.9223
1.441	10.80	1.2164	1.4795	.1263	-.0353	9.6280	.8114	4.8682
1.443	12.77	1.3059	1.7054	.1470	-.0178	8.6630	.8453	5.0717
1.442	14.79	1.2881	1.6592	.1919	-.0201	6.7107	.9094	5.4565
1.436	16.77	1.2461	1.5520	.2414	-.0376	5.1624	1.0040	6.0539
1.436	18.70	1.1879	1.4110	.2995	-.0490	3.9662	1.0865	6.5190

STABILITY AXIS COEFFICIENTS

RUN 67								
Q(KPA)	ALPHA	CL	CL**2	CD	CM	L/D	H/B	H/C
1.472	-1.16	.3447	.1189	.0406	-.0840	8.4820	.0241	.1445
1.431	-1.15	.3739	.1398	.0409	-.0944	9.1510	.0502	.3010
1.430	-1.16	.3758	.1412	.0422	-.0969	8.9006	.0747	.4479
1.428	-1.16	.3751	.1407	.0426	-.0993	8.8092	.1002	.6014
1.425	-1.16	.3706	.1374	.0431	-.0998	8.6050	.1507	.9042
1.420	-1.17	.3733	.1393	.0431	-.1007	8.6591	.2499	1.4992
1.438	-1.18	.3567	.1273	.0445	-.1023	8.0193	.3496	2.0977
1.441	-1.18	.3493	.1220	.0444	-.1025	7.8666	.5002	3.0011
1.442	-1.24	.3424	.1172	.0446	-.1032	7.6713	.6978	4.1866

STABILITY AXIS COEFFICIENTS

RUN 68								
Q(KPA)	ALPHA	CL	CL**2	CD	CM	L/D	H/B	H/C
1.439	.83	.5655	.3198	.0449	-.0821	12.6067	.0260	.1562
1.437	.85	.5668	.3213	.0458	-.0869	12.3838	.0494	.2962
1.437	.83	.5533	.3061	.0474	-.0894	11.6648	.0751	.4505
1.433	.82	.5444	.2964	.0484	-.0910	11.2373	.0996	.5978
1.434	.81	.5278	.2786	.0499	-.0925	10.5833	.1500	.9000
1.430	.81	.5036	.2536	.0518	-.0941	9.7222	.2506	1.5036
1.425	.79	.5110	.2611	.0517	-.0948	9.8754	.3502	2.1011
1.429	.77	.4948	.2446	.0529	-.0952	9.3482	.4999	2.9994
1.433	.72	.4853	.2355	.0531	-.0947	9.1475	.7496	4.4974

STABILITY AXIS COEFFICIENTS

RUN 69								
Q(KPA)	ALPHA	CL	CL**2	CD	CM	L/D	H/B	H/C
1.451	2.82	.7154	.5118	.0558	-.0797	12.8225	.0721	.4326
1.430	2.81	.7070	.4999	.0560	-.0823	12.6153	.0751	.4504
1.429	2.81	.7061	.4986	.0564	-.0799	12.5250	.1004	.6026
1.426	2.81	.6819	.4650	.0590	-.0827	11.5573	.1506	.9036
1.438	2.79	.6625	.4390	.0615	-.0832	10.7765	.2500	1.5003
1.435	2.79	.6491	.4214	.0627	-.0835	10.3571	.3502	2.1015
1.438	2.75	.6427	.4131	.0641	-.0870	10.0226	.4996	2.9974
1.436	2.74	.6328	.4004	.0641	-.0857	9.8721	.7500	4.4997

TEST 216 RUNS 10, 11, 12, 13

S(M SQ)= 1.28 B(M)= 3.20
 CRAR(CM)= 40.00 X(CM)= 14.61
 ASPECT RATIO 8.00

STABILITY AXIS COEFFICIENTS

RUN 10								
Q(KPA)	ALPHA	CL	CL**2	CD	CM	L/D	H/B	H/C
1.440	-7.21	-.6119	.3745	.0403	-.0217	-15.1729	.3229	2.5831
1.442	-5.22	-.4553	.2073	.0324	-.0174	-14.0453	.3926	3.1405
1.441	-3.27	-.2914	.0649	.0275	-.0119	-10.6096	.4611	3.6895
1.441	-1.24	-.1072	.0115	.0247	-.0037	-4.3464	.5335	4.2683
1.442	.90	.0563	.0032	.0239	.0053	2.3577	.6063	4.8706
1.445	2.90	.2482	.0616	.0249	.0160	9.4765	.5712	4.5696
1.449	4.81	.3916	.1533	.0286	.0250	13.5870	.5689	4.5515
1.450	6.86	.5531	.3060	.0364	.0361	15.1838	.5980	4.7839
1.441	8.82	.7315	.5351	.0442	.0482	16.5406	.6213	4.9707
1.439	10.89	.8955	.8019	.0553	.0626	16.1866	.6606	5.2846
1.440	12.76	1.0207	1.0418	.0677	.0764	15.0770	.6927	5.5414
1.442	14.85	1.0739	1.1533	.1015	.0747	10.5786	.6433	5.5464
1.440	16.89	1.0409	1.1683	.1401	.0620	7.7163	.7270	5.8225
1.438	18.81	1.0529	1.1086	.1882	.0527	5.5946	.7647	6.1178

STABILITY AXIS COEFFICIENTS

RUN 11								
Q(KPA)	ALPHA	CL	CL**2	CD	CM	L/D	H/B	H/C
1.383	-1.21	-.1987	.0395	.0419	.0290	-4.7476	.0165	.1324
1.390	-1.22	-.2046	.0416	.0360	.0224	-5.6766	.0248	.1988
1.390	-1.21	-.1548	.0240	.0291	.0080	-5.3279	.0501	.4011
1.389	-1.19	-.1323	.0175	.0270	.0016	-4.9011	.0749	.5996
1.389	-1.21	-.1167	.0136	.0264	-.0007	-4.4236	.1000	.8002
1.386	-1.21	-.1020	.0104	.0256	-.0023	-3.9870	.1500	1.2002
1.435	-1.22	-.1177	.0139	.0251	-.0052	-4.6819	.2498	1.9986
1.430	-1.22	-.1100	.0121	.0247	-.0046	-4.4494	.3496	2.7972
1.427	-1.27	-.1153	.0133	.0248	-.0047	-4.6511	.4998	3.9984
1.425	-1.30	-.1216	.0148	.0253	-.0060	-4.7976	.5344	4.2750

STABILITY AXIS COEFFICIENTS

RUN 12								
Q(KPA)	ALPHA	CL	CL**2	CD	CM	L/D	H/B	H/C
1.469	.82	.0418	.0018	.0274	.0246	1.5254	.0264	.2110
1.446	.81	.0605	.0037	.0253	.0134	2.3897	.0497	.3979
1.434	.81	.0673	.0045	.0245	.0086	2.7455	.0753	.6021
1.435	.80	.0685	.0047	.0242	.0063	2.8352	.1006	.8045
1.435	.80	.0545	.0030	.0243	.0056	2.2391	.1500	1.1999
1.429	.81	.0771	.0059	.0240	.0060	3.2122	.2499	1.9991
1.426	.77	.0620	.0038	.0243	.0049	2.5539	.3499	2.7994
1.429	.76	.0660	.0044	.0241	.0048	2.7414	.5000	3.9998
1.434	.70	.0468	.0022	.0247	.0034	1.8903	.6024	4.8199

STABILITY AXIS COEFFICIENTS

RUN 13								
Q(KPA)	ALPHA	CL	CL**2	CD	CM	L/D	H/B	H/C
1.460	2.81	.2663	.0709	.0246	.0186	10.8149	.0622	.4979
1.463	2.81	.2629	.0691	.0248	.0180	10.6036	.0753	.6024
1.447	2.79	.2438	.0594	.0258	.0163	9.4314	.1004	.8036
1.444	2.79	.2364	.0559	.0258	.0149	9.1466	.1501	1.2007
1.436	2.78	.2266	.0513	.0259	.0142	8.7402	.2500	2.0004
1.431	2.75	.2276	.0516	.0259	.0144	8.7868	.3501	2.8010
1.427	2.75	.1957	.0383	.0264	.0130	7.4107	.4998	3.9988
1.422	2.70	.2014	.0406	.0263	.0129	7.6673	.6744	5.3950

TEST 216 RUNS 6, 7, 8, 9
 S(M SO)= 1.28 B(M)= 3.20
 CRAR(CM)= 40.00 X(CM)= 14.61
 ASPECT RATIO 8.00

STABILITY AXIS COEFFICIENTS

RUN Q(KPA)	ALPHA	CL	CL**2	CD	CM	L/D	H/B	H/C
1.442	-7.27	-.2902	.0842	.0336	-.0799	-8.6420	.3110	2.4877
1.444	-5.14	-.1105	.0122	.0292	-.0742	-3.7872	.3847	3.0773
1.447	-3.34	.0403	.0016	.0274	-.0689	1.4669	.4475	3.5803
1.449	-1.31	.2080	.0433	.0287	-.0615	7.2353	.5192	4.1537
1.447	.77	.2559	.1266	.0326	-.0540	10.9060	.5922	4.7377
1.448	2.78	.5522	.3049	.0369	-.0418	14.9637	.6642	5.3137
1.450	4.80	.7063	.4988	.0445	-.0292	15.8546	.6826	5.4605
1.449	6.77	.8744	.7646	.0547	-.0181	15.9747	.6937	5.5499
1.452	8.78	1.0239	1.0483	.0668	-.0020	15.3305	.6883	5.5068
1.456	10.75	1.1608	1.3476	.0795	.0148	14.6013	.6833	5.4666
1.458	12.80	1.2655	1.6016	.0946	.0345	13.3789	.6550	5.2396
1.441	14.74	1.2574	1.5610	.1365	.0286	9.2142	.7004	5.6030
1.445	16.74	1.2190	1.4859	.1762	.0194	6.9178	.6804	5.4431
1.437	18.82	1.2074	1.4579	.2308	.0092	5.2316	.7674	6.1429

STABILITY AXIS COEFFICIENTS

RUN Q(KPA)	ALPHA	CL	CL**2	CD	CM	L/D	H/B	H/C
1.394	-1.24	.1676	.0281	.0311	-.0383	5.3966	.0160	.1282
1.395	-1.23	.2003	.0401	.0287	-.0475	6.9906	.0251	.2011
1.423	-1.21	.2457	.0604	.0273	-.0558	9.0049	.0500	.4002
1.433	-1.22	.2280	.0520	.0283	-.0597	8.0676	.0750	.5998
1.430	-1.22	.2447	.0599	.0277	-.0591	8.8393	.0999	.7993
1.429	-1.22	.2270	.0515	.0281	-.0605	8.0905	.1499	1.1994
1.438	-1.23	.2293	.0526	.0284	-.0611	8.0696	.2499	1.9991
1.437	-1.25	.2197	.0482	.0288	-.0615	7.6396	.3499	2.7995
1.433	-1.30	.1971	.0388	.0291	-.0622	6.7713	.5000	3.9998
1.431	-1.31	.1881	.0354	.0292	-.0632	6.4368	.5292	4.2335

STABILITY AXIS COEFFICIENTS

RUN Q(KPA)	ALPHA	CL	CL**2	CD	CM	L/D	H/B	H/C
1.447	.83	.4370	.1910	.0273	-.0402	15.9780	.0249	.1991
1.446	.82	.4369	.1906	.0280	-.0468	15.6194	.0502	.4016
1.442	.81	.4209	.1772	.0295	-.0483	14.2686	.0752	.6012
1.439	.80	.4260	.1815	.0289	-.0495	14.7174	.0999	.7995
1.437	.77	.4175	.1743	.0300	-.0494	13.9246	.1499	1.1988
1.431	.78	.3950	.1560	.0311	-.0508	12.6874	.2498	1.9981
1.429	.76	.3847	.1480	.0316	-.0511	12.1790	.3502	2.8019
1.433	.73	.3665	.1358	.0320	-.0529	11.4977	.5000	4.0003
1.432	.69	.3798	.1443	.0316	-.0529	12.0024	.5993	4.7941

STABILITY AXIS COEFFICIENTS

RUN Q(KPA)	ALPHA	CL	CL**2	CD	CM	L/D	H/B	H/C
1.444	2.77	.6090	.3709	.0323	-.0383	18.8600	.0570	.4558
1.442	2.74	.5968	.3562	.0330	-.0388	18.0684	.0750	.6000
1.443	2.75	.5983	.3580	.0328	-.0384	18.2512	.1000	.7999
1.438	2.67	.5812	.3378	.0349	-.0394	16.6466	.1502	1.2016
1.431	2.72	.5657	.3201	.0355	-.0396	15.9542	.2497	1.9978
1.431	2.81	.5555	.3086	.0380	-.0412	14.6014	.3537	2.8295
1.430	2.81	.5469	.3013	.0381	-.0413	14.4214	.5001	4.0004
1.432	2.77	.5381	.2895	.0384	-.0421	13.9949	.6716	5.3726

TEST PIE RUNS 1, 2, 3, 4
 SIM SD) = 1.28 R(M) = 3.20
 CRAR (CM) = 40.00 X(CT) = 14.61
 ASPECT RATIO 3.00

STABILITY AXIS COEFFICIENTS

RUN Q (KPA)	ALPHA	CL	CL**2	CD	CM	L/D	H/B	H/C
1.443	-7.26	.0308	.0009	.0410	-.1385	.7507	.3126	2.5022
1.434	-5.37	.2011	.0404	.0412	-.1312	4.6658	.3798	3.0384
1.435	-3.29	.3296	.1086	.0452	-.1227	7.2464	.4523	3.6188
1.431	-1.17	.4480	.2480	.0488	-.1062	10.2124	.5265	4.2283
1.431	.83	.6209	.3856	.0548	-.0927	11.3339	.5982	4.7555
1.432	2.97	.7513	.5645	.0643	-.0773	11.6782	.6271	5.0171
1.436	4.76	.8677	.7528	.0738	-.0646	11.7594	.6760	5.4075
1.434	6.75	1.0210	1.0424	.0817	-.0463	12.4493	.7450	5.9837
1.442	8.80	1.1576	1.3399	.0967	-.0303	11.9645	.6750	5.3998
1.424	10.86	1.2674	1.6574	.1097	-.0115	11.7316	.6734	5.3869
1.437	12.94	1.3168	1.7340	.1525	-.0121	8.6329	.6544	5.2388
1.434	14.71	1.3101	1.7164	.1894	-.0207	6.9183	.7073	5.6582
1.433	16.69	1.3520	1.8276	.2221	-.0171	5.0868	.7654	6.1235
1.431	18.74	1.2987	1.6667	.2834	-.0320	4.5833	.8534	6.8275

STABILITY AXIS COEFFICIENTS

RUN Q (KPA)	ALPHA	CL	CL**2	CD	CM	L/D	H/B	H/C
1.446	.77	.6674	.4454	.0455	-.0834	14.6630	.0250	.1997
1.446	.77	.6551	.4292	.0478	-.0869	13.7047	.0501	.4005
1.440	.75	.6472	.4189	.0489	-.0884	13.2283	.0749	.5995
1.442	.75	.6355	.4039	.0508	-.0908	12.4987	.0999	.7993
1.429	.73	.6139	.3769	.0554	-.0950	11.0855	.2499	1.9995
1.430	.70	.5972	.3566	.0567	-.0979	10.5345	.4999	3.9992
1.437	.80	.6055	.3667	.0576	-.0979	10.5046	.5979	4.7829

STABILITY AXIS COEFFICIENTS

RUN Q (KPA)	ALPHA	CL	CL**2	CD	CM	L/D	H/B	H/C
1.440	2.79	.7483	.6372	.0522	-.0712	15.3031	.0550	.4399
1.438	2.78	.7832	.6135	.0542	-.0731	14.4543	.0751	.6012
1.434	2.76	.7762	.6025	.0557	-.0741	13.9286	.1000	.7999
1.431	2.75	.7596	.5770	.0610	-.0792	12.4510	.2501	2.0005
1.418	2.72	.7389	.5459	.0648	-.0825	11.4013	.5000	3.9997
1.441	2.77	.7490	.5610	.0649	-.0827	11.5400	.6679	5.3429

STABILITY AXIS COEFFICIENTS

RUN Q (KPA)	ALPHA	CL	CL**2	CD	CM	L/D	H/B	H/C
1.439	4.72	.8992	.8085	.0634	-.0591	14.1930	.1219	.9751
1.430	4.70	.8826	.7793	.0693	-.0642	12.7384	.2500	2.0003
1.428	4.80	.8820	.7779	.0741	-.0660	11.9079	.4999	3.9994
1.432	4.66	.8753	.7662	.0750	-.0675	11.6749	.6906	5.5248

TEST 216 RUNS 14, 15, 16, 17

S(M SQ)= 1.28 R(M)= 3.20
 CBAR(CM)= 40.00 X(CM)= 14.61
 ASPECT RATIO 9.00

STABILITY AXIS COEFFICIENTS

RUN 14		CL	CL**2	CD	CM	L/D	H/B	H/C
Q(KPA)	ALPHA							
1.504	-7.15	.0883	.0078	.0637	-.1453	1.3849	.3165	2.5318
1.505	-5.11	.2444	.0617	.0634	-.1373	3.4193	.3872	3.0978
1.443	-3.32	.3565	.1271	.0669	-.1308	5.3321	.4509	3.6069
1.440	-1.19	.5262	.2769	.0717	-.1191	7.3369	.5255	4.2044
1.440	.63	.6700	.4489	.0777	-.1076	8.6216	.5974	4.7796
1.446	2.80	.8295	.6881	.0853	-.0945	9.7206	.5611	4.4887
1.449	4.94	.9777	.9560	.0984	-.0826	9.9364	.5432	4.3454
1.450	6.82	1.1122	1.2369	.1106	-.0688	10.0555	.5775	4.6198
1.449	8.78	1.2521	1.5677	.1237	-.0524	10.1201	.6215	4.9717
1.451	10.94	1.4076	1.9814	.1398	-.0333	10.0687	.6495	5.1957
1.449	12.80	1.4064	1.9780	.1851	-.0385	7.5984	.6655	5.3240
1.450	14.78	1.3884	1.9275	.2279	-.0466	6.0928	.7049	5.6392
1.449	16.80	1.3739	1.6875	.2897	-.0585	4.7430	.7559	6.0474
1.449	18.78	1.3568	1.4409	.3473	-.0672	3.9064	.7746	6.1969

STABILITY AXIS COEFFICIENTS

RUN 15		CL	CL**2	CD	CM	L/D	H/B	H/C
Q(KPA)	ALPHA							
1.389	-1.11	.6415	.4116	.0594	-.1101	10.6005	.0161	.1289
1.419	-1.12	.6249	.3905	.0606	-.1109	10.3124	.0250	.1996
1.432	-1.21	.5632	.3401	.0633	-.1132	9.2151	.0501	.4012
1.437	-1.24	.5641	.3182	.0648	-.1136	8.6992	.0749	.5993
1.430	-1.22	.5721	.3273	.0647	-.1136	8.8489	.1000	.8003
1.429	-1.26	.5483	.3006	.0673	-.1155	8.1474	.1501	1.2009
1.433	-1.28	.5269	.2777	.0704	-.1191	7.4827	.2502	2.0018
1.427	-1.28	.5229	.2734	.0706	-.1194	7.4107	.3506	2.8047
1.432	-1.32	.4947	.2448	.0730	-.1211	6.7767	.5001	4.0010
1.433	-1.33	.5127	.2628	.0716	-.1211	7.1562	.5210	4.1677

STABILITY AXIS COEFFICIENTS

RUN 16		CL	CL**2	CD	CM	L/D	H/B	H/C
Q(KPA)	ALPHA							
1.458	.79	.8014	.6422	.0618	-.1001	12.9631	.0238	.1907
1.443	.80	.7526	.5663	.0650	-.0987	11.5803	.0499	.3992
1.444	.77	.7258	.5266	.0679	-.1002	10.6922	.0751	.6006
1.441	.76	.7122	.5072	.0698	-.1019	10.1976	.1001	.8004
1.437	.75	.6892	.4750	.0732	-.1053	9.4103	.1500	1.1997
1.432	.70	.6740	.4543	.0753	-.1068	8.9462	.2502	2.0015
1.429	.71	.6537	.4273	.0785	-.1094	8.3235	.3500	2.8000
1.428	.86	.6702	.4491	.0789	-.1084	8.4966	.5001	4.0011
1.424	.84	.6661	.4464	.0769	-.1085	8.4640	.5974	4.7790

STABILITY AXIS COEFFICIENTS

RUN 17		CL	CL**2	CD	CM	L/D	H/B	H/C
Q(KPA)	ALPHA							
1.456	2.79	.9039	.8171	.0696	-.0869	12.9856	.0535	.4280
1.437	2.77	.8852	.7836	.0717	-.0874	12.3543	.0748	.5984
1.435	2.76	.8673	.7521	.0751	-.0887	11.5526	.1003	.8025
1.431	2.73	.8401	.7057	.0790	-.0910	10.6303	.1497	1.1978
1.421	2.73	.8216	.6753	.0832	-.0941	9.8781	.2504	2.0029
1.433	2.72	.8061	.6531	.0854	-.0956	9.4613	.3500	2.8002
1.438	2.76	.8350	.6972	.0848	-.0936	9.8467	.5022	4.0172
1.434	2.77	.8111	.6579	.0876	-.0958	9.2600	.6665	5.3317

TEST 216 RUNS 18, 19, 20, 21

S(M SQ) = 1.2P P(M) = 3.20
 CBAR(CM) = 40.00 X(CM) = 14.61
 ASPFCT PATIN R.00

STABILITY AXIS COEFFICIENTS

RUN 1P Q(KPA)	ALPHA	CL	CL**2	CD	CM	L/D	H/B	H/C
1.503	-7.24	-.7097	.5037	.0524	-.0009	-13.5345	.3253	2.6027
1.433	-5.26	-.5263	.2876	.0429	.0029	-12.4896	.3928	3.1424
1.437	-3.22	-.3726	.1388	.0348	.0081	-10.7220	.4661	3.7292
1.436	-1.13	-.2014	.0406	.0295	.0154	-6.8370	.5383	4.3062
1.436	.67	-.0343	.0012	.0269	.0235	-1.2775	.6102	4.8815
1.434	2.84	.1349	.0196	.0261	.0340	5.3565	.6003	5.4426
1.434	4.80	.2976	.0885	.0278	.0431	10.6974	.6945	5.5562
1.436	6.92	.4743	.2250	.0322	.0567	14.7501	.6715	5.3720
1.444	8.73	.6230	.3682	.0379	.0676	16.4211	.6808	5.4465
1.444	10.79	.7603	.6089	.0481	.0811	16.2393	.6907	5.5257
1.445	12.74	.8260	.6575	.0586	.0955	15.8020	.6891	5.5128
1.447	14.75	.9727	.9462	.0875	.0952	11.1221	.6932	5.5459
1.444	16.79	1.0103	1.0208	.1211	.0859	8.3404	.6937	5.5493
1.436	16.89	.9847	.9696	.1678	.0792	5.8694	.7242	5.7937

STABILITY AXIS COEFFICIENTS

RUN 1G Q(KPA)	ALPHA	CL	CL**2	CD	CM	L/D	H/B	H/C
1.372	-1.21	-.2984	.0890	.0497	.0481	-5.0000	.0164	.1309
1.391	-1.21	-.3002	.0901	.0431	.0417	-6.9717	.0251	.2006
1.436	-1.20	-.2574	.0663	.0356	.0268	-7.2397	.0495	.3963
1.434	-1.20	-.2222	.0494	.0334	.0215	-6.6583	.0749	.5988
1.436	-1.18	-.2038	.0415	.0322	.0194	-6.3303	.1002	.8014
1.429	-1.20	-.2106	.0444	.0305	.0148	-6.9143	.2497	1.9980
1.418	-1.24	-.2162	.0468	.0303	.0151	-7.1262	.4997	3.9977
1.431	-1.27	-.2091	.0437	.0302	.0149	-6.9132	.5338	4.2700

STABILITY AXIS COEFFICIENTS

RUN 20 Q(KPA)	ALPHA	CL	CL**2	CD	CM	L/D	H/B	H/C
1.437	.75	-.0745	.0056	.0347	.0486	-2.1475	.0251	.2007
1.435	.75	-.0443	.0020	.0299	.0333	-1.4795	.0502	.4014
1.433	.76	-.0337	.0011	.0283	.0289	-1.1900	.0749	.5993
1.433	.75	-.0327	.0011	.0284	.0264	-1.1519	.1000	.7999
1.432	.75	-.0406	.0016	.0277	.0239	-1.4669	.1501	1.2011
1.442	.73	-.0443	.0020	.0278	.0234	-1.5957	.2501	2.0004
1.441	.73	-.0533	.0028	.0281	.0233	-1.8977	.3502	2.8016
1.434	.79	-.0404	.0016	.0278	.0231	-1.4498	.4996	3.9970
1.438	.76	-.0494	.0024	.0280	.0231	-1.7668	.6061	4.8485

STABILITY AXIS COEFFICIENTS

RUN 21 Q(KPA)	ALPHA	CL	CL**2	CD	CM	L/D	H/B	H/C
1.440	2.82	.1670	.0279	.0272	.0387	6.1468	.0668	.5344
1.438	2.83	.1653	.0273	.0269	.0374	6.1384	.0750	.5999
1.434	2.82	.1478	.0218	.0271	.0360	5.4461	.0999	.7989
1.433	2.81	.1379	.0190	.0272	.0346	5.0795	.1498	1.1988
1.442	2.80	.1403	.0197	.0271	.0330	5.1715	.2500	2.0002
1.438	2.79	.1224	.0150	.0267	.0324	4.5909	.3496	2.7981
1.439	2.76	.1184	.0140	.0275	.0321	4.3110	.5001	4.0011
1.434	2.80	.1297	.0166	.0272	.0334	4.7633	.6767	5.4300

TEST 216 RUNS 22, 23, 24, 25

S(M SQ)= 1.28 R(M)= 3.20
 CRAR(CM)= 40.00 Y(CM)= 14.61
 ASPCT RATIN 0.00

STABILITY AXIS COEFFICIENTS

RUN 22 Q(KPA)	ALPHA	CL	CL**2	CD	CM	L/D	H/B	H/C
1.498	-7.32	-.5511	.3037	.0398	-.0379	-13.8584	.3202	2.5617
1.458	-5.21	-.3153	.1485	.0326	-.0319	-11.8283	.3925	3.1398
1.444	-3.17	-.2012	.0405	.0281	-.0254	-7.1545	.4643	3.7147
1.439	-1.34	-.0470	.0022	.0263	-.0188	-1.7047	.5293	4.2347
1.438	.77	.1230	.0151	.0269	-.0101	4.5703	.6046	4.8369
1.438	2.81	.3077	.0947	.0293	-.0003	10.5127	.6762	5.4100
1.440	2.76	.3156	.0997	.0284	-.0003	11.1327	.6755	5.4040
1.444	4.88	.4780	.2284	.0352	.0099	13.5595	.6948	5.5537
1.439	6.88	.6381	.4072	.0435	.0191	14.6565	.6898	5.5187
1.440	8.75	.7161	.6179	.0537	.0306	14.6470	.7133	5.7067
1.440	10.81	.9663	.9337	.0555	.0459	14.7424	.7068	5.6545
1.442	12.80	1.1035	1.2178	.0796	.0603	13.6663	.7148	5.7186
1.438	14.79	1.1433	1.3072	.1155	.0563	9.9003	.7324	5.8573
1.438	16.80	1.1420	1.3041	.1565	.0463	7.2979	.7526	6.0207
1.436	18.81	1.0966	1.2026	.1985	.0306	5.5240	.6261	6.6099

STABILITY AXIS COEFFICIENTS

RUN 23 Q(KPA)	ALPHA	CL	CL**2	CD	CM	L/D	H/B	H/C
1.381	-1.17	-.1392	.0194	.0388	.0115	-3.5903	.0161	.1290
1.439	-1.16	-.1198	.0144	.0336	.0033	-3.5467	.0249	.1991
1.468	-1.15	-.0703	.0049	.0290	-.0094	-2.4250	.0501	.4011
1.436	-1.16	-.0414	.0017	.0282	-.0133	-1.4716	.0749	.5993
1.432	-1.14	-.0374	.0014	.0270	-.0155	-1.3863	.0999	.7995
1.430	-1.14	-.0363	.0013	.0270	-.0174	-1.3462	.1502	1.2016
1.437	-1.17	-.0370	.0014	.0264	-.0175	-1.4002	.2500	1.9998
1.430	-1.17	-.0431	.0019	.0266	-.0182	-1.6235	.3496	2.7972
1.440	-1.20	-.0460	.0021	.0259	-.0188	-1.7768	.5002	4.0014
1.438	-1.25	-.0691	.0046	.0260	-.0204	-2.6531	.5330	4.2639

STABILITY AXIS COEFFICIENTS

RUN 24 Q(KPA)	ALPHA	CL	CL**2	CD	CM	L/D	H/B	H/C
1.435	.76	.0914	.0084	.0293	.0110	3.1170	.0254	.2029
1.433	.77	.1327	.0176	.0273	-.0018	4.8678	.0499	.3993
1.436	.79	.1501	.0225	.0264	-.0068	5.6875	.0749	.5995
1.437	.79	.1369	.0187	.0262	-.0074	5.2172	.1005	.8038
1.430	.76	.1338	.0179	.0265	-.0102	5.0403	.1501	1.2005
1.434	.76	.1271	.0161	.0267	-.0095	4.7635	.2500	1.9996
1.429	.74	.1076	.0116	.0269	-.0108	3.9983	.3499	2.7990
1.442	.79	.1265	.0160	.0265	-.0103	4.7780	.4996	3.9971
1.438	.75	.0986	.0098	.0268	-.0113	3.6924	.6034	4.8271

STABILITY AXIS COEFFICIENTS

RUN 25 Q(KPA)	ALPHA	CL	CL**2	CD	CM	L/D	H/B	H/C
1.443	2.84	.3257	.1061	.0283	.0025	11.5081	.0621	.4967
1.441	2.82	.3242	.1051	.0284	.0021	11.4109	.0750	.5998
1.442	2.61	.3120	.0973	.0284	-.0003	11.0034	.1003	.8022
1.438	2.61	.3119	.0973	.0289	-.0000	10.7764	.1500	1.1997
1.433	2.81	.3119	.0973	.0286	.0003	10.9034	.2502	2.0020
1.432	2.81	.2788	.0777	.0300	-.0022	9.2931	.3496	2.7966
1.425	2.77	.2801	.0785	.0299	-.0018	9.3797	.5001	4.0008
1.439	2.78	.2704	.0731	.0299	-.0021	9.0398	.6751	5.4006

TEST 216 RUNS 26, 27, 28, 29

S(M SQ)= 1.2F R(M)= 3.20
 CRAP(CM)= 40.00 X(CM)= 14.61
 ASP:CT RATIO P.00

STABILITY AXIS COEFFICIENTS

RUN 26								
Q(KPA)	ALPHA	CL	CL**2	CD	CM	L/D	H/B	H/C
1.504	-7.17	-.2221	.0493	.0301	-.0937	-7.3699	.3168	2.5345
1.439	-5.21	-.0620	.0036	.0271	-.0890	-2.2657	.3661	3.0387
1.438	-3.11	.1272	.0162	.0273	-.0824	4.6603	.4624	3.6991
1.439	-1.21	.2979	.0887	.0263	-.0732	10.5275	.5289	4.2311
1.438	.80	.4567	.2066	.0331	-.0649	13.8059	.5997	4.7973
1.440	2.75	.6034	.3641	.0409	-.0565	14.7603	.6698	5.3583
1.442	4.84	.7752	.6005	.0518	-.0435	14.9757	.7002	5.6014
1.443	6.82	.9417	.8868	.0630	-.0371	14.9380	.7033	5.6263
1.442	8.81	1.1020	1.2144	.0749	-.0156	14.7035	.7036	5.6286
1.448	10.77	1.2250	1.5104	.0891	.0010	13.7874	.6856	5.4846
1.440	12.76	1.3238	1.7523	.1078	.0181	12.2759	.6942	5.5533
1.440	14.77	1.2817	1.6427	.1592	.0028	8.0527	.6465	5.5722
1.437	16.67	1.2849	1.6511	.1920	.0042	6.6932	.7083	5.6657
1.433	18.76	1.2301	1.5131	.2504	-.0098	4.9130	.7078	5.6623

STABILITY AXIS COEFFICIENTS

RUN 27								
Q(KPA)	ALPHA	CL	CL**2	CD	CM	L/D	H/B	H/C
1.383	-1.23	.2328	.0542	.0302	-.0523	7.7165	.0162	.1300
1.382	-1.23	.2659	.0707	.0284	-.0606	9.3621	.0252	.2015
1.432	-1.21	.2958	.0875	.0282	-.0692	10.5072	.0493	.3947
1.442	-1.21	.3031	.0918	.0285	-.0720	10.6271	.0747	.5978
1.437	-1.22	.3012	.0907	.0287	-.0729	10.4957	.1008	.8060
1.436	-1.23	.2874	.0826	.0293	-.0742	9.8182	.1499	1.1994
1.431	-1.24	.2742	.0752	.0296	-.0742	9.2545	.2502	2.0017
1.435	-1.27	.2674	.0715	.0301	-.0751	8.8771	.3494	2.7951
1.441	-1.19	.2753	.0758	.0302	-.0745	9.1064	.5012	4.0092
1.444	-1.20	.2718	.0738	.0300	-.0744	9.0506	.5236	4.2285

STABILITY AXIS COEFFICIENTS

RUN 28								
Q(KPA)	ALPHA	CL	CL**2	CD	CM	L/D	H/B	H/C
1.438	.81	.4996	.2496	.0289	-.0566	17.2733	.0254	.2035
1.430	.81	.4981	.2481	.0298	-.0598	16.6930	.0501	.4007
1.436	.79	.4867	.2388	.0312	-.0620	15.6442	.0747	.5976
1.433	.79	.4854	.2356	.0314	-.0630	15.4418	.1002	.8012
1.439	.76	.4732	.2239	.0326	-.0633	14.5170	.1504	1.2033
1.435	.79	.4717	.2225	.0326	-.0629	14.4828	.2499	1.9991
1.433	.76	.4397	.1933	.0346	-.0650	12.7042	.3496	2.7967
1.445	.74	.4456	.1986	.0342	-.0649	13.0413	.5002	4.0017
1.442	.68	.4303	.1851	.0345	-.0659	12.4547	.5961	4.7685

STABILITY AXIS COEFFICIENTS

RUN 29								
Q(KPA)	ALPHA	CL	CL**2	CD	CM	L/D	H/B	H/C
1.441	2.87	.6624	.4656	.0352	-.0512	19.3844	.0567	.4534
1.438	2.85	.6666	.4443	.0361	-.0517	18.4411	.0750	.6004
1.436	2.84	.6633	.4400	.0369	-.0511	17.9817	.0999	.7989
1.433	2.84	.6458	.4171	.0386	-.0525	16.6444	.1503	1.2022
1.429	2.81	.6149	.3781	.0406	-.0539	15.0637	.2497	1.9976
1.433	2.61	.6112	.3736	.0419	-.0547	14.5762	.3508	2.8061
1.439	2.79	.5996	.3596	.0426	-.0548	14.0845	.5004	4.0032
1.438	2.83	.6068	.3682	.0421	-.0554	14.4115	.6709	5.3672

TEST 216 RUNS 30, 31, 32, 33

S(M SD)= 1.28 B(M)= 3.20
 CPAR(CM)= 40.00 X(CM)= 14.61
 ASPFCT FAT10 6.00

STABILITY AXIS COEFFICIENTS

RUN 30 Q(KPA)	ALPHA	CL	CL**2	CD	CM	L/D	H/B	H/C
1.401	-7.17	-.1581	.0250	.0319	-.1121	-4.9471	.3176	2.5408
1.437	-5.09	.0246	.0006	.0311	-.1074	.7904	.3695	3.1158
1.435	-3.79	.1915	.0367	.0327	-.1016	5.8618	.4527	3.6220
1.434	-1.15	.3608	.1302	.0366	-.0943	9.8585	.5293	4.2345
1.438	.77	.5234	.2740	.0428	-.0860	12.2203	.5467	4.7738
1.436	2.80	.7031	.4944	.0508	-.0759	13.8398	.6683	5.3467
1.438	4.83	.8666	.7511	.0630	-.0646	13.7513	.7407	5.9259
1.438	6.84	1.0191	1.0385	.0771	-.0530	13.2164	.8116	6.4927
1.438	8.79	1.1547	1.3333	.0934	-.0382	12.3604	.8808	7.0454
1.442	10.78	1.2432	1.6723	.1052	-.0202	11.4555	.8744	6.9954
1.443	12.76	1.3824	1.9109	.1272	-.0017	10.6639	.7406	6.3252
1.441	14.75	1.3622	1.8556	.1719	-.0061	7.9265	.7647	6.1176
1.439	16.81	1.3320	1.7743	.2133	-.0119	6.2449	.7731	6.1848
1.434	18.81	1.2210	1.4910	.2821	-.0383	4.3267	.7827	6.2613

STABILITY AXIS COEFFICIENTS

RUN 31 Q(KPA)	ALPHA	CL	CL**2	CD	CM	L/D	H/B	H/C
1.393	-1.10	.3483	.1213	.0335	-.0763	10.3826	.0162	.1298
1.385	-1.09	.3725	.1388	.0339	-.0820	11.0013	.0253	.2023
1.439	-1.08	.3799	.1443	.0338	-.0828	11.2456	.0253	.2023
1.438	-1.08	.3877	.1503	.0337	-.0884	11.4911	.0498	.3983
1.438	-1.09	.3848	.1480	.0350	-.0911	11.0016	.0751	.6008
1.435	-1.08	.3836	.1472	.0350	-.0907	10.9634	.0997	.7973
1.434	-1.10	.3787	.1434	.0356	-.0928	10.6373	.1497	1.1980
1.427	-1.12	.3515	.1236	.0366	-.0948	9.6014	.2498	1.9997
1.436	-1.12	.3645	.1329	.0367	-.0938	9.9433	.3500	2.7996
1.431	-1.17	.3514	.1235	.0367	-.0946	9.5768	.5002	4.0012
1.429	-1.19	.3489	.1217	.0367	-.0943	9.5060	.5270	4.2164

STABILITY AXIS COEFFICIENTS

RUN 32 Q(KPA)	ALPHA	CL	CL**2	CD	CM	L/D	H/B	H/C
1.440	.81	.5814	.3380	.0354	-.0757	16.4095	.0250	.2002
1.437	.82	.5800	.3364	.0372	-.0815	15.5980	.0499	.3991
1.438	.80	.5542	.3071	.0390	-.0829	14.1961	.0749	.5989
1.436	.79	.5490	.3014	.0396	-.0833	13.8482	.0998	.7983
1.428	.79	.5269	.2777	.0414	-.0845	12.7232	.1503	1.2027
1.426	.77	.5286	.2794	.0416	-.0844	12.7193	.2499	1.9995
1.443	.75	.5097	.2598	.0425	-.0865	11.9865	.3498	2.7986
1.440	.71	.4963	.2463	.0432	-.0872	11.5004	.4999	3.9990
1.437	.70	.5164	.2667	.0420	-.0857	12.2851	.5940	4.7524

STABILITY AXIS COEFFICIENTS

RUN 33 Q(KPA)	ALPHA	CL	CL**2	CD	CM	L/D	H/B	H/C
1.436	2.85	.7513	.5644	.0444	-.0714	16.9356	.0551	.4409
1.435	2.86	.7419	.5505	.0451	-.0719	16.4387	.0751	.6006
1.432	2.76	.7241	.5244	.0459	-.0725	15.7819	.1001	.8011
1.429	2.74	.7022	.4930	.0484	-.0743	14.5038	.1499	1.1996
1.442	2.73	.6809	.4636	.0505	-.0755	13.4815	.2501	2.0007
1.437	2.72	.6681	.4463	.0515	-.0772	12.9831	.3501	2.8011
1.437	2.71	.6651	.4424	.0515	-.0779	12.9071	.4997	3.9977
1.431	2.66	.6707	.4498	.0514	-.0772	13.0373	.6643	5.3143

TEST 216 RUNS 339, 340, 341, 342

S(M SQ) = .41 R(M) = .99
 CRAR(CM) = 41.41 X(CM) = 14.90
 ASPECT RATIO 2.36

STABILITY AXIS COEFFICIENTS

RUN 339								
Q(KPA)	ALPHA	CL	CL**2	CD	CM	L/D	H/B	H/C
1.434	-7.13	-.3399	.1155	.0520	-.0277	-6.5399	.4846	2.3544
1.440	-5.14	-.2406	.0579	.0421	-.0203	-5.7214	1.2145	2.9036
1.446	-3.14	-.1330	.0177	.0344	-.0197	-3.8663	1.4490	3.4641
1.431	-1.11	-.0209	.0004	.0297	-.0133	-7.026	1.6916	4.0441
1.430	.05	.0765	.0062	.0319	-.0040	2.4567	1.9344	4.6257
1.432	2.91	.1893	.0356	.0334	.0030	5.6643	2.1700	5.1879
1.434	4.93	.2916	.0852	.0408	.0108	7.1533	2.2600	5.4049
1.435	6.93	.4160	.1730	.0504	.0136	8.2605	2.3339	5.5797
1.440	8.98	.5273	.2781	.0647	.0196	8.1446	2.3855	5.7031
1.441	10.97	.6321	.3995	.0829	.0246	7.6204	2.4221	5.7907
1.441	12.92	.7272	.5286	.1012	.0296	7.1846	2.3742	5.6760
1.443	14.88	.8361	.6991	.1254	.0314	6.6699	2.4143	5.7730
1.444	16.87	.9280	.8612	.1523	.0339	6.0941	2.4857	5.9427
1.445	18.87	.9926	.9853	.1799	.0365	5.5184	2.5643	6.1305

STABILITY AXIS COEFFICIENTS

RUN 340								
Q(KPA)	ALPHA	CL	CL**2	CD	CM	L/D	H/B	H/C
1.441	-1.03	-.1464	.0220	.0380	.0217	-3.9035	.0496	.1166
1.442	-1.03	-.1038	.0106	.0354	.0115	-2.9306	.0756	.1906
1.440	-1.02	-.0721	.0052	.0352	.0051	-2.0518	.1000	.2411
1.437	-1.13	-.0624	.0039	.0337	-.0025	-1.8501	.1517	.3627
1.435	-1.03	-.0431	.0019	.0314	-.0095	-1.3721	.2487	.5947
1.435	-1.03	-.0431	.0019	.0315	-.0095	-1.3698	.3502	.8372
1.436	-1.03	-.0366	.0013	.0305	-.0129	-1.2009	.4981	1.1908
1.438	-1.04	-.0272	.0007	.0299	-.0112	-.9102	.7500	1.7930
1.439	-1.13	-.0240	.0006	.0327	-.0108	-.7348	.9988	2.3879
1.441	-1.13	-.0271	.0007	.0319	-.0114	-.8494	1.5031	3.5934
1.442	-1.11	-.0241	.0006	.0304	-.0092	-.7918	1.6932	4.0479

STABILITY AXIS COEFFICIENTS

RUN 341								
Q(KPA)	ALPHA	CL	CL**2	CD	CM	L/D	H/B	H/C
1.448	1.15	.0696	.0049	.0341	.0179	2.0445	.0510	.1218
1.436	1.00	.0577	.0033	.0335	.0199	1.7217	.0758	.1813
1.432	.95	.0710	.0050	.0330	.0115	2.1532	.0996	.2381
1.435	.94	.0777	.0060	.0331	.0035	2.3514	.1470	.3533
1.435	1.00	.0750	.0056	.0309	-.0030	2.4269	.2504	.5986
1.434	.99	.0813	.0066	.0313	-.0019	2.6003	.3485	.8332
1.439	.99	.0749	.0056	.0310	-.0045	2.4199	.4983	1.1913
1.433	.97	.0752	.0057	.0315	-.0046	2.3907	.7532	1.8007
1.438	.97	.0612	.0066	.0307	-.0034	2.6473	1.0006	2.3921
1.432	.94	.0817	.0067	.0313	-.0050	2.6086	1.5007	3.5877
1.436	.91	.0782	.0061	.0304	-.0026	2.5699	1.9340	4.6236

STABILITY AXIS COEFFICIENTS

RUN 342								
Q(KPA)	ALPHA	CL	CL**2	CD	CM	L/D	H/B	H/C
1.431	2.97	.2015	.0406	.0348	.0099	5.7896	.1878	.4489
1.432	2.96	.1955	.0382	.0353	.0042	5.5358	.2497	.5970
1.439	2.95	.1851	.0343	.0340	.0040	5.4433	.3486	.8335
1.438	2.96	.1852	.0343	.0338	.0040	5.4713	.4967	1.1922
1.435	2.94	.1761	.0310	.0345	.0038	5.0980	.7495	1.7917
1.438	2.92	.1622	.0332	.0343	.0019	5.3102	1.0007	2.3924
1.435	2.89	.1703	.0290	.0336	-.0005	5.0701	1.4986	3.5827
1.431	2.90	.1832	.0336	.0334	.0018	5.4855	1.9982	4.7770

TEST 216 RUNS 335, 336, 337, 338

S(M S2) = .41 B(M) = .99
 CRAP(CM) = 41.41 X(CM) = 14.90
 ASPECT RATIO 2.31

STABILITY AXIS COEFFICIENTS

RUN 335								
Q(KPA)	ALPHA	CL	CL**2	CD	CM	L/D	H/B	H/C
1.449	-7.02	-.2699	.0728	.0446	-.0500	-6.0270	.9872	2.3601
1.432	-5.08	-.1661	.0276	.0372	-.0448	-4.4610	1.2145	2.9036
1.434	-3.15	-.0667	.0044	.0336	-.0399	-1.9866	1.4430	3.4437
1.434	-1.12	.0423	.0039	.0315	-.0319	1.9760	1.6619	4.0210
1.435	.91	.1487	.0221	.0347	-.0220	4.2839	1.9264	4.6054
1.439	2.90	.2618	.0685	.0402	-.0185	6.5147	1.8305	4.3762
1.448	4.94	.3745	.1403	.0491	-.0117	7.6316	1.7254	4.1249
1.440	6.91	.4811	.2314	.0601	-.0054	8.0000	1.6240	3.8826
1.441	8.85	.5778	.3338	.0751	-.0004	7.6935	1.5731	3.7507
1.440	10.80	.6424	.4795	.0960	.0019	7.2154	1.7283	4.1320
1.440	12.93	.7963	.6341	.1175	.0042	6.7743	1.9732	4.7173
1.426	14.88	.8895	.7912	.1415	.0108	6.2848	2.0749	4.9604
1.436	16.85	.9726	.9459	.1677	.0186	5.8004	2.3148	5.5340
1.434	18.86	1.0398	1.0812	.1953	.0219	5.3252	2.5357	6.0622

STABILITY AXIS COEFFICIENTS

RUN 336								
Q(KPA)	ALPHA	CL	CL**2	CD	CM	L/D	H/B	H/C
1.435	-1.13	-.0532	.0028	.0355	.0006	-1.4975	.0527	.1260
1.436	-1.14	-.0305	.0009	.0342	-.0091	-.8908	.0734	.1754
1.433	-1.13	.0046	.0000	.0340	-.0165	.1360	.1006	.2405
1.444	-1.13	.0205	.0004	.0343	-.0211	.5990	.1511	.3613
1.438	-1.14	.0367	.0013	.0334	-.0275	1.1010	.2509	.5998
1.437	-1.13	.0338	.0011	.0323	-.0310	1.0464	.3530	.8440
1.435	-1.15	.0434	.0019	.0334	-.0324	1.3020	.5015	1.1991
1.430	-1.15	.0338	.0011	.0322	-.0282	1.0502	.7521	1.7980
1.436	-1.16	.0435	.0019	.0335	-.0339	1.2989	.9964	2.3822
1.434	-1.18	.0403	.0016	.0316	-.0315	1.2739	1.5005	3.5872
1.432	-1.21	.0530	.0026	.0322	-.0324	1.6483	1.6871	4.0335

STABILITY AXIS COEFFICIENTS

RUN 337								
Q(KPA)	ALPHA	CL	CL**2	CD	CM	L/D	H/B	H/C
1.440	1.00	.1530	.0234	.0341	-.0010	4.4828	.0514	.1229
1.436	.91	.1473	.0217	.0343	-.0024	4.2937	.0741	.1771
1.435	.92	.1417	.0201	.0339	-.0111	4.1816	.1009	.2412
1.436	.90	.1670	.0279	.0338	-.0141	4.9412	.1500	.3586
1.435	.90	.1520	.0231	.0350	-.0246	4.3500	.2523	.6031
1.430	.89	.1524	.0232	.0337	-.0216	4.5269	.3407	.8337
1.439	.90	.1609	.0259	.0342	-.0228	4.6967	.4982	1.1910
1.435	.89	.1583	.0250	.0336	-.0234	4.7043	.7488	1.7902
1.439	.89	.1422	.0202	.0332	-.0247	4.2790	.9985	2.3871
1.436	.87	.1519	.0231	.0338	-.0230	4.4919	1.4990	3.5838
1.430	.82	.1526	.0233	.0350	-.0248	4.3567	1.9225	4.5962

STABILITY AXIS COEFFICIENTS

RUN 338								
Q(KPA)	ALPHA	CL	CL**2	CD	CM	L/D	H/B	H/C
1.447	2.95	.2724	.0742	.0400	-.0119	6.8123	.1843	.4407
1.444	2.95	.2857	.0817	.0406	-.0172	7.0352	.2504	.5985
1.444	2.95	.2700	.0729	.0390	-.0170	6.9263	.3477	.8312
1.440	2.94	.2363	.0556	.0398	-.0173	5.9296	.5011	1.1981
1.435	2.93	.2469	.0609	.0398	-.0202	6.2026	.7508	1.7950
1.429	2.93	.2730	.0746	.0397	-.0187	6.8847	.9997	2.3899
1.439	2.91	.2555	.0653	.0389	-.0184	6.5726	1.4995	3.5850
1.435	2.86	.2626	.0689	.0396	-.0175	6.6350	1.9969	4.7789

TEST 216 RUNS 327, 328, 329, 330

S(M SO) = .41 R(M) = .99
 CRAP(CM) = 41.41 X(CM) = 14.90
 ASPECT RATIO 2.31

STABILITY AXIS COEFFICIENTS

RUN 327								
Q(KPA)	ALPHA	CL	CL**2	CD	CM	L/D	H/B	H/C
1.439	-7.07	-.1674	.0264	.0429	-.0809	-3.7863	.9955	2.3799
1.439	-4.97	-.0622	.0039	.0381	-.0761	-1.6351	1.2324	2.9464
1.439	-3.05	.0396	.0016	.0373	-.0723	1.0613	1.4609	3.4927
1.439	-1.09	.1552	.0241	.0385	-.0622	4.0354	1.6927	4.0468
1.441	.68	.2360	.0566	.0435	-.0575	5.4688	1.9283	4.6052
1.444	2.99	.3655	.1336	.0527	-.0511	6.9399	1.7542	4.1939
1.449	4.69	.4657	.2169	.0638	-.0435	7.2952	1.6466	3.9366
1.451	7.13	.5895	.3475	.0807	-.0394	7.3045	1.6268	3.8892
1.457	8.50	.6794	.4615	.0983	-.0359	6.9090	1.6602	3.9691
1.458	10.97	.7853	.6167	.1192	-.0302	6.5894	1.7814	4.2589
1.459	12.92	.8774	.7699	.1434	-.0253	6.1180	1.9156	4.5795
1.457	14.98	.9762	.9530	.1677	-.0173	5.8205	2.1648	5.1753
1.458	16.87	1.0578	1.1190	.1928	-.0094	5.4855	2.3341	5.5801
1.441	18.88	1.0916	1.1917	.2158	.0019	5.0565	2.5800	6.1680

STABILITY AXIS COEFFICIENTS

RUN 328								
Q(KPA)	ALPHA	CL	CL**2	CD	CM	L/D	H/B	H/C
1.447	-1.08	.0906	.0062	.0413	-.0415	2.1947	.0510	.1219
1.429	-1.07	.1206	.0145	.0406	-.0477	2.9688	.0766	.1331
1.435	-1.08	.1320	.0176	.0399	-.0497	3.3310	.0995	.2379
1.431	-1.08	.1398	.0195	.0406	-.0548	3.4388	.1494	.3571
1.438	-1.08	.1396	.0195	.0411	-.0621	3.3991	.2487	.5945
1.438	-1.08	.1553	.0241	.0408	-.0623	3.8090	.3489	.8341
1.436	-1.08	.1429	.0204	.0411	-.0616	3.4790	.4967	1.1874
1.431	-1.08	.1372	.0188	.0405	-.0629	3.3892	.7486	1.7896
1.427	-1.11	.1343	.0180	.0404	-.0622	3.3224	1.0008	2.3927
1.432	-1.12	.1435	.0206	.0404	-.0634	3.5499	1.4984	3.5823
1.429	-1.19	.1439	.0207	.0409	-.0651	3.5153	1.6871	4.0335

STABILITY AXIS COEFFICIENTS

RUN 329								
Q(KPA)	ALPHA	CL	CL**2	CD	CM	L/D	H/B	H/C
1.460	1.01	.2831	.0801	.0435	-.0386	6.5044	.0510	.1220
1.446	.93	.2101	.0485	.0436	-.0448	6.4314	.0753	.1800
1.446	.92	.2833	.0802	.0430	-.0443	6.5914	.1015	.2427
1.445	.92	.2713	.0736	.0443	-.0511	6.1250	.1502	.3591
1.444	.90	.2560	.0655	.0450	-.0554	5.6835	.2400	.5928
1.436	.92	.2668	.0712	.0452	-.0540	5.9068	.3506	.8381
1.436	.89	.2578	.0665	.0446	-.0588	5.7855	.4986	1.1920
1.432	.90	.2552	.0651	.0454	-.0565	5.6260	.7492	1.7912
1.430	.90	.2555	.0653	.0454	-.0565	5.6302	.9975	2.3848
1.423	.89	.2598	.0675	.0442	-.0547	5.8762	1.4989	3.5835
1.424	.84	.2378	.0565	.0440	-.0588	5.4028	1.9219	4.5946

STABILITY AXIS COEFFICIENTS

RUN 330								
Q(KPA)	ALPHA	CL	CL**2	CD	CM	L/D	H/B	H/C
1.465	2.95	.3908	.1526	.0527	-.0465	7.4183	.1644	.4409
1.465	2.93	.3726	.1389	.0536	-.0484	6.9553	.2497	.5970
1.458	2.94	.3682	.1356	.0541	-.0512	6.8080	.3509	.8388
1.444	2.93	.3592	.1290	.0541	-.0509	6.6371	.5000	1.1954
1.431	2.93	.3595	.1292	.0536	-.0520	6.7063	.7486	1.7896
1.438	2.92	.3544	.1256	.0542	-.0508	6.5455	.9994	2.3893
1.430	2.93	.3659	.1339	.0532	-.0493	6.8794	1.4989	3.5834
1.426	2.88	.3671	.1347	.0527	-.0496	6.9711	2.0001	4.7815

TEST 216 RUNS 331, 332, 333, 334

S(M SQ) = .41 R(M) = .99
 CPAR(CM) = 41.41 X(CM) = 14.90
 ASPECT RATIO 2.38

STABILITY AXIS COEFFICIENTS

RUN 331		CL	CL**2	CD	CM	L/D	H/B	H/C
Q(KPA)	ALPHA							
1.432	-7.05	.0064	.0000	.0490	-.1360	.1299	.9851	2.3550
1.442	-5.11	.1123	.0126	.0493	-.1335	2.2770	1.2140	2.9041
1.444	-3.06	.2192	.0480	.0533	-.1265	4.1090	1.4540	3.4762
1.443	-1.13	.3094	.0957	.0596	-.1227	5.1885	1.6840	4.0273
1.446	.86	.4092	.1675	.0690	-.1129	5.9344	1.9206	4.5915
1.441	2.90	.5066	.2567	.0825	-.1083	6.1420	1.7889	4.2765
1.444	4.88	.6220	.3869	.1003	-.1007	6.2023	1.7027	4.0707
1.443	6.86	.7254	.5262	.1160	-.0968	6.2520	1.6125	3.8550
1.444	8.85	.8192	.6711	.1395	-.0891	5.8726	1.5264	3.6491
1.444	10.98	.9181	.8430	.1636	-.0812	5.6118	1.6760	4.0087
1.444	12.90	1.0043	1.0056	.1889	-.0730	5.3166	1.9004	4.5623
1.443	14.82	1.0849	1.1770	.2125	-.0643	5.1059	2.1097	5.0438
1.442	16.98	1.1692	1.3670	.2422	-.0534	4.8269	2.3716	5.6699
1.442	18.97	1.2248	1.5001	.2655	-.0404	4.6124	2.5819	6.1725

STABILITY AXIS COEFFICIENTS

RUN 332		CL	CL**2	CD	CM	L/D	H/B	H/C
Q(KPA)	ALPHA							
1.443	-1.07	.3300	.1084	.0546	-.1051	6.0408	.0491	.1173
1.431	-1.07	.3584	.1285	.0554	-.1106	6.4664	.0767	.1833
1.433	-1.06	.3517	.1237	.0560	-.1130	6.2798	.0990	.2368
1.434	-1.07	.3454	.1193	.0586	-.1157	5.8932	.1496	.3577
1.431	-1.07	.3369	.1135	.0596	-.1191	5.6540	.2493	.5960
1.427	-1.08	.3190	.1018	.0610	-.1213	5.2309	.3504	.8376
1.437	-1.08	.3041	.0925	.0608	-.1197	5.0026	.4994	1.1940
1.432	-1.09	.3180	.1011	.0601	-.1224	5.2943	.7493	1.7913
1.436	-1.10	.3047	.0929	.0610	-.1244	4.9943	.9997	2.3900
1.435	-1.12	.3236	.1047	.0605	-.1196	5.3502	1.4987	3.5829
1.432	-1.17	.3148	.0991	.0607	-.1216	5.1644	1.6922	4.0456

STABILITY AXIS COEFFICIENTS

RUN 333		CL	CL**2	CD	CM	L/D	H/B	H/C
Q(KPA)	ALPHA							
1.444	1.04	.4868	.2370	.0632	-.1000	7.7004	.0493	.1178
1.446	.96	.4667	.2368	.0627	-.1016	7.7608	.0753	.1800
1.437	.94	.4677	.2186	.0661	-.1047	7.0763	.0997	.2383
1.436	.95	.4587	.2104	.0683	-.1065	6.7209	.1503	.3593
1.431	.94	.4383	.1921	.0713	-.1123	6.1448	.2507	.5993
1.430	.94	.4354	.1896	.0697	-.1114	6.2456	.3521	.8417
1.425	.93	.4149	.1721	.0698	-.1143	5.9437	.5016	1.1991
1.432	.93	.4255	.1810	.0696	-.1130	6.1165	.7494	1.7916
1.434	.93	.4217	.1778	.0694	-.1119	6.0745	.9996	2.3898
1.433	.90	.4128	.1704	.0698	-.1123	5.9117	1.5003	3.5868
1.432	.87	.4162	.1733	.0687	-.1134	6.0551	1.9219	4.5945

STABILITY AXIS COEFFICIENTS

RUN 334		CL	CL**2	CD	CM	L/D	H/B	H/C
Q(KPA)	ALPHA							
1.450	2.88	.5659	.3203	.0792	-.1025	7.1420	.1734	.4146
1.432	2.89	.5543	.3072	.0807	-.1057	6.8666	.2488	.5949
1.434	2.87	.5374	.2888	.0816	-.1053	6.5689	.3496	.8357
1.430	2.86	.5137	.2639	.0831	-.1072	6.1825	.4978	1.1900
1.438	2.86	.5266	.2773	.0827	-.1038	6.3707	.7556	1.8064
1.435	2.85	.5060	.2560	.0825	-.1095	6.1295	.9983	2.3867
1.436	2.85	.5150	.2652	.0821	-.1077	6.2697	1.5003	3.5867
1.429	2.81	.5172	.2675	.0815	-.1052	6.3465	1.9997	4.7806

TEST 216 RUNS 343, 347, 348, 349

S(M SQ)= .73 B(M)= 1.76
 CBAR(CM)= 41.41 X(CM)= 8.36
 ASPECT RATIO 4.25

STABILITY AXIS COEFFICIENTS

RUN 343

Q(KPA)	ALPHA	CL	CL**2	CD	CM	L/D	H/B	H/C
1.435	-7.08	-.4550	.2070	.0444	-.0248	-10.2426	.5688	2.4174
1.436	-5.05	-.3138	.0985	.0340	-.0183	-9.2301	.6987	2.9697
1.434	-3.03	-.1532	.0235	.0281	-.0136	-5.4598	.8314	3.5334
1.436	-1.12	-.0474	.0022	.0247	-.0061	-1.9213	.9577	4.0703
1.438	.77	.0871	.0076	.0245	-.0016	3.5594	1.0829	4.6027
1.440	2.87	.2269	.0515	.0280	.0064	8.0954	1.2220	5.1939
1.438	4.82	.3701	.1370	.0333	.0129	11.1254	1.3523	5.7475
1.440	6.93	.5289	.2797	.0423	.0227	12.4961	1.3269	5.6396
1.444	8.73	.6530	.4265	.0537	.0298	12.1675	1.2937	5.4989
1.443	10.81	.7915	.6265	.0699	.0386	11.3226	1.3222	5.6198
1.444	12.90	.9121	.8319	.0908	.0448	10.0480	1.3657	5.8023
1.441	14.70	1.0230	1.0464	.1079	.0541	9.4779	1.3226	5.6211
1.441	16.82	1.1042	1.2193	.1289	.0636	8.5717	1.3171	5.5981
1.441	18.81	1.1678	1.2271	.1523	.0742	7.2733	1.4540	6.1797

STABILITY AXIS COEFFICIENTS

RUN 347

Q(KPA)	ALPHA	CL	CL**2	CD	CM	L/D	H/B	H/C
1.436	-1.12	-.2172	.0472	.0375	.0242	-5.7870	.0245	.1042
1.435	-1.12	-.1361	.0185	.0311	.0099	-4.3802	.0502	.2135
1.435	-1.11	-.0893	.0080	.0280	.0042	-3.1912	.0755	.3208
1.433	-1.10	-.0766	.0059	.0271	-.0009	-2.8332	.1006	.4276
1.432	-1.11	-.0656	.0043	.0259	-.0049	-2.5304	.1492	.6341
1.431	-1.10	-.0513	.0026	.0255	-.0061	-2.0114	.2503	1.0637
1.429	-1.12	-.0547	.0030	.0244	-.0097	-2.2385	.3494	1.4849
1.430	-1.12	-.0528	.0028	.0250	-.0091	-2.1148	.4996	2.1234
1.436	-1.14	-.0580	.0034	.0249	-.0101	-2.3234	.7491	3.1837
1.434	-1.19	-.0474	.0023	.0253	-.0084	-1.8721	.9584	4.0734

STABILITY AXIS COEFFICIENTS

RUN 348

Q(KPA)	ALPHA	CL	CL**2	CD	CM	L/D	H/B	H/C
1.430	1.00	.0731	.0053	.0273	.0233	2.6729	.0246	.1046
1.432	.83	.0665	.0044	.0262	.0155	2.5408	.0501	.2129
1.430	.83	.0724	.0052	.0261	.0088	2.7708	.0743	.3157
1.429	.93	.1103	.0122	.0252	.0055	4.3777	.0995	.4228
1.425	.92	.0858	.0074	.0250	.0014	3.4279	.1498	.6367
1.427	.91	.0787	.0062	.0241	-.0027	3.2690	.2501	1.0632
1.429	.92	.1019	.0104	.0241	-.0007	4.2382	.3501	1.4881
1.435	.89	.0730	.0053	.0241	-.0019	3.0292	.4997	2.1239
1.437	.89	.0943	.0089	.0239	-.0024	3.9516	.7497	3.1863
1.432	.85	.0856	.0073	.0237	-.0012	3.6205	.9992	4.2468

STABILITY AXIS COEFFICIENTS

RUN 349

Q(KPA)	ALPHA	CL	CL**2	CD	CM	L/D	H/B	H/C
1.440	2.86	.2748	.0755	.0263	.0121	10.4433	.1014	.4309
1.437	2.84	.2506	.0628	.0271	.0080	9.2367	.1497	.6361
1.432	2.84	.2354	.0554	.0264	.0061	8.9177	.2504	1.0643
1.429	2.83	.2323	.0540	.0265	.0065	8.7568	.3497	1.4864
1.430	2.83	.2125	.0451	.0264	.0051	8.0562	.4996	2.1235
1.435	2.81	.2296	.0527	.0265	.0059	8.6628	.7502	3.1883
1.431	2.79	.2285	.0522	.0261	.0061	8.7611	.9991	4.2465

TEST 216 RUNS 350, 351, 352, 353

S(M SQ)= .73 B(M)= 1.76
 CBAR(CM)= 41.41 X(CM)= 8.36
 ASPECT RATIO 4.25

STABILITY AXIS COEFFICIENTS

RUN 350		CL	CL**2	CD	CM	L/D	H/B	H/C
Q(KPA)	ALPHA							
1.433	-7.20	-.4071	.1657	.0417	-.0326	-9.7607	.5234	2.2244
1.439	-5.17	-.2573	.0662	.0334	-.0287	-7.7011	.6524	2.7727
1.441	-3.20	-.1286	.0165	.0279	-.0246	-4.6152	.7834	3.3297
1.441	-1.01	.0388	.0015	.0250	-.0180	1.5507	.9272	3.9409
1.438	.93	.1428	.0204	.0270	-.0122	5.2901	1.0558	4.4875
1.442	2.98	.3053	.0932	.0302	-.0034	10.1069	1.1921	5.0660
1.442	4.88	.4299	.1848	.0380	.0038	11.3042	1.2271	5.2152
1.443	6.89	.5693	.3242	.0467	.0119	12.1873	1.2342	5.2455
1.444	8.82	.7135	.5090	.0599	.0192	11.9063	1.2586	5.3493
1.442	10.99	.8565	.7336	.0772	.0278	11.1014	1.2660	5.3809
1.435	12.92	.9767	.9539	.0941	.0364	10.3844	1.3015	5.5317
1.438	14.79	1.0700	1.1450	.1143	.0450	9.3647	1.2297	5.2263
1.439	16.86	1.1329	1.2835	.1330	.0562	8.5180	1.1988	5.0950
1.439	18.89	1.1309	1.2789	.1649	.0580	6.9579	1.3442	5.7130

STABILITY AXIS COEFFICIENTS

RUN 351		CL	CL**2	CD	CM	L/D	H/B	H/C
Q(KPA)	ALPHA							
1.451	-1.03	-.1048	.0110	.0338	.0116	-3.1034	.0246	.1046
1.442	-1.01	-.0335	.0011	.0287	-.0006	-1.1696	.0502	.2134
1.440	-1.01	-.0098	.0001	.0270	-.0087	-3.3636	.0750	.3190
1.437	-1.00	.0186	.0003	.0256	-.0103	.7269	.1002	.4258
1.436	-1.01	.0136	.0002	.0258	-.0155	.5286	.1504	.6392
1.434	-1.01	.0282	.0008	.0249	-.0174	1.1331	.2505	1.0647
1.431	-1.00	.0264	.0007	.0244	-.0172	1.0807	.3501	1.4880
1.428	-1.03	.0301	.0009	.0249	-.0187	1.2082	.5016	2.1320
1.429	-1.08	.0229	.0005	.0242	-.0177	.9474	.9639	4.0967

STABILITY AXIS COEFFICIENTS

RUN 352		CL	CL**2	CD	CM	L/D	H/B	H/C
Q(KPA)	ALPHA							
1.437	.80	.1361	.0185	.0269	.0109	5.0529	.0247	.1051
1.435	.89	.1672	.0279	.0265	.0027	6.3065	.0504	.2144
1.435	.88	.1764	.0311	.0259	-.0020	6.8167	.0751	.3194
1.433	.89	.1644	.0270	.0254	-.0061	6.4618	.0946	.4233
1.435	.88	.1609	.0259	.0255	-.0090	6.3167	.1492	.6339
1.428	.89	.1636	.0268	.0249	-.0100	6.5722	.2503	1.0640
1.431	.87	.1526	.0233	.0250	-.0120	6.0907	.3502	1.4885
1.430	.85	.1347	.0181	.0256	-.0112	5.2696	.5007	2.1279
1.429	.85	.1474	.0217	.0249	-.0112	5.9188	.7499	3.1874
1.426	.82	.1389	.0193	.0240	-.0127	5.7834	1.0004	4.2520

STABILITY AXIS COEFFICIENTS

RUN 353		CL	CL**2	CD	CM	L/D	H/B	H/C
Q(KPA)	ALPHA							
1.431	2.92	.3327	.1107	.0285	-.0003	11.6735	.1041	.4426
1.429	2.92	.3315	.1099	.0280	-.0017	11.8461	.1498	.6369
1.426	2.90	.2946	.0868	.0290	-.0041	10.1437	.2507	1.0655
1.433	2.89	.3019	.0912	.0288	-.0037	10.4912	.3495	1.4855
1.428	2.90	.2959	.0876	.0279	-.0035	10.6171	.4995	2.1230
1.438	2.89	.2902	.0842	.0277	-.0022	10.4719	.7501	3.1880
1.433	2.85	.2859	.0818	.0280	-.0049	10.1956	.9988	4.2453

TEST 216 RUNS 354, 355, 356, 357

S(M SQ)= .73 B(M)= 1.76
 CBAR(CM)= 41.41 X(CM)= 8.36
 ASPECT RATIO 4.25

STABILITY AXIS COEFFICIENTS

RUN 354		CL	CL**2	CD	CM	L/D	H/B	H/C
Q(KPA)	ALPHA							
1.436	-7.14	-.3120	.0973	.0392	-.0480	-7.9647	.5562	2.3639
1.439	-5.22	-.1738	.0302	.0336	-.0451	-5.1691	.6327	2.8988
1.442	-3.13	-.0278	.0008	.0288	-.0392	-.9681	.8200	3.4852
1.442	-1.21	.0950	.0090	.0278	-.0327	3.4223	.9463	4.0219
1.440	.90	.2272	.0516	.0309	-.0258	7.3576	1.0790	4.5861
1.433	2.77	.3745	.1402	.0360	-.0173	10.4098	1.2099	5.1425
1.431	4.90	.5233	.2737	.0435	-.0085	12.0189	1.3511	5.7425
1.435	6.84	.6643	.4412	.0549	-.0017	12.1080	1.2957	5.5069
1.441	8.92	.7989	.6382	.0699	.0062	11.4312	1.3207	5.6130
1.442	10.89	.9282	.8615	.0866	.0168	10.7205	1.3516	5.7447
1.442	12.97	1.0333	1.0677	.1074	.0244	9.6249	1.3900	5.9116
1.441	14.94	1.1452	1.3115	.1291	.0345	8.8674	1.5231	6.4736
1.440	16.91	1.1747	1.3798	.1419	.0496	8.2756	1.5637	6.6459
1.435	18.94	1.1439	1.3084	.1947	.0336	5.9747	1.5981	6.7922

STABILITY AXIS COEFFICIENTS

RUN 355		CL	CL**2	CD	CM	L/D	H/B	H/C
Q(KPA)	ALPHA							
1.436	-1.13	.0273	.0007	.0324	-.0043	.8435	.0245	.1040
1.438	-1.12	.0799	.0064	.0293	-.0173	2.7245	.0503	.2139
1.436	-1.13	.1036	.0107	.0289	-.0239	3.5838	.0743	.3158
1.437	-1.12	.1162	.0135	.0279	-.0256	4.1606	.1001	.4256
1.433	-1.14	.1025	.0105	.0282	-.0314	3.6327	.1492	.6339
1.433	-1.14	.1026	.0105	.0272	-.0322	3.7659	.2501	1.0631
1.432	-1.14	.1045	.0109	.0276	-.0333	3.7848	.3503	1.4890
1.438	-1.14	.1005	.0101	.0272	-.0318	3.7000	.5007	2.1282
1.432	-1.18	.0921	.0085	.0271	-.0333	3.3936	.7495	3.1855
1.429	-1.21	.1120	.0125	.0260	-.0328	4.3102	.9530	4.0504

STABILITY AXIS COEFFICIENTS

RUN 356		CL	CL**2	CD	CM	L/D	H/B	H/C
Q(KPA)	ALPHA							
1.435	.79	.2608	.0680	.0284	-.0046	9.1711	.0252	.1072
1.433	.86	.2742	.0752	.0282	-.0138	9.7051	.0501	.2129
1.435	.87	.2812	.0791	.0276	-.0172	10.1930	.0746	.3172
1.434	.86	.2744	.0753	.0276	-.0205	9.9411	.0999	.4245
1.428	.86	.2578	.0665	.0288	-.0240	8.9450	.1493	.6346
1.429	.85	.2452	.0601	.0291	-.0265	8.4171	.2495	1.0604
1.435	.86	.2639	.0696	.0287	-.0257	9.2003	.3508	1.4910
1.434	.85	.2371	.0562	.0286	-.0254	8.2944	.5001	2.1256
1.427	.83	.2277	.0519	.0292	-.0273	7.7974	.7491	3.1839
1.432	.79	.2342	.0549	.0280	-.0276	8.3503	1.0000	4.2502

STABILITY AXIS COEFFICIENTS

RUN 357		CL	CL**2	CD	CM	L/D	H/B	H/C
Q(KPA)	ALPHA							
1.444	2.89	.4372	.1912	.0311	-.0152	14.0685	.0994	.4226
1.433	2.88	.3976	.1581	.0338	-.0195	11.7610	.1498	.6369
1.433	2.87	.3924	.1540	.0331	-.0187	11.8418	.2507	1.0657
1.426	2.87	.3942	.1554	.0343	-.0171	11.4963	.3498	1.4866
1.427	2.86	.3745	.1402	.0338	-.0194	11.0851	.5011	2.1298
1.433	2.85	.4013	.1610	.0325	-.0174	12.3648	.7492	3.1844
1.428	2.83	.3704	.1372	.0340	-.0199	10.8940	1.0008	4.2534

TEST 216 RUNS 358, 359, 360, 361

S(M SQ)= .73 B(M)= 1.76
 CBAR(CM)= 41.41 X(CM)= 8.36
 ASPECT RATIO 4.25

STABILITY AXIS COEFFICIENTS

RUN 358		CL	CL**2	CD	CM	L/D	H/B	H/C
Q(KPA)	ALPHA							
1.442	-7.17	-.1827	.0334	.0452	-.0675	-4.0393	.5602	2.3809
1.438	-5.03	-.0500	.0025	.0407	-.0632	-1.2304	.6962	2.9588
1.440	-3.09	.1043	.0109	.0387	-.0587	2.6975	.8254	3.5081
1.439	-1.12	.2268	.0514	.0414	-.0523	5.4747	.9544	4.0564
1.439	.95	.3655	.1336	.0458	-.0437	7.9823	1.0913	4.6380
1.440	2.80	.4693	.2203	.0535	-.0365	9.7775	1.2133	5.1568
1.441	4.84	.6286	.3952	.0617	-.0256	10.1927	1.3490	5.7336
1.442	6.88	.7260	.5271	.0772	-.0186	9.4017	1.3217	5.6173
1.444	8.87	.8602	.7399	.0902	-.0084	9.5391	1.2774	5.4291
1.442	10.85	.9731	.9470	.1077	.0011	9.0337	1.2919	5.4909
1.443	12.82	1.0746	1.1549	.1260	.0120	8.5279	1.2968	5.5115
1.436	14.89	1.1922	1.4212	.1451	.0248	8.2170	1.2923	5.4925
1.437	16.84	1.2431	1.5454	.1630	.0354	7.6249	1.2878	5.4732
1.436	18.77	.9818	.9640	.2237	-.0186	4.3891	1.3058	5.5501

STABILITY AXIS COEFFICIENTS

RUN 359		CL	CL**2	CD	CM	L/D	H/B	H/C
Q(KPA)	ALPHA							
1.440	-1.12	.2304	.0531	.0386	-.0305	5.9620	.0289	.1225
1.438	-1.10	.2614	.0683	.0376	-.0355	6.9562	.0470	.1996
1.435	-1.12	.2518	.0634	.0384	-.0451	6.5588	.0914	.3885
1.433	-1.11	.2506	.0628	.0383	-.0482	6.5462	.1366	.5607
1.429	-1.12	.2388	.0570	.0388	-.0492	6.1480	.1816	.7717

STABILITY AXIS COEFFICIENTS

RUN 360		CL	CL**2	CD	CM	L/D	H/B	H/C
Q(KPA)	ALPHA							
1.441	-1.12	.2284	.0522	.0383	-.0286	5.9616	.0250	.1061
1.438	-1.11	.2527	.0630	.0379	-.0377	6.6691	.0512	.2176
1.438	-1.11	.2477	.0613	.0378	-.0427	6.5471	.0752	.3195
1.439	-1.11	.2495	.0622	.0382	-.0455	6.5282	.1020	.4334
1.436	-1.12	.2466	.0608	.0384	-.0477	6.4144	.1492	.6341
1.431	-1.12	.2154	.0464	.0394	-.0510	5.4686	.2511	1.0671
1.427	-1.12	.2322	.0539	.0391	-.0508	5.9380	.3508	1.4909
1.430	-1.12	.2299	.0528	.0386	-.0504	5.9540	.5015	2.1315
1.433	-1.15	.2097	.0440	.0403	-.0510	5.2051	.7495	3.1853
1.429	-1.21	.2086	.0435	.0391	-.0519	5.3314	.9530	4.0563

STABILITY AXIS COEFFICIENTS

RUN 361		CL	CL**2	CD	CM	L/D	H/B	H/C
Q(KPA)	ALPHA							
1.439	.93	.4411	.1945	.0381	-.0251	11.5681	.0292	.1241
1.439	.91	.4237	.1796	.0395	-.0311	10.7395	.0509	.2163
1.438	.92	.4206	.1769	.0387	-.0338	10.8685	.0764	.3246
1.439	.91	.3937	.1550	.0411	-.0369	9.5687	.1006	.4275
1.438	.91	.3780	.1429	.0423	-.0389	8.9331	.1514	.6433
1.432	.90	.3654	.1335	.0427	-.0413	8.5481	.2492	1.0591
1.429	.89	.3430	.1176	.0435	-.0415	7.8805	.3507	1.4905
1.432	.88	.3529	.1245	.0428	-.0396	8.2369	.5008	2.1285
1.430	.88	.3321	.1103	.0434	-.0426	7.6435	.7501	3.1881
1.428	.85	.3324	.1105	.0442	-.0411	7.5267	1.0005	4.2522
1.435	.82	.3416	.1167	.0435	-.0467	7.8563	1.0810	4.5944

TEST 216 RUNS 363, 364, 365, 366
 S(M SQ)= .73 B(M)= 1.76
 CBAR(CM)= 41.41 X(CM)= 8.36
 ASPECT RATIO 4.25

STABILITY AXIS COEFFICIENTS

RUN 363		CL	CL**2	CD	CM	L/D	H/R	H/C
Q(KPA)	ALPHA							
1.436	-7.07	-.5633	.3173	.0864	.0393	-6.5199	.5701	2.4229
1.435	-5.03	-.4256	.1811	.0745	.0436	-5.7121	.7027	2.9866
1.438	-3.03	-.3388	.1149	.0636	.0465	-5.3231	.8333	3.5419
1.433	-1.09	-.1637	.0268	.0588	.0532	-2.7871	.9617	4.0674
1.432	.94	-.0356	.0013	.0543	.0616	-6.5562	1.0965	4.6605
1.433	2.88	.0679	.0077	.0539	.0712	1.6314	1.2261	5.2111
1.432	4.94	.2286	.0523	.0544	.0825	4.2034	1.3352	5.6750
1.434	6.93	.3520	.1239	.0590	.0917	6.0650	1.3678	5.8134
1.440	8.90	.4826	.2329	.0639	.1029	7.5509	1.3287	5.6470
1.441	10.36	.6105	.3727	.0736	.1168	8.2961	1.3525	5.7467
1.439	12.93	.7517	.5650	.0872	.1186	8.6211	1.3131	5.5807
1.442	14.94	.8580	.7361	.1028	.1230	8.3461	1.3041	5.5426
1.445	16.83	.9631	.9276	.1194	.1258	8.0688	1.2526	5.3236
1.442	18.93	.9213	.8488	.1649	.0955	5.5887	1.3104	5.5696

STABILITY AXIS COEFFICIENTS

RUN 364		CL	CL**2	CD	CM	L/D	H/R	H/C
Q(KPA)	ALPHA							
1.429	-1.16	-.2936	.0862	.0698	.0860	-4.2066	.0254	.1081
1.428	-1.16	-.2537	.0644	.0664	.0747	-3.8226	.0510	.2167
1.429	-1.15	-.2353	.0554	.0648	.0687	-3.6340	.0743	.3157
1.428	-1.15	-.2135	.0456	.0632	.0641	-3.3793	.1004	.4266
1.430	-1.15	-.2021	.0409	.0614	.0591	-3.2912	.1507	.6403
1.431	-1.16	-.1982	.0393	.0605	.0553	-3.2765	.2501	1.0630
1.435	-1.17	-.1975	.0390	.0591	.0535	-3.3429	.3499	1.4872
1.433	-1.18	-.1835	.0337	.0590	.0541	-3.1084	.5046	2.1446
1.431	-1.20	-.1819	.0331	.0586	.0539	-3.1067	.7498	3.1867
1.433	-1.24	-.1870	.0350	.0593	.0536	-3.1564	.9563	4.0643

STABILITY AXIS COEFFICIENTS

RUN 365		CL	CL**2	CD	CM	L/D	H/R	H/C
Q(KPA)	ALPHA							
1.438	.96	-.0501	.0025	.0605	.0899	-.8280	.0323	.1371
1.436	.93	-.0497	.0025	.0597	.0824	-.8319	.0505	.2146
1.440	.93	-.0509	.0026	.0585	.0757	-.8696	.0752	.3194
1.436	.93	-.0364	.0013	.0578	.0723	-.6295	.0996	.4235
1.435	.93	-.0521	.0027	.0564	.0670	-.9249	.1501	.6380
1.430	.92	-.0393	.0015	.0554	.0630	-.7106	.2500	1.0624
1.430	.92	-.0626	.0039	.0542	.0620	-1.1560	.3503	1.4911
1.431	.91	-.0608	.0037	.0544	.0616	-1.1180	.5002	2.1258
1.433	.90	-.0410	.0017	.0543	.0622	-.7555	.7504	3.1894
1.431	.87	-.0463	.0021	.0544	.0604	-.8514	1.0000	4.2503
1.432	.85	-.0552	.0030	.0543	.0616	-1.0167	1.0889	4.6282

STABILITY AXIS COEFFICIENTS

RUN 366		CL	CL**2	CD	CM	L/D	H/R	H/C
Q(KPA)	ALPHA							
1.436	2.93	.1085	.0118	.0544	.0792	1.9935	.1075	.4570
1.432	2.92	.1072	.0115	.0537	.0771	1.9984	.1489	.6329
1.430	2.91	.1002	.0100	.0532	.0764	1.8846	.2518	1.0703
1.427	2.92	.0952	.0091	.0532	.0749	1.7909	.3507	1.4903
1.435	2.90	.0807	.0065	.0534	.0706	1.5110	.4998	2.1242
1.432	2.90	.0684	.0047	.0530	.0699	1.2917	.7503	3.1888
1.431	2.88	.0827	.0068	.0527	.0722	1.5685	1.0022	4.2595
1.431	2.84	.0810	.0066	.0525	.0714	1.5434	1.2206	5.1877

TEST 216 RUNS 367, 368, 369, 370

S(M SQ)= .73 B(M)= 1.76
 CBAR(CM)= 41.41 X(CM)= 8.36
 ASPECT RATIO 4.25

STABILITY AXIS COEFFICIENTS

RUN 367		CL	CL**2	CD	CM	L/D	H/B	H/C
Q(KPA)	ALPHA							
1.441	-7.07	-.4707	.2216	.0586	.0023	-8.0339	.5669	2.4090
1.444	-5.07	-.3390	.1149	.0485	.0058	-6.9822	.6982	2.9676
1.444	-3.07	-.1956	.0383	.0418	.0110	-4.6810	.8295	3.5255
1.442	-1.01	-.0504	.0025	.0366	.0153	-1.3794	.9660	4.1057
1.443	.86	.0777	.0060	.0353	.0231	2.1983	1.0886	4.6267
1.442	2.83	.2066	.0427	.0373	.0313	5.5404	1.2222	5.1946
1.442	4.87	.3539	.1252	.0416	.0413	8.5017	1.3559	5.7628
1.441	6.86	.4779	.2284	.0490	.0498	9.7505	1.2872	5.4708
1.440	9.02	.6284	.3948	.0600	.0577	10.4644	1.3046	5.5446
1.439	10.81	.7344	.5393	.0737	.0635	9.9707	1.2934	5.4970
1.439	12.97	.8605	.7752	.0896	.0741	9.8214	1.2982	5.5174
1.441	14.87	.9900	.9801	.1062	.0815	9.3175	1.3016	5.5310
1.442	16.85	1.0932	1.1092	.1243	.0887	8.4728	1.3089	5.5632
1.439	18.77	1.0697	1.1442	.1641	.0727	6.5193	1.3573	5.7666

STABILITY AXIS COEFFICIENTS

RUN 368		CL	CL**2	CD	CM	L/D	H/B	H/C
Q(KPA)	ALPHA							
1.445	-1.13	-.1644	.0270	.0485	.0495	-3.3901	.0237	.1005
1.443	-1.12	-.1087	.0118	.0430	.0370	-2.5273	.0487	.2070
1.438	-1.12	-.0889	.0079	.0418	.0285	-2.1269	.0760	.3232
1.440	-1.12	-.0726	.0053	.0403	.0253	-1.8025	.0999	.4245
1.441	-1.12	-.0616	.0038	.0390	.0197	-1.5776	.1495	.6354
1.436	-1.13	-.0510	.0026	.0384	.0190	-1.3288	.2497	1.0611
1.432	-1.12	-.0635	.0040	.0375	.0176	-1.6936	.3492	1.4844
1.430	-1.13	-.0581	.0034	.0371	.0169	-1.5670	.5002	2.1261
1.441	-1.16	-.0612	.0037	.0370	.0164	-1.6553	.7500	3.1874
1.438	-1.20	-.0666	.0044	.0375	.0171	-1.7790	.9549	4.0585

STABILITY AXIS COEFFICIENTS

RUN 369		CL	CL**2	CD	CM	L/D	H/B	H/C
Q(KPA)	ALPHA							
1.442	.96	.0918	.0084	.0389	.0478	2.3576	.0348	.1478
1.442	.97	.0886	.0078	.0389	.0442	2.2741	.0486	.2067
1.438	.97	.1002	.0100	.0373	.0353	2.6883	.0759	.3227
1.433	.95	.0989	.0098	.0372	.0322	2.6621	.1000	.4248
1.436	.96	.1007	.0101	.0364	.0286	2.7640	.1508	.6410
1.432	.94	.0907	.0082	.0366	.0243	2.4811	.2509	1.0666
1.428	.85	.0694	.0048	.0358	.0246	1.9379	.3501	1.4681
1.429	.84	.0678	.0046	.0360	.0231	1.8815	.5003	2.1262
1.438	.87	.0902	.0081	.0360	.0265	2.5087	.7481	3.1798
1.432	.83	.0676	.0046	.0366	.0230	1.8479	1.0002	4.2510
1.432	.81	.0729	.0053	.0357	.0239	2.0437	1.0849	4.6112

STABILITY AXIS COEFFICIENTS

RUN 370		CL	CL**2	CD	CM	L/D	H/B	H/C
Q(KPA)	ALPHA							
1.443	2.90	.2573	.0662	.0383	.0402	6.7198	.1050	.4462
1.441	2.90	.2526	.0638	.0377	.0359	6.6927	.1518	.6453
1.436	2.90	.2357	.0556	.0378	.0344	6.2401	.2539	1.0791
1.429	2.90	.2263	.0512	.0375	.0335	6.0349	.3501	1.4880
1.428	2.87	.2121	.0450	.0386	.0329	5.4988	.5028	2.1372
1.430	2.87	.2136	.0456	.0377	.0326	5.6671	.7487	3.1820
1.433	2.84	.2079	.0432	.0383	.0315	5.4269	.9992	4.2468
1.430	2.90	.2314	.0535	.0376	.0327	6.1547	1.2249	5.2062

TEST 216 RUNS 371, 374, 375, 376

S(M SQ)= .73 B(M)= 1.76
 C(BAR(CM))= 41.41 X(CM)= 8.36
 ASPECT RATIO 4.25

STABILITY AXIS COEFFICIENTS

RUN 371		CL	CL**2	CD	CM	L/D	H/R	H/C
Q(KPA)	ALPHA							
1.491	-7.11	-.2145	.0460	.0353	-.0834	-6.0791	.5622	2.3894
1.493	-5.14	-.0805	.0065	.0311	-.0809	-2.5907	.6908	2.9359
1.469	-3.11	.0609	.0037	.0305	-.0749	1.9955	.8234	3.4994
1.463	-1.10	.2064	.0426	.0326	-.0660	6.3296	.9565	4.0651
1.458	.94	.3478	.1210	.0371	-.0595	9.3820	1.0919	4.6409
1.448	2.91	.4697	.2206	.0466	-.0522	10.3846	1.2215	5.1915
1.434	4.98	.6277	.3940	.0558	-.0424	11.2500	1.3579	5.7713
1.434	6.95	.7390	.5462	.0708	-.0355	10.4441	1.3700	5.8227
1.440	8.91	.8721	.7605	.0864	-.0269	10.0906	1.3554	5.7609
1.442	10.80	.9896	.9794	.1052	-.0186	9.4117	1.3700	5.8229
1.443	12.88	1.1088	1.2295	.1256	-.0073	8.8311	1.3599	5.7797
1.442	14.86	1.2009	1.4421	.1472	.0045	8.1564	1.3516	5.7446
1.444	16.84	1.2486	1.5589	.1664	.0203	7.5022	1.3583	5.7729
1.430	18.84	1.2304	1.5140	.1936	.0310	6.3539	1.3607	5.7833

STABILITY AXIS COEFFICIENTS

RUN 374		CL	CL**2	CD	CM	L/D	H/R	H/C
Q(KPA)	ALPHA							
1.489	-1.06	-.4184	.1751	.0374	-.0011	-11.1865	.0239	.1016
1.489	-1.06	-.3886	.1510	.0366	-.0108	-10.6294	.0485	.2060
1.487	-1.06	-.3799	.1443	.0363	-.0169	-10.4707	.0760	.3228
1.489	-1.15	-.3776	.1426	.0377	-.0181	-10.0278	.0996	.4232
1.489	-1.14	-.3758	.1412	.0368	-.0208	-10.1988	.1512	.6425
1.494	-1.16	-.3864	.1493	.0379	-.0223	-10.1987	.2500	1.0624
1.493	-1.15	-.3833	.1469	.0371	-.0236	-10.3182	.3505	1.4896
1.489	-1.27	-.3878	.1504	.0395	-.0226	-9.8136	.4968	2.1116
1.482	-1.19	-.3739	.1398	.0371	-.0214	-10.0670	.7507	3.1908
1.507	-1.24	-.3914	.1532	.0385	-.0235	-10.1612	.9504	4.0393

STABILITY AXIS COEFFICIENTS

RUN 375		CL	CL**2	CD	CM	L/D	H/R	H/C
Q(KPA)	ALPHA							
1.506	.88	-.1949	.0380	.0183	.0007	-10.6284	.0312	.1324
1.489	.88	-.2089	.0437	.0183	-.0041	-11.4068	.0480	.2040
1.488	.86	-.2088	.0436	.0199	-.0090	-10.4755	.0742	.3155
1.487	.89	-.2122	.0450	.0192	-.0100	-11.0688	.0997	.4236
1.486	.85	-.2260	.0511	.0211	-.0123	-10.6898	.1493	.6346
1.497	.86	-.2346	.0550	.0206	-.0148	-11.3668	.2489	1.0580
1.489	.85	-.2511	.0631	.0222	-.0168	-11.3110	.3502	1.4886
1.488	.84	-.2549	.0650	.0220	-.0156	-11.5724	.5005	2.1271
1.494	.84	-.2469	.0610	.0219	-.0156	-11.2641	.7495	3.1856
1.491	.77	-.2545	.0648	.0226	-.0149	-11.2558	.9995	4.2481

STABILITY AXIS COEFFICIENTS

RUN 376		CL	CL**2	CD	CM	L/D	H/R	H/C
Q(KPA)	ALPHA							
1.498	2.91	-.0547	.0030	.0051	-.0030	-10.7641	.0995	.4230
1.497	2.90	-.0736	.0054	.0074	-.0053	-10.0177	.1491	.6336
1.495	2.90	-.0977	.0095	.0083	-.0076	-11.7582	.2499	1.0622
1.491	2.90	-.1082	.0117	.0084	-.0086	-12.8688	.3496	1.4860
1.489	2.88	-.1275	.0163	.0097	-.0077	-13.1534	.4981	2.1168
1.495	2.89	-.1062	.0113	.0095	-.0072	-11.1930	.7497	3.1865
1.492	2.84	-.1236	.0153	.0105	-.0090	-11.7521	1.0009	4.2541

TEST 216 RUNS 377, 378, 379, 380

S(M SQ)= .73 B(M)= 1.76
 CBAR(CM)= 41.41 X(CM)= 8.36
 ASPECT RATIO 4.25

STABILITY AXIS COEFFICIENTS

RUN 377

Q(KPA)	ALPHA	CL	CL**2	CD	CM	L/D	H/B	H/C
1.434	-7.17	-.0943	.0089	.0425	-.1240	-2.2207	.5582	2.3723
1.440	-5.11	.0424	.0018	.0400	-.1181	1.0607	.6908	2.9359
1.440	-3.11	.1576	.0248	.0433	-.1140	3.6393	.8240	3.5023
1.439	-1.09	.3064	.0939	.0477	-.1045	6.4296	.9551	4.0593
1.443	.86	.4313	.1861	.0551	-.0959	7.9214	1.0851	4.6120
1.448	2.89	.5608	.3145	.0652	-.0866	8.6042	1.0305	4.3797
1.429	4.84	.6970	.4857	.0765	-.0762	9.1094	.9834	4.1796
1.432	6.93	.8204	.6731	.0823	-.0642	8.9915	.9383	3.9879
1.431	8.94	.9547	.9114	.1092	-.0553	8.7421	.9692	4.1191
1.431	10.89	1.0573	1.1179	.1309	-.0454	8.0773	1.0264	4.3625
1.434	12.96	1.1786	1.3892	.1531	-.0345	7.6989	1.1183	4.7528
1.434	14.89	1.2828	1.6456	.1744	-.0245	7.3545	1.2492	5.3093
1.434	16.88	1.3397	1.7948	.1954	-.0093	6.8548	1.3591	5.7765
1.433	18.85	1.3489	1.8195	.2152	.0100	6.2692	1.4776	6.2862

STABILITY AXIS COEFFICIENTS

RUN 378

Q(KPA)	ALPHA	CL	CL**2	CD	CM	L/D	H/B	H/C
1.435	-1.12	.2915	.0850	.0445	-.0844	6.5476	.0263	.1119
1.432	-1.12	.3214	.1033	.0457	-.0929	7.0352	.0486	.2066
1.433	-1.11	.3321	.1103	.0452	-.0951	7.3482	.0749	.3182
1.433	-1.11	.3288	.1081	.0460	-.0996	7.1413	.1004	.4268
1.441	-1.11	.3376	.1140	.0460	-.0997	7.3358	.1502	.6384
1.436	-1.12	.3247	.1055	.0475	-.1006	6.8426	.2513	1.0681
1.433	-1.12	.3023	.0914	.0480	-.1044	6.2965	.3497	1.4861
1.427	-1.13	.3070	.0942	.0475	-.1027	6.4648	.4990	2.1208
1.439	-1.16	.2939	.0864	.0485	-.1037	6.0607	.7494	3.1849
1.440	-1.20	.2902	.0842	.0474	-.1033	6.1288	.9525	4.0483

STABILITY AXIS COEFFICIENTS

RUN 379

Q(KPA)	ALPHA	CL	CL**2	CD	CM	L/D	H/B	H/C
1.448	1.06	.5173	.2676	.0504	-.0799	10.2583	.0258	.1098
1.439	.92	.5118	.2620	.0495	-.0828	10.3461	.0494	.2100
1.438	.91	.4946	.2446	.0510	-.0871	9.6920	.0757	.3215
1.438	.90	.4807	.2310	.0523	-.0885	9.1972	.0995	.4227
1.435	.90	.4675	.2186	.0535	-.0927	8.7327	.1500	.6376
1.430	.89	.4527	.2050	.0541	-.0924	8.3748	.2495	1.0604
1.429	.89	.4391	.1928	.0556	-.0964	7.9019	.3504	1.4891
1.426	.88	.4254	.1810	.0562	-.0930	7.5734	.4998	2.1244
1.435	.87	.4336	.1880	.0551	-.0939	7.8688	.7495	3.1854
1.431	.83	.4222	.1783	.0557	-.0942	7.5832	.9996	4.2484

STABILITY AXIS COEFFICIENTS

RUN 380

Q(KPA)	ALPHA	CL	CL**2	CD	CM	L/D	H/B	H/C
1.460	2.89	.6316	.3989	.0596	-.0777	10.5893	.0969	.4119
1.444	2.90	.6260	.3919	.0609	-.0768	10.2825	.0999	.4247
1.444	2.87	.6013	.3616	.0632	-.0802	9.5209	.1493	.6347
1.438	2.86	.5789	.3351	.0649	-.0829	8.9207	.2503	1.0639
1.433	2.85	.5504	.3029	.0670	-.0849	8.2191	.3519	1.4958
1.435	2.86	.5587	.3122	.0663	-.0835	8.4298	.4995	2.1231
1.432	2.83	.5456	.2976	.0669	-.0834	8.1514	.7497	3.1863
1.431	2.79	.5440	.2959	.0674	-.0841	8.0754	1.0006	4.2529

TEST 216 RUN 451
 S(M SO)= .73 B(M)= 1.76
 CBAR(CM)= 41.41 X(CM)= 8.36
 ASPECT RATIO 4.25

STABILITY AXIS COEFFICIENTS

RUN 451								
Q(KPA)	ALPHA	CL	CL**2	CD	CM	L/D	H/B	H/C
1.440	-7.18	-.1953	.0381	.0268	-.0824	-7.2798	.5599	2.3797
1.440	-5.15	-.0758	.0057	.0228	-.0777	-3.3253	.6912	2.9376
1.442	-3.16	.0647	.0042	.0216	-.0694	3.0010	.8217	3.4925
1.444	-1.19	.1819	.0331	.0234	-.0612	7.7867	.9521	4.0466
1.446	.79	.3258	.1062	.0273	-.0509	11.9549	1.0814	4.5963
1.444	2.82	.4497	.2022	.0347	-.0419	12.9702	1.2185	5.1768
1.447	4.96	.5885	.3463	.0449	-.0297	13.1055	1.3583	5.7730
1.447	6.91	.7009	.4913	.0571	-.0192	12.2710	1.4891	6.3291
1.439	8.89	.8225	.6766	.0718	-.0084	11.4539	1.6183	6.6783
1.443	10.87	.9262	.8578	.0908	.0009	10.2024	1.4769	6.2771
1.444	12.86	1.0334	1.0680	.1080	.0117	9.5653	1.5320	6.5113
1.444	14.91	1.1426	1.3055	.1282	.0244	8.9144	1.5357	6.5269
1.446	16.88	1.1996	1.4390	.1536	.0310	7.8101	1.5365	6.5306
1.442	18.83	1.1609	1.3476	.2049	.0152	5.6656	1.5763	6.6994

TEST 216 RUNS 393, 394, 395, 396

S(M SQ)= 1.05 B(M)= 2.53
 CBAR(CM)= 41.41 X(CM)= 3.05
 ASPECT RATIO 6.11

STABILITY AXIS COEFFICIENTS

RUN 393								
Q(KPA)	ALPHA	CL	CL**2	CD	CM	L/D	H/B	H/C
1.440	-7.09	-.5265	.2772	.0400	-.0218	-13.1759	.3990	2.4370
1.440	-5.13	-.3713	.1379	.0319	-.0167	-11.6591	.4880	2.9814
1.441	-3.13	-.2342	.0549	.0257	-.0136	-9.1246	.5784	3.5336
1.441	-1.10	-.0618	.0038	.0229	-.0065	-2.6923	.6714	4.1023
1.444	.36	.0968	.0094	.0225	-.0010	4.3130	.7600	4.6435
1.442	2.86	.2482	.0616	.0249	.0060	9.2535	.7074	4.3219
1.438	4.93	.4016	.1613	.0300	.0162	13.3850	.6678	4.0803
1.443	6.31	.5454	.2975	.0376	.0209	14.4964	.7553	4.6145
1.435	8.76	.7001	.4901	.0478	.0303	14.6356	.7045	4.3042
1.435	10.87	.8575	.7352	.0612	.0366	14.0095	.7277	4.4462
1.436	12.86	.9923	.9846	.0769	.0478	12.9095	.7183	4.3865
1.436	14.97	1.1314	1.2801	.0947	.0586	11.9506	.7570	4.6253
1.436	16.83	1.1325	1.2827	.1123	.0705	10.0830	.8211	5.0164
1.434	18.80	1.0934	1.1955	.1445	.0818	7.5640	.9267	5.6621

STABILITY AXIS COEFFICIENTS

RUN 394								
Q(KPA)	ALPHA	CL	CL**2	CD	CM	L/D	H/B	H/C
1.447	-1.19	-.1985	.0394	.0364	.0180	-5.4518	.0199	.1211
1.439	-1.17	-.1175	.0138	.0281	.0036	-4.1875	.0493	.3010
1.435	-1.16	-.0899	.0081	.0259	-.0031	-3.4773	.0745	.4552
1.435	-1.15	-.0749	.0056	.0250	-.0026	-2.9970	.1001	.6113
1.431	-1.16	-.0609	.0037	.0240	-.0061	-2.5383	.1507	.9207
1.427	-1.17	-.0636	.0040	.0237	-.0079	-2.6798	.2497	1.5259
1.426	-1.19	-.0612	.0037	.0238	-.0075	-2.5701	.3498	2.1373
1.427	-1.20	-.0561	.0031	.0234	-.0069	-2.3914	.5000	3.0545
1.430	-1.25	-.0683	.0047	.0234	-.0085	-2.9218	.6678	4.0797

STABILITY AXIS COEFFICIENTS

RUN 395								
Q(KPA)	ALPHA	CL	CL**2	CD	CM	L/D	H/B	H/C
1.447	.92	.0787	.0062	.0266	.0228	2.9566	.0234	.1430
1.438	.85	.0964	.0093	.0251	.0099	3.8449	.0497	.3037
1.436	.89	.1082	.0117	.0233	.0046	4.6440	.0757	.4625
1.435	.87	.1096	.0120	.0237	.0029	4.6298	.0996	.6087
1.435	.87	.0934	.0087	.0233	.0000	4.0083	.1498	.9150
1.429	.87	.1040	.0108	.0228	-.0005	4.5706	.2499	1.5262
1.432	.85	.0888	.0079	.0228	-.0016	3.8922	.3496	2.1359
1.430	.85	.0976	.0095	.0228	.0007	4.2875	.5007	3.0591
1.429	.80	.0952	.0091	.0226	.0006	4.2107	.7507	4.5865

STABILITY AXIS COEFFICIENTS

RUN 396								
Q(KPA)	ALPHA	CL	CL**2	CD	CM	L/D	H/B	H/C
1.451	2.90	.2895	.0838	.0245	.0113	11.8316	.0743	.4541
1.435	2.90	.2941	.0865	.0248	.0097	11.8399	.0997	.6089
1.433	2.87	.2697	.0727	.0254	.0070	10.6164	.1498	.9155
1.429	2.88	.2541	.0646	.0254	.0055	10.0110	.2498	1.5260
1.436	2.88	.2503	.0627	.0256	.0072	9.7918	.3504	2.1411
1.433	2.86	.2421	.0586	.0257	.0061	9.4093	.4990	3.0485
1.427	2.83	.2481	.0615	.0253	.0077	9.7936	.7497	4.5801

TEST 216 RUNS 389, 390, 391, 392

S(M SQ)= 1.05 R(M)= 2.53
 CBAR(CM)= 41.41 X(CM)= 3.05
 ASPECT RATIO 6.11

STABILITY AXIS COEFFICIENTS

RUN 389								
Q(KPA)	ALPHA	CL	CL**2	CD	CM	L/D	H/B	H/C
1.448	-7.17	-.4157	.1723	.0363	-.0346	-11.4598	.3952	2.4145
1.446	-5.13	-.2741	.0751	.0289	-.0324	-9.4683	.4865	2.9726
1.442	-3.12	-.1195	.0143	.0254	-.0277	-4.7011	.5774	3.5277
1.442	-1.11	.0540	.0029	.0237	-.0202	2.2790	.6700	4.0934
1.441	.93	.2250	.0506	.0247	-.0129	9.0927	.7619	4.6549
1.444	2.97	.3603	.1298	.0297	-.0063	12.1266	.7332	4.4797
1.449	4.85	.4990	.2490	.0359	-.0005	13.8892	.7034	4.2976
1.438	6.84	.6744	.4548	.0437	.0102	15.4220	.7195	4.3957
1.428	8.86	.8088	.6542	.0571	.0169	14.1802	.7369	4.5019
1.434	10.94	.9651	.9315	.0728	.0276	13.2523	.7633	4.6632
1.434	12.93	1.1008	1.2118	.0895	.0385	12.2999	.7824	4.7800
1.433	14.82	1.2112	1.4669	.1052	.0478	11.5119	.8195	5.0068
1.434	16.91	1.1750	1.3807	.1257	.0641	9.3471	.9196	5.6181
1.430	18.88	1.1264	1.2688	.1664	.0664	6.7712	1.0019	6.1212

STABILITY AXIS COEFFICIENTS

RUN 390								
Q(KPA)	ALPHA	CL	CL**2	CD	CM	L/D	H/B	H/C
1.445	-1.09	-.0359	.0013	.0314	.0014	-1.1434	.0203	.1238
1.438	-1.08	.0373	.0014	.0267	-.0107	1.3972	.0495	.3022
1.437	-1.11	.0577	.0033	.0257	-.0174	2.2452	.0746	.4561
1.437	-1.07	.0692	.0048	.0244	-.0203	2.8342	.1009	.6168
1.435	-1.09	.0606	.0037	.0246	-.0209	2.4592	.1504	.9191
1.430	-1.12	.0421	.0018	.0249	-.0244	1.6892	.2499	1.5268
1.432	-1.11	.0657	.0043	.0243	-.0217	2.7047	.3494	2.1346
1.435	-1.12	.0392	.0015	.0243	-.0227	1.6103	.5013	3.0628
1.431	-1.18	.0619	.0038	.0241	-.0206	2.5694	.6693	4.0890

STABILITY AXIS COEFFICIENTS

RUN 391								
Q(KPA)	ALPHA	CL	CL**2	CD	CM	L/D	H/B	H/C
1.442	1.08	.2436	.0593	.0259	.0023	9.3875	.0192	.1171
1.441	.90	.2383	.0568	.0248	-.0055	9.5970	.0493	.3013
1.432	.88	.2439	.0595	.0247	-.0104	9.8894	.0747	.4567
1.432	.87	.2313	.0535	.0250	-.0103	9.2436	.0998	.6097
1.431	.85	.2267	.0514	.0255	-.0132	8.9038	.1505	.9193
1.432	.84	.2040	.0416	.0258	-.0141	7.9200	.2498	1.5264
1.434	.83	.1911	.0365	.0264	-.0159	7.2287	.3501	2.1388
1.431	.83	.1977	.0391	.0257	-.0143	7.6915	.4993	3.0506
1.433	.76	.1964	.0386	.0255	-.0148	7.6911	.7501	4.5831

STABILITY AXIS COEFFICIENTS

RUN 392								
Q(KPA)	ALPHA	CL	CL**2	CD	CM	L/D	H/B	H/C
1.451	2.89	.4168	.1737	.0269	-.0019	15.5007	.0717	.4378
1.440	2.87	.4004	.1603	.0281	-.0039	14.2655	.1004	.6135
1.439	2.87	.3895	.1517	.0282	-.0062	13.7906	.1497	.9147
1.430	2.85	.3778	.1428	.0290	-.0050	13.0448	.2499	1.5267
1.439	2.86	.3769	.1420	.0290	-.0049	12.9767	.3496	2.1360
1.438	2.84	.3560	.1267	.0298	-.0070	11.9558	.5009	3.0603
1.432	2.81	.3635	.1322	.0290	-.0057	12.5313	.7499	4.5815

TEST 216 RUNS 445, 446, 447, 448
 S(M SQ)= 1.05 B(M)= 2.53
 CBAR(CM)= 41.41 X(CM)= 3.05
 ASPECT RATIO 6.11

STABILITY AXTS COEFFICIENTS

RUN 445								
Q(KPA)	ALPHA	CL	CL**2	CD	CM	L/D	H/B	H/C
1.499	-7.25	-.2953	.0872	.0334	-.0506	-8.8459	.3913	2.3938
1.502	-5.21	-.1462	.0214	.0277	-.0492	-5.2752	.4809	2.9374
1.503	-3.12	.0029	.0000	.0253	-.0455	.1148	.5763	3.5211
1.443	-1.13	.1761	.0310	.0249	-.0375	7.0594	.6661	4.0695
1.445	.85	.3225	.1040	.0282	-.0309	11.4545	.7561	4.6193
1.442	2.78	.4743	.2250	.0335	-.0218	14.1683	.8452	5.1641
1.444	4.84	.6201	.3845	.0422	-.0139	14.5794	.9387	5.7351
1.447	6.76	.7771	.6039	.0524	-.0057	14.8217	1.0264	6.2710
1.447	8.90	.9256	.8569	.0669	.0039	13.8315	.9836	5.0092
1.444	10.94	1.0624	1.1716	.0808	.0169	13.4024	.9863	6.0261
1.441	13.07	1.2199	1.4881	.0984	.0293	12.4020	.9821	6.0005
1.435	14.31	1.2882	1.6595	.1167	.0374	11.0399	.9833	6.0107
1.434	16.77	1.2326	1.5194	.1418	.0507	8.6925	1.0161	6.2083
1.428	18.82	1.1272	1.2705	.1927	.0339	5.8498	1.0483	6.4049

STABILITY AXIS COEFFICIENTS

RUN 446								
Q(KPA)	ALPHA	CL	CL**2	CD	CM	L/D	H/B	H/C
1.446	-1.16	.1332	.0177	.0272	-.0184	4.9035	.0198	.1211
1.444	-1.15	.1802	.0325	.0243	-.0265	7.4145	.0496	.3031
1.442	-1.15	.1783	.0318	.0239	-.0337	7.4549	.0752	.4595
1.441	-1.16	.1796	.0323	.0245	-.0362	7.3421	.0997	.6093
1.435	-1.16	.1792	.0321	.0242	-.0357	7.3932	.1497	.9146
1.436	-1.18	.1654	.0273	.0248	-.0379	6.6571	.2506	1.5310
1.431	-1.19	.1611	.0259	.0244	-.0379	6.5925	.3504	2.1408
1.432	-1.20	.1747	.0305	.0240	-.0363	7.2925	.4999	3.0540
1.431	-1.26	.1448	.0210	.0238	-.0379	6.0764	.6608	4.0375

STABILITY AXIS COEFFICIENTS

RUN 447								
Q(KPA)	ALPHA	CL	CL**2	CD	CM	L/D	H/B	H/C
1.413	1.05	.3857	.1488	.0234	-.0121	16.4631	.0200	.1221
1.411	.93	.3729	.1391	.0243	-.0224	15.3680	.0501	.3058
1.420	.93	.3734	.1395	.0244	-.0258	15.2753	.0748	.4571
1.424	.93	.3649	.1332	.0249	-.0292	14.6597	.0999	.6106
1.426	.93	.3642	.1327	.0252	-.0256	14.4304	.1497	.9146
1.422	.91	.3240	.1050	.0269	-.0306	12.0563	.2505	1.5304
1.421	.89	.3228	.1042	.0270	-.0290	11.9661	.3493	2.1344
1.422	.89	.3202	.1025	.0267	-.0300	11.9795	.5005	3.0577
1.414	.84	.3117	.0971	.0266	-.0302	11.7240	.7496	4.5798

STABILITY AXIS COEFFICIENTS

RUN 448								
Q(KPA)	ALPHA	CL	CL**2	CD	CM	L/D	H/B	H/C
1.439	2.97	.5490	.3014	.0275	-.0168	19.9383	.0710	.4338
1.442	2.96	.5442	.2961	.0280	-.0167	19.4112	.0749	.4579
1.438	2.95	.5305	.2814	.0291	-.0202	18.2439	.0993	.6070
1.438	2.94	.5033	.2534	.0306	-.0211	16.4517	.1501	.9168
1.431	2.93	.4831	.2333	.0319	-.0239	15.1717	.2500	1.5275
1.435	2.91	.4667	.2178	.0329	-.0226	14.1689	.3494	2.1345
1.429	2.82	.4826	.2329	.0325	-.0219	14.8480	.5009	3.0601
1.436	2.88	.4574	.2092	.0328	-.0216	13.9486	.7504	4.5847

TEST 216 RUNS 381, 382, 383, 384

S(M SQ)= 1.05 B(M)= 2.53
 CBAR(CM)= 41.41 X(CM)= 3.05
 ASPECT RATIO 6.11

STABILITY AXIS COEFFICIENTS

RUN 381								
Q(KPA)	ALPHA	CL	CL**2	CD	CM	L/D	H/R	H/C
1.443	-7.18	-.0380	.0014	.0393	-.0865	-.9652	.3897	2.3809
1.441	-5.18	.0923	.0085	.0396	-.0830	2.3320	.4796	2.9301
1.442	-3.15	.2541	.0646	.0405	-.0759	6.2779	.5723	3.4965
1.442	-1.12	.3971	.1577	.0441	-.0714	9.0029	.6644	4.0593
1.440	.87	.5286	.2794	.0517	-.0594	10.2309	.7559	4.6178
1.445	2.91	.6819	.4650	.0590	-.0481	11.5617	.7059	4.3122
1.441	4.84	.7925	.6281	.0683	-.0390	11.6104	.6519	3.9823
1.442	6.89	.9169	.8407	.0827	-.0307	11.0915	.6463	3.9488
1.445	8.83	1.0493	1.1011	.0934	-.0185	11.2332	.6315	3.8586
1.440	10.89	1.1755	1.3819	.1085	-.0060	10.9393	.6160	3.7635
1.433	12.84	1.2881	1.6592	.1253	.0080	10.2775	.6935	4.1762
1.440	14.99	1.3850	1.9183	.1458	.0203	9.5015	.7720	4.7165
1.438	16.81	1.2710	1.6156	.1831	.0281	6.9424	.8236	5.0317
1.434	18.79	1.2059	1.4542	.2239	.0148	5.1550	.9180	5.6087

STABILITY AXIS COEFFICIENTS

RUN 382								
Q(KPA)	ALPHA	CL	CL**2	CD	CM	L/D	H/R	H/C
1.449	-1.08	.4431	.1963	.0382	-.0508	11.6131	.0205	.1253
1.436	-1.09	.4441	.1972	.0398	-.0600	11.1570	.0501	.3058
1.435	-1.09	.4456	.1985	.0401	-.0624	11.1029	.0752	.4592
1.429	-1.09	.4325	.1870	.0420	-.0626	10.3062	.0994	.6073
1.432	-1.10	.4218	.1779	.0424	-.0658	9.9473	.1497	.9149
1.436	-1.10	.4146	.1719	.0434	-.0685	9.5629	.2497	1.5257
1.431	-1.12	.4024	.1619	.0442	-.0691	9.1056	.3496	2.1357
1.435	-1.14	.3950	.1560	.0450	-.0688	8.7762	.5002	3.0563
1.433	-1.18	.3958	.1566	.0444	-.0714	8.9226	.6621	4.0454

STABILITY AXIS COEFFICIENTS

RUN 383								
Q(KPA)	ALPHA	CL	CL**2	CD	CM	L/D	H/R	H/C
1.440	.93	.6164	.3800	.0414	-.0426	14.8903	.0191	.1167
1.438	.87	.5689	.3468	.0437	-.0474	13.4764	.0494	.3021
1.436	.87	.5788	.3350	.0453	-.0525	12.7642	.0747	.4565
1.436	.86	.5685	.3232	.0466	-.0549	12.1884	.0996	.6086
1.431	.86	.5606	.3143	.0479	-.0555	11.7025	.1496	.9137
1.432	.85	.5214	.2718	.0507	-.0575	10.2757	.2503	1.5291
1.428	.84	.5253	.2759	.0513	-.0589	10.2342	.3495	2.1352
1.432	.82	.5088	.2589	.0522	-.0561	9.7415	.4995	3.0521
1.434	.75	.4871	.2372	.0527	-.0597	9.2503	.7506	4.5857

STABILITY AXIS COEFFICIENTS

RUN 384								
Q(KPA)	ALPHA	CL	CL**2	CD	CM	L/D	H/R	H/C
1.447	2.93	.7219	.5212	.0510	-.0421	14.1519	.0687	.4200
1.430	2.92	.7153	.5116	.0522	-.0437	13.7022	.0748	.4569
1.429	2.92	.7105	.5048	.0527	-.0425	13.4828	.0998	.6096
1.428	2.91	.6886	.4741	.0555	-.0447	12.4111	.1494	.9128
1.433	2.90	.6695	.4483	.0580	-.0467	11.5495	.2497	1.5257
1.427	2.89	.6549	.4289	.0603	-.0487	10.8669	.3498	2.1373
1.432	2.88	.6575	.4323	.0602	-.0467	10.9206	.5010	3.0612
1.439	2.85	.6469	.4185	.0610	-.0500	10.6134	.7608	4.6481

TEST 216 RUNS 385, 386, 387, 388
 S(M SQ)= 1.05 B(M)= 2.53
 CBAR(CM)= 41.41 X(CM)= 3.05
 ASPECT RATIO 6.11

STABILITY AXIS COEFFICIENTS

RUN 385								
Q(KPA)	ALPHA	CL	CL**2	CD	CM	L/D	H/B	H/C
1.435	-7.10	.1522	.0232	.0350	-.1640	4.3474	.3915	2.3921
1.439	-5.11	.2680	.0718	.0398	-.1594	6.7262	.4810	2.9386
1.437	-3.03	.4342	.1885	.0455	-.1506	9.5423	.5751	3.5136
1.441	-1.17	.5494	.3018	.0536	-.1431	10.2448	.6601	4.0331
1.439	.84	.6962	.4847	.0633	-.1334	10.9978	.7515	4.5915
1.441	2.86	.8175	.6682	.0769	-.1225	10.6298	.7154	4.3708
1.443	4.95	.9388	.8813	.0907	-.1078	10.3528	.6968	4.1963
1.438	6.94	1.0721	1.1494	.1026	-.0918	10.4444	.6876	4.2007
1.432	8.95	1.1753	1.3813	.1200	-.0761	9.7977	.7204	4.4612
1.431	10.89	1.2967	1.6813	.1354	-.0618	9.5768	.7852	4.7973
1.433	12.91	1.4019	1.9653	.1540	-.0457	9.1046	.8471	5.1753
1.438	14.89	1.4915	2.2246	.1733	-.0314	8.6065	.9175	5.6056
1.432	16.92	1.4047	1.9732	.2072	-.0031	6.7787	.9974	6.0939
1.427	18.79	1.2853	1.6520	.2675	-.0195	4.8045	1.0698	6.5361

STABILITY AXIS COEFFICIENTS

RUN 386								
Q(KPA)	ALPHA	CL	CL**2	CD	CM	L/D	H/B	H/C
1.430	-1.11	.5998	.3598	.0430	-.1252	13.9470	.0200	.1220
1.435	-1.10	.6157	.3791	.0458	-.1320	13.4567	.0501	.3063
1.434	-1.12	.6003	.3604	.0483	-.1360	12.4263	.0754	.4605
1.431	-1.12	.5924	.3510	.0491	-.1351	12.0547	.0998	.6098
1.431	-1.12	.5813	.3379	.0508	-.1357	11.4389	.1505	.9193
1.430	-1.14	.5655	.3198	.0527	-.1384	10.7314	.2498	1.5263
1.430	-1.14	.5605	.3142	.0536	-.1379	10.4654	.3500	2.1383
1.437	-1.17	.5456	.2976	.0544	-.1406	10.0252	.5000	3.0547
1.435	-1.21	.5350	.2863	.0550	-.1392	9.7305	.6613	4.0400

STABILITY AXIS COEFFICIENTS

RUN 387								
Q(KPA)	ALPHA	CL	CL**2	CD	CM	L/D	H/B	H/C
1.432	.96	.7777	.6048	.0505	-.1131	15.3995	.0205	.1255
1.433	.90	.7544	.5692	.0539	-.1193	13.9894	.0491	.3002
1.432	.90	.7393	.5466	.0571	-.1228	12.9393	.0747	.4563
1.430	.89	.7275	.5292	.0588	-.1235	12.3797	.1003	.6128
1.435	.89	.7091	.5029	.0617	-.1269	11.4951	.1503	.9183
1.430	.88	.6975	.4865	.0635	-.1285	10.7921	.2499	1.5268
1.433	.87	.6862	.4708	.0642	-.1288	10.6808	.3493	2.1344
1.437	.85	.6742	.4546	.0657	-.1296	10.2590	.5013	3.0628
1.430	.80	.6724	.4521	.0656	-.1307	10.2522	.7505	4.5856

STABILITY AXIS COEFFICIENTS

RUN 388								
Q(KPA)	ALPHA	CL	CL**2	CD	CM	L/D	H/B	H/C
1.455	2.93	.8700	.7568	.0649	-.1069	13.4146	.0673	.4111
1.446	2.93	.8648	.7479	.0652	-.1052	13.2682	.0748	.4567
1.446	2.91	.8479	.7189	.0688	-.1104	12.3183	.0998	.6096
1.437	2.91	.8276	.6850	.0716	-.1092	11.5555	.1497	.9149
1.429	2.90	.8132	.6613	.0743	-.1107	10.9472	.2493	1.5234
1.427	2.89	.7968	.6348	.0757	-.1110	10.5239	.3499	2.1378
1.430	2.87	.7834	.6137	.0772	-.1117	10.1409	.4998	3.0537
1.429	2.84	.7800	.6084	.0781	-.1108	9.9929	.7499	4.5813

TEST 216 RUNS 397, 398, 399, 400

S(M SQ)= 1.05 B(M)= 2.53
 C(BARICM)= 41.41 X(CM)= 3.05
 ASPECT RATIO 6.11

STABILITY AXTS COEFFICIENTS

RUN 397

Q(KPA)	ALPHA	CL	CL**2	CD	CM	L/D	H/B	H/C
1.434	-7.16	-.4545	.2066	.0650	.0223	-6.9932	.3915	2.3921
1.436	-5.06	-.3055	.0933	.0568	.0259	-5.3747	.4875	2.9787
1.440	-3.04	-.1448	.0210	.0508	.0290	-2.8480	.5793	3.5396
1.440	-.95	.0303	.0009	.0474	.0385	.6387	.6738	4.1169
1.441	.95	.1605	.0257	.0465	.0451	3.4490	.7619	4.6552
1.441	3.01	.3170	.1005	.0477	.0552	6.6440	.8559	5.2290
1.445	4.74	.4198	.1763	.0527	.0613	7.9626	.8520	5.2051
1.437	6.74	.5857	.3431	.0567	.0747	10.3224	.8333	5.0912
1.434	8.84	.7240	.5241	.0664	.0857	10.9074	.8504	5.1953
1.436	10.92	.8668	.7513	.0772	.0963	11.2235	.8512	5.2007
1.436	12.88	1.0064	1.0128	.0883	.1051	11.3948	.8572	5.2370
1.437	14.89	1.1132	1.2393	.1033	.1118	10.7718	.8964	5.4767
1.434	16.87	1.1379	1.2948	.1226	.1124	9.2850	1.0303	6.2950
1.432	18.84	1.0575	1.1184	.1702	.0946	6.2128	1.1246	6.8711

STABILITY AXIS COEFFICIENTS

RUN 398

Q(KPA)	ALPHA	CL	CL**2	CD	CM	L/D	H/B	H/C
1.446	-1.11	-.0604	.0036	.0560	.0732	-1.0785	.0191	.1168
1.439	-1.10	-.0081	.0001	.0515	.0516	-1.1569	.0492	.3006
1.440	-1.10	.0148	.0002	.0498	.0457	.2966	.0762	.4653
1.439	-1.11	.0099	.0001	.0498	.0434	.1992	.0996	.6088
1.436	-1.10	.0079	.0001	.0493	.0384	.1595	.1496	.9142
1.435	-1.12	.0043	.0000	.0487	.0361	.0878	.2494	1.5237
1.431	-1.14	-.0120	.0001	.0492	.0351	-.2434	.3496	2.1358
1.431	-1.14	-.0045	.0000	.0488	.0355	-.0930	.5004	3.0574
1.440	-1.19	.0005	.0000	.0481	.0376	.0107	.6687	4.0857

STABILITY AXIS COEFFICIENTS

RUN 399

Q(KPA)	ALPHA	CL	CL**2	CD	CM	L/D	H/B	H/C
1.448	1.19	.2158	.0466	.0481	.0725	4.4861	.0199	.1213
1.445	.98	.1938	.0376	.0480	.0596	4.0347	.0498	.3040
1.441	.97	.1911	.0365	.0474	.0536	4.0349	.0751	.4586
1.438	.95	.1792	.0321	.0476	.0509	3.7661	.0989	.6044
1.435	.89	.1737	.0302	.0479	.0450	3.6243	.1499	.9161
1.430	.95	.1531	.0234	.0473	.0439	3.2349	.2503	1.5292
1.433	.94	.1551	.0241	.0475	.0446	3.2680	.3493	2.1344
1.435	.92	.1650	.0272	.0476	.0453	3.4694	.4997	3.0530
1.433	.86	.1492	.0223	.0476	.0437	3.1335	.7493	4.5780

STABILITY AXIS COEFFICIENTS

RUN 400

Q(KPA)	ALPHA	CL	CL**2	CD	CM	L/D	H/B	H/C
1.454	2.91	.3559	.1267	.0462	.0625	7.7087	.0733	.4479
1.441	2.91	.3470	.1204	.0472	.0592	7.3565	.1006	.6148
1.436	2.83	.3320	.1102	.0488	.0547	6.7998	.1497	.9143
1.431	2.88	.3032	.0919	.0491	.0537	6.1777	.2480	1.5152
1.438	2.89	.3117	.0972	.0486	.0533	6.4086	.3513	2.1464
1.436	2.88	.2994	.0896	.0489	.0545	6.1190	.5002	3.0558
1.430	2.83	.2796	.0782	.0500	.0526	5.5924	.7503	4.5843

TEST 216 RUNS 401, 402, 403, 404

S(M SQ)= 1.05 B(M)= 2.53
 CBAR(CM)= 41.41 X(CM)= 3.05
 ASPECT RATIO 6.11

STABILITY AXIS COEFFICIENTS

RUN 401		CL	CL**2	CD	CM	L/D	H/B	H/C
Q(KPA)	ALPHA							
1.442	-7.11	-.3673	.1500	.0460	-.0138	-8.4223	.3982	2.4326
1.442	-5.05	-.2269	.0515	.0387	-.0099	-5.8677	.4895	2.9908
1.441	-3.06	-.0697	.0049	.0345	-.0029	-2.0180	.5794	3.5401
1.440	-1.23	.0651	.0042	.0330	.0006	1.9749	.6676	4.0441
1.442	.86	.2306	.0532	.0333	.0093	6.9199	.7573	4.6247
1.442	2.86	.3899	.1520	.0372	.0196	10.4720	.7131	4.3570
1.446	4.85	.5326	.2837	.0425	.0273	12.9465	.6525	3.9867
1.433	6.81	.6570	.4316	.0522	.0346	12.5874	.6577	4.0183
1.433	8.96	.8384	.7029	.0630	.0476	13.3105	.6744	4.1205
1.432	10.79	.9563	.9145	.0766	.0566	12.4849	.6961	4.2527
1.438	12.87	1.0877	1.1831	.0915	.0678	11.8885	.7662	4.6854
1.438	14.90	1.1942	1.4262	.1056	.0774	11.3042	.8522	5.2067
1.437	16.91	1.1649	1.3569	.1307	.0811	8.9103	.9065	5.0385
1.434	18.84	1.0952	1.1995	.1772	.0690	6.1823	.9999	6.1088

STABILITY AXIS COEFFICIENTS

RUN 402		CL	CL**2	CD	CM	L/D	H/B	H/C
Q(KPA)	ALPHA							
1.440	-1.14	.0458	.0021	.0385	.0280	1.1875	.0210	.1262
1.443	-1.11	.0875	.0077	.0347	.0155	2.5212	.0492	.3007
1.437	-1.11	.1008	.0102	.0337	.0097	2.9869	.0746	.4558
1.435	-1.12	.1050	.0110	.0337	.0056	3.1191	.0997	.6088
1.434	-1.12	.1002	.0100	.0338	.0028	2.9687	.1502	.9178
1.436	-1.12	.0901	.0081	.0333	.0035	2.7020	.2504	1.5296
1.441	-1.14	.0912	.0083	.0335	.0017	2.7219	.3499	2.1375
1.433	-1.14	.1015	.0103	.0326	.0039	3.1102	.5010	3.0611
1.444	-1.21	.0622	.0039	.0338	.0022	1.8411	.6647	4.0612

STABILITY AXIS COEFFICIENTS

RUN 403		CL	CL**2	CD	CM	L/D	H/B	H/C
Q(KPA)	ALPHA							
1.439	.85	.2742	.0752	.0335	.0359	8.1737	.0225	.1373
1.437	.85	.2769	.0767	.0325	.0203	8.5312	.0501	.3060
1.435	.84	.2726	.0743	.0327	.0151	8.3292	.0769	.4700
1.433	.83	.2641	.0697	.0331	.0146	7.9860	.1000	.6112
1.436	.82	.2425	.0588	.0341	.0095	7.1055	.1501	.9173
1.434	.83	.2431	.0591	.0336	.0085	7.2388	.2499	1.5268
1.434	.81	.2366	.0560	.0339	.0108	6.9859	.3492	2.1334
1.444	.89	.2240	.0502	.0346	.0100	6.4764	.5000	3.0549
1.433	.84	.2320	.0538	.0340	.0104	6.8266	.7508	4.5872

STABILITY AXIS COEFFICIENTS

RUN 404		CL	CL**2	CD	CM	L/D	H/B	H/C
Q(KPA)	ALPHA							
1.444	2.87	.4451	.1981	.0339	.0247	13.1468	.0707	.4318
1.440	2.87	.4465	.1993	.0339	.0243	13.1770	.0757	.4623
1.438	2.86	.4337	.1881	.0341	.0235	12.7164	.1000	.6112
1.435	2.86	.4243	.1800	.0349	.0210	12.1579	.1512	.9235
1.429	2.83	.3910	.1529	.0369	.0167	10.6060	.2499	1.5269
1.427	2.83	.3813	.1454	.0374	.0192	10.1919	.3500	2.1381
1.435	2.81	.3771	.1422	.0378	.0180	9.9715	.5004	3.0570
1.430	2.77	.3554	.1263	.0383	.0180	9.2832	.7507	4.5866

TEST 215 RUNS 405, 406, 407, 408

S(M SQ)= 1.05 B(M)= 2.53
 CBAR(CM)= 41.41 X(CM)= 3.05
 ASPECT RATIO 6.11

STABILITY AXIS COEFFICIENTS

RUN 405								
Q(KPA)	ALPHA	CL	CL**2	CD	CM	L/D	H/B	H/C
1.434	-7.13	-.1882	.0354	.0291	-.0933	-8.4767	.3949	2.4124
1.436	-5.06	-.0312	.0010	.0262	-.0919	-1.1905	.4871	2.9762
1.440	-3.08	.1230	.0151	.0265	-.0863	4.6305	.5775	3.5284
1.440	-1.06	.2677	.0717	.0298	-.0802	8.9754	.6687	4.0855
1.444	.86	.4301	.1850	.0340	-.0711	12.6507	.7554	4.6151
1.430	2.97	.5863	.3438	.0425	-.0667	13.7821	.7317	4.4704
1.433	4.88	.7312	.5346	.0534	-.0556	13.6932	.7341	4.4850
1.434	6.81	.8735	.7630	.0651	-.0482	13.4186	.7367	4.5007
1.436	8.80	1.0173	1.0350	.0798	-.0382	12.7449	.7349	4.4898
1.435	10.99	1.1719	1.3734	.0975	-.0246	12.0189	.7863	4.8041
1.436	12.87	1.2641	1.5980	.1169	-.0149	10.8107	.8051	4.9190
1.436	14.87	1.3438	1.8057	.1364	-.0007	9.8514	.8803	5.3782
1.435	16.93	1.2779	1.6331	.1571	.0286	8.1337	.9785	5.9782
1.432	19.00	1.2040	1.4495	.2092	.0256	5.7562	1.0683	6.5272

STABILITY AXIS COEFFICIENTS

RUN 406								
Q(KPA)	ALPHA	CL	CL**2	CD	CM	L/D	H/B	H/C
1.441	-1.14	.2476	.0613	.0294	-.0629	8.4097	.0198	.1212
1.438	-1.13	.2977	.0886	.0272	-.0750	10.9562	.0499	.3046
1.436	-1.14	.3044	.0927	.0279	-.0753	10.9174	.0745	.4551
1.436	-1.14	.2971	.0883	.0282	-.0774	10.5256	.1002	.6122
1.433	-1.14	.2965	.0879	.0286	-.0787	10.3631	.1499	.9156
1.433	-1.17	.2855	.0815	.0292	-.0804	9.7775	.2500	1.5271
1.435	-1.17	.2722	.0741	.0296	-.0791	9.1976	.3494	2.1345
1.435	-1.19	.2738	.0750	.0291	-.0796	9.4246	.4993	3.0504
1.430	-1.24	.2758	.0761	.0287	-.0783	9.6202	.6637	4.0547

STABILITY AXIS COEFFICIENTS

RUN 407								
Q(KPA)	ALPHA	CL	CL**2	CD	CM	L/D	H/B	H/C
1.447	1.20	.5141	.2643	.0305	-.0606	16.8474	.0188	.1151
1.434	.90	.4913	.2413	.0316	-.0652	15.5254	.0493	.3011
1.435	.82	.4752	.2258	.0308	-.0697	15.4142	.0753	.4598
1.432	.90	.4735	.2242	.0319	-.0709	14.8288	.1003	.6129
1.431	.90	.4640	.2153	.0330	-.0719	14.0597	.1497	.9144
1.430	.88	.4405	.1940	.0340	-.0719	12.9510	.2496	1.5251
1.435	.88	.4302	.1851	.0346	-.0726	12.4375	.3497	2.1363
1.435	.86	.4302	.1851	.0348	-.0726	12.3753	.5006	3.0582
1.432	.81	.4297	.1847	.0346	-.0717	12.4361	.7495	4.5791

STABILITY AXIS COEFFICIENTS

RUN 408								
Q(KPA)	ALPHA	CL	CL**2	CD	CM	L/D	H/B	H/C
1.452	2.97	.6552	.4293	.0380	-.0608	17.2374	.0709	.4334
1.432	2.96	.6496	.4219	.0379	-.0597	17.1601	.0753	.4598
1.432	2.44	.6395	.4090	.0388	-.0621	16.4719	.0998	.6095
1.429	2.94	.6142	.3772	.0408	-.0631	15.0546	.1499	.9158
1.433	2.93	.6053	.3663	.0412	-.0674	14.6996	.2497	1.5253
1.436	2.84	.5779	.3340	.0423	-.0674	13.6591	.3497	2.1365
1.434	2.81	.5648	.3190	.0433	-.0674	13.0452	.5001	3.0554
1.430	2.80	.5701	.3250	.0424	-.0676	13.4394	.7511	4.5892

TEST 216 RUNS 409, 410, 411, 412

S(M SQ)= 1.05 B(M)= 2.53
 CBAR(CM)= 41.41 X(CM)= 3.05
 ASPECT RATIO 6.11

STABILITY AXIS COEFFICIENTS

RUN 409		CL	CL**2	CD	CM	L/D	H/B	H/C
Q(KPA)	ALPHA							
1.437	-7.16	-.0884	.0078	.0319	-.1356	-2.7661	.3933	2.4027
1.435	-5.12	.0839	.0070	.0312	-.1286	2.6865	.4827	2.9492
1.436	-3.08	.2252	.0507	.0342	-.1222	6.5927	.5754	3.5157
1.435	-1.15	.3566	.1272	.0392	-.1186	9.1064	.6633	4.0525
1.436	.87	.5171	.2674	.0464	-.1089	11.1505	.7552	4.6139
1.441	2.87	.6758	.4567	.0556	-.0975	12.1626	.7189	4.3921
1.442	4.89	.8203	.6728	.0674	-.0885	12.1685	.6810	4.1609
1.441	6.93	.9460	.8949	.0839	-.0796	11.2747	.7746	4.7327
1.435	8.96	1.0910	1.1903	.0988	-.0651	11.0449	.7212	4.4065
1.435	10.78	1.1999	1.4397	.1170	-.0543	10.2536	.7488	4.5750
1.435	12.79	1.3262	1.7588	.1369	-.0429	9.6893	.7806	4.7692
1.434	14.83	1.4309	2.0475	.1549	-.0271	9.2382	.8006	4.8914
1.431	16.89	1.3528	1.8300	.1760	.0055	7.6862	.8984	5.4887
1.423	18.84	1.2712	1.6160	.2191	.0144	5.9021	.9615	5.8749

STABILITY AXIS COEFFICIENTS

RUN 410		CL	CL**2	CD	CM	L/D	H/B	H/C
Q(KPA)	ALPHA							
1.440	-1.06	.3786	.1434	.0388	-.1143	9.7687	.2770	1.6923
1.441	-1.20	.3542	.1254	.0353	-.1039	10.0390	.0204	.1248
1.438	-1.14	.3853	.1485	.0361	-.1124	10.6594	.0492	.3009
1.436	-1.21	.3921	.1538	.0376	-.1145	10.4402	.0999	.6103
1.434	-1.21	.3930	.1545	.0379	-.1164	10.3839	.1496	.9142
1.429	-1.21	.3694	.1365	.0389	-.1182	9.4935	.2503	1.5292
1.433	-1.23	.3560	.1267	.0393	-.1184	9.0602	.3495	2.1355
1.429	-1.25	.3443	.1186	.0401	-.1175	8.5948	.5018	3.0658
1.437	-1.29	.3550	.1260	.0392	-.1163	9.0651	.6598	4.0312

STABILITY AXIS COEFFICIENTS

RUN 411		CL	CL**2	CD	CM	L/D	H/B	H/C
Q(KPA)	ALPHA							
1.434	.87	.5785	.3347	.0386	-.0963	15.0010	.0247	.1512
1.429	.86	.5722	.3274	.0407	-.1029	14.0430	.0495	.3027
1.430	.86	.5695	.3243	.0414	-.1041	13.7608	.0748	.4567
1.435	.86	.5539	.3068	.0429	-.1077	12.9016	.0993	.6067
1.432	.85	.5386	.2901	.0445	-.1077	12.1156	.1503	.9183
1.440	.84	.5196	.2699	.0461	-.1094	11.2805	.2496	1.5249
1.436	.82	.5110	.2611	.0462	-.1101	11.0579	.3497	2.1365
1.432	.81	.5161	.2664	.0464	-.1093	11.1195	.5006	3.0587
1.437	.76	.5169	.2672	.0459	-.1080	11.2581	.7503	4.5842

STABILITY AXIS COEFFICIENTS

RUN 412		CL	CL**2	CD	CM	L/D	H/B	H/C
Q(KPA)	ALPHA							
1.452	2.86	.7282	.5303	.0485	-.0939	15.0121	.0659	.4027
1.443	2.86	.7285	.5308	.0487	-.0939	14.9481	.0744	.4546
1.439	2.87	.7269	.5283	.0485	-.0907	15.0011	.0996	.6087
1.438	2.85	.7023	.4932	.0514	-.0963	13.6660	.1498	.9150
1.431	2.83	.6756	.4565	.0540	-.0978	12.5163	.2495	1.5241
1.439	2.83	.6808	.4635	.0546	-.0978	12.4795	.3500	2.1386
1.435	2.81	.6613	.4373	.0561	-.0991	11.7957	.4993	3.0506
1.433	2.76	.6608	.4367	.0565	-.1005	11.6993	.7496	4.5795

TEST 216 RUN 449
 S(M SQ)= 1.05 B(M)= 2.53
 CBAR(CM)= 41.41 X(CM)= 3.05
 ASPECT RATIO 6.11

STABILITY AXTS COEFFICIENTS

RUN 449								
G(KPA)	ALPHA	CL	CL**2	CD	CM	L/D	H/R	H/C
1.444	-7.13	-.2126	.0452	.0233	-.0842	-9.1243	.3959	2.4185
1.449	-5.23	-.0781	.0061	.0202	-.0771	-3.8767	.4802	2.9336
1.442	-3.22	.0629	.0040	.0192	-.0697	3.2809	.5705	3.4856
1.442	-1.13	.2164	.0468	.0209	-.0611	10.3692	.6659	4.0666
1.442	.93	.3607	.1301	.0253	-.0500	14.2567	.7602	4.6444
1.444	2.81	.4887	.2388	.0317	-.0397	15.3912	.8465	5.1718
1.444	4.98	.6471	.4187	.0401	-.0264	16.1517	.9005	5.5020
1.446	6.84	.7713	.5949	.0507	-.0152	15.4268	.9854	6.0206
1.445	8.95	.9082	.8247	.0633	-.0027	14.3480	.9982	6.0986
1.448	10.79	1.0197	1.0399	.0769	.0099	13.2527	1.0047	6.1383
1.447	12.76	1.1204	1.2553	.0943	.0191	11.8793	.9938	6.0717
1.448	14.76	1.2208	1.4903	.1128	.0342	10.8178	1.0262	6.2700
1.443	16.89	1.2686	1.6095	.1416	.0487	8.9570	1.0520	6.4273
1.442	18.86	1.1747	1.3798	.2029	.0198	5.7898	1.0844	6.6254

TEST 216 RUNS 425, 426, 427, 428

S(M SQ)= 1.37 B(M)= 3.30
 CBAR(CM)= 41.41 X(CM)= -2.00
 ASPECT RATIO 7.98

STABILITY AXIS COEFFICIENTS

RUN 425								
Q(KPA)	ALPHA	CL	CL**2	CD	CM	L/D	H/B	H/C
1.433	-7.14	-.5693	.3241	.0374	-.0162	-15.2205	.3078	2.4526
1.436	-5.28	-.4181	.1748	.0307	-.0126	-13.6132	.3717	2.9621
1.435	-3.21	-.2502	.0626	.0244	-.0129	-10.2377	.4424	3.5286
1.435	-1.08	-.0796	.0063	.0218	-.0065	-3.6579	.5167	4.1175
1.436	1.01	.1061	.0113	.0213	.0005	4.9655	.5897	4.6993
1.436	2.84	.2464	.0607	.0238	.0053	10.3636	.6209	4.9483
1.436	4.82	.4170	.1739	.0283	.0132	14.8819	.6373	5.0705
1.436	6.84	.5778	.3338	.0342	.0217	16.8975	.7058	5.6245
1.436	8.89	.7545	.5692	.0438	.0296	17.2157	.7553	6.0169
1.439	10.87	.9269	.8592	.0538	.0422	17.2368	.7552	6.0186
1.441	12.82	1.0726	1.1505	.0674	.0495	15.9218	.7544	6.0160
1.439	14.76	1.1945	1.4268	.0843	.0585	14.1705	.7691	6.1290
1.439	16.78	1.1223	1.2595	.1114	.0775	10.0765	.7916	6.3081
1.439	18.89	1.0687	1.1853	.1517	.0812	7.1766	.8163	6.5049

STABILITY AXIS COEFFICIENTS

RUN 426								
Q(KPA)	ALPHA	CL	CL**2	CD	CM	L/D	H/B	H/C
1.439	-1.21	-.2083	.0434	.0349	.0191	-5.9719	.0151	.1200
1.441	-1.21	-.1756	.0308	.0301	.0090	-5.8422	.0249	.1986
1.436	-1.20	-.1164	.0135	.0254	-.0011	-4.5802	.0499	.3973
1.435	-1.20	-.0910	.0083	.0241	-.0075	-3.7823	.0754	.6007
1.435	-1.19	-.0845	.0071	.0231	-.0055	-3.6610	.0997	.7942
1.432	-1.18	-.0806	.0065	.0230	-.0086	-3.5051	.1498	1.1941
1.427	-1.20	-.0753	.0057	.0225	-.0068	-3.3448	.2498	1.9908
1.429	-1.22	-.0849	.0072	.0226	-.0037	-3.7567	.3538	2.8192
1.440	-1.22	-.0840	.0071	.0231	-.0081	-3.6304	.3501	2.7903
1.435	-1.26	-.0683	.0078	.0225	-.0075	-3.9212	.4997	3.9816

STABILITY AXIS COEFFICIENTS

RUN 427								
Q(KPA)	ALPHA	CL	CL**2	CD	CM	L/D	H/B	H/C
1.440	.92	.0597	.0036	.0261	.0237	2.2854	.0154	.1223
1.441	.85	.0649	.0042	.0251	.0193	2.5812	.0251	.2003
1.440	.85	.0928	.0086	.0230	.0061	4.0390	.0482	.3839
1.442	.85	.0967	.0093	.0230	.0057	4.1998	.0498	.3970
1.434	.85	.0963	.0093	.0223	.0023	4.3112	.0751	.5986
1.435	.84	.1042	.0109	.0222	-.0017	4.6923	.1000	.7966
1.430	.85	.1026	.0105	.0219	-.0001	4.6805	.1500	1.1957
1.429	.83	.0845	.0071	.0219	-.0021	3.9559	.2502	1.9936
1.446	.81	.0825	.0068	.0222	-.0009	3.7164	.3504	2.7920
1.440	.78	.0738	.0054	.0221	-.0010	3.3359	.5002	3.9862
1.436	.74	.0723	.0052	.0220	-.0011	3.2926	.5799	4.6216

STABILITY AXIS COEFFICIENTS

RUN 428								
Q(KPA)	ALPHA	CL	CL**2	CD	CM	L/D	H/B	H/C
1.438	2.91	.2997	.0898	.0227	.0116	13.2190	.0566	.4512
1.438	2.90	.2912	.0848	.0235	.0088	12.4148	.0747	.5949
1.437	2.89	.2819	.0795	.0235	.0060	11.9742	.0997	.7946
1.435	2.88	.2726	.0743	.0238	.0061	11.4352	.1497	1.1929
1.438	2.86	.2634	.0694	.0242	.0055	10.9041	.2499	1.9914
1.438	2.86	.2586	.0669	.0242	.0055	10.7009	.3499	2.7887
1.433	2.84	.2605	.0678	.0239	.0066	10.9013	.4998	3.9826
1.436	2.82	.2658	.0707	.0233	.0072	11.3897	.6000	4.7813

TEST 216 PUNS 421, 422, 423, 424

S(M SQ)= 1.37 B(M)= 3.30
 CBAR(CM)= 41.41 X(CM)= -2.00
 ASPECT RATIO 7.98

STABILITY AXIS COEFFICIENTS

RUN 421

Q(KPA)	ALPHA	CL	CL**2	CD	CM	L/D	H/R	H/C
1.435	-7.20	-.4697	.2206	.0310	-.0372	-15.1325	.3014	2.4020
1.443	-5.10	-.2635	.0694	.0271	-.0313	-9.7349	.3758	2.9944
1.446	-3.13	-.0978	.0096	.0236	-.0261	-4.1403	.4422	3.5230
1.445	-1.11	.0700	.0049	.0222	-.0219	3.1486	.5124	4.0836
1.440	.39	.2166	.0469	.0240	-.0168	9.0394	.5821	4.6392
1.440	2.75	.3898	.1519	.0298	-.0077	13.1025	.5500	4.3834
1.438	4.90	.5669	.3213	.0326	-.0003	17.3716	.5542	4.4165
1.442	6.86	.7307	.5339	.0406	.0094	13.0067	.5376	4.2846
1.444	8.94	.8813	.7767	.0518	.0173	17.0251	.5192	4.1376
1.442	10.84	1.0315	1.0641	.0632	.0260	16.3188	.5272	4.2010
1.436	12.80	1.1739	1.3780	.0767	.0360	15.2965	.5456	4.3477
1.436	14.94	1.2650	1.6001	.0969	.0498	13.0586	.6230	4.9640
1.435	16.88	1.1752	1.3812	.1246	.0697	9.4356	.6643	5.2939
1.427	18.98	1.0960	1.2013	.1724	.0542	6.3580	.7429	5.9192

STABILITY AXIS COEFFICIENTS

RUN 422

Q(KPA)	ALPHA	CL	CL**2	CD	CM	L/D	H/R	H/C
1.438	-1.12	-.0233	.0005	.0289	.0016	-.8078	.0168	.1336
1.432	-1.11	.0189	.0004	.0262	-.0064	.7229	.0260	.2071
1.432	-1.10	.0620	.0038	.0238	-.0145	2.6062	.0496	.3953
1.433	-1.10	.0712	.0051	.0233	-.0205	3.0616	.0748	.5958
1.437	-1.11	.0743	.0055	.0230	-.0229	3.2349	.0991	.7899
1.436	-1.10	.0651	.0042	.0230	-.0203	2.8257	.1501	1.1962
1.438	-1.12	.0637	.0041	.0230	-.0236	2.7739	.2497	1.9902
1.435	-1.13	.0532	.0028	.0230	-.0236	2.3109	.3498	2.7873
1.429	-1.18	.0562	.0032	.0229	-.0222	2.4549	.5000	3.9844
1.435	-1.18	.0588	.0035	.0229	-.0223	2.5730	.5106	4.0687

STABILITY AXIS COEFFICIENTS

RUN 423

Q(KPA)	ALPHA	CL	CL**2	CD	CM	L/D	H/R	H/C
1.443	.93	.2320	.0538	.0249	.0063	9.3005	.0190	.1515
1.441	.93	.2431	.0591	.0240	.0021	10.1273	.0247	.1964
1.437	.93	.2400	.0576	.0245	.0032	9.8060	.0247	.1964
1.435	.85	.2421	.0586	.0237	-.0074	10.2337	.0505	.4026
1.432	.84	.2459	.0605	.0241	-.0147	10.1964	.0748	.5962
1.431	.84	.2443	.0597	.0239	-.0139	10.1989	.0994	.7925
1.432	.83	.2200	.0484	.0248	-.0171	8.8700	.1503	1.1981
1.431	.82	.2297	.0527	.0247	-.0105	9.3060	.2501	1.9928
1.434	.79	.2002	.0401	.0250	-.0163	8.0050	.3502	2.7904
1.432	.77	.2177	.0474	.0241	-.0136	9.0229	.5000	3.9848
1.434	.74	.1963	.0385	.0243	-.0165	8.0834	.5779	4.6650

STABILITY AXIS COEFFICIENTS

RUN 424

Q(KPA)	ALPHA	CL	CL**2	CD	CM	L/D	H/R	H/C
1.449	2.90	.4518	.2041	.0243	-.0039	18.5813	.0552	.4401
1.438	2.91	.4434	.1966	.0247	-.0049	17.9412	.0749	.5968
1.438	2.90	.4261	.1815	.0260	-.0059	16.3849	.0999	.7959
1.433	2.88	.4079	.1663	.0268	-.0111	15.2186	.1496	1.1923
1.433	2.86	.3967	.1573	.0274	-.0044	14.4529	.2500	1.9921
1.438	2.87	.3911	.1530	.0274	-.0081	14.2948	.3499	2.7884
1.430	2.84	.3899	.1520	.0274	-.0066	14.2047	.4996	3.9816
1.432	2.82	.3867	.1495	.0275	-.0087	14.0856	.5998	4.7802

TEST 216 RUNS 413, 414, 415, 416

S(M SQ)= 1.37 B(M)= 3.30
 CBAR(CM)= 41.41 X(CM)= -2.00
 ASPECT RATIO 7.98

STABILITY AXIS COEFFICIENTS

RUN 413		CL	CL**2	CD	CM	L/D	H/R	H/C
Q(KPA)	ALPHA							
1.441	-7.16	-.2972	.0883	.0317	-.0529	-9.3802	.3029	2.4139
1.442	-5.10	-.1030	.0106	.0291	-.0493	-3.6668	.3737	2.9778
1.441	-3.09	.0649	.0042	.0265	-.0427	2.4445	.4437	3.5378
1.442	-1.16	.2059	.0424	.0275	-.0401	7.4810	.5103	4.0668
1.441	.81	.3648	.1331	.0302	-.0347	12.0946	.5793	4.6166
1.446	2.84	.5383	.2898	.0359	-.0256	15.0020	.5515	4.3953
1.437	4.90	.6878	.4731	.0447	-.0166	15.3905	.5119	4.0795
1.442	6.98	.8582	.7366	.0543	-.0068	15.7976	.4835	3.8529
1.442	8.85	.9996	.9992	.0642	.0021	15.5672	.4586	3.6544
1.431	10.82	1.1346	1.2874	.0794	.0151	14.2898	.5296	4.2202
1.431	12.77	1.2701	1.6137	.0931	.0248	13.6396	.6011	4.7901
1.435	14.84	1.3300	1.7689	.1107	.0425	12.0144	.6357	5.0601
1.434	16.88	1.2260	1.5031	.1445	.0596	8.4960	.7102	5.6593
1.428	19.07	1.1436	1.3079	.2005	.0323	5.7052	.7804	6.2193

STABILITY AXIS COEFFICIENTS

RUN 414		CL	CL**2	CD	CM	L/D	H/R	H/C
Q(KPA)	ALPHA							
1.435	-1.15	.1709	.0292	.0292	-.0115	5.8432	.0148	.1185
1.435	-1.14	.2124	.0451	.0275	-.0224	7.7142	.0247	.1969
1.435	-1.14	.2449	.0600	.0261	-.0293	9.3813	.0498	.3969
1.434	-1.15	.2492	.0621	.0266	-.0357	9.3684	.0746	.5948
1.437	-1.14	.2385	.0569	.0267	-.0402	8.9156	.0996	.7936
1.434	-1.15	.2351	.0553	.0271	-.0408	8.6673	.1494	1.1909
1.438	-1.17	.2270	.0515	.0273	-.0403	8.3121	.2497	1.9900
1.442	-1.19	.2205	.0486	.0276	-.0406	7.9796	.3502	2.7905
1.438	-1.23	.2173	.0472	.0272	-.0398	8.0009	.4995	3.9809
1.436	-1.24	.2223	.0494	.0273	-.0408	8.1419	.5094	4.0595

STABILITY AXIS COEFFICIENTS

RUN 415		CL	CL**2	CD	CM	L/D	H/R	H/C
Q(KPA)	ALPHA							
1.446	1.25	.4675	.2186	.0269	-.0167	17.4078	.0150	.1198
1.442	1.01	.4453	.1983	.0264	-.0187	16.8467	.0250	.1988
1.437	1.01	.4493	.2019	.0270	-.0267	16.6502	.0500	.3986
1.434	.84	.4228	.1787	.0275	-.0320	15.3948	.0748	.5959
1.430	.83	.4043	.1634	.0287	-.0296	14.0705	.0996	.7941
1.427	.83	.3955	.1564	.0298	-.0315	13.2714	.1507	1.2012
1.438	.81	.3936	.1549	.0297	-.0325	13.2539	.2494	1.9875
1.438	.79	.3456	.1195	.0322	-.0371	10.7399	.3494	2.7844
1.433	.77	.3686	.1359	.0311	-.0321	11.8550	.4996	3.9813
1.438	.75	.3790	.1436	.0303	-.0316	12.4905	.5764	4.5932

STABILITY AXIS COEFFICIENTS

RUN 416		CL	CL**2	CD	CM	L/D	H/R	H/C
Q(KPA)	ALPHA							
1.431	2.88	.6165	.3801	.0301	-.0194	20.4757	.0516	.4109
1.434	2.88	.5996	.3595	.0313	-.0221	19.1622	.0755	.6014
1.433	2.88	.5816	.3382	.0326	-.0241	17.8317	.0991	.7895
1.429	2.85	.5535	.3064	.0353	-.0290	15.6788	.1496	1.1921
1.430	2.84	.5500	.3025	.0352	-.0244	15.6221	.2500	1.9926
1.429	2.83	.5496	.3021	.0357	-.0253	15.4149	.3498	2.7876
1.427	2.81	.5330	.2841	.0368	-.0268	14.4997	.4998	3.9828
1.435	2.80	.5422	.2940	.0359	-.0255	15.0979	.5996	4.7787

TEST 216 RUNS 417, 418, 419, 420
 S(M SQ)= 1.37 B(M)= 3.30
 CBAR(CM)= 41.41 X(CM)= -2.00
 ASPECT RATIO 7.98

STABILITY AXIS COEFFICIENTS

RUN 417

Q(KPA)	ALPHA	CL	CL**2	CD	CM	L/D	H/B	H/C
1.437	-7.20	-.0057	.0000	.0342	-.0893	-.1673	.2989	2.3820
1.436	-4.99	.1819	.0331	.0328	-.0813	5.5466	.3740	2.9801
1.440	-3.09	.3253	.1058	.0357	-.0796	9.1132	.4404	3.5692
1.440	-1.06	.4587	.2104	.0418	-.0755	10.9743	.5110	4.0720
1.438	.89	.6191	.3833	.0459	-.0642	13.4978	.5785	4.6102
1.439	2.90	.7557	.5711	.0556	-.0560	13.4002	.5539	4.4138
1.441	4.86	.9070	.8227	.0634	-.0450	14.3116	.5326	4.2442
1.442	6.92	1.0377	1.0769	.0742	-.0328	13.3835	.5450	4.3434
1.442	8.86	1.1494	1.3212	.0891	-.0234	12.9001	.5840	4.6541
1.440	10.91	1.2661	1.6549	.1008	-.0078	12.7642	.5820	4.6382
1.431	12.85	1.3895	1.9306	.1162	.0056	11.9584	.5782	4.6675
1.433	14.95	1.4477	2.0958	.1371	.0259	10.5631	.6313	5.0351
1.428	16.80	1.3061	1.7059	.1813	.0341	7.2055	.7011	5.5872
1.435	18.85	1.2104	1.4652	.2359	.0078	5.1339	.7774	6.1920

STABILITY AXIS COEFFICIENTS

RUN 418

Q(KPA)	ALPHA	CL	CL**2	CD	CM	L/D	H/B	H/C
1.432	-1.16	.4833	.2336	.0330	-.0546	14.6268	.0140	.1113
1.432	-1.16	.4969	.2469	.0331	-.0588	15.0747	.0244	.1943
1.435	-1.16	.5043	.2543	.0348	-.0667	14.4785	.0496	.3956
1.435	-1.17	.4977	.2477	.0355	-.0670	14.0027	.0724	.5770
1.432	-1.18	.4872	.2374	.0375	-.0717	12.9996	.0998	.7951
1.431	-1.19	.4663	.2174	.0389	-.0750	11.9893	.1498	1.1938
1.438	-1.20	.4605	.2121	.0397	-.0770	11.5939	.2506	1.9968
1.435	-1.21	.4624	.2138	.0396	-.0728	11.6757	.3507	2.7946
1.430	-1.27	.4466	.1995	.0403	-.0742	11.0715	.4994	3.9800
1.436	-1.27	.4302	.1851	.0416	-.0760	10.3400	.5051	4.0254

STABILITY AXIS COEFFICIENTS

RUN 419

Q(KPA)	ALPHA	CL	CL**2	CD	CM	L/D	H/B	H/C
1.438	.87	.6690	.4475	.0366	-.0490	18.2984	.0165	.1314
1.438	.86	.6654	.4428	.0373	-.0521	17.8313	.0259	.2062
1.432	.86	.6479	.4197	.0395	-.0574	16.3826	.0499	.3975
1.432	.86	.6339	.4019	.0420	-.0631	15.0845	.0748	.5963
1.428	.85	.6267	.3928	.0425	-.0624	14.7344	.1000	.7965
1.430	.85	.6193	.3835	.0442	-.0665	13.9983	.1499	1.1944
1.431	.84	.6070	.3685	.0454	-.0644	13.3810	.2500	1.9925
1.437	.82	.5988	.3586	.0460	-.0633	13.0161	.3493	2.7836
1.434	.77	.5713	.3264	.0487	-.0660	11.7278	.4998	3.9826
1.434	.76	.5816	.3383	.0478	-.0640	12.1502	.5731	4.5670

STABILITY AXIS COEFFICIENTS

RUN 420

Q(KPA)	ALPHA	CL	CL**2	CD	CM	L/D	H/B	H/C
1.449	2.93	.7938	.6301	.0457	-.0483	17.3868	.0517	.4123
1.442	2.92	.7839	.6144	.0469	-.0498	16.7017	.0747	.5956
1.439	2.90	.7701	.5931	.0496	-.0497	15.5175	.0995	.7928
1.431	2.90	.7515	.5648	.0521	-.0543	14.4113	.1502	1.1973
1.429	2.89	.7307	.5339	.0553	-.0514	13.2038	.2500	1.9922
1.437	2.88	.7177	.5150	.0575	-.0518	12.4785	.3501	2.7900
1.437	2.87	.7273	.5290	.0564	-.0517	12.8973	.5000	3.9845
1.432	2.82	.7146	.5107	.0574	-.0538	12.4530	.5998	4.7800

TEST 216

RUNS 441, 442, 443, 444

S(M SQ)= 1.37 B(M)= 3.30
 CBAR(CM)= 41.41 Y(CM)= -2.00
 ASPECT RATIO 7.98

STABILITY AXIS COEFFICIENTS

RUN 441		CL	CL**2	CD	CM	L/D	H/B	H/C
Q(KPA)	ALPHA							
1.507	-7.16	-.4121	.1698	.0499	.0146	-8.2635	.3039	2.4214
1.510	-5.23	-.2980	.0666	.0436	.0153	-5.9114	.3704	2.9514
1.512	-3.20	-.0894	.0080	.0389	.0204	-2.2980	.4400	3.5063
1.512	-1.23	.0709	.0050	.0370	.0264	1.9184	.5088	4.0547
1.485	.86	.2390	.0571	.0368	.0347	6.4960	.5807	4.6276
1.470	2.79	.3951	.1561	.0393	.0431	10.7572	.6493	5.1666
1.464	4.81	.5606	.3143	.0434	.0545	12.9204	.7185	5.7261
1.464	6.91	.7176	.5150	.0508	.0659	14.1366	.7246	5.7746
1.465	8.72	.8529	.7275	.0590	.0739	14.4492	.7123	5.6765
1.456	10.92	1.0306	1.0621	.0684	.0887	13.0609	.7371	5.8736
1.453	12.83	1.1543	1.3325	.0816	.0955	14.1536	.7273	5.7958
1.444	14.75	1.2423	1.5434	.0958	.1018	12.9668	.7497	5.9746
1.441	16.78	1.1545	1.3320	.1228	.1102	9.4000	.7801	6.2108
1.436	18.81	1.0804	1.1672	.1710	.0871	6.3186	.7990	6.3672

STABILITY AXIS COEFFICIENTS

RUN 442		CL	CL**2	CD	CM	L/D	H/B	H/C
Q(KPA)	ALPHA							
1.450	-1.20	.0114	.0001	.0410	.0150	1.7734	.0150	.1190
1.449	-1.18	.0466	.0022	.0395	.0201	1.1800	.0201	1.1908
1.441	-1.17	.0871	.0076	.0369	.0390	2.3601	.0497	.5950
1.439	-1.16	.0981	.0096	.0362	.0336	2.7089	.0755	.6017
1.436	-1.18	.0958	.0092	.0360	.0285	2.6611	.1006	.8017
1.436	-1.19	.0892	.0080	.0361	.0264	2.4691	.1503	1.1978
1.432	-1.21	.0624	.0039	.0368	.0233	1.6949	.2499	1.9916
1.429	-1.21	.0723	.0052	.0363	.0261	1.9918	.3499	2.7882
1.424	-1.28	.0532	.0028	.0363	.0252	1.4636	.4997	3.9820

STABILITY AXIS COEFFICIENTS

RUN 443		CL	CL**2	CD	CM	L/D	H/B	H/C
Q(KPA)	ALPHA							
1.460	1.11	.2952	.0871	.0347	.0650	8.4986	.0149	.1185
1.463	.94	.2828	.0800	.0346	.0575	8.1755	.0253	.2013
1.455	.94	.2861	.0819	.0344	.0448	8.3277	.0500	.3982
1.453	.93	.2765	.0765	.0348	.0380	7.9362	.0750	.5979
1.447	.93	.2738	.0750	.0349	.0376	7.8499	.0996	.7938
1.439	.92	.2677	.0716	.0351	.0361	7.6357	.1499	1.1944
1.434	.89	.2534	.0642	.0360	.0332	7.0377	.2496	1.9888
1.430	.89	.2462	.0606	.0357	.0354	6.8866	.3499	2.7881
1.423	.86	.2428	.0590	.0355	.0343	6.8429	.4997	3.9818
1.416	.83	.2223	.0494	.0360	.0330	6.1678	.5790	4.6141

STABILITY AXIS COEFFICIENTS

RUN 444		CL	CL**2	CD	CM	L/D	H/B	H/C
Q(KPA)	ALPHA							
1.453	2.90	.4672	.2183	.0334	.0532	13.9704	.0537	.4280
1.453	2.91	.4587	.2104	.0337	.0504	13.6151	.0752	.5943
1.453	2.89	.4479	.2006	.0341	.0513	13.1413	.1000	.7968
1.448	2.89	.4231	.1790	.0360	.0441	11.7593	.1498	1.1935
1.434	2.87	.4002	.1602	.0376	.0425	10.6356	.2495	1.9884
1.432	2.85	.3752	.1408	.0396	.0406	9.4804	.3497	2.7869
1.426	2.82	.3801	.1445	.0391	.0410	9.7298	.4995	3.9810
1.429	2.81	.3841	.1475	.0386	.0413	9.9564	.6000	4.7811

TEST 216 RUNS 437, 438, 439, 440

S(M SQ)= 1.37 B(M)= 3.30
 CBAR(CM)= 41.41 X(CM)= -2.00
 ASPECT RATIO 7.44

STABILITY AXIS COEFFICIENTS

RUN 437								
Q(KPA)	ALPHA	CL	CL**2	CD	CM	L/D	H/B	H/C
1.489	-7.14	-.3572	.1276	.0396	-.0079	-9.0192	.3049	2.4301
1.498	-5.21	-.1998	.0399	.0342	-.0052	-5.8460	.3703	2.9510
1.498	-3.22	-.0212	.0004	.0306	-.0003	-.6914	.4392	3.0002
1.463	-1.21	.1188	.0141	.0295	.0045	4.0326	.5091	4.0572
1.452	.83	.2840	.0807	.0305	.0099	9.3237	.5799	4.6214
1.451	2.77	.4360	.1901	.0344	.0183	12.6645	.6479	5.1633
1.450	4.79	.6186	.3826	.0382	.0294	16.1747	.6699	5.3374
1.449	6.89	.7762	.6025	.0475	.0386	16.3362	.6949	5.5379
1.452	8.83	.9207	.8476	.0585	.0451	15.7421	.6968	5.5530
1.450	11.00	1.1055	1.2221	.0667	.0620	16.5840	.7047	5.6161
1.451	12.76	1.2070	1.4568	.0826	.0690	14.6204	.7240	5.7697
1.450	14.82	1.2956	1.6786	.0991	.0784	13.0701	.7469	5.9525
1.449	16.85	1.1866	1.4079	.1284	.0917	9.2413	.7703	6.1364
1.442	18.76	1.1131	1.2391	.1778	.0650	6.2616	.7920	6.3160

STABILITY AXIS COEFFICIENTS

RUN 438								
Q(KPA)	ALPHA	CL	CL**2	CD	CM	L/D	H/B	H/C
1.443	-1.14	.0633	.0040	.0334	.0386	1.8983	.0148	.1176
1.441	-1.12	.1066	.0114	.0304	.0254	3.5100	.0250	.1991
1.439	-1.12	.1459	.0213	.0283	.0151	5.1577	.0501	.3991
1.438	-1.13	.1463	.0214	.0288	.0097	5.0803	.0747	.5952
1.436	-1.13	.1449	.0210	.0289	.0056	5.0117	.0993	.7916
1.433	-1.14	.1387	.0192	.0284	.0036	4.8747	.1501	1.1962
1.433	-1.15	.1347	.0182	.0288	.0026	4.6804	.2501	1.9935
1.430	-1.18	.1067	.0114	.0292	.0051	3.6481	.3499	2.7883
1.425	-1.26	.1200	.0144	.0291	.0048	4.1240	.4990	3.9766

STABILITY AXIS COEFFICIENTS

RUN 439								
Q(KPA)	ALPHA	CL	CL**2	CD	CM	L/D	H/B	H/C
1.451	1.05	.3442	.1185	.0269	.0387	12.7934	.0142	.1179
1.437	.92	.3338	.1114	.0270	.0306	12.3554	.0249	.1961
1.432	.92	.3385	.1146	.0272	.0195	12.4344	.0498	.3969
1.432	.91	.3292	.1083	.0277	.0148	11.9025	.0752	.5989
1.430	.91	.3160	.0998	.0283	.0146	11.1458	.1001	.7975
1.425	.89	.3083	.0950	.0288	.0112	10.7208	.1495	1.1916
1.424	.88	.2895	.0838	.0295	.0108	9.3125	.2503	1.9949
1.423	.87	.2803	.0786	.0298	.0110	9.4215	.3441	2.7881
1.430	.84	.2656	.0706	.0303	.0086	8.7795	.5000	3.9840
1.427	.81	.2781	.0773	.0296	.0105	9.3932	.5782	4.6675

STABILITY AXIS COEFFICIENTS

RUN 440								
Q(KPA)	ALPHA	CL	CL**2	CD	CM	L/D	H/B	H/C
1.447	2.94	.5202	.2706	.0277	.0286	18.8094	.0541	.4309
1.436	2.93	.5089	.2590	.0285	.0230	17.8616	.0756	.6024
1.434	2.92	.4915	.2415	.0298	.0229	16.5018	.0993	.7917
1.429	2.91	.4799	.2303	.0306	.0169	15.6824	.1503	1.1981
1.424	2.90	.4511	.2034	.0327	.0175	13.7783	.2507	1.9975
1.422	2.89	.4500	.2025	.0329	.0179	13.6607	.3499	2.7880
1.431	2.87	.4273	.1826	.0339	.0183	12.6160	.4999	3.9840
1.427	2.85	.4396	.1932	.0330	.0172	13.3022	.6000	4.7813

TEST 216 RUNS 433, 434, 435, 436

S(M SQ)= 1.37 B(M)= 3.30
 CBAR(CM)= 41.41 X(CM)= -2.00
 ASPECT RATIO 7.98

STABILITY AXIS COEFFICIENTS

RUN 433								
Q(KPA)	ALPHA	CL	CL**2	CD	CM	L/D	H/B	H/C
1.497	-7.29	-.2529	.0639	.0272	-.0838	-9.3130	.2993	2.3848
1.438	-4.99	-.0554	.0031	.0241	-.0803	-2.3033	.3772	3.0059
1.436	-3.18	.0968	.0094	.0235	-.0766	4.1230	.4404	3.5092
1.436	-1.24	.2499	.0624	.0253	-.0711	9.8603	.5073	4.0431
1.435	.91	.4387	.1925	.0295	-.0646	14.8791	.5818	4.6363
1.436	2.90	.5928	.3514	.0362	-.0562	16.3726	.6512	5.1898
1.433	4.85	.7658	.5865	.0440	-.0486	17.3876	.7200	5.7377
1.439	6.92	.9220	.8501	.0561	-.0392	16.4234	.6877	5.4806
1.440	9.00	1.0748	1.1553	.0701	-.0292	15.3263	.7039	5.6093
1.438	10.93	1.2159	1.4783	.0840	-.0171	14.4728	.6929	5.5217
1.438	12.94	1.3336	1.7785	.1019	-.0028	13.0906	.6974	5.5580
1.436	14.85	1.4050	1.9741	.1192	.0095	11.7851	.7106	5.6626
1.436	16.72	1.2728	1.6201	.1476	.0396	8.6235	.7327	5.8352
1.433	18.81	1.1767	1.3845	.2019	.0192	5.8288	.7583	6.0431

STABILITY AXIS COEFFICIENTS

RUN 434								
Q(KPA)	ALPHA	CL	CL**2	CD	CM	L/D	H/B	H/C
1.460	-1.19	.2354	.0554	.0244	-.0561	9.4391	.6140	.4186
1.448	-1.18	.2662	.0709	.0235	-.0595	11.3324	.6247	.4170
1.436	-1.19	.2928	.0857	.0234	-.0654	12.5169	.6501	.3991
1.438	-1.18	.2892	.0836	.0232	-.0708	12.4447	.6759	.6051
1.436	-1.19	.2790	.0779	.0241	-.0739	11.5731	.6999	.7961
1.431	-1.19	.2874	.0826	.0237	-.0698	12.1447	.6497	1.1926
1.425	-1.21	.2705	.0731	.0244	-.0730	11.0819	.2497	1.9901
1.424	-1.21	.2743	.0752	.0241	-.0704	11.3615	.3496	2.7863
1.417	-1.27	.2511	.0630	.0248	-.0711	10.1350	.4997	3.9818

STABILITY AXIS COEFFICIENTS

RUN 435								
Q(KPA)	ALPHA	CL	CL**2	CD	CM	L/D	H/B	H/C
1.456	.93	.4870	.2372	.0239	-.0540	20.3528	.0151	.1200
1.454	.89	.4841	.2343	.0237	-.0561	20.4289	.0249	.1988
1.440	.89	.4726	.2234	.0257	-.0611	18.4235	.0500	.3983
1.438	.88	.4693	.2203	.0260	-.0643	18.0937	.0751	.5982
1.434	.86	.4612	.2127	.0266	-.0674	17.3500	.1000	.7970
1.429	.86	.4480	.2007	.0275	-.0629	16.2925	.1497	1.1934
1.427	.85	.4382	.1920	.0278	-.0647	15.7731	.2496	1.9894
1.433	.84	.4372	.1912	.0279	-.0631	15.6699	.3499	2.7885
1.431	.81	.4215	.1777	.0286	-.0645	14.7187	.5007	3.9902
1.431	.78	.4337	.1881	.0279	-.0634	15.5539	.5761	4.5909

STABILITY AXIS COEFFICIENTS

RUN 436								
Q(KPA)	ALPHA	CL	CL**2	CD	CM	L/D	H/B	H/C
1.458	2.93	.6653	.4426	.0286	-.0545	23.2572	.0526	.4196
1.444	2.91	.6496	.4220	.0300	-.0562	21.6899	.0750	.5976
1.440	2.91	.6419	.4120	.0307	-.0571	20.9166	.1001	.7980
1.436	2.89	.6161	.3796	.0331	-.0591	18.5966	.1503	1.1981
1.440	2.89	.6032	.3638	.0342	-.0580	17.6309	.2498	1.9909
1.436	2.88	.5880	.3457	.0353	-.0577	16.4725	.3501	2.7699
1.435	2.86	.5889	.3469	.0354	-.0600	16.4270	.4097	3.9822
1.449	2.83	.5868	.3443	.0350	-.0589	16.7566	.5098	4.7803

TEST 21b RUNS 429, 430, 431, 432

S(M SD)= 1.37 B(M)= 3.30
 CBAR(CM)= 41.41 X(CM)= -2.00
 ASPECT RATIO 7.98

STABILITY AXIS COEFFICIENTS

RUN 429		CL	CL**2	CD	CM	L/D	H/B	H/C
Q(KPA)	ALPHA							
1.499	-7.18	-.1450	.0210	.0309	-.1297	-4.6849	.3035	2.4167
1.501	-5.06	.0132	.0002	.0297	-.1292	.4440	.3746	2.9854
1.502	-3.11	.1697	.0288	.0316	-.1241	5.3680	.4417	3.5203
1.502	-1.12	.3368	.1134	.0352	-.1175	9.5621	.5106	4.0687
1.501	.99	.5012	.2512	.0420	-.1118	11.9382	.5843	4.6562
1.502	2.86	.6705	.4495	.0477	-.0994	14.0427	.6486	5.1641
1.499	4.95	.8212	.6743	.0597	-.0905	13.7471	.7221	5.7547
1.499	6.96	.9736	.9472	.0704	-.0767	13.3362	.7012	5.5881
1.474	8.89	1.1111	1.2345	.0835	-.0667	13.3122	.7050	5.6165
1.457	10.93	1.2489	1.5598	.0998	-.0508	12.5113	.7148	5.6967
1.450	12.98	1.3876	1.9254	.1160	-.0396	11.9594	.7378	5.8795
1.450	14.84	1.4208	2.0188	.1342	-.0181	10.5868	.7623	6.0751
1.447	16.85	1.3147	1.7284	.1652	.0150	7.9572	.7861	6.2648
1.440	19.97	1.2290	1.5105	.2212	.0051	5.5560	.8005	6.3793

STABILITY AXIS COEFFICIENTS

RUN 430		CL	CL**2	CD	CM	L/D	H/B	H/C
Q(KPA)	ALPHA							
1.447	-1.18	.3093	.0957	.0324	-.1089	9.5582	.0151	.1203
1.445	-1.17	.3437	.1181	.0319	-.1131	10.7690	.0243	.1978
1.444	-1.17	.3566	.1271	.0330	-.1175	10.8071	.0499	.3977
1.443	-1.18	.3587	.1287	.0330	-.1189	10.8713	.0748	.5958
1.439	-1.17	.3618	.1309	.0330	-.1189	10.9486	.0997	.7948
1.437	-1.19	.3470	.1204	.0335	-.1189	10.3567	.1497	1.1932
1.432	-1.21	.3313	.1098	.0343	-.1175	9.6696	.2499	1.9916
1.430	-1.21	.3424	.1173	.0342	-.1163	10.0196	.3499	2.7886
1.425	-1.29	.3256	.1060	.0345	-.1197	9.4429	.5000	3.9845

STABILITY AXIS COEFFICIENTS

RUN 431		CL	CL**2	CD	CM	L/D	H/B	H/C
Q(KPA)	ALPHA							
1.447	.88	.5622	.3160	.0334	-.0995	15.9983	.0147	.1174
1.439	.89	.5541	.3070	.0341	-.1037	16.2640	.0249	.1987
1.435	.88	.5496	.3020	.0356	-.1048	15.4531	.0503	.4007
1.436	.87	.5341	.2852	.0373	-.1087	14.3157	.0749	.5968
1.433	.87	.5270	.2777	.0377	-.1059	13.9713	.0999	.7964
1.436	.87	.5195	.2699	.0380	-.1089	13.6667	.1504	1.1987
1.438	.85	.5064	.2565	.0396	-.1107	12.7777	.2496	1.9890
1.441	.84	.4841	.2344	.0410	-.1132	11.8050	.3502	2.7912
1.440	.81	.4925	.2425	.0400	-.1119	12.3063	.5001	3.9851
1.436	.79	.5053	.2553	.0388	-.1069	13.0153	.5772	4.5998

STABILITY AXIS COEFFICIENTS

RUN 432		CL	CL**2	CD	CM	L/D	H/B	H/C
Q(KPA)	ALPHA							
1.452	2.83	.7123	.5074	.0409	-.0965	17.4353	.0498	.3966
1.443	2.82	.6985	.4879	.0421	-.0987	16.6044	.0753	.5999
1.441	2.81	.6818	.4649	.0438	-.0983	15.5815	.0997	.7941
1.438	2.80	.6671	.4450	.0453	-.0997	14.7222	.1498	1.1938
1.431	2.80	.6479	.4198	.0472	-.1013	13.7373	.2498	1.9906
1.426	2.78	.6501	.4226	.0473	-.0997	13.7401	.3497	2.7867
1.423	2.75	.6429	.4134	.0477	-.1003	13.4680	.5004	3.9880
1.434	2.74	.6516	.4246	.0473	-.1012	13.7635	.5998	4.7799

TEST 216 RUN 450
 S(M SQ)= 1.37 B(M)= 3.30
 CBAR(CM)= 41.41 X(CM)= -2.00
 ASPECT RATIO 7.98

STABILITY AXIS COEFFICIENTS

RUN 450								
Q(KPA)	ALPHA	CL	CL**2	CD	CM	L/D	H/R	H/C
1.435	-7.18	-.2345	.0550	.0221	-.0816	-10.6047	.3028	2.4132
1.435	-5.16	-.0847	.0072	.0186	-.0763	-4.5471	.3714	2.9598
1.438	-3.20	.0805	.0065	.0180	-.0678	4.4611	.4392	3.5004
1.440	-1.12	.2447	.0599	.0192	-.0614	12.7701	.5117	4.0776
1.439	.63	.3759	.1413	.0229	-.0522	16.4390	.5789	4.6129
1.440	2.79	.5179	.2682	.0289	-.0413	17.9430	.6483	5.1664
1.440	4.77	.6797	.4621	.0340	-.0272	20.0158	.7171	5.7143
1.442	6.74	.8146	.6636	.0436	-.0147	18.6958	.7861	6.2646
1.439	9.02	.9515	.9054	.0572	-.0011	16.6484	.7813	6.2261
1.437	10.81	1.0664	1.1372	.0691	.0109	15.6495	.7453	5.9476
1.439	12.98	1.1891	1.4139	.0836	.0284	14.2298	.7670	6.1124
1.436	14.86	1.2639	1.5975	.1033	.0419	12.2318	.7890	6.2875
1.435	16.93	1.2751	1.6258	.1399	.0563	9.1138	.8129	6.4778
1.434	18.80	1.1776	1.3867	.2002	.0200	5.8820	.8365	6.6661

TEST 216 RUNS 171, 172, 173, 174

S(M SQ)= .52 B(M)= 1.12
 CDAR(CM)= 46.19 X(CM)= 11.65
 AFFECT KAITL 2.42

STABILITY AXIS COEFFICIENTS

RUN 171		CL	CL**2	CD	CM	L/D	H/B	H/C
Q(KPA)	ALPHA							
1.439	-7.32	-.3513	.1234	.0447	-.0167	-7.9528	.8515	2.0646
1.439	-5.40	-.2406	.0579	.0350	-.0166	-6.8664	1.0534	2.5543
1.441	-3.28	-.1386	.0192	.0279	-.0144	-4.9695	1.2744	3.0901
1.441	-1.28	-.0238	.0006	.0250	-.0099	-.9222	1.4803	3.5893
1.442	.71	.0820	.0067	.0246	-.0056	3.3227	1.6862	4.0951
1.441	2.52	.1869	.0340	.0224	-.0029	6.5767	1.8892	4.5868
1.442	4.82	.3017	.0910	.0356	.0031	8.4647	2.1207	5.1422
1.442	6.76	.4038	.1630	.0450	.0056	8.9796	1.9664	4.7679
1.449	8.79	.5171	.2674	.0577	.0078	8.9612	2.0038	4.8587
1.450	10.77	.6210	.3855	.0744	.0098	8.3430	1.9790	4.7961
1.451	12.62	.7065	.4991	.0938	.0099	7.5352	2.0243	4.9083
1.452	14.74	.8256	.6816	.1151	.0104	7.1715	2.0907	5.0694
1.442	16.72	.9227	.8513	.1405	.0130	6.5684	2.3010	5.5794
1.440	18.72	1.0105	1.0212	.1671	.0094	6.0468	2.5131	6.0937

STABILITY AXIS COEFFICIENTS

RUN 172		CL	CL**2	CD	CM	L/D	H/B	H/C
Q(KPA)	ALPHA							
1.485	-1.26	-.1922	.0369	.0336	.0284	-5.7197	.0385	.0933
1.486	-1.24	-.1337	.0179	.0317	.0201	-4.2215	.0520	.1260
1.485	-1.24	-.1068	.0114	.0291	.0128	-3.6666	.0741	.1797
1.482	-1.24	-.0823	.0068	.0284	.0049	-2.8931	.1014	.2459
1.420	-1.23	-.0526	.0028	.0273	-.0013	-1.9268	.1516	.3675
1.420	-1.22	-.0346	.0012	.0266	-.0069	-1.3003	.2507	.6080
1.417	-1.24	-.0143	.0002	.0265	-.0088	-.5384	.3493	.8469
1.414	-1.24	-.0319	.0010	.0262	-.0107	-1.2160	.5005	1.2136
1.408	-1.30	-.0269	.0007	.0257	-.0108	-1.0489	1.0017	2.4290
1.401	-1.32	-.0297	.0009	.0256	-.0104	-1.1590	1.4856	3.6023

STABILITY AXIS COEFFICIENTS

RUN 173		CL	CL**2	CD	CM	L/D	H/B	H/C
Q(KPA)	ALPHA							
1.459	.86	.0494	.0024	.0285	.0203	1.7369	.0388	.0940
1.462	.76	.0397	.0016	.0284	.0186	1.4005	.0544	.1319
1.461	.76	.0476	.0023	.0272	.0121	1.7503	.0749	.1816
1.462	.76	.0774	.0060	.0268	.0074	2.8845	.1023	.2480
1.447	.75	.0713	.0051	.0264	-.0006	2.7012	.1522	.3691
1.446	.75	.0691	.0048	.0257	-.0022	2.6864	.2509	.6085
1.442	.75	.0794	.0063	.0258	-.0052	3.0842	.3505	.8499
1.439	.74	.0822	.0068	.0254	-.0079	3.2351	.5004	1.2133
1.433	.69	.0950	.0090	.0259	-.0062	3.6670	1.0006	2.4263
1.424	.67	.0780	.0061	.0256	-.0060	3.0483	1.6877	4.0923

STABILITY AXIS COEFFICIENTS

RUN 174		CL	CL**2	CD	CM	L/D	H/B	H/C
Q(KPA)	ALPHA							
1.444	2.74	.2105	.0443	.0301	.0032	6.9985	.1506	.3652
1.440	2.73	.1965	.0386	.0295	-.0001	6.6726	.2503	.6061
1.438	2.73	.1868	.0349	.0297	-.0014	6.2932	.3494	.8473
1.434	2.72	.1848	.0342	.0286	-.0010	6.4631	.5015	1.2159
1.431	2.72	.1923	.0361	.0286	-.0008	6.8217	1.0019	2.4293
1.452	2.65	.1828	.0334	.0289	-.0017	5.4116	1.8267	4.5973

TEST 216 RUNS 167, 168, 169, 170

S(M SQ)= .52 B(M)= 1.12
 CBAR(CM)= 46.19 X(CM)= 11.65
 ASPFCT RATIC 2.42

STABILITY AXIS COEFFICIENTS

RUN 167								
Q(KPA)	ALPHA	CL	CL**2	CD	CM	L/D	H/B	H/C
1.440	-7.29	-.2946	.0869	.0418	-.0381	-7.0562	.8572	2.0803
1.441	-5.19	-.1687	.0285	.0320	-.0365	-5.2673	1.0704	2.5950
1.442	-3.15	-.0524	.0027	.0290	-.0341	-1.8075	1.2830	3.1109
1.442	-1.21	.0497	.0025	.0263	-.0304	1.8849	1.4857	3.6024
1.443	.78	.1553	.0241	.0285	-.0273	5.4401	1.6921	4.1030
1.443	2.74	.2670	.0713	.0339	-.0224	7.8787	1.9000	4.6670
1.442	4.77	.3601	.1296	.0426	-.0190	8.4594	1.9354	4.0927
1.446	6.82	.4630	.2333	.0536	-.0163	9.0142	1.9995	4.8484
1.447	8.79	.5853	.3426	.0688	-.0139	8.5057	2.0312	4.9267
1.447	10.69	.6770	.4563	.0869	-.0117	7.7903	2.1137	5.1235
1.448	12.73	.7871	.6195	.1064	-.0090	7.3977	2.1746	5.2729
1.448	14.57	.8724	.7611	.1287	-.0094	6.7790	2.2555	5.4689
1.449	16.65	.9647	.9306	.1552	-.0060	6.2138	2.3701	5.7469
1.447	18.69	1.0538	1.1106	.1797	-.0016	5.8637	2.5860	6.2703

STABILITY AXIS COEFFICIENTS

RUN 168								
Q(KPA)	ALPHA	CL	CL**2	CD	CM	L/D	H/B	H/C
1.446	-1.27	-.0691	.0048	.0317	-.0001	-2.1613	.0397	.0964
1.439	-1.26	-.0416	.0017	.0302	-.0055	-1.3774	.0507	.1229
1.438	-1.27	-.0163	.0003	.0291	-.0125	-.5603	.0739	.1793
1.438	-1.25	.0040	.0000	.0281	-.0175	.1423	.1022	.2479
1.436	-1.26	.0219	.0005	.0278	-.0242	.7894	.1510	.3661
1.435	-1.26	.0348	.0012	.0267	-.0288	1.2995	.2503	.6069
1.431	-1.25	.0325	.0011	.0279	-.0315	1.1658	.3482	.8444
1.429	-1.26	.0375	.0014	.0261	-.0304	1.4358	.5031	1.2198
1.418	-1.29	.0480	.0023	.0259	-.0316	1.8511	.9977	2.4192
1.423	-1.34	.0480	.0023	.0269	-.0337	1.7862	1.4826	3.5948

STABILITY AXIS COEFFICIENTS

RUN 169								
Q(KPA)	ALPHA	CL	CL**2	CD	CM	L/D	H/B	H/C
1.468	.80	.1387	.0192	.0282	-.0036	4.9195	.0396	.0961
1.471	.76	.1435	.0206	.0288	-.0057	4.9812	.0520	.1261
1.470	.76	.1589	.0252	.0283	-.0137	5.6110	.0766	.1856
1.469	.75	.1519	.0231	.0284	-.0176	5.3556	.0994	.2410
1.469	.75	.1595	.0254	.0284	-.0211	5.6224	.1492	.3618
1.465	.76	.1626	.0264	.0288	-.0247	5.6371	.2530	.6135
1.462	.74	.1459	.0213	.0283	-.0266	5.1493	.3491	.8465
1.433	.74	.1587	.0252	.0291	-.0245	5.4549	.5010	1.2149
1.426	.73	.1495	.0223	.0278	-.0283	5.3728	1.0016	2.4287
1.434	.66	.1387	.0192	.0290	-.0264	4.7824	1.6347	4.0845

STABILITY AXIS COEFFICIENTS

RUN 170								
Q(KPA)	ALPHA	CL	CL**2	CD	CM	L/D	H/B	H/C
1.467	2.75	.2817	.0794	.0336	-.0165	8.3748	.1447	.3509
1.458	2.75	.2884	.0832	.0334	-.0175	8.6268	.1507	.3653
1.442	2.74	.2771	.0768	.0338	-.0222	8.2073	.2498	.6058
1.438	2.65	.2579	.0665	.0350	-.0226	7.3599	.3486	.8452
1.437	2.74	.2581	.0666	.0342	-.0216	7.5417	.5000	1.2125
1.428	2.73	.2548	.0649	.0337	-.0229	7.5678	.9992	2.4227
1.429	2.66	.2496	.0623	.0347	-.0231	7.1976	1.8959	4.5971

TEST 216 RUNS 162, 163, 164, 165

S(M SQ)= .52 B(M)= 1.12
 CBAR(CM)= 46.19 X(CM)= 11.65
 ASPECT RATIO 2.42

STABILITY AXIS COEFFICIENTS

RUN 162		CL	CL**2	CD	CM	L/D	H/B	H/C
Q(KPA)	ALPHA							
1.455	-7.30	-.2087	.0435	.0398	-.0558	-5.2418	.8505	2.0622
1.435	-5.34	-.1158	.0134	.0334	-.0545	-3.4727	1.0608	2.5722
1.438	-3.26	-.0065	.0000	.0302	-.0517	-.2135	1.2733	3.0875
1.438	-1.22	.1083	.0117	.0307	-.0460	3.5233	1.4956	3.6023
1.439	.85	.2187	.0478	.0362	-.0395	6.0375	1.7028	4.1288
1.438	2.76	.3259	.1062	.0417	-.0369	7.3123	1.7522	4.2486
1.441	4.73	.4183	.1750	.0518	-.0356	8.1712	1.7992	4.3626
1.443	6.83	.5359	.2872	.0663	-.0329	8.0865	1.8951	4.5952
1.444	8.71	.6313	.3985	.0801	-.0282	7.8858	1.9854	4.8142
1.445	10.77	.7368	.5428	.0996	-.0274	7.3967	2.0327	4.9289
1.443	12.66	.8314	.6912	.1218	-.0255	6.8253	2.0946	5.0780
1.441	14.79	.9416	.8866	.1468	-.0241	6.4152	2.1947	5.3210
1.441	16.72	1.0146	1.0294	.1734	-.0236	5.9512	2.2736	5.5120
1.441	18.67	1.0935	1.1958	.1978	-.0175	5.5280	2.4290	5.8647

STABILITY AXIS COEFFICIENTS

RUN 163		CL	CL**2	CD	CM	L/D	H/B	H/C
Q(KPA)	ALPHA							
1.454	-1.19	.0388	.0015	.0344	-.0219	1.1288	.0410	.0994
1.453	-1.18	.0465	.0022	.0333	-.0254	1.3979	.0495	.1201
1.453	-1.18	.0839	.0070	.0330	-.0316	2.5466	.0772	.1875
1.453	-1.18	.0891	.0079	.0334	-.0347	2.6652	.1004	.2436
1.452	-1.17	.1067	.0114	.0334	-.0392	3.1926	.1505	.3650
1.449	-1.18	.1049	.0110	.0317	-.0441	3.3102	.2505	.6074
1.447	-1.18	.1050	.0110	.0330	-.0441	3.1845	.3490	.8461
1.443	-1.19	.0930	.0087	.0328	-.0460	2.8339	.5003	1.2130
1.435	-1.19	.1109	.0123	.0327	-.0455	3.3942	1.0018	2.4292
1.428	-1.26	.1065	.0113	.0336	-.0459	3.1667	1.4903	3.6137

STABILITY AXIS COEFFICIENTS

RUN 164		CL	CL**2	CD	CM	L/D	H/B	H/C
Q(KPA)	ALPHA							
1.456	.93	.2371	.0562	.0357	-.0244	6.6469	.0402	.0974
1.454	.85	.2299	.0528	.0353	-.0210	6.5125	.0439	.1065
1.444	.82	.2296	.0527	.0358	-.0292	6.4194	.0823	.1996
1.442	.81	.2328	.0542	.0359	-.0361	6.4913	.1214	.2942
1.441	.80	.2406	.0579	.0361	-.0376	6.6675	.1607	.3890
1.441	.82	.2259	.0510	.0368	-.0399	6.1476	.2417	.5860
1.434	.80	.2120	.0449	.0370	-.0415	5.7247	.4049	.9818
1.434	.80	.2095	.0439	.0363	-.0420	5.7674	.5653	1.3731
1.435	.80	.2168	.0470	.0358	-.0403	6.0548	.8075	1.9579
1.433	.75	.2372	.0563	.0352	-.0401	6.7465	1.6204	3.9289
1.437	.72	.1968	.0387	.0369	-.0428	5.3374	1.6912	4.1008

STABILITY AXIS COEFFICIENTS

RUN 165		CL	CL**2	CD	CM	L/D	H/B	H/C
Q(KPA)	ALPHA							
1.460	2.80	.3621	.1311	.0427	-.0309	8.4827	.1499	.3634
1.441	2.80	.3473	.1206	.0429	-.0327	8.0869	.1604	.3890
1.439	2.79	.3306	.1093	.0434	-.0367	7.6088	.2440	.5915
1.431	2.78	.3198	.1023	.0432	-.0366	7.4008	.4051	.9823
1.430	2.78	.3051	.0931	.0444	-.0380	6.8655	.5661	1.3727
1.430	2.77	.3201	.1025	.0434	-.0367	7.3686	.8102	1.9646
1.430	2.75	.3076	.0946	.0437	-.0364	7.0313	1.6171	3.9211
1.438	2.71	.3036	.0922	.0428	-.0379	7.0912	1.8968	4.5994

TEST 210 RUNS 158, 159, 160, 161

S(M SQ)= .52 B(M)= 1.12
 CBAR(CM)= 46.19 X(CM)= 11.65
 ASPECT RATIO 2.42

STABILITY AXIS COEFFICIENTS

RUN 158								
Q(KPA)	ALPHA	CL	CL**2	CD	CM	L/D	H/R	H/C
1.441	-7.23	-.1005	.0101	.0418	-.0870	-2.4040	.8623	2.0908
1.440	-5.23	.0098	.0001	.0394	-.0858	.2547	1.0674	2.5862
1.442	-3.20	.1281	.0164	.0404	-.0818	3.1739	1.2831	3.1113
1.443	-1.22	.2246	.0504	.0427	-.0770	5.2530	1.4880	3.6060
1.443	.81	.3319	.1102	.0491	-.0743	6.7669	1.6976	4.1164
1.443	2.81	.4323	.1874	.0600	-.0705	7.2134	1.9109	4.6333
1.444	4.78	.5474	.2997	.0720	-.0705	7.6021	1.8675	4.5282
1.449	6.81	.6462	.4202	.0893	-.0700	7.2619	1.9073	4.6246
1.452	8.76	.7311	.5346	.1070	-.0663	6.8339	1.8917	4.5869
1.453	10.69	.8312	.6900	.1264	-.0628	6.5743	1.9582	4.7462
1.453	12.70	.9276	.8605	.1508	-.0605	6.1530	1.9712	4.7797
1.452	14.70	1.0232	1.0469	.1777	-.0580	5.7569	2.1020	5.0969
1.441	16.66	1.0991	1.2080	.2029	-.0548	5.4177	2.1818	5.2903
1.440	18.71	1.1975	1.4339	.2341	-.0533	5.1146	2.2813	5.5315

STABILITY AXIS COEFFICIENTS

RUN 159								
Q(KPA)	ALPHA	CL	CL**2	CD	CM	L/D	H/R	H/C
1.483	-1.26	.2078	.0432	.0403	-.0617	5.1501	.0392	.0951
1.444	-1.26	.2134	.0455	.0409	-.0624	5.2234	.0495	.1175
1.438	-1.25	.2159	.0471	.0414	-.0663	5.2452	.0751	.1821
1.435	-1.26	.2328	.0542	.0412	-.0715	5.6569	.1014	.2458
1.435	-1.25	.2281	.0520	.0416	-.0748	5.4776	.1499	.3636
1.434	-1.27	.2159	.0466	.0435	-.0767	4.9671	.2507	.6080
1.432	-1.26	.2186	.0478	.0439	-.0761	4.9755	.3498	.8481
1.447	-1.27	.2141	.0458	.0430	-.0781	4.9752	.5010	1.2149
1.433	-1.30	.2187	.0478	.0431	-.0804	5.0720	.9997	2.4240
1.437	-1.35	.2158	.0466	.0427	-.0819	5.0569	1.4793	3.5869

STABILITY AXIS COEFFICIENTS

RUN 160								
Q(KPA)	ALPHA	CL	CL**2	CD	CM	L/D	H/R	H/C
1.444	.89	.3829	.1466	.0452	-.0600	8.4754	.0391	.0947
1.441	.82	.3737	.1397	.0462	-.0605	8.0938	.0504	.1221
1.442	.82	.3689	.1361	.0466	-.0637	7.9167	.0758	.1837
1.440	.82	.3671	.1347	.0466	-.0675	7.8825	.1011	.2451
1.438	.81	.3477	.1209	.0483	-.0690	7.1967	.1488	.3607
1.437	.80	.3135	.0983	.0499	-.0739	6.2872	.2499	.6059
1.435	.80	.3313	.1097	.0495	-.0732	6.6929	.3501	.8489
1.430	.80	.3176	.1009	.0500	-.0758	6.3473	.5000	1.2125
1.437	.79	.3134	.0982	.0499	-.0749	6.2818	.9989	2.4220
1.434	.72	.3143	.0989	.0499	-.0764	6.3024	1.8868	4.0901

STABILITY AXIS COEFFICIENTS

RUN 161								
Q(KPA)	ALPHA	CL	CL**2	CD	CM	L/D	H/R	H/C
1.447	2.82	.4786	.2290	.0571	-.0656	8.3860	.1492	.3619
1.442	2.83	.4557	.2077	.0590	-.0707	7.7264	.2498	.6058
1.436	2.83	.4652	.2164	.0583	-.0703	7.9775	.3494	.8471
1.431	2.81	.4317	.1863	.0598	-.0701	7.2172	.5011	1.2151
1.422	2.81	.4218	.1779	.0600	-.0713	7.0290	1.0022	2.4300
1.425	2.72	.4237	.1795	.0607	-.0719	6.9828	1.8999	4.6067

TEST 216 RUNS 214, 215, 216, 217

S(M SQ)= .84 R(M)= 1.81
 C/BAR(CM)= 46.19 X(CM)= 1.38
 ASPECT RATIO 3.92

STABILITY AXIS COEFFICIENTS

RUN 214								
Q(KPA)	ALPHA	CL	CL**2	CD	CM	L/D	H/R	H/C
1.437	-7.19	-.4432	.1964	.0382	-.0136	-11.6036	.5020	1.9671
1.444	-5.25	-.3188	.1017	.0298	-.0124	-11.0659	.6248	2.4483
1.445	-3.14	-.1774	.0315	.0227	-.0121	-7.8063	.7594	2.9758
1.450	-1.22	-.0350	.0012	.0194	-.0080	-1.8004	.8821	3.4564
1.450	.76	.0684	.0047	.0198	-.0051	3.4488	1.0110	3.9618
1.450	2.69	.2002	.0401	.0223	-.0001	8.7852	1.1356	4.4499
1.448	4.76	.3264	.1066	.0295	.0035	11.4512	1.2696	4.9748
1.451	6.78	.4699	.2208	.0367	.0071	12.7970	1.2173	4.7700
1.453	8.92	.5983	.3579	.0487	.0113	12.2939	1.2174	4.7704
1.452	10.67	.7201	.5185	.0625	.0125	11.5247	1.3390	5.2471
1.442	12.64	.8503	.7229	.0787	.0156	10.7974	1.2983	5.0874
1.434	14.66	.9702	.9413	.0998	.0189	9.7177	1.4061	5.5101
1.433	16.70	1.0879	1.1834	.1209	.0236	8.9959	1.4430	5.6546
1.433	18.66	1.1440	1.3089	.1378	.0432	8.2992	1.4404	5.6444

STABILITY AXIS COEFFICIENTS

RUN 215								
Q(KPA)	ALPHA	CL	CL**2	CD	CM	L/D	H/R	H/C
1.385	-1.26	-.1913	.0366	.0285	.0162	-6.7031	.0248	.0971
1.384	-1.26	-.1799	.0324	.0278	.0131	-6.4745	.0275	.1077
1.383	-1.24	-.1225	.0150	.0244	.0053	-5.0171	.0496	.1943
1.386	-1.24	-.0926	.0086	.0226	.0001	-4.1026	.0750	.2940
1.410	-1.24	-.0715	.0051	.0215	-.0033	-3.3290	.1015	.3976
1.411	-1.24	-.0616	.0038	.0207	-.0070	-2.9708	.1477	.5787
1.414	-1.25	-.0550	.0030	.0207	-.0095	-2.6607	.2502	.9804
1.418	-1.24	-.0470	.0022	.0198	-.0078	-2.3747	.3503	1.3726
1.437	-1.25	-.0478	.0023	.0197	-.0091	-2.4214	.5002	1.9600
1.433	-1.31	-.0496	.0025	.0199	-.0080	-2.4855	.9153	3.5867

STABILITY AXIS COEFFICIENTS

RUN 216								
Q(KPA)	ALPHA	CL	CL**2	CD	CM	L/D	H/R	H/C
1.451	.79	.0415	.0017	.0225	.0205	1.8467	.0248	.0970
1.441	.74	.0435	.0019	.0228	.0199	1.9023	.0274	.1075
1.433	.75	.0571	.0033	.0215	.0087	2.6622	.0496	.1951
1.435	.75	.0795	.0063	.0211	.0028	3.7749	.0752	.2945
1.433	.75	.0782	.0061	.0203	.0008	3.9493	.0991	.3882
1.430	.74	.0849	.0072	.0196	-.0024	4.3357	.1486	.5823
1.426	.74	.0837	.0070	.0200	-.0049	4.1859	.2509	.9832
1.425	.72	.0917	.0084	.0196	-.0047	4.6691	.3500	1.3715
1.433	.72	.0740	.0055	.0193	-.0045	3.8273	.5003	1.9603
1.430	.67	.0725	.0053	.0194	-.0033	3.7293	.9985	3.9125
1.440	.67	.0751	.0056	.0195	-.0046	3.8469	1.0417	4.0821

STABILITY AXIS COEFFICIENTS

RUN 217								
Q(KPA)	ALPHA	CL	CL**2	CD	CM	L/D	H/R	H/C
1.446	2.80	.2363	.0558	.0218	.0044	10.8355	.1028	.4029
1.438	2.79	.2311	.0534	.0219	.0048	10.5589	.1062	.4162
1.438	2.79	.2331	.0543	.0218	.0004	10.6712	.1486	.5823
1.436	2.66	.2037	.0415	.0218	-.0001	9.3428	.2493	.9768
1.433	2.65	.2073	.0430	.0217	-.0006	9.5512	.3484	1.3651
1.435	2.64	.2117	.0448	.0218	-.0007	9.7265	.4997	1.9581
1.432	2.77	.2120	.0449	.0224	.0004	9.4536	.9999	3.9181
1.431	2.72	.2074	.0430	.0226	.0001	9.1675	1.1785	4.6179

TEST 216 RUNS 208, 205, 206, 207

S(M SQ)= .84 B(M)= 1.81
 CBAR(CM)= 46.19 X(CM)= 1.38
 ASPECT RATIO 3.92

STABILITY AXIS COEFFICIENTS

RUN 208								
Q(KPA)	ALPHA	CL	CL**2	CD	CM	L/D	H/B	H/C
1.437	-7.24	-.3595	.1293	.0356	-.0205	-10.0978	.5265	2.0630
1.442	-5.27	-.2930	.0640	.0271	-.0211	-9.3300	.6232	2.4419
1.443	-3.29	-.1038	.0108	.0223	-.0195	-4.6576	.7497	2.9384
1.442	-1.34	.0171	.0003	.0204	-.0172	.9414	.8751	3.4293
1.448	.76	.1421	.0202	.0210	-.0109	6.7691	.9832	3.8552
1.448	2.78	.2740	.0751	.0253	-.0083	10.8116	1.0279	4.0200
1.450	4.83	.3998	.1598	.0326	-.0046	12.2747	.9684	3.7948
1.447	6.84	.5464	.2985	.0418	-.0004	13.0633	.9016	3.5331
1.441	8.86	.6728	.4526	.0530	.0030	12.7051	.9602	3.7650
1.441	10.73	.7676	.5892	.0701	.0060	10.9558	.9548	3.7414
1.438	12.72	.8939	.7991	.0876	.0079	10.2083	1.0825	4.2421
1.436	14.74	1.0089	1.0180	.1088	.0091	9.2702	1.1649	4.5646
1.436	16.67	1.1350	1.2983	.1284	.0159	8.8421	1.2931	5.0672
1.433	18.79	1.2034	1.4482	.1494	.0341	8.0572	1.4334	5.6170

STABILITY AXIS COEFFICIENTS

RUN 205								
Q(KPA)	ALPHA	CL	CL**2	CD	CM	L/D	H/B	H/C
1.429	-1.26	-.1362	.0185	.0296	.0139	-4.5938	.0243	.0952
1.428	-1.26	-.1127	.0127	.0287	.0138	-3.9222	.0275	.1080
1.435	-1.26	-.0549	.0030	.0255	.0050	-2.1566	.0500	.1960
1.436	-1.26	-.0341	.0012	.0244	-.0016	-1.3986	.0748	.2929
1.438	-1.24	-.0211	.0004	.0235	-.0070	-.8972	.0996	.3903
1.433	-1.23	-.0038	.0000	.0225	-.0078	-.1693	.1511	.5921
1.433	-1.25	-.0019	.0000	.0222	-.0117	-.0857	.2499	.9791
1.432	-1.25	.0076	.0001	.0219	-.0127	.3467	.3495	1.3696
1.425	-1.26	.0027	.0000	.0221	-.0110	.1223	.4993	1.9564
1.444	-1.33	.0120	.0001	.0217	-.0101	.5534	.9195	3.6029

STABILITY AXIS COEFFICIENTS

RUN 206								
Q(KPA)	ALPHA	CL	CL**2	CD	CM	L/D	H/B	H/C
1.474	.87	.1380	.0190	.0235	.0118	5.8758	.0243	.0952
1.467	.79	.1294	.0167	.0238	.0120	5.4452	.0304	.1191
1.457	.79	.1434	.0205	.0227	.0035	6.3205	.0515	.2017
1.455	.79	.1516	.0230	.0223	-.0014	6.8069	.0760	.2979
1.447	.78	.1541	.0237	.0225	-.0027	6.8375	.1010	.3958
1.438	.77	.1427	.0204	.0223	-.0057	6.3905	.1496	.5860
1.437	.77	.1227	.0151	.0224	-.0088	5.4682	.2498	.9787
1.433	.77	.1403	.0197	.0219	-.0078	6.3927	.3482	1.3646
1.428	.76	.1297	.0168	.0220	-.0067	5.8872	.4990	1.9552
1.421	.71	.1176	.0139	.0221	-.0092	5.3283	.9990	3.9146
1.432	.68	.1310	.0172	.0225	-.0081	5.8105	1.0437	4.0899

STABILITY AXIS COEFFICIENTS

RUN 207								
Q(KPA)	ALPHA	CL	CL**2	CD	CM	L/D	H/B	H/C
1.466	2.81	.3223	.1039	.0240	.0037	13.4348	.0930	.3643
1.451	2.81	.3087	.0953	.0250	.0007	12.3246	.1016	.3980
1.442	2.79	.2828	.0800	.0252	-.0026	11.2068	.1507	.5905
1.436	2.79	.2869	.0823	.0251	-.0013	11.4223	.2491	.9760
1.431	2.78	.2803	.0786	.0250	-.0041	11.2248	.3494	1.3692
1.430	2.78	.2551	.0651	.0256	-.0036	9.9810	.4977	1.9503
1.428	2.73	.2682	.0719	.0256	-.0026	10.4717	1.0014	3.9241
1.424	2.69	.2531	.0641	.0257	-.0039	9.8357	1.1763	4.6094

TEST 216 RUNS 183, 184, 185, 186

S(M SQ) = .84 B(M) = 1.81
 CBAR(CM) = 46.19 X(CM) = 1.38
 ASPECT RATIO 3.92

STABILITY AXIS COEFFICIENTS

RUN 183								
Q(KPA)	ALPHA	CL	CL**2	CD	CM	L/D	H/B	H/C
1.442	-7.36	-.3159	.0998	.0351	-.0255	-8.9883	.5259	2.0571
1.435	-5.38	-.1941	.0377	.0275	-.0266	-7.0660	.6595	2.5491
1.436	-3.30	-.0695	.0048	.0233	-.0239	-2.9804	.7866	3.0824
1.436	-1.28	.0693	.0048	.0219	-.0211	3.1741	.9165	2.5919
1.437	.73	.1890	.0357	.0243	-.0163	7.7946	1.0450	4.0951
1.436	2.70	.3252	.1058	.0281	-.0108	11.5866	1.1730	4.5964
1.438	4.70	.4597	.2113	.0356	-.0075	12.8990	1.3030	5.1600
1.438	6.74	.5747	.3303	.0467	-.0039	12.3059	1.3227	5.1832
1.440	8.77	.6945	.4824	.0606	-.0012	11.4638	1.3433	5.2650
1.439	10.74	.8300	.6889	.0754	.0033	11.0135	1.3791	5.4043
1.442	12.76	.9444	.8918	.0957	.0056	9.8654	1.4094	5.5220
1.441	14.68	1.0539	1.1107	.1156	.0076	9.1162	1.4253	5.5869
1.441	16.70	1.1650	1.3573	.1363	.0153	8.5451	1.4883	5.8320
1.440	18.68	1.2292	1.5110	.1554	.0334	7.9102	1.6170	6.3363

STABILITY AXIS COEFFICIENTS

RUN 184								
Q(KPA)	ALPHA	CL	CL**2	CD	CM	L/D	H/B	H/C
1.438	-1.27	.0057	.0000	.0321	-.0085	.1786	.0244	.0954
1.438	-1.26	.0149	.0002	.0295	-.0064	.5040	.0305	.1195
1.437	-1.25	.0436	.0019	.0273	-.0134	1.5969	.0509	.1958
1.432	-1.26	.0644	.0041	.0262	-.0168	2.4611	.0762	.2986
1.432	-1.25	.0631	.0040	.0256	-.0207	2.4672	.0998	.3911
1.433	-1.26	.0742	.0055	.0250	-.0224	2.9730	.1496	.5861
1.433	-1.26	.0838	.0070	.0238	-.0247	3.5166	.2499	.9791
1.438	-1.26	.0724	.0052	.0230	-.0237	3.1496	.3495	1.3694
1.438	-1.27	.0661	.0044	.0237	-.0219	2.7898	.5018	1.9662
1.428	-1.35	.0538	.0029	.0238	-.0219	2.2592	.9187	3.5998

STABILITY AXIS COEFFICIENTS

RUN 185								
Q(KPA)	ALPHA	CL	CL**2	CD	CM	L/D	H/B	H/C
1.458	1.01	.2419	.0585	.0252	.0014	9.5950	.0239	.0936
1.432	.85	.2163	.0468	.0250	.0042	8.6433	.0279	.1095
1.441	.85	.2281	.0529	.0246	-.0039	9.2749	.0494	.1935
1.440	.82	.2286	.0523	.0245	-.0091	9.3439	.0761	.2983
1.437	.83	.2136	.0456	.0250	-.0108	8.5599	.1009	.3954
1.436	.82	.2185	.0477	.0252	-.0121	8.6757	.1515	.5935
1.431	.80	.1990	.0396	.0253	-.0160	7.8643	.2488	.9751
1.437	.80	.1984	.0394	.0255	-.0171	7.7813	.3492	1.3685
1.438	.80	.2013	.0405	.0252	-.0171	7.9921	.4999	1.9588
1.430	.74	.1899	.0361	.0250	-.0157	7.5935	.9989	3.9142
1.435	.73	.1908	.0364	.0251	-.0162	7.6146	1.0478	4.1060

STABILITY AXIS COEFFICIENTS

RUN 186								
Q(KPA)	ALPHA	CL	CL**2	CD	CM	L/D	H/B	H/C
1.435	2.80	.3688	.1360	.0282	-.0054	13.0558	.0915	.3585
1.443	2.79	.3718	.1382	.0279	-.0091	13.3125	.0992	.3889
1.441	2.79	.3523	.1241	.0290	-.0123	12.1305	.1486	.5824
1.438	2.78	.3341	.1116	.0293	-.0123	11.4089	.2493	.9768
1.432	2.78	.3308	.1094	.0291	-.0124	11.3700	.3502	1.3722
1.430	2.77	.3342	.1117	.0287	-.0104	11.6358	.4994	1.9569
1.427	2.77	.3288	.1081	.0296	-.0119	11.1090	.4994	1.9569
1.416	2.73	.3153	.0994	.0305	-.0125	10.3492	1.0017	3.9252
1.434	2.69	.3129	.0979	.0300	-.0118	10.4217	1.1752	4.6049

TEST 216 RUNS 200, 201, 202, 203
 S(M SQ)= .84 B(M)= 1.81
 CBAR(CM)= 46.19 X(CM)= 1.38
 ASPCT RATIO 3.92

STABILITY AXIS COEFFICIENTS

RUN 200								
Q(KPA)	ALPHA	CL	CL**2	CD	CM	L/D	H/R	H/C
1.434	-7.26	-.2325	.0540	.0377	-.0354	-6.2420	.4023	1.5704
1.435	-5.17	-.0950	.0090	.0318	-.0362	-2.9890	.5317	2.0833
1.435	-3.21	.0495	.0025	.0302	-.0335	1.6413	.6566	2.5724
1.436	-1.30	.1675	.0260	.0307	-.0320	2.4463	.7782	3.0444
1.436	.68	.2951	.0871	.0335	-.0284	8.8185	.9056	3.5485
1.436	2.71	.4291	.1841	.0410	-.0237	10.4713	1.0366	4.0620
1.436	4.79	.5558	.3089	.0509	-.0188	10.9508	1.1725	4.5945
1.436	6.74	.6632	.4398	.0626	-.0175	10.5994	1.2992	5.0908
1.436	8.73	.7869	.6191	.0757	-.0110	10.3072	1.4277	5.5947
1.437	10.72	.9051	.8193	.0922	-.0070	9.8137	1.5567	6.1001
1.438	12.66	1.0125	1.0252	.1091	-.0050	9.2898	1.5349	6.0146
1.439	14.72	1.1312	1.2796	.1320	.0003	8.5714	1.4742	5.7709
1.440	16.77	1.2336	1.5217	.1569	.0061	7.8644	1.4193	5.5015
1.444	18.72	1.2973	1.6830	.1789	.0218	7.2510	1.3664	5.3545

STABILITY AXIS COEFFICIENTS

RUN 201								
Q(KPA)	ALPHA	CL	CL**2	CD	CM	L/D	H/R	H/C
1.439	-1.21	.1733	.0300	.0296	-.0129	5.8536	.0260	.1020
1.438	-1.21	.1706	.0291	.0304	-.0149	5.6121	.0275	.1079
1.436	-1.22	.1837	.0337	.0302	-.0198	6.0911	.0495	.1940
1.435	-1.21	.2029	.0412	.0286	-.0244	7.0950	.0752	.2949
1.435	-1.23	.1781	.0317	.0307	-.0278	5.8021	.1018	.3988
1.434	-1.22	.1783	.0318	.0297	-.0290	5.9997	.1496	.5863
1.432	-1.23	.1678	.0282	.0305	-.0319	5.5069	.2482	.9726
1.428	-1.25	.1761	.0310	.0307	-.0326	5.7302	.3503	1.3726
1.433	-1.25	.1630	.0266	.0304	-.0301	5.3548	.4991	1.9556
1.435	-1.31	.1565	.0245	.0301	-.0304	5.1953	.9148	3.5846

STABILITY AXIS COEFFICIENTS

RUN 202								
Q(KPA)	ALPHA	CL	CL**2	CD	CM	L/D	H/R	H/C
1.448	.79	.3628	.1317	.0303	-.0125	11.9830	.0248	.0970
1.438	.79	.3718	.1382	.0297	-.0131	12.5080	.0266	.1044
1.440	.79	.3621	.1311	.0304	-.0166	11.9146	.0494	.1937
1.440	.77	.3423	.1172	.0310	-.0229	11.0432	.0763	.2990
1.438	.77	.3457	.1195	.0315	-.0216	10.9612	.0995	.3901
1.435	.76	.3329	.1108	.0318	-.0272	10.4720	.1490	.5837
1.430	.75	.3039	.0924	.0330	-.0277	9.2231	.2495	.9777
1.430	.75	.3056	.0934	.0332	-.0282	9.2077	.3493	1.3687
1.434	.76	.3014	.0908	.0334	-.0269	9.0187	.5003	1.9605
1.431	.68	.2944	.0867	.0332	-.0279	8.8739	.9996	3.9171
1.434	.67	.2953	.0872	.0330	-.0279	8.9483	1.0409	4.0788

STABILITY AXIS COEFFICIENTS

RUN 203								
Q(KPA)	ALPHA	CL	CL**2	CD	CM	L/D	H/R	H/C
1.466	2.79	.4803	.2307	.0361	-.0201	13.3038	.0985	.3861
1.441	2.79	.4826	.2329	.0360	-.0212	13.4142	.1075	.4212
1.433	2.78	.4598	.2114	.0380	-.0234	12.1086	.1496	.5860
1.429	2.76	.4396	.1933	.0392	-.0273	11.2184	.2490	.9758
1.427	2.76	.4444	.1975	.0389	-.0241	11.4332	.3507	1.3741
1.439	2.76	.4423	.1957	.0393	-.0244	11.2622	.5015	1.9653
1.433	2.72	.4145	.1718	.0399	-.0261	10.3798	.9978	3.9100
1.429	2.68	.4110	.1689	.0399	-.0258	10.2909	1.1710	4.5888

TEST 216 RUNS 196, 197, 198, 199

S(M 50)= .84 B(M)= 1.81
 CBAR(CM)= 46.19 X(CM)= 1.38
 ASPECT RATIO 3.92

STABILITY AXIS COEFFICIENTS

RUN 196		CL	CL**2	CD	CM	L/D	H/B	H/C
Q(KPA)	ALPHA							
1.437	-7.22	-.0139	.0002	.0315	-.1286	-4.426	.4692	1.8387
1.441	-5.29	.1111	.0123	.0314	-.1239	3.5404	.5905	2.3140
1.441	-3.02	.2797	.0782	.0346	-.1167	8.0767	.7355	2.8820
1.439	-1.36	.3426	.1174	.0412	-.1147	8.3231	.8429	2.3028
1.439	.79	.4985	.2485	.0484	-.1042	10.2965	.9803	3.8415
1.439	2.72	.5896	.3476	.0601	-.1002	9.9123	1.1055	4.3320
1.440	4.69	.7043	.4960	.0729	-.0931	9.6622	1.2335	4.8335
1.442	6.87	.8369	.7004	.0883	-.0848	9.4822	1.3760	5.3920
1.444	8.83	.9381	.8801	.1038	-.0754	9.0423	1.5025	5.8675
1.443	10.75	1.0403	1.0822	.1217	-.0682	8.5482	1.6230	5.5761
1.445	12.70	1.1448	1.3106	.1443	-.0630	7.9316	1.3773	5.3969
1.442	14.79	1.2583	1.5834	.1706	-.0596	7.3753	1.4455	5.6642
1.442	16.79	1.3855	1.9195	.1966	-.0534	7.0467	1.5171	5.9449
1.444	18.74	1.4396	2.0725	.2200	-.0360	6.5446	1.4423	5.6516

STABILITY AXIS COEFFICIENTS

RUN 197		CL	CL**2	CD	CM	L/D	H/B	H/C
Q(KPA)	ALPHA							
1.441	-1.20	.3952	.1561	.0337	-.0966	11.7302	.0253	.0992
1.442	-1.19	.3845	.1479	.0345	-.1013	11.1578	.0288	.1129
1.441	-1.20	.3942	.1554	.0350	-.1030	11.2491	.0489	.1915
1.440	-1.20	.3933	.1547	.0362	-.1058	10.8518	.0755	.2959
1.437	-1.20	.3955	.1564	.0371	-.1060	10.6564	.0989	.3877
1.435	-1.19	.3821	.1460	.0384	-.1077	9.9379	.1512	.5926
1.433	-1.21	.3751	.1407	.0389	-.1114	9.6469	.2496	.9782
1.428	-1.21	.3701	.1369	.0394	-.1107	9.3965	.3484	1.3651
1.438	-1.21	.3612	.1305	.0400	-.1121	9.0250	.5007	1.9619
1.433	-1.28	.3486	.1215	.0398	-.1137	8.7614	.9154	3.5871

STABILITY AXIS COEFFICIENTS

RUN 198		CL	CL**2	CD	CM	L/D	H/B	H/C
Q(KPA)	ALPHA							
1.460	.79	.5428	.2947	.0389	-.0840	13.9600	.0248	.0973
1.445	.79	.5361	.2874	.0403	-.0878	13.2958	.0343	.1343
1.445	.79	.5300	.2809	.0410	-.0899	12.9397	.0494	.1936
1.438	.78	.5158	.2661	.0426	-.0960	12.1157	.0746	.2922
1.441	.79	.5243	.2749	.0423	-.0968	12.3836	.0993	.3890
1.438	.78	.5125	.2627	.0443	-.0995	11.5799	.1515	.5937
1.432	.76	.4856	.2358	.0468	-.1059	10.3712	.2496	.9781
1.429	.76	.4878	.2380	.0469	-.1054	10.3921	.3486	1.3662
1.423	.76	.4726	.2233	.0476	-.1057	9.9349	.5004	1.9610
1.438	.70	.4802	.2306	.0473	-.1069	10.1559	.9993	3.9158
1.436	.68	.4593	.2109	.0482	-.1064	9.5364	1.0384	4.0691

STABILITY AXIS COEFFICIENTS

RUN 199		CL	CL**2	CD	CM	L/D	H/B	H/C
Q(KPA)	ALPHA							
1.450	2.76	.6344	.4025	.0511	-.0851	12.4059	.0881	.3452
1.446	2.76	.6364	.4050	.0512	-.0892	12.4236	.0990	.3878
1.439	2.74	.6191	.3833	.0539	-.0909	11.4902	.1504	.5895
1.433	2.72	.5682	.3228	.0615	-.0905	9.2452	.2493	.9770
1.427	2.72	.5591	.3126	.0610	-.0834	9.1712	.3508	1.3746
1.423	2.72	.5450	.2971	.0616	-.0880	8.8458	.4984	1.9531
1.432	2.70	.5526	.3053	.0608	-.0872	9.0859	.9998	3.9176
1.432	2.64	.5559	.3090	.0603	-.0879	9.2172	1.1686	4.5791

TEST 216 RUNS 218, 219, 220, 221

S(M SQ)= .84 B(M)= 1.81
 CBAR(CM)= 46.19 X(CM)= 1.38
 ASPECT RATIO 3.92

STABILITY AXIS COEFFICIENTS

RUN 218		CL	CL**2	CD	CM	L/D	H/B	H/C
Q(KPA)	ALPHA							
1.494	-7.22	-.5846	.3418	.0553	.0406	-10.575R	.3977	1.5552
1.495	-5.29	-.4496	.2022	.0443	.0414	-10.158R	.5197	2.0371
1.498	-3.25	-.3148	.0991	.0336	.0439	-9.3781	.6500	2.5470
1.499	-1.27	-.1939	.0376	.0269	.0451	-7.2197	.776R	3.0441
1.499	.71	-.0535	.0029	.0236	.0489	-2.2707	.9035	3.5406
1.501	2.77	.0809	.0065	.0232	.0546	3.4933	.8852	3.4689
1.505	4.77	.1917	.0368	.0247	.0583	7.773R	.8724	3.4184
1.443	6.96	.3495	.1222	.0294	.0629	11.8913	.9400	3.6634
1.441	9.74	.4586	.2103	.0368	.0654	12.4584	1.0633	4.1665
1.441	10.80	.5997	.3596	.0484	.0671	12.400R	1.0843	4.2459
1.441	12.79	.7185	.5162	.0626	.0694	11.4839	1.0603	4.1548
1.441	14.76	.8380	.7023	.0817	.0705	10.2531	1.1904	4.6647
1.441	16.77	.9700	.9410	.0998	.0731	9.7242	1.1942	4.6797
1.441	18.69	1.0468	1.0958	.1189	.0766	8.8007	1.2616	4.9437

STABILITY AXIS COEFFICIENTS

RUN 219		CL	CL**2	CD	CM	L/D	H/B	H/C
Q(KPA)	ALPHA							
1.385	-1.30	-.3828	.1465	.0430	.0767	-8.8934	.0260	.1018
1.386	-1.29	-.3644	.1328	.0410	.0758	-8.8963	.0282	.1102
1.387	-1.28	-.3133	.0981	.0357	.0658	-8.7649	.0495	.1940
1.393	-1.27	-.2547	.0649	.0326	.0591	-7.8027	.0741	.2903
1.393	-1.26	-.2303	.0530	.0317	.0552	-7.2723	.1004	.3934
1.410	-1.25	-.2096	.0439	.0292	.0491	-7.1724	.1493	.5852
1.429	-1.26	-.1955	.0382	.0282	.0461	-6.9209	.2498	.9789
1.434	-1.27	-.1884	.0355	.0274	.0435	-6.8874	.3498	1.3706
1.432	-1.28	-.1887	.0356	.0275	.0456	-6.8515	.5003	1.9603
1.431	-1.33	-.1794	.0322	.0266	.0444	-6.7528	.9208	3.6081

STABILITY AXIS COEFFICIENTS

RUN 220		CL	CL**2	CD	CM	L/D	H/B	H/C
Q(KPA)	ALPHA							
1.449	.37	-.1047	.0110	.0301	.0810	-3.4779	.0242	.0950
1.440	.77	-.1164	.0135	.0309	.0829	-3.7693	.0296	.1159
1.438	.76	-.0951	.0090	.0285	.0713	-3.3369	.0495	.1943
1.441	.76	-.0708	.0050	.0260	.0635	-2.7200	.0750	.2939
1.437	.76	-.0628	.0039	.0253	.0580	-2.4789	.1007	.3948
1.437	.77	-.0562	.0032	.0239	.0530	-2.3493	.1508	.5510
1.431	.75	-.0561	.0031	.0240	.0499	-2.3341	.2494	.9772
1.425	.76	-.0563	.0032	.0236	.0495	-2.3887	.3504	1.3731
1.425	.75	-.0467	.0022	.0237	.0491	-1.9689	.5000	1.9593
1.432	.68	-.0574	.0033	.0236	.0478	-2.4265	1.0001	3.9189
1.440	.67	-.0634	.0040	.0235	.0486	-2.6993	1.0453	4.0959

STABILITY AXIS COEFFICIENTS

RUN 221		CL	CL**2	CD	CM	L/D	H/B	H/C
Q(KPA)	ALPHA							
1.443	2.74	.1024	.0105	.0236	.0638	4.332R	.0909	.3562
1.444	2.74	.0979	.0096	.0237	.0611	4.1247	.1029	.4033
1.442	2.73	.0890	.0079	.0231	.0564	3.8605	.1490	.5838
1.435	2.72	.0786	.0062	.0232	.0538	3.3911	.2498	.9789
1.434	2.72	.0756	.0057	.0231	.0531	3.2803	.349R	1.3709
1.428	2.71	.0759	.0058	.0227	.0546	3.3477	.5009	1.9628
1.423	2.69	.0826	.0068	.0229	.0543	3.6016	.9998	3.9176
1.430	2.64	.0792	.0063	.0223	.0532	3.5432	1.1743	4.6015

TEST 216 RUNS 210, 211, 212, 213

S(M SQ)= .84 B(M)= 1.81
 CBAR(CM)= 46.19 X(CM)= 1.38
 ASPECT RATIO 3.92

STABILITY AXIS COEFFICIENTS

RUN 210								
Q(KPA)	ALPHA	CL	CL**2	CD	CM	L/D	H/B	H/C
1.443	-7.29	-.3335	.1117	.0332	-.0591	-10.0366	.5273	2.0682
1.446	-5.29	-.2024	.0410	.0261	-.0608	-7.7527	.6520	2.5551
1.448	-3.32	-.0772	.0060	.0227	-.0560	-3.4070	.7789	3.0522
1.448	-1.35	.0449	.0020	.0218	-.0562	2.0602	.9056	3.5487
1.446	.72	.1827	.0334	.0245	-.0524	7.4713	1.0393	4.0720
1.448	2.75	.3112	.0968	.0298	-.0484	10.4567	1.1545	4.5241
1.448	4.80	.4510	.2034	.0379	-.0445	11.8863	1.2872	5.0438
1.435	6.71	.5677	.3223	.0490	-.0418	11.5818	1.4098	5.5243
1.434	8.71	.6921	.4790	.0636	-.0398	10.8763	1.4913	5.8439
1.436	10.76	.8303	.6895	.0814	-.0343	10.2032	1.5463	6.0591
1.440	12.67	.9364	.8769	.1005	-.0317	9.3140	1.4661	5.7450
1.440	14.78	1.0772	1.1603	.1201	-.0255	8.3682	1.4468	5.6695
1.442	16.76	1.1764	1.3886	.1448	-.0200	8.1362	1.3952	5.4673
1.442	18.77	1.2440	1.5474	.1614	-.0017	7.7067	1.4293	5.6009

STABILITY AXIS COEFFICIENTS

RUN 211								
Q(KPA)	ALPHA	CL	CL**2	CD	CM	L/D	H/B	H/C
1.443	-1.25	-.0529	.0028	.0263	-.0422	-2.0092	.0260	.1017
1.445	-1.23	-.0406	.0016	.0257	-.0386	-1.5794	.0276	.1081
1.445	-1.23	.0085	.0001	.0237	-.0488	.3588	.0505	.1978
1.442	-1.23	.0306	.0009	.0226	-.0522	1.3521	.0762	.2986
1.439	-1.23	.0448	.0020	.0227	-.0526	1.9724	.1004	.3935
1.438	-1.23	.0511	.0026	.0221	-.0530	2.3116	.1499	.5874
1.438	-1.23	.0530	.0028	.0215	-.0569	2.4657	.2521	.9878
1.433	-1.23	.0374	.0014	.0218	-.0576	1.7201	.3501	1.3721
1.430	-1.25	.0626	.0039	.0214	-.0557	2.9263	.4983	1.9525
1.430	-1.30	.0595	.0035	.0213	-.0552	2.7966	.9161	2.5898

STABILITY AXIS COEFFICIENTS

RUN 212								
Q(KPA)	ALPHA	CL	CL**2	CD	CM	L/D	H/B	H/C
1.438	.83	.1809	.0327	.0240	-.0356	7.5484	.0257	.1007
1.438	.76	.1793	.0321	.0238	-.0352	7.5211	.0320	.1256
1.438	.77	.2032	.0413	.0230	-.0410	8.8282	.0491	.1923
1.436	.77	.2008	.0403	.0233	-.0470	8.6298	.0755	.2960
1.436	.76	.2025	.0410	.0232	-.0490	8.7347	.1018	.3989
1.433	.77	.2076	.0431	.0229	-.0489	9.9482	.1493	.5850
1.429	.77	.2040	.0416	.0231	-.0529	8.8303	.2503	.9809
1.425	.76	.1902	.0362	.0239	-.0530	7.9643	.3500	1.3716
1.432	.75	.1844	.0340	.0236	-.0516	7.8141	.4988	1.9545
1.434	.69	.1779	.0317	.0240	-.0518	7.4257	1.0011	3.9230
1.435	.67	.1778	.0316	.0235	-.0518	7.5791	1.0444	4.0925

STABILITY AXIS COEFFICIENTS

RUN 213								
Q(KPA)	ALPHA	CL	CL**2	CD	CM	L/D	H/B	H/C
1.441	2.78	.3577	.1279	.0281	-.0441	12.7450	.0973	.3813
1.444	2.78	.3604	.1299	.0269	-.0452	13.4148	.1020	.3999
1.440	2.77	.3486	.1215	.0278	-.0444	12.5579	.1159	.4541
1.441	2.78	.3516	.1236	.0273	-.0468	12.8713	.1492	.5847
1.437	2.77	.3291	.1083	.0285	-.0477	11.5569	.2500	.9796
1.431	2.76	.3382	.1144	.0283	-.0471	11.9337	.3496	1.3700
1.425	2.76	.3254	.1059	.0286	-.0469	11.3882	.4995	1.9574
1.422	2.72	.3198	.1023	.0285	-.0466	11.2384	.9990	3.9145
1.422	2.68	.3121	.0974	.0284	-.0483	10.9922	1.1739	4.5999

TEST 216 RUNS 192, 193, 194, 195
 S(M SQ)= .84 R(M)= 1.81
 CBAR(CM)= 46.19 X(CM)= 1.38
 ASPECT RATIO 3.92

STABILITY AXIS COEFFICIENTS

RUN 192		CL	CL**2	CD	CM	L/D	H/B	H/C
Q(KPA)	ALPHA							
1.433	-7.21	-.5519	.3046	.0879	.6603	-6.2771	.4780	1.5988
1.435	-5.20	-.3869	.1497	.0768	.0574	-5.0397	.5323	2.0860
1.439	-3.16	-.2755	.0759	.0667	.0592	-4.1292	.6630	2.5961
1.439	-1.21	-.1528	.0233	.0611	.0623	-2.4994	.7887	3.0877
1.436	.84	-.0155	.0002	.0565	.0645	-.2735	.9167	3.5921
1.435	2.87	.1032	.0106	.0575	.0733	1.7943	1.0524	4.1230
1.436	4.74	.2325	.0541	.0587	.0805	3.9601	1.1737	4.5992
1.436	6.83	.3497	.1223	.0637	.0854	5.4864	1.3077	5.1242
1.436	8.76	.4831	.2334	.0704	.0902	6.8587	1.4309	5.6072
1.435	10.83	.6240	.3893	.0805	.0932	7.7515	1.5247	5.9740
1.436	12.76	.7238	.5238	.0951	.0961	7.6073	1.5400	6.0344
1.436	14.79	.8721	.7606	.1094	.0958	7.9733	1.5426	6.0449
1.435	16.82	.9949	.9898	.1282	.0896	7.7607	1.5306	5.9976
1.435	18.69	1.1046	1.2201	.1520	.0838	7.2687	1.6055	6.2913

STABILITY AXIS COEFFICIENTS

RUN 193		CL	CL**2	CD	CM	L/D	H/B	H/C
Q(KPA)	ALPHA							
1.447	-1.32	-.2529	.0640	.0682	.0841	-3.7083	.0241	.0946
1.439	-1.33	-.2558	.0654	.0685	.0825	-3.7358	.0279	.1091
1.438	-1.30	-.1867	.0343	.0648	.0782	-2.9822	.0493	.1933
1.439	-1.30	-.1767	.0312	.0639	.0720	-2.7656	.0756	.2961
1.439	-1.31	-.1607	.0258	.0628	.0665	-2.5591	.0991	.3883
1.436	-1.31	-.1576	.0248	.0612	.0628	-2.5765	.1487	.5825
1.435	-1.30	-.1386	.0192	.0595	.0602	-2.3292	.2494	.9775
1.431	-1.32	-.1406	.0198	.0594	.0589	-2.3672	.3490	1.3674
1.432	-1.33	-.1532	.0235	.0596	.0605	-2.5708	.4991	1.9559
1.430	-1.40	-.1680	.0282	.0611	.0645	-2.7503	.9172	3.5942

STABILITY AXIS COEFFICIENTS

RUN 194		CL	CL**2	CD	CM	L/D	H/B	H/C
Q(KPA)	ALPHA							
1.436	1.02	-.0090	.0001	.0636	.0994	-.1421	.0239	.0938
1.433	.81	-.0340	.0012	.0650	.0998	-.5239	.0317	.1243
1.432	.81	-.0239	.0006	.0628	.0910	-.3799	.0503	.1972
1.433	.79	-.0330	.0011	.0622	.0867	-.5297	.0754	.2955
1.433	.80	-.0152	.0002	.0609	.0801	-.2490	.0992	.3888
1.430	.79	-.0274	.0007	.0594	.0740	-.4604	.1510	.5917
1.427	.79	-.0178	.0003	.0580	.0724	-.3070	.2492	.9766
1.432	.78	-.0252	.0006	.0581	.0675	-.4333	.3497	1.3666
1.436	.78	-.0175	.0003	.0577	.0700	-.3035	.4995	1.9574
1.425	.73	-.0252	.0006	.0563	.0677	-.4472	.9988	3.9138
1.426	.72	-.0173	.0003	.0569	.0672	-.3037	1.0509	4.1181

STABILITY AXIS COEFFICIENTS

RUN 195		CL	CL**2	CD	CM	L/D	H/B	H/C
Q(KPA)	ALPHA							
1.460	2.81	.1441	.0208	.0585	.0806	2.4643	.1000	.3920
1.442	2.81	.1335	.0178	.0598	.0782	2.2314	.1060	.4155
1.440	2.81	.1434	.0205	.0583	.0753	2.4588	.1512	.5926
1.436	2.73	.1112	.0124	.0598	.0706	1.8604	.2494	.9773
1.433	2.73	.1163	.0135	.0589	.0695	1.9744	.3490	1.3676
1.429	2.72	.1012	.0102	.0585	.0667	1.7279	.4995	1.9573
1.433	2.70	.1227	.0150	.0586	.0696	2.0927	.9990	3.9148
1.432	2.65	.1009	.0102	.0566	.0696	1.7823	1.1756	4.6668

TEST 216 RUNS 187, 188, 189, 190

S(M SQ)= .84 B(M)= 1.81
 CBAR(CM)= 46.19 X(CM)= 1.38
 ASPECT RATIO 3.92

STABILITY AXIS COEFFICIENTS

RUN 187								
Q(KPA)	ALPHA	CL	CL**2	CD	CM	L/D	H/B	H/C
1.392	-7.29	-.4596	.2112	.0519	.0200	-8.8495	.5309	2.0805
1.386	-5.50	-.3480	.1211	.0427	.0236	-8.1514	.6545	2.5649
1.387	-3.26	-.1763	.0311	.0337	.0246	-5.2301	.7920	3.1034
1.384	-1.26	-.0527	.0028	.0299	.0282	-1.7642	.9200	3.6052
1.384	.75	.0878	.0077	.0289	.0324	3.0345	1.0504	4.1162
1.384	2.72	.2160	.0466	.0302	.0365	7.1617	1.1784	4.8176
1.383	4.78	.3559	.1267	.0351	.0433	10.1423	1.3090	5.1295
1.383	6.75	.4859	.2361	.0426	.0472	11.3936	1.4376	5.0333
1.386	8.76	.6254	.3911	.0528	.0510	11.8393	1.3519	5.2976
1.387	10.79	.7579	.5744	.0674	.0508	11.2392	1.2727	4.9871
1.386	12.73	.8770	.7691	.0854	.0502	10.2721	1.2041	4.7183
1.382	14.78	1.0004	1.0009	.1074	.0517	9.3130	1.2259	4.8032
1.377	16.75	1.1244	1.2644	.1276	.0532	8.8156	1.3559	5.3096
1.378	18.67	1.2193	1.4867	.1505	.0600	8.1035	1.4407	5.8023

STABILITY AXIS COEFFICIENTS

RUN 188								
Q(KPA)	ALPHA	CL	CL**2	CD	CM	L/D	H/B	H/C
1.447	-1.21	-.1525	.0233	.0377	.0581	-4.0498	.0245	.0960
1.449	-1.21	-.1397	.0195	.0370	.0552	-3.7759	.0282	.1105
1.441	-1.21	-.0832	.0069	.0346	.0437	-2.4027	.0496	.1945
1.436	-1.20	-.0642	.0041	.0325	.0379	-1.9745	.0751	.2944
1.438	-1.21	-.0576	.0033	.0316	.0334	-1.8209	.0990	.3878
1.434	-1.21	-.0573	.0033	.0311	.0290	-1.8428	.1492	.5845
1.434	-1.21	-.0493	.0024	.0305	.0267	-1.6187	.2503	.9808
1.436	-1.21	-.0351	.0012	.0300	.0271	-1.1706	.3507	1.3742
1.434	-1.21	-.0367	.0013	.0295	.0250	-1.2424	.4994	1.9569
1.431	-1.28	-.0508	.0026	.0300	.0246	-1.6952	.9214	3.6106

STABILITY AXIS COEFFICIENTS

RUN 189								
Q(KPA)	ALPHA	CL	CL**2	CD	CM	L/D	H/B	H/C
1.439	.96	.1088	.0118	.0312	.0568	3.4916	.0245	.0961
1.440	.86	.0884	.0078	.0320	.0573	2.7650	.0289	.1134
1.439	.77	.1033	.0107	.0311	.0491	3.3172	.0482	.1891
1.438	.81	.0978	.0096	.0298	.0401	3.2824	.0753	.2950
1.439	.80	.0918	.0084	.0298	.0360	3.0832	.1006	.3942
1.434	.81	.1017	.0103	.0293	.0331	3.4669	.1492	.5875
1.438	.81	.0925	.0086	.0290	.0276	3.1859	.2518	.9865
1.435	.80	.0927	.0086	.0284	.0297	3.2617	.3495	1.3647
1.431	.78	.0802	.0064	.0284	.0307	2.8260	.4994	1.9571
1.430	.73	.0836	.0070	.0290	.0294	2.8848	1.0015	3.9244
1.436	.72	.0754	.0057	.0286	.0290	2.6361	1.0494	4.1081

STABILITY AXIS COEFFICIENTS

RUN 190								
Q(KPA)	ALPHA	CL	CL**2	CD	CM	L/D	H/B	H/C
1.466	2.82	.2583	.0667	.0309	.0425	8.3637	.0964	.3779
1.468	2.83	.2630	.0692	.0311	.0382	8.4457	.0995	.3901
1.441	2.83	.2604	.0678	.0328	.0343	7.9470	.1490	.5840
1.434	2.82	.2497	.0624	.0345	.0257	7.2380	.2507	.9823
1.431	2.81	.2505	.0628	.0358	.0239	7.0007	.3506	1.3738
1.434	2.81	.2326	.0541	.0355	.0240	6.5552	.4995	1.9573
1.431	2.77	.2361	.0557	.0329	.0279	7.1753	1.0042	3.9351
1.430	2.73	.2189	.0479	.0317	.0292	6.8996	1.1771	4.6124

TEST 216 RUN 222
 S(M SQ)= .84 R(M)= 1.81
 CBAR(CM)= 46.19 X(CM)= 1.38
 ASPECT RATIO 3.92

STABILITY AXTS COEFFICIENTS

RUN 222								
Q(KPA)	ALPHA	CL	CL**2	CD	CM	L/D	H/R	H/C
1.499	-7.28	-.3477	.1209	.0454	-.0012	-7.6573	.5267	2.0638
1.504	-5.28	-.2053	.0422	.0377	-.0019	-5.4452	.6535	2.5610
1.504	-3.30	-.0809	.0066	.0324	.0003	-2.4985	.7798	3.0555
1.506	-1.25	.0539	.0029	.0298	.0045	1.8071	.9104	3.5675
1.504	.76	.1847	.0341	.0306	.0088	6.0407	1.0419	4.0827
1.505	2.76	.3124	.0976	.0344	.0132	9.0833	1.1731	4.5970
1.507	4.80	.4240	.1798	.0413	.0164	10.2556	1.2326	4.8301
1.439	6.84	.5642	.3183	.0498	.0201	11.3240	1.2316	4.8260
1.437	8.76	.6877	.4729	.0612	.0252	11.2347	1.3590	5.3252
1.437	10.77	.8068	.6509	.0770	.0247	10.4799	1.3730	5.3801
1.436	12.83	.9302	.8653	.0967	.0248	9.6209	1.3300	5.2118
1.436	14.77	1.0529	1.1086	.1168	.0235	9.0179	1.4567	5.7082
1.436	16.79	1.1698	1.3685	.1422	.0225	8.2289	1.4255	5.5860
1.436	18.75	1.2511	1.5654	.1655	.0282	7.5592	1.4267	5.5907

TEST 216 RUN 223
 S(M SQ)= .84 B(M)= 1.81
 CBAR(CM)= 46.19 X(CM)= 1.38
 ASPECT RATIO 3.92

STABILITY AXIS COEFFICIENTS

RUN 223								
Q(KPA)	ALPHA	CL	CL**2	CD	CM	L/D	H/B	H/C
1.441	-7.27	-.2642	.0698	.0321	-.0450	-8.2349	.5216	2.0440
1.441	-5.24	-.1417	.0201	.0256	-.0438	-5.5425	.6511	2.5513
1.442	-3.19	-.0097	.0001	.0234	-.0426	-4.4161	.7832	3.0691
1.442	-1.20	.1391	.0194	.0234	-.0386	5.9508	.9106	3.5682
1.442	.80	.2522	.0636	.0275	-.0363	9.1649	1.0415	4.0817
1.442	2.87	.3968	.1574	.0322	-.0316	12.3211	1.1742	4.6612
1.442	4.80	.5174	.2677	.0418	-.0267	12.3653	1.3109	5.1370
1.441	6.74	.6403	.4100	.0528	-.0233	12.1248	1.4355	5.6252
1.441	8.75	.7450	.5550	.0677	-.0205	11.0065	1.4212	5.5719
1.442	10.68	.8771	.7693	.0837	-.0144	10.4767	1.4011	5.4905
1.442	12.73	.9920	.9840	.1019	-.0093	9.7330	1.3922	5.4552
1.442	14.76	1.0975	1.2046	.1239	-.0046	8.8581	1.4080	5.5172
1.442	16.73	1.2159	1.4785	.1463	.0023	8.3105	1.4512	5.6894
1.442	18.72	1.2614	1.6420	.1686	.0193	7.5986	1.4437	5.6574

TEST 216 RUNS 179, 180, 181, 182

S(M SQ)= .84 B(M)= 1.81
 CBAR(CM)= 46.19 X(CM)= 1.38
 ASPECT RATIO 3.92

STABILITY AXIS COEFFICIENTS

RUN 179

Q(KPA)	ALPHA	CL	CL**2	CD	CM	L/D	H/R	H/C
1.439	-7.23	-.1902	.0362	.0278	-.0771	-6.8411	.5355	2.0965
1.442	-5.26	-.0657	.0043	.0239	-.0758	-2.7515	.6611	2.5907
1.442	-3.24	.0659	.0043	.0232	-.0724	2.8415	.7907	3.0584
1.443	-1.26	.1897	.0360	.0251	-.0695	7.5616	.9181	3.5976
1.444	.65	.3164	.1001	.0316	-.0646	10.0039	1.0492	4.1112
1.443	2.76	.4345	.1888	.0394	-.0606	11.3166	1.1778	4.6151
1.445	4.79	.5679	.3225	.0489	-.0553	11.6049	1.1956	4.6848
1.444	6.75	.6891	.4749	.0607	-.0510	11.3605	1.2305	4.8217
1.442	8.76	.8101	.6562	.0760	-.0456	10.6652	1.2886	5.0493
1.445	10.72	.9202	.8467	.0941	-.0394	9.7807	1.2884	5.0486
1.438	12.78	1.0315	1.0639	.1145	-.0329	9.0124	1.3175	5.1630
1.438	14.76	1.1347	1.2876	.1371	-.0286	8.2756	1.3825	5.4176
1.438	16.77	1.2468	1.5545	.1608	-.0231	7.7522	1.4130	5.5370
1.436	18.54	1.3226	1.7492	.1798	-.0079	7.3558	1.5322	6.0042

STABILITY AXIS COEFFICIENTS

RUN 180

Q(KPA)	ALPHA	CL	CL**2	CD	CM	L/D	H/R	H/C
1.423	-1.26	.1341	.0180	.0263	-.0552	5.0936	.0247	.0965
1.441	-1.27	.1576	.0248	.0258	-.0563	6.1176	.0297	.1164
1.441	-1.26	.1674	.0351	.0252	-.0587	7.4360	.0504	.1977
1.441	-1.26	.1894	.0359	.0250	-.0638	7.5793	.0747	.2926
1.440	-1.26	.1866	.0348	.0254	-.0652	7.3458	.0995	.3899
1.439	-1.28	.1931	.0373	.0256	-.0672	7.5482	.1490	.5838
1.436	-1.32	.1779	.0316	.0264	-.0691	6.7475	.2480	.9716
1.432	-1.28	.1816	.0330	.0256	-.0691	7.0966	.3499	1.3709
1.426	-1.28	.1965	.0386	.0253	-.0683	7.7730	.5020	1.9670
1.427	-1.36	.1790	.0321	.0255	-.0696	7.0292	.9128	3.5767

STABILITY AXIS COEFFICIENTS

RUN 181

Q(KPA)	ALPHA	CL	CL**2	CD	CM	L/D	H/R	H/C
1.457	.79	.3448	.1189	.0277	-.0487	12.4511	.0247	.0968
1.450	.76	.3545	.1257	.0271	-.0507	13.0698	.0281	.1100
1.442	.76	.3427	.1174	.0281	-.0552	12.2018	.0498	.1953
1.442	.76	.3507	.1230	.0281	-.0589	12.4835	.0762	.2987
1.438	.75	.3347	.1120	.0294	-.0615	11.3744	.1006	.3944
1.438	.75	.3380	.1143	.0294	-.0634	11.5006	.1506	.5900
1.432	.75	.3141	.0987	.0306	-.0631	10.2697	.2500	.9796
1.433	.74	.3142	.0987	.0302	-.0650	10.3880	.3505	1.3733
1.438	.72	.2990	.0894	.0305	-.0664	9.7900	.4997	1.9575
1.429	.67	.3117	.0972	.0300	-.0634	10.4002	1.0013	3.9235
1.438	.67	.3051	.0931	.0303	-.0645	10.0855	1.0418	4.0823

STABILITY AXIS COEFFICIENTS

RUN 182

Q(KPA)	ALPHA	CL	CL**2	CD	CM	L/D	H/R	H/C
1.468	2.76	.4932	.2432	.0348	-.0551	14.1741	.0879	.3444
1.470	2.74	.4816	.2319	.0353	-.0541	13.6452	.1004	.3933
1.440	2.74	.4683	.2193	.0357	-.0571	13.1087	.1495	.5859
1.439	2.70	.4611	.2126	.0371	-.0601	12.4369	.2559	1.0027
1.433	2.72	.4361	.1902	.0386	-.0610	11.3104	.3511	1.3756
1.431	2.72	.4271	.1825	.0384	-.0601	11.1320	.5013	1.9644
1.416	2.69	.4253	.1809	.0384	-.0603	11.0668	1.0026	3.9289
1.417	2.65	.4139	.1713	.0385	-.0607	10.7622	1.1707	4.5876

TEST 216 RUNS 175, 176, 177, 178

S(M SQ)= .84 B(M)= 1.81
 CBAR(CM)= 46.19 X(CM)= 1.38
 ASPECT RATIO 3.92

STABILITY AXIS COEFFICIENTS

RUN 175		CL	CL**2	CD	CM	L/D	H/B	H/C
Q(KPA)	ALPHA							
1.443	-7.24	-.0723	.0052	.7310	-.1267	-2.3305	.5304	2.0786
1.441	-5.27	.0513	.0026	.0307	-.1233	1.6704	.6580	2.5784
1.440	-3.28	.1611	.0259	.0328	-.1219	4.9084	.7862	3.0808
1.439	-1.27	.2941	.0865	.0379	-.1149	7.7846	.9149	3.5852
1.438	.73	.4195	.1769	.0448	-.1086	9.3681	1.0440	4.0909
1.436	2.72	.5490	.3014	.0556	-.1033	9.8781	1.1733	4.5975
1.438	4.69	.6571	.4318	.0694	-.0976	9.4622	1.2091	4.7379
1.439	6.82	.7894	.6232	.0855	-.0917	9.2366	1.2215	4.7864
1.441	8.76	.9065	.8218	.1011	-.0846	8.9647	1.2521	4.9065
1.443	10.67	1.0144	1.0291	.1199	-.0776	8.4594	1.2858	5.0386
1.440	12.68	1.1179	1.2497	.1416	-.0714	7.8974	1.3376	5.2415
1.441	14.69	1.2385	1.5339	.1679	-.0686	7.3783	1.3915	5.4525
1.440	16.72	1.3446	1.8078	.1914	-.0585	7.0261	1.4413	5.6479
1.440	18.73	1.4281	2.0393	.2108	-.0418	6.7732	1.4967	5.8651

STABILITY AXIS COEFFICIENTS

RUN 176		CL	CL**2	CD	CM	L/D	H/B	H/C
Q(KPA)	ALPHA							
1.436	-1.29	.2795	.0781	.0349	-.1046	8.0060	.0241	.0945
1.437	-1.30	.2856	.0816	.0353	-.1038	8.0856	.0283	.1107
1.439	-1.29	.3012	.0907	.0353	-.1070	8.5254	.0498	.1950
1.438	-1.29	.3095	.0958	.0358	-.1101	8.6528	.0749	.2933
1.438	-1.30	.3203	.1026	.0358	-.1092	8.9560	.1002	.3925
1.433	-1.29	.3108	.0966	.0371	-.1144	8.3828	.1494	.5854
1.436	-1.30	.2867	.0822	.0378	-.1142	7.5849	.2506	.9821
1.441	-1.30	.3029	.0918	.0373	-.1153	8.1301	.3496	1.3701
1.438	-1.30	.3115	.0970	.0368	-.1140	8.4743	.5008	1.9623
1.434	-1.37	.2809	.0789	.0378	-.1146	7.4309	.9110	3.5696

STABILITY AXIS COEFFICIENTS

RUN 177		CL	CL**2	CD	CM	L/D	H/B	H/C
Q(KPA)	ALPHA							
1.461	.85	.4813	.2316	.0396	-.0926	12.1553	.0240	.0939
1.455	.79	.4725	.2233	.0395	-.0934	11.9520	.0299	.1172
1.436	.80	.4648	.2160	.0410	-.0995	11.3451	.0488	.1911
1.436	.79	.4605	.2121	.0418	-.1016	11.0283	.0736	.2684
1.434	.78	.4563	.2082	.0426	-.1045	10.7067	.1001	.3921
1.437	.73	.4477	.2004	.0439	-.1047	10.2008	.1487	.5828
1.439	.77	.4331	.1876	.0447	-.1074	9.6835	.2510	.9837
1.434	.78	.4204	.1768	.0454	-.1088	9.2606	.3507	1.3742
1.436	.76	.4091	.1674	.0459	-.1091	8.9119	.5010	1.9632
1.429	.70	.3953	.1563	.0460	-.1101	8.5924	.9996	3.9171
1.427	.71	.4273	.1826	.0446	-.1094	9.5792	1.0418	4.0824

STABILITY AXIS COEFFICIENTS

RUN 178		CL	CL**2	CD	CM	L/D	H/B	H/C
Q(KPA)	ALPHA							
1.451	2.80	.6019	.3623	.0508	-.0933	11.9589	.0898	.3518
1.435	2.78	.5853	.3426	.0512	-.0943	11.4421	.1012	.3966
1.437	2.78	.5767	.3326	.0531	-.0997	10.8558	.1514	.5934
1.435	2.77	.5600	.3137	.0549	-.1004	10.2017	.2507	.9823
1.435	2.76	.5508	.3034	.0558	-.1020	9.8762	.3500	1.3714
1.436	2.76	.5488	.3012	.0556	-.1019	9.8742	.5006	1.9617
1.432	2.74	.5361	.2874	.0566	-.1020	9.4797	1.0033	3.9313
1.434	2.69	.5262	.2769	.0571	-.1036	9.2219	1.1724	4.5940

TEST 216 RUN 326
 S(M SQ)= .84 B(M)= 1.81
 CBAR(CM)= 46.19 X(CM)= 1.38
 ASPECT RATIO 3.92

STABILITY AXIS COEFFICIENTS

RUN 326								
Q(KPA)	ALPHA	CL	CL**2	CD	CM	1/D	H/B	H/C
1.443	-7.08	-.2250	.0506	.0266	-.0655	-8.4565	.5399	2.1157
1.436	-5.03	-.0842	.0071	.0222	-.0629	-3.7975	.6754	2.6466
1.428	-3.05	.0385	.0015	.0206	-.0568	1.9644	.8011	3.1390
1.442	-1.09	.1697	.0288	.0224	-.0513	7.5770	.9278	3.6358
1.442	.88	.2874	.0826	.0262	-.0458	10.9738	1.0556	4.1364
1.448	2.93	.4018	.1615	.0338	-.0385	11.3991	1.0014	3.9240
1.450	4.84	.5117	.2618	.0427	-.0317	11.7795	.9569	3.7498
1.435	6.84	.6305	.3975	.0537	-.0252	11.7330	.8972	3.5158
1.436	8.84	.7475	.5588	.0678	-.0174	11.0209	.9212	3.6099
1.438	10.91	.8431	.7108	.0855	-.0099	9.8596	.9814	3.8456
1.433	12.92	.9612	.9239	.1040	-.0004	9.2414	1.1125	4.3595
1.439	14.88	1.0761	1.1580	.1209	.0098	8.9021	1.2051	4.7221
1.435	16.91	1.1821	1.3974	.1454	.0193	8.1284	1.2905	5.0569
1.430	18.92	1.2945	1.6758	.1801	.0155	7.1873	1.3932	5.4595

TEST 216 RUNS 224, 225, 226, 227

S(M SQ)= 1.16 B(M)= 2.51
 CBAR(CM)= 46.19 X(CM)= -8.42
 ASPECT RATIO 5.42

STABILITY AXIS COEFFICIENTS

RUN 224								
Q(KPA)	ALPHA	CL	CL**2	CD	CM	L/D	H/B	H/C
1.458	-7.29	-.4835	.2337	.0358	-.0121	-13.4958	.3415	1.8559
1.434	-5.26	-.3227	.1041	.0297	-.0097	-10.8821	.3544	1.9258
1.448	-3.23	-.1945	.0378	.0241	-.0114	-8.0582	.3924	2.0760
1.450	-1.21	-.0392	.0015	.0223	-.0084	-1.7583	.4414	2.3984
1.441	.74	.1025	.0105	.0225	-.0063	4.5474	.4561	2.4767
1.442	2.75	.2553	.0652	.0266	-.0004	9.5898	.4891	2.6578
1.442	4.74	.3805	.1448	.0321	-.0007	11.8397	.5428	2.9497
1.437	6.74	.5340	.2851	.0393	.0031	13.5734	.5860	3.1846
1.439	8.66	.6598	.4353	.0494	.0046	13.3627	.6536	3.5515
1.435	10.66	.8003	.6405	.0628	.0095	12.7279	.7252	3.7409
1.436	12.74	.9409	.8852	.0778	.0150	12.1008	.7688	4.1775
1.436	14.70	1.0580	1.1194	.0946	.0197	11.1810	.8166	4.4378
1.438	16.71	1.1588	1.3428	.1132	.0313	10.2400	.8361	4.5434
1.433	18.63	1.1704	1.3699	.1405	.0648	8.3304	.9446	5.1330

STABILITY AXIS COEFFICIENTS

RUN 225								
Q(KPA)	ALPHA	CL	CL**2	CD	CM	L/D	H/B	H/C
1.469	-1.25	-.1217	.0148	.0331	.0086	-3.6756	.0181	.0983
1.473	-1.25	-.1075	.0116	.0316	.0063	-3.4053	.0248	.1347
1.446	-1.24	-.0539	.0029	.0282	-.0012	-1.9124	.0496	.2693
1.443	-1.23	-.0374	.0014	.0263	-.0058	-1.4189	.0753	.4090
1.440	-1.22	-.0281	.0008	.0259	-.0088	-1.0834	.0992	.5388
1.436	-1.23	-.0315	.0010	.0250	-.0095	-1.2600	.1503	.8166
1.436	-1.24	-.0278	.0008	.0244	-.0124	-1.1401	.2497	1.3570
1.431	-1.25	-.0384	.0015	.0239	-.0117	-1.6075	.3497	1.9005
1.437	-1.28	-.0256	.0007	.0241	-.0100	-1.0618	.4999	2.7164
1.431	-1.32	-.0526	.0028	.0236	-.0091	-2.2274	.6610	3.5921

STABILITY AXIS COEFFICIENTS

RUN 226								
Q(KPA)	ALPHA	CL	CL**2	CD	CM	L/D	H/B	H/C
1.425	.80	.0921	.0085	.0262	.0176	3.5095	.0186	.1009
1.427	.75	.0890	.0079	.0253	.0122	3.5168	.0255	.1383
1.425	.75	.1066	.0114	.0234	.0005	4.5517	.0487	.2647
1.422	.75	.1245	.0155	.0226	-.0019	5.5128	.0743	.4040
1.421	.75	.1050	.0110	.0225	-.0057	4.6707	.0996	.5410
1.421	.74	.1077	.0116	.0219	-.0078	4.9149	.1497	.8136
1.413	.73	.0997	.0099	.0223	-.0048	4.4636	.2693	1.4634
1.417	.74	.1053	.0111	.0230	-.0052	4.5867	.3518	1.9120
1.435	.70	.1021	.0104	.0217	-.0089	4.7139	.5009	2.7217
1.430	.63	.0849	.0072	.0219	-.0073	3.8673	.7512	4.0819

STABILITY AXIS COEFFICIENTS

RUN 227								
Q(KPA)	ALPHA	CL	CL**2	CD	CM	L/D	H/B	H/C
1.458	2.81	.2845	.0810	.0234	.0015	12.1375	.0689	.3744
1.459	2.78	.2787	.0777	.0235	-.0005	11.8655	.0753	.4093
1.444	2.80	.2637	.0695	.0237	-.0037	11.1215	.0993	.5397
1.440	2.80	.2606	.0679	.0238	-.0029	10.9537	.1501	.8155
1.439	2.78	.2348	.0551	.0243	-.0072	9.6701	.2511	1.3645
1.430	2.78	.2405	.0579	.0243	-.0059	9.9116	.3501	1.9023
1.423	2.78	.2395	.0574	.0240	-.0029	9.9632	.5002	2.7181
1.419	2.70	.2284	.0522	.0248	-.0032	9.2113	.8483	4.6096

TEST 216 RUNS 236, 237, 238, 239

S(M SQ)= 1.16 B(M)= 2.51
 CBAR(CM)= 46.19 X(CM)= -8.42
 ASPECT RATIO 5.42

STABILITY AXIS COEFFICIENTS

RUN 236								
Q(KPA)	ALPHA	CL	CL**2	CD	CM	L/D	H/B	H/C
1.446	-7.26	-.4019	.1619	.0334	-.0161	-12.0358	.3884	2.1109
1.448	-5.18	-.2537	.0644	.0268	-.0185	-9.4564	.4818	2.6182
1.448	-3.21	-.1000	.0100	.0228	-.0178	-4.3932	.5733	3.1156
1.448	-1.21	.0459	.0021	.0216	-.0137	2.1766	.6657	3.6179
1.444	.74	.1832	.0336	.0228	-.0126	8.0481	.7554	4.1051
1.448	2.76	.3158	.0997	.0267	-.0180	11.8349	.7519	4.0856
1.453	4.80	.4737	.2244	.0324	-.0003	14.6228	.7729	4.1950
1.454	6.77	.5909	.3497	.0416	-.0003	14.1890	.7626	4.1443
1.455	8.67	.7307	.5339	.0521	.0024	14.0261	.7541	4.0979
1.455	10.76	.8615	.7422	.0667	.0065	12.9126	.7872	4.2777
1.453	12.74	.9831	.9665	.0835	.0094	11.7689	.8319	4.5205
1.452	14.72	1.1113	1.2359	.0997	.0188	11.1441	.8765	4.7629
1.448	16.74	1.2250	1.5006	.1158	.0317	10.5741	.9542	5.1853
1.445	18.59	1.2429	1.5448	.1407	.0539	8.9310	1.0174	5.5289

STABILITY AXIS COEFFICIENTS

RUN 237								
Q(KPA)	ALPHA	CL	CL**2	CD	CM	L/D	H/B	H/C
1.452	-1.24	-.0719	.0052	.0286	.0011	-2.5179	.0184	.1001
1.452	-1.24	-.0469	.0022	.0269	.0016	-1.7425	.0243	.1348
1.446	-1.24	.0099	.0001	.0240	-.0081	.4110	.0508	.2761
1.445	-1.21	.0352	.0012	.0229	-.0080	1.5350	.0756	.4106
1.436	-1.23	.0358	.0013	.0230	-.0146	1.5584	.1000	.5433
1.432	-1.23	.0463	.0021	.0222	-.0155	2.0848	.1504	.8173
1.428	-1.25	.0374	.0014	.0227	-.0167	1.6477	.2490	1.3531
1.422	-1.26	.0305	.0009	.0226	-.0165	1.3514	.3500	1.9020
1.421	-1.27	.0363	.0013	.0223	-.0146	1.6309	.5007	2.7211
1.427	-1.31	.0396	.0016	.0218	-.0153	1.8182	.6639	3.6680

STABILITY AXIS COEFFICIENTS

RUN 238								
Q(KPA)	ALPHA	CL	CL**2	CD	CM	L/D	H/B	H/C
1.440	.70	.1910	.0365	.0242	.0085	7.8930	.0174	.0947
1.439	.77	.1844	.0340	.0235	.0076	7.8330	.0247	.1343
1.438	.78	.1872	.0389	.0225	-.0048	8.7740	.0514	.2794
1.436	.76	.1998	.0399	.0226	-.0072	8.8312	.0751	.4083
1.435	.76	.1991	.0396	.0227	-.0092	8.7679	.0993	.5395
1.435	.75	.1899	.0361	.0234	-.0109	8.1044	.1501	.8158
1.430	.76	.1768	.0313	.0233	-.0123	7.5856	.2489	1.3527
1.433	.75	.1796	.0323	.0231	-.0108	7.7887	.3504	1.9041
1.436	.74	.1669	.0279	.0237	-.0126	7.0468	.4997	2.7156
1.440	.67	.1638	.0268	.0234	-.0097	6.9925	.7531	4.0926

STABILITY AXIS COEFFICIENTS

RUN 239								
Q(KPA)	ALPHA	CL	CL**2	CD	CM	L/D	H/B	H/C
1.467	2.81	.3647	.1330	.0248	-.0038	14.6792	.0754	.4095
1.430	2.80	.3557	.1265	.0253	-.0078	14.0339	.1000	.5436
1.433	2.80	.3365	.1132	.0266	-.0081	12.6307	.1509	.8202
1.433	2.79	.3306	.1093	.0269	-.0072	12.2963	.2494	1.3552
1.430	2.78	.3234	.1046	.0269	-.0101	12.0000	.3500	1.9021
1.435	2.77	.3164	.1001	.0270	-.0081	11.7201	.5001	2.7175
1.432	2.72	.3053	.0932	.0281	-.0069	10.8837	.8479	4.6073

TEST 216 RUNS 248, 249, 250, 251

S(M SQ)= 1.16 B(M)= 2.51
 CBAR(CM)= 46.19 X(CM)= -8.42
 ASPECT RATIO 5.42

STABILITY AXIS COEFFICIENTS

RUN 248

Q(KPA)	ALPHA	CL	CL**2	CD	CM	L/D	H/B	H/C
1.438	-7.25	-.2853	.0814	.0308	-.0277	-9.2575	.3850	2.0921
1.435	-5.22	-.1639	.0268	.0257	-.0277	-6.3680	.4775	2.5945
1.434	-3.23	-.0230	.0005	.0232	-.0252	-9.9920	.5713	3.1047
1.436	-1.18	.1416	.0200	.0233	-.0214	6.0847	.6656	3.6170
1.436	.66	.2599	.0675	.0259	-.0209	10.0189	.7525	4.0890
1.441	2.63	.3858	.1488	.0313	-.0171	12.3300	.7109	3.8634
1.442	4.78	.5504	.3029	.0381	-.0130	14.4360	.6855	3.7225
1.443	6.84	.6797	.4620	.0485	-.0089	14.0052	.7031	3.8209
1.443	8.77	.8008	.6412	.0614	-.0051	13.0468	.6925	3.7629
1.447	10.81	.9433	.8898	.0753	.0019	12.5221	.7236	3.9322
1.445	12.73	1.0593	1.1220	.0899	.0055	11.7827	.7493	4.0715
1.443	14.74	1.1787	1.3894	.1071	.0152	11.0042	.8000	4.3472
1.444	16.76	1.2700	1.6129	.1278	.0278	9.9336	.8809	4.7870
1.438	18.66	1.3117	1.7206	.1540	.0466	8.5181	.9718	5.2808

STABILITY AXIS COEFFICIENTS

RUN 249

Q(KPA)	ALPHA	CL	CL**2	CD	CM	L/D	H/B	H/C
1.433	-1.27	.0725	.0052	.0264	-.0066	2.7490	.0175	.0951
1.425	-1.27	.0925	.0086	.0254	-.0074	3.6375	.0242	.1317
1.438	-1.27	.1305	.0170	.0235	-.0167	5.5463	.0494	.2683
1.435	-1.27	.1278	.0163	.0239	-.0222	5.3563	.0760	.4128
1.447	-1.27	.1447	.0209	.0232	-.0168	6.2422	.0998	.5421
1.434	-1.28	.1317	.0173	.0239	-.0249	5.5064	.1502	.8160
1.431	-1.27	.1308	.0171	.0230	-.0253	5.6787	.2489	1.3525
1.427	-1.28	.1298	.0168	.0237	-.0234	5.4727	.3493	1.8980
1.420	-1.30	.1236	.0153	.0237	-.0246	5.2099	.5006	2.7203
1.436	-1.34	.1243	.0154	.0234	-.0226	5.3198	.6583	3.5770

STABILITY AXIS COEFFICIENTS

RUN 250

Q(KPA)	ALPHA	CL	CL**2	CD	CM	L/D	H/B	H/C
1.434	.83	.3040	.0924	.0242	-.0035	12.5608	.0226	.1226
1.432	.82	.3091	.0955	.0242	-.0044	12.7895	.0245	.1329
1.431	.83	.3031	.0919	.0240	-.0143	12.6233	.0494	.2686
1.428	.71	.2867	.0822	.0244	-.0206	11.7598	.0759	.4124
1.430	.70	.2910	.0847	.0248	-.0186	11.7198	.0994	.5404
1.431	.69	.2839	.0806	.0251	-.0212	11.3010	.1498	.8140
1.427	.68	.2753	.0758	.0250	-.0197	10.9968	.2498	1.3576
1.423	.67	.2576	.0663	.0260	-.0218	9.8955	.3501	1.9024
1.419	.66	.2584	.0668	.0260	-.0209	9.9324	.5006	2.7203
1.414	.58	.2545	.0648	.0263	-.0204	9.6610	.7488	4.0691

STABILITY AXIS COEFFICIENTS

RUN 251

Q(KPA)	ALPHA	CL	CL**2	CD	CM	L/D	H/B	H/C
1.446	2.77	.4601	.2117	.0276	-.0135	16.6661	.0738	.4012
1.429	2.75	.4414	.1948	.0289	-.0153	15.2592	.1004	.5459
1.429	2.76	.4377	.1916	.0291	-.0148	15.0536	.1501	.8157
1.432	2.74	.4132	.1707	.0309	-.0213	13.3739	.2505	1.3612
1.428	2.73	.4032	.1626	.0312	-.0194	12.9219	.3503	1.9035
1.425	2.72	.4042	.1633	.0315	-.0178	12.8332	.4997	2.7156
1.430	2.67	.4049	.1639	.0311	-.0161	13.0041	.8449	4.5914

TEST 216 RUNS 264, 265, 266, 267
 S(M SQ)= 1.16 R(M)= 2.51
 CBAR(CM)= 46.19 X(CM)= -8.42
 ASPECT RATIO 5.42

STABILITY AXIS COEFFICIENTS

RUN 264								
Q(KPA)	ALPHA	CL	CL**2	CD	CM	L/D	H/B	H/C
1.448	-7.23	-.1260	.0159	.0336	-.0434	-3.7434	.3880	2.1054
1.446	-5.26	.0081	.0001	.0315	-.0397	.2565	.4757	2.5853
1.435	-3.23	.1614	.0261	.0310	-.0395	5.2092	.5696	3.0954
1.433	-1.17	.2856	.0816	.0342	-.0356	8.3397	.6653	3.6154
1.434	.73	.4297	.1847	.0379	-.0301	11.3408	.7527	4.0901
1.433	2.81	.5488	.3012	.0468	-.0265	11.7158	.7793	4.2377
1.438	4.77	.6751	.4557	.0554	-.0219	12.1949	.7689	4.1779
1.438	6.77	.7989	.6383	.0656	-.0159	12.1869	.7939	4.3140
1.440	8.74	.9151	.8374	.0774	-.0109	11.8268	.8503	4.6208
1.441	10.86	1.0474	1.0971	.0916	-.0007	11.4289	.8327	4.5249
1.441	12.80	1.1298	1.2764	.1108	.0019	10.1938	.8332	4.5278
1.440	14.76	1.2444	1.5485	.1322	.0090	9.4137	.8412	4.5714
1.439	16.75	1.3570	1.8416	.1463	.0281	9.2775	.8926	4.7904
1.438	18.65	1.3926	1.9393	.1859	.0473	7.4892	.9418	5.1179

STABILITY AXIS COEFFICIENTS

RUN 265								
Q(KPA)	ALPHA	CL	CL**2	CD	CM	L/D	H/B	H/C
1.453	-1.26	.2952	.0871	.0307	-.0199	9.6306	.0179	.0974
1.452	-1.28	.3021	.0913	.0308	-.0184	9.8057	.0252	.1371
1.452	-1.25	.3187	.1016	.0306	-.0274	10.4308	.0492	.2674
1.451	-1.27	.3043	.0926	.0318	-.0305	9.5821	.0759	.4122
1.429	-1.26	.3059	.0935	.0317	-.0335	9.6420	.1002	.5446
1.429	-1.28	.2887	.0833	.0329	-.0387	8.7718	.1494	.8121
1.423	-1.29	.2829	.0800	.0334	-.0367	8.4775	.2493	1.3548
1.419	-1.30	.2732	.0746	.0341	-.0389	8.0227	.3501	1.9026
1.416	-1.39	.2655	.0705	.0354	-.0359	7.4997	.5004	2.7191
1.414	-1.35	.2729	.0745	.0337	-.0342	8.0852	.6585	3.5786

STABILITY AXIS COEFFICIENTS

RUN 266								
Q(KPA)	ALPHA	CL	CL**2	CD	CM	L/D	H/B	H/C
1.446	.79	.4904	.2405	.0319	-.0139	15.3966	.0195	.1062
1.444	.79	.4786	.2290	.0320	-.0173	14.9467	.0247	.1341
1.443	.78	.4666	.2177	.0331	-.0217	14.1092	.0509	.2720
1.442	.76	.4522	.2045	.0346	-.0243	13.0663	.0748	.4066
1.441	.78	.4573	.2092	.0347	-.0279	13.1781	.0996	.5410
1.438	.75	.4251	.1807	.0372	-.0327	11.4183	.1498	.8138
1.435	.75	.4171	.1740	.0377	-.0325	11.0598	.2504	1.3609
1.431	.75	.4237	.1795	.0377	-.0318	11.2442	.3501	1.9024
1.424	.72	.4058	.1647	.0393	-.0311	10.3218	.5012	2.7237
1.419	.67	.4016	.1613	.0383	-.0313	10.4888	.7497	4.0741

STABILITY AXIS COEFFICIENTS

RUN 267								
Q(KPA)	ALPHA	CL	CL**2	CD	CM	L/D	H/B	H/C
1.444	2.76	.6022	.3626	.0383	-.0188	15.7317	.0635	.3449
1.446	2.77	.5936	.3524	.0390	-.0221	15.2279	.0750	.4078
1.444	2.76	.5874	.3451	.0402	-.0233	14.6108	.0995	.5409
1.440	2.76	.5741	.3296	.0420	-.0261	13.6570	.1501	.8155
1.435	2.74	.5472	.2994	.0452	-.0293	12.1177	.2505	1.3614
1.430	2.74	.5432	.2951	.0449	-.0271	12.1066	.3508	1.9062
1.424	2.72	.5477	.2999	.0456	-.0257	12.0227	.5001	2.7178
1.424	2.66	.5271	.2778	.0465	-.0285	11.3348	.8436	4.5840

TEST 216 RUNS 260, 261, 262, 263

S(M SQ)= 1.16 B(M)= 2.51
 CBAR(CM)= 46.19 X(CM)= -8.42
 ASPECT RATIO 5.42

STABILITY AXIS COEFFICIENTS

RUN 260		CL	CL**2	CD	CM	L/D	H/R	H/C
Q(KPA)	ALPHA							
1.458	-7.27	.0096	.0001	.0298	-.1365	.3228	.3894	2.0672
1.448	-5.22	.1600	.0256	.0316	-.1323	5.7690	.4776	2.5452
1.443	-3.27	.2869	.0823	.0354	-.1259	6.1029	.5681	3.0873
1.442	-1.20	.4191	.1757	.0419	-.1233	10.0054	.6638	3.6173
1.437	.79	.5536	.3065	.0503	-.1159	11.0125	.7550	4.1027
1.441	2.74	.6825	.4658	.0596	-.1075	11.4521	.7142	3.8810
1.442	4.78	.7950	.6321	.0719	-.0999	11.3643	.7354	3.9660
1.444	6.73	.8920	.7957	.0870	-.0963	10.2479	.7598	4.1287
1.442	8.69	1.0207	1.0419	.0989	-.0841	10.3189	.7782	4.2289
1.443	10.68	1.1343	1.2866	.1163	-.0781	9.7553	.8710	4.7332
1.442	12.74	1.2415	1.5414	.1358	-.0673	9.1410	.9166	4.9610
1.443	14.72	1.3690	1.8742	.1562	-.0576	8.7610	.9286	5.0459
1.443	16.76	1.4674	2.1533	.1747	-.0370	8.4011	.9772	5.3103
1.439	18.84	1.5021	2.2563	.2167	-.0087	6.9303	1.0465	5.6868

STABILITY AXIS COEFFICIENTS

RUN 261		CL	CL**2	CD	CM	L/D	H/R	H/C
Q(KPA)	ALPHA							
1.457	-1.30	.4206	.1769	.0346	-.1059	12.1513	.0179	.0975
1.457	-1.30	.4321	.1867	.0353	-.1082	12.2537	.0251	.1365
1.458	-1.31	.4412	.1946	.0364	-.1115	12.1226	.0496	.2694
1.454	-1.30	.4418	.1952	.0372	-.1170	11.9722	.0757	.4111
1.444	-1.31	.4344	.1887	.0383	-.1188	11.3518	.0993	.5394
1.440	-1.31	.4230	.1789	.0395	-.1195	10.7093	.1499	.8143
1.438	-1.32	.4192	.1758	.0404	-.1227	10.3890	.2495	1.3556
1.434	-1.34	.4169	.1738	.0404	-.1243	10.3095	.3503	1.9038
1.429	-1.35	.4008	.1606	.0415	-.1213	9.6478	.4998	2.7158
1.426	-1.39	.4176	.1744	.0401	-.1189	10.4216	.6573	3.5717

STABILITY AXIS COEFFICIENTS

RUN 262		CL	CL**2	CD	CM	L/D	H/R	H/C
Q(KPA)	ALPHA							
1.446	.78	.5976	.3572	.0394	-.0863	15.1767	.0183	.0994
1.436	.62	.5990	.3588	.0405	-.0927	14.7895	.0246	.1338
1.435	.70	.5836	.3406	.0415	-.0986	14.0753	.0490	.2662
1.431	.77	.5760	.3318	.0435	-.1025	13.2475	.0764	.4153
1.430	.76	.5663	.3207	.0447	-.1042	12.6707	.0991	.5388
1.426	.76	.5619	.3158	.0465	-.1088	12.0772	.1500	.8150
1.420	.75	.5553	.3084	.0479	-.1143	11.5857	.2499	1.3561
1.419	.74	.5317	.2827	.0499	-.1169	10.6635	.3496	1.9000
1.430	.73	.5377	.2891	.0499	-.1149	10.7767	.5001	2.7174
1.431	.68	.5385	.2900	.0501	-.1147	10.7552	.7502	4.0769

STABILITY AXIS COEFFICIENTS

RUN 263		CL	CL**2	CD	CM	L/D	H/R	H/C
Q(KPA)	ALPHA							
1.435	2.71	.7127	.5079	.0486	-.0874	14.6770	.0594	.3227
1.428	2.71	.6955	.4837	.0504	-.0927	13.7906	.0754	.4096
1.428	2.72	.6807	.4633	.0532	-.0995	12.9009	.0997	.5416
1.421	2.70	.6686	.4470	.0552	-.1013	12.1019	.1508	.8195
1.416	2.68	.6687	.4471	.0573	-.1052	11.6788	.2497	1.3569
1.418	2.69	.6643	.4413	.0588	-.1060	11.2993	.3499	1.9012
1.431	2.67	.6525	.4257	.0600	-.1058	10.8678	.4997	2.7155
1.423	2.61	.6540	.4278	.0599	-.1100	10.9109	.8407	4.5684

TEST 216 RUNS 228, 229, 230, 231

S(M SQ)= 1.16 B(M)= 2.51
 CBAR(CM)= 46.19 X(CM)= -8.42
 ASPECT RATIO 5.42

STABILITY AXIS COEFFICIENTS

RUN 228

Q(KPA)	ALPHA	CL	CL**2	CD	CM	L/D	H/B	H/C
1.439	-7.30	-.5622	.3390	.0464	.0426	-12.5529	.3851	2.0927
1.443	-5.21	-.4302	.1850	.0363	.0437	-11.9376	.4799	2.0081
1.443	-3.24	-.2832	.0802	.0295	.0445	-9.5828	.5715	3.1054
1.444	-1.20	-.1435	.0206	.0246	.0490	-5.8233	.6657	3.6176
1.445	.72	-.0144	.0002	.0218	.0503	-4.6612	.7579	4.1183
1.447	2.75	.1401	.0196	.0219	.0575	6.3956	.7905	4.2416
1.451	4.76	.2720	.0740	.0248	.0606	10.9809	.7486	4.0662
1.452	6.79	.4178	.1746	.0298	.0640	13.9079	.8149	4.4283
1.449	8.71	.5492	.3016	.0373	.0649	14.7200	.7826	4.2526
1.449	10.77	.6936	.4811	.0485	.0697	14.3045	.8410	4.5648
1.449	12.75	.8354	.6979	.0617	.0724	13.5353	.8541	4.6410
1.450	14.68	.9501	.9028	.0781	.0754	12.1591	.9054	4.9201
1.450	16.77	1.0615	1.1697	.0942	.0809	11.4820	.9543	5.1150
1.448	18.70	1.1211	1.2569	.1233	.0901	9.3933	.9995	5.4317

STABILITY AXIS COEFFICIENTS

RUN 229

Q(KPA)	ALPHA	CL	CL**2	CD	CM	L/D	H/B	H/C
1.455	-1.23	-.3109	.0966	.0385	.0750	-8.0773	.0181	.0982
1.446	-1.23	-.2804	.0786	.0355	.0721	-7.8941	.0247	.1343
1.433	-1.22	-.2059	.0424	.0297	.0631	-6.7343	.0499	.2705
1.432	-1.21	-.1721	.0296	.0274	.0572	-6.2862	.0754	.4099
1.430	-1.21	-.1571	.0247	.0267	.0548	-5.8953	.1005	.5459
1.429	-1.21	-.1499	.0225	.0252	.0496	-5.9507	.1507	.8187
1.422	-1.21	-.1399	.0196	.0247	.0491	-5.6561	.2496	1.3562
1.421	-1.23	-.1458	.0213	.0247	.0487	-5.9088	.3507	1.9058
1.415	-1.24	-.1475	.0218	.0247	.0481	-5.9634	.4998	2.7157
1.412	-1.30	-.1514	.0229	.0249	.0487	-6.0782	.6663	3.6207

STABILITY AXIS COEFFICIENTS

RUN 230

Q(KPA)	ALPHA	CL	CL**2	CD	CM	L/D	H/B	H/C
1.439	.97	-.0200	.0004	.0273	.0862	-7.7331	.0162	.0879
1.438	.76	-.0474	.0022	.0274	.0839	-1.7319	.0247	.1341
1.438	.76	-.0148	.0002	.0244	.0669	-6.078	.0496	.2694
1.437	.75	.0006	.0000	.0233	.0612	.0275	.0755	.4105
1.436	.75	-.0037	.0000	.0233	.0569	-1.599	.0996	.5414
1.432	.75	.0141	.0002	.0223	.0534	.6344	.1504	.8171
1.429	.75	-.0020	.0000	.0218	.0515	-0.926	.2493	1.3546
1.424	.73	-.0055	.0000	.0219	.0518	-2.209	.3496	1.8996
1.438	.72	-.0044	.0000	.0221	.0529	-1.988	.5001	2.7175
1.436	.67	-.0147	.0002	.0220	.0523	-6.689	.7545	4.0999

STABILITY AXIS COEFFICIENTS

RUN 231

Q(KPA)	ALPHA	CL	CL**2	CD	CM	L/D	H/B	H/C
1.463	2.72	.1709	.0292	.0223	.0660	7.6526	.0680	.3693
1.449	2.72	.1694	.0287	.0223	.0636	7.5995	.0752	.4084
1.440	2.72	.1572	.0247	.0221	.0566	7.1199	.1001	.5441
1.436	2.72	.1484	.0220	.0225	.0549	6.5841	.1501	.8155
1.429	2.72	.1539	.0237	.0220	.0570	7.0065	.2514	1.3662
1.425	2.72	.1391	.0193	.0220	.0562	6.3183	.3500	1.9019
1.419	2.70	.1201	.0144	.0221	.0551	5.4353	.5007	2.7211
1.412	2.63	.1136	.0129	.0220	.0549	5.1741	.8458	4.5961

TEST 216 RUNS 232, 233, 234, 235

S(M SQ)= 1.16 B(M)= 2.51
 CBAR(CM)= 46.19 X(CM)= -8.42
 ASPECT RATIO 5.42

STABILITY AXIS COEFFICIENTS

RUN 232		CL	CL**2	CD	CM	L/D	H/B	H/C
Q(KPA)	ALPHA							
1.442	-7.21	-.3954	.1564	.0377	-.0557	-12.0942	.3916	2.1284
1.444	-5.16	-.2456	.0603	.0763	-.0554	-9.3477	.4637	2.6283
1.447	-3.25	-.1142	.0131	.0232	-.0555	-4.9379	.5724	3.1102
1.448	-1.16	.0239	.0006	.0221	-.0531	1.0926	.6695	3.6380
1.448	.83	.1628	.0265	.0235	-.0515	6.9288	.7607	4.1339
1.448	2.71	.2982	.0889	.0284	-.0475	10.5159	.7179	3.9013
1.451	4.09	.4469	.1997	.0350	-.0446	12.7582	.7131	3.8753
1.451	6.74	.5859	.3432	.0443	-.0430	13.2164	.7055	3.8338
1.452	8.74	.7244	.5247	.0561	-.0385	12.9133	.7608	4.1342
1.454	10.70	.8662	.7502	.0705	-.0329	12.2857	.8042	4.3699
1.451	12.70	.9854	.9711	.0868	-.0305	11.3519	.8327	4.5248
1.448	14.76	1.1151	1.2433	.1055	-.0216	10.5691	.8752	4.7560
1.452	16.75	1.2220	1.4934	.1228	-.0095	9.9480	.9385	5.0999
1.448	18.74	1.2204	1.4894	.1554	.0319	7.8534	.9941	5.4021

STABILITY AXIS COEFFICIENTS

RUN 233		CL	CL**2	CD	CM	L/D	H/B	H/C
Q(KPA)	ALPHA							
1.445	-1.25	-.0982	.0096	.0290	-.0464	-3.3859	.0175	.0952
1.437	-1.24	-.0686	.0047	.0274	-.0488	-2.5065	.0248	.1348
1.437	-1.23	-.0140	.0002	.0244	-.0535	-5.7500	.0499	.2710
1.433	-1.23	.0112	.0001	.0234	-.0523	.4786	.0746	.4054
1.432	-1.22	.0172	.0003	.0229	-.0536	.7528	.0996	.5412
1.431	-1.22	.0277	.0008	.0223	-.0550	1.2402	.1501	.8157
1.428	-1.24	.0104	.0001	.0227	-.0559	.4607	.2504	1.3609
1.423	-1.25	.0322	.0010	.0227	-.0530	1.4172	.3495	1.8991
1.420	-1.26	.0161	.0003	.0225	-.0541	.7140	.4995	2.7146
1.413	-1.30	.0301	.0009	.0222	-.0530	1.3588	.6614	3.5942

STABILITY AXIS COEFFICIENTS

RUN 234		CL	CL**2	CD	CM	L/D	H/B	H/C
Q(KPA)	ALPHA							
1.440	.84	.1582	.0250	.0248	-.0385	6.3683	.0188	.1024
1.441	.77	.1547	.0239	.0249	-.0399	6.2056	.0248	.1350
1.440	.76	.1751	.0306	.0239	-.0478	7.3156	.0497	.2699
1.438	.77	.1948	.0380	.0235	-.0469	8.2927	.0755	.4104
1.438	.78	.1741	.0303	.0242	-.0495	7.1894	.0997	.5419
1.436	.76	.1721	.0296	.0240	-.0502	7.1577	.1506	.8184
1.430	.76	.1637	.0268	.0240	-.0516	6.8111	.2495	1.3556
1.424	.76	.1632	.0267	.0238	-.0511	6.8688	.3498	1.9008
1.421	.75	.1832	.0336	.0236	-.0475	7.7735	.4997	2.7152
1.414	.68	.1445	.0209	.0237	-.0517	6.0909	.7535	4.0947

STABILITY AXIS COEFFICIENTS

RUN 235		CL	CL**2	CD	CM	L/D	H/B	H/C
Q(KPA)	ALPHA							
1.441	2.72	.3432	.1178	.0268	-.0433	12.8226	.0656	.3564
1.440	2.73	.3332	.1111	.0269	-.0440	12.3658	.0750	.4076
1.439	2.72	.3290	.1083	.0274	-.0464	12.0015	.1014	.5510
1.436	2.72	.3353	.1124	.0272	-.0457	12.3220	.1497	.8135
1.431	2.70	.3112	.0969	.0279	-.0486	11.1461	.2502	1.3597
1.427	2.70	.3051	.0931	.0284	-.0486	10.7444	.3498	1.9011
1.423	2.69	.2906	.0845	.0284	-.0492	10.2180	.5002	2.7183
1.413	2.62	.2891	.0836	.0289	-.0482	9.9928	.8450	4.5917

TEST 216 RUNS 240, 241, 242, 243

S(M SQ)= 1.16 B(M)= 2.51
 CBAR(CM)= 46.19 X(CM)= -8.42
 ASPECT RATIO 5.42

STABILITY AXIS COEFFICIENTS

RUN 240		CL	CL**2	CD	CM	L/D	H/B	H/C
Q(KPA)	ALPHA							
1.443	-7.24	-.4903	.2404	.0632	.0826	-7.7547	.3842	2.0876
1.441	-5.20	-.3330	.1109	.0539	.0819	-6.1773	.4781	2.5978
1.440	-3.20	-.1789	.0320	.0466	.0862	-3.8388	.5700	3.0977
1.442	-1.28	-.0557	.0031	.0425	.0889	-1.3097	.6627	3.6021
1.444	.77	.0715	.0051	.0404	.0906	1.7697	.7562	4.1131
1.447	2.80	.2211	.0489	.0406	.0954	5.4509	.8217	4.4652
1.448	4.75	.3380	.1143	.0433	.0974	7.7988	.8273	4.4954
1.449	6.76	.4815	.2318	.0486	.1008	9.9032	.8543	4.6422
1.450	8.77	.6176	.3814	.0563	.1042	10.9668	.8463	4.6020
1.452	10.72	.7608	.5788	.0647	.1052	11.7662	.8413	4.5747
1.451	12.76	.8859	.7848	.0782	.1051	11.3239	.8523	4.6316
1.451	14.67	1.0192	1.0387	.0928	.1052	10.9809	.9437	5.1282
1.449	16.62	1.1645	1.3561	.1093	.0994	10.6587	1.0055	5.4630
1.448	18.68	1.2368	1.5297	.1403	.0962	8.9154	1.1022	5.9893

STABILITY AXIS COEFFICIENTS

RUN 241		CL	CL**2	CD	CM	L/D	H/B	H/C
Q(KPA)	ALPHA							
1.446	-1.15	-.1417	.0201	.0519	.1342	-2.7296	.0162	.0882
1.448	-1.16	-.1087	.0118	.0497	.1223	-2.1885	.0251	.1360
1.438	-1.15	-.0702	.0049	.0464	.1083	-1.5121	.0494	.2665
1.434	-1.16	-.0523	.0027	.0451	.0993	-1.1610	.0752	.4086
1.437	-1.15	-.0438	.0019	.0441	.0950	-.9929	.0999	.5428
1.435	-1.16	-.0469	.0022	.0437	.0893	-1.0726	.1501	.8158
1.429	-1.17	-.0666	.0044	.0432	.0868	-1.5408	.2500	1.3583
1.435	-1.19	-.0582	.0034	.0432	.0860	-1.3492	.3498	1.9010
1.436	-1.20	-.0398	.0016	.0424	.0890	-.9405	.4991	2.7124
1.434	-1.24	-.0502	.0025	.0424	.0880	-1.1822	.6622	3.6023

STABILITY AXIS COEFFICIENTS

RUN 242		CL	CL**2	CD	CM	L/D	H/B	H/C
Q(KPA)	ALPHA							
1.453	.77	.0912	.0083	.0446	.1369	2.0430	.0183	.0994
1.436	.75	.0943	.0089	.0434	.1277	2.1754	.0250	.1350
1.435	.68	.1052	.0111	.0426	.1096	2.4696	.0502	.2728
1.432	.74	.1049	.0110	.0406	.1019	2.5842	.0761	.4136
1.430	.75	.1042	.0109	.0402	.0956	2.5921	.0995	.5405
1.433	.75	.0986	.0097	.0399	.0938	2.4704	.1495	.8125
1.432	.72	.0931	.0087	.0403	.0910	2.3073	.2505	1.3614
1.432	.72	.0815	.0066	.0404	.0901	2.0176	.3492	1.8976
1.433	.69	.0686	.0047	.0413	.0917	1.6633	.5004	2.7195
1.436	.64	.0651	.0042	.0408	.0919	1.5953	.7503	4.0772

STABILITY AXIS COEFFICIENTS

RUN 243		CL	CL**2	CD	CM	L/D	H/B	H/C
Q(KPA)	ALPHA							
1.441	2.81	.2732	.0746	.0389	.1037	7.0268	.0749	.4071
1.441	2.79	.2666	.0711	.0394	.1007	6.7724	.0999	.5426
1.436	2.72	.2437	.0594	.0400	.0942	6.0895	.1503	.8167
1.431	2.71	.2240	.0502	.0405	.0935	5.5238	.2496	1.3564
1.428	2.69	.2033	.0413	.0414	.0942	4.9158	.3496	1.8997
1.424	2.69	.2018	.0407	.0411	.0945	4.9128	.5001	2.7170
1.430	2.63	.1986	.0394	.0412	.0938	4.8189	.8435	4.5834

TEST 216 RUNS 244, 245, 246, 247

S(M SQ)= 1.16 B(M)= 2.51
 CBAR(CM)= 46.19 X(CM)= -8.42
 ASPECT RATIO 5.42

STABILITY AXIS COEFFICIENTS

RUN 244								
Q(KPA)	ALPHA	CL	CL**2	CD	CM	L/D	H/R	H/C
1.426	-7.27	-.4024	.1619	.0443	.0366	-9.0764	.3855	2.0949
1.442	-5.23	-.2568	.0660	.0364	.0364	-7.0645	.4794	2.6052
1.445	-3.14	-.1083	.0117	.0316	.0355	-3.4289	.5752	3.1257
1.444	-1.18	.0263	.0007	.0291	.0374	.7036	.6661	3.6199
1.437	.71	.1673	.0280	.0294	.0416	5.6950	.7559	4.1075
1.439	2.83	.3029	.0917	.0318	.0464	9.5318	.7769	4.2217
1.436	4.80	.4509	.2033	.0359	.0501	12.5494	.7607	4.1337
1.439	6.81	.5799	.3362	.0440	.0526	13.1740	.8096	4.3993
1.434	8.76	.7076	.5008	.0527	.0573	13.4260	.8479	4.6077
1.435	10.75	.8479	.7189	.0655	.0578	12.7451	.8162	4.4353
1.435	12.70	.9733	.9474	.0808	.0576	12.0449	.8184	4.4474
1.435	14.70	1.1056	1.2224	.0961	.0581	11.5093	.8480	4.6061
1.435	16.82	1.2237	1.4975	.1169	.0652	10.4686	.8793	4.7784
1.432	18.68	1.2631	1.5954	.1475	.0778	8.5651	.9571	5.2010

STABILITY AXIS COEFFICIENTS

RUN 245								
Q(KPA)	ALPHA	CL	CL**2	CD	CM	L/D	H/R	H/C
1.445	-1.30	-.0461	.0021	.0352	.0677	-1.3095	.0185	.1012
1.438	-1.27	-.0229	.0005	.0339	.0636	-1.6753	.0250	.1360
1.437	-1.26	.0184	.0003	.0313	.0567	.5867	.0498	.2704
1.436	-1.29	.0201	.0004	.0309	.0437	.6504	.0754	.4099
1.432	-1.29	.0262	.0007	.0305	.0406	.8604	.1002	.5445
1.451	-1.29	.0327	.0011	.0301	.0393	1.0858	.1502	.8160
1.444	-1.29	.0399	.0016	.0293	.0384	1.3608	.2498	1.3574
1.436	-1.31	.0232	.0005	.0298	.0346	.7796	.3494	1.8985
1.430	-1.32	.0066	.0000	.0299	.0380	.2196	.5001	2.7174
1.437	-1.37	.0137	.0002	.0298	.0368	.4603	.6576	3.5730

STABILITY AXIS COEFFICIENTS

RUN 246								
Q(KPA)	ALPHA	CL	CL**2	CD	CM	L/D	H/R	H/C
1.439	.80	.1908	.0364	.0303	.0740	6.2902	.0193	.1051
1.440	.79	.1973	.0389	.0297	.0643	6.6374	.0268	.1409
1.436	.78	.2032	.0413	.0291	.0550	6.9893	.0496	.2695
1.431	.78	.2024	.0410	.0289	.0435	7.0016	.0746	.4055
1.440	.78	.1944	.0378	.0290	.0425	6.7076	.0994	.5401
1.437	.77	.1742	.0304	.0296	.0401	5.8931	.1504	.8171
1.432	.76	.1794	.0322	.0293	.0413	6.1291	.2507	1.3624
1.440	.76	.1499	.0225	.0302	.0375	4.9691	.3492	1.8977
1.439	.74	.1509	.0228	.0303	.0405	4.9746	.4994	2.7137
1.443	.68	.1550	.0240	.0294	.0418	5.2690	.7511	4.0817

STABILITY AXIS COEFFICIENTS

RUN 247								
Q(KPA)	ALPHA	CL	CL**2	CD	CM	L/D	H/R	H/C
1.432	2.75	.3555	.1264	.0295	.0498	12.0526	.0742	.4033
1.433	2.77	.3481	.1212	.0305	.0465	11.4155	.1001	.5441
1.436	2.76	.3305	.1092	.0304	.0448	10.8839	.1501	.8159
1.430	2.74	.3110	.0967	.0316	.0427	9.8279	.2492	1.3542
1.433	2.74	.3056	.0934	.0322	.0444	9.4906	.3499	1.9014
1.435	2.73	.2993	.0896	.0321	.0453	9.3268	.5003	2.7188
1.430	2.68	.2970	.0882	.0320	.0454	9.2957	.8445	4.5891

TEST 216 RUN 268
 S(M SQ)= 1.16 R(M)= 2.51
 CBAR(CM)= 46.19 X(CM)= -8.42
 ASPECT RATIO 5.42

STABILITY AXIS COEFFICIENTS

RUN 268								
Q(KPA)	ALPHA	CL	CL**2	CD	CM	L/D	H/B	H/C
1.440	-1.25	.1107	.0123	.0278	.0027	3.9870	.6619	3.5971
1.441	.79	.2535	.0643	.0298	.0063	8.5005	.7565	4.1106
1.441	2.68	.3734	.1394	.0351	.0082	10.6511	.7453	4.0501
1.441	4.74	.5241	.2747	.0408	.0162	12.8337	.7301	3.9673
1.442	6.74	.6686	.4470	.0493	.0206	13.5499	.7435	4.0404
1.443	8.77	.7884	.6216	.0621	.0225	12.7000	.7585	4.1218
1.444	10.73	.9145	.8363	.0751	.0268	12.1735	.7369	4.0045
1.431	12.33	1.0465	1.0994	.0913	.0270	11.4840	.7823	4.2513
1.428	14.73	1.1752	1.3811	.1086	.0269	10.8163	.8516	4.6277
1.429	16.72	1.2903	1.6650	.1294	.0305	9.9729	.9263	5.0361
1.429	18.63	1.2575	1.5814	.1906	.0562	6.5997	.9909	5.3641

TEST 216 RUN 269
 S(M SQ)= 1.16 B(M)= 2.51
 CBAR(CM)= 46.19 X(CM)= -8.42
 ASPECT RATIO 5.42

STABILITY AXIS COEFFICIENTS

RUN 269								
Q(KPA)	ALPHA	CL	CL**2	CD	CM	L/D	H/B	H/C
1.441	-1.23	.1646	.0271	.0243	-.0426	6.7713	.6642	3.6095
1.442	.71	.3294	.1085	.0261	-.0384	12.6185	.7530	4.0920
1.441	2.73	.4482	.2008	.0329	-.0324	13.6313	.7272	3.9515
1.438	4.75	.5818	.3385	.0417	-.0290	13.9363	.7054	3.8330
1.440	6.78	.7167	.5137	.0522	-.0257	13.7390	.7072	3.8426
1.440	8.76	.8557	.7323	.0638	-.0201	13.4179	.7315	3.9751
1.440	10.68	.9701	.9411	.0790	-.0147	12.2834	.8084	4.3932
1.438	12.71	1.0899	1.1878	.0973	-.0104	11.1963	.9025	4.9042
1.436	14.76	1.2318	1.5173	.1120	.0021	11.0018	.9586	5.2065
1.436	16.76	1.3186	1.7388	.1334	.0176	9.8812	.9880	5.3691
1.434	18.67	1.3498	1.8220	.1619	.0382	8.3395	1.0502	5.7067

TEST 216 RUN 270
 S(M SQ)= 1.16 B(M)= 2.51
 CBAR(CM)= 46.19 X(CM)= -8.42
 ASPECT RATIO 5.42

STABILITY AXIS COEFFICIENTS

RUN 270		CL	CL**2	CD	CM	L/D	H/B	H/C
Q(KPA)	ALPHA							
1.443	-1.23	.1966	.0386	.0246	-.0698	7.9984	.6639	3.6071
1.441	.70	.3464	.1200	.0289	-.0636	12.0073	.7521	4.0869
1.442	2.70	.4864	.2366	.0357	-.0592	13.6109	.7475	4.0621
1.442	4.79	.6215	.3863	.0455	-.0563	13.6540	.7530	4.0916
1.445	6.74	.7424	.5511	.0583	-.0516	12.7420	.7606	4.1333
1.445	8.84	.8943	.7998	.0701	-.0439	12.7498	.7244	3.9367
1.443	10.66	.9933	.9867	.0856	-.0380	11.5988	.7238	3.9333
1.434	12.74	1.1203	1.2551	.1031	-.0315	10.8613	.7656	4.1601
1.434	14.73	1.2366	1.5291	.1221	-.0211	10.1307	.8598	4.6724
1.434	16.79	1.3407	1.7976	.1406	-.0039	9.5380	.9024	4.9035
1.432	18.63	1.3624	1.8562	.1676	.0235	8.1279	.9630	5.2326

TEST 216 RUNS 252, 253, 254, 255

S(M SQ)= 1.16 B(M)= 2.51
 CBAR(CM)= 46.19 X(CM)= -8.42
 ASPECT RATIO 5.42

STABILITY AXIS COEFFICIENTS

RUN 252

Q(KPA)	ALPHA	CL	CL**2	CD	CM	L/D	H/B	H/C
1.449	-7.26	-.2332	.0544	.0273	-.0667	-8.5341	.3847	2.0903
1.440	-5.34	-.0904	.0082	.0241	-.0648	-3.7546	.4743	2.5774
1.438	-3.24	.0426	.0018	.0231	-.0653	1.3458	.5701	3.0978
1.437	-1.23	.1803	.0325	.0244	-.0629	7.3766	.6634	3.6049
1.434	.75	.3276	.1073	.0290	-.0584	11.3064	.7569	4.1132
1.435	2.78	.4650	.2162	.0356	-.0547	13.0797	.7751	4.2121
1.440	4.79	.6163	.3798	.0436	-.0508	14.1312	.7327	3.9815
1.440	6.80	.7388	.5459	.0565	-.0470	13.0761	.7867	4.2751
1.439	8.81	.8654	.7489	.0696	-.0431	12.4324	.7483	4.0666
1.438	10.68	.9840	.9683	.0840	-.0351	11.7203	.7829	4.2542
1.436	12.71	1.1085	1.2288	.1010	-.0282	10.9754	.8765	4.7632
1.434	14.69	1.2258	1.5026	.1191	-.0177	10.2916	.9073	4.9303
1.433	16.87	1.3308	1.7710	.1378	.0012	9.6598	.9542	5.1853
1.432	18.71	1.3378	1.7896	.1722	.0341	7.7701	1.0224	5.5556

STABILITY AXIS COEFFICIENTS

RUN 253

Q(KPA)	ALPHA	CL	CL**2	CD	CM	L/D	H/B	H/C
1.440	-1.27	.1354	.0183	.0266	-.0531	5.0985	.0172	.0935
1.440	-1.26	.1505	.0226	.0258	-.0536	5.9219	.0244	.1328
1.439	-1.26	.1957	.0383	.0245	-.0569	7.9741	.0492	.2676
1.439	-1.25	.2030	.0412	.0244	-.0608	8.3325	.0758	.4119
1.436	-1.26	.2069	.0428	.0250	-.0620	8.2608	.1011	.5494
1.432	-1.26	.2019	.0407	.0246	-.0630	8.1909	.1494	.8116
1.429	-1.27	.1976	.0391	.0249	-.0632	7.9480	.2500	1.3584
1.425	-1.28	.1842	.0339	.0256	-.0635	7.2009	.3498	1.9008
1.429	-1.30	.1814	.0329	.0253	-.0620	7.1792	.5005	2.7199
1.430	-1.35	.1661	.0276	.0256	-.0625	6.4947	.6610	3.5919

STABILITY AXIS COEFFICIENTS

RUN 254

Q(KPA)	ALPHA	CL	CL**2	CD	CM	L/D	H/B	H/C
1.454	.73	.3599	.1295	.0254	-.0422	14.1498	.0222	.1208
1.447	.74	.3595	.1293	.0256	-.0466	14.0316	.0246	.1339
1.436	.73	.3612	.1305	.0263	-.0493	13.7120	.0494	.2687
1.434	.74	.3520	.1239	.0270	-.0548	13.0381	.0772	.4197
1.433	.71	.3579	.1281	.0273	-.0556	13.1057	.0990	.5382
1.428	.72	.3383	.1144	.0285	-.0578	11.8546	.1496	.8129
1.425	.69	.3261	.1063	.0296	-.0569	11.0272	.2506	1.3620
1.424	.71	.3245	.1053	.0292	-.0592	11.1207	.3505	1.9044
1.423	.68	.3043	.0926	.0302	-.0577	10.0874	.5002	2.7181
1.415	.63	.3168	.1003	.0295	-.0574	10.7412	.7512	4.0821

STABILITY AXIS COEFFICIENTS

RUN 255

Q(KPA)	ALPHA	CL	CL**2	CD	CM	L/D	H/B	H/C
1.454	2.76	.5194	.2697	.0316	-.0483	16.4121	.0750	.4076
1.439	2.75	.5053	.2554	.0327	-.0507	15.4558	.0993	.5397
1.438	2.73	.4886	.2387	.0342	-.0540	14.2743	.1497	.8135
1.431	2.62	.4793	.2297	.0363	-.0530	13.2108	.2501	1.3588
1.427	2.72	.4688	.2198	.0356	-.0540	13.1777	.3494	1.8988
1.421	2.72	.4640	.2153	.0362	-.0548	12.8306	.5001	2.7174
1.410	2.64	.4653	.2165	.0359	-.0542	12.9575	.8444	4.5886

TEST 216 RUNS 256, 257, 258, 259

S(M SQ)= 1.16 B(M)= 2.51
 CBAR(CM)= 46.19 X(CM)= -8.42
 ASPECT RATIO 5.42

STABILITY AXIS COEFFICIENTS

RUN 256		CL	CL**2	CD	CM	L/D	H/B	H/C
Q(KPA)	ALPHA							
1.443	-7.30	-.1500	.0225	.0295	-.1231	-5.0868	.3855	2.0949
1.440	-5.23	.0090	.0001	.0273	-.1180	.3287	.4785	2.6040
1.439	-3.24	.1434	.0206	.0286	-.1170	5.0064	.5705	3.0999
1.438	-1.24	.2962	.0877	.0320	-.1132	9.2647	.6638	3.6069
1.439	.79	.4170	.1739	.0391	-.1130	10.6635	.7568	4.1127
1.441	2.72	.5464	.2985	.0482	-.1096	11.3389	.7615	4.1331
1.442	4.79	.6525	.4658	.0594	-.1081	11.4868	.7850	4.2656
1.445	6.73	.8102	.6565	.0730	-.1007	11.1005	.8197	4.4545
1.444	8.74	.9441	.8913	.0871	-.0939	10.8372	.8369	4.5480
1.442	10.77	1.0675	1.1395	.1047	-.0861	10.1942	.8937	4.8567
1.443	12.72	1.1825	1.3983	.1224	-.0765	9.6645	.9328	5.0687
1.445	14.70	1.3002	1.6906	.1411	-.0642	9.2138	.9362	5.0872
1.445	16.73	1.4163	2.0059	.1586	-.0495	8.9301	.9623	5.2292
1.443	18.65	1.4147	2.0015	.1859	-.0126	7.6098	1.0233	5.5609

STABILITY AXIS COEFFICIENTS

RUN 257		CL	CL**2	CD	CM	L/D	H/B	H/C
Q(KPA)	ALPHA							
1.449	-1.34	.2092	.0438	.0323	-.1114	6.4867	.0167	.0909
1.450	-1.30	.2502	.0626	.0316	-.1120	7.9151	.0249	.1352
1.435	-1.30	.2758	.0761	.0314	-.1120	8.7080	.0500	.2716
1.435	-1.30	.2815	.0793	.0320	-.1120	8.8028	.0756	.4108
1.435	-1.29	.2921	.0853	.0314	-.1118	9.3181	.0999	.5427
1.431	-1.32	.2713	.0736	.0329	-.1183	8.2565	.1503	.8166
1.428	-1.31	.2878	.0828	.0322	-.1155	8.9265	.2501	1.3589
1.427	-1.32	.2624	.0689	.0337	-.1139	7.7824	.3513	1.9089
1.427	-1.34	.2702	.0730	.0335	-.1116	8.0685	.4998	2.7162
1.430	-1.39	.2607	.0680	.0331	-.1141	7.8676	.6591	3.5814

STABILITY AXIS COEFFICIENTS

RUN 258		CL	CL**2	CD	CM	L/D	H/B	H/C
Q(KPA)	ALPHA							
1.445	.77	.4533	.2055	.0333	-.0953	13.6315	.0180	.0978
1.436	.75	.4497	.2022	.0344	-.1008	13.0774	.0249	.1353
1.435	.76	.4524	.2046	.0345	-.1054	13.0982	.0493	.2680
1.433	.75	.4520	.2043	.0356	-.1078	12.7100	.0761	.4134
1.432	.74	.4307	.1855	.0369	-.1120	11.6711	.0994	.5400
1.428	.74	.4271	.1824	.0379	-.1097	11.2794	.1496	.8128
1.422	.73	.4171	.1740	.0389	-.1099	10.7191	.2506	1.3617
1.421	.73	.4107	.1687	.0394	-.1149	10.4355	.3498	1.9010
1.417	.70	.4057	.1646	.0401	-.1109	10.1270	.4999	2.7164
1.430	.66	.4046	.1637	.0394	-.1133	10.2680	.7497	4.0741

STABILITY AXIS COEFFICIENTS

RUN 259		CL	CL**2	CD	CM	L/D	H/B	H/C
Q(KPA)	ALPHA							
1.438	2.75	.5964	.3557	.0414	-.0965	14.4002	.0657	.3571
1.438	2.73	.5887	.3466	.0428	-.0993	13.7524	.0750	.4076
1.437	2.73	.5849	.3421	.0433	-.1017	13.5001	.0995	.5407
1.435	2.74	.5762	.3320	.0448	-.1041	12.8599	.1503	.8169
1.429	2.73	.5463	.2985	.0478	-.1099	11.4400	.2497	1.3569
1.425	2.72	.5605	.3142	.0473	-.1066	11.8403	.3500	1.9021
1.432	2.73	.5487	.3010	.0485	-.1072	11.3126	.4998	2.7161
1.428	2.64	.5536	.3064	.0482	-.1088	11.4773	.8445	4.5891

TEST 216 RUN 325
 S(M SQ)= 1.16 B(M)= 2.51
 CBAR(CM)= 46.19 X(CM)= -8.42
 ASPECT RATIO 5.42

STABILITY AXIS COEFFICIENTS

RUN 325								
Q(KPA)	ALPHA	CL	CL**2	CD	CM	L/D	H/B	H/C
1.439	-7.07	-.2474	.0612	.0231	-.0627	-10.7211	.3946	2.1444
1.439	-5.01	-.0732	.0054	.0198	-.0563	-3.7034	.4881	2.6523
1.441	-3.02	.0426	.0018	.0190	-.0529	2.2443	.5792	3.1473
1.441	-1.10	.1739	.0302	.0198	-.0477	8.7616	.6687	3.6337
1.439	.89	.2953	.0872	.0238	-.0425	12.4119	.7608	4.1344
1.438	2.96	.4360	.1901	.0297	-.0309	14.7015	.7285	3.9589
1.443	4.98	.5601	.3137	.0380	-.0243	14.7343	.6974	3.7679
1.443	6.95	.6853	.4696	.0473	-.0162	14.4807	.7153	3.8872
1.438	8.92	.7977	.6363	.0591	-.0078	13.4873	.7237	3.9327
1.440	10.85	.9127	.8329	.0722	.0017	12.6387	.8138	4.4225
1.439	12.90	1.0247	1.0501	.0872	.0163	11.7466	.8403	4.5666
1.436	14.96	1.1265	1.2690	.1068	.0351	10.5439	.9332	5.0712
1.435	16.79	1.2181	1.4838	.1318	.0479	9.2405	.9689	5.2649
1.434	18.80	1.3112	1.7193	.1817	.0483	7.2148	1.0380	5.6408

TEST 216 RUNS 291, 292, 293, 294
 S(M SQ)= 1.48 B(M)= 3.20
 CBAR(CM)= 46.19 X(CM)= -18.54
 ASPECT RATIO 6.92

STABILITY AXIS COEFFICIENTS

RUN 291		CL	CL**2	CD	CM	L/D	H/B	H/C
Q(KPA)	ALPHA							
1.440	-7.08	-.4953	.2453	.0300	-.0143	-16.4892	.3069	2.1261
1.441	-5.07	-.3437	.1181	.0231	-.0160	-14.8568	.3780	2.6184
1.441	-3.11	-.1893	.0358	.0190	-.0139	-9.9805	.4490	3.1107
1.440	-1.12	-.0430	.0018	.0163	-.0126	-2.6279	.5211	3.6099
1.440	.87	.1095	.0120	.0159	-.0096	6.8968	.5933	4.1105
1.442	2.92	.2584	.0668	.0181	-.0042	14.2563	.6683	4.6301
1.443	4.89	.4011	.1609	.0229	-.0008	17.4826	.7403	5.1290
1.448	6.90	.5582	.3115	.0293	.0020	19.0490	.7115	4.9293
1.450	8.86	.7092	.5030	.0381	.0056	18.6352	.7057	4.8890
1.449	10.80	.8542	.7296	.0498	.0109	17.1374	.7775	5.3662
1.448	12.90	1.0148	1.0299	.0626	.0180	16.2071	.8533	5.9114
1.449	14.91	1.1338	1.2855	.0788	.0241	14.3832	.8118	5.6240
1.449	16.90	1.1936	1.4247	.0916	.0619	13.0332	.8031	5.5639
1.448	18.90	1.1164	1.2463	.1479	.1251	7.5460	.7866	5.4496

STABILITY AXIS COEFFICIENTS

RUN 292		CL	CL**2	CD	CM	L/D	H/B	H/C
Q(KPA)	ALPHA							
1.443	-1.12	-.1675	.0280	.0256	.0011	-6.5543	.0167	.1157
1.441	-1.11	-.1291	.0167	.0222	-.0024	-5.8092	.0247	.1713
1.436	-1.12	-.0737	.0054	.0191	-.0095	-3.8605	.0493	.3419
1.438	-1.11	-.0471	.0022	.0178	-.0095	-2.6454	.0749	.5191
1.435	-1.11	-.0433	.0019	.0174	-.0129	-2.4852	.0996	.6903
1.433	-1.11	-.0400	.0016	.0170	-.0182	-2.3511	.1500	1.0391
1.430	-1.11	-.0315	.0010	.0169	-.0126	-1.8687	.2496	1.7290
1.427	-1.14	-.0418	.0017	.0170	-.0114	-2.4563	.3496	2.4218
1.429	-1.18	-.0601	.0036	.0165	-.0113	-3.6516	.4993	3.4594
1.435	-1.19	-.0504	.0025	.0164	-.0143	-3.0821	.5241	3.6306

STABILITY AXIS COEFFICIENTS

RUN 293		CL	CL**2	CD	CM	L/D	H/B	H/C
Q(KPA)	ALPHA							
1.446	1.03	.0979	.0096	.0188	.0110	5.2210	.0165	.1146
1.435	.97	.1087	.0118	.0180	.0133	6.0396	.0246	.1707
1.431	.95	.1306	.0170	.0169	-.0023	7.7280	.0495	.3431
1.431	.96	.1318	.0174	.0162	-.0064	8.1492	.0749	.5187
1.427	.90	.1233	.0152	.0165	-.0111	7.4805	.0997	.6906
1.431	.91	.1183	.0140	.0163	-.0094	7.2721	.1494	1.0352
1.427	.89	.1143	.0131	.0164	-.0109	6.9699	.2506	1.7360
1.436	.89	.1116	.0125	.0162	-.0100	6.8937	.3500	2.4248
1.432	.88	.1088	.0118	.0159	-.0057	6.8392	.4999	3.4635
1.427	.82	.0983	.0097	.0162	-.0082	6.0696	.5953	4.1240

STABILITY AXIS COEFFICIENTS

RUN 294		CL	CL**2	CD	CM	L/D	H/B	H/C
Q(KPA)	ALPHA							
1.457	2.90	.2936	.0862	.0173	-.0026	16.9566	.0544	.3768
1.453	2.90	.2941	.0865	.0169	-.0067	17.3744	.0746	.5165
1.446	2.89	.2789	.0778	.0178	-.0075	15.6662	.0994	.6888
1.438	2.88	.2762	.0763	.0178	-.0021	15.5292	.1501	1.0397
1.431	2.86	.2626	.0689	.0184	-.0059	14.2609	.2497	1.7297
1.428	2.87	.2481	.0616	.0187	-.0054	13.2369	.3493	2.4198
1.423	2.84	.2602	.0677	.0184	-.0044	14.1057	.4997	3.4621
1.414	2.79	.2525	.0637	.0183	-.0054	13.8215	.6673	4.6233

TEST 216 RUNS 303, 304, 305, 306

S(M SQ)= 1.48 R(M)= 3.20
 CBAR(CM)= 46.19 X(CM)= -18.54
 ASPECT RATIO 6.92

STABILITY AXIS COEFFICIENTS

RUN 303		CL	CL**2	CD	CM	L/D	H/B	H/C
Q(KPA)	ALPHA							
1.438	-6.99	-.3858	.1489	.0284	-.0147	-13.5924	.3098	2.1463
1.442	-5.09	-.2433	.0592	.0225	-.0149	-10.8185	.3794	2.6285
1.445	-3.11	-.1044	.0109	.0187	-.0158	-5.5711	.4505	3.1207
1.444	-1.12	.0494	.0024	.0177	-.0093	2.7916	.5225	3.6201
1.444	.89	.2021	.0409	.0186	-.0054	10.8614	.5963	4.1311
1.443	2.76	.3251	.1057	.0236	-.0039	13.7457	.5542	3.8391
1.443	4.90	.4974	.2475	.0264	.0024	18.8507	.5403	3.7409
1.444	6.94	.6445	.4154	.0347	.0072	18.5596	.5468	3.7880
1.446	8.89	.7704	.5934	.0454	.0079	16.9775	.5830	4.0390
1.445	10.89	.9262	.8578	.0577	.0134	16.0516	.6221	4.3099
1.446	12.92	1.0651	1.1343	.0717	.0187	14.8537	.6526	4.5212
1.450	14.88	1.1909	1.4183	.0867	.0296	13.7314	.6620	4.5863
1.449	16.91	1.2745	1.6244	.0994	.0524	12.8172	.6961	4.8225
1.441	18.76	1.1544	1.3327	.1817	.1000	6.3548	.7583	5.2531

STABILITY AXIS COEFFICIENTS

RUN 304		CL	CL**2	CD	CM	L/D	H/B	H/C
Q(KPA)	ALPHA							
1.445	-1.04	-.0257	.0007	.0227	.0020	-1.1320	.0165	.1144
1.443	-1.04	.0092	.0001	.0207	-.0008	.4435	.0251	.1741
1.442	-1.04	.0464	.0022	.0187	-.0086	2.4751	.0509	.3523
1.439	-1.05	.0539	.0029	.0189	-.0092	2.8587	.0755	.5232
1.436	-1.03	.0594	.0035	.0181	-.0091	3.2865	.0993	.6877
1.436	-1.06	.0501	.0025	.0184	-.0153	2.7211	.1506	1.0433
1.429	-1.04	.0482	.0023	.0178	-.0150	2.7177	.2494	1.7275
1.428	-1.07	.0610	.0037	.0178	-.0110	3.4365	.3500	2.4249
1.428	-1.11	.0463	.0021	.0179	-.0118	2.5843	.4995	3.4606
1.434	-1.13	.0304	.0009	.0183	-.0134	1.6620	.5219	3.6157

STABILITY AXIS COEFFICIENTS

RUN 305		CL	CL**2	CD	CM	L/D	H/B	H/C
Q(KPA)	ALPHA							
1.438	.97	.2069	.0428	.0191	.0123	10.8224	.0166	.1148
1.439	.93	.2073	.0430	.0187	.0066	11.0840	.0253	.1751
1.435	.93	.2226	.0496	.0178	-.0058	12.4731	.0498	.3453
1.435	.91	.2210	.0488	.0185	-.0085	11.9409	.0748	.5181
1.432	.92	.2146	.0460	.0184	-.0062	11.6864	.0999	.6922
1.429	.92	.2118	.0449	.0185	-.0121	11.4542	.1502	1.0409
1.437	.90	.2022	.0409	.0188	-.0077	10.7710	.2496	1.7290
1.438	.90	.1887	.0356	.0189	-.0096	9.9810	.3494	2.4208
1.431	.87	.1912	.0366	.0189	-.0079	10.1051	.4996	3.4610
1.436	.83	.1839	.0338	.0189	-.0065	9.7115	.5937	4.1131

STABILITY AXIS COEFFICIENTS

RUN 306		CL	CL**2	CD	CM	L/D	H/B	H/C
Q(KPA)	ALPHA							
1.460	2.93	.3979	.1583	.0195	.0008	20.4357	.0540	.3743
1.436	2.91	.3910	.1529	.0201	-.0013	19.4530	.0744	.5155
1.434	2.92	.3687	.1359	.0205	-.0040	18.0162	.1008	.6984
1.429	2.90	.3659	.1339	.0212	-.0018	17.2833	.1502	1.0404
1.424	2.90	.3588	.1287	.0214	-.0021	16.7982	.2507	1.7368
1.419	2.88	.3444	.1186	.0223	-.0028	15.4212	.3497	2.4230
1.432	2.86	.3366	.1133	.0227	-.0021	14.8223	.4994	3.4600
1.432	2.85	.3284	.1079	.0220	-.0029	14.9023	.6669	4.6205

TEST 216 RUNS 279, 280, 281, 282

S(M SQ)= 1.48 B(M)= 3.20
 CBAR(CM)= 46.19 X(CM)= -18.54
 ASPECT RATIO 6.92

STABILITY AXIS COEFFICIENTS

RUN 279		CL	CL**2	CD	CM	L/D	H/B	H/C
Q(KPA)	ALPHA							
1.447	-7.26	-.2888	.0834	.0294	-.0289	-9.8340	.3005	2.0822
1.444	-5.19	-.1419	.0201	.0253	-.0285	-5.6099	.3753	2.6000
1.436	-3.21	.0269	.0007	.0229	-.0208	1.1727	.4469	3.0896
1.435	-1.26	.1782	.0318	.0236	-.0192	7.5424	.5184	3.5914
1.434	.72	.3103	.0963	.0261	-.0180	11.8900	.5891	4.0816
1.436	2.71	.4608	.2124	.0309	-.0146	14.9145	.5638	3.9056
1.440	4.76	.6102	.3724	.0371	-.0105	16.4489	.5245	3.6337
1.438	6.79	.7429	.5519	.0470	-.0063	15.8081	.5470	3.7894
1.441	8.75	.8768	.7688	.0571	-.0001	15.3616	.5097	3.5314
1.440	10.73	1.0061	1.0123	.0690	.0075	14.5843	.5377	3.7252
1.439	12.70	1.1247	1.2649	.0831	.0172	13.5318	.5821	4.0328
1.440	14.66	1.2504	1.5635	.0964	.0330	12.9728	.6033	4.1795
1.439	16.74	1.3289	1.7659	.1137	.0626	11.6013	.6509	4.5091
1.429	18.66	1.2660	1.6027	.1670	.1131	7.5788	.7108	4.9245

STABILITY AXIS COEFFICIENTS

RUN 280		CL	CL**2	CD	CM	L/D	H/B	H/C
Q(KPA)	ALPHA							
1.436	-1.26	.1183	.0140	.0256	-.0042	4.6161	.0165	.1140
1.436	-1.26	.1481	.0219	.0246	-.0096	6.0315	.0258	.1790
1.433	-1.26	.1685	.0284	.0238	-.0211	7.0661	.0510	.3531
1.445	-1.24	.1769	.0313	.0236	-.0169	7.4853	.0747	.5176
1.444	-1.26	.1832	.0336	.0235	-.0174	7.7845	.0998	.6913
1.441	-1.27	.1771	.0314	.0236	-.0255	7.4931	.1496	1.0362
1.435	-1.29	.1885	.0355	.0233	-.0201	8.0837	.2497	1.7302
1.435	-1.30	.1605	.0258	.0239	-.0255	6.7216	.3496	2.4223
1.440	-1.39	.1561	.0244	.0249	-.0234	6.2760	.4994	3.4597
1.425	-1.34	.1585	.0251	.0237	-.0208	6.6829	.5162	3.5760

STABILITY AXIS COEFFICIENTS

RUN 281		CL	CL**2	CD	CM	L/D	H/B	H/C
Q(KPA)	ALPHA							
1.442	.80	.3501	.1226	.0237	.0020	14.7698	.0174	.1204
1.445	.79	.3509	.1231	.0236	-.0057	14.8555	.0247	.1713
1.440	.78	.3528	.1244	.0239	-.0126	14.7450	.0500	.3461
1.432	.78	.3411	.1164	.0245	-.0142	13.9297	.0749	.5189
1.429	.77	.3419	.1169	.0249	-.0207	13.7587	.1002	.6945
1.434	.76	.3278	.1074	.0253	-.0185	12.9445	.1504	1.0419
1.434	.76	.3151	.0993	.0259	-.0195	12.1732	.2496	1.7294
1.438	.74	.3114	.0970	.0262	-.0189	11.8810	.3502	2.4262
1.433	.71	.3044	.0926	.0263	-.0197	11.5541	.4997	3.4621
1.438	.67	.3051	.0931	.0262	-.0198	11.6467	.5877	4.0712

STABILITY AXIS COEFFICIENTS

RUN 282		CL	CL**2	CD	CM	L/D	H/B	H/C
Q(KPA)	ALPHA							
1.440	2.76	.5171	.2674	.0259	-.0063	19.9602	.0476	.3299
1.438	2.75	.4999	.2499	.0270	-.0129	18.5367	.0749	.5189
1.434	2.75	.4882	.2383	.0281	-.0139	17.3624	.1007	.6977
1.432	2.74	.4889	.2390	.0279	-.0151	17.5542	.1496	1.0364
1.433	2.72	.4580	.2098	.0308	-.0169	14.8724	.2493	1.7274
1.437	2.72	.4572	.2090	.0308	-.0173	14.8643	.3497	2.4230
1.438	2.70	.4516	.2039	.0313	-.0138	14.4427	.4994	3.4597
1.436	2.67	.4433	.1965	.0312	-.0150	14.1995	.6605	4.5756

TEST 216 RUNS 307, 308, 309, 310

S(M SQ)= 1.48 B(M)= 3.20
 CBAR(CM)= 46.19 X(CM)= -18.54
 ASPECT RATIO 6.92

STABILITY AXIS COEFFICIENTS

RUN 307		CL	CL**2	CD	CM	L/D	H/B	H/C
Q(KPA)	ALPHA							
1.448	-7.04	-.0663	.0044	.0289	-.0436	-2.2969	.3069	2.1260
1.445	-5.03	.0783	.0061	.0279	-.0411	2.8036	.3787	2.6235
1.442	-3.08	.2237	.0500	.0277	-.0394	8.0739	.4497	3.1158
1.441	-1.08	.3487	.1216	.0313	-.0314	11.1459	.5226	3.6202
1.442	.88	.4747	.2254	.0363	-.0296	13.0833	.5941	4.1157
1.441	2.82	.6110	.3734	.0420	-.0199	14.5483	.5971	4.1363
1.438	4.95	.7283	.5304	.0521	-.0140	13.9717	.6058	4.1968
1.442	7.00	.8678	.7530	.0612	-.0065	14.1861	.5415	3.7513
1.442	8.97	.9822	.9647	.0732	.0005	13.4168	.5693	3.9442
1.440	10.85	1.1054	1.2219	.0855	.0050	12.9230	.5954	4.1245
1.443	12.83	1.2369	1.5299	.1018	.0135	12.1522	.6436	4.4587
1.444	14.84	1.3658	1.8653	.1186	.0217	11.5167	.6866	4.7567
1.440	16.93	1.4250	2.0307	.1434	.0590	9.9365	.7411	5.1345
1.431	18.82	1.3329	1.7766	.2210	.1126	6.0304	.7917	5.4849

STABILITY AXIS COEFFICIENTS

RUN 308		CL	CL**2	CD	CM	L/D	H/B	H/C
Q(KPA)	ALPHA							
1.446	-1.06	.3748	.1404	.0268	-.0181	13.9699	.0162	.1121
1.442	-1.07	.3824	.1462	.0271	-.0206	14.0834	.0246	.1707
1.442	-1.07	.3878	.1504	.0271	-.0305	14.2851	.0498	.3454
1.439	-1.07	.3825	.1463	.0282	-.0319	13.5661	.0750	.5195
1.436	-1.07	.3729	.1391	.0293	-.0322	12.7352	.1009	.6987
1.435	-1.10	.3609	.1302	.0304	-.0369	11.8846	.1501	1.0398
1.431	-1.11	.3611	.1304	.0306	-.0382	11.8036	.2502	1.7334
1.431	-1.12	.3502	.1227	.0311	-.0390	11.2465	.3506	2.4290
1.424	-1.15	.3552	.1262	.0310	-.0357	11.4717	.4998	3.4624

STABILITY AXIS COEFFICIENTS

RUN 309		CL	CL**2	CD	CM	L/D	H/B	H/C
Q(KPA)	ALPHA							
1.442	.90	.5466	.2988	.0281	-.0087	19.4502	.0162	.1122
1.440	.91	.5394	.2910	.0290	-.0119	18.5961	.0251	.1736
1.438	.89	.5289	.2798	.0301	-.0211	17.5783	.0502	.3478
1.436	.89	.5163	.2666	.0316	-.0247	16.3559	.0749	.5192
1.429	.89	.5056	.2557	.0325	-.0239	15.5501	.1004	.6958
1.428	.89	.5061	.2562	.0329	-.0260	15.3981	.1501	1.0396
1.436	.88	.4870	.2372	.0350	-.0290	13.9011	.2502	1.7336
1.438	.85	.4827	.2330	.0359	-.0281	13.4648	.3497	2.4228
1.435	.84	.4759	.2265	.0360	-.0273	13.2095	.4997	3.4622
1.431	.80	.4755	.2261	.0361	-.0269	13.1852	.5900	4.0873

STABILITY AXIS COEFFICIENTS

RUN 310		CL	CL**2	CD	CM	L/D	H/B	H/C
Q(KPA)	ALPHA							
1.446	2.92	.6594	.4348	.0340	-.0133	19.4079	.0524	.3633
1.431	2.92	.6458	.4170	.0359	-.0172	17.9976	.0746	.5165
1.430	2.91	.6396	.4090	.0371	-.0165	17.2529	.1010	.6996
1.437	2.90	.6269	.3930	.0389	-.0234	16.1249	.1500	1.0390
1.431	2.90	.6104	.3726	.0418	-.0198	14.6014	.2493	1.7269
1.439	2.88	.6065	.3678	.0427	-.0218	14.1971	.3496	2.4223
1.435	2.88	.5933	.3520	.0439	-.0206	13.5045	.4997	3.4616
1.430	2.81	.6063	.3676	.0427	-.0180	14.1898	.6646	4.6041

TEST 216 RUNS 311, 312, 313, 314
 S(M SQ)= 1.48 B(M)= 3.20
 CBAR(CM)= 46.19 X(CM)= -18.54
 ASPECT RATIO 6.92

STABILITY AXIS COEFFICIENTS

RUN 311		CL	CL**2	CD	CM	L/D	H/B	H/C
Q(KPA)	ALPHA							
1.435	-7.08	.0578	.0033	.0271	-.1296	2.1335	.3065	2.1232
1.437	-5.05	.1950	.0380	.0282	-.1280	6.9063	.3783	2.6208
1.439	-3.09	.3210	.1031	.0310	-.1171	10.3443	.4490	3.1104
1.437	-1.04	.4476	.2003	.0372	-.1089	12.0376	.5237	3.6278
1.438	.87	.5724	.3276	.0437	-.1018	13.1094	.5948	4.1207
1.438	2.92	.6939	.4816	.0535	-.0882	12.9777	.5912	4.0958
1.442	4.99	.8233	.6778	.0627	-.0766	13.1353	.5627	3.8984
1.441	6.94	.9374	.8788	.0740	-.0707	12.6726	.5473	3.7917
1.444	8.86	1.0326	1.0664	.0889	-.0665	11.6215	.5648	3.9129
1.441	10.92	1.1811	1.3950	.1017	-.0541	11.5165	.6411	4.4416
1.440	12.88	1.3072	1.7087	.1192	-.0461	10.9706	.6672	4.6225
1.439	14.89	1.4451	2.0883	.1350	-.0372	10.7029	.7062	4.8924
1.440	16.84	1.4977	2.2431	.1563	.0012	9.5851	.7524	5.2124
1.430	18.76	1.3699	1.8765	.2718	.0459	5.0408	.8028	5.9615

STABILITY AXIS COEFFICIENTS

RUN 312		CL	CL**2	CD	CM	L/D	H/B	H/C
Q(KPA)	ALPHA							
1.435	-1.02	.4840	.2343	.0315	-.1076	15.3770	.0159	.1102
1.431	-1.01	.4907	.2408	.0318	-.1044	15.4324	.0252	.1747
1.430	-1.02	.4850	.2352	.0332	-.1092	14.6194	.0506	.3507
1.428	-1.02	.4794	.2298	.0340	-.1106	14.1120	.0757	.5246
1.428	-1.02	.4799	.2303	.0343	-.1099	14.0020	.1005	.6965
1.430	-1.03	.4687	.2197	.0362	-.1148	12.9458	.1493	1.0347
1.429	-1.03	.4642	.2155	.0367	-.1138	12.6320	.2499	1.7313
1.436	-1.05	.4540	.2061	.0381	-.1141	11.9128	.3499	2.4240
1.434	-1.09	.4488	.2014	.0377	-.1129	11.9094	.5005	3.4677
1.432	-1.11	.4432	.1965	.0379	-.1150	11.6811	.5207	3.6074

STABILITY AXIS COEFFICIENTS

RUN 313		CL	CL**2	CD	CM	L/D	H/B	H/C
Q(KPA)	ALPHA							
1.441	.89	.6296	.3964	.0344	-.0834	18.2843	.0162	.1122
1.443	.88	.6221	.3870	.0363	-.0895	17.1620	.0253	.1755
1.438	.88	.6172	.3810	.0377	-.0926	16.3576	.0495	.3427
1.436	.88	.6015	.3619	.0394	-.0967	15.2530	.0750	.5195
1.432	.87	.5996	.3595	.0397	-.1011	15.0855	.1006	.6966
1.428	.87	.5833	.3403	.0422	-.1064	13.8245	.1497	1.0372
1.422	.85	.5802	.3366	.0436	-.1064	13.3000	.2497	1.7299
1.436	.85	.5624	.3163	.0453	-.1073	12.4018	.3506	2.4288
1.431	.83	.5644	.3185	.0450	-.1059	12.5389	.4993	3.4590
1.428	.78	.5529	.3056	.0458	-.1082	12.0671	.5900	4.0873

STABILITY AXIS COEFFICIENTS

RUN 314		CL	CL**2	CD	CM	L/D	H/B	H/C
Q(KPA)	ALPHA							
1.445	2.96	.7414	.5496	.0436	-.0832	17.0074	.0538	.3727
1.444	2.96	.7166	.5135	.0465	-.0882	15.3942	.0749	.5187
1.439	2.96	.7188	.5166	.0478	-.0895	15.0419	.1011	.7005
1.436	2.94	.7173	.5146	.0490	-.0910	14.6337	.1496	1.0363
1.432	2.86	.7113	.5060	.0517	-.0892	13.7626	.2488	1.7237
1.439	2.93	.7065	.4991	.0527	-.0971	13.4047	.3495	2.4213
1.439	2.91	.6906	.4769	.0548	-.0952	12.6095	.4989	3.4562
1.433	2.86	.7021	.4930	.0536	-.0981	13.1051	.6665	4.6174
1.433	2.85	.7099	.5040	.0530	-.0932	13.3895	.6645	4.6033

TEST 216 RUNS 295, 296, 297, 298
 S(M SQ)= 1.46 B(M)= 3.20
 CBAR(CM)= 46.19 X(CM)= -18.54
 ASPECT RATIO 6.92

STABILITY AXIS COEFFICIENTS

RUN 295								
Q(KPA)	ALPHA	CL	CL**2	CD	CM	L/D	H/R	H/C
1.497	-7.15	-.5541	.3070	.0418	.0484	-13.2618	.2973	2.0593
1.500	-5.19	-.4142	.1716	.0331	.0456	-12.5235	.3679	2.5488
1.499	-3.13	-.2647	.0701	.0267	.0504	-9.9268	.4423	3.0639
1.501	-1.08	-.1110	.0123	.0231	.0525	-4.8149	.5169	3.5811
1.458	.97	.0477	.0023	.0213	.0560	2.2355	.5914	4.0972
1.448	2.95	.1974	.0390	.0215	.0613	9.1837	.6639	4.5986
1.441	5.02	.3319	.1102	.0248	.0669	13.3936	.7395	5.1235
1.442	7.03	.4962	.2462	.0296	.0741	16.7553	.7873	5.4542
1.440	8.86	.6274	.3936	.0364	.0754	17.2328	.8573	5.9392
1.442	11.01	.7999	.6399	.0472	.0824	16.9592	.8737	6.0527
1.442	12.96	.9372	.8784	.0594	.0848	15.7785	.8730	6.0462
1.442	15.01	1.0773	1.1606	.0709	.0964	15.2051	.8558	5.9267
1.441	16.97	1.1481	1.3181	.0880	.1109	13.0393	.8431	5.8411
1.438	18.93	1.0752	1.1561	.1445	.1670	7.4410	.8366	5.7957

STABILITY AXIS COEFFICIENTS

RUN 296								
Q(KPA)	ALPHA	CL	CL**2	CD	CM	L/D	H/R	H/C
1.442	-1.05	-.2153	.0464	.0335	.0737	-6.4251	.0165	.1146
1.441	-1.05	-.1859	.0345	.0306	.0705	-6.0720	.0245	.1697
1.443	-1.05	-.1348	.0182	.0268	.0642	-5.0225	.0500	.3461
1.438	-1.06	-.1188	.0141	.0251	.0548	-4.7269	.0751	.5205
1.436	-1.06	-.1163	.0135	.0245	.0549	-4.7513	.1007	.6979
1.431	-1.06	-.1060	.0112	.0238	.0514	-4.4476	.1496	1.0361
1.430	-1.07	-.1195	.0143	.0234	.0475	-5.0994	.2500	1.7323
1.429	-1.07	-.1117	.0125	.0230	.0523	-4.8473	.3497	2.4227
1.420	-1.12	-.1303	.0170	.0229	.0539	-5.6934	.4994	3.4596
1.434	-1.12	-.1244	.0155	.0233	.0538	-5.3399	.5230	3.6235

STABILITY AXIS COEFFICIENTS

RUN 297								
Q(KPA)	ALPHA	CL	CL**2	CD	CM	L/D	H/R	H/C
1.433	.97	.0120	.0001	.0268	.0986	.4477	.0165	.1142
1.432	.92	.0237	.0006	.0249	.0910	.9531	.0248	.1715
1.432	.91	.0431	.0019	.0227	.0682	1.9005	.0504	.3492
1.429	.90	.0492	.0024	.0221	.0636	2.2270	.0755	.5231
1.429	.91	.0586	.0034	.0215	.0629	2.7191	.1008	.6980
1.427	.90	.0477	.0023	.0216	.0601	2.2072	.1498	1.0378
1.427	.90	.0403	.0016	.0211	.0593	1.9086	.2501	1.7326
1.430	.87	.0383	.0015	.0218	.0600	1.7556	.3504	2.4273
1.428	.85	.0357	.0013	.0216	.0596	1.6532	.4999	3.4636
1.429	.79	.0277	.0008	.0218	.0566	1.2715	.5938	4.1139

STABILITY AXIS COEFFICIENTS

RUN 298								
Q(KPA)	ALPHA	CL	CL**2	CD	CM	L/D	H/R	H/C
1.455	2.95	.2285	.0522	.0212	.0706	10.8024	.0562	.3894
1.441	2.95	.2219	.0492	.0211	.0666	10.5141	.0753	.5220
1.440	2.93	.2203	.0485	.0212	.0642	10.4051	.0995	.6895
1.437	2.94	.2116	.0448	.0217	.0627	9.7604	.1500	1.0392
1.430	2.93	.1845	.0340	.0228	.0591	8.1061	.2503	1.7342
1.423	2.92	.1937	.0375	.0238	.0587	8.1385	.3501	2.4253
1.426	2.90	.1745	.0305	.0242	.0583	7.2226	.4993	3.4589
1.426	2.85	.1875	.0352	.0229	.0608	6.1868	.6691	4.6358

TEST 216 RUNS 299, 300, 301, 302

S(M SQ)= 1.48 B(M)= 3.20
 CBAR(CM)= 46.19 X(CM)= -18.54
 ASPECT RATIO 6.92

STABILITY AXIS COEFFICIENTS

RUN 299								
Q(KPA)	ALPHA	CL	CL**2	CD	CM	L/D	H/B	H/C
1.442	-7.08	-.4219	.1780	.0275	-.0668	-15.3695	.3091	2.1411
1.443	-5.02	-.2590	.0671	.0227	-.0670	-11.3076	.3831	2.6542
1.444	-3.11	-.1189	.0141	.0203	-.0619	-5.8707	.4520	3.1311
1.446	-1.06	.0256	.0007	.0198	-.0630	1.2912	.5263	3.6460
1.446	.91	.1736	.0301	.0213	-.0604	8.1635	.5985	4.1467
1.450	2.94	.3343	.1117	.0254	-.0567	13.1630	.5879	4.0726
1.450	4.98	.4809	.2312	.0322	-.0527	14.9383	.5823	4.0341
1.452	6.93	.6317	.3990	.0404	-.0479	15.6189	.5748	3.9822
1.446	8.85	.7717	.5954	.0500	-.0438	15.4227	.6102	4.2273
1.446	10.99	.9277	.8607	.0659	-.0336	14.0825	.6378	4.4187
1.446	12.97	1.0803	1.1670	.0778	-.0264	13.8898	.6622	4.5880
1.448	14.84	1.1895	1.4149	.0948	-.0182	12.5444	.6950	4.8150
1.444	16.90	1.2680	1.6079	.1087	-.0138	11.6705	.7708	5.3399
1.435	18.87	1.1559	1.3361	.1918	.0807	6.0258	.9363	5.7938

STABILITY AXIS COEFFICIENTS

RUN 300								
Q(KPA)	ALPHA	CL	CL**2	CD	CM	L/D	H/B	H/C
1.442	-1.11	-.0656	.0043	.0258	-.0593	-2.5383	.0160	.1105
1.441	-1.12	-.0343	.0012	.0237	-.0617	-1.4458	.0246	.1704
1.440	-1.12	.0091	.0001	.0217	-.0637	.4203	.0500	.3461
1.438	-1.11	.0293	.0009	.0207	-.0656	1.4151	.0754	.5226
1.436	-1.11	.0330	.0011	.0206	-.0652	1.9580	.1005	.6962
1.438	-1.11	.0274	.0007	.0204	-.0632	1.3440	.1497	1.0372
1.428	-1.12	.0460	.0021	.0197	-.0614	2.3301	.2495	1.7284
1.424	-1.13	.0405	.0016	.0203	-.0600	1.9974	.3493	2.4199
1.440	-1.19	.0282	.0008	.0208	-.0610	1.3529	.4991	3.4574
1.438	-1.19	.0173	.0003	.0201	-.0612	.8629	.5207	3.6076

STABILITY AXIS COEFFICIENTS

RUN 301								
Q(KPA)	ALPHA	CL	CL**2	CD	CM	L/D	H/B	H/C
1.447	1.17	.2050	.0420	.0225	-.0483	9.1157	.0171	.1182
1.445	.86	.1811	.0328	.0221	-.0534	8.2004	.0251	.1738
1.439	.88	.1987	.0395	.0216	-.0561	9.2115	.0499	.3458
1.440	.86	.2039	.0416	.0210	-.0563	9.7244	.0752	.5212
1.436	.86	.1855	.0344	.0215	-.0591	8.6084	.0997	.6910
1.435	.86	.1933	.0374	.0212	-.0596	9.1061	.1503	1.0416
1.427	.85	.1778	.0316	.0217	-.0621	8.2095	.2497	1.7300
1.423	.84	.1885	.0355	.0215	-.0608	8.7584	.3506	2.4291
1.428	.79	.1636	.0267	.0221	-.0602	7.3878	.4999	3.4636
1.422	.76	.1602	.0257	.0218	-.0572	7.3405	.5933	4.1106

STABILITY AXIS COEFFICIENTS

RUN 302								
Q(KPA)	ALPHA	CL	CL**2	CD	CM	L/D	H/B	H/C
1.461	2.94	.3845	.1478	.0238	-.0507	16.1560	.0553	.3832
1.428	2.93	.3733	.1394	.0242	-.0534	15.4468	.0752	.5208
1.428	2.90	.3501	.1226	.0247	-.0562	14.1510	.1004	.6958
1.424	2.90	.3497	.1223	.0251	-.0571	13.9086	.1496	1.0363
1.417	2.90	.3296	.1087	.0255	-.0569	12.9321	.2508	1.7373
1.429	2.89	.3295	.1086	.0265	-.0541	12.4152	.3494	2.4206
1.436	2.87	.3233	.1045	.0267	-.0534	12.1161	.5000	3.4642
1.430	2.81	.3339	.1115	.0258	-.0543	12.9510	.6680	4.6278

TEST 216 RUNS 287, 288, 289, 290

S(M SQ)= 1.48 B(M)= 3.20
 CBAR(CM)= 46.19 X(CM)= -18.54
 ASPECT RATIO 6.92

STABILITY AXIS COEFFICIENTS

RUN 287		CL	CL**2	CD	CM	L/D	H/B	H/C
Q(KPA)	ALPHA							
1.434	-7.14	-.3287	.1080	.0363	.0359	-9.0626	.3010	2.0851
1.434	-5.10	-.1988	.0395	.0299	.0352	-6.6537	.3735	2.5675
1.438	-3.11	-.0384	.0015	.0255	.0367	-1.5095	.4445	3.0796
1.436	-1.08	.1006	.0101	.0241	.0379	4.1656	.5184	3.5917
1.436	.95	.2463	.0607	.0253	.0447	9.7268	.5929	4.1079
1.435	2.99	.3999	.1599	.0282	.0489	14.1672	.6672	4.6222
1.436	4.99	.5474	.2996	.0326	.0534	16.7835	.7400	5.1264
1.439	6.98	.6837	.4674	.0403	.0603	16.9645	.7165	4.9637
1.440	8.88	.8192	.6710	.0491	.0632	16.6746	.7862	5.4471
1.440	10.93	.9632	.9277	.0612	.0654	15.7427	.7822	5.4190
1.440	12.91	1.1033	1.2173	.0745	.0671	14.8051	.8542	5.9181
1.437	14.96	1.2489	1.5598	.0898	.0757	13.9004	.8617	5.9701
1.436	17.00	1.3269	1.7606	.1086	.0975	12.2155	.8613	5.9666
1.433	18.91	1.2176	1.4826	.1679	.1541	7.2531	.8562	5.9314

STABILITY AXIS COEFFICIENTS

RUN 288		CL	CL**2	CD	CM	L/D	H/B	H/C
Q(KPA)	ALPHA							
1.482	-1.12	.0593	.0035	.0267	.0694	2.2189	.0159	.1161
1.480	-1.15	.0859	.0074	.0253	.0604	3.3962	.0252	.1745
1.478	-1.12	.1180	.0139	.0234	.0506	5.0392	.0498	.3447
1.477	-1.13	.1141	.0130	.0236	.0422	4.8380	.0751	.5200
1.435	-1.13	.1177	.0138	.0230	.0410	5.1144	.1000	.6927
1.435	-1.14	.1132	.0128	.0232	.0374	4.8888	.1495	1.0358
1.429	-1.16	.0992	.0098	.0239	.0358	4.1547	.2498	1.7308
1.423	-1.17	.0966	.0093	.0238	.0390	4.0508	.3495	2.4214
1.424	-1.23	.0918	.0084	.0239	.0403	3.8477	.4999	3.4631
1.427	-1.23	.0911	.0083	.0237	.0372	3.9501	.5184	3.5917

STABILITY AXIS COEFFICIENTS

RUN 289		CL	CL**2	CD	CM	L/D	H/B	H/C
Q(KPA)	ALPHA							
1.450	1.08	.2971	.0883	.0222	.0750	13.4029	.0158	.1094
1.437	.98	.2977	.0886	.0217	.0680	13.7175	.0247	.1711
1.436	.96	.2963	.0878	.0219	.0536	13.5384	.0496	.3435
1.434	.95	.2865	.0821	.0223	.0504	12.8288	.0746	.5167
1.432	.88	.2797	.0783	.0222	.0416	12.6008	.0997	.6905
1.427	.89	.2685	.0721	.0229	.0406	11.7142	.1499	1.0383
1.437	.87	.2529	.0640	.0235	.0410	10.7767	.2503	1.7340
1.438	.86	.2462	.0606	.0238	.0427	10.3433	.3500	2.4246
1.430	.83	.2300	.0529	.0244	.0432	9.4433	.4995	3.4608
1.430	.77	.2360	.0557	.0244	.0451	9.6748	.5926	4.1053

STABILITY AXIS COEFFICIENTS

RUN 290		CL	CL**2	CD	CM	L/D	H/B	H/C
Q(KPA)	ALPHA							
1.439	2.92	.4546	.2067	.0223	.0572	20.4223	.0543	.3765
1.437	2.91	.4476	.2004	.0226	.0504	19.7886	.0751	.5203
1.438	2.91	.4304	.1852	.0236	.0527	18.2290	.1004	.6958
1.434	2.90	.4174	.1742	.0245	.0473	17.0539	.1496	1.0364
1.428	2.90	.3968	.1575	.0258	.0473	15.4043	.2499	1.7311
1.429	2.90	.4002	.1602	.0260	.0482	15.3748	.3496	2.4223
1.435	2.90	.3986	.1589	.0258	.0485	15.4422	.4996	3.4615
1.428	2.83	.3847	.1480	.0268	.0482	14.3777	.6661	4.6146

TEST 216 RUNS 283, 284, 2P5, 286

S(M SQ)= 1.46 B(M)= 3.20
 CBAR(CM)= 46.19 X(CM)= -18.54
 ASPECT RATIO 6.92

STABILITY AXIS COEFFICIENTS

RUN 283		CL	CL**2	CD	CM	L/D	H/B	H/C
Q(KPA)	ALPHA							
1.448	-7.38	-.3710	.1376	.0389	.0377	-9.5394	.2987	2.0694
1.436	-5.25	-.2097	.0440	.0329	.0356	-6.3748	.3720	2.5769
1.439	-3.30	-.0552	.0031	.0295	.0379	-1.8720	.4422	3.0638
1.440	-1.30	.0724	.0052	.0284	.0407	2.5522	.5150	3.5681
1.440	.86	.2335	.0545	.0286	.0459	8.1545	.5914	4.0972
1.438	2.72	.3751	.1407	.0319	.0511	11.7622	.5559	3.8514
1.436	4.85	.5164	.2667	.0373	.0541	13.8269	.5925	4.1650
1.436	6.75	.6707	.4498	.0421	.0566	15.9262	.5855	4.0563
1.436	8.67	.7848	.6159	.0524	.0607	14.9679	.6127	4.2446
1.437	10.74	.9474	.8976	.0616	.0699	15.3911	.6232	4.3177
1.437	12.74	1.0769	1.1597	.0737	.0669	14.6205	.6228	4.3146
1.436	14.73	1.1967	1.4321	.0917	.0724	13.0434	.6477	4.4491
1.435	16.77	1.3000	1.6999	.1079	.0908	12.0452	.6658	4.6123
1.431	18.67	1.2272	1.5061	.1607	.1419	7.6374	.6978	4.8343

STABILITY AXIS COEFFICIENTS

RUN 284		CL	CL**2	CD	CM	L/D	H/B	H/C
Q(KPA)	ALPHA							
1.447	-1.31	.0241	.0006	.0326	.0730	.7404	.0162	.1122
1.439	-1.33	.0564	.0032	.0300	.0618	1.8776	.0245	.1694
1.438	-1.30	.0937	.0088	.0284	.0561	3.2964	.0493	.3418
1.437	-1.44	.0972	.0095	.0301	.0429	3.2274	.0656	.4547
1.432	-1.31	.1008	.0102	.0278	.0455	3.6232	.1001	.6934
1.431	-1.32	.0955	.0091	.0281	.0358	3.3910	.1493	1.0346
1.437	-1.32	.0930	.0087	.0280	.0380	3.3244	.2431	1.6842
1.436	-1.34	.0758	.0057	.0281	.0372	2.6941	.3496	2.4217
1.432	-1.29	.0694	.0048	.0286	.0391	2.4269	.4993	3.4593
1.434	-1.30	.0747	.0056	.0283	.0396	2.6338	.5169	3.5810

STABILITY AXIS COEFFICIENTS

RUN 285		CL	CL**2	CD	CM	L/D	H/B	H/C
Q(KPA)	ALPHA							
1.437	.76	.2582	.0667	.0276	.0766	9.3598	.0176	.1217
1.433	.76	.2663	.0709	.0270	.0655	9.8802	.0247	.1714
1.437	.75	.2739	.0750	.0267	.0538	10.2731	.0506	.3504
1.435	.76	.2606	.0679	.0272	.0417	9.5852	.0749	.5191
1.439	.75	.2586	.0669	.0274	.0442	9.4312	.1005	.6959
1.436	.75	.2442	.0596	.0282	.0439	8.6626	.1493	1.0342
1.429	.73	.2350	.0552	.0282	.0377	8.3378	.2504	1.7350
1.440	.71	.2420	.0586	.0283	.0433	8.5644	.3501	2.4255
1.435	.70	.2106	.0443	.0292	.0433	7.2178	.4993	3.4590
1.431	.66	.2260	.0511	.0287	.0431	7.8774	.5866	4.0641

STABILITY AXIS COEFFICIENTS

RUN 286		CL	CL**2	CD	CM	L/D	H/B	H/C
Q(KPA)	ALPHA							
1.446	2.73	.4399	.1935	.0270	.0617	16.2818	.0467	.3234
1.446	2.73	.4295	.1845	.0273	.0560	15.7553	.0520	.3604
1.446	2.72	.4206	.1769	.0279	.0507	15.0930	.0749	.5192
1.443	2.72	.4168	.1737	.0283	.0523	14.7387	.1003	.6948
1.438	2.72	.3939	.1551	.0301	.0447	13.0748	.1500	1.0390
1.434	2.72	.3883	.1508	.0302	.0488	12.8412	.2502	1.7335
1.438	2.70	.3819	.1459	.0310	.0491	12.3169	.3501	2.4257
1.435	2.66	.3611	.1304	.0324	.0484	11.1583	.4994	3.4595
1.431	2.62	.3626	.1315	.0317	.0464	11.4315	.6585	4.5621

TEST 216 RUN 317
 S(M SQ)= 1.48 B(M)= 3.20
 CBAR(CM)= 46.19 X(CM)= -18.54
 ASPECT RATIO 6.92

STABILITY AXIS COEFFICIENTS

RUN 317								
Q(KPA)	ALPHA	CL	CL**2	CD	CM	L/D	H/B	H/C
1.438	-7.08	-.3594	.1292	.0352	.0348	-10.2035	.3069	2.1265
1.442	-5.06	-.1933	.0374	.0295	.0336	-6.5550	.3788	2.6240
1.440	-3.09	-.0542	.0029	.0255	.0370	-2.1269	.4502	3.1188
1.440	-1.12	.0992	.0098	.0242	.0387	4.1045	.5215	3.6130
1.435	.86	.2351	.0553	.0250	.0451	9.3949	.5941	4.1162
1.438	2.90	.3796	.1441	.0282	.0495	13.4588	.5590	3.8726
1.442	4.91	.5350	.2862	.0323	.0515	16.5716	.5225	3.6197
1.444	6.97	.6671	.4451	.0403	.0602	16.5422	.4975	3.4466
1.448	8.86	.8072	.6516	.0487	.0620	16.5708	.5482	3.7979
1.447	11.01	.9482	.8992	.0616	.0660	15.3963	.5662	3.9226
1.436	12.89	1.0801	1.1667	.0746	.0637	14.4781	.5872	4.0681
1.434	14.92	1.2229	1.4954	.0894	.0732	13.6832	.6358	4.4047
1.431	16.84	1.3112	1.7193	.1059	.0855	12.3788	.6956	4.8194
1.438	18.82	1.2161	1.4836	.1672	.1510	7.2829	.7631	5.2865

TEST 216 RUN 316
 S(M SQ)= 1.48 B(M)= 3.20
 CBAR(CM)= 46.19 X(CM)= -18.54
 ASPECT RATIO 6.92

STABILITY AXIS COEFFICIENTS

RUN 316								
Q(KPA)	ALPHA	CL	CL**2	CD	CM	L/D	H/B	H/C
1.443	-7.15	-.2782	.0774	.0256	-.0299	-10.8556	.3047	2.1110
1.444	-5.11	-.1258	.0158	.0213	-.0292	-5.9142	.3772	2.6135
1.446	-3.19	.0076	.0001	.0195	-.0261	.3899	.4472	3.0980
1.446	-1.05	.1651	.0273	.0201	-.0218	8.2167	.5249	3.6361
1.439	.92	.3075	.0945	.0227	-.0207	13.5738	.5971	4.1368
1.442	2.91	.4605	.2121	.0271	-.0163	16.9715	.5713	3.9579
1.443	4.95	.6106	.3728	.0336	-.0095	18.1719	.5625	3.8966
1.448	6.98	.7485	.5603	.0430	-.0017	17.3969	.5563	3.8540
1.435	8.97	.8920	.7956	.0527	.0036	16.9155	.5826	4.0363
1.435	10.97	1.0165	1.0333	.0671	.0081	15.1446	.5926	4.1054
1.435	12.89	1.1537	1.3310	.0794	.0148	14.5238	.6154	4.2633
1.437	14.94	1.2754	1.6267	.0976	.0235	13.0623	.6728	4.6612
1.435	16.91	1.3542	1.8339	.1115	.0564	12.1484	.7112	4.9266
1.426	18.83	1.2542	1.5730	.1723	.1228	7.2806	.7827	5.4225

TEST 216 RUN 315
 S(M SQ)= 1.48 B(M)= 3.20
 CBAR(CM)= 46.19 X(CM)= -18.54
 ASPECT RATIO 6.92

STABILITY AXIS COEFFICIENTS

RUN 315								
Q(KPA)	ALPHA	CL	CL**2	CD	CM	L/D	H/R	H/C
1.436	-7.06	-.2178	.0474	.0224	-.0694	-9.7244	.3047	2.1108
1.438	-5.07	-.0648	.0042	.0193	-.0671	-3.3659	.3769	2.6108
1.438	-3.11	.0813	.0066	.0185	-.0653	4.3898	.4479	3.1030
1.436	-1.12	.2177	.0474	.0201	-.0607	10.9387	.5203	3.6049
1.431	.93	.3637	.1323	.0241	-.0597	15.0856	.5952	4.1236
1.445	2.90	.5088	.2589	.0297	-.0513	17.1470	.5635	3.9040
1.447	4.92	.6602	.4358	.0368	-.0456	17.9267	.5566	3.8563
1.446	6.97	.7866	.6188	.0474	-.0420	16.5924	.5456	3.7740
1.449	8.88	.9318	.8682	.0566	-.0334	16.4671	.5577	3.8639
1.448	10.99	1.0598	1.1232	.0716	-.0254	14.8108	.5804	4.0207
1.443	12.95	1.1937	1.4249	.0864	-.0158	13.8233	.5990	4.1560
1.442	14.86	1.3107	1.7178	.1021	-.0073	12.8314	.6701	4.0422
1.437	16.87	1.3812	1.9076	.1154	.0333	11.9648	.7154	4.9560
1.433	18.92	1.2726	1.6196	.1846	.1037	6.9934	.7911	5.4805

TEST 216 RUNS 271, 272, 273, 274
 S(M SQ)= 1.48 B(M)= 3.20
 CBAR(CM)= 46.19 X(CM)= -18.54
 ASPECT RATIO 6.92

STABILITY AXIS COEFFICIENTS

RUN 271								
Q(KPA)	ALPHA	CL	CL**2	CD	CM	L/D	H/B	H/C
1.439	-1.26	.2193	.0481	.0248	-.0670	8.8354	.5188	3.5943
1.439	.71	.3663	.1342	.0294	-.0662	12.4629	.5899	4.0871
1.438	2.74	.5022	.2527	.0361	-.0624	13.9251	.5632	3.9020
1.440	4.81	.6648	.4420	.0436	-.0556	15.2361	.5179	3.5877
1.444	6.72	.7895	.6234	.0536	-.0481	14.7194	.4935	3.4191
1.444	8.73	.9311	.8670	.0637	-.0427	14.6088	.4780	3.3114
1.449	10.73	1.0647	1.1335	.0767	-.0357	13.8793	.5111	3.5408
1.447	12.73	1.1806	1.3939	.0911	-.0212	12.9540	.5425	3.7563
1.445	14.76	1.2917	1.6686	.1080	-.0063	11.9632	.6003	4.1586
1.442	16.82	1.3721	1.8828	.1225	.0359	11.2018	.6647	4.6047
1.440	18.63	1.2966	1.6813	.1793	.0876	7.2319	.7224	5.0050

STABILITY AXIS COEFFICIENTS

RUN 272								
Q(KPA)	ALPHA	CL	CL**2	CD	CM	L/D	H/B	H/C
1.446	-1.29	.1829	.0335	.0257	-.0595	7.1098	.0167	.1157
1.446	-1.27	.2029	.0412	.0254	-.0576	8.0002	.0248	.1718
1.444	-1.29	.2312	.0534	.0247	-.0666	9.3474	.0502	.3475
1.443	-1.28	.2361	.0557	.0246	-.0663	9.6067	.0753	.5217
1.441	-1.28	.2321	.0539	.0252	-.0728	9.2041	.1000	.6929
1.436	-1.29	.2229	.0497	.0253	-.0714	8.8126	.1499	1.0376
1.434	-1.30	.2229	.0497	.0255	-.0697	8.7313	.2501	1.7329
1.430	-1.32	.2212	.0489	.0255	-.0698	8.6855	.3500	2.4250
1.428	-1.36	.2083	.0434	.0259	-.0691	8.0426	.5000	3.4638

STABILITY AXIS COEFFICIENTS

RUN 273								
Q(KPA)	ALPHA	CL	CL**2	CD	CM	L/D	H/B	H/C
1.466	.79	.4071	.1657	.0255	-.0498	15.9883	.0163	.1131
1.435	.78	.4171	.1740	.0252	-.0545	16.5553	.0248	.1716
1.435	.78	.4140	.1714	.0263	-.0592	15.7439	.0494	.3422
1.430	.77	.3989	.1592	.0275	-.0660	14.4939	.0751	.5205
1.425	.77	.3920	.1536	.0280	-.0669	13.9925	.1000	.6931
1.422	.77	.3902	.1522	.0281	-.0666	13.9672	.1493	1.0341
1.430	.75	.3789	.1436	.0290	-.0663	13.0451	.2532	1.7544
1.427	.75	.3735	.1395	.0294	-.0626	12.7009	.3498	2.4232
1.436	.72	.3662	.1341	.0298	-.0626	12.2828	.4998	3.4624
1.435	.69	.3723	.1386	.0294	-.0616	12.6656	.5896	4.0845

STABILITY AXIS COEFFICIENTS

RUN 274								
Q(KPA)	ALPHA	CL	CL**2	CD	CM	L/D	H/B	H/C
1.436	2.76	.5706	.3256	.0298	-.0528	19.1217	.0476	.3294
1.436	2.75	.5727	.3280	.0299	-.0556	19.1634	.0497	.3445
1.435	2.74	.5447	.2967	.0318	-.0581	17.1053	.0752	.5213
1.431	2.74	.5415	.2932	.0323	-.0568	16.7502	.1003	.6946
1.438	2.73	.5257	.2764	.0340	-.0651	15.4502	.1493	1.0342
1.439	2.72	.5155	.2657	.0352	-.0588	14.6332	.2504	1.7344
1.438	2.73	.5180	.2683	.0351	-.0615	14.7477	.3503	2.4266
1.436	2.72	.5131	.2633	.0351	-.0597	14.6016	.4994	3.4597
1.431	2.65	.5046	.2546	.0359	-.0616	14.0417	.6601	4.5729

TEST 216 RLNS 275, 276, 277, 278

S(M SQ)= 1.48 B(M)= 3.20
 CBAR(CM)= 46.19 X(CM)= -18.54
 ASPECT RATIO 6.92

STABILITY AXIS COEFFICIENTS

RUN 275

Q(KPA)	ALPHA	CL	CL**2	CD	CM	L/D	H/R	H/C
1.438	-7.26	-.1532	.0235	.0272	-.1311	-5.6284	.2980	2.0644
1.440	-5.25	.0043	.0000	.0262	-.1311	.1647	.3716	2.5745
1.440	-3.25	.1517	.0230	.0284	-.1285	5.3388	.4471	3.0975
1.440	-1.40	.2648	.0811	.0312	-.1252	9.1314	.5132	3.5553
1.440	.75	.4317	.1864	.0381	-.1245	11.3235	.5910	4.0947
1.442	2.72	.5732	.3285	.0456	-.1210	12.5634	.5615	3.8960
1.445	4.72	.7207	.5194	.0548	-.1123	13.1465	.5291	3.6656
1.442	6.71	.8556	.7320	.0660	-.1050	12.9596	.5434	3.7643
1.441	8.83	.9722	.9452	.0820	-.0972	11.8528	.5475	3.7933
1.440	10.74	1.0981	1.2058	.0937	-.0803	11.7221	.5440	3.7686
1.441	12.76	1.2259	1.5029	.1066	-.0650	11.5011	.5612	3.8878
1.443	14.69	1.3464	1.8129	.1195	-.0454	11.2636	.5962	4.1305
1.439	16.67	1.4154	2.0033	.1356	-.0142	10.4343	.6584	4.5617
1.436	18.76	1.3399	1.7952	.1987	.0474	6.7435	.7122	4.9342

STABILITY AXIS COEFFICIENTS

RUN 276

Q(KPA)	ALPHA	CL	CL**2	CD	CM	L/D	H/R	H/C
1.449	-1.26	.2604	.0678	.0307	-.1265	8.4705	.0159	.1098
1.444	-1.25	.2822	.0797	.0305	-.1263	9.2437	.0250	.1733
1.431	-1.25	.3053	.0932	.0304	-.1284	10.0796	.0496	.3439
1.429	-1.25	.3001	.0901	.0314	-.1271	9.5575	.0754	.5221
1.424	-1.26	.2971	.0883	.0316	-.1235	9.3992	.1000	.6926
1.421	-1.26	.2988	.0893	.0316	-.1258	9.4414	.1497	1.0374
1.416	-1.27	.2945	.0867	.0322	-.1225	9.1471	.2493	1.7273
1.427	-1.29	.2831	.0801	.0327	-.1279	8.6613	.3499	2.4238
1.430	-1.33	.2775	.0770	.0328	-.1246	8.4691	.5004	3.4666

STABILITY AXIS COEFFICIENTS

RUN 277

Q(KPA)	ALPHA	CL	CL**2	CD	CM	L/D	H/R	H/C
1.434	.69	.4644	.2157	.0318	-.1074	14.5871	.0156	.1083
1.433	.70	.4611	.2126	.0330	-.1122	13.9608	.0247	.1712
1.431	.69	.4587	.2104	.0344	-.1198	13.3446	.0497	.3446
1.429	.68	.4528	.2050	.0355	-.1178	12.7641	.0755	.5231
1.440	.67	.4539	.2061	.0357	-.1192	12.7226	.1003	.6946
1.438	.67	.4380	.1919	.0366	-.1180	11.9606	.1496	1.0363
1.431	.74	.4311	.1859	.0376	-.1231	11.4651	.2498	1.7304
1.434	.73	.4224	.1784	.0385	-.1199	10.9631	.3504	2.4274
1.436	.65	.4186	.1753	.0394	-.1206	10.6306	.4993	3.4588
1.429	.67	.4159	.1729	.0398	-.1230	10.7059	.5873	4.0684

STABILITY AXIS COEFFICIENTS

RUN 278

Q(KPA)	ALPHA	CL	CL**2	CD	CM	L/D	H/R	H/C
1.430	2.74	.6230	.3882	.0380	-.1101	16.4111	.0477	.3305
1.427	2.73	.6089	.3707	.0405	-.1135	15.0195	.0758	.5252
1.430	2.73	.6051	.3661	.0413	-.1168	14.6478	.1012	.7013
1.438	2.73	.5975	.3570	.0428	-.1124	13.9505	.1497	1.0372
1.431	2.70	.5761	.3319	.0446	-.1213	12.9144	.2504	1.7344
1.442	2.70	.5816	.3382	.0449	-.1169	12.9572	.3503	2.4268
1.439	2.70	.5593	.3129	.0464	-.1165	12.0492	.4995	3.4608
1.438	2.63	.5597	.3132	.0461	-.1236	12.1277	.6604	4.5753

TEST 216 RUN 318
 S(M SQ)= 1.48 B(M)= 3.20
 CBAR(CM)= 46.19 X(CM)= -18.54
 ASPECT RATIO 6.92

STABILITY AXIS COEFFICIENTS

RUN 318								
Q(KPA)	ALPHA	CL	CL**2	CD	CM	L/D	H/B	H/C
1.445	-7.03	-.2307	.0532	.0216	-.0590	-10.6890	.3061	2.1207
1.446	-5.11	-.0848	.0072	.0185	-.0537	-4.5753	.3757	2.6028
1.445	-3.10	.0479	.0023	.0177	-.0519	2.7100	.4490	3.1104
1.445	-1.11	.1823	.0332	.0186	-.0459	9.8029	.5210	3.6097
1.443	.89	.3268	.1068	.0213	-.0360	15.3339	.5937	4.1129
1.442	2.88	.4534	.2056	.0268	-.0302	16.9051	.5652	3.9155
1.442	4.84	.5945	.3534	.0326	-.0214	18.2380	.5610	3.8864
1.441	6.99	.7279	.5298	.0420	-.0167	17.3160	.5125	3.5505
1.434	8.84	.8311	.6907	.0528	-.0014	15.7499	.5064	3.5084
1.434	10.93	.9702	.9412	.0620	.0162	15.6358	.5435	3.7650
1.438	12.81	1.0527	1.1081	.0772	.0284	13.6285	.5663	3.9231
1.433	14.89	1.1415	1.3031	.0947	.0629	12.0516	.6274	4.3464
1.427	16.83	1.2125	1.4701	.1317	.0854	9.2050	.7005	4.6531
1.424	18.87	1.2528	1.5694	.1884	.1148	6.6482	.7771	5.3837

TEST 216 RUNS 452, 453, 454, 455

S(M SQ)= .67 B(M)= 1.19
 CBAR(CM)= 56.57 X(CM)= 9.93
 ASPECT RATIO 2.10

STABILITY AXIS COEFFICIENTS

RUN 452

Q(KPA)	ALPHA	CL	CL**2	CD	CM	L/D	H/B	H/C
1.436	-7.16	-.3060	.0937	.0362	-.0044	-8.4643	.8209	1.7266
1.442	-5.09	-.2201	.0484	.0269	-.0071	-8.1707	1.0200	2.1456
1.442	-3.14	-.1216	.0148	.0219	-.0070	-5.5641	1.2111	2.5475
1.444	-1.13	-.0204	.0004	.0187	-.0064	-1.0910	1.4069	2.9595
1.444	.92	.0695	.0048	.0194	-.0050	3.5870	1.6093	3.3652
1.443	2.96	.1546	.0239	.0219	-.0048	7.0462	1.6489	3.4664
1.442	4.89	.2738	.0749	.0294	-.0050	9.3188	1.6563	3.4842
1.439	6.82	.3674	.1350	.0380	-.0058	9.6792	1.6784	3.5307
1.441	8.93	.4623	.2137	.0507	-.0078	9.1264	1.6962	3.5681
1.443	11.01	.5615	.3153	.0674	-.0104	8.3360	1.6186	3.4050
1.442	12.83	.6405	.4102	.0834	-.0126	7.6837	1.6816	3.5374
1.443	14.82	.7370	.5432	.1041	-.0167	7.0796	1.8812	3.9572
1.441	16.76	.8368	.7002	.1277	-.0211	6.5545	1.9734	4.1513
1.434	18.85	.9195	.8455	.1561	-.0253	5.8906	2.1429	4.5077

STABILITY AXIS COEFFICIENTS

RUN 453

Q(KPA)	ALPHA	CL	CL**2	CD	CM	L/D	H/B	H/C
1.433	-1.13	-.1736	.0301	.0268	.0291	-6.4850	.0365	.0768
1.439	-1.12	-.1257	.0158	.0232	.0216	-5.4133	.0521	.1096
1.438	-1.13	-.0881	.0078	.0224	.0121	-3.9328	.0757	.1593
1.437	-1.12	-.0781	.0061	.0218	.0075	-3.5741	.0988	.2079
1.436	-1.12	-.0484	.0023	.0205	.0004	-2.3590	.1502	.3159
1.435	-1.12	-.0307	.0009	.0201	-.0026	-1.5269	.2489	.5236
1.431	-1.14	-.0286	.0008	.0199	-.0049	-1.4401	.3535	.7436
1.435	-1.12	-.0363	.0013	.0191	-.0052	-1.8972	.3542	.7451
1.435	-1.12	-.0245	.0006	.0188	-.0060	-1.3041	.4980	1.0476
1.431	-1.15	-.0207	.0004	.0188	-.0065	-1.0987	1.0001	2.1039
1.433	-1.21	-.0205	.0004	.0190	-.0073	-1.0798	1.4091	2.9641

STABILITY AXIS COEFFICIENTS

RUN 454

Q(KPA)	ALPHA	CL	CL**2	CD	CM	L/D	H/B	H/C
1.437	1.11	.0660	.0044	.0214	.0137	3.0892	.0363	.0763
1.433	.90	.0544	.0030	.0218	.0162	2.4974	.0501	.1054
1.435	.89	.0609	.0037	.0208	.0087	2.9228	.0779	.1640
1.434	.89	.0769	.0059	.0205	.0047	3.7544	.1010	.2124
1.433	.89	.0753	.0057	.0208	.0002	3.6202	.1494	.3142
1.431	.89	.0798	.0064	.0197	-.0036	4.0422	.2498	.5255
1.433	.89	.0874	.0076	.0198	-.0033	4.4109	.3501	.7364
1.435	.88	.0583	.0034	.0195	-.0049	2.9887	.4997	1.0511
1.436	.87	.0855	.0073	.0190	-.0057	4.4951	.9985	2.1004
1.428	.81	.0762	.0058	.0192	-.0046	3.9590	1.6005	3.3668

STABILITY AXIS COEFFICIENTS

RUN 455

Q(KPA)	ALPHA	CL	CL**2	CD	CM	L/D	H/B	H/C
1.443	2.88	.1910	.0365	.0233	.0004	8.2054	.1460	.3071
1.442	2.88	.1949	.0380	.0235	.0012	8.2851	.1499	.3154
1.440	2.87	.1780	.0317	.0233	-.0019	7.6516	.2524	.5308
1.438	2.85	.1764	.0311	.0235	-.0030	7.5194	.3506	.7374
1.436	2.86	.1807	.0327	.0230	-.0042	7.8458	.5012	1.0544
1.436	2.83	.1731	.0300	.0236	-.0059	7.3488	.9985	2.1004
1.430	2.76	.1777	.0316	.0231	-.0053	7.6925	1.7951	3.7761

TEST 216 RUNS 456, 457, 458, 459

S(M SQ) = .67 B(M) = 1.19
 C/DAR(CM) = 56.57 X(CM) = 9.93
 ASPECT RATIO 2.10

STABILITY AXIS COEFFICIENTS

RUN 456

Q(KPA)	ALPHA	CL	CL**2	CD	CM	L/D	H/B	H/C
1.440	-7.10	-.2630	.0692	.0323	-.0237	-8.1296	.8261	1.7377
1.442	-5.06	-.1566	.0245	.0256	-.0251	-6.1192	1.0242	2.1544
1.441	-3.13	-.0658	.0043	.0220	-.0254	-2.9853	1.2133	2.5522
1.440	-1.14	.0276	.0008	.0205	-.0246	1.3457	1.4091	2.9641
1.442	.80	.1139	.0130	.0227	-.0241	5.0219	1.6004	3.3665
1.444	2.84	.2351	.0553	.0264	-.0212	8.8941	1.4543	3.0592
1.449	4.91	.3220	.1037	.0354	-.0258	9.0855	1.3236	2.7844
1.442	7.03	.4234	.1793	.0465	-.0240	9.1059	1.1780	2.4780
1.442	8.74	.5097	.2598	.0592	-.0269	8.6147	1.2129	2.5513
1.434	10.97	.6126	.3752	.0775	-.0281	7.9053	1.3887	2.4213
1.433	12.86	.7058	.4981	.0946	-.0306	7.4637	1.5783	3.3201
1.429	14.89	.7993	.6388	.1178	-.0346	6.7853	1.7816	3.7477
1.431	16.74	.8749	.7654	.1405	-.0377	6.2248	1.9664	4.1365
1.432	18.87	.9717	.9441	.1690	-.0413	5.7486	2.0868	4.3897

STABILITY AXIS COEFFICIENTS

RUN 457

Q(KPA)	ALPHA	CL	CL**2	CD	CM	L/D	H/B	H/C
1.441	-1.12	-.0735	.0054	.0246	.0016	-2.9817	.0365	.0768
1.440	-1.12	-.0422	.0018	.0242	-.0024	-1.7459	.0495	.1040
1.440	-1.12	-.0145	.0002	.0229	-.0085	-.6347	.0741	.1559
1.438	-1.12	.0014	.0000	.0236	-.0126	.0575	.1010	.2126
1.438	-1.12	.0212	.0004	.0225	-.0178	.9417	.1497	.3148
1.434	-1.12	.0177	.0003	.0221	-.0221	.8024	.2516	.5293
1.434	-1.12	.0237	.0006	.0217	-.0235	1.0920	.3498	.7359
1.427	-1.13	.0317	.0010	.0215	-.0240	1.4724	.4994	1.0506
1.423	-1.15	.0337	.0011	.0218	-.0236	1.5416	.9998	2.1032
1.425	-1.20	.0259	.0007	.0213	-.0246	1.2151	1.4081	2.9621

STABILITY AXIS COEFFICIENTS

RUN 458

Q(KPA)	ALPHA	CL	CL**2	CD	CM	L/D	H/B	H/C
1.441	.90	.1239	.0154	.0240	-.0067	5.1532	.0424	.0893
1.438	.85	.1261	.0159	.0240	-.0070	5.2598	.0533	.1121
1.438	.85	.1323	.0175	.0239	-.0105	5.5281	.0739	.1555
1.438	.85	.1306	.0171	.0233	-.0129	5.5959	.1004	.2111
1.436	.85	.1331	.0177	.0239	-.0179	5.5757	.1513	.3184
1.435	.85	.1296	.0168	.0238	-.0208	5.4463	.2494	.5246
1.429	.84	.1127	.0127	.0238	-.0220	4.7360	.3504	.7371
1.429	.84	.1283	.0165	.0235	-.0226	5.4665	.5028	1.0576
1.438	.83	.1257	.0158	.0229	-.0229	5.4816	1.0030	2.1099
1.432	.74	.1203	.0145	.0241	-.0224	4.9916	1.5945	3.3542

STABILITY AXIS COEFFICIENTS

RUN 459

Q(KPA)	ALPHA	CL	CL**2	CD	CM	L/D	H/B	H/C
1.459	2.92	.2592	.0672	.0282	-.0197	9.1805	.1469	.3091
1.441	2.91	.2527	.0639	.0288	-.0194	8.7893	.1501	.3156
1.431	2.90	.2469	.0609	.0292	-.0213	8.4624	.2525	.5311
1.432	2.90	.2311	.0534	.0289	-.0219	8.0066	.3496	.7353
1.432	2.90	.2177	.0474	.0293	-.0235	7.4310	.5005	1.0527
1.431	2.88	.2313	.0535	.0298	-.0220	7.7701	1.0006	2.1049
1.429	2.81	.2201	.0484	.0284	-.0227	7.7370	1.7962	3.7785

TEST 216 RUNS 460, 461, 462, 463

S(M SQ)= .67 B(M)= 1.19
 CBAR(CM)= 56.57 X(CM)= 9.93
 ASPECT RATIO 2.10

STABILITY AXIS COEFFICIENTS

RUN 460								
Q(KPA)	ALPHA	CL	CL**2	CD	CM	L/D	H/B	H/C
1.439	-7.20	-.2151	.0463	.0308	-.0419	-6.9837	.9103	1.7045
1.436	-5.06	-.0933	.0087	.0253	-.0427	-3.6904	1.0173	2.1400
1.437	-3.11	.0095	.0001	.0226	-.0438	.4191	1.2074	2.5398
1.436	-1.12	.0895	.0080	.0234	-.0432	3.9257	1.4102	2.9665
1.436	.85	.1798	.0323	.0269	-.0412	6.6784	1.6005	3.3666
1.443	2.95	.2849	.0812	.0347	-.0414	8.2163	1.4539	3.0554
1.442	4.87	.3624	.1463	.0434	-.0403	8.9111	1.3514	2.8428
1.438	6.87	.4780	.2285	.0560	-.0433	8.5374	1.3072	2.7498
1.441	8.87	.5545	.3075	.0707	-.0432	7.8419	1.3011	2.7370
1.440	10.77	.6614	.4375	.0877	-.0470	7.5396	1.3112	2.7581
1.442	12.78	.7512	.5644	.1084	-.0464	6.9311	1.5133	3.1833
1.439	14.81	.8472	.7173	.1321	-.0516	6.4127	1.7178	3.6136
1.434	16.82	.9444	.8919	.1579	-.0548	5.9815	1.9195	4.0378
1.433	18.82	1.0166	1.0335	.1832	-.0562	5.5495	2.1221	4.4640

STABILITY AXIS COEFFICIENTS

RUN 461								
Q(KPA)	ALPHA	CL	CL**2	CD	CM	L/D	H/B	H/C
1.447	-1.13	.0196	.0004	.0261	-.0221	.7516	.0383	.0805
1.436	-1.14	.0453	.0020	.0258	-.0256	1.7570	.0493	.1037
1.436	-1.12	.0689	.0047	.0247	-.0299	2.7943	.0746	.1569
1.436	-1.13	.0674	.0045	.0253	-.0344	2.6623	.1004	.2112
1.434	-1.12	.0911	.0083	.0245	-.0375	3.7179	.1518	.3193
1.430	-1.13	.0974	.0095	.0252	-.0410	3.8731	.2493	.5245
1.427	-1.13	.0958	.0092	.0247	-.0415	3.8779	.3493	.7348
1.433	-1.14	.0877	.0077	.0254	-.0424	3.4569	.5011	1.0541
1.430	-1.16	.0916	.0084	.0248	-.0410	3.7000	.9998	2.1031
1.425	-1.22	.0803	.0064	.0242	-.0417	3.3131	1.4045	2.9545

STABILITY AXIS COEFFICIENTS

RUN 462								
Q(KPA)	ALPHA	CL	CL**2	CD	CM	L/D	H/B	H/C
1.435	1.02	.2231	.0498	.0271	-.0265	8.2201	.0417	.0878
1.436	.91	.2114	.0447	.0273	-.0265	7.7530	.0510	.1073
1.436	.91	.2097	.0440	.0277	-.0283	7.5627	.0743	.1563
1.435	.90	.2083	.0434	.0277	-.0321	7.5149	.1005	.2114
1.435	.90	.2027	.0411	.0275	-.0354	7.3591	.1498	.3151
1.432	.90	.2015	.0406	.0285	-.0393	7.0796	.2489	.5236
1.435	.90	.1992	.0397	.0284	-.0396	7.0263	.3508	.7378
1.436	.88	.1912	.0366	.0285	-.0393	6.7066	1.0006	2.1048
1.430	.83	.1805	.0326	.0288	-.0414	6.2618	1.5995	3.3646

STABILITY AXIS COEFFICIENTS

RUN 463								
Q(KPA)	ALPHA	CL	CL**2	CD	CM	L/D	H/B	H/C
1.435	2.84	.2997	.0898	.0347	-.0355	8.6444	.1440	.3029
1.436	2.84	.3071	.0943	.0350	-.0345	8.7616	.1507	.3169
1.435	2.84	.3038	.0923	.0353	-.0387	8.6079	.2507	.5275
1.433	2.84	.2926	.0856	.0357	-.0399	8.1863	.3517	.7398
1.432	2.81	.2832	.0802	.0361	-.0414	7.8397	.4992	1.0502
1.433	2.81	.2809	.0789	.0361	-.0405	7.7852	1.0006	2.1048
1.435	2.74	.2788	.0777	.0350	-.0410	7.9544	1.7921	3.7699

TEST 216 RUNS 464, 465, 466, 467

S(M SQ) = .67 B(M) = 1.19
 CBAR(CM) = 56.57 X(CM) = 9.93
 ASPECT RATIO 2.10

STABILITY AXIS COEFFICIENTS

RUN 464								
Q(KPA)	ALPHA	CL	CL**2	CD	CM	L/D	H/B	H/C
1.438	-7.18	-.0757	.0057	.0305	-.0809	-2.4788	.8190	1.7228
1.435	-5.09	.0174	.0003	.0304	-.0829	.5728	1.0190	2.1436
1.436	-3.20	.1007	.0101	.0321	-.0830	3.1413	1.2031	2.5308
1.437	-1.14	.2075	.0431	.0363	-.0817	5.7178	1.4059	2.9575
1.442	.83	.3042	.0925	.0428	-.0824	7.1010	1.5982	3.3620
1.435	2.87	.4099	.1680	.0535	-.0830	7.6660	1.5151	3.1870
1.437	4.89	.4903	.2404	.0661	-.0828	7.4141	1.4494	3.0489
1.440	6.89	.5830	.3399	.0804	-.0860	7.2480	1.3575	2.8556
1.434	8.84	.6675	.4456	.0993	-.0835	6.7193	1.3804	2.9037
1.434	10.92	.7645	.5844	.1193	-.0829	6.4066	1.5882	3.3409
1.429	12.83	.8439	.7122	.1405	-.0849	6.0050	1.7841	3.7530
1.429	15.01	.9483	.8992	.1688	-.0894	5.6189	1.9141	4.0264
1.432	16.82	1.0146	1.0294	.1909	-.0890	5.3153	2.0951	4.4073
1.440	18.82	1.0973	1.2041	.2200	-.0904	4.9876	2.2518	4.7368

STABILITY AXIS COEFFICIENTS

RUN 465								
Q(KPA)	ALPHA	CL	CL**2	CD	CM	L/D	H/B	H/C
1.445	-1.12	.1994	.0398	.0347	-.0684	5.7459	.0385	.0809
1.438	-1.12	.2044	.0418	.0353	-.0706	5.7950	.0517	.1087
1.437	-1.11	.2125	.0452	.0354	-.0723	6.0017	.0756	.1590
1.436	-1.12	.2148	.0461	.0355	-.0740	6.0546	.0980	.2060
1.434	-1.12	.2094	.0438	.0366	-.0760	5.7246	.1503	.3161
1.430	-1.12	.2160	.0467	.0371	-.0797	5.8238	.2495	.5249
1.436	-1.13	.2192	.0480	.0369	-.0806	5.9339	.3492	.7345
1.435	-1.14	.2041	.0416	.0369	-.0827	5.5346	.5001	1.0520
1.428	-1.16	.2107	.0444	.0378	-.0812	5.5720	1.0011	2.1059
1.432	-1.22	.2063	.0426	.0378	-.0819	5.4629	1.4061	2.9579

STABILITY AXIS COEFFICIENTS

RUN 466								
Q(KPA)	ALPHA	CL	CL**2	CD	CM	L/D	H/B	H/C
1.432	.98	.3512	.1233	.0407	-.0638	8.6369	.0428	.0900
1.432	.93	.3496	.1222	.0411	-.0663	8.4952	.0503	.1059
1.431	.93	.3483	.1213	.0416	-.0708	8.3714	.0766	.1612
1.433	.93	.3401	.1157	.0424	-.0731	8.0238	.1010	.2124
1.435	.93	.3361	.1129	.0432	-.0752	7.7744	.1493	.3141
1.432	.93	.3175	.1008	.0439	-.0782	7.2308	.2526	.5313
1.429	.92	.3008	.0905	.0449	-.0796	6.6998	.3518	.7400
1.434	.91	.3036	.0922	.0453	-.0804	6.6956	.5013	1.0546
1.427	.90	.3051	.0931	.0452	-.0815	6.7452	.9988	2.1011
1.432	.84	.2964	.0879	.0444	-.0810	6.6751	1.5986	3.3629

STABILITY AXIS COEFFICIENTS

RUN 467								
Q(KPA)	ALPHA	CL	CL**2	CD	CM	L/D	H/B	H/C
1.429	2.90	.4380	.1919	.0524	-.0733	8.3610	.1428	.3004
1.433	2.89	.4271	.1825	.0523	-.0725	8.1610	.1549	.3258
1.434	2.89	.4153	.1725	.0541	-.0784	7.6720	.2539	.5341
1.432	2.88	.4121	.1698	.0546	-.0794	7.5465	.3510	.7383
1.435	2.88	.4018	.1614	.0555	-.0820	7.2456	.5010	1.0540
1.430	2.86	.3934	.1548	.0554	-.0824	7.0985	.9994	2.1022
1.432	2.80	.3988	.1590	.0550	-.0825	7.2531	1.7923	3.7703

TEST 216 RUNS 500, 501, 502, 503

S(M SQ)= .99 B(M)= 1.76
 CBAR(CM)= 56.57 X(CM)= -4.56
 ASPECT RATIO 3.10

STABILITY AXIS COEFFICIENTS

RUN 500								
Q(KPA)	ALPHA	CL	CL**2	CD	CM	L/D	H/B	H/C
1.440	-7.18	-.3681	.1355	.0321	-.0109	-11.4685	.5557	1.7290
1.443	-5.19	-.2482	.0616	.0242	-.0115	-10.2708	.6836	2.1268
1.440	-3.21	-.1340	.0180	.0190	-.0092	-7.0509	.8135	2.5308
1.433	-1.21	-.0462	.0021	.0160	-.0089	-2.8896	.9458	2.9427
1.433	.81	.0759	.0058	.0158	-.0070	4.8118	1.0793	3.3578
1.434	2.90	.1843	.0340	.0190	-.0046	9.7180	1.2190	3.7920
1.435	4.98	.3129	.0979	.0252	-.0022	12.4055	1.2635	3.9309
1.434	6.84	.4201	.1765	.0328	-.0015	12.9174	1.3116	4.0806
1.435	8.80	.5203	.2707	.0439	-.0016	11.8496	1.3552	4.2163
1.436	10.77	.6333	.4011	.0571	-.0021	11.0829	1.4278	4.4421
1.436	12.81	.7326	.5367	.0733	-.0018	9.9895	1.4121	4.3933
1.436	14.87	.8421	.7092	.0918	-.0035	9.1776	1.4325	4.4568
1.436	16.75	.9239	.8536	.1103	.0001	8.3730	1.4441	4.4928
1.433	18.83	1.0569	1.1171	.1492	-.0287	7.0860	1.5136	4.7091

STABILITY AXIS COEFFICIENTS

RUN 501								
Q(KPA)	ALPHA	CL	CL**2	CD	CM	L/D	H/B	H/C
1.440	-1.13	-.1861	.0346	.0232	.0128	-8.0330	.0253	.0788
1.438	-1.12	-.0930	.0086	.0194	.0045	-4.7939	.0505	.1571
1.434	-1.12	-.0792	.0063	.0176	-.0009	-4.4954	.0753	.2342
1.436	-1.12	-.0494	.0024	.0173	-.0029	-2.8494	.1000	.3111
1.434	-1.11	-.0332	.0011	.0164	-.0049	-2.0241	.1495	.4650
1.438	-1.13	-.0447	.0020	.0163	-.0100	-2.7332	.2514	.7822
1.437	-1.12	-.0301	.0009	.0165	-.0086	-1.8186	.3497	1.0879
1.437	-1.14	-.0366	.0013	.0163	-.0099	-2.2518	.4996	1.5543
1.433	-1.21	-.0314	.0010	.0159	-.0084	-1.9815	.9512	2.9595

STABILITY AXIS COEFFICIENTS

RUN 502								
Q(KPA)	ALPHA	CL	CL**2	CD	CM	L/D	H/B	H/C
1.437	1.03	.0683	.0047	.0170	.0117	4.0143	.0246	.0765
1.438	.87	.0728	.0053	.0167	.0071	4.3493	.0493	.1534
1.437	.86	.0774	.0060	.0165	.0023	4.7027	.0765	.2380
1.435	.87	.0833	.0069	.0159	-.0019	5.2306	.0993	.3089
1.433	.86	.0769	.0059	.0160	-.0050	4.8140	.1495	.4650
1.438	.85	.0662	.0044	.0162	-.0077	4.0766	.2501	.7782
1.433	.85	.0678	.0046	.0160	-.0080	4.2295	.3501	1.0892
1.438	.85	.0756	.0057	.0154	-.0069	4.8979	.4989	1.5522
1.435	.79	.0690	.0048	.0157	-.0070	4.3795	.9993	3.1090
1.436	.77	.0690	.0048	.0150	-.0075	4.5948	1.0774	3.3518

STABILITY AXIS COEFFICIENTS

RUN 503								
Q(KPA)	ALPHA	CL	CL**2	CD	CM	L/D	H/B	H/C
1.440	2.84	.2140	.0458	.0182	.0010	11.7394	.0934	.2906
1.433	2.84	.2206	.0487	.0179	-.0001	12.3566	.0999	.3109
1.436	2.83	.2055	.0422	.0186	-.0028	11.0372	.1500	.4666
1.431	2.83	.1955	.0382	.0182	-.0047	10.7240	.2504	.7789
1.433	2.82	.1871	.0350	.0181	-.0044	10.3528	.3516	1.0938
1.437	2.82	.1813	.0329	.0184	-.0050	9.8752	.4999	1.5552
1.439	2.79	.1973	.0389	.0185	-.0052	10.6686	1.0009	3.1141
1.439	2.73	.1893	.0358	.0184	-.0055	10.2678	1.2082	3.7588

TEST 216 RUNS 496, 497, 498, 499
 S(M SQ)= .99 B(M)= 1.76
 CBAR(CM)= 56.57 X(CM)= -4.56
 ASPECT RATIO 3.10

STABILITY AXTS COEFFICIENTS

RUN 496								
Q(KPA)	ALPHA	CL	CL**2	CD	CM	L/D	H/B	H/C
1.427	-7.12	-.3466	.1202	.0299	-.0145	-11.6076	.5578	1.7353
1.436	-5.15	-.2155	.0465	.0227	-.0131	-9.4937	.6856	2.1331
1.436	-3.16	-.1085	.0118	.0190	-.0131	-5.7146	.8175	2.5435
1.435	-1.22	-.0042	.0000	.0176	-.0117	-.2369	.9452	2.9406
1.436	.93	.1173	.0139	.0182	-.0087	6.4612	1.0874	3.3832
1.439	2.85	.2268	.0514	.0219	-.0086	10.3467	1.2156	3.7820
1.439	4.87	.3418	.1168	.0278	-.0050	12.3081	1.2679	3.9448
1.440	6.78	.4428	.1961	.0363	-.0052	12.1830	1.2871	4.0043
1.443	8.86	.5618	.3156	.0481	-.0050	11.6909	1.3165	4.0958
1.442	10.82	.6706	.4497	.0625	-.0049	10.7230	1.3359	4.1564
1.440	12.85	.7804	.6090	.0795	-.0057	9.9207	1.3709	4.2651
1.442	14.85	.8607	.7408	.0988	-.0078	8.7072	1.3807	4.2958
1.444	16.95	.9609	.9233	.1183	-.0037	8.1201	1.3994	4.3538
1.442	18.89	1.0882	1.1842	.1549	-.0315	7.0250	1.4254	4.4345

STABILITY AXIS COEFFICIENTS

RUN 497								
Q(KPA)	ALPHA	CL	CL**2	CD	CM	L/D	H/B	H/C
1.443	-1.13	-.1047	.0110	.0217	.0055	-4.8187	.0245	.0761
1.439	-1.12	-.0441	.0019	.0193	-.0010	-2.2853	.0499	.1553
1.436	-1.12	-.0198	.0004	.0184	-.0033	-1.0768	.0749	.2327
1.437	-1.12	-.0103	.0001	.0178	-.0048	-.5788	.0918	.2856
1.436	-1.12	-.0057	.0000	.0174	-.0104	-.3259	.1491	.4640
1.436	-1.11	.0037	.0000	.0166	-.0110	.2248	.2504	.7789
1.443	-1.12	.0106	.0001	.0166	-.0123	.6358	.3496	1.0878
1.438	-1.12	-.0015	.0000	.0167	-.0117	-.0915	.5011	1.5590
1.429	-1.21	-.0015	.0000	.0166	-.0119	-.0911	.9479	2.9492

STABILITY AXIS COEFFICIENTS

RUN 498								
Q(KPA)	ALPHA	CL	CL**2	CD	CM	L/D	H/B	H/C
1.437	1.08	.1305	.0170	.0179	.0067	7.3025	.0255	.0793
1.439	.89	.1228	.0151	.0181	.0018	6.7742	.0506	.1576
1.436	.90	.1343	.0180	.0179	-.0026	7.5139	.0763	.2373
1.433	.89	.1400	.0196	.0175	-.0033	7.9947	.0999	.3109
1.436	.89	.1267	.0161	.0175	-.0076	7.2296	.1489	.4634
1.437	.88	.1147	.0132	.0179	-.0096	6.4143	.2508	.7802
1.435	.87	.1177	.0139	.0174	-.0111	6.7697	.3492	1.0864
1.438	.86	.1040	.0108	.0174	-.0105	5.9737	.4983	1.5502
1.440	.81	.1158	.0134	.0171	-.0086	6.7801	1.0009	3.1141
1.442	.80	.1184	.0140	.0172	-.0096	6.8850	1.0795	3.3585

STABILITY AXIS COEFFICIENTS

RUN 499								
Q(KPA)	ALPHA	CL	CL**2	CD	CM	L/D	H/B	H/C
1.437	2.90	.2804	.0786	.0203	-.0017	13.9300	.0973	.3028
1.435	2.89	.2554	.0652	.0210	-.0045	12.1615	.1511	.4702
1.430	2.88	.2307	.0532	.0218	-.0065	10.5752	.2496	.7767
1.442	2.89	.2276	.0518	.0208	-.0079	10.9561	.3495	1.0875
1.436	2.87	.2326	.0541	.0210	-.0070	11.1016	.4988	1.5519
1.435	2.83	.2221	.0493	.0207	-.0075	10.7233	1.0026	3.1194
1.434	2.80	.2303	.0531	.0206	-.0075	11.1763	1.2122	3.7714

TEST 216 RUNS 484, 485, 486, 487

S(M SQ)= .99 R(M)= 1.76
 CBAR(CM)= 56.57 X(CM)= -4.56
 ASPECT RATIO 3.10

STABILITY AXIS COEFFICIENTS

RUN 484

Q(KPA)	ALPHA	CL	CL**2	CD	CM	L/D	H/B	H/C
1.433	-7.19	-.2843	.0803	.0302	-.0159	-9.4005	.5549	1.7265
1.435	-5.25	-.1615	.0261	.0238	-.0166	-8.7721	.6788	2.1117
1.437	-3.13	-.0610	.0037	.0205	-.0156	-2.9765	.8187	2.5473
1.436	-1.04	.0607	.0037	.0192	-.0149	3.1644	.9566	2.9761
1.436	.92	.1767	.0312	.0211	-.0115	8.3769	1.0866	3.3607
1.436	2.84	.2783	.0774	.0256	-.0088	10.8579	1.2141	3.7774
1.436	4.99	.3895	.1517	.0336	-.0086	11.5740	1.2606	3.9218
1.439	7.03	.5000	.2500	.0445	-.0085	11.2366	1.2793	3.9802
1.440	9.79	.6015	.3618	.0554	-.0083	10.8509	1.3252	4.1230
1.439	10.84	.7050	.4970	.0709	-.0081	9.9386	1.3503	4.2010
1.441	12.85	.8124	.6600	.0880	-.0090	9.2350	1.3925	4.3322
1.442	14.92	.9221	.8503	.1086	-.0095	8.4871	1.4385	4.4756
1.442	16.80	1.0041	1.0081	.1268	-.0077	7.7155	1.4790	4.6016
1.441	18.79	1.1051	1.2213	.1596	-.0247	6.9245	1.5223	4.7363

STABILITY AXIS COEFFICIENTS

RUN 485

Q(KPA)	ALPHA	CL	CL**2	CD	CM	L/D	H/B	H/C
1.430	-1.21	-.0393	.0015	.0228	.0027	-1.7210	.0249	.0776
1.435	-1.20	.0099	.0001	.0222	-.0041	.4443	.0494	.1536
1.436	-1.20	.0344	.0012	.0213	-.0082	1.6162	.0744	.2316
1.433	-1.20	.0482	.0023	.0209	-.0096	2.3076	.0994	.3091
1.431	-1.19	.0482	.0023	.0208	-.0105	2.3163	.1491	.4639
1.459	-1.21	.0607	.0037	.0202	-.0117	3.0068	.2502	.7784
1.444	-1.21	.0548	.0030	.0206	-.0135	2.6671	.3499	1.0887
1.440	-1.22	.0390	.0015	.0204	-.0143	1.9134	.4998	1.5550
1.433	-1.29	.0406	.0016	.0202	-.0147	2.0116	.9459	2.9428

STABILITY AXIS COEFFICIENTS

RUN 486

Q(KPA)	ALPHA	CL	CL**2	CD	CM	L/D	H/B	H/C
1.441	1.07	.2041	.0417	.0227	.0040	9.9002	.0247	.0768
1.443	.92	.1896	.0360	.0218	-.0008	8.6935	.0506	.1573
1.443	.92	.1848	.0342	.0216	-.0066	8.5447	.0762	.2370
1.438	.91	.1923	.0370	.0218	-.0082	8.8204	.1001	.3115
1.438	.91	.1806	.0326	.0219	-.0114	8.2497	.1495	.4651
1.434	.90	.1783	.0318	.0224	-.0118	7.9527	.2497	.7769
1.428	.89	.1628	.0265	.0226	-.0118	7.1959	.3506	1.0909
1.437	.89	.1618	.0262	.0218	-.0121	7.4271	.4996	1.5543
1.432	.85	.1611	.0259	.0216	-.0120	7.4587	1.0003	3.1120
1.434	.82	.1636	.0268	.0216	-.0121	7.5637	1.0794	3.3581

STABILITY AXIS COEFFICIENTS

RUN 487

Q(KPA)	ALPHA	CL	CL**2	CD	CM	L/D	H/B	H/C
1.436	2.85	.3127	.0978	.0260	-.0026	12.0321	.0945	.2939
1.432	2.83	.3059	.0936	.0253	-.0059	12.1072	.1488	.4629
1.429	2.84	.2810	.0790	.0262	-.0083	10.7286	.2500	.7778
1.427	2.81	.2828	.0800	.0266	-.0100	10.6124	.3511	1.0924
1.430	2.81	.2645	.0700	.0270	-.0091	9.7887	.4959	1.5427
1.435	2.78	.2637	.0695	.0270	-.0086	9.7725	.9997	3.1102
1.433	2.73	.2642	.0698	.0270	-.0096	9.7963	1.2094	3.7628

TEST 216

RUNS 468, 469, 470, 471

S(M SQ)= .99 B(M)= 1.76
 CBAR(CM)= 56.57 X(CM)= -4.56
 ASPECT RATIO 3.10

STABILITY AXIS COEFFICIENTS

RUN 468		CL	CL**2	CD	CM	L/D	H/B	H/C
Q(KPA)	ALPHA							
1.434	-7.15	-.2163	.0469	.0313	-.0206	-6.9169	.5550	1.7267
1.438	-5.13	-.1074	.0115	.0266	-.0216	-4.0408	.6862	2.1350
1.436	-3.11	.0126	.0002	.0247	-.0222	.5106	.8181	2.5453
1.438	-1.11	.1269	.0161	.0255	-.0204	4.9769	.9505	2.9572
1.436	.87	.2375	.0564	.0285	-.0174	8.3454	1.0819	3.3660
1.442	2.85	.3389	.1149	.0345	-.0162	9.8173	1.0278	3.1978
1.442	4.80	.4593	.2110	.0418	-.0156	10.9783	.9721	3.0245
1.440	6.92	.5607	.3144	.0543	-.0160	10.3310	.9127	2.8395
1.438	8.86	.6662	.4438	.0675	-.0178	9.8724	.9731	3.0276
1.435	10.86	.7713	.5950	.0845	-.0175	9.1326	1.0188	3.1647
1.432	12.92	.8746	.7650	.1040	-.0187	8.4123	1.1591	3.6061
1.432	14.81	.9661	.9333	.1229	-.0192	7.8577	1.2494	3.8871
1.434	16.77	1.0528	1.1084	.1427	-.0157	7.3797	1.3314	4.1421
1.434	18.92	1.1805	1.3936	.1794	-.0359	6.5821	1.4757	4.5911

STABILITY AXIS COEFFICIENTS

RUN 469		CL	CL**2	CD	CM	L/D	H/B	H/C
Q(KPA)	ALPHA							
1.438	-1.07	.1202	.0145	.0263	-.0069	4.5715	.0263	.0618
1.435	-1.06	.1372	.0188	.0262	-.0119	5.2458	.0504	.1569
1.433	-1.06	.1388	.0193	.0255	-.0140	5.4475	.0746	.2322
1.430	-1.07	.1593	.0254	.0255	-.0138	6.2496	.1002	.3116
1.438	-1.06	.1482	.0219	.0256	-.0176	5.7779	.1496	.4655
1.438	-1.07	.1284	.0165	.0262	-.0210	4.9082	.2498	.7773
1.436	-1.08	.1311	.0172	.0264	-.0208	4.9657	.3505	1.0906
1.431	-1.09	.1328	.0176	.0266	-.0193	4.9958	.5016	1.5605
1.434	-1.15	.1420	.0202	.0259	-.0195	5.4808	.9493	2.9535

STABILITY AXIS COEFFICIENTS

RUN 470		CL	CL**2	CD	CM	L/D	H/B	H/C
Q(KPA)	ALPHA							
1.425	.95	.2977	.0886	.0266	-.0036	11.1787	.0276	.0859
1.429	.85	.2783	.0775	.0267	-.0075	10.4171	.0499	.1554
1.435	.84	.2722	.0741	.0277	-.0108	9.8298	.0758	.2356
1.438	.85	.2690	.0723	.0275	-.0111	9.7894	.0989	.3075
1.438	.84	.2440	.0595	.0286	-.0156	8.5178	.1501	.4671
1.435	.82	.2460	.0605	.0293	-.0182	8.4061	.2493	.7757
1.431	.82	.2222	.0494	.0297	-.0183	7.4914	.3496	1.0876
1.429	.82	.2386	.0569	.0291	-.0162	8.1901	.5007	1.5578
1.438	.76	.2253	.0508	.0295	-.0178	7.6486	.9989	3.1079
1.435	.74	.2377	.0565	.0292	-.0176	8.1515	1.0767	3.3499

STABILITY AXIS COEFFICIENTS

RUN 471		CL	CL**2	CD	CM	L/D	H/B	H/C
Q(KPA)	ALPHA							
1.430	2.91	.3875	.1501	.0330	-.0113	11.7535	.0967	.3010
1.430	2.90	.3888	.1512	.0332	-.0120	11.7189	.1028	.3199
1.436	2.90	.3807	.1450	.0340	-.0159	11.1850	.1487	.4627
1.432	2.90	.3535	.1250	.0350	-.0173	10.1064	.2498	.7773
1.433	2.88	.3575	.1278	.0356	-.0195	10.0403	.3504	1.0900
1.435	2.88	.3421	.1170	.0361	-.0179	9.4775	.5000	1.5555
1.429	2.85	.3368	.1135	.0360	-.0175	9.3657	.9992	3.1087
1.434	2.81	.3382	.1144	.0359	-.0167	9.4245	1.2117	3.7699

TEST 216 RUNS 472, 473, 474, 475

S(M SQ)= .99 B(M)= 1.76
 CBAR(CM)= 56.57 X(CM)= -4.56
 ASPECT RATIO 3.10

STABILITY AXIS COEFFICIENTS

RUN 472								
Q(KPA)	ALPHA	CL	CL**2	CD	CM	L/D	H/B	H/C
1.442	-7.12	-.0585	.0034	.0259	-.0870	-2.2545	.5571	1.7333
1.445	-5.16	.0453	.0020	.0255	-.0890	1.7769	.6843	2.1291
1.442	-3.15	.1591	.0253	.0274	-.0851	5.9051	.8162	2.5394
1.438	-1.15	.2548	.0649	.0321	-.0823	7.9355	.9486	2.9513
1.436	.87	.3667	.1345	.0393	-.0779	9.3402	1.0820	3.3664
1.441	2.86	.4687	.2197	.0474	-.0758	9.8949	1.0195	3.1720
1.441	4.90	.5532	.3060	.0601	-.0720	9.2078	.9539	2.9675
1.436	6.87	.6605	.4363	.0719	-.0642	9.1894	.8945	2.7630
1.439	8.86	.7393	.5466	.0885	-.0606	8.3525	.9053	2.8164
1.436	10.81	.8484	.7197	.1057	-.0586	8.0229	1.0362	3.2238
1.436	12.81	.9471	.8969	.1251	-.0576	7.5707	1.0788	3.3563
1.438	14.85	1.0643	1.1327	.1451	-.0593	7.3372	1.1778	3.6643
1.435	16.91	1.1536	1.3308	.1679	-.0564	6.8720	1.2970	4.0351
1.432	18.86	1.2375	1.5314	.2003	-.0615	6.1783	1.4147	4.4014

STABILITY AXIS COEFFICIENTS

RUN 473								
Q(KPA)	ALPHA	CL	CL**2	CD	CM	L/D	H/B	H/C
1.440	-1.14	.2670	.0713	.0297	-.0712	9.1561	.0268	.0833
1.441	-1.14	.2804	.0786	.0290	-.0730	9.6696	.0494	.1538
1.439	-1.12	.2822	.0797	.0297	-.0747	9.4921	.0749	.2328
1.437	-1.14	.2708	.0733	.0310	-.0781	8.7470	.1002	.3117
1.435	-1.14	.2696	.0727	.0318	-.0761	8.4863	.1502	.4673
1.430	-1.15	.2550	.0650	.0324	-.0830	7.8827	.2475	.7701
1.437	-1.16	.2497	.0623	.0328	-.0822	7.6185	.3482	1.0833
1.432	-1.16	.2614	.0683	.0322	-.0825	8.1066	.4980	1.5494
1.426	-1.25	.2529	.0640	.0330	-.0824	7.6726	.9477	2.9486

STABILITY AXIS COEFFICIENTS

RUN 474								
Q(KPA)	ALPHA	CL	CL**2	CD	CM	L/D	H/B	H/C
1.438	.91	.4086	.1670	.0339	-.0556	12.0443	.0273	.0850
1.437	.89	.4015	.1612	.0342	-.0624	11.7394	.0495	.1539
1.436	.89	.3969	.1575	.0347	-.0680	11.4367	.0740	.2302
1.434	.88	.3880	.1505	.0358	-.0698	10.8436	.0996	.3099
1.432	.87	.3810	.1451	.0372	-.0741	10.2516	.1487	.4626
1.430	.86	.3816	.1456	.0378	-.0773	10.0853	.2483	.7724
1.435	.86	.3616	.1308	.0393	-.0786	9.2000	.3520	1.0953
1.431	.85	.3721	.1385	.0389	-.0790	9.5562	.4991	1.5529
1.429	.79	.3631	.1318	.0391	-.0768	9.2755	1.0015	3.1160
1.435	.78	.3510	.1232	.0393	-.0792	8.9359	1.0753	3.3455

STABILITY AXIS COEFFICIENTS

RUN 475								
Q(KPA)	ALPHA	CL	CL**2	CD	CM	L/D	H/B	H/C
1.442	2.92	.4928	.2429	.0433	-.0603	11.3842	.0973	.3026
1.436	2.93	.4846	.2348	.0455	-.0673	10.6520	.1487	.4625
1.434	2.92	.4842	.2344	.0466	-.0703	10.4011	.2500	.7777
1.436	2.91	.4689	.2199	.0483	-.0735	9.7155	.3496	1.0876
1.436	2.91	.4743	.2249	.0482	-.0755	9.8492	.4990	1.5526
1.438	2.87	.4630	.2143	.0491	-.0746	9.4219	.9997	3.1104
1.435	2.83	.4650	.2163	.0487	-.0747	9.5454	1.2123	3.7718

TEST 216 RUNS 492, 493, 494, 495

S(M SQ)= .99 B(M)= 1.76
 CBAR(CM)= 56.57 X(CM)= -4.56
 ASPECT RATIO 3.10

STABILITY AXIS COEFFICIENTS

RUN 492		CL	CL**2	CD	CM	L/D	H/B	H/C
Q(KPA)	ALPHA							
1.439	-1.22	-.1505	.0227	.0372	.0807	-4.0489	.5497	1.7103
1.430	.82	-.0376	.0014	.0326	.0795	-1.1530	1.0806	3.3619
1.428	2.84	.0805	.0065	.0313	.0801	2.5727	1.2156	3.7819
1.428	4.86	.1866	.0348	.0329	.0820	5.6769	1.3499	4.1999
1.433	6.93	.2992	.0895	.0373	.0834	8.0144	1.3353	4.1543
1.437	8.81	.4219	.1780	.0434	.0832	9.7218	1.3199	4.1061
1.438	10.92	.5168	.2671	.0549	.0806	9.4078	1.3647	4.2437
1.436	13.00	.6382	.4073	.0696	.0771	9.2977	1.4079	4.3804
1.437	14.91	.7470	.5580	.0845	.0699	8.8395	1.4336	4.4602
1.435	16.86	.8767	.7686	.1045	.0504	8.3895	1.4748	4.5885
1.436	18.84	1.0131	1.0263	.1409	.0186	7.1897	1.5176	4.7215

STABILITY AXIS COEFFICIENTS

RUN 493		CL	CL**2	CD	CM	L/D	H/B	H/C
Q(KPA)	ALPHA							
1.443	-1.12	-.2798	.0783	.0485	.1240	-5.7684	.0250	.0776
1.442	-1.10	-.2147	.0461	.0447	.1104	-4.8081	.0492	.1530
1.444	-1.10	-.1882	.0354	.0420	.1002	-4.4846	.0760	.2365
1.443	-1.09	-.1667	.0278	.0403	.0987	-4.1332	.0997	.3102
1.438	-1.10	-.1608	.0259	.0394	.0881	-4.0765	.1493	.4645
1.436	-1.12	-.1525	.0233	.0382	.0830	-3.9960	.2494	.7760
1.432	-1.12	-.1555	.0242	.0380	.0821	-4.0975	.3508	1.0913
1.430	-1.12	-.1460	.0213	.0375	.0807	-3.8992	.5007	1.5562
1.437	-1.14	-.1507	.0227	.0365	.0860	-4.1345	.9471	2.9466

STABILITY AXIS COEFFICIENTS

RUN 494		CL	CL**2	CD	CM	L/D	H/B	H/C
Q(KPA)	ALPHA							
1.424	1.04	-.0325	.0011	.0391	.1189	-8.303	.0244	.0760
1.432	.89	-.0504	.0025	.0375	.1120	-1.3417	.0491	.1526
1.435	.90	-.0329	.0011	.0354	.0983	-9.290	.0746	.2322
1.438	.88	-.0373	.0014	.0350	.0898	-1.0661	.1012	.3148
1.438	.88	-.0234	.0005	.0339	.0849	-6.896	.1486	.4623
1.435	.88	-.0310	.0010	.0332	.0796	-9.355	.2501	.7780
1.433	.87	-.0377	.0014	.0332	.0798	-1.1343	.3494	1.0870
1.438	.87	-.0348	.0012	.0325	.0781	-1.0707	.4994	1.5539
1.432	.84	-.0213	.0005	.0313	.0788	-6.817	1.0908	3.1138
1.437	.80	-.0399	.0016	.0321	.0770	-1.2442	1.0813	3.3641

STABILITY AXIS COEFFICIENTS

RUN 495		CL	CL**2	CD	CM	L/D	H/B	H/C
Q(KPA)	ALPHA							
1.443	2.91	.1176	.0138	.0315	.0868	3.7293	.0996	.3098
1.435	2.90	.1066	.0114	.0317	.0817	3.3584	.1508	.4693
1.434	2.89	.0749	.0056	.0321	.0769	2.3333	.2500	.7778
1.433	2.89	.0922	.0085	.0309	.0786	2.9806	.3496	1.0877
1.434	2.88	.0775	.0060	.0314	.0785	2.4694	.4989	1.5520
1.438	2.84	.0759	.0058	.0316	.0785	2.4029	.9992	3.1088
1.435	2.81	.0817	.0067	.0307	.0780	2.6564	1.2143	3.7779

TEST 216 RUNS 488, 489, 490, 491

S(M SQ)= .99 B(M)= 1.76
 CBAR(CM)= 56.57 X(CM)= -4.56
 ASPECT RATIO 3.10

STABILITY AXIS COEFFICIENTS

RUN 488								
Q(KPA)	ALPHA	CL	CL**2	CD	CM	L/D	H/B	H/C
1.435	-7.18	-.4007	.1606	.0461	.0379	-8.6840	.5563	1.7307
1.439	-5.22	-.2833	.0803	.0367	.0372	-7.7730	.6815	2.1201
1.440	-3.19	-.1858	.0345	.0302	.0361	-6.1518	.8160	2.5388
1.440	-1.13	-.0582	.0034	.0255	.0380	-2.2826	.9511	2.9592
1.440	.93	.0481	.0023	.0239	.0403	2.0137	1.0887	3.3870
1.439	2.90	.1748	.0306	.0250	.0427	6.9873	1.1395	3.5453
1.442	4.80	.2749	.0756	.0296	.0429	9.2908	1.2657	3.9378
1.442	6.88	.3958	.1566	.0357	.0433	11.0766	1.3096	4.0745
1.438	8.89	.4617	.2321	.0463	.0421	10.4048	1.3119	4.0615
1.438	10.85	.6016	.3622	.0591	.0423	10.1892	1.3506	4.2020
1.441	12.92	.7050	.4971	.0737	.0388	9.5623	1.3945	4.3385
1.438	14.77	.8194	.6714	.0909	.0352	9.0131	1.4418	4.4857
1.439	16.75	.9178	.8423	.1116	.0281	8.2217	1.4841	4.6173
1.435	18.80	1.0482	1.0987	.1467	-.0010	7.1437	1.5262	4.7484

STABILITY AXIS COEFFICIENTS

RUN 489								
Q(KPA)	ALPHA	CL	CL**2	CD	CM	L/D	H/B	H/C
1.429	-1.20	-.1754	.0308	.0327	.0728	-5.3612	.0253	.0788
1.428	-1.21	-.1226	.0150	.0301	.0570	-4.0701	.0496	.1542
1.433	-1.20	-.0935	.0087	.0285	.0519	-3.2787	.0745	.2318
1.446	-1.20	-.0909	.0083	.0281	.0454	-3.2337	.0992	.3087
1.439	-1.20	-.0693	.0048	.0269	.0414	-2.5736	.1569	.4880
1.438	-1.15	-.0559	.0031	.0264	.0400	-2.1194	.2518	.7832
1.434	-1.16	-.0705	.0050	.0265	.0370	-2.6563	.3490	1.0859
1.432	-1.16	-.0505	.0026	.0257	.0382	-1.9677	.4993	1.5534
1.428	-1.23	-.0722	.0052	.0258	.0386	-2.8002	.9465	2.9447

STABILITY AXIS COEFFICIENTS

RUN 490								
Q(KPA)	ALPHA	CL	CL**2	CD	CM	L/D	H/B	H/C
1.441	1.07	.0710	.0050	.0264	.0644	2.6882	.0248	.0771
1.440	.91	.0622	.0039	.0255	.0599	2.4410	.0499	.1552
1.439	.90	.0591	.0035	.0256	.0501	2.3073	.0753	.2343
1.438	.89	.0593	.0035	.0254	.0488	2.3336	.1017	.3165
1.433	.90	.0575	.0033	.0248	.0420	2.3140	.1509	.4696
1.430	.89	.0563	.0032	.0251	.0419	2.2446	.2503	.7786
1.435	.89	.0562	.0032	.0245	.0409	2.2894	.3492	1.0864
1.436	.87	.0442	.0020	.0244	.0388	1.8096	.5010	1.5588
1.432	.84	.0444	.0020	.0241	.0398	1.8427	1.0010	3.1144
1.430	.80	.0525	.0028	.0245	.0404	2.1481	1.0794	3.3581

STABILITY AXIS COEFFICIENTS

RUN 491								
Q(KPA)	ALPHA	CL	CL**2	CD	CM	L/D	H/B	H/C
1.444	2.93	.2003	.0401	.0255	.0486	7.8516	.0995	.3097
1.436	2.92	.1817	.0330	.0261	.0432	6.9537	.1486	.4623
1.432	2.91	.1785	.0319	.0258	.0415	6.9275	.2502	.7784
1.428	2.91	.1790	.0321	.0255	.0412	7.0123	.3497	1.0881
1.436	2.90	.1550	.0240	.0263	.0411	5.8935	.5003	1.5564
1.431	2.87	.1597	.0255	.0257	.0422	6.2073	.9993	3.1090
1.432	2.81	.1650	.0272	.0251	.0428	6.5618	1.2144	3.7782

TEST 216 RUNS 480, 481, 482, 483

S(M SQ)= .99 B(M)= 1.76
 CBAR(CM)= 56.57 X(CM)= -4.56
 ASPECT RATIO 3.10

STABILITY AXIS COEFFICIENTS

RUN 480		CL	CL**2	CD	CM	L/D	H/R	H/C
Q(KPA)	ALPHA							
1.435	-7.18	-.2046	.0418	.0249	-.0518	-8.2218	.5539	1.7232
1.434	-5.16	-.0948	.0090	.0207	-.0501	-4.5852	.6858	2.1336
1.434	-3.14	.0187	.0003	.0193	-.0471	.9690	.8183	2.5460
1.434	-1.18	.1201	.0144	.0197	-.0457	6.0942	.9473	2.9473
1.430	.85	.2370	.0562	.0237	-.0425	10.0044	1.0814	3.3646
1.435	2.86	.3350	.1122	.0308	-.0403	10.8879	1.0539	3.2787
1.438	4.92	.4332	.1877	.0401	-.0378	10.8038	1.0259	3.1918
1.444	6.85	.5384	.2899	.0510	-.0357	10.5564	.9383	3.0748
1.446	8.83	.6466	.4182	.0644	-.0340	10.0421	1.0064	3.1310
1.434	10.89	.7561	.5716	.0818	-.0347	9.2481	1.0424	3.2430
1.436	12.84	.8555	.7319	.0997	-.0345	8.5846	1.1251	3.5005
1.434	14.90	.9670	.9350	.1198	-.0349	8.0727	1.2153	3.7809
1.430	16.82	1.0511	1.1047	.1403	-.0316	7.4930	1.3142	4.0887
1.429	18.88	1.1680	1.3643	.1771	-.0467	6.5964	1.4538	4.5231

STABILITY AXIS COEFFICIENTS

RUN 481		CL	CL**2	CD	CM	L/D	H/R	H/C
Q(KPA)	ALPHA							
1.438	-1.12	.0665	.0044	.0218	-.0361	3.0500	.0275	.0856
1.438	-1.11	.1058	.0112	.0211	-.0391	5.0223	.0512	.1592
1.436	-1.11	.1182	.0140	.0210	-.0417	5.6174	.0743	.2313
1.436	-1.11	.1251	.0156	.0205	-.0431	6.1127	.0996	.3098
1.434	-1.11	.1267	.0160	.0207	-.0438	6.1108	.1487	.4627
1.433	-1.11	.1308	.0171	.0203	-.0447	6.4588	.2492	.7755
1.434	-1.12	.1281	.0164	.0208	-.0455	6.1503	.3501	1.0892
1.434	-1.12	.1133	.0128	.0211	-.0447	5.3790	.4992	1.5530
1.435	-1.21	.1160	.0135	.0210	-.0449	5.5332	.9515	2.9602

STABILITY AXIS COEFFICIENTS

RUN 482		CL	CL**2	CD	CM	L/D	H/R	H/C
Q(KPA)	ALPHA							
1.430	.87	.2562	.0656	.0227	-.0300	11.2686	.0272	.0847
1.444	.86	.2527	.0638	.0229	-.0339	11.0529	.0491	.1526
1.442	.86	.2519	.0635	.0235	-.0368	10.7037	.0750	.2334
1.443	.86	.2534	.0642	.0234	-.0388	10.8155	.0997	.3103
1.441	.85	.2471	.0610	.0238	-.0397	10.3638	.1486	.4624
1.433	.85	.2215	.0491	.0249	-.0406	8.8916	.2502	.7784
1.429	.85	.2359	.0557	.0243	-.0426	9.6914	.3501	1.0893
1.430	.84	.2276	.0518	.0245	-.0437	9.3052	.4992	1.5532
1.429	.79	.2154	.0464	.0248	-.0417	8.6942	.9992	3.1088
1.430	.76	.2208	.0487	.0245	-.0429	9.0073	1.0750	3.3446

STABILITY AXIS COEFFICIENTS

RUN 483		CL	CL**2	CD	CM	L/D	H/R	H/C
Q(KPA)	ALPHA							
1.447	2.92	.3836	.1472	.0287	-.0319	13.3594	.0993	.3090
1.430	2.91	.3710	.1377	.0293	-.0372	12.6492	.1494	.4648
1.429	2.90	.3444	.1186	.0308	-.0389	11.1889	.2509	.7805
1.431	2.89	.3292	.1084	.0315	-.0417	10.4445	.3498	1.0884
1.424	2.90	.3373	.1138	.0311	-.0392	10.8302	.4986	1.5513
1.422	2.85	.3406	.1160	.0310	-.0399	10.9939	.9987	3.1071
1.438	2.81	.3330	.1109	.0314	-.0406	10.5964	1.2144	3.7783

TEST 216 RUNS 476, 477, 478, 479

S(M SQ)= .99 R(M)= 1.76
 CBAR(CM)= 56.57 X(CM)= -4.56
 ASPECT RATIO 3.10

STABILITY AXIS COEFFICIENTS

RUN 476								
Q(KPA)	ALPHA	CL	CL**2	CD	CM	L/D	H/B	H/C
1.435	-7.23	-.1272	.0162	.0252	-.0836	-5.0480	.5514	1.7155
1.435	-5.05	-.0104	.0001	.0228	-.0835	-4.4573	.6927	2.1553
1.434	-3.01	.0909	.0083	.0239	-.0816	3.7972	.8267	2.5720
1.434	-1.20	.1905	.0363	.0266	-.0779	7.1658	.9467	2.9438
1.434	.86	.2931	.0859	.0323	-.0767	9.0616	1.0837	3.3716
1.440	3.02	.4236	.1794	.0415	-.0743	10.2144	1.0100	3.1423
1.443	4.89	.5102	.2603	.0527	-.0725	9.7739	.9817	3.0541
1.447	6.86	.6084	.3701	.0644	-.0663	9.4458	.9633	2.9969
1.446	8.88	.6998	.4897	.0793	-.0619	8.8262	1.0032	3.1212
1.438	10.80	.8025	.6440	.0964	-.0608	8.3203	1.1332	3.5255
1.435	12.78	.9191	.8448	.1154	-.0612	7.9634	1.1684	3.6352
1.437	14.88	1.0252	1.0510	.1379	-.0630	7.4338	1.2548	3.9038
1.435	16.91	1.1188	1.2517	.1618	-.0642	6.9150	1.3918	4.3303
1.433	18.76	1.2060	1.4544	.1887	-.0629	6.3913	1.5205	4.7306

STABILITY AXIS COEFFICIENTS

RUN 477								
Q(KPA)	ALPHA	CL	CL**2	CD	CM	L/D	H/B	H/C
1.440	-1.16	.1611	.0260	.0259	-.0731	6.2185	.0277	.0862
1.433	-1.17	.1834	.0336	.0262	-.0721	7.0017	.0497	.1546
1.432	-1.16	.2027	.0411	.0260	-.0755	7.7864	.0763	.2373
1.432	-1.17	.2055	.0422	.0261	-.0756	7.8875	.1002	.3116
1.434	-1.17	.1986	.0395	.0265	-.0782	7.4818	.1514	.4709
1.430	-1.18	.1896	.0360	.0271	-.0778	6.9987	.2494	.7761
1.439	-1.18	.2074	.0430	.0267	-.0785	7.7755	.3510	1.0919
1.438	-1.20	.1902	.0362	.0271	-.0799	7.0219	.5005	1.5572
1.430	-1.25	.1910	.0365	.0265	-.0777	7.2156	.9441	2.9372

STABILITY AXIS COEFFICIENTS

RUN 478								
Q(KPA)	ALPHA	CL	CL**2	CD	CM	L/D	H/B	H/C
1.441	.85	.3428	.1175	.0283	-.0617	12.1211	.0310	.0964
1.435	.85	.3378	.1141	.0297	-.0659	11.3822	.0498	.1546
1.432	.84	.3346	.1119	.0301	-.0674	11.1161	.0757	.2355
1.432	.85	.3201	.1025	.0308	-.0702	10.3811	.0999	.3107
1.429	.84	.3142	.0987	.0315	-.0734	9.9731	.1500	.4668
1.432	.83	.3043	.0926	.0323	-.0750	9.4281	.2486	.7733
1.437	.83	.3046	.0928	.0328	-.0754	9.2859	.3508	1.0915
1.436	.81	.2914	.0849	.0326	-.0772	8.9242	.5006	1.5575
1.429	.76	.3022	.0913	.0322	-.0747	9.3864	.9996	3.1099
1.436	.73	.2902	.0842	.0328	-.0767	8.8519	1.0767	3.3497

STABILITY AXIS COEFFICIENTS

RUN 479								
Q(KPA)	ALPHA	CL	CL**2	CD	CM	L/D	H/B	H/C
1.467	2.89	.4415	.1949	.0375	-.0628	11.7737	.0959	.2984
1.446	2.90	.4440	.1971	.0381	-.0628	11.6410	.0997	.3101
1.443	2.88	.4159	.1730	.0401	-.0690	10.3734	.1487	.4627
1.433	2.87	.4161	.1731	.0406	-.0729	10.2423	.2498	.7771
1.431	2.87	.4060	.1648	.0416	-.0740	9.7699	.3505	1.0906
1.431	2.87	.4089	.1672	.0417	-.0750	9.8176	.4998	1.5550
1.429	2.83	.4053	.1643	.0414	-.0730	9.7910	.9995	3.1095
1.434	2.79	.4095	.1677	.0410	-.0748	9.9957	1.2110	3.7676

TEST 216 RUN 578
 S(M SQ)= .99 B(M)= 1.76
 CBAR(CM)= 56.57 X(CM)= -4.56
 ASPECT RATIO 3.10

STABILITY AXIS COEFFICIENTS

RUN 578								
Q(KPA)	ALPHA	CL	CL**2	CD	CM	L/D	H/B	H/C
1.444	-7.19	-.2228	.0497	.0249	-.0472	-8.9584	.5484	1.7062
1.442	-5.15	-.1031	.0106	.0197	-.0455	-5.2308	.6816	2.1207
1.442	-3.10	-.0060	.0000	.0187	-.0434	-3.3183	.8182	2.5457
1.442	-1.06	.1177	.0139	.0190	-.0407	6.2009	.9513	2.9597
1.434	.71	.1996	.0398	.0227	-.0371	8.8060	1.0759	3.3473
1.431	2.82	.3232	.1045	.0282	-.0323	11.4469	1.2143	3.7779
1.431	4.86	.4211	.1773	.0375	-.0282	11.2160	1.3278	4.1310
1.434	6.89	.5236	.2742	.0469	-.0212	11.1759	1.3341	4.1506
1.435	8.94	.6201	.3845	.0594	-.0151	10.4439	1.3416	4.1739
1.439	10.87	.7093	.5031	.0738	-.0096	9.6152	1.3602	4.2319
1.440	12.84	.8089	.6543	.0895	-.0041	9.0355	1.4129	4.3958
1.435	14.81	.9185	.8436	.1117	-.0056	8.2216	1.4644	4.5559
1.431	16.77	1.0375	1.0763	.1425	-.0244	7.2826	1.5141	4.7106
1.428	18.84	1.1939	1.4253	.1931	-.0656	6.1820	1.5751	4.9005

TEST 216 RUNS 504, 505, 506, 507

S(M SQ)= 1.31 B(M)= 2.32
 CBAR(CM)= 56.57 X(CM)= -18.73
 ASPECT RATIO 4.10

STABILITY AXIS COEFFICIENTS

RUN 504								
Q(KPA)	ALPHA	CL	CL**2	CD	CM	L/D	H/B	H/C
1.438	-7.24	-.3868	.1512	.0290	-.0122	-13.4262	.4144	1.6997
1.433	-5.15	-.2668	.0712	.0222	-.0113	-12.0153	.5165	2.1183
1.436	-3.11	-.1544	.0238	.0177	-.0101	-8.7009	.6176	2.5328
1.438	-1.17	-.0375	.0014	.0159	-.0081	-2.3611	.7149	2.9320
1.437	.81	.0812	.0066	.0160	-.0059	5.0895	.8141	3.3366
1.435	2.80	.1923	.0370	.0195	-.0058	9.8669	.9160	3.7564
1.439	4.80	.3220	.1037	.0251	-.0029	12.8458	.9344	3.8321
1.442	6.77	.4335	.1879	.0326	-.0027	13.2739	.9462	3.8604
1.439	8.90	.5693	.3242	.0431	-.0026	13.2139	.9590	3.9330
1.439	10.85	.6810	.4638	.0555	-.0001	12.2626	.9685	3.9720
1.438	12.81	.7917	.6268	.0693	.0022	11.4170	.9933	4.0738
1.438	14.79	.8968	.8042	.0858	.0073	10.4566	1.0082	4.1348
1.439	16.81	.9815	.9634	.1039	.0105	9.4467	1.0360	4.2469
1.431	18.79	1.1155	1.2443	.1657	-.0171	6.7336	1.0723	4.3996

STABILITY AXIS COEFFICIENTS

RUN 505								
Q(KPA)	ALPHA	CL	CL**2	CD	CM	L/D	H/B	H/C
1.437	-1.18	-.1700	.0289	.0228	-.0006	-7.4682	.0196	.0802
1.437	-1.19	-.1461	.0214	.0220	-.0004	-6.6442	.0253	.1038
1.435	-1.17	-.0775	.0060	.0183	-.0032	-4.2371	.0493	.2023
1.436	-1.16	-.0510	.0026	.0172	-.0081	-2.9576	.0759	.3113
1.434	-1.17	-.0431	.0019	.0171	-.0058	-2.5248	.1006	.4127
1.434	-1.18	-.0365	.0013	.0169	-.0091	-2.1640	.1503	.6163
1.438	-1.17	-.0322	.0010	.0160	-.0109	-2.0061	.2496	1.0236
1.436	-1.20	-.0395	.0016	.0163	-.0100	-2.4248	.3504	1.4371
1.433	-1.20	-.0366	.0013	.0154	-.0081	-2.3775	.5013	2.0559
1.435	-1.37	-.0366	.0013	.0179	-.0078	-2.0421	.7161	2.9366

STABILITY AXIS COEFFICIENTS

RUN 506								
Q(KPA)	ALPHA	CL	CL**2	CD	CM	L/D	H/B	H/C
1.441	1.03	.0926	.0086	.0177	.0117	5.2357	.0196	.0802
1.436	.90	.0766	.0059	.0173	.0102	4.4189	.0245	.1004
1.436	.89	.0931	.0087	.0168	.0004	5.5284	.0502	.2059
1.434	.89	.1039	.0108	.0163	-.0028	6.3554	.0749	.3070
1.432	.89	.0972	.0095	.0159	-.0071	6.1099	.0997	.4088
1.437	.89	.0991	.0098	.0158	-.0082	6.2851	.1498	.6143
1.435	.89	.0958	.0092	.0156	-.0063	6.1575	.2502	1.0260
1.436	.88	.0948	.0090	.0158	-.0065	6.0068	.3494	1.4327
1.437	.85	.0875	.0077	.0162	-.0058	5.4167	.4996	2.0490
1.429	.76	.0766	.0059	.0162	-.0070	4.7273	.8167	3.3494

STABILITY AXIS COEFFICIENTS

RUN 507								
Q(KPA)	ALPHA	CL	CL**2	CD	CM	L/D	H/B	H/C
1.431	2.91	.2416	.0584	.0175	-.0024	13.7711	.0714	.2928
1.430	2.91	.2424	.0588	.0182	.0005	13.3214	.0750	.3074
1.430	2.92	.2410	.0581	.0176	-.0044	13.7050	.0998	.4092
1.433	2.90	.2186	.0478	.0183	-.0059	11.9359	.1501	.6154
1.437	2.90	.2212	.0489	.0186	-.0057	11.9196	.2500	1.0252
1.434	2.89	.2048	.0419	.0187	-.0061	10.9639	.3499	1.4350
1.439	2.89	.1948	.0379	.0190	-.0047	10.2685	.5000	2.0506
1.428	2.81	.1953	.0382	.0184	-.0057	10.6040	.9171	3.7612

TEST 216 RUNS 508, 509, 510, 511

S(M SQ)= 1.31 B(M)= 2.32
 CBAR(CM)= 56.57 X(CM)= -18.73
 ASPECT RATIO 4.10

STABILITY AXIS COEFFICIENTS

RUN 508		CL	CL**2	CD	CM	L/D	H/B	H/C
Q(KPA)	ALPHA							
1.436	-7.08	-.3244	.1052	.0261	-.0141	-12.4150	.4192	1.7193
1.438	-5.14	-.2128	.0453	.0206	-.0140	-10.3036	.5147	2.1108
1.440	-3.20	-.0947	.0090	.0174	-.0133	-5.4558	.6116	2.5063
1.436	-1.10	.0313	.0010	.0159	-.0120	1.9665	.7172	2.9413
1.438	.80	.1437	.0206	.0172	-.0096	8.3305	.8127	3.3331
1.435	2.79	.2526	.0638	.0205	-.0070	12.3057	.9136	3.7467
1.436	4.99	.3985	.1588	.0273	-.0052	14.5180	.9485	3.8901
1.441	6.77	.4944	.2444	.0349	-.0047	14.1770	.9882	4.0525
1.440	8.83	.6074	.3690	.0463	-.0036	13.1068	1.0028	4.1128
1.442	10.81	.7255	.5264	.0585	-.0008	12.4065	1.0044	4.1190
1.431	12.77	.8373	.7010	.0731	.0014	11.4496	1.0020	4.1093
1.432	14.88	.9350	.8742	.0912	.0062	10.2488	1.0114	4.1479
1.429	16.81	1.0388	1.0791	.1127	.0030	9.2186	1.0431	4.2778
1.436	18.76	1.1502	1.3229	.1708	-.0210	6.7361	1.0805	4.4312

STABILITY AXIS COEFFICIENTS

RUN 509		CL	CL**2	CD	CM	L/D	H/B	H/C
Q(KPA)	ALPHA							
1.436	-1.12	-.0580	.0034	.0196	-.0021	-2.9565	.0190	.0780
1.436	-1.12	-.0411	.0017	.0184	-.0045	-2.2380	.0291	.1031
1.437	-1.12	.0037	.0000	.0172	-.0065	.2169	.0496	.2034
1.435	-1.12	.0186	.0003	.0166	-.0101	1.1186	.0746	.3060
1.435	-1.12	.0258	.0007	.0159	-.0101	1.6214	.1003	.4113
1.434	-1.12	.0313	.0010	.0158	-.0118	1.9843	.1493	.6125
1.439	-1.12	.0376	.0014	.0156	-.0126	2.4122	.2503	1.0266
1.435	-1.15	.0243	.0006	.0160	-.0152	1.5208	.3500	1.4352
1.433	-1.15	.0179	.0003	.0156	-.0127	1.1513	.4994	2.0480
1.435	-1.21	.0095	.0001	.0159	-.0127	.5997	.7135	2.9260

STABILITY AXIS COEFFICIENTS

RUN 510		CL	CL**2	CD	CM	L/D	H/B	H/C
Q(KPA)	ALPHA							
1.436	1.09	.1735	.0301	.0168	.0065	10.3204	.0191	.0784
1.434	.97	.1605	.0258	.0165	.0027	9.7311	.0248	.1016
1.433	.96	.1664	.0277	.0165	-.0026	10.0917	.0500	.2051
1.432	.95	.1688	.0285	.0164	-.0056	10.3178	.0752	.3083
1.432	.95	.1579	.0249	.0165	-.0114	9.5778	.0999	.4095
1.436	.95	.1491	.0222	.0167	-.0111	8.9444	.1499	.6147
1.431	.94	.1507	.0227	.0166	-.0108	9.0747	.2501	1.0255
1.436	.93	.1617	.0261	.0159	-.0105	10.1511	.3500	1.4355
1.437	.93	.1305	.0170	.0168	-.0124	7.7789	.4998	2.0498
1.433	.85	.1411	.0199	.0168	-.0097	8.4187	.8174	3.3523

STABILITY AXIS COEFFICIENTS

RUN 511		CL	CL**2	CD	CM	L/D	H/B	H/C
Q(KPA)	ALPHA							
1.439	2.90	.2985	.0891	.0183	-.0040	16.2894	.0698	.2861
1.438	2.90	.3029	.0918	.0181	-.0035	16.7348	.0752	.3083
1.437	2.90	.3041	.0925	.0178	-.0044	17.1330	.0999	.4097
1.436	2.89	.2795	.0781	.0190	-.0057	14.6718	.1494	.6126
1.430	2.88	.2559	.0655	.0198	-.0096	12.9190	.2500	1.0252
1.435	2.87	.2570	.0661	.0200	-.0092	12.8458	.3498	1.4347
1.435	2.84	.2538	.0644	.0202	-.0087	12.5628	.4998	2.0496
1.433	2.76	.2481	.0615	.0199	-.0092	12.4485	.9156	3.7549

TEST 216 PUNS 512, 513, 514, 515
 S(M SQ)= 1.31 B(M)= 2.32
 CBAR(CM)= 56.57 X(CM)= -18.73
 ASPECT RATIO 4.10

STABILITY AXIS COEFFICIENTS

RUN 512

Q(KPA)	ALPHA	CL	CL**2	CD	CM	L/D	H/B	H/C
1.428	-7.09	-.2860	.0919	.0248	-.0189	-11.5155	.4216	1.7269
1.434	-5.11	-.1536	.0236	.0200	-.0172	-7.6811	.5181	2.1246
1.440	-3.27	-.0581	.0034	.0180	-.0170	-3.2260	.6104	2.5033
1.440	-.95	.0812	.0066	.0179	-.0143	4.5482	.7268	2.9806
1.440	.75	.1760	.0310	.0197	-.0127	8.9226	.8120	3.3301
1.440	2.77	.3111	.0968	.0234	-.0100	13.3012	.9139	3.7479
1.441	4.84	.4163	.1733	.0309	-.0092	13.4577	1.0189	4.1787
1.443	6.86	.5306	.2816	.0409	-.0077	12.9780	.9890	4.0561
1.440	8.87	.6616	.4378	.0513	-.0050	12.9007	1.0037	4.1164
1.432	10.81	.7639	.5835	.0656	-.0043	11.6375	1.0078	4.1330
1.432	12.93	.8885	.7895	.0822	.0002	10.8049	1.0123	4.1517
1.432	14.96	.9874	.9751	.0982	.0049	10.0554	1.0452	4.2863
1.428	16.77	1.0766	1.1591	.1187	.0016	9.0729	1.0809	4.4327
1.436	18.75	1.1903	1.4168	.1758	-.0269	6.7715	1.1211	4.5978

STABILITY AXIS COEFFICIENTS

RUN 513

Q(KPA)	ALPHA	CL	CL**2	CD	CM	L/D	H/B	H/C
1.433	-1.18	.0204	.0004	.0194	-.0062	1.0552	.0190	.0778
1.432	-1.18	.0433	.0019	.0186	-.0061	2.3245	.0252	.1034
1.430	-1.18	.0615	.0038	.0179	-.0109	3.4402	.0499	.2046
1.432	-1.18	.0855	.0073	.0175	-.0117	4.8869	.0752	.3084
1.436	-1.19	.0834	.0070	.0178	-.0137	4.6878	.1001	.4107
1.435	-1.18	.0856	.0073	.0174	-.0153	4.9316	.1499	.6150
1.438	-1.20	.0742	.0055	.0176	-.0164	4.2084	.2501	1.0257
1.432	-1.19	.0829	.0069	.0172	-.0163	4.8079	.3497	1.4342
1.438	-1.21	.0678	.0046	.0175	-.0144	3.8735	.4994	2.0481
1.438	-1.27	.0650	.0042	.0172	-.0173	3.7831	.7107	2.9148

STABILITY AXIS COEFFICIENTS

RUN 514

Q(KPA)	ALPHA	CL	CL**2	CD	CM	L/D	H/B	H/C
1.441	.97	.2303	.0530	.0183	.0025	12.5539	.0190	.0779
1.439	.90	.2225	.0495	.0183	.0004	12.1530	.0244	.1002
1.442	.90	.2288	.0523	.0179	-.0056	12.7847	.0497	.2036
1.438	.89	.2247	.0505	.0184	-.0094	12.2001	.0753	.3087
1.436	.90	.2209	.0488	.0183	-.0109	12.0771	.0998	.4092
1.434	.88	.1997	.0399	.0190	-.0147	10.5123	.1500	.6150
1.430	.89	.2041	.0417	.0190	-.0130	10.7162	.2500	1.0253
1.437	.87	.2033	.0413	.0192	-.0139	10.6150	.3496	1.4336
1.431	.86	.1905	.0363	.0194	-.0129	9.8395	.4999	2.0501
1.435	.76	.1776	.0315	.0198	-.0137	8.9644	.8139	3.3380

STABILITY AXIS COEFFICIENTS

RUN 515

Q(KPA)	ALPHA	CL	CL**2	CD	CM	L/D	H/B	H/C
1.436	2.89	.3585	.1285	.0208	-.0051	17.2011	.0708	.2902
1.433	2.90	.3616	.1307	.0207	-.0069	17.4387	.0746	.3060
1.437	2.89	.3457	.1195	.0216	-.0057	15.9970	.1003	.4134
1.437	2.88	.3389	.1149	.0224	-.0106	15.1565	.1509	.6189
1.434	2.88	.3292	.1084	.0228	-.0102	14.4307	.2502	1.0262
1.432	2.87	.3137	.0984	.0236	-.0088	13.3096	.3501	1.4359
1.437	2.86	.3177	.1009	.0235	-.0092	13.5079	.5003	2.0517
1.431	2.79	.3047	.0928	.0235	-.0101	12.9509	.9166	3.7590

TEST 216 RUNS 532, 533, 534, 535
 S(M SQ)= 1.31 B(M)= 2.32
 CBAR(CM)= 56.57 X(CM)= -18.73
 ASPECT RATIO 4.10

STABILITY AXIS COEFFICIENTS

RUN 532								
Q(KPA)	ALPHA	CL	CL**2	CD	CM	L/D	H/R	H/C
1.441	-7.15	-.1492	.0223	.0273	-.0251	-5.4692	.4097	1.6802
1.444	-5.08	-.0293	.0009	.0238	-.0241	-1.2319	.5097	2.0903
1.425	-3.10	.0849	.0072	.0239	-.0238	3.5584	.6092	2.4984
1.452	-1.10	.1943	.0377	.0256	-.0215	7.5810	.7096	2.9101
1.445	.89	.3296	.1086	.0289	-.0193	11.4151	.8103	3.3230
1.444	2.93	.4347	.1889	.0361	-.0206	12.0425	.8102	3.3226
1.437	4.89	.5303	.2812	.0455	-.0173	11.6563	.8075	3.3116
1.436	6.87	.6336	.4014	.0556	-.0141	11.3937	.8233	3.3765
1.438	8.87	.7496	.5620	.0680	-.0096	11.0183	.8742	3.5850
1.438	10.83	.8550	.7311	.0829	-.0063	10.3085	.9743	3.9943
1.436	12.79	.9623	.9260	.0994	-.0039	9.6823	1.0732	4.4014
1.438	14.73	1.0645	1.1332	.1138	.0021	9.3579	1.0847	4.4483
1.431	16.79	1.1595	1.3444	.1412	-.0042	8.2105	1.1039	4.5271
1.436	18.78	1.2681	1.6082	.1963	-.0213	6.4614	1.1573	4.7481

STABILITY AXIS COEFFICIENTS

RUN 533								
Q(KPA)	ALPHA	CL	CL**2	CD	CM	L/D	H/R	H/C
1.432	-1.19	.2058	.0424	.0242	-.0156	8.5050	.0189	.0773
1.436	-1.17	.2196	.0482	.0231	-.0152	9.5206	.0377	.1544
1.437	-1.17	.2168	.0470	.0238	-.0192	9.1190	.0568	.2327
1.439	-1.18	.2226	.0495	.0243	-.0180	9.1752	.0755	.3097
1.438	-1.19	.2127	.0453	.0249	-.0215	8.5376	.1136	.4659
1.439	-1.20	.2128	.0453	.0252	-.0231	8.4390	.1906	.7815
1.440	-1.21	.1970	.0388	.0257	-.0220	7.6776	.2646	1.0853
1.435	-1.22	.1966	.0387	.0258	-.0224	7.6154	.3792	1.5551
1.432	-1.27	.2021	.0408	.0252	-.0199	8.0288	.7126	2.9225

STABILITY AXIS COEFFICIENTS

RUN 534								
Q(KPA)	ALPHA	CL	CL**2	CD	CM	L/D	H/R	H/C
1.441	.97	.3934	.1548	.0253	-.0061	15.5791	.0190	.0778
1.443	.88	.3707	.1374	.0251	-.0120	14.7446	.0384	.1576
1.440	.87	.3543	.1255	.0262	-.0142	13.5206	.0567	.2327
1.440	.87	.3533	.1249	.0262	-.0155	13.4832	.0755	.3098
1.436	.87	.3389	.1148	.0272	-.0200	12.4661	.1139	.4669
1.433	.85	.3312	.1097	.0287	-.0189	11.5399	.1895	.7773
1.432	.86	.3191	.1018	.0290	-.0212	11.0130	.2664	1.0925
1.434	.85	.3114	.0970	.0298	-.0208	10.4596	.3793	1.5555
1.441	.79	.2921	.0853	.0303	-.0201	9.6462	.7585	3.1109
1.440	.77	.3089	.0954	.0295	-.0197	10.4685	.8127	3.3328

STABILITY AXIS COEFFICIENTS

RUN 535								
Q(KPA)	ALPHA	CL	CL**2	CD	CM	L/D	H/R	H/C
1.438	2.87	.4837	.2339	.0304	-.0106	15.9210	.0677	.2778
1.441	2.88	.4733	.2240	.0309	-.0107	15.3138	.0755	.3098
1.439	2.87	.4525	.2048	.0331	-.0149	13.6869	.1157	.4743
1.436	2.85	.4442	.1973	.0345	-.0184	12.8899	.1891	.7755
1.435	2.85	.4260	.1815	.0358	-.0220	11.8984	.2648	1.0859
1.432	2.85	.4309	.1857	.0361	-.0209	11.9511	.3799	1.5581
1.438	2.82	.4279	.1831	.0362	-.0186	11.8090	.7580	3.1087
1.435	2.77	.4102	.1682	.0368	-.0201	11.1462	.9135	3.7465

TEST 216 RUNS 536, 537, 538, 539

S(M SQ)= 1.31 B(M)= 2.32
 CBAR(CM)= 56.57 X(CM)= -18.73
 ASPECT RATIO 4.10

STABILITY AXIS COEFFICIENTS

RUN 536								
Q(KPA)	ALPHA	CL	CL**2	CD	CM	L/D	H/B	H/C
1.434	-7.18	-.0550	.0030	.0224	-.0975	-2.4567	.4119	1.6894
1.433	-5.09	.0638	.0041	.0228	-.0973	2.7986	.5160	2.1163
1.434	-3.03	.1922	.0370	.0249	-.0872	7.7203	.6192	2.5393
1.434	-1.13	.2846	.0810	.0293	-.0821	9.7220	.7186	2.9469
1.434	.80	.3913	.1531	.0351	-.0749	11.1512	.8151	3.3429
1.438	2.83	.4892	.2393	.0433	-.0667	11.2958	.7787	3.1935
1.439	4.94	.5862	.3436	.0536	-.0602	10.9261	.7427	3.0457
1.439	6.78	.6811	.4639	.0644	-.0544	10.5681	.7561	3.1008
1.436	8.92	.8168	.6671	.0777	-.0493	10.5083	.7586	3.1110
1.438	10.96	.9247	.8550	.0942	-.0467	9.8136	.7812	3.2037
1.442	12.91	1.0212	1.0428	.1119	-.0470	9.1295	.8395	3.4431
1.440	14.77	1.1039	1.2185	.1316	-.0430	8.3871	.9037	3.7061
1.436	16.83	1.2055	1.4532	.1539	-.0319	7.8333	.9989	4.0966
1.429	19.01	1.3306	1.7705	.2290	-.0559	5.8112	1.1159	4.5762

STABILITY AXIS COEFFICIENTS

RUN 537								
Q(KPA)	ALPHA	CL	CL**2	CD	CM	L/D	H/B	H/C
1.439	-1.17	.2857	.0816	.0255	-.0715	11.2044	.0199	.0781
1.435	-1.16	.2899	.0840	.0258	-.0735	11.2492	.0250	.1020
1.432	-1.17	.2989	.0893	.0266	-.0752	11.2303	.0493	.2024
1.433	-1.18	.2979	.0888	.0272	-.0772	10.9699	.0750	.3078
1.435	-1.17	.2996	.0898	.0275	-.0774	10.8757	.0998	.4094
1.435	-1.17	.2928	.0857	.0281	-.0813	10.4198	.1491	.6113
1.430	-1.19	.2886	.0833	.0287	-.0829	10.0659	.2508	1.0284
1.440	-1.19	.2754	.0758	.0294	-.0840	9.3655	.3506	1.4377
1.436	-1.20	.2813	.0791	.0290	-.0848	9.7011	.5006	2.0529
1.431	-1.27	.2810	.0790	.0290	-.0820	9.6858	.7140	2.9282

STABILITY AXIS COEFFICIENTS

RUN 538								
Q(KPA)	ALPHA	CL	CL**2	CD	CM	L/D	H/B	H/C
1.438	.89	.4343	.1886	.0288	-.0446	15.0746	.0201	.0825
1.438	.86	.4344	.1887	.0287	-.0475	15.1152	.0250	.1023
1.436	.85	.4249	.1805	.0304	-.0607	13.9601	.0501	.2054
1.435	.85	.4201	.1765	.0309	-.0636	13.5960	.0752	.3084
1.433	.85	.4129	.1705	.0316	-.0698	13.0592	.0990	.4059
1.433	.83	.4082	.1666	.0329	-.0733	12.4111	.1516	.6218
1.426	.82	.3883	.1508	.0345	-.0762	11.2442	.2502	1.0262
1.422	.81	.3884	.1509	.0350	-.0772	11.0838	.3496	1.4337
1.435	.79	.3798	.1442	.0358	-.0787	10.6054	.4995	2.0485
1.427	.74	.3807	.1449	.0353	-.0765	10.7726	.8121	3.3305

STABILITY AXIS COEFFICIENTS

RUN 539								
Q(KPA)	ALPHA	CL	CL**2	CD	CM	L/D	H/B	H/C
1.439	2.92	.5251	.2757	.0364	-.0487	14.4114	.0708	.2904
1.438	2.89	.5230	.2735	.0379	-.0571	13.7857	.1001	.4106
1.436	2.83	.5052	.2552	.0401	-.0617	12.5838	.1501	.6157
1.430	2.84	.5077	.2577	.0412	-.0666	12.3238	.2497	1.0239
1.427	2.84	.4965	.2465	.0426	-.0687	11.6661	.3479	1.4267
1.432	2.81	.4894	.2395	.0439	-.0692	11.1513	.4998	2.0495
1.427	2.77	.4944	.2444	.0430	-.0710	11.5012	.9140	3.7485

TEST 216 RUNS 528, 529, 530, 531

S(M SQ)= 1.31 B(M)= 2.32
 CBAR(CM)= 56.57 X(CM)= -18.73
 ASPECT RATIO 4.10

STABILITY AXIS COEFFICIENTS

RUN 528								
Q(KPA)	ALPHA	CL	CL**2	CD	CM	L/D	H/B	H/C
1.446	-7.15	-.4104	.1684	.0493	.0819	-8.3190	.3330	1.3657
1.426	-5.03	-.2924	.0855	.0389	.0830	-7.5216	.4335	1.7780
1.432	-3.20	-.1796	.0322	.0342	.0845	-5.2448	.5265	2.1592
1.434	-1.24	-.0552	.0030	.0290	.0825	-1.9023	.6235	2.5570
1.434	.90	.0652	.0042	.0274	.0863	2.3791	.7306	2.9964
1.434	2.94	.1746	.0305	.0275	.0876	6.3444	.8339	3.4200
1.434	4.87	.2835	.0804	.0311	.0891	9.1035	.9317	3.8209
1.434	6.81	.4078	.1663	.0363	.0906	11.2382	1.0300	4.2241
1.434	8.73	.5318	.2828	.0431	.0908	12.3439	1.1277	4.6247
1.434	10.79	.6456	.4168	.0545	.0881	11.9530	1.1940	4.8966
1.434	12.79	.7692	.5917	.0675	.0854	11.3996	1.1790	4.8351
1.435	14.76	.8793	.7732	.0848	.0756	10.3638	1.1563	4.7423
1.433	16.73	1.0101	1.0203	.1074	.0480	9.4032	1.1541	4.7331
1.433	18.78	1.1207	1.2559	.1568	.0367	7.1486	1.1317	4.6411

STABILITY AXIS COEFFICIENTS

RUN 529								
Q(KPA)	ALPHA	CL	CL**2	CD	CM	L/D	H/B	H/C
1.438	-1.18	-.1367	.0187	.0362	.1202	-3.7742	.0189	.0776
1.437	-1.18	-.0949	.0090	.0333	.1072	-2.8494	.0384	.1575
1.434	-1.16	-.0654	.0043	.0318	.1015	-2.0604	.0568	.2328
1.435	-1.17	-.0628	.0039	.0307	.0952	-2.0449	.0757	.3105
1.433	-1.17	-.0519	.0027	.0302	.0886	-1.7165	.1134	.4652
1.436	-1.19	-.0515	.0027	.0302	.0858	-1.7076	.1897	.7778
1.447	-1.19	-.0641	.0041	.0297	.0816	-2.1558	.2667	1.0936
1.429	-1.20	-.0568	.0032	.0295	.0850	-1.9217	.3800	1.5585
1.443	-1.28	-.0665	.0044	.0299	.0840	-2.2237	.7094	2.9093

STABILITY AXIS COEFFICIENTS

RUN 530								
Q(KPA)	ALPHA	CL	CL**2	CD	CM	L/D	H/B	H/C
1.439	.87	.0734	.0054	.0299	.1257	2.4552	.0189	.0776
1.441	.83	.0748	.0056	.0290	.1118	2.5787	.0389	.1592
1.439	.82	.0769	.0059	.0279	.1004	2.7528	.0577	.2365
1.438	.82	.0796	.0063	.0278	.0951	2.8609	.0762	.3127
1.436	.82	.0761	.0058	.0280	.0891	2.7228	.1141	.4680
1.432	.80	.0662	.0044	.0278	.0869	2.3846	.1894	.7768
1.436	.79	.0705	.0050	.0275	.0839	2.5650	.2659	1.0904
1.433	.79	.0549	.0030	.0278	.0863	1.9728	.3784	1.5519
1.431	.74	.0552	.0030	.0277	.0851	1.9894	.7576	3.1071
1.435	.70	.0426	.0018	.0283	.0835	1.5071	.8107	3.3246

STABILITY AXIS COEFFICIENTS

RUN 531								
Q(KPA)	ALPHA	CL	CL**2	CD	CM	L/D	H/B	H/C
1.435	2.91	.2378	.0566	.0265	.1021	8.9804	.0699	.2865
1.438	2.81	.2235	.0499	.0265	.0950	8.4417	.0712	.2918
1.438	2.81	.2093	.0438	.0270	.0903	7.7414	.1128	.4627
1.445	2.79	.1871	.0350	.0278	.0835	6.7263	.1901	.7795
1.438	2.80	.1827	.0334	.0279	.0857	6.5464	.2649	1.0863
1.432	2.77	.1774	.0315	.0284	.0858	6.2487	.3796	1.5567
1.441	2.53	.1741	.0303	.0315	.0864	5.5199	.7581	3.1092
1.436	2.74	.1778	.0316	.0278	.0869	6.4023	.9124	3.7420

TEST 216 RUNS 524, 525, 526, 527

S(M SQ)= 1.31 B(M)= 2.32
 CBAR(CM)= 56.57 X(CM)= -18.73
 ASPECT RATIO 4.10

STABILITY AXIS COEFFICIENTS

RUN 524								
Q(KPA)	ALPHA	CL	CL**2	CD	CM	L/D	H/B	H/C
1.438	-7.11	-.3441	.1184	.0340	.0326	-10.1343	.4201	1.7228
1.443	-5.22	-.2222	.0494	.0277	.0336	-8.0101	.5125	2.1017
1.444	-3.20	-.1130	.0128	.0223	.0333	-5.0695	.6125	2.5118
1.448	-1.23	.0114	.0001	.0204	.0350	.5579	.7119	2.9194
1.432	.85	.1254	.0157	.0205	.0365	6.1215	.8167	3.3493
1.453	2.84	.2420	.0585	.0234	.0386	10.3363	.9175	3.7629
1.432	4.77	.3601	.1296	.0274	.0406	13.1239	.9477	3.8866
1.431	6.86	.4785	.2290	.0355	.0417	13.4440	.9889	4.0557
1.432	8.79	.5867	.3443	.0456	.0419	12.8771	1.0183	4.1760
1.428	10.89	.7222	.5215	.0577	.0423	12.5111	1.0493	4.3033
1.430	12.84	.8291	.6873	.0727	.0398	11.4054	1.0780	4.4211
1.436	14.69	.9166	.8402	.0904	.0395	10.1365	1.0841	4.4458
1.441	16.75	1.0567	1.1165	.1121	.0208	9.4280	1.1043	4.5289
1.439	18.80	1.1598	1.3452	.1662	.0037	6.9768	1.1316	4.6408

STABILITY AXIS COEFFICIENTS

RUN 525								
Q(KPA)	ALPHA	CL	CL**2	CD	CM	L/D	H/B	H/C
1.447	-1.17	-.0690	.0048	.0251	.0541	-2.7437	.0188	.0769
1.444	-1.16	-.0555	.0031	.0242	.0530	-2.2944	.0247	.1012
1.433	-1.17	-.0104	.0001	.0222	.0444	-.4681	.0503	.2061
1.438	-1.16	-.0023	.0000	.0222	.0473	-.1036	.0497	.2039
1.438	-1.16	.0126	.0002	.0213	.0431	.5909	.0754	.3092
1.438	-1.17	.0193	.0004	.0211	.0385	.9149	.1001	.4107
1.433	-1.17	.0165	.0003	.0210	.0355	.7848	.1493	.6122
1.440	-1.18	.0106	.0001	.0209	.0311	.5083	.2497	1.0242
1.437	-1.19	.0125	.0002	.0208	.0339	.6021	.3501	1.4359
1.431	-1.20	.0115	.0001	.0204	.0344	.5646	.4994	2.0460
1.457	-1.27	.0060	.0000	.0209	.0360	.2879	.7145	2.9304

STABILITY AXIS COEFFICIENTS

RUN 526								
Q(KPA)	ALPHA	CL	CL**2	CD	CM	L/D	H/B	H/C
1.441	.84	.1527	.0233	.0207	.0660	7.3716	.0198	.0811
1.440	.83	.1465	.0220	.0206	.0587	7.2008	.0243	.0997
1.438	.83	.1519	.0231	.0199	.0457	7.6434	.0508	.2085
1.437	.82	.1462	.0214	.0204	.0412	7.1596	.0759	.3112
1.436	.81	.1416	.0200	.0200	.0356	7.0703	.0999	.4099
1.435	.81	.1334	.0178	.0205	.0366	6.5043	.1495	.6130
1.427	.81	.1291	.0167	.0205	.0343	6.2948	.2494	1.0227
1.437	.79	.1263	.0159	.0207	.0349	6.0832	.3503	1.4365
1.433	.77	.1190	.0142	.0211	.0366	5.6514	.5015	2.0566
1.436	.88	.1311	.0172	.0205	.0377	6.3922	.8178	3.3537

STABILITY AXIS COEFFICIENTS

RUN 527								
Q(KPA)	ALPHA	CL	CL**2	CD	CM	L/D	H/B	H/C
1.438	2.89	.2991	.0895	.0211	.0460	14.1908	.0688	.2820
1.437	2.89	.2941	.0865	.0212	.0450	13.8896	.0756	.3101
1.436	2.89	.2797	.0782	.0219	.0433	12.7749	.0999	.4096
1.433	2.88	.2632	.0693	.0223	.0383	11.7754	.1492	.6119
1.432	2.85	.2509	.0629	.0233	.0370	10.7725	.2503	1.0263
1.432	2.87	.2475	.0613	.0230	.0398	10.7753	.3502	1.4363
1.439	2.86	.2497	.0624	.0227	.0382	10.9804	.5002	2.0514
1.444	2.79	.2382	.0567	.0232	.0396	10.2784	.9145	3.7506

TEST 216 RUNS 520, 521, 522, 523

S(M SQ)= 1.31 B(M)= 2.32
 CBAR(CM)= 56.57 X(CM)= -18.73
 ASPECT RATIO 4.10

STABILITY AXIS COEFFICIENTS

RUN 520		CL	CL**2	CD	CM	L/D	H/B	H/C
Q(KPA)	ALPHA							
1.436	-7.15	-.2192	.0481	.0216	-.0506	-10.1292	.4191	1.7187
1.442	-5.20	-.1147	.0131	.0179	-.0514	-6.4042	.5135	2.1060
1.443	-3.28	-.0019	.0000	.0168	-.0511	-1.1156	.6105	2.5035
1.443	-1.13	.1212	.0147	.0174	-.0467	6.9731	.7171	2.9407
1.440	.85	.2409	.0580	.0205	-.0435	11.7618	.8167	3.3494
1.439	2.79	.3380	.1142	.0273	-.0426	12.3712	.9160	3.7567
1.438	4.83	.4935	.2436	.0334	-.0377	14.7826	1.0190	4.1790
1.441	6.92	.5866	.3442	.0451	-.0373	13.0191	.9966	4.0873
1.442	8.86	.6939	.4815	.0580	-.0356	11.9564	.9940	4.0763
1.433	10.88	.8130	.6610	.0733	-.0337	11.0892	1.0222	4.1922
1.432	12.74	.9268	.8590	.0881	-.0314	10.5709	1.0422	4.2743
1.431	14.73	1.0159	1.0320	.1053	-.0248	9.6439	1.0631	4.3597
1.436	16.83	1.1136	1.2402	.1259	-.0171	8.8454	1.0894	4.4676
1.434	18.75	1.2178	1.4831	.1867	-.0404	6.5216	1.1266	4.6204

STABILITY AXIS COEFFICIENTS

RUN 521		CL	CL**2	CD	CM	L/D	H/B	H/C
Q(KPA)	ALPHA							
1.439	-1.17	.0708	.0050	.0186	-.0476	3.8061	.0194	.0797
1.437	-1.18	.0881	.0078	.0185	-.0423	4.7633	.0245	.1007
1.437	-1.17	.1186	.0141	.0176	-.0464	6.7285	.0506	.2075
1.436	-1.17	.1280	.0164	.0173	-.0470	7.3802	.0755	.3096
1.435	-1.18	.1377	.0190	.0176	-.0485	7.8320	.0999	.4097
1.433	-1.17	.1337	.0179	.0174	-.0489	7.6857	.1502	.6161
1.432	-1.18	.1346	.0181	.0175	-.0472	7.6817	.2503	1.0263
1.437	-1.19	.1291	.0167	.0173	-.0486	7.4729	.3495	1.4334
1.433	-1.20	.1272	.0162	.0174	-.0459	7.3288	.5003	2.0517
1.428	-1.27	.1225	.0150	.0180	-.0474	6.8202	.7150	2.9321

STABILITY AXIS COEFFICIENTS

RUN 522		CL	CL**2	CD	CM	L/D	H/B	H/C
Q(KPA)	ALPHA							
1.435	1.02	.2875	.0827	.0193	-.0329	14.8906	.0186	.0763
1.434	.89	.2863	.0820	.0188	-.0288	15.2693	.0245	.1004
1.432	.89	.2781	.0774	.0190	-.0372	14.6088	.0501	.2054
1.437	.88	.2752	.0757	.0194	-.0390	14.1666	.0751	.3078
1.438	.88	.2609	.0681	.0200	-.0422	13.0510	.1006	.4125
1.435	.87	.2638	.0696	.0198	-.0445	13.3000	.1500	.6153
1.436	.87	.2499	.0624	.0210	-.0446	11.9260	.2502	1.0261
1.440	.86	.2362	.0558	.0211	-.0476	11.2072	.3503	1.4368
1.438	.85	.2454	.0602	.0208	-.0434	11.8128	.5000	2.0505
1.433	.79	.2391	.0572	.0206	-.0447	11.6028	.8152	3.3434

STABILITY AXIS COEFFICIENTS

RUN 523		CL	CL**2	CD	CM	L/D	H/B	H/C
Q(KPA)	ALPHA							
1.438	2.82	.4021	.1617	.0231	-.0353	17.4345	.0677	.2777
1.436	2.83	.3965	.1572	.0235	-.0349	16.8542	.0755	.3095
1.436	2.82	.3924	.1540	.0237	-.0354	16.5732	.1003	.4112
1.433	2.81	.3794	.1439	.0247	-.0435	15.3352	.1495	.6131
1.440	2.81	.3585	.1285	.0263	-.0410	13.6062	.2497	1.0239
1.436	2.81	.3574	.1277	.0265	-.0417	13.4855	.3499	1.4351
1.433	2.80	.3518	.1238	.0267	-.0417	13.1910	.4999	2.0502
1.436	2.72	.3441	.1184	.0266	-.0428	12.9259	.9126	3.7428

TEST 216 RUNS 516, 517, 518, 519

S(M SQ)= 1.31 B(M)= 2.32
 CBAR(CM)= 56.57 X(CM)= -18.73
 ASPECT RATIO 4.10

STABILITY AXIS COEFFICIENTS

RUN 516

Q(KPA)	ALPHA	CL	CL**2	CD	CM	L/D	H/B	H/C
1.440	-7.06	-.1657	.0275	.0221	-.0915	-7.5133	.4221	1.7311
1.442	-5.22	-.0536	.0029	.0201	-.0923	-2.6609	.5135	2.1058
1.442	-3.24	.0599	.0036	.0207	-.0922	2.8892	.6125	2.5118
1.436	-1.20	.1767	.0312	.0233	-.0893	7.5908	.7150	2.9321
1.434	.82	.2998	.0899	.0283	-.0874	10.6052	.8167	3.3493
1.437	2.92	.4125	.1701	.0364	-.0853	11.3310	.9232	3.7863
1.436	4.83	.5317	.2827	.0446	-.0812	11.9304	1.0190	4.1786
1.436	6.78	.6302	.3972	.0567	-.0773	11.1225	1.1182	4.5859
1.438	8.92	.7587	.5757	.0702	-.0693	10.8121	1.0718	4.3959
1.441	10.92	.8630	.7447	.0866	-.0661	9.9638	1.0501	4.3067
1.432	12.82	.9725	.9458	.1028	-.0640	9.4643	1.0757	4.4114
1.438	14.76	1.0674	1.1393	.1194	-.0595	8.9383	1.1037	4.5265
1.436	16.94	1.1652	1.3577	.1393	-.0404	8.3671	1.1380	4.6669
1.434	18.87	1.2612	1.5906	.2033	-.0592	6.2036	1.1695	4.7562

STABILITY AXIS COEFFICIENTS

RUN 517

Q(KPA)	ALPHA	CL	CL**2	CD	CM	L/D	H/B	H/C
1.446	-1.19	.1368	.0187	.0226	-.0936	6.0555	.0189	.0774
1.439	-1.20	.1552	.0241	.0223	-.0961	6.9533	.0247	.1014
1.438	-1.19	.1778	.0316	.0225	-.0934	7.8975	.0501	.2054
1.437	-1.19	.1945	.0378	.0222	-.0923	8.7725	.0751	.3079
1.435	-1.18	.2047	.0419	.0221	-.0867	9.2617	.0993	.4072
1.431	-1.20	.1907	.0364	.0230	-.0888	8.2778	.1495	.6130
1.433	-1.21	.1970	.0388	.0230	-.0915	8.5787	.2497	1.0242
1.441	-1.21	.1827	.0334	.0230	-.0923	7.9370	.3501	1.4357
1.439	-1.23	.1837	.0338	.0233	-.0902	7.8774	.4998	2.0496
1.436	-1.29	.1654	.0273	.0236	-.0904	7.0128	.7145	2.9304

STABILITY AXIS COEFFICIENTS

RUN 518

Q(KPA)	ALPHA	CL	CL**2	CD	CM	L/D	H/B	H/C
1.433	.96	.3404	.1159	.0249	-.0717	13.6904	.0194	.0796
1.433	.86	.3314	.1098	.0246	-.0758	13.4778	.0247	.1013
1.434	.85	.3254	.1059	.0255	-.0796	12.7444	.0505	.2071
1.433	.85	.3330	.1109	.0259	-.0815	12.8354	.0745	.3057
1.444	.85	.3204	.1027	.0264	-.0845	12.1343	.1002	.4110
1.438	.85	.3145	.0989	.0270	-.0852	11.6495	.1495	.6129
1.436	.85	.3101	.0967	.0275	-.0879	11.2938	.2500	1.0251
1.437	.84	.3027	.0917	.0278	-.0915	10.8867	.3499	1.4348
1.435	.83	.2977	.0886	.0277	-.0869	10.7296	.5003	2.0516
1.426	.74	.2871	.0824	.0284	-.0893	10.1015	.8148	3.3415

STABILITY AXIS COEFFICIENTS

RUN 519

Q(KPA)	ALPHA	CL	CL**2	CD	CM	L/D	H/B	H/C
1.438	2.90	.4521	.2044	.0315	-.0728	14.3762	.0746	.3059
1.437	2.89	.4443	.1974	.0321	-.0766	13.8561	.0999	.4095
1.436	2.89	.4345	.1888	.0332	-.0792	13.0739	.1499	.6146
1.429	2.89	.4200	.1764	.0348	-.0838	12.0614	.2495	1.0234
1.429	2.87	.4141	.1715	.0355	-.0855	11.6482	.3504	1.4370
1.435	2.86	.4100	.1681	.0359	-.0856	11.4112	.5002	2.0514
1.434	2.79	.4029	.1623	.0359	-.0839	11.2339	.9161	3.7570

TEST 216 RUN 577
 S(M SQ)= 1.31 B(M)= 2.32
 CBAR(CM)= 56.57 X(CM)= -18.73
 ASPECT RATIO 4.10

STABILITY AXIS COEFFICIENTS

RUN 577								
Q(KPA)	ALPHA	CL	CL**2	CD	CM	L/D	H/B	H/C
1.439	-7.07	-.2084	.0434	.0203	-.0490	-10.2468	.4180	1.7143
1.429	-5.13	-.0926	.0086	.0168	-.0469	-5.4996	.5181	2.1246
1.430	-3.02	.0224	.0005	.0159	-.0463	1.4139	.6227	2.5539
1.429	-.97	.1396	.0195	.0173	-.0417	8.0870	.7252	2.9743
1.426	.87	.2383	.0568	.0204	-.0362	11.6967	.8177	3.3534
1.426	2.90	.3478	.1210	.0261	-.0280	13.3121	.8132	3.3351
1.444	4.86	.4594	.2110	.0323	-.0197	14.2282	.7879	3.2314
1.443	7.03	.5630	.3169	.0423	-.0106	13.3178	.7391	3.0269
1.438	10.83	.7387	.5457	.0654	.0095	11.2947	.8540	3.5022
1.441	12.76	.8486	.7201	.0799	.0188	10.6188	.8963	3.6757
1.437	14.82	.9615	.9244	.1068	.0108	9.0033	.9974	4.0904
1.432	17.01	1.1458	1.3129	.1615	-.0448	7.0945	1.1089	4.5476
1.429	18.73	1.2344	1.5237	.1991	-.0382	6.2009	1.1628	4.7687

TEST 216 RUNS 572, 573, 574, 575

S(M SQ)= 1.63 B(M)= 2.89
 CBAR(CM)= 56.57 X(CM)= -32.87
 ASPECT RATIO 5.10

STABILITY AXIS COEFFICIENTS

RUN 572								
Q(KPA)	ALPHA	CL	CL**2	CD	CM	L/D	H/B	H/C
1.440	-7.20	-.3895	.1517	.0258	-.0173	-15.1026	.3249	1.6599
1.441	-5.14	-.2661	.0708	.0192	-.0168	-13.8221	.4109	2.0993
1.443	-3.22	-.1492	.0223	.0160	-.0129	-9.3306	.4875	2.4905
1.434	-1.04	-.0091	.0001	.0142	-.0113	-.6383	.5755	2.9403
1.434	.85	.1108	.0123	.0150	-.0089	7.3638	.6526	3.3342
1.435	2.85	.2321	.0539	.0178	-.0067	13.0305	.6289	3.2128
1.436	4.90	.3618	.1309	.0224	-.0043	16.1487	.6243	3.1892
1.439	6.88	.4758	.2264	.0302	-.0034	15.7528	.5908	3.0181
1.438	8.87	.5976	.3571	.0394	-.0014	15.1854	.5911	3.0197
1.438	10.86	.7041	.4958	.0509	-.0029	13.8286	.6095	3.1136
1.436	12.81	.8243	.6795	.0625	.0051	13.1960	.6565	3.3538
1.437	14.88	.9247	.8551	.0771	.0157	11.9023	.7418	3.7896
1.434	16.70	1.0244	1.0493	.1080	-.0024	9.4830	.8187	4.1823
1.428	18.79	1.0865	1.1805	.1705	.0534	6.3727	.9035	4.6157

STABILITY AXIS COEFFICIENTS

RUN 573								
Q(KPA)	ALPHA	CL	CL**2	CD	CM	L/D	H/B	H/C
1.437	-1.14	-.1360	.0185	.0206	-.0132	-6.5976	.0166	.0849
1.439	-1.12	-.0933	.0087	.0181	-.0126	-5.1518	.0248	.1267
1.436	-1.11	-.0375	.0014	.0156	-.0096	-2.3993	.0494	.2525
1.431	-1.13	-.0184	.0003	.0154	-.0141	-1.1973	.0743	.3795
1.432	-1.12	-.0128	.0002	.0152	-.0103	-.8371	.0992	.5070
1.430	-1.13	-.0174	.0003	.0151	-.0160	-1.1509	.1517	.7749
1.435	-1.14	-.0131	.0002	.0149	-.0145	-.8760	.2489	1.2716
1.430	-1.15	-.0065	.0000	.0146	-.0117	-.4420	.3508	1.7924
1.432	-1.19	-.0053	.0000	.0144	-.0152	-.3713	.5003	2.5561
1.439	-1.22	-.0245	.0006	.0148	-.0121	-1.6532	.5713	2.9187

STABILITY AXIS COEFFICIENTS

RUN 574								
Q(KPA)	ALPHA	CL	CL**2	CD	CM	L/D	H/B	H/C
1.436	.89	.0935	.0087	.0168	.0081	5.5552	.0166	.0850
1.432	.89	.1090	.0119	.0156	.0017	6.9637	.0251	.1281
1.429	.89	.1201	.0144	.0151	-.0057	7.9383	.0507	.2589
1.431	.89	.1153	.0133	.0152	-.0100	7.5619	.0755	.3858
1.441	.88	.1325	.0176	.0149	-.0035	8.9018	.1004	.5127
1.439	.86	.1215	.0148	.0154	-.0109	7.9119	.1509	.7710
1.435	.86	.1136	.0129	.0151	-.0151	7.5448	.2501	1.2779
1.432	.85	.1069	.0114	.0150	-.0162	7.1447	.3494	1.7849
1.435	.83	.1031	.0106	.0155	-.0101	6.6491	.5003	2.5560
1.432	.77	.1015	.0103	.0156	-.0091	6.5093	.6486	3.3134

STABILITY AXIS COEFFICIENTS

RUN 575								
Q(KPA)	ALPHA	CL	CL**2	CD	CM	L/D	H/B	H/C
1.466	2.93	.2767	.0766	.0167	.0009	16.5657	.0536	.2736
1.451	2.92	.2690	.0724	.0170	-.0041	15.8127	.0755	.3859
1.437	2.92	.2552	.0651	.0173	-.0101	14.7096	.1000	.5108
1.433	2.92	.2513	.0632	.0174	-.0079	14.4420	.1504	.7681
1.436	2.90	.2348	.0551	.0180	-.0105	13.0110	.2495	1.2748
1.439	2.90	.2232	.0498	.0184	-.0079	12.1165	.3480	1.7780
1.433	2.89	.2317	.0537	.0182	-.0092	12.7180	.5009	2.5589
1.429	2.82	.2288	.0523	.0183	-.0070	12.4676	.7325	3.7421

TEST 216 RUNS 568, 569, 570, 571

S(M SQ)= 1.63 B(M)= 2.89
 CBAR(CM)= 56.57 X(CM)= -32.87
 ASPECT RATIO 5.10

STABILITY AXIS COEFFICIENTS

RUN 568								
Q(KPA)	ALPHA	CL	CL**2	CD	CM	L/D	H/B	H/C
1.443	-7.23	-.3340	.1116	.0240	-.0202	-13.9220	.3282	1.6767
1.445	-5.05	-.1953	.0382	.0182	-.0193	-10.7387	.4142	2.1162
1.447	-3.05	-.0744	.0055	.0155	-.0171	-4.7930	.4950	2.5286
1.437	-1.11	.0422	.0018	.0150	-.0141	2.8176	.5739	2.9320
1.438	.85	.1727	.0298	.0159	-.0103	10.8857	.6518	3.3301
1.438	2.92	.2865	.0821	.0203	-.0102	14.0904	.6112	3.1222
1.442	4.89	.4140	.1714	.0258	-.0066	16.0668	.5858	2.9925
1.443	6.86	.5305	.2814	.0332	-.0085	15.9887	.5619	2.8703
1.441	8.83	.6515	.4244	.0425	-.0036	15.3275	.5744	2.9345
1.442	10.87	.7505	.5632	.0559	-.0047	13.4356	.6310	3.2234
1.442	12.90	.8783	.7713	.0689	.0021	12.7497	.7040	3.5965
1.431	14.77	.9645	.9302	.0807	.0110	11.9561	.7711	3.9395
1.426	16.94	1.0804	1.1672	.1239	-.0020	8.7217	.8613	4.4000
1.419	18.92	1.1271	1.2703	.1824	.0550	6.1776	.9408	4.6062

STABILITY AXIS COEFFICIENTS

RUN 569								
Q(KPA)	ALPHA	CL	CL**2	CD	CM	L/D	H/B	H/C
1.444	-1.23	-.0580	.0034	.0198	-.0135	-2.9365	.0150	.0766
1.446	-1.22	-.0134	.0002	.0177	-.0111	-7.7596	.0251	.1285
1.444	-1.22	.0258	.0007	.0163	-.0130	1.5814	.0497	.2540
1.434	-1.23	.0419	.0018	.0161	-.0109	2.5973	.0758	.3871
1.434	-1.24	.0403	.0016	.0161	-.0201	2.5024	.0998	.5099
1.431	-1.23	.0433	.0019	.0155	-.0128	2.8013	.1517	.7752
1.428	-1.24	.0319	.0010	.0157	-.0177	2.0325	.2500	1.2774
1.435	-1.27	.0336	.0011	.0159	-.0207	2.1182	.3494	1.7850
1.438	-1.30	.0383	.0015	.0155	-.0168	2.4678	.4999	2.5540
1.437	-1.32	.0304	.0009	.0155	-.0153	1.9664	.5673	2.8981

STABILITY AXIS COEFFICIENTS

RUN 570								
Q(KPA)	ALPHA	CL	CL**2	CD	CM	L/D	H/B	H/C
1.435	.90	.1768	.0313	.0171	.0052	10.3458	.0162	.0828
1.436	.90	.1859	.0346	.0165	-.0019	11.2487	.0261	.1332
1.433	.90	.1919	.0368	.0163	-.0087	11.8056	.0498	.2542
1.430	.89	.1877	.0352	.0164	-.0127	11.4222	.0742	.3791
1.429	.89	.1900	.0361	.0161	-.0098	11.8284	.0999	.5103
1.444	.89	.1785	.0319	.0167	-.0080	10.6604	.1499	.7658
1.445	.89	.1753	.0307	.0168	-.0122	10.4552	.2488	1.2712
1.439	.88	.1686	.0284	.0166	-.0122	10.1631	.3500	1.7882
1.433	.85	.1716	.0294	.0165	-.0095	10.4004	.5004	2.5566
1.427	.80	.1661	.0276	.0167	-.0078	9.9605	.6495	3.3179

STABILITY AXIS COEFFICIENTS

RUN 571								
Q(KPA)	ALPHA	CL	CL**2	CD	CM	L/D	H/B	H/C
1.454	2.90	.3327	.1107	.0183	-.0064	18.1962	.0523	.2672
1.455	2.90	.3182	.1013	.0189	-.0075	16.8190	.0749	.3827
1.454	2.90	.3146	.0990	.0192	-.0097	16.3540	.1008	.5150
1.435	2.90	.2949	.0870	.0201	-.0119	14.6620	.1515	.7740
1.429	2.90	.3009	.0905	.0199	-.0075	15.1356	.2500	1.2770
1.432	2.88	.2875	.0827	.0206	-.0077	13.9400	.3502	1.7892
1.428	2.87	.2942	.0866	.0202	-.0068	14.5750	.4994	2.5513
1.426	2.80	.2748	.0755	.0207	-.0096	13.2848	.7312	3.7355

TEST 216 RUNS 548, 549, 550, 551

S(M SQ)= 1.63 B(M)= 2.89
 CBAR(CM)= 56.57 X(CM)= -32.87
 ASPECT RATIO 5.10

STABILITY AXIS COEFFICIENTS

RUN 548								
Q(KPA)	ALPHA	CL	CL**2	CD	CM	L/D	H/B	H/C
1.435	-7.16	-.2552	.0651	.0227	-.0219	-11.2283	.3290	1.6809
1.432	-5.14	-.1317	.0173	.0184	-.0237	-7.1614	.4077	2.0626
1.439	-3.08	-.0048	.0000	.0168	-.0200	-4.2881	.4929	2.5180
1.437	-1.14	.1149	.0132	.0171	-.0170	6.7334	.5706	2.9150
1.438	.85	.2358	.0556	.0194	-.0131	12.1564	.6518	3.3301
1.440	2.85	.3624	.1313	.0233	-.0086	15.5233	.6270	3.2031
1.442	4.84	.4750	.2256	.0301	-.0077	15.7718	.6195	3.1647
1.439	6.85	.5847	.3419	.0388	-.0056	15.0743	.6058	3.0950
1.424	8.81	.7050	.4970	.0478	-.0033	14.7469	.6084	3.1080
1.425	10.85	.8246	.6799	.0606	-.0035	13.6026	.6319	3.2281
1.432	12.80	.9320	.8687	.0749	.0009	12.4368	.7126	3.6404
1.433	14.83	1.0252	1.0511	.0890	.0149	11.5245	.7616	3.8910
1.430	16.81	1.1255	1.2667	.1284	-.0013	8.7682	.8439	4.5110
1.435	18.80	1.1718	1.3732	.1987	.0591	5.8982	.9247	4.7241

STABILITY AXIS COEFFICIENTS

RUN 549								
Q(KPA)	ALPHA	CL	CL**2	CD	CM	L/D	H/B	H/C
1.440	-1.09	.0904	.0082	.0185	-.0128	4.8962	.0163	.0834
1.437	-1.06	.1121	.0126	.0174	-.0151	6.4503	.0259	.1317
1.436	-1.06	.1235	.0153	.0171	-.0167	7.2121	.0496	.2536
1.435	-1.07	.1379	.0190	.0170	-.0149	8.1134	.0755	.3856
1.434	-1.07	.1342	.0180	.0170	-.0195	7.8928	.1009	.5154
1.431	-1.08	.1336	.0178	.0170	-.0184	7.8579	.1495	.7637
1.431	-1.09	.1276	.0163	.0172	-.0195	7.4197	.2490	1.2721
1.438	-1.10	.1179	.0139	.0174	-.0221	6.7835	.3503	1.7896
1.434	-1.13	.1194	.0142	.0174	-.0163	6.8544	.5004	2.5964
1.443	-1.16	.1217	.0148	.0171	-.0122	7.0950	.5706	2.9150

STABILITY AXIS COEFFICIENTS

RUN 550								
Q(KPA)	ALPHA	CL	CL**2	CD	CM	L/D	H/B	H/C
1.438	.87	.2747	.0754	.0178	.0029	15.4440	.0151	.0773
1.435	.87	.2766	.0765	.0173	-.0020	16.0151	.0246	.1254
1.437	.86	.2651	.0703	.0179	-.0131	14.8002	.0493	.2519
1.437	.85	.2650	.0702	.0181	-.0116	14.6025	.0754	.3851
1.432	.85	.2620	.0686	.0182	-.0152	14.3651	.1009	.5153
1.431	.85	.2379	.0566	.0192	-.0199	12.3940	.1503	.7660
1.432	.84	.2414	.0583	.0195	-.0153	12.4112	.2505	1.2798
1.429	.83	.2429	.0590	.0195	-.0157	12.4569	.3518	1.7972
1.423	.81	.2245	.0504	.0199	-.0132	11.2637	.4994	2.5515
1.443	.76	.2258	.0510	.0200	-.0147	11.3148	.6485	3.3134

STABILITY AXIS COEFFICIENTS

RUN 551								
Q(KPA)	ALPHA	CL	CL**2	CD	CM	L/D	H/B	H/C
1.436	2.88	.4085	.1668	.0203	-.0045	20.0771	.0515	.2632
1.435	2.85	.3989	.1591	.0206	-.0074	19.3884	.0760	.3881
1.432	2.85	.3837	.1472	.0216	-.0102	17.7673	.1006	.5140
1.431	2.84	.3703	.1371	.0226	-.0142	16.3731	.1496	.7640
1.438	2.83	.3685	.1358	.0232	-.0125	15.8507	.2495	1.2745
1.435	2.82	.3509	.1231	.0244	-.0101	14.4051	.3506	1.7910
1.442	2.81	.3421	.1171	.0250	-.0155	13.6857	.4993	2.5510
1.438	2.74	.3537	.1251	.0240	-.0098	14.7361	.7304	3.7312

TEST 216 RUNS 544, 545, 546, 547
 S(M SQ)= 1.63 R(M)= 2.89
 CBAR(CM)= 56.57 X(CM)= -32.87
 ASPECT RATIO 5.10

STABILITY AXIS COEFFICIENTS

RUN 544								
Q(KPA)	ALPHA	CL	CL**2	CD	CM	L/D	H/B	H/C
1.441	-7.15	-.1146	.0131	.0233	-.0307	-4.9211	.3276	1.6736
1.441	-5.17	.0189	.0004	.0216	-.0210	.8759	.4075	2.0816
1.434	-3.23	.1308	.0171	.0216	-.0226	6.0573	.4857	2.4614
1.433	-1.14	.2426	.0588	.0240	-.0150	10.0907	.5704	2.9142
1.431	.86	.3618	.1309	.0280	-.0138	12.9303	.6521	3.3314
1.433	2.94	.4766	.2272	.0337	-.0078	14.1491	.6126	3.1297
1.436	4.82	.5756	.3313	.0412	-.0036	13.9706	.5829	2.9777
1.439	6.93	.6843	.4682	.0512	-.0006	13.3711	.5908	3.0184
1.436	8.86	.7900	.6240	.0623	.0022	12.6701	.6140	3.1366
1.438	10.85	.8919	.7955	.0773	.0041	11.5341	.6489	3.3147
1.434	12.81	1.0035	1.0069	.0896	.0089	11.2000	.7068	3.6169
1.432	14.85	1.1113	1.2349	.1043	.0245	10.5511	.7897	4.0344
1.427	16.77	1.2083	1.4600	.1450	-.0041	8.3314	.8709	4.4492
1.424	18.86	1.2661	1.6029	.2338	.0486	5.4154	.9553	4.8806

STABILITY AXIS COEFFICIENTS

RUN 545								
Q(KPA)	ALPHA	CL	CL**2	CD	CM	L/D	H/B	H/C
1.429	-1.12	.2633	.0693	.0214	-.0103	12.3004	.0168	.0858
1.435	-1.12	.2692	.0725	.0218	-.0111	12.3636	.0251	.1281
1.440	-1.12	.2767	.0765	.0217	-.0114	12.7227	.0491	.2510
1.438	-1.12	.2667	.0711	.0224	-.0168	11.9008	.0745	.3808
1.438	-1.12	.2691	.0724	.0225	-.0169	11.9626	.1012	.5168
1.435	-1.12	.2528	.0639	.0234	-.0278	10.8234	.1501	.7666
1.444	-1.13	.2593	.0672	.0233	-.0213	11.1385	.2496	1.2752
1.441	-1.15	.2486	.0618	.0241	-.0205	10.3164	.3505	1.7906
1.438	-1.19	.2427	.0589	.0244	-.0165	9.9265	.4996	2.5522
1.436	-1.21	.2365	.0559	.0244	-.0190	9.6982	.5701	2.9122

STABILITY AXIS COEFFICIENTS

RUN 546								
Q(KPA)	ALPHA	CL	CL**2	CD	CM	L/D	H/B	H/C
1.443	.89	.4099	.1680	.0229	.0077	17.8714	.0165	.0844
1.439	.89	.4075	.1660	.0229	-.0001	17.7666	.0250	.1275
1.439	.88	.3901	.1522	.0239	-.0065	16.3095	.0500	.2555
1.437	.88	.3867	.1495	.0249	-.0089	15.5559	.0746	.3811
1.435	.88	.3802	.1445	.0255	-.0086	14.8865	.0995	.5083
1.433	.87	.3727	.1389	.0264	-.0148	14.1009	.1509	.7707
1.432	.87	.3554	.1263	.0280	-.0202	12.7103	.2502	1.2781
1.430	.85	.3503	.1227	.0285	-.0151	12.3066	.3501	1.7884
1.437	.84	.3553	.1262	.0282	-.0129	12.6178	.4993	2.5510
1.430	.78	.3468	.1202	.0284	-.0143	12.2062	.6490	3.3154

STABILITY AXIS COEFFICIENTS

RUN 547								
Q(KPA)	ALPHA	CL	CL**2	CD	CM	L/D	H/B	H/C
1.447	2.92	.5039	.2539	.0277	.0013	18.1620	.0524	.2674
1.438	2.92	.5011	.2511	.0284	.0065	17.6327	.0743	.3794
1.438	2.91	.4936	.2436	.0297	-.0051	16.6247	.1009	.5106
1.435	2.90	.4806	.2310	.0314	-.0080	15.3266	.1507	.7699
1.429	2.90	.4734	.2241	.0329	-.0108	14.3941	.2498	1.2759
1.434	2.90	.4659	.2170	.0344	-.0081	13.5391	.3510	1.7931
1.432	2.87	.4642	.2155	.0344	-.0099	13.4861	.4990	2.5490
1.432	2.82	.4674	.2184	.0342	-.0086	13.6559	.7312	3.7356

TEST 216 RUNS 540, 541, 542, 543
 S(M SQ)= 1.63 B(M)= 2.89
 CBAR(CM)= 56.57 X(CM)= -32.87
 ASPECT RATIO 5.10

STABILITY AXIS COEFFICIENTS

RUN 540

Q(KPA)	ALPHA	CL	CL**2	CD	CM	L/D	H/B	H/C
1.434	-7.19	-.0383	.0015	.0208	-.1053	-1.8410	.3259	1.6650
1.435	-5.19	.0854	.0073	.0209	-.1002	4.0919	.4062	2.0751
1.435	-3.11	.2003	.0401	.0234	-.0922	8.5695	.4931	2.5189
1.437	-1.12	.3199	.1023	.0271	-.0822	11.8077	.5741	2.9328
1.436	.89	.4193	.1758	.0327	-.0738	12.8420	.6537	3.3394
1.436	2.85	.5148	.2650	.0407	-.0640	12.6621	.6212	3.1737
1.437	4.90	.6262	.3922	.0490	-.0539	12.7911	.5819	2.9725
1.440	6.92	.7289	.5300	.0593	-.0482	12.7716	.5587	2.8541
1.439	8.88	.8356	.6981	.0716	-.0451	11.6697	.6393	3.2658
1.440	10.91	.9536	.9094	.0853	-.0397	11.1756	.6207	3.1710
1.442	12.82	1.0477	1.0977	.1025	-.0425	10.2205	.6799	3.4736
1.438	14.88	1.1451	1.3113	.1167	-.0198	9.8104	.7394	3.7773
1.438	16.87	1.2447	1.5494	.1620	-.0338	7.6841	.8079	4.1230
1.434	18.96	1.2926	1.6709	.2476	.0059	5.2203	.8920	4.5571

STABILITY AXIS COEFFICIENTS

RUN 541

Q(KPA)	ALPHA	CL	CL**2	CD	CM	L/D	H/B	H/C
1.439	-1.14	.3195	.1021	.0234	-.0726	13.6624	.0174	.0888
1.435	-1.15	.3274	.1072	.0239	-.0766	13.7200	.0261	.1335
1.437	-1.15	.3203	.1026	.0249	-.0779	12.8799	.0497	.2540
1.433	-1.15	.3298	.1088	.0251	-.0797	13.1307	.0744	.3802
1.432	-1.15	.3260	.1063	.0255	-.0811	12.7713	.0995	.5085
1.430	-1.18	.3142	.0987	.0269	-.0870	11.7010	.1497	.7647
1.435	-1.18	.3145	.0989	.0271	-.0827	11.6197	.2492	1.2729
1.439	-1.20	.3113	.0969	.0278	-.0847	11.1861	.3507	1.7915
1.440	-1.21	.3034	.0920	.0280	-.0852	10.8431	.4904	2.5055
1.436	-1.26	.3023	.0914	.0280	-.0853	10.9044	.5699	2.9112

STABILITY AXIS COEFFICIENTS

RUN 542

Q(KPA)	ALPHA	CL	CL**2	CD	CM	L/D	H/B	H/C
1.441	.80	.4498	.2024	.0256	-.0303	17.5847	.0161	.0820
1.442	.88	.4553	.2073	.0267	-.0464	17.0347	.0248	.1265
1.439	.87	.4481	.2008	.0277	-.0593	16.2032	.0500	.2553
1.438	.85	.4352	.1894	.0294	-.0649	14.8135	.0750	.3830
1.439	.85	.4341	.1884	.0297	-.0656	14.5972	.1002	.5117
1.436	.85	.4209	.1772	.0313	-.0708	13.4488	.1506	.7691
1.434	.85	.4114	.1693	.0329	-.0732	12.5008	.2496	1.2751
1.431	.84	.4149	.1722	.0331	-.0732	12.5381	.3505	1.7906
1.436	.82	.4100	.1681	.0336	-.0734	12.2012	.5001	2.5549
1.431	.76	.4047	.1638	.0336	-.0755	12.0347	.6495	3.3181

STABILITY AXIS COEFFICIENTS

RUN 543

Q(KPA)	ALPHA	CL	CL**2	CD	CM	L/D	H/B	H/C
1.440	2.87	.5493	.3018	.0324	-.0384	16.9442	.0519	.2653
1.439	2.85	.5401	.2917	.0339	-.0471	15.9290	.0747	.3815
1.442	2.85	.5363	.2876	.0349	-.0548	15.3542	.0992	.5066
1.436	2.84	.5216	.2720	.0372	-.0579	14.0248	.1495	.7638
1.428	2.83	.5191	.2694	.0390	-.0666	13.2942	.2507	1.2810
1.432	2.83	.5149	.2651	.0405	-.0644	12.7252	.3505	1.7913
1.427	2.81	.5128	.2630	.0405	-.0634	12.6591	.4993	2.5508
1.430	2.75	.5071	.2571	.0411	-.0660	12.3481	.7308	3.7336

TEST 216 RUNS 564, 565, 566, 567
 S(M SQ)= 1.63 B(M)= 2.89
 CBAR(CM)= 56.57 X(CM)= -32.87
 ASPECT RATIO 5.10

STABILITY AXIS COEFFICIENTS

RUN 564

Q(KPA)	ALPHA	CL	CL**2	CD	CM	L/D	H/B	H/C
1.442	-7.16	-.3563	.1269	.0416	.0862	-8.5697	.3240	1.6550
1.450	-5.19	-.2324	.0540	.0352	.0909	-6.5930	.4034	2.0608
1.448	-3.11	-.1059	.0112	.0297	.0849	-3.5680	.4874	2.4898
1.438	-1.18	.0144	.0002	.0270	.0865	.5345	.5663	2.8931
1.428	.80	.1261	.0159	.0265	.0871	4.7678	.6463	3.3017
1.424	2.89	.2574	.0663	.0282	.0936	9.1337	.7319	3.7366
1.442	4.87	.3764	.1417	.0312	.0965	12.0509	.6931	3.5408
1.443	6.84	.4820	.2323	.0368	.0969	13.0978	.6712	3.4291
1.444	8.85	.6090	.3709	.0440	.0965	13.8428	.6507	3.3242
1.442	10.81	.7311	.5345	.0531	.0985	13.7634	.6500	3.3207
1.442	12.84	.8495	.7217	.0665	.0895	12.7815	.6999	3.5756
1.441	14.84	.9599	.9214	.0818	.0743	11.7359	.7787	3.9779
1.427	16.74	1.0848	1.1768	.1133	.0382	9.5772	.8455	4.3194
1.418	18.82	1.1333	1.2843	.1895	.0975	5.9795	.9297	4.7496

STABILITY AXIS COEFFICIENTS

RUN 565

Q(KPA)	ALPHA	CL	CL**2	CD	CM	L/D	H/B	H/C
1.446	-1.13	-.0470	.0022	.0322	.1252	-1.4613	.0160	.0815
1.447	-1.14	-.0134	.0002	.0306	.1193	-.4380	.0247	.1263
1.434	-1.15	.0161	.0003	.0287	.1023	.5620	.0493	.2518
1.433	-1.16	.0227	.0005	.0282	.0949	.8046	.0760	.3883
1.431	-1.15	.0215	.0005	.0282	.0922	.7623	.1003	.5126
1.438	-1.17	.0242	.0006	.0277	.0863	.8769	.1500	.7663
1.432	-1.16	.0082	.0001	.0281	.0877	.2936	.2511	1.2826
1.435	-1.19	.0134	.0002	.0278	.0870	.4826	.3494	1.7848
1.437	-1.21	.0149	.0002	.0275	.0888	.5425	.4991	2.5495
1.433	-1.25	.0150	.0002	.0277	.0893	.5402	.5661	2.8921

STABILITY AXIS COEFFICIENTS

RUN 566

Q(KPA)	ALPHA	CL	CL**2	CD	CM	L/D	H/B	H/C
1.453	.88	.1652	.0273	.0271	.1303	6.1005	.0154	.0788
1.445	.87	.1642	.0270	.0269	.1238	6.0987	.0246	.1258
1.440	.86	.1649	.0272	.0258	.1046	6.3815	.0508	.2594
1.443	.85	.1583	.0251	.0260	.0907	6.0845	.0742	.3789
1.442	.85	.1557	.0242	.0260	.0906	5.9907	.0995	.5083
1.438	.85	.1482	.0220	.0266	.0857	5.5744	.1511	.7720
1.432	.83	.1410	.0199	.0269	.0871	5.2365	.2510	1.2822
1.427	.83	.1296	.0168	.0271	.0877	4.7747	.3506	1.7912
1.435	.81	.1193	.0142	.0274	.0888	4.3584	.5004	2.5562
1.432	.75	.1315	.0173	.0272	.0895	4.8420	.6465	3.3030

STABILITY AXIS COEFFICIENTS

RUN 567

Q(KPA)	ALPHA	CL	CL**2	CD	CM	L/D	H/B	H/C
1.438	2.96	.3105	.0964	.0251	.1025	12.3710	.0507	.2589
1.439	2.88	.2973	.0884	.0257	.0944	11.5485	.0743	.3794
1.436	2.89	.2933	.0860	.0259	.0960	11.3267	.1007	.5147
1.432	2.88	.2727	.0744	.0272	.0892	10.0180	.1501	.7666
1.425	2.87	.2704	.0731	.0277	.0895	9.7780	.2489	1.2714
1.432	2.86	.2513	.0631	.0284	.0895	8.8433	.3510	1.7930
1.429	2.84	.2522	.0636	.0286	.0937	8.8224	.4988	2.5481
1.430	2.80	.2427	.0589	.0287	.0926	8.4481	.7296	3.7273

TEST 216 RUNS 560, 561, 562, 563

S(M SQ)= 1.63 R(M)= 2.89
 CBAR(CM)= 56.57 X(CM)= -32.87
 ASPECT RATIO 5.10

STABILITY AXIS COEFFICIENTS

RUN 560								
Q(KPA)	ALPHA	CL	CL**2	CD	CM	L/D	H/B	H/C
1.433	-7.15	-.2997	.0898	.0305	.0308	-9.8421	.3291	1.6810
1.434	-5.09	-.1673	.0280	.0248	.0374	-6.7431	.4039	2.0891
1.435	-3.18	-.0566	.0032	.0209	.0343	-2.7075	.4963	2.4844
1.434	-1.20	.0685	.0047	.0201	.0368	3.4048	.5694	2.9088
1.436	.78	.1771	.0314	.0217	.0376	8.1737	.6499	3.3196
1.440	2.86	.3029	.0917	.0241	.0441	12.5839	.6034	3.0828
1.436	4.86	.4157	.1728	.0296	.0452	14.0621	.5885	3.0072
1.436	6.88	.5514	.3040	.0358	.0455	15.3923	.6151	3.1424
1.439	8.79	.6615	.4376	.0443	.0472	14.9262	.6489	3.3144
1.439	10.88	.7766	.6031	.0577	.0447	13.4705	.6962	3.5568
1.439	12.84	.8974	.8053	.0700	.0464	12.8252	.7577	3.8707
1.434	14.76	1.0059	1.0118	.0828	.0412	12.1475	.8088	4.1310
1.428	16.94	1.1150	1.2431	.1265	.0256	8.8143	.8954	4.5230
1.428	18.76	1.1518	1.3266	.1918	.0694	6.0063	.9394	4.7942

STABILITY AXIS COEFFICIENTS

RUN 561								
Q(KPA)	ALPHA	CL	CL**2	CD	CM	L/D	H/B	H/C
1.437	-1.15	.0218	.0005	.0230	.0511	.9448	.0149	.0763
1.437	-1.15	.0477	.0023	.0217	.0457	2.2002	.0249	.1267
1.438	-1.15	.0738	.0054	.0206	.0398	3.5838	.0497	.2540
1.438	-1.15	.0760	.0058	.0202	.0349	3.7715	.0758	.3870
1.435	-1.16	.0709	.0050	.0207	.0357	3.4324	.0997	.5094
1.438	-1.16	.0833	.0069	.0200	.0316	4.1567	.1497	.7648
1.436	-1.17	.0799	.0064	.0203	.0389	3.9337	.2494	1.2743
1.435	-1.19	.0709	.0050	.0204	.0372	3.4834	.3495	1.7854
1.429	-1.21	.0672	.0045	.0205	.0357	3.2842	.5002	2.5556
1.443	-1.26	.0587	.0034	.0209	.0370	2.8047	.5652	2.8877

STABILITY AXIS COEFFICIENTS

RUN 562								
Q(KPA)	ALPHA	CL	CL**2	CD	CM	L/D	H/B	H/C
1.445	.89	.2241	.0502	.0203	.0568	11.0626	.0169	.0865
1.441	.89	.2235	.0500	.0197	.0523	11.3571	.0247	.1263
1.439	.88	.2212	.0489	.0197	.0439	11.2264	.0503	.2567
1.435	.86	.2188	.0479	.0197	.0399	11.1114	.0760	.3883
1.437	.88	.2125	.0451	.0203	.0396	10.4687	.1007	.5144
1.430	.87	.2029	.0412	.0204	.0351	9.9289	.1501	.7668
1.431	.86	.2040	.0416	.0205	.0365	9.9349	.2492	1.2732
1.428	.86	.1908	.0364	.0210	.0380	9.0926	.3493	1.7843
1.430	.84	.1682	.0283	.0221	.0374	7.6295	.4999	2.5536
1.432	.78	.1791	.0321	.0213	.0393	8.4021	.6490	3.3155

STABILITY AXIS COEFFICIENTS

RUN 563								
Q(KPA)	ALPHA	CL	CL**2	CD	CM	L/D	H/B	H/C
1.442	2.91	.3629	.1317	.0206	.0469	17.6248	.0528	.2698
1.438	2.90	.3496	.1222	.0215	.0429	16.2609	.0751	.3838
1.439	2.90	.3386	.1146	.0222	.0413	15.2522	.1004	.5131
1.435	2.89	.3284	.1078	.0227	.0402	14.4795	.1498	.7652
1.429	2.89	.3167	.1003	.0236	.0420	13.3952	.2503	1.2786
1.425	2.88	.3211	.1031	.0237	.0416	13.5376	.3498	1.7871
1.433	2.87	.3043	.0926	.0246	.0420	12.3684	.4993	2.5510
1.431	2.81	.3017	.0910	.0241	.0406	12.5245	.7316	3.7376

TEST 216 RUNS 556, 557, 558, 559

S(M SQ)= 1.63 B(M)= 2.89
 CBAR(CM)= 56.57 X(CM)= -32.87
 ASPECT RATIO 5.10

STABILITY AXIS COEFFICIENTS

RUN 556								
Q(KPA)	ALPHA	CL	CL**2	CD	CM	L/D	H/B	H/C
1.435	-7.18	-.2086	.0435	.0202	-.0646	-10.3277	.3286	1.6789
1.437	-5.06	-.0799	.0064	.0170	-.0612	-4.6920	.4110	2.0996
1.441	-3.11	.0338	.0011	.0164	-.0604	2.0584	.4900	2.5034
1.434	-1.17	.1547	.0239	.0178	-.0553	8.7017	.5723	2.9236
1.434	.89	.2813	.0792	.0214	-.0525	13.1209	.6556	3.3493
1.435	2.86	.4031	.1625	.0264	-.0474	15.2655	.6218	3.1764
1.432	4.83	.5093	.2594	.0338	-.0438	15.0483	.6368	3.2531
1.431	6.88	.6235	.3888	.0434	-.0367	14.3721	.6151	3.1425
1.432	8.90	.7485	.5603	.0542	-.0356	13.9188	.6366	3.2524
1.428	10.80	.8608	.7409	.0662	-.0333	13.0044	.6393	3.2660
1.431	12.86	.9617	.9249	.0818	-.0299	11.7543	.6938	3.5444
1.438	14.87	1.0605	1.1247	.0939	-.0091	11.2964	.7755	3.9620
1.437	16.91	1.1476	1.3169	.1390	-.0176	8.2554	.8606	4.3967
1.429	18.84	1.2021	1.4451	.2139	.0423	5.6200	.9385	4.7943

STABILITY AXIS COEFFICIENTS

RUN 557								
Q(KPA)	ALPHA	CL	CL**2	CD	CM	L/D	H/B	H/C
1.443	-1.09	.1346	.0181	.0181	-.0589	7.4397	.0168	.0660
1.442	-1.09	.1522	.0232	.0181	-.0555	8.4245	.0246	.1257
1.442	-1.08	.1728	.0298	.0175	-.0576	9.8518	.0495	.2529
1.437	-1.09	.1741	.0303	.0177	-.0568	9.8219	.0749	.3825
1.432	-1.09	.1734	.0301	.0176	-.0602	9.8360	.0995	.5081
1.433	-1.11	.1636	.0268	.0184	-.0584	8.8774	.1491	.7617
1.432	-1.10	.1601	.0256	.0183	-.0569	8.7552	.2496	1.2753
1.435	-1.12	.1572	.0247	.0182	-.0557	8.6351	.3491	1.7834
1.432	-1.15	.1627	.0265	.0182	-.0559	8.9621	.5003	2.5558
1.438	-1.17	.1568	.0246	.0182	-.0549	8.6169	.5710	2.9173

STABILITY AXIS COEFFICIENTS

RUN 558								
Q(KPA)	ALPHA	CL	CL**2	CD	CM	L/D	H/B	H/C
1.430	.94	.3114	.0970	.0185	-.0354	16.8401	.0150	.0768
1.436	.88	.3146	.0989	.0184	-.0445	17.0630	.0259	.1325
1.433	.86	.3112	.0968	.0187	-.0493	16.6851	.0493	.2517
1.438	.87	.3059	.0936	.0196	-.0492	15.5704	.0751	.3837
1.437	.86	.2971	.0883	.0205	-.0546	14.4825	.1009	.5154
1.435	.86	.2914	.0849	.0205	-.0526	14.2110	.1501	.7667
1.436	.85	.2962	.0877	.0205	-.0515	14.4724	.2491	1.2726
1.435	.84	.2837	.0805	.0210	-.0516	13.5138	.3497	1.7866
1.429	.83	.2711	.0735	.0215	-.0530	12.6168	.4992	2.5504
1.441	.77	.2649	.0702	.0215	-.0541	12.3030	.6502	3.3219

STABILITY AXIS COEFFICIENTS

RUN 559								
Q(KPA)	ALPHA	CL	CL**2	CD	CM	L/D	H/B	H/C
1.436	2.90	.4451	.1981	.0224	-.0376	19.8928	.0533	.2725
1.435	2.90	.4331	.1875	.0232	-.0424	18.6757	.0745	.3805
1.435	2.90	.4245	.1802	.0246	-.0447	17.2586	.1005	.5134
1.430	2.89	.4067	.1654	.0253	-.0506	16.0831	.1498	.7653
1.429	2.88	.3986	.1589	.0261	-.0535	15.2929	.2507	1.2807
1.438	2.86	.3936	.1550	.0272	-.0492	14.4901	.3512	1.7940
1.435	2.85	.4065	.1653	.0264	-.0476	15.3711	.5004	2.5564
1.432	2.79	.3817	.1457	.0277	-.0492	13.7578	.7320	3.7396

TEST 216 RUNS 552, 553, 554, 555

S(M SQ)= 1.63 B(M)= 2.89
 CBAR(CM)= 56.57 X(CM)= -32.87
 ASPECT RATIO 5.10

STABILITY AXIS COEFFICIENTS

RUN 552

Q(KPA)	ALPHA	CL	CL**2	CD	CM	L/D	H/B	H/C
1.434	-7.18	-.1581	.0250	.0210	-.0996	-7.5303	.3274	1.6727
1.440	-5.20	-.0367	.0014	.0189	-.1032	-1.9489	.4065	2.0765
1.439	-3.14	.0772	.0060	.0196	-.0971	3.9373	.4896	2.5613
1.439	-1.12	.1980	.0392	.0220	-.0961	9.0135	.5710	2.9173
1.440	.85	.3226	.1041	.0268	-.0906	12.9579	.6527	3.3345
1.441	2.93	.4412	.1946	.0336	-.0862	13.1320	.6281	3.2689
1.442	4.82	.5530	.3058	.0414	-.0803	13.3531	.5946	3.0377
1.441	6.86	.6629	.4394	.0516	-.0749	12.8415	.6019	3.0751
1.442	8.89	.7799	.6082	.0629	-.0707	12.3893	.6074	3.1029
1.433	10.90	.8934	.7981	.0774	-.0642	11.5493	.6275	3.2058
1.434	12.94	1.0050	1.0100	.0913	-.0632	11.0021	.6500	3.3205
1.434	14.87	1.0990	1.2078	.1039	-.0454	10.5783	.7311	3.7350
1.429	16.82	1.1803	1.3930	.1494	-.0496	7.8983	.8123	4.1497
1.422	18.82	1.2253	1.5014	.2215	.0007	5.5317	.8947	4.5706

STABILITY AXIS COEFFICIENTS

RUN 553

Q(KPA)	ALPHA	CL	CL**2	CD	CM	L/D	H/B	H/C
1.439	-1.15	.1622	.0263	.0215	-.1046	7.5365	.0155	.0790
1.440	-1.14	.1933	.0374	.0214	-.0934	9.0365	.0250	.1279
1.432	-1.15	.2060	.0424	.0215	-.0974	9.5922	.0494	.2525
1.439	-1.15	.2124	.0451	.0215	-.0944	9.8670	.0746	.3810
1.440	-1.14	.2198	.0483	.0214	-.0938	10.2838	.1000	.5108
1.437	-1.15	.2054	.0422	.0222	-.0978	9.2644	.1518	.7755
1.435	-1.17	.1953	.0381	.0224	-.0966	8.7293	.2490	1.2723
1.428	-1.18	.2090	.0437	.0220	-.0963	9.5020	.3493	1.7843
1.432	-1.21	.1938	.0376	.0227	-.0960	8.5385	.4996	2.5521
1.432	-1.24	.1651	.0343	.0228	-.0948	8.1206	.5714	2.9191

STABILITY AXIS COEFFICIENTS

RUN 554

Q(KPA)	ALPHA	CL	CL**2	CD	CM	L/D	H/B	H/C
1.439	.95	.3553	.1263	.0225	-.0701	15.7915	.0149	.0761
1.441	.89	.3484	.1214	.0229	-.0736	15.1844	.0244	.1248
1.439	.88	.3537	.1251	.0237	-.0887	14.9172	.0511	.2613
1.437	.88	.3394	.1152	.0247	-.0871	13.7451	.0758	.3874
1.435	.88	.3435	.1180	.0247	-.0872	13.9156	.0999	.5102
1.429	.86	.3177	.1009	.0265	-.0923	11.9914	.1504	.7684
1.430	.87	.3250	.1056	.0262	-.0907	12.4104	.2489	1.2713
1.432	.86	.3206	.1028	.0264	-.0937	12.1291	.3498	1.7873
1.433	.85	.3172	.1006	.0267	-.0873	11.8911	.4991	2.5499
1.430	.78	.3129	.0979	.0266	-.0966	11.7632	.6510	3.3256

STABILITY AXIS COEFFICIENTS

RUN 555

Q(KPA)	ALPHA	CL	CL**2	CD	CM	L/D	H/B	H/C
1.432	2.86	.4705	.2214	.0279	-.0701	16.8638	.0527	.2693
1.428	2.84	.4596	.2112	.0293	-.0794	15.6918	.0746	.3810
1.433	2.85	.4587	.2104	.0297	-.0838	15.4448	.0998	.5098
1.439	2.84	.4420	.1954	.0315	-.0900	14.0371	.1508	.7702
1.432	2.82	.4391	.1928	.0322	-.0927	13.6364	.2500	1.2772
1.435	2.82	.4322	.1868	.0330	-.0877	13.0816	.3494	1.7849
1.431	2.81	.4315	.1862	.0330	-.0867	13.0630	.5002	2.5554
1.430	2.74	.4245	.1802	.0339	-.0912	12.5216	.7317	3.7379

TEST 216 RUN 576
 S(M SQ)= 1.63 B(M)= 2.89
 CBAR(CM)= 56.57 X(CM)= -32.87
 ASPECT RATIO 5.10

STABILITY AXIS COEFFICIENTS

RUN 576								
Q(KPA)	ALPHA	CL	CL**2	CD	CM	L/D	H/A	H/C
1.428	-7.18	-.2213	.0490	.0195	-.0515	-11.3585	.3258	1.6645
1.434	-5.13	-.0907	.0082	.0160	-.0526	-2.6741	.4085	2.0871
1.439	-3.14	.0316	.0910	.0147	-.0491	2.1510	.4884	2.4951
1.438	-1.20	.1359	.0185	.0163	-.0427	8.3513	.5673	2.8984
1.440	.85	.2572	.0662	.0187	-.0344	13.7807	.6527	3.3346
1.442	2.82	.3508	.1231	.0240	-.0275	14.6178	.6134	3.1337
1.437	4.90	.4741	.2247	.0293	-.0131	16.1611	.5975	3.0528
1.436	6.79	.5611	.3149	.0366	-.0047	15.3241	.5720	2.9222
1.437	8.92	.6645	.4416	.0464	.0107	14.3071	.5976	3.0530
1.436	10.79	.7526	.5664	.0571	.0235	13.1910	.6095	3.1138
1.434	12.77	.8618	.7427	.0735	.0361	11.7236	.6610	3.3766
1.430	14.84	.9848	.9699	.1109	.0141	8.8806	.7466	3.8143
1.426	16.82	1.1420	1.3041	.1618	-.0114	7.0583	.8306	4.2455
1.419	18.79	1.2187	1.4852	.2059	.0319	5.9194	.9193	4.6507

1. Report No. NASA TM-80199	2. Government Accession No.	3. Recipient's Catalog No.	
4. Title and Subtitle Effect of Sweep and Aspect Ratio on the Longitudinal Aerodynamics of a Spanloader Wing In- and Out-of-Ground Effect		5. Report Date June 1981	
		6. Performing Organization Code 505-43-23-04	
7. Author(s) Scott O. Kjølgaard and John W. Paulson, Jr.		8. Performing Organization Report No.	
9. Performing Organization Name and Address NASA Langley Research Center Hampton, Virginia 23665		10. Work Unit No.	
		11. Contract or Grant No.	
12. Sponsoring Agency Name and Address National Aeronautics and Space Administration Washington, DC 20546		13. Type of Report and Period Covered Technical Memorandum	
		14. Sponsoring Agency Code	
15. Supplementary Notes This report supersedes NASA TM-80199, Issued January 1980. Previously announced as Accession No. N80-17993.			
16. Abstract A wind-tunnel investigation was conducted in the Langley 4- by 7-meter tunnel to determine the effects of leading-edge sweep, aspect ratio, flap deflection, and elevon deflection on the longitudinal aerodynamic characteristics of a span distributed load advanced cargo aircraft (spanloader). Model configurations consisted of leading-edge sweeps of 0°, 15°, 30°, and 45° and aspect ratios of approximately 2, 4, 6, and 8. Data were obtained for angles of attack of -8° to 18° out of ground effect and at angles of attack of -2°, 0°, and 2° in ground effect at Mach number equal 0.14. Flap and elevon deflections ranged from -20° to 20°. The data represented in tabulated form are intended for reference purposes and are presented without analysis.			
17. Key Words (Suggested by Author(s)) Spanloader Ground effects Longitudinal aerodynamics Flap effectiveness		18. Distribution Statement Unclassified - Unlimited Subject Category 02	
19. Security Classif. (of this report) Unclassified	20. Security Classif. (of this page) Unclassified	21. No. of Pages 165	22. Price A08

DO NOT REMOVE SLIP FROM MATERIAL

Delete your name from this slip when returning material to the library.

NAME	MS
Teff Layton	412
K. Wood 3-99	280