

General Disclaimer

One or more of the Following Statements may affect this Document

- This document has been reproduced from the best copy furnished by the organizational source. It is being released in the interest of making available as much information as possible.
- This document may contain data, which exceeds the sheet parameters. It was furnished in this condition by the organizational source and is the best copy available.
- This document may contain tone-on-tone or color graphs, charts and/or pictures, which have been reproduced in black and white.
- This document is paginated as submitted by the original source.
- Portions of this document are not fully legible due to the historical nature of some of the material. However, it is the best reproduction available from the original submission.

Los Alamos National Laboratory is operated by the University of California for the United States Department of Energy under contract W-7405-ENG-36.

LA-UR--83-348

DE83 007547

TITLE: PLASMA PROPERTIES OF DRIVER GAS FOLLOWING INTERPLANETARY SHOCKS OBSERVED BY ISEE-3

AUTHOR(S): R.D. Zwickl, J.R. Asbridge, S.J. Bame, W.C. Feldman, J.T. Gosling and E.J. Smith

SUBMITTED TO: Solar Wind 5 Conference proceedings which was held November 1-5, 1982 in Woodstock, Vermont

DISCLAIMER

This report was prepared as an account of work sponsored by an agency of the United States Government. Neither the United States Government nor any agency thereof, nor any of their employees, makes any warranty, express or implied, or assumes any legal liability or responsibility for the accuracy, completeness, or usefulness of any information, apparatus, product, or process disclosed, or represents that its use would not infringe privately owned rights. Reference herein to any specific commercial product, process, or service by trade name, trademark, manufacturer, or otherwise does not necessarily constitute or imply its endorsement, recommendation, or favoring by the United States Government or any agency thereof. The views and opinions of authors expressed herein do not necessarily state or reflect those of the United States Government or any agency thereof.

MASTER

DISTRIBUTION OF THIS DOCUMENT IS UNLIMITED

eb

By acceptance of this article, the publisher recognizes that the U.S. Government retains a nonexclusive, royalty-free license to publish or reproduce the published form of this contribution, or to allow others to do so, for U.S. Government purposes.

The Los Alamos National Laboratory requests that the publisher identify this article as work performed under the auspices of the U.S. Department of Energy.

Los Alamos Los Alamos National Laboratory Los Alamos, New Mexico 87545

**Plasma Properties of Driver Gas Following Interplanetary
Shocks Observed by ISEE-3**

R. D. Zwickl, J. R. Asbridge, S. J. Bame, W. C. Feldman, J. T. Gosling

Los Alamos National Laboratory

Los Alamos, New Mexico 87544

and

E. J. Smith

Jet Propulsion Laboratory, Pasadena, CA 91103

Abstract

Plasma fluid parameters calculated from solar wind and magnetic field data obtained on ISEE 3 were studied to determine the characteristic properties of driver gas following interplanetary shocks. Of 54 shocks observed from August 1978 to February 1980, 9 contained a well defined driver gas that was clearly identifiable by a discontinuous decrease in the average proton temperature across a tangential discontinuity. While helium enhancements were present in all 9 of these events, only about half of them contained simultaneous changes in the two quantities. Often the He/H ratio changed over a period of minutes. Simultaneous with the drop in proton temperature the helium and electron temperature decreased abruptly. In some cases the proton temperature depression was accompanied by a moderate increase in magnetic field magnitude with an unusually low variance and by an increase in the ratio of parallel to perpendicular temperature. The driver gas usually displayed a bi-directional flow of suprathermal solar wind electrons at higher energies (>137 eV).

1. Introduction

Interplanetary shocks have been observed throughout that part of the heliosphere sampled by space probes during the last decade. These shocks were generally formed either by high speed streams which steepen with increasing radial distance into forward-reverse shock pairs at their leading edges [Hundhausen and Gosling, 1976; Smith and Wolf, 1976], or by transient events at the sun which expel coronal material to drive forward shocks [Hundhausen, 1972]. Shocks produced by transient events in the corona will also form forward-reverse shock pairs but usually outside of 1.AU. The characteristics of the plasma during this latter type shock have been studied extensively. The "driver gas" for these shocks is usually identified by one or more of the following anomalous solar wind conditions: He abundance enhancements [Hirshberg et al., 1972; Borrini et al., 1982], proton temperature depressions [Gosling et al., 1973], electron temperature depression [Montgomery et al., 1974], high magnetic field strength [Hirshberg and Colburn, 1969; Schatten and Schatten, 1972] with low variance [Pudovkin et al., 1979], unusual heavy ion ionization states [Bame et al. 1979; Fenimore 1980; Schwenn et al., 1980; Gosling et al., 1980; Zwickl et al., 1982], and bidirectional streaming of solar wind electrons [Montgomery et al., 1974; Temmy and Vaisberg, 1979 Bame et al., 1981] and energetic protons [Palmer et al., 1978; Kutchko et al., 1982].

The most commonly used characteristics in determining the presence of driver gas behind interplanetary shocks are He abundance enhancements and proton temperature depressions. However, these plasma signatures are observed after less than half of all shocks [Schwenn et al. 1980; Borrini et al., 1982], and when present can show a very complex pattern [Ogilvie and Burlaga, 1974; Bame et al., 1979].

Plasma fluid parameters calculated from solar wind data together with magnetic field data obtained with instrumentation on ISEE 3 have been studied to determine the characteristic properties of driver gas following interplanetary shocks. Of 54 shocks observed from August 1978 to February 1980, 9 contained well defined driver gas that was clearly identifiable by a discontinuous decrease in the average proton temperature. This decrease is often accompanied by an abrupt change in the magnetic field and other plasma parameters which taken together imply the presence of a tangential discontinuity at the interface between the shocked plasma and driver gas. In this paper the plasma properties of the driver gas from the 9 events are examined with a view toward characterizing the complexity of the most well defined events.

2. Characteristic Properties of Driver Gas

The subset of 9 events in this study were selected on the basis of a discontinuous decrease in proton temperature. Constraints were not placed on any other property of driver gas. Characteristic properties of driver gas identified for these 9 events are shown in Table 1. The first three properties are those most often used to identify the presence of driver gas. Helium abundance increases and T_e decreases are present in all but one case, indicating both properties are commonly present in driver gas. Bi-directional streaming of plasma electrons is often but not always seen (Table 1). The thin proton density enhancement, located near the discontinuity separating the shocked plasma from the driver, is the least reliable indicator of driver gas and is probably not a general feature. The next three quantities in Table 1 have not been discussed previously and all three (a bulk speed increase, a decrease in the RMS deviation of V , and an increase in the parallel to

perpendicular proton temperature ratio) are usually present. The last two quantities in the table indicate the nature of the magnetic field magnitude (increase) at the interface between the shocked and unshocked plasma and RMS deviation, σ_B , decrease within the main phase of the driver gas. A decrease in σ_B is hard to determine in cases where large variations in B are taking place.

3. Temporal variability of driver gas

The time history of several solar wind parameters together with the strength of the interplanetary magnetic field are shown in Figure 1 for the shock occurring on 21 February 1979. The dashed line (~1515 UT) indicates the onset of the discontinuous drop in proton temperature and marks the location of the tangential discontinuity. Simultaneous with this drop in proton temperature, the proton density increases, the He/H ratio increases, and the electron temperature decreases (not shown). While the magnetic field magnitude increases at this time, it is difficult to determine if this increase is due to the presence of the driver gas or is just another of the many variations in the field.

The plasma flow after for the 21 February shock is a near classical example of what the solar wind parameters (T_p , T_e , He/H) should look like in the ideal case: all parameters change simultaneously at the onset of the driver gas. However, such events are rare, only 3 of the 9 events show similar characteristics.

In general the He/H abundance ratio enhancement can occur at any time after the onset of the discontinuous drop in temperature. The most interesting example of the He/H abundance variation is found in the 22 March 1979 event shown in Figure 2. Here, the He/H abundance is enhanced before, depressed during, and enhanced after the low temperature region. Several other

interesting features are also present in Figure 2. The magnitude of the magnetic field increases simultaneous with the decrease in proton temperature and remains high with a reduced RMS deviation throughout the low temperature region. During the same time interval the ratio of the parallel to perpendicular proton temperature increased to relatively high levels. Part of the increase is due to the difficulty of making accurate measurement of the two components at low temperature.

4. Discussion

Many of the parameters shown in Table 1 and Figures 1 and 2 have been examined previously. The most often studied parameter, the He/H ratio, has long been held to be the best indicator of the presence of driver gas behind a shock [Hirshberg et al., 1972]. The present study indicates that not only can He/H increases [Bame et al., 1979] occur anywhere with respect to the boundaries of the low temperature regions, they usually have rise and decay times on the order of minutes. Such would not be the case if the He/H increases were a necessary and sufficient identifier of driver gas. In the case of the He/H increase occurring prior to the T_p decrease in the 22 March 1979 event shown in Figure 2, we believe the enhanced He plasma was ejected from the corona ahead of the discontinuity, and as such is simply an extended signature of the transient disturbance which later produced the shock.

This study confirms and extends recent work concerning the nature of the magnetic field during the passage of driver gas. Borrini et al. (1982), in a statistical survey of 103 forward shocks, showed that, on the average, driver gas containing enhanced He/H ratios also exhibited increased magnetic field strength. Slightly earlier Pudovkin et al. (1979) had indicated that the RMS deviation of the magnetic field often decreases during the passage of driver

gas. These two characteristics are clearly seen in the 22 March 1979 event shown in Figure 2 and their frequency of occurrence in clearly identified drivers can be determined from the data in Table 1.

The signature of the magnetic field parameters in driver gas suggests a similar examination be made of the bulk flow velocity and its RMS deviation. These parameters, shown in Table 1, indicate that while the solar wind bulk velocity often increases at the onset of the driver gas, the RMS deviation, averaged over a 10 minute interval, usually decreases. Thus, the plasma data and the magnetic field data indicate that cold driver gas contains very low levels of low frequency wave activity.

A schematic model illustrating a possible geometry for plasma driving an interplanetary shock is shown in Figure 3 (based on Figure 10 from Bame et al., 1979). Many of the characteristic properties of driver gas listed in Table 1 are illustrated in the figure. Of particular note in Figure 3 is the uneven distribution of helium enriched plasma and the smooth closed magnetic field lines. The geometry of our model differs considerably from that presented by Pudovkin et al. (1979). Our model suggests that it is possible to observe the shock without detecting driver gas, and when driver gas is observed the He enhancement may occur early or late or the He enhancement may occur in several distinct regions. These characteristics, which are observed in the data, are not shown in their model [Pudovkin et al., 1979].

Acknowledgements

This work was supported in part by the National Aeronautics and Space Administration and was carried out under the auspices of the U.S. Department of Energy.

Table 1

ISEE-3

Characteristic Properties of Driver Gas

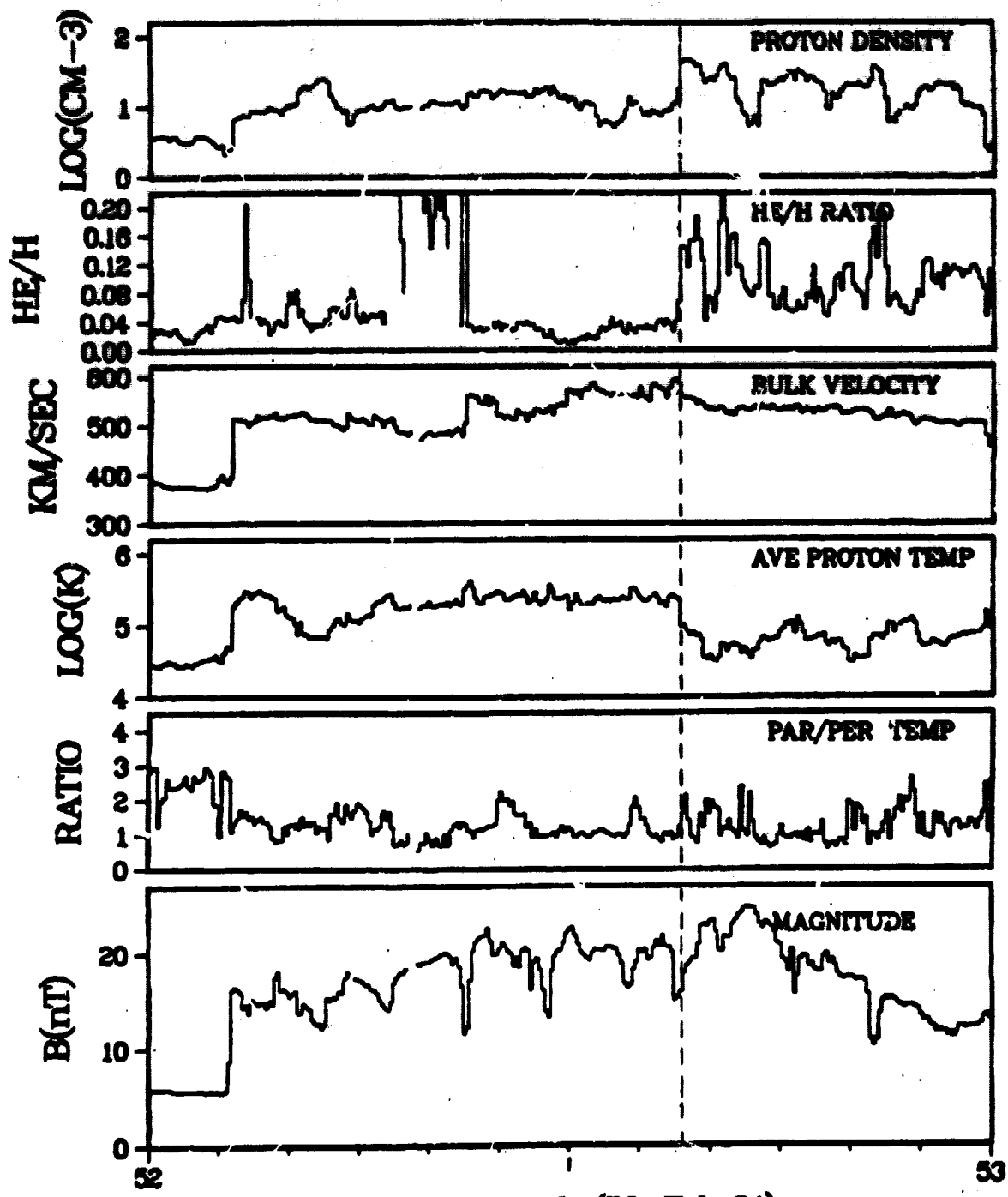
<u>Characteristic</u>	Nov 12 1978	Dec 14 1978	Feb 21 1979	Mar 9 1979	Mar 22 1979	Apr 1 1979	Apr 5 1979	Apr 24 1979	May 2 1979
1. T_p decrease	Y	Y	Y	Y	Y	Y	Y	Y	Y
2. He/H increase	Y	Y	Y	Y	Y	Y	Y	Y	Y
3. T_e decrease	Y	Y	Y	Y	Y		Y	Y	Y
4. Bi-directional streaming	Y	-	?	Y	Y	-	Y	Y	Y
5. Density spike	?	Y	Y	Y	?	-	-	-	Y
6. V increase	Y	-	-	Y	Y	-	Y	Y	Y
7. σ_v decrease	Y	Y	Y	Y	Y	-	Y	Y	Y
8. $T_{ }/T_{\perp}$	Y	-	-	Y	Y	Y	Y	Y	Y
9. B increase	Y	?	Y	Y	Y	Y	Y	-	Y
10. σ_B decrease	Y	?	-	Y	Y	-	Y	Y	Y

Y = yes ? = uncertain - = not present

References

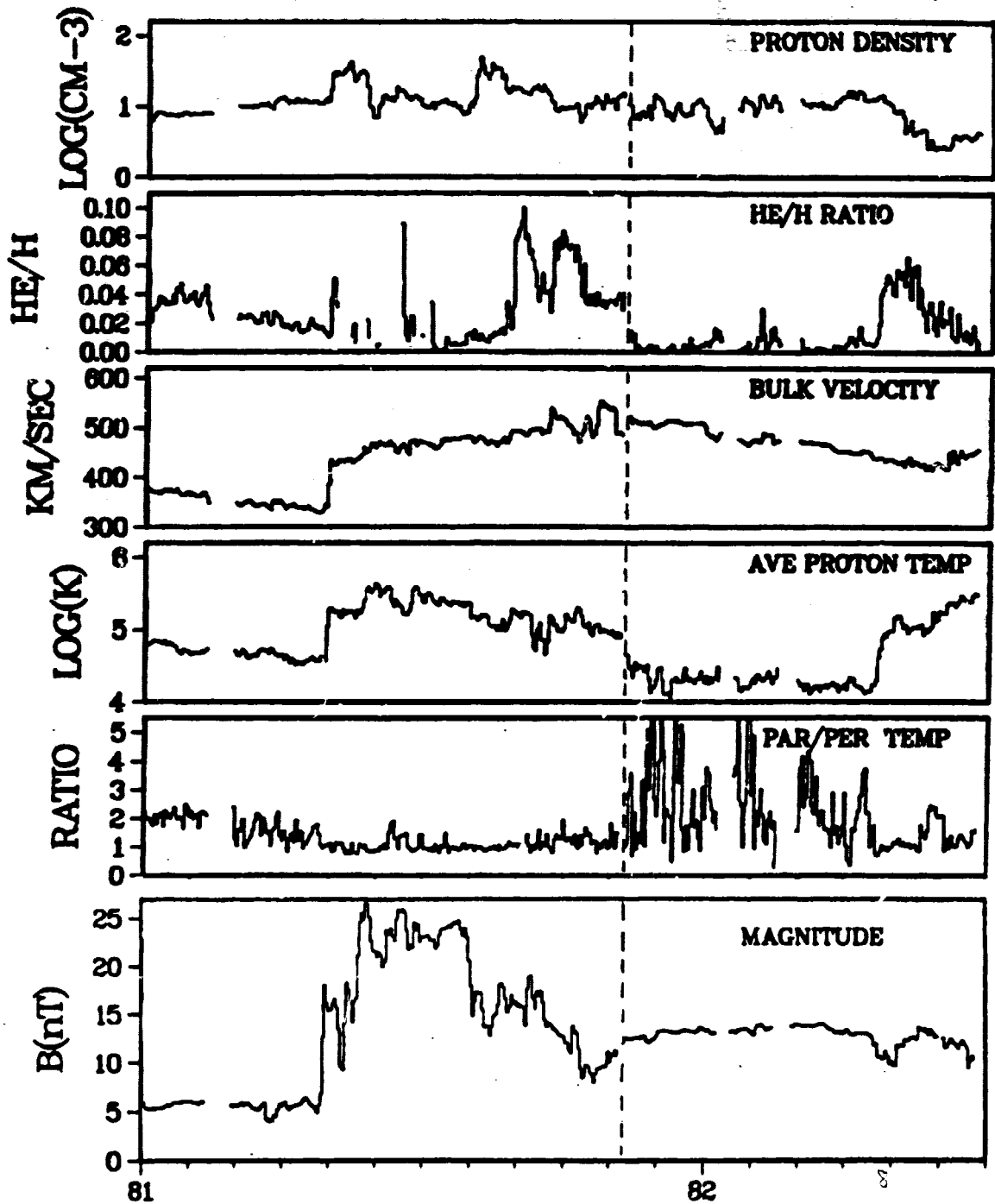
- Bame, S. J., J. R. Asbridge, W. C. Feldman, E. E. Fenimore, and J. T. Gosling, Solar wind heavy ions from flare-heated coronal plasma, Sol. Phys., 62, 179, 1979.
- Bame, S. J., J. R. Asbridge, W. C. Feldman, J. T. Gosling, and R. D. Zwickl, Bi-directional streaming of solar wind electrons >80 eV; ISEE evidence for a closed-field structure within the driver gas of an interplanetary shock, Geophys. Res. Lett., 8, 173, 1981.
- Borrini, G., J. T. Gosling, S. J. Bame, and W. C. Feldman, An analysis of shock wave disturbances observed at 1 AU from 1971 through 1978, J. Geophys. Res., 87, 4365, 1982.
- Fenimore, E. E., Solar wind flows associated with hot heavy ions, Astrophys. J., 235, 245, 1980.
- Gosling, J. T., V. Pizzo, and S. J. Bame, Anomalous low proton temperatures in the solar wind following interplanetary shock waves: Evidence for magnetic bottles?, J. Geophys. Res., 78, 2001, 1973.
- Gosling, J. T., J. R. Asbridge, S. J. Bame, W. C. Feldman, and R. D. Zwickl, Observations of large fluxes of He^+ in the solar wind following an interplanetary shock, J. Geophys. Res., 85, 3431, 1980.
- Hirshberg, J., and D. S. Colburn, Interplanetary field and geomagnetic variations: A unified view, Planet. Space Sci., 17, 1183, 1969.
- Hirshberg, J., S. J. Bame, and D. E. Robbins, Solar flares and solar wind helium enrichments: July 1965 - July 1967, Sol. Phys., 23, 467, 1972.
- Hundhausen, A. J., Coronal expansion of solar wind, Springer, New York, 1972.
- Hundhausen, A. J., and J. T. Gosling, Solar wind structure at large heliocentric distances: An interpretation of Pioneer 10 observations, J. Geophys. Res., 81, 1436, 1976.
- Kutchko, F. J., P. R. Briggs, and T. P. Armstrong, The Bi-directional particle event of October 12, 1977, possibly associated with a magnetic loop, J. Geophys. Res., 87, 1419, 1982.
- Montgomery, M. D., J. R. Asbridge, S. J. Bame, and W. C. Feldman, Solar wind electron temperature depressions following some interplanetary shock waves: Evidence for magnetic merging?, J. Geophys. Res., 79, 3103, 1974.
- Ogilvie, K. W., and L. F. Burlaga, A discussion of interplanetary postshock flows with two examples, J. Geophys. Res., 79, 2324, 1974.
- Palmer, I. D., F. R. Allum, and S. Singer, Bidirectional anisotropies in solar cosmic ray events: Evidence for magnetic bottles, J. Geophys. Res., 83, 75, 1978.

- Pudovkin, M. I., S. A. Zaitseva, and E. E. Benevolenska, The structure and parameters of flare streams, J. Geophys. Res., 84, 6649, 1979.
- Schatten, K. H., and J. E. Schatten, Magnetic field structure in flare-associated solar wind disturbances, J. Geophys. Res., 77, 4858, 1972.
- Schwenn, R., H. Rosenbauer, and K. H. Muhlhauser, Singly-ionized helium in the driven gas of an interplanetary shock wave, Geophys. Res. Lett., 7, 201, 1980.
- Smith, E. J., and J. H. Wolfe, Observations of interaction regions and Corotating shocks between 1 and 5 AU: Pioneers 10 and 11, Geophys. Res. Lett., 3, 137, 1976.
- Tenny, V. V., and O. L. Vaisberg, Dumb-bell distributions of superthermal solar wind electrons from Prognoz-7 observations, Space Research Institute, IIP-499, preprint, 1979.
- Zwickl, R. D., J. R. Asbridge, S. J. Bame, W. C. Feldman, and J. T. Gosling, He⁺ and other unusual ions in the solar wind: A systematic search covering 1972-1980, J. Geophys. Res., 87, 7379, 1982.



ISEE 3 1979 (52-Feb 21)

FIG 1



ISEE 3 1979 (81=Mar 22)

FIG 2

**A POSSIBLE GEOMETRY OF
PLASMA DRIVING A SHOCK WAVE**

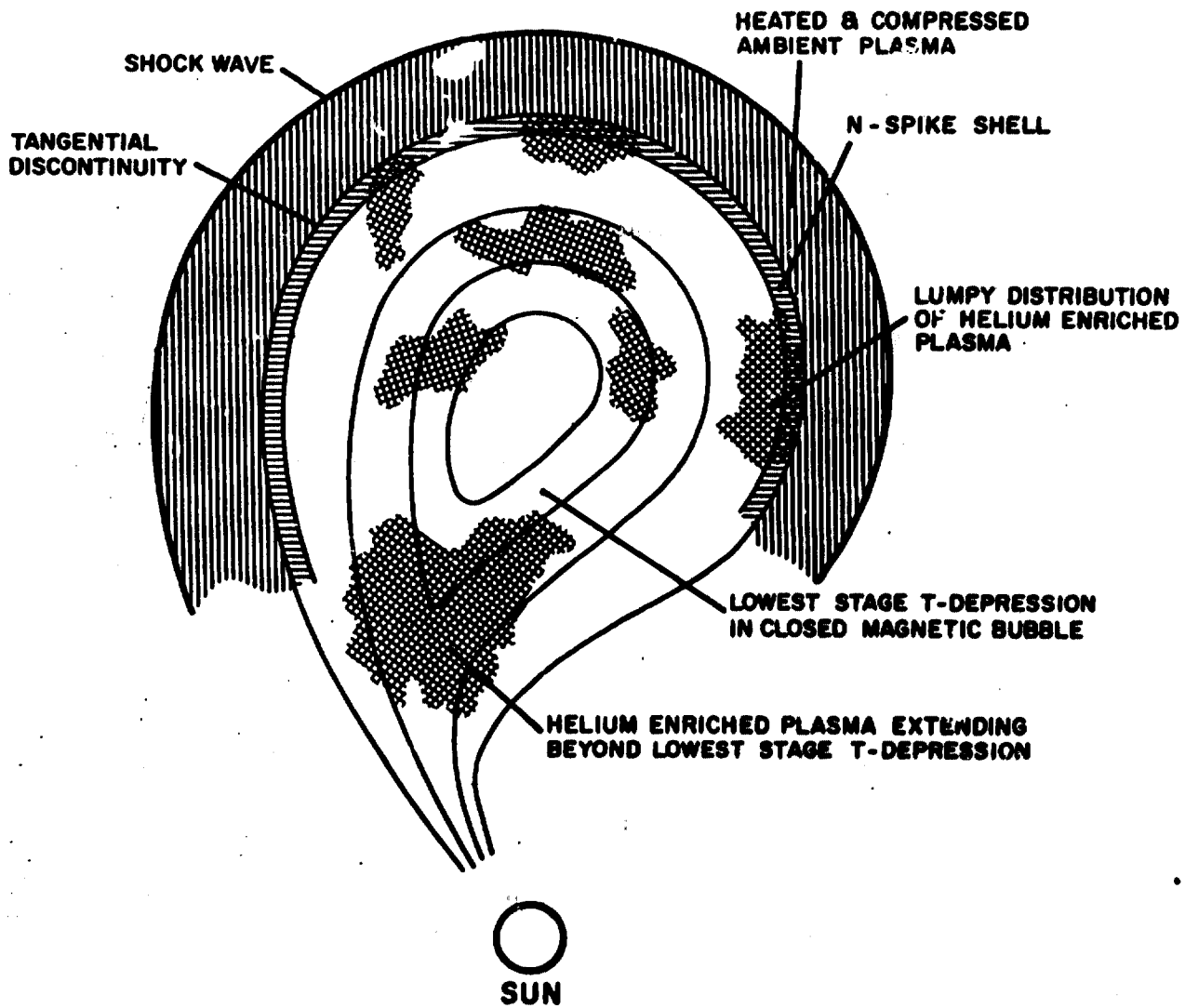


Fig 3