

# NASA Technical Memorandum 87596

NASA-TM-87596 19850027061

## THE EFFECT OF POWER LAW BODY FORCES ON A THERMALLY-DRIVEN FLOW BETWEEN CONCENTRIC ROTATING SPHERES

MICHELE G. MACARAEG

LIBRARY COPY

OCT 10 1985

LANGLEY RESEARCH CENTER  
LIBRARY, NASA  
HAMPTON, VIRGINIA

AUGUST 1985



National Aeronautics and  
Space Administration

Langley Research Center  
Hampton, Virginia 23665



## ABSTRACT

A numerical study is conducted to determine the effect of power-law body forces on a thermally-driven axisymmetric flow field confined between concentric co-rotating spheres. This study is motivated by Spacelab geophysical fluid-flow experiments, which use an electrostatic force on a dielectric fluid to simulate gravity; this force exhibits a  $(1/r)^5$  distribution. Meridional velocity is found to increase when the electrostatic body force is imposed, relative to when the body force is uniform. Correlation among flow fields with uniform, inverse-square, and inverse-quintic force fields is obtained using a modified Grashof number.

## I. Background

Geophysical fluid flow experiments (Hart, 1976; Fowles and Fichtl, 1977) designed to run aboard future shuttle flights will rely on a radial body force created by imposing an electric field across a dielectric fluid to simulate gravity. The fluid will be contained between concentric, rotating spheres with latitudinal "side" walls to confine experimental hardware (see figure 1). The dielectric force is proportional to  $(1/r)^5$ , (Hart, 1976). The effect of this power law on the flow field relative to a uniform radial body force or one following an inverse square law is investigated here. [Effects of varying rotation rates and boundary temperatures for a uniform gravitational field can be found in the literature (Douglass, 1975; Miller and Gall, 1983; Macaraeg, 1984).] This study utilizes a numerical model based on the incompressible Navier-Stokes equations in a vorticity/stream function formulation, discretized by a pseudospectral representation in the latitudinal direction and a finite difference representation of radial dependencies. For details of the numerical model see Macaraeg (1985).

## II. Results of Numerical Study

The gravitational distribution is varied by changing the exponent for  $1/r$  (where  $r$  is the radial coordinate) in the buoyancy term of the vorticity equation (Macaraeg, 1985), as given below:

$$\sin\theta \left(\frac{1}{r}\right)^n Gr E^2 \frac{\partial T}{\partial \theta}, \quad (1)$$

where Gr is the Grashof number, E is the Ekman number, T is temperature, and  $\theta$  is the latitudinal coordinate. Values of 0, 2, and 5 are given to n to simulate a uniform gravitational field, and fields proportional to  $(1/r)^2$  and  $(1/r)^5$ , respectively. Gr is a function of a reference gravitational acceleration ( $g_{ref}$ ):

$$Gr = \frac{g_{ref} \alpha \Delta T r_0^3}{\nu^2}, \quad (2)$$

where  $\alpha$  and  $\nu$  are the coefficients of thermal expansion and kinematic viscosity, respectively, and  $\Delta T$  is the maximum temperature difference on the boundaries.  $g_{ref}$  is calculated so that a mean value of gravity is maintained across the gap:

$$g_{ref} = g_{mean} (r_0 - r_i) \left[ \int_{r_i}^{r_0} \left( \frac{r_0}{r} \right)^n dr \right]^{-1} \quad (3)$$

where  $r_0$  and  $r_i$  are the outer and inner sphere radius.

In figure 2 a plot of maximum values of stream function versus rotation rate is given. Three families of curves are shown corresponding to maximum temperature differences on the solid boundaries of 1, 2, and 3°C. Within each family  $\psi_{max}$  increases with n. For the parameter range studied the effects of the gravitational distribution appear secondary relative to temperature and rotation.

However, figure 3 exhibits some characteristics of the flow which are influenced by the gravitational distribution. Figures 3a and 3b are stream function contours for a uniform field ( $n=0$ ) and a field produced by the dielectric ( $n=5$ ), respectively. Although overall features of the flow fields appear to be identical, the dielectric force produces a shift in the internal

meridional recirculation relative to a uniform gravitational field. Note that the inner cell is stronger in the case of the dielectric than the inner recirculating cell of the uniform field. Conversely, the outer recirculating cell is stronger for  $n=0$ . Since the inverse quintic power law of the dielectric produces stronger forces towards the inner sphere which drop off quickly towards the outer sphere, the above trend is expected.

To correlate the data, the Grashof number, (Eq. 2), which represents the ratio of buoyancy to viscous forces was plotted against  $\psi_{\max}$  for the same cases given in figure 2. The data is badly scattered. This Grashof number is the parameter obtained from nondimensionalizing the equations and imposes the proper condition in the buoyancy term, i.e. that the mean value of gravity across the gap be constant for varying  $n$ . However, it is clearly not the proper similarity parameter for this flow.

A modified Grashof number ( $Gr'$ ) is defined which takes into account the gravitational distribution as given in equation (4),

$$Gr' = \frac{\alpha \Delta T r_o^3 g_{\text{mean}}}{(r_o - r_i) \nu^2} \int_{r_i}^{r_o} \left( \frac{r_o}{r} \right)^n dr . \quad (4)$$

The scatter reduces considerably. Figure 5 is a plot of  $\psi_{\max}$  versus  $Gr'$ . The data collapses into three sets corresponding to a rotation rate of 1, 2, and 3 radians per second, respectively. For a given rotation rate the data distributes itself so that the highest temperature differences on the boundary correspond to the highest values of  $\psi_{\max}$ . For a given  $\Delta T$  the data shows that as  $n$  increases from 0 to 5,  $\psi_{\max}$  also increases.

## References

Hart, J. E. 1976, "Studies of Earth Simulation Experiments," NASA Contractor Report NASA CR-2753, 76N33817.

Fowles, W. W. and G. H. Fichtl, 1977. "Geophysical Fluid Flow model Experiments in Spherical Geometry," Proc. Third NASA Weather and Climate Program Science Review, NASA Conf. Publ. 2029, Paper No. 32, 177-181. 79N20575.

Douglass, Rodney, W., 1975, "Combined Natural and Forced Thermal Convection in a Rotating Spherical Annulus," Ph.D dissertation, Duke University, 77N15330.

Miller, T. L. and R. L. Gall, 1983, "Thermally Driven Flow in a Rotating Spherical Shell: Axisymmetric States," J. Atmos, Sci., 40., 83A35479.

Macaraeg, M. G., 1984, "Numerical Model of the Axisymmetric Flow in a Heated, Rotating Spherical Shell," Ph.D dissertation, University of Tennessee Space Institute, TX 1-541-627.

Macaraeg, M. G., "A Mixed Pseudospectral/Finite Difference Method for the Axisymmetric Flow in a Heated, Rotating Spherical Shell," To be published in the Journal of Computational Physics, 1985.

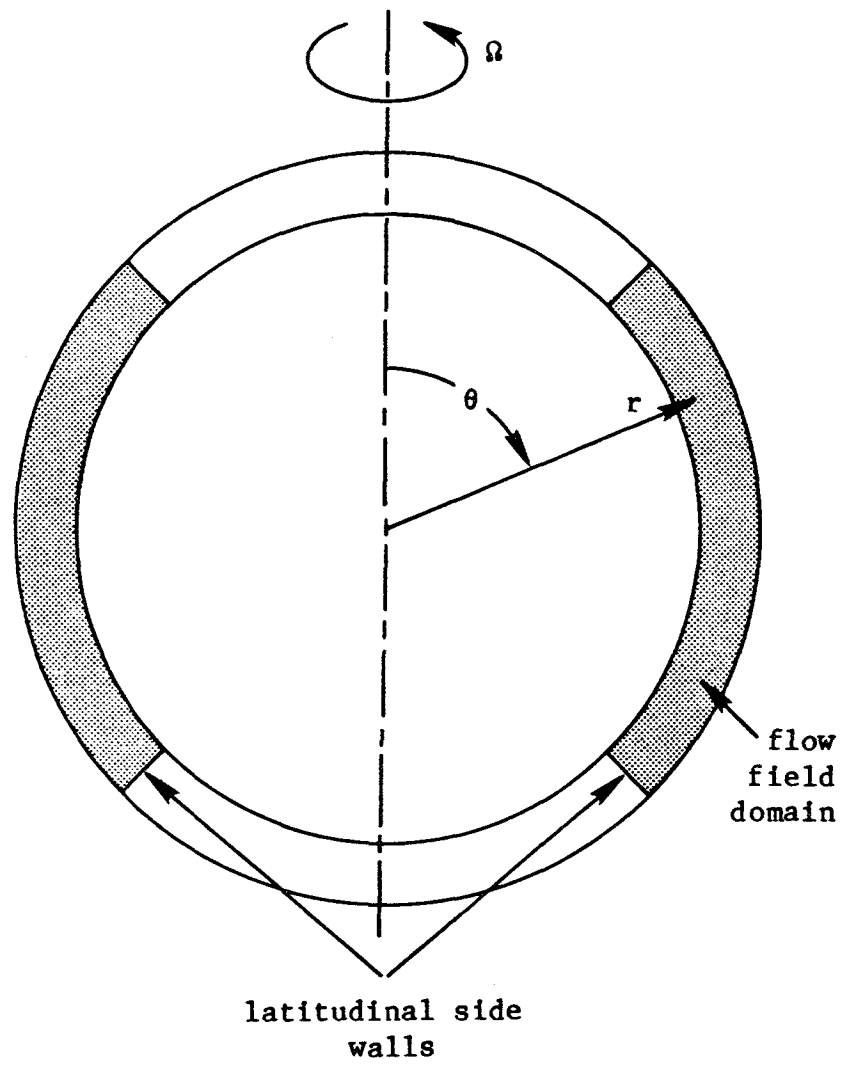
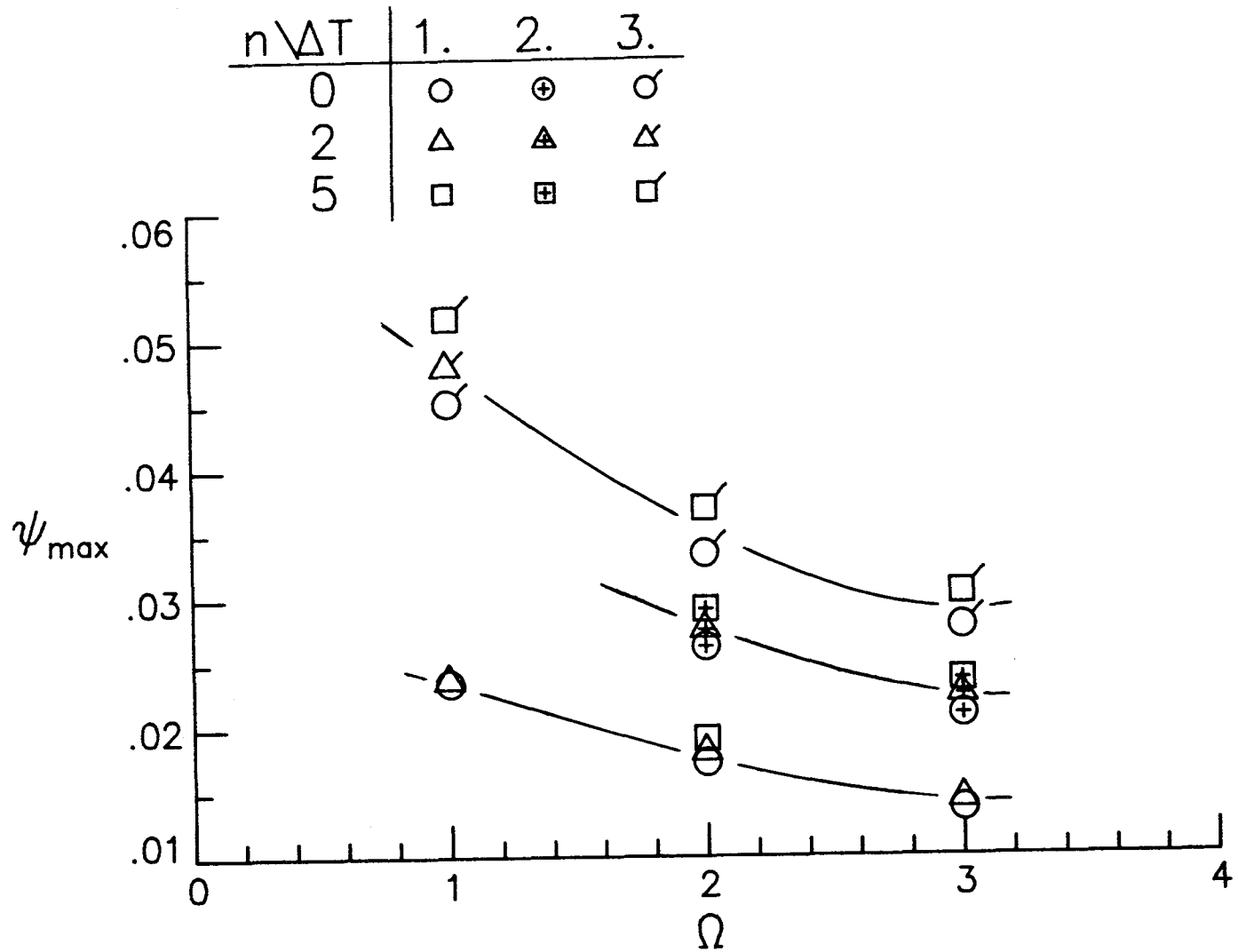


Figure 1. Numerical Model Schematic





# MAX STREAM FNC vs. ROTATION RATE

Figure 2.  $\psi_{\max}$  vs.  $\Omega$

- 8 -

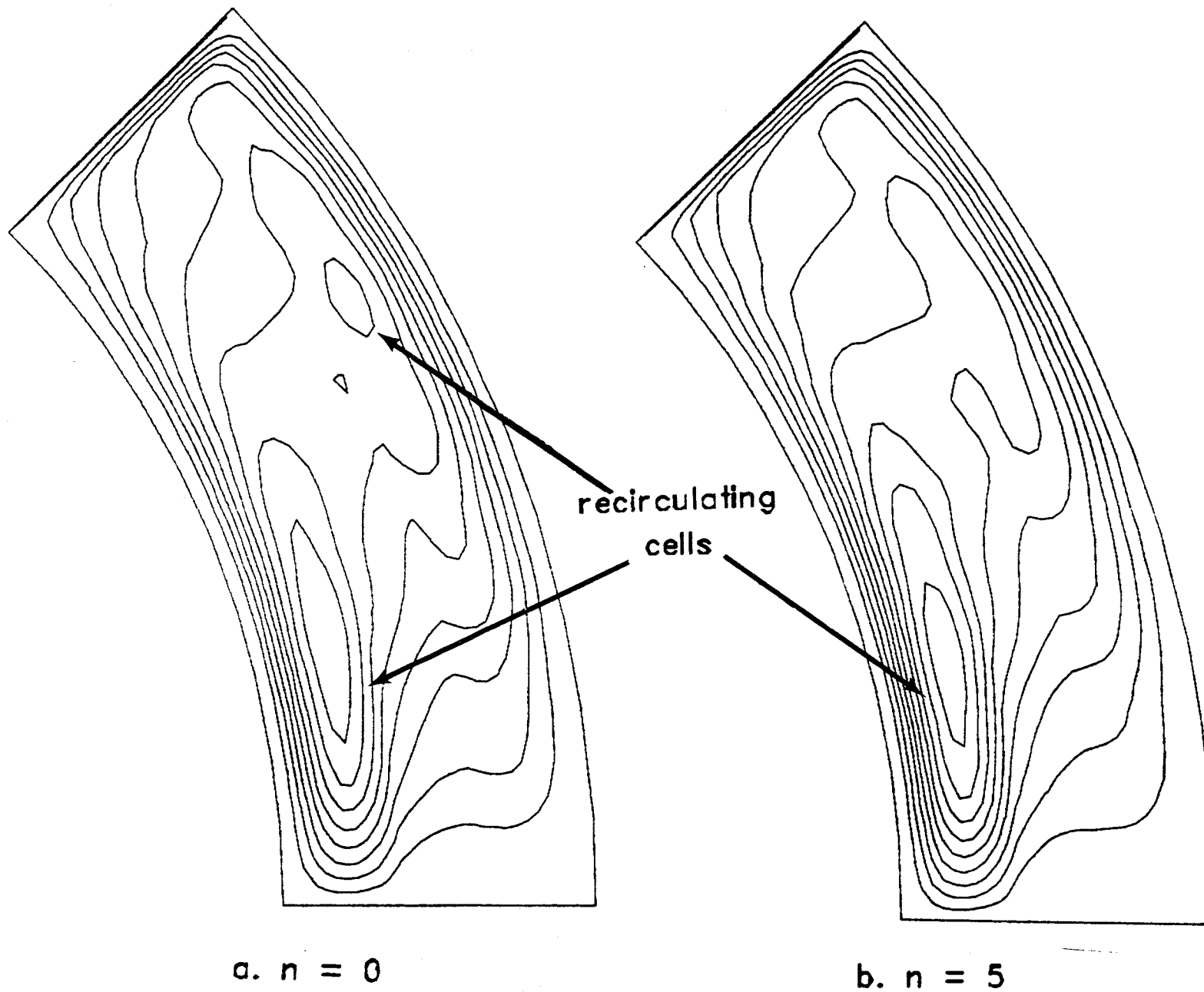
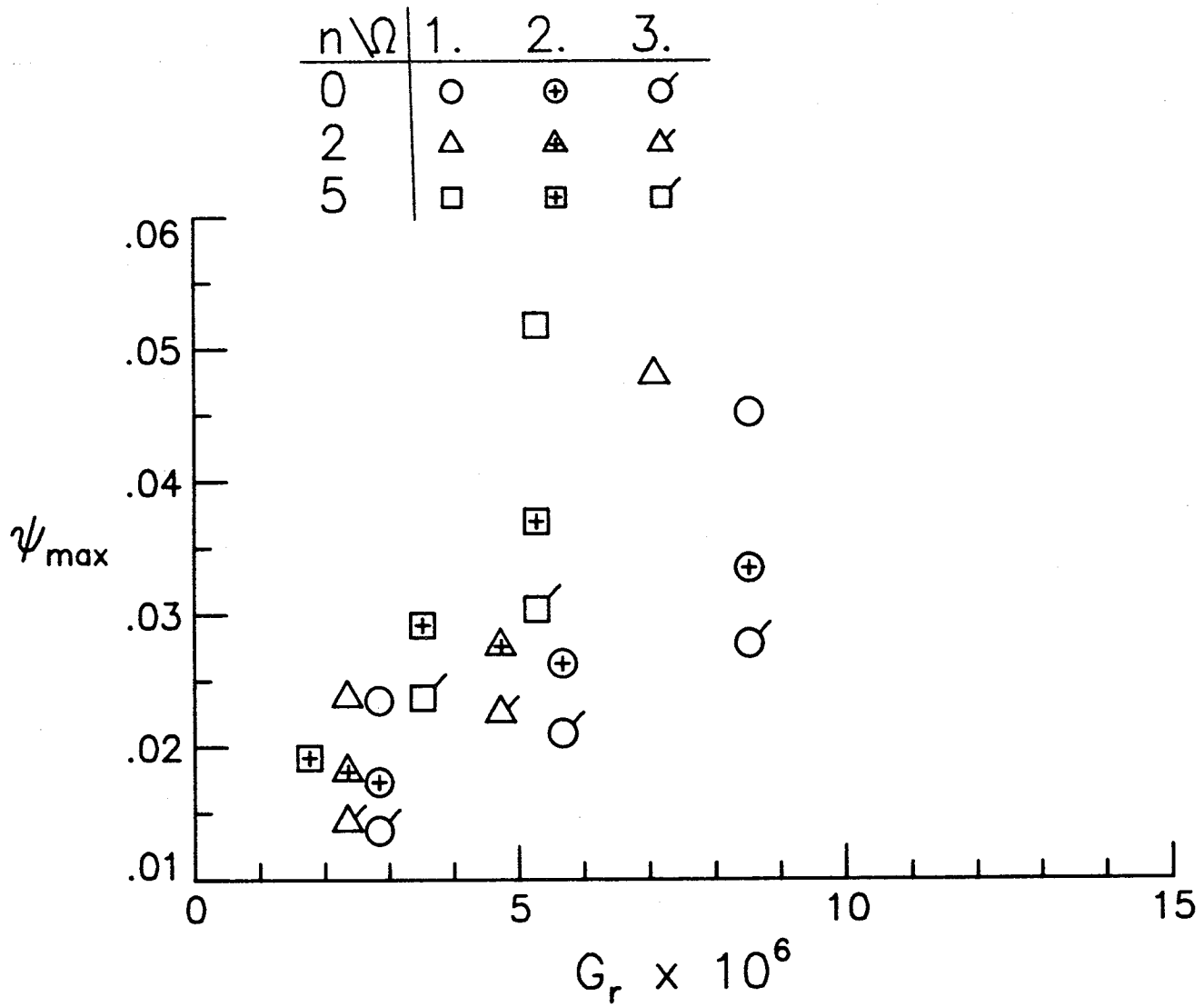


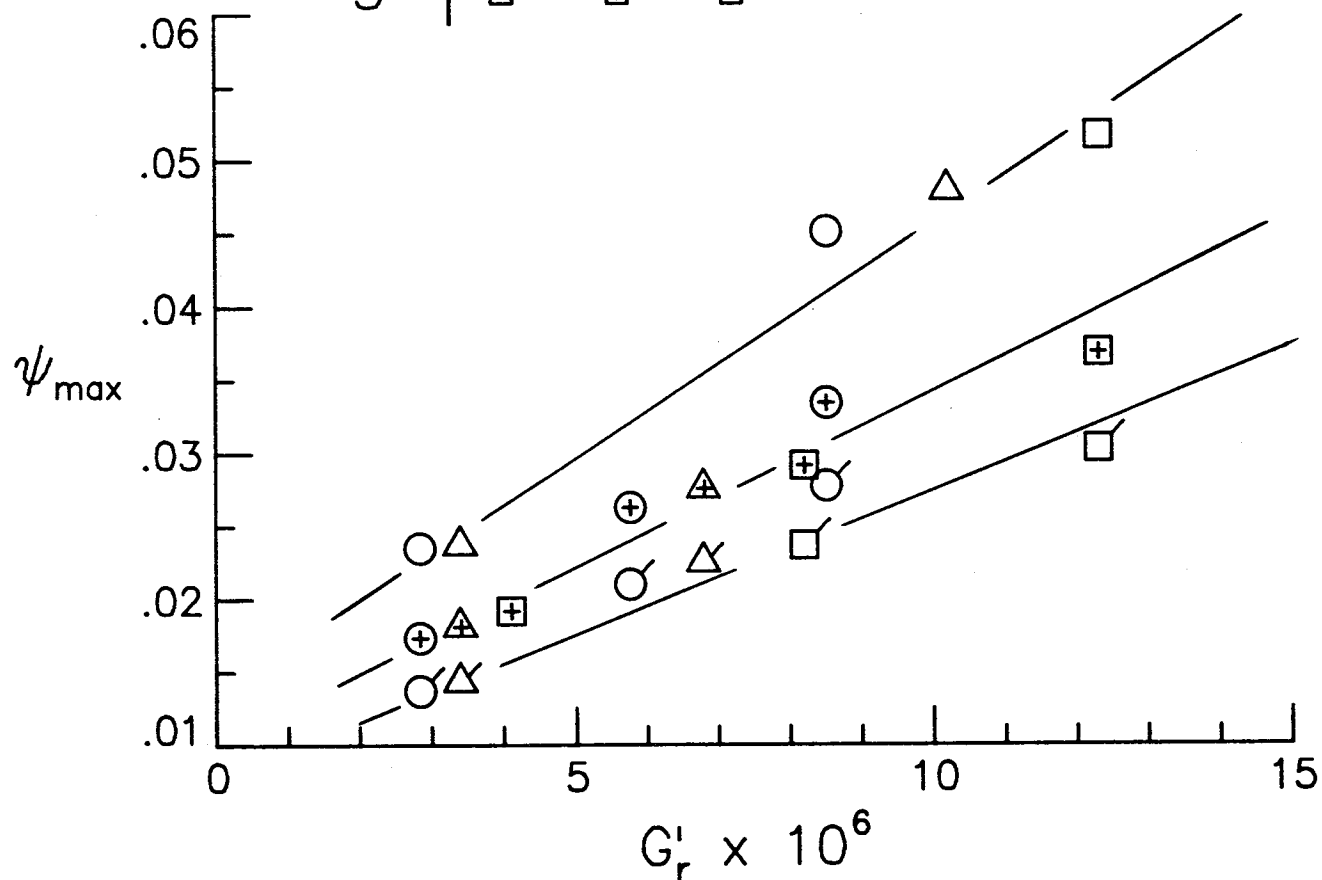
Figure 3. Stream Function Contours. (contour increment =  $3 \times 10^{-3}$ )



### MAX STREAM FNC vs. GRASHOF NO.

Figure 4.  $\psi_{\max}$  vs. Gr.

$n \setminus \Omega$	1.	2.	3.
0	○	⊕	♁
2	△	▲	△
5	□	⊞	◻



MAX STREAM FNC vs. MODIFIED GRASHOF NO.

Figure 5.  $\psi_{max}$  vs.  $Gr'$ .



1. Report No. NASA TM-87596		2. Government Accession No.		3. Recipient's Catalog No.	
4. Title and Subtitle The Effect of Power Law Body Forces on a Thermally-Driven Flow Between Concentric Rotating Spheres				5. Report Date August 1985	
				6. Performing Organization Code 506-53-33-04	
7. Author(s) Michele G. Macaraeg				8. Performing Organization Report No.	
9. Performing Organization Name and Address Langley Research Center Hampton, VA 23665				10. Work Unit No.	
				11. Contract or Grant No.	
12. Sponsoring Agency Name and Address National Aeronautics and Space Administration Washington, DC 20546				13. Type of Report and Period Covered Technical Memorandum	
				14. Sponsoring Agency Code	
15. Supplementary Notes Journal Article for the <u>Journal of Atmospheric Sciences</u> .					
16. Abstract <p>A numerical study is conducted to determine the effect of power-law body forces on a thermally-driven axisymmetric flow field confined between concentric co-rotating spheres. This study is motivated by Spacelab geophysical fluid-flow experiments, which use an electrostatic force on a dielectric fluid to simulate gravity; this force exhibits a <math>(1/r)^5</math> distribution. Meridional velocity is found to increase when the electrostatic body force is imposed, relative to when the body force is uniform. Correlation among flow fields with uniform, inverse-square, and inverse-quintic force fields is obtained using a modified Grashof number.</p>					
17. Key Words (Suggested by Author(s)) thermally-driven, axisymmetric flow field, concentric, fluid flow			18. Distribution Statement Unclassified-Unlimited Subject Category 34		
19. Security Classif. (of this report) Unclassified		20. Security Classif. (of this page) Unclassified		21. No. of Pages 11	22. Price A02



