

Copy Control Number

LOCALLY LINEARIZED
LONGITUDINAL AND LATERAL-DIRECTIONAL

Stability and Control Report (NASA) 480 p

Locally Linearized Longitudinal and Lateral-Directional Aerodynamic Stability and Control Derivatives for the X-29A Aircraft

Gerald D. Budd

THIS DOCUMENT CONTAINS A NASA SENSITIVE COPY CONTROL NUMBER. THE RECIPIENT IS RESPONSIBLE FOR CONTROLLING AND ACCOUNTING FOR ANY ADDITIONAL REPRODUCTION OF THIS DOCUMENT.

(NASA-TM-84919) LOCALLY LINEARIZED N86-23566
LONGITUDINAL AND LATERAL-DIRECTIONAL
AERODYNAMIC STABILITY AND CONTROL DERIVATIVES
FOR THE X-29A AIRCRAFT (NASA) 480 p Unclas
HC A21/MF A01 CSCL 01A G3/02 06027

January 1984

FOR EARLY DOMESTIC DISSEMINATION

Because of its potential commercial potential, this information, which was developed under contract to NASA, is being disseminated within the United States Government and its agencies, and is being published. This information may be duplicated and used by other agencies of the Federal Government, but it is not to be disseminated outside the Government without the approval of NASA. This legend should be marked on any reproduction of this information.

Review for general release

1986

MAY 1986

PUBLICLY RELEASED

ON

1 2 3 4 5 6 7 8 9 10 11 12

13 14 15 16 17 18 19 20 21 22 23 24 25 26 27 28 29 30 31



Copy Control Number

#1

Locally Linearized Longitudinal and Lateral-Directional Aerodynamic Stability and Control Derivatives for the X-29A Aircraft

Gerald D. Budd
NASA Ames Research Center,
Dryden Flight Research Facility, Edwards, California 93523



National Aeronautics and
Space Administration
Ames Research Center
Dryden Flight Research Facility
Edwards, California 93523

SUMMARY

The locally linearized longitudinal and lateral-directional aerodynamic stability and control derivatives for the X-29A aircraft were calculated for altitudes ranging from sea level to 50,000 ft, Mach numbers from 0.2 to 1.5, and angles of attack from -5° to 25° . Several other parameters were also calculated, including aerodynamic force and moment coefficients, control surface position, normal acceleration, static margin, and reference angle of attack.

INTRODUCTION

The unusual aerodynamic configuration and high degree of longitudinal instability of the X-29A aircraft make it desirable to have linear aerodynamic stability and control data for analysis purposes. Typically, aerodynamic simulation data packages are formatted with higher-order terms and nonlinear increment corrections.

A local, total-force-and-moment coefficient perturbation technique was used to linearize the aerodynamic stability and control derivatives. This technique was implemented on the batch simulation computer system at the NASA Dryden Flight Research Facility.

The nonlinear aerodynamic data were taken from reference 1 and subsequent updates. This data base has been active on Dryden's batch simulation since February 1983. Reference 1 was based on references 2 to 9. Reference 2 was the primary transonic wind tunnel data set. The wind tunnel tests are described in references 10 and 11.

This linearized plot package is interim because of anticipated revisions to the simulation data package.

NOMENCLATURE

a_n normal acceleration, g

b (wing) span, ft

\bar{c} mean aerodynamic (geometric) chord, ft

C_A axial force coefficient, deg^{-1}

$C_{Aq} = \frac{\partial C_A}{\partial \frac{q\bar{c}}{2U}}$ variation of axial force coefficient with pitch rate, rad^{-1}

$C_{A\alpha} = \frac{\partial C_A}{\partial \alpha}$ variation of axial force coefficient with angle of attack, deg^{-1}

$$C_{A\dot{\alpha}} = \frac{\partial C_A}{\partial \frac{\dot{\alpha} \bar{c}}{2U}} \quad \text{variation of axial force coefficient with rate of change of angle of attack, rad}^{-1}$$

$$C_{A\delta_c} = \frac{\partial C_A}{\partial \delta_c} \quad \text{variation of axial force coefficient with canard angle, deg}^{-1}$$

$$C_{A\delta_f} = \frac{\partial C_A}{\partial \delta_f} \quad \text{variation of axial force coefficient with flap angle, deg}^{-1}$$

$$C_{A\delta_s} = \frac{\partial C_A}{\partial \delta_s} \quad \text{variation of axial force coefficient with strake angle, deg}^{-1}$$

$$C_D = \frac{D}{\bar{q}S} \quad \text{drag coefficient (airplane)}$$

$$C_{Dq} = \frac{\partial C_D}{\partial \frac{q\bar{c}}{2U}} \quad \text{variation of drag coefficient with pitch rate, rad}^{-1}$$

$$C_{D\alpha} = \frac{\partial C_D}{\partial \alpha} \quad \text{variation of drag coefficient with angle of attack, deg}^{-1}$$

$$C_{D\dot{\alpha}} = \frac{\partial C_D}{\partial \frac{\dot{\alpha} \bar{c}}{2U}} \quad \text{variation of drag coefficient with rate of change of angle of attack, rad}^{-1}$$

$$C_{D\delta_c} = \frac{\partial C_D}{\partial \delta_c} \quad \text{variation of drag coefficient with canard angle, deg}^{-1}$$

$$C_{D\delta_f} = \frac{\partial C_D}{\partial \delta_f} \quad \text{variation of drag coefficient with flap angle, deg}^{-1}$$

$$C_{D\delta_s} = \frac{\partial C_D}{\partial \delta_s} \quad \text{variation of drag coefficient with strake angle, deg}^{-1}$$

$$C_L = \frac{L}{\bar{q}S} \quad \text{lift coefficient (airplane)}$$

$$C_{Lq} = \frac{\partial C_L}{\partial \frac{q\bar{c}}{2U}} \quad \text{variation of lift coefficient with pitch rate, rad}^{-1}$$

- $C_{L\alpha} = \frac{\partial C_L}{\partial \alpha}$ airplane lift curve slope, deg^{-1}
- $C_{L\dot{\alpha}} = \frac{\partial C_L}{\partial \frac{\dot{\alpha} \bar{c}}{2U}}$ variation of lift coefficient with rate of change of angle of attack, rad^{-1}
- $C_{L\delta_c} = \frac{\partial C_L}{\partial \delta_c}$ variation of lift coefficient with canard angle, deg^{-1}
- $C_{L\delta_f} = \frac{\partial C_L}{\partial \delta_f}$ variation of lift coefficient with flap angle, deg^{-1}
- $C_{L\delta_s} = \frac{\partial C_L}{\partial \delta_s}$ variation of lift coefficient with strake angle, deg^{-1}
- $C_l = \frac{L}{\bar{q}Sb}$ rolling moment coefficient
- $C_{l_p} = \frac{\partial C_l}{\partial \frac{pb}{2U_1}}$ variation of rolling moment coefficient with roll rate
- $C_{l_r} = \frac{\partial C_l}{\partial \frac{rb}{2U_1}}$ variation of rolling moment coefficient with yaw rate
- $C_{l\beta} = \frac{\partial C_l}{\partial \beta}$ variation of rolling moment coefficient with sideslip angle (i.e., dihedral angle), deg^{-1}
- $C_{l\delta_A} = \frac{\partial C_l}{\partial \delta_A}$ variation of rolling moment coefficient with aileron angle (i.e., lateral control power), deg^{-1}
- $C_{l\delta_r} = \frac{\partial C_l}{\partial \delta_r}$ variation of rolling moment coefficient with rudder angle, deg^{-1}
- $C_m = \frac{M}{\bar{q}S\bar{c}}$ pitching moment coefficient (airplane, planform)
- $C_{m\dot{q}} = \frac{\partial C_m}{\partial \frac{q\bar{c}}{2U}}$ variation of pitching moment coefficient with pitch rate, rad^{-1}

$$C_{m\alpha} = \frac{\partial C_m}{\partial \alpha} \quad \text{variation of pitching moment coefficient with angle of attack (i.e., static longitudinal stability), deg}^{-1}$$

$$C_{m\dot{\alpha}} = \frac{\partial C_m}{\partial \frac{\dot{\alpha} \bar{c}}{2U}} \quad \text{variation of pitching moment coefficient with rate of change of angle of attack, rad}^{-1}$$

$$C_{m\delta_c} = \frac{\partial C_m}{\partial \delta_c} \quad \text{variation of pitching moment coefficient with canard angle (i.e., longitudinal control power), deg}^{-1}$$

$$C_{m\delta_f} = \frac{\partial C_m}{\partial \delta_f} \quad \text{variation of pitching moment coefficient with flap angle (i.e., longitudinal control power)}$$

$$C_{m\delta_s} = \frac{\partial C_m}{\partial \delta_s} \quad \text{variation of pitching moment coefficient with strake angle (i.e., longitudinal control power), deg}^{-1}$$

$$C_N \quad \text{normal force coefficient}$$

$$C_n = \frac{N}{\bar{q}Sb} \quad \text{yawing moment coefficient}$$

$$C_{Nq} = \frac{\partial C_N}{\partial \frac{q\bar{c}}{2U}} \quad \text{variation of normal force coefficient with pitch roll, rad}^{-1}$$

$$C_{np} = \frac{\partial C_n}{\partial \frac{pb}{2U_1}} \quad \text{variation of yawing moment coefficient with roll rate}$$

$$C_{nr} = \frac{\partial C_n}{\partial \frac{rb}{2U_1}} \quad \text{variation of yawing moment coefficient with yaw rate}$$

$$C_{N\alpha} = \frac{\partial C_N}{\partial \alpha} \quad \text{variation of normal force coefficient with angle of attack, deg}^{-1}$$

$$C_{N\dot{\alpha}} = \frac{\partial C_N}{\partial \frac{\dot{\alpha} \bar{c}}{2U}} \quad \text{variation of normal force coefficient with rate of change of angle of attack, rad}^{-1}$$

$$C_{N\delta_c} = \frac{\partial C_N}{\partial \delta_c} \quad \text{variation of normal force coefficient with canard angle, deg}^{-1}$$

$C_{N\delta_f} = \frac{\partial C_N}{\partial \delta_f}$	variation of normal force coefficient with flap angle, deg ⁻¹
$C_{N\delta_s} = \frac{\partial C_N}{\partial \delta_s}$	variation of normal force coefficient with strake angle, deg ⁻¹
$C_{n\beta} = \frac{\partial C_n}{\partial \beta}$	variation of yawing moment coefficient with sideslip angle, deg ⁻¹
$C_{n\beta_{DYNAMIC}} = C_{n\beta} \cos \alpha - C_{l\beta} \sin \alpha \frac{I_{zz}}{I_{xx}}$	(dutch roll stability parameter)
$C_{n\delta_a} = \frac{\partial C_n}{\partial \delta_a}$	variation of yawing moment coefficient with aileron angle, deg ⁻¹
$C_{n\delta_r} = \frac{\partial C_n}{\partial \delta_r}$	variation of yawing moment coefficient with rudder angle, deg ⁻¹
$C_y = \frac{F_y}{\bar{q}s}$	side force coefficient
$C_{yp} = \frac{\partial C_y}{\partial \frac{pb}{2U}}$	variation of side force coefficient with roll rate
$C_{yr} = \frac{\partial C_y}{\partial \frac{rb}{2U}}$	variation of side force coefficient with yaw rate
$C_{y\beta} = \frac{\partial C_y}{\partial \beta}$	variation of side force coefficients with sideslip angle, deg ⁻¹
$C_{y\delta_a} = \frac{\partial C_y}{\partial \delta_a}$	variation of side force coefficient with aileron angle, deg ⁻¹
$C_{y\delta_r} = \frac{\partial C_y}{\partial \delta_r}$	variation of side force coefficient with rudder angle, deg ⁻¹
D	drag, lb
F _y	side force along Y-axis, lb
g	acceleration of gravity, ft/sec ²
I _{xx} , I _{yy} , I _{zz}	moments of inertia about X, Y, Z axes, respectively, slug-ft ²

L	lift, lb
L	rolling moment, ft-lb
M	pitching moment, ft-lb
M#	Mach number
MAC	mean aerodynamic (geometric) chord, ft
N	normal force, lb
p	roll rate, rad/sec
q	pitch rate, rad/sec
\bar{q}	dynamic pressure, lb/ft ²
r	yaw rate, rad/sec
S	reference (wing) area, ft ²
U	forward velocity (along X-axis), ft/sec
WT	weight, lb
XCG	center of gravity location along X-axis, in
α	angle of attack, deg
β	sideslip angle, deg
δ_a	aileron deflection, deg
δ_c	canard deflection, deg
δ_f	flap deflection, deg
δ_r	rudder deflection, deg
δ_s	strake deflection, deg
ρ	air density, slug/ft ³

FIGURES

<u>Figure</u>	<u>Description</u>	<u>Unit</u>
1	C_L vs. C_D	
2	C_M vs. C_L	
3	A_n vs. Alpha	g
4	Alpha vs. Mach number	deg
5	Static margin vs. Mach number	percent MAC
6	Static margin vs. Alpha	percent MAC
7	Delta canard vs. Mach number	deg
8	Delta canard vs. Alpha	deg
9	Delta flap vs. Mach number	deg
10	Delta flap vs. Alpha	deg
11	Delta strake vs. Mach number	deg
12	Delta strake vs. Alpha	deg
13	C_L -lift vs. Mach number	---
14	C_L -lift vs. Alpha	---
15	C_D vs. Mach number	---
16	C_D vs. Alpha	---
17	C_M vs. Mach number	---
18	C_M vs. Alpha	---
19	C_A vs. Mach number	---
20	C_A vs. Alpha	---
21	C_N -normal vs. Mach number	---
22	C_N -normal vs. Alpha	---
23	C_L -canard vs. Mach number	per deg
24	C_L -canard vs. Alpha	per deg
25	C_D -canard vs. Mach number	per deg

<u>Figure</u>	<u>Description</u>	<u>Unit</u>
26	C_D -canard vs. Alpha	per deg
27	C_M -canard vs. Mach number	per deg
28	C_M -canard vs. Alpha	per deg
29	C_A -canard vs. Mach number	per deg
30	C_A -canard vs. Alpha	per deg
31	C_N -canard vs. Mach number	per deg
32	C_N -canard vs. Alpha	per deg
33	C_L -flap vs. Mach number	per deg
34	C_L -flap vs. Alpha	per deg
35	C_D -flap vs. Mach number	per deg
36	C_D -flap vs. Alpha	per deg
37	C_M -flap vs. Mach number	per deg
38	C_M -flap vs. Alpha	per deg
39	C_A -flap vs. Mach number	per deg
40	C_A -flap vs. Alpha	per deg
41	C_N -flap vs. Mach number	per deg
42	C_N -flap vs. Alpha	per deg
43	C_L -strake vs. Mach number	per deg
44	C_L -strake vs. Alpha	per deg
45	C_D -strake vs. Mach number	per deg
46	C_D -strake vs. Alpha	per deg
47	C_M -strake vs. Mach number	per deg
48	C_M -strake vs. Alpha	per deg
49	C_A -strake vs. Mach number	per deg
50	C_A -strake vs. Alpha	per deg
51	C_N -strake vs. Mach number	per deg
52	C_N -strake vs. Alpha	per deg

<u>Figure</u>	<u>Description</u>	<u>Unit</u>
53	C_y -aileron vs. Mach number	per deg
54	C_y -aileron vs. Alpha	per deg
55	C_l -aileron vs. Mach number	per deg
56	C_l -aileron vs. Alpha	per deg
57	C_n -aileron vs. Mach number	per deg
58	C_n -aileron vs. Alpha	per deg
59	C_y -rudder vs. Mach number	per deg
60	C_y -rudder vs. Alpha	per deg
61	C_l -rudder vs. Mach	per deg
62	C_l -rudder vs. Alpha	per deg
63	C_n -rudder vs. Mach number	per deg
64	C_n -rudder vs. Alpha	per deg
65	C_L -alpha vs. Mach number	per deg
66	C_L -alpha vs. Alpha	per deg
67	C_D -alpha vs. Mach number	per deg
68	C_D -alpha vs. Alpha	per deg
69	C_M -alpha vs. Mach number	per deg
70	C_M -alpha vs. Alpha	per deg
71	C_A -alpha vs. Mach number	per deg
72	C_A -alpha vs. Alpha	per deg
73	C_N -alpha vs. Mach number	per deg
74	C_N -alpha vs. Alpha	per deg
75	C_y -beta vs. Mach number	per deg
76	C_y -beta vs. Alpha	per deg
77	C_l -beta vs. Mach number	per deg
78	C_l -beta vs. Alpha	per deg
79	C_n -beta vs. Mach number	per deg

<u>Figures</u>	<u>Description</u>	<u>Unit</u>
80	C_n -beta vs. Alpha	per deg
81	C_n -beta dynamic vs. Mach number	per deg
82	C_n -beta dynamic vs. Alpha	per deg
83	C_L -alpha dot vs. Mach number	per deg
84	C_L -alpha dot vs. Alpha	per rad
85	C_D -alpha dot vs. Mach number	per rad
86	C_D -alpha dot vs. Alpha	per rad
87	C_M -alpha dot vs. Mach number	per rad
88	C_M -alpha dot vs. Alpha	per rad
89	C_A -alpha dot vs. Mach number	per rad
90	C_A -alpha dot vs. Alpha	per rad
91	C_N -alpha dot vs. Mach number	per rad
92	C_N -alpha dot vs. Alpha	per rad
93	C_L -q vs. Mach number	per rad
94	C_L -q vs. Alpha	per rad
95	C_D -q vs. Mach number	per rad
96	C_D -q vs. Alpha	per rad
97	C_M -q vs. Mach number	per rad
98	C_M -q vs. Alpha	per rad
99	C_A -q vs. Mach number	per rad
100	C_A -q vs. Alpha	per rad
101	C_N -q vs. Mach Number	per rad
102	C_N -q vs. Alpha	per rad
103	C_y -roll rate vs. Mach number	per rad
104	C_y -roll rate vs. Alpha	per rad
105	C_l -roll rate vs. Mach number	per rad
106	C_l -roll rate vs. Alpha	per rad

<u>Figure</u>	<u>Description</u>	<u>Unit</u>
107	C_n -roll rate vs. Mach number	per rad
108	C_n -roll rate vs. Alpha	per rad
109	C_y -yaw vs. Mach number	per rad
110	C_y -yaw vs. Alpha	per rad
111	C_l -yaw vs. Mach number	per rad
112	C_l -yaw vs. Alpha	per rad
113	C_n -yaw vs. Mach number	per rad
114	C_n -yaw vs. Alpha	per rad

DISCUSSION AND RESULTS

The X-29A longitudinal and lateral-directional aerodynamic stability and control derivatives presented may be used for linear analysis purposes. It must be emphasized that the derivatives have been locally linearized about the trim points. All the data points presented are at a trim condition.

Two types of trimming procedures were used in the calculation of these derivatives: (1) straight-and-level trim, which is steady-state 1g trim at a specified altitude and Mach number; and (2) alpha trim which is steady-state trim to a specified angle of attack at a given altitude and Mach number.

Care should be exercised when using this interim data set to avoid confusion. Occasionally a trim data point was perturbed about a breakpoint in the nonlinear simulation aerodynamic data base. An example of this is figure 48(b), C_m -delta strake as a function of alpha for Mach 0.6 and an altitude of 10,000 ft. The perturbation caused the 14° alpha trim point to be displaced downward an extreme amount.

In addition, the scaling of the dependent variables (Y-axis) was not always consistent because of the automatic scaling procedure used.

CONCLUDING REMARKS

Locally linearized longitudinal and lateral-directional aerodynamic stability and control derivatives were calculated for the X-29A aircraft, along with several other parameters. Data were obtained for altitudes of sea level to 50,000 ft, Mach numbers from 0.2 to 1.5, and angles of attack ranging from -5° to 25°.

The aerodynamic characteristics of the aircraft appear to be consistent and reasonable, indicating that the linearization technique used was acceptable.

*National Aeronautics and Space Administration
Ames Research Center
Dryden Flight Research Facility
Edwards, Calif., August 24, 1983*

REFERENCES

1. Savatteri, C.; and Zigomalas, A.: X-29A Linear Flexibilized Longitudinal and Lateral-Directional Data Package. Memorandum No. 712/ENG-M-82-475, Grumman Aerospace Corp., Oct. 11, 1982.
2. Stern, M.: X-29A Linear Longitudinal and Lateral-Directional Characteristics. Memorandum No. 712/ENG-M-82-324, Grumman Aerospace Corp., July 8, 1982.
3. Frei, D.: Updated Linear Lateral-Directional FSW Characteristics. Memorandum No. 712/ENG-M-81-072, Grumman Aerospace Corp., Apr. 17, 1981.
4. Isaac, R.: FSW Exposed Vertical Tail Characteristics, and Pressure and Spanloading Distributions. Memorandum No. 712/ENG-M-81-090, Grumman Aerospace Corp., May 7, 1981.
5. Frei, D.: Updated Linear Longitudinal FSW Characteristics. Memorandum No. 712/ENG-M-81-020, Grumman Aerospace Corp., Feb. 23, 1981.
6. Frei, D.: Revision to X-29A Lateral/Directional Dynamic Derivatives. Memorandum No. 712/ENG-M-82-223, Grumman Aerospace Corp., May 10, 1982.
7. Rich, D.: Effects of Aeroelasticity on the Longitudinal and Lateral/Directional Characteristics of the Forward Swept Wing. Memorandum No. 712/ENG-M-81-105, Grumman Aerospace Corp., June 2, 1981.
8. Rich, D.: Update of Aeroelastic Correction Factors for Linear Region. Memorandum No. 712/ENG-M-82-387, Grumman Aerospace Corp., Aug. 13, 1982.
9. Moore, M.: FSW Linear Longitudinal Axial Force Characteristics. Memorandum No. 712/ENG-M-81-092, Grumman Aerospace Corp., May 8, 1981.
10. Charletta, R.: Demonstrator Model Test Plan, Series I Transonic/Supersonic Documentation Testing on a 12.5% Scale Grumman Design 712, X-29A Model in the NASA-ARC 11 Foot and 9 X 7 Foot Wind Tunnels. Memorandum No. 712/ENG-PL82-002, Grumman Aerospace Corp., Apr. 1982.
11. Charletta, R.: Post Test Report, Series I Transonic/Supersonic Testing on a 12.5% Scale Grumman Design 712, X-29A Forward Swept Wing Demonstrator Aircraft Model in the NASA-ARC 11 Foot and 9 X 7 Foot Wind Tunnels, at Moffett Field, CA. Memorandum No. 712/ENG-RPT82-021, Grumman Aerospace Corp., Aug. 1982.

CL VS CD

7-14-83 X-29A 1-G TRIM NORMAL MODE

XCG = 451.0 WT = 15K

- — □ ALT = S.L. M# = .2 TO 1.05
- — ○ ALT = 10K M# = .2 TO 1.2
- ▲ — ▲ ALT = 20K M# = .3 TO 1.4

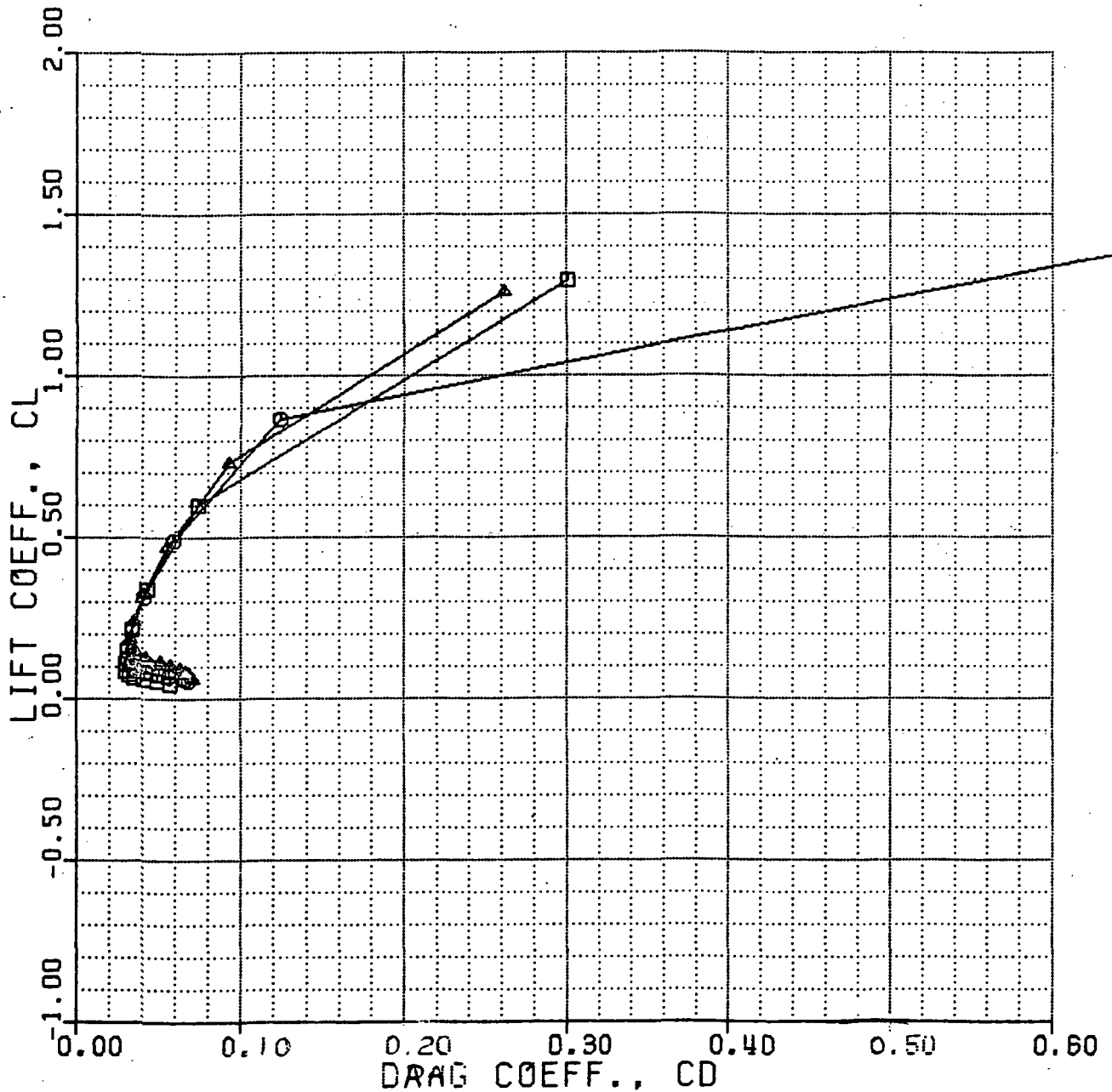


Figure 1(a)

CL VS CD

7-14-83 X-29A 1-G TRIM NORMAL MODE

XCG = 451.0 WT = 15K

- — □ ALT = 30K M# = .3 TO 1.5
- — ○ ALT = 40K M# = .6 TO 1.5
- ▲ — ▲ ALT = 50K M# = .6 TO 1.5

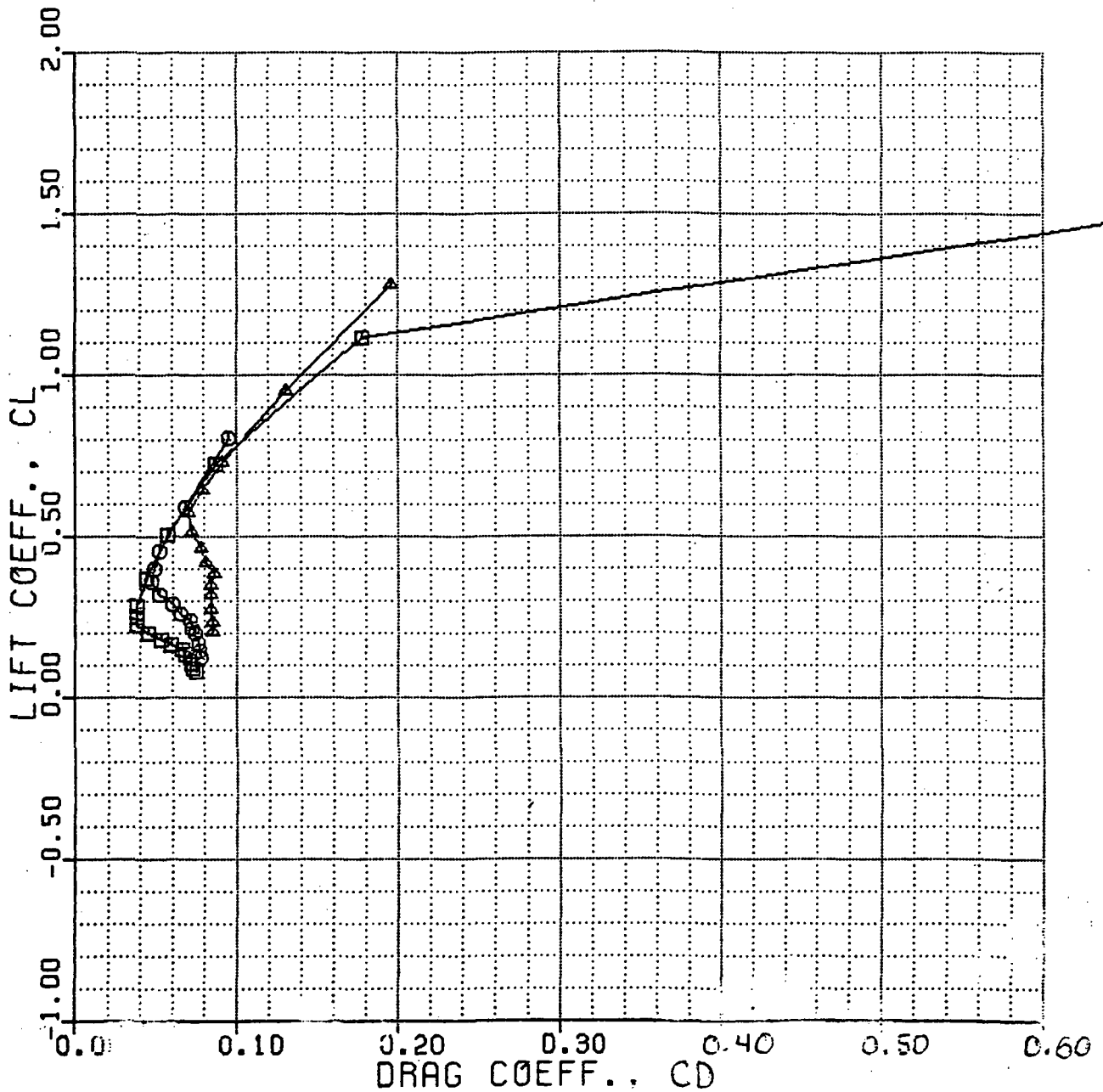


Figure 1(b)

CL VS CD

7-12-83 X-29A M# = 0.4 NORMAL MODE
XCG = 451.0 WT = 15K ALPHA TRIM

□ ALT = S.L. ALP: -4 TO 22
○ ALT = 10K ALP: -4 TO 22

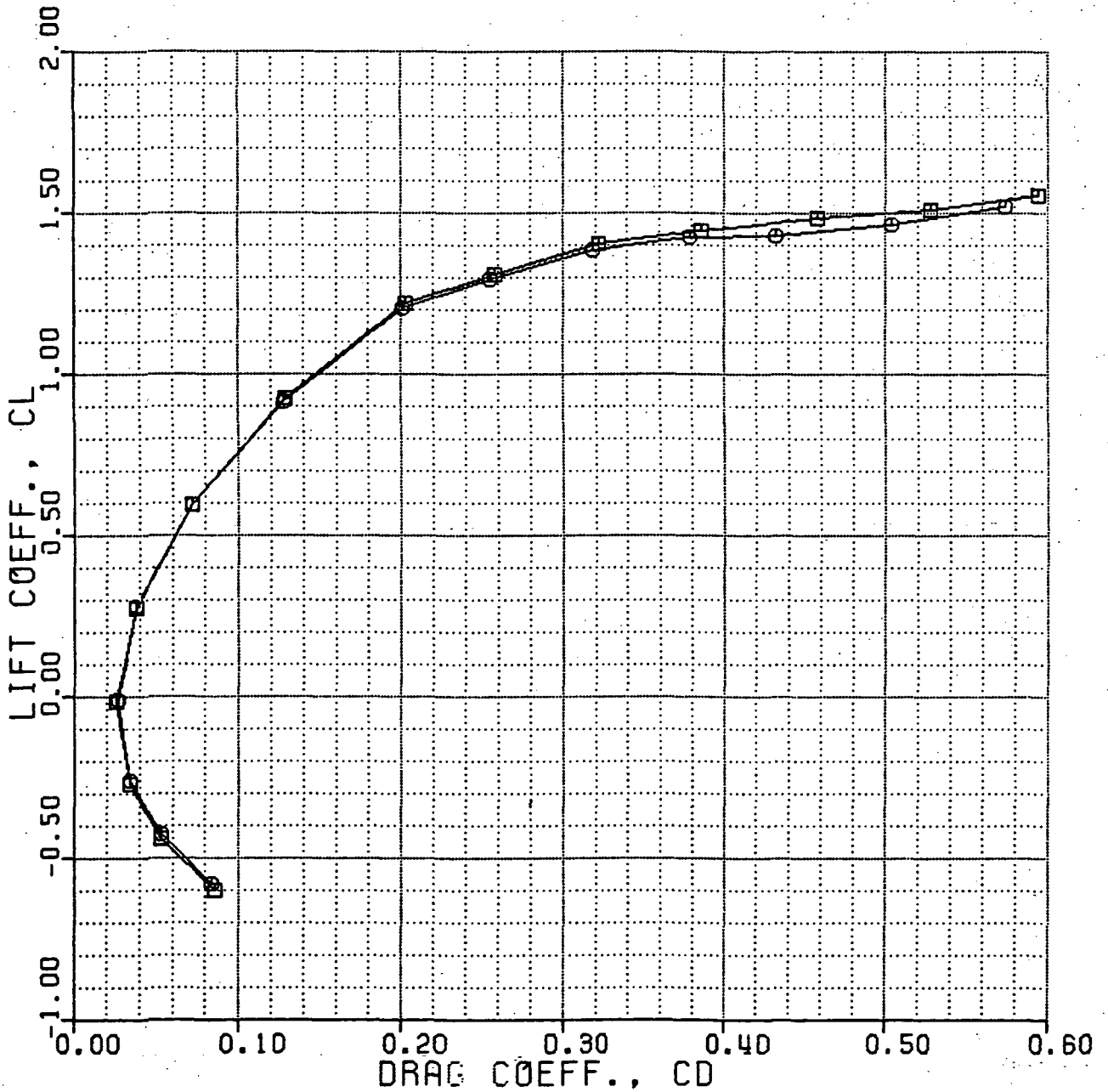


Figure 1(c)

CL VS CD

7-12-83 X-29A M# = 0.6 NORMAL MODE
XCG = 451.0 WT = 15K ALPHA TRIM

□ ALT = 10K ALP: -4 TO 16
○ ALT = 20K ALP: -4 TO 20

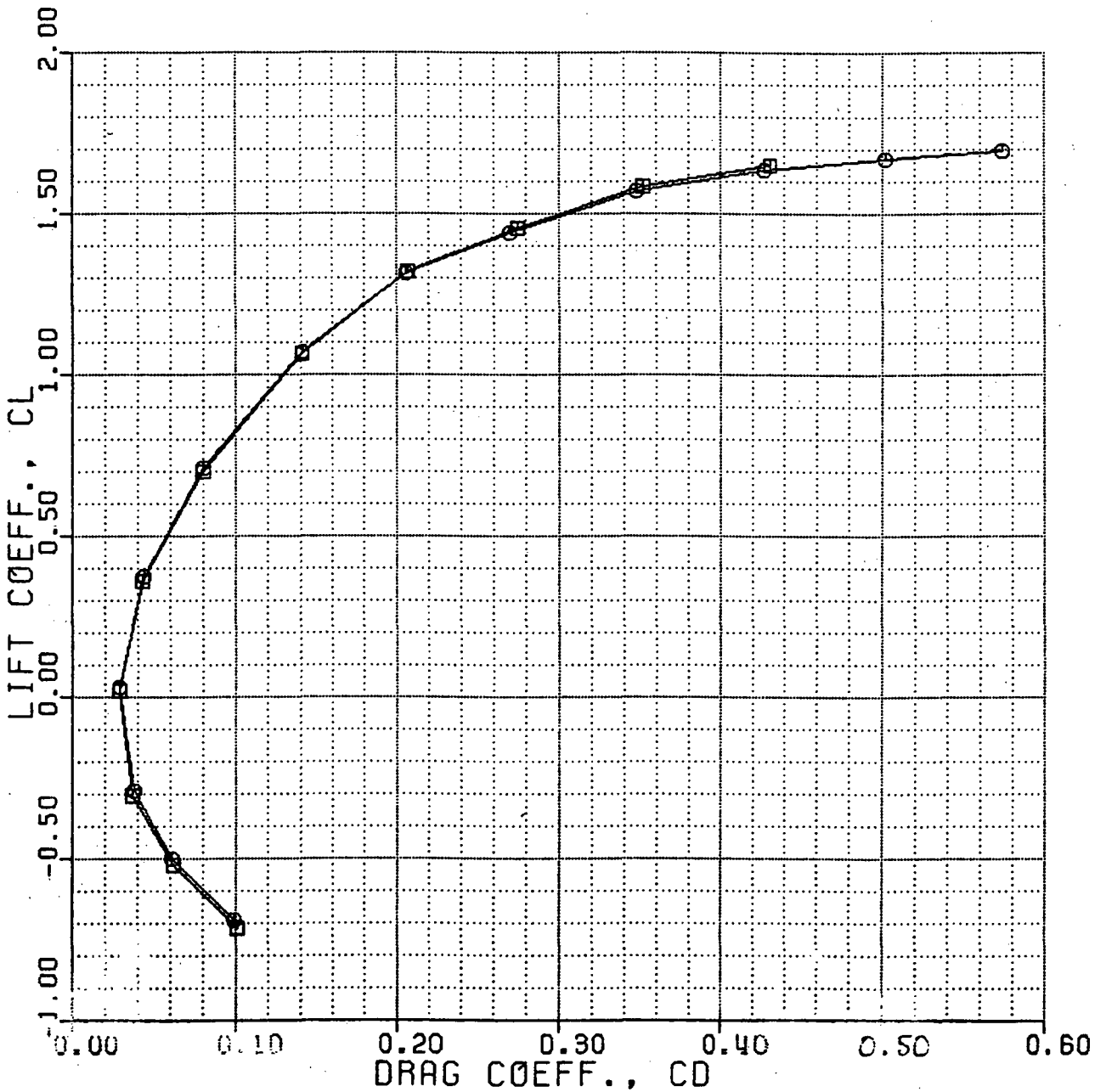


Figure 1(d)

CL VS CD

7-12-83 X-29A M# = 0.8 NORMAL MODE

XCG = 451.0 WT = 15K ALPHA TRIM

- | | | | | |
|---|---|---|-----------|---------------|
| □ | — | □ | ALT = 10K | ALP: 0 TO 10 |
| ○ | — | ○ | ALT = 20K | ALP: -4 TO 12 |
| △ | — | △ | ALT = 30K | ALP: -4 TO 14 |
| ★ | — | ★ | ALT = 40K | ALP: -4 TO 18 |
| × | — | × | ALT = 50K | ALP: -4 TO 22 |

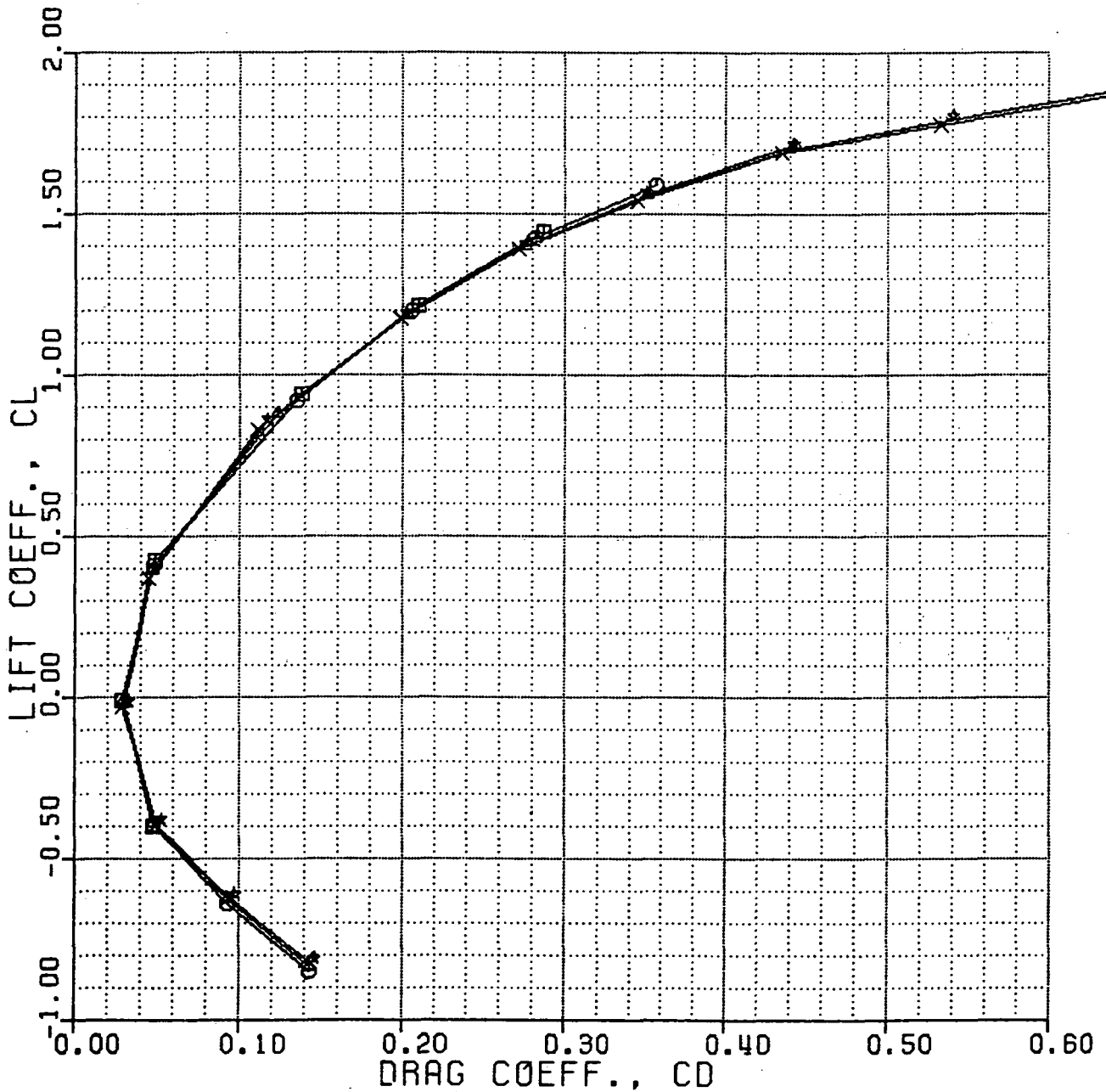


Figure 1(e)

CL VS CD

7-14-83 X-29A M# = 0.9 NORMAL MODE
XCG = 451.0 WT = 15K ALPHA TRIM

- — □ ALT = 20K ALP: 0 TO 10
- — ○ ALT = 30K ALP: -2 TO 12
- △ — △ ALT = 40K ALP: -4 TO 14
- ★ — ★ ALT = 50K ALP: -4 TO 18

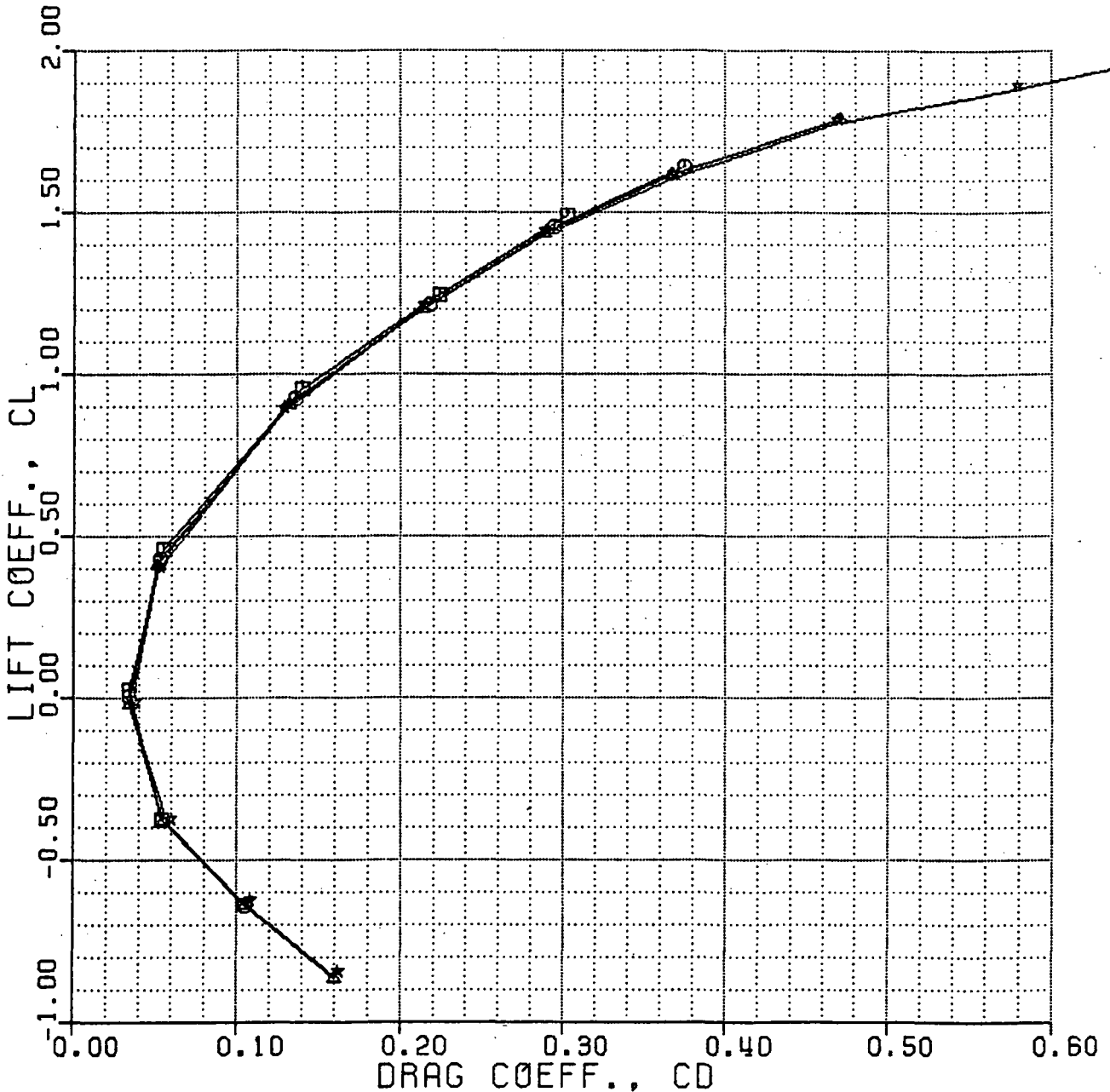


Figure 1(f)

CL VS CD

7-14-83 X-29A M# = 1.2 NORMAL MODE
XCG = 451.0 WT = 15K ALPHA TRIM

- ALT = 20K ALP: -4 TO 8
- ALT = 30K ALP: -4 TO 10
- △ ALT = 40K ALP: -4 TO 12
- ★ ALT = 50K ALP: -4 TO 14

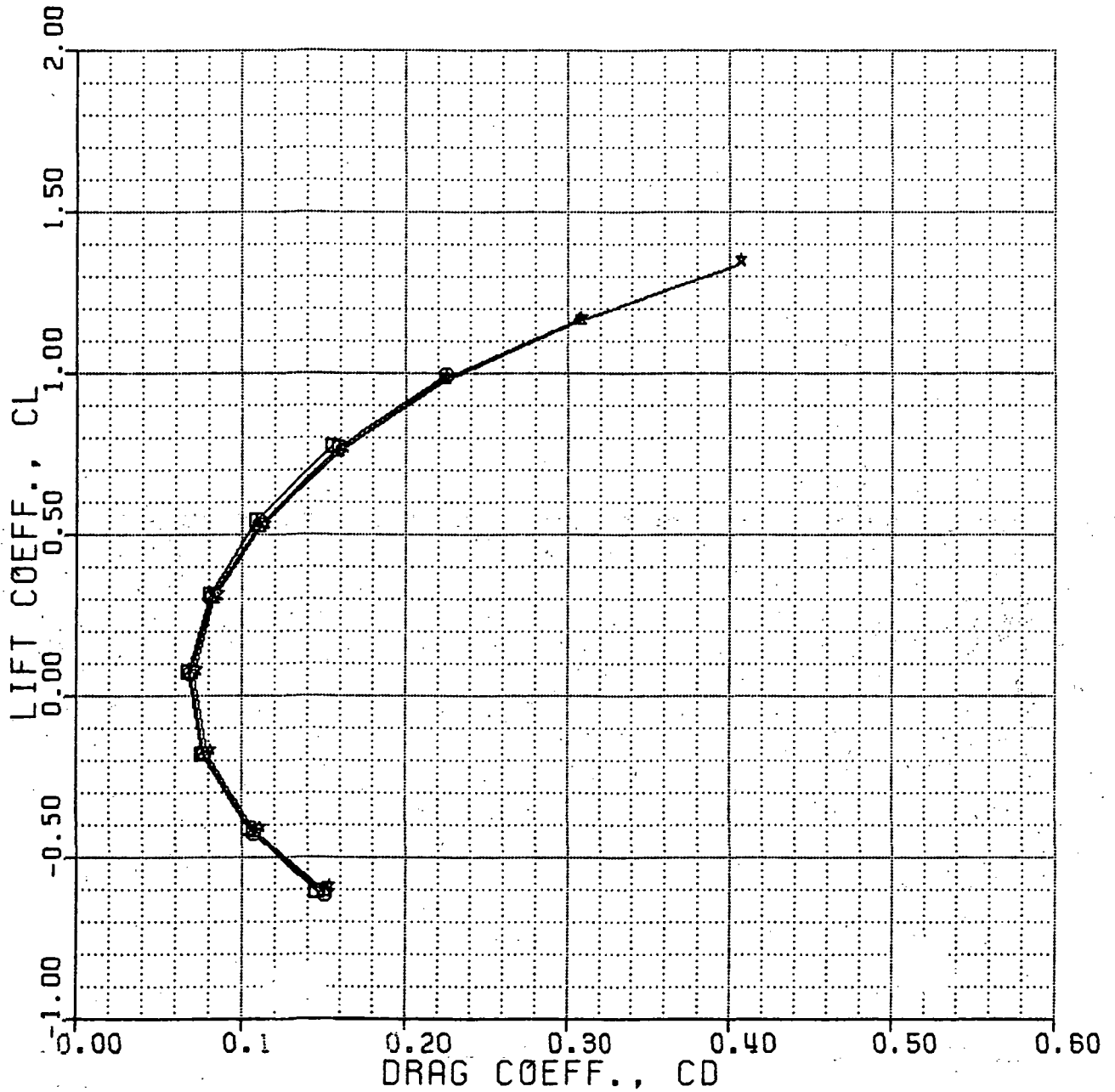


Figure 1(g)

CL VS CD

7-14-83 X-29A M# = 1.5 NORMAL MODE
XCG = 451.0 WT = 15K ALPHA TRIM

- — □ ALT = 30K ALP: -4 TO 8
- — ○ ALT = 40K ALP: -4 TO 10
- ▲ — ▲ ALT = 50K ALP: -4 TO 12

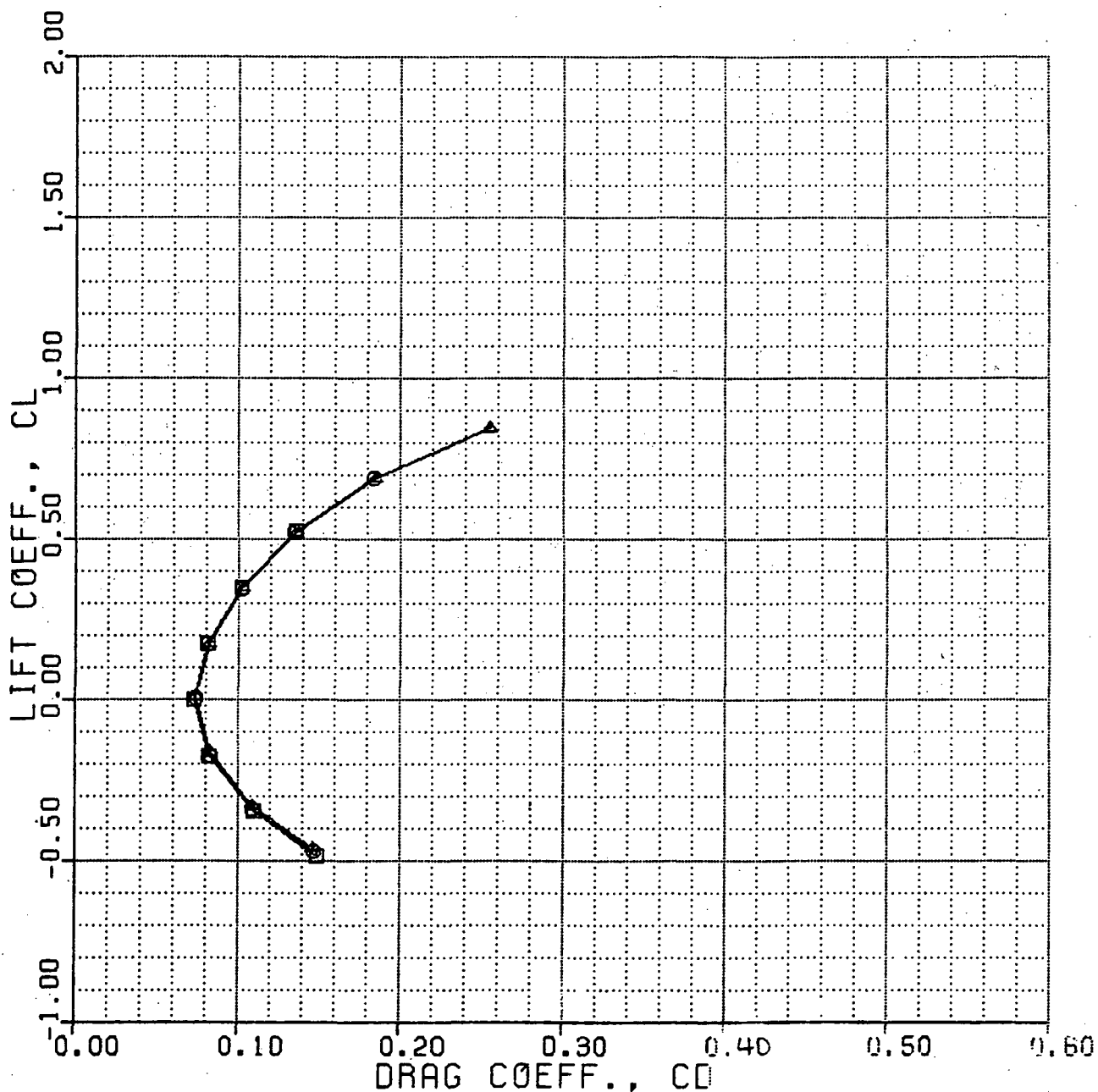


Figure 1(h)

CM VS CL

7-14-83 X-29A 1-G TRIM NORMAL MODE

XCG = 451.0 WT = 15K

- — □ ALT = S.L. M# = .2 TO 1.05
- — ○ ALT = 10K M# = .2 TO 1.2
- ▲ — ▲ ALT = 20K M# = .3 TO 1.4

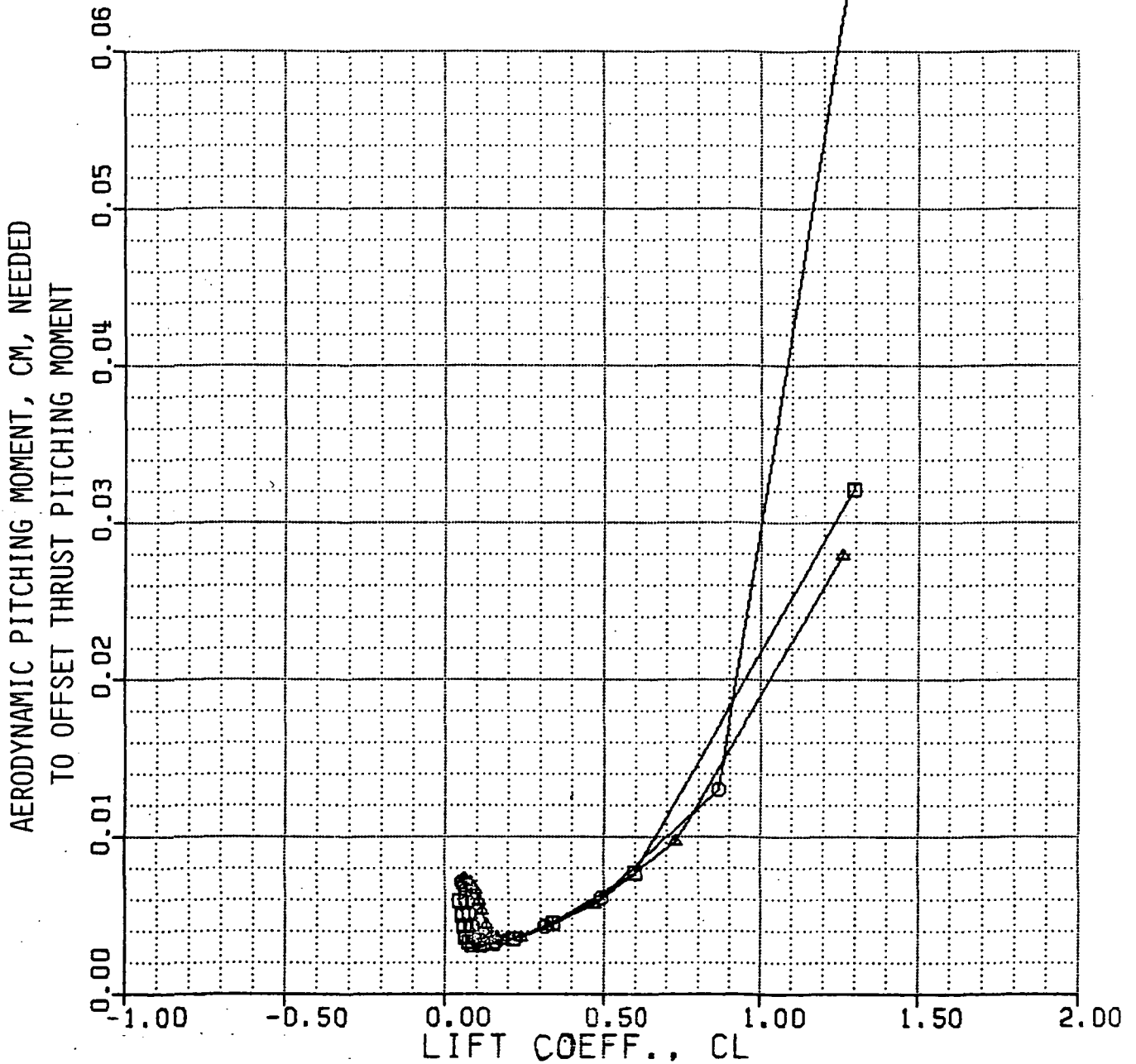


Figure 2(a)

CM VS CL

7-14-83 X-29A 1-G TRIM NORMAL MODE
XCG = 451.0 WT = 15K

- — □ ALT = 30K M# = .3 TO 1.5
- — ○ ALT = 40K M# = .6 TO 1.5
- ▲ — ▲ ALT = 50K M# = .6 TO 1.5

AERODYNAMIC PITCHING MOMENT, CM, NEEDED
TO OFFSET THRUST PITCHING MOMENT

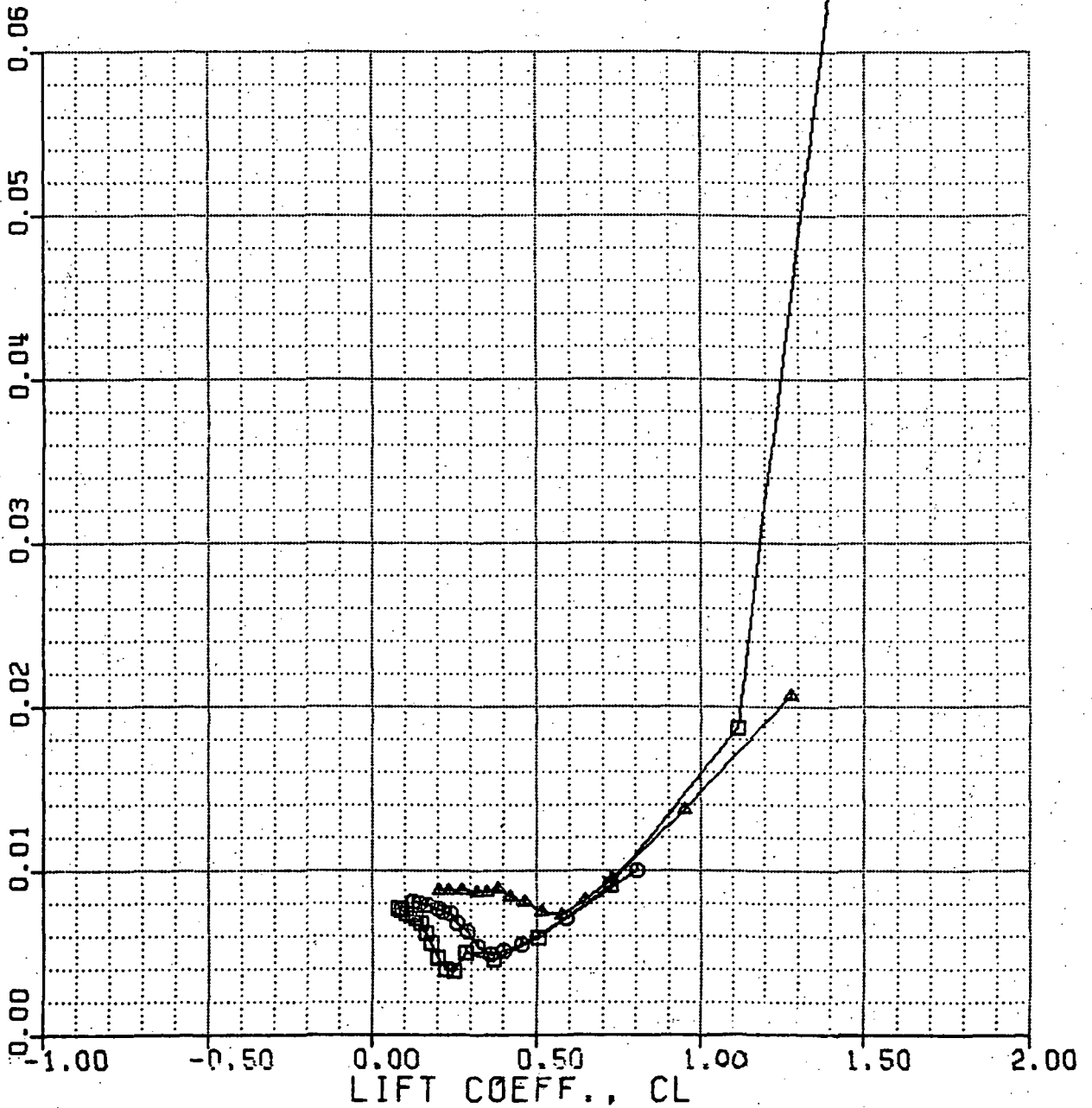


Figure 2(b)

CM VS CL

7-12-83 X-29A M# = 0.4 NORMAL MODE
XCG = 451.0 WT = 15K ALPHA TRIM

□ ALT = S.L. ALP: -4 TO 22
○ ALT = 10K ALP: -4 TO 22

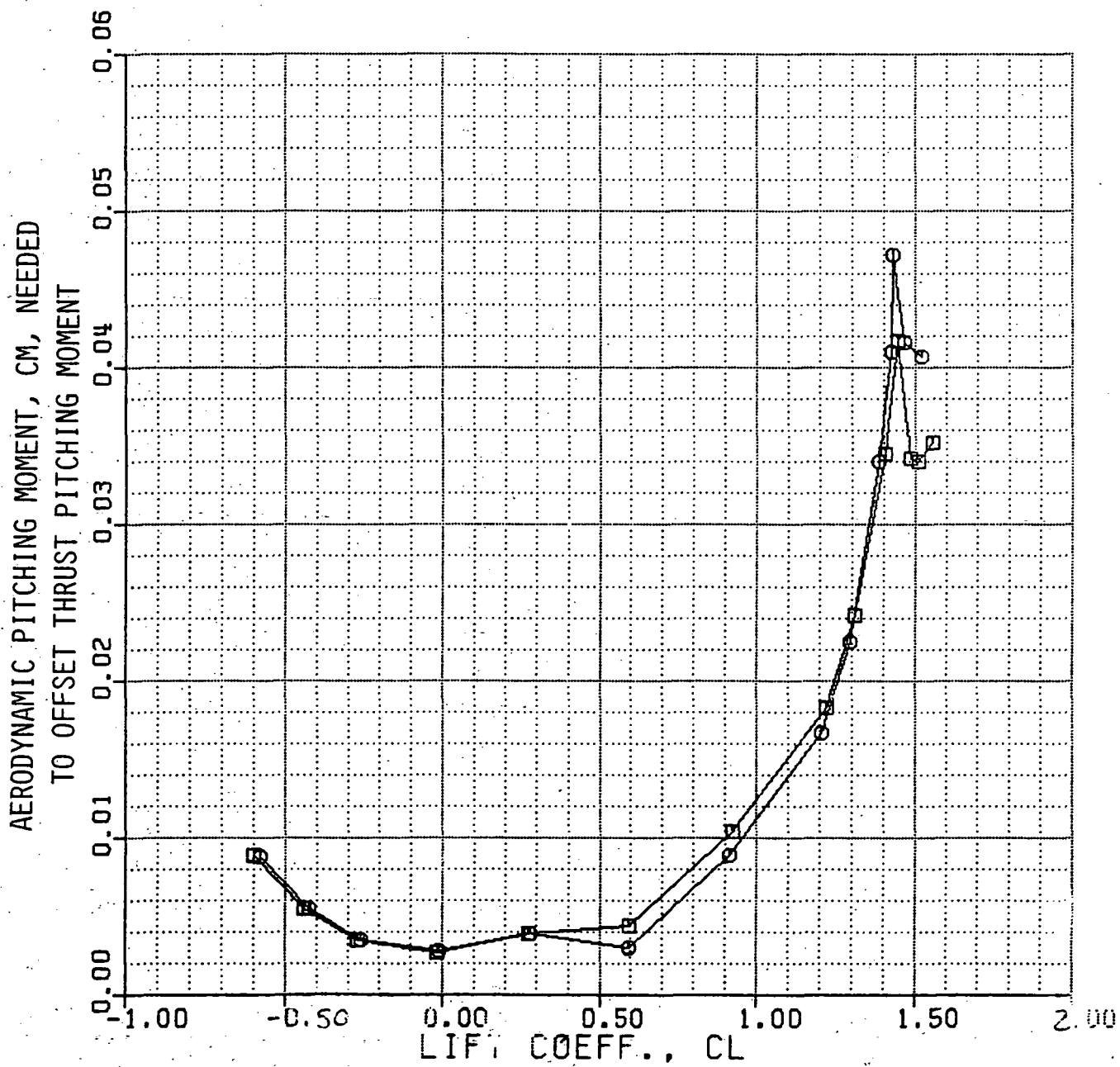


Figure 2(c)

CM VS CL

ORIGINAL PAGE 18
OF POOR QUALITY

7-12-83 X-29A M# = 0.6 NORMAL MODE
XCG = 451.0 WT = 15K ALPHA TRIM

□ ALT = 10K ALP: -4 TO 16
○ ALT = 20K ALP: -4 TO 20

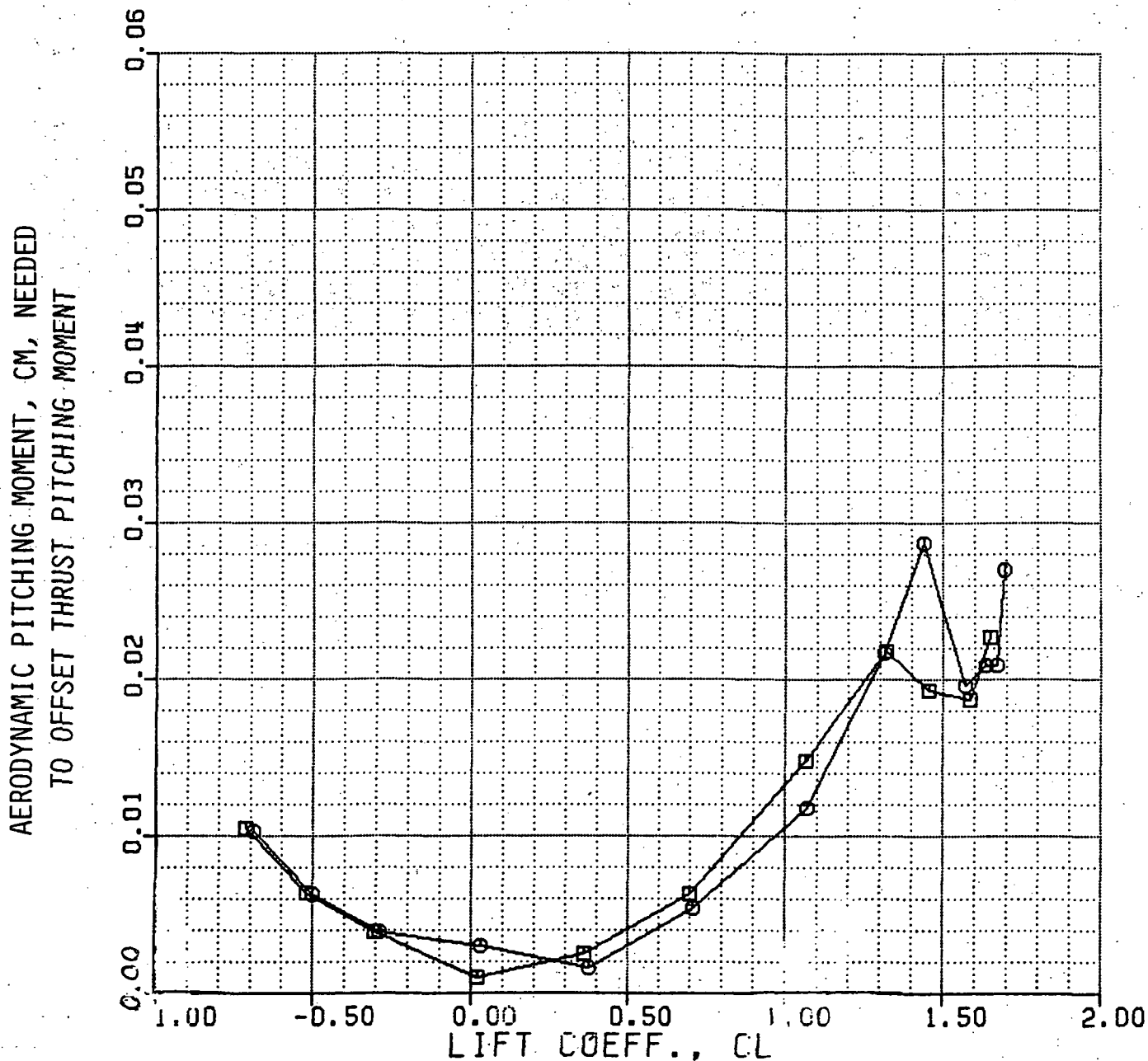


Figure 2(d)

CM VS CL

7-12-83 X-29A M# = 0.8 NORMAL MODE
XCG = 451.0 WT = 15K ALPHA TRIM

- | | | | | |
|---|---|---|-----------|---------------|
| □ | — | □ | ALT = 10K | ALP: 0 TO 10 |
| ○ | — | ○ | ALT = 20K | ALP: -4 TO 12 |
| ▲ | — | ▲ | ALT = 30K | ALP: -4 TO 14 |
| ★ | — | ★ | ALT = 40K | ALP: -4 TO 18 |
| × | — | × | ALT = 50K | ALP: -4 TO 22 |

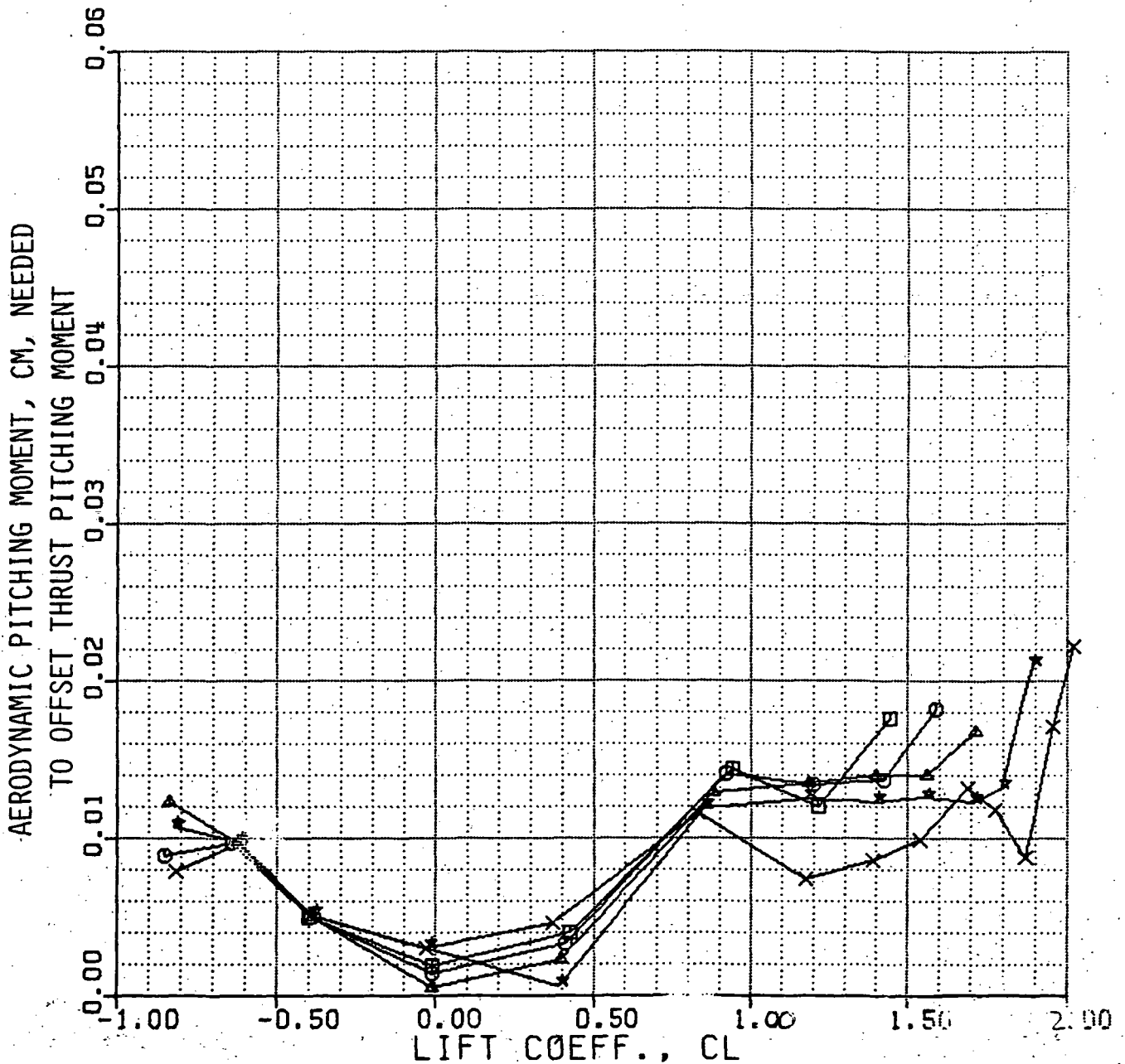


Figure 2(e)

CM VS CL

7-14-83 X-29A M# = 0.9 NORMAL MODE
XCG = 451.0 WT = 15K ALPHA TRIM

- ALT = 20K ALP: 0 TO 10
- ALT = 30K ALP: -2 TO 12
- ▲ ALT = 40K ALP: -4 TO 14
- ★ ALT = 50K ALP: -4 TO 18

AERODYNAMIC PITCHING MOMENT, CM, NEEDED
TO OFFSET THRUST PITCHING MOMENT

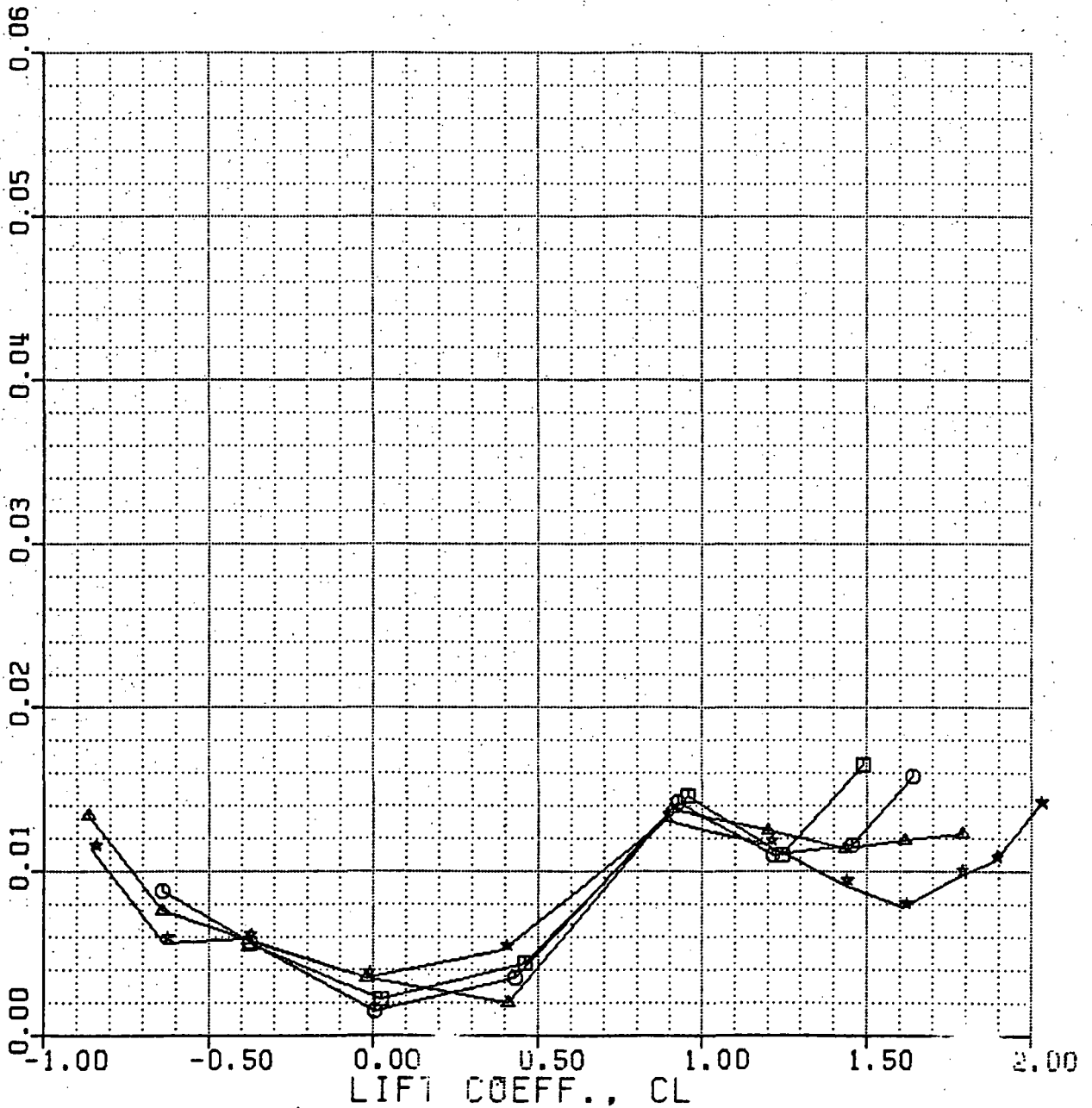


Figure 2(f)

CM VS CL

7-14-83 X-29A M# = 1.2 NORMAL MODE

XCG = 451.0 WT = 15K ALPHA TRIM

- ALT = 20K ALP: -4 TO 8
- ALT = 30K ALP: -4 TO 10
- △ ALT = 40K ALP: -4 TO 12
- ★ ALT = 50K ALP: -4 TO 14

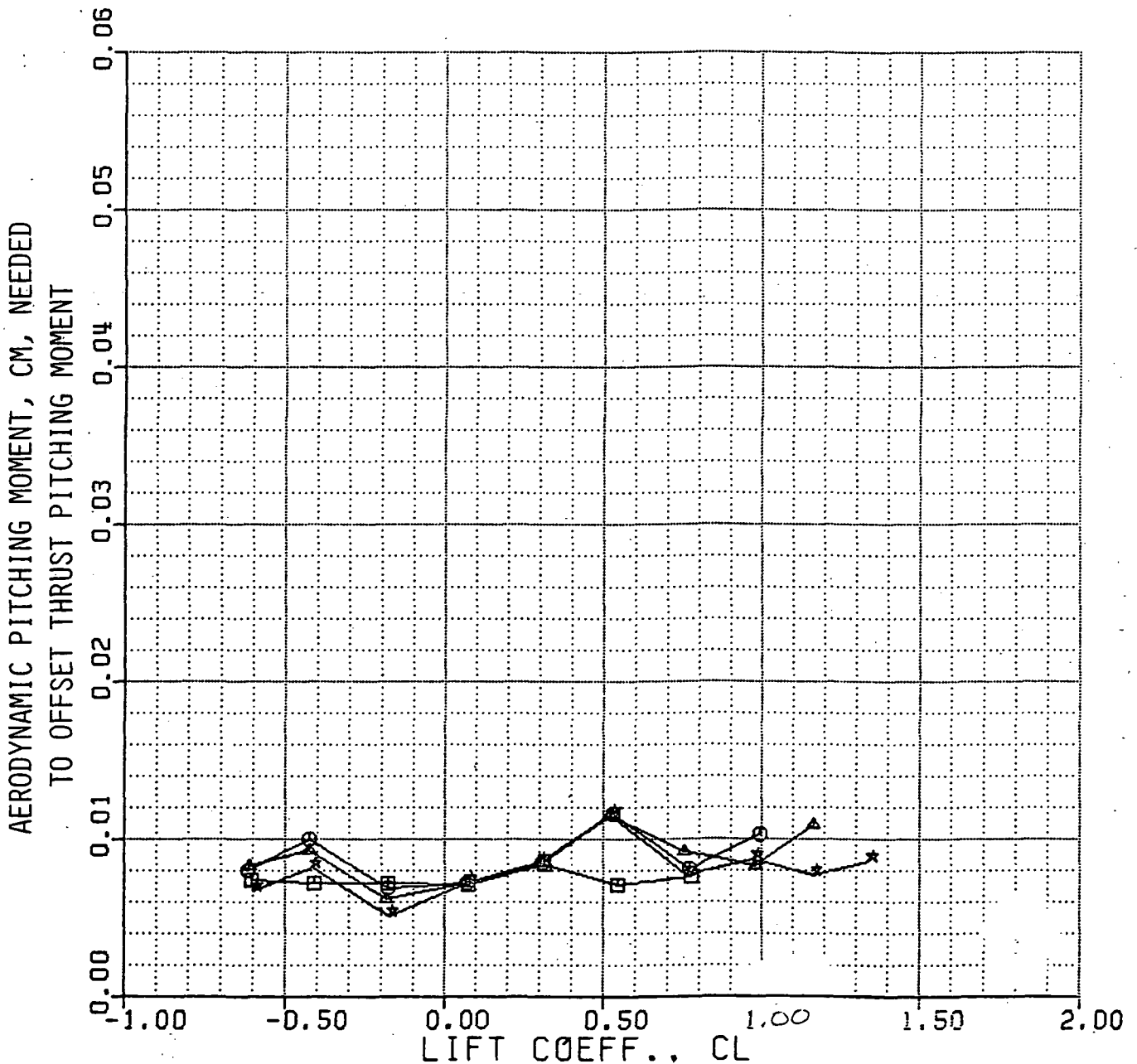


Figure 2(g)

CM VS CL

7-14-83 X-29A M# = 1.5 NORMAL MODE
XCG = 451.0 WT = 15K ALPHA TRIM

- — □ ALT = 30K ALP: -4 TO 8
- — ○ ALT = 40K ALP: -4 TO 10
- ▲ — ▲ ALT = 50K ALP: -4 TO 12

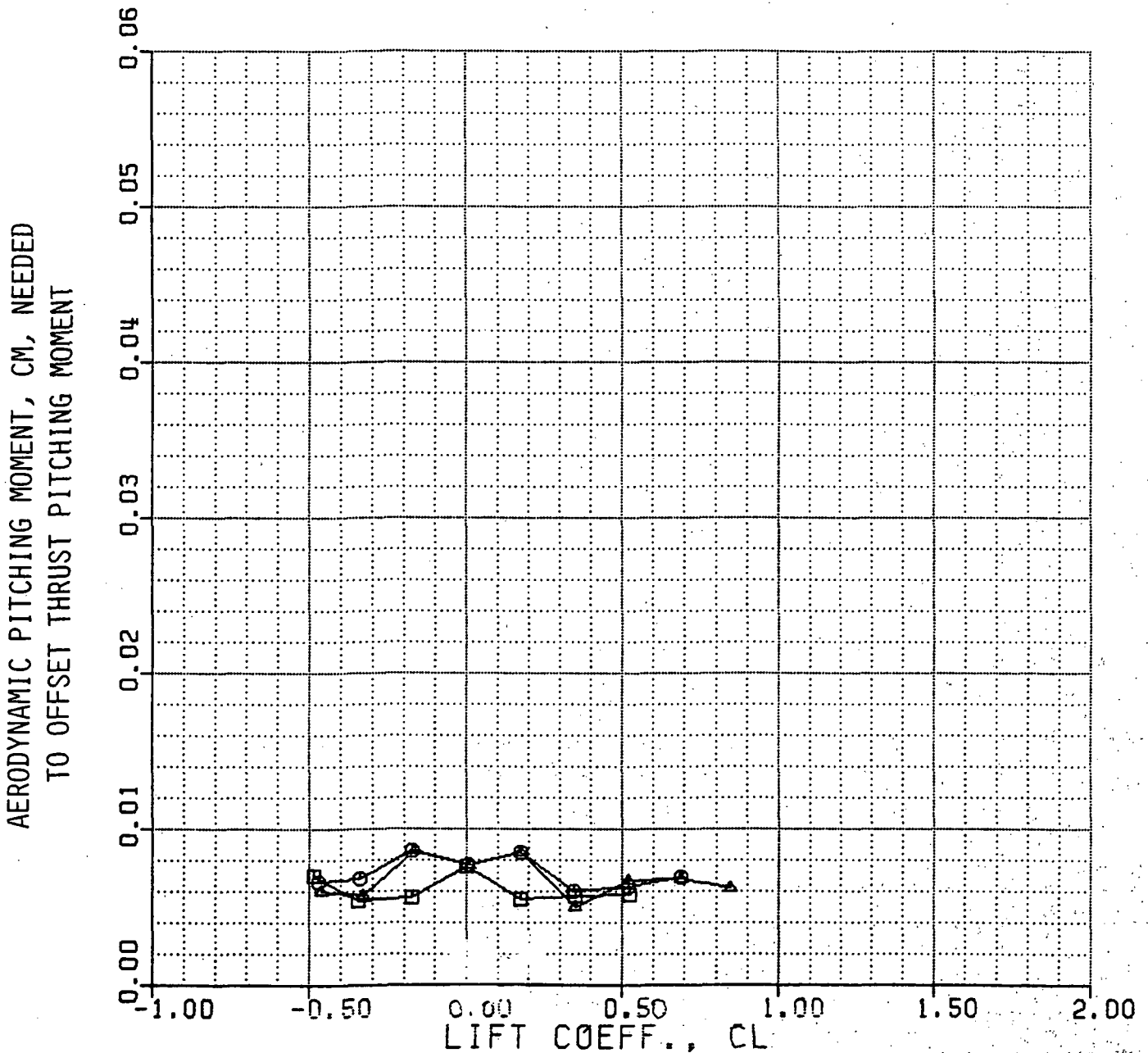


Figure 2(h)

AN VS ALPHA

7-12-83 X-29A M# = 0.4 NORMAL MODE

XCG = 451.0 WT = 15K ALPHA TRIM

□ — □ ALT = S.L. ALP: -4 TO 22
○ — ○ ALT = 10K ALP: -4 TO 22

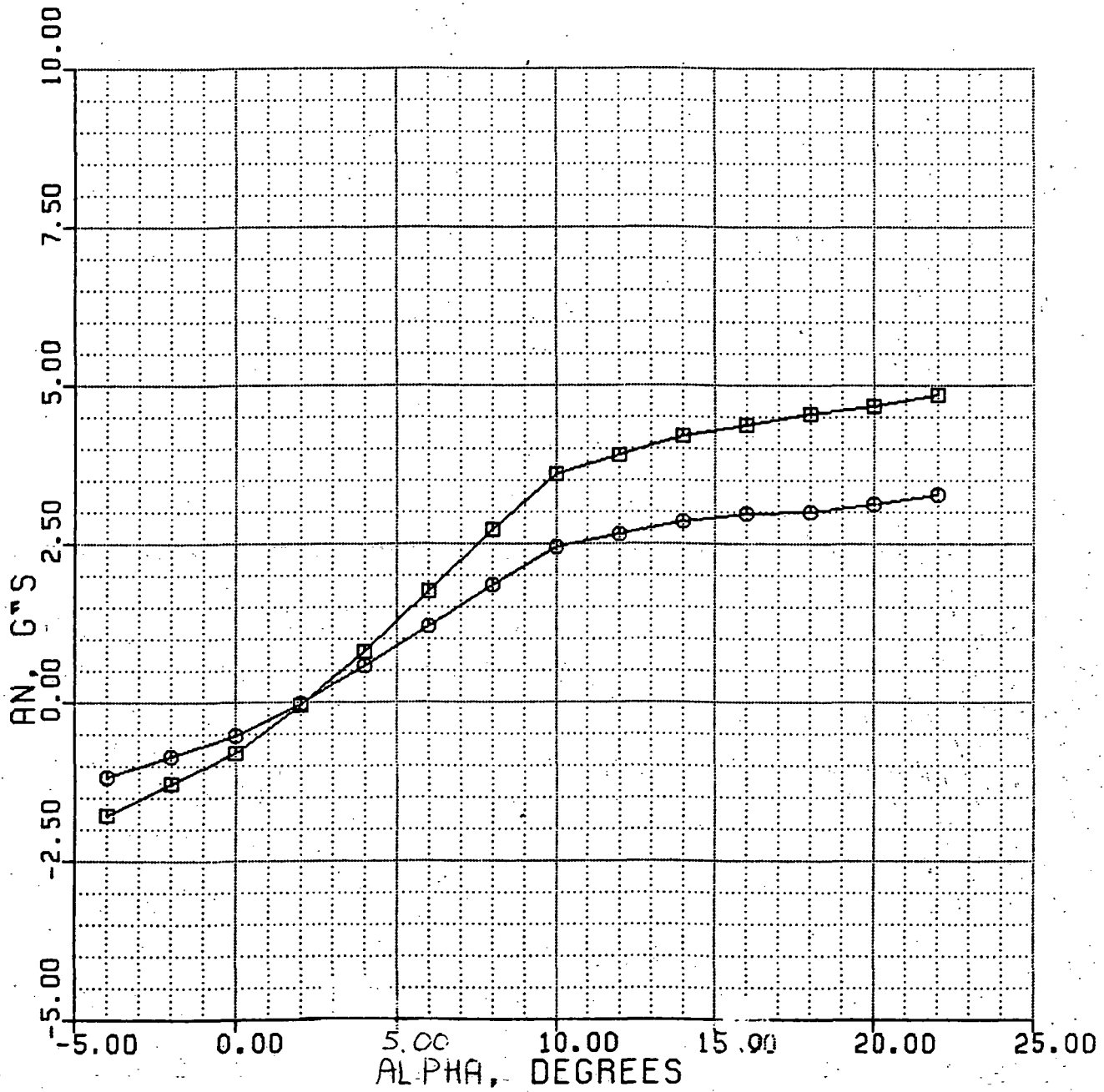


Figure 3(a)

AN VS ALPHA

7-12-83 X-29A M# = 0.6 NORMAL MODE
XCG = 451.0 WT = 15K ALPHA TRIM

□ ALT = 10K ALP: -4 TO 16
○ ALT = 20K ALP: -4 TO 20

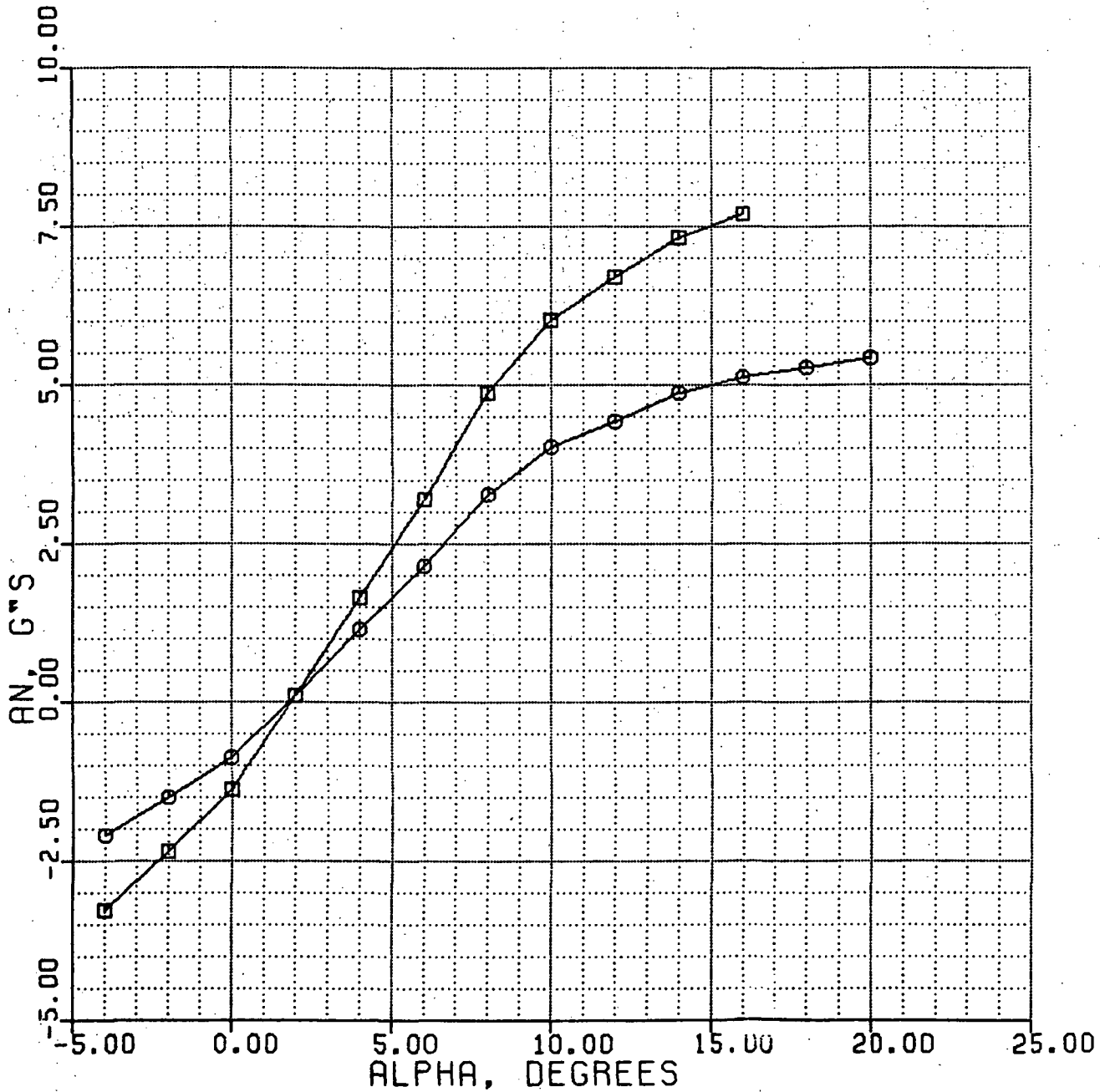


Figure 3(b)

AN VS ALPHA

7-12-83 X-29A M# = 0.8 NORMAL MODE

XCG = 451.0 WT = 15K ALPHA TRIM

- | | | | | |
|---|---|---|-----------|---------------|
| □ | — | □ | ALT = 10K | ALP: 0 TO 10 |
| ○ | — | ○ | ALT = 20K | ALP: -4 TO 12 |
| △ | — | △ | ALT = 30K | ALP: -4 TO 14 |
| ★ | — | ★ | ALT = 40K | ALP: -4 TO 18 |
| × | — | × | ALT = 50K | ALP: -4 TO 22 |

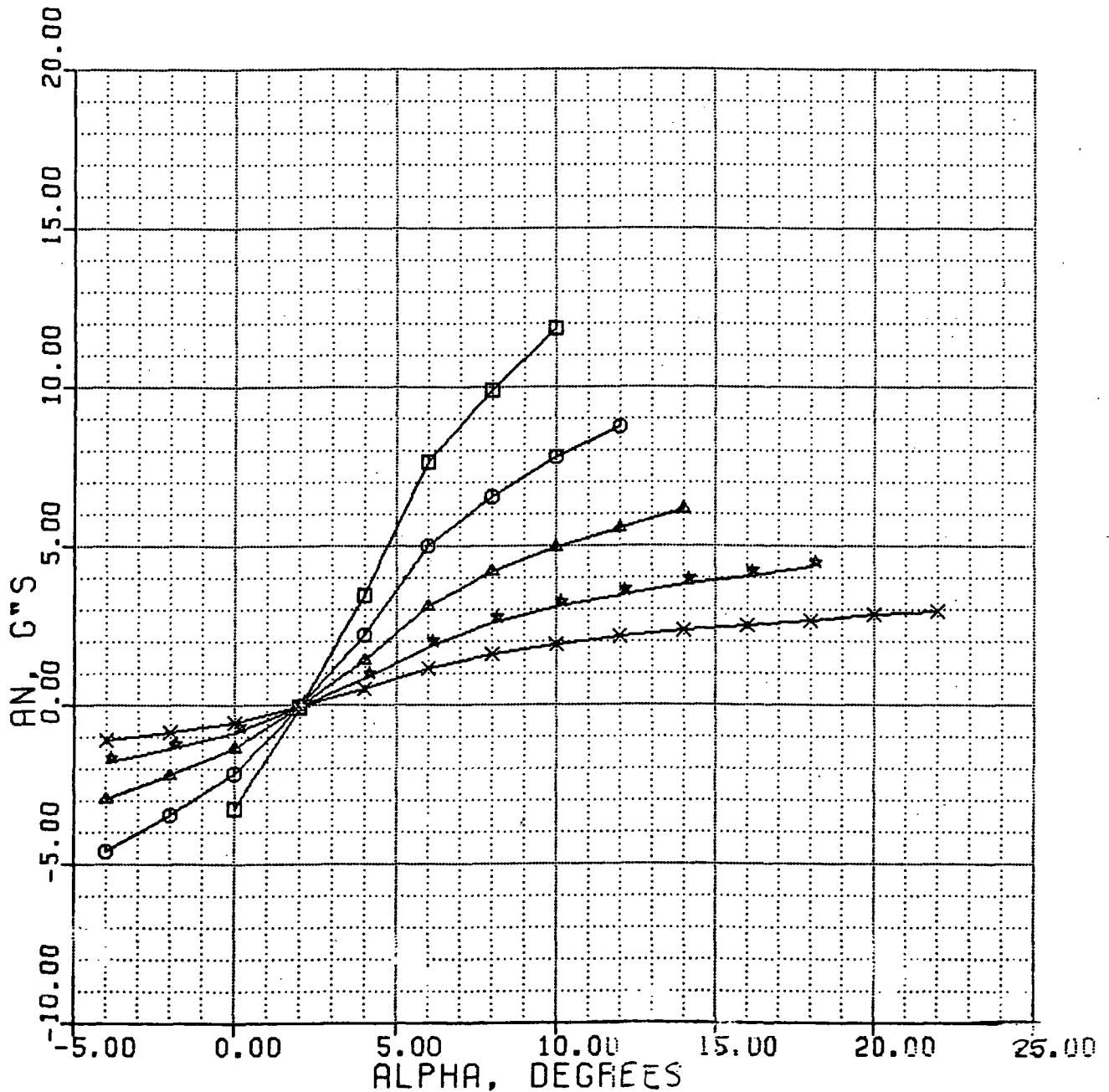


Figure 3(c)

AN VS ALPHA

7-14-83 X-29A M# = 0.9 NORMAL MODE
XCG = 451.0 WT = 15K ALPHA TRIM

- ALT = 20K ALP: 0 TO 10
- ALT = 30K ALP: -2 TO 12
- △ ALT = 40K ALP: -4 TO 14
- ★ ALT = 50K ALP: -4 TO 18

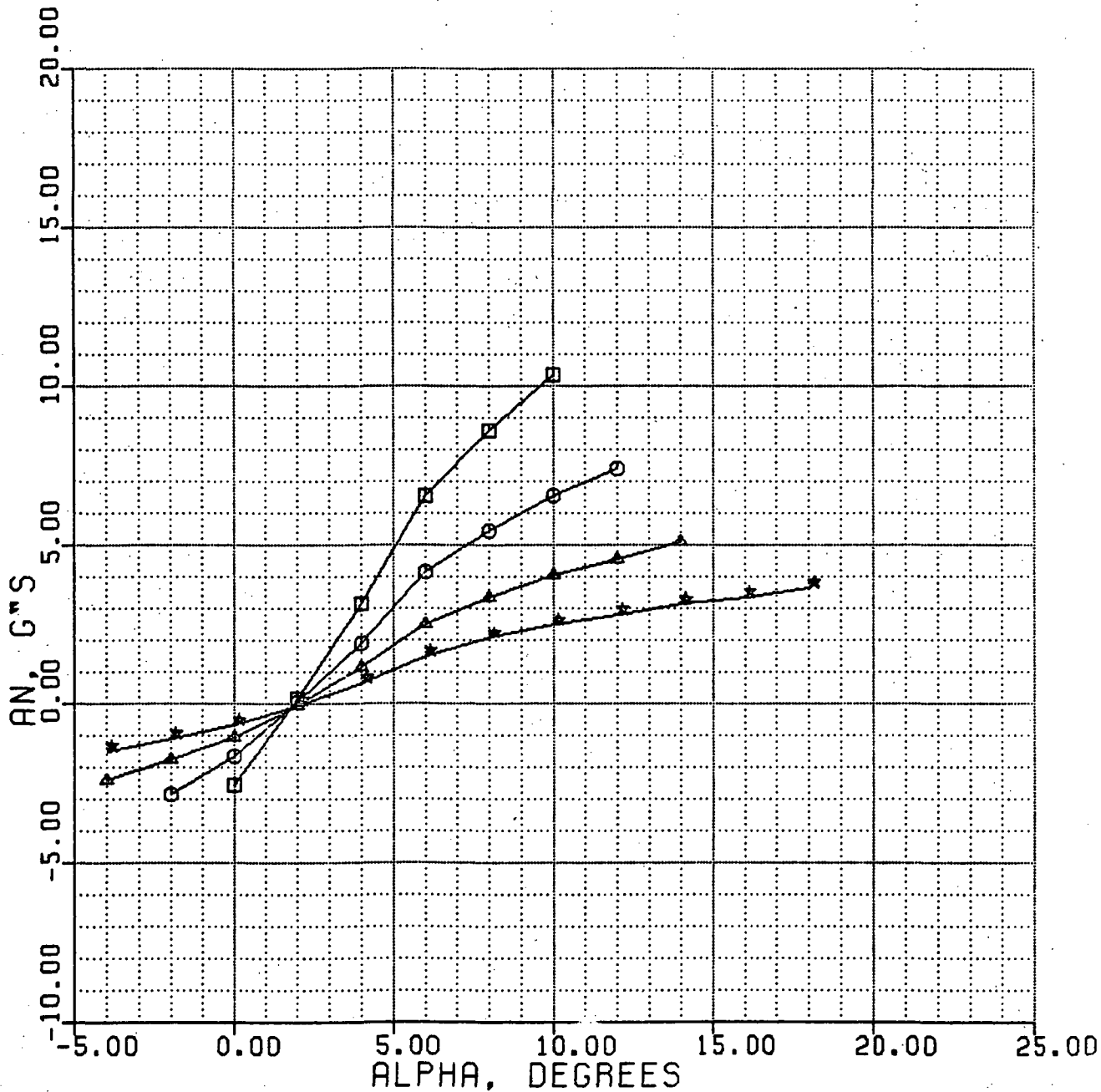


Figure 3(d)

AN VS ALPHA

7-14-83 X-29A M# = 1.2 NORMAL MODE
XCG = 451.0 WT = 15K ALPHA TRIM

- — □ ALT = 20K ALP: -4 TO 8
- — ○ ALT = 30K ALP: -4 TO 10
- ▲ — ▲ ALT = 40K ALP: -4 TO 12
- ★ — ★ ALT = 50K ALP: -4 TO 14

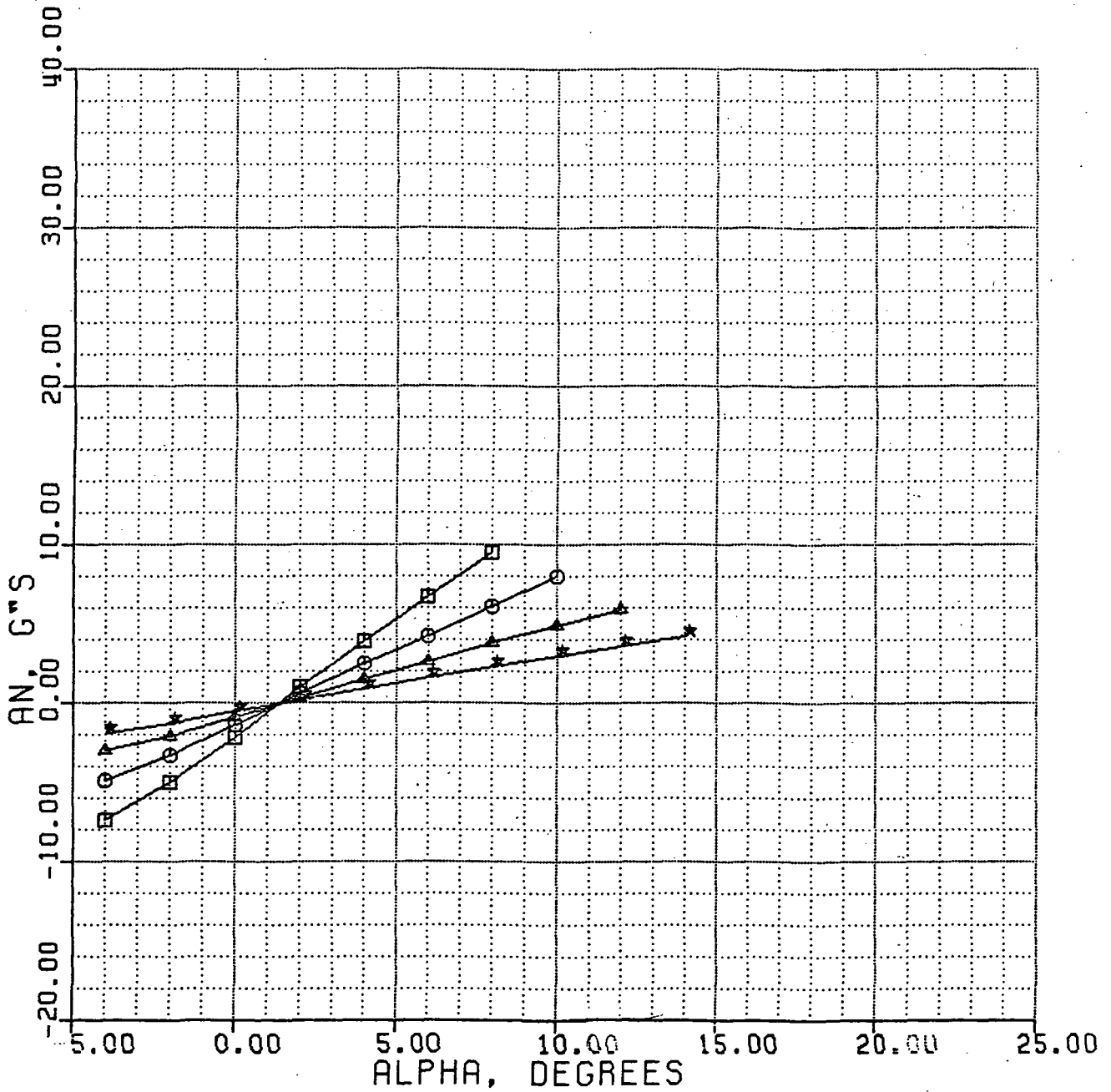


Figure 3(e)

AN VS ALPHA

7-14-83 X-29A M# = 1.5 NORMAL MODE
XCG = 451.0 WT = 15K ALPHA TRIM

- — □ ALT = 30K ALP: -4 TO 8
- — ○ ALT = 40K ALP: -4 TO 10
- ▲ — ▲ ALT = 50K ALP: -4 TO 12

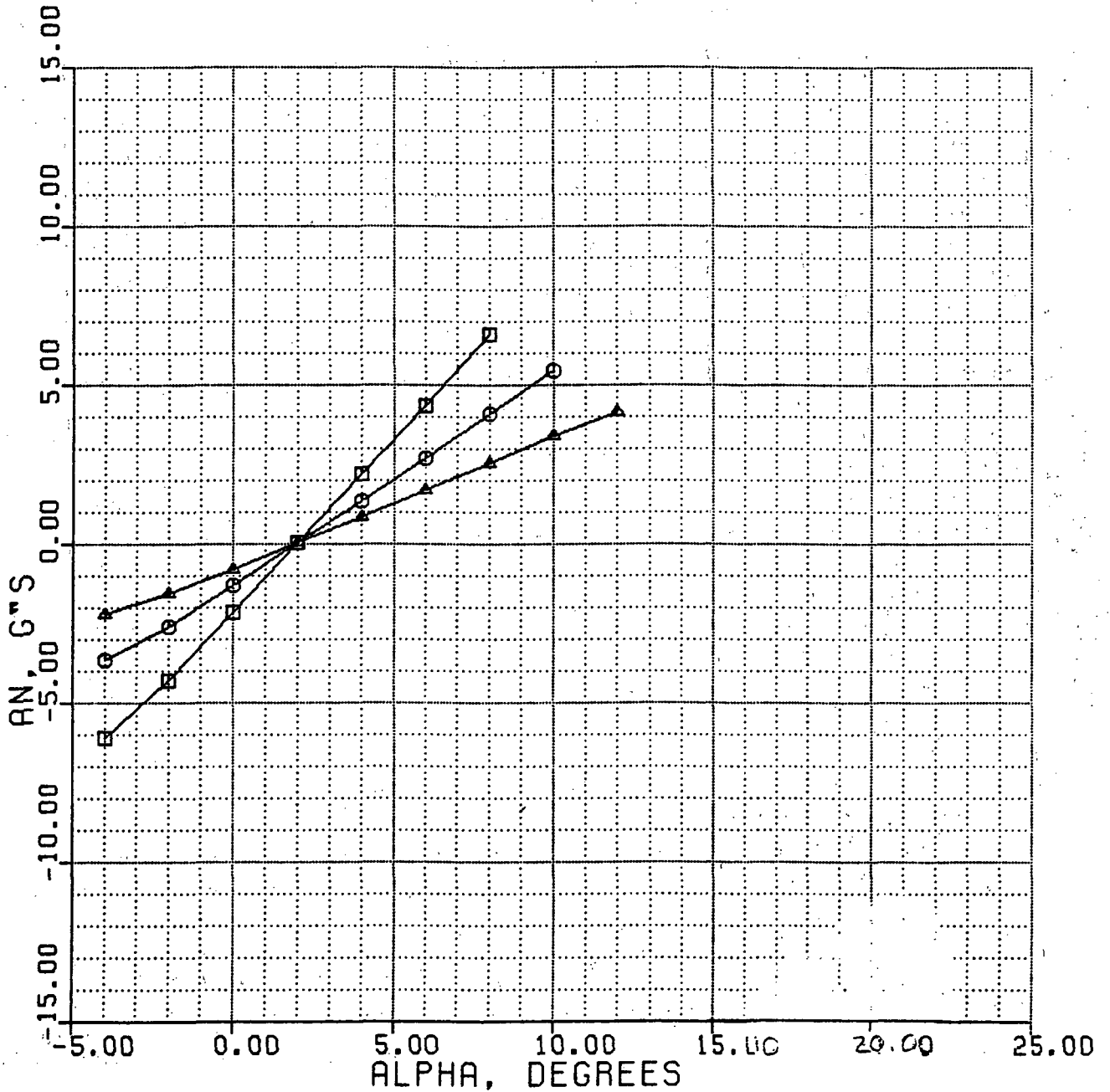


Figure 3(f)

ALPHA VS MACH

ORIGINAL PAGE IS
OF POOR QUALITY

7-5-83 X-29A 1-G TRIM NORMAL MODE

XCG = 451.0 WT = 15K

- ALT = S.L. M# = .2 TO 1.05
- ALT = 10K M# = .2 TO 1.2
- ▲—▲ ALT = 20K M# = .3 TO 1.4

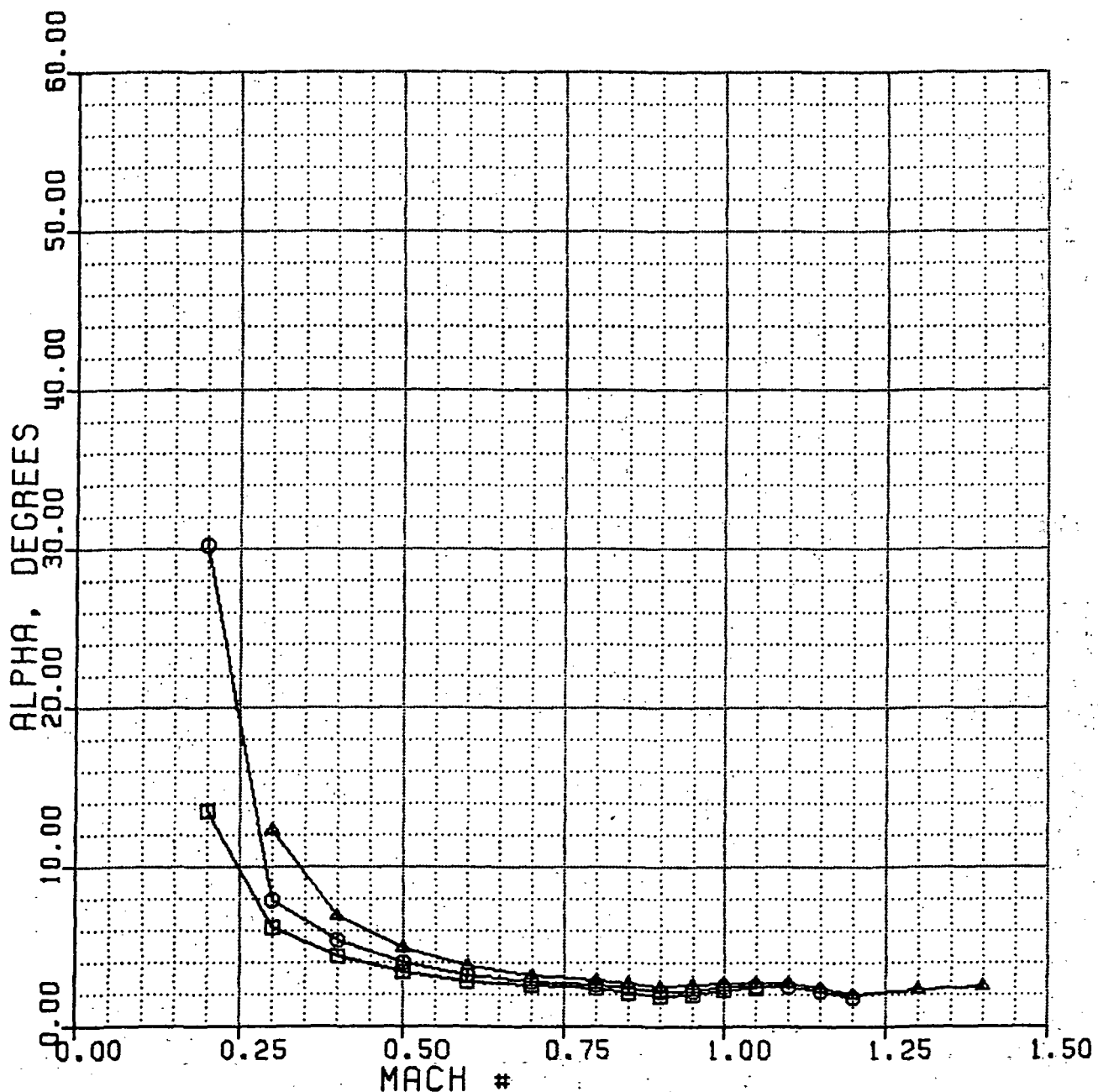


Figure 4(a)

ALPHA VS MACH

7-7-83 X-29A 1-G TRIM NORMAL MODE

XCG = 451.0 WT = 15K

- — □ ALT = 30K M# = .3 TO 1.5
- — ○ ALT = 40K M# = .6 TO 1.5
- ▲ — ▲ ALT = 50K M# = .6 TO 1.5

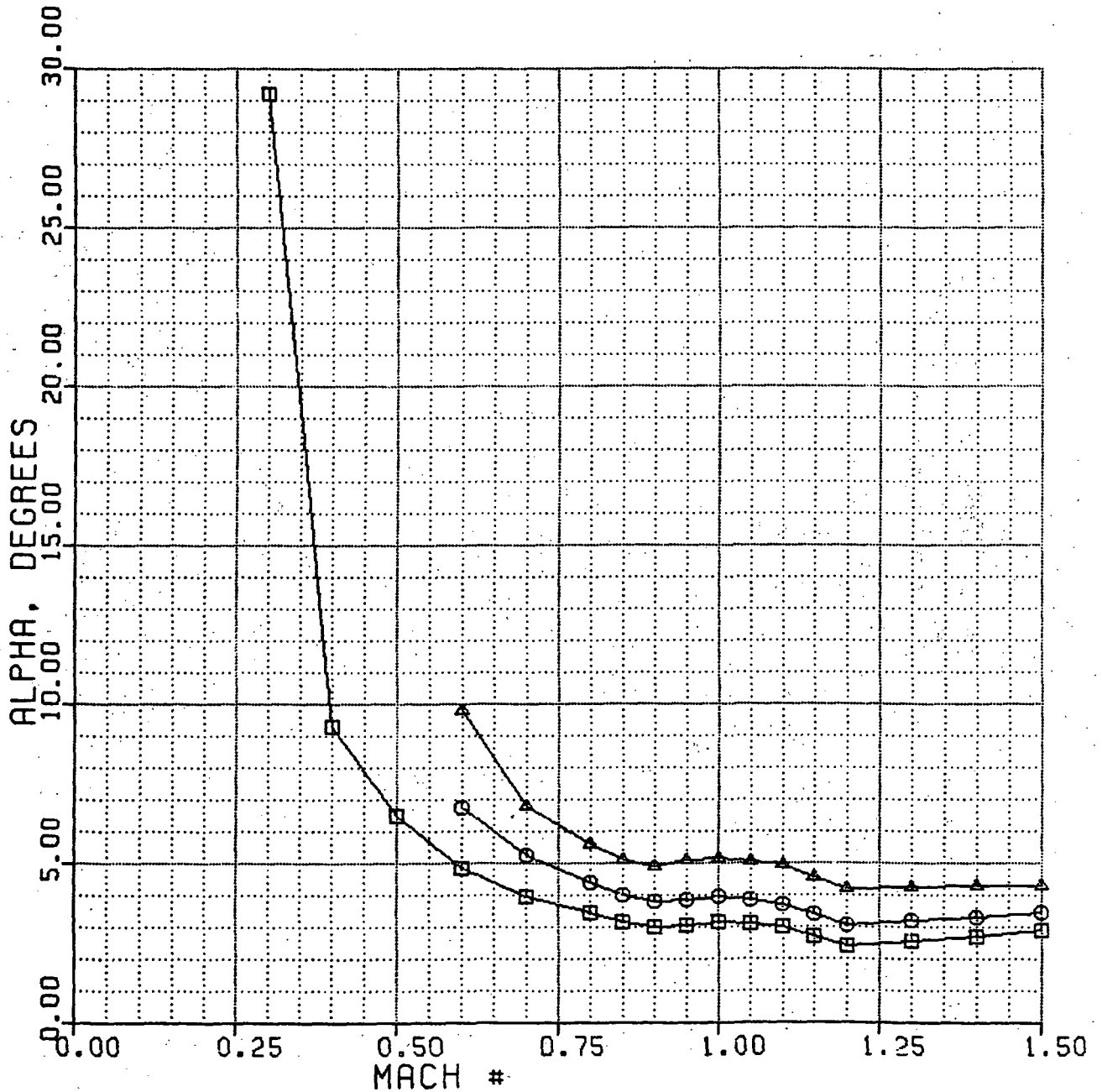


Figure 4(b)

STATIC MARGIN VS MACH

7-6-83 X-29A 1-G TRIM NORMAL MODE

XCG = 451.0 WT = 15K

- — ALT = S.L. M# = .2 TO 1.05
- — ALT = 10K M# = .2 TO 1.2
- △ — ALT = 20K M# = .3 TO 1.4

ORIGINAL PAGE IS
OF POOR QUALITY

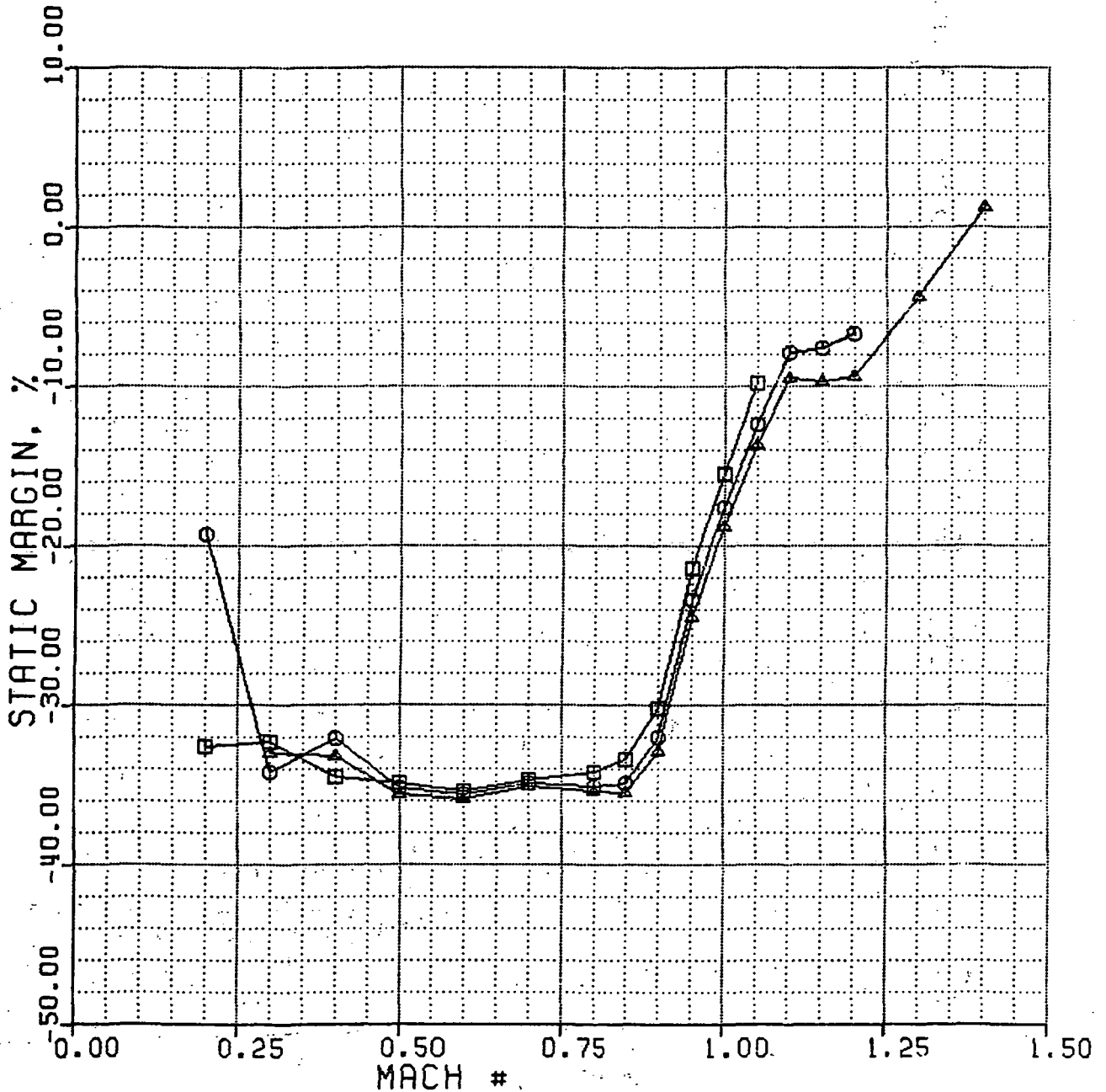


Figure 5(a)

STATIC MARGIN VS MACH

7-7-83 X-29A 1-G TRIM NORMAL MODE

XCG = 451.0 WT = 15K

- ALT = 30K M# = .3 TO 1.5
- ALT = 40K M# = .6 TO 1.5
- ▲ ALT = 50K M# = .6 TO 1.5

ORIGINAL PAGE IS
OF POOR QUALITY

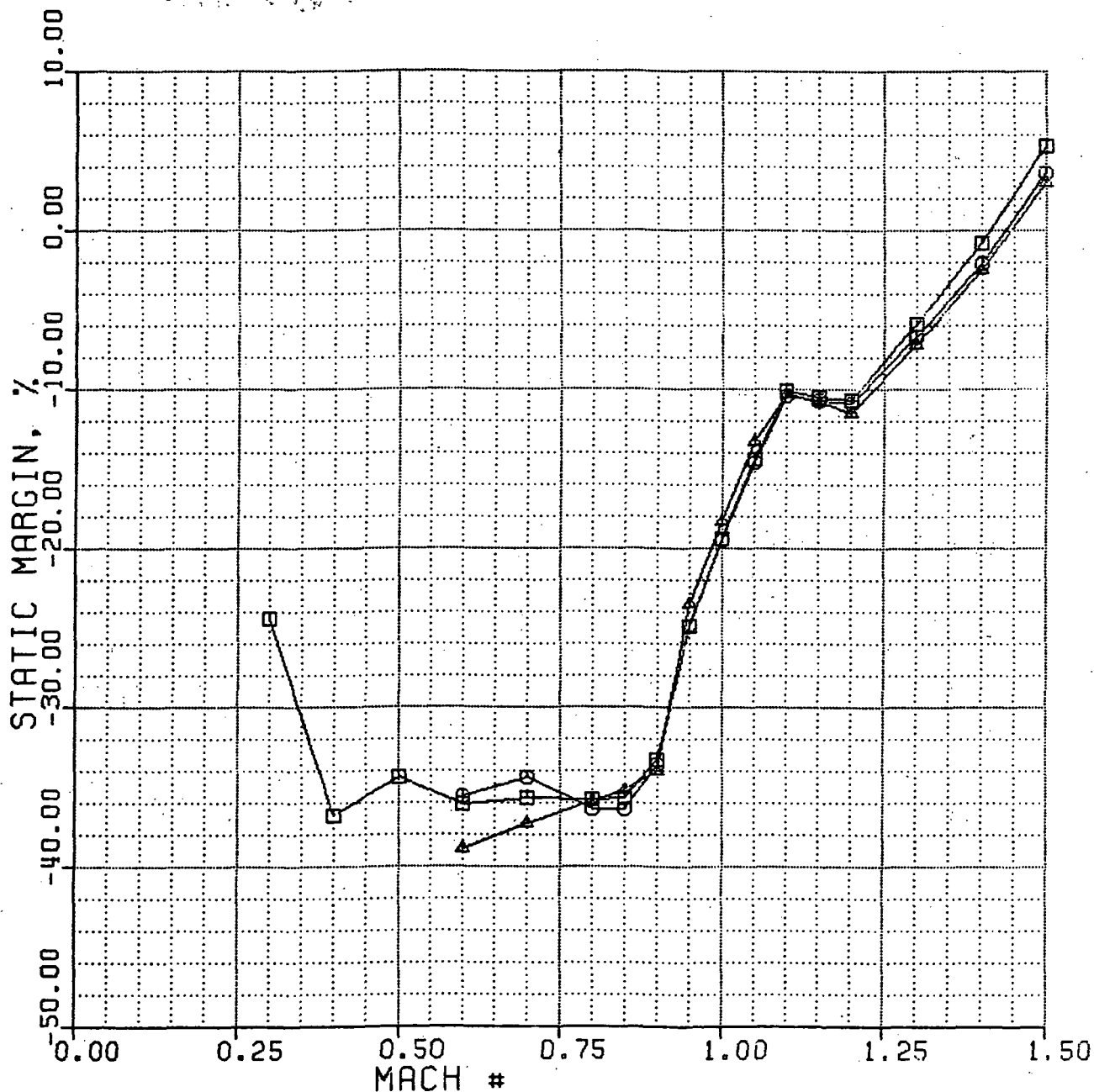


Figure 5(b)

STATIC MARGIN VS ALPHA

7-15-83 X-29A M# = 0.4 NORMAL MODE

XCG = 451.0 WT = 15K ALPHA TRIM

□ — □ ALT = S.L. ALP: -4 TO 22
○ — ○ ALT = 10K ALP: -4 TO 22

ORIGINAL PAGE IS
OF POOR QUALITY

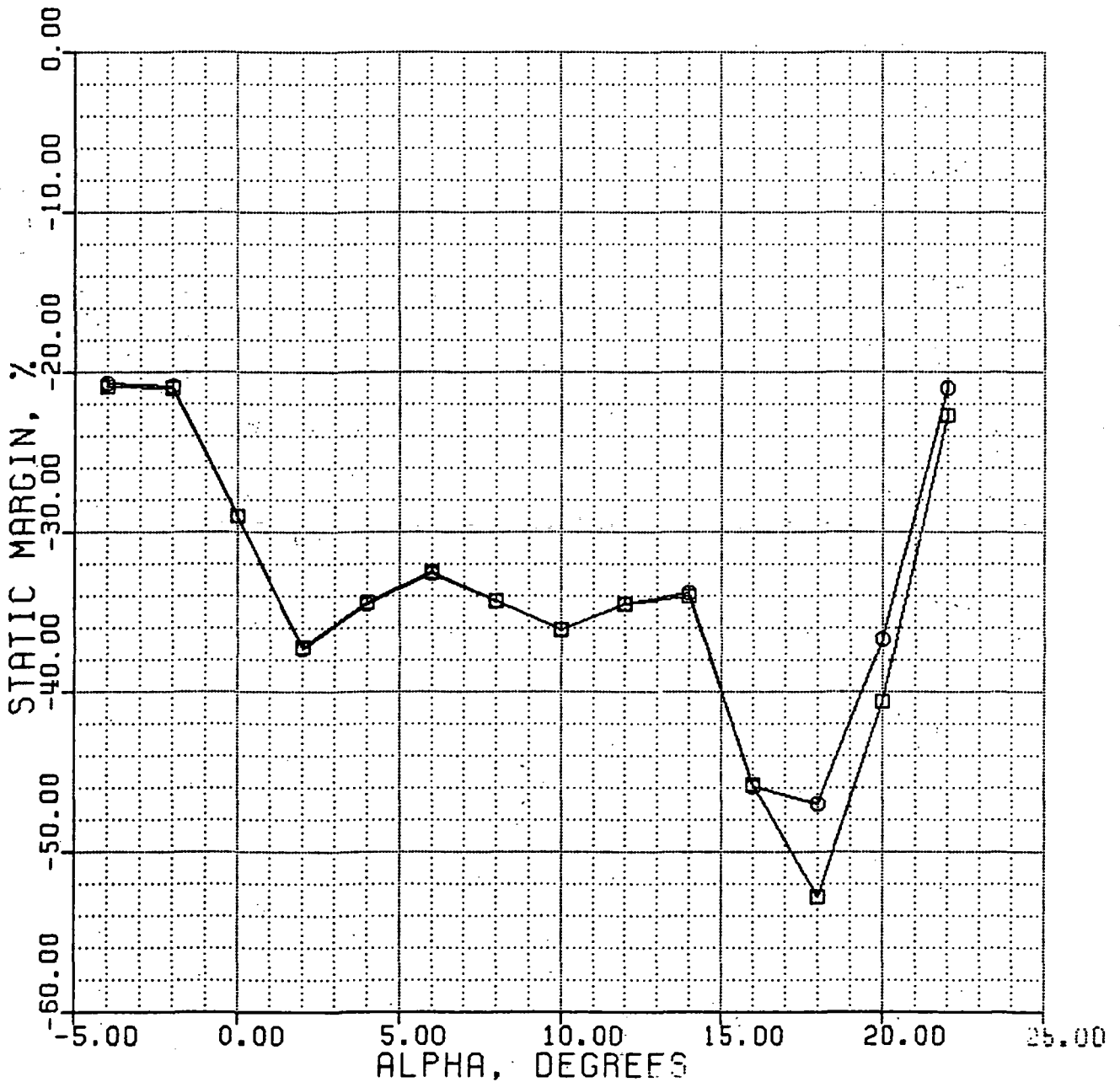


Figure 6(a)

STATIC MARGIN VS ALPHA

7-15-83 X-29A M# = 0.6 NORMAL MODE

XCG = 451.0 WT = 15K ALPHA TRIM 000

□ ALT = 10K ALP: -4 TO 16
○ ALT = 20K ALP: -4 TO 20

ORIGINAL PAGE IS
OF POOR QUALITY

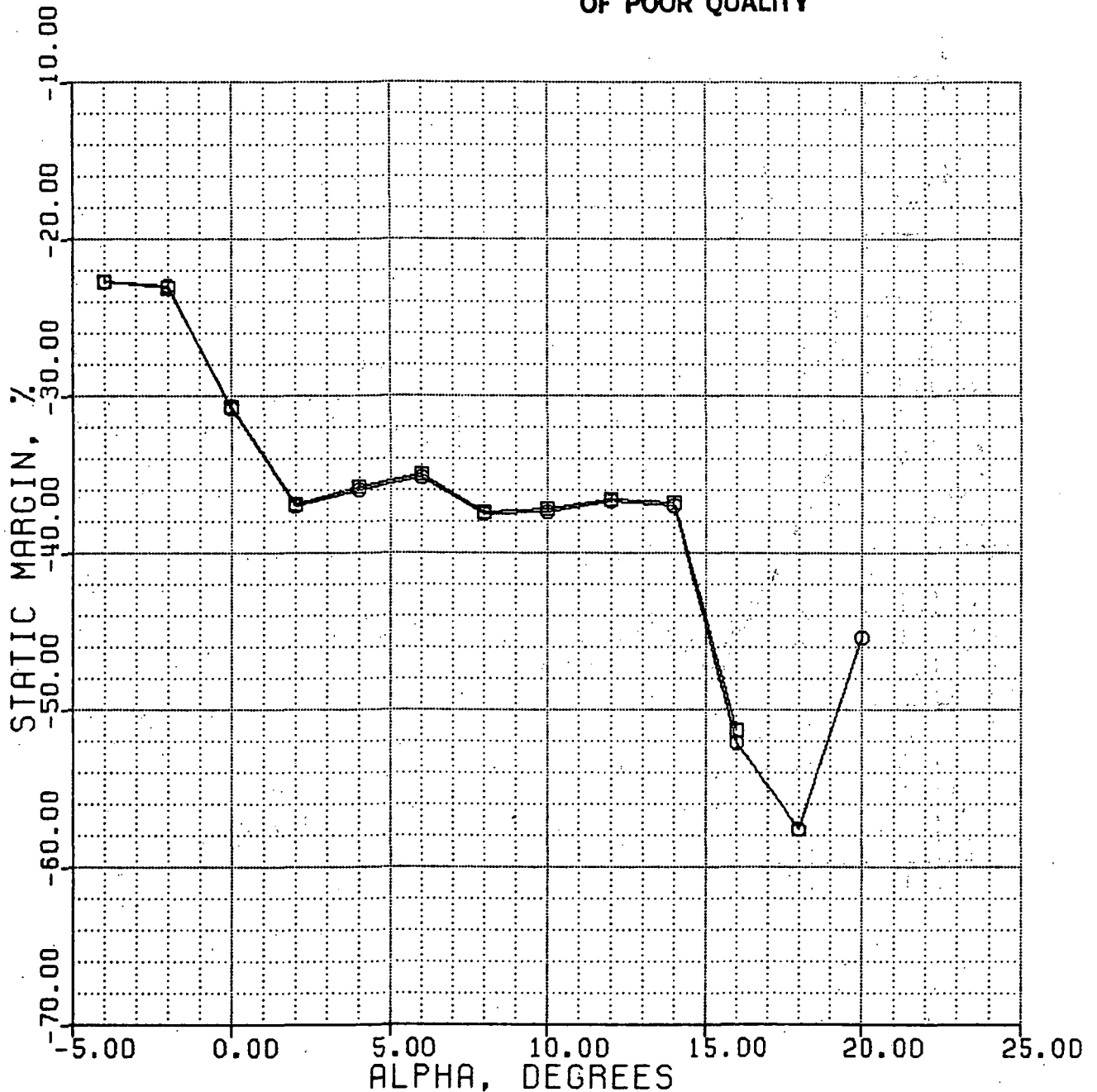


Figure 6(b)

STATIC MARGIN VS ALPHA

7-15-83 X-29A M# = 0.8 NORMAL MODE

XCG = 451.0 WT = 15K ALPHA TRIM

- ALT = 10K ALP: 0 TO 10
- ALT = 20K ALP: -4 TO 12
- ▲ ALT = 30K ALP: -4 TO 14
- ★ ALT = 40K ALP: -4 TO 18
- × ALT = 50K ALP: -4 TO 22

ORIGINAL PAGE IS
OF POOR QUALITY

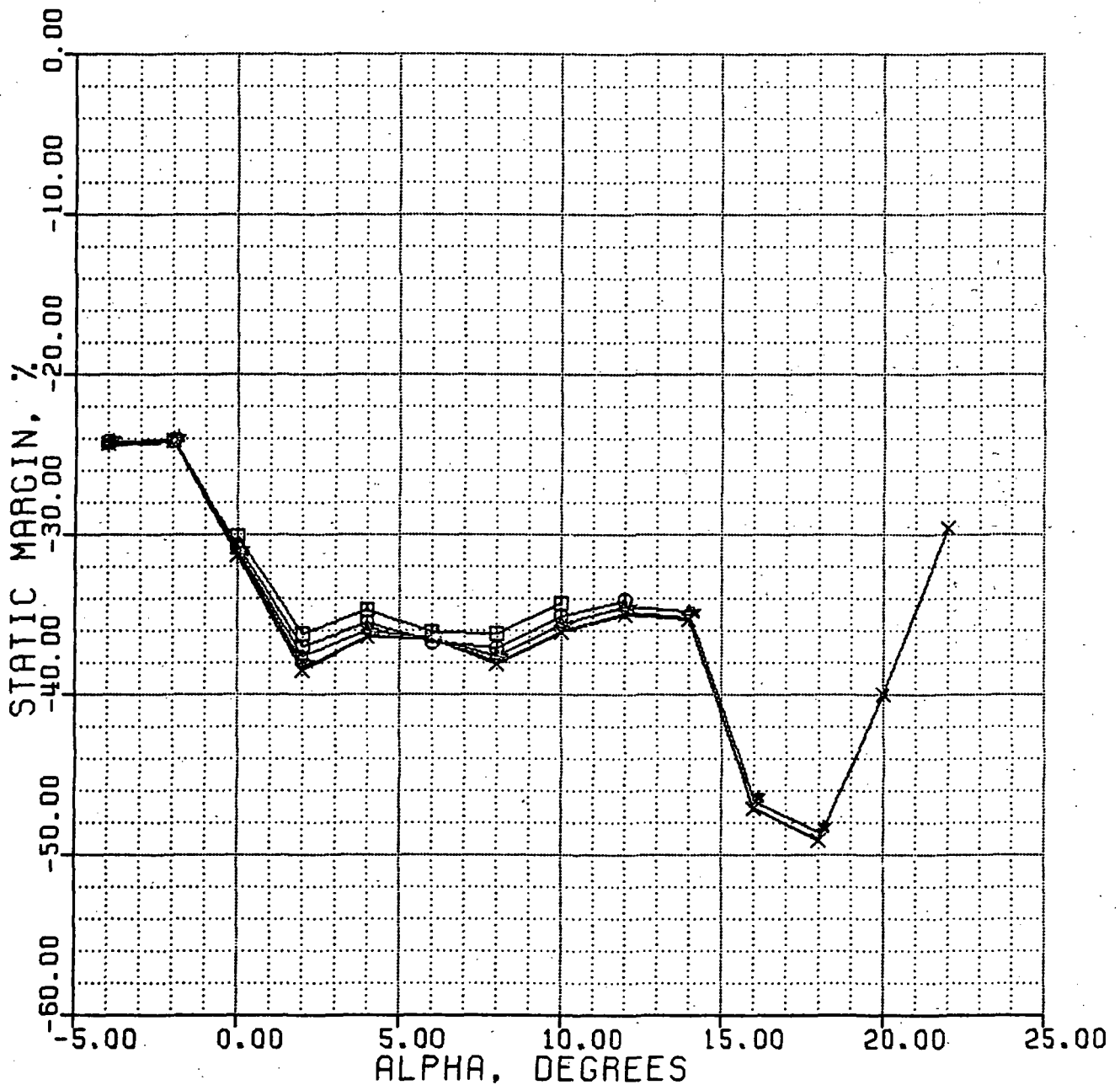


Figure 6(c)

STATIC MARGIN VS ALPHA

7-15-83 X-29A M# = 0.9 NORMAL MODE

XCG = 451.0 WT = 15K ALPHA TRIM

- | | | | | |
|---|---|---|-----------|---------------|
| □ | — | □ | ALT = 20K | ALP: 0 TO 10 |
| ○ | — | ○ | ALT = 30K | ALP: -2 TO 12 |
| ▲ | — | ▲ | ALT = 40K | ALP: -4 TO 14 |
| ★ | — | ★ | ALT = 50K | ALP: -4 TO 18 |

ORIGINAL PAGE IS
OF POOR QUALITY

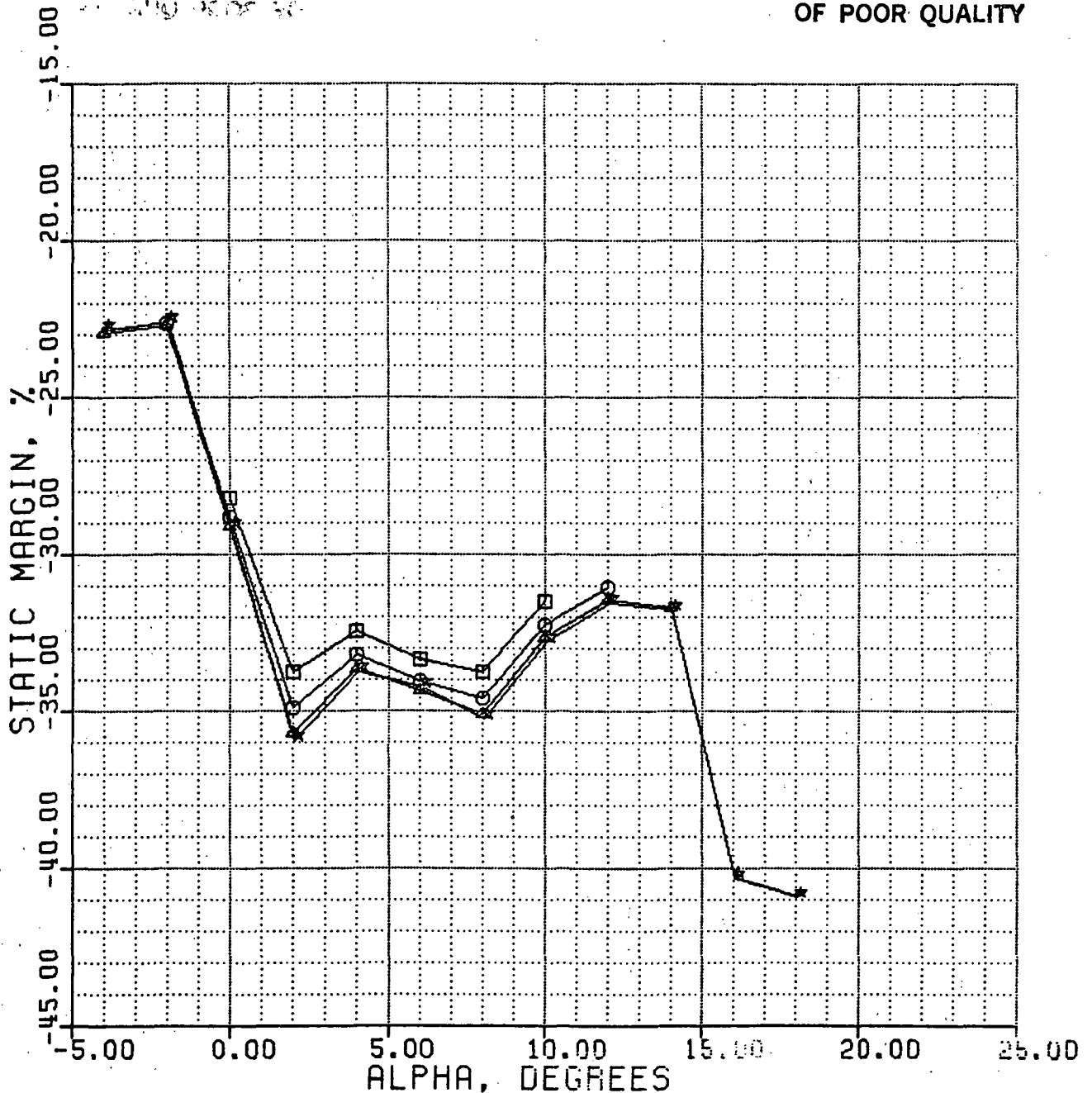


Figure 6(d)

STATIC MARGIN VS ALPHA

7-15-83 X-29A M# = 1.2 NORMAL MODE

XCG = 451.0 WT = 15K ALPHA TRIM

- ALT = 20K ALP: -4 TO 8
- ALT = 30K ALP: -4 TO 10
- ▲ ALT = 40K ALP: -4 TO 12
- ★ ALT = 50K ALP: -4 TO 14

ORIGINAL PAGE IS
OF POOR QUALITY

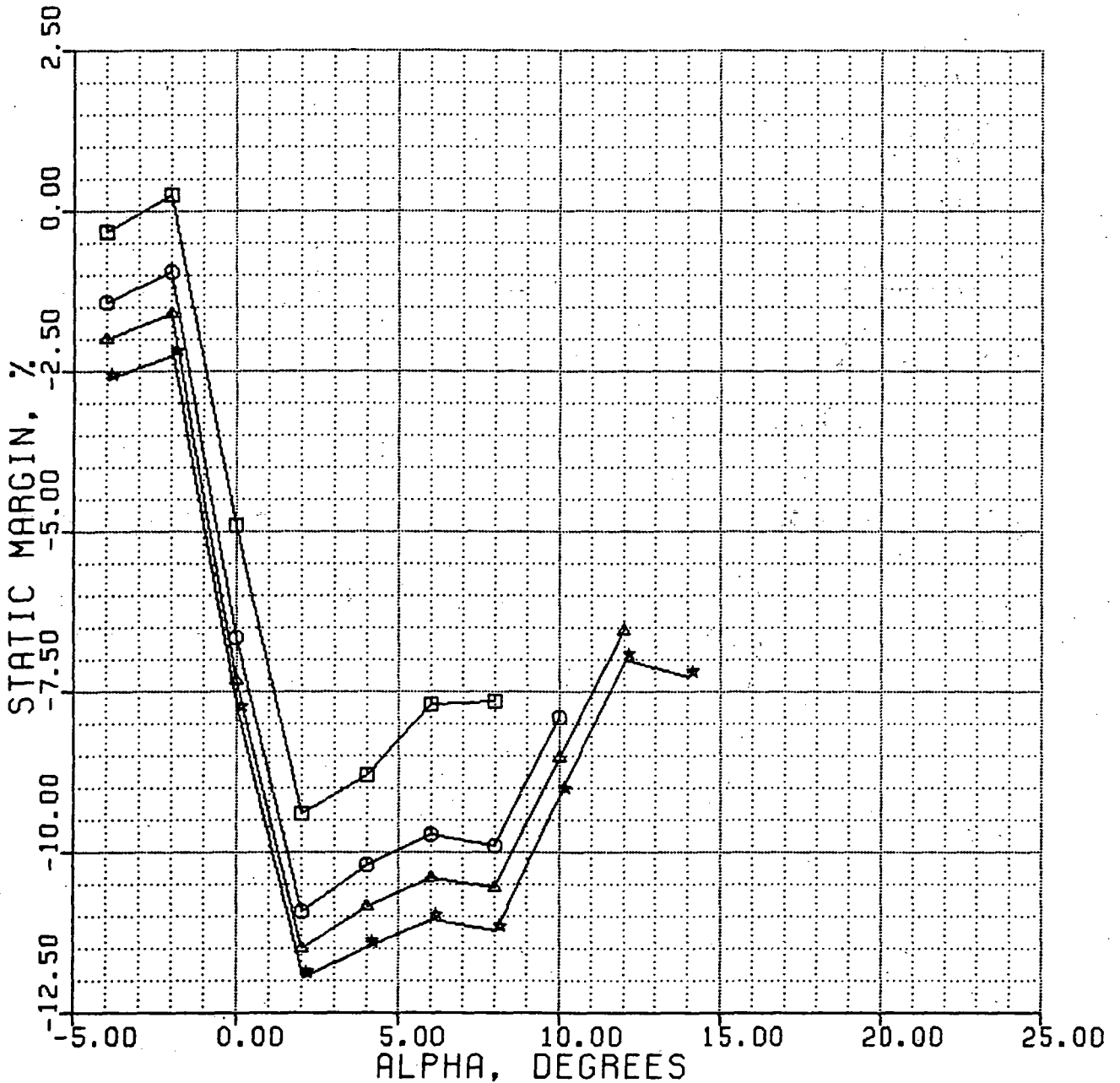


Figure 6(e)

STATIC MARGIN VS ALPHA

7-15-83 X-29A M# = 1.5 NORMAL MODE

XCG = 451.0 WT = 15K ALPHA TRIM

- — □ ALT = 30K ALP: -4 TO 8
- — ○ ALT = 40K ALP: -4 TO 10
- ▲ — ▲ ALT = 50K ALP: -4 TO 12

ORIGINAL PAGE IS
OF POOR QUALITY

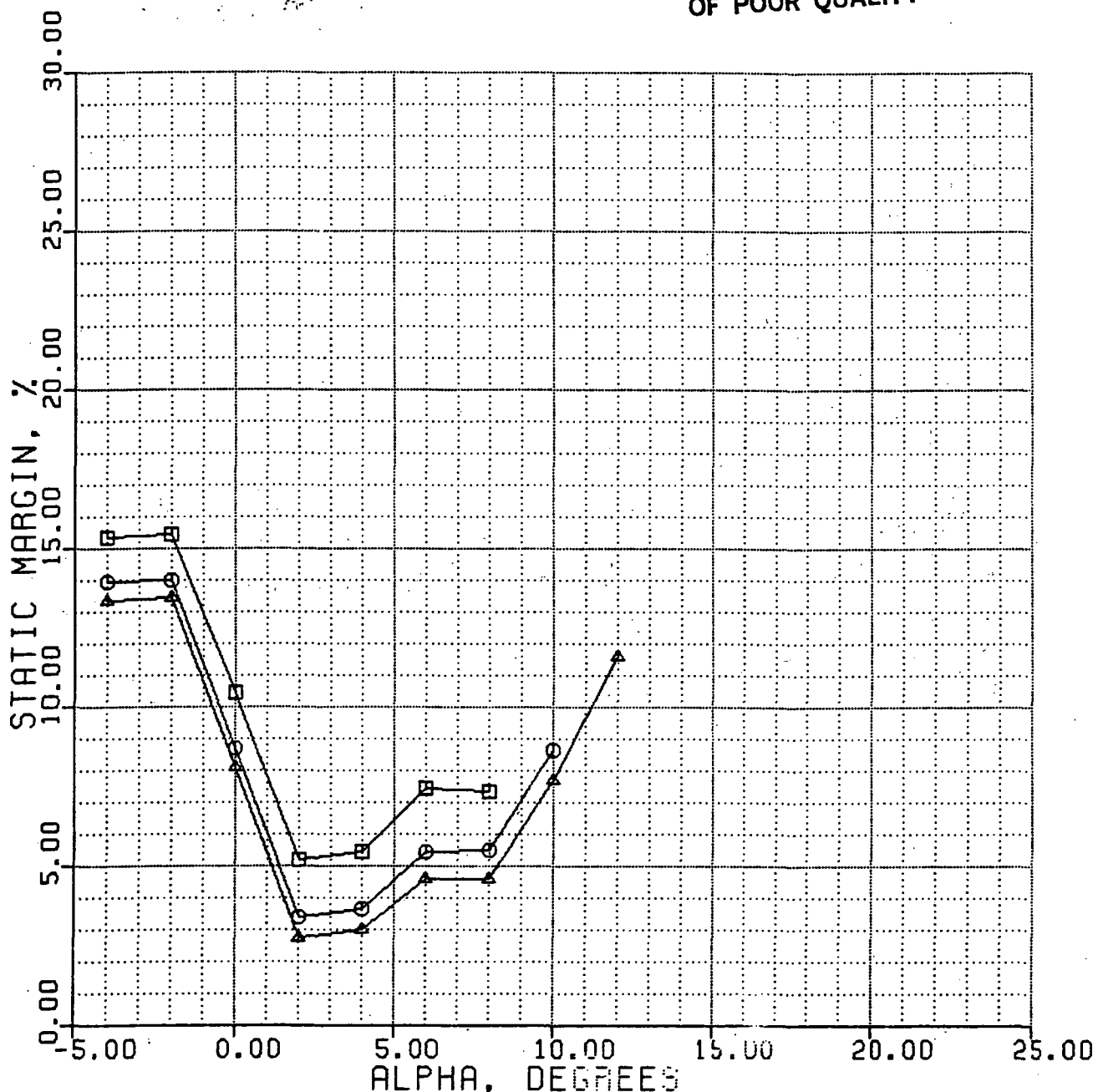


Figure 6(f)

DELTA CANARD VS MACH

7-5-83 X-29A 1-G TRIM NORMAL MODE

XCG = 451.0 WT = 15K

- — □ ALT = S.L. M# = .2 TO 1.05
- — ○ ALT = 10K M# = .2 TO 1.2
- ▲ — ▲ ALT = 20K M# = .3 TO 1.4

ORIGINAL PAGE 13
OF POOR QUALITY

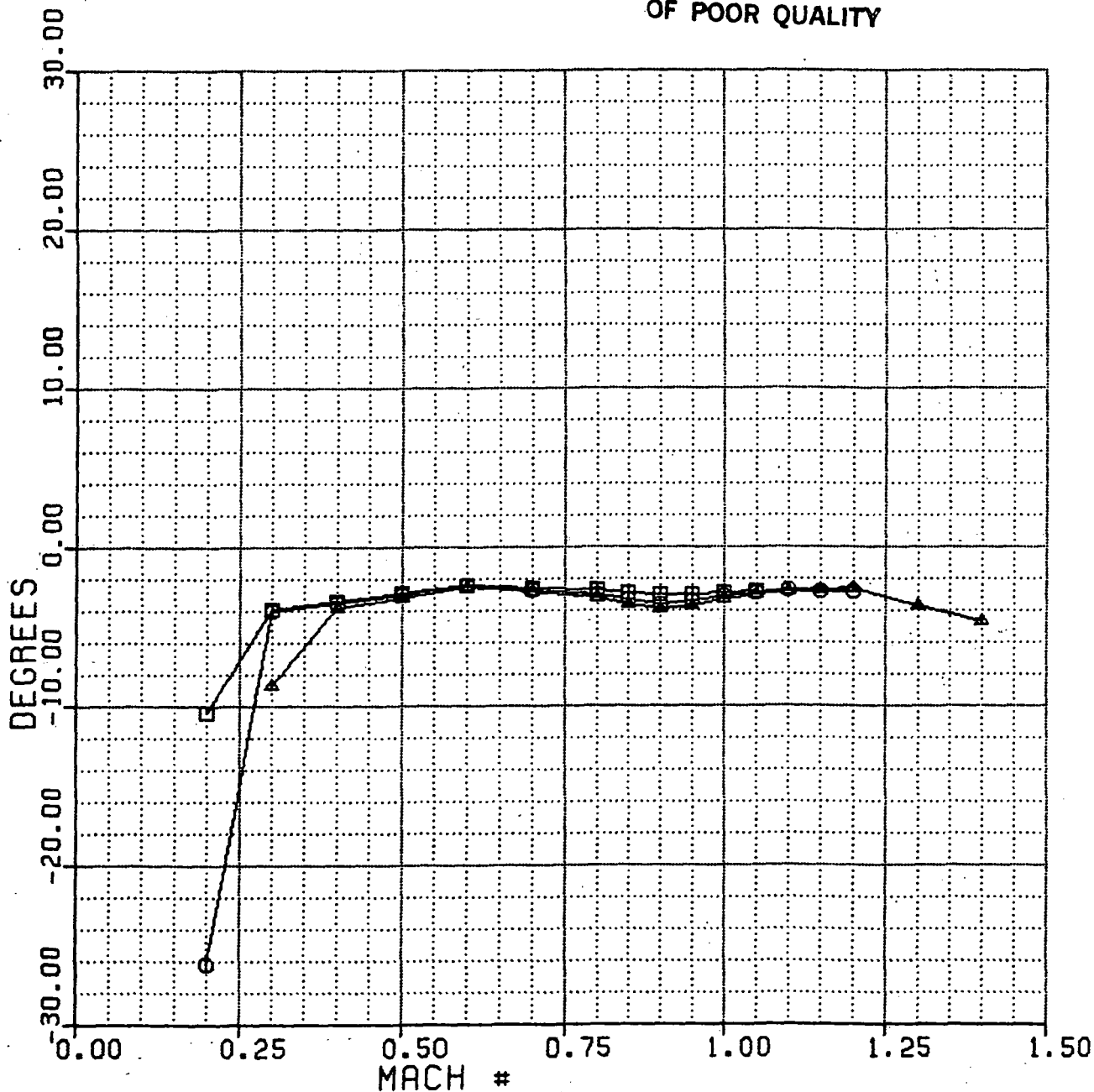


Figure 7(a)

DELTA CANARD VS MACH

7-7-83 X-29A 1-G TRIM NORMAL MODE
 XCG = 451.0 WT = 15K

- — □ ALT = 30K M# = .3 TO 1.5
- — ○ ALT = 40K M# = .6 TO 1.5
- ▲ — ▲ ALT = 50K M# = .6 TO 1.5

ORIGINAL PAGE IS
 OF POOR QUALITY

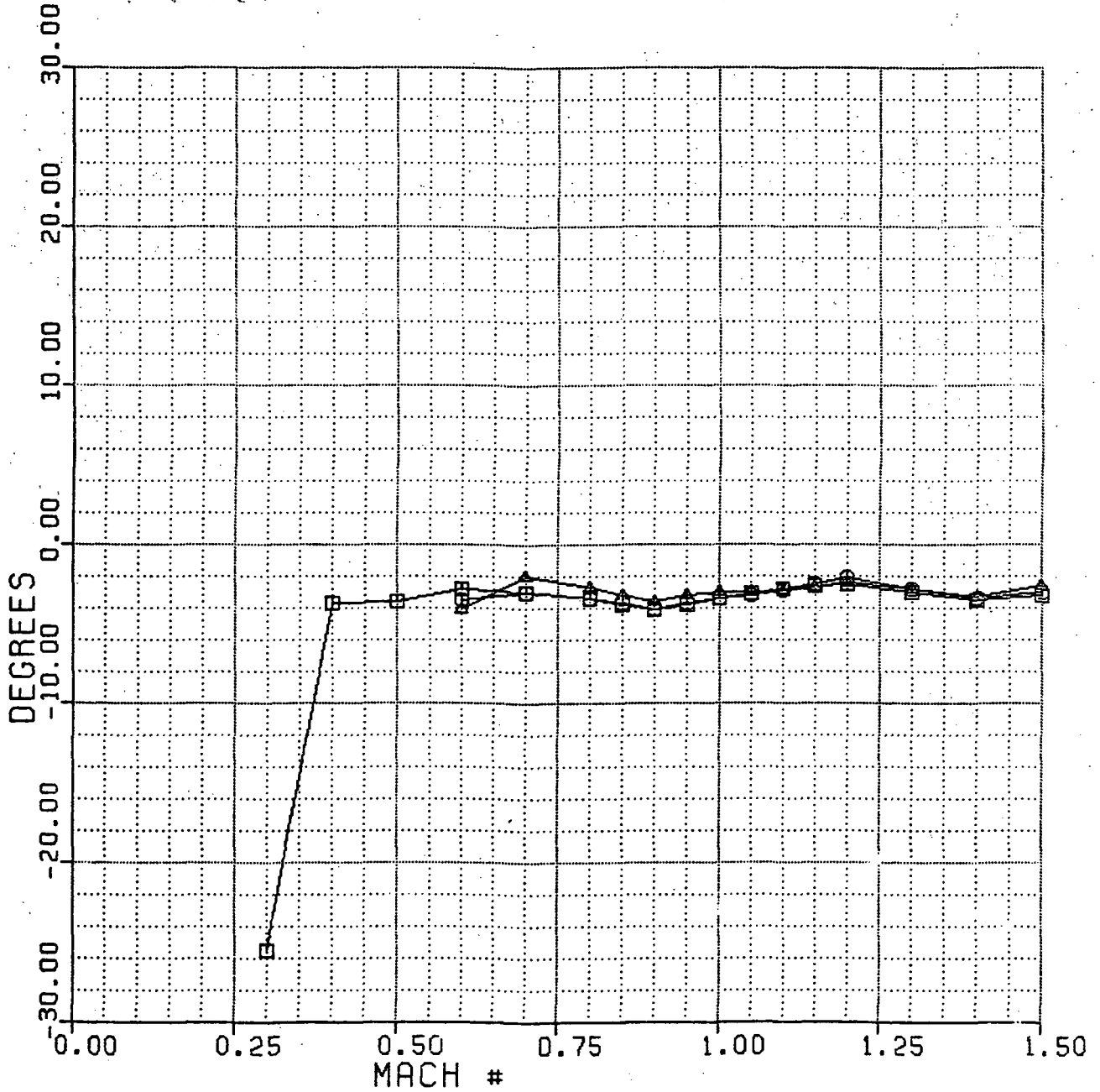


Figure 7(b)

DELTA CANARD VS ALPHA

6-15-83 X-29A M# = 0.4 NORMAL MODE

XCG = 451.0 WT = 15K ALPHA TRIM

- ALT = S.L. ALP: -4 TO 22
- ALT = 10K ALP: -4 TO 22

ORIGINAL PAGE IS
OF POOR QUALITY

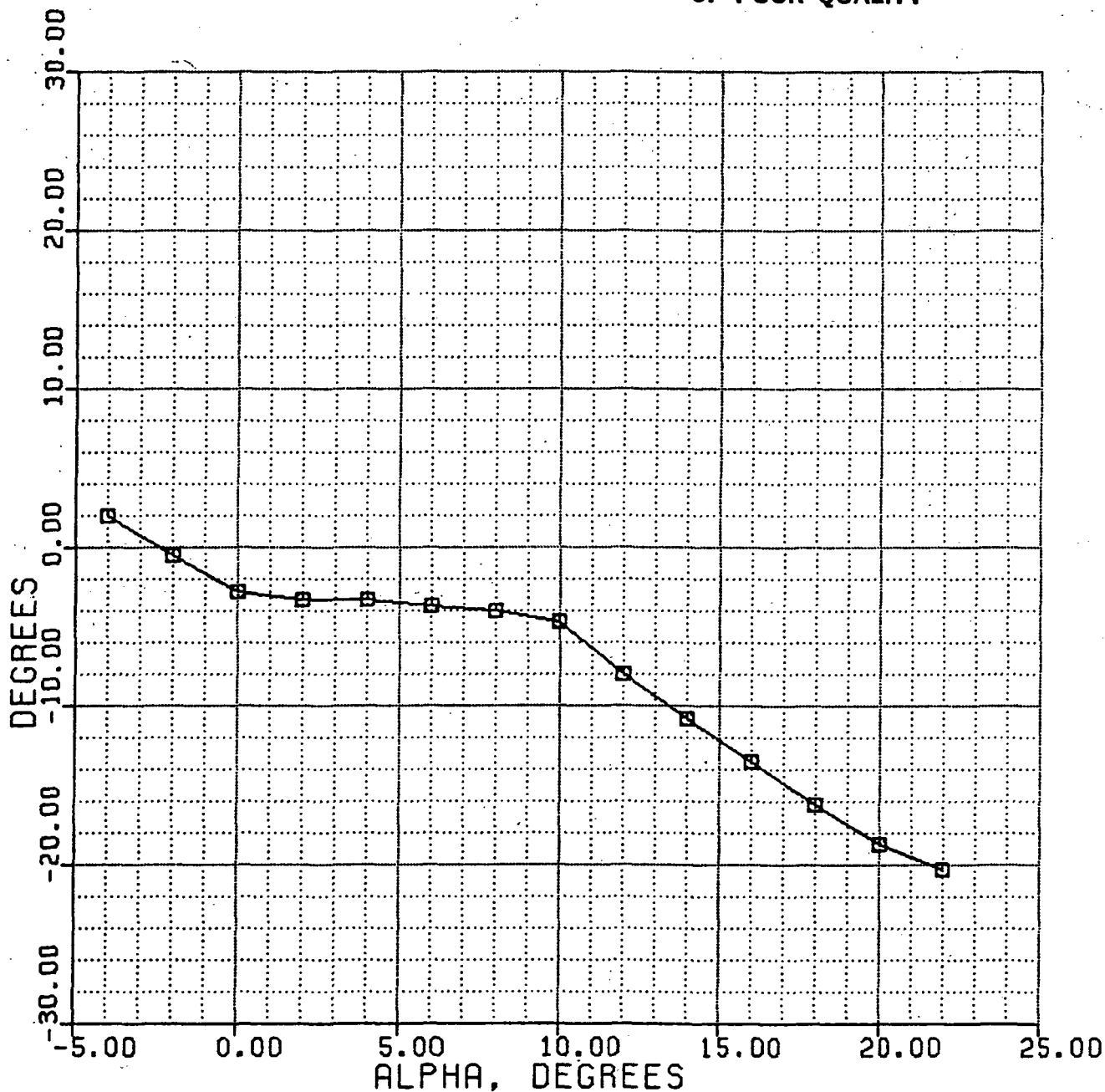


Figure 8(a)

DELTA CANARD VS ALPHA

6-16-83 X-29A M# = 0.6 NORMAL MODE

XCG = 451.0 WT = 15K ALPHA TRIM

- ALT = 10K ALP: -4 TO 16
- ALT = 20K ALP: -4 TO 20

ORIGINAL PAGE IS
OF POOR QUALITY

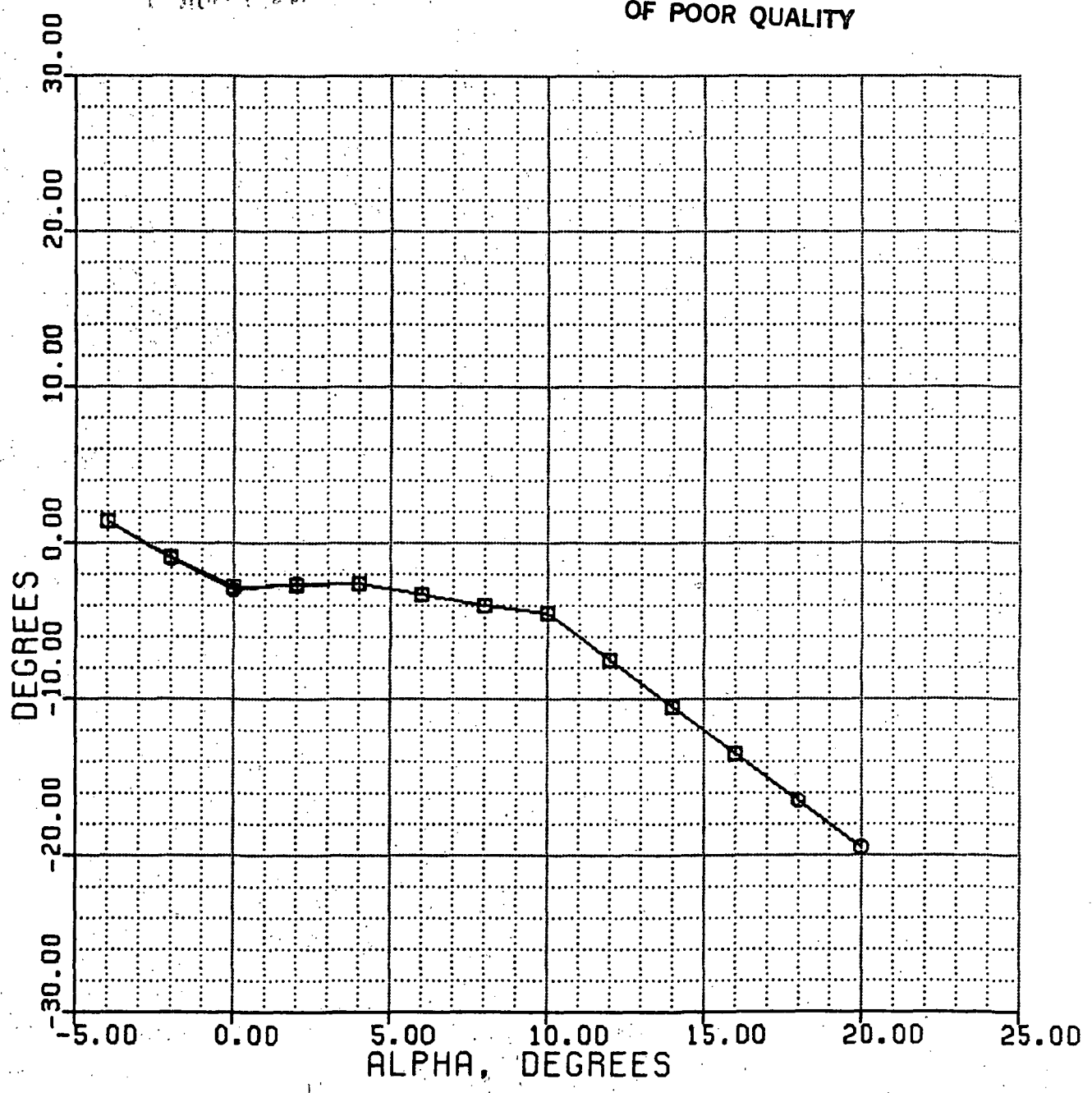


Figure 8(b)

DELTA CANARD VS ALPHA

6-17-83 X-29A M# = 0.8 NORMAL MODE

XCG = 451.0 WT = 15K ALPHA TRIM

- | | | | | |
|---|---|---|-----------|---------------|
| □ | — | □ | ALT = 10K | ALP: 0 TO 10 |
| ○ | — | ○ | ALT = 20K | ALP: -4 TO 12 |
| △ | — | △ | ALP = 30K | ALP: -4 TO 14 |
| ★ | — | ★ | ALT = 40K | ALP: -4 TO 18 |
| × | — | × | ALT = 50K | ALP: -4 TO 22 |

ORIGINAL PAGE IS
OF POOR QUALITY

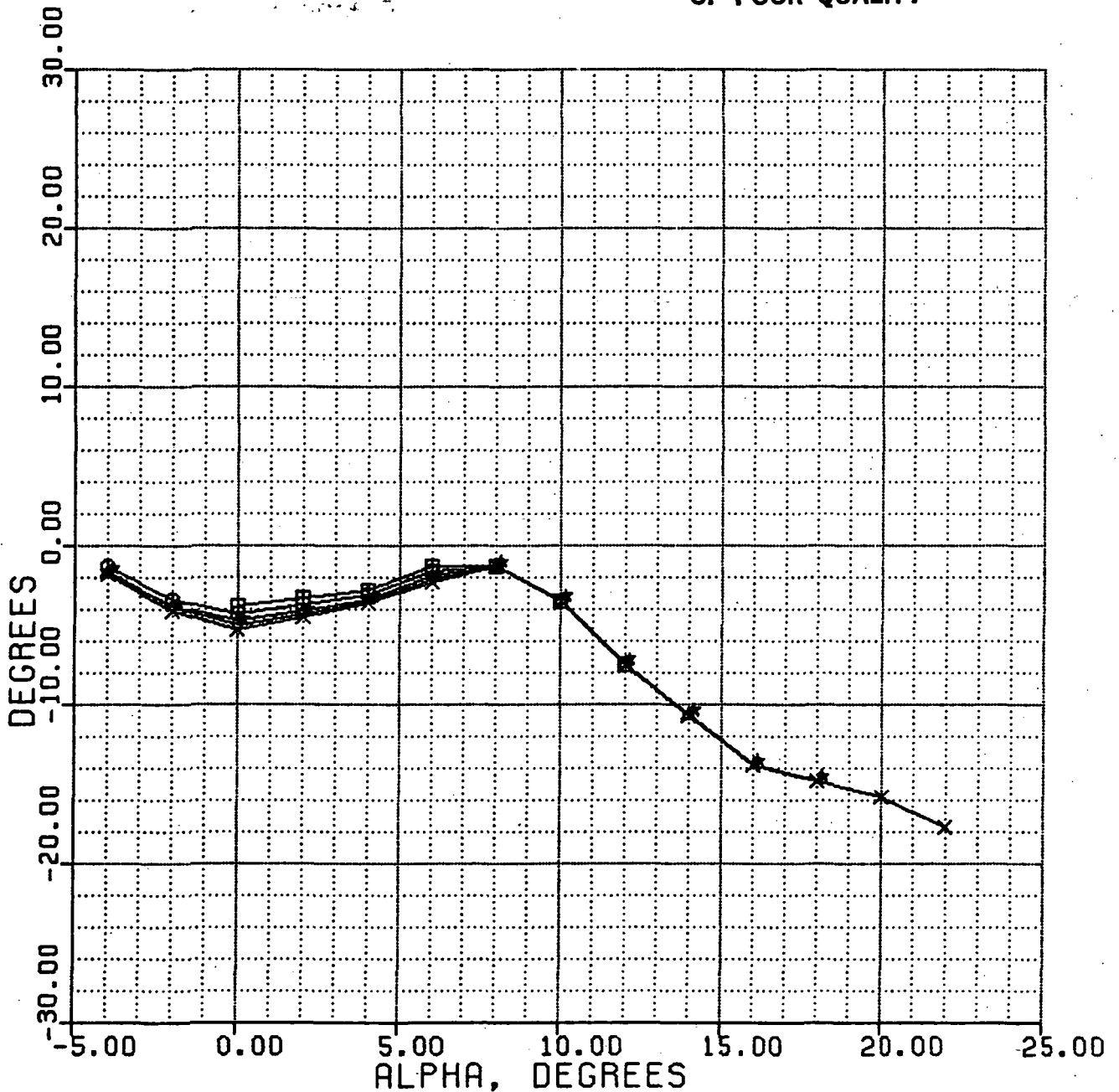


Figure 8(c)

DELTA CANARD VS ALPHA

7-1-83 X-29A M# = 0.9 NORMAL MODE

XCG = 451.0 WT = 15K ALPHA TRIM

- ALT = 20K ALP: 0 TO 10
- ALT = 30K ALP: -2 TO 12
- ▲ ALT = 40K ALP: -4 TO 14
- ★ ALT = 50K ALP: -4 TO 18

ORIGINAL PAGE IS
OF POOR QUALITY

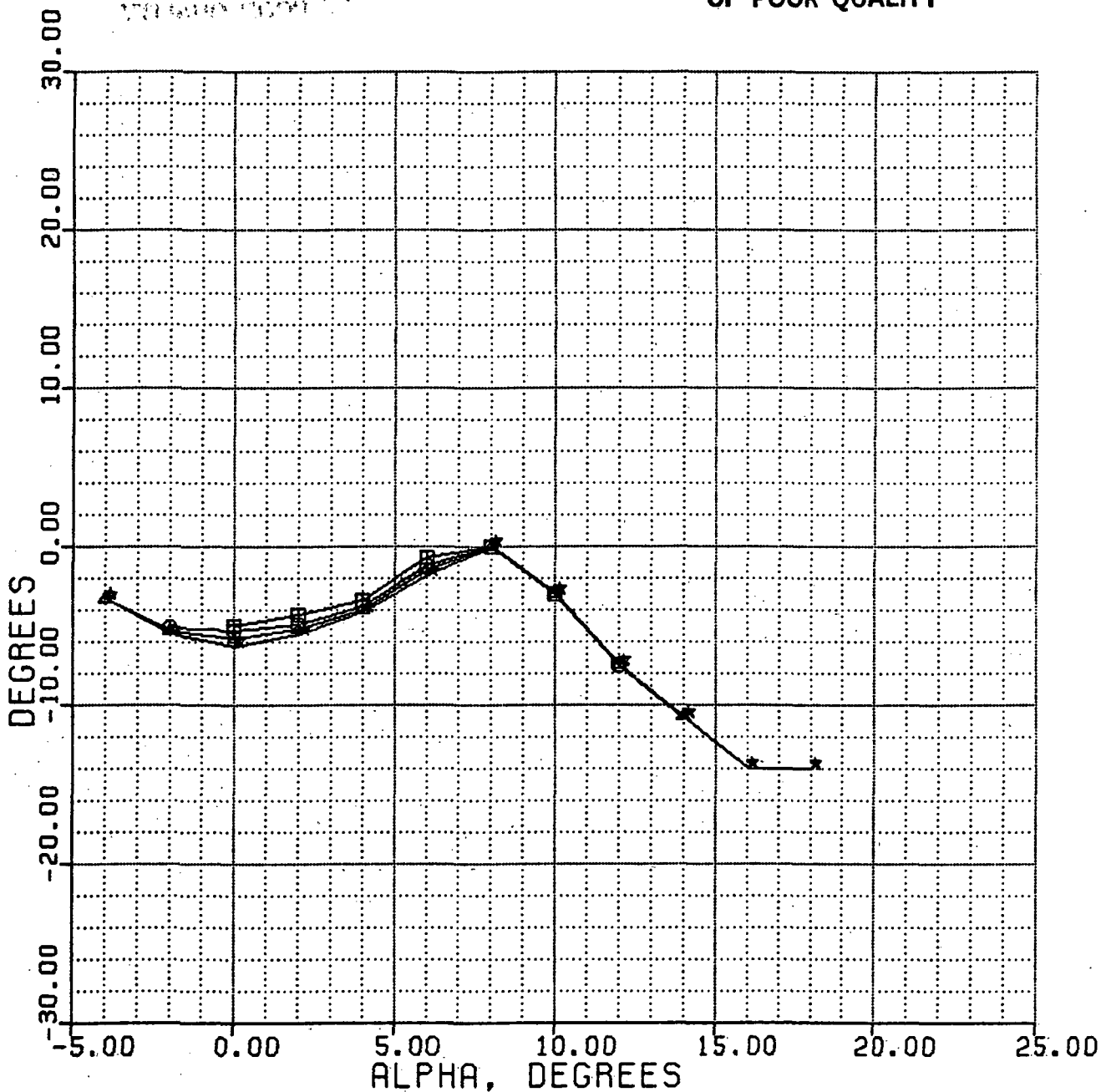


Figure 8(d)

DELTA CANARD VS ALPHA

7-1-83 X-29A M# = 1.2 NORMAL MODE

XCG = 451.0 WT = 15K ALPHA TRIM

- ALT = 20K ALP: -4 TO 8
- ALT = 30K ALP: -4 TO 10
- ▲—▲ ALT = 40K ALP: -4 TO 12
- ★—★ ALT = 50K ALP: -4 TO 14

ORIGINAL PAGE 15
OF POOR QUALITY

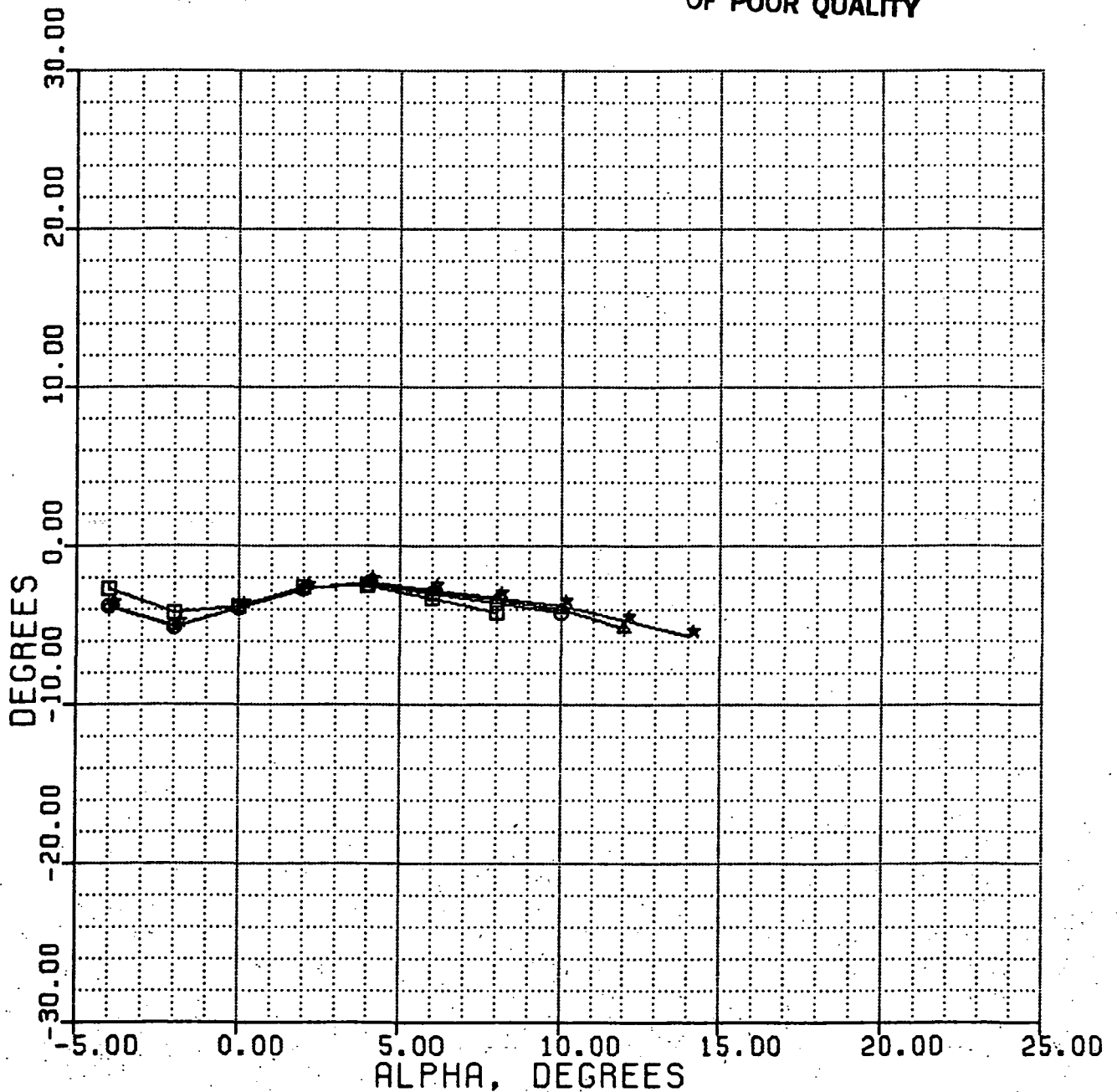


Figure 8(e)

DELTA CANARD VS ALPHA

7-1-83 X-29A M# = 1.5 NORMAL MODE

XCG = 451.0 WT = 15K ALPHA TRIM

□	—	□	ALT = 30K	ALP: -4 TO 8
○	—	○	ALT = 40K	ALP: -4 TO 10
△	—	△	ALT = 50K	ALP: -4 TO 12

ORIGINAL PAGE IS
OF POOR QUALITY

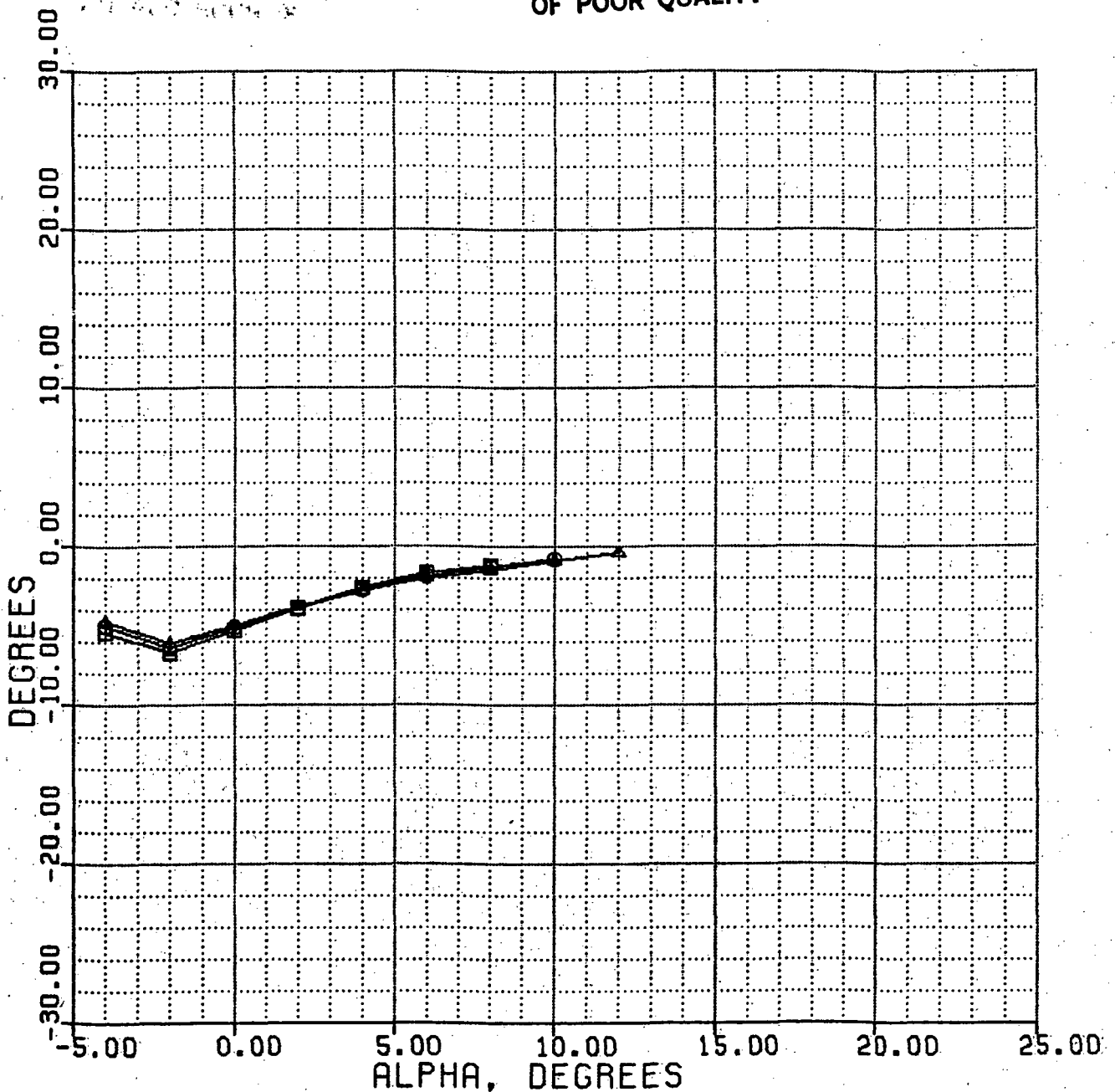


Figure 8(f)

DELTA FLAP VS MACH

7-5-83 X-29A 1-G TRIM NORMAL MODE

XCG = 451.0 WT = 15K

- ALT = S.L. M# = .2 TO 1.05
- ALT = 10K M# = .2 TO 1.2
- ▲ ALT = 20K M# = .3 TO 1.4

ORIGINAL PAGE IS
OF POOR QUALITY

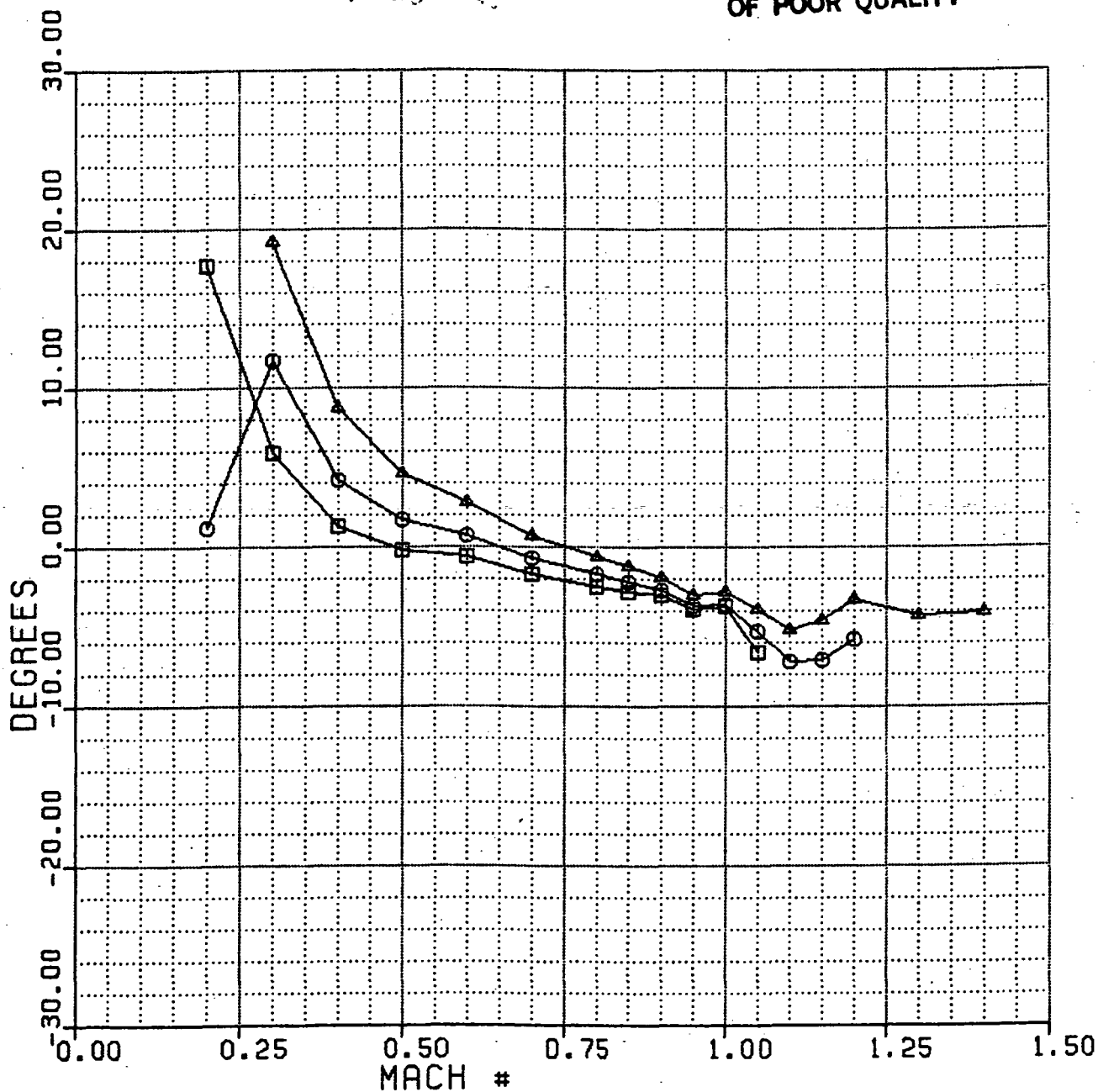


Figure 9(a)

DELTA FLAP VS MACH

7-7-83 X-29A 1-G TRIM NORMAL MODE
XCG = 451.0 WT = 15K

- ALT = 30K M# = .3 TO 1.5
- ALT = 40K M# = .6 TO 1.5
- ▲ ALT = 50K M# = .6 TO 1.5

ORIGINAL PAGE IS
OF POOR QUALITY

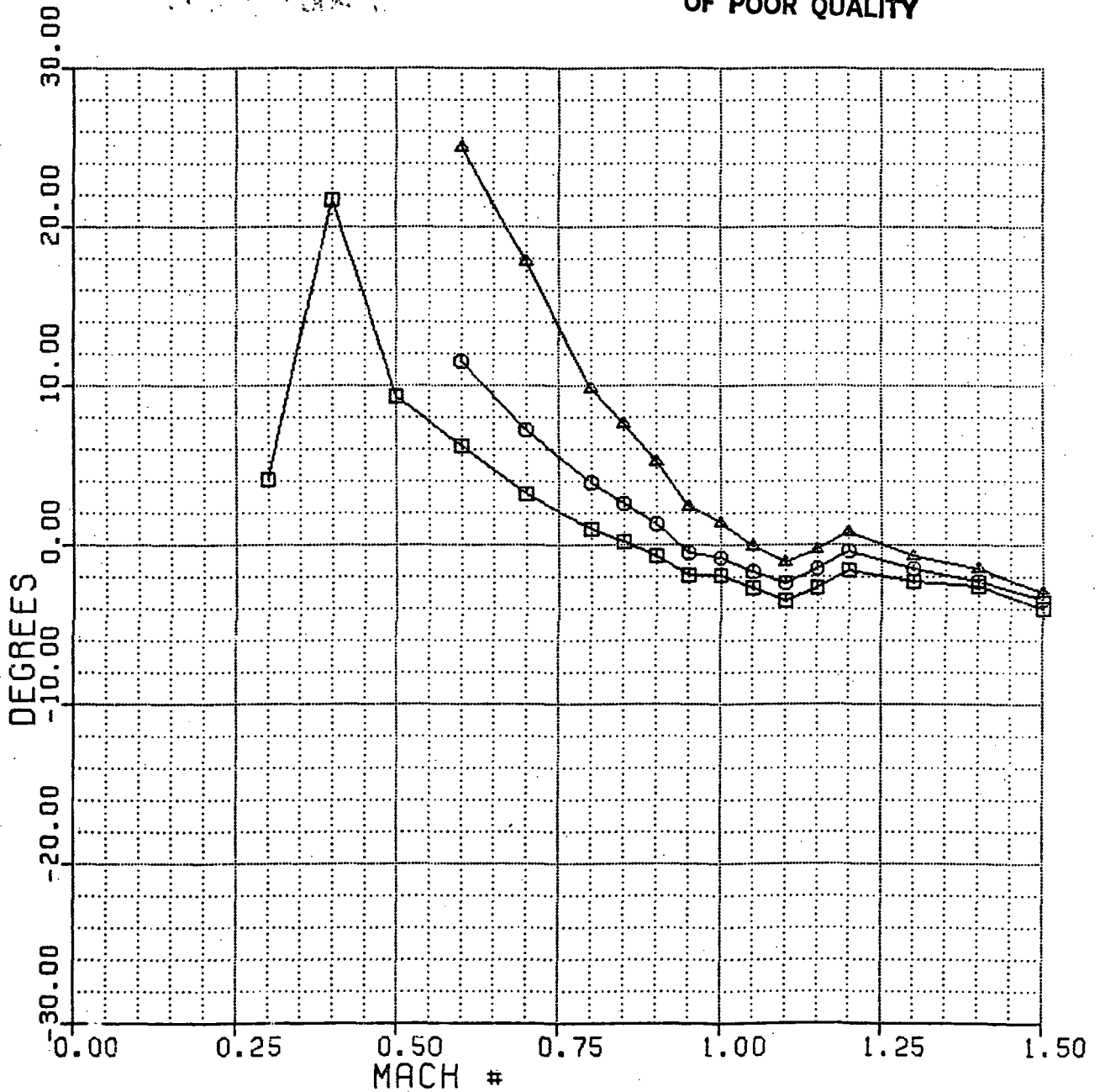


Figure 9(b)

DELTA FLAP VS ALPHA
6-15-83 X-29A M# = 0.4 NORMAL MODE
XCG = 451.0 WT = 15K ALPHA TRIM

□ ALT = S.L. ALP: -4 TO 22
○ ALT = 10K ALP: -4 TO 22

ORIGINAL PAGE IS
OF POOR QUALITY

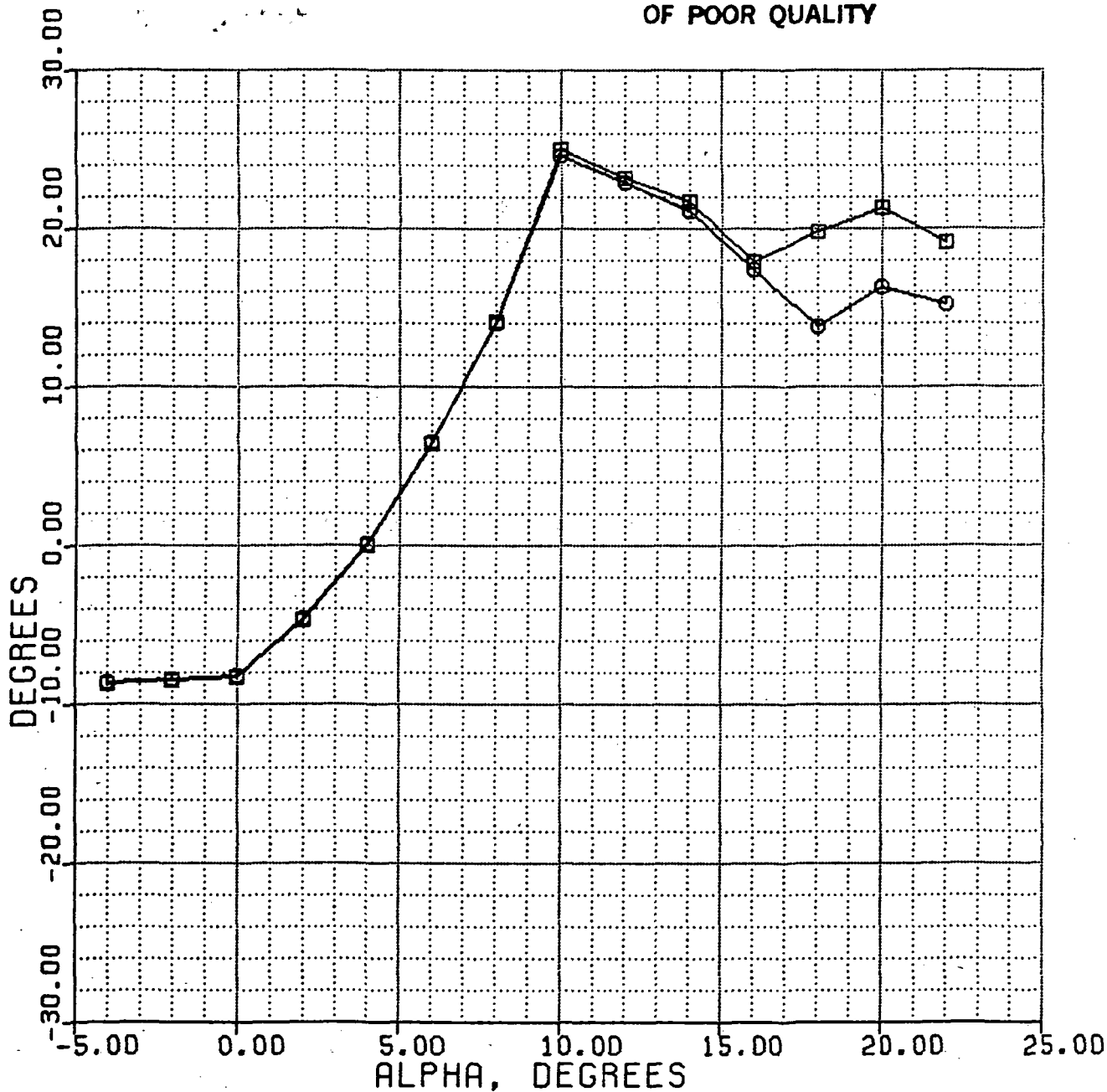


Figure 10(a)

DELTA FLAP VS ALPHA

6-16-83 X-29A M# = 0.6 NORMAL MODE

XCG = 451.0 WT = 15K ALPHA TRIM

□ — □ ALT = 10K ALP: -4 TO 16
○ — ○ ALT = 20K ALP: -4 TO 20

ORIGINAL PAGE IS
OF POOR QUALITY

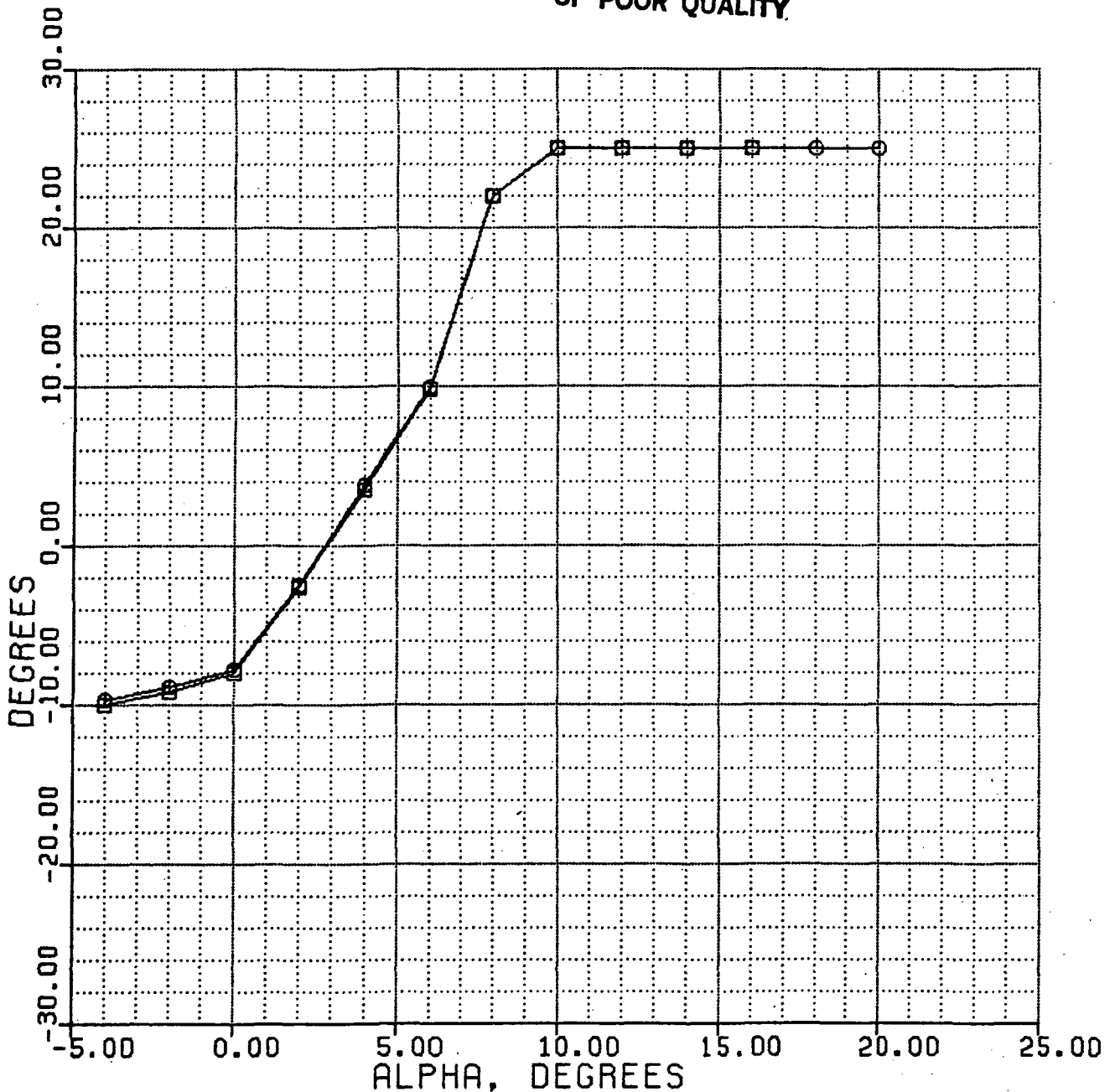


Figure 10(b)

DELTA FLAP VS ALPHA

6-17-83 X-29A M# = 0.8 NORMAL MODE

XCG = 451.0 WT = 15K ALPHA TRIM

- ALT = 10K ALP: 0 TO 10
- ALT = 20K ALP: -4 TO 12
- ▲—▲ ALP = 30K ALP: -4 TO 14
- ★—★ ALT = 40K ALP: -4 TO 18
- ×—× ALT = 50K ALP: -4 TO 22

ORIGINAL PAGE IS
OF POOR QUALITY

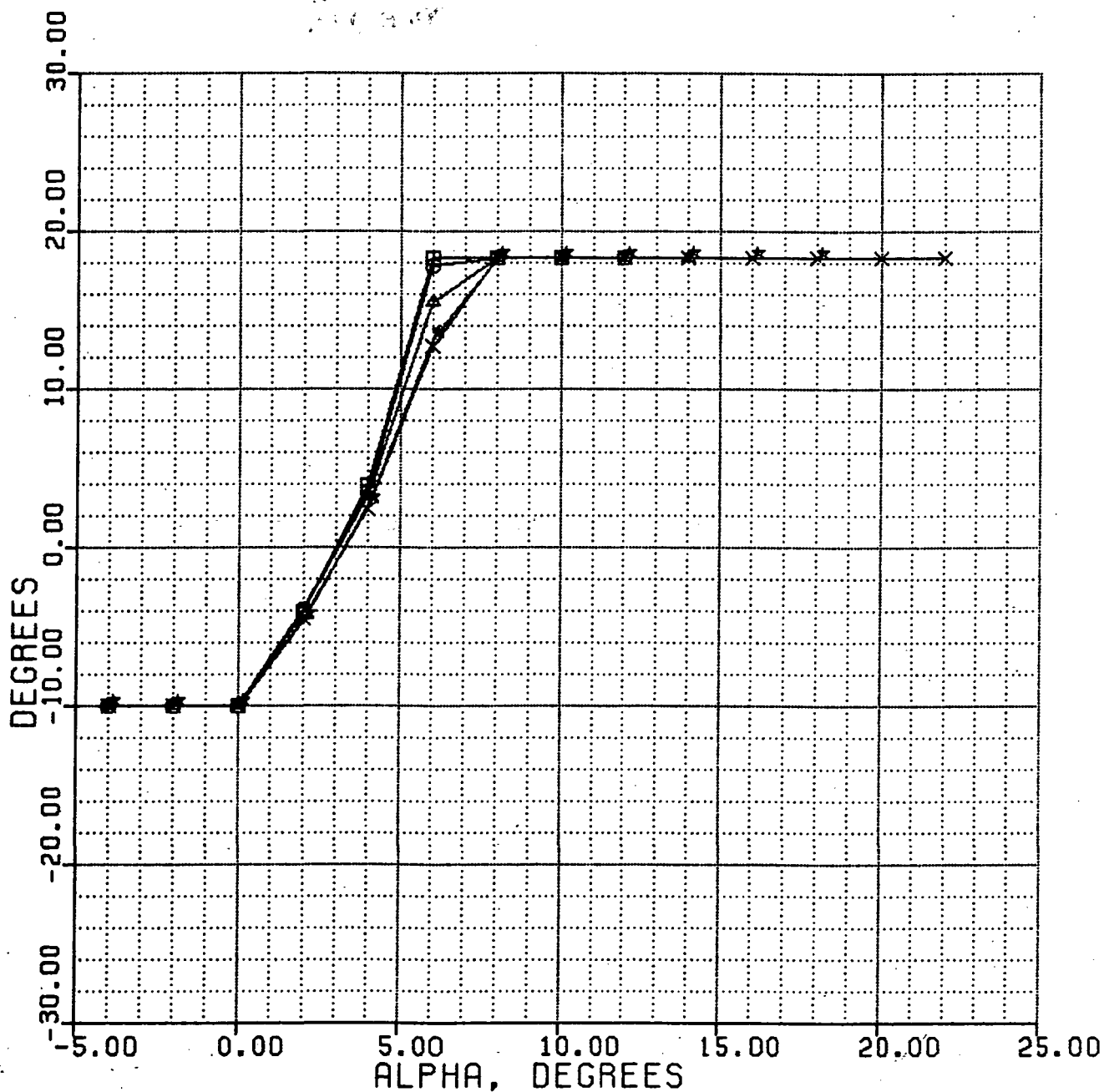


Figure 10(c)

DELTA FLAP VS ALPHA

7-1-83 X-29A M# = 0.9 NORMAL MODE

XCG = 451.0 WT = 15K ALPHA TRIM

- ALT = 20K ALP: 0 TO 10
- ALT = 30K ALP: -2 TO 12
- ▲ ALT = 40K ALP: -4 TO 14
- ★ ALT = 50K ALP: -4 TO 18

ORIGINAL PAGE IS
OF POOR QUALITY

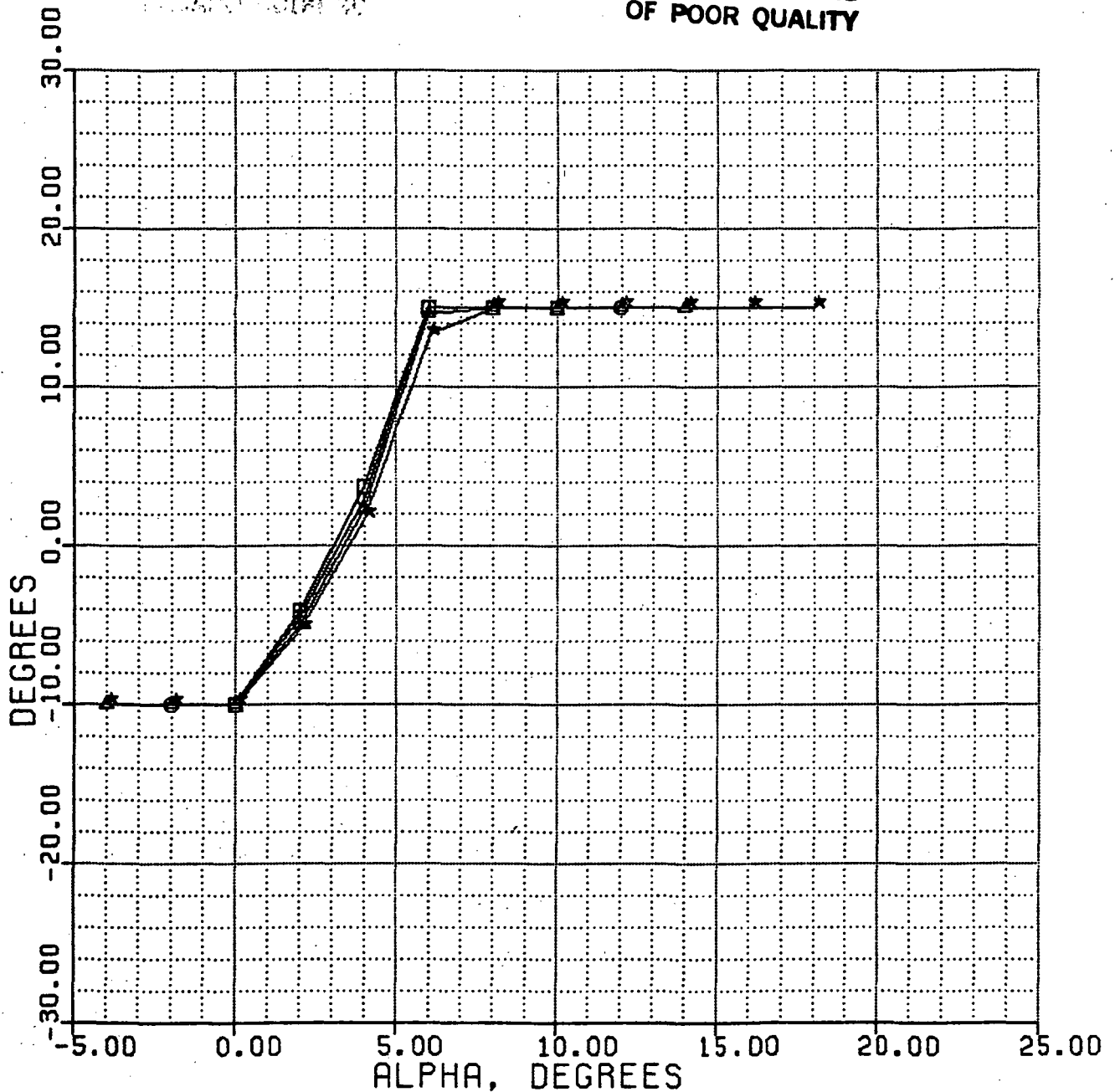


Figure 10(d)

DELTA FLAP VS ALPHA

7-1-83 X-29A M# = 1.2 NORMAL MODE

XCG = 451.0 WT = 15K ALPHA TRIM

- ALT = 20K ALP: -4 TO 8
- ALT = 30K ALP: -4 TO 10
- △ ALT = 40K ALP: -4 TO 12
- ★ ALT = 50K ALP: -4 TO 14

ORIGINAL PAGE IS
OF POOR QUALITY

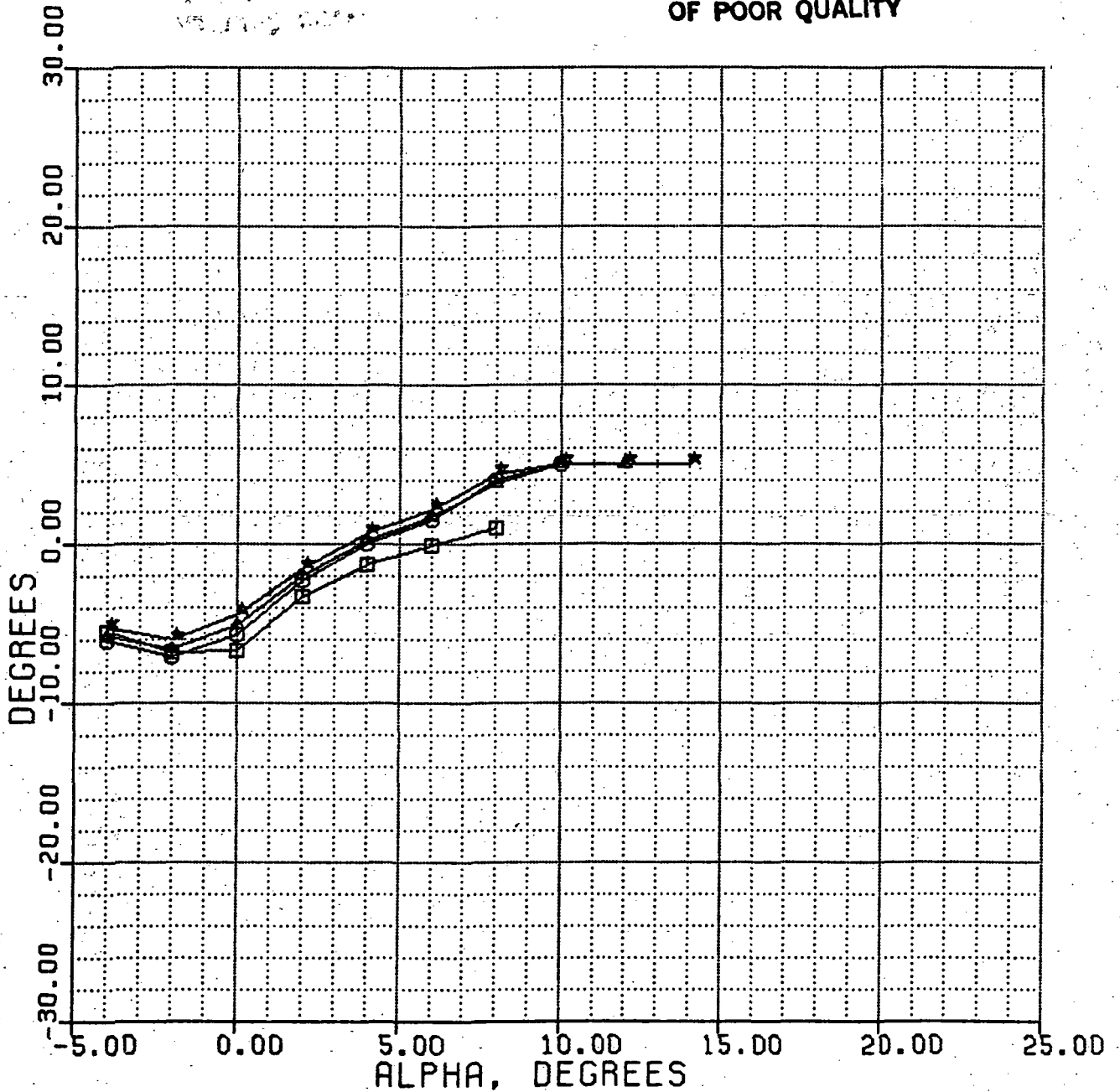


Figure 10(e)

DELTA FLAP VS ALPHA

7-1-83 X-29A M# = 1.5 NORMAL MODE
 XCG = 451.0 WT = 15K ALPHA TRIM

- ALT = 30K ALP: -4 TO 8
- ALT = 40K ALP: -4 TO 10
- ▲ ALT = 50K ALP: -4 TO 12

ORIGINAL PAGE IS
 OF POOR QUALITY

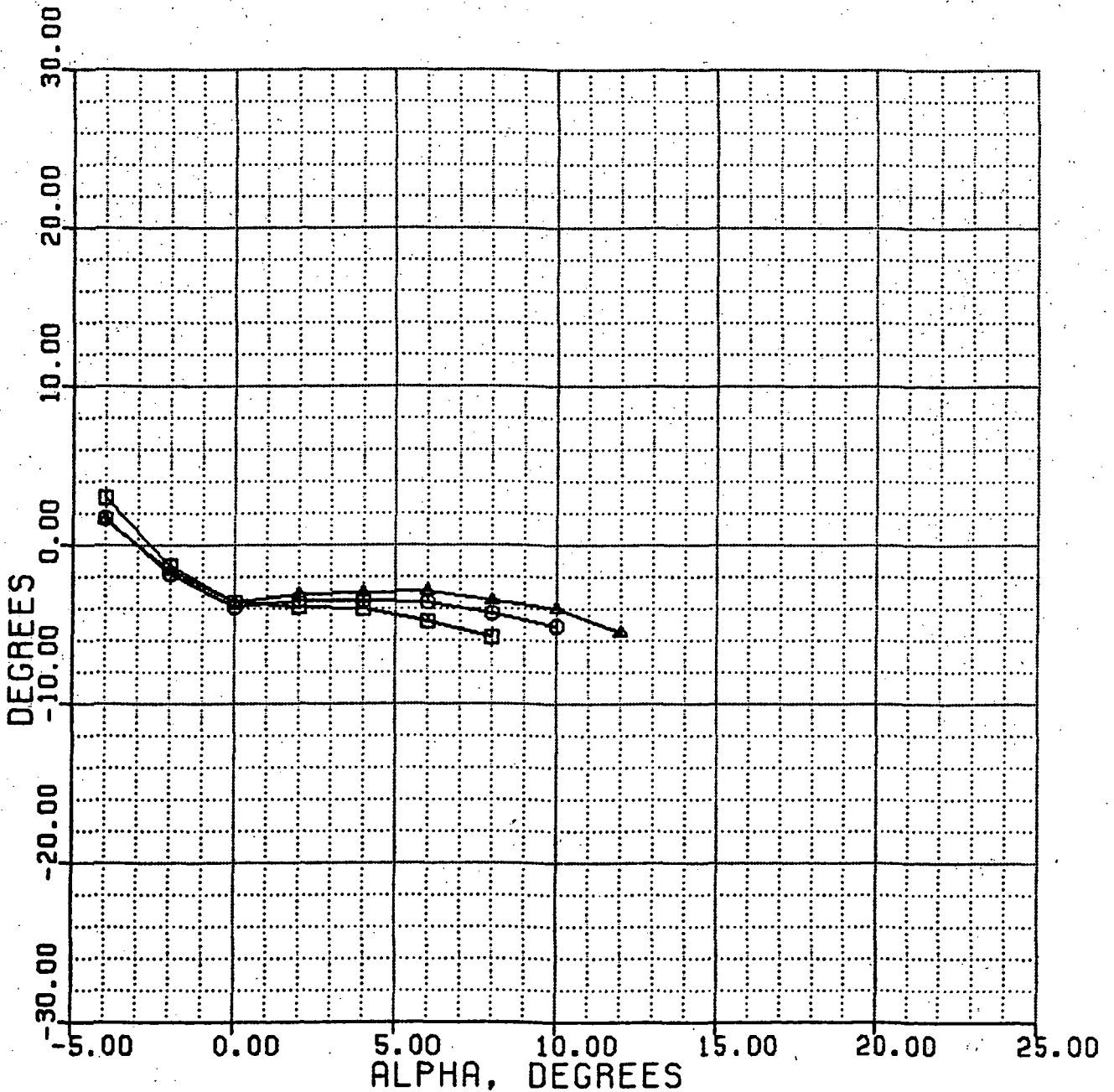


Figure 10(f)

DELTA STRAKE VS MACH

7-5-83 X-29A 1-G TRIM NORMAL MODE

XCG = 451.0 WT = 15K

- ALT = S.L. M# = .2 TO 1.05
- ALT = 10K M# = .2 TO 1.2
- ▲—▲ ALT = 20K M# = .3 TO 1.4

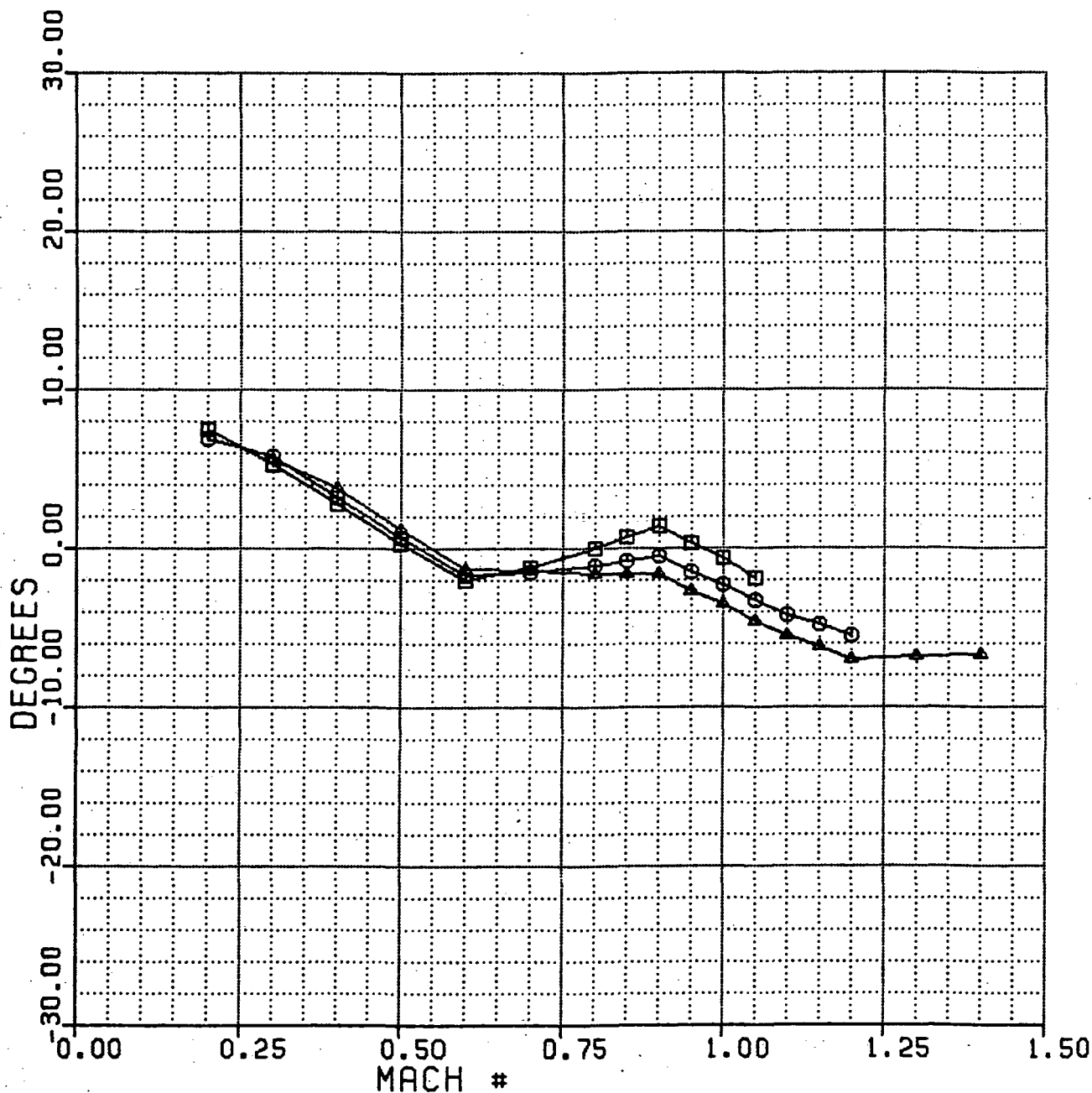


Figure 11(a)

DELTA STRAKE VS MACH

7-7-83 X-29A 1-G TRIM NORMAL MODE

XCG = 451.0 WT = 15K

- ALT = 30K M# = .3 TO 1.5
- ALT = 40K M# = .6 TO 1.5
- △—△ ALT = 50K M# = .6 TO 1.5

ORIGINAL PAGE IS
OF POOR QUALITY

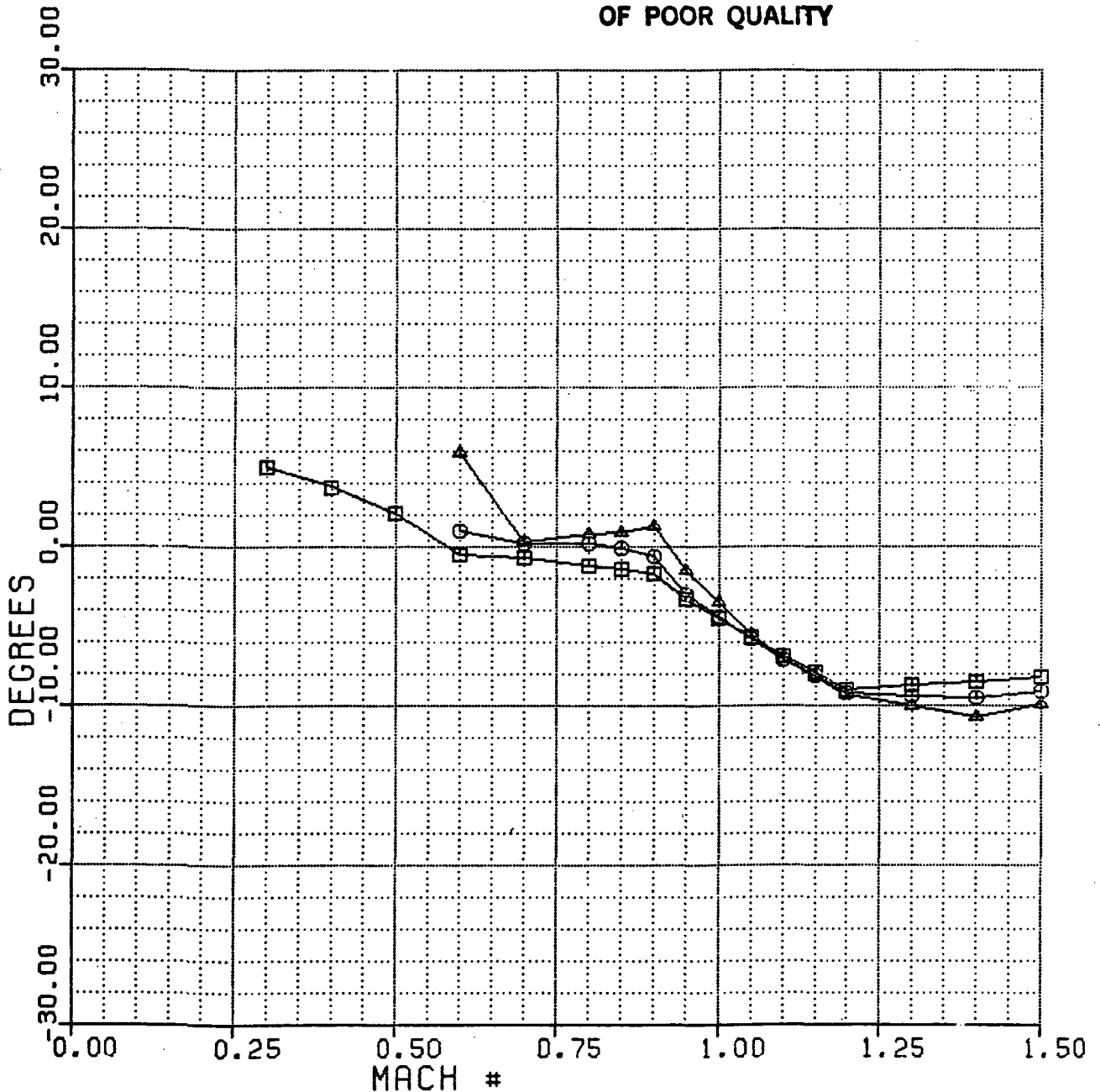


Figure 11(b)

DELTA STRAKE VS ALPHA

6-15-83 X-29A M# = 0.4 NORMAL MODE

XCG = 451.0 WT = 15K ALPHA TRIM

- ALT = S.L. ALP: -4 TO 22
- ALT = 10K ALP: -4 TO 22

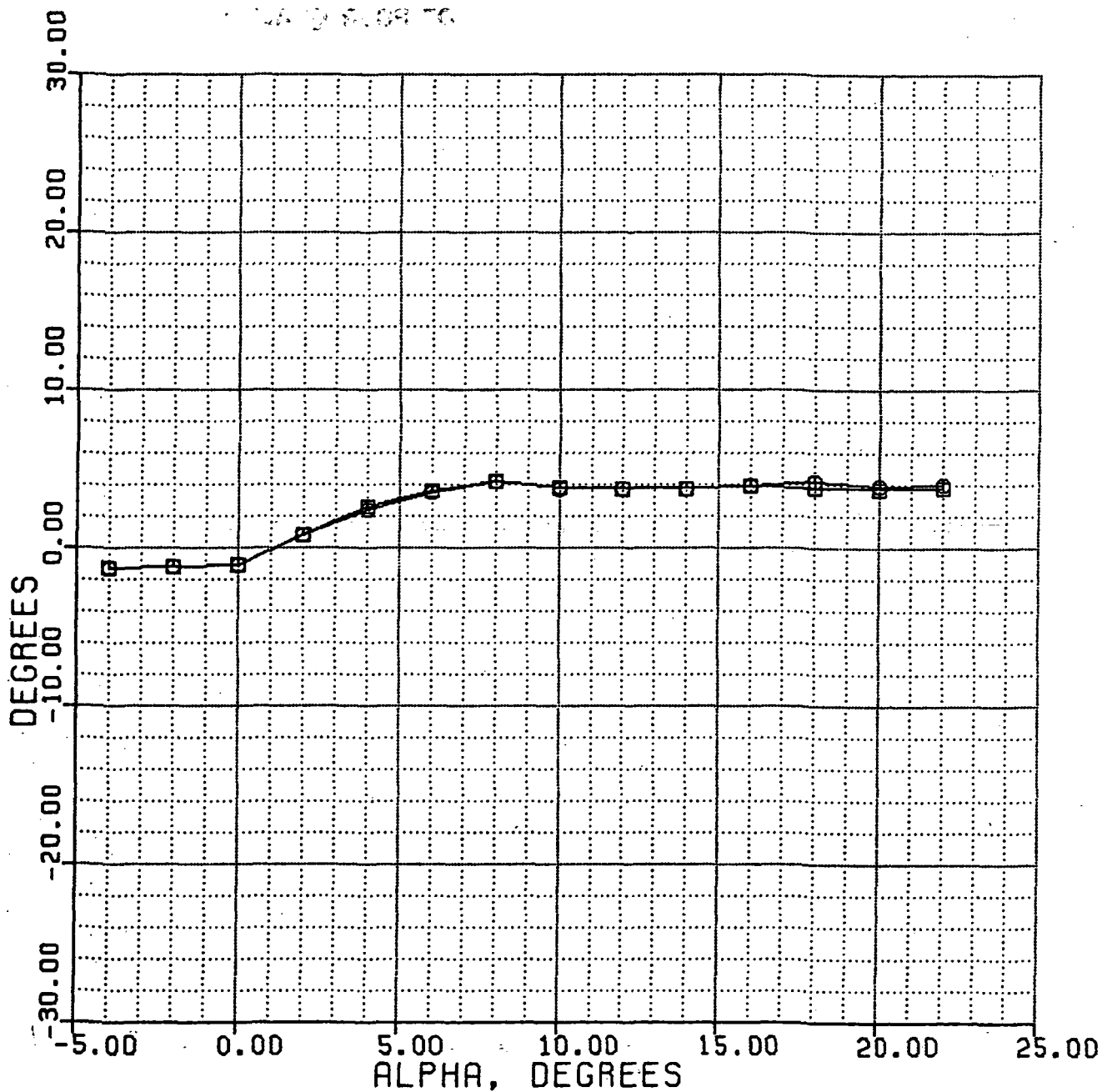


Figure 12(a)

ORIGINAL PAGE IS
OF POOR QUALITY

DELTA STRAKE VS ALPHA

6-16-83 X-29A M# = 0.6 NORMAL MODE

XCG = 451.0 WT = 15K ALPHA TRIM

□ — □ ALT = 10K ALP: -4 TO 16
○ — ○ ALT = 20K ALP: -4 TO 20

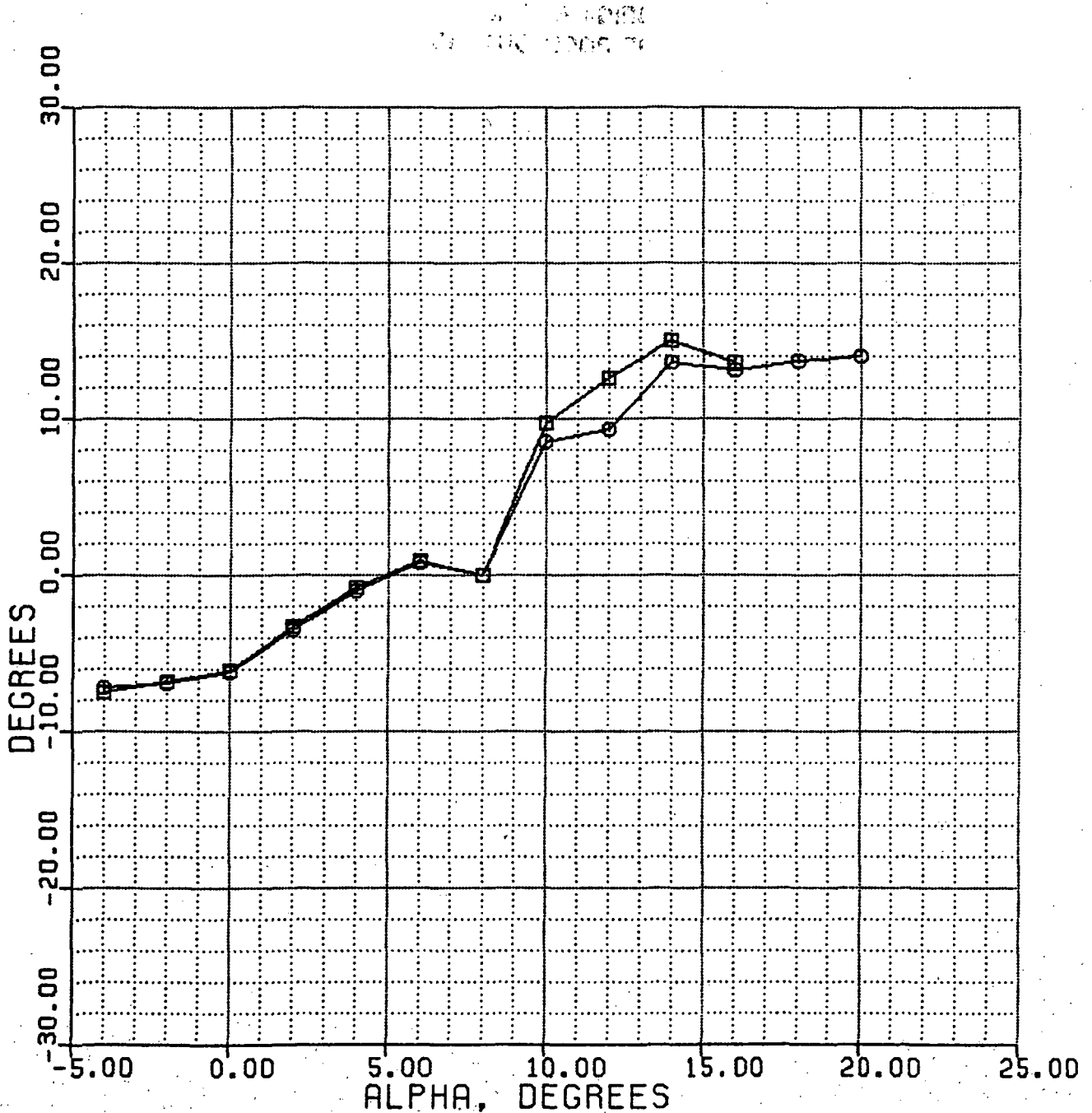


Figure 12(b)

DELTA STRAKE VS ALPHA

6-17-83 X-29A M# = 0.8 NORMAL MODE

XCG = 451.0 WT = 15K ALPHA TRIM

- — □ ALT = 10K ALP: 0 TO 10
- — ○ ALT = 20K ALP: -4 TO 12
- ▲ — ▲ ALT = 30K ALP: -4 TO 14
- ★ — ★ ALT = 40K ALP: -4 TO 18
- × — × ALT = 50K ALP: -4 TO 22

ORIGINAL PAGE IS
OF POOR QUALITY

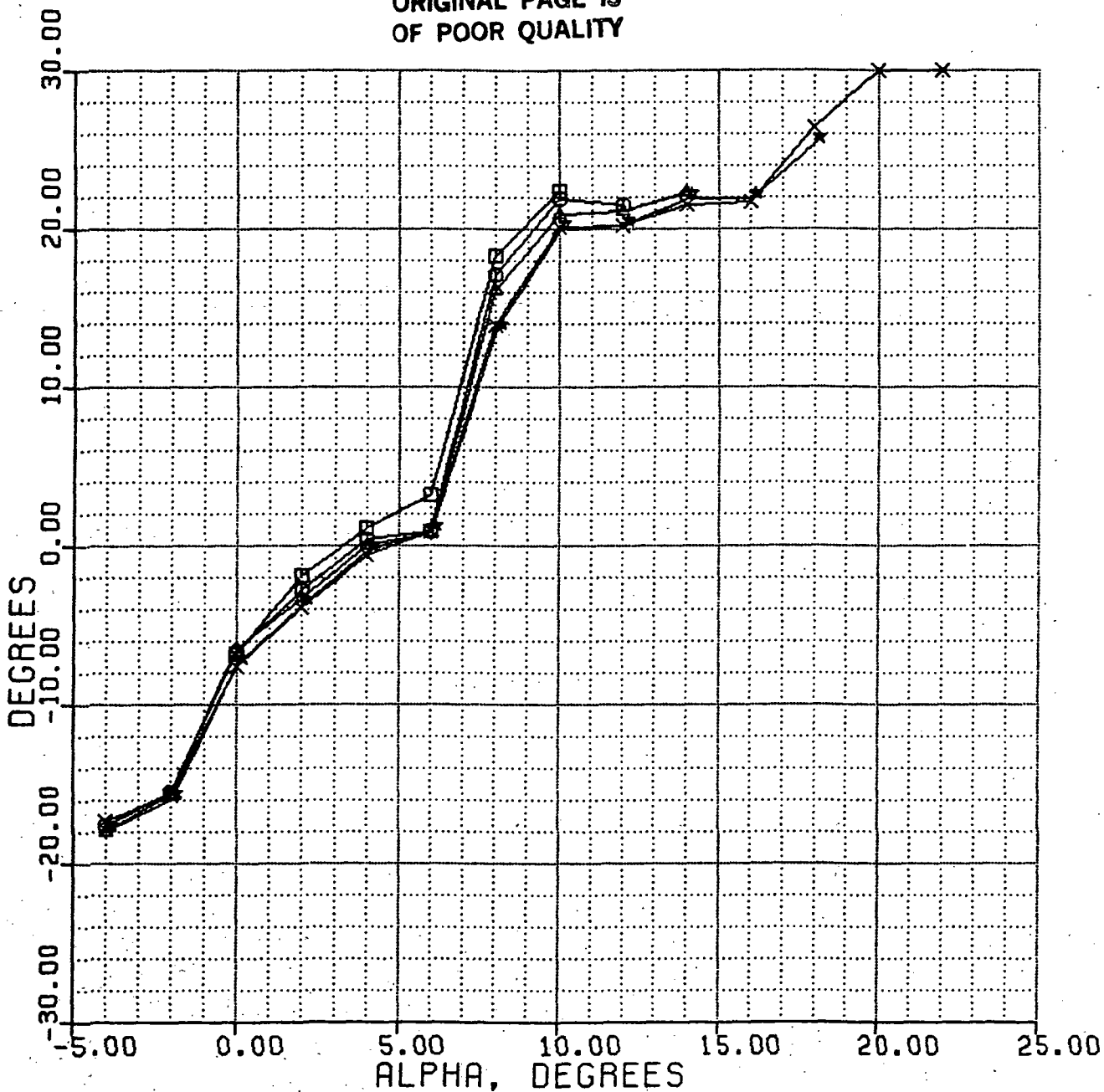


Figure 12(c)

DELTA STRAKE VS ALPHA

7-1-83 X-29A M# = 0.9 NORMAL MODE

XCG = 451.0 WT = 15K ALPHA TRIM

- ALT = 20K ALP: 0 TO 10
- ALT = 30K ALP: -2 TO 12
- ▲ ALT = 40K ALP: -4 TO 14
- ★ ALT = 50K ALP: -4 TO 18

ORIGINAL PAGE IS
OF POOR QUALITY

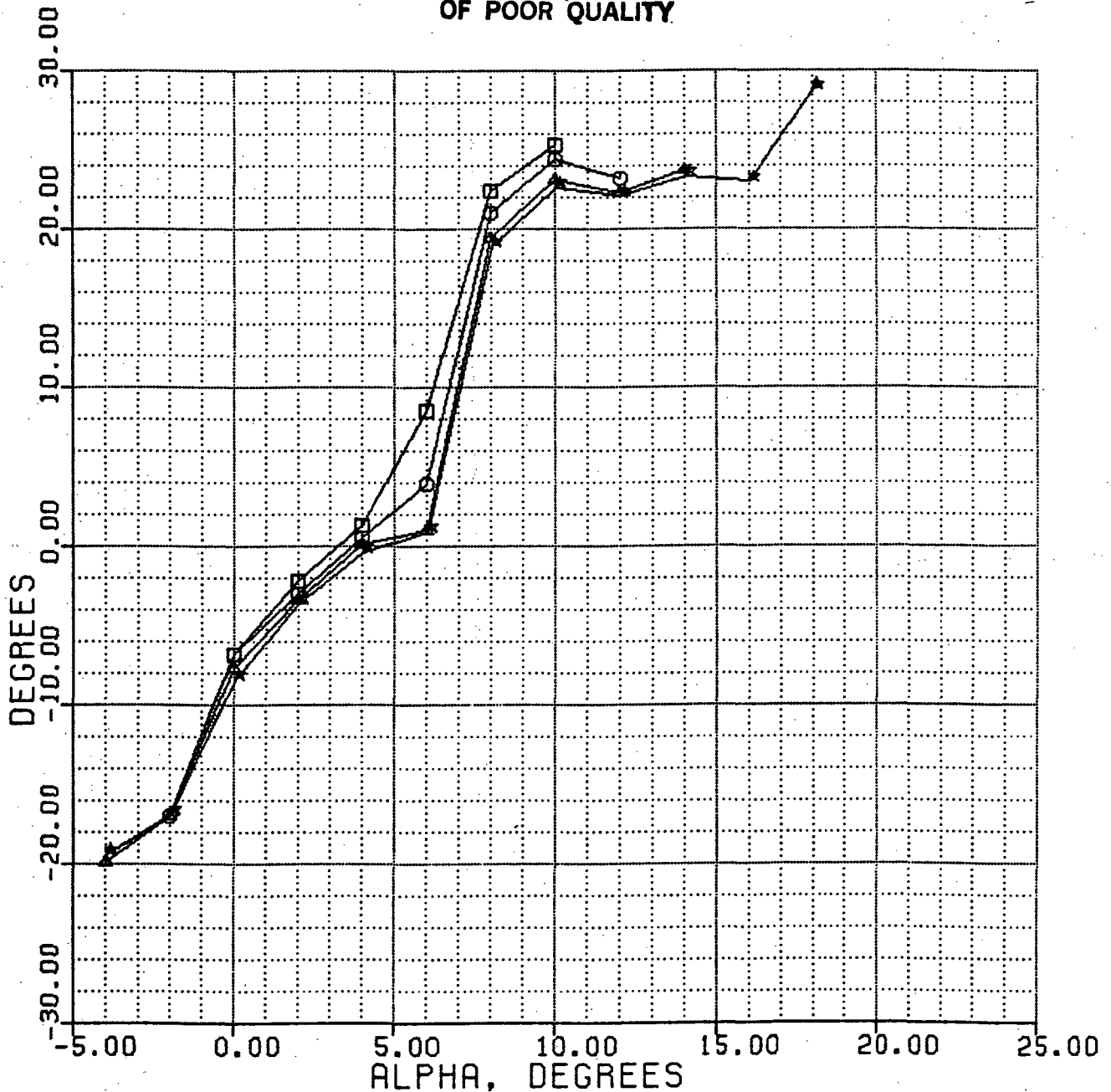


Figure 12(d)

DELTA STRAKE VS ALPHA

7-1-83 X-29A M# = 1.2 NORMAL MODE

XCG = 451.0 WT = 15K ALPHA TRIM

- | | | | | |
|---|---|---|-----------|---------------|
| □ | — | □ | ALT = 20K | ALP: -4 TO 8 |
| ○ | — | ○ | ALT = 30K | ALP: -4 TO 10 |
| ▲ | — | ▲ | ALT = 40K | ALP: -4 TO 12 |
| ★ | — | ★ | ALT = 50K | ALP: -4 TO 14 |

ORIGINAL PAGE IS
OF POOR QUALITY

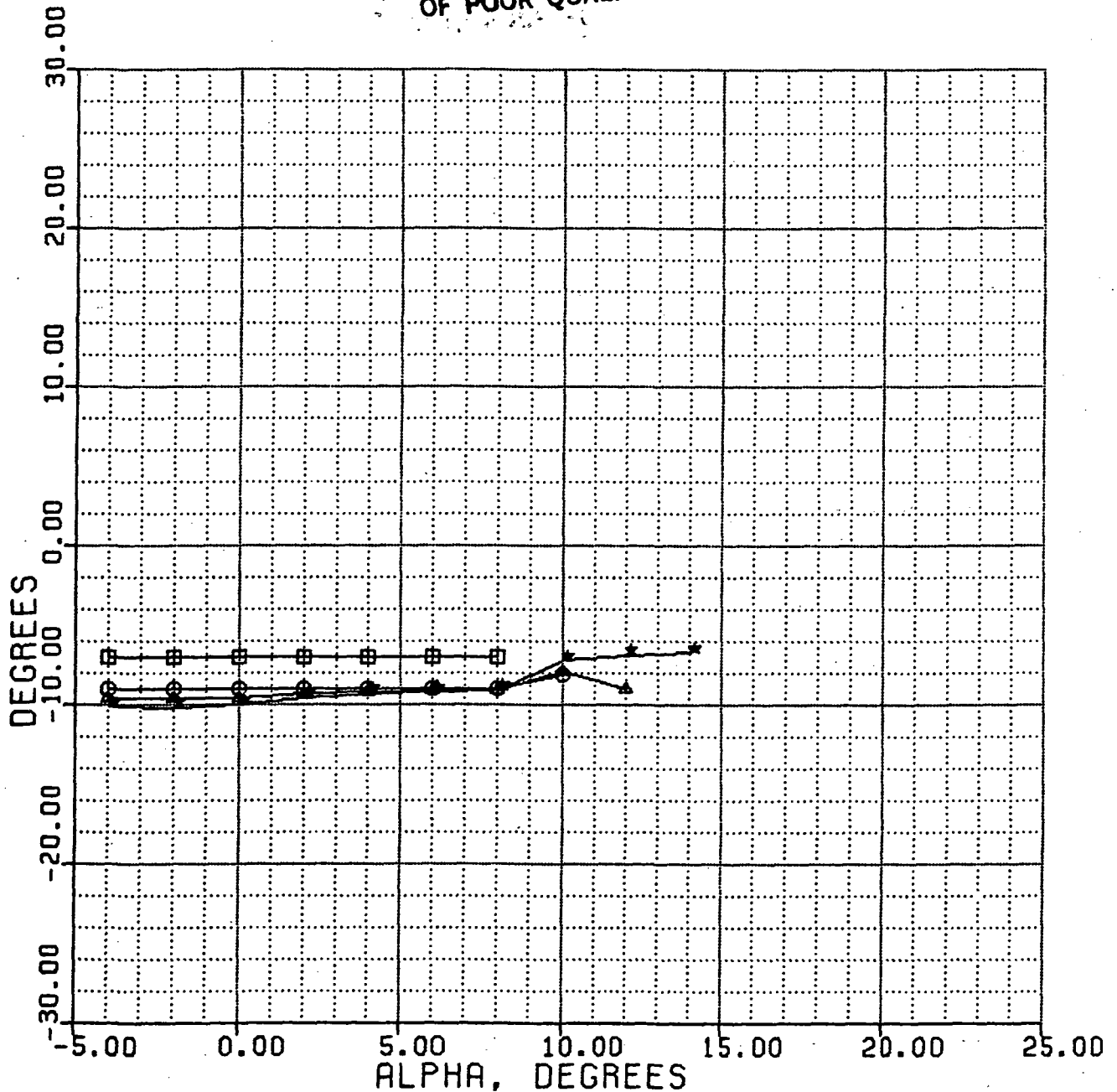


Figure 12(e)

DELTA STRAKE VS ALPHA

7-1-83 X-29A M# = 1.5 NORMAL MODE

XCG = 451.0 WT = 15K ALPHA TRIM

- — □ ALT = 30K ALP: -4 TO 8
- — ○ ALT = 40K ALP: -4 TO 10
- ▲ — ▲ ALT = 50K ALP: -4 TO 12

ORIGINAL PAGE IS
OF POOR QUALITY

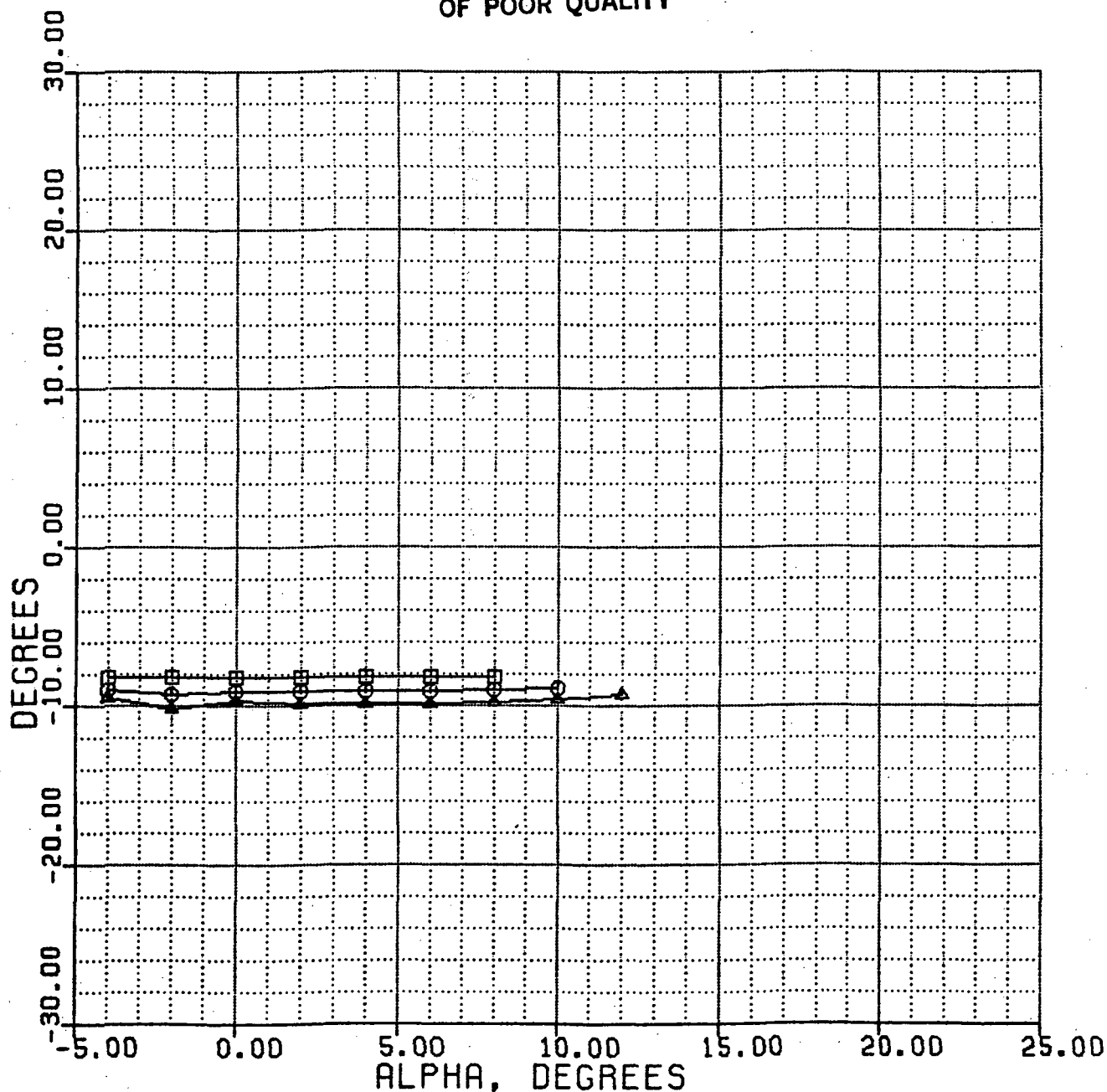


Figure 12(f)

CL-LIFT VS MACH

7-5-83 X-29A 1-G TRIM NORMAL MODE

XCG = 451.0 WT = 15K

- ALT = 5.0K M# = .2 TO 1.05
- ALT = 10K M# = .2 TO 1.2
- ▲—▲ ALT = 20K M# = .3 TO 1.4

ORIGINAL PAGE IS
OF POOR QUALITY

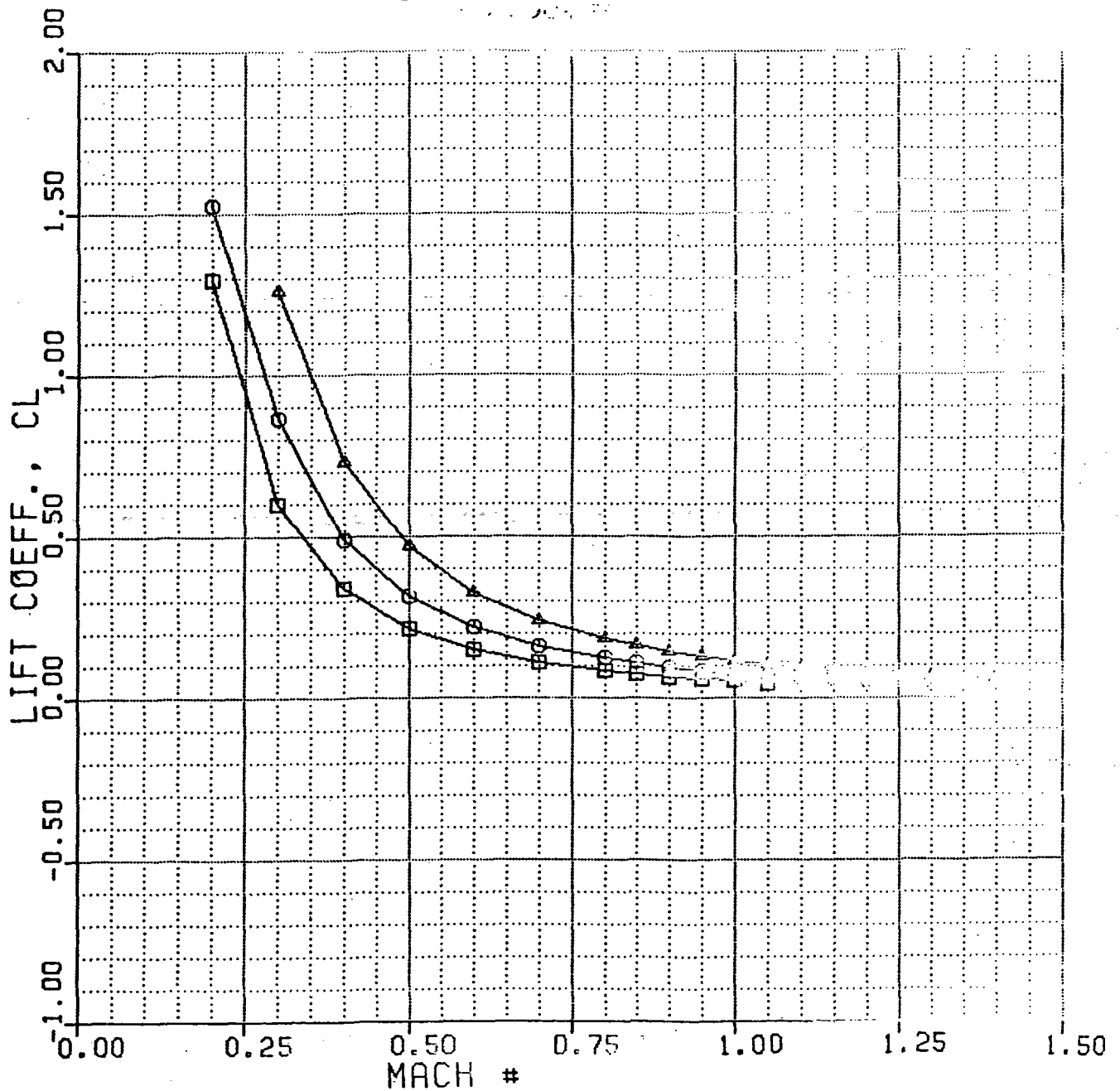


Figure 13(a)

CL-LIFT VS MACH

7-7-83 X-29A 1-G TRIM NORMAL MODE

XCG = 451.0 WT = 15K

- ALT = 30K M# = .3 TO 1.5
- ALT = 40K M# = .6 TO 1.5
- ▲—▲ ALT = 50K M# = .6 TO 1.5

ORIGINAL PAGE IS
OF POOR QUALITY

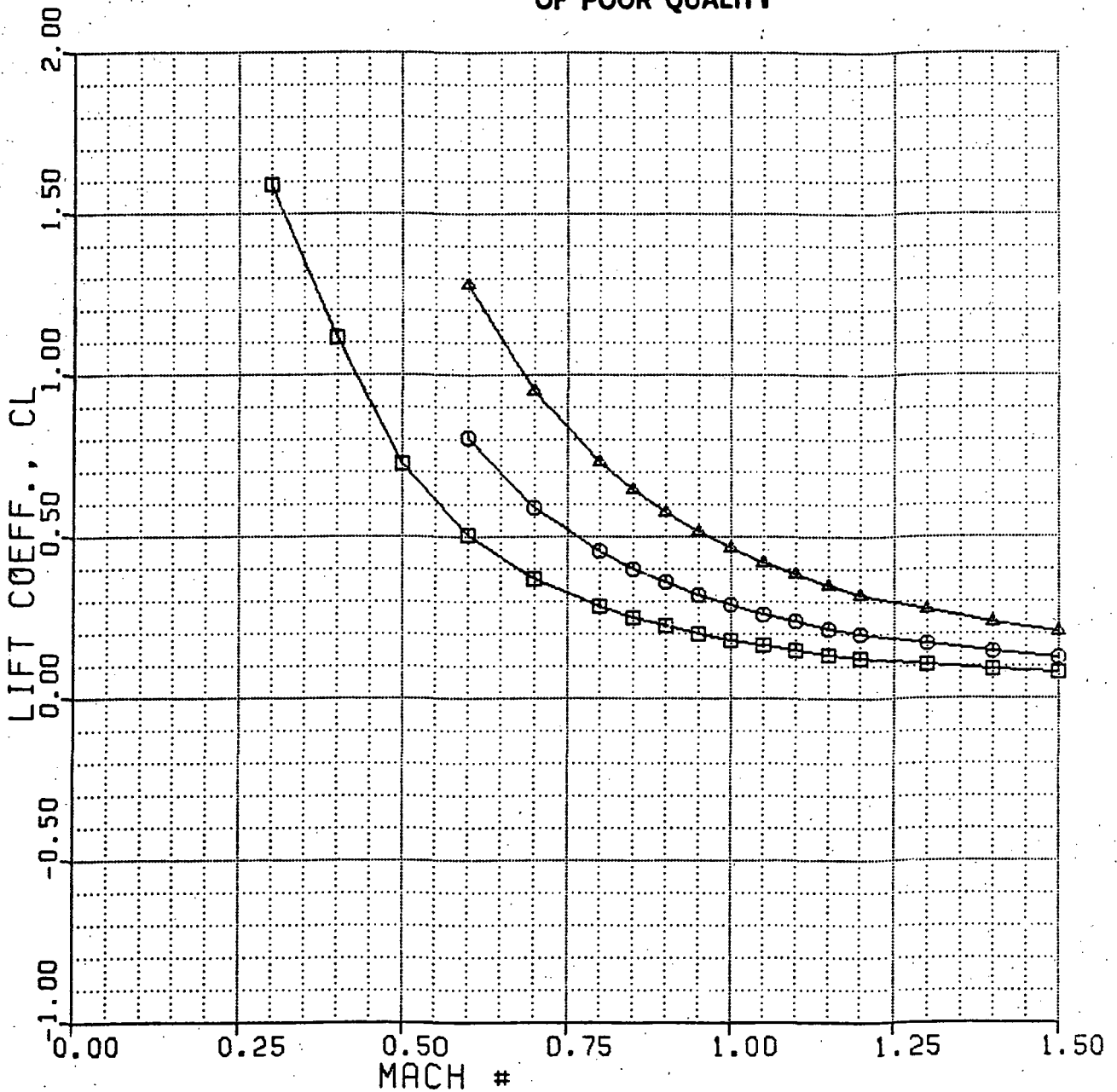


Figure 13(b)

CL-LIFT VS ALPHA

6-15-83 X-29A M# = 0.4 NORMAL MODE
XCG = 451.0 WT = 15K ALPHA TRIM

□ — □ ALT = S.L. ALP: -4 TO 22
○ — ○ ALT = 10K ALP: -4 TO 22

ORIGINAL PAGE IS
OF POOR QUALITY

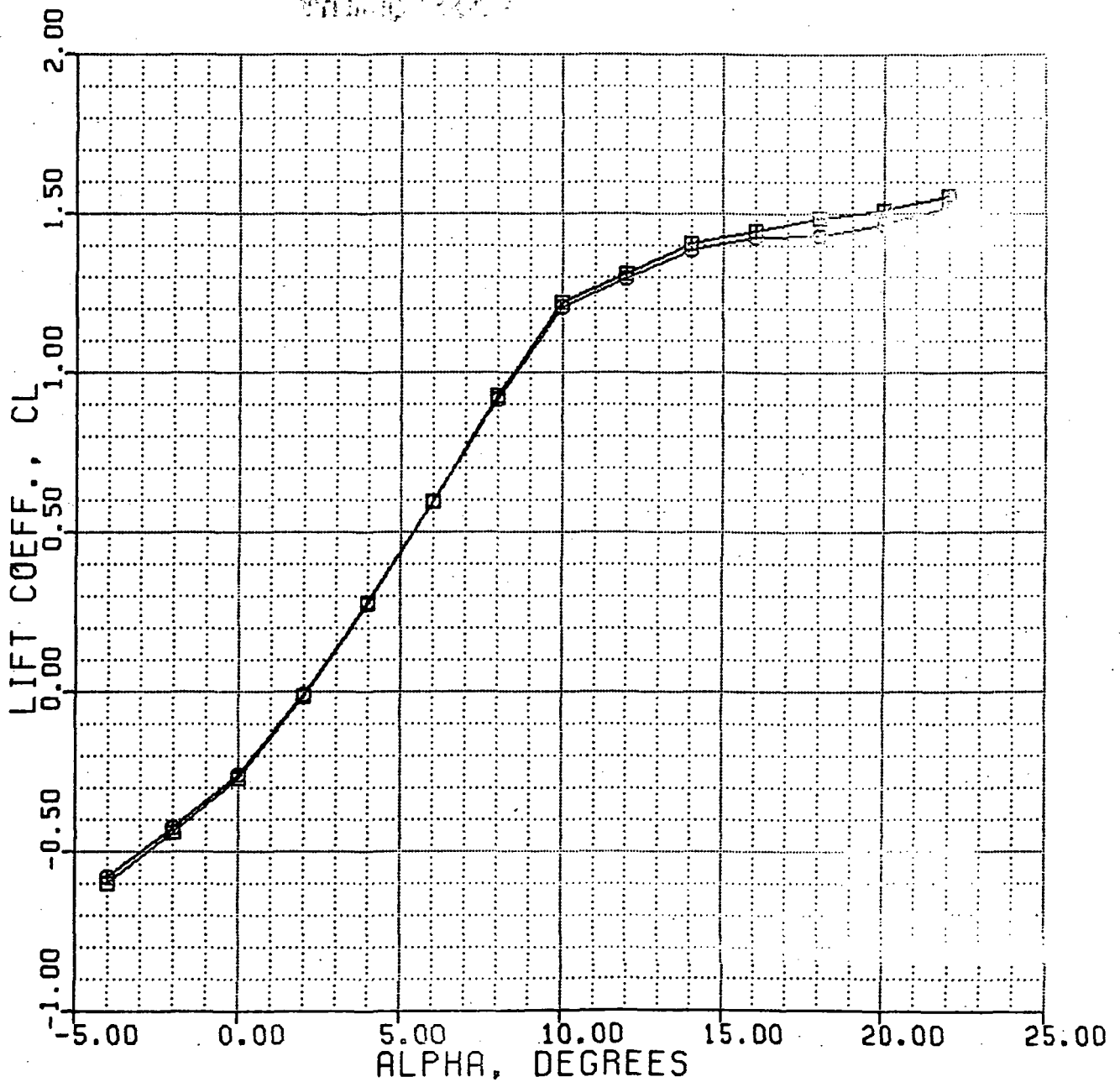


Figure 14(a)

CL-LIFT VS ALPHA

6-16-83 X-29A M# = 0.6 NORMAL MODE

XCG = 451.0 WT = 15K ALPHA TRIM

□ — □ ALT = 10K ALP: -4 TO 16
○ — ○ ALT = 20K ALP: -4 TO 20

ORIGINAL PAGE IS
OF POOR QUALITY

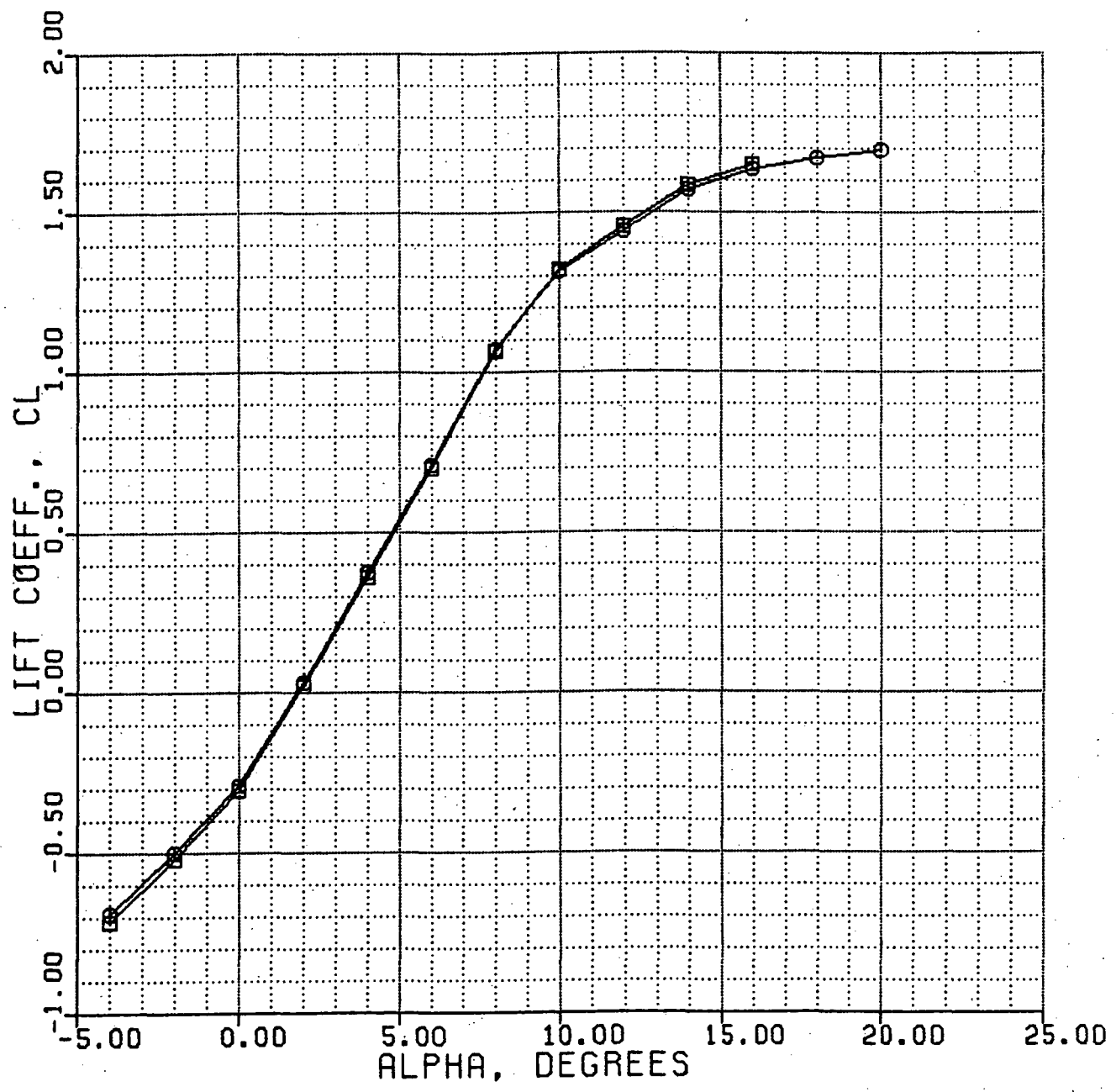


Figure 14(b)

CL-LIFT VS ALPHA

6-17-83 X-29A M# = 0.8 NORMAL MODE

XCG = 451.0 WT = 15K ALPHA TRIM

- | | | | | |
|---|---|---|-----------|---------------|
| □ | — | □ | ALT = 10K | ALP: 0 TO 10 |
| ○ | — | ○ | ALT = 20K | ALP: -4 TO 12 |
| △ | — | △ | ALT = 30K | ALP: -4 TO 14 |
| ★ | — | ★ | ALT = 40K | ALP: -4 TO 18 |
| × | — | × | ALT = 50K | ALP: -4 TO 22 |

ORIGINAL PAGE IS
OF POOR QUALITY

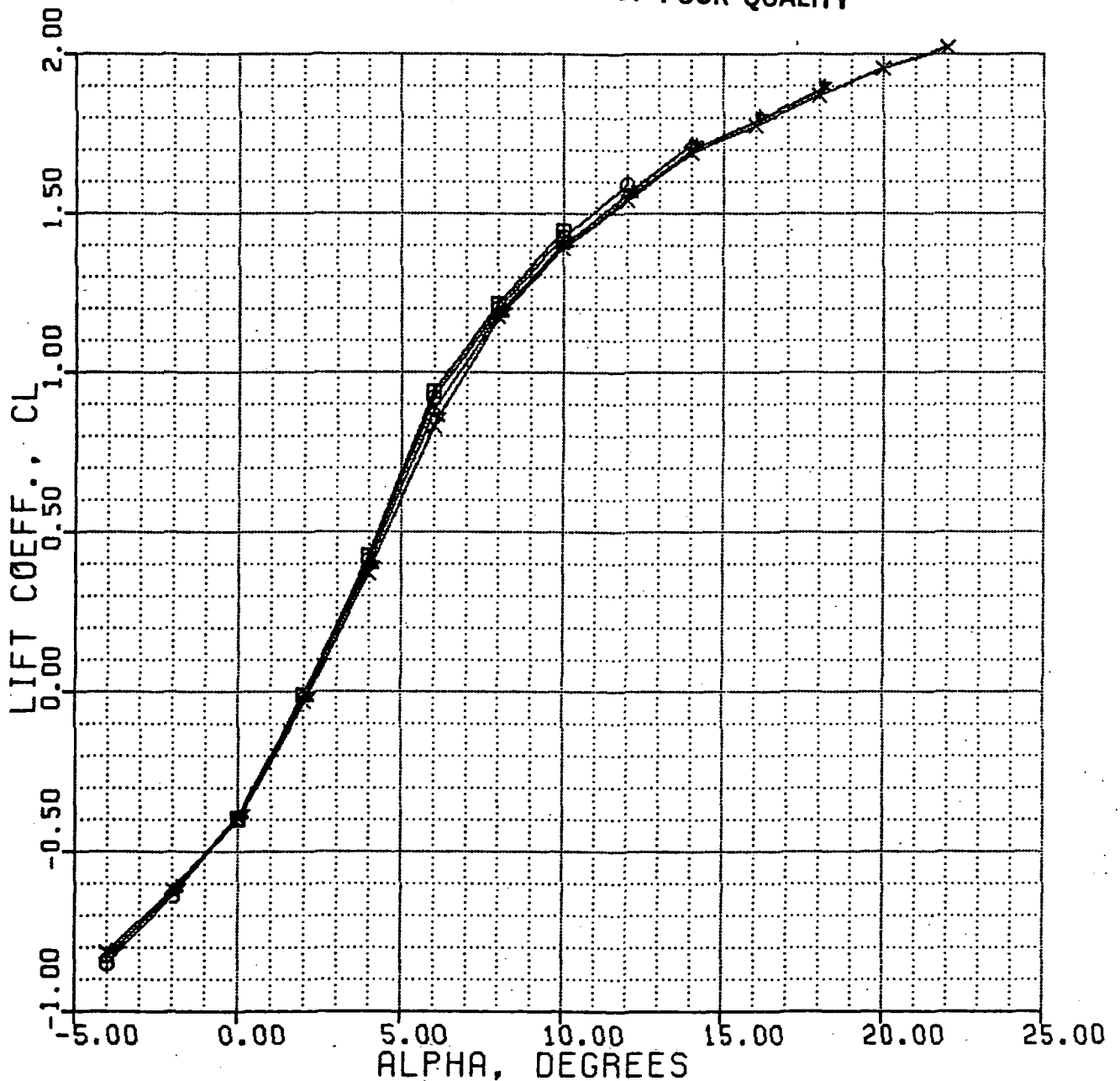


Figure 14(c)

CL-LIFT VS ALPHA

7-1-83 X-29A M# = 0.9 NORMAL MODE
XCG = 451.0 WT = 15K ALPHA TRIM

- — □ ALT = 20K ALP: 0 TO 10
- — ○ ALT = 30K ALP: -2 TO 12
- ▲ — ▲ ALT = 40K ALP: -4 TO 14
- ★ — ★ ALT = 50K ALP: -4 TO 18

ORIGINAL PAGE IS
OF POOR QUALITY

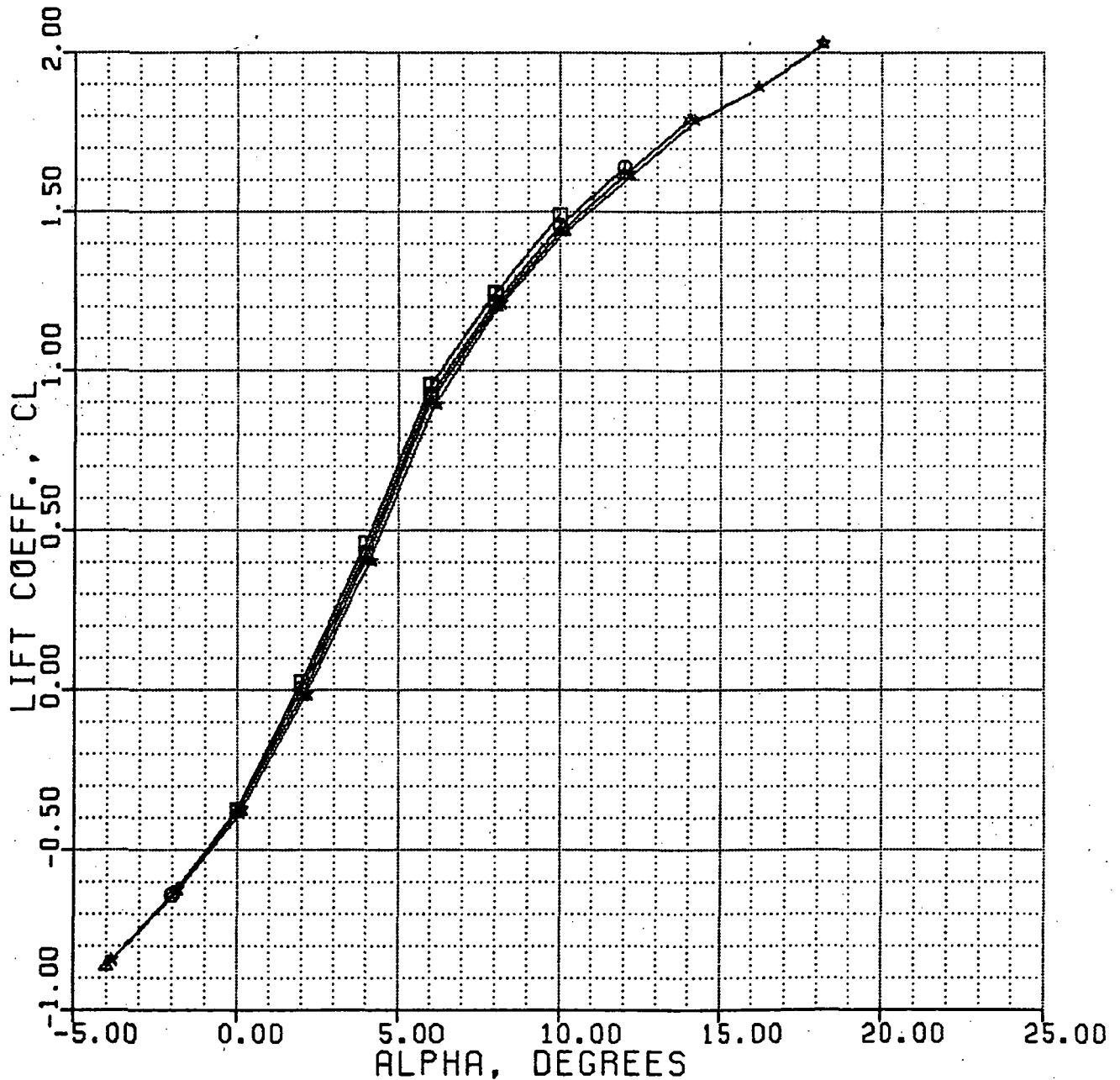


Figure 14(d)

CL-LIFT VS ALPHA

7-1-83 X-29A M# = 1.2 NORMAL MODE

XCG = 451.0 WT = 15K ALPHA TRIM

□	—	□	ALT = 20K	ALP: -4 TO 8
○	—	○	ALT = 30K	ALP: -4 TO 10
△	—	△	ALT = 40K	ALP: -4 TO 12
★	—	★	ALT = 50K	ALP: -4 TO 14

ORIGINAL PAGE IS
OF POOR QUALITY

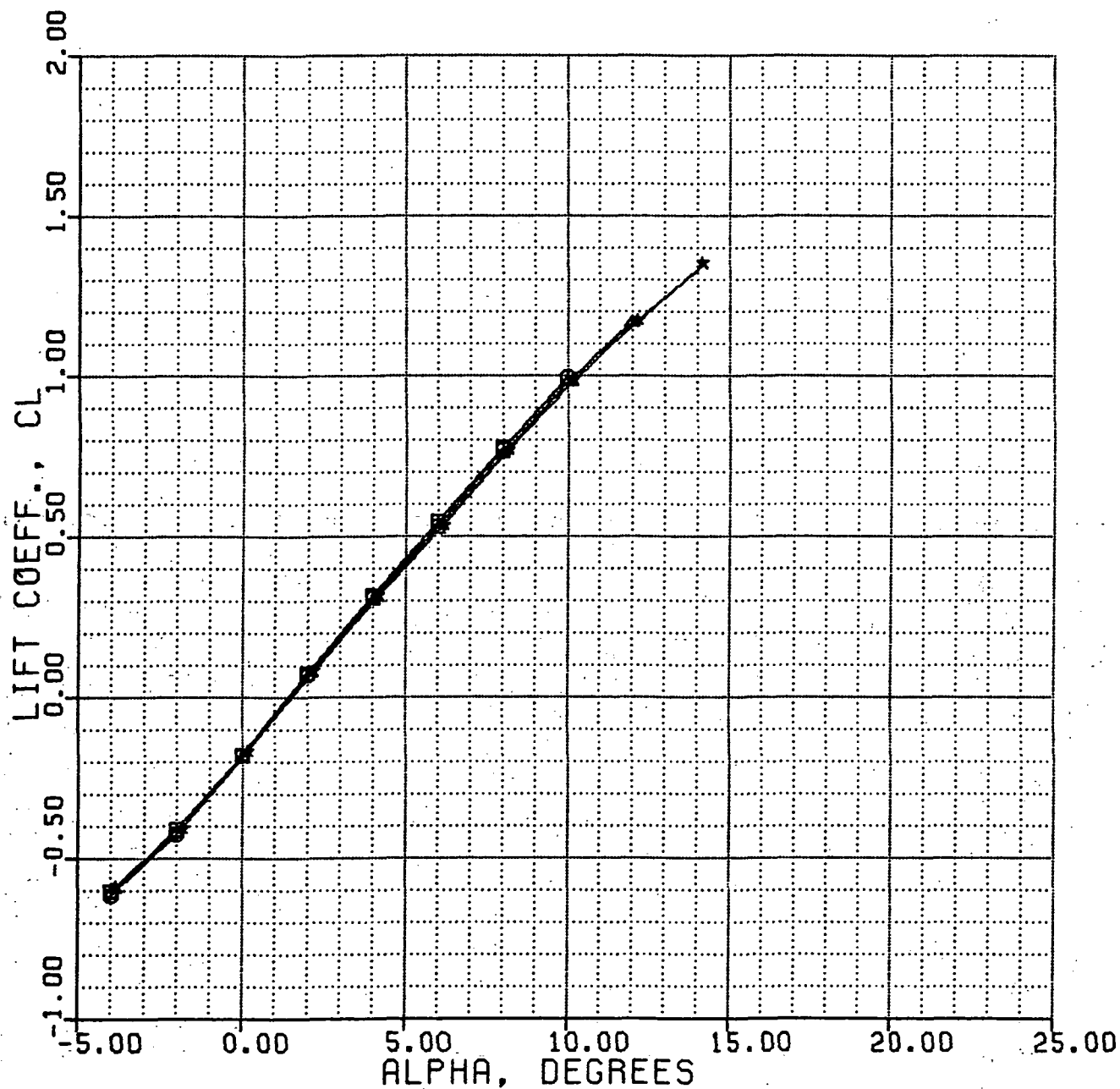


Figure 14(e)

CL-LIFT VS ALPHA

7-1-83 X-29A M# = 1.5 NORMAL MODE

XCG = 451.0 WT = 15K ALPHA TRIM

- ALT = 30K ALP: -4 TO 8
- ALT = 40K ALP: -4 TO 10
- ▲—▲ ALT = 50K ALP: -4 TO 12

ORIGINAL PAGE IS
OF POOR QUALITY

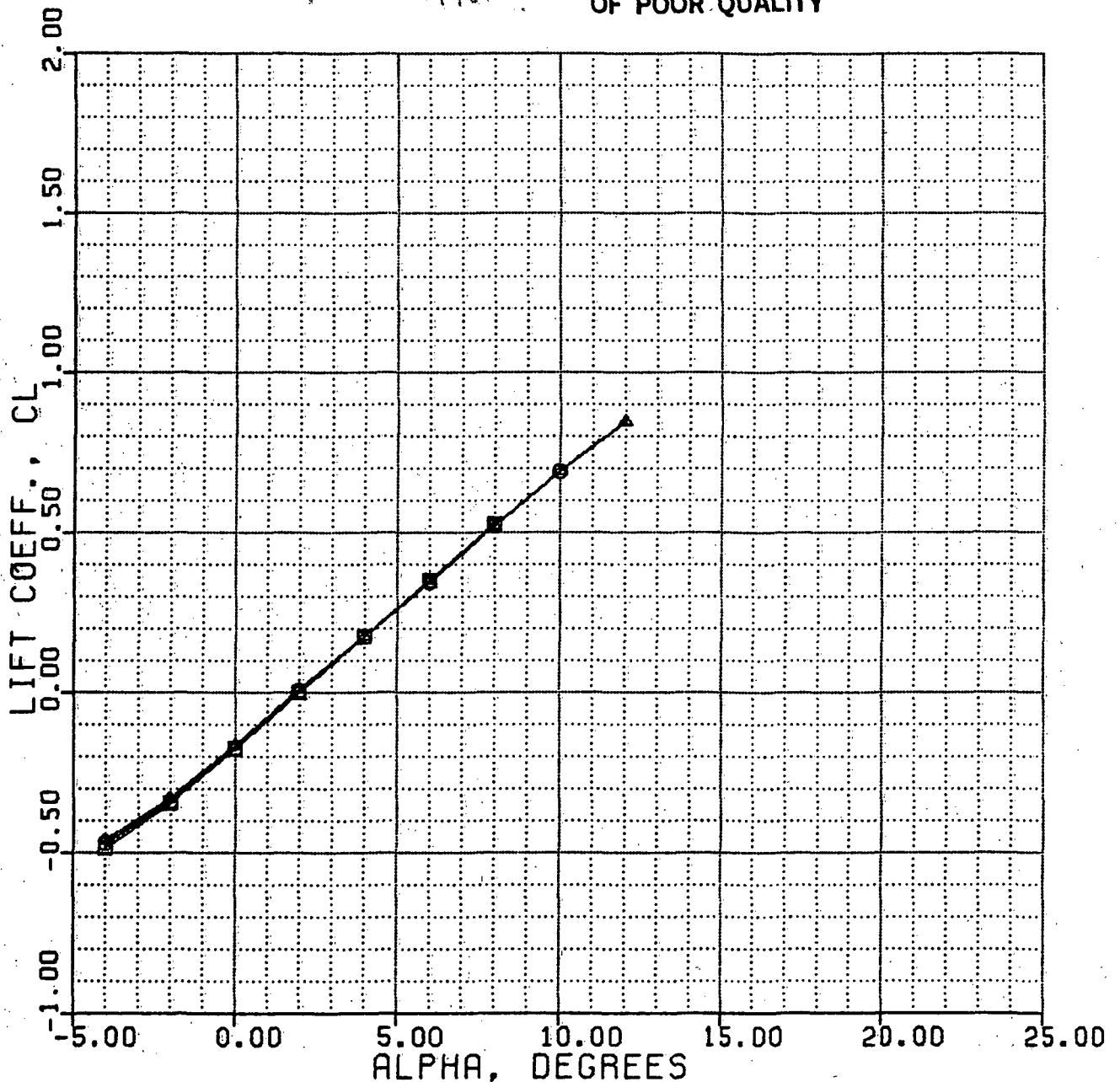


Figure 14(f)

CD VS MACH

7-5-83 X-29A 1-G TRIM NORMAL MODE

XCG = 451.0 WT = 15K

- — ALT = S.L. M# = .2 TO 1.05
- ⊙ — ALT = 10K M# = .2 TO 1.2
- ▲ — ALT = 20K M# = .3 TO 1.4

ORIGINAL PAGE IS
OF POOR QUALITY

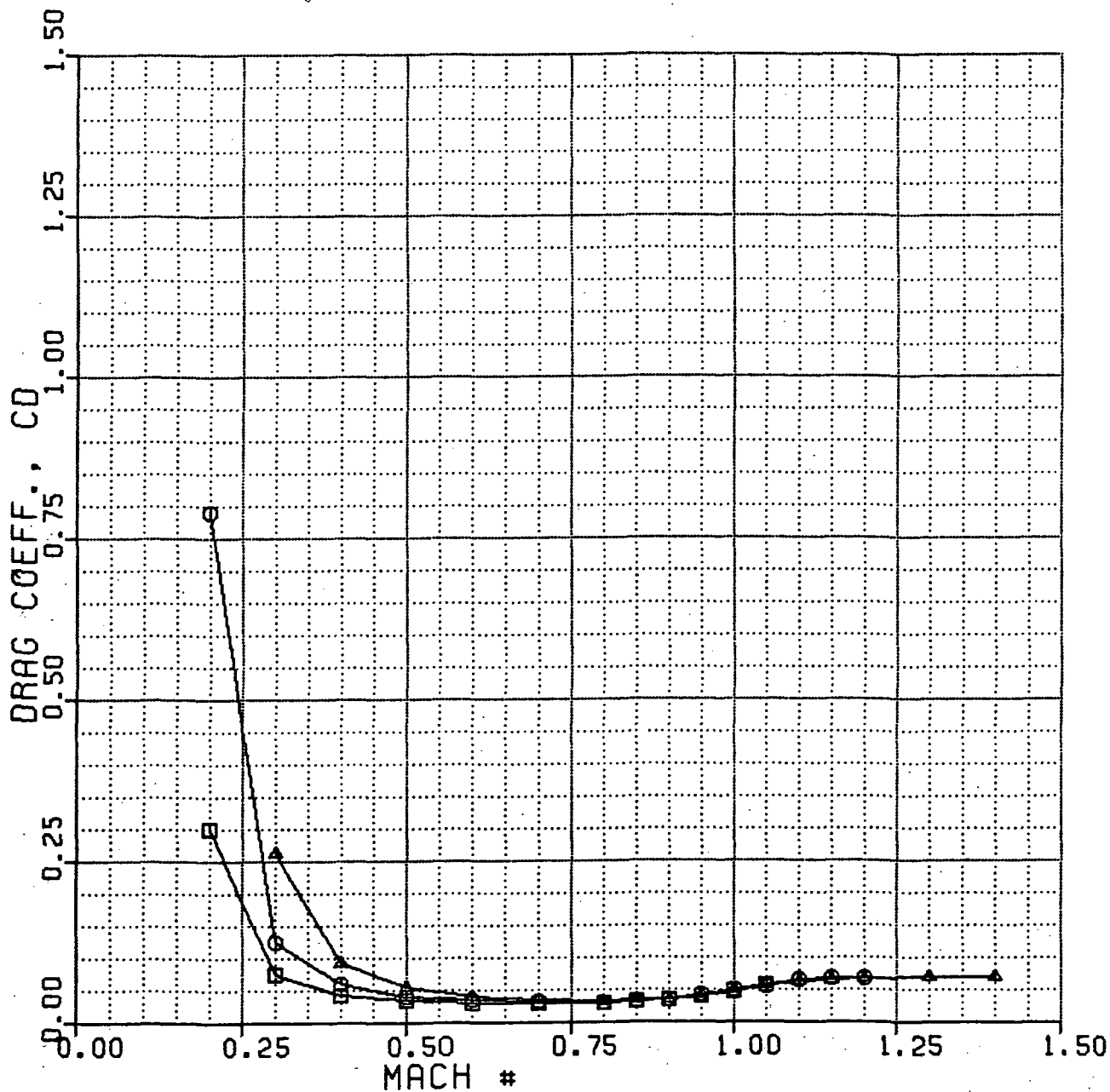


Figure 15(a)

CD VS MACH

7-7-83 X-29A 1-G TRIM NORMAL MODE

XCG = 451.0 WT = 15K

- — □ ALT = 30K M# = .3 TO 1.5
- — ○ ALT = 40K M# = .6 TO 1.5
- ▲ — ▲ ALT = 50K M# = .6 TO 1.5

ORIGINAL PAGE IS
OF POOR QUALITY

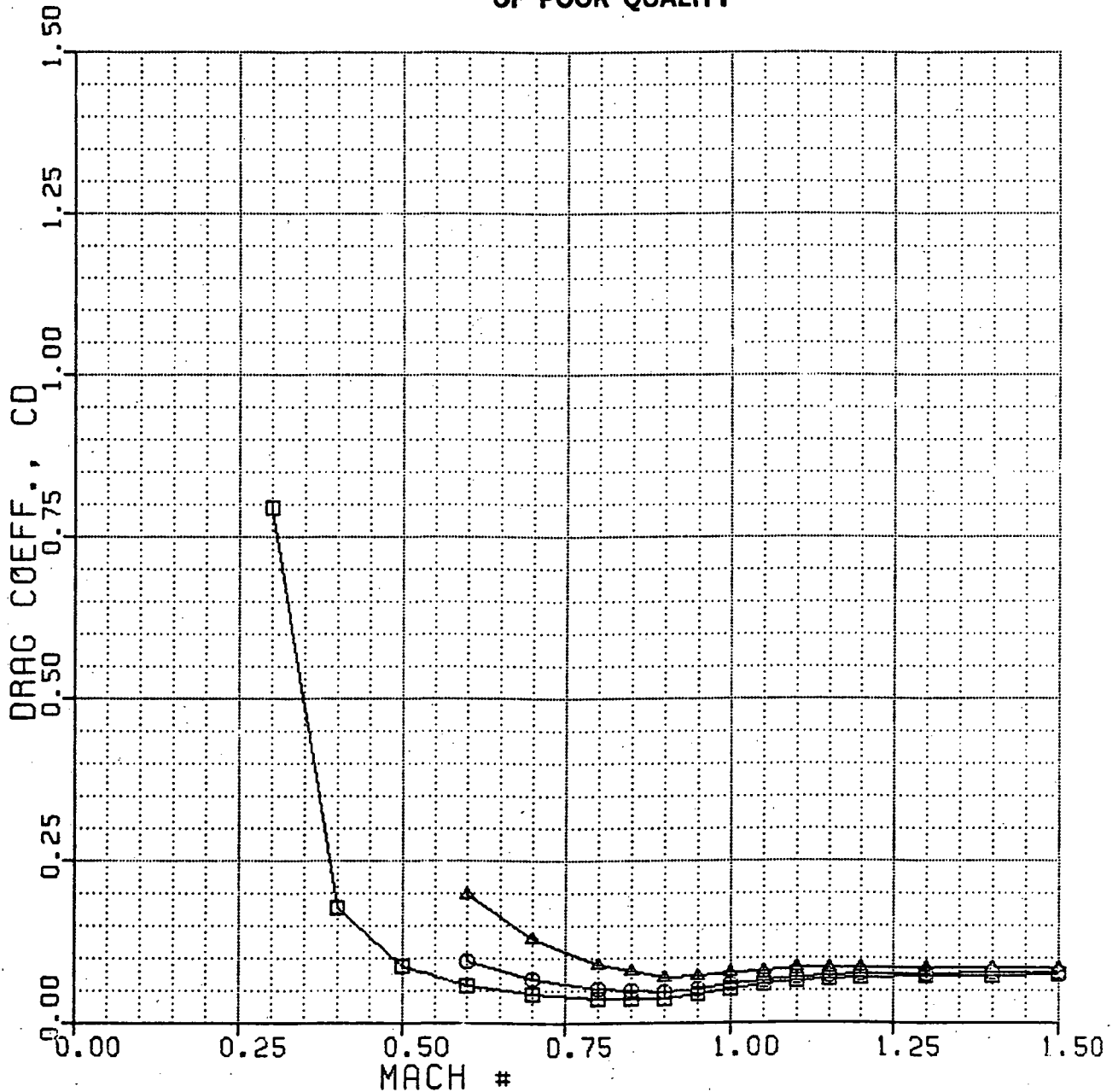


Figure 15(b)

CD VS ALPHA

6-16-83 X-29A M# = 0.4 NORMAL MODE

XCG = 451.0 WT = 15K ALPHA TRIM

- ALT = S.L. ALP: -4 TO 22
- ALT = 10K ALP: -4 TO 22

ORIGINAL PAGE IS
OF POOR QUALITY

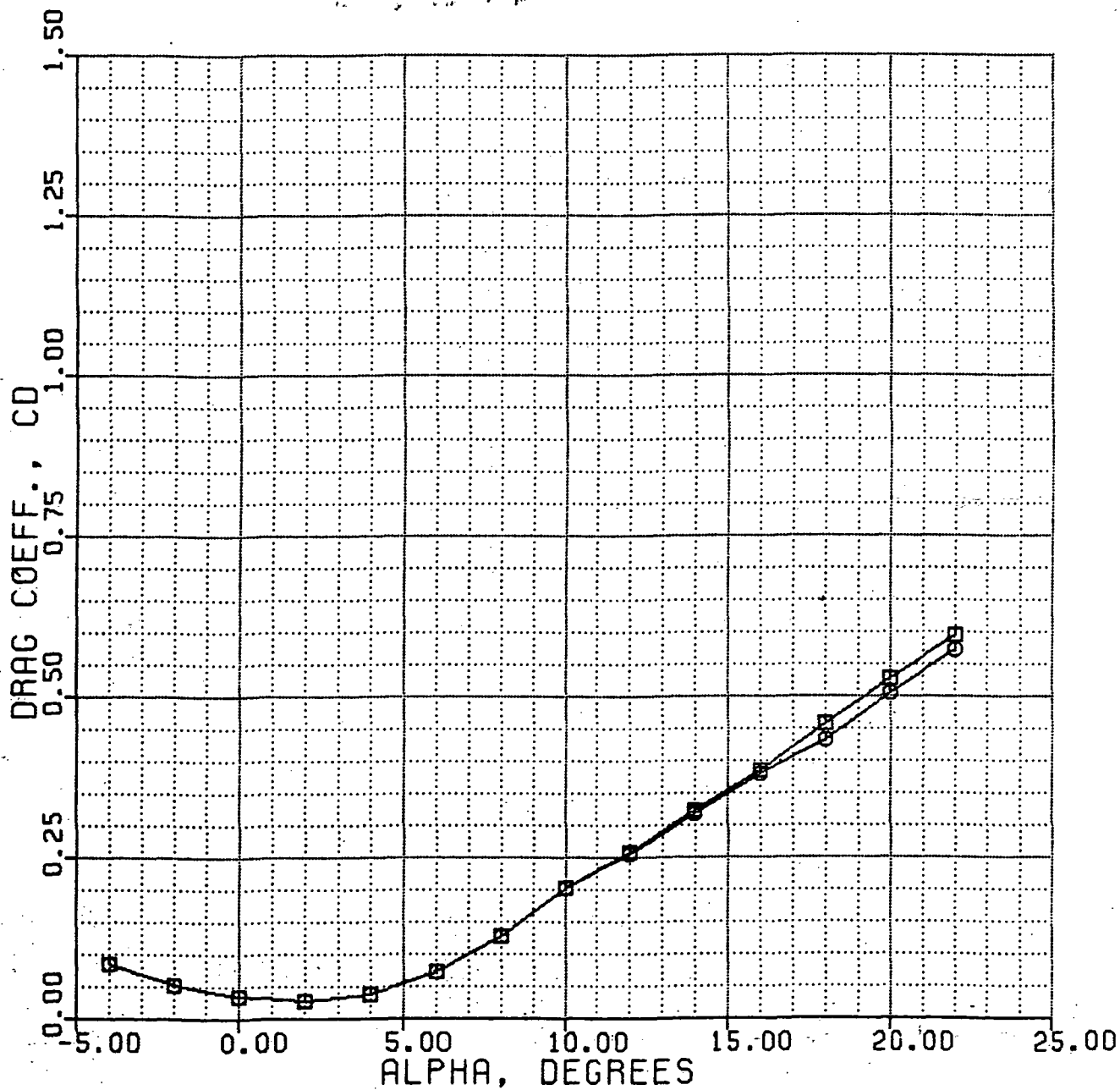


Figure 16(a)

CD VS ALPHA

6-16-83 X-29A M# = 0.6 NORMAL MODE

XCG = 451.0 WT = 15K ALPHA TRIM

□ ALT = 10K ALP: -4 TO 16
○ ALT = 20K ALP: -4 TO 20

ORIGINAL PAGE IS
OF POOR QUALITY

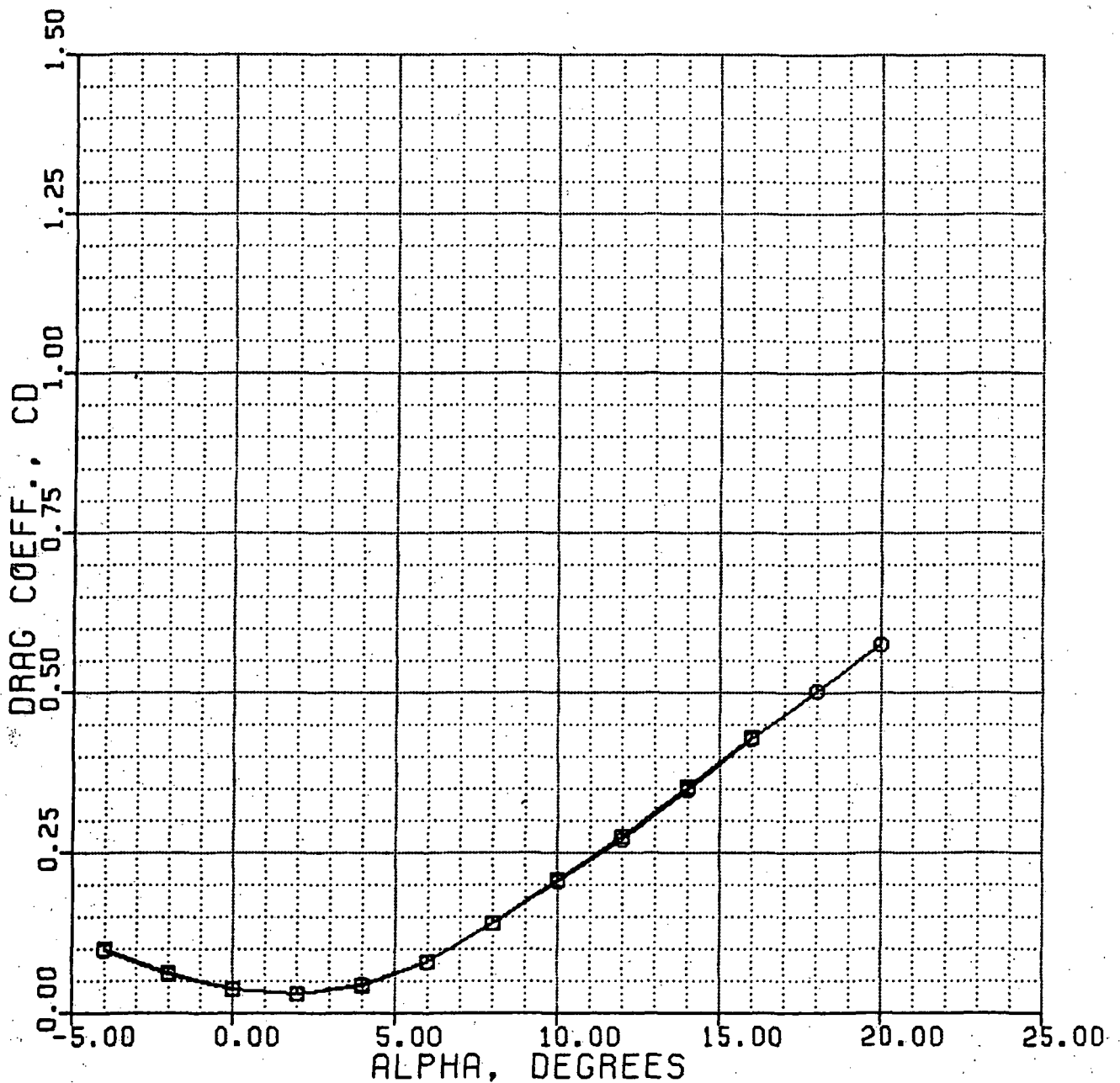


Figure 16(b)

CD VS ALPHA

6-17-83 X-29A M# = 0.8 NORMAL MODE
XCG = 451.0 WT = 15K ALPHA TRIM

- | | | | | |
|---|---|---|-----------|---------------|
| □ | — | □ | ALT = 10K | ALP: 0 TO 10 |
| ○ | — | ○ | ALT = 20K | ALP: -4 TO 12 |
| △ | — | △ | ALT = 30K | ALP: -4 TO 14 |
| ★ | — | ★ | ALT = 40K | ALP: -4 TO 18 |
| × | — | × | ALT = 50K | ALP: -4 TO 22 |

ORIGINAL PAGE IS
OF POOR QUALITY

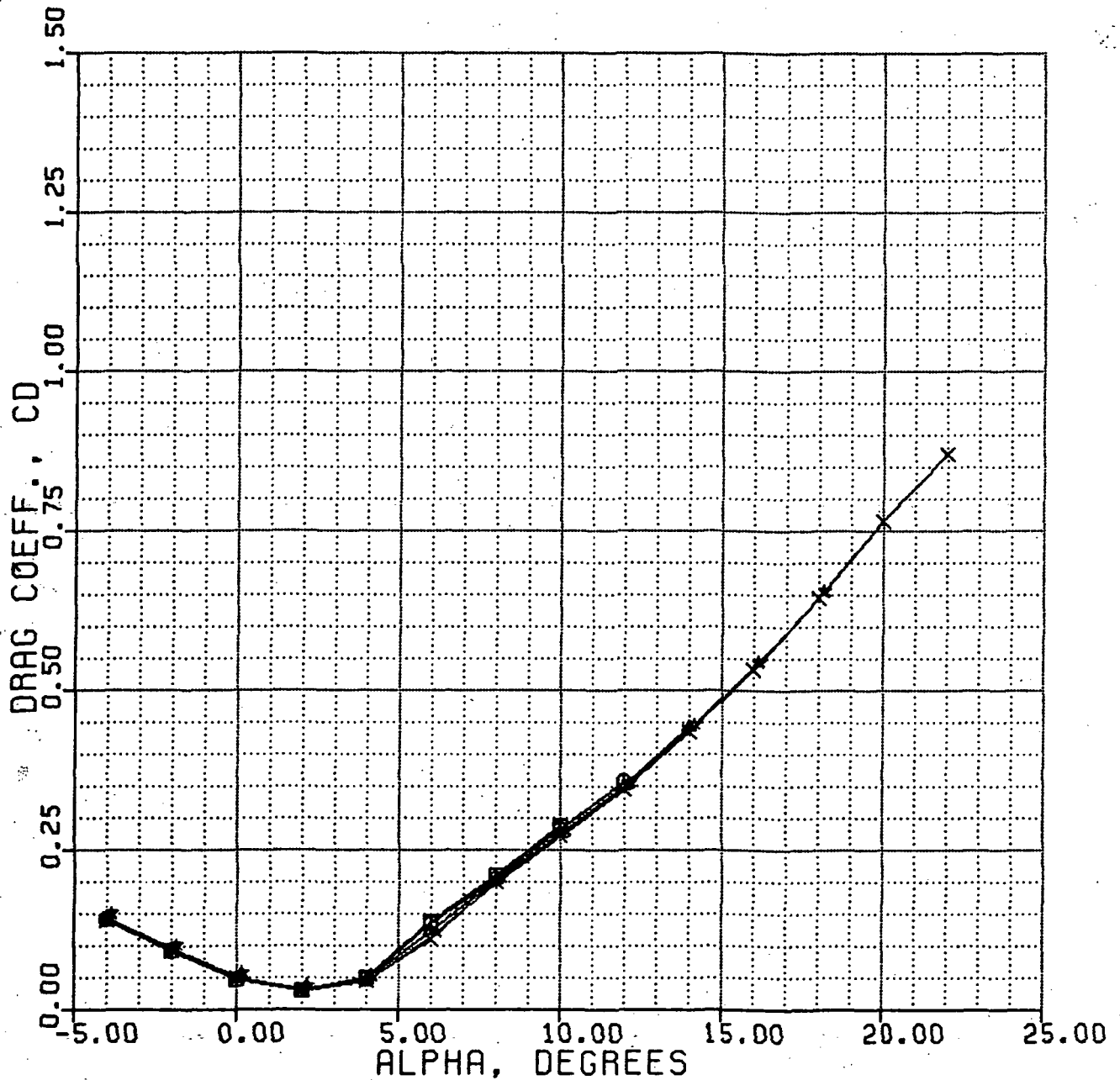


Figure 16(c)

CD VS ALPHA

7-1-83 X-29A M# = 0.9 NORMAL MODE

XCG = 451.0 WT = 15K ALPHA TRIM

- — □ ALT = 20K ALP: 0 TO 10
- — ○ ALT = 30K ALP: -2 TO 12
- ▲ — ▲ ALT = 40K ALP: -4 TO 14
- ★ — ★ ALT = 50K ALP: -4 TO 18

ORIGINAL PAGE IS
OF POOR QUALITY

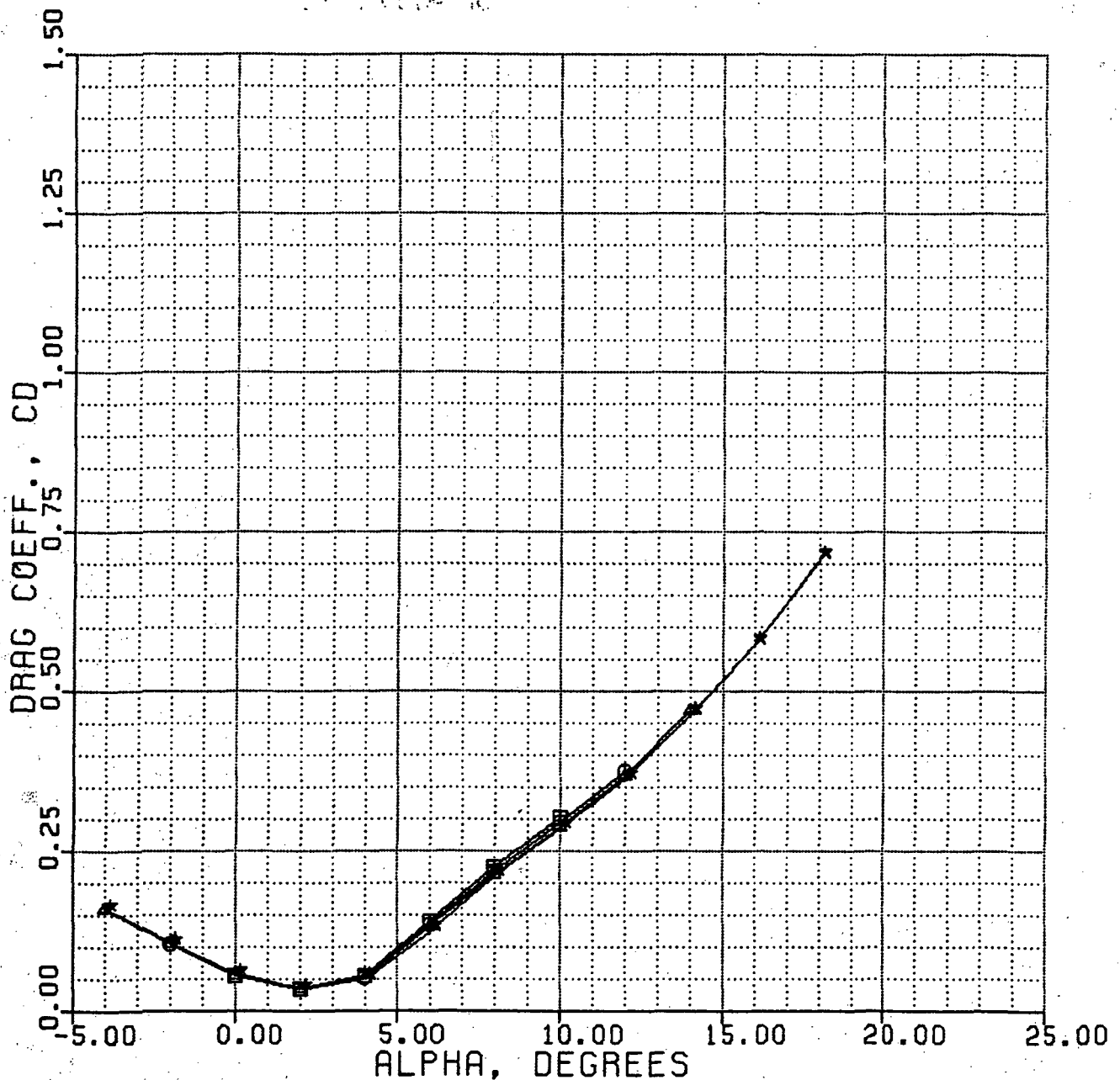


Figure 16(d)

CD VS ALPHA

7-1-83 X-29A M# = 1.2 NORMAL MODE

XCG = 451.0 WT = 15K ALPHA TRIM

- | | | | | |
|---|---|---|-----------|---------------|
| □ | — | □ | ALT = 20K | ALP: -4 TO 8 |
| ○ | — | ○ | ALT = 30K | ALP: -4 TO 10 |
| △ | — | △ | ALT = 40K | ALP: -4 TO 12 |
| ★ | — | ★ | ALT = 50K | ALP: -4 TO 14 |

ORIGINAL PAGE IS
OF POOR QUALITY

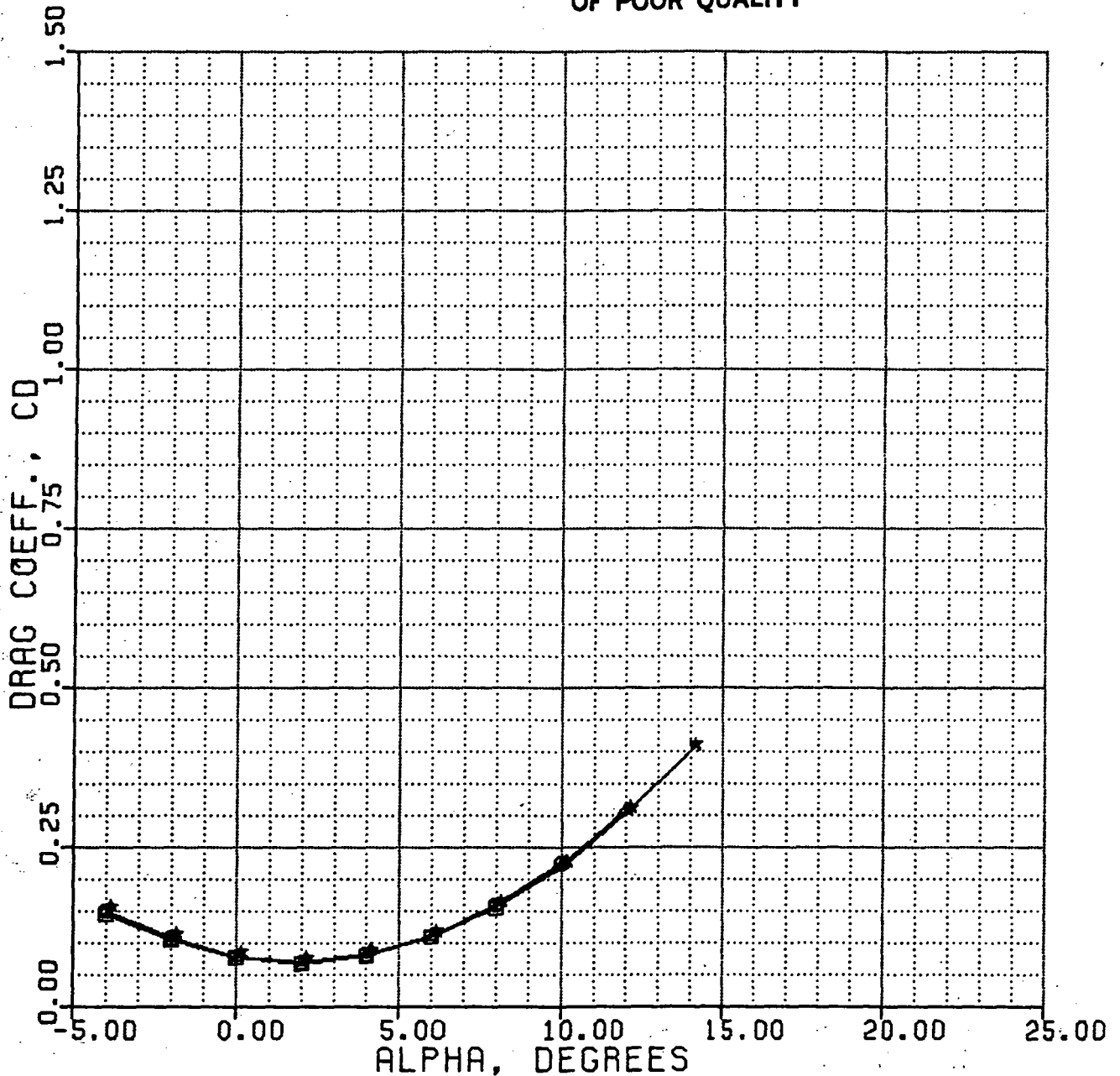


Figure 16(e)

CD VS ALPHA

7-1-83 X-29A M# = 1.5 NORMAL MODE

XCG = 451.0 WT = 15K ALPHA TRIM

- ALT = 30K ALP: -4 TO 8
- ALT = 40K ALP: -4 TO 10
- ▲ ALT = 50K ALP: -4 TO 12

ORIGINAL PAGE IS
OF POOR QUALITY

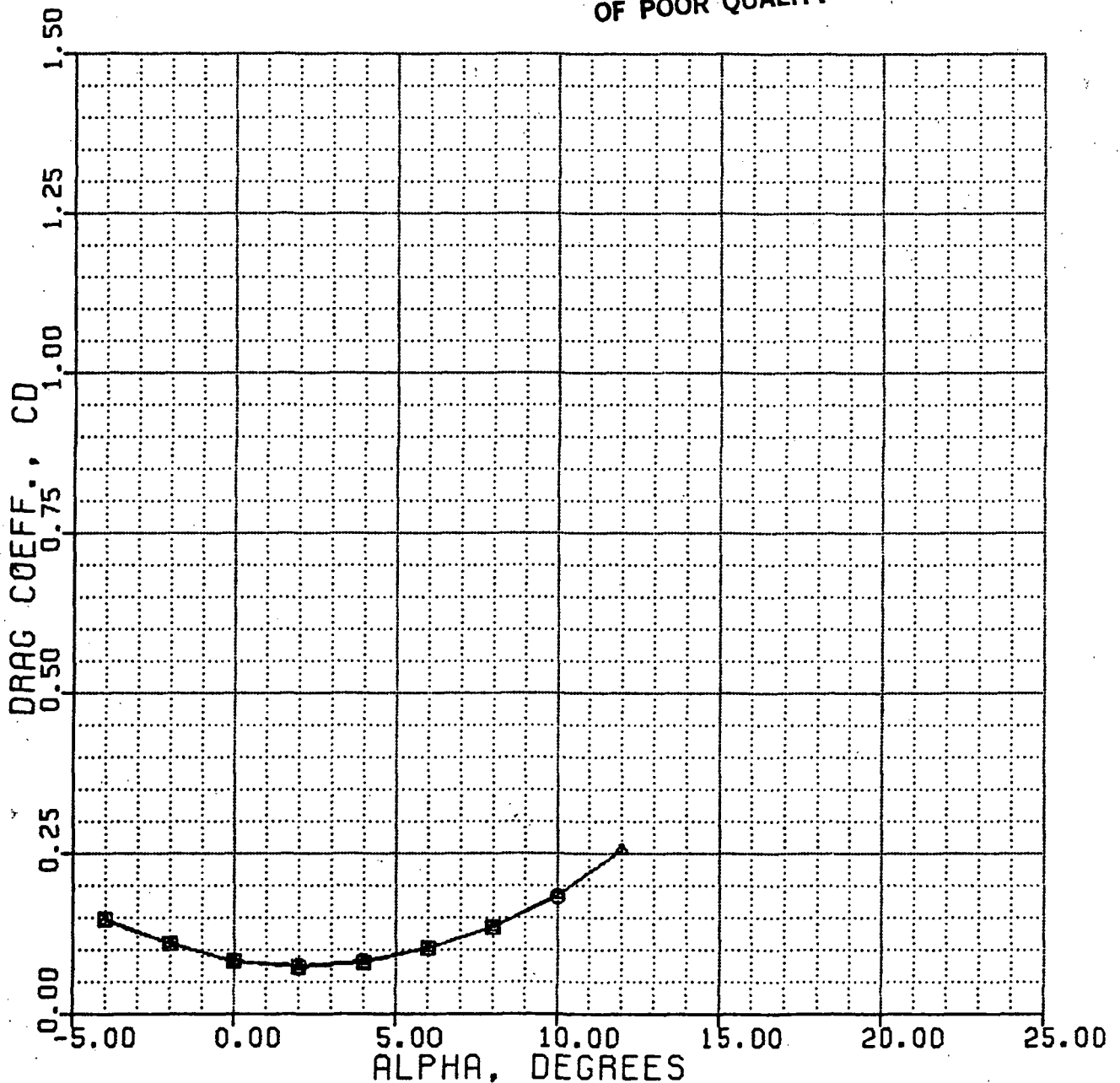


Figure 16(f)

CM VS MACH

7-5-83 X-29A 1-G TRIM NORMAL MODE

XCG = 451.0 WT = 15K

- ALT = S.L. M# = .2 TO 1.05
- ALT = 10K M# = .2 TO 1.2
- ▲ ALT = 20K M# = .3 TO 1.4

ORIGINAL PAGE IS
OF POOR QUALITY

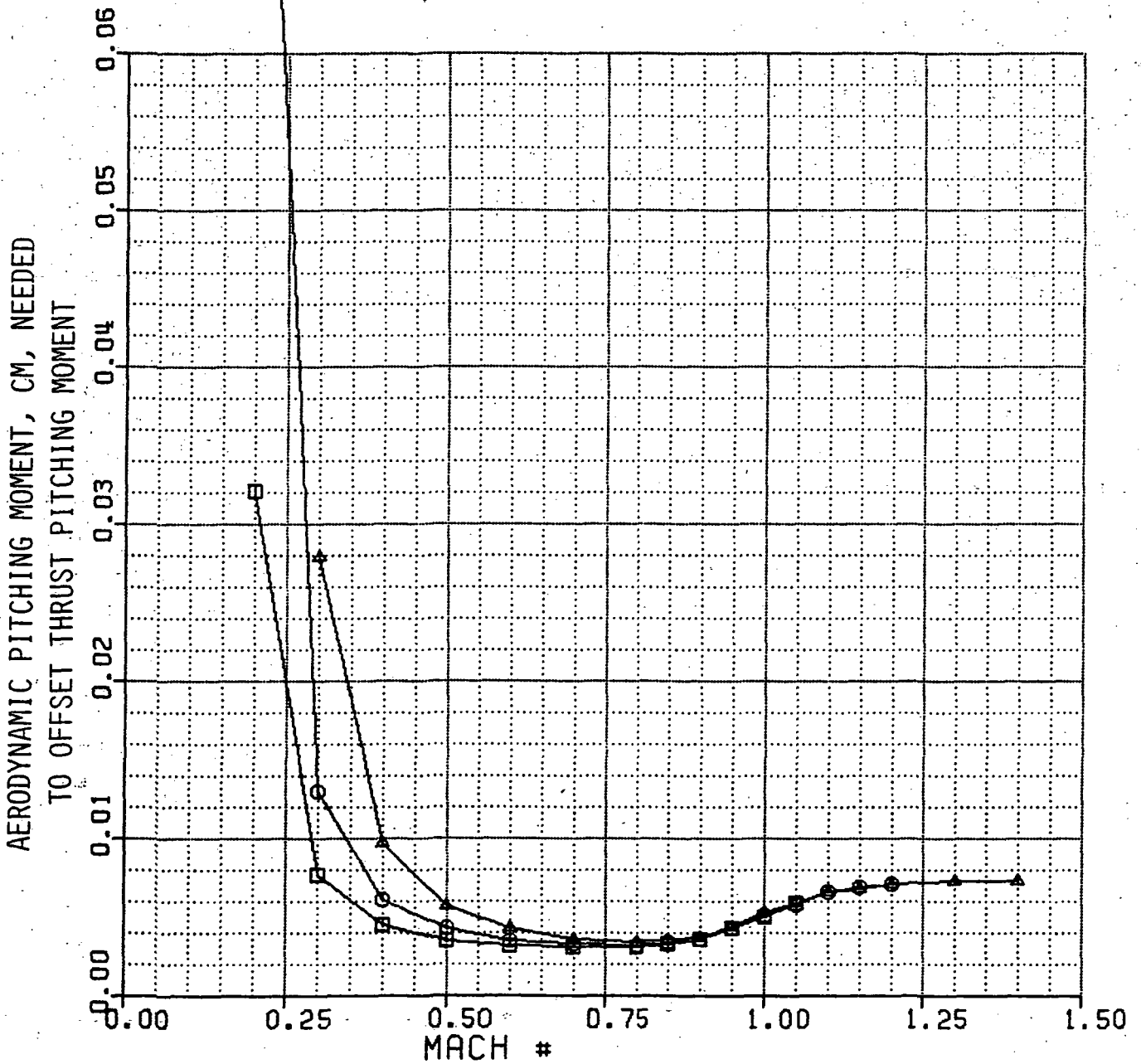


Figure 17(a)

CM VS MACH

7-7-83 X-29A 1-G TRIM NORMAL MODE

XCG = 451.0 WT = 15K

- ALT = 30K M# = .3 TO 1.5
- ALT = 40K M# = .6 TO 1.5
- ▲ ALT = 50K M# = .6 TO 1.5

ORIGINAL PAGE 13
OF POOR QUALITY

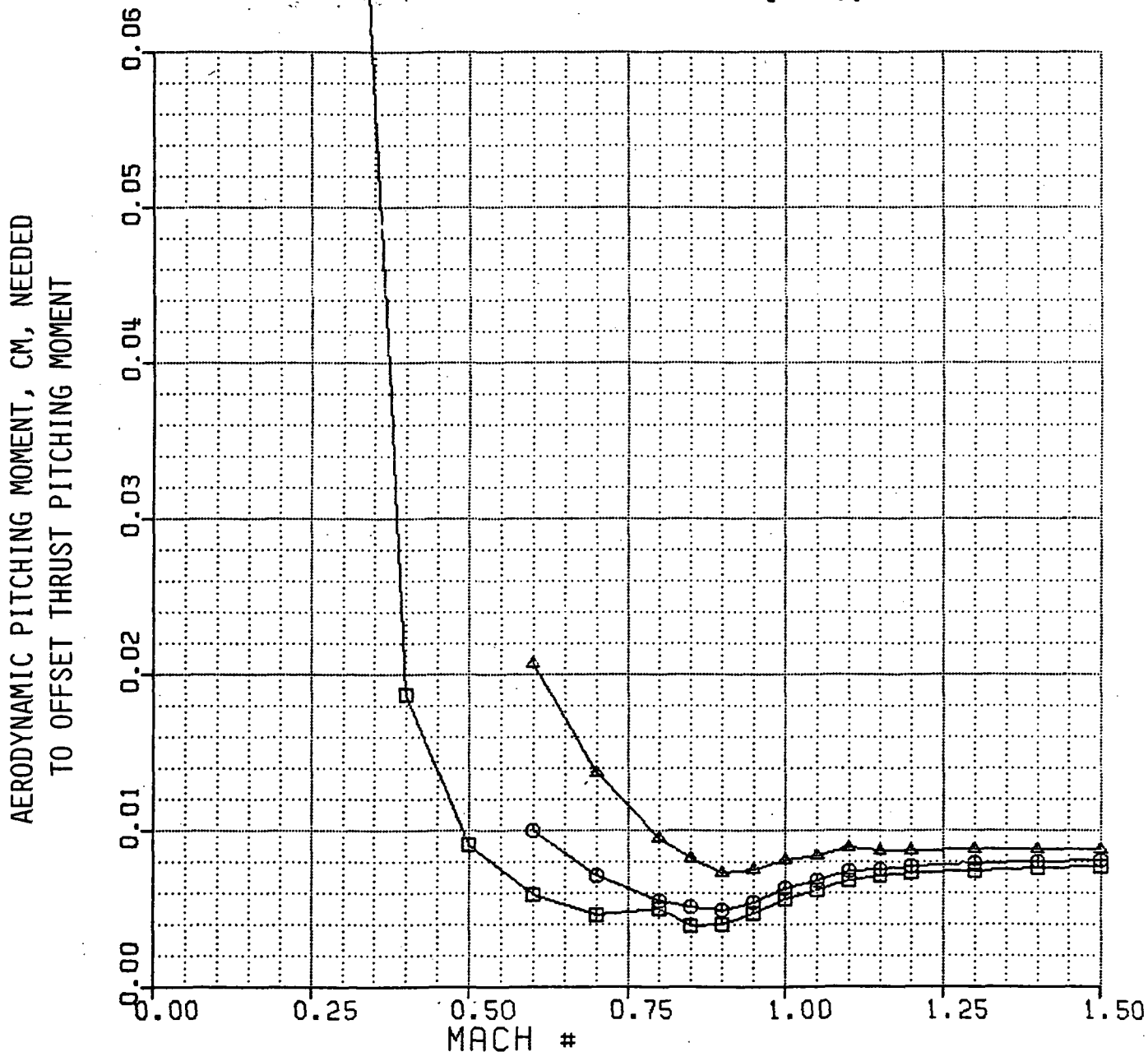


Figure 17(b)

CM VS ALPHA

6-15-83 X-29A M# = 0.4 NORMAL MODE
XCG = 451.0 WT = 15K ALPHA TRIM

□ ALT = S.L. ALP: -4 TO 22
○ ALT = 10K ALP: -4 TO 22

ORIGINAL PAGE IS
OF POOR QUALITY

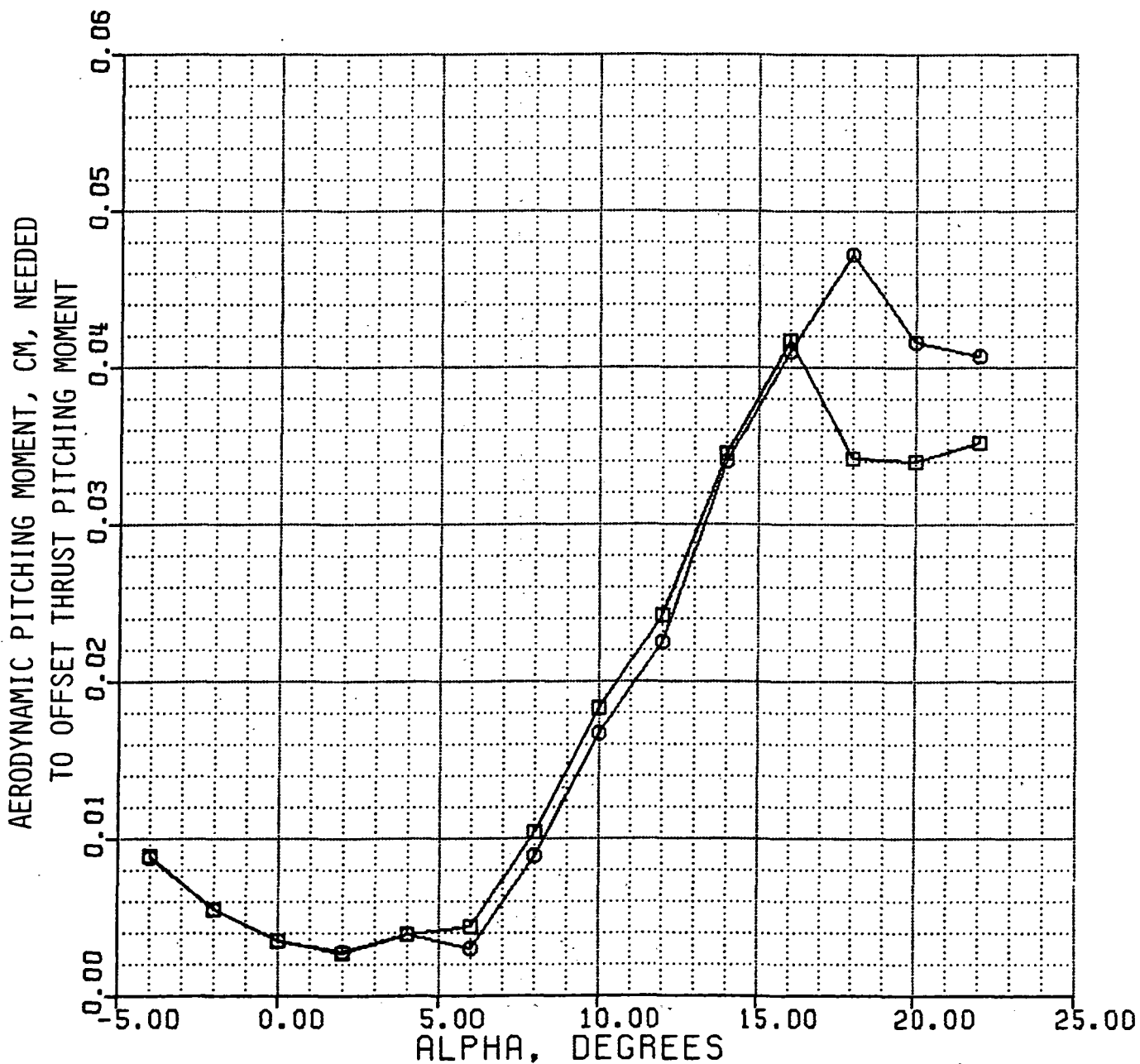


Figure 18(a)

CM VS ALPHA

6-16-83 X-29A M# = 0.6 NORMAL MODE

XCG = 451.0 WT = 15K ALPHA TRIM

□ — □ ALT = 10K ALP: -4 TO 16
○ — ○ ALT = 20K ALP: -4 TO 20

ORIGINAL PAGE IS
OF POOR QUALITY

AERODYNAMIC PITCHING MOMENT, CM, NEEDED
TO OFFSET THRUST PITCHING MOMENT

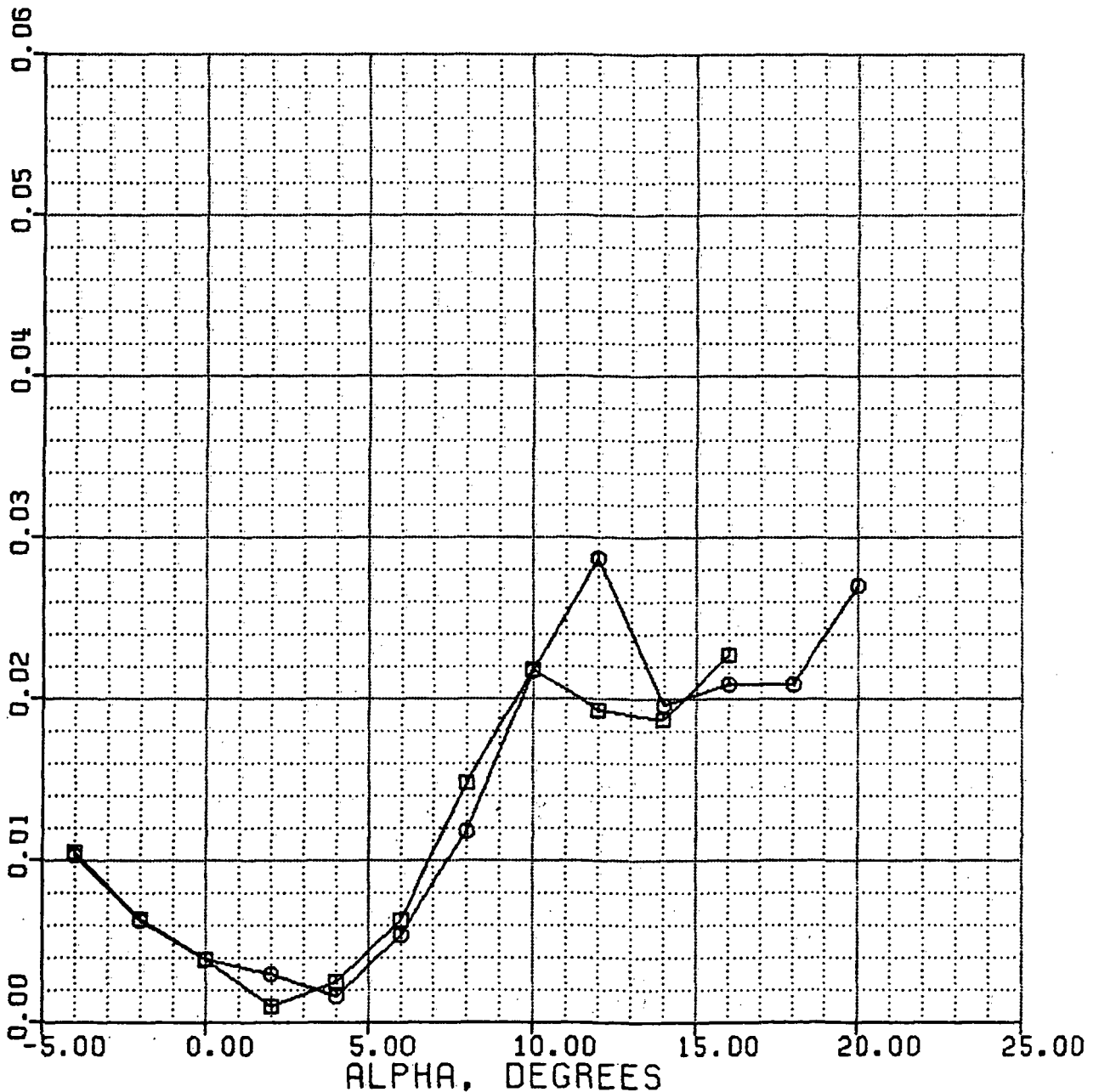


Figure 18(b)

CM VS ALPHA

6-17-83 X-29A M# = 0.8 NORMAL MODE
 XCG = 451.0 WT = 15K ALPHA TRIM

- ALT = 10K ALP: 0 TO 10
- ALT = 20K ALP: -4 TO 12
- ▲ ALT = 30K ALP: -4 TO 14
- ★ ALT = 40K ALP: -4 TO 18
- × ALT = 50K ALP: -4 TO 22

ORIGINAL PAGE IS
 OF POOR QUALITY

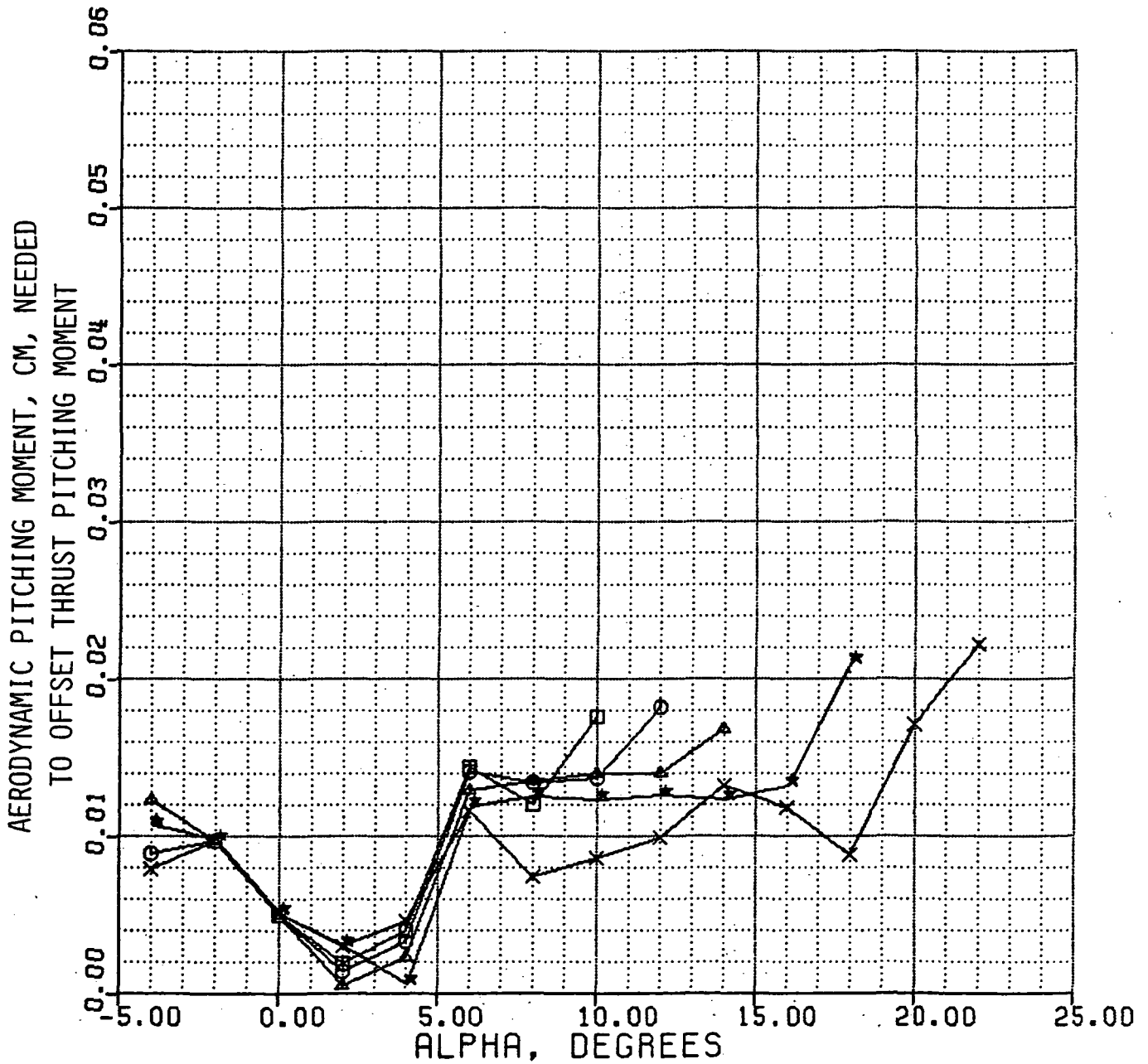


Figure 18(c)

CM VS ALPHA

7-1-83 X-29A M# = 0.9 NORMAL MODE
 XCG = 451.0 WT = 15K ALPHA TRIM

- | | | | | |
|---|---|---|-----------|---------------|
| □ | — | □ | ALT = 20K | ALP: 0 TO 10 |
| ○ | — | ○ | ALT = 30K | ALP: -2 TO 12 |
| ▲ | — | ▲ | ALT = 40K | ALP: -4 TO 14 |
| ★ | — | ★ | ALT = 50K | ALP: -4 TO 18 |

ORIGINAL PAGE IS
 OF POOR QUALITY

ORIGINAL PAGE IS
 OF POOR QUALITY

AERODYNAMIC PITCHING MOMENT, CM, NEEDED
 TO OFFSET THRUST PITCHING MOMENT

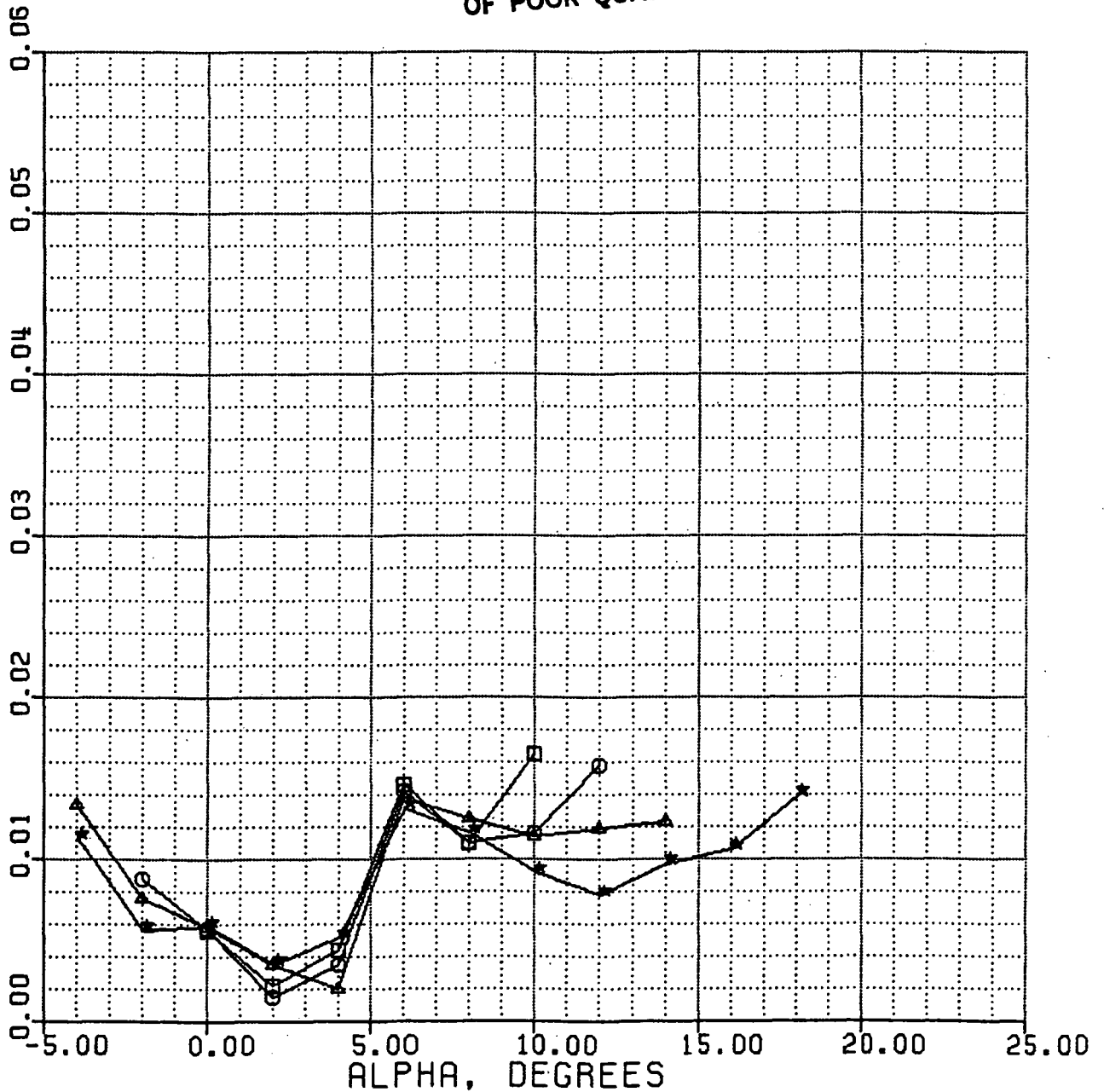


Figure 18(d)

CM VS ALPHA

7-1-83 X-29A M# = 1.2 NORMAL MODE
XCG = 451.0 WT = 15K ALPHA TRIM

- ALT = 20K ALP: -4 TO 8
- ALT = 30K ALP: -4 TO 10
- ▲ ALT = 40K ALP: -4 TO 12
- ★ ALT = 50K ALP: -4 TO 14

ORIGINAL PAGE IS
OF POOR QUALITY

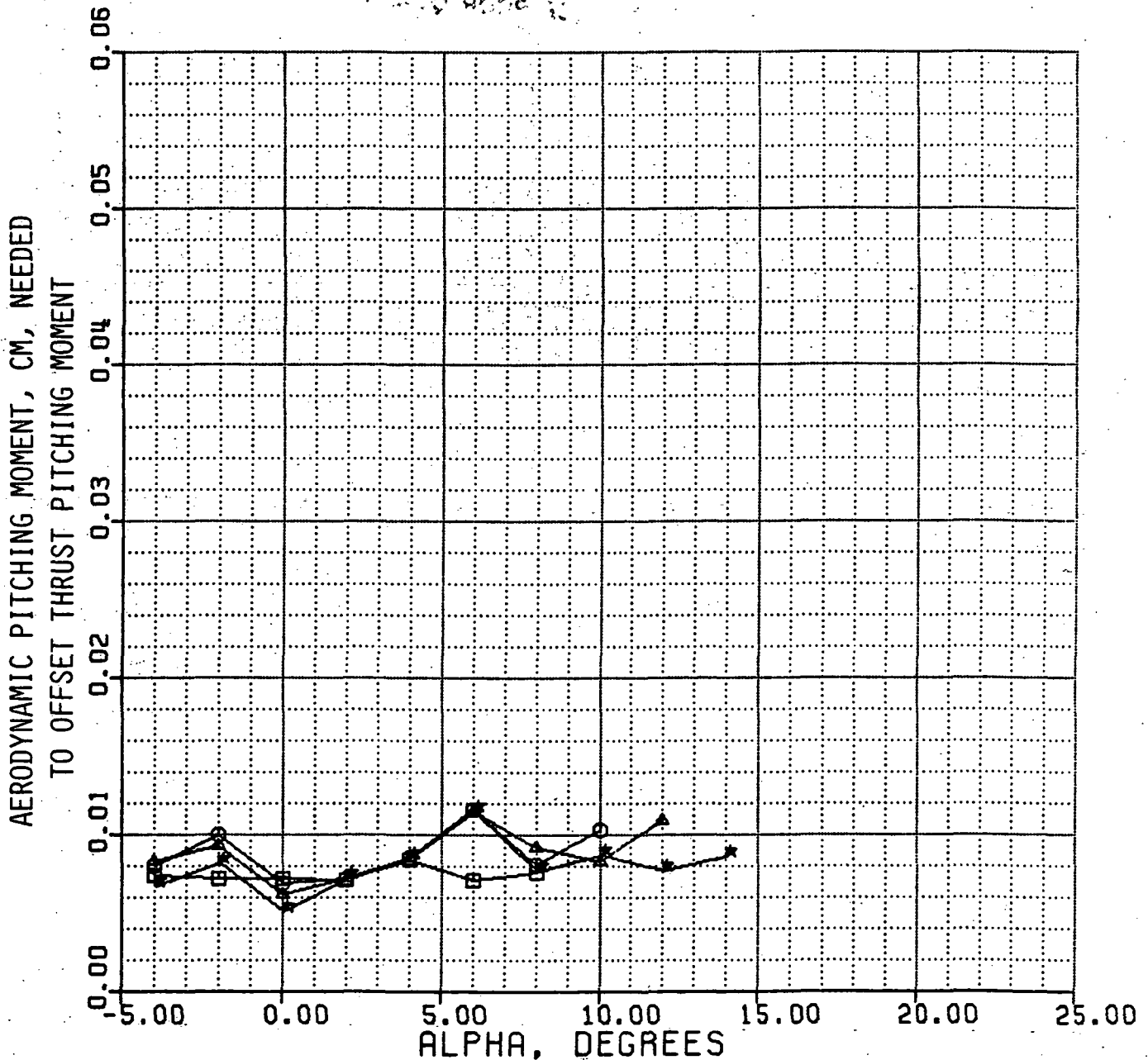


Figure 18(e)

CM VS ALPHA

7-1-83 X-29A M# = 1.5 NORMAL MODE
XCG = 451.0 WT = 15K ALPHA TRIM

- ALT = 30K ALP: -4 TO 8
- ALT = 40K ALP: -4 TO 10
- ▲ ALT = 50K ALP: -4 TO 12

ORIGINAL PAGE 18
OF POOR QUALITY

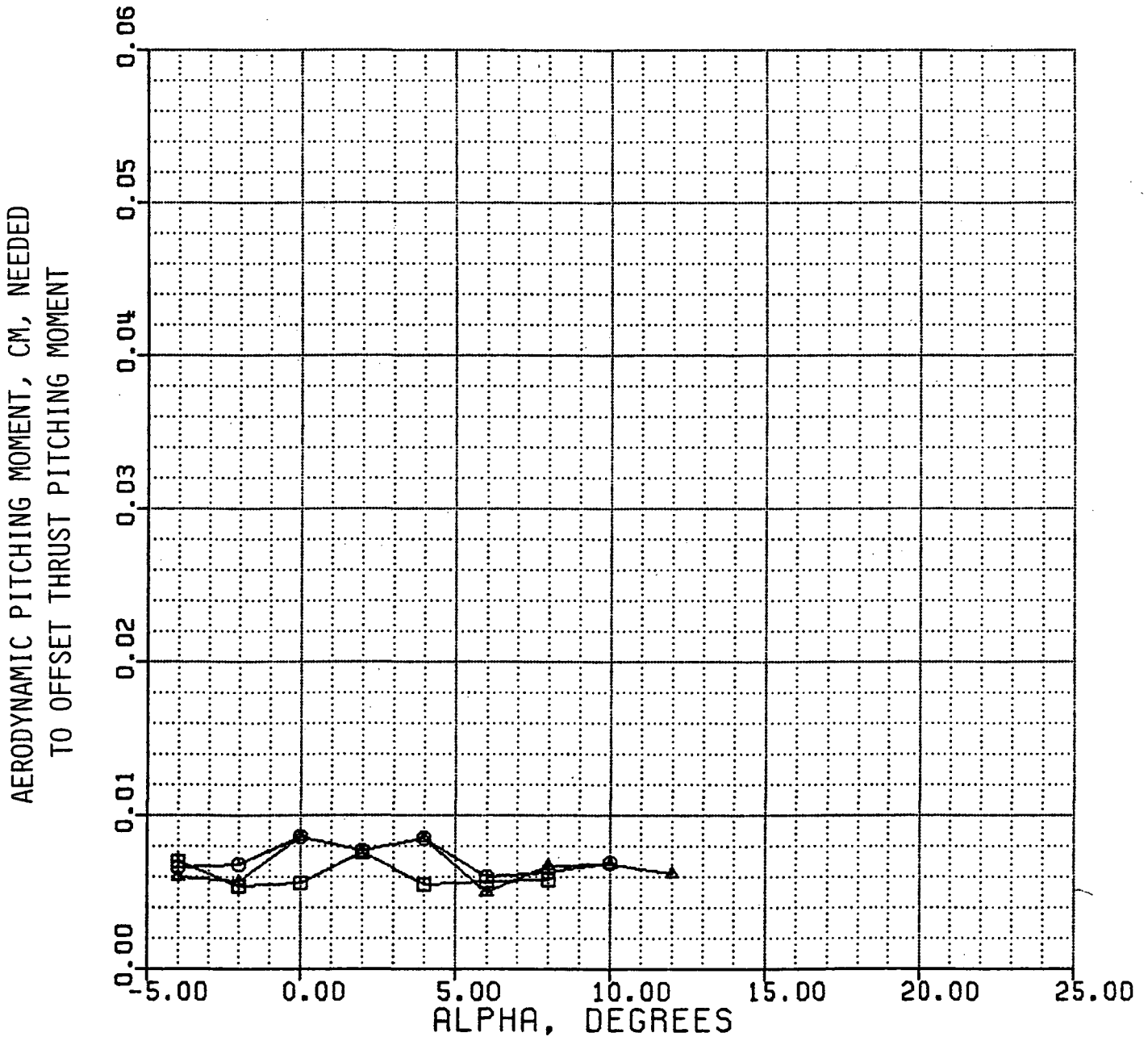


Figure 18(f)

CA VS MACH

7-5-83 X-29A 1-G TRIM NORMAL MODE

XCG = 451.0 WT = 15K

- ALT = S.L. M# = .2 TO 1.05
- ALT = 10K M# = .2 TO 1.2
- △ ALT = 20K M# = .3 TO 1.4

ORIGINAL PAGE IS
OF POOR QUALITY

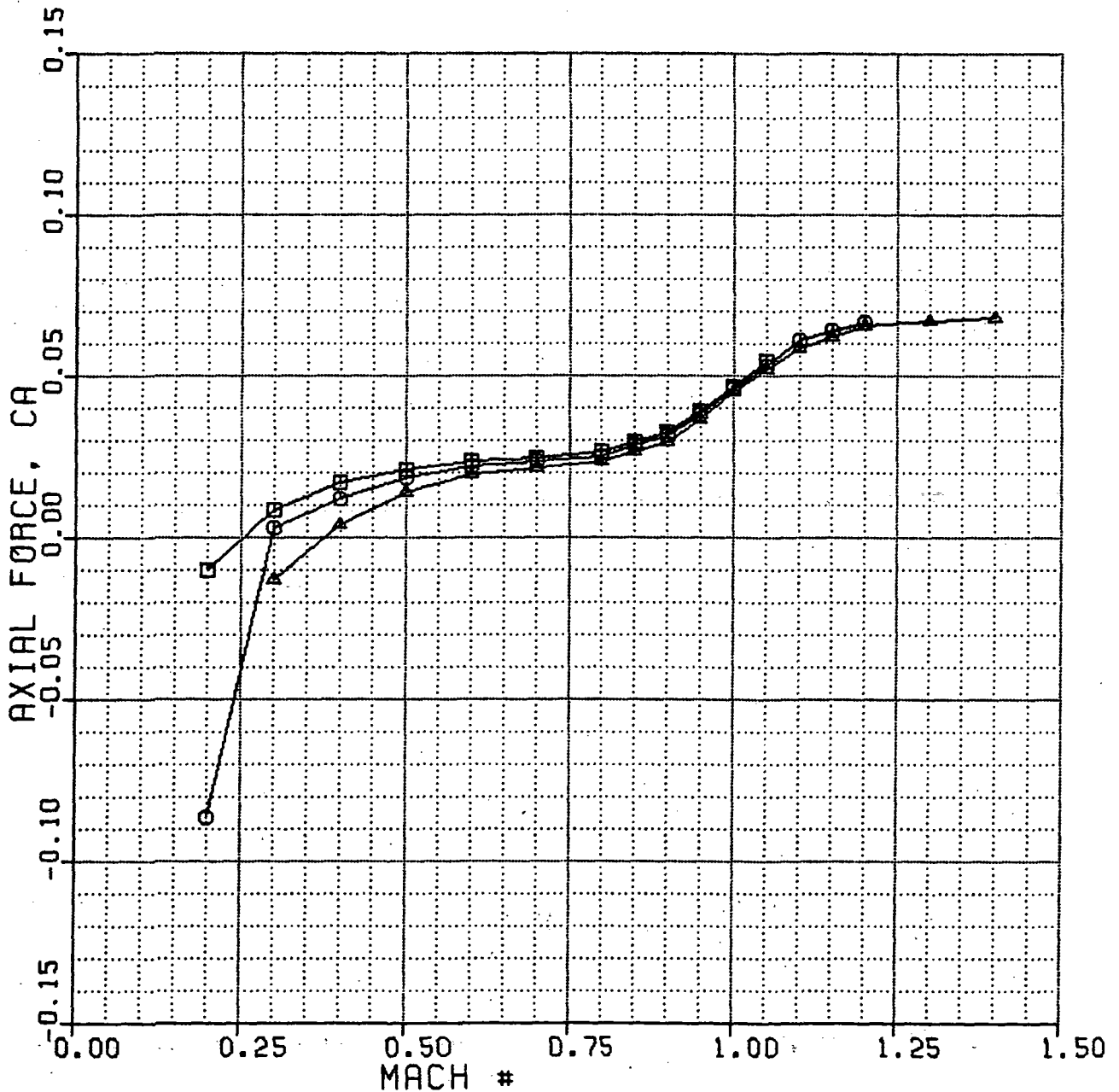



Figure 19(a)



CA VS MACH

7-7-83 X-29A 1-G TRIM NORMAL MODE

XCG = 451.0 WT = 15K

- ALT = 30K M# = .3 TO 1.5
- ALT = 40K M# = .6 TO 1.5
- △—△ ALT = 50K M# = .6 TO 1.5

~~ORIGINAL PAGE IS
OF POOR QUALITY~~

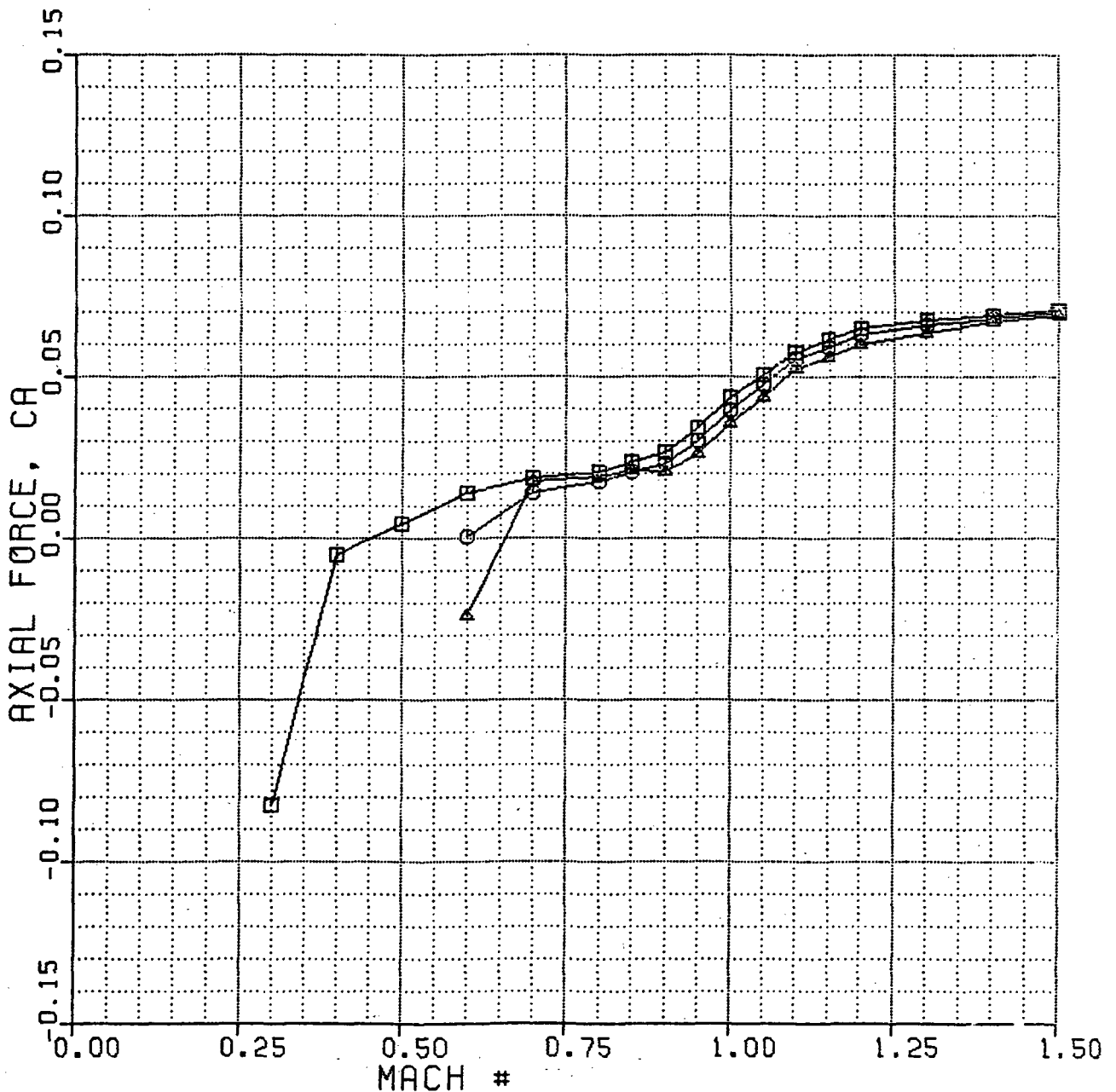


Figure 19(b)

CA VS ALPHA

6-15-83 X-29A M# = 0.4 NORMAL MODE
XCG = 451.0 WT = 15K ALPHA TRIM

□—□ ALT = S.L. ALP: -4 TO 22
○—○ ALT = 10K ALP: -4 TO 22

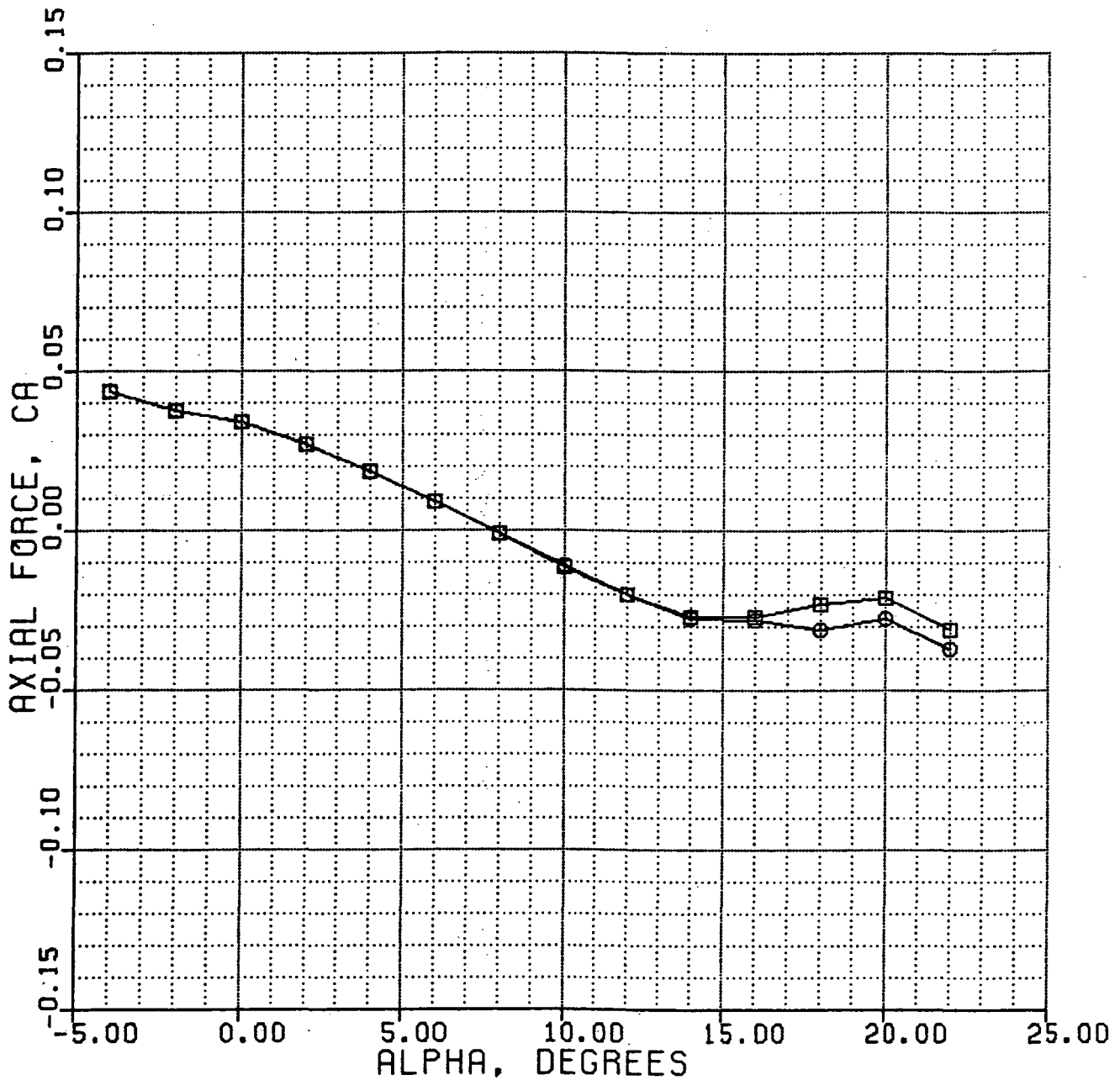


Figure 20(a)

CA VS ALPHA

6-16-83 X-29A M# = 0.6 NORMAL MODE
XCG = 451.0 WT = 15K ALPHA TRIM

□ — □ ALT = 10K ALP: -4 TO 16
○ — ○ ALT = 20K ALP: -4 TO 20

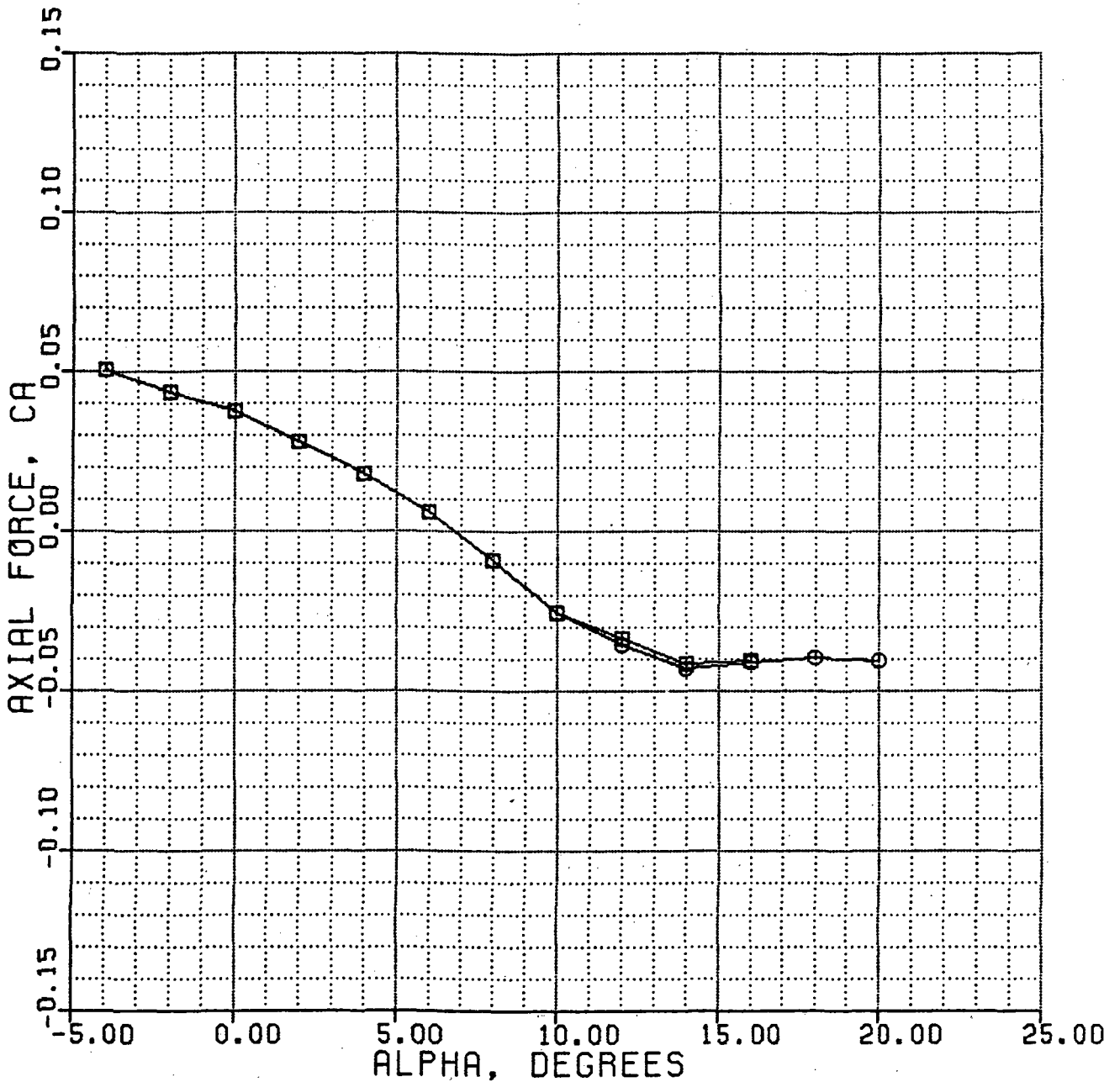


Figure 20(b)

ORIGINAL PAGE IS
OF POOR QUALITY

CA VS ALPHA

7-28-83 X-29A M# = 0.8 NORMAL MODE
XCG = 451.0 WT = 15K ALPHA TRIM

- ALT = 10K ALP: 0 TO 10
- ALT = 20K ALP: -4 TO 12
- △ ALT = 30K ALP: -4 TO 14
- ★ ALT = 40K ALP: -4 TO 18
- × ALT = 50K ALP: -4 TO 22

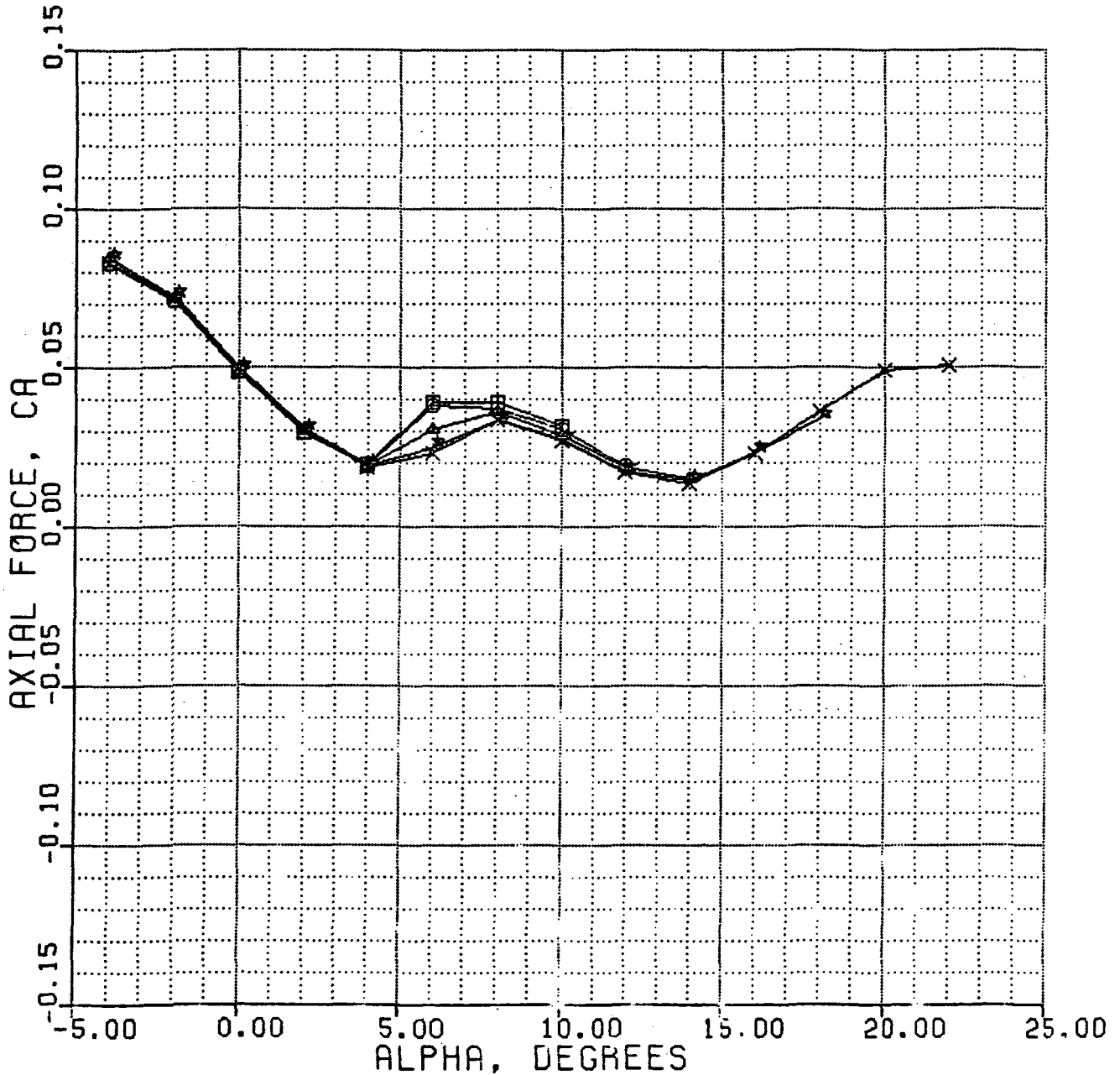


Figure 20(c)

CA VS ALPHA

ORIGINAL PAGE IS
OF POOR QUALITY

7-28-83 X-29A M# = 0.9 NORMAL MODE
XCG = 451.0 WT = 15K ALPHA TRIM

- | | | | | |
|---|---|---|-----------|---------------|
| □ | — | □ | ALT = 20K | ALP: 0 TO 10 |
| ○ | — | ○ | ALT = 30K | ALP: -2 TO 12 |
| △ | — | △ | ALT = 40K | ALP: -4 TO 14 |
| ★ | — | ★ | ALT = 50K | ALP: -4 TO 18 |

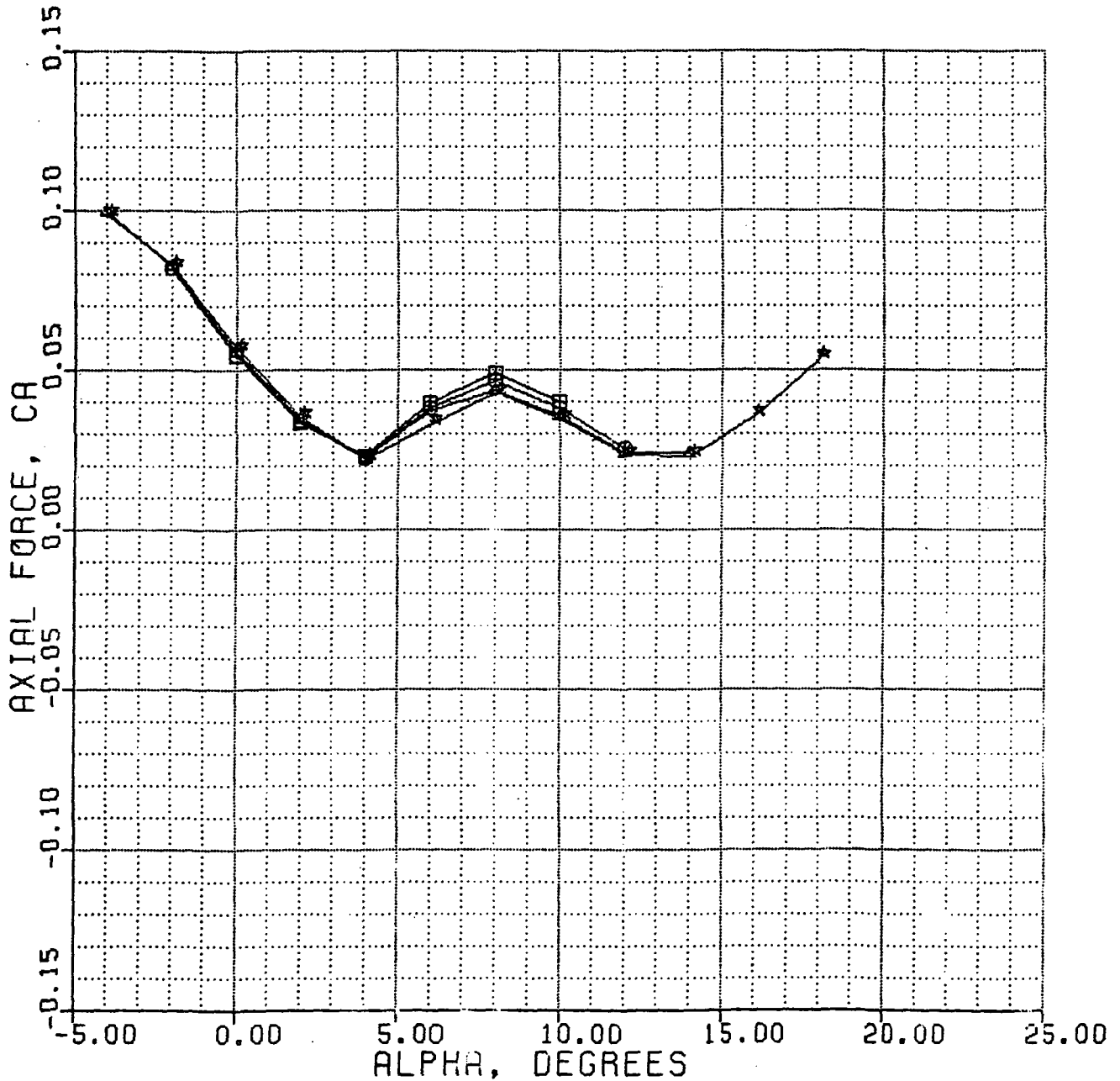


Figure 20(d)

CA VS ALPHA

7-1-83 X-29A M# = 1.2 NORMAL MODE
XCG = 451.0 WT = 15K ALPHA TRIM

- ALT = 20K ALP: -4 TO 8
- ALT = 30K ALP: -4 TO 10
- ▲ ALT = 40K ALP: -4 TO 12
- ★ ALT = 50K ALP: -4 TO 14

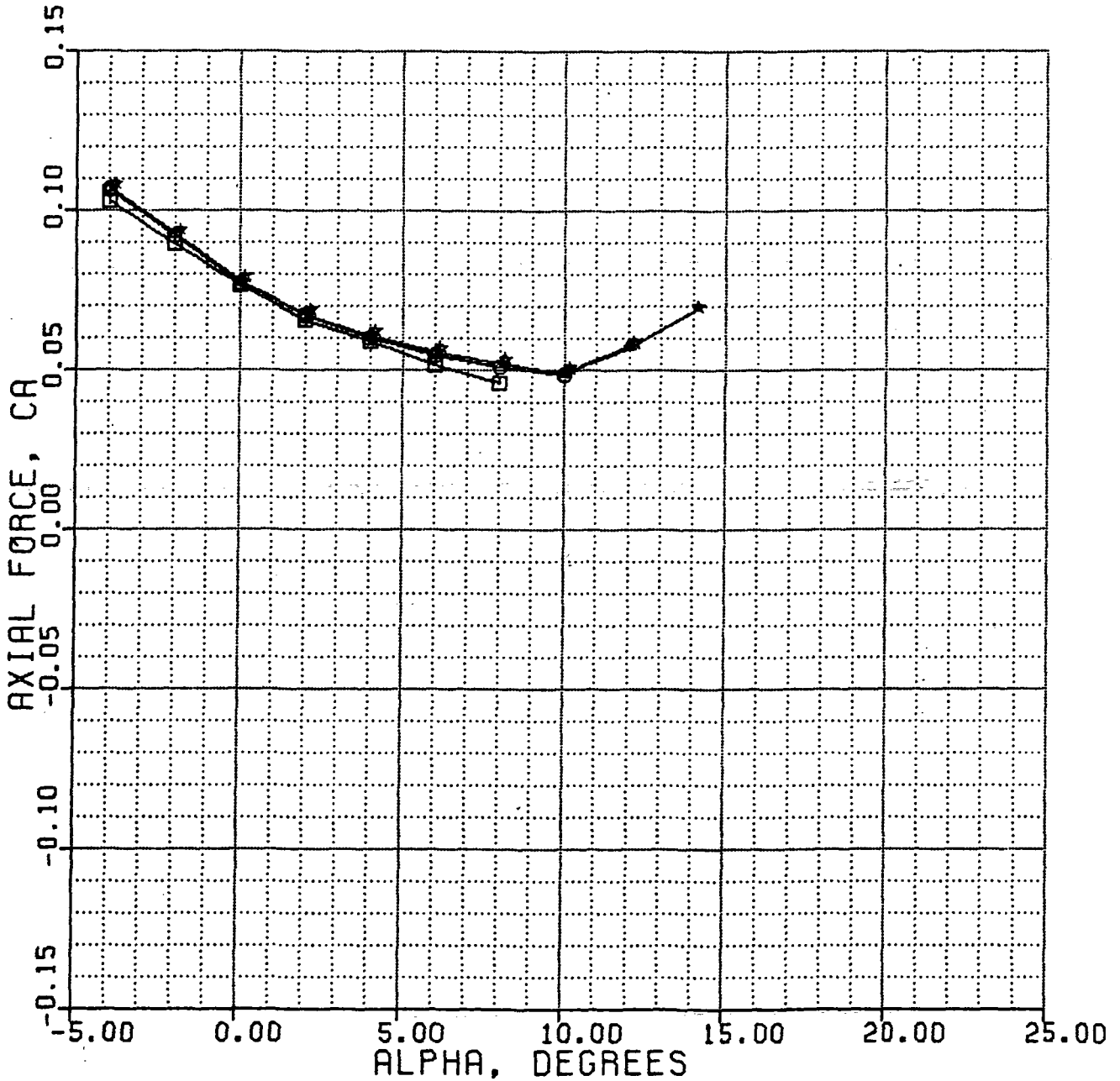


Figure 20(e)

CA VS ALPHA

7-1-83 X-29A M# = 1.5 NORMAL MODE
XCG = 451.0 WT = 15K ALPHA TRIM

- — □ ALT = 30K ALP: -4 TO 8
- — ○ ALT = 40K ALP: -4 TO 10
- ▲ — ▲ ALT = 50K ALP: -4 TO 12

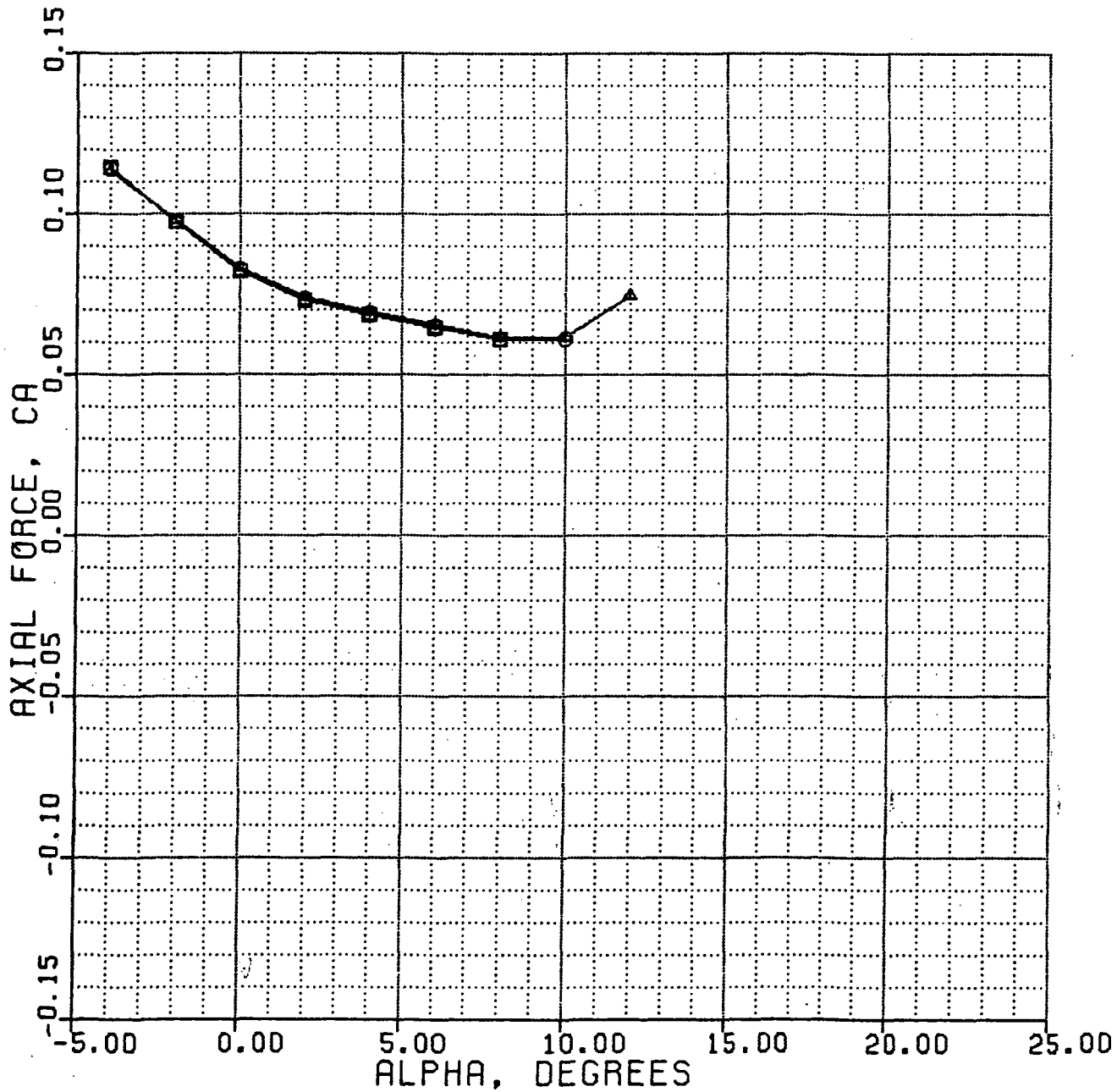


Figure 20(f)

CN-NORMAL VS MACH #
7-5-83 X-29A 1-G TRIM NORMAL MODE
XCG = 451.0 WT = 15K

- ALT = S.L. M# = .2 TO 1.05
- ALT = 10K M# = .2 TO 1.2
- ▲—▲ ALT = 20K M# = .3 TO 1.4

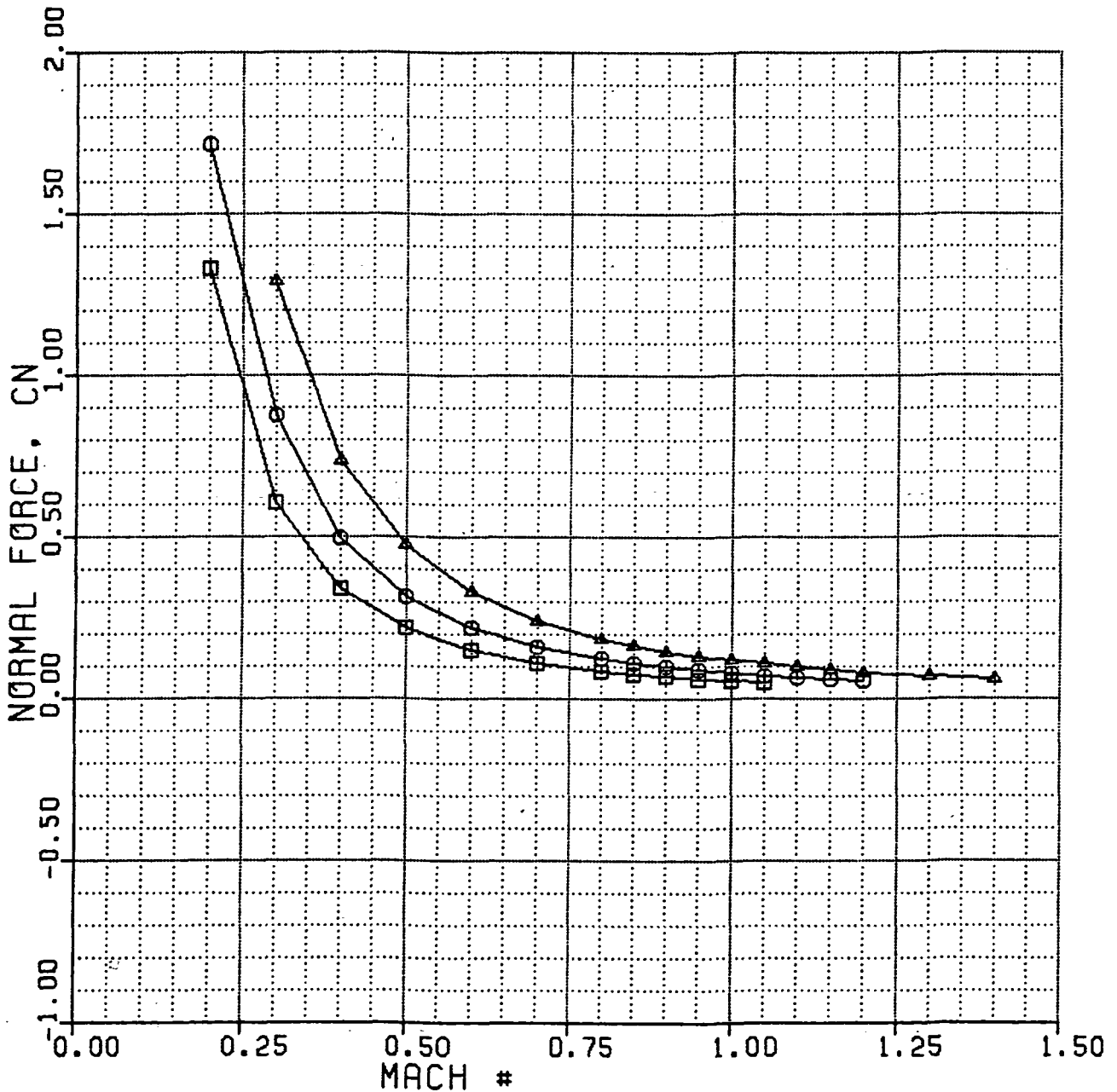


Figure 21(a)

CN-NORMAL VS MACH #
7-7-83 X-29A 1-G TRIM NORMAL MODE
XCG = 451.0 WT. = 15K

- — □ ALT = 30K M# = .3 TO 1.5
- — ○ ALT = 40K M# = .6 TO 1.5
- ▲ — ▲ ALT = 50K M# = .6 TO 1.5

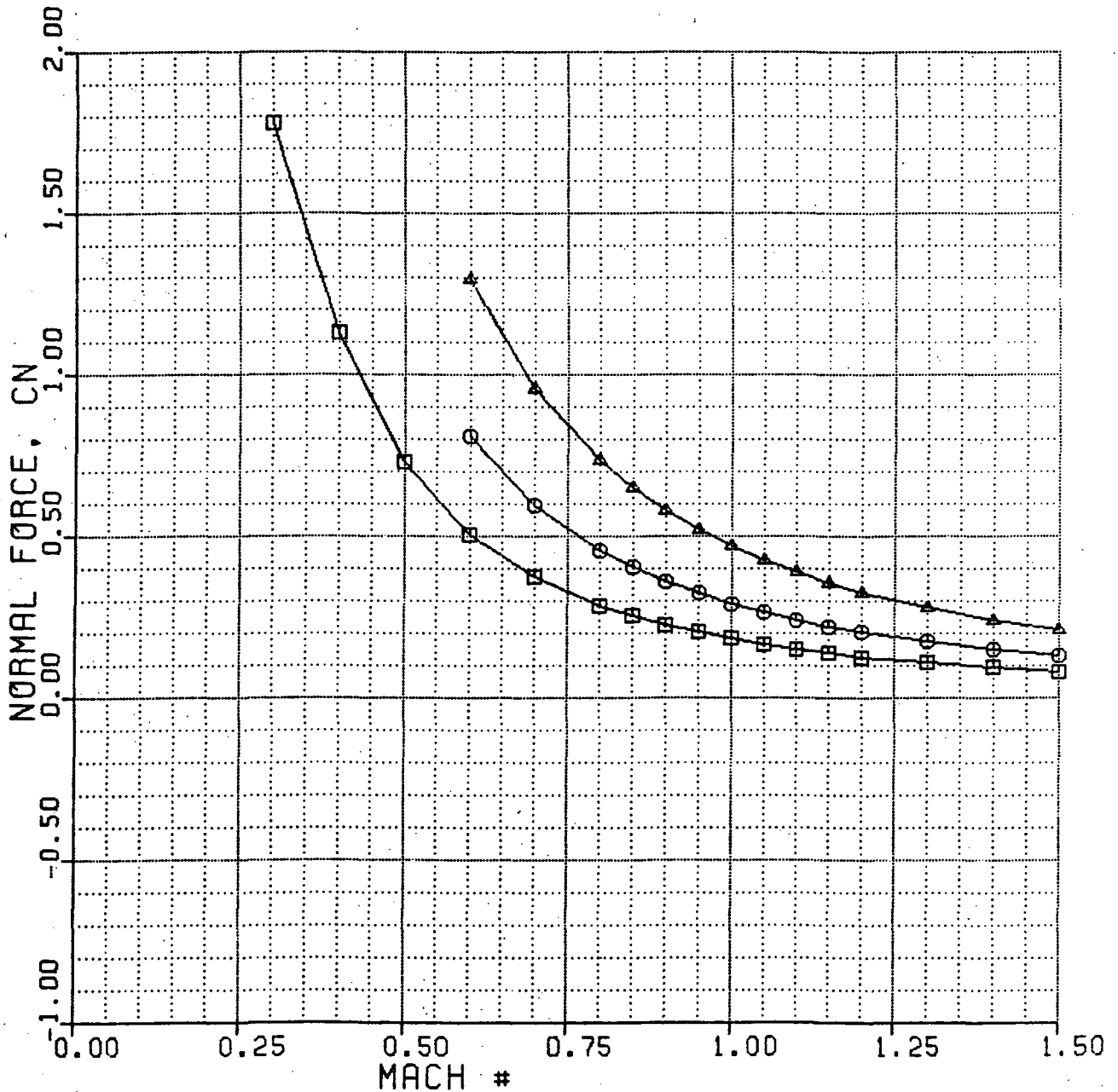


Figure 21(b)

CN-NORMAL VS ALPHA

6-15-83 X-29A M# = 0.4 NORMAL MODE

XCG = 451.0 WT = 15K ALPHA TRIM

- ALT = S.L. ALP: -4 TO 22
- ALT = 10K ALP: -4 TO 22

ORIGINAL PAGE IS
OF POOR QUALITY

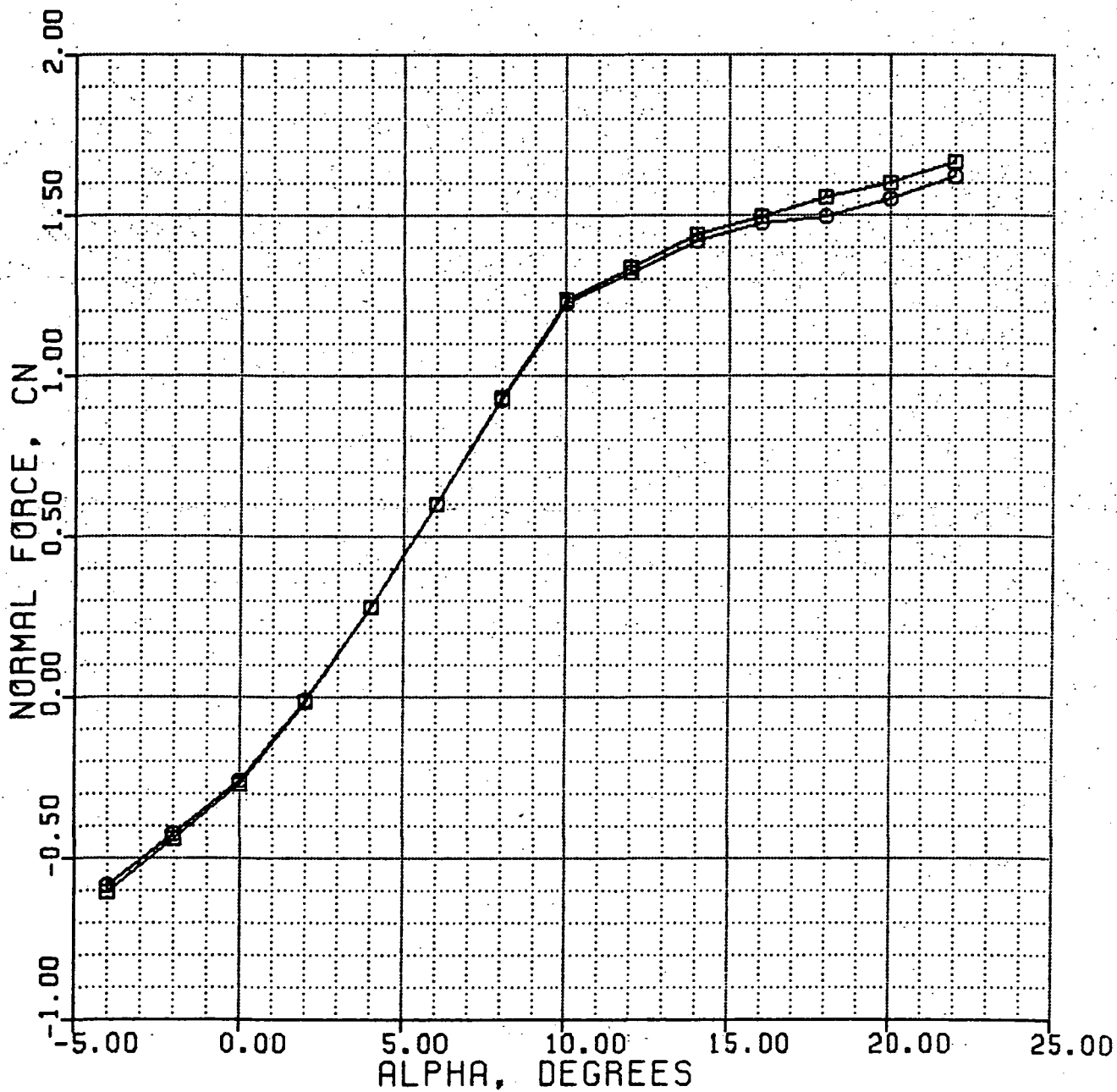


Figure 22(a)

CN-NORMAL VS ALPHA

6-16-83 X-29A M# = 0.6 NORMAL MODE

XCG = 451.0 WT = 15K ALPHA TRIM

□ — □ ALT = 10K ALP: -4 TO 16
○ — ○ ALT = 20K ALP: -4 TO 20

ORIGINAL PAGE IS
OF POOR QUALITY

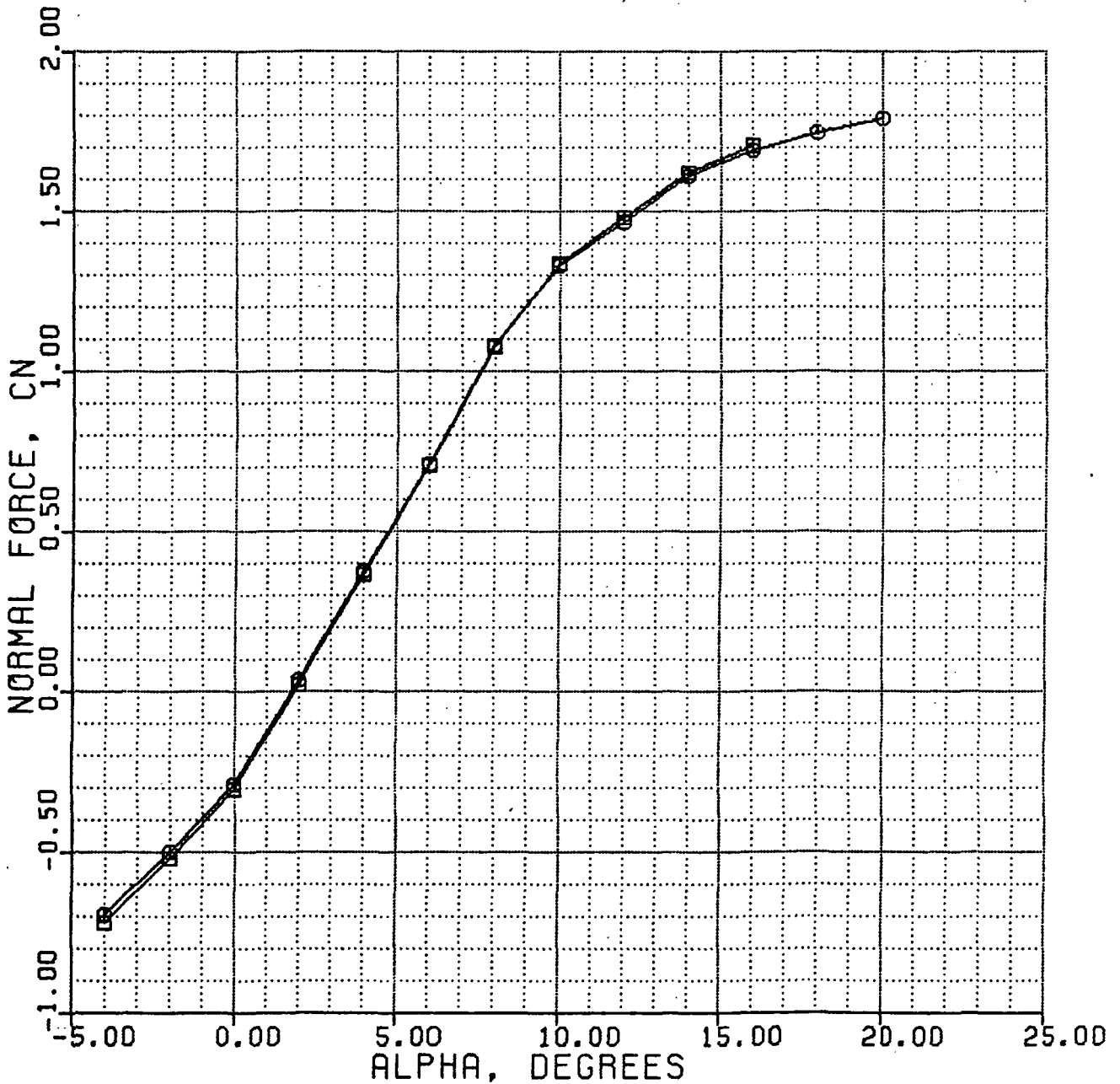


Figure 22(b)

CN-NORMAL VS ALPHA

7-28-83 X-29A M# = 0.8 NORMAL MODE

XCG = 451.0 WT = 15K ALPHA TRIM

- | | | | | |
|---|---|---|-----------|---------------|
| □ | — | □ | ALT = 10K | ALP: 0 TO 10 |
| ○ | — | ○ | ALT = 20K | ALP: -4 TO 12 |
| ▲ | — | ▲ | ALT = 30K | ALP: -4 TO 14 |
| ★ | — | ★ | ALT = 40K | ALP: -4 TO 18 |
| × | — | × | ALT = 50K | ALP: -4 TO 22 |

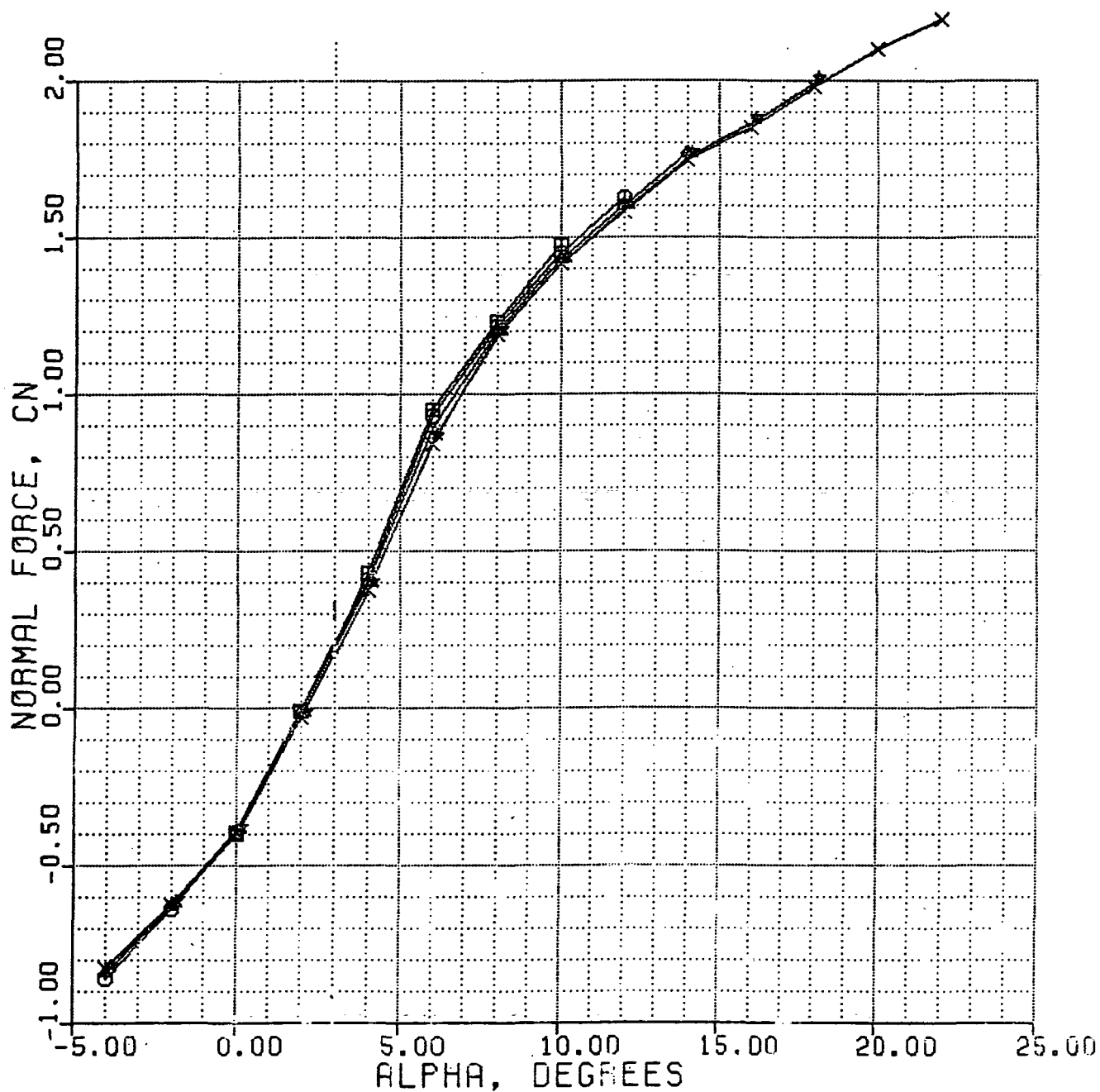


Figure 22(c)

CN-NORMAL VS ALPHA

7-28-83 X-29A M# = 0.9 NORMAL MODE

XCG = 451.0 WT = 15K ALPHA TRIM

- ALT = 20K ALP: 0 TO 10
- ALT = 30K ALP: -2 TO 12
- △ ALT = 40K ALP: -4 TO 14
- ★ ALT = 50K ALP: -4 TO 18

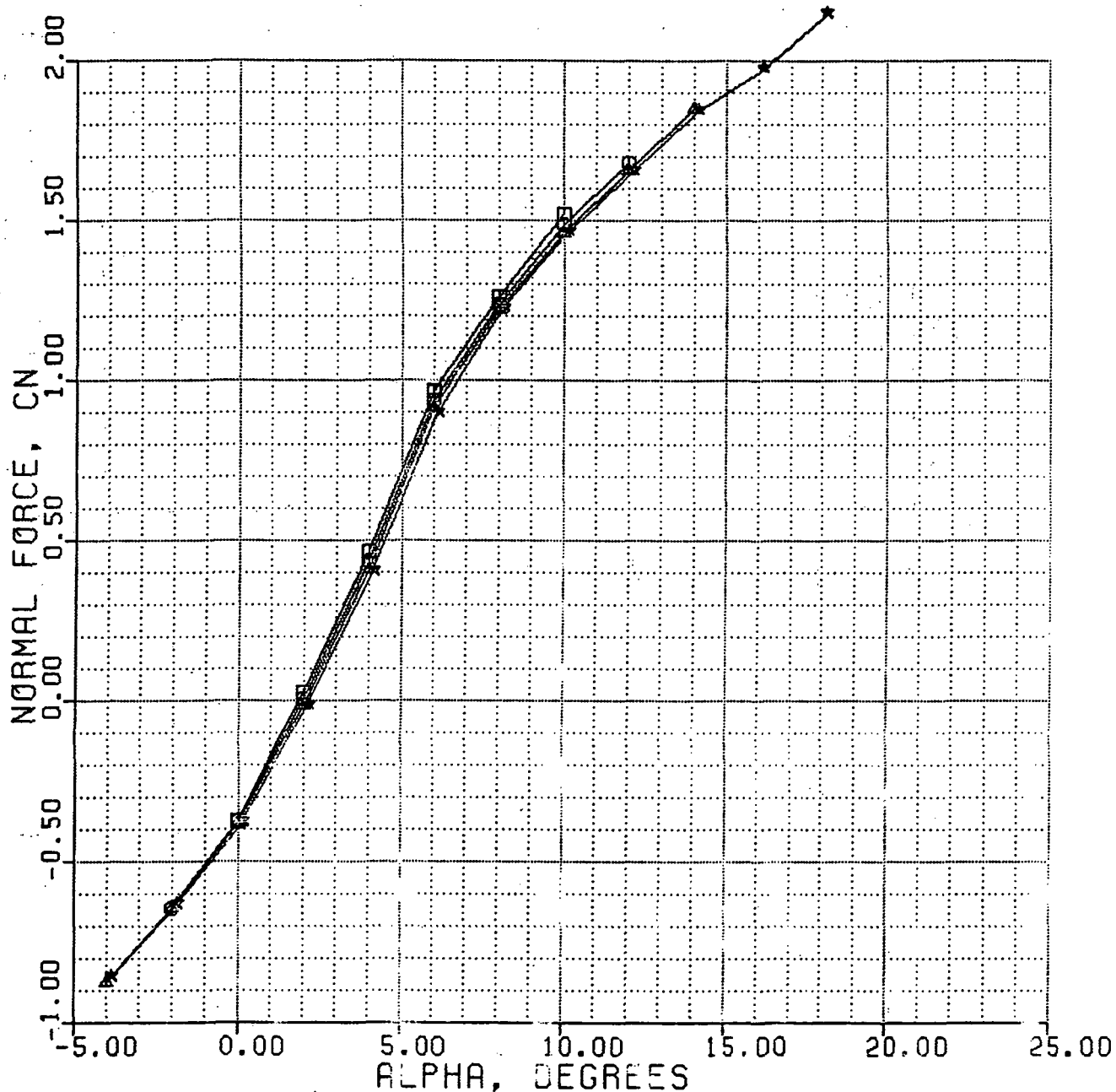


Figure 22(d)

CN-NORMAL VS ALPHA
 7-1-83 X-29A M# = 1.2 NORMAL MODE
 XCG = 451.0 WT = 15K ALPHA TRIM

- — □ ALT = 20K ALP: -4 TO 8
- — ○ ALT = 30K ALP: -4 TO 10
- ▲ — ▲ ALT = 40K ALP: -4 TO 12
- ★ — ★ ALT = 50K ALP: -4 TO 14

ORIGINAL PAGE IS
 OF POOR QUALITY

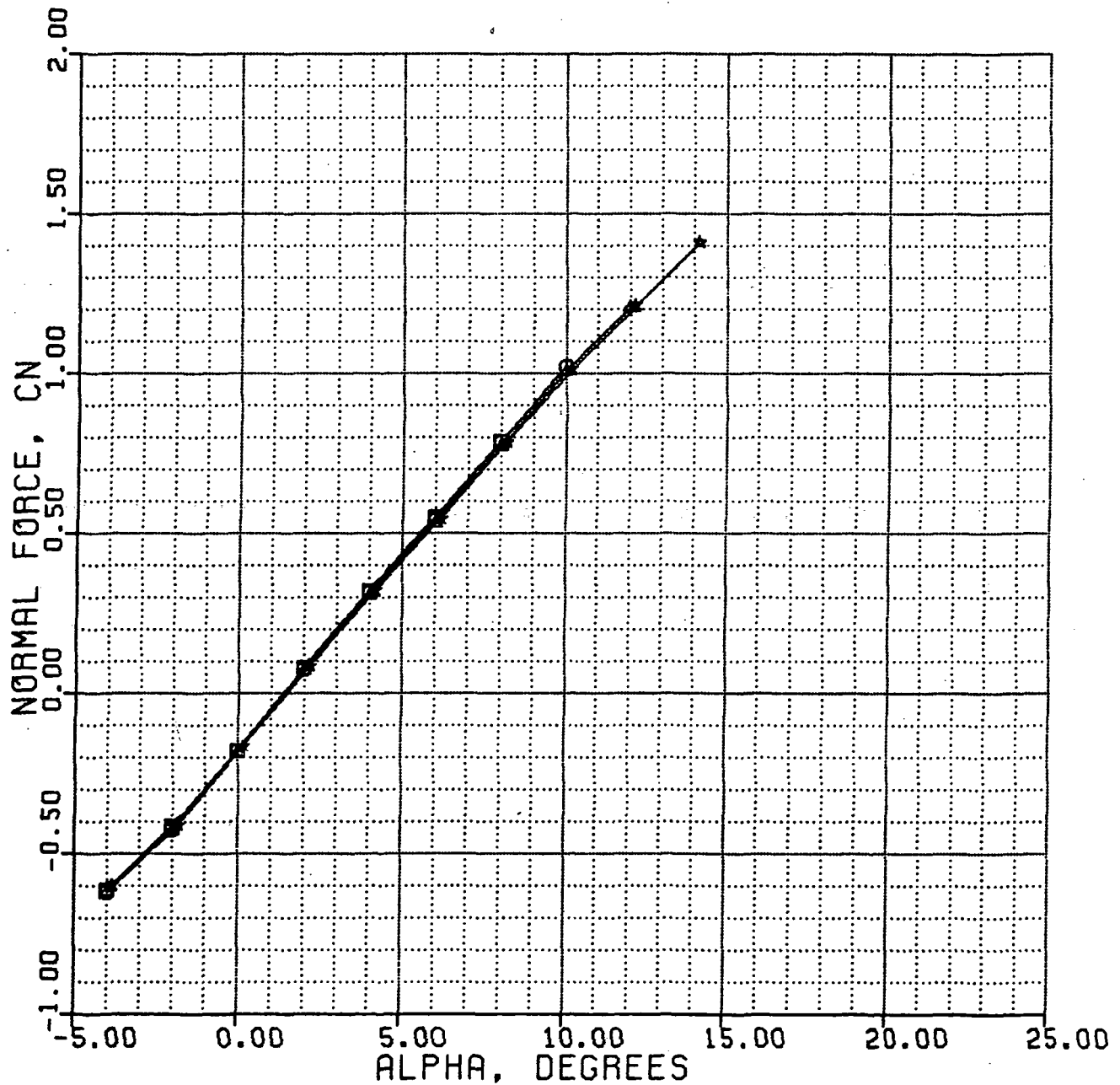


Figure 22(e)

CN-NORMAL VS ALPHA
7-1-83 X-29A M# = 1.5 NORMAL MODE
XCG = 451.0 WT = 15K ALPHA TRIM

- — □ ALT = 30K ALP: -4 TO 8
- — ○ ALT = 40K ALP: -4 TO 10
- ▲ — ▲ ALT = 50K ALP: -4 TO 12

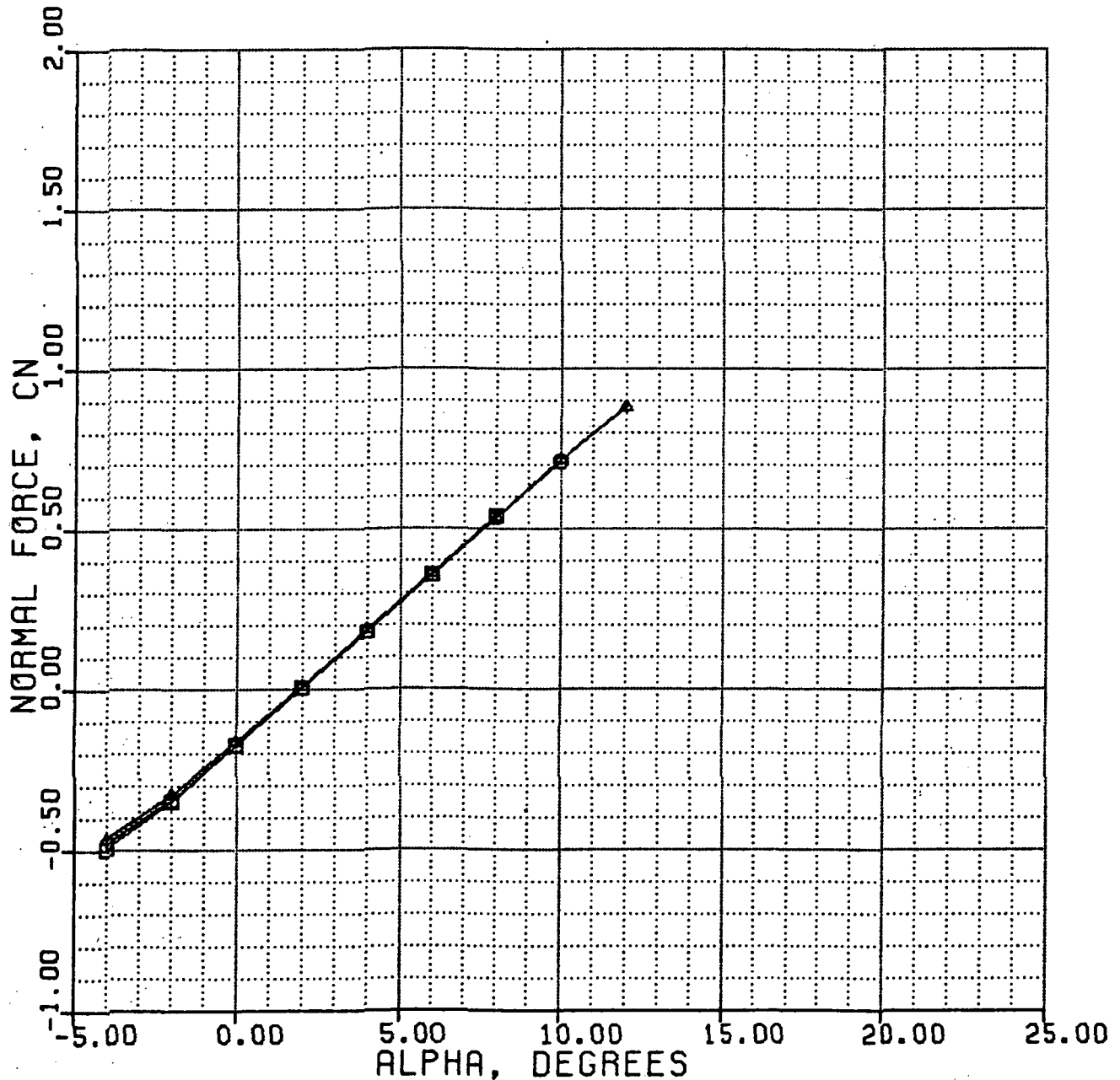


Figure 22(f)

CL-CANARD VS MACH #
 7-5-83 X-29A 1-G TRIM NORMAL MODE
 XCG = 451.0 WT = 15K

- ALT = S.L. M# = .2 TO 1.05
- ALT = 10K M# = .2 TO 1.2
- ▲ ALT = 20K M# = .3 TO 1.4

ORIGINAL PAGE IS
 OF POOR QUALITY

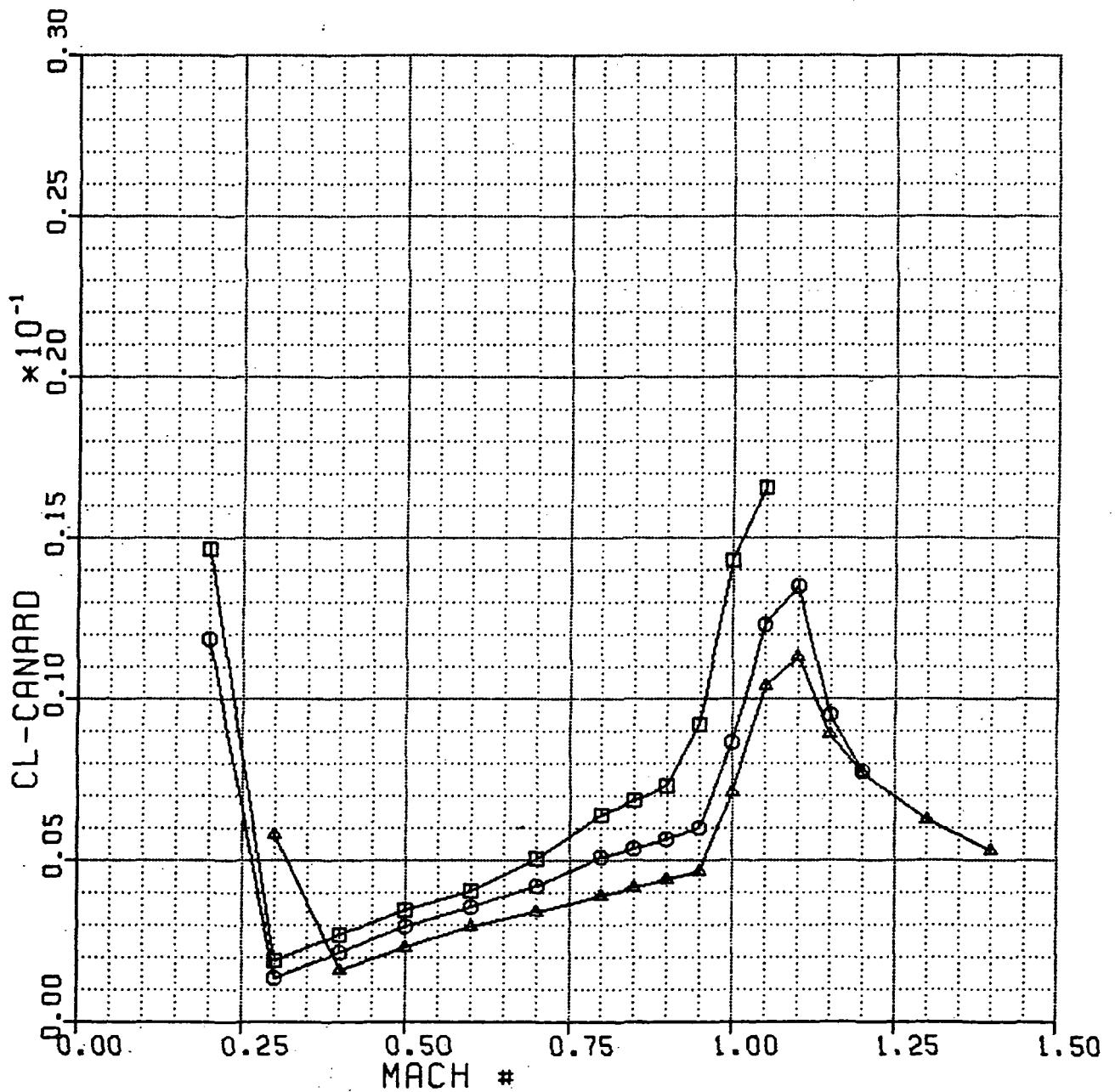


Figure 23(a)

CL-CANARD VS MACH

7-7-83 X-29A 1-G TRIM NORMAL MODE
XCG = 451.0 WT = 15K

- ALT = 30K M# = .3 TO 1.5
- ALT = 40K M# = .6 TO 1.5
- ▲ ALT = 50K M# = .6 TO 1.5

ORIGINAL PAGE IS
OF POOR QUALITY

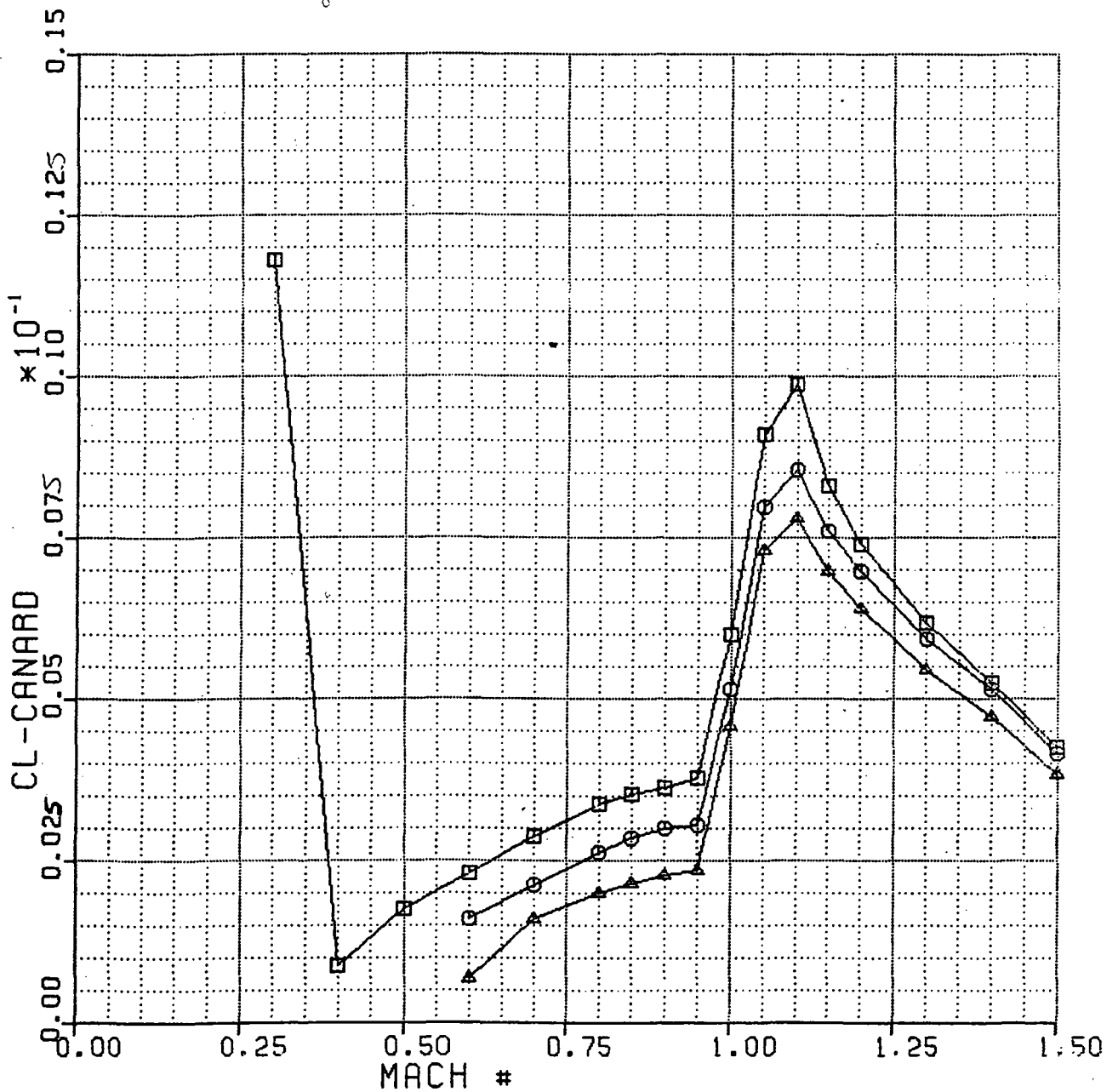


Figure 23(b)

CL-CANARD VS ALPHA

6-16-83 X-29A M# = 0.4 NORMAL MODE

XCG = 451.0 WT = 15K ALPHA TRIM

- — □ ALT = S.L. ALP: -4 TO 22
- — ○ ALT = 10K ALP: -4 TO 22

ORIGINAL PAGE IS
OF POOR QUALITY

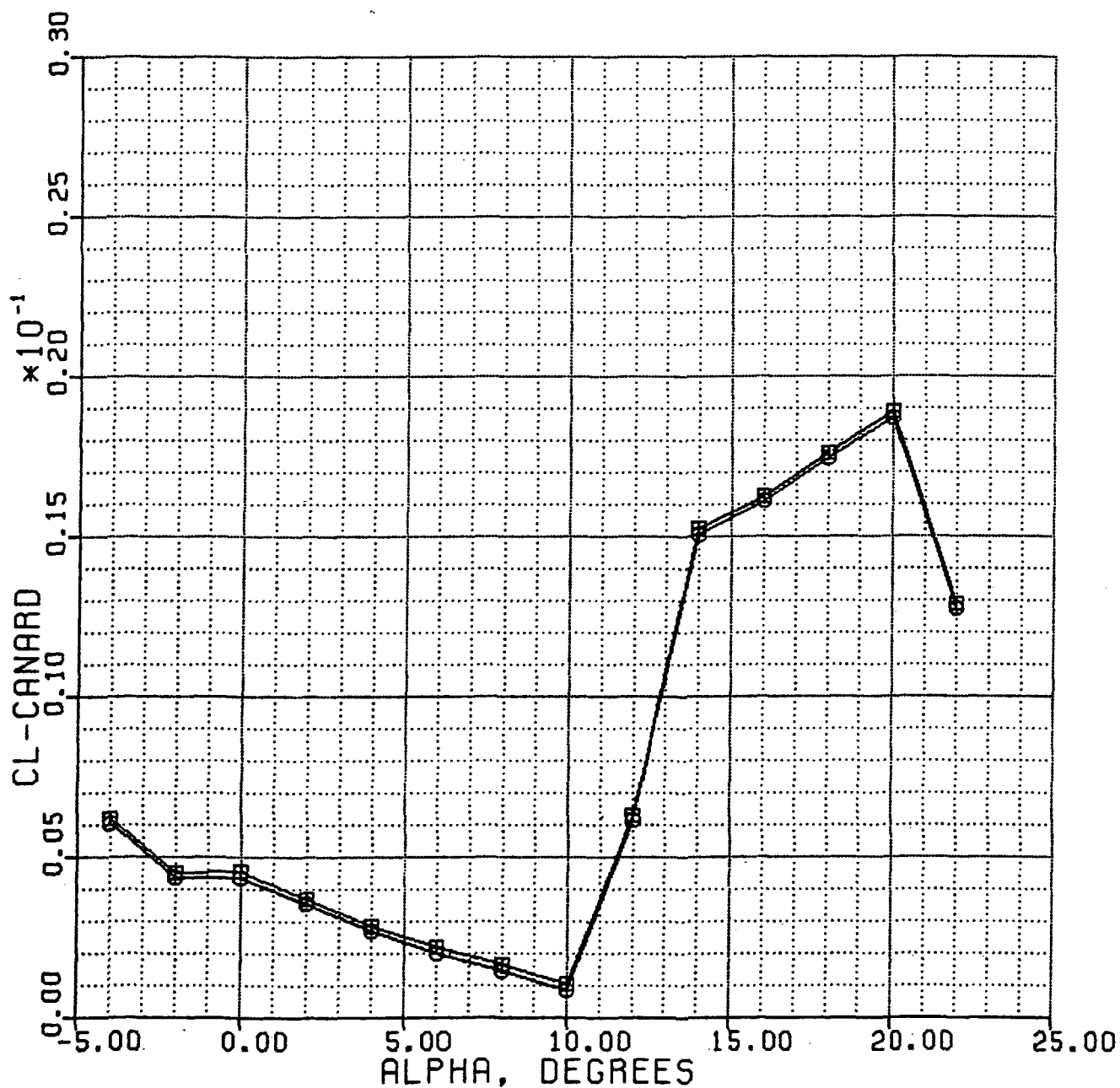


Figure 24(a)

CL-CANARD VS ALPHA

6-17-83 X-29A M# = 0.6 NORMAL MODE
XCG = 451.0 WT = 15K ALPHA TRIM

□ ALT = 10K ALP: -4 TO 16
○ ALT = 20K ALP: -4 TO 20

ORIGINAL PAGE IS
OF POOR QUALITY

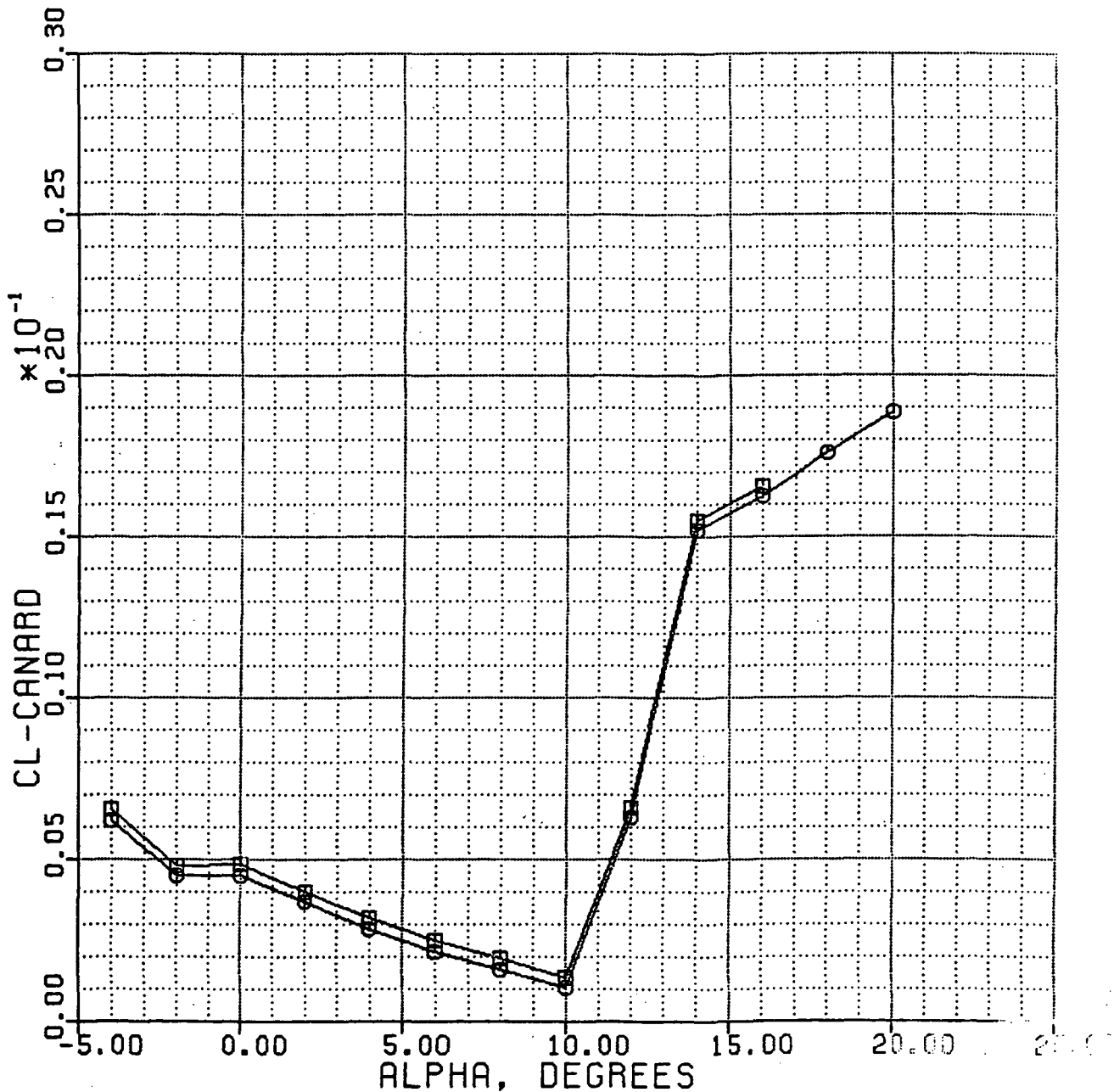


Figure 24(b)

CL-CANARD VS ALPHA

6-30-83 X-29A M# = 0.8 NORMAL MODE

XCG = 451.0 WT = 15K ALPHA TRIM

- — □ ALT = 10K ALP: 0 TO 10
- — ○ ALT = 20K ALP: -4 TO 12
- ▲ — ▲ ALT = 30K ALP: -4 TO 14
- ★ — ★ ALT = 40K ALP: -4 TO 18
- × — × ALT = 50K ALP: -4 TO 22

ORIGINAL PAGE IS
OF POOR QUALITY

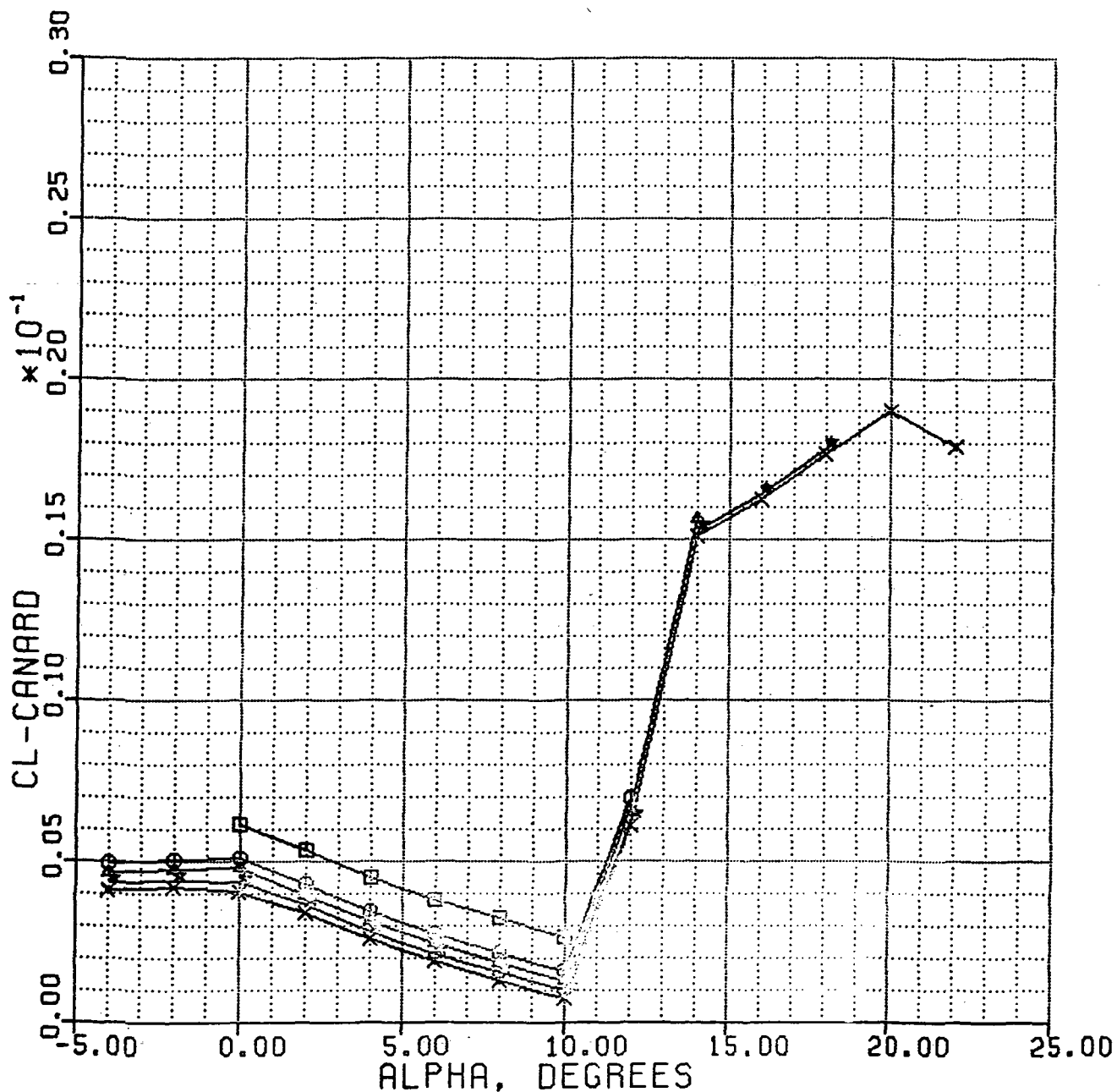


Figure 24(c)

CL-CANARD VS ALPHA

7-1-83 X-29A M# = 0.9 NORMAL MODE

XCG = 451.0 WT = 15K ALPHA TRIM

- | | | | | |
|---|---|---|-----------|---------------|
| □ | — | □ | ALT = 20K | ALP: 0 TO 10 |
| ○ | — | ○ | ALT = 30K | ALP: -2 TO 12 |
| ▲ | — | ▲ | ALT = 40K | ALP: -4 TO 14 |
| ★ | — | ★ | ALT = 50K | ALP: -4 TO 18 |

ORIGINAL PAGE IS
OF POOR QUALITY

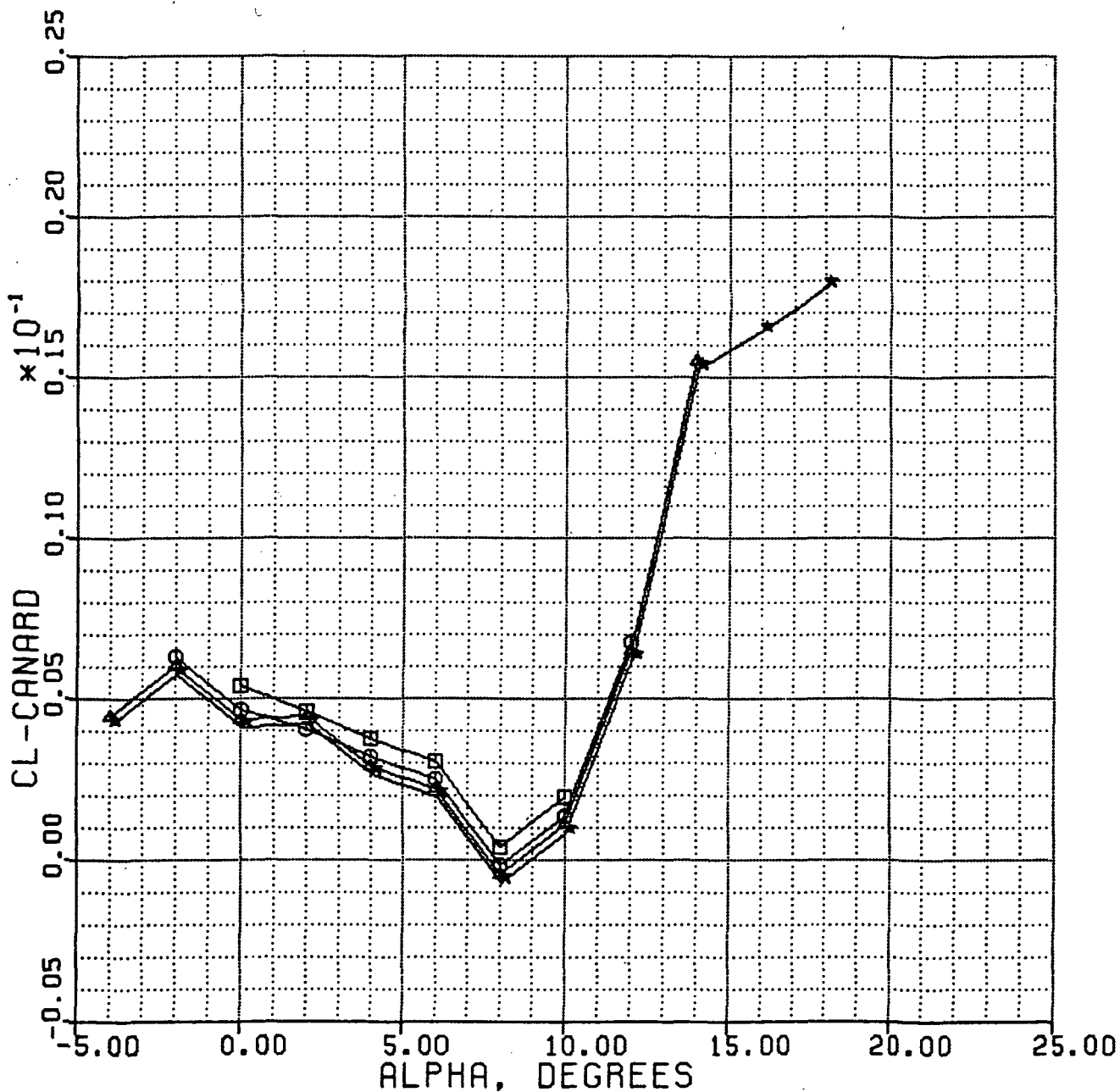


Figure 24(d)

CL-CANARD VS ALPHA

7-1-83 X-29A M# = 1.2 NORMAL MODE
XCG = 451.0 WT = 15K ALPHA TRIM

- ALT = 20K ALP: -4 TO 8
- ALT = 30K ALP: -4 TO 10
- ▲ ALT = 40K ALP: -4 TO 12
- ★ ALT = 50K ALP: -4 TO 14

ORIGINAL PAGE IS
OF POOR QUALITY

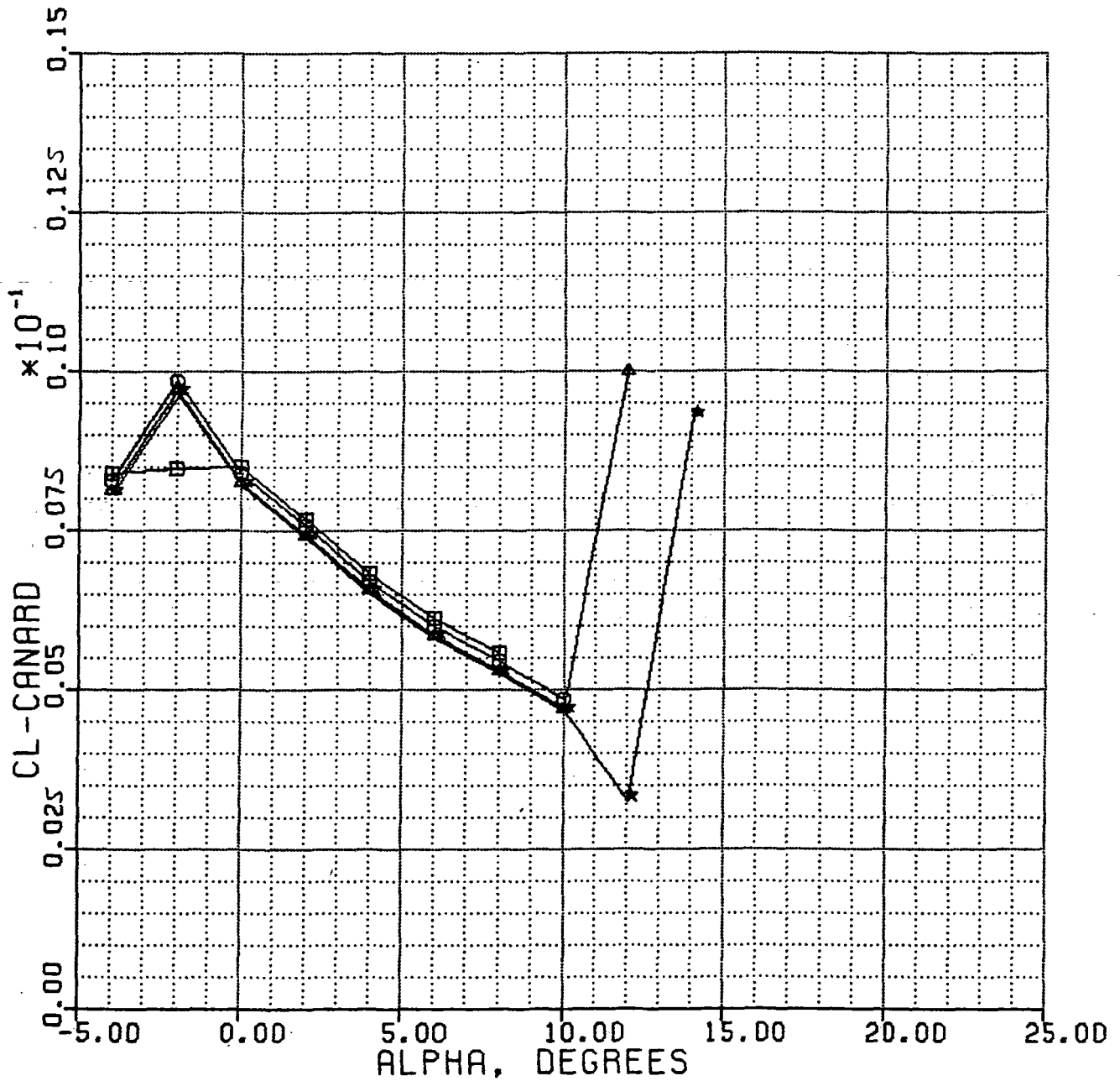


Figure 24(e)

CL-CANARD VS ALPHA

7-1-83 X-29A M# = 1.5 NORMAL MODE
XCG = 451.0 WT = 15K ALPHA TRIM

- — □ ALT = 30K ALP: -4 TO 8
- — ○ ALT = 40K ALP: -4 TO 10
- ▲ — ▲ ALT = 50K ALP: -4 TO 12

ORIGINAL PAGE IS
OF POOR QUALITY

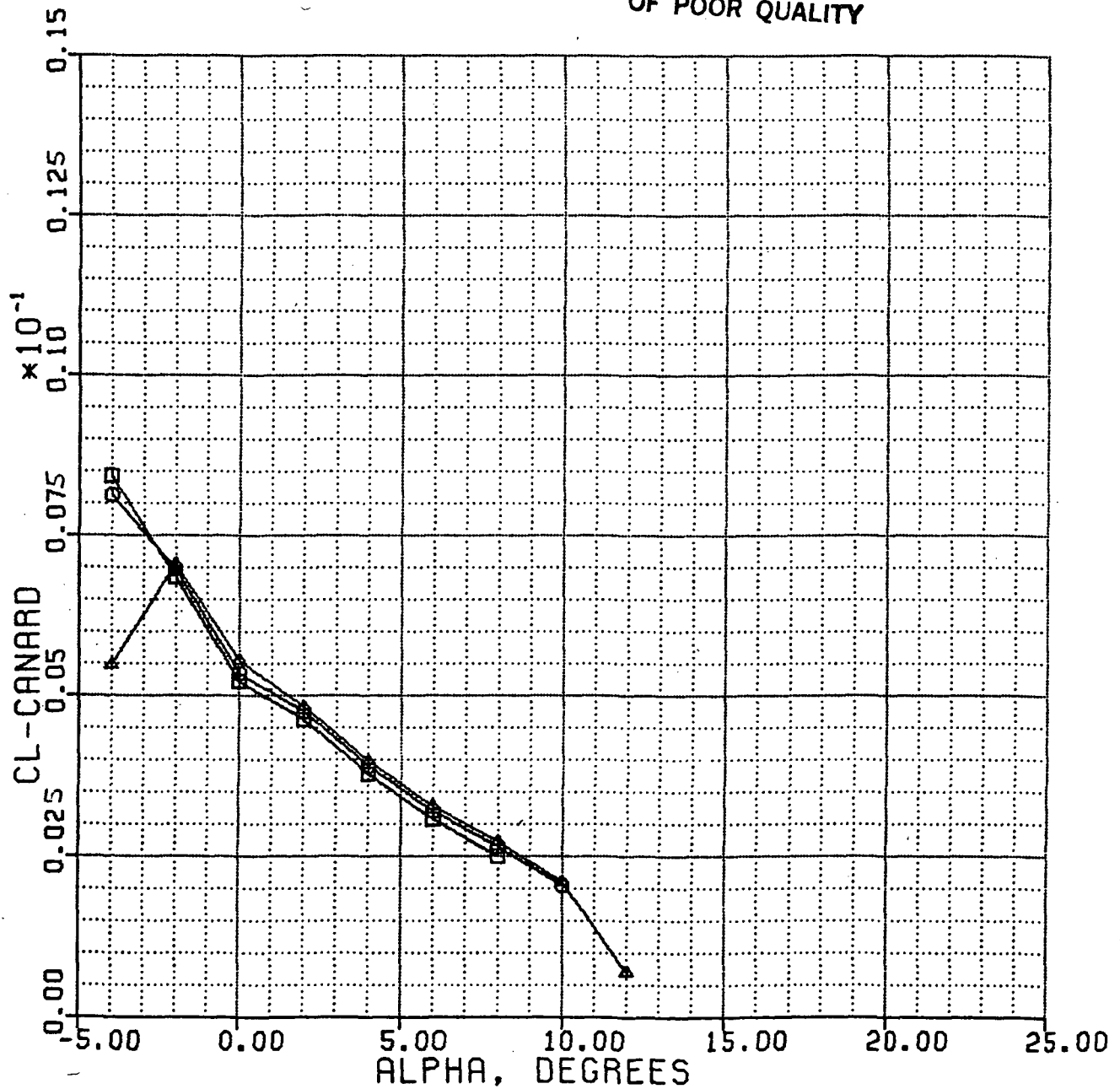


Figure 24(f)

CD-CANARD VS MACH #
7-5-83 X-29A 1-G TRIM NORMAL MODE
XCG = 451.0 WT = 15K

□—□ ALT = S.L. M# = .2 TO 1.05
○—○ ALT = 10K M# = .2 TO 1.2
▲—▲ ALT = 20K M# = .3 TO 1.4

ORIGINAL PAGE 13
OF POOR QUALITY

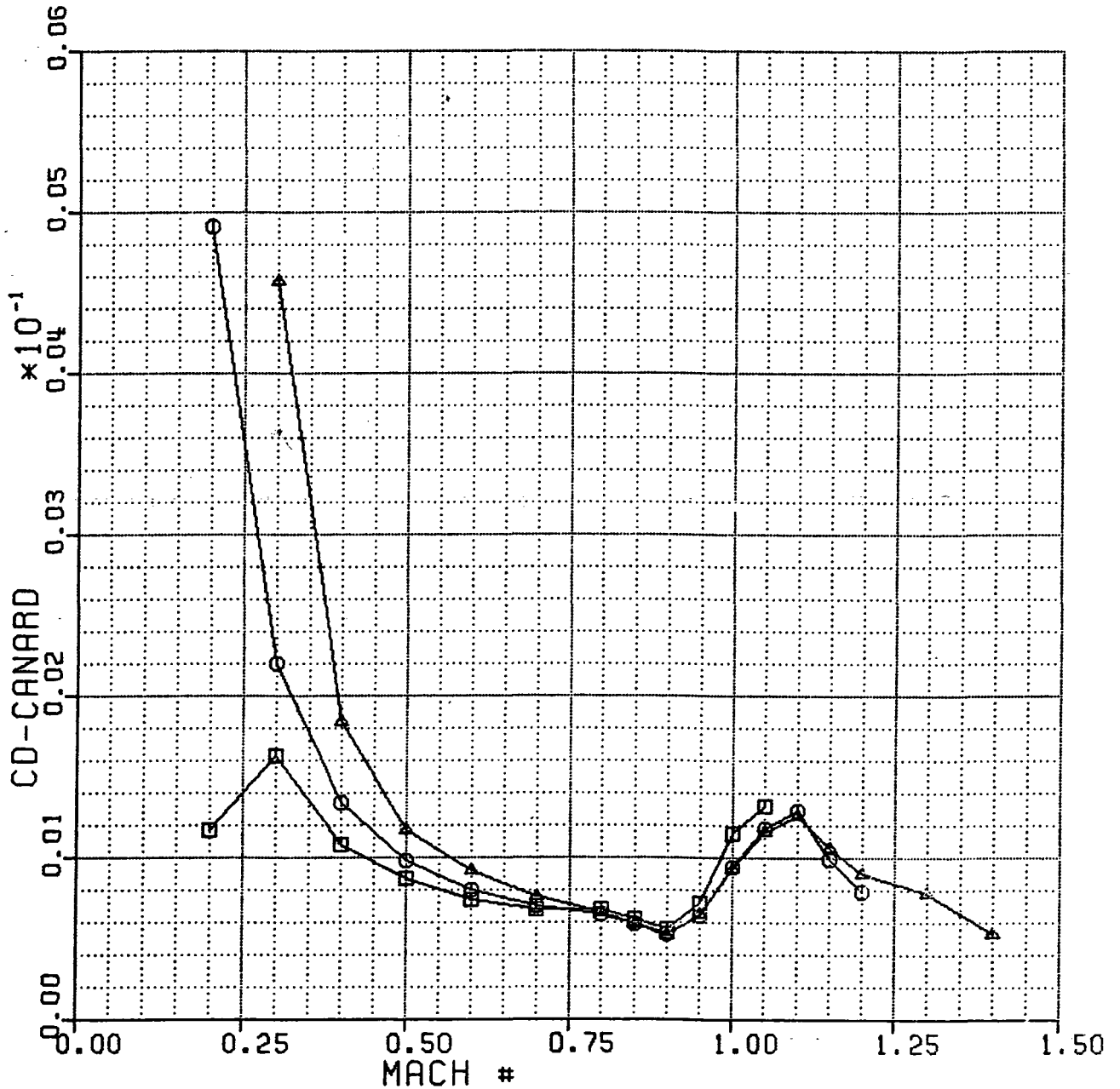


Figure 25(a)

CD-CANARD VS MACH #
 7-7-83 X-29A 1-G TRIM NORMAL MODE
 XCG = 451.0 WT = 15K

- ALT = 30K M# = .3 TO 1.5
- ALT = 40K M# = .6 TO 1.5
- △ ALT = 50K M# = .6 TO 1.5

ORIGINAL PAGE IS
 OF POOR QUALITY

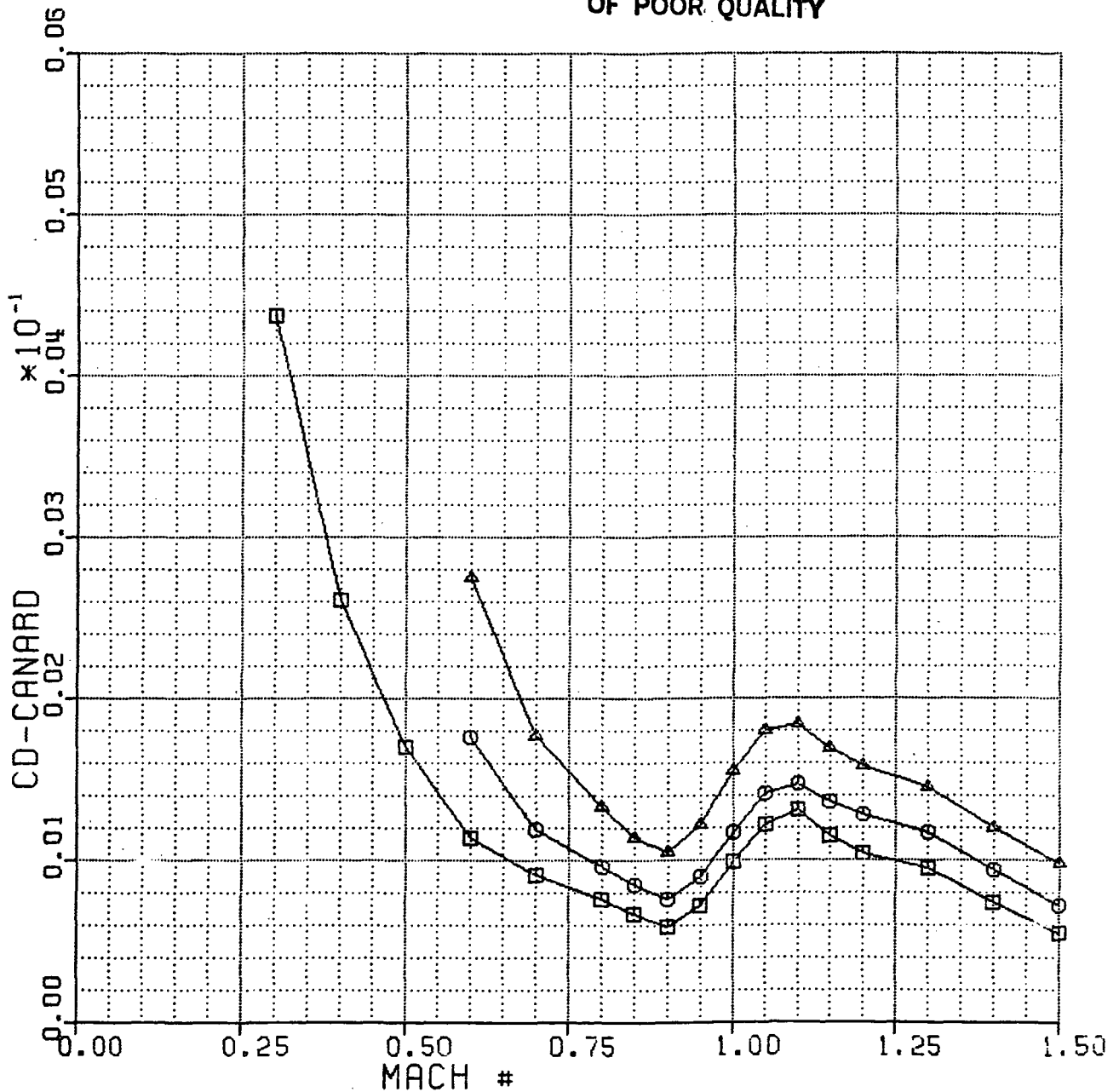


Figure 25(b)

CD-CANARD VS ALPHA

6-16-83 X-29A M# = 0.4 NORMAL MODE

XCG = 451.0 WT = 15K ALPHA TRIM

□ — □ ALT = S.L. ALP: -4 TO 22
○ — ○ ALT = 10K ALP: -4 TO 22

ORIGINAL PAGE 19
OF POOR QUALITY

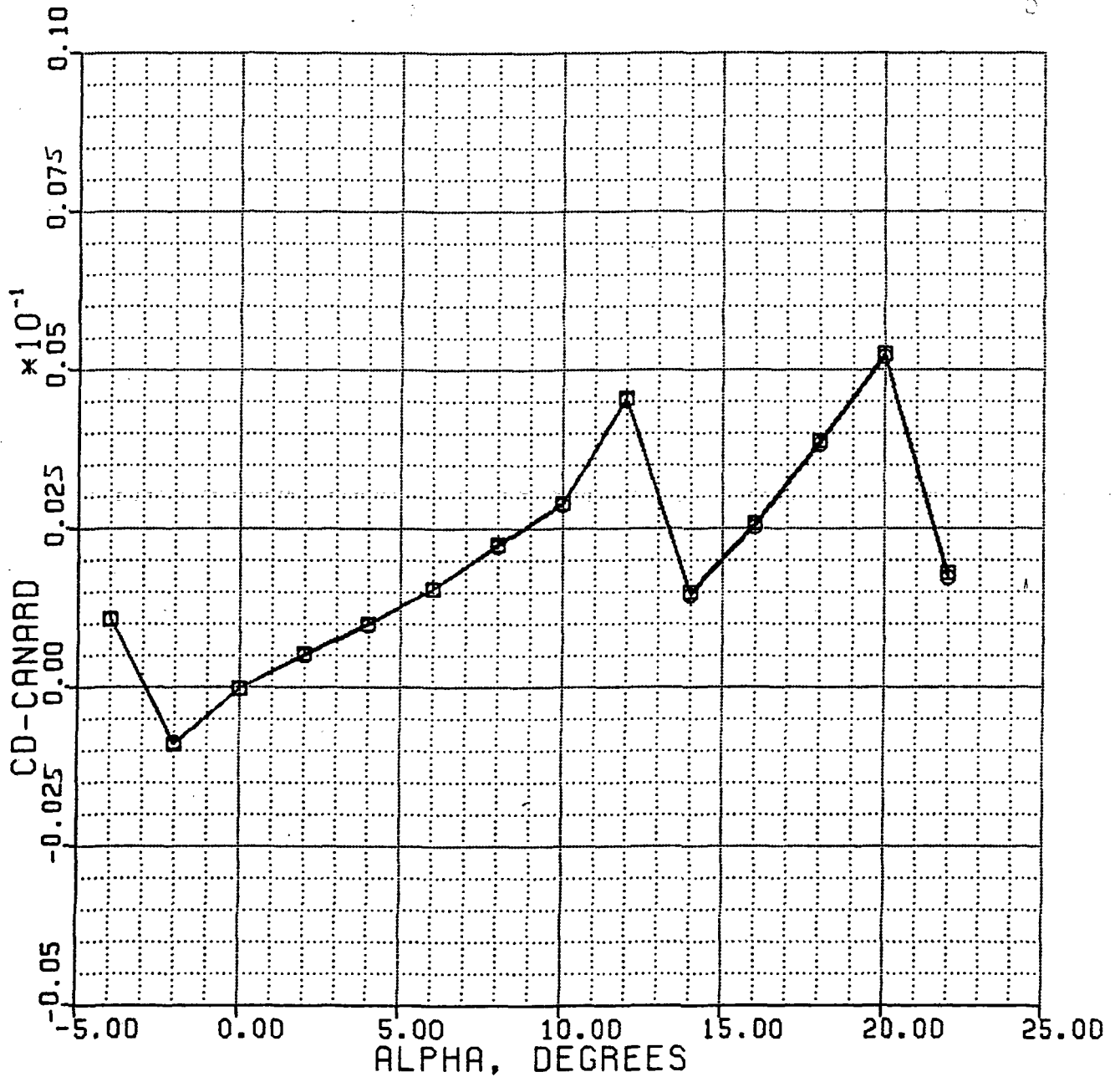


Figure 26(a)

CD-CANARD VS ALPHA

6-17-83 X-29A M# = 0.6 NORMAL MODE

XCG = 451.0 WT = 15K ALPHA TRIM

□ — □ ALT = 10K ALP: -4 TO 16
○ — ○ ALT = 20K ALP: -4 TO 20

ORIGINAL PAGE IS
OF POOR QUALITY

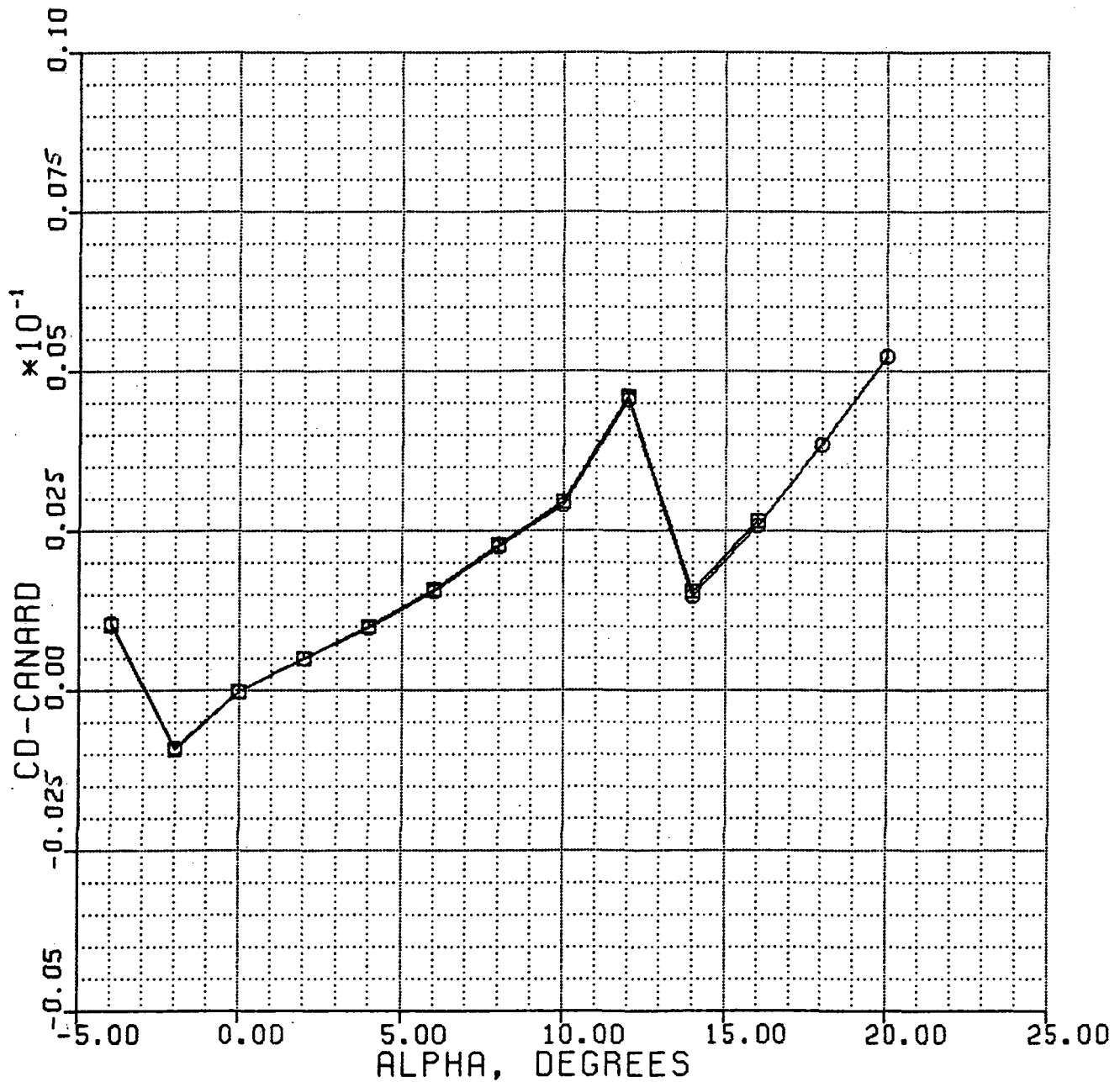


Figure 26(b)

CD-CANARD VS ALPHA

6-30-83 X-29A M# = 0.8 NORMAL MODE

XCG = 451.0 WT = 15K. ALPHA TRIM

- | | | | | |
|---|---|---|-----------|---------------|
| □ | — | □ | ALT = 10K | ALP: 0 TO 10 |
| ○ | — | ○ | ALT = 20K | ALP: -4 TO 12 |
| ▲ | — | ▲ | ALT = 30K | ALP: -4 TO 14 |
| ★ | — | ★ | ALT = 40K | ALP: -4 TO 18 |
| × | — | × | ALT = 50K | ALP: -4 TO 22 |

ORIGINAL PAGE IS
OF POOR QUALITY

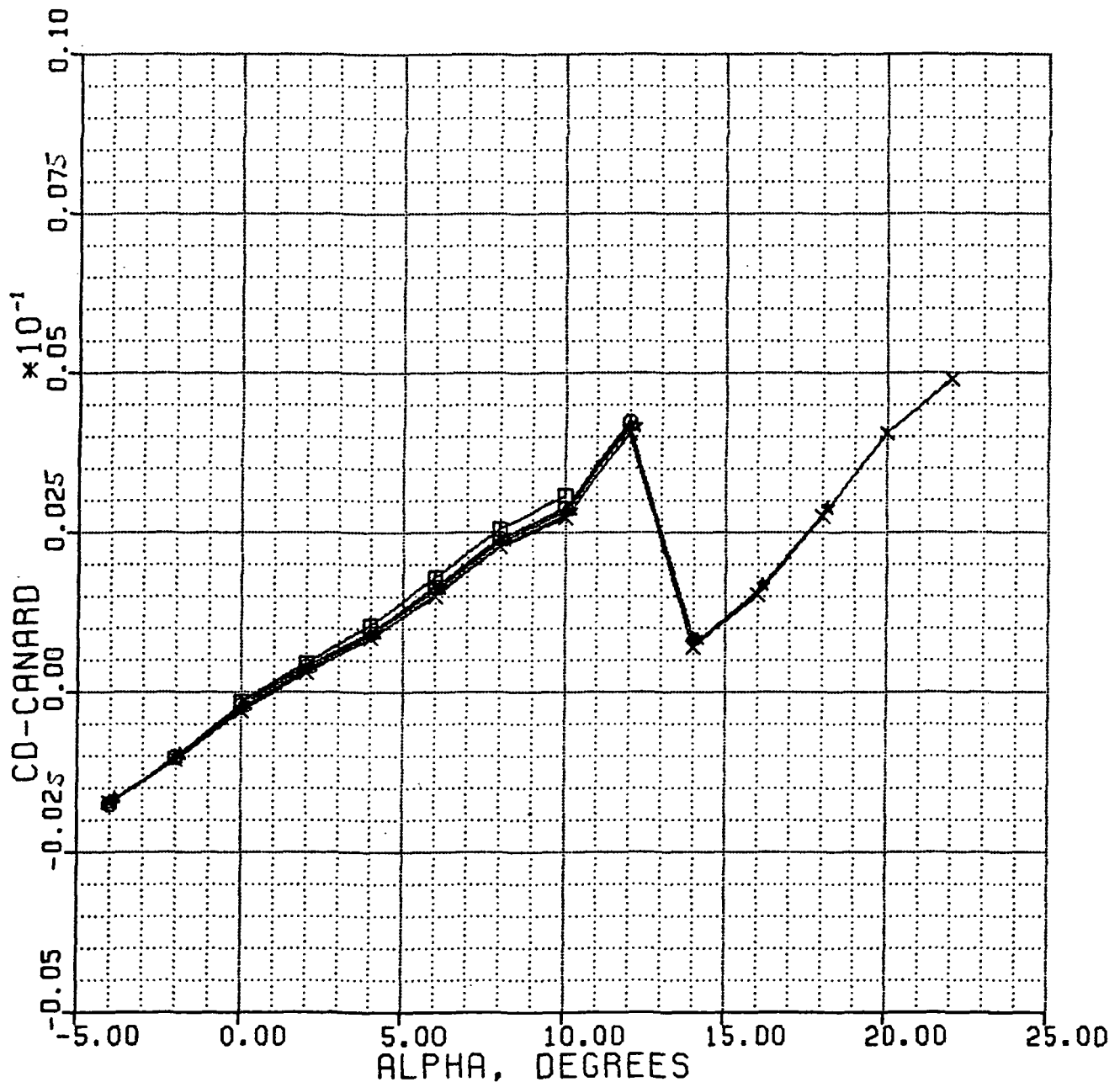


Figure 26(c)

CD-CANARD VS ALPHA

7-1-83 X-29A M# = 0.9 NORMAL MODE

XCG = 451.0 WT = 15K ALPHA TRIM

□	—	□	ALT = 20K	ALP: 0 TO 10
○	—	○	ALT = 30K	ALP: -2 TO 12
△	—	△	ALT = 40K	ALP: -4 TO 14
★	—	★	ALT = 50K	ALP: -4 TO 18

ORIGINAL PAGE IS
OF POOR QUALITY

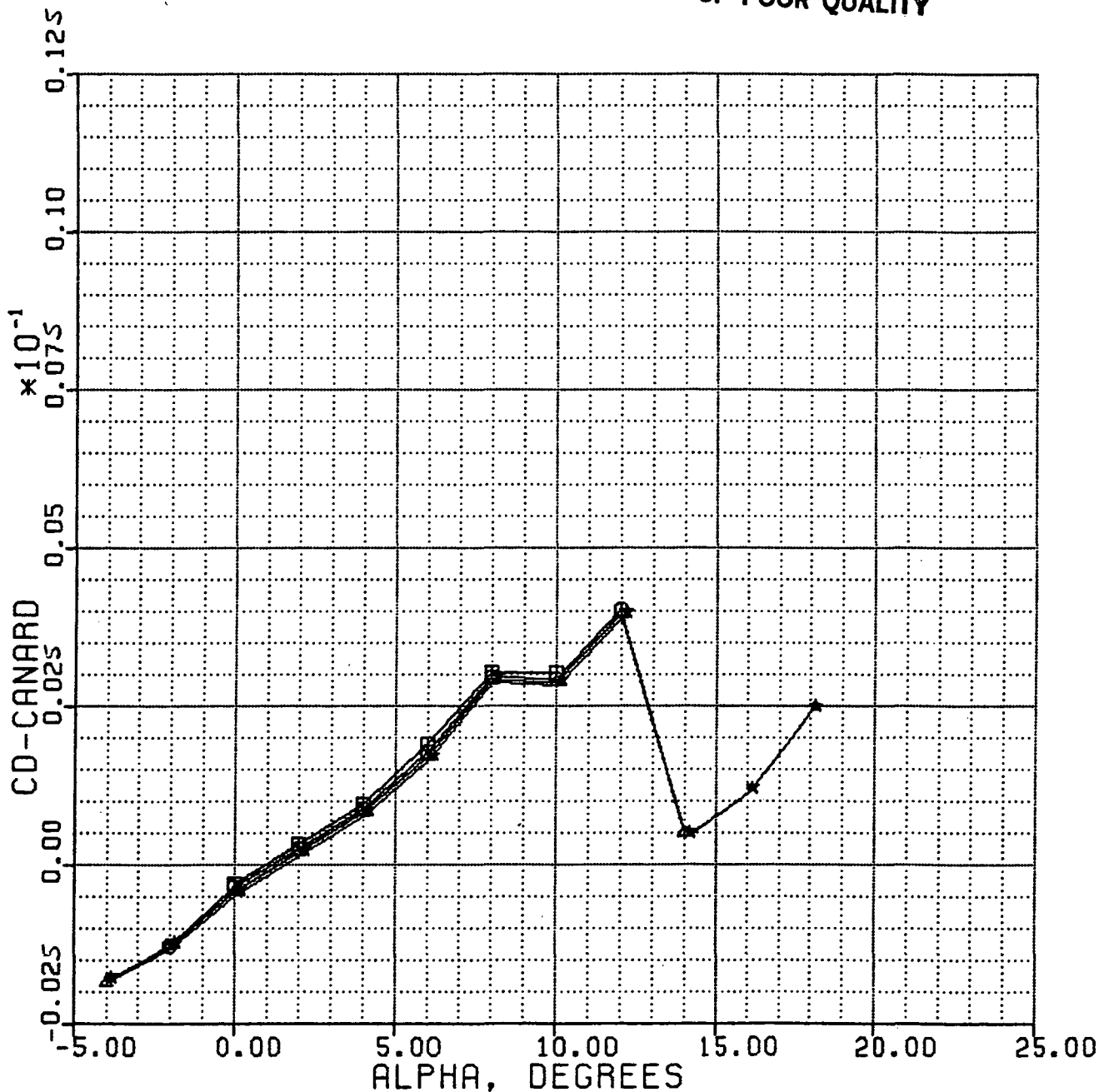


Figure 26(d)

CD-CANARD VS ALPHA

7-1-83 X-29A M# = 1.2 NORMAL MODE

XCG = 451.0 WT = 15K ALPHA TRIM

- ALT = 20K ALP: -4 TO 8
- ALT = 30K ALP: -4 TO 10
- ▲ ALT = 40K ALP: -4 TO 12
- ★ ALT = 50K ALP: -4 TO 14

ORIGINAL PAGE IS
OF POOR QUALITY

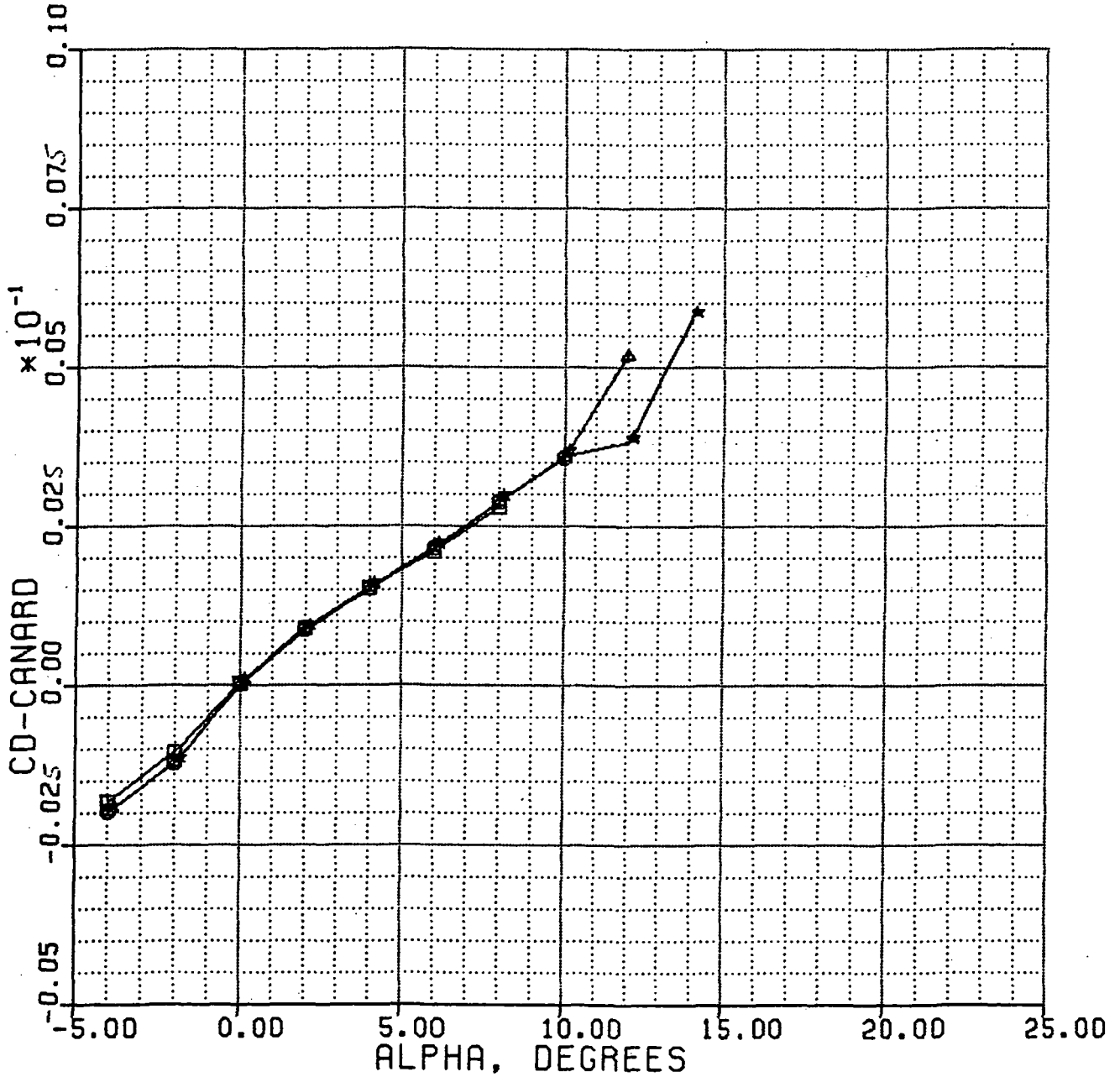


Figure 26(e)

CD-CANARD VS ALPHA

7-1-83 X-29A M# = 1.5 NORMAL MODE
 XCG = 451.0 WT = 15K ALPHA TRIM

- — □ ALT = 30K ALP: -4 TO 8
- — ○ ALT = 40K ALP: -4 TO 10
- ▲ — ▲ ALT = 50K ALP: -4 TO 12

ORIGINAL PAGE IS
 OF POOR QUALITY

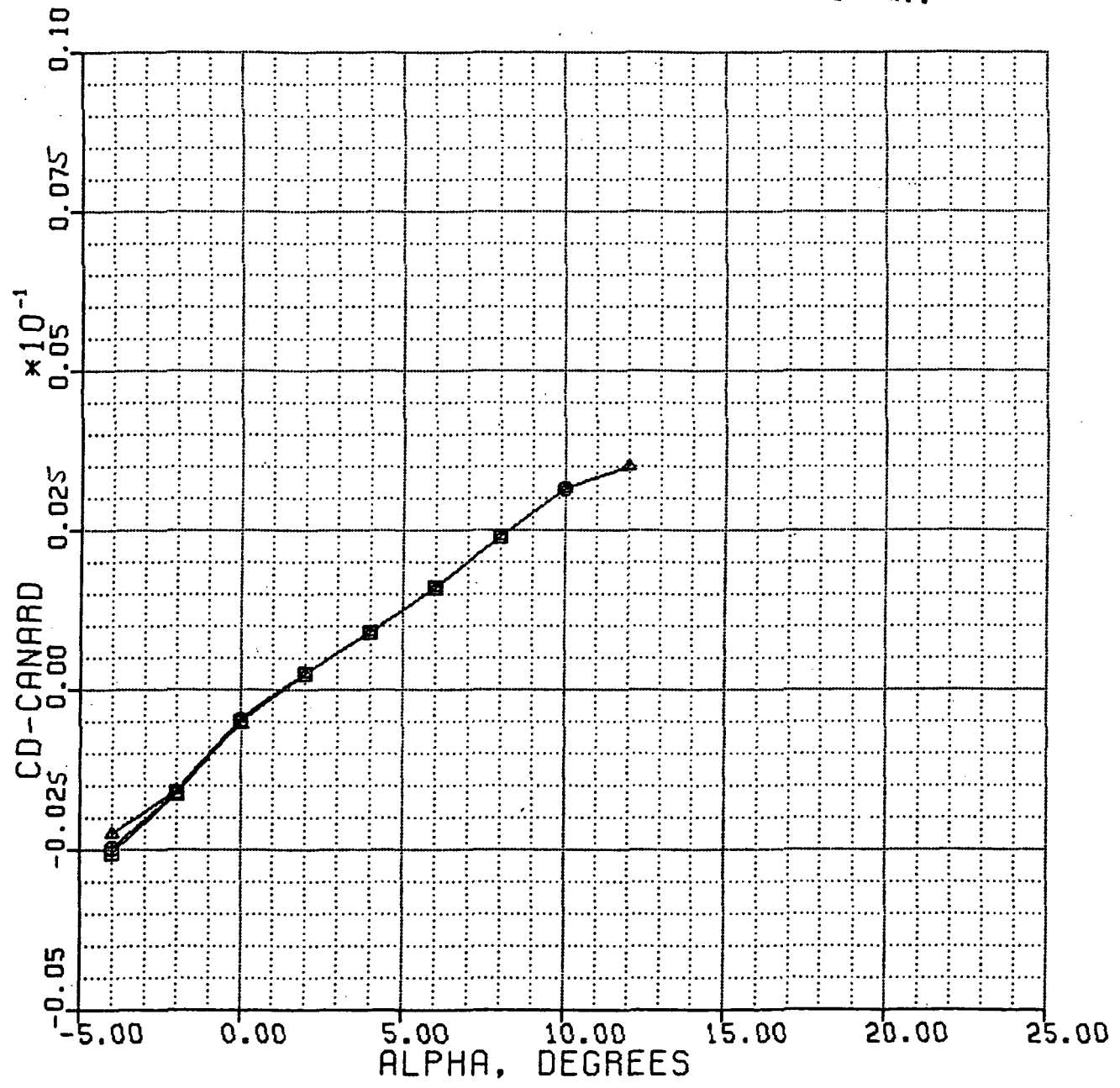


Figure 26(f)

ORIGINAL PAGE IS
OF POOR QUALITY

CM-CANARD VS MACH #
7-5-83 X-29A 1-G TRIM NORMAL MODE
XCG = 451.0 WT = 15K

- ALT = S.L. M# = .2 TO 1.05
- ALT = 10K M# = .2 TO 1.2
- ▲ ALT = 20K M# = .3 TO 1.4

ORIGINAL PAGE IS
OF POOR QUALITY

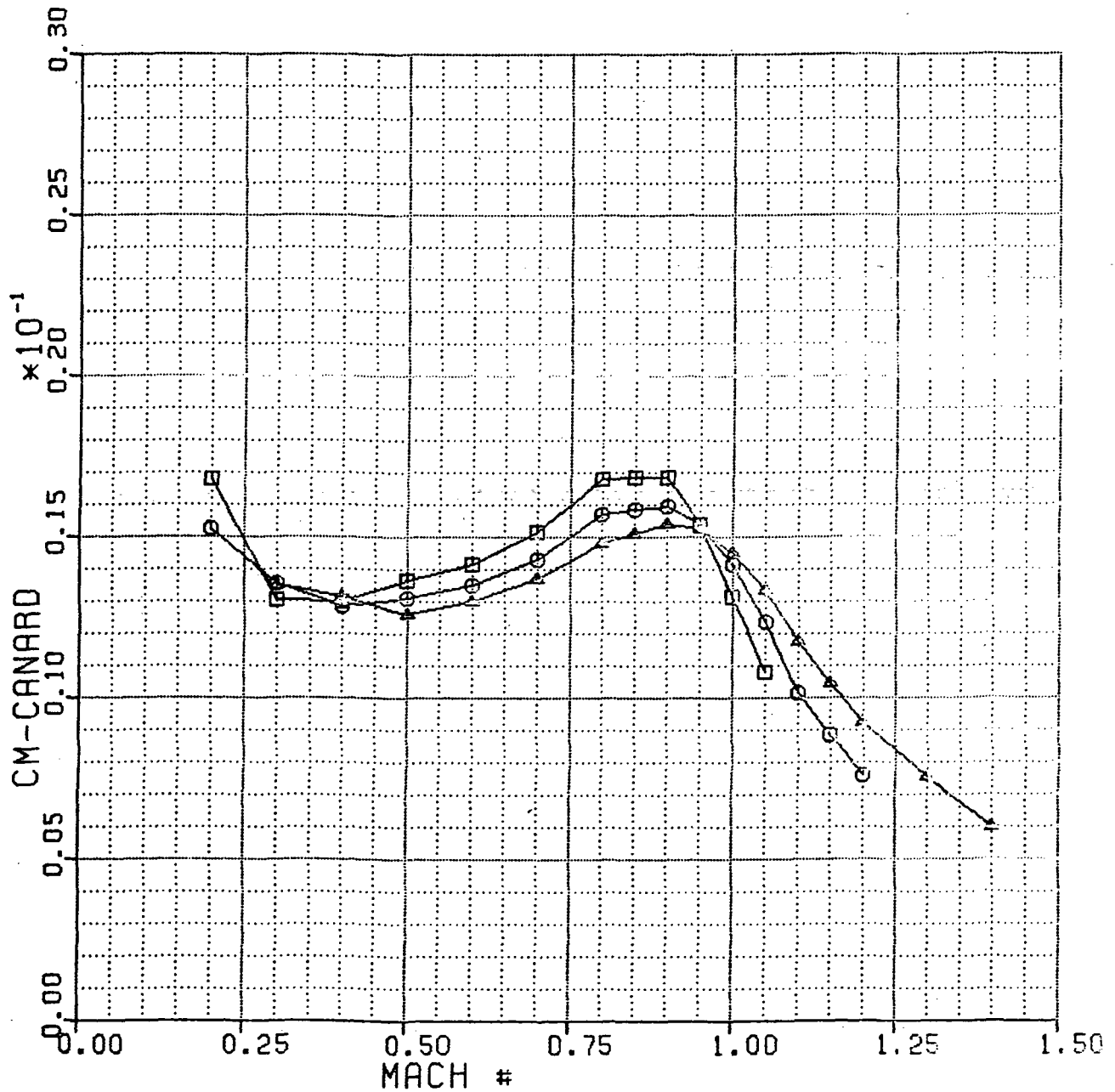


Figure 27(a)

CM-CANARD VS MACH #
 7-7-83 X-29A 1-G TRIM NORMAL MODE
 XCG = 451.0 WT = 15K

□ — □ ALT = 30K M# = .3 TO 1.5
 ○ — ○ ALT = 40K M# = .6 TO 1.5
 ▲ — ▲ ALT = 50K M# = .6 TO 1.5

ORIGINAL PAGE 10
 OF POOR QUALITY

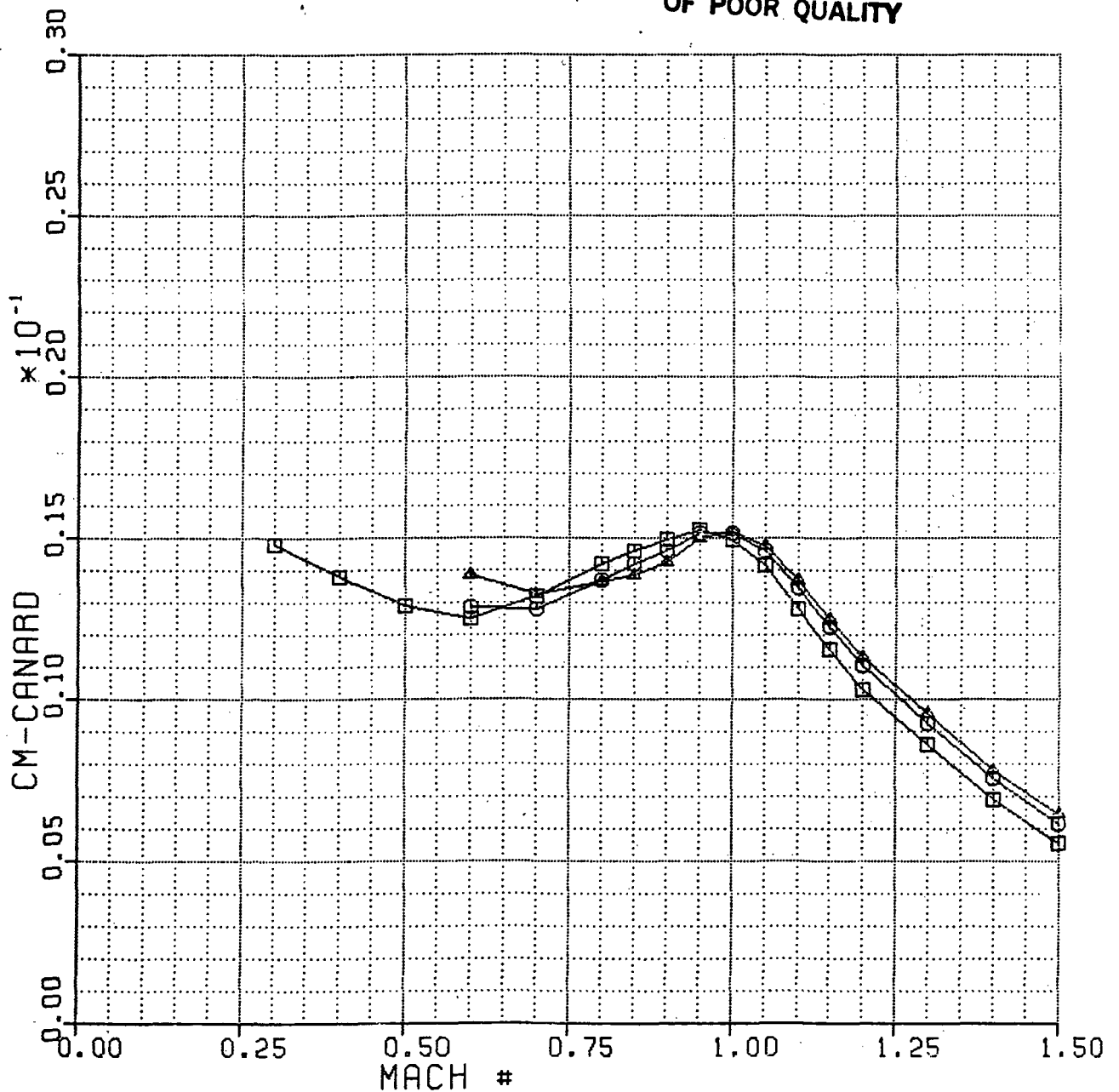


Figure 27(b)

CM-CANARD VS ALPHA

6-16-83 X-29A M# = 0.4 NORMAL MODE

XCG = 451.0 WT = 15K ALPHA TRIM

- ALT = S.L. ALP: -4 TO 22
- ALT = 10K ALP: -4 TO 22

ORIGINAL PAGE IS
OF POOR QUALITY

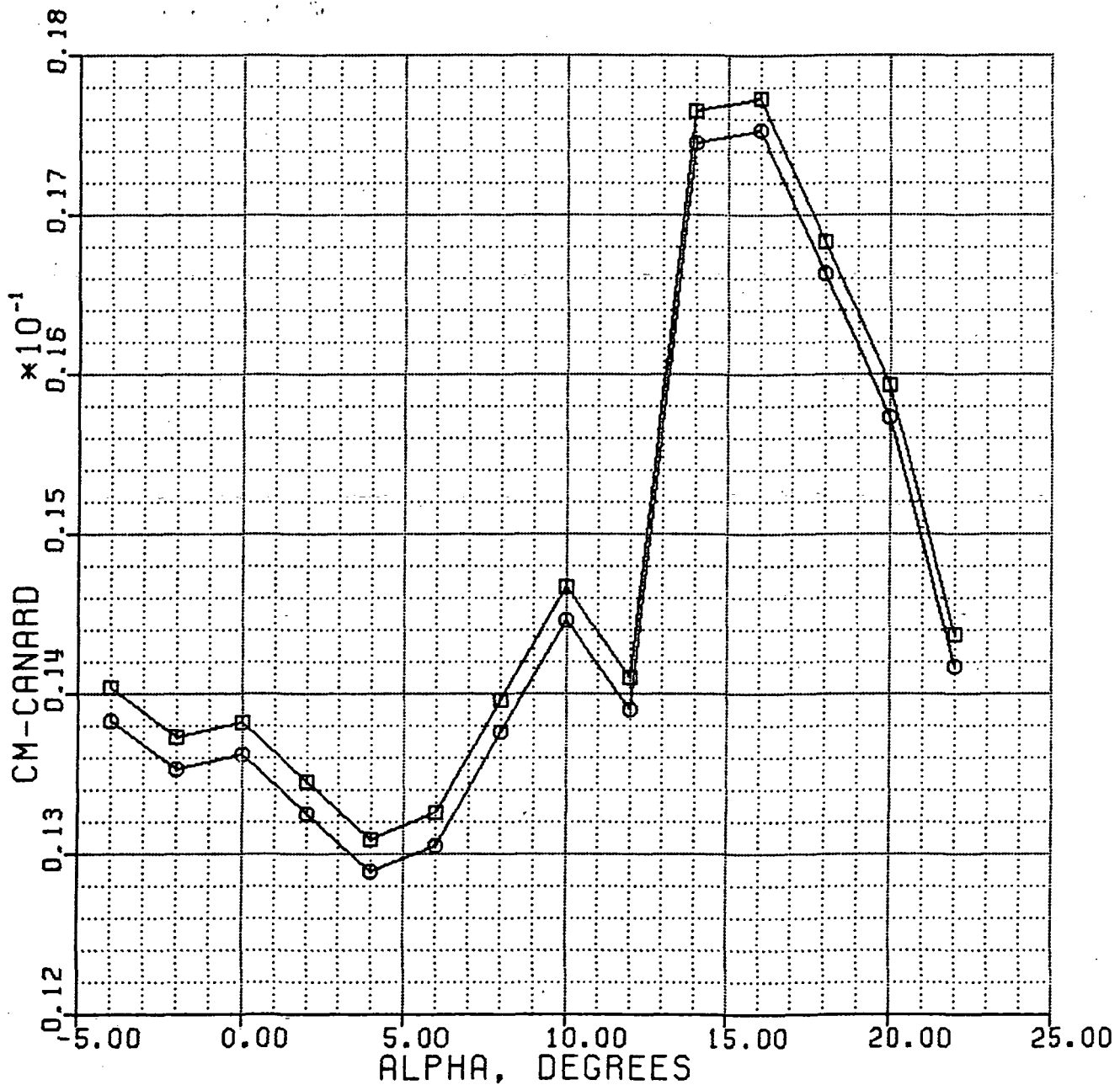


Figure 28(a)

CM-CANARD VS ALPHA

6-17-83 X-29A M# = 0.6 NORMAL MODE

XCG = 451.0 WT = 15K ALPHA TRIM

□ — □ ALT = 10K ALP: -4 TO 16
○ — ○ ALT = 20K ALP: -4 TO 20

ORIGINAL PAGE IS
OF POOR QUALITY

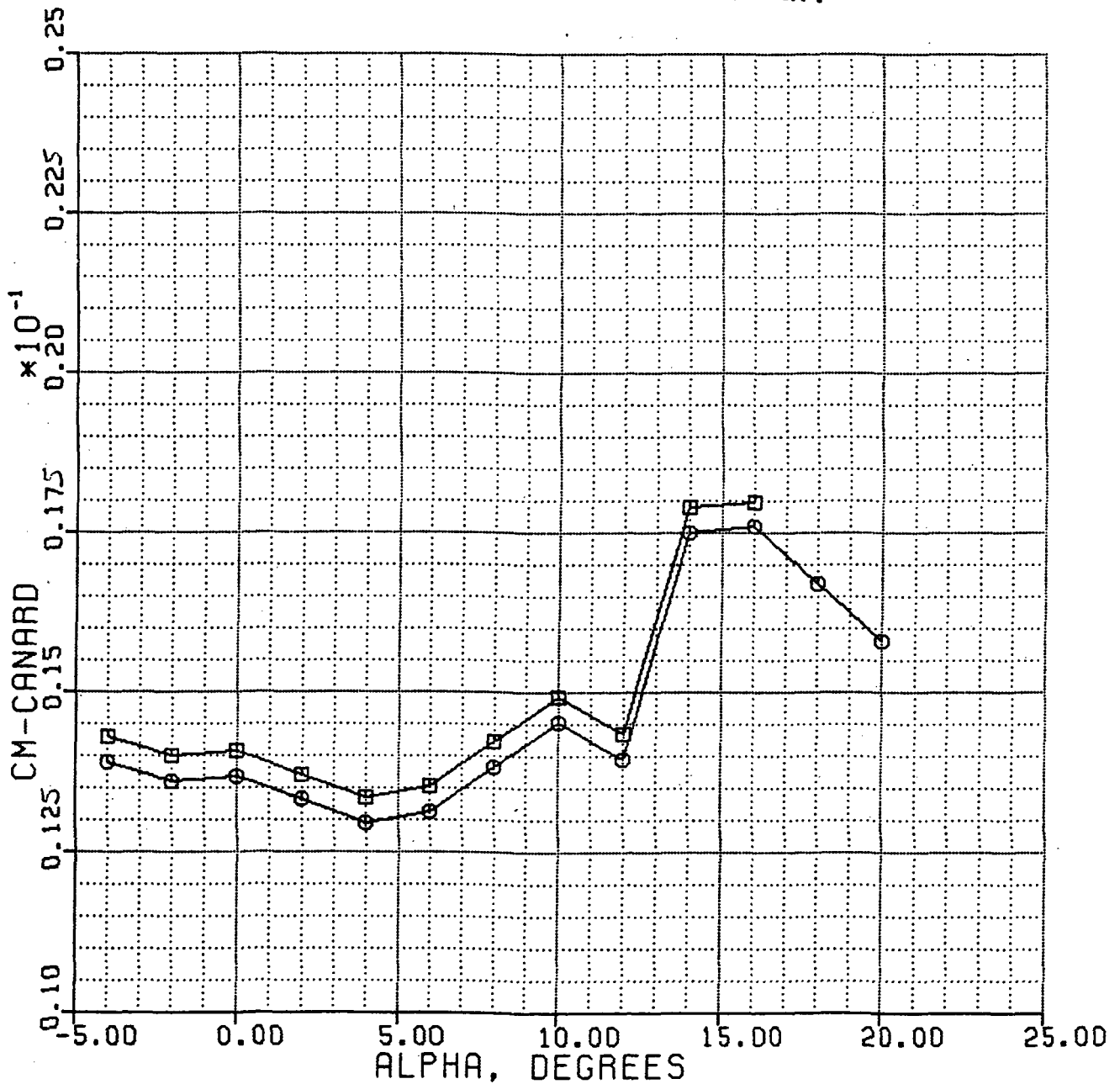


Figure 28(b)

CM-CANARD VS ALPHA

6-30-83 X-29A M# = 0.8 NORMAL MODE
 XCG = 451.0 WT = 15K ALPHA TRIM

- | | | | | |
|---|---|---|-----------|---------------|
| □ | — | □ | ALT = 10K | ALP: 0 TO 10 |
| ○ | — | ○ | ALT = 20K | ALP: -4 TO 12 |
| ▲ | — | ▲ | ALT = 30K | ALP: -4 TO 14 |
| ★ | — | ★ | ALT = 40K | ALP: -4 TO 18 |
| × | — | × | ALT = 50K | ALP: -4 TO 22 |

ORIGINAL PAGE IS
 OF POOR QUALITY

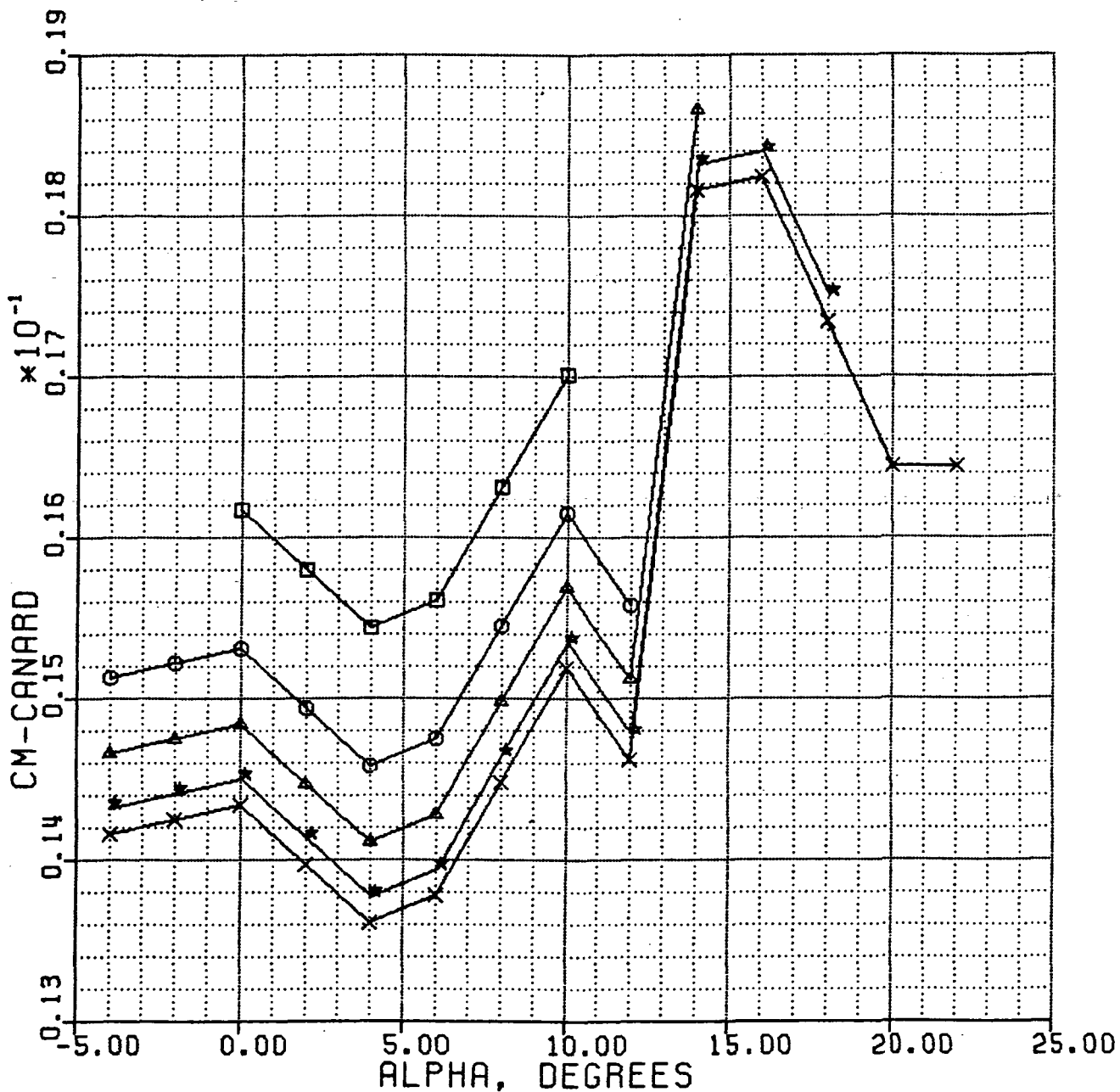


Figure 28(c)

CM-CANARD VS ALPHA

7-1-83 X-29A M# = 0.9 NORMAL MODE

XCG = 451.0 WT = 15K ALPHA TRIM

- ALT = 20K ALP: 0 TO 10
- ALT = 30K ALP: -2 TO 12
- △ ALT = 40K ALP: -4 TO 14
- ★ ALT = 50K ALP: -4 TO 18

ORIGINAL PAGE IS
OF POOR QUALITY

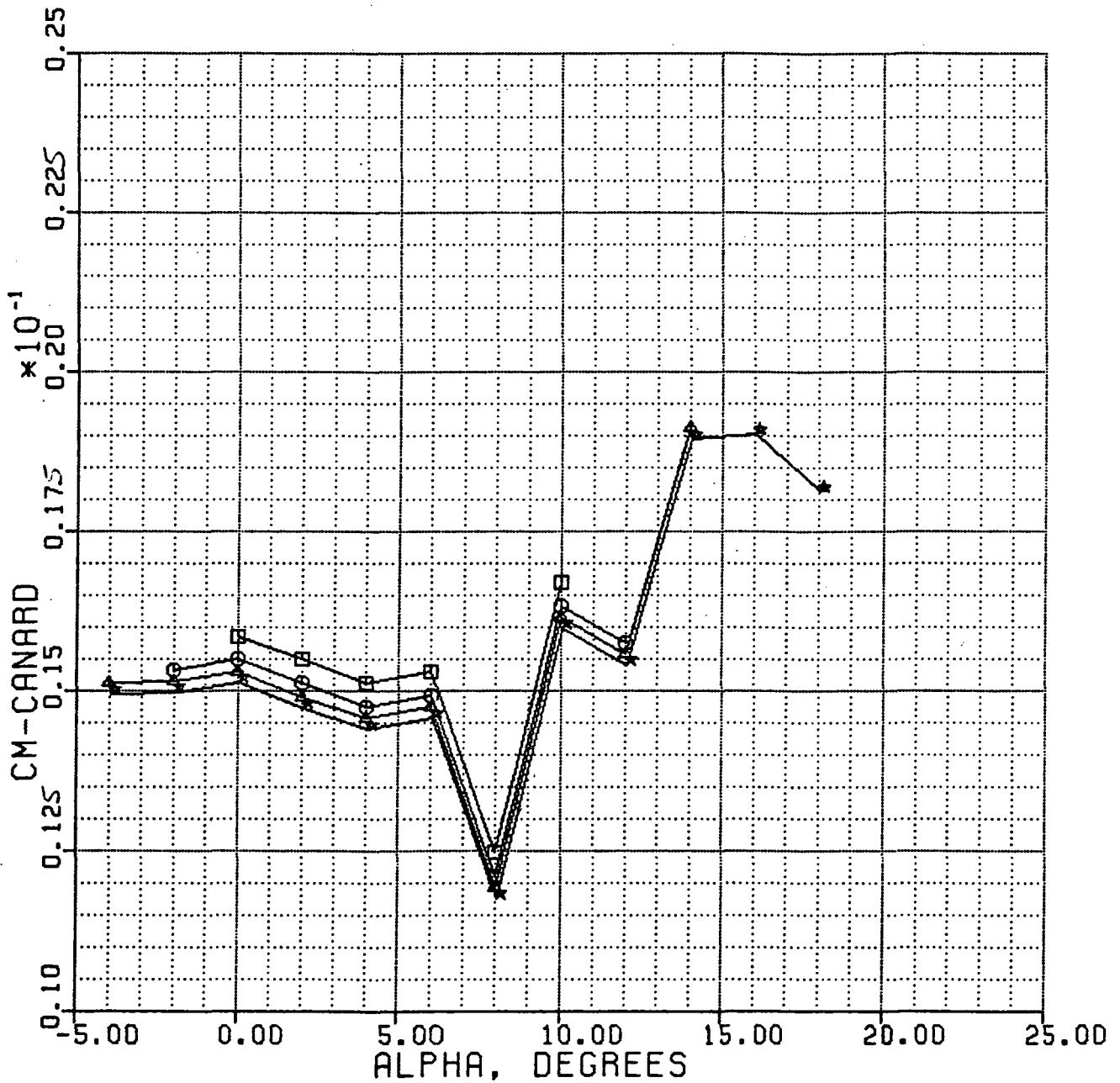


Figure 28(d)

CM-CANARD VS ALPHA
 7-1-83 X-29A M# = 1.2 NORMAL MODE
 XCG = 451.0 WT = 15K ALPHA TRIM

□	—	□	ALT = 20K	ALP: -4 TO 8
○	—	○	ALT = 30K	ALP: -4 TO 10
△	—	△	ALT = 40K	ALP: -4 TO 12
★	—	★	ALT = 50K	ALP: -4 TO 14

ORIGINAL PAGE IS
 OF POOR QUALITY

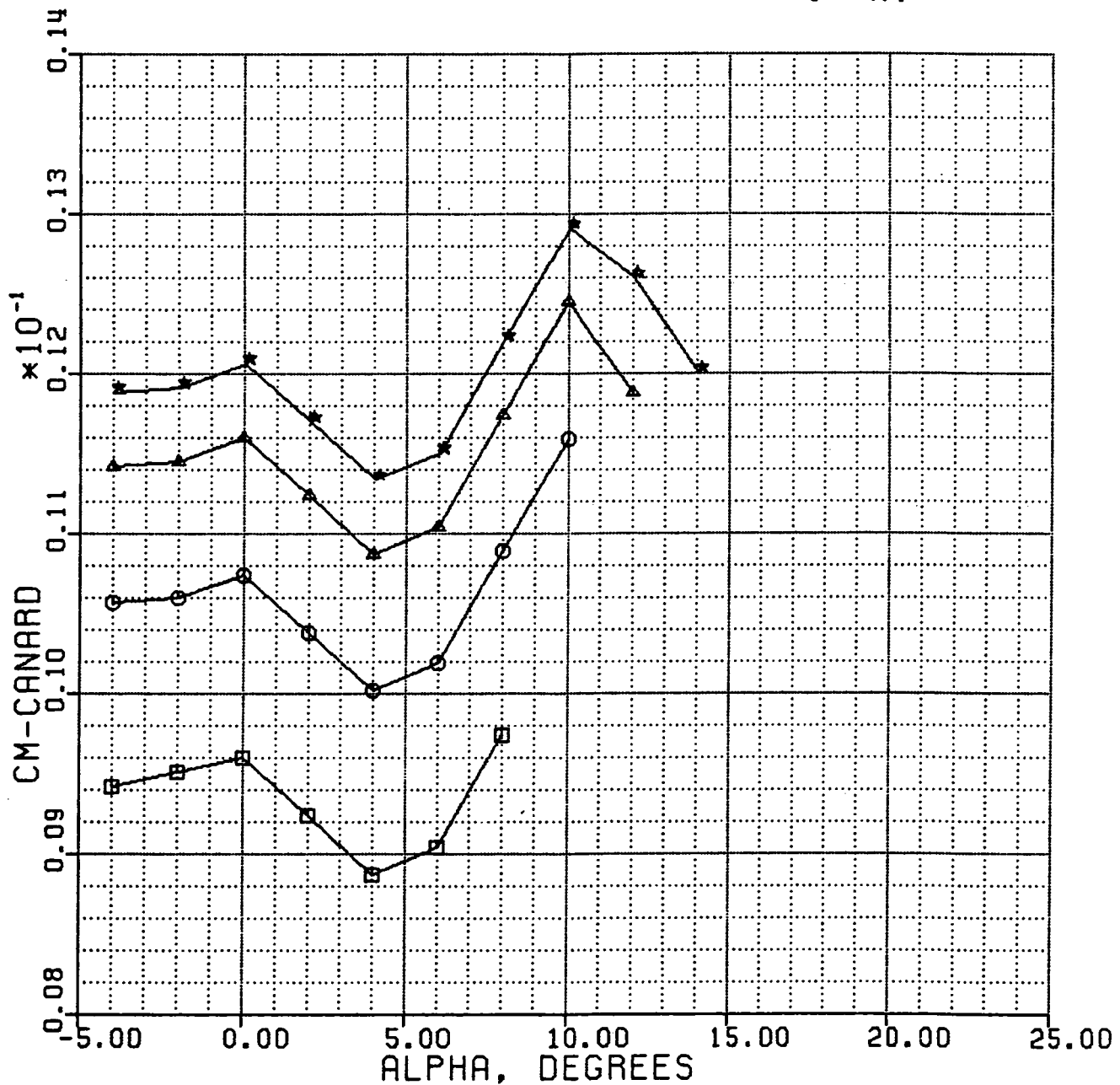


Figure 28(e)

CM-CANARD VS ALPHA

7-1-83 X-29A M# = 1.5 NORMAL MODE

XCG = 451.0 WT = 15K ALPHA TRIM

- ALT = 30K ALP: -4 TO 8
- ALT = 40K ALP: -4 TO 10
- ▲—▲ ALT = 50K ALP: -4 TO 12

CM-CANARD vs ALPHA

ORIGINAL PAGE IS
OF POOR QUALITY

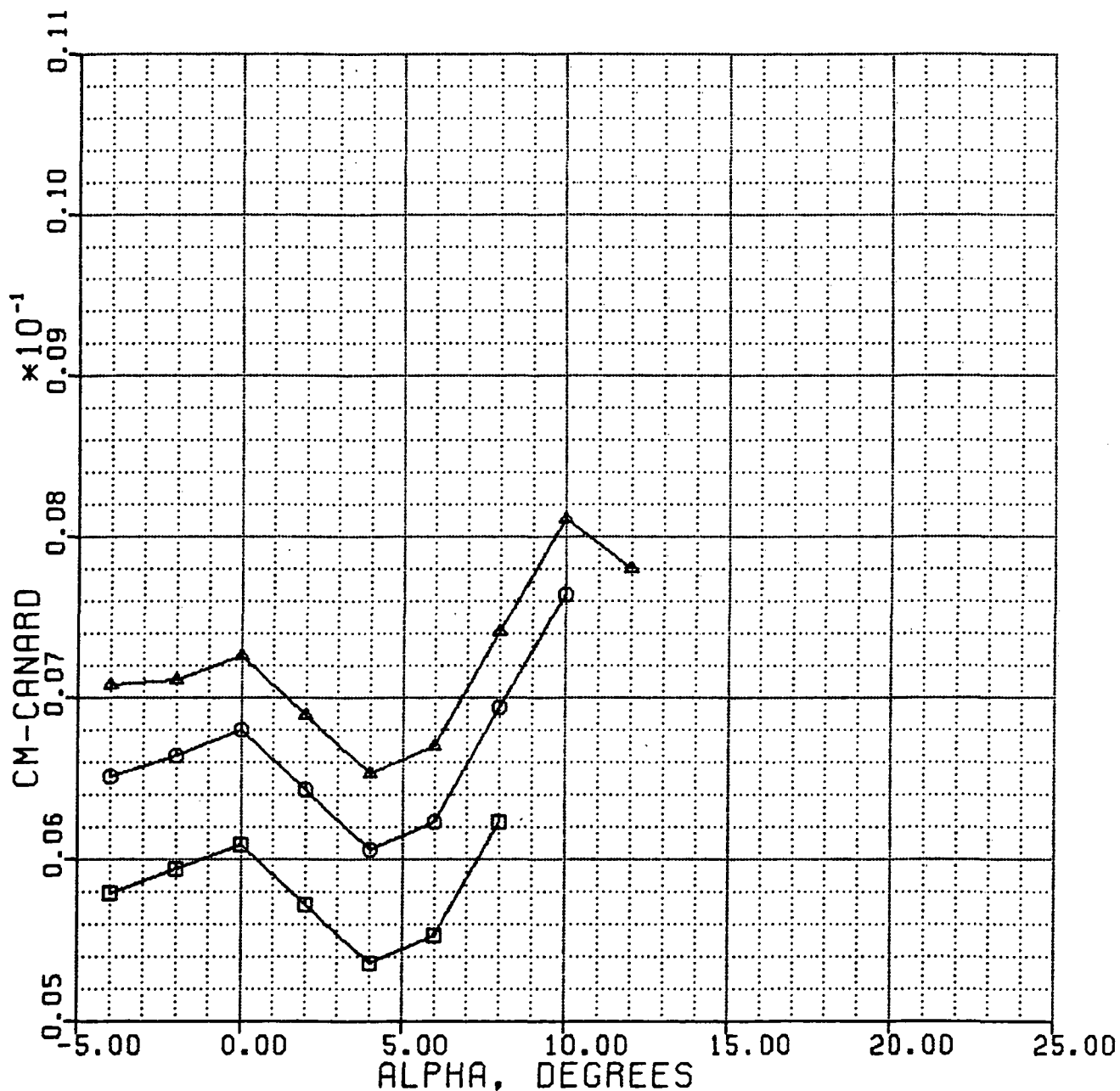


Figure 28(f)

CA-CANARD VS MACH #
 7-6-83 X-29A 1-G TRIM NORMAL MODE
 XCG = 451.0 WT = 15K

- ALT = S.L. M# = .2 TO 1.05
- ALT = 10K M# = .2 TO 1.2
- ▲ ALT = 20K M# = .3 TO 1.4

ORIGINAL PAGE IS
 OF POOR QUALITY

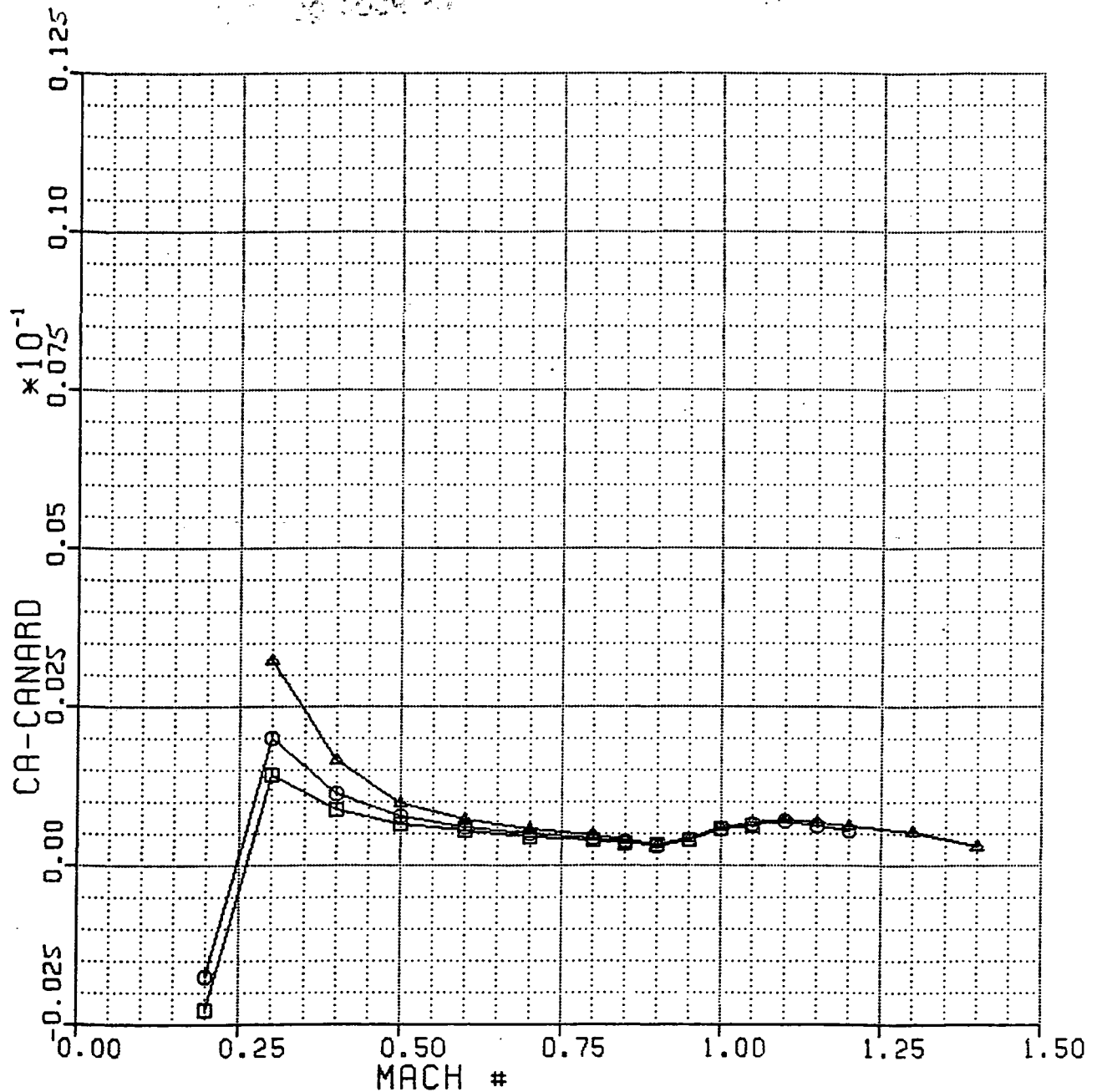


Figure 29(a)

CA-CANARD VS MACH #
 7-7-83 X-29A 1-G TRIM NORMAL MODE
 XCG = 451.0 WT = 15K

- — □ ALT = 30K M# = .3 TO 1.5
- — ○ ALT = 40K M# = .6 TO 1.5
- ▲ — ▲ ALT = 50K M# = .6 TO 1.5

ORIGINAL PAGE IS
 OF POOR QUALITY

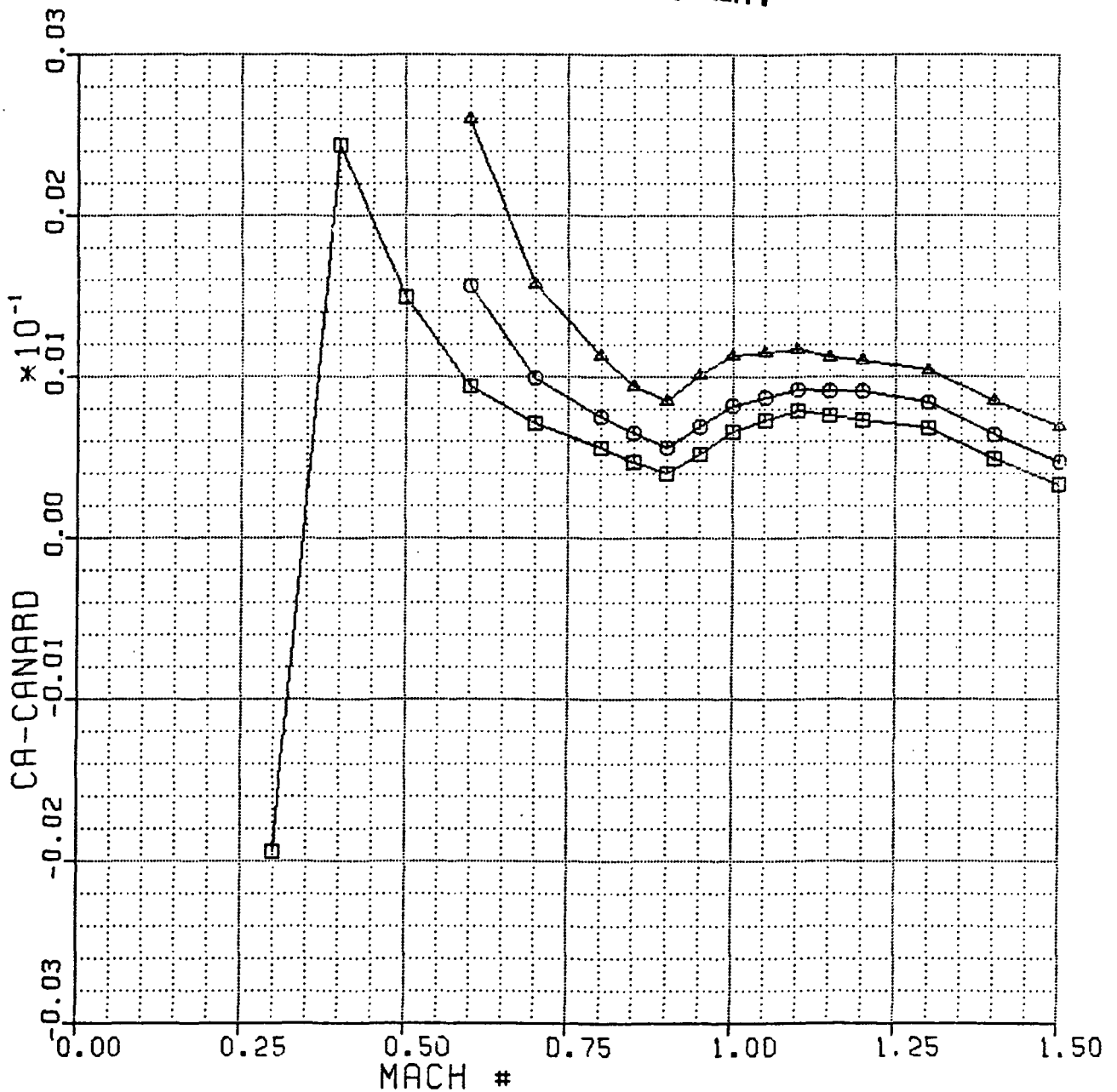


Figure 29(b)

CA-CANARD VS ALPHA

6-16-83 X-29A M# = 0.4 NORMAL MODE

XCG = 451.0 WT = 15K ALPHA TRIM

- ALT = S.L. ALP: -4 TO 22
- ALT = 10K ALP: -4 TO 22

ORIGINAL PAGE IS
OF POOR QUALITY

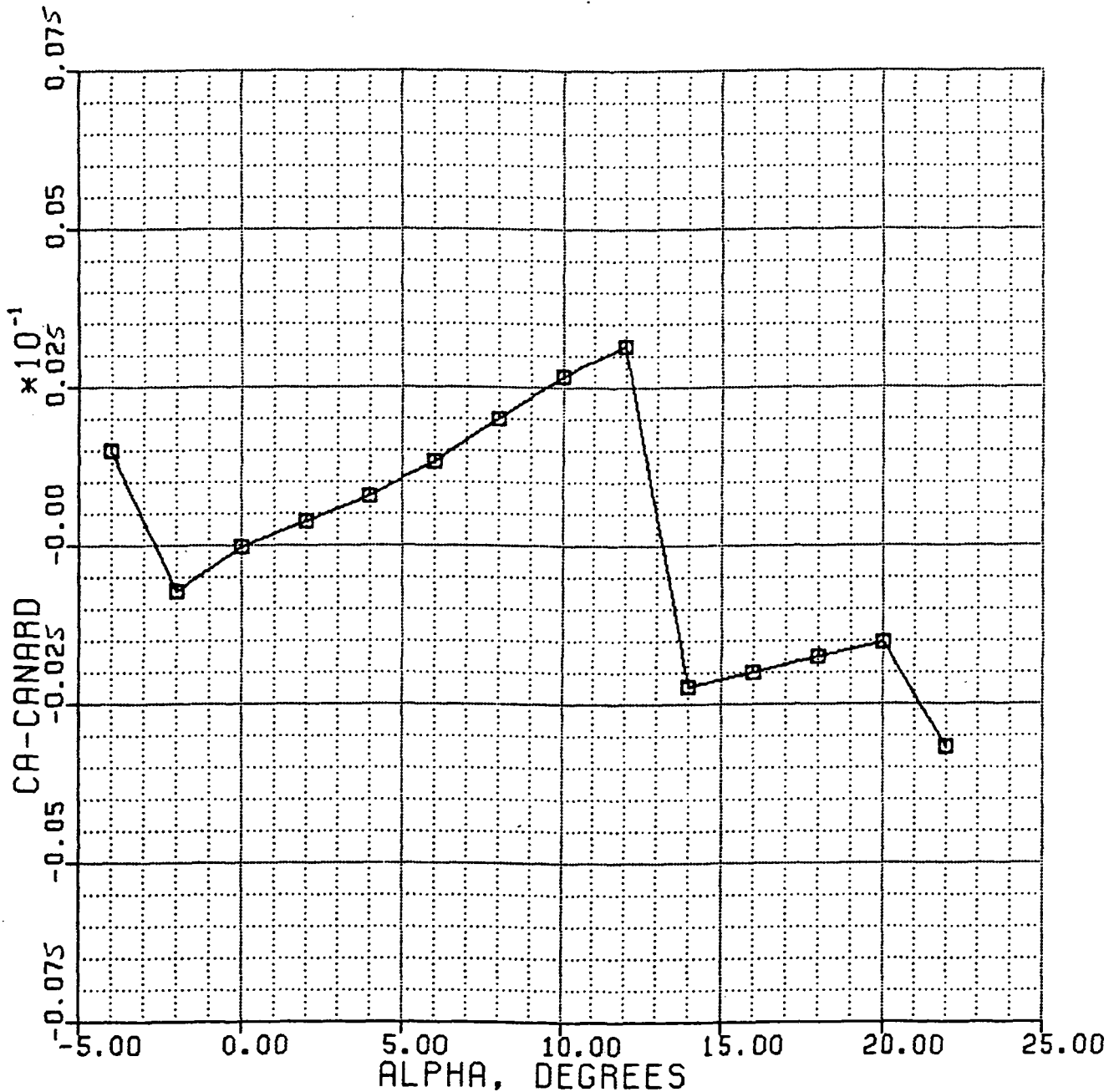


Figure 30(a)

CA-CANARD VS ALPHA

6-17-83 X-29A M# = 0.6 NORMAL MODE

XCG = 451.0 WT = 15K ALPHA TRIM

□ ALT = 10K ALP: -4 TO 16
○ ALT = 20K ALP: -4 TO 20

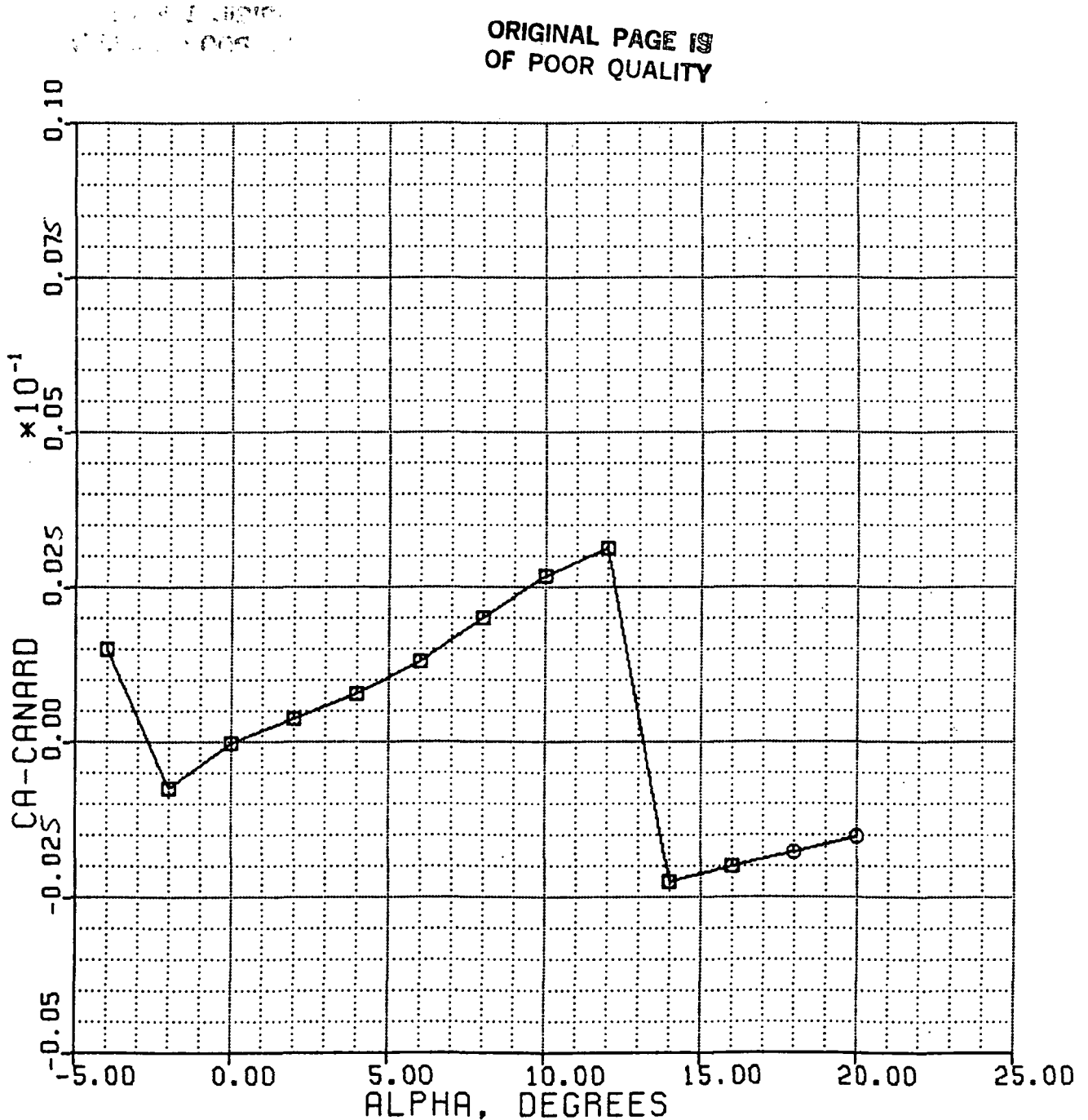


Figure 30(b)

CA-CANARD VS ALPHA

6-30-83 X-29A M# = 0.8 NORMAL MODE
 XCG = 451.0 WT = 15K ALPHA TRIM

- | | | | | |
|---|---|---|-----------|---------------|
| □ | — | □ | ALT = 10K | ALP: 0 TO 10 |
| ○ | — | ○ | ALT = 20K | ALP: -4 TO 12 |
| △ | — | △ | ALT = 30K | ALP: -4 TO 14 |
| ★ | — | ★ | ALT = 40K | ALP: -4 TO 18 |
| × | — | × | ALT = 50K | ALP: -4 TO 22 |

ORIGINAL PAGE IS
 OF POOR QUALITY

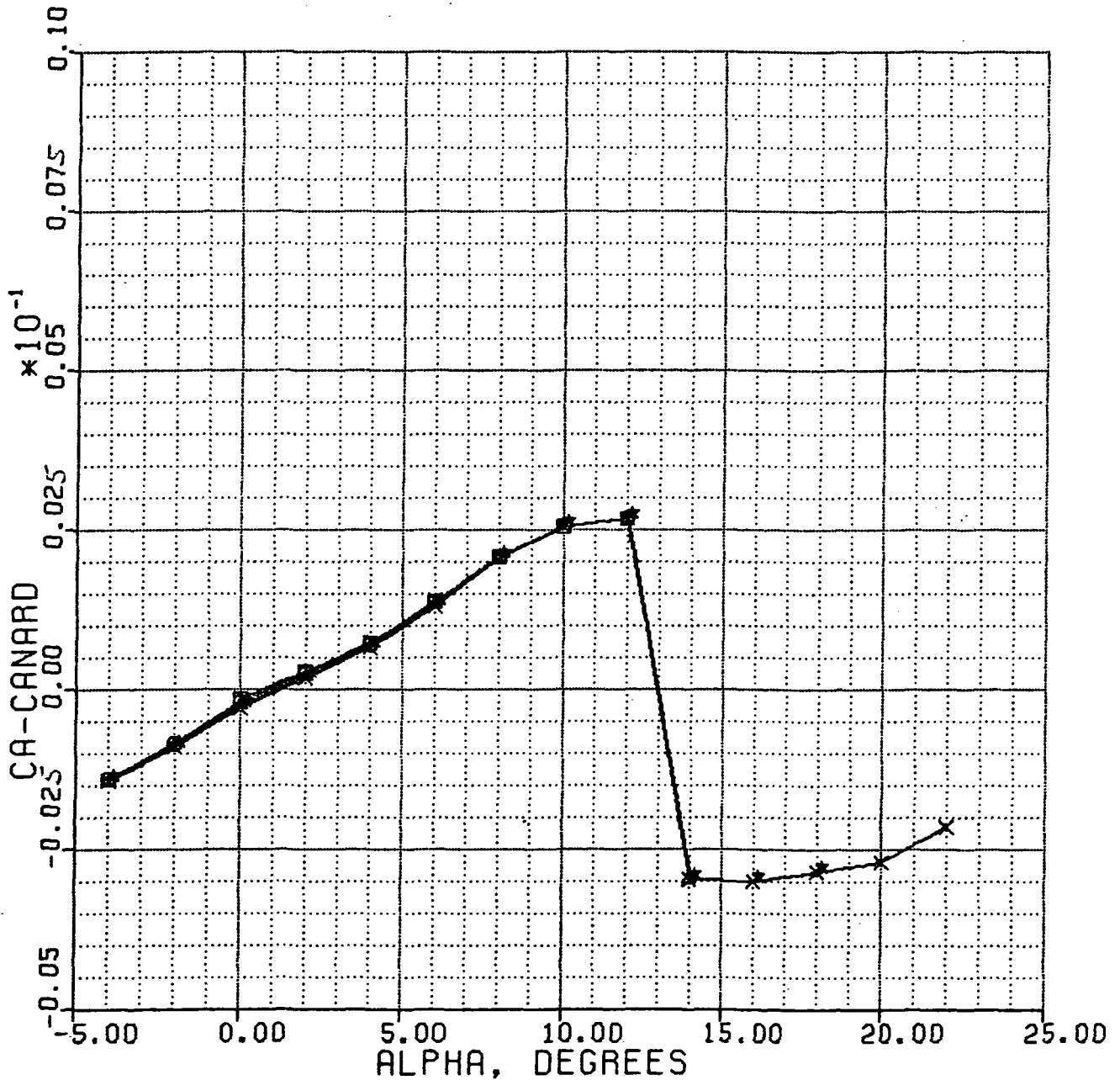


Figure 30(c)

CA-CANARD VS ALPHA
 7-1-83 X-29A M# = 0.9 NORMAL MODE
 XCG = 451.0 WT = 15K ALPHA TRIM

□	—	□	ALT = 20K	ALP: 0 TO 10
○	—	○	ALT = 30K	ALP: -2 TO 12
△	—	△	ALT = 40K	ALP: -4 TO 14
★	—	★	ALT = 50K	ALP: -4 TO 18

ORIGINAL PAGE IS
 OF POOR QUALITY

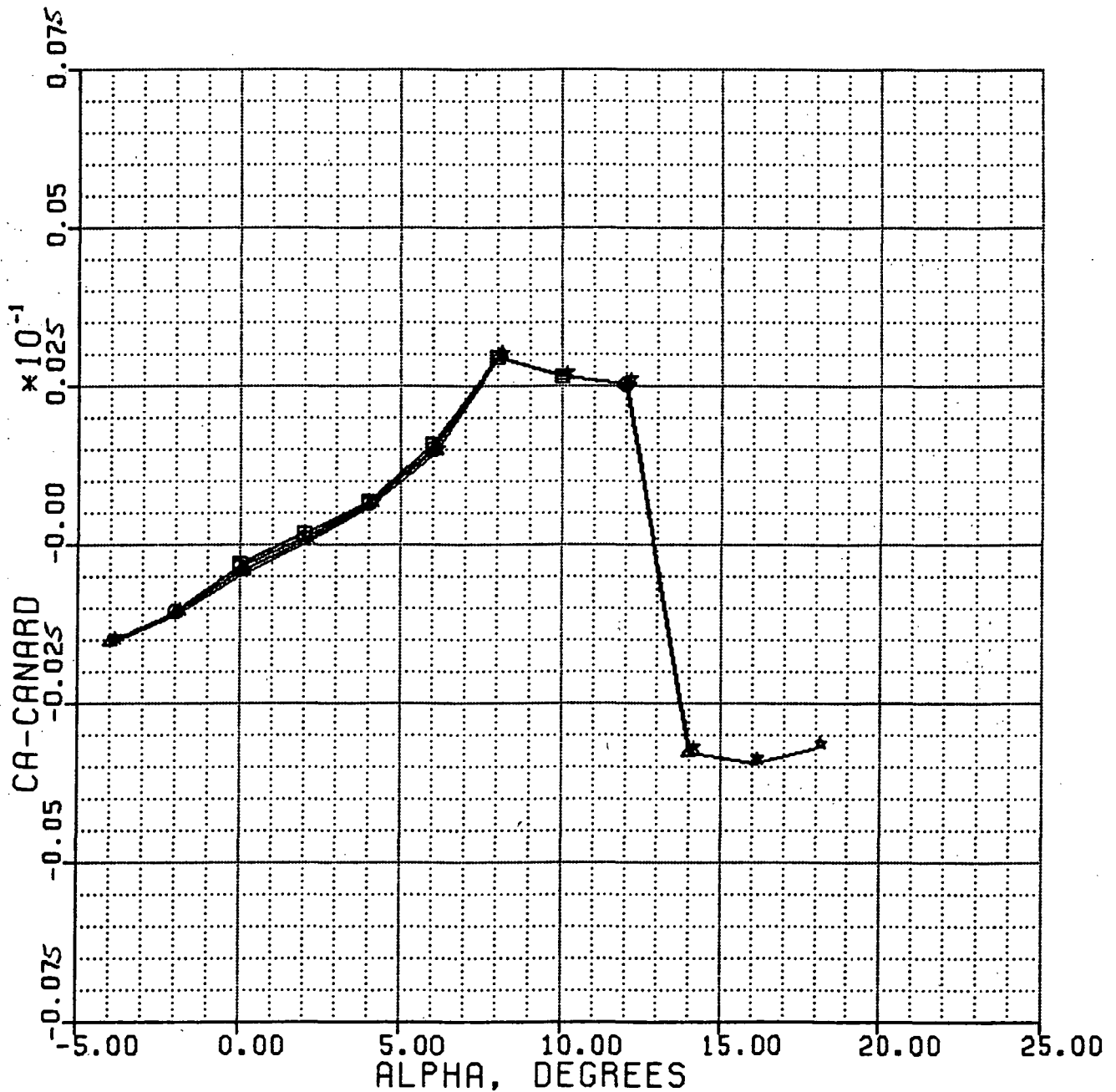


Figure 30(d)

CA-CANARD VS ALPHA

7-1-83 X-29A M# = 1.2 NORMAL MODE

XCG = 451.0 WT = 15K ALPHA TRIM

- | | | | | |
|---|---|---|-----------|---------------|
| □ | — | □ | ALT = 20K | ALP: -4 TO 8 |
| ○ | — | ○ | ALT = 30K | ALP: -4 TO 10 |
| △ | — | △ | ALT = 40K | ALP: -4 TO 12 |
| ★ | — | ★ | ALT = 50K | ALP: -4 TO 14 |

ORIGINAL PAGE IS
OF POOR QUALITY

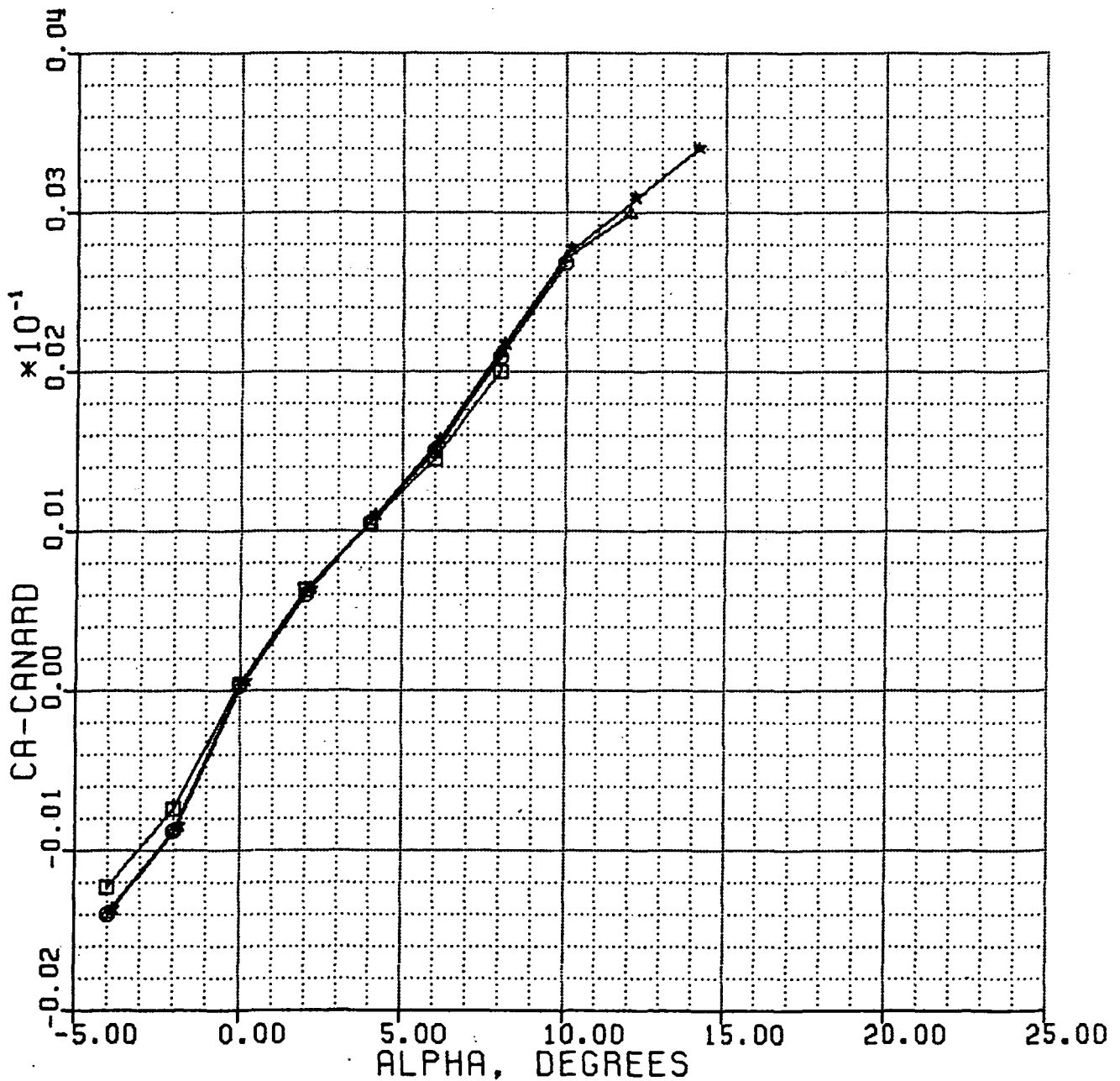


Figure 30(e)

CA-CANARD VS ALPHA

7-1-83 X-29A M# = 1.5 NORMAL MODE

XCG = 451.0 WT = 15K ALPHA TRIM

- — □ ALT = 30K ALP: -4 TO 8
- — ○ ALT = 40K ALP: -4 TO 10
- △ — △ ALT = 50K ALP: -4 TO 12

ORIGINAL PAGE IS
OF POOR QUALITY

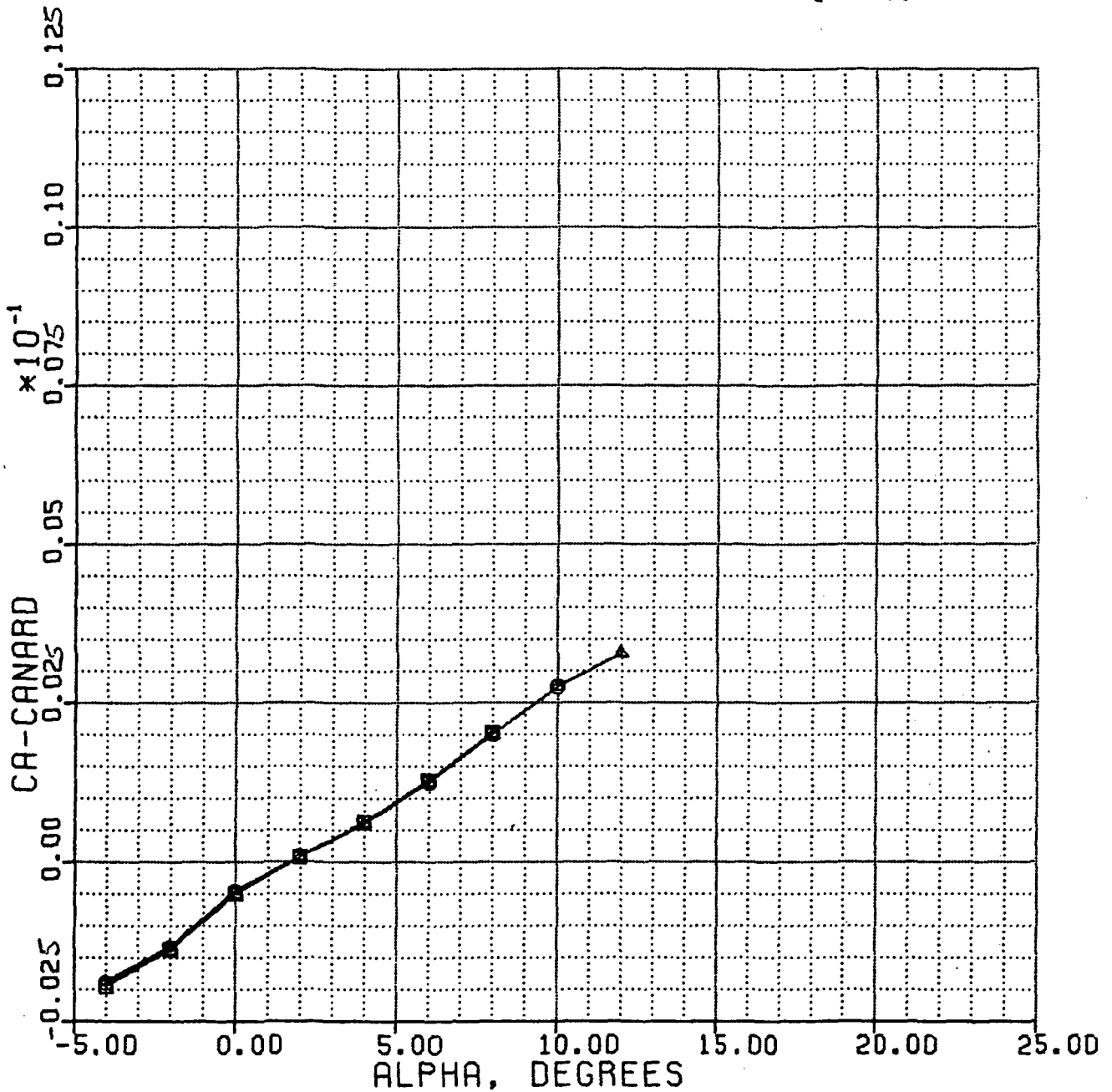


Figure 30(f)

CN-CANARD VS MACH #
 7-6-83 X-29A 1-G TRIM NORMAL MODE
 XCG = 451.0 WT = 15K

- ALT = S.L. M# = .2 TO 1.05
- ALT = 10K M# = .2 TO 1.2
- ▲ ALT = 20K M# = .3 TO 1.4

ORIGINAL PAGE IS
 OF POOR QUALITY

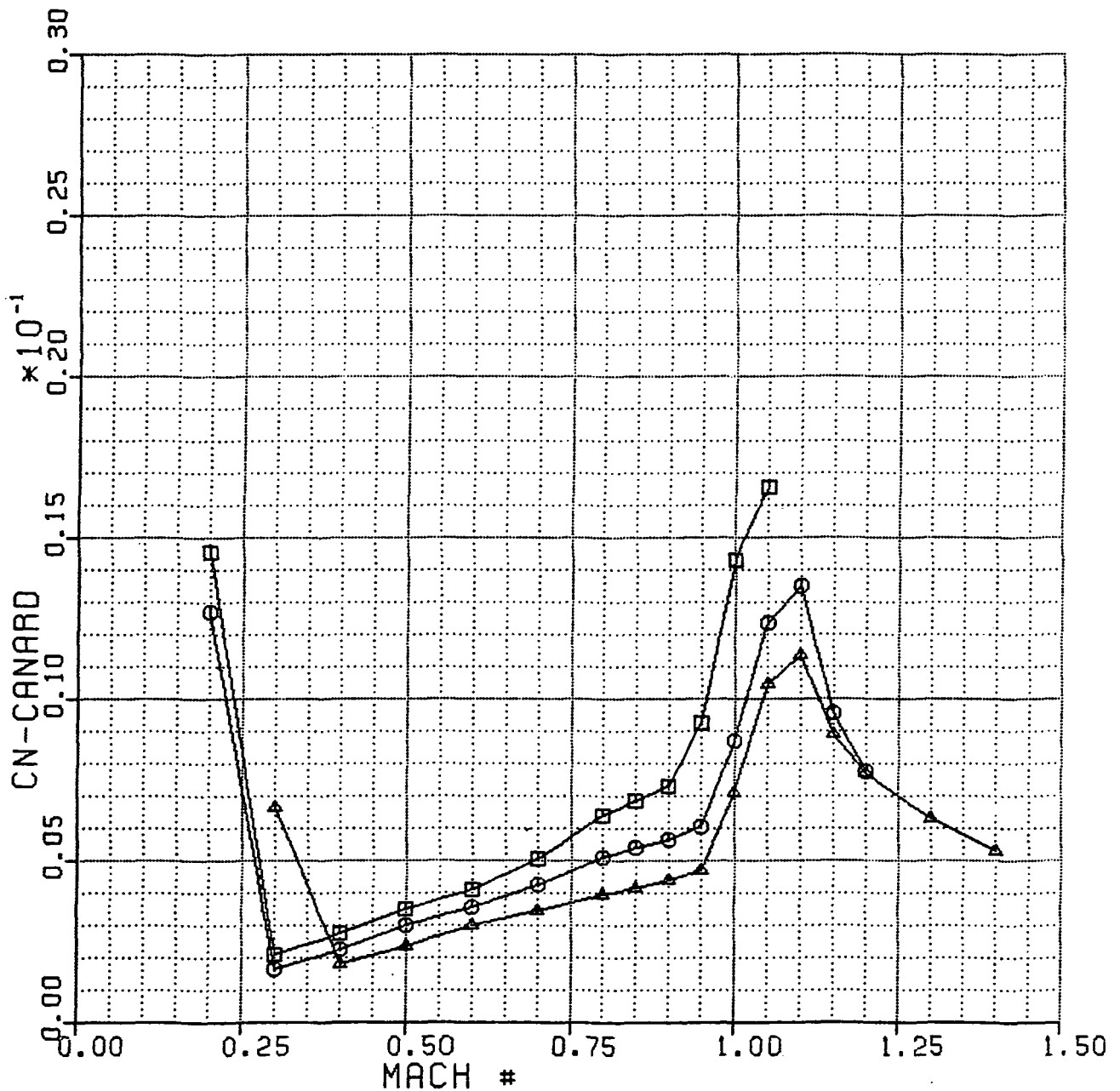


Figure 31(a)

CN-CANARD VS MACH #
 7-7-83 X-29A 1-G TRIM NORMAL MODE
 XCG = 451.0 WT = 15K

ALT = 30K M# = .3 TO 1.5

 ALT = 40K M# = .6 TO 1.5

 ALT = 50K M# = .6 TO 1.5

ORIGINAL PAGE IS
 OF POOR QUALITY

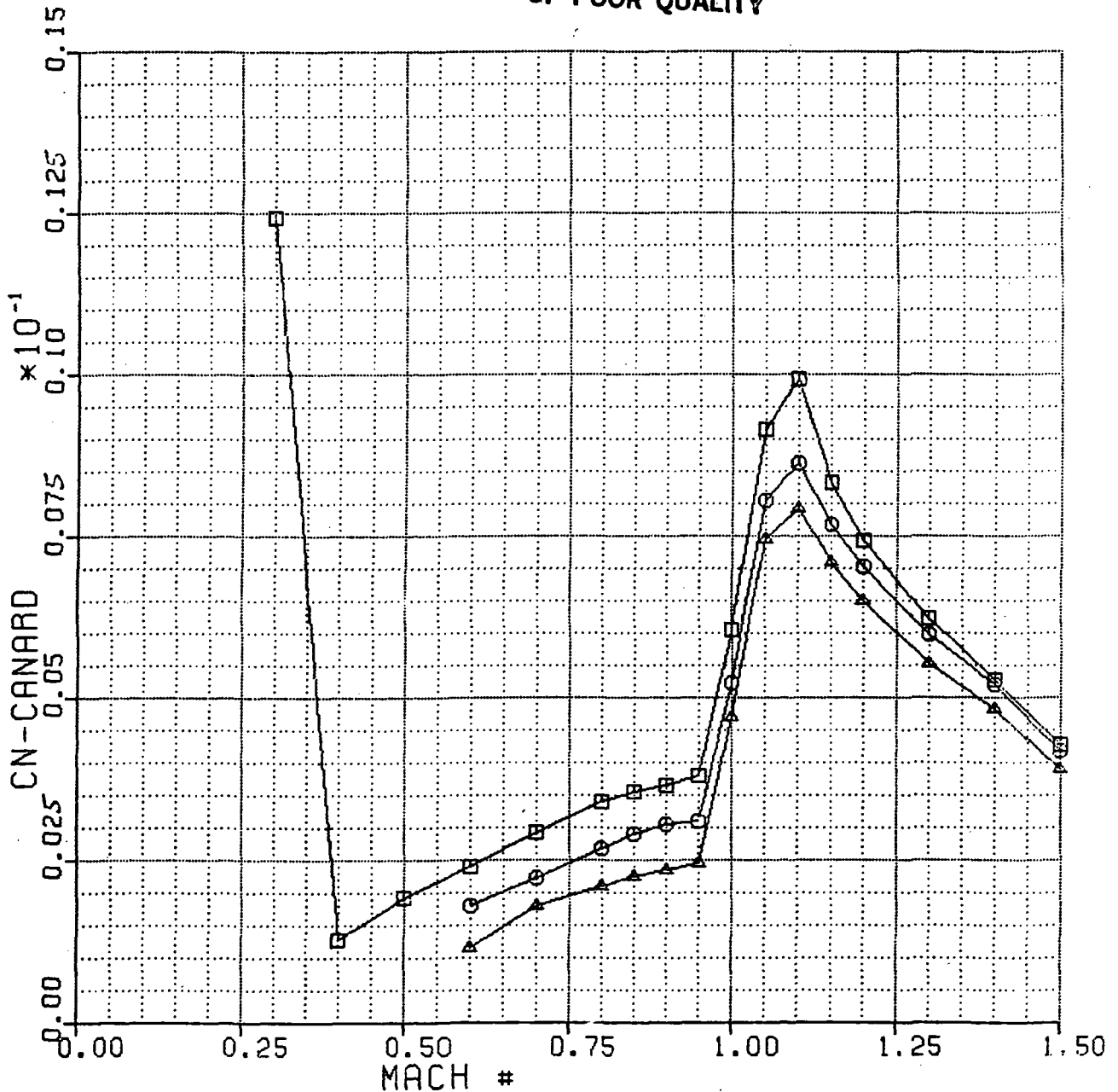


Figure 31(b)

CN-CANARD VS ALPHA

6-16-83 X-29A M# = 0.4 NORMAL MODE

XCG = 451.0 WT = 15K ALPHA TRIM

- ALT = S.L. ALP: -4 TO 22
- ALT = 10K ALP: -4 TO 22

ORIGINAL PAGE IS
OF POOR QUALITY

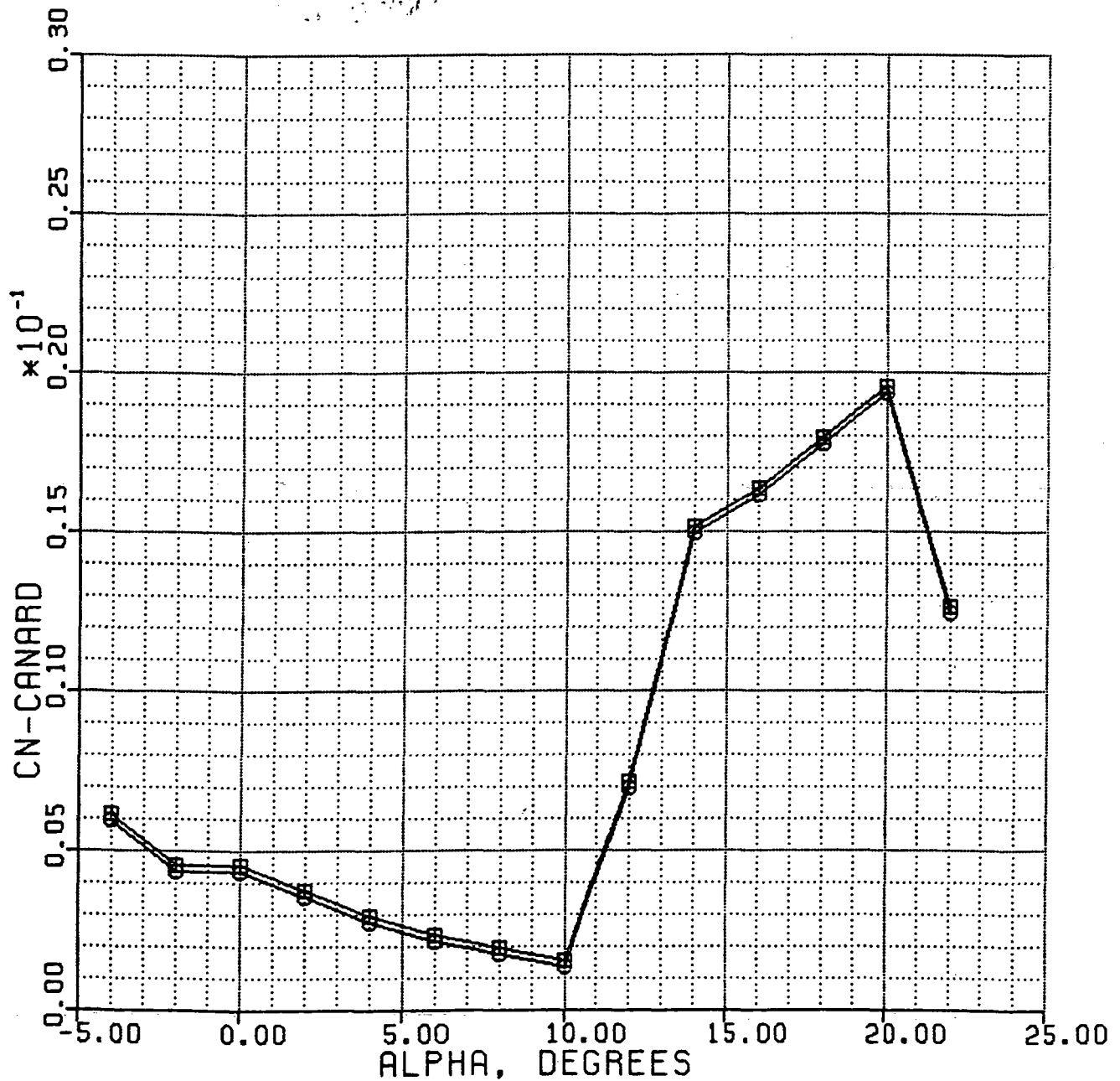


Figure 32(a)

CN-CANARD VS ALPHA

6-17-83 X-29A M# = 0.6 NORMAL MODE

XCG = 451.0 WT = 15K ALPHA TRIM

□ ALT = 10K ALP: -4 TO 16
○ ALT = 20K ALP: -4 TO 20

ORIGINAL PAGE IS
OF POOR QUALITY

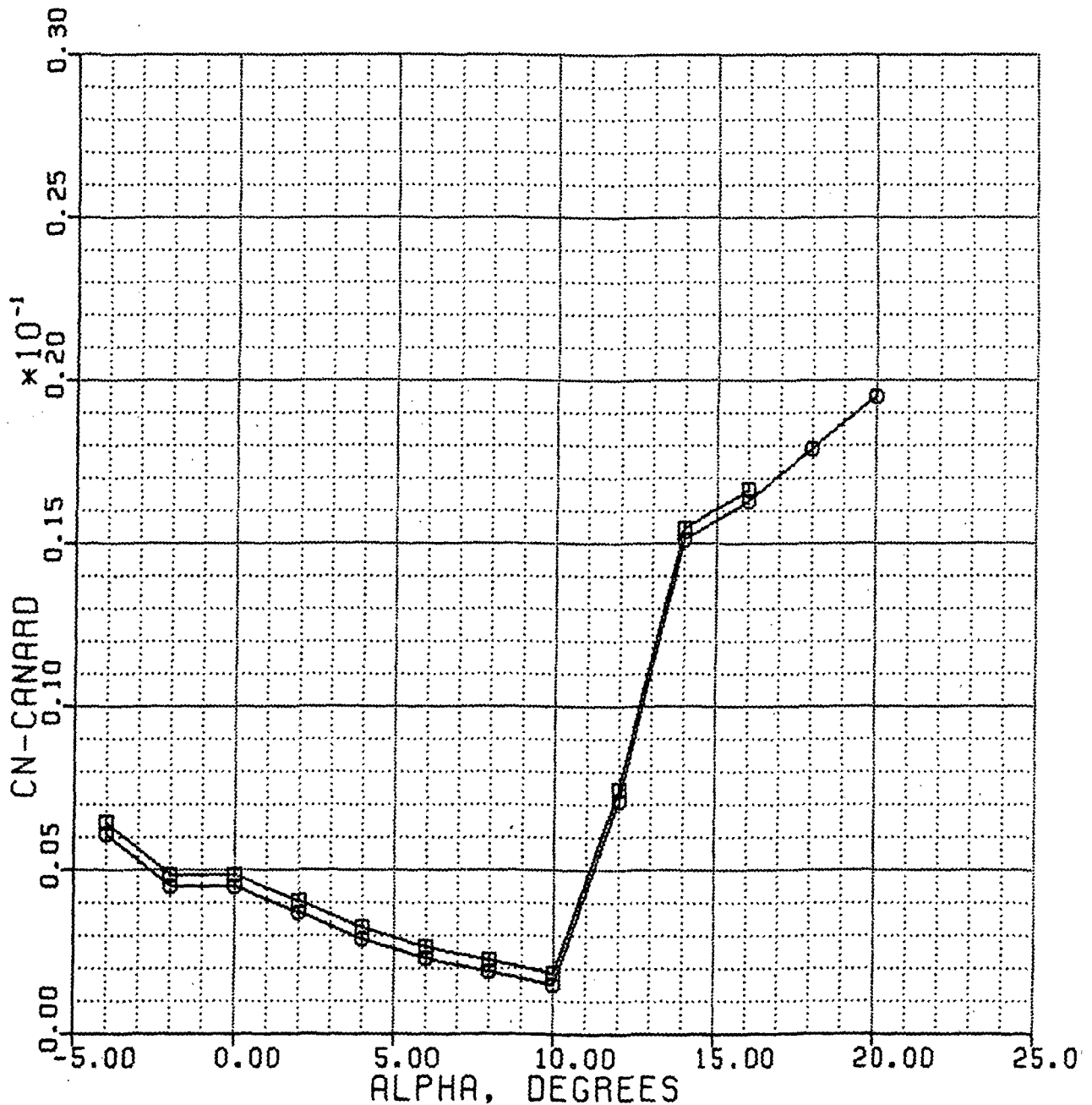


Figure 32(b)

CN-CANARD VS ALPHA

6-30-83 X-29A M# = 0.8 NORMAL MODE
 XCG = 451.0 WT = 15K ALPHA TRIM

- ALT = 10K ALP: 0 TO 10
- ALT = 20K ALP: -4 TO 12
- ▲ ALT = 30K ALP: -4 TO 14
- ★ ALT = 40K ALP: -4 TO 18
- × ALT = 50K ALP: -4 TO 22

ORIGINAL PAGE IS
 OF POOR QUALITY

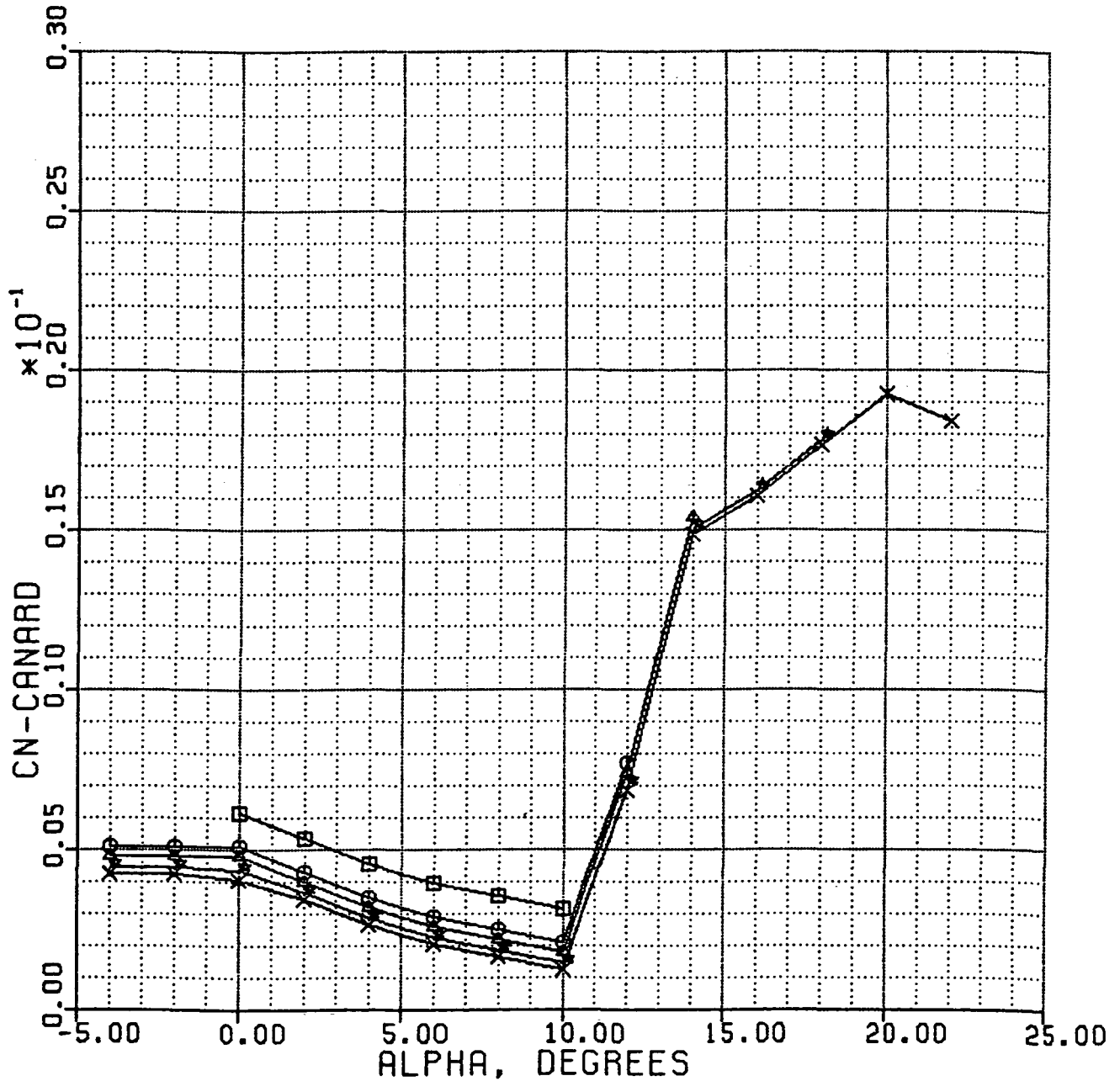


Figure 32(c)

CN-CANARD VS ALPHA

7-1-83 X-29A M# = 0.9 NORMAL MODE

XCG = 451.0 WT = 15K ALPHA TRIM

- | | | | | |
|---|---|---|-----------|---------------|
| □ | — | □ | ALT = 20K | ALP: 0 TO 10 |
| ○ | — | ○ | ALT = 30K | ALP: -2 TO 12 |
| ▲ | — | ▲ | ALT = 40K | ALP: -4 TO 14 |
| ★ | — | ★ | ALT = 50K | ALP: -4 TO 18 |

ORIGINAL PAGE IS
OF POOR QUALITY

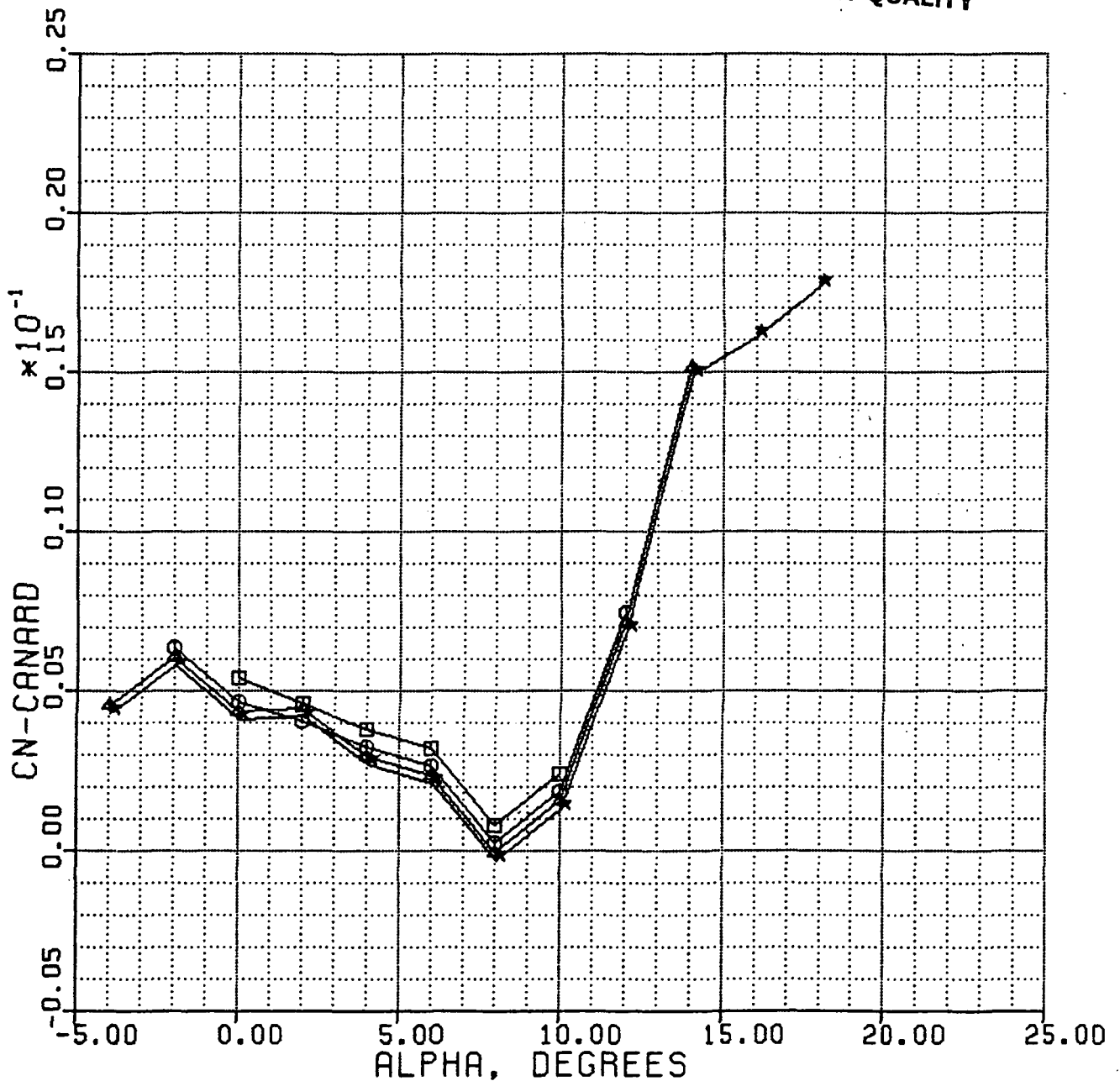


Figure 32(d)

CN-CANARD VS ALPHA

7-1-83 X-29A M# = 1.2 NORMAL MODE

XCG = 451.0 WT = 15K ALPHA TRIM

- ALT = 20K ALP: -4 TO 8
- ALT = 30K ALP: -4 TO 10
- ▲—▲ ALT = 40K ALP: -4 TO 12
- ★—★ ALT = 50K ALP: -4 TO 14

ORIGINAL PAGE IS
OF POOR QUALITY

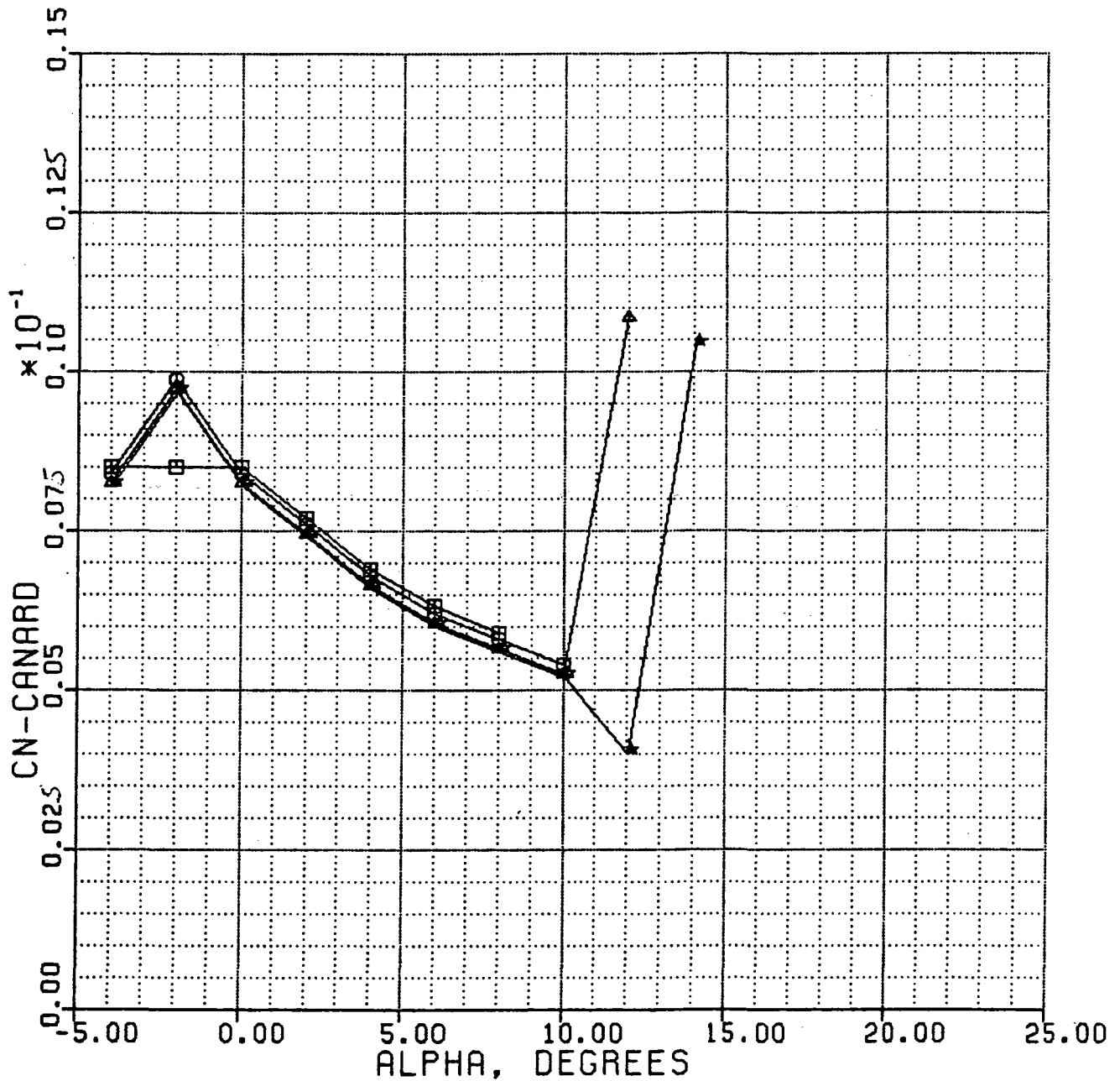


Figure 32(e)

CN-CANARD VS ALPHA

7-1-83 X-29A M# = 1.5 NORMAL MODE

XCG = 451.0 WT = 15K ALPHA TRIM

- ALT = 30K ALP: -4 TO 8
- ALT = 40K ALP: -4 TO 10
- ▲ ALT = 50K ALP: -4 TO 12

Y-axis label: CN-CANARD

ORIGINAL PAGE IS
OF POOR QUALITY

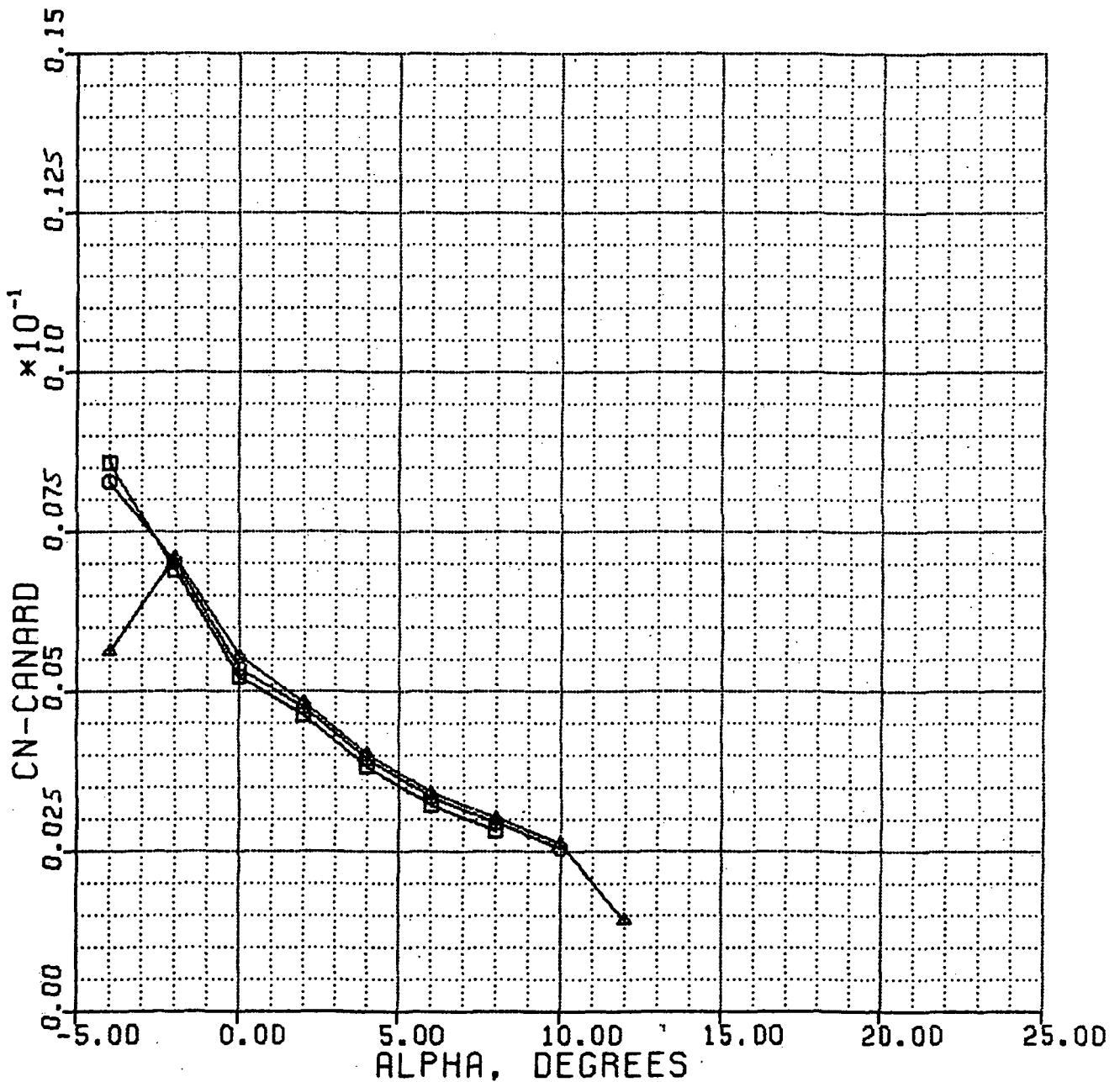


Figure 32(f)

CL-FLAP VS MACH

7-6-83 X-29A 1-G TRIM NORMAL MODE

XCG = 451.0 WT = 15K

- ALT = S.L. M# = .2 TO 1.05
- ALT = 10K M# = .2 TO 1.2
- ▲—▲ ALT = 20K M# = .3 TO 1.4

ORIGINAL PAGE IS
OF POOR QUALITY

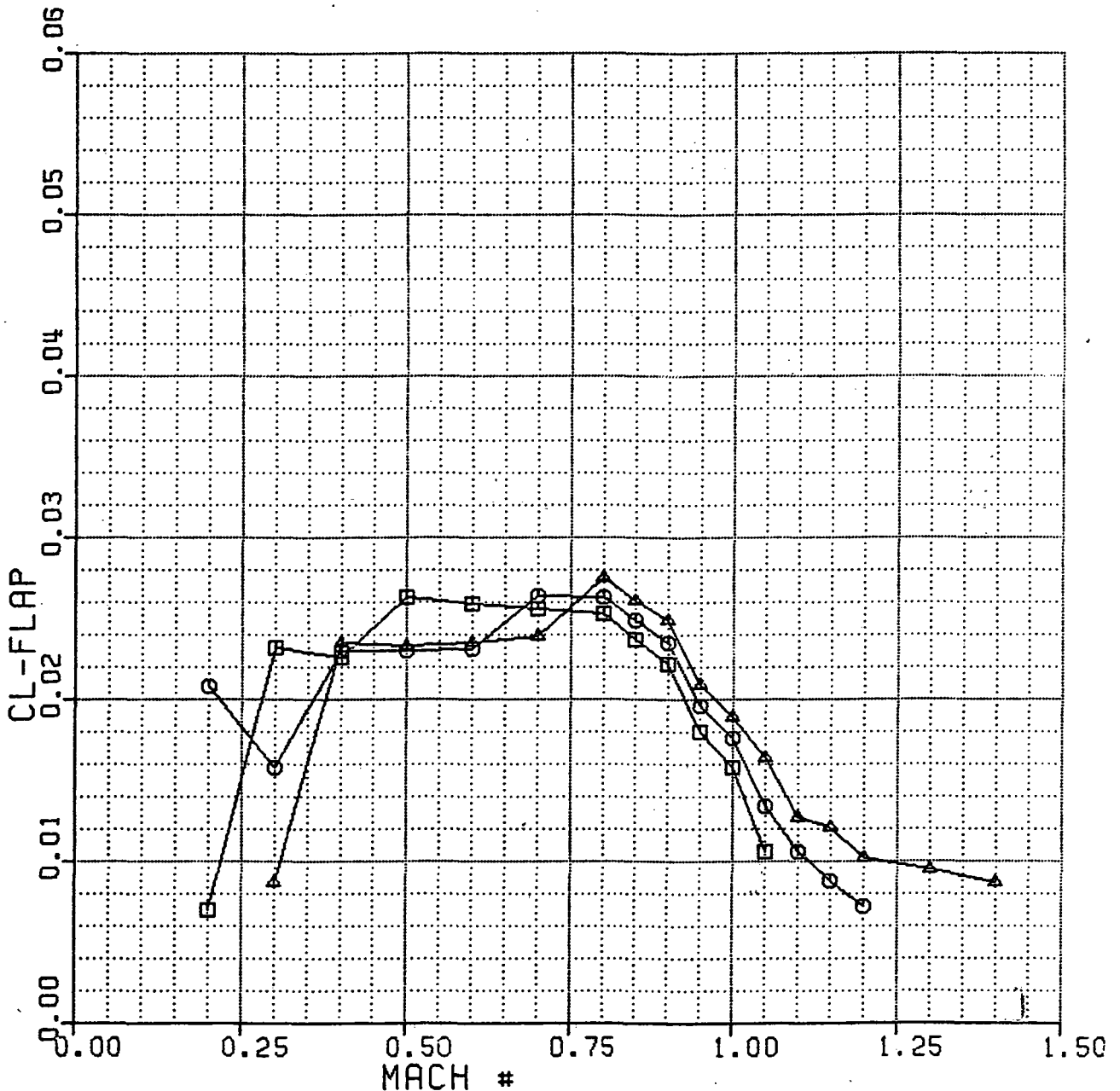


Figure 33(a)

CL-FLAP VS MACH

7-7-83 X-29A 1-G TRIM NORMAL MODE

XCG = 451.0 WT = 15K

- — □ ALT = 30K M# = .3 TO 1.5
- — ○ ALT = 40K M# = .6 TO 1.5
- ▲ — ▲ ALT = 50K M# = .6 TO 1.5

ORIGINAL PAGE IS
OF POOR QUALITY

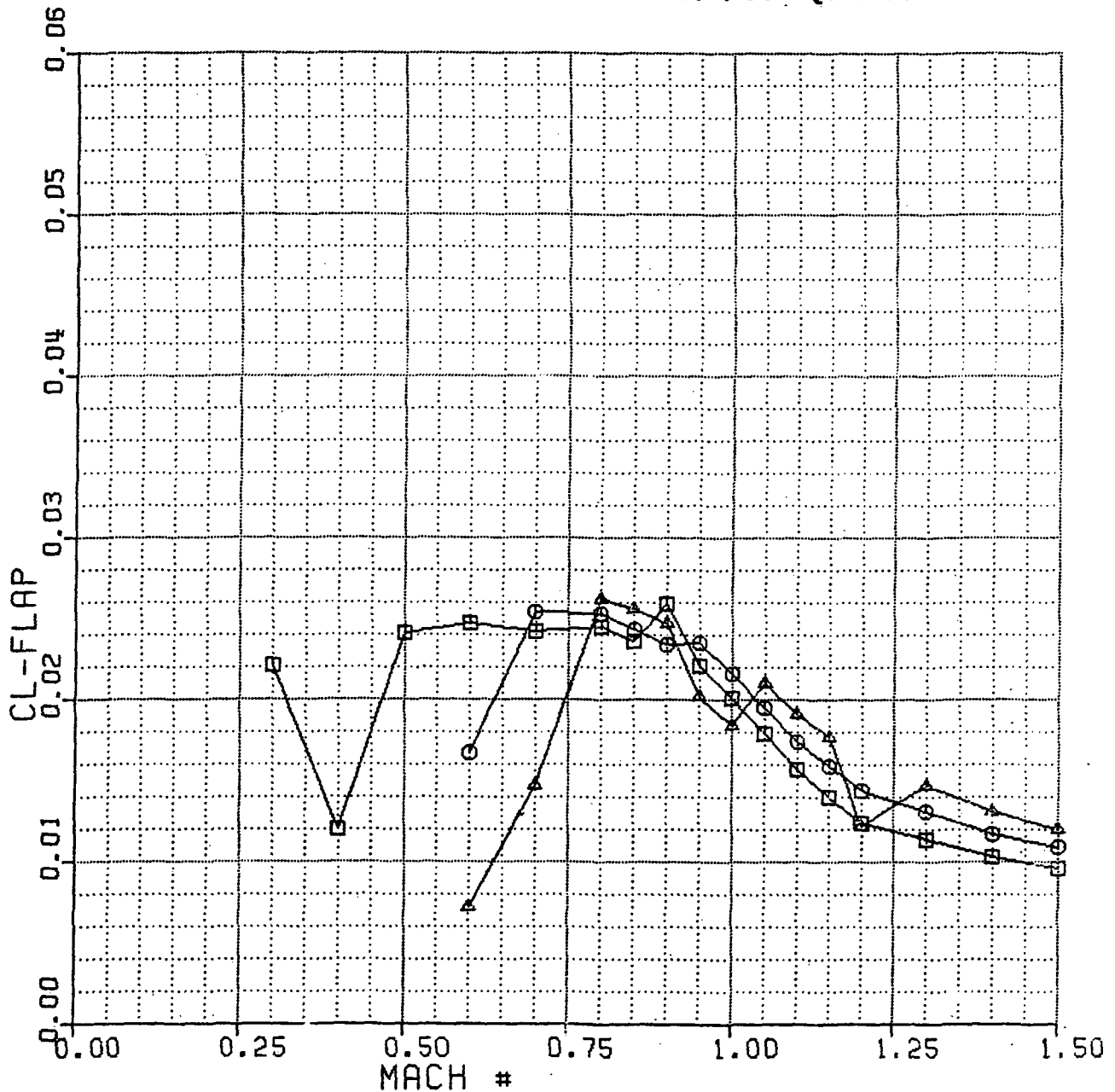


Figure 33(b).

CL-FLAP VS ALPHA

6-16-83 X-29A M# = 0.4 NORMAL MODE
XCG = 451.0 WT = 15K ALPHA TRIM

□ — ALT = S.L. ALP: -4 TO 22
○ — ALT = 10K ALP: -4 TO 22

ORIGINAL PAGE IS
OF POOR QUALITY

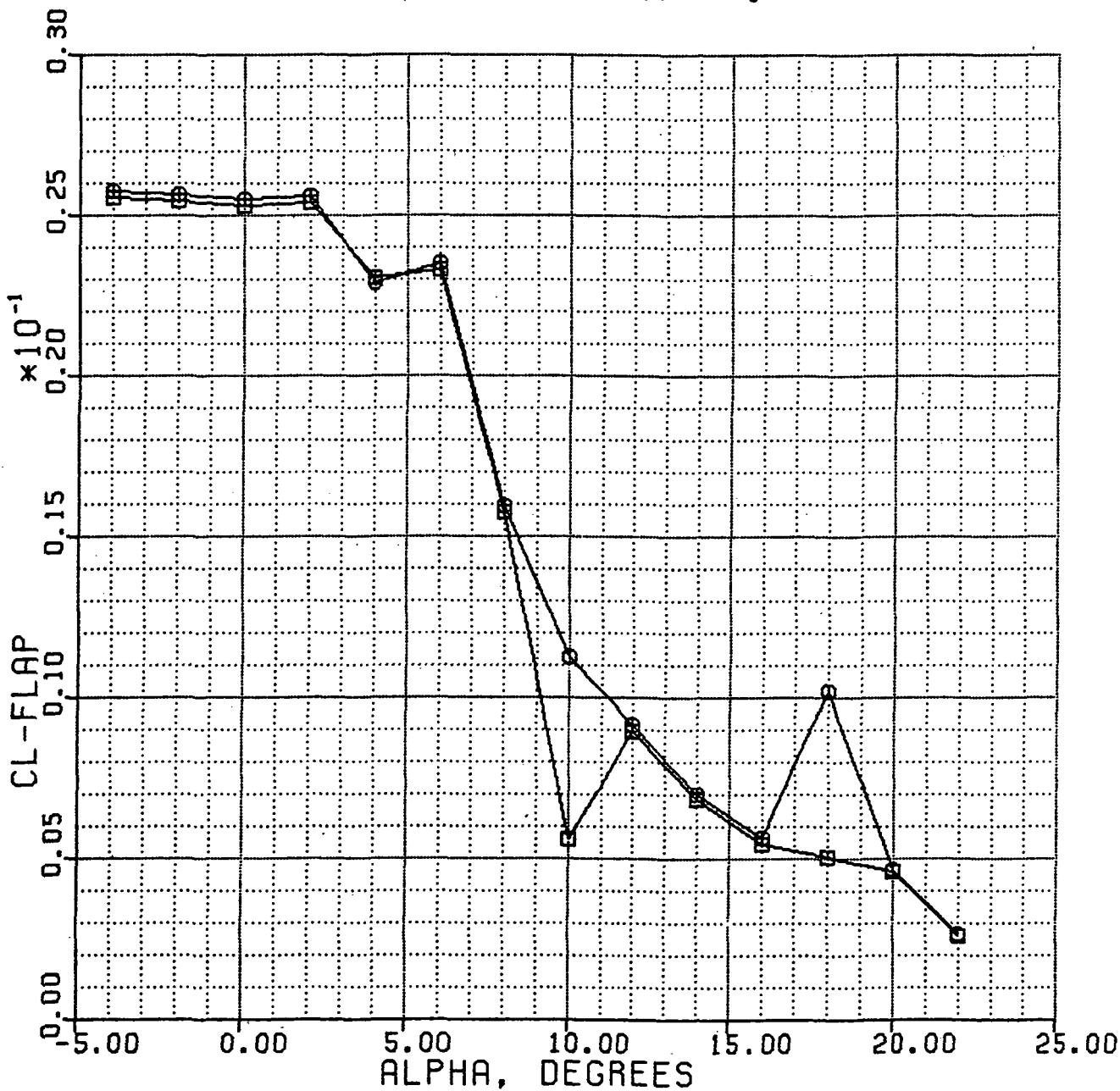


Figure 34(a)

CL-FLAP VS ALPHA

6-17-83 X-29A M# = 0.6 NORMAL MODE

XCG = 451.0 WT = 15K ALPHA TRIM

□—□ ALT = 10K ALP: -4 TO 16
○—○ ALT = 20K ALP: -4 TO 20

ORIGINAL PAGE IS
OF POOR QUALITY

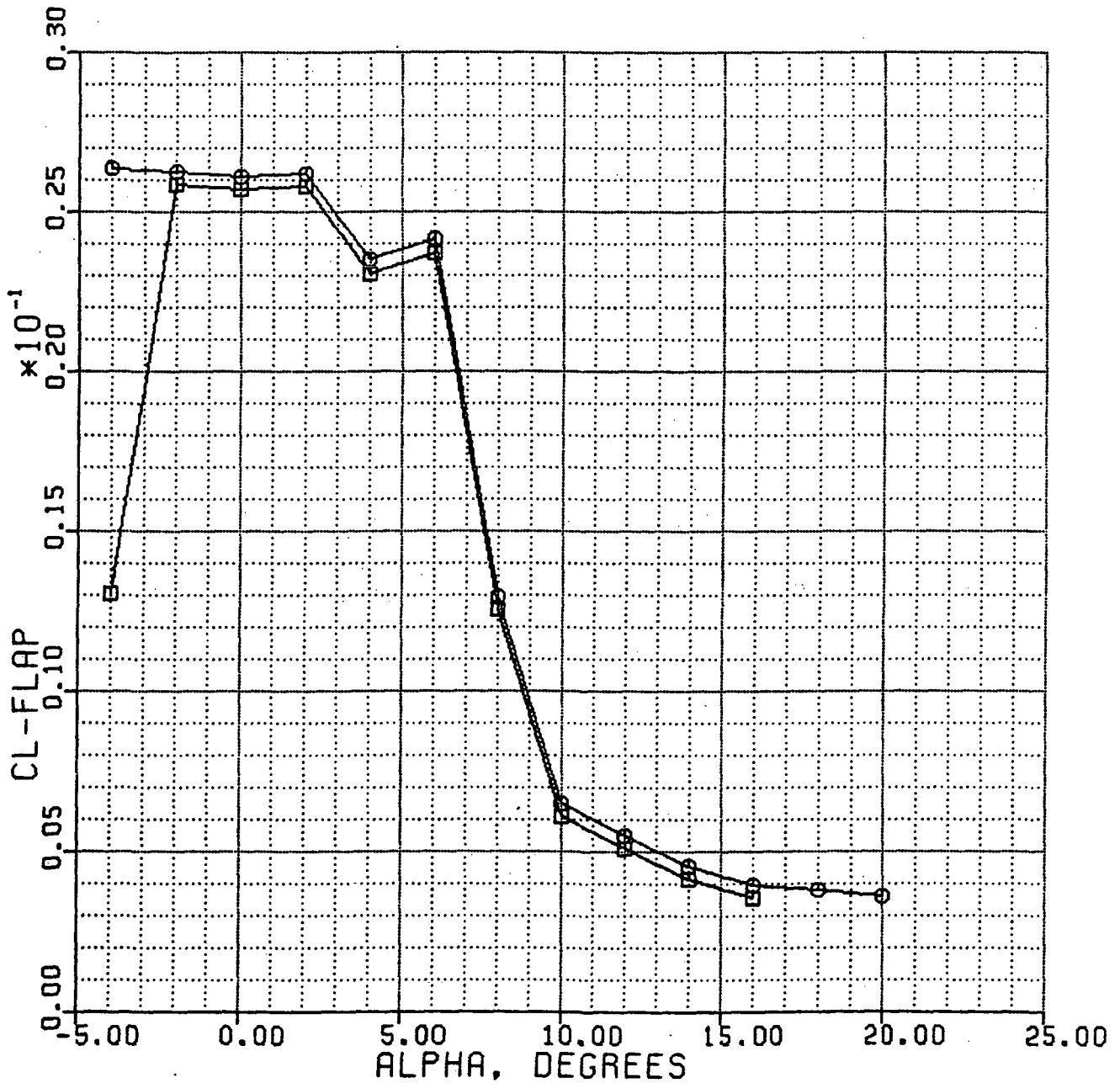


Figure 34(b)

CL-FLAP VS ALPHA

6-30-83 X-29A M# = 0.8 NORMAL MODE
XCG = 451.0 WT = 15K ALPHA TRIM

- ALT = 10K ALP: 0 TO 10
- ALT = 20K ALP: -4 TO 12
- ▲—▲ ALT = 30K ALP: -4 TO 14
- ★—★ ALT = 40K ALP: -4 TO 18
- ×—× ALT = 50K ALP: -4 TO 22

ORIGINAL PAGE IS
OF POOR QUALITY

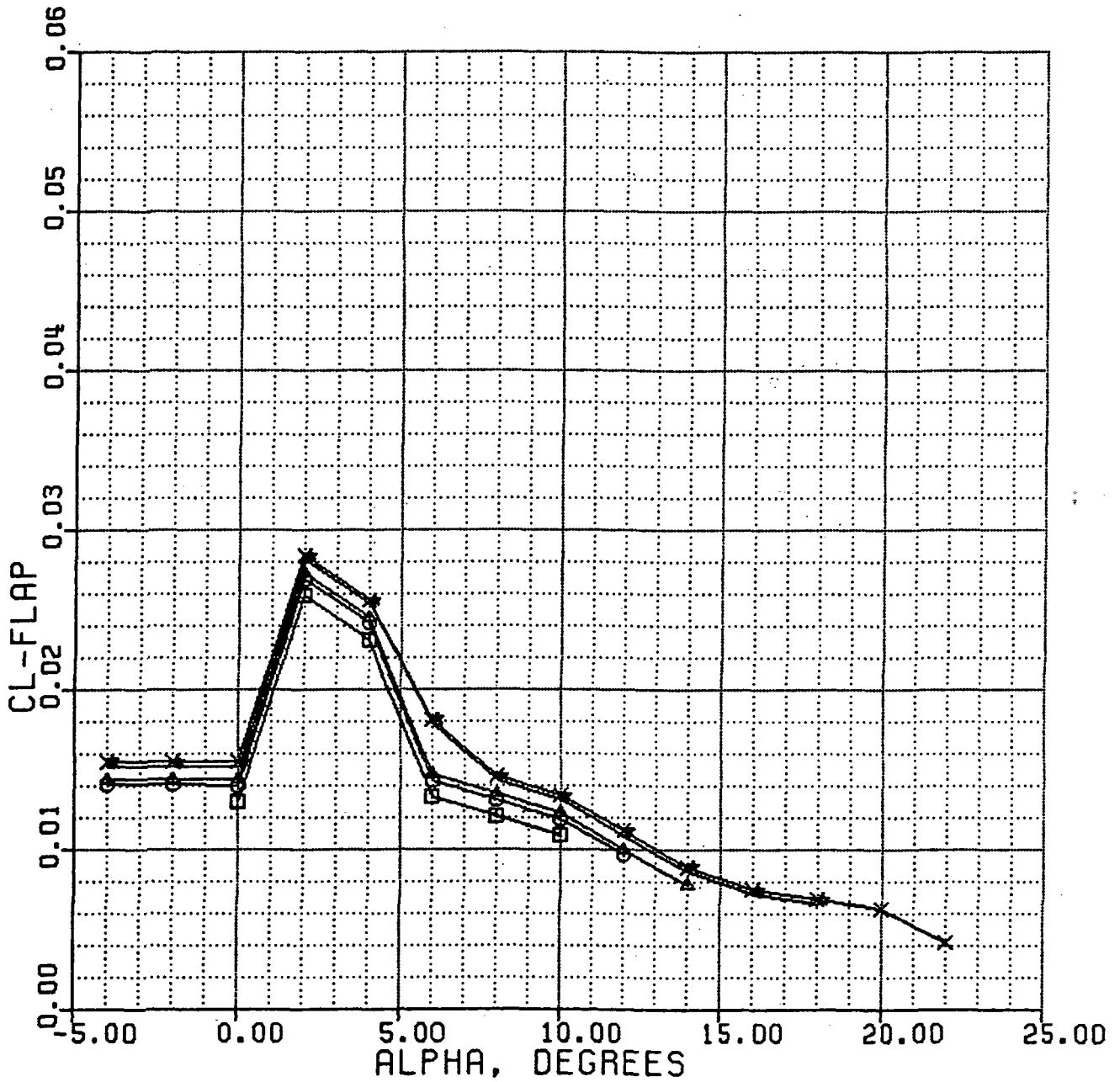


Figure 34(c)

CL-FLAP VS ALPHA

7-1-83 X-29A M# = 0.9 NORMAL MODE
XCG = 451.0 WT = 15K ALPHA TRIM

- ALT = 20K ALP: 0 TO 10
- ALT = 30K ALP: -2 TO 12
- △ ALT = 40K ALP: -4 TO 14
- ★ ALT = 50K ALP: -4 TO 18

ORIGINAL PAGE IS
OF POOR QUALITY

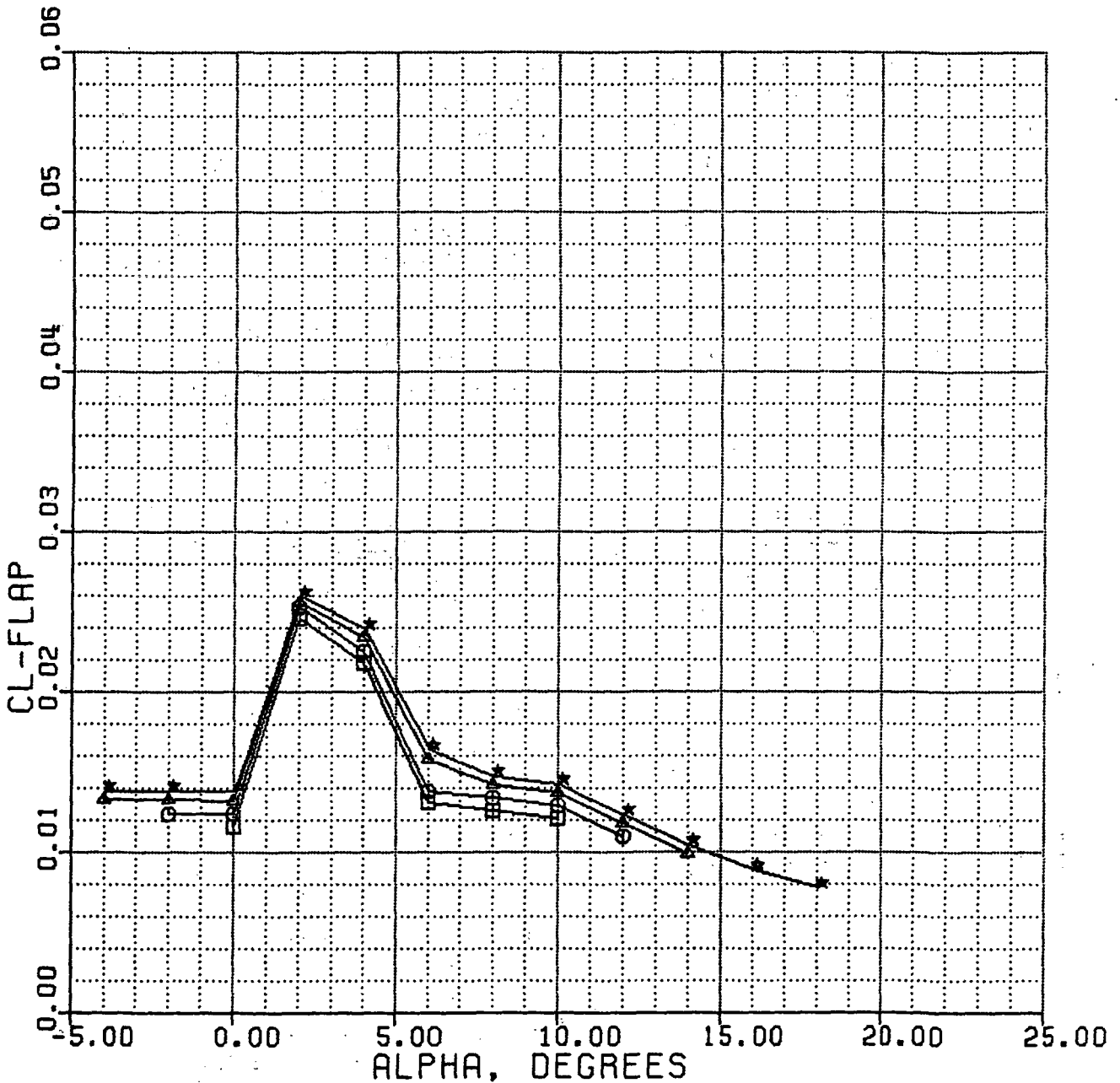


Figure 34(d)

CL-FLAP VS ALPHA

7-27-83 X-29A M# = 1.2 NORMAL MODE

XCG = 451.0 WT = 15K ALPHA TRIM

- | | | | | |
|---|---|---|-----------|---------------|
| □ | — | □ | ALT = 20K | ALP: -4 TO 8 |
| ○ | — | ○ | ALT = 30K | ALP: -4 TO 10 |
| ▲ | — | ▲ | ALT = 40K | ALP: -4 TO 12 |
| ★ | — | ★ | ALT = 50K | ALP: -4 TO 14 |

ORIGINAL PAGE 13
OF POOR QUALITY

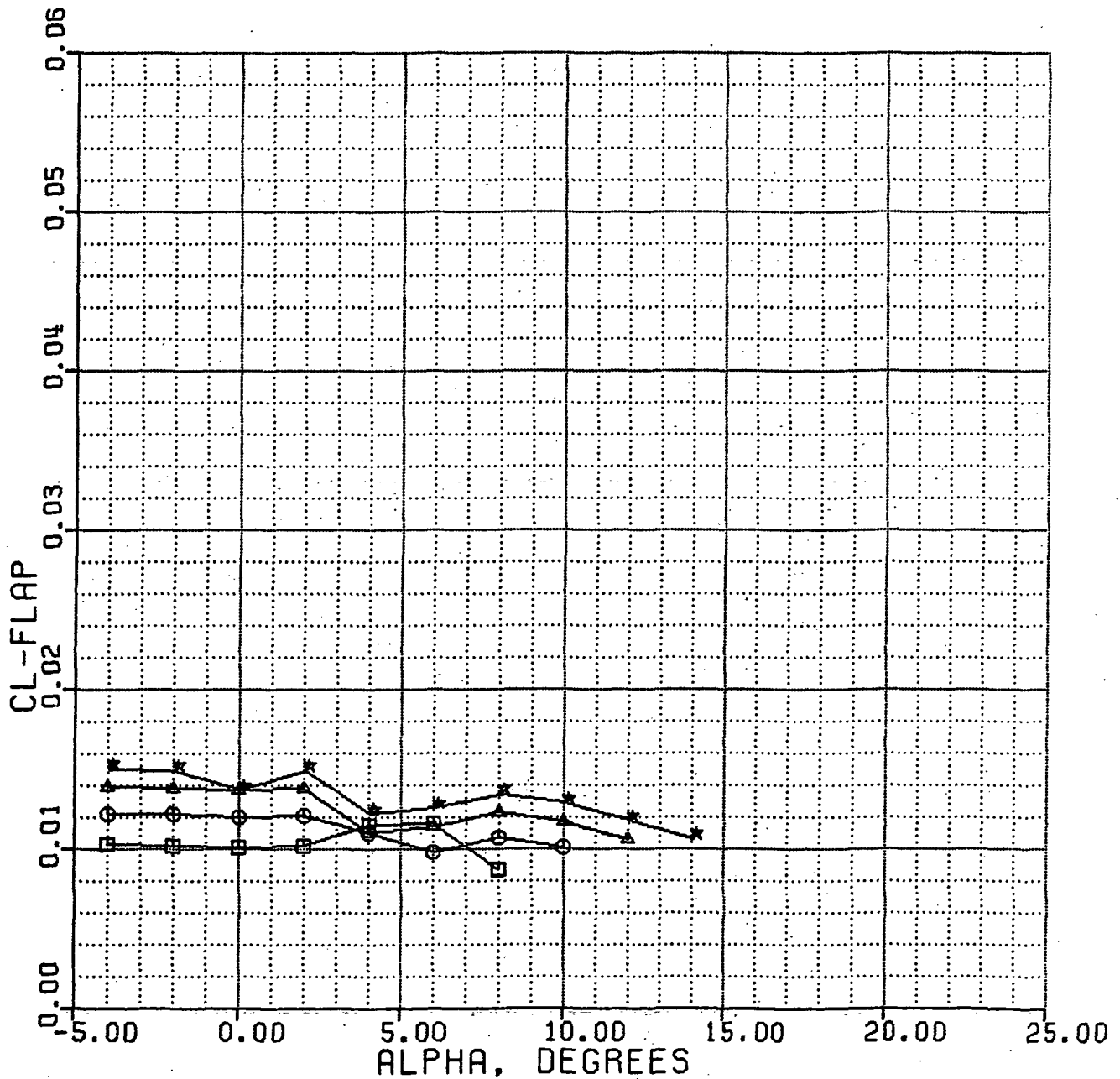


Figure 34(e)

CL-FLAP VS ALPHA

7-1-83 X-29A M# = 1.5 NORMAL MODE

XCG = 451.0 WT = 15K ALPHA TRIM

- — ALT = 30K ALP: -4 TO 8
- — ALT = 40K ALP: -4 TO 10
- ▲ — ALT = 50K ALP: -4 TO 12

ORIGINAL PAGE IS
OF POOR QUALITY

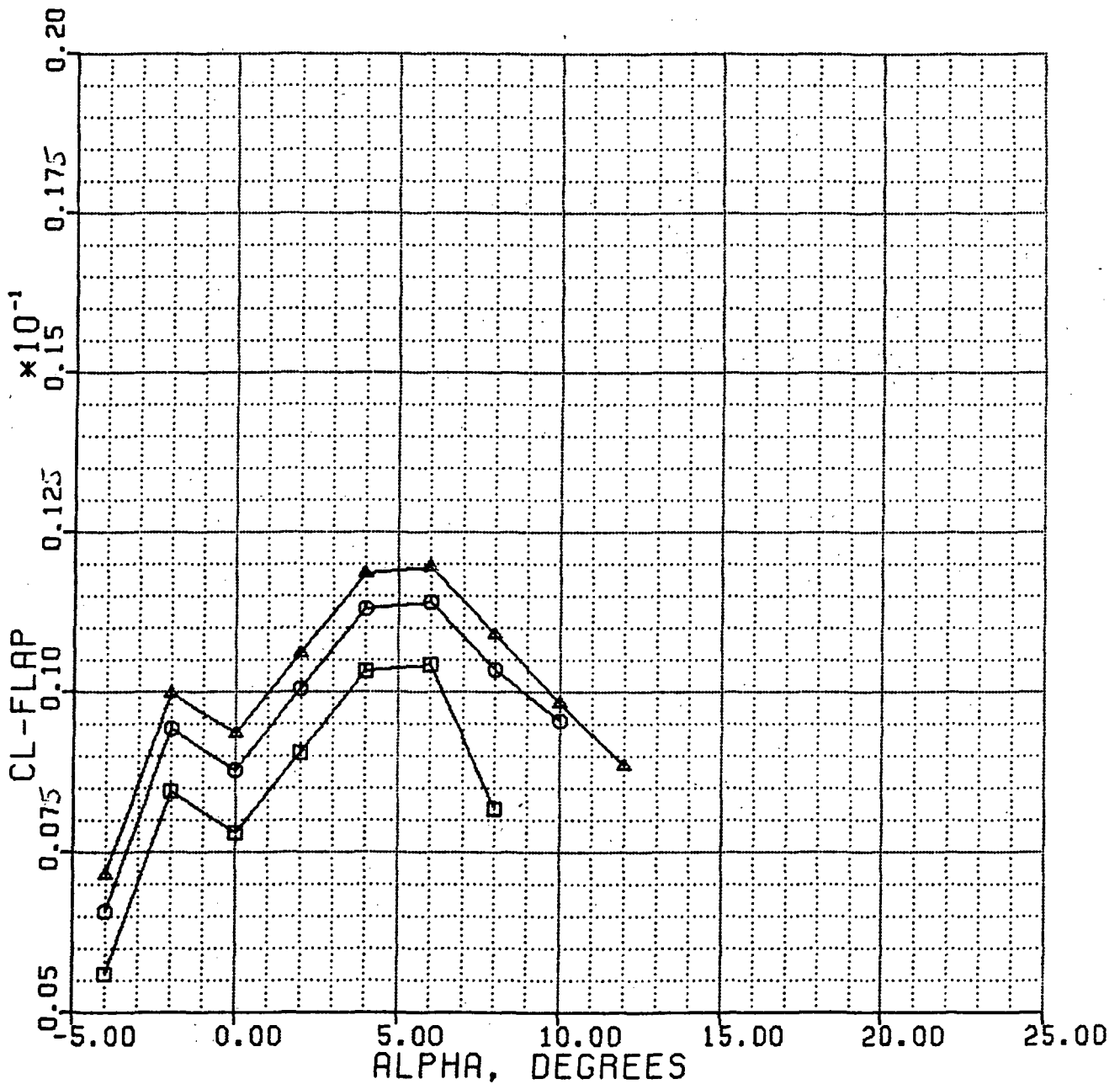


Figure 34(f)

CD-FLAP VS MACH

7-6-83 X-29A 1-G TRIM NORMAL MODE

XCG = 451.0 WT = 15K

- ALT = 5.L. M# = .2 TO 1.05
- ALT = 10K M# = .2 TO 1.2
- ▲—▲ ALT = 20K M# = .3 TO 1.4

ORIGINAL PAGE 13
OF POOR QUALITY

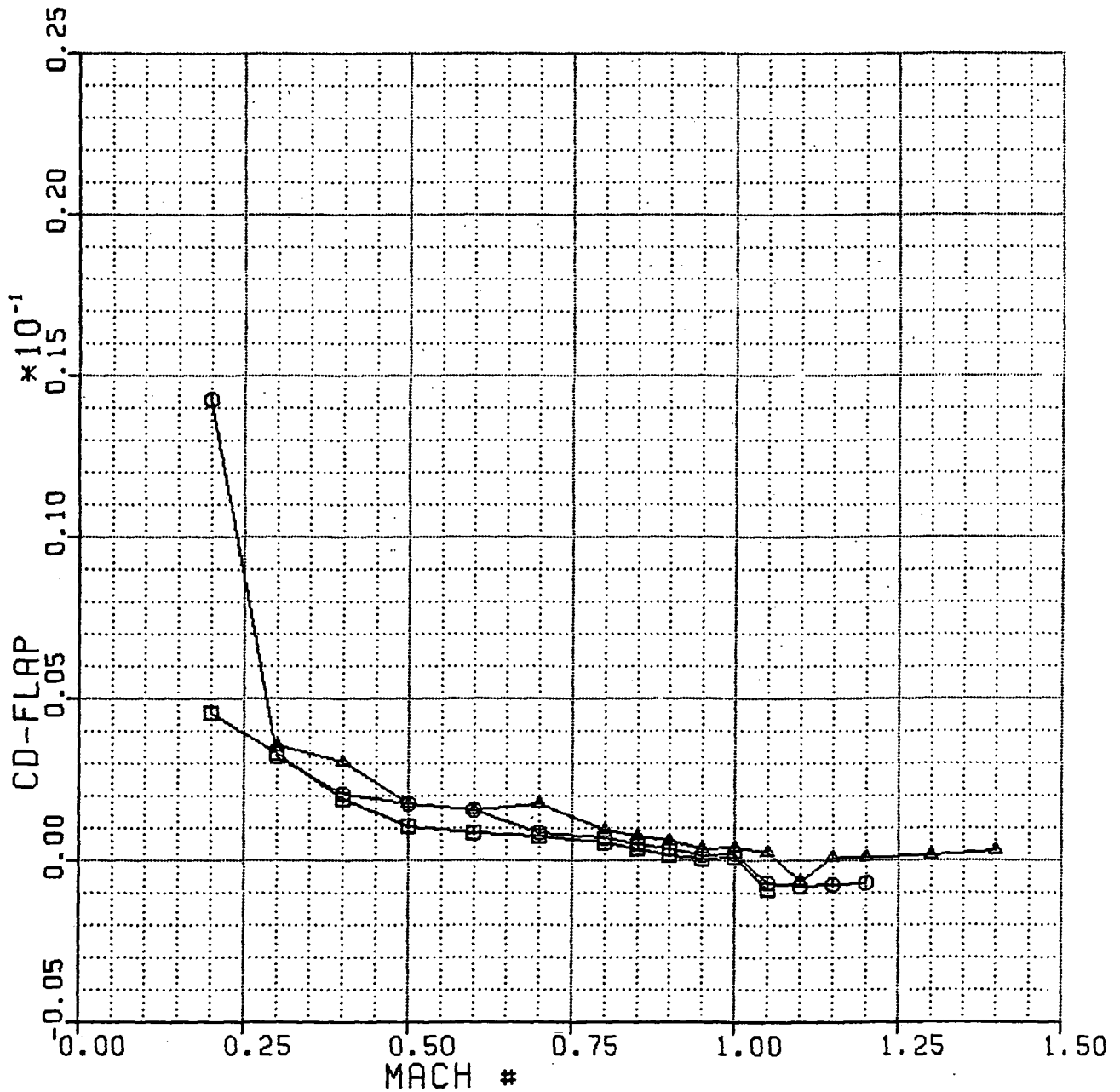


Figure 35(a)

CD-FLAP VS MACH

7-7-83 X-29A 1-G TRIM NORMAL MODE

XCG = 451.0 WT = 15K

- — □ ALT = 30K M# = .3 TO 1.5
- — ○ ALT = 40K M# = .6 TO 1.5
- ▲ — ▲ ALT = 50K M# = .6 TO 1.5

CD-FLAP VS MACH #
Y-axis: CD-FLAP

ORIGINAL PAGE IS
OF POOR QUALITY

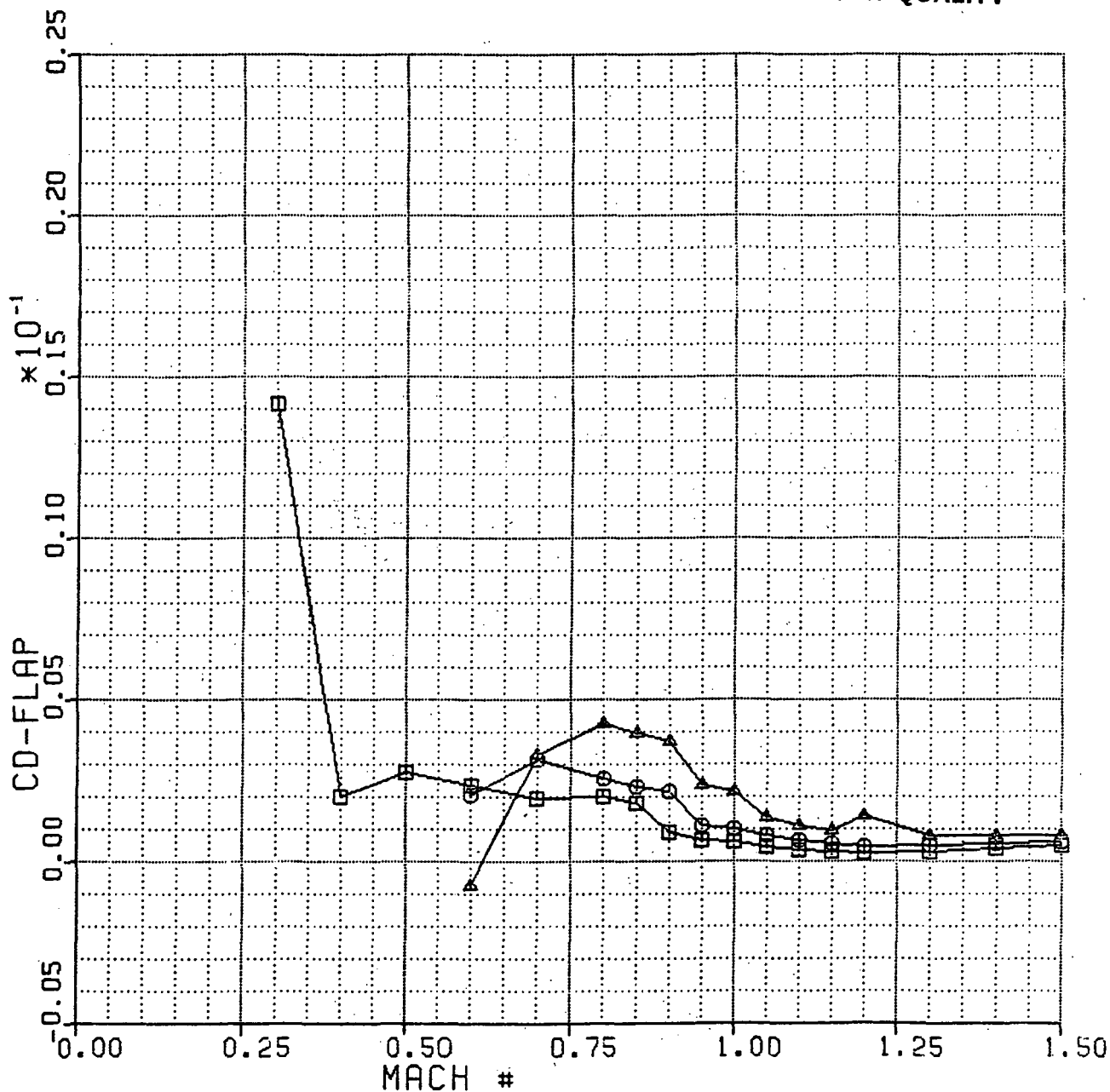


Figure 35(b)

CD-FLAP VS ALPHA

6-16-83 X-29A M# = 0.4 NORMAL MODE

XCG = 451.0 WT = 15K ALPHA TRIM

- ALT = S.L. ALP: -4 TO 22
- ALT = 10K ALP: -4 TO 22

ORIGINAL PAGE IS
OF POOR QUALITY

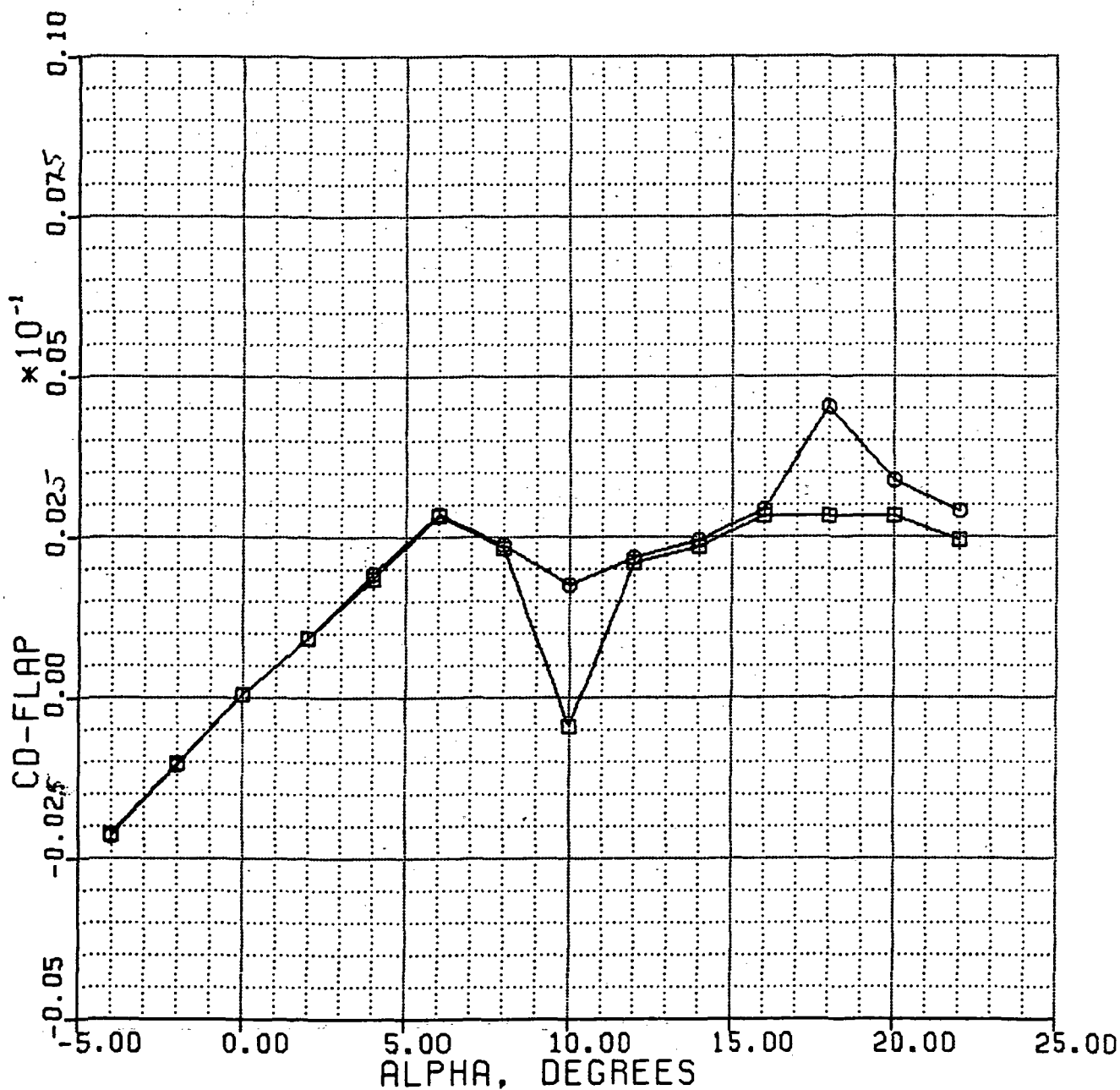


Figure 36(a)

CD-FLAP VS ALPHA

6-17-83 X-29A M# = 0.6 NORMAL MODE

XCG = 451.0 WT = 15K ALPHA TRIM

□ ALT = 10K ALP: -4 TO 16
○ ALT = 20K ALP: -4 TO 20

ORIGINAL PAGE IS
OF POOR QUALITY

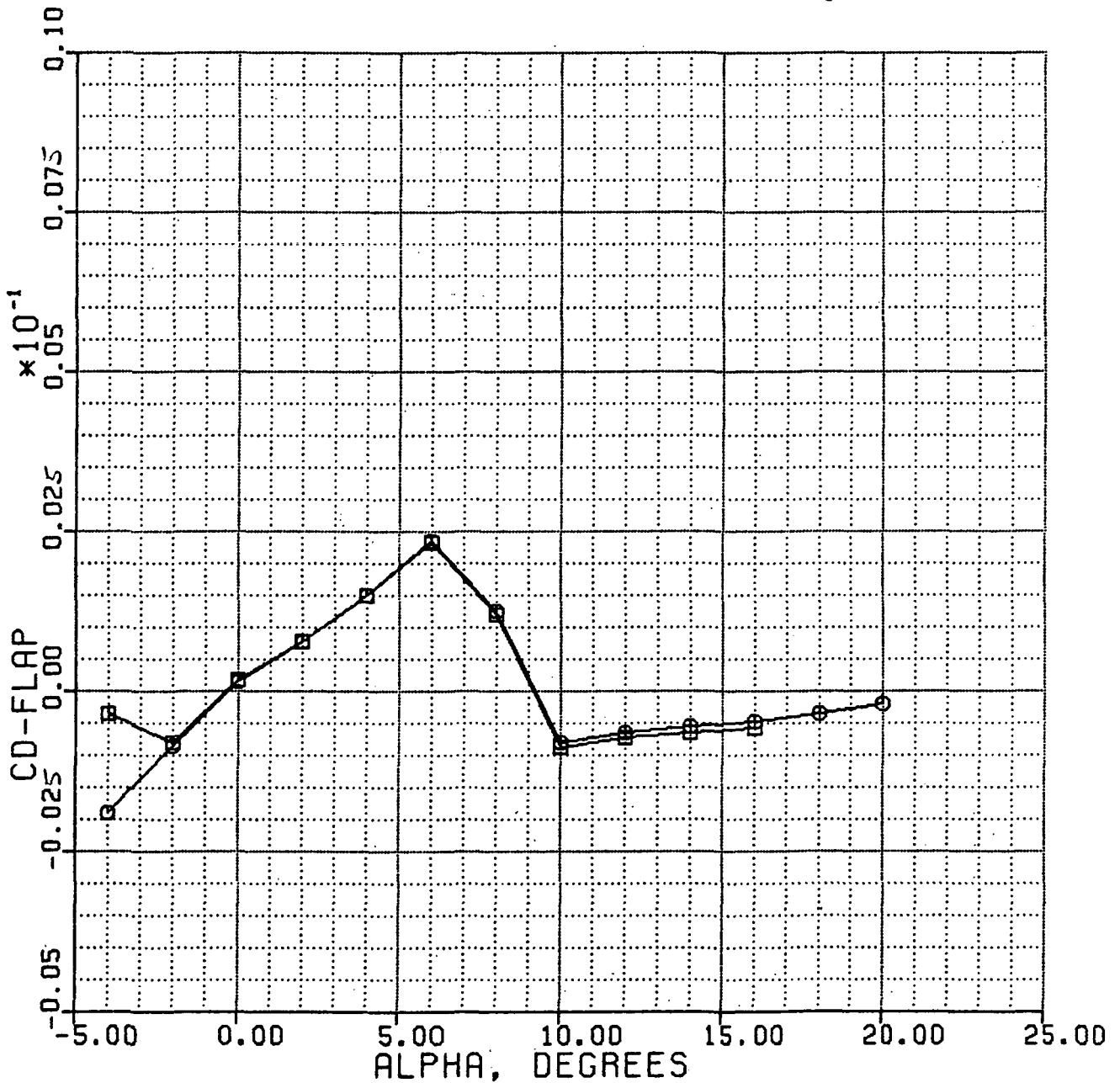


Figure 36(b)

CD-FLAP VS ALPHA

6-30-83 X-29A M# = 0.8 NORMAL MODE

XCG = 451.0 WT = 15K ALPHA TRIM

- | | | | | |
|---|---|---|-----------|---------------|
| □ | — | □ | ALT = 10K | ALP: 0 TO 10 |
| ○ | — | ○ | ALT = 20K | ALP: -4 TO 12 |
| ▲ | — | ▲ | ALT = 30K | ALP: -4 TO 14 |
| ★ | — | ★ | ALT = 40K | ALP: -4 TO 18 |
| × | — | × | ALT = 50K | ALP: -4 TO 22 |

ORIGINAL PAGE IS
OF POOR QUALITY

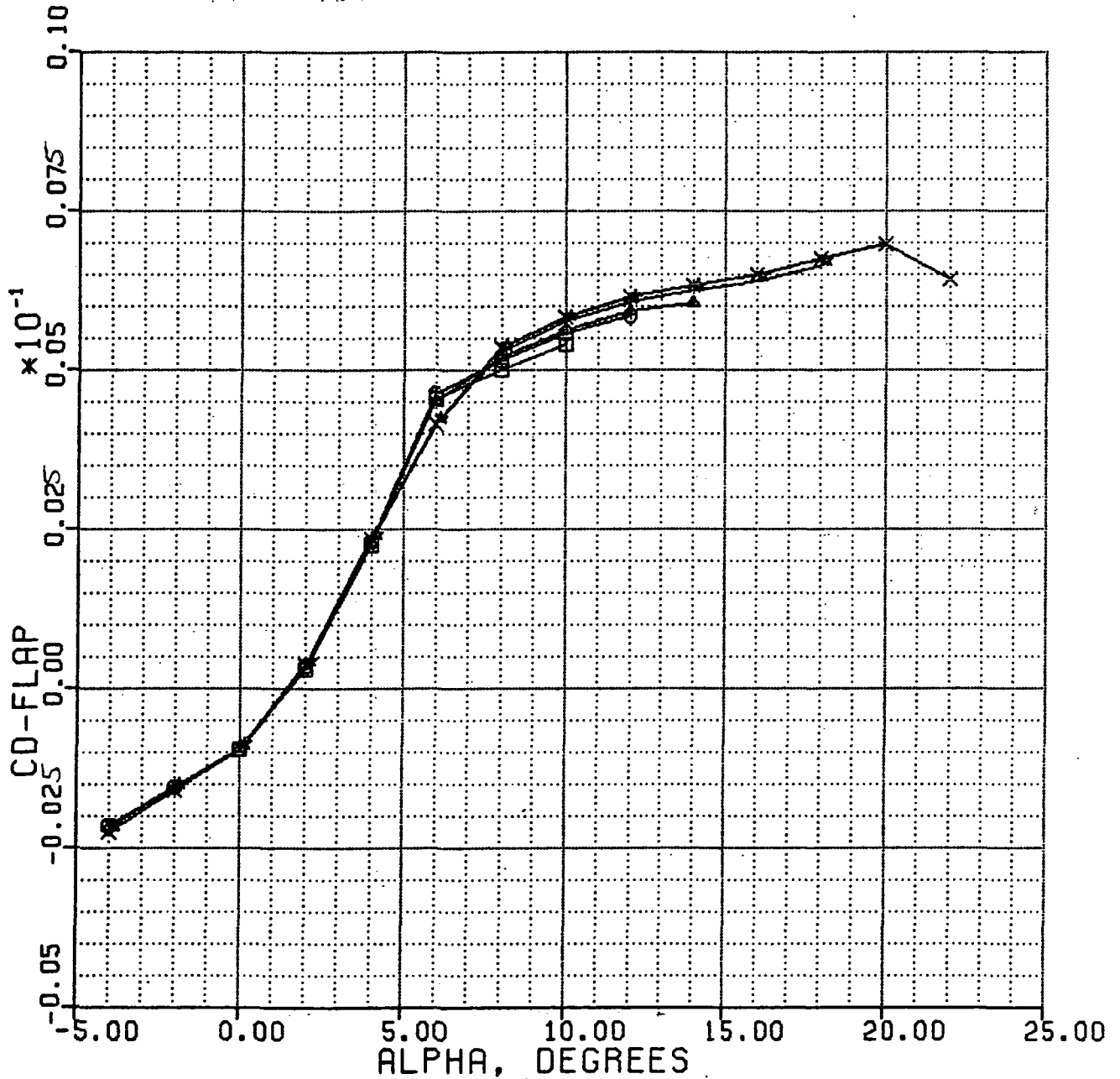


Figure 36(c)

CD-FLAP VS ALPHA

7-1-83 X-29A M# = 0.9 NORMAL MODE

XCG = 451.0 WT = 15K ALPHA TRIM

- ALT = 20K ALP: 0 TO 10
- ALT = 30K ALP: -2 TO 12
- ▲ ALT = 40K ALP: -4 TO 14
- ★ ALT = 50K ALP: -4 TO 18

ORIGINAL PAGE IS
OF POOR QUALITY

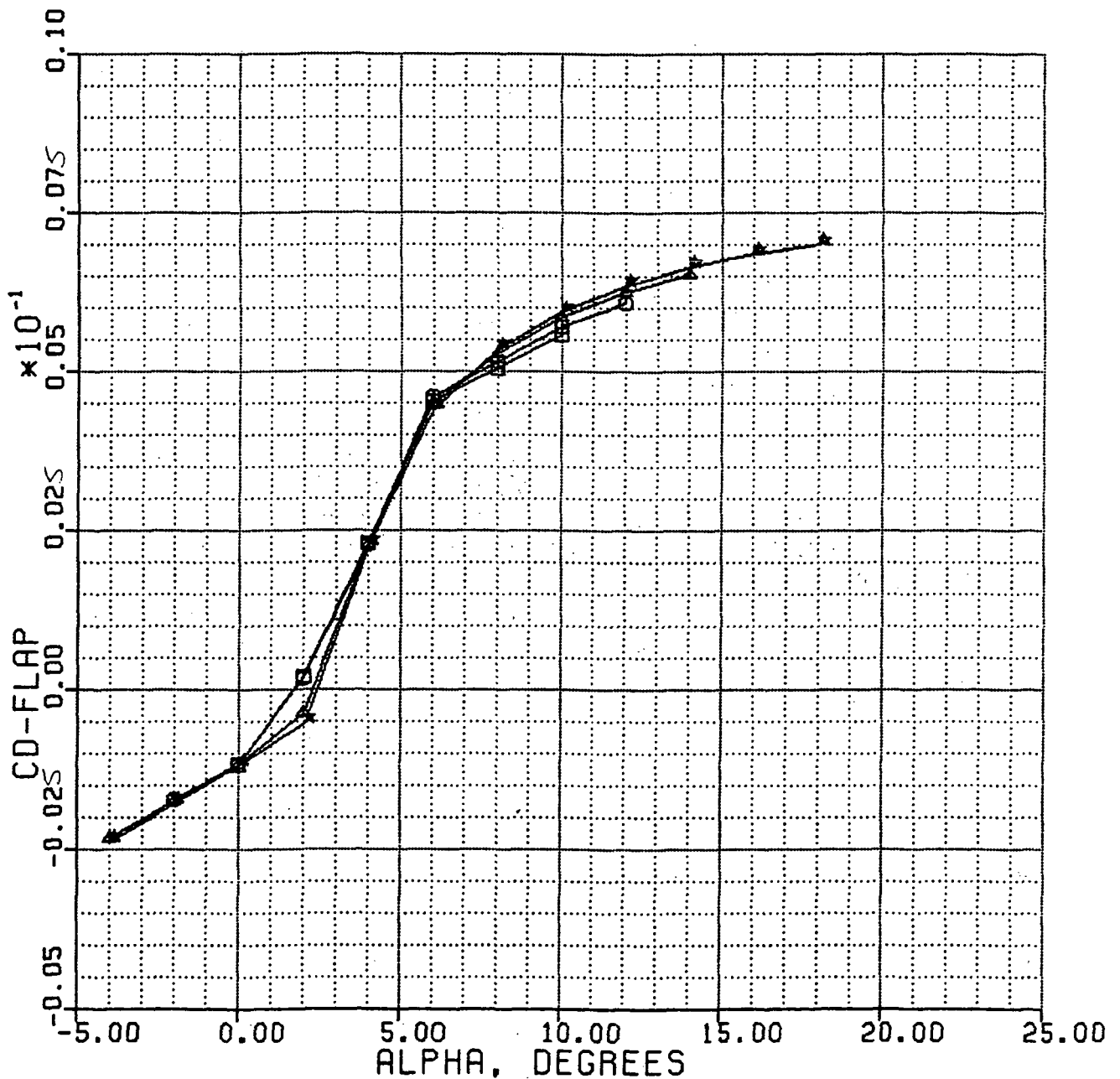


Figure 36(d)

CD-FLAP VS ALPHA

7-1-83 X-29A M# = 1.2 NORMAL MODE

XCG = 451.0 WT = 15K ALPHA TRIM

- ALT = 20K ALP: -4 TO 8
- ALT = 30K ALP: -4 TO 10
- ▲ ALT = 40K ALP: -4 TO 12
- ★ ALT = 50K ALP: -4 TO 14

ORIGINAL PAGE IS
OF POOR QUALITY

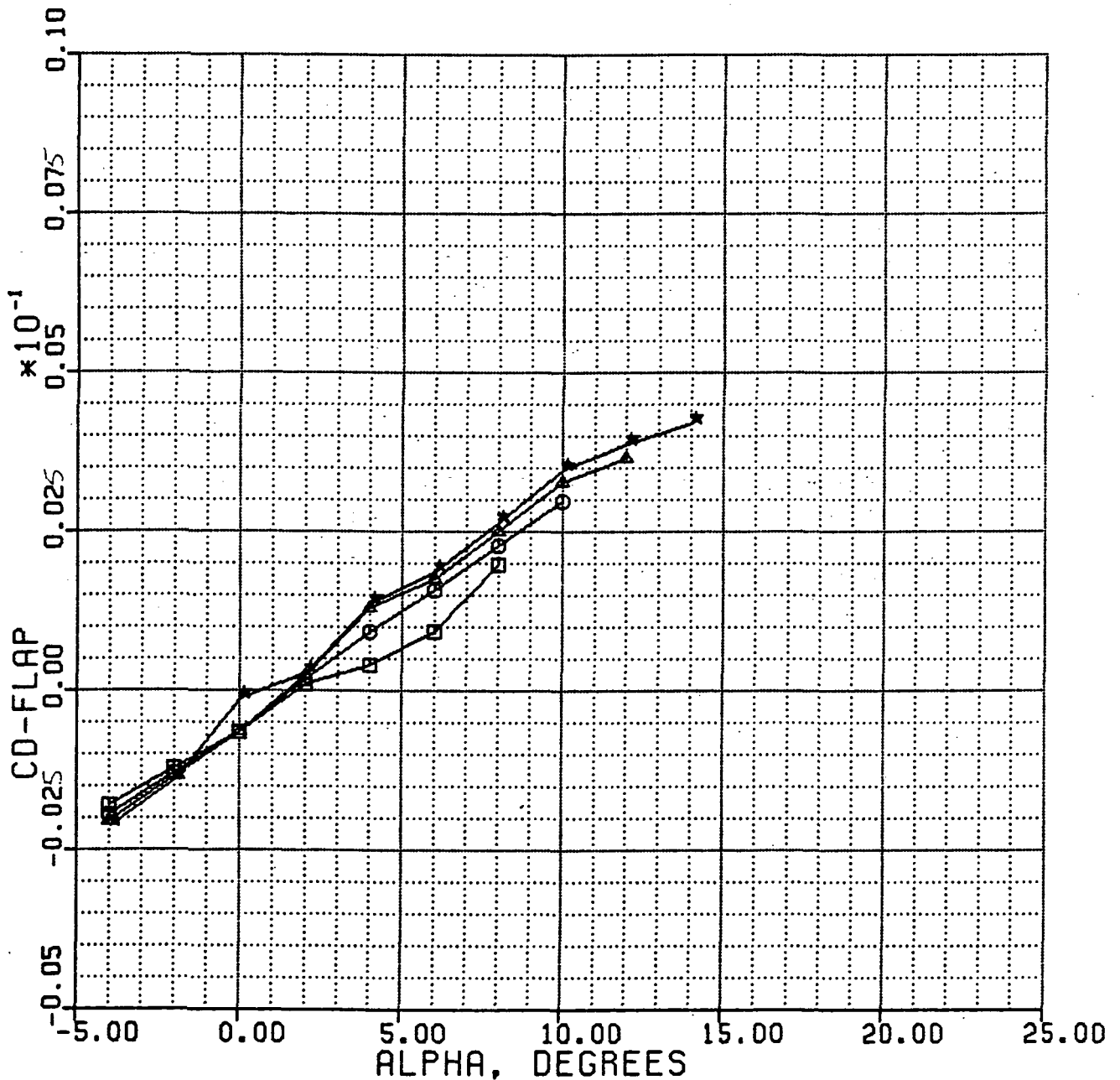


Figure 36(e)

CD-FLAP VS ALPHA

7-1-83 X-29A M# = 1.5 NORMAL MODE

XCG = 451.0 WT = 15K ALPHA TRIM

- — □ ALT = 30K ALP: -4 TO 8
- — ○ ALT = 40K ALP: -4 TO 10
- ▲ — ▲ ALT = 50K ALP: -4 TO 12

ORIGINAL PAGE 10
OF POOR QUALITY

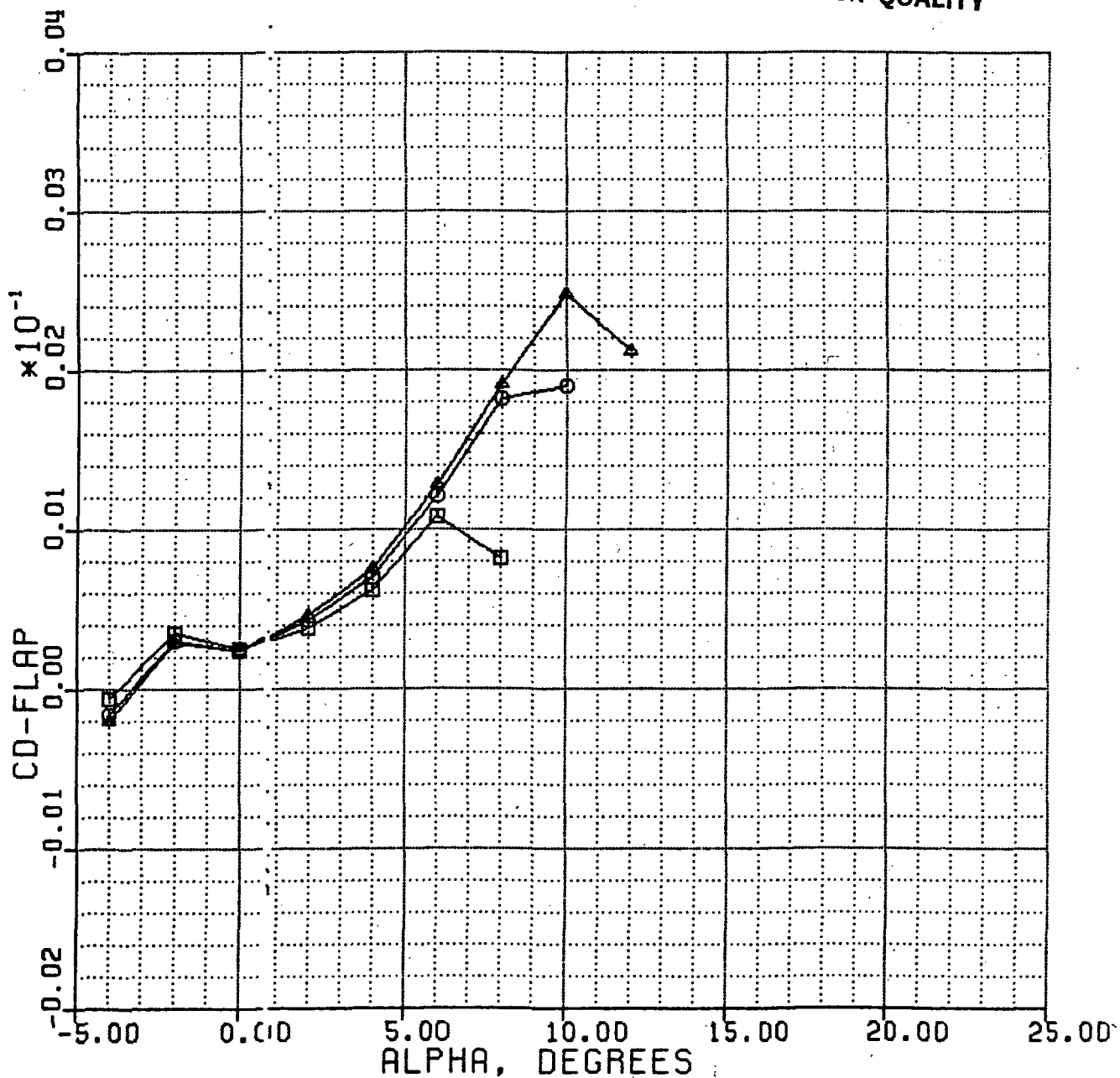


Figure 36(f)

CM-FLAP VS MACH

7-6-83 X-29A 1-G TRIM NORMAL MODE

XCG = 451.0 WT = 15K

- ALT = 5.L. M# = .2 TO 1.05
- ALT = 10K M# = .2 TO 1.2
- ▲ ALT = 20K M# = .3 TO 1.4

ORIGINAL PAGE IS
OF POOR QUALITY

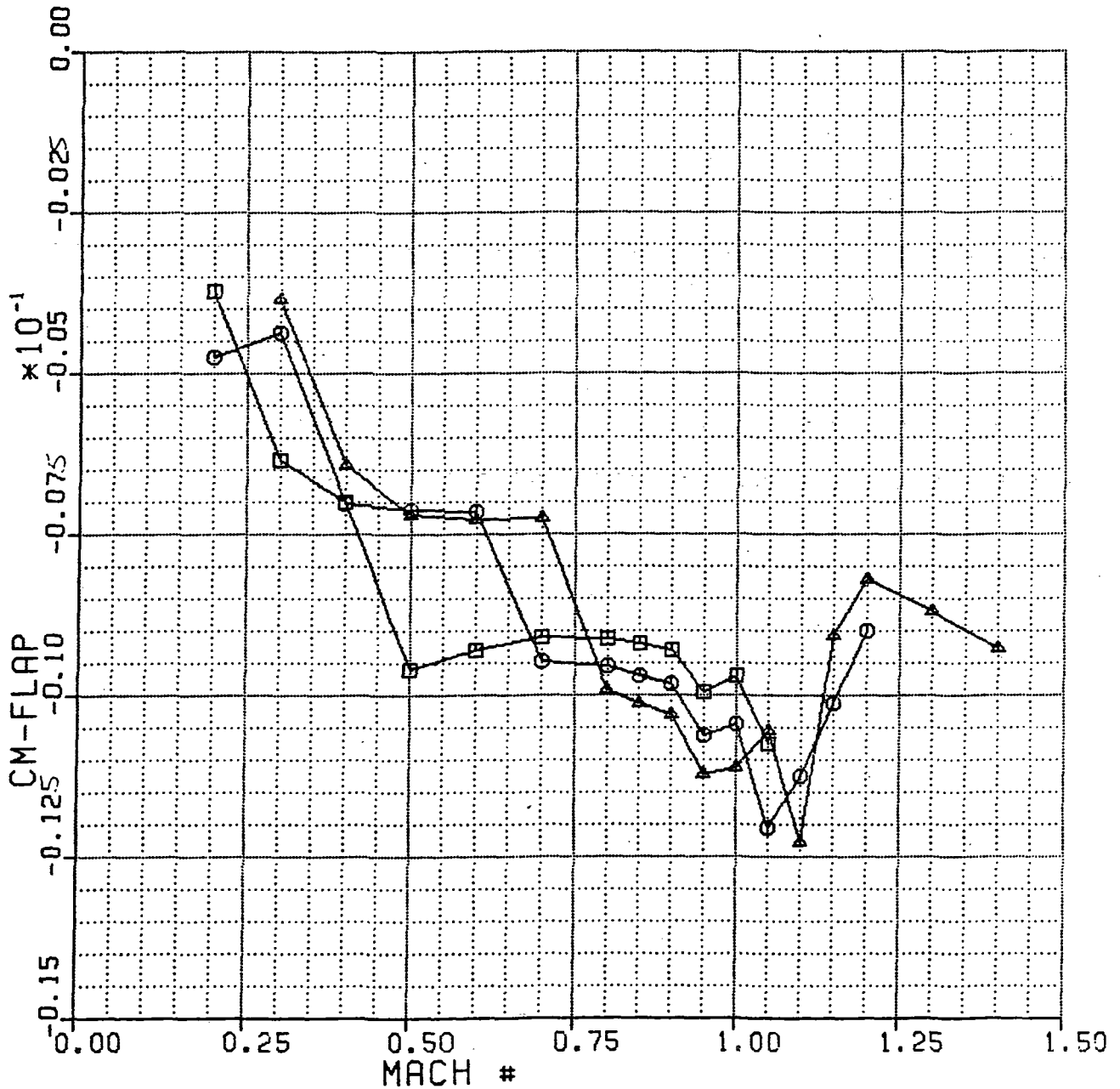


Figure 37(a)

CM-FLAP VS MACH

7-7-83 X-29A 1-G TRIM NORMAL MODE

XCG = 451.0 WT = 15K

- — ALT = 30K M# = .3 TO 1.5
- — ALT = 40K M# = .6 TO 1.5
- ▲ — ALT = 50K M# = .6 TO 1.5

CM-FLAP (10^-1)

ORIGINAL PAGE IS
OF POOR QUALITY

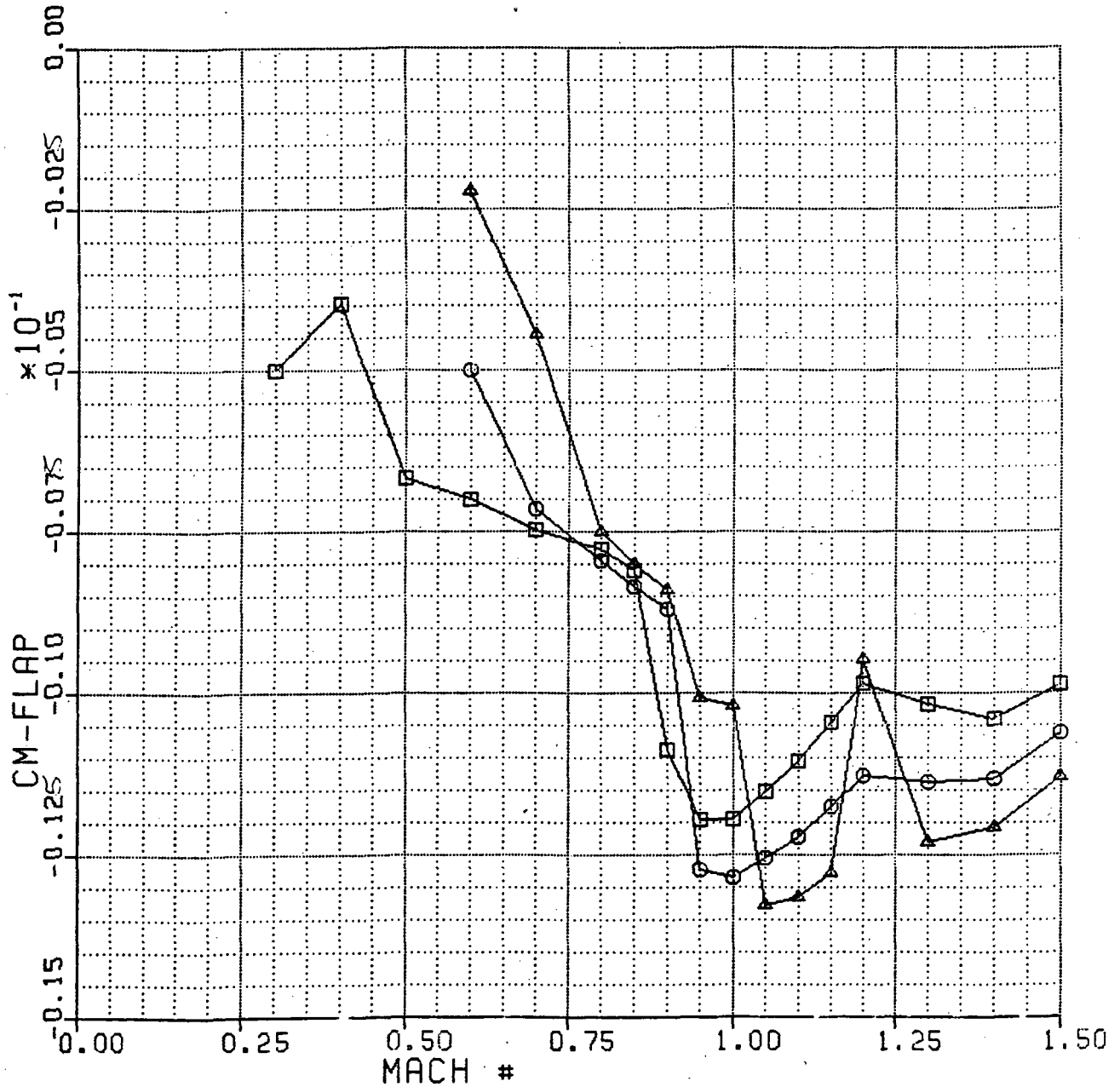


Figure 37(b)

CM-FLAP VS ALPHA

6-16-83 X-29A M# = 0.4 NORMAL MODE
XCG = 451.0 WT = 15K ALPHA TRIM

□ — □ ALT = S.L. ALP: -4 TO 22
○ — ○ ALT = 10K ALP: -4 TO 22

ORIGINAL PAGE 10
OF POOR QUALITY

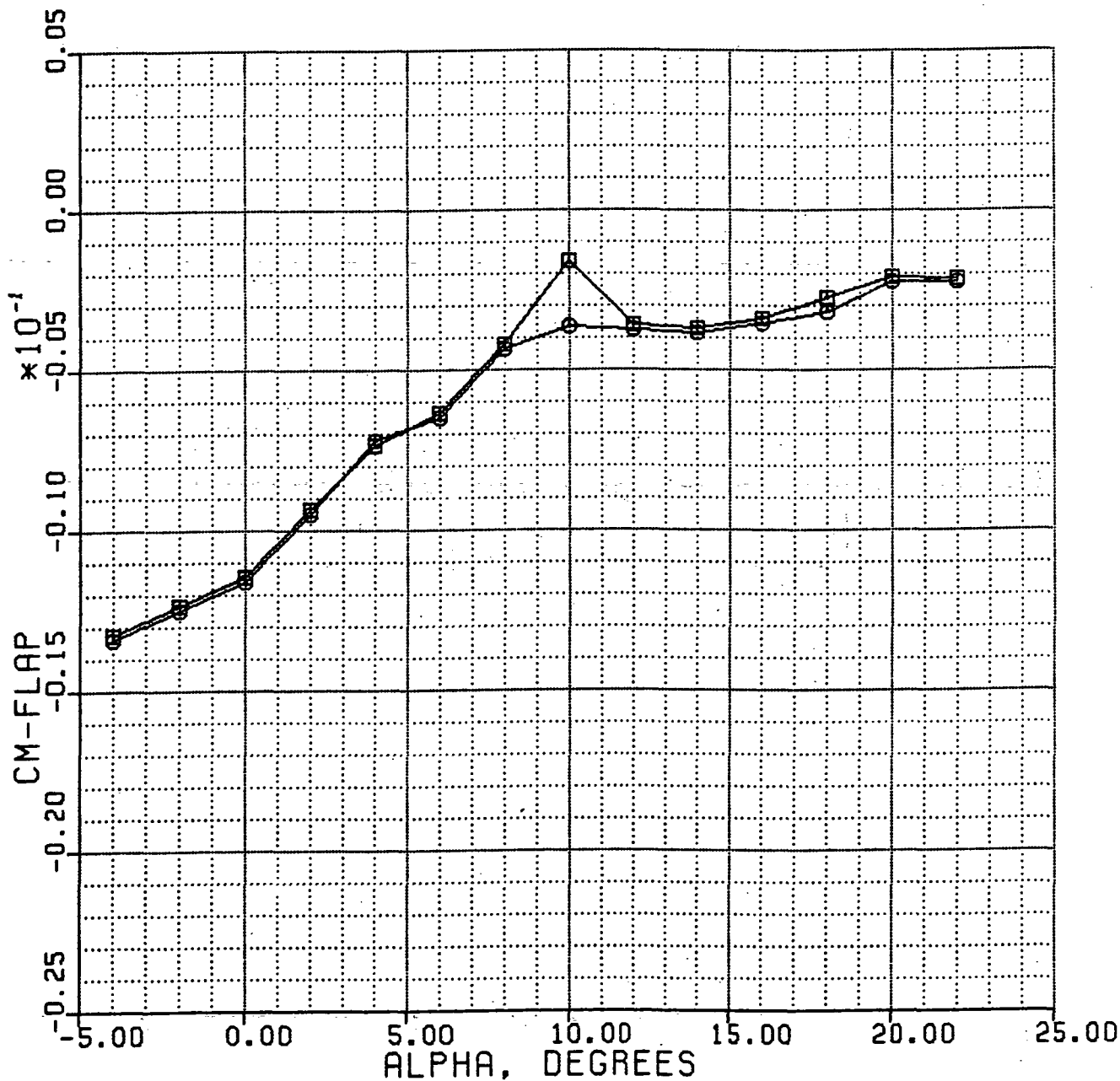


Figure 38(a)

CM-FLAP VS ALPHA

6-17-83 X-29A M# = 0.6 NORMAL MODE

XCG = 451.0 WT = 15K ALPHA TRIM

□ — □ ALT = 10K ALP: -4 TO 16
○ — ○ ALT = 20K ALP: -4 TO 20

ORIGINAL PAGE IS
OF POOR QUALITY

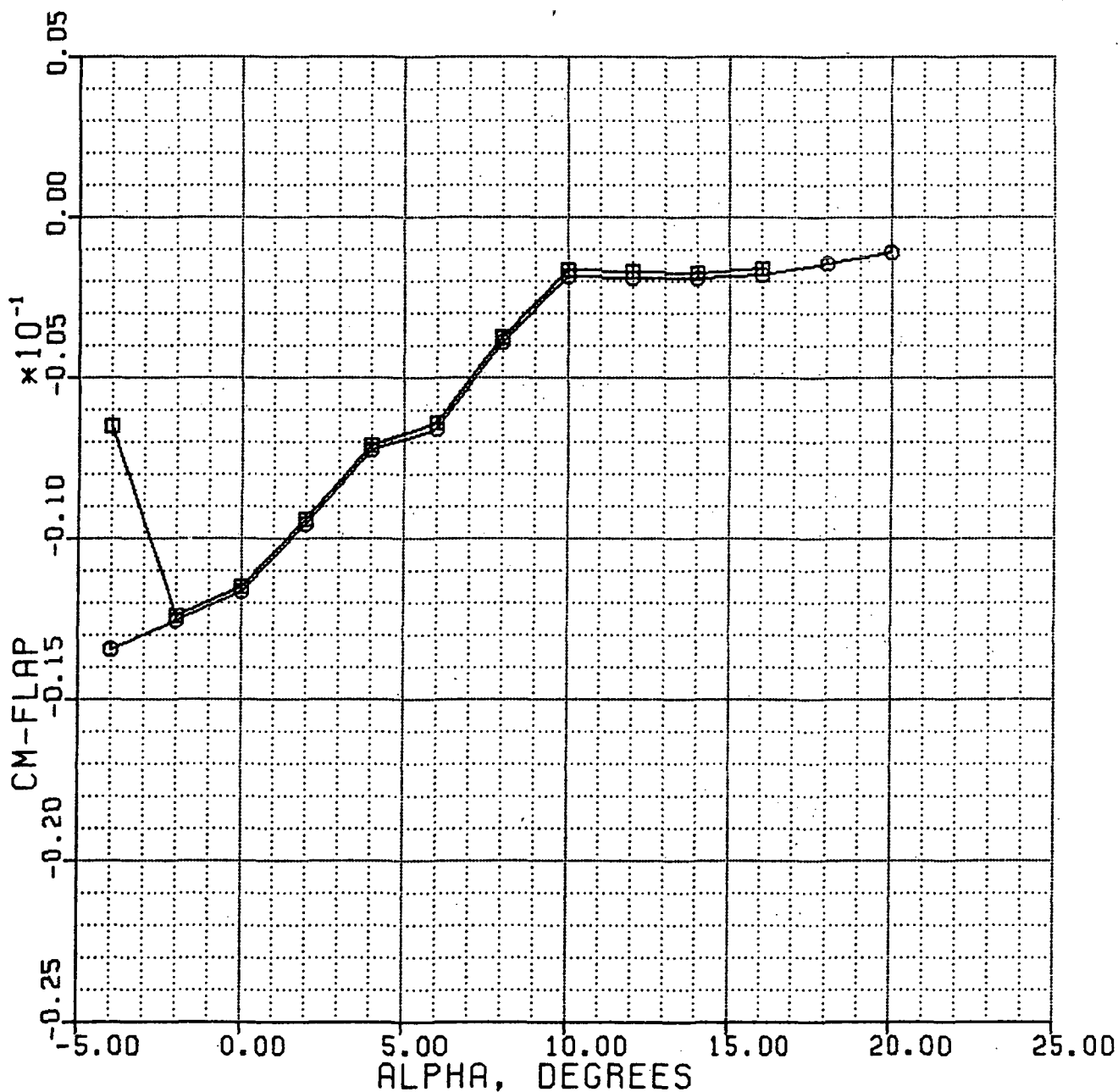


Figure 38(b)

CM-FLAP VS ALPHA

6-30-83 X-29A M# = 0.8 NORMAL MODE

XCG = 451.0 WT = 15K ALPHA TRIM

- — □ ALT = 10K ALP: 0 TO 10
- — ○ ALT = 20K ALP: -4 TO 12
- ▲ — ▲ ALT = 30K ALP: -4 TO 14
- ★ — ★ ALT = 40K ALP: -4 TO 18
- × — × ALT = 50K ALP: -4 TO 22

ORIGINAL PAGE IS
OF POOR QUALITY

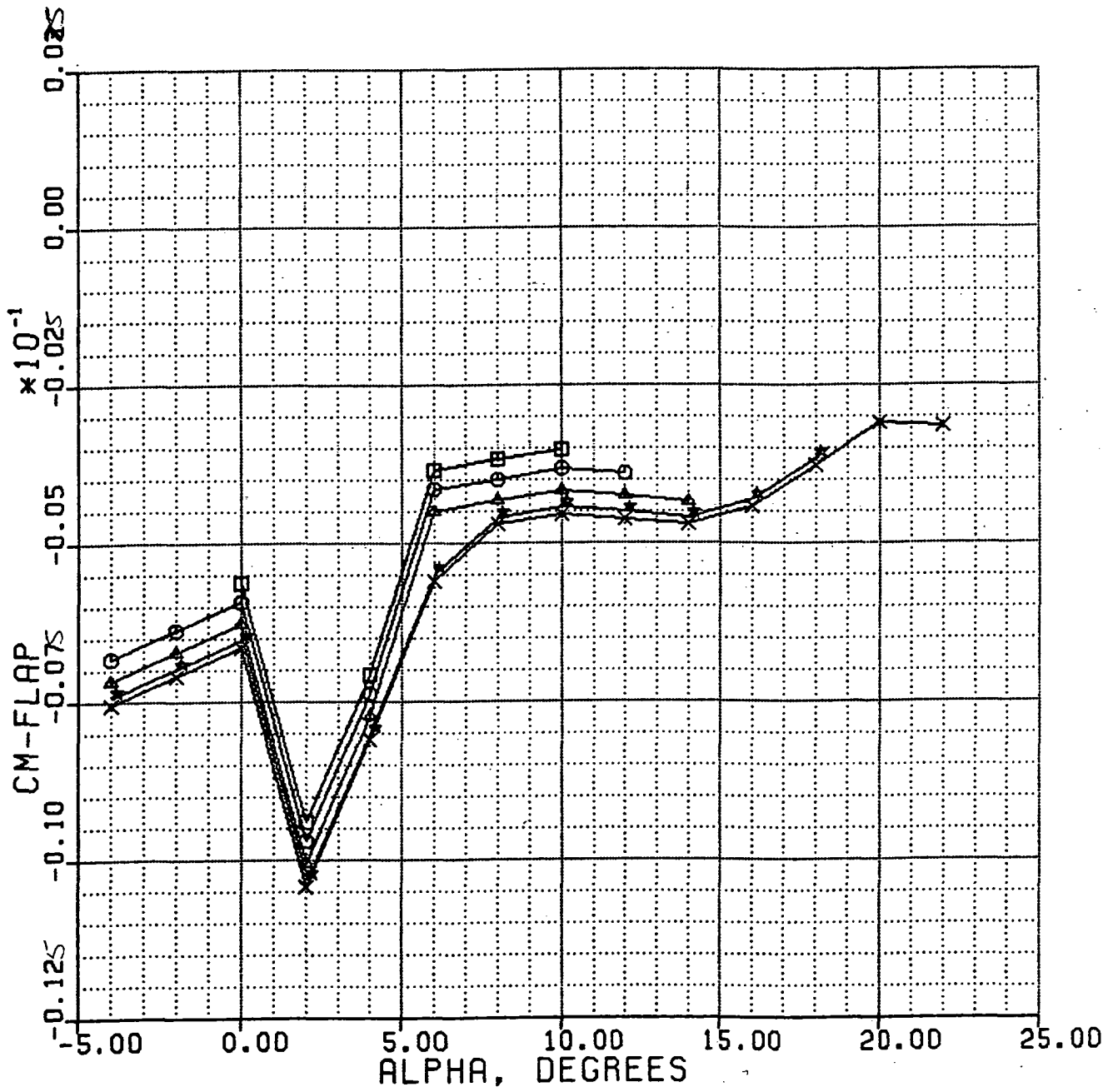


Figure 38(c)

CM-FLAP VS ALPHA

7-1-83 X-29A M# = 0.9 NORMAL MODE

XCG = 451.0 WT = 15K ALPHA TRIM

- ALT = 20K ALP: 0 TO 10
- ALT = 30K ALP: -2 TO 12
- ▲ ALT = 40K ALP: -4 TO 14
- ★ ALT = 50K ALP: -4 TO 18

ORIGINAL PAGE IS
OF POOR QUALITY

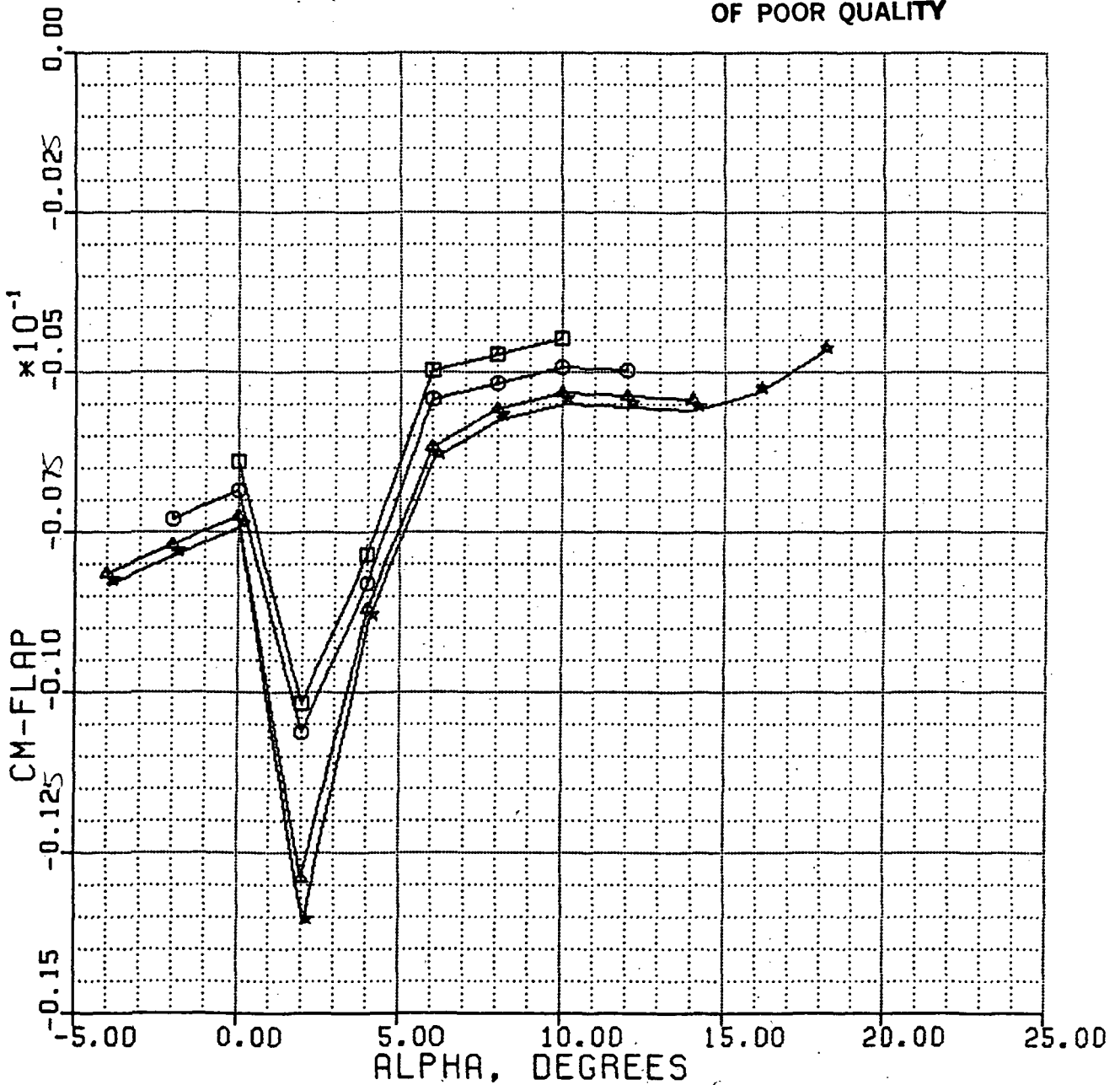


Figure 38(d)

CM-FLAP VS ALPHA

7-1-83 X-29A M# = 1.2 NORMAL MODE

XCG = 451.0 WT = 15K ALPHA TRIM

- ALT = 20K ALP: -4 TO 8
- ALT = 30K ALP: -4 TO 10
- ▲ ALT = 40K ALP: -4 TO 12
- ★ ALT = 50K ALP: -4 TO 14

ORIGINAL PAGE IS
OF POOR QUALITY

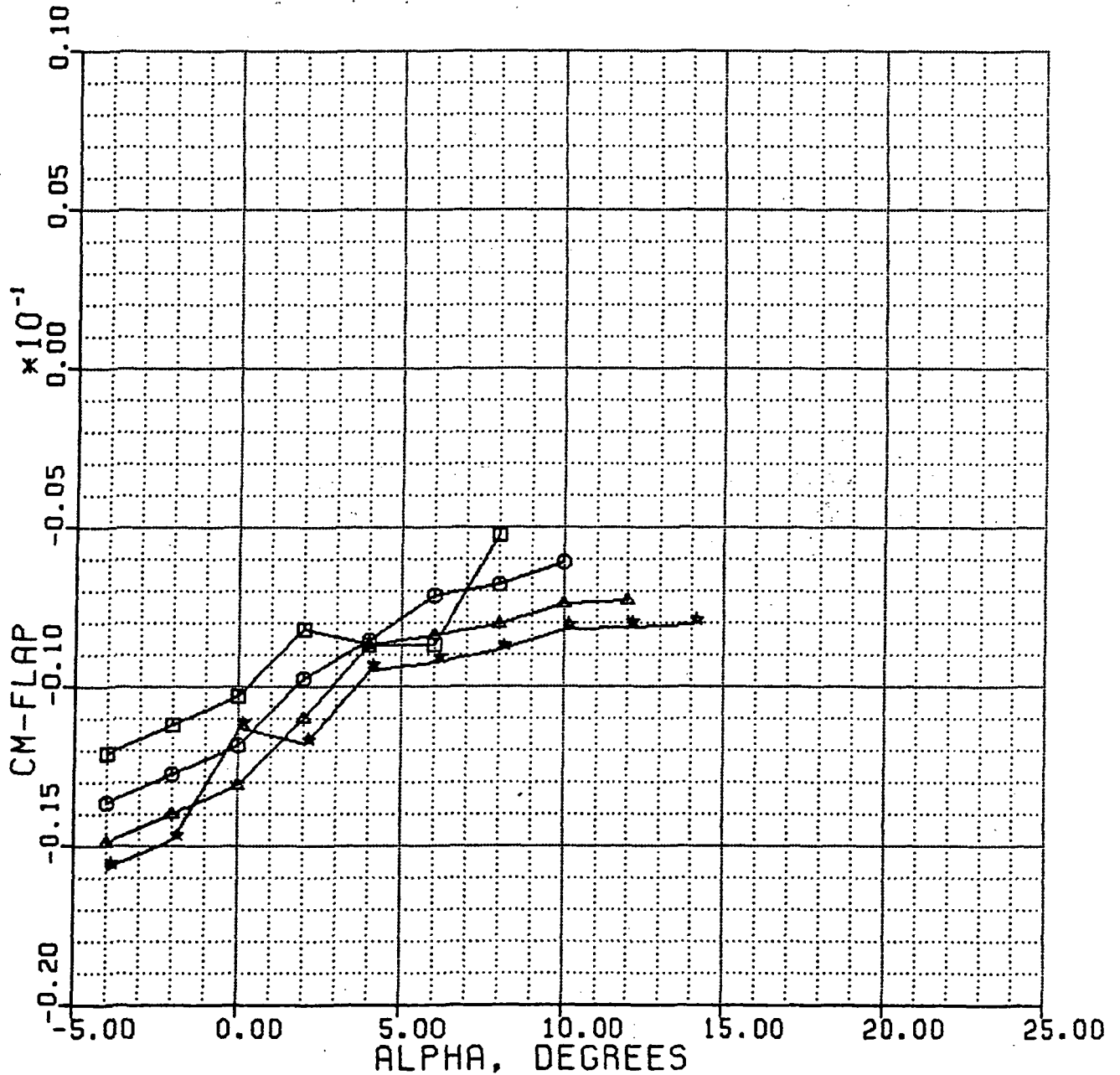


Figure 38(e)

CM-FLAP VS ALPHA

7-1-83 X-29A M# = 1.5 NORMAL MODE

XCG = 451.0 WT = 15K ALPHA TRIM

- — □ ALT = 30K ALP: -4 TO 8
- — ○ ALT = 40K ALP: -4 TO 10
- ▲ — ▲ ALT = 50K ALP: -4 TO 12

ORIGINAL PAGE 13
OF POOR QUALITY

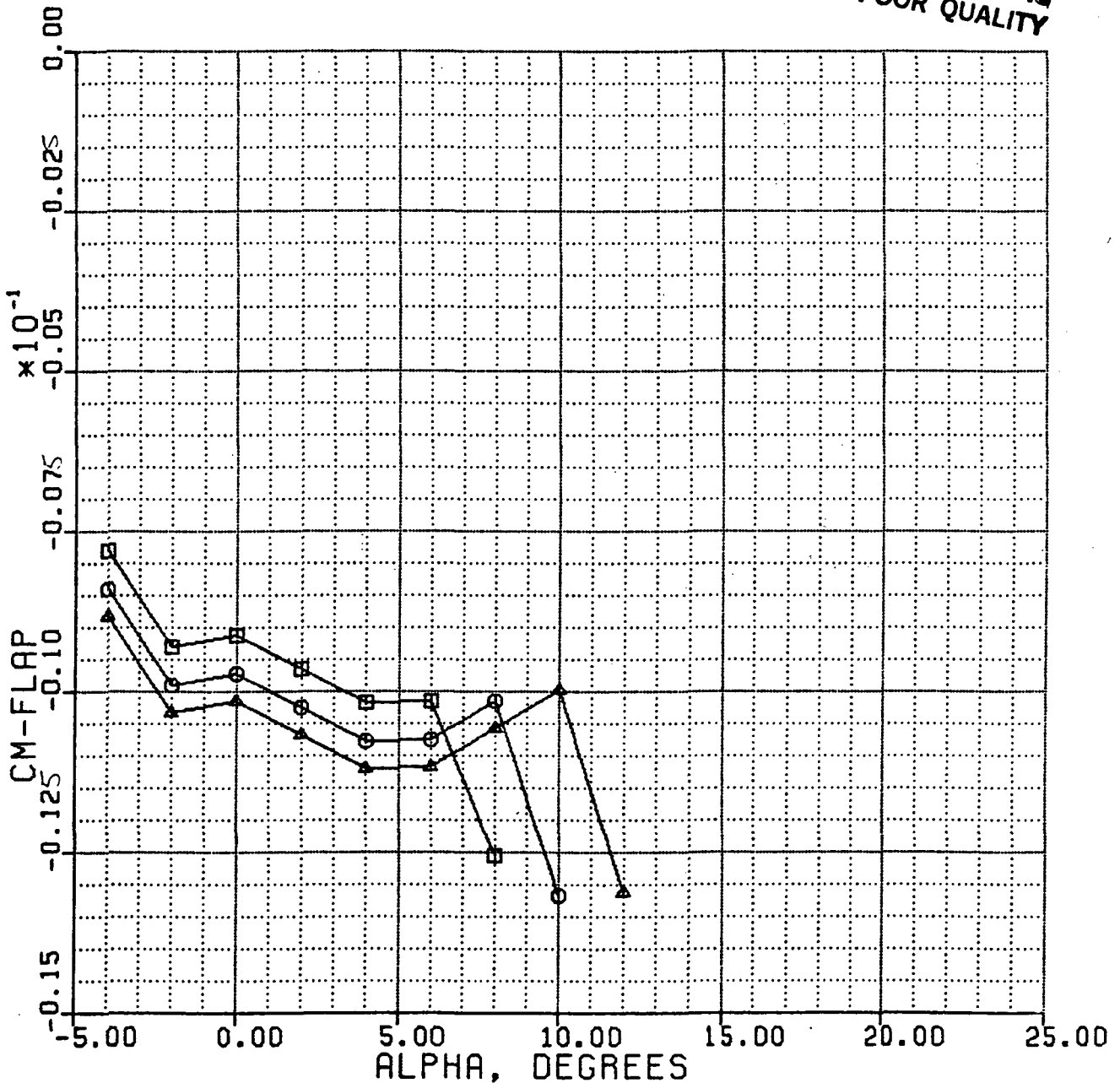


Figure 38(f)

CA-FLAP VS MACH

7-6-83 X-29A 1-G TRIM NORMAL MODE

XCG = 451.0 WT = 15K

- ALT = S.L. M# = .2 TO 1.05
- ALT = 10K M# = .2 TO 1.2
- ▲ ALT = 20K M# = .3 TO 1.4

ORIGINAL PAGE IS
OF POOR QUALITY

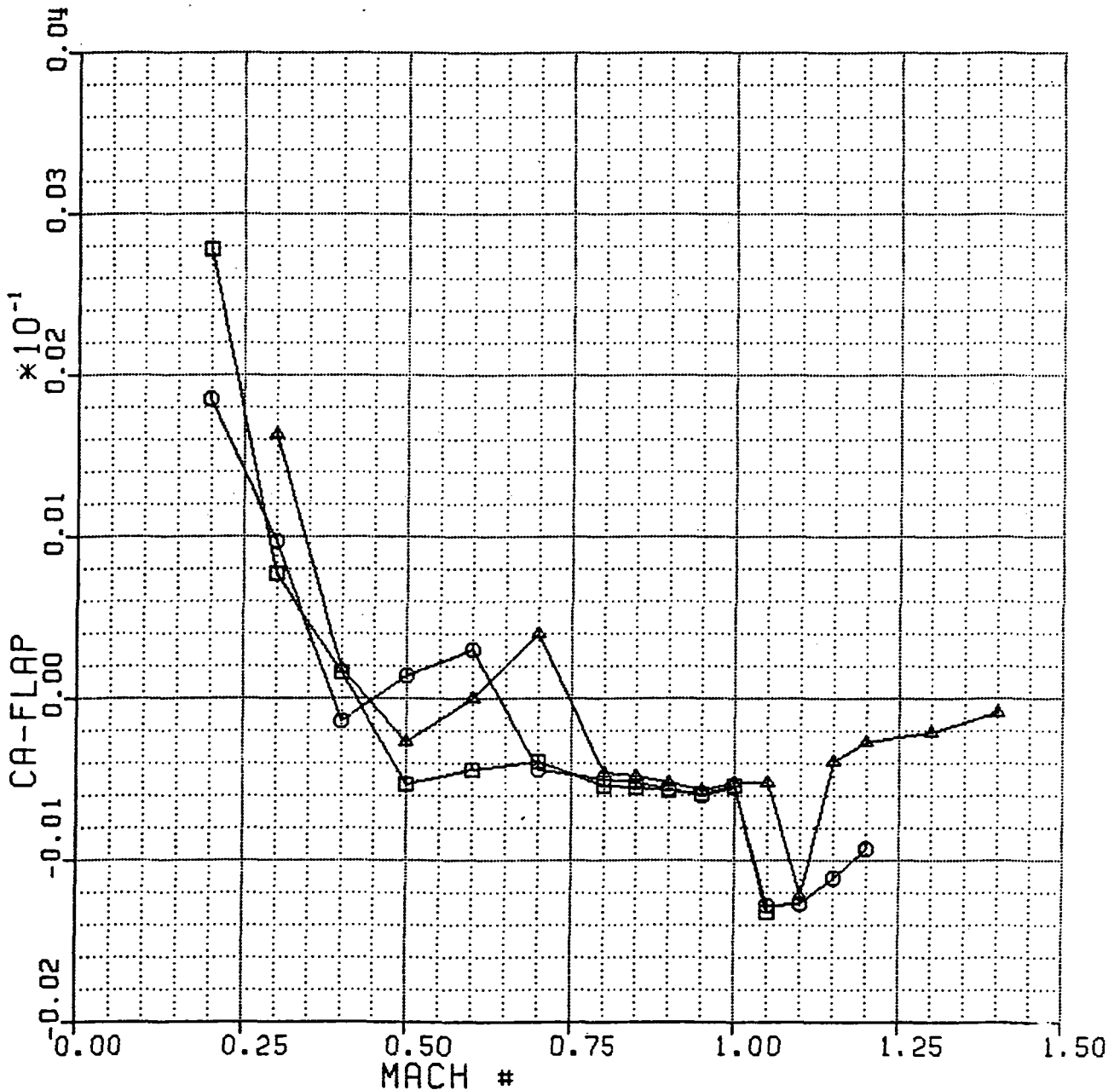


Figure 39(a)

CA-FLAP VS MACH

7-7-83 X-29A 1-G TRIM NORMAL MODE

XCG = 451.0 WT = 15K

- ALT = 30K M# = .3 TO 1.5
- ALT = 40K M# = .6 TO 1.5
- △ ALT = 50K M# = .6 TO 1.5

ORIGINAL PAGE IS
OF POOR QUALITY

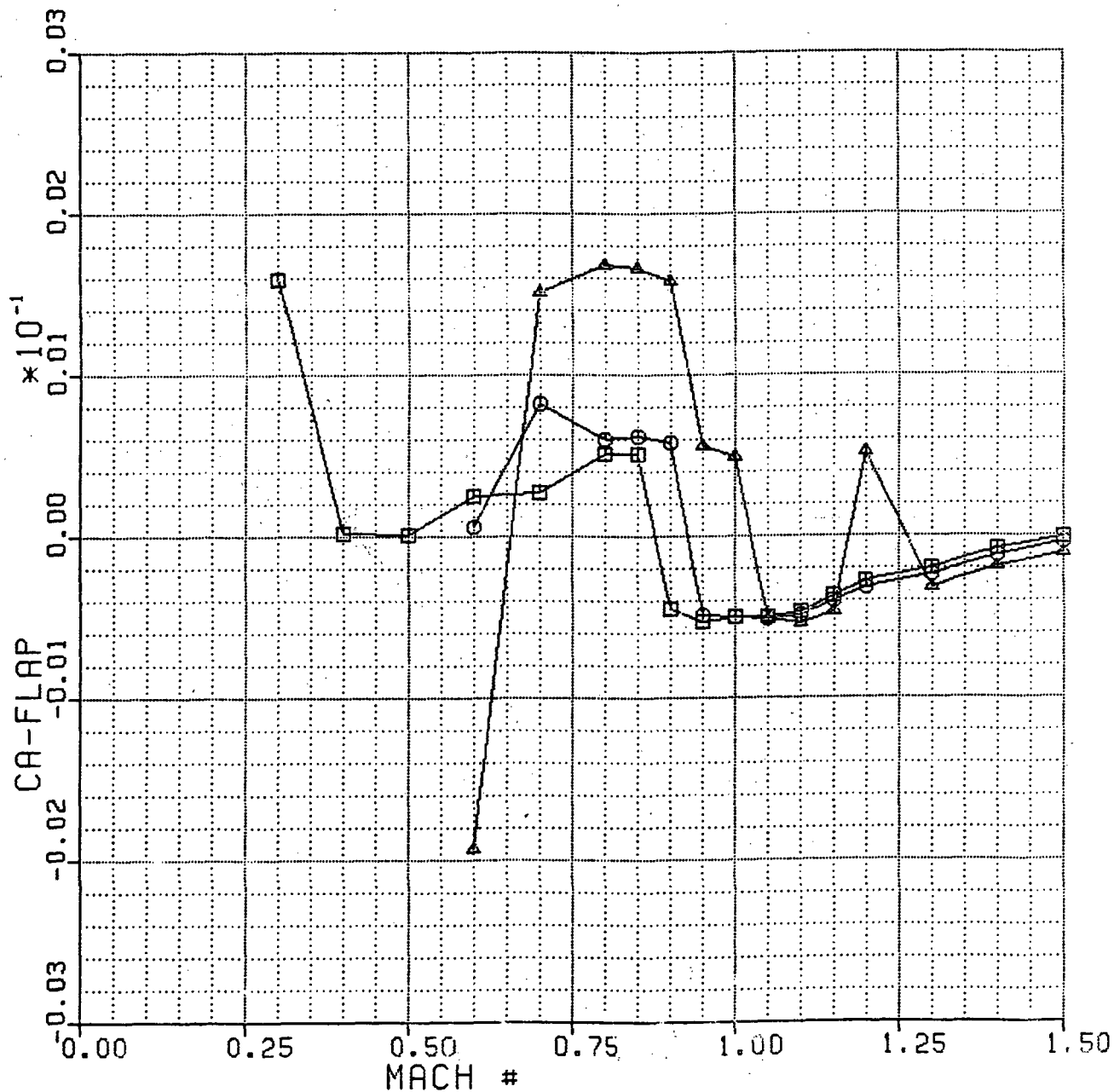


Figure 39(b)

CA-FLAP VS ALPHA

6-16-83 X-29A M# = 0.4 NORMAL MODE

XCG = 451.0 WT = 15K ALPHA TRIM

- ALT = S.L. ALP: -4 TO 22
- ALT = 10K ALP: -4 TO 22

ORIGINAL PAGE IS
OF POOR QUALITY

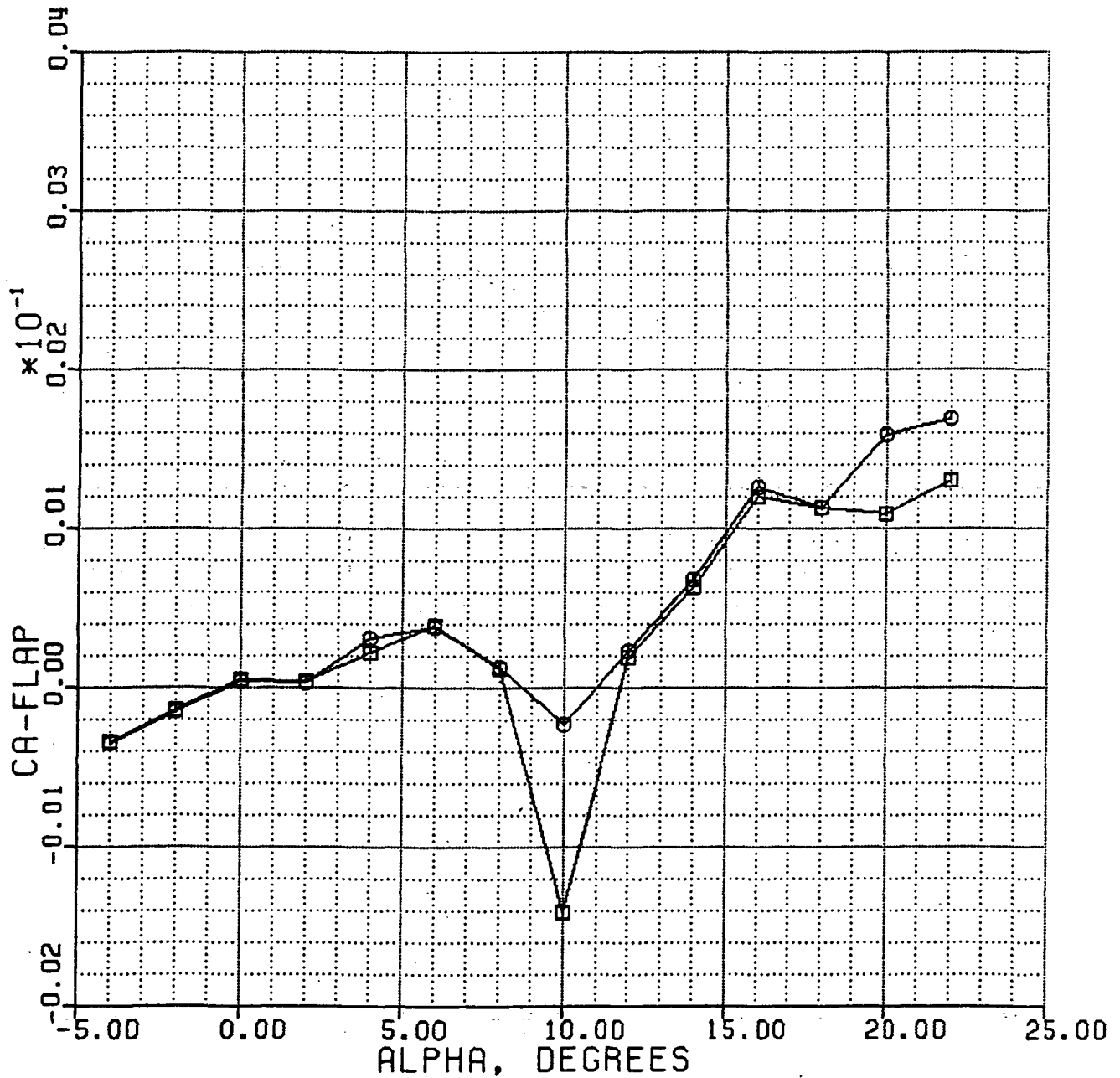


Figure 40(a)

CA-FLAP VS ALPHA

6-17-83 X-29A M# = 0.6 NORMAL MODE

XCG = 451.0 WT = 15K ALPHA TRIM

□ ALT = 10K ALP: -4 TO 16
○ ALT = 20K ALP: -4 TO 20

ORIGINAL PAGE IS
OF POOR QUALITY

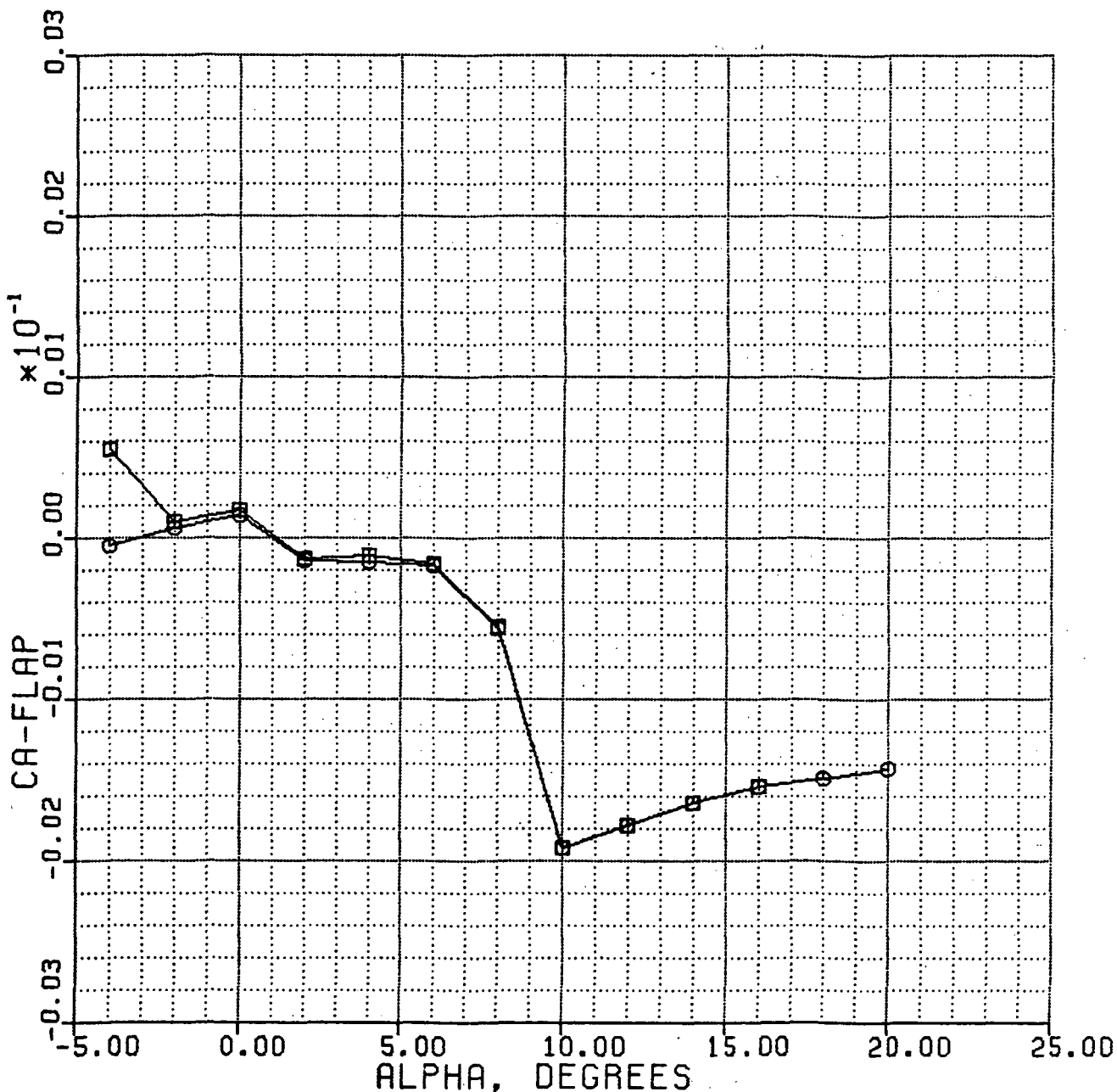


Figure 40(b)

CA-FLAP VS ALPHA

6-30-83 X-29A M# = 0.8 NORMAL MODE

XCG = 451.0 WT = 15K ALPHA TRIM

- | | | | | |
|---|---|---|-----------|---------------|
| □ | — | □ | ALT = 10K | ALP: 0 TO 10 |
| ○ | — | ○ | ALT = 20K | ALP: -4 TO 12 |
| ▲ | — | ▲ | ALT = 30K | ALP: -4 TO 14 |
| ★ | — | ★ | ALT = 40K | ALP: -4 TO 18 |
| × | — | × | ALT = 50K | ALP: -4 TO 22 |

ORIGINAL PAGE IS
OF POOR QUALITY

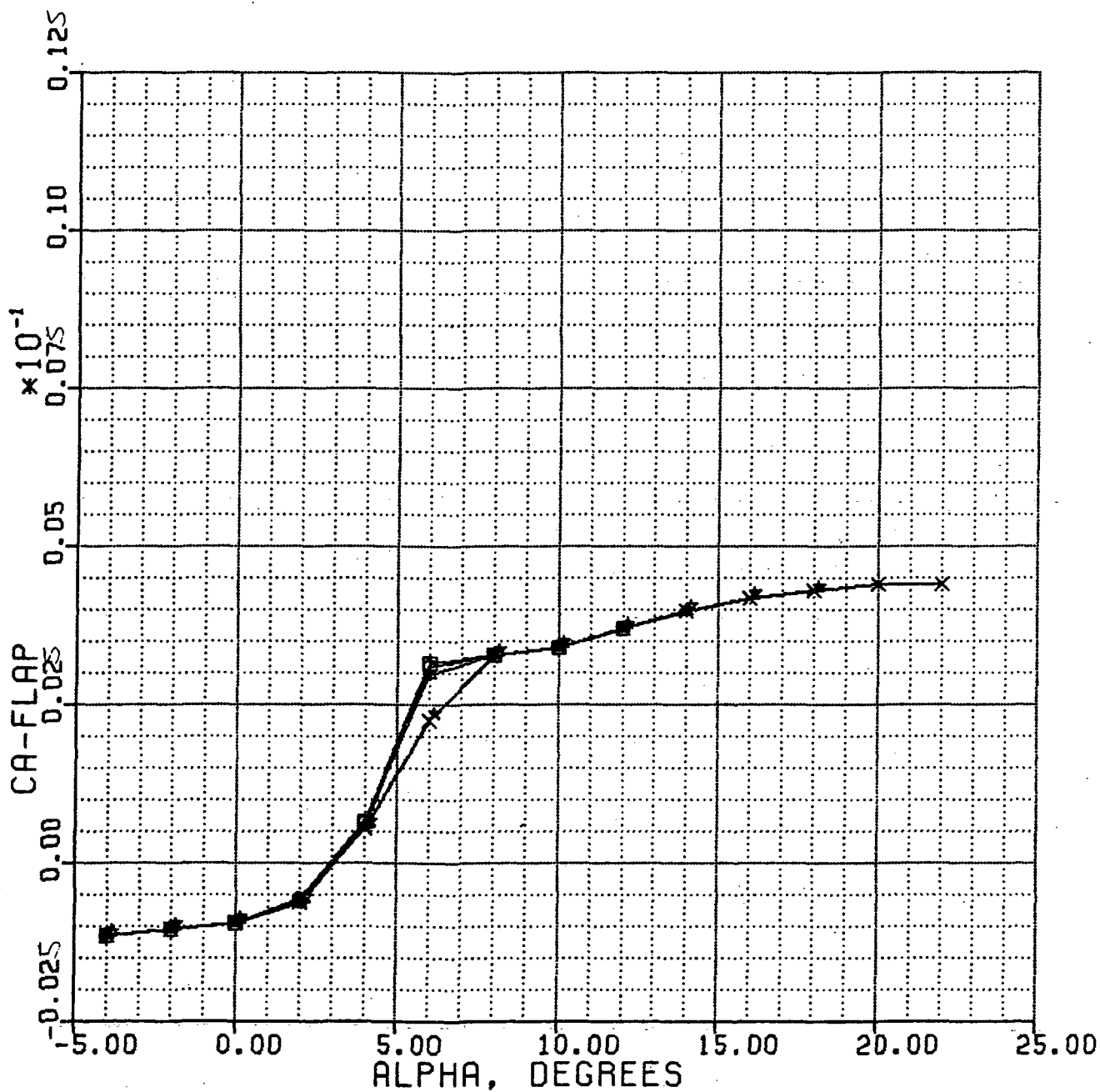


Figure 40(c)

CA-FLAP VS ALPHA

7-1-83 X-29A M# = 0.9 NORMAL MODE

XCG = 451.0 WT = 15K ALPHA TRIM

- ALT = 20K ALP: 0 TO 10
- ALT = 30K ALP: -2 TO 12
- ▲—▲ ALT = 40K ALP: -4 TO 14
- ★—★ ALT = 50K ALP: -4 TO 18

ORIGINAL PAGE IS
OF POOR QUALITY

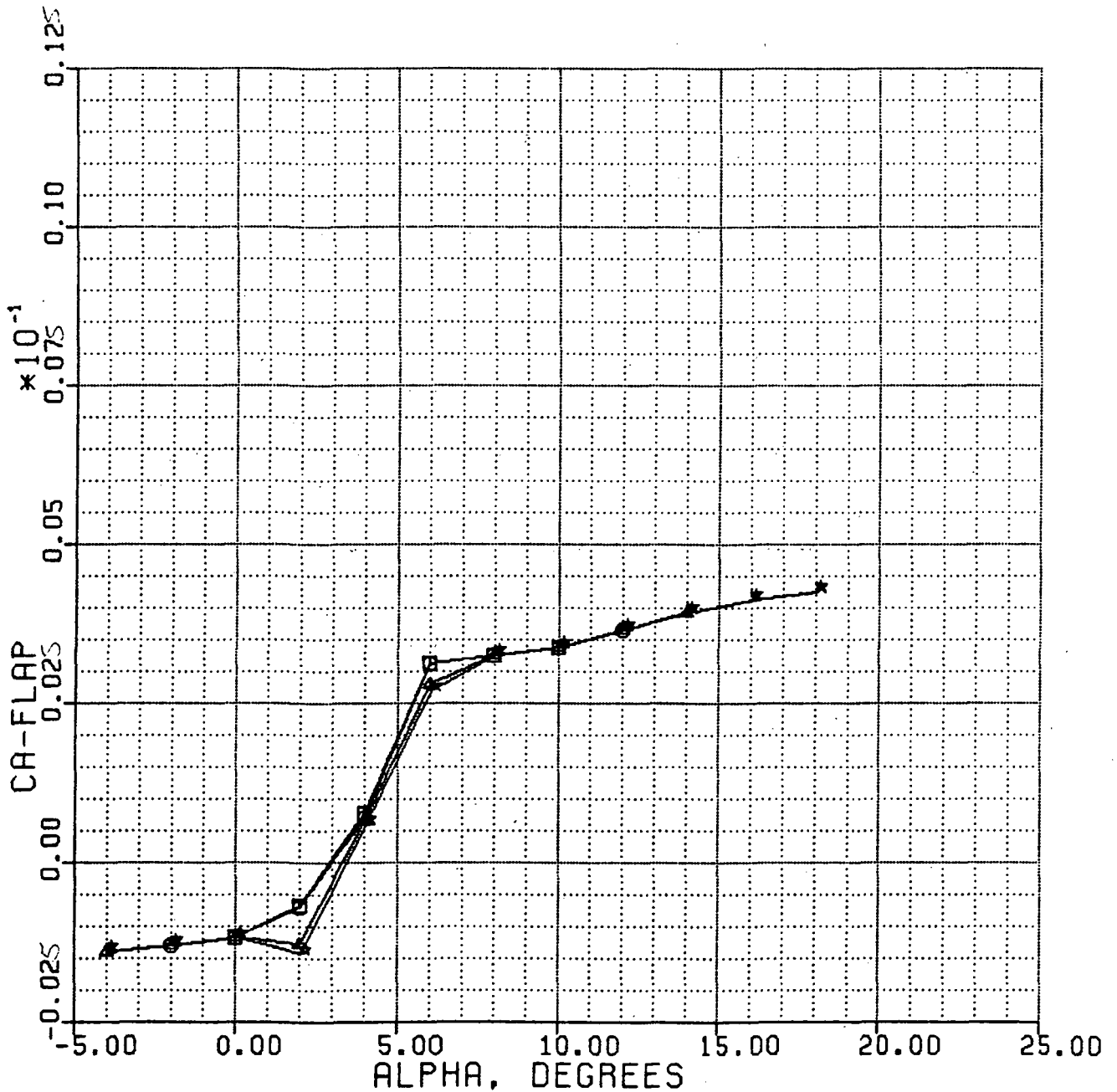


Figure 40(d)

CA-FLAP VS ALPHA

7-1-83 X-29A M# = 1.2 NORMAL MODE
XCG = 451.0 WT = 15K ALPHA TRIM

- ALT = 20K ALP: -4 TO 8
- ALT = 30K ALP: -4 TO 10
- ▲ ALT = 40K ALP: -4 TO 12
- ★ ALT = 50K ALP: -4 TO 14

ORIGINAL PAGE IS
OF POOR QUALITY

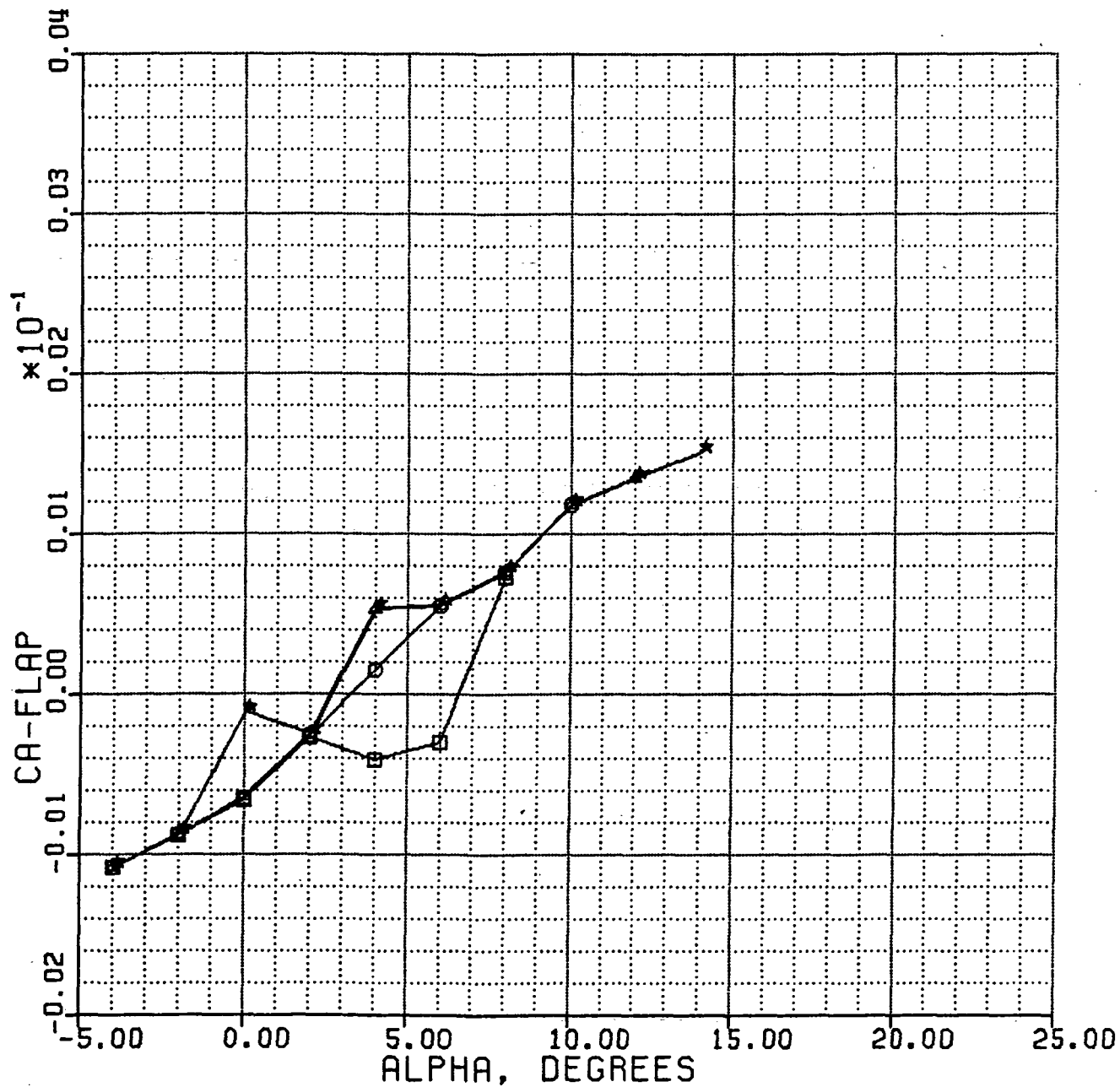


Figure 40(e)

CA-FLAP VS ALPHA

7-1-83 X-29A M# = 1.5 NORMAL MODE

XCG = 451.0 WT = 15K ALPHA TRIM

- ALT = 30K ALP: -4 TO 8
- ALT = 40K ALP: -4 TO 10
- ▲—▲ ALT = 50K ALP: -4 TO 12

ORIGINAL PAGE IS
OF POOR QUALITY

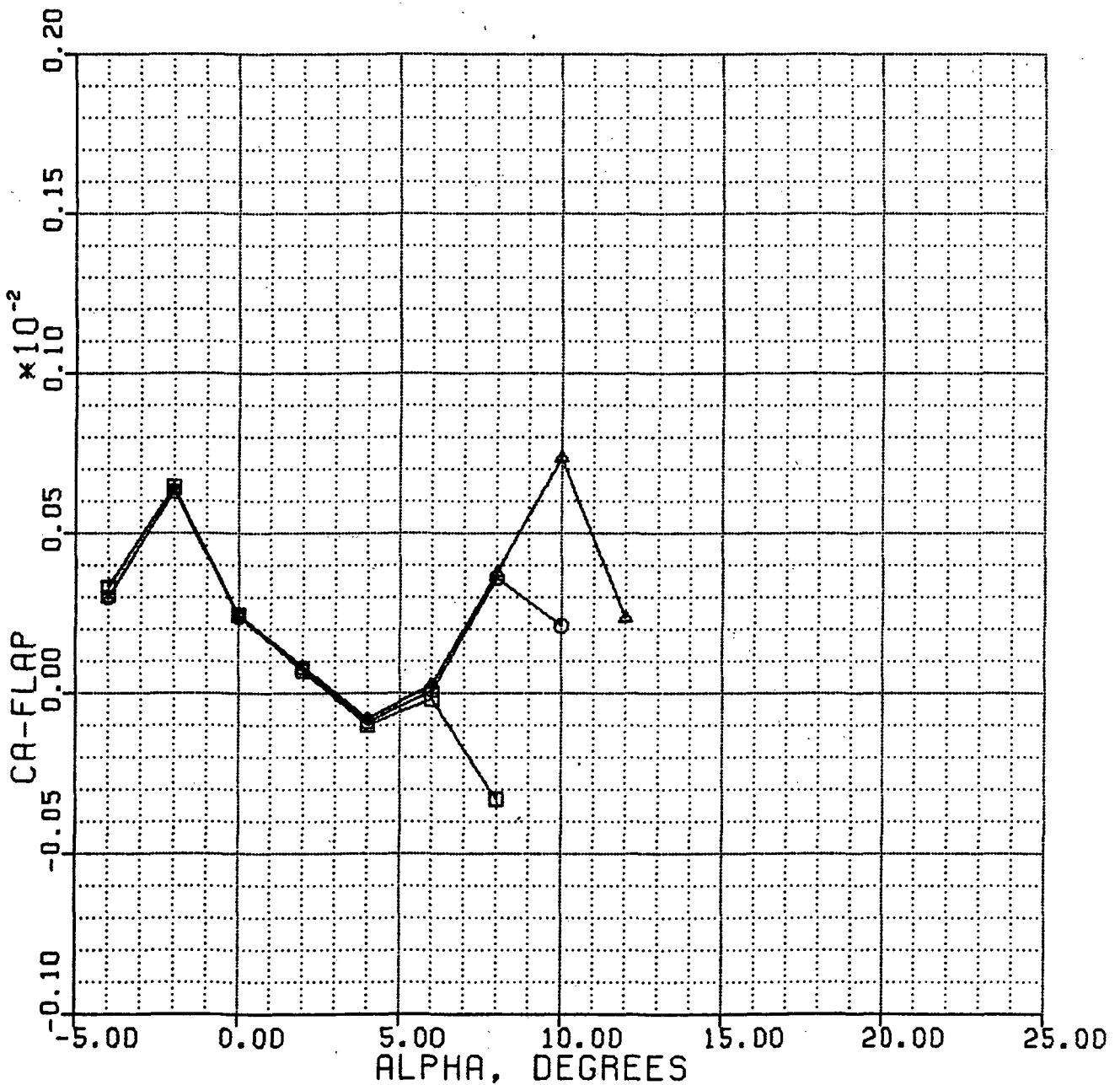


Figure 40(f)

CN-FLAP VS MACH

7-6-83 X-29A 1-G TRIM NORMAL MODE

XCG = 451.0 WT = 15K

- — □ ALT = S.L. M# = .2 TO 1.05
- — ○ ALT = 10K M# = .2 TO 1.2
- ▲ — ▲ ALT = 20K M# = .3 TO 1.4

ORIGINAL PAGE IS
OF POOR QUALITY

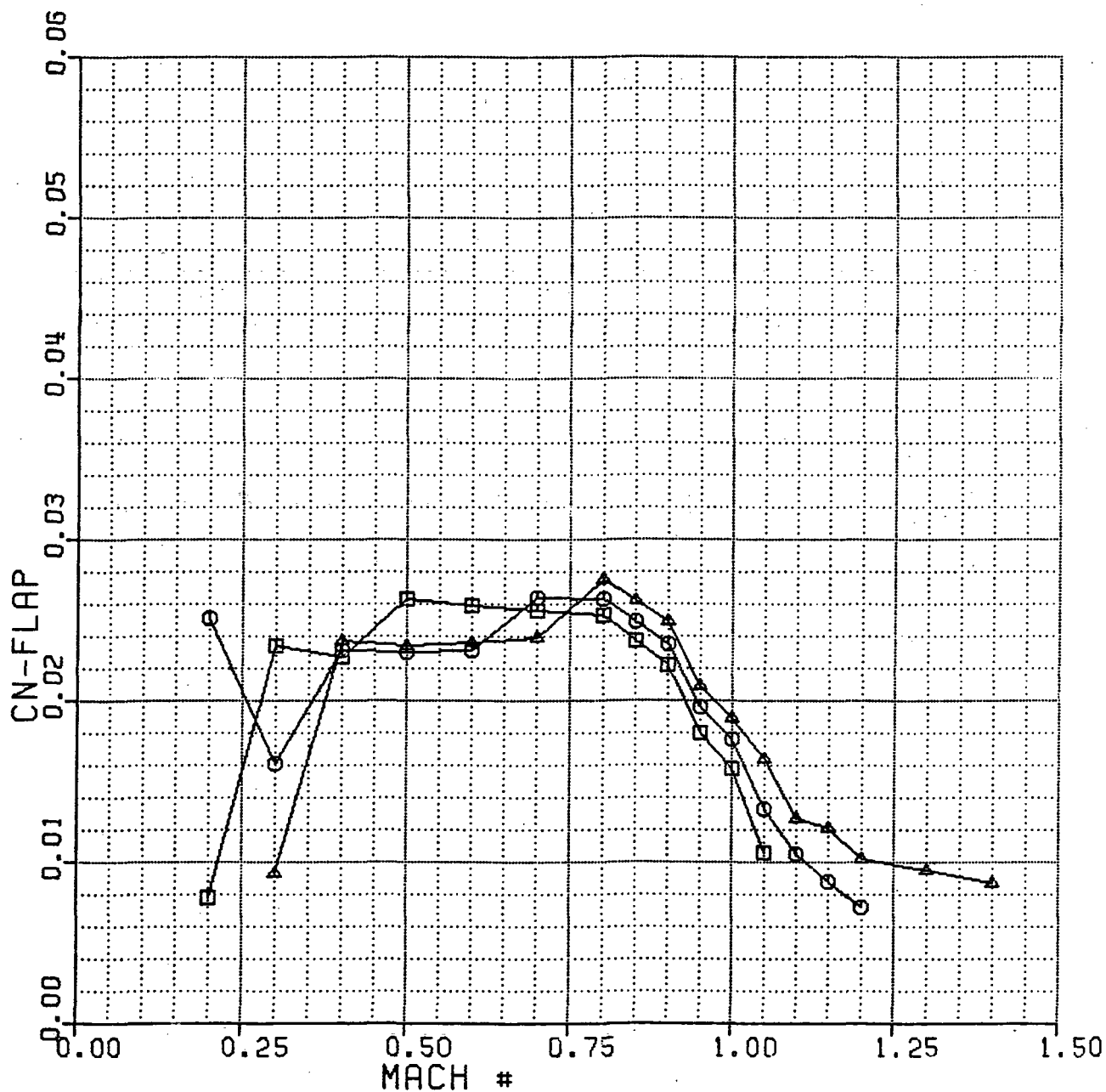


Figure 41(a)

CN-FLAP VS MACH

7-7-83 X-29A 1-G TRIM NORMAL MODE

XCG = 451.0 WT = 15K

- — □ ALT = 30K M# = .3 TO 1.5
- — ○ ALT = 40K M# = .6 TO 1.5
- ▲ — ▲ ALT = 50K M# = .6 TO 1.5

ORIGINAL PAGE IS
OF POOR QUALITY

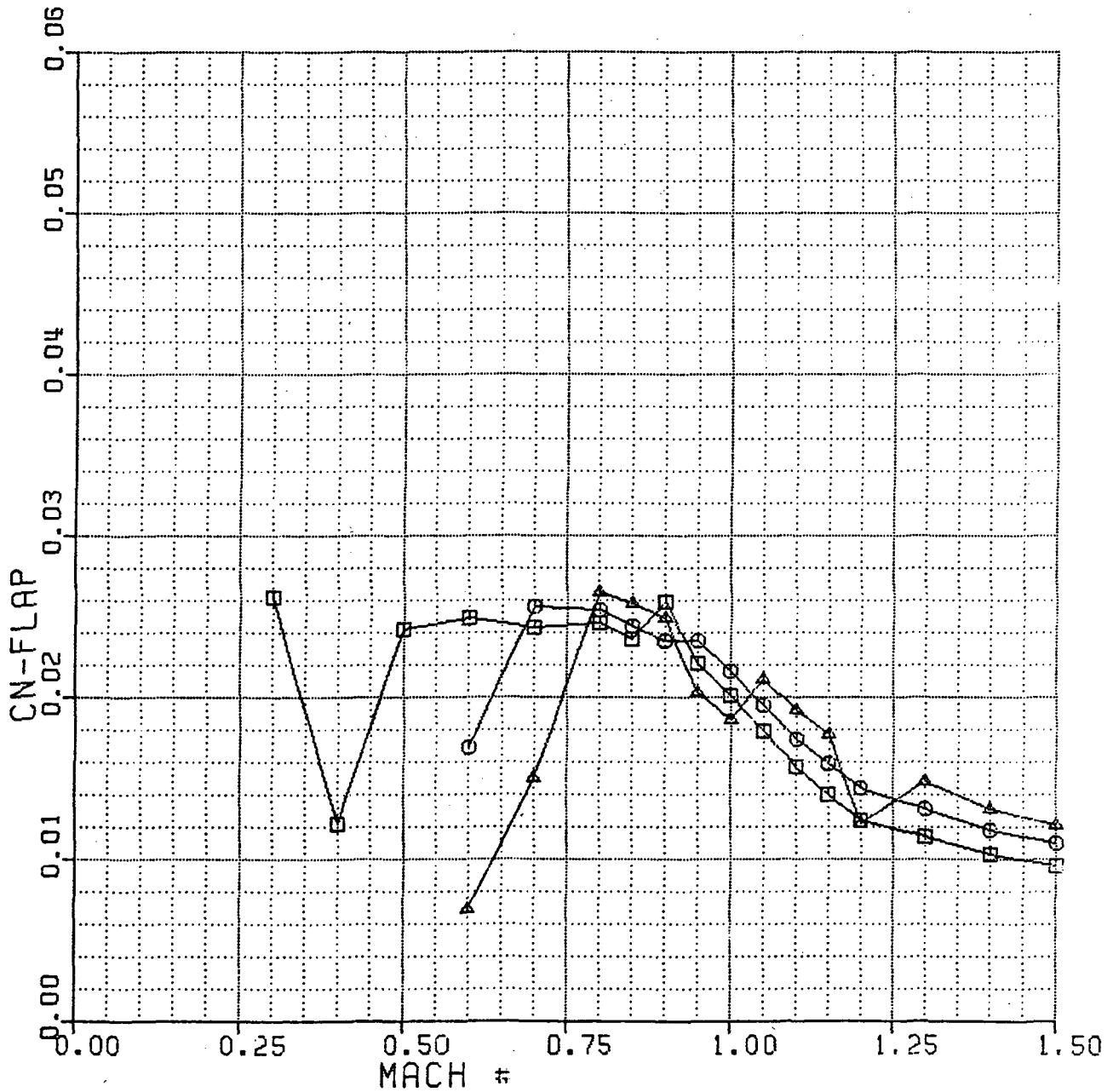


Figure 41(b)

CN-FLAP VS ALPHA

6-16-83 X-29A M# = 0.4 NORMAL MODE

XCG = 451.0 WT = 15K ALPHA TRIM

□ ALT = S.L. ALP: -4 TO 22
○ ALT = 10K ALP: -4 TO 22

ORIGINAL PAGE IS
OF POOR QUALITY

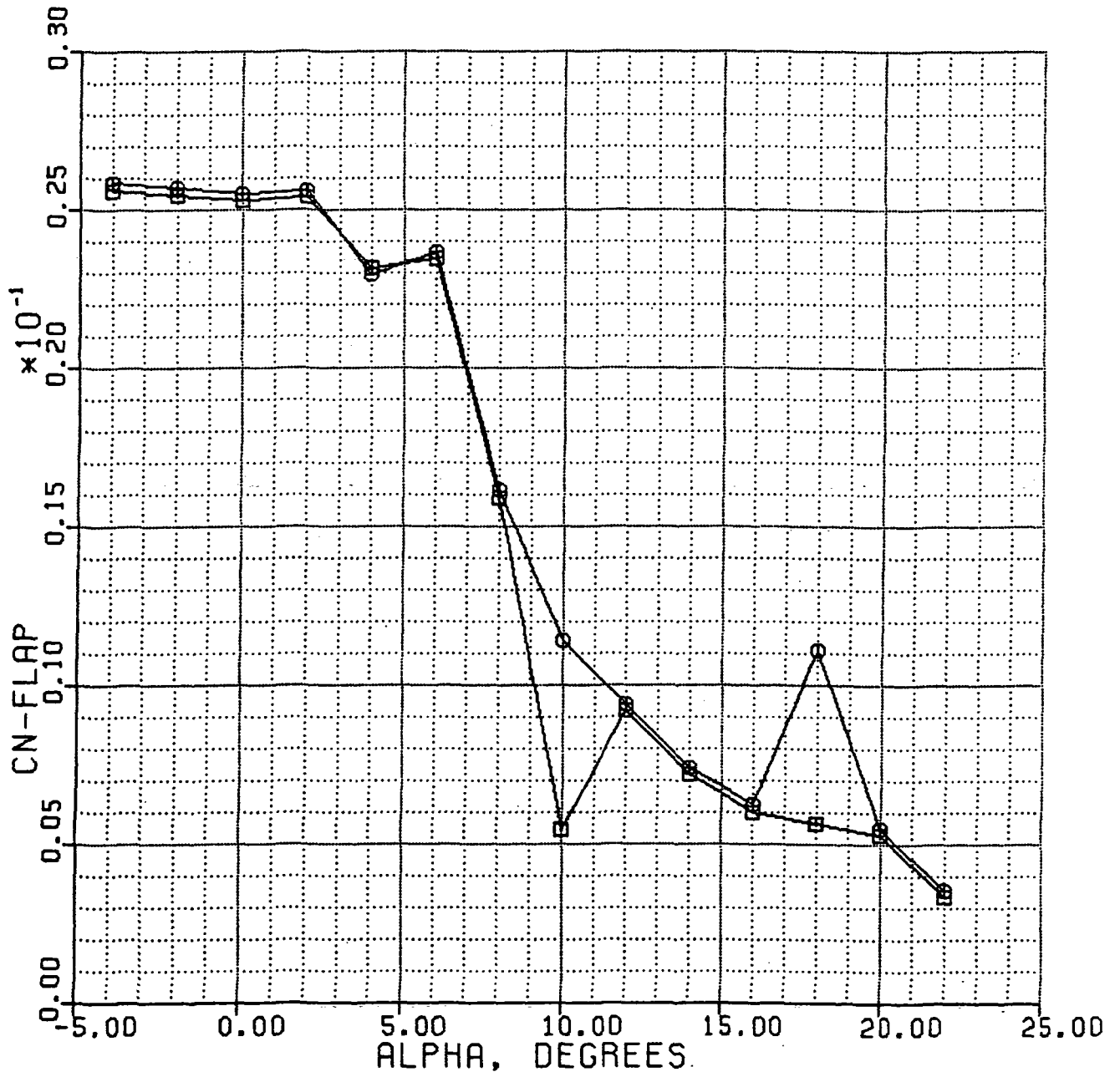


Figure 42(a)

CN-FLAP VS ALPHA

6-17-83 X-29A M# = 0.6 NORMAL MODE

XCG = 451.0 WT = 15K ALPHA TRIM

□—□ ALT = 10K ALP: -4 TO 16
○—○ ALT = 20K ALP: -4 TO 20

ORIGINAL PAGE IS
OF POOR QUALITY

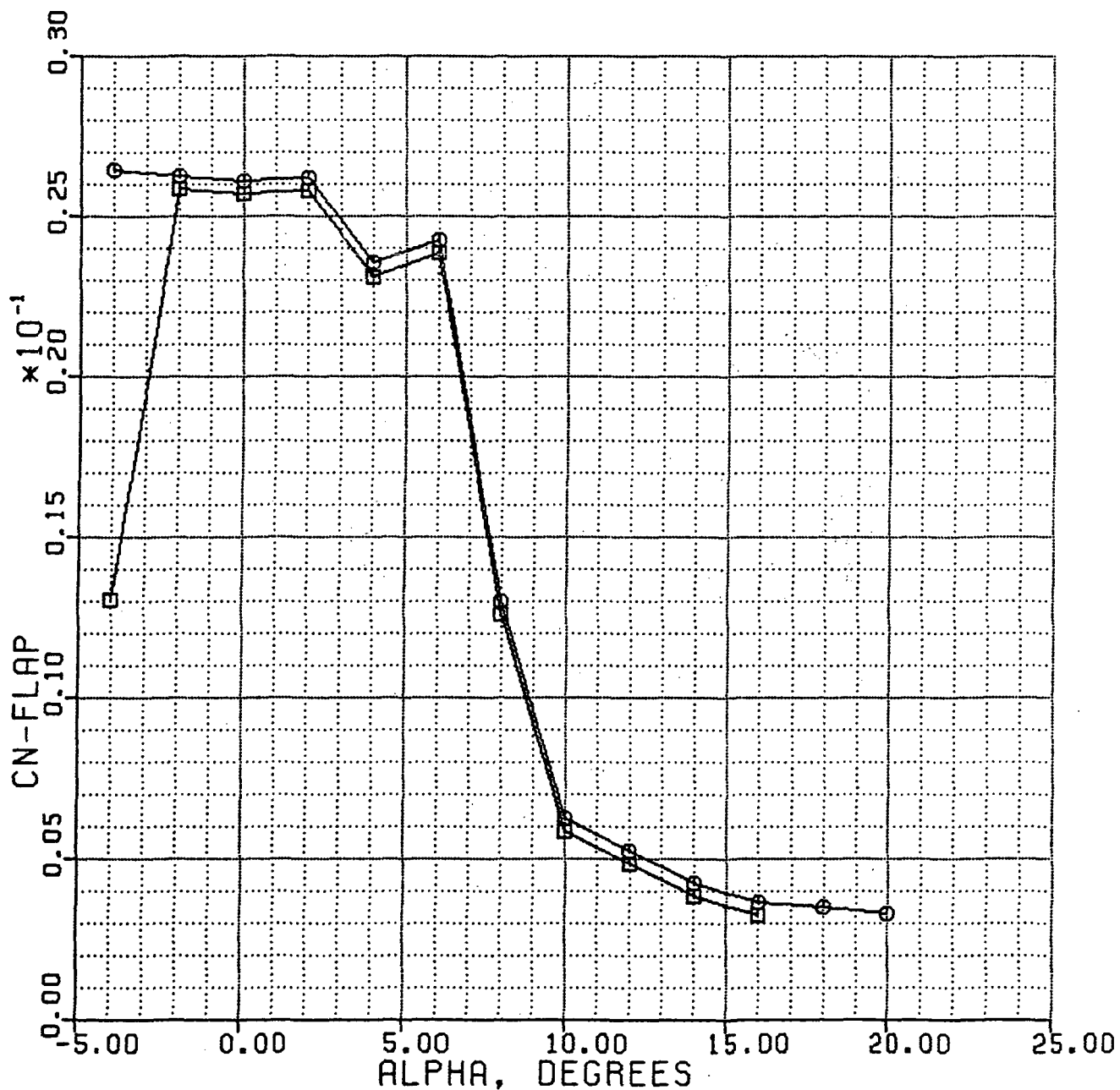


Figure 42(b)

CN-FLAP VS ALPHA

6-30-83 X-29A M# = 0.8 NORMAL MODE
 XCG = 451.0 WT = 15K ALPHA TRIM

- | | | | | |
|---|---|---|-----------|---------------|
| □ | — | □ | ALT = 10K | ALP: 0 TO 10 |
| ○ | — | ○ | ALT = 20K | ALP: -4 TO 12 |
| ▲ | — | ▲ | ALP = 30K | ALP: -4 TO 14 |
| ★ | — | ★ | ALT = 40K | ALP: -4 TO 18 |
| X | — | X | ALT = 50K | ALP: -4 TO 22 |

ORIGINAL PAGE IS
 OF POOR QUALITY

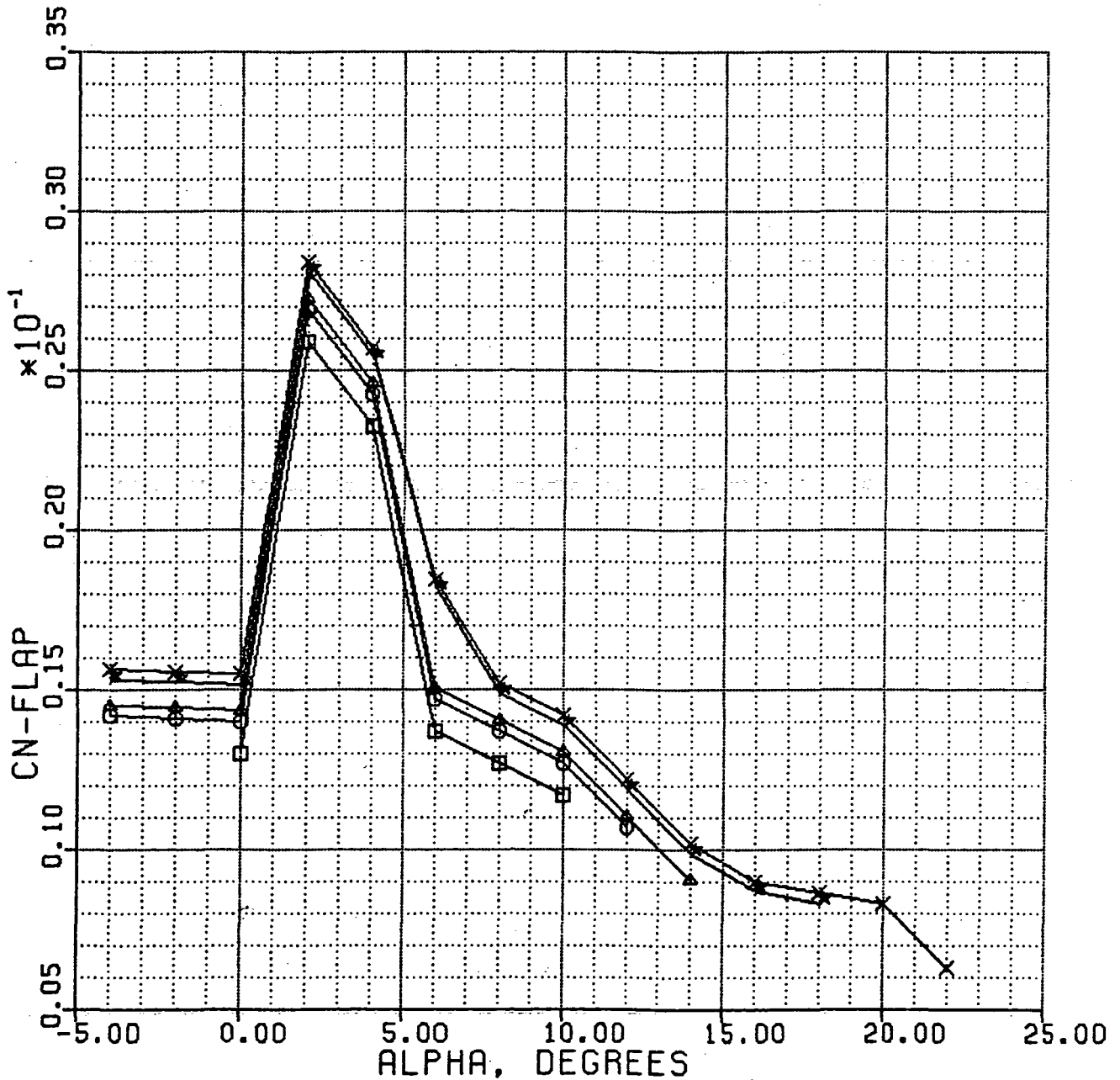


Figure 42(c)

CN-FLAP VS ALPHA

7-1-83 X-29A M# = 0.9 NORMAL MODE

XCG = 451.0 WT = 15K ALPHA TRIM

- | | | | | |
|---|---|---|-----------|---------------|
| □ | — | □ | ALT = 20K | ALP: 0 TO 10 |
| ○ | — | ○ | ALT = 30K | ALP: -2 TO 12 |
| △ | — | △ | ALT = 40K | ALP: -4 TO 14 |
| ★ | — | ★ | ALT = 50K | ALP: -4 TO 18 |

ORIGINAL PAGE 19
OF POOR QUALITY

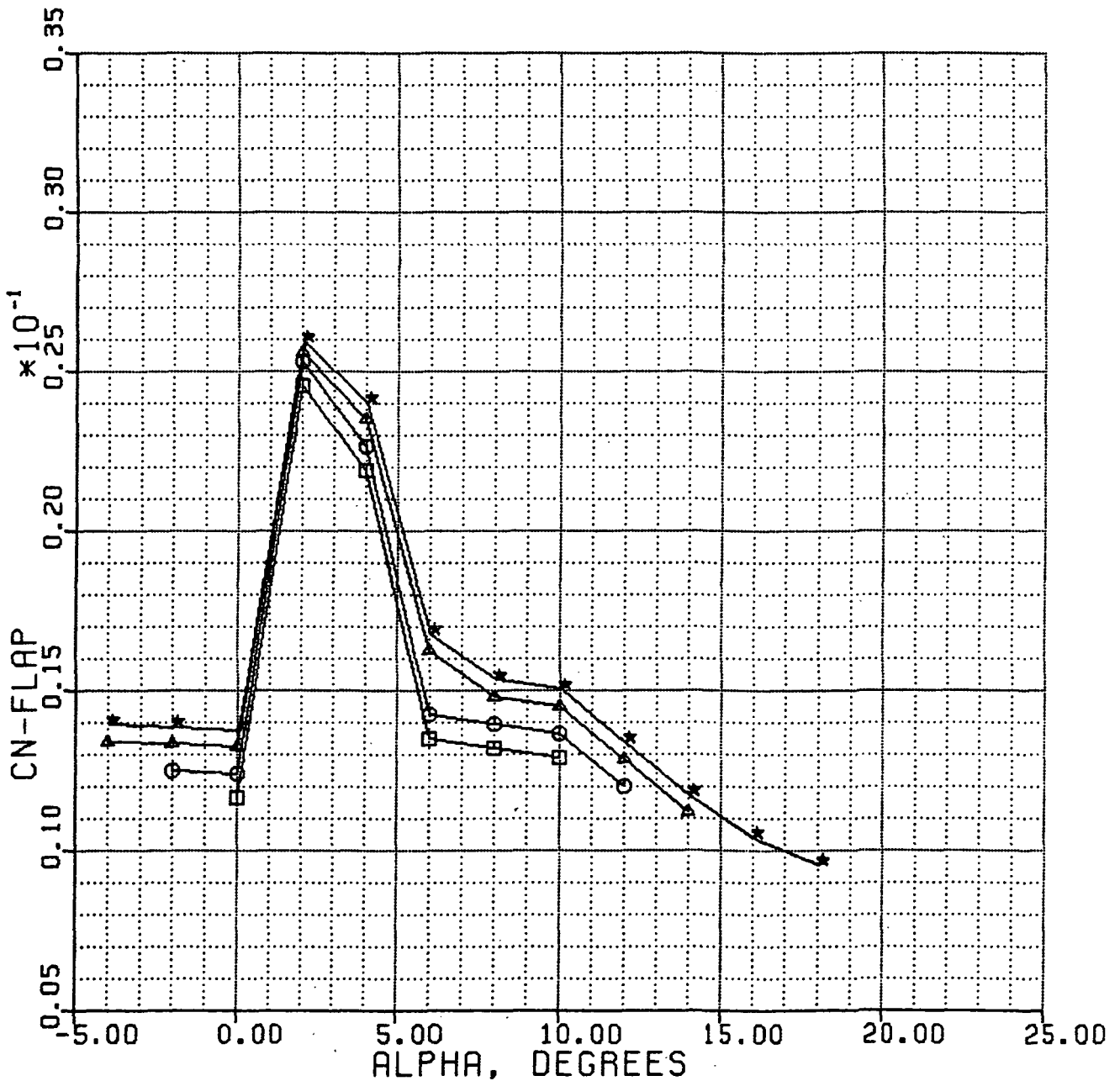


Figure 42(d)

CN-FLAP VS ALPHA

7-28-83 X-29A M# = 1.2 NORMAL MODE

XCG = 451.0 WT = 15K ALPHA TRIM

- ALT = 20K ALP: -4 TO 8
- ALT = 30K ALP: -4 TO 10
- △ ALT = 40K ALP: -4 TO 12
- ★ ALT = 50K ALP: -4 TO 14

ORIGINAL PAGE 13
OF POOR QUALITY

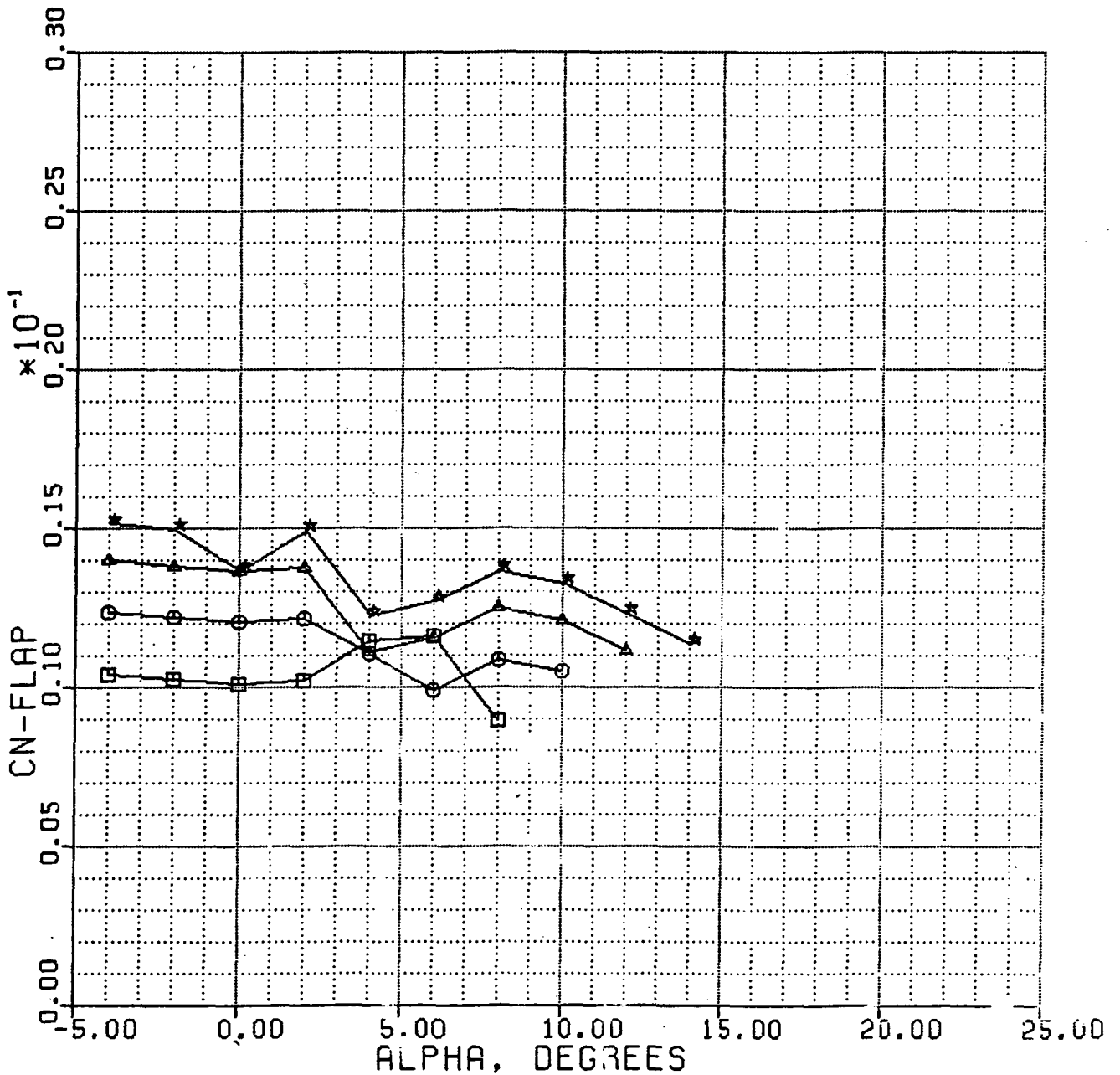


Figure 42(e)

CN-FLAP VS ALPHA

7-28-83 X-29A M# = 1.5 NORMAL MODE

XCG = 451.0 WT = 15K ALPHA TRIM

- ALT = 30K ALP: -4 TO 8
- ALT = 40K ALP: -4 TO 10
- ▲ ALT = 50K ALP: -4 TO 12

ORIGINAL PAGE IS
OF POOR QUALITY

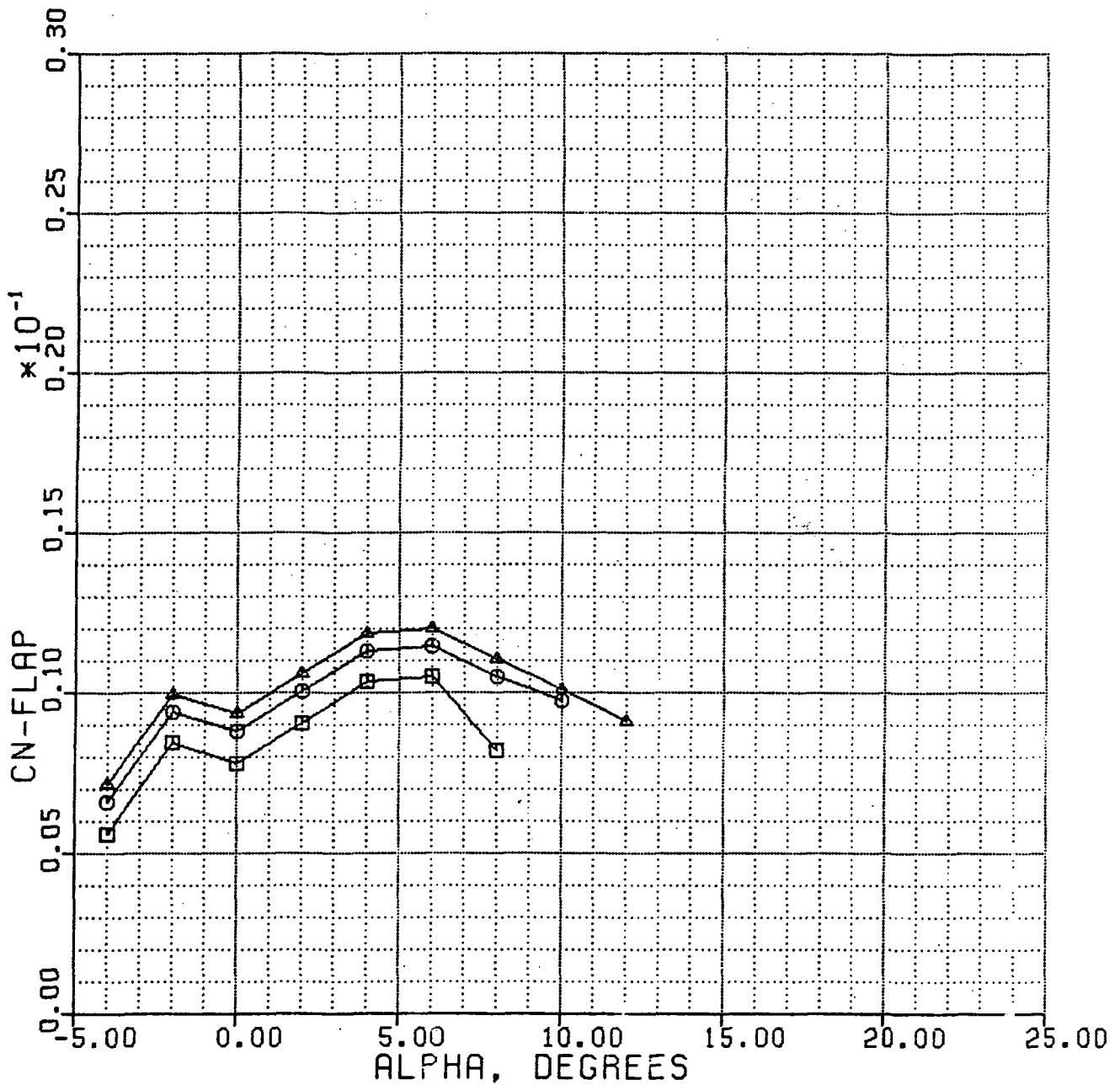


Figure 42(f)

CL-STRAKE VS MACH

7-6-83 X-29A 1-G TRIM NORMAL MODE
 XCG = 451.0 WT = 15K

- — □ ALT = 5.L. M# = .2 TO 1.05
- — ○ ALT = 10K M# = .2 TO 1.2
- ▲ — ▲ ALT = 20K M# = .3 TO 1.4

ORIGINAL PAGE 13
 OF POOR QUALITY

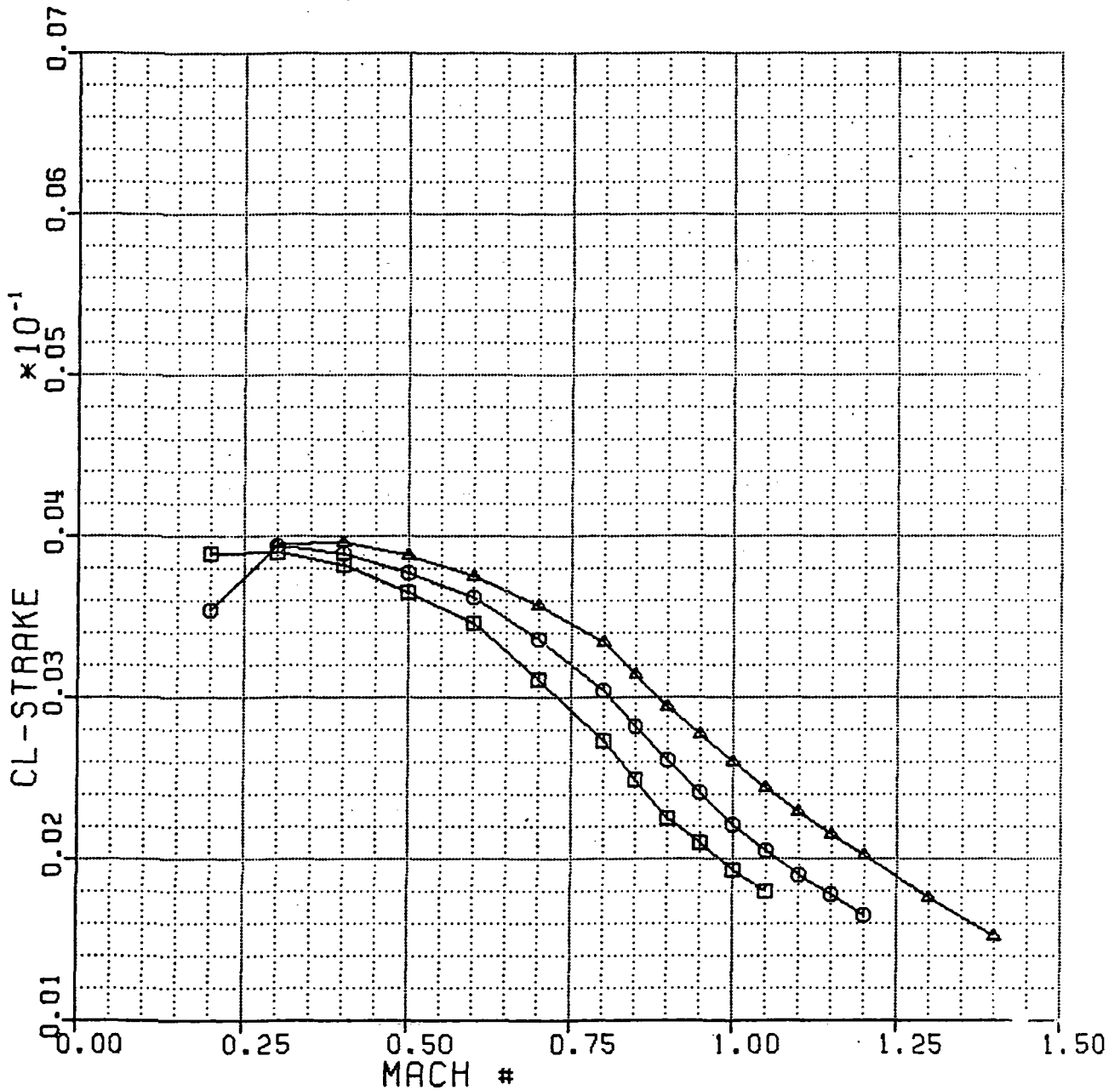


Figure 43(a)

CL-STRAKE VS MACH #
 7-7-83 X-29A 1-G TRIM NORMAL MODE
 XCG = 451.0 WT = 15K

- ALT = 30K M# = .3 TO 1.5
- ALT = 40K M# = .6 TO 1.5
- ▲ ALT = 50K M# = .6 TO 1.5

ORIGINAL PAGE IS
 OF POOR QUALITY

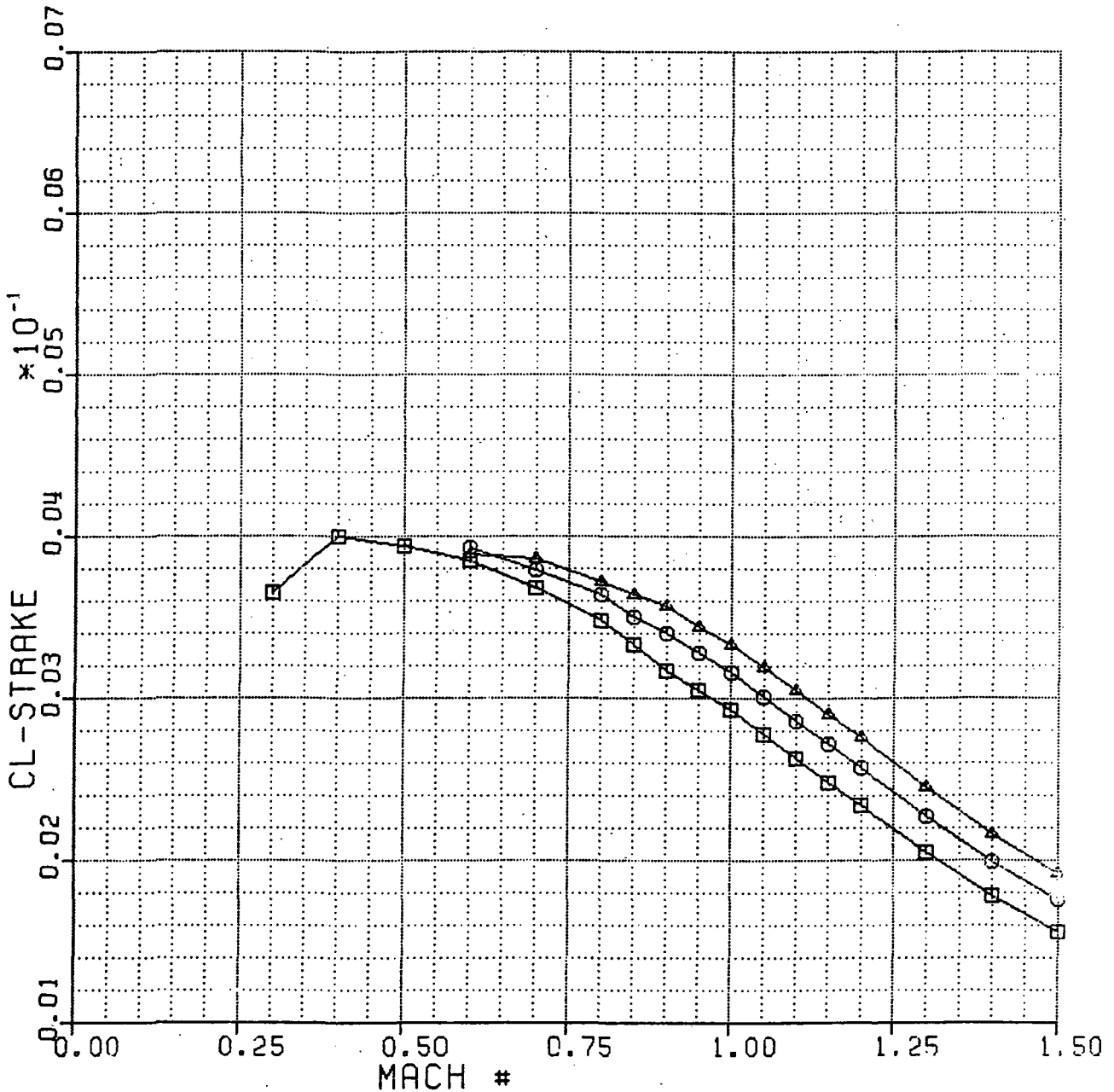


Figure 43(b)

CL-STRAKE VS ALPHA

6-16-83 X-29A M# = 0.4 NORMAL MODE

XCG = 451.0 WT = 15K ALPHA TRIM

□ ALT = S.L. ALP: -4 TO 22
○ ALT = 10K ALP: -4 TO 22

ORIGINAL PAGE IS
OF POOR QUALITY

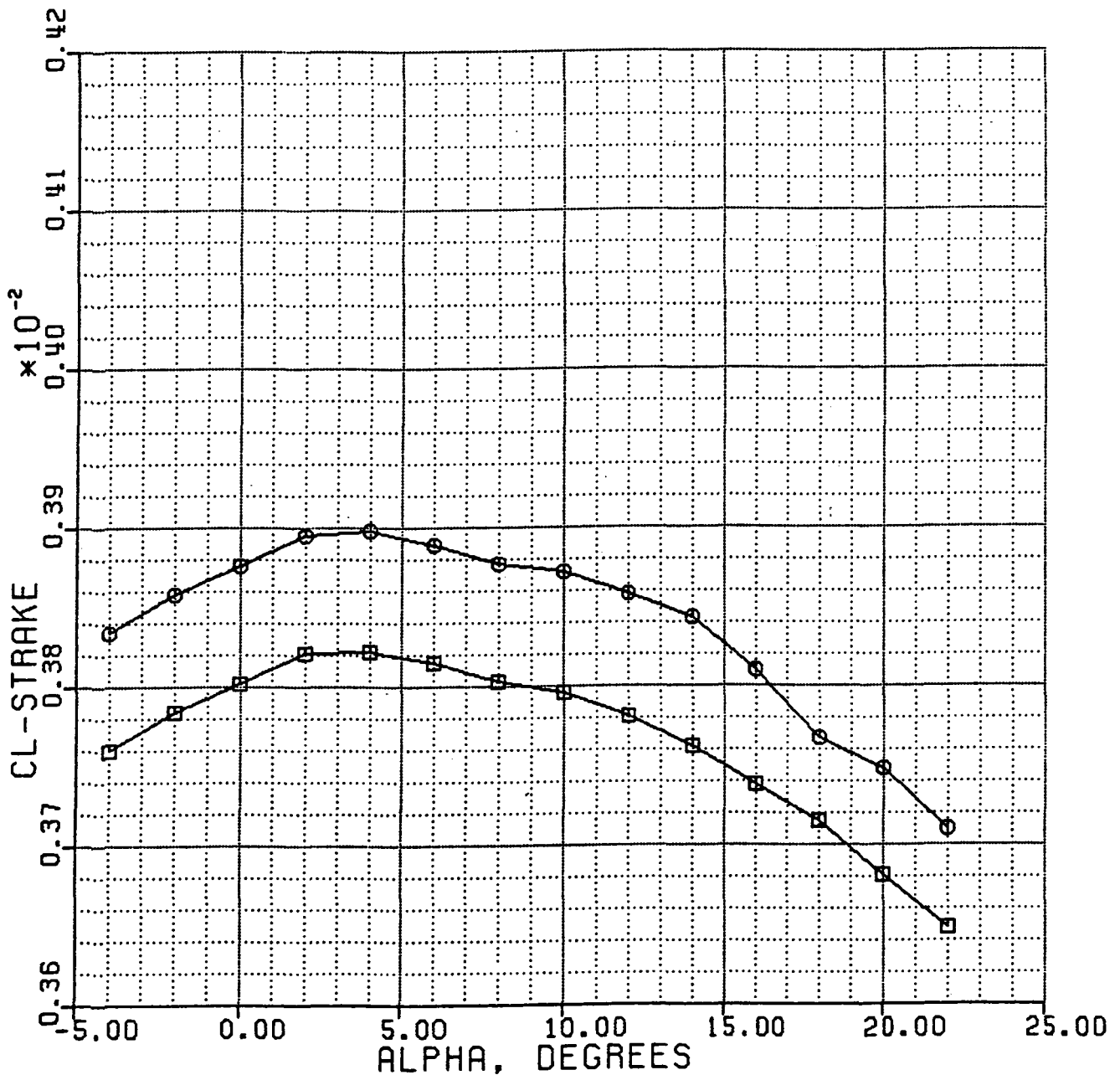


Figure 44(a)

CL-STRAKE VS ALPHA

6-17-83 X-29A M# = 0.6 NORMAL MODE

XCG = 451.0 WT = 15K ALPHA TRIM

□ ALT = 10K ALP: -4 TO 16
○ ALT = 20K ALP: -4 TO 20

ORIGINAL PAGE IS
OF POOR QUALITY

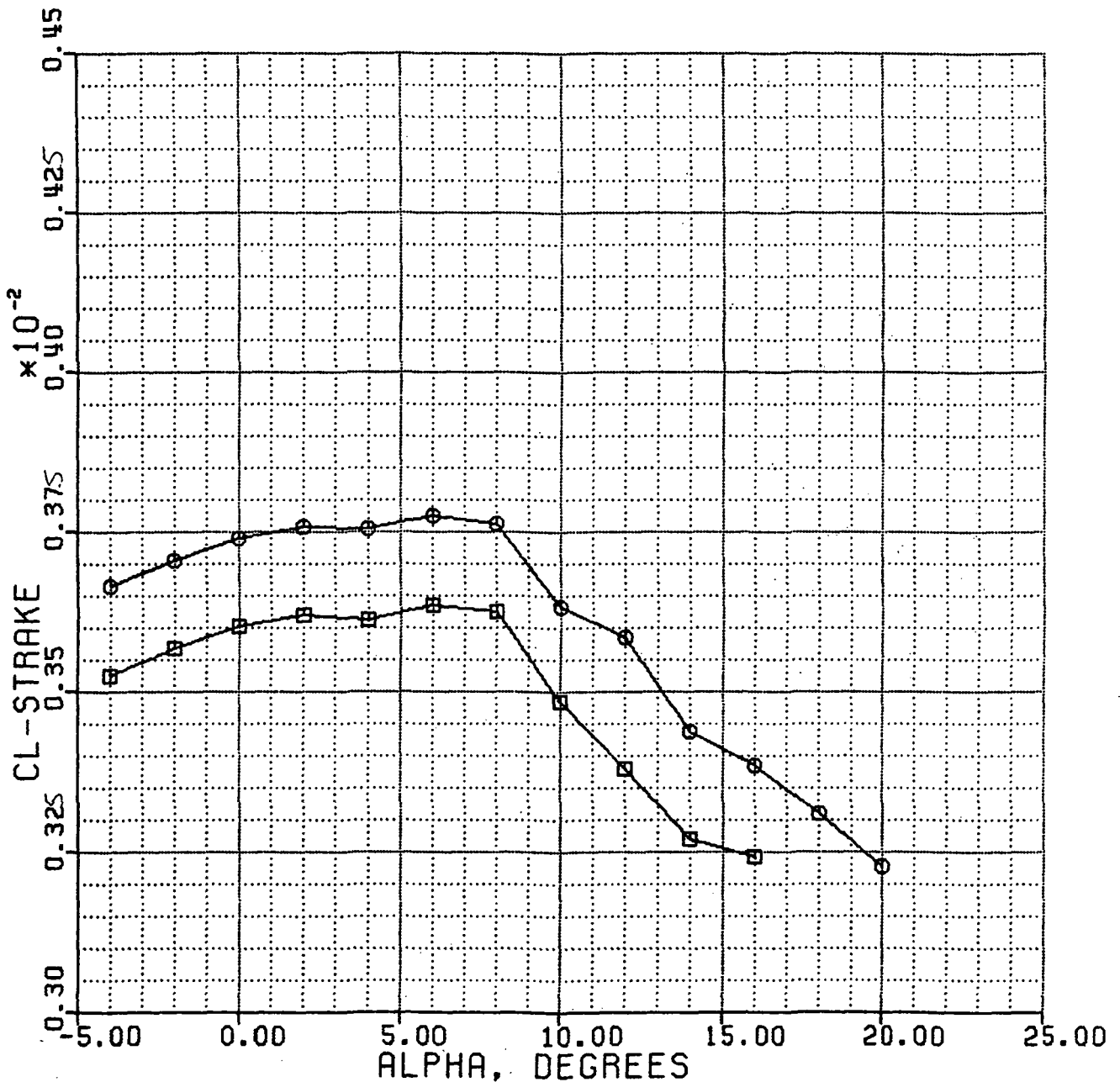


Figure 44(b)

C-3

CL-STRAKE VS ALPHA

6-30-83 X-29A M# = 0.8 NORMAL MODE

XCG = 451.0 WT = 15K ALPHA TRIM

- | | | | | |
|---|---|---|-----------|---------------|
| □ | — | □ | ALT = 10K | ALP: 0 TO 10 |
| ○ | — | ○ | ALT = 20K | ALP: -4 TO 12 |
| ▲ | — | ▲ | ALT = 30K | ALP: -4 TO 14 |
| ★ | — | ★ | ALT = 40K | ALP: -4 TO 18 |
| × | — | × | ALT = 50K | ALP: -4 TO 22 |

ORIGINAL PAGE 19
OF POOR QUALITY

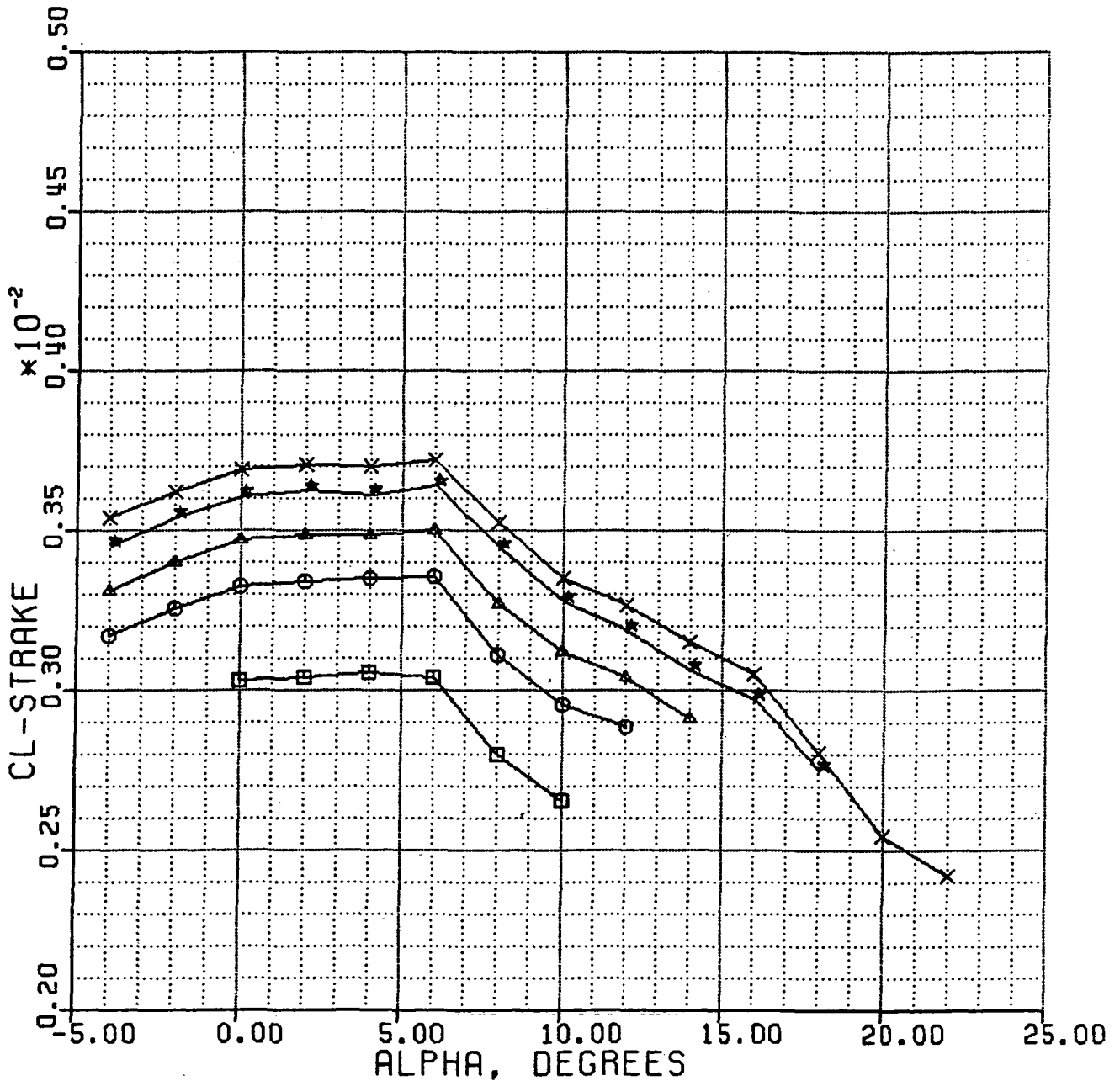


Figure 44(c)

CL-STRAKE VS ALPHA

7-1-83 X-29A M# = 0.9 NORMAL MODE

XCG = 451.0 WT = 15K ALPHA TRIM

- ALT = 20K ALP: 0 TO 10
- ALT = 30K ALP: -2 TO 12
- ▲ ALT = 40K ALP: -4 TO 14
- ★ ALT = 50K ALP: -4 TO 18

ORIGINAL PAGE IS
OF POOR QUALITY

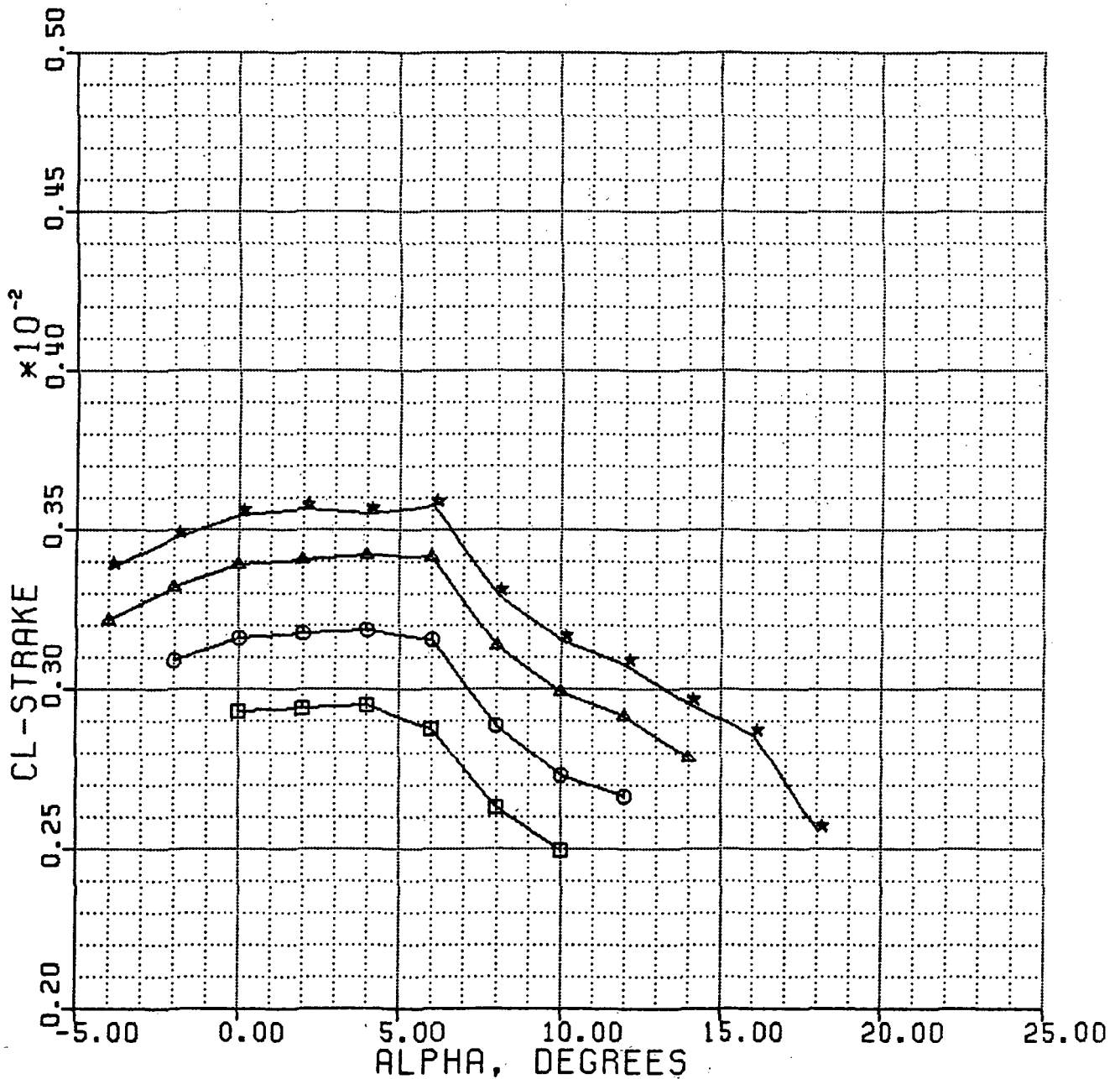


Figure 44(d)

CL-STRAKE VS ALPHA

7-1-83 X-29A M# = 1.2 NORMAL MODE

XCG = 451.0 WT = 15K ALPHA TRIM

- ALT = 20K ALP: -4 TO 8
- ALT = 30K ALP: -4 TO 10
- ▲ ALT = 40K ALP: -4 TO 12
- ★ ALT = 50K ALP: -4 TO 14

ORIGINAL PAGE 19
OF POOR QUALITY

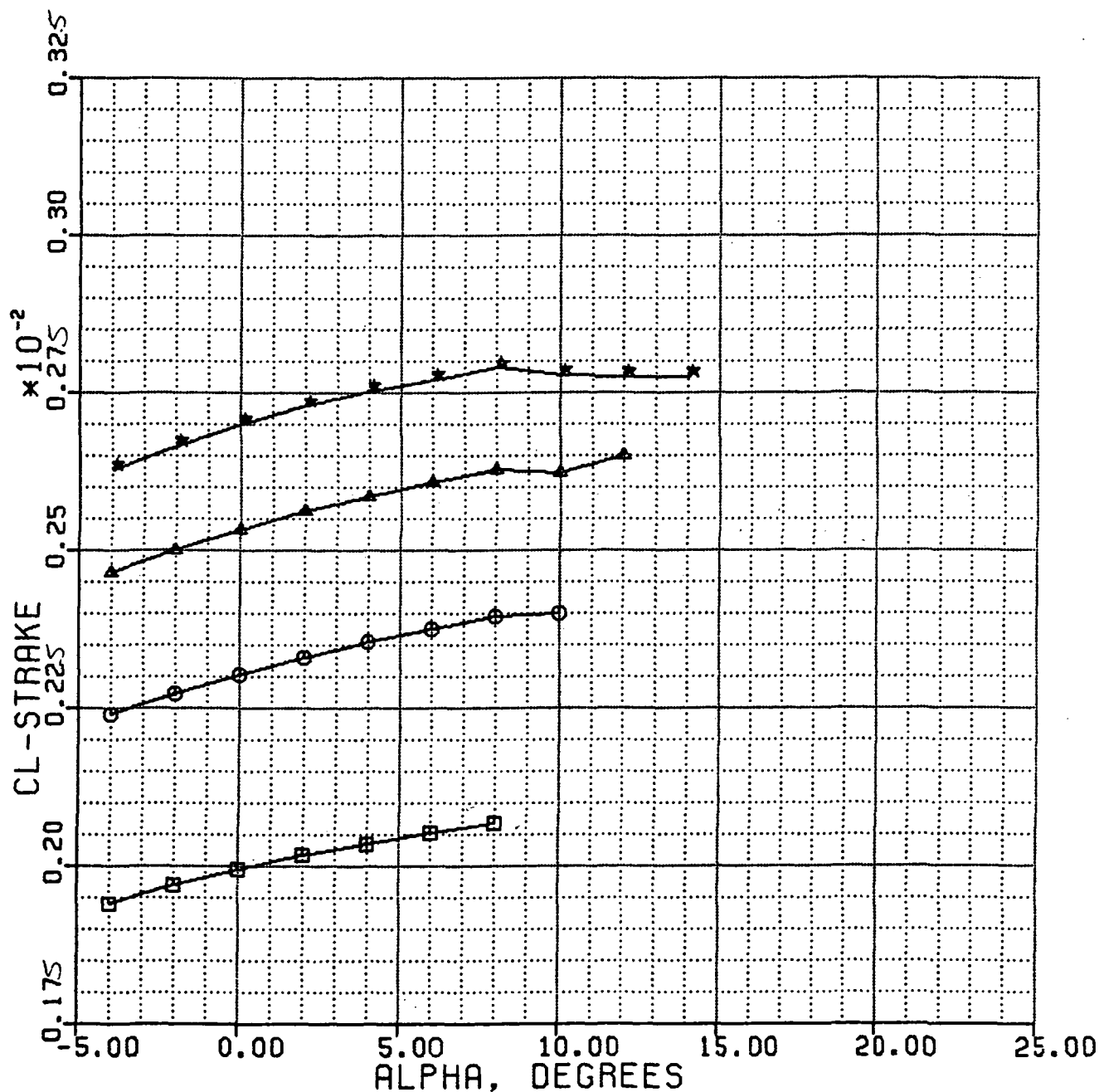


Figure 44(e)

CL-STRAKE VS ALPHA

7-1-83 X-29A M# = 1.5 NORMAL MODE

XCG = 451.0 WT = 15K ALPHA TRIM

□ ALT = 30K ALP: -4 TO 8
○ ALT = 40K ALP: -4 TO 10
▲ ALT = 50K ALP: -4 TO 12

ORIGINAL PAGE IS
OF POOR QUALITY

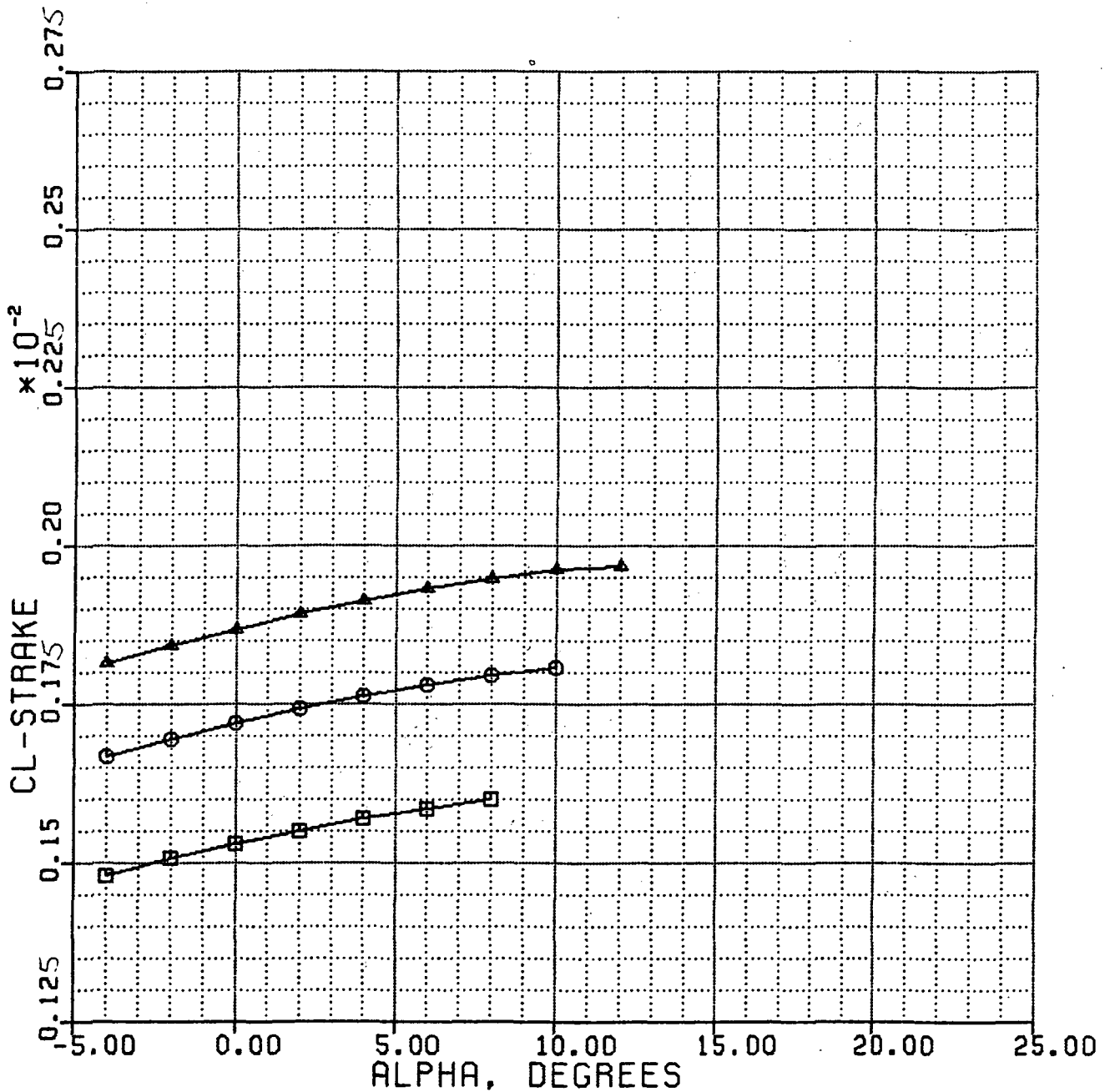


Figure 44(f)

CD-STRAKE VS MACH #
 7-6-83 X-29A 1-G TRIM NORMAL MODE
 XCG = 451.0 WT = 15K

- ALT = S.L. M# = .2 TO 1.05
- ALT = 10K M# = .2 TO 1.2
- ▲ ALT = 20K M# = .3 TO 1.4

ORIGINAL PAGE IS
 OF POOR QUALITY

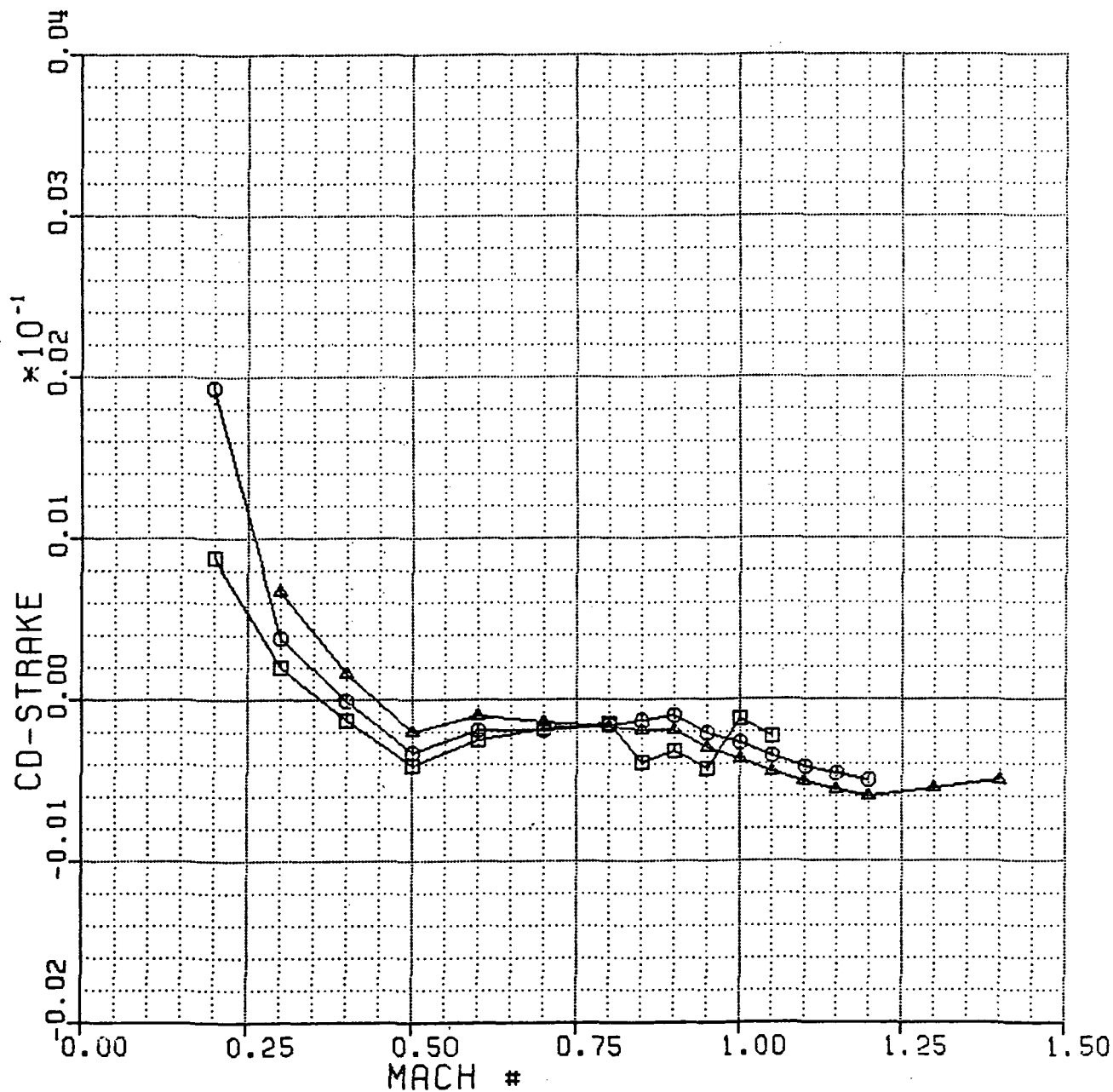


Figure 45(a)

CD-STRAKE VS MACH #
 7-7-83 X-29A 1-G TRIM NORMAL MODE
 XCG = 451.0 WT = 15K

- — □ ALT = 30K M# = .3 TO 1.5
- — ○ ALT = 40K M# = .6 TO 1.5
- ▲ — ▲ ALT = 50K M# = .6 TO 1.5

ORIGINAL PAGE IS
 OF POOR QUALITY

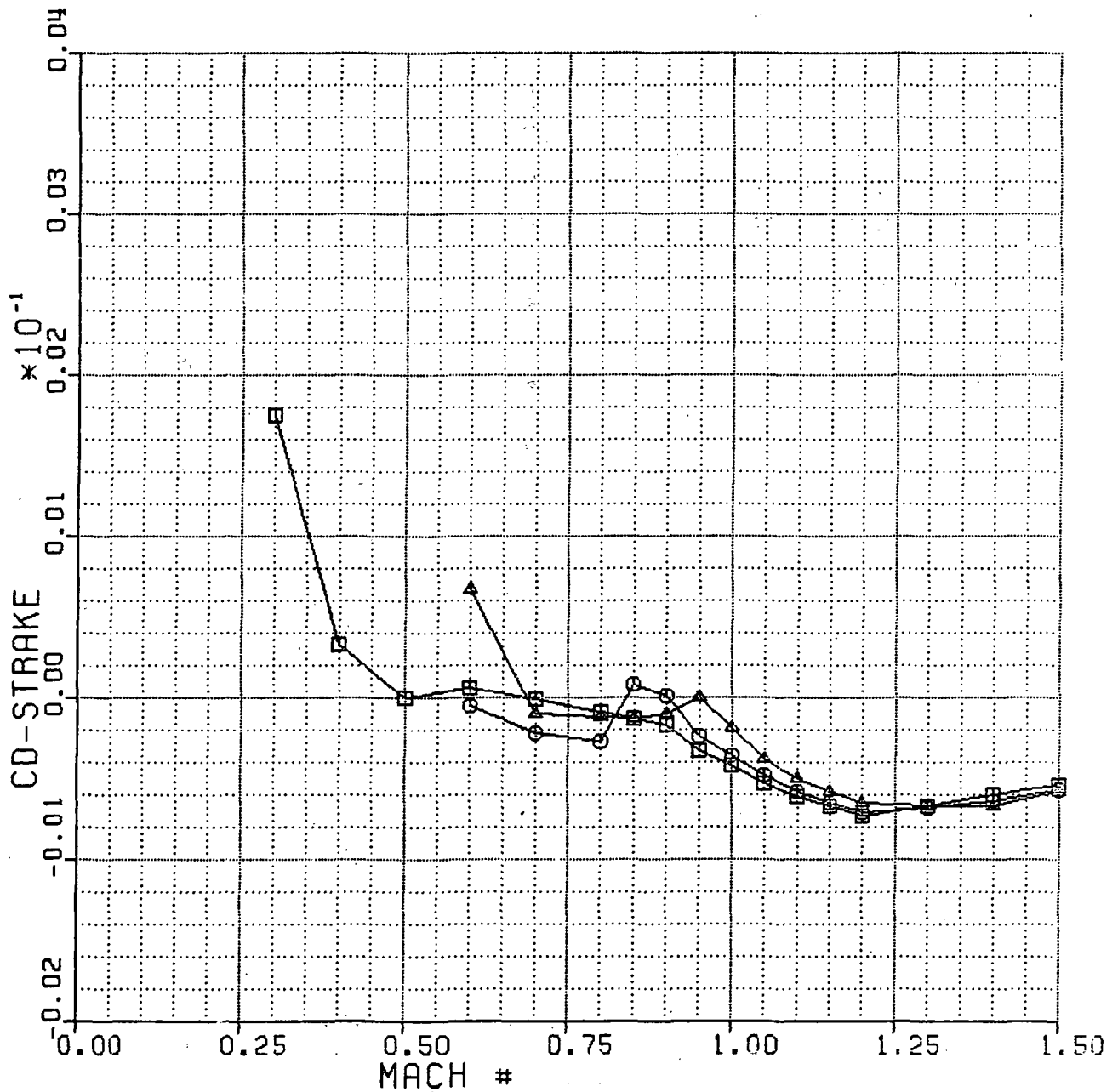


Figure 45(b)

CD-STRAKE VS ALPHA

6-16-83 X-29A M# = 0.4 NORMAL MODE

XCG = 451.0 WT = 15K ALPHA TRIM

□—□ ALT = S.L. ALP: -4 TO 22
○—○ ALT = 10K ALP: -4 TO 22

278150
2009 50

ORIGINAL PAGE IS
OF POOR QUALITY

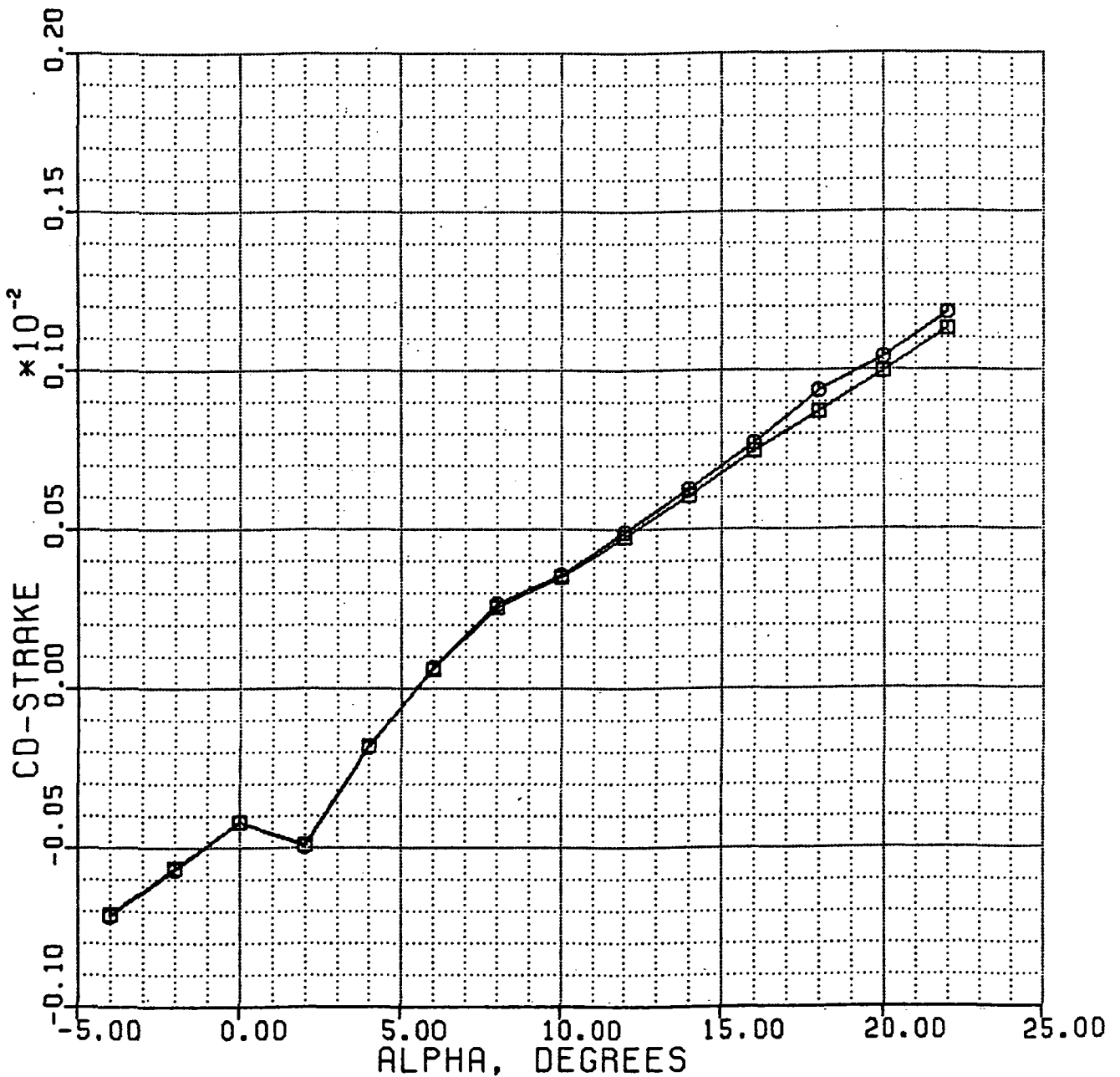


Figure 46(a)

CD-STRAKE VS ALPHA

6-17-83 X-29A M# = 0.6 NORMAL MODE

XCG = 451.0 WT = 15K ALPHA TRIM

□ — □ ALT = 10K ALP: -4 TO 16
○ — ○ ALT = 20K ALP: -4 TO 20

ORIGINAL PAGE IS
OF POOR QUALITY

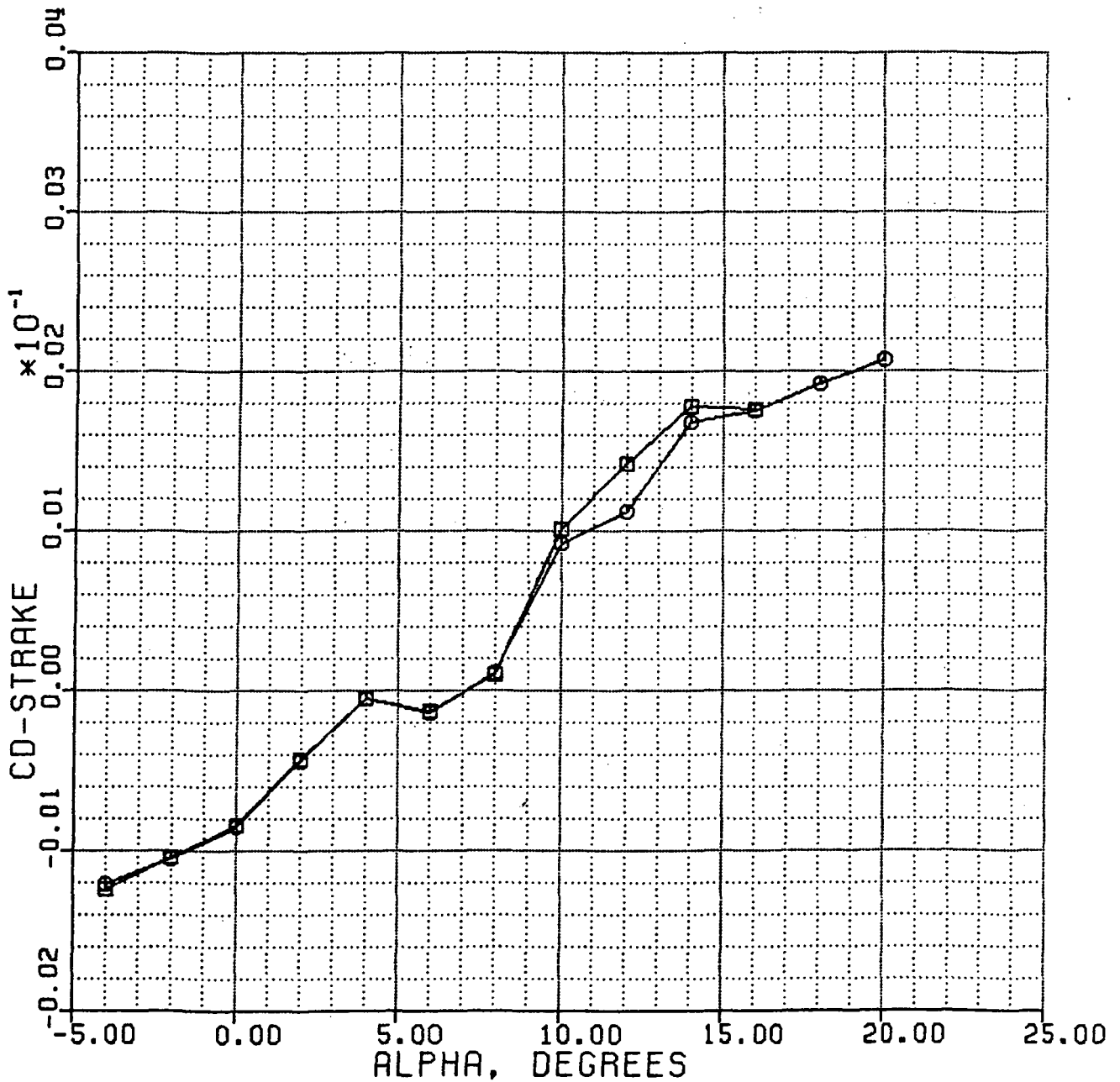


Figure 46(b)

CD-STRAKE VS ALPHA

6-30-83 X-29A M# = 0.8 NORMAL MODE

XCG = 451.0 WT = 15K ALPHA TRIM

- | | | | | |
|---|---|---|-----------|---------------|
| □ | — | □ | ALT = 10K | ALP: 0 TO 10 |
| ○ | — | ○ | ALT = 20K | ALP: -4 TO 12 |
| △ | — | △ | ALT = 30K | ALP: -4 TO 14 |
| ★ | — | ★ | ALT = 40K | ALP: -4 TO 18 |
| × | — | × | ALT = 50K | ALP: -4 TO 22 |

ORIGINAL PAGE IS
OF POOR QUALITY

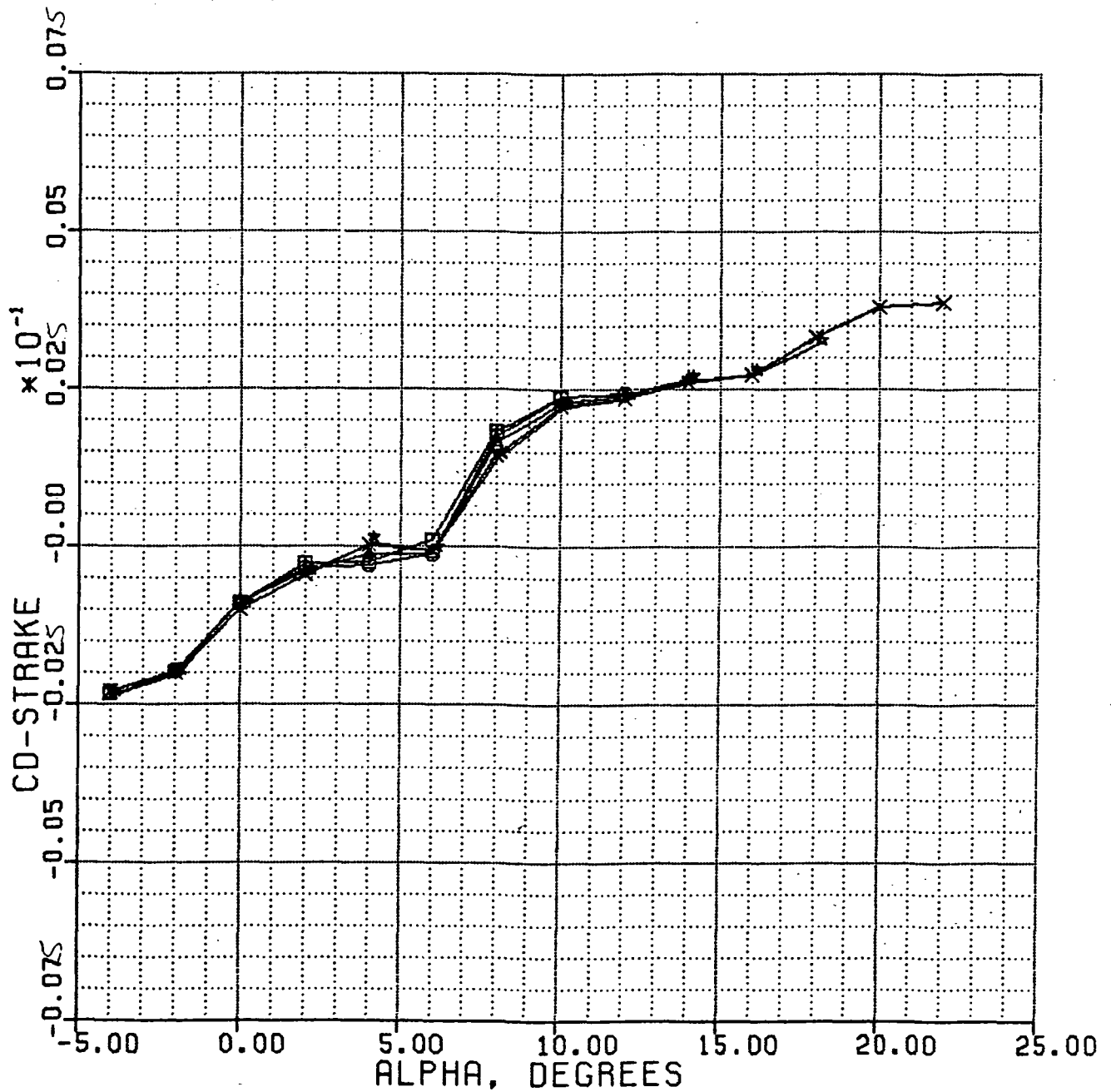


Figure 46(c)

CD-STRAKE VS ALPHA

7-1-83 X-29A M# = 0.9 NORMAL MODE

XCG = 451.0 WT = 15K ALPHA TRIM

- ALT = 20K ALP: 0 TO 10
- ALT = 30K ALP: -2 TO 12
- △ ALT = 40K ALP: -4 TO 14
- ★ ALT = 50K ALP: -4 TO 18

ORIGINAL PAGE IS
OF POOR QUALITY

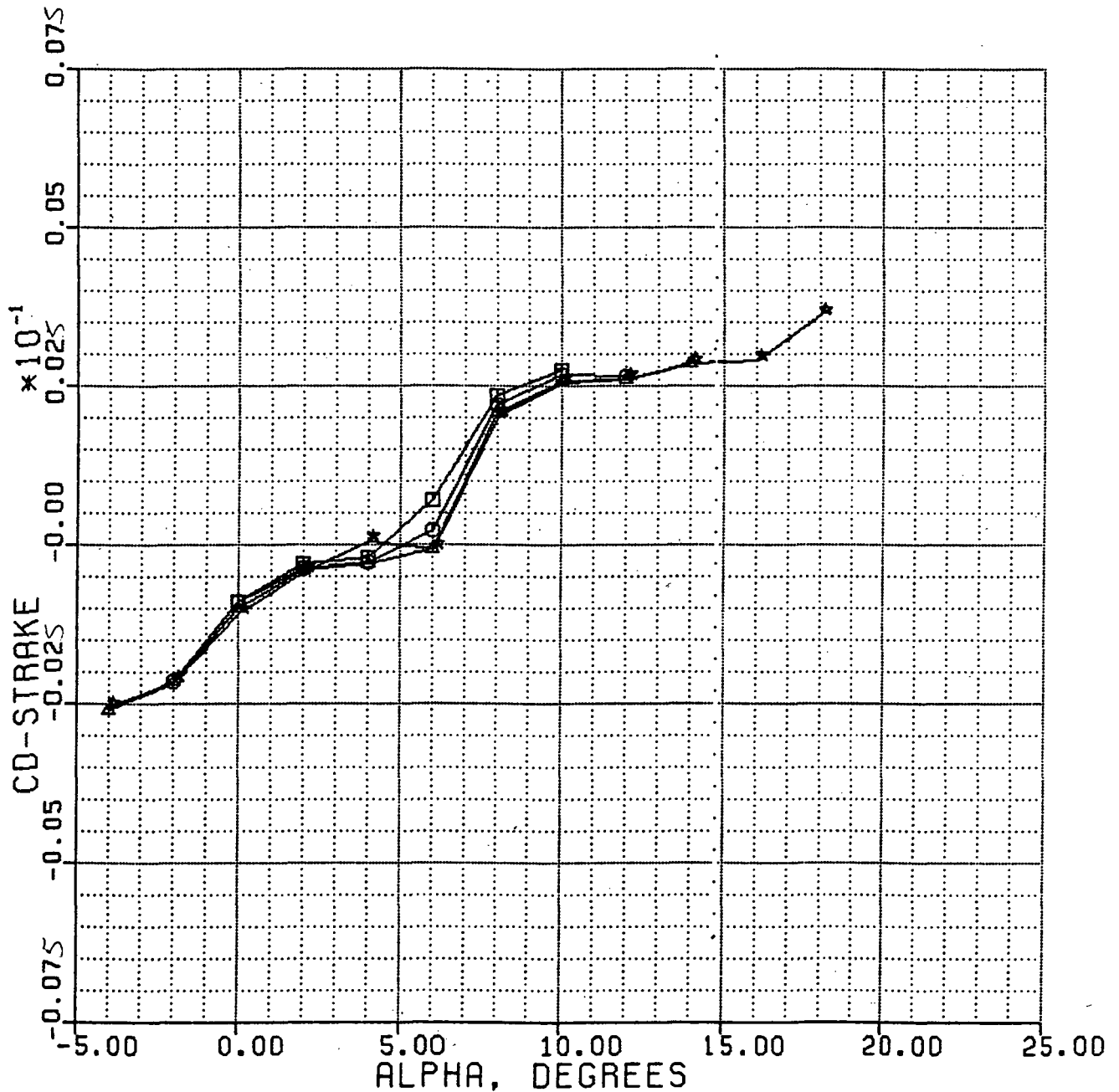


Figure 46(d)

CD-STRAKE VS ALPHA
 7-1-83 X-29A M# = 1.2 NORMAL MODE
 XCG = 451.0 WT = 15K ALPHA TRIM

□	—	□	ALT = 20K	ALP: -4 TO 8
○	—	○	ALT = 30K	ALP: -4 TO 10
△	—	△	ALT = 40K	ALP: -4 TO 12
★	—	★	ALT = 50K	ALP: -4 TO 14

ORIGINAL PAGE IS
 OF POOR QUALITY

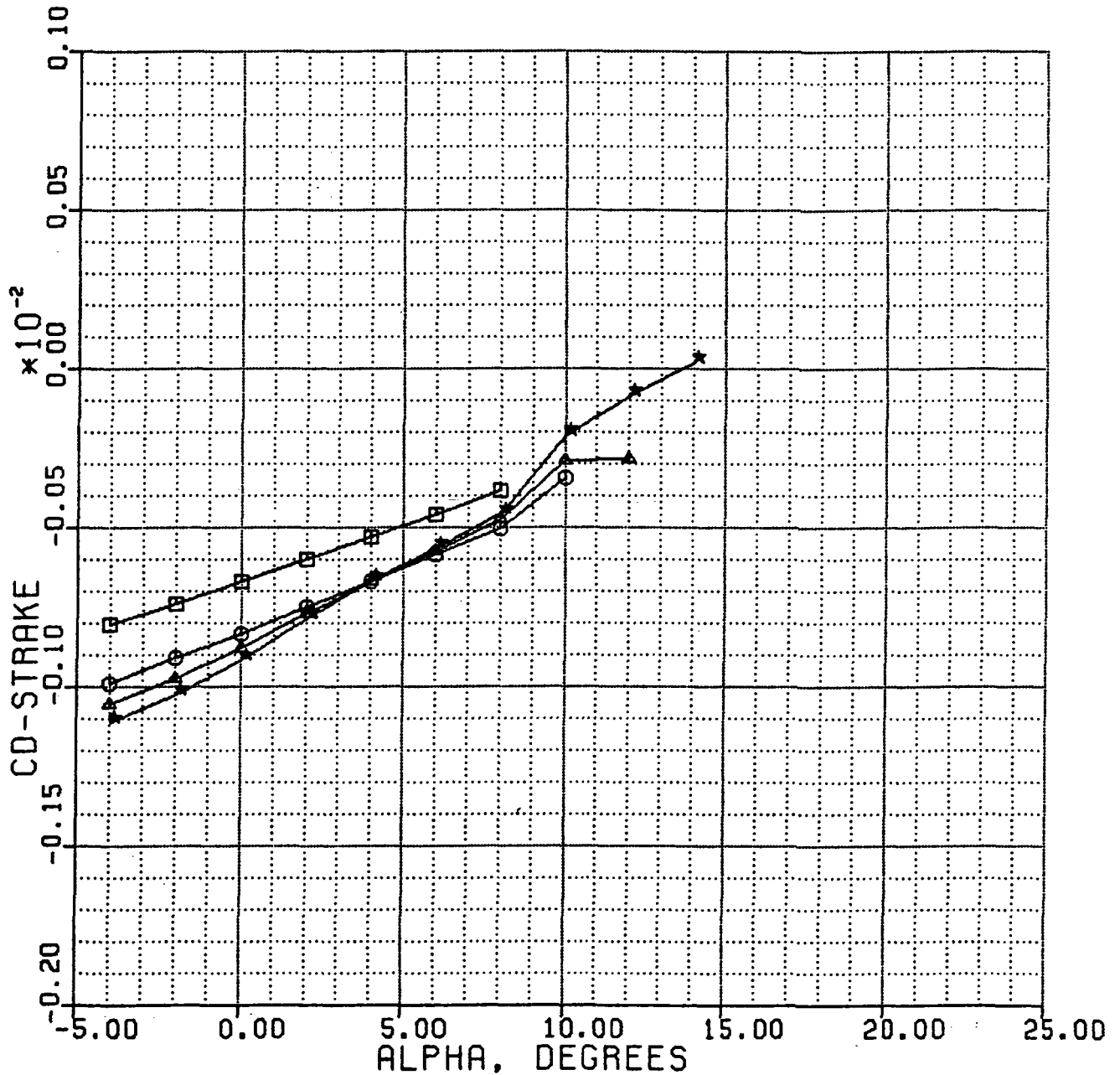


Figure 46(e)

CD-STRAKE VS ALPHA

7-1-83 X-29A M# = 1.5 NORMAL MODE

XCG = 451.0 WT = 15K ALPHA TRIM

- ALT = 30K ALP: -4 TO 8
- ALT = 40K ALP: -4 TO 10
- ▲—▲ ALT = 50K ALP: -4 TO 12

ORIGINAL PAGE IS
OF POOR QUALITY

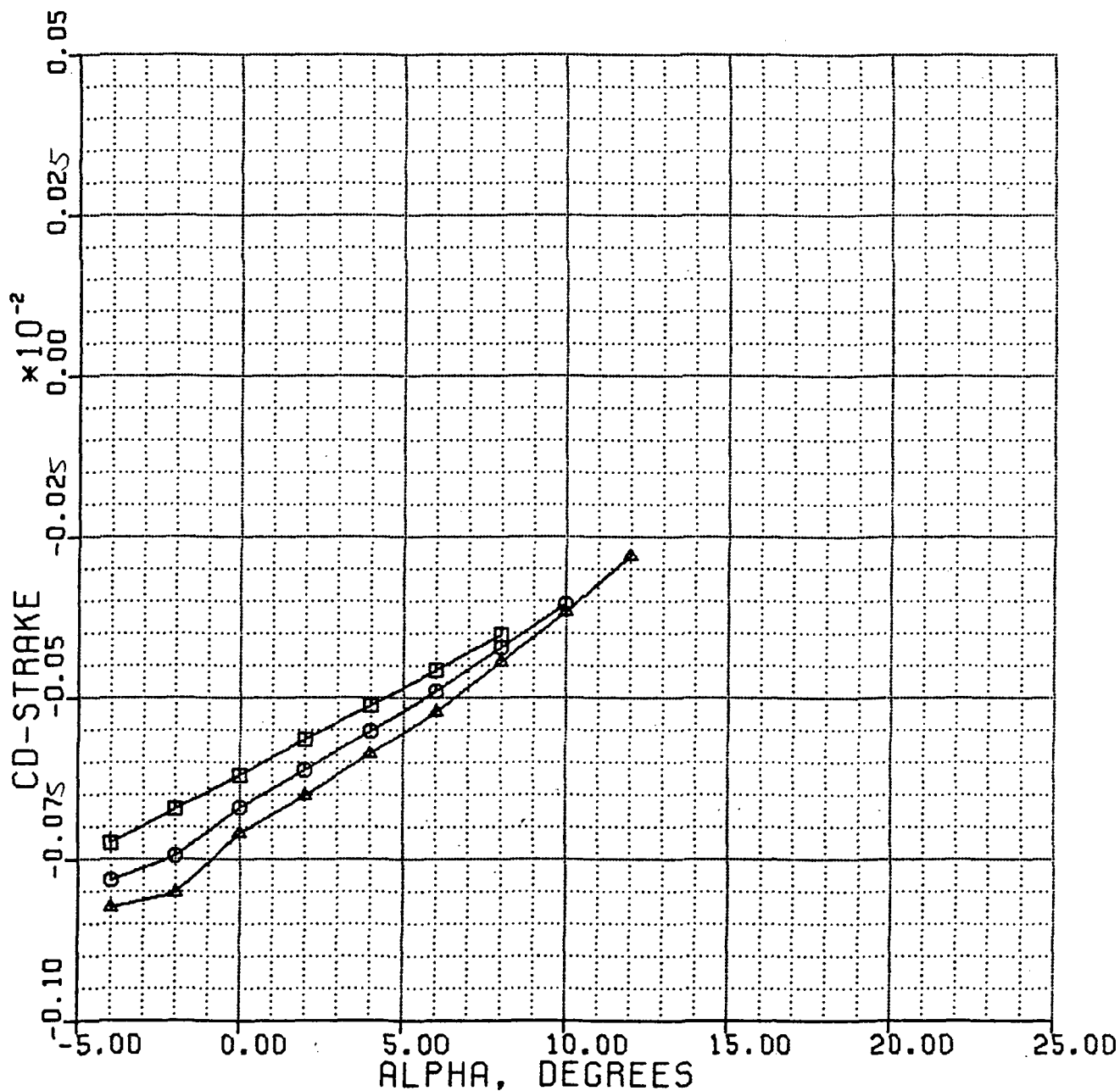


Figure 46(f)

CM-STRAKE VS MACH #
 7-6-83 X-29A 1-G TRIM NORMAL MODE
 XCG = 451.0 WT = 15K

- ALT = S.L. M# = .2 TO 1.05
- ALT = 10K M# = .2 TO 1.2
- ▲—▲ ALT = 20K M# = .3 TO 1.4

ORIGINAL PAGE IS
 OF POOR QUALITY

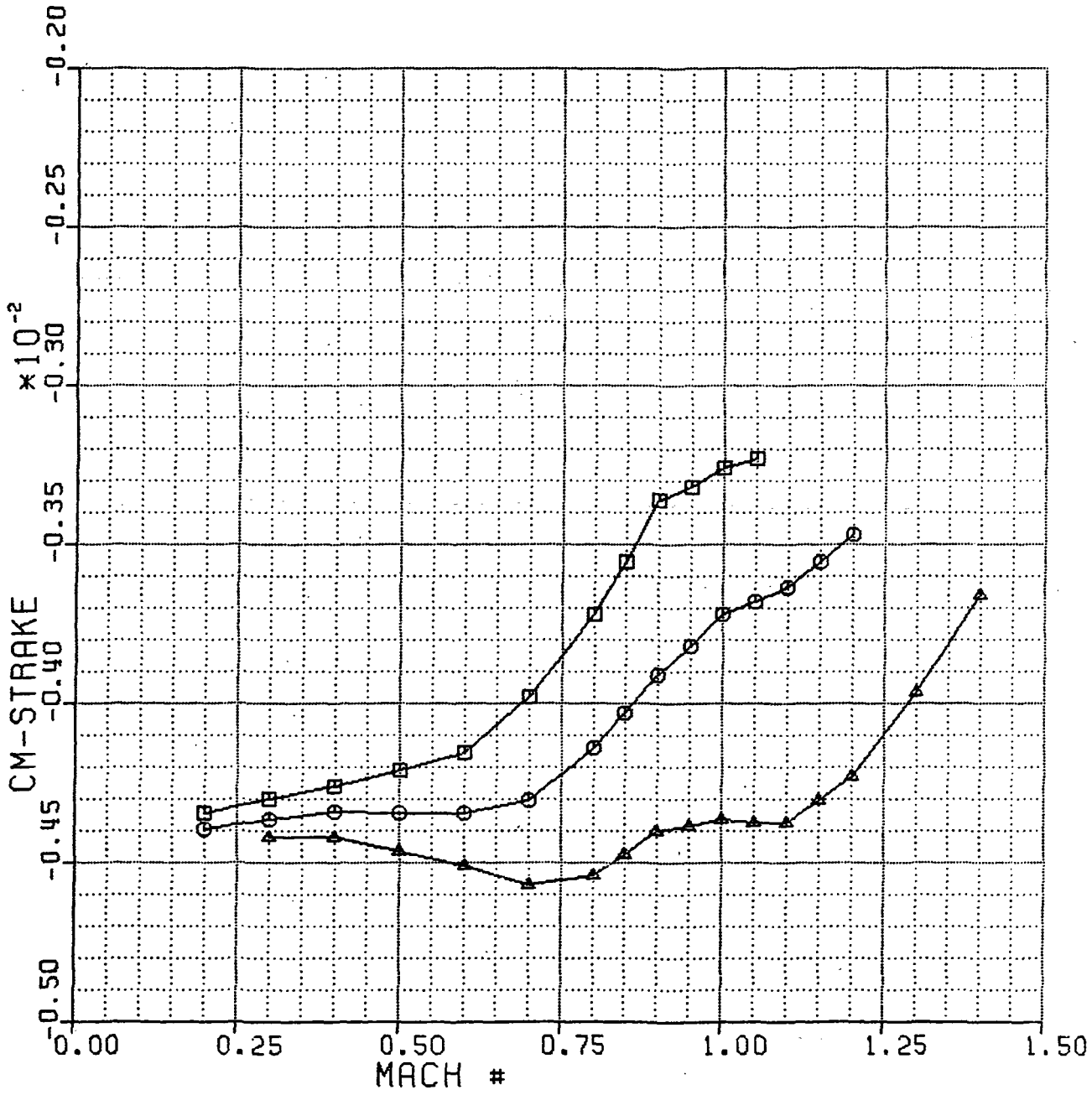


Figure 47(a)

CM-STRAKE VS MACH #
 7-7-83 X-29A 1-G TRIM NORMAL MODE
 XCG = 451.0 WT = 15K

ALT = 30K M# = .3 TO 1.5

 ALT = 40K M# = .6 TO 1.5

 ALT = 50K M# = .6 TO 1.5

ORIGINAL PAGE IS
 OF POOR QUALITY

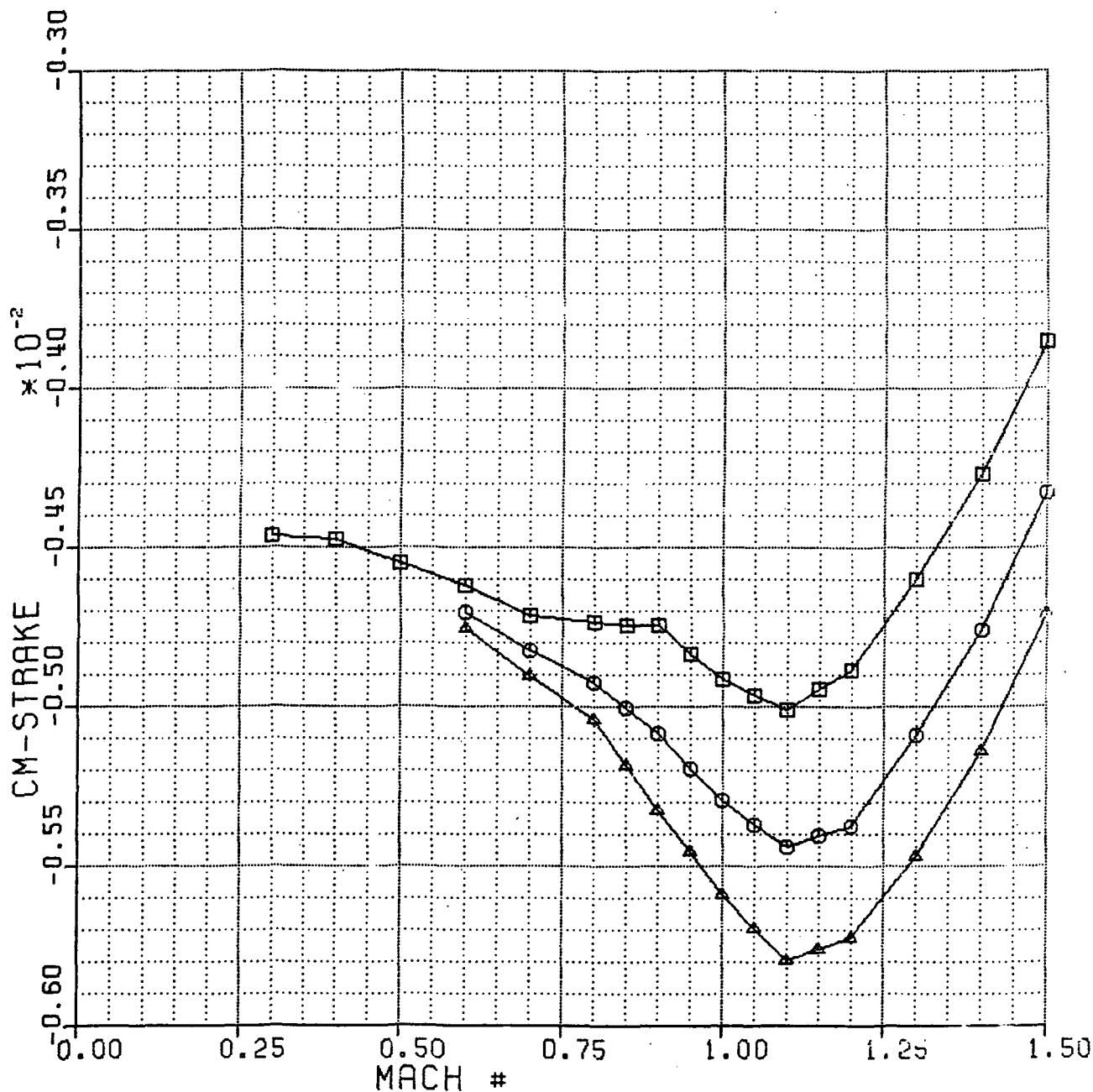


Figure 47(b)

CM-STRAKE VS ALPHA

7-26-83 X-29A M# = 0.4 NORMAL MODE

XCG = 451.0 WT = 15K ALPHA TRIM

□ ALT = S.L. ALP: -4 TO 22
○ ALT = 10K ALP: -4 TO 22

ORIGINAL PAGE IS
OF POOR QUALITY

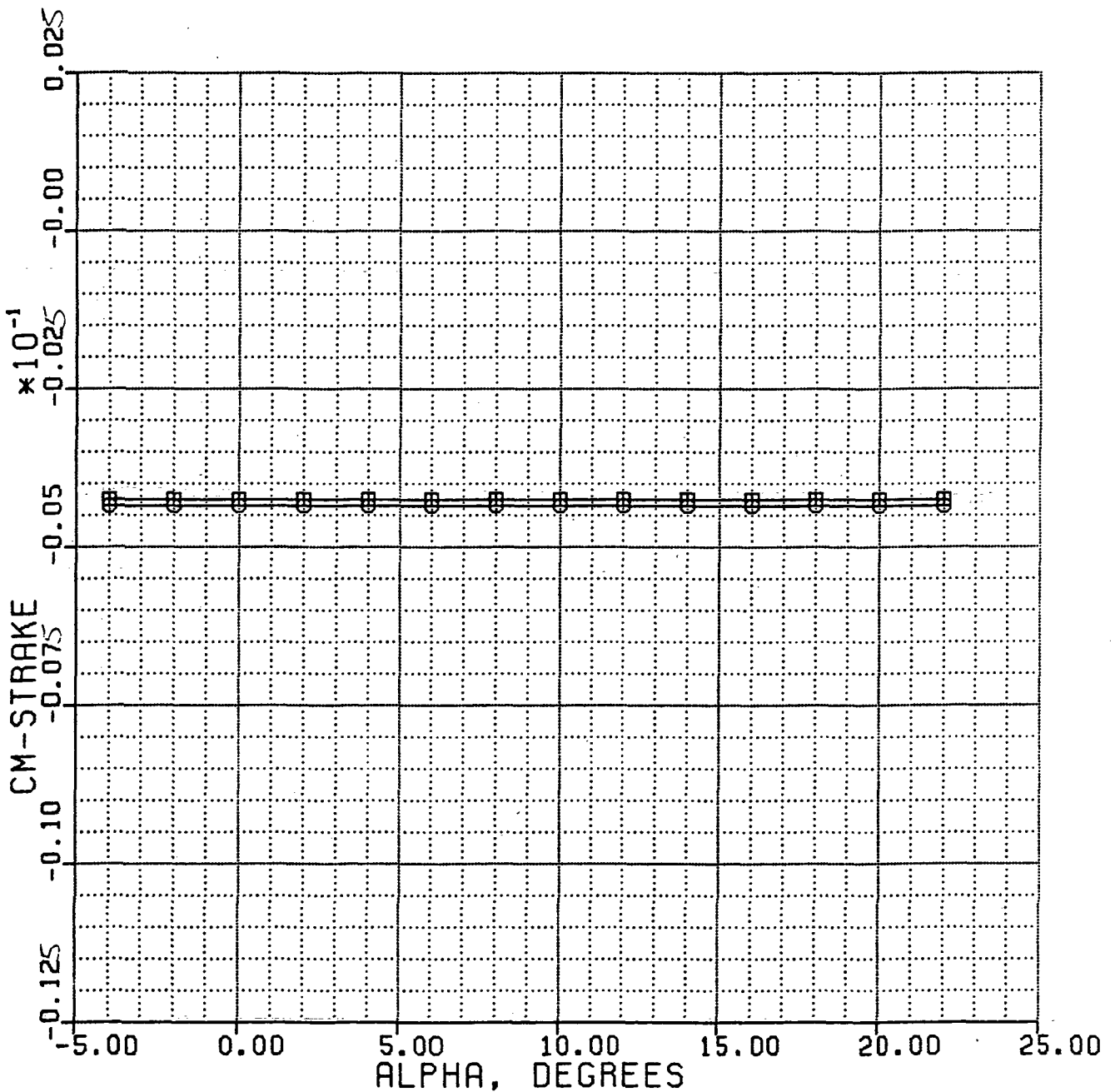


Figure 48(a)

CM-STRAKE VS ALPHA

7-26-83 X-29A M# = 0.6 NORMAL MODE

XCG = 451.0 WT = 15K ALPHA TRIM

□ — □ ALT = 10K ALP: -4 TO 16
○ — ○ ALT = 20K ALP: -4 TO 20

ORIGINAL PAGE IS
OF POOR QUALITY

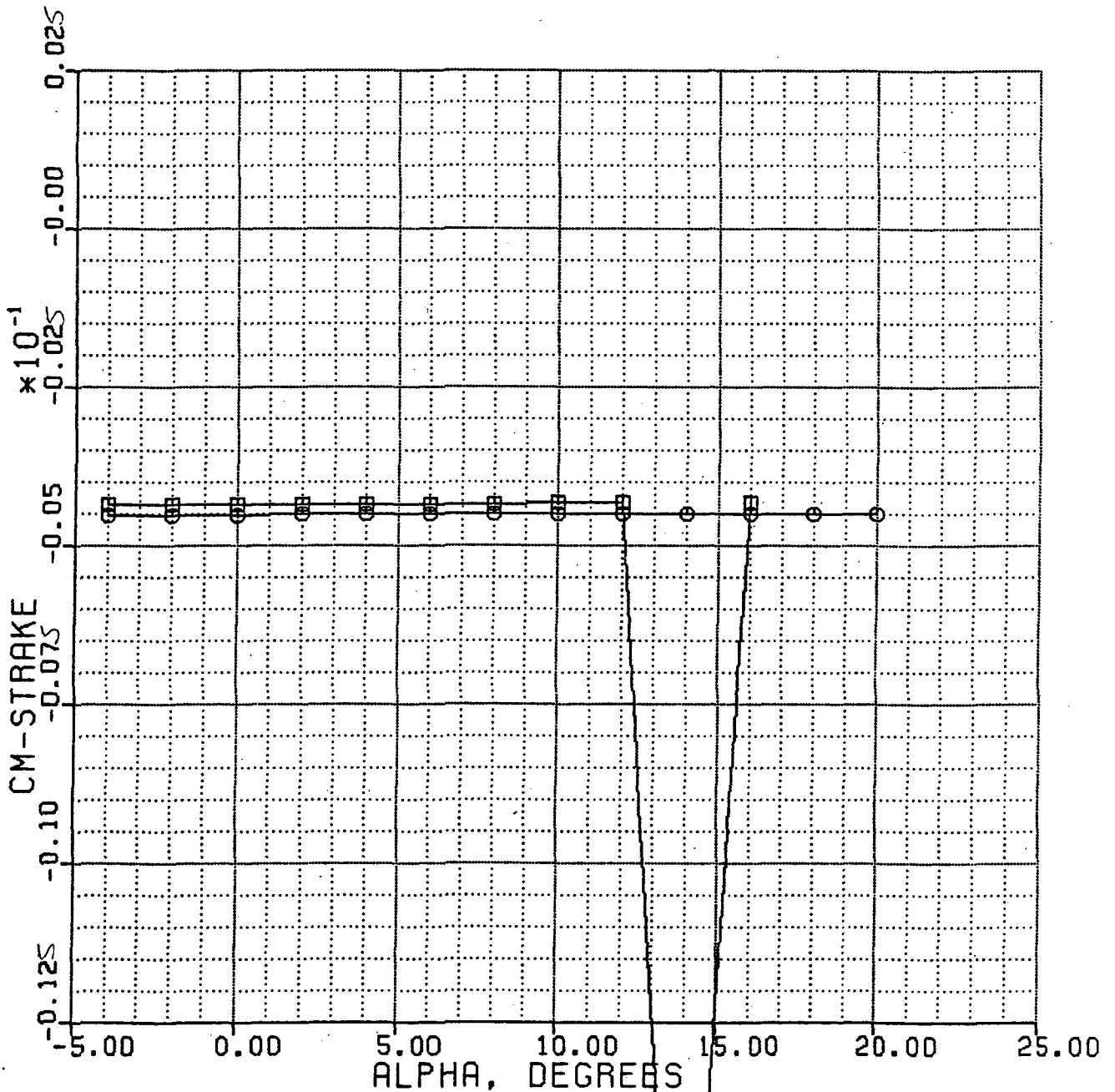


Figure 48(b)

CM-STRAKE VS ALPHA

6-30-83 X-29A M# = 0.8 NORMAL MODE

XCG = 451.0 WT = 15K ALPHA TRIM

- — □ ALT = 10K ALP: 0 TO 10
- — ○ ALT = 20K ALP: -4 TO 12
- ▲ — ▲ ALT = 30K ALP: -4 TO 14
- ★ — ★ ALT = 40K ALP: -4 TO 18
- × — × ALT = 50K ALP: -4 TO 22

ORIGINAL PAGE IS
OF POOR QUALITY

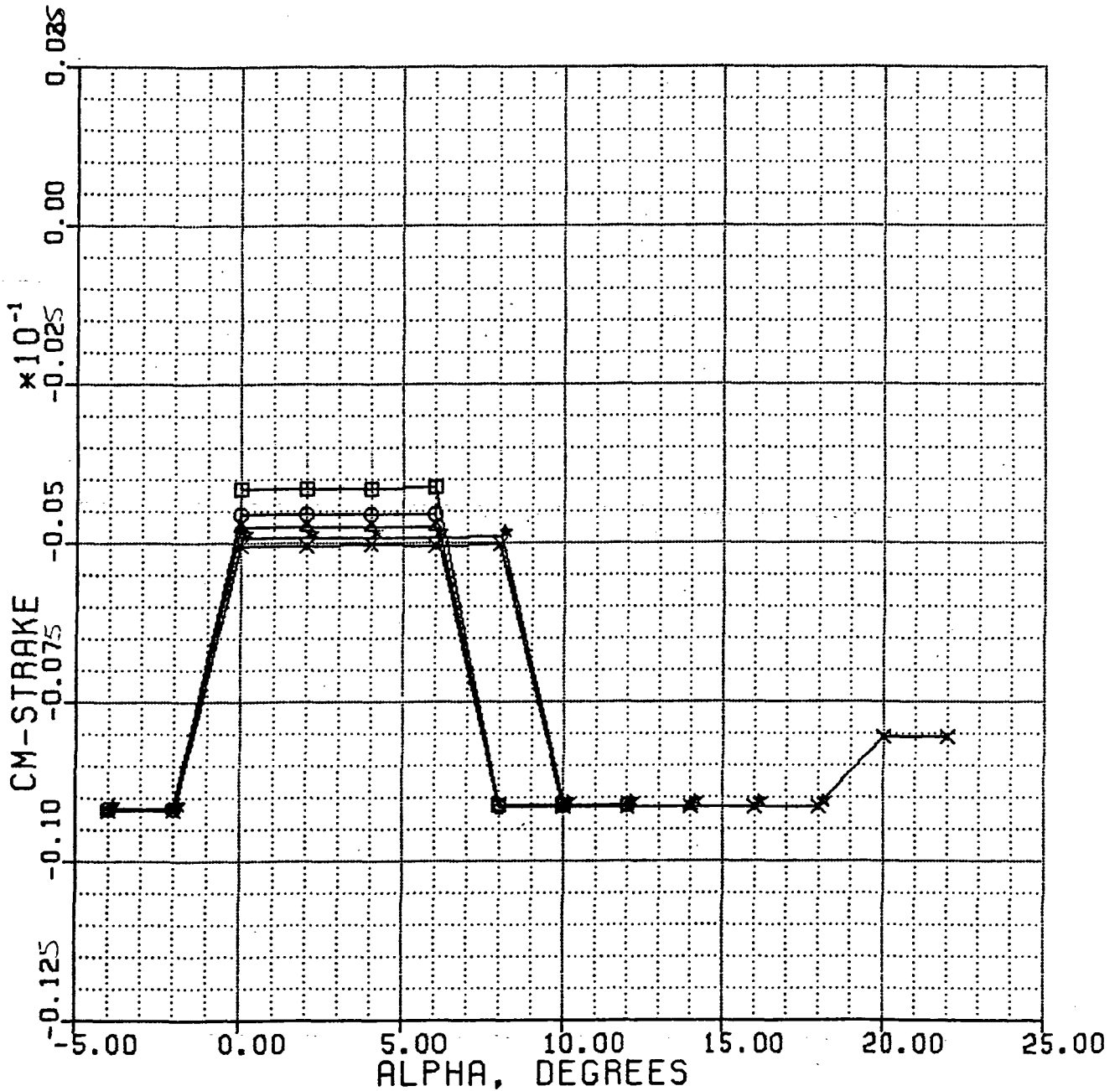


Figure 48(c)

CM-STRAKE VS ALPHA

7-1-83 X-29A M# = 0.9 NORMAL MODE

XCG = 451.0 WT = 15K ALPHA TRIM

- | | | | | |
|---|---|---|-----------|---------------|
| □ | — | □ | ALT = 20K | ALP: 0 TO 10 |
| ○ | — | ○ | ALT = 30K | ALP: -2 TO 12 |
| ▲ | — | ▲ | ALT = 40K | ALP: -4 TO 14 |
| ★ | — | ★ | ALT = 50K | ALP: -4 TO 18 |

ORIGINAL PAGE IS
OF POOR QUALITY

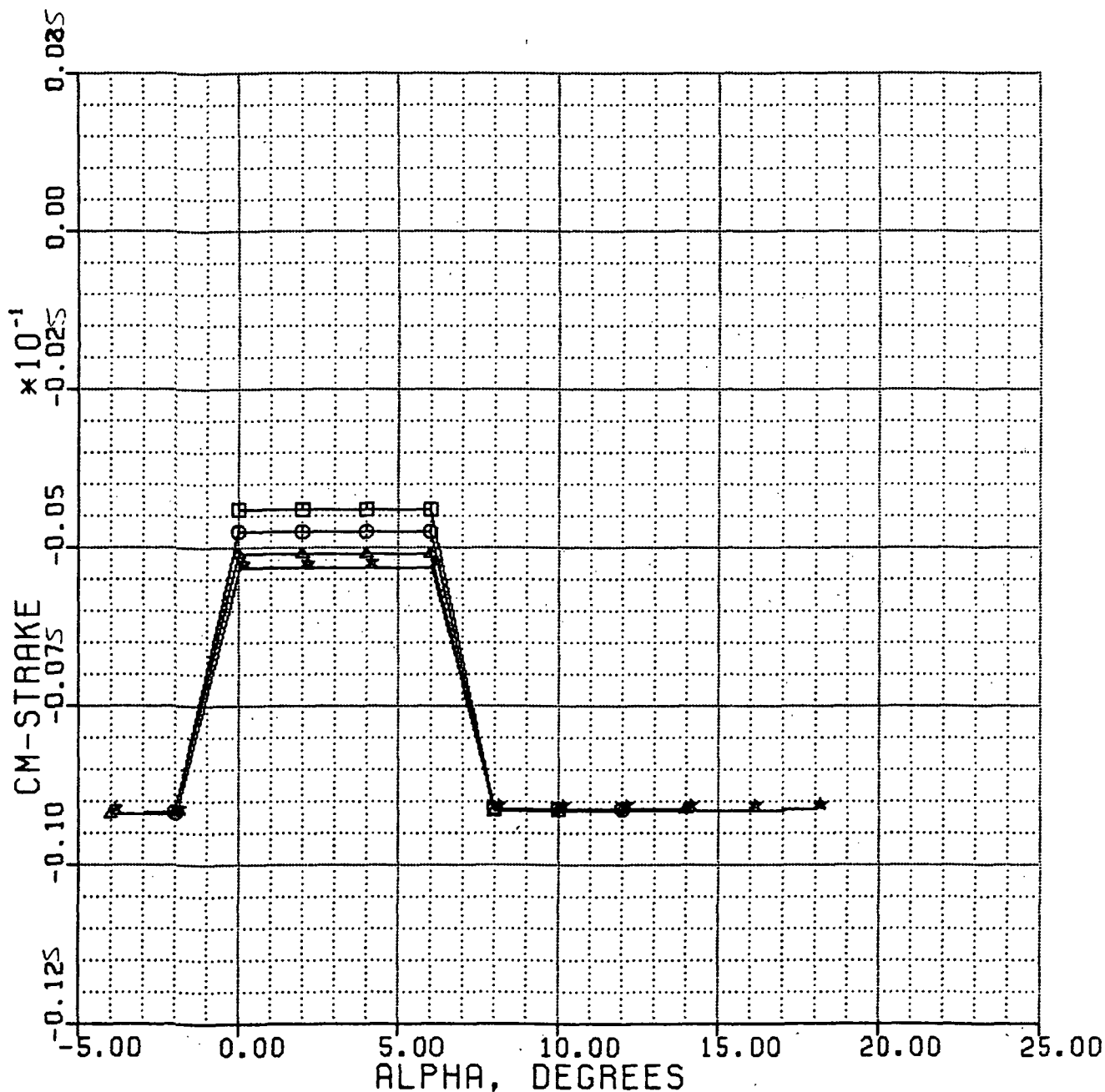


Figure 48(d)

CM-STRAKE VS ALPHA

7-27-83 X-29A M# = 1.2 NORMAL MODE
XCG = 451.0 WT = 15K ALPHA TRIM

- — □ ALT = 20K ALP: -4 TO 8
- — ○ ALT = 30K ALP: -4 TO 10
- ▲ — ▲ ALT = 40K ALP: -4 TO 12
- ★ — ★ ALT = 50K ALP: -4 TO 14

ORIGINAL PAGE IS
OF POOR QUALITY

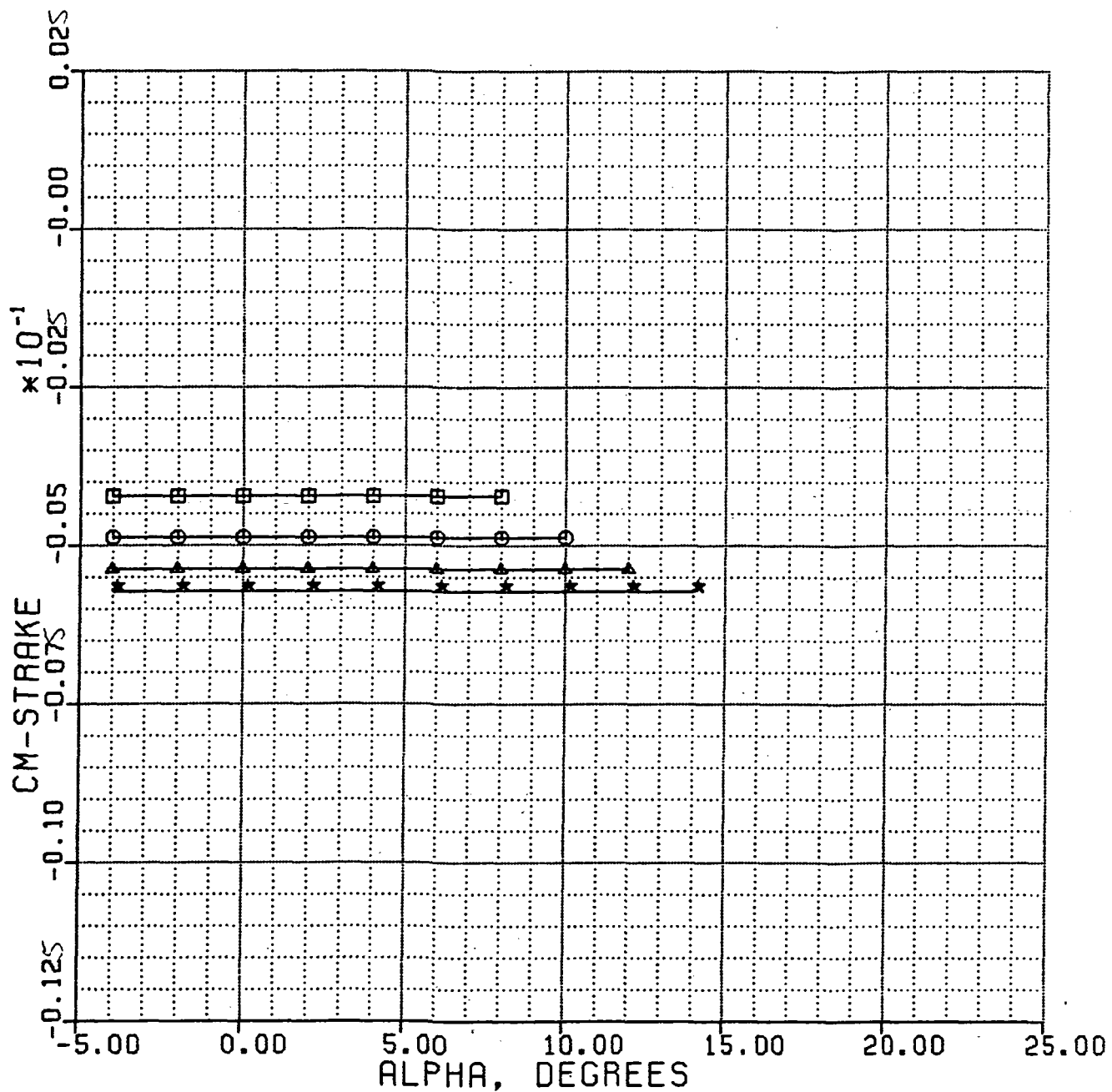


Figure 48(e)

CM-STRAKE VS ALPHA

7-27-83 X-29A M# = 1.5 NORMAL MODE

XCG = 451.0 WT = 15K ALPHA TRIM

□	—	□	ALT = 30K	ALP: -4 TO 8
○	—	○	ALT = 40K	ALP: -4 TO 10
▲	—	▲	ALT = 50K	ALP: -4 TO 12

ORIGINAL PAGE IS
OF POOR QUALITY

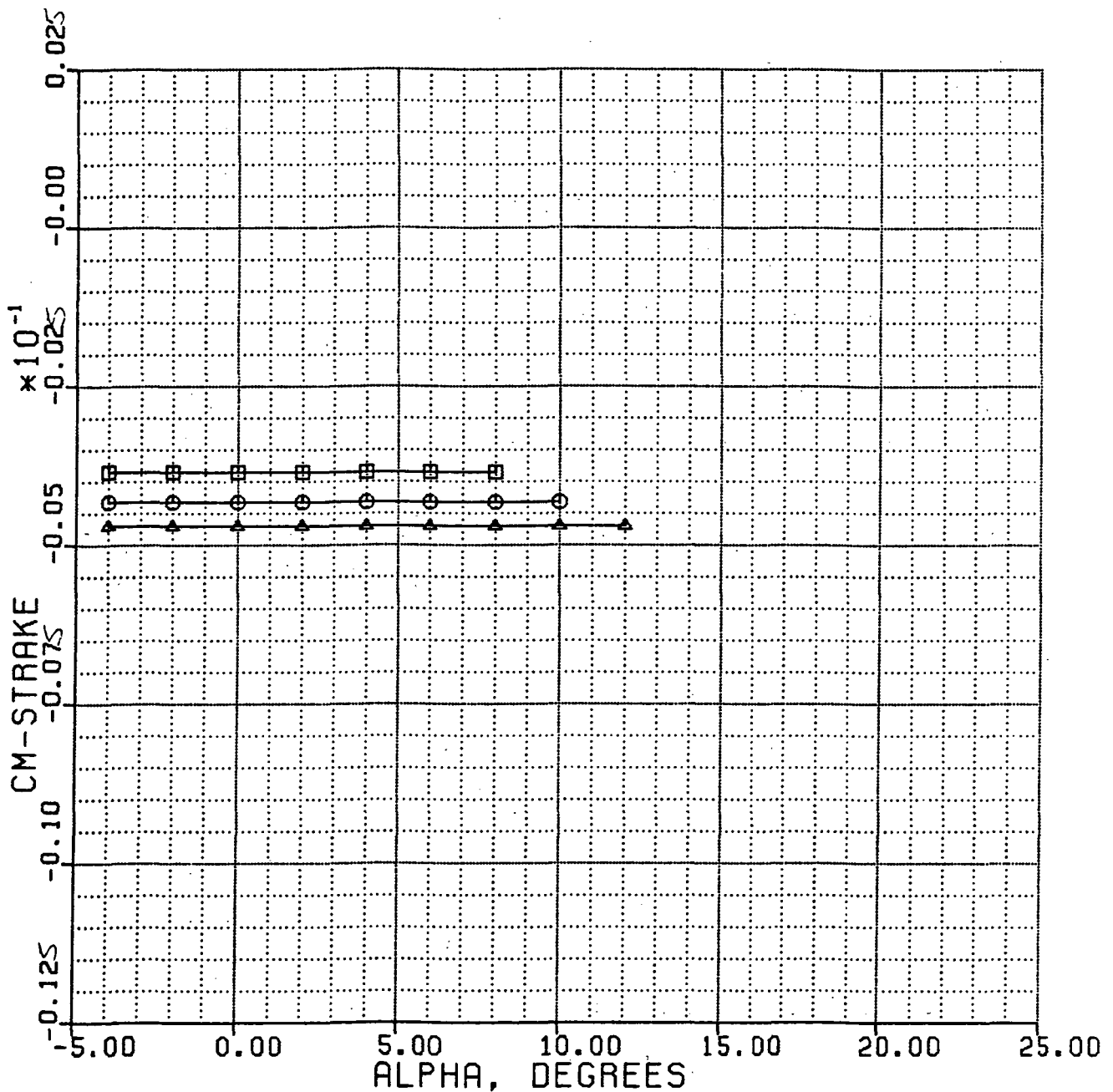


Figure 48(f)

CA-STRAKE VS MACH

7-6-83 X-29A 1-G TRIM NORMAL MODE
 XCG = 451.0 WT = 15K

- — □ ALT = S.L. M# = .2 TO 1.05
- — ○ ALT = 10K M# = .2 TO 1.2
- ▲ — ▲ ALT = 20K M# = .3 TO 1.4

ORIGINAL PAGE IS
 OF POOR QUALITY

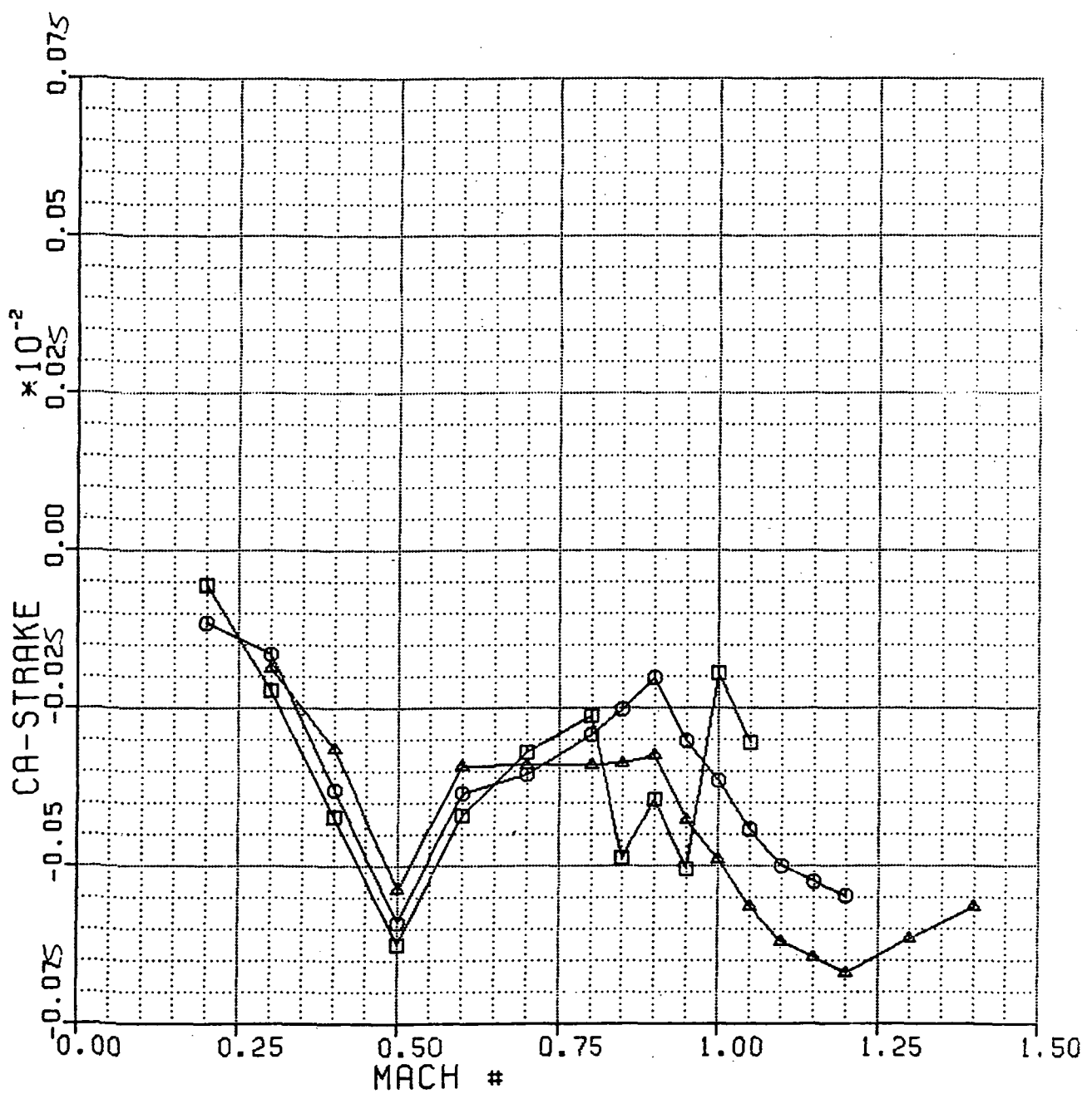


Figure 49(a)

CA-STRAKE VS MACH #
7-7-83 X-29A 1-G TRIM NORMAL MODE
XCG = 451.0 WT = 15K

- ALT = 30K M# = .3 TO 1.5
- ALT = 40K M# = .6 TO 1.5
- ▲ ALT = 50K M# = .6 TO 1.5

ORIGINAL PAGE IS
OF POOR QUALITY

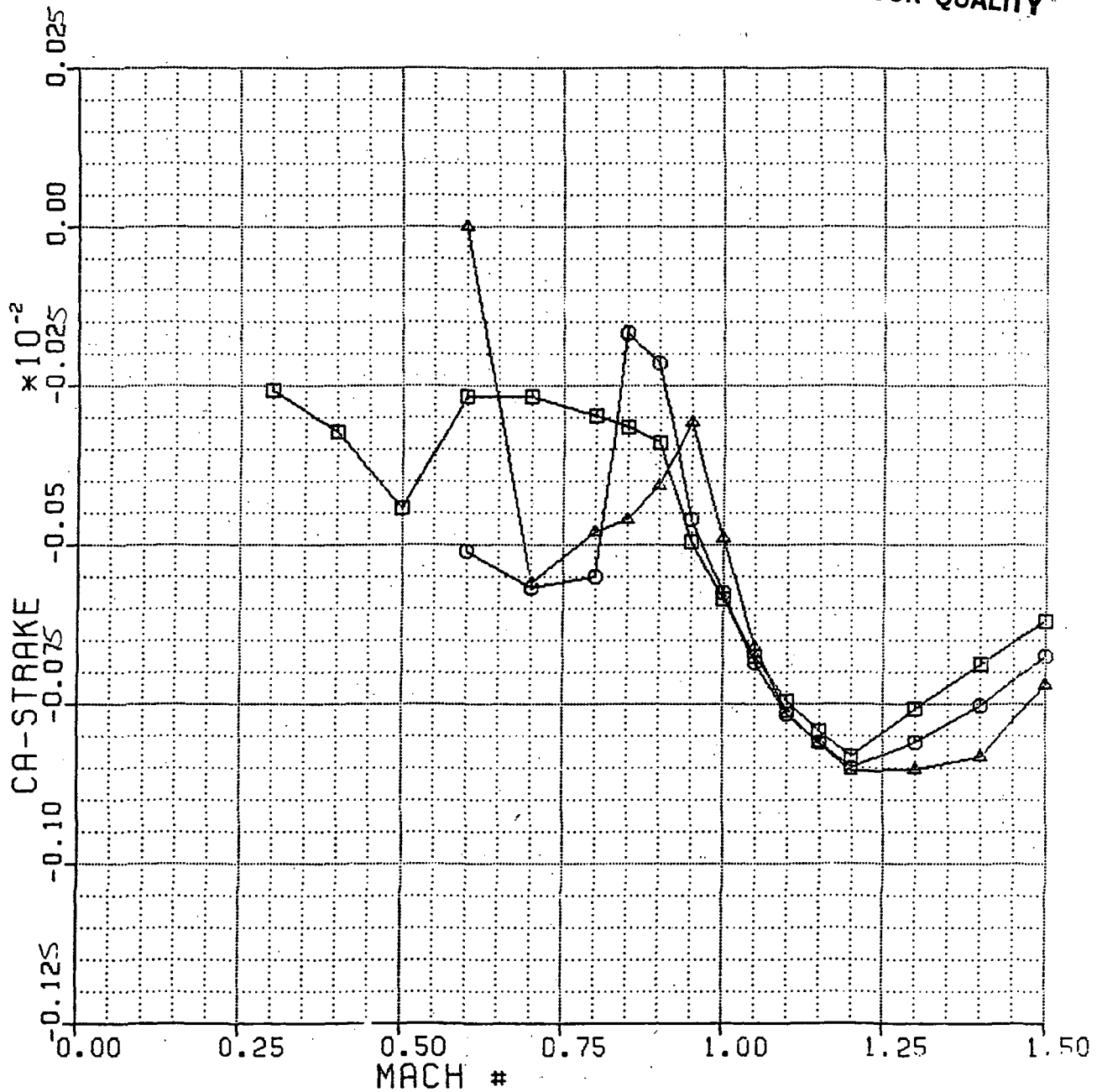


Figure 49(b)

CA-STRAKE VS ALPHA

6-16-83 X-29A M# = 0.4 ALPHA TRIM

XCG = 451.0 WT = 15K ALPHA TRIM

□ ALT = S.L. ALP: -4 TO 22
○ ALT = 10K ALP: -4 TO 22

ORIGINAL PAGE 18
OF POOR QUALITY

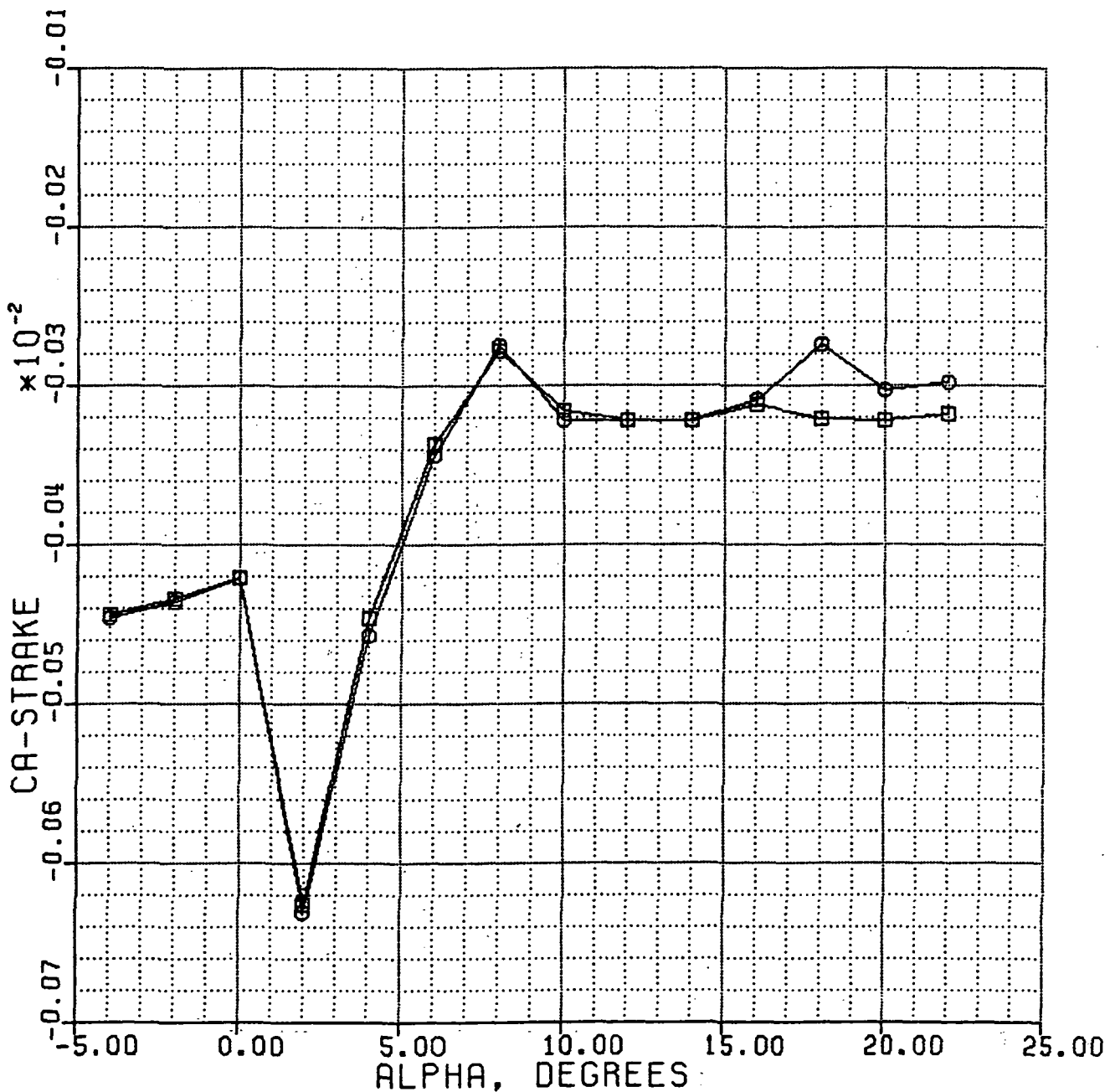


Figure 50(a)

CA-STRAKE VS ALPHA

6-17-83 X-29A M# = 0.6 NORMAL MODE

XCG = 451.0 WT = 15K ALPHA TRIM

□—□ ALT = 10K ALP: -4 TO 16
○—○ ALT = 20K ALP: -4 TO 20

ORIGINAL PAGE IS
OF POOR QUALITY

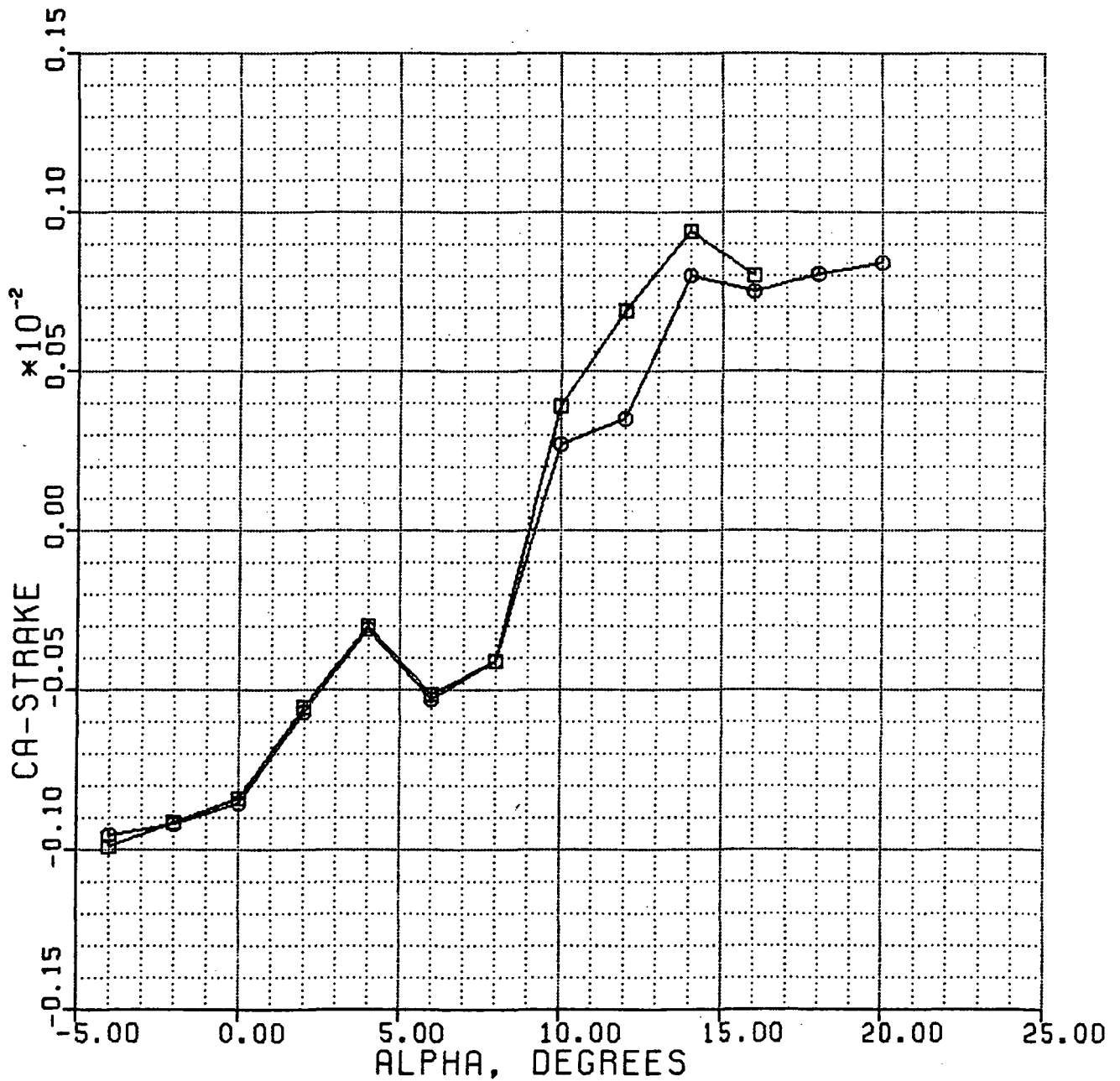


Figure 50(b)

CA-STRAKE VS ALPHA

6-30-83 X-29A M# = 0.8 NORMAL MODE

XCG = 451.0 WT = 15K ALPHA TRIM

- | | | | | |
|---|---|---|-----------|---------------|
| □ | — | □ | ALT = 10K | ALP: 0 TO 10 |
| ○ | — | ○ | ALT = 20K | ALP: -4 TO 12 |
| ▲ | — | ▲ | ALT = 30K | ALP: -4 TO 14 |
| ★ | — | ★ | ALT = 40K | ALP: -4 TO 18 |
| X | — | X | ALT = 50K | ALP: -4 TO 22 |

ORIGINAL PAGE IS
OF POOR QUALITY

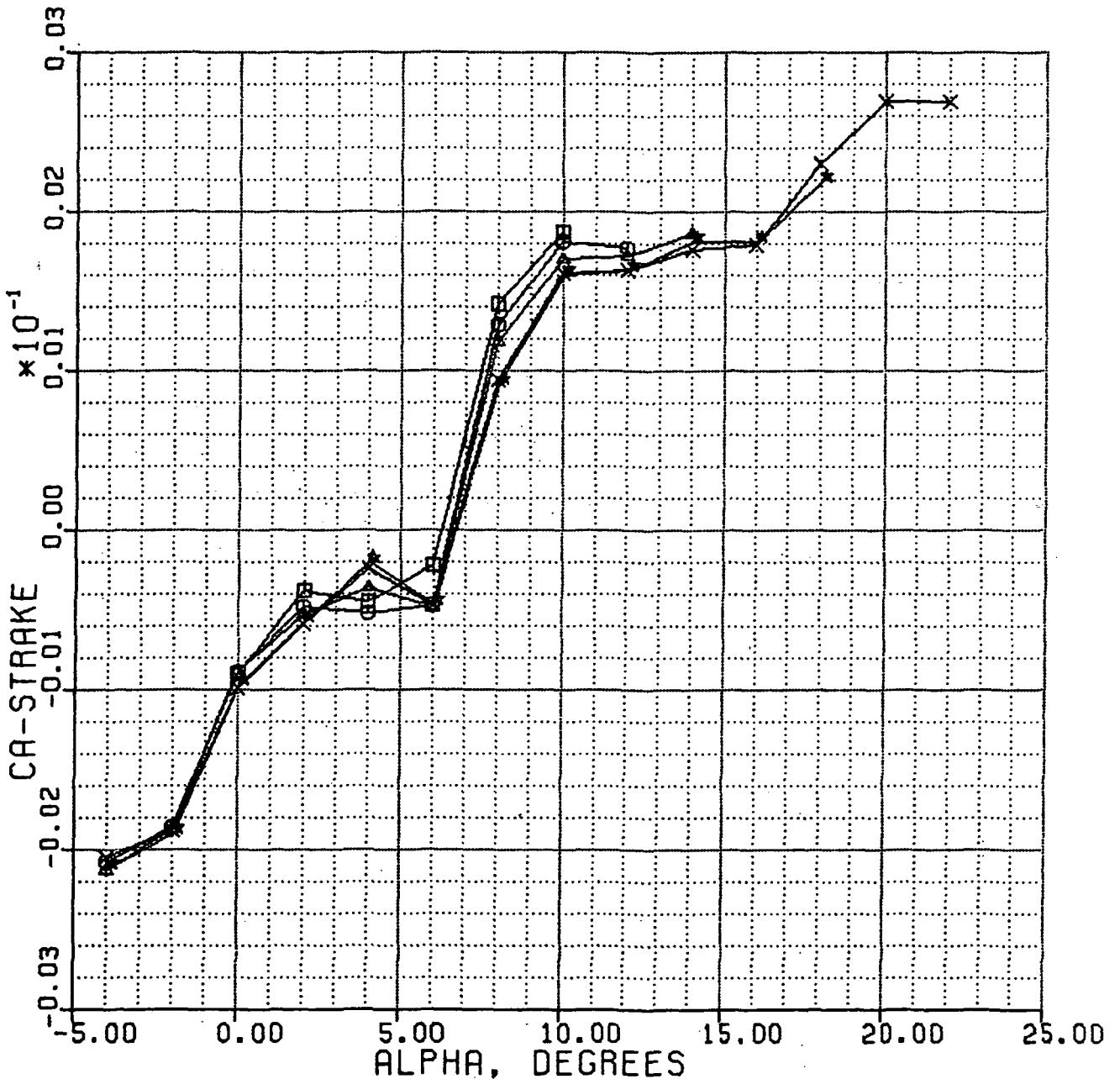


Figure 50(c)

CA-STRAKE VS ALPHA

7-1-83 X-29A M# = 0.9 NORMAL MODE

XCG = 451.0 WT = 15K ALPHA TRIM

- ALT = 20K ALP: 0 TO 10
- ALT = 30K ALP: -2 TO 12
- ▲ ALT = 40K ALP: -4 TO 14
- ★ ALT = 50K ALP: -4 TO 18

ORIGINAL PAGE 12
OF POOR QUALITY

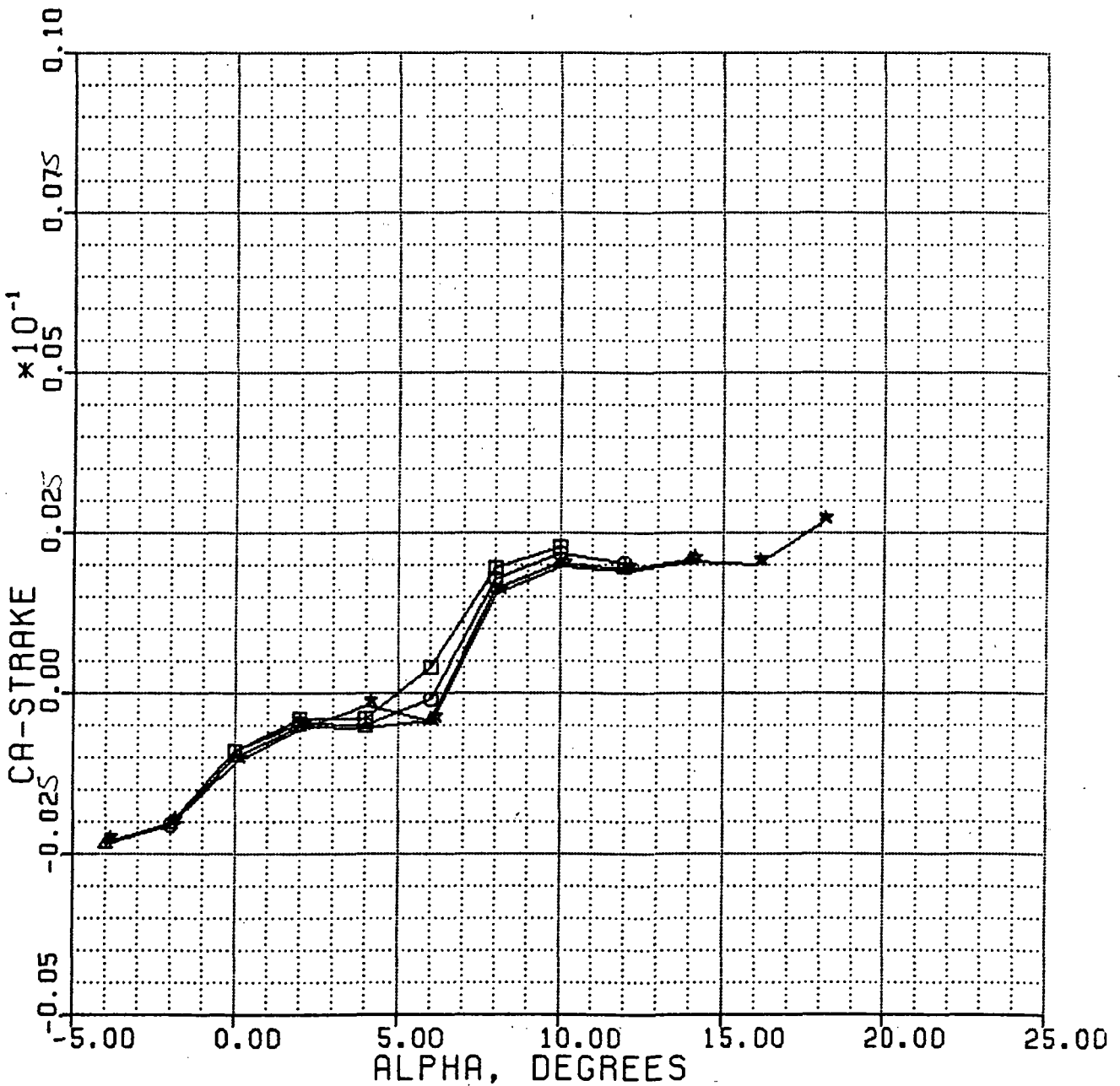


Figure 50(d)

CA-STRAKE VS ALPHA

7-27-83 X-29A M# = 1.2 NORMAL MODE

XCG = 451.0 WT = 15K ALPHA TRIM

- ALT = 20K ALP: -4 TO 8
- ALT = 30K ALP: -4 TO 10
- △—△ ALT = 40K ALP: -4 TO 12
- ★—★ ALT = 50K ALP: -4 TO 14

ORIGINAL PAGE IS
OF POOR QUALITY

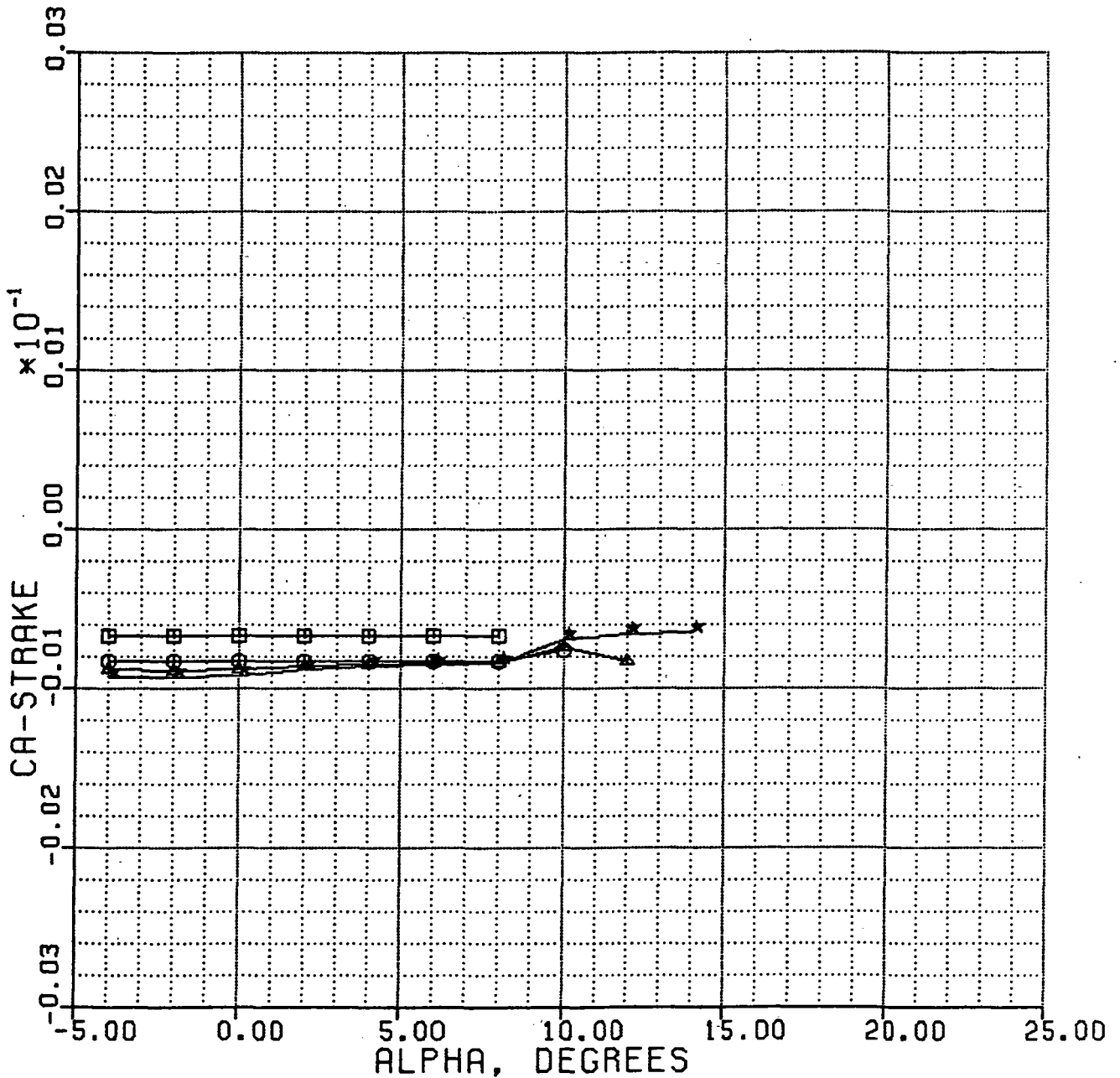


Figure 50(e)

CA-STRAKE VS ALPHA

7-27-83 X-29A M# = 1.5 NORMAL MODE

XCG = 451.0 WT = 15K ALPHA TRIM

□ — □ ALT = 30K ALP: -4 TO 8
○ — ○ ALT = 40K ALP: -4 TO 10
▲ — ▲ ALT = 50K ALP: -4 TO 12

ORIGINAL PAGE IS
OF POOR QUALITY

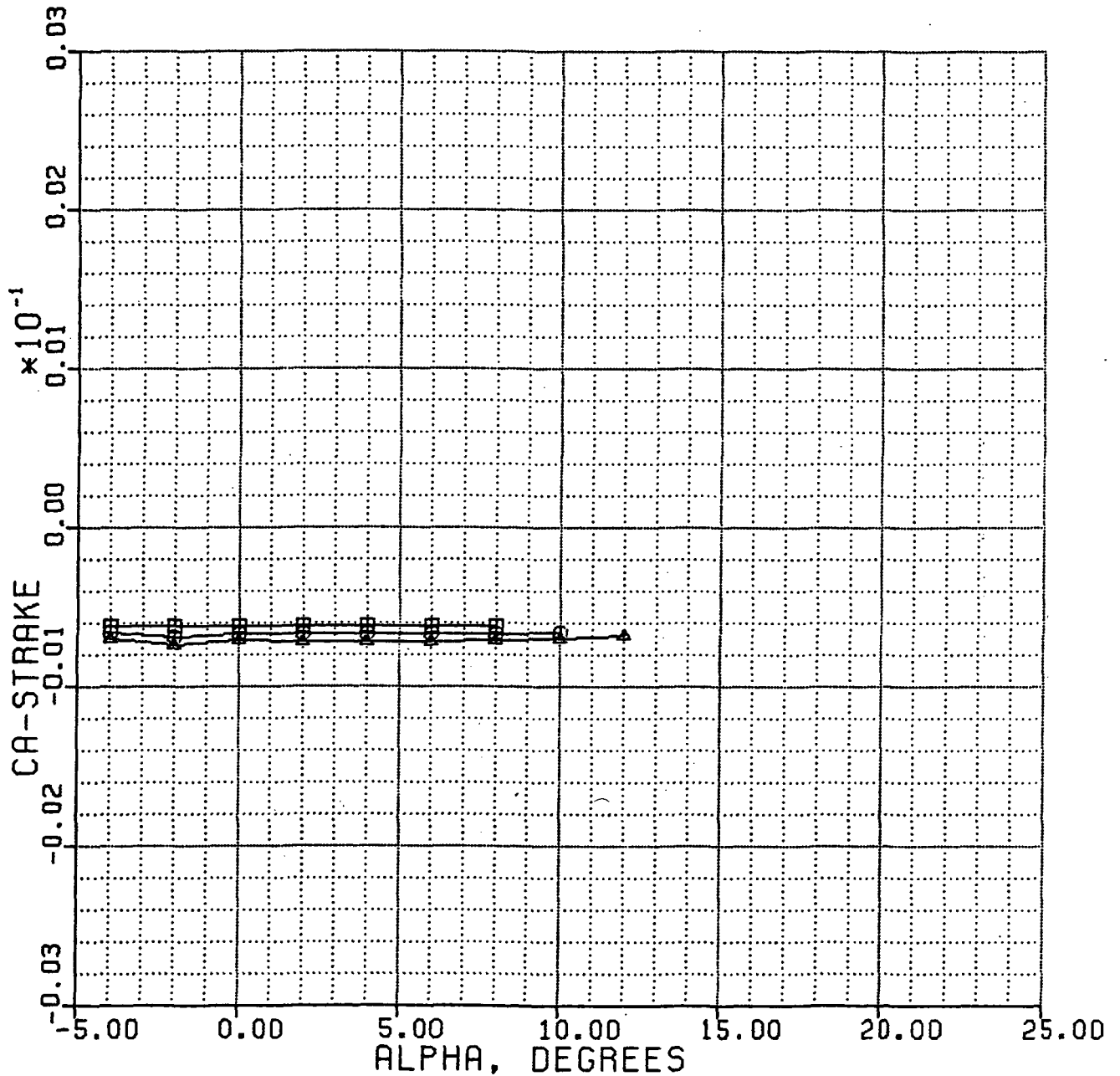


Figure 50(f)

CN-STRAKE VS MACH #
 7-6-83 X-29A 1-G TRIM NORMAL MODE
 XCG = 451.0 WT = 15K

□ — □ ALT = S.L. M# = .2 TO 1.05
 ○ — ○ ALT = 10K M# = .2 TO 1.2
 ▲ — ▲ ALT = 20K M# = .3 TO 1.4

ORIGINAL PAGE IS
 OF POOR QUALITY

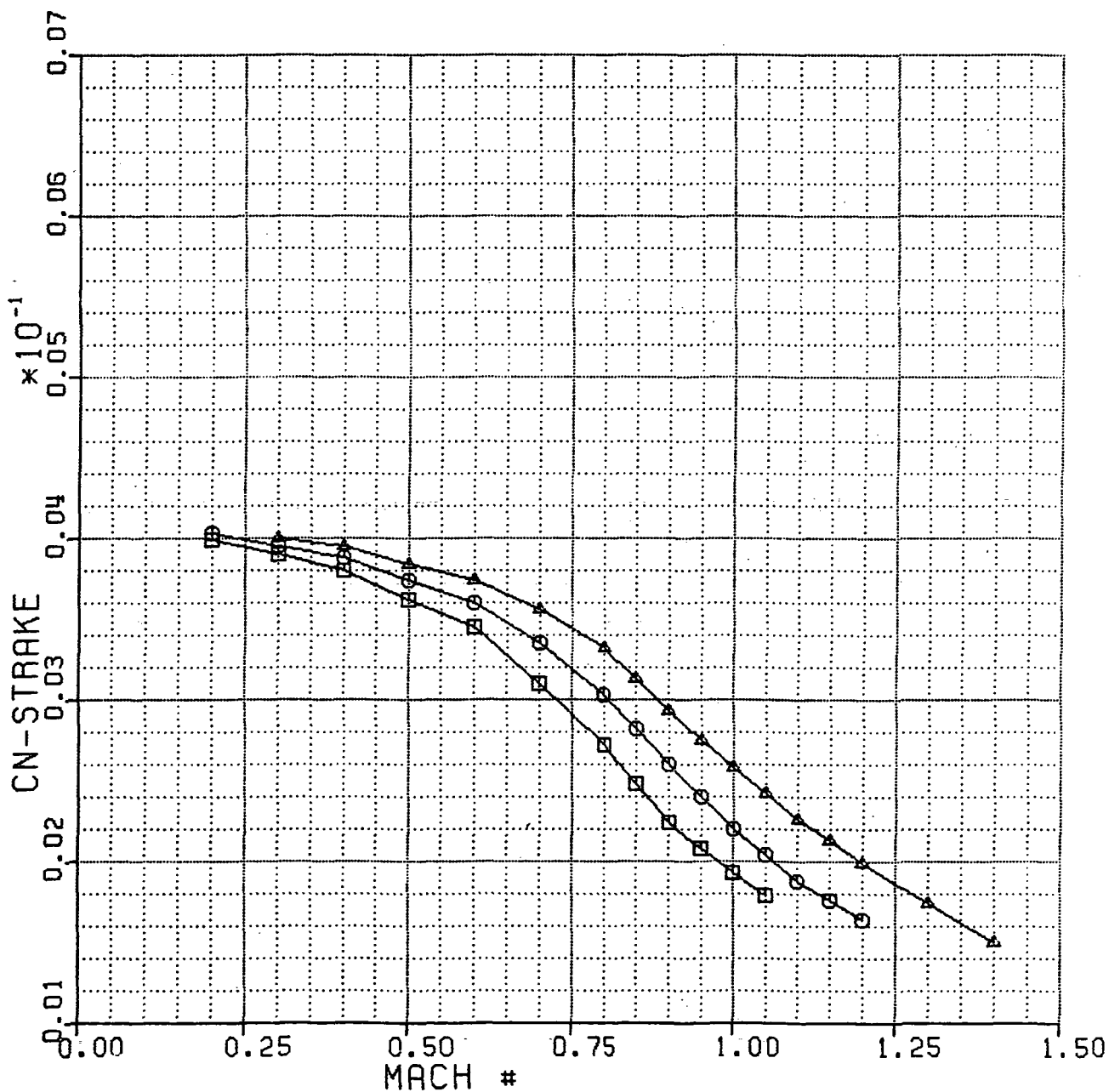


Figure 51(a)

CN-STRAKE VS MACH #
 7-7-83 X-29A 1-G TRIM NORMAL MODE
 XCG = 451.0 WT = 15K

□—□ ALT = 30K M# = .3 TO 1.5
 ○—○ ALT = 40K M# = .6 TO 1.5
 ▲—▲ ALT = 50K M# = .6 TO 1.5

ORIGINAL PAGE IS
 OF POOR QUALITY

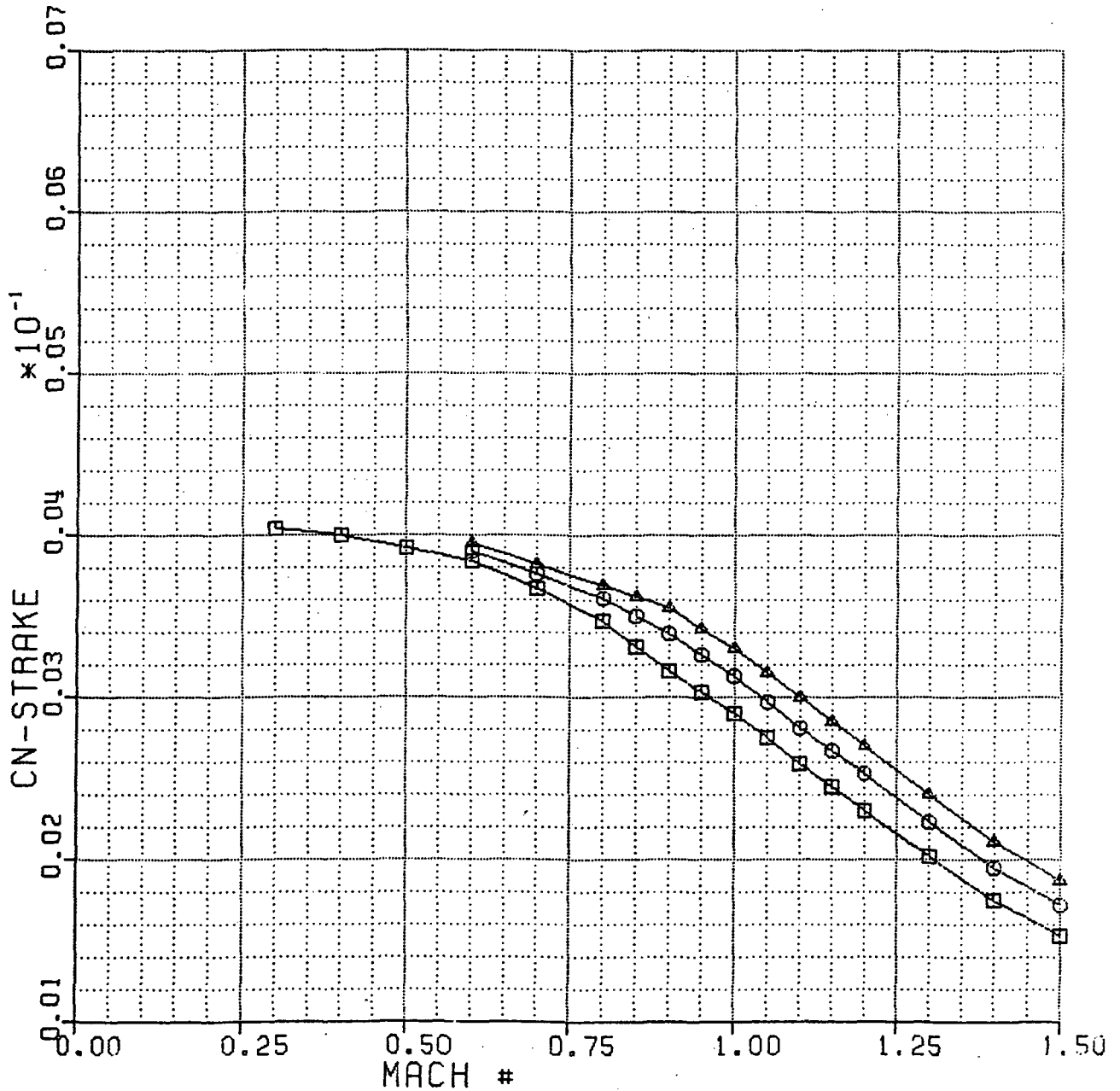


Figure 51(b)

CN-STRAKE VS ALPHA

7-26-83 X-29A M# = 0.4 NORMAL MODE

XCG = 451.0 WT = 15K ALPHA TRIM

□ ALT = S.L. ALP: -4 TO 22
○ ALT = 10K ALP: -4 TO 22

ORIGINAL PAGE IS
OF POOR QUALITY

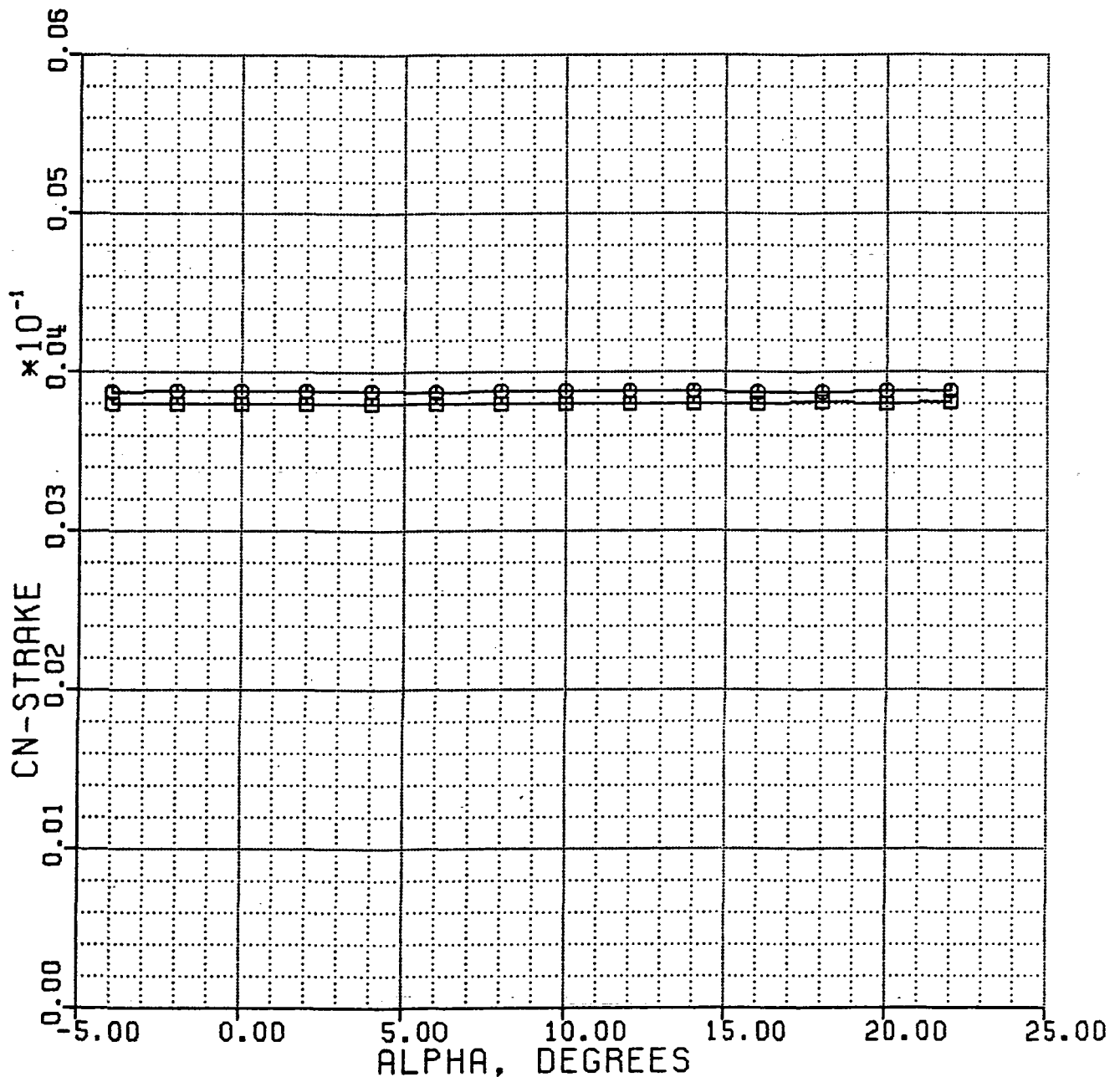


Figure 52(a)

CN-STRAKE VS ALPHA

7-26-83 X-29A M# = 0.6 NORMAL MODE
XCG = 451.0 WT = 15K ALPHA TRIM

□ ALT = 10K ALP: -4 TO 16
○ ALT = 20K ALP: -4 TO 20

ORIGINAL PAGE IS
OF POOR QUALITY

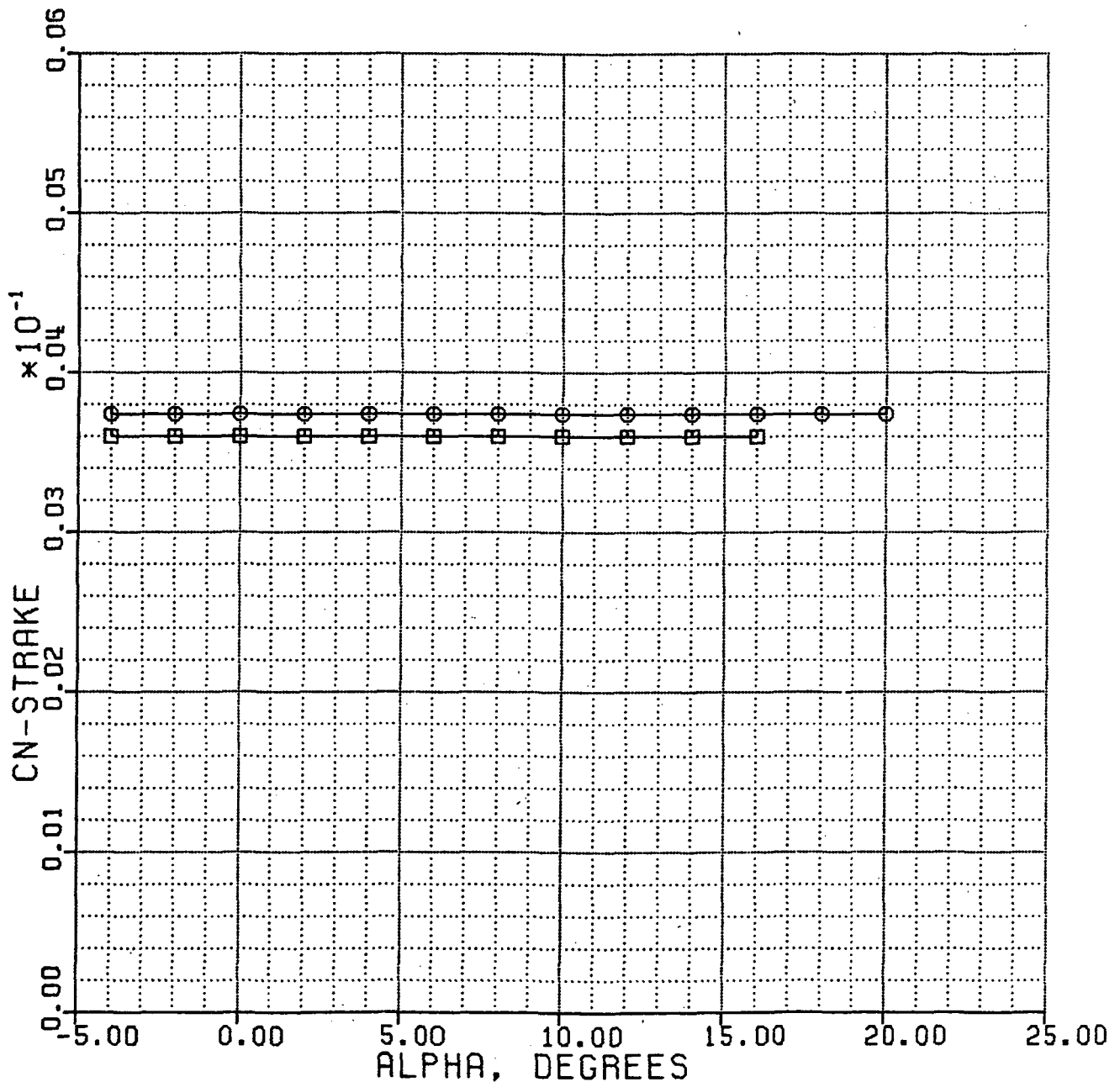


Figure 52(b)

CN-STRAKE VS ALPHA

6-30-83 X-29A M# = 0.8 NORMAL MODE

XCG = 451.0 WT = 15K ALPHA TRIM

□	—	□	ALT = 10K	ALP: 0 TO 10
○	—	○	ALT = 20K	ALP: -4 TO 12
▲	—	▲	ALP = 30K	ALP: -4 TO 14
★	—	★	ALT = 40K	ALP: -4 TO 18
×	—	×	ALT = 50K	ALP: -4 TO 22

ORIGINAL PAGE IS
OF POOR QUALITY

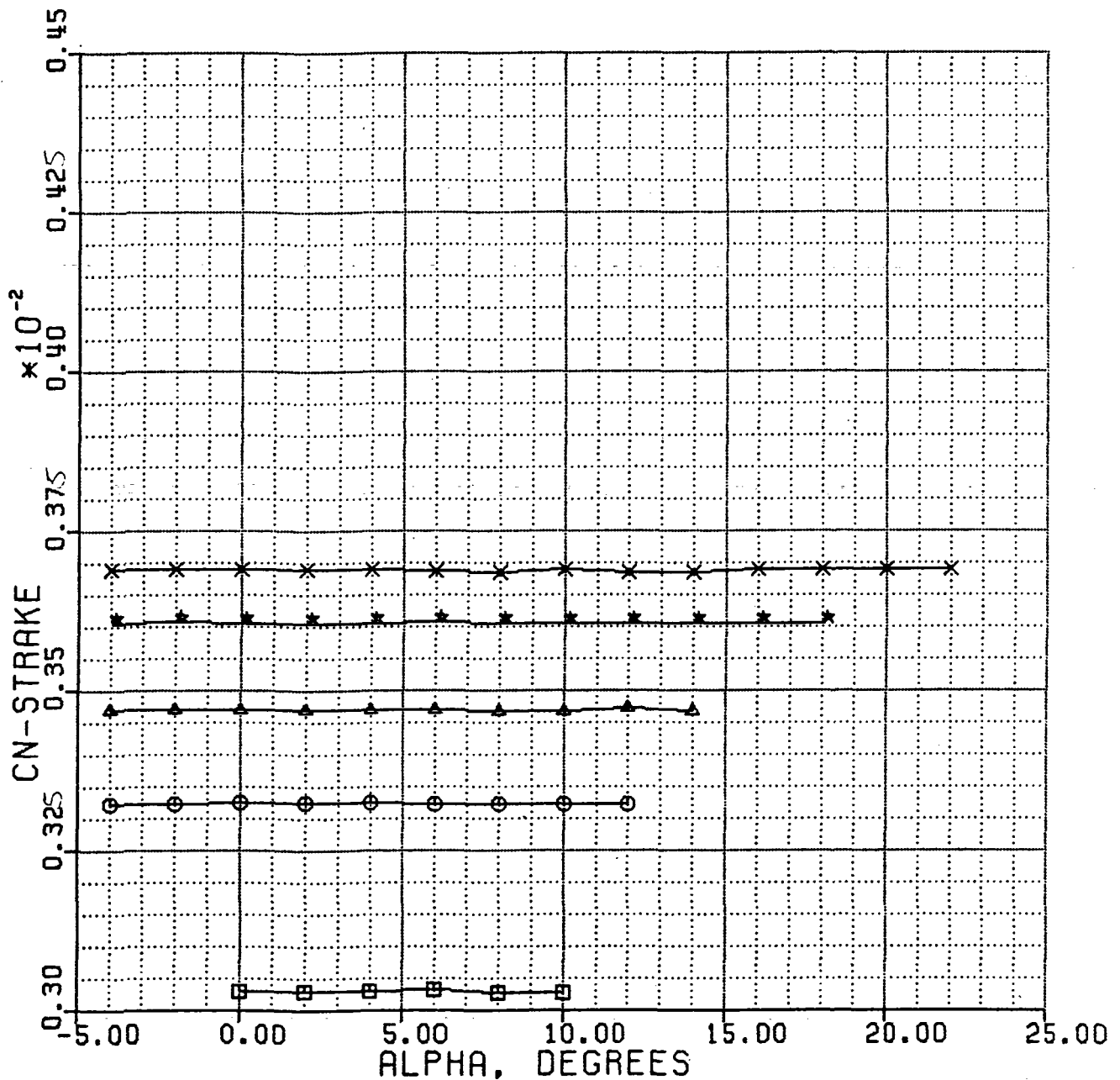


Figure 52(c)

CN-STRAKE VS ALPHA

7-1-83 X-29A M# = 0.9 NORMAL MODE

XCG = 451.0 WT = 15K ALPHA TRIM

- ALT = 20K ALP: 0 TO 10
- ALT = 30K ALP: -2 TO 12
- ▲ ALT = 40K ALP: -4 TO 14
- ★ ALT = 50K ALP: -4 TO 18

ORIGINAL PAGE IS
OF POOR QUALITY

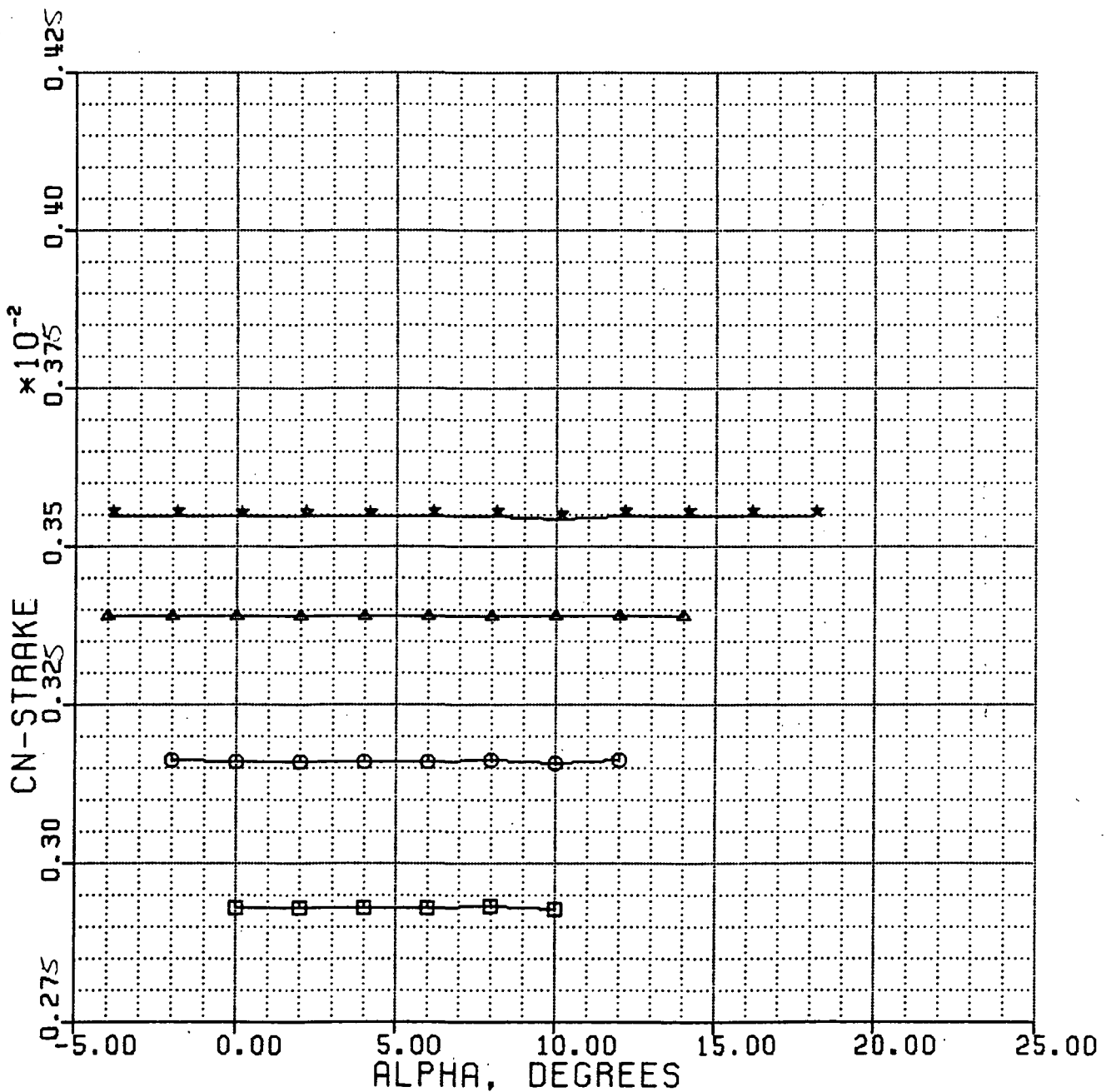


Figure 52(d)

CN-STRAKE VS ALPHA

7-1-83 X-29A M# = 1.2 NORMAL MODE

XCG = 451.0 WT = 15K ALPHA TRIM

- | | | | | |
|---|---|---|-----------|---------------|
| □ | — | □ | ALT = 20K | ALP: -4 TO 8 |
| ○ | — | ○ | ALT = 30K | ALP: -4 TO 10 |
| △ | — | △ | ALT = 40K | ALP: -4 TO 12 |
| ★ | — | ★ | ALT = 50K | ALP: -4 TO 14 |

ORIGINAL PAGE IS
OF POOR QUALITY

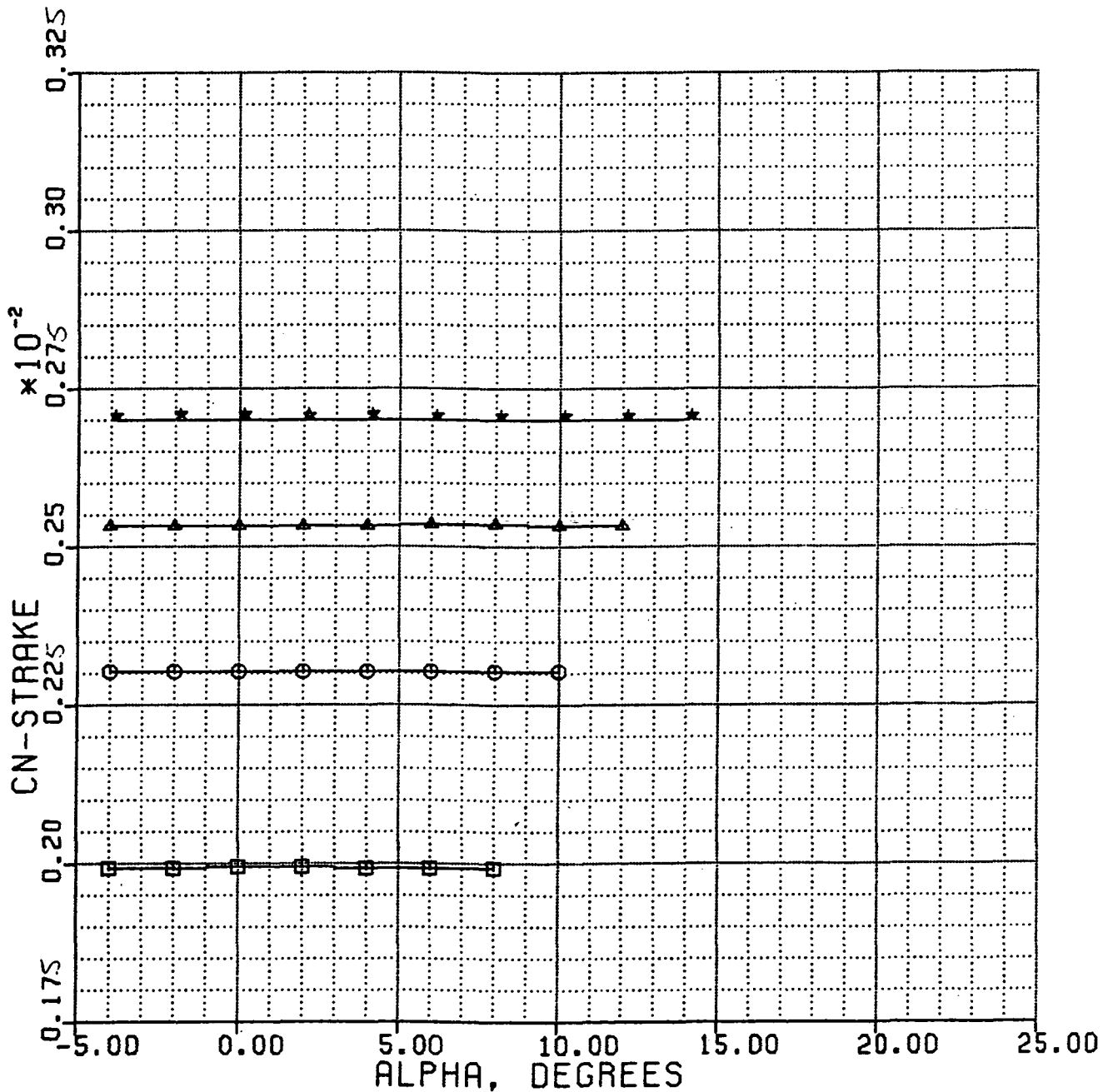


Figure 52(e)

CN-STRAKE VS ALPHA

7-27-83 X-29A M# = 1.5 NORMAL MODE

XCG = 451.0 WT = 15K ALPHA TRIM

- ALT = 30K ALP: -4 TO 8
- ALT = 40K ALP: -4 TO 10
- ▲ ALT = 50K ALP: -4 TO 12

ORIGINAL PAGE IS
OF POOR QUALITY

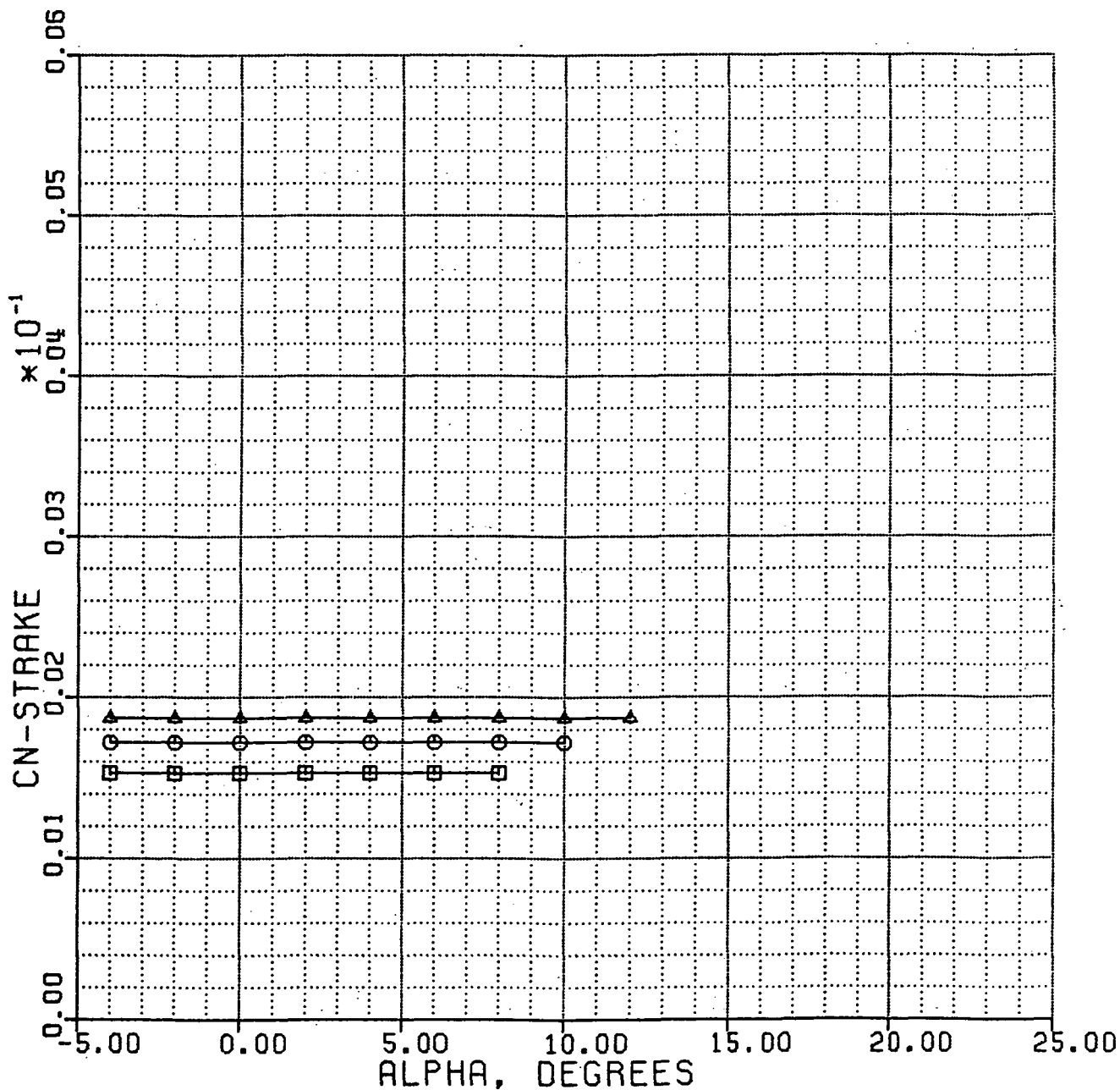


Figure 52(f)

Cy - AILERON VS MACH

7-27-83 X-29A 1-G TRIM NORMAL MODE

XCG = 451.0 WT = 15K

- — ALT = S.L. M# = .2 TO 1.05
- — ALT = 10K M# = .2 TO 1.2
- ▲ — ALT = 20K M# = .3 TO 1.4

ORIGINAL PAGE IS
OF POOR QUALITY

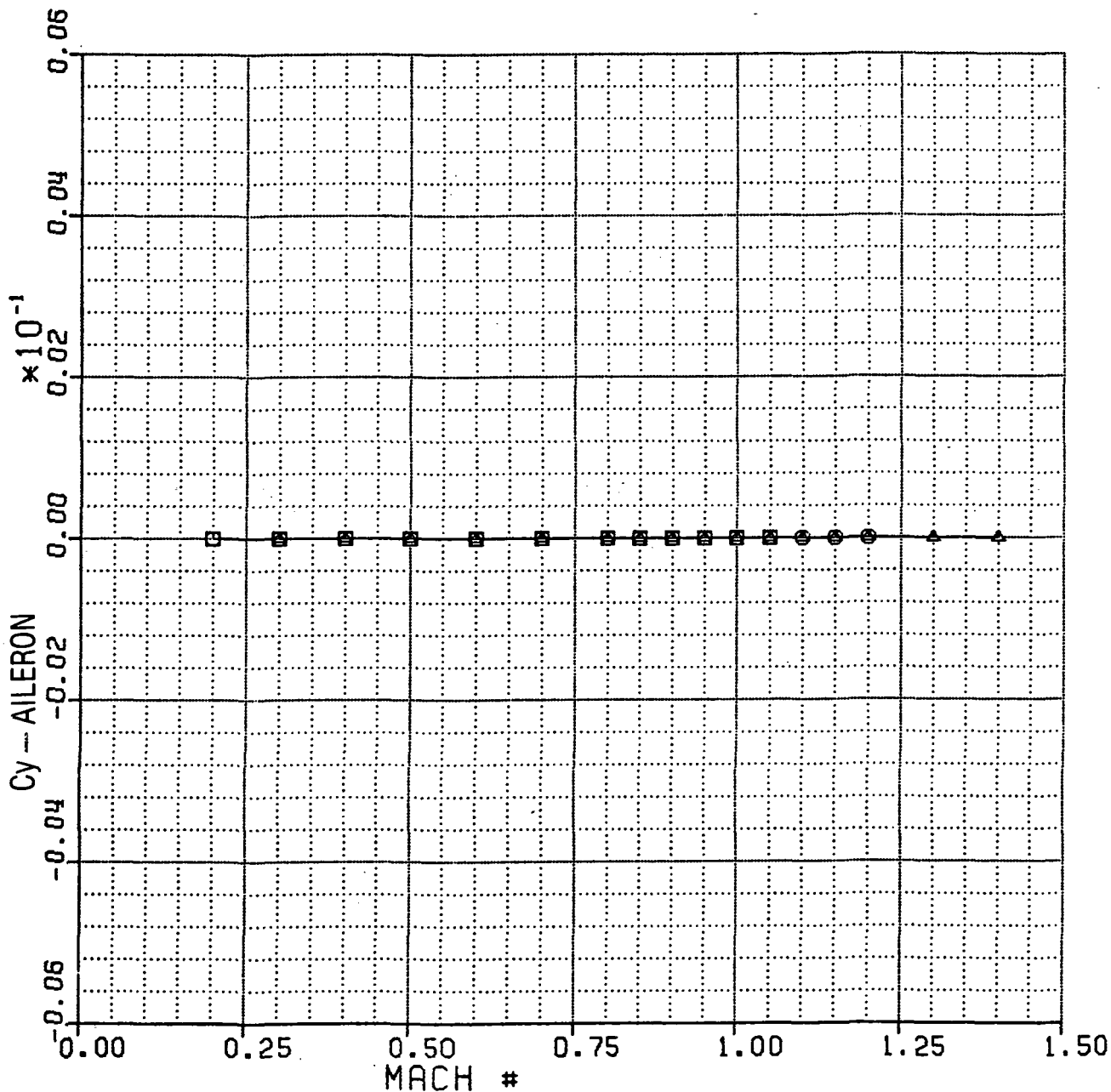


Figure 53(a)

Cy - AILERON VS MACH

7-27-83 X-29A 1-G TRIM NORMAL MODE

XCG = 451.0 WT = 15K

- — ALT = 30K M# = .3 TO 1.5
- — ALT = 40K M# = .6 TO 1.5
- ▲ — ALT = 50K M# = .6 TO 1.5

ORIGINAL PAGE IS
OF POOR QUALITY

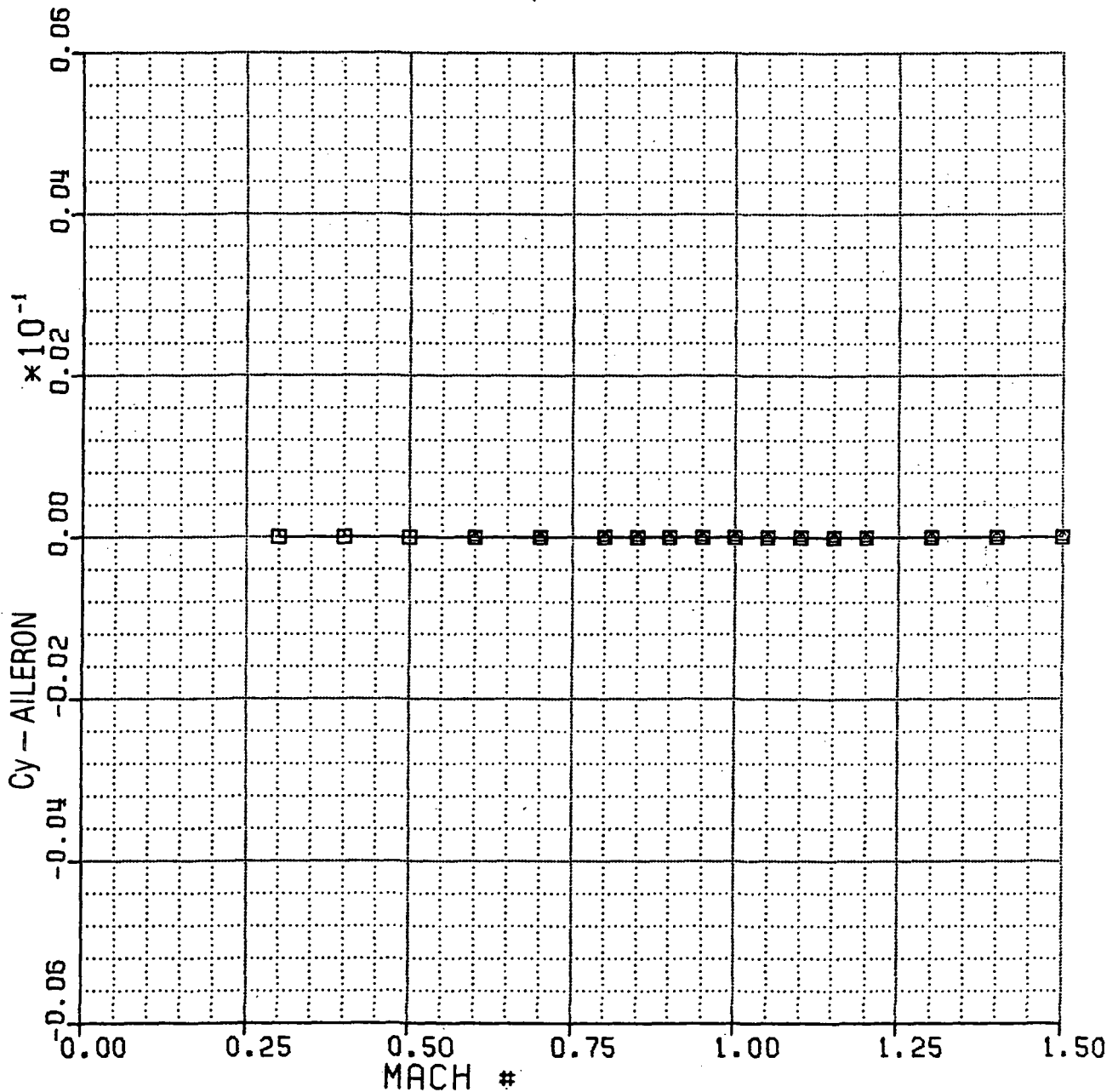


Figure 53(b)

Cy - AILERON VS ALPHA

7-26-83 X-29A M# = 0.4 NORMAL MODE
XCG = 451.0 WT = 15K ALPHA TRIM

□ — □ ALT = S.L. ALP: -4 TO 22
○ — ○ ALT = 10K ALP: -4 TO 22

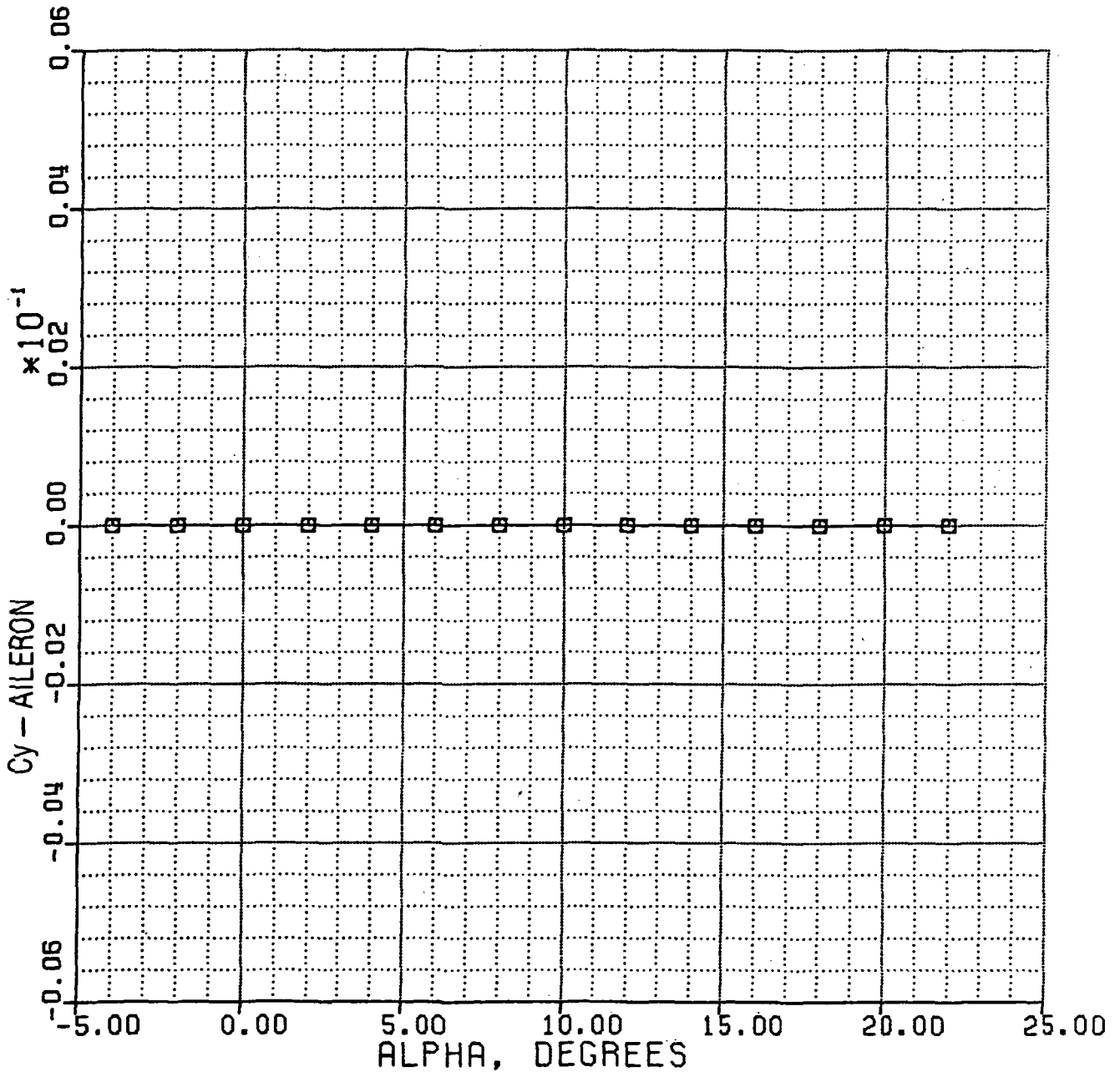


Figure 54(a)

Cy - AILERON VS ALPHA

7-26-83 X-29A M# = 0.6 NORMAL MODE
XCG = 451.0 WT = 15K ALPHA TRIM

□ — □ ALT = 10K ALP: -4 TO 16
○ — ○ ALT = 20K ALP: -4 TO 20

ORIGINAL PAGE IS
OF POOR QUALITY

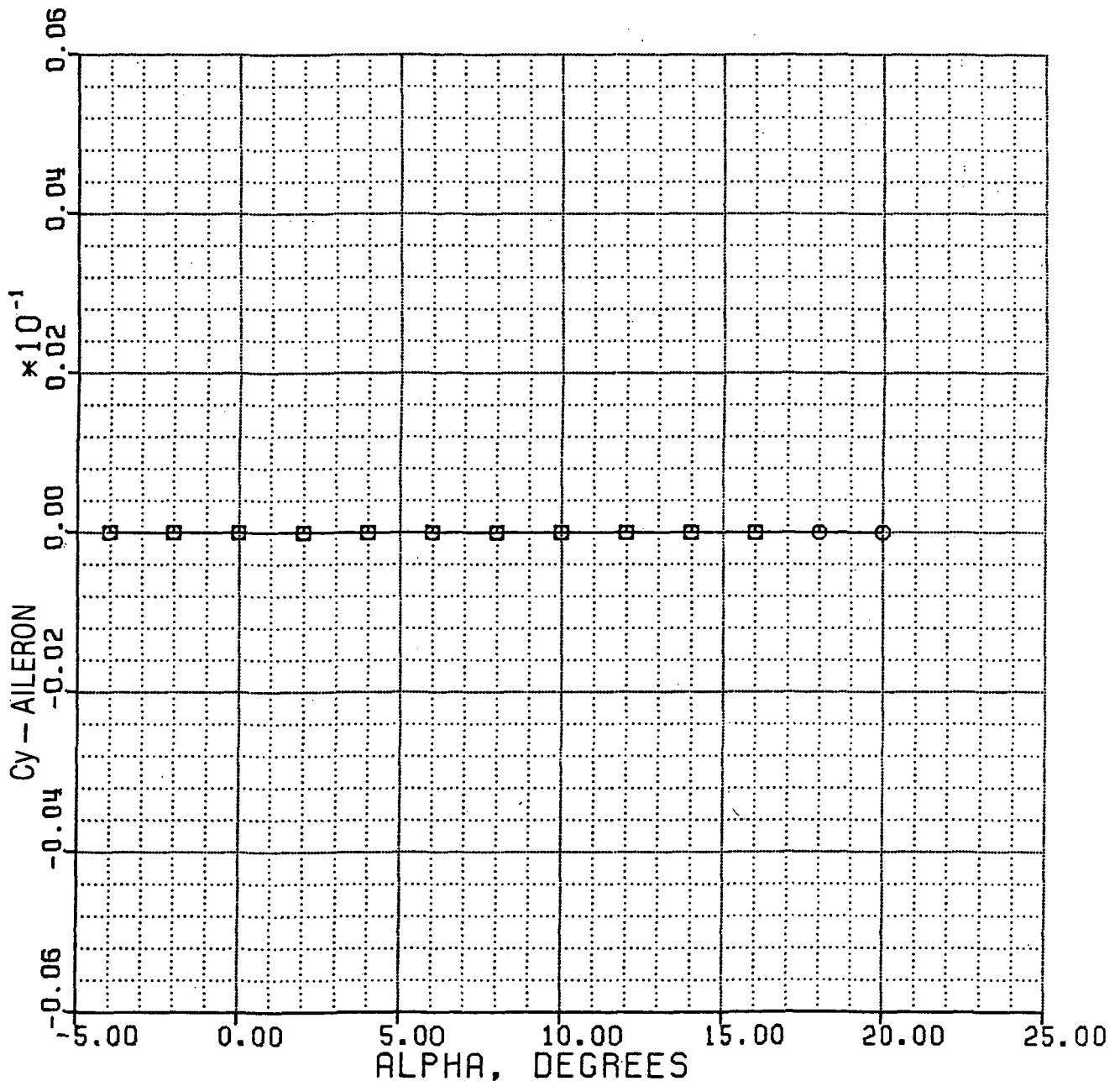


Figure 54(b)

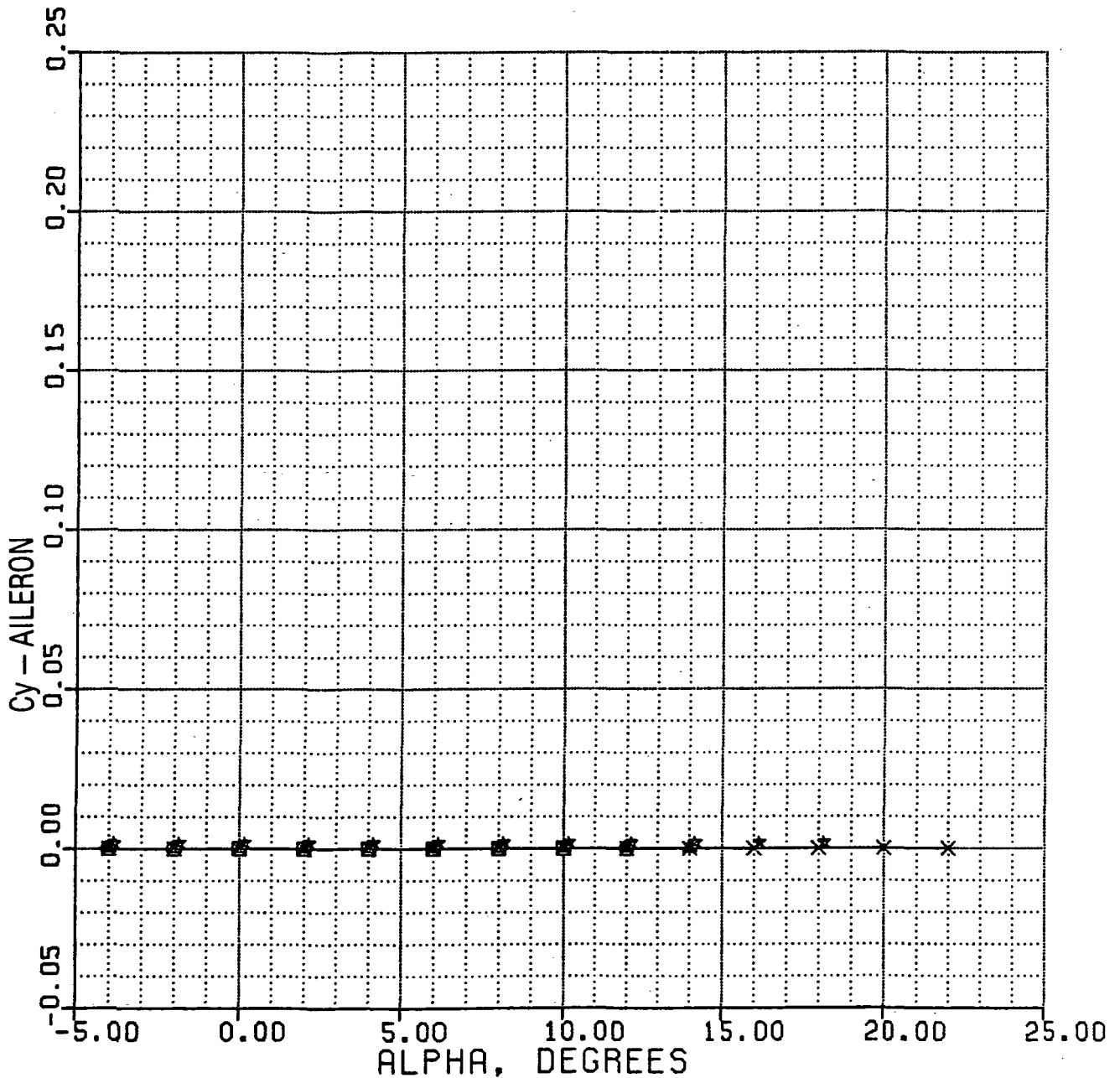
Cy - AILERON VS ALPHA

7-26-83 X-29A M# = 0.8 NORMAL MODE

XCG = 451.0 WT = 15K ALPHA TRIM

□	—	□	ALT = 10K	ALP: 0 TO 10
○	—	○	ALT = 20K	ALP: -4 TO 12
△	—	△	ALT = 30K	ALP: -4 TO 14
★	—	★	ALT = 40K	ALP: -4 TO 18
X	—	X	ALT = 50K	ALP: -4 TO 22

ORIGINAL PAGE IS
OF POOR QUALITY



Cy - AILERON VS ALPHA

7-27-83 X-29A M# = 0.9 NORMAL MODE

XCG = 451.0 WT = 15K ALPHA TRIM

- — □ ALT = 20K ALP: 0 TO 10
- — ○ ALT = 30K ALP: -2 TO 12
- ▲ — ▲ ALT = 40K ALP: -4 TO 14
- ★ — ★ ALT = 50K ALP: -4 TO 18

ORIGINAL PAGE IS
OF POOR QUALITY

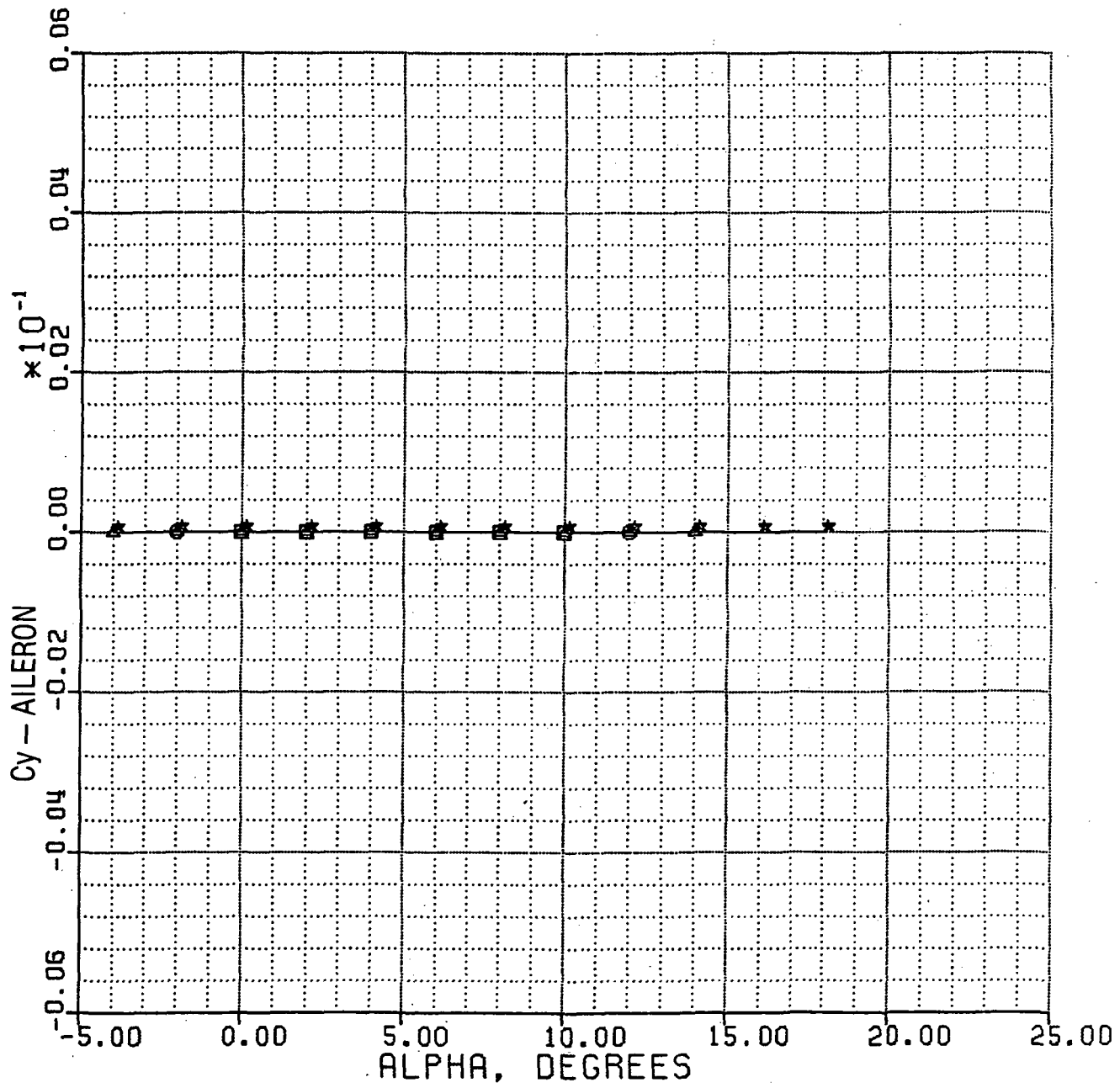


Figure 54(d)

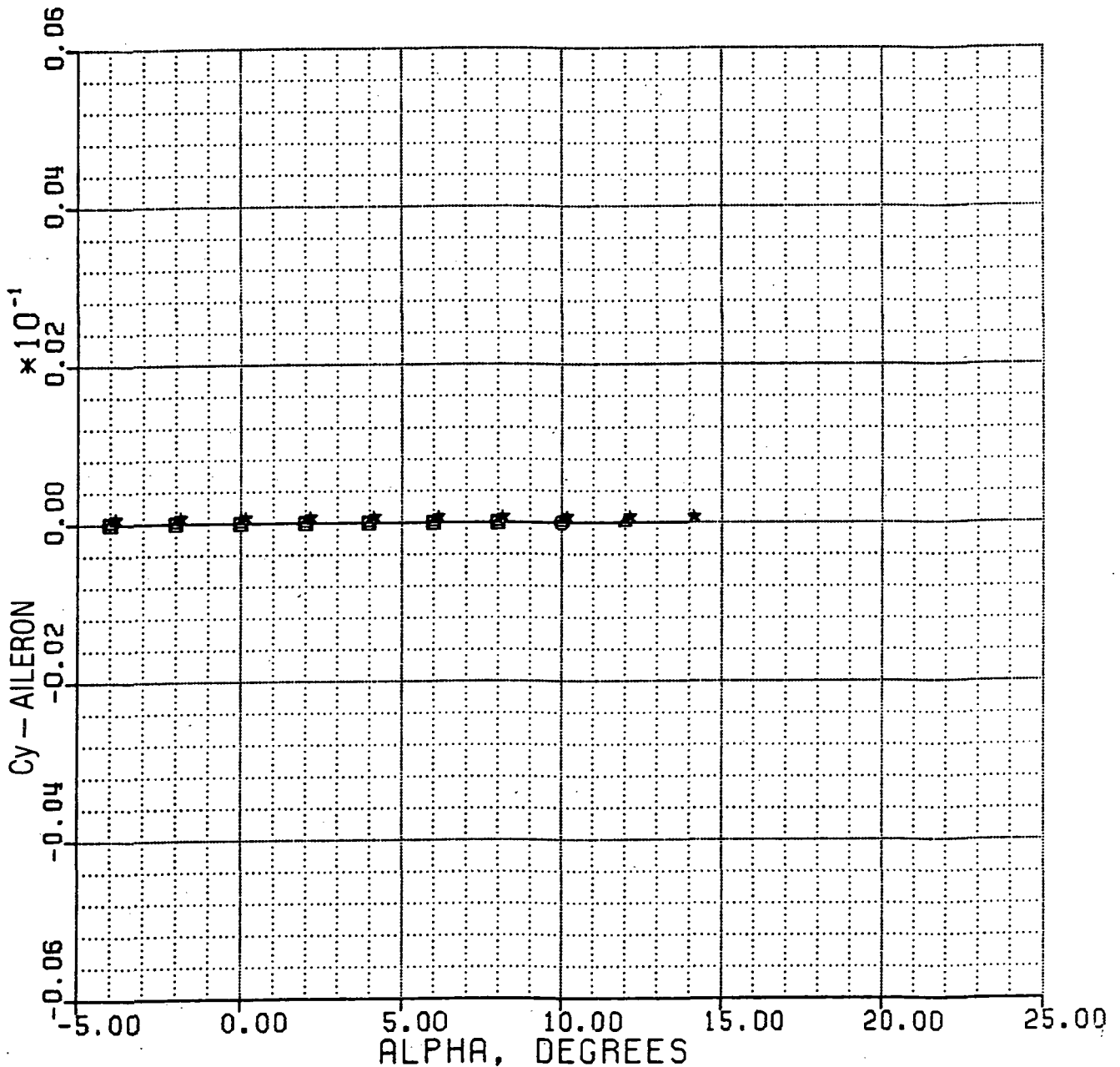
Cy - AILERON VS ALPHA

7-27-83 X-29A M# = 1.2 NORMAL MODE

XCG = 451.0 WT = 15K ALPHA TRIM

□	—	□	ALT = 20K	ALP: -4 TO 8
○	—	○	ALT = 30K	ALP: -4 TO 10
△	—	△	ALT = 40K	ALP: -4 TO 12
*	—	*	ALT = 50K	ALP: -4 TO 14

ORIGINAL PAGE IS
OF POOR QUALITY



Cy - AILERON VS ALPHA

7-27-83 X-29A M# = 1.5 NORMAL MODE

XCG = 451.0 WT = 15K ALPHA TRIM

□	—	□	ALT = 30K	ALP: -4 TO 8
○	—	○	ALT = 40K	ALP: -4 TO 10
△	—	△	ALT = 50K	ALP: -4 TO 12

ORIGINAL PAGE IS
OF POOR QUALITY

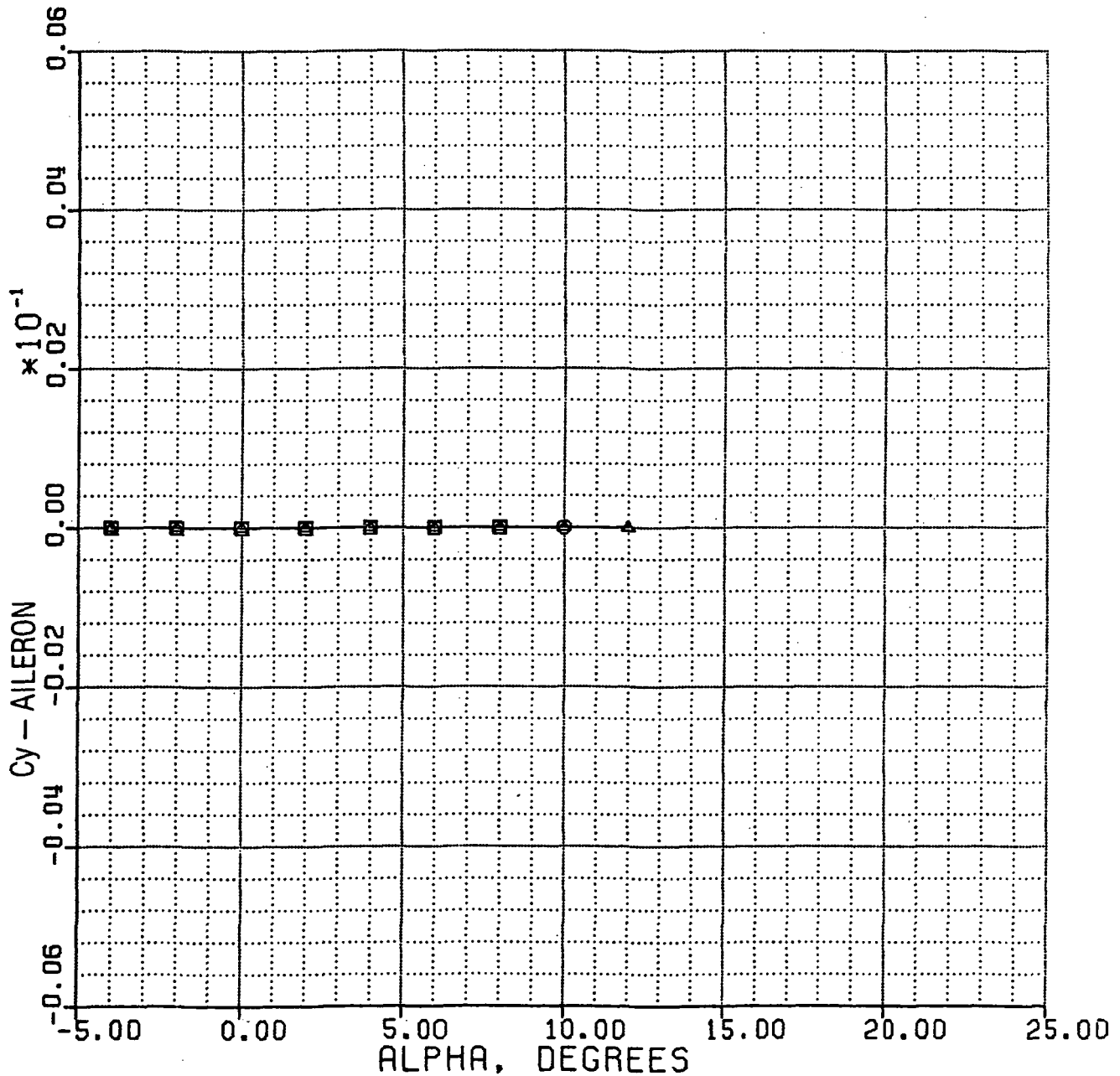


Figure 54(f)

Cl - AILERON VS MACH

7-6-83 X-29A 1-G TRIM NORMAL MODE

XCG = 451.0 WT = 15K

- — ALT = S.L. M# = .2 TO 1.05
- — ALT = 10K M# = .2 TO 1.2
- ▲ — ALT = 20K M# = .3 TO 1.4

ORIGINAL PAGE IS
OF POOR QUALITY

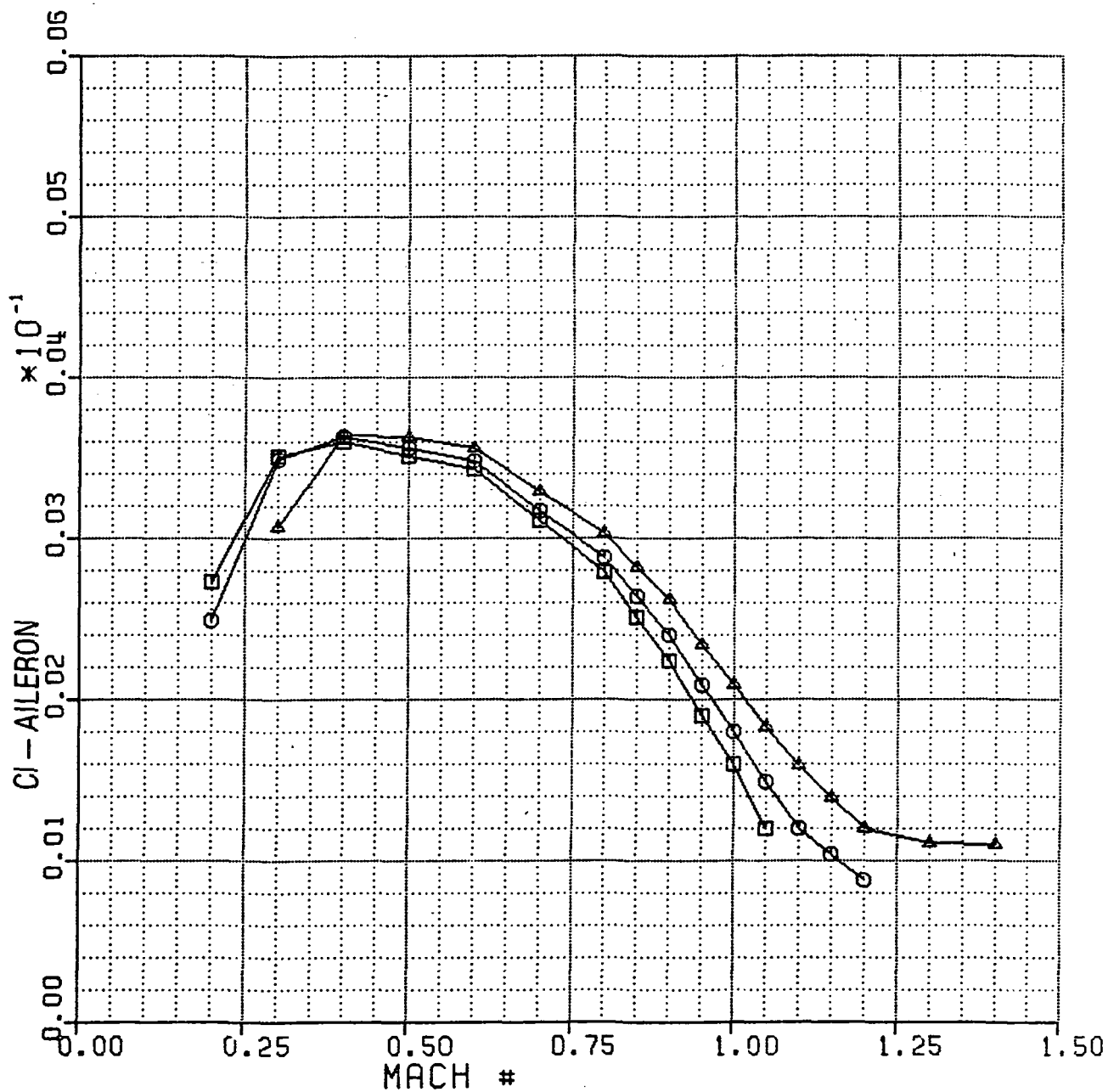


Figure 55(a)

Cl - AILERON VS MACH

7-7-83 X-29A 1-G TRIM NORMAL MODE

XCG = 451.0 WT = 15K

- — ALT = 30K M# = .3 TO 1.5
- — ALT = 40K M# = .6 TO 1.5
- ▲ — ALT = 50K M# = .6 TO 1.5

ORIGINAL PAGE IS
OF POOR QUALITY

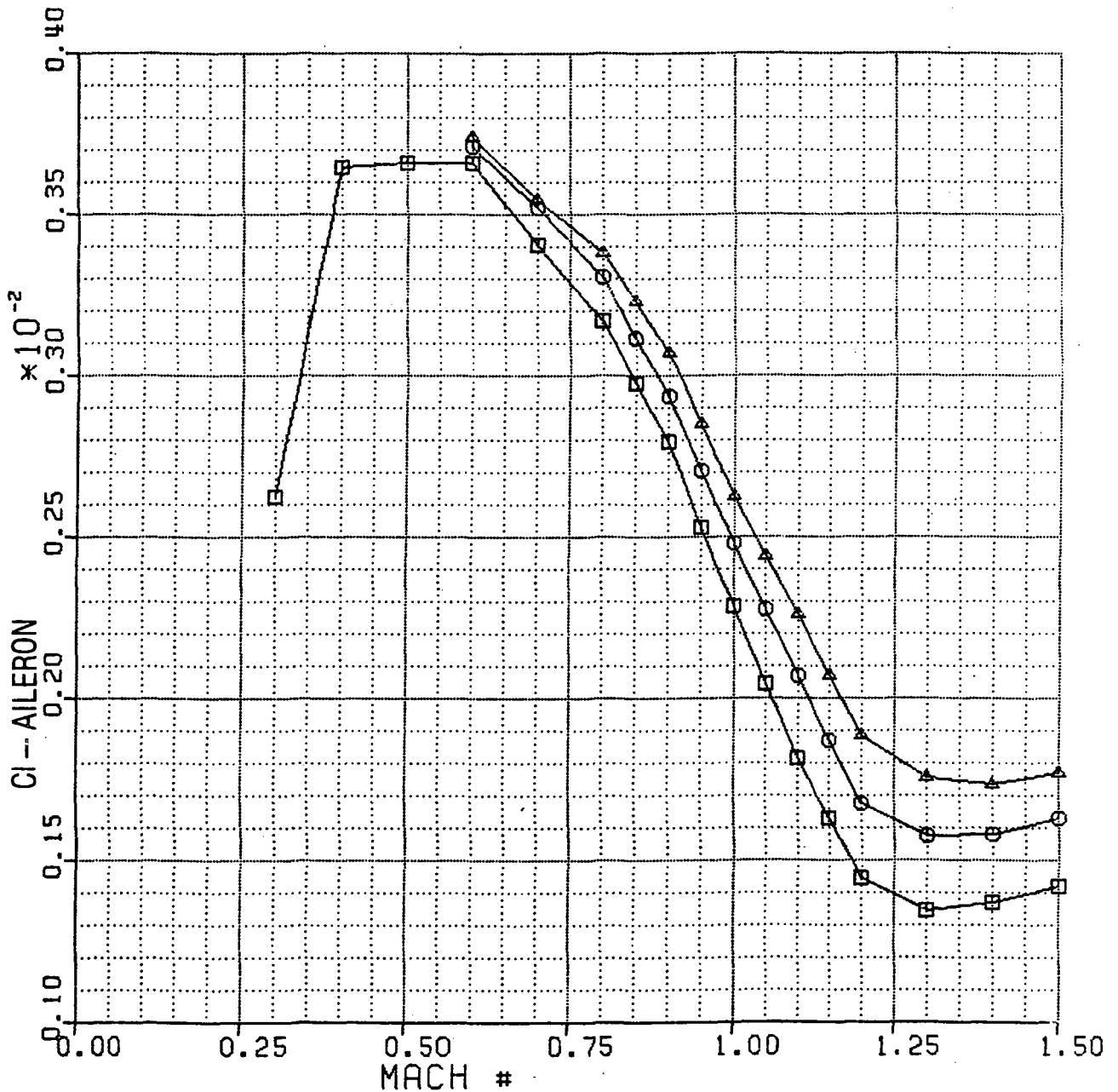


Figure 55(b)

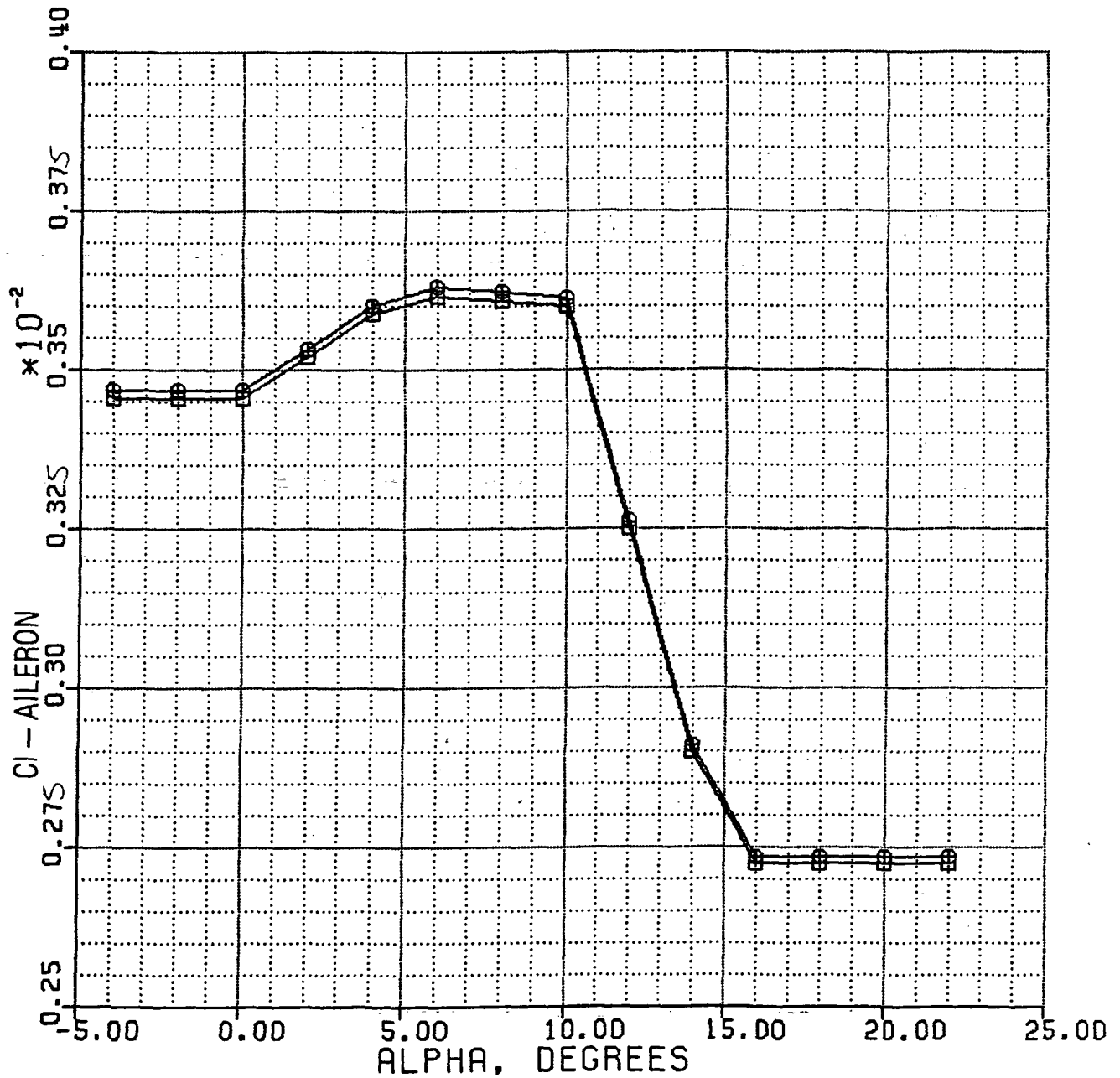
Cl - AILERON VS ALPHA

6-16-83 X-29A M# = 0.4 NORMAL MODE

XCG = 451.0 WT = 15K ALPHA TRIM

□ ALT = S.L. ALP: -4 TO 22
○ ALT = 10K ALP: -4 TO 22

ORIGINAL PAGE 18
OF POOR QUALITY



CI - AILERON VS ALPHA

6-17-83 X-29A M# = 0.6 NORMAL MODE

XCG = 451.0 WT = 15K ALPHA TRIM

□ — ALT = 10K ALP: -4 TO 16
○ — ALT = 20K ALP: -4 TO 20

ORIGINAL PAGE IS
OF POOR QUALITY

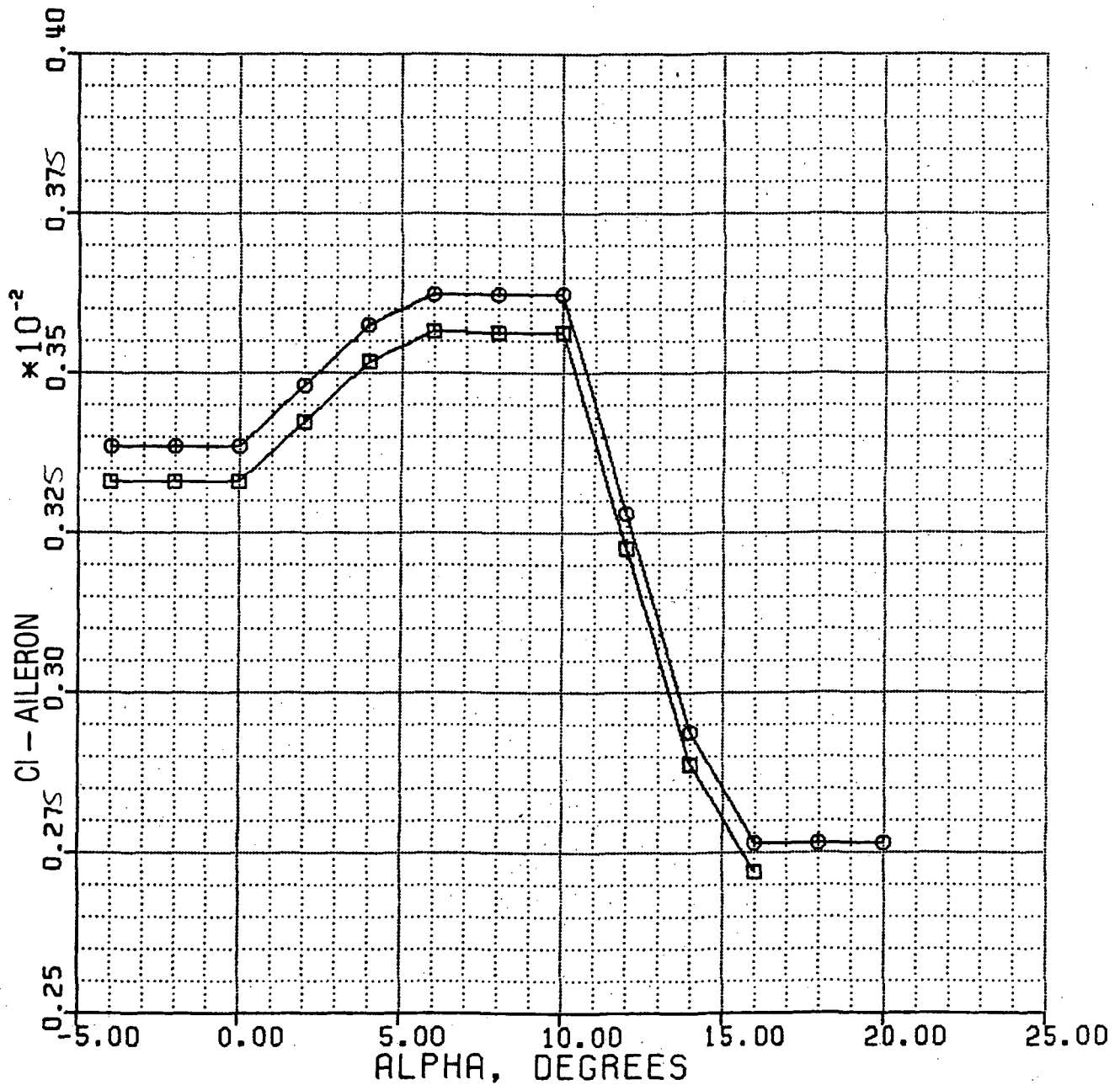


Figure 56(b).

CI - AILERON VS ALPHA

6-30-83 X-29A M# = 0.8 NORMAL MODE
 XCG = 451.0 WT = 15K ALPHA TRIM

- | | | | | |
|---|---|---|-----------|---------------|
| □ | — | □ | ALT = 10K | ALP: 0 TO 10 |
| ○ | — | ○ | ALT = 20K | ALP: -4 TO 12 |
| ▲ | — | ▲ | ALT = 30K | ALP: -4 TO 14 |
| ★ | — | ★ | ALT = 40K | ALP: -4 TO 18 |
| × | — | × | ALT = 50K | ALP: -4 TO 22 |

ORIGINAL PAGE IS
 OF POOR QUALITY

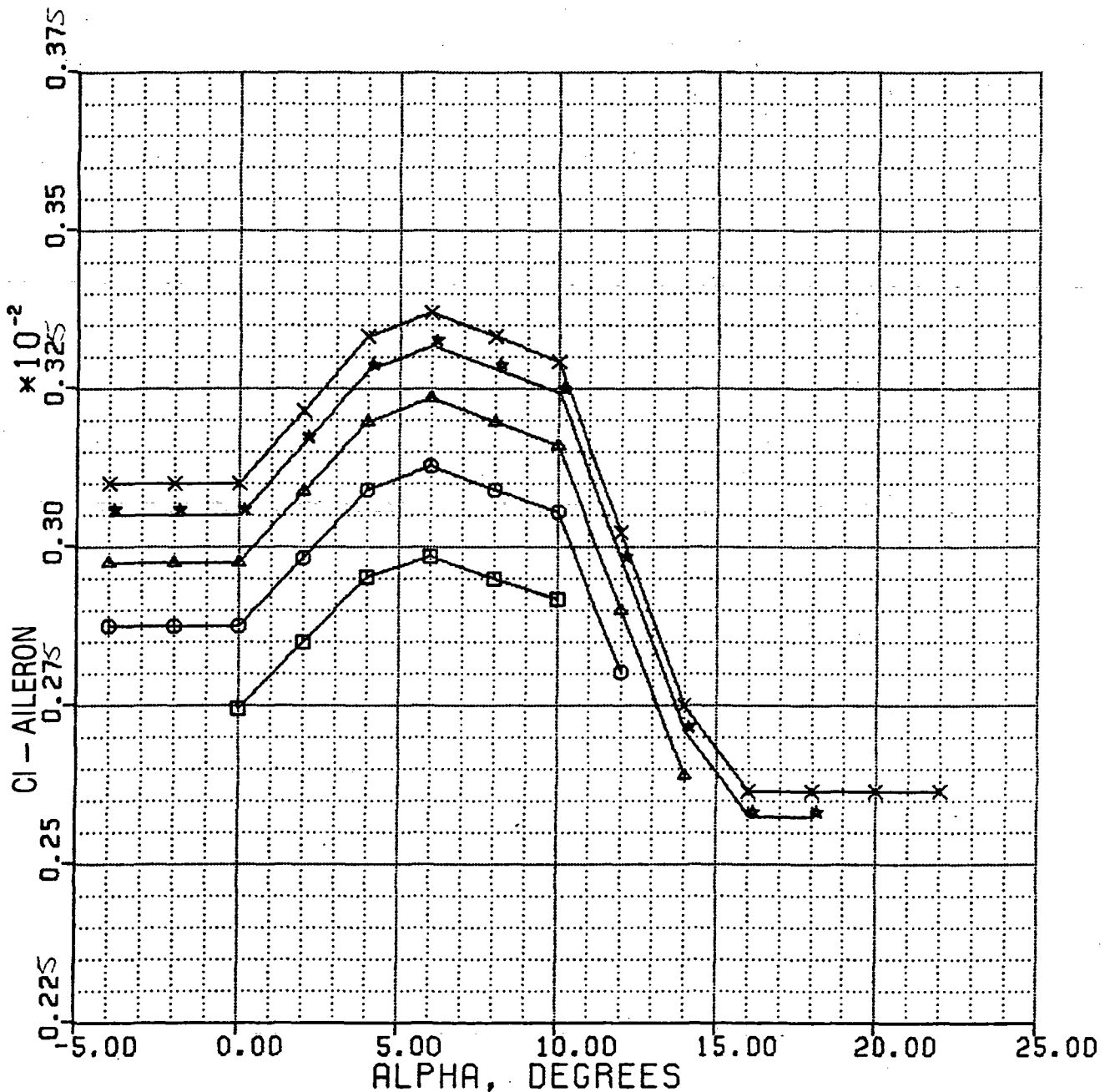


Figure 56(c)

CI - AILERON VS ALPHA

7-1-83 X-29A M# = 0.9 NORMAL MODE
 XCG = 451.0 WT = 15K ALPHA TRIM

- | | | | | |
|---|---|---|-----------|---------------|
| □ | — | □ | ALT = 20K | ALP: 0 TO 10 |
| ○ | — | ○ | ALT = 30K | ALP: -2 TO 12 |
| ▲ | — | ▲ | ALT = 40K | ALP: -4 TO 14 |
| ★ | — | ★ | ALT = 50K | ALP: -4 TO 18 |

ORIGINAL PAGE IS
 OF POOR QUALITY

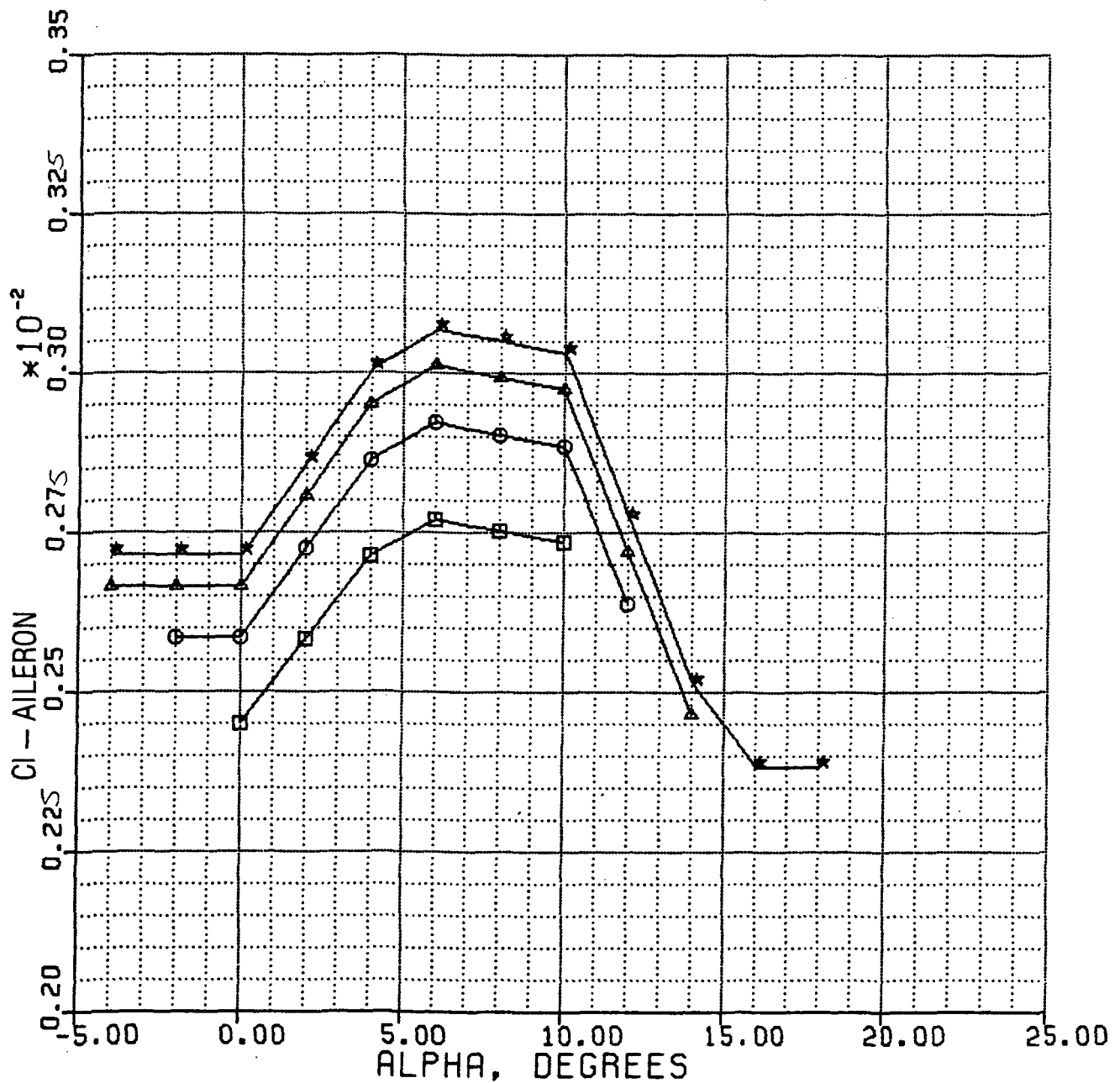


Figure 56(d)

CI - AILERON VS ALPHA

7-1-83 X-29A M# = 1.2 NORMAL MODE

XCG = 451.0 WT = 15K ALPHA TRIM

- ALT = 20K ALP: -4 TO 8
- ALT = 30K ALP: -4 TO 10
- △ ALT = 40K ALP: -4 TO 12
- ★ ALT = 50K ALP: -4 TO 14

ORIGINAL PAGE IS
OF POOR QUALITY

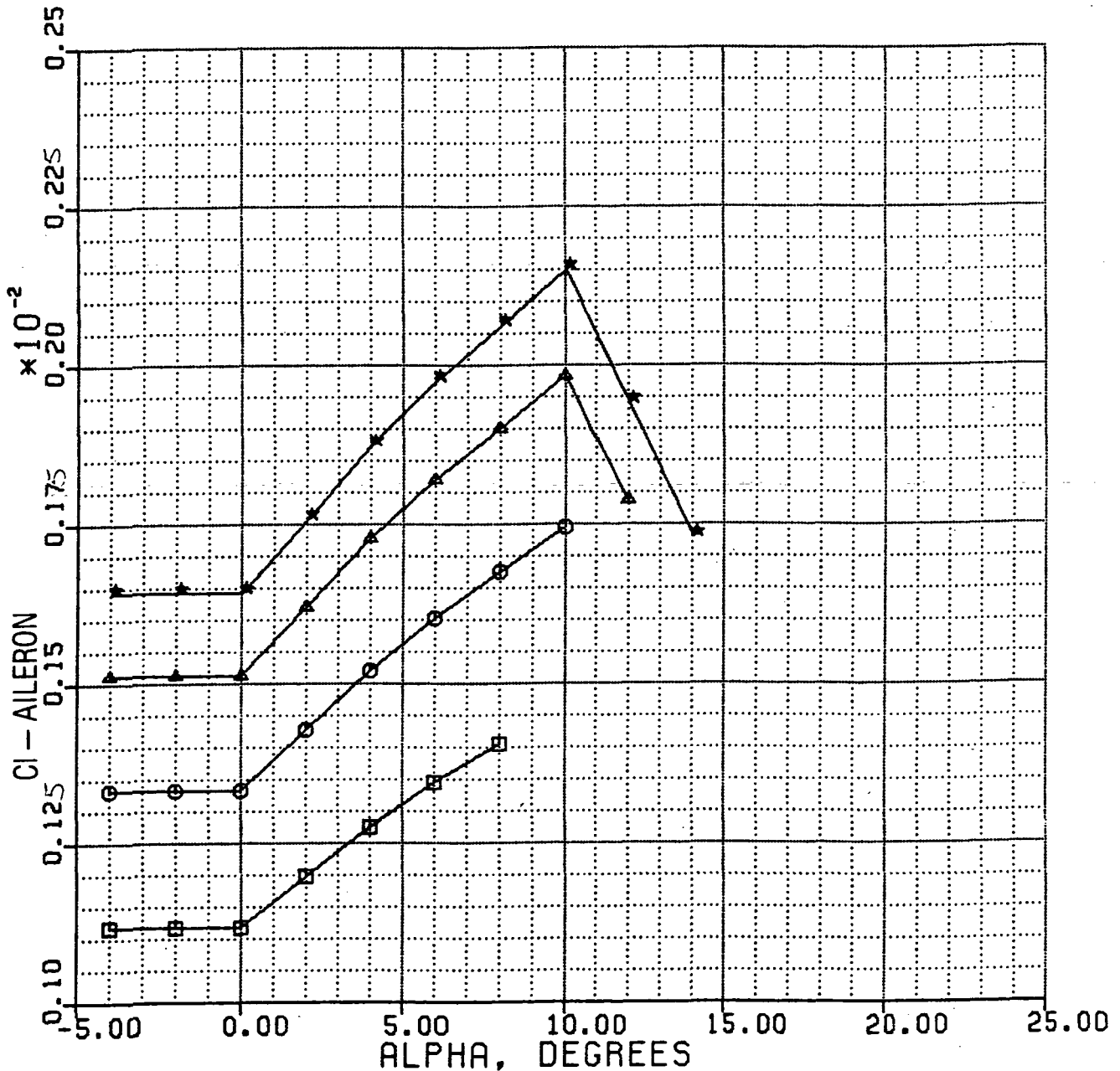


Figure 56(e)

CI - AILERON VS ALPHA

7-1-83 X-29A M# = 1.5 NORMAL MODE

XCG = 451.0 WT = 15K ALPHA TRIM

□	□	ALT = 30K	ALP: -4 TO 8
○	○	ALT = 40K	ALP: -4 TO 10
▲	▲	ALT = 50K	ALP: -4 TO 12

ORIGINAL PAGE IS
OF POOR QUALITY

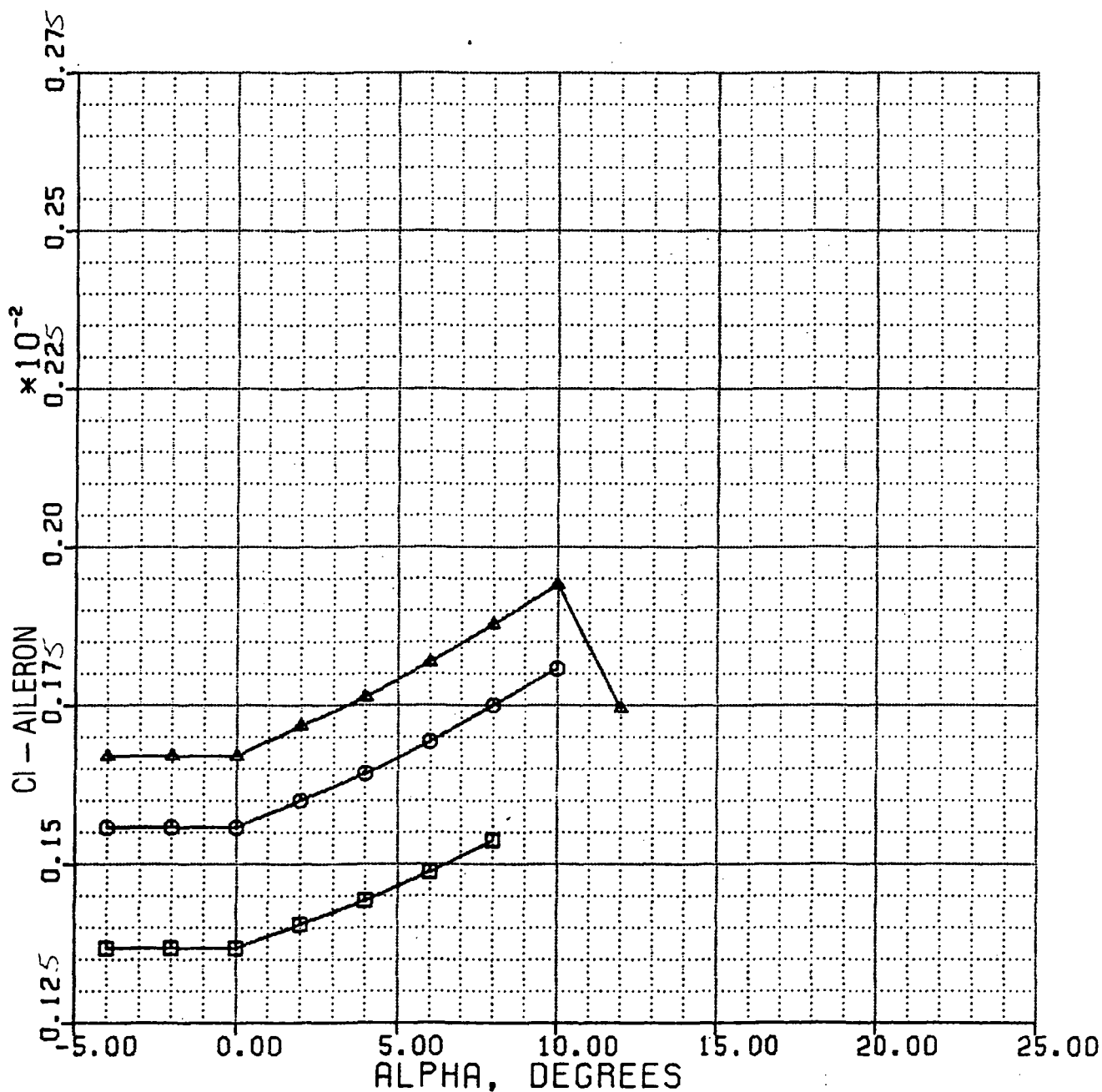


Figure 56(f)

Cn - AILERON VS MACH

7-6-83 X-29A 1-G TRIM NORMAL MODE

XCG = 451.0 WT = 15K

- — ALT = S.L. M# = .2 TO 1.05
- — ALT = 10K M# = .2 TO 1.2
- △ — ALT = 20K M# = .3 TO 1.4

ORIGINAL PAGE IS
OF POOR QUALITY

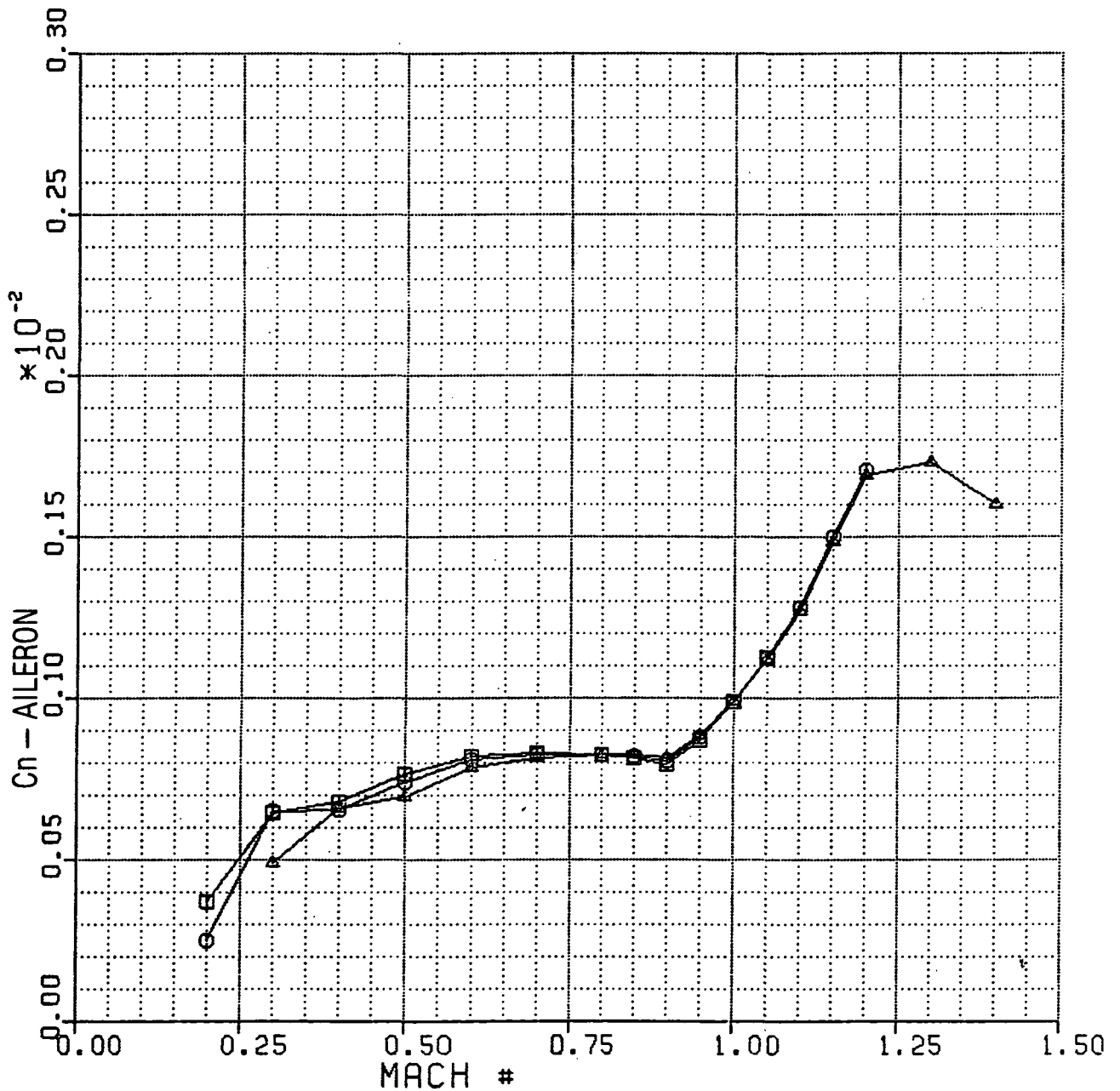


Figure 57(a)

Cn - AILERON VS MACH

7-7-83 X-29A 1-G TRIM NORMAL MODE

XCG = 451.0 WT = 15K

- — ALT = 30K M# = .3 TO 1.5
- — ALT = 40K M# = .6 TO 1.5
- ▲ — ALT = 50K M# = .6 TO 1.5

ORIGINAL PAGE 19
OF POOR QUALITY

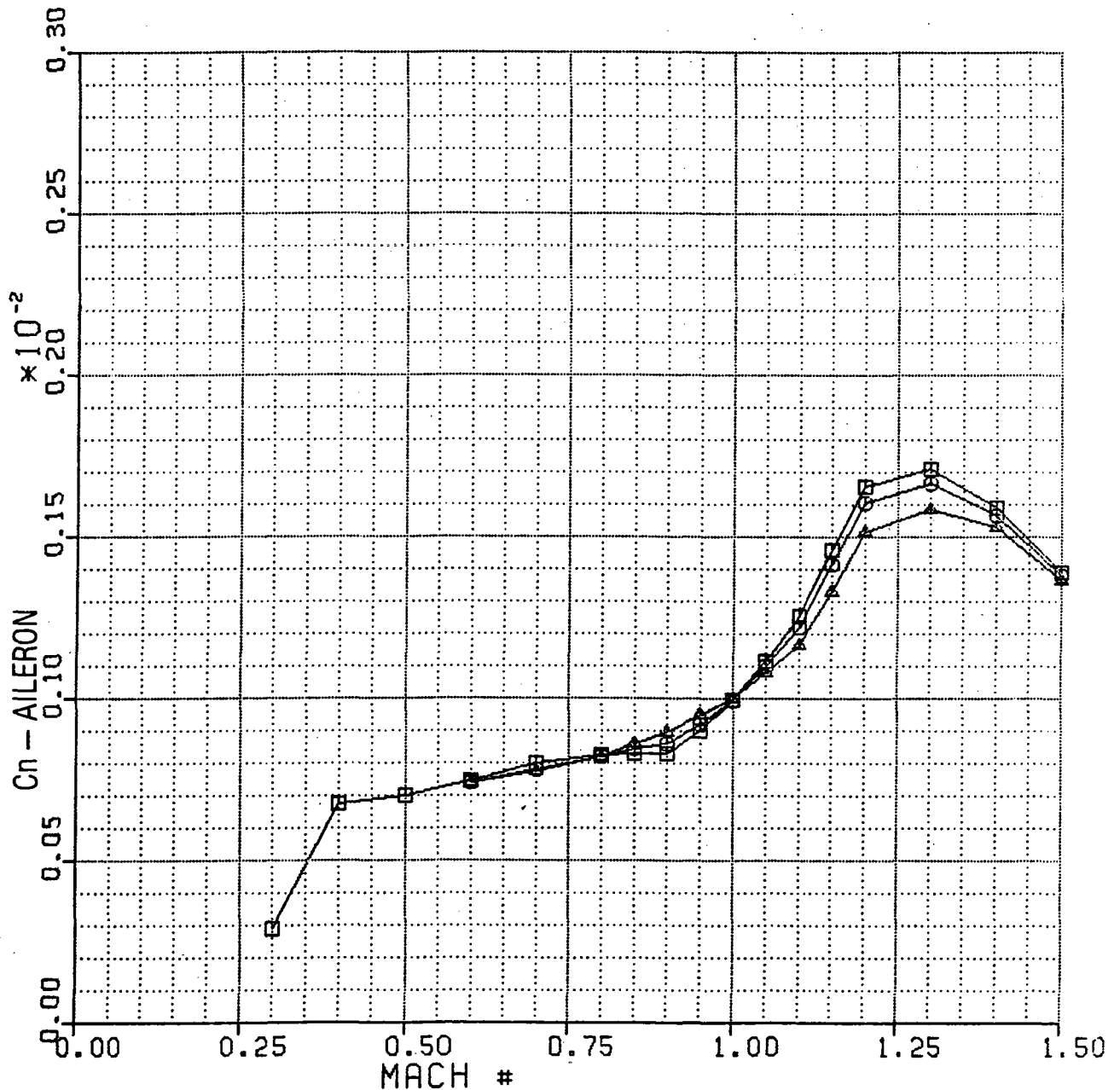


Figure 57(b)

Cn - AILERON VS ALPHA

6-16-83 X-29A M# = 0.4 NORMAL MODE
XCG = 451.0 WT = 15K ALPHA TRIM

□ ALT = 5.L. ALP: -4 TO 22
○ ALT = 10K ALP: -4 TO 22

ORIGINAL PAGE IS
OF POOR QUALITY

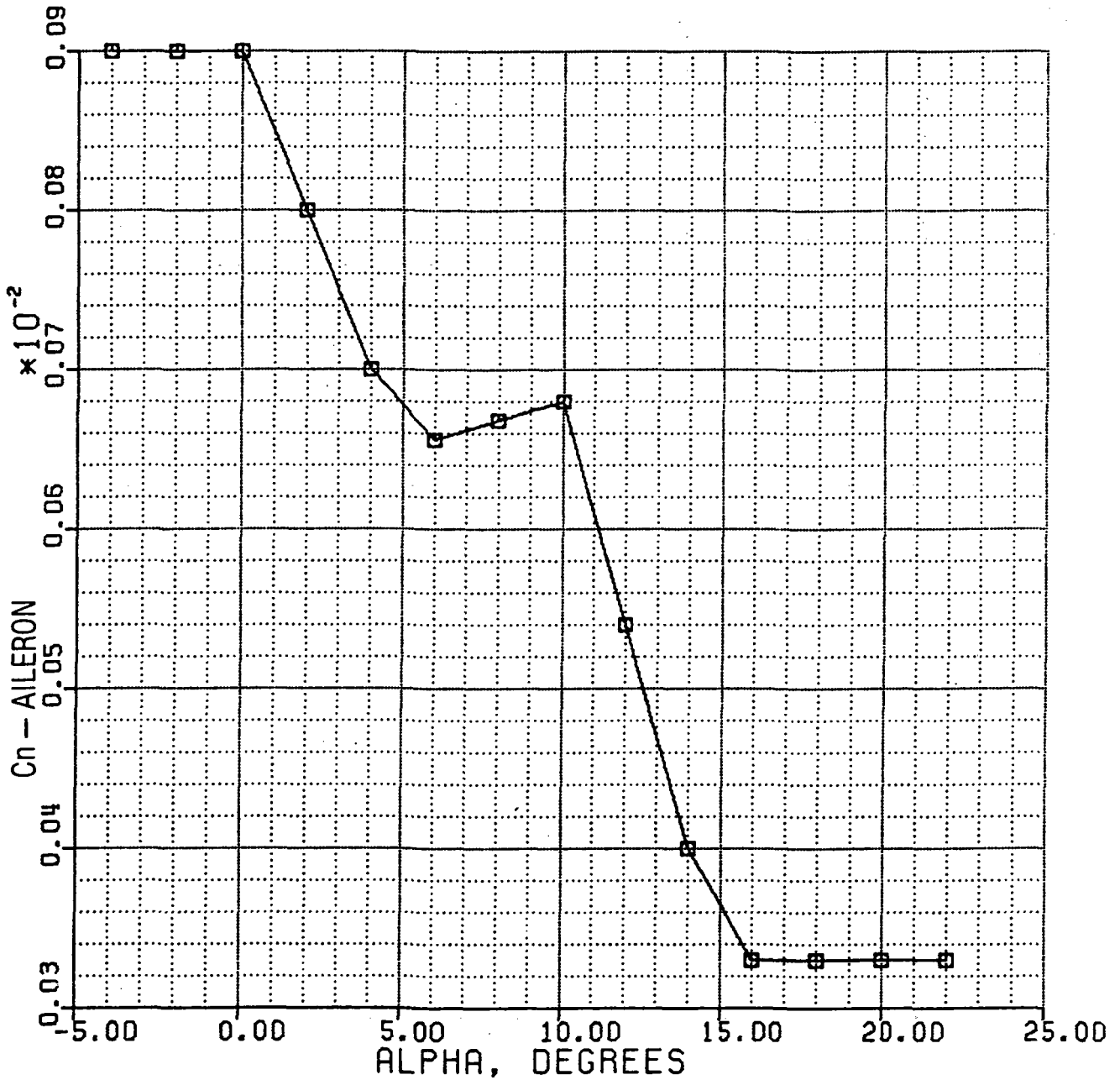


Figure 58(a)

Cn - AILERON VS ALPHA

6-17-83 X-29A M# = 0.6 NORMAL MODE

XCG = 451.0 WT = 15K ALPHA TRIM

□ — □ ALT = 10K ALP: -4 TO 16
○ — ○ ALT = 20K ALP: -4 TO 20

ORIGINAL PAGE IS
OF POOR QUALITY

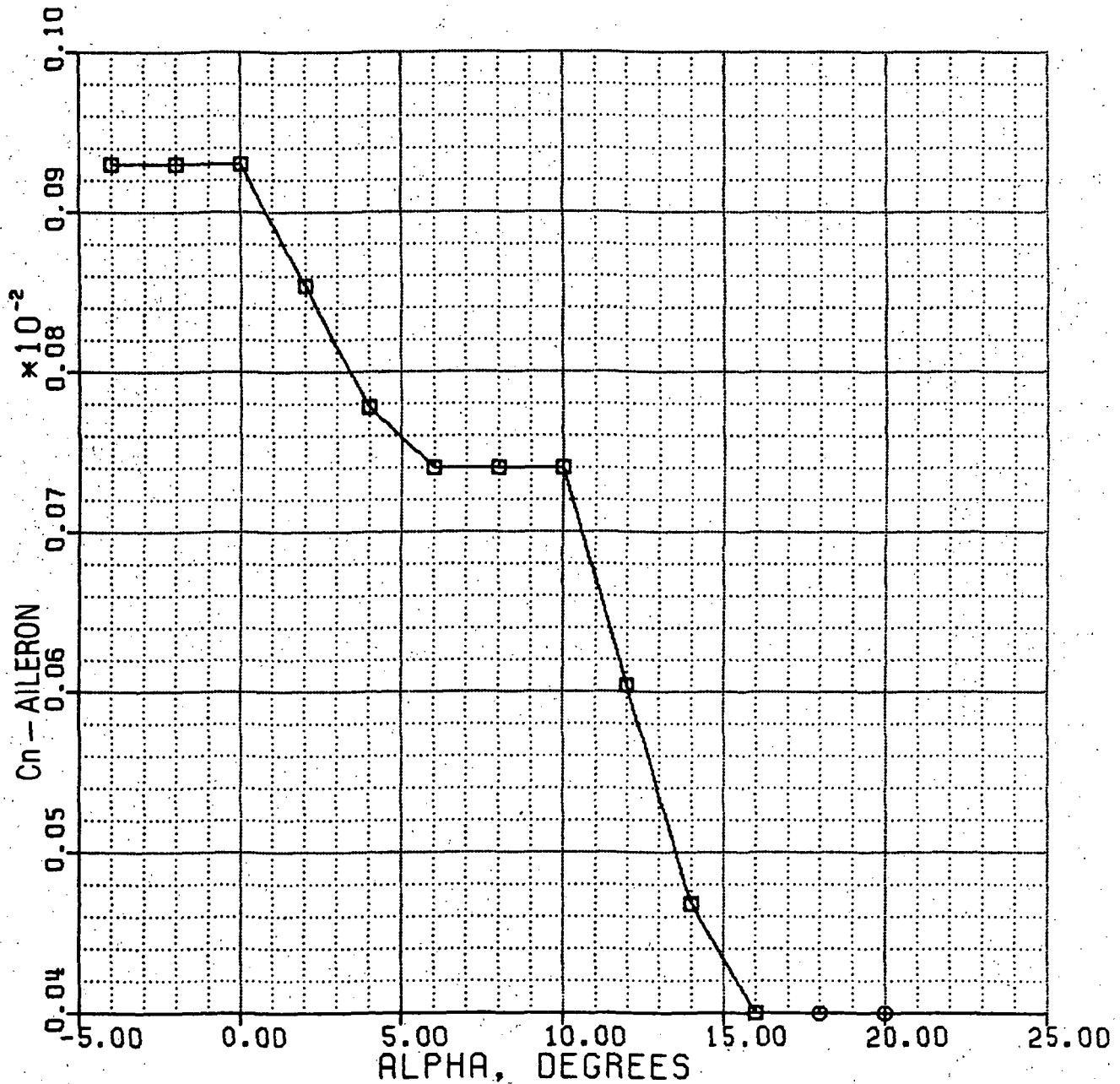


Figure 58(b)

Cn - AILERON VS ALPHA

6-30-83 X-29A M# = 0.8 NORMAL MODE
 XCG = 451.0 WT = 15K ALPHA TRIM

- | | | | | |
|---|---|---|-----------|---------------|
| □ | — | □ | ALT = 10K | ALP: 0 TO 10 |
| ○ | — | ○ | ALT = 20K | ALP: -4 TO 12 |
| △ | — | △ | ALT = 30K | ALP: -4 TO 14 |
| ★ | — | ★ | ALT = 40K | ALP: -4 TO 18 |
| × | — | × | ALT = 50K | ALP: -4 TO 22 |

ORIGINAL PAGE IS
 OF POOR QUALITY

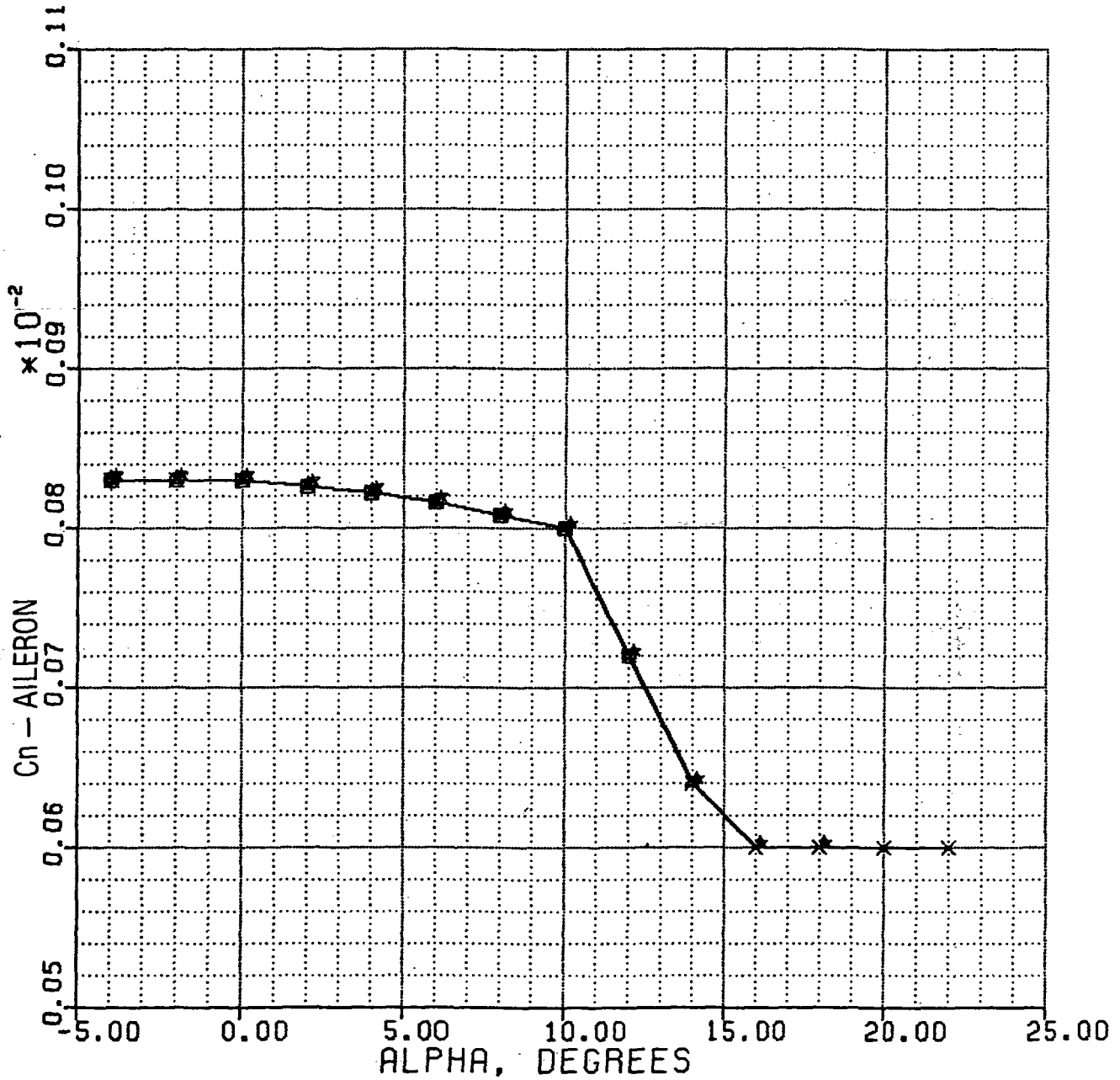


Figure 58(c)

Cn - AILERON VS ALPHA

7-1-83 X-29A M# = 0.9 NORMAL MODE

XCG = 451.0 WT = 15K ALPHA TRIM

- | | | | | |
|---|---|---|-----------|---------------|
| □ | — | □ | ALT = 20K | ALP: 0 TO 10 |
| ○ | — | ○ | ALT = 30K | ALP: -2 TO 12 |
| ▲ | — | ▲ | ALT = 40K | ALP: -4 TO 14 |
| ★ | — | ★ | ALT = 50K | ALP: -4 TO 18 |

ORIGINAL PAGE IS
OF POOR QUALITY

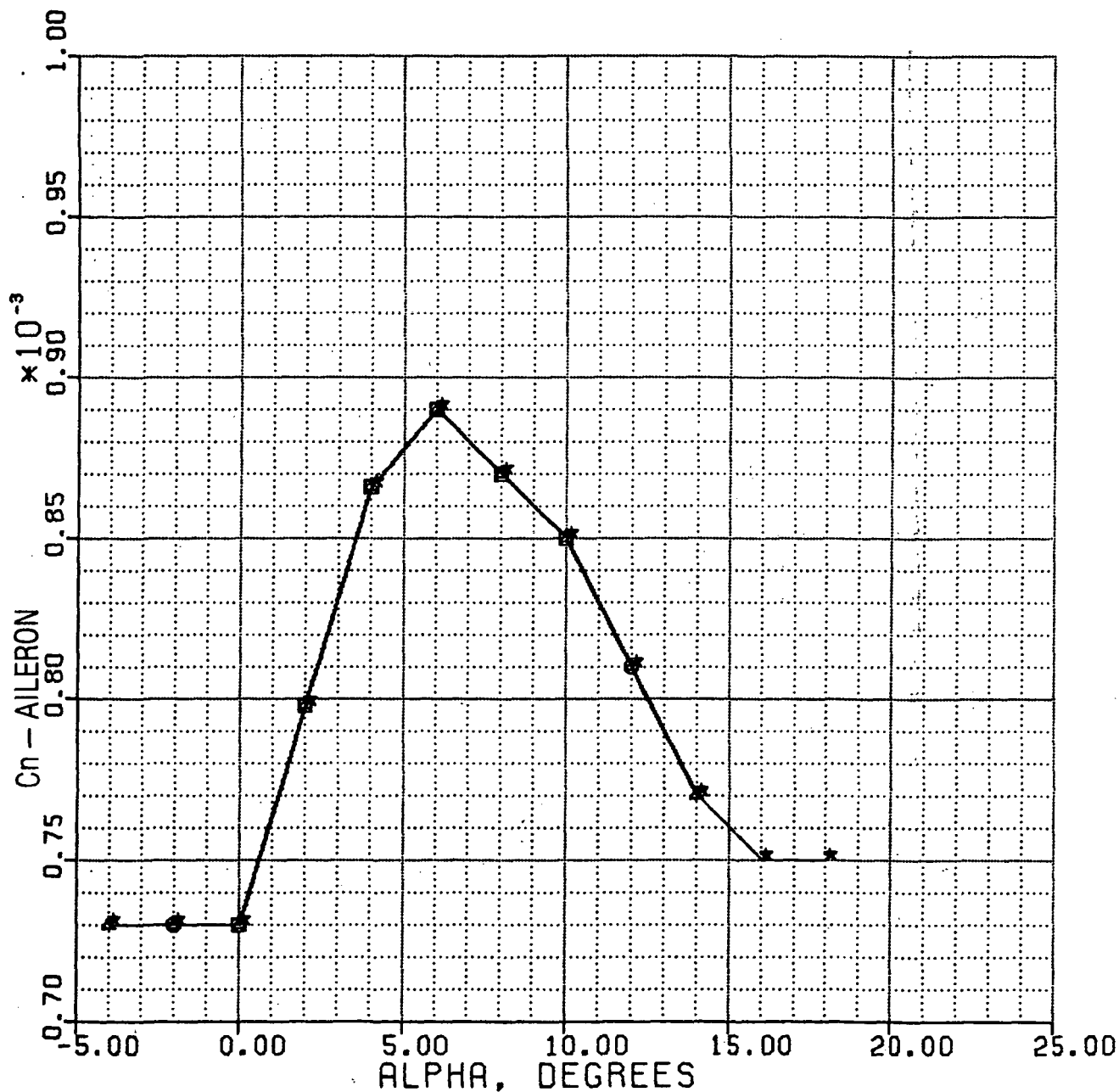


Figure 58(d)

Cn - AILERON VS ALPHA

7-1-83 X-29A M# = 1.2 NORMAL MODE
XCG = 451.0 WT = 15K ALPHA TRIM

□	—	□	ALT = 20K	ALP: -4 TO 8
○	—	○	ALT = 30K	ALP: -4 TO 10
▲	—	▲	ALT = 40K	ALP: -4 TO 12
★	—	★	ALT = 50K	ALP: -4 TO 14

ORIGINAL PAGE IS
OF POOR QUALITY

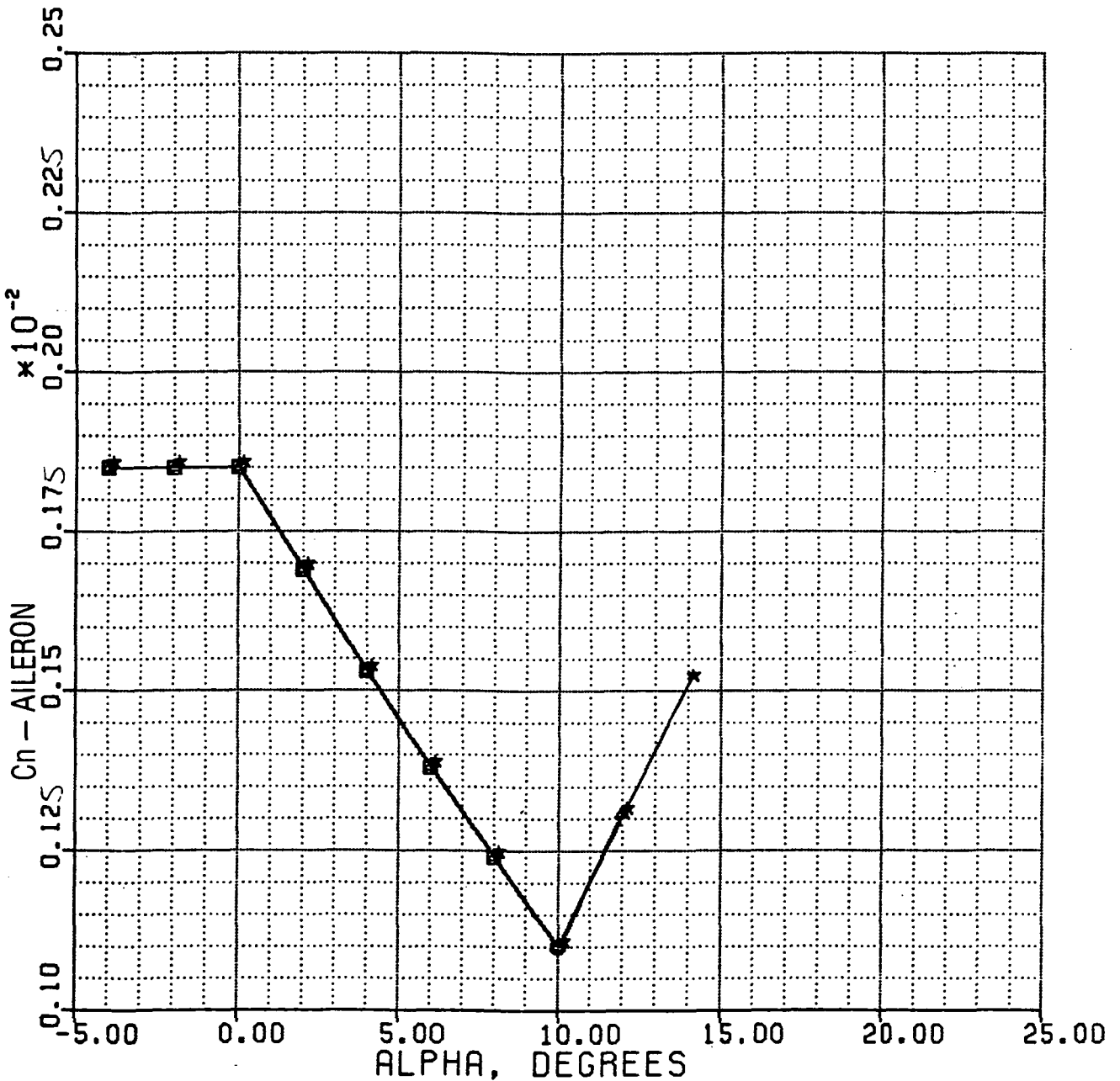


Figure 58(e)

Cn - AILERON VS ALPHA

7-1-83 X-29A M# = 1.5 NORMAL MODE

XCG = 451.0 WT = 15K ALPHA TRIM

□	—	□	ALT = 30K	ALP: -4 TO 8
○	—	○	ALT = 40K	ALP: -4 TO 10
▲	—	▲	ALT = 50K	ALP: -4 TO 12

ORIGINAL PAGE IS
OF POOR QUALITY

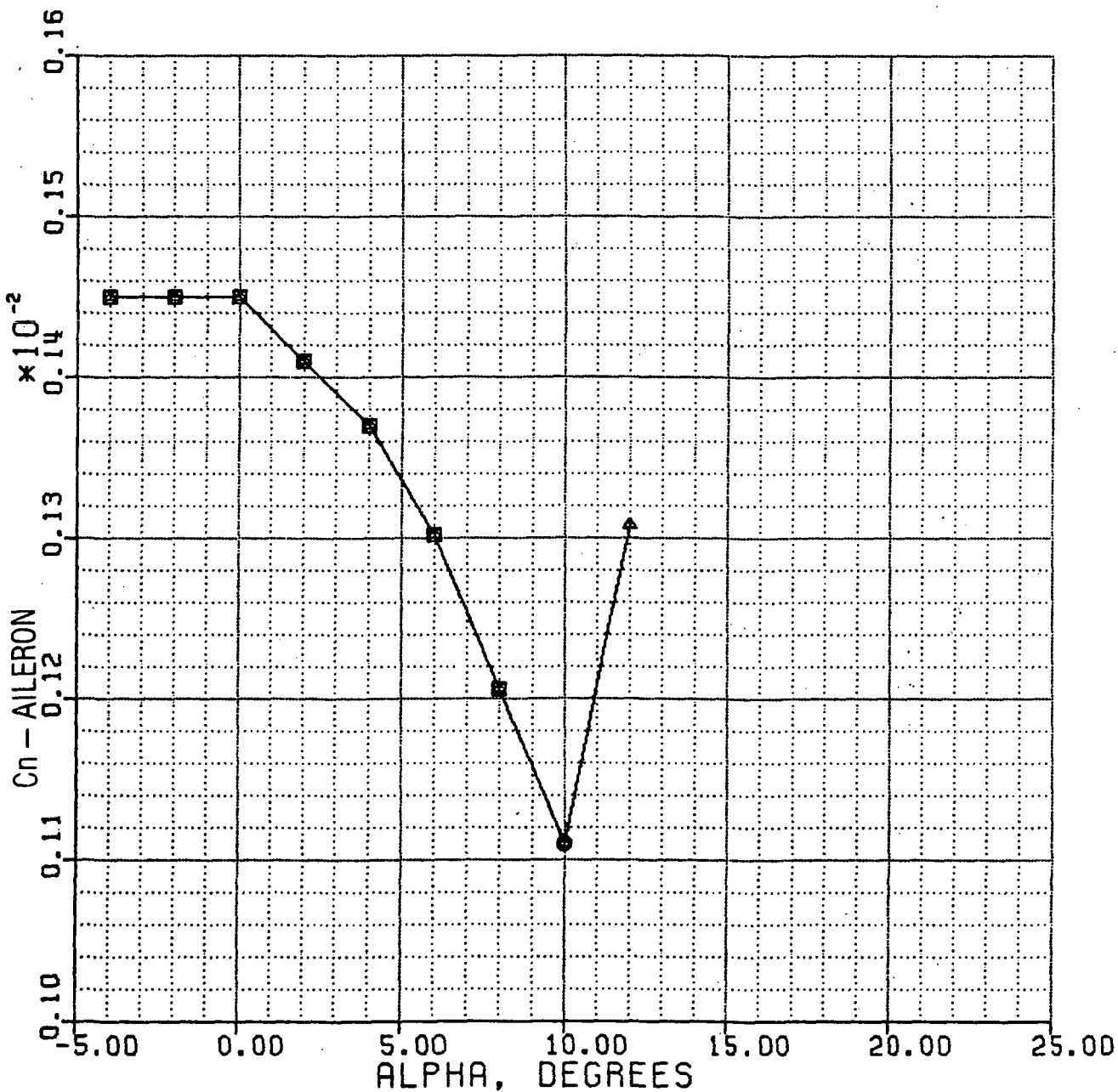


Figure 58(f)

Cy - RUDDER VS MACH

7-6-83 X-29A 1-G TRIM NORMAL MODE

XCG = 451.0 WT = 15K

- ALT = S.L. M# = .2 TO 1.05
- ALT = 10K M# = .2 TO 1.2
- ▲ ALT = 20K M# = .3 TO 1.4

ORIGINAL PAGE IS
OF POOR QUALITY

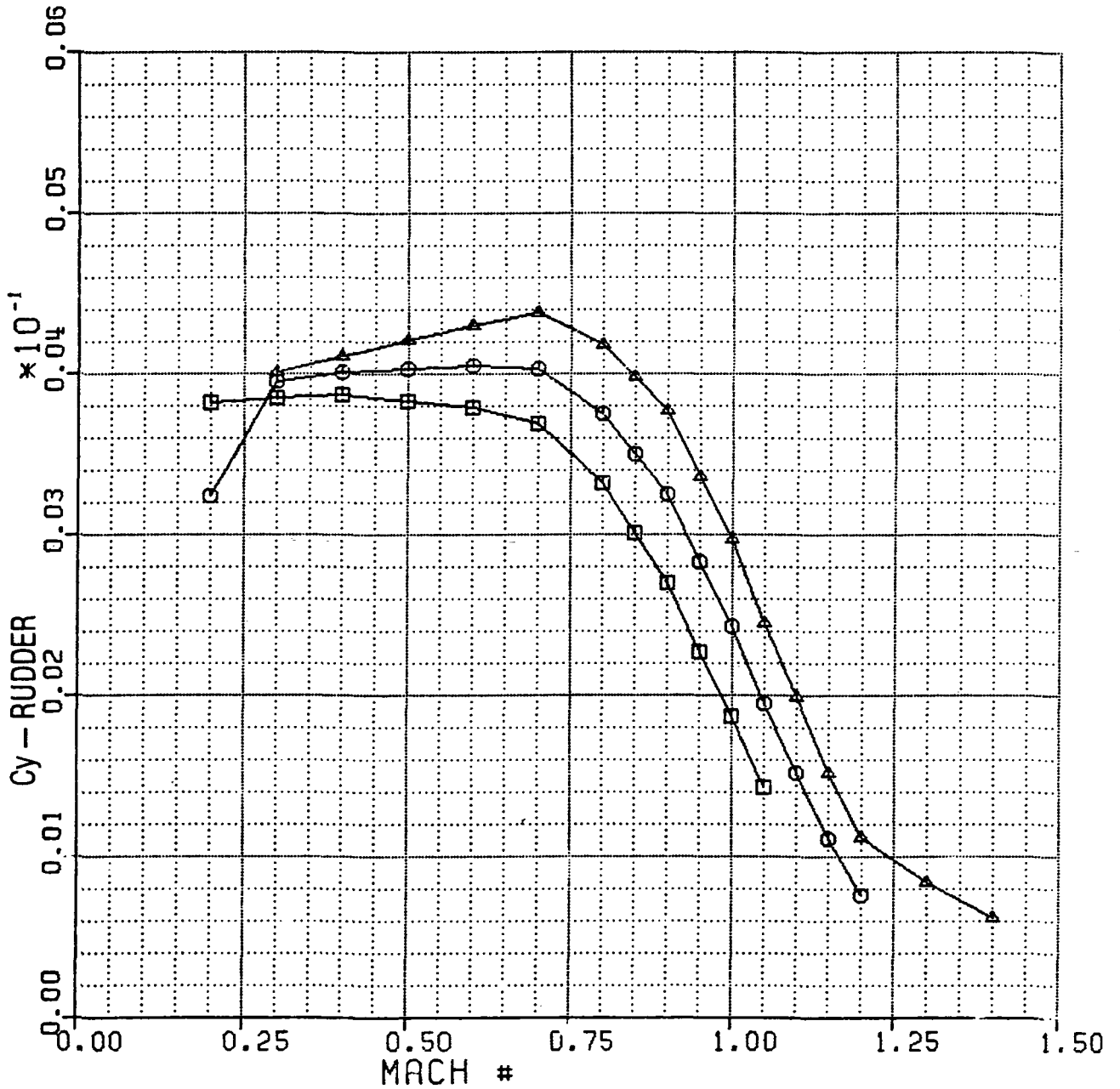


Figure 59(a)

Cy - RUDDER VS MACH

7-7-83 X-29A 1-G TRIM NORMAL MODE

XCG = 451.0 WT = 15K

- ALT = 30K M# = .3 TO 1.5
- ALT = 40K M# = .6 TO 1.5
- △ ALT = 50K M# = .6 TO 1.5

ORIGINAL PAGE IS
OF POOR QUALITY

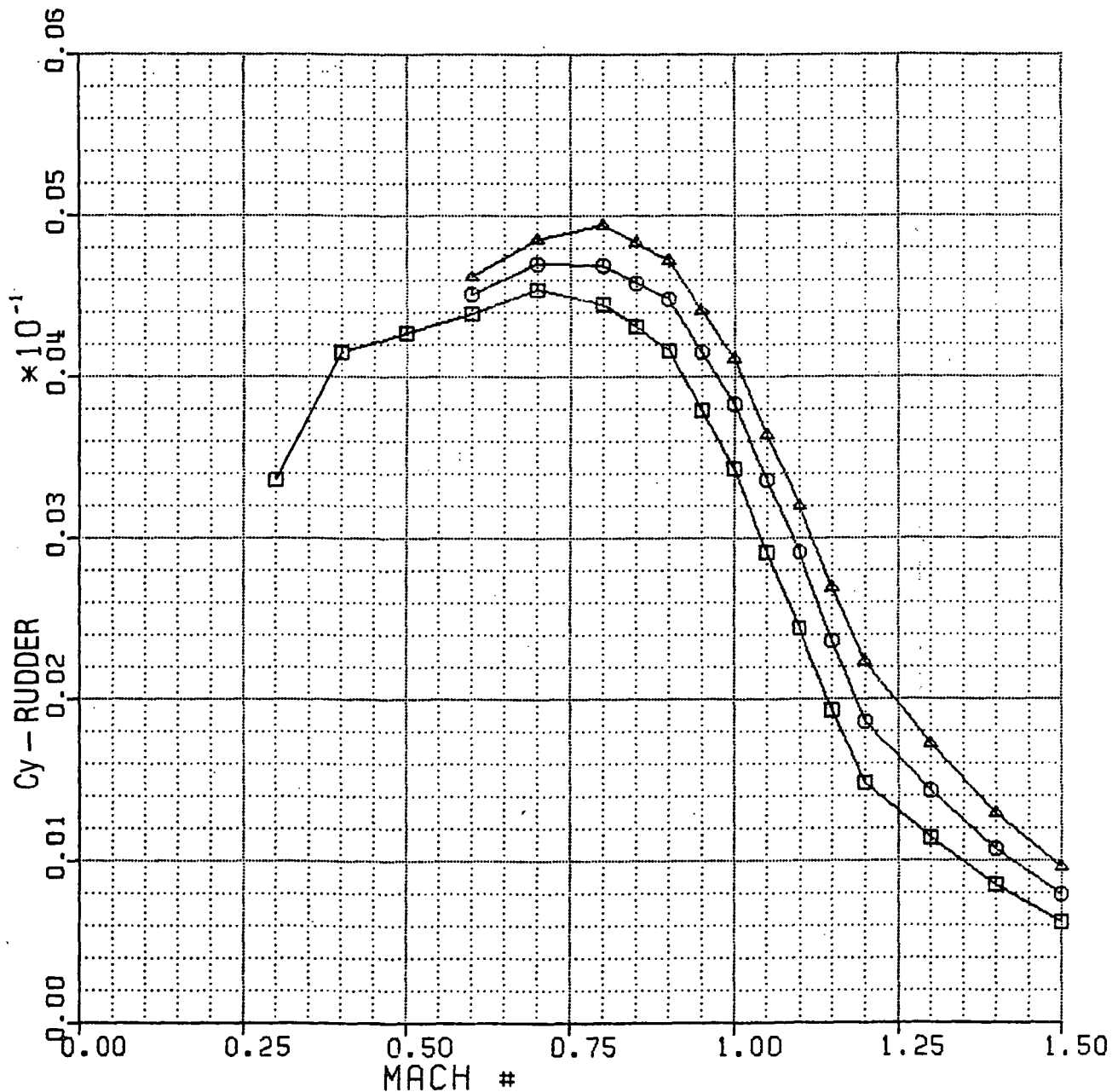


Figure 59(b)

Cy - RUDDER VS ALPHA

7-26-83 X-29A M# = 0.4 NORMAL MODE

XCG = 451.0 WT = 15K ALPHA TRIM

□ ALT = S.L. ALP: -4 TO 22
○ ALT = 10K ALP: -4 TO 22

ORIGINAL PAGE IS
OF POOR QUALITY

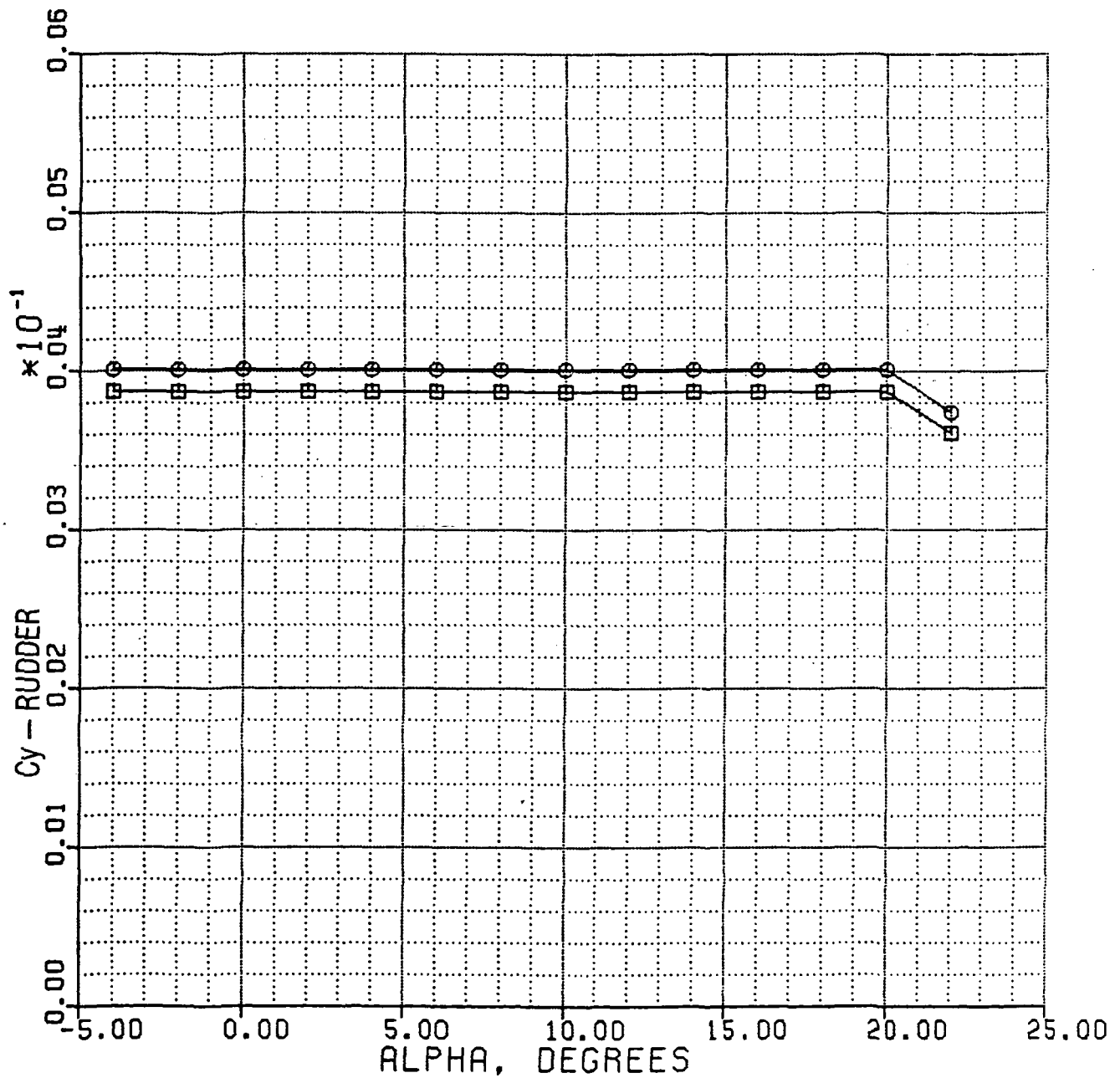


Figure 60(a)

Cy - RUDDER VS ALPHA

7-26-83 X-29A M# = 0.6 NORMAL MODE

XCG = 451.0 WT = 15K ALPHA TRIM

□ — □ ALT = 10K ALP: -4 TO 16
○ — ○ ALT = 20K ALP: -4 TO 20

ORIGINAL PAGE IS
OF POOR QUALITY

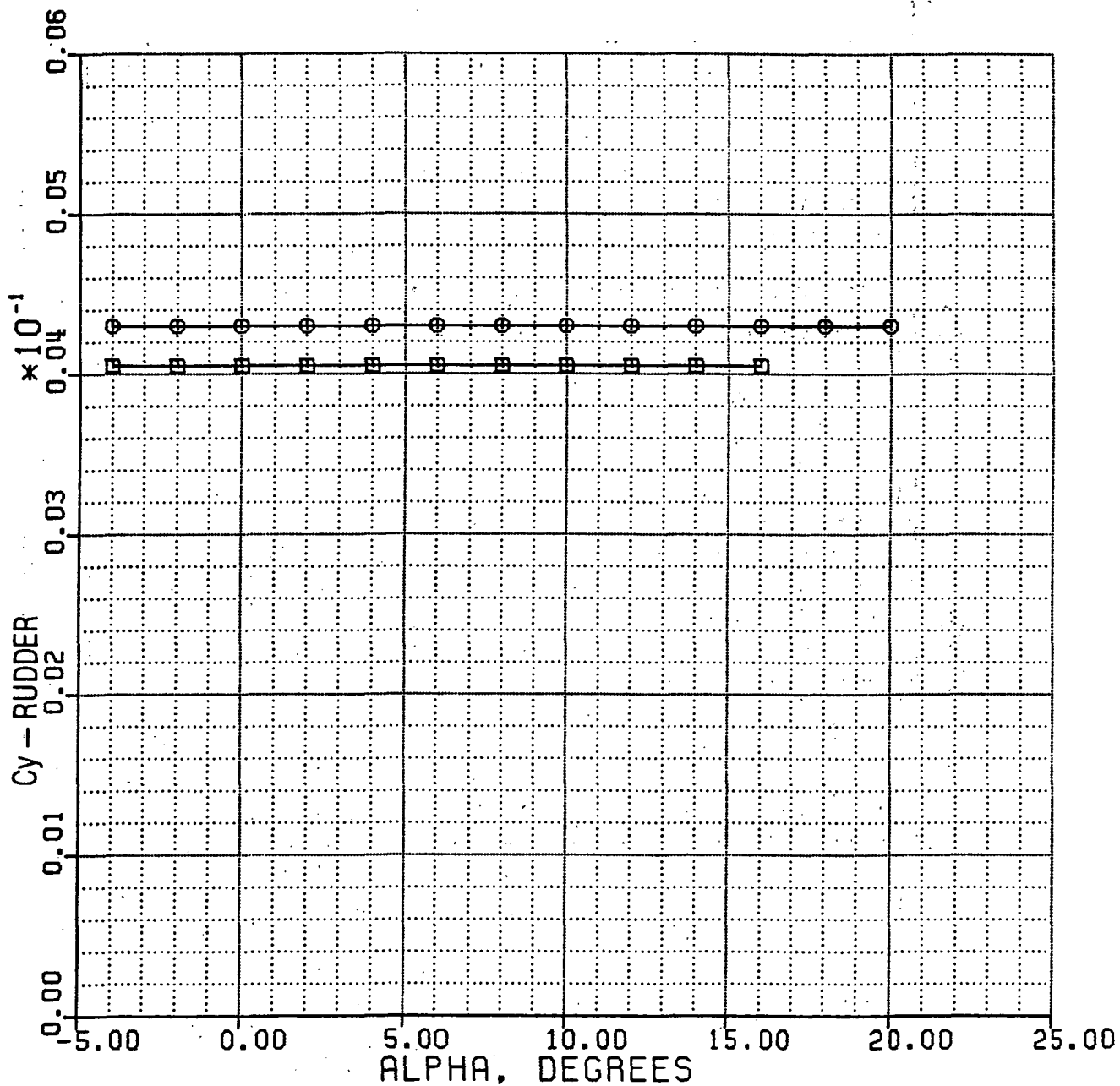


Figure 60(b)

Cy - RUDDER VS ALPHA

7-26-83 X-29A M# = 0.8 NORMAL MODE

XCG = 451.0 WT = 15K ALPHA TRIM

□	—	□	ALT = 10K	ALP: 0 TO 10
○	—	○	ALT = 20K	ALP: -4 TO 12
▲	—	▲	ALT = 30K	ALP: -4 TO 14
★	—	★	ALT = 40K	ALP: -4 TO 18
×	—	×	ALT = 50K	ALP: -4 TO 22

ORIGINAL PAGE IS
OF POOR QUALITY

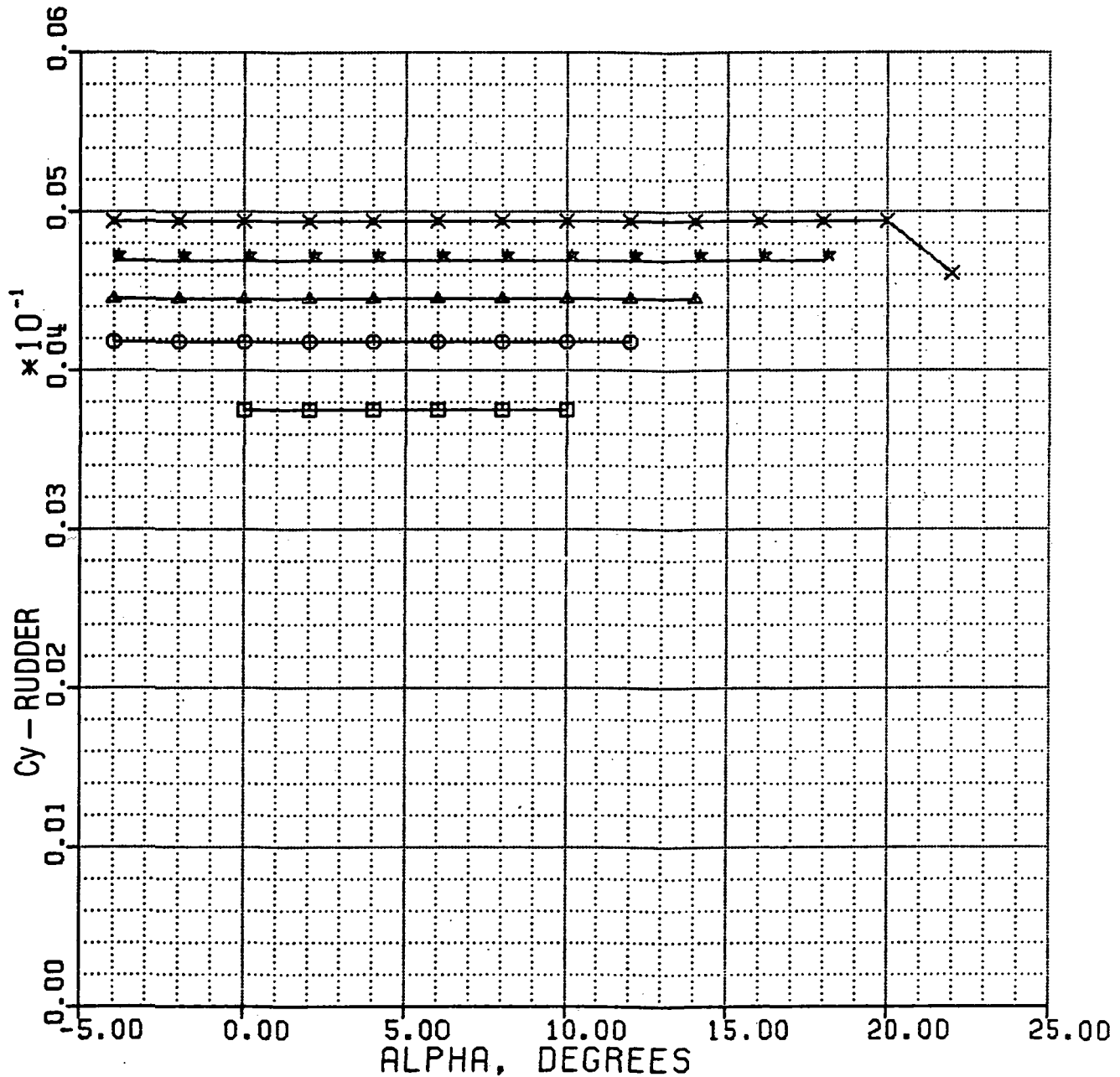


Figure 60(c)

Cy - RUDDER VS ALPHA

7-27-83 X-29A M# = 0.9 NORMAL MODE

XCG = 451.0 WT = 15K ALPHA TRIM

- | | | | | |
|---|---|---|-----------|---------------|
| □ | — | □ | ALT = 20K | ALP: 0 TO 10 |
| ○ | — | ○ | ALT = 30K | ALP: -2 TO 12 |
| △ | — | △ | ALT = 40K | ALP: -4 TO 14 |
| ★ | — | ★ | ALT = 50K | ALP: -4 TO 18 |

ORIGINAL PAGE IS
OF POOR QUALITY

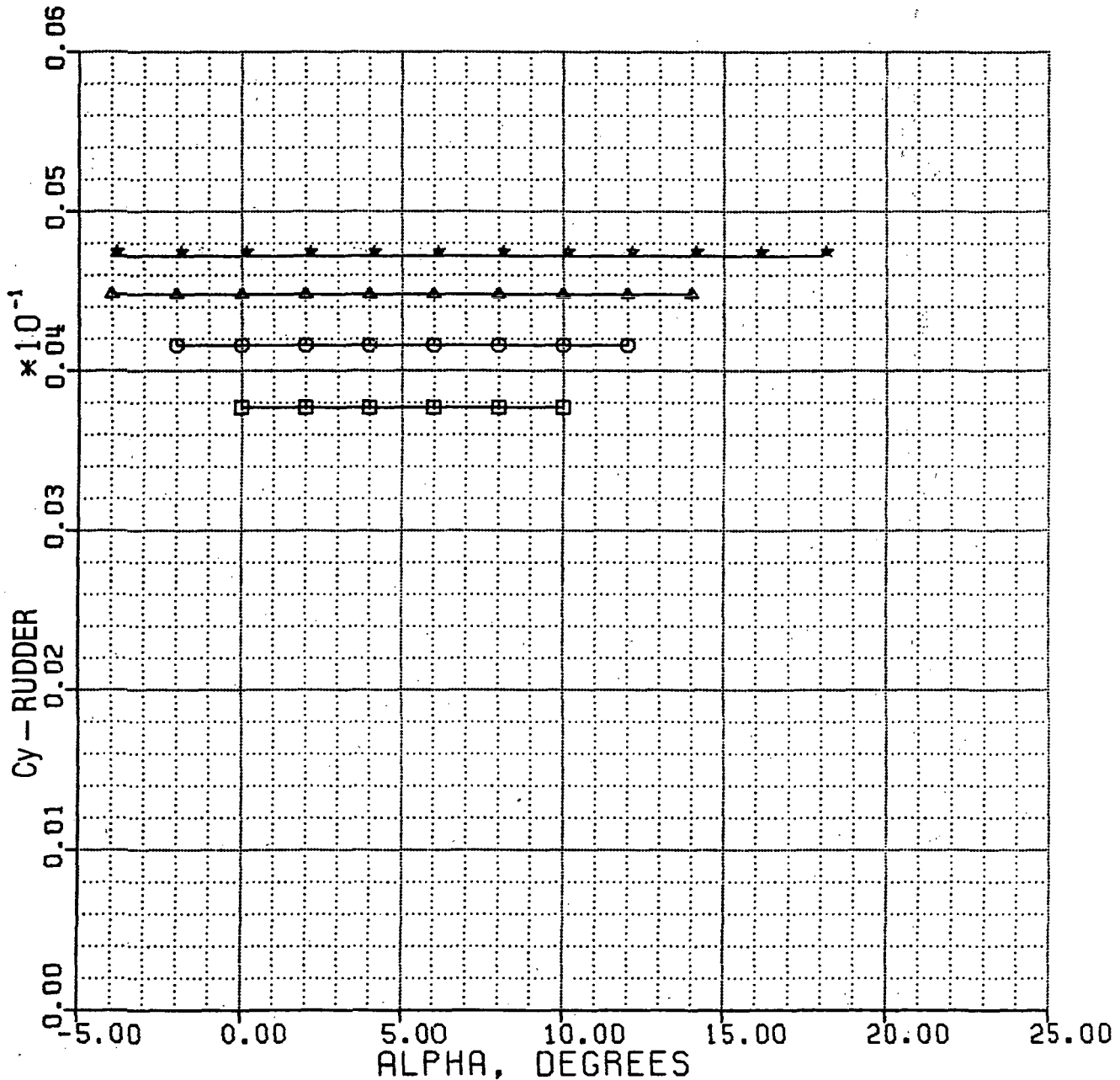


Figure 60(d)

Cy - RUDDER VS ALPHA

7-27-83 X-29A M# = 1.2 NORMAL MODE

XCG = 451.0 WT = 15K ALPHA TRIM

□	—	□	ALT = 20K	ALP: -4 TO 8
○	—	○	ALT = 30K	ALP: -4 TO 10
△	—	△	ALT = 40K	ALP: -4 TO 12
★	—	★	ALT = 50K	ALP: -4 TO 14

ORIGINAL PAGE IS
OF POOR QUALITY

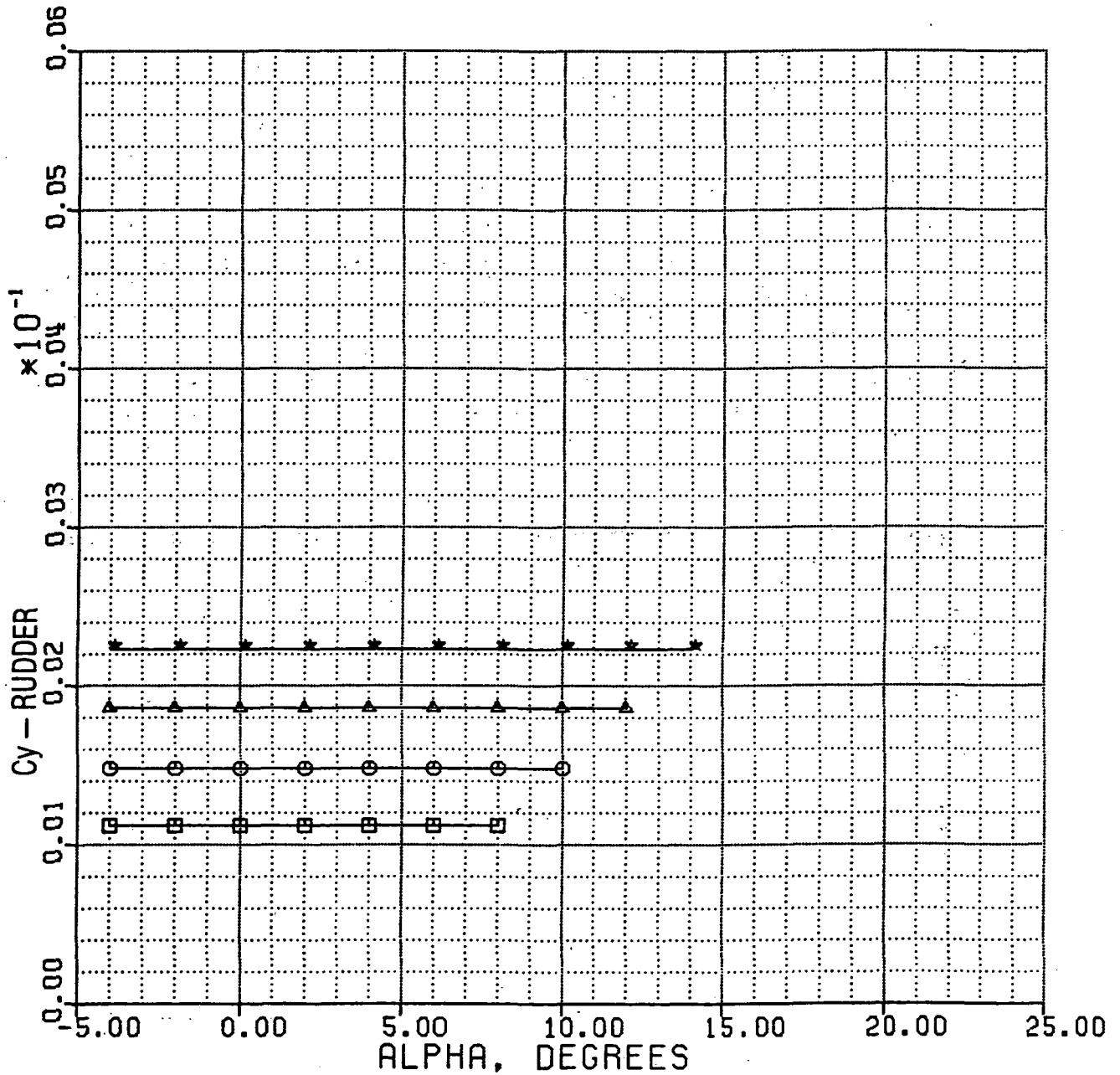


Figure 60(e)

Cy - RUDDER VS ALPHA

7-27-83 X-29A M# = 1.5 NORMAL MODE

XCG = 451.0 WT = 15K ALPHA TRIM

□	—	□	ALT = 30K	ALP: -4 TO 8
○	—	○	ALT = 40K	ALP: -4 TO 10
△	—	△	ALT = 50K	ALP: -4 TO 12

ORIGINAL PAGE 19
OF POOR QUALITY

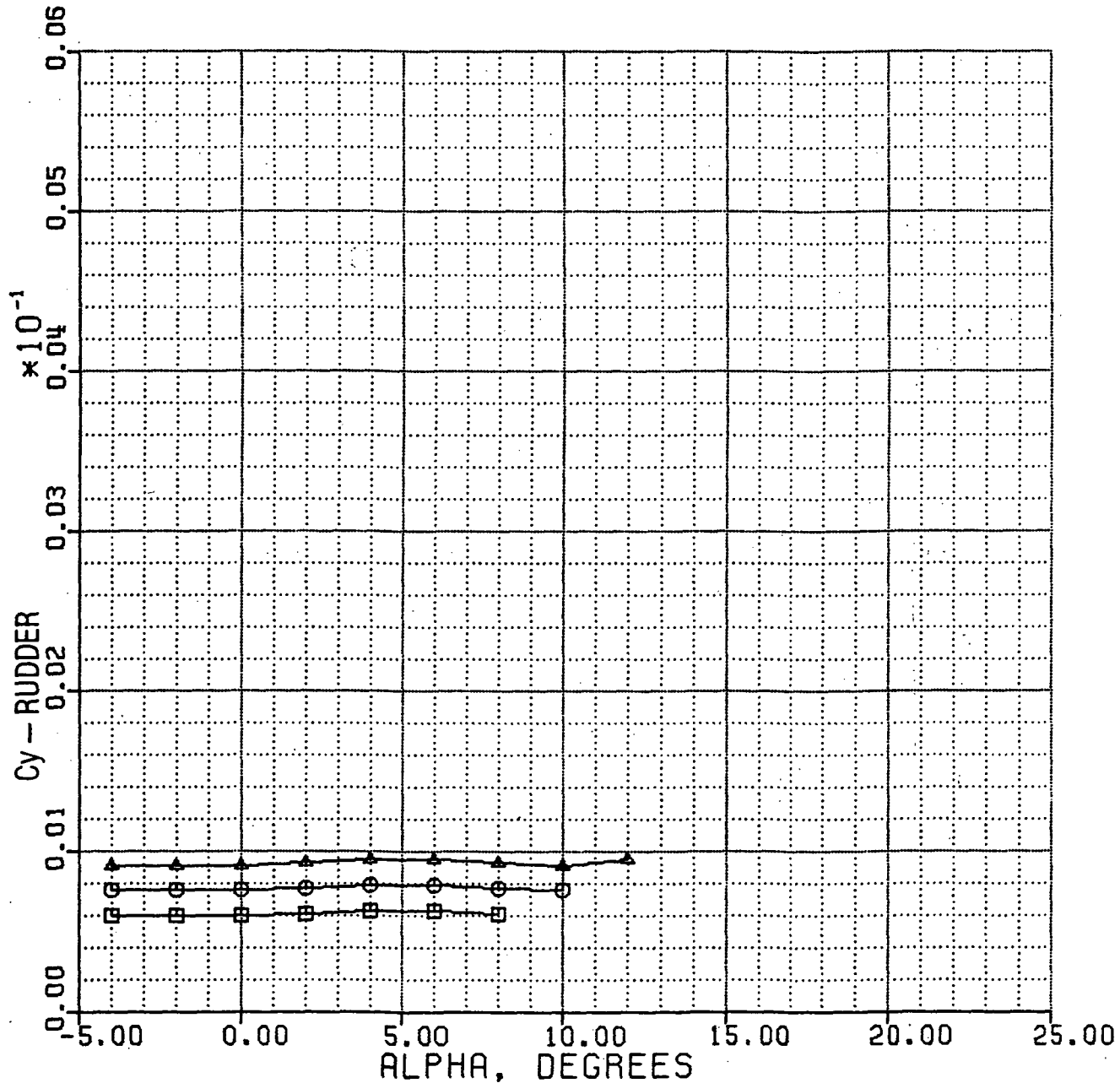


Figure 60(f)

CI - RUDDER VS MACH

7-6-83 X-29A 1-G TRIM NORMAL MODE

XCG = 451.0 WT = 15K

- — ALT = S.L. M# = .2 TO 1.05
- — ALT = 10K M# = .2 TO 1.2
- ▲ — ALT = 20K M# = .3 TO 1.4

ORIGINAL PAGE IS
OF POOR QUALITY

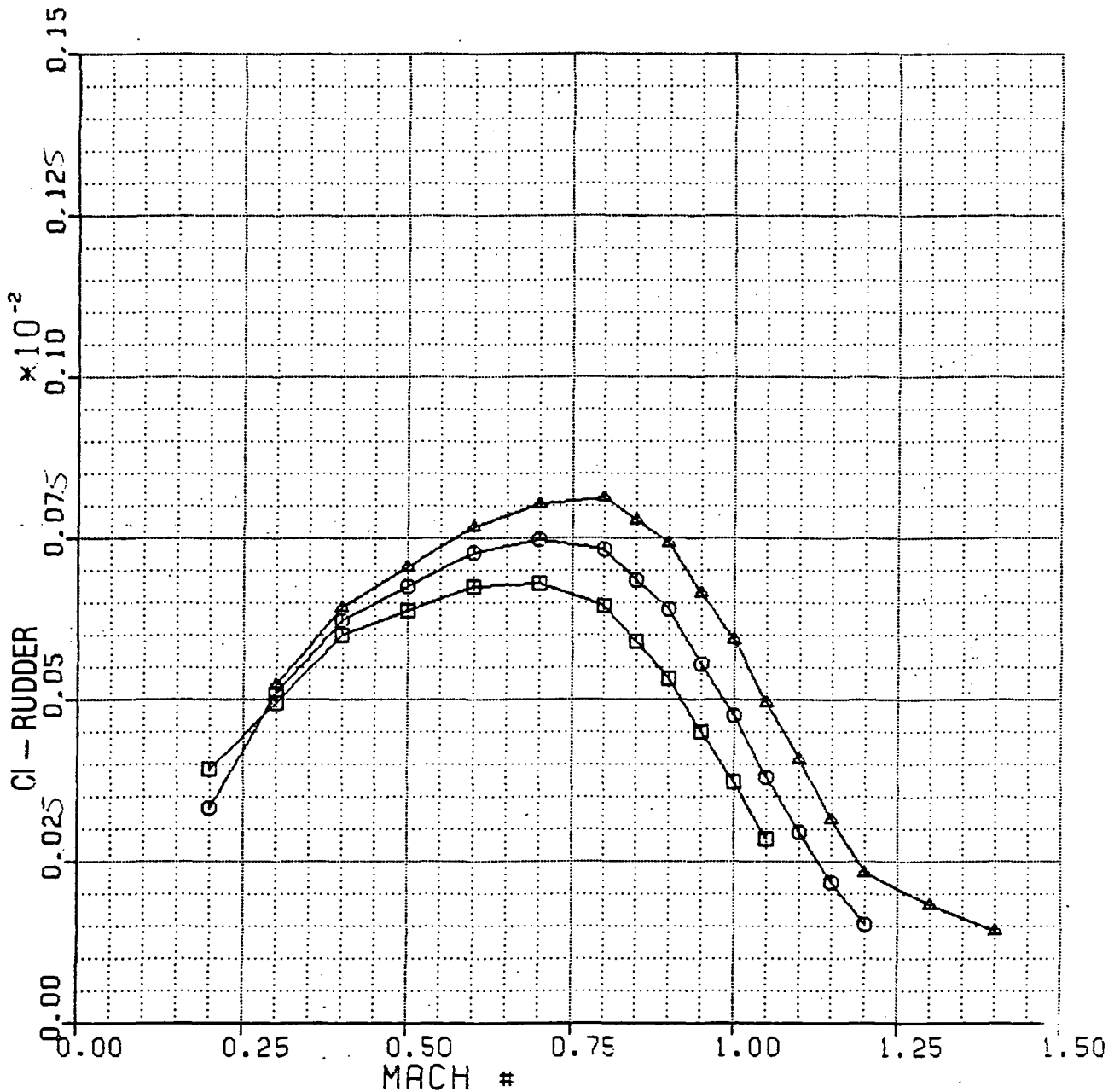


Figure 61(a)

CI - RUDDER VS MACH

7-7-83 X-29A 1-G TRIM NORMAL MODE

XCG = 451.0 WT = 15K

□	—	□	ALT = 30K	M# = .3 TO 1.5
○	—	○	ALT = 40K	M# = .6 TO 1.5
△	—	△	ALT = 50K	M# = .6 TO 1.5

ORIGINAL PAGE IS
OF POOR QUALITY

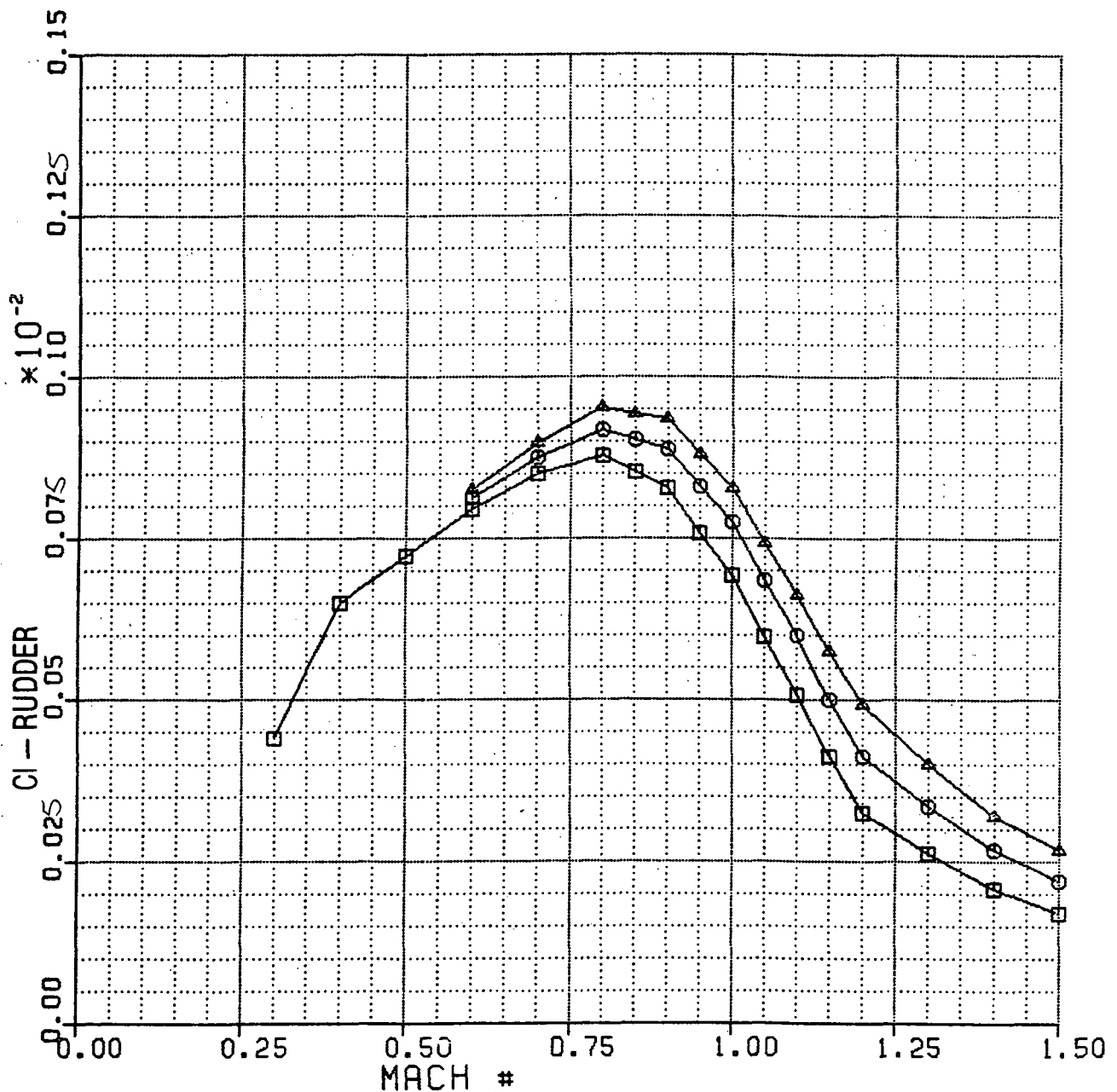


Figure 61(b)

CI - RUDDER VS ALPHA

7-26-83 X-29A M# = 0.4 NORMAL MODE

XCG = 451.0 WT = 15K ALPHA TRIM

□ ALT = S.L. ALP: -4 TO 22
○ ALT = 10K ALP: -4 TO 22

ORIGINAL PAGE 19
OF POOR QUALITY

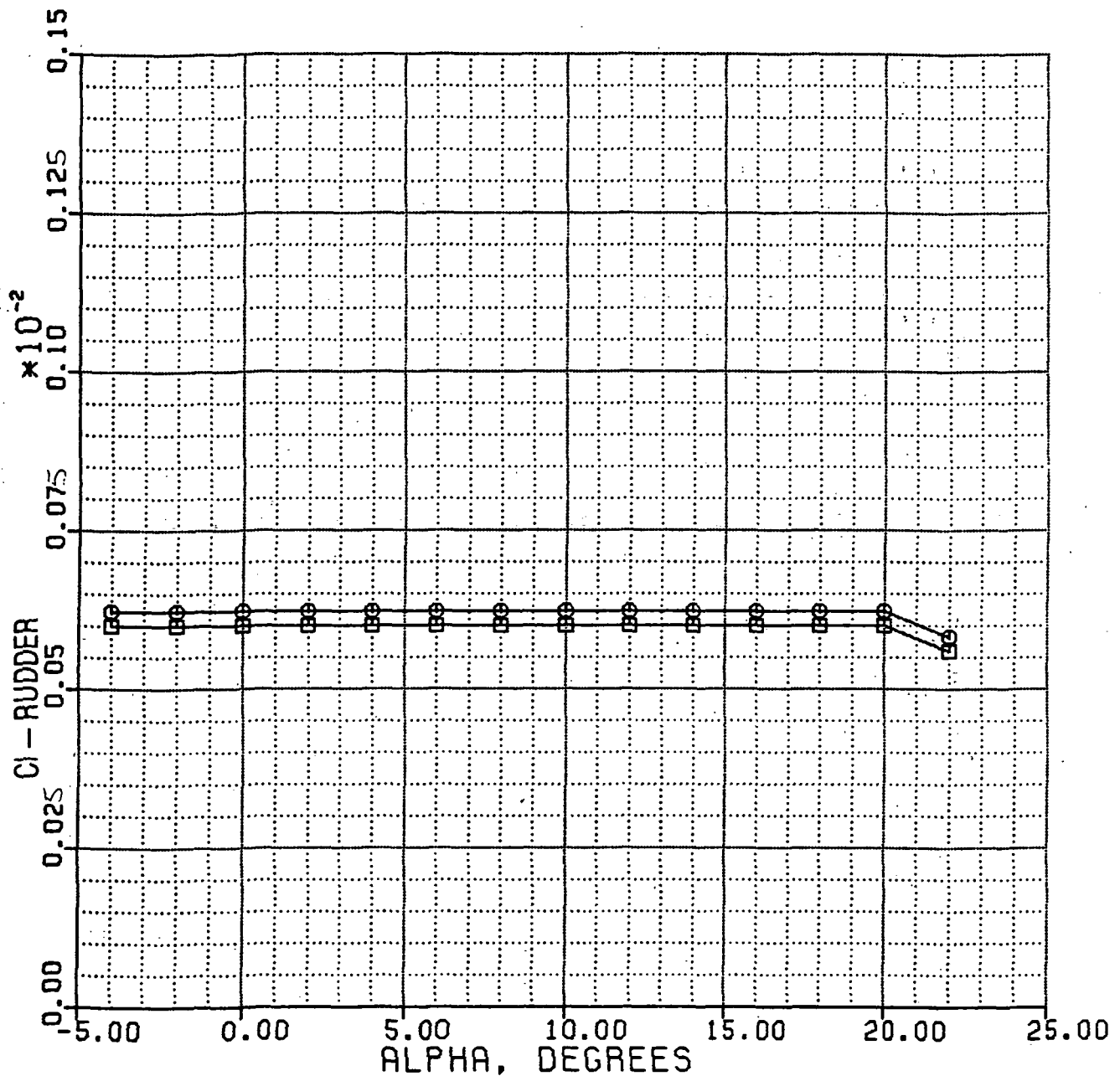


Figure 62(a)

CI - RUDDER VS ALPHA

7-26-83 X-29A M# = 0.6 NORMAL MODE

XCG = 451.0 WT = 15K ALPHA TRIM

□ — □ ALT = 10K ALP: -4 TO 16
○ — ○ ALT = 20K ALP: -4 TO 20

ORIGINAL PAGE IS
OF POOR QUALITY

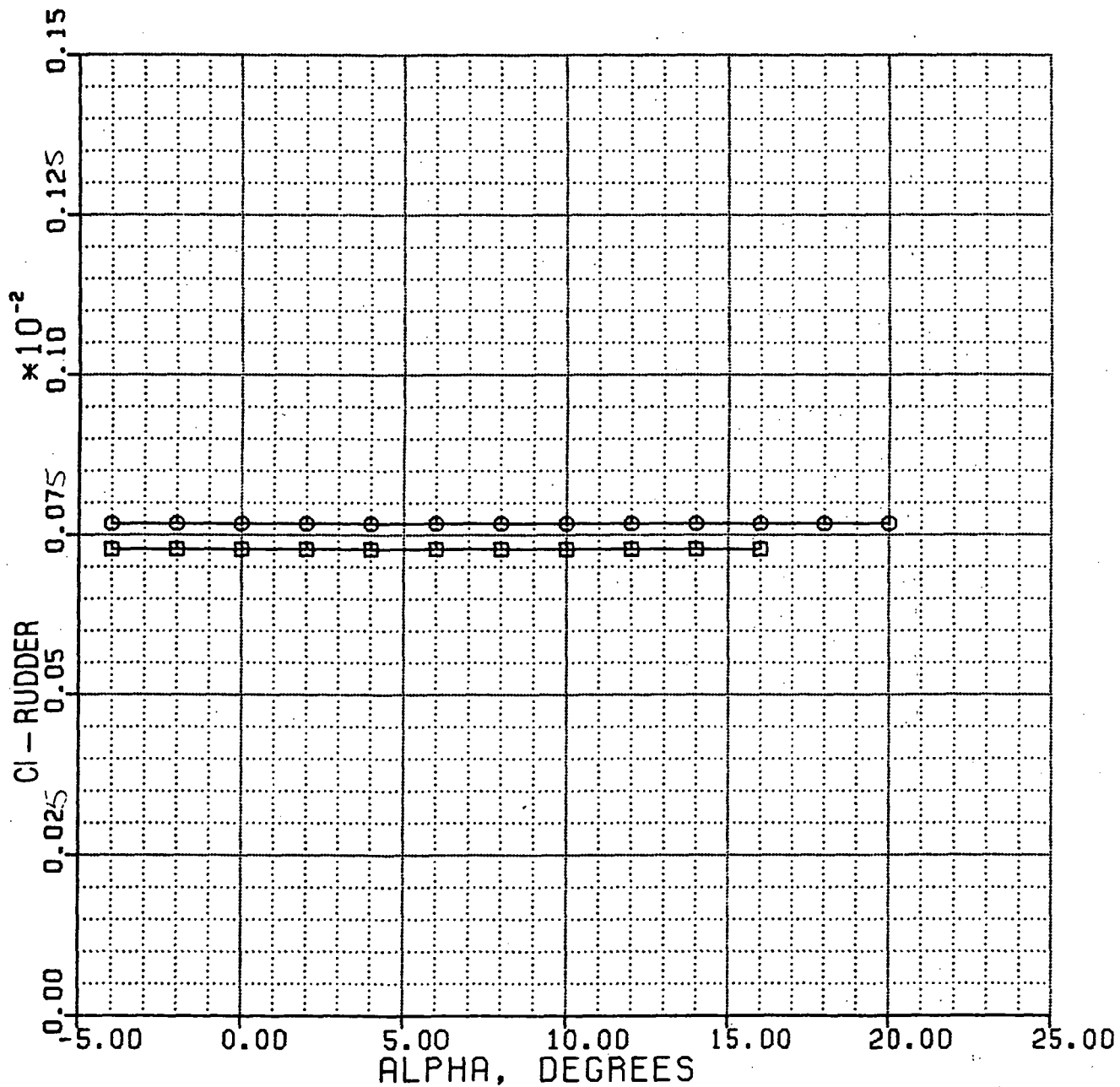


Figure 62(b)

CI - RUDDER VS ALPHA

7-26-83 X-29A M# = 0.8 NORMAL MODE
 XCG = 451.0 WT = 15K ALPHA TRIM

□	—	□	ALT = 10K	ALP: 0 TO 10
○	—	○	ALT = 20K	ALP: -4 TO 12
▲	—	▲	ALT = 30K	ALP: -4 TO 14
★	—	★	ALT = 40K	ALP: -4 TO 18
×	—	×	ALT = 50K	ALP: -4 TO 22

ORIGINAL PAGE IS
 OF POOR QUALITY

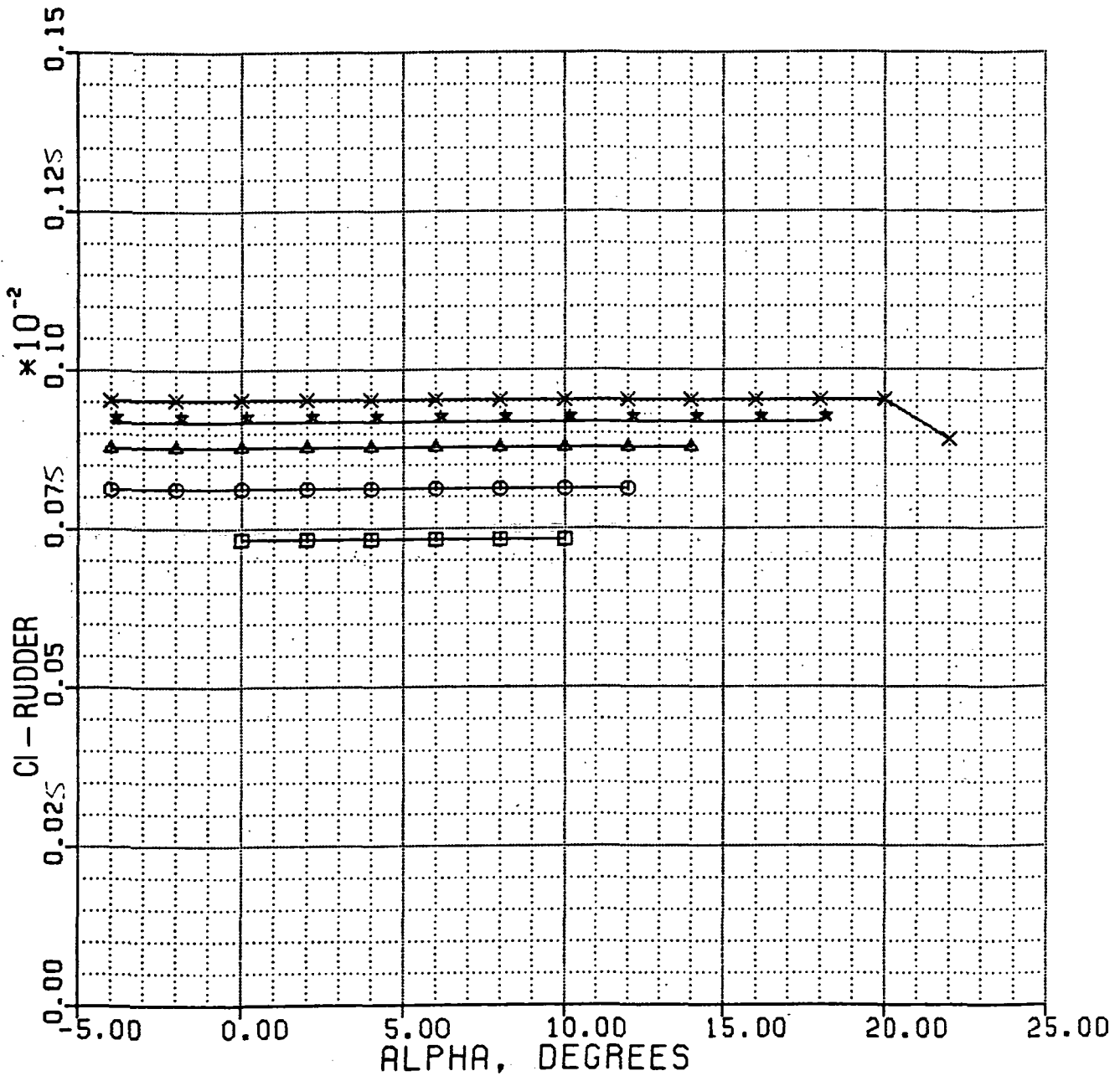


Figure 62(c)

Cl - RUDDER VS ALPHA

7-27-83 X-29A M# = 0.9 NORMAL MODE
 XCG = 451.0 WT = 15K ALPHA TRIM

□	—	□	ALT = 20K	ALP: 0 TO 10
○	—	○	ALT = 30K	ALP: -2 TO 12
▲	—	▲	ALT = 40K	ALP: -4 TO 14
★	—	★	ALT = 50K	ALP: -4 TO 18

ORIGINAL PAGE 19
 OF POOR QUALITY

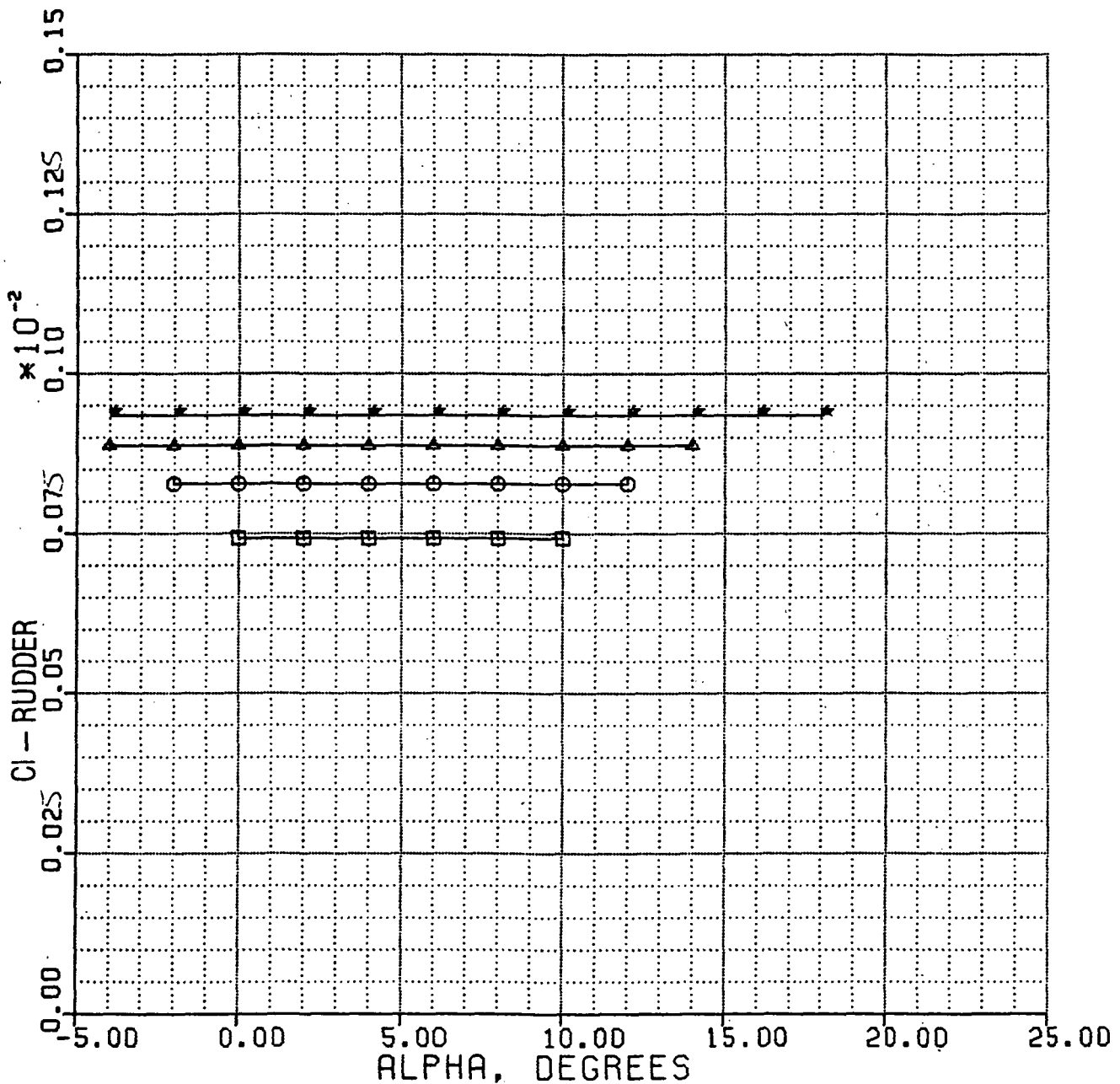


Figure 62(d)

CI - RUDDER VS ALPHA

7-27-83 X-29A M# = 1.2 NORMAL MODE

XCG = 451.0 WT = 15K ALPHA TRIM

- | | | | | |
|---|---|---|-----------|---------------|
| □ | — | □ | ALT = 20K | ALP: -4 TO 8 |
| ○ | — | ○ | ALT = 30K | ALP: -4 TO 10 |
| ▲ | — | ▲ | ALT = 40K | ALP: -4 TO 12 |
| ★ | — | ★ | ALT = 50K | ALP: -4 TO 14 |

ORIGINAL PAGE IS
OF POOR QUALITY

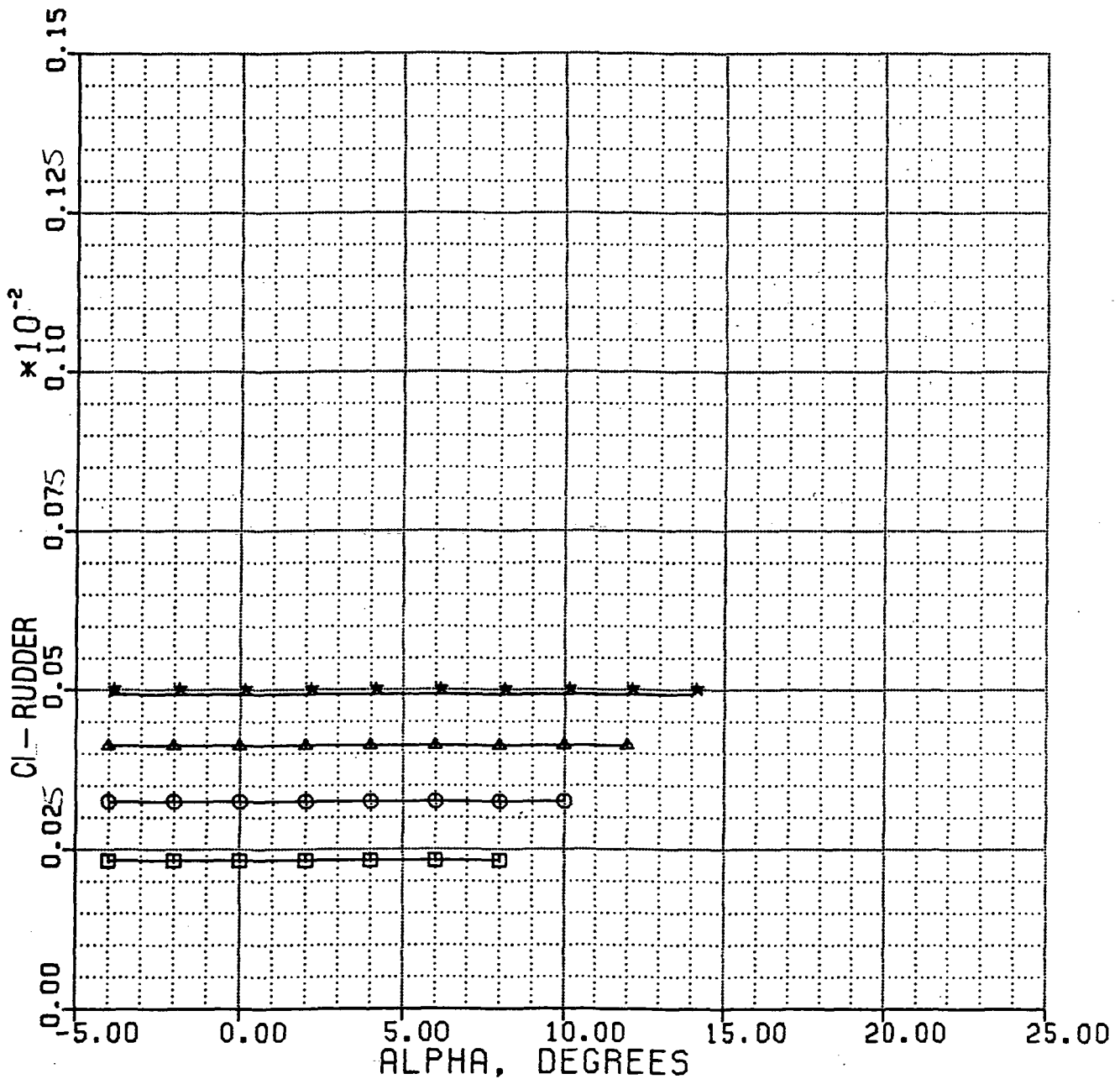


Figure 62(e)

CI - RUDDER VS. ALPHA

7-27-83 X-29A M# = 1.5 NORMAL MODE

XCG = 451.0 WT = 15K ALPHA TRIM

□	—	□	ALT = 30K	ALP: -4 TO 8
○	—	○	ALT = 40K	ALP: -4 TO 10
▲	—	▲	ALT = 50K	ALP: -4 TO 12

ORIGINAL PAGE IS
OF POOR QUALITY

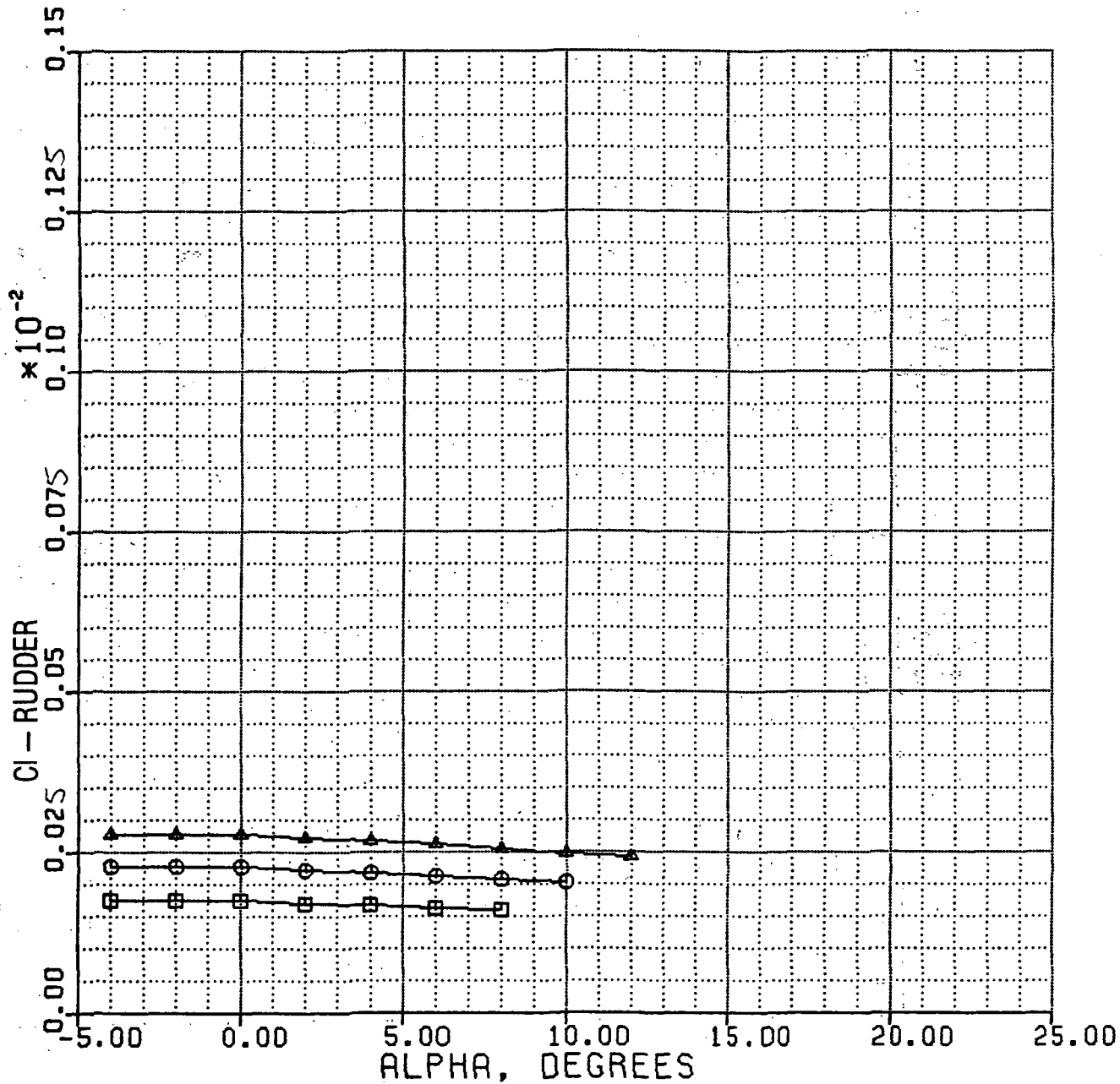


Figure 62(f)

Cn - RUDDER VS MACH

7-6-83 X-29A 1-G TRIM NORMAL MODE

XCG = 451.0 WT = 15K

□ — □ ALT = S.L. M# = .2 TO 1.05

○ — ○ ALT = 10K M# = .2 TO 1.2

▲ — ▲ ALT = 20K M# = .3 TO 1.4

ORIGINAL PAGE IS
OF POOR QUALITY

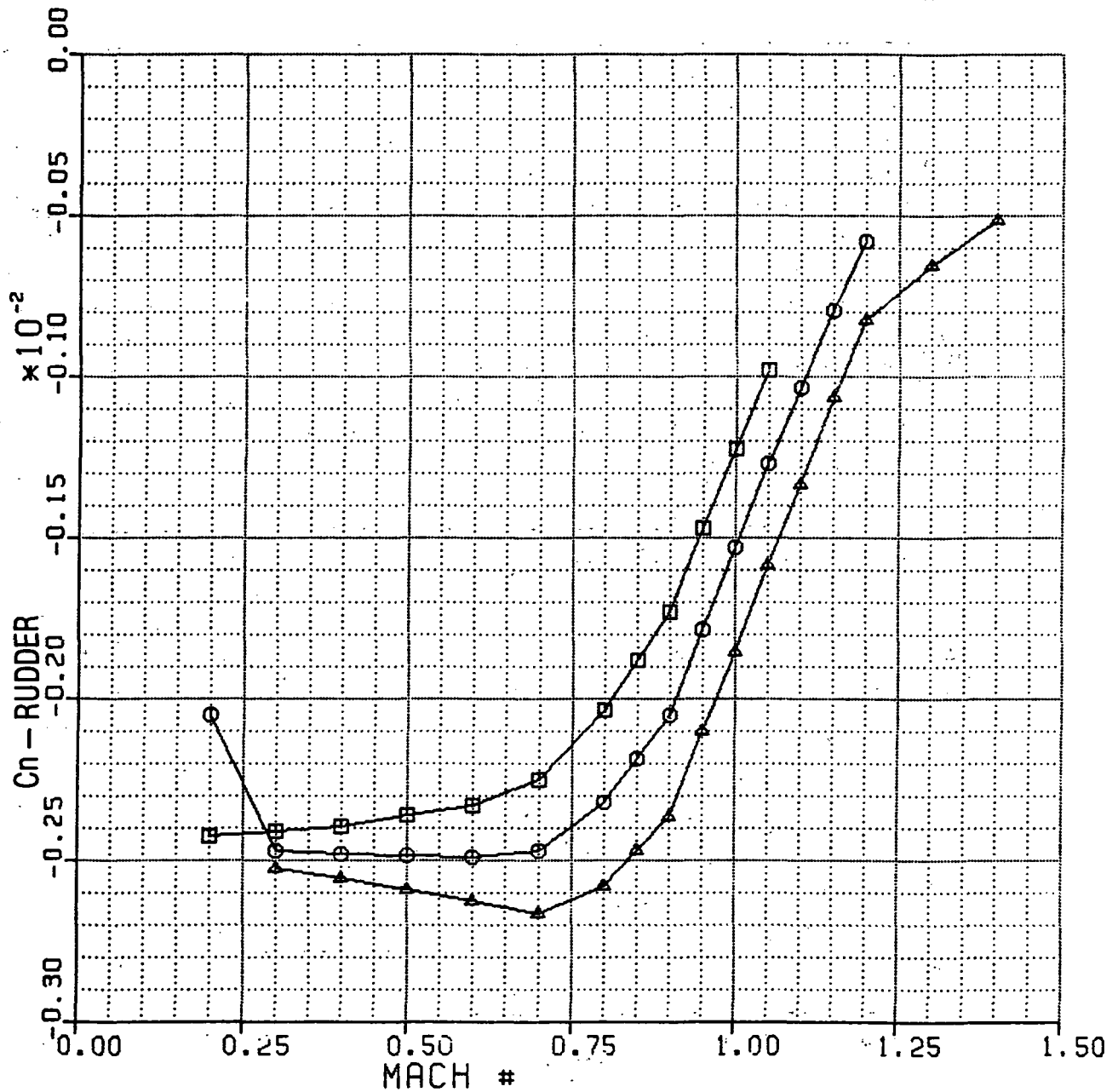


Figure 63(a)

Cn - RUDDER VS MACH

7-7-83 X-29A 1-G TRIM NORMAL MODE

XCG = 451.0 WT = 15K

- ALT = 30K M# = .3 TO 1.5
- ALT = 40K M# = .6 TO 1.5
- ▲ ALT = 50K M# = .6 TO 1.5

ORIGINAL PAGE IS
OF POOR QUALITY

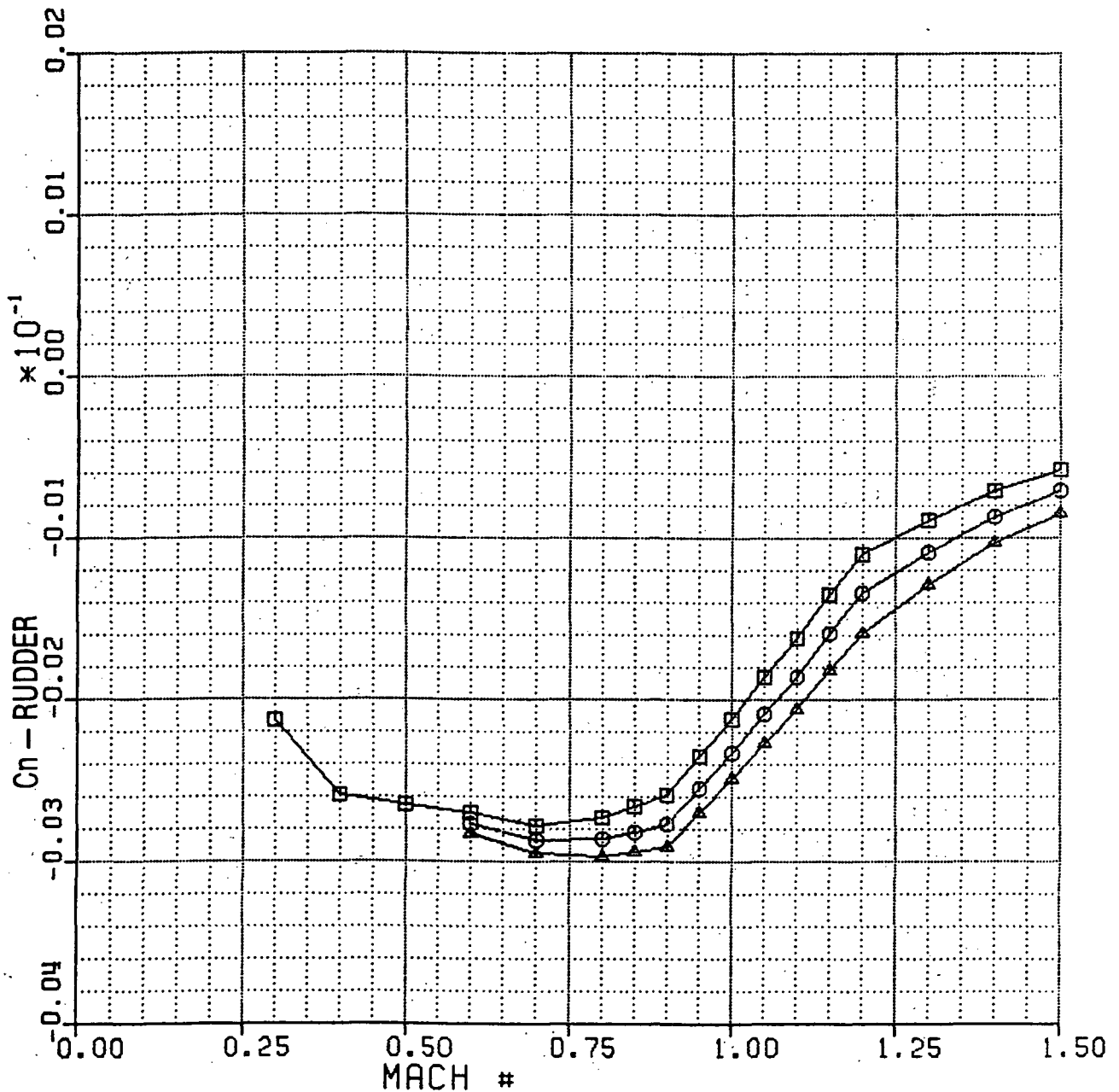


Figure 63(b)

Cn - RUDDER VS ALPHA

7-26-83 X-29A M# = 0.4 NORMAL MODE

XCG = 451.0 WT = 15K ALPHA TRIM

□ ALT = S.L. ALP: -4 TO 22
○ ALT = 10K ALP: -4 TO 22

ORIGINAL PAGE IS
OF POOR QUALITY

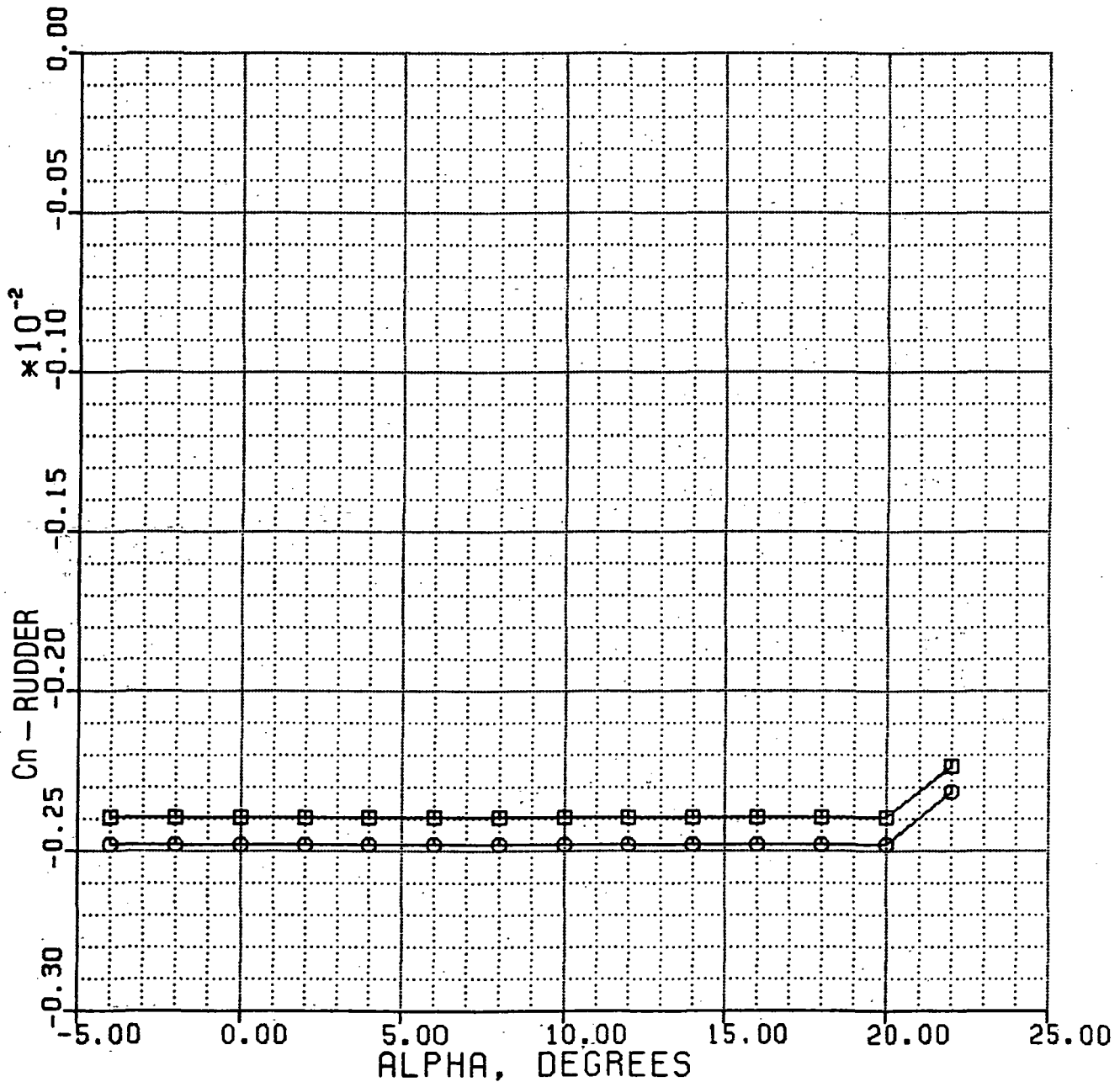


Figure 64(a)

Cn - RUDDER VS ALPHA

7-26-83 X-29A M# = 0.6 NORMAL MODE

XCG = 451.0 WT = 15K ALPHA TRIM

□ — □ ALT = 10K ALP: -4 TO 16
○ — ○ ALT = 20K ALP: -4 TO 20

ORIGINAL PAGE IS
OF POOR QUALITY

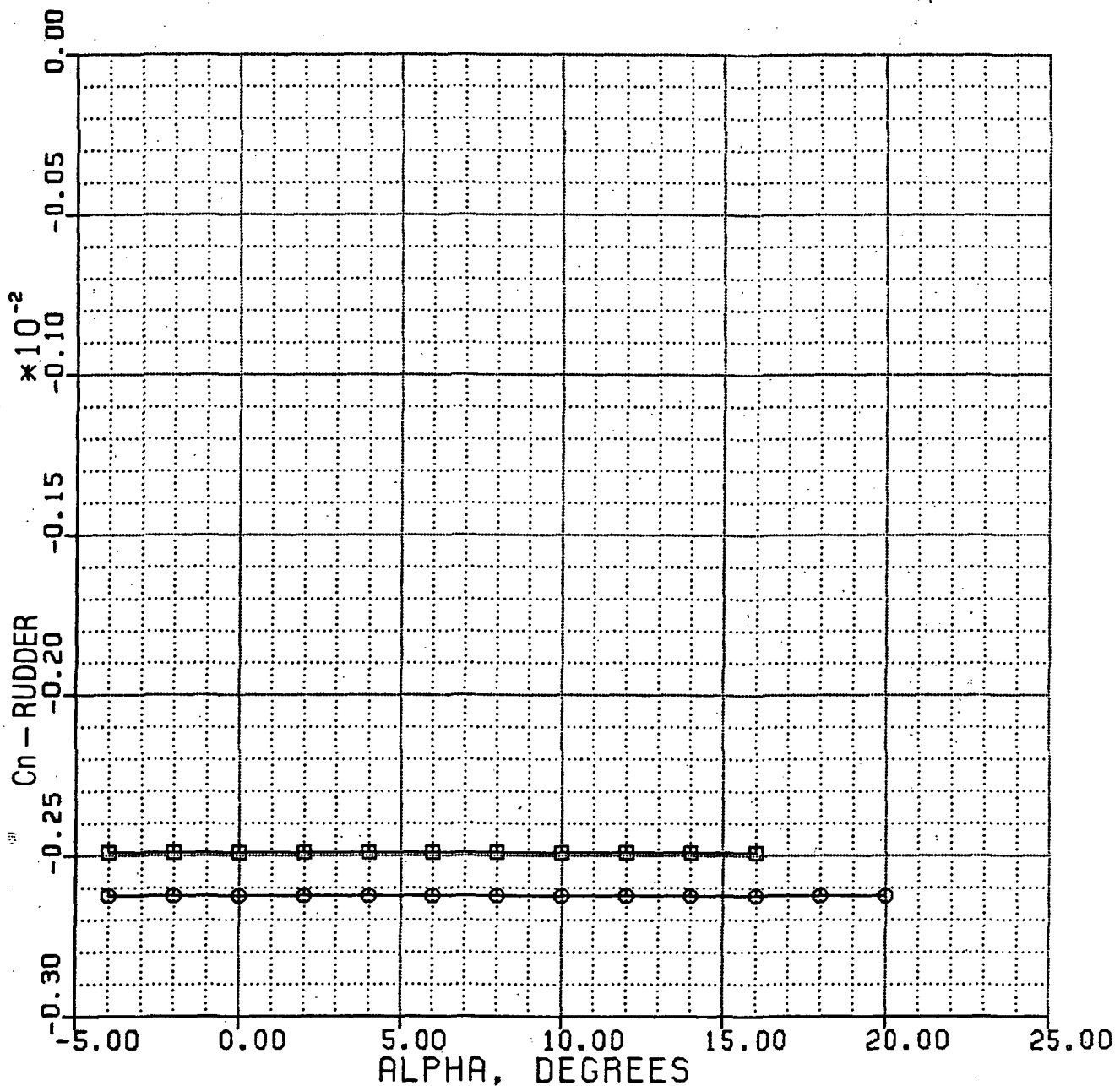


Figure 64(b)

Cn - RUDDER VS ALPHA

7-26-83 X-29A M# = 0.8 NORMAL MODE

XCG = 451.0 WT = 15K ALPHA TRIM

□	—	□	ALT = 10K	ALP: 0 TO 10
○	—	○	ALT = 20K	ALP: -4 TO 12
▲	—	▲	ALT = 30K	ALP: -4 TO 14
★	—	★	ALT = 40K	ALP: -4 TO 18
×	—	×	ALT = 50K	ALP: -4 TO 22

ORIGINAL PAGE IS
OF POOR QUALITY

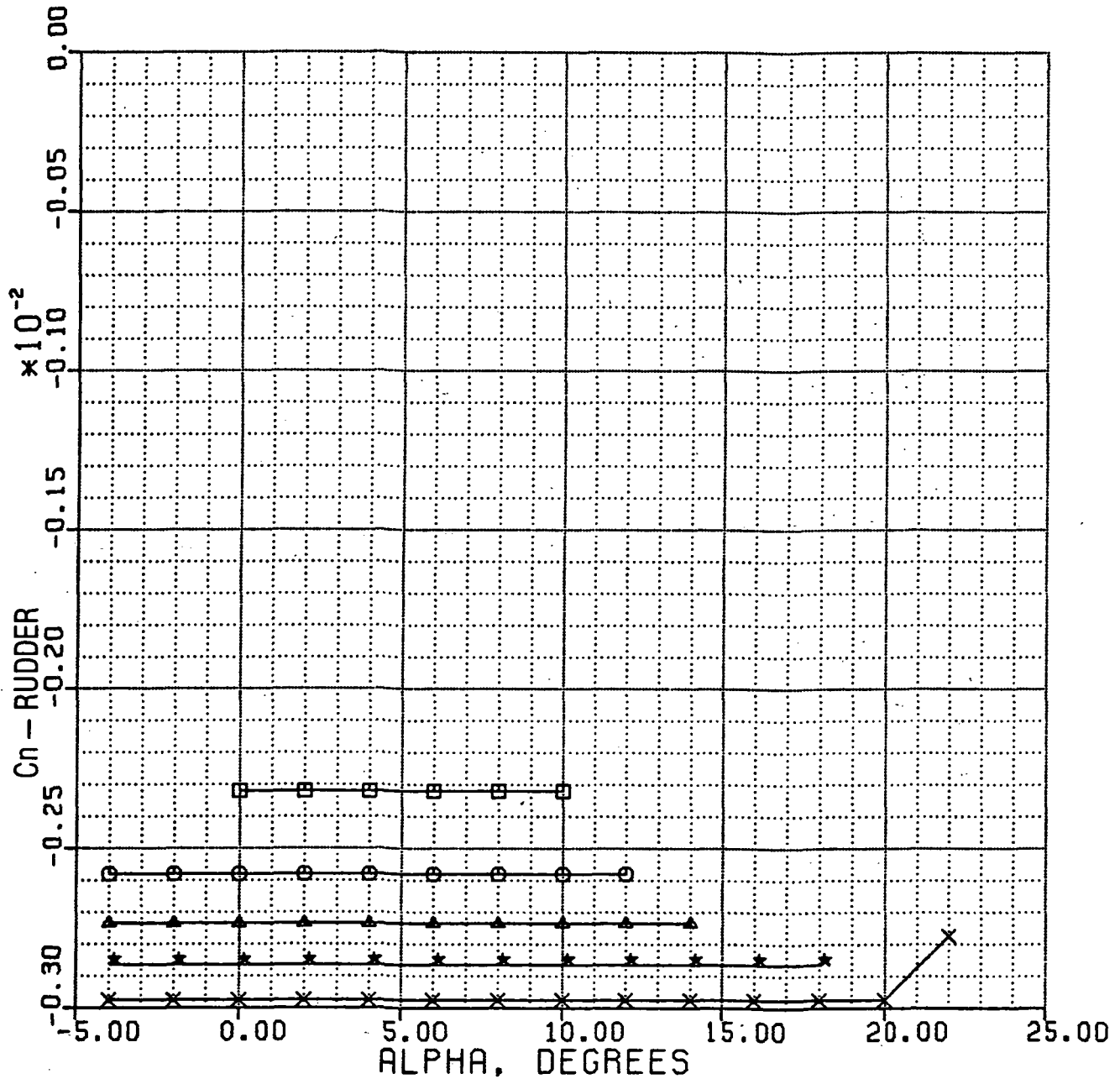


Figure 64(c)

Cn - RUDDER VS ALPHA

7-27-83 X-29A M# = 0.9 NORMAL MODE

XCG = 451.0 WT = 15K ALPHA TRIM

□	—	□	ALT = 20K	ALP: 0 TO 10
○	—	○	ALT = 30K	ALP: -2 TO 12
▲	—	▲	ALT = 40K	ALP: -4 TO 14
★	—	★	ALT = 50K	ALP: -4 TO 18

ORIGINAL PAGE IS
OF POOR QUALITY

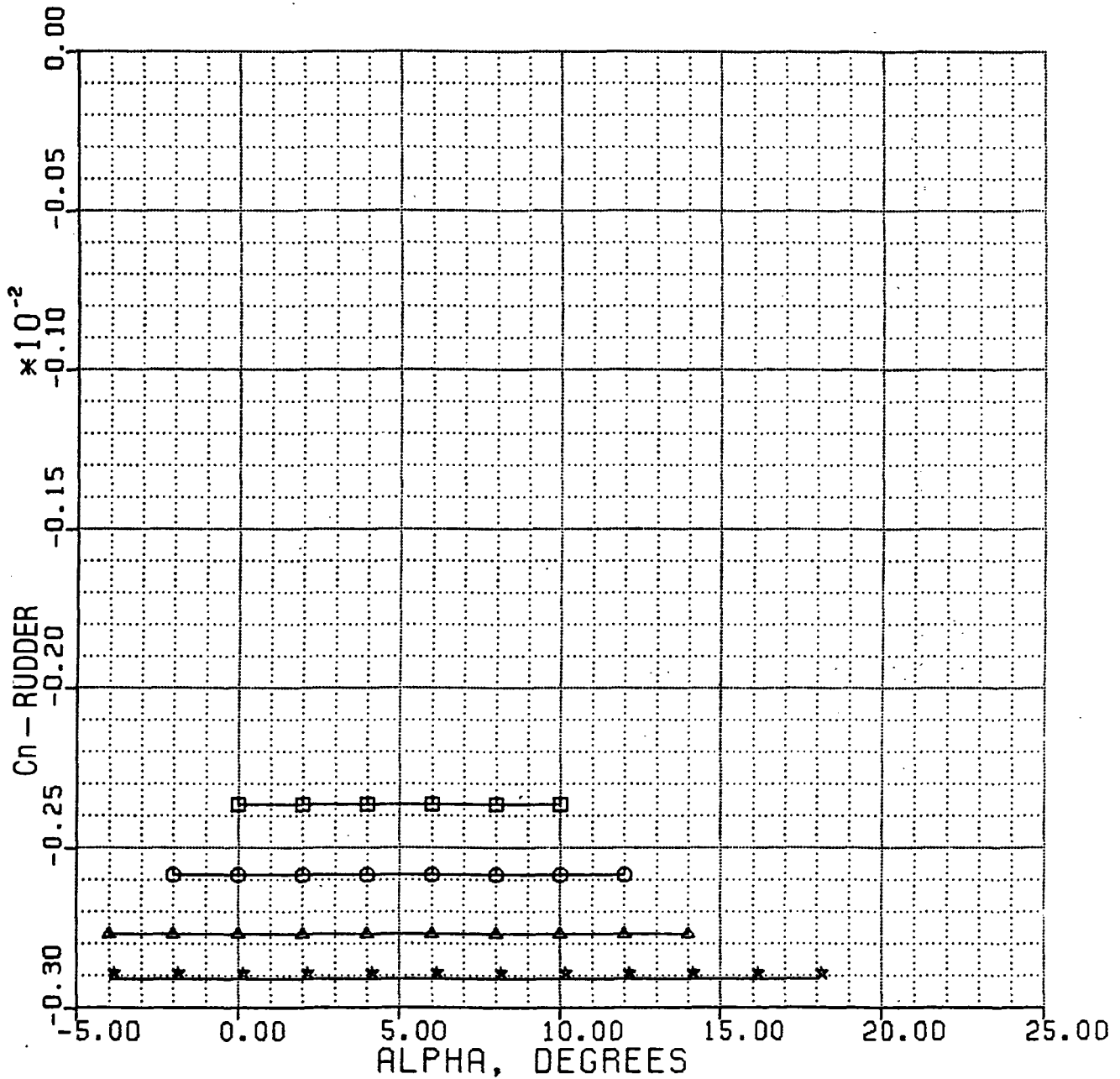


Figure 64(d)

Cn - RUDDER VS ALPHA

7-27-83 X-29A M# = 1.2 NORMAL MODE

XCG = 451.0 WT = 15K ALPHA TRIM

- | | | | | |
|---|---|---|-----------|---------------|
| □ | — | □ | ALT = 20K | ALP: -4 TO 8 |
| ○ | — | ○ | ALT = 30K | ALP: -4 TO 10 |
| ▲ | — | ▲ | ALT = 40K | ALP: -4 TO 12 |
| ★ | — | ★ | ALT = 50K | ALP: -4 TO 14 |

ORIGINAL PAGE IS
OF POOR QUALITY

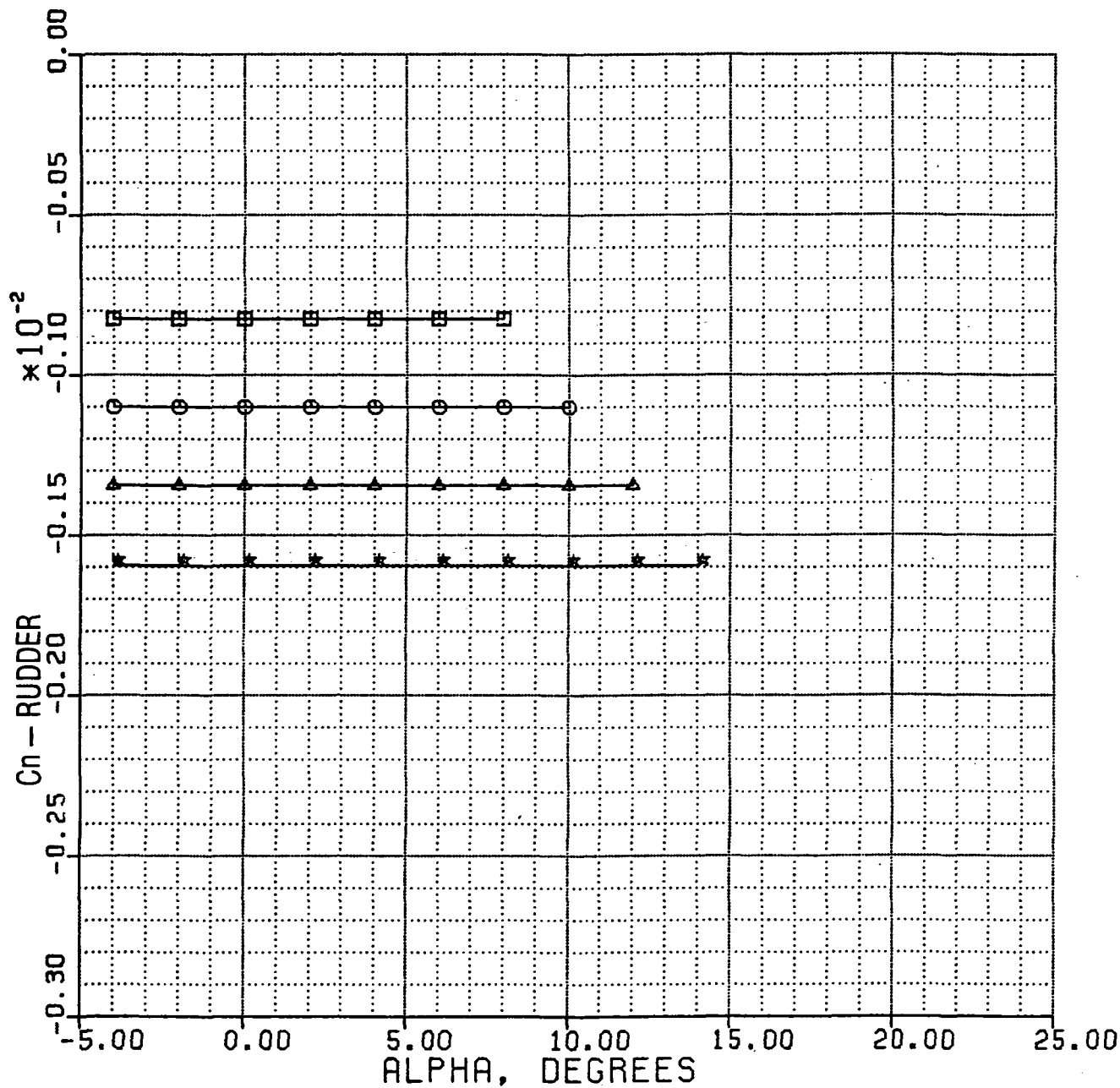


Figure 64(e)

Cn - RUDDER VS ALPHA

7-27-83 X-29A M# = 1.5 NORMAL MODE

XCG = 451.0 WT = 15K ALPHA TRIM

- | | | | | |
|---|---|---|-----------|---------------|
| □ | — | □ | ALT = 30K | ALP: -4 TO 8 |
| ○ | — | ○ | ALT = 40K | ALP: -4 TO 10 |
| ▲ | — | ▲ | ALT = 50K | ALP: -4 TO 12 |

ORIGINAL PAGE 19
OF POOR QUALITY

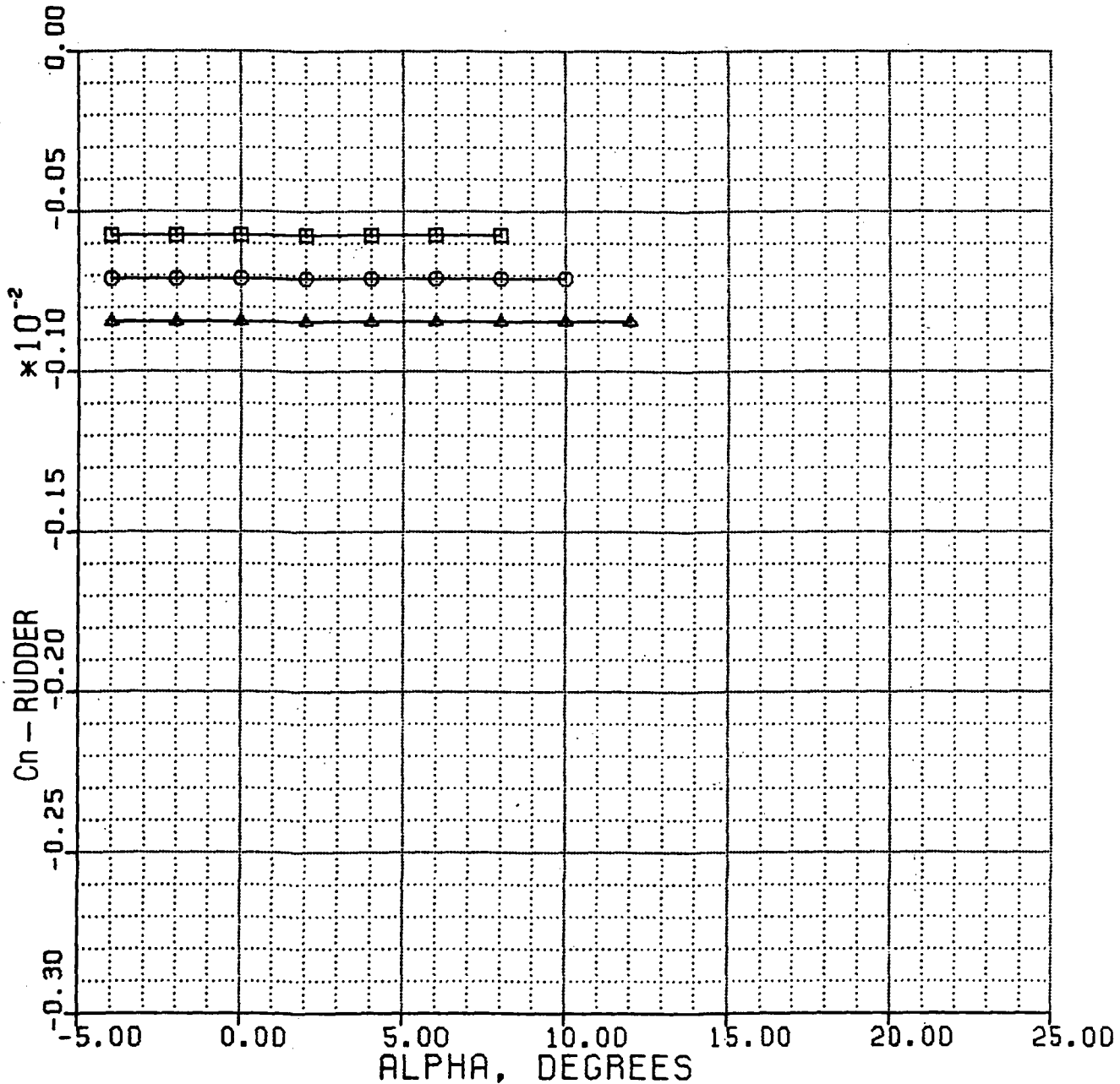


Figure 64(f)

CL-ALPHA VS MACH #
 7-5-83 X-29A 1-G TRIM NORMAL MODE
 XCG = 451.0 WT = 15K

ALT = S:L. M# = .2 TO 1.05

 ALT = 10K M# = .2 TO 1.2

 ALT = 20K M# = .3 TO 1.4

ORIGINAL PAGE IS
 OF POOR QUALITY

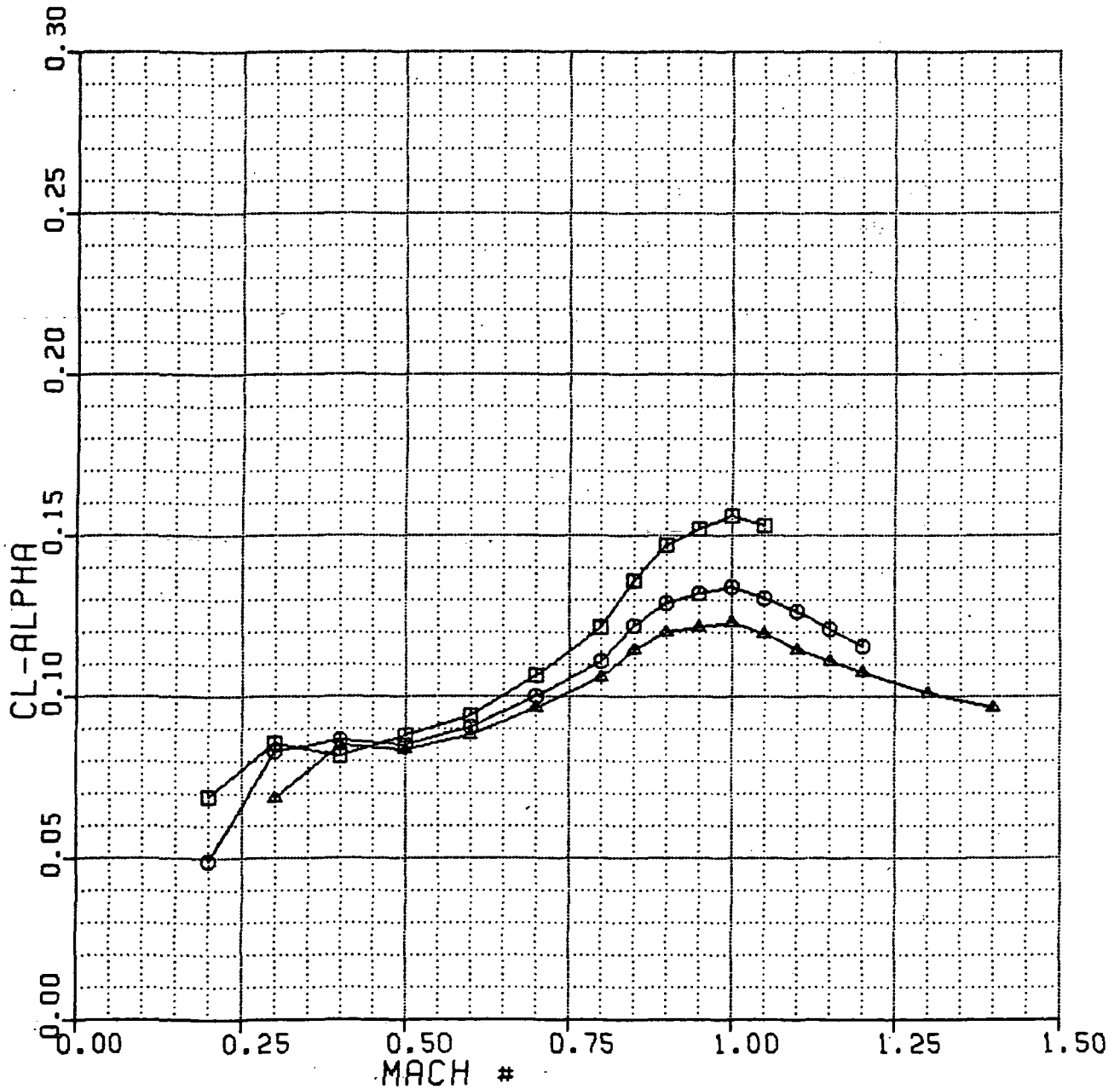


Figure 65(a)

CL-ALPHA VS MACH #
 7-7-83 X-29A 1-G TRIM NORMAL MODE
 XCG = 451.0 WT = 15K

- ALT = 30K M# = .3 TO 1.5
- ALT = 40K M# = .6 TO 1.5
- ▲ ALT = 50K M# = .6 TO 1.5

ORIGINAL PAGE IS
 OF POOR QUALITY

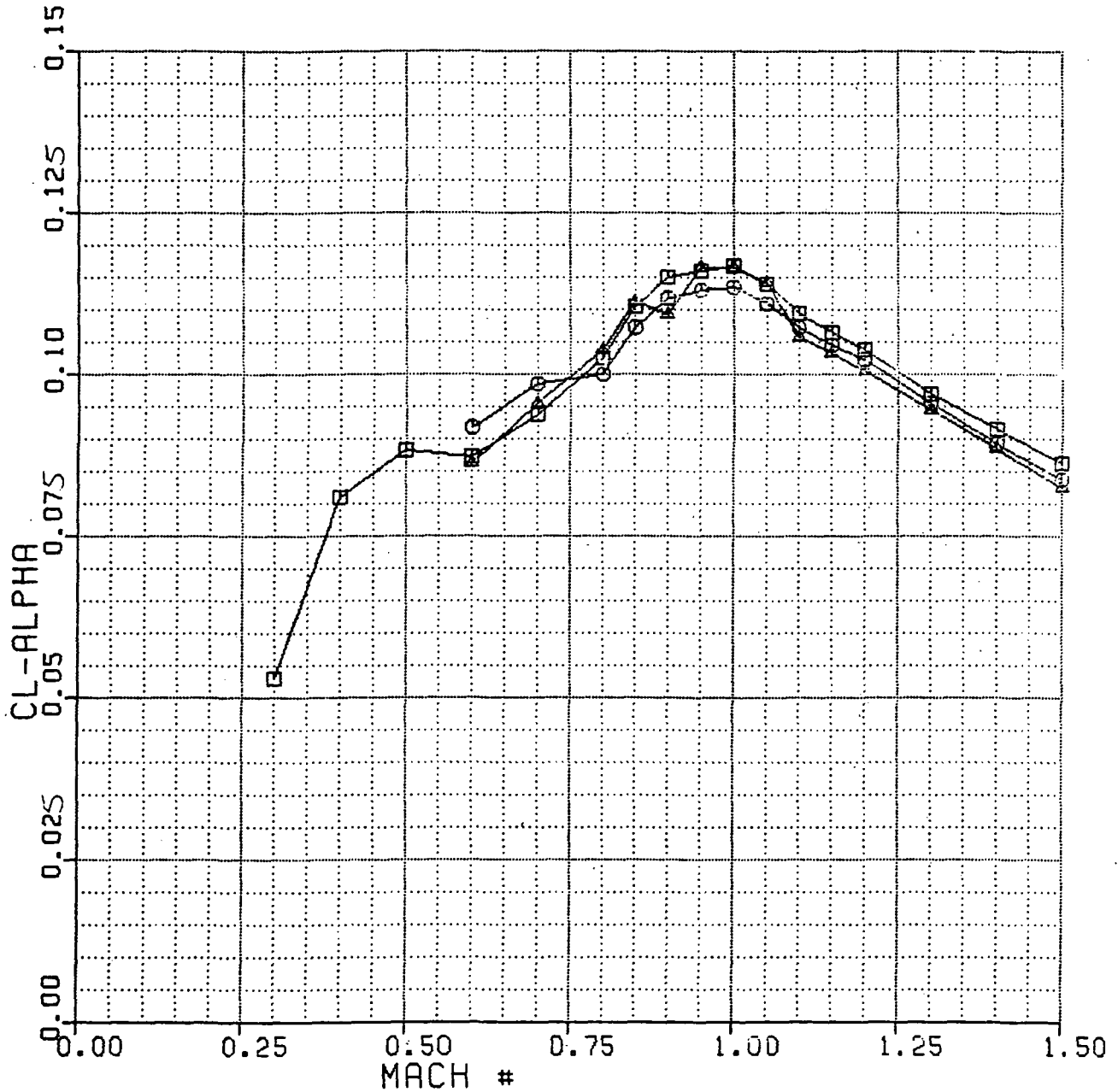


Figure 65(b)

CL-ALPHA VS ALPHA

6-15-83 X-29A M# = 0.4 NORMAL MODE

XCG = 451.0 WT = 15K ALPHA TRIM

□—□ ALT = S.L. ALP: -4 TO 22
○—○ ALT = 10K ALP: -4 TO 22

ORIGINAL PAGE IS
OF POOR QUALITY.

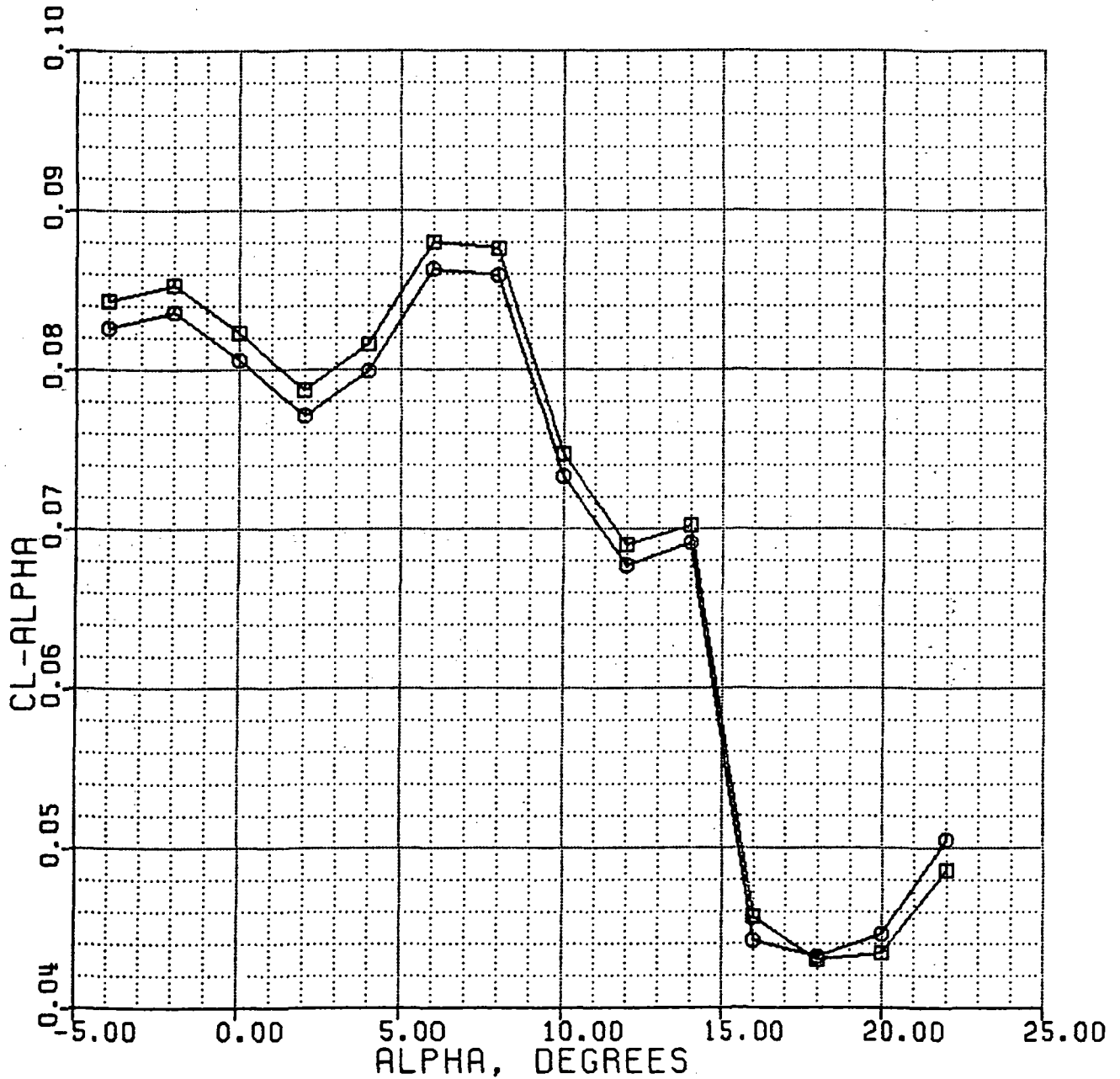


Figure 66(a)

CL-ALPHA VS ALPHA

6-16-83 X-29A M# = 0.6 NORMAL MODE

XCG = 451.0 WT = 15K ALPHA TRIM

□ — □ ALT = 10K ALP: -4 TO 16
○ — ○ ALT = 20K ALP: -4 TO 20

ORIGINAL PAGE IS
OF POOR QUALITY

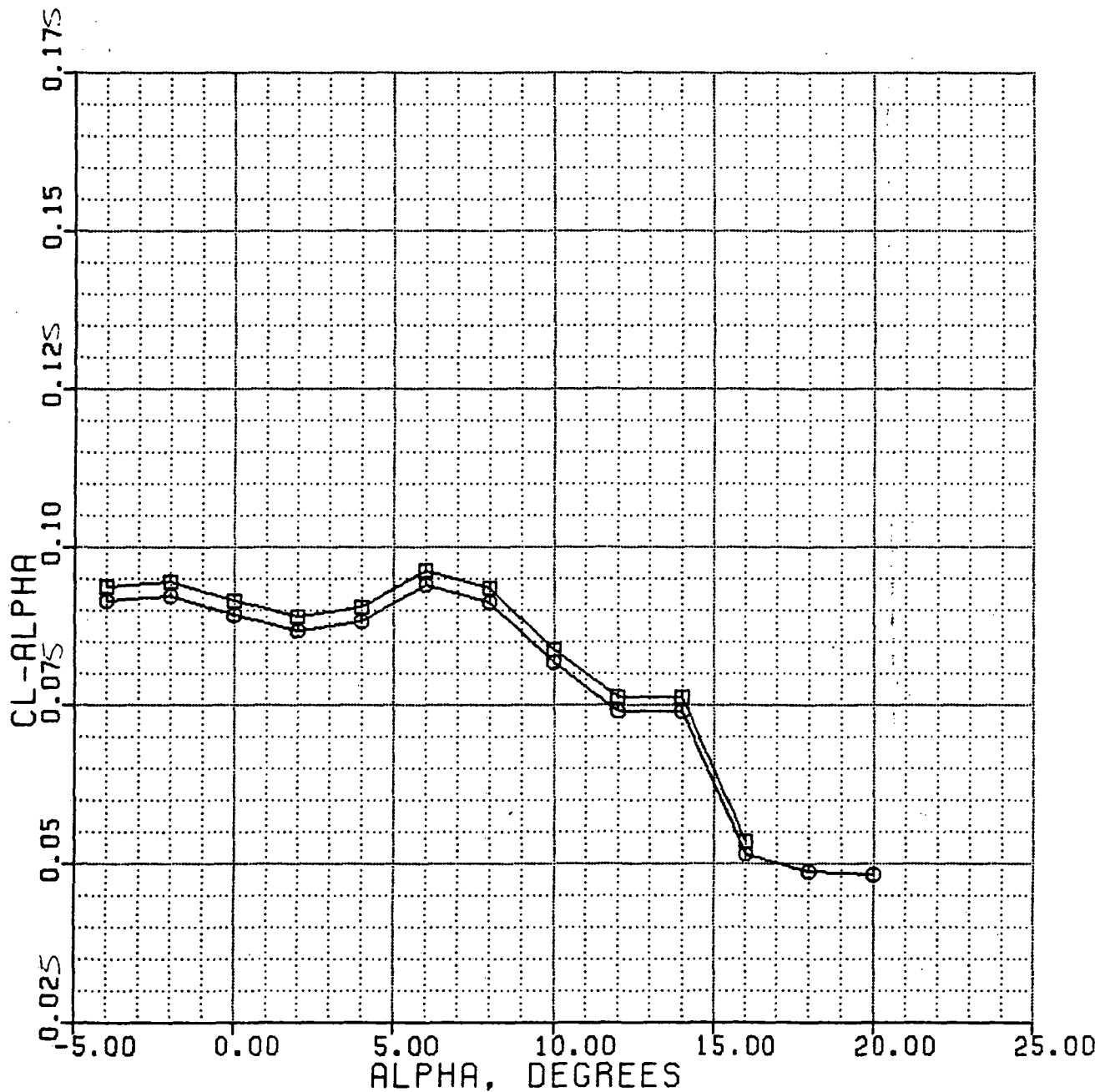


Figure 66(b)

CL-ALPHA VS ALPHA
 6-17-83 X-29A M# = 0.8 NORMAL MODE
 XCG = 451.0 WT = 15K ALPHA TRIM

□	—	□	ALT = 10K	ALP: 0 TO 10
○	—	○	ALT = 20K	ALP: -4 TO 12
▲	—	▲	ALP = 30K	ALP: -4 TO 14
★	—	★	ALT = 40K	ALP: -4 TO 18
X	—	X	ALT = 50K	ALP: -4 TO 22

ORIGINAL PAGE 19
 OF POOR QUALITY

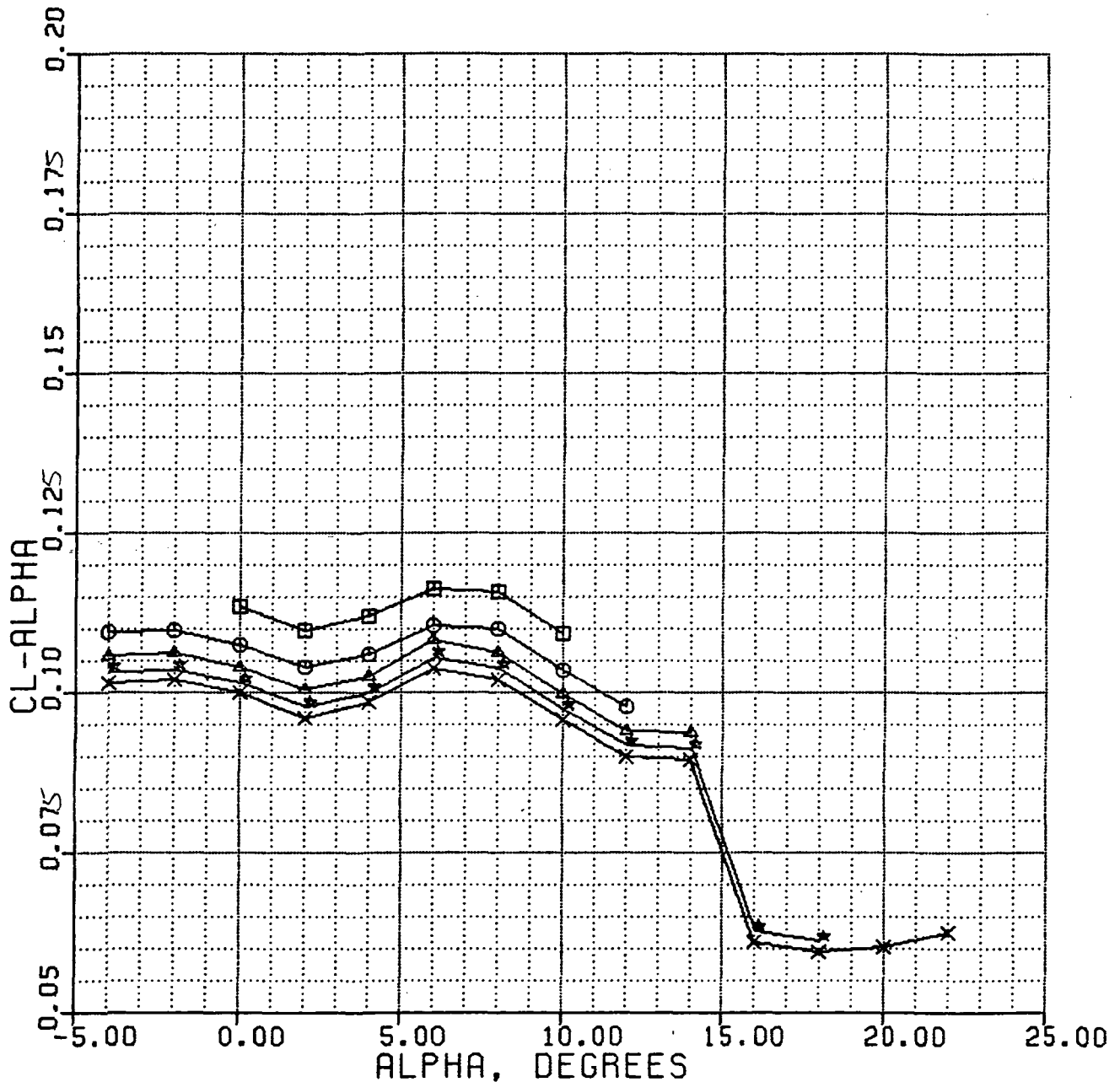


Figure 66(c)

CL-ALPHA VS ALPHA

7-1-83 X-29A M# = 0.9 NORMAL MODE

XCG = 451.0 WT = 15K ALPHA TRIM

- | | | | | |
|---|---|---|-----------|---------------|
| □ | — | □ | ALT = 20K | ALP: 0 TO 10 |
| ○ | — | ○ | ALT = 30K | ALP: -2 TO 12 |
| ▲ | — | ▲ | ALT = 40K | ALP: -4 TO 14 |
| ★ | — | ★ | ALT = 50K | ALP: -4 TO 18 |

ORIGINAL PAGE IS
OF POOR QUALITY

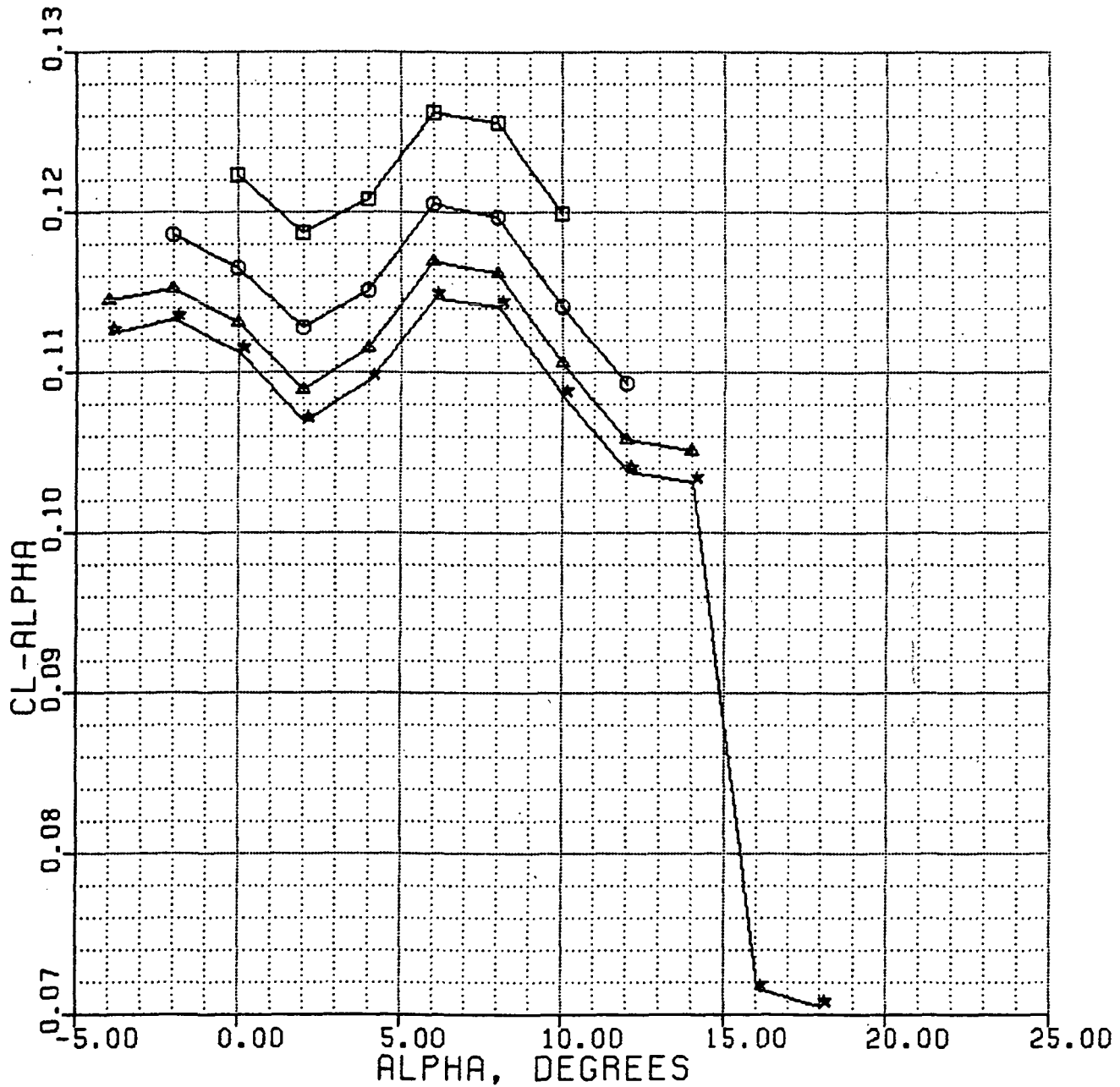


Figure 66(d)

CL-ALPHA VS ALPHA

7-1-83 X-29A M# = 1.2 NORMAL MODE

XCG = 451.0 WT = 15K ALPHA TRIM

- | | | | | |
|---|---|---|-----------|---------------|
| □ | — | □ | ALT = 20K | ALP: -4 TO 8 |
| ○ | — | ○ | ALT = 30K | ALP: -4 TO 10 |
| ▲ | — | ▲ | ALT = 40K | ALP: -4 TO 12 |
| ★ | — | ★ | ALT = 50K | ALP: -4 TO 14 |

ORIGINAL PAGE IS
OF POOR QUALITY

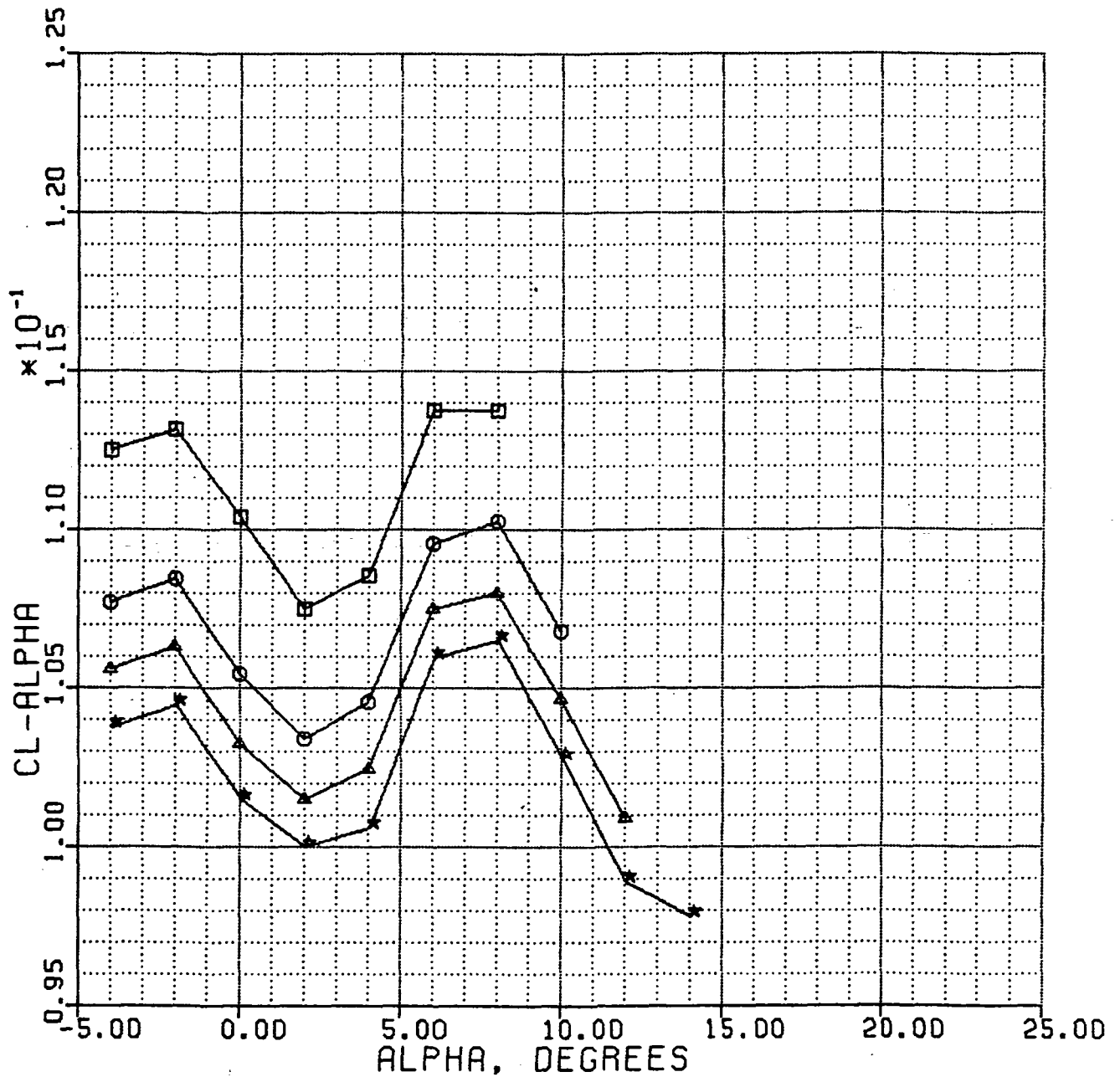


Figure 66(e)

CL-ALPHA VS ALPHA

7-1-83 X-29A M# = 1.5 NORMAL MODE

XCG = 451.0 WT = 15K ALPHA TRIM

- ALT = 30K ALP: -4 TO 8
- ALT = 40K ALP: -4 TO 10
- ▲ ALT = 50K ALP: -4 TO 12

ORIGINAL PAGE IS
OF POOR QUALITY

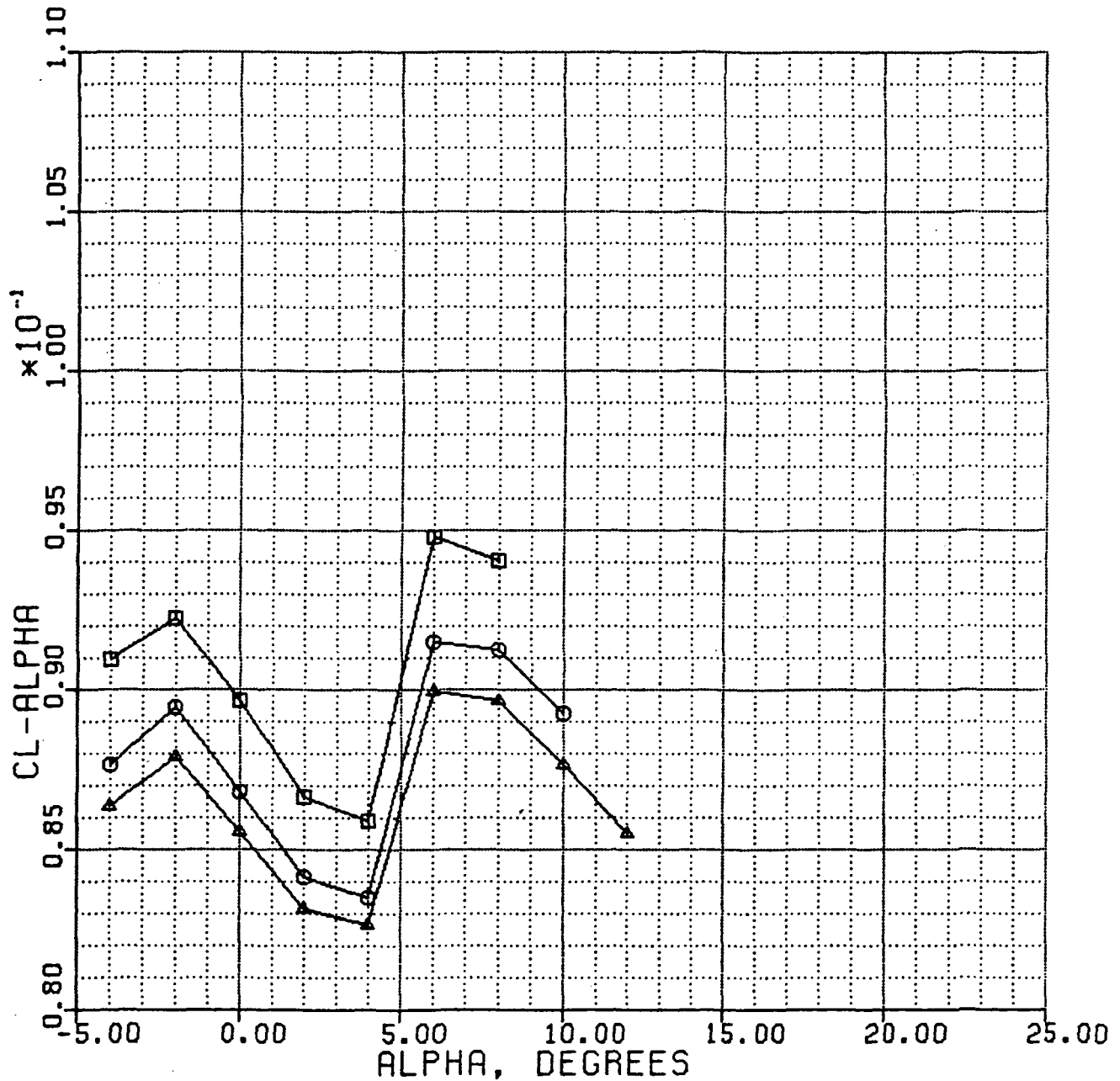


Figure 66(f)

CD-ALPHA VS MACH

7-5-83 X-29A 1-G TRIM NORMAL MODE
XCG = 451.0 WT = 15K

- — □ ALT = S.L. M# = .2 TO 1.05
- — ○ ALT = 10K M# = .2 TO 1.2
- ▲ — ▲ ALT = 20K M# = .3 TO 1.4

ORIGINAL PAGE IS
OF POOR QUALITY

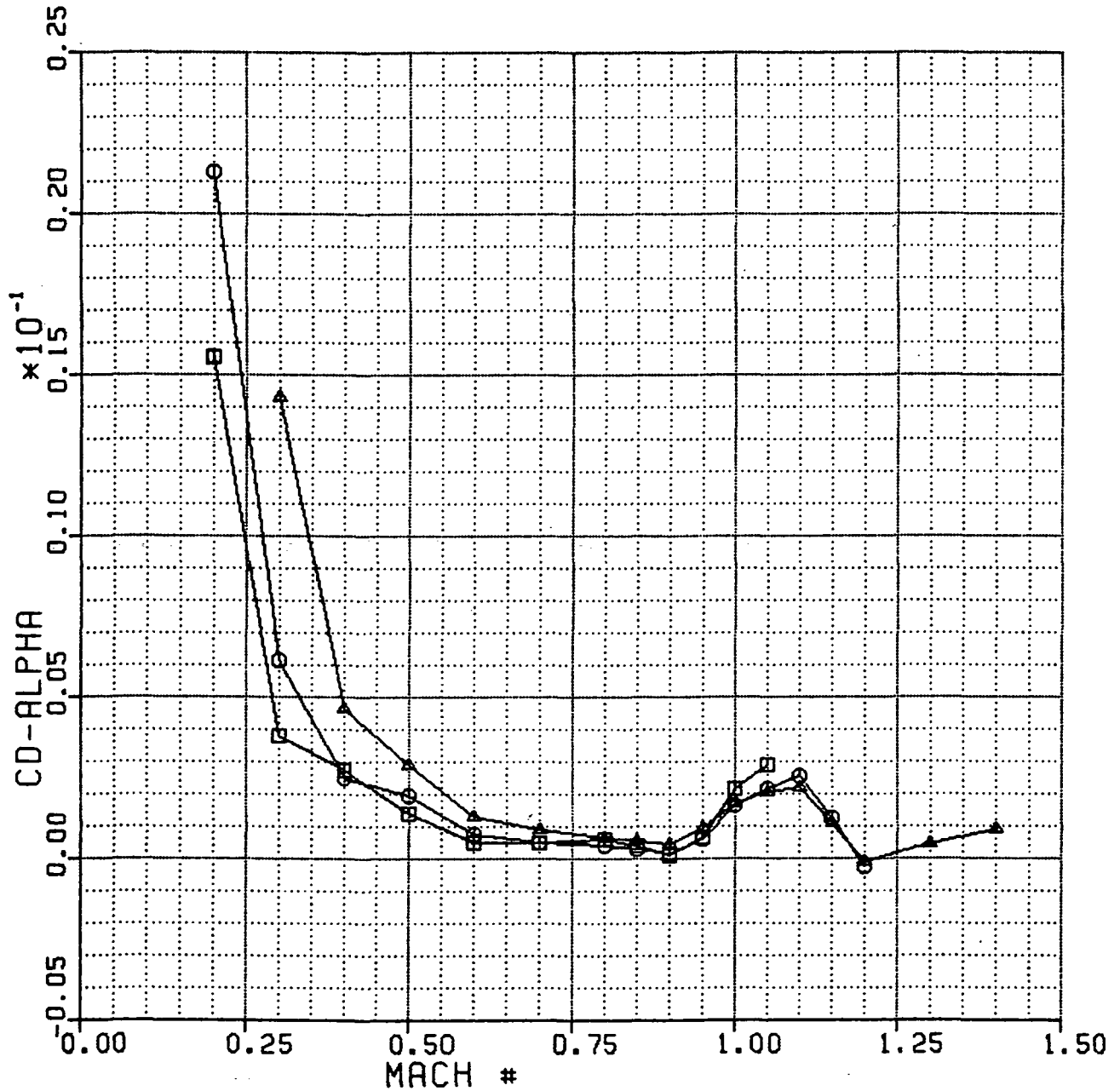


Figure 67(a)

CD-ALPHA VS MACH

7-7-83 X-29A 1-G TRIM NORMAL MODE

XCG = 451.0 WT = 15K

- ALT = 30K M# = .3 TO 1.5
- ALT = 40K M# = .6 TO 1.5
- △ ALT = 50K M# = .6 TO 1.5

ORIGINAL PAGE IS
OF POOR QUALITY

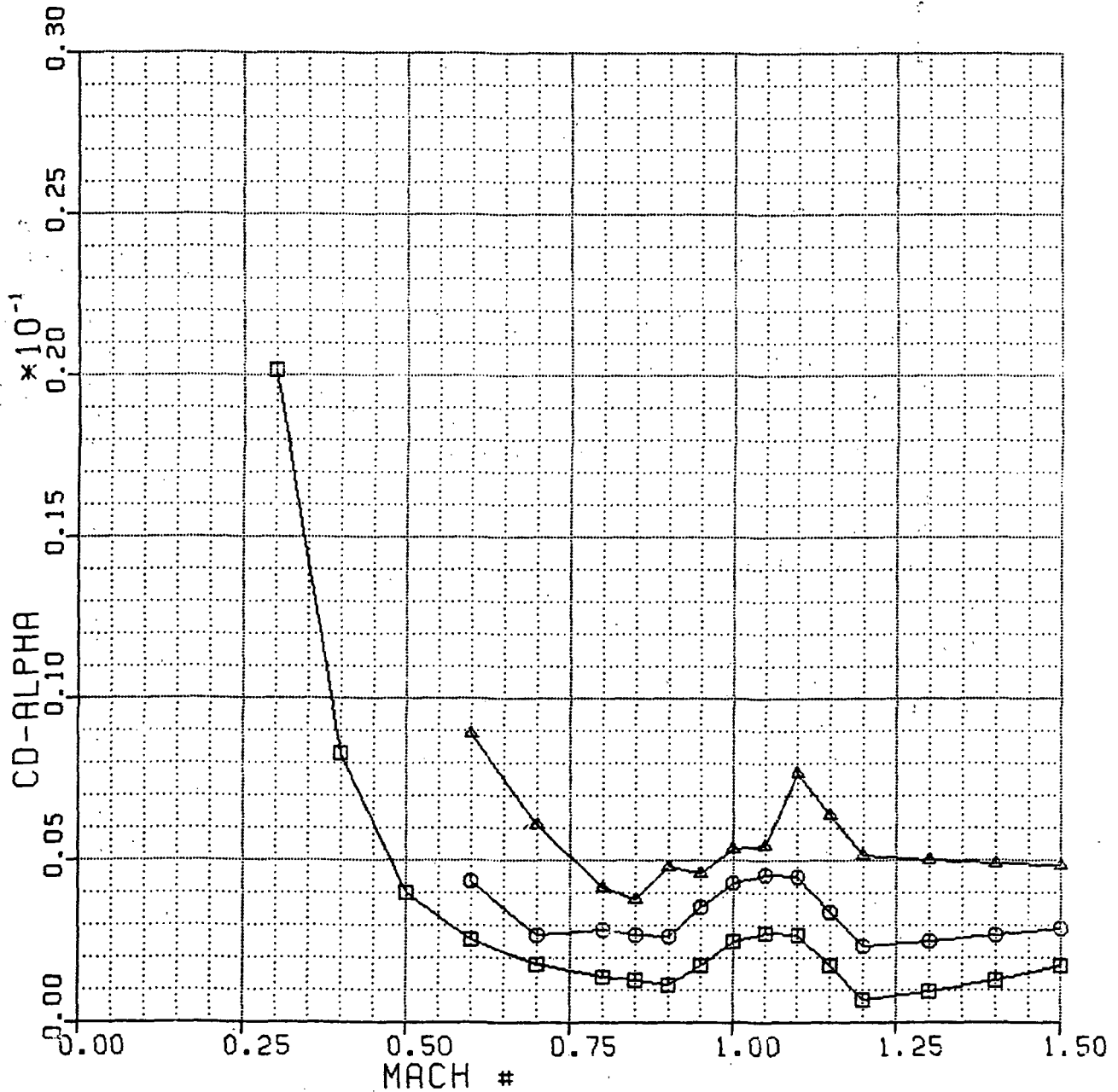


Figure 67(b)

CD-ALPHA VS ALPHA

6-15-83 X-29A M# = 0.4 NORMAL MODE

XCG = 451.0 WT = 15K ALPHA TRIM

□ ALT = S.L. ALP: -4 TO 22
○ ALT = 10K ALP: -4 TO 22

ORIGINAL PAGE 19
OF POOR QUALITY

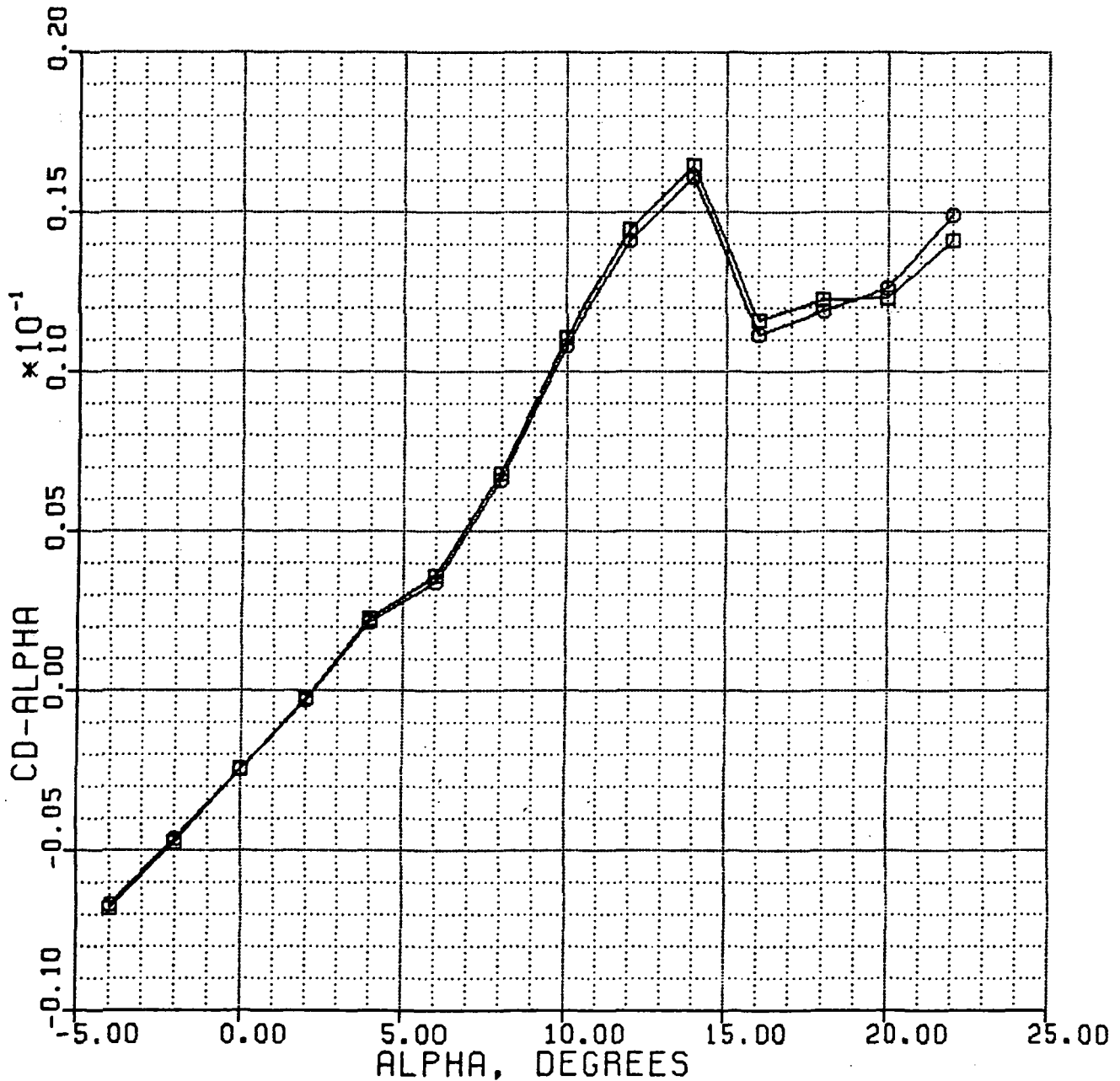


Figure 68(a)

CD-ALPHA VS ALPHA
 6-16-83 X-29A M# = 0.6 NORMAL MODE
 XCG = 451.0 WT = 15K ALPHA TRIM

□ — □ ALT = 10K ALP: -4 TO 16
 ○ — ○ ALT = 20K ALP: -4 TO 20

ORIGINAL PAGE 13
 OF POOR QUALITY

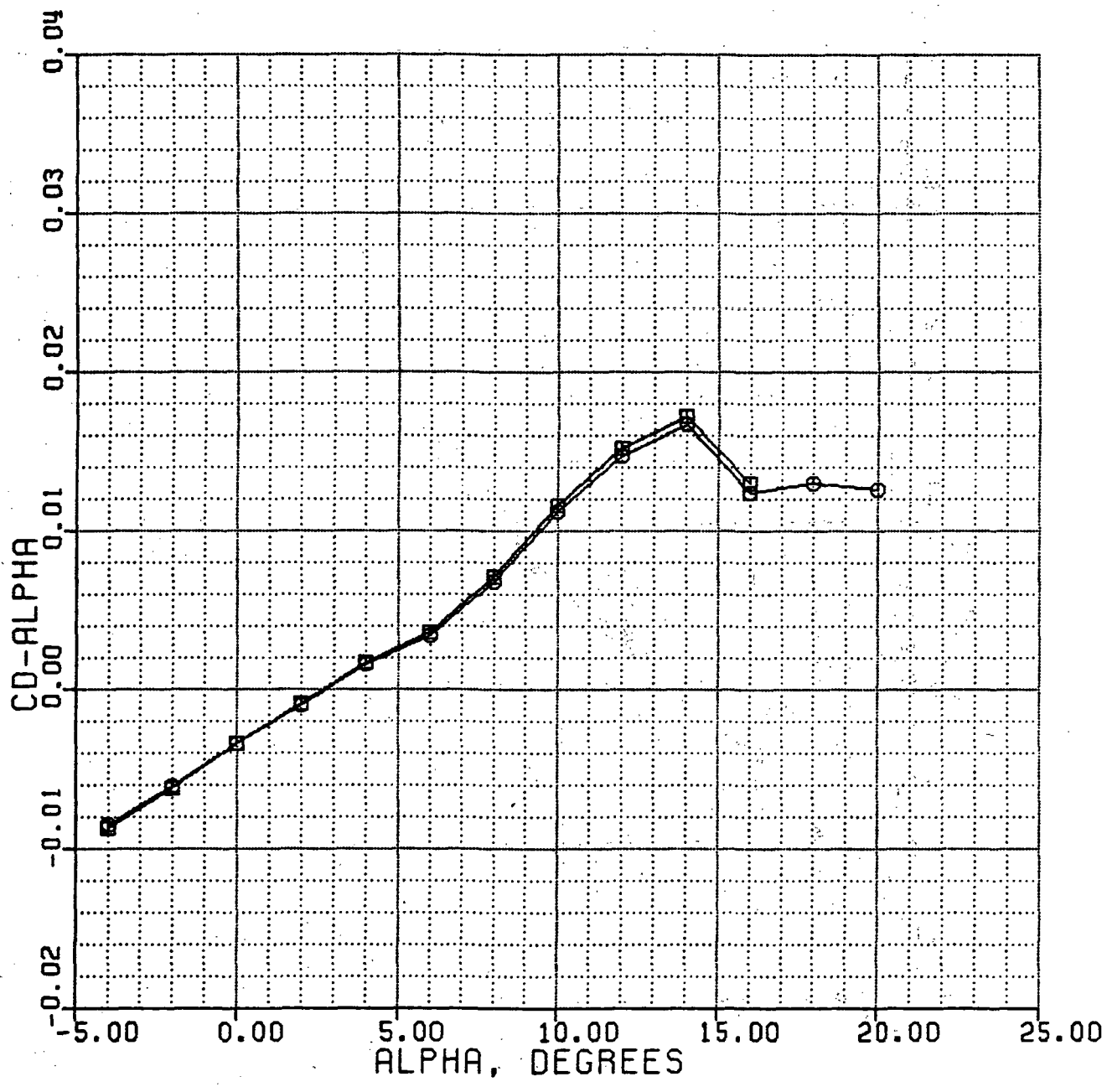


Figure 68(b)

CD-ALPHA VS ALPHA

6-17-83 X-29A M# = 0.8 NORMAL MODE

XCG = 451.0 WT = 15K ALPHA TRIM

- | | | | | |
|---|---|---|-----------|---------------|
| □ | — | □ | ALT = 10K | ALP: 0 TO 10 |
| ○ | — | ○ | ALT = 20K | ALP: -4 TO 12 |
| ▲ | — | ▲ | ALT = 30K | ALP: -4 TO 14 |
| ★ | — | ★ | ALT = 40K | ALP: -4 TO 16 |
| × | — | × | ALT = 50K | ALP: -4 TO 22 |

ORIGINAL PAGE IS
OF POOR QUALITY

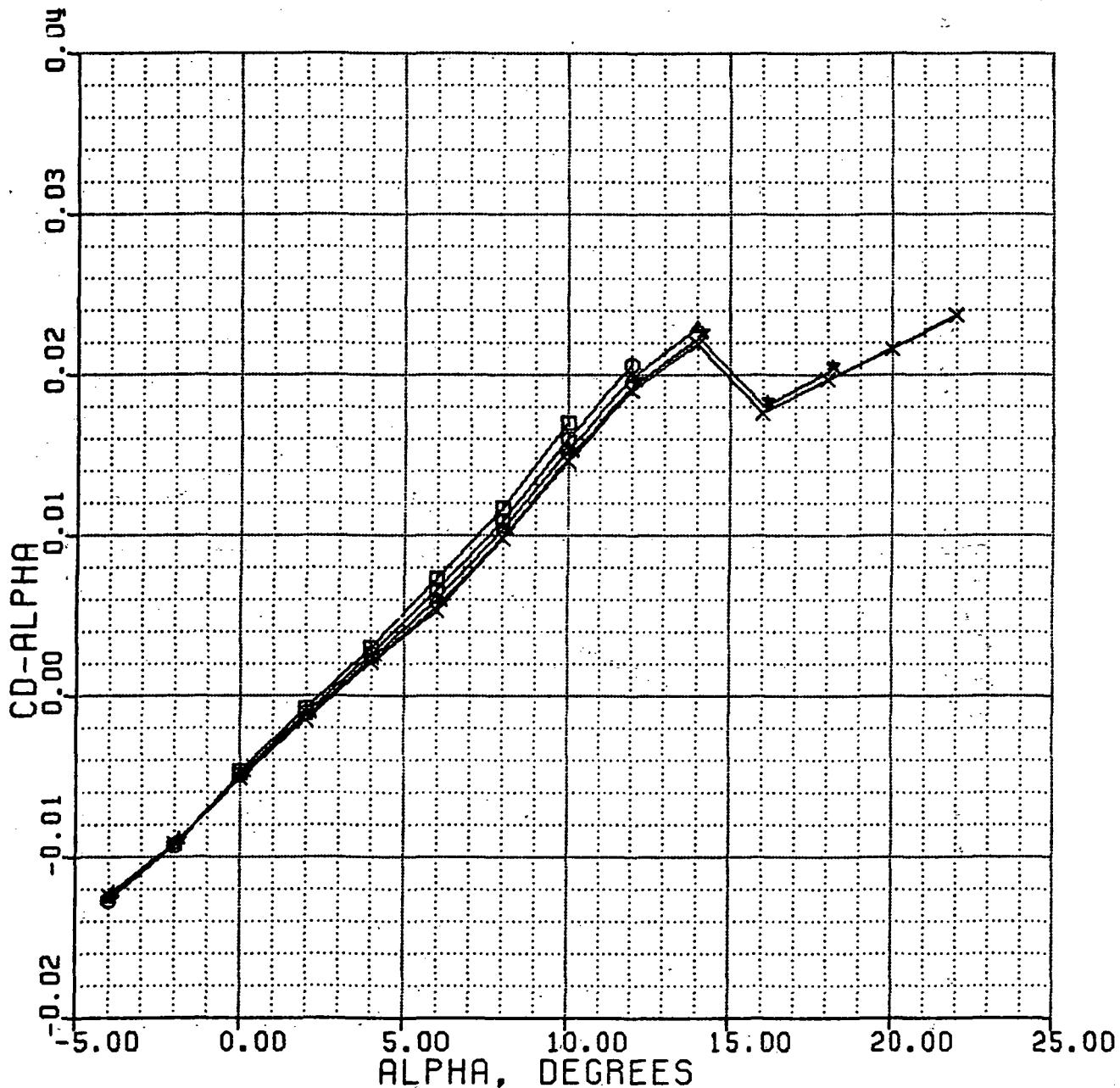


Figure 68(c)

c-4

CD-ALPHA VS ALPHA

7-1-83 X-29A M# = 0.9 NORMAL MODE

XCG = 451.0 WT = 15K ALPHA TRIM

- ALT = 20K ALP: 0 TO 10
- ALT = 30K ALP: -2 TO 12
- △ ALT = 40K ALP: -4 TO 14
- ★ ALT = 50K ALP: -4 TO 18

ORIGINAL PAGE IS
OF POOR QUALITY

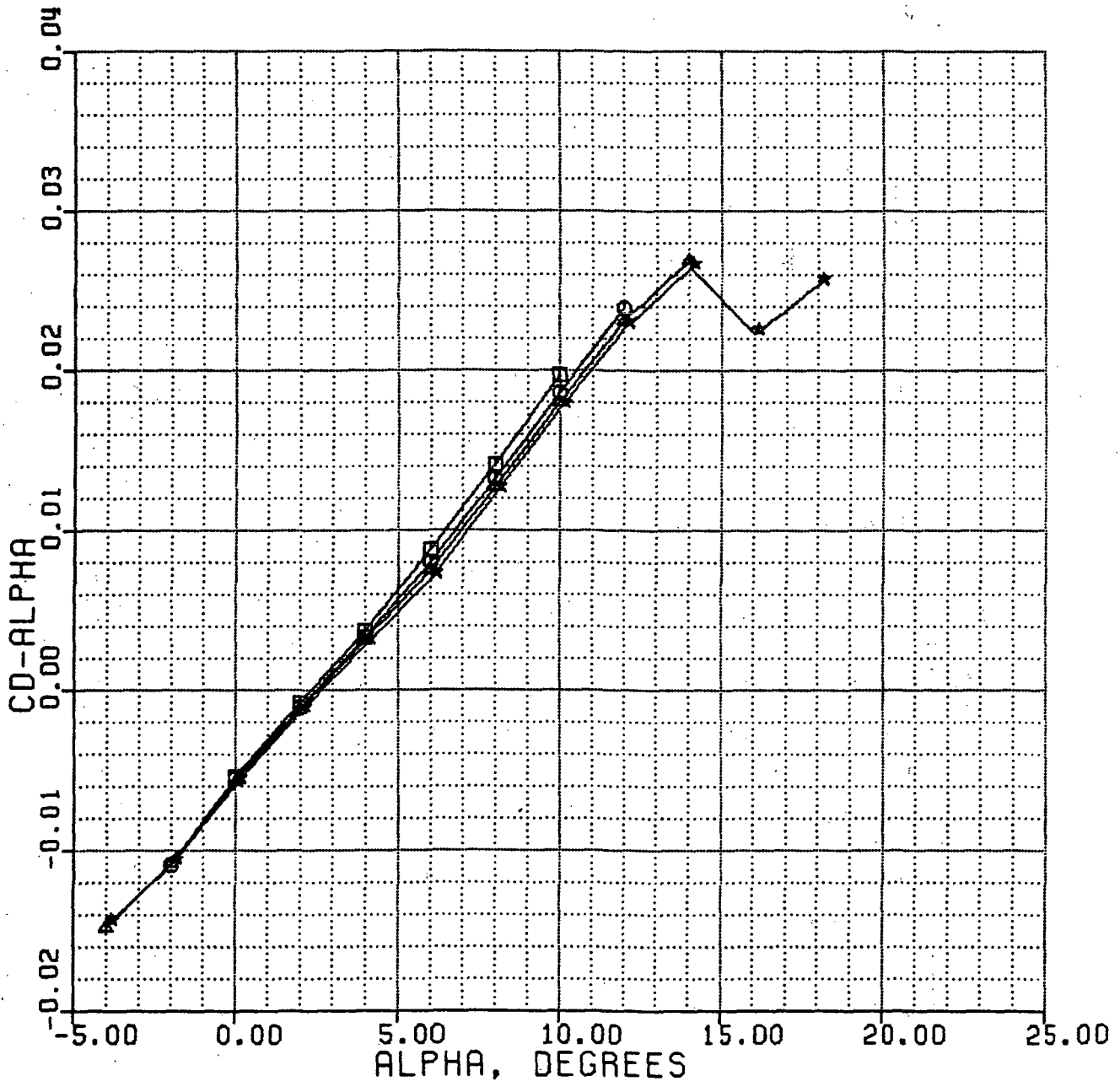


Figure 68(d)

CD-ALPHA VS ALPHA

7-1-83 X-29A M# = 1.2 NORMAL MODE

XCG = 451.0 WT = 15K ALPHA TRIM

□	—	□	ALT = 20K	ALP: -4 TO 8
○	—	○	ALT = 30K	ALP: -4 TO 10
▲	—	▲	ALT = 40K	ALP: -4 TO 12
★	—	★	ALT = 50K	ALP: -4 TO 14

ORIGINAL PAGE 10
OF POOR QUALITY

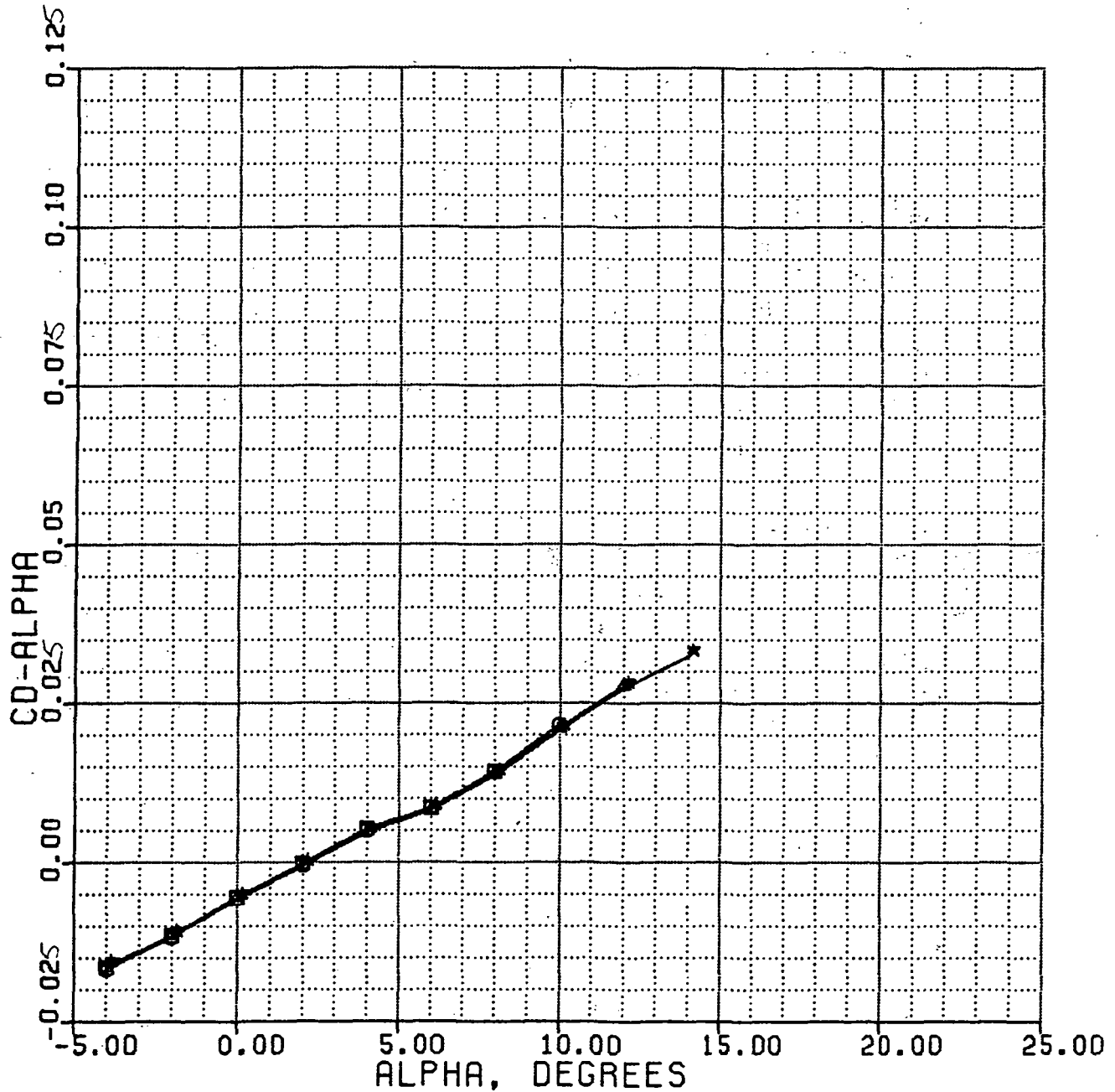


Figure 68(e)

CD-ALPHA VS ALPHA
7-1-83 X-29A M# = 1.5 NORMAL MODE
XCG = 451.0 WT = 15K ALPHA TRIM

□ ALT = 30K ALP: -4 TO 8
○ ALT = 40K ALP: -4 TO 10
▲ ALT = 50K ALP: -4 TO 12

ORIGINAL PAGE IS
OF POOR QUALITY

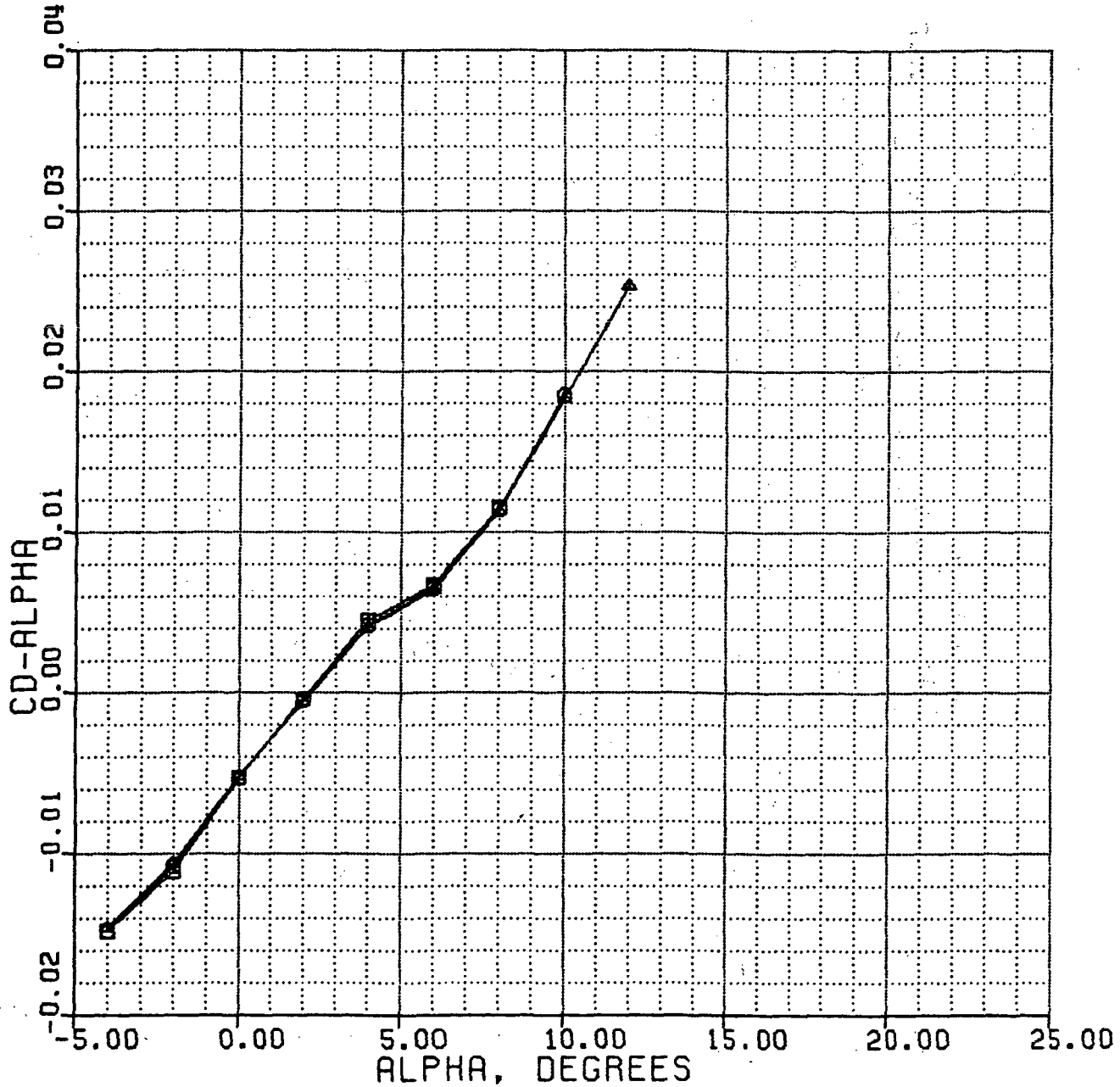


Figure 68(f)

CM-ALPHA VS MACH

7-5-83 X-29A 1-G TRIM NORMAL MODE
 XCG = 451.0 WT = 15K

- — □ ALT = S.L. M# = .2 TO 1.05
- — ○ ALT = 10K M# = .2 TO 1.2
- ▲ — ▲ ALT = 20K M# = .3 TO 1.4

ORIGINAL PAGE IS
 OF POOR QUALITY

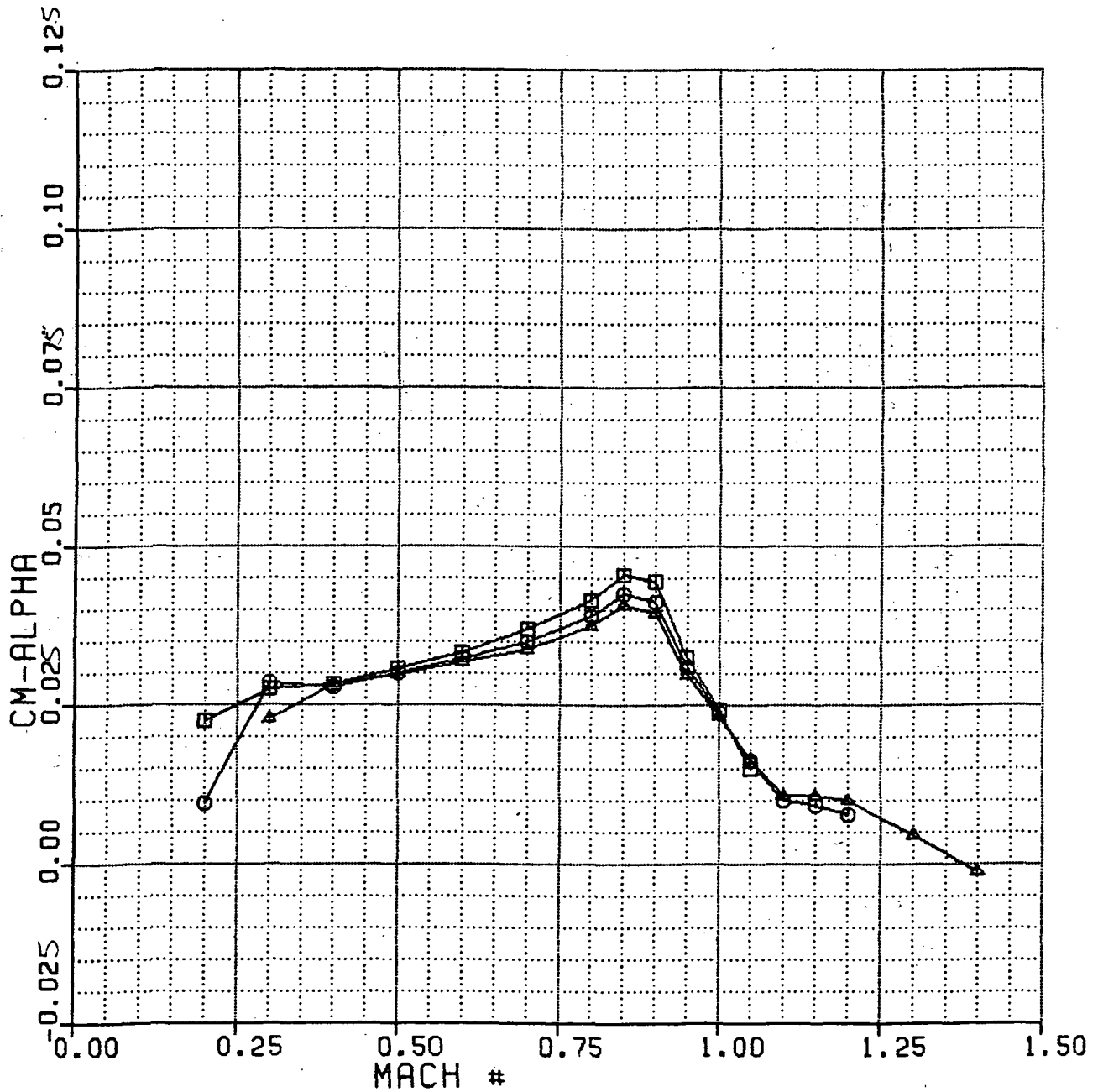


Figure 69(a)

CM-ALPHA VS MACH

7-7-83 X-29A 1-G TRIM NORMAL MODE
 XCG = 451.0 WT = 15K

- — □ ALT = 30K M# = .3 TO 1.5
- — ○ ALT = 40K M# = .6 TO 1.5
- △ — △ ALT = 50K M# = .6 TO 1.5

**ORIGINAL PAGE IS
 OF POOR QUALITY**

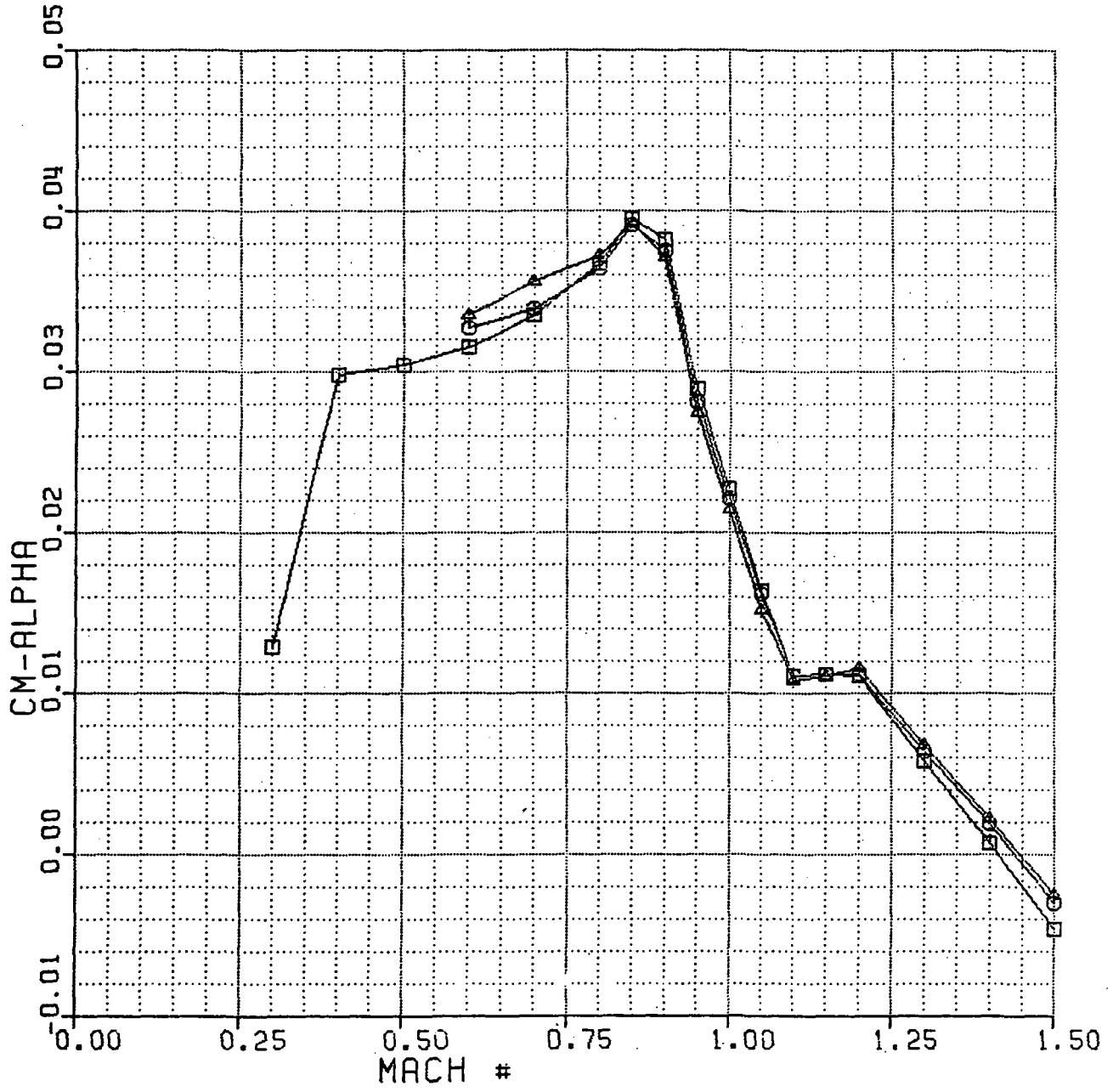


Figure 69(b)

CM-ALPHA VS ALPHA

6-15-83 X-29A M# = 0.4 NORMAL MODE

XCG = 451.0 WT = 15K ALPHA TRIM

□ — □ ALT = S.L. ALP: -4 TO 22
○ — ○ ALT = 10K ALP: -4 TO 22

ORIGINAL PAGE IS
OF POOR QUALITY

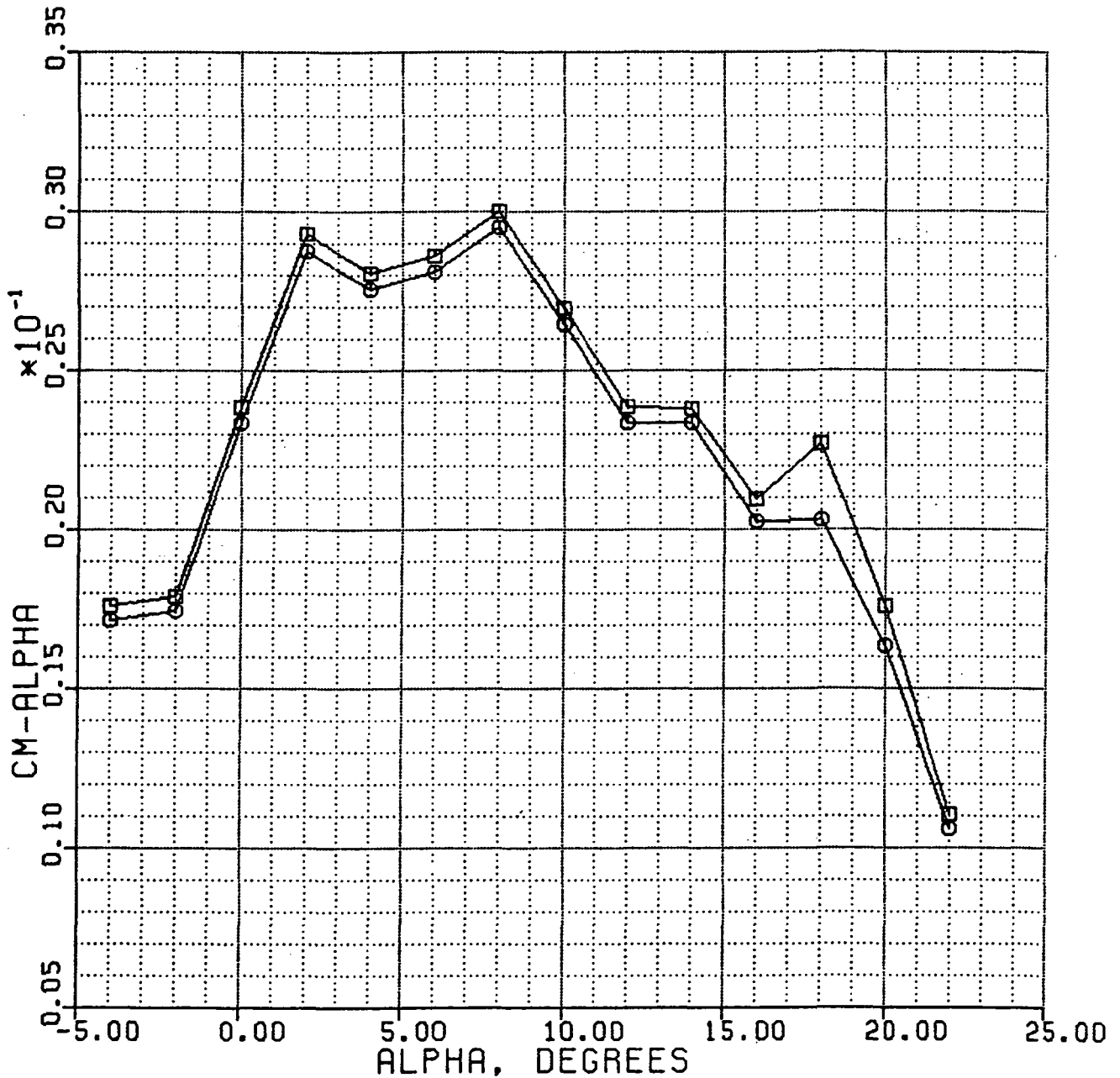


Figure 70(a)

CM-ALPHA VS ALPHA

6-16-83 X-29A M# = 0.6 NORMAL MODE

XCG = 451.0 WT = 15K ALPHA TRIM

□ ALT = 10K ALP: -4 TO 16
○ ALT = 20K ALP: -4 TO 20

ORIGINAL PAGE IS
OF POOR QUALITY

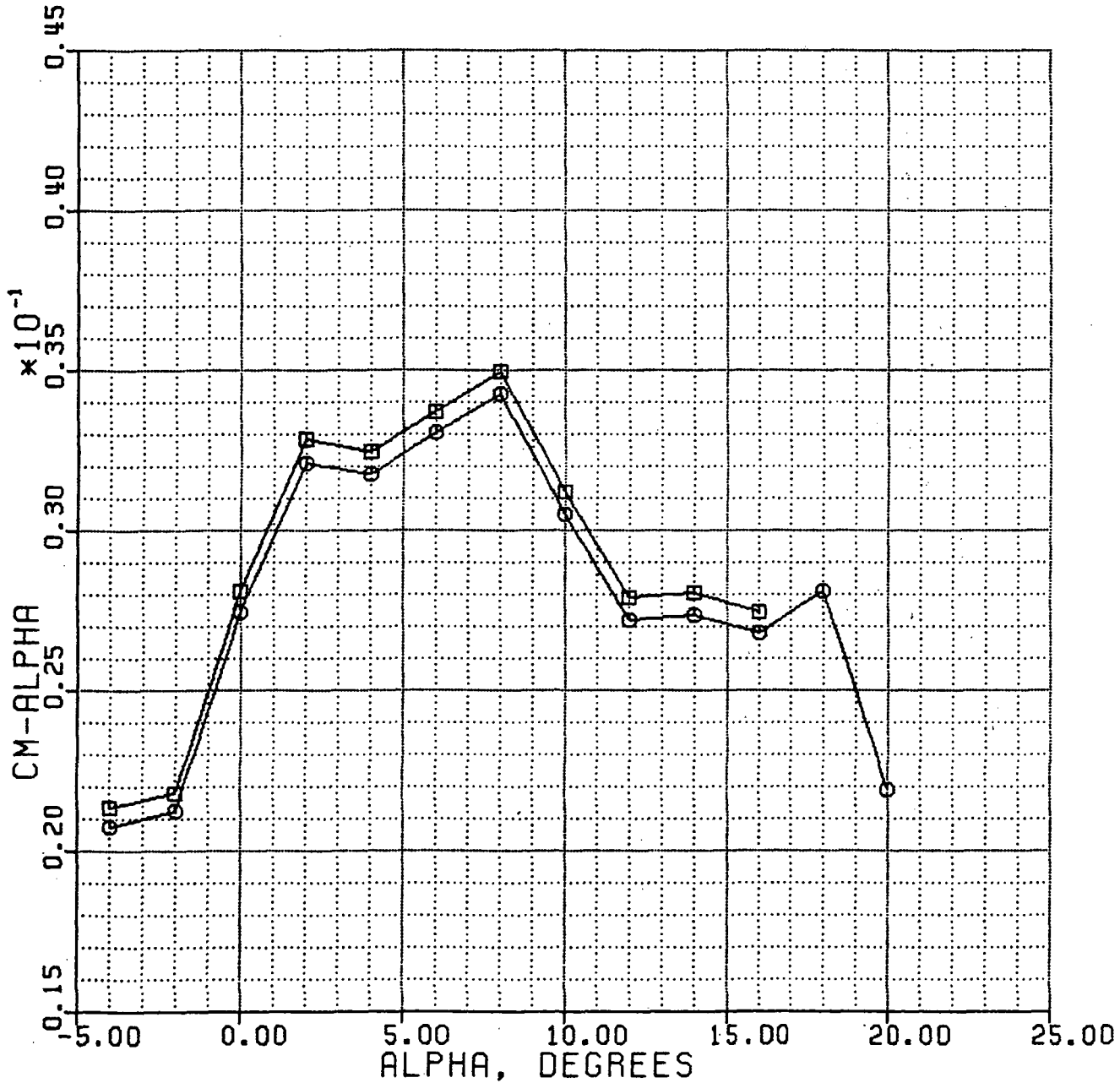


Figure 70(b)

CM-ALPHA VS ALPHA

6-17-83 X-29A M# = 0.8 NORMAL MODE

XCG = 451.0 WT = 15K ALPHA TRIM

- ALT = 10K ALP: 0 TO 10
- ALT = 20K ALP: -4 TO 12
- △—△ ALP = 30K ALP: -4 TO 14
- ★—★ ALT = 40K ALP: -4 TO 18
- ×—× ALT = 50K ALP: -4 TO 22

ORIGINAL PAGE IS
OF POOR QUALITY

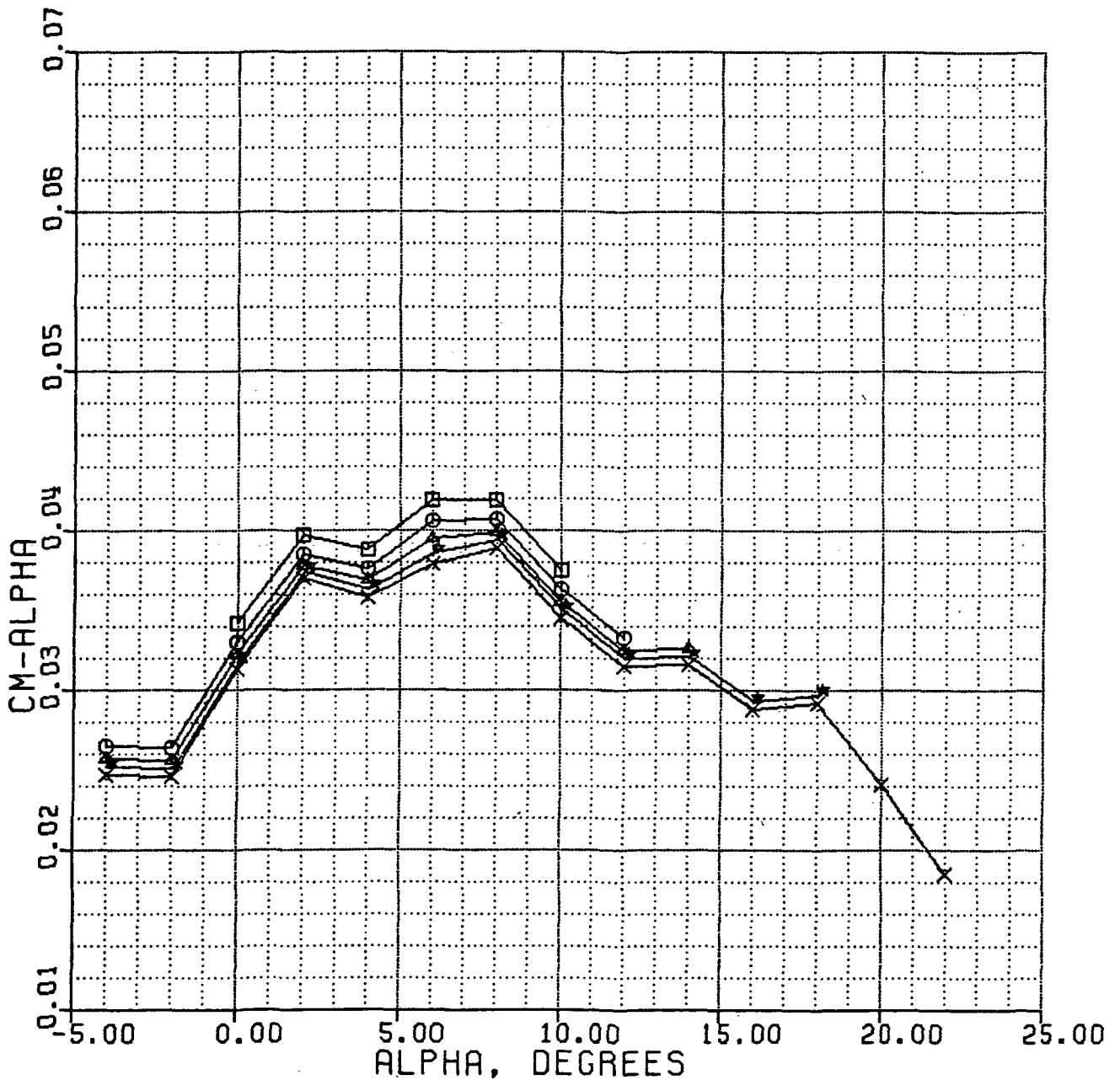


Figure 70(c)

CM-ALPHA VS ALPHA

7-1-83 X-29A M# = 0.9 NORMAL MODE
 XCG = 451.0 WT = 15K ALPHA TRIM

- | | | | | |
|---|---|---|-----------|---------------|
| □ | — | □ | ALT = 20K | ALP: 0 TO 10 |
| ○ | — | ○ | ALT = 30K | ALP: -2 TO 12 |
| ▲ | — | ▲ | ALT = 40K | ALP: -4 TO 14 |
| ★ | — | ★ | ALT = 50K | ALP: -4 TO 18 |

ORIGINAL PAGE IS
 OF POOR QUALITY

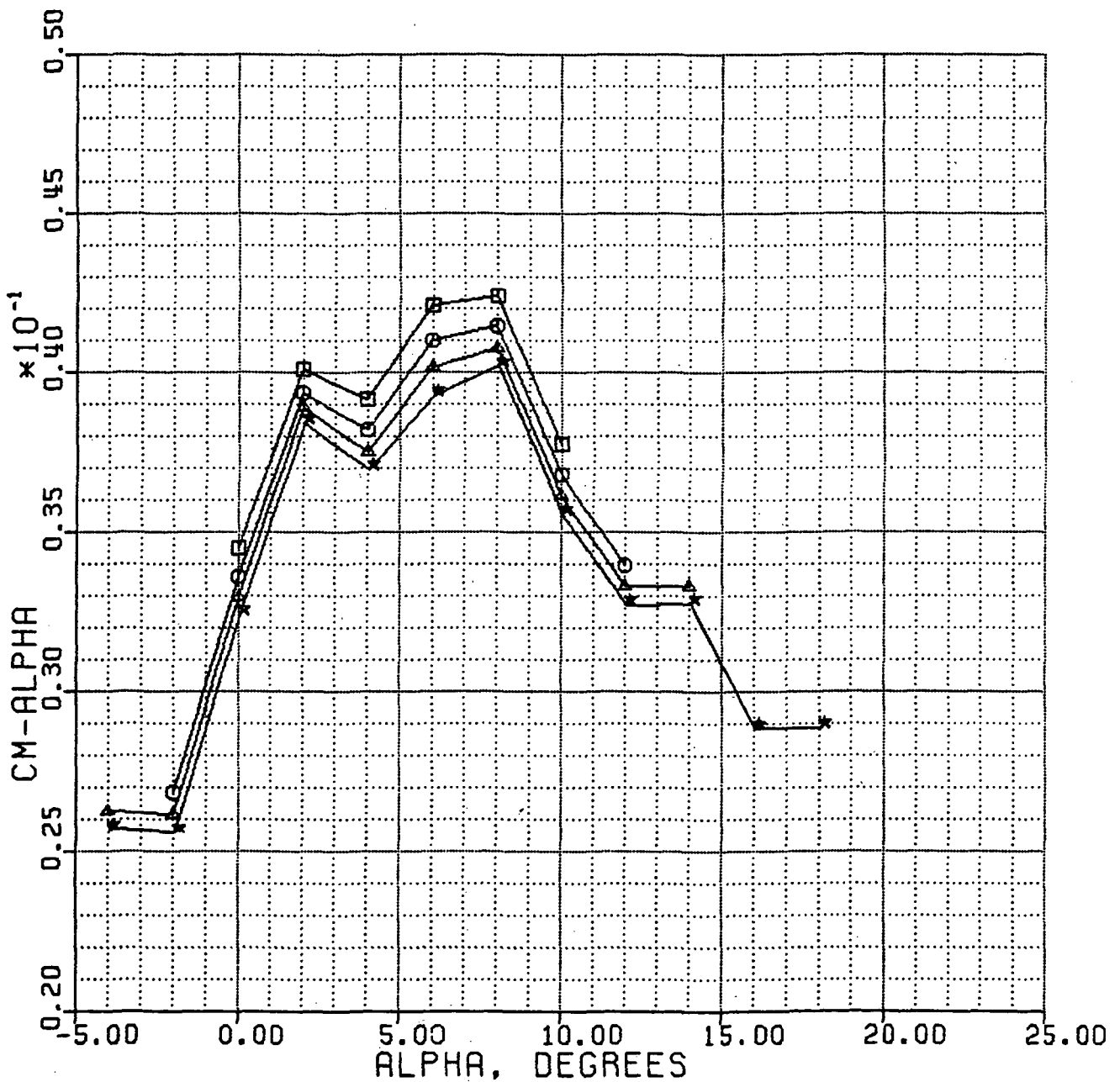


Figure 70(d)

CM-ALPHA VS ALPHA

7-1-83 X-29A M# = 1.2 NORMAL MODE

XCG = 451.0 WT = 15K ALPHA TRIM

- | | | | | |
|---|---|---|-----------|---------------|
| □ | — | □ | ALT = 20K | ALP: -4 TO 8 |
| ○ | — | ○ | ALT = 30K | ALP: -4 TO 10 |
| ▲ | — | ▲ | ALT = 40K | ALP: -4 TO 12 |
| ★ | — | ★ | ALT = 50K | ALP: -4 TO 14 |

ORIGINAL PAGE IS
OF POOR QUALITY

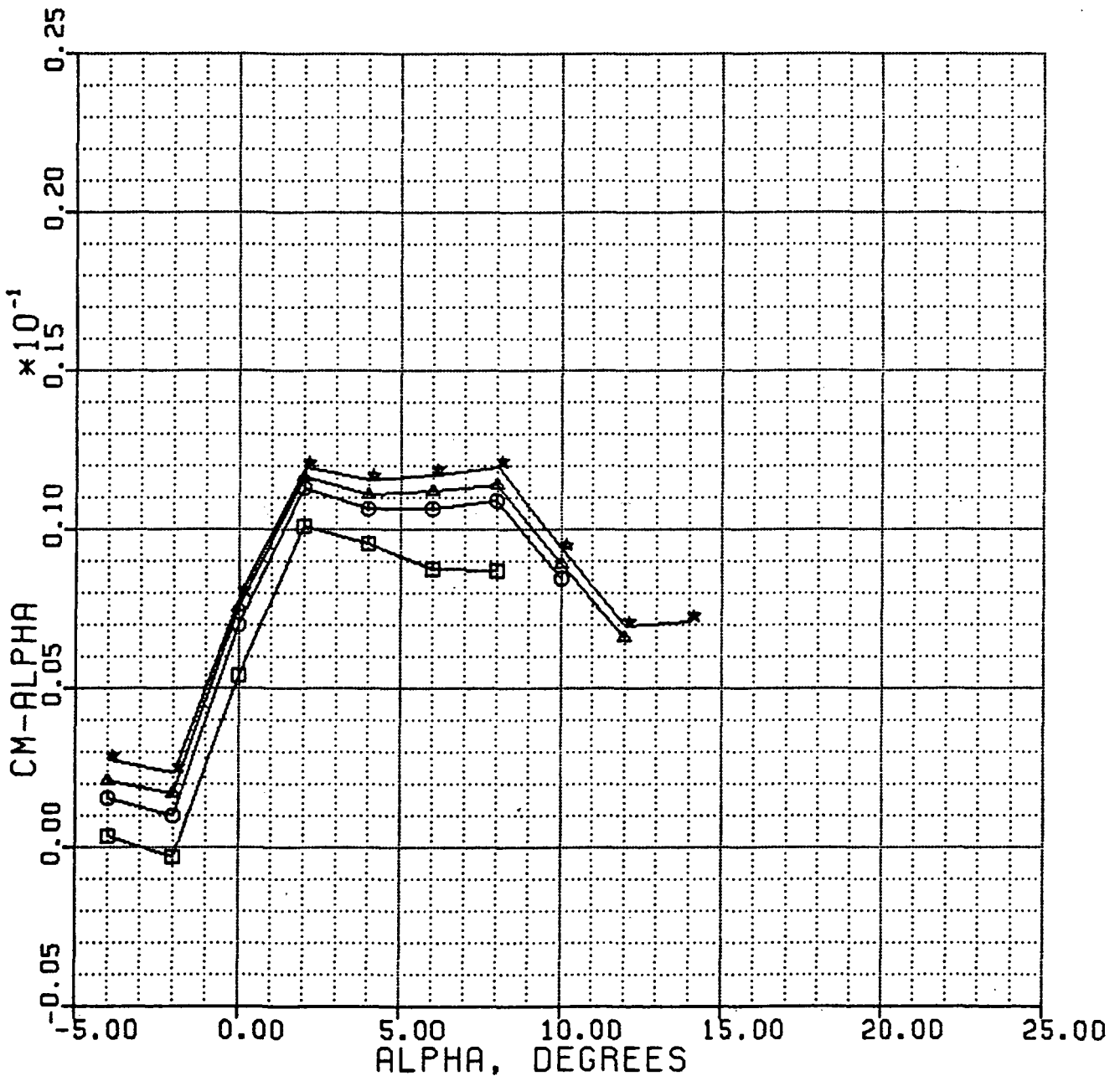


Figure 70(e)

CM-ALPHA VS ALPHA

7-1-83 X-29A M# = 1.5 NORMAL MODE

XCG = 451.0 WT = 15K ALPHA TRIM

- — □ ALT = 30K ALP: -4 TO 8
- — ○ ALT = 40K ALP: -4 TO 10
- ▲ — ▲ ALT = 50K ALP: -4 TO 12

ORIGINAL PAGE IS
OF POOR QUALITY

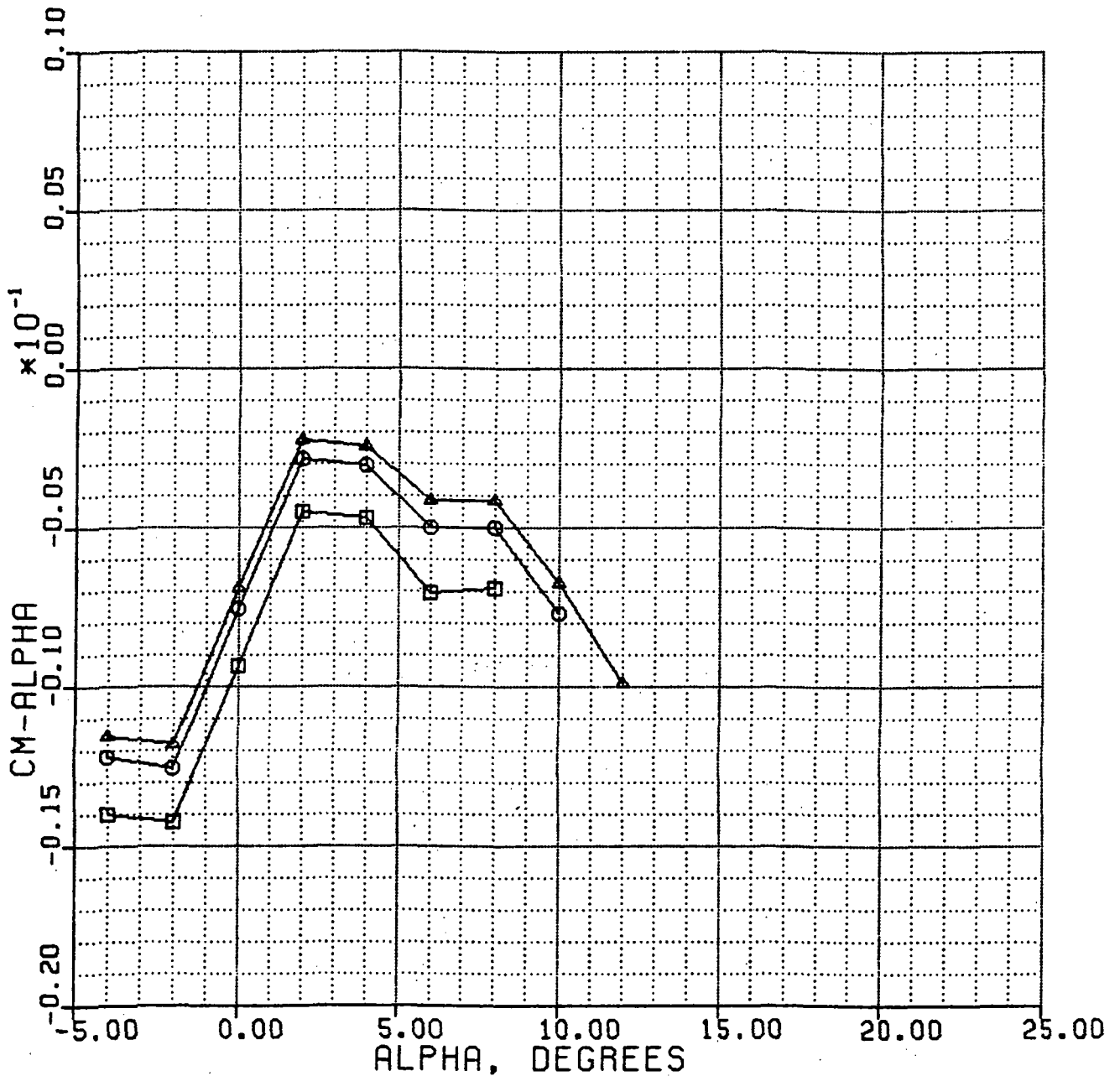


Figure 70(f)

CA-ALPHA VS MACH

7-27-83 X-29A 1-G TRIM NORMAL MODE

XCG = 451.0 WT = 15K

- — ALT = S.L. M# = .2 TO 1.05
- — ALT = 10K M# = .2 TO 1.2
- ▲ — ALT = 20K M# = .3 TO 1.4

ORIGINAL PAGE IS
OF POOR QUALITY

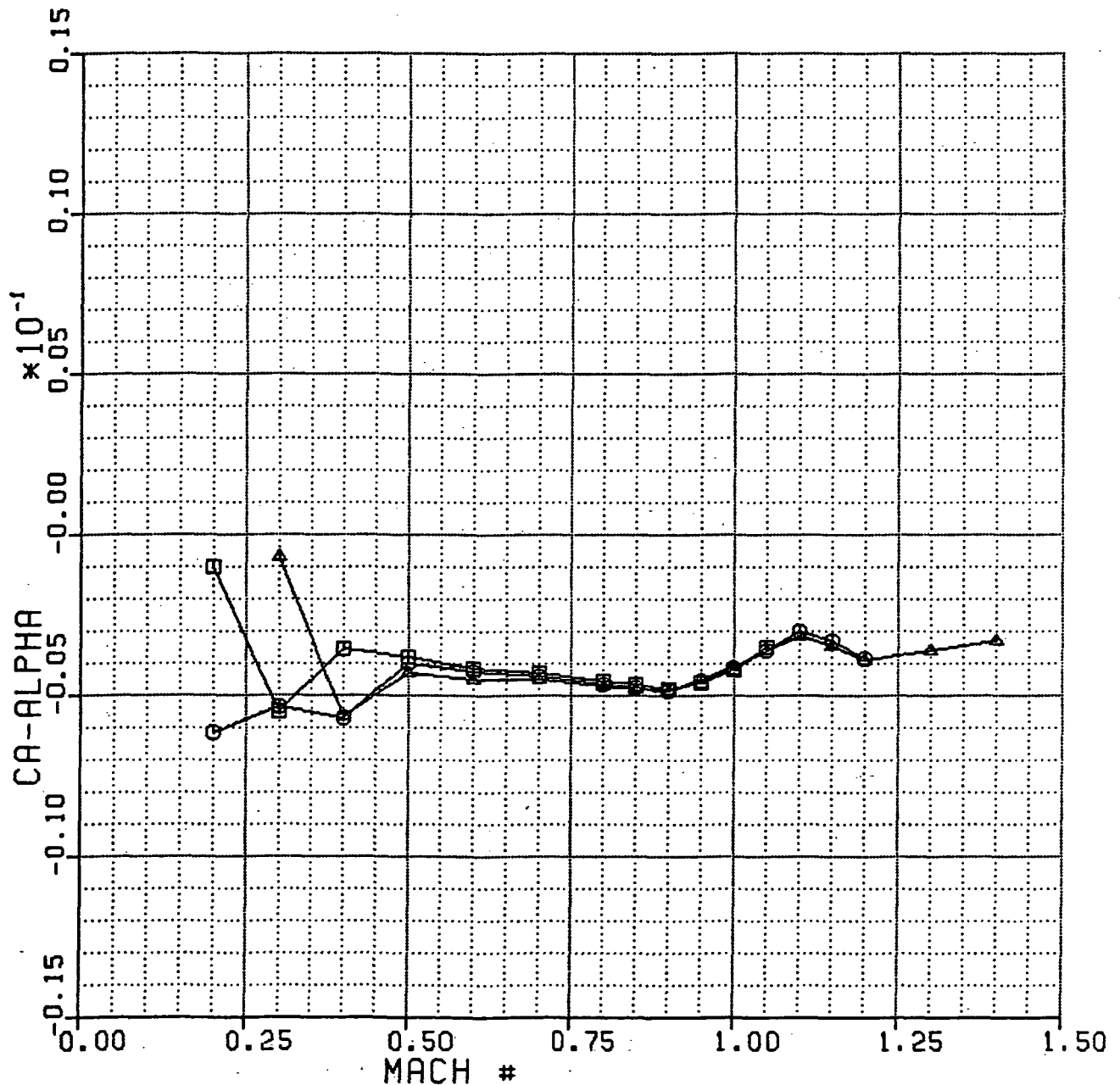


Figure 71(a)

CA-ALPHA VS MACH

7-27-83 X-29A 1-G TRIM NORMAL MODE

XCG = 451.0 WT = 15K

- ALT = 30K M# = .3 TO 1.5
- ALT = 40K M# = .6 TO 1.5
- ▲ ALT = 50K M# = .6 TO 1.5

ORIGINAL PAGE IS
OF POOR QUALITY

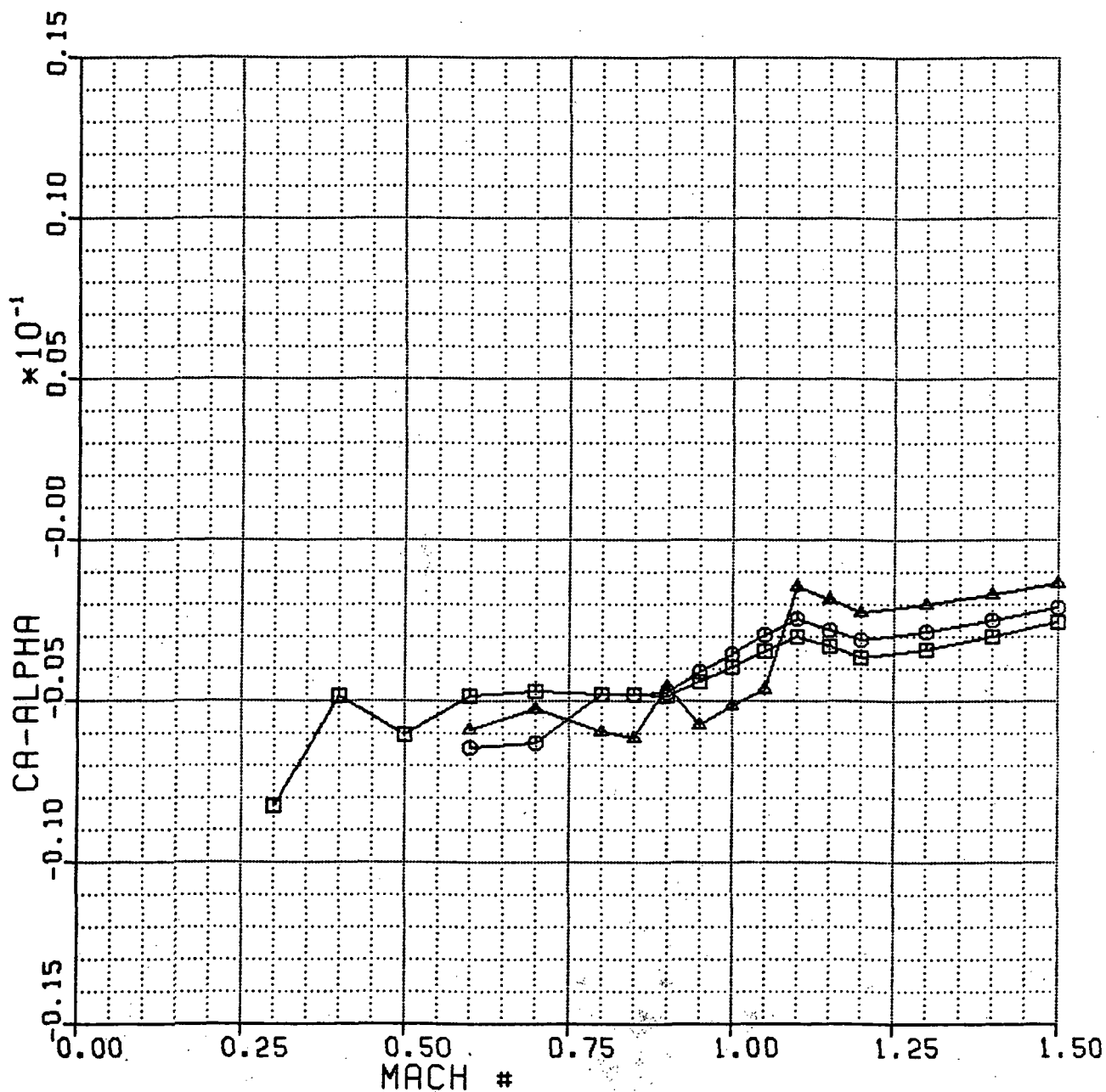


Figure 71(b)

CA-ALPHA VS ALPHA

7-26-83 X-29A M# = 0.4 NORMAL MODE

XCG = 451.0 WT = 15K ALPHA TRIM

□—□ ALT = S.L. ALP: -4 TO 22
○—○ ALT = 10K ALP: -4 TO 22

ORIGINAL PAGE IS
OF POOR QUALITY

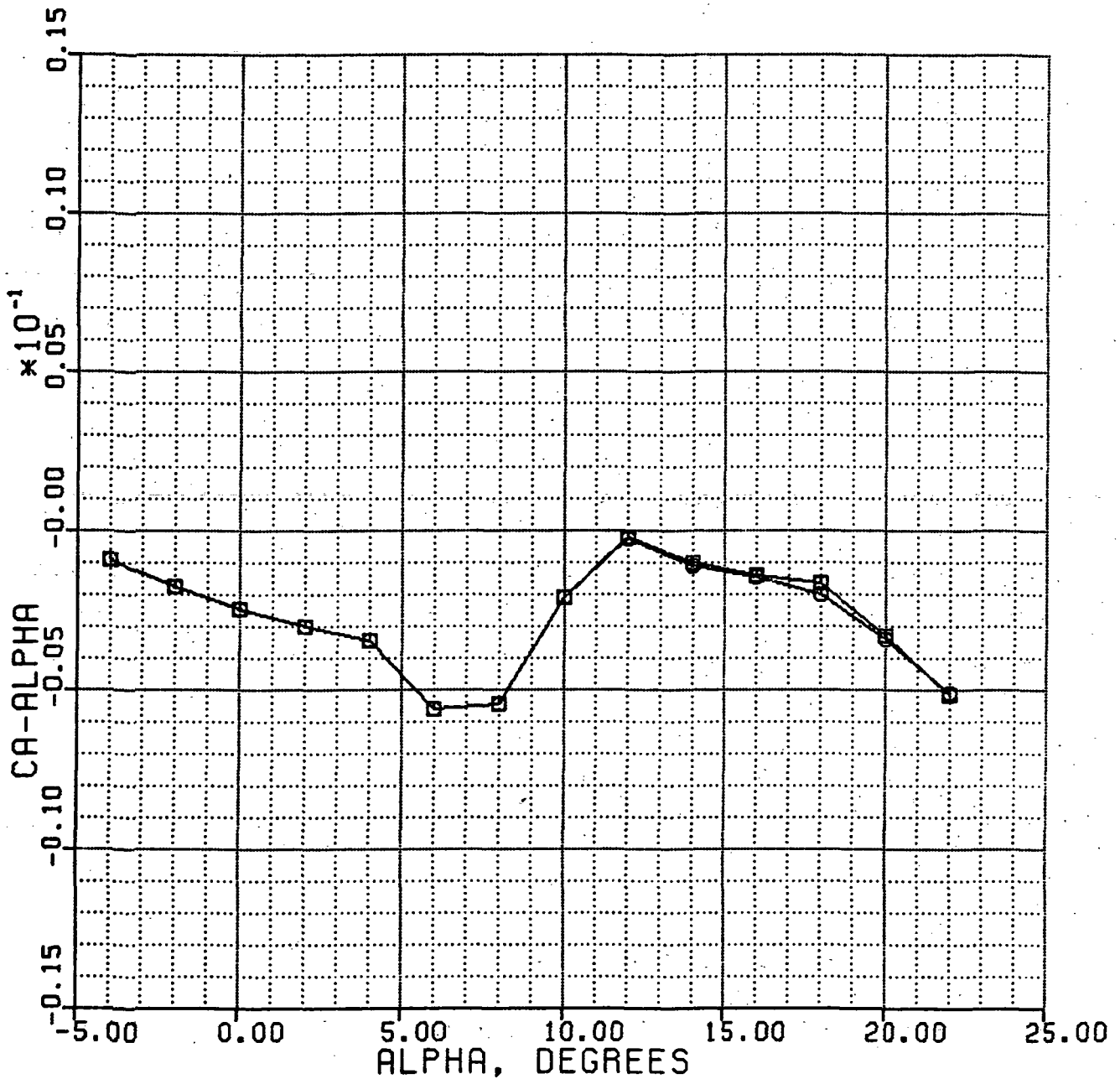


Figure 72(a)

CA-ALPHA VS ALPHA

7-26-83 X-29A M# = 0.6 NORMAL MODE
XCG = 451.0 WT = 15K ALPHA TRIM

□ ALT = 10K ALP: -4 TO 16
○ ALT = 20K ALP: -4 TO 20

ORIGINAL PAGE IS
OF POOR QUALITY

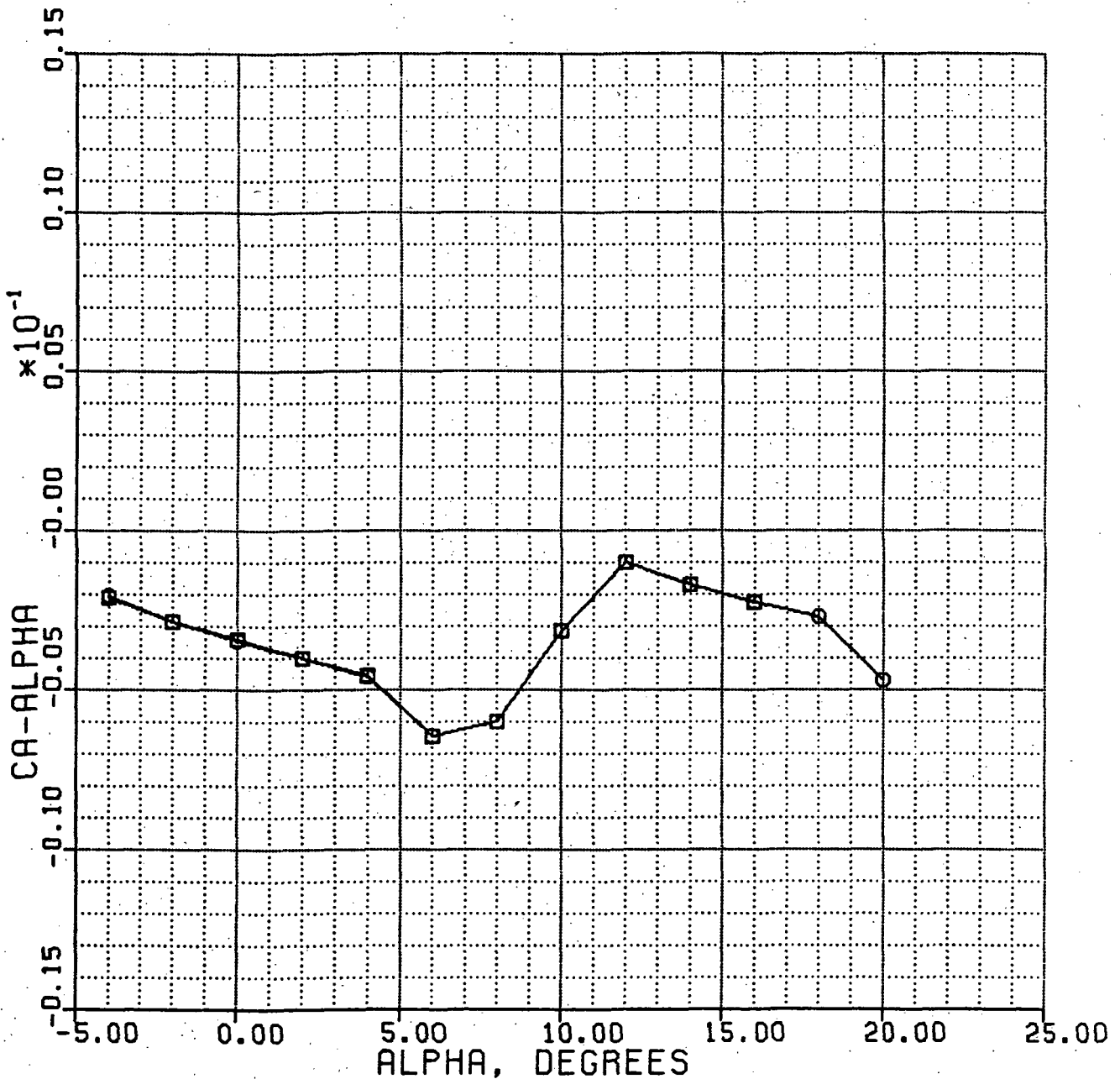


Figure 72(b)

CA-ALPHA VS ALPHA

6-17-83 X-29A M# = 0.8 NORMAL MODE

XCG = 451.0 WT = 15K ALPHA TRIM

- | | | | | |
|---|---|---|-----------|---------------|
| □ | — | □ | ALT = 10K | ALP: 0 TO 10 |
| ○ | — | ○ | ALT = 20K | ALP: -4 TO 12 |
| △ | — | △ | ALT = 30K | ALP: -4 TO 14 |
| ★ | — | ★ | ALT = 40K | ALP: -4 TO 18 |
| × | — | × | ALT = 50K | ALP: -4 TO 22 |

ORIGINAL PAGE 19
OF POOR QUALITY

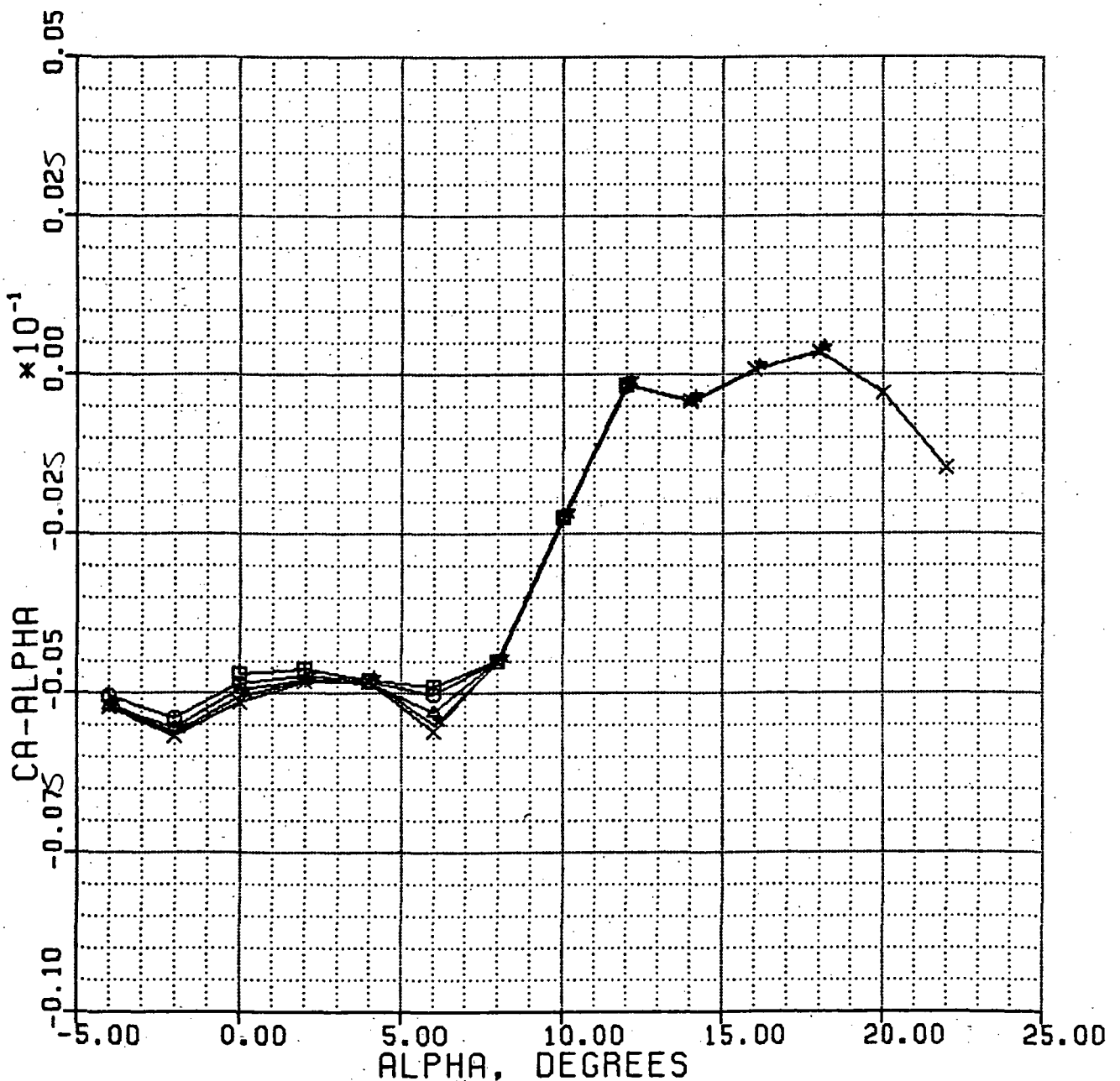


Figure 72(c)

CA-ALPHA VS ALPHA

7-1-83 X-29A M# = 0.9 NORMAL MODE

XCG = 451.0 WT = 15K ALPHA TRIM

□	□	ALT = 20K	ALP: 0 TO 10
○	○	ALT = 30K	ALP: -2 TO 12
▲	▲	ALT = 40K	ALP: -4 TO 14
★	★	ALT = 50K	ALP: -4 TO 18

ORIGINAL PAGE 19
OF POOR QUALITY

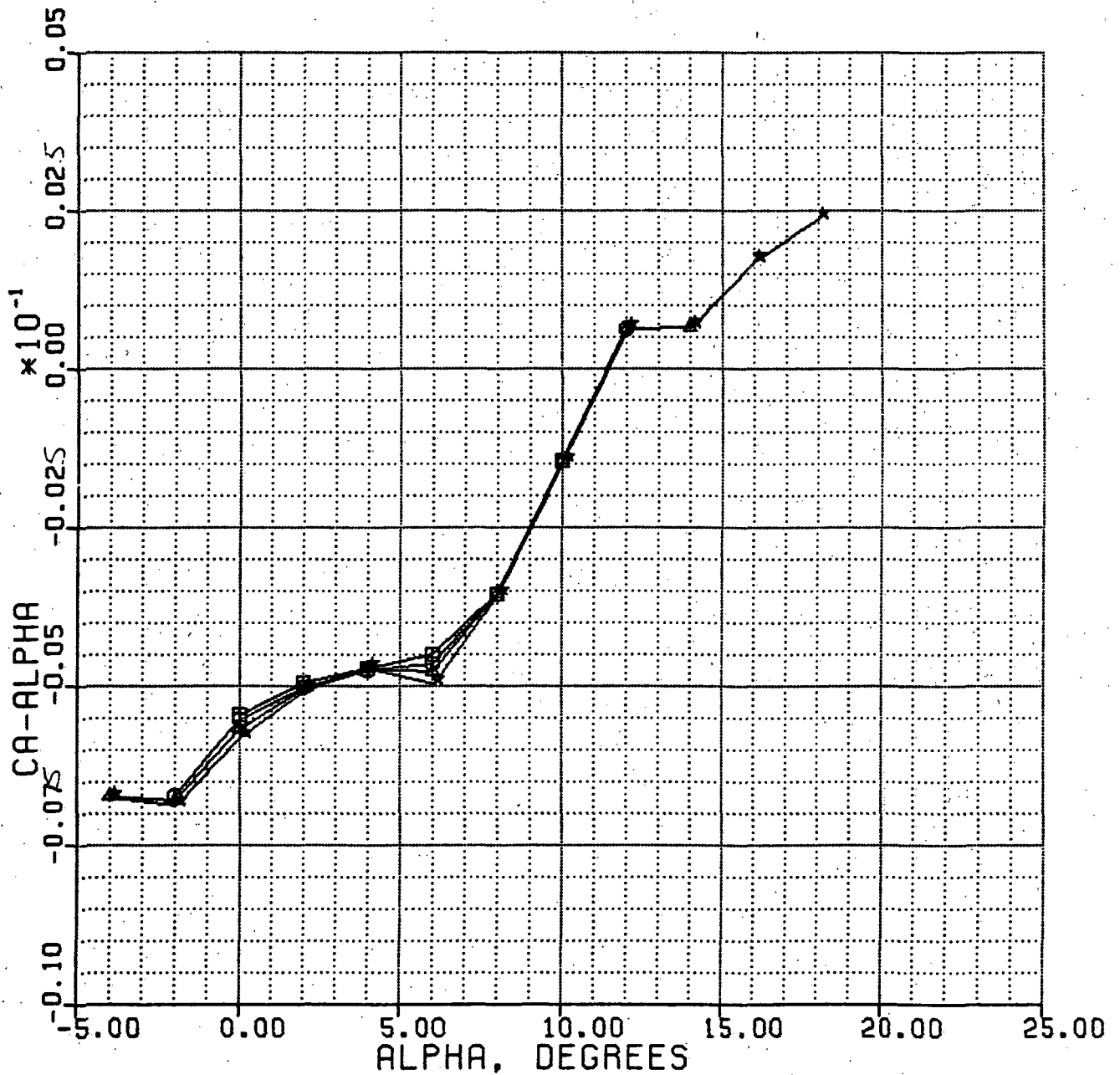


Figure 72(d)

CA-ALPHA VS ALPHA

7-1-83 X-29A M# = 1.2 NORMAL MODE
 XCG = 451.0 WT = 15K ALPHA TRIM

- ALT = 20K ALP: -4 TO 8
- ALT = 30K ALP: -4 TO 10
- △ ALT = 40K ALP: -4 TO 12
- ★ ALT = 50K ALP: -4 TO 14

ORIGINAL PAGE IS
 OF POOR QUALITY

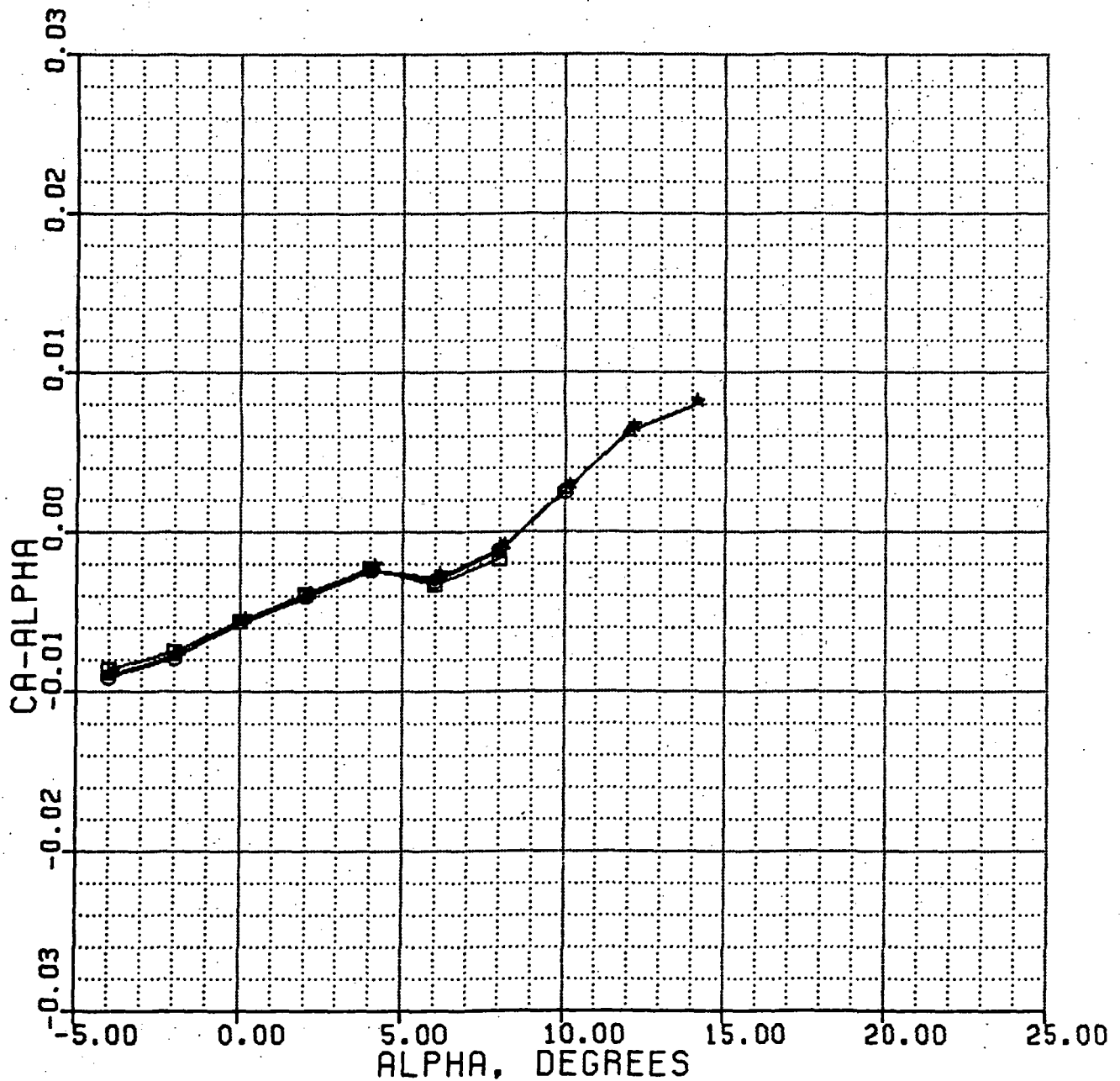


Figure 72(e)

CA-ALPHA VS ALPHA

7-1-83 X-29A M# = 1.5 NORMAL MODE

XCG = 451.0 WT = 15K ALPHA TRIM

- — □ ALT = 30K ALP: -4 TO 8
- — ○ ALT = 40K ALP: -4 TO 10
- ▲ — ▲ ALT = 50K ALP: -4 TO 12

ORIGINAL PAGE IS
OF POOR QUALITY

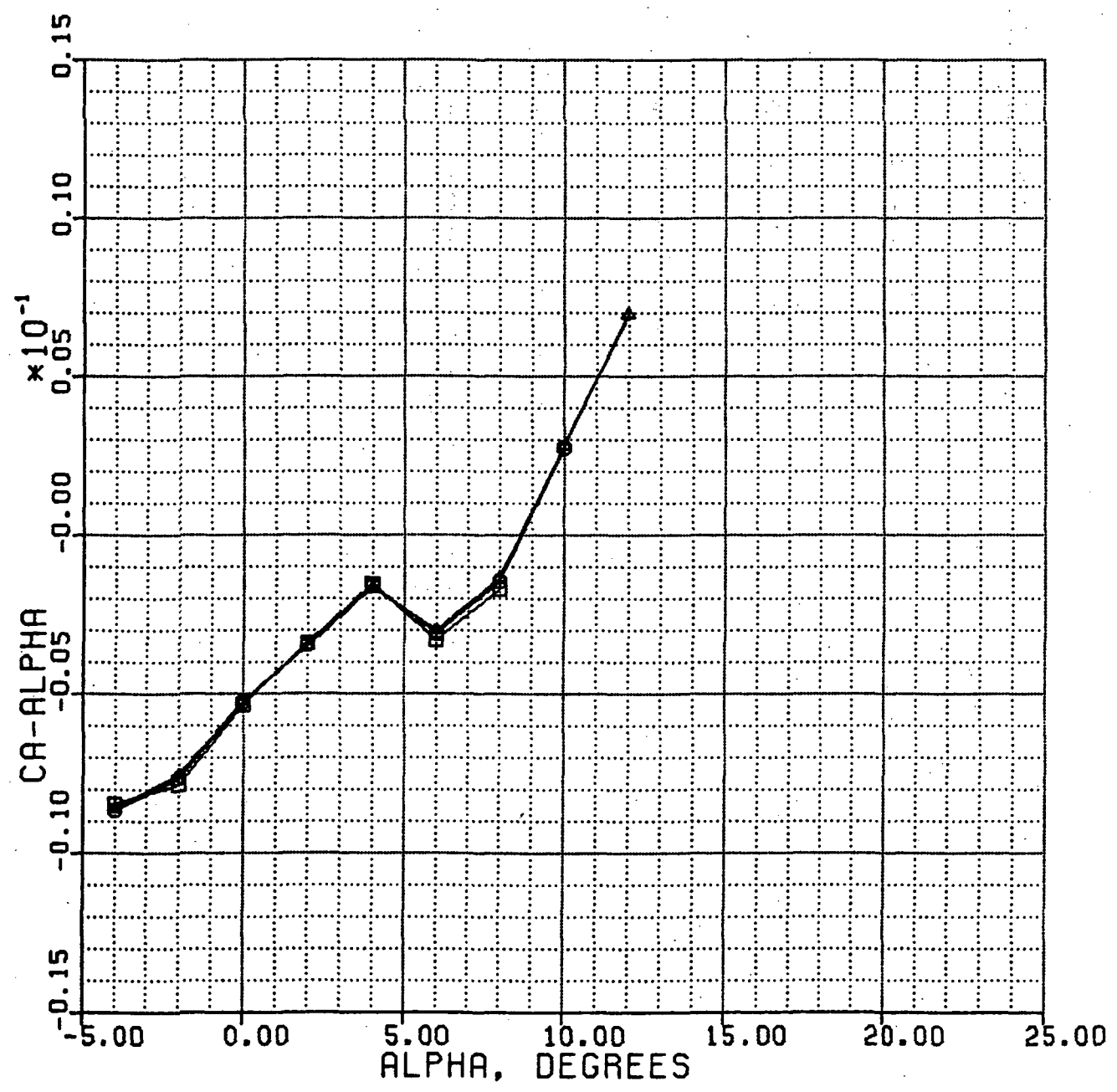


Figure 72(f)

CN-ALPHA VS MACH

7-5-83 X-29A 1-G TRIM NORMAL MODE
 XCG = 451.0 WT = 15K

- — □ ALT = S.L. M# = .2 TO 1.05
- — ○ ALT = 10K M# = .2 TO 1.2
- ▲ — ▲ ALT = 20K M# = .3 TO 1.4

ORIGINAL PAGE IS
 OF POOR QUALITY

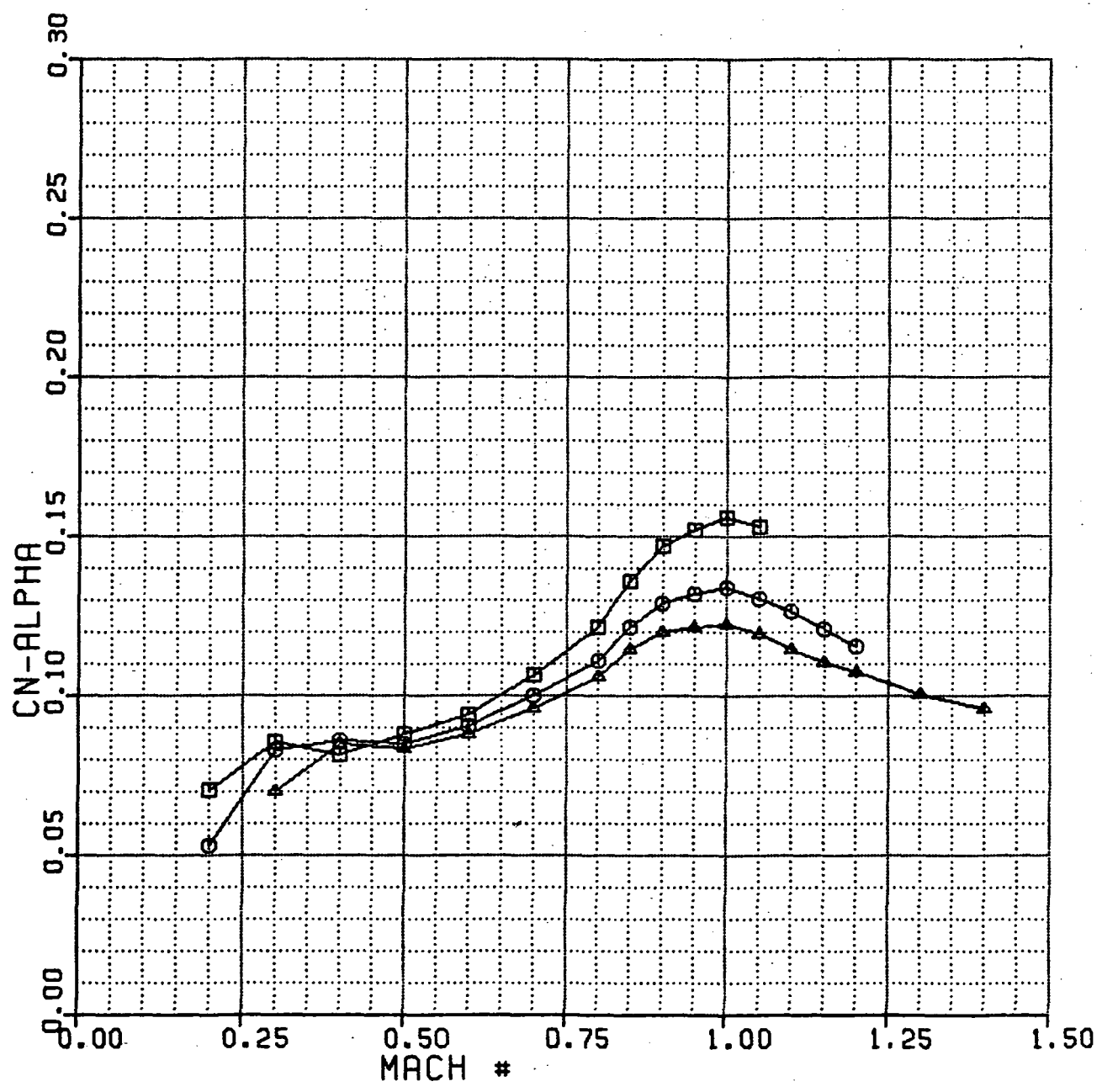


Figure 73(a)

CN-ALPHA VS MACH #
 7-7-83 X-29A 1-G TRIM NORMAL MODE
 XCG = 451.0 WT = 15K

- ALT = 30K M# = .3 TO 1.5
- ALT = 40K M# = .6 TO 1.5
- ▲ ALT = 50K M# = .6 TO 1.5

ORIGINAL PAGE IS
 OF POOR QUALITY

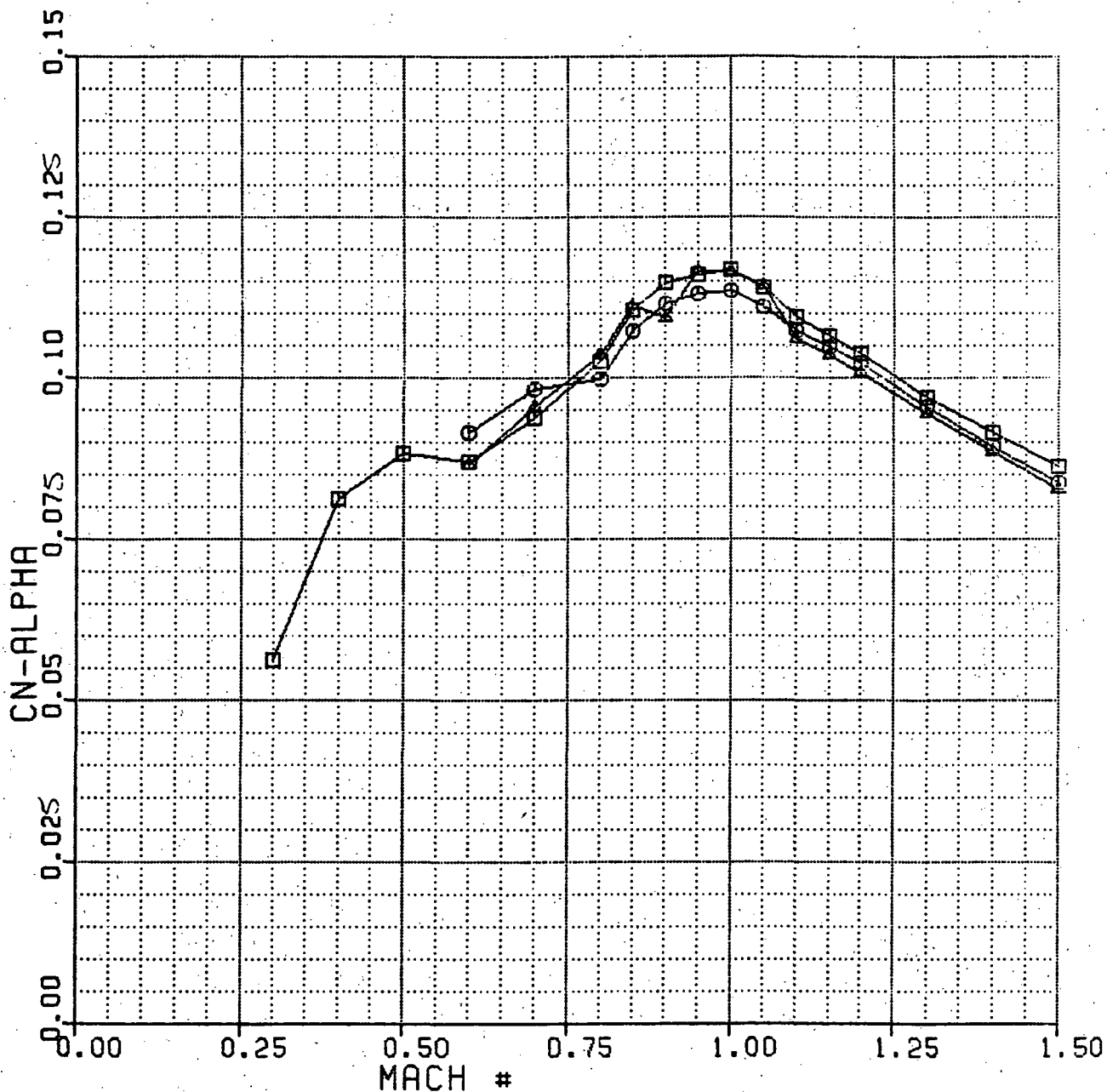


Figure 73(b)

CN-ALPHA VS ALPHA

6-16-83 X-29A M# = 0.4 NORMAL MODE
XCG = 451.0 WT = 15K ALPHA TRIM

□ ALT = S.L. ALP: -4 TO 22
○ ALT = 10K ALP: -4 TO 22

ORIGINAL PAGE IS
OF POOR QUALITY

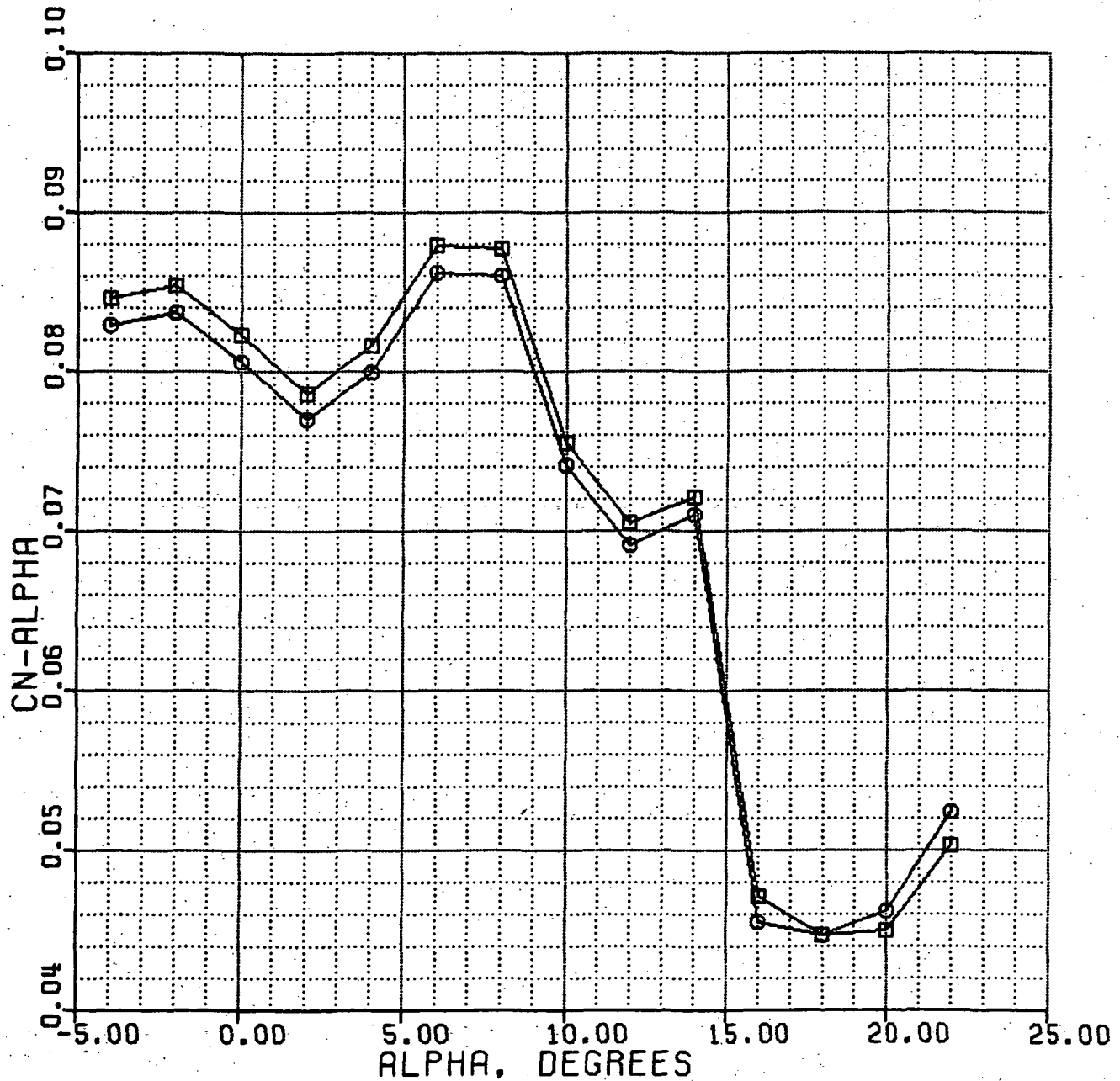


Figure 74(a)

CN-ALPHA VS ALPHA

6-16-83 X-29A M# = 0.6 NORMAL MODE

XCG = 451.0 WT = 15K ALPHA TRIM

□ ALT = 10K ALP: -4 TO 16
○ ALT = 20K ALP: -4 TO 20

ORIGINAL PAGE IS
OF POOR QUALITY

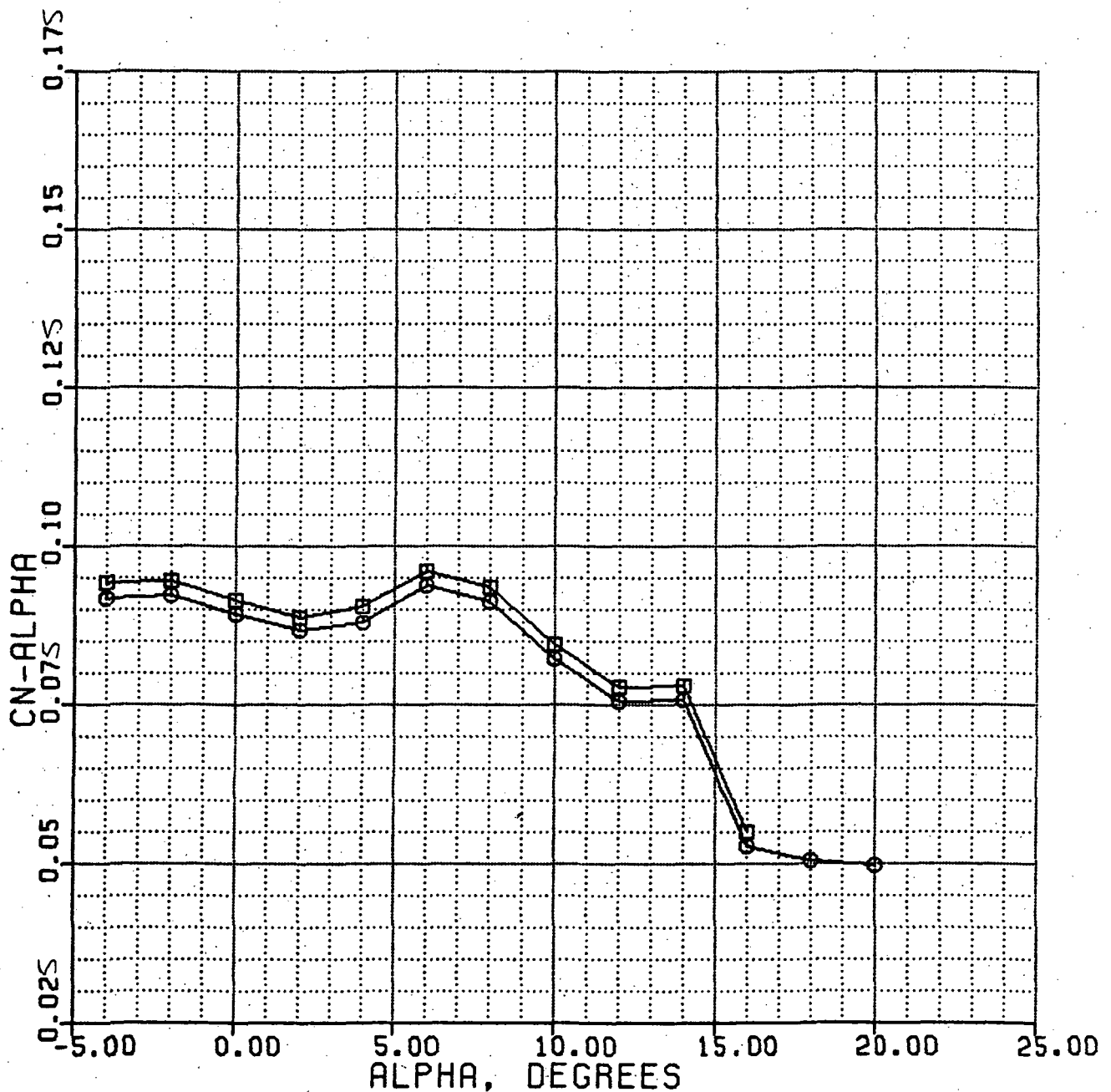


Figure 74(b)

CN-ALPHA VS ALPHA

6-17-83 X-29A M# = 0.8 NORMAL MODE
 XCG = 451.0 WT = 15K ALPHA TRIM

- | | | | | |
|---|---|---|-----------|---------------|
| □ | — | □ | ALT = 10K | ALP: 0 TO 10 |
| ○ | — | ○ | ALT = 20K | ALP: -4 TO 12 |
| ▲ | — | ▲ | ALT = 30K | ALP: -4 TO 14 |
| ★ | — | ★ | ALT = 40K | ALP: -4 TO 18 |
| × | — | × | ALT = 50K | ALP: -4 TO 22 |

ORIGINAL PAGE 13
 OF POOR QUALITY

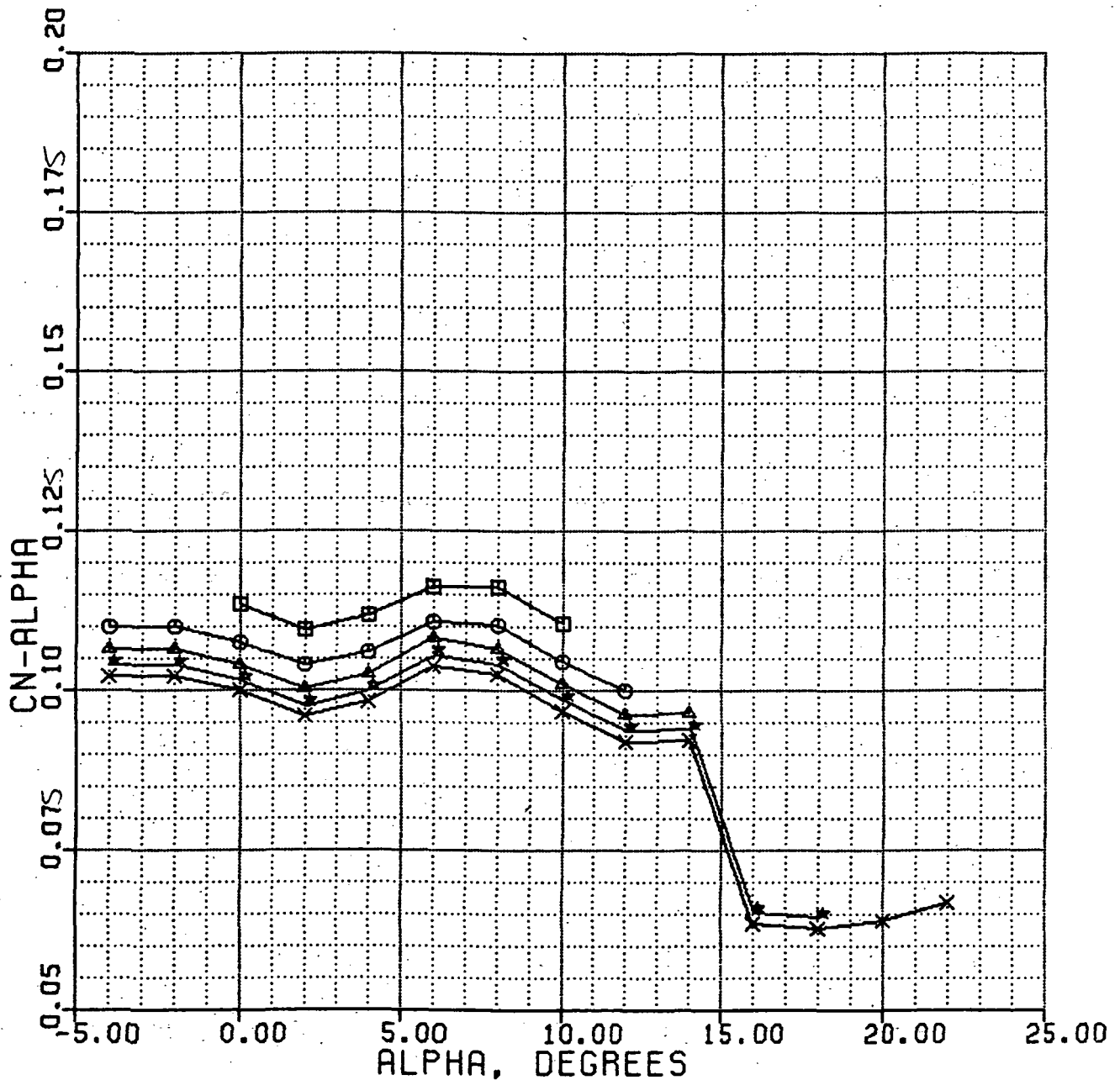


Figure 74(c)

CN-ALPHA VS ALPHA

7-1-83 X-29A M# = 0.9 NORMAL MODE

XCG = 451.0 WT = 15K ALPHA TRIM

- | | | | | |
|---|---|---|-----------|---------------|
| □ | — | □ | ALT = 20K | ALP: 0 TO 10 |
| ○ | — | ○ | ALT = 30K | ALP: -2 TO 12 |
| △ | — | △ | ALT = 40K | ALP: -4 TO 14 |
| ★ | — | ★ | ALT = 50K | ALP: -4 TO 18 |

ORIGINAL PAGE IS
OF POOR QUALITY

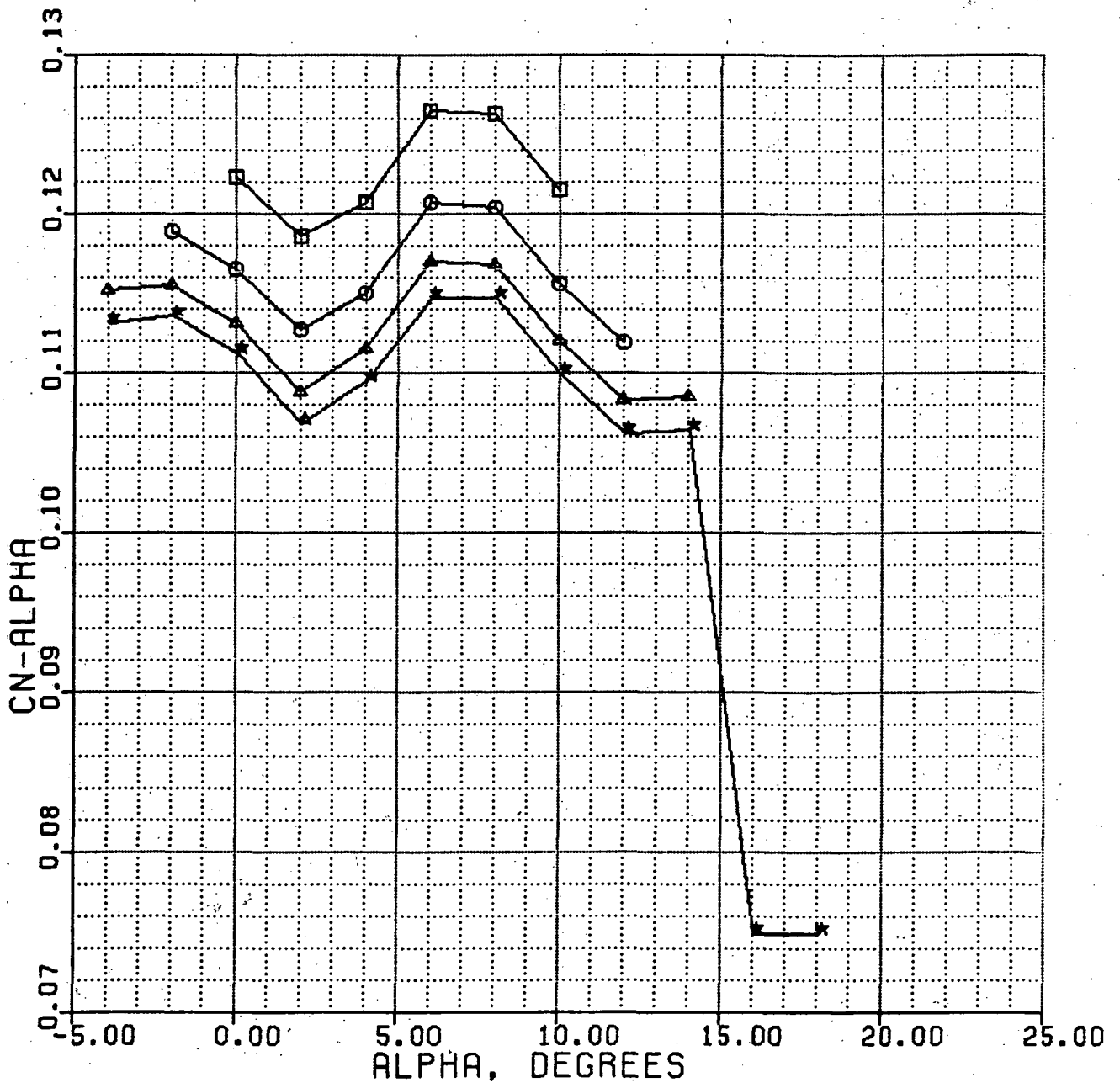


Figure 74(d)

CN-ALPHA VS ALPHA

7-1-83 X-29A M# = 1.2 NORMAL MODE

XCG = 451.0 WT = 15K ALPHA TRIM

- | | | | | |
|---|---|---|-----------|---------------|
| □ | — | □ | ALT = 20K | ALP: -4 TO 8 |
| ○ | — | ○ | ALT = 30K | ALP: -4 TO 10 |
| ▲ | — | ▲ | ALT = 40K | ALP: -4 TO 12 |
| ★ | — | ★ | ALT = 50K | ALP: -4 TO 14 |

ORIGINAL PAGE 10
OF POOR QUALITY

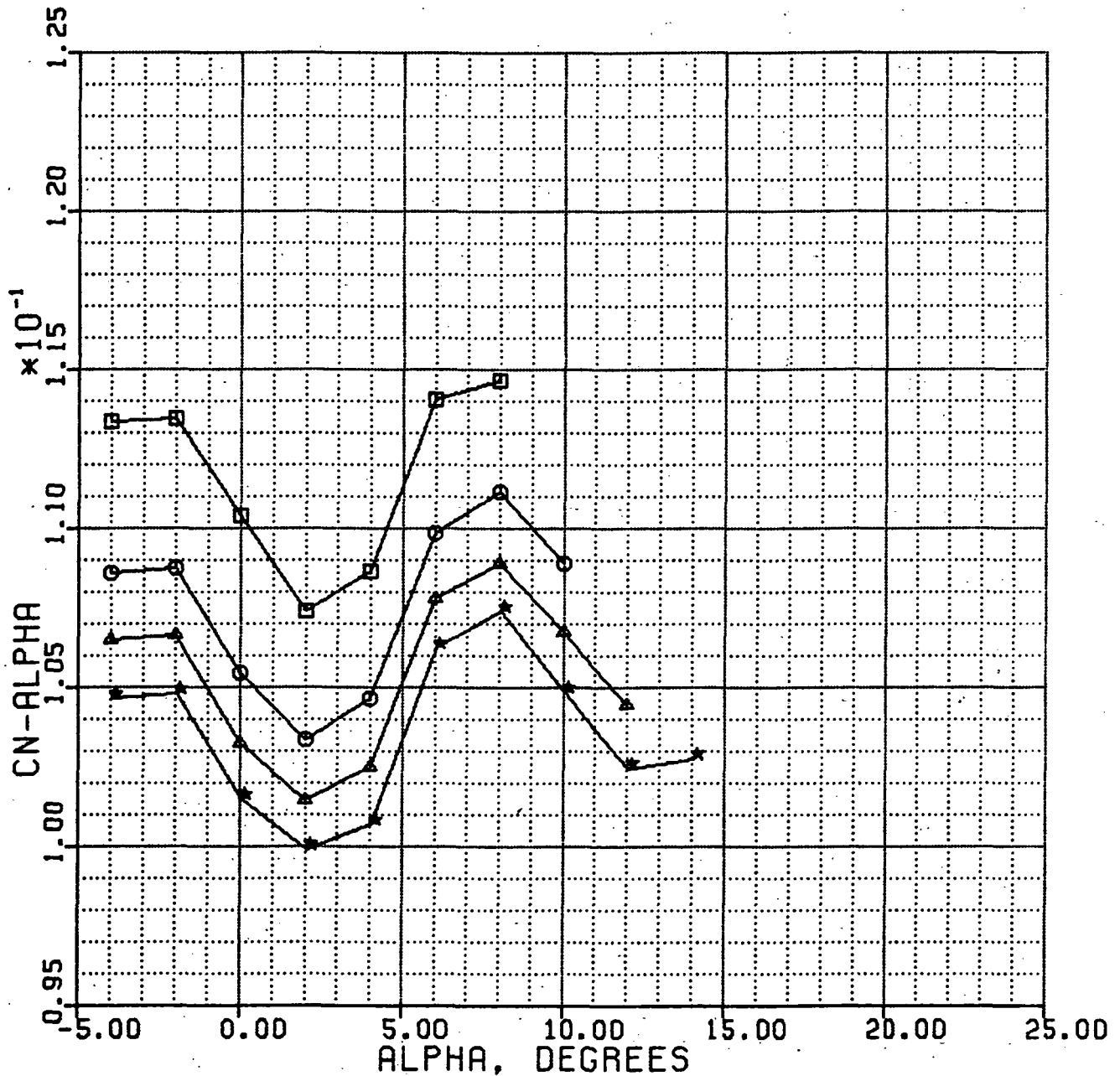


Figure 74(e)

CN-ALPHA VS ALPHA

7-1-83 X-29A M# = 1.5 NORMAL MODE
 XCG = 451.0 WT = 15K ALPHA TRIM

□	—	□	ALT = 30K	ALP: -4 TO 8
○	—	○	ALT = 40K	ALP: -4 TO 10
▲	—	▲	ALT = 50K	ALP: -4 TO 12

ORIGINAL PAGE 18
 OF POOR QUALITY

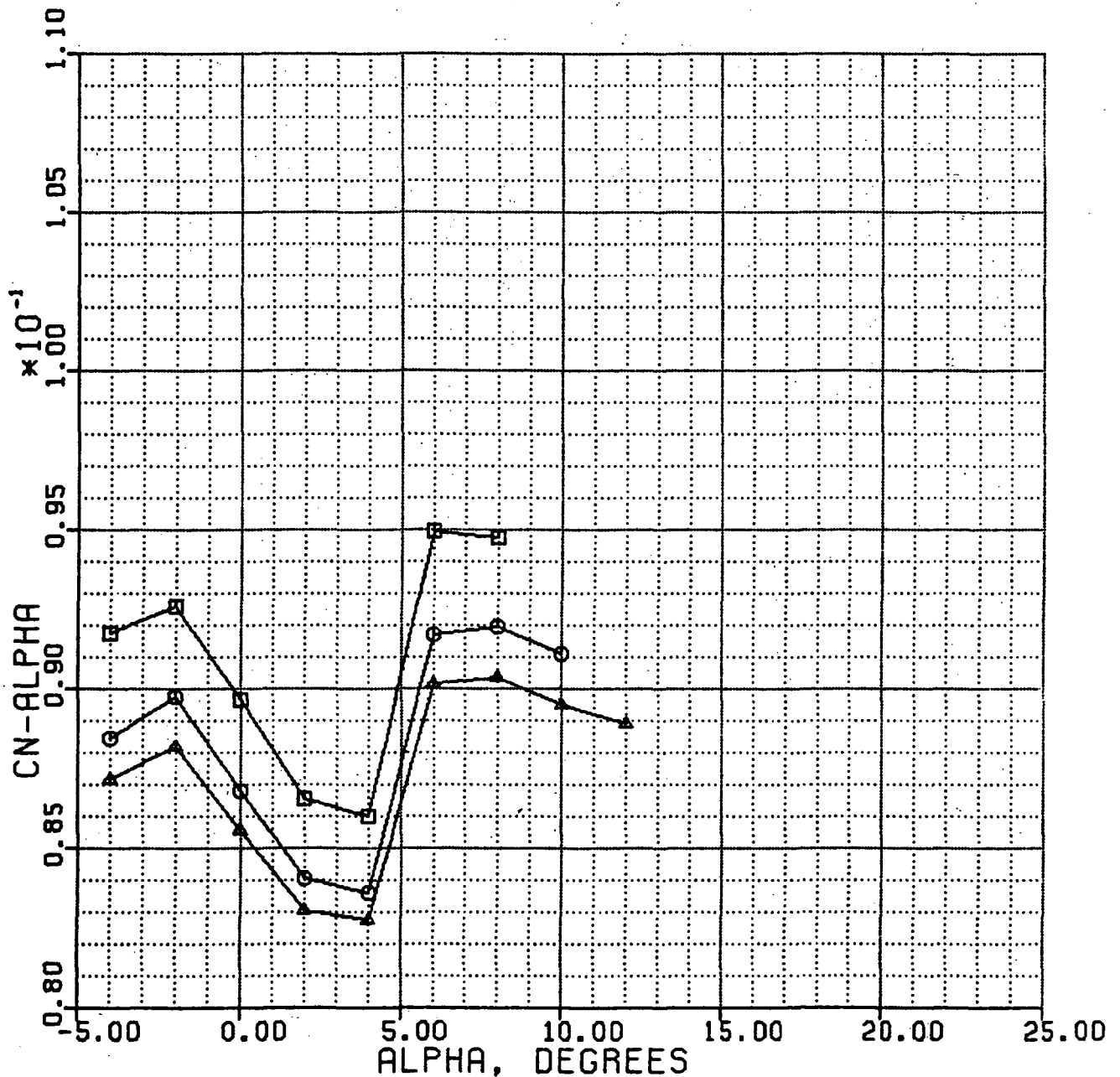


Figure 74(f)

Cy - BETA VS MACH

7-6-83 X-29A 1-G TRIM NORMAL MODE
 XCG = 451.0 WT = 15K

- — □ ALT = S.L. M# = .2 TO 1.05
- — ○ ALT = 10K M# = .2 TO 1.2
- ▲ — ▲ ALT = 20K M# = .3 TO 1.4

ORIGINAL PAGE 18
 OF POOR QUALITY

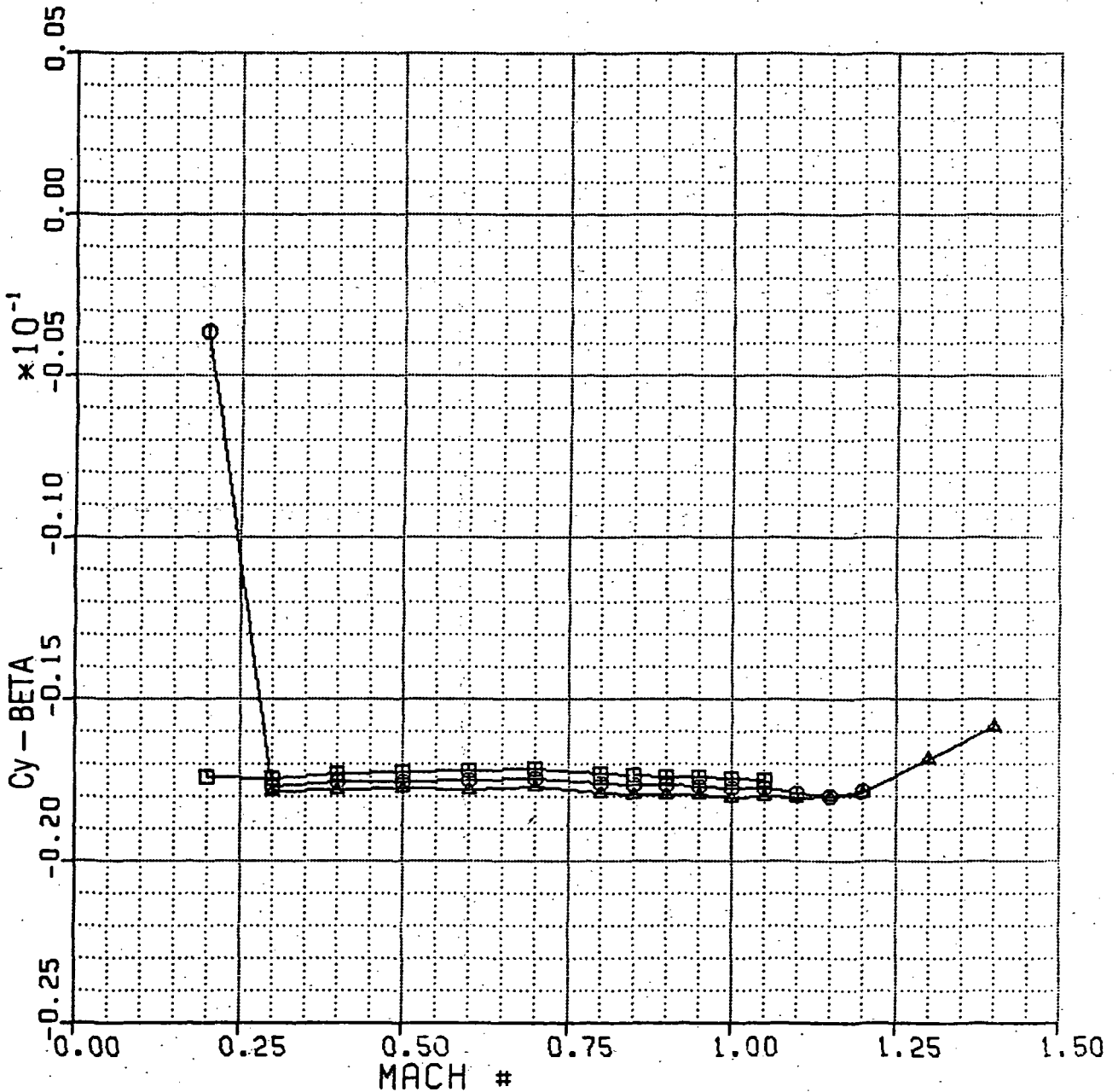


Figure 75(a)

Cy - BETA VS MACH

7-7-83 X-29A 1-G TRIM NORMAL MODE

XCG = 451.0 WT = 15K

- — ALT = 30K M# = .3 TO 1.5
- — ALT = 40K M# = .6 TO 1.5
- ▲ — ALT = 50K M# = .6 TO 1.5

ORIGINAL PAGE IS
OF POOR QUALITY

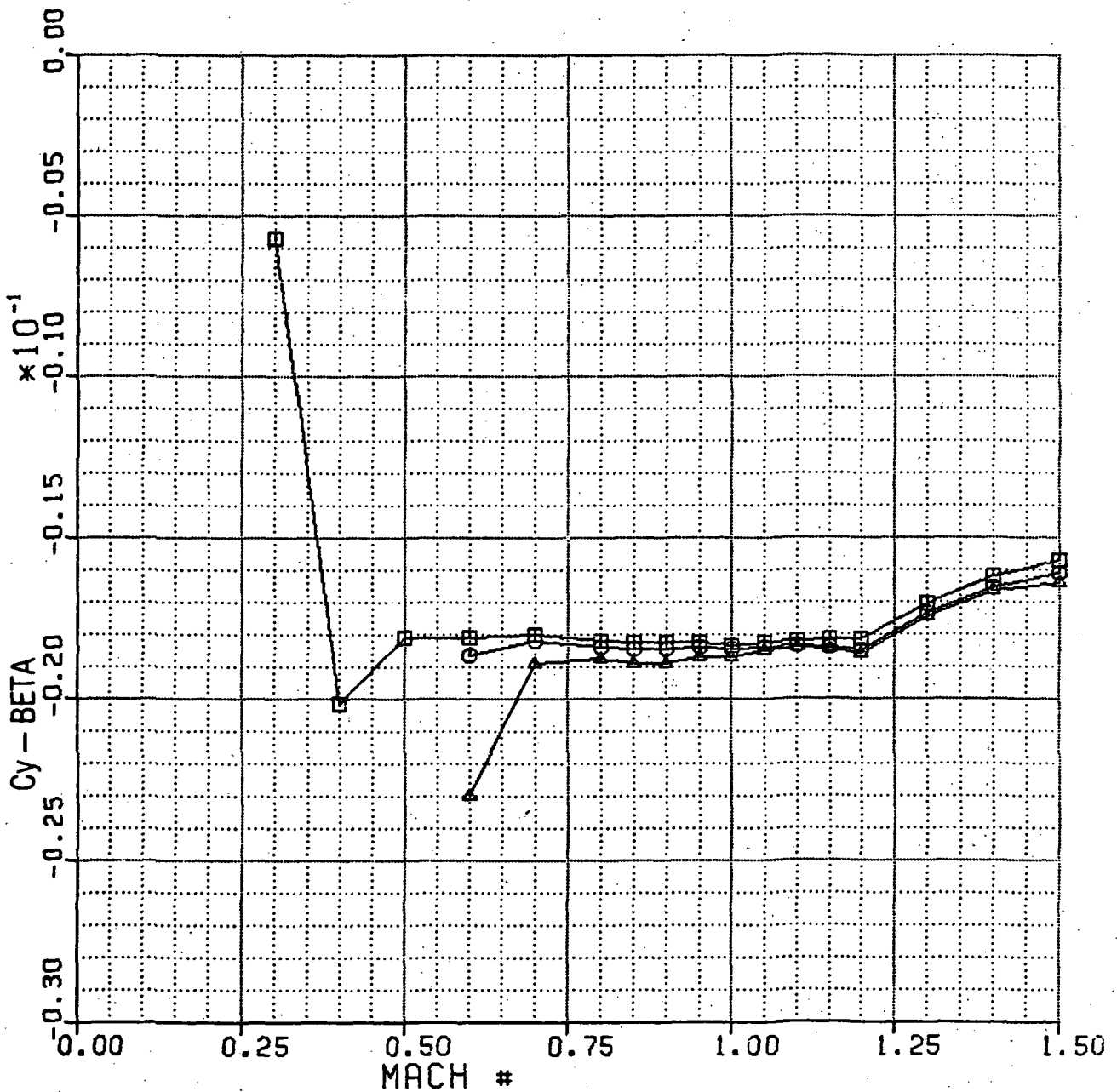


Figure 75(b)

Cy - BETA VS ALPHA

6-16-83 X-29A M# = 0.4 NORMAL MODE

XCG = 451.0 WT = 15K ALPHA TRIM

□ — ALT = S.L. ALP: -4 TO 22
○ — ALT = 10K ALP: -4 TO 22

ORIGINAL PAGE IS
OF POOR QUALITY

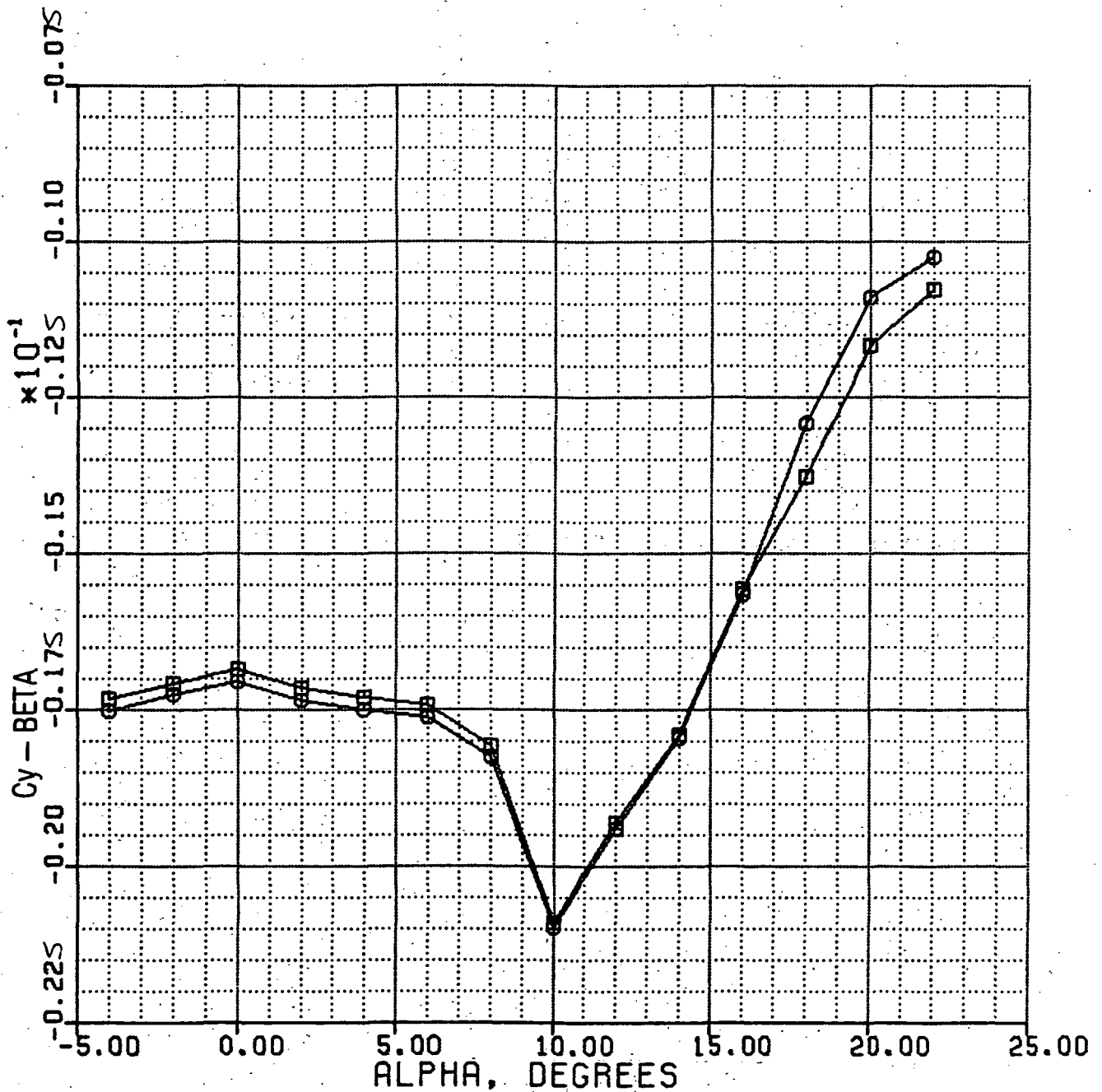


Figure 76(a)

Cy - BETA VS ALPHA

6-17-83 X-29A M# = 0.6 NORMAL MODE

XCG = 451.0 WT = 15K ALPHA TRIM

ALT = 10K ALP: -4 TO 16

 ALT = 20K ALP: -4 TO 20

ORIGINAL PAGE IS
OF POOR QUALITY

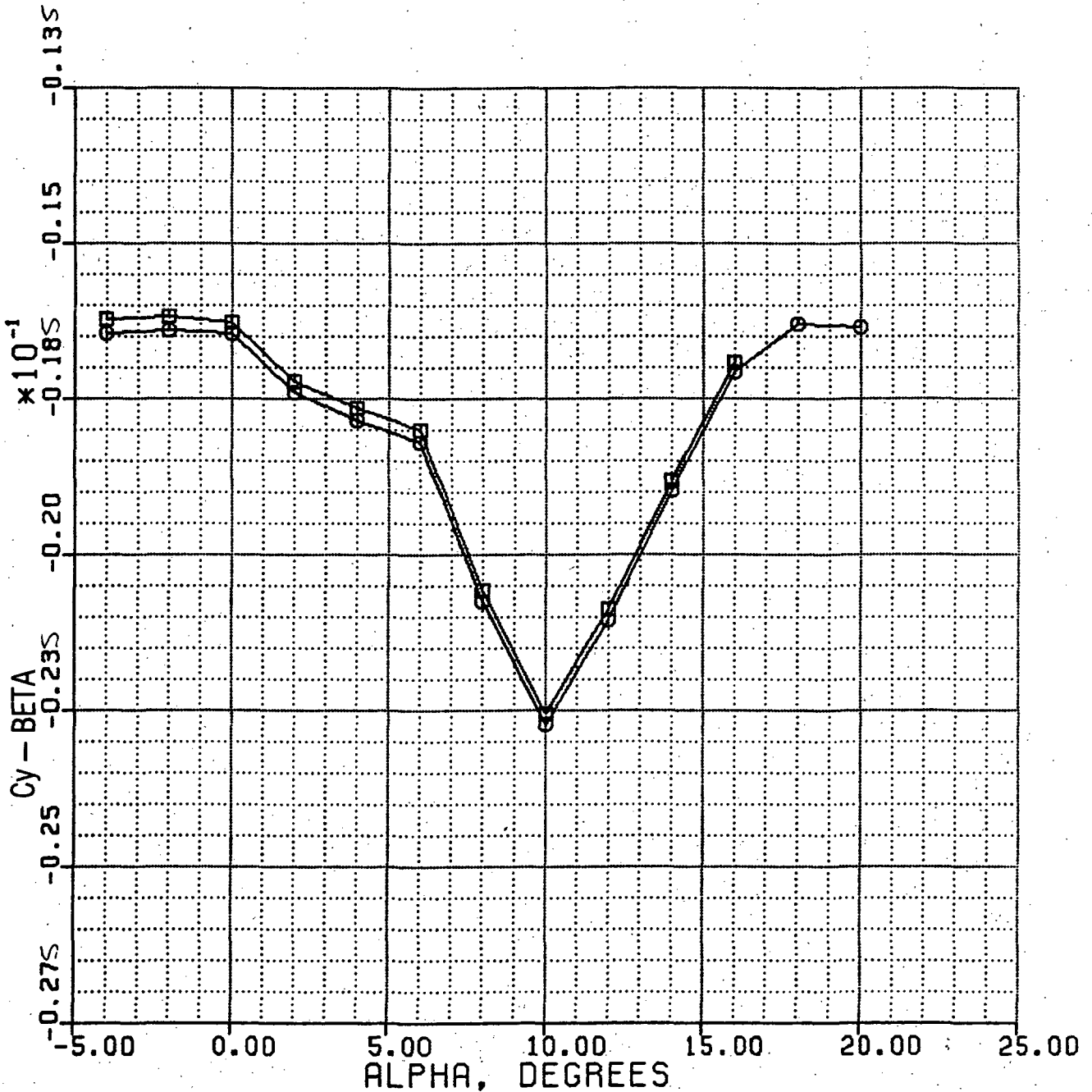


Figure 76(b)

Cy - BETA VS ALPHA

6-30-83 X-29A M# = 0.8 NORMAL MODE

XCG = 451.0 WT = 15K ALPHA TRIM

- | | | | | |
|---|---|---|-----------|---------------|
| □ | — | □ | ALT = 10K | ALP: 0 TO 10 |
| ○ | — | ○ | ALT = 20K | ALP: -4 TO 12 |
| ▲ | — | ▲ | ALT = 30K | ALP: -4 TO 14 |
| ★ | — | ★ | ALT = 40K | ALP: -4 TO 18 |
| × | — | × | ALT = 50K | ALP: -4 TO 22 |

ORIGINAL PAGE IS
OF POOR QUALITY

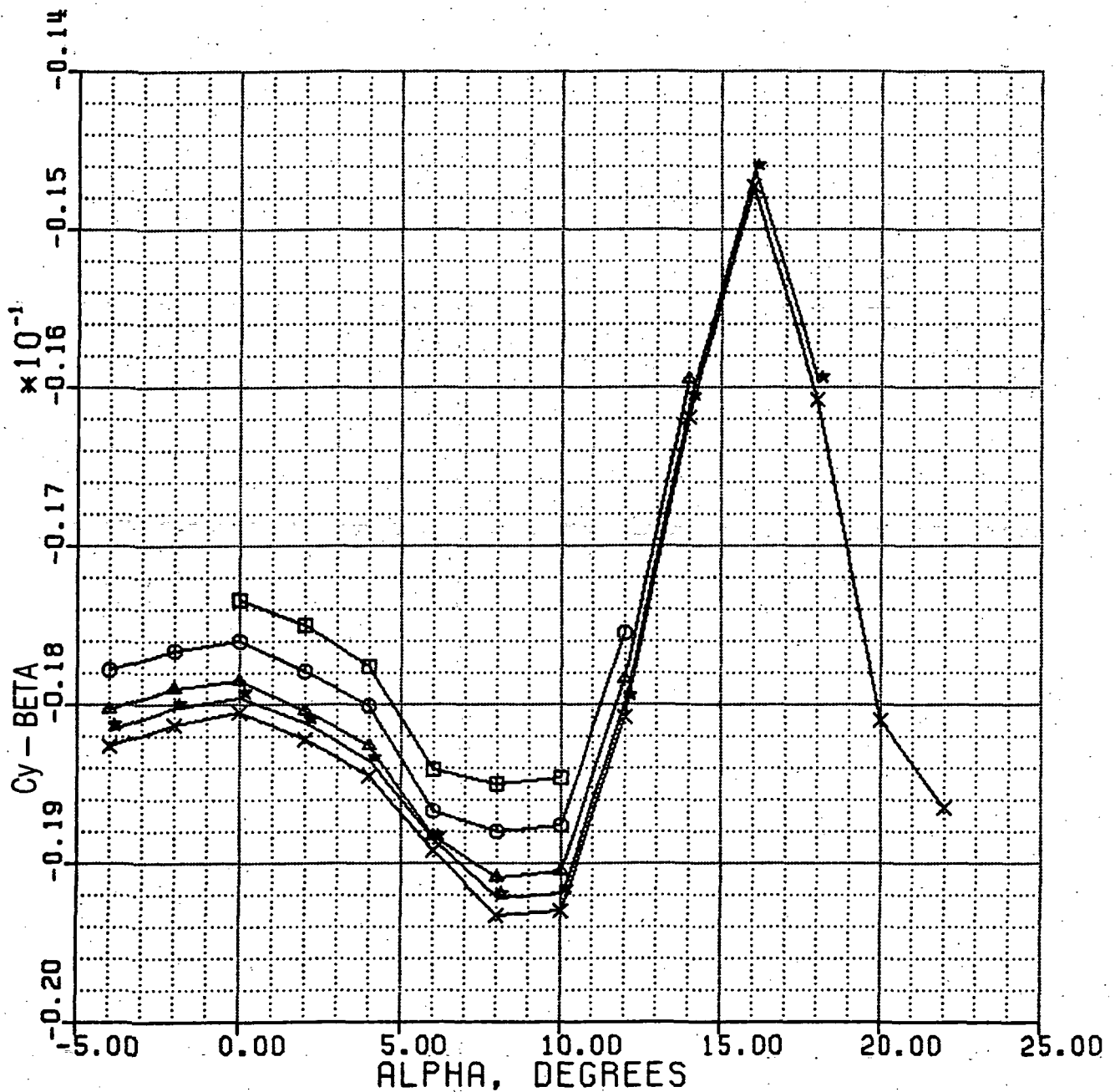


Figure 76(c)

Cy - BETA VS ALPHA

7-1-83 X-29A M# = 0.9 NORMAL MODE
 XCG = 451.0 WT = 15K ALPHA TRIM

- — □ ALT = 20K ALP: 0 TO 10
- — ○ ALT = 30K ALP: -2 TO 12
- ▲ — ▲ ALT = 40K ALP: -4 TO 14
- ★ — ★ ALT = 50K ALP: -4 TO 18

ORIGINAL PAGE IS
 OF POOR QUALITY

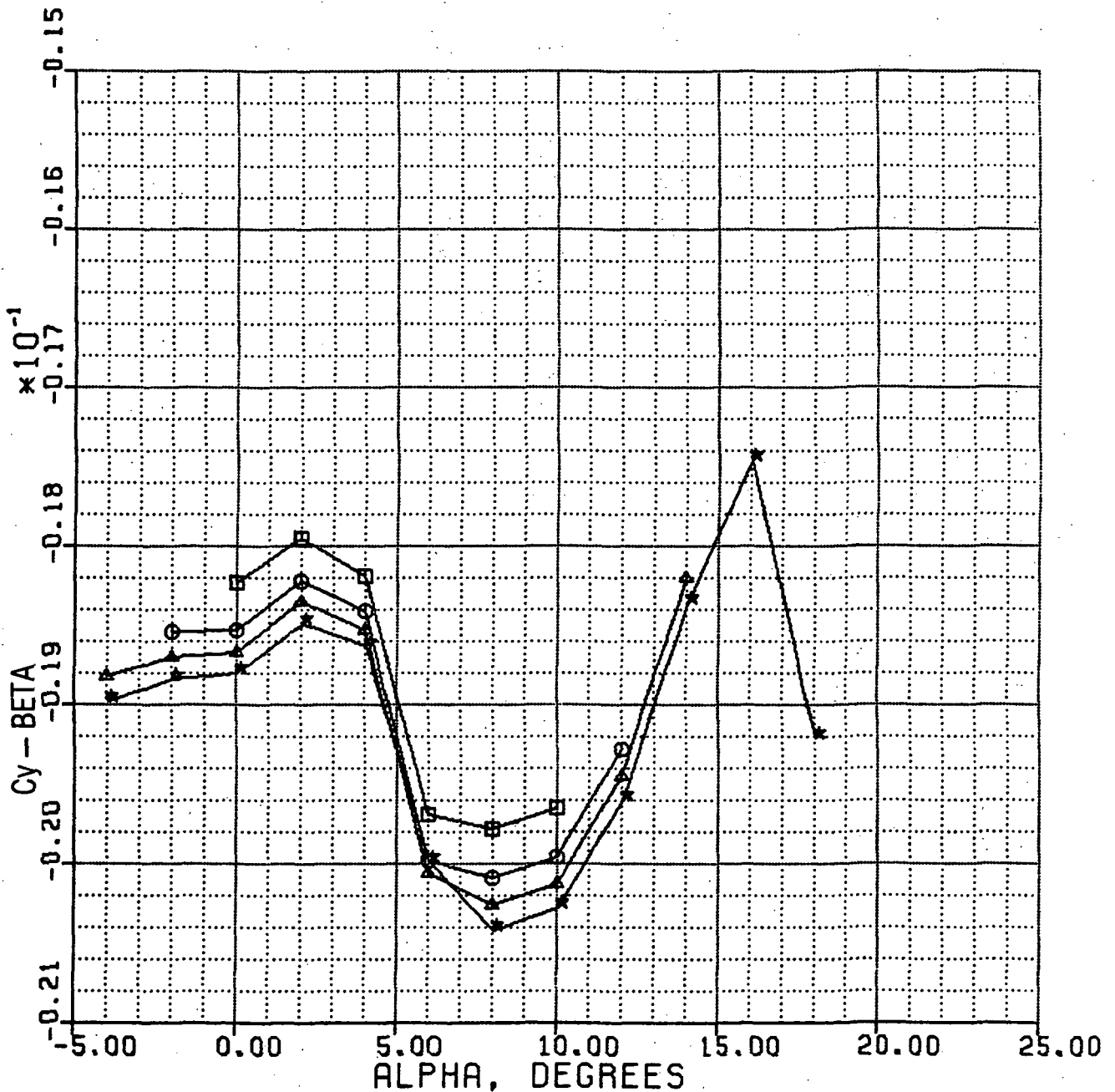


Figure 76(d)

Cy - BETA VS ALPHA

7-1-83 X-29A M# = 1.2 NORMAL MODE
 XCG = 451.0 WT = 15K ALPHA TRIM

- | | | | | |
|---|---|---|-----------|---------------|
| □ | — | □ | ALT = 20K | ALP: -4 TO 8 |
| ○ | — | ○ | ALT = 30K | ALP: -4 TO 10 |
| ▲ | — | ▲ | ALT = 40K | ALP: -4 TO 12 |
| ★ | — | ★ | ALT = 50K | ALP: -4 TO 14 |

ORIGINAL PAGE IS
 OF POOR QUALITY

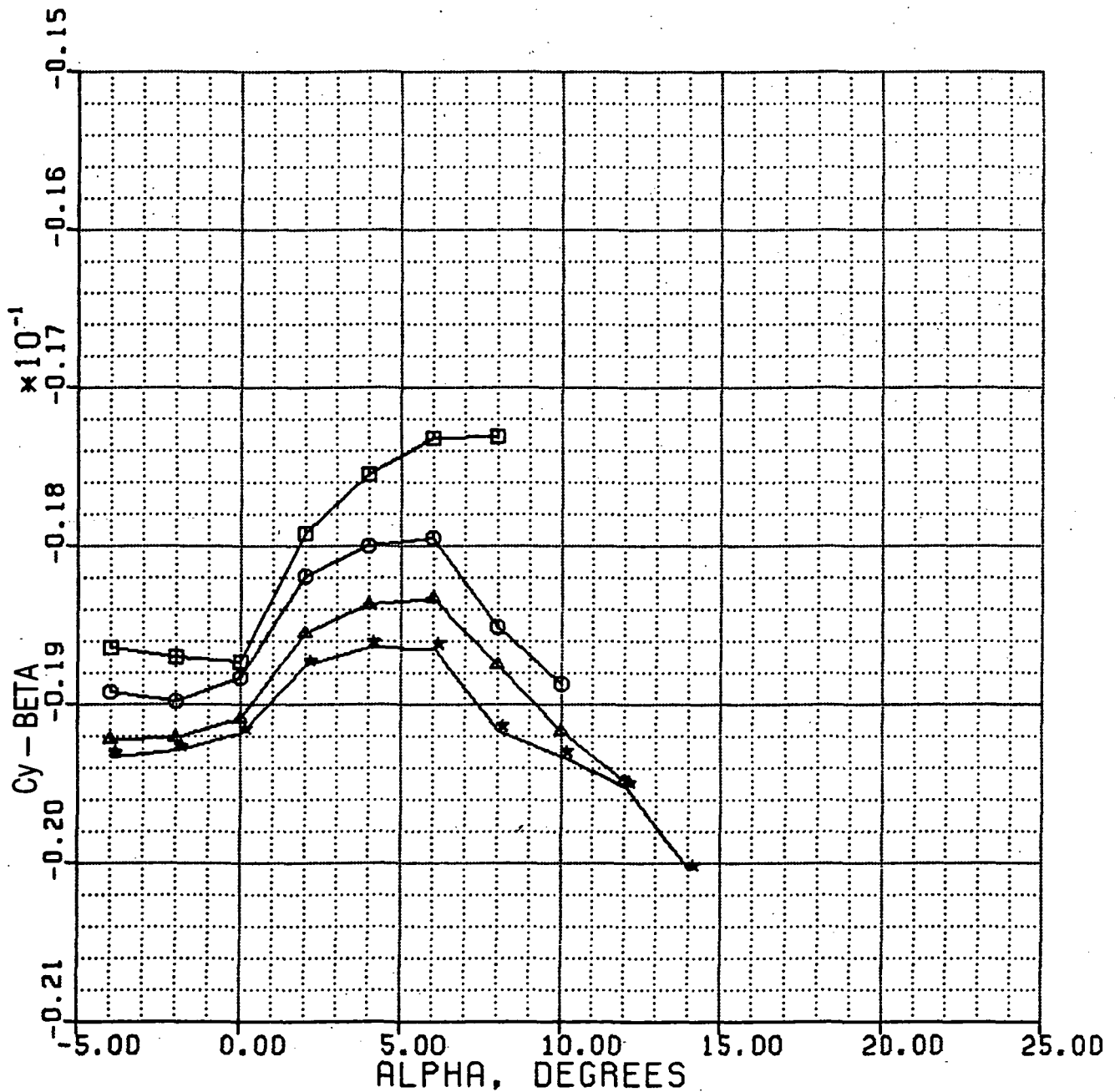


Figure 76(e)

Cy - BETA VS ALPHA

7-1-83 X-29A M# = 1.5 NORMAL MODE

XCG = 451.0 WT = 15K ALPHA TRIM

- — ALT = 30K ALP: -4 TO 8
- — ALT = 40K ALP: -4 TO 10
- ▲ — ALT = 50K ALP: -4 TO 12

ORIGINAL PAGE IS
OF POOR QUALITY

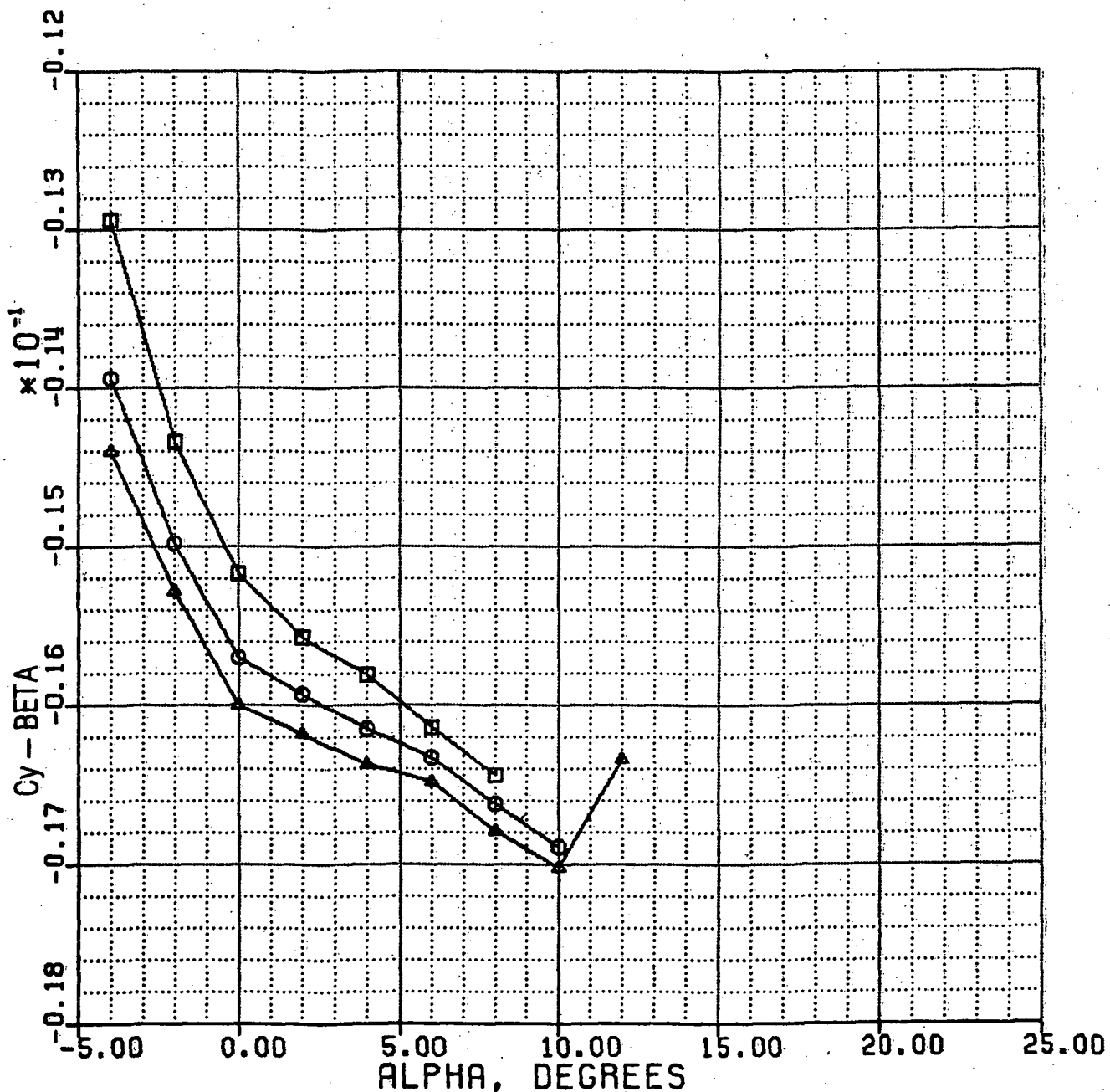


Figure 76(f)

CI - BETA VS MACH

7-6-83 X-29A 1-G TRIM NORMAL MODE

XCG = 451.0 WT = 15K

- — ALT = S.L. M# = .2 TO 1.05
- — ALT = 10K M# = .2 TO 1.2
- ▲ — ALT = 20K M# = .3 TO 1.4

ORIGINAL PAGE IS
OF POOR QUALITY

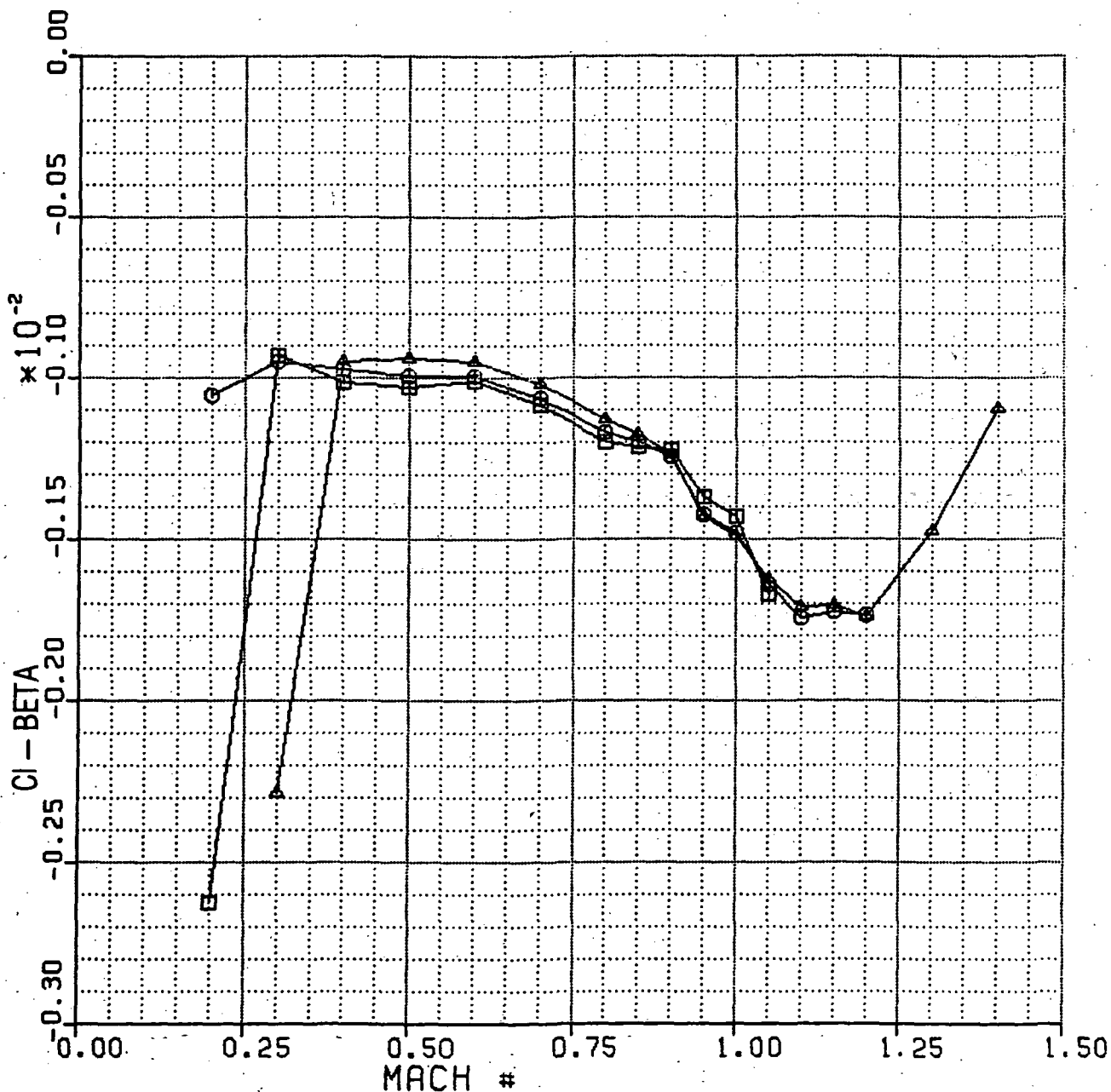


Figure 77(a)

CI - BETA VS MACH

7-7-83 X-29A 1-G TRIM NORMAL MODE

XCG = 451.0 WT = 15K

- — ALT = 30K M# = .3 TO 1.5
- — ALT = 40K M# = .6 TO 1.5
- ▲ — ALT = 50K M# = .6 TO 1.5

ORIGINAL PAGE 10
OF POOR QUALITY

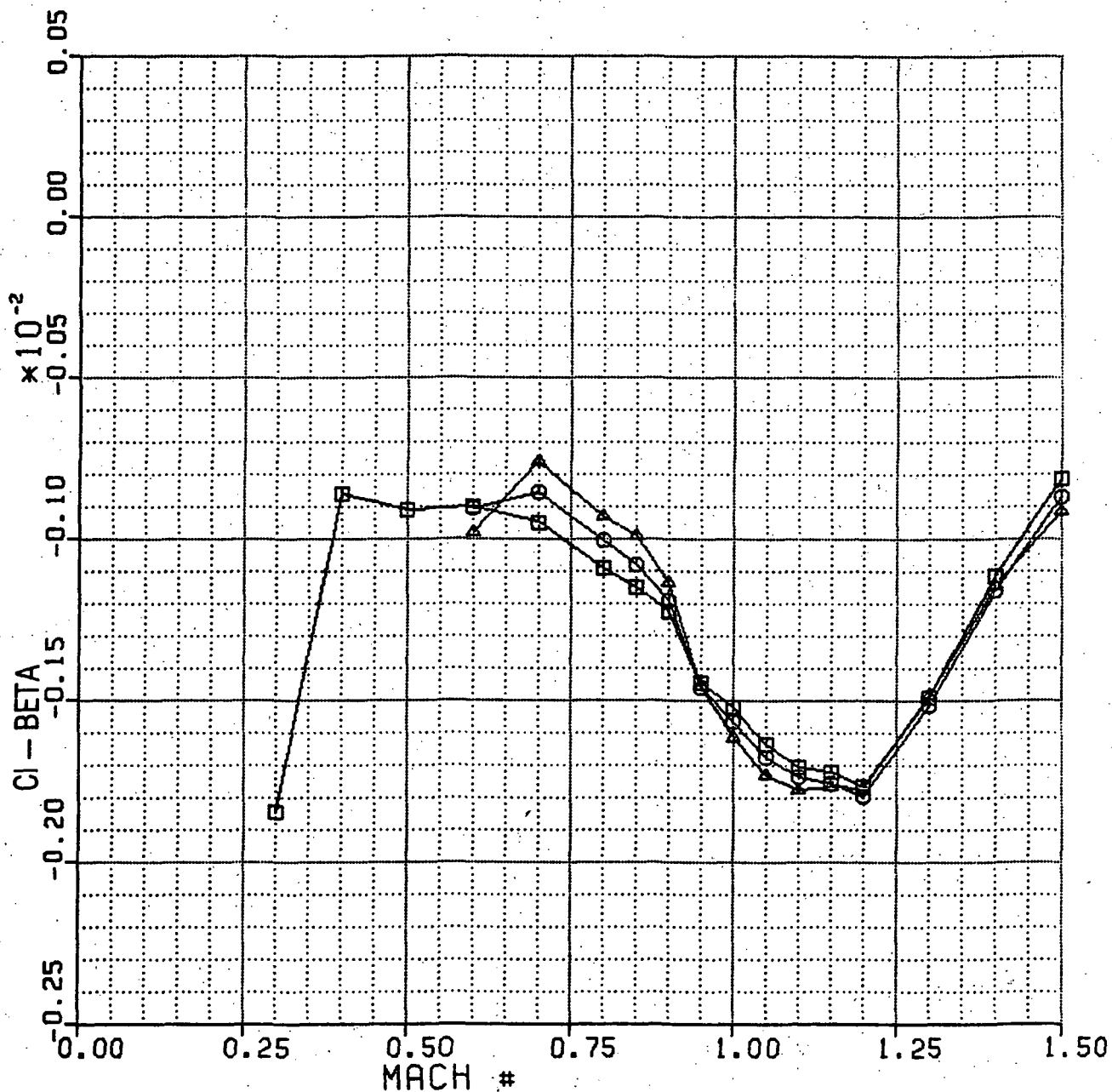


Figure 77(b)

CI - BETA VS ALPHA

6-16-83 X-29A M# = 0.4 NORMAL MODE
XCG = 451.0 WT = 15K ALPHA TRIM

□ — ALT = S.L. ALP: -4 TO 22
○ — ALT = 10K ALP: -4 TO 22

ORIGINAL PAGE IS
OF POOR QUALITY

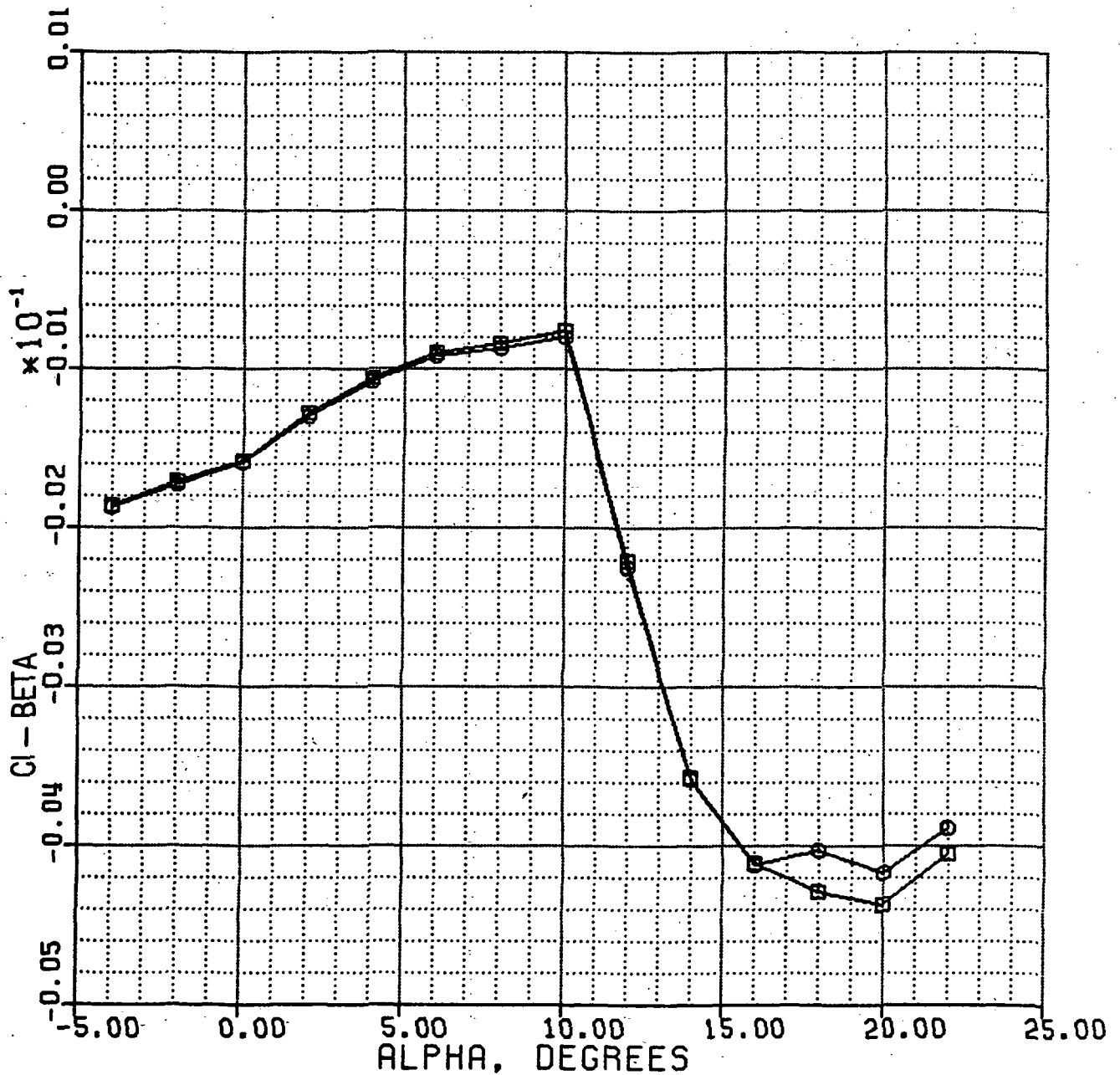


Figure 78(a)

CI - BETA VS ALPHA

6-17-83 X-29A M# = 0.6 NORMAL MODE

XCG = 451.0 WT = 15K ALPHA TRIM

□ — ALT = 10K ALP: -4 TO 16
○ — ALT = 20K ALP: -4 TO 20

ORIGINAL PAGE IS
OF POOR QUALITY

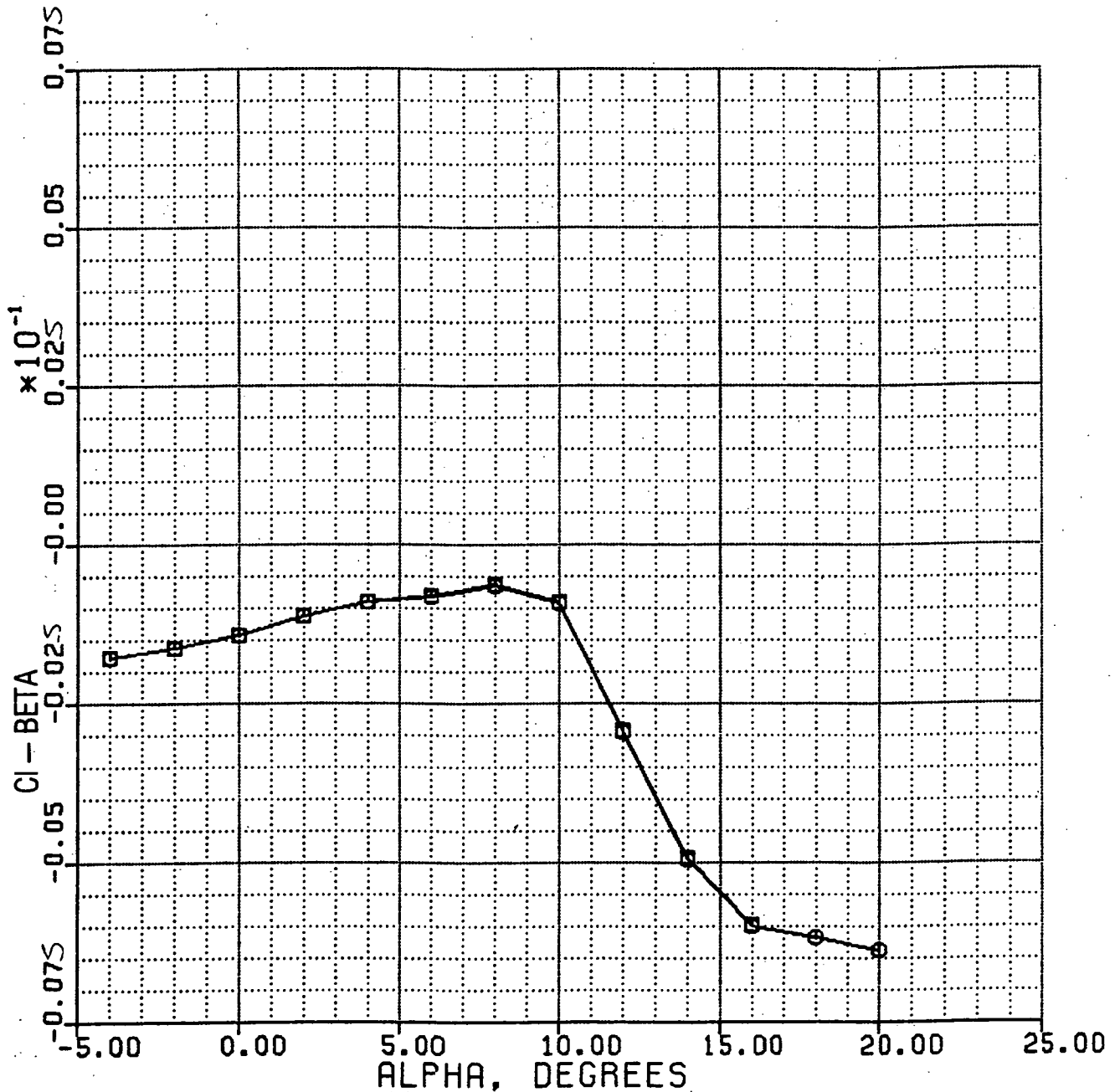


Figure 78(b)

CI - BETA VS ALPHA

6-30-83 X-29A M# = 0.8 NORMAL MODE

XCG = 451.0 WT = 15K ALPHA TRIM

- | | | | | |
|---|---|---|-----------|---------------|
| □ | — | □ | ALT = 10K | ALP: 0 TO 10 |
| ○ | — | ○ | ALT = 20K | ALP: -4 TO 12 |
| △ | — | △ | ALT = 30K | ALP: -4 TO 14 |
| ★ | — | ★ | ALT = 40K | ALP: -4 TO 18 |
| × | — | × | ALT = 50K | ALP: -4 TO 22 |

ORIGINAL PAGE IS
OF POOR QUALITY

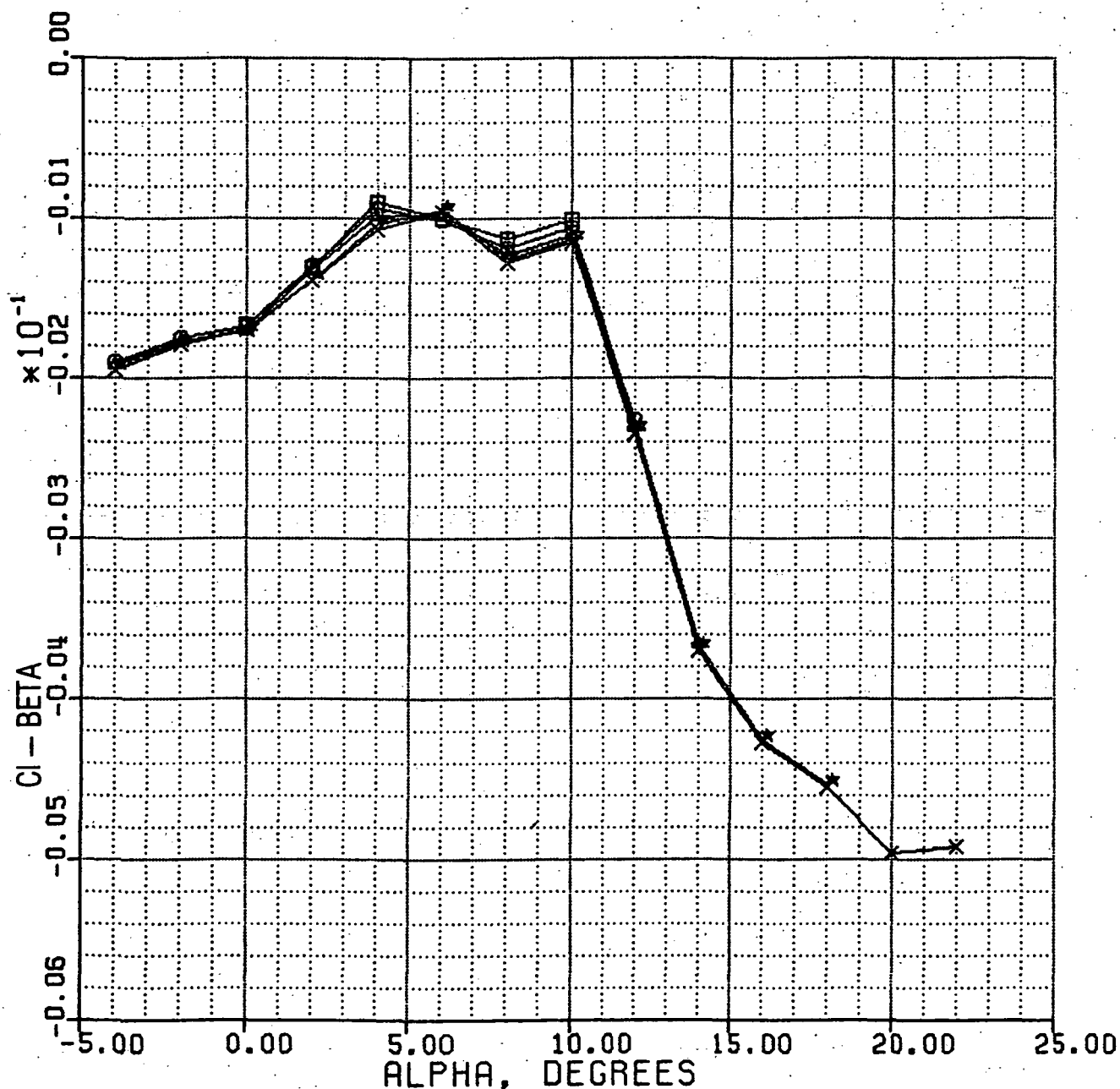


Figure 78(c)

CI - BETA VS ALPHA

7-1-83 X-29A M# = 0.9 NORMAL MODE

XCG = 451.0 WT = 15K ALPHA TRIM

- | | | | | |
|---|---|---|-----------|---------------|
| □ | — | □ | ALT = 20K | ALP: 0 TO 10 |
| ○ | — | ○ | ALT = 30K | ALP: -2 TO 12 |
| ▲ | — | ▲ | ALT = 40K | ALP: -4 TO 14 |
| ★ | — | ★ | ALT = 50K | ALP: -4 TO 18 |

ORIGINAL PAGE IS
OF POOR QUALITY

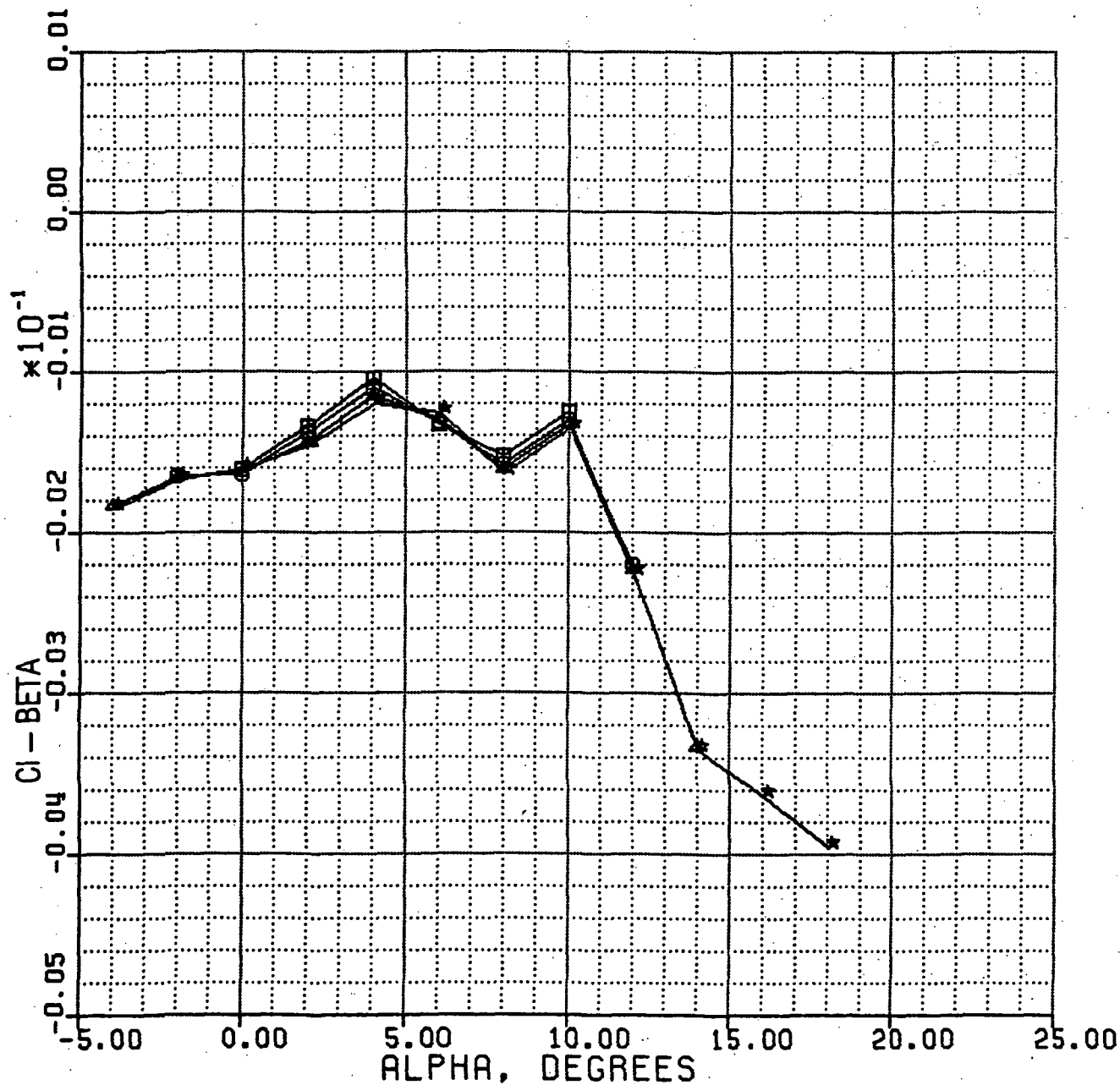


Figure 78(d)

CI - BETA VS ALPHA

7-1-83 X-29A M# = 1.2 NORMAL MODE
 XCG = 451.0 WT = 15K ALPHA TRIM

- | | | | | |
|---|---|---|-----------|---------------|
| □ | — | □ | ALT = 20K | ALP: -4 TO 8 |
| ○ | — | ○ | ALT = 30K | ALP: -4 TO 10 |
| ▲ | — | ▲ | ALT = 40K | ALP: -4 TO 12 |
| ★ | — | ★ | ALT = 50K | ALP: -4 TO 14 |

ORIGINAL PAGE IS
 OF POOR QUALITY

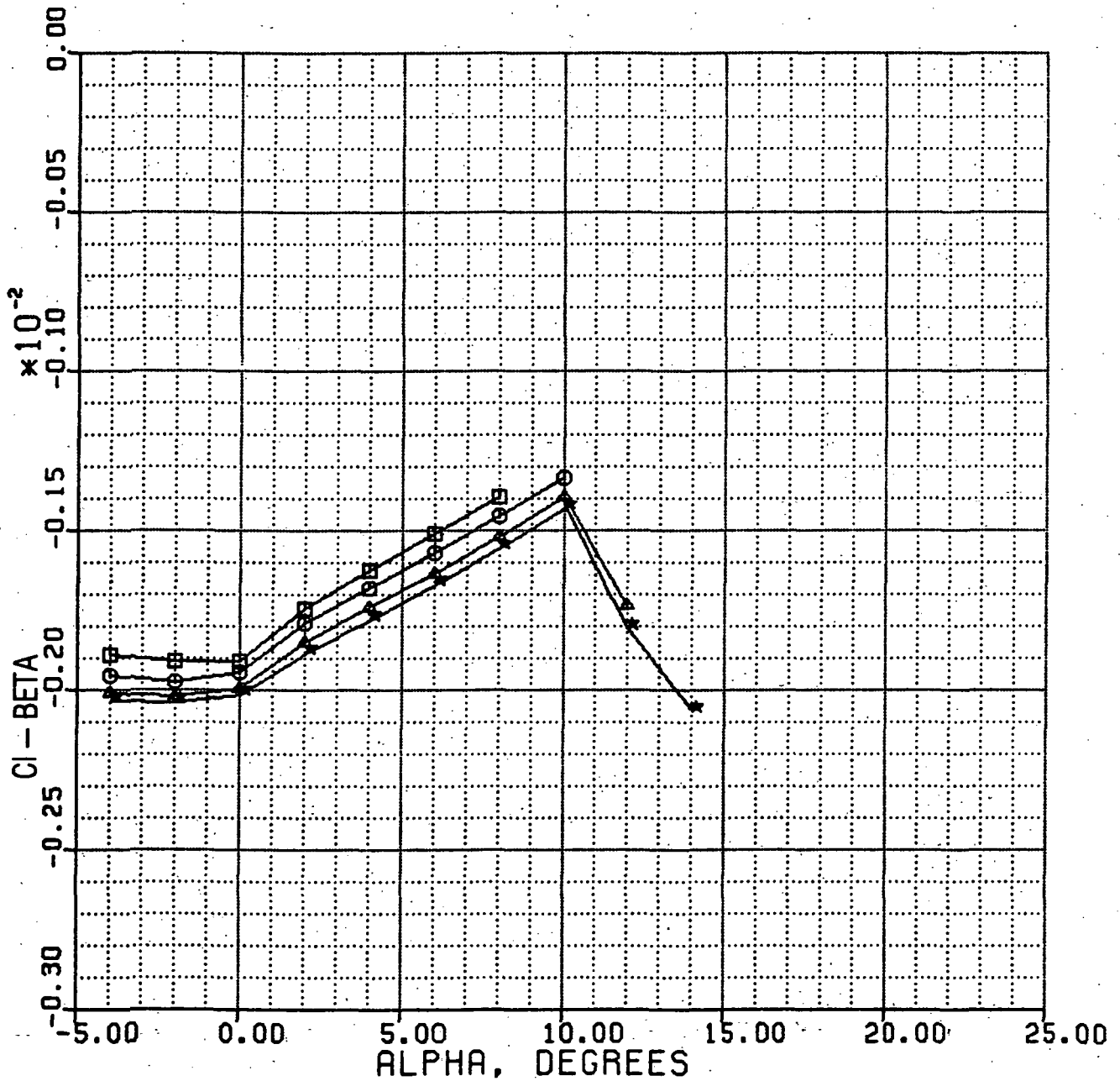


Figure 78(e)

CI - BETA VS ALPHA

7-1-83 X-29A M# = 1.5 NORMAL MODE

XCG = 451.0 WT = 15K ALPHA TRIM

- — ALT = 30K ALP: -4 TO 8
- — ALT = 40K ALP: -4 TO 10
- ▲ — ALT = 50K ALP: -4 TO 12

ORIGINAL PAGE IS
OF POOR QUALITY

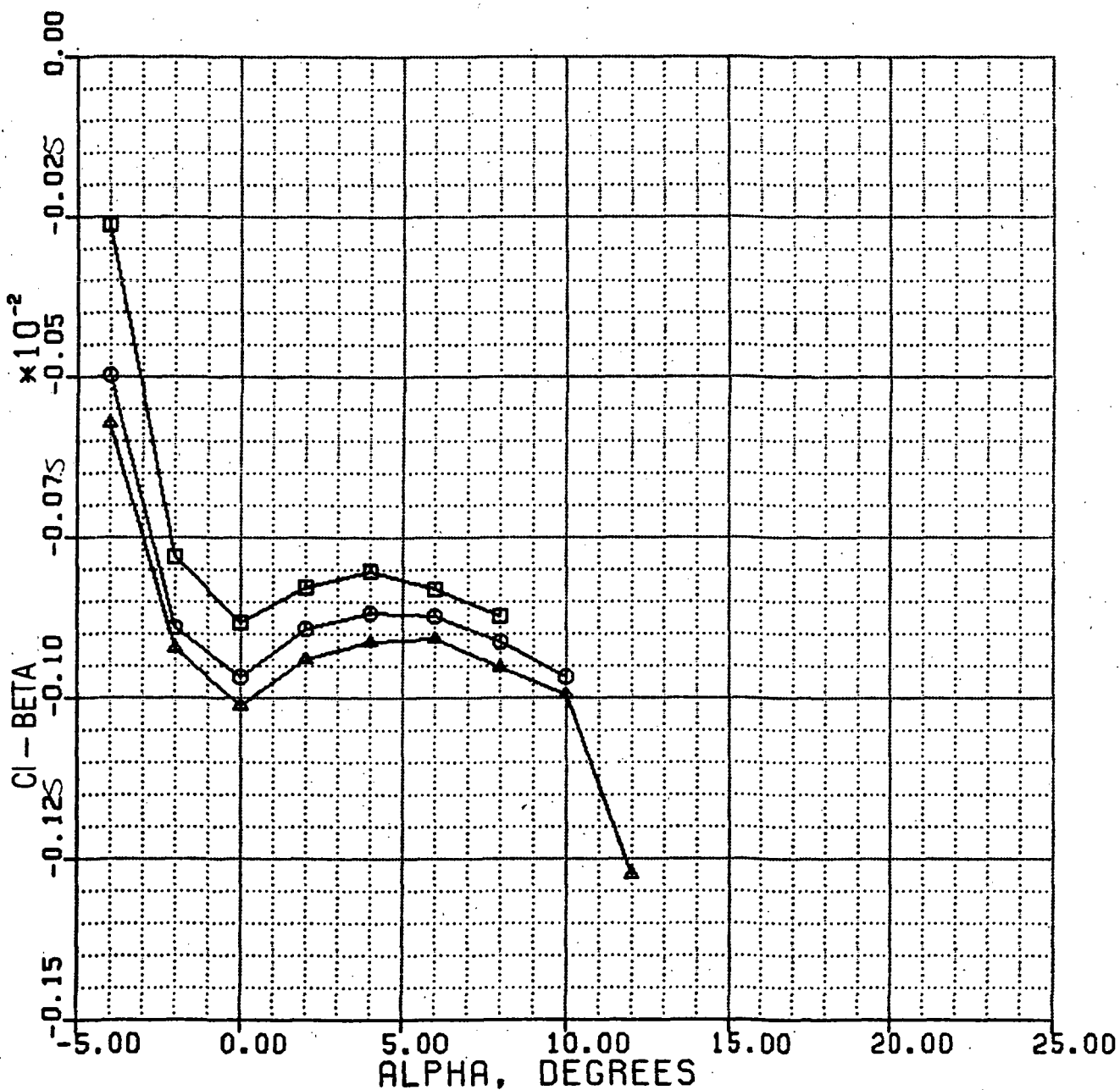


Figure 78(f)

Cn - BETA VS MACH

7-6-83 X-29A 1-G TRIM NORMAL MODE

XCG = 451.0 WT = 15K

- — □ ALT = S.L. M# = .2 TO 1.05
- — ○ ALT = 10K M# = .2 TO 1.2
- ▲ — ▲ ALT = 20K M# = .3 TO 1.4

ORIGINAL PAGE IS
OF POOR QUALITY

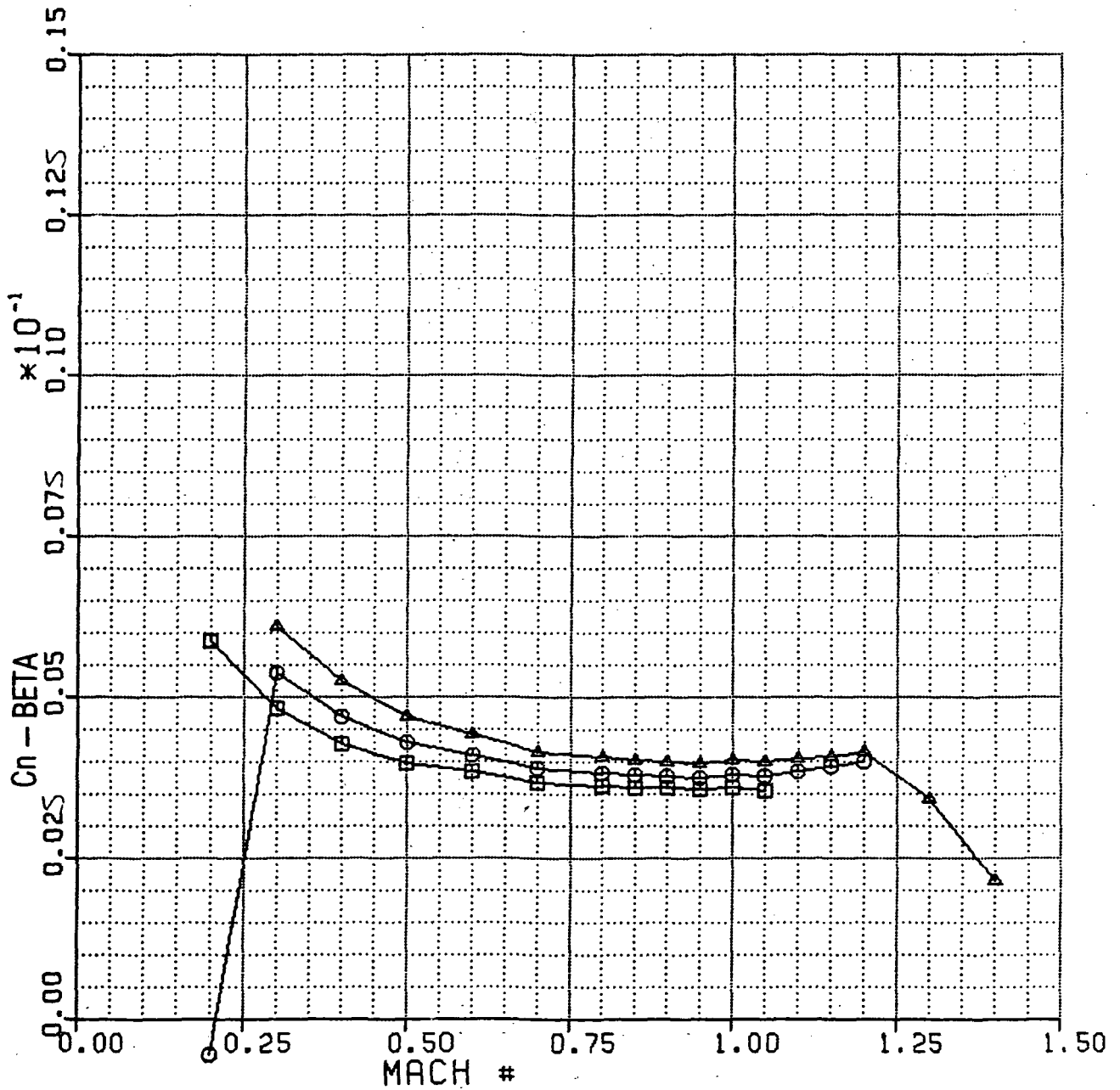


Figure 79(a)

Cn - BETA VS MACH

7-7-83 X-29A 1-G TRIM. NORMAL MODE

XCG = 451.0 WT = 15K

- — ALT = 30K M# = .3 TO 1.5
- — ALT = 40K M# = .6 TO 1.5
- ▲ — ALT = 50K M# = .6 TO 1.5

ORIGINAL PAGE IS
OF POOR QUALITY

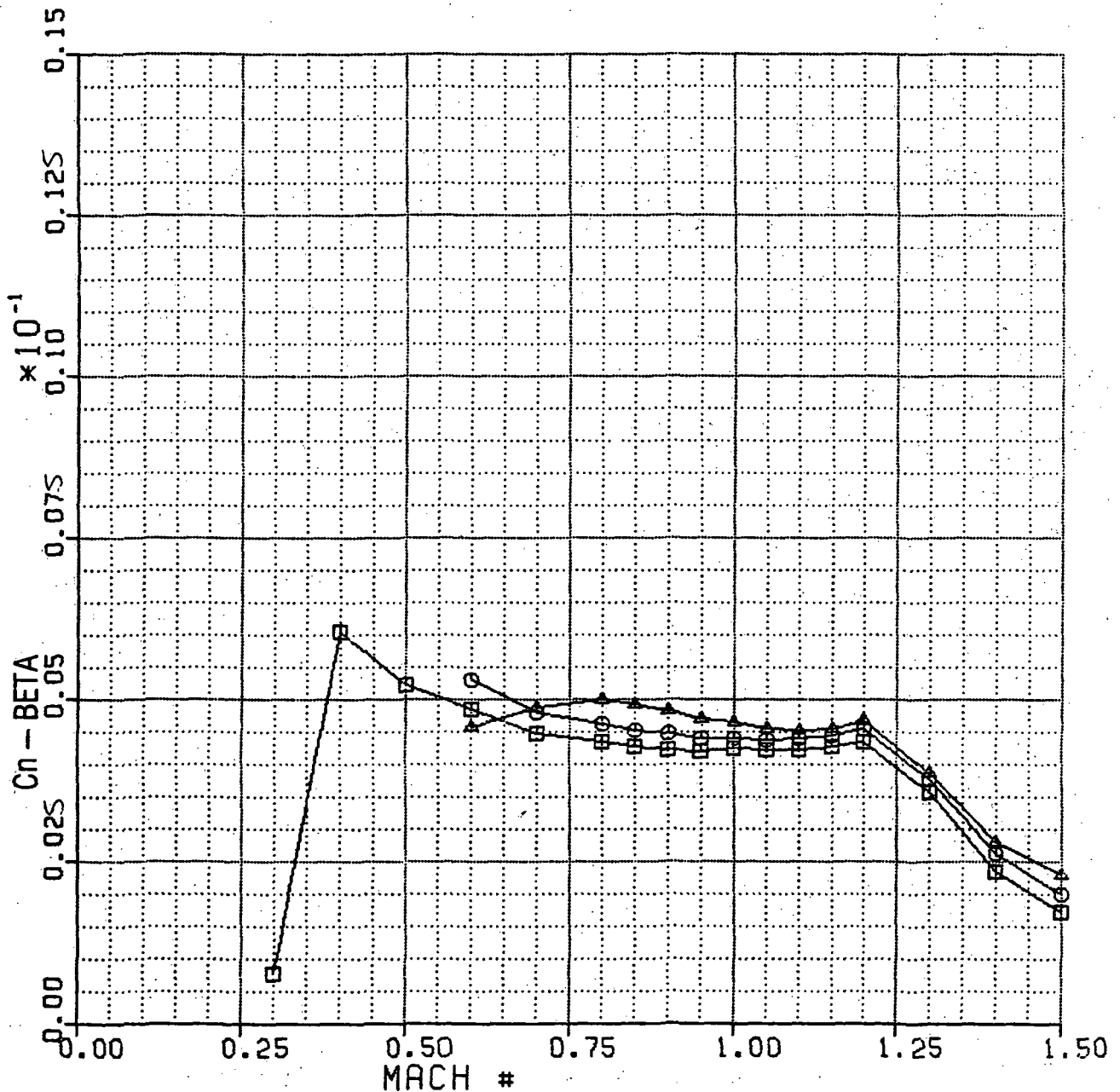


Figure 79(b)

Cn - BETA VS ALPHA

6-16-83 X-29A M# = 0.4 NORMAL MODE

XCG = 451.0 WT = 15K ALPHA TRIM

- — ALT = S.L. ALP: -4 TO 22
- — ALT = 10K ALP: -4 TO 22

ORIGINAL PAGE IS
OF POOR QUALITY

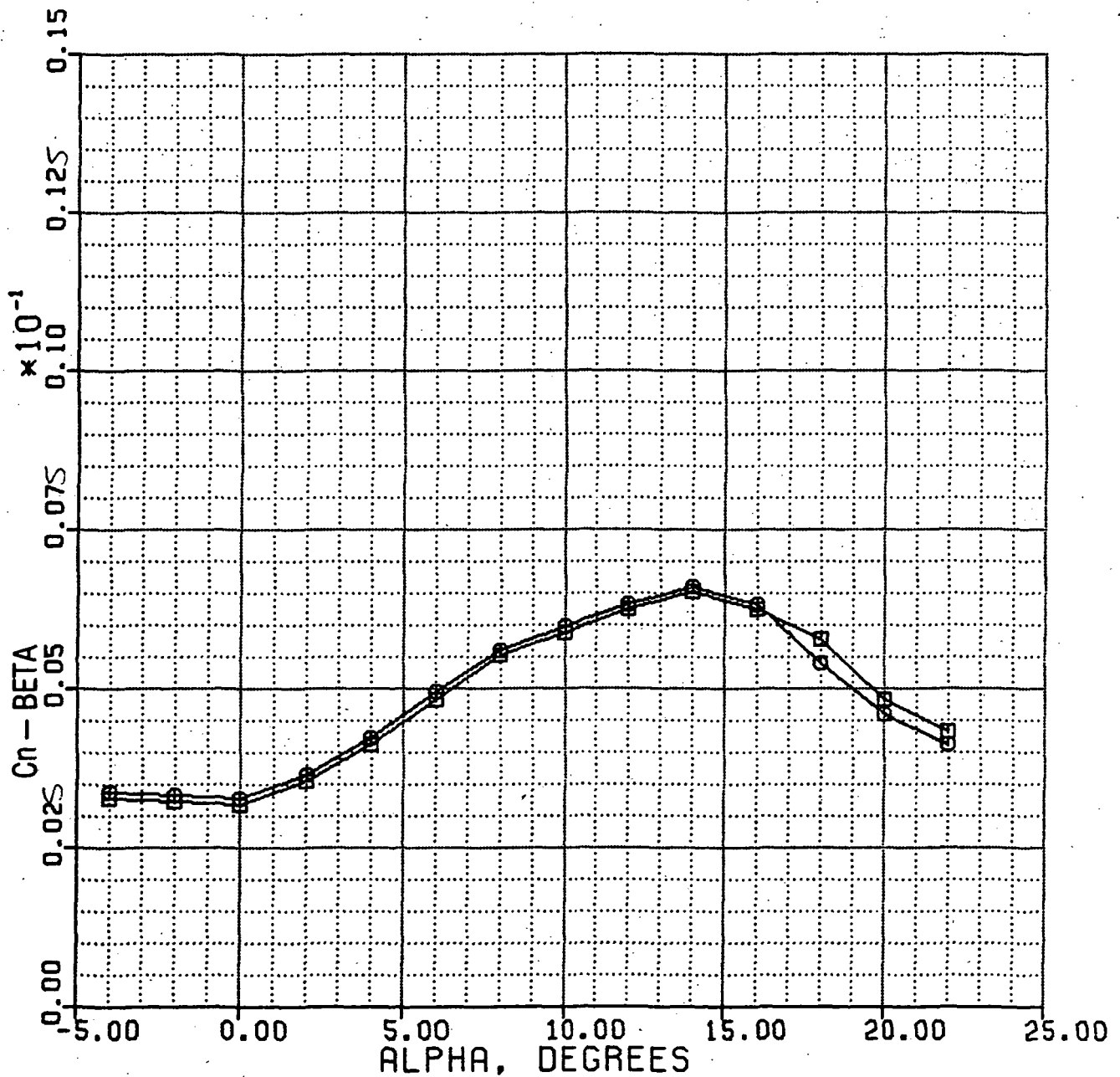


Figure 80(a)

Cn - BETA VS ALPHA

6-17-83 X-29A M# = 0.6 NORMAL MODE

XCG = 451.0 WT = 15K ALPHA TRIM

□ ALT = 10K ALP: -4 TO 16
○ ALT = 20K ALP: -4 TO 20

ORIGINAL PAGE IS
OF POOR QUALITY

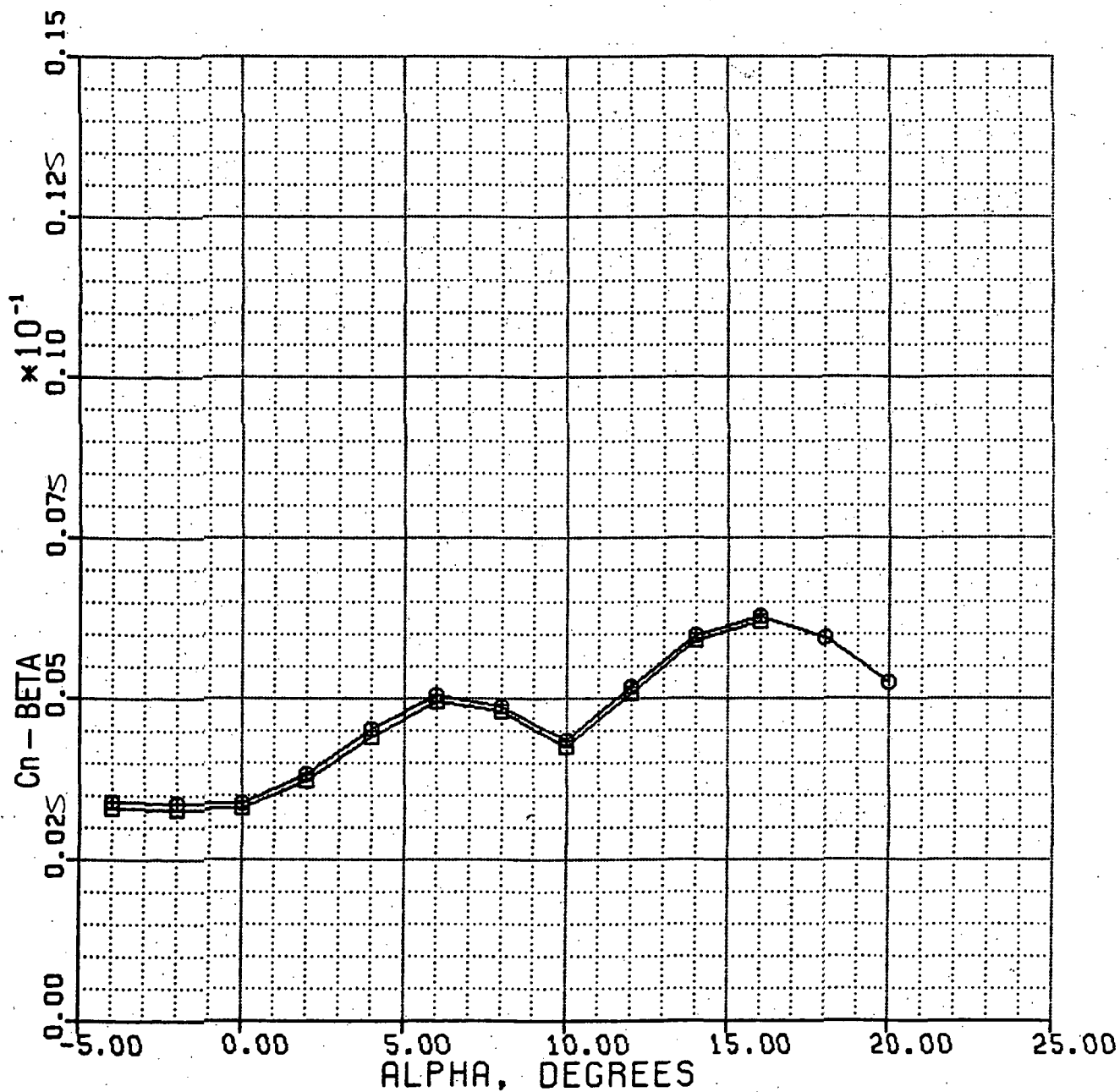


Figure 80(b)

Cn - BETA VS ALPHA

6-30-83 X-29A M# = 0.8 NORMAL MODE
 XCG = 451.0 WT = 15K ALPHA TRIM

- | | | | | |
|---|---|---|-----------|---------------|
| □ | — | □ | ALT = 10K | ALP: 0 TO 10 |
| ○ | — | ○ | ALT = 20K | ALP: -4 TO 12 |
| ▲ | — | ▲ | ALP = 30K | ALP: -4 TO 14 |
| ★ | — | ★ | ALT = 40K | ALP: -4 TO 18 |
| × | — | × | ALT = 50K | ALP: -4 TO 22 |

ORIGINAL PAGE IS
 OF POOR QUALITY

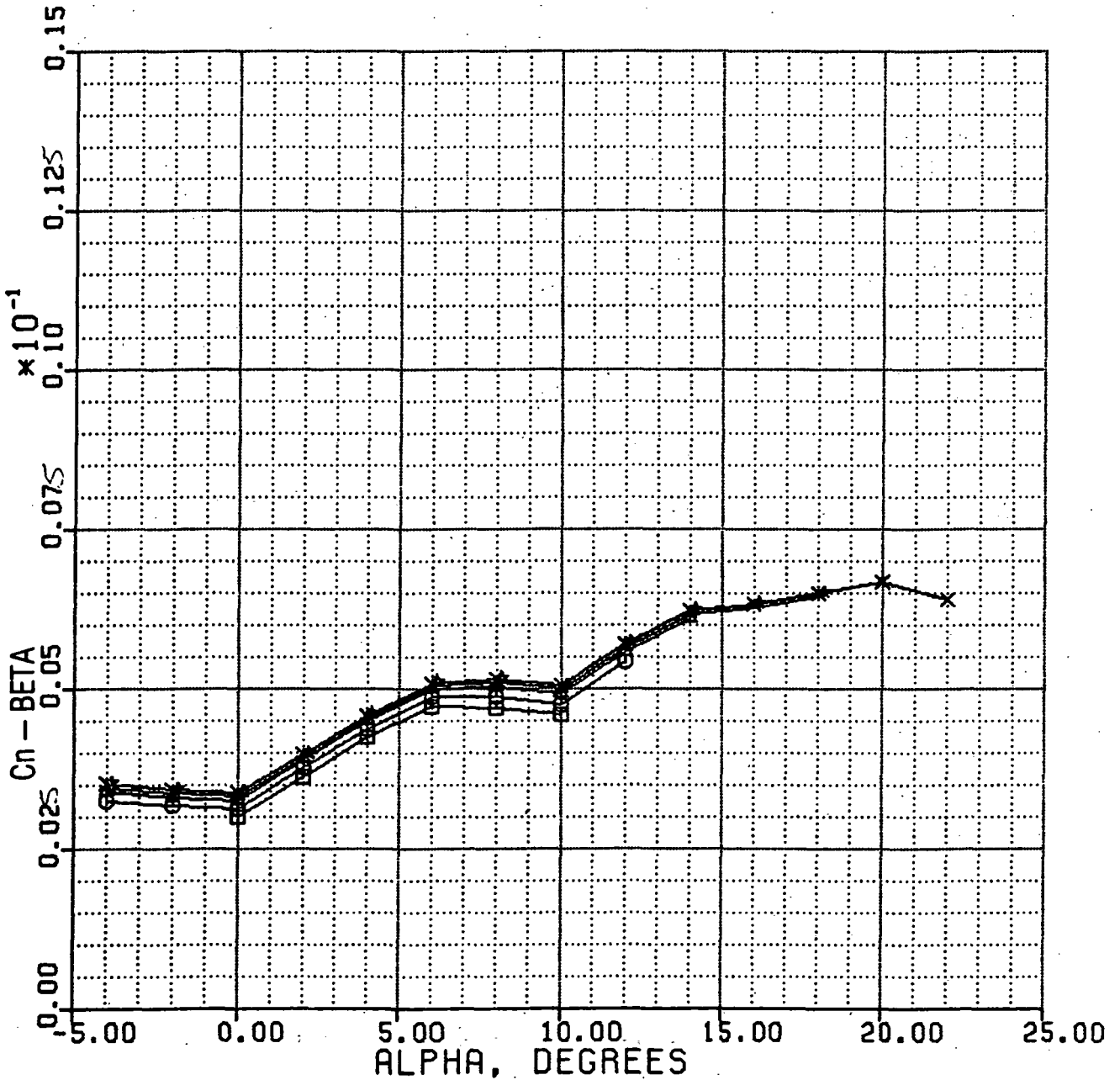


Figure 80(c)

Cn - BETA VS ALPHA

7-1-83 X-29A M# = 0.9 NORMAL MODE

XCG = 451.0 WT = 15K ALPHA TRIM

- | | | | | |
|---|---|---|-----------|---------------|
| □ | — | □ | ALT = 20K | ALP: 0 TO 10 |
| ○ | — | ○ | ALT = 30K | ALP: -2 TO 12 |
| ▲ | — | ▲ | ALT = 40K | ALP: -4 TO 14 |
| ★ | — | ★ | ALT = 50K | ALP: -4 TO 18 |

ORIGINAL PAGE IS
OF POOR QUALITY

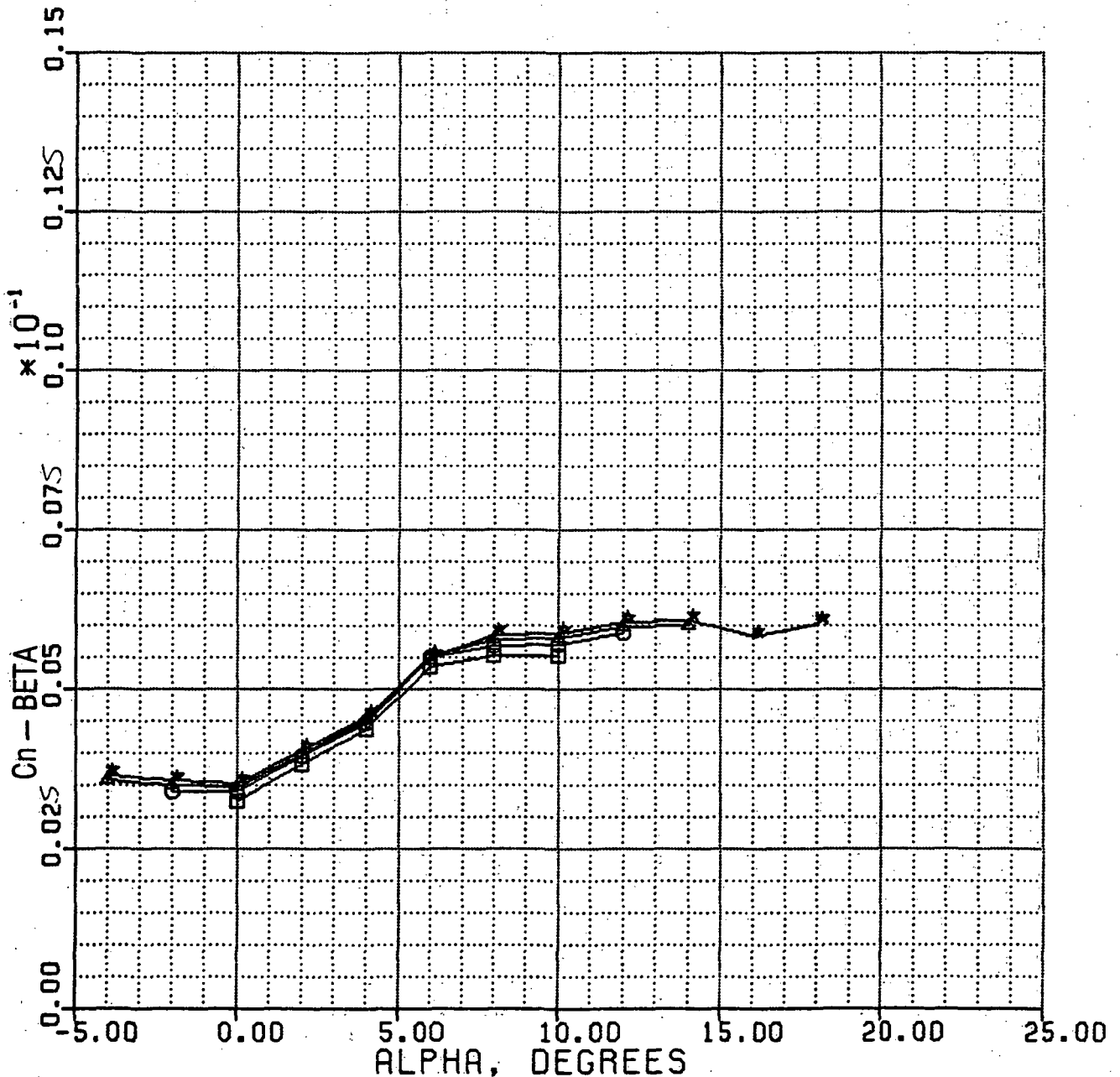


Figure 80(d)

Cn - BETA VS ALPHA

7-1-83 X-29A M# = 1.2 NORMAL MODE
 XCG = 451.0 WT = 15K ALPHA TRIM

- ALT = 20K ALP: -4 TO 8
- ALT = 30K ALP: -4 TO 10
- ▲ ALT = 40K ALP: -4 TO 12
- ★ ALT = 50K ALP: -4 TO 14

ORIGINAL PAGE IS
 OF POOR QUALITY

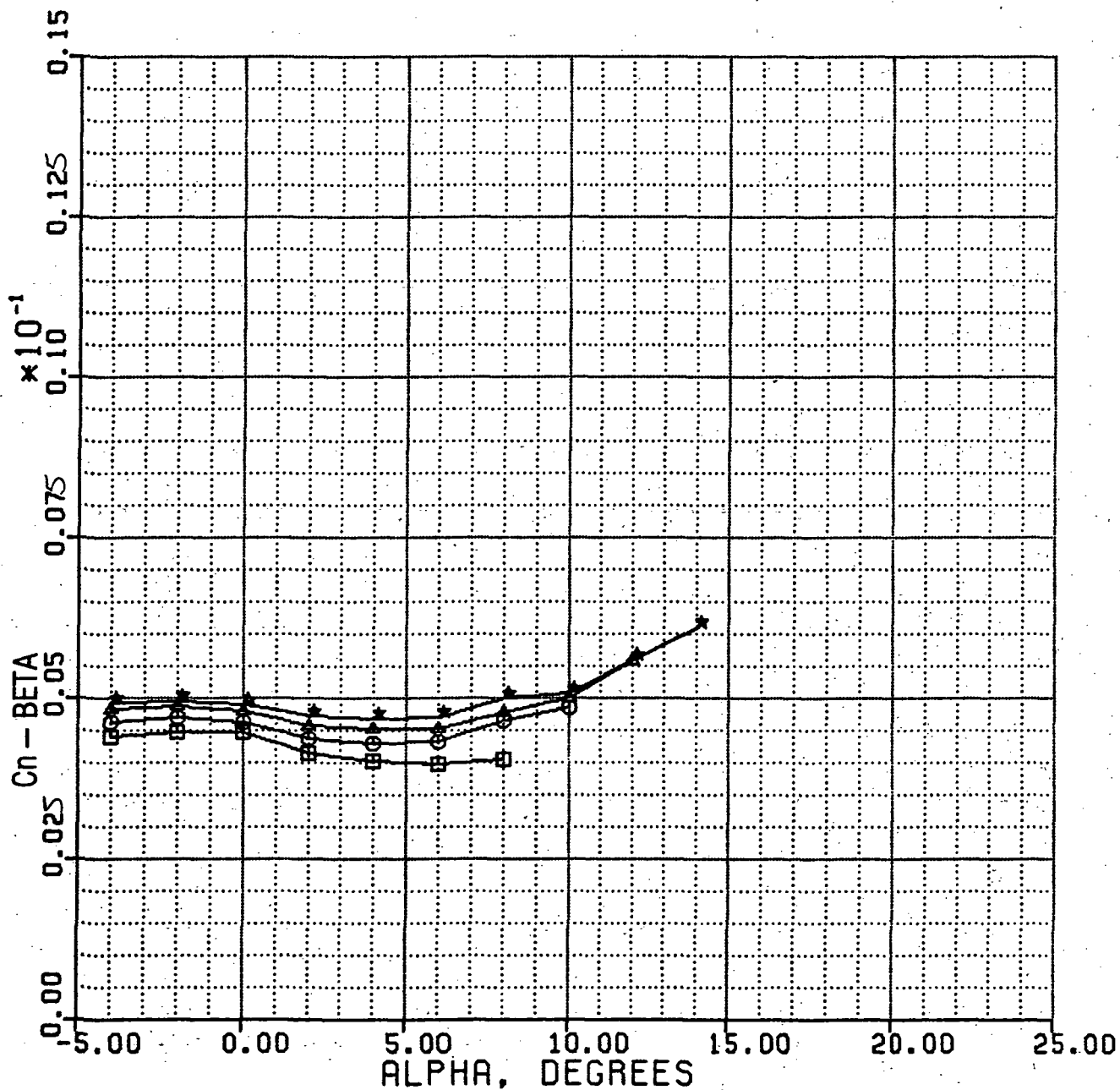


Figure 80(e)

Cn - BETA VS ALPHA

7-1-83 X-29A M# = 1.5 NORMAL MODE

XCG = 451.0 WT = 15K ALPHA TRIM

- — ALT = 30K ALP: -4 TO 8
- — ALT = 40K ALP: -4 TO 10
- ▲ — ALT = 50K ALP: -4 TO 12

ORIGINAL PAGE IS
OF POOR QUALITY

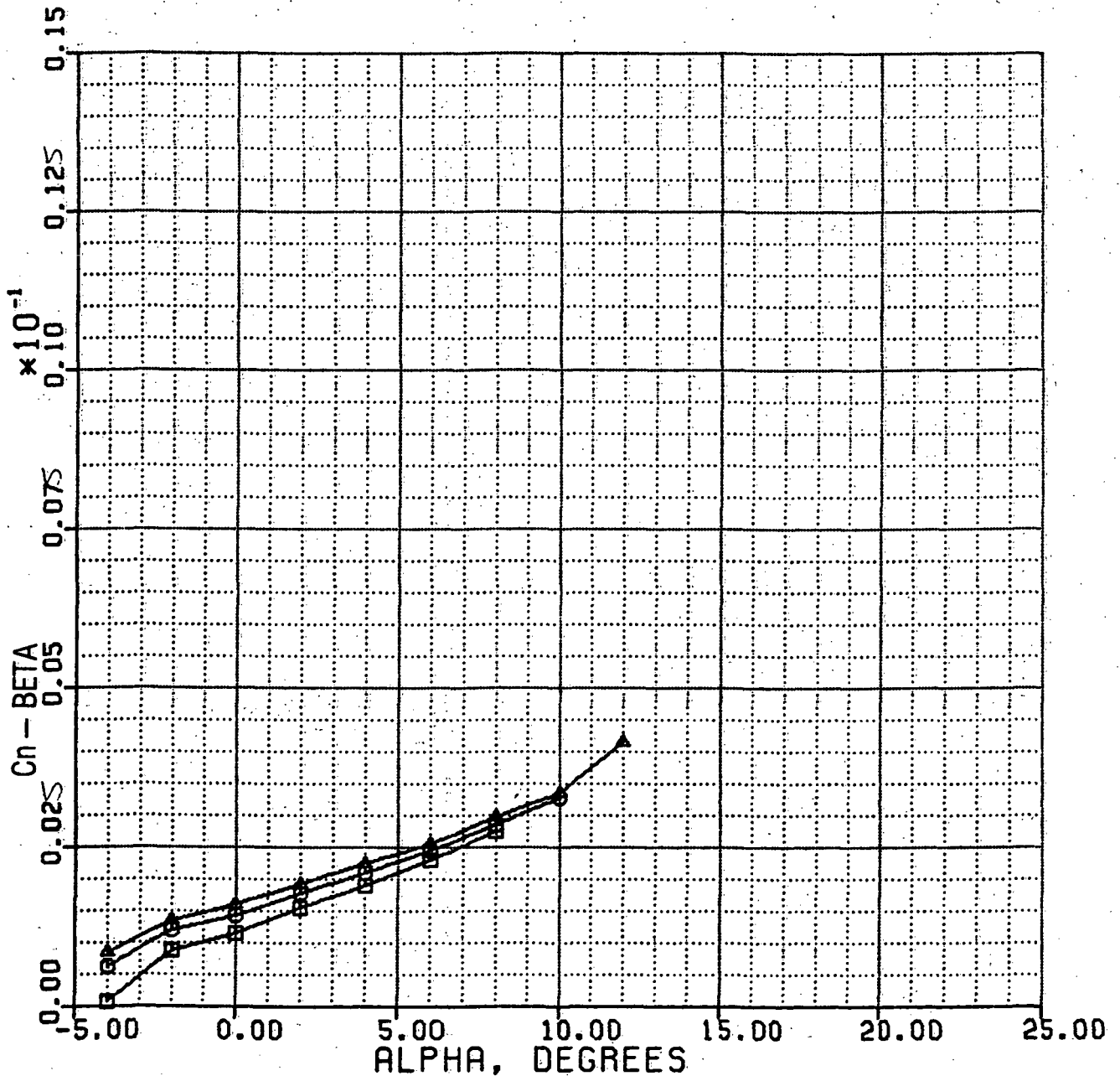


Figure 80(f)

Cn - BETA DYNAMIC VS MACH

7-6-83 X-29A 1-G TRIM NORMAL MODE

XCG = 451.0 WT = 15K

- — ALT = S.L. M# = .2 TO 1.05
- — ALT = 10K M# = .2 TO 1.2
- ▲ — ALT = 20K M# = .3 TO 1.4

ORIGINAL PAGE IS
OF POOR QUALITY

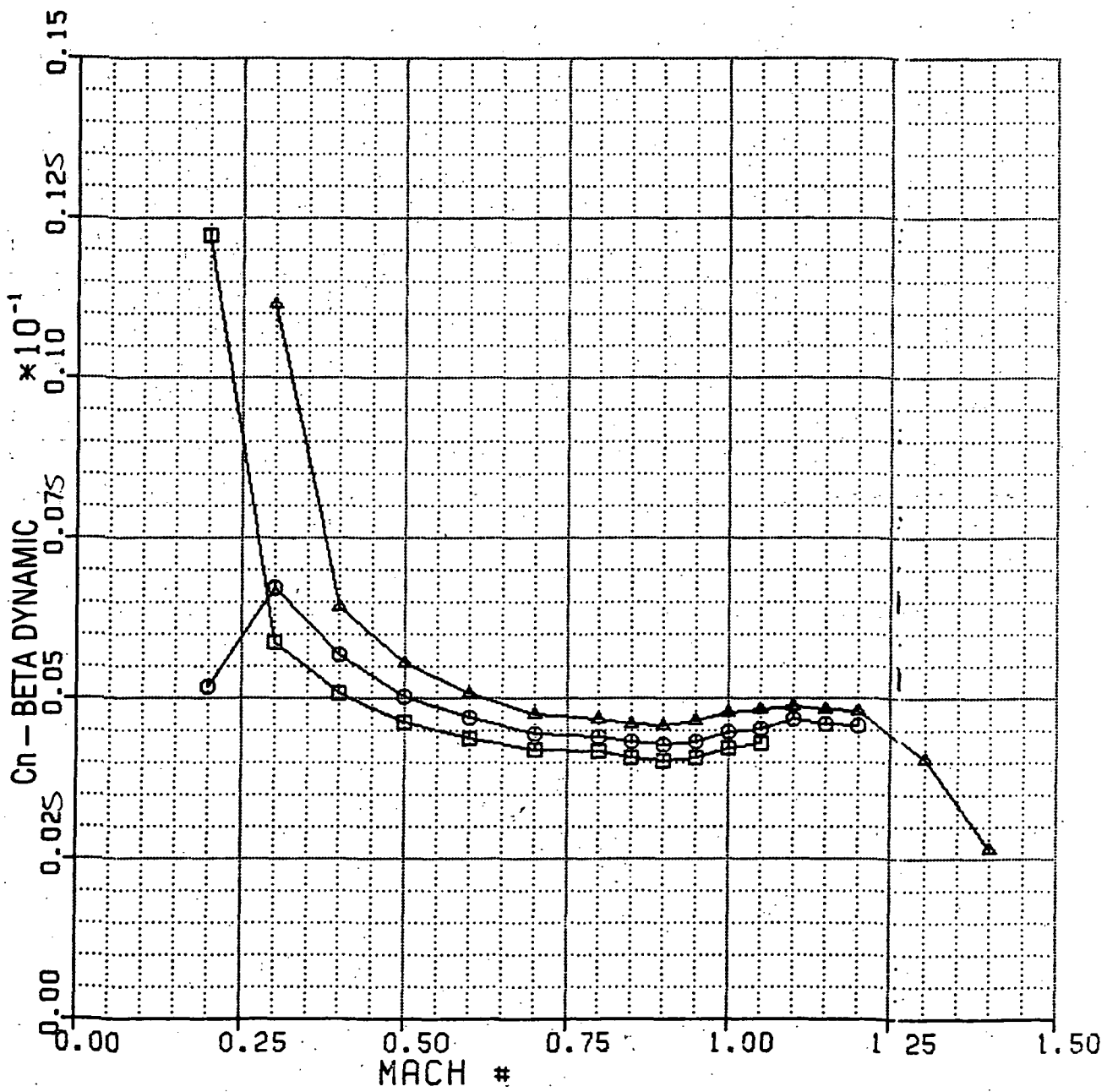


Figure 81(a)

Cn - BETA DYNAMIC VS MACH

7-7-83 X-29A 1-G TRIM NORMAL MODE

XCG = 451.0 WT = 15K

- — □ ALT = 30K M# = .3 TO 1.5
- — ○ ALT = 40K M# = .6 TO 1.5
- ▲ — ▲ ALT = 50K M# = .6 TO 1.5

ORIGINAL PAGE IS
OF POOR QUALITY

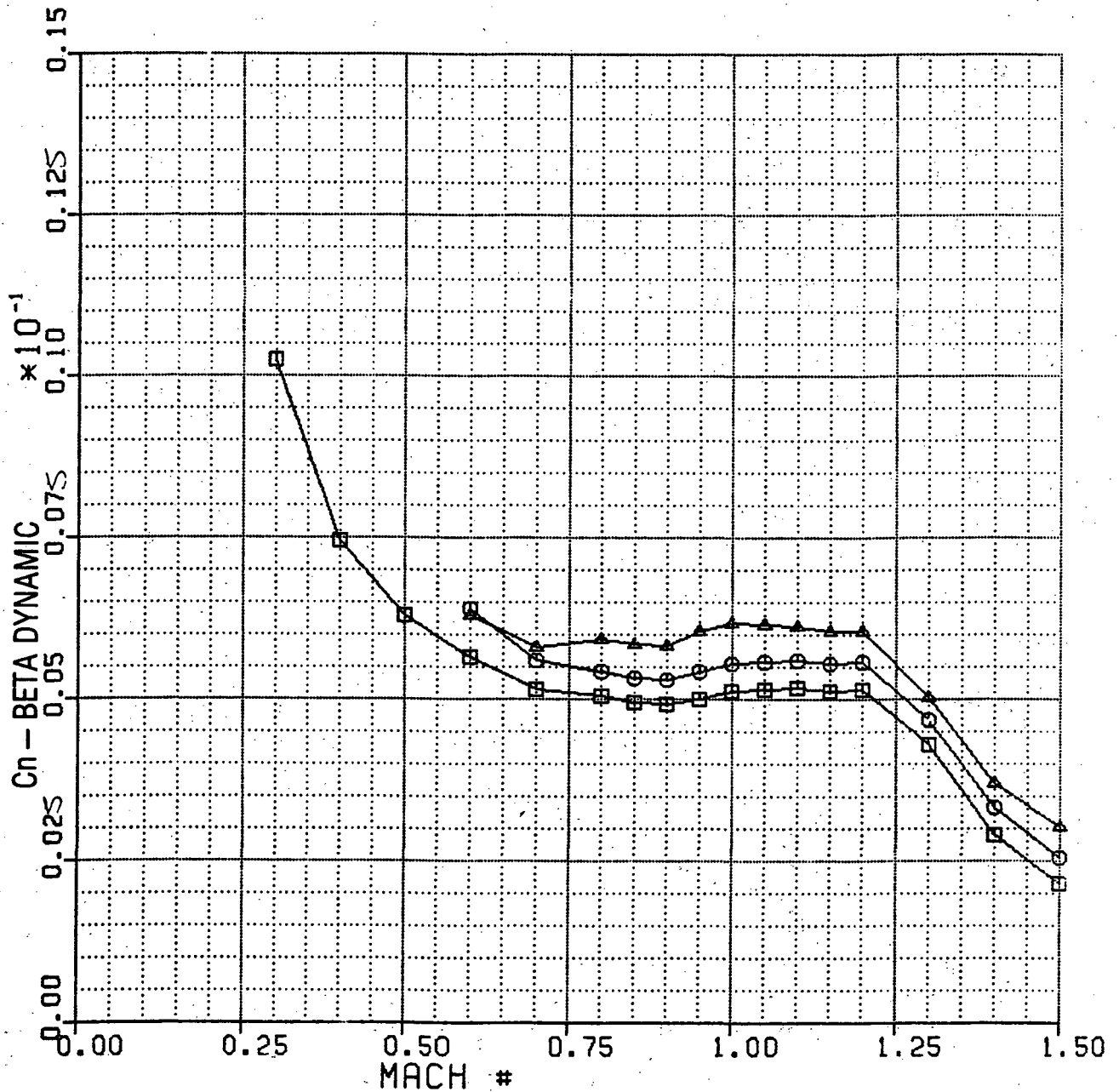


Figure 81(b)

Cn - BETA DYNAMIC VS ALPHA

7-26-83 X-29A M# = 0.4 NORMAL MODE

XCG = 451.0 WT = 15K ALPHA TRIM

□ — ALT = S.L. ALP: -4 TO 22
○ — ALT = 10K ALP: -4 TO 22

ORIGINAL PAGE IS
OF POOR QUALITY

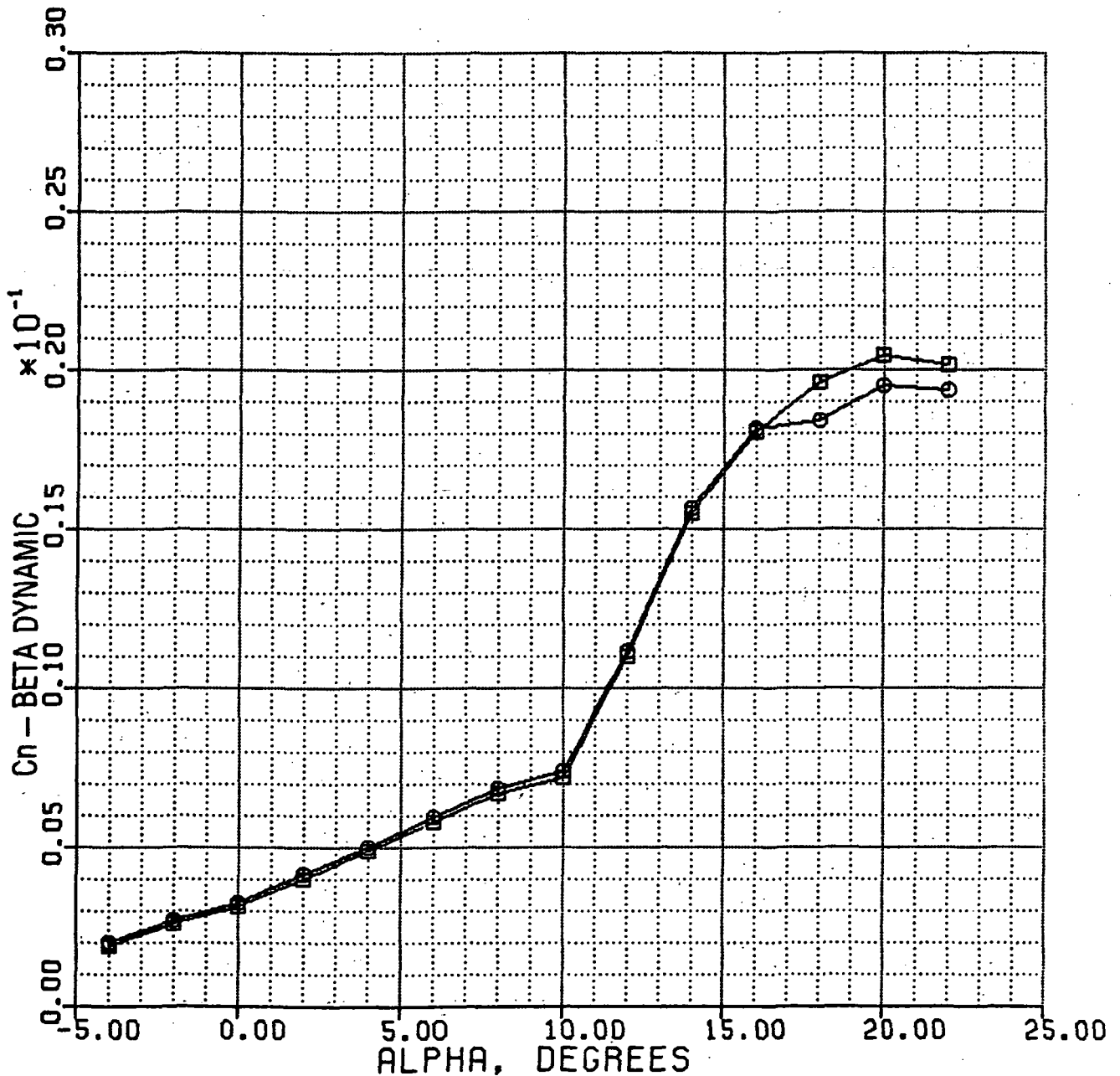


Figure 82(a)

Cn - BETA DYNAMIC VS ALPHA

7-26-83 X-29A M# = 0.6 NORMAL MODE
XCG = 451.0 WT = 15K ALPHA TRIM

□ ALT = 10K ALP: -4 TO 16
○ ALT = 20K ALP: -4 TO 20

ORIGINAL PAGE IS
OF POOR QUALITY

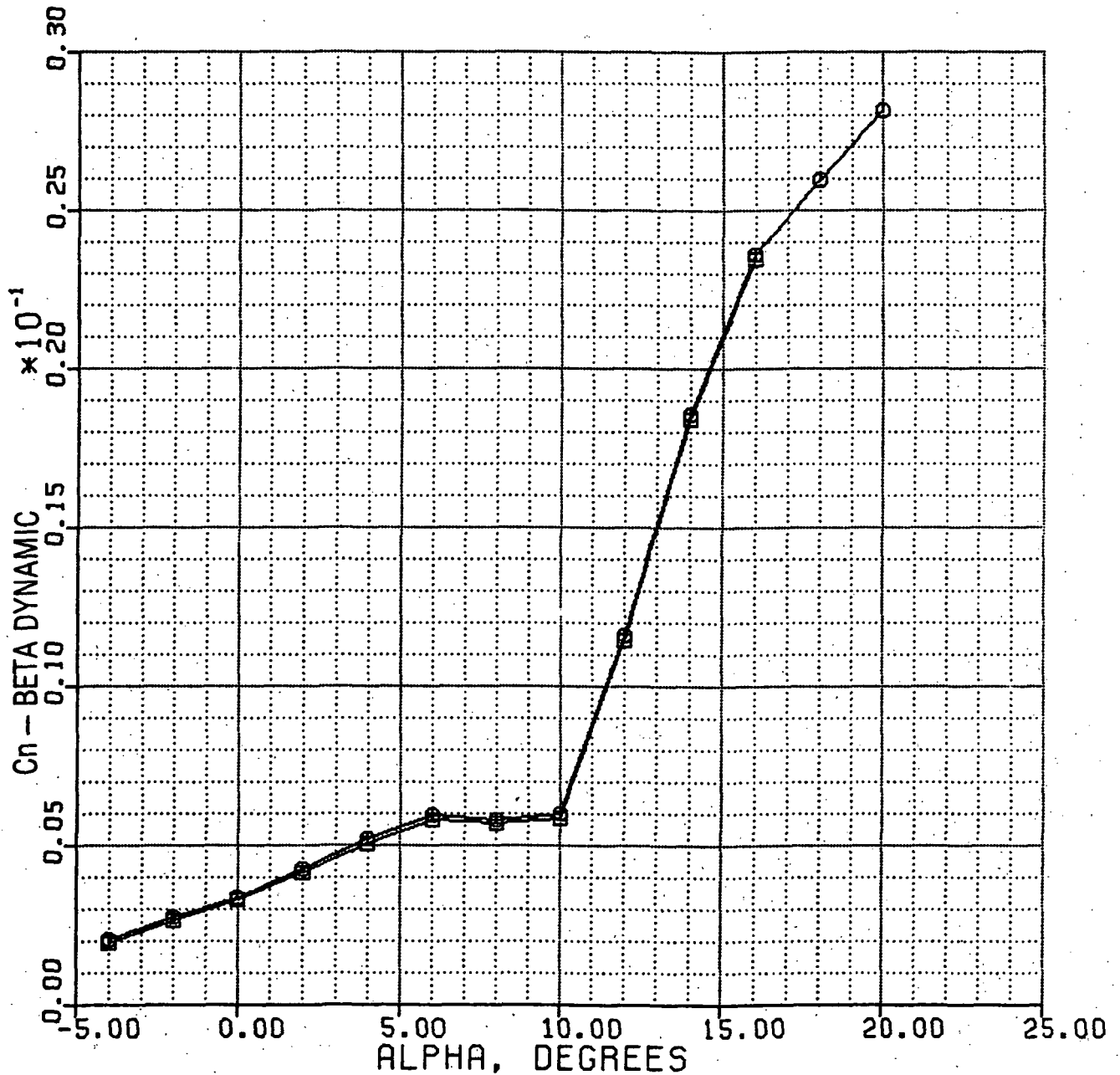


Figure 82(b)

Cn - BETA DYNAMIC VS ALPHA

7-27-83 X-29A M# = 0.8 NORMAL MODE
 XCG = 451.0 WT = 15K ALPHA TRIM

- | | | | | |
|---|---|---|-----------|---------------|
| □ | — | □ | ALT = 10K | ALP: 0 TO 10 |
| ○ | — | ○ | ALT = 20K | ALP: -4 TO 12 |
| ▲ | — | ▲ | ALT = 30K | ALP: -4 TO 14 |
| ★ | — | ★ | ALT = 40K | ALP: -4 TO 18 |
| × | — | × | ALT = 50K | ALP: -4 TO 22 |

ORIGINAL PAGE IS
 OF POOR QUALITY

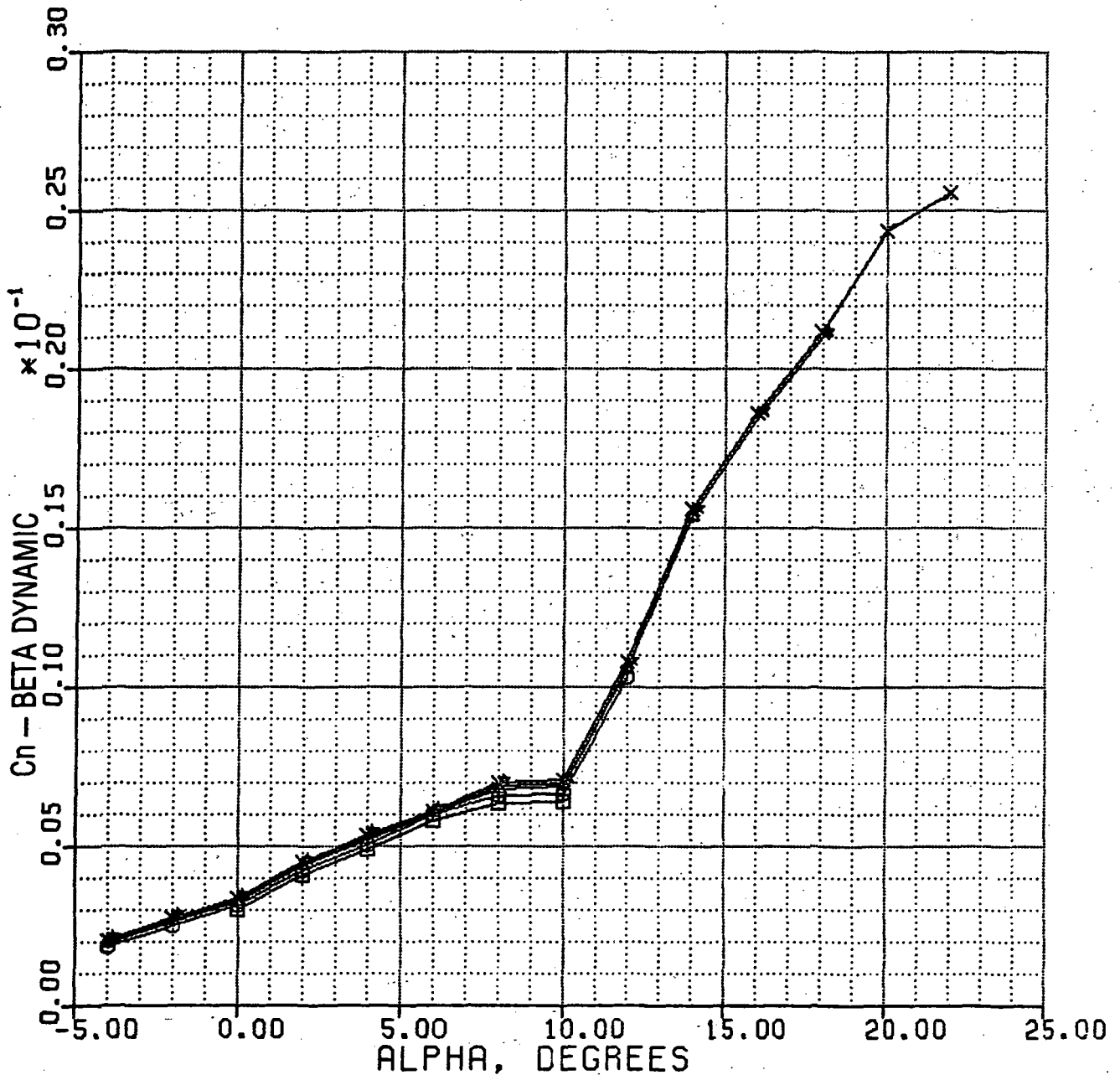


Figure 82(c)

Cn - BETA DYNAMIC VS ALPHA

7-27-83 X-29A M# = 0.9 NORMAL MODE

XCG = 451.0 WT = 15K ALPHA TRIM

□	—	□	ALT = 20K	ALP: 0 TO 10
○	—	○	ALT = 30K	ALP: -2 TO 12
△	—	△	ALT = 40K	ALP: -4 TO 14
★	—	★	ALT = 50K	ALP: -4 TO 18

ORIGINAL PAGE IS
OF POOR QUALITY

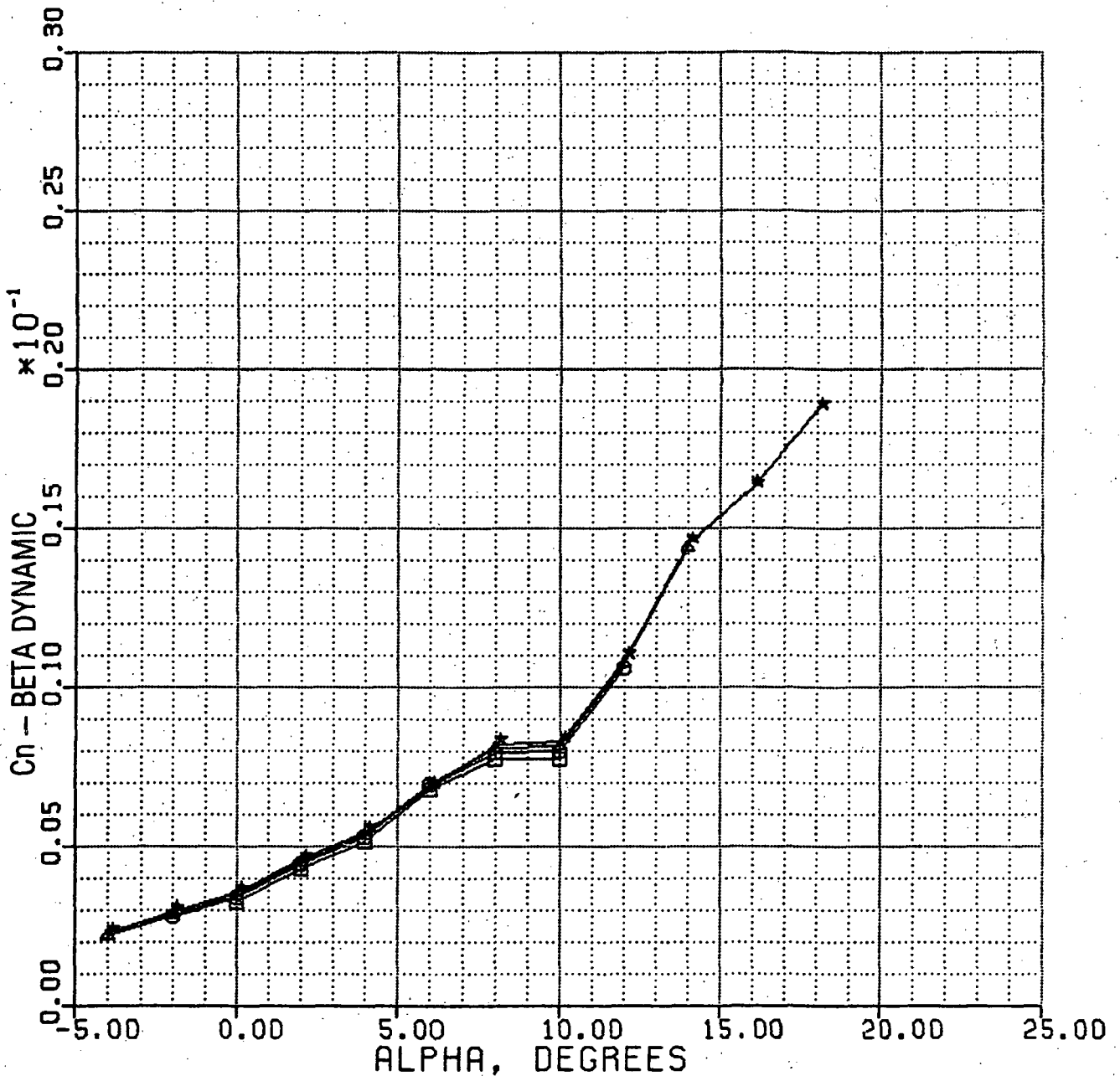


Figure 82(d)

Cn - BETA DYNAMIC VS ALPHA

7-1-83 X-29A M# = 1.2 NORMAL MODE
 XCG = 451.0 WT = 15K ALPHA TRIM

- ALT = 20K ALP: -4 TO 8
- ALT = 30K ALP: -4 TO 10
- ▲ ALT = 40K ALP: -4 TO 12
- ★ ALT = 50K ALP: -4 TO 14

ORIGINAL PAGE IS
 OF POOR QUALITY

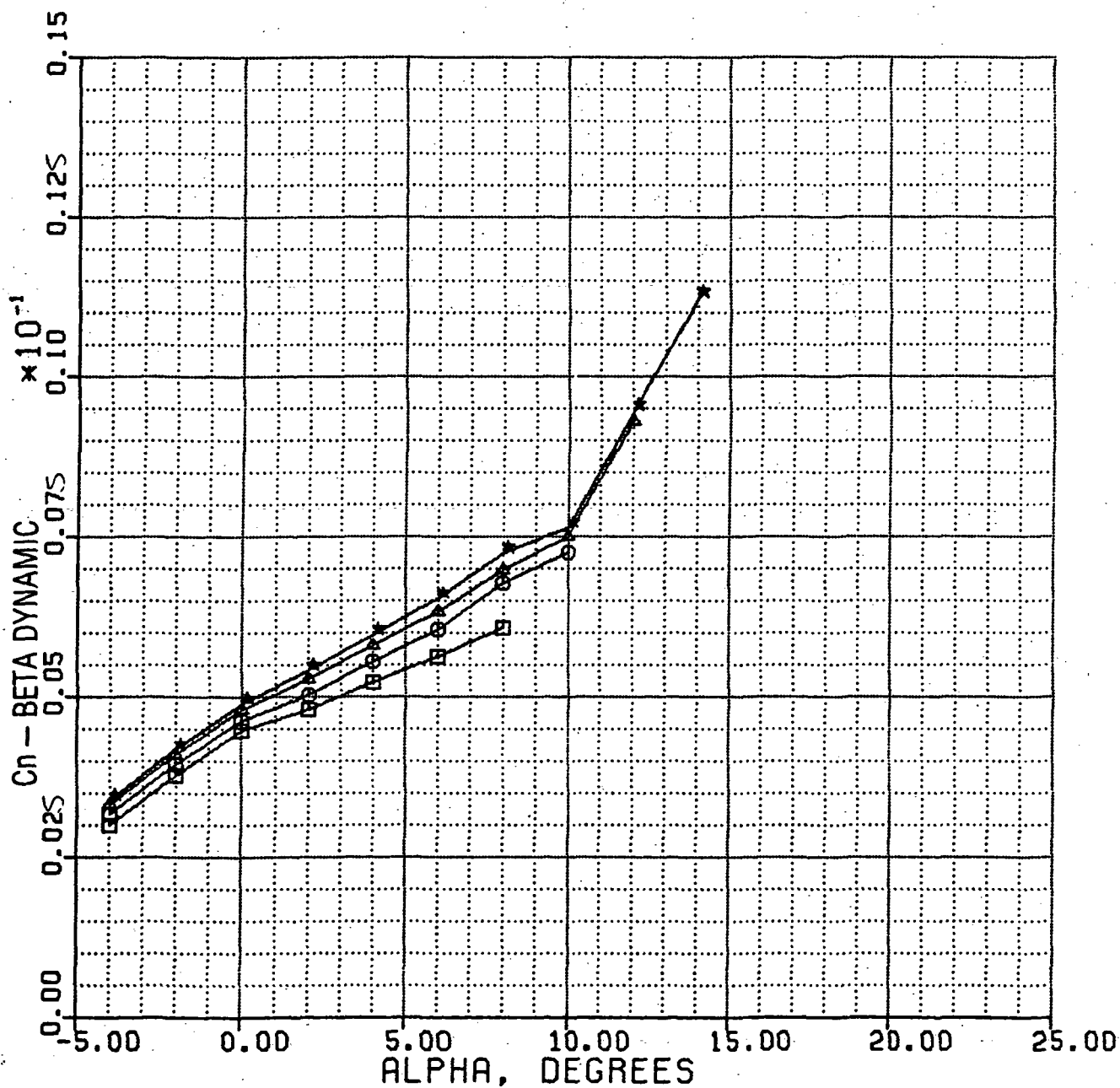


Figure 82(e)

Cn - BETA DYNAMIC VS ALPHA

7-1-83 X-29A M# = 1.5 NORMAL MODE
XCG = 451.0 WT = 15K ALPHA TRIM

□	□	ALT = 30K	ALP: -4 TO 8
○	○	ALT = 40K	ALP: -4 TO 10
△	△	ALT = 50K	ALP: -4 TO 12

ORIGINAL PAGE IS
OF POOR QUALITY

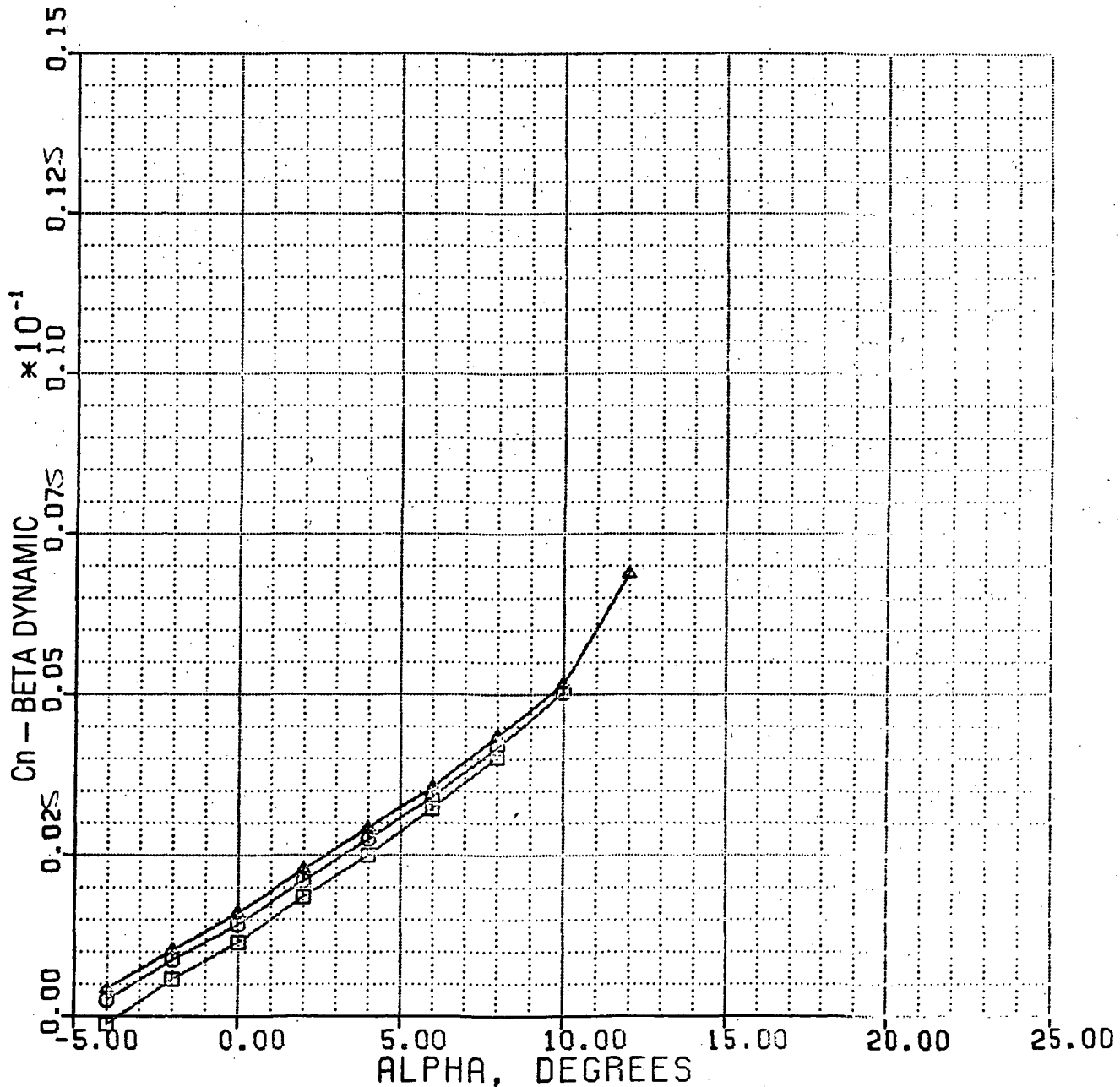


Figure 82(f)

CL-ALPHA DOT VS MACH

7-6-83 X-29A 1-G TRIM NORMAL MODE

XCG = 451.0 WT = 15K

- ALT = S.L. M# = .2 TO 1.05
- ALT = 10K M# = .2 TO 1.2
- △—△ ALT = 20K M# = .3 TO 1.4

ORIGINAL PAGE IS
OF POOR QUALITY

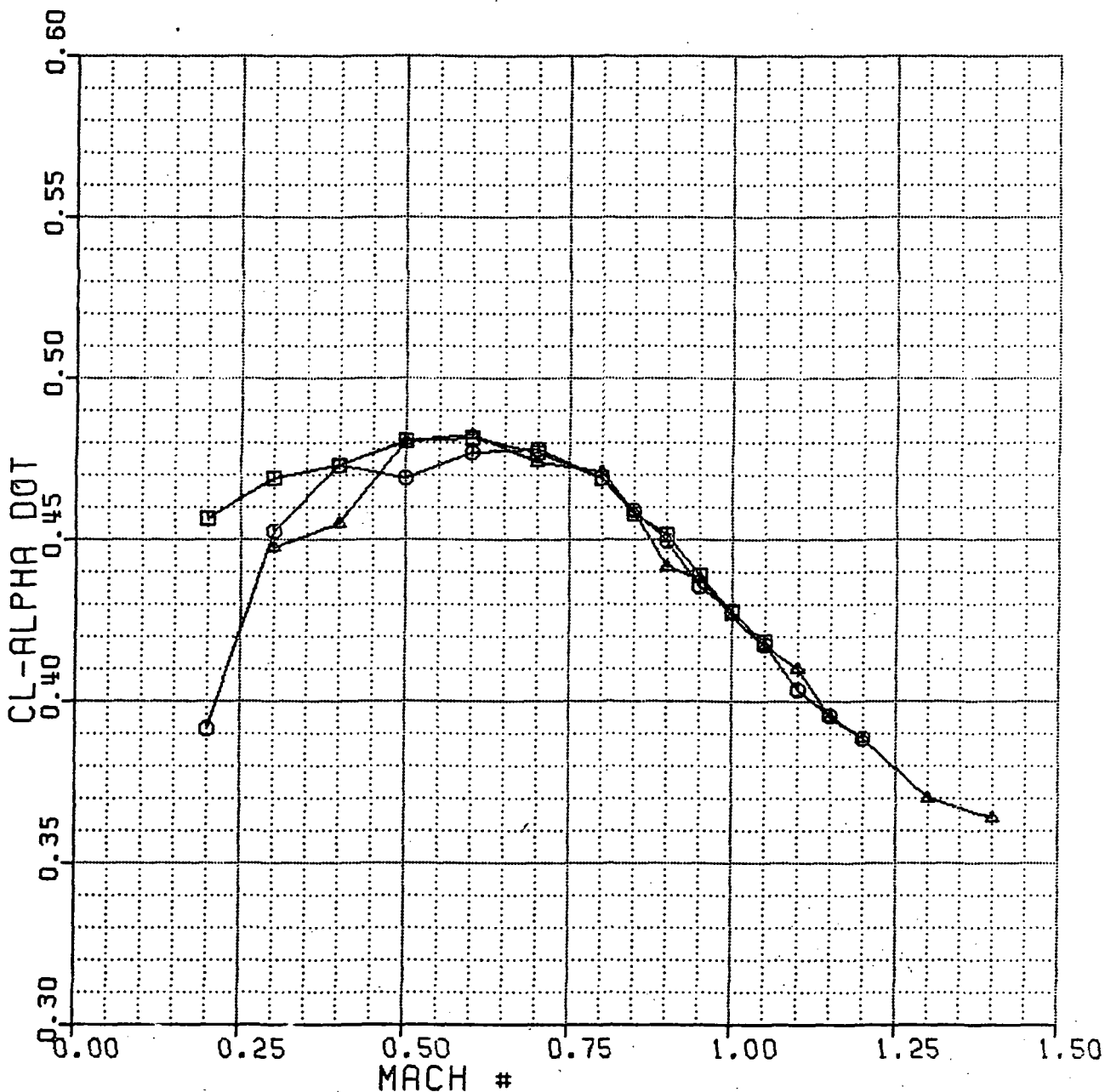


Figure 83(a)

CL-ALPHA DOT VS MACH #
 7-7-83 X-29A 1-G TRIM NORMAL MODE
 XCG = 451.0 WT = 15K

□ — □ ALT = 30K M# = .3 TO 1.5
 ○ — ○ ALT = 40K M# = .6 TO 1.5
 ▲ — ▲ ALT = 50K M# = .6 TO 1.5

ORIGINAL PAGE IS
 OF POOR QUALITY

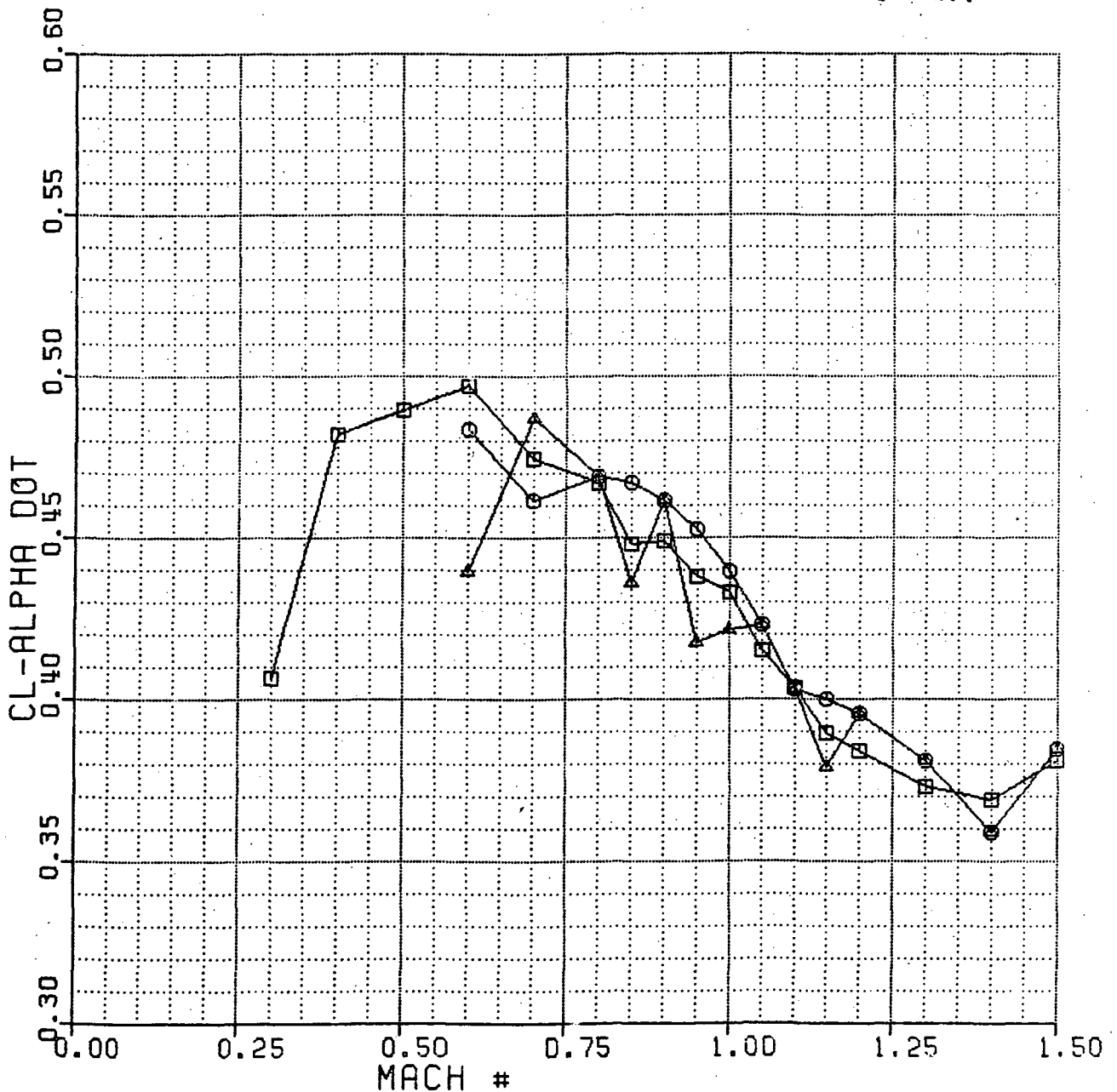


Figure 83(b)

CL-ALPHA DOT VS ALPHA

7-26-83 X-29A M# = 0.4 NORMAL MODE

XCG = 451.0 WT = 15K ALPHA TRIM

□ — □ ALT = S.L. ALP: -4 TO 22
○ — ○ ALT = 10K ALP: -4 TO 22

ORIGINAL PAGE 13
OF POOR QUALITY

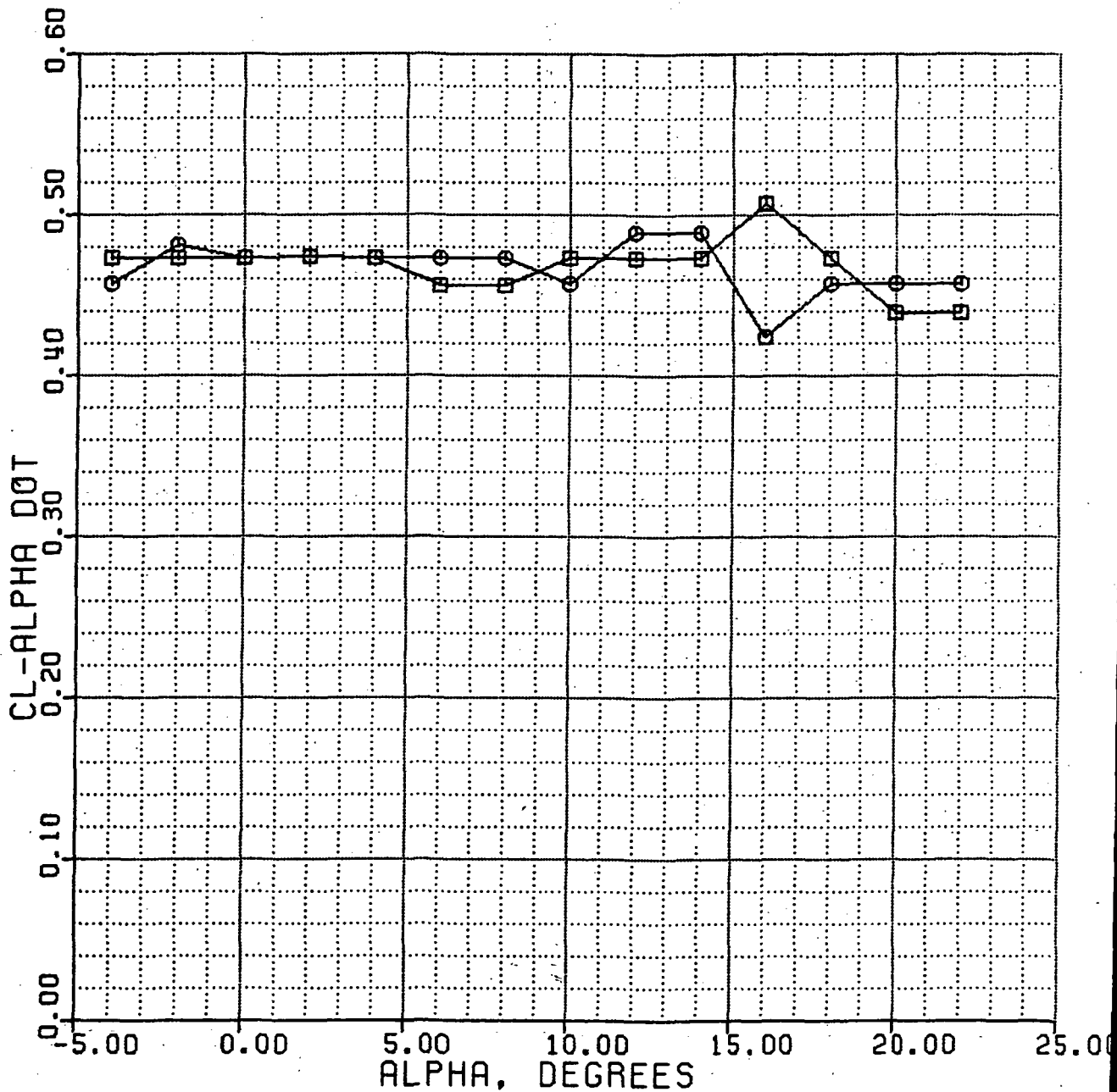


Figure 84(a)

CL-ALPHA DOT VS ALPHA

7-26-83 X-29A M# = 0.6 NORMAL MODE

XCG = 451.0 WT = 15K ALPHA TRIM

□ ALT = 10K ALP: -4 TO 16
○ ALT = 20K ALP: -4 TO 20

ORIGINAL PAGE 10
OF POOR QUALITY

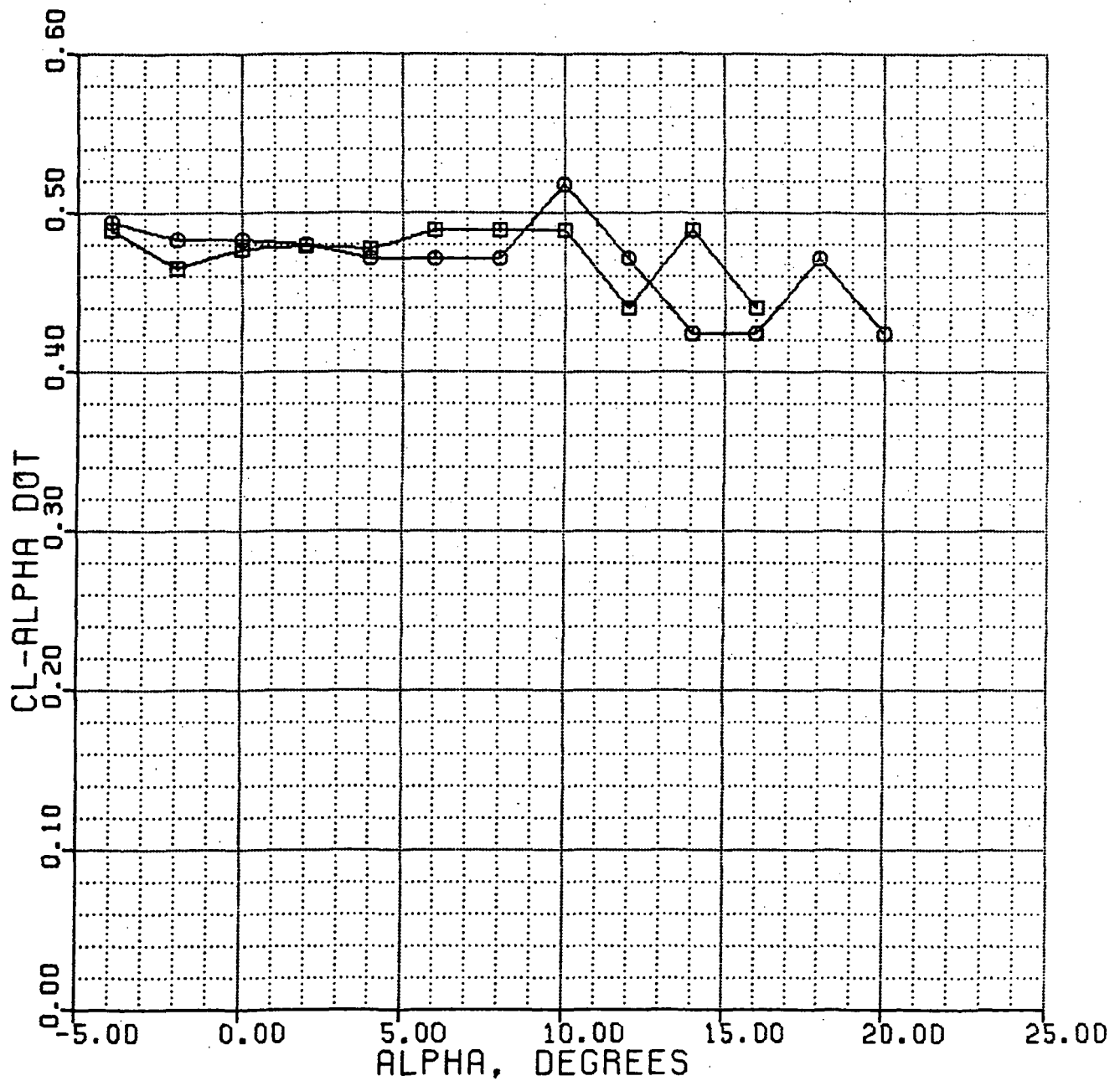


Figure 84(b)

CL-ALPHA DOT VS ALPHA

7-26-83 X-29A M# = 0.8 NORMAL MODE

XCG = 451.0 WT = 15K ALPHA TRIM

□	—	□	ALT = 10K	ALP: 0 TO 10
○	—	○	ALT = 20K	ALP: -4 TO 12
▲	—	▲	ALT = 30K	ALP: -4 TO 14
★	—	★	ALT = 40K	ALP: -4 TO 18
×	—	×	ALT = 50K	ALP: -4 TO 22

ORIGINAL PAGE IS
OF POOR QUALITY

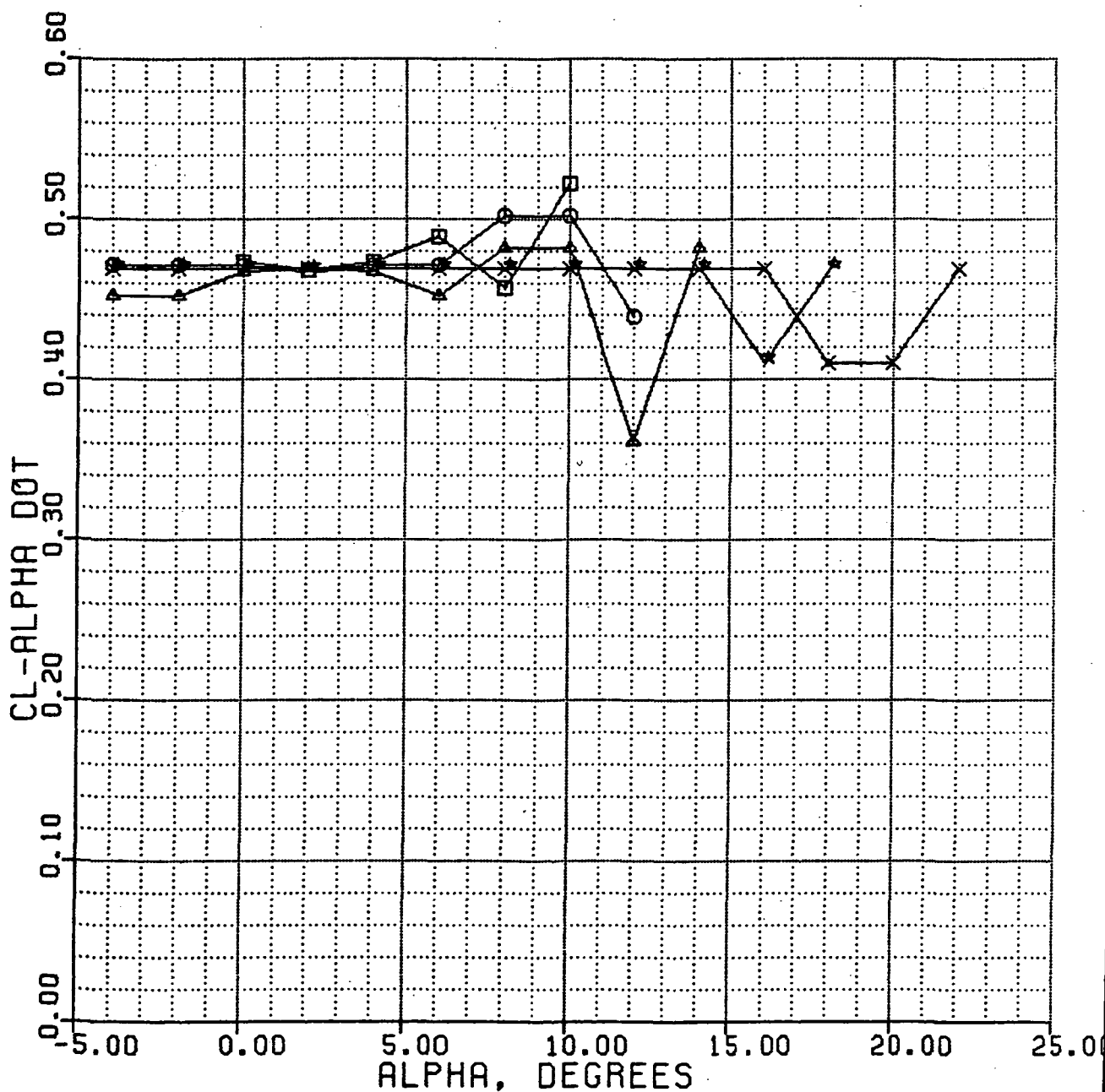


Figure 84(c)

CL-ALPHA DOT VS ALPHA

7-27-83 X-29A M# = 0.9 NORMAL MODE

XCG = 451.0 WT = 15K ALPHA TRIM

- | | | | | |
|---|---|---|-----------|---------------|
| □ | — | □ | ALT = 20K | ALP: 0 TO 10 |
| ○ | — | ○ | ALT = 30K | ALP: -2 TO 12 |
| ▲ | — | ▲ | ALT = 40K | ALP: -4 TO 14 |
| ★ | — | ★ | ALT = 50K | ALP: -4 TO 18 |

ORIGINAL PAGE 13
OF POOR QUALITY

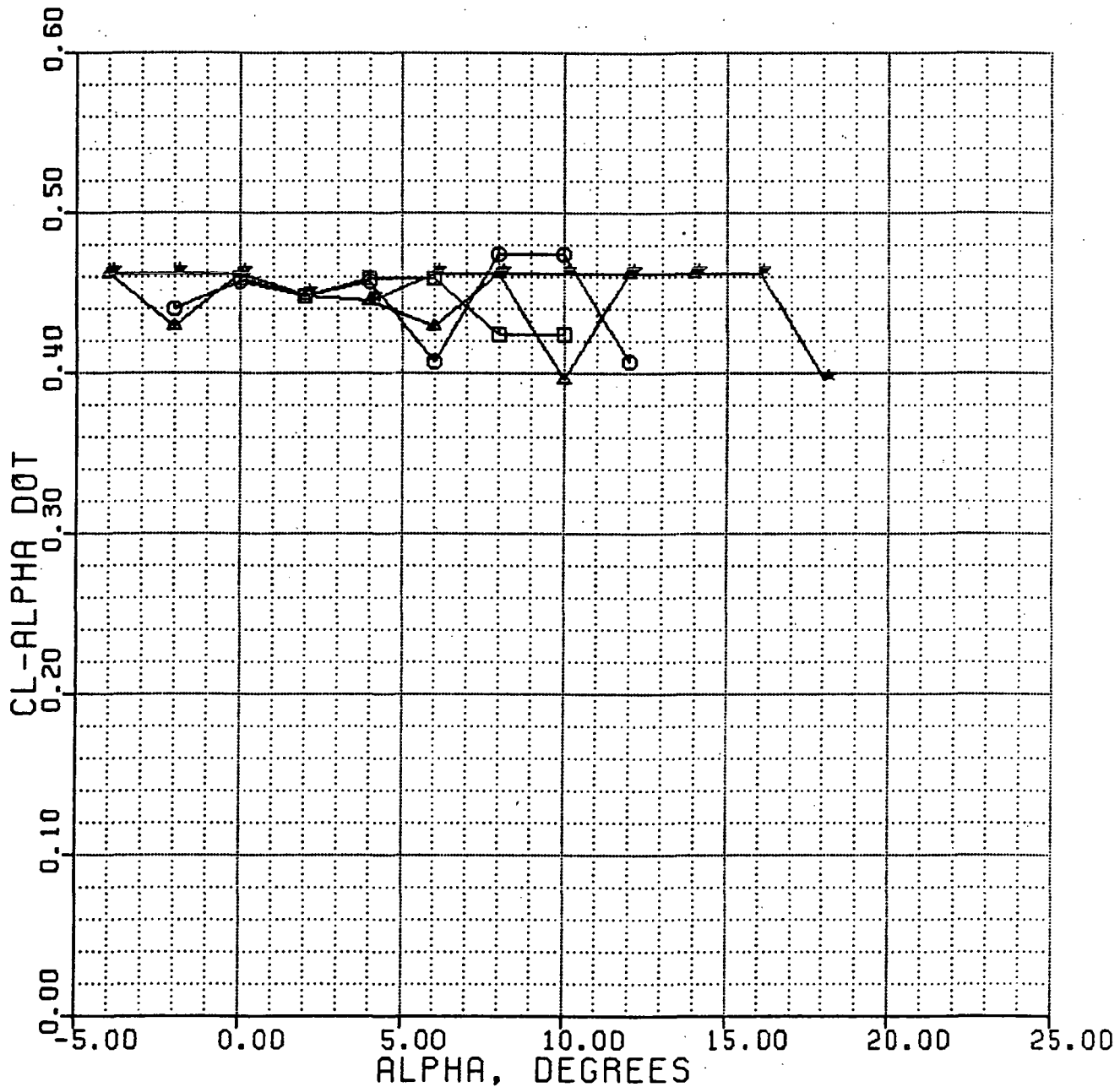


Figure 84(d)

CL-ALPHA DOT VS ALPHA

7-27-83 X-29A M# = 1.2 NORMAL MODE

XCG = 451.0 WT = 15K ALPHA TRIM

- ALT = 20K ALP: -4 TO 8
- ALT = 30K ALP: -4 TO 10
- ▲ ALT = 40K ALP: -4 TO 12
- ★ ALT = 50K ALP: -4 TO 14

ORIGINAL PAGE IS
OF POOR QUALITY

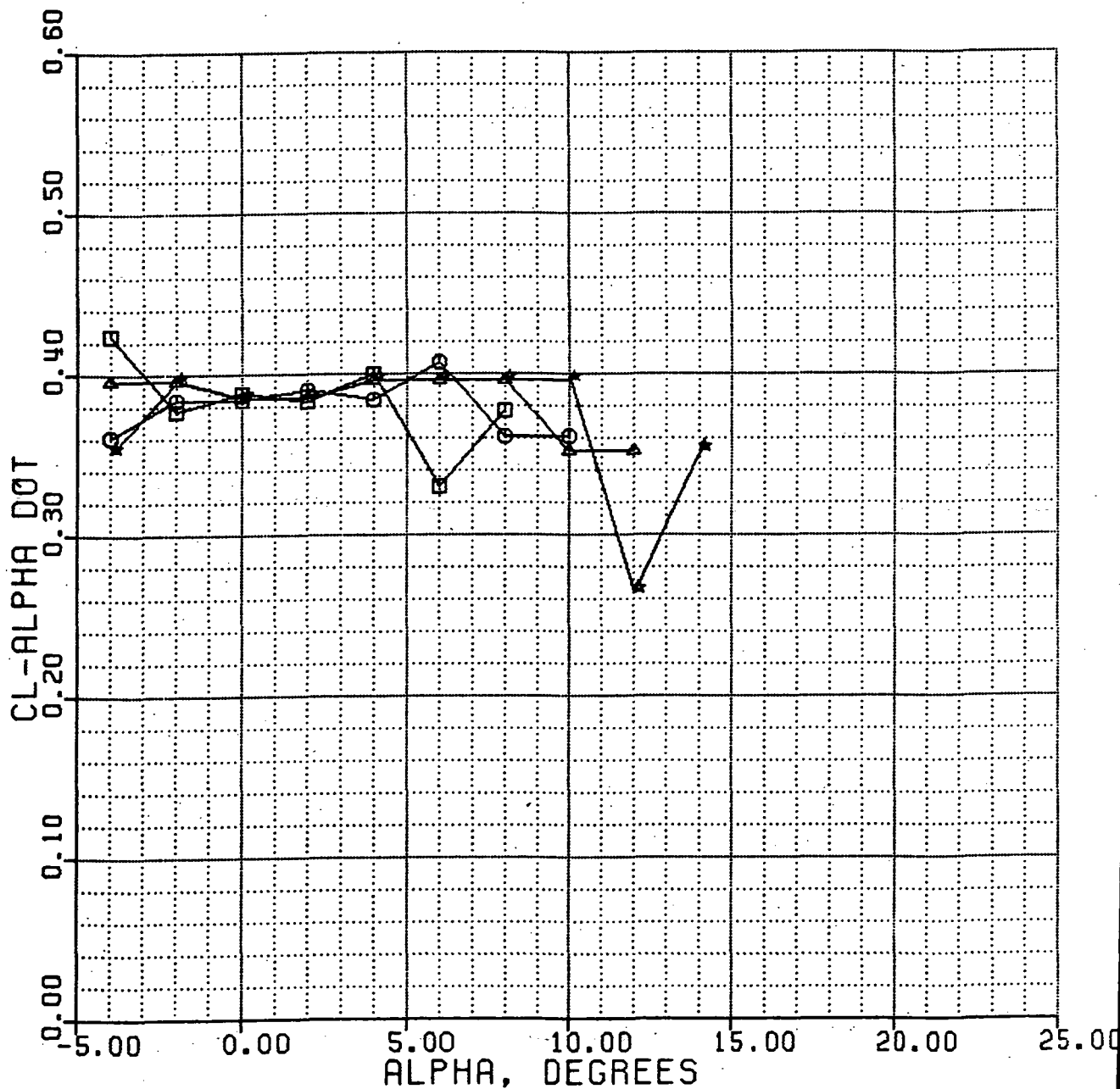


Figure 84(e)

CL-ALPHA DOT VS ALPHA

7-27-83 X-29A M# = 1.5 NORMAL MODE

XCG = 451.0 WT = 15K ALPHA TRIM

- ALT = 30K ALP: -4 TO 8
- ALT = 40K ALP: -4 TO 10
- ▲ ALT = 50K ALP: -4 TO 12

ORIGINAL PAGE IS
OF POOR QUALITY

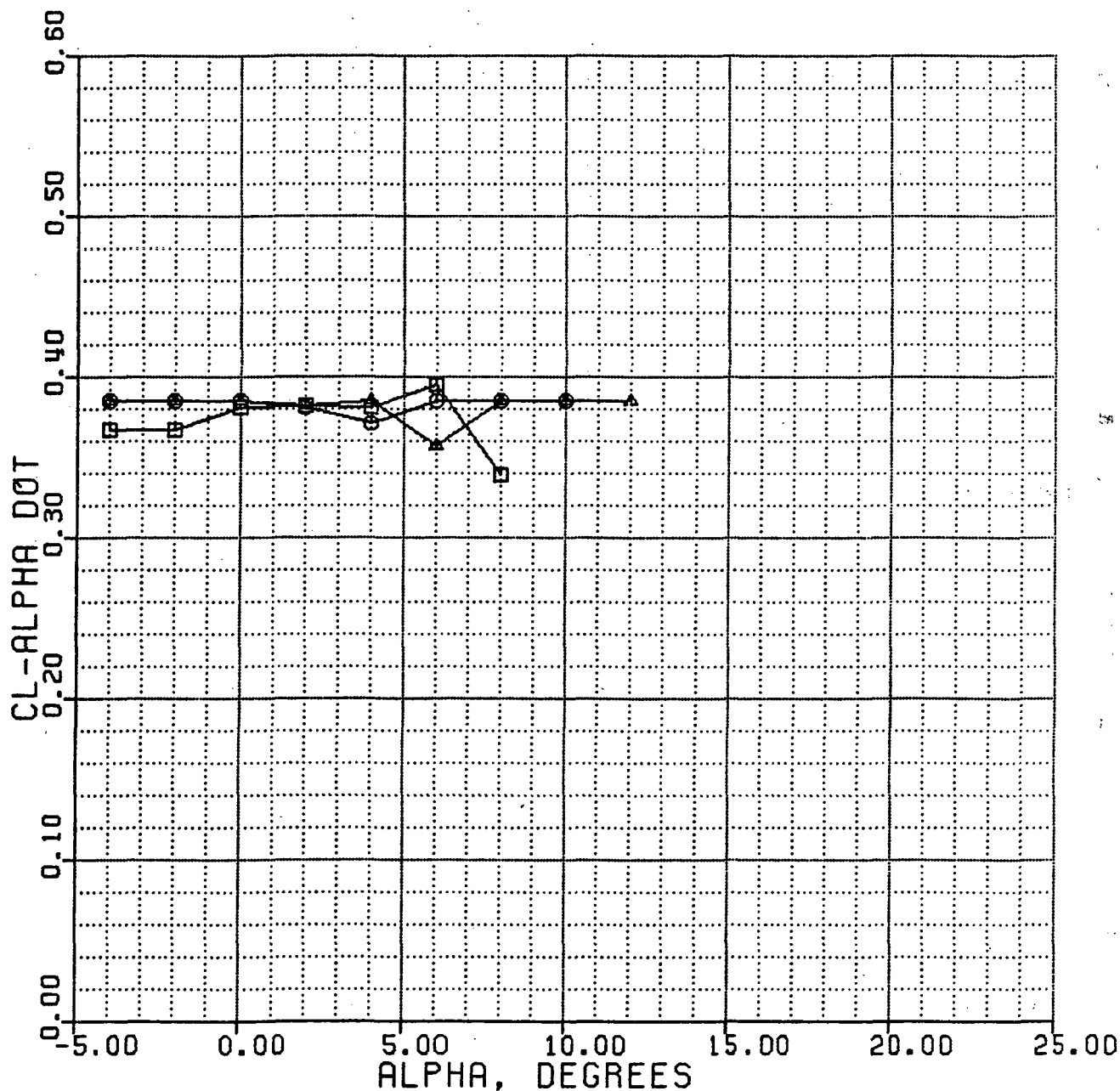


Figure 84(f)

CD-ALPHA DOT VS MACH

7-6-83 X-29A 1-G TRIM NORMAL MODE

XCG = 451.0 WT = 15K

- ALT = S.L. M# = .2 TO 1.05
- ALT = 10K M# = .2 TO 1.2
- △—△ ALT = 20K M# = .3 TO 1.4

ORIGINAL PAGE IS
OF POOR QUALITY

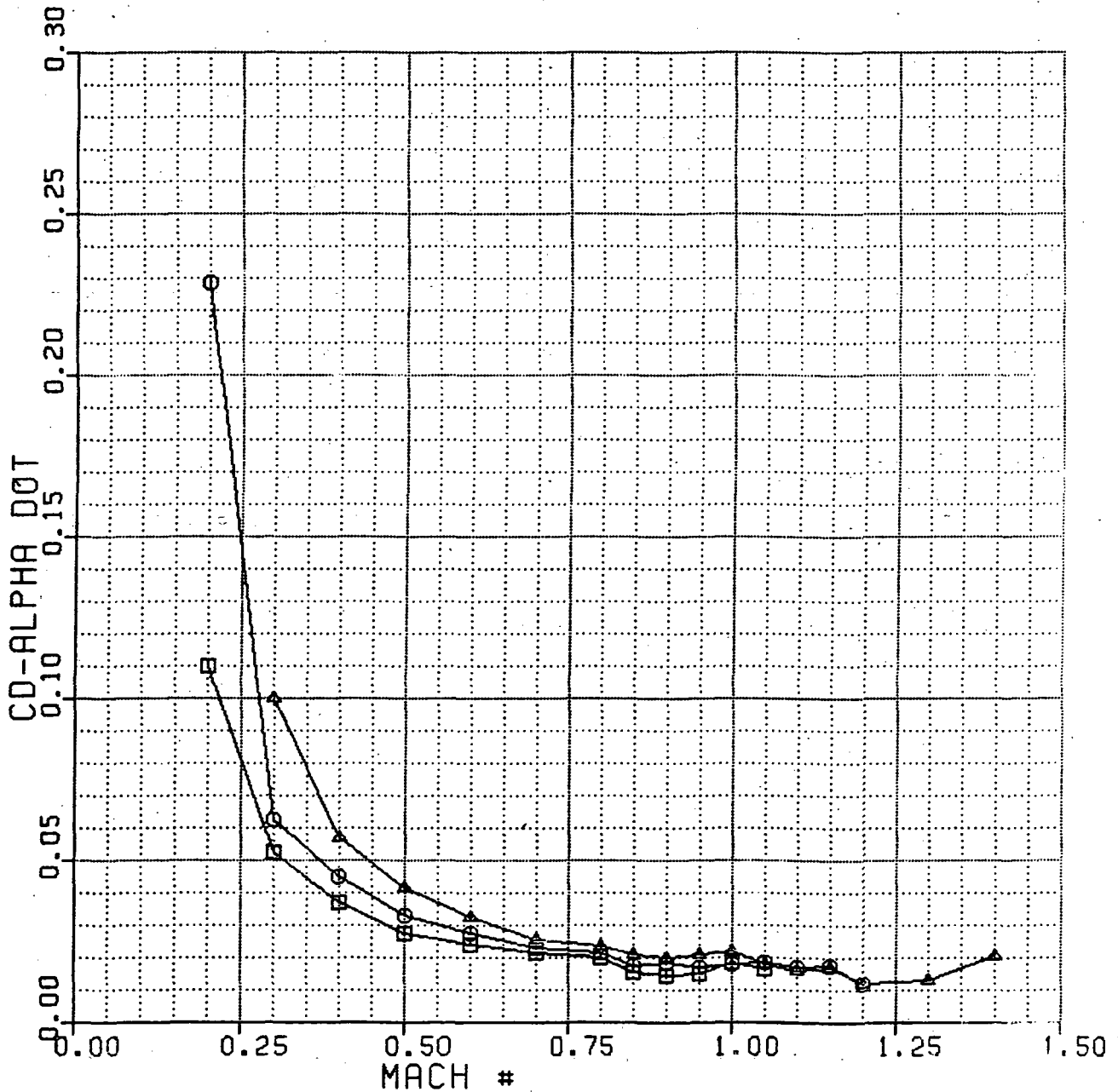


Figure 85(a)

CD-ALPHA DOT VS MACH

7-7-83 X-29A 1-G TRIM NORMAL MODE
 XCG = 451.0 WT = 15K

- — □ ALT = 30K M# = .3 TO 1.5
- — ○ ALT = 40K M# = .6 TO 1.5
- ▲ — ▲ ALT = 50K M# = .6 TO 1.5

ORIGINAL PAGE 15
 OF POOR QUALITY

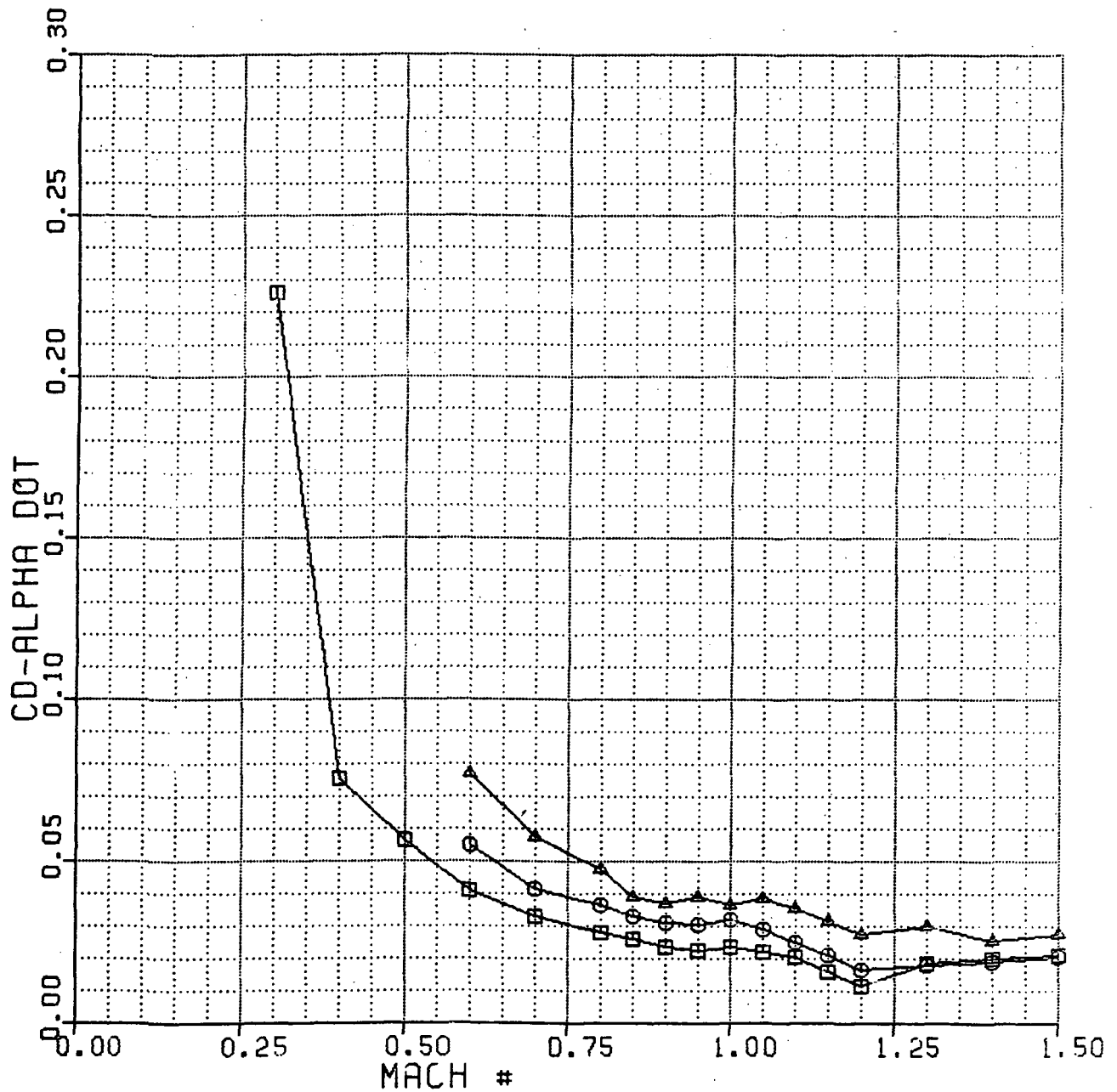


Figure 85(b)

CD-ALPHA DOT VS ALPHA

6-16-83 X-29A M# = 0.4 NORMAL MODE

XCG = 451.0 WT = 15K ALPHA TRIM

- ALT = S.L. ALP: -4 TO 22
- ALT = 10K ALP: -4 TO 22

ORIGINAL PAGE IS
OF POOR QUALITY

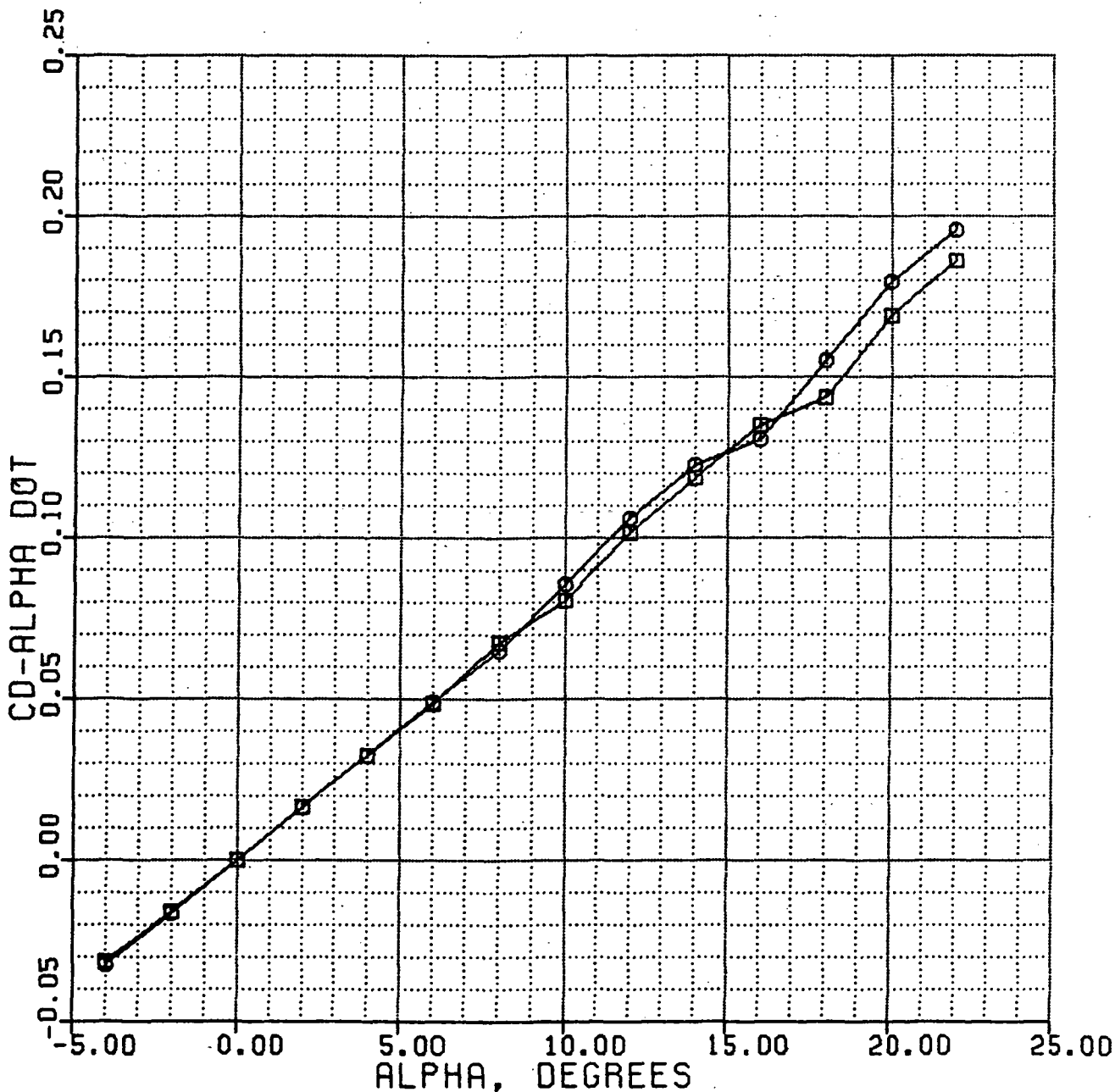


Figure 86(a)

CD-ALPHA DOT VS ALPHA

6-17-83 X-29A M# = 0.6 NORMAL MODE

XCG = 451.0 WT = 15K ALPHA TRIM

□ — □ ALT = 10K ALP: -4 TO 16
○ — ○ ALT = 20K ALP: -4 TO 20

ORIGINAL PAGE IS
OF POOR QUALITY

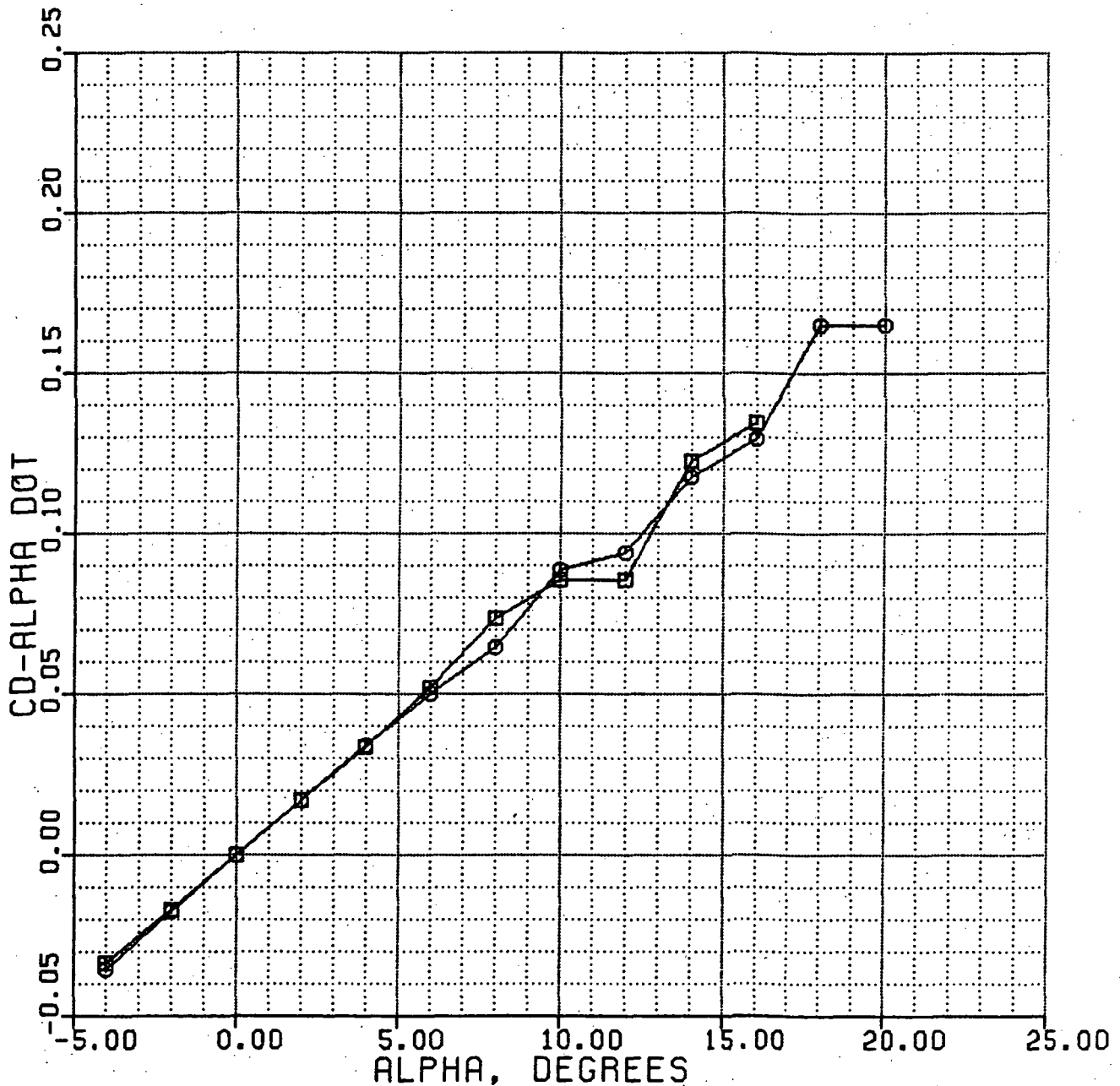


Figure 86(b)

CD-ALPHA DOT VS ALPHA

6-30-83 X-29A M# = 0.8 NORMAL MODE

XCG = 451.0 WT = 15K ALPHA TRIM

- | | | | | |
|---|---|---|-----------|---------------|
| □ | — | □ | ALT = 10K | ALP: 0 TO 10 |
| ○ | — | ○ | ALT = 20K | ALP: -4 TO 12 |
| ▲ | — | ▲ | ALT = 30K | ALP: -4 TO 14 |
| ★ | — | ★ | ALT = 40K | ALP: -4 TO 18 |
| × | — | × | ALT = 50K | ALP: -4 TO 22 |

ORIGINAL PAGE IS
OF POOR QUALITY

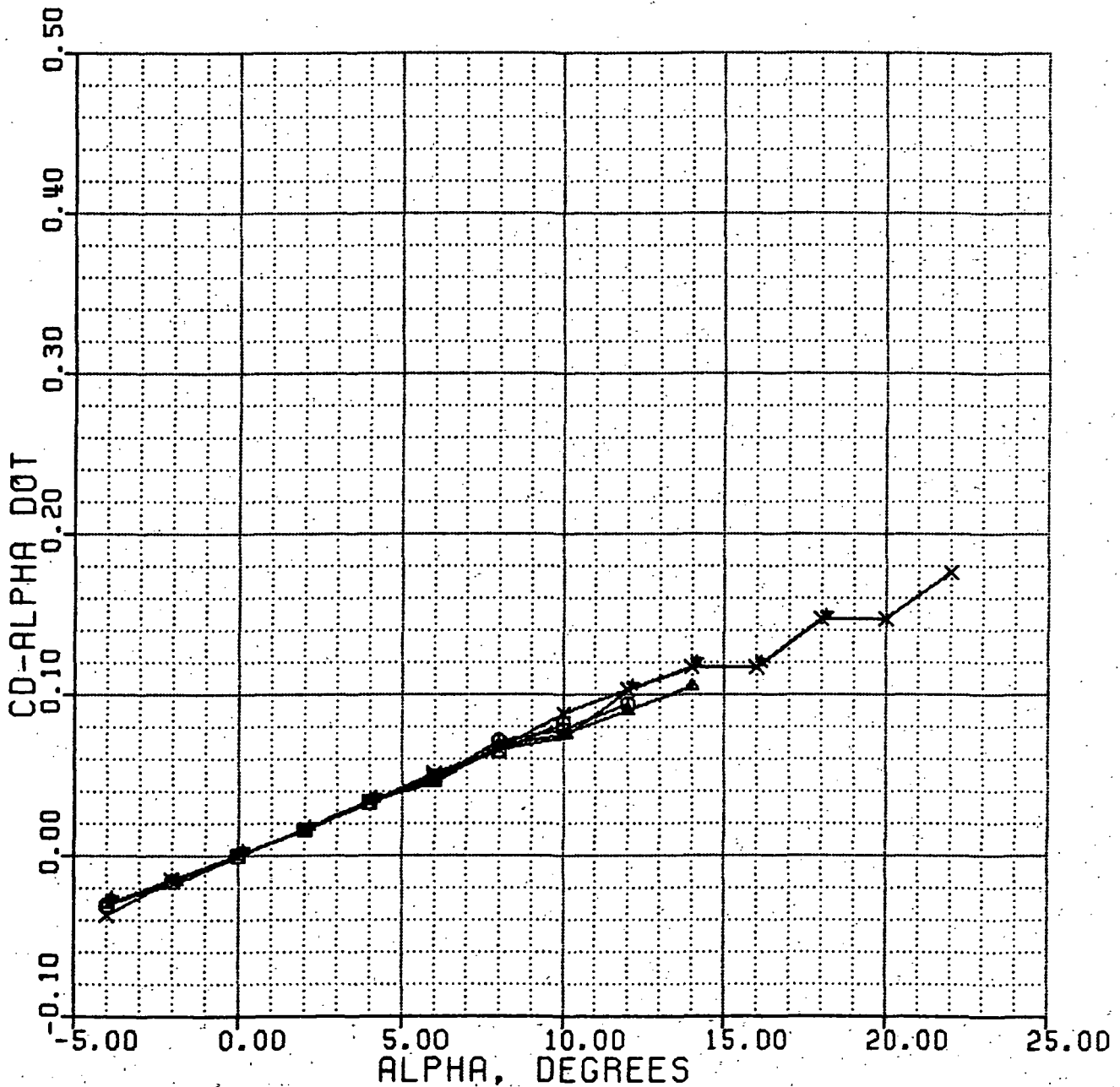


Figure 86(c)

CD-ALPHA DOT VS ALPHA

7-1-83 X-29A M# = 0.9 NORMAL MODE

XCG = 451.0 WT = 15K ALPHA TRIM

- | | | | | |
|---|---|---|-----------|---------------|
| □ | — | □ | ALT = 20K | ALP: 0 TO 10 |
| ○ | — | ○ | ALT = 30K | ALP: -2 TO 12 |
| ▲ | — | ▲ | ALT = 40K | ALP: -4 TO 14 |
| ★ | — | ★ | ALT = 50K | ALP: -4 TO 18 |

ORIGINAL PAGE IS
OF POOR QUALITY

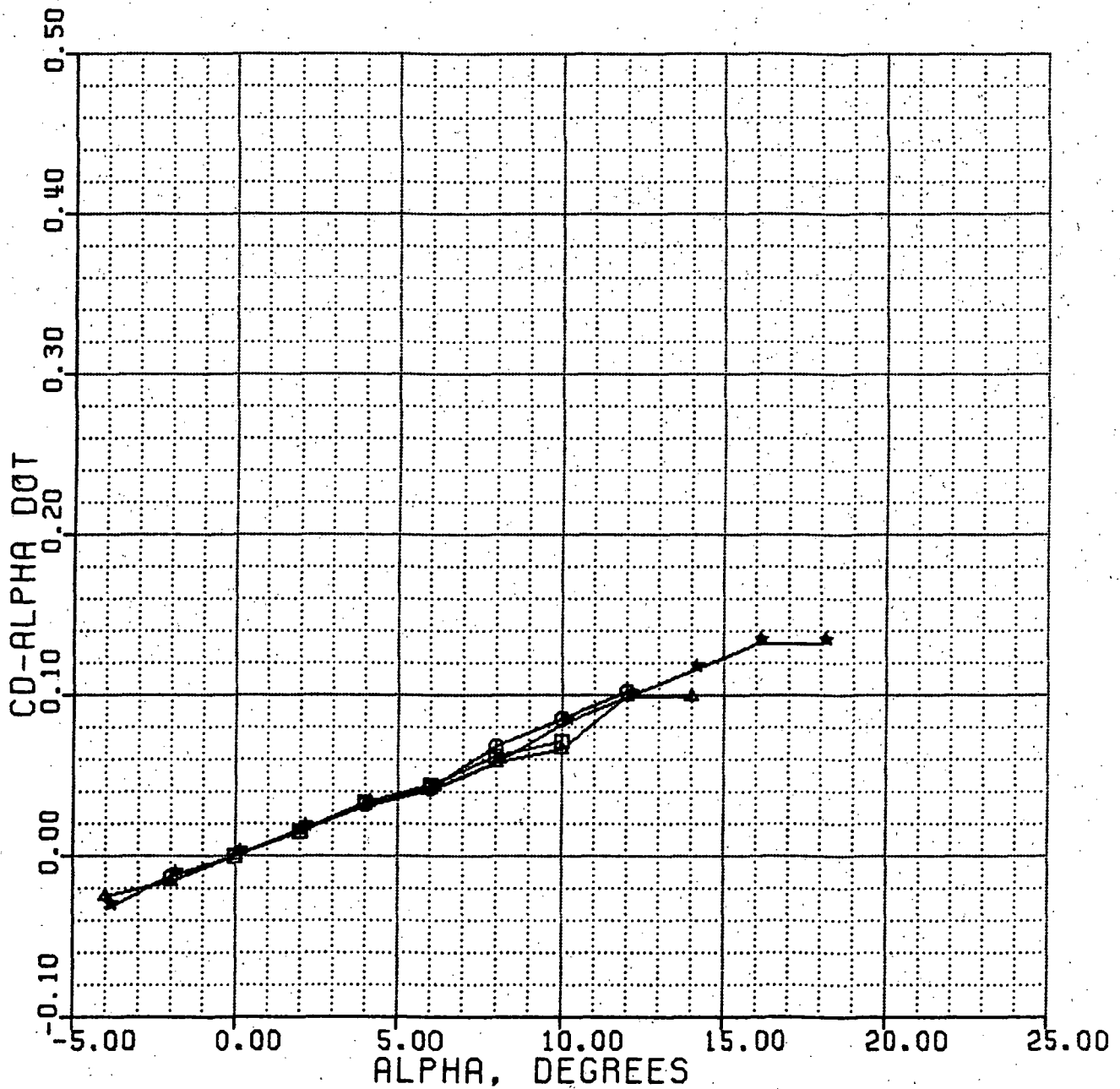


Figure 86(d)

CD-ALPHA DOT VS ALPHA

7-1-83 X-29A M# = 1.2 NORMAL MODE

XCG = 451.0 WT = 15K ALPHA TRIM

- | | | | | |
|---|---|---|-----------|---------------|
| □ | — | □ | ALT = 20K | ALP: -4 TO 8 |
| ○ | — | ○ | ALT = 30K | ALP: -4 TO 10 |
| ▲ | — | ▲ | ALT = 40K | ALP: -4 TO 12 |
| ★ | — | ★ | ALT = 50K | ALP: -4 TO 14 |

ORIGINAL PAGE IS
OF POOR QUALITY

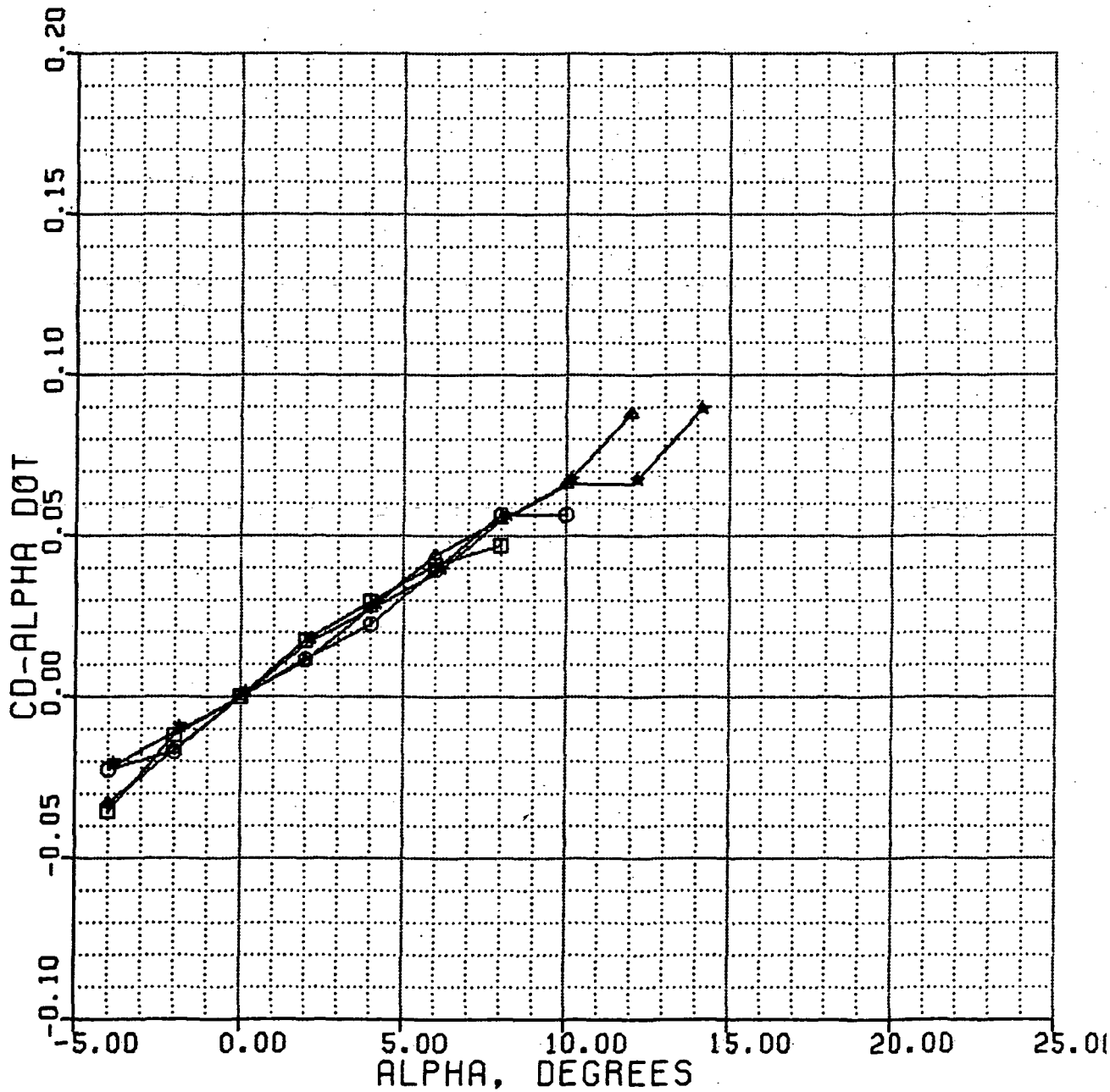


Figure 86(e)

CD-ALPHA DOT VS ALPHA

7-1-83 X-29A M# = 1.5 NORMAL MODE

XCG = 451.0 WT = 15K ALPHA TRIM

□	—	□	ALT = 30K	ALP: -4 TO 8
○	—	○	ALT = 40K	ALP: -4 TO 10
△	—	△	ALT = 50K	ALP: -4 TO 12

ORIGINAL PAGE IS
OF POOR QUALITY

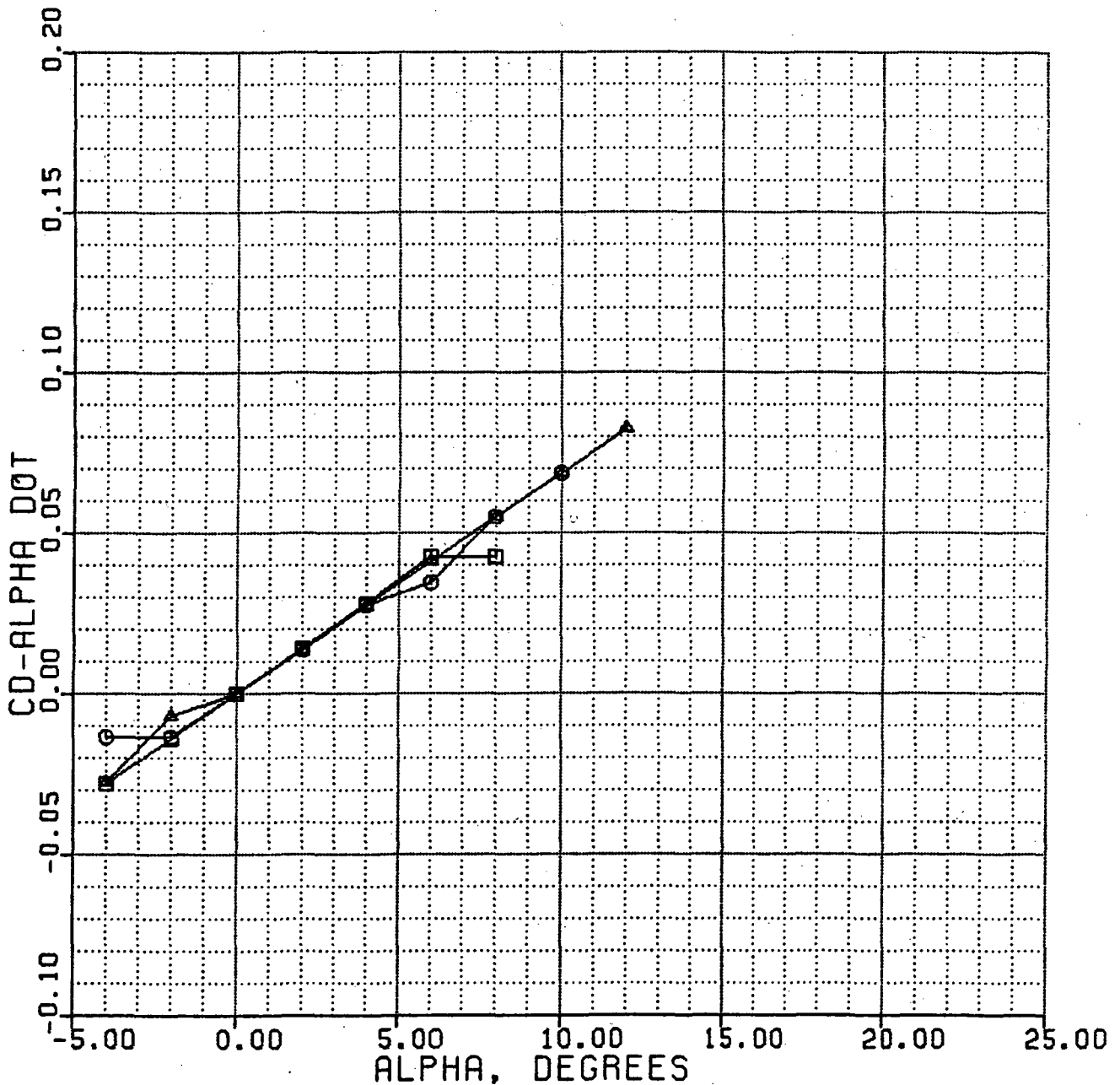


Figure 86(f)

CM-ALPHA DOT VS MACH #
 7-6-83 X-29A 1-G TRIM NORMAL MODE
 XCG = 451.0 WT = 15K

- — □ ALT = S.L. M# = .2 TO 1.05
- — ○ ALT = 10K M# = .2 TO 1.2
- ▲ — ▲ ALT = 20K M# = .3 TO 1.4

ORIGINAL PAGE IS
 OF POOR QUALITY

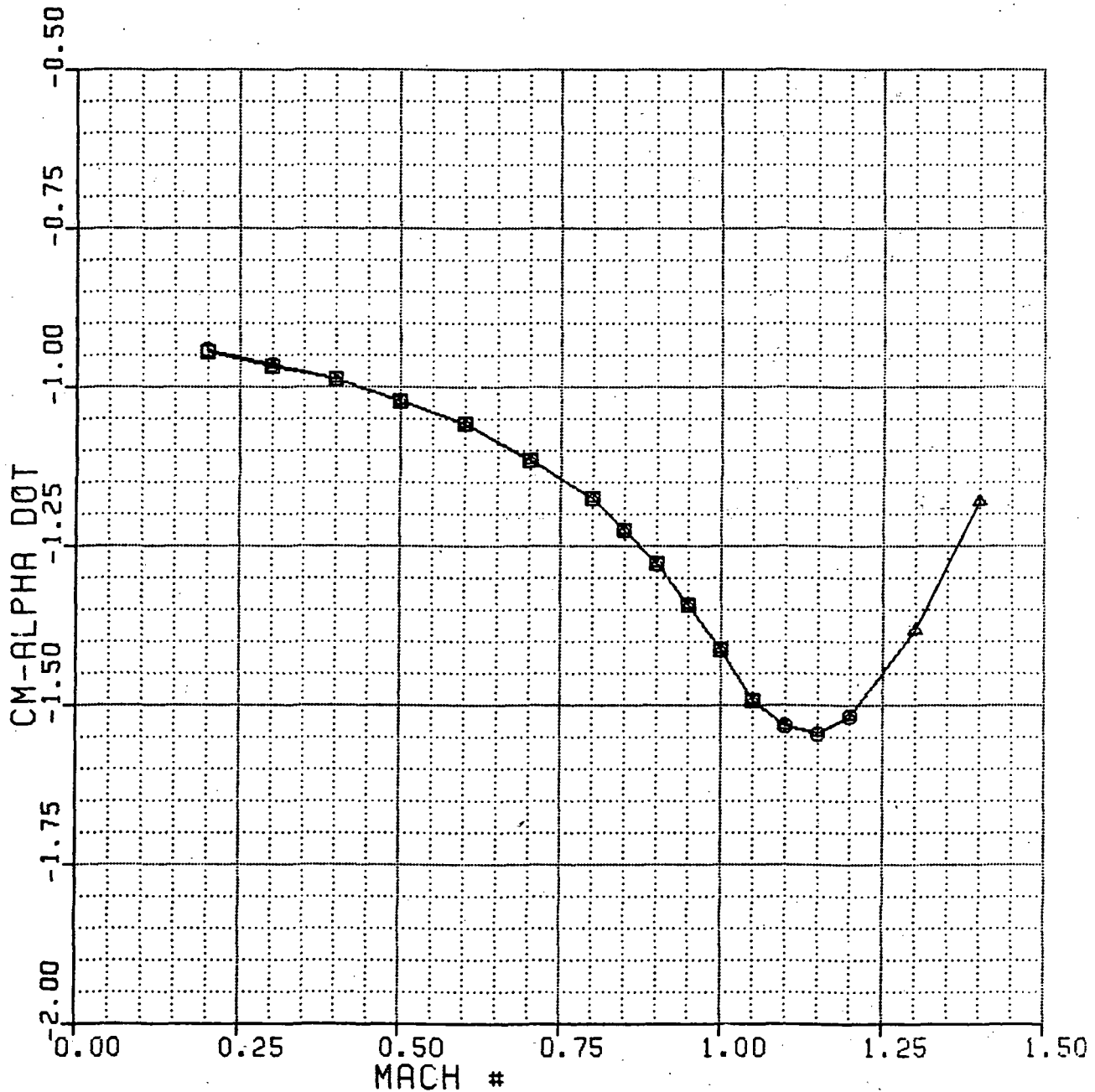


Figure 87(a)

CM-ALPHA DOT VS MACH

7-7-83 X-29A 1-G TRIM NORMAL MODE

XCG = 451.0 WT = 15K

□ ALT = 30K M# = .3 TO 1.5
○ ALT = 40K M# = .6 TO 1.5
△ ALT = 50K M# = .6 TO 1.5

ORIGINAL PAGE IS
OF POOR QUALITY

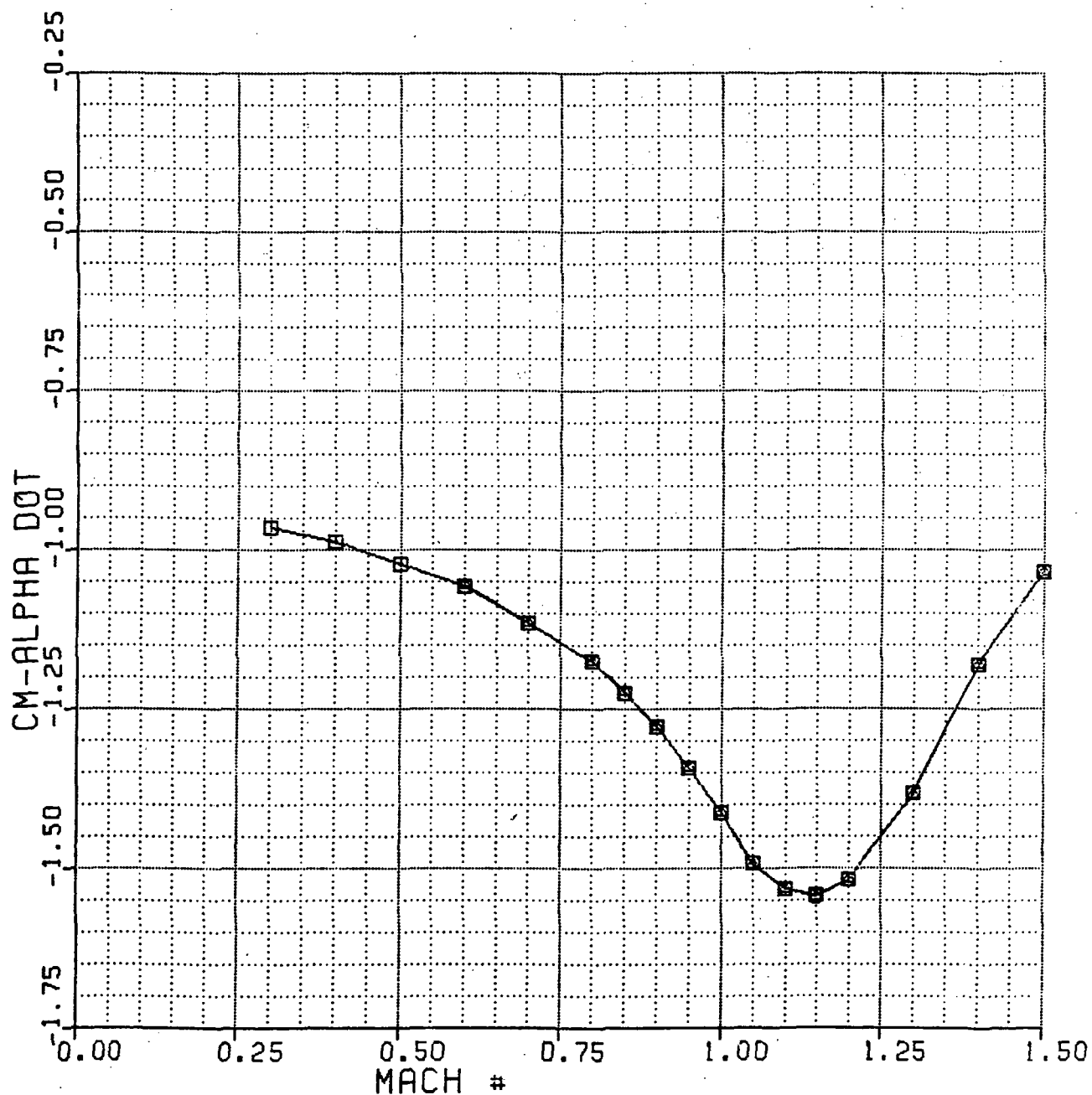


Figure 87(b)

CM-ALPHA DOT VS ALPHA

7-26-83 X-29A M# = 0.4 NORMAL MODE

XCG = 451.0 WT = 15K ALPHA TRIM

□ — □ ALT = S.L. ALP: -4 TO 22
○ — ○ ALT = 10K ALP: -4 TO 22

ORIGINAL PAGE IS
OF POOR QUALITY

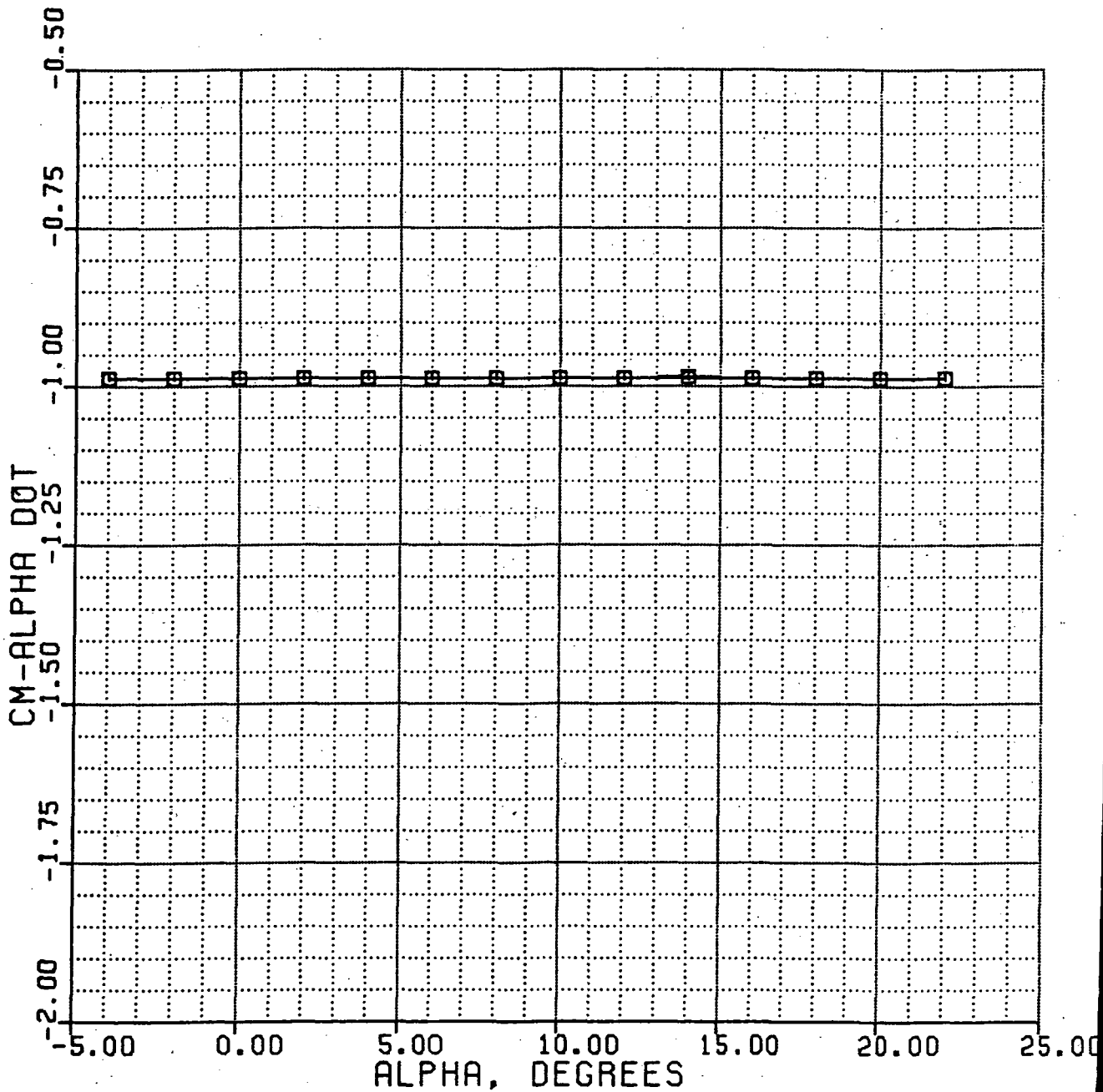


Figure 88(a)

CM-ALPHA DOT VS ALPHA

7-26-83 X-29A M# = 0.6 NORMAL MODE

XCG = 451.0 WT = 15K ALPHA TRIM

□ ALT = 10K ALP: -4 TO 16
○ ALT = 20K ALP: -4 TO 20

ORIGINAL PAGE IS
OF POOR QUALITY

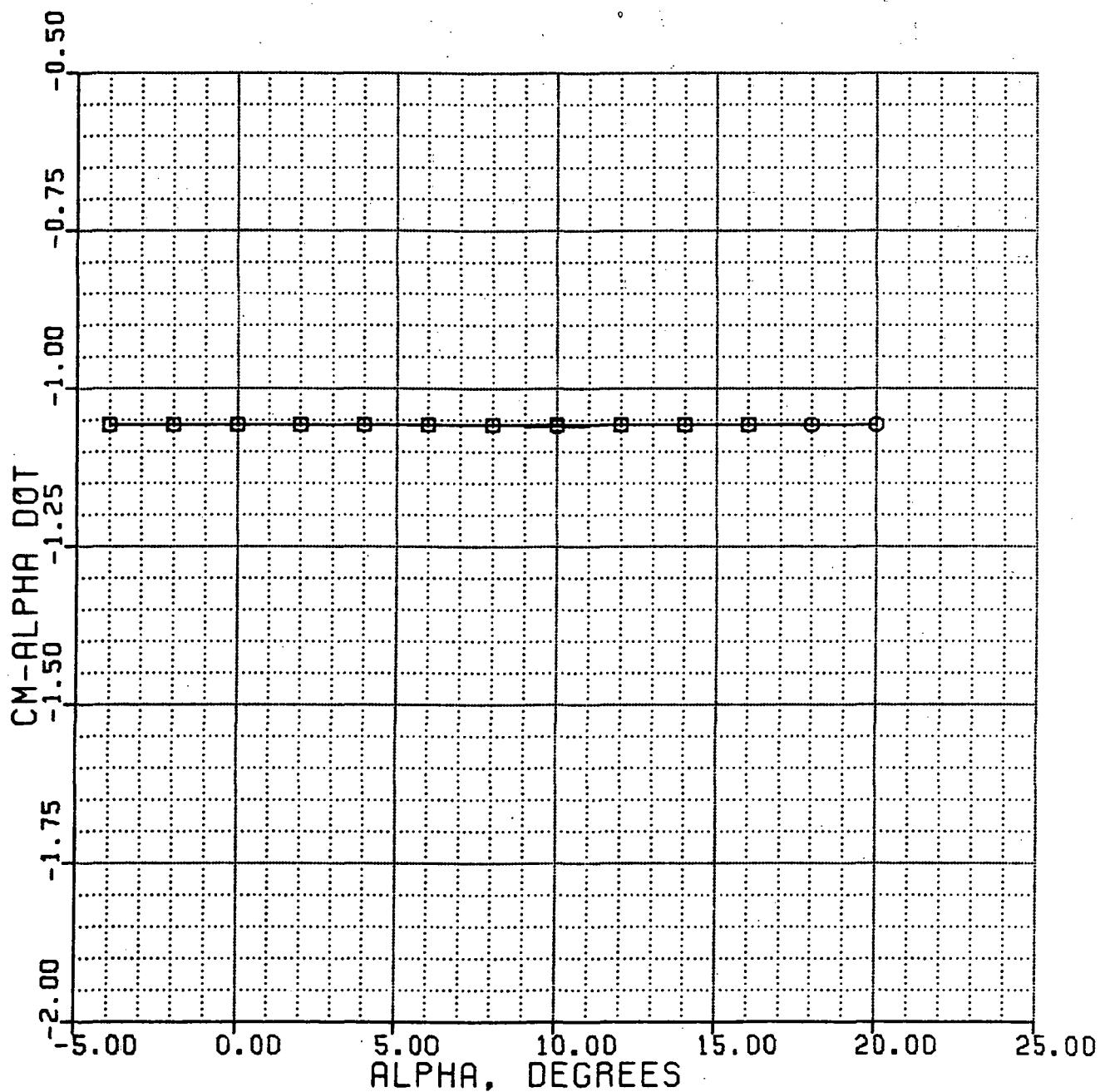


Figure 88(b)

CM-ALPHA DOT VS ALPHA

7-26-83 X-29A M# = 0.8 NORMAL MODE

XCG = 451.0 WT = 15K ALPHA TRIM

- — □ ALT = 10K ALP: 0 TO 10
- — ○ ALT = 20K ALP: -4 TO 12
- ▲ — ▲ ALT = 30K ALP: -4 TO 14
- ★ — ★ ALT = 40K ALP: -4 TO 18
- × — × ALT = 50K ALP: -4 TO 22

ORIGINAL PAGE IS
OF POOR QUALITY

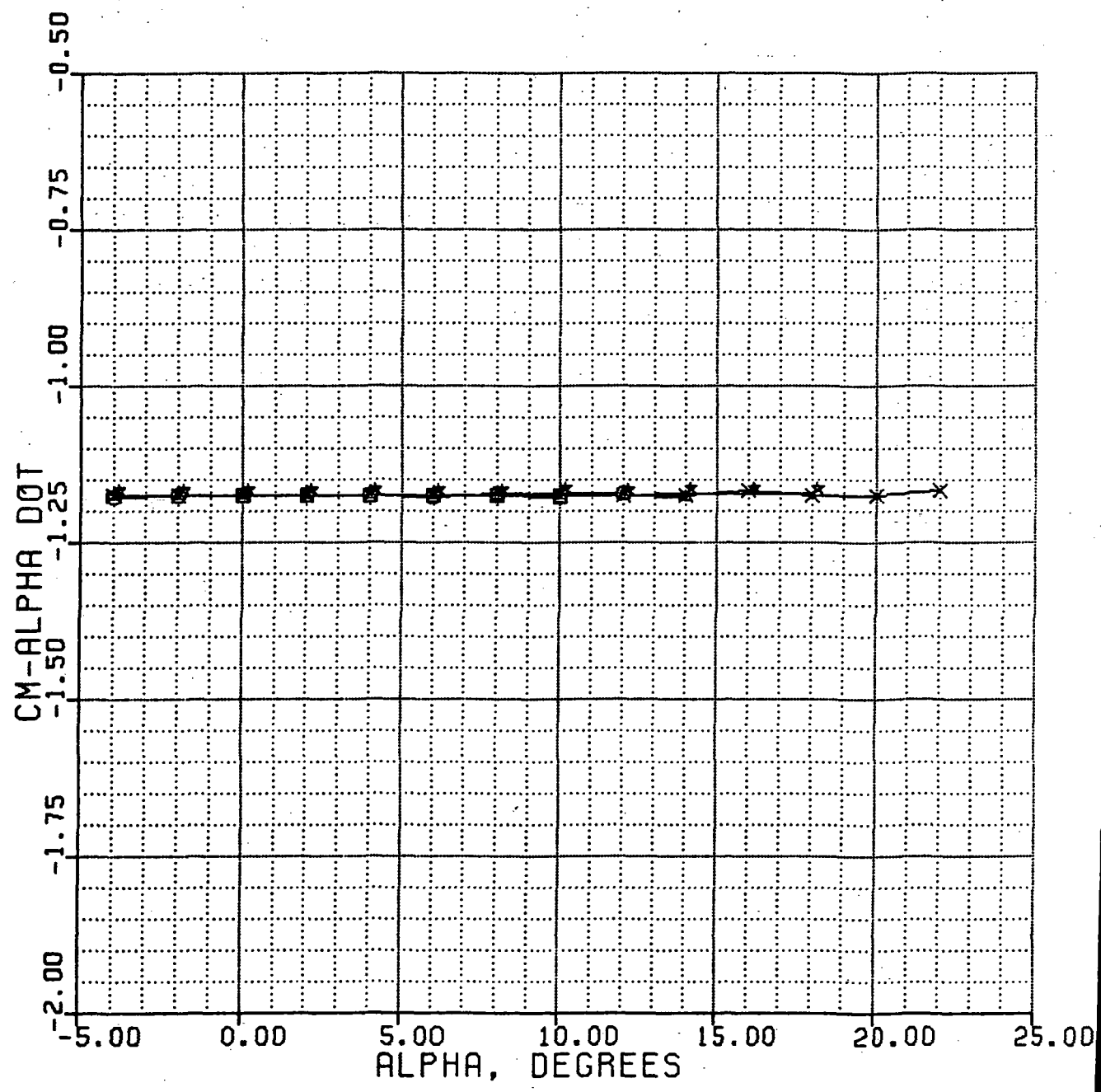


Figure 88(c)

CM-ALPHA DOT VS ALPHA

7-27-83 X-29A M# = 0.9 NORMAL MODE

XCG = 451.0 WT = 15K ALPHA TRIM

- | | | | | |
|---|---|---|-----------|---------------|
| □ | — | □ | ALT = 20K | ALP: 0 TO 10 |
| ○ | — | ○ | ALT = 30K | ALP: -2 TO 12 |
| △ | — | △ | ALT = 40K | ALP: -4 TO 14 |
| ★ | — | ★ | ALT = 50K | ALP: -4 TO 18 |

ORIGINAL PAGE IS
OF POOR QUALITY

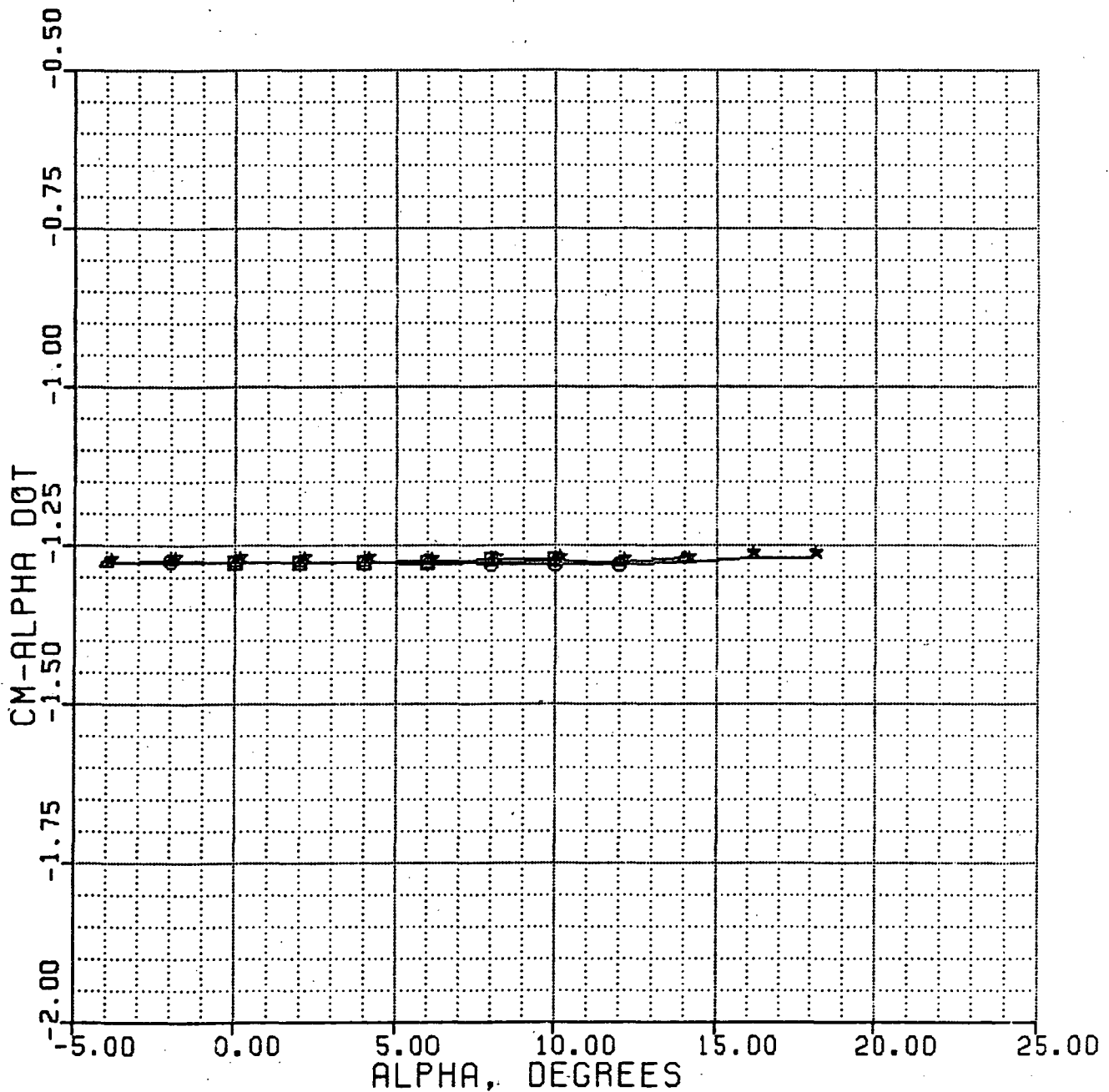


Figure 88(d)

CM-ALPHA DOT VS ALPHA

7-27-83 X-29A M# = 1.2 NORMAL MODE

XCG = 451.0 WT = 15K ALPHA TRIM

- ALT = 20K ALP: -4 TO 8
- ALT = 30K ALP: -4 TO 10
- △ ALT = 40K ALP: -4 TO 12
- ★ ALT = 50K ALP: -4 TO 14

ORIGINAL PAGE IS
OF POOR QUALITY

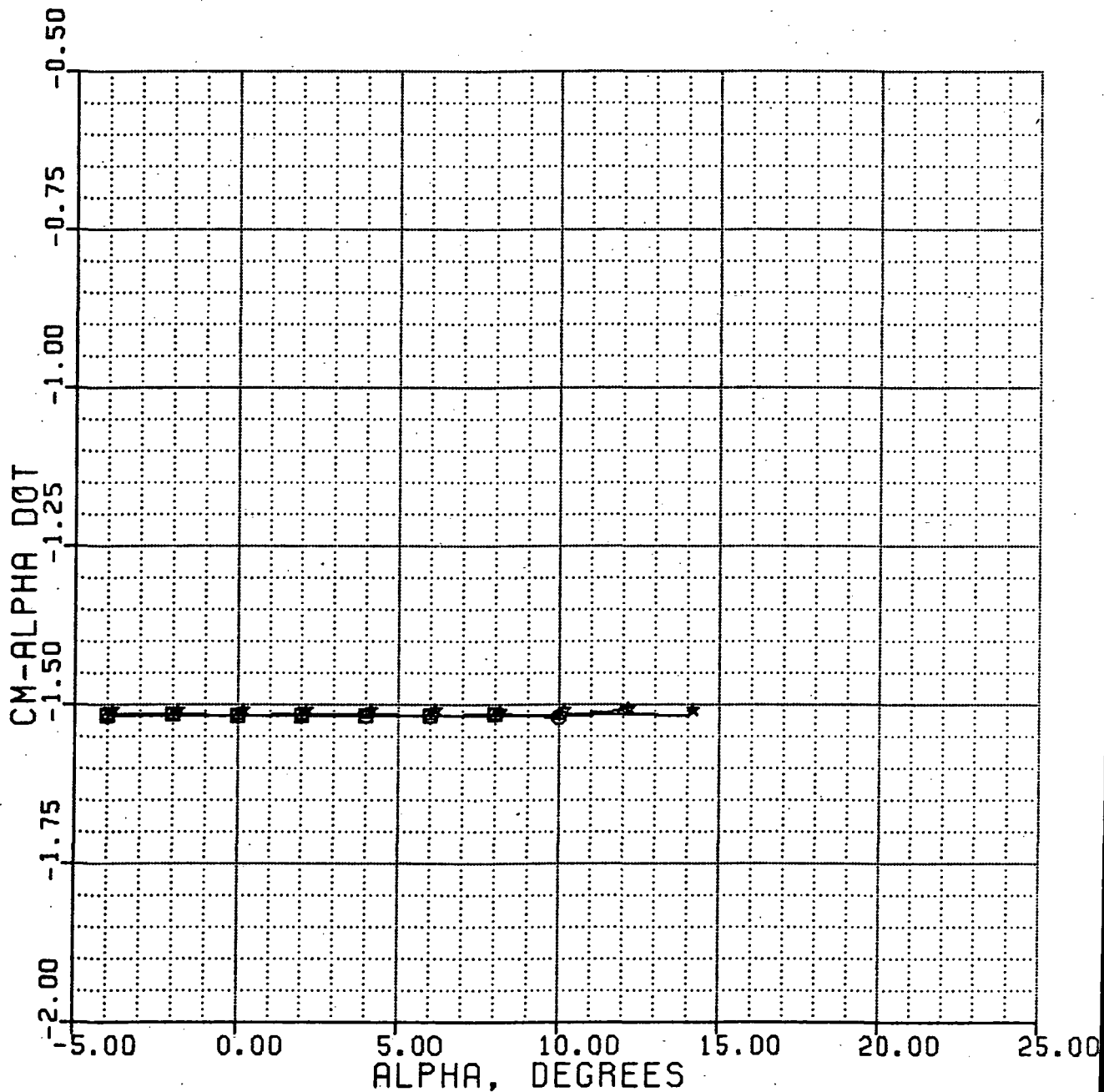


Figure 88(e)

CM-ALPHA DOT VS ALPHA

7-27-83 X-29A M# = 1.5 NORMAL MODE

XCG = 451.0 WT = 15K ALPHA TRIM

□	—	□	ALT = 30K	ALP: -4 TO 8
○	—	○	ALT = 40K	ALP: -4 TO 10
△	—	△	ALT = 50K	ALP: -4 TO 12

ORIGINAL PAGE IS
OF POOR QUALITY

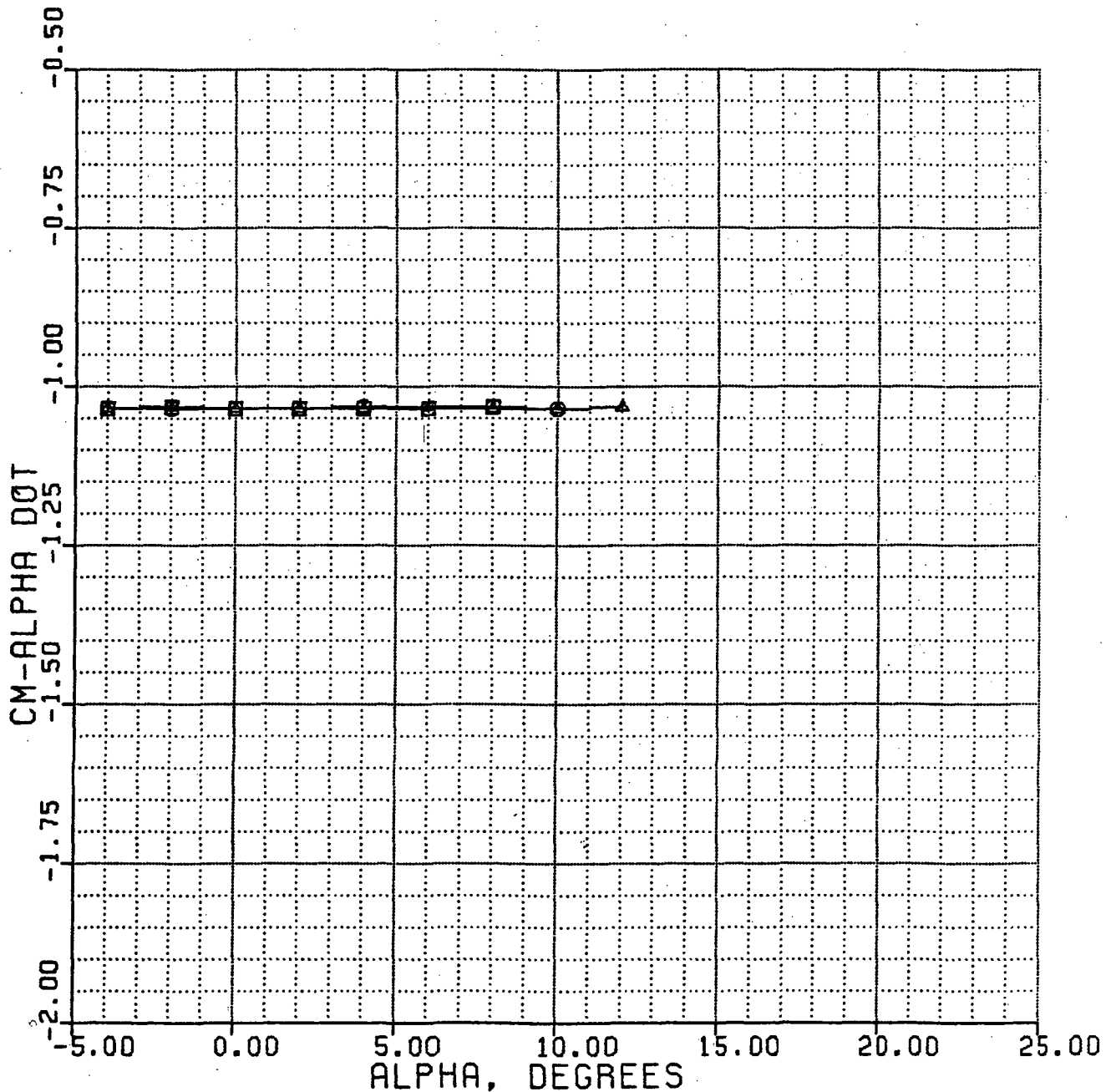


Figure 88(f)

CA-ALPHA DOT VS MACH

7-27-83 X-29A 1-G TRIM NORMAL MODE
XCG = 451.0 WT = 15K.

- — □ ALT = 5.L. M# = .2 TO 1.05
- — ○ ALT = 10K M# = .2 TO 1.2
- ▲ — ▲ ALT = 20K M# = .3 TO 1.4

ORIGINAL PAGE IS
OF POOR QUALITY

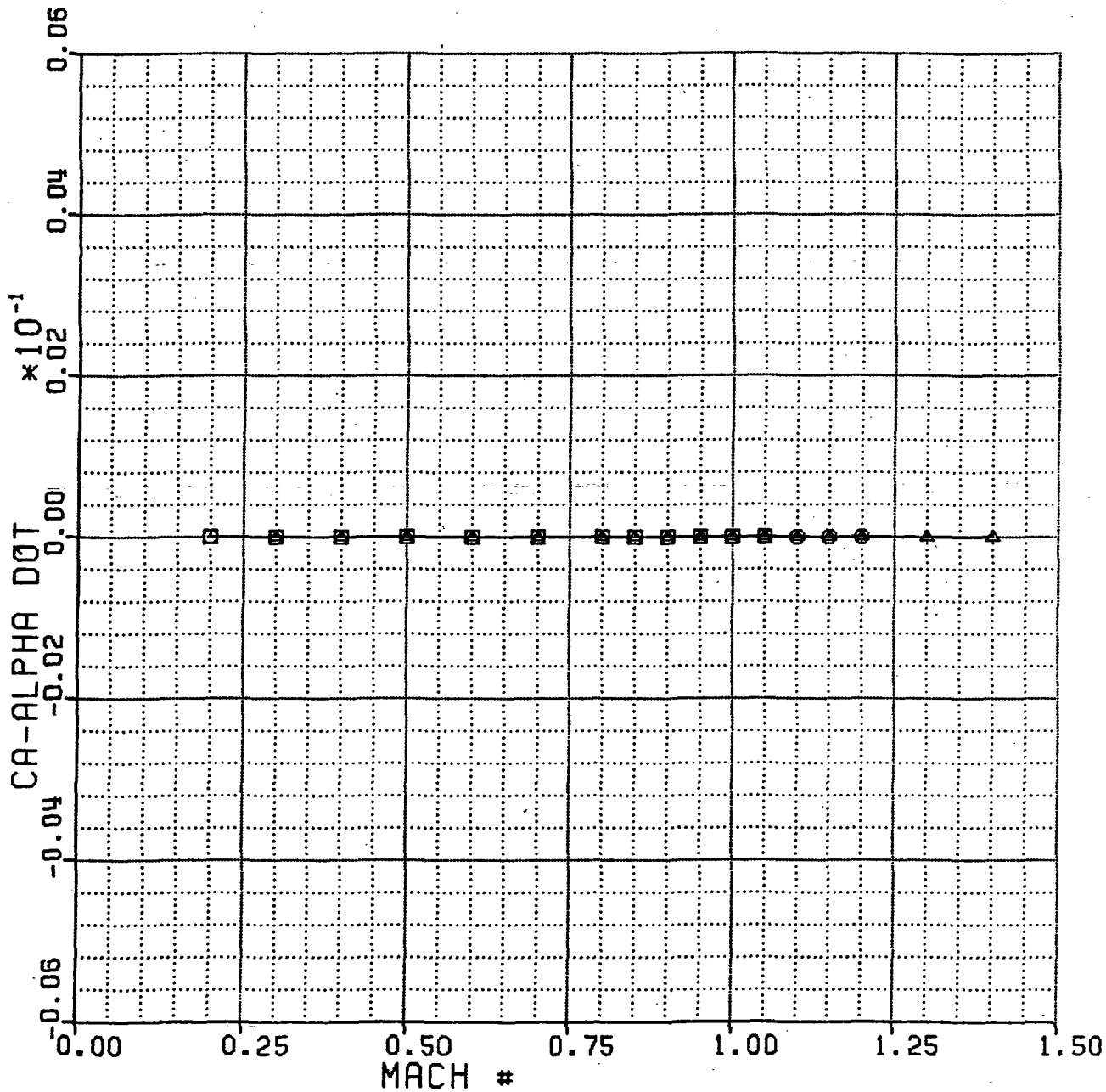


Figure 89(a)

CA-ALPHA DOT VS MACH

7-27-83 X-29A 1-G TRIM NORMAL MODE

XCG = 451.0 WT = 15K

- — □ ALT = 30K M# = .3 TO 1.5
- — ○ ALT = 40K M# = .6 TO 1.5
- ▲ — ▲ ALT = 50K M# = .6 TO 1.5

ORIGINAL PAGE IS
OF POOR QUALITY

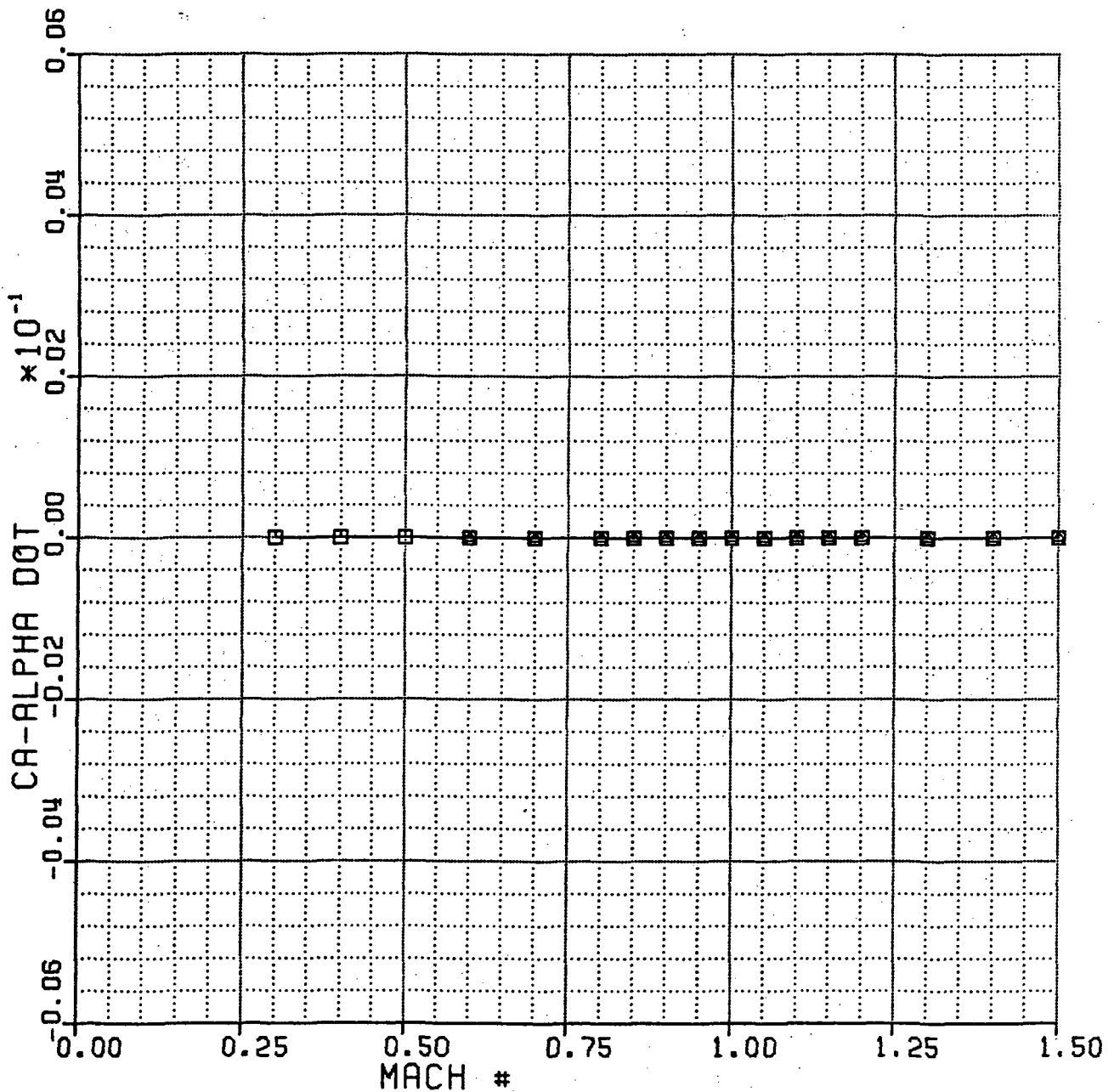


Figure 89(b)

CA-ALPHA DOT VS ALPHA

7-26-83 X-29A M# = 0.4 NORMAL MODE

XCG = 451.0 WT = 15K ALPHA TRIM

□ — □ ALT = S.L. ALP: -4 TO 22
○ — ○ ALT = 10K ALP: -4 TO 22

ORIGINAL PAGE 13
OF POOR QUALITY

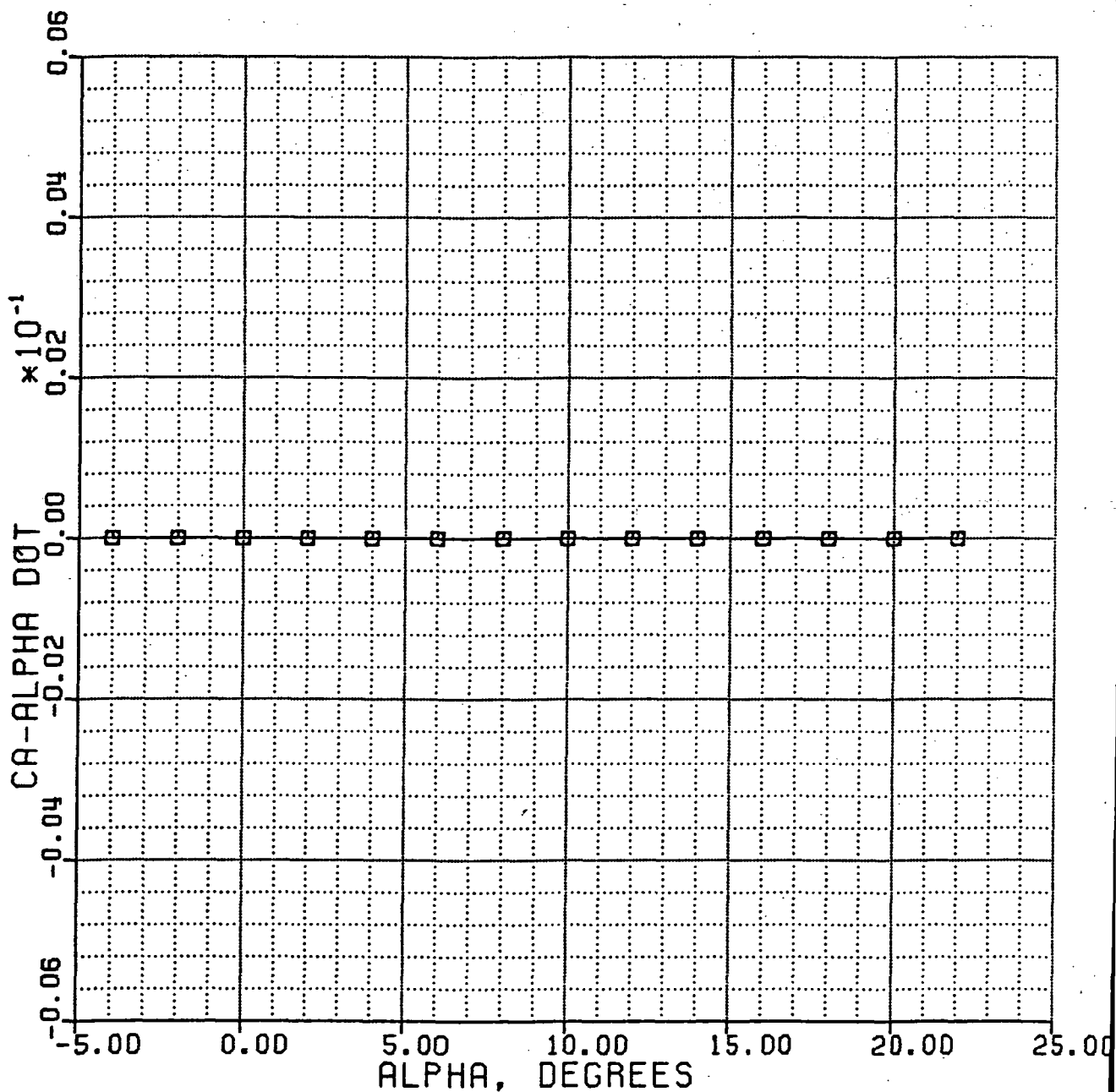


Figure 90(a)

CA-ALPHA DOT VS ALPHA

7-26-83 X-29A M# = 0.6 NORMAL MODE

XCG = 451.0 WT = 15K ALPHA TRIM

□—□ ALT = 10K ALP: -4 TO 16
○—○ ALT = 20K ALP: -4 TO 20

ORIGINAL PAGE 13
OF POOR QUALITY

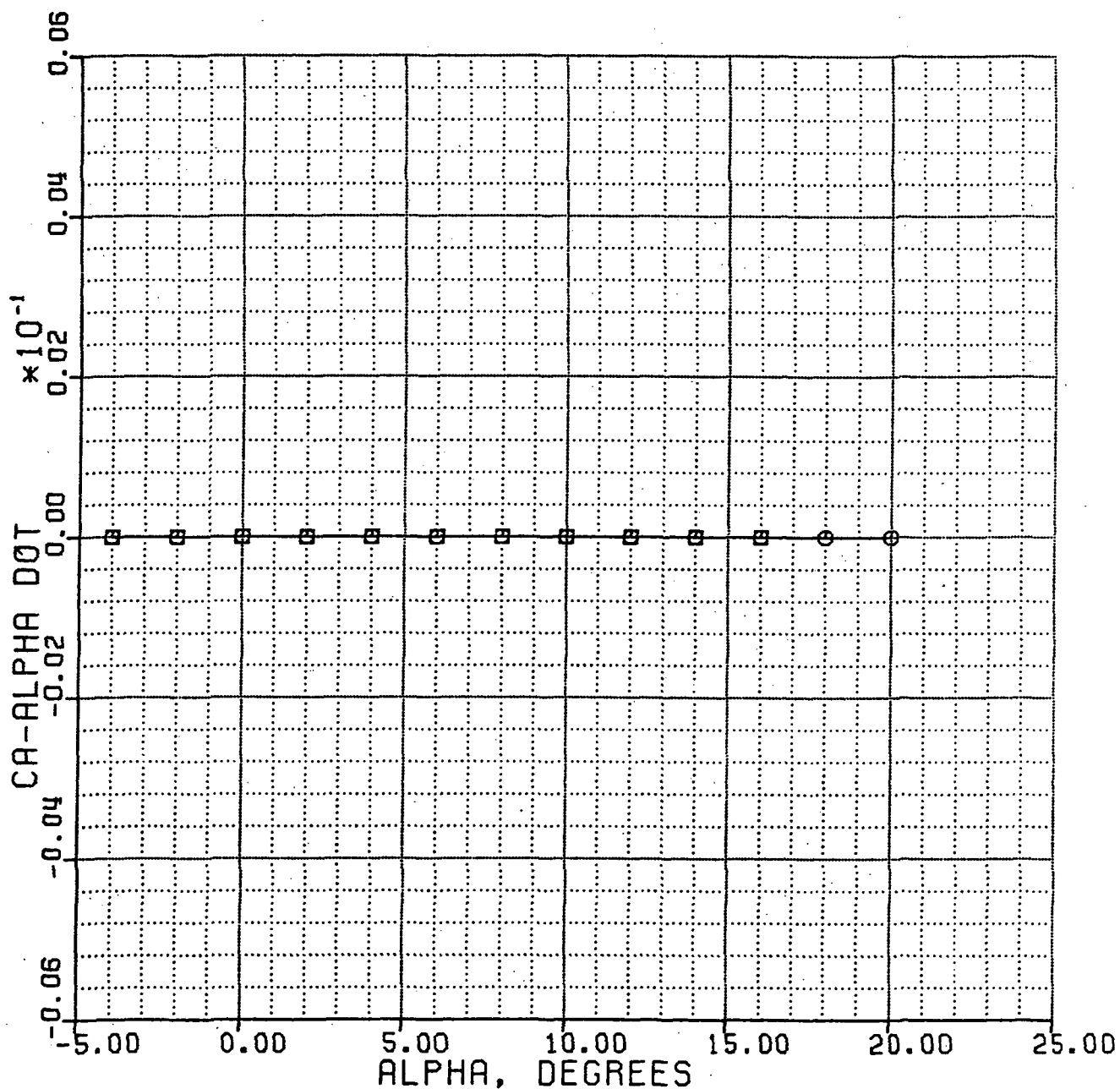


Figure 90(b)

CA-ALPHA DOT VS ALPHA

7-26-83 X-29A M# = 0.8 NORMAL MODE

XCG = 451.0 WT = 15K ALPHA TRIM

□	—	□	ALT = 10K	ALP: 0 TO 10
○	—	○	ALT = 20K	ALP: -4 TO 12
▲	—	▲	ALT = 30K	ALP: -4 TO 14
★	—	★	ALT = 40K	ALP: -4 TO 18
×	—	×	ALT = 50K	ALP: -4 TO 22

ORIGINAL PAGE 18
OF POOR QUALITY

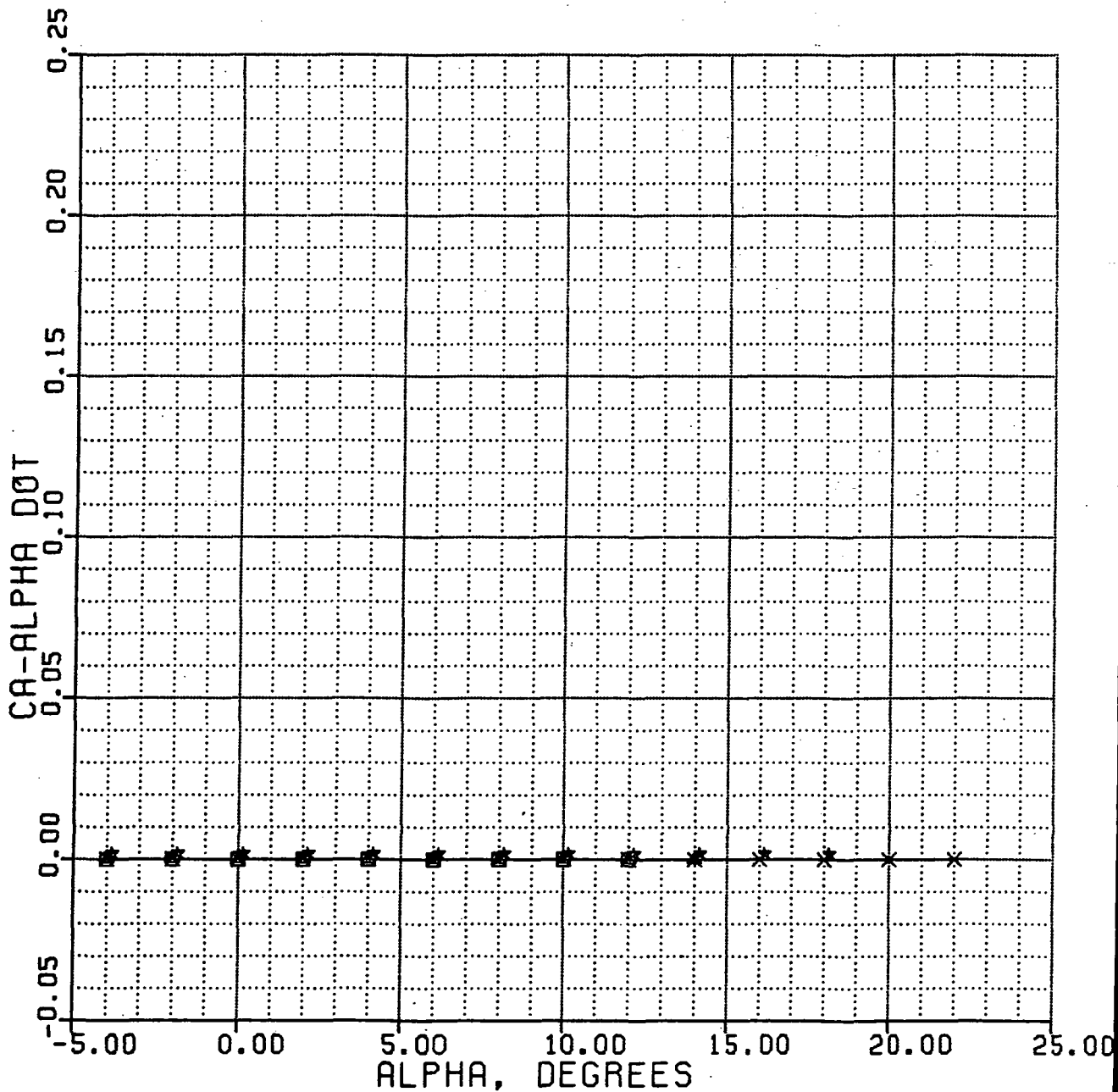


Figure 90(c)

CA-ALPHA DOT VS ALPHA

7-27-83 X-29A M# = 0.9 NORMAL MODE

XCG = 451.0 WT = 15K ALPHA TRIM

- | | | | | |
|---|---|---|-----------|---------------|
| □ | — | □ | ALT = 20K | ALP: 0 TO 10 |
| ○ | — | ○ | ALT = 30K | ALP: -2 TO 12 |
| △ | — | △ | ALT = 40K | ALP: -4 TO 14 |
| ★ | — | ★ | ALT = 50K | ALP: -4 TO 18 |

ORIGINAL PAGE IS
OF POOR QUALITY

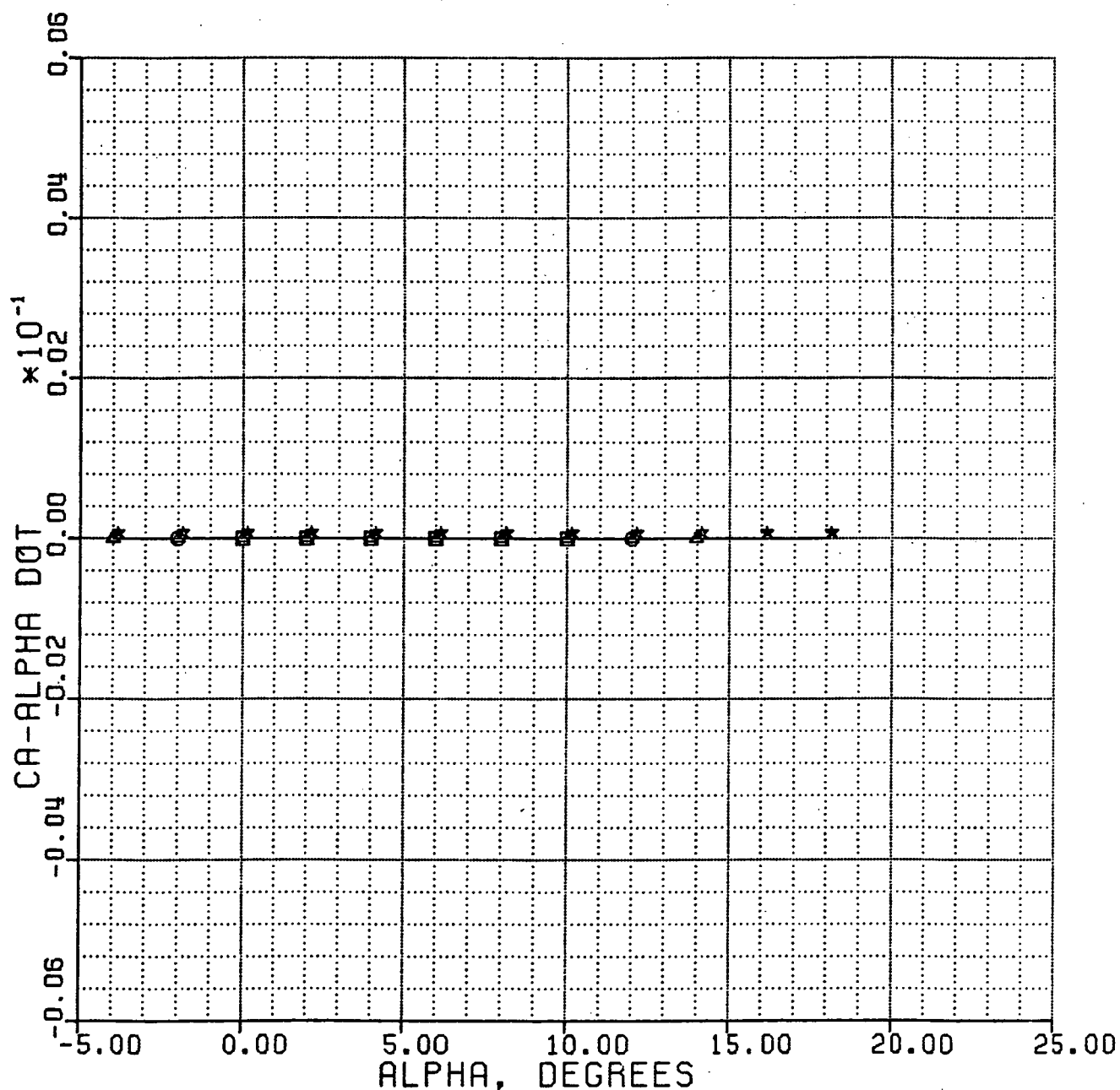


Figure 90(d)

CA-ALPHA DOT VS ALPHA

7-27-83 X-29A M# = 1.2 NORMAL MODE

XCG = 451.0 WT = 15K ALPHA TRIM

- ALT = 20K ALP: -4 TO 8
- ALT = 30K ALP: -4 TO 10
- ▲ ALT = 40K ALP: -4 TO 12
- ★ ALT = 50K ALP: -4 TO 14

ORIGINAL PAGE IS
OF POOR QUALITY

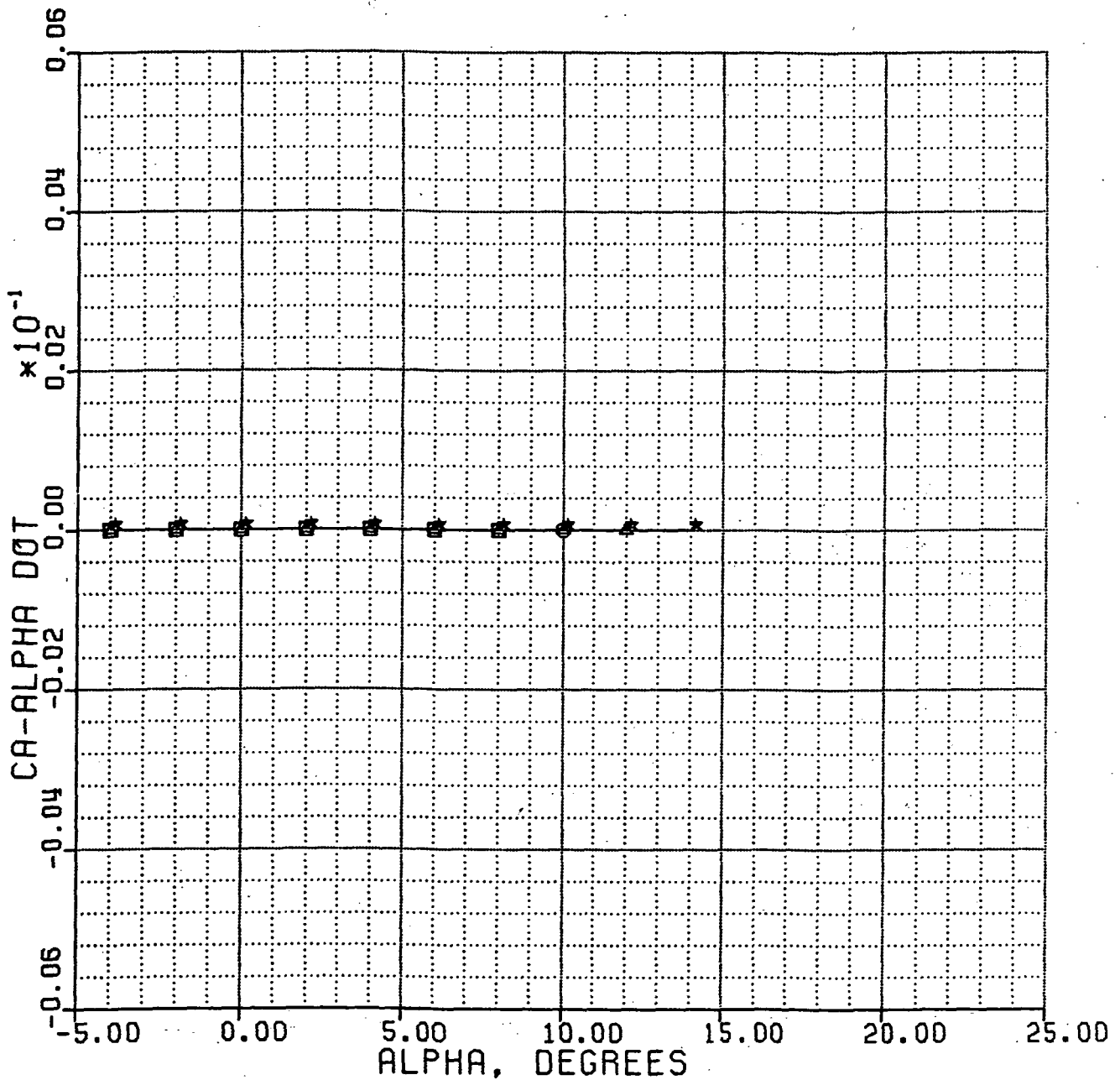


Figure 90(e)

CA-ALPHA DOT VS ALPHA

7-27-83 X-29A M# = 1.5 NORMAL MODE

XCG = 451.0 WT = 15K ALPHA TRIM

□	—	□	ALT = 30K	ALP: -4 TO 8
○	—	○	ALT = 40K	ALP: -4 TO 10
△	—	△	ALT = 50K	ALP: -4 TO 12

ORIGINAL PAGE IS
OF POOR QUALITY

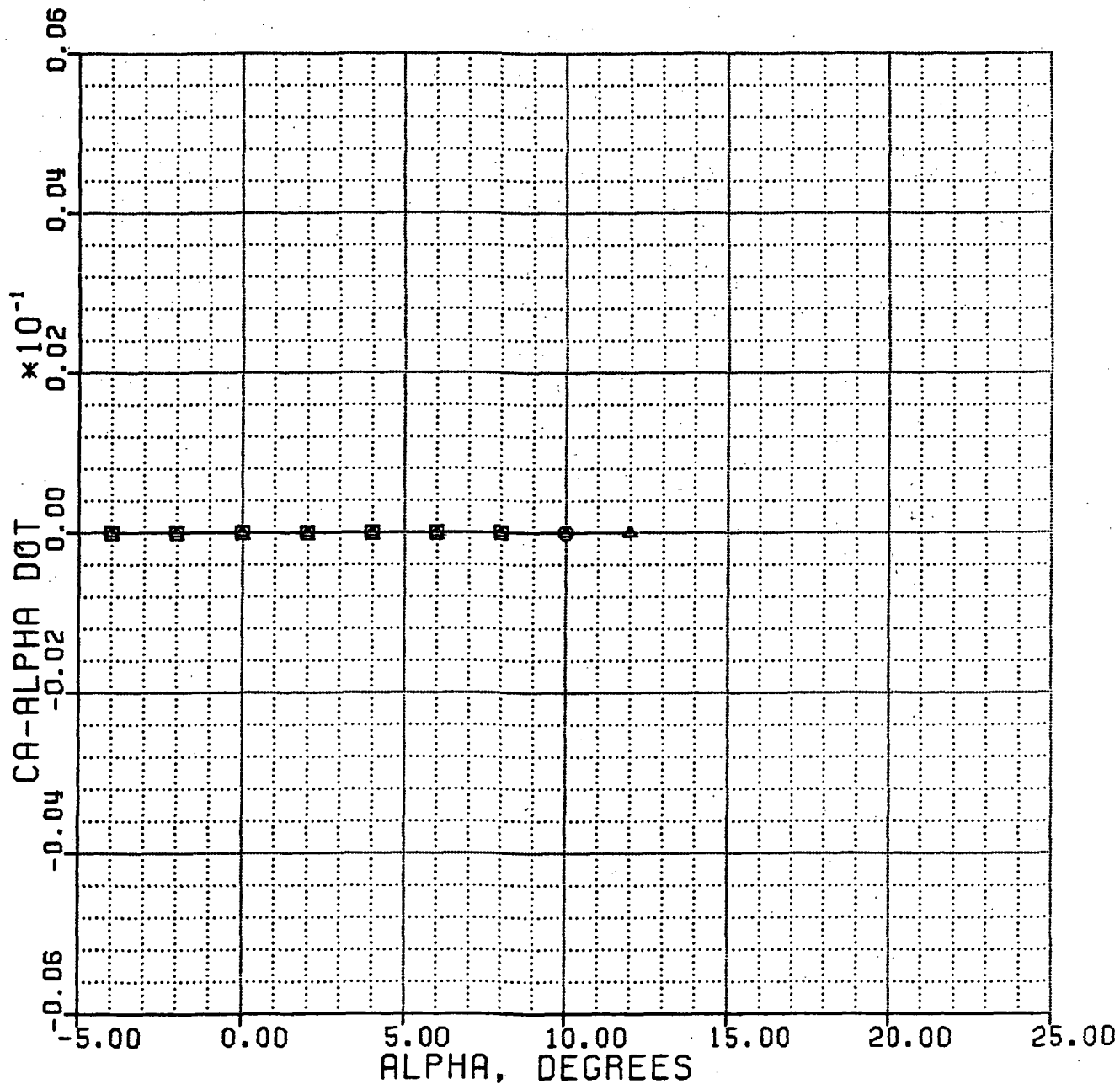


Figure 90(f)

CN-ALPHA DOT VS MACH #
 7-6-83 X-29A 1-G TRIM NORMAL MODE
 XCG = 451.0 WT = 15K

ALT = S.L. M# = .2 TO 1.05

 ALT = 10K M# = .2 TO 1.2

 ALT = 20K M# = .3 TO 1.4

ORIGINAL PAGE IS
 OF POOR QUALITY

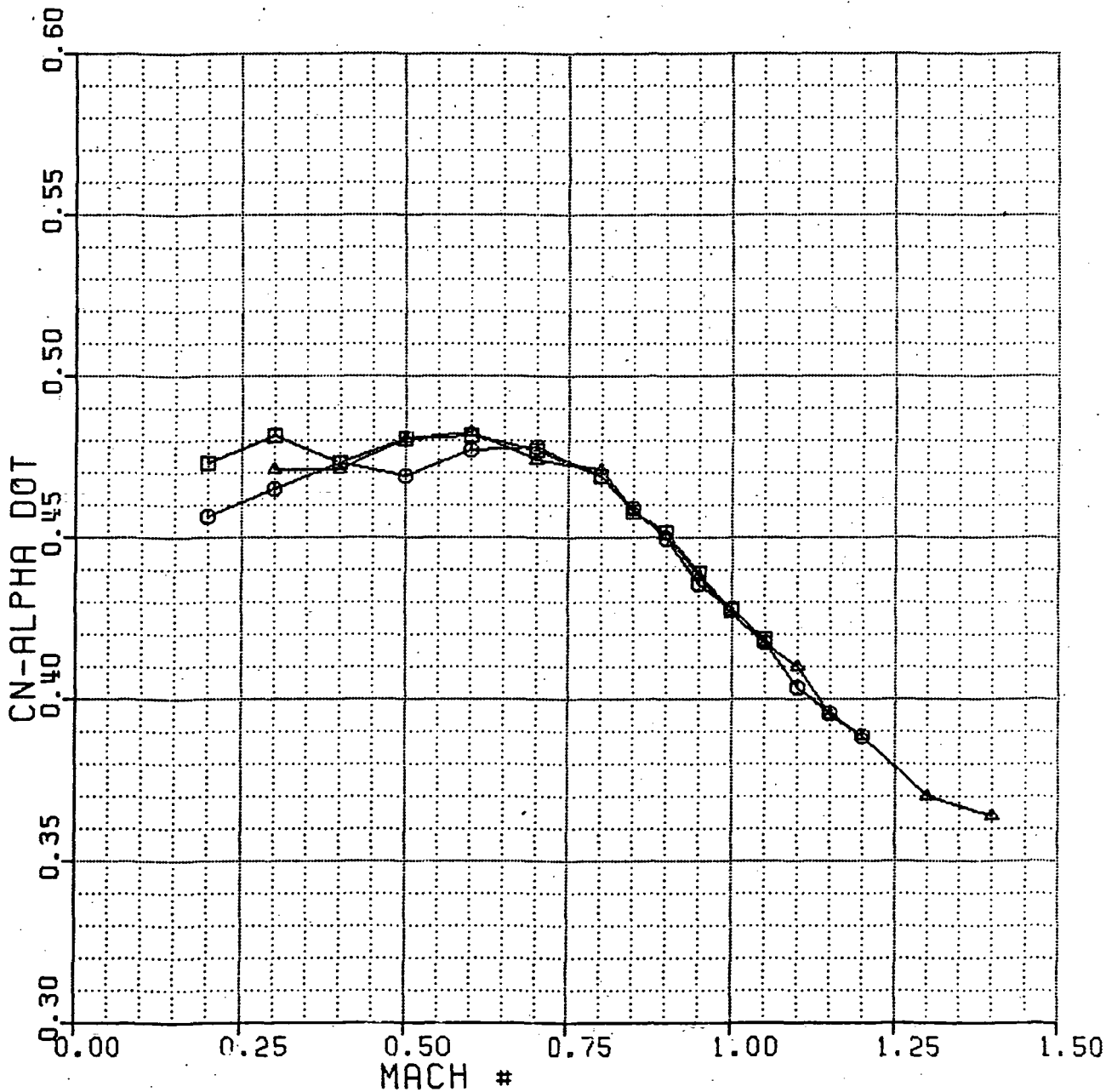


Figure 91(a)

CN-ALPHA DOT VS MACH #
 7-7-83 X-29A 1-G TRIM NORMAL MODE
 XCG = 451.0 WT = 15K

□	—	□	ALT = 30K	M# = .3 TO 1.5
○	—	○	ALT = 40K	M# = .6 TO 1.5
△	—	△	ALT = 50K	M# = .6 TO 1.5

ORIGINAL PAGE IS
 OF POOR QUALITY

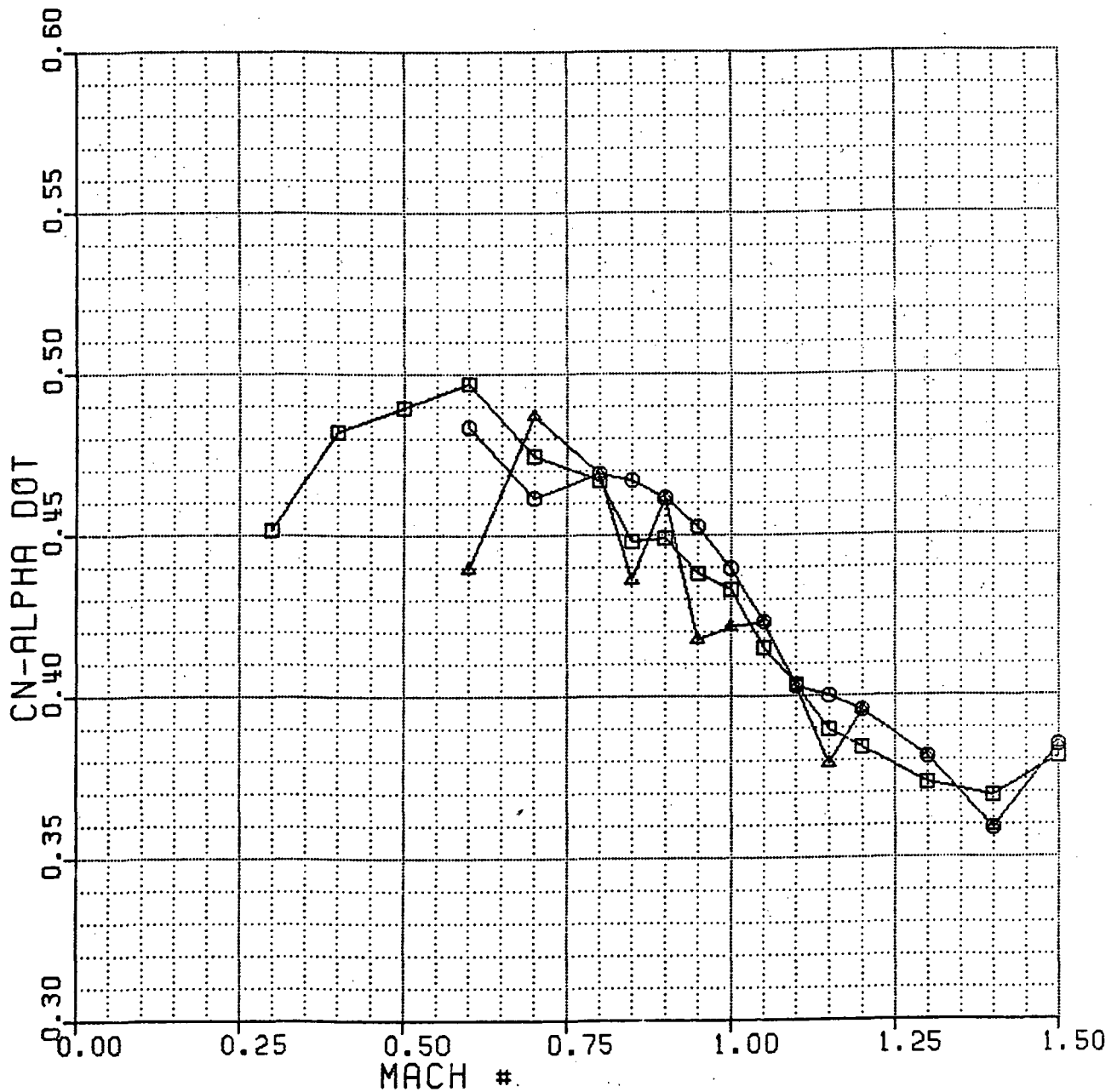


Figure 91(b)

CN-ALPHA DOT VS ALPHA

7-26-83 X-29A M# = 0.4 NORMAL MODE

XCG = 451.0 WT = 15K ALPHA TRIM

□ ALT = S.L. ALP: -4 TO 22
○ ALT = 10K ALP: -4 TO 22

ORIGINAL PAGE IS
OF POOR QUALITY

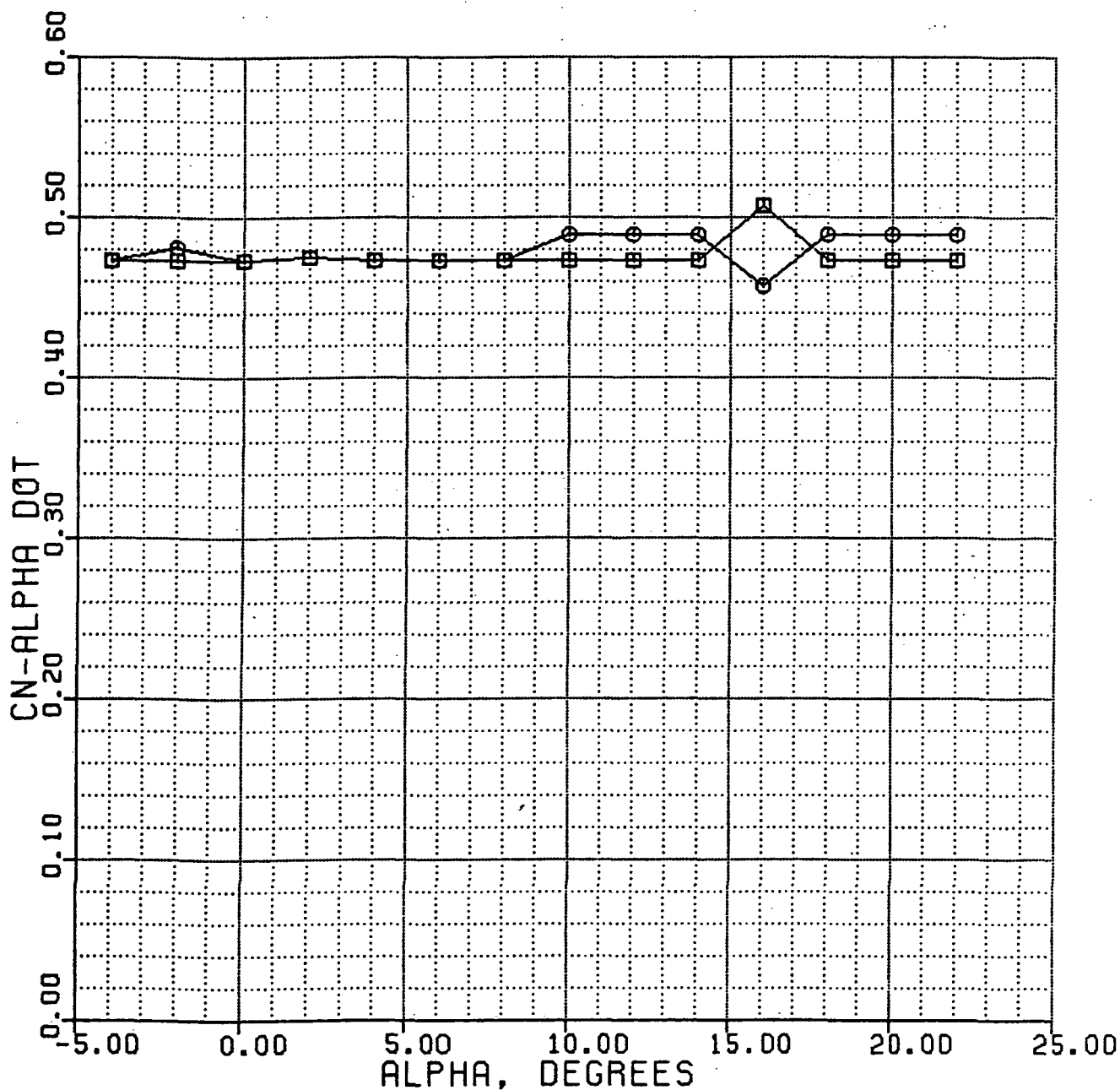


Figure 92(a)

CN-ALPHA DOT VS ALPHA

7-26-83 X-29A M# = 0.6 NORMAL MODE

XCG = 451.0 WT = 15K ALPHA TRIM

□ ALT = 10K ALP: -4 TO 16
○ ALT = 20K ALP: -4 TO 20

ORIGINAL PAGE IS
OF POOR QUALITY

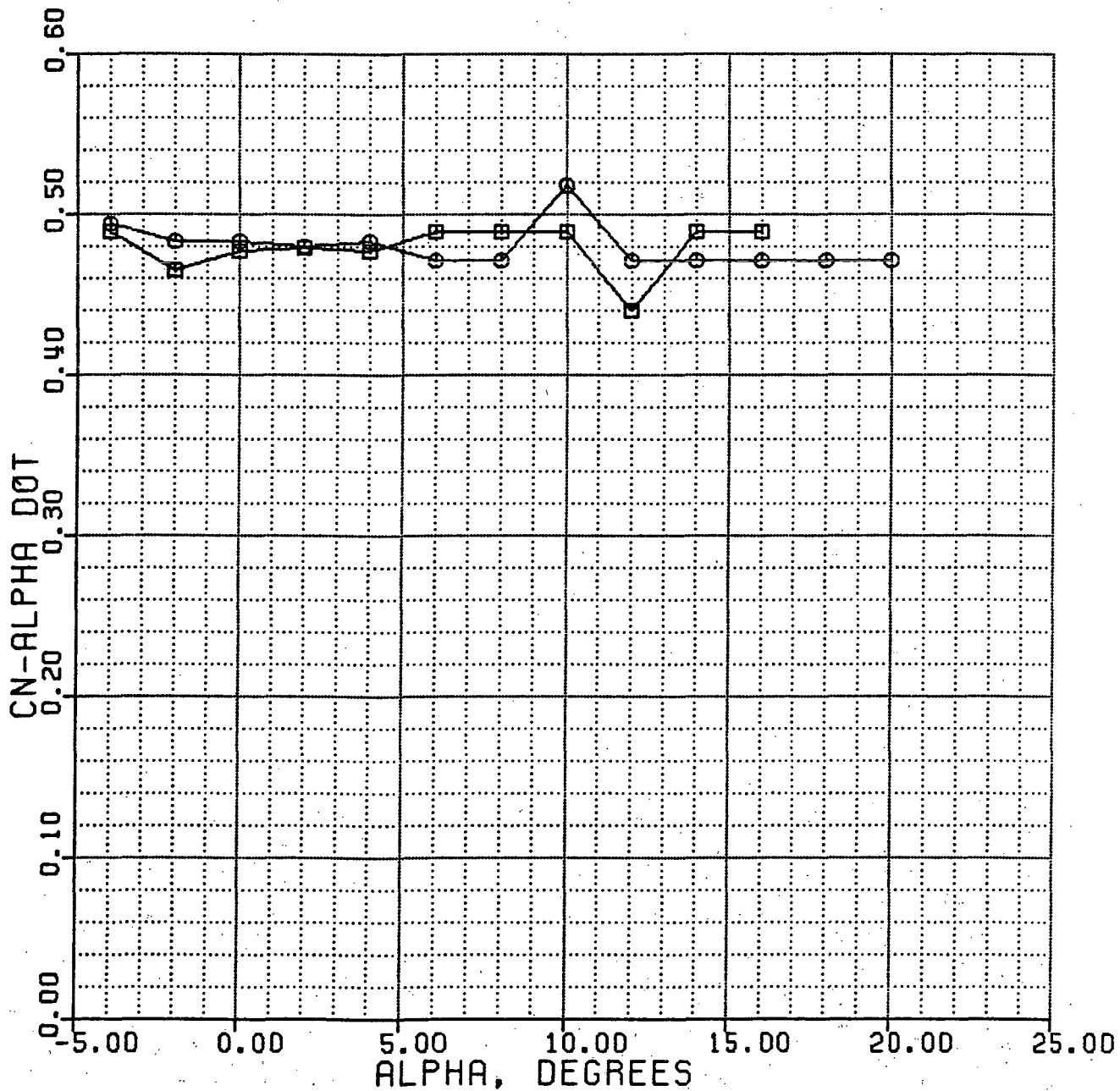


Figure 92(b)

CN-ALPHA DOT VS ALPHA

7-26-83 X-29A M# = 0.8 NORMAL MODE

XCG = 451.0 WT = 15K ALPHA TRIM

□	—	□	ALT = 10K	ALP: 0 TO 10
○	—	○	ALT = 20K	ALP: -4 TO 12
△	—	△	ALT = 30K	ALP: -4 TO 14
*	—	*	ALT = 40K	ALP: -4 TO 18
x	—	x	ALT = 50K	ALP: -4 TO 22

ORIGINAL PAGE IS
OF POOR QUALITY

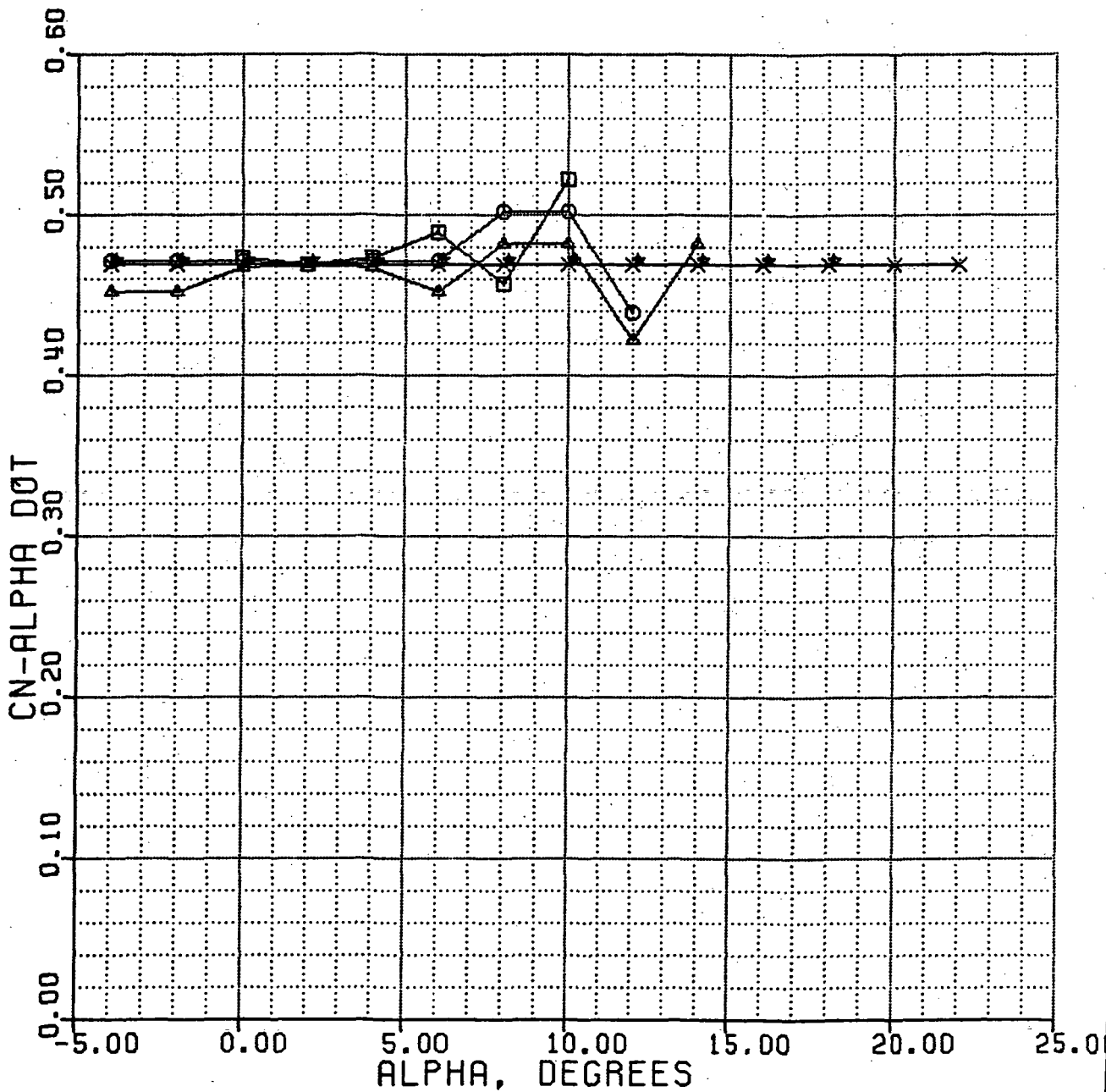


Figure 92(c)

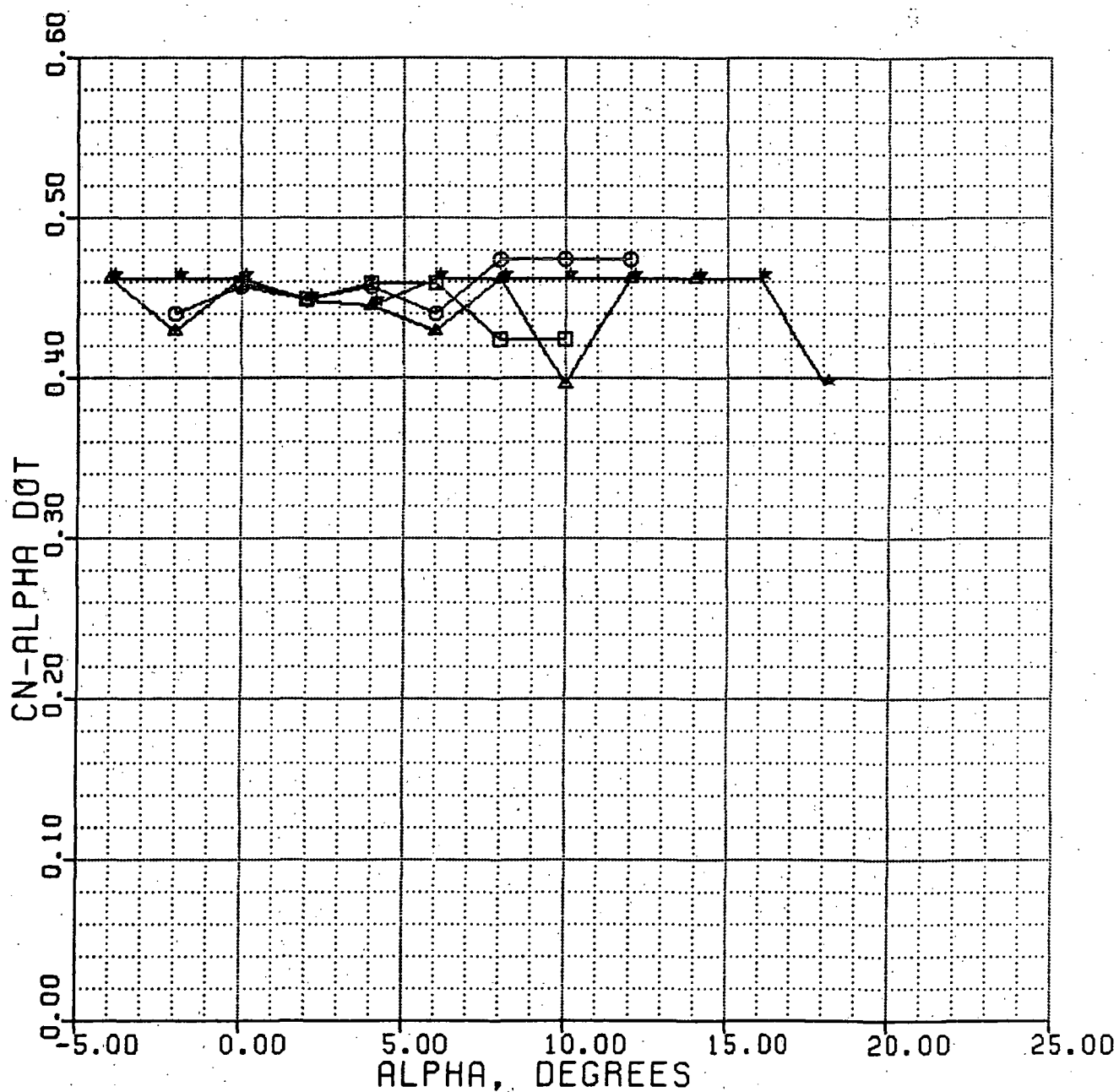
CN-ALPHA DOT VS ALPHA

7-27-83 X-29A M# = 0.9 NORMAL MODE

XCG = 451.0 WT = 15K ALPHA TRIM

- | | | | | |
|---|---|---|-----------|---------------|
| □ | — | □ | ALT = 20K | ALP: 0 TO 10 |
| ○ | — | ○ | ALT = 30K | ALP: -2 TO 12 |
| ▲ | — | ▲ | ALT = 40K | ALP: -4 TO 14 |
| ★ | — | ★ | ALT = 50K | ALP: -4 TO 18 |

ORIGINAL PAGE IS
OF POOR QUALITY



C-5

Figure 92(d)

CN-ALPHA DOT VS ALPHA

7-27-83 X-29A M# = 1.2 NORMAL MODE

XCG = 451.0 WT = 15K ALPHA TRIM

- ALT = 20K ALP: -4 TO 8
- ALT = 30K ALP: -4 TO 10
- ▲ ALT = 40K ALP: -4 TO 12
- ★ ALT = 50K ALP: -4 TO 14

ORIGINAL PAGE 19
OF POOR QUALITY

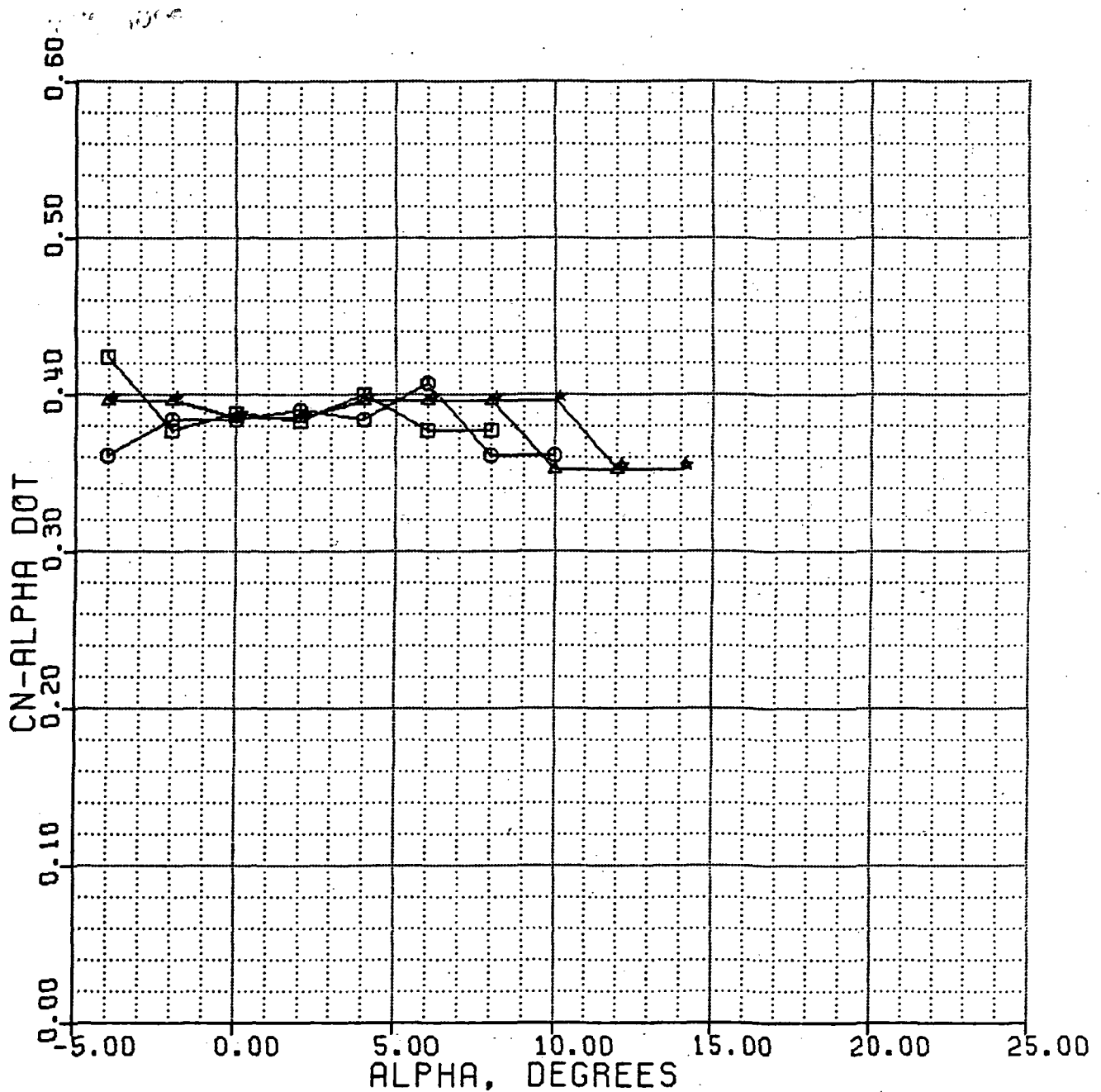


Figure 92(e)

CN-ALPHA DOT VS ALPHA

7-27-83 X-29A M# = 1.5 NORMAL MODE

XCG = 451.0 WT = 15K ALPHA TRIM

- — □ ALT = 30K ALP: -4 TO 8
- — ○ ALT = 40K ALP: -4 TO 10
- ▲ — ▲ ALT = 50K ALP: -4 TO 12

ORIGINAL PAGE IS
OF POOR QUALITY

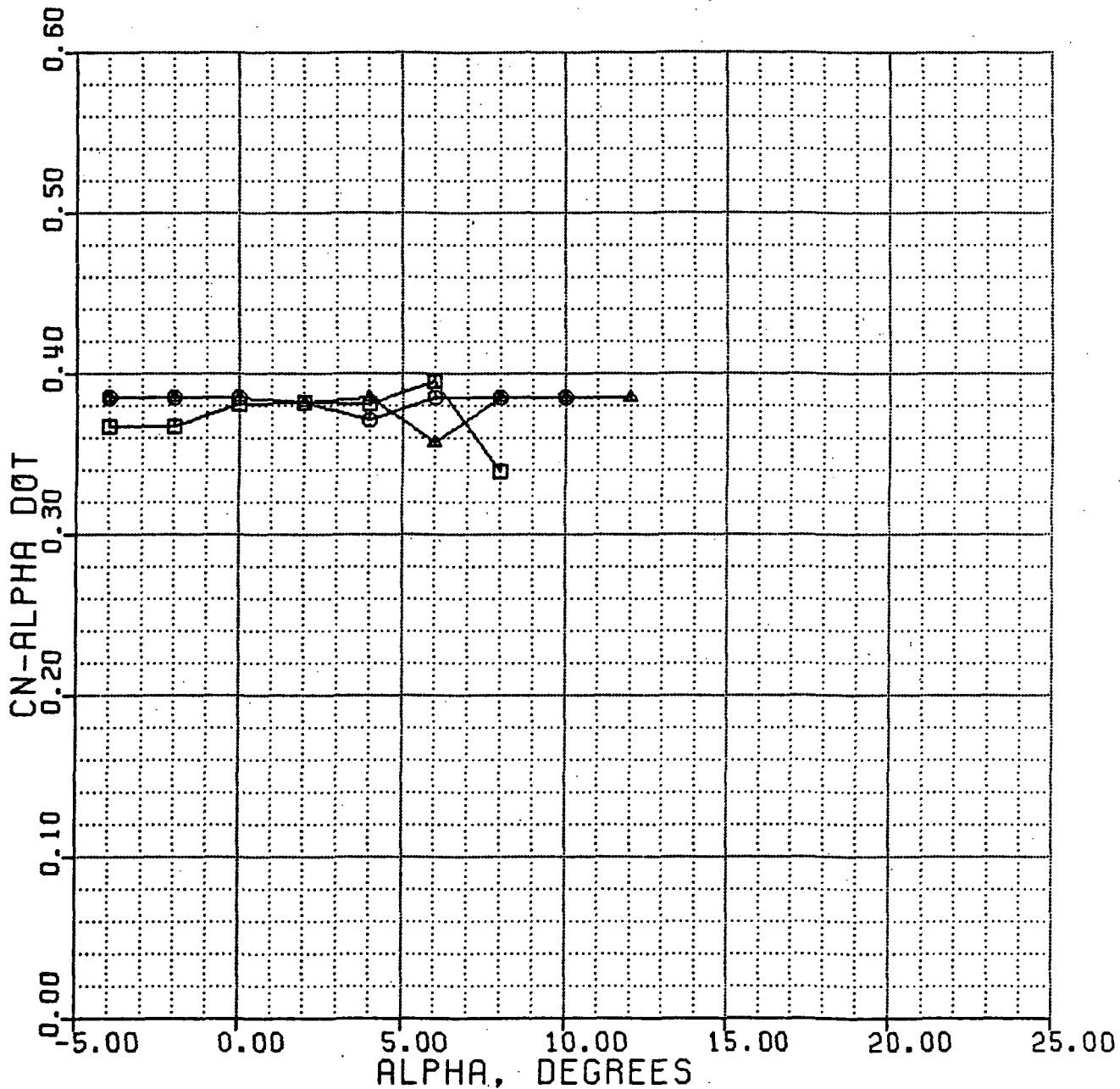


Figure 92(f)

CL-q VS MACH

7-6-83 X-29A 1-G TRIM NORMAL MODE

XCG = 451.0 WT = 15K

- — □ ALT = S.L. M# = .2 TO 1.05
- — ○ ALT = 10K M# = .2 TO 1.2
- △ — △ ALT = 20K M# = .3 TO 1.4

ORIGINAL PAGE IS
OF POOR QUALITY

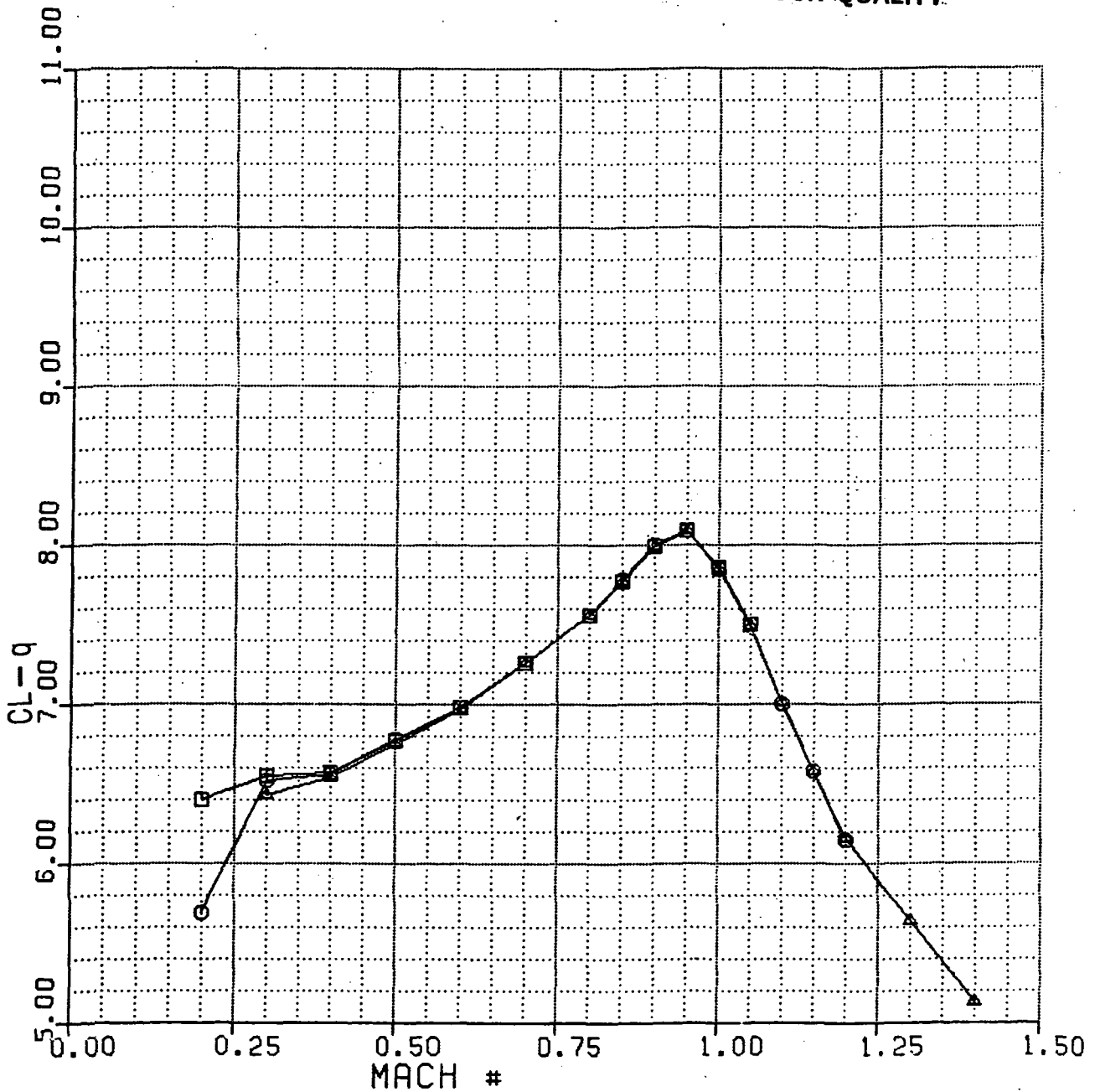


Figure 93(a)

CL-q VS MACH

7-7-83 X-29A 1-G TRIM NORMAL MODE

XCG = 451.0 WT = 15K

- ALT = 30K M# = .3 TO 1.5
- ALT = 40K M# = .6 TO 1.5
- ▲—▲ ALT = 50K M# = .6 TO 1.5

PAGE 13 OF 14

ORIGINAL PAGE 13
OF POOR QUALITY

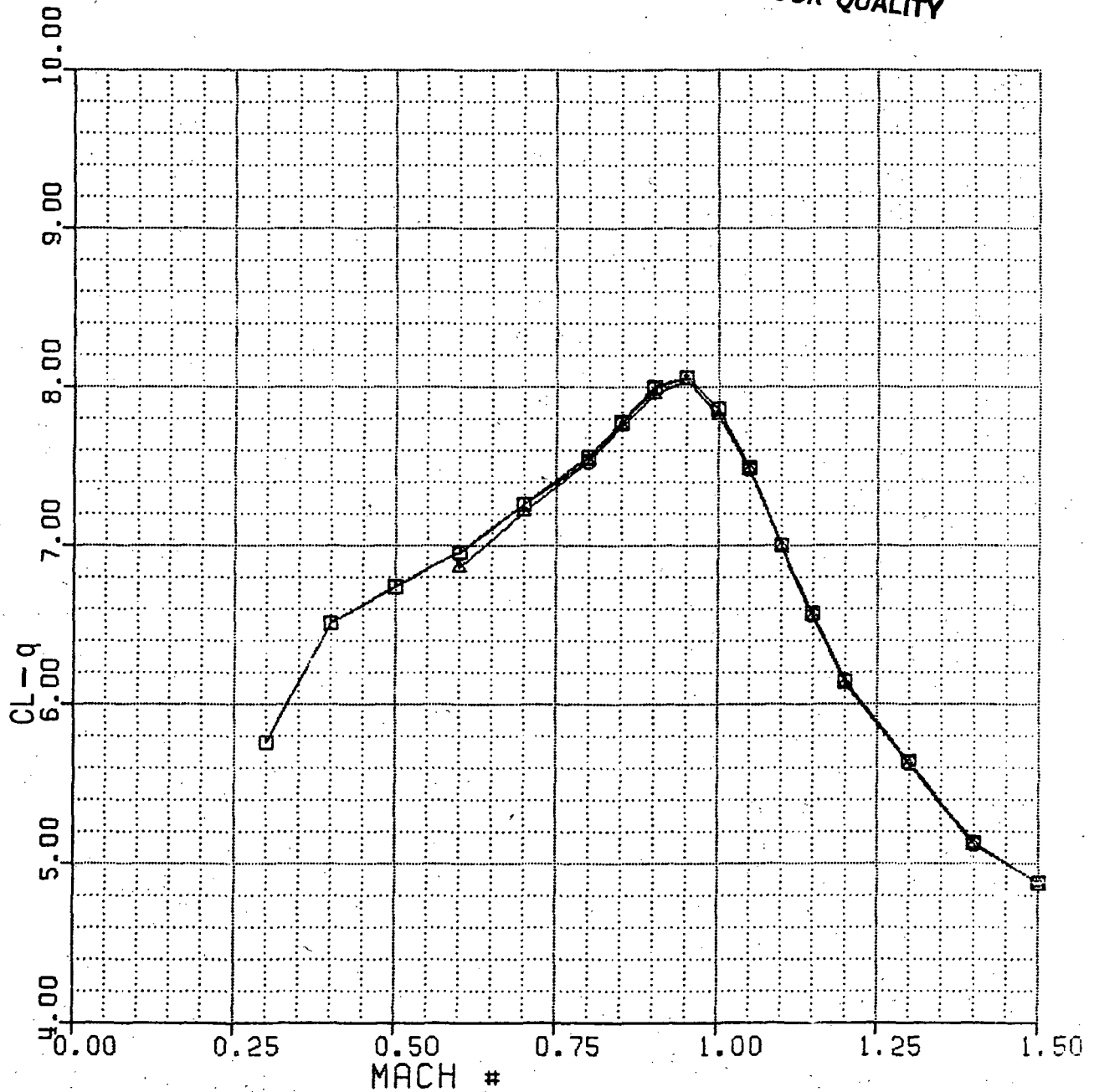


Figure 93(b)

CL-q VS ALPHA

6-16-83 X-29A M# = 0.4 NORMAL MODE
XCG = 451.0 WT = 15K ALPHA TRIM

□ ALT = S.L. ALP: -4 TO 22
○ ALT = 10K ALP: -4 TO 22

ORIGINAL PAGE IS
OF POOR QUALITY

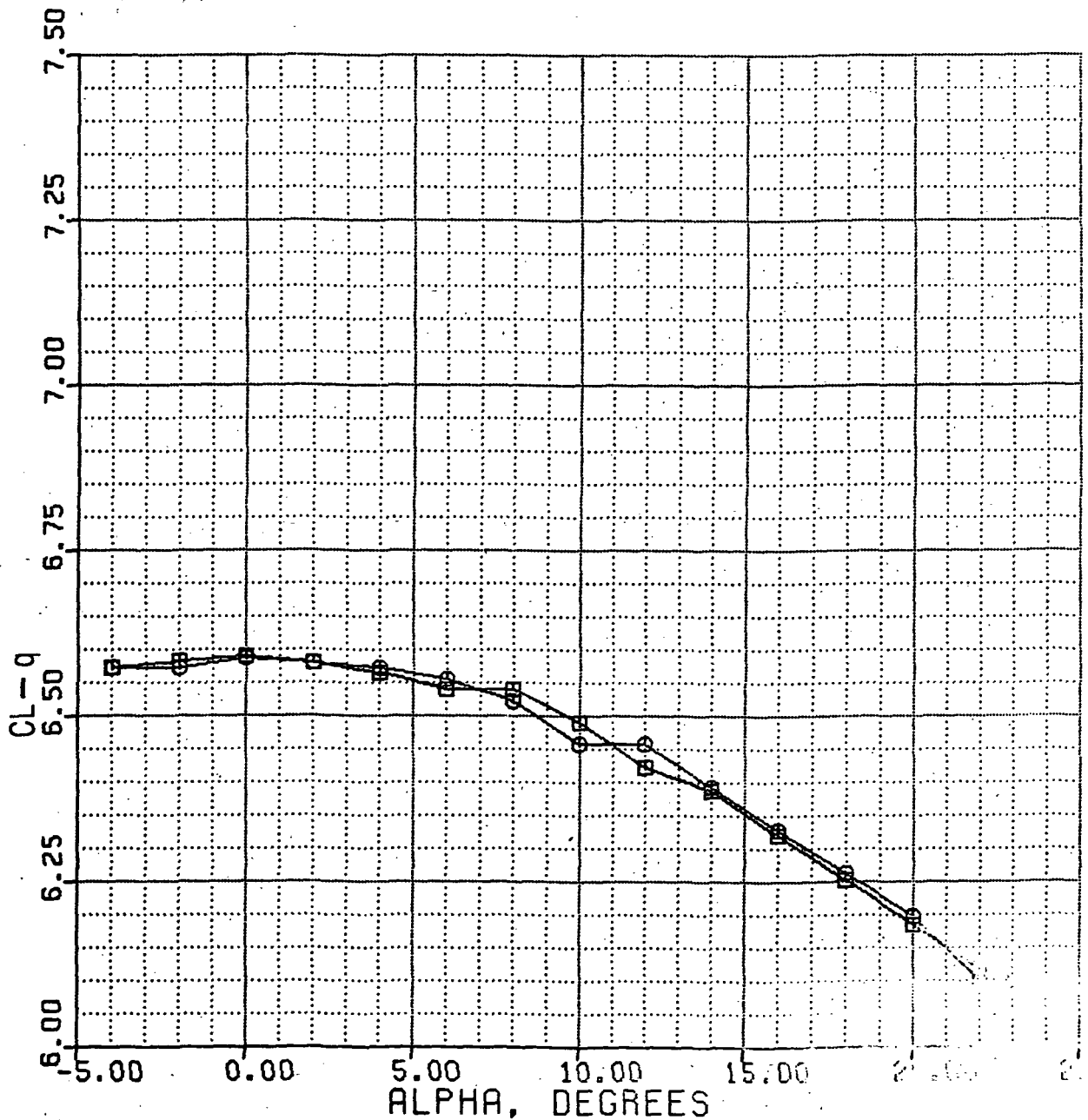


Figure 94(a)

CL-q VS ALPHA

6-17-83 X-29A M# = 0.6 NORMAL MODE

XCG = 451.0 WT = 15K ALPHA TRIM

□ ALT = 10K ALP: -4 TO 16
○ ALT = 20K ALP: -4 TO 20

ORIGINAL PAGE IS
OF POOR QUALITY

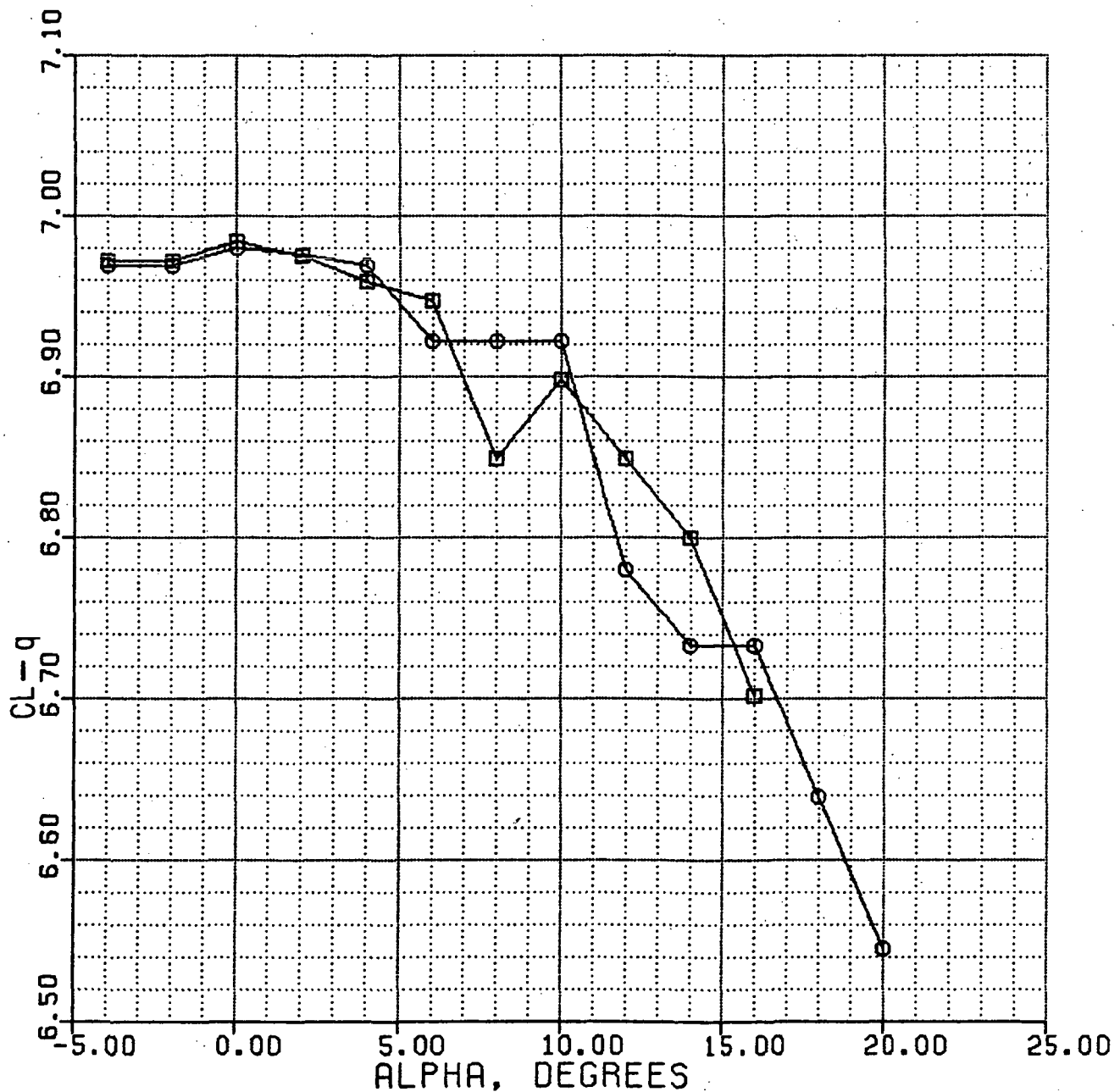


Figure 94(b)

CL-q VS ALPHA

6-30-83 X-29A M# = 0.8 NORMAL MODE

XCG = 451.0 WT = 15K ALPHA TRIM

- | | | | | |
|---|---|---|-----------|---------------|
| □ | — | □ | ALT = 10K | ALP: 0 TO 10 |
| ○ | — | ○ | ALT = 20K | ALP: -4 TO 12 |
| ▲ | — | ▲ | ALT = 30K | ALP: -4 TO 14 |
| ★ | — | ★ | ALT = 40K | ALP: -4 TO 18 |
| × | — | × | ALT = 50K | ALP: -4 TO 22 |

ORIGINAL PAGE IS
OF POOR QUALITY

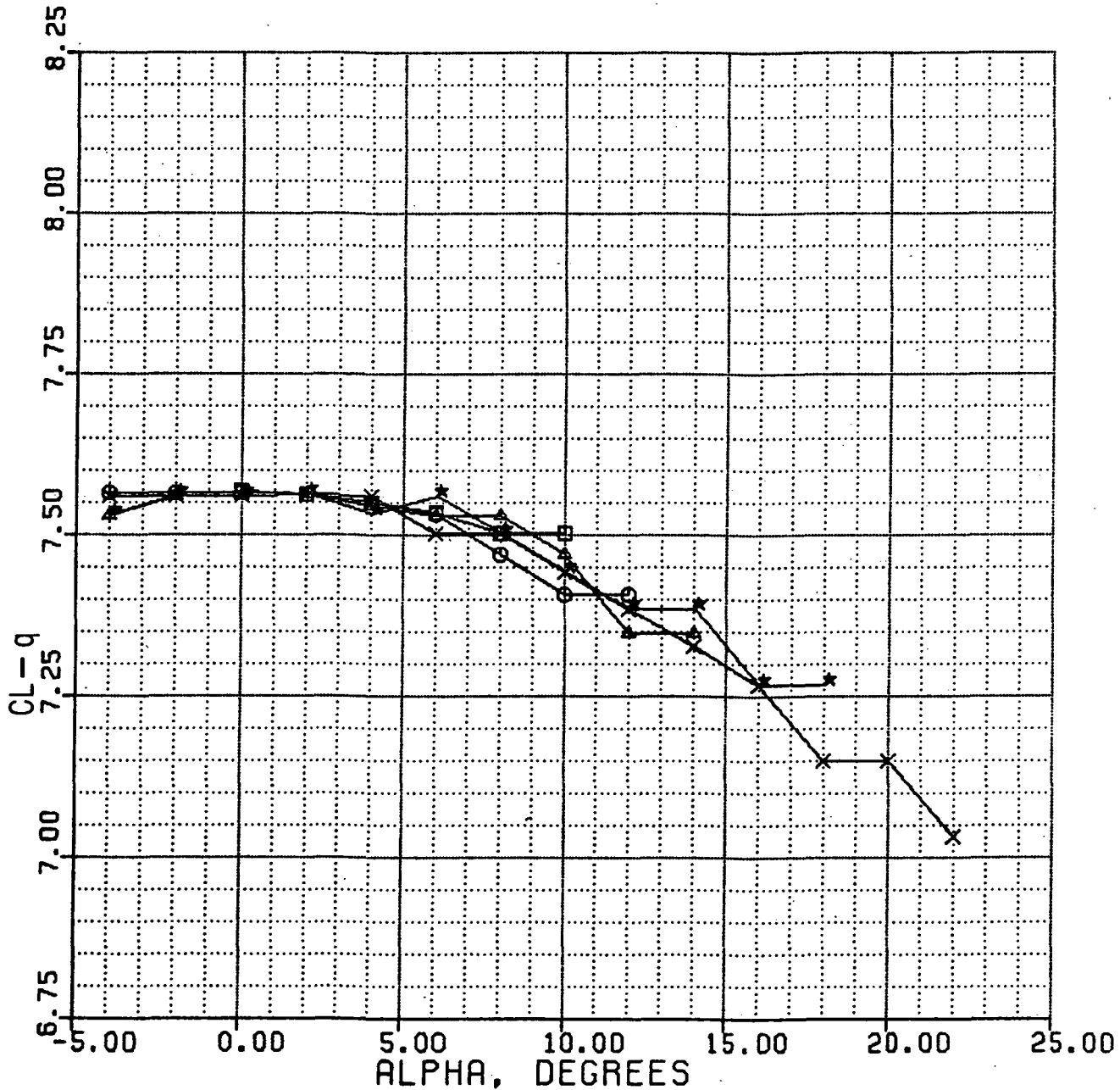


Figure 94(c)

CL-q VS ALPHA

7-1-83 X-29A M# = 0.9 NORMAL MODE

XCG = 451.0 WT = 15K ALPHA TRIM

- | | | | | |
|---|---|---|-----------|---------------|
| □ | — | □ | ALT = 20K | ALP: 0 TO 10 |
| ○ | — | ○ | ALT = 30K | ALP: -2 TO 12 |
| ▲ | — | ▲ | ALT = 40K | ALP: -4 TO 14 |
| ★ | — | ★ | ALT = 50K | ALP: -4 TO 18 |

ALP: -4 TO 18
Y: 7.50 TO 8.10

ORIGINAL PAGE IS
OF POOR QUALITY

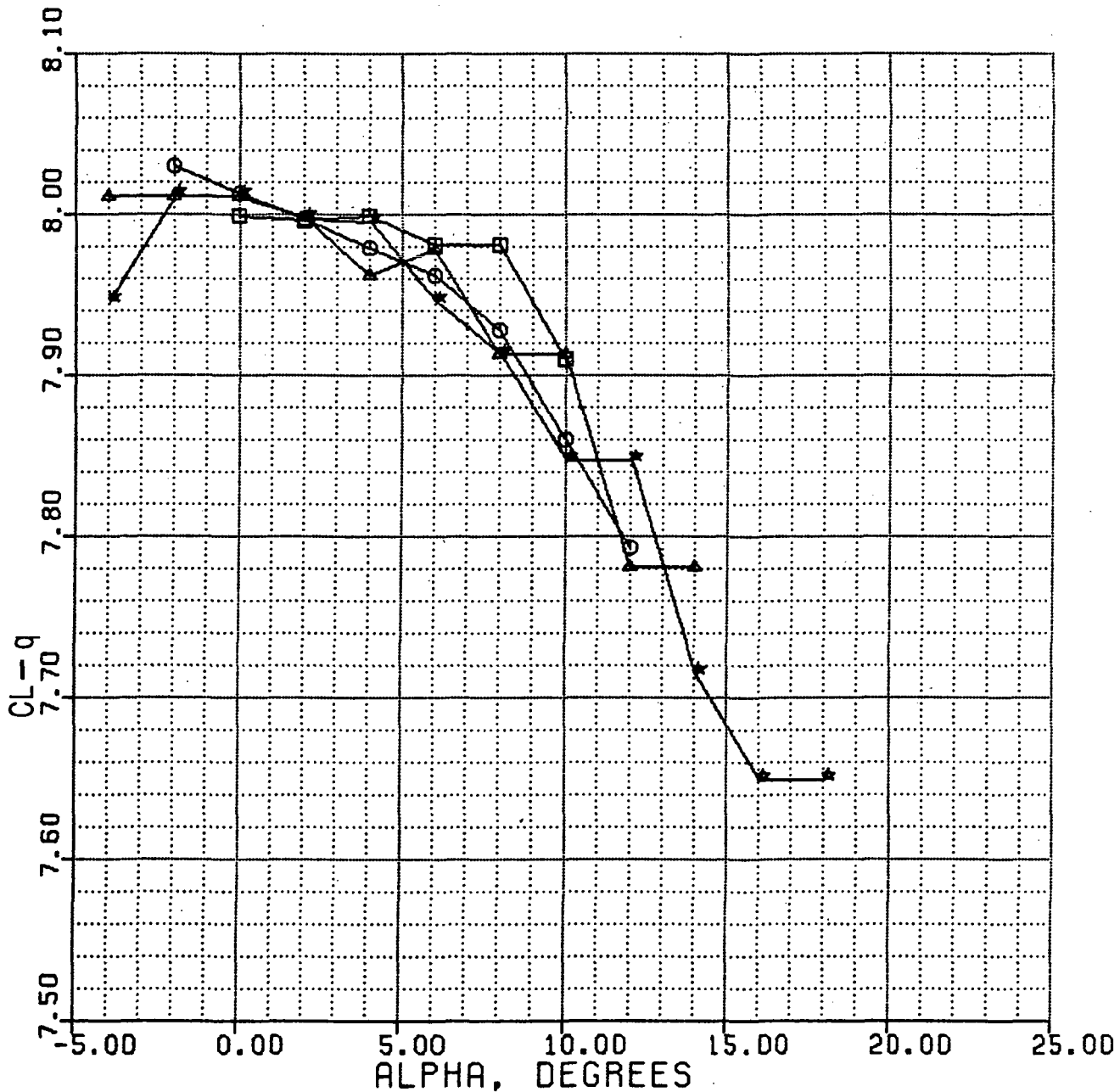


Figure 94(d)

CL-q VS ALPHA

7-27-83 X-29A M# = 1.2 NORMAL MODE
XCG = 451.0 WT = 15K ALPHA TRIM

- — □ ALT = 20K ALP: -4 TO 6
- — ○ ALT = 30K ALP: -4 TO 10
- △ — △ ALT = 40K ALP: -4 TO 12
- ★ — ★ ALT = 50K ALP: -4 TO 14

ORIGINAL PAGE IS
OF POOR QUALITY

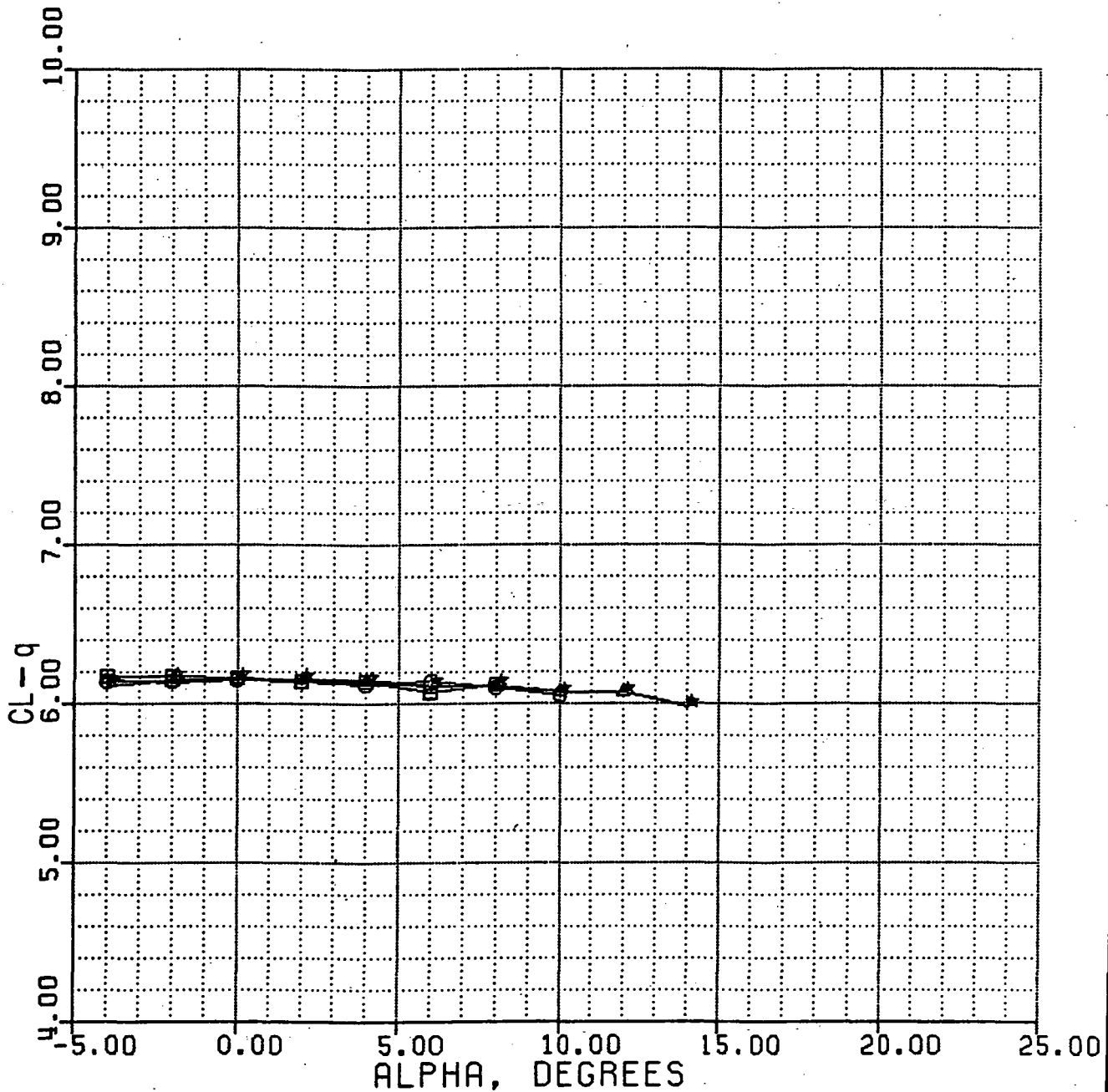


Figure 94(e)

CL-q VS ALPHA

7-27-83 X-29A M# = 1.5 NORMAL MODE
XCG = 451.0 WT = 15K ALPHA TRIM

□	—	□	ALT = 30K	ALP: -4 TO 8
○	—	○	ALT = 40K	ALP: -4 TO 10
△	—	△	ALT = 50K	ALP: -4 TO 12

ORIGINAL PAGE 19
OF POOR QUALITY

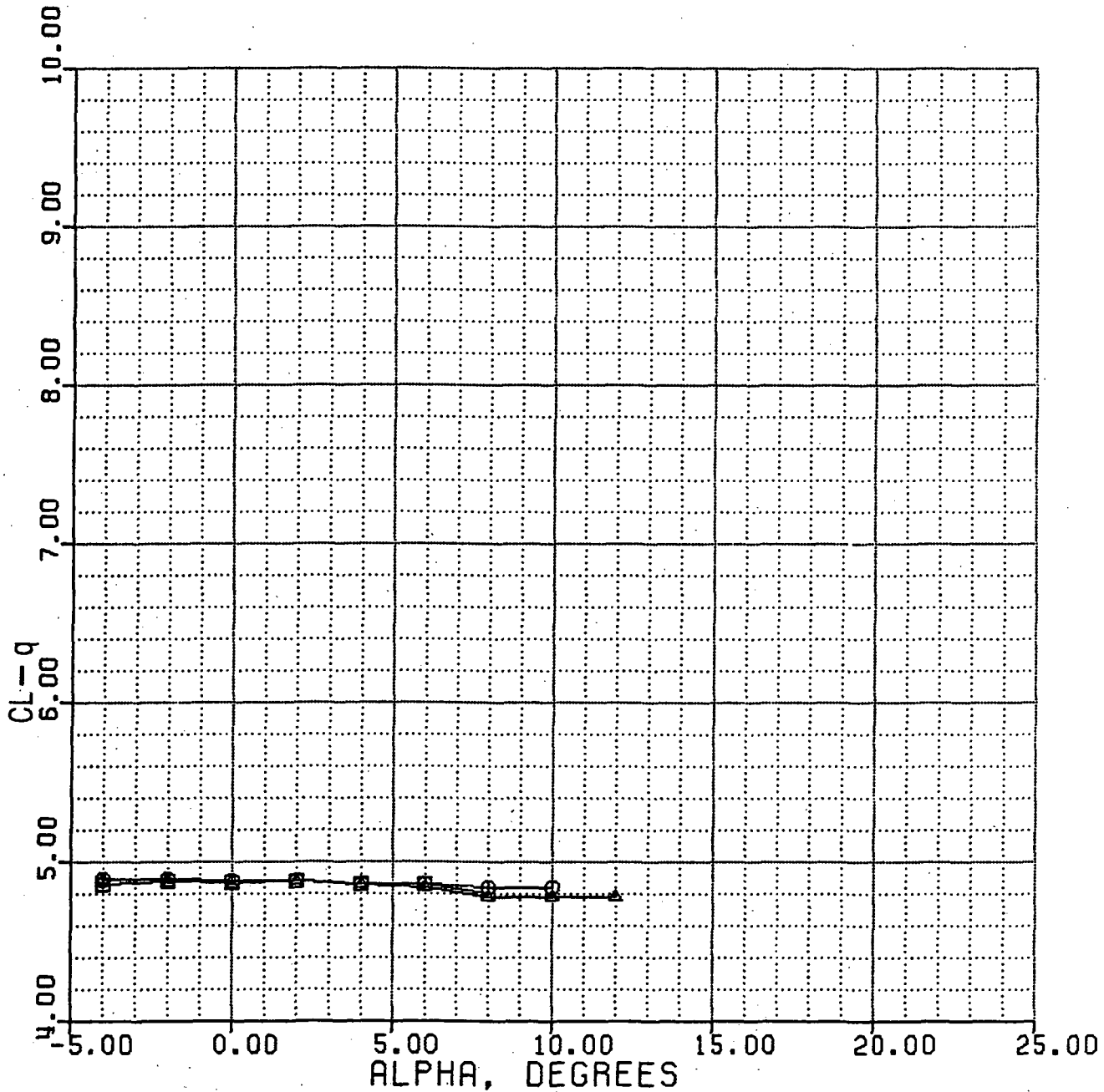


Figure 94(f)

CD-q VS MACH

7-6-83 X-29A 1-G TRIM NORMAL MODE
XCG = 451.0 WT = 15K

- ALT = 5.L. M# = .2 TO 1.05
- ALT = 10K M# = .2 TO 1.2
- ▲ ALT = 20K M# = .3 TO 1.4

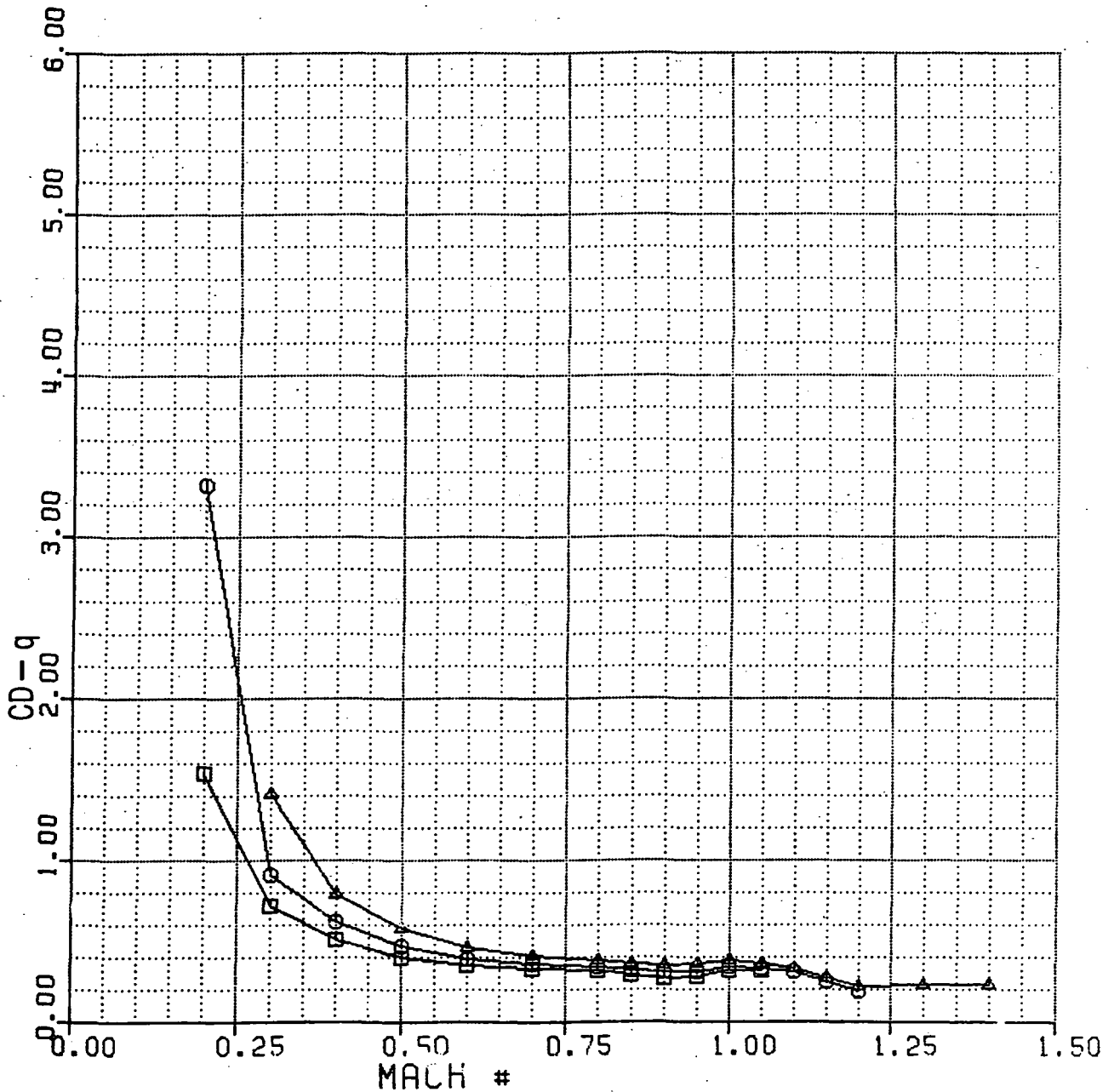


Figure 95(a)

CD-q VS MACH

7-7-83 X-29A 1-G TRIM NORMAL MODE

XCG = 451.0 WT = 15K

- — □ ALT = 30K M# = .3 TO 1.5
- — ○ ALT = 40K M# = .6 TO 1.5
- ▲ — ▲ ALT = 50K M# = .6 TO 1.5

ORIGINAL PAGE IS
OF POOR QUALITY

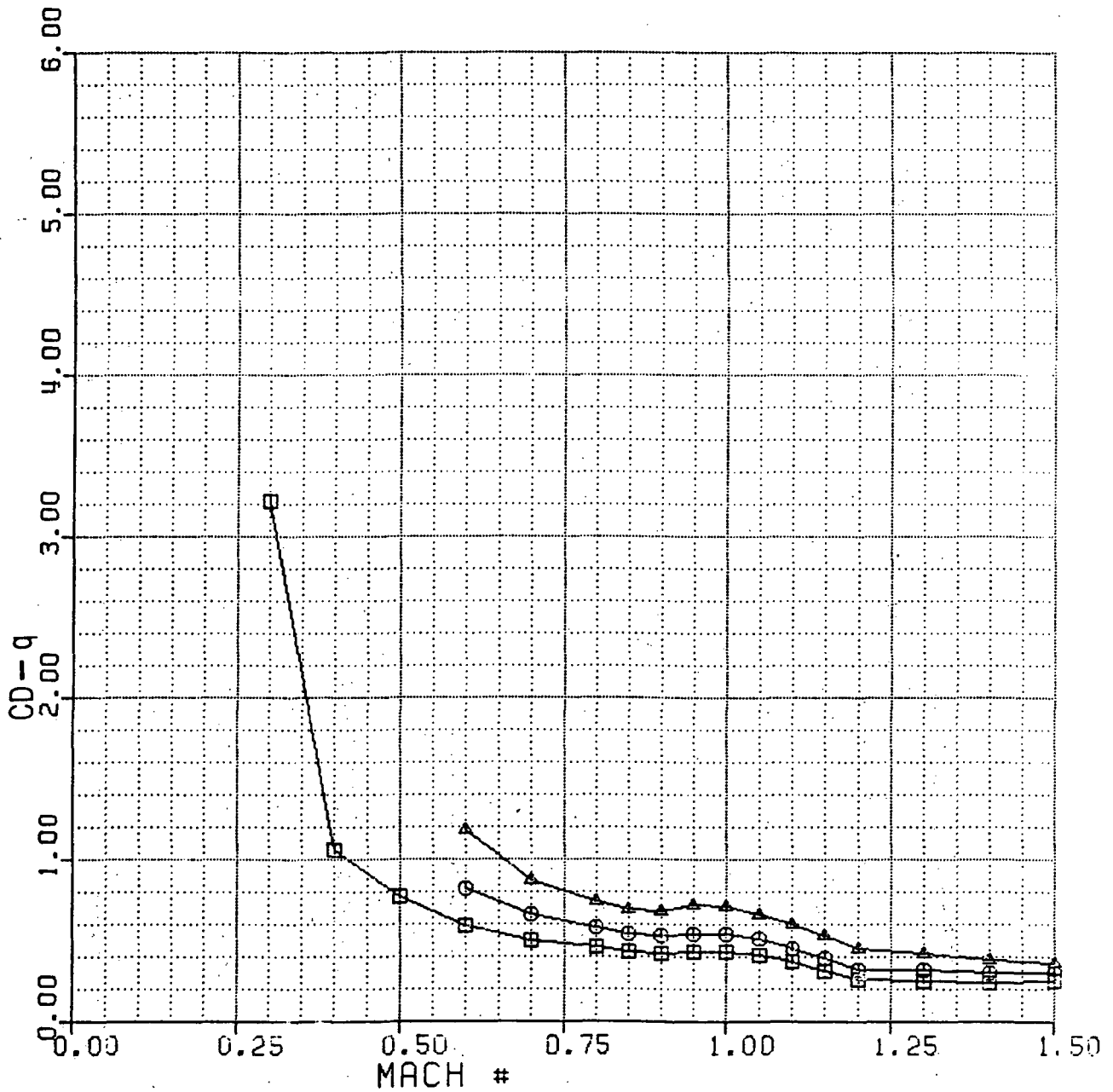


Figure 95(b)

CD-q VS ALPHA

6-16-83 X-29A M# = 0.4 NORMAL MODE

XCG = 451.0 WT = 15K ALPHA TRIM

□ ALT = 10K ALP: -4 TO 22
⊙ ALT = 20K ALP: -4 TO 22

ORIGINAL PAGE IS
OF POOR QUALITY

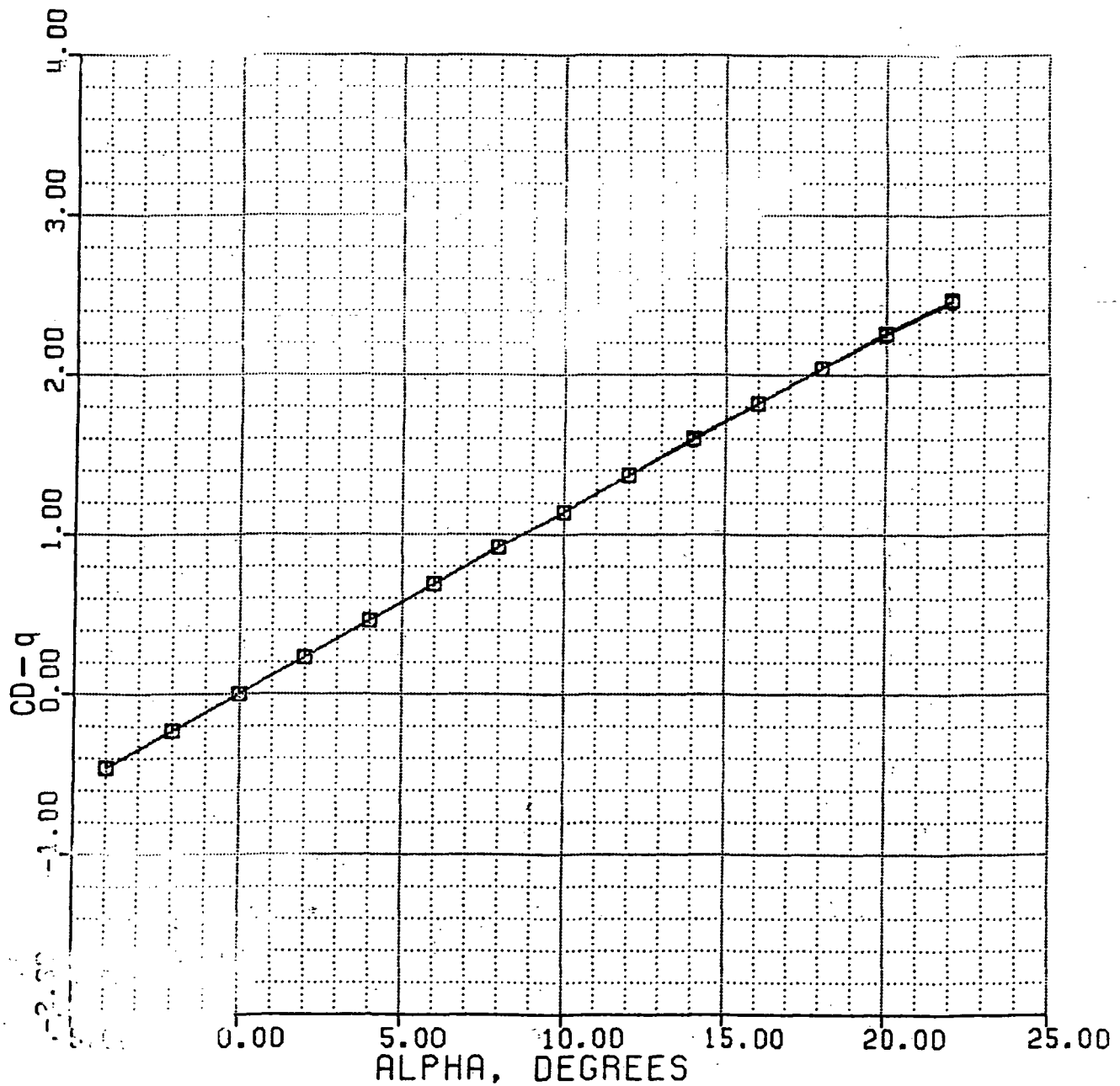


Figure 96(a)

CD-q VS ALPHA

6-17-83 X-29A M# = 0.6 NORMAL MODE

XCG = 451.0 WT = 15K ALPHA TRIM

□ ALT = 10K ALP: -4 TO 16
○ ALT = 20K ALP: -4 TO 20

ORIGINAL PAGE IS
OF POOR QUALITY

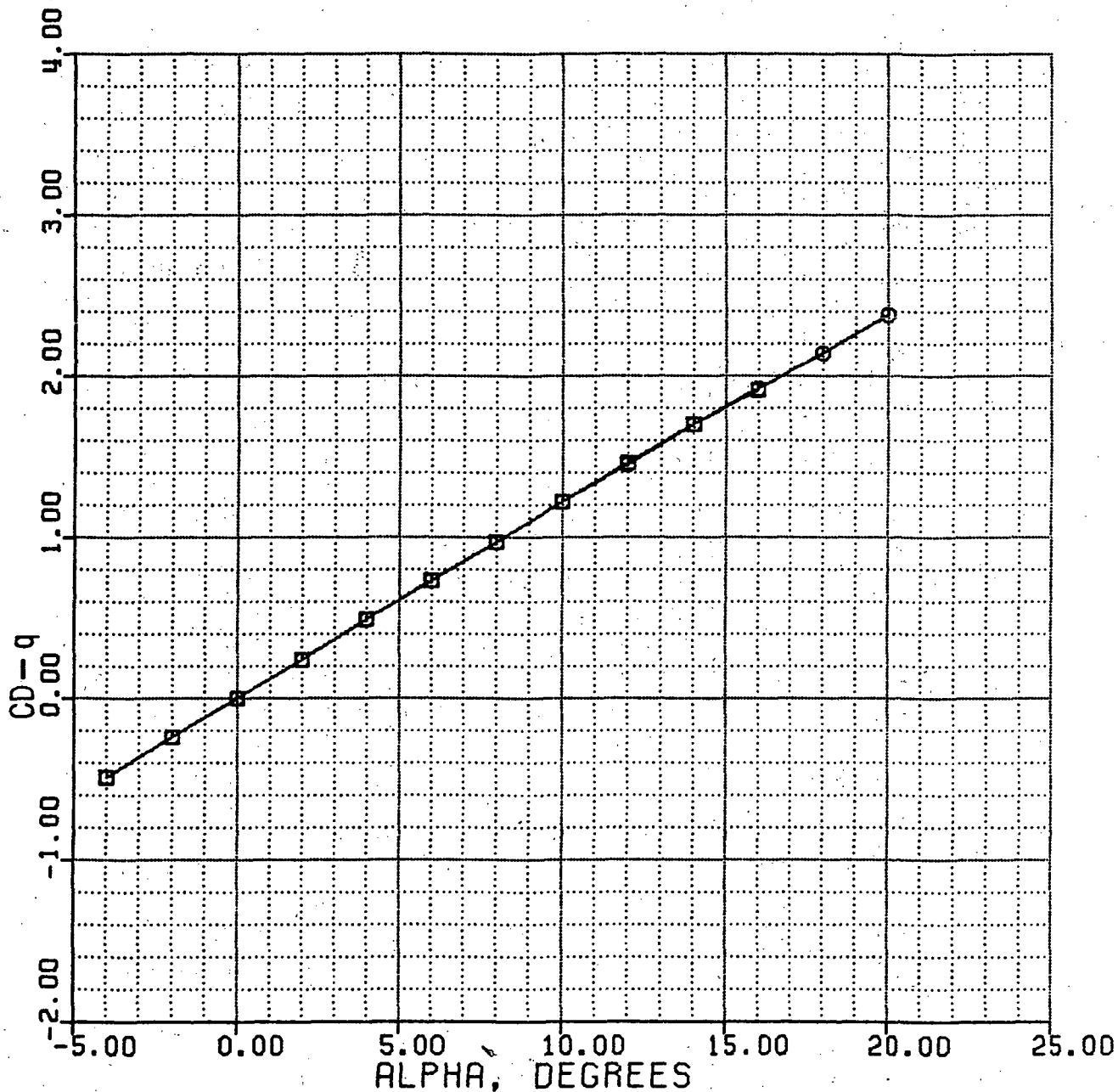


Figure 96(b)

CD-q VS ALPHA

6-30-83 X-29A M# = 0.8 NORMAL MODE

XCG = 451.0 WT = 15K ALPHA TRIM

- | | | | | |
|---|---|---|-----------|---------------|
| □ | — | □ | ALT = 10K | ALP: 0 TO 10 |
| ○ | — | ○ | ALT = 20K | ALP: -4 TO 12 |
| ▲ | — | ▲ | ALP = 30K | ALP: -4 TO 14 |
| ★ | — | ★ | ALT = 40K | ALP: -4 TO 18 |
| × | — | × | ALT = 50K | ALP: -4 TO 22 |

ORIGINAL PAGE IS
OF POOR QUALITY

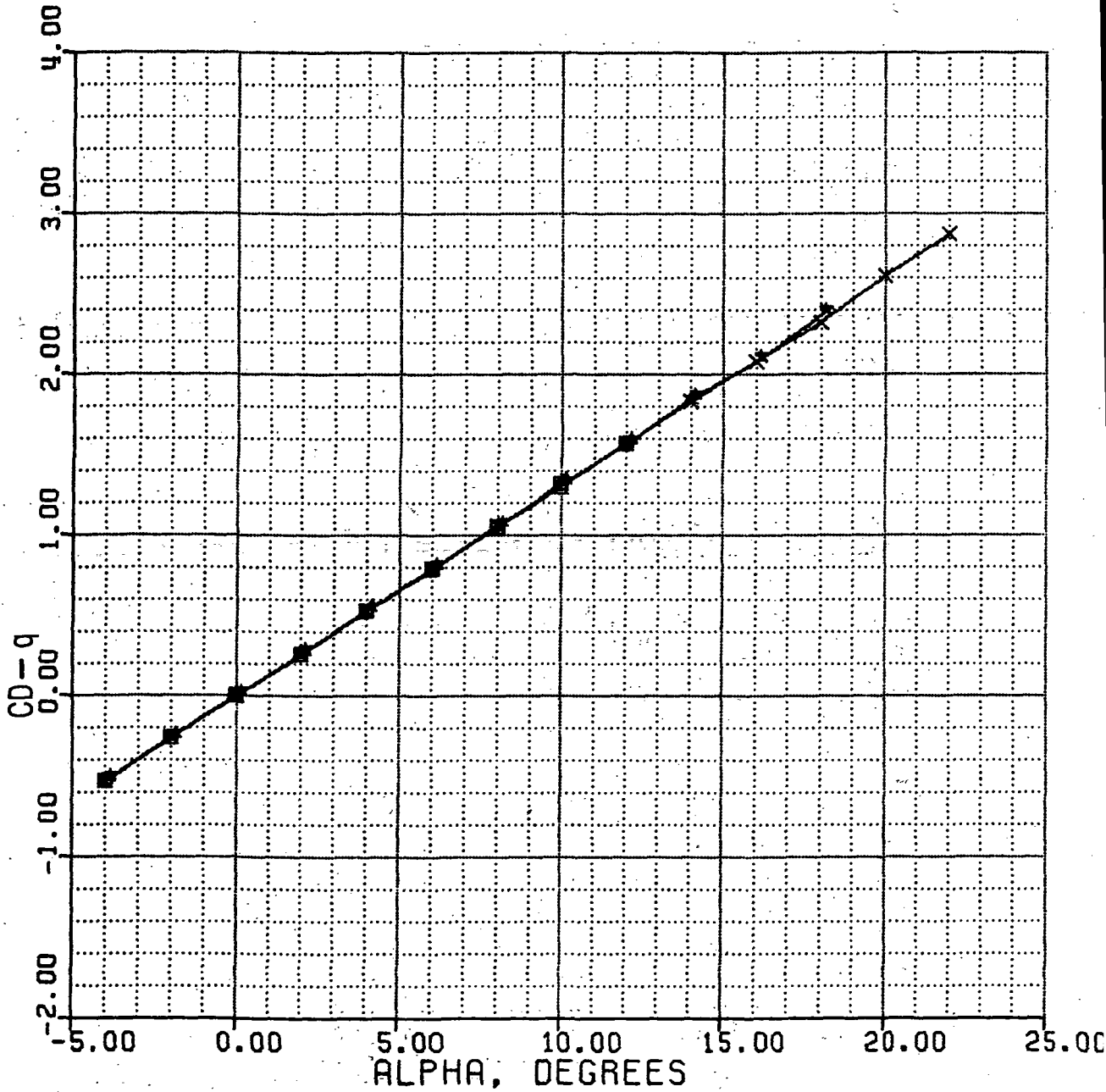


Figure 96(c)

CD-q VS ALPHA

7-1-83 X-29A M# = 0.9 NORMAL MODE

XCG = 451.0 WT = 15K ALPHA TRIM

□	—	□	ALT = 20K	ALP: 0 TO 10
○	—	○	ALT = 30K	ALP: -2 TO 12
▲	—	▲	ALT = 40K	ALP: -4 TO 14
★	—	★	ALT = 50K	ALP: -4 TO 18

ORIGINAL PAGE IS
OF POOR QUALITY

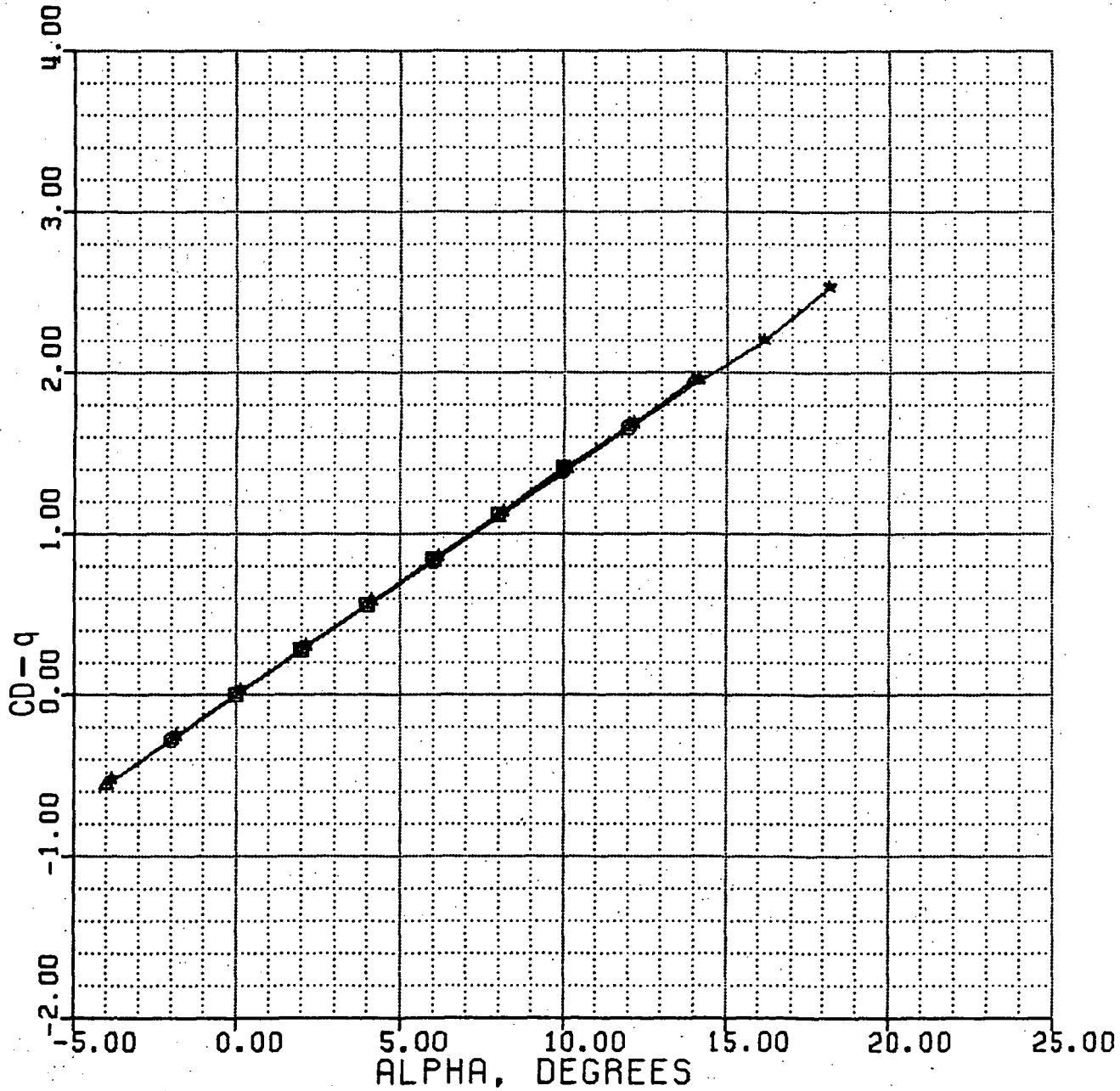


Figure 96(d)

CD-q VS ALPHA

7-1-83 X-29A M# = 1.2 NORMAL MODE

XCG = 451.0 WT = 15K ALPHA TRIM

- ALT = 20K ALP: -4 TO 8
- ALT = 30K ALP: -4 TO 10
- ▲ ALT = 40K ALP: -4 TO 12
- ★ ALT = 50K ALP: -4 TO 14

ORIGINAL PAGE IS
OF POOR QUALITY

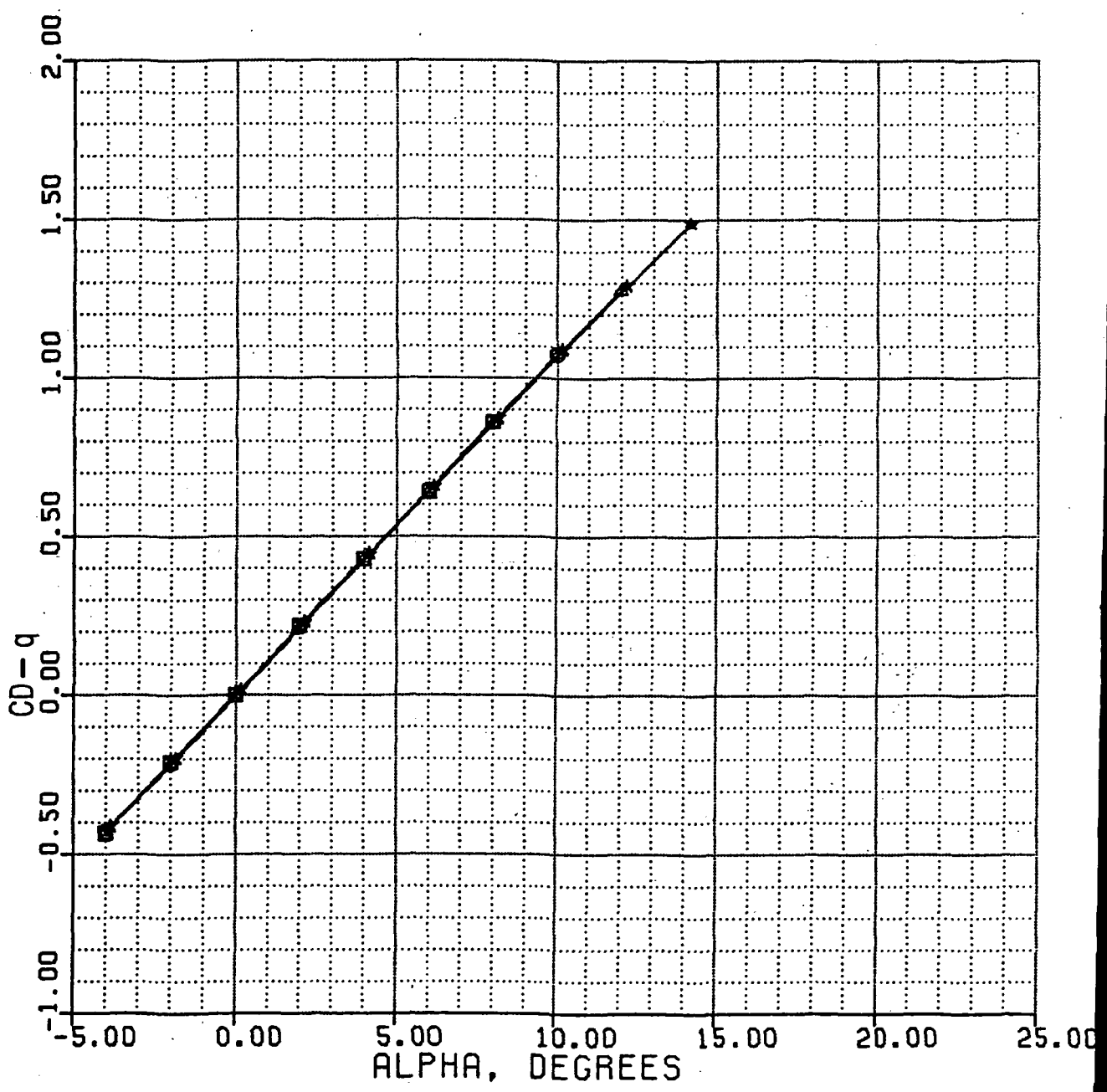


Figure 96(e)

CD-q VS ALPHA

7-1-83 X-29A M# = 1.5 NORMAL MODE

XCG = 451.0 WT = 15K ALPHA TRIM

- ALT = 30K ALP: -4 TO 8
- ALT = 40K ALP: -4 TO 10
- ▲ ALT = 50K ALP: -4 TO 12

ORIGINAL PAGE IS
OF POOR QUALITY

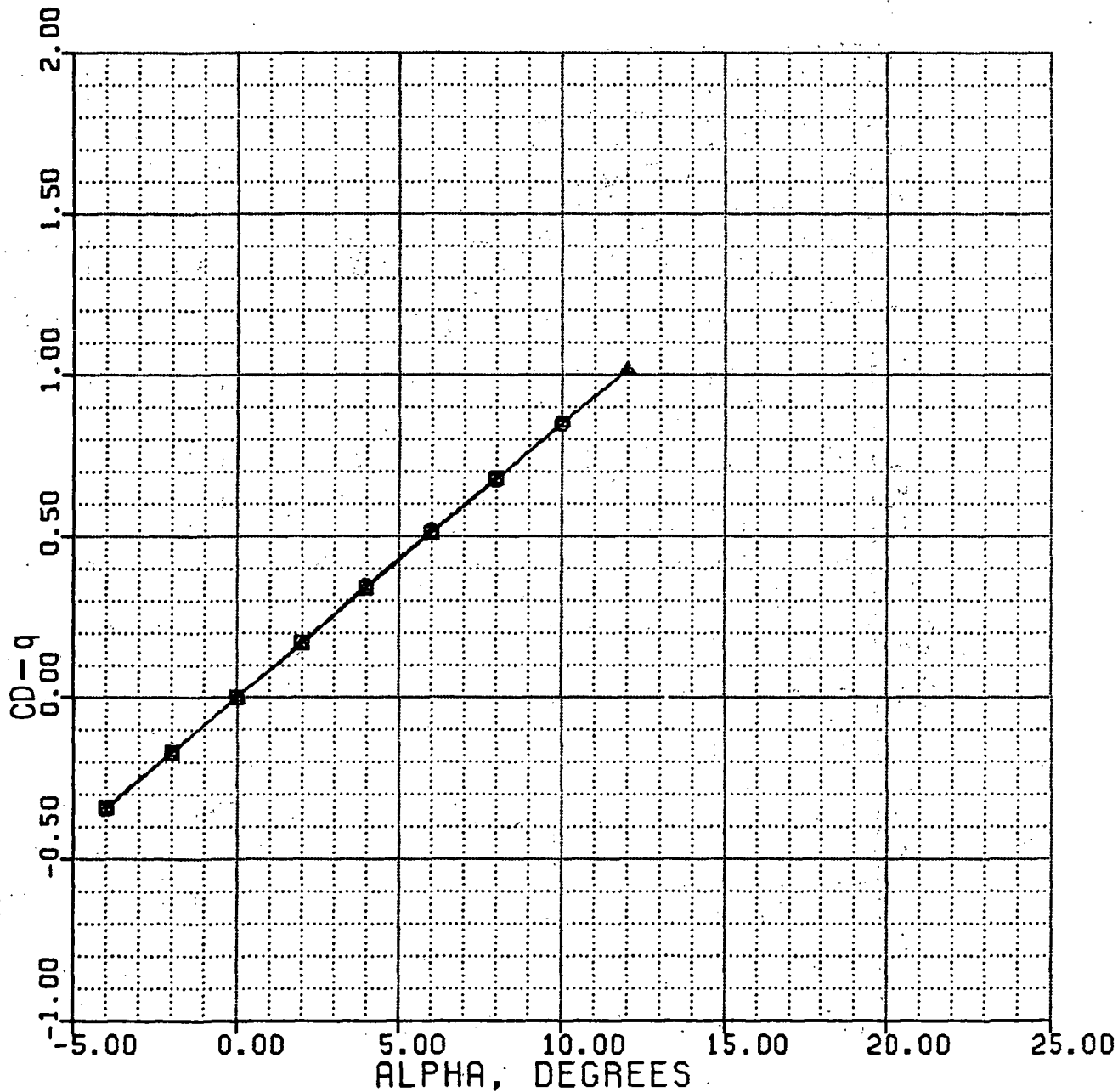


Figure 96(f)

CM - q VS MACH

7-6-83 X-29A 1-G TRIM NORMAL MODE

XCG = 451.0 WT = 15K

- ALT = S.L. M# = .2 TO 1.05
- ALT = 10K M# = .2 TO 1.2
- ▲ ALT = 20K M# = .3 TO 1.4

ORIGINAL PAGE IS
OF POOR QUALITY

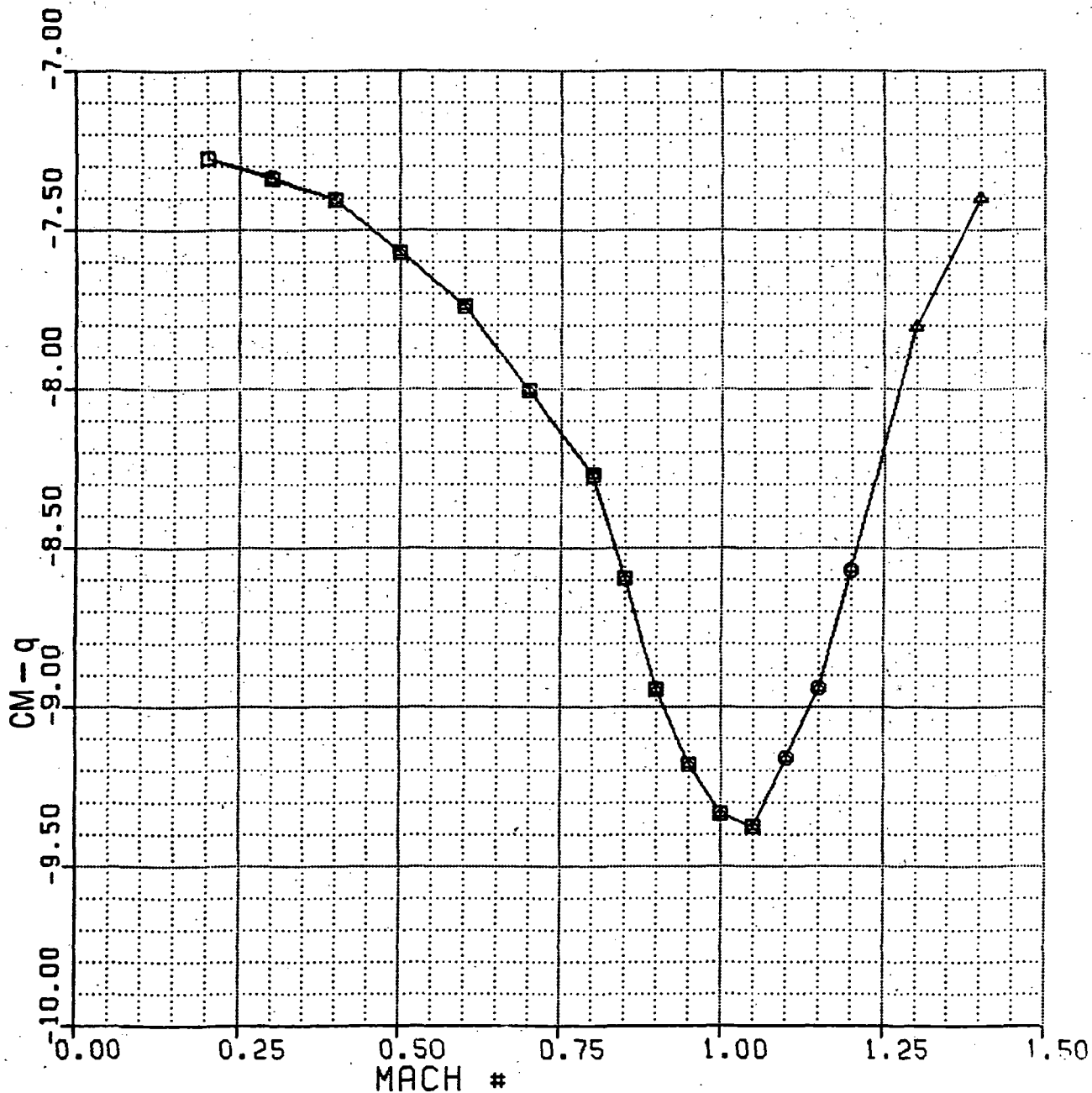


Figure 97(a)

CM - q VS MACH

7-7-83 X-29A 1-G TRIM NORMAL MODE

XCG = 451.0 WT = 15K

- — □ ALT = 30K M# = .3 TO 1.5
- — ○ ALT = 40K M# = .6 TO 1.5
- ▲ — ▲ ALT = 50K M# = .6 TO 1.5

ORIGINAL PAGE IS
OF POOR QUALITY

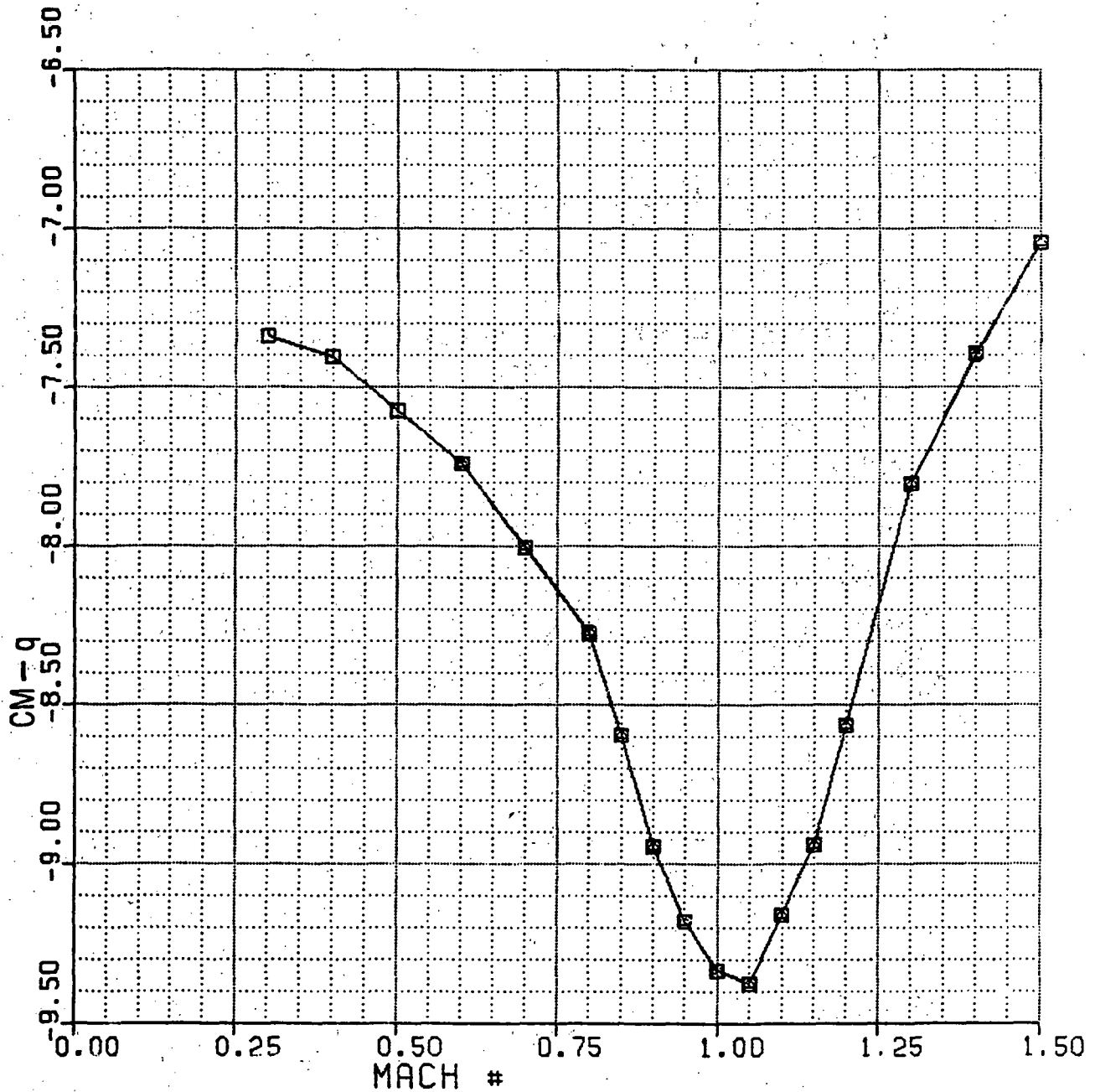


Figure 97(b)

CM - q VS ALPHA

7-26-83 X-29A M# = 0.4 NORMAL MODE

XCG = 451.0 WT = 15K ALPHA TRIM

□ — □ ALT = S.L. ALP: -4 TO 22
○ — ○ ALT = 10K ALP: -4 TO 22

ORIGINAL PAGE IS
OF POOR QUALITY

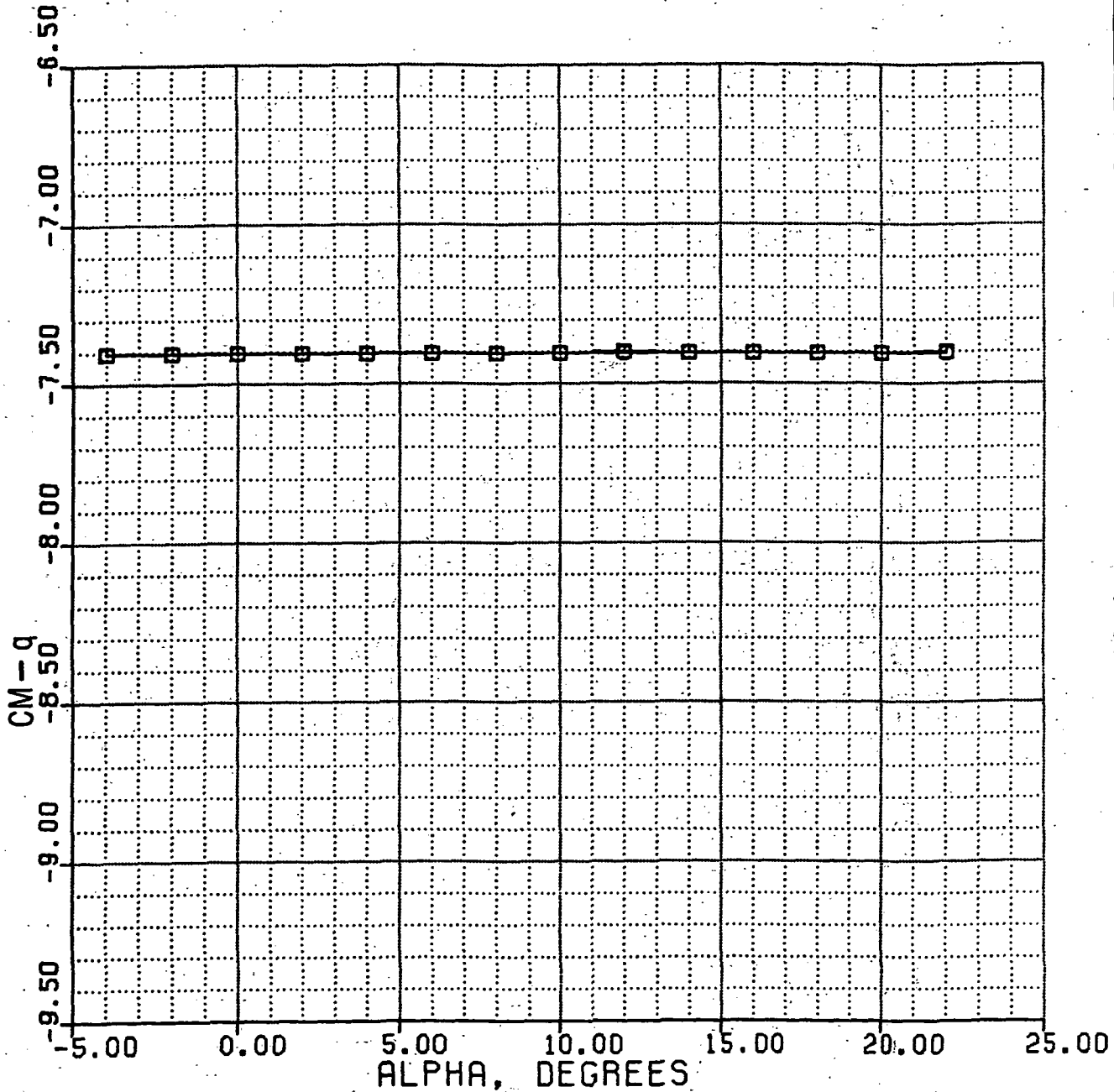


Figure 98(a)

CM - q VS ALPHA

7-26-83 X-29A M# = 0.6 NORMAL MODE
XCG = 451.0 WT = 15K ALPHA TRIM

□ — □ ALT = 10K ALP: -4 TO 16
○ — ○ ALT = 20K ALP: -4 TO 20

ORIGINAL PAGE IS
OF POOR QUALITY

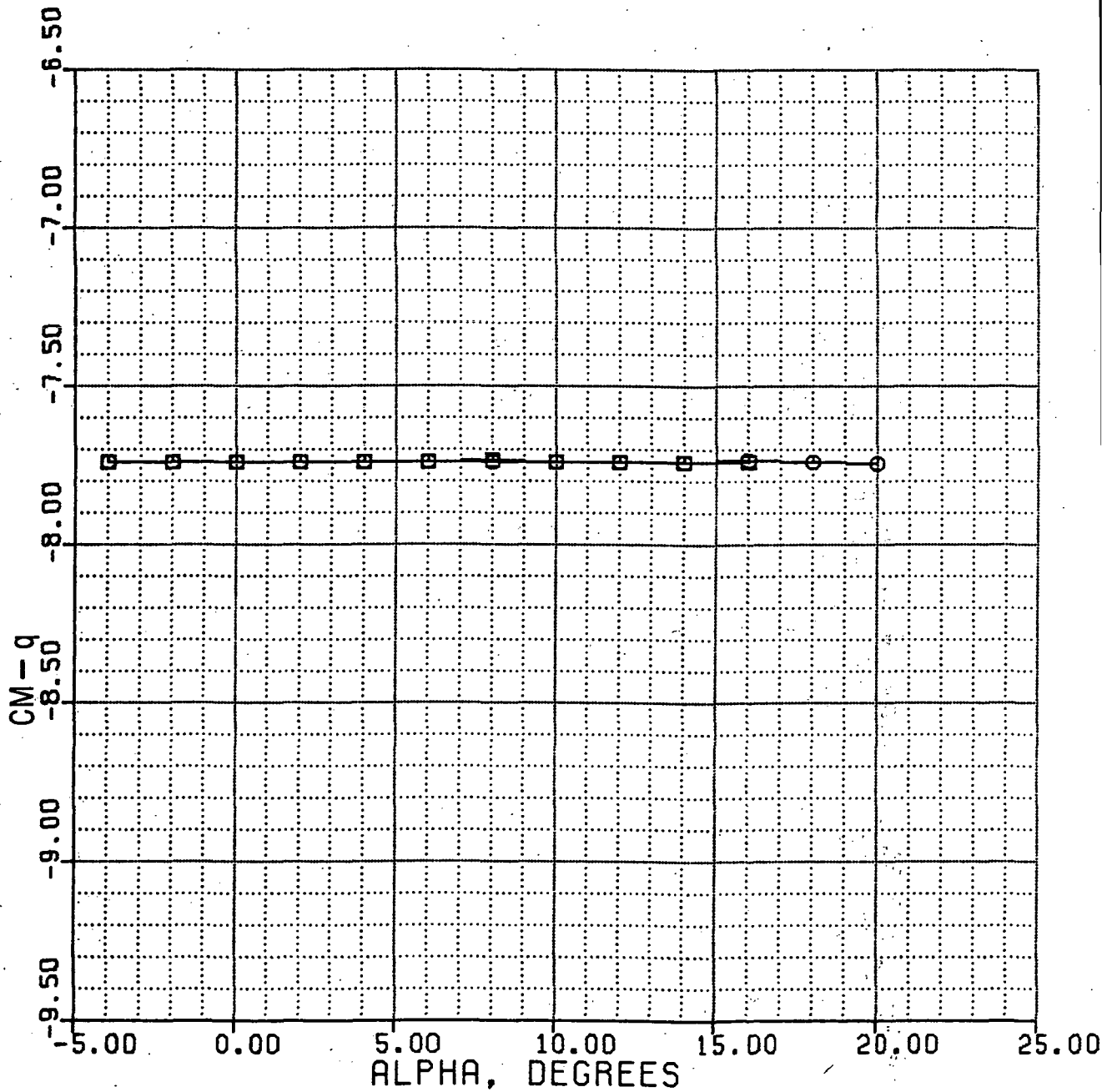


Figure 98(b)

CM - q VS ALPHA

7-26-83 X-29A M# = 0.8 NORMAL MODE

XCG = 451.0 WT = 15K ALPHA TRIM

- | | | | | |
|---|---|---|-----------|---------------|
| □ | — | □ | ALT = 10K | ALP: 0 TO 10 |
| ○ | — | ○ | ALT = 20K | ALP: -4 TO 12 |
| △ | — | △ | ALT = 30K | ALP: -4 TO 14 |
| ★ | — | ★ | ALT = 40K | ALP: -4 TO 18 |
| × | — | × | ALT = 50K | ALP: -4 TO 22 |

ORIGINAL PAGE IS
OF POOR QUALITY

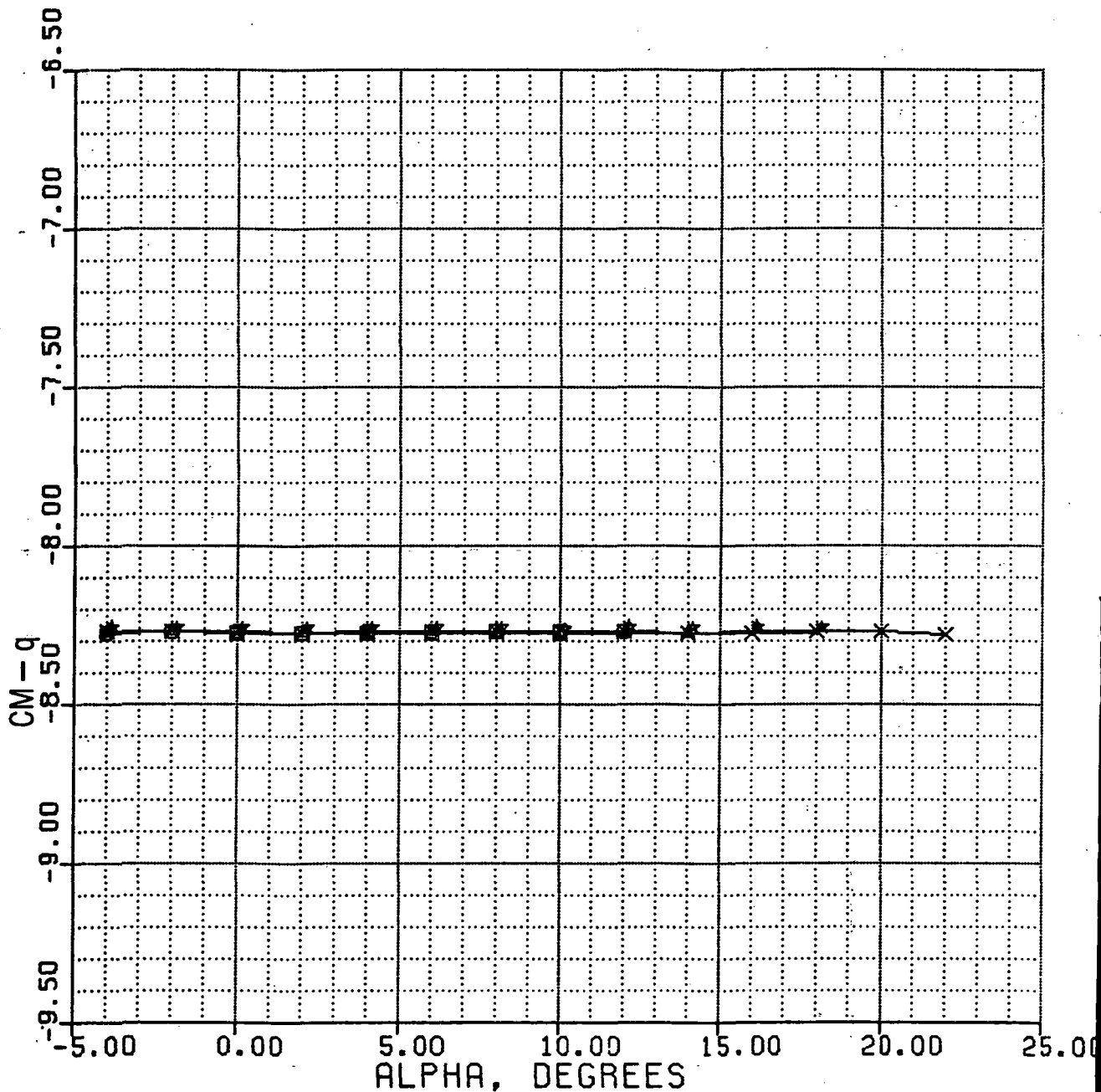


Figure 98(c)

CM - q VS ALPHA

7-27-83 X-29A M# = 0.9 NORMAL MODE

XCG = 451.0 WT = 15K ALPHA TRIM

□	—	□	ALT = 20K	ALP: 0 TO 10
○	—	○	ALT = 30K	ALP: -2 TO 12
▲	—	▲	ALT = 40K	ALP: -4 TO 14
★	—	★	ALT = 50K	ALP: -4 TO 18

ORIGINAL PAGE IS
OF POOR QUALITY

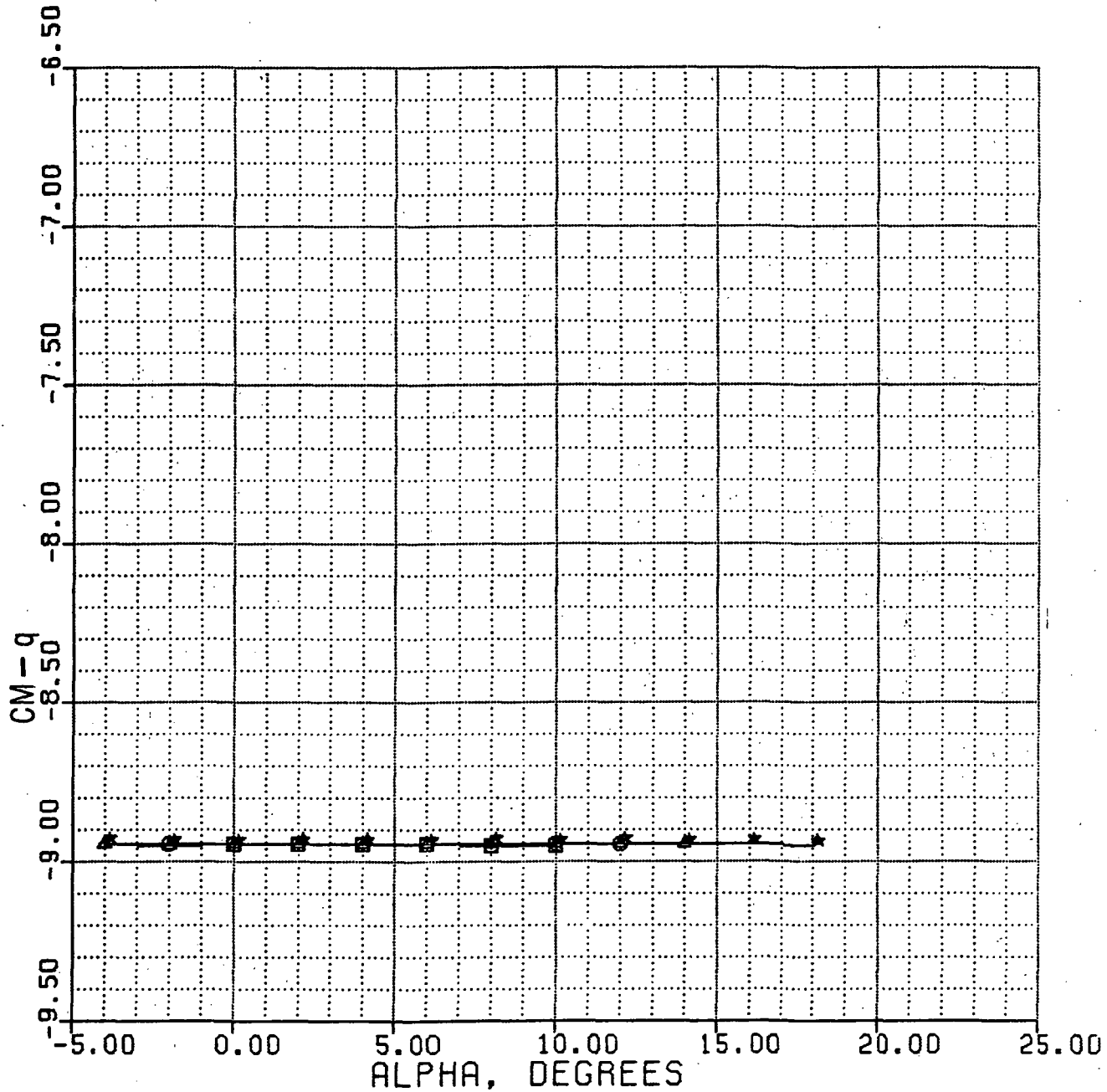


Figure 98(d)

CM - q VS ALPHA

7-27-83 X-29A M# = 1.2 NORMAL MODE

XCG = 451.0 WT = 15K ALPHA TRIM

- | | | | | |
|---|---|---|-----------|---------------|
| □ | — | □ | ALT = 20K | ALP: -4 TO 8 |
| ○ | — | ○ | ALT = 30K | ALP: -4 TO 10 |
| △ | — | △ | ALT = 40K | ALP: -4 TO 12 |
| ★ | — | ★ | ALT = 50K | ALP: -4 TO 14 |

ORIGINAL PAGE IS
OF POOR QUALITY

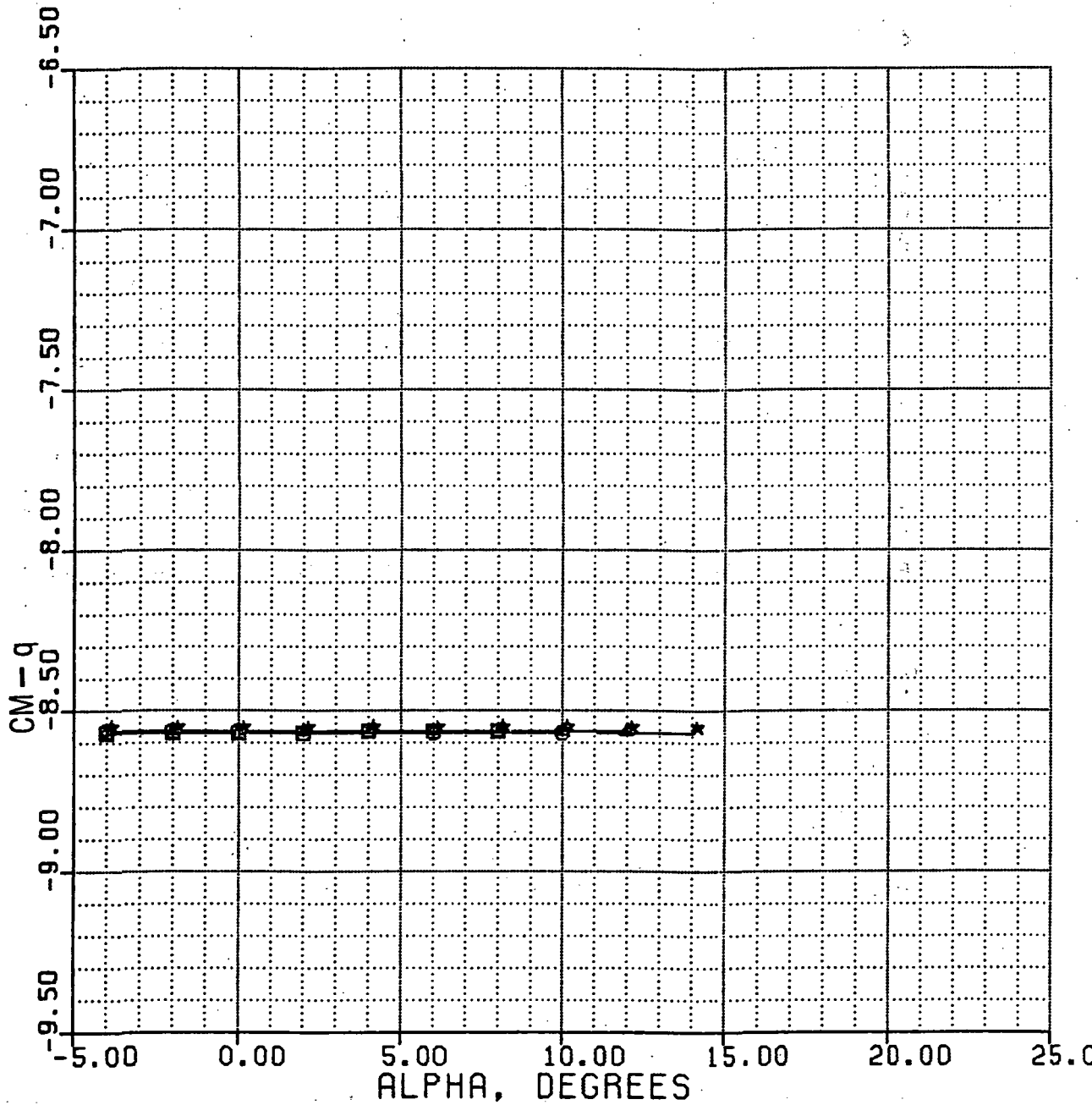


Figure 98(e)

CM - q VS ALPHA

7-27-83 X-29A M# = 1.5 NORMAL MODE

XCG = 451.0 WT = 15K ALPHA TRIM

□	—	□	ALT = 30K	ALP: -4 TO 8
○	—	○	ALT = 40K	ALP: -4 TO 10
△	—	△	ALT = 50K	ALP: -4 TO 12

ORIGINAL PAGE 15
OF POOR QUALITY

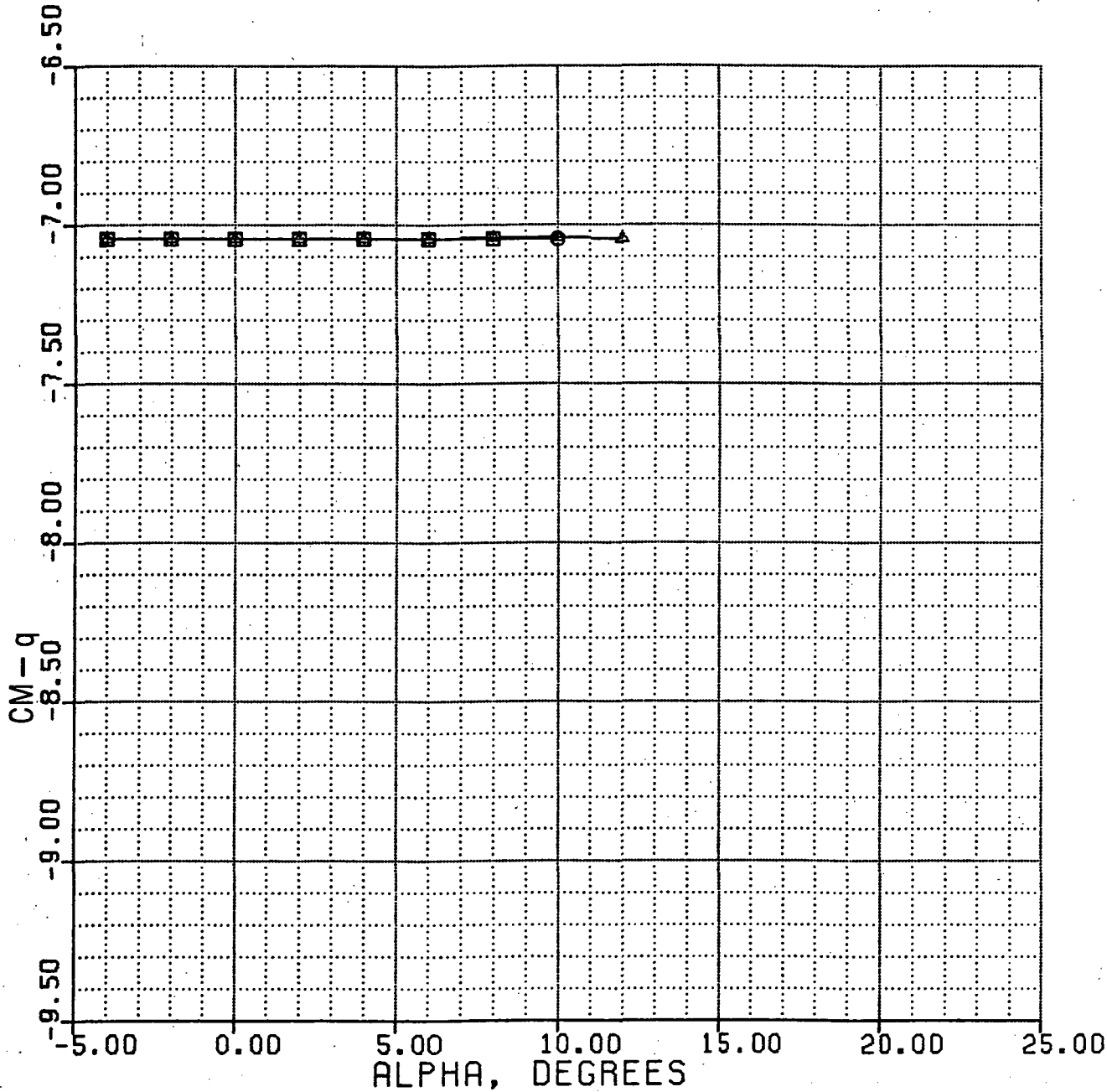


Figure 98(f)

CA - q VS MACH

7-27-83 X-29A 1-G TRIM NORMAL MODE

XCG = 451.0 WT = 15K

- — □ ALT = S.L. M# = .2 TO 1.05
- — ○ ALT = 10K M# = .2 TO 1.2
- ▲ — ▲ ALT = 20K M# = .3 TO 1.4

ORIGINAL PAGE IS
OF POOR QUALITY

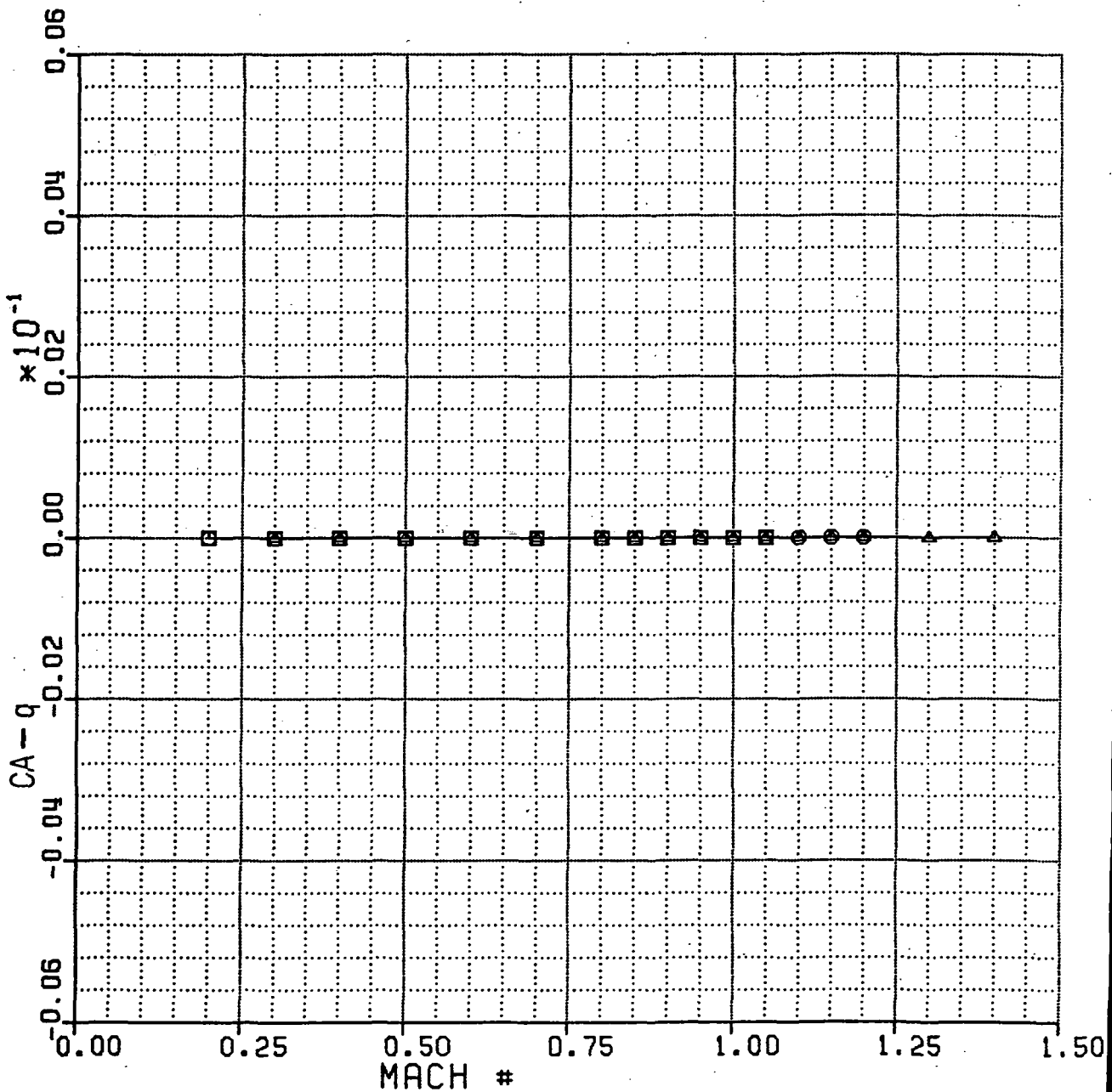


Figure 99(a)

CA - q VS MACH

7-27-83 X-29A 1-G TRIM NORMAL MODE

XCG = 451.0 WT = 15K

□	—	□	ALT = 30K	M# = .3 TO 1.5
○	—	○	ALT = 40K	M# = .6 TO 1.5
▲	—	▲	ALT = 50K	M# = .6 TO 1.5

ORIGINAL PAGE IS
OF POOR QUALITY

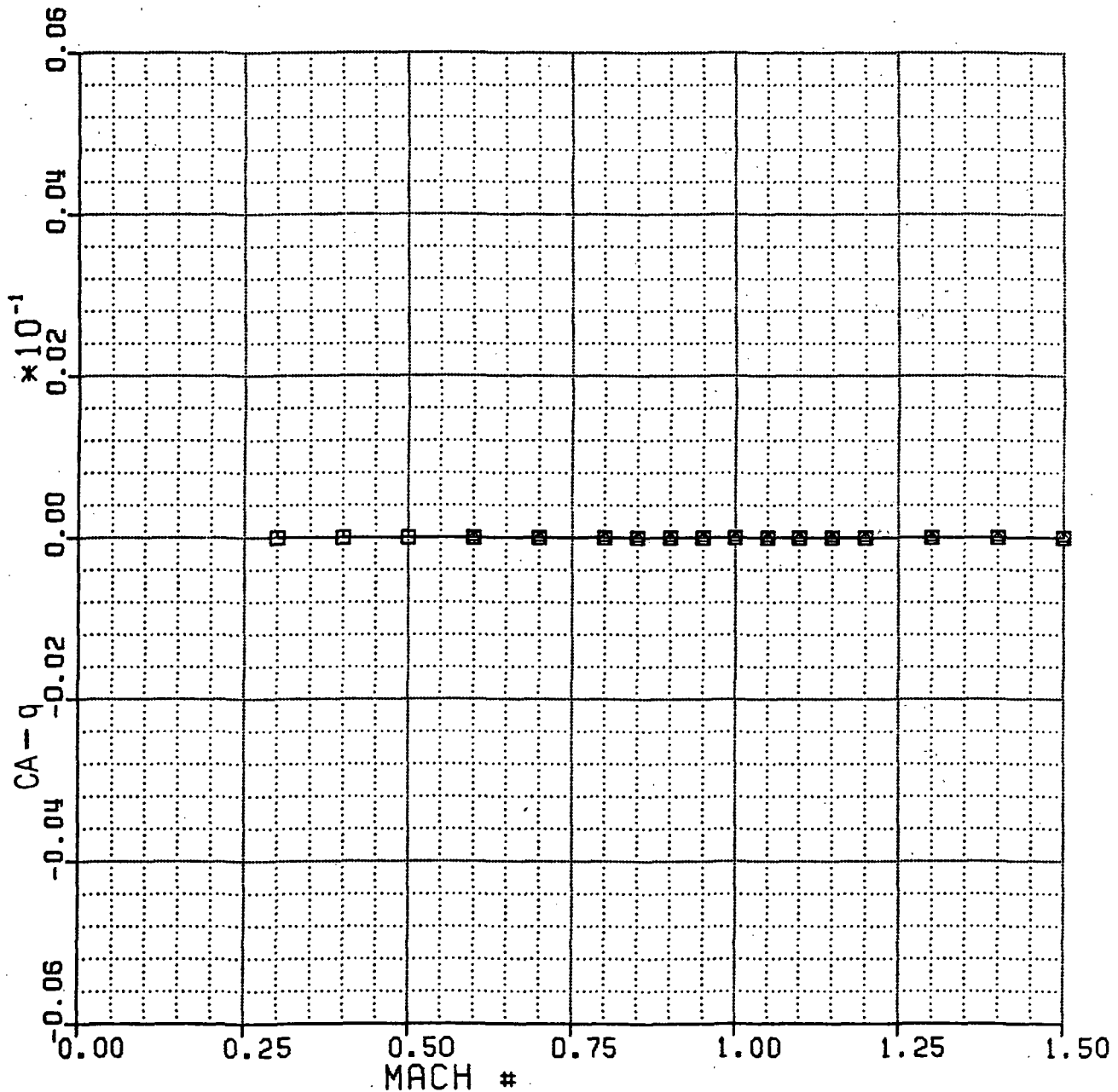


Figure 99(b)

CA - q VS ALPHA

7-26-83 X-29A M# = 0.4 NORMAL MODE
XCG = 451.0 WT = 15K ALPHA TRIM

□ — □ ALT = S.L. ALP: -4 TO 22
○ — ○ ALT = 10K ALP: -4 TO 22

ORIGINAL PAGE IS
OF POOR QUALITY

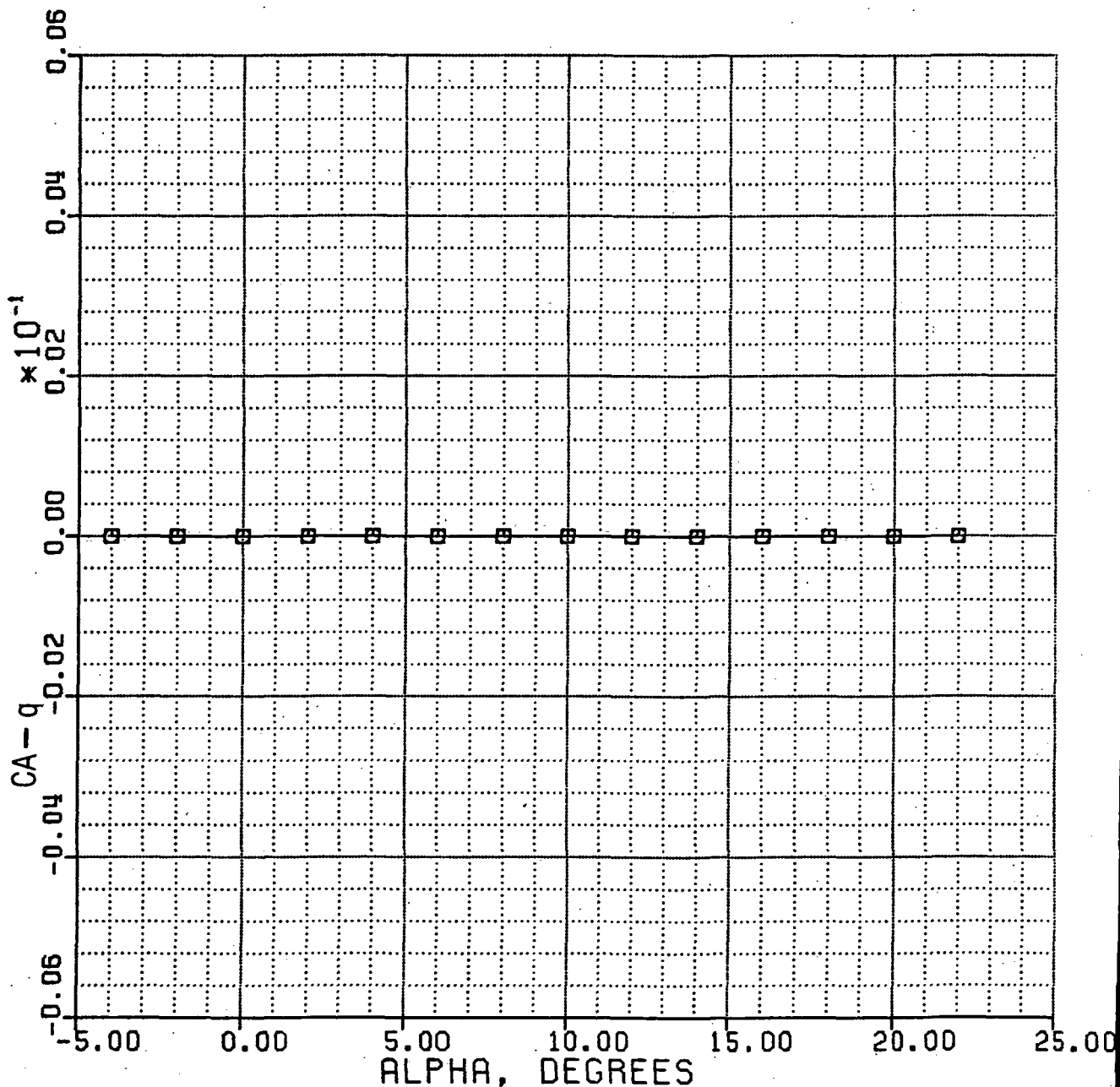


Figure 100(a)

CA - q VS ALPHA

7-26-83 X-29A M# = 0.6 NORMAL MODE

XCG = 451.0 WT = 15K ALPHA TRIM

□ — □ ALT = 10K ALP: -4 TO 16
○ — ○ ALT = 20K ALP: -4 TO 20

ORIGINAL PAGE IS
OF POOR QUALITY

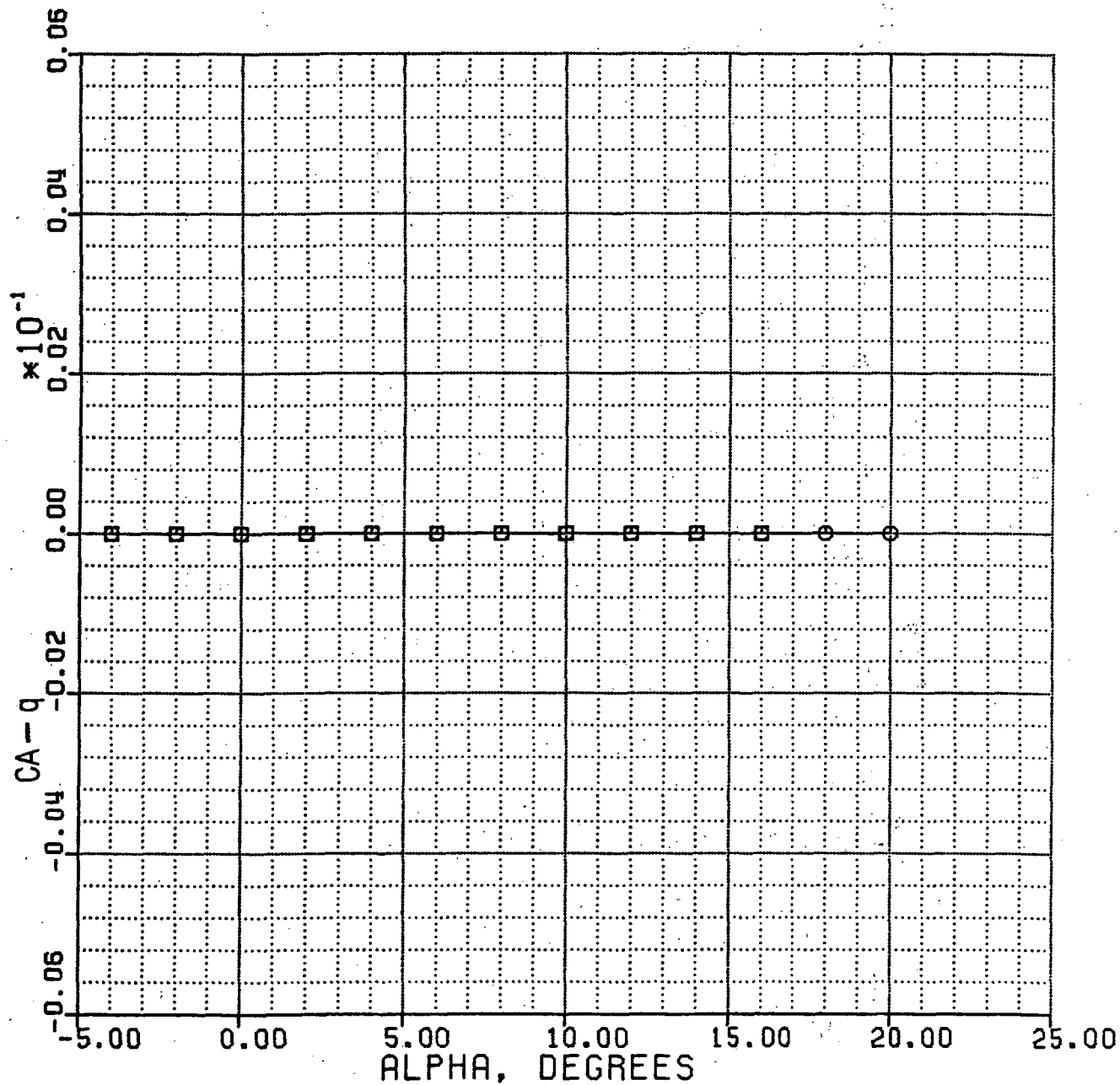


Figure 100(b)

CA-q VS ALPHA

7-26-83 X-29A M# = 0.8 NORMAL MODE

XCG = 451.0 WT = .15K ALPHA TRIM

- | | | | | |
|---|---|---|-----------|---------------|
| □ | — | □ | ALT = 10K | ALP: 0 TO 10 |
| ○ | — | ○ | ALT = 20K | ALP: -4 TO 12 |
| ▲ | — | ▲ | ALT = 30K | ALP: -4 TO 14 |
| ★ | — | ★ | ALT = 40K | ALP: -4 TO 18 |
| × | — | × | ALT = 50K | ALP: -4 TO 22 |

ORIGINAL PAGE 19
OF POOR QUALITY

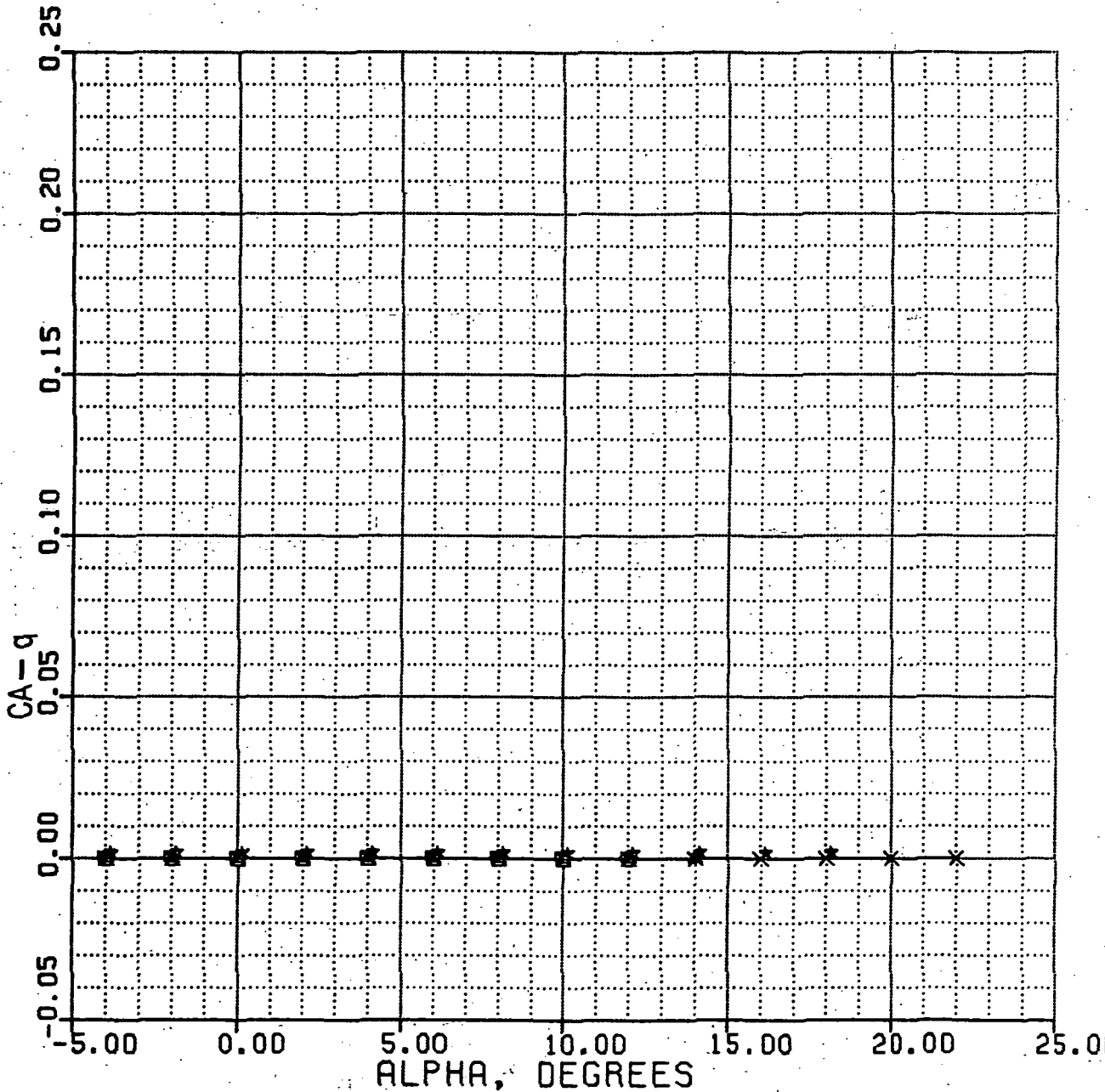


Figure 100(c)

CA - q VS ALPHA

7-27-83 X-29A M# = 0.9 NORMAL MODE

XCG = 451.0 WT = 15K ALPHA TRIM

□	—	□	ALT = 20K	ALP: 0 TO 10
○	—	○	ALT = 30K	ALP: -2 TO 12
△	—	△	ALT = 40K	ALP: -4 TO 14
★	—	★	ALT = 50K	ALP: -4 TO 18

ORIGINAL PAGE IS
OF POOR QUALITY

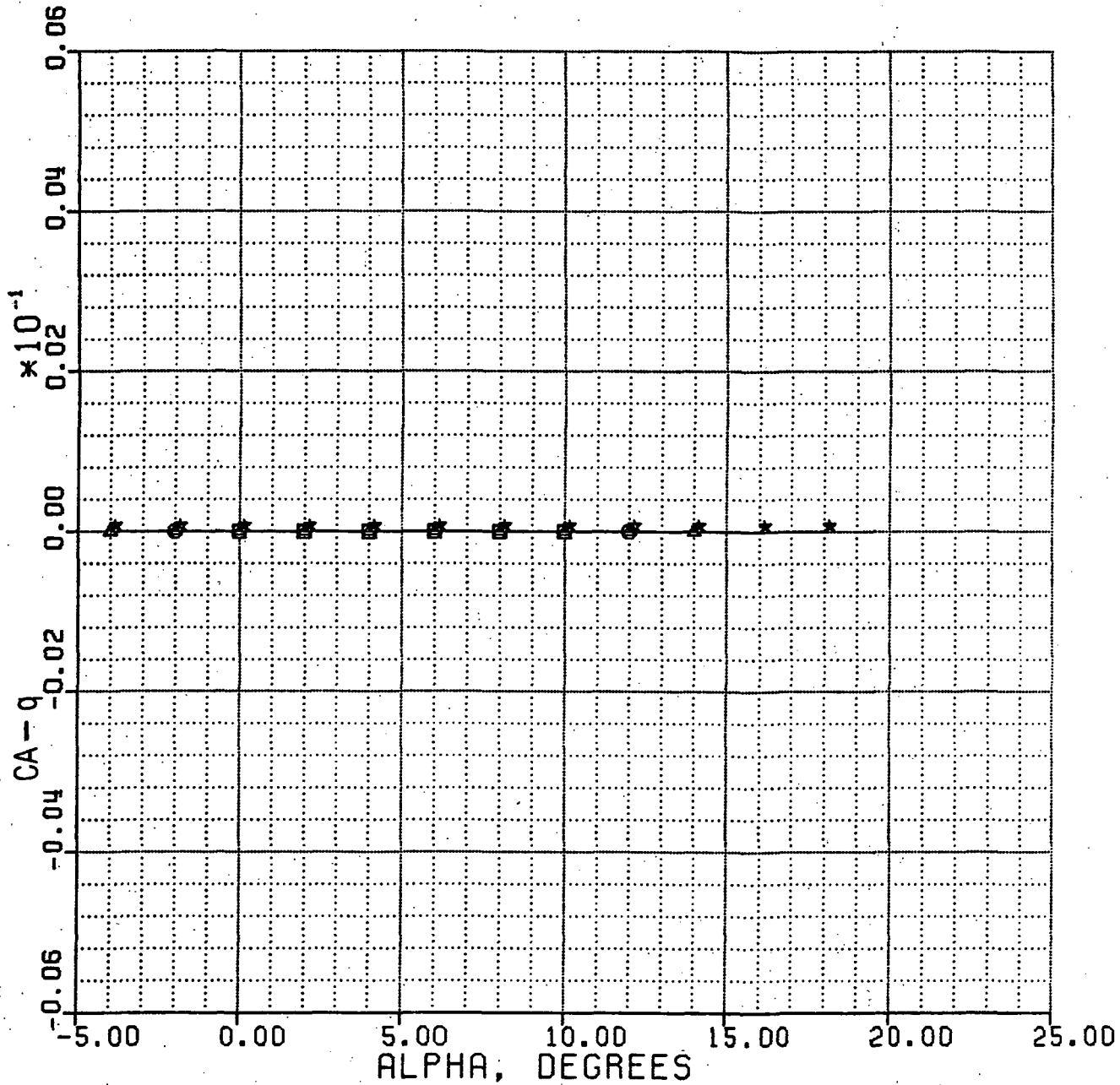


Figure 100(d)

CA - q VS ALPHA

7-27-83 X-29A M# = 1.2 NORMAL MODE

XCG = 451.0 WT = 15K ALPHA TRIM

- | | | | | |
|---|---|---|-----------|---------------|
| □ | — | □ | ALT = 20K | ALP: -4 TO 8 |
| ○ | — | ○ | ALT = 30K | ALP: -4 TO 10 |
| ▲ | — | ▲ | ALT = 40K | ALP: -4 TO 12 |
| ★ | — | ★ | ALT = 50K | ALP: -4 TO 14 |

ORIGINAL PAGE IS
OF POOR QUALITY

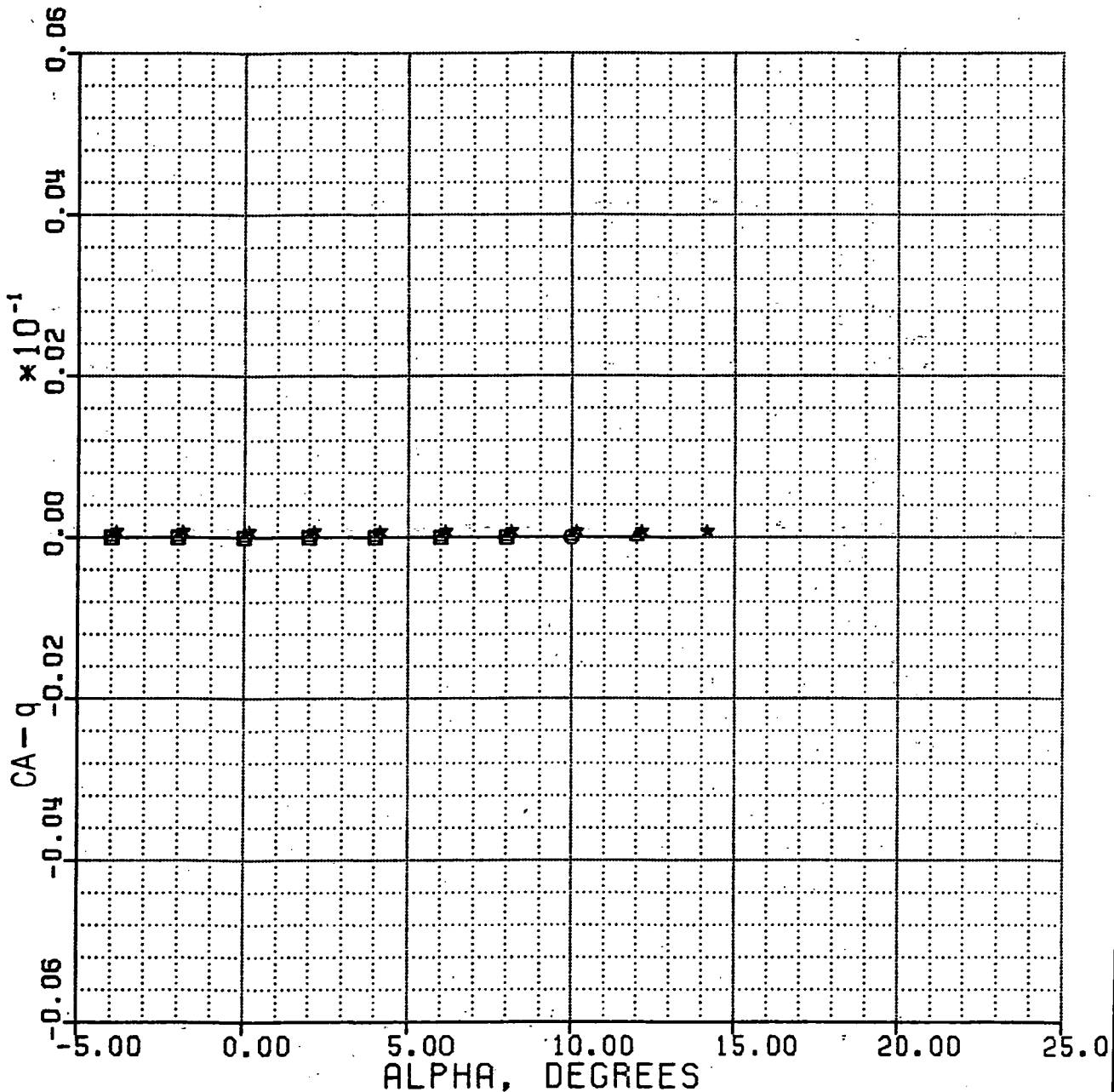


Figure 100(e)

CA - q VS ALPHA

7-27-83 X-29A M# = 1.5 NORMAL MODE

XCG = 451.0 WT = 15K ALPHA TRIM

- ALT = 30K ALP: -4 TO 8
- ALT = 40K ALP: -4 TO 10
- ▲ ALT = 50K ALP: -4 TO 12

ORIGINAL PAGE IS
OF POOR QUALITY

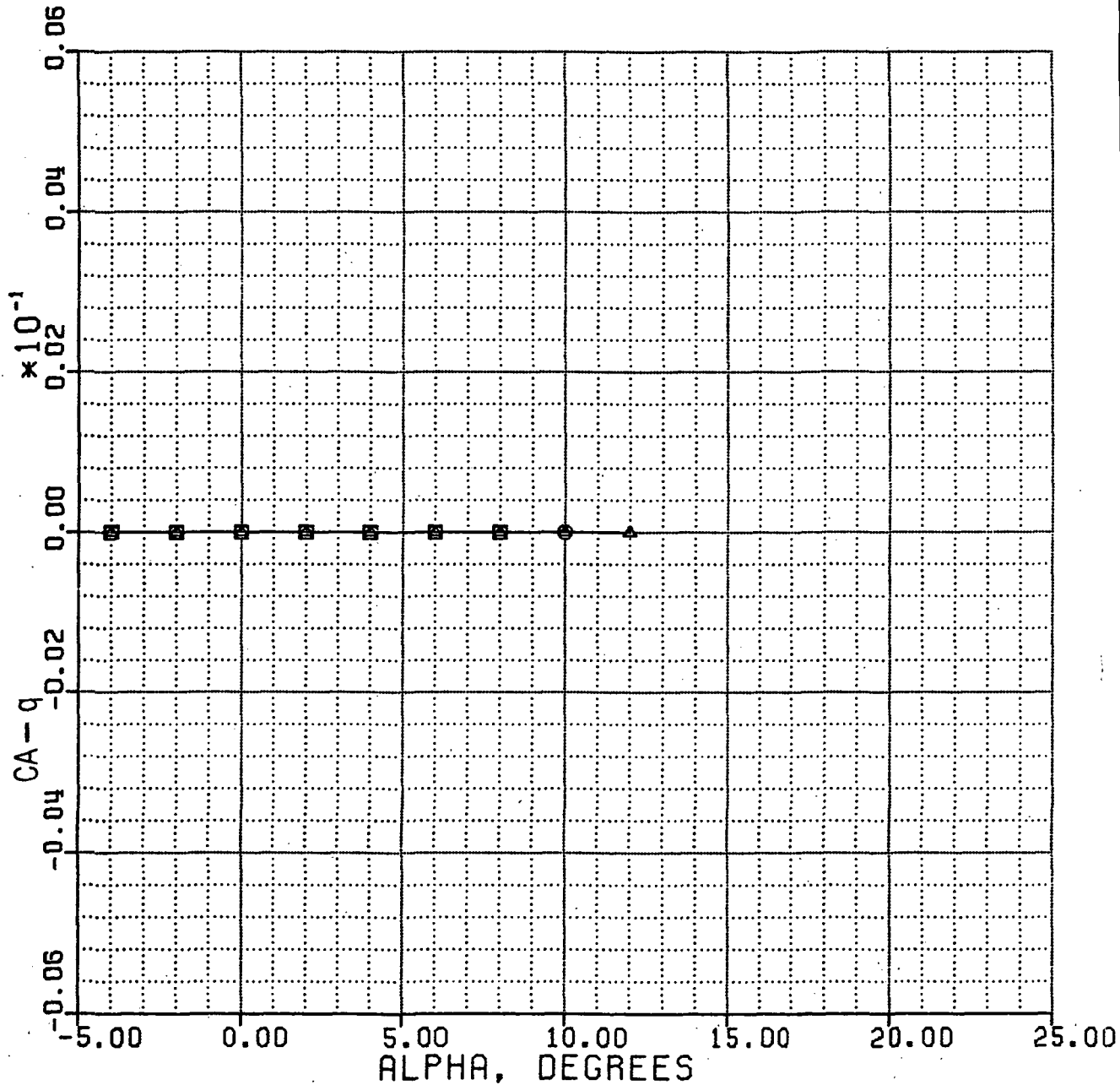


Figure 100(f)

CN - q VS MACH

7-27-83 X-29A 1-G TRIM NORMAL MODE
XCG = 451.0 WT = 15K

- — □ ALT = S.L. M# = .2 TO 1.05
- — ○ ALT = 10K M# = .2 TO 1.2
- ▲ — ▲ ALT = 20K M# = .3 TO 1.4

ORIGINAL PAGE IS
OF POOR QUALITY

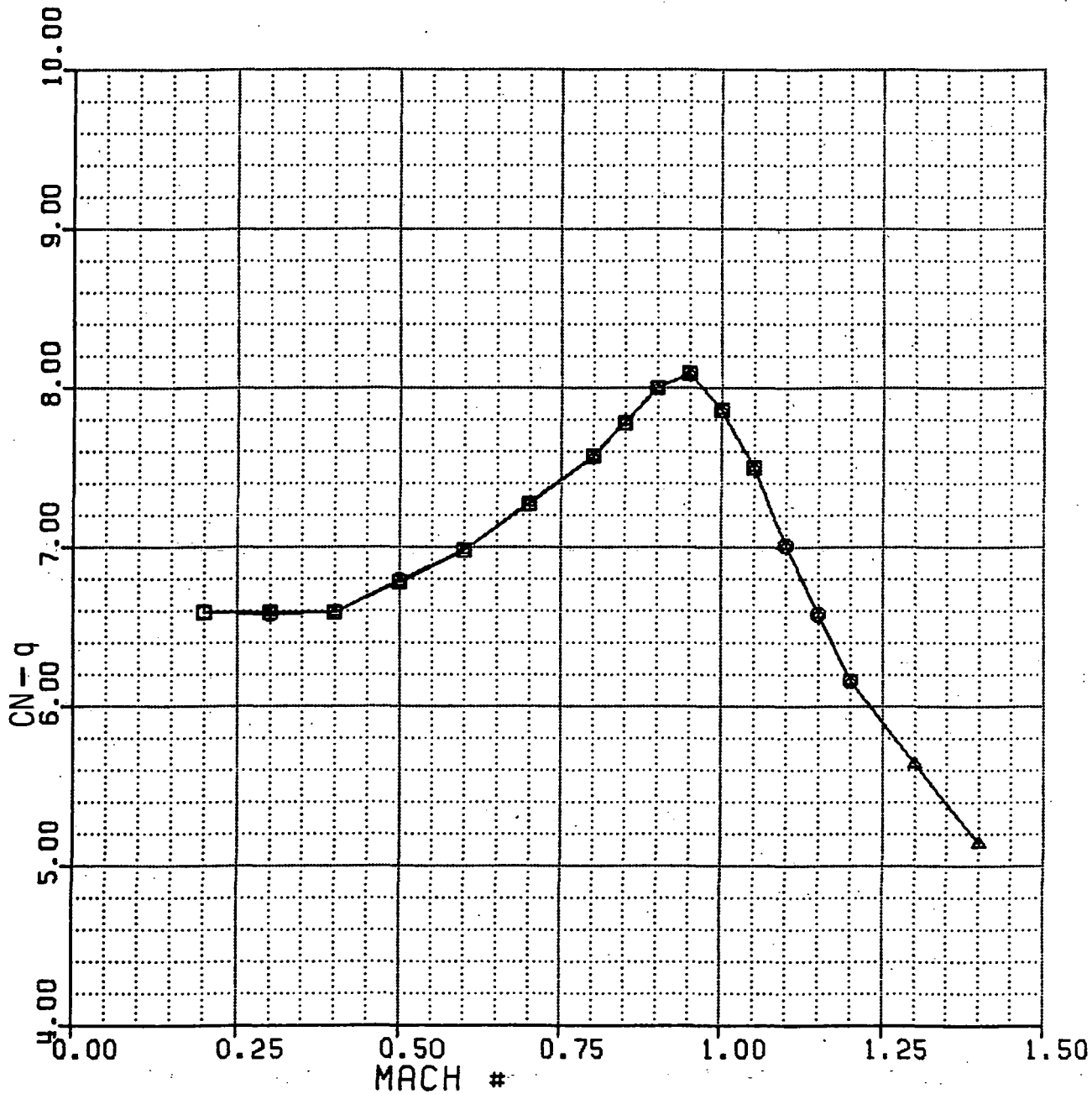


Figure 101(a)

CN-q VS MACH

7-27-83 X-29A 1-G TRIM NORMAL MODE

XCG = 451.0 WT = 15K

- — □ ALT = 30K M# = .3 TO 1.5
- — ○ ALT = 40K M# = .6 TO 1.5
- ▲ — ▲ ALT = 50K M# = .6 TO 1.5

ORIGINAL PAGE IS
OF POOR QUALITY

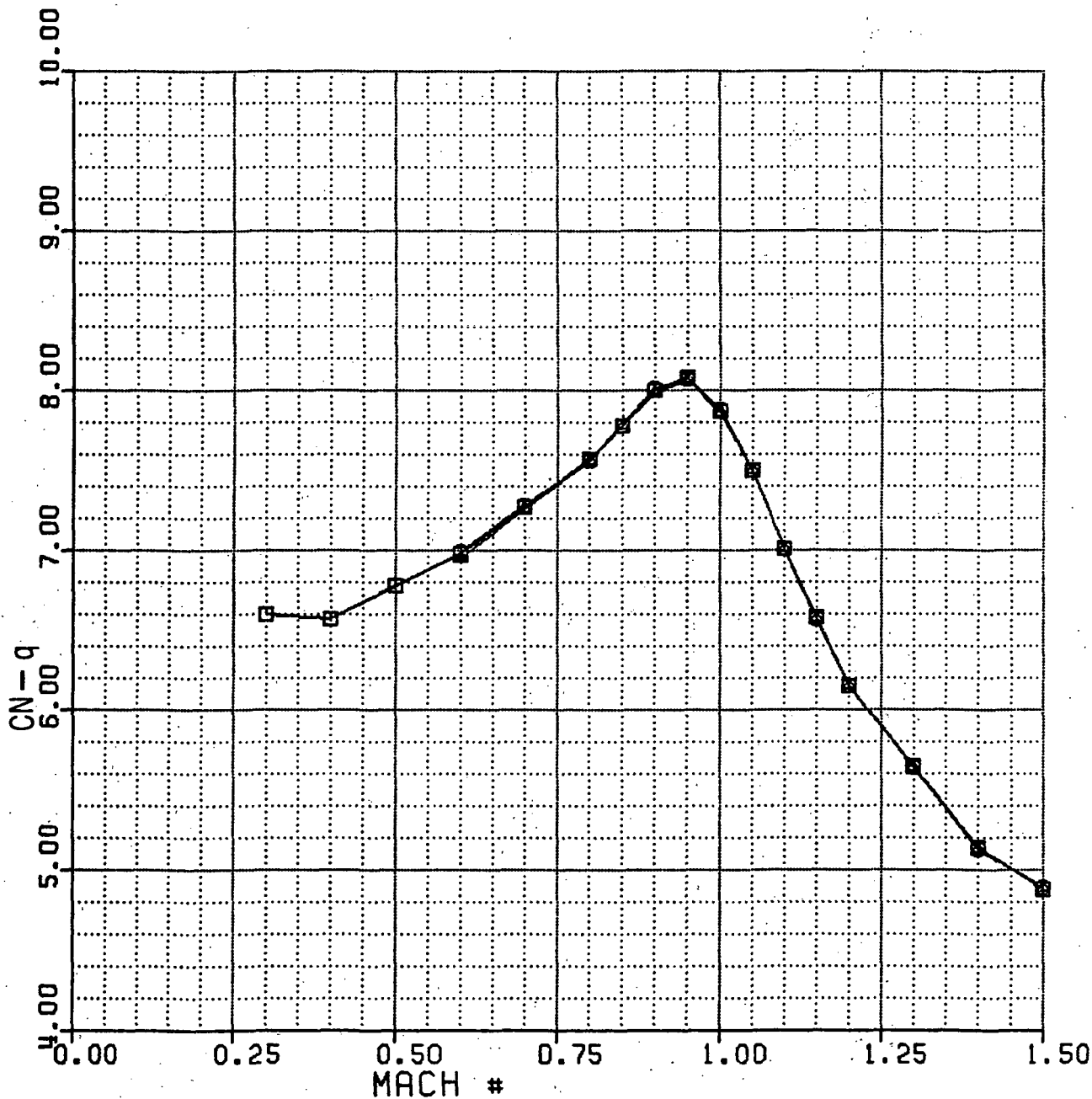


Figure 101(b)

CN-q VS ALPHA

7-26-83 X-29A M# = 0.4 NORMAL MODE
XCG = 451.0 WT = 15K ALPHA TRIM

□ ALT = S.L. ALP: -4 TO 22
○ ALT = 10K ALP: -4 TO 22

ORIGINAL PAGE IS
OF POOR QUALITY

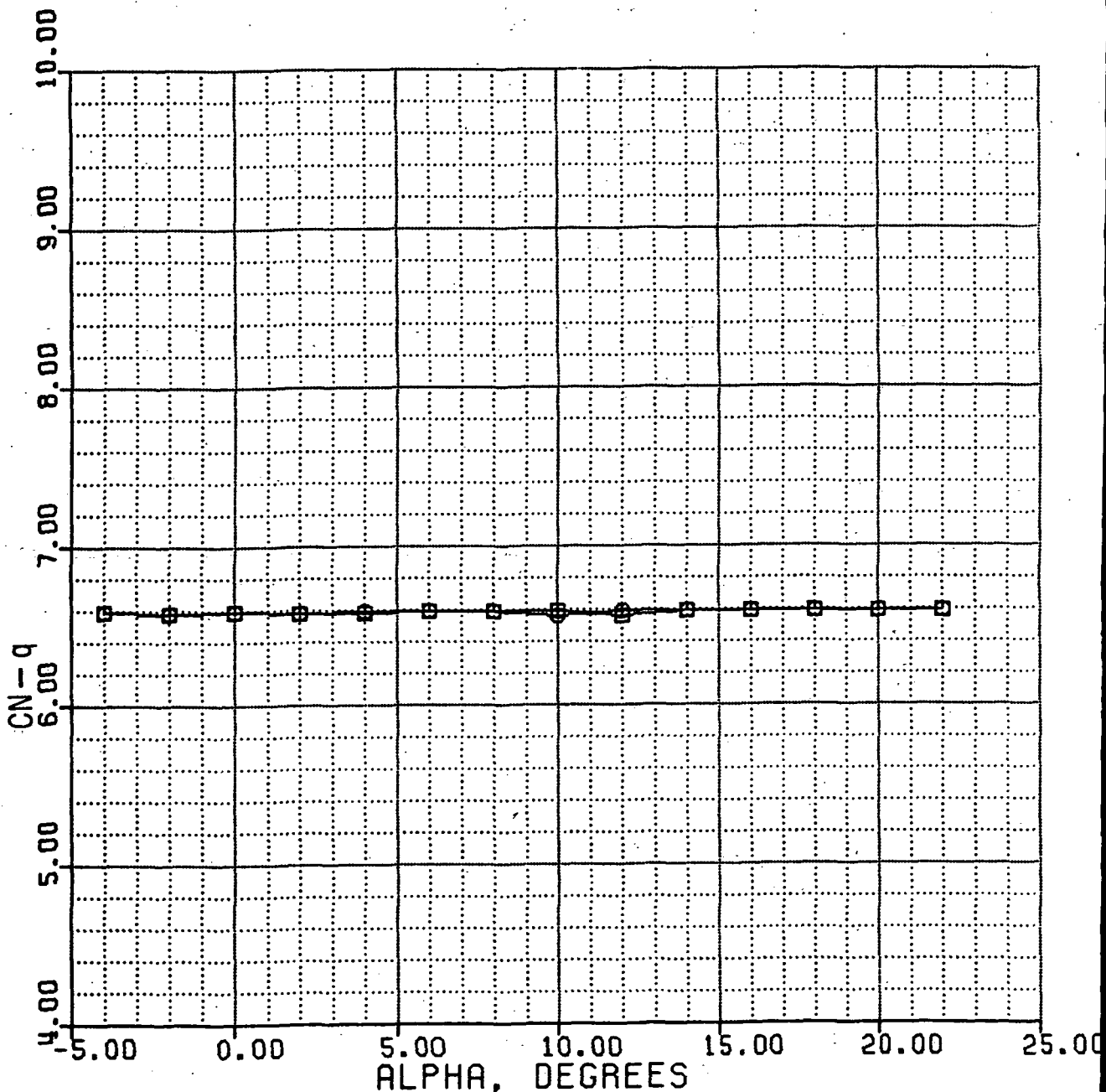


Figure 102(a)

CN-q VS ALPHA

7-26-83 X-29A M# = 0.6 NORMAL MODE
XCG = 451.0 WT = 15K ALPHA TRIM

□ — □ ALT = 10K ALP: -4 TO 16
○ — ○ ALT = 20K ALP: -4 TO 20

ORIGINAL PAGE IS
OF POOR QUALITY

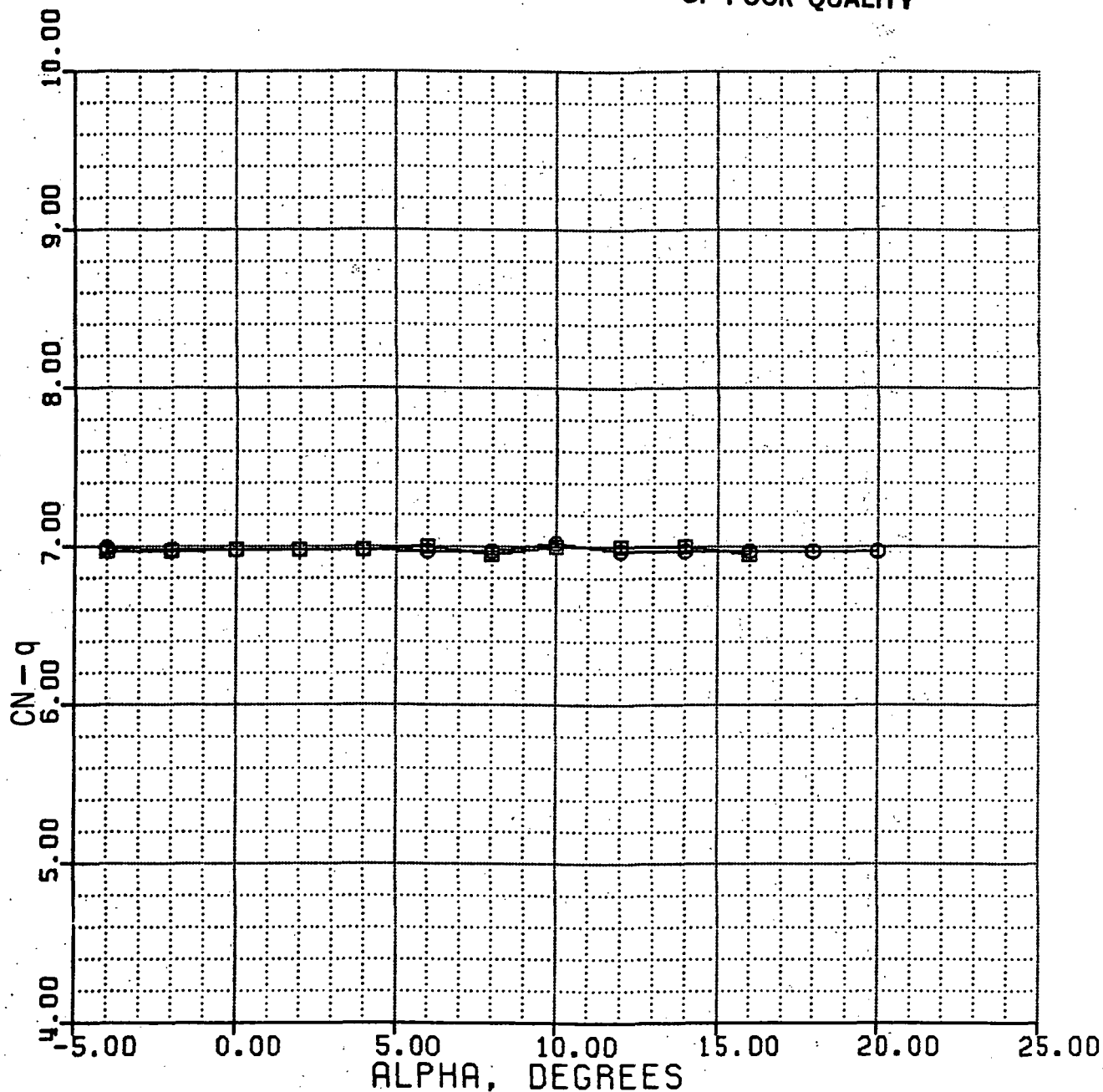


Figure 102(b)

CN-q VS ALPHA

7-26-83 X-29A M# = 0.8 NORMAL MODE
XCG = 451.0 WT = 15K ALPHA TRIM

- | | | | | |
|---|---|---|-----------|---------------|
| □ | — | □ | ALT = 10K | ALP: 0 TO 10 |
| ○ | — | ○ | ALT = 20K | ALP: -4 TO 12 |
| ▲ | — | ▲ | ALT = 30K | ALP: -4 TO 14 |
| ★ | — | ★ | ALT = 40K | ALP: -4 TO 18 |
| × | — | × | ALT = 50K | ALP: -4 TO 22 |

ORIGINAL PAGE IS
OF POOR QUALITY

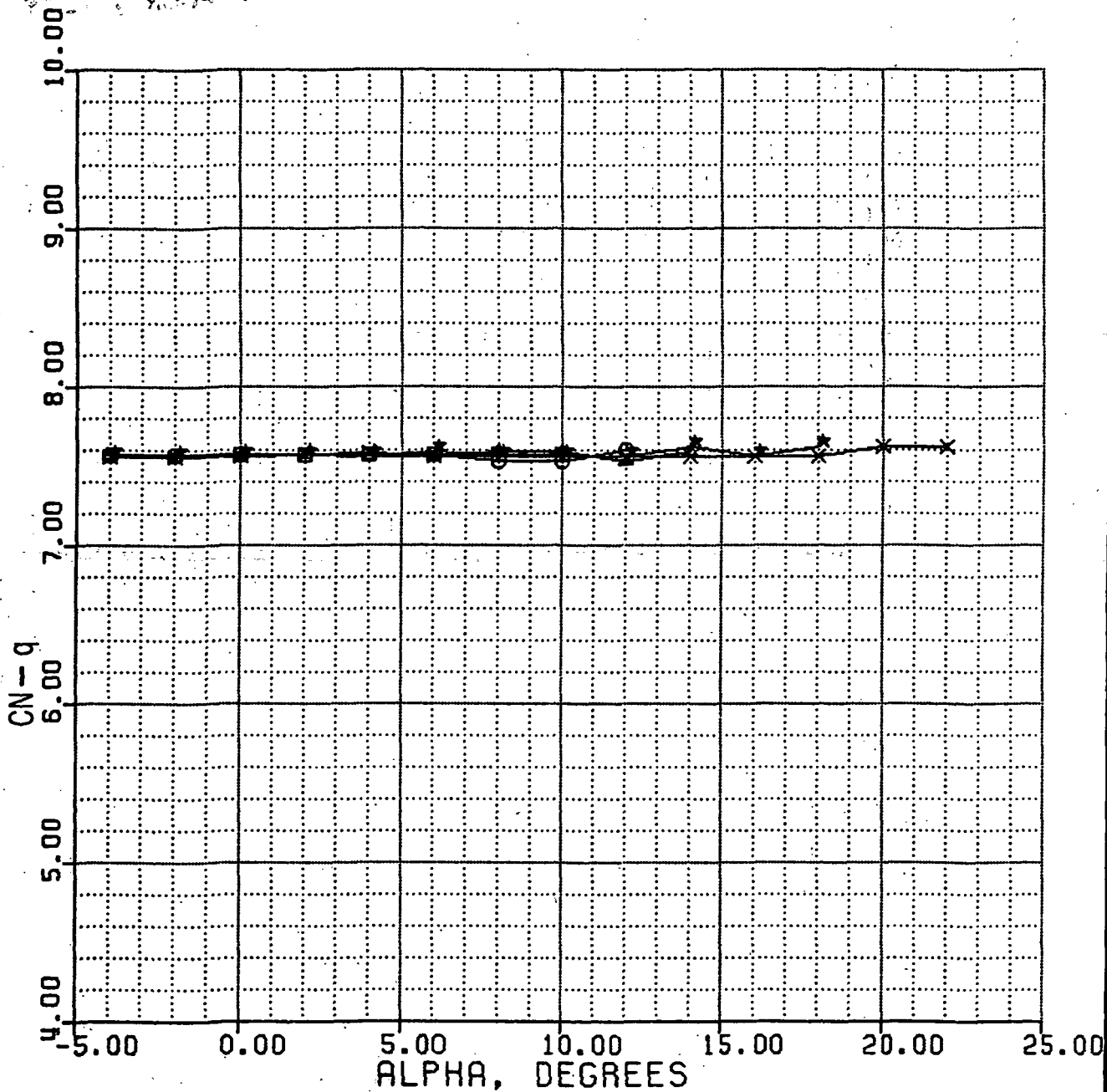


Figure 102(c)

CN-q VS ALPHA

7-27-83 X-29A M# = 0.9 NORMAL MODE
XCG = 451.0 WT = 15K ALPHA TRIM

□	—	□	ALT = 20K	ALP: 0 TO 10
○	—	○	ALT = 30K	ALP: -2 TO 12
▲	—	▲	ALT = 40K	ALP: -4 TO 14
★	—	★	ALT = 50K	ALP: -4 TO 18

ORIGINAL PAGE IS
OF POOR QUALITY

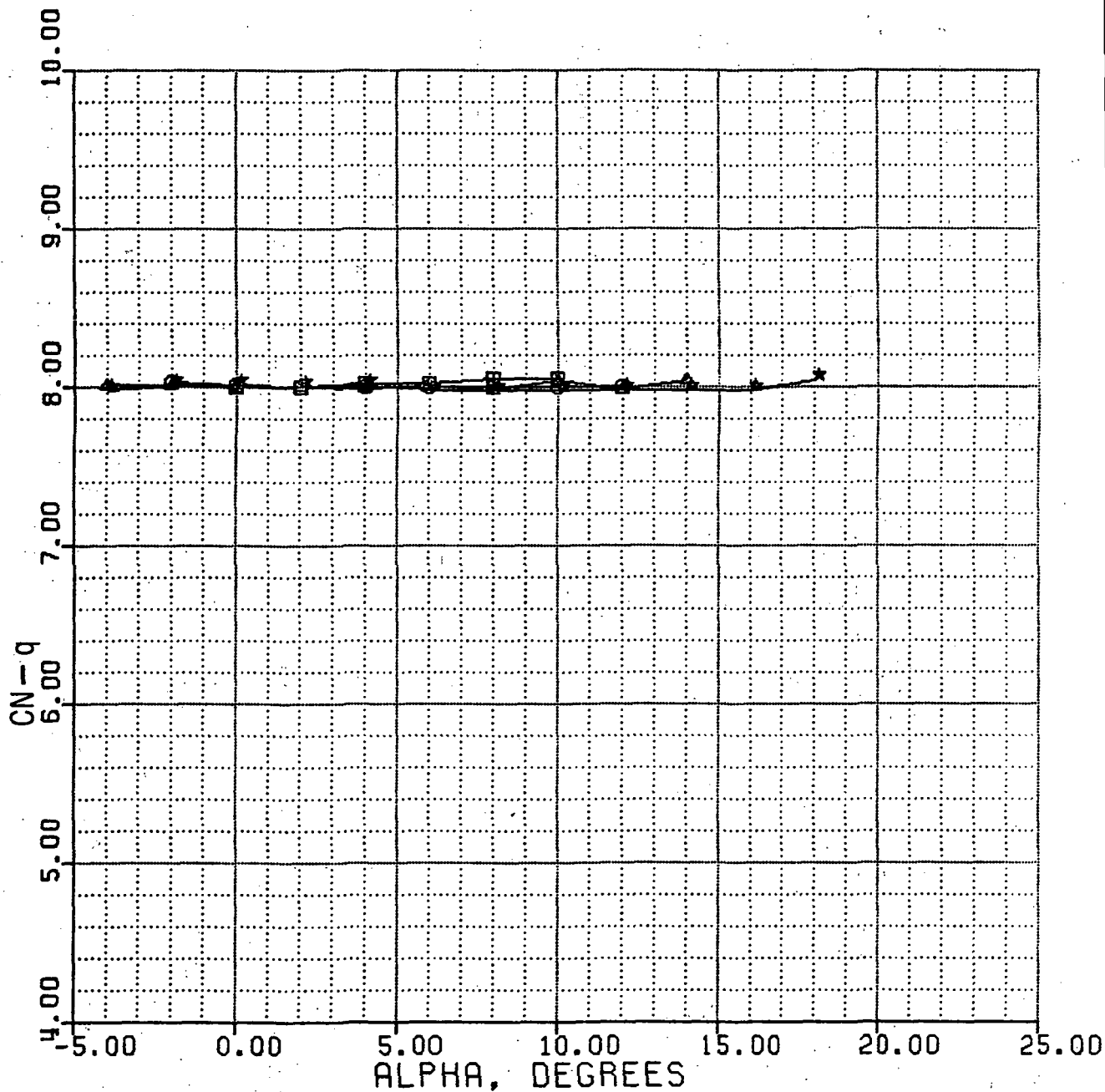


Figure 102(d)

CN-q VS ALPHA

7-27-83 X-29A M# = 1.2 NORMAL MODE

XCG = 451.0 WT = 15K ALPHA TRIM

□	—	□	ALT = 20K	ALP: -4 TO 8
○	—	○	ALT = 30K	ALP: -4 TO 10
△	—	△	ALT = 40K	ALP: -4 TO 12
★	—	★	ALT = 50K	ALP: -4 TO 14

ORIGINAL PAGE IS
OF POOR QUALITY

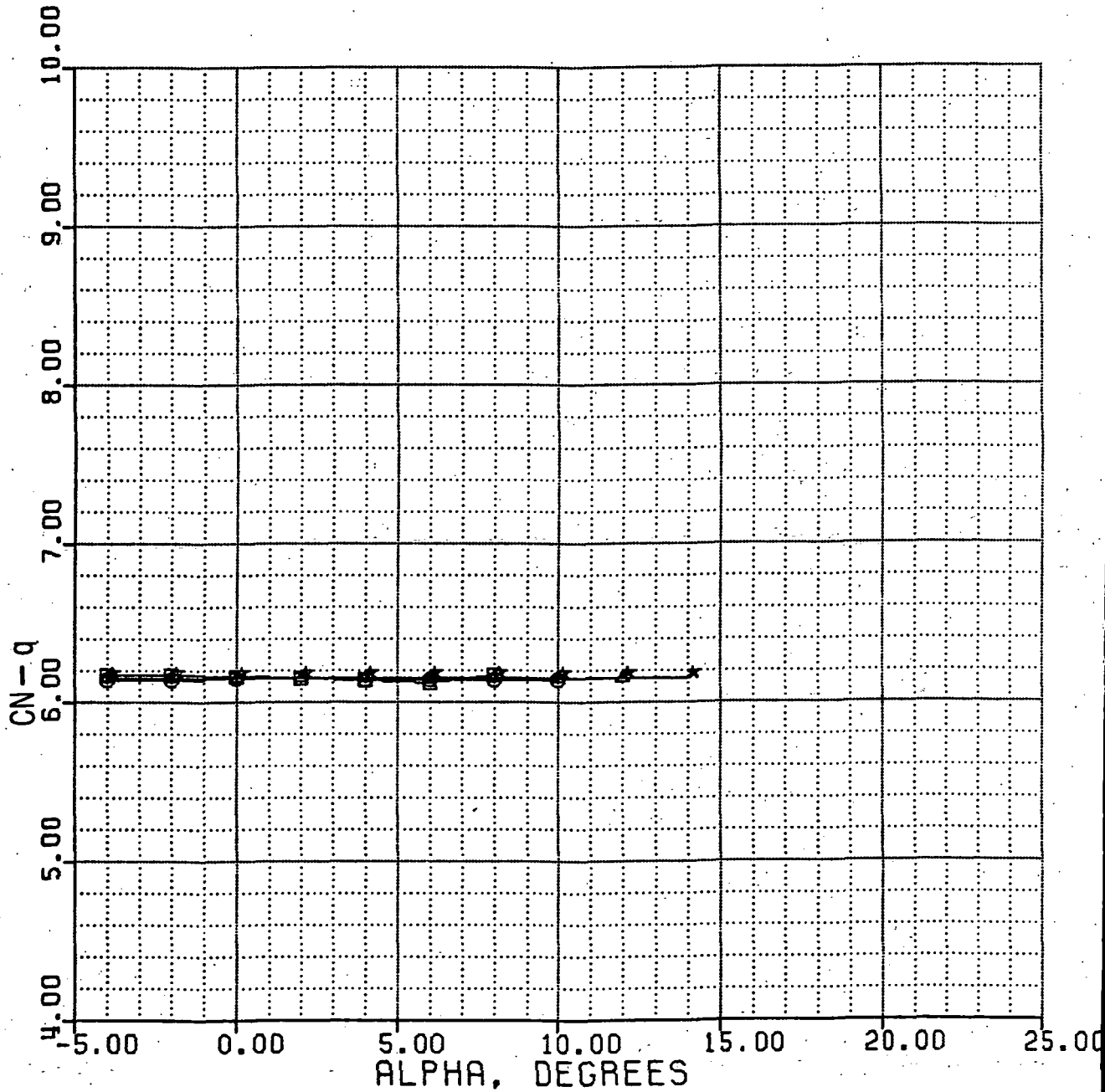


Figure 102(e)

CN-q VS ALPHA

7-27-83 X-29A M# = 1.5 NORMAL MODE

XCG = 451.0 WT = 15K ALPHA TRIM

- — □ ALT = 30K ALP: -4 TO 8
- — ○ ALT = 40K ALP: -4 TO 10
- ▲ — ▲ ALT = 50K ALP: -4 TO 12

ORIGINAL PAGE IS
OF POOR QUALITY

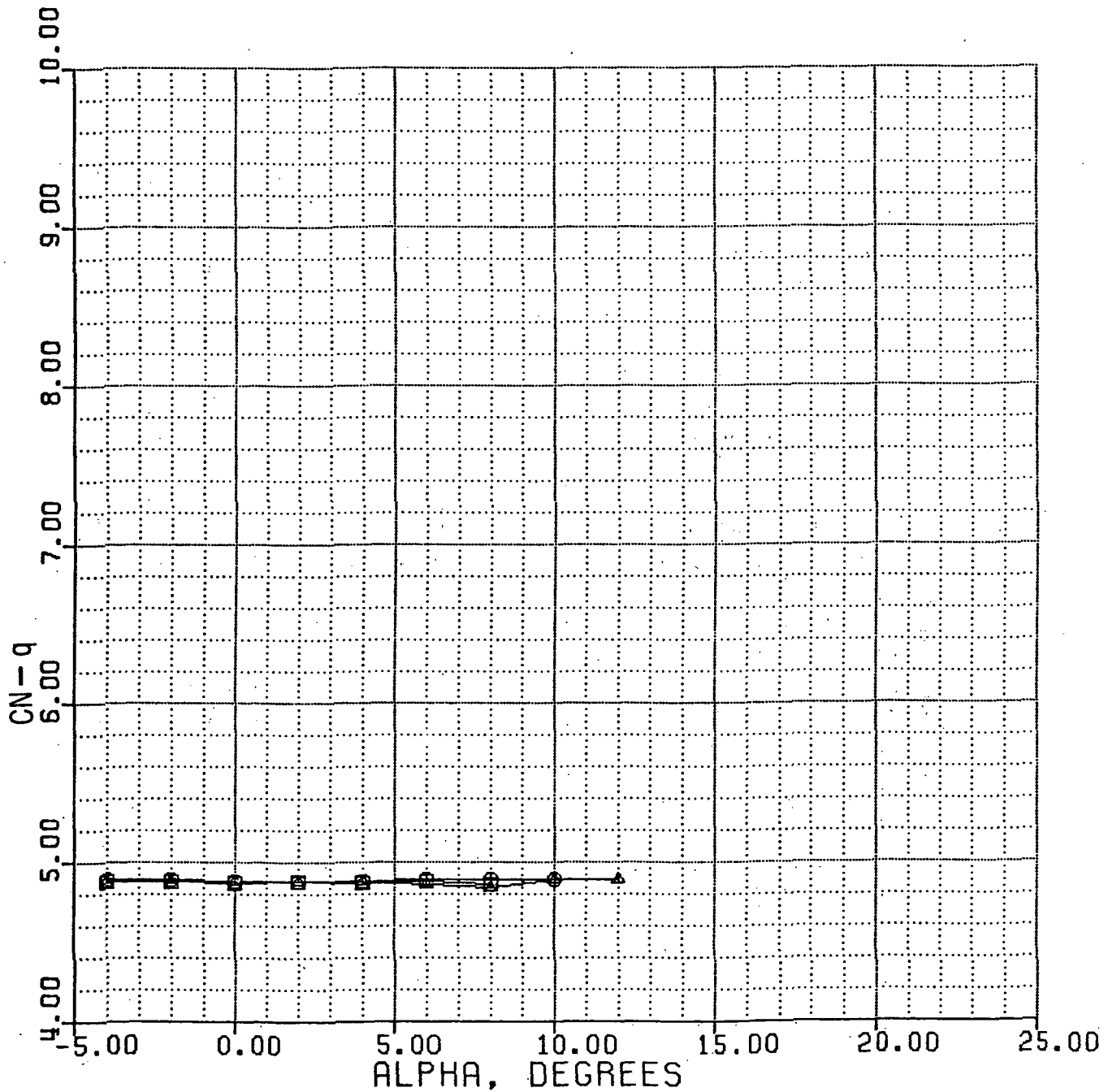


Figure 102(f)

Cy - ROLL RATE VS MACH

7-27-83 X-29A 1-G TRIM NORMAL MODE

XCG = 451.0 WT = 15K

- ALT = S.L. M# = .2 TO 1.05
- ALT = 10K M# = .2 TO 1.2
- ▲ ALT = 20K M# = .3 TO 1.4

ORIGINAL PAGE IS
OF POOR QUALITY

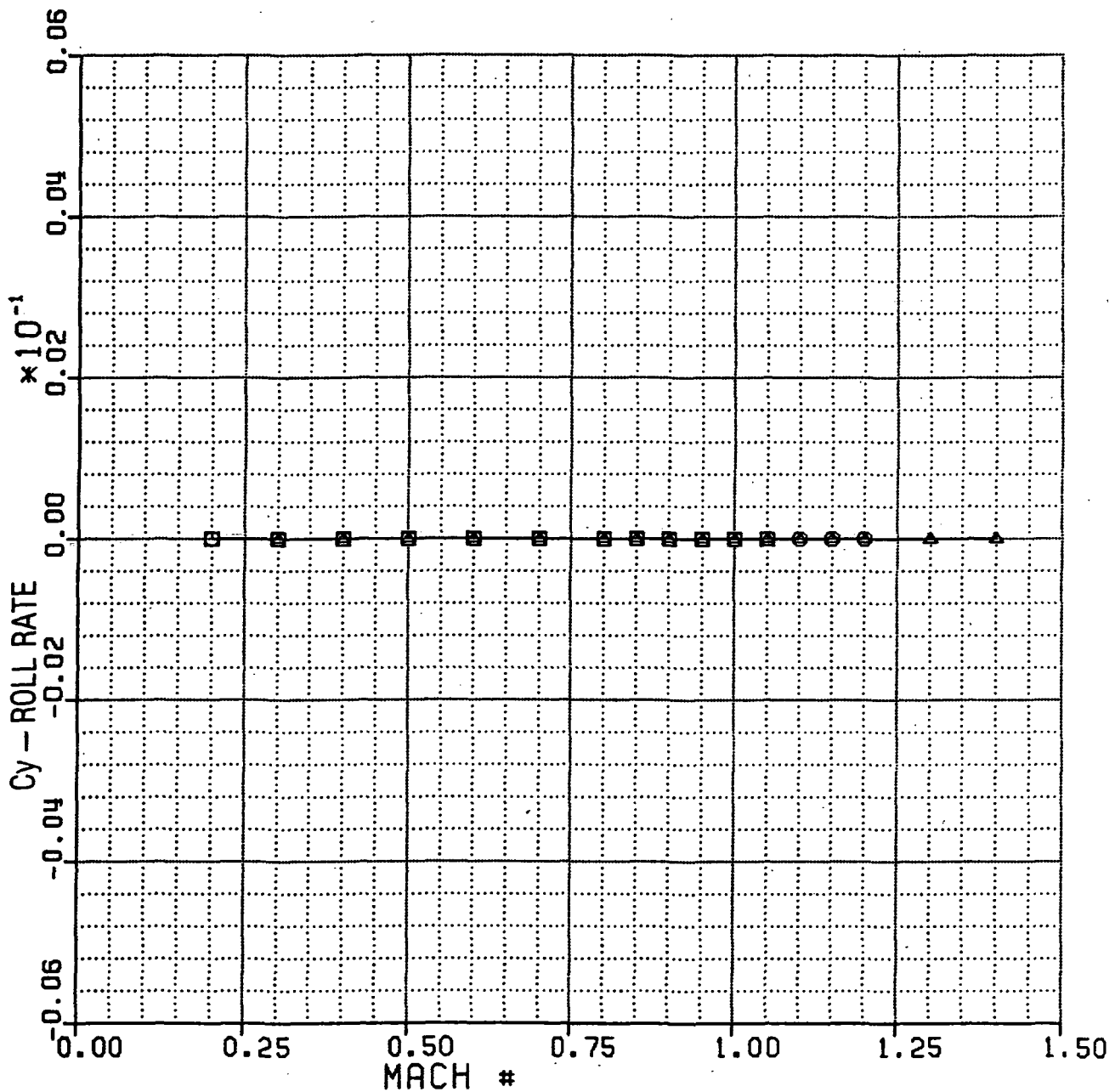


Figure 103(a)

Cy - ROLL RATE VS MACH

7-27-83 X-29A 1-G TRIM NORMAL MODE

XCG = 451.0 WT = 15K

- — ALT = 30K M* = .3 TO 1.5
- — ALT = 40K M* = .6 TO 1.5
- ▲ — ALT = 50K M* = .6 TO 1.5

ORIGINAL PAGE IS
OF POOR QUALITY

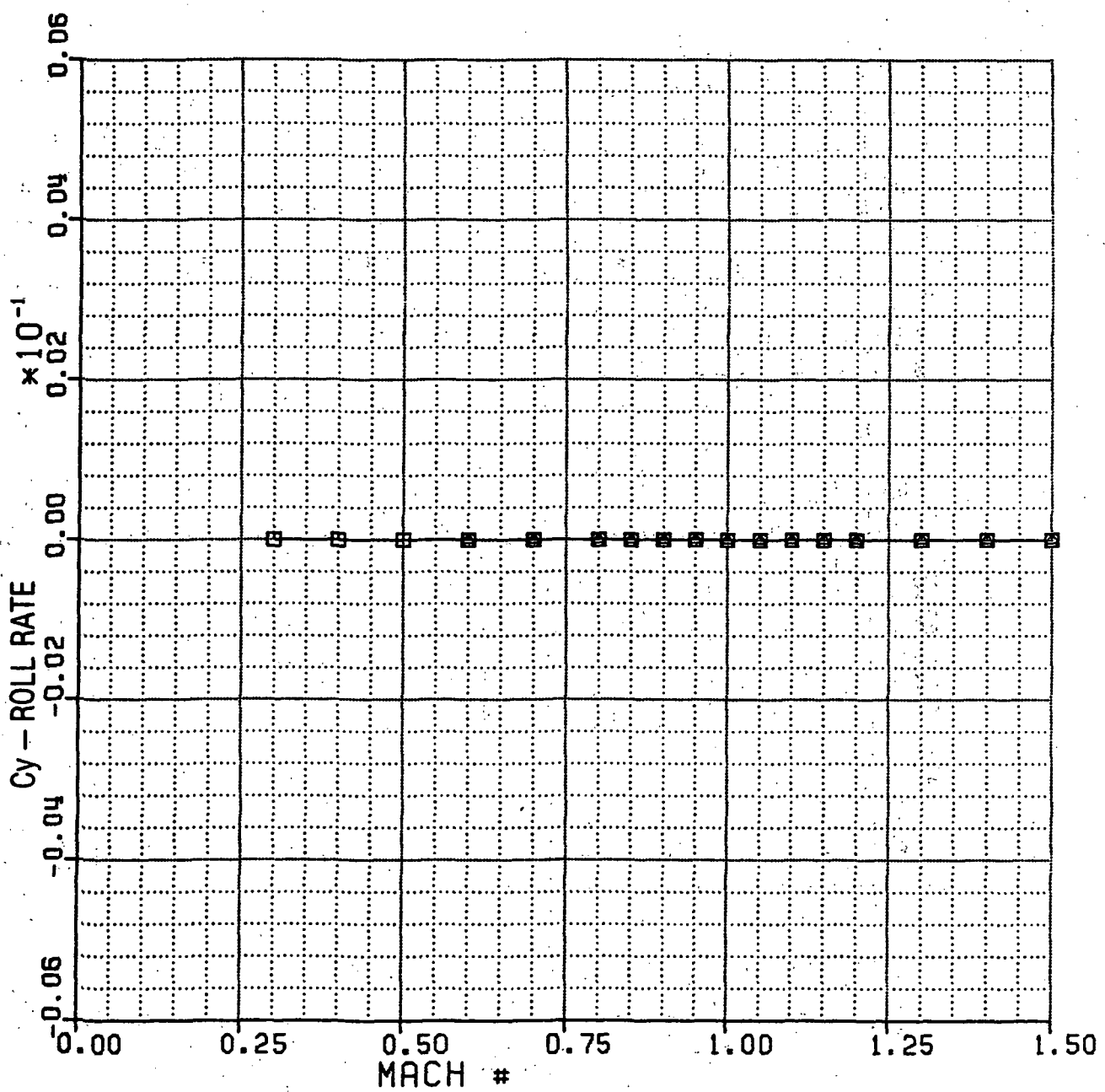


Figure 103(b)

Cy - ROLL RATE VS ALPHA

7-26-83 X-29A M# = 0.4 NORMAL MODE
XCG = 451.0 WT = 15K ALPHA TRIM

□ — □ ALT = S.L. ALP: -4 TO 22
○ — ○ ALT = 10K ALP: -4 TO 22

ORIGINAL PAGE IS
OF POOR QUALITY

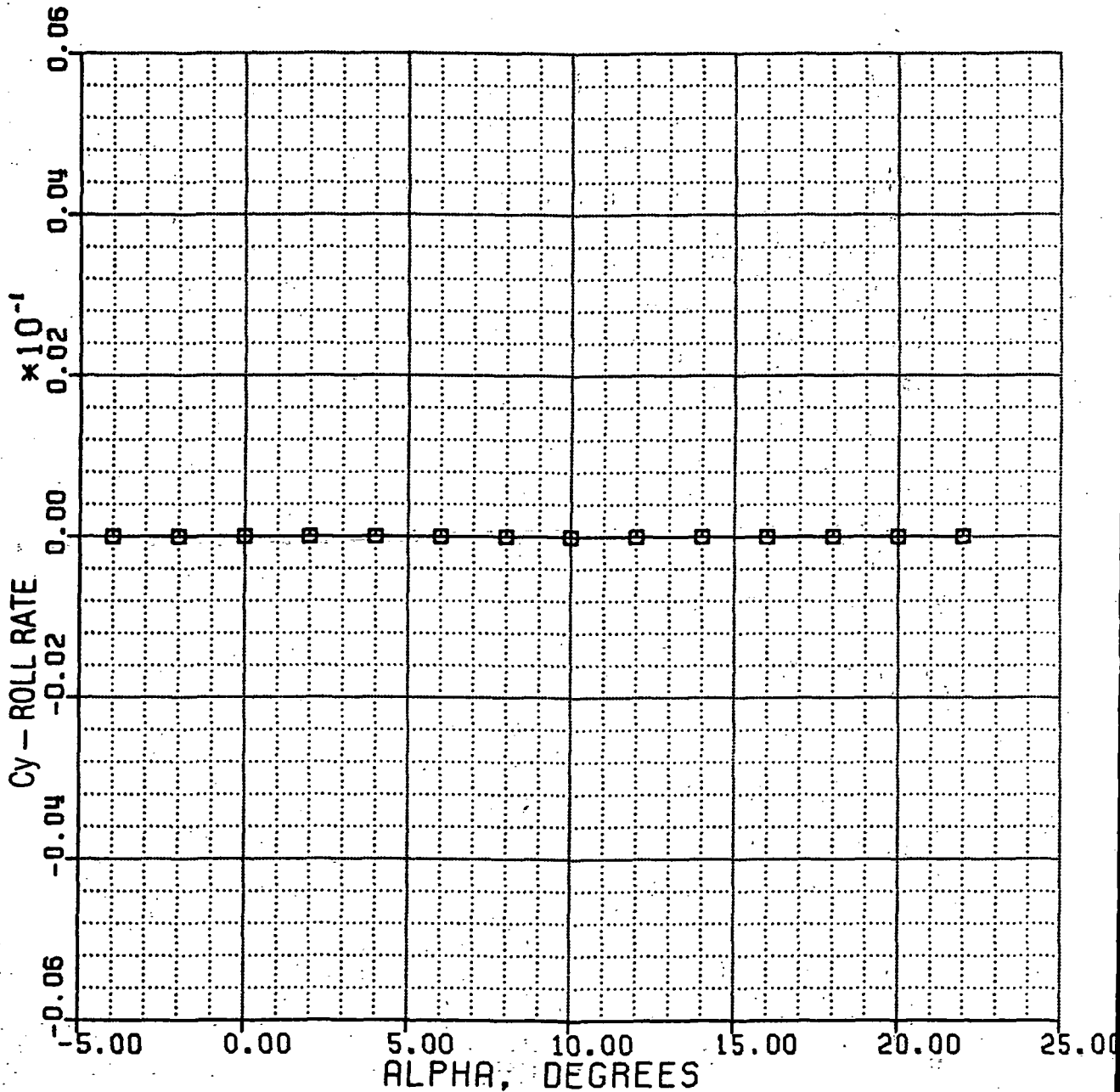


Figure 104(a)

Cy - ROLL RATE VS ALPHA

7-26-83 X-29A M# = 0.6 NORMAL MODE

XCG = 451.0 WT = 15K ALPHA TRIM

□ — □ ALT = 10K ALP: -4 TO 16
○ — ○ ALT = 20K ALP: -4 TO 20

ORIGINAL PAGE IS
OF POOR QUALITY

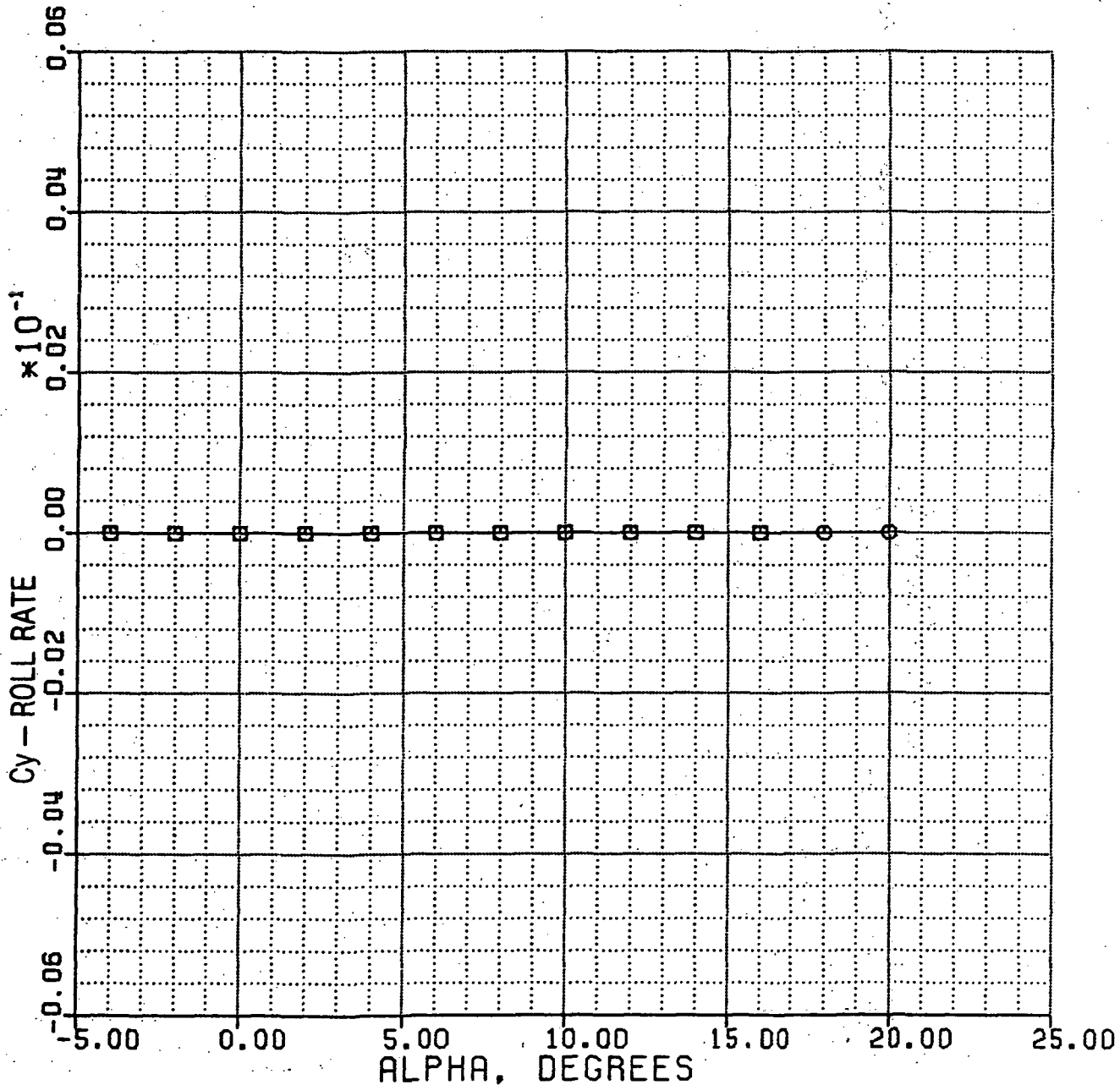


Figure 104(b)

Cy - ROLL RATE VS ALPHA

7-26-83 X-29A M# = 0.8 NORMAL MODE
 XCG = 451.0 WT = 15K ALPHA TRIM

- | | | | | |
|---|---|---|-----------|---------------|
| □ | — | □ | ALT = 10K | ALP: 0 TO 10 |
| ○ | — | ○ | ALT = 20K | ALP: -4 TO 12 |
| ▲ | — | ▲ | ALT = 30K | ALP: -4 TO 14 |
| ★ | — | ★ | ALT = 40K | ALP: -4 TO 18 |
| × | — | × | ALT = 50K | ALP: -4 TO 22 |

**ORIGINAL PAGE IS
 OF POOR QUALITY**

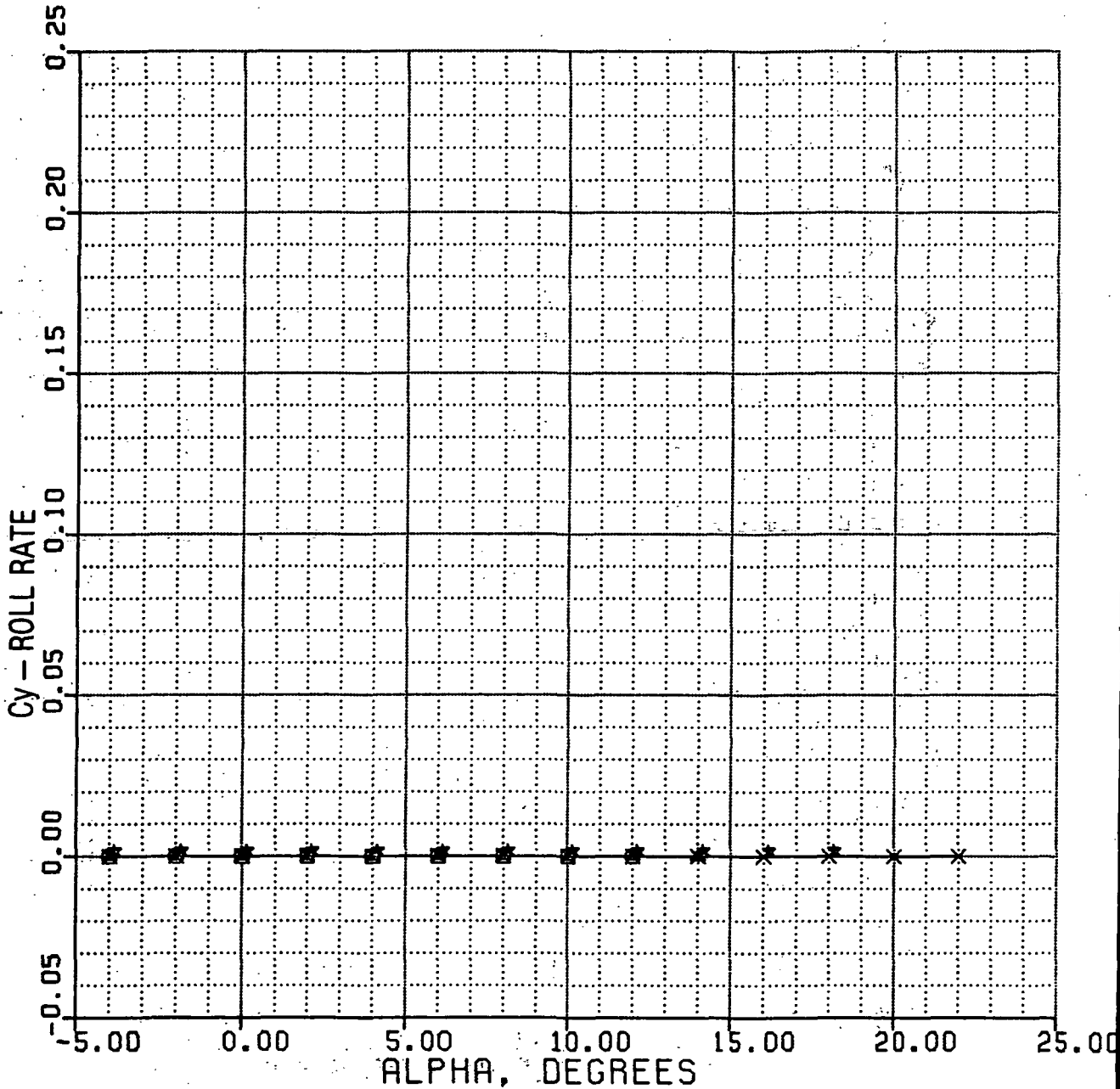


Figure 104(c)

Cy - ROLL RATE VS ALPHA

7-27-83 X-29A M# = 0.9 NORMAL MODE
XCG = 451.0 WT = 15K ALPHA TRIM

□	—	□	ALT = 20K	ALP: 0 TO 10
○	—	○	ALT = 30K	ALP: -2 TO 12
▲	—	▲	ALT = 40K	ALP: -4 TO 14
★	—	★	ALT = 50K	ALP: -4 TO 18

ORIGINAL PAGE IS
OF POOR QUALITY

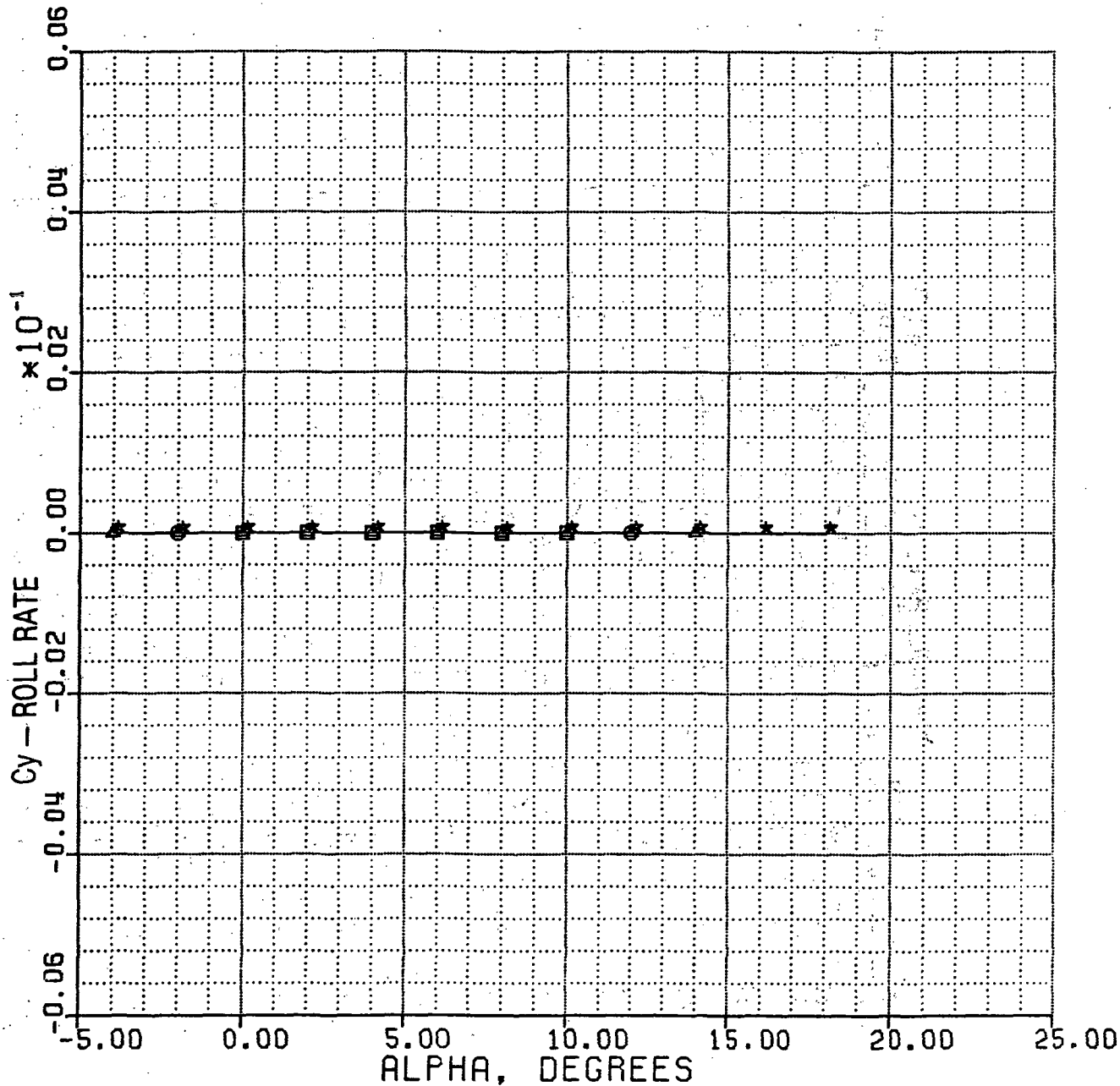


Figure 104(d)

Cy - ROLL RATE VS ALPHA

7-27-83 X-29A M# = 1.2 NORMAL MODE

XCG = 451.0 WT = 15K ALPHA TRIM

□	□	ALT = 20K	ALP: -4 TO 8
○	○	ALT = 30K	ALP: -4 TO 10
▲	▲	ALT = 40K	ALP: -4 TO 12
★	★	ALT = 50K	ALP: -4 TO 14

ORIGINAL PAGE 13
OF POOR QUALITY

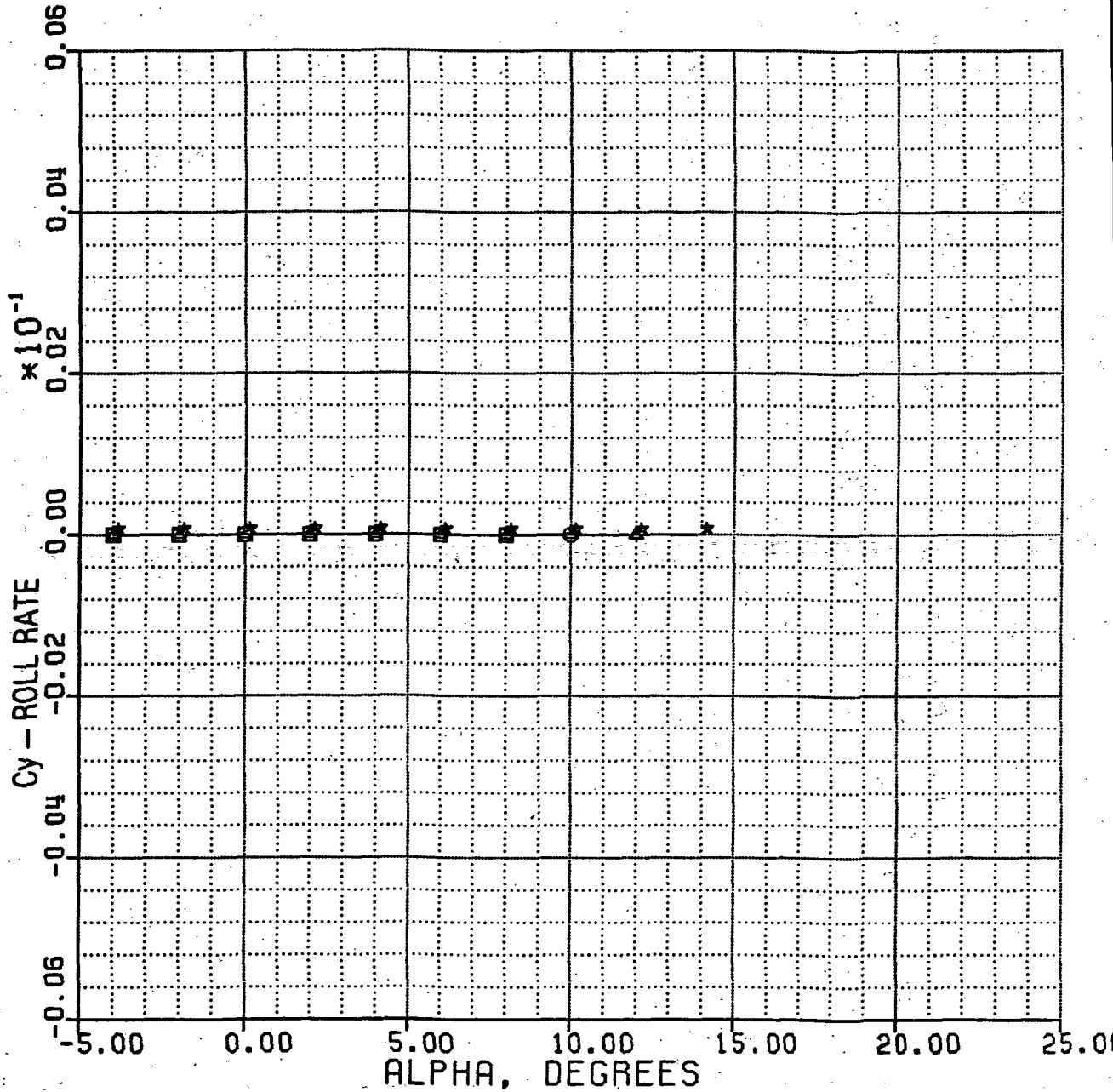


Figure 104(e)

Cy - ROLL RATE VS ALPHA

7-27-83 X-29A M# = 1.5 NORMAL MODE

XCG = 451.0 WT = 15K ALPHA TRIM

□	—	□	ALT = 30K	ALP: -4 TO 8
○	—	○	ALT = 40K	ALP: -4 TO 10
△	—	△	ALT = 50K	ALP: -4 TO 12

ORIGINAL PAGE 18
OF POOR QUALITY

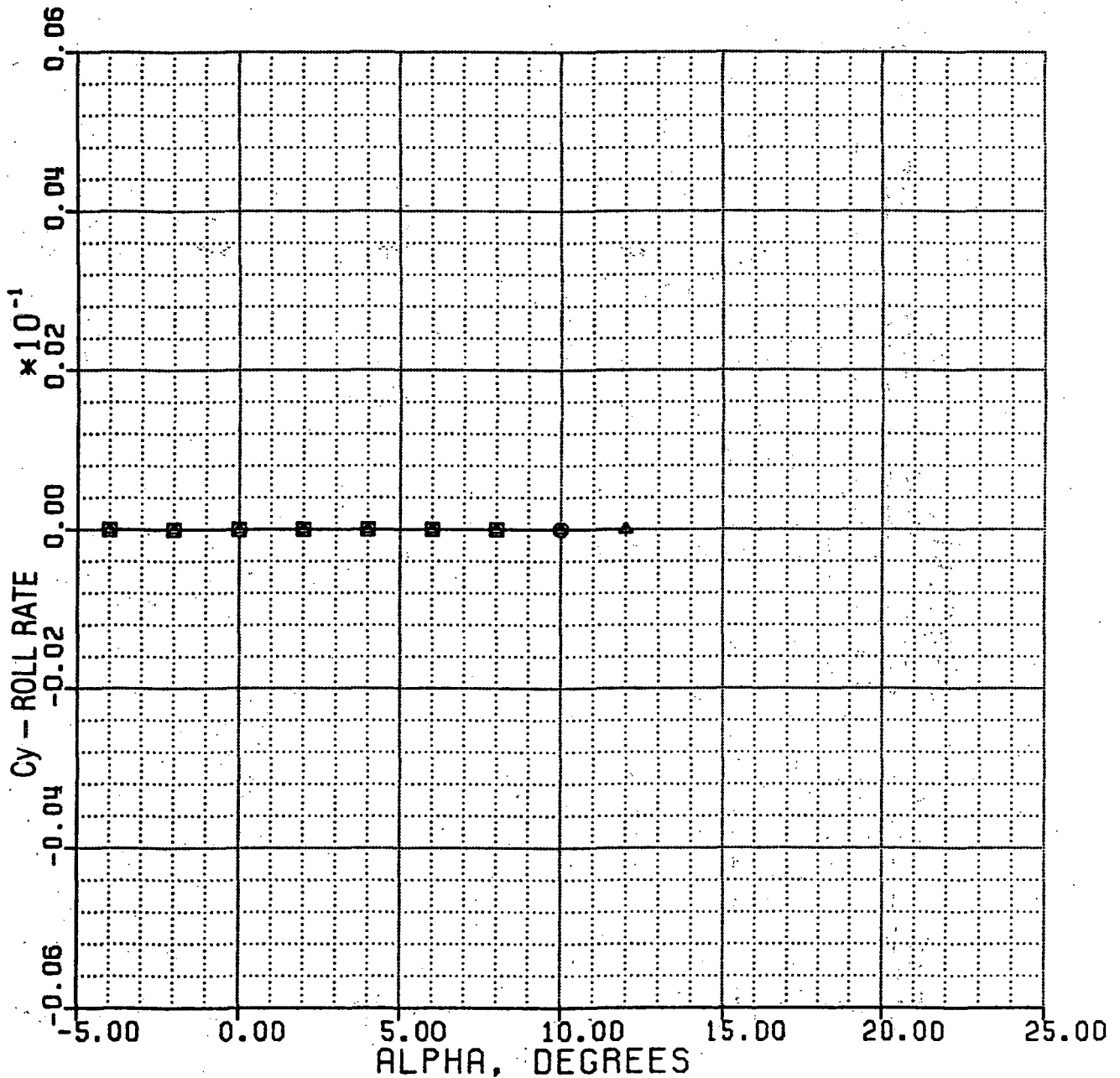


Figure 104(f)

CI - ROLL RATE VS MACH

7-6-83 X-29A 1-G TRIM NORMALS MODE
XCG = 451.0 WT = 15K

- — □ ALT = S.L. M# = .2 TO 1.05
- — ○ ALT = 10K M# = .2 TO 1.2
- ▲ — ▲ ALT = 20K M# = .3 TO 1.4

ORIGINAL PAGE IS
OF POOR QUALITY

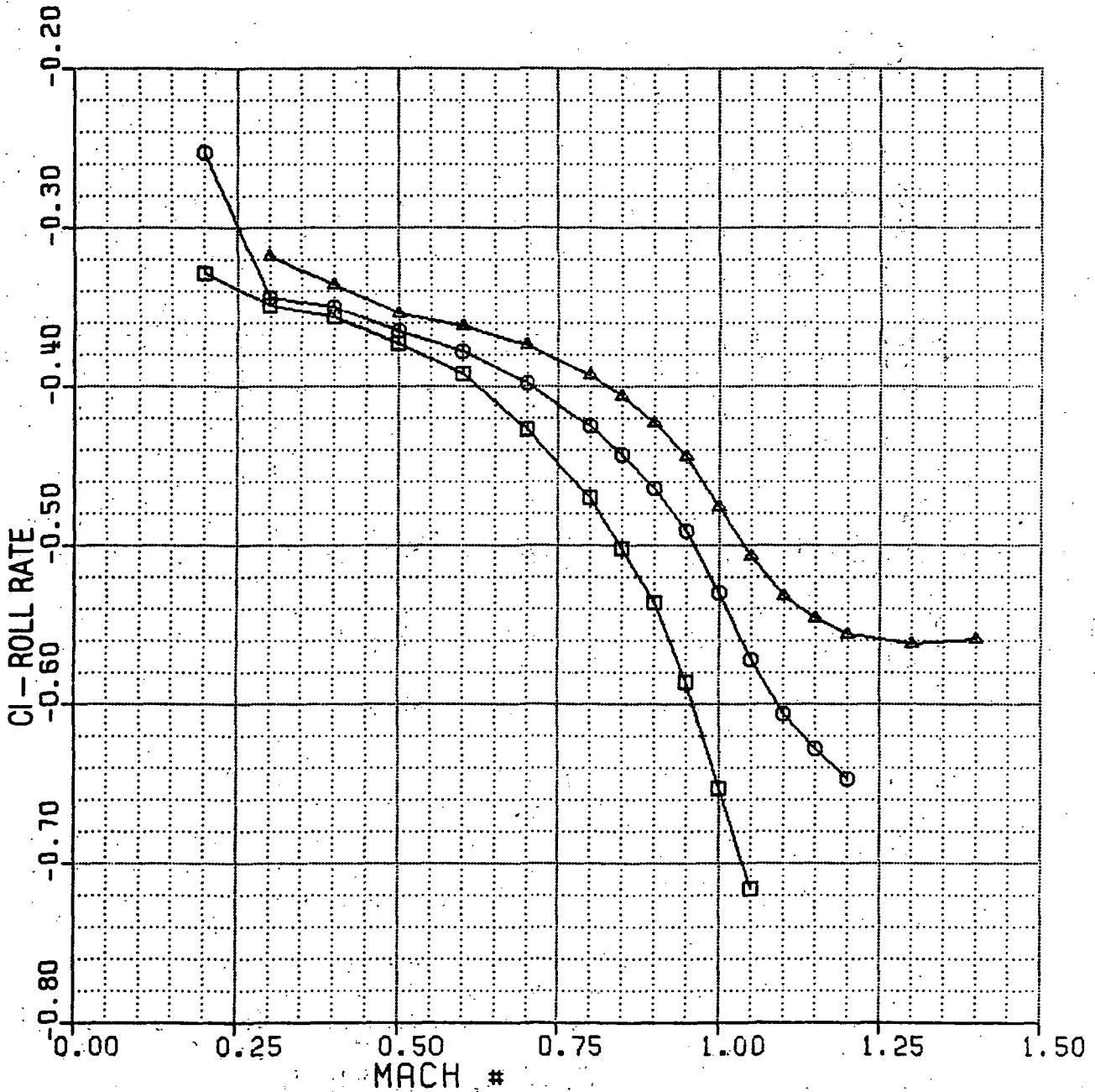


Figure 105(a)

CI - ROLL RATE VS MACH

7-7-83 X-29A 1-G TRIM NORMAL MODE

XCG = 451.0 WT = 15K

- — □ ALT = 30K M# = .3 TO 1.5
- — ○ ALT = 40K M# = .6 TO 1.5
- ▲ — ▲ ALT = 50K M# = .6 TO 1.5

ORIGINAL PAGE IS
OF POOR QUALITY

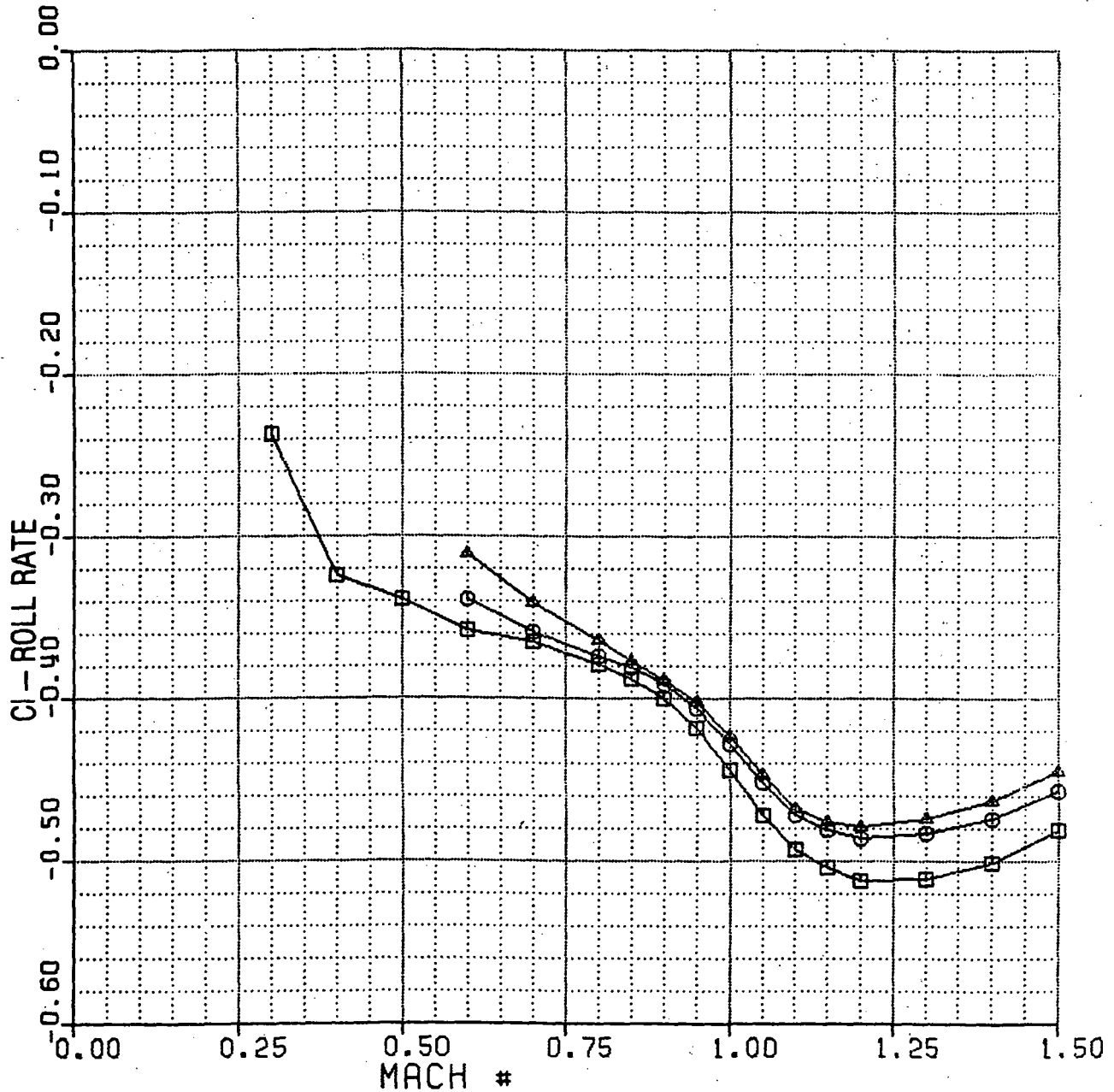


Figure 105(b)

CI - ROLL RATE VS ALPHA

6-16-83 X-29A M# = 0.4 NORMAL MODE

XCG = 451.0 WT = 15K ALPHA TRIM

□ — □ ALT = S.L. ALP: -4 TO 22
○ — ○ ALT = 10K ALP: -4 TO 22

ORIGINAL PAGE 13
OF POOR QUALITY

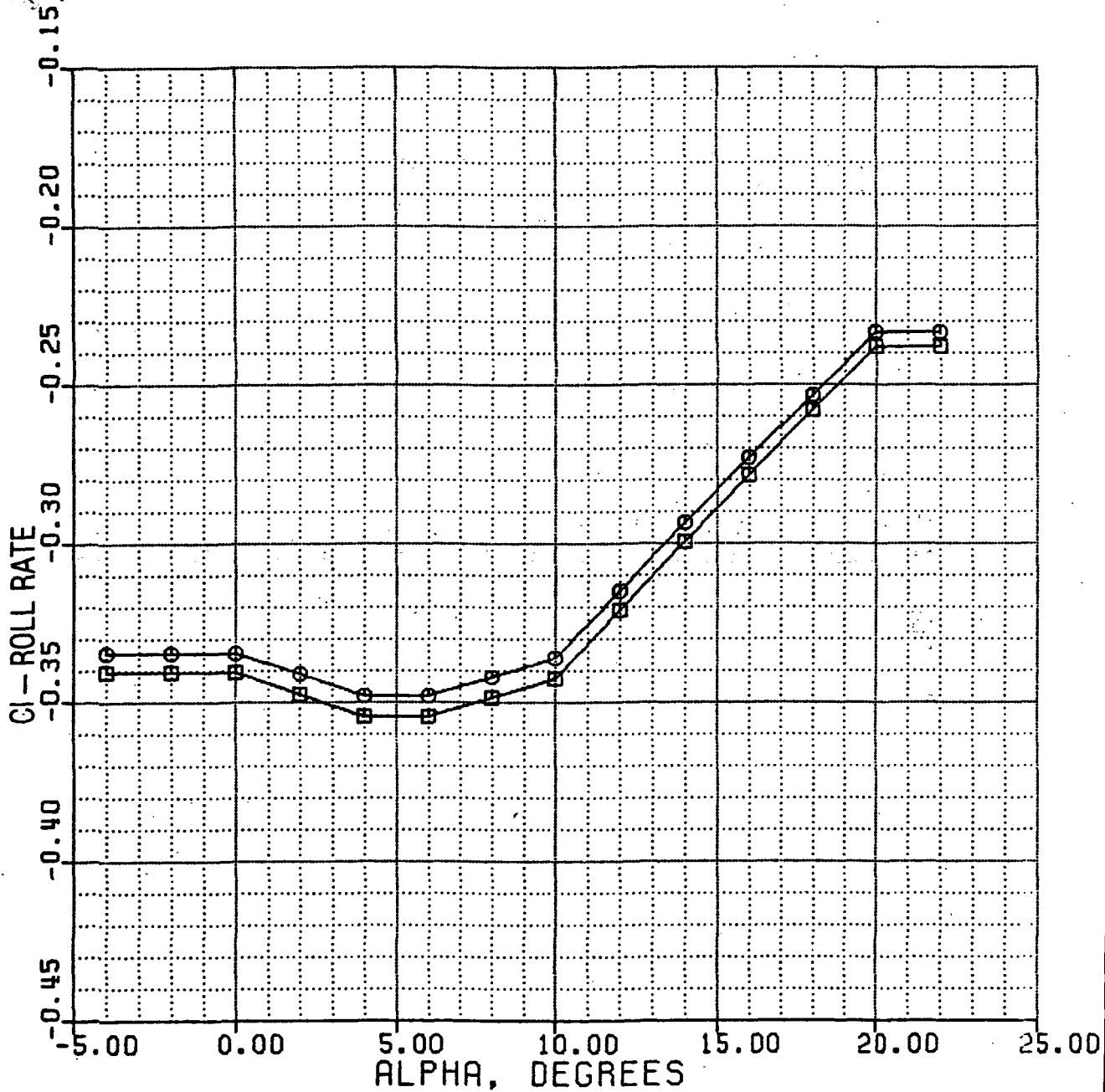


Figure 106(a)

CI - ROLL RATE VS ALPHA

6-17-83 X-29A M# = 0.6 NORMAL MODE
XCG = 451.0 WT = 15K ALPHA TRIM

□ ALT = 10K ALP: -4 TO 16
○ ALT = 20K ALP: -4 TO 20

ORIGINAL PAGE IS
OF POOR QUALITY

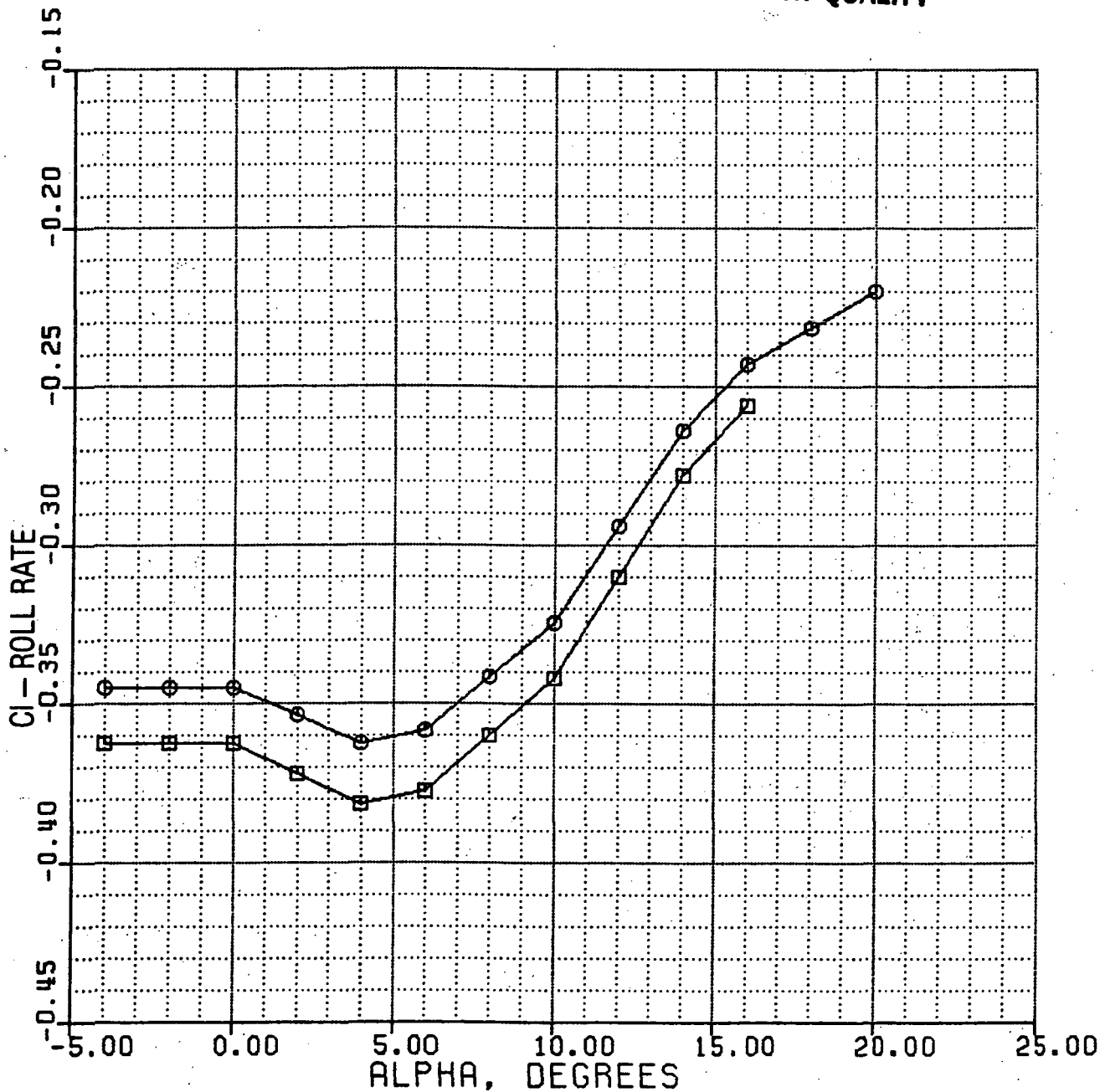


Figure 106(b)

CI - ROLL RATE VS ALPHA

6-30-83 X-29A M# = 0.8 NORMAL MODE
 XCG = 451.0 WT = 15K ALPHA TRIM

- | | | | | |
|---|---|---|-----------|---------------|
| □ | — | □ | ALT = 10K | ALP: 0 TO 10 |
| ○ | — | ○ | ALT = 20K | ALP: -4 TO 12 |
| △ | — | △ | ALT = 30K | ALP: -4 TO 14 |
| ★ | — | ★ | ALT = 40K | ALP: -4 TO 18 |
| × | — | × | ALT = 50K | ALP: -4 TO 22 |

ORIGINAL PAGE 19
 OF POOR QUALITY

Y: 0.15
 Y: 0.20
 Y: 0.25
 Y: 0.30
 Y: 0.35
 Y: 0.40
 Y: 0.45

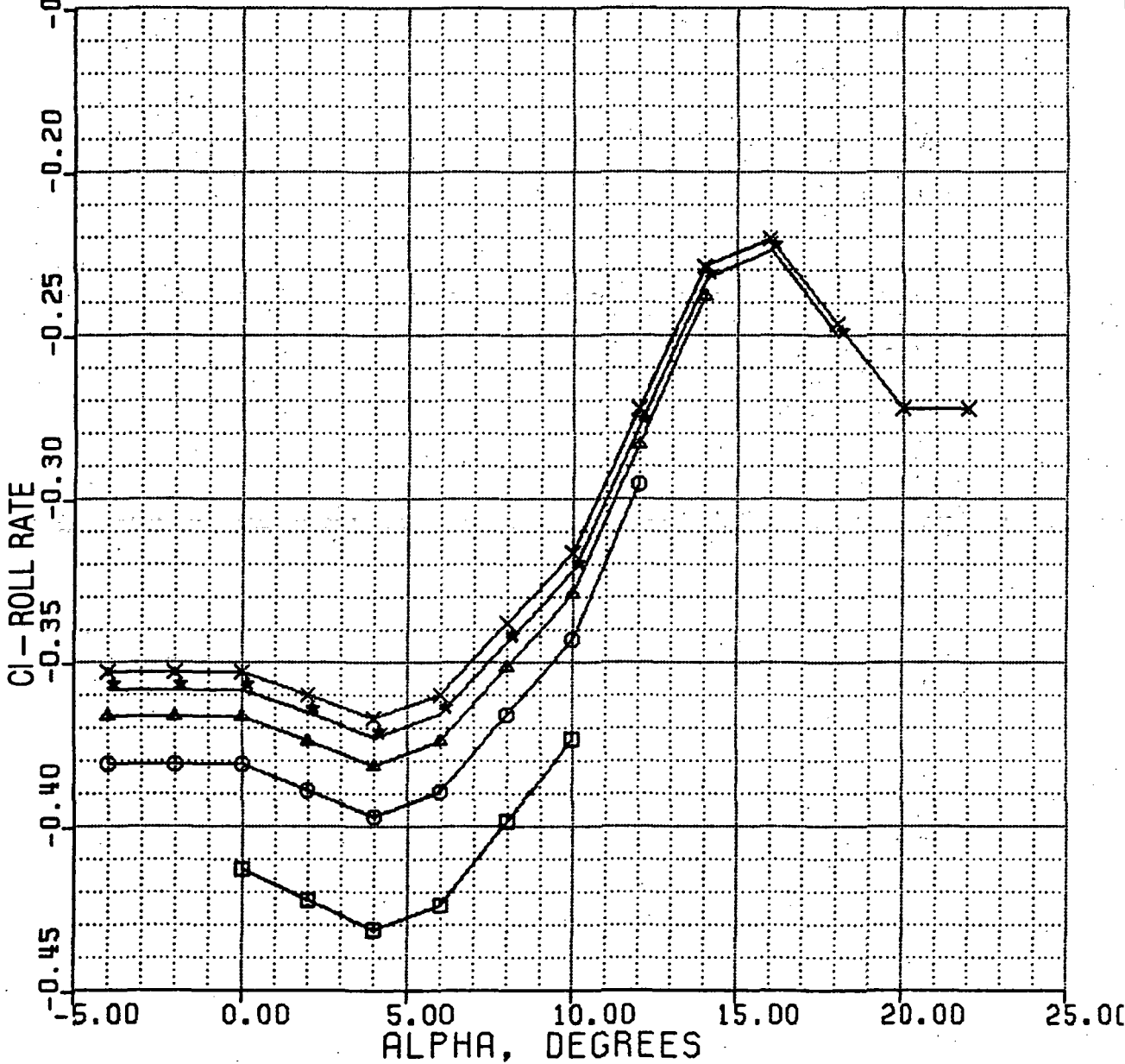


Figure 106(c)

CI - ROLL RATE VS ALPHA

7-1-83 X-29A M# = 0.9 NORMAL MODE

XCG = 451.0 WT = 15K ALPHA TRIM

- | | | | | |
|---|---|---|-----------|---------------|
| □ | — | □ | ALT = 20K | ALP: 0 TO 10 |
| ○ | — | ○ | ALT = 30K | ALP: -2 TO 12 |
| △ | — | △ | ALT = 40K | ALP: -4 TO 14 |
| ★ | — | ★ | ALT = 50K | ALP: -4 TO 18 |

ORIGINAL PAGE IS
OF POOR QUALITY

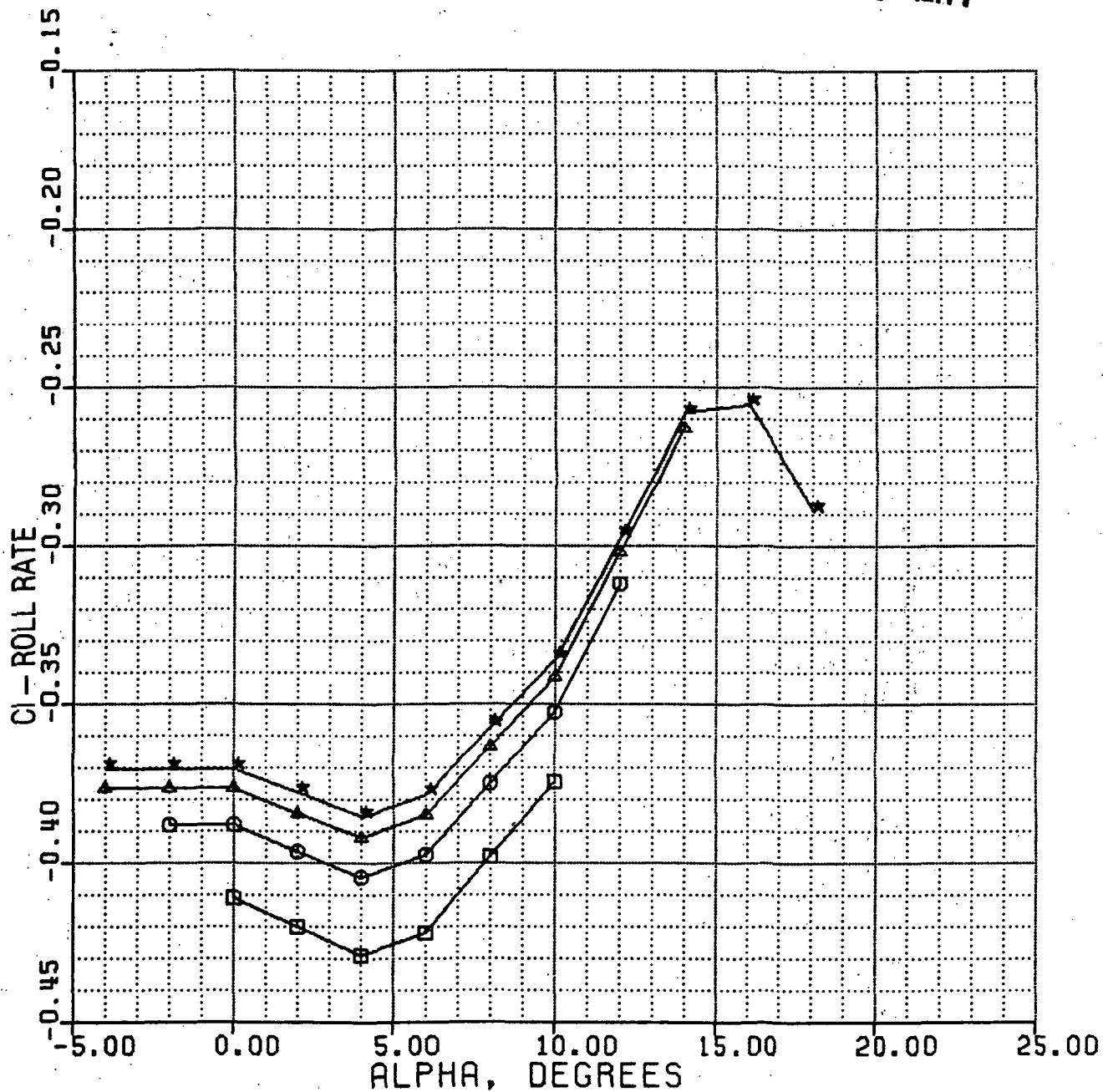


Figure 106(d)

CI - ROLL RATE VS ALPHA

7-1-83 X-29A M# = 1.2 NORMAL MODE

XCG = 451.0 WT = 15K ALPHA TRIM

- | | | | | |
|---|---|---|-----------|---------------|
| □ | — | □ | ALT = 20K | ALP: -4 TO 8 |
| ○ | — | ○ | ALT = 30K | ALP: -4 TO 10 |
| ▲ | — | ▲ | ALT = 40K | ALP: -4 TO 12 |
| ★ | — | ★ | ALT = 50K | ALP: -4 TO 14 |

ORIGINAL PAGE IS
OF POOR QUALITY

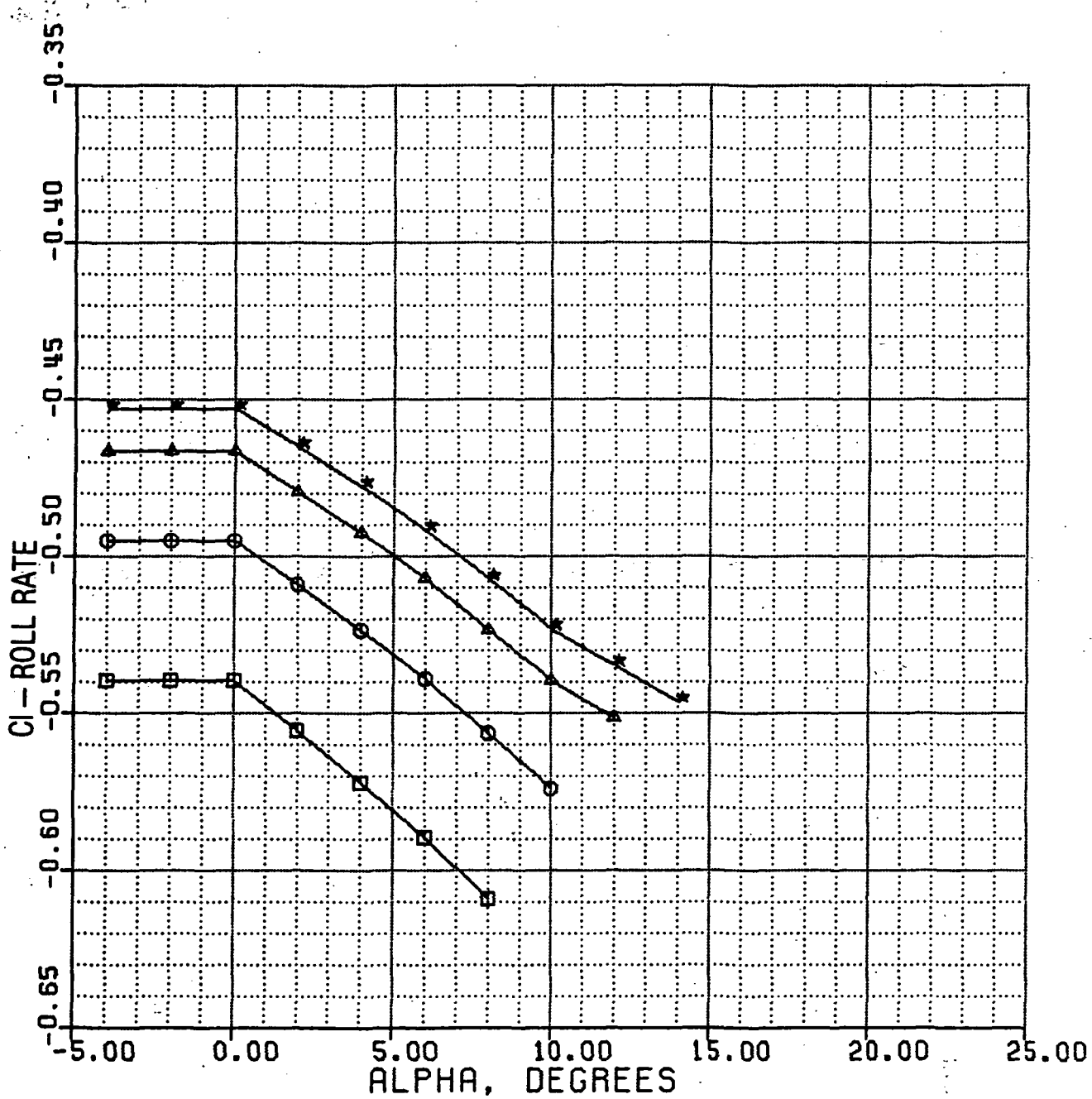


Figure 106(e)

CI - ROLL RATE VS ALPHA

7-1-83 X-29A M# = 1.5 NORMAL MODE

XCG = 451.0 WT = 15K ALPHA TRIM

□	—	□	ALT = 30K	ALP: -4 TO 8
○	—	○	ALT = 40K	ALP: -4 TO 10
▲	—	▲	ALT = 50K	ALP: -4 TO 12

ORIGINAL PAGE IS
OF POOR QUALITY

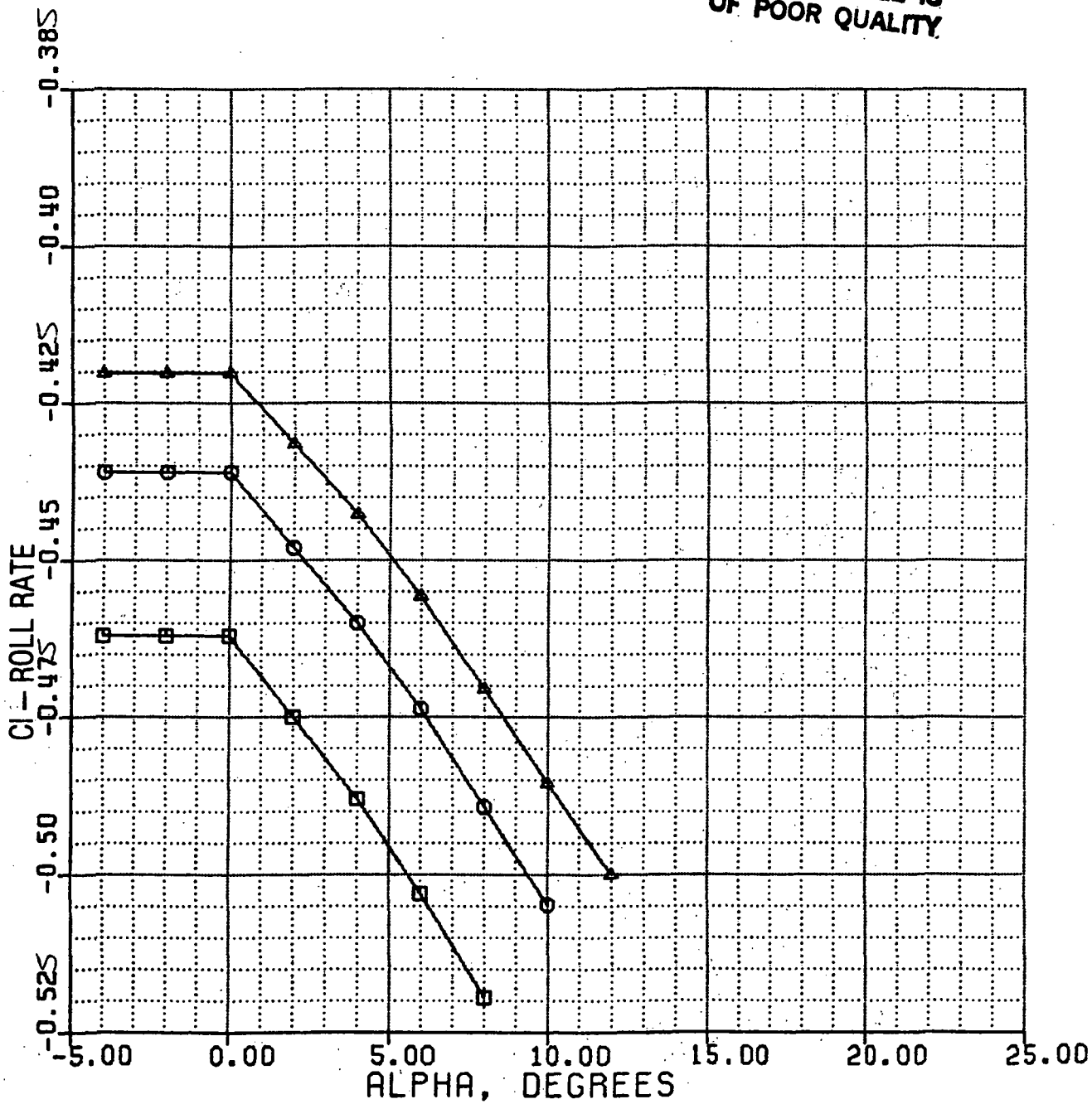


Figure 106(f)

Cn - ROLL RATE VS MACH

7-6-83 X-29A 1-G TRIM NORMAL MODE

XCG = 451.0 WT = 15K

- — □ ALT = 5.L. M# = .2 TO 1.05
- — ○ ALT = 10K M# = .2 TO 1.2
- ▲ — ▲ ALT = 20K M# = .3 TO 1.4

ORIGINAL PAGE IS
OF POOR QUALITY

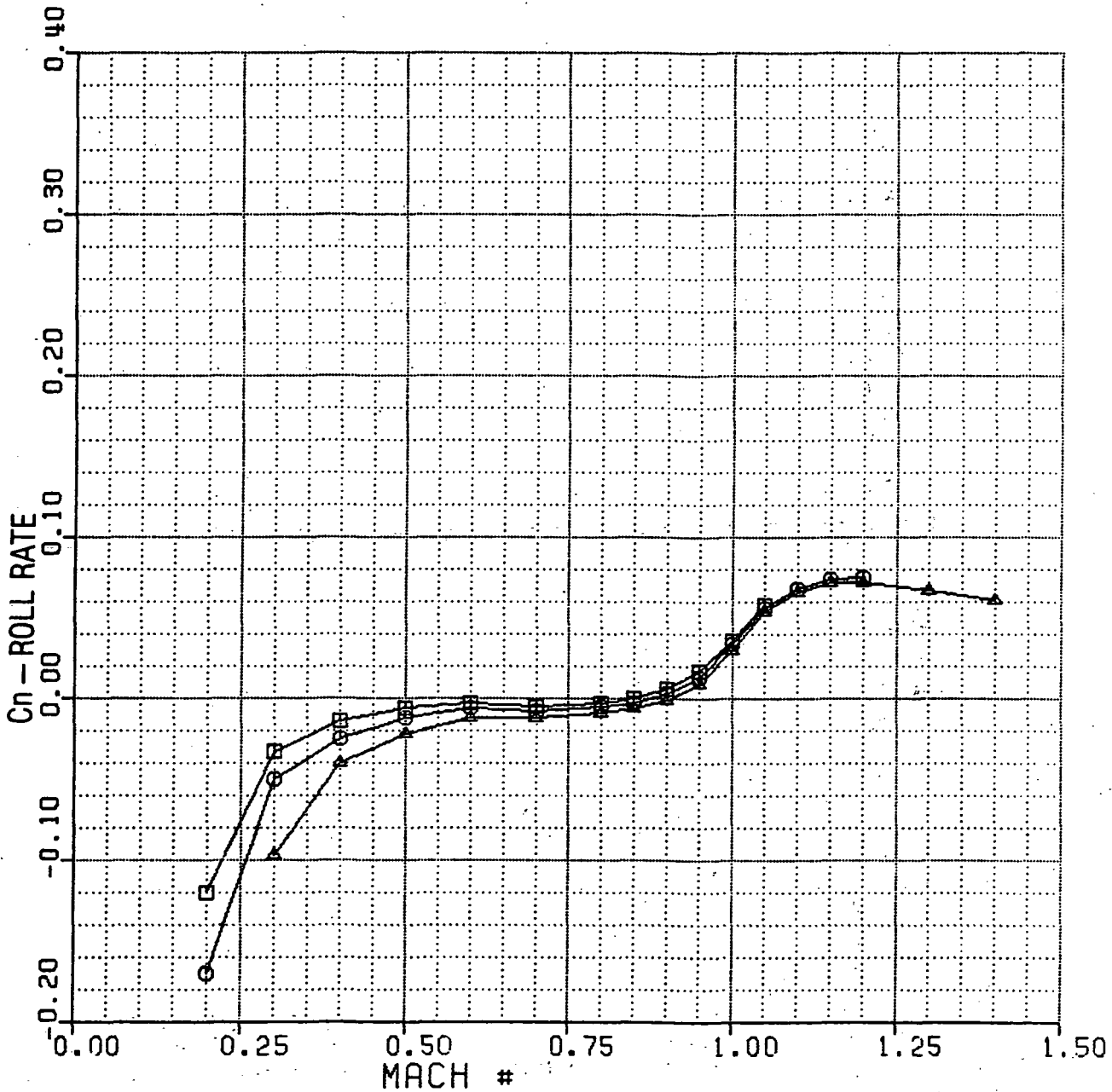


Figure 107(a)

Cn - ROLL RATE VS. MACH

7-7-83 X-29A 1-G TRIM NORMAL MODE

XCG = 451.0 WT = 15K

- | | | | | |
|---|---|---|-----------|----------------|
| □ | — | □ | ALT = 30K | M# = .3 TO 1.5 |
| ○ | — | ○ | ALT = 40K | M# = .6 TO 1.5 |
| ▲ | — | ▲ | ALT = 50K | M# = .6 TO 1.5 |

ORIGINAL PAGE IS
OF POOR QUALITY

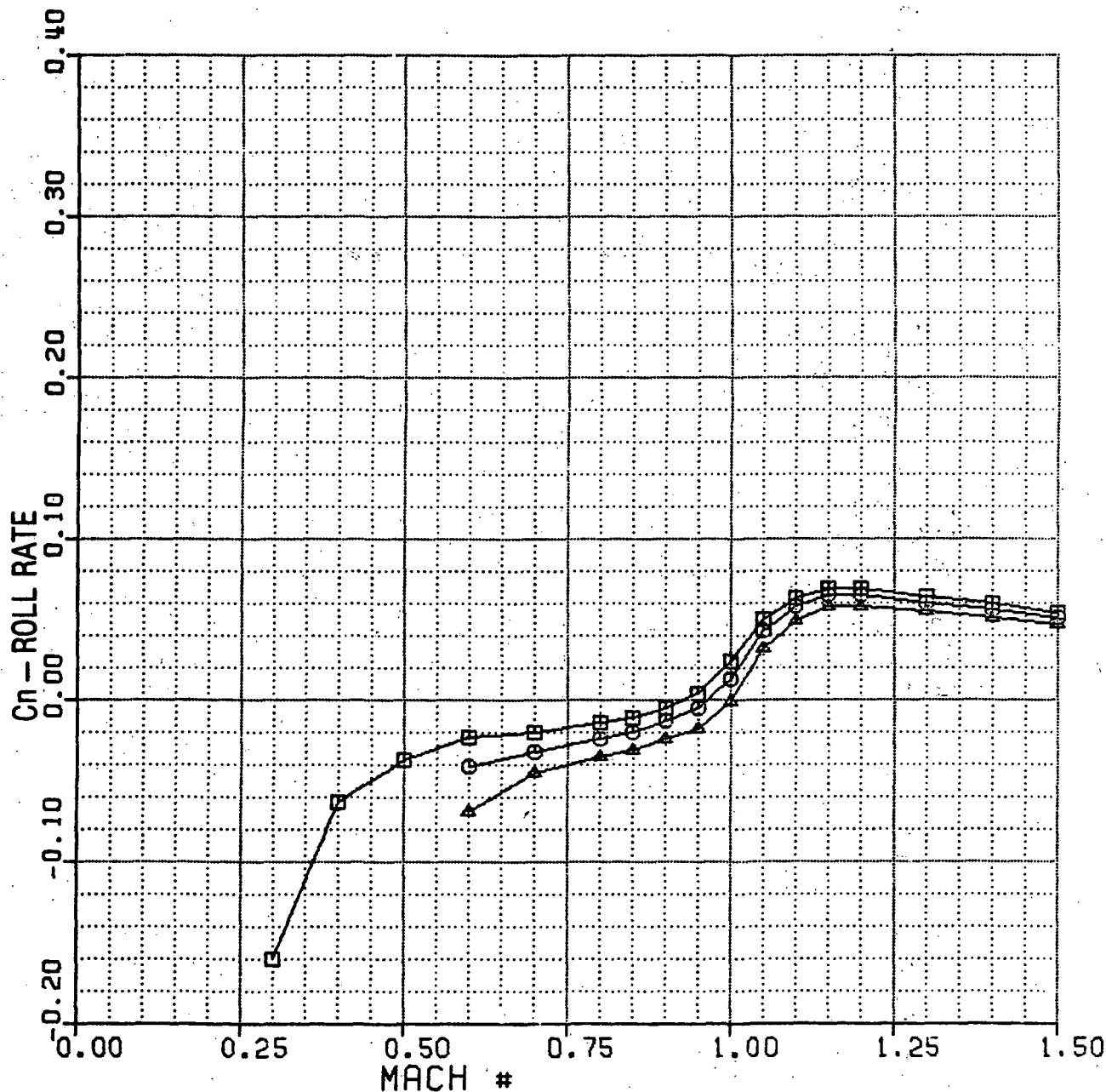


Figure 107(b)

Cn - ROLL RATE VS ALPHA

6-16-83 X-29A M# = 0.4 NORMAL MODE

XCG = 451.0 WT = 15K ALPHA-TRIM

□ ALT = S.L. ALP: -4 TO 22
○ ALT = 10K ALP: -4 TO 22

ORIGINAL PAGE IS
OF POOR QUALITY

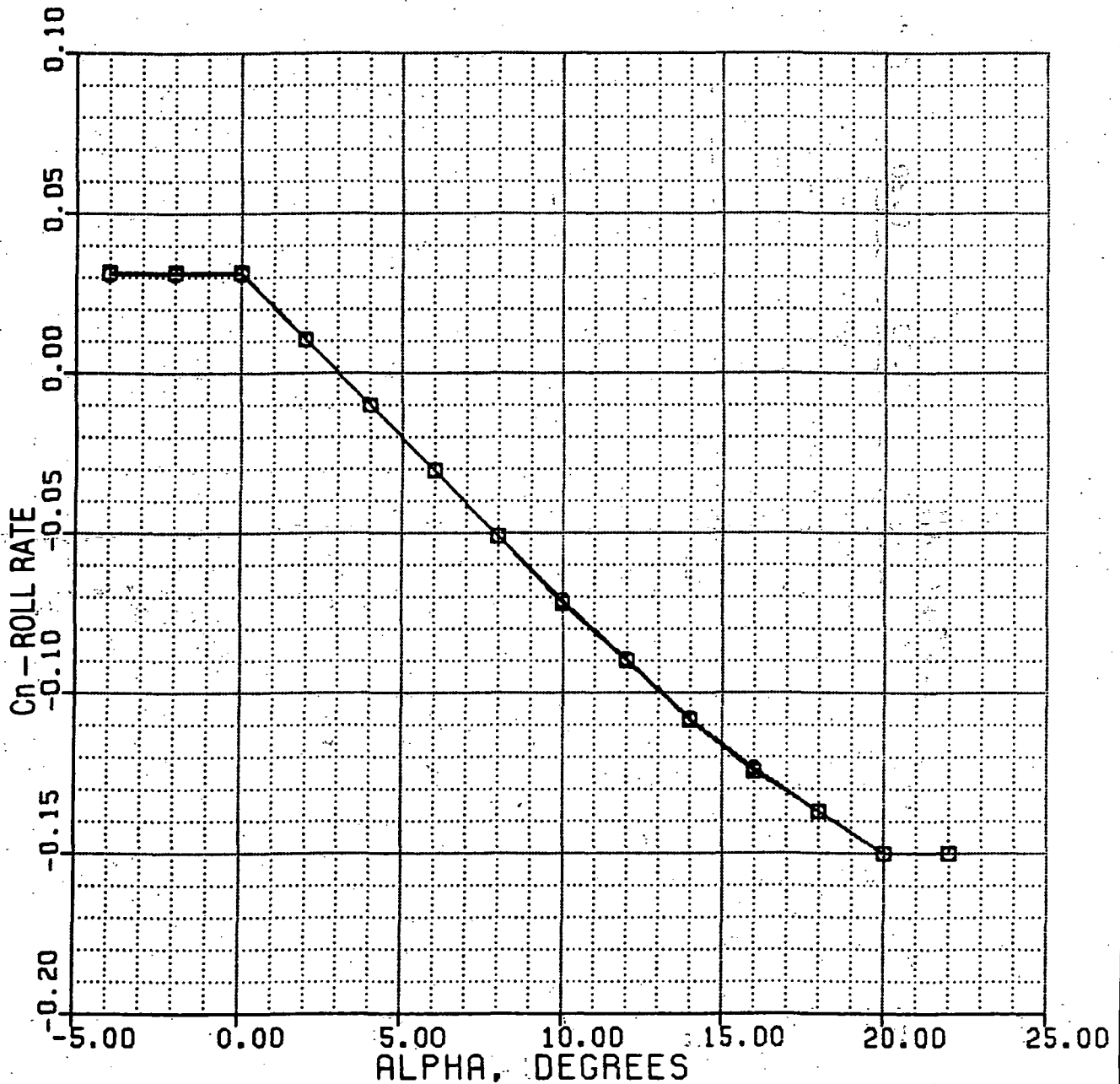


Figure 108(a)

Cn - ROLL RATE VS ALPHA

6-17-83 X-29A M# = 0.6 NORMAL MODE

XCG = 451.0 WT = 15K ALPHA TRIM

- ALT = 10K ALP: -4 TO 16
- ALT = 20K ALP: -4 TO 20

ORIGINAL PAGE IS
OF POOR QUALITY

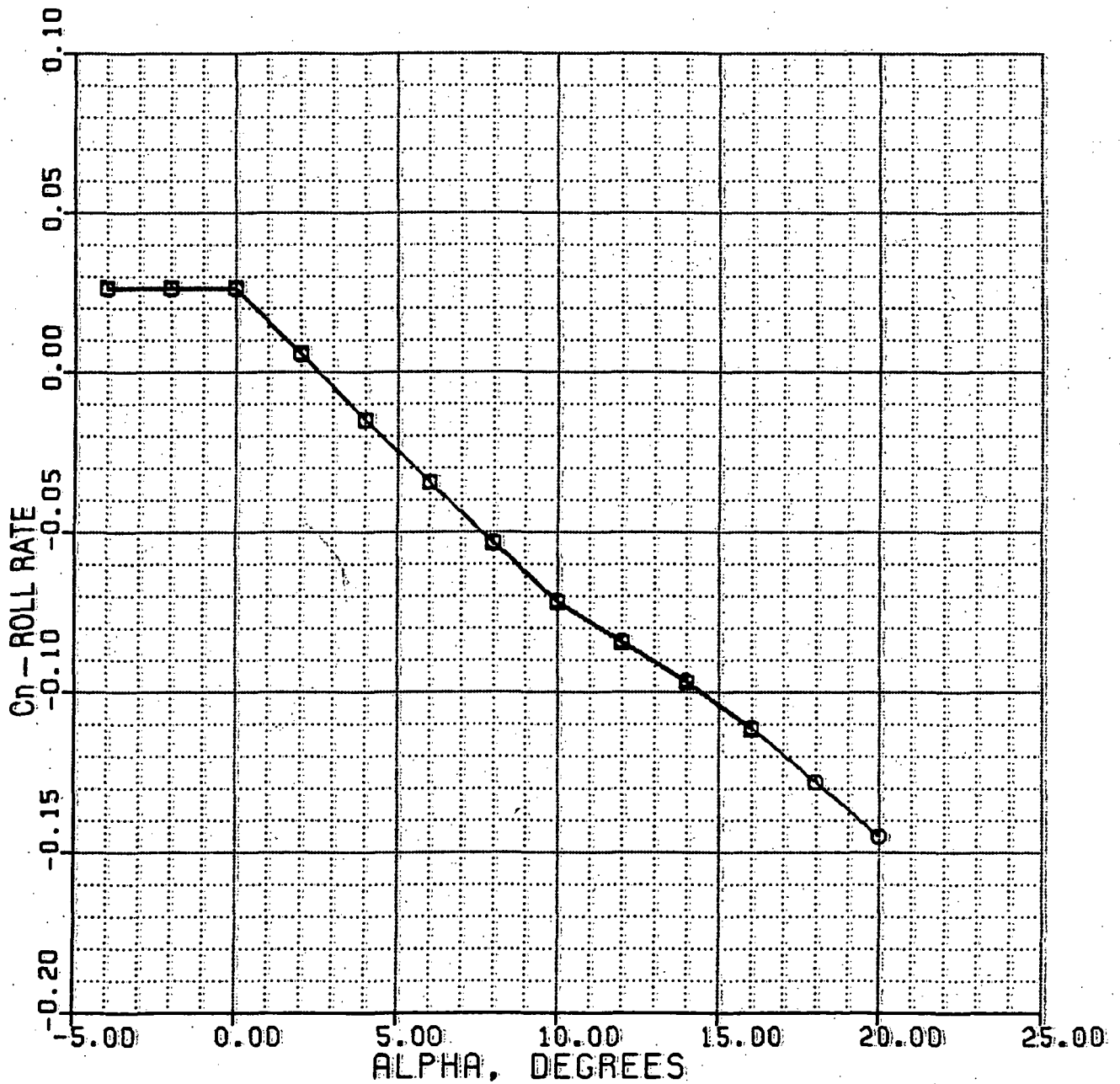


Figure 108(b)

Cn - ROLL RATE VS ALPHA

6-30-83 X-29A M# = 0.8 NORMAL MODE
XCG = 451.0 WT = 15K ALPHA TRIM

- | | | | | |
|---|---|---|-----------|---------------|
| □ | — | □ | ALT = 10K | ALP: 0 TO 10 |
| ○ | — | ○ | ALT = 20K | ALP: -4 TO 12 |
| △ | — | △ | ALT = 30K | ALP: -4 TO 14 |
| ★ | — | ★ | ALT = 40K | ALP: -4 TO 18 |
| × | — | × | ALT = 50K | ALP: -4 TO 22 |

ORIGINAL PAGE IS
OF POOR QUALITY

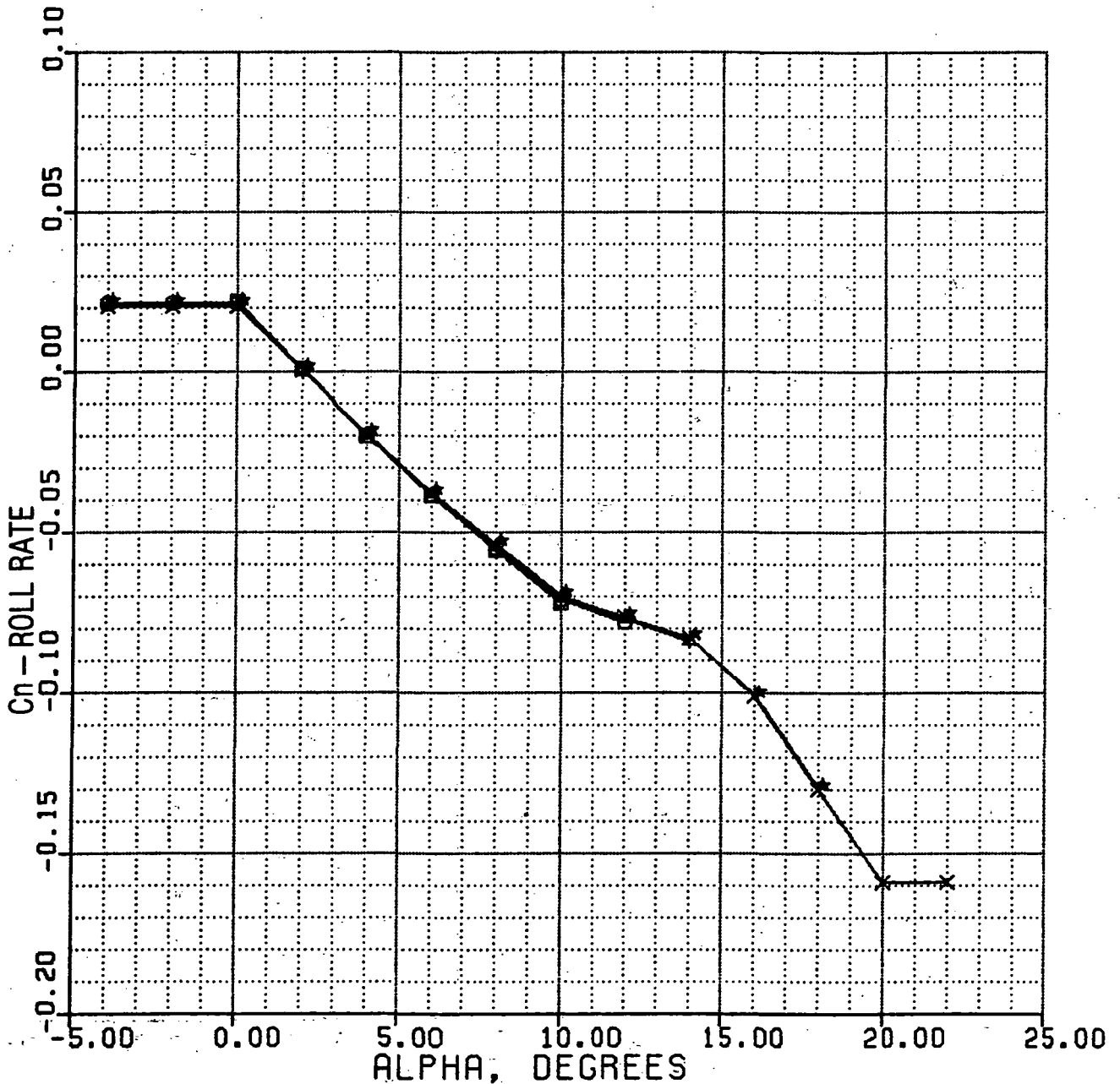


Figure 108(c)

Cn - ROLL RATE VS ALPHA

7-1-83 X-29A M# = 0.9 NORMAL MODE

XCG = 451.0 WT = 15K ALPHA TRIM

□	—	□	ALT = 20K	ALP: 0 TO 10
○	—	○	ALT = 30K	ALP: -2 TO 12
△	—	△	ALT = 40K	ALP: -4 TO 14
★	—	★	ALT = 50K	ALP: -4 TO 18

ORIGINAL PAGE IS
OF POOR QUALITY

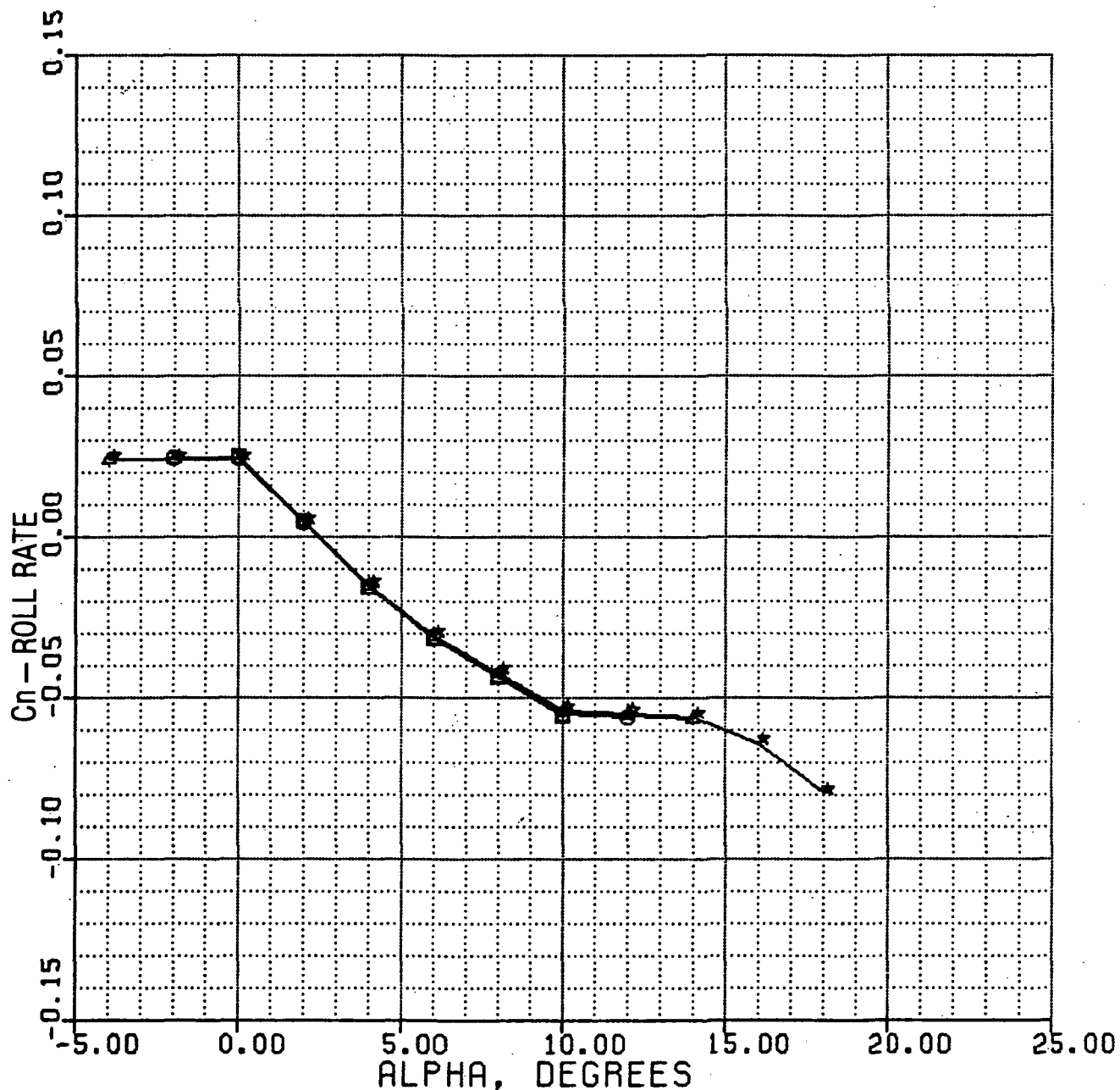


Figure 108(d)

Cn - ROLL RATE VS ALPHA

7-1-83 X-29A M# = 1.2 NORMAL MODE
XCG = 451.0 WT = 15K ALPHA TRIM

- | | | | | |
|---|---|---|-----------|---------------|
| □ | — | □ | ALT = 20K | ALP: -4 TO 8 |
| ○ | — | ○ | ALT = 30K | ALP: -4 TO 10 |
| ▲ | — | ▲ | ALT = 40K | ALP: -4 TO 12 |
| ★ | — | ★ | ALT = 50K | ALP: -4 TO 14 |

ORIGINAL PAGE IS
OF POOR QUALITY

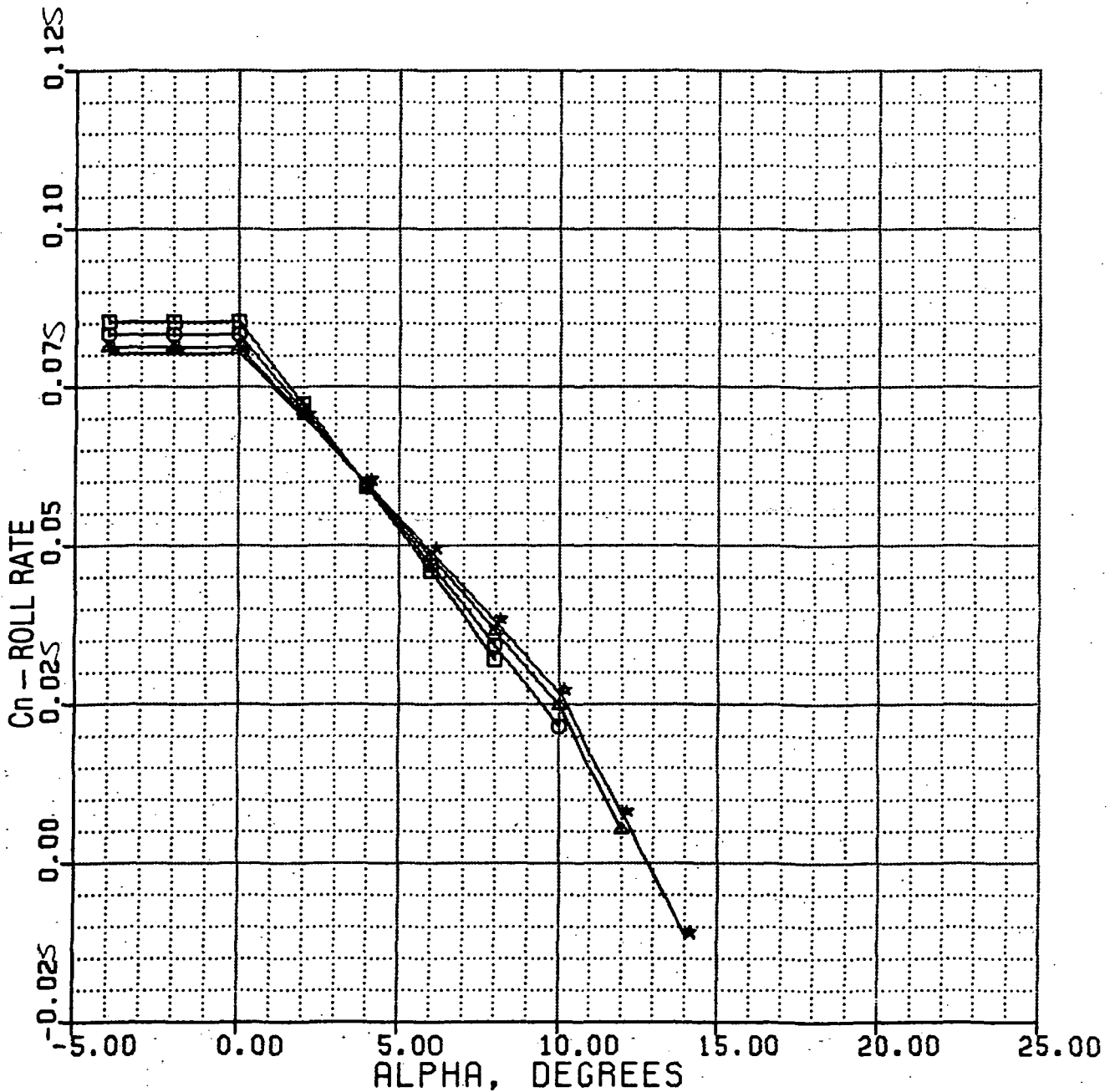


Figure 108(e)

Cn - ROLL RATE VS ALPHA

7-1-83 X-29A M# = 1.5 NORMAL MODE

XCG = 451.0 WT = 15K ALPHA TRIM

- ALT = 30K ALP: -4 TO 8
- ALT = 40K ALP: -4 TO 10
- ▲ ALT = 50K ALP: -4 TO 12

ORIGINAL PAGE IS
OF POOR QUALITY

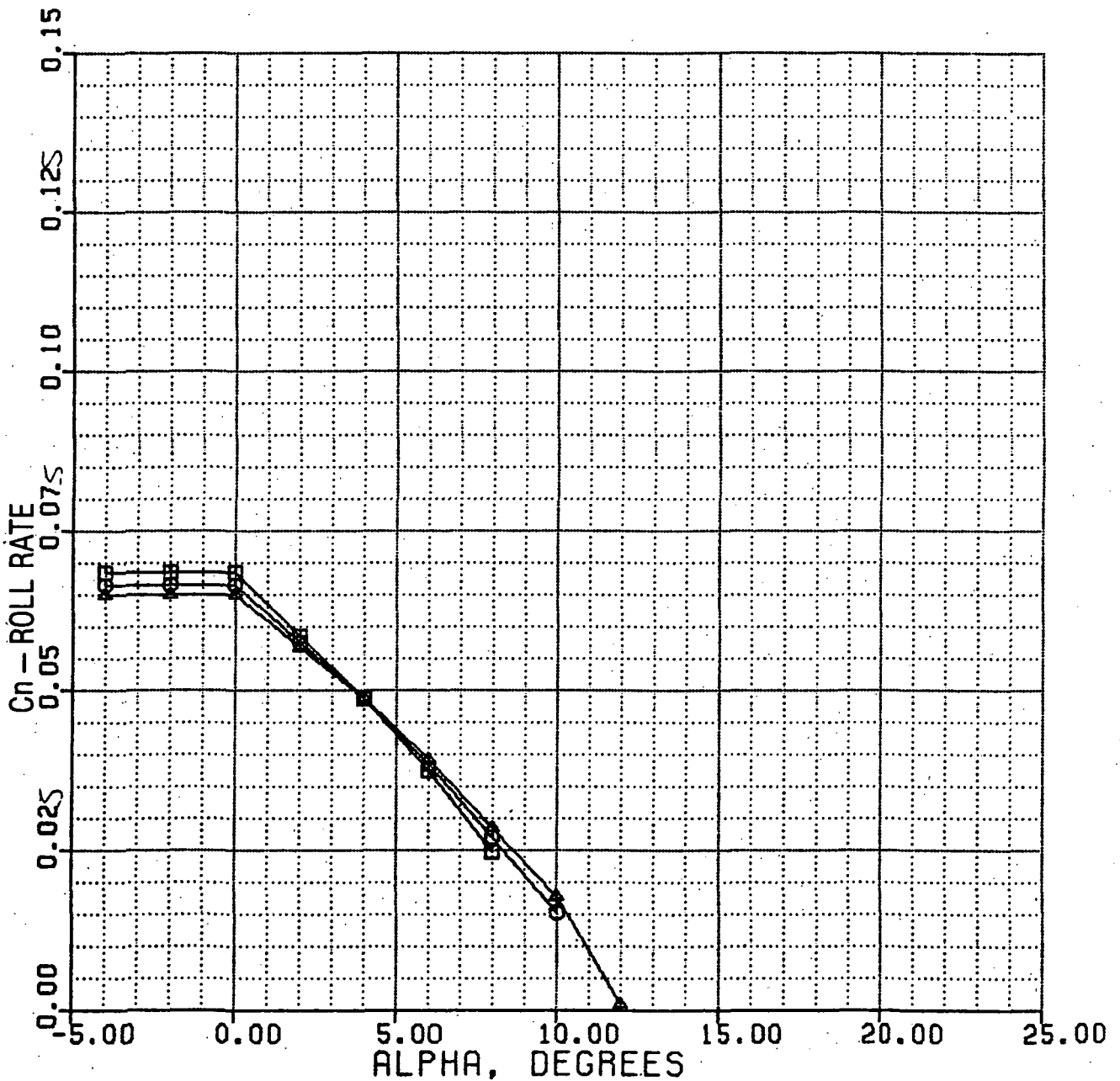


Figure 108(f)

Cy - YAW RATE VS MACH

7-27-83 X-29A 1-G TRIM NORMAL MODE

XCG = 451.0 WT = 15K

- — □ ALT = S.L. M# = .2 TO 1.05
- — ○ ALT = 10K M# = .2 TO 1.2
- ▲ — ▲ ALT = 20K M# = .3 TO 1.4

ORIGINAL PAGE IS
OF POOR QUALITY

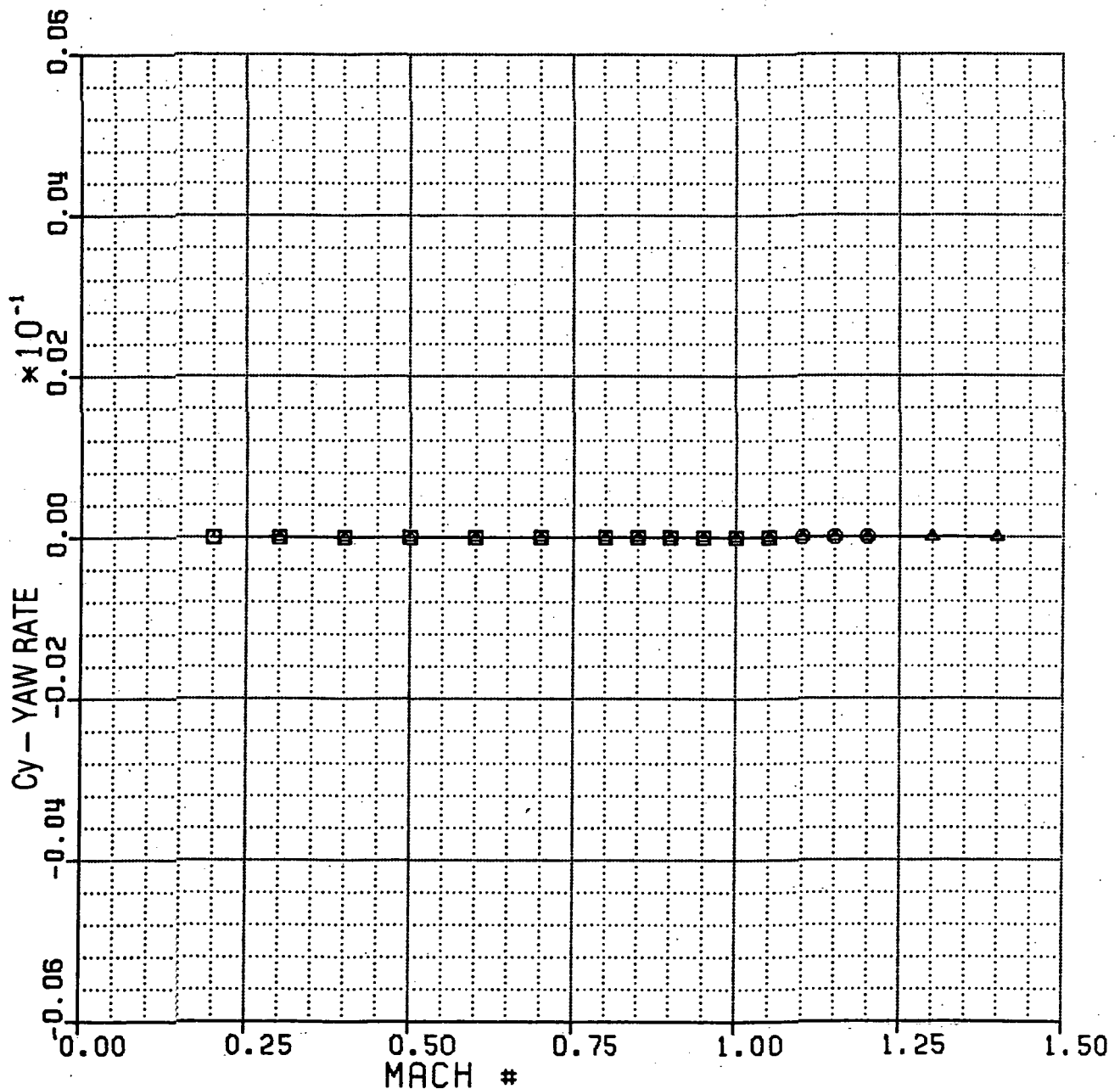


Figure 109(a)

Cy - YAW RATE VS MACH

7-27-83 X-29A 1-G TRIM NORMAL MODE

XCG = 451.0 WT = 15K

- ALT = 30K M# = .3 TO 1.5
- ALT = 40K M# = .6 TO 1.5
- ▲ ALT = 50K M# = .6 TO 1.5

CONFIDENTIAL
NO FORN DISSEM

ORIGINAL PAGE IS
OF POOR QUALITY

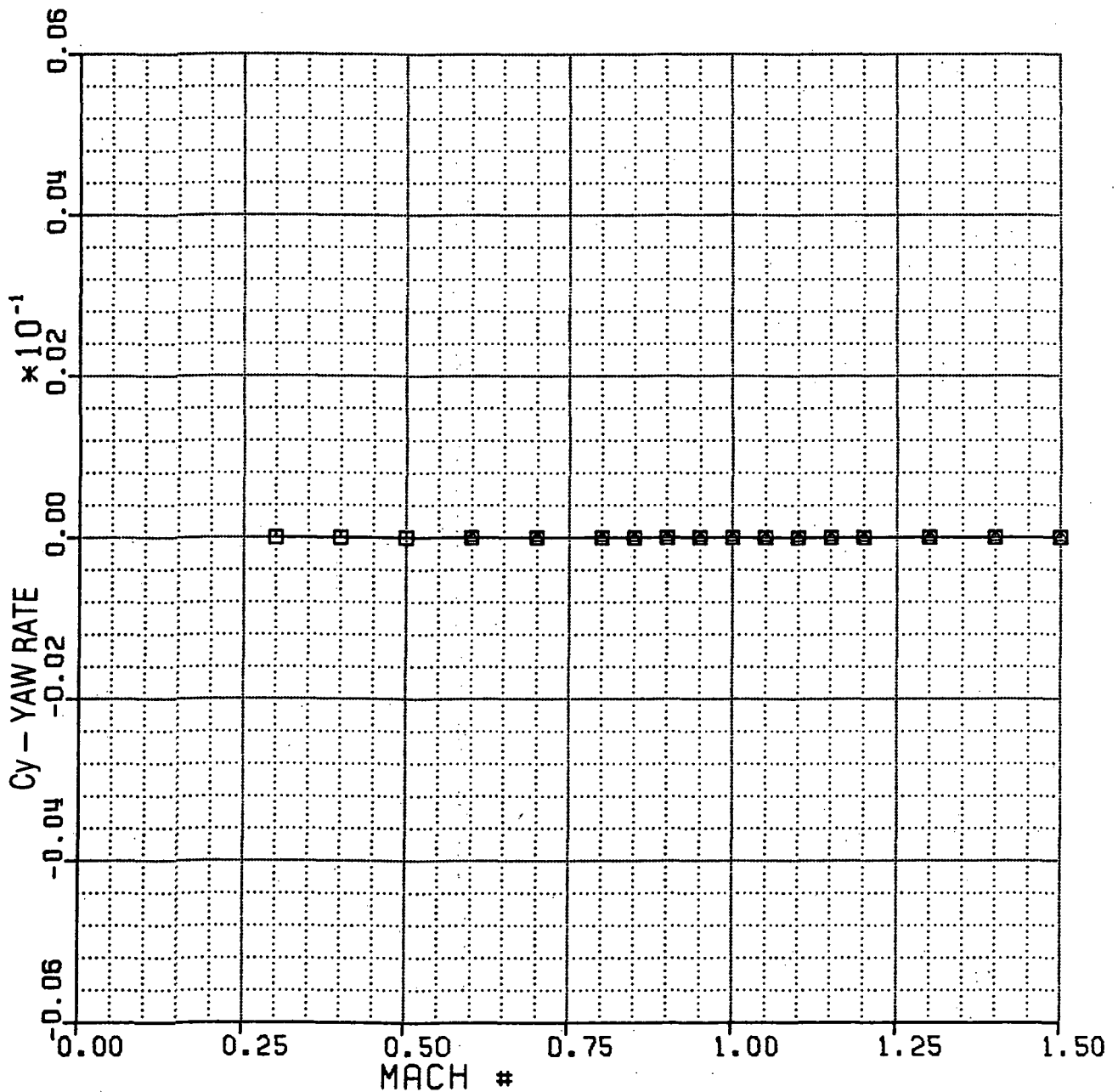


Figure 109(b)

Cy - YAW RATE VS ALPHA

7-26-83 X-29A M# = 0.4 NORMAL MODE

XCG = 451.0 WT = 15K ALPHA TRIM

□ ALT = 5.L. ALP: -4 TO 22
○ ALT = 10K ALP: -4 TO 22

ORIGINAL PAGE IS
OF POOR QUALITY

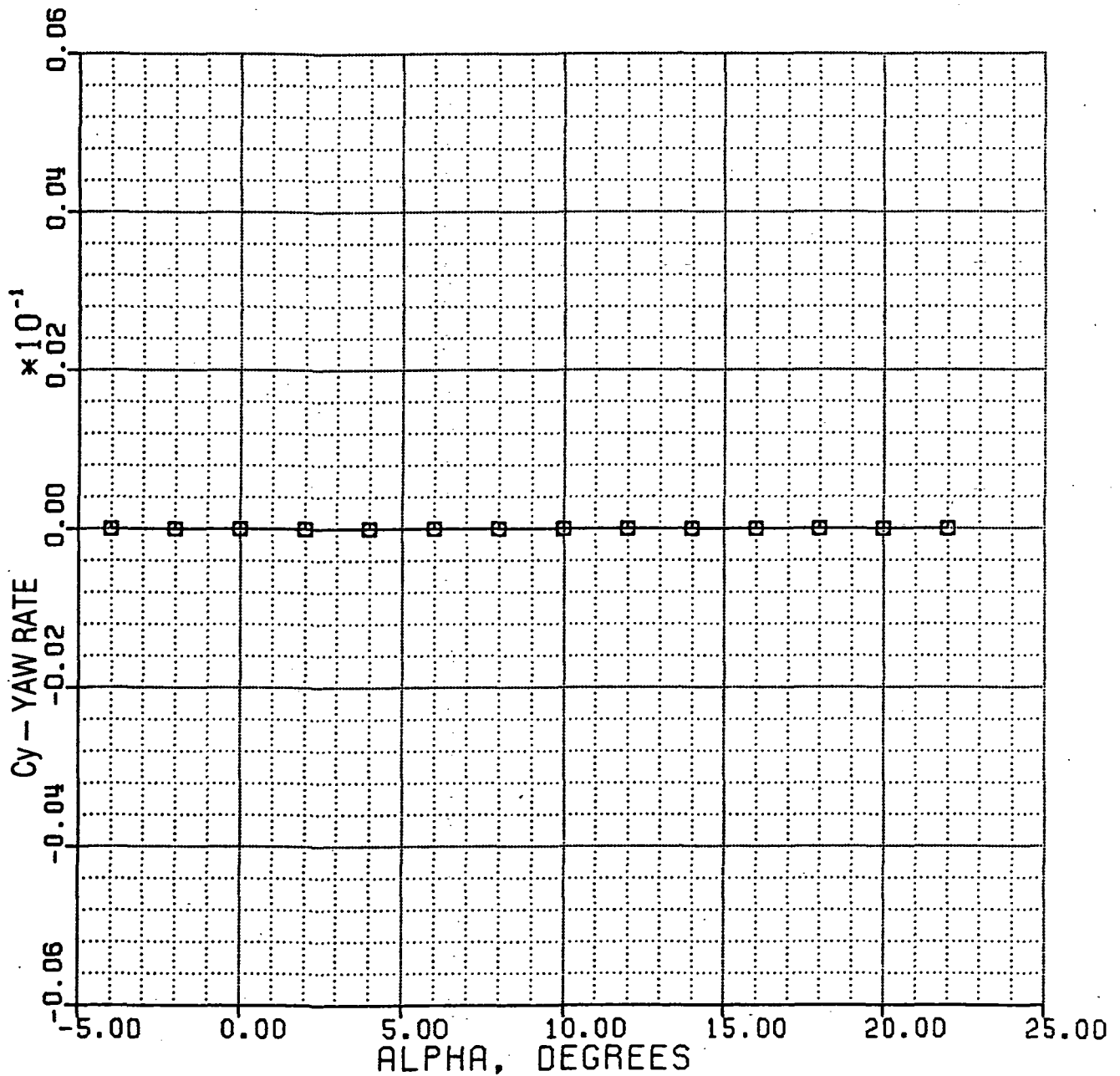


Figure 110(a)

Cy - YAW RATE VS ALPHA

7-26-83 X-29A M# = 0.6 NORMAL MODE

XCG = 451.0 WT = 15K ALPHA TRIM

□ — □ ALT = 10K ALP: -4 TO 16
○ — ○ ALT = 20K ALP: -4 TO 20

ORIGINAL PAGE IS
OF POOR QUALITY

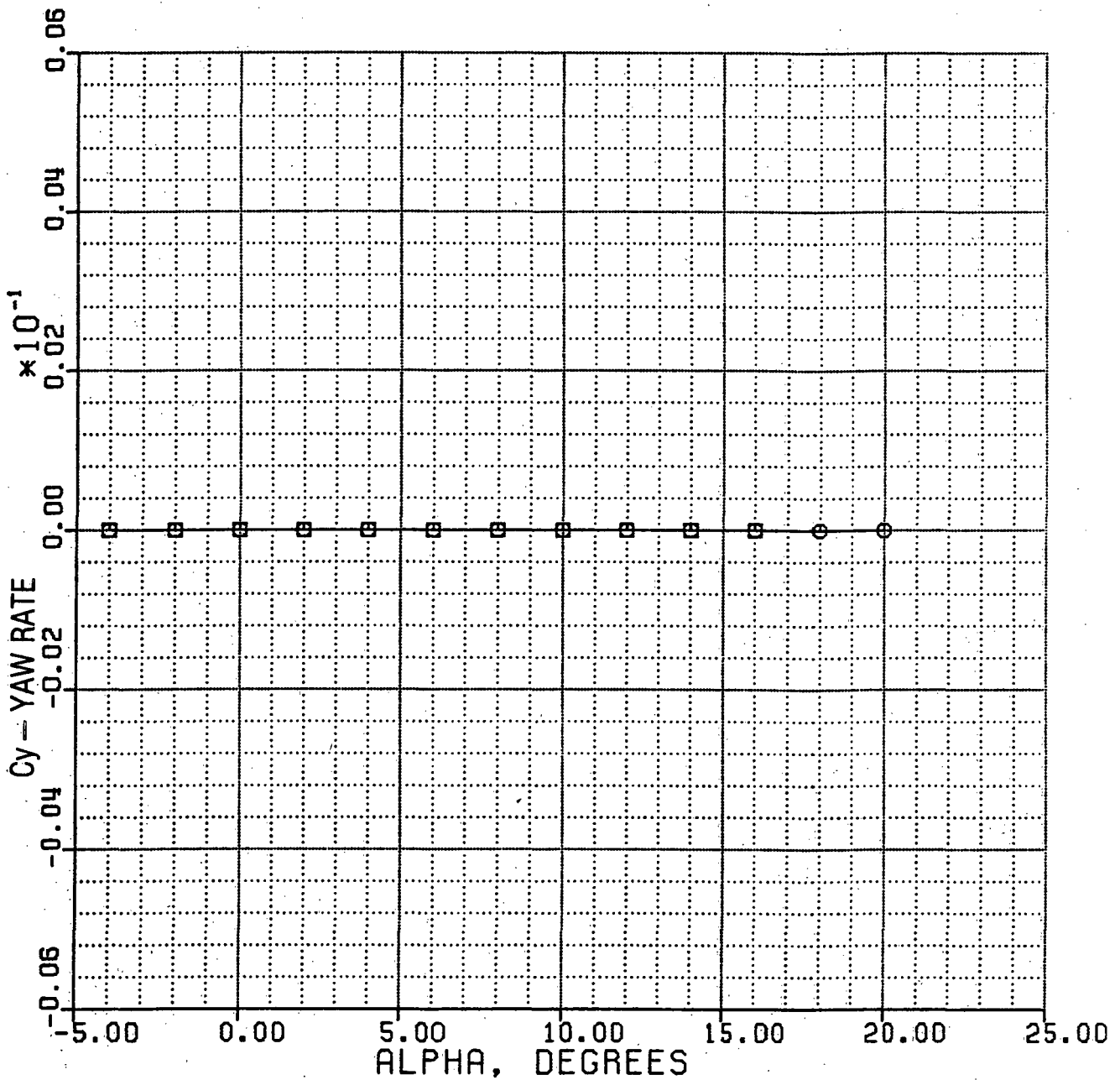


Figure 110(b)

Cy - YAW RATE VS ALPHA

7-26-83 X-29A M# = 0.8 NORMAL MODE

XCG = 451.0 WT = 15K ALPHA TRIM

□	—	□	ALT = 10K	ALP: 0 TO 10
○	—	○	ALT = 20K	ALP: -4 TO 12
△	—	△	ALT = 30K	ALP: -4 TO 14
★	—	★	ALT = 40K	ALP: -4 TO 18
×	—	×	ALT = 50K	ALP: -4 TO 22

ORIGINAL PAGE 19
OF POOR QUALITY

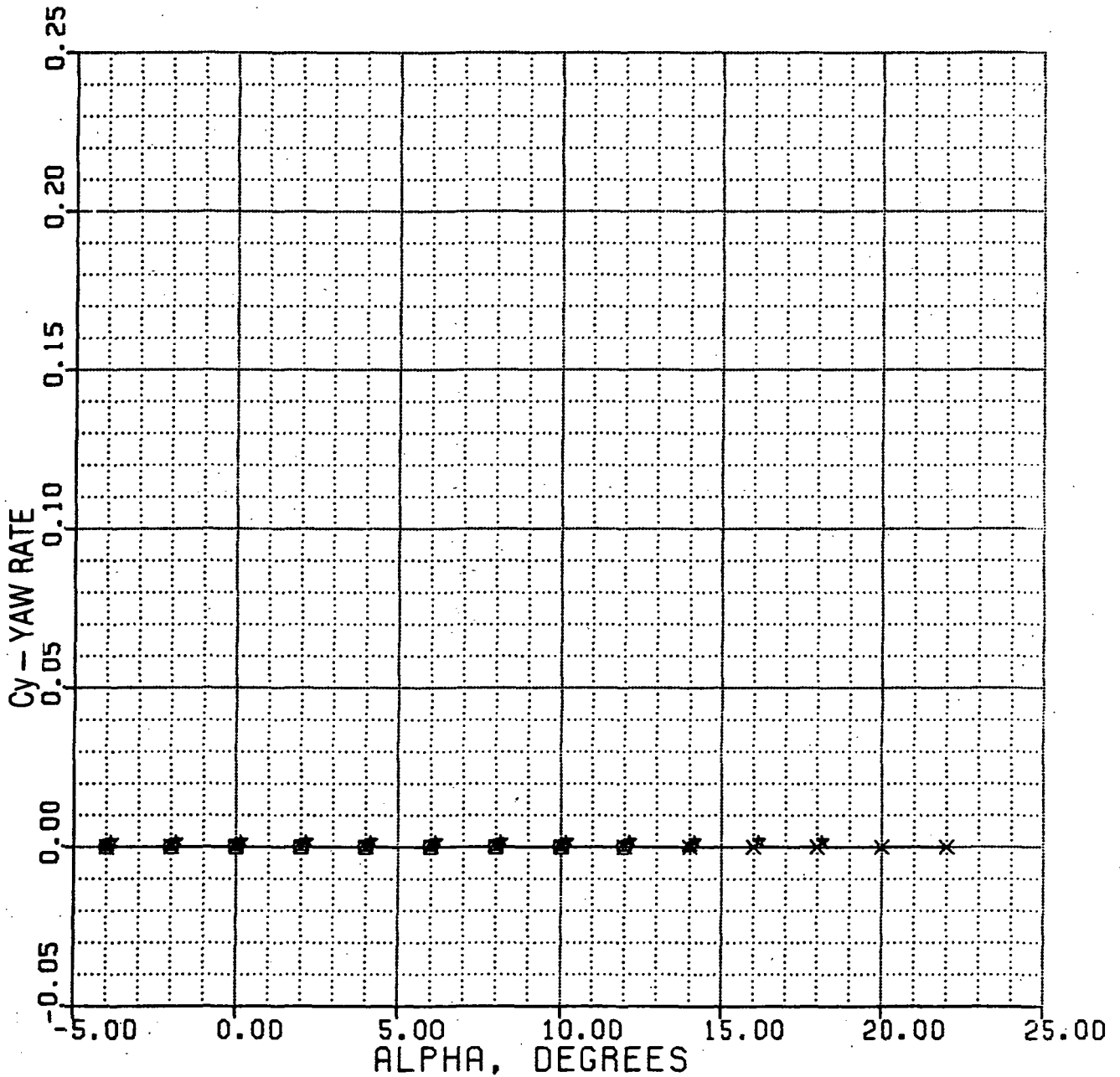


Figure 110(c)

Cy - YAW RATE VS ALPHA

7-27-83 X-29A M# = 0.9 NORMAL MODE
 XCG = 451.0 WT = 15K ALPHA TRIM

- — ALT = 20K ALP: 0 TO 10
- ⊙ — ALT = 30K ALP: -2 TO 12
- ▲ — ALT = 40K ALP: -4 TO 14
- ★ — ALT = 50K ALP: -4 TO 18

ORIGINAL PAGE IS
 OF POOR QUALITY

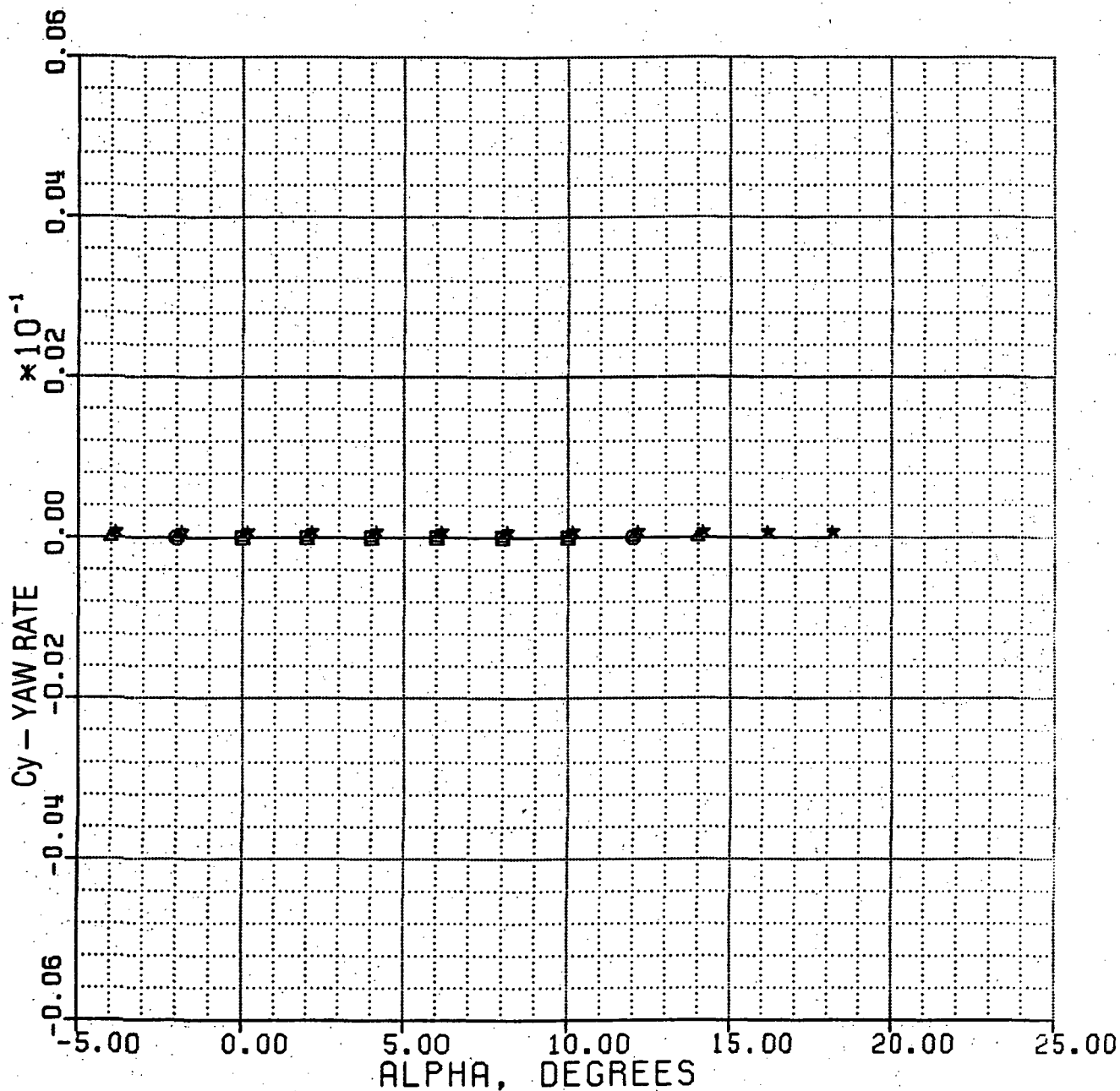


Figure 110(d)

Cy - YAW RATE VS ALPHA

7-27-83 X-29A M# = 1.2 NORMAL MODE

XCG = 451.0 WT = 15K ALPHA TRIM

- — □ ALT = 20K ALP: -4 TO 8
- — ○ ALT = 30K ALP: -4 TO 10
- ▲ — ▲ ALT = 40K ALP: -4 TO 12
- ★ — ★ ALT = 50K ALP: -4 TO 14

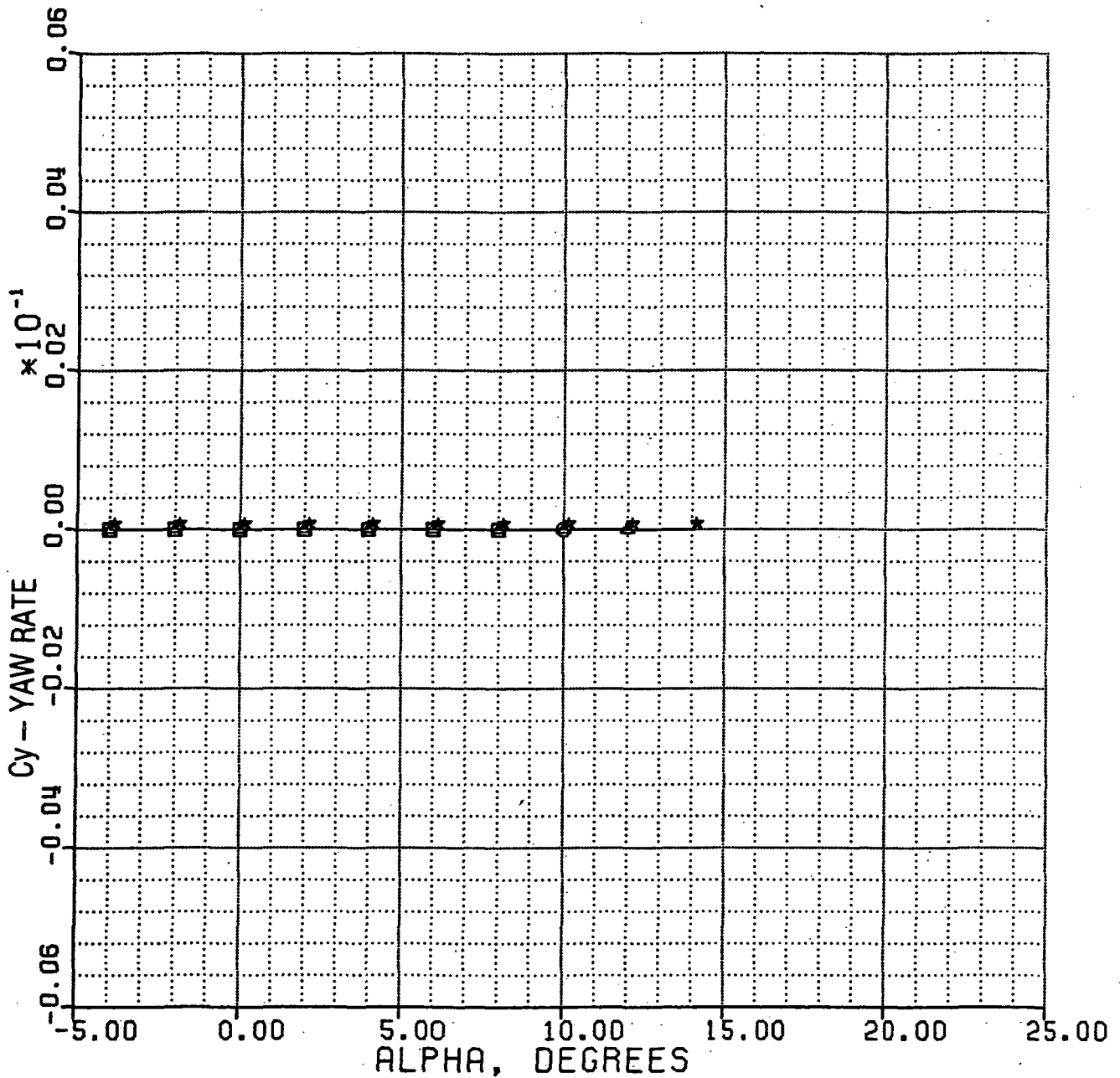


Figure 110(e)

Cy - YAW RATE VS ALPHA

7-27-83 X-29A M# = 1.5 NORMAL MODE
XCG = 451.0 WT = 15K ALPHA TRIM

- — □ ALT = 30K ALP: -4 TO 8
- — ○ ALT = 40K ALP: -4 TO 10
- ▲ — ▲ ALT = 50K ALP: -4 TO 12

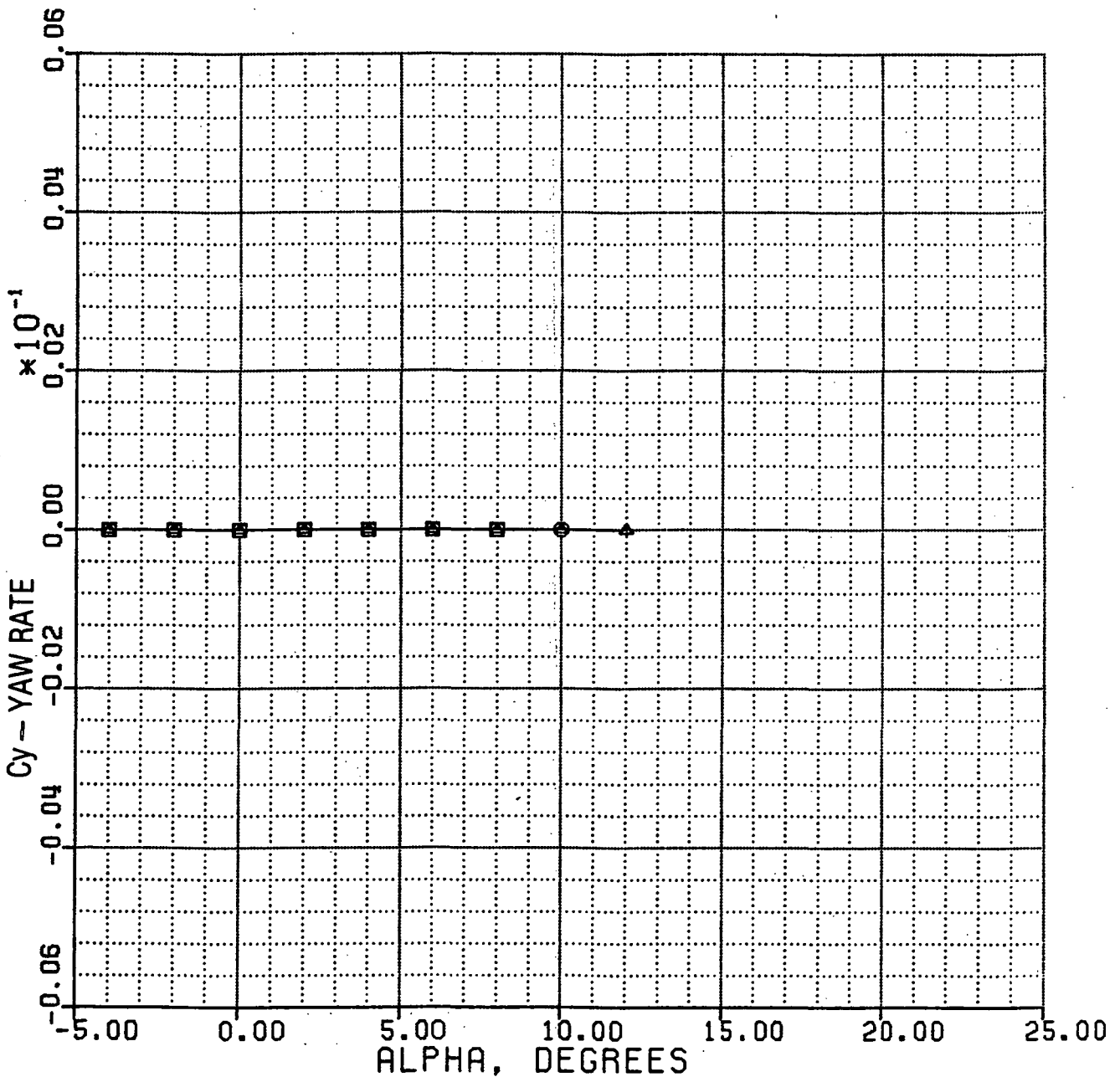


Figure 110(f)

CI - YAW RATE VS MACH

7-6-83 X-29A 1-G TRIM NORMAL MODE

XCG = 451.0 WT = 15K

- — ALT = S.L. M# = .2 TO 1.05
- — ALT = 10K M# = .2 TO 1.2
- ▲ — ALT = 20K M# = .3 TO 1.4

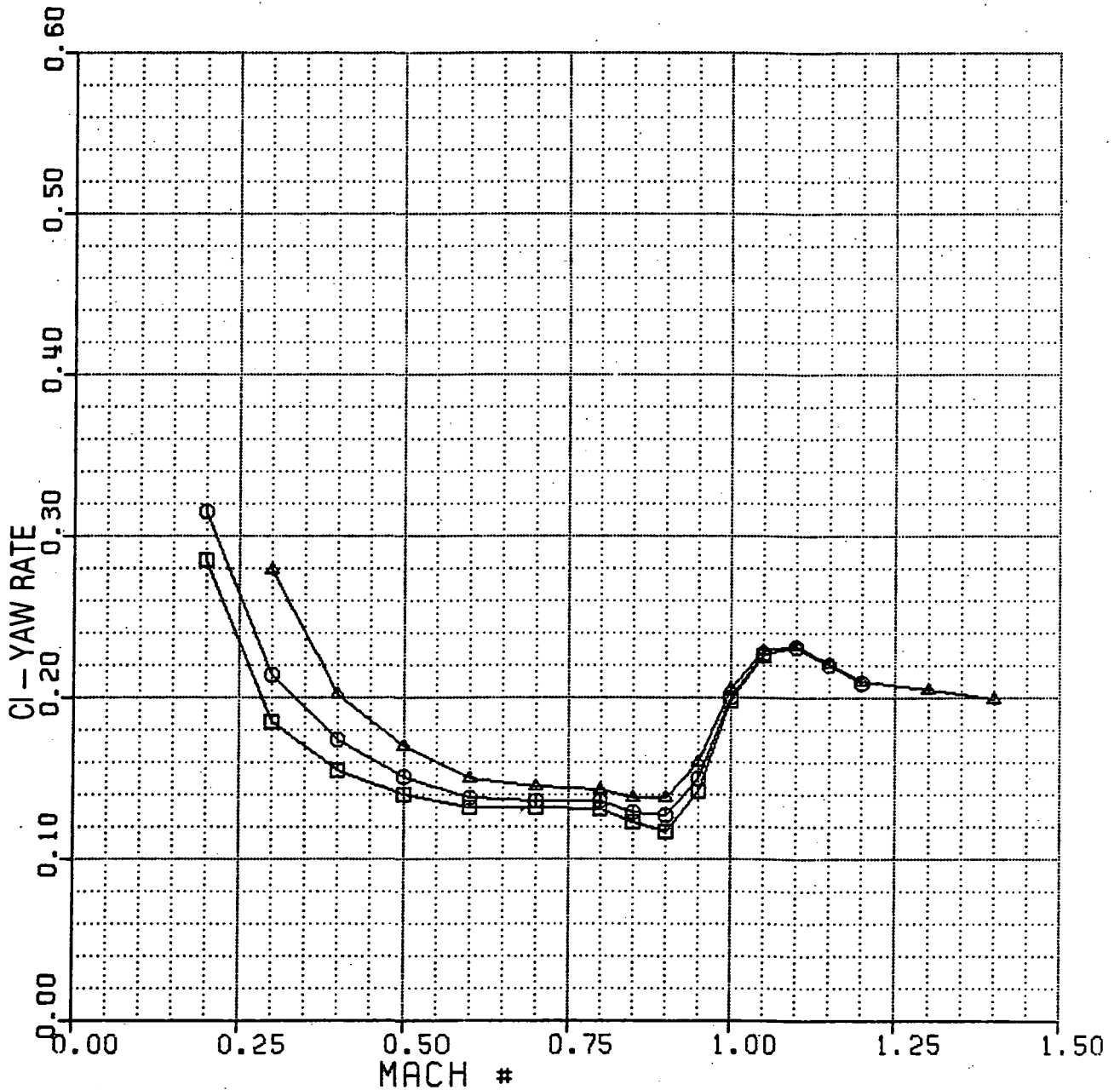


Figure 111(a)

CI - YAW RATE VS MACH

7-7-83 X-29A 1-G TRIM NORMAL MODE

XCG = 451.0 WT = 15K

- ALT = 30K M# = .3 TO 1.5
- ALT = 40K M# = .6 TO 1.5
- △ ALT = 50K M# = .6 TO 1.5

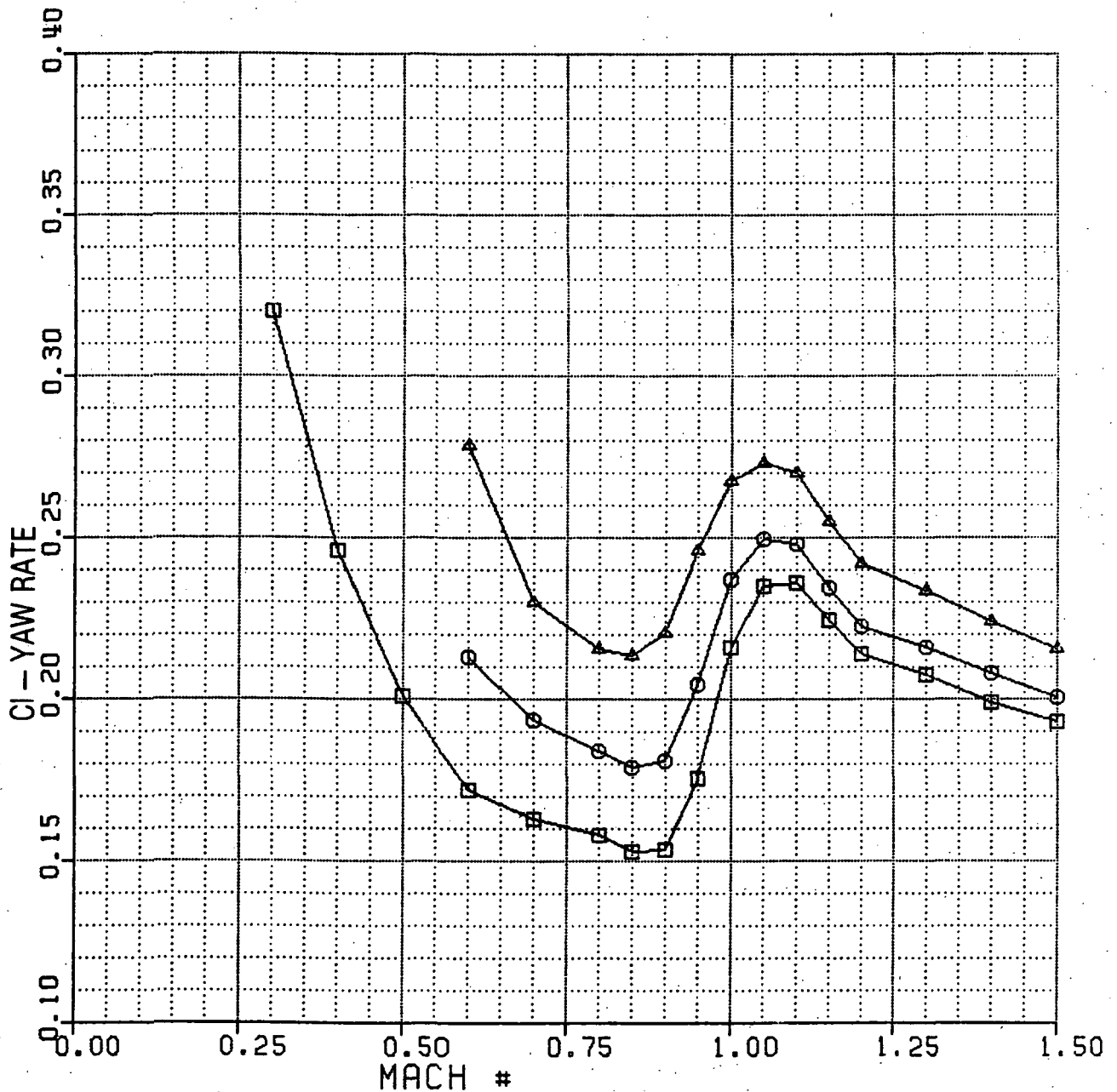


Figure 111(b)

CI - YAW RATE VS ALPHA

6-16-83 X-29A M# = 0.4 NORMAL MODE
XCG = 451.0 WT = 15K ALPHA TRIM

□ ALT = S.L. ALP: -4 TO 22
○ ALT = 10K ALP: -4 TO 22

ORIGINAL PAGE IS
OF POOR QUALITY

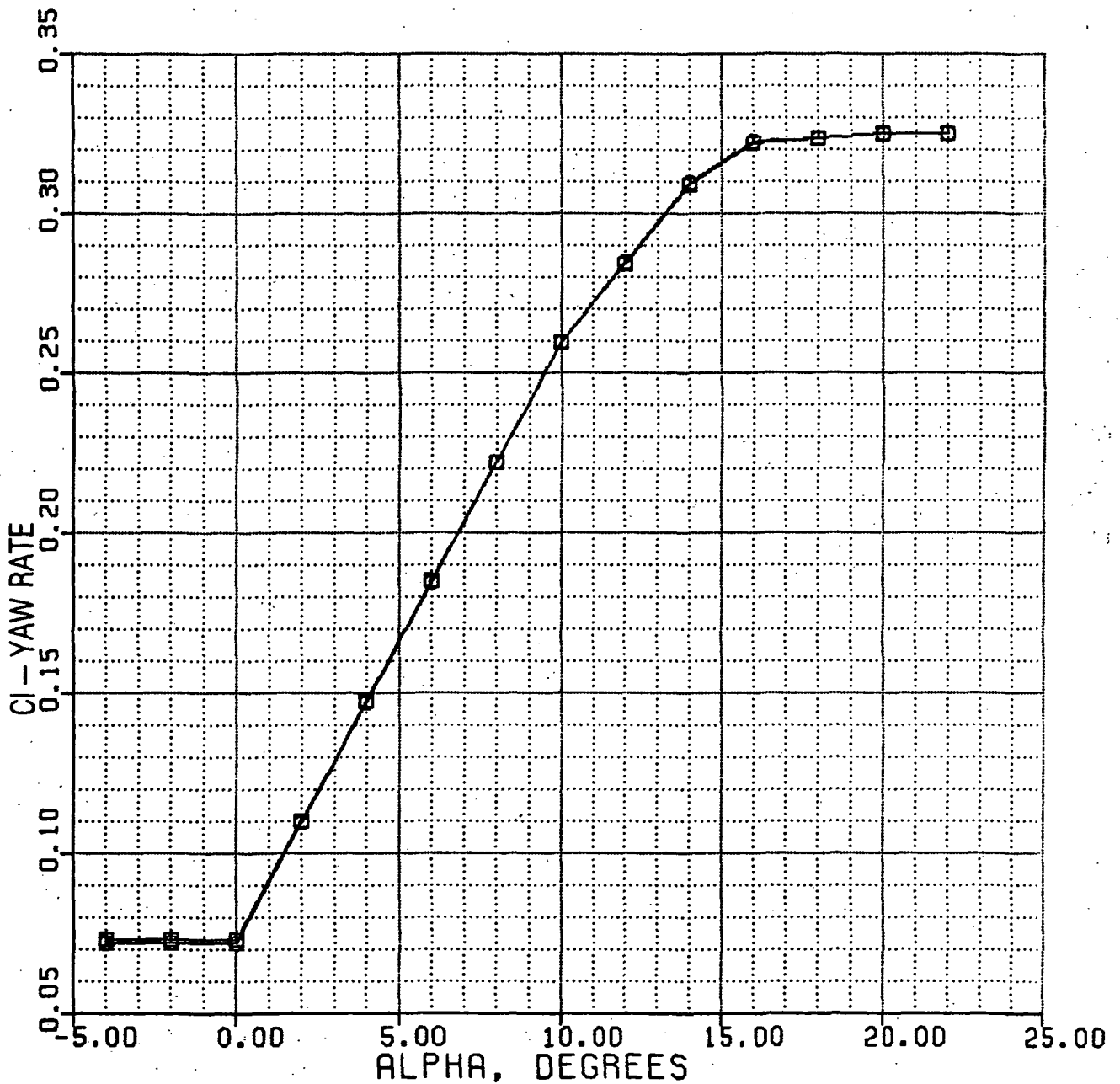


Figure 112(a)

CI - YAW RATE VS ALPHA

6-17-83 X-29A M# = 0.6 NORMAL MODE

XCG = 451.0 WT = 15K ALPHA TRIM

□ ALT = 10K ALP: -4 TO 16
○ ALT = 20K ALP: -4 TO 20

ORIGINAL PAGE IS
OF POOR QUALITY

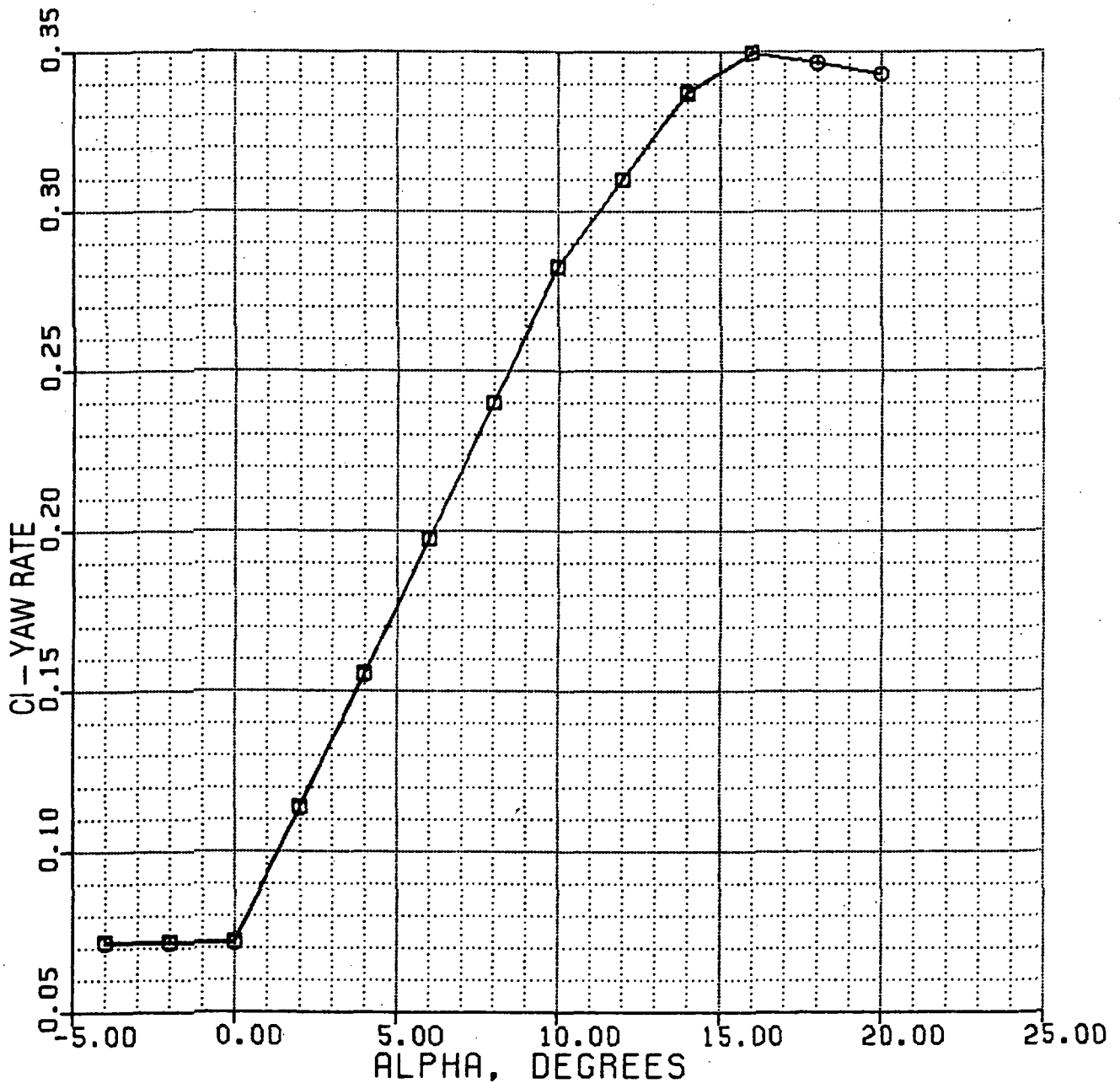


Figure 112(b)

CI - YAW RATE VS ALPHA

6-30-83 X-29A M# = 0.8 NORMAL MODE
XCG = 451.0 WT = 15K ALPHA TRIM

□	—	□	ALT = 10K	ALP: 0 TO 10
○	—	○	ALT = 20K	ALP: -4 TO 12
△	—	△	ALT = 30K	ALP: -4 TO 14
★	—	★	ALT = 40K	ALP: -4 TO 18
×	—	×	ALT = 50K	ALP: -4 TO 22

ORIGINAL PAGE IS
OF POOR QUALITY

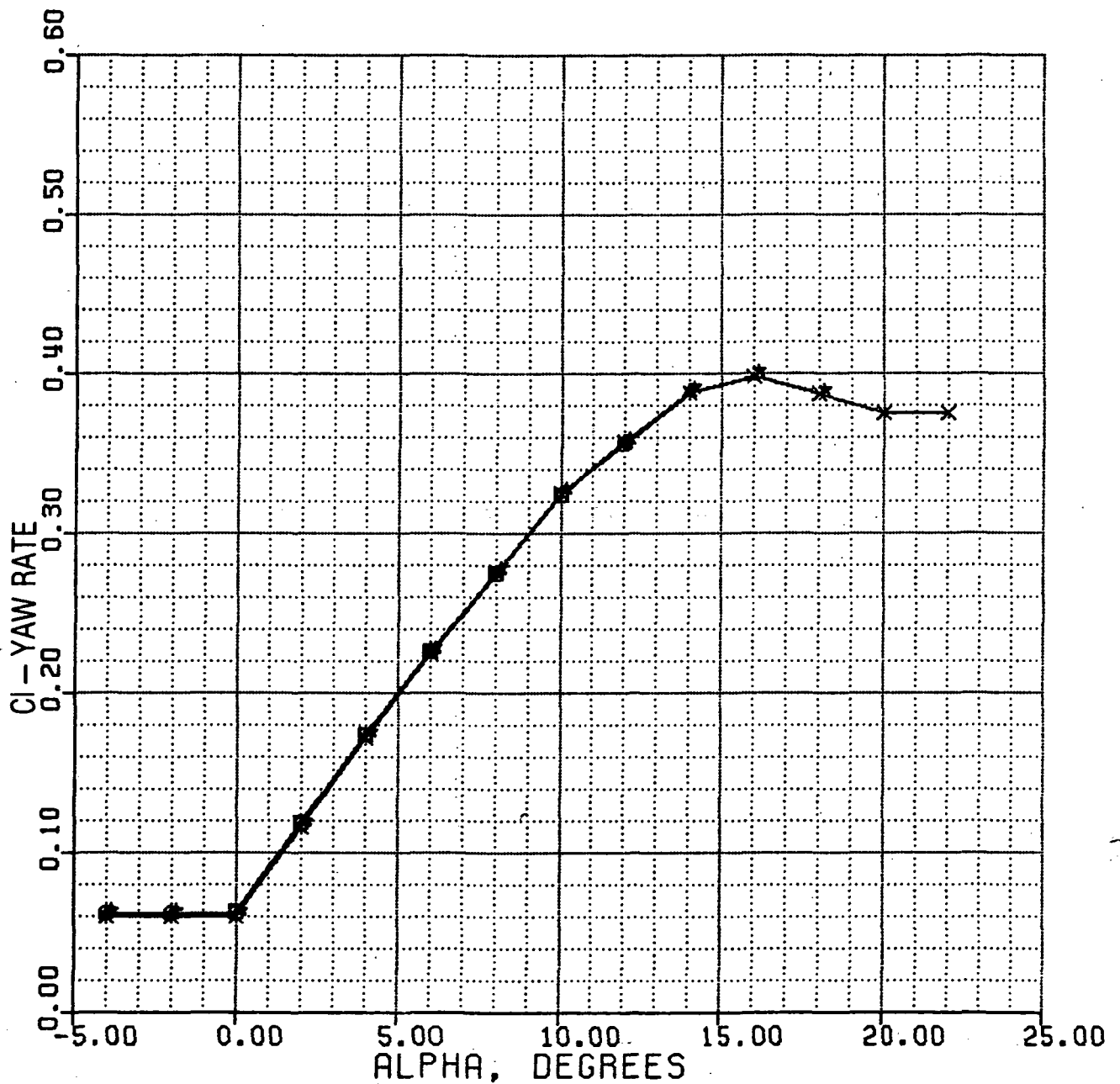


Figure 112(c)

CI - YAW RATE VS ALPHA

7-1-83 X-29A M# = 0.9 NORMAL MODE
XCG = 451.0 WT = 15K ALPHA TRIM

- ALT = 20K ALP: 0 TO 10
- ALT = 30K ALP: -2 TO 12
- ▲ ALT = 40K ALP: -4 TO 14
- ★ ALT = 50K ALP: -4 TO 18

ORIGINAL PAGE IS
OF POOR QUALITY

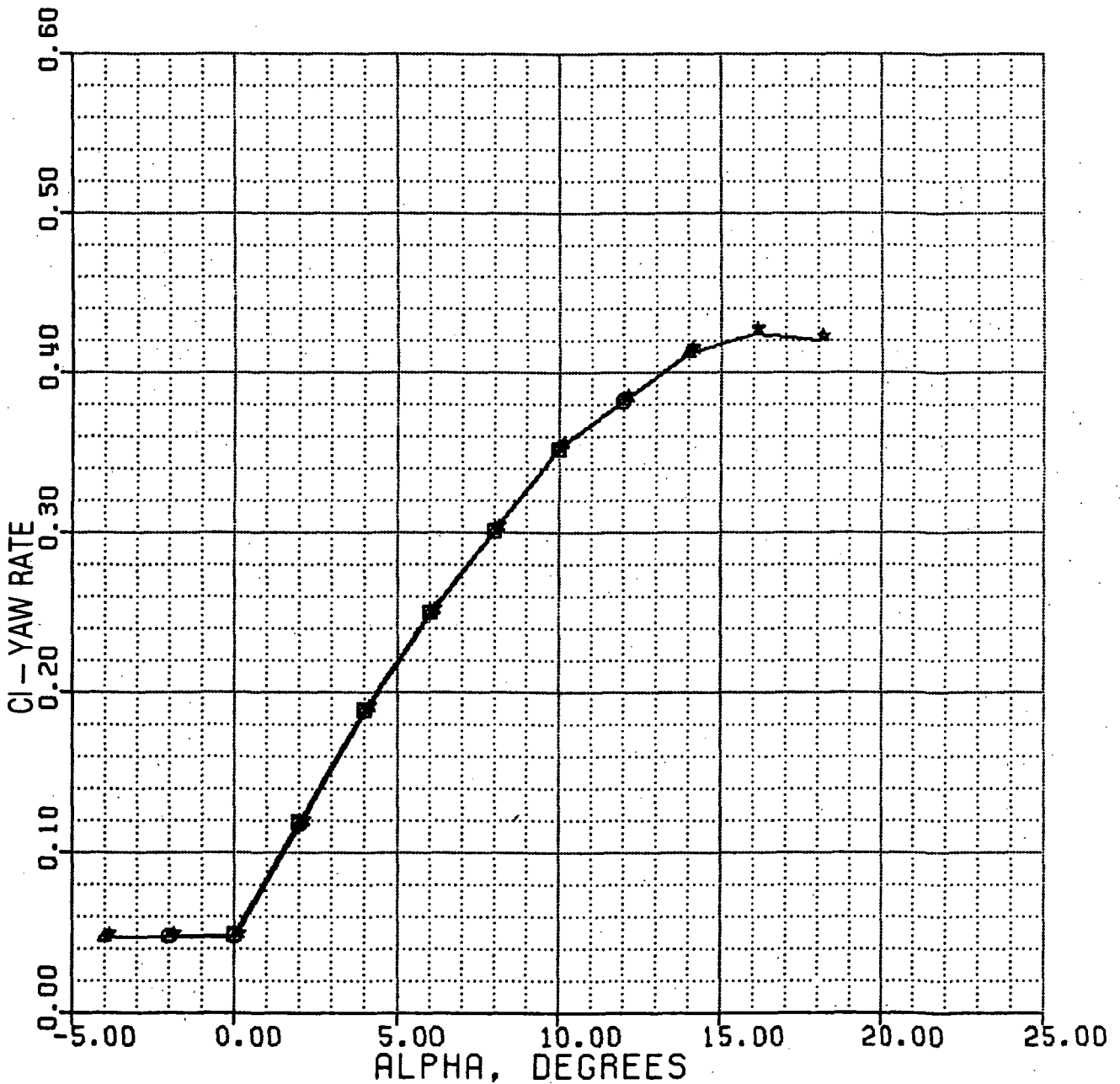


Figure 112(d)

CI - YAW RATE VS ALPHA

7-1-83 X-29A M# = 1.2 NORMAL MODE
XCG = 451.0 WT = 15K ALPHA TRIM

- | | | |
|---|-----------|---------------|
| □ | ALT = 20K | ALP: -4 TO 8 |
| ○ | ALT = 30K | ALP: -4 TO 10 |
| △ | ALT = 40K | ALP: -4 TO 12 |
| ★ | ALT = 50K | ALP: -4 TO 14 |

ORIGINAL PAGE IS
OF POOR QUALITY

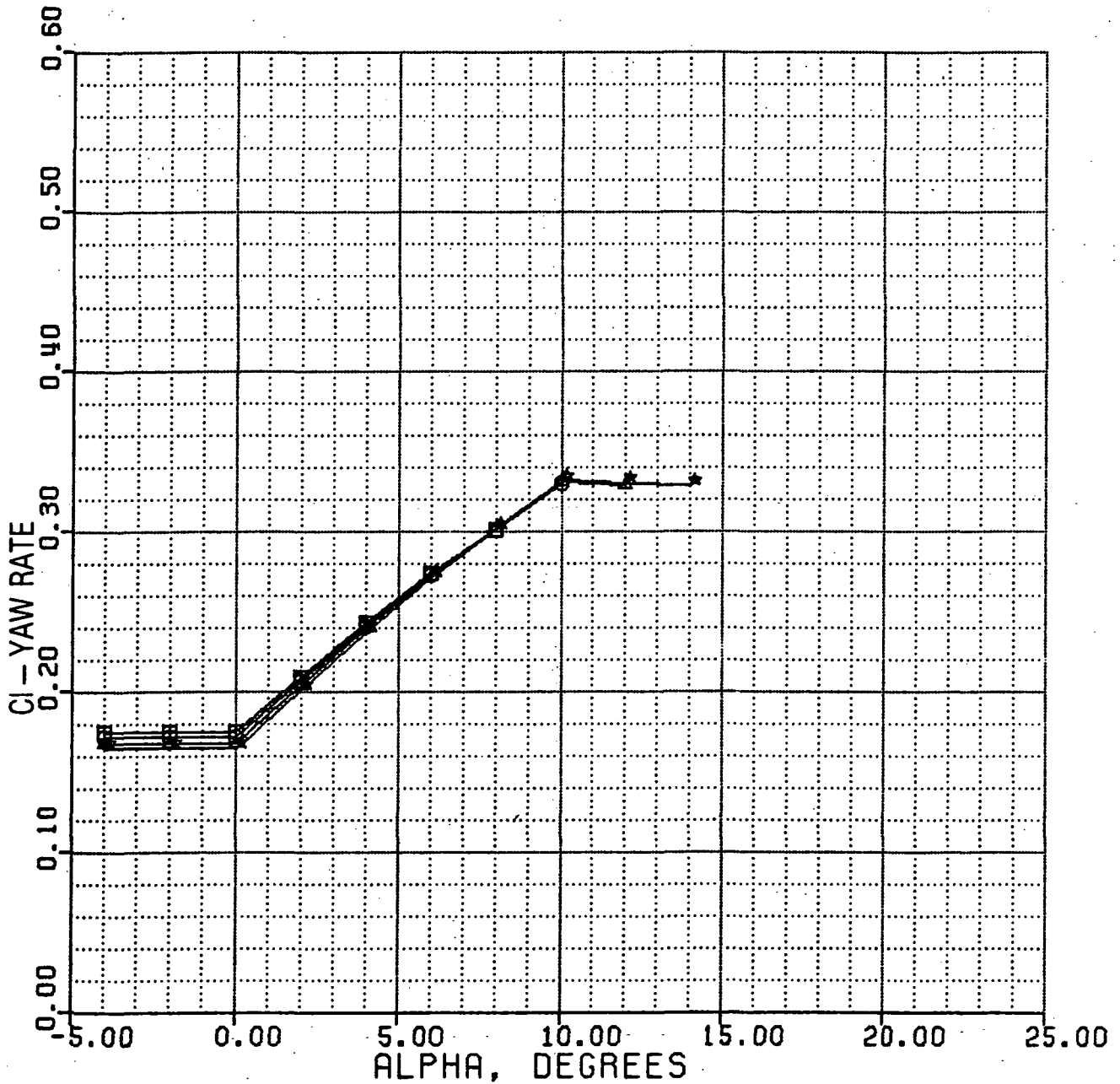


Figure 112(e)

CI - YAW RATE VS ALPHA

7-1-83 X-29A M# = 1.5 NORMAL MODE

XCG = 451.0 WT = 15K ALPHA TRIM

- — □ ALT = 30K ALP: -4 TO 8
- — ○ ALT = 40K ALP: -4 TO 10
- ▲ — ▲ ALT = 50K ALP: -4 TO 12

ORIGINAL PAGE IS
OF POOR QUALITY

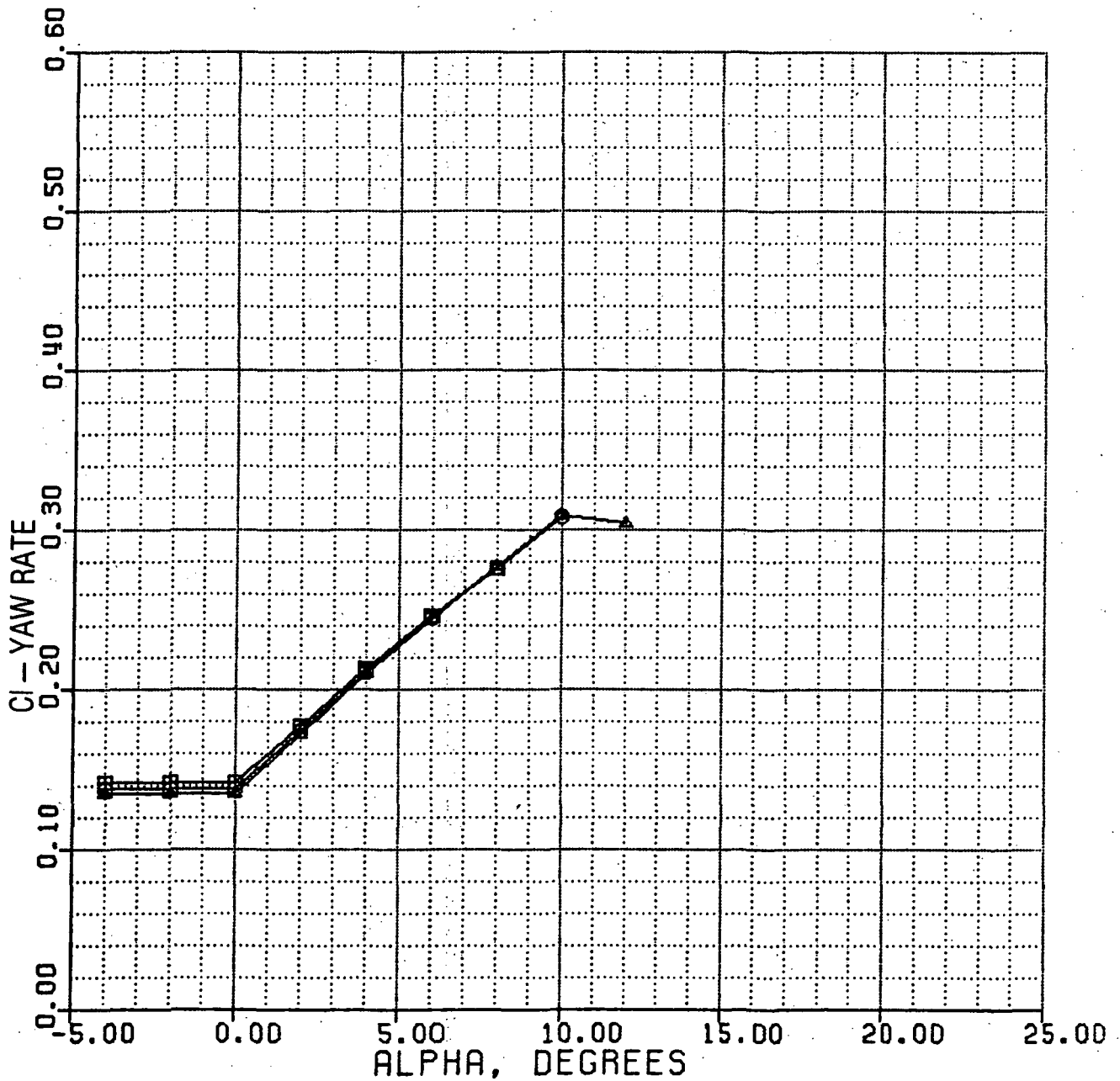


Figure 112(f)

Cn - YAW RATE VS MACH

7-6-83 X-29A 1-G TRIM NORMAL MODE

XCG = 451.0 WT = 15K

- — ALT = S.L. M# = .2 TO 1.05
- — ALT = 10K M# = .2 TO 1.2
- ▲ — ALT = 20K M# = .3 TO 1.4

ORIGINAL PAGE IS
OF POOR QUALITY

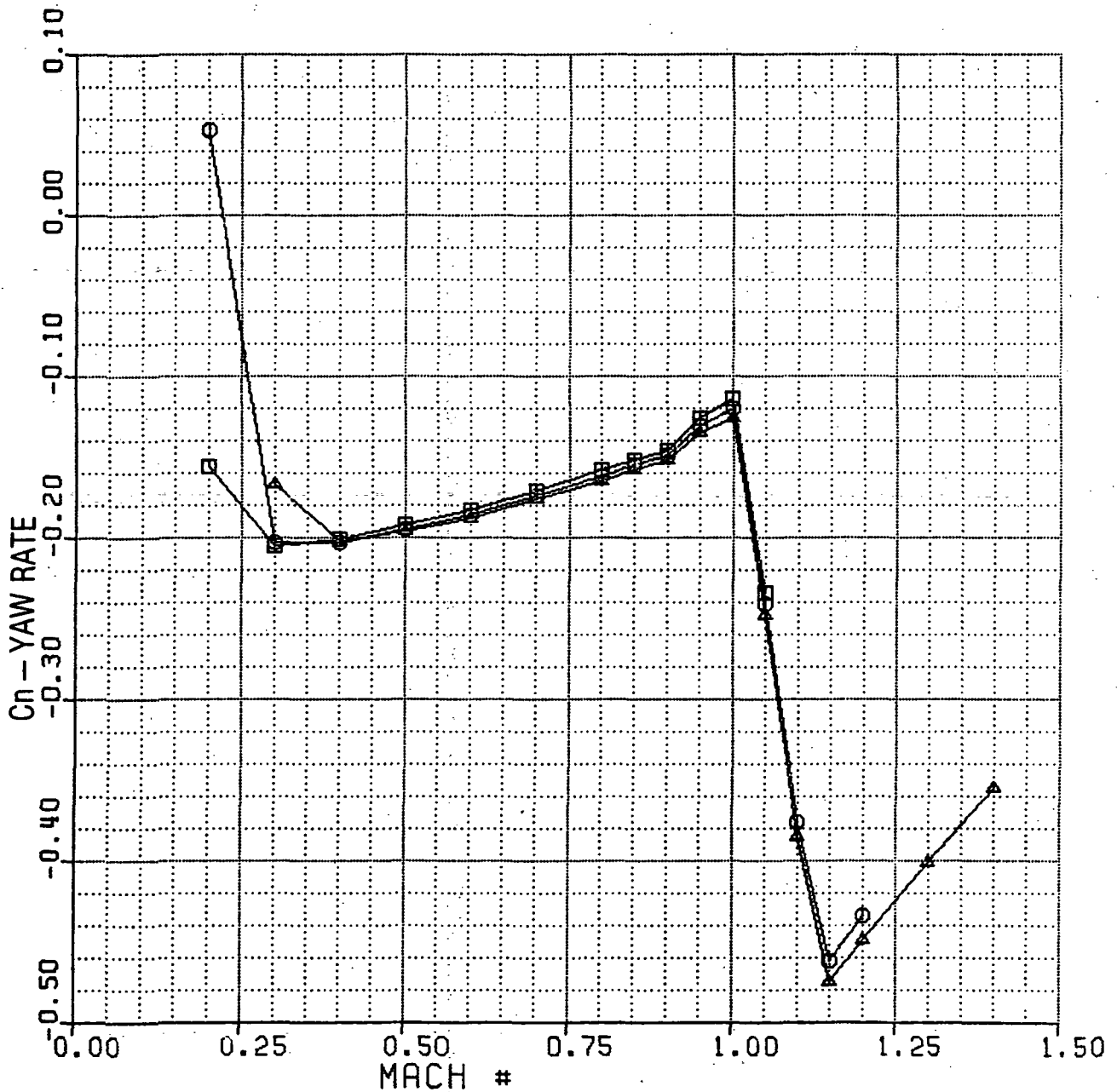


Figure 113(a)

Cn - YAW RATE VS MACH

7-7-83 X-29A 1-G TRIM NORMAL MODE

XCG = 451.0 WT = 15K

- — ALT = 30K M# = .3 TO 1.5
- — ALT = 40K M# = .6 TO 1.5
- ▲ — ALT = 50K M# = .6 TO 1.5

ORIGINAL PAGE IS
OF POOR QUALITY

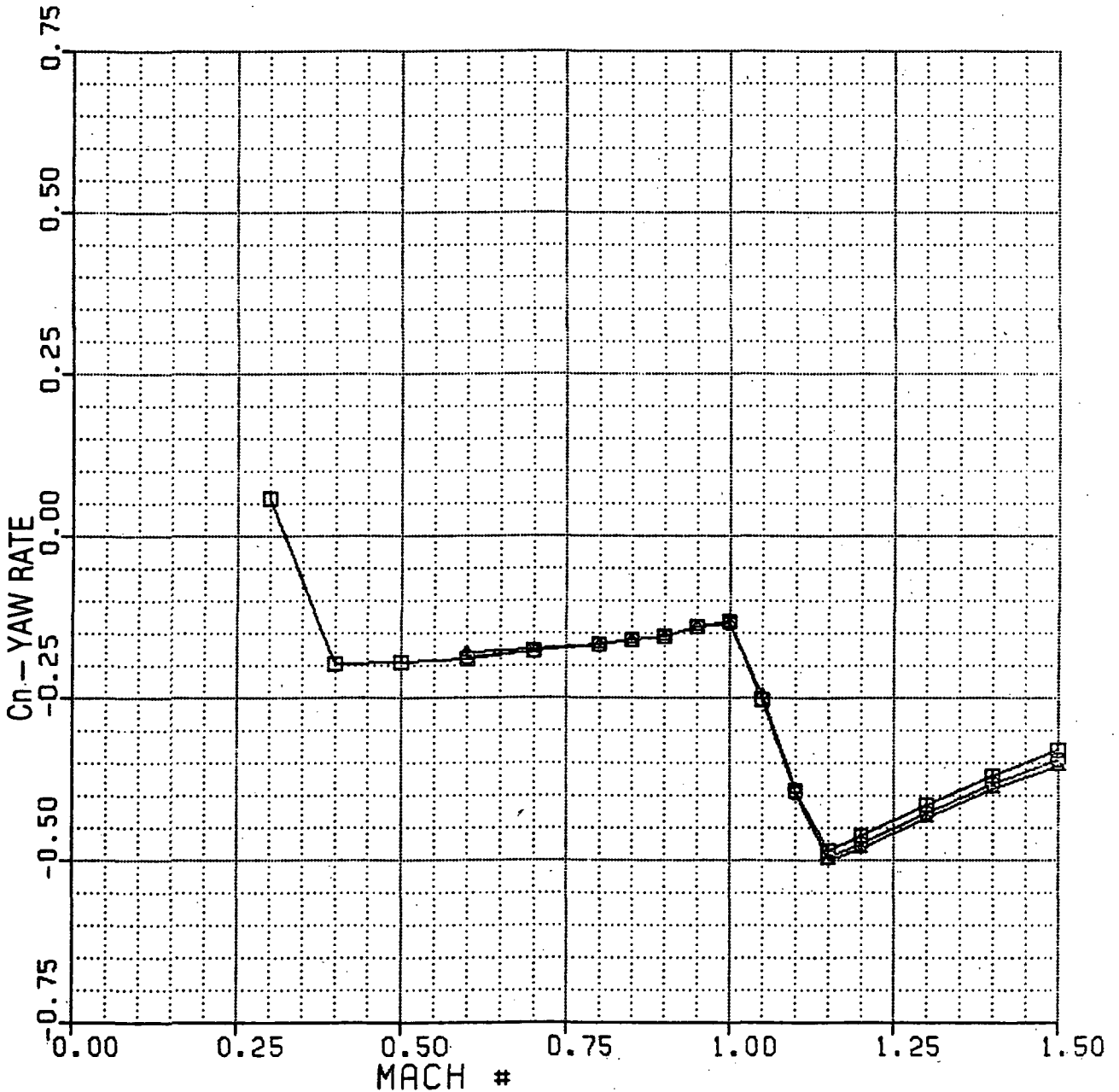


Figure 113(b)

Cn - YAW RATE VS ALPHA

6-16-83 X-29A M# = 0.4 NORMAL MODE

XCG = 451.0 WT = 15K ALPHA TRIM

□ — □ ALT = S.L. ALP: -4 TO 22
○ — ○ ALT = 10K ALP: -4 TO 22

ORIGINAL PAGE 13
OF POOR QUALITY

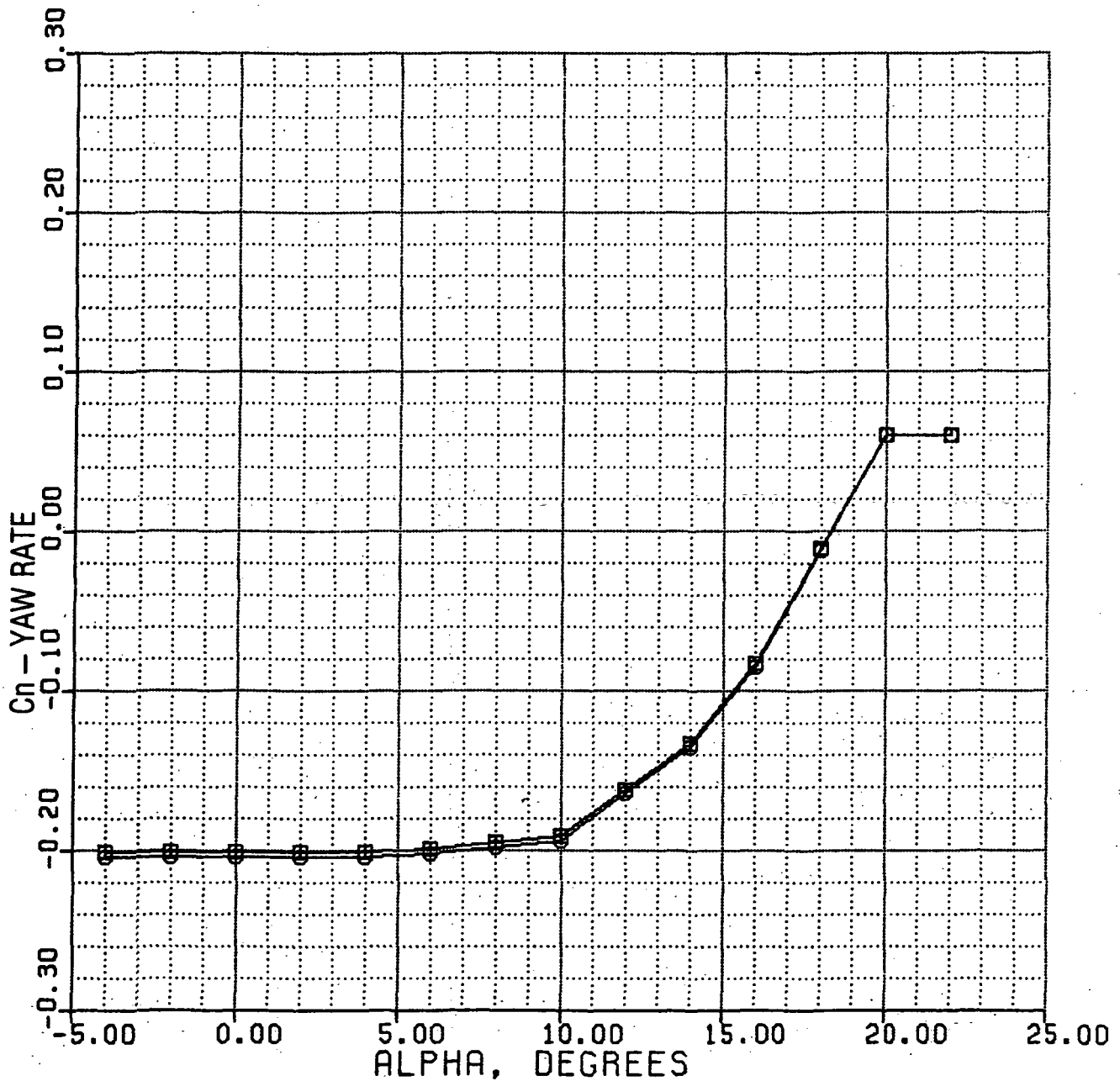


Figure 114(a)

Cn - YAW RATE VS ALPHA

6-17-83 X-29A M# = 0.6 NORMAL MODE

XCG = 451.0 WT = 15K ALPHA TRIM

□ — ALT = 10K ALP: -4 TO 16
○ — ALT = 20K ALP: -4 TO 20

ORIGINAL PAGE IS
OF POOR QUALITY

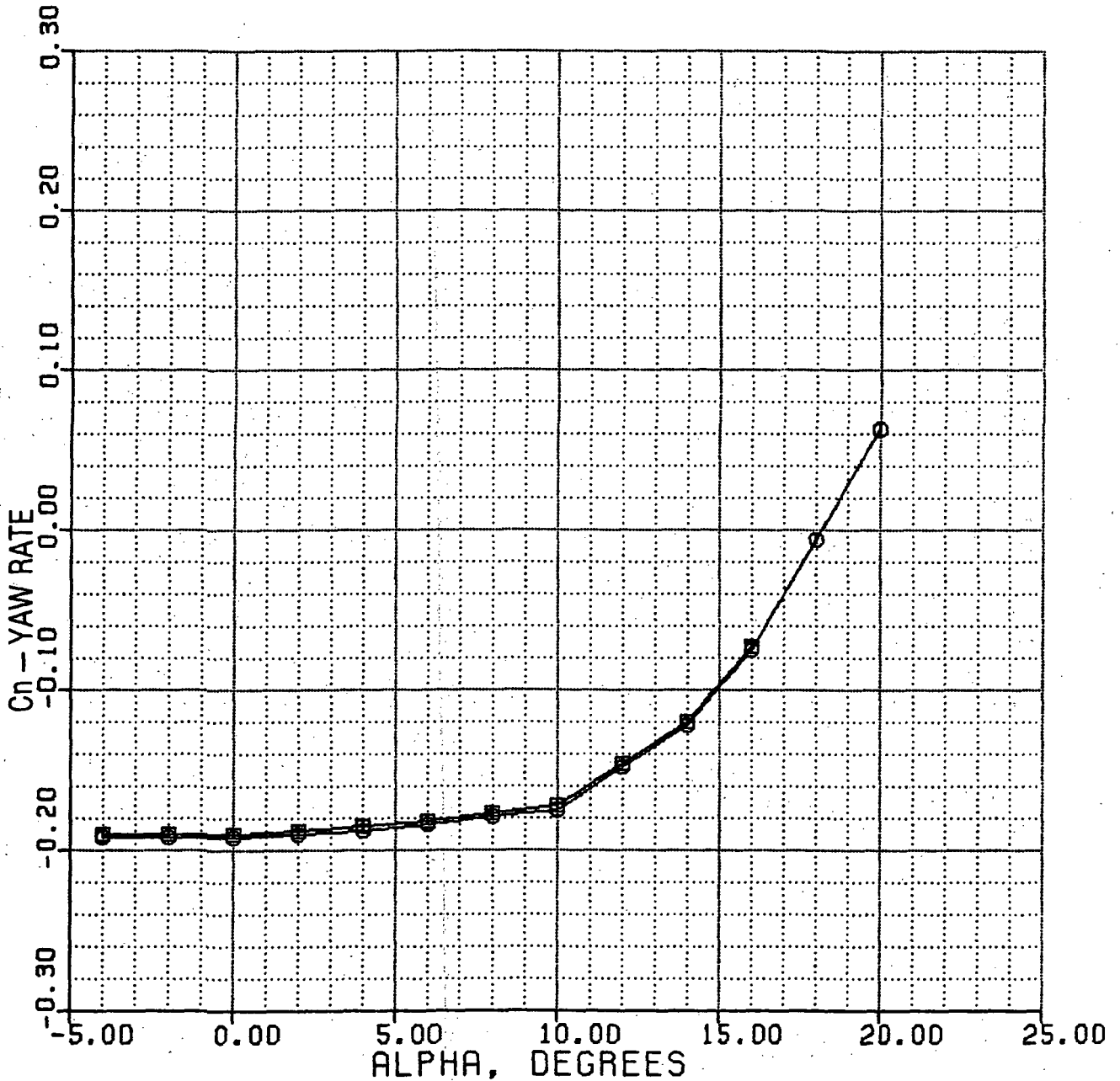


Figure 114(b)

Cn - YAW RATE VS ALPHA

6-30-83 X-29A M# = 0.8 NORMAL MODE
 XCG = 451.0 WT = 15K ALPHA TRIM

- — □ ALT = 10K ALP: 0 TO 10
- — ○ ALT = 20K ALP: -4 TO 12
- △ — △ ALP = 30K ALP: -4 TO 14
- ★ — ★ ALT = 40K ALP: -4 TO 18
- × — × ALT = 50K ALP: -4 TO 22

ORIGINAL PAGE IS
 OF POOR QUALITY

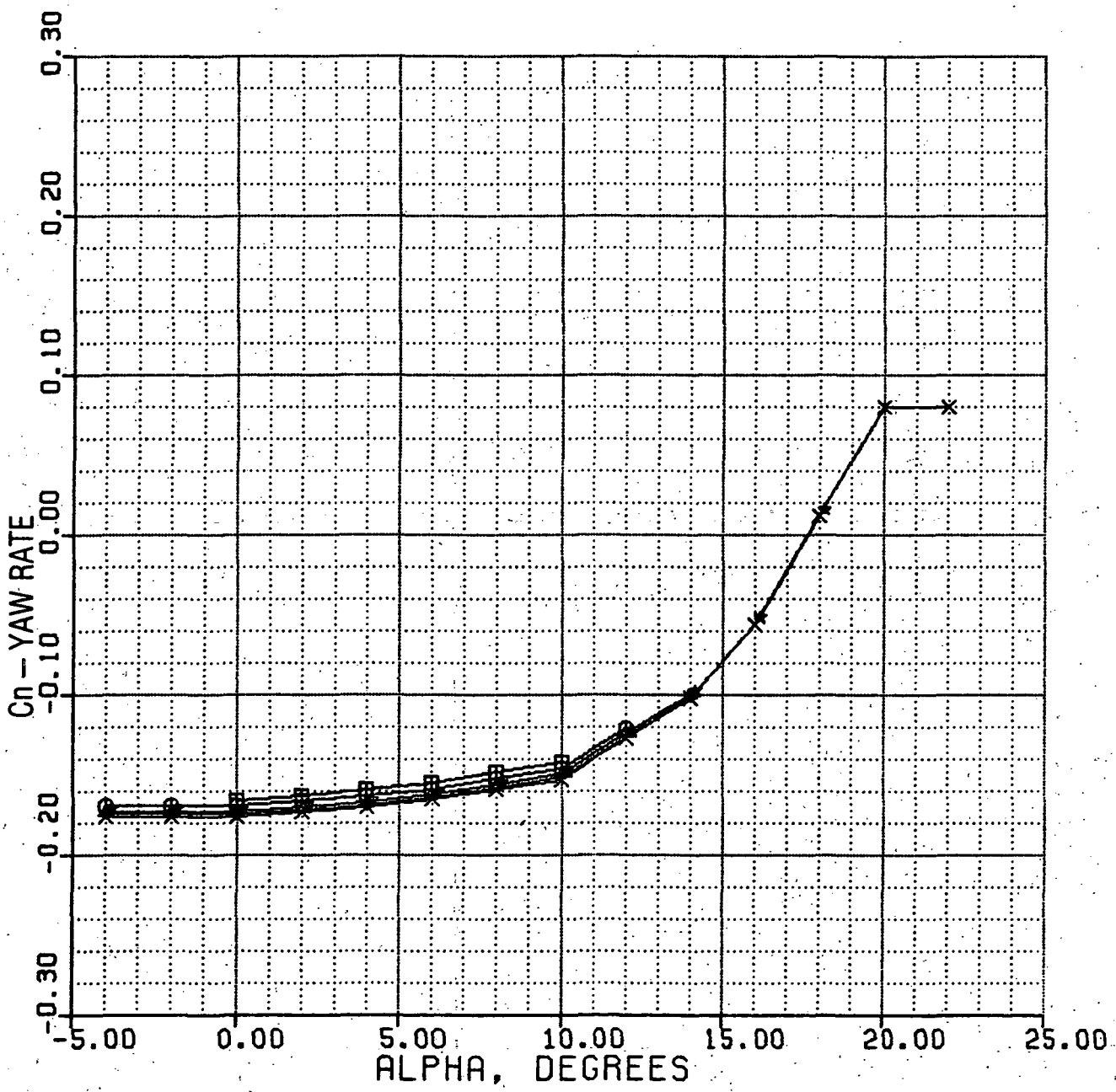


Figure 114(c)

Cn - YAW RATE VS ALPHA

7-1-83 X-29A M# = 0.9 NORMAL MODE

XCG = 451.0 WT = 15K ALPHA TRIM

- | | | | | |
|---|---|---|-----------|---------------|
| □ | — | □ | ALT = 20K | ALP: 0 TO 10 |
| ○ | — | ○ | ALT = 30K | ALP: -2 TO 12 |
| ▲ | — | ▲ | ALT = 40K | ALP: -4 TO 14 |
| ★ | — | ★ | ALT = 50K | ALP: -4 TO 18 |

ORIGINAL PAGE IS
OF POOR QUALITY

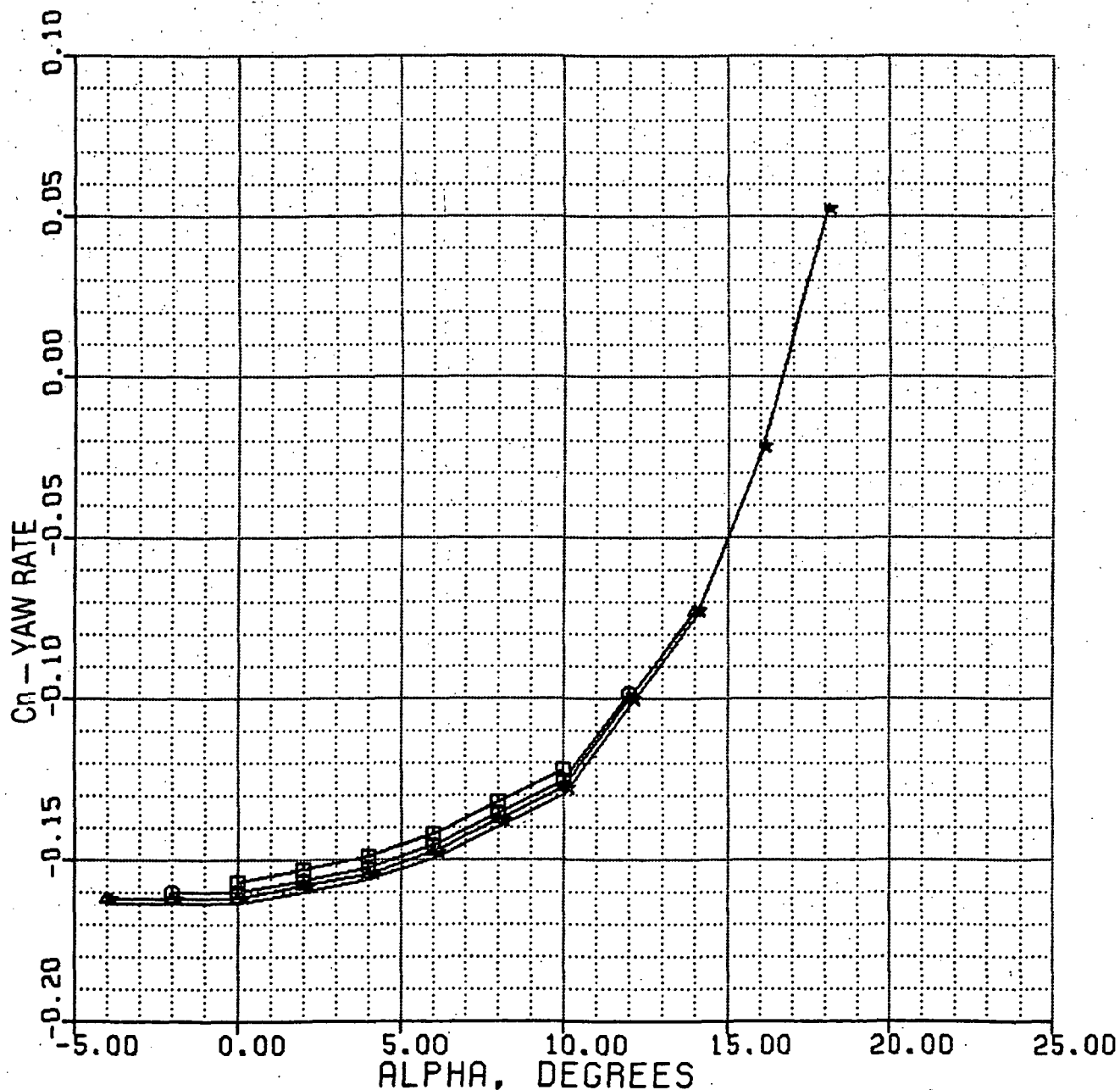


Figure 114(d)

Cn - YAW RATE VS ALPHA

7-1-83 X-29A M# = 1.2 NORMAL MODE
XCG = 451.0 WT = 15K ALPHA TRIM

- ALT = 20K ALP: -4 TO 8
- ALT = 30K ALP: -4 TO 10
- ▲ ALT = 40K ALP: -4 TO 12
- ★ ALT = 50K ALP: -4 TO 14

ORIGINAL PAGE IS
OF POOR QUALITY

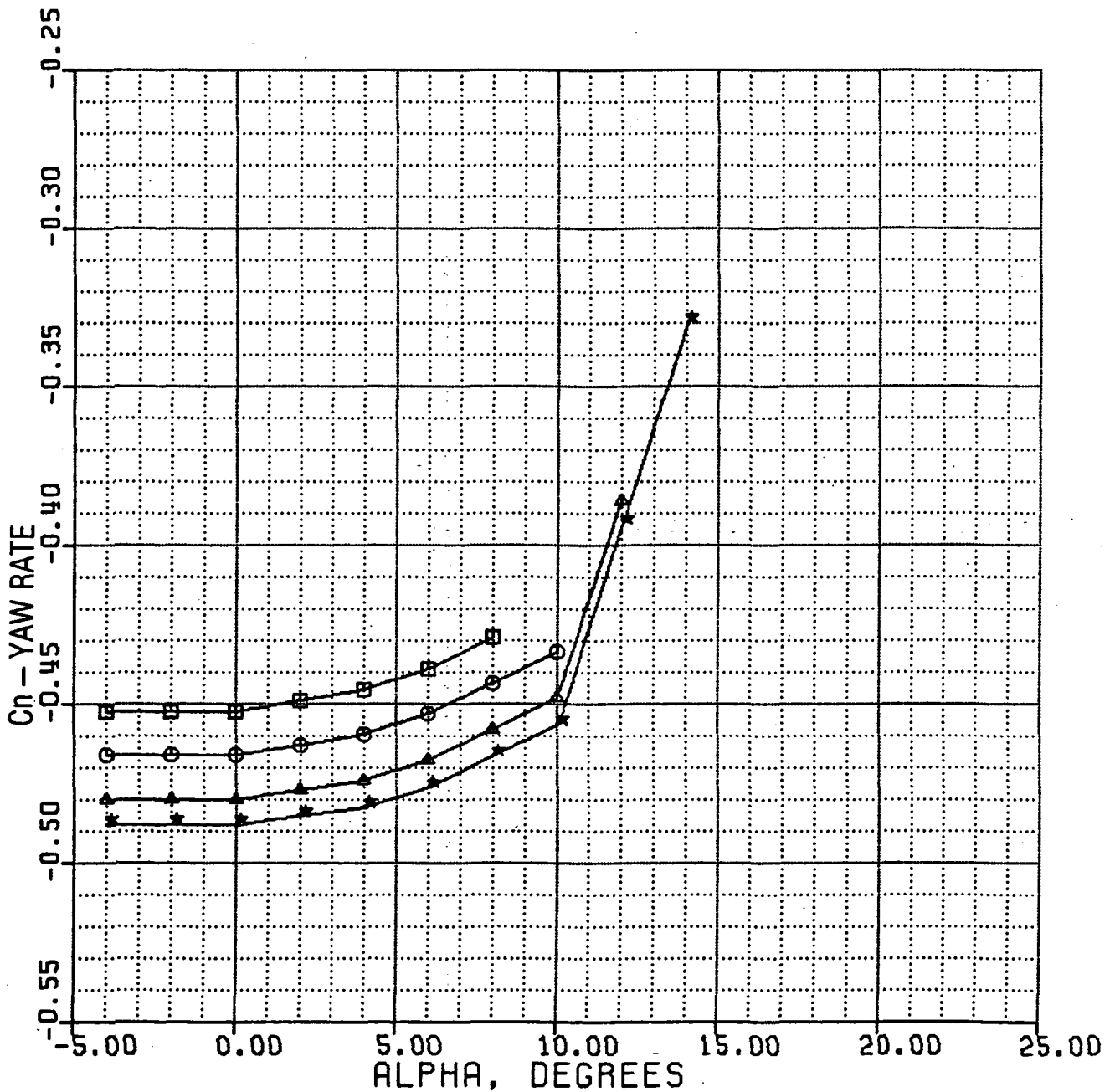


Figure 114(e)

Cn - YAW RATE VS ALPHA

7-1-83 X-29A M# = 1.5 NORMAL MODE

XCG = 451.0 WT = 15K ALPHA TRIM

- — ALT = 30K ALP: -4 TO 6
- — ALT = 40K ALP: -4 TO 10
- ▲ — ALT = 50K ALP: -4 TO 12

ORIGINAL PAGE 19
OF POOR QUALITY

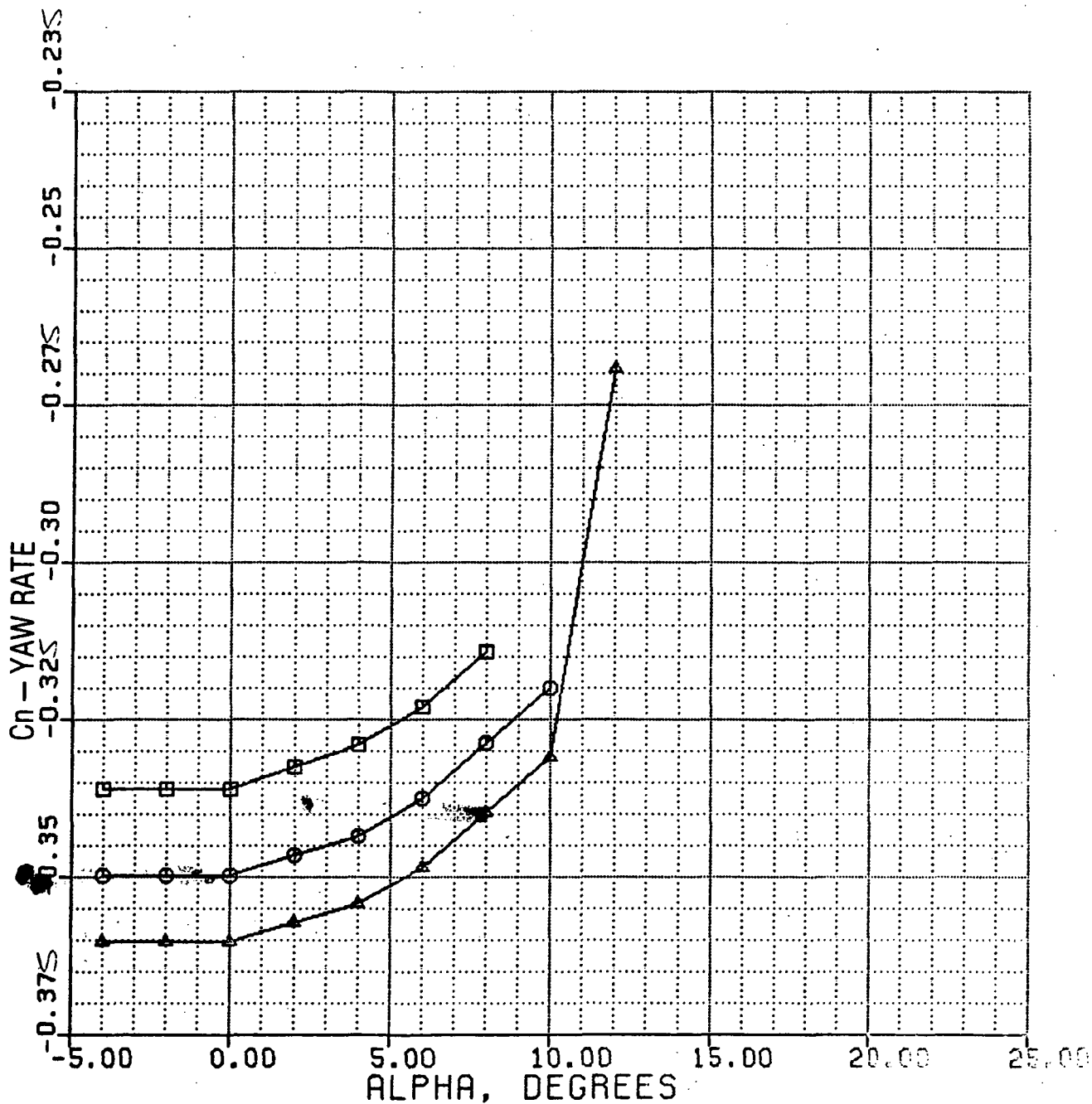




Figure 114(f)

1. Report No. NASA TM-84919		2. Government Accession No.		3. Recipient's Catalog No.	
4. Title and Subtitle Locally Linearized Longitudinal and Lateral-Directional Aerodynamic Stability and Control Derivatives for the X-29A Aircraft				5. Report Date January 1984	
				6. Performing Organization Code	
7. Author(s) Gerald D. Budd				8. Performing Organization Report No. H-1203	
9. Performing Organization Name and Address NASA Ames Research Center Dryden Flight Research Facility P.O. Box 273 Edwards, CA 93523				10. Work Unit No.	
				11. Contract or Grant No.	
12. Sponsoring Agency Name and Address National Aeronautics and Space Administration Washington D.C. 20546				13. Type of Report and Period Covered Technical Memorandum	
				14. Sponsoring Agency Code RTOP 533-02-81	
15. Supplementary Notes					
16. Abstract The locally linearized longitudinal and lateral-directional aerodynamic stability and control derivatives for the X-29A aircraft were calculated for altitudes ranging from sea level to 50,000 ft, Mach numbers from 0.2 to 1.5, and angles of attack from -5° to 25°. Several other parameters were also calculated, including aerodynamic force and moment coefficients, control surface position, normal acceleration, static margin, and reference angle of attack.					
17. Key Words (Suggested by Author(s)) X-29A Aerodynamic data Forward swept wing Wind tunnel data Stability and control				18. Distribution Statement  	
19. Security Classif. (of this report) Unclassified		20. Security Classif. (of this page) Unclassified		21. No. of Pages 480	22. Price* A21