

**NASA Contractor Report 178362**

**ICASE REPORT NO. 87-56**

# ICASE

ENO SCHEMES WITH SUBCELL RESOLUTION

Ami Harten

Contract No. NAS1-18107  
August 1987

(NASA-CR-178362) ENO SCHEMES WITH SUBCELL  
RESOLUTION Final Report (NASA) 63 p  
Avail: NTIS HC A04/MF A01 CSCL 12A

N87-28357

Unclas

G3/64 0097160

INSTITUTE FOR COMPUTER APPLICATIONS IN SCIENCE AND ENGINEERING  
NASA Langley Research Center, Hampton, Virginia 23665

Operated by the Universities Space Research Association



National Aeronautics and  
Space Administration

Langley Research Center  
Hampton, Virginia 23665

## ENO SCHEMES WITH SUBCELL RESOLUTION

Ami Harten

School of Mathematical Sciences

Tel-Aviv University and

Department of Mathematics, UCLA

### ABSTRACT

In this paper, we introduce the notion of subcell resolution, which is based on the observation that unlike point values, cell-averages of a discontinuous piecewise-smooth function contain information about the exact location of the discontinuity within the cell. Using this observation we design an essentially non-oscillatory (ENO) reconstruction technique which is exact for cell averages of discontinuous piecewise-polynomial functions of the appropriate degree. Later on we incorporate this new reconstruction technique into Godunov-type schemes in order to produce a modification of the ENO schemes which prevents the smearing of contact discontinuities.

---

Research was supported under NSF Grant No. DMS85-03294, DARPA Grant in the ACMP Program, ONR Grant N00014-86-K-0691, NASA Ames Interchange No. NCA2-185, and NASA Langley Grant No. NAG1-270. Also research was partially supported under the National Aeronautics and Space Administration under NASA Contract No. NAS1-18107 while the author was in residence at the Institute for Computer Applications in Science and Engineering (ICASE), NASA Langley Research Center, Hampton, VA 23665-5225.

## 1. INTRODUCTION

In [7], [8], and [9] we have introduced a class of essentially non-oscillatory (ENO) schemes that generalizes Godunov's scheme [2] and its second order extensions ([10], [1]) to high order of accuracy.

In this paper we present a modification of the ENO schemes which is designed to prevent smearing of linear discontinuities.

Let  $\{I_j \times [t_n, t_{n+1}]\}$ , where  $I_j = [x_{j-1/2}, x_{j+1/2}]$ ,  $x_\alpha = \alpha h$ ,  $t_k = k\tau$ , be a partition of  $\mathbb{R} \times \mathbb{R}^+$ . Let  $\bar{u}_j^n$  be the "cell-average" of  $u$  at time  $t_n$ , i.e.,

$$(1.1) \quad \bar{u}_j^n = \frac{1}{h} \int_{I_j} u(x, t_n) dx.$$

The cell-average of the solution to the initial value problem

$$(1.2) \quad u_t + f(u)_x = 0, \quad u(x, 0) = u_0(x)$$

satisfies

$$(1.3a) \quad \bar{u}_j^{n+1} = \bar{u}_j^n - \lambda [\tilde{f}(x_{j+1/2}, t_n; u) - \tilde{f}(x_{j-1/2}, t_n; u)]$$

where  $\lambda = \tau/h$  and

$$(1.3b) \quad \tilde{f}(x, t; u) = \frac{1}{\tau} \int_0^\tau f(u(x, t+\eta)) d\eta.$$

The ENO schemes can be written in the standard conservation form

$$(1.4a) \quad v_j^{n+1} = v_j^n - \lambda(\bar{F}_{j+1/2} - \bar{F}_{j-1/2}) \equiv [\bar{E}_h(\tau) \cdot v^n]_j;$$

here  $\bar{E}_h$  denotes the numerical solution operator and  $\bar{F}_{j+1/2}$ , the numerical flux, denotes a function of  $2k$  variables

$$(1.4b) \quad \bar{F}_{j+1/2} = f(v_{j-k+1}^n, \dots, v_{j+k}^n)$$

which is consistent with the flux  $f(u)$  in (1.2), in the sense that

$\bar{F}(u, u, \dots, u) = f(u)$ . Unlike standard difference schemes,  $v_j^n$  in the ENO schemes is a high-order approximation to the cell-average  $\bar{u}_j^n$ , and not to the point value  $u(x_j, t_n)$ . Setting  $v_j^n = \bar{u}_j^n$  in the numerical scheme (1.4) and comparing it to relation (1.3), we see that if the numerical flux

$\bar{F}_{j+1/2} = \bar{F}(\bar{u}_{j-k+1}^n, \dots, \bar{u}_{j+k}^n)$  can be expanded as

$$(1.5a) \quad \bar{F}(\bar{u}_{j-k+1}^n, \dots, \bar{u}_{j+k}^n) = \frac{1}{\tau} \int_0^\tau f(u(x_{j+1/2}, t_n + \tau)) d\tau + d(x_{j+1/2})h^r + O(h^{r+1})$$

then the truncation error

$$(1.5b) \quad \bar{u}_j^{n+1} - [\bar{E}_h \cdot \bar{u}^n]_j = \lambda [d(x_{j+1/2}) - d(x_{j-1/2})]h^r + O(h^{r+1}),$$

is  $O(h^{r+1})$  wherever  $d(x)$  is Lipschitz continuous, i.e., the scheme (1.4) is  $r$ -th order accurate in the sense of cell averages.

The most important ingredient in the ENO schemes is a procedure to reconstruct a piecewise-smooth function  $w(x)$  from its given cell-averages  $\{\bar{w}_j\}$ . This reconstruction, which we denote by  $R(x; \bar{w})$ , is a piecewise-polynomial function of  $x$  that has a uniform polynomial degree  $(r - 1)$  and

satisfies:

(i) At all points  $x$  for which there is a neighborhood where  $w$  is smooth

$$(1.6a) \quad R(x; \bar{w}) = w(x) + e(x)h^r + O(h^{r+1});$$

(ii) Conservation in the sense of

$$(1.6b) \quad \frac{1}{h} \int_{x_{j-1/2}}^{x_{j+1/2}} R(x_j + \xi; \bar{w}) d\xi = \bar{w}_j;$$

(iii) It is essentially non-oscillatory

$$(1.6c) \quad TV(R(\cdot; \bar{w})) \leq TV(\bar{w}) + O(h^{1+P}), \quad P > 0$$

where  $TV$  denotes total variation in  $x$ .

Using the reconstruction (1.6) we can express the abstract form of the ENO schemes by

$$(1.7a) \quad \bar{E}_h(\tau) \cdot \bar{w} = A(I) \cdot E(\tau) \cdot R(\cdot; \bar{w}).$$

Here  $A(I)$  is the cell-averaging operator

$$(1.7b) \quad A(I) \cdot w = \frac{1}{|I|} \int_I w(y) dy$$

and  $E(t)$  is the exact evolution operator of the IVP (1.2), i.e.,

$$(1.7c) \quad u(\cdot, t) = E(t)u_0.$$

We note that (1.7a) with the piecewise constant reconstruction

$$(1.8) \quad R(x; \bar{w}) = \bar{w}_j \quad \text{for} \quad x_{j-1/2} \leq x \leq x_{j+1/2}$$

is exactly the first order accurate Godunov's scheme [1]; (1.7a) with the piecewise linear reconstruction

$$(1.9a) \quad R(x; \bar{w}) = \bar{w}_j + S_j(x - x_j) \quad \text{for} \quad x_{j-1/2} \leq x < x_{j+1/2}$$

where

$$(1.9b) \quad S_j = w_x(x_j) + O(h),$$

is the abstract form of the second order accurate extensions to Godunov's scheme described in [10], [1], and [7].

In the first order case (1.8), the scheme (1.7a) can be expressed in the conservation form (1.4) with the numerical flux

$$(1.10) \quad \bar{F}_{j+1/2} = f^R(v_j^n, v_{j+1}^n);$$

here  $f^R(u_1, u_2)$  is an approximation to the flux at the origin in a Riemann problem with  $u_1$  to the left and  $u_2$  to the right.

In the second order case (1.9), the numerical flux of the abstract scheme cannot be expressed in a simple closed form, and we approximate it by

$$(1.11a) \quad \bar{F}_{j+1/2} = \bar{F}_{j+1/2}^{ENO} = f^R(v_{j+1/2}^L, v_{j+1/2}^R)$$

where

$$(1.11b) \quad v_{j+1/2}^L = v_j^n + h(1 - \lambda a_j^n) S_j^n / 2, \quad v_{j+1/2}^R = v_{j+1}^n - h(1 + \lambda a_{j+1}^n) S_{j+1}^n / 2;$$

here  $a_j^n = f'(v_j^n)$ .

In this paper we pay special attention to the second order accurate scheme (1.11), because at present this seems to be the state of the art. This class of second order schemes (with various choices of  $S_j^n$ ) performs rather well in smooth regions and shocks. However, it exhibits excessive smearing of linear discontinuities, i.e., contact discontinuities. Usually such discontinuities are smeared more and more in time at the rate  $O(n^{1/3})$ , where  $n$  is the number of time-steps. To understand this smearing we note in (1.7) that whenever a discontinuity in the reconstruction  $R$  is propagated by the evolution operator  $E$  into the interior of the cell, then the cell-averaging operator  $A(I)$  replaces this sharp discontinuity by a smeared transition. In the linear case there is nothing to stop this process and therefore it goes on forever. In the case of a shock wave, the fact that the characteristics converge into the shock counteracts the smearing, and a steady progressing profile is obtained.

The above observation is the basis for the artificial compression concept [3]. In order to prevent the excessive smearing of a linear discontinuity one can artificially induce convergence of the numerical characteristic field at each monotone strip of the solution. This can be accomplished by modifying

the expression of the slopes  $S_j^n$ , or by adding a corrective term to the numerical flux (1.11) (see [4]). The main advantage of artificial compression is that it is easy to use. The primary disadvantage is that one has to be extra careful (which also means to do a lot of checking...) not to generate unphysical discontinuities by applying it too strongly, where it need not be applied at all. We refer the reader to [6] for more details.

The piecewise-parabolic method (PPM) of Colella and Woodward [1] includes a mechanism to detect contact discontinuities and to correct the scheme by using a "steeper" reconstruction. The PPM proved itself to be a robust high resolution scheme in a large number of numerical tests [12]. In this paper we present a technique, which we call "subcell resolution," that is close in spirit to the PPM but is somewhat different in its methodology.

The present scheme is a "souped up" version of (1.11) in which the linear advection part is boosted to third-order accuracy (in  $L_1$ -sense) and is capable of propagating linear discontinuities perfectly (within 3rd order accuracy). The main ingredient in the new method is the observation that the information in cell-averages of a discontinuous function, unlike that of point values, contains the location of the discontinuity within the cell, e.g., the cell-averages  $\bar{w}_j$

$$(1.12a) \quad \bar{w}_j = \begin{cases} u_L & j \leq -1 \\ u_M & j = 0 \\ u_R & j \geq 1 \end{cases} ,$$

with  $u_M$  between  $u_L$  and  $u_R$ , are identical to those of the step-function



$$(1.12b) \quad w(x) = \begin{cases} u_L & x < (\theta - \frac{1}{2})h \\ u_R & x > (\theta - \frac{1}{2})h \end{cases}, \quad \theta = \frac{u_R - u_M}{u_R - u_L}.$$

Using this observation we can modify the ENO reconstruction of [8] to recover exactly any discontinuous quadratic function from its cell-averages.

In order to retain the relative simplicity of the numerical scheme (1.11) we use the new reconstruction to correct only the linear advection part. The new numerical flux is

$$(1.13) \quad \bar{F}_{j+1/2} = \bar{F}_{j+1/2}^{ENO} + \hat{g}_{j+1/2};$$

here  $\hat{g}_{j+1/2}$  is the flux through  $x_{j+1/2}$  due to the linear advection of the difference between the modified reconstruction and the piecewise-linear one (1.9). In the constant coefficient case the scheme (1.13) is exact for discontinuous quadratic initial data.

Later on in this paper we present the extension of the "subcell resolution" concept to any finite order of accuracy, and also extend the scheme to the Euler equations of gas dynamics.

## 2. ENO RECONSTRUCTION

In this section, we describe one of the techniques to obtain an ENO reconstruction. Given cell-averages  $\{\bar{w}_j\}$  of a piecewise smooth function  $w(x)$ , we observe that

$$(2.1a) \quad h \bar{w}_j = \int_{x_{j-1/2}}^{x_{j+1/2}} w(y) dy = W(x_{j+1/2}) - W(x_{j-1/2})$$

where

$$(2.1b) \quad W(x) = \int_{x_0}^x w(y) dy$$

is the primitive function of  $w(x)$ . Hence we can easily compute the point values  $\{W(x_{i+1/2})\}$  by summation

$$(2.1c) \quad W(x_{i+1/2}) = h \sum_{j=i_0}^i \bar{w}_j.$$

Let  $H_m(x;u)$  be an interpolation of  $u$  at the points  $\{y_j\}$ , which is accurate to order  $m$ , i.e.,

$$(2.2a) \quad H_m(y_j;u) = u(y_j),$$

$$(2.3b) \quad \frac{d^\ell}{dx^\ell} H_m(x;u) = \frac{d^\ell}{dx^\ell} u(x) + O(h^{m+1-\ell}), \quad 0 \leq \ell \leq m.$$

We obtain our "reconstruction via primitive function" technique by defining

$$(2.4) \quad R(x;\bar{w}) = \frac{d}{dx} H_r(x;W).$$

Relation (1.6a) follows immediately from (2.3b) with  $\ell = 1$  and the definition (2.1), i.e.,

$$\begin{aligned} R(x; \bar{w}) &= \frac{d}{dx} H_r(x; W) = \frac{d}{dx} W(x) + O(h^r) \\ &= w(x) + O(h^r). \end{aligned}$$

Relation (1.6b) is a direct consequence of (2.3a) and (2.2), i.e.,

$$\begin{aligned} A(I_j)R(\cdot; \bar{w}) &= \frac{1}{h} \int_{x_{j-1/2}}^{x_{j+1/2}} \frac{d}{dx} H_r(x, W) dx \\ &= \frac{1}{h} [H_r(x_{j+1/2}; W) - H_r(x_{j-1/2}; W)] = \frac{1}{h} [W(x_{j+1/2}) - W(x_{j-1/2})] = \bar{w}_j. \end{aligned}$$

To obtain an ENO reconstruction, we take  $H_r$  in (2.4) to be the new ENO interpolation technique of the author [5]. In this case,  $H_m(x; u)$  is a piecewise-polynomial function of  $x$  of degree  $m$ , which is defined (omitting the  $u$  dependence) by

$$(2.5a) \quad H_m(x; u) = q_{j+1/2}(x) \quad \text{for } y_j \leq y \leq y_{j+1}$$

where  $q_{j+1/2}$  is the unique polynomial of degree  $m$  that interpolates  $u$  at the  $m+1$  points

$$(2.5b) \quad S_m(i) \equiv \{y_{i+1}, \dots, y_{i+m}\}$$

for a particular choice of  $i = i(j)$  (to be described in the following). To satisfy (2.3a), we need

$$q_{j+1/2}(y_j) = u(y_j), \quad q_{j+1/2}(y_{j+1}) = u(y_{j+1});$$

therefore, we limit our choice of  $i(j)$  to

$$(2.5c) \quad j - m + 1 \leq i(j) \leq j.$$

The ENO interpolation technique is nonlinear: At each interval  $[y_j, y_{j+1}]$ , we consider the  $m$  possible choices of stencils (2.5b) subject to the restriction (2.5c), and assign to this interval the stencil in which  $u$  is "smoothest" in some sense; this is done by specifying  $i(j)$  in (2.5b).

The information about the smoothness of  $u$  can be extracted from a table of divided differences. The  $k$ -th divided difference of  $u$

$$(2.6a) \quad u[y_i, y_{i+1}, \dots, y_{i+k}] \equiv u[S_k(i)]$$

is defined inductively by

$$(2.6b) \quad u[S_0(i)] = u(y_i)$$

and

$$(2.6c) \quad u[S_k(i)] = (u[S_{k-1}(i+1)] - u[S_{k-1}(i)]) / (y_{i+k} - y_i).$$

If  $u(x)$  is  $m$  times differentiable in  $[y_i, y_{i+m}]$  then

$$(2.7a) \quad u[S_m(i)] = \frac{1}{m!} u^{(m)}(\xi), \quad \text{for some } y_i \leq \xi \leq y_{i+m}.$$

If  $u^{(p)}(x)$  has a jump discontinuity in  $[y_i, y_{i+m}]$  then

$$(2.7b) \quad u[S_m(i)] = O(h^{-m+p}[u^{(p)}]), \quad 0 \leq p \leq m-1$$

( $[u^{(p)}]$  in the RHS of (2.7b) denotes the jump in the  $p$ -th derivative).

Relations (2.7) show that  $|u[S_m(i)]|$  is a measure of the smoothness of  $u$  in  $S_m(i)$ , and therefore can serve as a tool to compare the relative smoothness of  $u$  in various stencils. The simplest algorithm to assign  $S_m(i(j))$  to the interval  $[y_j, y_{j+1}]$  is the following:

Algorithm I. Choose  $i(j)$  so that

$$(2.8) \quad |u[S_m(i(j))]| = \min_{j-m+1 \leq i \leq j} \{|u[S_m(i)]|\}.$$

Clearly (2.8) selects the "smoothest" stencil, provided that  $h$  is sufficiently small.

In order to make a sensible selection of stencil also in the "pre-asymptotic" case, we prefer to use the following hierarchial algorithm:

Algorithm II. Let  $i_k(j)$  be such that  $S_k(i_k(j))$  is our choice of a  $(k+1)$ -point stencil for  $[y_j, y_{j+1}]$ . Obviously we have to set

$$(2.9a) \quad i_1(j) = j$$

To choose  $i_{k+1}(j)$ , we consider as candidates the two stencils

$$(2.9b) \quad S_{k+1}^L = S_{k+1}(i_k(j) - 1),$$

$$(2.9c) \quad S_{k+1}^R = S_{k+1}(i_k(j)),$$

which are obtained by adding a point to the left of (or to the right of)  $S_k(i_k(j))$ , respectively. We select the one in which  $u$  is relatively smoother, i.e.,

$$(2.9d) \quad i_{k+1}(j) = \begin{cases} i_k(j) - 1 & \text{if } |u[S_{k+1}^L]| < |u[S_{k+1}^R]| \\ i_k(j) & \text{otherwise} \end{cases} .$$

Finally we set  $i(j) = i_m(j)$ .

Using Newton's form of interpolation, we see that the polynomials  $\{q_k(x)\}$ ,  $1 \leq k \leq m$ , corresponding to the stencils  $S^k = S_k(i_k(j))$  selected by Algorithm II, satisfy the relation

$$(2.9e) \quad q_{k+1}(x) = q_k(x) + u[S^{k+1}] \prod_{y \in S^k} (x-y).$$

This shows that the choice made in (2.9d) selects  $q_{k+1}$  to be the one that deviates the least from  $q_k$ . It is this property that makes Algorithm II meaningful also for  $h$  in the pre-asymptotic range.

### 3. ENO RECONSTRUCTION WITH SUBCELL RESOLUTION

In this section, we show how to modify the ENO reconstruction of the previous section so as to allow for the recovery of discontinuities in the interior of the cells. To illustrate the procedure, we first consider a discontinuous piecewise polynomial function  $w(x)$  of the form

$$(3.1a) \quad w(x) = \begin{cases} P_L(x) & x < x_d \\ P_R(x) & x > x_d \end{cases},$$

where  $P_L(x)$  and  $P_R(x)$  are polynomials of degree less or equal  $s$

$$(3.1b) \quad \deg(P_L) \leq s, \deg(P_R) \leq s.$$

We assume that  $w(x)$  is actually discontinuous at  $x_d$ , i.e.,

$$(3.1c) \quad P_L(x_d) \neq P_R(x_d)$$

and that the discontinuity is located in the interior of the interval  $I_0$

$$(3.1d) \quad x_{-1/2} < x_d < x_{1/2}.$$

(See Figure 1a.)

Next we denote the cell-averages of  $w(x)$  in (3.1) by  $\{\bar{w}_j\}$  and consider the ENO reconstruction  $R(x; \bar{w})$  applied to these data. To simplify our presentation let us denote the polynomial defining  $R(x; \bar{w})$  in the cell  $I_j$  by  $R_j(x; \bar{w})$ . Clearly, provided  $h$  is sufficiently small, the stencils assigned to cells  $\{I_j\}$ ,  $j \neq 0$ , are selected from the smooth part of

the function. Therefore, it follows from (2.3) - (2.5) that

$$(3.2) \quad R_j(x; \bar{w}) = P_L(x) + O(h^r) \quad \text{for } j \leq -1$$

$$R_j(x; \bar{w}) = P_R(x) + O(h^r) \quad \text{for } j \geq 1.$$

$R(x; \bar{w})$  in  $I_0$  does not introduce spurious oscillations, however it does not provide an accurate approximation to the discontinuous function  $w(x)$  either (see Fig. 1b). Using (3.2) and the information contained in the cell-average  $\bar{w}_0$ , we can easily rectify this situation as follows: We extend  $R_{-1}(x; \bar{w})$  to a point  $z$  in  $I_0$  from the left, and extend  $R_1(x; \bar{w})$  to  $z$  from the right and then approximate the location of the discontinuity in the cell  $I_0$  by finding a value of  $z$  that will fit the cell average  $\bar{w}_0$  (see Fig. 1c). This is done by finding a root of the algebraic equation  $F_0(z) = 0$  where

$$(3.3a) \quad F_0(z) = \frac{1}{h} \left\{ \int_{x_{-1/2}}^z R_{-1}(x; \bar{w}) dx + \int_z^{x_{1/2}} R_1(x; \bar{w}) dx \right\} - \bar{w}_0.$$

When  $h$  is sufficiently small, the data near the cell  $I_0$  approach those of a step-function. Therefore, as in (1.12) we expect to have

$$(3.3b) \quad F_0(x_{-1/2}) \cdot F_0(x_{1/2}) \leq 0$$

and a single root of  $F_0(z) = 0$  in  $I_0$ ; we denote this root by  $\theta_0$

$$(3.3c) \quad F_0(\theta_0) = 0.$$



It follows from (3.2) that

$$(3.3d) \quad |\theta_0 - x_d| = O(h^r).$$

What we mean by "ENO reconstruction with subcell resolution" is the modified ENO reconstruction  $\hat{R}(x; \bar{w})$  which is defined in this case by

$$(3.4a) \quad \hat{R}_j(x; \bar{w}) = R_j(x; \bar{w}) \quad \text{for } j \neq 0$$

$$(3.4b) \quad \hat{R}_0(x; \bar{w}) = \begin{cases} R_{-1}(x; \bar{w}) & \text{for } x_{-1/2} < x < \theta_0 \\ R_1(x; \bar{w}) & \text{for } \theta_0 < x < x_{1/2} \end{cases}.$$

Clearly it follows from (3.2) and (3.3d) that  $\hat{R}(x; \bar{w})$  is an  $O(h^r)$  approximation to  $w(x)$  in the  $L_1$  sense, i.e., for any  $a$  and  $b$

$$(3.5) \quad \int_a^b |\hat{R}(x; \bar{w}) - w(x)| dx = O(h^r).$$

We observe that if the polynomial degree  $s$  in (3.1d) is less or equal  $(r - 1)$  then the primitive functions of  $P_L$  and  $P_R$  are polynomials of degree less or equal  $r$ , and therefore  $H_r(x; w)$  in (2.5) is exact except at  $I_0$ . Hence,

$$(3.6a) \quad R_j(x; \bar{w}) = P_L(x) \quad \text{for } j \leq -1$$

$$(3.6b) \quad R_j(x; \bar{w}) = P_R(x) \quad \text{for } j \geq 1,$$

and consequently  $\theta_0 = x_d$  in (3.3). Thus we have shown

$$(3.6c) \quad s \leq r - 1 \Rightarrow \hat{R}(x; \bar{w}) \equiv \bar{w}(x).$$

We turn now to describe the algorithm defining  $\hat{R}(x; \bar{w})$  for a general piecewise-smooth function  $w(x)$ . As in the previous example we take  $\hat{R}(x; \bar{w})$  in  $I_j$  to be  $R_j(x; \bar{w})$ , unless  $I_j$  is suspected of having a discontinuity of  $w(x)$  in its interior. In the latter case we check whether

$$(3.7a) \quad F_j(x_{j-1/2}) \cdot F_j(x_{j+1/2}) \leq 0,$$

where

$$(3.7b) \quad F_j(z) = \frac{1}{h} \left\{ \int_{x_{j-1/2}}^z R_{j-1}(x; \bar{w}) dx + \int_z^{x_{j+1/2}} R_{j+1}(x; \bar{w}) dx \right\} - \bar{w}_j.$$

If (3.7a) holds, then there is a root  $z = \theta_j$ ,

$$(3.7c) \quad F_j(\theta_j) = 0, \quad x_{j-1/2} \leq \theta_j \leq x_{j+1/2}$$

in the cell  $I_j$ , and we define  $\hat{R}(x; \bar{w})$  in this cell to be

$$(3.7d) \quad \hat{R}_j(x; \bar{w}) = \begin{cases} R_{j-1}(x; \bar{w}) & \text{for } x_{j-1/2} < x < \theta_j \\ R_{j+1}(x; \bar{w}) & \text{for } \theta_j < x < x_{j+1/2} \end{cases}.$$

If (3.7a) does not hold (which means that either there is no root in  $I_j$ , or that there is an even number of roots in  $I_j$ ), we take  $\hat{R}_j(x; \bar{w})$  to be  $R_j(x; \bar{w})$ .

Let  $\sigma_j$  be some measure of the non-smoothness of the reconstruction  $R(x; \bar{w})$  in  $I_j$ , e.g.,

$$(3.8a) \quad \sigma_j = \left| \frac{d^k}{dx^k} R(x_j; \bar{w}) \right|, \quad 1 \leq k \leq r-1,$$

or a combination of such derivatives. Our algorithm identifies cells which are suspect of harboring a discontinuity of  $w(x)$ , as those which attain a local maximum of "non-smoothness" of the reconstruction, i.e.,

$$(3.8b) \quad \sigma_j > \sigma_{j-1} \quad \text{and} \quad \sigma_j \geq \sigma_{j+1}.$$

We summarize the algorithm defining  $\hat{R}(x; \bar{w})$  by:

If

$$(3.9a) \quad \sigma_j > \sigma_{j-1}, \quad \sigma_j \geq \sigma_{j+1} \quad \text{and} \quad F_j(x_{j-1/2}) \cdot F_j(x_{j+1/2}) \leq 0$$

then

$$(3.9b) \quad \hat{R}_j(x; \bar{w}) = \begin{cases} R_{j-1}(x; \bar{w}) & \text{for } x_{j-1/2} < x < \theta_j \\ R_{j+1}(x; \bar{w}) & \text{for } \theta_j < x < x_{j+1/2} \end{cases};$$

otherwise

$$(3.9c) \quad \hat{R}_j(x; \bar{w}) = R_j(x; \bar{w}).$$

In an Appendix, we present analysis which motivates the choice of condition (3.8b). In the following we make several remarks and observations about  $\hat{R}(x; \bar{w})$ , the "ENO reconstruction with subcell resolution."

(1)  $\hat{R}(x;\bar{w})$  is indeed essentially non-oscillatory (ENO). This follows from the fact that local maxima are isolated, i.e., if (3.8b) holds for  $I_j$ , it cannot hold for neither  $I_{j-1}$  nor  $I_{j+1}$ . Consequently, if  $\hat{R}(x;\bar{w})$  is defined in  $I_j$  by the discontinuous (3.9b), then in  $I_{j-1}$  and  $I_{j+1}$  it is defined by (3.9c), i.e.,

$$(3.10) \quad \hat{R}_{j-1}(x;\bar{w}) = R_{j-1}(x;\bar{w}), \quad \hat{R}_{j+1}(x;\bar{w}) = R_{j+1}(x;\bar{w}).$$

(2) If, as in the example (3.1), there is a discontinuity of  $w(x)$  in the interior of  $I_0$ , then

$$(3.11a) \quad \sigma_0 = O(h^{-k}), \quad \sigma_{-1} = O(1), \quad \sigma_1 = O(1)$$

where  $k$  is the order of the derivative used in (3.8a).

Therefore, provided  $h$  is sufficiently small, we get that

$$(3.11b) \quad \sigma_0 > \sigma_{-1}, \quad \sigma_0 > \sigma_1,$$

and also as in (3.3b)

$$(3.11c) \quad F_0(x_{-1/2}) \cdot F_0(x_{1/2}) < 0.$$

This shows that  $\hat{R}(x;\bar{w})$ , as defined by the general algorithm (3.9), will recover any real discontinuity of  $w(x)$ .

- (3) We observe that condition (3.9a) may hold also in the smooth part of  $w(x)$  near a local maximum of  $|d^k w/dx^k|$ . In this case the algorithm places a discontinuity at  $\theta_j$  in the interior of  $I_j$ . However, because of the smoothness of  $w(x)$  there and (1.6a), we have

$$(3.12) \quad R_{j\pm 1}(\theta_j; \bar{w}) = w(\theta_j) + O(h^r).$$

Consequently the jump is of the size of the reconstruction error  $O(h^r)$ . We recall that the original ENO reconstruction is discontinuous at  $\{x_{j+1/2}\}$ . Therefore, the effect of the algorithm (3.9) is to replace the two discontinuities at  $x_{j-1/2}$  and  $x_{j+1/2}$  by a single one at  $\theta_j$ .

- (4) We observe that in order to evaluate  $\hat{R}_j(x; \bar{w})$  in a cell  $I_j$  which contains a discontinuity at  $\theta_j$ , we have to find out whether  $x > \theta_j$  or  $x < \theta_j$ . Assuming  $\theta_j$  to be the only root of  $F_j(\theta_j) = 0$  in  $I_j$ , as is the case for a real discontinuity, we can use the logic of the interval-halving technique to evaluate  $\hat{R}_j(x; \bar{w})$  without actually computing  $\theta_j$ . To do so we calculate  $F_j(x)$  and compare its sign with that of  $F_j(x_{j-1/2})$  or  $F_j(x_{j+1/2})$ :

$$(3.13) \quad \hat{R}(x; \bar{w}) = \begin{cases} R_{j-1}(x; \bar{w}) & \text{if } F_j(x) \cdot F_j(x_{j-1/2}) > 0 \\ R_{j+1}(x; \bar{w}) & \text{otherwise} \end{cases} .$$

#### 4. A SECOND ORDER ACCURATE ENO SCHEME WITH SUBCELL RESOLUTION

In the following we describe how to incorporate the reconstruction with subcell resolution into the ENO schemes, so as to improve their resolution of

linear discontinuities. In this section, we present the derivation of (1.13), which is an improved version of the second order accurate MUSCL-type scheme (1.11). In the next section, we shall generalize these ideas to any order of accuracy.

We start with the piecewise-parabolic reconstruction  $R(x;\bar{w})$  which is defined by (2.4) with  $r = 3$ , i.e.,

$$(4.1a) \quad R(x;\bar{w}) = \frac{d}{dx} H_3(x;W)$$

where  $W$  is the primitive function (2.1b) of  $w(x)$ , and  $H_3(x;W)$  is a piecewise-cubic ENO interpolation. Let  $i = i(j)$  be the left endpoint of the stencil  $(x_{i-1/2}, x_{i+1/2}, x_{i+3/2}, x_{i+5/2})$  assigned to the interval  $(x_{j-1/2}, x_{j+1/2})$  by (2.8) or (2.9) or some other ENO technique;  $j - 2 \leq i \leq j$ . The parabola describing  $R(x;\bar{w})$  in  $(x_{j-1/2}, x_{j+1/2})$  is given by

$$(4.1b) \quad C_j = \frac{d^3 H_3(x;W)}{dx^3} = (\bar{w}_{i+2} - 2\bar{w}_{i+1} + \bar{w}_i)/h^2$$

$$(4.1c) \quad S_j = \frac{d^2 H_3(x;w)}{dx^2} \Big|_{x=x_j} = (\bar{w}_{i+1} - \bar{w}_i)/h + (j - i - 1/2)hC_j$$

$$(4.1d) \quad R(x;\bar{w}) = (\bar{w}_j - \frac{h^2}{24} C_j) + S_j(x - x_j) + \frac{1}{2} C_j(x - x_j)^2.$$

Using the algorithm described in (3.9) we now define  $\hat{R}(x;\bar{w})$ , which modifies  $R(x;\bar{w})$  in (4.1) so that it includes a discontinuity in the interior of each cell  $I_j$  which meets condition (3.9a). Ideally, we would like to use the scheme

$$(4.2) \quad v_j^{n+1} = A(I_j)E(\tau)\hat{R}(\cdot;v^n),$$

which is third order accurate in  $L_1$ -sense (but only second-order accurate in the maximum norm). However, the proper approximation of the numerical flux of (4.2) is much more complicated than (1.11), since it is one order more accurate in time, and on top of it one has to account for discontinuities crossing the boundaries of the cell during the time-step. Bearing in mind that the main fault in the MUSCL-type scheme (1.11) that we want to correct is the smearing of linear discontinuities, we settle for the simpler second order scheme (1.13), which will be identical to (4.2) only in the constant coefficient case.

Our basic scheme remains

$$(4.3a) \quad v_j^{n+1} = A(I_j)E(\tau)L(\cdot;v^n)$$

with the piecewise linear reconstruction

$$(4.3b) \quad L(x;\bar{w}) = \bar{w}_j + S_j(x - x_j) \quad x \in I_j;$$

as in (1.11) we approximate its numerical flux by

$$(4.4a) \quad \bar{f}_{j+1/2} = \bar{f}_{j+1/2}^{ENO} = f^R(v_{j+1/2}^L, v_{j+1/2}^R),$$

where

$$(4.4b) \quad v_{j+1/2}^L = v_j^n + h(1 - \lambda a_j^n)S_j^n/2, \quad v_{j+1/2}^R = v_{j+1}^n - h(1 + \lambda a_{j+1}^n)S_{j+1}^n/2.$$

We take  $S_j$  in (4.4b) to be (4.1c), and observe that by (2.3b)

$$(4.4c) \quad S_j = w_x(x_j) + O(h^2),$$

which is one order higher than (1.9b). Consequently, as the UNO scheme of Harten and Osher [7], this scheme is truly second order in all  $L_p$  norms (unlike TVD schemes which are first-order in  $L_\infty$  and second order only in  $L_1$ ).

We introduce subcell resolution into the scheme by modifying its numerical flux to be (1.13), i.e., we consider the scheme

$$(4.5a) \quad v_j^{n+1} = v_j^n - \lambda(\bar{f}_{j+1/2} - \bar{f}_{j-1/2})$$

$$(4.5b) \quad \bar{f}_{j+1/2} = \bar{f}_{j+1/2}^{\text{ENO}} + \hat{g}_{j+1/2}.$$

In the constant coefficient case,

$$(4.6) \quad u_t + au_x = 0, \quad a = \text{const.}$$

we define  $\hat{g}_{j+1/2}$  to be

$$(4.7a) \quad \hat{g}_{j+1/2} = \frac{a}{\tau} \int_0^\tau [\hat{R}(x_{j+1/2} - at; v^n) - L(x_{j+1/2} - at; v^n)] dt.$$

Since in the constant coefficient case

$$(4.7b) \quad \bar{f}_{j+1/2}^{\text{ENO}} = \frac{a}{\tau} \int_0^\tau L(x_{j+1/2} - at; v^n) dt$$



we get that

$$(4.7c) \quad \bar{f}_{j+1/2} = \frac{a}{\tau} \int_0^{\tau} \hat{R}(x_{j+1/2} - at; v^n) dt.$$

This shows that in the constant coefficient case (4.6), the scheme (4.5) is identical to (4.2). Consequently, it is exact for discontinuous parabolic data of the form (3.1).

Next we derive an expression for  $\hat{g}_{j+1/2}$  in the constant coefficient case (4.7a); this will later be generalized to the nonlinear case by "freezing" the characteristic speed within the cell.

In the constant coefficient case, (4.7a) can be rewritten as

$$(4.8) \quad \hat{g}_{j+1/2} = \frac{1}{\tau} \int_{x_{j+1/2}-a\tau}^{x_{j+1/2}} [\hat{R}(y; v^n) - L(y; v^n)] dy.$$

First let us assume  $a > 0$ . When

$$(4.9a) \quad \hat{R}(x; v^n) = R_j(x; v^n) \quad \text{in } I_j,$$

then

$$(4.9b) \quad \hat{g}_{j+1/2} = \frac{1}{\tau} \int_{x_{j+1/2}-a\tau}^{x_{j+1/2}} [R_j(y; v^n) - L(y; v^n)] dy = \frac{a}{12} (v - 1)(2v - 1)h^2 C_j;$$

here  $v = \lambda a$ .

When there is a discontinuity in the interior of  $I_j$ ,  $\hat{R}_j(x; v^n)$  is given by (3.9b), i.e.,

$$(4.10a) \quad \hat{R}(x; v^n) = \begin{cases} R_{j-1}(x; v^n) & x_{j-1/2} \leq x < \theta_j \\ R_{j+1}(x; v^n) & \theta_j \leq x \leq x_{j+1/2} \end{cases}$$

and we have to find out whether  $(x_{j+1/2} - \alpha\tau)$  is larger or smaller than  $\theta_j$ . We recall that for (4.10a) to hold the relations

$$(4.10b) \quad F_j(\theta_j) = 0, \quad F_j(x_{j-1/2}) \cdot F_j(x_{j+1/2}) \leq 0$$

have to be satisfied, where  $F_j(z)$  is defined by (3.7b). Using the basic idea of the interval-halving method for calculating a root of algebraic equations, we can find out in which of the two cases we are in without actually calculating  $\theta_j$  (see Remark (4) at the end of the previous section). All we have to do is to compute  $F_j(x_{j+1/2} - \alpha\tau)$  and compare its sign to that of  $F_j(x_{j-1/2})$ , i.e.,

$$(4.10c) \quad F_j(x_{j+1/2} - \alpha\tau) \cdot F_j(x_{j-1/2}) > 0 \Rightarrow x_{j+1/2} - \alpha\tau < \theta_j$$

$$(4.10d) \quad F_j(x_{j+1/2} - \alpha\tau) \cdot F_j(x_{j-1/2}) \leq 0 \Rightarrow x_{j+1/2} - \alpha\tau \geq \theta_j.$$

To express the integral in (4.8) let us introduce the notation

$$(4.11) \quad b_m(y_1, y_2) = \int_{y_1}^{y_2} R_m(x; v^n) dx = \left[ (v_m^n - \frac{h^2}{24} C_m) y + \frac{1}{2} S_m y^2 + \frac{1}{6} C_m y^3 \right]_{y_1}^{y_2} \cdot \frac{1}{v_m^n - x_m}.$$

In case  $x_{j+1/2} - \alpha\tau \geq \theta_j$ , we get from (4.8) and (4.10a) that

$$(4.12a) \quad \hat{g}_{j+1/2} = \frac{1}{\tau} \{ b_{j+1}(x_{j+1/2} - \alpha\tau, x_{j+1/2}) - \alpha\tau [v_j^n + \frac{1}{2} (h - \alpha\tau) S_j^n] \}.$$

When  $x_{j+1/2} - a\tau < \theta_j$ , we use the fact that

$$\frac{1}{h} \int_{x_{j-1/2}}^{x_{j+1/2}} \hat{R}(x; v^n) dx = v_j^n$$

to express the integral in (4.8) by

$$\int_{x_{j+1/2}^{-a\tau}}^{x_{j+1/2}} \hat{R}(x; v^n) dx = hv_j^n - \int_{x_{j-1/2}}^{x_{j+1/2}^{-a\tau}} \hat{R}(x; v^n) dx = hv_j^n - \int_{x_{j-1/2}}^{x_{j+1/2}^{-a\tau}} R_{j-1}(x; v^n) dx;$$

Rearranging terms we get in this case

$$(4.12b) \quad \hat{g}_{j+1/2} = \frac{1}{\tau} \left\{ (h - a\tau) \left( v_j^n - \frac{a\tau}{2} S_j^n \right) - b_{j-1}(x_{j-1/2}, x_{j+1/2} - a\tau) \right\}.$$

To summarize, the definition of  $\hat{g}_{j+1/2}$  in the case  $a > 0$  is:

$$(4.13a)^+ \quad \tau \hat{g}_{j+1/2} = \frac{a\tau}{12} (v - 1)(2v - 1)h^2 C_j,$$

unless the discontinuity condition (3.9a) holds for  $I_j$ ; in the latter case we define

$$(4.13b)^+ \quad \tau \hat{g}_{j+1/2} = \begin{cases} (h-a\tau) \left( v_j^n - \frac{a\tau}{2} S_j^n \right) - b_{j-1}(x_{j-1/2}, x_{j+1/2}^{-a\tau}) & \text{if } F_j(x_{j+1/2}^{-a\tau}) \cdot F_j(x_{j-1/2}) > 0 \\ b_{j+1}(x_{j+1/2}^{-a\tau}, x_{j+1/2}) - a\tau \left[ v_j^n + \frac{1}{2}(h-a\tau)S_j \right] & \text{otherwise} \end{cases}$$

Similarly for  $a < 0$  we get:

$$(4.13a)^- \quad \hat{\tau}g_{j-1/2} = \frac{a\tau}{12} (v+1)(2v+1)h^2 C_j,$$

unless the discontinuity condition (3.9a) holds for  $I_j$ ; in the latter case we define

$$(4.13b)^- \quad \hat{\tau}g_{j-1/2} = \begin{cases} -b_{j-1}(x_{j-1/2}, x_{j-1/2}^{-a\tau}) - a\tau [v_j^{n-1/2}(h+a\tau)] S_j & \text{if } F_j(x_{j-1/2}) \cdot F_j(x_{j-1/2}^{-a\tau}) > 0 \\ b_{j+1}(x_{j-1/2}^{-a\tau}, x_{j+1/2}) - (h+a\tau)(v_j^{n-1/2} - \frac{a\tau}{2} S_j) & \text{otherwise} \end{cases}$$

Note that the expressions (4.13) are formulated as the contribution of the cell  $I_j$  to the numerical flux  $\hat{g}$ . Thus, if  $a > 0$ , the contribution from the  $I_j$  cell goes to  $\hat{g}_{j+1/2}$ , while if  $a < 0$  this contribution goes to  $\hat{g}_{j-1/2}$ .

In section 6, we extend the subcell resolution ideas to the Euler equations of gas dynamics. Since shocks are highly resolved by the original ENO scheme, we apply subcell resolution only to the linearly degenerate characteristic field in order to improve the resolution of contact discontinuities. In this case the characteristic speed, which is the velocity of the flow, is not a constant but a function of the solution itself. Nevertheless, we use the same expressions as in (4.13), except that  $a$  in  $I_j$  is replaced by  $a_j$ , and  $v = \lambda a_j$ . We compute the corrective flux  $\hat{g}$  in the following way: First we preset  $\hat{g} = 0$ , and then we sweep over the mesh and collect contributions to  $\hat{g}$  from each cell: If  $a_j > 0$  we add the RHS of (4.13)<sup>+</sup> to  $\hat{g}_{j+1/2}$ ; if  $a_j < 0$  we add the RHS of (4.13)<sup>-</sup> to  $\hat{g}_{j-1/2}$ . Note that if  $a_{j+1} < 0$  and  $a_j > 0$ , then  $\hat{g}_{j+1/2}$  gets contributions from both  $I_j$  and  $I_{j+1}$ .

## 5. EXTENSION TO HIGH ORDER OF ACCURACY

In this section, we describe the extension of the ENO scheme with subcell resolution to arbitrarily high order of accuracy. As in the second order case (4.5), we introduce subcell resolution to the high order accurate ENO schemes via a corrective flux  $\hat{g}_{j+1/2}$ , i.e., we consider the modified scheme

$$(5.1a) \quad v_j^{n+1} = v_j^n - \lambda(\bar{f}_{j+1/2} - \bar{f}_{j-1/2})$$

$$(5.1b) \quad \bar{f}_{j+1/2} = \bar{f}_{j+1/2}^{\text{ENO}} + \hat{g}_{j+1/2}.$$

First, we describe briefly the derivation of  $\bar{f}_{j+1/2}^{\text{ENO}}$ . We refer the reader to [8] for more details. Let  $L(x; \bar{w})$  be an  $r$ -th order accurate reconstruction of  $w(x)$ , such that

$$(5.2a) \quad \frac{1}{h} \int_{I_j} L(x; \bar{w}) dx = \bar{w}_j.$$

As before we denote the  $(r-1)$ -th degree polynomial describing  $L(x; \bar{w})$  in  $I_j$  by  $L_j(x; \bar{w})$ , and express it in the following Taylor expansion

$$(5.2b) \quad L_j(x; \bar{w}) = \sum_{k=0}^{r-1} \frac{\tilde{D}_k}{k!} (x - x_j)^k, \quad \tilde{D}_k = \frac{d^k}{dx^k} L(x_j; \bar{w}).$$

Let  $u_j(x, t)$  be the solution to the initial value problem

$$(5.3a) \quad u_t + f(u)_x = 0, \quad u(x, 0) = L_j(x; \bar{w}).$$

Since the initial data in (5.3a) are analytic, we know from the Cauchy-

Kowalewski theorem that  $u_j(x,t)$  exists uniquely and it is analytic for some time  $0 \leq t \leq t_c$ . Therefore, its Taylor expansion around  $x = x_j$  and  $t = 0$

$$(5.3b) \quad u_j(x,t) = \sum_{k=0}^{\infty} \frac{1}{k!} \sum_{m=0}^k \binom{k}{m} \tilde{D}_{m,k-m} t^m (x-x_j)^{k-m},$$

$$(5.3b) \quad \tilde{D}_{m,k-m} = \frac{\partial^k}{\partial t^m \partial x^{k-m}} u_j(x_j,0),$$

is valid for  $0 \leq t \leq t_c$  and  $x$  sufficiently close to  $x_j$ . Using (5.3) we define  $v_j(x,t)$  to be the truncated Taylor expansion

$$(5.4a) \quad v_j(x,t) = \sum_{k=0}^{r-1} \frac{1}{k!} \sum_{m=0}^k \binom{k}{m} \tilde{D}_{m,k-m} t^m (x - x_j)^{k-m},$$

$$(5.4b) \quad |v_j(x,t) - u_j(x,t)| = O(h^r).$$

The coefficients  $\tilde{D}_{m,k-m}$  in (5.4a) can be computed directly from the known coefficients  $\{\tilde{D}_k\}$  in (5.2b) (note that  $\tilde{D}_0, k = \tilde{D}_k$ ) by successive differentiation of the partial differential equation and substitution--see [8] for details.

Finally, using an appropriate numerical quadrature to approximate the integral in (1.5a), we define  $\bar{f}_{j+1/2}^{ENO}$  to be

$$(5.5) \quad \bar{f}_{j+1/2}^{ENO} = \sum_{k=1}^K \beta_k f^R(v_j(x_{j+1/2}, \gamma_k \tau), v_{j+1}(x_{j+1/2}, \gamma_k \tau)).$$

Here  $\beta_k$  and  $\gamma_k$  are the coefficients of the numerical quadrature. In the second order case we use the mid-point rule:  $K = 1, \beta_k = 1, \gamma_k = \frac{1}{2}$ . In the third and fourth order case we use the Gaussian quadrature:  $K = 2,$

$\beta_1 = \beta_2 = \frac{1}{2}$ ,  $\gamma_1 = \frac{1}{2} (1 - 1/\sqrt{3})$ ,  $\gamma_2 = \frac{1}{2} (1 + 1/\sqrt{3})$ . Note that the second-order accurate scheme (1.11) is identical to (5.5) with  $r = 2$ .

Next we describe the derivation of the corrective flux  $\hat{g}_{j+1/2}$  in (5.1b). Let  $R(x;\bar{w})$  be another reconstruction of  $w(x)$  which is at least  $r$ -th order accurate. Using the algorithm (3.9) we define  $\hat{R}(x;\bar{w})$ , its modified version with subcell resolution. As in the second order case (4.7a) we define  $\hat{g}_{j+1/2}$  in the constant coefficient case to be

$$\begin{aligned} \hat{g}_{j+1/2} &= \frac{a}{\tau} \int_0^\tau [\hat{R}(x_{j+1/2} - at; v^n) - L(x_{j+1/2} - at; v^n)] dt \\ (5.6) \quad &= \frac{1}{\tau} \int_{x_{j+1/2} - a\tau}^{x_{j+1/2}} [\hat{R}(y; v^n) - L(y; v^n)] dy. \end{aligned}$$

We note that relations (4.7b) - (4.7c) hold for any  $r$ ; therefore, we can state that the scheme (5.1) in the constant coefficient case is identical to (4.2) in general. Consequently, if the reconstruction  $R(x;\bar{w})$  is exact for smooth polynomial data of degree  $r$ , then the ENO scheme with subcell resolution (5.1) is exact for all initial data of discontinuous piecewise-polynomial functions of degree less or equal  $r$ .

Let us denote

$$(5.7a) \quad d_m(y_1, y_2) = \int_{y_1}^{y_2} [R_m(x; v^n) - L_m(x; v^n)] dx,$$

$$(5.7b) \quad C_{m+1/2}(y_1, y_2) = \int_{y_1}^{y_2} [R_{m+1}(x; v^n) - R_m(x; v^n)] dx.$$

Using these notations we can evaluate  $\hat{g}_{j+1/2}$  by the following expressions:

If  $a > 0$ , then

$$(5.8a)^+ \quad \tau \hat{g}_{j+1/2} = d_j(x_{j+1/2}^{-a\tau}, x_{j+1/2}),$$

unless

$$(5.8b)^+ \quad \sigma_j > \sigma_{j-1}, \quad \sigma_j \geq \sigma_{j+1}, \quad F_j(x_{j+1/2}) \cdot F_j(x_{j-1/2}) \leq 0,$$

in which case

$$(5.8c)^+ \quad \tau \hat{g}_{j+1/2} = \begin{cases} d_j(x_{j+1/2}^{-a\tau}, x_{j+1/2}) + C_{j+1/2}(x_{j+1/2}^{-a\tau}, x_{j+1/2}) \\ \quad \text{if } F_j(x_{j+1/2}) \cdot F_j(x_{j+1/2}^{-a\tau}) > 0 \\ d_j(x_{j+1/2}^{-a\tau}, x_{j+1/2}) + C_{j-1/2}(x_{j-1/2}, x_{j+1/2}^{-a\tau}) \text{ otherwise.} \end{cases}$$

If  $a < 0$ , then

$$(5.8a)^- \quad \tau \hat{g}_{j-1/2} = -d_j(x_{j-1/2}, x_{j-1/2}^{-a\tau}),$$

unless

$$(5.8b)^- \quad \sigma_j > \sigma_{j-1}, \quad \sigma_j \geq \sigma_{j+1}, \quad F_j(x_{j+1/2}) \cdot F_j(x_{j-1/2}) \leq 0,$$

in which case



$$(5.8c)^- \tau \hat{g}_{j-1/2} = \begin{cases} -d_j(x_{j-1/2}, x_{j-1/2}^{-a\tau}) + C_{j+1/2}(x_{j-1/2}^{-a\tau}, x_{j+1/2}) \\ \quad \text{if } F_j(x_{j+1/2}) \cdot F_j(x_{j-1/2}^{-a\tau}) > 0 \\ -d_j(x_{j-1/2}, x_{j-1/2}^{-a\tau}) + C_{j-1/2}(x_{j-1/2}, x_{j-1/2}^{-a\tau}) \text{ otherwise} \end{cases}$$

We observe that up to this point we have not specified  $L(x; \bar{w})$  and  $R(x; \bar{w})$ . One possibility is to generalize the set up of the second order accurate scheme in section 3 as follows: Let  $r$  be the desired order of accuracy of the scheme. We start with a reconstruction via primitive function  $R(x; \bar{w})$  which is one order higher, i.e.,

$$(5.9a) \quad R(x; \bar{w}) = \frac{d}{dx} H_{r+1}(x; W);$$

here  $W$  is the primitive function of  $w$ , and  $H_{r+1}$  is the ENO interpolation of section 2. As before we denote the polynomial of degree  $r$  defining  $R(x; \bar{w})$  in  $I_j$  by  $R_j(x; \bar{w})$ , and rewrite (5.9a) as a finite Taylor expansion:

$$(5.9b) \quad R_j(x; \bar{w}) = \sum_{k=0}^r \frac{D_k}{k!} (x - x_j)^k, \quad D_k = \frac{d^{k+1}}{dx^{k+1}} H_{r+1}(x_j; W).$$

Using (5.9b) we now define  $L(x; \bar{w})$  to be

$$(5.10a) \quad L_j(x; \bar{w}) = (D_0 + \alpha_r h^r D_r) + \sum_{k=0}^{r-1} \frac{D_k}{k!} (x - x_j)^k,$$

where

$$(5.10b) \quad \alpha_k = \begin{cases} 0 & \text{for } k \text{ odd} \\ 2^{-k}/(k+1)! & \text{for } k \text{ even} \end{cases}.$$

$L_j(x; \bar{w})$  is a polynomial of degree  $(r - 1)$  which reconstructs  $w(x)$  in  $I_j$  to  $O(h^r)$ . We observe that

$$(5.10c) \quad \frac{d^{r-1}}{dx^{r-1}} L_j(x; \bar{w}) = D_{r-1} = \frac{d^{r-1}}{dx^{r-1}} w(x_j) + O(h^2);$$

this, as (4.4) does in the second order case, eliminates some of the non-smoothness in the reconstruction error which is due to the adaptive choice of stencils. Consequently, the ENO scheme based on this reconstruction is  $r$ -th order accurate in all  $L_p$  norms, including the maximum norm. Note that the correction to the first term in the RHS of (5.10a) takes care of the conservation property (5.2a), i.e.,

$$(5.10d) \quad \frac{1}{h} \int_{I_j} L_j(x; \bar{w}) dx = \bar{w}_j.$$

Remark: There are other reasonable choices of  $L(x; \bar{w})$  and  $R(x; \bar{w})$ .

We may choose

$$(5.11) \quad L(x; \bar{w}) = \frac{d}{dx} H_r(x; W), \quad R(x; \bar{w}) = \frac{d}{dx} H_{r+1}(x; W)$$

or even

$$(5.12) \quad L(x; \bar{w}) \equiv R(x; \bar{w}) = \frac{d}{dx} H_r(x; \bar{w});$$

note that the expression for  $\hat{g}_{j+1/2}$  in the latter case is much simpler since  $d_j(y_1, y_2) \equiv 0$  in (5.7a).

## 6. EULER EQUATIONS OF GAS DYNAMICS

In this section, we describe how to apply the scheme (5.1) to the Euler equations of gas dynamics for a polytropic gas:

$$(6.1a) \quad u_t + f(u)_x = 0$$

$$(6.1b) \quad u = (\rho, m, E)^T$$

$$(6.1c) \quad f(u) = qu + (0, P, qP)^T$$

$$(6.1d) \quad P = (\gamma - 1)(E - \frac{1}{2} \rho q^2).$$

Here  $\rho, q, P$  and  $E$  are the density, velocity, pressure and total energy, respectively;  $m = \rho q$  is the momentum and  $\gamma$  is the ratio of specific heats.

The eigenvalues of the Jacobian matrix  $A(u) = \partial f / \partial u$  are

$$(6.2a) \quad a_1(u) = q - c, \quad a_2(u) = q, \quad a_3(u) = q + c$$

where  $c = (\gamma P / \rho)^{1/2}$  is the sound speed.

The corresponding right-eigenvectors are

$$(6.2b) \quad r_1(u) = \begin{pmatrix} 1 \\ q - c \\ H - qc \end{pmatrix}, \quad r_2(u) = \begin{pmatrix} 1 \\ q \\ \frac{1}{2} q^2 \end{pmatrix}, \quad r_3(u) = \begin{pmatrix} 1 \\ q + c \\ H + qc \end{pmatrix};$$

here

$$(6.2c) \quad H = (E + P)/\rho = c^2/(\gamma - 1) + \frac{1}{2} q^2$$

is the enthalpy.

To compute a left-eigenvector system  $\{\ell_k(u)\}$  which is bi-orthonormal to  $\{r_k(u)\}$  in (6.2b), we first form the matrix  $T(u)$ , the columns of which are the right-eigenvectors in (6.2b)

$$T(u) = (r_1(u), r_2(u), r_3(u))$$

and then define  $\ell_k(u)$  to be the k-th row in  $T^{-1}(u)$ , the inverse of  $T(u)$ . We get

$$(6.2d) \quad \begin{aligned} \ell_1(u) &= \frac{1}{2} (b_2 + q/c, -b_1 q - 1/c, b_1) \\ \ell_2(u) &= (1 - b_2, b_1 q, -b_1) \\ \ell_3(u) &= \frac{1}{2} (b_2 - q/c, -b_1 q + 1/c, b_1) \end{aligned}$$

where

$$(6.2e) \quad b_1 = (\gamma - 1)/c^2$$

$$(6.2f) \quad b_2 = \frac{1}{2} q^2 b_1.$$

Given  $\{v_j^n\}$ , approximation to  $\{\bar{u}(x_j, t_n)\}$ , we use (6.2d) - (6.2f) to evaluate the locally defined characteristic variables  $\bar{w}_i^k(v_j^n)$

$$(6.3a) \quad \bar{w}_i^k = \ell_k(v_j^n) v_i^n \quad \text{for } i = j - r, \dots, j + r \quad \text{and } k = 1, 2, 3.$$

Note that  $j$  is fixed in (6.3a) while  $i$  varies over the points which are relevant to the selection of the stencil for the cell  $I_j$ . Thus, the eigenvector system  $\{\ell_k(v_j^n)\}_{k=1}^3$  should be regarded in this context as a constant system of coordinates. Next we apply our scalar algorithm to each of the locally defined characteristic variables in (6.3a), i.e., we select a (possibly different) stencil for each of the characteristic variables and define  $R_j(x; \bar{w}^k)$  by (5.9); then we combine these scalar reconstructions by

$$(6.3b) \quad R_j(x; v^n) = \sum_{k=1}^3 R_j(x; \bar{w}^k(v_j^n)) r_k(v_j^n).$$

As in section 5 we rewrite the  $r$ -th degree polynomial (6.3b) as a finite Taylor expansion, except that now the coefficients  $\{D_k\}$  in (5.9) are vectors. With this convention in mind we proceed to define the vector reconstruction  $L_j(x; v^n)$  and the numerical flux  $F_{j+1/2}^{ENO}$  by (5.10) and (5.5), respectively.

We turn now to describe the vector  $\hat{g}_{j+1/2}$ , which introduces the subcell resolution to the numerical flux (5.1). As we have mentioned earlier in this paper, we use subcell resolution only in the linearly degenerate field ( $k = 2$  in (6.2)) in order to improve the resolution of contact discontinuities. We do so by applying the algorithm (5.8) scalarly to the linearly degenerate characteristic field  $k = 2$  as follows:

We define

$$(6.4) \quad \sigma_j = |\ell_2(v_j^n) \frac{d^k}{dx^k} R_j(x; v^n)| \quad \text{for some } k, 1 \leq k \leq r-1,$$

$$(6.5) \quad F_j(x) = \frac{1}{h} \cdot \ell_2(v_j^n) \left\{ \int_{x_{j-1/2}}^z R_{j-1}(x; v^n) dx + \int_z^{x_{j+1/2}} R_{j+1}(x; v^n) dx - h v_j^n \right\}$$

and similarly

$$(6.6a) \quad d_j(y_1, y_2) = \int_{y_1}^{y_2} \ell_2(v_j^n) [R_j(x; v^n) - L_j(x; v^n)] dx$$

$$(6.6b) \quad C_{m+1/2}(y_1, y_2) = \int_{y_1}^{y_2} \ell_2(v_j^n) [R_{m+1}(x; v^n) - R_m(x; v^n)] dx \quad \text{for } m = j-1, j.$$

The characteristic speed of the linearly degenerate field is the flow velocity  $q$ ; which can be of different sign in different regions. The definition of  $\hat{g}_{j+1/2}$  in (5.8) is formulated as the contribution of the cell  $I_j$  to the numerical flux. Therefore, it is convenient to program the calculation of the numerical flux in two stages: First we evaluate

$$(6.7) \quad \bar{F}_{j+1/2} = \bar{F}_{j+1/2}^{ENO}$$

by (5.5) for all  $j$ . Then we sweep over the mesh again and collect the contribution of each cell to the numerical flux. Using FORTRAN conventions this can be described by:

If  $q_j^n > 0$  then

$$(6.8)^+ \quad \bar{F}_{j+1/2} = \bar{F}_{j+1/2} + \frac{1}{\tau} \cdot d_j(x_{j+1/2}, x_{j+1/2} - \tau q_j^n) r_2(v_j^n);$$

If  $q_j^n \leq 0$  then

$$(6.8)^- \quad \bar{F}_{j-1/2} = \bar{F}_{j-1/2} - \frac{1}{\tau} d_j(x_{j-1/2}, x_{j-1/2} - \tau q_j^n) r_2(v_j^n).$$

Next we check whether the discontinuity condition

$$(6.9) \quad \sigma_j > \sigma_{j-1}, \quad \sigma_j \geq \sigma_{j+1}, \quad F_j(x_{j-1/2}) \cdot F_j(x_{j+1/2}) \leq 0$$

is satisfied. If one or more of the inequalities in (6.9) is not true, we move on to the next cell. If all the inequalities in (6.9) are true we proceed to calculate as follows

If  $q_j^n > 0$ , then

$$(6.10a)^+ \quad \delta_j = \begin{cases} c_{j+1/2}(x_{j+1/2} - \tau q_j^n, x_{j+1/2}) & \text{if } F_j(x_{j+1/2}) \cdot F_j(x_{j+1/2} - \tau q_j^n) > 0 \\ c_{j-1/2}(x_{j-1/2}, x_{j+1/2} - \tau q_j^n) & \text{otherwise} \end{cases}$$

and

$$(6.10b)^+ \quad \bar{F}_{j+1/2} = \bar{F}_{j+1/2} + \delta_j r_2(v_j^n).$$

If  $q_j^n \leq 0$ , then

$$(6.10a)^- \quad \delta_j = \begin{cases} c_{j+1/2}(x_{j-1/2} - \tau q_j^n, x_{j+1/2}) & \text{if } F_j(x_{j+1/2}) \cdot F_j(x_{j-1/2} - \tau q_j^n) > 0 \\ c_{j-1/2}(x_{j-1/2}, x_{j-1/2} - \tau q_j^n) & \text{otherwise} \end{cases}$$

and

$$(6.10b)^- \quad \bar{F}_{j-1/2} = \bar{F}_{j-1/2} + \delta_j r_2(v_j^n).$$

Once we have completed the calculations in (6.10) we move on to the next cell.

### 7. NUMERICAL EXPERIMENTS

In this section, we present results of several computer experiments with the ENO schemes (5.5) and their modified version with subcell resolution (5.1); we refer to the latter as ENO/SR.

In all these experiments we have used

$$(7.1) \quad \sigma_j = \left| \frac{d}{dx} R(x_j; v^n) \right|$$

and similarly  $k = 1$  in (6.4) for systems. In all the calculations reported in this section we have used a CFL number of 0.8. The continuous line in Figures 2 - 8 represents the exact solution. The circles in all Figures represent values of  $R(x_j; v^n)$  at the time specified.

We start with the scalar constant coefficient problem

$$(7.2) \quad u_t + u_x = 0, \quad u(x,0) = u_0(x), \quad -1 \leq x \leq 1$$

with periodic boundary conditions at  $x = \pm 1$ . In this case, we take

$$(7.3) \quad f^R(u_1, u_2) = u_1.$$

First, we present numerical experiments with the highly discontinuous initial data

$$(7.4a) \quad u_0(x + 0.5) = \begin{cases} -x \sin(\frac{3}{2} \pi x^2) & -1 < x < -\frac{1}{3} \\ |\sin(2\pi x)| & |x| < \frac{1}{3} \\ 2x - 1 - \sin(3\pi x)/6 & \frac{1}{3} < x < 1 \end{cases} .$$

Note that the RHS of (7.4a) is shifted by (-0.5) for purposes of display. We



initialized the calculation by taking

$$(7.4b) \quad v_j^0 = \frac{1}{h} \int_{x_j-1/2}^{x_{j+1/2}} u_0(x) dx = \frac{1}{h} [U_0(x_{j+1/2}) - U_0(x_{j-1/2})]$$

where  $U_0$  is the primitive function of  $u_0(x)$ . In Figures 2 to 6, we show results with  $h = 1/30$  (i.e., 60 cells) at: (a)  $t = 2$  (after 1 period = 75 time steps), (b)  $t = 8$  (after 4 periods = 300 time-steps). In Figure 2, we show for sake of comparison the results of the MUSCL-scheme (1.11) with a slope  $s_j^n$  defined by

$$(7.5a) \quad s_j^n = m(2(v_{j+1}^n - v_j^n), \frac{1}{2}(v_{j+1}^n - v_{j-1}^n), 2(v_j^n - v_{j-1}^n))/h;$$

here  $m(x,y,z)$  is the minmod function

$$(7.5b) \quad m(x,y,z) = \begin{cases} s \cdot \min(|x|, |y|, |z|) & \text{if } \text{sgn}(x) = \text{sgn}(y) = \text{sgn}(z) = s \\ 0 & \text{otherwise} \end{cases}.$$

In Figure 3, we present results of the second-order accurate ENO scheme (4.3), and in Figure 4 we show results of the corresponding second order accurate ENO/SR (4.5) with (4.13)<sup>+</sup>. In Figure 5, we present the results of the fourth-order accurate ENO scheme (5.5) with  $r = 4$ , and in Figure 6 we show the corresponding results of the fourth-order accurate ENO/SR (5.1).

Next we demonstrate the kind of accuracy to be expected from these methods in smooth problems by calculating a refinement sequence for the periodic constant coefficient problem (7.2) with initial data

$$u_0(x) = \sin(\pi x).$$

In Table 1, we show the results at  $t = 2$  with  $h = \frac{1}{4}, \frac{1}{8}, \frac{1}{16}$  (i.e., 8, 16, and 32 cells, respectively). The quantity  $r_c$  in this table is the "computational order of accuracy" which is evaluated from two successive calculations by assuming the error to be a constant time  $h^{r_c}$ ; clearly this definition is meaningful only for  $h$  sufficiently small.

We turn now to present numerical experiments with the Euler equation of gas dynamics (6.1). In these calculations we take  $\gamma = 1.4$  and  $f^R(u_1, u_2) = f^{ROE}(u_1, u_2)$ , where

$$(7.6a) \quad f^{ROE}(u_1, u_2) = \frac{1}{2} [f(u_1) + f(u_2) - \sum_{k=1}^3 \delta_k |a_k(\hat{u})| r_k(\hat{u})],$$

with

$$(7.6b) \quad \delta_k = \ell_k(\hat{u})(u_2 - u_1);$$

here  $a_k, \ell_k$  and  $r_k$  are the eigenvalues and the left- and right-eigenvectors, respectively.  $\hat{u}$  is a particular average of  $u_1$  and  $u_2$  which is defined by:

$$(7.6c) \quad \hat{q} = \langle q\sqrt{\rho} \rangle / \langle \sqrt{\rho} \rangle, \quad \hat{H} = \langle H\sqrt{\rho} \rangle / \langle \sqrt{\rho} \rangle, \quad \hat{c} = (\gamma - 1)^{1/2} \sqrt{H - 1/2q^2};$$

here  $\langle \rangle$  denotes arithmetic average, i.e.

$$\langle b \rangle = \frac{1}{2} (b_1 + b_2).$$

In Figures 7 and 8, we show results of the Riemann initial value problem

$$(7.7a) \quad u_t + f(u)_x = 0, \quad u(x,0) = \begin{cases} u_L & x < 0 \\ u_R & x > 0 \end{cases}$$

with

$$(7.7b) \quad (\rho_L, q_L, P_L) = (0.445, 0.698, 3.528); \quad (\rho_R, q_R, P_R) = (0.5, 0, 0.571).$$

These calculations were performed with 100 cells,  $h = 0.1$ ,  $CFL = 0.8$  and 85 time-steps. In Figure 7, we show the density computed by the second order ENO scheme and in Figure 8 we show that of the corresponding ENO/SR.

Finally, we present numerical solutions to the problem of two interacting blast waves:

$$(7.8a) \quad u(x,0) = \begin{cases} u_L & 0 \leq x < 0.1 \\ u_M & 0.1 \leq x < 0.9 \\ u_R & 0.9 \leq x < 1 \end{cases}$$

where

$$(7.8b) \quad \rho_L = \rho_M = \rho_R = 1, \quad q_L = q_M = q_R = 0, \quad P_L = 10^3, \quad P_M = 10^{-2}, \quad P_R = 10^2;$$

the boundaries at  $x = 0$  and  $x = 1$  are solid walls. This problem was suggested by Woodward and Colella as a test problem; we refer the reader to [12] where a comprehensive comparison of the performance of various schemes for this problem is presented. We refer the reader to [8] for a detailed description of the implementation of the solid wall boundary condition in the ENO schemes.

In Figure 9, we show the density at  $t = 0.038$  calculated by the second order accurate ENO/SR with 800 cells and  $CFL = 0.8$ . The circles in this figure represent values of  $R(x_j, \rho^n)$ ; the continuous line is just the piecewise-linear interpolation of these values. Comparing these results to the solution presented by Woodward and Colella in [12], we find that it shows all the important features of the various interactions and thus can be considered a "converged" solution. We use this piecewise-linear interpolation of the calculation with 800 cells as the "exact solution" in Figures 10 and 11. The circles in Figures 10 and 11 are reconstructed values of density in a calculation with 200 cells. In Figure 10, we show the calculation by the second order accurate ENO scheme; in Figure 11 we show the results of the corresponding ENO/SR.

In the following, we make several remarks and observations concerning the numerical results presented in this section.

- (1) In all our calculations we find that the subcell resolution technique is capable of producing perfectly resolved linear discontinuities. Observe that if  $R(x; v^n)$  has a single intermediate value at a discontinuity then this discontinuity is perfectly resolved by  $\hat{R}(x; v^n)$ .
- (2) When we study the effect of higher formal order of accuracy in the calculation of discontinuous data by the ENO schemes, we find that the most noticeable improvement is due to the reduction in smearing of the linear discontinuities. However, when we compare the second order and the fourth order ENO/SR schemes we see that the improvement is primarily due to higher accuracy in the smooth part of the solution. Consequently,

there is not sense in going to higher order when solving a Riemann IVP. To justify the increased computational cost associated with higher order, one needs a lot of structure in the smooth part of the solution.

- (3) Comparing the solution of the interacting blast waves (7.8) by the second order ENO/SR to that of the PPM in [12], we find that the ENO/SR is more accurate. The ENO/SR highly resolves all three contact discontinuities in the problem, while for some reason the PPM resolves well two of the contact discontinuities but smears the one which results from the shock interaction. Another possible explanation for the difference in accuracy may be due to the fact that the ENO/SR is uniformly second order accurate, while the PPM (because of its monotonicity constraints) reduces to first order accuracy at points of local extremum.
- (4) The numerical results for the Euler equations of gas dynamics clearly demonstrate that shocks are highly resolved by the original ENO schemes, and subcell resolution is not needed there. In any case, the expressions for  $\hat{g}_{j+1/2}$  have to be modified before applying subcell resolution to a genuinely nonlinear field, as follows: (i)  $a_j^n$  should be replaced by the speed of the shock. (ii) Dissipation proportional to  $(a_{j+1/2} - a_{j-1/2})$  should be added to a centered rarefaction wave. Fortunately, if the discontinuity condition (3.9a) is met in the cell  $I_j$ , then  $\hat{R}(x; v^n)$  is continuous at  $x_{j\pm 1/2}$  and no interaction terms need be added to the numerical flux. However, one has to account for the fact that the wave from the interior of  $I_j$  crosses its boundaries during the time-step.

REFERENCES

- [1] Colella, P. and P. R. Woodward, "The piecewise-parabolic method (PPM) for gas-dynamical simulations," J. Comp. Phys., Vol. 54 (1984), pp. 174-201.
  
- [2] Godunov, S. K., "A difference scheme for numerical computation of discontinuous solutions of equations of fluid dynamics," Math. Sbornik, Vol. 47 (1959), pp. 271-306. (in Russian)
  
- [3] Harten, A., "The artificial compression method for computation of shocks and contact-discontinuities: III. Self-adjusting hybrid schemes," Math. Comp., Vol. 32 (1978), pp. 363-389.
  
- [4] Harten, A., "High resolution schemes for hyperbolic conservation laws," J. Comp. Phys., Vol. 49 (1983), pp. 357-393.
  
- [5] Harten, A., "On high-order accurate interpolation for non-oscillatory shock capturing schemes," MRC Technical Summary Report #2829, University of Wisconsin, (1985).
  
- [6] Harten, A., "On artificial compression for ENO schemes," J. Comp. Phys., to be submitted.
  
- [7] Harten, A. and S. Osher, "Uniformly high-order accurate non-oscillatory schemes, I.," SINUM, Vol. 24 (1987), pp. 279-309; also MRC Technical Summary Report #2823, May 1985.

- [8] Harten, A., B. Engquist, S. Osher, and S. R. Chakravarthy, "Uniformly high-order accurate non-oscillatory schemes, III," ICASE Report No. 86-22 (April 1986); to appear in J. Comp. Phys.
  
- [9] Harten, A., S. Osher, B. Engquist, and S. R. Chakravarthy, "Some results on uniformly high-order accurate essentially non-oscillatory schemes," J. App. Numer. Math., Vol. 2 (1986), pp. 347-377; also in "Advances in Numerical and Applied Mathematics," J. C. South, Jr. and M. Y. Hussaini (eds.), ICASE Report No. 86-18 (March 1986).
  
- [10] van Leer, B., "Towards the ultimate conservative difference schemes V. A second order sequel to Godunov's method," J. Comp. Phys., Vol. 32 (1979), pp. 101-136.
  
- [11] P. L. Roe, "Approximate Riemann solvers, parameter vectors, and difference schemes," J. Comp. Phys., Vol. 43 (1981), pp. 357-372.
  
- [12] P. Woodward and P. Colella, "The numerical simulation of two-dimensional fluid flow with strong shock," J. Comp. Phys., Vol. 54 (1984), pp. 115-173.

**APPENDIX: Derivation of the discontinuity condition**

The reconstruction  $R(x; \bar{w})$  is by definition discontinuous at  $\{x_{j+1/2}\}$ . In regions of smoothness of  $w(x)$  the jump of the reconstruction at  $x_{j+1/2}$  is of the order  $O(h^F)$ . When a discontinuity of  $w(x)$  is located in the interior of  $I_j$ , then the discontinuities of the reconstruction at  $x_{j\pm 1/2}$  are fragments of that of  $w(x)$ . (See Figure 1b).

In order to recover a possible discontinuity in the interior of each cell, we would like to associate the reconstruction with the boundaries of the cells  $\{x_{j+1/2}\}$ , rather than the cells themselves. Let  $\tilde{R}_{j+1/2}(x; \bar{w})$  be the polynomial description of such a reconstruction which is valid in the neighborhood of  $x_{j+1/2}$ . Once this is done we consider reconstructing  $w(x)$  in  $I_j$  by

$$(A.1) \quad \hat{R}_j(x; \bar{w}) = \begin{cases} \tilde{R}_{j-1/2}(x; \bar{w}) & \text{for } x_{j-1/2} \leq x < \theta_j \\ \tilde{R}_{j+1/2}(x; \bar{w}) & \text{for } \theta_j \leq x < x_{j+1/2} \end{cases}$$

if possible, i.e., if there is a  $\theta_j$  such that

$$(A.2a) \quad \tilde{F}_j(\theta_j) = 0, \quad x_{j-1/2} \leq \theta_j < x_{j+1/2}$$

where

$$(A.2b) \quad \tilde{F}_j(z) = \frac{1}{h} \left\{ \int_{x_{j-1/2}}^z \tilde{R}_{j-1/2}(x; \bar{w}) dx + \int_z^{x_{j+1/2}} \tilde{R}_{j+1/2}(x; \bar{w}) dx \right\} - \bar{w}_j.$$

If there is no such  $\theta_j$ , we define



$$(A.3) \quad \hat{R}_j(x; \bar{w}) = R_j(x; \bar{w}).$$

The only thing which is left open at this point is the definition of  $\tilde{R}_{j+1/2}(x; \bar{w})$ . It is most natural within the framework of the ENO reconstruction to select the "smoother" of  $R_j(x; \bar{w})$  and  $R_{j+1}(x; \bar{w})$ , i.e.,

$$(A.4) \quad \tilde{R}_{j+1/2}(x; \bar{w}) = \begin{cases} R_j(x; \bar{w}) & \text{if } \sigma_j < \sigma_{j+1} \\ R_{j+1}(x; \bar{w}) & \text{if } \sigma_j \geq \sigma_{j+1} \end{cases} .$$

Here  $\sigma_j$  is a monotone increasing function of the "non-smoothness", such as (3.8a). Note that since  $R_j(x; \bar{w})$  is associated with a stencil of points, (A.4) is equivalent to assigning a stencil to  $x_{j+1/2}$ , the boundary of the cell.

We observe that there is a certain ambiguity in the definition of  $\hat{R}_j(x; w)$  in (A.1) since  $\theta_j$  need not be unique. We remove most of this ambiguity by adopting a policy of "no unnecessary changes", and agree that

$$(A.5) \quad \tilde{R}_{j-1/2} = R_j \text{ or } \tilde{R}_{j+1/2} = R_j \Rightarrow \hat{R}_j = R_j$$

i.e., if one of the candidates for extension into  $I_j$  is no smoother than the original  $R_j$ , we just retain the original definition in  $\hat{R}_j$ . From the definition (A.4) of  $\tilde{R}$  we can rewrite (A.5) in terms of  $\sigma_j$  as

$$(A.5)' \quad \sigma_j \leq \sigma_{j-1} \text{ or } \sigma_j < \sigma_{j+1} \Rightarrow \hat{R}_j = R_j.$$

Hence we conclude that we define  $\hat{R}_j(x; \bar{w})$  to be (A.1) only if

$$(A.6) \quad \sigma_j > \sigma_{j-1} \quad \text{and} \quad \sigma_j \geq \sigma_{j+1}$$

which is the discontinuity condition (3.8b). In this case  $\tilde{R}_{j-1/2} = R_{j-1}$   
and  $\tilde{R}_{j+1/2} = R_{j+1}$  and the definition (3.9) follows.

Table 1. Refinement sequence for  $u_t + u_x = 0$ ,  $u(x,0) = \sin \pi x$  with periodic boundary conditions.

No. of Cells	MUSCL	$r_c$	2nd Order ENO	$r_c$	2nd Order ENO/SR	$r_c$	4th Order ENO	$r_c$	4th Order ENO/SR	$r_c$
8	$1.454 \times 10^{-1}$	1.52	$6.568 \times 10^{-2}$	2.50	$4.532 \times 10^{-2}$	1.55	$6.674 \times 10^{-3}$	4.90	$8.592 \times 10^{-3}$	4.37
16	$5.506 \times 10^{-2}$	1.45	$1.164 \times 10^{-2}$	2.19	$1.546 \times 10^{-2}$	2.66	$2.235 \times 10^{-4}$	4.67	$4.146 \times 10^{-4}$	4.32
32	$2.019 \times 10^{-2}$	1.80	$2.556 \times 10^{-3}$	2.42	$2.445 \times 10^{-3}$	2.29	$4.080 \times 10^{-3}$	4.91	$2.082 \times 10^{-5}$	4.80
8	$7.040 \times 10^{-2}$	1.91	$4.068 \times 10^{-2}$	2.21	$3.098 \times 10^{-2}$	2.84	$1.353 \times 10^{-4}$	4.67	$5.670 \times 10^{-3}$	4.74
16	$2.028 \times 10^{-2}$	1.80	$7.600 \times 10^{-3}$	2.21	$6.340 \times 10^{-3}$	2.84	$5.300 \times 10^{-6}$	4.67	$2.042 \times 10^{-4}$	4.74
32	$5.380 \times 10^{-3}$	1.91	$1.638 \times 10^{-3}$	2.21	$8.800 \times 10^{-4}$	2.84	$7.630 \times 10^{-6}$	4.67	$7.630 \times 10^{-6}$	4.74

error

or

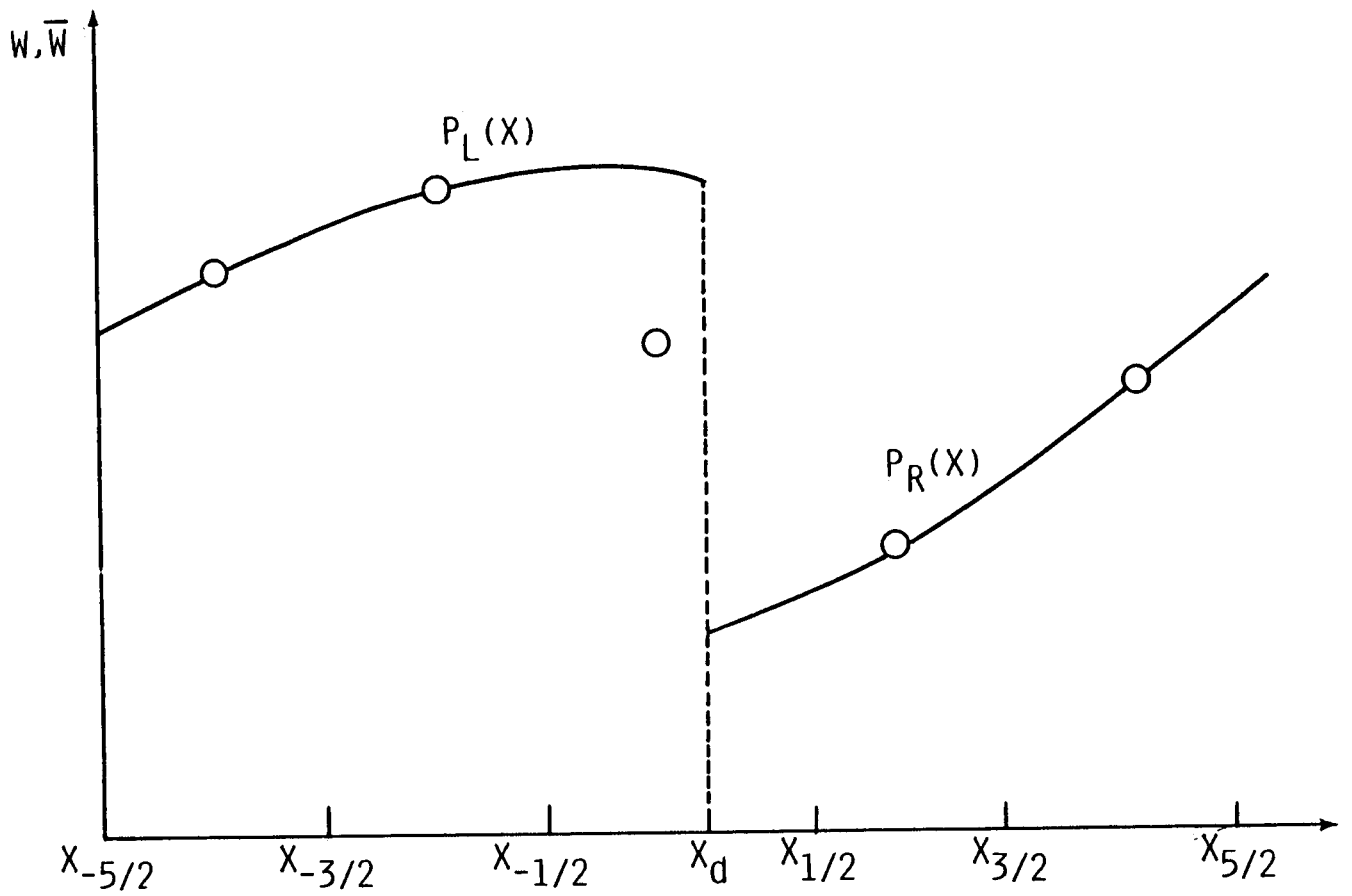


Figure 1a.  $w(x)$  in (3.1); circles denote cell-averages  $\{\bar{w}_j\}$ .

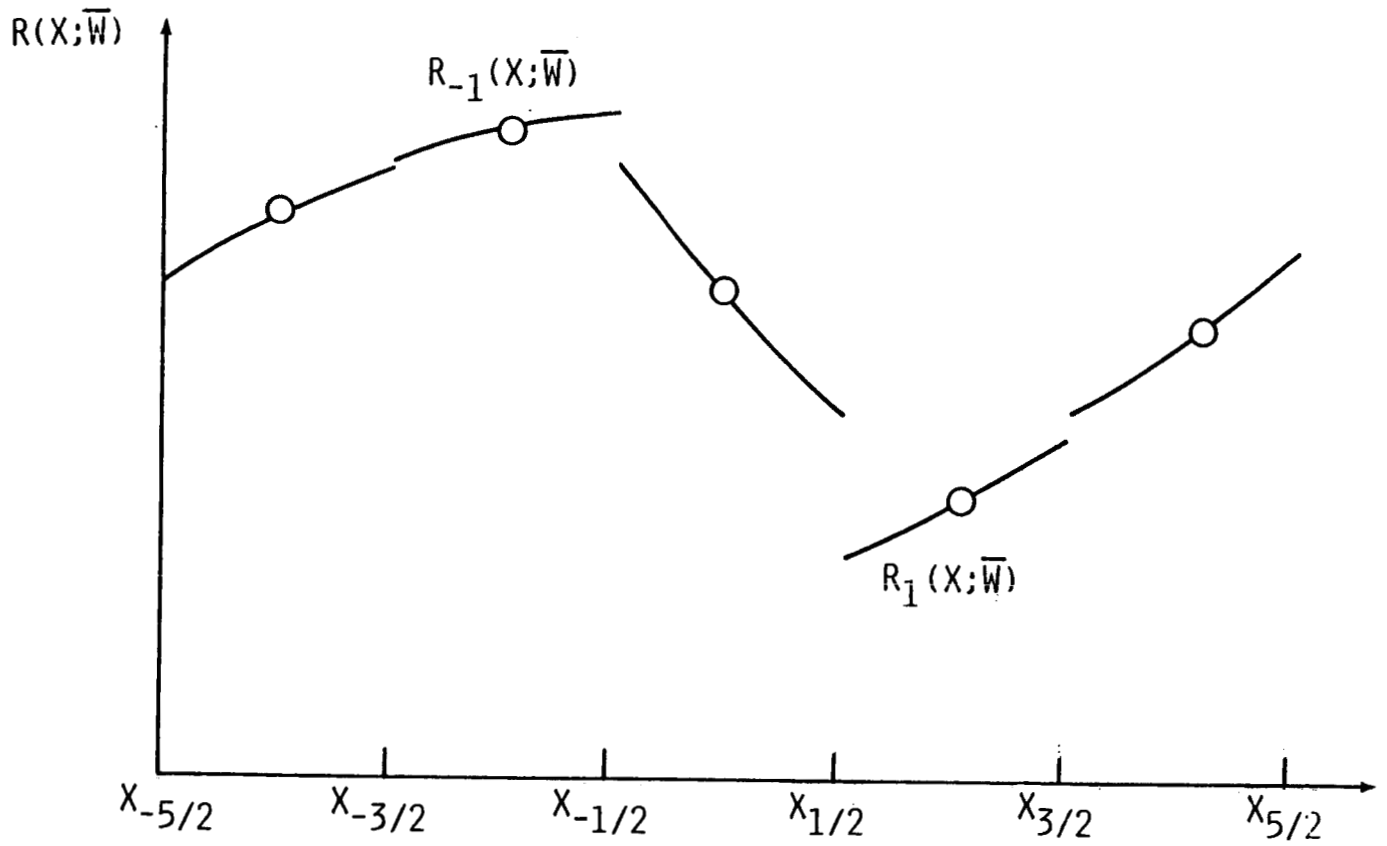
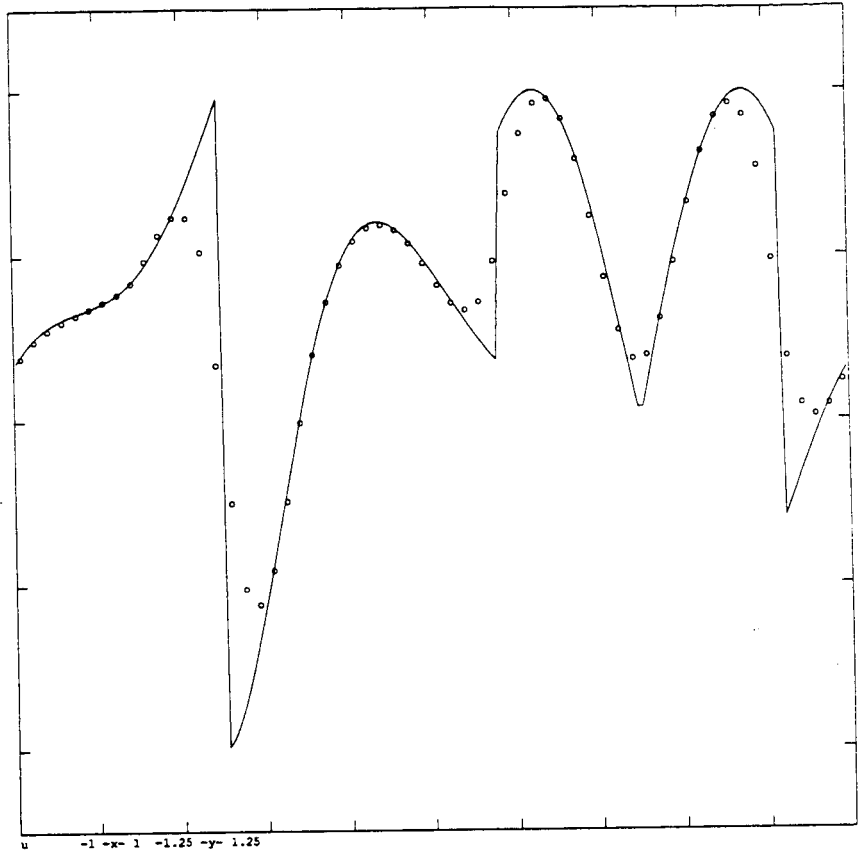


Figure 1b. The ENO reconstruction  $R(x; \bar{w})$ . The circles denote the given values of the cell-averages  $\{\bar{w}_j\}$ .

(a)  $t = 2$



(b)  $t = 8$

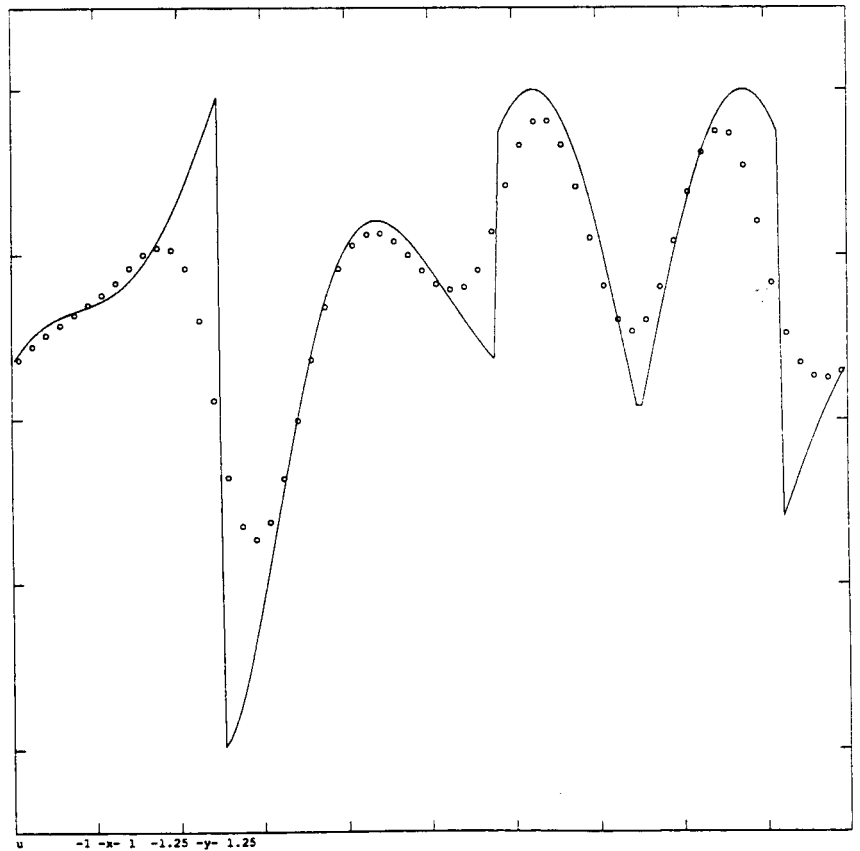
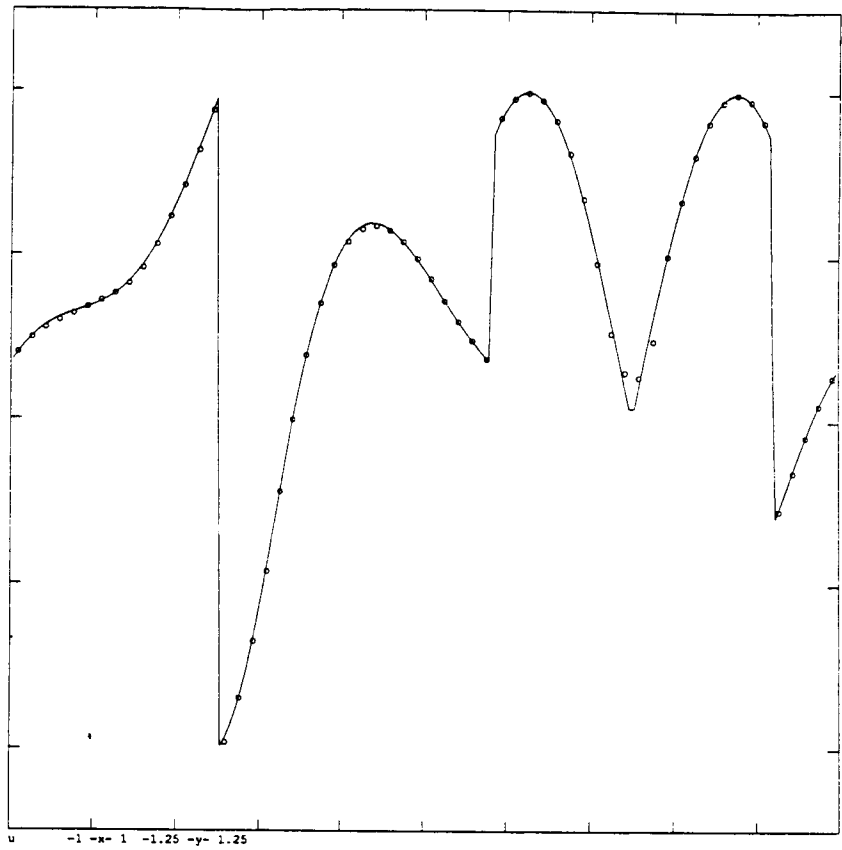


Figure 3. Second-order  
ENO Scheme.

(a)  $t = 2$



(b)  $t = 8$

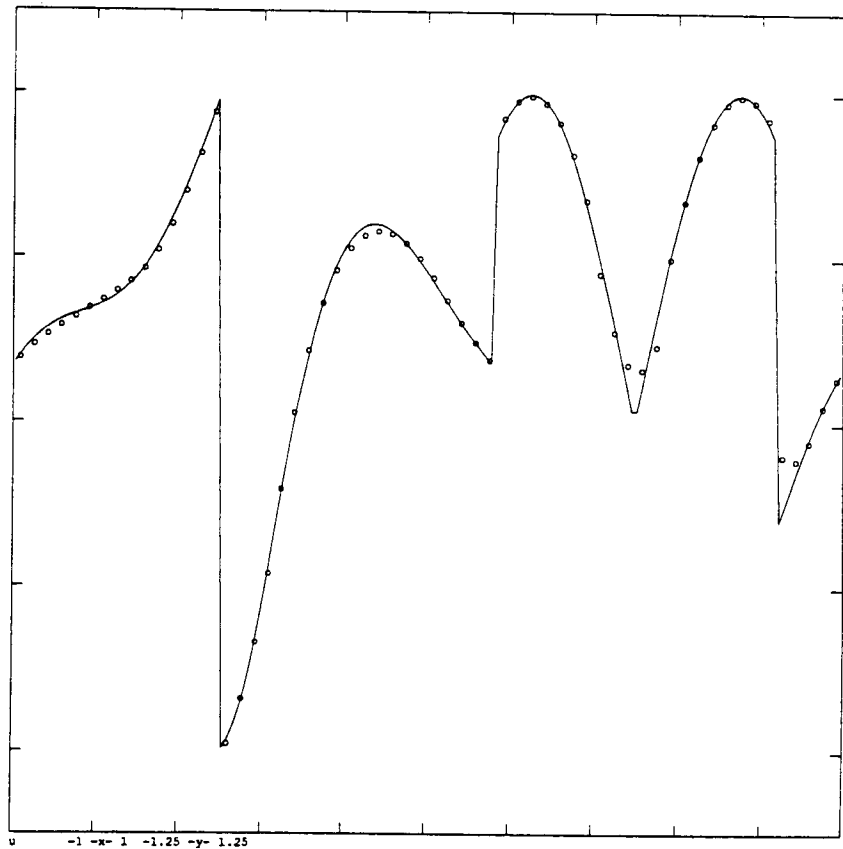
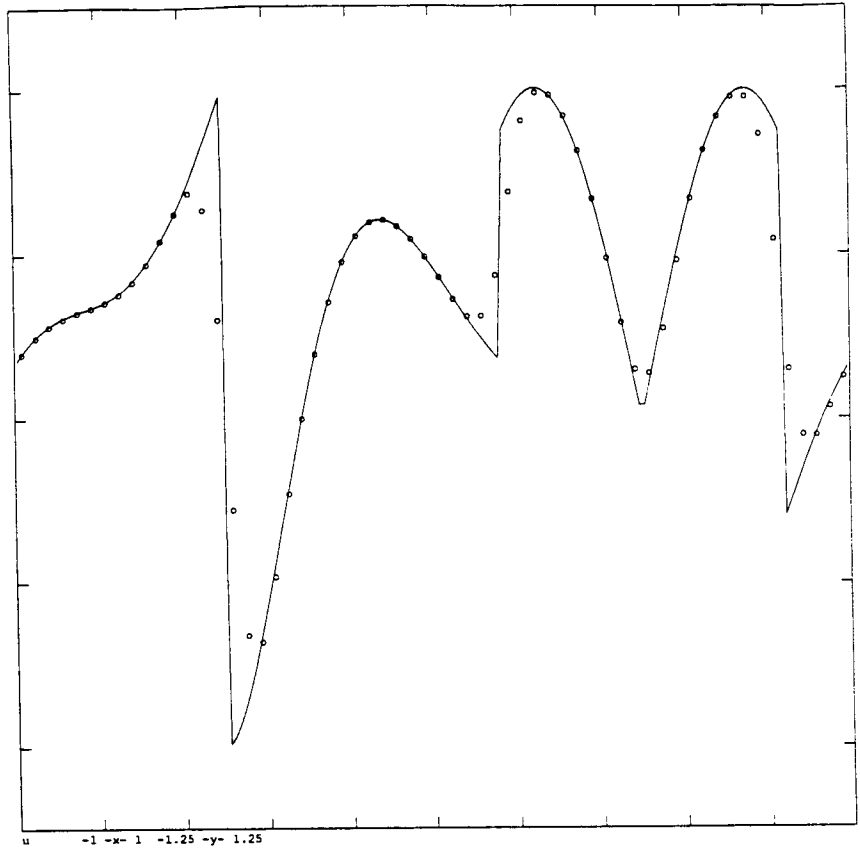


Figure 4. Second-order ENO/SR.

(a)  $t = 2$



(b)  $t = 8$

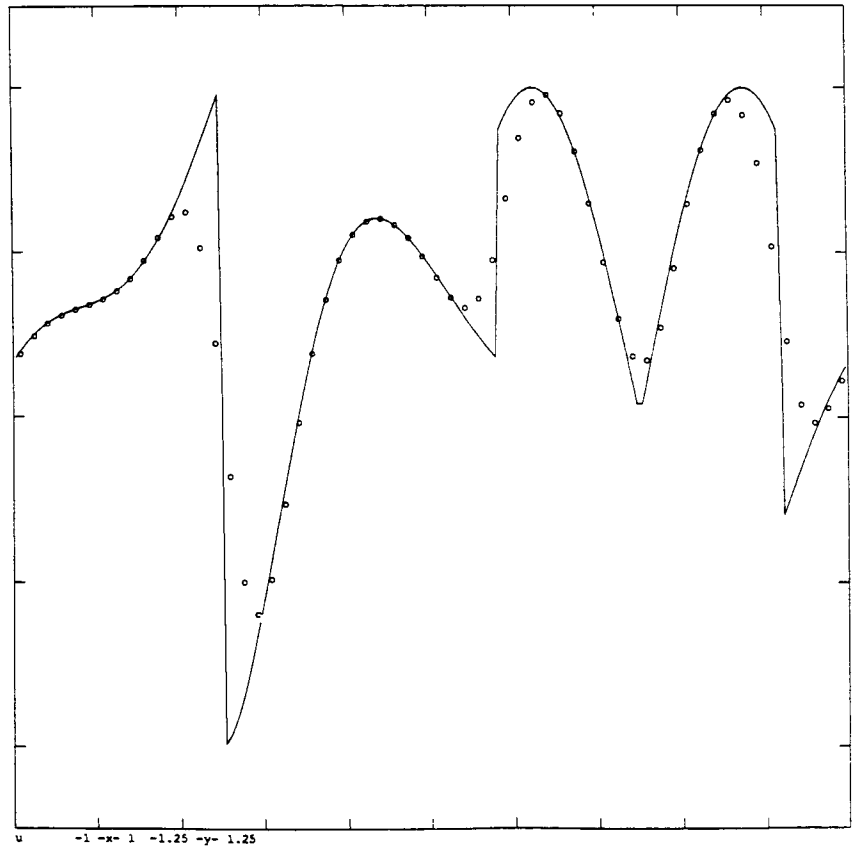
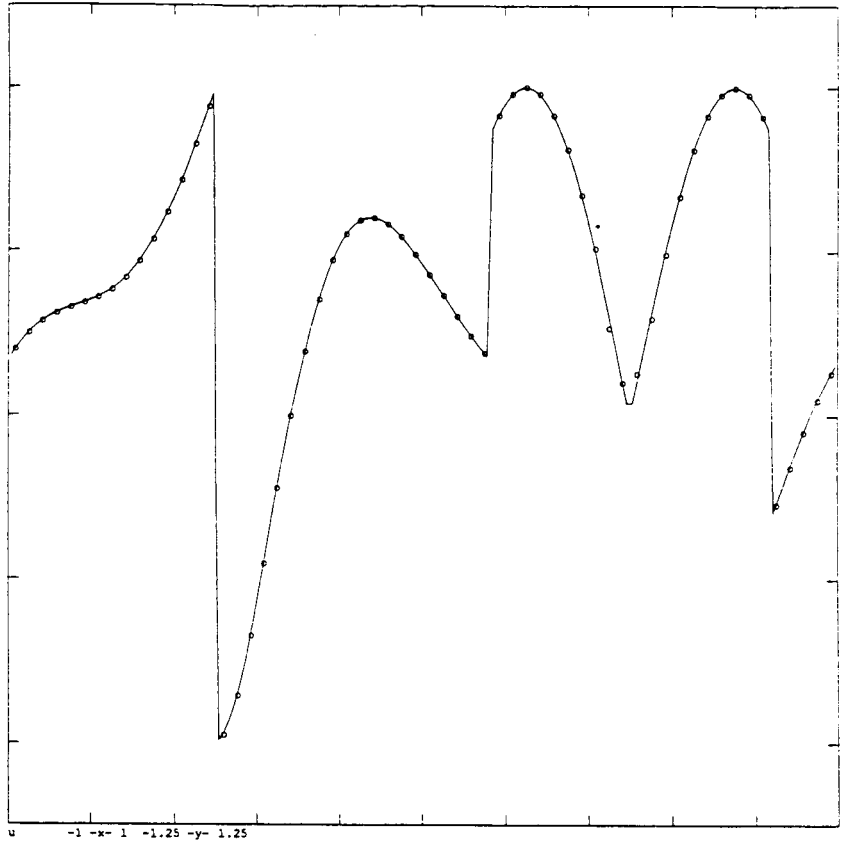


Figure 5. Fourth-order  
ENO Scheme.



(a)  $t = 2$



(b)  $t = 8$

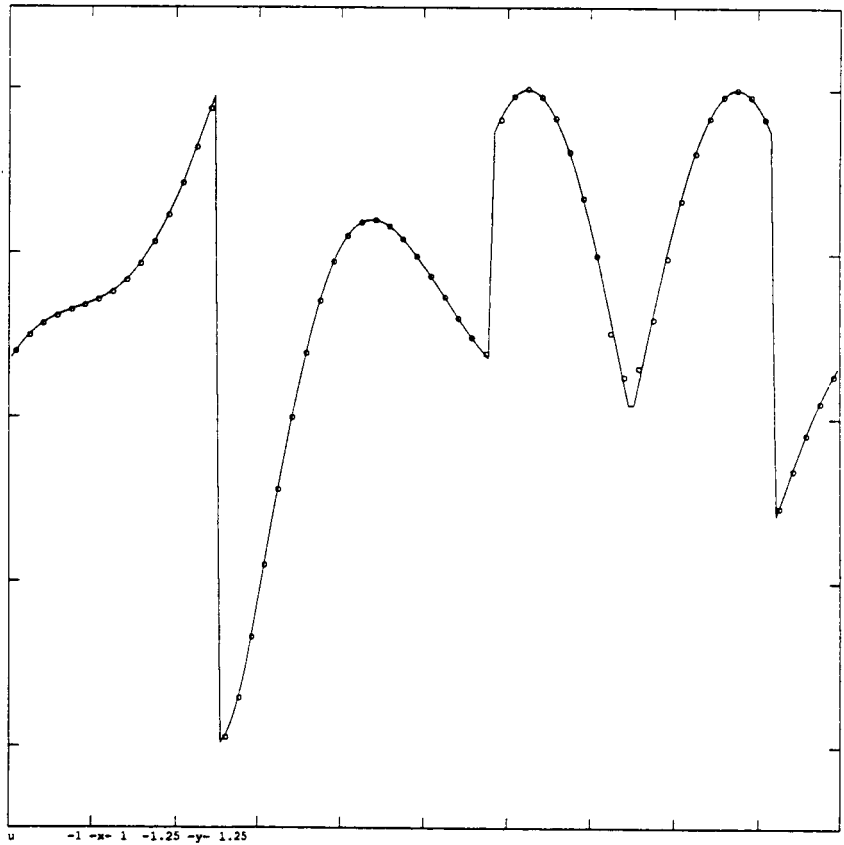


Figure 6. Fourth-order ENO/SR.

Figure 7. Second-order  
ENO Scheme: Density  
(85 time-steps).

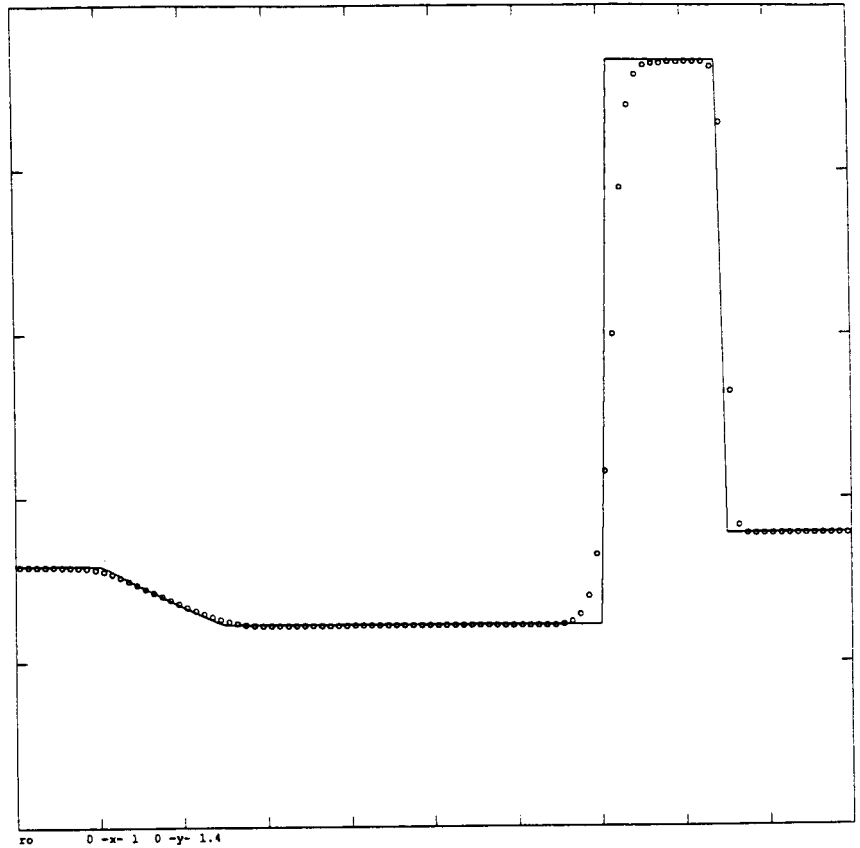
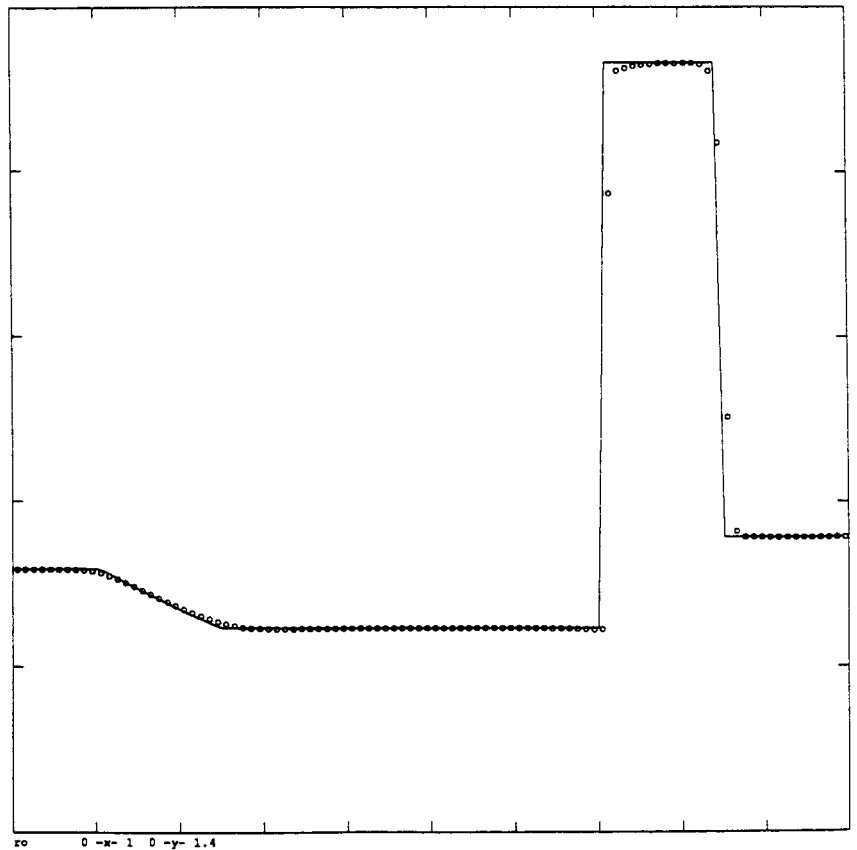


Figure 8. Second-order  
ENO/SR: Density (85  
time-steps).



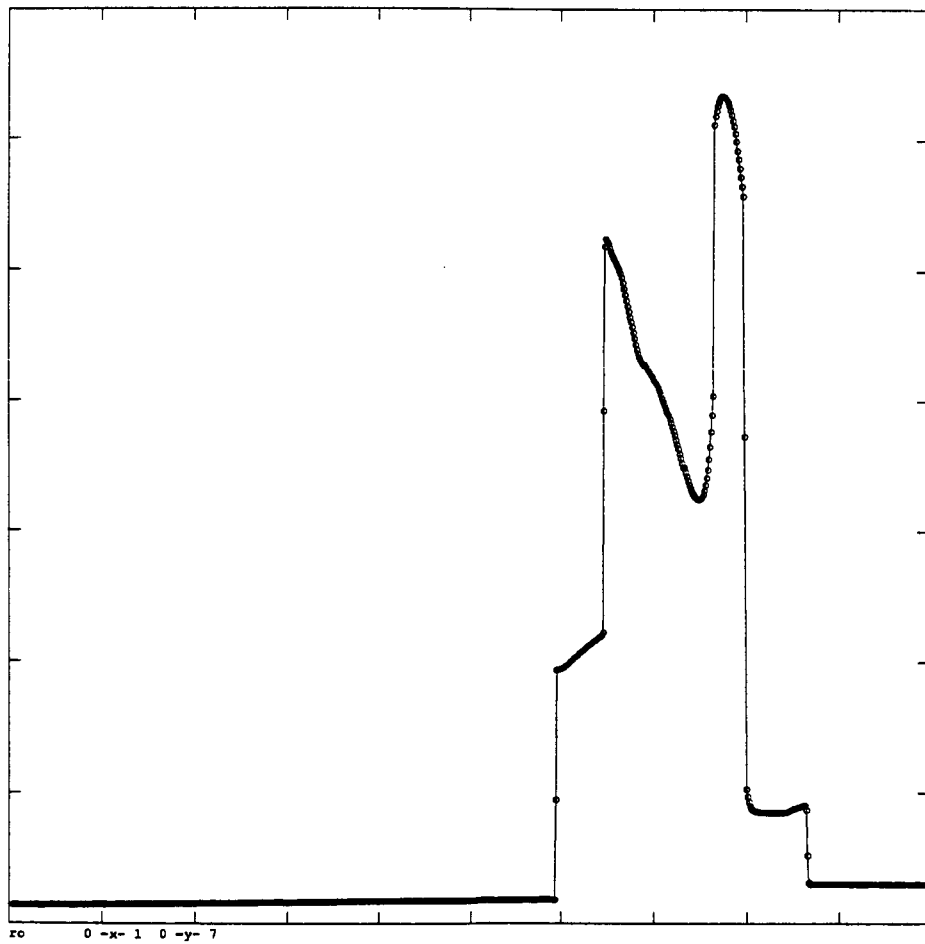


Figure 9. Second-order ENO/SR. Density at  $t = 0.038$  with 800 cells.

Figure 10. Second-order  
ENO. Density at  $t = 0.038$   
with 200 cells.

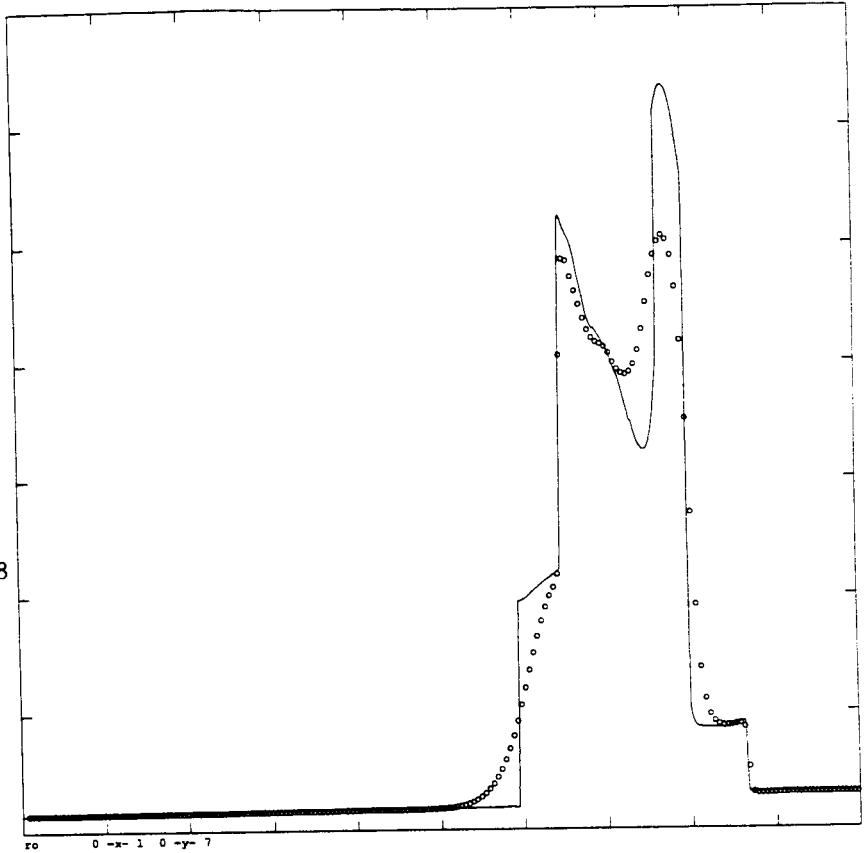
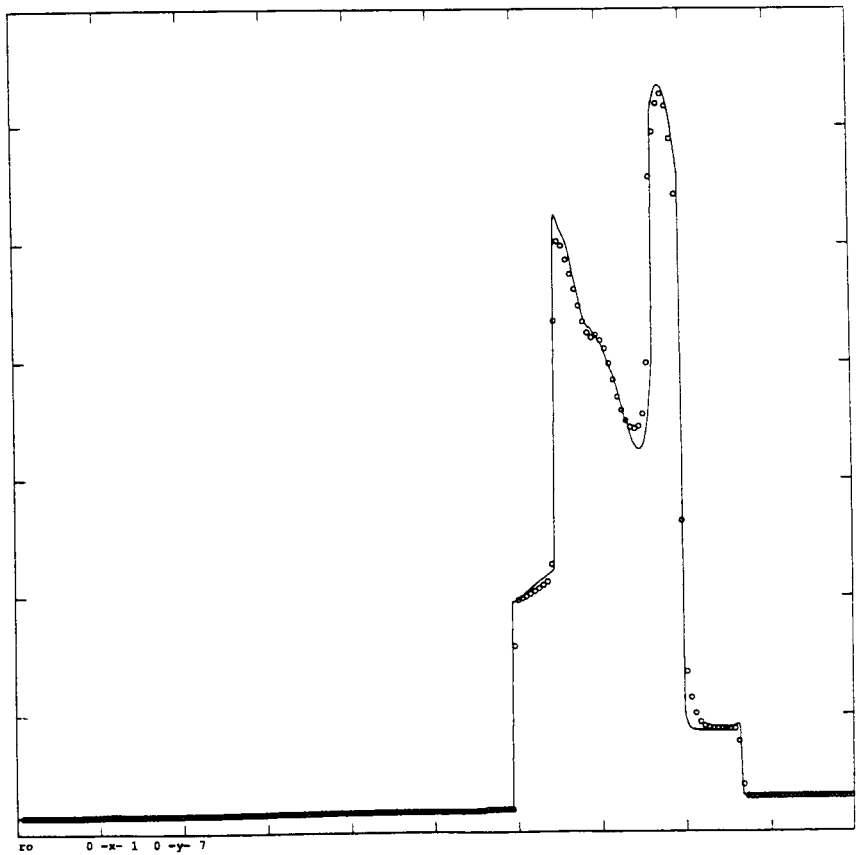


Figure 11. Second-order  
ENO/SR. Density at  
 $t = 0.038$  with 200 cells.



1. Report No. NASA CR-178362 ICASE Report No. 87-56		2. Government Accession No.		3. Recipient's Catalog No.	
4. Title and Subtitle ENO SCHEMES WITH SUBCELL RESOLUTION				5. Report Date August 1987	
				6. Performing Organization Code	
7. Author(s) Ami Harten				8. Performing Organization Report No. 87-56	
				10. Work Unit No. 505-90-21-01	
9. Performing Organization Name and Address Institute for Computer Applications in Science and Engineering Mail Stop 132C, NASA Langley Research Center Hampton, VA 23665-5225				11. Contract or Grant No. NAS1-18107	
				13. Type of Report and Period Covered Contractor Report	
12. Sponsoring Agency Name and Address National Aeronautics and Space Administration Langley Research Center Hampton, VA 23665-5225				14. Sponsoring Agency Code	
15. Supplementary Notes Langley Technical Monitor: Submitted to J. Comp. Phys. Richard W. Barnwell  Final Report					
16. Abstract In this paper, we introduce the notion of subcell resolution, which is based on the observation that unlike point values, cell-averages of a discontinuous piecewise-smooth function contain information about the exact location of the discontinuity within the cell. Using this observation we design an essentially non-oscillatory (ENO) reconstruction technique which is exact for cell averages of discontinuous piecewise-polynomial functions of the appropriate degree. Later on we incorporate this new reconstruction technique into Godunov-type schemes in order to produce a modification of the ENO schemes which prevents the smearing of contact discontinuities.					
17. Key Words (Suggested by Author(s)) ENO schemes, contact discontinuity, subcell resolution			18. Distribution Statement 64 - Numerical Analysis  Unclassified - unlimited		
19. Security Classif. (of this report) Unclassified	20. Security Classif. (of this page) Unclassified		21. No. of pages 62	22. Price A04	