

**NASA
Technical
Paper
2763**

October 1987

Low-Speed Aerodynamic
Characteristics of a
Twin-Engine General
Aviation Configuration
With Aft-Fuselage-Mounted
Pusher Propellers

Dana Morris Dunham,
Garl L. Gentry, Jr.,
Gregory S. Manuel,
Zachary T. Applin,
and P. Frank Quinto

NASA

**NASA
Technical
Paper
2763**

1987

Low-Speed Aerodynamic
Characteristics of a
Twin-Engine General
Aviation Configuration
With Aft-Fuselage-Mounted
Pusher Propellers

Dana Morris Dunham,
Garl L. Gentry, Jr.,
Gregory S. Manuel,
Zachary T. Applin,
and P. Frank Quinto

*Langley Research Center
Hampton, Virginia*



National Aeronautics
and Space Administration

Scientific and Technical
Information Division

Contents

Summary	1
Introduction	1
Symbols	1
Model	2
Tests and Corrections	3
Presentation of Data	3
Discussion of Results	3
Longitudinal Aerodynamic Characteristics	3
Basic longitudinal characteristics	3
Effect of nacelle installation	4
Effect of propeller thrust	4
Effect of transition strips	4
Effect of Reynolds number	4
Effect of horizontal tail incidence	4
Effect of elevator deflection	4
Lateral-Directional Aerodynamic Characteristics	5
Effect of sideslip angle	5
Effect of aileron deflection	5
Effect of rudder deflection	5
Engine-out characteristics	5
Summary of Results	5
Appendix—Longitudinal and Lateral-Directional Aerodynamic Data	7
References	57
Tables	58
Figures	60

~~PRECEDING PAGE BLANK NOT FILMED~~

Summary

An investigation was conducted in the Langley 14-by 22-Foot Subsonic Tunnel to determine the aerodynamic characteristics of an advanced turboprop aircraft model with aft pylon-mounted pusher propellers. The model was equipped with single-slotted flaps, ailerons, a variable-incidence horizontal tail, elevators, and a rudder. Tests were conducted through an angle-of-attack range of -8° to 28° and an angle-of-sideslip range of -20° to 20° at free-stream conditions corresponding to Reynolds numbers of 0.55×10^6 to 2.14×10^6 based on mean aerodynamic chord.

Test results showed that for the unpowered configurations the maximum lift coefficients for the cruise, takeoff, and landing configurations were 1.45, 1.90, and 2.10, respectively. Nacelle installation resulted in a drag coefficient increase of 0.01. Increasing propeller thrust resulted in a significant increase in lift for angles of attack above stall and improved the longitudinal stability. The cruise configuration remained longitudinally stable to an angle of attack 5° beyond the stall angle, the takeoff configuration was stable 4° beyond the stall angle, and the landing configuration was stable 3° beyond the stall angle. The predominant effect of symmetric thrust on the lateral-directional aerodynamic characteristics was in the post-stall region, where additional rudder control was available with power on.

Introduction

Several studies have identified potentially significant fuel savings for advanced turboprop aircraft. (See, for example, ref. 1.) The results of these studies indicate that both wing- and aft-fuselage-mounted advanced turboprop configurations appear to be feasible and that configuration selection will depend on balancing the requirements of several different considerations, such as acoustic treatment, structural weight, and complex engine-airframe installation aerodynamics. These studies have led to several experimental and analytical programs to investigate the effects of various engine-airframe installations. (See refs. 2, 3, and 4.)

The investigation reported in reference 2 was conducted in the Langley 14-by 22-Foot Subsonic Tunnel with a representative advanced transport model designed to incorporate several arrangements of aft-mounted, single-rotation or counterrotation propellers in a twin-engine configuration. The initial test examined single-rotation tractor and counterrotation pusher propellers mounted on pylons attached high on the aft fuselage. This position placed

the propeller well above the wing wake and alleviated the problem of ground clearance for the propeller.

The current wind-tunnel test was conducted to provide basic aerodynamic performance and stability and control information on a turboprop aircraft model with twin aft-fuselage-mounted pusher propellers. The wind-tunnel model used was representative of a typical twin-engine general aviation aircraft with single-rotation, pylon-mounted pusher propellers mounted on the aft fuselage.

Symbols

The longitudinal forces and moments presented in this report are referenced to the wind-axis system, and the lateral-directional forces and moments are referenced to the body-axis system (fig. 1). The moment data are referred to a moment center on the model centerline at the location of the wing mean aerodynamic chord quarter-chord point. The aerodynamic coefficient data are based on the trapezoidal wing planform, which has a reference area of 15.59 ft^2 , a reference span of 11.4 ft, and a reference mean geometric chord of 17.96 in. (See fig. 2.)

All measurements and calculations were made in U.S. Customary Units. The capitalized expression in parentheses next to the symbol is the computer printout equivalent of that symbol and is used in the tabulation of the aerodynamic data presented in the appendix.

b		wing span, ft
C_D	(CD)	drag coefficient, Drag/ qS
C_L	(CL)	lift coefficient, Lift/ qS
C_l	(CRM)	rolling-moment coefficient, Rolling moment/ qSb
$C_{l\beta}$		effective dihedral parameter based on increment of C_l between $\beta = -5^\circ$ and 5° , $\partial C_l / \partial \beta$, per degree
$C_{l\delta_r}$		increment of C_l between $\delta_r = -25^\circ$ and 25° , $\partial C_l / \partial \delta_r$, per degree
C_m	(CPM)	pitching-moment coefficient, Pitching moment/ $qS\bar{c}$
C_N		normal-force coefficient (body-axis system), Normal force/ qS
C_n	(CYM)	yawing-moment coefficient (body-axis system), Yawing moment/ qSb

$C_{n\beta}$	directional stability parameter based on increment of C_n between $\beta = -5^\circ$ and 5° , $\partial C_n / \partial \beta$, per degree	$\beta_{.75}$	blade angle at 0.75 radial station, deg
$C_{n\delta_r}$	rudder directional control power based on increment of C_n between $\delta_r = -25^\circ$ and 25° , $\partial C_n / \partial \delta_r$, per degree	δ_a	aileron deflection, positive for trailing edge down, deg
C_Y (CSF)	side-force coefficient (body-axis system), Side force/ qS	δ_e	elevator deflection, positive for trailing edge down, deg
$C_{Y\beta}$	side-force stability derivative based on increment of C_Y between $\beta = -5^\circ$ and 5° , $\partial C_Y / \partial \beta$, per degree	δ_f	flap deflection, positive for trailing edge down, deg
$C_{Y\delta_r}$	increment of C_Y between $\delta_r = -25^\circ$ and 25° , $\partial C_Y / \partial \delta_r$, per degree	δ_r	rudder deflection, positive for trailing edge left, deg
\bar{c}	mean aerodynamic chord, in.	Model components:	
d	propeller diameter, ft	B	body
i_t	incidence of horizontal tail, positive for leading edge up, deg	H	horizontal tail
J (JL, JR)	propeller advance ratio, V/nd	N	nacelle
L/D (L/D)	lift-drag ratio	P	pylon
n	propeller rotational speed, rps	V	vertical tail
q (Q)	free-stream dynamic pressure, lb/ft ²	W	wing
R	Reynolds number based on mean aerodynamic chord	Model	
S	wing reference area, ft ²	The dimensional geometric characteristics of the model are listed in table I and are shown in figure 2. Photographs of the model mounted on the strut support system for tests in the Langley 14- by 22-Foot Subsonic Tunnel are presented in figure 3.	
T	effective thrust at $\alpha = 0^\circ$, (Drag) _{propellers removed} - (Drag) _{propellers operating}	The model fuselage was made of 3/16-in-thick fiberglass with a metal internal structure. The wings, horizontal and vertical tails, nacelles, and pylons were made of aluminum. The wing was equipped with ailerons and inboard and outboard single-slotted flaps as shown in figure 2. The left and right ailerons could be pinned at seven fixed settings between 15° down and 19° up. The flaps were attached to the wing with two brackets each, and different sets of brackets were used to obtain flap settings of 0° , 20° , and 35° corresponding to cruise, takeoff, and landing configurations. The horizontal tail could be set at six angles (-14° , -10° , -6° , -2° , 0° , and 2°) and had a movable elevator which could be set at seven angles (-15° to 15° in 5° increments). The fixed vertical tail had a rudder which could be set at seven angles (0° , $\pm 2^\circ$, 5° , 15° , and $\pm 25^\circ$).	
T'_c	thrust coefficient, T/qS	The rear view of the model presented in figure 3(b) shows the pylon-nacelle intersection and the propeller arrangement. The five-blade propeller used was a 0.22-scale model of a propeller designed for full-scale flight applications. Each 22-in-diameter propeller was powered by a water-cooled electric motor producing 75 hp at 12000 rpm. The blade angle (pitch) of each propeller blade could be rotated and	
V	free-stream velocity, ft/sec		
y	lateral dimension, ft		
α (ALPHA)	angle of attack of model reference centerline, positive for nose up, deg		
β (BETA)	angle of sideslip of model reference centerline, positive for nose left, deg		

set individually with a friction lock. For the present investigation the blades were set and pinned at 35° measured at the 75-percent-radius station. Thrust was varied by changing motor rotational speed only. A tachometer on the motor shaft provided a signal for determining the propeller rotational speed.

Tests and Corrections

The tests were conducted in the Langley 14- by 22-Foot Subsonic Tunnel, which has a closed test section 14.50 ft high, 21.75 ft wide, and 50.00 ft long (ref. 5). The tests were conducted at free-stream dynamic pressures of 4.0 to 60.0 lb/ft² with corresponding Reynolds numbers of 0.55×10^6 to 2.14×10^6 based on the mean aerodynamic chord.

The model was tested through an angle-of-attack range of -8° to 28° and an angle-of-sideslip range of -20° to 20° . The angle of attack was set with a pitch drive on the model support system and was measured with an electronic accelerometer mounted inside the forward portion of the fuselage. The sideslip angle was set with the yaw drive of the model support system and was measured with an electronic counter mounted to the yaw-drive gearing system.

A six-component strain-gauge balance measured the aerodynamic forces and moments on the model. The balance moment center was located on the model centerline 1.78 in. behind and 3.97 in. above the model moment reference center and the data were corrected to reflect moments about the model moment reference center. The balance characteristics and the accuracy of the aerodynamic coefficients based on the model reference conditions and balance component accuracy are summarized in table II.

Wind-tunnel jet boundary corrections were determined according to reference 6 and were applied to the force and moment data. Wing, body, and wake solid-blockage corrections were also determined according to reference 6 and were applied to the data. No corrections were made to the data to account for any tunnel flow angularity or support system interference. A data supplement is presented in the appendix and includes a listing of the various test conditions (table AI) and a listing of data (table AII).

Presentation of Data

The discussion of the test results is divided into two main sections: the static longitudinal aerodynamic characteristics and the static lateral-directional aerodynamic characteristics. When data are available for the cruise, takeoff, and landing wing configurations, the data are presented in that order. For some conditions, only the cruise and landing configurations were investigated. The data obtained in this investigation are grouped as follows:

Figure

Longitudinal aerodynamic characteristics:	
Basic longitudinal characteristics	4
Effect of nacelle installation	4
Effect of propeller thrust	5
Effect of transition strips	6
Effect of Reynolds number	7
Effect of horizontal tail incidence	8-10
Effect of elevator deflection	11-13
Lateral-directional aerodynamic characteristics:	
Effect of sideslip angle	14-16
Effect of aileron deflection	17
Effect of rudder deflection	18-22
Engine-out characteristics	23

Listed on the appropriate figures are the run numbers corresponding to the data plotted. The tabulated data for all the runs presented in this report are given in the appendix.

Discussion of Results

Longitudinal Aerodynamic Characteristics

Basic longitudinal characteristics. Results of a configuration buildup to identify the longitudinal aerodynamic characteristics of the cruise ($\delta_f = 0^\circ$), takeoff ($\delta_f = 20^\circ$), and landing ($\delta_f = 35^\circ$) configurations are presented in figure 4. As shown in figure 4(a), the complete cruise configuration had a maximum untrimmed C_L of approximately 1.45 at an angle of attack of 14° and was longitudinally stable for angles of attack from -8° to approximately 16° , after which the model became longitudinally unstable. The angle of attack corresponding to neutral stability for the cruise configuration tested during this investigation occurred approximately 2° beyond the angle of attack for maximum aircraft C_L . The takeoff configuration was obtained by deploying the trailing-edge flap 20° relative to the wing reference plane, and the landing configuration was obtained by deploying the flap 35° . As shown in figures 4(b) and 4(c), the flaps did not affect the stall angle of attack of the complete configuration, and the takeoff configuration had a maximum C_L of approximately 1.90, whereas the landing configuration had a maximum C_L of approximately 2.10. Both the takeoff and landing configurations were longitudinally unstable for angles of attack greater than 16° , as was the case for the cruise configuration.

Effect of nacelle installation. The effect of the aft-mounted nacelles on the longitudinal aerodynamic characteristics of the model may also be observed in figure 4 for the three flap deflections investigated. The data show that adding the nacelles resulted in a drag increase ΔC_D of approximately 0.01; however,

in general, the effect on the other longitudinal aerodynamic characteristics was insignificant. Adding the nacelles did result in a 2° increase in stall angle of attack and a 0.2 increase in untrimmed maximum C_L for the cruise and landing configurations, but they had almost no effect on the stall angle or maximum C_L for the takeoff configuration.

Effect of propeller thrust. The effect of propeller thrust on the longitudinal aerodynamic characteristics of the cruise, takeoff, and landing configurations is shown in figure 5. The propellers were operated at an advance ratio of 1.0, resulting in a model thrust coefficient T'_c of 0.08 based on the cruise wing. Actual levels of thrust differed with flap setting because of varying inflow conditions. As shown in figure 5(c), for the landing configuration this low-power condition did not produce enough thrust to shift the drag polar into the negative region (i.e., positive thrust), but it did produce zero drag. The electric motors used in the model did not produce enough power to permit testing at a higher thrust coefficient.

A slight nose-down increment in pitching moment and a very small increase in lift occurred with the application of power at angles of attack below stall for all three wing configurations because of propeller normal force, thrust-line offset, and increased downwash at the horizontal tail induced by the propeller slipstream. At angles of attack greater than 14° , where maximum C_L occurred, propeller thrust resulted in a significant increase in lift for all three configurations because of the direct force component from the operating propellers and the improved flow conditions over the horizontal tail. With propeller thrust the cruise configuration also remained longitudinally stable to an angle of attack of 19° , 5° beyond the angle of attack of maximum C_L . The main effects of propeller thrust are shown in figure 5 to be a nose-down increment in pitching moment and a somewhat more abrupt pitch down at the stall angle of attack. In all cases, the pitch up because of horizontal tail stall was delayed several degrees.

Effect of transition strips. The majority of tests were conducted at a Reynolds number of 1.95×10^6 with boundary-layer transition strips 0.1 in. wide installed as shown in table III. The effect of removing the leading-edge boundary-layer transition strips on the longitudinal aerodynamic characteristics of the cruise and landing configurations is presented in figure 6. Data are presented for a Reynolds number of 1.95×10^6 and show that removing the transition strips had no discernible effect on aerodynamic characteristics other than the expected slight decrease in drag for each configuration. Based on limited flow visualization data taken using sublimating chemicals

with the transition strip removed, natural transition occurred slightly aft of the strip location.

Effect of Reynolds number. The effect of Reynolds number on the longitudinal aerodynamic characteristics of the cruise and landing configurations without transition strips is presented in figure 7 for a range of Reynolds numbers from 0.55×10^6 to 2.14×10^6 based on the mean aerodynamic chord. This large variation in Reynolds number produced the expected significant effects on the aerodynamic characteristics of the configurations tested. The effects at very low values of Reynolds number were dramatic, but as Reynolds number was varied from 1.75×10^6 to 2.14×10^6 the effects on the longitudinal aerodynamic characteristics were almost negligible.

Effect of horizontal tail incidence. The effect of horizontal tail incidence on the longitudinal aerodynamic characteristics of the cruise, takeoff, and landing configurations with power off and power on is presented in figures 8 to 10. The tail incidence angle was varied from -10° (leading edge down) to 2° (leading edge up) for each configuration. The data show that all three aircraft configurations could be trimmed over the angle-of-attack range up to aircraft stall ($\alpha = 14^\circ$). For the unpowered cases the horizontal tail stalled because it was in the wing wake and horizontal tail effectiveness decreased rapidly. The data show horizontal tail effectiveness was maintained beyond stall with power on.

Effect of elevator deflection. The effect of elevator deflection on the longitudinal aerodynamic characteristics of the three configurations is presented in figures 11 to 13 for a range of deflections from -15° (leading edge down) to 15° (leading edge up). The data show that the elevator alone could be used to trim all three configurations up to stall ($\alpha = 14^\circ$). As was the case for the horizontal tail, the data show an increase in elevator effectiveness with power on.

Lateral-Directional Aerodynamic Characteristics

Effect of sideslip angle. The effect of sideslip angle on the lateral-directional aerodynamic characteristics of the cruise, takeoff, and landing configurations without the nacelles is presented in figures 14 to 16. The horizontal and vertical tails were on for all configurations tested, and all control surfaces were set to zero deflection. The large excursion in the lateral-directional data occurs at $\alpha = 14^\circ$, which is the stall angle.

Computed static lateral-directional stability derivatives are also presented for each configuration for angles of attack below stall and were obtained by

differencing the lateral body-axis data obtained at the three sideslip angles shown in the figures. For the cruise and landing configurations the stability derivatives at angles of attack of 0° and 10° are also shown for both the windmilling and power-on conditions. The application of power generally caused a beneficial effect on the stability derivatives for both the cruise and landing configurations.

Effect of aileron deflection. The effect of deflecting only the right aileron on the lateral-directional aerodynamic characteristics of the cruise and landing configurations is presented in figure 17. Aileron effectiveness was maintained up to the stall angle with very little yawing moment.

Because of concern that the rolling-moment beam on the balance would be overloaded with symmetric aileron deflection, only the right aileron was deflected for this investigation. On the basis of this single aileron deflection, it appears that the roll-off at stall could be arrested if both ailerons were at maximum deflection.

Effect of rudder deflection. The effect of rudder deflection on the lateral-directional aerodynamic characteristics of the model with the propeller windmilling is presented in figures 18 and 19 for the cruise and landing configurations. Data for the power-on condition are presented in figures 20 and 21. The data are presented as a function of angle of attack at $\beta = 0^\circ$ in part (a) of each figure and as a function of sideslip at $\alpha = 0^\circ$ and 10° in parts (b) and (c) of each figure. A summary plot of rudder control power as a function of angle of attack is presented in figure 22. The lateral-directional data as a function of angle of attack show that there was about a 30-percent loss in rudder directional control power (yawing moment) and side force as angle of attack was increased to the 14° stall angle. Beyond the stall angle of attack, the rudder effectiveness decreased very rapidly to approximately zero at an angle of attack of 28° . The rolling moment due to rudder deflection decreased slightly as angle of attack was increased from -8° to 16° . At angles of attack beyond 16° the effect of rudder deflection on rolling moment was quite small.

The effect of thrust on rudder effectiveness for the cruise and landing configurations can be seen by comparing the power-on data shown in figures 20 and 21 with the windmilling data of figures 18 and 19. The predominant effect of power was observed to be in the post-stall region, where additional rudder control was available with power on, although the rudder effectiveness continued to decrease as angle of attack was increased.

Engine-out characteristics. To simulate the effect of one engine being inoperative, power on the

left motor was shut off and the blades were set at $\beta_{.75} = 90^\circ$ to the plane of rotation to simulate a feathered propeller. The propeller was allowed to windmill freely. The right propeller blade setting of $\beta_{.75} = 35^\circ$ was retained, and the motor was powered at an advance ratio of 1.0. The effect of the left engine out on the lateral-directional aerodynamic characteristics of the cruise and landing configurations is presented in figure 23. Based on the simple relationship $C_n = 0.5T_c'(y/b)$, the engine-out yawing moment was near the expected value. A rudder deflection of 25° was applied to provide a restoring moment to the asymmetric thrust generated by the differential power. As shown in figure 23, this rudder deflection was more than adequate to overcome the asymmetric engine-out yawing moment at angles of attack below stall. The rolling moment which occurs at stall can be explained by referring to the longitudinal data of figure 5. The additional lift generated in the post-stall region with the propeller operating causes the model to roll toward the wing with the inoperative propeller.

Summary of Results

An investigation was conducted in the Langley 14- by 22-Foot Subsonic Tunnel to determine aerodynamic characteristics of a twin-engine general aviation configuration with aft-pylon-mounted pusher propellers. This model was equipped with ailerons, a variable-incidence horizontal tail, elevators, and a rudder. The results of this investigation are summarized as follows:

1. For the unpowered configurations the maximum lift coefficients for the cruise, takeoff, and landing configurations were 1.45, 1.90, and 2.10, respectively.

2. Propeller thrust resulted in a significant increase in lift at angles of attack above the stall angle (14°) and an improvement in longitudinal stability. The cruise configuration remained longitudinally stable to an angle of attack 5° beyond the stall angle, the takeoff configuration was stable to 4° beyond the stall angle, and the landing configuration was stable to 3° beyond the stall angle.

3. Aileron effectiveness remained constant up to the stall angle with very little yawing moment; however, there was a slight decrease in rudder effectiveness as angle of attack increased.

4. The predominant effect of symmetric thrust on the lateral-directional aerodynamic characteristics was in the post-stall region where additional rudder control was available with power on.

5. When one engine was not operating, the asymmetric thrust caused the model to roll toward the

inoperative engine in the post-stall region because of the additional lift generated by the operational propeller.

NASA Langley Research Center
Hampton, VA 23665-5225
July 30, 1987

Appendix

Longitudinal and Lateral-Directional Aerodynamic Data

Table AI. Configurations Tested

[R = Range of values]

Configuration	Power	Run	δ_f , deg	δ_a , deg	δ_r , deg	δ_e , deg	i_t , deg	β , deg	α , deg	q , lb/ft ²
WB		647	0	0	0	0	0	0	R	50
		653	20	0	0	0	0	0	R	50
		646	35	0	0	0	0	0	R	50
WB/HV/P		627	0	0	0	0	0	0	R	50
		628	0	↓	↓	↓	↓	-5	↓	↓
		629	0	↓	↓	↓	↓	5	↓	↓
		619	20	↓	↓	↓	↓	0	↓	↓
		620	20	↓	↓	↓	↓	-5	↓	↓
		621	20	↓	↓	↓	↓	5	↓	↓
		623	35	↓	↓	↓	↓	0	↓	↓
		624	35	↓	↓	↓	↓	-5	↓	↓
		625	35	↓	↓	↓	↓	5	↓	↓
WB/HV/PN	Prop off	478	0	0	0	0	0	0	R	50
		479	↓	↓	↓	15	↓	↓	↓	↓
		480	↓	↓	↓	10	↓	↓	↓	↓
		481	↓	↓	↓	5	↓	↓	↓	↓
		482	↓	↓	↓	-5	↓	↓	↓	↓
		483	↓	↓	↓	-10	↓	↓	↓	↓
		484	↓	↓	↓	-15	↓	↓	↓	↓
		435	20	↓	↓	↓	0	↓	↓	↓
		438	↓	↓	↓	15	↓	↓	↓	↓
		439	↓	↓	↓	10	↓	↓	↓	↓
		440	↓	↓	↓	5	↓	↓	↓	↓
		441	↓	↓	↓	-5	↓	↓	↓	↓
		442	↓	↓	↓	-10	↓	↓	↓	↓
		443	↓	↓	↓	-15	↓	↓	↓	↓
		404	35	↓	↓	↓	0	↓	↓	↓
		407	↓	↓	↓	↓	2	↓	↓	↓
		408	↓	↓	↓	↓	-2	↓	↓	↓
		409	↓	↓	↓	↓	-6	↓	↓	↓
		410	↓	↓	↓	↓	-10	↓	↓	↓
		411	↓	↓	↓	15	0	↓	↓	↓
412	↓	↓	↓	10	↓	↓	↓	↓		
413	↓	↓	↓	5	↓	↓	↓	↓		
414	↓	↓	↓	-5	↓	↓	↓	↓		
415	↓	↓	↓	-10	↓	↓	↓	↓		
416	↓	↓	↓	-15	↓	↓	↓	↓		

Table AI. Continued

Configuration	Power	Run	δ_f , deg	δ_a , deg	δ_r , deg	δ_e , deg	i_t , deg	β , deg	α , deg	q , lb/ft ²	
WB/HV/PN	Windmilling	131, 283	0	0	0	0	0	0	R	50	
		288	0	0	0	0	0	R	0		
		287	0	0	0	0	0	R	10		
		133	15	0	0	0	0	0	R		
		134	10	0	0	0	0	0			
		135	19	0	0	0	0	0			
		136	-5	0	0	0	0	0			
		137	-15	0	0	0	0	0			
		138	0	0	0	0	0	2			
		140	0	0	0	0	0	-2			
		142	0	0	0	0	0	-6			
		144	0	0	0	0	0	-10			
		146	0	0	0	0	15	0			
		148	0	0	0	0	10	0			
		150	0	0	0	0	5	0			
		152	0	0	0	0	-5	0			
		154	0	0	0	0	-10	0			
		156	0	0	0	0	-15	0			
		282	0	0	0	-25	0	0		0	
		277	0	0	0	-25	0	0	R	0	
		278	0	0	0	-25	0	0	R	10	
		307	0	0	0	-2	0	0	R	0	
		308	0	0	0	-2	0	0	R	0	
		309	0	0	0	-2	0	0	R	10	
		313	0	0	0	2	0	0	R	0	
		314	0	0	0	2	0	0	R	0	
		315	0	0	0	2	0	0	R	10	
		289	0	0	0	5	0	0	R	0	
		290	0	0	0	5	0	0	R	0	
		291	0	0	0	5	0	0	R	10	
		295	0	0	0	15	0	0	R	0	
		296	0	0	0	15	0	0	R	0	
		297	0	0	0	15	0	0	R	10	
301	0	0	0	25	0	0	R	0			
302	0	0	0	25	0	0	R	0			
303	0	0	0	25	0	0	R	10			
573	0	0	0	0	0	0	0	R	4		
574	0	0	0	0	0	0	0		12		
576	0	0	0	0	0	0	0		40		
577	0	0	0	0	0	0	0		50		
579	0	0	0	0	0	0	0		60		

Table AI. Continued

Configuration	Power	Run	δ_f , deg	δ_a , deg	δ_r , deg	δ_e , deg	i_t , deg	β , deg	α , deg	q , lb/ft ²	
WB/HV/PN	Windmilling	158	20	0	0	0	0	0	R	50	
		160					2				
		162					-2				
		164					-6				
		166					↓	-10			
		168					15	0			
		170					10				
		172					5				
		174					-5				
		176					-10				
		178					-15				
		193, 235			35			0		↓	↓
		236								R	0
		237				↓				R	10
		196				5				0	R
		197				10					
		198				19					
		199				-5					
		200				-15			↓		
		201				0			2		
		203							-2		
		205							-6		
		207						↓	-10		
		209						-15	0		
		211						-10			
		213						-5			
		215						5			
		217						10			
		219					↓	15			
		271					-25	0		↓	↓
		276					-25			R	0
		275					-25			R	10
		270					-2			0	R
		265					-2			R	0
		266					-2			R	10
		241					2			0	R
		243					2			R	0
		244					2			R	10
		252					5			0	R
		247					5			R	0
		248					5			R	10
		253					15			0	R
		255					15			R	0
		256					15			R	10
		259					25			0	R
		261					25			R	0
		262					25			R	10
		559					0			0	R
		560					0			0	R
											↓
											4
											12

Table AI. Continued

Configuration	Power	Run	δ_f , deg	δ_a , deg	δ_r , deg	δ_e , deg	i_t , deg	β , deg	α , deg	q , lb/ft ²	
WB/HV/PN	Windmilling	563	35	0	0	0	0	0	R	40	
		564	35	0	0	0	0	0	R	50	
		565	35	0	0	0	0	0	R	60	
WB/HV/PN	$T'_c = 0.08$	132, 284	0	0	0	0	0	0	R	50	
		285	↓	↓	↓	↓	0	R	0	↓	
		268	↓	↓	↓	↓	0	R	10	↓	
		139	↓	↓	↓	↓	2	0	R	↓	
		141	↓	↓	↓	↓	-2	↓	↓	↓	
		143	↓	↓	↓	↓	-6	↓	↓	↓	
		145	↓	↓	↓	↓	-10	↓	↓	↓	
		147	↓	↓	↓	↓	15	0	↓	↓	
		149	↓	↓	↓	↓	10	↓	↓	↓	
		151	↓	↓	↓	↓	5	↓	↓	↓	
		153	↓	↓	↓	↓	-5	↓	↓	↓	
		155	↓	↓	↓	↓	-10	↓	↓	↓	
		157	↓	↓	↓	↓	-15	↓	↓	↓	
		211	↓	↓	↓	↓	-25	0	↓	↓	
		280	↓	↓	↓	↓	-25	↓	R	0	
		279	↓	↓	↓	↓	-25	↓	R	10	
		312	↓	↓	↓	↓	-2	↓	R	0	
		311	↓	↓	↓	↓	-2	↓	R	0	
		310	↓	↓	↓	↓	-2	↓	R	10	
		318	↓	↓	↓	↓	2	↓	R	0	
		317	↓	↓	↓	↓	2	↓	R	0	
		316	↓	↓	↓	↓	2	↓	R	10	
		290	↓	↓	↓	↓	5	↓	R	0	
		294	↓	↓	↓	↓	5	↓	R	0	
		293	↓	↓	↓	↓	5	↓	R	10	
		298	↓	↓	↓	↓	15	↓	R	0	
		299	↓	↓	↓	↓	15	↓	R	0	
		300	↓	↓	↓	↓	15	↓	R	10	
		306	↓	↓	↓	↓	25	↓	R	0	
		305	↓	↓	↓	↓	25	↓	R	0	
		304	↓	↓	↓	↓	25	↓	R	10	
		159	20	↓	↓	↓	0	↓	↓	R	↓
		161	↓	↓	↓	↓	↓	2	↓	↓	↓
		163	↓	↓	↓	↓	↓	-2	↓	↓	↓
		165	↓	↓	↓	↓	↓	-6	↓	↓	↓
167	↓	↓	↓	↓	↓	-10	↓	↓	↓		
169	↓	↓	↓	↓	↓	15	0	↓	↓		
171	↓	↓	↓	↓	↓	10	↓	↓	↓		
173	↓	↓	↓	↓	↓	5	↓	↓	↓		
175	↓	↓	↓	↓	↓	-5	↓	↓	↓		
177	↓	↓	↓	↓	↓	-10	↓	↓	↓		
179	↓	↓	↓	↓	↓	-15	↓	↓	↓		
		195, 238	35	↓	↓	0	↓	↓	↓	↓	

Table AI. Continued

Configuration	Power	Run	δ_f , deg	δ_a , deg	δ_r , deg	δ_e , deg	i_t , deg	β , deg	α , deg	q , lb/ft ²	
WB/HV/PN	$T_c' = 0.08$	239	35	0	0	0	0	R	0	50	
		240	↓	↓	↓	↓	0	R	10	↓	
		202	↓	↓	↓	↓	2	0	R	↓	↓
		204	↓	↓	↓	↓	-2	↓	↓	↓	↓
		206	↓	↓	↓	↓	-6	↓	↓	↓	↓
		208	↓	↓	↓	↓	↓	-10	↓	↓	↓
		210	↓	↓	↓	↓	-15	0	↓	↓	↓
		212	↓	↓	↓	↓	-10	↓	↓	↓	↓
		214	↓	↓	↓	↓	-5	↓	↓	↓	↓
		216	↓	↓	↓	↓	5	↓	↓	↓	↓
		218	↓	↓	↓	↓	10	↓	↓	↓	↓
		220	↓	↓	↓	↓	15	↓	↓	↓	↓
		272	↓	↓	↓	↓	0	↓	↓	↓	↓
		273	↓	↓	↓	↓	-25	↓	R	0	↓
		274	↓	↓	↓	↓	-25	↓	R	10	↓
		269	↓	↓	↓	↓	-2	↓	0	R	↓
		268	↓	↓	↓	↓	-2	↓	R	0	↓
		267	↓	↓	↓	↓	-2	↓	R	10	↓
		242	↓	↓	↓	↓	2	↓	0	R	↓
		246	↓	↓	↓	↓	2	↓	R	0	↓
		245	↓	↓	↓	↓	2	↓	R	10	↓
		251	↓	↓	↓	↓	5	↓	0	R	↓
		250	↓	↓	↓	↓	5	↓	R	0	↓
		249	↓	↓	↓	↓	5	↓	R	10	↓
		254	↓	↓	↓	↓	15	↓	0	R	↓
		257	↓	↓	↓	↓	15	↓	R	0	↓
258	↓	↓	↓	↓	15	↓	R	10	↓		
260	↓	↓	↓	↓	25	↓	0	R	↓		
263	↓	↓	↓	↓	25	↓	R	0	↓		
264	↓	↓	↓	↓	25	↓	R	10	↓		
WB/HV/PN	Left engine out	341	0	0	0	0	0	0	R	50	
		359	0	↓	-25	↓	↓	↓	↓	↓	
		323	35	↓	0	↓	↓	↓	↓	↓	
		338	35	↓	-25	↓	↓	↓	↓	↓	

Table AII. Listing of Data

RUN NUMBER 131		LONGITUDINAL STABILITY AXIS AND LATERAL BODY AXIS DATA									TEST NUMBER 310
Q,PSF	BETA,DEG	ALPHA,DEG	JL	JR	CL	CD	CPM	CRM	CYM	CSF	L/D
50.35	.01	-6.02	1.34	1.31	-.4179	.0651	.2611	.0000	.0004	-.0011	-6.42
50.24	.01	-4.15	1.32	1.30	-.2287	.0546	.2098	.0000	.0006	-.0318	-4.19
50.24	.01	-2.08	1.31	1.28	-.0153	.0484	.1527	.0003	.0006	-.0017	-.32
50.12	.01	.01	1.29	1.27	.1993	.0471	.0965	.0006	.0006	-.0020	4.23
50.01	.01	2.07	1.27	1.26	.4096	.0507	.0447	.0011	.0006	-.0016	8.07
50.24	.01	4.05	1.27	1.25	.6031	.0557	-.0069	.0014	.0007	-.0024	10.82
49.89	.01	6.12	1.26	1.24	.8056	.0664	-.0595	.0017	.0005	-.0006	12.13
50.24	.01	8.03	1.26	1.23	.9840	.0785	-.1079	.0017	.0004	-.0009	12.54
50.35	.01	10.13	1.24	1.22	1.1717	.0955	-.1577	.0015	.0004	-.0006	12.26
50.24	.01	12.11	1.24	1.21	1.3352	.1152	-.2066	.0011	.0004	-.0016	11.50
50.24	.01	13.11	1.23	1.22	1.4064	.1270	-.2281	.0012	.0005	-.0007	11.07
49.89	.01	14.08	1.24	1.22	1.4621	.1410	-.2504	.0013	.0005	-.0001	10.37
49.89	.01	14.99	1.71	1.21	1.1435	.2190	-.2658	-.0528	-.0297	.0179	5.22
50.12	.01	15.99	1.69	1.56	.8750	.3000	-.3087	-.0022	.0003	.0013	2.92
50.12	.01	17.01	2.03	1.63	.8608	.3163	-.3133	-.0030	-.0009	.0031	2.72
50.12	.01	17.97	2.27	1.73	.8669	.3355	-.2951	-.0036	-.0003	.0031	2.48
50.12	.01	18.98	2.47	2.01	.8581	.3525	-.2732	-.0049	.0004	-.0009	2.53
50.12	.01	20.24	2.64	2.77	.8421	.3690	-.2423	-.0024	.0004	-.0013	2.28
49.78	.01	24.00	4.98	4.67	.8480	.4439	-.1212	-.0020	.0008	-.0050	1.91
50.35	.01	28.12	4.34	4.90	.8641	.5281	-.0664	.0001	.0010	.0000	1.54

RUN NUMBER 132		LONGITUDINAL STABILITY AXIS AND LATERAL BODY AXIS DATA									TEST NUMBER 310
Q,PSF	BETA,DEG	ALPHA,DEG	JL	JR	CL	CD	CPM	CRM	CYM	CSF	L/D
50.12	.01	-6.05	1.02	1.03	-.4238	-.0274	.2044	-.0002	.0007	-.0023	15.46
49.89	.01	-4.00	.98	1.01	-.2089	-.0385	.1476	.0000	.0008	-.0022	5.43
50.01	.01	-2.09	1.00	1.01	-.0107	-.0391	.0977	.0002	.0008	-.0019	.27
50.12	.01	-.13	1.01	1.01	.1979	-.0364	.0502	.0006	.0010	-.0023	-5.44
50.01	.01	2.12	1.00	1.01	.4270	-.0295	-.0048	.0010	.0008	-.0019	-14.47
50.35	.01	4.08	1.00	1.02	.6219	-.0194	-.0515	.0013	.0008	-.0021	-32.06
50.12	.01	6.12	1.00	1.01	.8262	-.0053	-.1007	.0017	.0009	-.0011	*****
50.24	.01	8.01	.96	1.01	1.0001	.0086	-.1460	.0016	.0008	-.0017	116.63
50.12	.01	10.22	.38	1.00	1.2034	.0290	-.1977	.0015	.0009	-.0012	41.51
50.24	.01	12.01	1.00	1.01	1.3507	.0503	-.2375	.0011	.0008	-.0017	26.88
50.12	.01	12.96	.98	1.00	1.4237	.0619	-.2617	.0011	.0009	-.0020	23.00
50.12	.01	13.94	1.01	1.01	1.4857	.0770	-.2873	.0013	.0008	-.0011	19.30
49.89	.01	15.18	1.00	1.01	1.3210	.1368	-.3813	.0295	.0149	-.0143	9.65
50.12	.01	17.05	1.01	1.02	1.0769	.2221	-.4880	-.0210	-.0111	-.0039	4.85
50.12	.01	18.06	1.01	1.02	1.1044	.2442	-.4920	-.0216	-.0115	-.0074	4.52
49.55	.01	19.10	1.01	1.00	1.0324	.2734	-.5054	.0004	.0022	-.0070	3.78
50.12	.01	19.96	1.00	1.02	1.0445	.2980	-.4729	.0008	.0025	-.0060	3.50
50.01	.01	24.15	.88	1.02	1.1054	.3925	-.3850	.0000	.0008	-.0029	2.82
50.12	.01	27.89	1.02	1.02	1.1160	.4665	-.2690	.0004	.0020	.0001	2.39

RUN NUMBER 133		LONGITUDINAL STABILITY AXIS AND LATERAL BODY AXIS DATA									TEST NUMBER 310
Q,PSF	BETA,DEG	ALPHA,DEG	JL	JR	CL	CD	CPM	CRM	CYM	CSF	L/D
50.24	.01	-7.99	1.33	1.34	-.6468	.0795	.3171	.0057	.0006	-.0008	-8.13
50.12	.01	-4.15	1.32	1.30	-.2593	.0562	.2122	.0069	.0004	.0008	-4.62
49.89	.01	.10	1.28	1.27	.1780	.0469	.0972	.0076	.0005	.0002	3.80
50.01	.01	4.13	1.26	1.25	.5854	.0556	-.0066	.0076	.0007	.0005	10.53
49.89	.01	8.15	1.25	1.25	.9693	.0766	-.1074	.0078	.0009	-.0002	12.64
50.35	.01	12.17	1.23	1.22	1.3176	.1150	-.2045	.0075	.0010	.0014	11.46
50.01	.01	14.06	1.23	1.22	1.4371	.1386	-.2466	.0074	.0012	.0018	10.37
50.01	.01	16.16	1.73	1.80	.8883	.2770	-.3275	-.0161	-.0108	-.0075	3.21
50.12	.01	20.25	2.72	3.00	.8172	.3611	-.2324	.0009	.0006	.0017	2.26
50.24	.01	24.08	4.92	4.92	.8286	.4332	-.1212	-.0003	.0001	.0034	1.91
50.12	.01	28.11	4.28	5.77	.8522	.5190	-.0634	.0040	.0010	.0047	1.64

RUN NUMBER 134		LONGITUDINAL STABILITY AXIS AND LATERAL BODY AXIS DATA									TEST NUMBER 310
Q,PSF	BETA,DEG	ALPHA,DEG	JL	JR	CL	CD	CPM	CRM	CYM	CSF	L/D
50.35	.01	-8.00	1.34	1.34	-.6739	.0822	.3236	.0127	.0004	.0016	-8.20
50.01	.01	-7.99	1.34	1.33	-.6689	.0816	.3214	.0127	.0003	.0016	-8.19
50.01	.01	-4.04	1.28	1.30	-.2760	.0574	.2133	.0146	.0001	.0025	-4.81
50.01	.01	.03	1.28	1.26	.1436	.0478	.1051	.0157	.0009	.0012	3.00
50.12	.01	4.07	1.26	1.24	.5491	.0543	.0029	.0155	.0011	.0027	10.12
50.12	.01	8.00	1.23	1.23	.9280	.0754	-.0954	.0149	.0014	.0033	12.31
50.24	.01	12.20	1.20	1.22	1.2928	.1136	-.1978	.0141	.0018	.0029	11.38
50.24	.01	14.07	1.21	1.22	1.4090	.1360	-.2412	.0137	.0020	.0023	10.36
50.24	.01	15.97	1.61	1.77	.8802	.2733	-.3235	-.0102	-.0088	-.0070	3.22
49.89	.01	20.15	2.62	2.82	.7995	.3550	-.2382	.0053	.0005	.0011	2.25
50.12	.01	24.22	4.92	4.21	.8207	.4326	-.1175	.0038	.0008	.0029	1.90
50.24	.01	28.18	4.29	4.63	.8519	.5165	-.0774	.0072	.0012	.0035	1.65

Table AII. Continued

RUN NUMBER 135		LONGITUDINAL STABILITY AXIS AND LATERAL BODY AXIS DATA										TEST NUMBER 310
Q,PSF	BETA,DEG	ALPHA,DEG	JL	JR	CL	CD	CPM	CRM	CYM	CSF	L/D	
50.01	.01	-8.00	1.35	1.33	-.7073	.0862	.3282	.0221	.0010	.0039	-8.20	
50.01	.01	-4.01	1.32	1.29	-.3092	.0622	.2203	.0254	.0013	.0065	-4.97	
50.24	.01	.10	1.29	1.27	.0978	.0522	.1103	.0290	.0021	.0059	1.87	
50.24	.01	3.96	1.27	1.25	.4891	.0569	.0138	.0293	.0028	.0057	8.59	
50.01	.01	8.09	1.26	1.22	.8899	.0774	-.0877	.0284	.0035	.0057	11.49	
50.35	.01	12.14	1.24	1.21	1.2441	.1122	-.1861	.0260	.0039	.0051	11.09	
50.01	.01	14.05	1.23	1.22	1.3757	.1357	-.2317	.0245	.0041	.0057	10.14	
50.12	.01	16.18	1.75	1.78	.8487	.2697	-.3237	-.0010	-.0070	-.0029	3.15	
50.24	.01	20.13	2.55	2.66	.7824	.3523	-.2393	.0137	.0022	.0047	2.22	
50.01	.01	24.14	5.51	3.85	.8028	.4264	-.1238	.0107	.0017	.0039	1.88	
50.01	.01	28.01	5.03	3.92	.8388	.5115	-.0809	.0118	.0029	.0170	1.64	

RUN NUMBER 136		LONGITUDINAL STABILITY AXIS AND LATERAL BODY AXIS DATA										TEST NUMBER 310
Q,PSF	BETA,DEG	ALPHA,DEG	JL	JR	CL	CD	CPM	CRM	CYM	CSF	L/D	
50.01	.01	-8.04	1.32	1.33	-.6068	.0788	.3152	-.0074	.0010	-.0039	-7.70	
50.01	.01	-4.01	1.30	1.29	-.1955	.0551	.2026	-.0074	.0004	-.0023	-3.55	
49.89	.01	.01	1.27	1.27	.2185	.0486	.0943	-.0067	.0006	-.0028	4.50	
50.01	.01	4.03	1.24	1.24	.6193	.0564	-.0087	-.0058	.0005	-.0034	10.98	
50.35	.01	8.08	1.20	1.23	1.0025	.0790	-.1112	-.0051	.0000	-.0014	12.69	
50.01	.01	11.97	1.19	1.22	1.3453	.1161	-.2078	-.0057	-.0005	-.0001	11.59	
49.78	.01	13.90	1.18	1.21	1.4738	.1400	-.2526	-.0057	-.0005	-.0002	10.53	
50.12	.01	16.03	1.76	1.68	.9230	.2827	-.3415	-.0272	-.0116	-.0054	3.27	
50.01	.01	19.99	2.63	2.66	.8472	.3681	-.2537	-.0083	.0007	-.0052	2.30	
50.01	.01	24.07	5.65	4.29	.8577	.4462	-.1381	-.0094	.0001	.0035	1.92	
49.89	.01	27.93	4.53	5.38	.8725	.5280	-.0690	-.0022	.0002	-.0004	1.65	

RUN NUMBER 137		LONGITUDINAL STABILITY AXIS AND LATERAL BODY AXIS DATA										TEST NUMBER 310
Q,PSF	BETA,DEG	ALPHA,DEG	JL	JR	CL	CD	CPM	CRM	CYM	CSF	L/D	
50.01	.01	-8.10	1.33	1.32	-.5586	.0803	.3096	-.0233	.0027	-.0069	-6.95	
50.12	.01	-4.04	1.28	1.29	-.1423	.0576	.1975	-.0234	.0019	-.0051	-2.47	
49.78	.01	.04	1.27	1.26	.2750	.0512	.0861	-.0220	.0015	-.0069	5.37	
50.01	.01	3.94	1.24	1.24	.6612	.0608	-.0127	-.0200	.0009	-.0051	10.87	
49.78	.01	7.92	1.23	1.22	1.0401	.0839	-.1141	-.0185	.0001	-.0051	12.40	
50.24	.01	12.10	1.21	1.21	1.3981	.1232	-.2182	-.0181	-.0010	-.0040	11.35	
49.89	.01	14.07	1.22	1.21	1.5178	.1474	-.2630	-.0175	-.0015	-.0029	10.30	
50.01	.01	15.92	1.69	1.61	.9539	.2943	-.3293	-.0374	-.0124	-.0026	3.24	
50.12	.01	20.09	2.52	2.55	.8694	.3804	-.2559	-.0158	.0012	-.0053	2.29	
49.89	.01	24.04	5.26	3.99	.8824	.4559	-.1475	-.0161	.0013	-.0021	1.94	
50.24	.01	27.92	4.00	4.94	.8850	.5402	-.0688	-.0074	.0019	-.0009	1.64	

RUN NUMBER 138		LONGITUDINAL STABILITY AXIS AND LATERAL BODY AXIS DATA										TEST NUMBER 310
Q,PSF	BETA,DEG	ALPHA,DEG	JL	JR	CL	CD	CPM	CRM	CYM	CSF	L/D	
50.01	.01	-8.06	1.35	1.33	-.6044	.0766	.2273	-.0005	.0005	-.0005	-7.89	
50.24	.01	-3.95	1.31	1.30	-.1834	.0527	.1143	.0002	.0000	.0004	-3.48	
50.12	.01	-.09	1.30	1.27	.2115	.0484	.0104	.0005	.0003	-.0010	4.37	
49.89	.01	3.94	1.26	1.24	.6133	.0565	-.0966	.0012	.0002	-.0026	10.86	
49.89	.01	8.05	1.24	1.23	1.0053	.0794	-.1985	.0016	.0003	-.0025	12.67	
50.01	.01	11.98	1.23	1.22	1.3441	.1182	-.2938	.0012	.0001	-.0014	11.38	
50.12	.01	14.22	1.24	1.23	1.4820	.1544	-.3434	.0013	.0000	-.0016	9.60	
50.35	.01	15.90	1.62	1.74	.9289	.2846	-.3874	-.0214	-.0108	-.0108	3.26	
50.12	.01	19.94	2.67	2.70	.8323	.3638	-.2759	-.0031	.0004	-.0042	2.29	
50.24	.01	24.08	5.67	4.31	.8479	.4420	-.1455	-.0053	-.0004	-.0048	1.92	
50.58	.01	28.00	4.76	4.76	.8644	.5261	-.0790	-.0002	.0000	.0030	1.64	

RUN NUMBER 139		LONGITUDINAL STABILITY AXIS AND LATERAL BODY AXIS DATA										TEST NUMBER 310
Q,PSF	BETA,DEG	ALPHA,DEG	JL	JR	CL	CD	CPM	CRM	CYM	CSF	L/D	
50.01	.01	-8.06	.99	1.00	-.6083	-.0273	.1602	-.0006	.0007	-.0027	22.31	
50.24	.01	-4.02	1.01	1.00	-.1901	-.0398	.0538	.0000	.0003	-.0020	4.77	
50.01	.01	.04	.99	1.01	.2338	-.0396	-.0480	.0004	.0006	-.0028	-5.91	
50.01	.01	4.07	.99	1.00	.6417	-.0235	-.1472	.0012	.0006	-.0023	-27.30	
50.47	.01	8.09	1.00	1.01	1.0238	.0076	-.2402	.0014	.0007	-.0029	135.54	
50.24	.01	12.08	.99	1.00	1.3752	.0517	-.3368	.0011	.0005	-.0017	26.58	
50.24	.01	14.12	1.00	1.00	1.5128	.0821	-.3877	.0013	.0006	-.0016	18.42	
50.01	.01	16.15	1.00	1.01	1.0596	.2003	-.5881	-.0198	-.0105	-.0119	5.29	
50.01	.01	20.12	1.01	1.01	1.0650	.3086	-.5488	-.0004	.0024	-.0091	3.45	
50.35	.01	24.07	1.02	1.02	1.1033	.3932	-.4303	-.0001	.0003	-.0057	2.81	
49.78	.01	28.11	1.01	1.00	1.1176	.4752	-.2956	.0006	.0010	-.0031	2.35	

Table AII. Continued

RUN NUMBER 140		LONGITUDINAL STABILITY AXIS AND LATERAL BODY AXIS DATA										TEST NUMBER 310
Q,PSF	BETA,DEG	ALPHA,DEG	JL	JR	CL	CD	CPM	CRM	CYM	CSF	L/D	
50.12	.01	-8.05	1.28	1.33	-.6570	.0823	.4141	-.0006	.0004	-.0015	-7.98	
50.01	.01	-4.01	1.26	1.28	-.2439	.0564	.3034	.0001	.0000	.0001	-4.32	
49.78	.01	-.07	1.25	1.27	.1612	.0488	.2000	.0006	.0003	-.0005	3.30	
50.47	.01	4.05	1.24	1.24	.5707	.0533	.0947	.0012	.0005	-.0008	10.70	
50.24	.01	7.97	1.21	1.23	.9441	.0745	-.0038	.0015	.0003	-.0017	12.67	
50.12	.01	12.08	1.20	1.21	1.3037	.1107	-.1074	.0011	.0002	-.0009	11.77	
50.01	.01	14.00	1.22	1.21	1.4328	.1349	-.1553	.0013	.0004	-.0001	10.62	
50.12	.01	15.97	1.56	1.71	.8977	.2733	-.2649	-.0211	-.0108	-.0056	3.28	
50.47	.01	20.15	2.60	2.68	.8379	.3629	-.1971	-.0098	-.0011	-.0056	2.31	
50.47	.01	24.13	4.77	3.96	.8591	.4425	-.1048	-.0128	-.0015	-.0030	1.94	
50.35	.01	28.09	4.09	4.76	.8614	.5287	-.0216	-.0003	.0006	.0012	1.63	

RUN NUMBER 141		LONGITUDINAL STABILITY AXIS AND LATERAL BODY AXIS DATA										TEST NUMBER 310
Q,PSF	BETA,DEG	ALPHA,DEG	JL	JR	CL	CD	CPM	CRM	CYM	CSF	L/D	
50.12	.01	-8.08	.97	.99	-.6588	-.0221	.3466	-.0005	.0007	-.0013	29.80	
50.24	.01	-4.05	.97	1.00	-.2408	-.0381	.2429	-.0001	.0003	-.0005	6.32	
50.12	.01	.05	1.00	1.00	.1874	-.0382	.1422	.0003	.0008	-.0029	-4.90	
49.89	.01	4.09	.97	.99	.5957	-.0212	.0487	.0012	.0008	-.0019	-29.07	
50.24	.01	8.05	1.00	1.01	.9768	.0070	-.0455	.0015	.0007	-.0014	139.43	
50.35	.01	11.96	.99	1.01	1.3226	.0463	-.1410	.0011	.0006	-.0018	28.57	
50.01	.01	14.00	.99	.99	1.4615	.0724	-.1922	.0012	.0007	-.0007	20.19	
50.01	.01	16.03	.99	1.02	1.0129	.1881	-.4170	-.0196	-.0099	-.0105	5.39	
50.12	.01	20.01	1.00	1.01	1.0848	.2911	-.4607	.0107	-.0030	-.0129	3.73	
50.12	.01	24.08	1.00	1.02	1.0938	.3840	-.3332	-.0034	.0009	-.0125	2.85	
50.12	.01	27.97	1.00	1.03	1.0964	.4611	-.2317	.0000	.0014	-.0031	2.38	

RUN NUMBER 142		LONGITUDINAL STABILITY AXIS AND LATERAL BODY AXIS DATA										TEST NUMBER 310
Q,PSF	BETA,DEG	ALPHA,DEG	JL	JR	CL	CD	CPM	CRM	CYM	CSF	L/D	
50.01	.01	-8.04	1.27	1.33	-.7017	.0996	.5899	-.0002	-.0001	.0000	-7.04	
50.01	.01	-3.99	1.26	1.29	-.3023	.0638	.5000	.0002	-.0001	.0001	-4.74	
50.12	.01	-.01	1.23	1.25	.1068	.0511	.3962	.0005	.0003	-.0014	2.09	
50.47	.01	4.05	1.23	1.23	.5107	.0538	.2949	.0012	.0003	-.0020	9.49	
50.58	.01	8.04	1.18	1.21	.8930	.0714	.1993	.0016	.0003	-.0014	12.51	
50.35	.01	11.98	1.17	1.20	1.2360	.1037	.1035	.0013	.0003	-.0004	11.92	
50.24	.01	14.12	1.22	1.22	1.3727	.1270	.0491	.0013	.0004	-.0012	10.81	
50.24	.01	15.97	1.56	1.77	.8503	.2640	-.1147	-.0208	-.0109	-.0055	3.22	
50.24	.01	20.06	2.51	2.51	.8396	.3487	-.1161	-.0149	-.0051	-.0033	2.41	
50.12	.01	24.17	4.48	4.32	.8385	.4338	-.0298	-.0101	-.0004	-.0059	1.93	
49.89	.01	28.06	4.15	4.95	.8493	.5152	.0097	.0004	.0001	.0024	1.65	

RUN NUMBER 143		LONGITUDINAL STABILITY AXIS AND LATERAL BODY AXIS DATA										TEST NUMBER 310
Q,PSF	BETA,DEG	ALPHA,DEG	JL	JR	CL	CD	CPM	CRM	CYM	CSF	L/D	
50.24	.01	-8.03	.96	.99	-.7023	-.0050	.5183	-.0002	.0001	-.0010	140.85	
50.12	.01	-3.94	.97	.99	-.2890	-.0317	.4407	.0003	.0001	-.0004	9.11	
50.24	.01	-.04	.99	1.01	.1169	-.0326	.3455	.0004	.0005	-.0025	-3.59	
49.78	.01	4.04	1.00	.99	.5322	-.0223	.2515	.0012	.0007	-.0026	-23.93	
49.89	.01	8.09	.99	1.01	.9209	.0030	.1576	.0016	.0006	-.0014	310.92	
50.24	.01	12.02	.99	1.01	1.2669	.0399	.0672	.0011	.0007	-.0023	31.78	
50.24	.01	14.09	1.00	1.01	1.4070	.0653	.0170	.0012	.0007	-.0009	21.55	
50.12	.01	16.13	.97	1.01	.9673	.1803	-.2269	-.0198	-.0104	-.0033	5.36	
49.55	.01	20.17	.99	.99	1.0559	.2828	-.2996	-.0102	-.0037	-.0034	3.73	
50.24	.01	24.03	.99	1.02	1.0582	.3664	-.2255	-.0032	-.0005	-.0075	2.89	
50.01	.01	27.99	1.00	1.02	1.0843	.4565	-.1464	-.0001	.0015	-.0034	2.37	

RUN NUMBER 144		LONGITUDINAL STABILITY AXIS AND LATERAL BODY AXIS DATA										TEST NUMBER 310
Q,PSF	BETA,DEG	ALPHA,DEG	JL	JR	CL	CD	CPM	CRM	CYM	CSF	L/D	
49.78	.01	-8.08	1.31	1.33	-.7195	.1236	.6652	-.0007	.0005	-.0012	-5.82	
50.24	.01	-4.06	1.25	1.30	-.3441	.0846	.6442	.0006	-.0002	.0014	-4.07	
49.89	.01	-.08	1.21	1.26	.0457	.0608	.5979	.0007	.0003	-.0014	.75	
50.24	.01	4.06	1.23	1.24	.4581	.0565	.4926	.0014	.0003	-.0007	8.10	
50.01	.01	8.00	1.20	1.22	.8366	.0714	.3998	.0018	.0004	-.0002	11.72	
49.66	.01	12.13	1.18	1.21	1.2012	.1016	.3001	.0014	.0004	-.0009	11.82	
50.24	.01	14.04	1.19	1.20	1.3185	.1224	.2506	.0015	.0002	-.0017	10.77	
49.78	.01	15.96	1.58	1.69	.8110	.2599	.0462	-.0213	-.0108	-.0071	3.12	
50.24	.01	20.15	2.59	2.56	.8110	.3434	-.0026	-.0145	-.0048	-.0051	2.36	
50.24	.01	23.99	5.18	4.09	.8109	.4194	.0371	-.0097	-.0002	-.0013	1.93	
49.89	.01	28.11	3.58	4.56	.8467	.5115	.0487	-.0001	.0001	.0012	1.66	

Table AII. Continued

RUN NUMBER 145		LONGITUDINAL STABILITY AXIS AND LATERAL BODY AXIS DATA									TEST NUMBER 310	
Q,PSF	BETA,DEG	ALPHA,DEG	JL	JR	CL	CD	CPM	CRM	CYM	CSF	L/D	
50.24	.01	-7.96	.96	1.01	-.7050	.0181	.5897	-.0009	.0007	-.0011	-38.95	
49.89	.01	-4.08	.95	1.00	-.3336	-.0111	.5776	.0004	-.0001	.0021	29.98	
49.78	.01	.07	.98	.99	.0793	-.0268	.5396	.0005	.0005	-.0005	-2.96	
49.78	.01	4.10	.98	.99	.4855	-.0225	.4446	.0013	.0006	.0011	-21.60	
50.01	.01	7.99	.97	1.00	.8611	-.0011	.3583	.0016	.0007	-.0011	*****	
50.24	.01	12.10	.98	1.00	1.2228	.0355	.2637	.0013	.0005	.0000	34.42	
49.89	.01	14.05	.98	1.01	1.3541	.0591	.2175	.0012	.0006	.0003	22.93	
49.78	.01	16.05	.98	1.01	.9145	.1726	-.0337	-.0200	-.0107	-.0093	5.30	
50.12	.01	20.00	.99	1.00	.9506	.2683	-.0901	-.0036	.0019	-.0093	3.54	
50.35	.01	24.14	.98	1.00	1.0351	.3612	-.1081	-.0032	.0001	-.0076	2.87	
50.12	.01	28.03	.99	1.01	1.0662	.4481	-.0744	.0002	.0012	-.0074	2.38	

RUN NUMBER 146		LONGITUDINAL STABILITY AXIS AND LATERAL BODY AXIS DATA									TEST NUMBER 310	
Q,PSF	BETA,DEG	ALPHA,DEG	JL	JR	CL	CD	CPM	CRM	CYM	CSF	L/D	
50.35	.01	-8.08	1.33	1.33	-.5216	.0746	-.0684	-.0001	.0000	.0015	-6.99	
50.47	.01	-4.04	1.27	1.29	-.1108	.0557	-.1892	.0003	-.0002	.0004	-1.99	
50.35	.01	.00	1.27	1.27	.3047	.0530	-.3018	.0006	.0001	-.0005	5.75	
49.32	.01	4.24	1.23	1.24	.7317	.0669	-.4090	.0013	.0002	-.0015	10.94	
50.24	.01	8.26	1.21	1.22	1.1107	.0958	-.4945	.0016	.0003	.0004	11.59	
50.58	.01	12.26	1.20	1.22	1.4386	.1374	-.5655	.0011	.0002	-.0019	10.47	
50.35	.01	14.16	1.23	1.21	1.5577	.1639	-.5960	.0014	.0002	-.0011	9.51	
49.66	.01	16.30	1.70	1.81	.9583	.3033	-.5798	-.0214	-.0107	-.0091	3.16	
50.35	.01	20.00	2.59	2.62	.9099	.3737	-.4273	-.0148	-.0045	-.0074	2.43	
50.24	.01	24.04	4.75	4.31	.8821	.4558	-.2389	-.0103	-.0008	-.0030	1.94	
50.01	.01	28.14	4.22	5.05	.8771	.5406	-.1207	.0005	.0008	.0044	1.62	

RUN NUMBER 147		LONGITUDINAL STABILITY AXIS AND LATERAL BODY AXIS DATA									TEST NUMBER 310	
Q,PSF	BETA,DEG	ALPHA,DEG	JL	JR	CL	CD	CPM	CRM	CYM	CSF	L/D	
50.24	.01	-8.09	.99	1.01	-.5276	-.0260	-.1274	-.0003	.0003	.0003	20.28	
50.47	.01	-4.01	.99	1.01	-.1020	-.0356	-.2404	.0003	.0002	.0010	2.86	
50.01	.01	.03	.99	1.00	.3190	-.0304	-.3492	.0006	.0006	-.0013	-10.50	
50.12	.01	4.15	.99	1.01	.7366	-.0087	-.4470	.0013	.0006	-.0012	-84.36	
50.12	.01	8.05	1.00	1.01	1.1124	.0244	-.5300	.0015	.0006	-.0016	45.58	
50.81	.01	12.15	1.00	1.01	1.4641	.0758	-.6081	.0010	.0005	-.0012	19.31	
50.24	.01	13.98	1.00	1.00	1.5833	.1012	-.6447	.0013	.0005	-.0005	15.64	
50.35	.01	16.27	1.00	1.02	1.1226	.2250	-.8312	-.0202	-.0108	-.0093	4.99	
49.89	.01	20.22	1.01	1.02	1.1272	.3307	-.7693	-.0038	.0015	-.0097	3.41	
50.12	.01	23.98	1.00	1.02	1.1522	.4125	-.5973	-.0031	.0000	-.0113	2.79	
50.47	.01	28.06	1.00	1.03	1.1313	.4888	-.3656	-.0004	.0006	-.0013	2.31	

RUN NUMBER 148		LONGITUDINAL STABILITY AXIS AND LATERAL BODY AXIS DATA									TEST NUMBER 310	
Q,PSF	BETA,DEG	ALPHA,DEG	JL	JR	CL	CD	CPM	CRM	CYM	CSF	L/D	
50.58	.01	-8.09	1.30	1.33	-.5611	.0748	.0632	-.0002	.0001	.0008	-7.50	
50.58	.01	-4.10	1.29	1.29	-.1556	.0536	-.0549	.0002	-.0002	.0007	-2.90	
50.01	.01	.16	1.25	1.25	.2862	.0492	-.1759	.0007	.0001	-.0008	5.81	
50.35	.01	4.27	1.24	1.24	.6968	.0618	-.2835	.0014	.0002	-.0010	11.27	
49.66	.01	8.05	1.22	1.22	1.0634	.0878	-.3774	.0017	.0003	-.0003	12.11	
50.24	.01	12.27	1.22	1.21	1.4147	.1312	-.4703	.0012	.0001	-.0002	10.79	
50.01	.01	13.96	1.23	1.22	1.5193	.1538	-.4987	.0014	.0001	.0002	9.88	
50.47	.01	16.34	1.82	1.82	.9406	.2968	-.5122	-.0217	-.0119	-.0045	3.17	
50.24	.01	20.27	2.61	2.73	.8744	.3821	-.3422	-.0098	-.0005	-.0041	2.29	
50.24	.01	24.15	4.74	4.15	.8753	.4517	-.2087	-.0111	-.0014	-.0015	1.94	
50.35	.01	28.26	4.15	4.75	.8810	.5404	-.1219	-.0005	.0009	.0006	1.63	

RUN NUMBER 149		LONGITUDINAL STABILITY AXIS AND LATERAL BODY AXIS DATA									TEST NUMBER 310	
Q,PSF	BETA,DEG	ALPHA,DEG	JL	JR	CL	CD	CPM	CRM	CYM	CSF	L/D	
50.35	.01	-8.13	.98	1.00	-.5681	-.0282	.0011	-.0003	.0003	.0005	20.12	
50.35	.01	-4.10	.99	1.01	-.1467	-.0396	-.1138	.0003	.0000	.0014	3.70	
50.01	.01	-.13	.99	1.00	.2681	-.0377	-.2200	.0006	.0004	-.0003	-7.11	
50.47	.01	4.21	.99	1.00	.7074	-.0154	-.3285	.0013	.0004	-.0004	-46.04	
50.47	.01	8.18	.97	1.01	1.0920	.0188	-.4203	.0016	.0005	.0009	57.97	
50.70	.01	12.24	1.00	1.01	1.4415	.0670	-.5127	.0011	.0005	.0000	21.52	
50.24	.01	13.96	.99	1.00	1.5573	.0897	-.5551	.0013	.0005	-.0005	17.35	
50.47	.01	16.15	1.00	1.01	1.0983	.2106	-.7398	-.0200	-.0108	-.0091	5.21	
50.12	.01	20.16	.99	1.01	1.1607	.3181	-.7408	-.0104	-.0033	-.0038	3.65	
50.47	.01	24.21	.98	1.00	1.1382	.4081	-.5312	-.0025	-.0001	-.0037	2.79	
50.24	.01	28.26	.98	1.01	1.1306	.4882	-.3328	-.0002	.0010	.0009	2.32	

Table AII. Continued

RUN NUMBER 150		LONGITUDINAL STABILITY AXIS AND LATERAL BODY AXIS DATA									TEST NUMBER 310	
Q,PSF	BETA,DEG	ALPHA,DEG	JL	JR	CL	CD	CPM	CRM	CYM	CSF	L/D	
50.01	.01	-8.01	1.31	1.32	-.5893	.0749	.1874	-.0002	.0001	.0000	-7.87	
50.24	.01	-4.16	1.28	1.29	-.1968	.0548	.0786	.0003	-.0002	.0312	-3.39	
50.35	.01	-.04	1.26	1.26	.2266	.0482	-.0381	.0007	.0001	-.0007	4.70	
50.47	.01	4.18	1.25	1.23	.6573	.0589	-.1512	.0013	.0003	-.0011	11.16	
50.47	.C1	8.12	1.22	1.22	1.0352	.0842	-.2500	.0017	.0003	.0001	12.29	
50.24	.01	12.28	1.22	1.21	1.3855	.1237	-.3504	.0011	.0002	-.0009	11.20	
50.35	.01	14.20	1.21	1.22	1.5080	.1499	-.3890	.0013	.0002	.0331	10.06	
50.12	.01	15.98	1.65	1.72	.9419	.2880	-.4368	-.0214	-.0106	-.0091	3.27	
50.35	.01	20.27	2.57	2.76	.6591	.3760	-.2948	-.0093	-.0008	-.0034	2.28	
50.47	.C1	24.26	4.93	4.07	.8711	.4538	-.1557	-.0116	-.0007	-.0046	1.92	
50.12	.01	28.16	3.67	4.71	.8799	.5394	-.0839	.0010	-.0005	.0068	1.63	

RUN NUMBER 151		LONGITUDINAL STABILITY AXIS AND LATERAL BODY AXIS DATA									TEST NUMBER 310	
Q,PSF	BETA,DEG	ALPHA,DEG	JL	JR	CL	CD	CPM	CRM	CYM	CSF	L/D	
50.47	.01	-8.13	1.02	1.02	-.6110	-.0180	.1351	-.0002	.0002	.0330	33.93	
50.70	.01	-3.97	1.01	1.02	-.1742	-.0319	.0243	.0003	-.0001	.0004	5.47	
50.35	.01	-.04	1.02	1.02	.2383	-.0305	-.0798	.0007	.0004	-.0039	-7.82	
49.78	.01	4.12	.99	1.01	.6643	-.0155	-.1872	.0015	.0006	-.0015	-42.87	
50.47	.01	8.10	1.00	1.02	1.0519	.0193	-.2817	.0017	.0006	.0001	54.56	
50.35	.01	12.03	1.00	1.02	1.3926	.0608	-.3760	.0012	.0006	-.0009	22.89	
50.93	.01	14.17	1.02	1.02	1.5350	.0941	-.4259	.0013	.0006	-.0004	16.32	
50.35	.01	15.98	1.01	1.02	1.0656	.2078	-.6088	-.0206	-.0112	-.0100	5.13	
50.35	.01	20.25	1.00	1.02	1.1257	.3134	-.6177	-.0116	-.0034	-.0135	3.59	
50.12	.01	24.17	1.02	1.02	1.1191	.4013	-.4483	-.0032	.0000	-.0131	2.79	
50.35	.C1	28.10	.99	1.02	1.1174	.4792	-.2959	-.0003	.0007	-.0023	2.33	

RUN NUMBER 152		LONGITUDINAL STABILITY AXIS AND LATERAL BODY AXIS DATA									TEST NUMBER 310	
Q,PSF	BETA,DEG	ALPHA,DEG	JL	JR	CL	CD	CPM	CRM	CYM	CSF	L/D	
49.78	.01	-7.87	1.30	1.32	-.6491	.0821	.4387	-.0001	.0001	-.0002	-7.91	
50.35	.01	-4.17	1.29	1.28	-.2744	.0598	.3419	.0004	-.0002	.0005	-4.59	
50.35	.01	.11	1.24	1.26	.1675	.0478	.2263	.0009	.0002	-.0005	3.50	
49.78	.01	4.04	1.23	1.23	.5643	.0541	.1243	.0014	.0003	-.0005	10.43	
50.35	.01	8.09	1.22	1.22	.9570	.0761	.0218	.0017	.0003	.0000	12.57	
50.24	.01	12.10	1.18	1.21	1.3025	.1113	-.0749	.0013	.0002	.0000	11.70	
50.58	.01	14.22	1.21	1.21	1.4452	.1381	-.1264	.0014	.0003	.0003	10.47	
50.35	.01	16.25	1.67	1.76	.8866	.2777	-.2432	-.0216	-.0115	-.0071	3.19	
49.89	.01	20.05	2.42	2.56	.8577	.3578	-.1943	-.0150	-.0049	-.0047	2.40	
50.58	.01	24.08	4.54	4.06	.8536	.4403	-.0907	-.0127	-.0012	-.0046	1.94	
50.47	.01	27.99	3.61	4.63	.8621	.5215	-.0362	-.0005	.0005	-.0016	1.65	

RUN NUMBER 153		LONGITUDINAL STABILITY AXIS AND LATERAL BODY AXIS DATA									TEST NUMBER 310	
Q,PSF	BETA,DEG	ALPHA,DEG	JL	JR	CL	CD	CPM	CRM	CYM	CSF	L/D	
50.12	.01	-8.16	.98	1.01	-.6795	-.0170	.3778	-.0002	.0004	-.0031	40.06	
50.47	.01	-3.90	.97	1.01	-.2377	-.0333	.2763	.0003	.0002	-.0006	7.14	
50.47	.01	.22	.98	1.01	.1933	-.0332	.1747	.0008	.0006	-.0010	-5.83	
50.01	.01	4.07	.99	1.00	.5856	-.0215	.0801	.0014	.0007	-.0016	-27.20	
50.35	.01	7.95	.99	1.01	.9678	.0089	-.0135	.0018	.0007	.0003	108.83	
50.24	.01	12.09	.99	1.01	1.3268	.0474	-.1130	.0013	.0006	-.0004	28.01	
50.35	.01	13.93	1.00	1.00	1.4584	.0736	-.1560	.0014	.0006	.0006	19.81	
50.12	.01	15.92	1.00	1.01	1.0026	.1881	-.3621	-.0202	-.0108	-.0036	5.33	
50.01	.01	20.21	1.01	1.01	1.0836	.2998	-.4163	-.0111	-.0037	-.0105	3.61	
50.47	.01	23.98	.99	1.00	1.0833	.3810	-.3072	-.0029	-.0002	-.0045	2.84	
50.35	.01	27.97	1.00	1.02	1.0946	.4629	-.2102	-.0005	.0012	-.0006	2.36	

RUN NUMBER 154		LONGITUDINAL STABILITY AXIS AND LATERAL BODY AXIS DATA									TEST NUMBER 310	
Q,PSF	BETA,DEG	ALPHA,DEG	JL	JR	CL	CD	CPM	CRM	CYM	CSF	L/D	
50.24	.01	-8.32	1.32	1.31	-.7245	.0920	.5699	-.0002	.0001	.0003	-7.87	
50.47	.01	-3.91	1.27	1.29	-.2822	.0607	.4669	.0005	-.0001	.0012	-4.65	
50.01	.01	.15	1.28	1.26	.1374	.0514	.3635	.0009	.0003	.0001	2.67	
50.35	.01	4.16	1.25	1.23	.5393	.0551	.2622	.0015	.0003	.0002	9.79	
50.24	.01	7.94	1.21	1.22	.9046	.0748	.1665	.0017	.0004	-.0006	12.10	
50.47	.01	12.28	1.20	1.21	1.2808	.1107	.0581	.0013	.0002	-.0002	11.57	
50.70	.01	13.98	1.19	1.20	1.4012	.1310	.0149	.0013	.0002	.0003	10.70	
49.78	.C1	16.04	1.67	1.70	.8698	.2763	-.1283	-.0221	-.0109	-.0090	3.15	
50.01	.01	20.11	2.52	2.50	.8509	.3557	-.1280	-.0153	-.0051	-.0049	2.39	
50.01	.01	23.97	4.50	4.10	.8370	.4361	-.0393	-.0096	-.0005	.0013	1.92	
49.78	.C1	28.06	4.09	4.68	.8588	.5254	-.0056	.0002	-.0001	.0046	1.63	

Table AII. Continued

ORIGINAL PAGE IS
OF POOR QUALITY

RUN NUMBER 155		LONGITUDINAL STABILITY AXIS AND LATERAL BODY AXIS DATA										TEST NUMBER 310
Q,PSF	BETA,DEG	ALPHA,DEG	JL	JR	CL	CD	CPM	CRM	CYM	CSF	L/D	
50.12	.01	-7.98	1.00	1.02	-.6903	-.0094	.4991	-.0002	.0005	-.0004	73.81	
50.47	.01	-4.00	1.01	1.03	-.2820	-.0233	.4131	.0002	.0003	.0007	12.11	
50.58	.01	.06	1.02	1.03	.1411	-.0250	.3194	.0007	.0007	-.0011	-5.65	
49.89	.01	3.97	1.00	1.02	.5400	-.0159	.2258	.0014	.0007	.0017	-33.88	
50.24	.01	8.26	1.00	1.02	.9571	.0148	.1240	.0018	.0007	-.0003	64.81	
50.01	.01	12.18	1.00	1.03	1.3032	.0523	.0308	.0013	.0007	.0000	24.31	
50.47	.01	13.91	1.02	1.03	1.4171	.0749	-.0121	.0013	.0006	.0005	18.32	
50.24	.01	16.22	1.00	1.02	.9769	.1921	-.2518	-.0201	-.0114	-.0058	5.09	
50.12	.01	19.89	1.01	1.02	1.0352	.2842	-.3055	-.0107	-.0037	-.0098	3.64	
50.12	.01	23.96	1.00	1.03	1.0637	.3743	-.2369	-.0036	-.0001	-.0071	2.84	
50.47	.01	28.02	1.01	1.04	1.0850	.4682	-.1570	.0002	.0014	.0034	2.32	

RUN NUMBER 156		LONGITUDINAL STABILITY AXIS AND LATERAL BODY AXIS DATA										TEST NUMBER 310
Q,PSF	BETA,DEG	ALPHA,DEG	JL	JR	CL	CD	CPM	CRM	CYM	CSF	L/D	
50.35	.01	-7.86	1.31	1.32	-.7047	.0906	.6442	-.0003	-.0002	.0002	-7.78	
50.70	.01	-4.08	1.26	1.28	-.3283	.0657	.5684	.0000	-.0003	.0001	-5.00	
50.47	.01	.15	1.23	1.27	.1049	.0533	.4732	.0007	.0001	-.0006	1.97	
49.89	.01	4.11	1.22	1.24	.5023	.0563	.3780	.0012	.0001	-.0007	8.92	
50.35	.01	7.95	1.20	1.22	.8762	.0732	.2861	.0014	.0002	-.0007	11.97	
50.01	.01	12.04	1.23	1.20	1.2310	.1066	.1654	.0011	.0001	.0001	11.54	
50.58	.01	14.24	1.20	1.21	1.3803	.1312	.1297	.0011	.0000	.0001	10.52	
50.01	.01	16.25	1.70	1.76	.8332	.2691	-.0377	-.0218	-.0112	-.0057	3.10	
50.47	.01	19.98	2.48	2.62	.8004	.3545	-.0526	-.0102	-.0013	-.0057	2.26	
50.01	.01	24.02	4.59	4.17	.8334	.4345	-.0036	-.0112	-.0007	-.0029	1.92	
50.35	.01	28.10	3.90	4.60	.8473	.5219	.0171	.0006	.0007	.0024	1.62	

RUN NUMBER 157		LONGITUDINAL STABILITY AXIS AND LATERAL BODY AXIS DATA										TEST NUMBER 310
Q,PSF	BETA,DEG	ALPHA,DEG	JL	JR	CL	CD	CPM	CRM	CYM	CSF	L/D	
50.01	.01	-8.07	1.02	1.01	-.7245	-.0023	.5855	-.0003	.0002	-.0003	318.48	
50.35	.01	-3.96	1.01	1.01	-.3061	-.0212	.5077	.0001	.0001	.0005	14.44	
50.35	.01	.04	1.01	1.02	.1055	-.0253	.4272	.0004	.0003	-.0009	-4.18	
49.78	.01	4.10	1.00	1.01	.5204	-.0155	.3362	.0011	.0005	-.0019	-33.52	
50.35	.01	8.22	1.00	1.02	.9164	.0105	.2416	.0014	.0005	-.0012	87.09	
50.24	.01	12.25	.99	1.01	1.2750	.0490	.1487	.0009	.0004	-.0009	26.02	
50.70	.01	14.15	1.01	1.03	1.4008	.0739	.1029	.0009	.0004	-.0014	18.95	
50.12	.01	16.12	1.00	1.02	.9486	.1863	-.1315	-.0207	-.0114	-.0074	5.09	
49.89	.01	20.00	1.02	1.01	1.0229	.2786	-.2161	-.0106	-.0039	-.0081	3.67	
50.58	.01	24.10	1.02	1.03	1.0445	.3738	-.1576	-.0041	-.0006	-.0047	2.79	
50.12	.01	28.06	1.00	1.03	1.0695	.4600	-.1124	-.0009	.0008	-.0022	2.32	

RUN NUMBER 158		LONGITUDINAL STABILITY AXIS AND LATERAL BODY AXIS DATA										TEST NUMBER 310
Q,PSF	BETA,DEG	ALPHA,DEG	JL	JR	CL	CD	CPM	CRM	CYM	CSF	L/D	
50.01	.01	-6.11	1.32	1.33	-.1143	.0743	.2358	.0009	-.0006	.0024	-1.54	
50.35	.01	-4.14	1.30	1.33	.0998	.0693	.1823	.0011	-.0005	.0003	1.44	
49.89	.01	-1.99	1.30	1.31	.3354	.0697	.1252	.0013	-.0003	.0009	4.81	
50.47	.01	.04	1.28	1.28	.5548	.0749	.0720	.0016	-.0001	.0009	7.41	
49.89	.01	2.19	1.28	1.27	.7808	.0847	.0164	.0019	-.0002	.0017	9.22	
50.35	.01	3.96	1.25	1.27	.9662	.0944	-.0272	.0019	-.0002	.0016	10.24	
50.24	.01	6.20	1.28	1.25	1.2013	.1124	-.0828	.0021	-.0001	.0005	10.69	
50.24	.01	8.27	1.22	1.25	1.4045	.1335	-.1318	.0020	-.0001	.0009	10.52	
49.89	.01	10.03	1.23	1.24	1.5737	.1554	-.1724	.0017	-.0002	.0016	10.13	
50.58	.01	12.00	1.23	1.24	1.7355	.1762	-.2160	.0011	-.0001	-.0004	9.85	
50.47	.01	12.95	1.22	1.23	1.8090	.1908	-.2374	.0012	-.0001	.0004	9.48	
50.35	.01	14.01	1.22	1.22	1.8808	.2063	-.2619	.0012	-.0001	-.0002	9.12	
50.01	.01	15.02	1.20	1.22	1.8992	.2246	-.2944	.0014	.0000	.0005	8.45	
50.24	.01	16.15	2.43	2.54	1.0900	.3660	-.3844	-.0228	-.0115	-.0029	2.98	
50.01	.01	17.05	3.00	3.25	1.0831	.3813	-.3638	-.0251	-.0119	-.0020	2.84	
50.35	.01	17.95	3.69	4.16	1.0621	.4121	-.3357	-.0169	-.0066	-.0002	2.58	
50.12	.01	19.16	5.70	7.60	1.0461	.4356	-.2957	-.0157	-.0044	.0037	2.40	
49.89	.01	20.12	.00	.00	1.0496	.4599	-.2490	-.0172	-.0053	.0006	2.28	
50.47	.01	24.23	.00	****	1.0112	.5427	-.0890	-.0047	-.0010	.0092	1.86	
50.35	.01	27.98	.00	25.41	1.0156	.6334	-.0187	.0019	.0019	.0110	1.60	

Table AII. Continued

RUN NUMBER 159		LONGITUDINAL STABILITY AXIS AND LATERAL BODY AXIS DATA										TEST NUMBER 310
Q,PSF	BETA,DEG	ALPHA,DEG	JL	JR	CL	CD	CPM	CRM	CYM	CSF	L/D	
50.24	.01	-5.91	1.00	1.01	-.0853	-.0287	.1624	.0010	-.0007	.0066	2.98	
50.01	.01	-4.10	.99	1.01	.1142	-.0293	.1167	.0011	-.0005	.0044	-3.90	
50.24	.01	-1.92	1.01	1.02	.3560	-.0233	.0631	.0013	-.0002	.0044	-15.28	
50.47	.01	-.07	1.01	1.01	.5581	-.0166	.0175	.0014	.0000	.0028	-33.64	
50.24	.01	2.11	1.00	1.02	.7920	-.0046	-.0353	.0018	.0000	.0038	*****	
50.35	.01	4.21	1.01	1.02	1.0170	.0156	-.0821	.0020	.0002	.0038	65.00	
50.58	.01	5.93	1.01	1.01	1.1958	.0331	-.1224	.0021	.0002	.0034	36.17	
50.12	.01	8.00	.99	1.01	1.4016	.0527	-.1714	.0021	.0001	.0036	26.58	
50.01	.01	10.00	1.01	1.01	1.5951	.0804	-.2164	.0017	.0001	.0044	19.83	
50.24	.01	12.13	1.02	1.01	1.7820	.1118	-.2618	.0014	.0002	.0036	15.94	
50.24	.01	12.89	.99	1.01	1.8405	.1241	-.2779	.0013	.0002	.0036	14.83	
50.47	.01	14.05	.99	1.01	1.9121	.1443	-.3033	.0012	.0002	.0027	13.25	
50.47	.01	15.00	1.00	1.01	1.9322	.1641	-.3310	.0012	.0004	.0015	11.78	
50.47	.01	16.22	1.00	1.02	1.3265	.2821	-.5508	-.0178	-.0129	-.0012	4.70	
50.47	.01	17.08	1.01	1.03	1.3549	.3001	-.5761	-.0199	-.0142	-.0039	4.52	
50.01	.01	18.11	1.02	1.01	1.3103	.3497	-.5506	-.0023	-.0003	-.0002	3.75	
50.01	.01	18.99	1.01	1.03	1.3256	.3726	-.5429	-.0025	.0000	.0003	3.56	
50.01	.01	20.02	1.00	1.03	1.3462	.3994	-.5288	-.0025	-.0003	.0025	3.37	
50.70	.01	24.30	1.02	1.03	1.3622	.4960	-.3831	-.0031	-.0020	-.0008	2.75	
50.01	.01	28.20	1.01	1.03	1.3494	.5898	-.2482	-.0008	.0011	.0030	2.29	

RUN NUMBER 160		LONGITUDINAL STABILITY AXIS AND LATERAL BODY AXIS DATA										TEST NUMBER 310
Q,PSF	BETA,DEG	ALPHA,DEG	JL	JR	CL	CD	CPM	CRM	CYM	CSF	L/D	
50.35	.01	-8.14	1.36	1.36	-.3085	.0795	.2021	.0008	-.0006	.0032	-3.88	
50.01	.01	-6.14	1.32	1.32	-.0921	.0725	.1458	.0010	-.0008	.0040	-1.27	
49.89	.01	-4.16	1.29	1.32	.1264	.0698	.0914	.0014	-.0007	.0034	1.81	
50.12	.01	-.11	1.28	1.27	.5643	.0734	-.0162	.0015	-.0001	.0008	7.68	
50.12	.01	4.22	1.23	1.26	1.0200	.0976	-.1258	.0020	.0000	.0020	10.45	
49.78	.01	8.27	1.27	1.24	1.4358	.1358	-.2260	.0018	-.0002	.0023	10.57	
50.35	.01	12.23	1.22	1.22	1.7858	.1857	-.3129	.0011	.0001	.0009	9.62	
50.58	.01	14.06	1.20	1.23	1.9116	.2143	-.3550	.0011	.0000	.0006	8.92	
50.12	.01	15.99	2.38	2.38	1.0971	.3670	-.4313	-.0225	-.0119	-.0035	2.99	
50.35	.01	20.28	.00	.00	1.0322	.4715	-.2580	-.0122	-.0013	.0002	2.19	
49.32	.01	24.01	*****	16.17	1.0271	.5501	-.1183	-.0074	-.0021	.0099	1.87	
50.47	.01	28.03	20.82	*****	1.0146	.6376	-.0286	.0007	.0002	.0036	1.59	

RUN NUMBER 161		LONGITUDINAL STABILITY AXIS AND LATERAL BODY AXIS DATA										TEST NUMBER 310
Q,PSF	BETA,DEG	ALPHA,DEG	JL	JR	CL	CD	CPM	CRM	CYM	CSF	L/D	
50.24	.01	-8.10	1.01	1.02	-.3069	-.0223	.1308	.0006	-.0005	.0046	13.75	
50.01	.01	-4.02	1.00	1.02	.1482	-.0285	.0248	.0011	-.0006	.0049	-5.20	
50.12	.01	-.12	.99	1.02	.5780	-.0145	-.0708	.0016	.0000	.0031	-39.97	
50.24	.01	3.95	1.01	1.01	1.0092	.0137	-.1682	.0018	.0002	.0030	73.73	
50.24	.01	8.06	1.00	1.01	1.4354	.0604	-.2632	.0020	.0002	.0035	23.75	
50.47	.01	11.98	1.00	1.02	1.8101	.1215	-.3493	.0013	.0003	.0037	14.90	
50.24	.01	14.10	1.00	1.02	1.9369	.1510	-.3950	.0011	.0003	.0027	12.83	
50.58	.01	16.07	1.01	1.02	1.3392	.2838	-.6220	-.0176	-.0122	-.0010	4.72	
50.24	.01	20.28	1.01	1.03	1.3603	.4137	-.5656	-.0031	-.0012	.0031	3.29	
50.01	.01	24.18	1.03	1.03	1.3779	.5026	-.4287	-.0036	-.0019	.0024	2.74	
50.01	.01	27.98	1.00	1.02	1.3518	.5889	-.2682	-.0003	.0004	.0027	2.30	

RUN NUMBER 162		LONGITUDINAL STABILITY AXIS AND LATERAL BODY AXIS DATA										TEST NUMBER 310
Q,PSF	BETA,DEG	ALPHA,DEG	JL	JR	CL	CD	CPM	CRM	CYM	CSF	L/D	
50.01	.01	-8.04	1.31	1.36	-.3601	.0865	.3913	.0006	-.0008	.0025	-4.16	
50.01	.01	-4.05	1.31	1.30	.0788	.0729	.2792	.0010	-.0006	.0019	1.08	
50.24	.01	.18	1.28	1.28	.5360	.0754	.1690	.0014	-.0002	-.0001	7.11	
50.70	.01	4.04	1.27	1.27	.9484	.0943	.0744	.0020	.0000	.0002	10.06	
50.47	.01	8.20	1.22	1.24	1.3640	.1290	-.0249	.0020	-.0002	.0011	10.57	
49.78	.01	12.30	1.22	1.22	1.7380	.1784	-.1194	.0011	-.0001	.0001	9.74	
50.24	.01	14.14	1.23	1.21	1.8579	.2042	-.1617	.0011	.0000	-.0001	9.10	
49.89	.01	16.01	2.32	2.35	1.0674	.3560	-.3116	-.0225	-.0118	-.0046	3.00	
50.70	.01	20.10	.00	.00	1.0141	.4607	-.2027	-.0119	-.0007	-.0027	2.20	
50.35	.01	24.18	.00	11.44	1.0062	.5397	-.0787	-.0065	-.0019	-.0028	1.86	
50.01	.01	28.34	.00	11.40	1.0102	.6427	.0034	.0023	.0001	.0033	1.57	

Table AII. Continued

RUN NUMBER 163		LONGITUDINAL STABILITY AXIS AND LATERAL BODY AXIS DATA										TEST NUMBER 310
Q,PSF	BETA,DEG	ALPHA,DEG	JL	JR	CL	CD	CPM	CRM	CYM	CSF	L/D	
50.24	.01	-8.16	.99	1.02	-.3711	-.0186	.3229	.0006	-.0003	.0334	20.00	
50.12	.01	-3.98	1.00	1.01	.0971	-.0272	.2137	.0011	-.0003	.0027	-3.56	
50.24	.01	.13	1.00	1.00	.5481	-.0150	.1139	.0014	.0002	.0018	-36.44	
50.12	.01	4.20	1.00	1.01	.9803	.0120	.0185	.0018	.0003	.0308	81.80	
50.35	.01	8.29	.99	1.01	1.4050	.0569	-.0721	.0019	.0003	.0312	24.69	
49.89	.01	12.25	.98	1.01	1.7701	.1095	-.1604	.0011	.0004	.0331	16.17	
50.35	.01	14.40	1.00	1.01	1.8994	.1449	-.2075	.0010	.0004	.0004	13.11	
50.12	.01	16.26	1.01	1.02	1.3041	.2709	-.4642	-.0184	-.0130	-.0025	4.81	
50.35	.01	20.35	1.01	1.02	1.3251	.3999	-.4384	-.0035	-.0010	-.0034	3.31	
50.12	.01	23.97	1.01	1.02	1.3545	.4835	-.3495	-.0025	-.0014	-.0009	2.80	
50.47	.01	28.15	1.00	1.03	1.3359	.5815	-.2128	-.0007	.0015	-.0014	2.30	

RUN NUMBER 164		LONGITUDINAL STABILITY AXIS AND LATERAL BODY AXIS DATA										TEST NUMBER 310
Q,PSF	BETA,DEG	ALPHA,DEG	JL	JR	CL	CD	CPM	CRM	CYM	CSF	L/D	
49.89	.01	-8.01	1.36	1.35	-.3949	.1044	.5462	.0006	-.0004	.0009	-3.78	
50.01	.01	-4.03	1.32	1.31	.0245	.0789	.4828	.0011	-.0008	.0008	.31	
50.12	.01	.02	1.29	1.28	.4608	.0761	.3731	.0014	.0000	-.0010	6.06	
50.12	.01	4.06	1.27	1.27	.8852	.0943	.2740	.0019	.0000	.0300	9.39	
49.89	.01	8.01	1.27	1.25	1.2885	.1227	.1810	.0019	-.0001	-.0003	10.50	
50.12	.01	12.12	1.23	1.23	1.6665	.1693	.0899	.0012	.0001	-.0011	9.84	
50.12	.01	13.93	1.21	1.22	1.8066	.1923	.0484	.0010	-.0001	-.0016	9.40	
50.01	.01	15.95	2.32	2.32	1.0381	.3505	-.1638	-.0227	-.0115	-.0090	2.96	
50.12	.01	20.09	.00	.00	1.0121	.4460	-.1341	-.0175	-.0043	-.0078	2.27	
50.24	.01	24.06	.00	.00	1.0030	.5341	-.0320	-.0090	-.0025	-.0059	1.88	
49.89	.01	28.12	28.35	*****	.9993	.6304	.0215	.0008	-.0002	.0331	1.59	

RUN NUMBER 165		LONGITUDINAL STABILITY AXIS AND LATERAL BODY AXIS DATA										TEST NUMBER 310
Q,PSF	BETA,DEG	ALPHA,DEG	JL	JR	CL	CD	CPM	CRM	CYM	CSF	L/D	
50.24	.01	-8.10	1.02	1.03	-.3989	.0024	.4777	.0005	-.0002	.0011	*****	
50.01	.01	-4.07	1.02	1.02	.0299	-.0168	.4210	.0010	-.0002	.0025	-1.79	
49.89	.01	-.01	1.00	1.02	.4747	-.0123	.3189	.0014	.0003	.0331	-38.59	
50.12	.01	4.07	1.02	1.02	.9076	.0137	.2262	.0019	.0005	.0301	66.15	
50.24	.01	8.04	1.00	1.01	1.3167	.0500	.1378	.0018	.0003	-.0009	26.35	
50.70	.01	11.96	1.00	1.01	1.6824	.1001	.0536	.0011	.0004	-.0012	16.81	
49.78	.01	14.08	1.00	1.00	1.8381	.1253	.0057	.0010	.0005	-.0022	14.67	
50.35	.01	16.04	1.01	1.01	1.2444	.2564	-.2625	-.0182	-.0125	-.0061	4.85	
50.24	.01	20.12	1.01	1.01	1.2878	.3765	-.2840	-.0029	-.0002	-.0026	3.42	
49.89	.01	24.07	.98	1.01	1.3427	.4713	-.2432	-.0031	-.0012	-.0358	2.85	
50.47	.01	28.15	.98	1.01	1.3341	.5706	-.1754	-.0019	.0015	-.0011	2.34	

RUN NUMBER 166		LONGITUDINAL STABILITY AXIS AND LATERAL BODY AXIS DATA										TEST NUMBER 310
Q,PSF	BETA,DEG	ALPHA,DEG	JL	JR	CL	CD	CPM	CRM	CYM	CSF	L/D	
50.35	.01	-8.12	1.32	1.36	-.4100	.1255	.6013	.0004	-.0001	.0004	-3.27	
50.12	.01	-4.02	1.29	1.32	.0039	.1000	.5879	.0009	-.0003	.0316	.04	
49.78	.01	-.05	1.28	1.29	.4086	.0880	.5575	.0015	-.0001	.0322	4.54	
50.01	.01	4.01	1.26	1.26	.8253	.0937	.4718	.0019	-.0001	-.0006	8.81	
50.47	.01	8.02	1.22	1.24	1.2359	.1218	.3793	.0020	.0000	.0005	10.14	
50.01	.01	12.19	1.19	1.24	1.6185	.1660	.2866	.0013	.0002	-.0001	9.75	
50.24	.01	14.00	1.20	1.21	1.7469	.1883	.2459	.0011	.0001	-.0001	9.28	
50.12	.01	16.06	2.35	2.28	1.0014	.3460	-.0004	-.0226	-.0121	-.0346	2.89	
50.47	.01	20.20	.00	.00	.9732	.4486	-.0351	-.0115	-.0010	-.0003	2.17	
49.89	.01	24.12	.00	17.49	.9917	.5294	.0176	-.0082	-.0017	-.0316	1.87	
49.78	.01	27.99	15.14	12.62	.9866	.6207	.0657	.0005	.0011	.0037	1.59	

RUN NUMBER 167		LONGITUDINAL STABILITY AXIS AND LATERAL BODY AXIS DATA										TEST NUMBER 310
Q,PSF	BETA,DEG	ALPHA,DEG	JL	JR	CL	CD	CPM	CRM	CYM	CSF	L/D	
50.12	.01	-8.06	1.00	1.00	-.4017	.0128	.5295	.0001	.0004	.0021	-31.27	
50.01	.01	-4.05	.97	1.00	.0137	-.0041	.5186	.0007	.0000	.0024	-3.35	
50.01	.01	-.02	.97	1.00	.4289	-.0095	.4928	.0016	.0001	.0015	-45.07	
50.01	.01	3.98	.99	1.01	.6458	.0064	.4207	.0019	.0004	.0000	131.29	
50.35	.01	8.12	.99	1.01	1.2690	.0448	.3306	.0019	.0003	-.0001	28.33	
50.01	.01	11.99	.99	1.01	1.6331	.0909	.2478	.0011	.0004	-.0011	17.96	
50.01	.01	14.06	.96	1.00	1.7830	.1219	.2059	.0011	.0005	-.0036	14.62	
49.89	.01	16.18	.98	1.01	1.2047	.2516	-.0734	-.0185	-.0137	-.0043	4.79	
50.24	.01	20.00	1.00	1.02	1.2381	.3680	-.1230	-.0023	.0002	.0323	3.36	
50.01	.01	24.08	1.01	1.01	1.3141	.4686	-.1187	-.0034	-.0020	-.0029	2.80	
50.24	.01	28.06	1.00	1.01	1.3202	.5663	-.0956	-.0004	.0011	.0023	2.33	

Table AII. Continued

RUN NUMBER 168		LONGITUDINAL STABILITY AXIS AND LATERAL BODY AXIS DATA										TEST NUMBER 310
Q,PSF	BETA,DEG	ALPHA,DEG	JL	JR	CL	CD	CPM	CRM	CYM	CSF	L/D	
50.12	.01	-8.02	1.34	1.36	-.2150	.0778	-.0962	.0008	-.0007	.0040	-2.76	
50.12	.01	-4.01	1.30	1.32	.2274	.0692	-.2166	.0012	-.0006	.0032	3.29	
50.01	.01	.07	1.28	1.29	.6641	.0811	-.3300	.0016	-.0002	.0015	6.19	
50.01	.01	3.98	1.27	1.26	1.0741	.1049	-.4297	.0020	-.0001	.0012	10.24	
50.01	.01	7.96	1.27	1.25	1.4770	.1446	-.5169	.0020	-.0002	.0037	10.21	
50.35	.01	12.13	1.24	1.24	1.8446	.1998	-.5935	.0012	.0001	-.0005	9.23	
50.24	.01	14.04	1.22	1.23	1.9762	.2301	-.6305	.0011	.0001	-.0003	8.59	
50.58	.01	16.12	2.55	2.55	1.1352	.3803	-.6263	-.0231	-.0111	-.0077	2.99	
50.12	.01	20.04	.00	.00	1.0724	.4625	-.3957	-.0167	-.0044	-.0001	2.32	
50.24	.01	23.96	.00	12.04	1.0332	.5461	-.1816	-.0088	-.0021	.0038	1.89	
49.89	.01	28.05	.00	14.25	1.0115	.6349	-.0577	.0004	.0001	.0020	1.59	

RUN NUMBER 169		LONGITUDINAL STABILITY AXIS AND LATERAL BODY AXIS DATA										TEST NUMBER 310
Q,PSF	BETA,DEG	ALPHA,DEG	JL	JR	CL	CD	CPM	CRM	CYM	CSF	L/D	
50.35	.01	-8.02	1.02	1.01	-.2118	-.0257	-.1571	.0005	-.0002	.0025	8.25	
50.01	.01	-3.97	1.02	1.01	.2411	-.0272	-.2728	.0011	-.0003	.0024	-8.87	
50.01	.01	-.01	.98	1.01	.6706	-.0125	-.3770	.0015	.0003	-.0031	-53.80	
50.12	.01	4.08	.96	1.01	1.1031	.0220	-.4736	.0019	.0004	.0010	50.05	
50.01	.01	8.09	.99	1.01	1.5140	.0701	-.5596	.0018	.0004	.0002	21.59	
50.35	.01	12.13	.98	1.01	1.8730	.1317	-.6305	.0010	.0005	-.0039	14.22	
50.24	.01	14.00	.99	1.01	2.0122	.1664	-.6673	.0011	.0006	-.0013	12.10	
49.66	.01	16.07	.97	1.02	1.4042	.2987	-.8798	-.0178	-.0121	-.0053	4.70	
50.24	.01	20.06	1.00	1.02	1.4128	.4246	-.8347	-.0029	-.0007	.0014	3.33	
49.43	.01	24.16	.99	1.01	1.4214	.5189	-.6007	-.0029	-.0014	-.0029	2.74	
50.12	.01	28.14	1.01	1.02	1.3552	.5975	-.3432	.0013	.0010	.0020	2.27	

RUN NUMBER 170		LONGITUDINAL STABILITY AXIS AND LATERAL BODY AXIS DATA										TEST NUMBER 310
Q,PSF	BETA,DEG	ALPHA,DEG	JL	JR	CL	CD	CPM	CRM	CYM	CSF	L/D	
50.01	.01	-8.02	1.32	1.36	-.2517	.0755	.0372	.0005	-.0006	.0023	-3.33	
49.78	.01	-4.09	1.30	1.33	.1797	.0670	-.0805	.0012	-.0007	.0021	2.68	
50.01	.01	-.07	1.26	1.29	.6094	.0748	-.1916	.0014	-.0002	.0006	8.15	
50.35	.01	3.95	1.27	1.26	1.0265	.0984	-.2951	.0018	-.0002	.0014	10.43	
50.24	.01	7.92	1.24	1.24	1.4315	.1353	-.3927	.0018	-.0001	.0005	10.58	
50.12	.01	11.92	1.23	1.24	1.7966	.1889	-.4795	.0011	.0000	-.0006	9.51	
50.47	.01	13.99	1.21	1.23	1.9313	.2189	-.5208	.0010	.0002	-.0005	8.82	
50.12	.01	15.83	2.36	2.34	1.1264	.3669	-.5662	-.0217	-.0112	-.0059	3.05	
50.35	.01	19.96	.00	.00	1.0613	.4613	-.3527	-.0176	-.0043	-.0056	2.30	
50.24	.01	23.93	.00	.00	1.0176	.5367	-.1650	-.0051	-.0014	-.0015	1.90	
50.47	.01	28.00	16.42	.00	1.0099	.6265	-.0616	.0000	.0010	.0037	1.61	

RUN NUMBER 171		LONGITUDINAL STABILITY AXIS AND LATERAL BODY AXIS DATA										TEST NUMBER 310
Q,PSF	BETA,DEG	ALPHA,DEG	JL	JR	CL	CD	CPM	CRM	CYM	CSF	L/D	
49.89	.01	-8.02	1.01	1.02	-.2500	-.0280	-.0324	.0004	-.0004	.0025	8.93	
49.78	.01	-4.05	1.00	1.01	.1913	-.0292	-.1431	.0010	-.0005	.0026	-6.56	
49.78	.01	-.06	1.01	1.01	.6259	-.0118	-.2468	.0013	.0001	.0016	-52.82	
50.24	.01	3.98	1.00	1.02	1.0490	.0182	-.3453	.0018	.0003	.0008	57.51	
50.24	.01	8.00	.98	1.02	1.4627	.0618	-.4394	.0018	.0002	.0014	23.67	
50.24	.01	12.02	.95	1.02	1.8377	.1223	-.5244	.0010	.0003	.0006	15.02	
50.24	.01	13.96	1.00	1.02	1.9692	.1534	-.5641	.0009	.0005	-.0007	12.84	
50.01	.01	15.98	1.00	1.02	1.3721	.2819	-.7875	-.0177	-.0129	-.0056	4.87	
50.01	.01	20.05	1.00	1.02	1.3907	.4142	-.7526	-.0030	-.0005	.0012	3.36	
49.89	.01	24.12	.99	1.01	1.3977	.5018	-.5443	-.0018	-.0011	-.0012	2.79	
50.12	.01	28.08	.98	1.00	1.3648	.5916	-.3259	-.0009	.0009	-.0015	2.31	

RUN NUMBER 172		LONGITUDINAL STABILITY AXIS AND LATERAL BODY AXIS DATA										TEST NUMBER 310
Q,PSF	BETA,DEG	ALPHA,DEG	JL	JR	CL	CD	CPM	CRM	CYM	CSF	L/D	
50.12	.01	-8.10	1.35	1.34	-.3014	.0793	.1666	.0006	-.0008	.0029	-3.80	
50.01	.01	-4.15	1.31	1.31	.1348	.0685	.0538	.0010	-.0007	.0018	1.97	
50.35	.01	-.07	1.27	1.28	.5714	.0736	-.0573	.0013	-.0001	.0004	7.76	
49.78	.01	4.13	1.23	1.28	1.0131	.0967	-.1669	.0019	.0000	.0033	10.48	
50.47	.01	8.02	1.24	1.24	1.4113	.1325	-.2633	.0019	-.0001	.0006	10.65	
49.78	.01	11.99	1.24	1.23	1.7764	.1849	-.3550	.0011	.0001	.0030	9.51	
50.01	.01	14.00	1.19	1.23	1.9123	.2155	-.3981	.0010	.0002	.0002	8.87	
50.01	.01	15.96	2.31	2.39	1.1140	.3648	-.4822	-.0220	-.0119	-.0059	3.05	
50.01	.01	20.03	.00	.00	1.0332	.4669	-.2877	-.0116	-.0006	-.0022	2.21	
49.78	.01	24.09	****	76.14	1.0075	.5400	-.1288	-.0026	-.0016	.0070	1.87	
49.78	.01	27.96	28.56	25.39	1.0118	.6335	-.0315	.0022	.0003	-.0015	1.60	

Table AII. Continued

RUN NUMBER 173		LONGITUDINAL STABILITY AXIS AND LATERAL BODY AXIS DATA									TEST NUMBER 310
Q,PSF	BETA,DEG	ALPHA,DEG	JL	JR	CL	CD	CPM	CRM	CYM	CSF	L/D
49.89	.01	-8.07	.98	1.02	-.2916	-.0240	.1004	.0006	-.0004	.0028	12.15
49.78	.01	-4.11	1.01	1.02	.1488	-.0270	-.0062	.0011	-.0006	.0038	-5.51
50.12	.01	-.06	1.00	1.01	.5909	-.0123	-.1086	.0014	.0001	.0010	-48.18
50.01	.01	4.10	1.00	1.02	1.0317	.0165	-.2124	.0016	.0002	.0012	62.34
50.01	.01	7.97	1.00	1.01	1.4274	.0586	-.3037	.0019	.0003	.0012	24.35
50.35	.01	12.10	1.00	1.02	1.8046	.1184	-.3941	.0010	.0003	.0005	15.24
49.78	.01	13.93	.99	1.02	1.9416	.1484	-.4367	.0012	.0005	.0016	13.09
50.01	.01	16.00	.99	1.01	1.3451	.2787	-.6754	-.0173	-.0122	-.0050	4.83
49.78	.01	19.98	.98	1.00	1.3728	.4047	-.6483	-.0027	-.0002	-.0013	3.39
50.35	.01	24.10	1.01	1.01	1.3837	.4948	-.4668	-.0034	-.0012	.0027	2.80
49.89	.01	27.98	1.00	1.02	1.3645	.5876	-.2938	.0001	.0010	-.0001	2.32

RUN NUMBER 174		LONGITUDINAL STABILITY AXIS AND LATERAL BODY AXIS DATA									TEST NUMBER 310
Q,PSF	BETA,DEG	ALPHA,DEG	JL	JR	CL	CD	CPM	CRM	CYM	CSF	L/D
49.66	.01	-8.08	1.32	1.36	-.3746	.0878	.4350	.0010	-.0009	.0034	-4.27
49.89	.01	-4.07	1.30	1.33	.0640	.0729	.3312	.0014	-.0009	.0036	.88
49.78	.01	.00	1.30	1.30	.5033	.0750	.2258	.0017	-.0004	.0015	6.71
50.35	.01	4.02	1.28	1.27	.9207	.6936	.1235	.0022	-.0002	.0026	9.83
50.24	.01	8.07	1.25	1.25	1.3329	.1277	.0260	.0021	-.0002	.0019	10.44
49.89	.01	11.94	1.23	1.23	1.6900	.1719	-.0639	.0013	.0000	-.0003	9.83
49.78	.01	14.03	1.24	1.22	1.8294	.2010	-.1100	.0012	.0000	.0002	9.10
49.78	.01	16.11	2.40	2.48	1.0613	.3604	-.2732	-.0216	-.0120	-.0057	2.94
50.12	.01	20.06	.00	.00	1.0288	.4483	-.1974	-.0164	-.0041	-.0077	2.30
50.12	.01	24.06	.00	14.32	.9947	.5317	-.0634	-.0024	-.0014	.0039	1.87
50.01	.01	28.01	8.80	.00	1.0011	.6276	-.0056	-.0002	.0008	-.0056	1.60

RUN NUMBER 175		LONGITUDINAL STABILITY AXIS AND LATERAL BODY AXIS DATA									TEST NUMBER 310
Q,PSF	BETA,DEG	ALPHA,DEG	JL	JR	CL	CD	CPM	CRM	CYM	CSF	L/D
50.35	.01	-8.02	.99	1.01	-.3599	-.0261	.3563	.0009	-.0005	.0030	13.81
50.12	.01	-4.09	1.00	1.01	.0745	-.0319	.2616	.0013	-.0006	.0039	-2.33
50.01	.01	.01	.99	1.00	.5215	-.0220	.1650	.0017	.0000	.0020	-23.68
50.47	.01	4.13	.98	1.00	.9554	.0076	.0678	.0021	.0003	.0010	125.30
50.24	.01	8.08	1.00	1.01	1.3623	.0474	-.0230	.0021	.0002	.0015	28.71
49.78	.01	12.04	.99	1.00	1.7314	.0995	-.1113	.0013	.0004	.0010	17.41
49.78	.01	13.98	.96	1.00	1.8706	.1319	-.1520	.0013	.0006	.0012	14.18
49.78	.01	16.06	.99	1.01	1.2900	.2625	-.4119	-.0171	-.0124	-.0026	4.91
49.89	.01	20.04	1.00	1.01	1.3129	.3862	-.4056	-.0031	-.0009	-.0003	3.40
49.89	.01	24.03	.97	1.01	1.3491	.4819	-.3130	-.0014	-.0004	-.0011	2.80
49.89	.01	28.06	1.00	1.02	1.3375	.5756	-.2029	.0000	.0009	.0056	2.32

RUN NUMBER 176		LONGITUDINAL STABILITY AXIS AND LATERAL BODY AXIS DATA									TEST NUMBER 310
Q,PSF	BETA,DEG	ALPHA,DEG	JL	JR	CL	CD	CPM	CRM	CYM	CSF	L/D
50.01	.01	-8.04	1.34	1.35	-.3985	.0903	.5429	.0006	-.0009	.0022	-4.41
50.12	.01	-3.99	1.32	1.32	.0393	.0751	.4468	.0013	-.0008	.0035	.52
50.12	.01	.06	1.28	1.27	.4748	.0757	.3518	.0015	-.0002	.0007	6.27
50.01	.01	4.00	1.26	1.26	.8861	.0922	.2559	.0020	-.0001	.0010	9.61
49.89	.01	8.10	1.24	1.24	1.3036	.1247	.1591	.0020	-.0001	.0018	10.46
50.35	.01	12.15	1.23	1.24	1.6703	.1707	.0648	.0012	.0000	.0010	9.79
49.66	.01	14.08	1.23	1.21	1.8042	.1978	.0216	.0011	.0000	.0014	9.12
49.89	.01	15.98	2.24	2.38	1.0333	.3510	-.1733	-.0216	-.0113	-.0090	2.94
50.24	.01	20.08	.00	.00	.9959	.4523	-.1338	-.0118	-.0009	-.0067	2.20
50.24	.01	24.04	.00	11.48	.9887	.5344	-.0260	-.0025	-.0013	.0029	1.85
49.89	.01	28.09	16.34	25.42	1.0002	.6240	-.0101	.0006	.0012	.0041	1.60

RUN NUMBER 177		LONGITUDINAL STABILITY AXIS AND LATERAL BODY AXIS DATA									TEST NUMBER 310
Q,PSF	BETA,DEG	ALPHA,DEG	JL	JR	CL	CD	CPM	CRM	CYM	CSF	L/D
50.01	.01	-8.03	.98	1.02	-.3955	-.0158	.4701	.0008	-.0008	.0038	25.07
50.01	.01	-4.09	.98	1.01	.0383	-.0234	.3850	.0012	-.0007	.0041	-1.64
49.89	.01	.02	.97	1.01	.4859	-.0156	.2942	.0016	.0000	.0015	-31.22
50.12	.01	4.02	1.01	1.02	.9091	.0101	.2042	.0019	.0003	.0009	30.02
50.12	.01	8.09	.99	1.01	1.3297	.0507	.1136	.0020	.0002	.0018	26.22
49.78	.01	12.03	1.00	1.01	1.6953	.0995	.0274	.0012	.0004	-.0007	17.04
50.12	.01	14.06	1.01	1.01	1.8347	.1299	-.0189	.0011	.0005	-.0008	14.13
50.12	.01	16.09	1.00	1.02	1.2542	.2628	-.2886	-.0174	-.0127	-.0034	4.77
50.24	.01	20.04	.99	1.01	1.2833	.3821	-.2946	-.0033	-.0002	-.0036	3.36
49.66	.01	24.12	.98	1.02	1.3245	.4749	-.2363	-.0013	-.0005	-.0008	2.79
49.89	.01	28.09	1.00	1.00	1.3276	.5740	-.1589	.0003	.0005	.0032	2.31

Table AII. Continued

RUN NUMBER 178		LONGITUDINAL STABILITY AXIS AND LATERAL BODY AXIS DATA									TEST NUMBER 310	
Q,PSF	BETA,DEG	ALPHA,DEG	JL	JR	CL	CD	CPM	CRM	CYM	CSF	L/D	
50.24	.01	-8.22	1.31	1.34	-.4413	.0961	.6329	.0006	-.0009	.0037	-4.59	
49.89	.01	-3.97	1.31	1.31	.0154	.0781	.5461	.0011	-.0008	.0030	.20	
50.12	.01	.14	1.29	1.29	.4546	.0782	.4592	.0013	-.0003	.0322	5.82	
49.32	.01	4.00	1.25	1.26	.8562	.0932	.3728	.0018	-.0002	.0018	9.19	
50.12	.01	8.02	1.23	1.25	1.2727	.1239	.2814	.0018	-.0001	.0011	10.27	
50.24	.01	11.99	1.25	1.23	1.6232	.1655	.1905	.0010	.0000	.0005	9.81	
50.35	.01	14.12	1.21	1.22	1.7681	.1941	.1422	.0008	.0001	.0310	9.11	
49.43	.01	16.10	2.26	2.40	1.0146	.3500	-.0845	-.0227	-.0110	-.0096	2.90	
50.24	.01	19.99	.00	****	1.0014	.4434	-.0771	-.0169	-.0044	-.0017	2.26	
50.01	.01	24.14	.00	38.19	.9812	.5323	-.0039	-.0034	-.0022	-.0097	1.84	
50.35	.01	27.98	.00	17.69	.9917	.6251	.0357	.0007	.0003	.0356	1.59	
RUN NUMBER 179		LONGITUDINAL STABILITY AXIS AND LATERAL BODY AXIS DATA									TEST NUMBER 310	
Q,PSF	BETA,DEG	ALPHA,DEG	JL	JR	CL	CD	CPM	CRM	CYM	CSF	L/D	
50.35	.01	-8.02	1.02	1.02	-.4180	-.0075	.5605	.0007	-.0008	.0336	55.60	
50.47	.01	-3.75	1.01	1.02	.0516	-.0219	.4744	.0009	-.0005	.0025	-2.36	
50.12	.01	-.06	1.01	1.01	.4522	-.0156	.4005	.0012	.0000	-.0001	-28.95	
50.24	.01	4.04	1.00	1.02	.8842	.0098	.3154	.0017	.0002	-.0001	90.52	
50.35	.01	7.97	1.02	1.01	1.2877	.0481	.2312	.0017	.0000	.0009	26.79	
49.89	.01	11.90	1.00	1.01	1.6574	.0955	.1484	.0009	.0003	-.0004	17.35	
50.01	.01	13.95	1.01	1.01	1.8006	.1261	.1054	.0008	.0003	-.0011	14.28	
50.24	.01	15.99	1.02	1.02	1.2242	.2573	-.1763	-.0183	-.0130	-.0036	4.76	
50.24	.01	20.05	1.01	1.03	1.2540	.3791	-.1848	-.0030	-.0008	-.0005	3.31	
50.12	.01	24.12	1.03	1.03	1.3020	.4757	-.1579	-.0014	-.0012	-.0017	2.74	
50.35	.01	28.03	1.01	1.02	1.3215	.5720	-.1347	-.0003	.0011	.0001	2.31	
RUN NUMBER 183		LONGITUDINAL STABILITY AXIS AND LATERAL BODY AXIS DATA									TEST NUMBER 310	
Q,PSF	BETA,DEG	ALPHA,DEG	JL	JR	CL	CD	CPM	CRM	CYM	CSF	L/D	
50.01	.01	-5.85	1.33	1.36	.1848	.1054	.2001	.0008	-.0002	.0000	1.75	
50.35	.01	-4.07	1.35	1.34	.3818	.1064	.1523	.0011	-.0003	.0019	3.59	
49.89	.01	-2.08	1.32	1.32	.5936	.1108	.1008	.0010	-.0003	.0030	5.36	
50.24	.01	.13	1.31	1.31	.8255	.1199	.0440	.0013	-.0001	.0017	6.89	
50.12	.01	2.18	1.28	1.28	1.0397	.1327	-.0070	.0016	-.0001	.0012	7.84	
50.35	.01	4.11	1.29	1.29	1.2320	.1467	-.0519	.0018	.0000	.0313	8.40	
50.47	.01	6.14	1.27	1.27	1.4381	.1657	-.0974	.0018	.0001	.0306	8.68	
50.47	.01	8.17	1.27	1.25	1.6388	.1880	-.1452	.0018	.0000	.0306	8.72	
50.47	.01	10.11	1.27	1.25	1.8239	.2136	-.1905	.0013	.0000	.0000	8.54	
50.47	.01	12.28	1.27	1.24	1.9890	.2414	-.2340	.0010	.0000	.0013	8.24	
50.01	.01	13.00	1.26	1.24	2.0351	.2489	-.2480	.0011	.0001	-.0004	8.18	
50.35	.01	14.01	1.24	1.23	2.0694	.2621	-.2665	.0012	.0000	.0000	7.89	
50.24	.01	14.93	1.21	4.11	1.6310	.3442	-.3108	.0693	.0243	-.0569	4.74	
50.24	.01	16.07	2.36	2.90	1.1952	.4272	-.4026	-.0207	-.0127	-.0032	2.80	
50.24	.01	17.10	2.98	4.35	1.1948	.4530	-.3750	-.0242	-.0138	-.0075	2.64	
50.35	.01	18.03	4.20	10.79	1.1629	.4847	-.3567	-.0139	-.0056	-.0006	2.40	
50.24	.01	19.13	7.30	.00	1.1365	.5144	-.3230	-.0102	-.0024	.0030	2.21	
50.12	.01	20.12	.00	.00	1.1386	.5346	-.2743	-.0124	-.0034	.0035	2.13	
50.35	.01	24.28	6.48	10.30	1.0756	.6157	-.0976	-.0035	-.0007	-.0036	1.75	
50.24	.01	28.03	15.10	7.55	1.0941	.7146	-.0224	.0123	.0001	-.0003	1.53	
RUN NUMBER 184		LONGITUDINAL STABILITY AXIS AND LATERAL BODY AXIS DATA									TEST NUMBER 310	
Q,PSF	BETA,DEG	ALPHA,DEG	JL	JR	CL	CD	CPM	CRM	CYM	CSF	L/D	
50.24	.01	-6.01	1.24	1.24	-.1732	.0825	.1881	.0010	.0000	.0014	2.10	
50.35	.01	-4.04	1.25	1.25	.3870	.0853	.1363	.0009	-.0001	.0028	4.54	
50.12	.01	-1.92	1.22	1.24	.6157	.0941	.0847	.0010	.0000	.0031	6.54	
50.12	.01	-.01	1.24	1.25	.8169	.1024	.0383	.0011	.0002	.0021	7.98	
50.47	.01	2.10	1.23	1.25	1.0348	.1187	-.0114	.0015	.0003	.0009	8.72	
50.58	.01	4.07	1.26	1.26	1.2363	.1379	-.0557	.0017	.0004	.0004	8.97	
50.47	.01	5.96	1.25	1.25	1.4321	.1585	-.0989	.0019	.0004	.0004	9.04	
50.47	.01	8.06	1.24	1.25	1.6306	.1841	-.1454	.0018	.0003	.0007	8.86	
50.47	.01	10.17	1.23	1.25	1.8283	.2135	-.1908	.0014	.0002	.0013	8.56	
50.35	.01	12.17	1.24	1.25	1.9849	.2419	-.2325	.0009	.0003	.0011	8.21	
49.78	.01	13.16	1.23	1.25	2.0463	.2523	-.2501	.0011	.0003	.0003	8.11	
50.12	.01	14.03	1.23	1.25	2.0695	.2629	-.2657	.0013	.0002	.0019	7.87	
50.35	.01	14.94	1.25	1.27	1.7105	.3140	-.3794	.0574	.0202	-.0546	5.45	
50.01	.01	15.97	1.26	1.26	1.3279	.3831	-.4901	-.0187	-.0139	-.0049	3.47	
50.58	.01	17.01	1.22	1.27	1.3438	.4030	-.4954	-.0205	-.0155	-.0034	3.33	
50.35	.01	18.16	1.25	1.27	1.3086	.4519	-.4832	-.0051	-.0028	-.0011	2.90	
50.12	.01	18.99	1.24	1.26	1.3190	.4678	-.4698	-.0054	-.0028	-.0042	2.82	
50.24	.01	20.01	1.25	1.27	1.3135	.4875	-.4420	-.0080	-.0033	-.0040	2.69	
50.35	.01	24.12	1.23	1.27	1.2775	.5673	-.2707	-.0017	-.0005	-.0038	2.25	
50.70	.01	28.01	1.27	1.28	1.2693	.6675	-.1465	.0002	-.0003	.0035	1.90	

Table AII. Continued

ORIGINAL PAGE IS
OF POOR QUALITY

RUN NUMBER 155		LONGITUDINAL STABILITY AXIS AND LATERAL BODY AXIS DATA									TEST NUMBER 310
Q,PSF	BETA,DEG	ALPHA,DEG	JL	JR	CL	CD	CPM	CRM	CYM	CSF	L/D
50.47	.01	-6.17	1.01	1.01	.1586	.0001	.1351	.0010	-.0002	.0015	*****
50.47	.01	-4.12	1.00	1.01	.3665	.0021	.0835	.0008	.0000	.0020	187.93
50.58	.01	-2.13	1.02	1.02	.6020	.0098	.0359	.0010	.0002	.0018	61.14
50.24	.01	.15	.99	1.01	.8452	.0211	-.0190	.0012	.0003	.0009	40.02
50.12	.01	2.02	.99	1.01	1.0421	.0365	-.0632	.0012	.0004	.0002	28.57
50.35	.01	4.05	.99	1.01	1.2471	.0560	-.1065	.0016	.0005	.0004	22.27
50.35	.01	6.08	1.00	1.01	1.4573	.0807	-.1506	.0018	.0005	.0003	18.05
50.24	.01	8.32	1.00	1.01	1.6873	.1114	-.1990	.0017	.0005	.0004	15.15
50.58	.01	10.17	1.01	1.01	1.8478	.1380	-.2371	.0013	.0004	.0006	13.39
50.47	.01	12.16	1.00	1.01	2.0087	.1668	-.2767	.0009	.0004	-.0001	12.04
50.12	.01	13.08	1.00	1.01	2.0715	.1801	-.2942	.0012	.0004	.0003	11.50
50.01	.01	14.06	.99	1.01	2.1083	.1922	-.3134	.0010	.0004	.0002	10.97
50.35	.01	15.01	1.00	1.02	1.7914	.2574	-.4539	.0520	.0181	-.0519	6.96
50.24	.01	16.03	1.01	1.01	1.4186	.3360	-.5472	-.0168	-.0153	.0313	4.22
50.35	.01	17.14	1.01	1.01	1.4534	.3672	-.5770	-.0203	-.0175	-.0024	3.96
50.24	.01	18.19	1.00	1.02	1.4314	.4227	-.5702	-.0072	-.0041	.0060	3.39
49.78	.01	19.10	1.01	1.02	1.4369	.4480	-.5459	-.0057	-.0039	.0022	3.21
50.12	.01	20.00	1.01	1.02	1.4406	.4703	-.5293	-.0051	-.0036	.0009	3.06
50.81	.01	23.95	1.02	1.03	1.4158	.5587	-.3885	.0004	-.0015	.0046	2.53
50.01	.01	28.20	1.01	1.02	1.3759	.6561	-.2310	-.0008	.0002	.0012	2.10

RUN NUMBER 156		LONGITUDINAL STABILITY AXIS AND LATERAL BODY AXIS DATA									TEST NUMBER 310
Q,PSF	BETA,DEG	ALPHA,DEG	JL	JR	CL	CD	CPM	CRM	CYM	CSF	L/D
50.47	.01	-8.04	1.37	1.37	-.0813	.1118	.2626	.0078	-.0002	.0004	-.73
50.70	.01	-4.04	1.34	1.31	.3562	.1080	.1549	.0086	-.0003	.0042	3.30
50.24	.01	.01	1.31	1.31	.7913	.1200	.0521	.0086	.0001	.0022	6.60
50.24	.01	4.01	1.27	1.28	1.2017	.1469	-.0443	.0090	.0007	.0006	8.18
50.47	.01	8.02	1.27	1.26	1.5973	.1871	-.1362	.0086	.0008	.0030	8.54
50.24	.01	11.99	1.24	1.24	1.9498	.2382	-.2225	.0077	.0011	-.0002	8.19
50.35	.01	14.14	1.23	1.23	2.0468	.2608	-.2639	.0073	.0012	-.0008	7.85
50.24	.01	16.06	2.46	2.76	1.1792	.4270	-.3964	-.0162	-.0119	-.0021	2.76
50.01	.01	20.24	.00	.00	1.1184	.5329	-.2688	-.0066	-.0037	.0093	2.10
50.35	.01	24.16	8.10	9.45	1.0678	.6025	-.1015	.0018	.0003	.0011	1.77
50.70	.01	28.10	9.11	7.85	1.0900	.7093	-.0292	.0134	-.0012	.0102	1.54

RUN NUMBER 157		LONGITUDINAL STABILITY AXIS AND LATERAL BODY AXIS DATA									TEST NUMBER 310
Q,PSF	BETA,DEG	ALPHA,DEG	JL	JR	CL	CD	CPM	CRM	CYM	CSF	L/D
50.58	.01	-8.12	1.38	1.35	-.1141	.1153	.2676	.0149	.0001	.0013	-.99
50.12	.01	-3.87	1.33	1.33	.3485	.1101	.1564	.0169	.0002	.0056	3.17
50.24	.01	-.01	1.32	1.31	.7571	.1225	.0574	.0166	.0007	.0051	6.18
50.70	.01	4.08	1.28	1.28	1.1834	.1478	-.0401	.0163	.0015	.0043	8.00
50.24	.01	7.94	1.27	1.25	1.5780	.1899	-.1292	.0158	.0018	.0048	8.31
50.35	.01	12.00	1.24	1.25	1.9247	.2391	-.2150	.0140	.0024	.0043	8.05
50.24	.01	16.18	2.36	2.76	1.1687	.4268	-.3898	-.0117	-.0121	.0006	2.74
50.24	.01	19.92	.00	.00	1.0877	.5212	-.2739	.0043	-.0005	.0074	2.09
50.47	.01	24.19	6.49	9.09	1.0480	.6015	-.0883	.0064	.0002	.0121	1.74
50.35	.01	28.09	8.11	9.46	1.0826	.7093	-.0347	.0160	.0006	-.0010	1.53

RUN NUMBER 158		LONGITUDINAL STABILITY AXIS AND LATERAL BODY AXIS DATA									TEST NUMBER 310
Q,PSF	BETA,DEG	ALPHA,DEG	JL	JR	CL	CD	CPM	CRM	CYM	CSF	L/D
50.35	.01	-8.09	1.36	1.36	-.1539	.1232	.2746	.0279	.0010	.0064	-1.25
50.12	.01	-4.14	1.32	1.35	.2687	.1180	.1701	.0307	.0015	.0102	2.28
50.24	.01	-.02	1.27	1.31	.7039	.1281	.0661	.0315	.0029	.0098	5.50
50.70	.01	4.20	1.28	1.28	1.1322	.1542	-.0332	.0308	.0039	.0078	7.34
50.58	.01	8.12	1.26	1.25	1.5394	.1937	-.1226	.0297	.0046	.0079	7.95
50.24	.01	12.13	1.25	1.24	1.9056	.2445	-.2102	.0258	.0052	.0068	7.79
50.47	.01	14.16	1.22	1.22	2.0093	.2668	-.2486	.0238	.0052	.0045	7.53
49.78	.01	16.01	2.23	2.54	1.1386	.4211	-.3841	-.0010	-.0109	.0032	2.70
50.35	.01	20.05	.00	.00	1.0661	.5176	-.2673	.0109	.0008	.0147	2.06
50.47	.01	24.12	5.83	13.37	1.0328	.5910	-.1003	.0109	.0021	.0091	1.75
50.24	.01	28.24	5.40	11.94	1.0616	.7047	-.0171	.0229	.0025	.0139	1.51

Table AII. Continued

RUN NUMBER 199		LONGITUDINAL STABILITY AXIS AND LATERAL BODY AXIS DATA									TEST NUMBER 310	
Q,PSF	BETA,DEG	ALPHA,DEG	JL	JR	CL	CD	CPM	CRM	CYM	CSF	L/D	
49.78	.01	-7.97	1.40	1.37	-.0216	.1092	.2573	-.0067	.0006	-.0044	-.20	
50.12	.01	-4.00	1.36	1.34	.4152	.1052	.1480	-.0070	-.0001	-.0002	3.95	
50.12	.01	-.04	1.33	1.31	.8351	.1178	.0469	-.0065	-.0001	.0002	7.09	
50.24	.01	4.13	1.31	1.28	1.2646	.1480	-.0529	-.0058	-.0001	-.0001	8.54	
50.12	.01	7.96	1.27	1.27	1.6392	.1871	-.1437	-.0057	-.0006	.0002	8.76	
50.12	.01	12.11	1.25	1.25	2.0014	.2411	-.2354	-.0066	-.0010	-.0006	8.30	
49.89	.01	13.92	1.26	1.23	2.0965	.2628	-.2697	-.0074	-.0013	.0005	7.98	
50.35	.01	15.98	2.34	3.11	1.1971	.4282	-.3954	-.0249	-.0127	-.0055	2.80	
50.35	.01	20.11	.00	.00	1.1173	.5317	-.2729	-.0083	-.0015	.0005	2.10	
50.12	.01	24.17	18.91	9.87	1.0641	.6097	-.0927	-.0003	-.0021	.0000	1.75	
50.24	.01	28.04	16.23	8.42	1.0916	.7103	-.0337	.0085	-.0013	.0021	1.54	
RUN NUMBER 200		LONGITUDINAL STABILITY AXIS AND LATERAL BODY AXIS DATA									TEST NUMBER 310	
Q,PSF	BETA,DEG	ALPHA,DEG	JL	JR	CL	CD	CPM	CRM	CYM	CSF	L/D	
50.24	.01	-8.07	1.39	1.38	.0265	.1090	.2524	-.0233	.0023	-.0093	.24	
49.89	.01	-4.06	1.37	1.34	.4649	.1062	.1435	-.0232	.0011	-.0045	4.38	
50.35	.01	.03	1.32	1.30	.8957	.1216	.0371	-.0223	.0004	-.0030	7.37	
50.12	.01	3.98	1.30	1.28	1.2943	.1479	-.0573	-.0204	.0000	-.0053	8.75	
50.24	.01	8.04	1.26	1.26	1.6932	.1916	-.1530	-.0189	-.0008	-.0040	8.84	
50.01	.01	12.04	1.26	1.24	2.0357	.2432	-.2417	-.0190	-.0017	-.0035	8.37	
49.89	.01	14.10	1.26	1.24	2.1471	.2710	-.2817	-.0205	-.0025	-.0033	7.92	
50.24	.01	16.09	2.30	3.30	1.1543	.4572	-.3973	-.0106	.0011	-.0037	2.52	
49.66	.01	20.08	.00	.00	1.1376	.5425	-.2737	-.0156	-.0012	-.0006	2.10	
50.12	.01	24.10	32.53	9.11	1.0782	.6129	-.0990	-.0044	-.0016	.0044	1.76	
50.12	.01	28.10	*****	6.90	1.0993	.7237	-.0364	.0044	.0000	-.0031	1.52	
RUN NUMBER 201		LONGITUDINAL STABILITY AXIS AND LATERAL BODY AXIS DATA									TEST NUMBER 310	
Q,PSF	BETA,DEG	ALPHA,DEG	JL	JR	CL	CD	CPM	CRM	CYM	CSF	L/D	
50.01	.01	-8.09	1.37	1.37	-.0333	.1076	.1721	.0010	.0001	-.0011	-.31	
50.12	.01	-3.99	1.37	1.34	.4149	.1067	.0611	.0012	-.0003	.0033	3.89	
50.24	.01	.06	1.34	1.31	.8394	.1191	-.0422	.0014	.0000	.0002	7.05	
50.12	.01	4.06	1.30	1.29	1.2518	.1479	-.1393	.0019	.0002	-.0017	8.47	
50.12	.01	8.03	1.28	1.26	1.6481	.1893	-.2339	.0018	.0001	-.0032	8.71	
49.89	.01	12.00	1.27	1.25	1.9828	.2414	-.3169	.0013	.0002	-.0021	8.21	
49.89	.01	14.03	1.26	1.24	2.0873	.2682	-.3564	.0008	.0001	-.0021	7.78	
50.01	.01	16.07	2.40	2.92	1.2009	.4321	-.4512	-.0207	-.00125	-.0059	2.78	
50.01	.01	20.15	*****	.00	1.1108	.5323	-.2861	-.0034	-.0025	.0034	2.09	
50.01	.01	24.01	12.68	12.68	1.0683	.6023	-.1226	.0014	-.0012	.0010	1.77	
50.12	.01	28.12	14.28	12.03	1.0882	.7122	-.0320	.0105	.0004	-.0068	1.53	
RUN NUMBER 202		LONGITUDINAL STABILITY AXIS AND LATERAL BODY AXIS DATA									TEST NUMBER 310	
Q,PSF	BETA,DEG	ALPHA,DEG	JL	JR	CL	CD	CPM	CRM	CYM	CSF	L/D	
49.89	.01	-8.06	1.00	1.01	-.0248	-.0107	.0902	.0007	.0004	-.0016	2.30	
50.01	.01	-4.07	1.00	1.00	.4174	-.6041	-.0105	.0010	.0003	-.0002	*****	
50.01	.01	.06	1.00	1.01	.8596	.0197	-.1072	.0015	.0005	-.0004	43.55	
50.01	.01	4.03	1.01	1.01	1.2694	.0559	-.1961	.0019	.0005	-.0013	22.70	
50.12	.01	7.99	.99	.99	1.6687	.1066	-.2836	.0020	.0005	-.0005	15.66	
49.89	.01	11.99	1.00	1.01	2.0193	.1669	-.3654	.0012	.0004	-.0007	12.10	
50.24	.01	14.14	1.01	1.01	2.1159	.1963	-.4052	.0010	.0005	-.0010	10.78	
49.89	.01	16.09	1.01	1.01	1.4442	.3427	-.6331	-.0166	-.0151	-.0028	4.21	
50.35	.01	20.08	1.02	1.02	1.4395	.4711	-.5733	-.0021	-.0032	.0015	3.06	
50.01	.01	24.07	1.02	1.02	1.4192	.5624	-.4190	-.0006	-.0011	-.0065	2.52	
50.47	.01	28.11	1.03	1.03	1.3721	.6519	-.2513	-.0015	.0007	-.0059	2.10	
RUN NUMBER 203		LONGITUDINAL STABILITY AXIS AND LATERAL BODY AXIS DATA									TEST NUMBER 310	
Q,PSF	BETA,DEG	ALPHA,DEG	JL	JR	CL	CD	CPM	CRM	CYM	CSF	L/D	
50.01	.01	-8.02	1.39	1.37	-.0858	.1147	.3610	.0010	-.0002	-.0011	-.75	
49.66	.01	-4.05	1.34	1.34	.3476	.1099	.2530	.0012	-.0004	.0012	3.16	
49.78	.01	.09	1.33	1.30	.7834	.1204	.1484	.0016	-.0002	-.0005	6.51	
50.35	.01	4.12	1.30	1.28	1.1965	.1440	.0509	.0021	.0000	-.0011	8.31	
50.24	.01	8.09	1.28	1.27	1.5928	.1851	-.0407	.0020	.0000	-.0007	8.61	
50.01	.01	12.02	1.26	1.24	1.9333	.2341	-.1267	.0014	.0001	-.0001	8.26	
50.12	.01	14.06	1.25	1.23	2.0328	.2575	-.1651	.0009	.0000	-.0001	7.90	
50.01	.01	16.02	2.29	2.79	1.1042	.4400	-.3158	-.0011	-.0004	.0003	2.51	
49.78	.01	20.08	38.09	.00	1.0968	.5208	-.2393	-.0038	-.0020	.0039	2.11	
50.35	.01	24.09	13.52	9.20	1.0556	.6029	-.0835	.0008	-.0010	.0023	1.75	
50.12	.01	28.10	12.07	7.91	1.0677	.7054	-.0033	.0108	-.0008	.0064	1.51	

Table AII. Continued

RUN NUMBER 204		LONGITUDINAL STABILITY AXIS AND LATERAL BODY AXIS DATA										TEST NUMBER 310
Q,PSF	BETA,DEG	ALPHA,DEG	JL	JR	CL	CD	CPM	CRM	CYM	CSF	L/D	
50.12	.01	-8.01	1.01	1.00	-.0813	.0006	.2814	.0010	-.0002	-.0010	*****	
50.12	.01	-4.03	1.01	1.01	.3625	.0020	.1795	.0011	-.0001	.0015	185.47	
50.12	.01	.02	1.00	1.01	.7936	.0202	.0841	.0015	.0001	.0012	39.37	
49.89	.01	4.07	1.00	1.00	1.2141	.0526	-.0077	.0018	.0004	.0001	23.10	
50.01	.01	8.08	1.01	1.01	1.6201	.1014	-.0940	.0019	.0003	.0010	15.97	
50.01	.01	11.96	1.01	1.01	1.9592	.1569	-.1714	.0012	.0003	.0012	12.48	
50.12	.01	14.13	1.00	1.01	2.0650	.1879	-.2123	.0006	.0004	.0009	10.99	
50.12	.01	16.01	1.01	1.02	1.3848	.3275	-.4569	-.0165	-.0151	.0002	4.23	
49.78	.01	19.94	1.00	1.01	1.4058	.4580	-.4573	-.0024	-.0031	-.0006	3.07	
50.35	.01	24.15	1.01	1.02	1.3870	.5508	-.3285	.0001	-.0014	.0009	2.52	
50.12	.01	28.10	1.02	1.02	1.3622	.6432	-.2147	-.0010	-.0001	.0006	2.12	
RUN NUMBER 205		LONGITUDINAL STABILITY AXIS AND LATERAL BODY AXIS DATA										TEST NUMBER 310
Q,PSF	BETA,DEG	ALPHA,DEG	JL	JR	CL	CD	CPM	CRM	CYM	CSF	L/D	
50.12	.01	-8.01	1.37	1.37	-.1128	.1366	.4956	.0008	.0000	-.0031	-8.83	
49.89	.01	-4.06	1.35	1.34	.2944	.1202	.4522	.0014	-.0007	.0032	2.45	
50.35	.01	-.09	1.31	1.31	.7103	.1222	.3549	.0016	-.0003	.0015	5.81	
50.24	.01	4.02	1.30	1.28	1.1289	.1438	.2584	.0022	.0000	-.0001	7.85	
49.89	.01	7.99	1.26	1.26	1.5270	.1810	.1693	.0021	-.0001	.0003	8.44	
50.12	.01	12.06	1.25	1.25	1.8798	.2282	.0840	.0013	.0001	.0004	8.24	
49.66	.01	14.02	1.24	1.23	1.9848	.2501	.0470	.0011	.0001	.0010	7.93	
49.78	.01	16.01	2.29	2.83	1.1328	.4135	-.1667	-.0203	-.0125	-.0051	2.74	
49.89	.01	20.18	.00	.00	1.0755	.5203	-.1361	-.0038	-.0017	.0019	2.07	
50.24	.01	24.03	10.45	9.20	1.0422	.5930	-.0337	.0020	-.0013	.0014	1.76	
50.12	.01	27.99	19.14	7.66	1.0742	.6995	.0088	.0116	-.0010	.0048	1.54	
RUN NUMBER 206		LONGITUDINAL STABILITY AXIS AND LATERAL BODY AXIS DATA										TEST NUMBER 310
Q,PSF	BETA,DEG	ALPHA,DEG	JL	JR	CL	CD	CPM	CRM	CYM	CSF	L/D	
50.12	.01	-8.06	1.01	1.01	-.1117	.0240	.4123	.0006	.0004	-.0025	-4.64	
49.89	.01	-4.06	1.01	1.01	.3060	.0133	.3759	.0012	-.0003	.0018	22.98	
50.01	.01	-.03	1.00	1.00	.7314	.0234	.2879	.0016	.0001	-.0005	31.28	
50.24	.01	4.09	1.01	1.01	1.1599	.0547	.1984	.0021	.0005	-.0005	21.20	
50.12	.01	8.03	1.00	1.01	1.5571	.0976	.1148	.0021	.0004	-.0002	15.96	
49.89	.01	11.97	1.00	1.01	1.9046	.1507	.0380	.0013	.0005	-.0005	12.64	
49.89	.01	14.08	.99	1.01	2.0041	.1782	.0009	.0008	.0003	-.0006	11.24	
49.55	.01	16.00	1.01	1.01	1.3416	.3207	-.2598	-.0169	-.0141	-.0042	4.18	
49.89	.01	20.02	1.02	1.02	1.3623	.4471	-.2806	-.0022	-.0025	.0004	3.05	
49.78	.01	24.04	1.01	1.02	1.3732	.5444	-.2383	.0004	-.0005	-.0011	2.52	
49.78	.01	28.10	1.01	1.01	1.3544	.6412	-.1678	-.0013	-.0005	-.0004	2.11	
RUN NUMBER 207		LONGITUDINAL STABILITY AXIS AND LATERAL BODY AXIS DATA										TEST NUMBER 310
Q,PSF	BETA,DEG	ALPHA,DEG	JL	JR	CL	CD	CPM	CRM	CYM	CSF	L/D	
49.66	.01	-8.01	1.39	1.37	-.1142	.1565	.5386	.0004	.0003	-.0044	-7.73	
49.32	.01	-3.98	1.33	1.33	.2904	.1411	.5365	.0010	-.0003	.0027	2.06	
50.24	.01	-.01	1.33	1.31	.6772	.1357	.5111	.0019	-.0005	.0009	4.99	
50.24	.01	4.02	1.29	1.29	1.0804	.1461	.4444	.0020	.0001	-.0011	7.40	
50.12	.01	8.01	1.28	1.26	1.4789	.1799	.3548	.0019	.0001	-.0022	8.22	
50.24	.01	12.11	1.27	1.23	1.8313	.2244	.2695	.0011	.0001	-.0014	8.16	
49.66	.01	13.97	1.25	1.23	1.9274	.2441	.2366	.0008	.0002	.0004	7.90	
49.89	.01	16.06	2.32	2.70	1.0927	.4064	-.0053	-.0208	-.0124	-.0099	2.69	
50.24	.01	20.04	16.45	.00	1.0556	.5115	-.0439	-.0039	-.0020	-.0026	2.06	
50.12	.01	24.05	10.46	8.85	1.0409	.5933	-.0050	-.0007	-.0013	.0051	1.75	
49.89	.01	28.02	12.76	8.83	1.0879	.7070	.0229	.0065	-.0021	-.0012	1.54	
RUN NUMBER 208		LONGITUDINAL STABILITY AXIS AND LATERAL BODY AXIS DATA										TEST NUMBER 310
Q,PSF	BETA,DEG	ALPHA,DEG	JL	JR	CL	CD	CPM	CRM	CYM	CSF	L/D	
50.12	.01	-8.05	1.01	1.01	-.1134	.0409	.4540	.0006	.0005	-.0023	-2.77	
49.78	.01	-4.08	1.00	1.01	.2898	.0329	.4602	.0009	.0003	.0009	8.79	
50.12	.01	.04	1.01	1.01	.7003	.0368	.4424	.0018	.0002	.0001	19.05	
49.78	.01	4.09	1.00	1.01	1.1163	.0549	.3852	.0019	.0005	-.0019	20.33	
50.24	.01	7.98	1.00	1.01	1.5049	.0967	.3027	.0020	.0005	-.0005	15.57	
49.89	.01	13.94	.99	1.01	1.9553	.1710	.1925	.0008	.0006	-.0011	11.43	
50.01	.01	16.04	1.01	1.01	1.2984	.3152	-.0784	-.0163	-.0146	-.0041	4.12	
49.89	.01	20.04	1.01	1.01	1.3233	.4396	-.1246	-.0014	-.0021	.0049	3.01	
50.12	.01	24.01	1.01	1.02	1.3466	.5329	-.1368	-.0032	-.0016	-.0043	2.53	
49.89	.01	28.09	1.01	1.02	1.3552	.6393	-.1099	-.0046	-.0007	-.0019	2.12	

Table AII. Continued

RUN NUMBER 209		LONGITUDINAL STABILITY AXIS AND LATERAL BODY AXIS DATA										TEST NUMBER 310
Q,PSF	BETA,DEG	ALPHA,DEG	JL	JR	CL	CD	CPM	CRM	CYM	CSF	L/D	
49.89	.01	-8.08	1.40	1.37	-.1552	.1261	.5990	.0009	-.0007	-.0005	-1.23	
49.78	.C1	-3.94	1.37	1.33	.2876	.1153	.5165	.0011	-.0006	.0038	2.49	
49.78	.C1	-.05	1.33	1.31	.6966	.1230	.4395	.0015	-.0004	.0025	5.66	
49.89	.01	3.98	1.31	1.28	1.1039	.1444	.3540	.0018	-.0002	.0012	7.65	
49.78	.01	8.06	1.28	1.26	1.5077	.1806	.2639	.0020	-.0002	.0014	8.35	
50.01	.01	12.11	1.26	1.24	1.8556	.2266	.1799	.0011	-.0002	.0016	8.19	
50.01	.01	14.03	1.26	1.24	1.9393	.2458	.1439	.0010	-.0002	.0014	7.89	
49.89	.C1	16.08	2.39	2.84	1.1114	.4116	-.0753	-.0212	-.0124	-.0065	2.70	
49.89	.01	19.98	76.64	.00	1.0653	.5171	-.0897	-.0047	-.0009	.0018	2.06	
49.78	.C1	24.04	22.97	7.92	1.0426	.5925	-.0305	.0034	-.0021	.0018	1.76	
50.24	.01	28.01	*****	6.79	1.0917	.7096	.0062	.0067	-.0029	.0018	1.54	
RUN NUMBER 210		LONGITUDINAL STABILITY AXIS AND LATERAL BODY AXIS DATA										TEST NUMBER 310
Q,PSF	BETA,DEG	ALPHA,DEG	JL	JR	CL	CD	CPM	CRM	CYM	CSF	L/D	
50.35	.01	-8.08	1.01	1.01	-.1540	.0126	.5182	.0008	-.0006	-.0014	-12.26	
49.89	.C1	-3.97	1.01	1.01	.2973	.0096	.4445	.0008	-.0003	.0029	30.93	
49.89	.C1	.08	.99	1.01	.7236	.0258	.3724	.0013	-.0001	.0022	28.06	
50.24	.01	4.06	1.02	1.02	1.1318	.0566	.2964	.0019	.0003	.0001	19.99	
50.24	.01	8.11	1.01	1.02	1.5355	.1005	.2139	.0019	.0001	.0003	15.28	
50.24	.01	12.08	1.01	1.01	1.8790	.1530	.1369	.0011	.0002	.0012	12.28	
50.12	.01	14.04	1.02	1.01	1.9778	.1787	.1028	.0012	.0004	.0012	11.07	
49.78	.C1	16.11	1.01	1.02	1.3235	.3207	-.1677	-.0172	-.0157	-.0024	4.13	
49.78	.C1	20.06	1.02	1.02	1.3411	.4438	-.2015	-.0033	-.0037	-.0003	3.02	
50.01	.01	24.10	1.02	1.02	1.3587	.5386	-.1708	-.0030	-.0014	-.0043	2.52	
49.89	.C1	28.17	1.02	1.02	1.3568	.6414	-.1435	-.0043	-.0016	-.0023	2.12	
RUN NUMBER 211		LONGITUDINAL STABILITY AXIS AND LATERAL BODY AXIS DATA										TEST NUMBER 310
Q,PSF	BETA,DEG	ALPHA,DEG	JL	JR	CL	CD	CPM	CRM	CYM	CSF	L/D	
49.78	.C1	-8.08	1.39	1.37	-.1344	.1203	.5103	.0010	-.0007	.0000	-1.12	
49.32	.01	-3.98	1.35	1.34	.3118	.1138	.4204	.0012	-.0008	.0025	2.74	
49.89	.01	.04	1.32	1.30	.7304	.1209	.3278	.0016	-.0005	.0004	6.04	
50.12	.01	4.10	1.29	1.28	1.1437	.1446	.2338	.0021	-.0003	-.0039	7.91	
49.89	.01	8.04	1.29	1.27	1.5358	.1813	.1443	.0023	-.0001	-.0002	8.47	
49.89	.01	12.05	1.25	1.25	1.8842	.2290	.0590	.0013	.0000	-.0007	8.23	
50.24	.01	14.05	1.25	1.24	1.9715	.2503	.0190	.0013	.0000	.0002	7.88	
50.12	.01	16.07	2.66	2.85	1.0315	.4284	-.1560	.0003	.0002	-.0054	2.41	
50.01	.01	20.03	.00	.00	1.0524	.5183	-.1331	-.0011	.0001	.0015	2.03	
50.12	.01	24.06	11.01	9.63	1.0489	.5998	-.0402	.0013	-.0014	.0059	1.75	
50.35	.01	28.10	10.08	11.04	1.0599	.7005	.0130	.0010	.0001	.0013	1.51	
RUN NUMBER 212		LONGITUDINAL STABILITY AXIS AND LATERAL BODY AXIS DATA										TEST NUMBER 310
Q,PSF	BETA,DEG	ALPHA,DEG	JL	JR	CL	CD	CPM	CRM	CYM	CSF	L/D	
50.12	.01	-8.09	.99	1.01	-.1283	.0042	.4299	.0009	-.0003	-.0010	-30.53	
49.89	.01	-3.98	1.00	1.00	.3267	.0033	.3454	.0012	-.0003	.0033	100.51	
49.89	.01	.08	1.00	1.00	.7526	.0195	.2599	.0016	.0000	.0000	38.63	
50.12	.01	4.10	1.00	1.01	1.1711	.0534	.1765	.0022	.0004	-.0002	21.93	
50.24	.01	8.00	1.00	1.01	1.5646	.0961	.0935	.0022	.0003	.0012	15.95	
50.24	.01	12.07	1.00	1.01	1.9152	.1533	.0120	.0014	.0004	.0006	12.49	
50.01	.01	13.97	.98	1.00	2.0061	.1764	-.0231	.0012	.0004	-.0002	11.37	
50.24	.01	16.09	1.01	1.01	1.2734	.3493	-.2632	.0009	.0005	-.0006	3.65	
50.12	.01	20.43	1.01	1.02	1.3632	.4619	-.3021	-.0005	-.0008	.0044	2.95	
50.12	.01	23.98	1.01	1.02	1.3702	.5385	-.2427	.0011	-.0001	.0013	2.54	
49.89	.01	28.12	1.02	1.01	1.3573	.6412	-.1701	-.0015	.0008	-.0031	2.12	
RUN NUMBER 213		LONGITUDINAL STABILITY AXIS AND LATERAL BODY AXIS DATA										TEST NUMBER 310
Q,PSF	BETA,DEG	ALPHA,DEG	JL	JR	CL	CD	CPM	CRM	CYM	CSF	L/D	
50.12	.01	-7.96	1.37	1.37	-.0868	.1155	.3969	.0011	-.0006	.0012	-.75	
49.89	.01	-4.05	1.34	1.33	.3359	.1090	.2982	.0014	-.0008	.0032	3.08	
50.47	.01	-.02	1.33	1.31	.7616	.1196	.2007	.0016	-.0003	.0029	6.37	
50.35	.01	4.10	1.30	1.28	1.1800	.1450	.1011	.0023	-.0001	.0011	8.14	
50.24	.01	7.99	1.27	1.26	1.5684	.1834	.0084	.0023	-.0001	.0016	8.55	
50.24	.01	12.02	1.25	1.25	1.9155	.2325	-.0782	.0015	.0001	.0012	8.24	
50.12	.01	14.01	1.25	1.24	2.0046	.2553	-.1156	.0013	-.0001	.0024	7.85	
49.89	.01	16.07	2.66	2.89	1.0609	.4361	-.2643	.0005	-.0001	.0000	2.43	
49.89	.01	20.03	.00	.00	1.0650	.5218	-.1928	-.0005	-.0006	.0055	2.04	
50.01	.01	23.99	13.62	9.26	1.0536	.6012	-.0654	.0015	-.0011	.0013	1.75	
49.89	.C1	28.18	11.01	10.51	1.0485	.7013	.0092	.0004	-.0008	.0014	1.50	

Table AII. Continued

RUN NUMBER 214		LONGITUDINAL STABILITY AXIS AND LATERAL BODY AXIS DATA										TEST NUMBER 310
Q,PSF	BETA,DEG	ALPHA,DEG	JL	JR	CL	CD	CPM	CRM	CYM	CSF	L/D	
50.35	.01	-8.12	1.00	1.01	-.1018	.0018	.3223	.0011	-.0005	.0035	-55.43	
49.89	.01	-4.02	1.00	1.01	.3533	.0011	.2264	.0013	-.0004	.0054	324.81	
49.89	.01	-.10	1.00	1.01	.7716	.0193	.1385	.0017	.0000	.0028	39.89	
50.24	.01	4.31	1.00	1.01	1.2298	.0585	.0392	.0022	.0003	.0009	21.01	
50.24	.01	8.02	1.01	1.00	1.6082	.1036	-.0416	.0022	.0002	.0025	15.52	
50.24	.01	12.00	1.01	1.01	1.9548	.1601	-.1227	.0014	.0003	.0022	12.21	
49.89	.01	14.00	.98	1.01	2.0442	.1847	-.1603	.0014	.0004	.0014	11.07	
49.89	.01	16.09	1.01	1.01	1.3035	.3561	-.3919	.0001	.0003	.0018	3.66	
49.78	.01	20.06	1.02	1.01	1.3868	.4593	-.4106	.0000	-.0004	.0040	3.02	
50.01	.01	23.96	1.00	1.01	1.3857	.5481	-.3127	.0001	-.0002	-.0031	2.53	
50.35	.01	28.10	1.02	1.02	1.3569	.6451	-.1941	-.0010	-.0005	-.0020	2.10	

RUN NUMBER 215		LONGITUDINAL STABILITY AXIS AND LATERAL BODY AXIS DATA										TEST NUMBER 310
Q,PSF	BETA,DEG	ALPHA,DEG	JL	JR	CL	CD	CPM	CRM	CYM	CSF	L/D	
50.24	.01	-8.08	1.38	1.36	-.0294	.1089	.1402	.0009	-.0004	.0002	-.27	
49.89	.01	-4.07	1.36	1.34	.4121	.1061	.0277	.0012	-.0009	.0049	3.88	
50.12	.01	.09	1.32	1.31	.8508	.1195	-.0802	.0017	-.0004	.0029	7.12	
50.24	.01	4.07	1.30	1.28	1.2629	.1490	-.1619	.0022	.0000	.0009	8.48	
50.24	.01	7.99	1.26	1.26	1.6454	.1909	-.2762	.0020	-.0001	.0021	8.62	
50.35	.01	12.00	1.26	1.24	1.9865	.2441	-.3609	.0013	-.0001	.0026	8.14	
49.89	.01	14.10	1.24	1.23	2.0773	.2695	-.4030	.0011	.0000	.0004	7.71	
50.47	.01	16.03	2.74	2.80	1.1151	.4502	-.4744	.0008	-.0003	.0017	2.48	
50.24	.01	19.98	.00	.00	1.0919	.5282	-.3022	.0013	-.0004	.0050	2.07	
49.89	.01	24.10	13.61	8.57	1.0694	.6116	-.1177	.0019	-.0016	.0020	1.75	
49.78	.01	28.12	9.63	11.01	1.0660	.7080	-.0308	.0023	-.0016	.0019	1.51	

RUN NUMBER 216		LONGITUDINAL STABILITY AXIS AND LATERAL BODY AXIS DATA										TEST NUMBER 310
Q,PSF	BETA,DEG	ALPHA,DEG	JL	JR	CL	CD	CPM	CRM	CYM	CSF	L/D	
50.01	.01	-8.10	1.00	1.00	-.0260	-.0114	.0612	.0010	-.0003	.0004	2.27	
49.78	.01	-4.06	.99	1.01	.4275	-.0027	-.0420	.0013	-.0003	.0053	*****	
50.24	.01	.10	1.00	1.01	.8703	.0238	-.1416	.0016	.0001	.0030	36.62	
50.35	.01	4.10	1.01	1.01	1.2801	.0597	-.2365	.0020	.0002	.0014	21.45	
50.35	.01	8.09	1.00	1.01	1.6810	.1111	-.3273	.0021	.0003	.0021	15.13	
49.78	.01	11.97	1.01	1.01	2.0239	.1688	-.4084	.0013	.0003	.0015	11.99	
50.01	.01	14.04	1.00	1.00	2.1163	.2007	-.4451	.0013	.0003	.0023	10.55	
50.01	.01	15.99	1.01	1.02	1.3683	.3685	-.6616	.0003	.0001	-.0002	3.71	
50.12	.01	20.06	1.01	1.02	1.4389	.4771	-.6446	-.0003	-.0006	-.0017	3.02	
50.01	.01	24.06	1.01	1.02	1.4147	.5616	-.4526	.0005	-.0007	.0009	2.52	
50.24	.01	27.98	1.02	1.02	1.3751	.6521	-.2731	.0001	.0002	-.0025	2.11	

RUN NUMBER 217		LONGITUDINAL STABILITY AXIS AND LATERAL BODY AXIS DATA										TEST NUMBER 310
Q,PSF	BETA,DEG	ALPHA,DEG	JL	JR	CL	CD	CPM	CRM	CYM	CSF	L/D	
50.12	.01	-8.09	1.39	1.36	.0057	.1077	.0070	.0009	-.0005	.0005	.05	
50.01	.01	-4.00	1.36	1.34	.4550	.1076	-.1114	.0011	-.0009	.0044	4.23	
49.89	.01	-.01	1.32	1.31	.8821	.1228	-.1204	.0017	-.0004	.0030	7.18	
50.35	.01	4.07	1.29	1.28	1.3004	.1538	-.3246	.0021	-.0001	.0017	8.45	
50.12	.01	8.10	1.28	1.26	1.6968	.1983	-.4189	.0020	-.0002	.0020	8.56	
49.89	.01	12.06	1.26	1.23	2.0360	.2536	-.5004	.0013	-.0001	.0020	8.02	
50.35	.01	14.00	1.26	1.24	2.1072	.2759	-.5320	.0012	.0000	.0008	7.64	
50.01	.01	15.99	2.79	2.89	1.1431	.4563	-.5942	.0004	.0006	-.0040	2.51	
50.24	.01	20.07	.00	.00	1.1015	.5383	-.3485	.0003	.0002	-.0014	2.05	
49.89	.01	24.07	17.79	8.89	1.0706	.6115	-.1403	.0027	-.0025	.0071	1.75	
49.66	.01	28.13	10.99	10.99	1.0642	.7106	-.0306	.0021	-.0015	.0055	1.50	

RUN NUMBER 218		LONGITUDINAL STABILITY AXIS AND LATERAL BODY AXIS DATA										TEST NUMBER 310
Q,PSF	BETA,DEG	ALPHA,DEG	JL	JR	CL	CD	CPM	CRM	CYM	CSF	L/D	
49.89	.01	-8.06	1.00	1.01	.0130	-.0102	-.0699	.0010	-.0003	.0015	-1.28	
50.12	.01	-4.05	1.01	1.01	.4622	.0005	-.1775	.0011	-.0003	.0050	913.20	
50.01	.01	.03	1.00	1.00	.9031	.0235	-.2819	.0016	.0001	.0016	38.51	
50.24	.01	4.09	1.00	1.00	1.3298	.0646	-.3803	.0020	.0003	.0003	20.57	
49.78	.01	8.03	1.00	1.00	1.7204	.1135	-.4702	.0021	.0002	.0021	15.16	
50.24	.01	12.06	1.01	1.01	2.0662	.1812	-.5447	.0014	.0003	.0013	11.40	
50.35	.01	14.09	1.02	1.02	2.1401	.2096	-.5768	.0014	.0004	.0008	10.21	
50.01	.01	16.13	1.01	1.01	1.4044	.3853	-.7908	.0006	.0003	.0004	3.64	
49.89	.01	20.06	1.01	1.01	1.4669	.4836	-.7483	-.0005	-.0003	-.0011	3.03	
50.12	.01	24.03	1.01	1.02	1.4318	.5661	-.5197	.0001	-.0005	-.0012	2.52	
49.78	.01	28.00	1.01	1.01	1.3946	.6583	-.3138	-.0006	-.0003	-.0093	2.12	

Table AII. Continued

RUN NUMBER 219		LONGITUDINAL STABILITY AXIS AND LATERAL BODY AXIS DATA										TEST NUMBER 310
Q,PSF	BETA,DEG	ALPHA,DEG	JL	JR	CL	CD	CPM	CRM	CYM	CSF	L/D	
50.12	.01	-8.17	1.39	1.36	.0353	.1075	-.1143	.0009	-.0004	.0321	.33	
50.47	.01	-3.98	1.36	1.34	.4966	.1071	-.2383	.0013	-.0008	.0358	4.64	
50.24	.C1	.07	1.33	1.30	.9258	.1272	-.3486	.0017	-.0004	.0045	7.28	
50.47	.01	4.07	1.31	1.28	1.3424	.1581	-.4484	.0021	-.0001	.0313	8.49	
50.01	.01	8.12	1.28	1.26	1.7352	.2052	-.5356	.0021	-.0001	.0017	8.46	
50.47	.01	12.04	1.26	1.24	2.0718	.2611	-.6090	.0013	-.0001	.0023	7.94	
50.58	.C1	14.03	1.26	1.23	2.1401	.2844	-.6371	.0013	-.0001	.0032	7.52	
50.47	.01	16.02	2.87	2.87	1.1697	.4634	-.6718	.0006	.0003	.0339	2.52	
50.35	.C1	20.19	.00	.00	1.1103	.5399	-.3877	.0005	-.0002	.0035	2.06	
50.35	.01	23.92	12.91	10.10	1.0626	.6098	-.1728	.0014	-.0011	-.0017	1.78	
50.58	.01	28.04	11.09	11.64	1.0712	.7066	-.0555	.0012	.0008	.0131	1.52	

RUN NUMBER 220		LONGITUDINAL STABILITY AXIS AND LATERAL BODY AXIS DATA										TEST NUMBER 310
Q,PSF	BETA,DEG	ALPHA,DEG	JL	JR	CL	CD	CPM	CRM	CYM	CSF	L/D	
49.32	.01	-8.04	1.00	1.00	.0550	-.0113	-.1969	.0009	-.0002	.0037	-4.87	
50.47	.01	-4.13	1.01	1.01	.4917	-.0006	-.3014	.0011	-.0002	.0044	*****	
50.47	.01	.07	1.00	1.00	.9428	.0270	-.4056	.0015	.0001	.0333	34.94	
50.47	.01	4.04	1.01	1.01	1.3638	.0688	-.5014	.0020	.0004	.0019	19.82	
50.47	.01	8.21	1.00	1.01	1.7768	.1249	-.5882	.0020	.0001	.0021	14.22	
50.01	.C1	12.30	1.01	1.00	2.1066	.1856	-.6552	.0013	.0001	.0027	11.35	
50.12	.01	13.97	1.00	1.00	2.1801	.2117	-.6814	.0011	.0002	.0321	10.30	
50.93	.01	16.08	1.01	1.02	1.4333	.3925	-.8850	.0007	-.0001	.0032	3.65	
50.24	.01	20.15	1.01	1.01	1.4904	.5021	-.8297	-.0005	-.0001	.0010	2.97	
50.24	.01	24.20	1.02	1.01	1.4498	.5772	-.5828	.0004	-.0004	-.0017	2.51	
50.47	.01	28.20	1.02	1.02	1.3962	.6705	-.3162	-.0005	-.0005	-.0027	2.08	

RUN NUMBER 235		LONGITUDINAL STABILITY AXIS AND LATERAL BODY AXIS DATA										TEST NUMBER 310
Q,PSF	BETA,DEG	ALPHA,DEG	JL	JR	CL	CD	CPM	CRM	CYM	CSF	L/D	
49.78	-.01	-8.08	1.40	1.36	-.0540	.1131	.2693	.0010	-.0002	-.0032	-4.48	
49.89	-.C1	-4.01	1.36	1.33	.3945	.1074	.1590	.0013	-.0006	.0044	3.67	
50.24	-.01	.02	1.33	1.30	.8202	.1198	.0549	.0018	-.0002	.0015	6.85	
50.35	-.C1	4.04	1.30	1.28	1.2330	.1471	-.0413	.0023	-.0001	.0008	8.38	
50.35	-.01	8.01	1.28	1.25	1.6297	.1886	-.1367	.0021	-.0002	.0005	8.64	
50.12	-.01	12.03	1.26	1.24	1.9795	.2402	-.2243	.0014	.0001	.0007	8.24	
50.12	-.01	14.02	1.25	1.23	2.0699	.2636	-.2642	.0009	-.0003	-.0001	7.85	
50.01	-.01	16.01	2.73	2.83	1.0980	.4475	-.3848	.0004	.0010	-.0013	2.45	
50.12	-.01	20.11	.00	.00	1.0865	.5291	-.2511	.0016	-.0014	.0078	2.05	
50.24	-.01	24.09	.00	6.47	1.0644	.6051	-.0920	.0049	-.0038	.0145	1.76	
49.66	-.C1	28.01	.00	5.04	1.0717	.7041	-.0254	.0039	-.0034	.0067	1.52	
50.24	-.01	30.15	.00	4.66	1.0593	.7674	.0128	.0033	-.0049	.0103	1.38	
50.24	-.01	32.09	.00	4.16	1.0728	.8255	-.0054	.0073	-.0061	.0033	1.30	
49.78	-.01	34.12	.00	4.46	1.6806	.6959	.0041	.0087	-.0046	-.0059	1.21	

RUN NUMBER 236		LONGITUDINAL STABILITY AXIS AND LATERAL BODY AXIS DATA										TEST NUMBER 310
Q,PSF	BETA,DEG	ALPHA,DEG	JL	JR	CL	CD	CPM	CRM	CYM	CSF	L/D	
50.12	-5.01	-.02	1.31	1.32	.8135	.1161	.0381	.0087	-.0137	.0993	7.01	
49.78	-2.00	-.01	1.32	1.31	.8120	.1182	.0522	.0044	-.0055	.0359	6.87	
49.89	.00	-.01	1.32	1.30	.8110	.1194	.0558	.0018	-.0004	.0023	6.79	
50.12	2.01	-.01	1.34	1.29	.8081	.1184	.0527	-.0009	.0044	-.0309	6.83	
49.89	5.00	-.03	1.35	1.28	.8073	.1155	.0407	-.0049	.0117	-.0801	6.99	
50.24	10.01	-.06	1.40	1.28	.8082	.1033	-.0088	-.0114	.0261	-.1702	7.83	
50.24	15.01	-.09	1.59	1.30	.7734	.1071	-.0522	-.0209	.0363	-.2255	7.22	
50.01	20.02	-.10	1.75	1.33	.7591	.0972	-.1104	-.0253	.0485	-.3178	7.81	

RUN NUMBER 237		LONGITUDINAL STABILITY AXIS AND LATERAL BODY AXIS DATA										TEST NUMBER 310
Q,PSF	BETA,DEG	ALPHA,DEG	JL	JR	CL	CD	CPM	CRM	CYM	CSF	L/D	
50.70	-5.02	10.07	1.26	1.27	1.8156	.2067	-.2044	.0084	-.0131	.0859	8.78	
50.47	-1.56	10.07	1.26	1.25	1.8148	.2108	-.1886	.0045	-.0048	.0315	8.61	
50.24	-10.01	10.04	1.27	1.30	1.8102	.1950	-.2563	.0159	-.0279	.1792	9.28	
50.47	-.C1	10.08	1.27	1.24	1.8188	.2132	-.1853	.0019	-.0003	.0026	8.53	
50.12	2.01	10.07	1.27	1.24	1.8139	.2122	-.1868	-.0010	.0047	-.0298	8.55	
50.01	5.00	10.05	1.29	1.24	1.8075	.2073	-.2007	-.0048	.0124	-.0923	8.72	
50.58	10.05	10.03	1.32	1.24	1.7952	.1951	-.2546	-.0124	.0261	-.1699	9.20	
50.24	14.01	10.00	1.35	1.27	1.7578	.1835	-.2966	-.0180	.0405	-.2593	9.58	
50.24	20.00	9.97	1.63	1.29	1.6591	.1770	-.3014	-.0259	.0477	-.3147	9.38	

Table AII. Continued

RUN NUMBER	LONGITUDINAL STABILITY AXIS AND LATERAL BODY AXIS DATA										TEST NUMBER
238											310
Q,PSF	BETA,DEG	ALPHA,DEG	JL	JR	CL	CD	CPM	CRM	CYM	CSF	L/D
50.35	.00	-8.07	1.00	1.00	-.0609	-.0003	.1886	.0009	-.0006	.0001	192.26
50.01	.00	-4.02	1.00	1.00	.3950	.0011	.0862	.0012	-.0002	.0019	370.28
50.24	.00	-.04	1.01	1.00	.8205	.0231	-.0065	.0016	.0001	-.0009	35.52
50.70	.00	4.21	1.01	1.01	1.2623	.0621	-.1019	.0020	.0003	-.0016	20.32
50.58	.00	8.10	1.01	1.01	1.6605	.1089	-.1888	.0021	-.0002	-.0009	15.25
50.35	.00	12.26	1.01	1.00	2.0174	.1687	-.2745	.0014	.0003	-.0018	11.96
50.01	.00	16.08	1.02	1.01	1.3452	.3692	-.5394	.0011	.0004	.0022	3.64
50.58	.00	19.91	1.02	1.02	1.4089	.4642	-.5335	-.0004	-.0011	.0041	3.04
50.47	.00	24.15	1.02	1.02	1.3931	.5562	-.3712	.0003	-.0015	-.0017	2.50
50.35	.00	28.14	1.01	1.01	1.3724	.6512	-.2271	.0010	-.0008	.0053	2.11
50.12	.00	30.28	1.00	1.01	1.3347	.7016	-.1765	.0024	-.0017	.0054	1.90
50.12	.00	32.16	1.01	1.01	1.3251	.7555	-.1344	.0032	-.0004	.0051	1.75
50.12	.00	34.09	1.00	1.00	1.3223	.8116	-.1156	-.0014	.0000	.0057	1.63
50.24	.00	30.12	1.01	1.01	1.3677	.7088	-.2101	-.0008	-.0002	.0011	1.93
50.12	.00	32.07	1.01	1.01	1.3496	.7612	-.1532	.0005	-.0006	.0059	1.77
49.78	.00	34.11	1.01	1.01	1.3487	.8227	-.1382	.0017	.0001	.0022	1.64
50.01	.00	36.15	1.01	1.01	1.3379	.8841	-.1386	.0021	.0009	-.0059	1.51

RUN NUMBER	LONGITUDINAL STABILITY AXIS AND LATERAL BODY AXIS DATA										TEST NUMBER
239											310
Q,PSF	BETA,DEG	ALPHA,DEG	JL	JR	CL	CD	CPM	CRM	CYM	CSF	L/D
50.24	-20.01	-.06	1.00	1.01	.8347	-.0281	-.2222	.0293	-.0581	.3543	-29.73
50.47	-14.53	-.04	1.00	1.00	.8437	-.0090	-.1548	.0244	-.0443	.2583	-94.18
50.58	-10.02	-.01	1.01	1.01	.8649	.0023	-.0893	.0161	-.0323	.1932	383.77
50.47	-4.99	.03	1.00	1.01	.8488	.0180	-.0314	.0087	-.0146	.0903	47.18
50.47	-2.00	.03	1.00	1.01	.8414	.0201	-.0161	.0041	-.0055	.0365	41.85
50.24	.16	.02	1.00	1.00	.8418	.0235	-.0146	.0011	.0008	-.0018	35.88
50.58	2.00	.03	1.01	1.01	.8353	.0210	-.0158	-.0013	.0058	-.0333	39.76
50.35	5.03	.01	1.01	1.01	.8447	.0183	-.0317	-.0057	.0150	-.0999	46.06
50.58	10.00	-.02	1.01	1.00	.8479	.0009	-.0884	-.0126	.0311	-.1840	946.82
50.58	15.02	-.07	1.01	1.01	.8172	-.0068	-.1447	-.0215	.0433	-.2477	*****
50.35	19.98	-.11	1.01	1.01	.8002	-.0289	-.2073	-.0260	.0571	-.3445	-27.70

RUN NUMBER	LONGITUDINAL STABILITY AXIS AND LATERAL BODY AXIS DATA										TEST NUMBER
240											310
Q,PSF	BETA,DEG	ALPHA,DEG	JL	JR	CL	CD	CPM	CRM	CYM	CSF	L/D
50.58	20.05	9.95	1.01	1.00	1.7204	.0688	-.3963	-.0279	.0582	-.3489	25.02
50.35	15.08	9.99	1.00	1.00	1.8002	.0886	-.3676	-.0200	.0470	-.2798	20.31
50.24	9.59	10.03	1.00	1.00	1.8348	.1112	-.3178	-.0133	.0299	-.1803	16.49
50.01	5.00	10.07	1.00	1.00	1.8505	.1265	-.2587	-.0054	.0146	-.0953	14.62
50.47	2.03	10.08	1.01	1.00	1.8565	.1376	-.2402	-.0014	.0062	-.0344	13.49
50.35	.00	10.08	1.00	1.00	1.8625	.1381	-.2388	.0014	.0005	-.0021	13.48
50.58	-2.02	10.09	1.01	1.01	1.8540	.1359	-.2410	.0046	-.0052	.0323	13.64
50.12	-5.01	10.08	1.01	1.01	1.8687	.1297	-.2614	.0085	-.0143	.0394	14.41
50.35	-10.01	10.06	1.01	1.01	1.8544	.1139	-.3163	.0162	-.0302	.1853	16.29
50.70	-15.01	10.02	1.01	1.02	1.8275	.0953	-.3705	.0231	-.0478	.2853	19.18
50.35	-20.02	9.99	1.01	1.01	1.7777	.0624	-.4158	.0295	-.0627	.3797	28.51

RUN NUMBER	LONGITUDINAL STABILITY AXIS AND LATERAL BODY AXIS DATA										TEST NUMBER
241											310
Q,PSF	BETA,DEG	ALPHA,DEG	JL	JR	CL	CD	CPM	CRM	CYM	CSF	L/D
50.01	.00	-8.14	1.40	1.36	-.0664	.1123	.2678	.0019	-.0029	.0070	-.59
50.24	.00	-3.98	1.35	1.33	.3962	.1089	.1549	.0019	-.0028	.0103	3.64
50.58	.00	.04	1.32	1.30	.8262	.1209	.0498	.0023	-.0023	.0079	6.83
50.58	.00	4.06	1.30	1.28	1.2421	.1482	-.0490	.0026	-.0020	.0052	8.38
50.35	.00	7.99	1.27	1.26	1.6280	.1865	-.1419	.0026	-.0018	.0053	8.73
50.12	.00	12.09	1.26	1.24	1.9919	.2420	-.2305	.0020	-.0018	.0055	8.23
50.24	.00	14.03	1.25	1.22	2.0664	.2635	-.2686	.0021	-.0018	.0041	7.84
50.35	.00	16.16	2.96	2.96	1.1075	.4537	-.3914	.0011	-.0014	.0051	2.44
50.47	.00	20.25	.00	.00	1.0961	.5349	-.2538	.0001	-.0011	.0033	2.05
50.24	.00	24.04	12.12	11.52	1.0729	.6089	-.1016	.0006	-.0015	.0001	1.76
50.58	.00	27.96	11.56	14.45	1.0761	.7084	-.0212	.0007	.0000	.0071	1.52
50.47	.00	30.03	7.97	.00	1.0747	.7649	-.0153	.0000	.0015	.0004	1.41
50.81	.00	32.24	14.49	25.76	1.0764	.8276	.0046	.0011	.0008	-.0036	1.30
50.12	.00	34.10	6.22	.00	1.0891	.8935	-.0009	-.0042	.0050	.0159	1.22
50.35	.00	36.02	6.24	.00	1.0851	.9548	.0030	-.0080	.0048	.0193	1.14

Table AII. Continued

RUN NUMBER 242		LONGITUDINAL STABILITY AXIS AND LATERAL BODY AXIS DATA									TEST NUMBER 310	
Q,PSF	BETA,DEG	ALPHA,DEG	JL	JR	CL	CD	CPM	CRM	CYM	CSF	L/D	
50.70	.00	-7.97	1.00	1.01	-.0423	-.0035	.1852	.0020	-.0031	.0096	11.95	
50.24	.00	-4.02	1.01	1.00	.4036	-.0005	.0831	.0018	-.0024	.0091	*****	
50.70	.00	-.01	1.01	1.01	.8365	.0212	-.0130	.0020	-.0019	.0075	39.49	
50.24	.00	3.97	1.01	1.00	1.2648	.0578	-.1057	.0026	-.0015	.0050	21.89	
50.47	.00	7.94	1.00	1.00	1.6608	.1055	-.1938	.0025	-.0014	.0052	15.75	
50.35	.00	12.04	1.00	1.00	2.0211	.1655	-.2775	.0019	-.0014	.0055	12.21	
50.24	.00	14.28	1.01	1.00	2.1177	.1992	-.3213	.0022	-.0012	.0044	10.63	
50.12	.00	16.15	1.01	1.01	1.3698	.3749	-.5448	.0011	-.0021	.0091	3.65	
50.58	.00	20.04	1.01	1.02	1.4255	.4741	-.5323	.0003	-.0029	.0077	3.01	
50.58	.00	24.17	1.02	1.02	1.4203	.5667	-.3733	-.0002	-.0024	.0025	2.51	
50.35	.00	28.27	1.02	1.02	1.3790	.6569	-.2375	-.0005	-.0008	.0062	2.10	
50.24	.00	30.07	1.01	1.02	1.3529	.7043	-.2035	.0004	-.0007	.0032	1.92	
50.70	.00	32.08	1.00	1.02	1.3365	.7659	-.1463	.0018	-.0017	.0121	1.74	
50.47	.00	34.17	1.02	1.02	1.3356	.8222	-.1450	.0023	-.0006	.0050	1.62	
50.35	.00	36.18	1.01	1.01	1.3336	.8886	-.1577	.0030	-.0004	-.0013	1.50	

RUN NUMBER 243		LONGITUDINAL STABILITY AXIS AND LATERAL BODY AXIS DATA									TEST NUMBER 310	
Q,PSF	BETA,DEG	ALPHA,DEG	JL	JR	CL	CD	CPM	CRM	CYM	CSF	L/D	
50.47	-20.01	-.08	1.34	1.70	.8074	.0910	-.1468	.0298	-.0559	.3494	8.87	
50.81	-15.01	-.06	1.31	1.55	.8234	.1038	-.0771	.0253	-.0439	.2612	7.93	
50.58	-10.01	-.03	1.31	1.36	.8434	.1027	-.0239	.0166	-.0331	.1991	8.21	
50.01	-5.00	-.01	1.30	1.32	.8262	.1147	.0335	.0095	-.0164	.0963	7.21	
49.89	-1.99	.00	1.31	1.31	.8237	.1181	.0469	.0050	-.0078	.0435	6.98	
50.12	.01	-.02	1.32	1.30	.8153	.1188	.0498	.0022	-.0023	.0031	6.86	
50.35	2.04	-.01	1.33	1.30	.8158	.1191	.0484	-.0004	.0031	-.0263	6.85	
50.24	5.00	-.02	1.35	1.29	.8138	.1163	.0353	-.0046	.0111	-.0779	7.00	
50.35	10.00	-.05	1.40	1.28	.8174	.1027	-.0167	-.0114	.0259	-.1716	7.95	
50.24	15.01	-.09	1.58	1.29	.7977	.1072	-.0599	-.0203	.0367	-.2330	7.44	
50.24	19.53	-.14	1.75	1.33	.7823	.0924	-.1315	-.0250	.0497	-.3295	8.46	

RUN NUMBER 244		LONGITUDINAL STABILITY AXIS AND LATERAL BODY AXIS DATA									TEST NUMBER 310	
Q,PSF	BETA,DEG	ALPHA,DEG	JL	JR	CL	CD	CPM	CRM	CYM	CSF	L/D	
50.58	19.54	10.04	1.62	1.29	1.6948	.1784	-.3253	-.0260	.0479	-.3215	9.50	
50.70	15.00	10.07	1.38	1.26	1.7769	.1840	-.3039	-.0181	.0407	-.2655	9.66	
50.58	9.59	10.11	1.32	1.24	1.8025	.1968	-.2600	-.0122	.0258	-.1707	9.16	
50.24	4.58	10.15	1.29	1.23	1.8371	.2122	-.2077	-.0047	.0117	-.0909	8.66	
50.24	1.72	10.16	1.27	1.24	1.8315	.2144	-.1927	-.0006	.0034	-.0265	8.54	
50.24	-.01	10.16	1.27	1.24	1.8307	.2147	-.1918	.0023	-.0017	.0053	8.53	
50.24	-2.01	10.16	1.26	1.25	1.8293	.2134	-.1945	.0052	-.0071	.0389	8.57	
50.47	-5.01	10.16	1.26	1.27	1.8348	.2095	-.2124	.0090	-.0156	.0937	8.76	
50.93	-10.01	10.14	1.26	1.29	1.8296	.1965	-.2661	.0167	-.0309	.1896	9.31	
50.24	-14.55	10.10	1.28	1.35	1.8100	.1826	-.3294	.0235	-.0469	.2960	9.91	
50.24	-14.59	10.11	1.28	1.35	1.8042	.1836	-.3132	.0232	-.0467	.2859	9.82	
49.78	-20.00	10.08	1.30	1.44	1.7597	.1611	-.3621	.0288	-.0587	.3739	10.92	

RUN NUMBER 245		LONGITUDINAL STABILITY AXIS AND LATERAL BODY AXIS DATA									TEST NUMBER 310	
Q,PSF	BETA,DEG	ALPHA,DEG	JL	JR	CL	CD	CPM	CRM	CYM	CSF	L/D	
50.24	-20.00	10.05	1.00	1.00	1.7873	.0588	-.4219	.0307	-.0657	.3882	30.39	
50.47	-14.59	10.06	1.00	1.01	1.8379	.0900	-.3768	.0241	-.0502	.2925	20.41	
50.24	-9.59	10.10	.99	1.00	1.8649	.1119	-.3222	.0169	-.0322	.1314	16.67	
50.35	-4.59	10.12	1.00	1.00	1.8606	.1277	-.2634	.0091	-.0161	.0947	14.57	
50.35	-1.59	10.13	1.00	1.00	1.8695	.1347	-.2461	.0053	-.0071	.0391	13.88	
50.24	.03	10.13	1.00	1.00	1.8590	.1343	-.2416	.0021	-.0013	.0046	13.84	
50.12	2.00	10.14	1.00	1.00	1.8638	.1339	-.2440	-.0007	.0043	-.0278	13.92	
49.78	5.01	10.12	1.00	.99	1.8577	.1261	-.2602	-.0048	.0130	-.0920	14.73	
50.35	10.02	10.07	1.00	1.00	1.8406	.1122	-.3195	-.0126	.0280	-.1750	16.41	
50.47	15.02	10.04	1.01	1.01	1.8108	.0915	-.3676	-.0191	.0448	-.2734	19.78	
50.12	20.01	10.00	.99	1.00	1.7593	.0584	-.4191	-.0256	.0598	-.3592	30.13	

Table AII. Continued

RUN NUMBER 246		LONGITUDINAL STABILITY AXIS AND LATERAL BODY AXIS DATA										TEST NUMBER 310
Q,PSF	BETA,DEG	ALPHA,DEG	JL	JR	CL	CD	CPM	CRM	CYM	CSF	L/D	
50.24	20.01	.03	1.01	1.00	.8167	-.0269	-.2098	-.0253	.0548	-.3420	-30.40	
50.81	15.01	.08	1.02	1.01	.8275	-.0035	-.1426	-.0206	.0404	-.2415	*****	
50.70	10.01	.11	1.01	1.01	.8526	.0040	-.0892	-.0118	.0286	-.1775	210.70	
50.35	5.00	.16	1.00	1.01	.8537	.0196	-.0321	-.0049	.0128	-.0927	43.58	
50.35	1.59	.16	1.01	1.00	.8503	.0229	-.0186	-.0006	.0038	-.0274	37.16	
50.35	.00	.17	1.01	1.00	.8506	.0229	-.0172	.0020	-.0018	.0072	37.19	
50.35	-2.01	.15	1.01	1.00	.8466	.0229	-.0211	.0050	-.0076	.0420	37.00	
50.35	-5.01	.16	1.00	1.01	.8556	.0183	-.0365	.0097	-.0171	.0997	46.81	
50.47	-10.00	.13	1.00	1.01	.8722	.0014	-.0959	.0168	-.0348	.2005	609.74	
50.12	-14.59	.10	1.00	1.00	.8529	-.0085	-.1614	.0259	-.0476	.2711	-99.78	
50.47	-20.01	.07	1.00	1.01	.8454	-.0260	-.2251	.0304	-.0609	.3512	-32.55	

RUN NUMBER 247		LONGITUDINAL STABILITY AXIS AND LATERAL BODY AXIS DATA										TEST NUMBER 310
Q,PSF	BETA,DEG	ALPHA,DEG	JL	JR	CL	CD	CPM	CRM	CYM	CSF	L/D	
50.35	-20.04	-.04	1.35	1.68	.8151	.0909	-.1467	.0310	-.0590	.3576	8.97	
50.58	-15.01	-.02	1.31	1.55	.8261	.1035	-.0794	.0268	-.0479	.2699	7.98	
50.47	-10.02	.01	1.30	1.36	.8547	.1008	-.0285	.0182	-.0371	.2071	8.48	
50.24	-4.59	.03	1.30	1.32	.8306	.1145	.0299	.0109	-.0198	.1040	7.26	
50.12	-1.58	.04	1.31	1.31	.8266	.1192	.0451	.0062	-.0113	.0504	6.94	
50.35	.00	.05	1.32	1.30	.8265	.1193	.0493	.0036	-.0059	.0173	6.93	
50.12	2.01	.04	1.34	1.29	.8239	.1178	.0460	.0009	-.0003	-.0199	6.99	
50.12	5.01	.03	1.35	1.29	.8249	.1141	.0357	-.0032	.0079	-.0710	7.23	
50.35	10.00	-.01	1.40	1.28	.8255	.1027	-.0143	-.0100	.0226	-.1653	8.04	
50.24	14.59	-.04	1.57	1.29	.8066	.1058	-.0597	-.0191	.0335	-.2258	7.62	
50.12	20.00	-.08	1.73	1.33	.7904	.0915	-.1340	-.0237	.0463	-.3197	8.63	

RUN NUMBER 248		LONGITUDINAL STABILITY AXIS AND LATERAL BODY AXIS DATA										TEST NUMBER 310
Q,PSF	BETA,DEG	ALPHA,DEG	JL	JR	CL	CD	CPM	CRM	CYM	CSF	L/D	
50.35	20.00	9.99	1.61	1.29	1.6788	.1773	-.3212	-.0248	.0448	-.3126	9.47	
50.70	15.01	10.03	1.38	1.26	1.7704	.1849	-.3032	-.0170	.0376	-.2591	9.57	
50.35	10.00	10.06	1.33	1.24	1.8032	.1958	-.2573	-.0113	.0231	-.1652	9.21	
50.58	4.59	10.10	1.28	1.24	1.8292	.2104	-.2052	-.0038	.0090	-.0757	8.69	
50.35	2.00	10.11	1.27	1.24	1.8257	.2130	-.1911	.0005	.0009	-.0220	8.57	
50.47	-.01	10.11	1.26	1.25	1.8273	.2146	-.1894	.0033	-.0046	.0115	8.52	
50.35	-2.01	10.11	1.26	1.25	1.8284	.2141	-.1930	.0062	-.0098	.0444	8.54	
49.66	-5.00	10.10	1.25	1.27	1.8422	.2108	-.2135	.0102	-.0187	.1008	8.74	
50.35	-9.99	10.07	1.26	1.29	1.8259	.1953	-.2676	.0179	-.0342	.1959	9.35	
50.47	-14.59	10.06	1.29	1.35	1.7959	.1846	-.3100	.0240	-.0493	.2995	9.73	
50.01	-20.00	10.03	1.31	1.44	1.7525	.1615	-.3511	.0295	-.0614	.3780	10.85	

RUN NUMBER 249		LONGITUDINAL STABILITY AXIS AND LATERAL BODY AXIS DATA										TEST NUMBER 310
Q,PSF	BETA,DEG	ALPHA,DEG	JL	JR	CL	CD	CPM	CRM	CYM	CSF	L/D	
50.47	-20.00	10.01	1.00	1.01	1.7919	.0623	-.4153	.0318	-.0689	.3956	28.75	
50.47	-15.01	10.02	.99	1.00	1.8492	.0940	-.3792	.0251	-.0535	.3002	19.67	
49.78	-10.00	10.05	1.00	1.00	1.8589	.1093	-.3240	.0181	-.0357	.1988	17.01	
50.12	-4.59	10.07	1.00	1.00	1.8681	.1294	-.2632	.0102	-.0191	.1012	14.44	
50.58	-2.00	10.09	1.00	1.01	1.8594	.1350	-.2441	.0064	-.0101	.0458	13.77	
50.24	.01	10.09	1.00	1.00	1.8711	.1377	-.2403	.0034	-.0046	.0129	13.59	
50.58	2.00	10.08	1.01	1.00	1.8551	.1359	-.2399	.0002	.0012	-.0206	13.65	
50.01	5.00	10.07	1.00	1.00	1.8537	.1271	-.2575	-.0039	.0102	-.0763	14.59	
50.24	10.07	10.03	1.00	1.01	1.8425	.1132	-.3168	-.0117	.0253	-.1709	16.28	
50.58	15.01	9.99	1.01	1.01	1.8060	.0925	-.3672	-.0180	.0414	-.2654	19.51	
50.35	20.01	9.96	1.01	.99	1.7546	.0570	-.4206	-.0245	.0565	-.3614	30.76	

RUN NUMBER 250		LONGITUDINAL STABILITY AXIS AND LATERAL BODY AXIS DATA										TEST NUMBER 310
Q,PSF	BETA,DEG	ALPHA,DEG	JL	JR	CL	CD	CPM	CRM	CYM	CSF	L/D	
50.35	20.01	.06	1.00	1.01	.8253	-.0274	-.2124	-.0241	.0515	-.3343	-30.11	
50.47	15.01	.11	1.01	1.01	.8362	-.0052	-.1397	-.0192	.0368	-.2329	*****	
50.47	10.01	.15	1.01	1.01	.8636	.0033	-.0867	-.0105	.0252	-.1699	263.94	
50.58	5.00	.19	1.01	1.01	.8556	.0196	-.0317	-.0034	.0095	-.0736	43.72	
50.24	2.00	.20	1.01	1.01	.8579	.0218	-.0199	.0008	.0005	-.0198	39.34	
50.47	.00	.19	1.01	1.00	.8550	.0227	-.0174	.0034	-.0051	.0131	37.66	
50.24	-2.02	.20	1.01	1.00	.8614	.0227	-.0210	.0063	-.0112	.0499	38.00	
50.24	-5.01	.19	1.01	1.00	.8633	.0181	-.0390	.0110	-.0205	.1050	47.82	
50.35	-10.01	.17	1.00	1.01	.8819	.0017	-.0997	.0186	-.0388	.2112	509.84	
50.12	-15.00	.13	1.00	1.01	.8615	-.0095	-.1662	.0273	-.0516	.2791	-90.62	
50.47	-20.01	.09	1.01	1.01	.8506	-.0223	-.2205	.0316	-.0641	.3691	-38.12	

Table AII. Continued

RUN NUMBER 251		LONGITUDINAL STABILITY AXIS AND LATERAL BODY AXIS DATA										TEST NUMBER 310
Q,PSF	BETA,DEG	ALPHA,DEG	JL	JR	CL	CD	CPM	CRM	CYM	CSF	L/D	
50.35	.C1	-8.11	1.01	1.01	-.0587	-.0020	.1880	.0034	-.0069	.0187	29.99	
49.78	.01	-4.17	1.01	1.01	.3843	-.0006	.0876	.0035	-.0062	.0192	*****	
50.24	.01	.05	1.01	1.01	.8477	.0235	-.0134	.0035	-.0054	.0154	36.00	
50.35	.01	4.09	1.01	1.00	1.2716	.0592	-.1056	.0040	-.0048	.0142	21.48	
50.81	.01	8.01	1.01	1.01	1.6632	.1098	-.1908	.0038	-.0045	.0132	15.14	
50.47	.01	12.15	1.01	1.01	2.0281	.1693	-.2777	.0031	-.0044	.0128	11.98	
49.89	.01	14.23	.99	1.00	2.1056	.1952	-.3189	.0030	-.0041	.0104	10.78	
50.81	.01	16.00	1.02	1.02	1.3541	.3717	-.5382	.0018	-.0042	.0121	3.64	
50.35	.01	20.19	1.01	1.01	1.4304	.4766	-.5286	-.0001	-.0049	.0133	3.00	
50.58	.01	24.10	1.02	1.01	1.4224	.5657	-.3817	.0001	-.0029	.0051	2.51	
50.24	.01	28.15	1.02	1.02	1.3899	.6615	-.2393	-.0010	-.0007	-.0018	2.10	
50.58	.01	30.12	1.02	1.02	1.3409	.7052	-.1810	-.0004	-.0010	.0031	1.90	
50.24	.01	32.12	1.02	1.02	1.3351	.7635	-.1513	.0017	-.0007	.0029	1.75	
50.01	.01	33.99	1.01	1.02	1.3378	.8196	-.1448	.0011	-.0007	.0052	1.63	
50.35	.01	36.19	1.02	1.02	1.3183	.8650	-.1227	.0019	-.0010	-.0020	1.49	

RUN NUMBER 252		LONGITUDINAL STABILITY AXIS AND LATERAL BODY AXIS DATA										TEST NUMBER 310
Q,PSF	BETA,DEG	ALPHA,DEG	JL	JR	CL	CD	CPM	CRM	CYM	CSF	L/D	
50.47	.01	-8.02	1.39	1.35	-.0509	.1105	.2633	.0035	-.0070	.0162	-.46	
50.35	.01	-4.16	1.34	1.33	.3772	.1080	.1582	.0034	-.0065	.0202	3.49	
49.78	.C1	.14	1.32	1.30	.8386	.1218	.0472	.0035	-.0056	.0138	6.89	
50.58	.01	4.13	1.29	1.27	1.2548	.1480	-.0514	.0038	-.0050	.0135	8.48	
50.70	.01	7.97	1.27	1.25	1.6417	.1898	-.1416	.0038	-.0046	.0132	8.65	
50.47	.01	12.17	1.26	1.23	1.9976	.2436	-.2329	.0030	-.0045	.0118	8.20	
50.12	.01	14.15	1.24	1.23	2.0699	.2661	-.2697	.0029	-.0043	.0105	7.78	
50.12	.C1	15.99	2.81	2.81	1.1050	.4495	-.3846	.0008	-.0025	.0070	2.46	
50.01	.01	20.10	.00	.00	1.0922	.5323	-.2555	.0010	-.0019	.0055	2.05	
50.24	.01	24.11	12.81	10.03	1.0816	.6169	-.1033	.0015	-.0016	.0054	1.75	
50.58	.01	28.19	10.52	12.18	1.0733	.7142	-.0133	.0013	-.0005	.0077	1.50	
50.12	.01	30.00	9.21	*****	1.0732	.7673	.0036	.0008	.0000	.0336	1.40	
50.35	.01	32.15	8.55	.00	1.0752	.8289	.0251	-.0002	.0016	-.0005	1.30	
50.12	.01	33.90	5.62	.00	1.0822	.8856	-.0016	-.0045	.0046	.0139	1.22	
50.24	.01	35.91	6.07	.00	1.0923	.9540	-.0107	-.0077	.0054	.0233	1.15	

RUN NUMBER 253		LONGITUDINAL STABILITY AXIS AND LATERAL BODY AXIS DATA										TEST NUMBER 310
Q,PSF	BETA,DEG	ALPHA,DEG	JL	JR	CL	CD	CPM	CRM	CYM	CSF	L/D	
50.24	.01	-8.12	1.38	1.35	-.0629	.1170	.2725	.0091	-.0216	.0541	-.54	
50.35	.01	-4.11	1.35	1.33	.3808	.1114	.1607	.0089	-.0204	.0560	3.42	
50.24	.01	-.07	1.32	1.30	.8151	.1236	.0553	.0085	-.0187	.0480	6.60	
50.47	.C1	4.06	1.30	1.27	1.2413	.1509	-.0469	.0083	-.0170	.0430	8.22	
50.24	.01	7.96	1.27	1.24	1.6407	.1915	-.1393	.0080	-.0159	.0402	8.57	
50.47	.01	12.12	1.26	1.23	1.9902	.2440	-.2271	.0069	-.0152	.0390	8.16	
50.47	.01	14.16	1.25	1.23	2.0687	.2685	-.2654	.0066	-.0149	.0382	7.71	
50.12	.01	16.14	3.11	2.77	1.1072	.4543	-.3801	.0026	-.0105	.0321	2.44	
50.01	.01	20.00	.00	.00	1.0982	.5327	-.2493	.0008	-.0048	.0196	2.06	
50.35	.01	23.94	12.80	10.97	1.0907	.6145	-.1119	.0007	-.0034	.0051	1.77	
50.35	.01	28.05	10.02	15.37	1.0759	.7074	-.0158	-.0003	.0002	.0111	1.52	
50.24	.01	30.20	7.94	.00	1.0755	.7685	.0036	-.0006	.0014	-.0009	1.40	
50.58	.01	32.03	6.08	.00	1.0747	.8263	.0177	-.0012	.0039	.0054	1.30	
49.89	.01	34.30	6.04	.00	1.0862	.8992	.0036	-.0041	.0047	.0152	1.21	
50.70	.01	36.14	.00	4.45	1.0985	.9737	-.0168	.0113	-.0056	-.0125	1.13	

RUN NUMBER 254		LONGITUDINAL STABILITY AXIS AND LATERAL BODY AXIS DATA										TEST NUMBER 310
Q,PSF	BETA,DEG	ALPHA,DEG	JL	JR	CL	CD	CPM	CRM	CYM	CSF	L/D	
49.89	.01	-7.92	1.00	1.00	-.0353	-.0063	.1813	.0092	-.0217	.0569	5.59	
50.01	.01	-4.18	.99	.99	.3875	.0000	.0877	.0089	-.0202	.0544	*****	
50.70	.01	.08	1.01	1.01	.8496	.0271	-.0119	.0086	-.0185	.0493	31.35	
50.35	.01	4.21	.99	1.00	1.2854	.0621	-.1089	.0083	-.0169	.0451	20.71	
50.81	.01	7.99	1.01	1.01	1.6666	.1109	-.1901	.0080	-.0158	.0427	15.03	
50.58	.01	12.14	1.01	1.01	2.0266	.1708	-.2732	.0070	-.0150	.0405	11.86	
50.35	.01	14.20	1.01	1.00	2.1075	.1989	-.3133	.0068	-.0147	.0400	10.60	
50.24	.01	15.93	1.01	1.01	1.3561	.3675	-.5335	.0044	-.0141	.0378	3.69	
50.47	.01	20.23	1.00	1.01	1.4398	.4839	-.5281	.0010	-.0127	.0310	2.98	
50.12	.01	24.14	1.01	1.01	1.4382	.5686	-.3956	.0015	-.0074	.0174	2.53	
50.12	.01	28.16	1.01	1.01	1.3894	.6582	-.2351	-.0002	-.0025	.0398	2.11	
50.47	.01	29.97	1.01	1.02	1.3568	.7069	-.2004	-.0002	-.0023	-.0019	1.92	
50.12	.01	31.89	1.01	1.01	1.3385	.7544	-.1608	.0007	-.0017	.0026	1.77	
50.12	.C1	34.12	1.01	1.01	1.3382	.8259	-.1356	.0019	-.0012	.0036	1.62	
50.24	.01	36.12	1.02	1.02	1.3318	.8872	-.1488	.0015	-.0012	.0035	1.50	

Table AII. Continued

ORIGINAL PAGE IS
OF POOR QUALITY

RUN NUMBER 255		LONGITUDINAL STABILITY AXIS AND LATERAL BODY AXIS DATA									TEST NUMBER 310	
Q,PSF	BETA,DEG	ALPHA,DEG	JL	JR	CL	CD	CPM	CRM	CYM	CSF	L/D	
50.35	-20.00	-.06	1.35	1.68	.8172	.0976	-.1358	.0341	-.0680	.3801	8.37	
50.58	-15.02	-.03	1.32	1.53	.8342	.1040	-.0826	.0322	-.0615	.3053	8.02	
50.70	-10.01	-.01	1.30	1.35	.8575	.1065	-.0326	.0235	-.0513	.2434	8.05	
50.58	-5.00	.02	1.31	1.32	.8327	.1160	.0284	.0158	-.0333	.1390	7.18	
50.47	-1.99	.03	1.31	1.31	.8301	.1208	.0465	.0113	-.0246	.0955	5.87	
50.24	.03	.03	1.32	1.29	.8332	.1247	.0525	.0085	-.0190	.0516	6.68	
50.47	2.01	.03	1.34	1.28	.8266	.1237	.0527	.0057	-.0132	.0150	6.68	
50.47	5.00	.02	1.36	1.28	.8263	.1189	.0428	.0015	-.0041	-.0398	6.95	
50.47	10.04	.00	1.41	1.28	.8261	.1068	-.0043	-.0053	.0109	-.1321	7.74	
50.58	15.01	-.04	1.58	1.28	.7982	.1104	-.0421	-.0146	.0213	-.1914	7.23	
50.24	20.00	-.09	1.75	1.33	.7850	.0951	-.1210	-.0193	.0343	-.2890	8.26	

RUN NUMBER 256		LONGITUDINAL STABILITY AXIS AND LATERAL BODY AXIS DATA									TEST NUMBER 310	
Q,PSF	BETA,DEG	ALPHA,DEG	JL	JR	CL	CD	CPM	CRM	CYM	CSF	L/D	
50.24	20.00	9.99	1.61	1.29	1.6823	.1804	-.3231	-.0210	.0347	-.2863	9.33	
50.58	15.01	10.03	1.38	1.26	1.7732	.1862	-.3006	-.0133	.0275	-.2327	9.53	
50.58	10.04	10.06	1.32	1.24	1.7991	.1988	-.2488	-.0077	.0135	-.1401	9.05	
50.35	4.99	10.10	1.29	1.23	1.8261	.2119	-.1990	.0003	-.0009	-.0473	8.62	
50.01	1.55	10.12	1.28	1.24	1.8240	.2184	-.1857	.0045	-.0100	.0082	8.35	
50.58	-.02	10.12	1.26	1.24	1.8313	.2173	-.1864	.0075	-.0156	.0415	8.43	
50.12	-2.01	10.12	1.26	1.25	1.8365	.2161	-.1930	.0104	-.0211	.0746	8.50	
50.47	-5.00	10.11	1.26	1.26	1.8407	.2124	-.2126	.0143	-.0299	.1308	8.67	
50.70	-10.00	10.08	1.26	1.29	1.8293	.1972	-.2696	.0225	-.0465	.2287	9.28	
50.47	-15.15	10.06	1.29	1.35	1.7979	.1859	-.3073	.0276	-.0599	.3195	9.67	
50.12	-19.59	10.05	1.32	1.44	1.7489	.1665	-.3388	.0322	-.0698	.4000	10.51	

RUN NUMBER 257		LONGITUDINAL STABILITY AXIS AND LATERAL BODY AXIS DATA									TEST NUMBER 310	
Q,PSF	BETA,DEG	ALPHA,DEG	JL	JR	CL	CD	CPM	CRM	CYM	CSF	L/D	
50.01	-20.01	-.02	1.01	1.02	.8398	-.0187	-.2149	.0357	-.0752	.4027	-45.00	
50.24	-15.09	.00	1.01	1.01	.8519	-.0072	-.1689	.0331	-.0661	.3191	*****	
50.35	-10.04	.03	1.01	1.01	.8667	.0028	-.0986	.0241	-.0535	.2492	312.74	
50.12	-4.58	.06	1.01	1.01	.8475	.0197	-.0337	.0163	-.0345	.1425	43.00	
50.01	-2.01	.07	1.01	1.01	.8447	.0249	-.0141	.0116	-.0250	.0867	33.91	
50.12	.01	.07	1.01	1.01	.8391	.0270	-.0069	.0086	-.0187	.0500	31.06	
50.24	2.00	.06	1.02	1.02	.8352	.0258	-.0056	.0057	-.0125	.0125	32.40	
50.35	5.01	.07	1.02	1.01	.8373	.0237	-.0164	.0014	-.0027	-.0416	35.26	
50.24	10.01	.03	1.01	1.01	.8386	.0072	-.0664	-.0057	.0132	-.1376	116.05	
50.24	14.59	.00	1.01	1.00	.8123	-.0025	-.1176	-.0146	.0251	-.1996	*****	
49.89	20.01	-.06	1.02	1.01	.8087	-.0254	-.1962	-.0197	.0398	-.3028	-31.84	

RUN NUMBER 258		LONGITUDINAL STABILITY AXIS AND LATERAL BODY AXIS DATA									TEST NUMBER 310	
Q,PSF	BETA,DEG	ALPHA,DEG	JL	JR	CL	CD	CPM	CRM	CYM	CSF	L/D	
49.78	-20.02	10.03	1.01	1.01	1.7906	.0660	-.4061	.0351	-.0780	.4205	27.13	
50.24	-15.00	10.04	1.01	1.01	1.8264	.0960	-.3683	.0284	-.0632	.3230	19.03	
50.01	-10.01	10.06	1.01	1.01	1.8578	.1146	-.3254	.0228	-.0481	.2313	16.22	
50.01	-4.58	10.10	1.01	1.01	1.8629	.1318	-.2616	.0146	-.0305	.1312	14.13	
50.12	-2.01	10.08	1.01	1.01	1.8556	.1386	-.2378	.0106	-.0214	.0762	13.39	
50.24	-2.01	10.06	1.02	1.02	1.8532	.1386	-.2371	.0106	-.0212	.0756	13.37	
50.01	.01	10.06	1.01	1.01	1.8559	.1393	-.2321	.0076	-.0156	.0422	13.33	
49.89	2.01	10.06	1.01	1.00	1.8530	.1377	-.2331	.0044	-.0094	.0071	13.46	
50.24	5.01	10.05	1.01	1.01	1.8375	.1317	-.2438	.0002	.0001	-.0481	13.95	
50.24	10.02	10.02	1.01	1.01	1.8306	.1168	-.2991	-.0077	.0151	-.1412	15.68	
50.01	14.59	10.01	1.01	1.01	1.8027	.0940	-.3592	-.0142	.0309	-.2402	19.17	
50.24	20.01	9.96	1.02	1.01	1.7472	.0640	-.4146	-.0203	.0453	-.3328	27.32	

RUN NUMBER 259		LONGITUDINAL STABILITY AXIS AND LATERAL BODY AXIS DATA									TEST NUMBER 310	
Q,PSF	BETA,DEG	ALPHA,DEG	JL	JR	CL	CD	CPM	CRM	CYM	CSF	L/D	
49.89	.01	-7.95	1.40	1.37	-.0443	.1236	.2812	.0150	-.0374	.0959	-.36	
49.89	.01	-4.04	1.37	1.33	.3849	.1187	.1736	.0146	-.0355	.0947	3.24	
50.35	.01	.03	1.33	1.30	.8166	.1307	.0672	.0138	-.0330	.0867	6.25	
50.24	.01	4.10	1.30	1.27	1.2429	.1583	-.0330	.0132	-.0307	.0902	7.85	
50.12	.01	8.04	1.28	1.26	1.6391	.1981	-.1277	.0125	-.0287	.0752	8.27	
49.78	.01	12.06	1.26	1.23	1.9853	.2494	-.2123	.0113	-.0275	.0727	7.96	
50.24	.01	14.04	1.26	1.23	2.0581	.2722	-.2503	.0106	-.0270	.0705	7.56	
49.89	.01	16.02	3.10	2.50	1.1133	.4554	-.3759	.0023	-.0189	.0465	2.44	
50.12	.01	20.09	.00	.00	1.0923	.5347	-.2461	.0002	-.0071	.0169	2.04	
50.01	.01	23.94	11.08	14.54	1.0778	.6097	-.1002	-.0004	-.0028	.0126	1.77	
50.01	.01	28.05	10.58	12.93	1.0746	.7114	-.0188	.0000	-.0016	.0099	1.51	

Table AII. Continued

RUN NUMBER 260		LONGITUDINAL STABILITY AXIS AND LATERAL BODY AXIS DATA										TEST NUMBER 310
Q,PSF	BETA,DEG	ALPHA,DEG	JL	JR	CL	CD	CPM	CRM	CYM	CSF	L/D	
50.12	.01	-8.06	1.00	1.00	-.0511	.0049	.2034	.0155	-.0377	.1007	-10.54	
50.01	.01	-4.01	1.00	1.00	.4013	.0099	.0999	.0147	-.0355	.0957	40.34	
50.12	.01	.04	1.01	1.00	.8390	.0298	.0014	.0142	-.0329	.0882	28.14	
50.01	.01	4.03	1.00	1.00	1.2588	.0642	-.0907	.0136	-.0305	.0912	19.60	
50.12	.01	8.10	1.00	1.00	1.6688	.1138	-.1808	.0127	-.0285	.0763	14.66	
50.01	.01	11.99	1.00	1.00	2.0072	.1704	-.2589	.0115	-.0274	.0731	11.78	
50.12	.01	14.08	1.00	1.00	2.0909	.1997	-.2980	.0109	-.0270	.0717	10.47	
50.35	.01	16.09	1.01	1.01	1.3501	.3744	-.5244	.0082	-.0236	.0676	3.61	
50.01	.01	20.03	1.01	1.01	1.4304	.4768	-.5240	.0040	-.0189	.0505	3.00	
50.12	.01	23.95	1.01	1.01	1.4139	.5585	-.3810	.0013	-.0114	.0222	2.53	
50.58	.01	28.12	1.02	1.02	1.3768	.6527	-.2389	-.0008	-.0037	.0141	2.11	
RUN NUMBER 261		LONGITUDINAL STABILITY AXIS AND LATERAL BODY AXIS DATA										TEST NUMBER 310
Q,PSF	BETA,DEG	ALPHA,DEG	JL	JR	CL	CD	CPM	CRM	CYM	CSF	L/D	
50.35	-19.59	-.05	1.36	1.70	.8172	.1039	-.1248	.0362	-.0745	.3999	7.86	
50.35	-15.08	-.04	1.32	1.55	.8291	.1121	-.0789	.0363	-.0735	.3385	7.40	
50.35	-10.04	-.01	1.31	1.36	.8478	.1096	-.0193	.0285	-.0651	.2796	7.73	
49.89	-5.00	.02	1.31	1.32	.8290	.1233	.0448	.0213	-.0479	.1775	6.72	
50.24	-2.02	.03	1.32	1.31	.8180	.1275	.0627	.0167	-.0392	.1239	6.42	
50.12	.00	.03	1.33	1.30	.8137	.1295	.0691	.0140	-.0333	.0874	6.28	
50.12	2.01	.04	1.34	1.29	.8146	.1299	.0712	.0111	-.0272	.0507	6.27	
50.35	5.01	.01	1.36	1.29	.8081	.1268	.0616	.0066	-.0180	-.0039	6.37	
49.78	10.01	-.01	1.41	1.29	.8094	.1141	.0164	-.0004	-.0022	-.0989	7.09	
50.35	14.59	-.04	1.59	1.29	.7777	.1160	-.0239	-.0102	.0095	-.1615	6.71	
50.01	20.01	-.08	1.76	1.33	.7733	.1012	-.0971	-.0153	.0233	-.2625	7.64	
RUN NUMBER 262		LONGITUDINAL STABILITY AXIS AND LATERAL BODY AXIS DATA										TEST NUMBER 310
Q,PSF	BETA,DEG	ALPHA,DEG	JL	JR	CL	CD	CPM	CRM	CYM	CSF	L/D	
50.35	20.01	10.09	1.62	1.29	1.6750	.1855	-.3169	-.0175	.0250	-.2598	9.03	
50.24	15.06	10.02	1.39	1.26	1.7560	.1903	-.2876	-.0100	.0185	-.2085	9.23	
50.24	10.02	10.06	1.33	1.24	1.7900	.2048	-.2301	-.0038	.0034	-.1130	8.74	
50.24	4.55	10.10	1.29	1.23	1.8251	.2197	-.1833	.0045	-.0125	-.0176	8.31	
50.24	2.01	10.08	1.28	1.24	1.8165	.2222	-.1692	.0089	-.0222	.0398	8.18	
50.01	-.01	10.01	1.27	1.24	1.8129	.2206	-.1696	.0120	-.0279	.0731	8.22	
50.35	-2.00	10.02	1.27	1.25	1.8138	.2199	-.1758	.0149	-.0334	.1071	8.25	
50.35	-5.01	10.01	1.27	1.27	1.8128	.2152	-.1982	.0186	-.0421	.1625	8.43	
50.24	-10.01	9.99	1.27	1.29	1.8108	.1993	-.2557	.0270	-.0588	.2606	9.09	
50.01	-15.06	10.07	1.29	1.35	1.7866	.1926	-.2864	.0300	-.0676	.3376	9.27	
49.89	-20.00	10.05	1.32	1.44	1.7469	.1736	-.3329	.0343	-.0767	.4175	10.06	
RUN NUMBER 263		LONGITUDINAL STABILITY AXIS AND LATERAL BODY AXIS DATA										TEST NUMBER 310
Q,PSF	BETA,DEG	ALPHA,DEG	JL	JR	CL	CD	CPM	CRM	CYM	CSF	L/D	
50.35	-20.00	-.05	1.01	1.01	.8274	-.0117	-.1935	.0372	-.0814	.4111	-70.86	
50.24	-15.07	-.05	1.00	1.01	.8472	-.0002	-.1659	.0373	-.0779	.3446	*****	
50.35	-10.04	-.01	1.01	1.01	.8626	.0095	-.0907	.0293	-.0674	.2934	90.75	
50.24	-5.03	.02	1.01	1.01	.8452	.0258	-.0248	.0221	-.0497	.1825	32.82	
50.12	-2.01	.03	1.00	1.00	.8384	.0297	-.0037	.0173	-.0398	.1248	28.19	
50.24	.00	.03	1.01	1.01	.8341	.0314	.0031	.0144	-.0334	.0893	26.55	
50.12	2.01	.03	1.00	1.00	.8319	.0299	.0034	.0114	-.0267	.0500	27.81	
50.24	5.01	.02	1.00	1.00	.8275	.0278	-.0051	.0070	-.0168	-.0053	29.80	
50.24	10.00	.01	1.01	1.01	.8370	.0121	-.0483	-.0001	.0003	-.1033	69.33	
49.89	14.55	-.04	1.01	1.00	.8013	.0025	-.1023	-.0103	.0131	-.1696	316.19	
50.47	20.02	-.04	1.02	1.01	.8032	-.0203	-.1832	-.0161	.0295	-.2739	-39.53	
RUN NUMBER 264		LONGITUDINAL STABILITY AXIS AND LATERAL BODY AXIS DATA										TEST NUMBER 310
Q,PSF	BETA,DEG	ALPHA,DEG	JL	JR	CL	CD	CPM	CRM	CYM	CSF	L/D	
50.24	20.02	10.04	1.02	1.00	1.7218	.0784	-.3857	-.0180	.0318	-.2925	21.96	
50.24	15.05	10.08	.99	1.00	1.8010	.0991	-.3510	-.0108	.0216	-.2159	18.17	
50.01	10.08	10.11	1.01	1.00	1.8321	.1196	-.2886	-.0041	.0050	-.1178	15.32	
49.89	5.01	10.05	1.00	1.00	1.8508	.1374	-.2336	.0046	-.0115	-.0192	13.47	
50.35	2.01	10.05	1.01	1.01	1.8410	.1426	-.2208	.0090	-.0219	.0396	12.91	
50.24	.00	10.06	1.00	1.00	1.8488	.1445	-.2211	.0124	-.0280	.0759	12.79	
50.24	-2.00	10.06	1.01	1.00	1.8525	.1424	-.2283	.0153	-.0339	.1086	13.01	
50.01	-5.02	10.05	1.00	1.00	1.8612	.1352	-.2537	.0194	-.0434	.1657	13.76	
50.24	-10.02	10.03	1.01	1.01	1.8511	.1182	-.3156	.0278	-.0611	.2651	15.66	
50.01	-15.00	10.00	1.00	1.00	1.8276	.1050	-.3494	.0317	-.0725	.3477	17.41	

Table AII. Continued

ORIGINAL PAGE IS
OF POOR QUALITY

RUN NUMBER 265		LONGITUDINAL STABILITY AXIS AND LATERAL BODY AXIS DATA										TEST NUMBER 310
Q,PSF	BETA,DEG	ALPHA,DEG	JL	JR	CL	CD	CPM	CRM	CYM	CSF	L/D	
50.12	-20.01	-.05	1.36	1.68	.8126	.0928	-.1529	.0281	-.0514	.3403	8.76	
50.12	-15.01	-.03	1.31	1.56	.8217	.1051	-.0736	.0232	-.0382	.2440	7.82	
50.24	-10.01	.00	1.30	1.39	.8319	.1147	-.0089	.0145	-.0237	.1599	7.25	
50.58	-4.99	.03	1.31	1.33	.8287	.1158	.0309	.0074	-.0115	.0330	7.16	
50.47	-1.99	.04	1.32	1.31	.8258	.1193	.0451	.0031	-.0033	.0313	6.92	
50.47	-.01	.03	1.33	1.30	.8206	.1209	.0470	.0005	.0019	-.0030	6.79	
50.47	2.01	.02	1.34	1.30	.8188	.1194	.0452	-.0022	.0073	-.0372	6.86	
50.58	5.00	.01	1.35	1.28	.8190	.1172	.0310	-.0062	.0155	-.0896	6.99	
50.35	10.01	-.02	1.40	1.28	.8270	.1046	-.0231	-.0128	.0297	-.1912	7.90	
50.47	14.99	-.05	1.58	1.29	.7989	.1069	-.0655	-.0221	.0406	-.2408	7.47	
50.35	20.01	-.10	1.74	1.34	.7780	.0925	-.1345	-.0267	.0536	-.3395	8.41	

RUN NUMBER 266		LONGITUDINAL STABILITY AXIS AND LATERAL BODY AXIS DATA										TEST NUMBER 310
Q,PSF	BETA,DEG	ALPHA,DEG	JL	JR	CL	CD	CPM	CRM	CYM	CSF	L/D	
49.89	20.01	9.98	1.63	1.30	1.6679	.1768	-.3144	-.0270	.0511	-.3283	9.43	
50.70	14.51	10.02	1.39	1.27	1.7635	.1828	-.3052	-.0195	.0443	-.2747	9.65	
50.24	10.02	10.05	1.32	1.25	1.7959	.1953	-.2649	-.0138	.0296	-.1802	9.20	
50.47	5.01	10.09	1.29	1.24	1.8131	.2077	-.2090	-.0061	.0149	-.0904	8.73	
50.24	2.00	10.10	1.27	1.23	1.8275	.2134	-.1955	-.0020	.0068	-.0359	8.56	
50.58	.00	10.11	1.27	1.25	1.8319	.2145	-.1927	.0010	.0017	-.0041	8.54	
50.58	-2.00	10.11	1.26	1.25	1.8277	.2134	-.1948	.0037	-.0036	.0299	8.57	
50.24	-5.01	10.11	1.26	1.27	1.8289	.2089	-.2105	.0076	-.0122	.0341	8.76	
50.47	-10.10	10.08	1.26	1.30	1.8217	.1963	-.2642	.0152	-.0272	.1791	9.28	
50.70	-15.07	10.05	1.29	1.35	1.7927	.1809	-.3178	.0217	-.0423	.2746	9.91	
50.35	-20.01	10.01	1.31	1.44	1.7380	.1586	-.3584	.0268	-.0544	.3502	10.96	

RUN NUMBER 267		LONGITUDINAL STABILITY AXIS AND LATERAL BODY AXIS DATA										TEST NUMBER 310
Q,PSF	BETA,DEG	ALPHA,DEG	JL	JR	CL	CD	CPM	CRM	CYM	CSF	L/D	
50.58	-20.01	9.99	1.01	1.01	1.7776	.0633	-.4194	.0289	-.0606	.3757	28.07	
50.24	-14.55	10.02	1.01	1.01	1.8179	.0921	-.3682	.0220	-.0448	.2755	19.74	
50.47	-10.00	10.05	1.01	1.01	1.8462	.1151	-.3131	.0151	-.0278	.1785	16.04	
50.24	-4.96	10.08	1.01	1.01	1.8552	.1313	-.2579	.0074	-.0122	.0324	14.13	
50.58	-1.98	10.08	1.01	1.01	1.8536	.1379	-.2417	.0037	-.0036	.0287	13.44	
50.81	.02	10.07	1.01	1.02	1.8450	.1397	-.2378	.0007	.0019	-.0045	13.21	
50.58	2.02	10.09	1.02	1.01	1.8558	.1391	-.2406	-.0022	.0075	-.0369	13.34	
50.24	5.00	10.07	1.01	1.00	1.8517	.1320	-.2573	-.0061	.0157	-.0889	14.03	
50.35	10.00	10.03	1.01	1.01	1.8286	.1118	-.3195	-.0140	.0313	-.1827	16.36	
50.24	15.00	9.99	1.01	1.01	1.8040	.0915	-.3728	-.0207	.0486	-.2837	19.72	
49.89	20.02	9.95	1.02	1.01	1.7498	.0602	-.4154	-.0273	.0639	-.3800	29.06	

RUN NUMBER 268		LONGITUDINAL STABILITY AXIS AND LATERAL BODY AXIS DATA										TEST NUMBER 310
Q,PSF	BETA,DEG	ALPHA,DEG	JL	JR	CL	CD	CPM	CRM	CYM	CSF	L/D	
50.24	20.00	-.01	1.02	1.01	.8021	-.0241	-.2100	-.0270	.0597	-.3520	-33.23	
50.81	15.00	.04	1.02	1.02	.8140	-.0006	-.1430	-.0225	.0451	-.2500	*****	
50.70	10.00	.07	1.03	1.02	.8483	.0087	-.0873	-.0132	.0331	-.1893	97.77	
50.24	4.99	.11	1.02	1.02	.8407	.0236	-.0315	-.0063	.0171	-.0922	35.60	
50.01	2.00	.13	1.02	1.01	.8386	.0243	-.0171	-.0022	.0081	-.0393	34.46	
50.12	.01	.12	1.02	1.01	.8394	.0257	-.0134	.0004	.0024	-.0044	32.63	
50.35	-2.02	.13	1.01	1.01	.8416	.0255	-.0160	.0031	-.0033	.0308	33.06	
50.47	-5.01	.12	1.01	1.01	.8476	.0229	-.0321	.0077	-.0125	.0851	36.98	
50.47	-10.00	.10	1.01	1.01	.8681	.0080	-.0889	.0151	-.0298	.1902	108.22	
50.58	-15.02	.07	1.02	1.02	.8398	-.0046	-.1538	.0237	-.0422	.2545	*****	
50.24	-20.00	.03	1.02	1.02	.8316	-.0224	-.2183	.0282	-.0551	.3494	-37.16	

RUN NUMBER 269		LONGITUDINAL STABILITY AXIS AND LATERAL BODY AXIS DATA										TEST NUMBER 310
Q,PSF	BETA,DEG	ALPHA,DEG	JL	JR	CL	CD	CPM	CRM	CYM	CSF	L/D	
50.24	.01	-8.04	1.02	1.02	-.0590	.0053	.1888	-.0003	.0022	-.0025	-11.21	
50.24	.01	-4.18	1.02	1.02	.3753	.0089	.0906	-.0001	.0021	-.0005	42.11	
50.01	.01	.06	1.01	1.01	.8355	.0264	-.0130	.0004	.0023	-.0034	31.66	
50.12	.01	4.15	1.02	1.02	1.2607	.0621	-.1059	.0011	.0022	-.0041	20.30	
50.24	.01	8.11	1.01	1.02	1.6699	.1122	-.1941	.0012	.0020	-.0034	14.89	
50.35	.01	12.22	1.01	1.01	2.0160	.1698	-.2770	.0006	.0019	-.0037	11.88	
50.24	.01	14.23	1.01	1.01	2.0845	.1986	-.3177	.0005	.0022	-.0041	10.49	
49.89	.01	15.94	1.02	1.02	1.3497	.3648	-.5425	-.0008	.0013	-.0040	3.70	
50.24	.01	20.23	1.03	1.03	1.4294	.4784	-.5390	-.0012	-.0003	.0002	2.99	
50.24	.01	24.29	1.02	1.03	1.3955	.5575	-.3706	-.0003	.0001	.0033	2.50	
50.35	.01	28.24	1.03	1.03	1.3688	.6523	-.2302	-.0004	-.0001	-.0024	2.10	
50.47	.01	31.98	1.03	1.03	1.3190	.7492	-.1424	.0009	-.0010	.0035	1.76	
50.58	.01	36.13	1.03	1.03	1.3113	.8729	-.1398	.0019	.0005	-.0115	1.50	

Table AII. Continued

RUN NUMBER 270		LONGITUDINAL STABILITY AXIS AND LATERAL BODY AXIS DATA										TEST NUMBER 310
Q,PSF	BETA,DEG	ALPHA,DEG	JL	JR	CL	CD	CPM	CRM	CYM	CSF	L/D	
50.47	.01	-8.06	1.38	1.36	-.0602	.1135	.2630	.0000	.0017	-.0014	-5.3	
49.78	.01	-4.09	1.34	1.33	.3788	.1088	.1570	.0002	.0018	-.0017	3.48	
50.35	.01	.08	1.32	1.30	.8226	.1195	.0490	.0005	.0021	-.0035	6.88	
50.70	.01	4.07	1.30	1.28	1.2339	.1461	-.0480	.0013	.0021	-.0041	8.45	
50.35	.01	8.07	1.27	1.25	1.6364	.1885	-.1435	.0012	.0017	-.0028	8.68	
50.24	.01	11.97	1.26	1.24	1.9671	.2356	-.2288	.0006	.0015	-.0027	8.35	
50.24	.01	14.03	1.25	1.23	2.0474	.2601	-.2677	.0007	.0017	-.0034	7.87	
50.24	.01	15.99	2.61	2.73	1.1159	.4464	-.3936	.0008	.0017	.0013	2.50	
50.58	.01	20.07	.00	.00	1.0961	.5282	-.2563	.0000	-.0005	-.0035	2.08	
50.12	.01	23.97	21.33	8.09	1.0681	.6009	-.1039	.0022	-.0023	.0025	1.78	
50.01	.01	28.15	10.65	10.65	1.0692	.7066	-.0193	.0007	-.0005	.0077	1.51	
50.93	.01	32.07	6.23	.00	1.0711	.8192	.0151	-.0027	.0042	.0043	1.31	
50.47	.01	36.06	13.08	4.20	1.0978	.9564	-.0384	.0139	-.0062	-.0339	1.15	

RUN NUMBER 271		LONGITUDINAL STABILITY AXIS AND LATERAL BODY AXIS DATA										TEST NUMBER 310
Q,PSF	BETA,DEG	ALPHA,DEG	JL	JR	CL	CD	CPM	CRM	CYM	CSF	L/D	
50.47	.01	-7.99	1.38	1.36	-.0585	.1276	.2627	-.0140	.0379	-.1003	-4.6	
50.24	.01	-4.12	1.35	1.34	.3755	.1219	.1773	-.0129	.0359	-.0900	3.08	
51.04	.01	.06	1.32	1.31	.8266	.1327	.0666	-.0115	.0341	-.0864	6.23	
50.47	.01	4.17	1.29	1.28	1.2518	.1592	-.0382	-.0097	.0317	-.0308	7.87	
50.58	.01	8.08	1.27	1.26	1.6255	.1963	-.1302	-.0092	.0291	-.0758	8.28	
49.78	.01	12.02	1.25	1.24	1.9728	.2462	-.2149	-.0089	.0279	-.0720	8.01	
50.58	.01	14.10	1.24	1.24	2.0522	.2692	-.2571	-.0084	.0273	-.0726	7.62	
50.24	.01	16.15	2.50	3.42	1.1008	.4534	-.3770	-.0013	.0187	-.0484	2.43	
50.58	.01	20.14	.00	.00	1.0899	.5291	-.2504	.0031	.0051	-.0133	2.06	
50.70	.02	24.09	16.71	9.75	1.0775	.6044	-.1124	.0013	.0009	-.0116	1.78	
50.47	.02	27.97	9.73	14.59	1.0757	.7038	-.0176	.0001	.0012	-.0007	1.53	
49.89	.02	31.98	7.03	.00	1.0798	.8224	.0119	-.0011	.0035	-.0005	1.31	
50.47	.02	35.96	23.35	4.58	1.0983	.9556	-.0399	.0119	-.0051	-.0244	1.15	

RUN NUMBER 272		LONGITUDINAL STABILITY AXIS AND LATERAL BODY AXIS DATA										TEST NUMBER 310
Q,PSF	BETA,DEG	ALPHA,DEG	JL	JR	CL	CD	CPM	CRM	CYM	CSF	L/D	
50.70	.02	-8.10	1.01	1.00	-.0637	.0110	.2041	-.0142	.0379	-.0954	-5.80	
50.35	.02	-3.97	1.00	1.00	.3982	.0144	.0994	-.0132	.0363	-.0917	27.58	
50.35	.02	.10	1.01	1.01	.8442	.0327	.0003	-.0119	.0343	-.0877	25.85	
50.58	.02	4.03	1.01	1.01	1.2543	.0657	-.0921	-.0102	.0322	-.0829	19.08	
50.35	.02	8.27	1.00	1.00	1.6811	.1160	-.1873	-.0094	.0299	-.0776	14.49	
50.12	.02	12.14	.99	1.00	2.0154	.1713	-.2661	-.0093	.0285	-.0745	11.76	
49.89	.02	14.15	1.00	1.00	2.0903	.1963	-.3071	-.0087	.0282	-.0748	10.65	
50.35	.02	16.13	1.00	1.01	1.3561	.3727	-.5348	-.0070	.0245	-.0512	3.64	
50.35	.02	19.95	1.01	1.01	1.4319	.4726	-.5276	-.0062	.0176	-.0482	3.03	
50.58	.02	24.28	1.01	1.02	1.4220	.5675	-.3776	-.0017	.0098	-.0268	2.51	
50.12	.02	27.87	1.02	1.02	1.3991	.6474	-.2588	-.0013	.0044	-.0117	2.16	
50.12	.02	32.03	1.01	1.01	1.3433	.7598	-.1542	.0022	.0007	-.0003	1.77	
50.70	.02	35.98	1.02	1.02	1.3245	.8723	-.1416	.0004	.0041	-.0171	1.52	

RUN NUMBER 273		LONGITUDINAL STABILITY AXIS AND LATERAL BODY AXIS DATA										TEST NUMBER 310
Q,PSF	BETA,DEG	ALPHA,DEG	JL	JR	CL	CD	CPM	CRM	CYM	CSF	L/D	
50.35	-20.01	-.04	1.01	1.01	.8146	-.0210	-.1915	.0186	-.0295	.2776	-38.74	
50.47	-15.01	-.01	1.00	1.01	.8269	.0032	-.1134	.0128	-.0140	.1798	257.39	
50.70	-10.00	.03	1.01	1.01	.8563	.0142	-.0542	.0037	-.0009	.1111	60.36	
50.58	-5.00	.03	1.01	1.01	.8405	.0313	-.0083	-.0039	.0177	.0959	26.83	
50.24	-2.01	.04	1.00	1.00	.8421	.0332	.0019	-.0089	.0279	-.0498	25.40	
50.93	.02	.03	1.01	1.00	.8303	.0339	.0004	-.0117	.0341	-.0959	24.48	
50.58	2.03	.03	1.01	1.01	.8376	.0330	-.0052	-.0146	.0408	-.1232	25.38	
50.35	5.00	.02	1.01	1.00	.8433	.0283	-.0243	-.0192	.0505	-.1787	29.81	
50.58	10.01	-.02	1.01	1.01	.8471	.0094	-.0865	-.0261	.0667	-.2756	90.01	
50.35	15.01	-.07	.99	1.00	.8135	.0016	-.1496	-.0347	.0771	-.3341	511.17	
50.35	20.09	-.10	1.02	1.01	.7865	-.0111	-.1800	-.0342	.0803	-.4018	-70.83	

Table AII. Continued

RUN NUMBER 274		LONGITUDINAL STABILITY AXIS AND LATERAL BODY AXIS DATA									TEST NUMBER 310	
Q,PSF	BETA,DEG	ALPHA,DEG	JL	JR	CL	CD	CPM	CRM	CYM	CSF	L/D	
50.24	20.05	10.01	1.01	1.00	1.7140	.0783	-.3692	-.0356	.0816	-.4088	21.89	
50.70	15.01	10.05	1.01	1.00	1.8019	.1027	-.3506	-.0285	.0713	-.3416	17.55	
50.47	10.07	10.07	1.01	1.00	1.8269	.1146	-.3169	-.0251	.0606	-.2591	15.93	
50.35	4.55	10.12	1.00	1.00	1.8474	.1333	-.2531	-.0165	.0438	-.1613	13.85	
50.58	2.00	10.13	1.01	1.01	1.8415	.1415	-.2299	-.0123	.0344	-.1070	13.01	
50.58	.01	10.13	1.01	1.01	1.8411	.1424	-.2244	-.0093	.0287	-.0747	12.93	
50.47	-2.02	10.14	1.00	1.00	1.8471	.1418	-.2269	-.0061	.0224	-.0390	13.03	
50.12	-5.01	10.13	1.00	1.00	1.8514	.1348	-.2417	-.0017	.0118	.0198	13.73	
50.47	-10.00	10.12	1.00	1.01	1.8414	.1205	-.2885	.0063	-.0047	.1158	15.28	
50.47	-15.00	10.09	1.00	1.01	1.8178	.0959	-.3500	.0135	-.0219	.2179	18.95	
50.24	-20.02	10.05	1.00	1.01	1.7753	.0679	-.4110	.0200	-.0360	.3123	26.15	

RUN NUMBER 275		LONGITUDINAL STABILITY AXIS AND LATERAL BODY AXIS DATA									TEST NUMBER 310	
Q,PSF	BETA,DEG	ALPHA,DEG	JL	JR	CL	CD	CPM	CRM	CYM	CSF	L/D	
50.35	-20.02	10.07	1.30	1.45	1.7473	.1658	-.3602	.0195	-.0325	.3051	10.54	
50.24	-15.01	10.10	1.27	1.35	1.7944	.1887	-.2940	.0131	-.0194	.2131	9.51	
50.01	-10.02	10.13	1.25	1.31	1.8113	.2041	-.2358	.0063	-.0037	.1151	8.88	
50.24	-4.55	10.15	1.25	1.27	1.8162	.2167	-.1905	-.0018	.0123	.0187	8.39	
50.47	-2.00	10.15	1.25	1.26	1.8179	.2196	-.1777	-.0060	.0223	-.0392	8.28	
50.24	.00	10.16	1.26	1.25	1.8198	.2212	-.1749	-.0089	.0280	-.0713	8.23	
50.47	2.01	10.16	1.27	1.25	1.8196	.2196	-.1813	-.0120	.0335	-.1055	8.28	
50.24	5.03	10.13	1.28	1.24	1.8264	.2147	-.2025	-.0161	.0421	-.1617	8.51	
50.47	10.05	10.09	1.31	1.25	1.8012	.1992	-.2580	-.0242	.0576	-.2547	9.04	
50.35	15.01	10.08	1.39	1.28	1.7539	.1924	-.2821	-.0268	.0654	-.3276	9.12	
50.47	20.01	10.04	1.48	1.30	1.6998	.1707	-.3182	-.0311	.0751	-.4110	9.96	

RUN NUMBER 276		LONGITUDINAL STABILITY AXIS AND LATERAL BODY AXIS DATA									TEST NUMBER 310	
Q,PSF	BETA,DEG	ALPHA,DEG	JL	JR	CL	CD	CPM	CRM	CYM	CSF	L/D	
50.58	20.01	.00	1.73	1.34	.7885	.1076	-.1118	-.0338	.0743	-.3910	7.33	
50.58	15.01	.03	1.55	1.30	.8049	.1139	-.0671	-.0344	.0731	-.3257	7.06	
50.24	10.00	.07	1.39	1.29	.8191	.1185	-.0068	-.0260	.0617	-.2537	6.91	
50.12	5.00	.09	1.33	1.29	.8269	.1253	.0413	-.0187	.0485	-.1752	6.60	
50.35	2.00	.11	1.32	1.30	.8212	.1299	.0591	-.0144	.0397	-.1212	6.32	
50.47	.02	.11	1.31	1.31	.8193	.1296	.0642	-.0116	.0338	-.0872	6.32	
50.58	-2.01	.12	1.30	1.33	.8221	.1292	.0650	-.0085	.0277	-.0492	6.37	
50.24	-5.02	.12	1.30	1.34	.8231	.1262	.0536	-.0037	.0180	.0072	6.52	
50.35	-10.08	.10	1.29	1.43	.8249	.1221	.0143	.0045	.0017	.0958	6.76	
50.47	-15.04	.07	1.31	1.57	.8099	.1121	-.0399	.0131	-.0115	.1721	7.22	
50.24	-20.01	.03	1.34	1.71	.8029	.1000	-.1163	.0184	-.0244	.2724	8.03	

RUN NUMBER 277		LONGITUDINAL STABILITY AXIS AND LATERAL BODY AXIS DATA									TEST NUMBER 310	
Q,PSF	BETA,DEG	ALPHA,DEG	JL	JR	CL	CD	CPM	CRM	CYM	CSF	L/D	
50.47	-19.52	.10	1.28	1.51	.2830	.0278	-.0543	.0280	-.0208	.2515	10.19	
50.47	-14.58	.18	1.27	1.39	.2685	.0334	.0018	.0209	-.0117	.1771	8.05	
50.35	-10.01	.20	1.25	1.32	.2427	.0456	.0649	.0106	.0032	.0393	5.32	
50.35	-5.01	.08	1.26	1.30	.2080	.0551	.1064	-.0009	.0194	-.0032	3.78	
50.24	-2.00	.09	1.26	1.28	.2018	.0576	.1131	-.0073	.0281	-.0539	3.51	
50.47	.03	.07	1.28	1.27	.1960	.0562	.1111	-.0117	.0331	-.0970	3.37	
50.24	2.01	.08	1.28	1.26	.2004	.0568	.1071	-.0155	.0381	-.1158	3.53	
50.24	5.01	.07	1.30	1.26	.2034	.0526	.0937	-.0217	.0460	-.1551	3.87	
50.35	10.00	.04	1.34	1.25	.2243	.0416	.0437	-.0320	.0601	-.2522	5.39	
50.01	14.55	-.06	1.38	1.26	.2511	.0291	-.0318	-.0402	.0721	-.3320	8.62	
50.81	20.01	-.08	1.53	1.28	.2572	.0294	-.0590	-.0437	.0720	-.3799	8.75	

RUN NUMBER 278		LONGITUDINAL STABILITY AXIS AND LATERAL BODY AXIS DATA									TEST NUMBER 310	
Q,PSF	BETA,DEG	ALPHA,DEG	JL	JR	CL	CD	CPM	CRM	CYM	CSF	L/D	
50.70	20.01	10.06	1.42	1.28	1.1119	.0701	-.2410	-.0410	.0655	-.3716	15.86	
50.58	15.00	10.09	1.33	1.22	1.1568	.0833	-.2318	-.0359	.0588	-.3044	13.89	
50.47	10.00	10.09	1.27	1.21	1.1677	.0886	-.2155	-.0292	.0521	-.2349	13.19	
50.47	5.00	10.12	1.25	1.21	1.1722	.0985	-.1668	-.0186	.0394	-.1506	11.91	
50.70	2.00	10.14	1.23	1.22	1.1714	.1012	-.1498	-.0124	.0328	-.1044	11.57	
50.58	.01	10.14	1.24	1.22	1.1738	.1032	-.1443	-.0085	.0288	-.0758	11.38	
50.47	-2.00	10.15	1.22	1.23	1.1744	.1036	-.1458	-.0042	.0239	-.0447	11.34	
50.81	-5.01	10.15	1.22	1.24	1.1709	.0995	-.1554	.0024	.0158	.0045	11.76	
50.35	-10.00	10.14	1.21	1.26	1.1829	.0929	-.1983	.0137	.0017	.0951	12.73	
50.24	-15.00	10.11	1.22	1.31	1.1784	.0804	-.2459	.0227	-.0110	.1822	14.66	
50.35	-20.01	10.08	1.26	1.39	1.1454	.0646	-.2968	.0295	-.0213	.2618	17.72	

Table AII. Continued

RUN NUMBER 279		LONGITUDINAL STABILITY AXIS AND LATERAL BODY AXIS DATA									TEST NUMBER 310	
Q,PSF	BETA,DEG	ALPHA,DEG	JL	JR	CL	CD	CPM	CRM	CYM	CSF	L/D	
50.93	-20.01	10.06	1.01	1.01	1.1776	-.0209	-.3430	.0310	-.0263	.2719	-56.34	
50.35	-14.55	10.08	1.00	1.01	1.1978	.0017	-.2926	.0235	-.0141	.1871	709.98	
50.58	-10.01	10.10	1.01	1.01	1.1943	.0203	-.2380	.0134	.0006	.0964	58.94	
50.58	-5.02	10.13	1.00	1.01	1.1941	.0320	-.1951	.0024	.0155	.0071	37.27	
50.24	-2.01	10.14	1.00	1.00	1.1994	.0342	-.1839	-.0045	.0241	-.0440	35.04	
49.89	.01	10.12	1.00	1.00	1.1987	.0342	-.1857	-.0088	.0295	-.0757	35.09	
50.12	2.01	10.12	1.00	1.00	1.1959	.0347	-.1889	-.0129	.0339	-.1064	34.46	
50.24	4.02	10.11	1.00	1.00	1.1946	.0294	-.2016	-.0171	.0395	-.1372	40.67	
50.01	10.02	10.07	1.00	1.00	1.1956	.0135	-.2622	-.0301	.0550	-.2400	88.61	
50.12	15.00	10.05	1.00	1.00	1.1807	.0014	-.2857	-.0372	.0636	-.3133	822.23	
50.24	20.00	10.02	1.01	1.00	1.1511	-.0234	-.3158	-.0436	.0738	-.3913	-49.23	

RUN NUMBER 280		LONGITUDINAL STABILITY AXIS AND LATERAL BODY AXIS DATA									TEST NUMBER 310	
Q,PSF	BETA,DEG	ALPHA,DEG	JL	JR	CL	CD	CPM	CRM	CYM	CSF	L/D	
50.35	20.00	.07	1.01	1.00	.2743	-.0693	-.1054	-.0445	.0772	-.3871	-3.96	
50.24	15.01	.08	1.01	1.00	.2723	-.0620	-.0923	-.0417	.0758	-.3394	-4.39	
50.47	10.02	.13	1.01	1.01	.2408	-.0452	-.0120	-.0332	.0637	-.2599	-5.32	
49.78	5.01	.20	1.01	1.00	.2260	-.0339	.0363	-.0226	.0482	-.1723	-6.68	
50.12	2.00	.23	1.00	1.01	.2242	-.0279	.0540	-.0159	.0393	-.1196	-8.03	
50.35	.02	.23	1.00	1.01	.2224	-.0272	.0585	-.0119	.0341	-.0887	-8.19	
50.24	-2.02	.24	1.01	1.01	.2247	-.0258	.0605	-.0076	.0284	-.0551	-8.72	
50.35	-5.00	.23	1.01	1.01	.2293	-.0293	.0528	-.0009	.0190	-.0031	-7.83	
50.47	-10.01	.00	1.01	1.01	.2296	-.0434	.0206	.0107	.0022	.0899	-5.29	
50.35	-15.01	-.08	1.00	1.01	.2581	-.0643	-.0446	.0211	-.0136	.1807	-4.02	
50.35	-20.00	-.09	1.01	1.01	.2758	-.0783	-.1129	.0285	-.0245	.2551	-3.52	

RUN NUMBER 281		LONGITUDINAL STABILITY AXIS AND LATERAL BODY AXIS DATA									TEST NUMBER 310	
Q,PSF	BETA,DEG	ALPHA,DEG	JL	JR	CL	CD	CPM	CRM	CYM	CSF	L/D	
50.01	.01	-7.98	1.01	1.01	-.6359	-.0086	.2704	-.0149	.0383	-.0953	73.94	
50.24	.01	-4.06	1.00	1.01	-.2288	-.0230	.1694	-.0134	.0361	-.0919	9.94	
50.24	.01	-1.10	1.01	1.01	.1892	-.0257	.0669	-.0120	.0341	-.0980	-7.37	
50.47	.01	4.10	1.01	1.01	.6202	-.0104	-.0377	-.0101	.0320	-.0825	-59.55	
50.24	.01	8.03	1.00	1.01	.9991	.0136	-.1336	-.0089	.0300	-.0792	73.22	
50.35	.01	12.19	1.01	1.01	1.3660	.0593	-.2334	-.0089	.0288	-.0764	23.05	
50.70	.01	14.09	1.01	1.01	1.4921	.0843	-.2777	-.0086	.0286	-.0750	17.70	
50.24	.01	16.01	1.01	1.01	.9558	.2190	-.4496	-.0083	.0263	-.0728	4.36	
50.12	.01	20.03	1.01	1.01	1.0412	.3009	-.4783	-.0061	.0212	-.0557	3.46	
50.24	.01	23.90	1.02	1.02	1.0946	.3630	-.3986	-.0033	.0126	-.0353	2.86	
50.47	.01	28.18	1.01	1.02	1.1051	.4750	-.2471	-.0023	.0070	-.0200	2.33	
50.47	.01	32.01	1.02	1.02	1.1162	.5720	-.1764	-.0009	.0048	-.0172	1.95	
50.24	.01	36.04	1.02	1.02	1.1252	.6947	-.1913	-.0007	.0061	-.0180	1.62	

RUN NUMBER 282		LONGITUDINAL STABILITY AXIS AND LATERAL BODY AXIS DATA									TEST NUMBER 310	
Q,PSF	BETA,DEG	ALPHA,DEG	JL	JR	CL	CD	CPM	CRM	CYM	CSF	L/D	
50.47	.01	-8.10	1.33	1.33	-.6462	.0928	.3420	-.0148	.0378	-.0994	-6.96	
50.58	.01	-3.89	1.30	1.30	-.2165	.0658	.2247	-.0132	.0356	-.0932	-3.29	
50.53	.01	-.08	1.28	1.27	.1777	.0572	.1196	-.0118	.0336	-.0884	3.11	
50.24	.01	4.10	1.25	1.25	.5976	.0633	.0085	-.0098	.0312	-.0833	9.44	
50.35	.01	7.99	1.23	1.23	.9691	.0833	-.0893	-.0087	.0294	-.0785	11.63	
50.58	.01	12.14	1.22	1.22	1.3290	.1220	-.1904	-.0086	.0280	-.0749	10.89	
51.04	.01	14.07	1.22	1.22	1.4558	.1454	-.2326	-.0080	.0281	-.0757	10.01	
49.89	.01	16.08	1.71	1.66	.8318	.2988	-.3029	-.0065	.0239	-.0657	2.78	
50.58	.01	20.03	2.55	2.74	.8168	.3584	-.2329	-.0028	.0131	-.0370	2.28	
50.24	.01	23.97	4.46	6.10	.8194	.4275	-.1054	.0009	.0045	-.0140	1.92	
50.12	.01	28.13	4.45	5.03	.8714	.5262	-.0660	.0006	.0019	-.0314	1.66	
50.47	.01	31.99	4.01	4.01	.8971	.6306	-.0405	.0009	.0007	-.0023	1.42	
50.35	.01	35.98	3.05	4.14	.9459	.7665	-.1072	.0040	.0016	-.0091	1.23	

Table AII. Continued

RUN NUMBER 283		LONGITUDINAL STABILITY AXIS AND LATERAL BODY AXIS DATA									TEST NUMBER 310	
Q,PSF	BETA,DEG	ALPHA,DEG	JL	JR	CL	CD	CPM	CRM	CYM	CSF	L/D	
50.47	.01	-8.07	1.34	1.33	-.6375	.0816	.3185	.0002	.0003	.0002	-7.81	
50.47	.01	-4.14	1.31	1.29	-.2378	.0579	.2101	.0007	.0003	-.0006	-4.11	
50.47	.01	-.10	1.28	1.26	.1816	.0498	.0991	.0012	.0005	-.0018	3.65	
50.12	.01	4.03	1.26	1.24	.5983	.0548	-.0088	.0018	.0006	-.0029	10.91	
50.01	.01	8.07	1.24	1.22	.9915	.0791	-.1117	.0023	.0004	-.0007	12.54	
50.81	.01	12.25	1.23	1.21	1.3529	.1167	-.2151	.0016	.0004	-.0024	11.59	
50.24	.01	14.15	1.23	1.22	1.4668	.1406	-.2559	.0015	.0005	-.0019	10.43	
50.58	.01	16.12	1.68	1.65	.8468	.2966	-.3221	.0004	.0003	-.0010	2.85	
50.58	.01	19.97	2.60	2.69	.8249	.3605	-.2432	.0002	.0005	-.0009	2.29	
49.89	.01	24.14	4.89	5.90	.8293	.4352	-.1154	.0010	-.0008	.0005	1.91	
50.35	.01	28.08	4.81	4.81	.8646	.5239	-.0536	-.0005	.0001	-.0016	1.65	
50.58	.01	32.02	3.93	3.86	.9136	.6424	-.0336	.0012	-.0010	.0053	1.42	
49.78	.01	36.02	3.03	3.96	.9430	.7641	-.1190	.0024	-.0008	-.0042	1.23	

RUN NUMBER 284		LONGITUDINAL STABILITY AXIS AND LATERAL BODY AXIS DATA									TEST NUMBER 310	
Q,PSF	BETA,DEG	ALPHA,DEG	JL	JR	CL	CD	CPM	CRM	CYM	CSF	L/D	
50.70	.01	-8.08	1.00	1.00	-.6429	-.0213	.2503	.0001	.0005	-.0019	30.12	
50.35	.01	-4.15	.99	1.00	-.2298	-.0378	.1492	.0006	.0006	-.0019	6.08	
50.47	.01	-.02	1.00	1.00	.2039	-.0379	.0427	.0009	.0010	-.0043	-5.38	
50.47	.01	4.13	.99	1.00	.6279	-.0235	-.0580	.0016	.0010	-.0032	-26.71	
50.93	.01	8.16	1.01	1.01	1.0215	.0087	-.1543	.0022	.0009	-.0019	117.65	
50.35	.01	12.00	1.00	1.00	1.3579	.0466	-.2480	.0014	.0007	-.0018	29.17	
50.58	.01	13.97	1.00	1.00	1.4993	.0735	-.2951	.0014	.0008	-.0032	20.39	
50.35	.01	16.11	1.01	1.01	.9672	.2098	-.4851	.0003	.0009	-.0050	4.61	
50.47	.01	20.23	1.01	1.01	1.0603	.3034	-.5038	.0002	.0013	-.0042	3.49	
50.93	.01	24.07	1.01	1.02	1.0968	.3875	-.3965	.0005	-.0002	-.0060	2.83	
50.12	.01	28.14	1.01	1.01	1.1174	.4680	-.2745	.0000	.0004	-.0037	2.39	
51.04	.01	32.22	1.02	1.02	1.1274	.5848	-.1828	.0015	.0012	-.0068	1.93	
50.35	.01	36.08	1.01	1.01	1.1337	.6987	-.1910	.0020	.0003	.0034	1.62	

RUN NUMBER 285		LONGITUDINAL STABILITY AXIS AND LATERAL BODY AXIS DATA									TEST NUMBER 310	
Q,PSF	BETA,DEG	ALPHA,DEG	JL	JR	CL	CD	CPM	CRM	CYM	CSF	L/D	
50.24	-20.00	-.05	1.01	1.01	.2904	-.0870	-.1460	.0395	-.0534	.3318	-3.34	
50.47	-14.59	-.03	1.00	1.01	.2746	-.0741	-.0895	.0328	-.0431	.2570	-3.70	
50.58	-10.01	.00	1.00	1.01	.2384	-.0555	-.0141	.0227	-.0283	.1596	-4.30	
50.35	-5.00	.06	1.00	1.00	.2206	-.0415	.0290	.0118	-.0127	.0920	-5.32	
50.58	-2.00	.06	1.01	1.01	.2118	-.0383	.0395	.0052	-.0043	.0297	-5.54	
50.47	.00	.07	1.00	1.01	.2129	-.0381	.0401	.0012	.0005	.0003	-5.59	
50.35	2.00	.05	1.00	1.00	.2106	-.0392	.0366	-.0030	.0058	-.0317	-5.38	
50.24	4.59	.02	1.00	1.00	.2098	-.0442	.0249	-.0094	.0138	-.0819	-4.75	
50.24	10.02	-.02	1.00	1.00	.2254	-.0572	-.0180	-.0193	.0278	-.1635	-3.94	
50.12	15.01	-.06	1.00	1.00	.2553	-.0764	-.0904	-.0290	.0422	-.2519	-3.34	
50.01	20.02	-.10	1.01	1.00	.2664	-.0882	-.1374	-.0361	.0527	-.3257	-3.02	

RUN NUMBER 286		LONGITUDINAL STABILITY AXIS AND LATERAL BODY AXIS DATA									TEST NUMBER 310	
Q,PSF	BETA,DEG	ALPHA,DEG	JL	JR	CL	CD	CPM	CRM	CYM	CSF	L/D	
50.70	20.02	10.02	1.01	1.01	1.1581	-.0315	-.3372	-.0360	.0504	-.3298	-36.73	
50.24	14.59	10.04	.99	1.00	1.1849	-.0085	-.3074	-.0286	.0388	-.2486	*****	
50.58	10.01	10.06	1.00	1.00	1.1948	.0087	-.2734	-.0186	.0241	-.1586	136.86	
49.89	5.00	10.10	1.00	1.00	1.1957	.0188	-.2218	-.0086	.0119	-.0734	63.57	
50.01	2.00	10.11	.99	1.00	1.1955	.0234	-.2052	-.0023	.0053	-.0319	51.12	
50.01	.00	10.12	1.00	1.00	1.1982	.0234	-.2025	.0020	.0008	-.0026	51.26	
50.35	-2.02	10.13	1.00	1.00	1.1983	.0256	-.2023	.0062	-.0036	.0277	46.73	
50.70	-5.00	10.12	1.01	1.01	1.2012	.0249	-.2137	.0125	-.0106	.0741	48.27	
50.47	-10.01	10.10	1.01	1.01	1.2106	.0102	-.2665	.0233	-.0246	.1640	119.09	
50.47	-15.00	10.06	.90	.95	1.2121	-.0049	-.3226	.0330	-.0389	.2517	*****	
50.35	-20.01	10.07	.83	.96	1.1821	-.0298	-.3421	.0403	-.0509	.3347	-39.65	

Table AII. Continued

RUN NUMBER 287		LONGITUDINAL STABILITY AXIS AND LATERAL BODY AXIS DATA									TEST NUMBER 310	
Q,PSF	BETA,DEG	ALPHA,DEG	JL	JR	CL	CD	CPM	CRM	CYM	CSF	L/D	
50.24	-20.01	10.08	1.27	1.39	1.1482	.0572	-.2880	.0380	-.0441	.3203	20.08	
50.12	-15.00	10.09	1.23	1.31	1.1686	.0707	-.2600	.0313	-.0348	.2417	16.53	
50.58	-10.00	10.11	1.22	1.26	1.1766	.0825	-.2219	.0227	-.0229	.1605	14.26	
50.47	-5.00	10.14	1.22	1.23	1.1793	.0899	-.1764	.0126	-.0106	.0753	13.11	
50.24	-2.01	10.13	1.22	1.22	1.1727	.0922	-.1644	.0062	-.0039	.0301	12.72	
50.24	.01	10.13	1.24	1.22	1.1684	.0920	-.1611	.0019	.0003	.0002	12.70	
50.35	2.00	10.13	1.23	1.21	1.1716	.0919	-.1636	-.0021	.0045	-.0299	12.75	
50.35	5.01	10.12	1.25	1.21	1.1672	.0888	-.1773	-.0083	.0108	-.0747	13.15	
50.12	10.01	10.08	1.28	1.22	1.1690	.0823	-.2271	-.0181	.0219	-.1552	14.21	
50.24	15.00	10.06	1.32	1.22	1.1476	.0707	-.2530	-.0273	.0337	-.2380	16.23	
50.12	20.00	10.05	1.42	1.26	1.1238	.0579	-.2797	-.0333	.0425	-.3134	19.40	

RUN NUMBER 288		LONGITUDINAL STABILITY AXIS AND LATERAL BODY AXIS DATA									TEST NUMBER 310	
Q,PSF	BETA,DEG	ALPHA,DEG	JL	JR	CL	CD	CPM	CRM	CYM	CSF	L/D	
50.58	20.00	-.02	1.53	1.27	.2604	.0175	-.0700	-.0350	.0473	-.3168	14.84	
50.58	14.58	.01	1.41	1.25	.2427	.0231	-.0290	-.0282	.0382	-.2440	10.52	
50.35	10.00	.10	1.34	1.24	.2248	.0330	.0365	-.0190	.0257	-.1637	6.81	
50.47	5.00	.13	1.30	1.25	.2082	.0431	.0777	-.0088	.0125	-.0805	4.83	
50.58	2.00	.14	1.30	1.25	.2069	.0459	.0881	-.0028	.0051	-.0328	4.51	
50.58	-.01	.14	1.28	1.26	.2053	.0479	.0907	.0013	.0004	-.0014	4.29	
50.58	-2.01	.14	1.28	1.27	.2067	.0463	.0894	.0051	-.0040	.0279	4.47	
50.47	-5.01	.14	1.26	1.29	.2140	.0443	.0791	.0116	-.0118	.0792	4.84	
50.70	-10.01	.12	1.26	1.31	.2332	.0325	.0383	.0222	-.0264	.1662	7.18	
50.01	-15.01	.04	1.27	1.37	.2629	.0182	-.0322	.0318	-.0410	.2558	14.45	
50.24	-20.01	.02	1.29	1.50	.2853	.0166	-.0812	.0386	-.0486	.3248	17.16	

RUN NUMBER 289		LONGITUDINAL STABILITY AXIS AND LATERAL BODY AXIS DATA									TEST NUMBER 310	
Q,PSF	BETA,DEG	ALPHA,DEG	JL	JR	CL	CD	CPM	CRM	CYM	CSF	L/D	
50.01	.00	-7.97	1.35	1.33	-.6288	.0809	.3181	.0031	-.0060	.0164	-7.77	
50.12	.00	-4.03	1.32	1.30	-.2250	.0568	.2068	.0032	-.0056	.0144	-3.96	
49.78	.00	.03	1.29	1.27	.1949	.0493	.0961	.0034	-.0050	.0126	3.96	
49.89	.00	4.07	1.27	1.25	.5991	.0565	-.0090	.0038	-.0046	.0115	10.59	
50.35	.00	8.05	1.25	1.23	.9838	.0777	-.1097	.0040	-.0044	.0111	12.66	
50.24	.00	12.07	1.24	1.22	1.3383	.1178	-.2077	.0035	-.0044	.0118	11.37	
50.24	.00	14.02	1.24	1.22	1.4677	.1399	-.2529	.0033	-.0043	.0112	10.49	
50.12	.00	16.07	1.64	1.60	.8559	.3003	-.3166	.0017	-.0040	.0120	2.95	
49.89	.00	20.07	2.66	2.69	.8238	.3618	-.2421	.0003	-.0024	.0075	2.28	
49.89	.00	24.08	5.44	5.71	.8265	.4322	-.1216	.0001	-.0019	.0013	1.91	
50.01	.00	28.06	4.58	4.97	.8722	.5297	-.0569	.0000	-.0009	.0084	1.65	

RUN NUMBER 290		LONGITUDINAL STABILITY AXIS AND LATERAL BODY AXIS DATA									TEST NUMBER 310	
Q,PSF	BETA,DEG	ALPHA,DEG	JL	JR	CL	CD	CPM	CRM	CYM	CSF	L/D	
50.01	.02	-8.05	1.00	1.01	-.6399	-.0222	.2512	.0029	-.0060	.0169	28.88	
50.24	.02	-4.06	1.01	1.01	-.2231	-.0366	.1478	.0031	-.0055	.0146	6.10	
50.12	.02	-.07	1.01	1.01	.1963	-.0365	.0472	.0031	-.0048	.0124	-5.39	
50.12	.02	3.96	1.01	1.01	.6088	-.0218	-.0522	.0037	-.0043	.0117	-27.94	
50.12	.02	8.00	1.00	1.01	1.0011	.0059	-.1495	.0041	-.0041	.0118	170.73	
49.78	.02	11.97	1.00	1.00	1.3549	.0474	-.2454	.0033	-.0042	.0111	28.60	
50.47	.02	14.01	1.01	1.01	1.4883	.0758	-.2923	.0032	-.0041	.0104	19.63	
49.78	.02	16.09	1.01	1.01	.9667	.2139	-.4751	.0024	-.0034	.0120	4.52	
49.78	.02	20.03	1.01	1.01	1.0523	.2982	-.5024	.0013	-.0027	.0077	3.53	
49.78	.02	24.13	1.01	1.01	1.1024	.3877	-.4001	.0012	-.0023	.0076	2.84	
49.89	.02	28.08	1.02	1.02	1.1192	.4738	-.2627	-.0003	-.0007	.0014	2.36	

RUN NUMBER 291		LONGITUDINAL STABILITY AXIS AND LATERAL BODY AXIS DATA									TEST NUMBER 310	
Q,PSF	BETA,DEG	ALPHA,DEG	JL	JR	CL	CD	CPM	CRM	CYM	CSF	L/D	
49.89	-20.01	-.06	1.28	1.50	.2773	.0179	-.0791	.0408	-.0543	.3379	15.53	
50.01	-14.54	-.04	1.27	1.39	.2580	.0219	-.0314	.0346	-.0472	.2711	11.77	
50.12	-10.07	.03	1.27	1.33	.2270	.0340	.0378	.0247	-.0329	.1856	6.68	
50.35	-5.00	.04	1.26	1.29	.2013	.0433	.0828	.0137	-.0175	.0927	4.65	
50.24	-2.00	.05	1.28	1.27	.1975	.0477	.0940	.0073	-.0098	.0439	4.14	
50.12	.01	.05	1.28	1.27	.1978	.0464	.0956	.0033	-.0050	.0133	4.26	
50.01	2.01	.05	1.29	1.26	.1954	.0463	.0939	-.0006	-.0004	-.0165	4.22	
49.89	5.00	.03	1.31	1.25	.1965	.0443	.0849	-.0067	.0071	-.0656	4.43	
49.66	10.02	.01	1.35	1.25	.2120	.0333	.0451	-.0171	.0207	-.1499	6.37	
50.24	14.59	-.07	1.40	1.26	.2378	.0204	-.0235	-.0261	.0341	-.2338	11.65	
49.78	20.00	-.10	1.54	1.27	.2536	.0171	-.0714	-.0331	.0423	-.3038	14.84	

Table AII. Continued

RUN NUMBER 252		LONGITUDINAL STABILITY AXIS AND LATERAL BODY AXIS DATA									TEST NUMBER 310	
Q,PSF	BETA,DEG	ALPHA,DEG	JL	JR	CL	CD	CPM	CRM	CYM	CSF	L/D	
50.35	20.00	10.08	1.44	1.27	1.1231	.0585	-.2922	-.0317	.0388	-.3036	19.19	
50.12	15.01	10.11	1.33	1.21	1.1598	.0743	-.2579	-.0258	.0299	-.2297	15.60	
50.35	9.55	10.11	1.29	1.22	1.1667	.0835	-.2246	-.0166	.0180	-.1456	13.98	
50.35	5.00	10.11	1.26	1.21	1.1626	.0909	-.1743	-.0065	.0065	-.0529	12.79	
50.47	1.59	10.12	1.24	1.21	1.1621	.0934	-.1604	-.0002	.0001	-.0183	12.45	
50.12	.03	10.12	1.24	1.22	1.1638	.0941	-.1586	.0038	-.0041	.0105	12.37	
50.12	-2.00	9.94	1.23	1.23	1.1523	.0917	-.1579	.0080	-.0083	.0399	12.57	
50.12	-5.01	10.06	1.23	1.23	1.1623	.0896	-.1710	.0144	-.0151	.0872	12.97	
49.89	-10.04	10.05	1.23	1.26	1.1731	.0805	-.2215	.0250	-.0285	.1768	14.58	
50.24	-15.00	10.02	1.24	1.31	1.1663	.0702	-.2709	.0337	-.0407	.2596	16.63	
50.35	-20.01	10.02	1.28	1.39	1.1340	.0564	-.2843	.0395	-.0491	.3324	20.11	

RUN NUMBER 253		LONGITUDINAL STABILITY AXIS AND LATERAL BODY AXIS DATA									TEST NUMBER 310	
Q,PSF	BETA,DEG	ALPHA,DEG	JL	JR	CL	CD	CPM	CRM	CYM	CSF	L/D	
50.24	-20.01	9.99	1.00	1.01	1.1688	-.0310	-.3356	.0424	-.0570	.3509	-37.69	
50.01	-15.01	10.00	1.01	1.00	1.1993	-.0062	-.3105	.0348	-.0447	.2664	*****	
49.78	-10.02	10.02	1.00	1.00	1.1959	.0069	-.2674	.0253	-.0299	.1770	172.20	
50.01	-5.02	10.04	1.01	1.01	1.1898	.0220	-.2131	.0146	-.0160	.0996	54.01	
49.89	-2.01	10.04	1.01	1.01	1.1825	.0239	-.1984	.0082	-.0090	.0443	49.49	
50.01	.01	10.05	1.01	1.00	1.1843	.0254	-.1952	.0038	-.0043	.0123	46.71	
50.24	1.59	10.05	1.01	1.01	1.1817	.0255	-.1968	-.0002	.0002	-.0164	46.40	
50.01	4.55	10.03	1.00	1.01	1.1845	.0227	-.2112	-.0065	.0070	-.0626	52.11	
50.01	10.02	10.00	1.02	1.01	1.1860	.0116	-.2641	-.0169	.0198	-.1467	100.62	
49.89	15.00	9.97	1.01	1.01	1.1793	-.0063	-.3099	-.0269	.0344	-.2399	*****	
49.89	20.01	10.03	1.02	1.01	1.1635	-.0314	-.3417	-.0343	.0461	-.3205	-37.02	

RUN NUMBER 254		LONGITUDINAL STABILITY AXIS AND LATERAL BODY AXIS DATA									TEST NUMBER 310	
Q,PSF	BETA,DEG	ALPHA,DEG	JL	JR	CL	CD	CPM	CRM	CYM	CSF	L/D	
49.89	20.01	-.01	1.01	1.01	.2775	-.0870	-.1395	-.0342	.0477	-.3144	-3.19	
50.35	15.09	.02	1.01	1.01	.2567	-.0717	-.0881	-.0271	.0368	-.2376	-3.58	
50.35	10.00	.07	1.01	1.00	.2303	-.0540	-.0106	-.0175	.0230	-.1526	-4.27	
50.24	5.01	.12	1.01	1.01	.2181	-.0406	.0283	-.0070	.0088	-.0700	-5.37	
50.24	2.02	.15	1.00	1.01	.2177	-.0378	.0399	-.0006	.0004	-.0200	-5.76	
50.35	.03	.00	1.01	1.01	.2042	-.0354	.0450	.0032	-.0045	.0111	-5.77	
50.35	-2.01	.01	1.01	1.01	.2060	-.0374	.0426	.0074	-.0097	.0434	-5.51	
50.24	-5.01	.00	1.01	1.01	.2122	-.0409	.0311	.0142	-.0183	.0957	-5.19	
50.24	-10.01	-.06	1.01	1.01	.2313	-.0539	-.0157	.0253	-.0346	.1872	-4.29	
50.24	-15.00	-.09	1.01	1.01	.2668	-.0728	-.0892	.0354	-.0501	.2773	-3.66	
49.89	-19.59	-.01	1.01	1.01	.2936	-.0810	-.1392	.0419	-.0596	.3492	-3.62	

RUN NUMBER 255		LONGITUDINAL STABILITY AXIS AND LATERAL BODY AXIS DATA									TEST NUMBER 310	
Q,PSF	BETA,DEG	ALPHA,DEG	JL	JR	CL	CD	CPM	CRM	CYM	CSF	L/D	
50.24	-.01	-8.01	1.35	1.32	-.6353	.0857	.3239	.0086	-.0209	.0533	-7.41	
50.35	-.01	-3.98	1.32	1.29	-.2191	.0604	.2099	.0085	-.0192	.0504	-3.63	
50.24	-.01	-.13	1.29	1.26	.1757	.0517	.1039	.0082	-.0178	.0439	3.40	
49.89	-.01	4.01	1.26	1.24	.5940	.0592	-.0031	.0083	-.0163	.0437	10.04	
50.12	-.01	7.95	1.24	1.22	.9714	.0802	-.1014	.0083	-.0156	.0413	12.12	
50.01	-.01	12.00	1.24	1.21	1.3271	.1181	-.2006	.0073	-.0152	.0401	11.24	
50.47	-.01	14.03	1.24	1.22	1.4507	.1402	-.2471	.0069	-.0151	.0393	10.35	
49.89	-.01	16.07	1.70	1.65	.8459	.2987	-.3231	.0044	-.0141	.0377	2.85	
50.12	-.01	20.01	2.71	2.59	.8213	.3628	-.2385	.0017	-.0077	.0203	2.26	
50.24	.00	24.03	5.36	5.24	.8265	.4338	-.1269	.0011	-.0038	.0076	1.91	
50.24	.01	28.00	5.01	4.52	.8692	.5265	-.0637	-.0004	-.0014	.0110	1.65	

RUN NUMBER 256		LONGITUDINAL STABILITY AXIS AND LATERAL BODY AXIS DATA									TEST NUMBER 310	
Q,PSF	BETA,DEG	ALPHA,DEG	JL	JR	CL	CD	CPM	CRM	CYM	CSF	L/D	
50.01	-20.00	.03	1.29	1.49	.2848	.0244	-.0751	.0439	-.0638	.3636	11.65	
50.24	-15.00	.04	1.27	1.37	.2634	.0242	-.0363	.0395	-.0604	.3031	10.90	
50.47	-10.04	.13	1.26	1.31	.2399	.0364	.0325	.0297	-.0461	.2187	6.59	
50.01	-5.01	-.03	1.27	1.28	.1954	.0472	.0865	.0185	-.0306	.1270	4.14	
50.12	-2.00	-.03	1.28	1.27	.1689	.0506	.0984	.0121	-.0225	.0773	3.73	
50.01	.01	-.03	1.28	1.26	.1877	.0568	.1016	.0082	-.0177	.0461	3.69	
49.89	2.00	-.04	1.30	1.26	.1857	.0504	.1008	.0041	-.0127	.0139	3.68	
50.01	5.04	-.04	1.31	1.24	.1882	.0482	.0924	-.0022	-.0047	.0340	3.90	
49.89	10.09	-.07	1.34	1.25	.2040	.0376	.0552	-.0128	.0095	-.1206	5.42	
50.12	14.99	-.06	1.40	1.25	.2387	.0252	-.0099	-.0217	.0230	-.2057	9.49	
50.01	20.05	-.10	1.54	1.26	.2485	.0212	-.0626	-.0290	.0307	-.2750	11.72	

Table AII. Continued

RUN NUMBER 257		LONGITUDINAL STABILITY AXIS AND LATERAL BODY AXIS DATA										TEST NUMBER 310
Q,PSF	BETA,DEG	ALPHA,DEG	JL	JR	CL	CD	CPM	CRM	CYM	CSF	L/D	
50.47	20.05	10.03	1.43	1.26	1.1236	.0599	-.3007	-.0285	.0298	-.2821	18.76	
49.89	15.01	10.07	1.34	1.22	1.1507	.0749	-.2559	-.0220	.0202	-.2045	15.37	
49.78	10.01	10.03	1.29	1.21	1.1549	.0850	-.2132	-.0129	.0084	-.1209	13.59	
50.47	5.01	10.06	1.26	1.20	1.1619	.0954	-.1682	-.0028	-.0036	-.0377	12.17	
50.24	2.01	10.07	1.25	1.21	1.1651	.0979	-.1554	.0038	-.0106	.0091	11.90	
50.47	-.01	10.08	1.24	1.22	1.1621	.0973	-.1519	.0081	-.0152	.0401	11.94	
50.35	-2.01	10.07	1.23	1.22	1.1644	.0954	-.1555	.0119	-.0193	.0678	12.20	
50.01	-4.55	10.06	1.23	1.23	1.1694	.0940	-.1715	.0183	-.0261	.1157	12.44	
50.35	-10.03	10.06	1.23	1.26	1.1739	.0847	-.2216	.0294	-.0402	.2076	13.86	
49.89	-15.01	10.04	1.24	1.31	1.1622	.0767	-.2411	.0370	-.0504	.2847	15.16	
49.78	-20.00	10.04	1.28	1.38	1.1373	.0626	-.2685	.0428	-.0584	.3580	18.16	

RUN NUMBER 258		LONGITUDINAL STABILITY AXIS AND LATERAL BODY AXIS DATA										TEST NUMBER 310
Q,PSF	BETA,DEG	ALPHA,DEG	JL	JR	CL	CD	CPM	CRM	CYM	CSF	L/D	
50.01	-.01	-7.99	1.01	1.01	-.6349	-.0173	.2541	.0088	-.0208	.0557	36.65	
49.89	-.01	-4.06	1.01	1.01	-.2224	-.0330	.1517	.0085	-.0192	.0513	6.75	
50.12	-.01	.07	1.00	1.01	.2097	-.0324	.0467	.0081	-.0176	.0451	-6.47	
49.78	-.01	4.06	1.01	1.01	.6167	-.0188	-.0513	.0084	-.0162	.0436	-32.88	
50.12	-.01	7.98	1.01	1.00	.9996	.0120	-.1438	.0085	-.0154	.0423	83.58	
50.24	-.01	12.08	1.01	1.01	1.3576	.0543	-.2418	.0074	-.0151	.0414	25.01	
50.24	-.01	14.03	1.01	1.01	1.4940	.0806	-.2689	.0072	-.0150	.0407	18.48	
50.47	-.01	15.96	1.01	1.02	.9577	.2170	-.4577	.0062	-.0132	.0341	4.41	
50.35	-.01	20.02	1.01	1.02	1.0419	.3013	-.4841	.0035	-.0104	.0266	3.46	
49.66	-.01	24.09	1.01	1.01	1.1069	.3912	-.4006	.0028	-.0071	.0140	2.83	
49.66	-.01	28.00	1.01	1.01	1.1238	.4730	-.2675	-.0003	-.0037	.0117	2.38	

RUN NUMBER 259		LONGITUDINAL STABILITY AXIS AND LATERAL BODY AXIS DATA										TEST NUMBER 310
Q,PSF	BETA,DEG	ALPHA,DEG	JL	JR	CL	CD	CPM	CRM	CYM	CSF	L/D	
50.12	-20.01	-.01	1.01	1.01	.2936	-.0764	-.1312	.0451	-.0698	.3734	-3.64	
50.24	-15.01	.00	1.01	1.01	.2809	-.0706	-.0985	.0408	-.0641	.3118	-3.98	
50.35	-10.09	.03	1.00	1.01	.2451	-.0517	-.0233	.0306	-.0485	.2236	-4.74	
50.12	-4.55	.02	1.01	1.01	.2145	-.0362	.0307	.0189	-.0315	.1294	-5.62	
50.12	-2.00	.03	1.01	1.00	.2081	-.0347	.0432	.0124	-.0228	.0783	-6.00	
50.01	.01	.03	1.00	1.01	.2074	-.0347	.0466	.0081	-.0176	.0471	-5.97	
49.89	2.00	.02	1.01	1.01	.2037	-.0300	.0472	.0040	-.0123	.0151	-6.78	
49.89	5.00	.01	1.01	1.01	.2069	-.0361	.0372	-.0027	-.0034	-.0367	-5.73	
49.78	10.01	-.06	1.01	1.01	.2155	-.0495	.0609	-.0128	.0106	-.1206	-4.36	
49.78	15.00	-.08	1.02	1.01	.2492	-.0686	-.0652	-.0221	.0249	-.2061	-3.63	
50.12	19.55	-.05	1.02	1.02	.2678	-.0801	-.1246	-.0298	.0354	-.2812	-3.34	

RUN NUMBER 300		LONGITUDINAL STABILITY AXIS AND LATERAL BODY AXIS DATA										TEST NUMBER 310
Q,PSF	BETA,DEG	ALPHA,DEG	JL	JR	CL	CD	CPM	CRM	CYM	CSF	L/D	
49.89	19.55	10.05	1.02	1.01	1.1656	-.0262	-.3472	-.0308	.0359	-.2955	-44.48	
50.01	15.06	10.07	1.02	1.01	1.1835	.0009	-.3071	-.0232	.0241	-.2120	*****	
50.24	10.10	10.12	1.01	1.01	1.1965	.0179	-.2608	-.0136	.0106	-.1246	66.90	
50.01	5.00	10.03	1.01	1.01	1.1792	.0260	-.2081	-.0030	-.0025	-.0397	45.29	
49.89	2.01	10.04	1.01	1.01	1.1819	.0295	-.1947	.0035	-.0101	.0079	40.07	
50.01	-.01	10.05	1.01	1.01	1.1859	.0302	-.1927	.0080	-.0150	.0398	39.26	
50.24	-2.02	10.05	1.00	1.01	1.1880	.0315	-.1939	.0123	-.0196	.0709	37.68	
50.12	-5.01	10.04	1.01	1.01	1.1921	.0269	-.2116	.0187	-.0270	.1180	44.26	
50.01	-10.00	10.01	1.00	1.01	1.2015	.0130	-.2677	.0300	-.0422	.2090	92.77	
49.78	-15.00	10.00	1.00	1.01	1.1980	-.0001	-.3021	.0386	-.0551	.2945	*****	
50.24	-19.55	9.99	1.01	1.02	1.1647	-.0239	-.3245	.0449	-.0650	.3730	-48.78	

RUN NUMBER 301		LONGITUDINAL STABILITY AXIS AND LATERAL BODY AXIS DATA										TEST NUMBER 310
Q,PSF	BETA,DEG	ALPHA,DEG	JL	JR	CL	CD	CPM	CRM	CYM	CSF	L/D	
50.35	.00	-8.04	1.36	1.32	-.6356	.0936	.3400	.0146	-.0364	.0929	-6.79	
50.01	-.00	-4.02	1.31	1.29	-.2275	.0678	.2283	.0141	-.0343	.0980	-3.36	
50.01	.00	-.02	1.29	1.26	.1843	.0587	.1176	.0135	-.0317	.0317	3.14	
50.35	.00	4.02	1.27	1.24	.5921	.0642	.0126	.0132	-.0297	.0776	9.23	
50.12	.00	8.03	1.25	1.22	.9768	.0870	-.0866	.0128	-.0279	.0738	11.23	
50.12	.01	11.97	1.24	1.21	1.3258	.1221	-.1663	.0117	-.0271	.0714	10.86	
50.24	.01	14.03	1.25	1.21	1.4506	.1467	-.2311	.0109	-.0266	.0700	9.89	
50.24	.01	16.01	1.73	1.55	.8432	.3026	-.2969	.0072	-.0238	.0614	2.79	
49.89	.01	20.08	2.70	2.61	.8274	.3684	-.2290	.0022	-.0130	.0321	2.25	
50.12	.02	24.04	5.76	5.12	.8277	.4346	-.1175	.0009	-.0060	.0133	1.90	
50.12	.02	28.03	5.12	4.27	.8701	.5262	-.0602	-.0011	-.0025	.0075	1.65	

Table AII. Continued

RUN NUMBER 302		LONGITUDINAL STABILITY AXIS AND LATERAL BODY AXIS DATA										TEST NUMBER 310
Q,PSF	BETA,DEG	ALPHA,DEG	JL	JR	CL	CD	CPM	CRM	CYM	CSF	L/D	
49.89	-20.11	-.02	1.29	1.50	.2764	.0307	-.0624	.0458	-.0703	.3799	9.01	
50.35	-15.01	-.01	1.28	1.37	.2631	.0299	-.0308	.0437	-.0721	.3344	8.80	
49.89	-10.08	.07	1.27	1.31	.2321	.0415	.0493	.0350	-.0602	.2549	5.59	
50.12	-5.01	-.07	1.27	1.28	.1917	.0527	.1041	.0237	-.0447	.1624	3.63	
50.12	-2.00	-.06	1.28	1.27	.1865	.0569	.1169	.0176	-.0368	.1143	3.26	
49.89	.01	-.07	1.29	1.26	.1826	.0581	.1202	.0134	-.0318	.0920	3.14	
49.89	2.02	-.06	1.30	1.25	.1832	.0574	.1192	.0093	-.0264	.0493	3.19	
50.01	5.00	-.08	1.32	1.24	.1827	.0550	.1115	.0031	-.0183	-.0002	3.32	
49.89	10.02	-.06	1.35	1.24	.2043	.0445	.0734	-.0077	-.0036	-.0874	4.59	
50.01	15.00	.03	1.40	1.25	.2445	.0303	.0046	-.0176	.0115	-.1755	8.06	
50.35	20.00	-.01	1.55	1.26	.2561	.0232	-.0462	-.0250	.0204	-.2477	11.04	

RUN NUMBER 303		LONGITUDINAL STABILITY AXIS AND LATERAL BODY AXIS DATA										TEST NUMBER 310
Q,PSF	BETA,DEG	ALPHA,DEG	JL	JR	CL	CD	CPM	CRM	CYM	CSF	L/D	
50.12	20.00	10.06	1.43	1.26	1.1302	.0659	-.2971	-.0254	.0213	-.2606	17.14	
49.89	15.04	10.10	1.34	1.22	1.1569	.0813	-.2492	-.0188	.0110	-.1915	14.23	
50.24	10.09	10.12	1.30	1.21	1.1607	.0924	-.2002	-.0093	-.0014	-.0951	12.57	
50.35	5.00	10.15	1.26	1.21	1.1595	.1000	-.1547	.0011	-.0146	-.0103	11.60	
50.35	2.01	10.05	1.26	1.21	1.1525	.1013	-.1378	.0079	-.0223	.0399	11.38	
50.24	.01	10.05	1.25	1.21	1.1587	.1018	-.1356	.0122	-.0271	.0701	11.38	
50.01	-2.01	10.05	1.24	1.22	1.1595	.1000	-.1387	.0163	-.0312	.0995	11.59	
50.12	-5.00	10.05	1.23	1.23	1.1656	.0986	-.1569	.0227	-.0380	.1478	11.82	
50.24	-9.59	10.02	1.23	1.26	1.1663	.0866	-.2072	.0337	-.0522	.2370	13.46	
50.01	-15.00	10.02	.02	.03	1.1571	.0820	-.2245	.0397	-.0581	.3045	14.12	
49.66	-20.01	10.00	1.28	1.39	1.1296	.0685	-.2483	.0452	-.0664	.3776	16.50	

RUN NUMBER 304		LONGITUDINAL STABILITY AXIS AND LATERAL BODY AXIS DATA										TEST NUMBER 310
Q,PSF	BETA,DEG	ALPHA,DEG	JL	JR	CL	CD	CPM	CRM	CYM	CSF	L/D	
50.12	-19.59	10.02	1.01	1.01	1.1661	-.0166	-.3089	.0476	-.0739	.3950	-70.39	
50.35	-15.01	10.02	1.01	1.01	1.1835	.0054	-.2798	.0410	-.0627	.3120	217.23	
50.24	-9.99	10.03	1.01	1.01	1.1930	.0167	-.2566	.0343	-.0537	.2390	71.38	
50.12	-5.01	10.05	1.01	1.01	1.1878	.0310	-.2030	.0228	-.0387	.1473	38.33	
50.01	-2.00	10.05	1.01	1.01	1.1885	.0352	-.1870	.0166	-.0319	.1023	33.74	
49.89	-.01	10.06	1.00	1.01	1.1928	.0361	-.1840	.0129	-.0277	.0735	33.00	
49.89	2.00	10.05	1.01	1.01	1.1916	.0370	-.1857	.0081	-.0222	.0407	32.16	
50.01	5.00	10.04	1.00	1.01	1.1797	.0324	-.1973	.0013	-.0145	-.0075	35.38	
49.78	10.02	10.01	1.01	1.01	1.1821	.0199	-.2440	-.0094	-.0007	-.0936	59.40	
50.01	15.00	9.98	1.01	1.01	1.1769	.0019	-.3000	-.0197	.0143	-.1853	629.85	
50.12	20.04	9.95	1.02	1.01	1.1545	-.0245	-.3427	-.0270	.0260	-.2681	-47.11	

RUN NUMBER 305		LONGITUDINAL STABILITY AXIS AND LATERAL BODY AXIS DATA										TEST NUMBER 310
Q,PSF	BETA,DEG	ALPHA,DEG	JL	JR	CL	CD	CPM	CRM	CYM	CSF	L/D	
50.12	20.04	.01	1.01	1.01	.2716	-.0771	-.1155	-.0260	.0253	-.2571	-3.52	
50.01	15.03	.03	1.01	1.01	.2489	-.0596	-.0544	-.0182	.0129	-.1763	-4.18	
49.89	10.01	.10	1.01	1.01	.2299	-.0417	.0093	-.0079	-.0020	-.0901	-5.51	
50.24	5.00	.16	1.01	1.01	.2203	-.0274	.0502	.0028	-.0172	-.0031	-8.05	
50.01	2.00	.02	1.00	1.01	.1971	-.0248	.0607	.0095	-.0266	.0503	-7.94	
50.12	.00	.03	1.02	1.01	.2017	-.0237	.0616	.0139	-.0320	.0834	-8.49	
50.12	-2.00	.04	1.01	1.01	.2021	-.0245	.0588	.0181	-.0373	.1151	-8.24	
50.35	-4.59	.03	1.01	1.01	.2092	-.0292	.0435	.0245	-.0457	.1549	-7.16	
50.01	-10.01	-.04	1.01	1.01	.2339	-.0454	-.0098	.0358	-.0625	.2597	-5.15	
50.01	-15.00	-.09	1.00	1.01	.2674	-.0660	-.0919	.0455	-.0773	.3472	-4.05	
50.12	-20.02	-.07	1.02	1.02	.2709	-.0626	-.1072	.0468	-.0752	.3873	-4.33	

RUN NUMBER 306		LONGITUDINAL STABILITY AXIS AND LATERAL BODY AXIS DATA										TEST NUMBER 310
Q,PSF	BETA,DEG	ALPHA,DEG	JL	JR	CL	CD	CPM	CRM	CYM	CSF	L/D	
50.01	.01	-8.07	1.01	1.01	-.6466	-.0058	.2708	.0147	-.0363	.0952	111.39	
50.24	.01	-4.09	1.01	1.01	-.2329	-.0213	.1680	.0143	-.0342	.0892	10.95	
50.12	.01	-.05	1.01	1.01	.1915	-.0228	.0644	.0137	-.0319	.0836	-8.41	
50.01	.01	4.01	1.01	1.00	.6042	-.0106	-.0374	.0133	-.0296	.0777	-56.77	
49.89	.01	8.00	1.00	1.00	.9973	.0168	-.1332	.0131	-.0282	.0754	-59.39	
50.24	.01	12.00	1.01	1.01	1.3481	.0597	-.2287	.0118	-.0270	.0721	22.58	
50.12	.01	14.10	1.01	1.01	1.4912	.0860	-.2807	.0113	-.0268	.0707	17.33	
50.24	.01	16.03	1.02	1.02	.9545	.2234	-.4447	.0091	-.0238	.0532	4.27	
50.24	.01	20.05	1.02	1.02	1.0385	.3058	-.4758	.0061	-.0187	.0477	3.40	
50.35	.01	24.08	1.02	1.02	1.0861	.3914	-.3837	.0036	-.0120	.0256	2.77	
50.01	.01	28.02	1.02	1.02	1.1136	.4729	-.2691	.0015	-.0062	.0222	2.35	

Table AII. Continued

RUN NUMBER 307		LONGITUDINAL STABILITY AXIS AND LATERAL BODY AXIS DATA										TEST NUMBER 310
Q,PSF	BETA,DEG	ALPHA,DEG	JL	JR	CL	CD	CPM	CRM	CYM	CSF	L/D	
50.12	.01	-8.02	1.34	1.33	-.6307	.0802	.3175	-.0005	.0028	-.0056	-7.86	
49.89	.01	-4.07	1.30	1.30	-.2294	.0575	.2080	.0002	.0024	-.0052	-3.99	
50.12	.01	.03	1.29	1.27	.1953	.0495	.0973	.0006	.0023	-.0059	3.94	
49.78	.01	4.06	1.26	1.24	.6025	.0557	-.0082	.0012	.0024	-.0062	10.82	
50.24	.01	8.05	1.25	1.23	.9881	.0795	-.1094	.0017	.0022	-.0043	12.43	
50.24	.01	12.06	1.24	1.22	1.3395	.1156	-.2085	.0010	.0021	-.0041	11.58	
50.12	.01	14.04	1.24	1.22	1.4725	.1420	-.2535	.0011	.0021	-.0042	10.37	
49.78	.01	16.07	1.65	1.60	.8560	.2975	-.3211	-.0002	.0017	-.0051	2.88	
50.35	.01	19.96	2.57	2.63	.8229	.3566	-.2470	.0004	.0009	-.0007	2.31	
49.78	.01	24.05	5.18	5.84	.8298	.4362	-.1159	.0010	-.0008	-.0039	1.90	
50.01	.01	28.07	4.66	4.97	.8688	.5235	-.0683	.0003	.0000	.0028	1.66	

RUN NUMBER 308		LONGITUDINAL STABILITY AXIS AND LATERAL BODY AXIS DATA										TEST NUMBER 310
Q,PSF	BETA,DEG	ALPHA,DEG	JL	JR	CL	CD	CPM	CRM	CYM	CSF	L/D	
50.01	-19.55	.00	1.29	1.50	.2856	.0177	-.0625	.0376	-.0465	.3206	16.13	
50.01	-15.02	.02	1.27	1.39	.2639	.0217	-.0269	.0311	-.0382	.2499	12.15	
49.89	-10.63	.10	1.26	1.32	.2368	.0342	.0427	.0215	-.0244	.1639	6.92	
50.01	-5.04	.11	1.26	1.29	.2134	.0443	.0830	.0107	-.0097	.0749	4.82	
49.78	-1.55	.12	1.27	1.27	.2092	.0467	.0924	.0044	-.0020	.0246	4.48	
49.78	.01	.12	1.28	1.27	.2085	.0482	.0937	.0006	.0023	-.0036	4.33	
49.78	1.59	.12	1.30	1.25	.2083	.0453	.0909	-.0034	.0069	-.0339	4.50	
50.24	5.00	-.04	1.32	1.25	.1959	.0445	.0836	-.0097	.0145	-.0933	4.40	
49.89	9.58	-.09	1.34	1.25	.2079	.0336	.0394	-.0198	.0278	-.1652	6.18	
49.89	14.55	-.17	1.39	1.26	.2329	.0204	-.0305	-.0292	.0418	-.2532	11.43	
50.01	19.55	.03	1.54	1.27	.2666	.0180	-.0743	-.0358	.0497	-.3201	14.84	

RUN NUMBER 305		LONGITUDINAL STABILITY AXIS AND LATERAL BODY AXIS DATA										TEST NUMBER 310
Q,PSF	BETA,DEG	ALPHA,DEG	JL	JR	CL	CD	CPM	CRM	CYM	CSF	L/D	
49.89	20.02	10.04	1.42	1.28	1.1254	.0598	-.2793	-.0340	.0453	-.3193	18.83	
50.01	15.01	10.05	1.33	1.22	1.1519	.0734	-.2555	-.0281	.0365	-.2454	15.70	
50.35	10.01	10.08	1.28	1.22	1.1647	.0830	-.2262	-.0188	.0244	-.1605	14.04	
50.12	5.01	10.03	1.26	1.21	1.1625	.0924	-.1753	-.0089	.0125	-.0778	12.58	
50.24	2.01	10.04	1.25	1.21	1.1574	.0901	-.1589	-.0026	.0062	-.0345	12.85	
49.89	.01	10.05	1.24	1.22	1.1615	.0920	-.1558	.0014	.0022	-.0048	12.63	
50.24	-1.55	10.04	1.23	1.23	1.1643	.0925	-.1584	.0055	-.0018	.0250	12.59	
49.89	-5.01	10.04	1.23	1.24	1.1680	.0903	-.1702	.0119	-.0086	.0715	12.94	
50.12	-10.00	10.02	1.23	1.27	1.1682	.0816	-.2153	.0221	-.0212	.1573	14.32	
50.12	-14.55	9.99	1.23	1.31	1.1663	.0692	-.2654	.0310	-.0336	.2426	16.86	
49.89	-19.55	9.99	1.27	1.39	1.1443	.0564	-.2847	.0372	-.0428	.3199	20.29	

RUN NUMBER 310		LONGITUDINAL STABILITY AXIS AND LATERAL BODY AXIS DATA										TEST NUMBER 310
Q,PSF	BETA,DEG	ALPHA,DEG	JL	JR	CL	CD	CPM	CRM	CYM	CSF	L/D	
50.35	-19.55	9.97	1.01	1.01	1.1773	-.0299	-.3423	.0395	-.0497	.3343	-39.32	
49.89	-15.01	9.97	1.00	1.01	1.1978	-.0063	-.3085	.0321	-.0373	.2495	*****	
50.12	-10.01	10.00	1.01	1.01	1.1951	.0099	-.2613	.0224	-.0226	.1591	120.35	
50.01	-5.01	10.02	.99	1.01	1.1902	.0202	-.2103	.0118	-.0089	.0720	58.82	
50.70	-2.03	10.16	1.01	1.01	1.2014	.0286	-.1986	.0055	-.0022	.0232	42.05	
50.24	.02	10.15	1.01	1.01	1.1982	.0264	-.1989	.0013	.0025	-.0035	45.43	
50.12	2.01	10.15	1.01	1.01	1.1976	.0246	-.2020	-.0029	.0069	-.0337	48.68	
50.35	5.00	10.13	1.01	1.01	1.1925	.0208	-.2166	-.0093	.0135	-.0793	57.40	
50.01	10.04	10.10	1.01	1.01	1.2007	.0105	-.2714	-.0196	.0262	-.1629	114.84	
50.35	15.00	10.08	1.00	1.01	1.1906	-.0037	-.3056	-.0294	.0410	-.2530	*****	
50.01	20.01	10.05	1.01	1.01	1.1661	-.0311	-.3374	-.0368	.0529	-.3345	-37.51	

RUN NUMBER 311		LONGITUDINAL STABILITY AXIS AND LATERAL BODY AXIS DATA										TEST NUMBER 310
Q,PSF	BETA,DEG	ALPHA,DEG	JL	JR	CL	CD	CPM	CRM	CYM	CSF	L/D	
50.24	20.01	-.09	1.02	1.01	.2703	-.0853	-.1375	-.0371	.0553	-.3318	-3.17	
50.47	15.00	-.05	1.02	1.02	.2540	-.0694	-.0909	-.0303	.0447	-.2557	-3.66	
50.58	10.01	-.02	1.02	1.01	.2244	-.0518	-.0174	-.0205	.0305	-.1716	-4.33	
49.66	4.58	.04	1.00	1.00	.2109	-.0417	.0277	-.0101	.0159	-.0957	-5.05	
50.35	1.55	.08	1.01	1.02	.2114	-.0361	.0404	-.0037	.0076	-.0368	-5.86	
50.35	.00	.08	1.01	1.02	.2109	-.0340	.0439	.0003	.0026	-.0056	-6.20	
50.35	-2.02	.09	1.00	1.01	.2131	-.0349	.0432	.0043	-.0020	.0247	-6.11	
50.58	-5.01	.09	1.01	1.02	.2218	-.0370	.0341	.0109	-.0102	.0744	-5.99	
50.58	-10.01	.02	1.01	1.02	.2377	-.0528	-.0085	.0219	-.0260	.1563	-4.50	
50.35	-15.00	-.01	1.01	1.02	.2726	-.0713	-.0637	.0319	-.0414	.2564	-3.82	
50.12	-20.00	-.03	1.01	1.02	.2946	-.0830	-.1417	.0385	-.0510	.3297	-3.55	

Table AII. Continued

RUN NUMBER 312		LONGITUDINAL STABILITY AXIS AND LATERAL BODY AXIS DATA										TEST NUMBER 310
Q,PSF	BETA,DEG	ALPHA,DEG	JL	JR	CL	CD	CPM	CRM	CYM	CSF	L/D	
49.89	.00	-8.15	1.02	1.02	-.6465	-.0186	.2542	-.0004	.0023	-.3330	34.67	
50.35	.00	-3.90	1.02	1.02	-.2050	-.0316	.1465	.0001	.0021	-.0015	6.49	
50.24	.00	.00	1.01	1.01	.2051	-.0346	.0468	.0005	.0026	-.0036	-5.93	
50.01	.00	4.17	1.01	1.01	.6289	-.0206	-.0549	.0013	.0025	-.0035	-30.57	
50.12	.00	8.06	1.01	1.01	1.0067	.0101	-.1485	.0017	.0024	-.0022	99.33	
50.35	.00	12.16	1.01	1.01	1.3690	.0514	-.2464	.0011	.0022	-.0034	26.62	
50.47	.00	13.96	1.01	1.01	1.4958	.0788	-.2897	.0009	.0025	-.0095	18.99	
50.01	.00	16.12	1.02	1.01	.9698	.2150	-.4698	.0005	.0032	-.0114	4.51	
49.78	.00	20.21	1.01	1.01	1.0561	.3050	-.4984	-.0002	.0027	-.0139	3.46	
50.70	.00	24.06	1.02	1.02	1.0889	.3852	-.3901	.0005	.0010	-.0067	2.83	
50.35	.02	28.21	1.02	1.02	1.1063	.4732	-.2570	-.0002	.0021	-.0005	2.34	

RUN NUMBER 313		LONGITUDINAL STABILITY AXIS AND LATERAL BODY AXIS DATA										TEST NUMBER 310
Q,PSF	BETA,DEG	ALPHA,DEG	JL	JR	CL	CD	CPM	CRM	CYM	CSF	L/D	
50.35	.02	-8.06	1.34	1.34	-.6368	.0818	.3230	.0014	-.0024	.0074	-7.79	
50.70	.02	-4.18	1.31	1.29	-.2397	.0575	.2132	.0020	-.0021	.0071	-4.17	
50.12	.02	-.12	1.29	1.27	.1786	.0486	.1021	.0022	-.0018	.0056	3.68	
50.01	.02	3.98	1.26	1.24	.5914	.0560	-.0043	.0028	-.0017	.0037	10.55	
50.35	.02	7.98	1.24	1.23	.9823	.0788	-.1051	.0031	-.0016	.0062	12.47	
50.12	.02	11.99	1.24	1.22	1.3281	.1149	-.2036	.0025	-.0017	.0063	11.56	
50.58	.02	14.02	1.23	1.22	1.4654	.1400	-.2511	.0026	-.0017	.0065	10.47	
50.35	.02	15.95	1.64	1.60	.8616	.2946	-.3255	.0014	-.0017	.0052	2.92	
50.47	.02	20.00	2.65	2.68	.8230	.3618	-.2435	.0006	-.0011	.0039	2.27	
50.47	.02	24.03	4.90	5.75	.8273	.4351	-.1059	.0022	-.0010	.0004	1.90	
50.70	.02	27.89	4.71	4.81	.8661	.5219	-.0603	.0001	.0001	.0003	1.66	

RUN NUMBER 314		LONGITUDINAL STABILITY AXIS AND LATERAL BODY AXIS DATA										TEST NUMBER 310
Q,PSF	BETA,DEG	ALPHA,DEG	JL	JR	CL	CD	CPM	CRM	CYM	CSF	L/D	
50.24	-20.00	-.01	1.28	1.51	.2786	.0182	-.0767	.0395	-.0513	.3324	15.29	
50.47	-15.01	.01	1.27	1.38	.2589	.0221	-.0267	.0331	-.0431	.2614	11.70	
50.47	-10.01	.09	1.26	1.32	.2309	.0338	.0415	.0232	-.0289	.1740	6.83	
50.35	-4.95	.11	1.26	1.29	.2143	.0452	.0850	.0123	-.0139	.0949	4.74	
50.12	-2.00	.11	1.27	1.28	.2059	.0473	.0935	.0061	-.0064	.0365	4.36	
49.89	-.01	.11	1.28	1.27	.2060	.0470	.0959	.0023	-.0019	.0056	4.38	
50.01	2.01	.10	1.30	1.26	.2067	.0464	.0928	-.0018	.0027	-.0251	4.46	
50.24	4.95	.10	1.31	1.25	.2104	.0433	.0817	-.0080	.0102	-.0726	4.86	
50.24	9.99	.07	1.34	1.25	.2267	.0345	.0409	-.0181	.0235	-.1557	6.57	
50.12	15.01	-.02	1.40	1.26	.2504	.0209	-.0301	-.0275	.0369	-.2409	12.00	
50.24	20.01	-.05	1.54	1.27	.2645	.0168	-.0754	-.0340	.0451	-.3090	15.74	

RUN NUMBER 315		LONGITUDINAL STABILITY AXIS AND LATERAL BODY AXIS DATA										TEST NUMBER 310
Q,PSF	BETA,DEG	ALPHA,DEG	JL	JR	CL	CD	CPM	CRM	CYM	CSF	L/D	
50.58	20.01	10.08	1.42	1.27	1.1350	.0590	-.2869	-.0325	.0415	-.3098	19.25	
50.58	15.00	10.10	1.33	1.22	1.1617	.0731	-.2544	-.0267	.0328	-.2361	15.90	
50.70	10.00	10.12	1.28	1.22	1.1716	.0828	-.2256	-.0174	.0207	-.1516	14.15	
50.35	4.95	10.16	1.25	1.21	1.1764	.0917	-.1775	-.0076	.0091	-.0702	12.83	
50.47	1.99	10.17	1.24	1.21	1.1779	.0949	-.1627	-.0012	.0026	-.0250	12.42	
50.47	.00	10.07	1.24	1.23	1.1652	.0935	-.1576	.0030	-.0016	.0051	12.40	
50.47	-2.01	10.04	1.23	1.23	1.1577	.0925	-.1582	.0070	-.0056	.0336	12.52	
50.81	-4.95	10.04	1.22	1.24	1.1618	.0896	-.1706	.0133	-.0122	.0301	12.97	
50.70	-10.01	10.02	1.23	1.26	1.1690	.0813	-.2190	.0238	-.0252	.1673	14.38	
50.24	-15.01	10.00	1.24	1.31	1.1640	.0715	-.2641	.0326	-.0378	.2531	16.29	
49.66	-20.06	10.00	1.27	1.39	1.1374	.0577	-.2802	.0388	-.0467	.3298	19.71	

RUN NUMBER 316		LONGITUDINAL STABILITY AXIS AND LATERAL BODY AXIS DATA										TEST NUMBER 310
Q,PSF	BETA,DEG	ALPHA,DEG	JL	JR	CL	CD	CPM	CRM	CYM	CSF	L/D	
50.81	-20.07	9.97	.99	1.01	1.1745	-.0316	-.3403	.0413	-.0547	.3477	-37.21	
50.47	-15.01	9.99	1.00	1.00	1.1955	-.0073	-.3058	.0339	-.0415	.2599	*****	
50.47	-10.01	9.99	1.00	1.00	1.2013	.0086	-.2650	.0243	-.0268	.1702	140.16	
50.01	-5.00	10.01	.99	.99	1.1905	.0190	-.2138	.0135	-.0128	.0920	62.76	
49.78	-2.00	10.02	.99	.99	1.1938	.0215	-.2011	.0070	-.0058	.0359	55.57	
49.89	.01	10.02	1.00	.99	1.1896	.0199	-.1994	.0029	-.0015	.0072	59.89	
50.24	2.00	10.01	1.00	1.00	1.1945	.0225	-.2004	-.0014	.0032	-.0246	53.13	
50.35	5.00	10.02	1.00	1.00	1.1913	.0187	-.2150	-.0075	.0097	-.0578	63.69	
50.47	10.02	9.97	1.00	1.00	1.1959	.0078	-.2684	-.0180	.0227	-.1537	152.73	
50.58	15.01	9.95	1.00	1.00	1.1882	-.0069	-.3084	-.0279	.0372	-.2441	*****	
50.47	20.01	9.92	1.00	1.00	1.1631	-.0346	-.3422	-.0355	.0490	-.3267	-33.63	

Table AII. Continued

RUN NUMBER 317			LONGITUDINAL STABILITY AXIS AND LATERAL BODY AXIS DATA								TEST NUMBER 310	
Q,PSF	BETA,DEG	ALPHA,DEG	JL	JR	CL	CD	CPM	CRM	CYM	CSF	L/D	
50.12	20.01	.03	1.00	1.00	.2884	-.0895	-.1458	-.0352	.0506	-.3208	-3.22	
50.12	14.55	.06	1.01	1.00	.2675	-.0757	-.0941	-.0283	.0396	-.2438	-3.53	
50.24	10.01	.09	1.01	1.00	.2403	-.0567	-.0191	-.0188	.0262	-.1516	-4.10	
50.24	4.59	.18	1.00	1.00	.2291	-.0443	.0248	-.0082	.0116	-.0759	-5.18	
50.24	2.00	.20	1.01	1.00	.2268	-.0388	.0367	-.0019	.0034	-.0253	-5.84	
50.01	-.01	.20	1.00	.99	.2260	-.0402	.0386	.0021	-.0015	.0038	-5.63	
50.35	-2.00	.21	1.00	1.01	.2270	-.0379	.0397	.0060	-.0062	.0339	-5.99	
50.12	-5.01	.04	1.00	1.00	.2157	-.0446	.0309	.0128	-.0149	.0858	-4.83	
50.01	-9.55	-.02	1.00	1.00	.2318	-.0588	-.0136	.0239	-.0308	.1771	-3.94	
50.70	-15.01	-.05	1.01	1.01	.2666	-.0730	-.0860	.0340	-.0463	.2688	-3.65	
50.12	-20.00	-.07	1.00	1.00	.2847	-.0844	-.1376	.0405	-.0561	.3415	-3.37	

RUN NUMBER 318			LONGITUDINAL STABILITY AXIS AND LATERAL BODY AXIS DATA								TEST NUMBER 310	
Q,PSF	BETA,DEG	ALPHA,DEG	JL	JR	CL	CD	CPM	CRM	CYM	CSF	L/D	
50.01	.00	-7.96	1.00	1.00	-.6256	-.0249	.2487	.0015	-.0023	.0083	25.15	
50.35	.00	-3.92	1.00	1.01	-.2065	-.0371	.1441	.0019	-.0022	.0093	5.56	
50.24	.00	.09	1.01	1.00	.2125	-.0363	.0424	.0022	-.0018	.0071	-5.54	
50.35	.00	4.08	1.01	1.00	.6209	-.0221	-.0539	.0029	-.0015	.0055	-29.04	
50.01	.01	7.96	1.00	1.00	.9991	.0047	-.1483	.0032	-.0013	.0056	210.55	
50.47	.01	12.03	1.00	1.00	1.3640	.0490	-.2455	.0025	-.0013	.0056	27.83	
50.12	.01	14.02	1.00	1.00	1.4960	.0730	-.2938	.0024	-.0014	.0048	20.48	
50.47	.01	16.08	1.01	1.01	.9678	.2156	-.4693	.0016	-.0009	.0103	4.49	
50.47	.01	20.08	1.01	1.01	1.0537	.2977	-.5005	.0007	-.0005	.0051	3.54	
50.47	.01	24.05	1.01	1.02	1.1028	.3916	-.3994	.0008	-.0017	.0078	2.82	
50.24	.01	28.05	1.01	1.01	1.1125	.4717	-.2596	-.0007	-.0005	.0071	2.36	

RUN NUMBER 323			LONGITUDINAL STABILITY AXIS AND LATERAL BODY AXIS DATA								TEST NUMBER 310	
Q,PSF	BETA,DEG	ALPHA,DEG	JL	JR	CL	CD	CPM	CRM	CYM	CSF	L/D	
50.35	.01	-8.08	25.27	1.01	-.0594	.0591	.2245	.0024	-.0068	.0033	-1.01	
49.78	.01	-4.01	45.23	1.00	.3911	.0533	.1147	.0026	-.0072	.0030	7.34	
50.01	.01	-.08	.00	1.00	.8128	.0667	.0169	.0030	-.0063	.0047	12.18	
50.24	.01	4.12	.00	1.01	1.2509	.0975	-.0820	.0034	-.0054	.0021	12.83	
49.78	.01	7.99	.00	1.00	1.6413	.1392	-.1716	.0030	-.0052	.0013	11.79	
50.12	.01	12.09	.00	1.00	2.0016	.1965	-.2563	.0017	-.0046	.0004	10.18	
50.35	.01	14.05	.00	1.01	2.0919	.2196	-.2928	.0014	-.0046	.0005	9.52	
49.78	.01	16.06	.00	1.01	1.2058	.3972	-.4498	-.0226	-.0063	.0099	3.04	
49.78	.01	20.07	.00	1.01	1.2232	.4856	-.3562	-.0315	-.0040	.0016	2.52	
50.01	.01	24.04	.00	1.02	1.2287	.5720	-.2239	-.0315	-.0008	.0095	2.15	
50.01	.01	28.10	.00	1.02	1.2473	.6695	-.1643	-.0322	.0012	-.0008	1.86	

RUN NUMBER 328			LONGITUDINAL STABILITY AXIS AND LATERAL BODY AXIS DATA								TEST NUMBER 310	
Q,PSF	BETA,DEG	ALPHA,DEG	JL	JR	CL	CD	CPM	CRM	CYM	CSF	L/D	
50.24	.01	-7.98	22.89	1.01	-.0494	.0711	.2349	-.0126	.0308	-.0895	-.69	
49.89	.01	-4.05	28.53	1.01	.3885	.0635	.1289	-.0114	.0291	-.0933	6.11	
50.12	.01	-.06	32.70	1.01	.8134	.0775	.0273	-.0101	.0280	-.0912	10.50	
50.35	.01	4.00	.00	1.02	1.2341	.1064	-.0711	-.0086	.0262	-.0756	11.60	
50.01	.01	8.09	.00	1.01	1.6434	.1503	-.1673	-.0083	.0246	-.0730	10.93	
50.01	.01	12.01	.00	1.01	1.9862	.2020	-.2486	-.0086	.0238	-.0717	9.83	
49.89	.01	14.07	.00	1.01	2.0909	.2304	-.2868	-.0086	.0234	-.0713	9.08	
50.35	.01	16.05	.00	1.02	1.2111	.4055	-.4758	-.0285	.0115	-.0451	2.98	
50.35	.03	19.98	.00	1.02	1.2308	.4910	-.3800	-.0331	.0063	-.0299	2.51	
49.89	.03	24.04	.00	1.01	1.2261	.5703	-.2399	-.0334	.0059	-.0275	2.15	
50.01	.03	28.10	.00	1.01	1.2431	.6708	-.1463	-.0338	.0034	-.0184	1.85	

RUN NUMBER 341			LONGITUDINAL STABILITY AXIS AND LATERAL BODY AXIS DATA								TEST NUMBER 310	
Q,PSF	BETA,DEG	ALPHA,DEG	JL	JR	CL	CD	CPM	CRM	CYM	CSF	L/D	
50.24	.02	-7.93	.00	1.01	-.6194	.0292	.2787	.0019	-.0062	.0048	-21.25	
50.35	.02	-4.07	.00	1.01	-.2230	.0068	.1738	.0023	-.0054	.0033	-25.28	
50.35	.02	-.04	.00	1.01	.1970	.0037	.0657	.0024	-.0043	.0010	53.87	
50.35	.02	4.12	.00	1.01	.6146	.0149	-.0383	.0027	-.0037	-.0004	41.14	
50.35	.02	7.96	.00	1.01	.9929	.0382	-.1344	.0028	-.0032	-.0006	26.02	
50.24	.02	12.10	.00	1.01	1.3562	.0776	-.2373	.0024	-.0035	.0011	17.49	
50.47	.02	14.04	.00	1.01	1.4945	.1047	-.2871	.0023	-.0032	.0006	14.28	
50.70	.02	16.17	*****	1.02	.8925	.2518	-.4017	-.0064	-.0079	.0056	3.54	
50.35	.02	20.02	*****	1.02	.9176	.3214	-.3535	-.0143	-.0069	-.0002	2.86	
50.24	.02	24.26	76.39	1.02	.9539	.4089	-.2427	-.0179	-.0027	-.0098	2.33	
49.89	.02	28.11	*****	1.01	.9850	.4937	-.1699	-.0183	.0001	-.0151	2.00	

Table AII. Continued

RUN NUMBER 359		LONGITUDINAL STABILITY AXIS AND LATERAL BODY AXIS DATA										TEST NUMBER 310
Q,PSF	BETA,DEG	ALPHA,DEG	JL	JR	CL	CD	CPM	CRM	CYM	CSF	L/D	
50.24	.01	-7.93	.00	1.00	-.6269	.0385	.2985	-.0129	.0315	-.0913	-16.28	
50.70	.01	-4.17	.00	1.01	-.2381	.0183	.1935	-.0116	.0300	-.3959	-13.00	
50.47	.01	.14	.00	1.00	.2131	.0118	.0754	-.0102	.0282	-.3922	18.02	
49.55	.01	3.94	.00	.99	.5991	.0186	-.0244	-.0087	.0265	-.0730	32.22	
49.89	.01	7.94	.00	1.00	.9875	.0422	-.1223	-.0078	.0253	-.0740	23.42	
50.24	.01	12.07	.00	1.00	1.3521	.0831	-.2257	-.0073	.0239	-.0637	16.27	
50.58	.01	13.99	.00	1.00	1.4930	.1100	-.2736	-.0073	.0238	-.0690	13.58	
49.43	.01	16.03	37.63	.99	.9244	.2620	-.4023	-.0143	.0177	-.0518	3.53	
50.70	.01	20.26	*****	1.01	.9287	.3332	-.3656	-.0175	.0066	-.0302	2.79	
50.12	.01	24.10	28.43	1.01	.9571	.4075	-.2521	-.0194	.0049	-.0236	2.55	
50.12	.01	28.11	*****	1.00	.9904	.4958	-.1656	-.0191	.0053	-.0214	2.00	

RUN NUMBER 404		LONGITUDINAL STABILITY AXIS AND LATERAL BODY AXIS DATA										TEST NUMBER 310
Q,PSF	BETA,DEG	ALPHA,DEG	JL	JR	CL	CD	CPM	CRM	CYM	CSF	L/D	
50.01	-.01	-7.98	.00	.00	-.0366	.1024	.2230	.0004	.0004	-.0051	-3.36	
50.35	-.01	-4.04	.00	.00	.3977	.0945	.1202	.0014	-.0005	.0031	4.21	
50.35	-.01	.07	.00	.00	.8315	.1067	.0168	.0020	-.0008	.0031	7.80	
49.89	-.01	4.08	.00	.00	1.2511	.1339	-.0776	.0024	-.0005	.0034	9.34	
50.47	-.01	8.05	.00	.00	1.6354	.1712	-.1669	.0022	-.0004	.0022	9.55	
50.35	-.01	11.97	.00	.00	1.9712	.2190	-.2520	.0014	-.0005	.0022	9.00	
50.35	-.01	11.98	.00	.00	1.9748	.2186	-.2525	.0014	-.0004	.0024	9.03	
49.78	-.01	14.11	.00	.00	2.0905	.2466	-.2929	.0010	-.0002	.0013	8.48	
50.24	-.01	15.95	.00	.00	1.0973	.4294	-.4219	.0005	-.0005	.0059	2.56	
50.01	-.01	19.93	.00	.00	1.0865	.5147	-.2666	.0014	-.0017	.0110	2.11	
50.35	-.01	24.03	.00	.00	1.0698	.5980	-.1159	.0016	-.0017	.0071	1.79	
50.35	-.01	28.06	.00	.00	1.0731	.6969	-.0306	.0002	-.0019	.0032	1.54	

RUN NUMBER 407		LONGITUDINAL STABILITY AXIS AND LATERAL BODY AXIS DATA										TEST NUMBER 310
Q,PSF	BETA,DEG	ALPHA,DEG	JL	JR	CL	CD	CPM	CRM	CYM	CSF	L/D	
49.89	.00	-8.08	.00	.00	-.0152	.0985	.1349	.0006	.0001	-.0018	-1.15	
49.78	.00	-3.99	.00	.00	.4377	.0934	.0285	.0015	-.0006	.0048	4.69	
50.12	.00	-.10	.00	.00	.8484	.1049	-.0688	.0022	-.0006	.0043	8.09	
49.78	.00	4.04	.00	.00	1.2738	.1341	-.1674	.0026	-.0005	.0037	9.50	
50.24	.00	8.04	.00	.00	1.6633	.1728	-.2610	.0023	-.0004	.0020	9.62	
50.47	.00	12.06	.00	.00	2.0118	.2258	-.3464	.0013	-.0004	.0017	8.91	
50.24	.00	14.01	.00	.00	2.0985	.2485	-.3824	.0011	-.0002	-.0002	8.44	
50.01	.00	16.02	.00	.00	1.1180	.4405	-.4903	.0005	.0011	-.0014	2.54	
50.35	.00	20.10	.00	.00	1.0949	.5247	-.2873	.0016	-.0016	.0019	2.09	
50.47	.00	23.96	.00	.00	1.0703	.5972	-.1184	.0013	-.0003	.0015	1.79	
50.12	.00	27.96	.00	.00	1.0814	.6971	-.0478	.0007	-.0006	.0021	1.55	

RUN NUMBER 408		LONGITUDINAL STABILITY AXIS AND LATERAL BODY AXIS DATA										TEST NUMBER 310
Q,PSF	BETA,DEG	ALPHA,DEG	JL	JR	CL	CD	CPM	CRM	CYM	CSF	L/D	
50.12	.00	-8.02	.00	.00	-.0667	.1073	.3285	.0009	.0001	-.0031	-1.62	
49.78	.00	-4.03	.00	.00	.3746	.0958	.2218	.0016	-.0005	.0040	3.91	
50.01	.00	-.04	.00	.00	.7968	.1040	.1246	.0021	-.0006	.0043	7.66	
49.78	.00	4.01	.00	.00	1.2135	.1297	-.0293	.0027	-.0004	.0038	9.36	
50.12	.00	8.08	.00	.00	1.6129	.1629	-.0620	.0023	-.0002	.0020	9.55	
49.78	.00	11.98	.00	.00	1.9562	.2167	-.1448	.0015	-.0002	.0026	9.03	
50.01	.00	13.97	.00	.00	2.0525	.2384	-.1855	.0012	-.0002	.0013	8.51	
50.47	.00	16.10	.00	.00	1.0733	.4323	-.3379	.0006	.0008	.0038	2.48	
50.35	.00	20.05	.00	.00	1.0788	.5149	-.2354	.0012	-.0007	.0029	2.10	
49.55	.00	24.08	.00	.00	1.0588	.5903	-.0867	.0015	-.0005	.0025	1.79	
50.01	.00	27.98	.00	.00	1.0668	.6899	-.0270	.0010	-.0005	-.0004	1.55	

RUN NUMBER 409		LONGITUDINAL STABILITY AXIS AND LATERAL BODY AXIS DATA										TEST NUMBER 310
Q,PSF	BETA,DEG	ALPHA,DEG	JL	JR	CL	CD	CPM	CRM	CYM	CSF	L/D	
50.12	-.02	-8.03	.00	.00	-.0923	.1277	.4469	.0008	.0000	-.0038	-1.72	
49.78	-.02	-3.97	.00	.00	.3317	.1083	.4102	.0016	-.0006	.0043	3.06	
50.24	-.02	.03	.00	.00	.7465	.1077	.3185	.0021	-.0006	.0037	6.93	
49.89	-.02	3.99	.00	.00	1.1525	.1279	.2280	.0025	-.0005	.0023	9.01	
49.89	-.02	7.98	.00	.00	1.5469	.1635	.1402	.0022	-.0003	.0001	9.46	
49.78	-.02	11.96	.00	.00	1.8973	.2085	.0596	.0015	-.0003	.0007	9.10	
50.01	-.02	14.07	.00	.00	1.9884	.2303	.0208	.0011	-.0002	.0007	8.63	
49.89	-.02	16.06	.00	.00	1.0405	.4224	-.1809	.0000	.0004	.0008	2.46	
50.47	-.02	20.04	.00	.00	1.0543	.5078	-.1405	.0002	-.0009	.0015	2.08	
49.78	-.02	24.06	.00	.00	1.0572	.5916	-.0526	-.0010	-.0012	-.0101	1.79	
50.47	-.02	28.02	.00	.00	1.0698	.6912	-.0015	.0002	-.0013	.0126	1.55	

Table AII. Continued

RUN NUMBER 410		LONGITUDINAL STABILITY AXIS AND LATERAL BODY AXIS DATA										TEST NUMBER 310
Q,PSF	BETA,DEG	ALPHA,DEG	JL	JR	CL	CD	CPM	CRM	CYM	CSF	L/D	
49.78	.00	-7.99	.00	.00	-.0880	.1498	.4901	.0008	.0006	-.0339	-.59	
49.78	.00	-4.06	.00	.00	.3038	.1285	.5030	.0018	-.0008	.0348	2.36	
50.47	.00	-.07	.00	.00	.6981	.1226	.4793	.0022	-.0008	.0035	5.69	
50.12	.00	4.03	.00	.00	1.1041	.1324	.4263	.0024	-.0005	.0030	8.34	
50.12	.00	7.99	.00	.00	1.4933	.1633	.3370	.0023	-.0002	.0305	9.14	
49.78	.00	12.09	.00	.00	1.8547	.2078	.2567	.0014	-.0001	.0000	8.93	
50.24	.00	14.05	.00	.00	1.9440	.2258	.2207	.0011	-.0003	-.0309	8.51	
50.24	-.01	16.07	.00	.00	.9988	.4161	-.0090	-.0007	.0006	.0006	2.40	
50.24	-.01	19.98	.00	.00	1.0352	.5002	-.0491	.0004	-.0005	.0011	2.07	
49.89	-.01	24.06	.00	.00	1.0501	.5908	-.0147	.0006	-.0009	.0007	1.78	
50.01	-.01	28.10	.00	.00	1.0635	.6902	.0142	.0006	.0007	.0071	1.54	

RUN NUMBER 411		LONGITUDINAL STABILITY AXIS AND LATERAL BODY AXIS DATA										TEST NUMBER 310
Q,PSF	BETA,DEG	ALPHA,DEG	JL	JR	CL	CD	CPM	CRM	CYM	CSF	L/D	
50.01	-.01	-8.02	.00	.00	.0770	.0953	-.1653	.0006	.0004	-.0034	.81	
49.78	-.01	-3.97	.00	.00	.5254	.0947	-.2797	.0015	-.0006	.0055	5.55	
50.12	-.01	-.08	.00	.00	.9370	.1095	-.3826	.0019	-.0006	.0043	8.56	
50.01	-.01	4.01	.00	.00	1.3540	.1404	-.4801	.0022	-.0004	.0041	9.64	
50.47	-.01	8.03	.00	.00	1.7442	.1855	-.5669	.0021	-.0002	.0025	9.40	
50.24	-.01	12.00	.00	.00	2.0833	.2381	-.6401	.0011	-.0002	.0010	8.75	
50.47	-.01	14.03	.00	.00	2.1604	.2642	-.6674	.0010	-.0002	.0023	8.18	
50.12	-.01	16.08	.00	.00	1.1631	.4525	-.7022	.0005	.0005	-.0018	2.57	
50.35	-.01	20.03	.00	.00	1.1153	.5274	-.4094	-.0001	-.0008	-.0016	2.11	
50.12	-.01	24.04	.00	.00	1.0798	.6031	-.1678	.0008	-.0007	.0075	1.79	
49.89	-.01	28.04	.00	.00	1.0808	.7013	-.0579	.0012	-.0013	.0157	1.54	

RUN NUMBER 412		LONGITUDINAL STABILITY AXIS AND LATERAL BODY AXIS DATA										TEST NUMBER 310
Q,PSF	BETA,DEG	ALPHA,DEG	JL	JR	CL	CD	CPM	CRM	CYM	CSF	L/D	
50.01	-.01	-8.07	.00	.00	.0346	.0991	-.0314	.0009	.0002	-.0009	.35	
50.47	-.01	-4.03	.00	.00	.4791	.0940	-.1441	.0014	-.0006	.0048	5.10	
50.01	-.01	.05	.00	.00	.9115	.1089	-.2519	.0019	-.0006	.0041	8.37	
49.89	-.01	4.08	.00	.00	1.3246	.1378	-.3526	.0022	-.0004	.0027	9.61	
50.47	-.01	8.06	.00	.00	1.7107	.1802	-.4431	.0021	-.0001	.0015	9.49	
49.89	-.01	12.02	.00	.00	2.0515	.2338	-.5236	.0013	-.0001	.0009	8.77	
50.35	-.01	14.02	.00	.00	2.1283	.2580	-.5577	.0008	-.0001	-.0006	8.25	
50.12	-.01	15.93	.00	.00	1.1437	.4422	-.6267	-.0002	.0004	-.0026	2.59	
50.24	-.01	19.98	.00	.00	1.0948	.5195	-.3637	-.0010	-.0007	.0016	2.11	
50.24	-.01	24.07	.00	.00	1.0700	.5963	-.1620	.0017	-.0018	.0002	1.79	
49.78	-.01	28.07	.00	.00	1.0746	.6932	-.0656	.0003	.0011	.0043	1.55	

RUN NUMBER 413		LONGITUDINAL STABILITY AXIS AND LATERAL BODY AXIS DATA										TEST NUMBER 310
Q,PSF	BETA,DEG	ALPHA,DEG	JL	JR	CL	CD	CPM	CRM	CYM	CSF	L/D	
50.12	-.01	-8.00	.00	.00	.0035	.0987	.0978	.0009	.0005	-.0030	.04	
49.89	-.01	-4.03	.00	.00	.4414	.0926	-.0075	.0014	-.0005	.0047	4.77	
50.35	-.01	-.03	.00	.00	.8633	.1048	-.1105	.0019	-.0005	.0036	8.24	
50.24	-.01	4.02	.00	.00	1.2881	.1335	-.2126	.0023	-.0003	.0035	9.65	
50.24	-.01	7.96	.00	.00	1.6708	.1733	-.3049	.0021	-.0001	.0016	9.64	
50.01	-.01	12.05	.00	.00	2.0125	.2255	-.3880	.0013	-.0001	.0020	8.92	
50.01	-.01	14.05	.00	.00	2.1026	.2509	-.4270	.0010	.0000	.0004	8.38	
49.55	-.01	15.97	.00	.00	1.1317	.4386	-.5367	-.0009	.0008	.0023	2.58	
50.12	-.01	20.06	.00	.00	1.0952	.5224	-.3126	.0010	-.0001	.0038	2.10	
50.12	-.01	23.98	.00	.00	1.0818	.6022	-.1341	-.0002	.0003	.0095	1.80	
50.24	-.01	28.05	.00	.00	1.0832	.6998	-.0547	.0004	.0007	.0046	1.55	

RUN NUMBER 414		LONGITUDINAL STABILITY AXIS AND LATERAL BODY AXIS DATA										TEST NUMBER 310
Q,PSF	BETA,DEG	ALPHA,DEG	JL	JR	CL	CD	CPM	CRM	CYM	CSF	L/D	
49.89	-.01	-8.03	.00	.00	-.0749	.1072	.3499	.0007	.0000	-.0038	-.70	
50.24	-.01	-4.06	.00	.00	.3631	.0963	.2527	.0013	-.0005	.0049	3.77	
50.47	-.01	.07	.00	.00	.7974	.1054	.1535	.0017	-.0006	.0035	7.56	
50.01	-.01	4.01	.00	.00	1.2023	.1299	.0602	.0022	-.0004	.0028	9.26	
50.24	-.01	8.09	.00	.00	1.5983	.1661	-.0345	.0020	-.0003	.0003	9.62	
49.78	-.01	12.02	.00	.00	1.9434	.2139	-.1175	.0012	-.0002	-.0002	9.09	
50.24	-.01	14.10	.00	.00	2.0299	.2370	-.1567	.0009	-.0001	-.0005	8.57	
49.78	-.01	16.07	.00	.00	1.0820	.4350	-.3199	-.0004	.0009	-.0061	2.49	
50.24	-.01	20.09	.00	.00	1.0746	.5173	-.2065	.0003	.0007	.0039	2.08	
50.12	-.01	24.03	.00	.00	1.0604	.5913	-.0958	.0017	-.0015	.0032	1.79	
49.78	-.01	27.97	.00	.00	1.0747	.6917	-.0383	.0007	-.0004	-.0038	1.55	

Table AII. Continued

RUN NUMBER 415		LONGITUDINAL STABILITY AXIS AND LATERAL BODY AXIS DATA									TEST NUMBER 310	
Q,PSF	BETA,DEG	ALPHA,DEG	JL	JR	CL	CD	CPM	CRM	CYM	CSF	L/D	
50.12	-.01	-7.99	.00	.00	-.0995	.1116	.4675	.0010	.0005	-.0035	-1.89	
49.66	-.01	-4.07	.00	.00	.3280	.0991	.3874	.0014	-.0005	.0045	3.31	
49.89	-.01	.07	.00	.00	.7624	.1072	.2961	.0019	-.0006	.0040	7.12	
50.12	-.01	4.11	.00	.00	1.1756	.1307	.2062	.0024	-.0003	.0031	9.00	
50.24	-.01	8.08	.00	.00	1.5642	.1651	.1178	.0022	-.0001	.0017	9.47	
50.24	-.01	12.00	.00	.00	1.8954	.2098	.0342	.0014	-.0003	.0024	9.03	
50.35	-.01	13.97	.00	.00	1.9894	.2310	-.0032	.0013	.0000	.0021	8.61	
50.24	-.01	16.01	.00	.00	1.0428	.4227	-.1924	-.0006	-.0004	-.0020	2.47	
50.35	-.01	20.09	.00	.00	1.0620	.5111	-.1524	.0003	-.0003	.0045	2.08	
50.58	-.01	24.06	.00	.00	1.0538	.5946	-.0468	-.0007	-.0013	-.0032	1.77	
49.89	-.01	28.07	.00	.00	1.0749	.7001	-.0033	.0003	-.0004	-.0035	1.54	

RUN NUMBER 416		LONGITUDINAL STABILITY AXIS AND LATERAL BODY AXIS DATA									TEST NUMBER 310	
Q,PSF	BETA,DEG	ALPHA,DEG	JL	JR	CL	CD	CPM	CRM	CYM	CSF	L/D	
50.47	.01	-7.99	.00	.00	-.1200	.1180	.5485	.0007	.0000	-.0032	-1.02	
49.89	.01	-4.01	.00	.00	.3104	.1023	.4717	.0010	-.0002	.0024	3.04	
50.24	.01	.05	.00	.00	.7309	.1090	.3963	.0016	-.0003	.0021	6.71	
50.24	.01	4.08	.00	.00	1.1382	.1298	.3166	.0019	-.0002	.0005	8.77	
50.12	.01	8.00	.00	.00	1.5225	.1628	.2329	.0017	-.0002	.0021	9.35	
49.78	.01	12.09	.00	.00	1.8832	.2096	.1524	.0009	.0001	-.0006	8.99	
50.35	.01	14.05	.00	.00	1.9634	.2306	.1159	.0007	.0001	.0001	8.51	
50.01	.01	16.01	.00	.00	1.0135	.4170	-.1011	.0002	.0000	.0033	2.43	
50.47	.01	19.98	.00	.00	1.0482	.5036	-.1021	-.0014	.0000	-.0040	2.08	
50.47	.01	24.00	.00	.00	1.0464	.5860	-.0424	-.0003	-.0009	.0009	1.79	
49.66	.01	28.01	.00	.00	1.0663	.6919	-.0009	-.0002	-.0018	.0045	1.54	

RUN NUMBER 435		LONGITUDINAL STABILITY AXIS AND LATERAL BODY AXIS DATA									TEST NUMBER 310	
Q,PSF	BETA,DEG	ALPHA,DEG	JL	JR	CL	CD	CPM	CRM	CYM	CSF	L/D	
49.89	.00	-8.06	.00	.00	-.3053	.0687	.2572	.0002	.0001	.0005	-4.44	
49.66	.00	-4.05	.00	.00	.1333	.0552	.1518	.0011	.0000	.0005	2.42	
50.12	.00	.04	.00	.00	.5720	.0589	.0461	.0018	-.0002	.0010	9.70	
50.35	.00	4.07	.00	.00	.9933	.0792	-.0525	.0022	.0000	.0014	12.54	
50.12	.00	7.99	.00	.00	1.3874	.1120	-.1447	.0021	.0004	-.0003	12.38	
50.12	.00	12.07	.00	.00	1.7615	.1629	-.2362	.0013	.0003	-.0020	10.81	
50.35	.00	14.01	.00	.00	1.8843	.1885	-.2779	.0012	.0002	-.0009	10.00	
49.78	.00	16.07	.00	.00	1.0032	.3736	-.3926	-.0002	.0010	-.0014	2.68	
50.24	.00	19.99	.00	.00	.9982	.4505	-.2485	.0009	-.0006	-.0017	2.22	
49.89	.00	24.04	.00	.00	1.0076	.5352	-.1039	.0031	-.0033	.0046	1.88	
49.43	.00	28.05	.00	.00	1.0235	.6277	-.0410	.0004	.0003	.0042	1.63	

RUN NUMBER 438		LONGITUDINAL STABILITY AXIS AND LATERAL BODY AXIS DATA									TEST NUMBER 310	
Q,PSF	BETA,DEG	ALPHA,DEG	JL	JR	CL	CD	CPM	CRM	CYM	CSF	L/D	
49.89	-.01	-8.08	.00	.00	-.1986	.0634	-.1281	.0006	.0000	.0039	-3.13	
49.89	-.01	-3.99	.00	.00	.2466	.0562	-.2470	.0011	.0003	.0000	4.39	
50.12	-.01	.08	.00	.00	.6842	.0657	-.3531	.0015	.0002	.0005	10.41	
50.01	-.01	4.08	.00	.00	1.1032	.0904	-.4530	.0019	.0002	.0009	12.21	
50.35	-.01	8.01	.00	.00	1.4892	.1277	-.5358	.0021	.0002	.0002	11.66	
50.35	-.01	12.06	.00	.00	1.8435	.1807	-.6077	.0013	.0004	-.0014	10.20	
50.35	-.01	13.98	.00	.00	1.9730	.2102	-.6395	.0011	.0003	-.0019	9.39	
50.01	-.01	16.08	.00	.00	1.0589	.3878	-.6811	.0007	.0014	.0055	2.73	
50.01	-.01	20.03	.00	.00	1.0300	.4624	-.4012	.0021	-.0011	.0019	2.23	
49.78	-.01	24.05	.00	.00	1.0194	.5442	-.1823	.0034	-.0043	.0053	1.87	
50.01	-.01	28.00	.00	.00	1.0175	.6308	-.0729	.0005	-.0004	.0029	1.61	

RUN NUMBER 439		LONGITUDINAL STABILITY AXIS AND LATERAL BODY AXIS DATA									TEST NUMBER 310	
Q,PSF	BETA,DEG	ALPHA,DEG	JL	JR	CL	CD	CPM	CRM	CYM	CSF	L/D	
50.24	-.01	-8.03	.00	.00	-.2292	.0642	.0005	-.0008	.0000	.0010	-3.57	
49.89	-.01	-3.98	.00	.00	.2126	.0544	-.1161	.0013	.0003	-.0005	3.91	
49.78	-.01	.11	.00	.00	.6519	.0630	-.2272	.0017	.0001	.0002	10.35	
50.24	-.01	4.06	.00	.00	1.0597	.0844	-.3255	.0021	.0001	.0006	12.56	
49.89	-.01	7.98	.00	.00	1.4526	.1227	-.4177	.0022	.0001	.0002	11.83	
50.35	-.01	12.02	.00	.00	1.8097	.1734	-.4993	.0013	.0001	-.0005	10.44	
50.35	-.01	14.05	.00	.00	1.9515	.2034	-.5422	.0012	.0001	-.0011	9.59	
50.35	-.01	16.01	.00	.00	1.0347	.3786	-.5968	.0005	.0008	-.0026	2.73	
50.12	-.01	20.06	.00	.00	1.0134	.4587	-.3415	.0015	-.0011	.0024	2.21	
50.01	-.01	23.99	.00	.00	1.0120	.5366	-.1593	.0023	-.0032	.0051	1.89	
49.89	-.01	28.03	.00	.00	1.0209	.6285	-.0635	.0009	-.0019	.0029	1.62	

Table AII. Continued

RUN NUMBER 440		LONGITUDINAL STABILITY AXIS AND LATERAL BODY AXIS DATA									TEST NUMBER 310	
Q,PSF	BETA,DEG	ALPHA,DEG	JL	JR	CL	CD	CPM	CRM	CYM	CSF	L/D	
50.12	-.01	-8.12	.00	.00	-.2792	.0674	.1330	.0007	.0000	.0007	-4.14	
49.78	-.01	-4.00	.00	.00	.1670	.0556	.0203	.0014	.0002	.0035	3.00	
50.01	-.01	-.05	.00	.00	.5941	.0599	-.0641	.0017	.0000	.0036	9.92	
50.01	-.01	4.00	.00	.00	1.0184	.0815	-.1881	.0023	.0002	.0000	12.49	
50.24	-.01	8.03	.00	.00	1.4164	.1176	-.2838	.0021	.0001	.0000	12.04	
50.01	-.01	12.01	.00	.00	1.7779	.1653	-.3713	.0014	.0002	-.0019	10.76	
50.24	-.01	14.01	.00	.00	1.9071	.1957	-.4151	.0013	.0002	-.0003	9.75	
50.24	-.01	16.00	.00	.00	1.0144	.3711	-.5103	-.0002	.0008	-.0042	2.73	
49.89	-.01	20.00	.00	.00	1.0041	.4516	-.3054	.0011	-.0010	-.0028	2.22	
49.89	-.01	23.97	.00	.00	1.0027	.5306	-.1300	.0032	-.0036	.0095	1.89	
50.01	-.01	27.99	.00	.00	1.0108	.6224	-.0523	.0002	-.0011	.0028	1.62	

RUN NUMBER 441		LONGITUDINAL STABILITY AXIS AND LATERAL BODY AXIS DATA									TEST NUMBER 310	
Q,PSF	BETA,DEG	ALPHA,DEG	JL	JR	CL	CD	CPM	CRM	CYM	CSF	L/D	
49.89	-.01	-7.83	.00	.00	-.3221	.0727	.3812	.0007	-.0001	.0001	-4.43	
49.89	-.01	-3.97	.00	.00	.0966	.0582	.2835	.0012	.0003	-.0024	1.56	
49.78	-.01	.02	.00	.00	.5275	.0606	.1859	.0017	-.0001	.0009	8.70	
50.35	-.01	4.06	.00	.00	.9469	.0774	.0843	.0022	.0001	-.0005	12.24	
50.01	-.01	8.02	.00	.00	1.3419	.1074	-.0080	.0020	.0002	-.0018	12.49	
50.01	-.01	12.12	.00	.00	1.7176	.1560	-.0996	.0014	.0004	-.0024	11.01	
50.12	-.01	14.00	.00	.00	1.8449	.1828	-.1418	.0011	.0002	-.0027	10.09	
50.12	-.01	15.93	.00	.00	.9660	.3590	-.3021	.0000	.0003	-.0026	2.69	
50.12	-.01	20.07	.00	.00	.9833	.4483	-.1868	.0006	-.0008	.0025	2.19	
50.35	-.01	24.10	.00	.00	.9893	.5270	-.0657	.0028	-.0036	.0097	1.88	
49.89	-.01	28.01	.00	.00	1.0012	.6210	-.0019	-.0004	-.0007	.0036	1.61	

RUN NUMBER 442		LONGITUDINAL STABILITY AXIS AND LATERAL BODY AXIS DATA									TEST NUMBER 310	
Q,PSF	BETA,DEG	ALPHA,DEG	JL	JR	CL	CD	CPM	CRM	CYM	CSF	L/D	
50.24	-.01	-8.05	.00	.00	-.3752	.0778	.5019	.0006	.0000	.0005	-4.82	
49.89	-.01	-4.11	.00	.00	.0486	.0615	.4133	.0012	.0003	-.0009	.79	
50.01	-.01	.04	.00	.00	.4927	.0606	.3190	.0017	-.0001	.0006	8.13	
50.24	-.01	3.99	.00	.00	.8995	.0769	.2249	.0021	.0002	.0031	11.69	
49.89	-.01	8.05	.00	.00	1.3120	.1078	.1320	.0022	.0003	-.0001	12.17	
50.35	-.01	12.03	.00	.00	1.6665	.1505	.0425	.0014	.0004	-.0013	11.08	
50.12	-.01	13.97	.00	.00	1.8037	.1777	-.0019	.0012	.0003	-.0014	10.15	
49.89	-.01	15.94	.00	.00	.9447	.3552	-.1813	.0008	-.0001	.0031	2.66	
50.12	-.01	19.96	.00	.00	.9681	.4422	-.1301	.0003	-.0010	.0037	2.19	
50.24	-.01	24.03	.00	.00	.9861	.5223	-.0347	.0031	-.0044	.0055	1.89	
50.12	-.01	28.03	.00	.00	1.0084	.6211	-.0001	-.0007	-.0019	.0052	1.62	

RUN NUMBER 443		LONGITUDINAL STABILITY AXIS AND LATERAL BODY AXIS DATA									TEST NUMBER 310	
Q,PSF	BETA,DEG	ALPHA,DEG	JL	JR	CL	CD	CPM	CRM	CYM	CSF	L/D	
50.01	-.01	-7.82	.00	.00	-.3754	.0821	.5871	.0005	-.0003	.0011	-4.57	
49.89	-.01	-4.01	.00	.00	.0285	.0652	.5124	.0009	.0003	-.0009	.44	
50.12	-.01	.02	.00	.00	.4567	.0645	.4311	.0015	.0000	.0007	7.08	
50.24	-.01	4.06	.00	.00	.8738	.0794	.3450	.0019	.0001	.0003	11.00	
50.24	-.01	7.98	.00	.00	1.2657	.1051	.2606	.0019	.0002	-.0016	12.05	
50.01	-.01	12.05	.00	.00	1.6372	.1487	.1735	.0012	.0003	-.0012	11.01	
50.12	-.01	14.18	.00	.00	1.7839	.1783	.1281	.0010	.0002	-.0012	10.01	
50.01	-.01	16.06	.00	.00	.9204	.3543	-.0946	-.0010	.0009	-.0073	2.60	
49.89	-.01	20.15	.00	.00	.9530	.4412	-.0790	-.0010	-.0003	-.0025	2.16	
50.24	-.01	24.12	.00	.00	.9747	.5254	-.0034	.0025	-.0037	.0095	1.86	
49.89	-.01	28.12	.00	.00	.9990	.6219	.0118	-.0003	-.0007	.0051	1.61	

RUN NUMBER 478		LONGITUDINAL STABILITY AXIS AND LATERAL BODY AXIS DATA									TEST NUMBER 310	
Q,PSF	BETA,DEG	ALPHA,DEG	JL	JR	CL	CD	CPM	CRM	CYM	CSF	L/D	
50.01	.00	-8.00	.00	.00	-.6179	.0660	.2850	-.0001	.0010	-.0035	-9.36	
50.01	.00	-4.07	.00	.00	-.2209	.0425	.1782	.0007	.0008	-.0021	-5.19	
49.89	.00	.03	.00	.00	.1993	.0329	.0708	.0011	.0006	-.0025	6.06	
50.12	.00	3.99	.00	.00	.5941	.0399	-.0295	.0019	.0004	-.0037	14.89	
50.24	.00	8.03	.00	.00	.9820	.0622	-.1307	.0023	.0004	.0000	15.78	
50.01	.00	12.06	.00	.00	1.3329	.0987	-.2301	.0015	.0001	-.0012	13.50	
49.78	.00	14.05	.00	.00	1.4617	.1243	-.2787	.0014	.0002	-.0009	11.76	
50.12	.02	15.97	.00	.00	.8578	.2894	-.3582	.0000	.0001	-.0027	2.96	
50.12	.02	19.98	.00	.00	.8186	.3513	-.2686	-.0003	.0010	-.0005	2.33	
50.12	.02	23.97	.00	.00	.8325	.4202	-.1555	.0002	-.0015	.0032	1.98	
50.01	.02	28.09	.00	.00	.8658	.5216	-.0687	-.0003	-.0003	.0033	1.66	

Table AII. Continued

RUN NUMBER 475		LONGITUDINAL STABILITY AXIS AND LATERAL BODY AXIS DATA										TEST NUMBER 310
Q,PSF	BETA,DEG	ALPHA,DEG	JL	JR	CL	CD	CPM	CRM	CYM	CSF	L/D	
50.12	.01	-7.97	.00	.00	-.5058	.0609	-.0892	.0002	.0006	-.0014	-8.30	
50.12	.01	-4.00	.00	.00	-.1001	.0407	-.2051	.0010	.0004	.0010	-2.46	
50.12	.01	-.03	.00	.00	.3027	.0363	-.3153	.0013	.0002	-.0003	8.34	
50.01	.01	4.08	.00	.00	.7143	.0502	-.4175	.0023	.0001	.0017	14.23	
49.78	.01	7.96	.00	.00	1.0842	.0752	-.5032	.0025	.0003	.0013	14.42	
49.89	.01	12.06	.00	.00	1.4256	.1179	-.5821	.0017	-.0001	.0017	12.09	
50.01	.01	14.07	.00	.00	1.5568	.1475	-.6283	.0017	-.0002	.0021	10.55	
50.12	.01	15.98	.00	.00	.9422	.3060	-.6463	-.0019	-.0009	.0007	3.08	
50.24	.01	20.10	.00	.00	.8844	.3704	-.4665	-.0030	.0014	-.0011	2.39	
50.01	.00	23.68	.00	.00	.8748	.4415	-.2785	.0011	.0000	.0056	1.98	
50.01	.00	24.01	.00	.00	.8760	.4423	-.2804	.0013	.0001	.0039	1.98	
50.01	.00	28.01	.00	.00	.8816	.5229	-.1376	-.0014	.0001	.0034	1.69	

RUN NUMBER 480		LONGITUDINAL STABILITY AXIS AND LATERAL BODY AXIS DATA										TEST NUMBER 310
Q,PSF	BETA,DEG	ALPHA,DEG	JL	JR	CL	CD	CPM	CRM	CYM	CSF	L/D	
50.12	.00	-8.04	.00	.00	-.5485	.0609	.0341	.0003	.0007	-.0020	-9.01	
50.12	.00	-4.03	.00	.00	-.1414	.0416	-.0822	.0009	.0005	-.0012	-3.40	
50.12	.00	.05	.00	.00	.2756	.0363	-.1967	.0014	.0001	-.0001	7.60	
50.24	.00	4.03	.00	.00	.6735	.0467	-.2991	.0022	.0001	.0006	14.42	
50.24	.00	7.99	.00	.00	1.0513	.0703	-.3935	.0023	.0002	.0015	14.96	
49.89	.00	11.97	.00	.00	1.3965	.1118	-.4848	.0017	-.0001	.0016	12.49	
50.12	.00	14.00	.00	.00	1.5251	.1380	-.5305	.0016	-.0003	.0018	11.05	
49.78	.00	15.98	.00	.00	.9133	.3033	-.5598	-.0019	-.0004	.0004	3.01	
50.24	.00	20.05	.00	.00	.8500	.3660	-.3802	-.0019	.0006	-.0019	2.32	
50.12	.00	23.98	.00	.00	.8496	.4347	-.2165	.0010	-.0018	.0038	1.95	
50.35	.00	28.04	.00	.00	.8692	.5258	-.0971	-.0008	-.0003	.0058	1.65	

RUN NUMBER 481		LONGITUDINAL STABILITY AXIS AND LATERAL BODY AXIS DATA										TEST NUMBER 310
Q,PSF	BETA,DEG	ALPHA,DEG	JL	JR	CL	CD	CPM	CRM	CYM	CSF	L/D	
50.24	.00	-7.98	.00	.00	-.5785	.0626	.1615	.0003	.0006	-.0027	-9.25	
50.24	.00	-3.99	.00	.00	-.1754	.0410	.0511	.0008	.0005	-.0017	-4.27	
50.12	.00	-.01	.00	.00	.2310	.0343	-.0575	.0015	.0003	-.0005	6.73	
49.78	.00	4.05	.00	.00	.6410	.0431	-.1651	.0022	.0002	-.0002	14.89	
50.01	.00	8.04	.00	.00	1.0224	.0666	-.2640	.0025	.0002	.0008	15.34	
50.12	.00	12.04	.00	.00	1.3618	.1048	-.3583	.0017	.0000	.0009	12.99	
50.01	.00	14.04	.00	.00	1.4959	.1308	-.4096	.0016	-.0001	.0014	11.44	
49.78	.00	16.04	.00	.00	.8968	.2958	-.4588	-.0017	-.0005	.0008	3.03	
50.12	.00	19.98	.00	.00	.8312	.3532	-.3280	-.0021	.0000	-.0022	2.35	
50.01	.00	24.07	.00	.00	.8389	.4280	-.1736	.0001	-.0011	.0057	1.96	
50.35	.00	28.03	.00	.00	.8672	.5186	-.0937	-.0006	.0006	.0032	1.67	

RUN NUMBER 482		LONGITUDINAL STABILITY AXIS AND LATERAL BODY AXIS DATA										TEST NUMBER 310
Q,PSF	BETA,DEG	ALPHA,DEG	JL	JR	CL	CD	CPM	CRM	CYM	CSF	L/D	
50.35	.00	-7.98	.00	.00	-.6490	.0687	.4156	-.0001	.0008	-.0022	-9.45	
50.01	.00	-3.97	.00	.00	-.2483	.0444	.3167	.0010	.0005	-.0010	-5.59	
50.01	.00	-.02	.00	.00	.1566	.0338	.2144	.0014	.0003	-.0007	4.53	
50.24	.00	4.02	.00	.00	.5588	.0383	.1100	.0023	.0002	-.0003	14.58	
49.89	.00	8.01	.00	.00	.9445	.0582	.0118	.0025	.0004	-.0002	16.24	
50.24	.00	12.02	.00	.00	1.2921	.0926	-.0856	.0018	.0000	.0004	13.96	
50.12	.00	14.04	.00	.00	1.4266	.1184	-.1349	.0016	.0001	.0007	12.05	
49.89	.00	16.03	.00	.00	.8440	.2826	-.2421	-.0027	-.0005	.0014	2.99	
50.24	.00	20.00	.00	.00	.8112	.3461	-.1913	-.0008	.0010	.0007	2.34	
50.12	.00	24.04	.00	.00	.8232	.4204	-.0897	.0008	-.0017	.0004	1.96	
49.66	.00	28.03	.00	.00	.8585	.5171	-.0233	-.0019	.0012	-.0029	1.66	

RUN NUMBER 483		LONGITUDINAL STABILITY AXIS AND LATERAL BODY AXIS DATA										TEST NUMBER 310
Q,PSF	BETA,DEG	ALPHA,DEG	JL	JR	CL	CD	CPM	CRM	CYM	CSF	L/D	
50.24	.00	-8.04	.00	.00	-.6899	.0748	.5438	.0004	.0007	-.0016	-9.22	
50.24	.00	-4.01	.00	.00	-.2863	.0485	.4547	.0011	.0005	-.0004	-5.90	
49.89	.00	-.07	.00	.00	.1140	.0362	.3625	.0016	.0004	-.0001	3.15	
50.24	.00	4.04	.00	.00	.5259	.0398	.2608	.0025	.0002	.0021	13.22	
50.12	.00	8.07	.00	.00	.9099	.0576	.1617	.0028	.0004	.0012	15.79	
50.38	.00	12.10	.00	.00	1.2582	.0914	.0627	.0021	.0001	.0020	13.77	
50.01	.00	14.05	.00	.00	1.3899	.1141	.0127	.0017	.0000	.0015	12.18	
50.35	.00	16.08	.00	.00	.8144	.2813	-.1173	-.0028	-.0008	-.0005	2.90	
50.35	.01	20.02	.00	.00	.7999	.3452	-.1197	-.0012	.0008	.0023	2.32	
50.81	.00	24.08	.00	.00	.8105	.4192	-.0328	.0013	-.0023	.0035	1.93	
50.47	.00	28.02	.00	.00	.8522	.5101	-.0081	-.0007	.0002	.0015	1.67	

Table AII. Continued

RUN NUMBER 484		LONGITUDINAL STABILITY AXIS AND LATERAL BODY AXIS DATA										TEST NUMBER 310
Q,PSF	BETA,DEG	ALPHA,DEG	JL	JR	CL	CD	CPM	CRM	CYM	CSF	L/D	
49.78	.00	-8.04	.00	.00	-.7147	.0792	.6265	.0000	.0007	-.0328	-9.02	
50.24	.00	-4.04	.00	.00	-.3178	.0517	.5522	.0008	.0006	-.0312	-6.14	
50.35	.00	.02	.00	.00	.0905	.0384	.4639	.0015	.0002	-.0009	2.36	
50.47	.00	4.08	.00	.00	.4949	.0400	.3724	.0023	.0001	.0004	12.37	
50.47	.00	8.07	.00	.00	.8748	.0568	.2779	.0025	.0003	.0007	15.39	
50.35	.00	11.94	.00	.00	1.2145	.0861	.1876	.0018	.0002	-.0308	14.11	
50.93	.00	14.01	.00	.00	1.3587	.1102	.1368	.0015	-.0002	.0009	12.33	
50.01	.00	16.00	.00	.00	.7794	.2732	-.0175	-.0020	-.0006	.0328	2.85	
50.47	.00	20.07	.00	.00	.7674	.3387	-.0443	-.0007	.0006	-.0321	2.27	
50.35	.00	24.01	.00	.00	.7975	.4111	.0061	.0014	-.0023	.0040	1.94	
50.12	.00	28.18	.00	.00	.8448	.5116	.0280	-.0025	-.0003	.0017	1.65	

RUN NUMBER 559		LONGITUDINAL STABILITY AXIS AND LATERAL BODY AXIS DATA										TEST NUMBER 310
Q,PSF	BETA,DEG	ALPHA,DEG	JL	JR	CL	CD	CPM	CRM	CYM	CSF	L/D	
4.14	.00	-7.97	1.37	1.57	-.0156	.2238	.3567	.0020	.0008	.0046	-.07	
4.25	.00	-4.06	1.33	1.48	.4483	.1639	.2115	.0028	.0017	.0019	2.74	
4.25	.00	.02	1.30	1.45	.8000	.1412	.0904	.0028	.0012	.0305	5.67	
4.25	.00	4.07	1.30	1.45	1.1517	.1288	-.0295	.0037	-.0002	.0051	8.94	
4.14	.00	7.97	1.26	1.40	1.5287	.1243	-.1401	.0029	-.0006	.0316	12.30	
4.14	.00	11.95	1.74	.00	1.0654	.2591	-.3760	.0079	-.0029	.0057	4.11	
4.14	.00	14.00	10.72	.00	1.0594	.2772	-.4056	.0035	-.0029	.0175	3.82	
4.02	.00	15.96	.00	.00	1.1140	.3168	-.4143	.0006	-.0018	.0101	3.52	
4.02	.00	20.12	.00	.00	1.1350	.3660	-.3253	.0034	-.0043	.0152	3.10	
3.91	.00	23.95	.00	.00	1.1558	.4568	-.2098	.0032	-.0028	.0133	2.53	
3.79	.00	28.00	.00	.00	1.2054	.6001	-.1557	.0039	-.0058	-.0086	2.01	

RUN NUMBER 560		LONGITUDINAL STABILITY AXIS AND LATERAL BODY AXIS DATA										TEST NUMBER 310
Q,PSF	BETA,DEG	ALPHA,DEG	JL	JR	CL	CD	CPM	CRM	CYM	CSF	L/D	
12.19	.00	-7.98	1.32	1.42	-.0228	.1538	.3006	.0015	.0003	.0316	-.15	
12.07	.00	-4.01	1.28	1.36	.4154	.1250	.1766	.0017	-.0001	.0326	3.32	
11.96	.00	-.01	1.26	1.34	.6119	.1248	.0670	.0021	-.0003	.0038	6.51	
12.19	.00	4.05	1.23	1.32	1.2106	.1374	-.0434	.0026	-.0006	.0038	8.81	
12.30	.00	8.07	1.22	1.28	1.5827	.1636	-.1459	.0024	-.0008	.0339	9.68	
12.07	.00	12.05	1.20	1.25	1.8882	.2042	-.2339	.0016	-.0010	.0346	9.25	
11.96	.00	13.96	1.92	2.44	1.1010	.3583	-.4030	.0031	.0001	-.0337	3.07	
11.73	.00	16.02	3.62	6.78	1.1142	.4018	-.4233	.0043	-.0026	.0056	2.77	
12.07	.00	20.06	.00	.00	1.0922	.4723	-.2619	.0021	-.0012	.0001	2.31	
11.84	.00	24.11	.00	.00	1.0862	.5571	-.1163	.0005	-.0018	-.0316	1.95	
11.61	.00	27.99	.00	.00	1.1001	.6722	-.0579	.0001	-.0001	-.0322	1.64	

RUN NUMBER 563		LONGITUDINAL STABILITY AXIS AND LATERAL BODY AXIS DATA										TEST NUMBER 310
Q,PSF	BETA,DEG	ALPHA,DEG	JL	JR	CL	CD	CPM	CRM	CYM	CSF	L/D	
40.01	.00	-8.00	1.35	1.40	-.0508	.1163	.2675	.0012	.0007	-.0344	-.44	
39.78	.00	-4.02	1.31	1.37	.3947	.1064	.1553	.0016	-.0001	.0331	3.71	
39.89	.00	.02	1.29	1.35	.8124	.1170	.0515	.0019	.0001	.0012	6.94	
40.12	.00	4.05	1.26	1.31	1.2289	.1412	-.0509	.0027	.0001	.0000	8.70	
40.35	.00	7.97	1.23	1.29	1.6196	.1785	-.1430	.0022	.0005	-.0011	9.07	
40.12	.00	11.97	1.22	1.27	1.9620	.2259	-.2331	.0011	.0005	-.0334	8.69	
40.01	.00	13.95	1.23	1.27	2.0481	.2480	-.2736	.0014	.0003	-.0324	8.26	
40.12	.00	16.06	2.74	3.32	1.1294	.4252	-.3989	.0112	.0062	.0037	2.66	
39.89	.00	20.05	.00	.00	1.0970	.5080	-.2720	.0037	.0006	.0029	2.16	
39.89	.00	24.09	67.31	11.22	1.0639	.5877	-.1084	.0004	-.0015	.0003	1.81	
39.89	.00	28.06	.00	10.10	1.0617	.6863	-.0341	.0001	-.0016	.0034	1.55	

RUN NUMBER 564		LONGITUDINAL STABILITY AXIS AND LATERAL BODY AXIS DATA										TEST NUMBER 310
Q,PSF	BETA,DEG	ALPHA,DEG	JL	JR	CL	CD	CPM	CRM	CYM	CSF	L/D	
50.01	.00	-8.04	1.35	1.41	-.0572	.1146	.2653	.0009	.0009	-.0056	-.50	
50.12	.00	-3.94	1.31	1.38	.3980	.1047	.1505	.0010	.0002	-.0302	3.80	
50.12	.00	.08	1.29	1.34	.8084	.1157	.0479	.0014	.0002	-.0318	6.99	
50.58	.00	3.95	1.26	1.32	1.2130	.1393	-.0484	.0021	.0001	-.0022	8.71	
50.01	.00	8.03	1.23	1.29	1.6254	.1806	-.1455	.0022	.0000	-.0310	9.00	
49.89	.00	12.06	1.22	1.27	1.9816	.2302	-.2359	.0011	-.0001	-.0318	8.61	
50.35	.00	14.07	1.22	1.26	2.0814	.2520	-.2770	.0019	.0003	-.0038	8.26	
50.12	.00	16.08	2.58	2.99	1.1409	.4293	-.4010	.0104	.0070	-.0032	2.66	
50.47	.00	20.07	.00	.00	1.0942	.5139	-.2655	.0056	.0005	.0020	2.13	
50.35	.00	23.96	.00	8.44	1.0899	.5934	-.1264	.0096	-.0031	.0094	1.84	
50.35	.00	27.96	16.27	9.49	1.0729	.6850	-.0452	.0014	-.0019	.0092	1.57	

Table AII. Continued

RUN NUMBER 565		LONGITUDINAL STABILITY AXIS AND LATERAL BODY AXIS DATA									TEST NUMBER 310	
Q,PSF	BETA,DEG	ALPHA,DEG	JL	JR	CL	CD	CPM	CRM	CYM	CSF	L/D	
59.89	.00	-8.07	1.34	1.40	-.0625	.1145	.2669	.0014	.0005	-.0061	-1.55	
59.89	.00	-3.95	1.31	1.38	.3943	.1044	.1524	.0013	.0004	-.0017	3.78	
60.24	.00	.07	1.28	1.34	.8138	.1170	.0501	.0016	.0005	-.0031	6.95	
60.70	.00	3.98	1.26	1.32	1.2207	.1412	-.0469	.0022	.0005	-.0038	8.65	
60.35	.00	7.99	1.25	1.29	1.6186	.1802	-.1418	.0021	.0004	-.0045	8.98	
60.12	.00	11.96	1.22	1.27	1.9827	.2323	-.2309	.0012	.0000	-.0028	8.53	
60.01	.00	14.12	2.74	1.26	1.5850	.3314	-.3067	-.0769	-.0319	.0640	4.78	
58.63	.00	15.86	2.37	2.47	1.1643	.4294	-.4043	.0085	.0066	-.0056	2.71	
60.01	.00	20.06	.00	.00	1.1172	.5232	-.2799	.0062	-.0002	-.0073	2.14	
59.78	.00	24.00	49.85	9.59	1.1010	.6045	-.1167	.0077	-.0017	.0055	1.82	
60.01	.00	28.11	13.15	9.25	1.0989	.7030	-.0377	-.0031	-.0007	-.0098	1.56	

RUN NUMBER 573		LONGITUDINAL STABILITY AXIS AND LATERAL BODY AXIS DATA									TEST NUMBER 310	
Q,PSF	BETA,DEG	ALPHA,DEG	JL	JR	CL	CD	CPM	CRM	CYM	CSF	L/D	
3.91	.00	-8.13	1.37	1.57	-.5589	.1967	.3951	.0017	.0008	.0092	-2.84	
3.91	.00	-4.01	1.34	1.54	-.1783	.1340	.2575	.0019	.0008	.0032	-1.33	
4.02	.00	-.07	1.30	1.49	.1995	.0744	.1320	.0016	.0000	-.0009	2.68	
4.02	.00	4.08	1.28	1.42	.5896	.0501	.0039	.0034	-.0004	.0097	11.76	
3.91	.00	8.02	1.23	1.40	.9537	.0316	-.1120	.0037	-.0008	.0107	30.20	
3.91	.00	12.17	1.54	2.17	.8397	.1461	-.3041	.0038	-.0029	.0172	5.75	
4.37	.00	14.08	1.96	3.92	.7723	.1570	-.3666	.0034	-.0042	.0192	4.92	
4.37	.00	16.10	2.77	.00	.7960	.1702	-.3786	.0025	-.0038	.0197	4.68	
4.14	.00	20.03	.00	.00	.8934	.2217	-.3021	.0017	-.0044	.0216	4.03	
4.14	.00	23.99	.00	.00	.9111	.2903	-.2042	.0035	-.0040	.0166	3.14	
4.25	.00	28.02	.00	.00	.9023	.4128	-.1356	.0062	-.0044	.0032	2.19	

RUN NUMBER 574		LONGITUDINAL STABILITY AXIS AND LATERAL BODY AXIS DATA									TEST NUMBER 310	
Q,PSF	BETA,DEG	ALPHA,DEG	JL	JR	CL	CD	CPM	CRM	CYM	CSF	L/D	
12.30	.00	-8.03	1.27	1.35	-.5948	.1073	.3487	.0005	.0002	.0002	-5.55	
12.30	.00	-4.07	1.24	1.32	-.1912	.0746	.2290	.0011	-.0003	.0016	-2.56	
12.30	.00	.07	1.22	1.27	.2169	.0548	.1081	.0014	-.0001	.0038	3.96	
12.30	.00	4.05	1.20	1.27	.5857	.0510	-.0052	.0021	-.0004	.0043	11.49	
12.07	.00	7.99	1.19	1.24	.9591	.0575	-.1113	.0025	-.0003	.0006	16.69	
12.19	.00	12.01	1.17	1.24	1.2666	.0855	-.2211	.0016	-.0008	.0035	14.81	
12.42	.00	14.00	1.73	1.25	1.0704	.1698	-.2958	-.0405	-.0276	.0250	6.30	
12.30	.00	16.03	1.83	2.07	.8347	.2567	-.3646	.0020	-.0005	.0051	3.25	
12.30	.00	20.06	3.73	4.30	.8250	.3203	-.2514	.0012	-.0012	.0079	2.58	
12.19	.00	24.16	.00	.00	.8321	.3896	-.1193	.0014	-.0026	.0129	2.14	
12.53	.00	28.05	.00	.00	.8582	.4806	-.1001	.0033	-.0020	.0096	1.79	

RUN NUMBER 576		LONGITUDINAL STABILITY AXIS AND LATERAL BODY AXIS DATA									TEST NUMBER 310	
Q,PSF	BETA,DEG	ALPHA,DEG	JL	JR	CL	CD	CPM	CRM	CYM	CSF	L/D	
30.12	.00	-8.07	1.29	1.35	-.6085	.0876	.3308	.0009	-.0002	.0026	-6.94	
30.00	.00	-4.02	1.26	1.32	-.1994	.0570	.2068	.0005	.0008	-.0031	-3.50	
30.00	.00	-.04	1.23	1.30	.1918	.0466	.0965	.0007	.0005	-.0012	4.12	
30.23	.00	4.08	1.22	1.27	.5909	.0490	-.0116	.0017	.0003	-.0013	12.07	
29.77	.00	7.98	1.20	1.25	.9705	.0682	-.1121	.0023	.0001	-.0005	14.22	
29.77	.00	12.03	1.19	1.25	1.3144	.1031	-.2175	.0016	.0002	-.0013	12.75	
30.35	.00	13.99	1.19	1.25	1.4293	.1257	-.2641	.0017	.0001	.0004	11.37	
30.35	.00	16.05	1.71	1.82	.8219	.2706	-.3515	.0017	.0006	.0016	3.04	
29.77	.00	20.12	2.73	2.86	.8386	.3471	-.2450	.0050	.0003	.0040	2.42	
30.35	.00	24.19	5.34	8.40	.8087	.4061	-.1172	.0022	-.0016	-.0017	1.99	
30.23	.00	28.07	4.09	8.00	.8622	.5047	-.0745	.0033	-.0018	-.0004	1.71	

RUN NUMBER 577		LONGITUDINAL STABILITY AXIS AND LATERAL BODY AXIS DATA									TEST NUMBER 310	
Q,PSF	BETA,DEG	ALPHA,DEG	JL	JR	CL	CD	CPM	CRM	CYM	CSF	L/D	
40.12	.00	-8.07	1.30	1.37	-.6239	.0811	.3190	.0002	.0004	-.0011	-7.69	
40.70	.00	-4.07	1.27	1.33	-.2093	.0543	.2038	.0008	.0004	-.0007	-3.86	
40.35	.00	-.10	1.24	1.30	.1827	.0436	.0959	.0011	.0003	-.0017	4.19	
40.24	.00	4.00	1.22	1.27	.5914	.0490	-.0099	.0022	.0004	-.0017	12.08	
40.35	.00	8.10	1.21	1.26	.9873	.0704	-.1150	.0026	.0003	.0007	14.03	
39.78	.00	12.04	1.20	1.24	1.3260	.1058	-.2152	.0017	.0002	-.0002	12.53	
40.58	.00	14.00	1.20	1.25	1.4495	.1298	-.2615	.0017	.0002	-.0035	11.17	
39.43	.00	15.99	1.69	1.68	.8622	.2714	-.3458	.0093	.0055	.0031	3.18	
40.47	.00	20.01	2.65	2.69	.8383	.3494	-.2545	.0045	.0005	.0007	2.40	
40.01	.00	24.08	5.49	5.34	.8258	.4166	-.1316	.0001	-.0006	-.0025	1.88	
40.35	.00	28.04	4.74	5.23	.8663	.5124	-.0729	.0004	-.0010	-.0048	1.69	

Table AII. Continued

RUN NUMBER	LONGITUDINAL STABILITY AXIS AND LATERAL BODY AXIS DATA										TEST NUMBER
Q,PSF	BETA,DEG	ALPHA,DEG	JL	JR	CL	CD	CPM	CRM	CYM	CSF	L/D
60.01	.00	-8.02	1.30	1.37	-.6310	.0771	.3180	-.0006	.0000	.0003	-8.18
60.12	.00	-4.04	1.27	1.33	-.2140	.0517	.2016	.0011	.0001	-.0005	-4.14
60.12	.00	.10	1.24	1.30	.1989	.0419	.0898	.0009	.0002	-.0022	4.75
59.89	.00	3.99	1.22	1.27	.5882	.0496	-.0101	.0019	.0002	-.0008	11.87
60.35	.00	8.00	1.21	1.25	.9811	.0701	-.1120	.0023	.0001	-.0012	13.99
59.55	.00	12.14	1.20	1.25	1.3435	.1063	-.2141	.0018	.0001	-.0005	12.40
60.12	.00	14.20	1.19	1.25	1.4878	.1338	-.2641	.0019	.0001	-.0011	11.12
60.58	.00	16.06	1.49	1.60	.9198	.2821	-.3273	.0124	.0066	.0018	3.26
59.78	.00	20.18	2.66	2.60	.8798	.3535	-.2496	.0149	.0080	.0013	2.49
60.35	.00	24.08	4.05	5.02	.8450	.4262	-.1527	.0024	-.0021	-.0026	1.98
59.89	.00	28.09	4.17	4.46	.8869	.5265	-.0716	.0006	-.0003	-.0031	1.68

RUN NUMBER	LONGITUDINAL STABILITY AXIS AND LATERAL BODY AXIS DATA										TEST NUMBER
Q,PSF	BETA,DEG	ALPHA,DEG	JL	JR	CL	CD	CPM	CRM	CYM	CSF	L/D
50.24	-.02	-7.82	.00	.00	.0016	-.0047	-.0002	.0003	.0001	.0007	-.33
50.12	-.02	-3.74	.00	.00	.4387	-.0006	-.1074	.0013	-.0003	.0014	*****
49.78	-.02	.25	.00	.00	.8639	.0210	-.2099	.0021	.0001	.0010	41.08
50.24	-.02	4.45	.00	.00	1.2958	.0595	-.3095	.0027	.0004	.0032	21.79
50.12	-.02	8.44	.00	.00	1.6965	.1125	-.4051	.0022	.0008	-.0016	15.07
50.01	-.02	12.11	.00	.00	2.0079	.1673	-.4893	.0013	.0009	-.0040	12.00
50.35	-.02	14.46	.00	.00	2.1399	.2097	-.5454	.0001	.0003	-.0028	10.21
50.24	-.02	16.43	.00	.00	1.2406	.3991	-.6421	-.0034	-.0060	-.0044	3.11
50.47	-.02	20.45	.00	.00	1.2434	.5041	-.5155	-.0001	.0000	-.0034	2.47
50.12	-.02	24.31	.00	.00	1.2736	.6099	-.3975	.0021	-.0003	-.0013	2.09
50.24	-.02	28.25	.00	.00	1.2859	.7189	-.3359	.0058	.0004	-.0039	1.79
50.70	-.02	32.22	.00	.00	1.2662	.8320	-.3288	.0033	.0018	-.0024	1.52

RUN NUMBER	LONGITUDINAL STABILITY AXIS AND LATERAL BODY AXIS DATA										TEST NUMBER
Q,PSF	BETA,DEG	ALPHA,DEG	JL	JR	CL	CD	CPM	CRM	CYM	CSF	L/D
50.58	-5.02	-7.83	.00	.00	-.0159	-.0143	-.0074	.0093	-.0149	.0036	1.11
50.01	-5.02	-3.74	.00	.00	.4336	-.0086	-.1193	.0093	-.0138	.0776	-50.60
50.58	-5.02	.29	.00	.00	.8598	.0149	-.2197	.0099	-.0123	.0749	57.52
50.58	-5.02	4.22	.00	.00	1.2604	.0523	-.3156	.0102	-.0108	.0716	24.11
50.47	-5.02	8.42	.00	.00	1.6866	.1074	-.4185	.0100	-.0103	.0694	15.71
50.47	-5.02	12.20	.00	.00	2.0091	.1653	-.5056	.0096	-.0110	.0685	12.16
50.24	-5.02	14.11	.00	.00	2.1260	.1997	-.5516	.0104	-.0113	.0690	10.65
50.01	-5.02	16.15	.00	.00	1.2596	.3919	-.6670	.0115	-.0125	.0416	3.21
50.12	-5.02	20.30	.00	.00	1.2634	.5020	-.5244	.0100	-.0025	.0256	2.52
50.24	-5.02	24.25	.00	.00	1.3068	.6182	-.4367	.0102	.0013	.0219	2.11
50.24	-5.02	28.31	.00	.00	1.3088	.7269	-.3850	.0188	.0026	.0072	1.80
50.01	-5.02	32.43	.00	.00	1.3039	.8665	-.3466	.0201	.0027	-.0017	1.50

RUN NUMBER	LONGITUDINAL STABILITY AXIS AND LATERAL BODY AXIS DATA										TEST NUMBER
Q,PSF	BETA,DEG	ALPHA,DEG	JL	JR	CL	CD	CPM	CRM	CYM	CSF	L/D
50.24	5.00	-7.76	.00	.00	-.0103	-.0155	-.0085	-.0075	.0141	-.0749	.66
50.24	5.00	-3.73	.00	.00	.4304	-.0082	-.1168	-.0064	.0136	-.0749	-52.69
50.47	5.00	.22	.00	.00	.8469	.0164	-.2157	-.0056	.0125	-.0713	51.72
50.24	5.00	4.26	.00	.00	1.2634	.0543	-.3168	-.0050	.0119	-.0699	23.28
50.35	5.00	8.37	.00	.00	1.6733	.1060	-.4164	-.0054	.0123	-.0731	15.79
49.89	5.00	12.43	.00	.00	2.0296	.1692	-.5117	-.0072	.0129	-.0746	11.99
50.24	5.00	14.38	.00	.00	2.1411	.2072	-.5570	-.0102	.0124	-.0727	10.33
49.89	5.00	16.25	.00	.00	1.6363	.3350	-.5602	-.0962	-.0225	-.0316	4.88
50.81	5.00	20.30	.00	.00	1.2775	.5072	-.5371	-.0125	.0018	-.0306	2.52
50.35	5.00	24.30	.00	.00	1.2997	.6158	-.4340	-.0090	-.0002	-.0315	2.11
50.35	5.00	28.16	.00	.00	1.3255	.7247	-.3645	-.0092	-.0011	-.0219	1.83
50.35	5.00	32.31	.00	.00	1.2884	.8547	-.3388	-.0195	-.0016	-.0079	1.51

ORIGINAL PAGE IS
OF POOR QUALITY

Table AII. Continued

RUN NUMBER 623		LONGITUDINAL STABILITY AXIS AND LATERAL BODY AXIS DATA									TEST NUMBER 310
Q,PSF	BETA,DEG	ALPHA,DEG	JL	JR	CL	CD	CPM	CRM	CYM	CSF	L/D
50.47	-0.01	-7.83	.00	.00	.0872	.0821	.2142	.0003	-.0002	.0010	1.06
50.35	-0.01	-3.80	.00	.00	.5202	.0793	.1106	.0007	.0002	-.0008	6.56
50.70	-0.01	.15	.00	.00	.9411	.0925	.0169	.0019	-.0001	.0031	10.18
50.12	-0.01	4.25	.00	.00	1.3562	.1175	-.0800	.0023	.0004	.0012	11.55
50.24	-0.01	8.13	.00	.00	1.7308	.1551	-.1671	.0019	.0003	.0010	11.16
50.58	-0.01	12.35	.00	.00	2.0630	.2050	-.2578	.0006	.0005	-.0013	10.06
50.24	-0.01	14.22	.00	.00	1.5777	.3149	-.3052	.0843	.0315	-.0593	5.01
49.89	-0.01	16.26	.00	.00	1.1659	.4112	-.3888	.0126	.0040	.0047	2.84
49.55	-0.01	20.24	.00	.00	1.1205	.5244	-.2650	.0007	-.0014	-.0011	2.14
50.01	-0.01	24.25	.00	.00	1.1538	.6172	-.1540	-.0054	.0000	.0028	1.87
49.89	-0.01	28.21	.00	.00	1.1237	.7071	-.0633	.0102	.0007	-.0028	1.59
50.35	-0.01	32.42	.00	.00	1.1005	.8094	-.0533	-.0009	.0023	.0024	1.36

RUN NUMBER 624		LONGITUDINAL STABILITY AXIS AND LATERAL BODY AXIS DATA									TEST NUMBER 310
Q,PSF	BETA,DEG	ALPHA,DEG	JL	JR	CL	CD	CPM	CRM	CYM	CSF	L/D
50.35	-5.01	-7.93	.00	.00	.0384	.0704	.2120	.0086	-.0159	.0373	.55
49.89	-5.02	-3.89	.00	.00	.4723	.0679	.1079	.0087	-.0144	.0849	6.95
50.35	-5.02	.18	.00	.00	.8962	.0829	.0056	.0091	-.0129	.0797	10.82
50.24	-5.02	4.26	.00	.00	1.3027	.1111	-.0854	.0094	-.0122	.0797	11.73
50.24	-5.02	8.19	.00	.00	1.6976	.1496	-.1779	.0089	-.0124	.0795	11.34
50.47	-5.02	12.35	.00	.00	2.0428	.1991	-.2690	.0078	-.0126	.0730	10.26
50.24	-5.02	14.09	.00	.00	2.1004	.2162	-.3032	.0108	-.0124	.0798	9.63
50.24	-5.02	16.27	.00	.00	1.1850	.3833	-.4078	.0296	.0043	.0404	3.09
50.70	-5.02	20.24	.00	.00	1.1240	.5081	-.2609	.0085	-.0027	.0275	2.21
50.24	-5.02	24.21	.00	.00	1.1520	.6098	-.2004	.0084	.0005	.0215	1.89
50.81	-5.02	28.32	.00	.00	1.1459	.7054	-.1203	.0185	.0025	.0170	1.62
49.66	-5.02	32.33	.00	.00	1.1158	.8108	-.0629	.0184	.0004	.0050	1.38

RUN NUMBER 625		LONGITUDINAL STABILITY AXIS AND LATERAL BODY AXIS DATA									TEST NUMBER 310
Q,PSF	BETA,DEG	ALPHA,DEG	JL	JR	CL	CD	CPM	CRM	CYM	CSF	L/D
50.12	4.58	-7.90	.00	.00	.0087	.0679	.2131	-.0069	.0136	-.0703	.13
50.47	5.01	-3.80	.00	.00	.4555	.0658	.1117	-.0049	.0123	-.0572	6.92
50.58	5.01	.18	.00	.00	.8663	.0795	.0134	-.0042	.0114	-.0542	10.89
50.24	5.01	4.27	.00	.00	1.2792	.1099	-.0828	-.0040	.0119	-.0659	11.65
50.24	5.01	8.22	.00	.00	1.6654	.1497	-.1758	-.0041	.0124	-.0595	11.13
50.47	5.01	12.26	.00	.00	2.0138	.1991	-.2631	-.0062	.0130	-.0590	10.11
50.24	5.01	14.17	.00	.00	1.5250	.3155	-.2987	-.0980	-.0242	.0006	4.83
50.47	5.01	16.21	.00	.00	1.1213	.4146	-.4165	.0128	-.0001	-.0378	2.70
50.12	5.01	20.17	.00	.00	1.1596	.5084	-.2834	-.0032	-.0010	-.0359	2.28
50.24	5.01	24.35	.00	.00	1.1439	.6044	-.1856	-.0056	-.0011	-.0170	1.89
50.47	5.01	28.19	.00	.00	1.1356	.6954	-.0807	-.0040	-.0005	-.0097	1.63
49.89	5.01	32.33	.00	.00	1.1103	.8144	-.0282	-.0181	.0014	-.0195	1.36

RUN NUMBER 627		LONGITUDINAL STABILITY AXIS AND LATERAL BODY AXIS DATA									TEST NUMBER 310
Q,PSF	BETA,DEG	ALPHA,DEG	JL	JR	CL	CD	CPM	CRM	CYM	CSF	L/D
50.35	.00	-7.94	.00	.00	-.5801	.0512	.2982	-.0008	.0011	-.0032	-11.32
50.58	.00	-3.91	.00	.00	-.1753	.0297	.1886	.0000	.0009	-.0024	-5.90
49.89	.00	.37	.00	.00	.2582	.0236	.0773	.0016	.0003	-.0001	10.95
50.35	.00	4.19	.00	.00	.6302	.0307	-.0202	.0024	.0006	-.0003	20.55
50.70	.00	8.19	.00	.00	1.0064	.0508	-.1212	.0023	.0008	-.0017	19.81
50.58	.00	12.19	.00	.00	1.3291	.0850	-.2202	.0013	.0007	-.0016	15.64
50.24	.00	14.18	.00	.00	1.1081	.1813	-.3043	-.0514	-.0288	.0158	6.11
50.01	.00	16.26	.00	.00	.8180	.2762	-.3690	-.0083	-.0051	-.0017	2.96
50.24	.00	20.31	.00	.00	.8219	.3524	-.2678	-.0005	-.0014	-.0034	2.33
50.24	.00	24.30	.00	.00	.8661	.4339	-.1827	.0039	-.0009	-.0046	2.00
50.01	.00	28.25	.00	.00	.9370	.5373	-.1506	.0001	.0006	-.0033	1.74
50.24	.00	32.25	.00	.00	.9500	.6362	-.1270	.0089	.0012	-.0139	1.49

Table AII. Concluded

RUN NUMBER 628		LONGITUDINAL STABILITY AXIS AND LATERAL BODY AXIS DATA										TEST NUMBER 310
Q,PSF	BETA,DEG	ALPHA,DEG	JL	JR	CL	CD	CPM	CRM	CYM	CSF	L/D	
50.24	-5.01	-7.94	.00	.00	-.5644	.0470	.2875	.0102	-.0137	.0732	-12.00	
50.35	-5.01	-3.94	.00	.00	-.1688	.0261	.1783	.0106	-.0131	.0721	-6.46	
50.01	-5.01	.14	.00	.00	.2416	.0192	.0712	.0106	-.0107	.0651	12.56	
50.58	-5.01	4.22	.00	.00	.6329	.0261	-.0311	.0111	-.0097	.0531	24.23	
50.35	-5.01	8.28	.00	.00	1.0082	.0476	-.1351	.0117	-.0094	.0541	21.19	
50.47	-5.01	12.32	.00	.00	1.3376	.0816	-.2402	.0115	-.0104	.0562	16.39	
50.35	-5.01	14.31	.00	.00	1.1284	.1776	-.3361	-.0380	-.0365	.0721	6.35	
50.24	-5.01	16.16	.00	.00	.8440	.2721	-.3800	.0079	-.0153	.0547	3.10	
50.70	-5.01	20.16	.00	.00	.8309	.3513	-.2846	.0099	-.0047	.0302	2.37	
50.58	-5.01	24.27	.00	.00	.8953	.4467	-.2057	.0117	.0007	.0213	2.00	
50.35	-5.01	28.12	.00	.00	.9410	.5325	-.1902	.0137	.0042	.0005	1.77	
50.12	-5.01	32.21	.00	.00	.9836	.6508	-.1826	.0181	.0067	-.0383	1.51	

RUN NUMBER 629		LONGITUDINAL STABILITY AXIS AND LATERAL BODY AXIS DATA										TEST NUMBER 310
Q,PSF	BETA,DEG	ALPHA,DEG	JL	JR	CL	CD	CPM	CRM	CYM	CSF	L/D	
50.35	5.02	-7.85	.00	.00	-.5572	.0455	.2776	-.0112	.0162	-.0925	-12.24	
50.24	5.02	-3.85	.00	.00	-.1572	.0253	.1778	-.0092	.0142	-.0752	-6.21	
50.24	5.01	.26	.00	.00	.2562	.0195	.0695	-.0081	.0122	-.0705	13.13	
50.47	5.01	4.22	.00	.00	.6341	.0268	-.0334	-.0075	.0116	-.0701	23.68	
50.81	5.01	8.16	.00	.00	.9962	.0459	-.1343	-.0074	.0115	-.0707	21.69	
50.93	5.01	12.15	.00	.00	1.3264	.0790	-.2375	-.0091	.0122	-.0744	16.78	
50.12	5.01	14.26	.00	.00	1.1444	.1707	-.3400	.0329	.0322	-.0742	6.70	
50.12	5.01	16.31	.00	.00	.8279	.2699	-.3685	-.0256	.0062	-.0604	3.07	
50.12	5.01	20.13	.00	.00	.8664	.3454	-.2923	-.0215	-.0040	-.0375	2.51	
50.47	5.01	24.22	.00	.00	.8779	.4377	-.1587	-.0065	-.0013	-.0225	2.01	
50.47	5.01	28.14	.00	.00	.9603	.5363	-.1831	-.0076	-.0036	-.0123	1.78	
50.12	5.01	32.07	.00	.00	.9765	.6457	-.1365	-.0044	-.0033	-.0095	1.51	

RUN NUMBER 646		LONGITUDINAL STABILITY AXIS AND LATERAL BODY AXIS DATA										TEST NUMBER 310
Q,PSF	BETA,DEG	ALPHA,DEG	JL	JR	CL	CD	CPM	CRM	CYM	CSF	L/D	
50.47	.00	-7.84	.00	.00	.2741	.0587	-.2795	.0013	-.0005	.0031	4.67	
49.66	.00	-3.90	.00	.00	.6456	.0703	-.2390	.0017	-.0003	.0031	9.18	
50.70	.00	.19	.00	.00	1.0190	.0935	-.1912	.0022	.0000	.0009	10.90	
49.09	.00	4.26	.00	.00	1.3691	.1252	-.1418	.0026	.0002	.0008	10.94	
50.35	.00	8.41	.00	.00	1.7141	.1691	-.0905	.0026	.0004	-.0315	10.14	
50.24	.00	12.26	.00	.00	1.9700	.2142	-.0350	.0008	.0007	-.0322	9.20	
50.24	.00	14.21	.00	.00	1.9902	.2306	.0032	-.0011	.0001	-.0024	8.63	
50.47	.00	16.38	.00	.00	1.0514	.4294	-.0805	-.0111	-.0091	.0015	2.45	
49.89	.00	20.15	.00	.00	1.0353	.5228	-.0583	.0021	.0000	-.0026	1.98	
50.58	.00	24.22	.00	.00	1.0953	.6254	-.0359	-.0045	.0000	-.0009	1.75	
50.24	.00	28.57	.00	.00	1.0788	.7323	-.0173	.0117	.0007	-.0141	1.47	
50.70	.00	32.47	.00	.00	1.0674	.8343	-.0033	-.0072	.0006	.0345	1.28	

RUN NUMBER 647		LONGITUDINAL STABILITY AXIS AND LATERAL BODY AXIS DATA										TEST NUMBER 310
Q,PSF	BETA,DEG	ALPHA,DEG	JL	JR	CL	CD	CPM	CRM	CYM	CSF	L/D	
50.58	-.01	-7.88	.00	.00	-.3684	.0314	-.1064	.0004	.0002	-.0331	-11.72	
49.78	-.01	.36	.00	.00	.3292	.0216	.0033	.0018	.0000	.0016	15.26	
50.24	-.01	8.17	.00	.00	.9491	.0506	.1065	.0022	.0004	-.0012	18.74	
51.04	-.01	12.27	.00	.00	1.2215	.0791	.1567	.0014	.0005	-.0023	15.44	
50.35	-.01	14.20	.00	.00	.9869	.1771	.1271	-.0529	-.0217	.0024	5.57	
50.58	-.01	16.30	.00	.00	.7275	.2731	.0882	-.0166	-.0076	-.0012	2.66	
50.35	-.01	24.36	.00	.00	.8087	.4470	.1172	.0022	-.0003	-.0118	1.81	
50.24	-.01	32.17	.00	.00	.8846	.6244	.1448	.0053	.0007	-.0176	1.42	

RUN NUMBER 653		LONGITUDINAL STABILITY AXIS AND LATERAL BODY AXIS DATA										TEST NUMBER 310
Q,PSF	BETA,DEG	ALPHA,DEG	JL	JR	CL	CD	CPM	CRM	CYM	CSF	L/D	
50.24	.01	-7.86	.00	.00	-.0189	.0307	-.1992	.0008	-.0001	.0014	-.62	
51.04	.01	.35	.00	.00	.7400	.0516	-.1075	.0019	.0001	.0005	14.33	
50.70	.01	8.15	.00	.00	1.4266	.1102	-.0146	.0022	.0007	-.0011	12.94	
50.24	.01	12.26	.00	.00	1.7223	.1534	.0372	.0011	.0006	-.0029	11.23	
50.35	.01	14.38	.00	.00	1.7992	.1788	.0670	-.0002	.0006	-.0027	10.06	
50.12	.01	16.35	.00	.00	.9692	.3746	-.0273	-.0117	-.0088	-.0029	2.59	
50.35	.01	24.27	.00	.00	.9938	.5574	.0106	.0029	-.0004	-.0059	1.78	
50.01	.01	32.31	.00	.00	1.0073	.7474	.0433	.0010	.0001	.0032	1.35	

References

1. Whitlow, J. B., Jr.; and Sievers, G. K.: *Fuel Savings Potential of the NASA Advanced Turboprop Program*. NASA TM-83736, [1984].
2. Applin, Zachary T.; and Coe, Paul L., Jr.: *Low-Speed Stability and Control Characteristics of a Transport Model With Aft-Fuselage-Mounted Advanced Turboprops*. NASA TP-2535, 1986.
3. Ridder, Sven-Olof: Wind Tunnel Test of a Twin, Rear Propeller Transport Aircraft Configuration at Low Speeds. *ICAS Proceedings 1984—14th Congress of the International Council of the Aeronautical Sciences, Volume 2*, B. Laschka and R. Staufenbiel, eds., International Council of Aeronautical Sciences, c.1984, pp. 644-654. (Available as ICAS-84-2.6.3.)
4. Aljabri, A. S.; and Hughes, A. C.: Wind Tunnel Investigation of the Interaction of Propeller Slipstream With Nacelle/Wing/Flap Combinations. *Aerodynamics and Acoustics of Propellers*, AGARD-CP-366, Feb. 1985, pp. 21-1-21-10.
5. Applin, Zachary T.: *Flow Improvements in the Circuit of the Langley 4- by 7-Meter Tunnel*. NASA TM-85662, 1983.
6. Pope, Alan; and Harper, John J.: *Low-Speed Wind Tunnel Testing*. John Wiley & Sons, Inc., c.1966.

Table I. Model Geometric Characteristics

Fuselage:	
Body station of fuselage nose, in.	3.96
Length, ft	9.85
Maximum diameter, in.	15.08
Wing:	
Area (trapezoidal reference), ft ²	15.59
Span, ft	11.4
Quarter-chord sweep, deg	1.41
Aspect ratio	8.3
Taper ratio (trapezoidal reference)	0.35
Mean aerodynamic chord, in.	17.96
Dihedral, deg	4
Root incidence, deg	3.16
Body station of wing leading edge at root, in.	44.97
Body station of moment reference center, in. (0.25c)	61.996
Side-of-body airfoil chord, in.	30.459
Leading-edge break airfoil chord, in.	24.498
Tip airfoil chord, in.	8.114
Horizontal tail: ^a	
Area, ft ²	3.26
Span, ft	4.04
Aspect ratio	5.01
Quarter-chord sweep, deg	31.6
Dihedral, deg	-3.0
Taper ratio	0.35
Mean geometric chord, in.	9.70
Body station of tail leading edge at root, in.	98.9
Root airfoil chord, in.	14.37
Tip airfoil chord, in.	5.03
Vertical tail:	
Area, ft ²	3.15
Height, in.	22.63
Leading-edge sweep, deg	43.52
Body station of tail leading edge at root, in.	97.07
Root airfoil chord, in.	25.03
Tip airfoil chord, in.	15.02
Pylon: ^a	
Area (trapezoidal reference), ft ²	1.14
Span, in.	10.64
Dihedral, deg	14.25
Body station of pylon leading edge at root, in.	77.3
Chord, in.	13.5
Propellers:	
Single rotation:	
Tip diameter, in.	22.0
Maximum nacelle diameter, in.	7.06
Body station at propeller disk, in.	95.547

^aDihedral not included in span and area dimensions.

Table II. Strain-Gauge Balance Characteristics

(a) Balance components

Component	Maximum load	Accuracy
Normal force, lb	3 000	±15
Axial force, lb	500	±2.5
Pitching moment, in-lb	25 000	±125
Rolling moment, in-lb	10 000	±50
Yawing moment, in-lb	10 000	±50
Side force, lb	1 000	±5

(b) Accuracy^a of aerodynamic coefficients

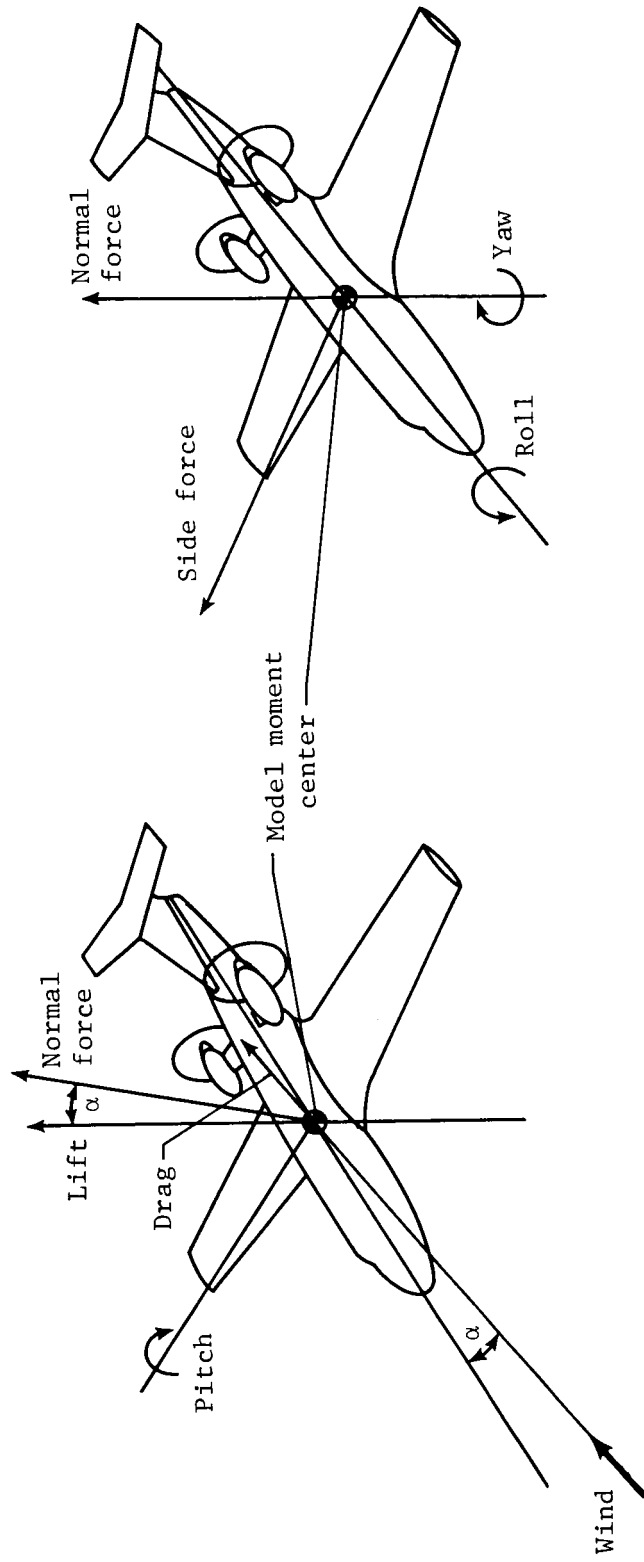
Coefficient	Accuracy
C_D	±0.003207
C_L	±0.019243
C_l	±0.0004689
C_m	±0.0089287
C_N	±0.0192431
C_n	±0.0004689
C_Y	±0.0064144

^aDetermined from balance accuracy and $q = 50 \text{ lb/ft}^2$,
 $S = 15.59 \text{ ft}^2$, $b = 136.8 \text{ in.}$, and $\bar{c} = 17.96 \text{ in.}$

Table III. Transition Strip Location

[All transition strips 0.1 in. wide and composed of no. 60 grit]

Element	Location
Fuselage	4 in. aft of tip of nose
Wing:	
Upper surface	10 percent aft of leading edge
Lower surface	35 percent aft of leading edge
Horizontal	10 percent aft of leading edge, upper and lower surface
Vertical	10 percent aft of leading edge
Nacelle	2 in. aft of forward-most part of nacelle
Pylon	50 percent aft of leading edge, upper and lower surface



(a) Wind-axis system.

(b) Body-axis system.

Figure 1. Axis system definitions.

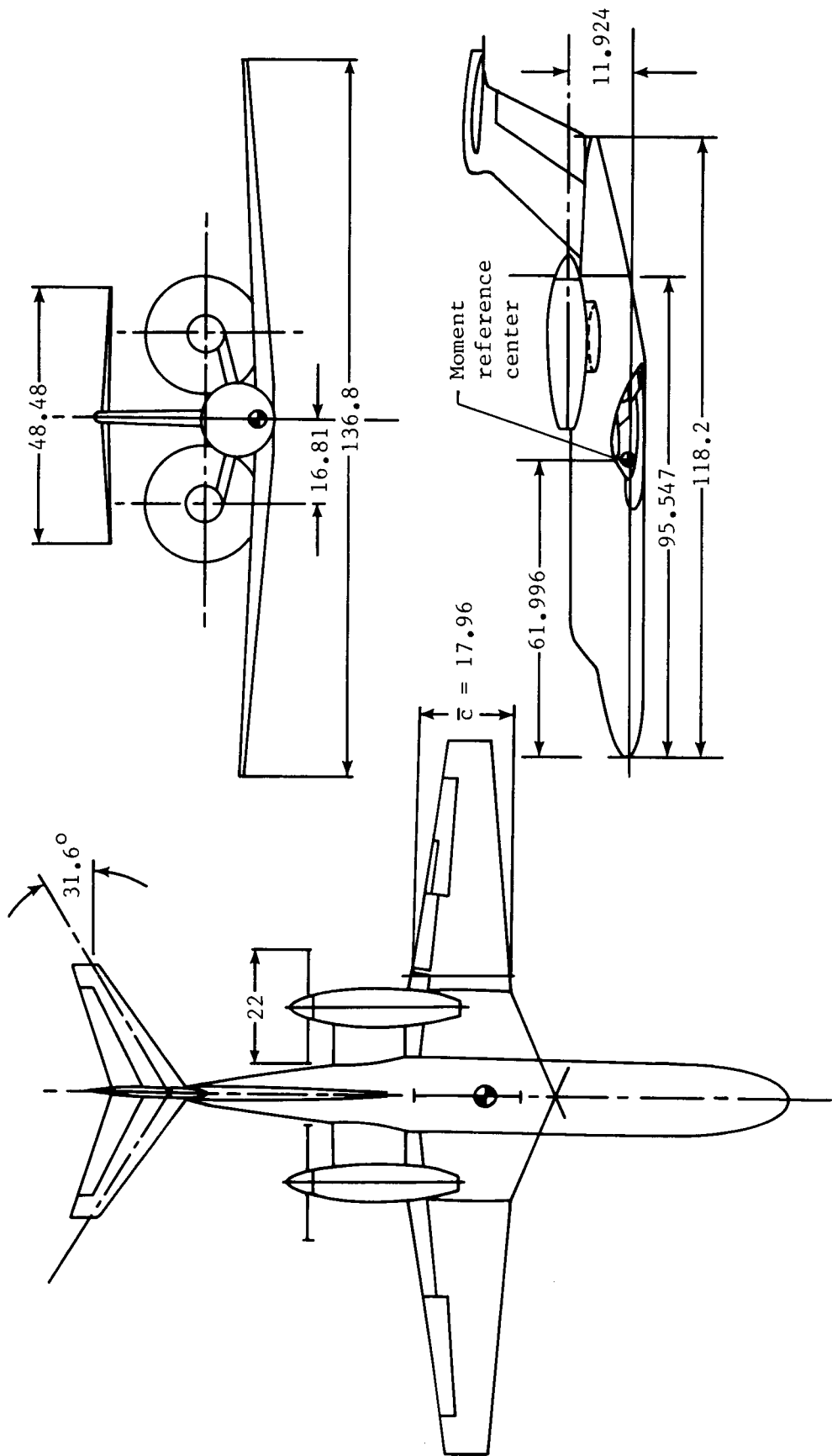



Figure 2. Geometric characteristics of model. All dimensions in inches unless otherwise noted.




L-86-4912

(a) Three-quarter view of model.

Figure 3. Model mounted for testing in Langley 14- by 22-Foot Subsonic Tunnel.

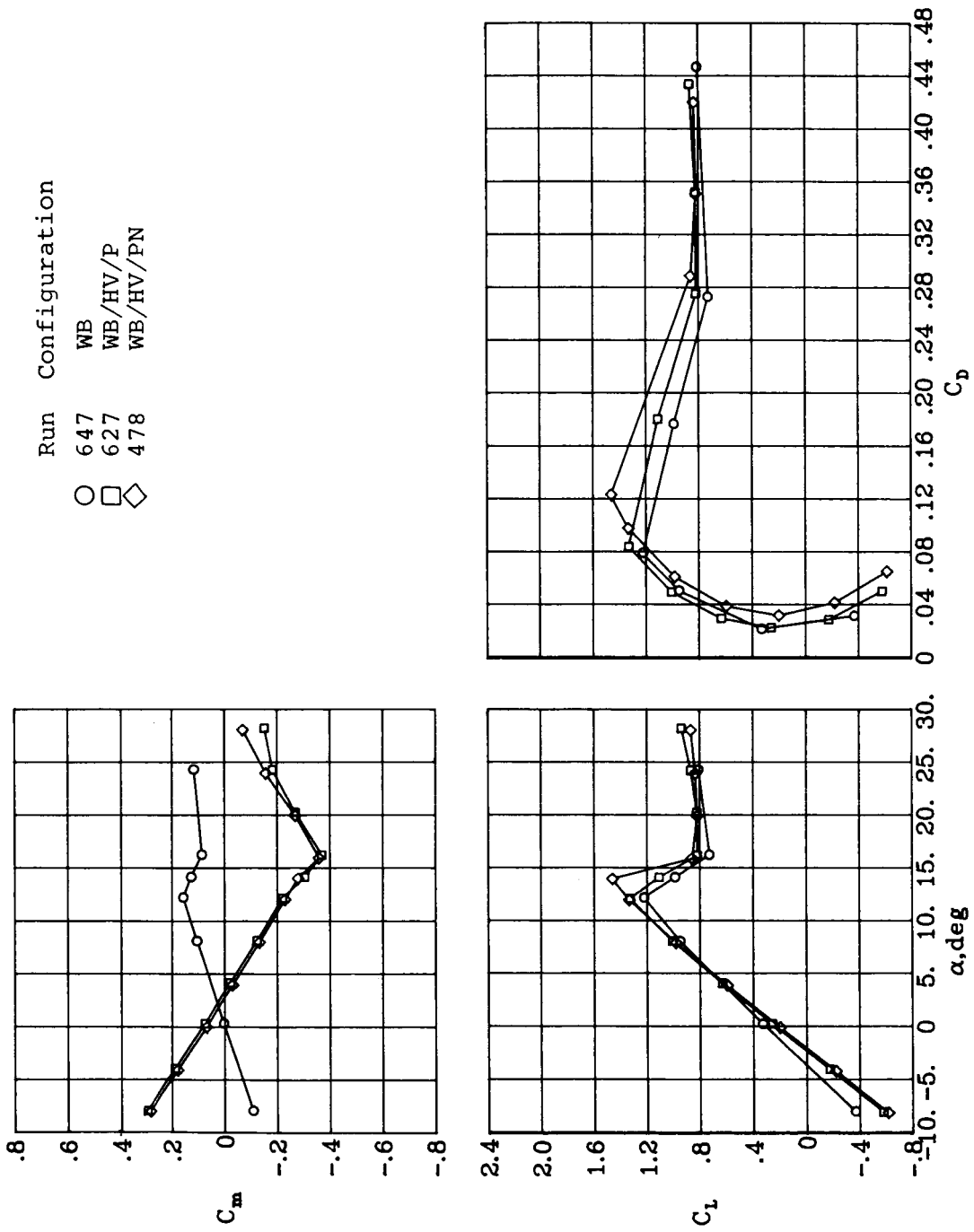
ORIGINAL PAGE IS
OF POOR QUALITY



L-86-4020

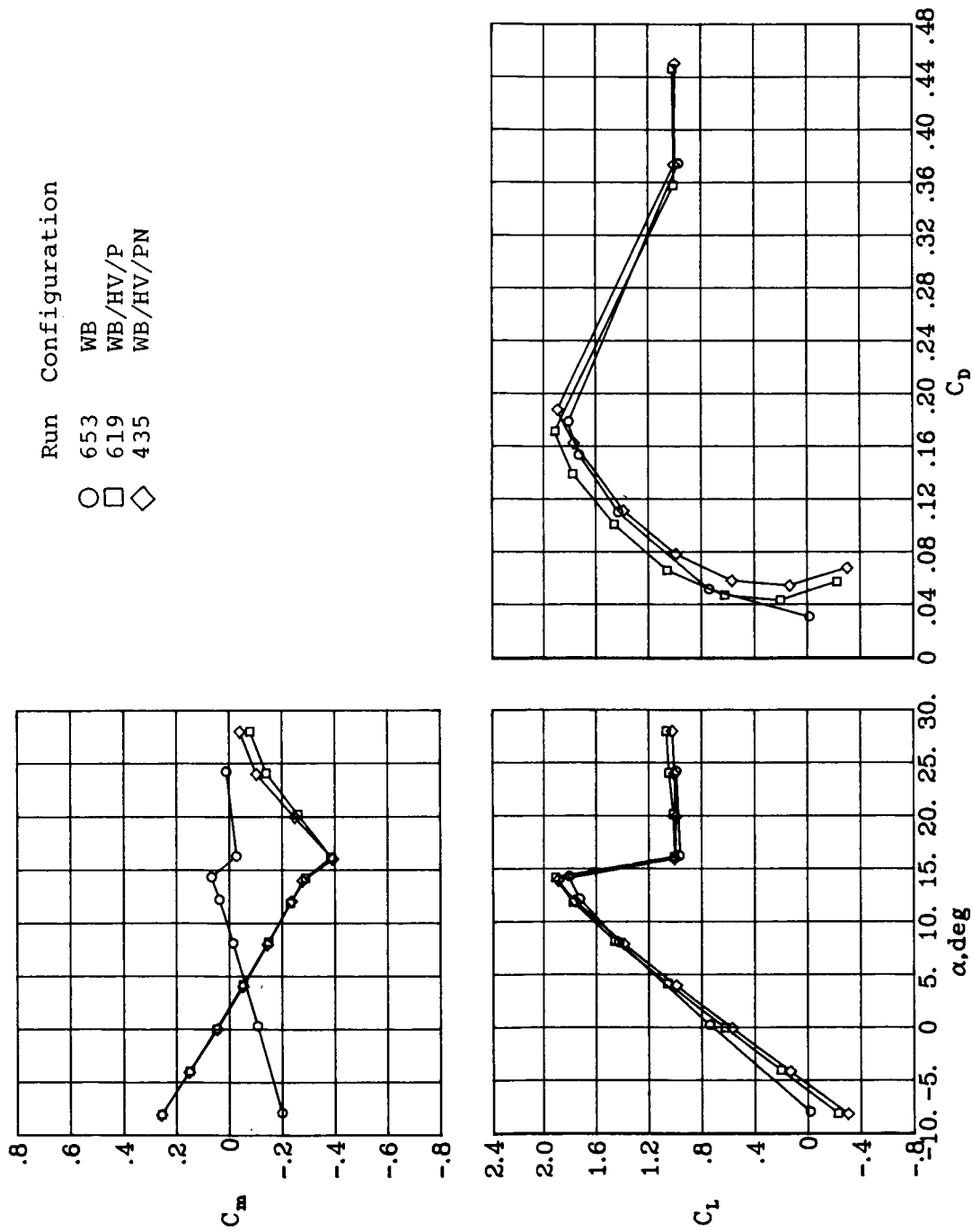
(b) Rear view of model showing pylon-nacelle intersection and propeller blades.

Figure 3. Concluded.



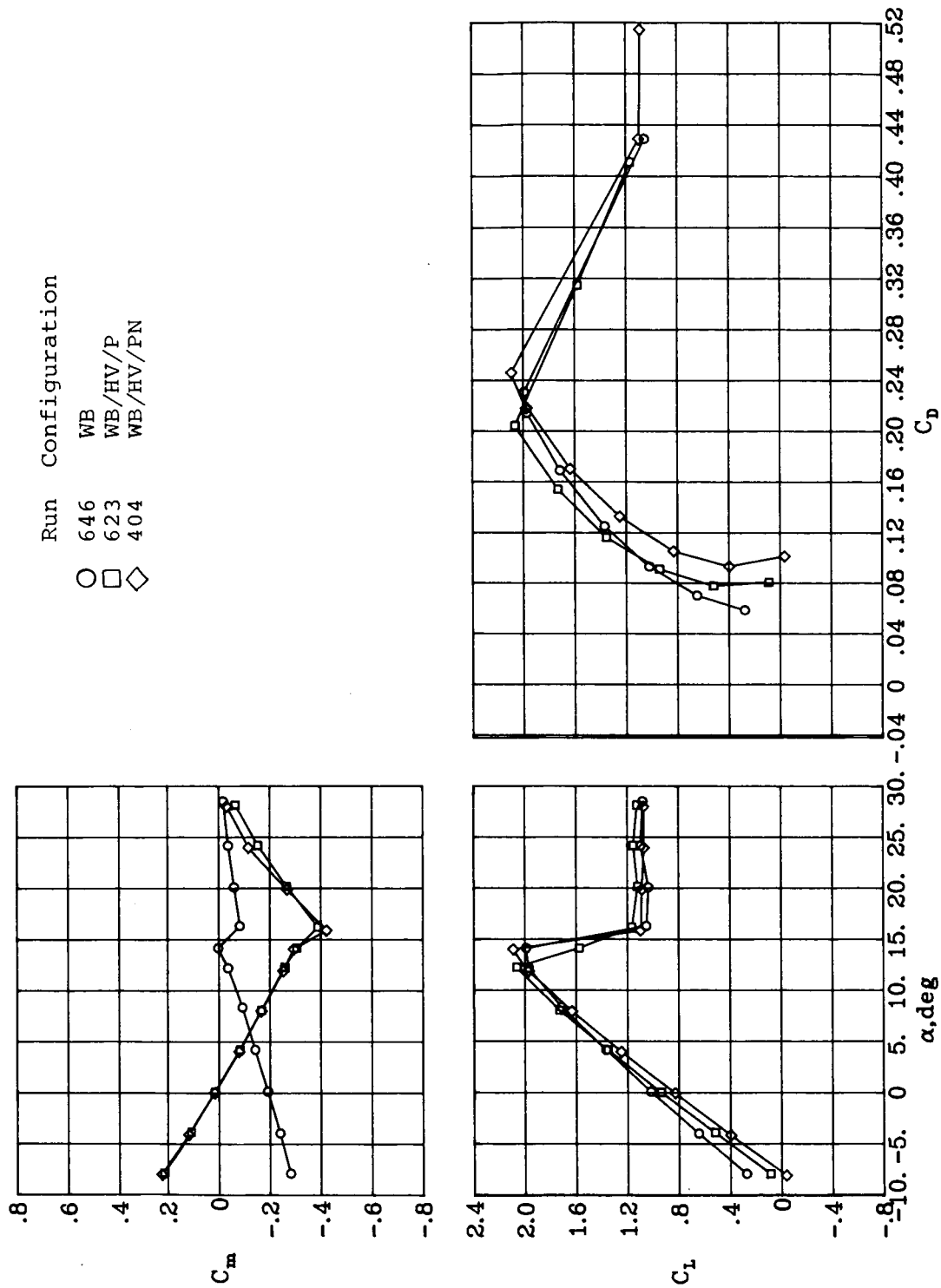
(a) Cruise configuration ($\delta_f = 0^\circ$).

Figure 4. Basic longitudinal aerodynamic characteristics and effect of nacelle installation. $i_t = 0^\circ$; $\delta_e = 0^\circ$.



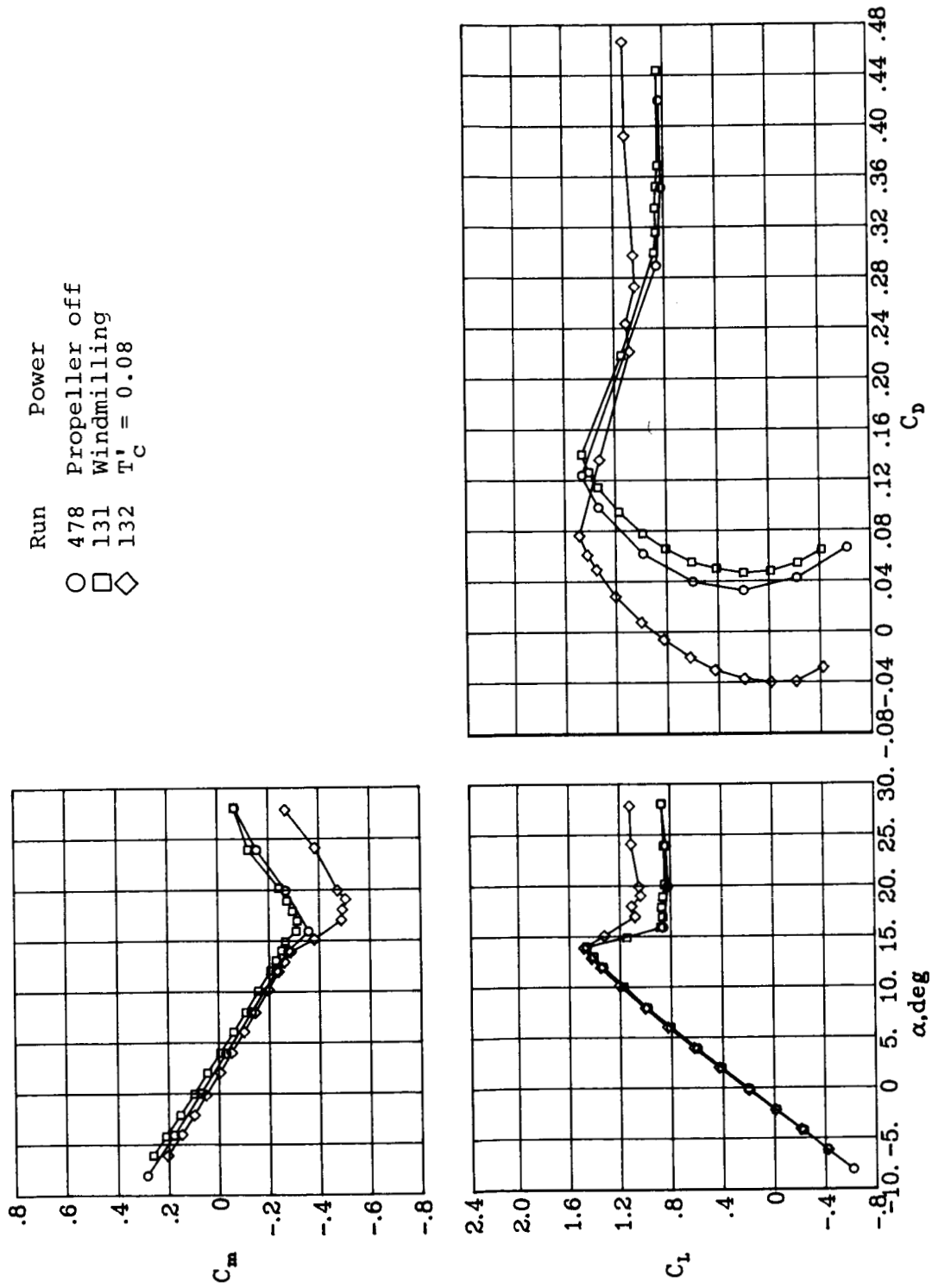
(b) Takeoff configuration ($\delta_f = 20^\circ$).

Figure 4. Continued.



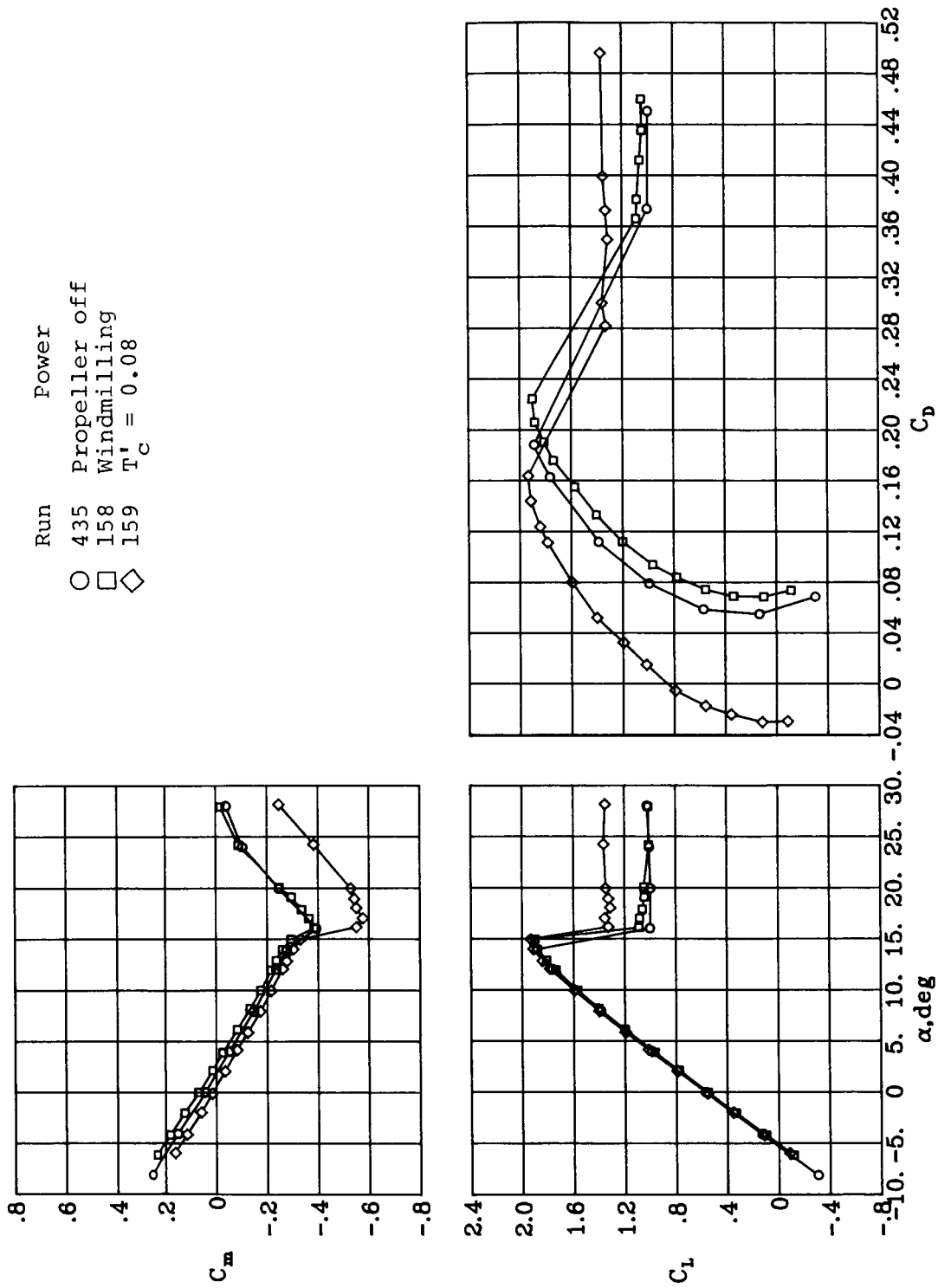
(c) Landing configuration ($\delta_f = 35^\circ$).

Figure 4. Concluded.



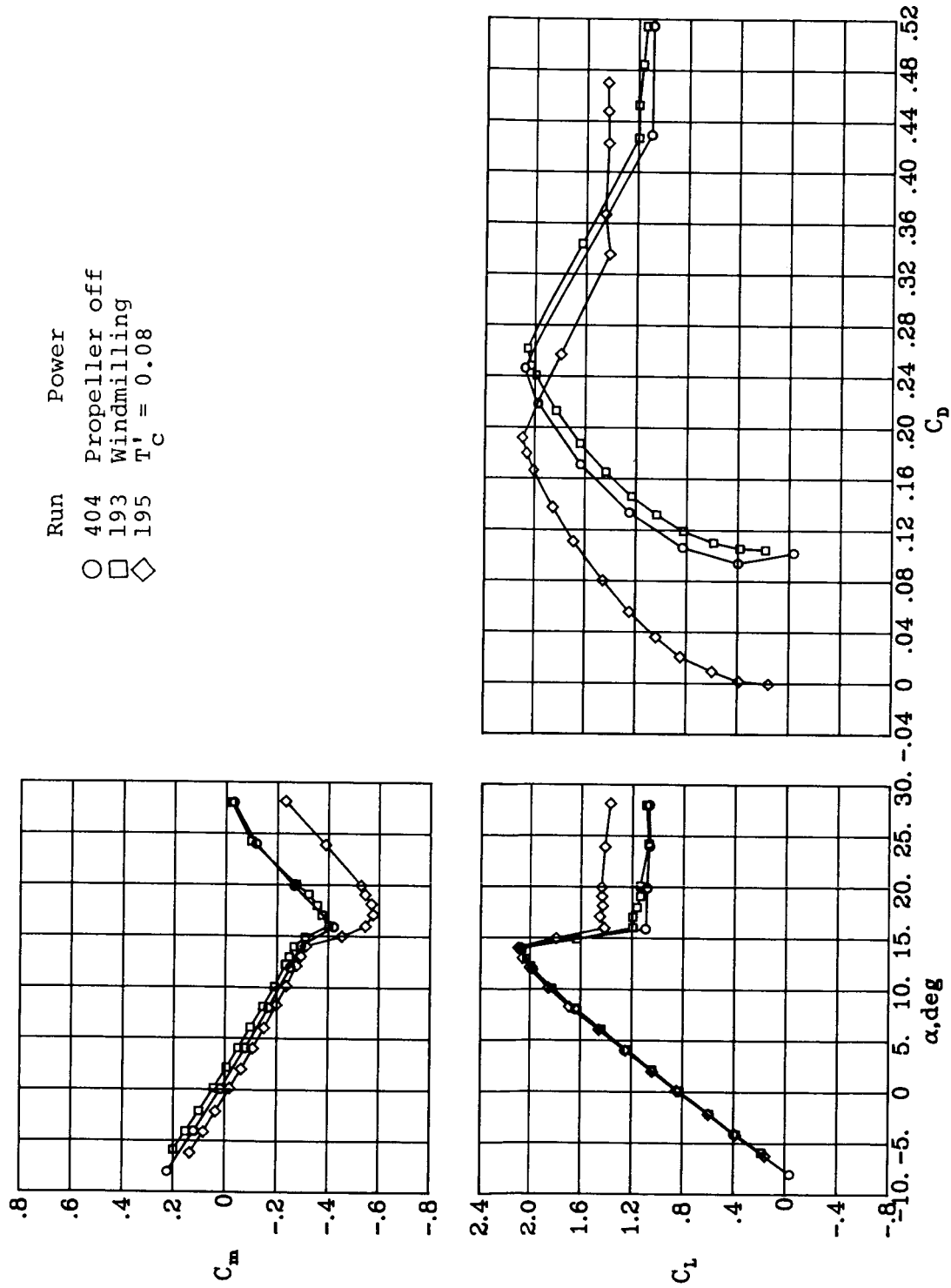
(a) Cruise configuration ($\delta_f = 0^\circ$).

Figure 5. Effect of propeller thrust on longitudinal aerodynamic characteristics. $i_t = 0^\circ$; $\delta_e = 0^\circ$.



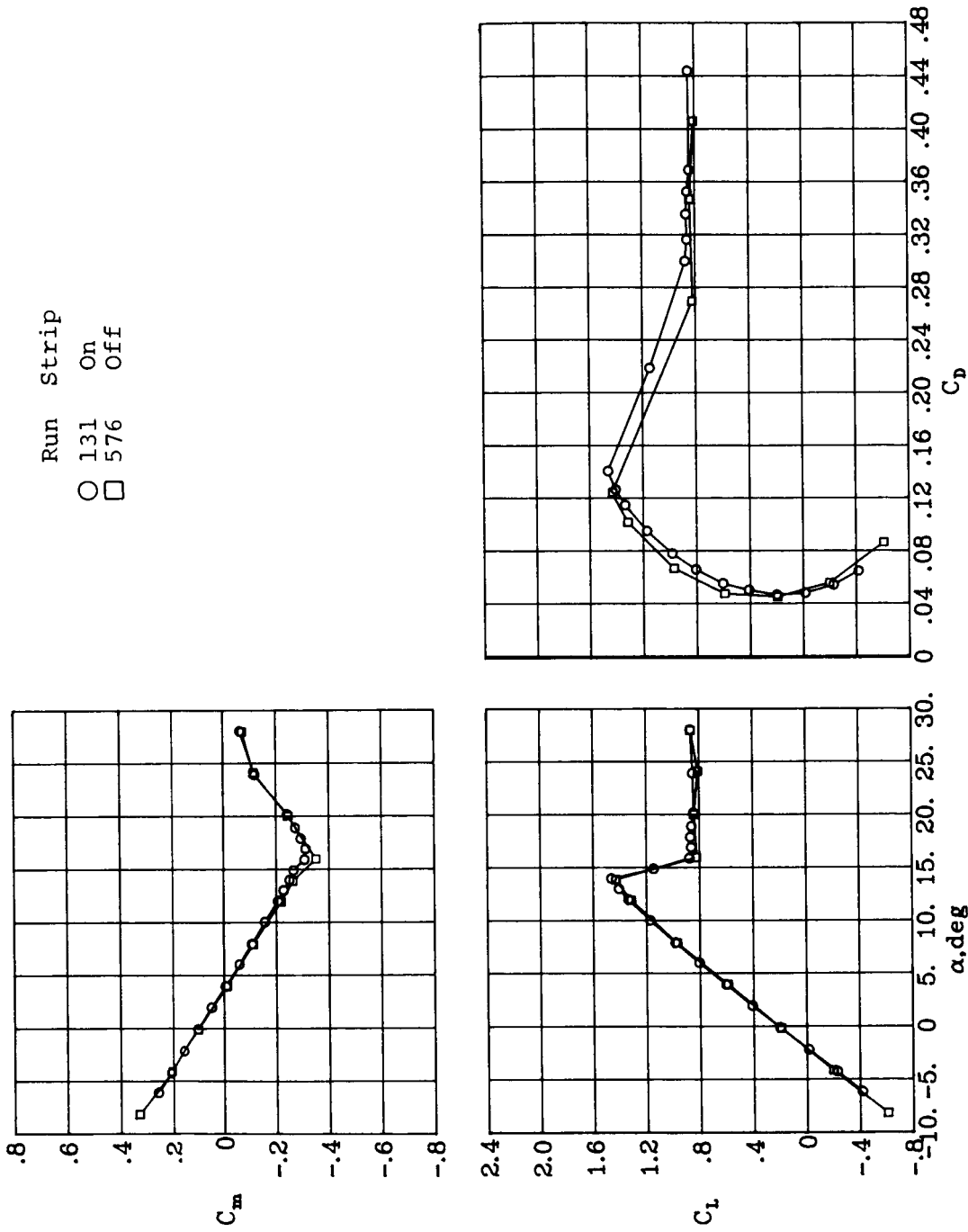
(b) Takeoff configuration ($\delta_f = 20^\circ$).

Figure 5. Continued.



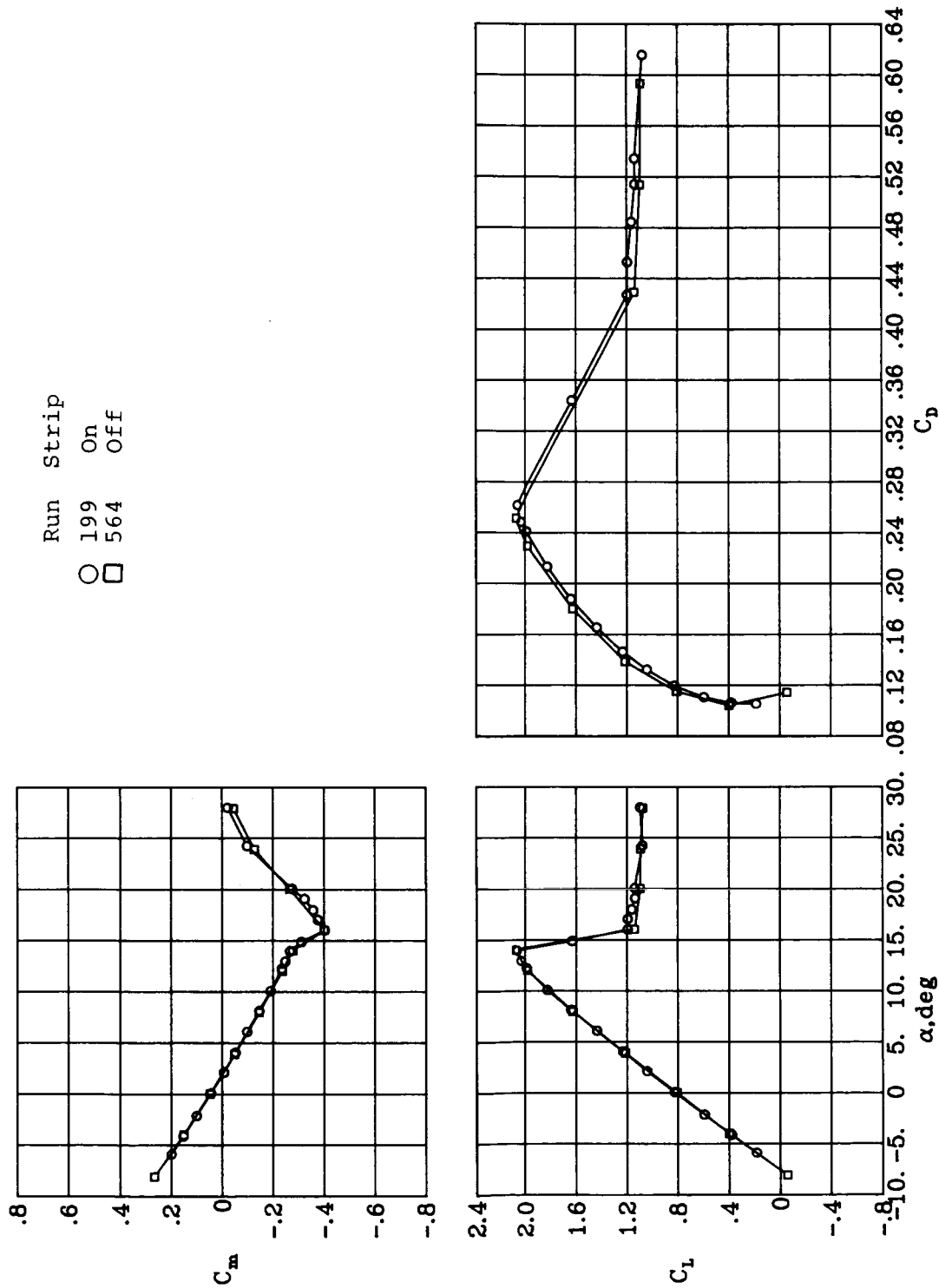
(c) Landing configuration ($\delta_f = 35^\circ$).

Figure 5. Concluded.



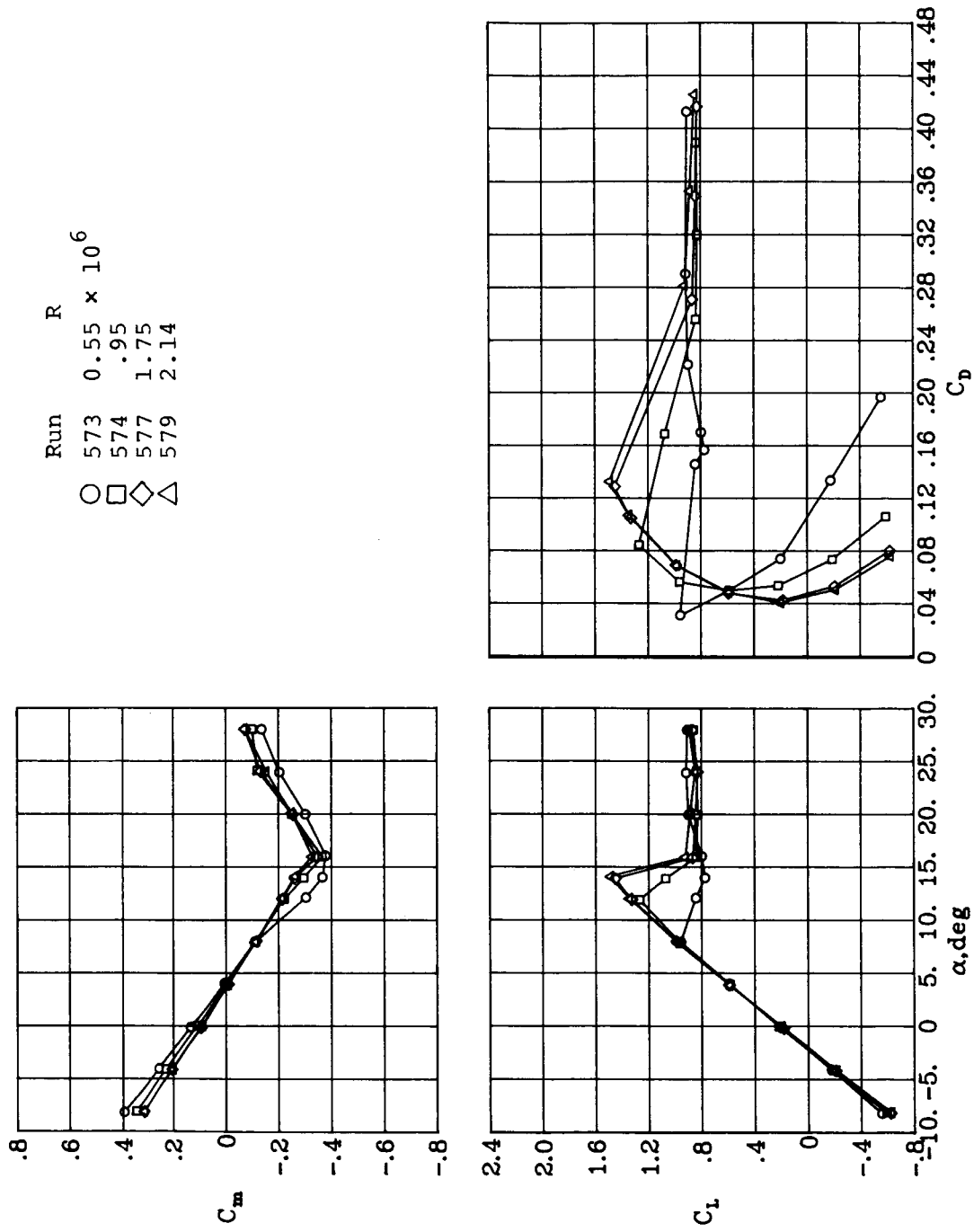
(a) Cruise configuration ($\delta_f = 0^\circ$).

Figure 6. Effect of transition strips on longitudinal aerodynamic characteristics. $R = 1.95 \times 10^6$; propeller windmilling.



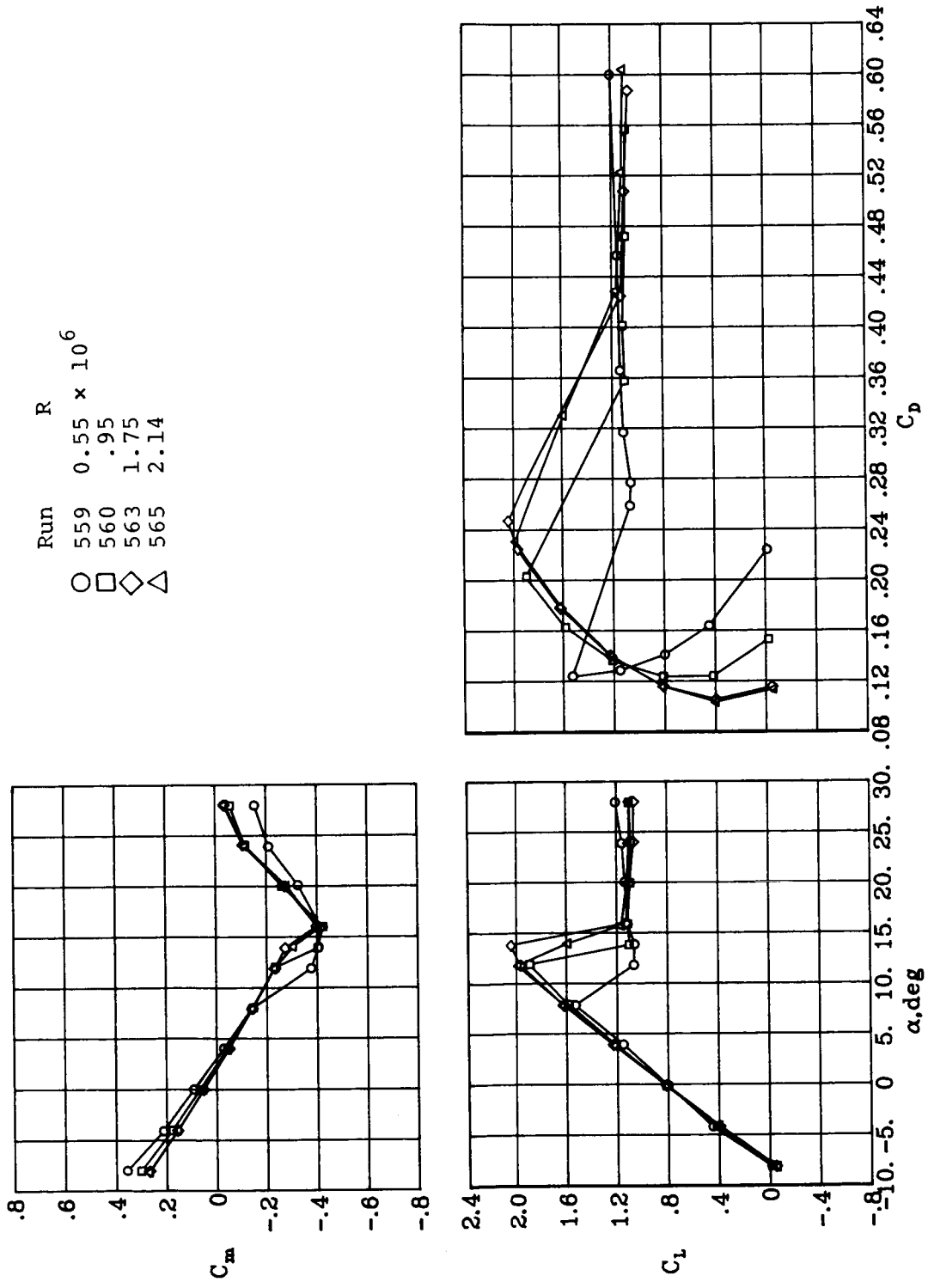
(b) Landing configuration ($\delta_f = 35^\circ$).

Figure 6. Concluded.



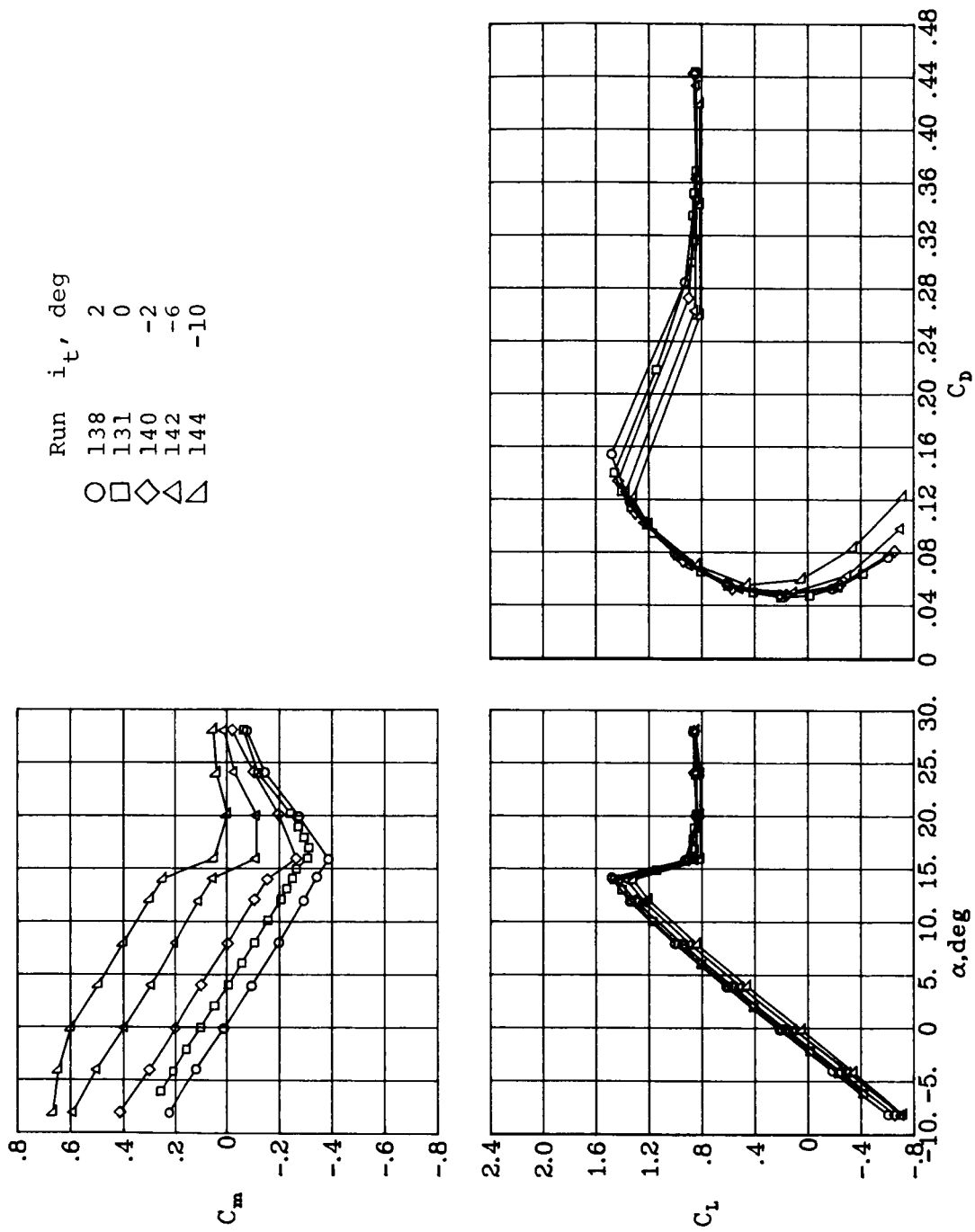
(a) Cruise configuration ($\delta_f = 0^\circ$).

Figure 7. Effect of Reynolds number on longitudinal aerodynamic characteristics. Propeller windmilling.



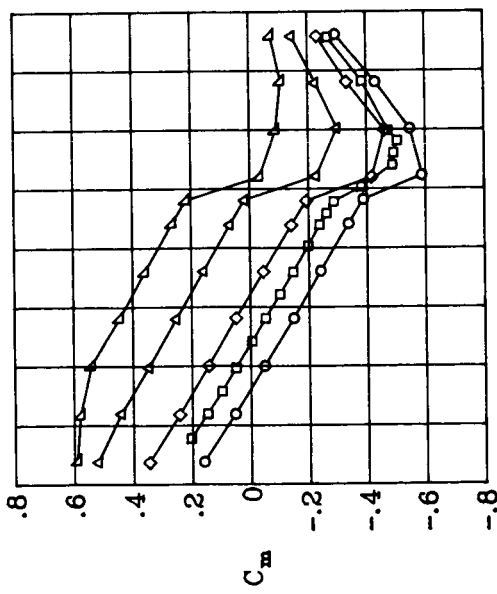
(b) Landing configuration ($\delta_f = 35^\circ$).

Figure 7. Concluded.

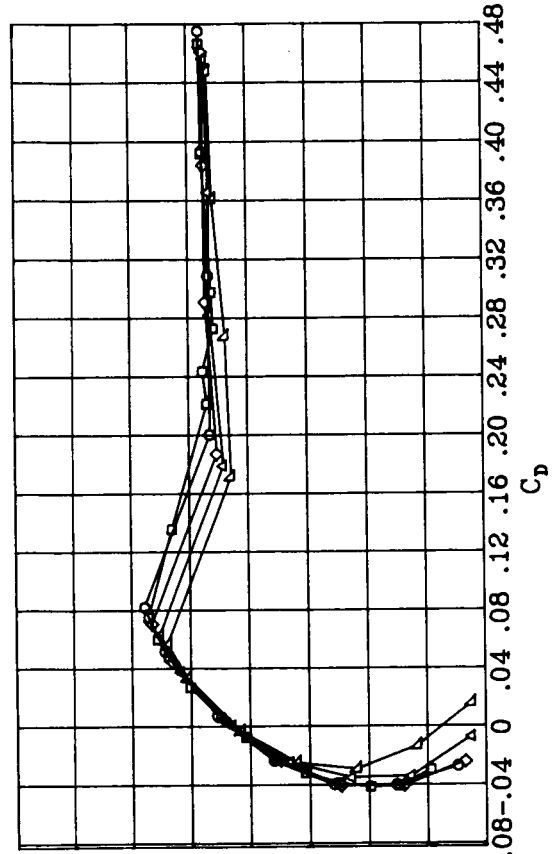
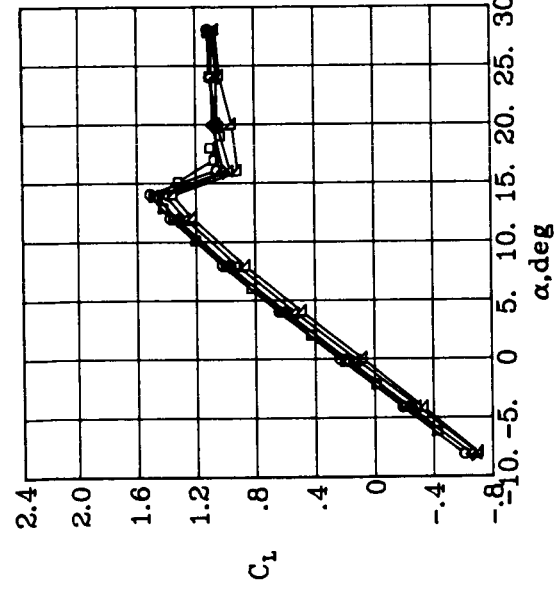
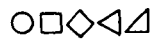


(a) Propeller windmilling.

Figure 8. Effect of horizontal tail incidence on longitudinal aerodynamic characteristics of cruise ($\delta_f = 0^\circ$) configuration.

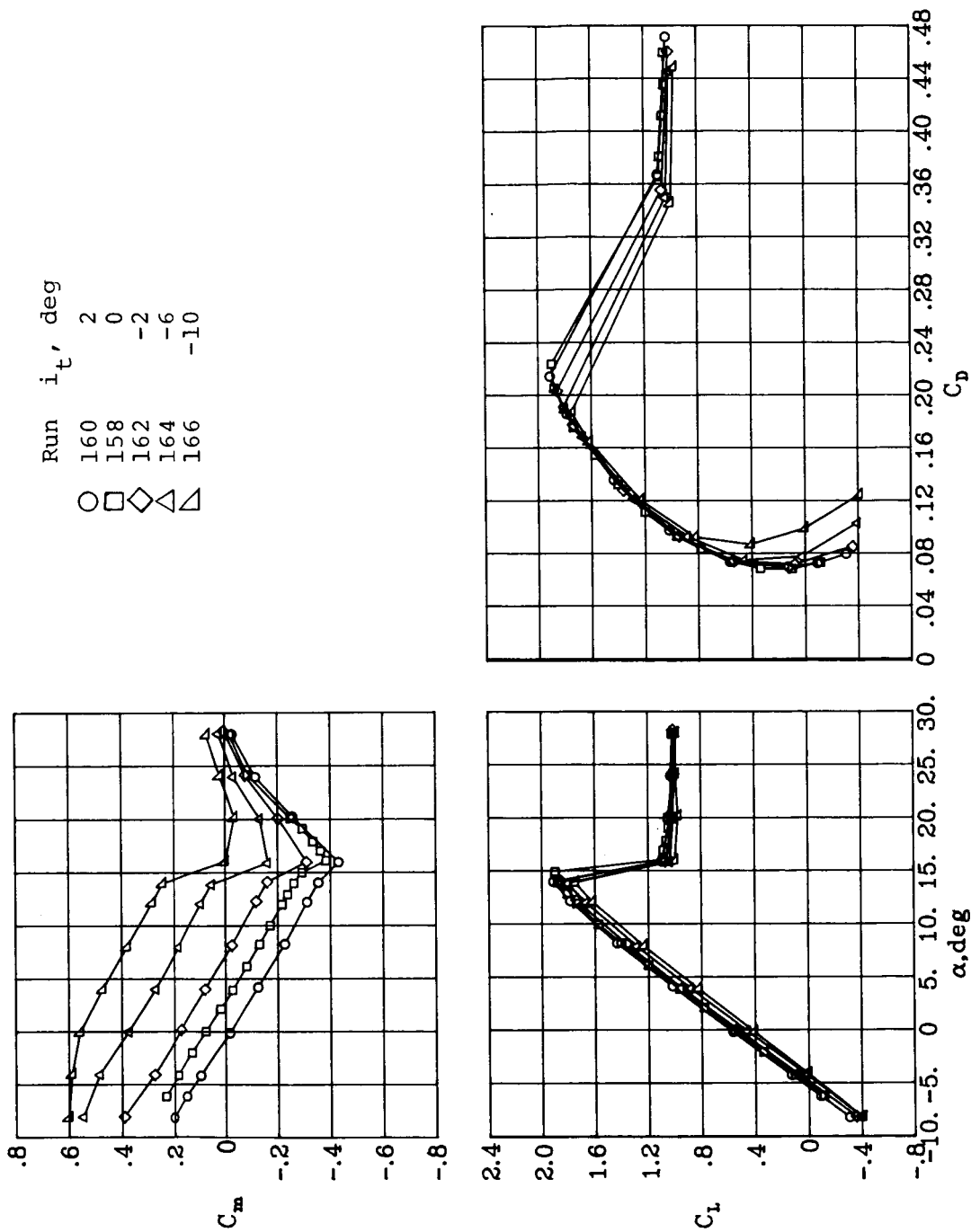


Run	i_t , deg
139	2
132	0
141	-2
143	-6
145	-10



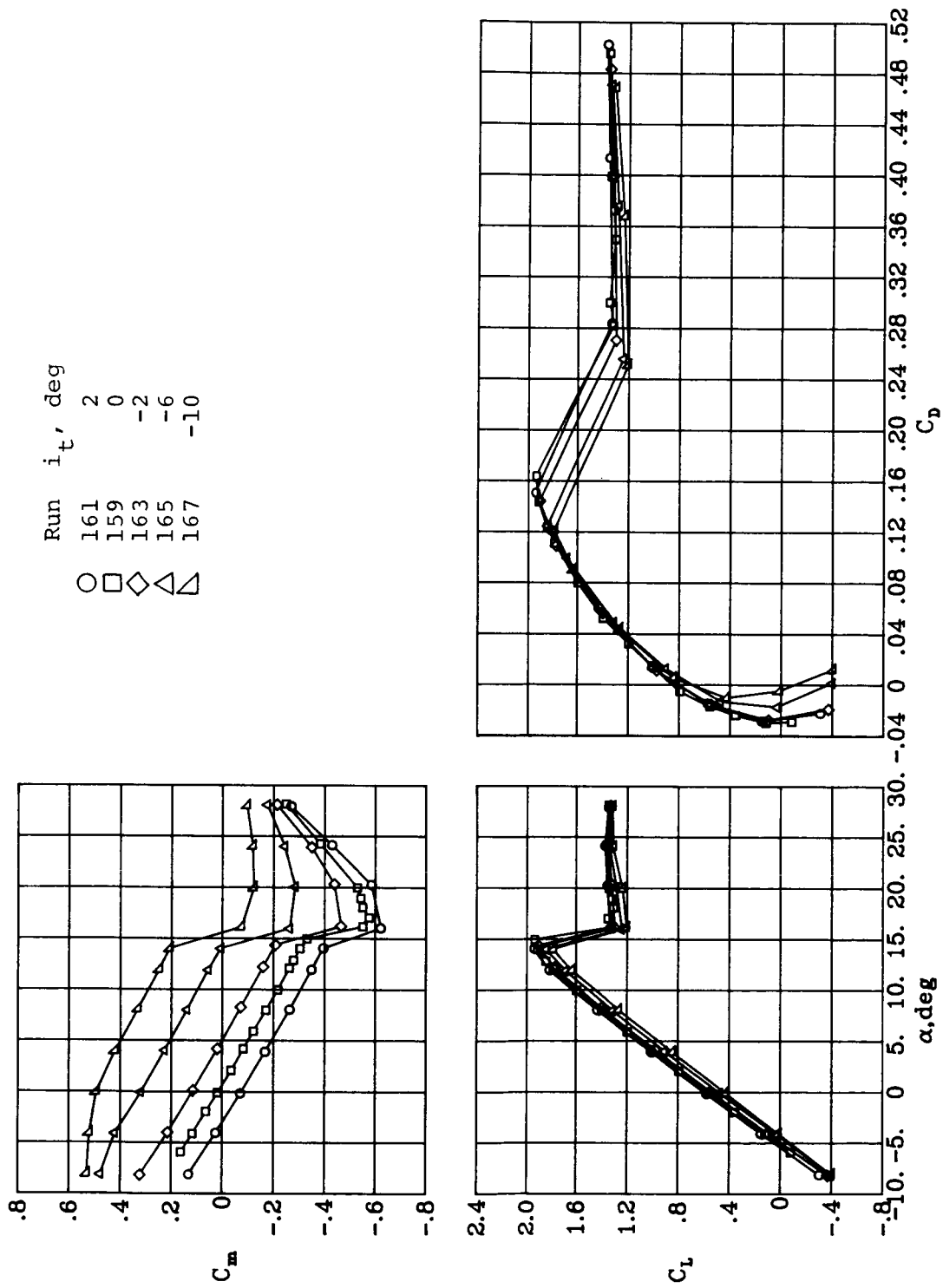
(b) $T'_c = 0.08$.

Figure 8. Concluded.



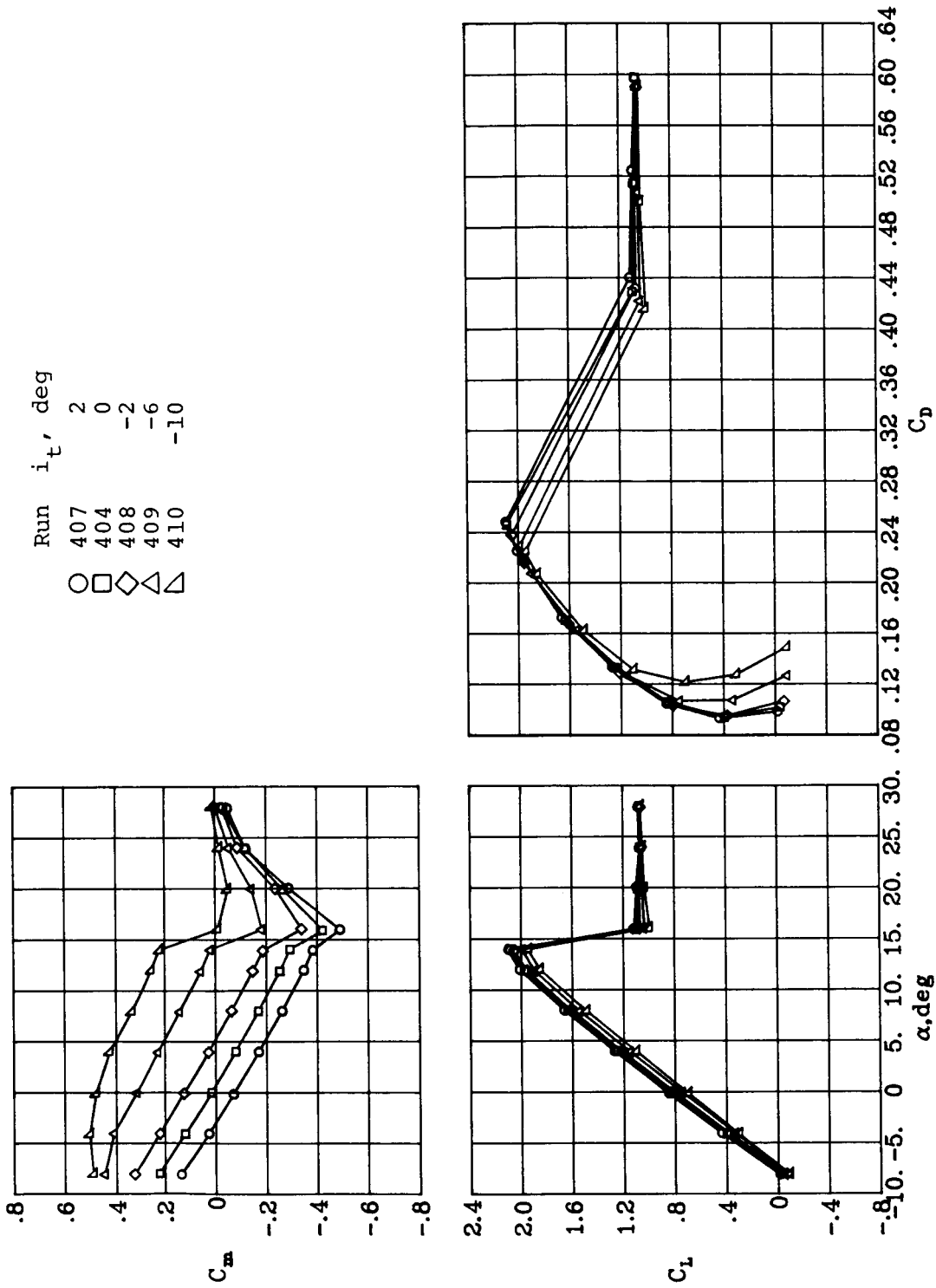
(a) Propeller windmilling.

Figure 9. Effect of horizontal tail incidence on longitudinal aerodynamic characteristics of takeoff ($\delta_f = 20^\circ$) configuration.



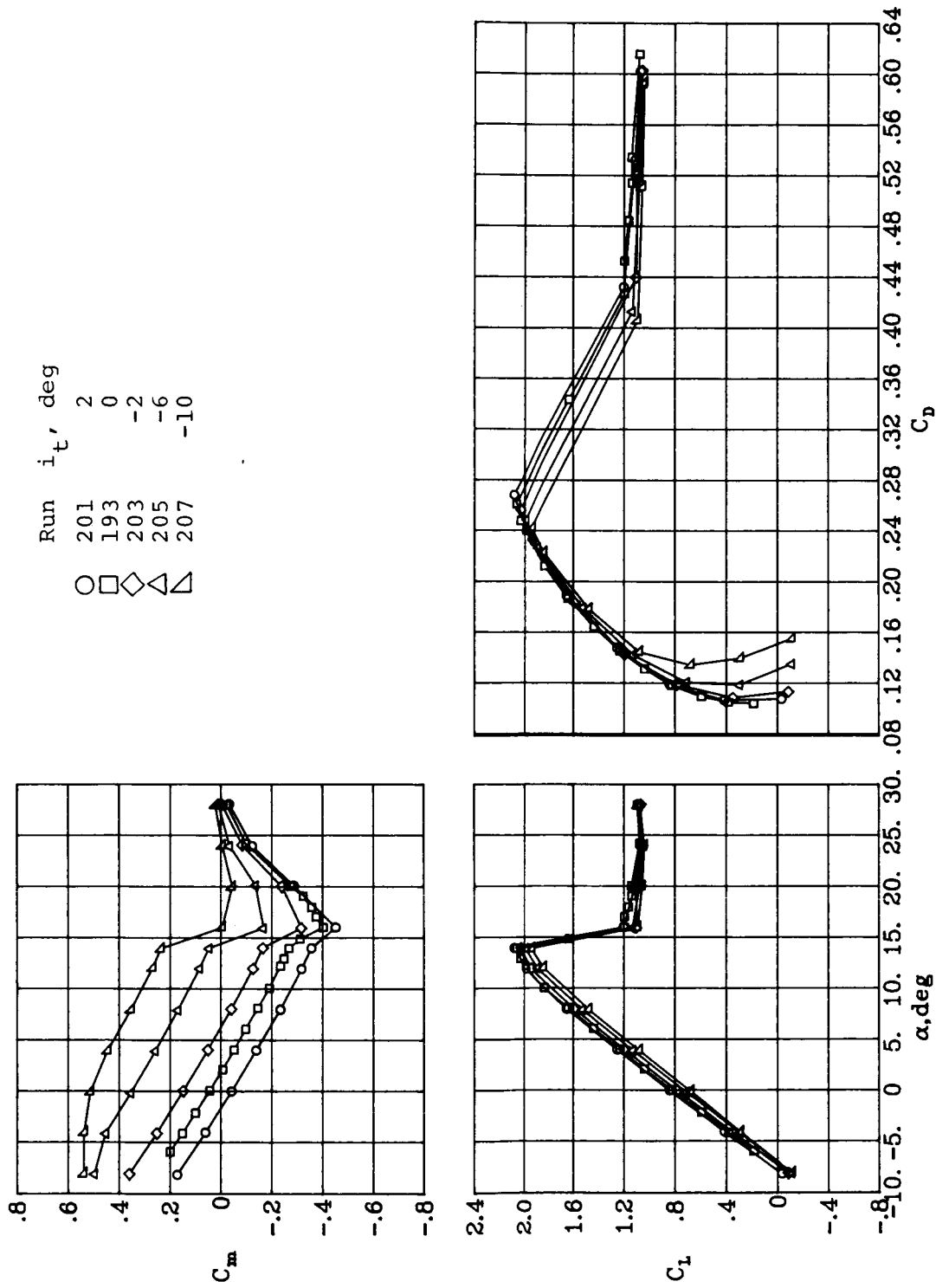
(b) $T'_c = 0.08$.

Figure 9. Concluded.



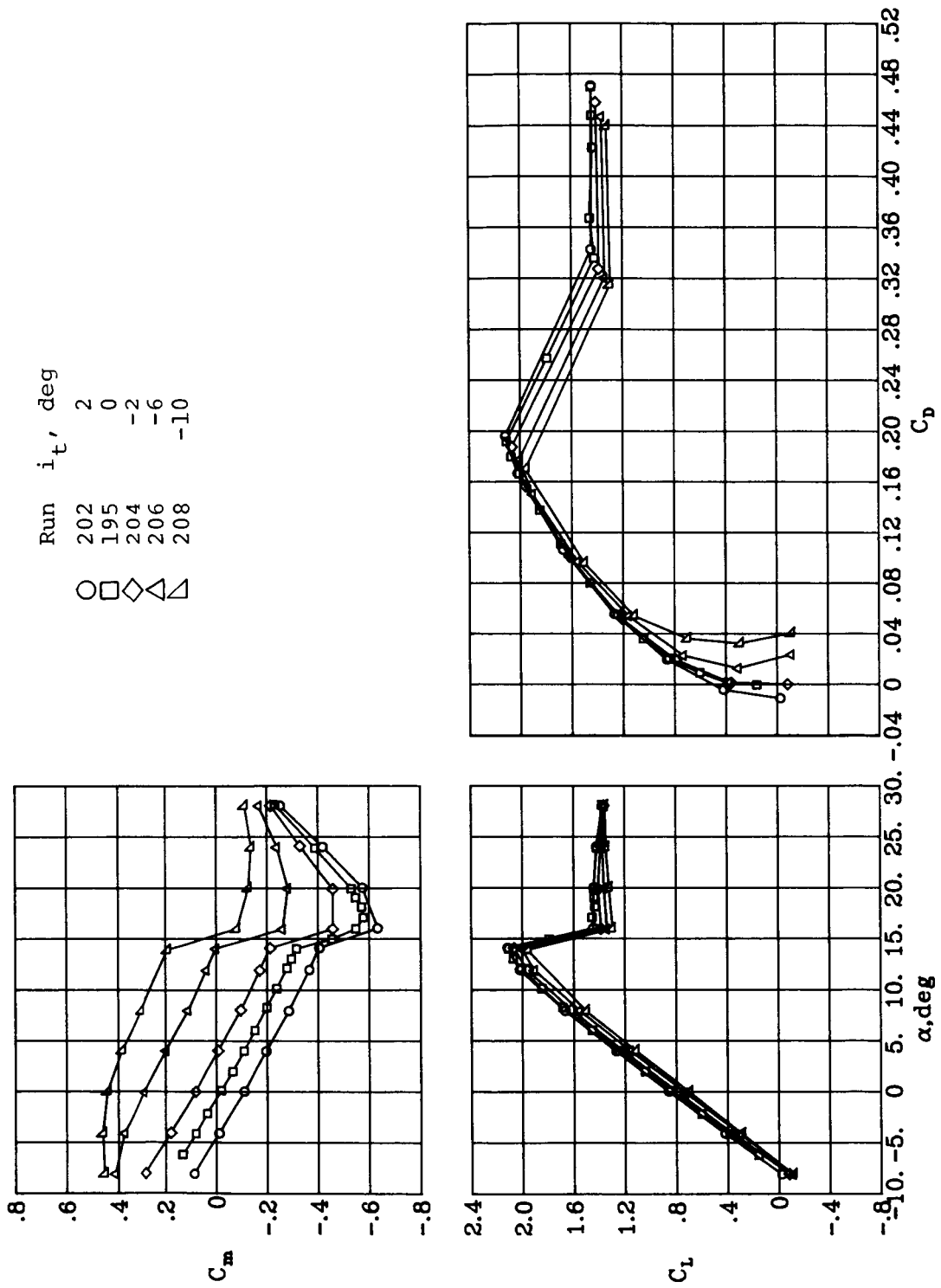
(a) Propeller off.

Figure 10. Effect of horizontal tail incidence on longitudinal aerodynamic characteristics of landing ($\delta_f = 35^\circ$) configuration.



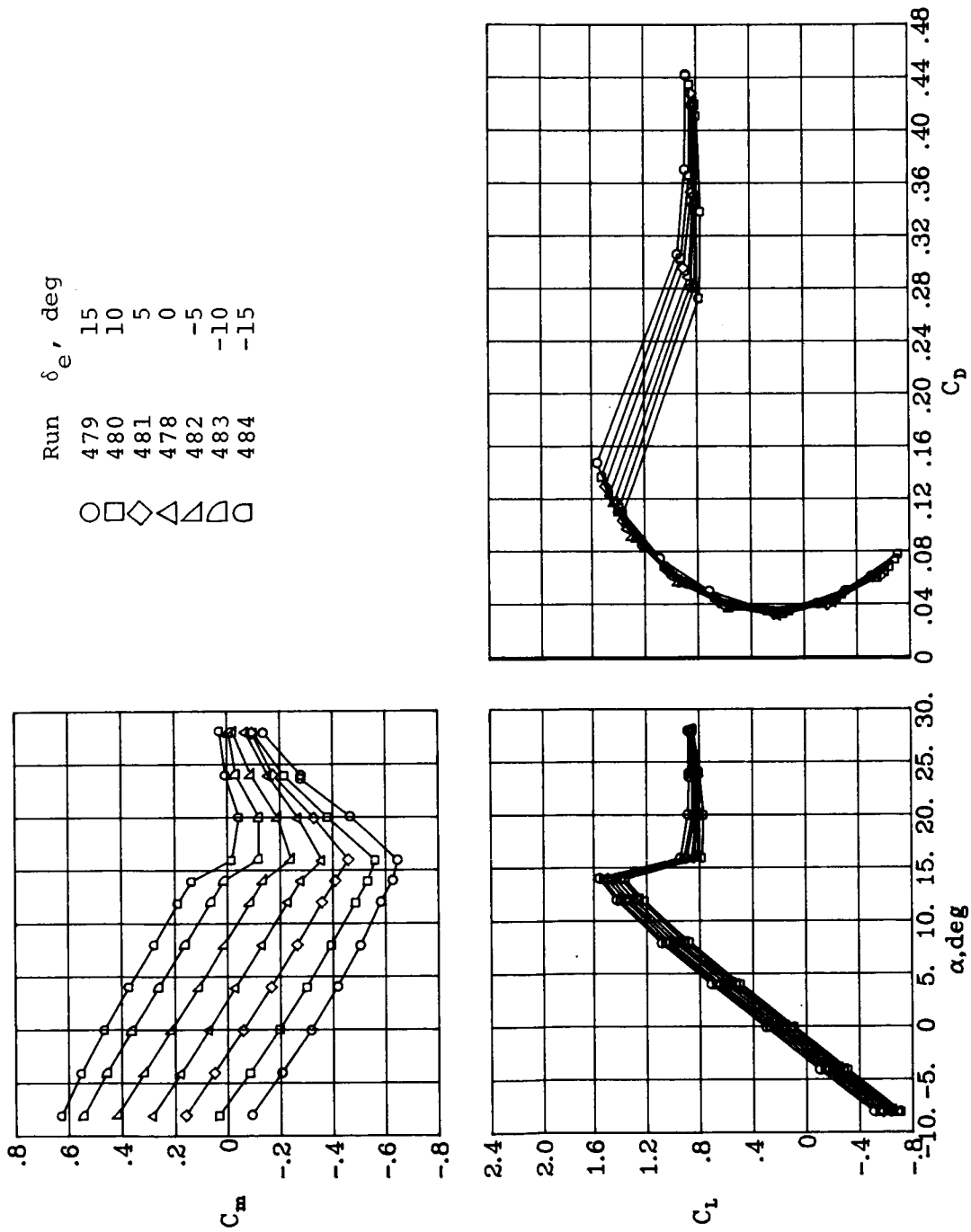
(b) Propeller windmilling.

Figure 10. Continued.



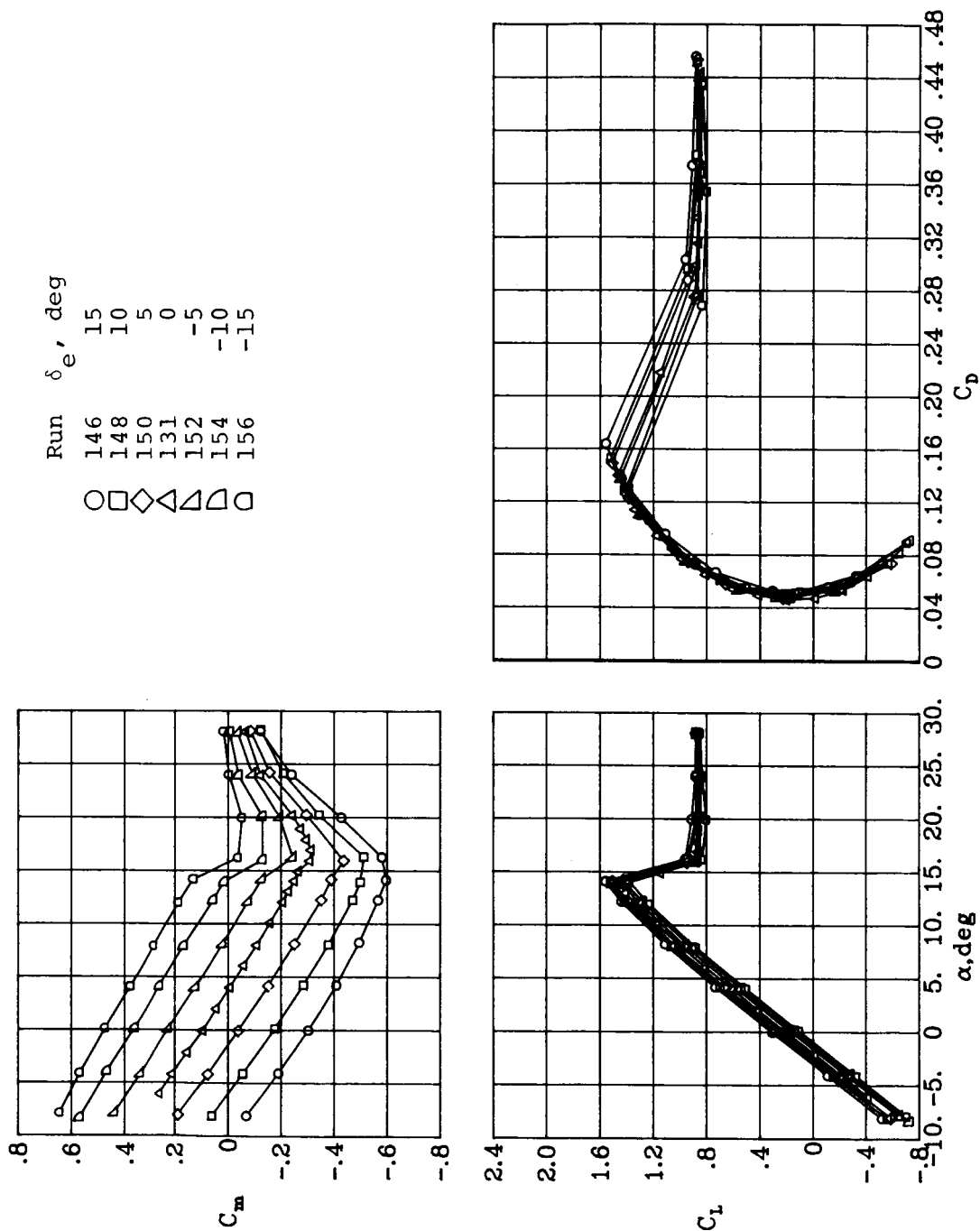
(c) $T'_c = 0.08$.

Figure 10. Concluded.



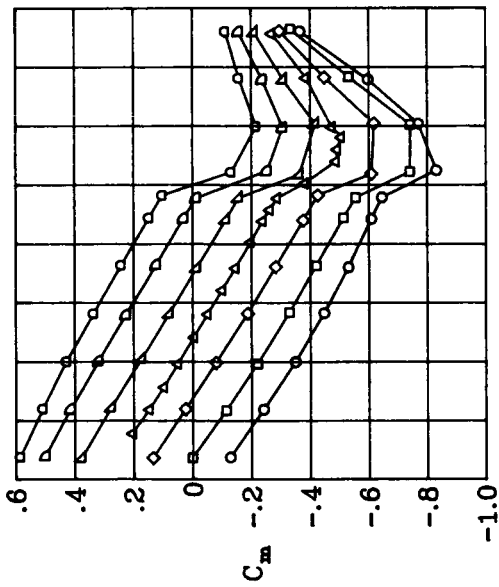
(a) Propeller off.

Figure 11. Effect of elevator deflection on longitudinal aerodynamic characteristics of cruise ($\delta_f = 0^\circ$) configuration. $i_t = 0^\circ$.



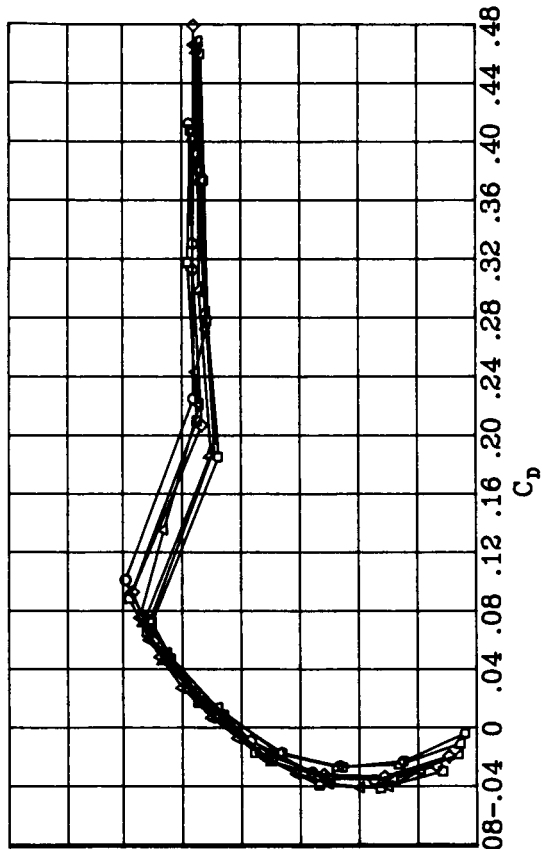
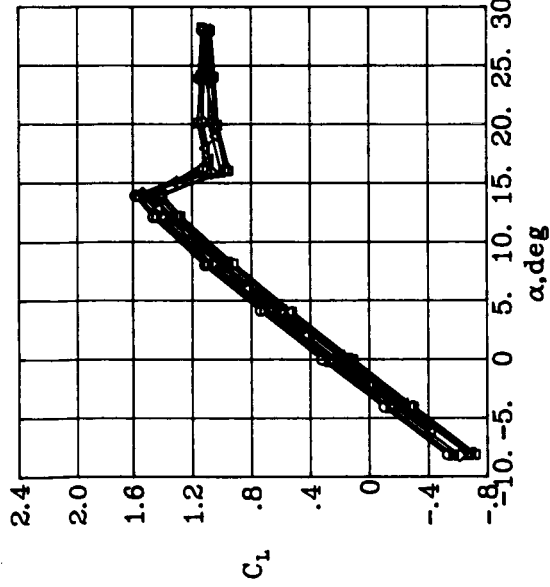
(b) Propeller windmilling.

Figure 11. Continued.



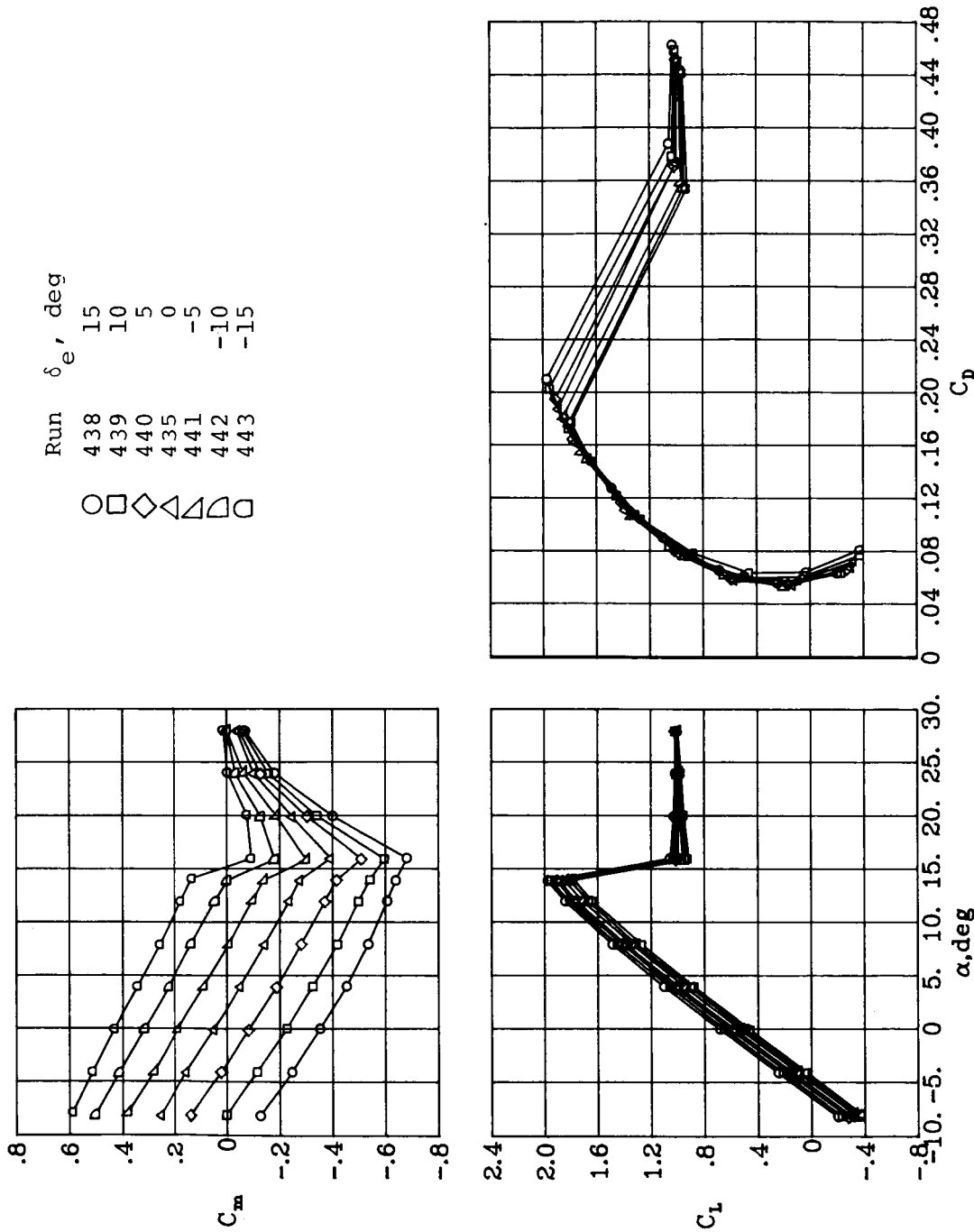
Run	δ_e , deg
147	15
149	10
151	5
132	0
153	-5
155	-10
157	-15

○ □ ◇ △ ▽ ▹ ▸



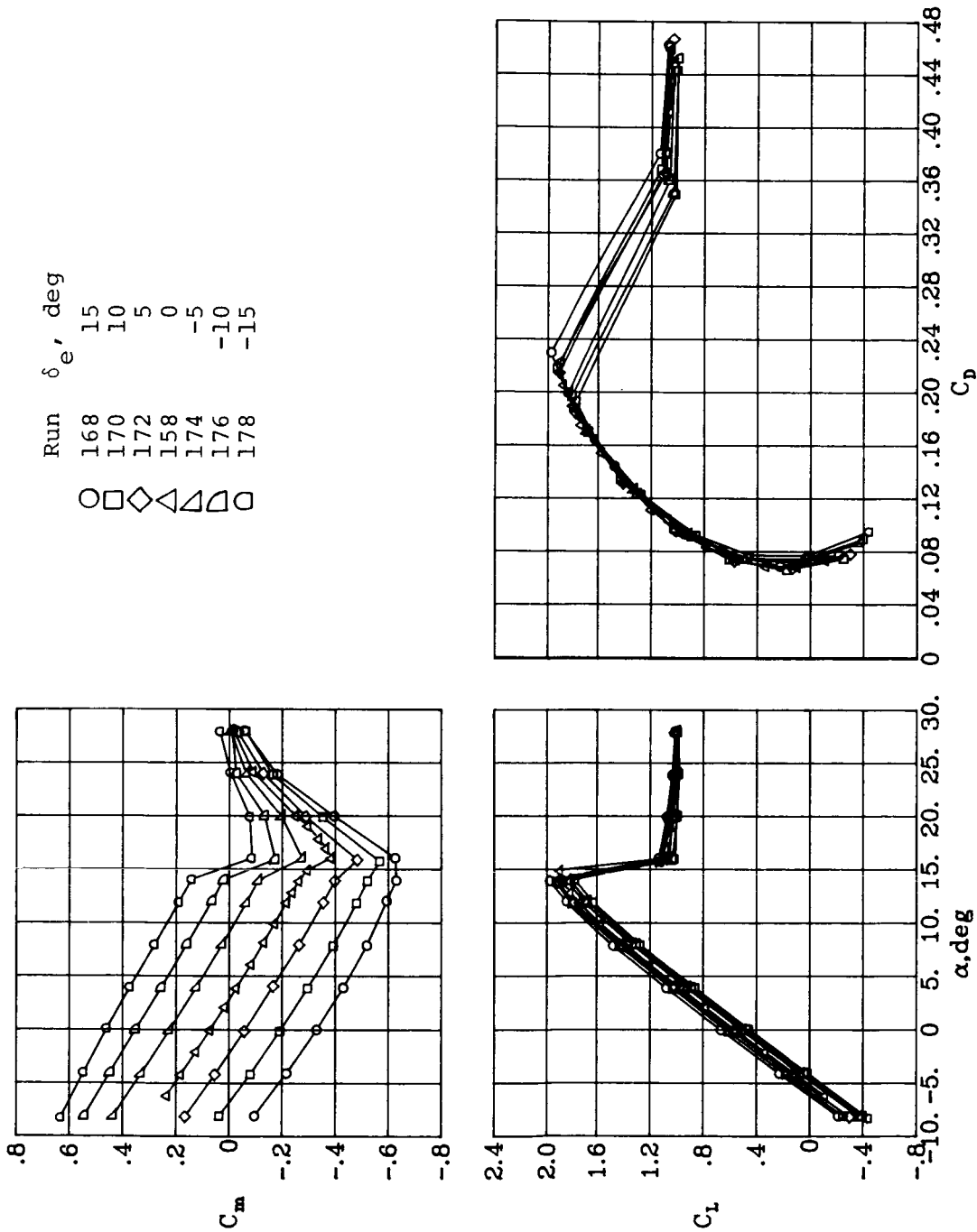
(c) $T_c' = 0.08$.

Figure 11. Concluded.



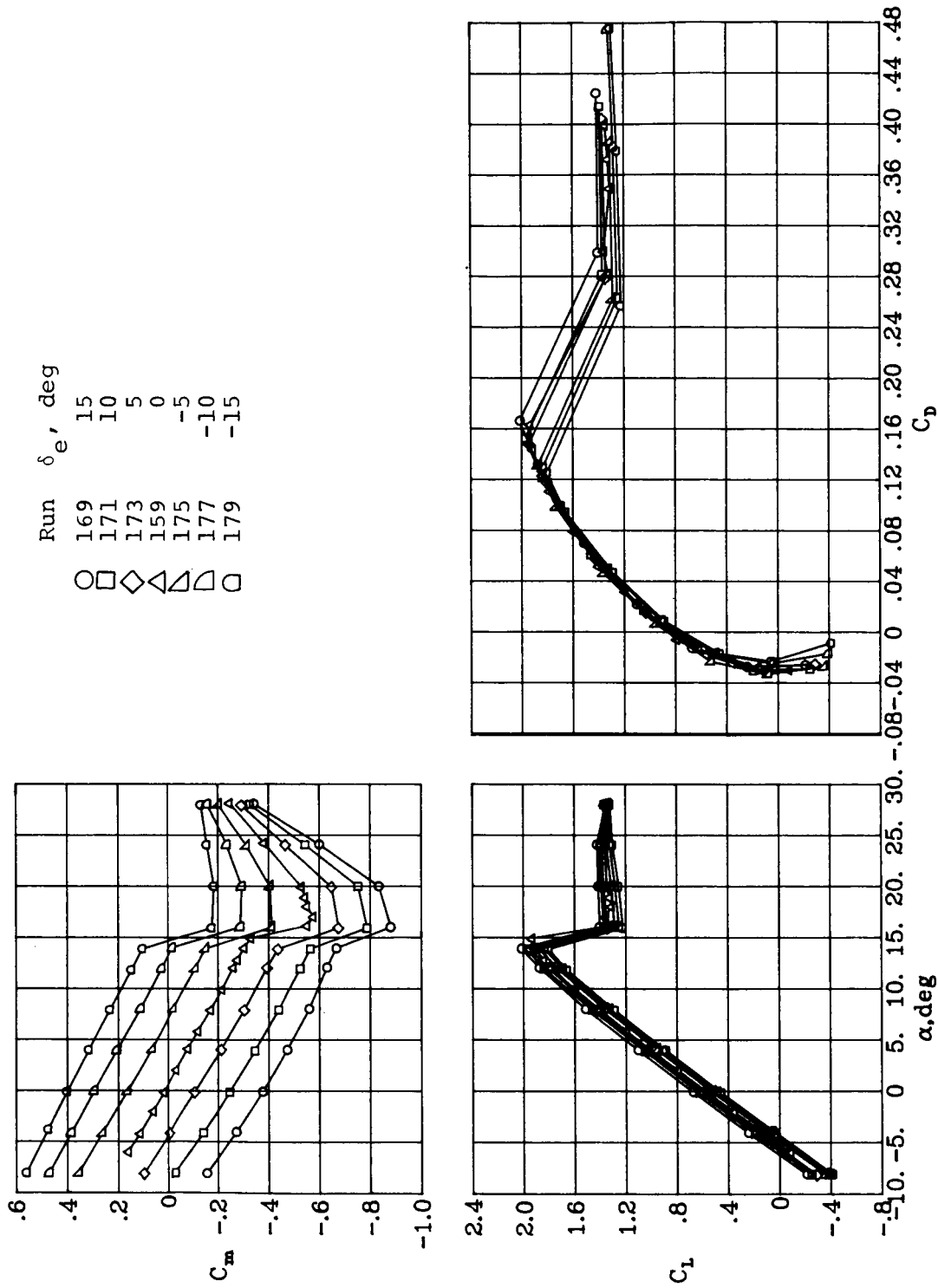
(a) Propeller off.

Figure 12. Effect of elevator deflection on longitudinal aerodynamic characteristics of takeoff ($\delta_f = 20^\circ$) configuration. $i_t = 0^\circ$.



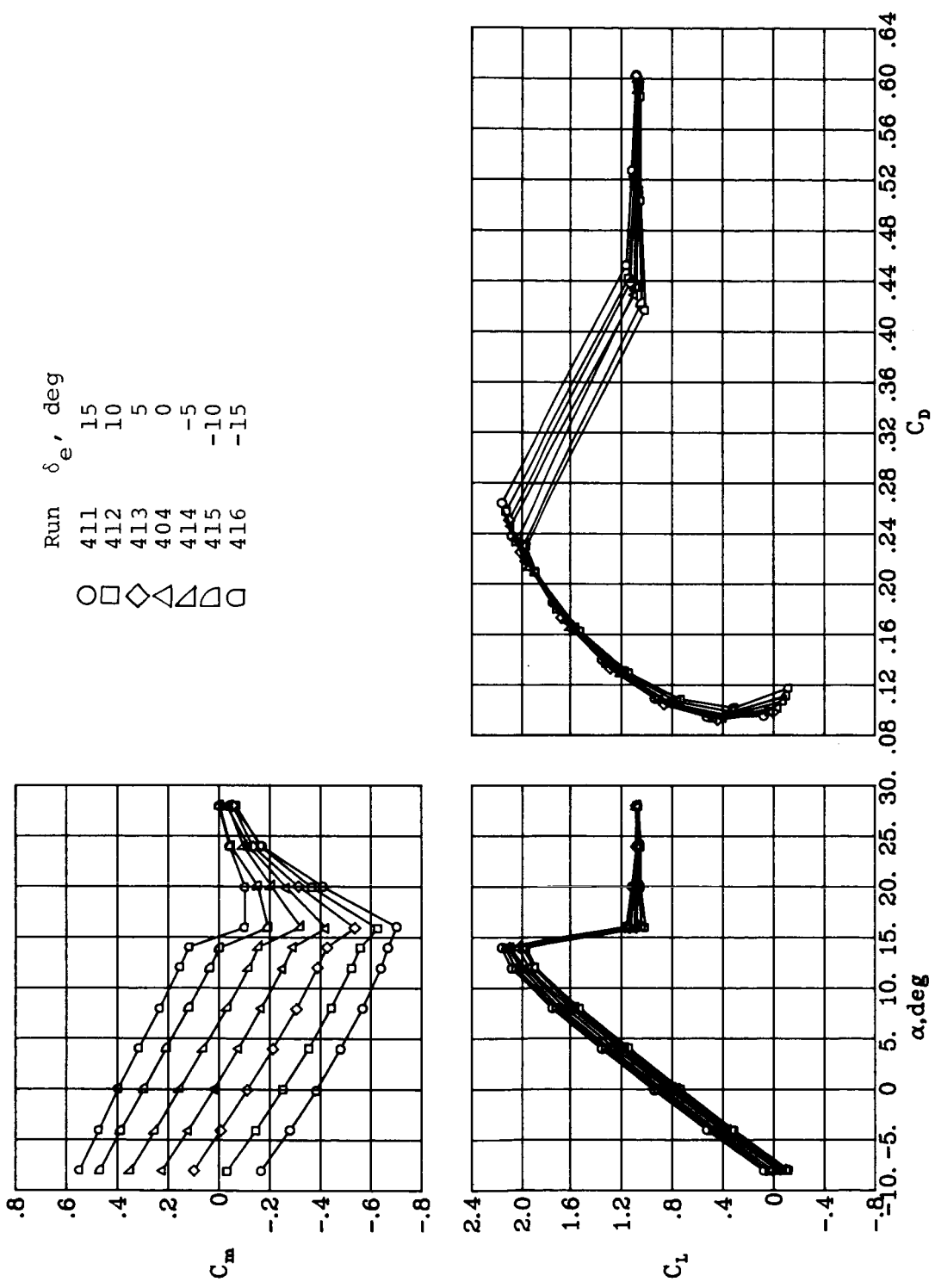
(b) Propeller windmilling.

Figure 12. Continued.



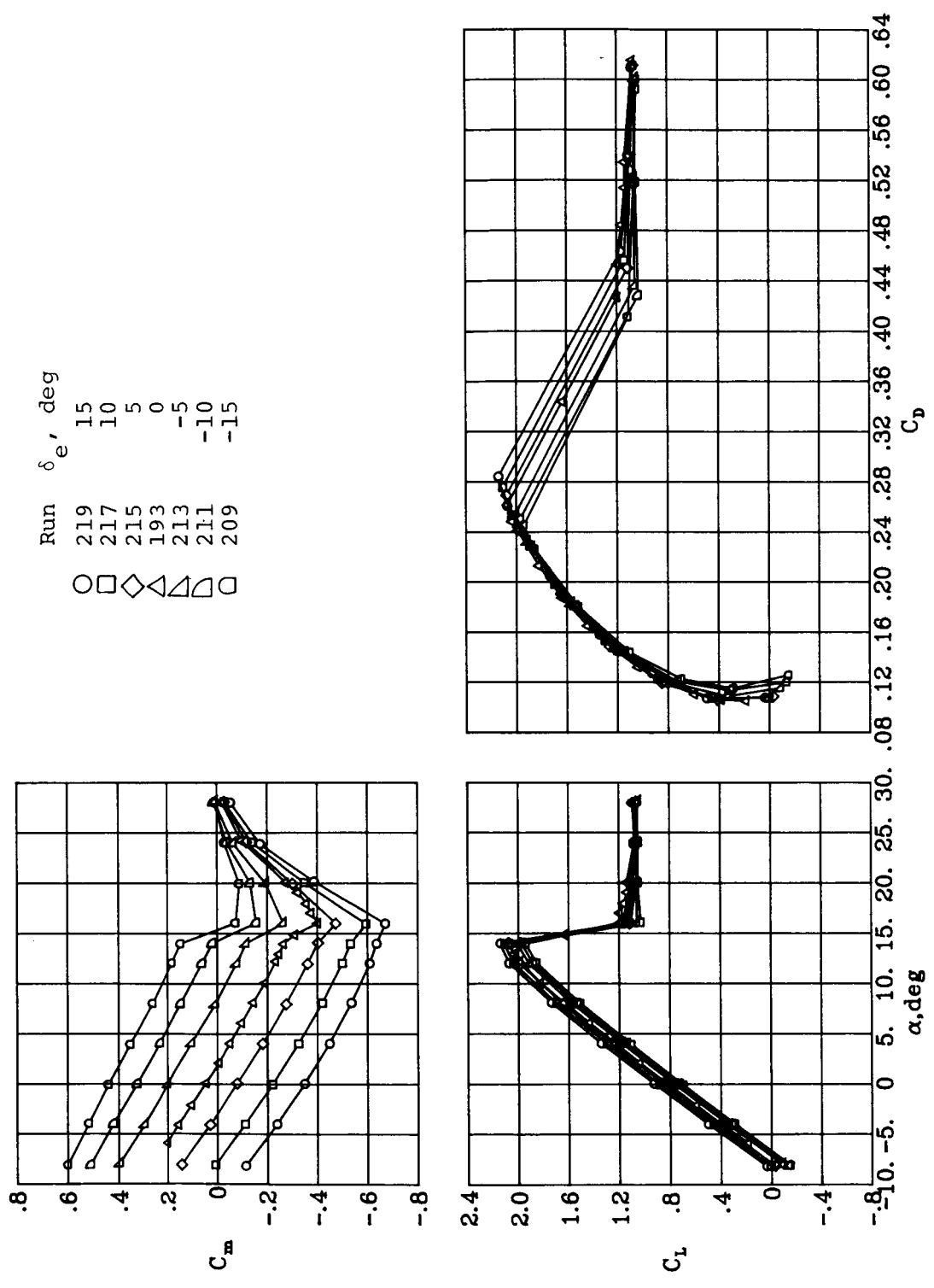
(c) $T'_c = 0.08$.

Figure 12. Concluded.



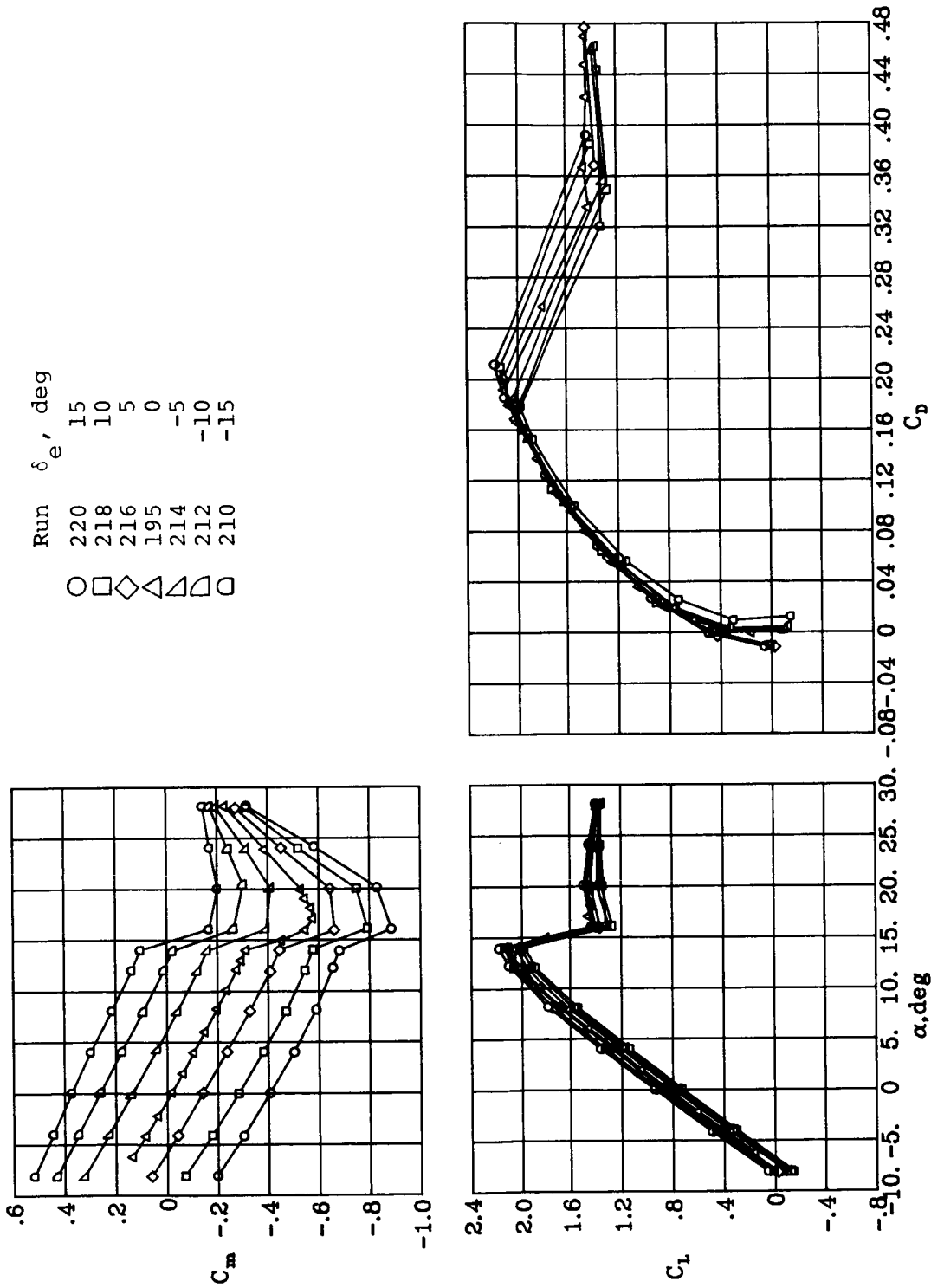
(a) Propeller off.

Figure 13. Effect of elevator deflection on longitudinal aerodynamic characteristics of landing ($\delta_f = 35^\circ$) configuration. $i_t = 0^\circ$.



(b) Propeller windmilling.

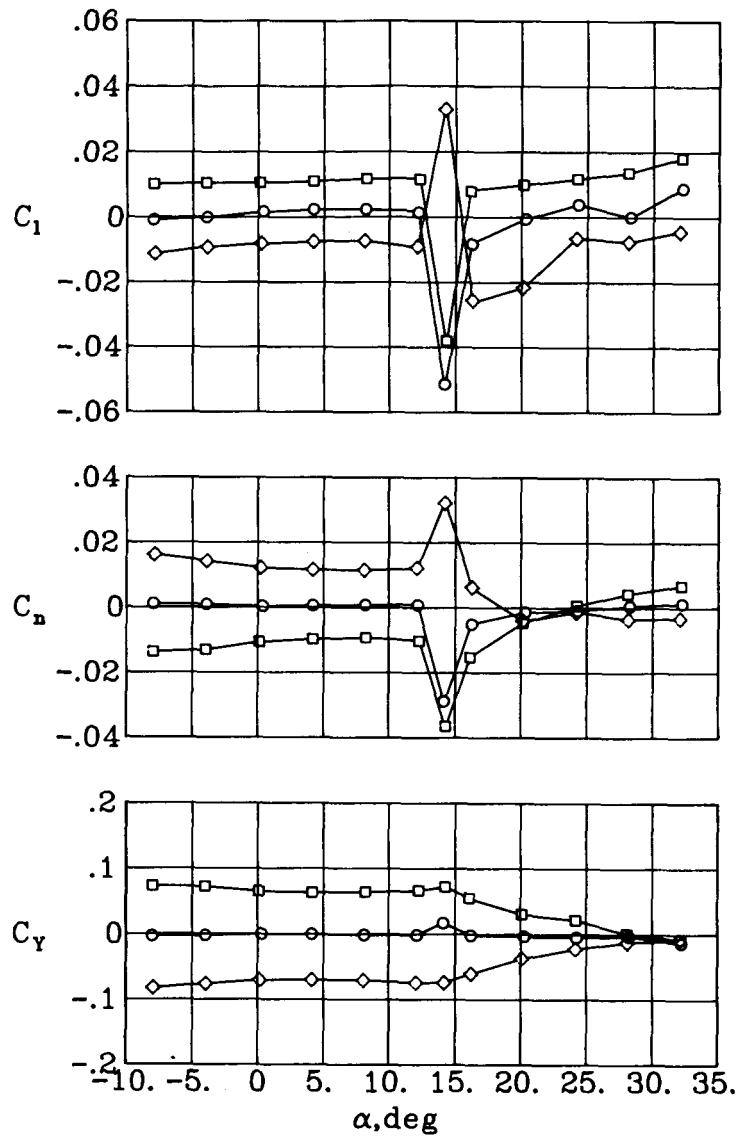
Figure 13. Continued.



(c) $T'_c = 0.08$.

Figure 13. Concluded.

Run	β , deg
○	627 0
□	628 -5
◇	629 5

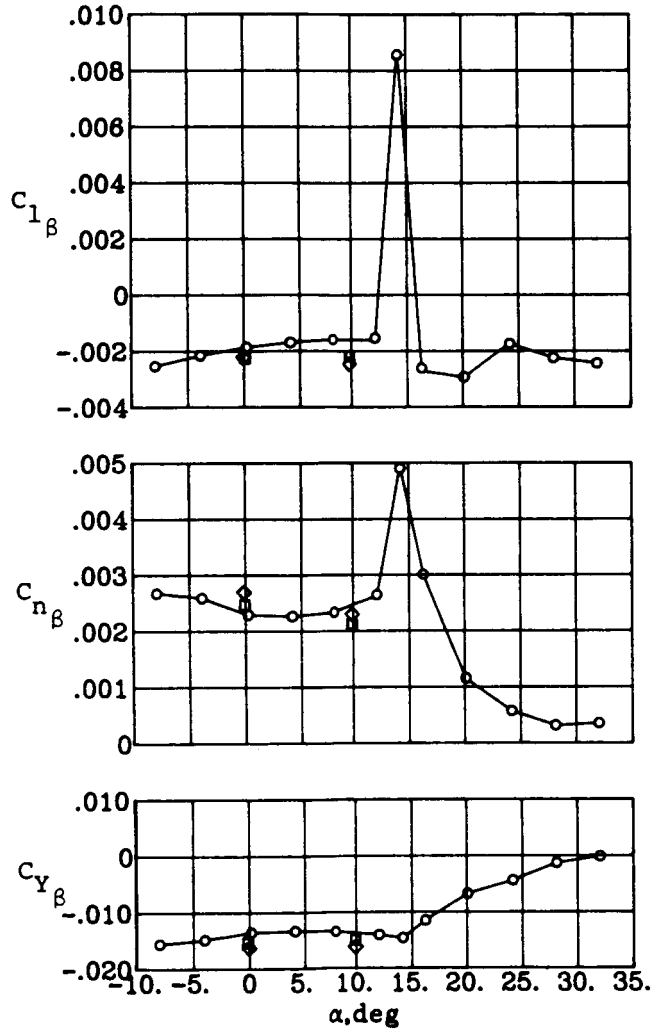


(a) Lateral-directional data (nacelles off).

Figure 14. Effect of sideslip angle on static lateral-directional aerodynamic characteristics of cruise ($\delta_f = 0^\circ$) configuration.

Power

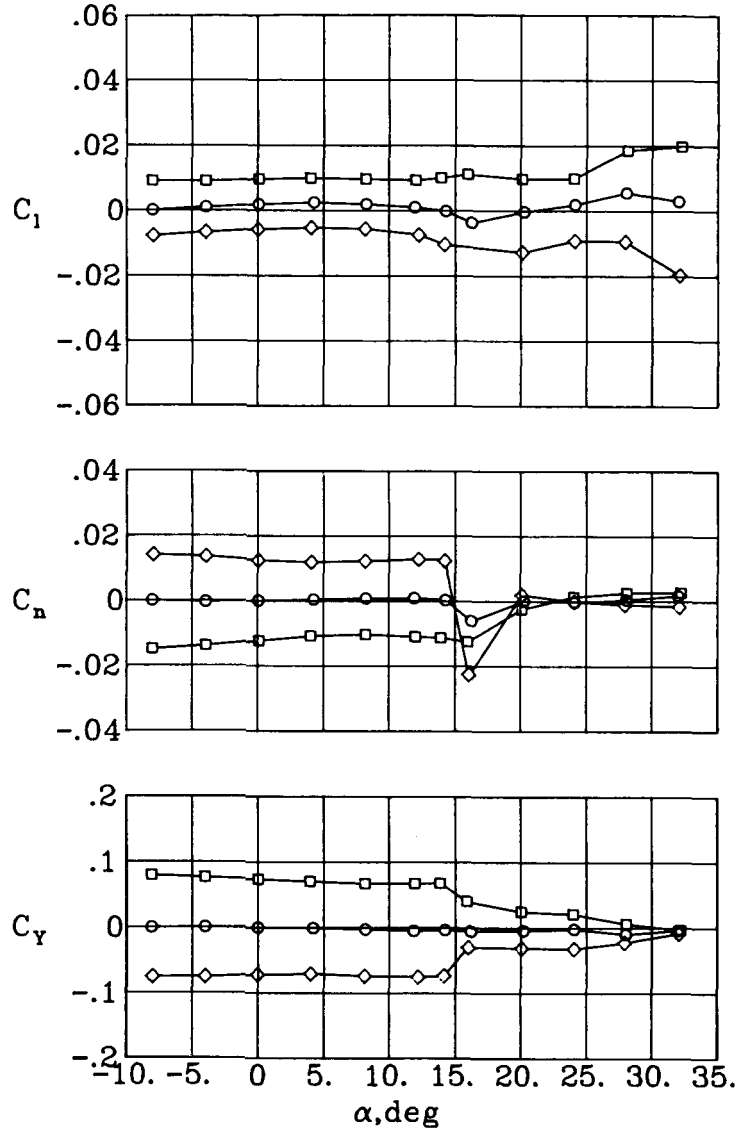
- Nacelles off
- Windmilling
- ◇ $T'_c = 0.08$



(b) Lateral-directional stability derivatives.

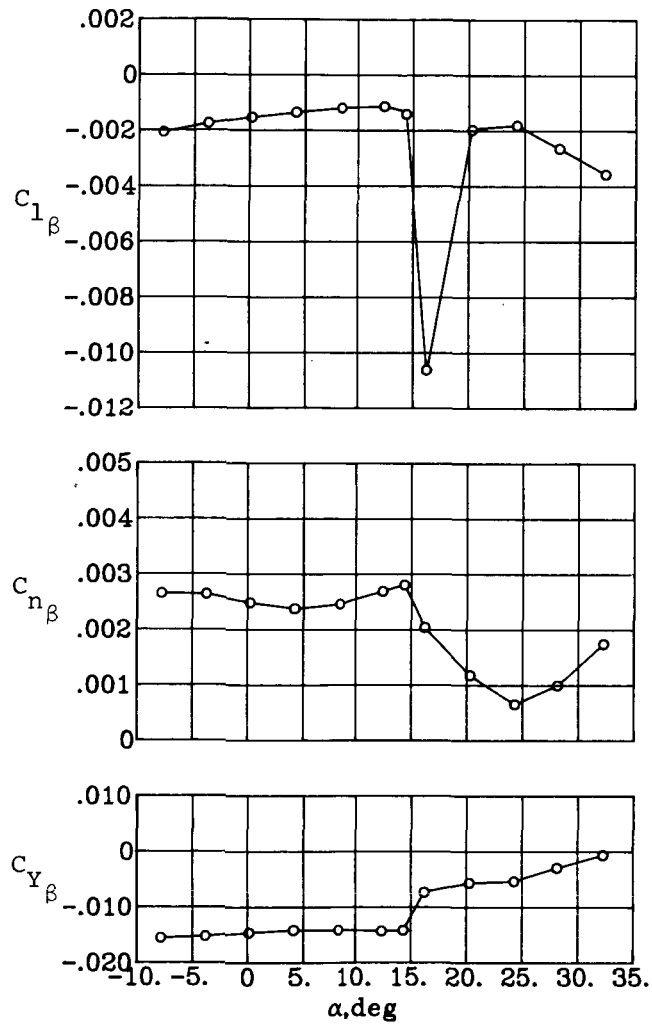
Figure 14. Concluded.

Run	β , deg
○	619 0
□	620 -5
◇	621 5



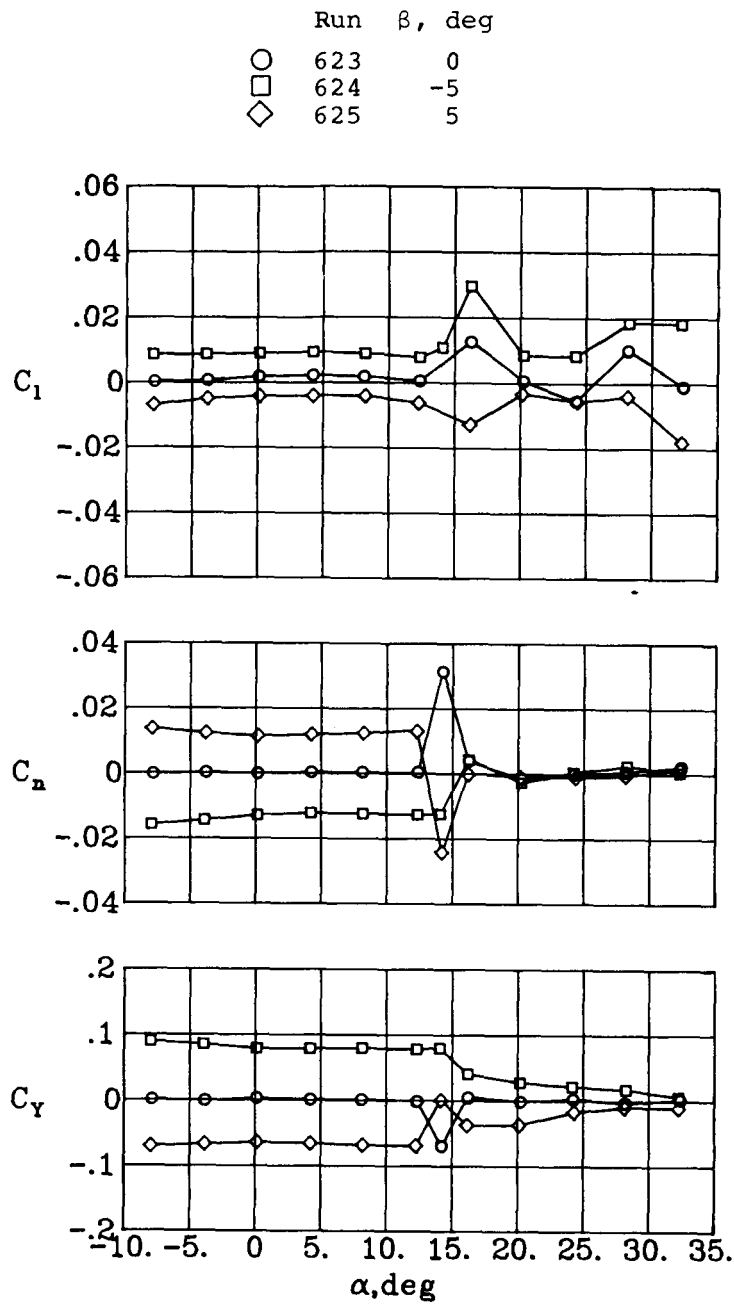
(a) Lateral-directional data.

Figure 15. Effect of sideslip angle on static lateral-directional aerodynamic characteristics of takeoff ($\delta_f = 20^\circ$) configuration with nacelles off.



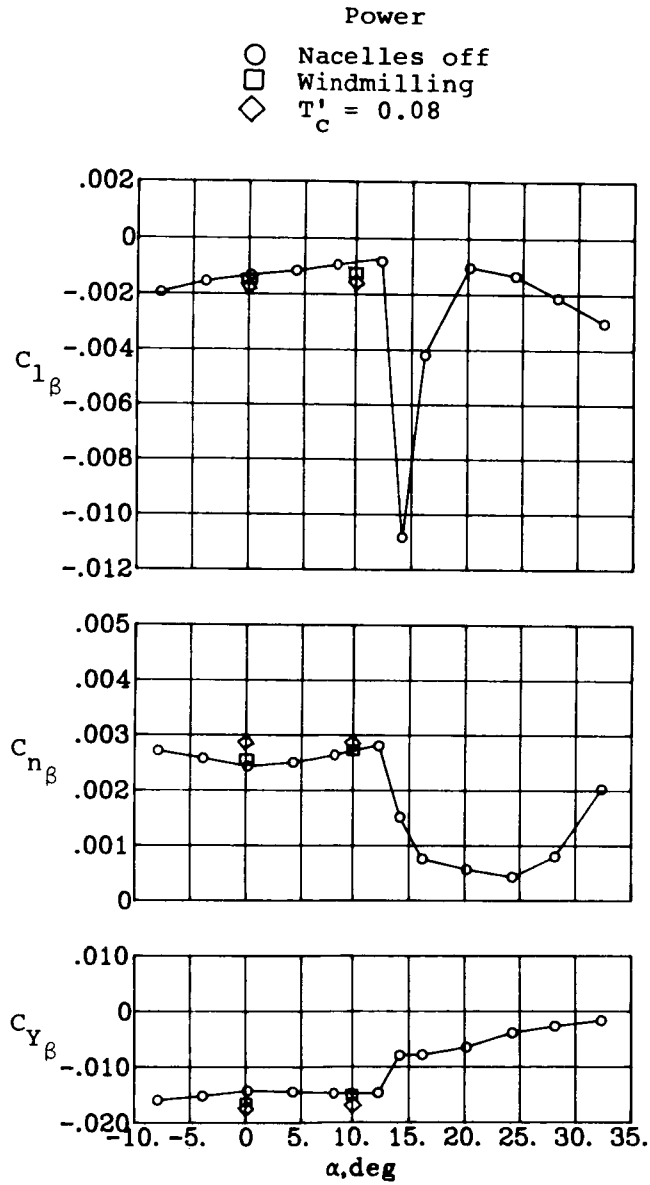
(b) Lateral-directional stability derivatives.

Figure 15. Concluded.



(a) Lateral-directional data (nacelles off).

Figure 16. Effect of sideslip angle on static lateral-directional aerodynamic characteristics of landing ($\delta_f = 35^\circ$) configuration.

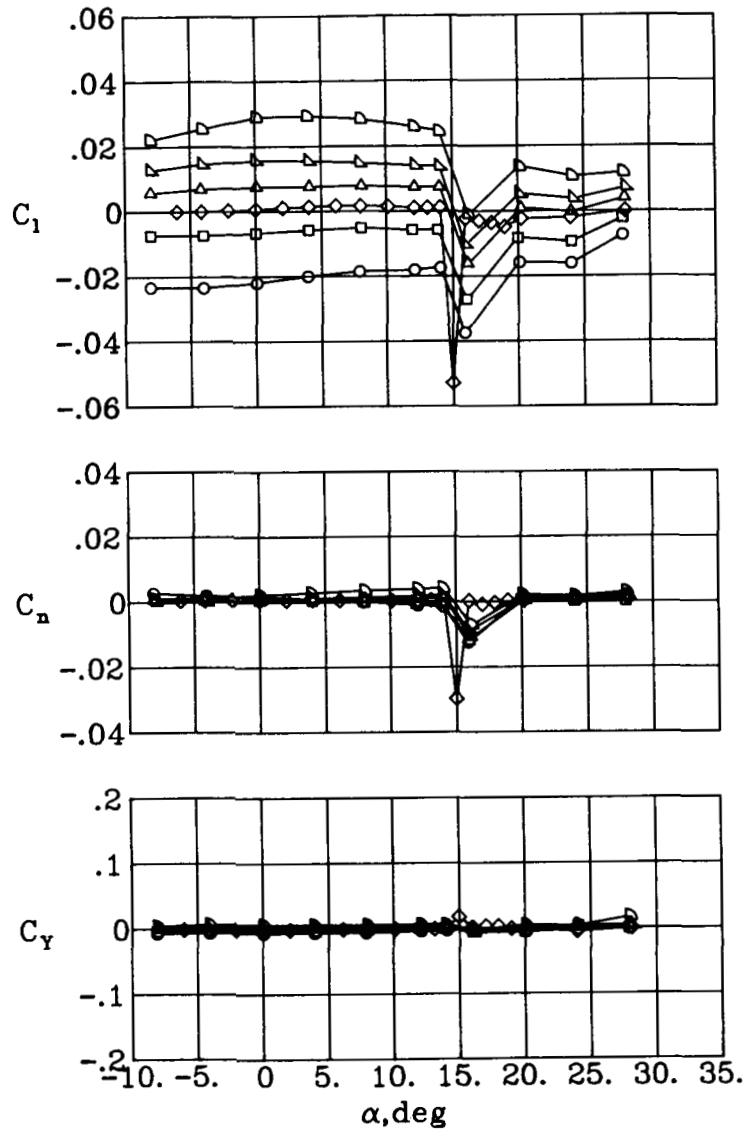


(b) Lateral-directional stability derivatives.

Figure 16. Concluded.

c-2

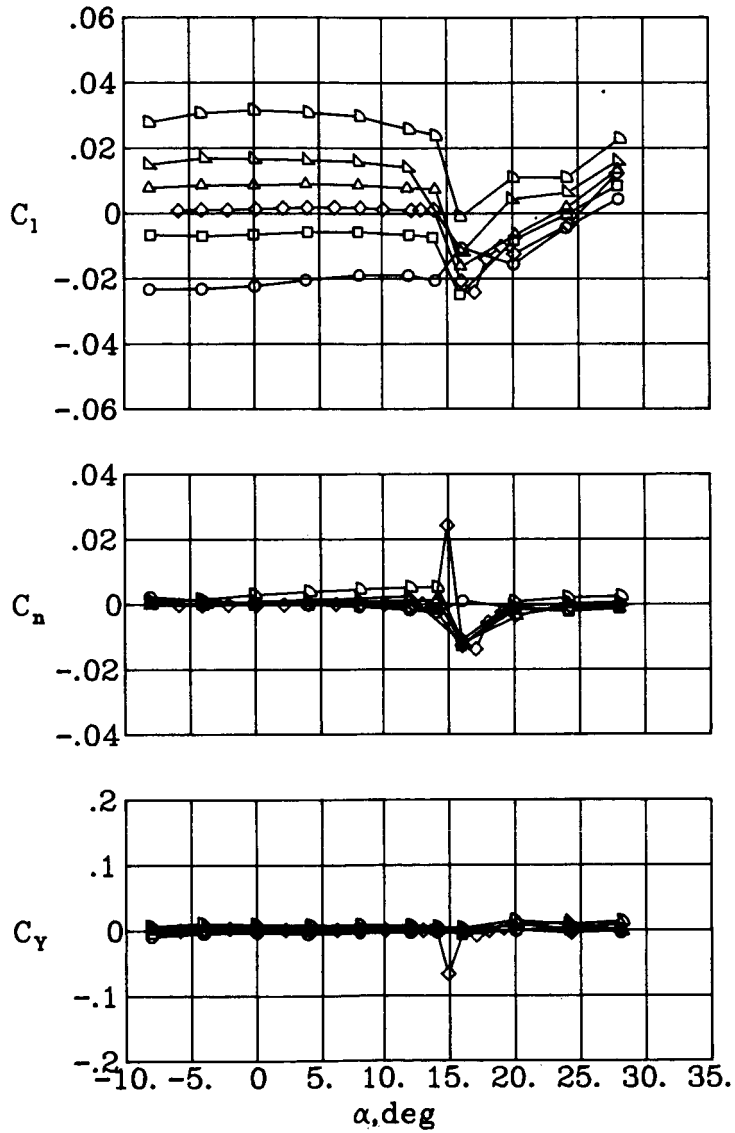
Run	δ_a , deg
○	137
□	136
◇	131
△	133
▽	134
◻	135



(a) Cruise configuration ($\delta_f = 0^\circ$).

Figure 17. Effect of aileron deflection on static-lateral-directional aerodynamic characteristics. Propeller windmilling.

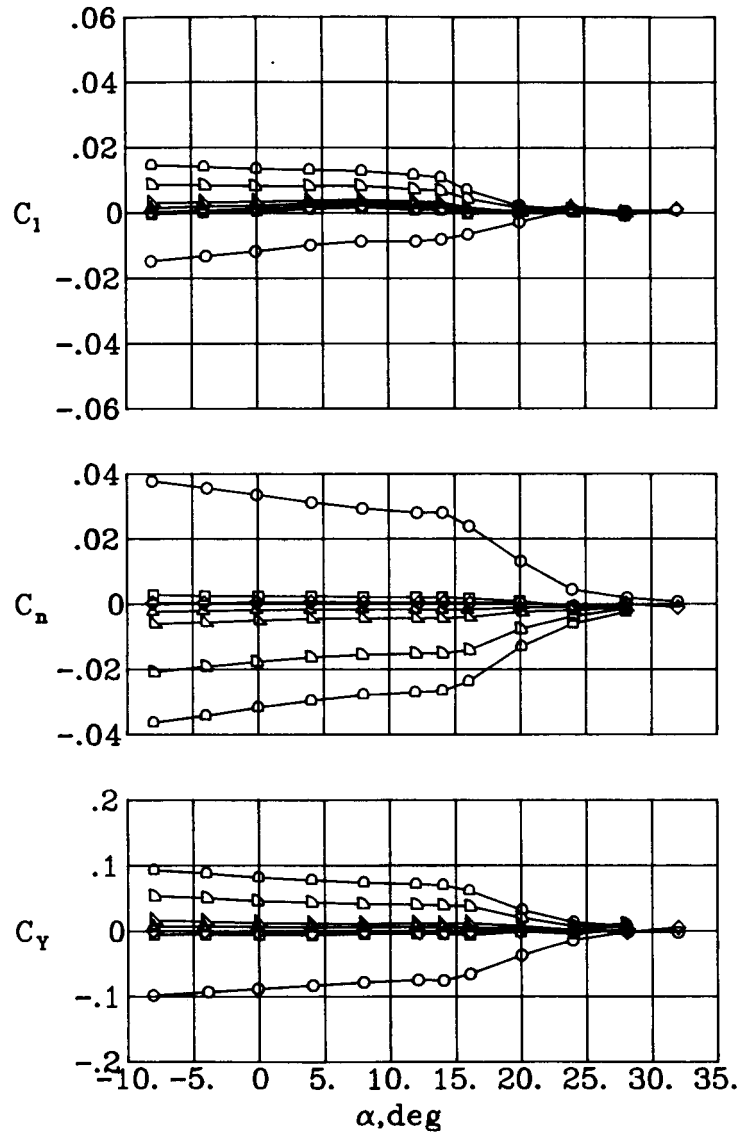
Run	δ_a , deg
○	200 -15
□	199 -5
◇	193 0
△	196 5
▽	197 10
▷	198 19



(b) Lateral configuration ($\delta_f = 35^\circ$).

Figure 17. Concluded.

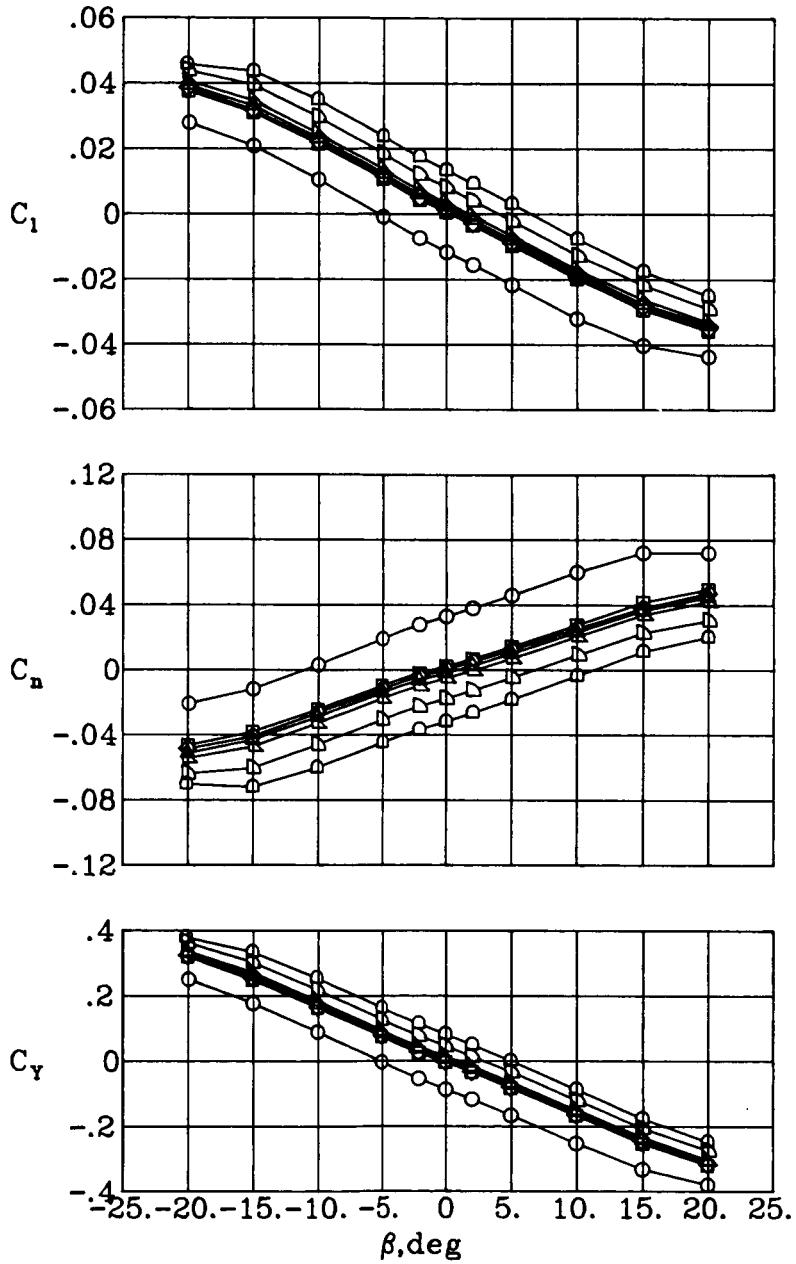
Run	δ_r , deg
○	282 -25
□	307 -2
◇	283 0
△	313 2
▽	289 5
◐	295 15
◑	301 25



(a) $\beta = 0^\circ$.

Figure 18. Effect of rudder deflection on static lateral-directional aerodynamic characteristics of cruise ($\delta_f = 0^\circ$) configuration with propeller windmilling.

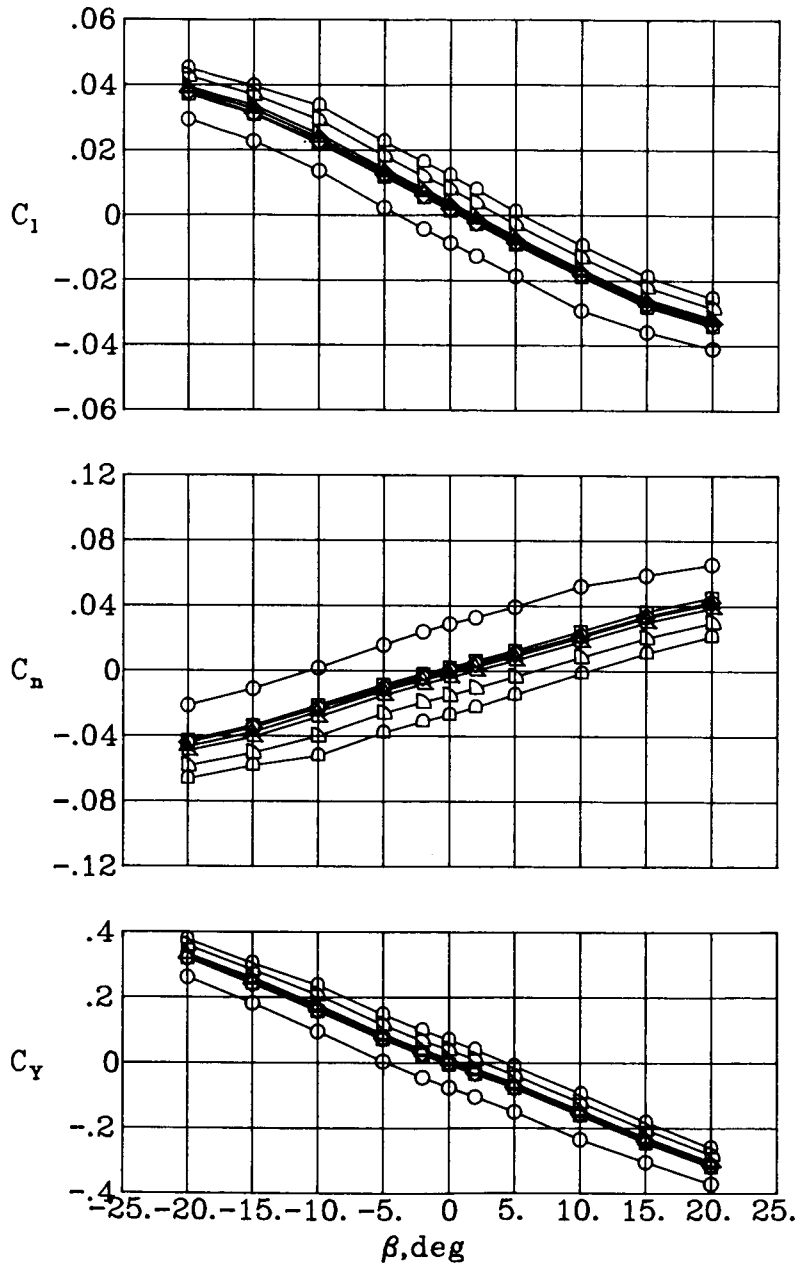
Run	δ_r , deg
○	277 -25
□	308 -2
◇	288 0
△	314 2
▽	291 5
▽	296 15
◻	302 25



(b) $\alpha = 0^\circ$.

Figure 18. Continued.

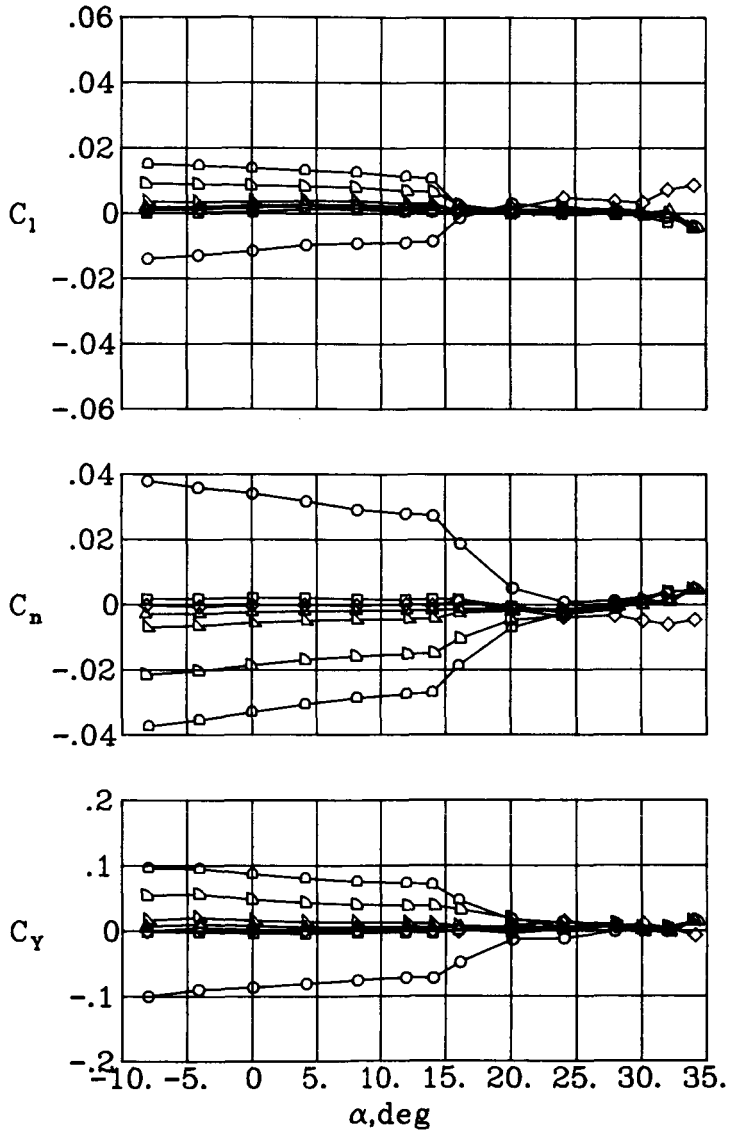
Run	δ_r , deg
○	278
□	309
◇	287
△	315
▽	292
◁	297
○	303
	-25
	-2
	0
	2
	5
	15
	25



(c) $\alpha = 10^\circ$.

Figure 18. Concluded.

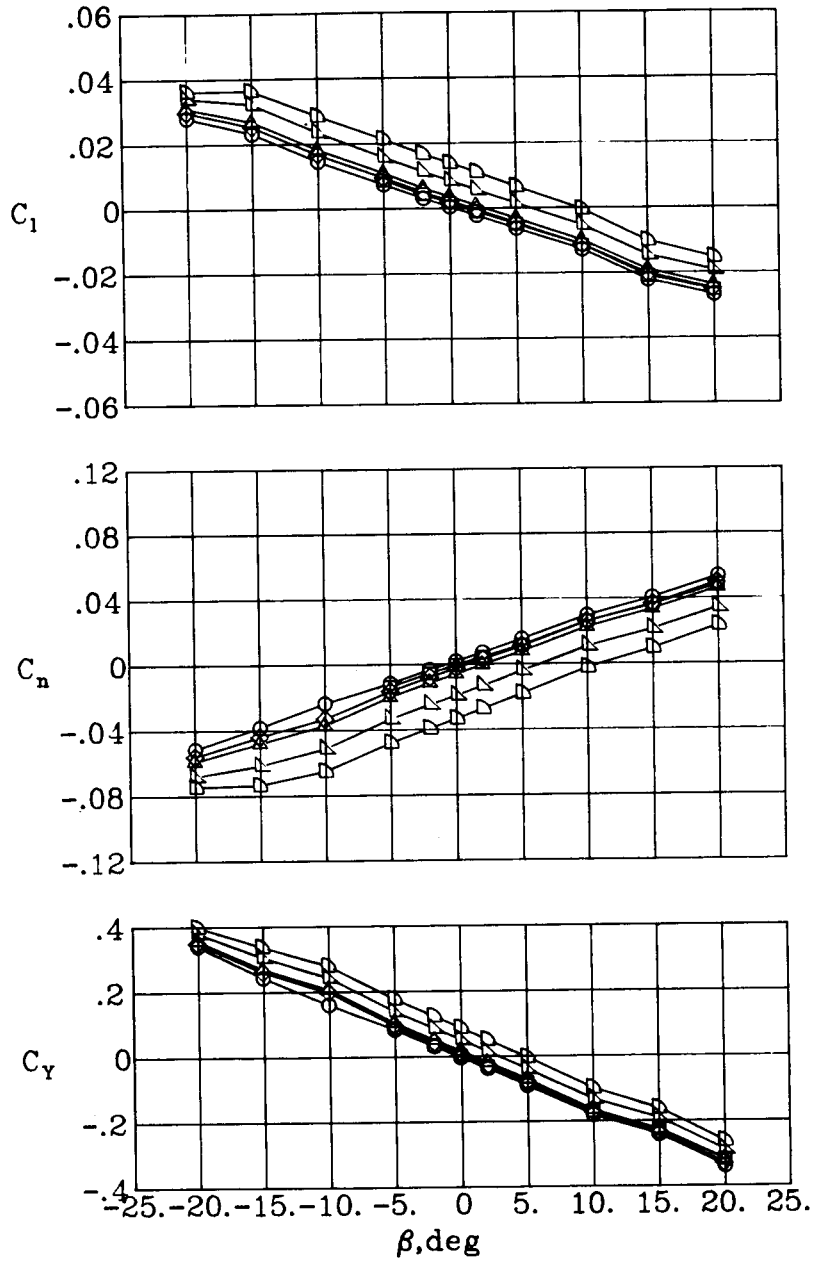
Run	δ_r , deg
○	271 -25
□	270 -2
◇	235 0
△	241 2
▽	252 5
◐	253 15
◑	259 25



(a) $\beta = 0^\circ$.

Figure 19. Effect of rudder deflection on static lateral-directional aerodynamic characteristics of landing ($\delta_f = 0^\circ$) configuration with propeller windmilling.

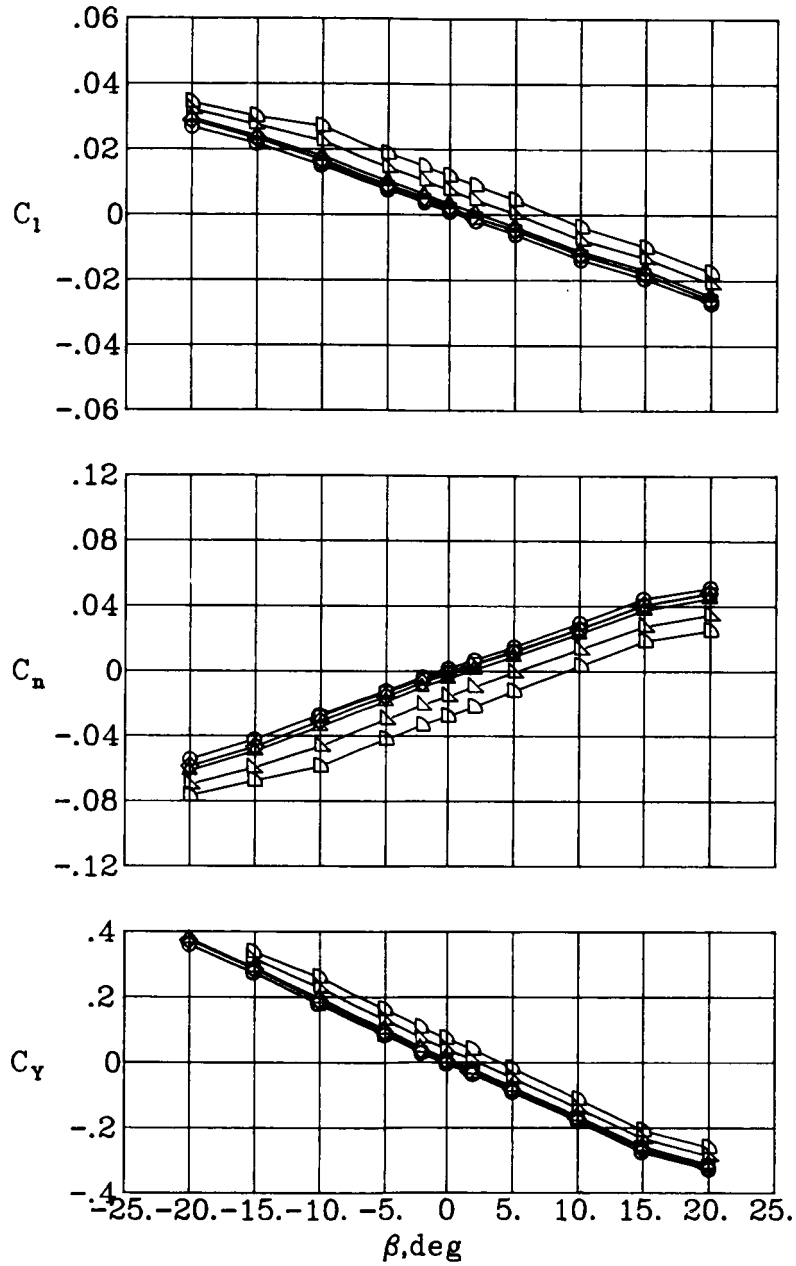
Run	δ_r , deg
○	265
□	236
◇	243
△	247
▽	255
◻	261



(b) $\alpha = 0^\circ$.

Figure 19. Continued.

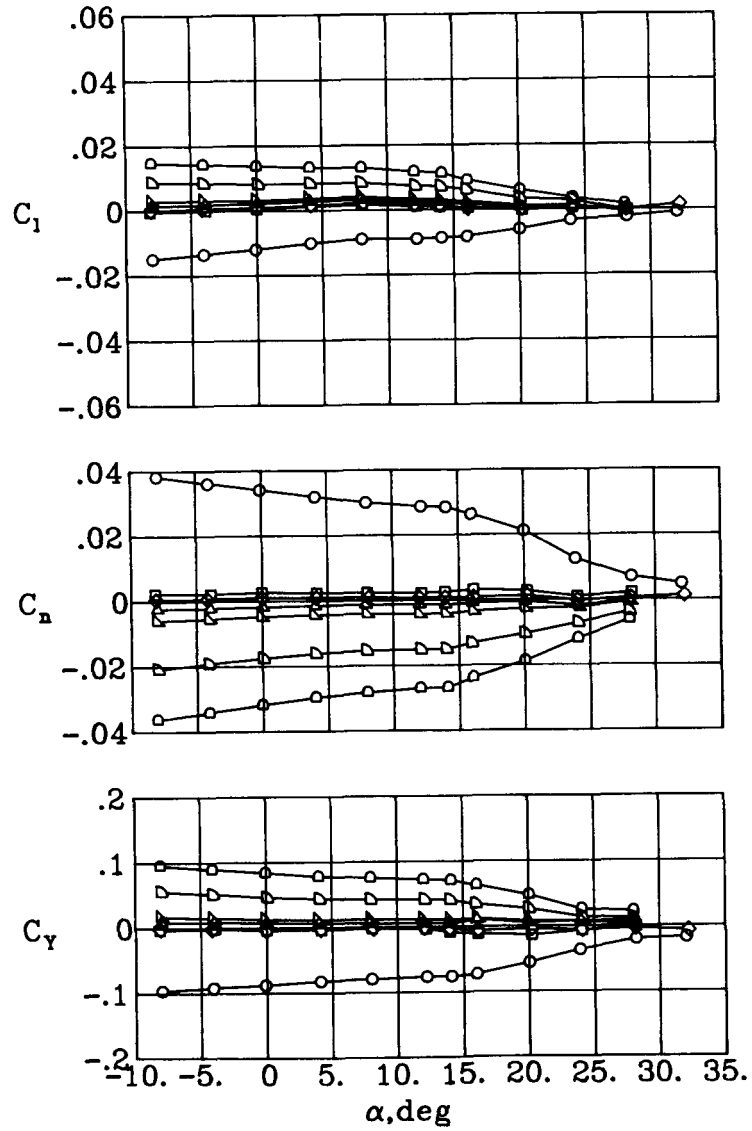
Run	δ_r , deg
○	266
□	237
◇	244
△	248
▽	256
◻	262



(c) $\alpha = 10^\circ$.

Figure 19. Concluded.

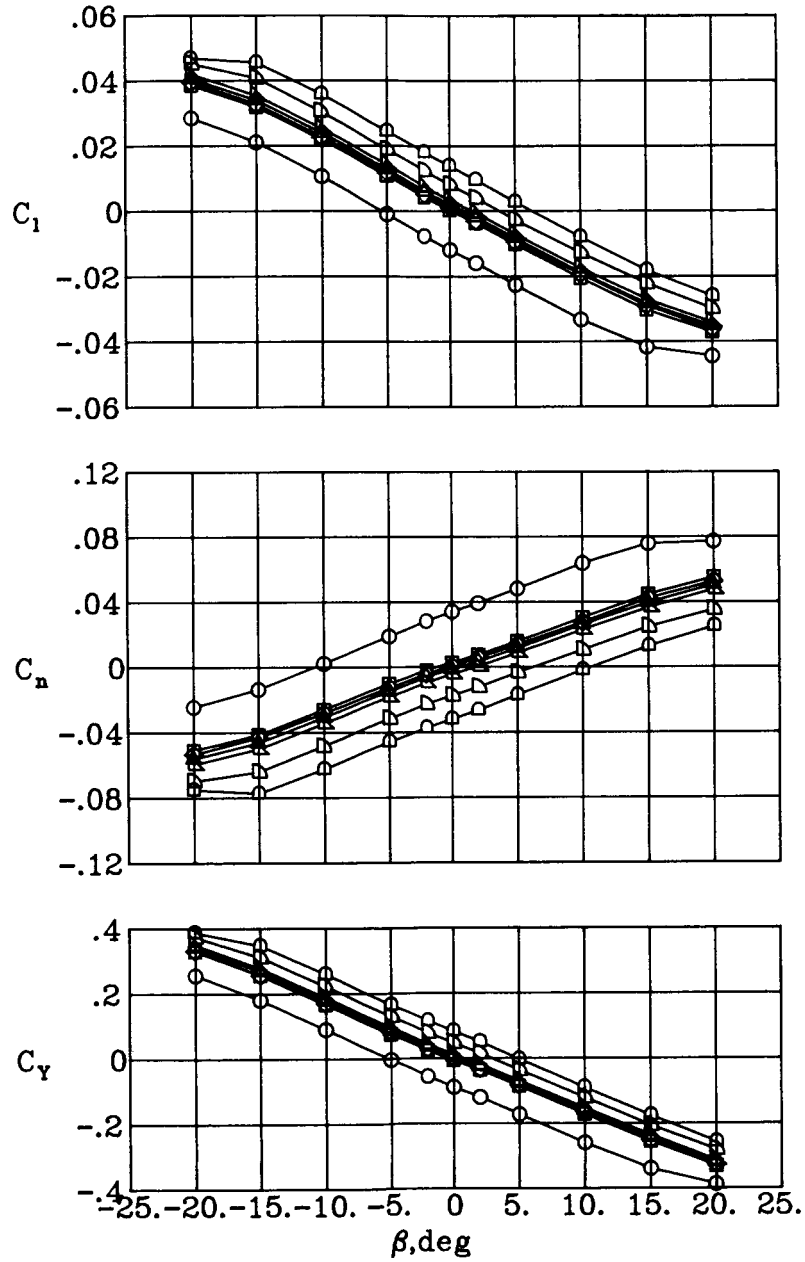
Run	δ_r , deg
○	281 -25
□	312 -2
◇	284 0
△	318 2
▽	290 5
▽	298 15
◻	306 25



(a) $\beta = 0^\circ$.

Figure 20. Effect of rudder deflection on static lateral-directional aerodynamic characteristics of cruise ($\delta_f = 0^\circ$) configuration for $T'_c = 0.10$.

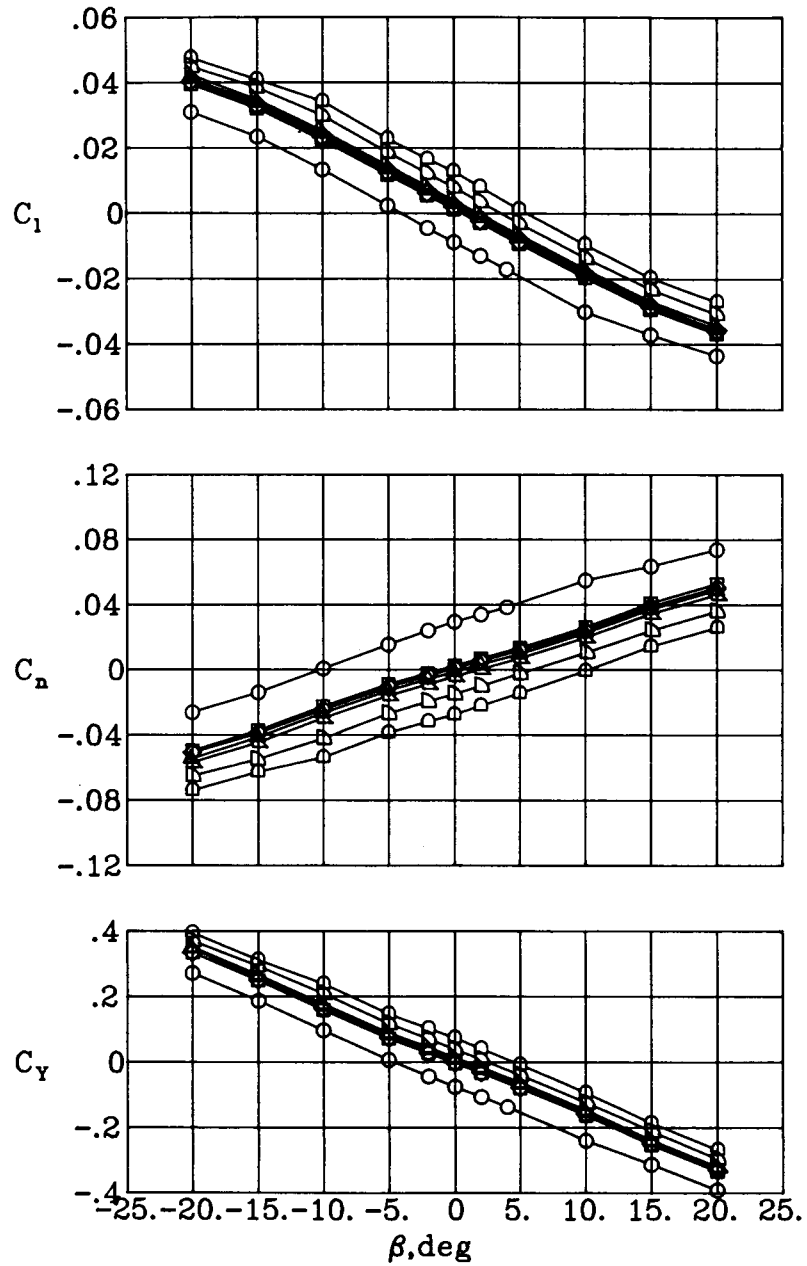
Run	δ_r , deg
○	280 -25
□	311 -2
◇	285 0
△	317 2
▽	294 5
▽	299 15
◻	305 25



(b) $\alpha = 0^\circ$.

Figure 20. Continued.

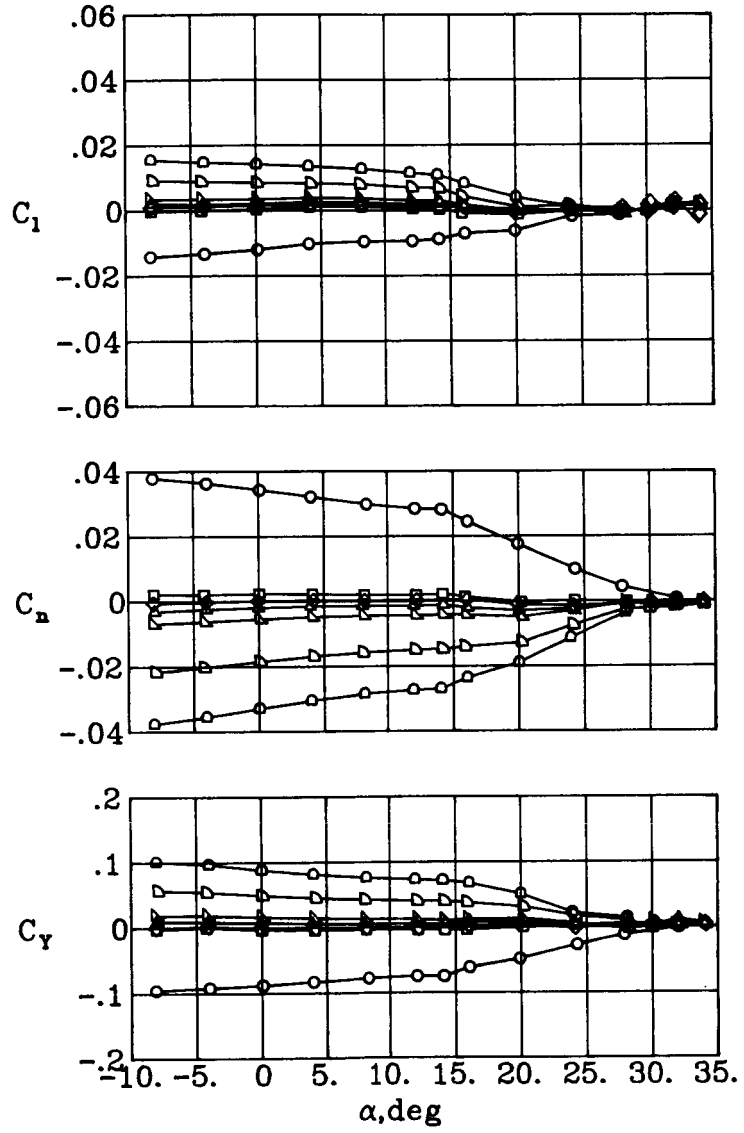
Run	δ_r , deg
○	279
□	310
◇	286
△	316
▽	293
◁	300
◻	304



(c) $\alpha = 10^\circ$.

Figure 20. Concluded.

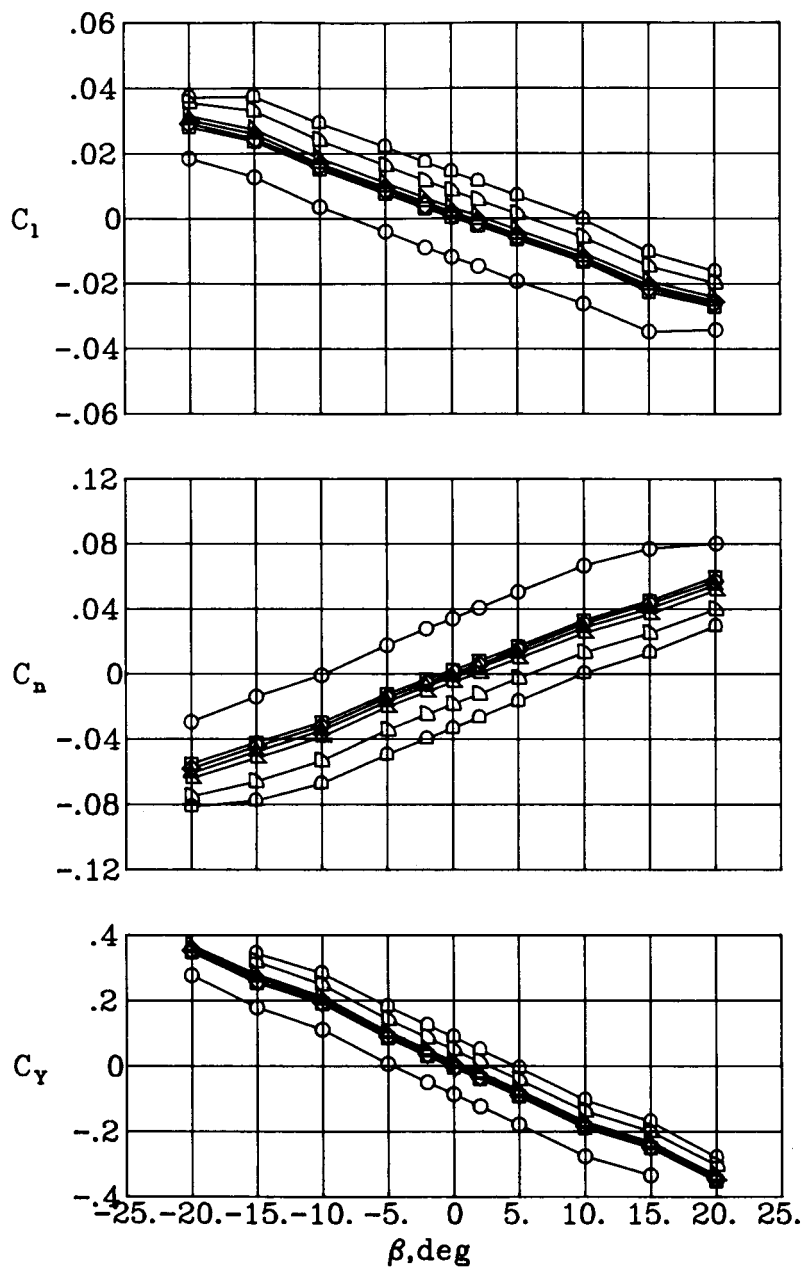
Run	δ_r , deg
○	272 -25
□	269 -2
◇	238 0
△	242 2
▽	251 5
▷	254 15
◻	260 25



(a) $\beta = 0^\circ$.

Figure 21. Effect of rudder deflection on static lateral-directional aerodynamic characteristics of landing ($\delta_f = 35^\circ$) configuration for $T_c' = 0.10$.

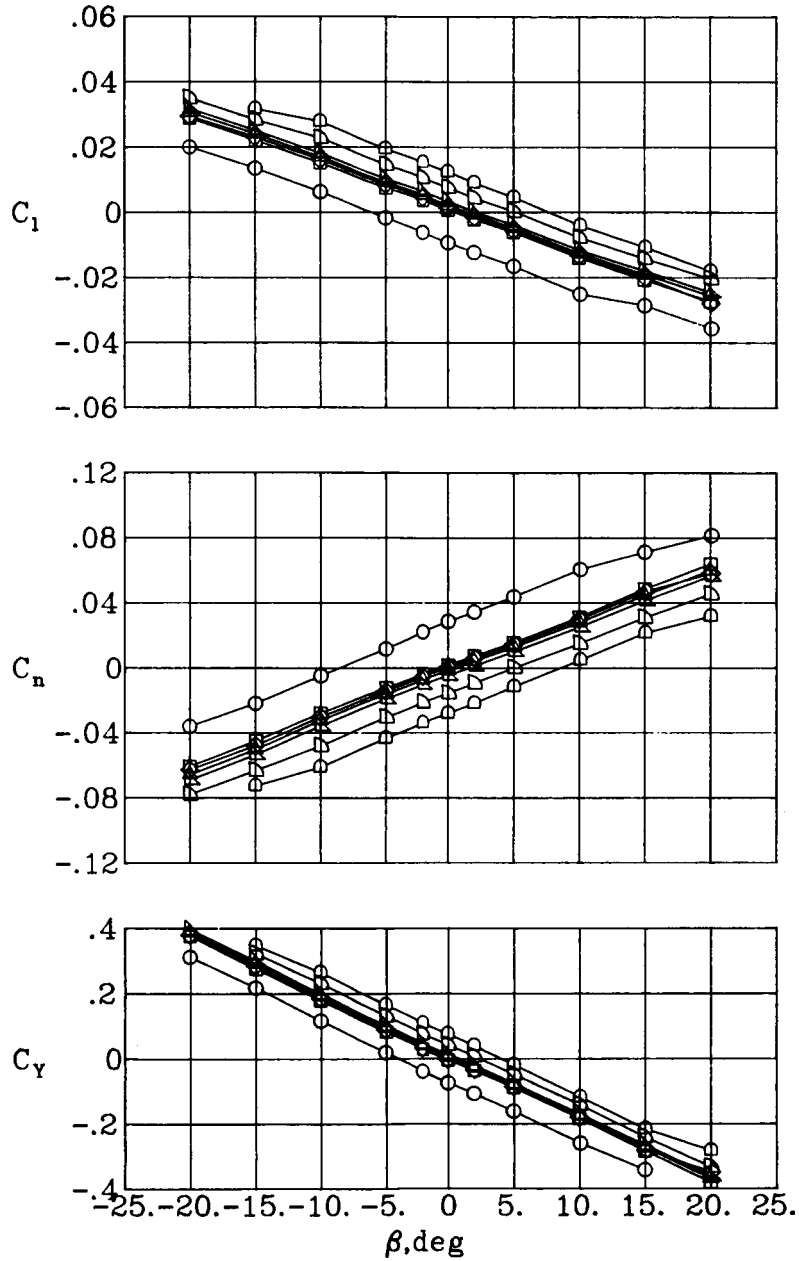
Run	δ_r , deg
○	-25
□	-2
◇	0
△	2
▽	5
▽	15
◻	25



(b) $\alpha = 0^\circ$.

Figure 21. Continued.

Run	δ_r , deg
○	274 -25
□	267 -2
◇	240 0
△	245 2
▽	249 5
▽	258 15
◻	264 25



(c) $\alpha = 10^\circ$.

Figure 21. Concluded.

δ_f , deg	Power
○	0 Windmilling
□	35 Windmilling
◇	0 $T'_C = 0.08$
△	35 $T'_C = 0.08$

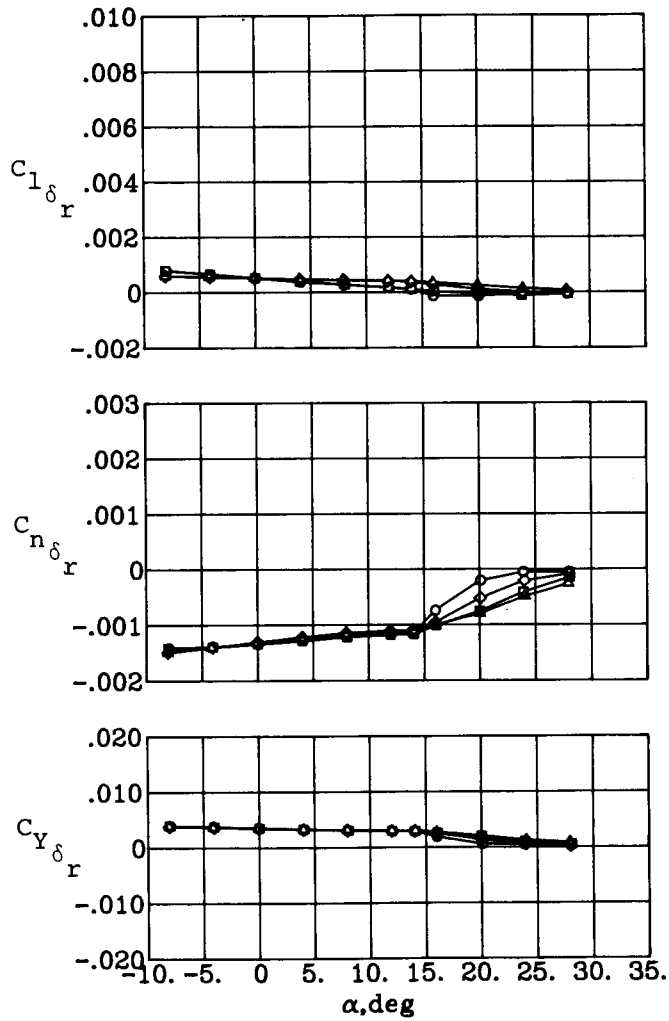
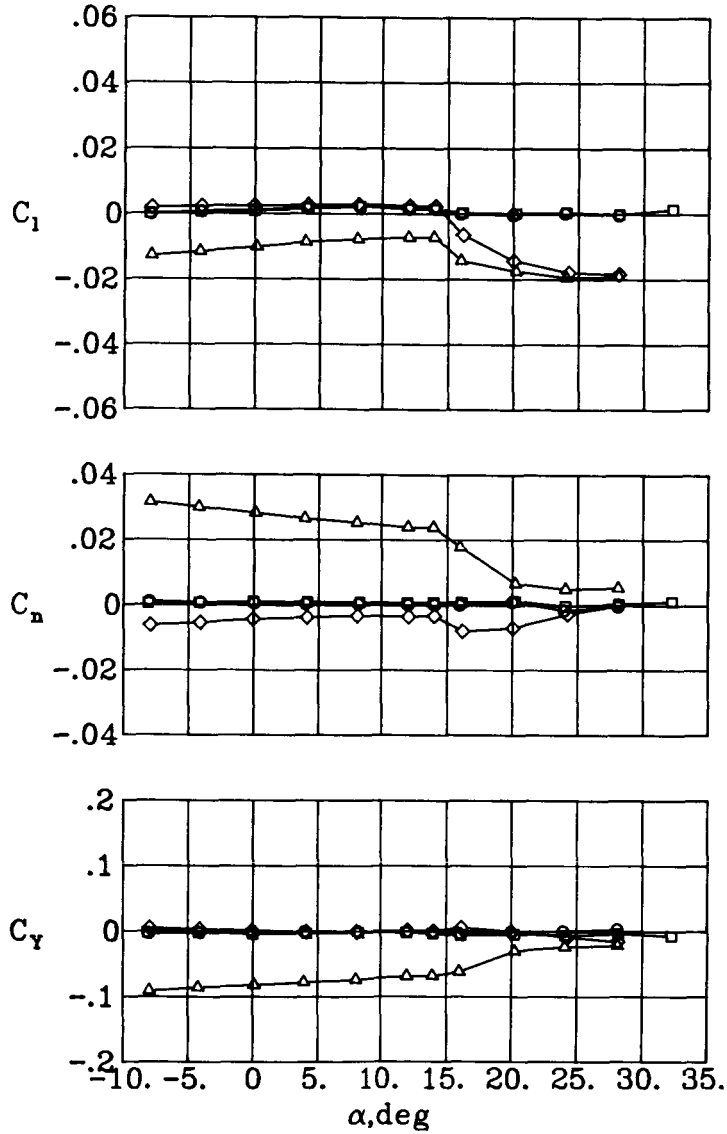


Figure 22. Summary plot of rudder control power.

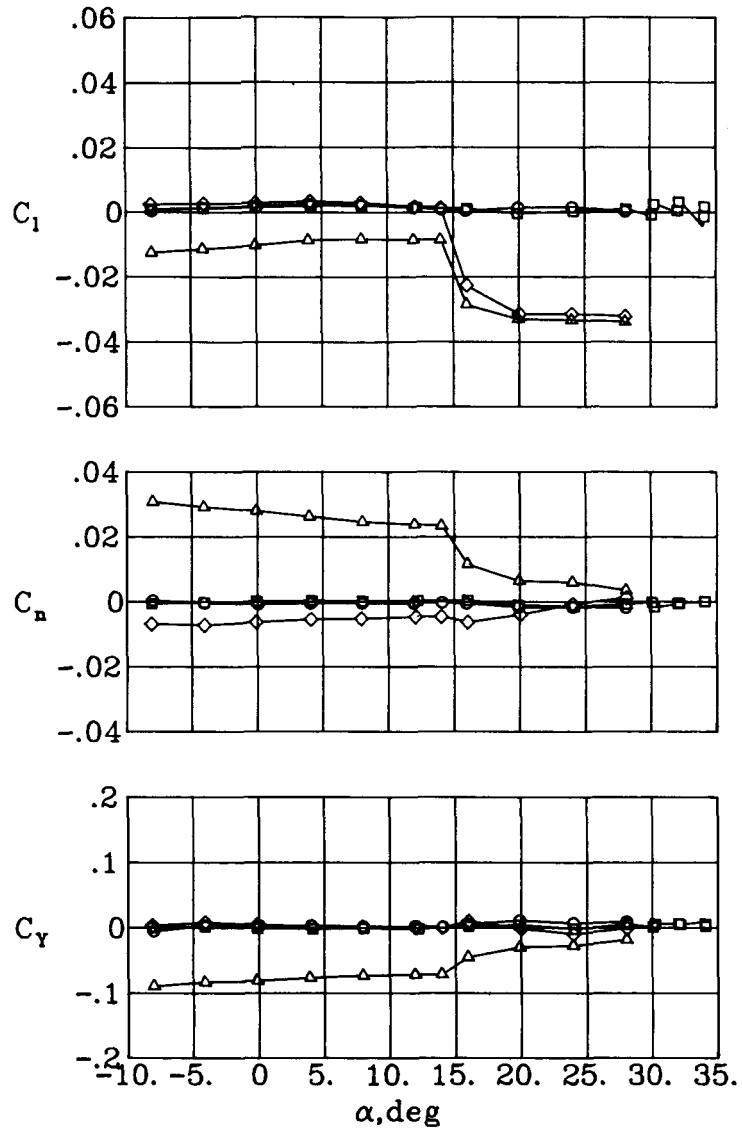
Run	Power	δ_r , deg
○	478 Propeller off	0
□	284 Symmetric	0
◇	341 Left engine out	0
△	359 Left engine out	-25



(a) Cruise configuration ($\delta_f = 0^\circ$).

Figure 23. Effect of one engine out (propeller windmilling) and rudder deflection on lateral-directional aerodynamic characteristics.

Run	Power	δ_r , deg
○	404 Propeller off	0
□	238 Symmetric	0
◇	323 Left engine out	0
△	338 Left engine out	-25



(b) Landing configuration ($\delta_f = 35^\circ$).

Figure 23. Concluded.



Report Documentation Page

1. Report No. NASA TP-2763	2. Government Accession No.	3. Recipient's Catalog No.	
4. Title and Subtitle Low-Speed Aerodynamic Characteristics of a Twin-Engine General Aviation Configuration With Aft-Fuselage-Mounted Pusher Propellers		5. Report Date October 1987	6. Performing Organization Code
		7. Author(s) Dana Morris Dunham, Garl L. Gentry, Jr., Gregory S. Manuel, Zachary T. Applin, and P. Frank Quinto	
9. Performing Organization Name and Address NASA Langley Research Center Hampton, VA 23665-5225		8. Performing Organization Report No. L-16331	10. Work Unit No. 535-03-01-02
		11. Contract or Grant No.	
12. Sponsoring Agency Name and Address National Aeronautics and Space Administration Washington, DC 20546-0001		13. Type of Report and Period Covered Technical Paper	
		14. Sponsoring Agency Code	
15. Supplementary Notes			
16. Abstract <p>An investigation was conducted to determine the aerodynamic characteristics of an advanced turboprop aircraft model with aft-pylon-mounted pusher propellers. Tests were conducted through an angle-of-attack range of -8° to 28° and an angle-of-sideslip range of -20° to 20° at free-stream conditions corresponding to Reynolds numbers of 0.55×10^6 to 2.14×10^6 based on mean aerodynamic chord. Test results show that for the unpowered configurations the maximum lift coefficients for the cruise, takeoff, and landing configurations are 1.45, 1.90, and 2.10, respectively. Nacelle installation results in a drag coefficient increase of 0.01. Increasing propeller thrust results in a significant increase in lift for angles of attack above stall and improves the longitudinal stability. The cruise configuration remains longitudinally stable to an angle of attack 5° beyond the stall angle, the takeoff configuration is stable 4° beyond stall angle, and the landing configuration is stable 3° beyond stall angle. The predominant effect of symmetric thrust on the lateral-directional aerodynamic characteristics is in the post-stall region, where additional rudder control is available with power on.</p>			
17. Key Words (Suggested by Authors(s)) Turboprop General aviation Propulsion integration		18. Distribution Statement Unclassified—Unlimited	
Subject Category 02			
19. Security Classif.(of this report) Unclassified	20. Security Classif.(of this page) Unclassified	21. No. of Pages 115	22. Price A06