


NASA Contractor Report 178411



# SIMPLIFIED CURVE FITS FOR THE TRANSPORT PROPERTIES OF EQUILIBRIUM AIR

S. SRINIVASAN  
J. C. TANNEHILL

ENGINEERING RESEARCH INSTITUTE  
IOWA STATE UNIVERSITY  
AMES, IOWA

NASA Grant NAG1-313  
DECEMBER 1987

(NASA-CR-178411) SIMPLIFIED CURVE FITS FOR  
THE TRANSPORT PROPERTIES OF EQUILIBRIUM AIR  
Final Report (Iowa State Univ. of Science  
and Technology) 29 p C S C L 20 D

N88-24911

G3/34 Unclas  
0147413




National Aeronautics and  
Space Administration

Langley Research Center  
Hampton, Virginia 23665



## TABLE OF CONTENTS

	Page
SUMMARY	1
SYMBOLS	2
INTRODUCTION	3
SOURCE OF EQUILIBRIUM AIR TRANSPORT PROPERTIES	4
CONSTRUCTION OF THE CURVE FITS	4
EQUATIONS OF THE CURVE FITS	8
$\mu = \mu(T, \rho)$	10
$Pr = Pr(T, \rho)$	10
$\mu = \mu(e, \rho)$	11
$k = k(e, \rho)$	11
RESULTS AND CONCLUSIONS	11
REFERENCES	22
ACKNOWLEDGEMENTS	23
APPENDIX -- FORTRAN SUBROUTINE LISTINGS	24
UGAS1 for $\mu = \mu(T, \rho)$	24
UGAS2 for $Pr = Pr(T, \rho)$	27
UGAS3 for $\mu = \mu(e, \rho)$	30
UGAS4 for $k = k(e, \rho)$	32



## SUMMARY

New, improved curve fits for the transport properties of equilibrium air have been developed. The curve fits are for viscosity and Prandtl number as functions of temperature and density, and viscosity and thermal conductivity as functions of internal energy and density. The curve fits were constructed using Grabau-type transition functions to model the transport properties of Peng and Pindroh. The resulting curve fits are sufficiently accurate and self-contained so that they can be readily incorporated into new or existing computational fluid dynamic codes. The ranges of validity of the new curve fits are temperatures up to 15,000 K and Amagat densities ( $\rho/\rho_0$ ) from  $10^{-5}$  to  $10^1$ .

## SYMBOLS

e	specific internal energy, $\text{m}^2/\text{s}^2$
h	specific enthalpy, $\text{m}^2/\text{s}^2$
k	coefficient of thermal conductivity, $\text{J}/\text{K}\cdot\text{m}\cdot\text{s}$
p	pressure, $\text{N}/\text{m}^2$
Pr	Prandtl number
T	temperature, K
$\mu$	dynamic viscosity, $\text{kg}/\text{m}\cdot\text{s}$
$\rho$	density, $\text{kg}/\text{m}^3$

### Subscript:

o	reference conditions of 273.15 K and density of $1.243 \text{ kg}/\text{m}^3$
---	---

## INTRODUCTION

The realm of high-speed flight requires the knowledge of the transport properties of equilibrium air. The transport properties for air in equilibrium can be found in the literature in the form of tables (refs. 1 and 2). However, in performing computational fluid dynamics calculations, the resulting table-lookup process is often time consuming and cumbersome. As a consequence, simple closed-form equations that can be readily incorporated into existing numerical codes are desirable for the various transport properties.

Vigneron (ref. 3) developed simplified approximations for  $\mu = \mu(e,\rho)$  and  $k = k(e,\rho)$ , for the above reasons. The data for these curve fits were derived from Hansen (ref. 1). One of the major shortcomings of Vigneron's curve fits is the relatively large error, especially in the curve fit for  $k = k(e,\rho)$ . The primary objective of the present research effort was to develop accurate curve fits for the following transport properties:

$$\mu = \mu(T,\rho)$$

$$Pr = Pr(T,\rho)$$

$$\mu = \mu(e,\rho)$$

$$k = k(e,\rho)$$

The curve fits are based on the transport properties computed by Peng and Pindroh (ref. 2) and have the same ranges of validity, namely, temperatures up to 15,000 K and Amagat densities ( $\rho/\rho_0$ ) from  $10^{-5}$  to  $10^1$ .

## SOURCE OF EQUILIBRIUM AIR TRANSPORT PROPERTIES

It is appropriate at this point to briefly describe the approach used by Peng and Pindroh to calculate the transport properties. They chose a nine species ( $N_2$ ,  $O_2$ ,  $NO$ ,  $O$ ,  $N$ ,  $O^+$ ,  $N^+$ ,  $NO^+$  and  $e^-$ ) model of air as an adequate representation for the transport properties under consideration. The non-uniformities of the mass-velocity, temperature, and composition of the gaseous system result in the transport processes of momentum, energy and mass transfers. The interaction forces between the gas molecules determine the transport mechanism.

The relationship between the transport properties and the intermolecular forces is given by the Chapman-Enskog method. In this method one solves for the transport coefficients in terms of a set of collision integrals. It is also possible to express the transport coefficients in terms of rigid sphere cross-sections. This was the procedure adopted by Peng and Pindroh, who used experimentally determined cross-sections. The Chapman-Enskog method is valid for situations when only binary collisions are important, and where the gradients of the physical quantities are small.

The Prandtl number computed by Peng and Pindroh and correlated in this report is based on the frozen property concept, i.e., it does not include the reactive component due to diffusion as discussed by Hansen (ref. 1).

## CONSTRUCTION OF THE CURVE FITS

Figure 1 shows the variation of  $\mu/\mu_0$  with temperature at various constant densities. These curves exhibit segments of linear or quadratic functions successively connected by transition functions which are asymptotic at both ends, and include points of inflection. Reference



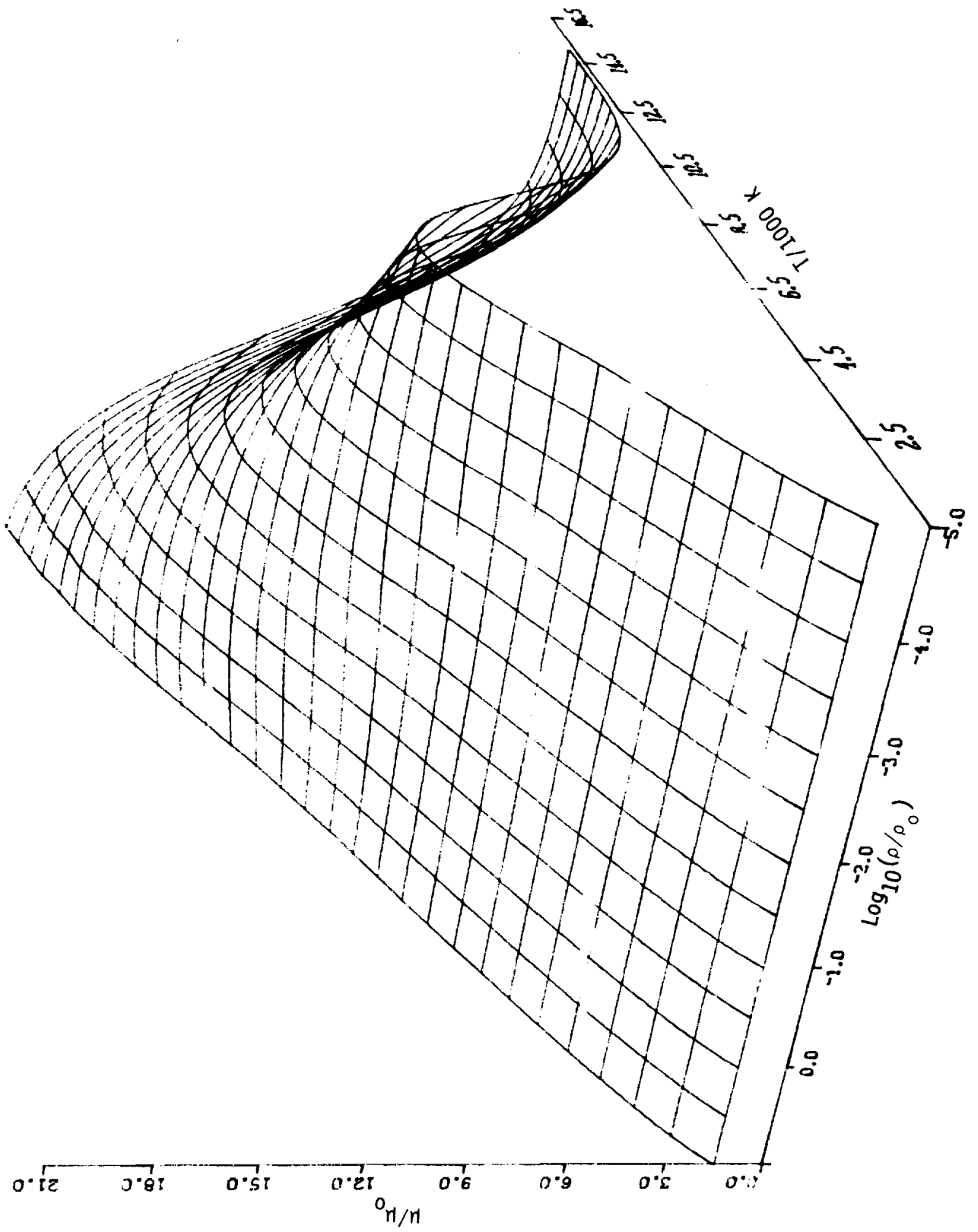


Figure 1. Variation of  $\mu$  with  $\rho$  and  $T$

4 outlines in detail how these curves can be systematically approximated by exponential transition functions using the technique of Grabau (ref. 5). Following the method of Grabau, one has a choice of two kernel transition functions. The first is the Fermi-Dirac function

$$\frac{1}{1 + \exp(mx)} \quad (1)$$

which represents a transition with an inflection between the levels 0 and 1. This transition function will be referred to as an odd transition function. The second type of transition function is the kernel of the Bose-Einstein distribution function

$$\frac{1}{1 - \exp(mx)} \quad (2)$$

which provides a transition without a point of inflection and is known as an even transition function. In both these transition functions, the sign and magnitude of the constant  $m$  determine the direction and rate of the transitions, respectively.

These kernel transition functions can be modified to model transitions in two independent variables. The kernel of an odd transition function in three dimensions is

$$\frac{1}{1 + \exp(a_0 + a_1x + a_2y + a_3xy)} \quad (3)$$

where  $x$  and  $y$  are the two independent variables. Equation (3) is essentially an alternate form of

$$\frac{1}{1 + \exp[m(x-x_0)(y-y_0)]} \quad (4)$$

However, equation (3) is more convenient for determining the values of the constants  $a_0$  and  $a_3$  as dictated by the behavior imposed on the transition function. The general technique of determining the values of these constants is as follows. The boundaries of the transition

in the directions of the two independent variables are  $x_a \leq x \leq x_b$  and  $y_c \leq y \leq y_d$ . If  $f_1(x,y)$  and  $f_2(x,y)$  are the two surfaces limiting the transition function  $f(x,y)$ , then

$$f(x,y) = f_1(x,y) + \frac{f_2(x,y) - f_1(x,y)}{1 \pm \exp(a_0 + a_1x + a_2y + a_3xy)} \quad (5)$$

In order to ensure an accurate and smooth transition from  $f_1(x,y)$  to  $f_2(x,y)$ , it is necessary for the quadratic expression  $(a_0 + a_1x + a_2y + a_3xy)$  to behave as follows. At the lower left corner point  $(x_a, y_c)$  the quadratic expression should have a large positive value so that  $f(x,y) \approx f_1(x,y)$ . At the upper right corner point  $(x_b, y_d)$ , the quadratic expression should have a large negative value in order to ensure that  $f(x,y) \approx f_2(x,y)$ . At the midpoints of the left and right boundaries,  $[x_a, (y_c + y_d)/2]$  and  $[x_b, (y_c + y_d)/2]$ , respectively, the quadratic expression should be zero so that

$$f(x,y) \approx \frac{f_1(x,y) + f_2(x,y)}{2}$$

These conditions yield the following four linear equations:

$$a_0 + a_1x_a + a_2y_c + a_3x_a y_c = +m \quad (6)$$

$$a_0 + a_1x_b + a_2y_d + a_3x_b y_d = -m \quad (7)$$

$$a_0 + a_1x_a + a_2(y_c + y_d)/2 + a_3x_a(y_c + y_d)/2 = 0 \quad (8)$$

$$a_0 + a_1x_b + a_2(y_c + y_d)/2 + a_3x_b(y_c + y_d)/2 = 0 \quad (9)$$

where  $m$  is a positive constant (typically,  $10 \leq m \leq 20$ ) chosen such that  $\exp(m)$  and  $\exp(-m)$  do not yield overflow or underflow conditions, respectively, on a computer. The constants  $a_0$  through  $a_3$  can now

be obtained in a straightforward manner from the system of four linear equations in four unknowns (eqs. (6) - (9)).

The above method of obtaining the Grabau-type transition functions proved quite accurate in ensuring a negligible mismatch in the dependent variable over the boundaries of adjoining sub-regions. Graphical inspection of each of the transport property surfaces allows one to identify the various sub-regions as well as the exact locations of the necessary Grabau transition functions. It is a merit of this stepwise method of constructing empirical equations that any part can be removed for corrections without disturbing the surface approximation as a whole.

#### EQUATIONS OF THE CURVE FITS

The curve fits for the various transport properties were constructed using Grabau-type transition functions, as described previously.

The general form of these curve fits can be written as

$$z(x,y) = f_1(x,y) + \frac{f_2(x,y) - f_1(x,y)}{1 \pm \exp(m_0 + m_1x + m_2y + m_3xy)} \quad (10)$$

where, in general,

$$f_1(x,y) = p_1 + p_2x + p_3y + p_4xy + p_5x^2 + p_6y^2 + p_7x^2y + p_8xy^2 + p_9x^3 + p_{10}y \quad (11)$$

and

$$f_2(x,y) = p_{11} + p_{12}x + p_{13}y + p_{14}xy + p_{15}x^2 + p_{16}y^2 + p_{17}x^2y + p_{18}xy^2 + p_{19}x^3 + p_{20}y^3 \quad (12)$$

The positive sign in the denominator corresponds to an odd transition function while a negative sign corresponds to an even transition function. The coefficients  $m_0$  through  $m_3$  in the denominator of the transition function in equation (10) were determined by the technique outlined in the preceding section. The coefficients  $p_1$  through  $p_{20}$ , in equations (11) and (12), were determined by the actual curve fitting of the data from Peng and Pindroh (ref. 2). The exact location and number of these data points over the curve fit domain determined the accuracy of the curve fits. The points were clustered near the boundaries of the domain and the mid-region of the transition in order to ensure continuity across the boundaries and accuracy within the domain. The data of Peng and Pindroh were fitted to the equations of the curve fits by the method of least squares. The FORTRAN subroutine employed to perform the least squares curve fitting of the data uses a multiple linear regression technique (ref. 6).

Peng and Pindroh tabulate the three transport properties  $\mu$ ,  $Pr$  and  $k$  in increments of 100 K for temperatures from 500 K to 15,000 K along 13 constant density lines. In order to generate data at intermediate points for the least squares curve fitting, an interpolation procedure was necessary. Two IMSL subroutines IBCCCU and IBCEVL (ref. 7) were used to perform bicubic spline interpolation of the data. The interpolated data was found to be smooth and was therefore, used with good confidence. The general form of the curve fit for each transport property is described below.

$$\underline{\mu = \mu(T, \rho)}$$

The general form of the equation used for the correlation

$\mu = \mu(T, \rho)$  was

$$\begin{aligned} \mu/\mu_0 = & a_1 + a_2X + a_3Y + a_4XY + a_5X^2 + a_6Y^2 + a_7X^2Y + a_8XY^2 + a_9X^3 \\ & + a_{10}Y^3 + (a_{11} + a_{12}X + a_{13}Y + a_{14}XY + a_{15}X^2 + a_{16}Y^2 + a_{17}X^2Y \\ & + a_{18}XY^2 + a_{19}X^3 + a_{20}Y^3)/[1 \pm \exp(a_{21} + a_{22}X + a_{23}Y + a_{24}XY)] \end{aligned} \quad (13)$$

where  $X = T/1000$  and  $Y = \log_{10}(\rho/\rho_0)$ . The units for  $T$  are K and the units for  $\rho$  are  $\text{kg/m}^3$ . It should be noted that not all the terms appearing in equation (13) are used over the complete range of  $T$  and  $\rho$ . The units of  $\mu$  are  $\text{kg/m-s}$ .

$$\underline{\text{Pr} = \text{Pr}(T, \rho)}$$

The general form of the equation used for the correlation

$\text{Pr} = \text{Pr}(T, \rho)$  was

$$\begin{aligned} \text{Pr} = & b_1 + b_2X + b_3Y + b_4XY + b_5X^2 + b_6Y^2 + b_7X^2Y + b_8XY^2 + b_9X^3 \\ & + b_{10}Y^3 + (b_{11} + b_{12}X + b_{13}Y + b_{14}XY + b_{15}X^2 + b_{16}Y^2 + b_{17}X^2Y \\ & + b_{18}XY^2 + b_{19}X^3 + b_{20}Y^3)/[1 + \exp(b_{21} + b_{22}X + b_{23}Y + b_{24}XY)] \end{aligned} \quad (14)$$

where  $X = T/1000$  and  $Y = \log_{10}(\rho/\rho_0)$ . The units for  $T$  are K and the units for  $\rho$  are  $\text{kg/m}^3$ .

$$\underline{\mu = \mu(e, \rho)}$$

The equation for the correlation  $\mu = \mu(e, \rho)$  was

$$\begin{aligned} \mu/\mu_0 = & c_1 + c_2Z + c_3Y + c_4YZ + c_5Z^2 + c_6Y^2 + c_7Z^2Y + c_8ZY^2 + c_9Z^3 \\ & + c_{10}Y^3 + (c_{11} + c_{12}Z + c_{13}Y + c_{14}YZ + c_{15}Z^2 + c_{16}Y^2 + c_{17}YZ^2 \\ & + c_{18}YZ^2 + c_{19}Z^3 + c_{20}Y^3)/[1 \pm \exp(c_{21} + c_{22}Z + c_{23}Y + c_{24}YZ)] \end{aligned} \quad (15)$$

where  $Z = \log_{10}(e/e_0)$  and  $Y = \log_{10}(\rho/\rho_0)$ . The units of  $\mu$  are kg/m-s, the units for  $e$  are  $m^2/s^2$ , and the units for  $\rho$  are  $kg/m^3$ .

$$\underline{k = k(e, \rho)}$$

For the correlation  $k = k(e, \rho)$ , the general form of the equation used was

$$\begin{aligned} k/k_0 = & d_1 + d_2Z + d_3Y + d_4YZ + d_5Z^2 + d_6Y^2 + d_7Z^2Y + d_8ZY^2 + d_9Z^3 \\ & + d_{10}Y^3 + (d_{11} + d_{12}Z + d_{13}Y + d_{14}YZ + d_{15}Z^2 + d_{16}Y^2 + d_{17}YZ^2 \\ & + d_{18}ZY^2 + d_{19}Z^3 + d_{20}Y^3)/[1 \pm \exp(d_{21} + d_{22}Z + d_{23}Y + d_{24}YZ)] \end{aligned} \quad (16)$$

where  $Z = \log_{10}(e/e_0)$  and  $Y = \log_{10}(\rho/\rho_0)$ . The units for  $e$  are  $m^2/s^2$ , the units for  $\rho$  are  $kg/m^3$ , and the units of  $k$  are Joule/K-m-s.

## RESULTS AND CONCLUSIONS

New, simplified curve fits for the transport properties of equilibrium air were constructed using the methodology described in the preceding sections. Comparisons of the curve fits  $\mu = \mu(T, \rho)$ ,  $Pr = Pr(T, \rho)$ ,  $\mu = \mu(e, \rho)$  and  $k = k(e, \rho)$  with the data of Peng and Pindroh (ref. 2) are shown in figures 2 to 5. The following procedure was employed in generating the curve fits for  $\mu = \mu(e, \rho)$  and  $k = k(e, \rho)$ . For

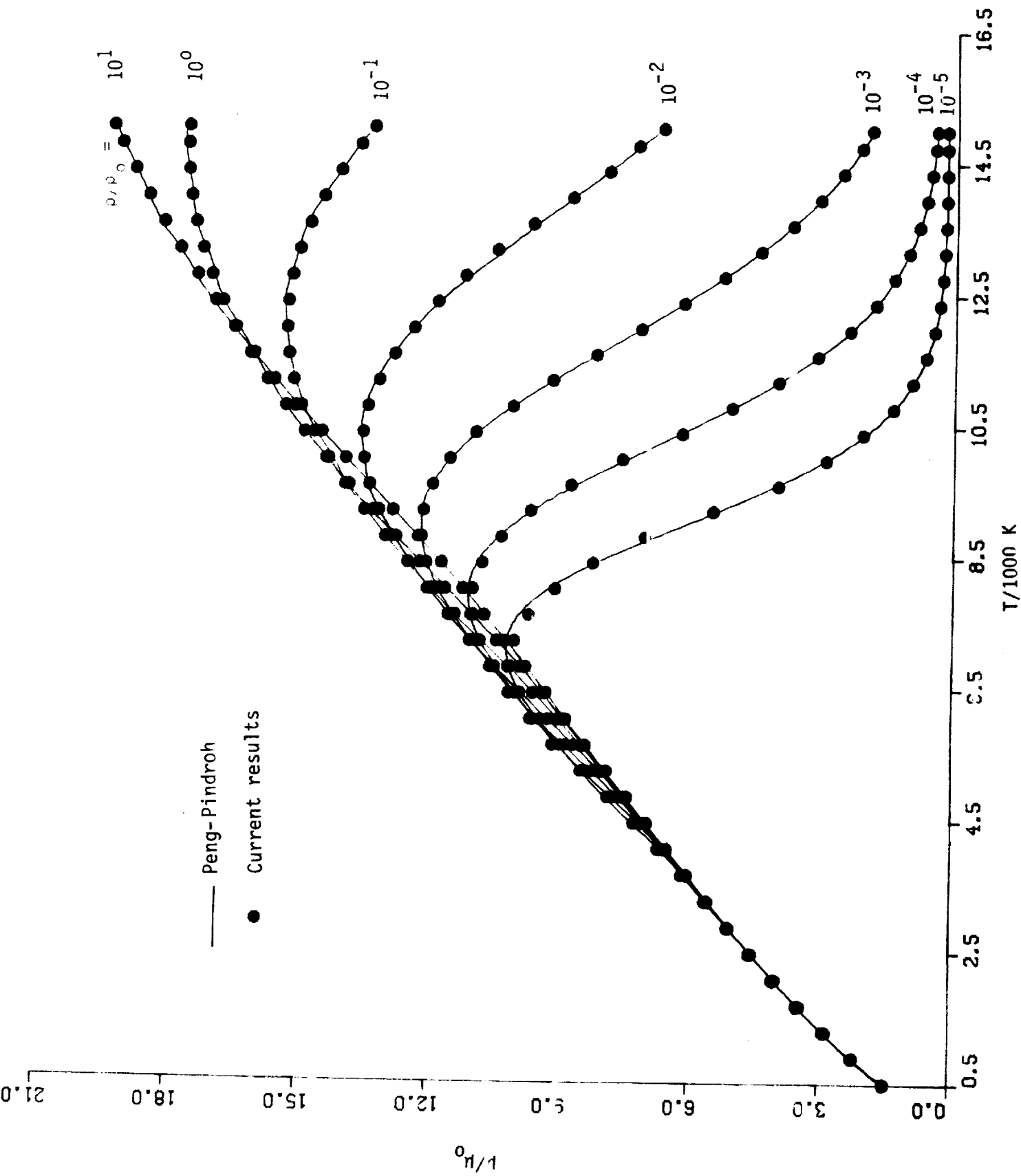


Figure 2. Comparison of curve fits for  $\mu = \mu(T, \rho)$



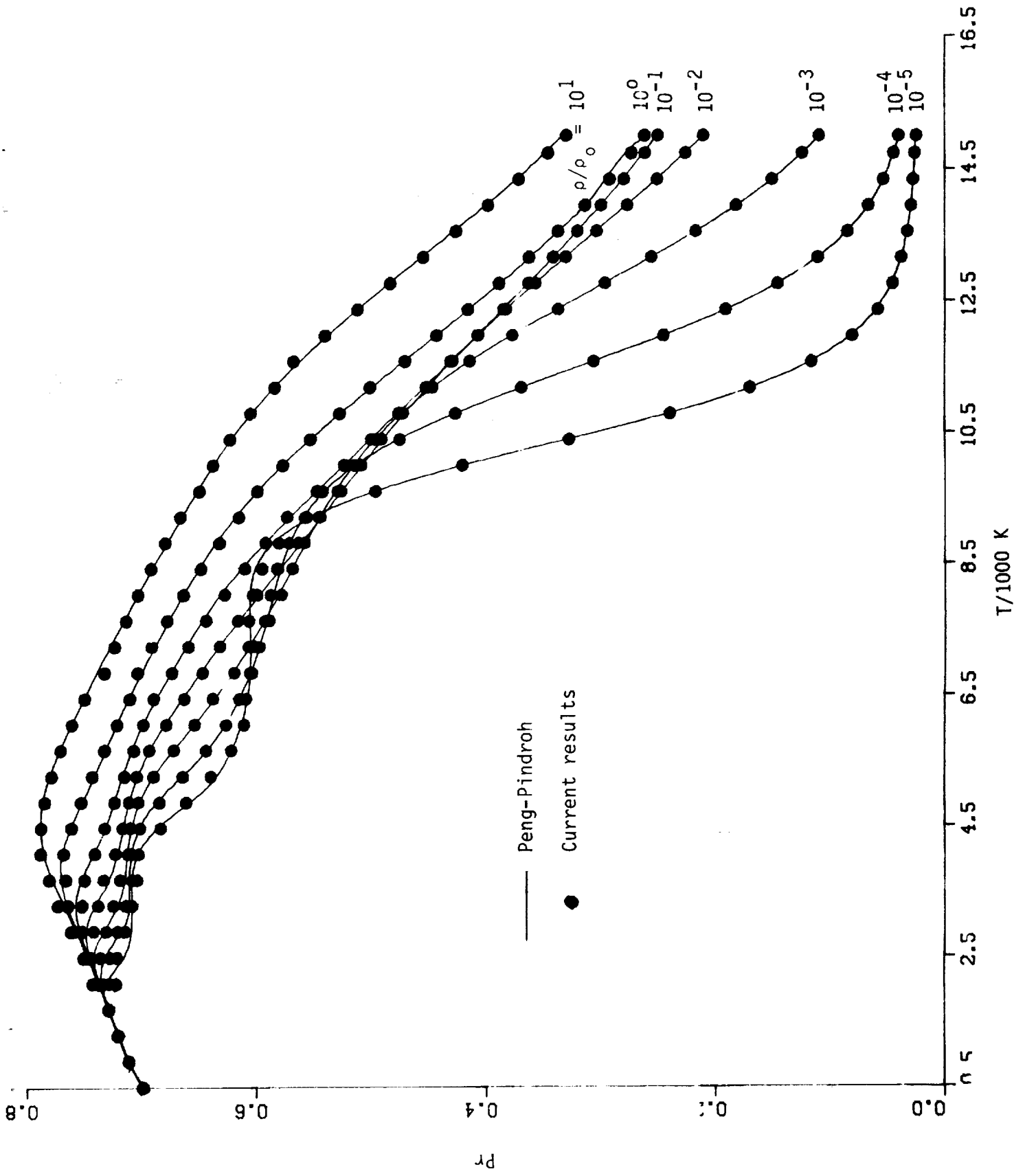


Figure 3. Comparison of curve fits for  $Pr = Pr(T, \rho)$

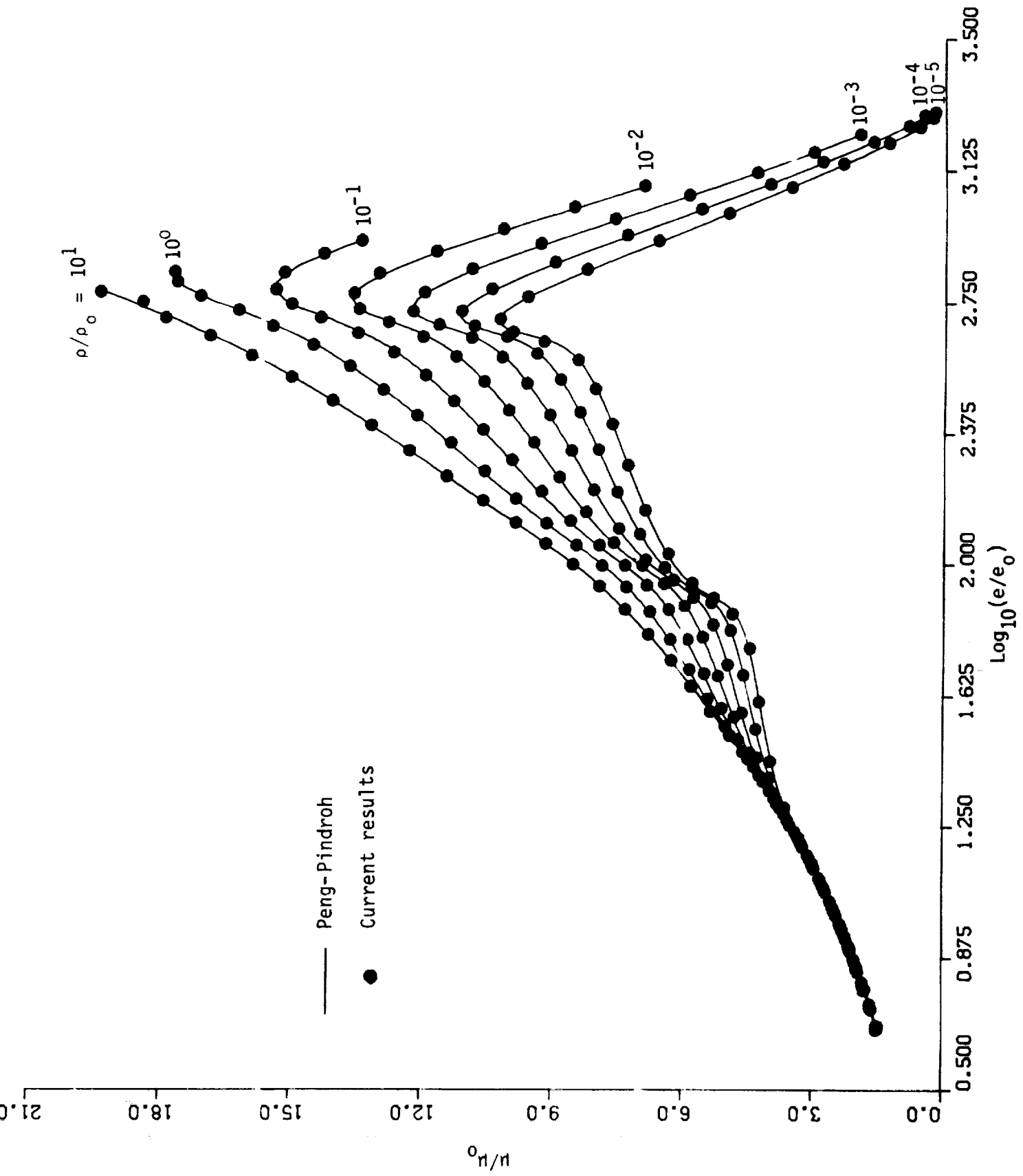


Figure 4. Comparison of curve fits for  $\mu = \mu(e, \rho)$

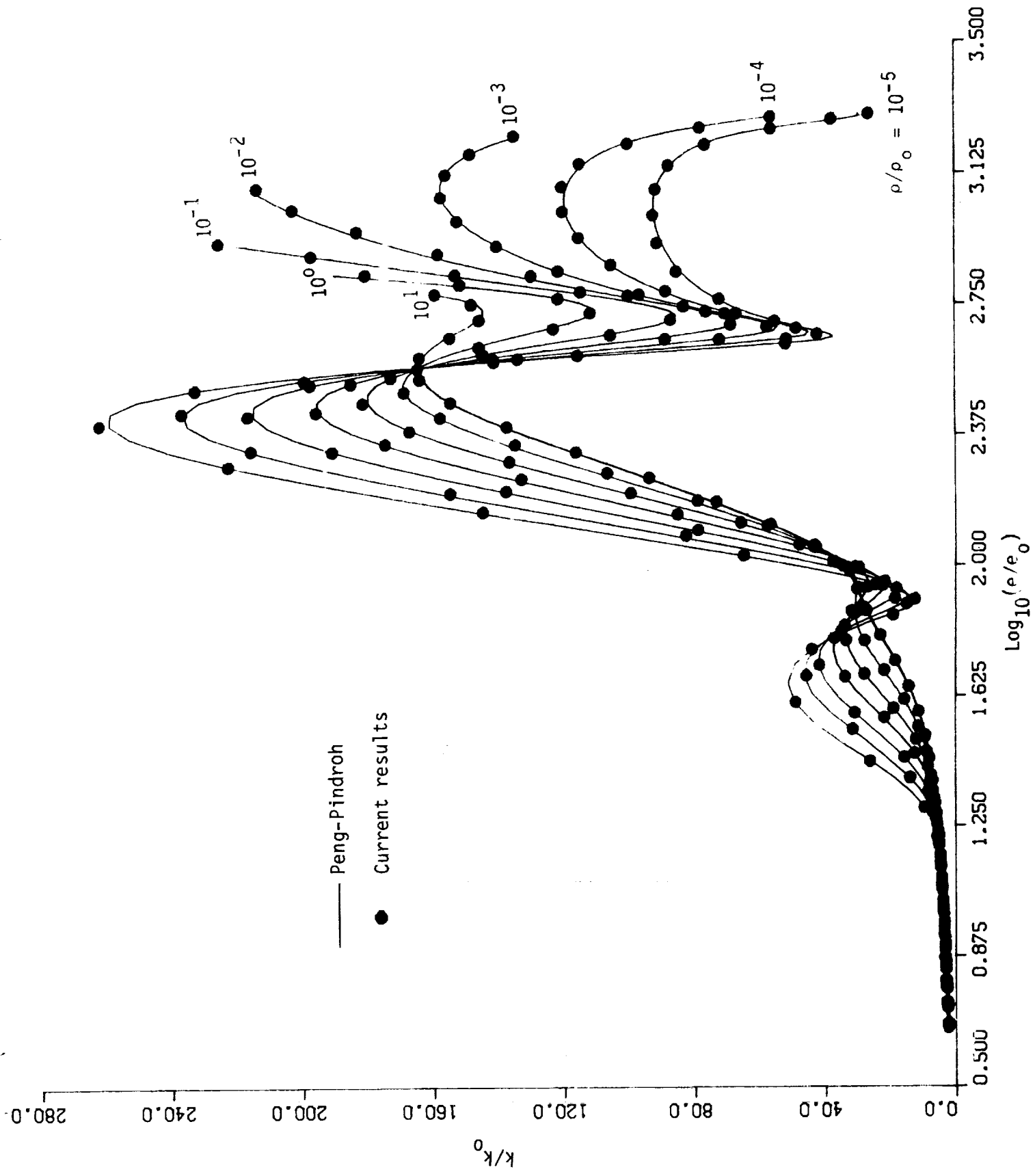


Figure 5. Comparison of curve fits for  $k = k(e, \rho)$

a given pressure  $p$  and density  $\rho$ , the NASA RGAS program (ref. 8) (which gives the thermodynamic properties of equilibrium air) was used to obtain the corresponding  $h$  and  $T$ . The given  $\rho$  and computed  $T$  were then used to obtain  $\mu$  and  $k$  from a bicubic spline interpolation of the data of Peng and Pindroh. The corresponding value of  $e$  is given by  $e = h - c_p/\rho$ . This same procedure was used for the present comparisons.

The comparisons are presented graphically to provide a qualitative overview of the accuracy of the curve fits. However, as figures 2 to 5 indicate, these graphical comparisons are restricted to points lying on 7 constant-density lines ranging from  $10^{-5}$  to  $10^1$  Amagats. In order to ensure the validity and accuracy of the curve fits across the entire domain, a more comprehensive accuracy test was carried out. The curve fits were compared with the data of Peng and Pindroh for relative accuracies at approximately 20,000 data points. These test points were chosen to span the entire density range from  $10^{-5}$  to  $10^1$  Amagats and temperatures varying from 500 K to 15,000 K. The results of these comprehensive accuracy checks are presented in tables 1 to 4. The first column in the tables represents the percentage error in the comparison of a property generated by bicubic spline interpolation of the data of Peng and Pindroh and a curve fit. The second column contains the percentage of test points which are in error by an amount greater than that indicated in column 1. The accuracies of the curve fits for  $\mu = \mu(T, \rho)$  and  $Pr = Pr(T, \rho)$  are good to within 4 percent of the data of Peng and Pindroh. The somewhat higher percentage errors in the two curve fits with  $e$  and  $\rho$  as independent variables can be attributed to the steep gradients

Table 1. Accuracy of  $\mu = \mu(T, \rho)$

Error, percent	Percentage of data points with higher error
0.5	26.19
1.0	9.04
2.0	1.05
3.0	0.14
4.0	0
5.0	0
6.0	0
7.0	0
8.0	0
9.0	0
≥ 10.0	0

Total number of data points = 35,211

Maximum error = 3.71 percent at  $T = 15,000$  K and  $\log_{10}(\rho/\rho_0) = -5.0$

Table 2. Accuracy of  $Pr = Pr(T, \rho)$

Error, percent	Percentage of data points with higher error
0.5	13.10
1.0	0.77
2.0	0.05
3.0	0
4.0	0
5.0	0
6.0	0
7.0	0
8.0	0
9.0	0
≥ 10.0	0

Total number of data points = 35,211

Maximum error = 2.47 percent at  $T = 9350$  K and  $\log_{10}(\rho/\rho_0) = 10^{-5}$

TABLE 3. Accuracy of  $\mu = \mu(e, \rho)$

Error, percent	Percentage of data points with higher error
0.5	16.11
1.0	4.55
2.0	1.48
3.0	0.83
4.0	0.48
5.0	0.20
6.0	0.06
7.0	0.02
8.0	0.01
9.0	0.01
≥ 10.0	0

Total number of data points = 18,794

Maximum error = 9.22 percent at  $\log_{10}(e/e_0) = 3.28$ ,  $T = 13,920$  K and  
 $\log_{10}(\rho/\rho_0) = -5.0$

TABLE 4. Accuracy of  $k = k(e, \rho)$

Error, percent	Percentage of data points with higher error
0.5	62.68
1.0	44.72
2.0	28.40
3.0	17.40
4.0	4.14
5.0	2.58
6.0	1.69
7.0	1.04
8.0	0.62
9.0	0.37
10.0	0.25

Total number of data points = 18,794

Maximum error = 15.27 percent at  $\log_{10}(e/e_0) = 2.65$ ,  $T = 6,110$  K and

$\log_{10}(\rho/\rho_0) = -5.0$



in the surfaces which are a functional representation of the transport properties. The present approach of using Grabau transition functions in conjunction with a least squares curve-fitting procedure cannot model the steep gradients to any greater accuracy. The curve fits for  $\mu = \mu(e,\rho)$  and  $k = k(e,\rho)$  were not compared with those developed by Vigneron (ref. 3) because the latter are based on the data of Hansen (ref. 1) which are substantially different from that of Peng and Pindroh.

In conclusion, the new, simplified curve fits provide a fast and accurate means of obtaining the transport properties of equilibrium air. They can be incorporated into computational fluid dynamics computer codes in a straightforward manner. Their accuracies are sufficient to justify their use in both steady-state and time-dependent flow computations.

## REFERENCES

1. Hansen, C.F.: Approximations for the Thermodynamic and Transport Properties of High-Temperature Air. NASA TR R-50, 1959.
2. Peng, T.C.; and Pindroh, A.L.: An Improved Calculation of Gas Properties at High Temperatures: Air. D2-11722. The Boeing Company, 1962.
3. Vigneron, Y.C.: Hypersonic Viscous Flow of Equilibrium Air Around a Blunt Body. M.S. Thesis, Iowa State University, 1971.
4. Srinivasan, S.; Tannehill, J.C.; and Weilmuenster, K.J.: Simplified Curve Fits for the Thermodynamic Properties of Equilibrium Air, ISU-ERI-Ames-86041, Iowa State University, 1986.
5. Grabau, M.: A Method of Forming Continuous Empirical Equations for the Thermodynamic Properties of Air from Ambient Temperatures to 15,000K with Applications. AEDC TN-59-102, 1959.
6. Hemmerle, W.J.: Statistical Computations on a Digital Computer. Blaisdell Publishing Co., Waltham, Mass., 1967, pp. 74-77.
7. Problem-Solving Software System for Mathematical and Statistical FORTRAN Programming. IMSL Library, Edition 9.2, 1984.
8. Bailey, H.E.: Programs for Computing Equilibrium Thermodynamic Properties of Gases. NASA TN D-3921, 1967.

## ACKNOWLEDGEMENTS

This work was supported by NASA Langley Research Center under Grant NAG-1-313 and the Computational Fluid Dynamics Center, Iowa State University, Ames, Iowa.

APPENDIX -- FORTRAN SUBROUTINE LISTINGS

ORIGINAL PAGE IS  
OF POOR QUALITY

C  
C  
C  
C  
C  
C  
C  
C  
C  
C

SUBROUTINE UGAS1 (T,RHO,MU)

INPUTS FOR SUBROUTINE :

T = TEMPERATURE, IN KELVIN  
RHO = DENSITY, IN KG/M\*\*3

OUTPUT :

MU = DYNAMIC VISCOSITY, IN KG/M-S

```

REAL T,RHO,MU,RHO0,Z,X,Y,GAS1,GAS2,GAS3,GAS4,
*GAS5,GAS6,GAS7,GAS8,GAS9
DATA RHO0/1.243/
X=T/1000.0E00
Y=ALOG10(RHO/RHO0)
IF ((Y.LT.-5.E00).OR.(Y.GT.1.E00).OR.(X.GT.1.5E01))
*WRITE (6,1000) RHO,T
IF (T.GT.300.E00) GO TO 5
MU=1.462E-06*SQRT(T)/(1.0E00+112.0E00/T)
RETURN
5 IF (T.GT.600E00) GO TO 10
GAS1=4.13906E-01+2.16606E00*X
GAS2=(1.30718E-05+7.44367E-05*X)*Y
GAS3=(-5.45043E-02-1.74550E-04*Y-1.15324E-01*X)*X*X
GAS4=(2.43199E-05-2.14485E-05*X+3.03976E-06*Y)*Y*Y
Z=GAS1+GAS2+GAS3+GAS4
GO TO 100
10 IF(T.GT.5500.0E00) GO TO 20
GAS1=4.8653102E-01+2.1053953E+00*X
GAS2=(-4.4502862E-02+5.0622325E-02*X)*Y
GAS3=(-2.3327267E-01-1.019074E-02*Y+1.9685295E-02*X)*X*X
GAS4=(2.7564680E-04+2.7222564E-03*X+8.6649903E-04*Y)*Y*Y
Z=GAS1+GAS2+GAS3+GAS4
GO TO 100
20 IF (T.GT.1.05E04) GO TO 40
IF (Y.GT.-2.5E00) GO TO 30
GAS1=5.993881E01-1.698837E01*X
GAS2=(2.113989E01-5.130287E00*X)*Y
GAS3=(1.742364E00+2.778705E-01*Y-5.201473E-02*X)*X*X
GAS4=(1.637675E00-2.460623E-01*X+1.671319E-02*Y)*Y*Y
GAS5=4.438706E02-5.640044E01*X
GAS6=(7.553438E01-3.177507E00*X)*Y
GAS7=(2.078559E00-7.210869E-02*Y-1.669889E-02*X)*X*X
GAS8=(5.507033E00+1.196004E-02*X+2.199922E-01*Y)*Y*Y
GAS9=EXP(107.00E00-7.40E00*X+11.50E00*Y-0.41*X*Y)
GO TO 90
30 GAS1=3.53316E00+4.93425E-01*X
GAS2=(-4.06143E-01+2.10671E-01*X)*Y
GAS3=(7.34934E-02-2.63952E-02*Y-1.26658E-03*X)*X*X

```

```

GAS4=(-1.30624E-01+2.74790E-02*X-2.79567E-03*Y)*Y*Y
GAS5=2.00538E01-6.67992E00*X
GAS6=(1.03098E01-2.48845E00*X)*Y
GAS7=(7.57575E-01+1.52736E-01*Y-2.91522E-02*X)*X*X
GAS8=(1.40864E00-1.80169E-01*X+4.70062E-02*Y)*Y*Y
GAS9=EXP(63.75E00-7.976E00*X+5.357E-01*Y+8.333E-01*X*Y)
GO TO 90
40 IF (T.GT.13.0E03) GO TO 60
IF (Y.GT.-4.00E00) GO TO 50
GAS1=3.24885E02-5.46359E01*X
GAS2=(2.86103E01+1.11967E00*X)*Y
GAS3=(4.10141E00-2.38424E-02*Y-1.08784E-01*X)*X*X
GAS4=(4.44362E00+2.24907E-01*X+4.59308E-01*Y)*Y*Y
GAS5=-4.50893E02+3.61004E01*X
GAS6=(-1.46489E02+1.39297E01*X)*Y
GAS7=(3.63567E-01-1.33686E-01*Y-2.80207E-02*X)*X*X
GAS8=(-8.36798E00+8.40047E-01*X+1.77782E-01*Y)*Y*Y
GAS9=EXP(2.447E02-1.874E01*X+4.856E01*Y-3.723E00*X*Y)
Z=GAS1+GAS2+GAS3+GAS4+(GAS5+GAS6+GAS7+GAS8)/(1.0-GAS9)
GO TO 100
50 IF(Y.GT.-2.5E00) GO TO 80
GAS1=4.74364E01-2.52946E00*X
GAS2=(-3.40953E01+4.33761E00*X)*Y
GAS3=(4.19920E-02-1.12842E-01*Y+9.09826E-05*X)*X*X
GAS4=(-6.95452E00+3.95061E-01*X-3.33072E-01*Y)*Y*Y
GAS5=-3.45758E02+6.54812E01*X
GAS6=(-3.77086E01+4.97501E00*X)*Y
GAS7=(-4.17677E00-1.59916E-01*Y+9.0358E-02*X)*X*X
GAS8=(2.01908E00-8.41274E-02*X+2.61401E-01*Y)*Y*Y
GAS9=EXP(-197.0E00+14.6E00*X-41.2E00*Y+2.85E00*X*Y)
GO TO 90
60 IF (Y.GT.-4.00E00) GO TO 70
GAS1=4.53184E02-5.27482E01*X
GAS2=(1.29609E02-9.91921E00*X)*Y
GAS3=(2.07504E00+1.90185E-01*Y-2.761(9E-02*X)*X*X
GAS4=(1.26755E01-4.88955E-01*X+4.09428E-01*Y)*Y*Y
GAS5=-1.15162E02-4.02569E00*X
GAS6=(-8.84578E01-2.17376E01*X)*Y
GAS7=(-3.8511E00-9.30247E-01*Y-2.00626E-02*X)*X*X
GAS8=(-4.78794E01-4.61508E00*X-7.34409E00*Y)*Y*Y
GAS9=EXP(76.82-2.29*X+15.08*Y-0.4475*X*Y)
Z=GAS1+GAS2+GAS3+GAS4+(GAS5+GAS6+GAS7+GAS8)/(1.0-GAS9)
GO TO 100
70 IF (Y.GT.-2.50E00) GO TO 80
GAS1=4.52289E02-5.50932E01*X
GAS2=(1.18987E02-9.05427E00*X)*Y
GAS3=(2.34316E00+1.857E-01*Y-3.40138E-02*X)*X*X
GAS4=(1.13829E01-3.91996E-01*X+4.075E-01*Y)*Y*Y
GAS5=-7.93738E02+1.27668E02*X
GAS6=(-1.76755E02+2.93067E01*X)*Y

```

```

GAS7=(-6.18382E00-7.86123E-01*Y+9.67472E-02*X)*X*X
GAS8=(2.67668E01+1.08936E00*X+7.20878E00*Y)*Y*Y
GAS9=EXP(-63.33E00+3.33E00*X-16.67E00*Y+0.667E00*X*Y)
GO TO 90
80  GAS1=5.05519E02-6.60139E01*X
    GAS2=(1.20621E02-9.43025E00*X)*Y
    GAS3=(3.07622E00+1.93366E-01*Y-5.10125E-02*X)*X*X
    GAS4=(1.10339E01-4.07027E-01*X+3.59506E-01*Y)*Y*Y
    GAS5=-5.14505E02+6.91016E01*X
    GAS6=(-1.15237E02+8.06602E00*X)*Y
    GAS7=(-3.12671E00-1.13473E-01*Y+4.8532E-02*X)*X*X
    GAS8=(-8.75453E00+1.69286E-01*X-2.57493E-01*Y)*Y*Y
    GAS9=EXP(-156.1E00+9.58E00*X-32.3E00*Y+1.64E00*X*Y)
90  Z=GAS1+GAS2+GAS3+GAS4+(GAS5+GAS6+GAS7+GAS8)/(1.0+GAS9)
100 MU=Z*1.058E-06*16.5273E00
1000 FORMAT(/20X,48HWARNING!  OUTSIDE OF VALIDITY RANGE OF CURVE FIT
*,/,20X,5HRHO =,1PE15.8,5X,3HT =,1PE15.8,/)
    RETURN
    END

```

ORIGINAL PAGE IS  
OF POOR QUALITY

SUBROUTINE UGAS2 (T,RHO,PR)

C  
C  
C  
C  
C  
C  
C  
C  
C  
C

INPUTS FOR SUBROUTINE :

T = TEMPERATURE, IN KELVIN

RHO = DENSITY, IN KG/M\*\*3

OUTPUT :

PR = PRANDTL NUMBER

REAL T,RHO,PR,RHO0,Z,X,Y,GAS1,GAS2,GAS3,GAS4

REAL GAS5,GAS6,GAS7,GAS8,GAS9

DATA RHO0/1.243/

X=T/1000.0E00

Y=ALOG10(RHO/RHO0)

IF ((Y.LT.-5.0E00).OR.(Y.GT.1.0E00).OR.(X.GT.1.5E01))

\*WRITE (6,1000) RHO,T

IF (T.GT.500.E00) GO TO 10

GAS1=7.16321E-01+1.1135E00\*X

GAS2=(5.58243E-06-7.16815E-05\*X)\*Y

GAS3=(-7.72911E00+2.25827E-04\*Y+1.44166E01\*X)\*X\*X

GAS4=(-1.47156E-07-2.28926E-07\*X-2.88338E-08\*Y)\*Y\*Y

GAS5=-1.4099E-01-3.35055E-01\*X

GAS6=(-2.55975E-05+1.5853E-04\*X)\*Y

GAS7=(6.09194E00-3.18345E-04\*Y-1.32747E01\*X)\*X\*X

GAS8=(1.3742E-06-1.29479E-06\*X+1.48302E-07\*Y)\*Y\*Y

GAS9=EXP(8.636-3.03E01\*X)

GO TO 100

10 IF (T.GT.2.0E03) GO TO 20

GAS1=6.766E-01+5.33391E-02\*X

GAS2=(-2.01021E-02+4.04905E-03\*X)\*X\*X

Z=GAS1+GAS2

GO TO 110

20 IF (T.GT.4.0E03) GO TO 30

GAS1=5.35204E-01+1.64262E-01\*X

GAS2=(-6.72637E-02+3.42314E-02\*X)\*Y

GAS3=(-3.88497E-02-3.16248E-03\*Y+3.05280E-03\*X)\*X\*X

GAS4=(-7.81832E-03+1.84389E-03\*X-3.46855E-04\*Y)\*Y\*Y

Z=GAS1+GAS2+GAS3+GAS4

GO TO 110

30 IF (T.GT.6.5E03) GO TO 40

GAS1=-2.39283E00+1.28399E00\*X

GAS2=(-7.675E-01+1.89502E-01\*X)\*Y

GAS3=(-1.79581E-01-1.20286E-02\*Y+8.30322E-03\*X)\*X\*X

GAS4=(-7.09301E-02+7.19471E-03\*X-2.78371E-03\*Y)\*Y\*Y

GAS5=3.06018E00-1.20461E00\*X

GAS6=(6.77677E-01-1.43868E-01\*X)\*Y

GAS7=(1.62407E-01+7.85746E-03\*Y-7.39086E-03\*X)\*X\*X

GAS8=(4.14157E-02-8.3635E-04\*X-3.70369E-04\*Y)\*Y\*Y

```

GAS9=EXP(-26.39E00+2.969E00*X-5.042E00*Y-0.112E00*X*Y)
GO TO 100
40 IF (T.GE.9.40E03) GO TO 50
GAS1=6.13473E00-1.54169E00*X
GAS2=(1.08128E00-2.04154E-01*X)*Y
GAS3=(1.43737E-01+9.91640E-03*Y-4.54467E-03*X)*X*X
GAS4=(6.19987E-02-5.05808E-03*X+1.56791E-03*Y)*Y*Y
GAS5=-5.44445E00+1.58459E00*X
GAS6=(-1.10792E00+2.13203E-01*X)*Y
GAS7=(-1.51000E-01-1.00257E-02*Y+4.72964E-03*X)*X*X
GAS8=(-7.80793E-02+7.29918E-03*X-2.29357E-03*Y)*Y*Y
GAS9=EXP(13.39E00-4.258E00*X+2.298E00*Y-1.233E00*X*Y)
GO TO 100
50 IF (T.GT.11.5E03) GO TO 70
IF (Y.GT.-2.5E00) GO TO 60
GAS1=-3.24776E01+8.72772E00*X
GAS2=(-2.58872E00+3.59002E-01*X)*Y
GAS3=(-7.61542E-01+2.10923E-02*Y+2.67953E-02*X)*X*X
GAS4=(-1.9321E-01+8.94685E-02*X+5.64303E-02*Y)*Y*Y
GAS5=3.99935E01-9.68334E00*X
GAS6=(6.78337E00-9.07345E-01*X)*Y
GAS7=(7.87932E-01-3.99108E-03*Y-2.64764E-02*X)*X*X
GAS8=(6.97742E-01-1.25709E-01*X-4.08833E-02*Y)*Y*Y
GAS9=EXP(105.8E00-11.67E00*X+31.67E00*Y-3.33E00*X*Y)
GO TO 100
60 GAS1=-2.80755E01+6.80406E00*X
GAS2=(-2.63243E00+4.0185E-01*X)*Y
GAS3=(-5.45283E-01-1.63614E-02*Y+1.45424E-02*X)*X*X
GAS4=(2.12026E-02-3.62386E-03*X+3.50018E-03*Y)*Y*Y
GAS5=2.82604E01-6.62279E00*X
GAS6=(2.06694E00-2.89135E-01*X)*Y
GAS7=(5.26582E-01+1.13732E-02*Y-1.40944E-02*X)*X*X
GAS8=(-1.31445E-01+1.50468E-02*X-9.13033E-03*Y)*Y*Y
GAS9=EXP(-35.41E00+2.148E00*X-1.481E00*Y-0.3704E00*X*Y)
GO TO 100
70 IF (Y.GT.-2.5E00) GO TO 90
IF (T.GT.13.5E03) GO TO 80
GAS1=6.08811E01-9.88231E00*X
GAS2=(9.51872E00-9.95583E-01*X)*Y
GAS3=(5.48699E-01+2.67619E-02*Y-1.03794E-02*X)*X*X
GAS4=(5.0199E-01-2.55257E-02*X+8.45834E-03*Y)*Y*Y
GAS5=-7.1667E01+1.2239E01*X
GAS6=(-1.09959E01+1.23865E00*X)*Y
GAS7=(-7.0869E-01-3.61494E-02*Y+1.38445E-02*X)*X*X
GAS8=(-3.64368E-01+1.89712E-02*X+4.04684E-03*Y)*Y*Y
GAS9=EXP(-71.89E00+2.248E00*X+0.4746E00*Y-0.9469E00*X*Y)
GO TO 100
80 GAS1=2.99485E01-4.12112E00*X
GAS2=(5.92879E00-5.27093E-01*X)*Y
GAS3=(1.93397E-01+1.19371E-02*Y-3.08939E-03*X)*X*X

```



```

GAS4=(4.09472E-01-1.78772E-02*X+9.49505E-03*Y)*Y*Y
GAS5=-2.66557E01+3.05342E00*X
GAS6=(-9.53775E00+8.98359E-01*X)*Y
GAS7=(-9.53141E-02-1.98247E-02*Y+4.69853E-04*X)*X*X
GAS8=(-7.62232E-01+4.34126E-02*X-5.10053E-03*Y)*Y*Y
GAS9=EXP(-540.2E00+34.3E00*X-146.4E00*Y+9.148E00*X*Y)
GO TO 100
90  GAS1=-3.18666E00+8.08818E-01*X
    GAS2=(-4.00164E-01+3.59959E-02*X)*Y
    GAS3=(-6.06519E-02-1.04205E-03*Y+1.5243E-03*X)*X*X
    GAS4=(1.6658E-02-4.36487E-03*X-1.86593E-03*Y)*Y*Y
    GAS5=2.68501E00-4.32123E-01*X
    GAS6=(1.36103E-01+2.5886E-02*X)*Y
    GAS7=(2.32842E-02-1.82391E-03*Y-4.09433E-04*X)*X*X
    GAS8=(-5.37705E-02+1.0074E-02*X+2.05852E-03*Y)*Y*Y
    GAS9=EXP(-31.16E00+1.633E00*X+2.395E00*Y-0.8707E00*X*Y)
100  Z=GAS1+GAS2+GAS3+GAS4+(GAS5+GAS6+GAS7+GAS8)/(1.0E00+GAS9)
110  PR=Z
1000 FORMAT(/20X,48HWARNING!  OUTSIDE OF VALIDITY RANGE OF CURVE FIT
*,/,20X,5HRHO =,1PE15.8,5X,3HT =,1PE15.8,/)
RETURN
END

```

```

SUBROUTINE UGAS3(E,RHO,MU)
C
C INPUTS FOR SUBROUTINE :
C
C E = INTERNAL ENERGY, IN (M/S)**2
C RHO = DENSITY, IN KG/(M**3)
C
C OUTPUT :
C
C MU = DYNAMIC VISCOSITY, IN KG/M-S
C
REAL E,RHO,MU,E0,RHO0,Z,T,Y,F,GAS1,GAS2,GAS3,GAS4,
*GAS5,GAS6,GAS7,GAS8,GAS9
DATA RHO0,E0/1.243,78408.4E00/
Z=ALOG10(E/E0)
Y=ALOG10(RHO/RHO0)
IF ((Y.LT.-5.0E00).OR.(Y.GT.1.0E00))
*WRITE (6,1000) RHO,E
IF (Z.GT.0.44E00) GO TO 5
T=0.4E00*E/287.06E00
MU=1.462E-06*SQRT(T)/(1.0E00+112.0E00/T)
RETURN
5 IF (Z.GT.0.67E00) GO TO 10
GAS1=4.84547E-01+4.67135E-01*Z
GAS2=(5.71205E-04-1.43629E-03*Z)*Y
GAS3=(2.55110E00-2.33472E-04*Y-1.44102E00*Z)*Z*Z
GAS4=(2.53416E-04-4.72375E-04*Z+1.86899E-05*Y)*Y*Y
F=GAS1+GAS2+GAS3+GAS4
GO TO 90
10 IF (Z.GT.1.75E00) GO TO 20
GAS1=-3.71666E01+6.67883E01*Z
GAS2=(-2.43998E00+2.12309E00*Z)*Y
GAS3=(-3.69259E01-3.08426E-01*Y+7.36486E00*Z)*Z*Z
GAS4=(-1.46446E-01+7.54423E-02*Z-2.91464E-03*Y)*Y*Y
GAS5=3.61757E01-6.11102E01*Z
GAS6=(2.40531E00-2.05914E00*Z)*Y
GAS7=(3.23911E01+2.79149E-01*Y-5.07640E00*Z)*Z*Z
GAS8=(1.37916E-01-6.72041E-02*Z+2.61987E-03*Y)*Y*Y
GAS9=EXP(-3.433E01-1.823E00*Y+2.499E01*Z+6.503E-01*Z*Y)
GO TO 80
20 IF (Z.GT.2.50E00) GO TO 30
GAS1=-1.65147E02+2.11028E02*Z
GAS2=(-4.70948E00+2.78258E00*Z)*Y
GAS3=(-8.78308E01-1.28571E-01*Y+1.27639E01*Z)*Z*Z
GAS4=(-3.19867E-01+1.73179E-01*Z+3.86106E-03*Y)*Y*Y
GAS5=2.30407E02-2.98055E02*Z
GAS6=(-6.18307E00+8.44595E00*Z)*Y
GAS7=(1.26933E02-2.61671E00*Y-1.17257E01*Z)*Z*Z
GAS8=(-2.30229E-02+2.25458E-02*Z-4.41072E-03*Y)*Y*Y
GAS9=EXP(-6.882E01+8.824E00*Y+3.203E01*Z-5.359E00*Z*Y)

```

```

GO TO 80
30 IF (Z.GT.2.85E00) GO TO 40
   GAS1=-7.09274E03+7.13648E03*Z
   GAS2=(-2.46014E02+1.65826E02*Z)*Y
   GAS3=(-2.37952E03-2.75487E01*Y+2.63465E02*Z)*Z*Z
   GAS4=(-3.49744E00+1.28641E00*Z-3.13711E-03*Y)*Y*Y
   GAS5=5.26158E03-4.96701E03*Z
   GAS6=(2.03138E02-1.32984E02*Z)*Y
   GAS7=(1.52424E03+2.15081E01*Y-1.50450E02*Z)*Z*Z
   GAS8=(3.32432E00-1.15997E00*Z+1.14862E-02*Y)*Y*Y
   GAS9=EXP(-3.594E02-3.763E01*Y+1.319E02*Z+1.348E01*Z*Y)
   GO TO 80
40 IF (Z.GT.3.15E00) GO TO 50
   GAS1=-1.27748E03+1.29400E03*Z
   GAS2=(-3.60724E01+2.63194E01*Z)*Y
   GAS3=(-4.22958E02-4.38228E00*Y+4.50571E01*Z)*Z*Z
   GAS4=(-4.74425E-01+2.89684E-01*Z+1.64048E-02*Y)*Y*Y
   F=GAS1+GAS2+GAS3+GAS4
   GO TO 90
50 IF (Y.GT.-3.80E00) GO TO 70
   IF (Z.GT.3.19E00) GO TO 60
   GAS1=4.55919E03-4.21057E03*Z
   GAS2=(1.03001E01-2.63478E01*Z)*Y
   GAS3=(1.29069E03+6.59587E00*Y-1.31413E02*Z)*Z*Z
   GAS4=(-8.28137E00+1.9827E00*Z-1.7287E-01*Y)*Y*Y
   F=GAS1+GAS2+GAS3+GAS4
   GO TO 90
60 Z=E/E0
   GAS1=-4.41792E02+9.7986E-02*Z
   GAS2=(-3.03148E02+7.6065E-03*Z)*Y
   GAS3=(-5.5711E-05-3.52836E-06*Y+8.86148E-09*Z)*Z*Z
   GAS4=(-7.561E01-4.76816E-04*Z-6.48859E00*Y)*Y*Y
   GAS5=6.72387E04+3.28398E00*Z
   GAS6=(3.55009E04+2.72616E00*Z)*Y
   GAS7=(2.13714E-03+3.42377E-04*Y-6.84897E-08*Z)*Z*Z
   GAS8=(6.50886E03+3.8056E-01*Z+4.14116E02*Y)*Y*Y
   GAS9=EXP(2.978E01+5.415E00*Y+1.713E-03*Z+3.115E-04*Y*Z)
   F=GAS1+GAS2+GAS3+GAS4+(GAS5+GAS6+GAS7+GAS8)/(1.0-GAS9)
   GO TO 90
70 GAS1=-6.4029E03+6.24254E03*Z
   GAS2=(1.03279E02-8.73181E01*Z)*Y
   GAS3=(-2.02865E03+1.71878E01*Y+2.19907E02*Z)*Z*Z
   GAS4=(-1.22397E01+3.57830E00*Z-1.27953E-01*Y)*Y*Y
   F=GAS1+GAS2+GAS3+GAS4
   GO TO 90
80 F=GAS1+GAS2+GAS3+GAS4+(GAS5+GAS6+GAS7+GAS8)/(1.0+GAS9)
90 MU=1.748583E-05*F
1000 FORMAT(/20X,48HWARNING! OUTSIDE OF VALIDITY RANGE OF CURVE FIT
*,/,20X,5HRHO =,1PE15.8,5X,3HE =,1PE15.8,/)
RETURN
END

```

SUBROUTINE UGAS4(E,RHO,K)

INPUTS FOR SUBROUTINE :

E = INTERNAL ENERGY, IN (M/S)\*\*2

RHO = DENSITY, IN KG/(M\*\*3)

OUTPUT :

K = COEFFICIENT OF THERMAL CONDUCTIVITY, IN J/(KELVIN\*M\*S)

REAL E,RHO,K,E0,RHO0,T,Z,Y,F,GAS1,GAS2,GAS3,GAS4,GAS5,  
\*GAS6,GAS7,GAS8,GAS9

DATA RHO0,E0/1.243E00,78408.4E00/

Z=AI.OG10(E/E0)

Y=AI.OG10(RHO/RHO0)

IF ((Y.LT.-5.0E00).OR.(Y.GT.1.0E00))

\*WRITE (6,1000) RHO,E

IF (Z.GT.0.44E00) GO TO 5

T=0.4E00\*E/287.06E00

K=1.994E-03\*SQRT(T)/(1.0E00+112.0E00/T)

RETURN

5 IF (Z.GT.0.65E00) GO TO 10

GAS1=1.8100369E-01+4.8126802E00\*Z

GAS2=(-2.7231116E-02+1.2691337E-01\*Z)\*Y

GAS3=(-8.9913034E00-1.2624085E-01\*Y+8.9649105E00\*Z)\*Z\*Z

GAS4=(-4.7198236E-03+9.2328079E-03\*Z-2.9488327E-04\*Y)\*Y\*Y

F=GAS1+GAS2+GAS3+GAS4

GO TO 200

10 IF (Y.GT.-1.00E00) GO TO 130

IF (Y.GT.-3.00E00) GO TO 70

IF (Z.GT.1.25E00) GO TO 20

GAS1=-1.05935E04+2.31470E04\*Z

GAS2=(-7.41294E02+1.21724E03\*Z)\*Y

GAS3=(-1.67601E04-4.43184E02\*Y+4.06631E03\*Z)\*Z\*Z

GAS4=(1.35105E01+4.94914E00\*Z+1.55385E00\*Y)\*Y\*Y

GAS5=1.06032E04-2.31560E04\*Z

GAS6=(7.46951E02-1.22465E03\*Z)\*Y

GAS7=(1.67604E04+4.45919E02\*Y-4.06258E03\*Z)\*Z\*Z

GAS8=(-1.28615E01-5.32398E00\*Z-1.52956E00\*Y)\*Y\*Y

GAS9=EXP(-4.219E01-4.687E00\*Y+2.812E01\*Z+3.125E00\*Y\*Z)

F=GAS1+GAS2+GAS3+GAS4+(GAS5+GAS6+GAS7+GAS8)/(1.0-GAS9)

GO TO 200

20 IF (Z.GT.1.775E00) GO TO 30

GAS1=3.79375E03-7.40351E03\*Z

GAS2=(3.29698E02-3.55916E02\*Z)\*Y

GAS3=(4.77122E03+1.00241E02\*Y-1.00740E03\*Z)\*Z\*Z

GAS4=(1.97061E01-8.42554E00\*Z+4.80494E-01\*Y)\*Y\*Y

GAS5=-4.53603E03+9.05605E03\*Z

GAS6=(-4.95870E02+6.33563E02\*Z)\*Y

```

GAS7=(-5.95317E03-2.05442E02*Y+1.28945E03*Z)*Z*Z
GAS8=(-2.00087E01+1.18851E01*Z-1.71735E-01*Y)*Y*Y
GAS9=EXP(-3.318E01+3.158E-01*Y+1.863E01*Z-1.035E00*Y*Z)
GO TO 190
30 IF (Z.GT.1.93E00) GO TO 40
GAS1=2.06651875E05-3.165645E05*Z
GAS2=(-3.07322021E02+4.57036377E02*Z)*Y
GAS3=(1.61824937E05-1.55508453E02*Y-2.7603957E04*Z)*Z*Z
GAS4=(1.92260265E00-2.24788094E00*Z-3.06226015E-01*Y)*Y*Y
GAS5=-2.06564312E05+3.18191312E05*Z
GAS6=(2.17542285E03-2.46670776E03*Z)*Y
GAS7=(-1.63597062E05+7.16753174E02*Y+2.80926367E04*Z)*Z*Z
GAS8=(3.39526825E01-7.53846645E00*Z+1.91214371E00*Y)*Y*Y
GAS9=EXP(-3.924E02-5.206E01*Y+2.054E02*Z+2.679E01*Y*Z)
GO TO 190
40 IF (Z.GT.2.60E00) GO TO 50
GAS1=7.1572625E04-9.2471625E04*Z
GAS2=(1.9646323E03-2.0280527E03*Z)*Y
GAS3=(3.9446105E04+4.5673853E02*Y-5.5728672E03*Z)*Z*Z
GAS4=(-9.2131958E01+1.2724541E01*Z-5.0568476E00*Y)*Y*Y
GAS5=-3.2910781E04+4.2551211E04*Z
GAS6=(1.4566331E03-2.2653745E03*Z)*Y
GAS7=(-1.9476277E04+8.4370288E02*Y+3.2389702E03*Z)*Z*Z
GAS8=(-1.3324594E02+1.0591533E02*Z+5.8639469E00*Y)*Y*Y
GAS9=EXP(4.917E01+2.415E01*Y-2.455E01*Z-1.181E01*Y*Z)
GO TO 190
50 IF (Z.GT.2.69E00) GO TO 60
GAS1=1.145683E06-1.237525E06*Z
GAS2=(1.4024508E04-9.3467227E03*Z)*Y
GAS3=(4.4593056E05+1.533074E03*Y-5.3608352E04*Z)*Z*Z
GAS4=(2.8485107E02-1.0968916E02*Z-1.0955791E00*Y)*Y*Y
GAS5=-1.752087E06+1.79675E06*Z
GAS6=(-1.3278737E05+9.8215562E04*Z)*Y
GAS7=(-6.0791744E05-1.811943E04*Y+6.7709875E04*Z)*Z*Z
GAS8=(-1.3384084E03+5.2707324E02*Z+2.5904894E00*Y)*Y*Y
GAS9=EXP(-1.798E02+7.371E00*Y+6.731E01*Z-3.205E00*Y*Z)
GO TO 190
60 GAS1=-8.5499625E04+1.1739656E05*Z
GAS2=(6.4563168E04-3.9551203E04*Z)*Y
GAS3=(-4.8170254E04+6.0816055E03*Y+6.2052031E01*Z)*Z*Z
GAS4=(2.3473167E-01+1.8871567E01*Z+4.0757723E00*Y)*Y*Y
GAS5=5.8546883E04-9.4634875E04*Z
GAS6=(-6.6513812E04+4.0899945E04*Z)*Y
GAS7=(4.2127227E04-6.3717305E03*Y-5.7495195E03*Z)*Z*Z
GAS8=(-1.0260344E00-5.343277E01*Z-1.1017392E01*Y)*Y*Y
GAS9=EXP(5.411E00+1.162E01*Y-1.082E00*Z-3.391E00*Y*Z)
F=GAS1+GAS2+GAS3+GAS4+(GAS5+GAS6+GAS7+GAS8)/(1.0-GAS9)
GO TO 200
70 IF (Z.GT.1.29E00) GO TO 80
GAS1=-1.22493E04+2.41071E04*Z

```

```

GAS2=(-1.61829E03+2.22535E03*Z)*Y
GAS3=(-1.59261E04-7.53213E02*Y+3.53376E03*Z)*Z*Z
GAS4=(1.98026E00+5.18483E00*Z+1.47851E00*Y)*Y*Y
GAS5=1.22486E04-2.41023E04*Z
GAS6=(1.61810E03-2.22571E03*Z)*Y
GAS7=(1.59235E04+7.53746E02*Y-3.53168E03*Z)*Z*Z
GAS8=(-2.15482E00-5.05115E00*Z-1.48795E00*Y)*Y*Y
GAS9=EXP(-3.111E01-4.444E00*Y+1.944E01*Z+2.778E00*Y*Z)
F=GAS1+GAS2+GAS3+GAS4+(GAS5+GAS6+GAS7+GAS8)/(1.0-GAS9)
GO TO 200
80 IF (Z.GT.1.85E00) GO TO 90
GAS1=3.18060E03-6.69664E03*Z
GAS2=(4.33382E01-2.14649E02*Z)*Y
GAS3=(4.41377E03+9.41359E01*Y-9.29758E02*Z)*Z*Z
GAS4=(-3.62190E01+1.15538E01*Z-2.14621E00*Y)*Y*Y
GAS5=-5.98764E03+1.29243E04*Z
GAS6=(-2.72261E02+5.42378E02*Z)*Y
GAS7=(-9.03293E03-2.11787E02*Y+2.07831E03*Z)*Z*Z
GAS8=(2.74179E01-5.68578E00*Z+1.91217E00*Y)*Y*Y
GAS9=EXP(-1.854E01+7.11E00*Y+1.068E01*Z-5.449E00*Y*Z)
GO TO 190
90 IF (Z.GT.2.0E00) GO TO 100
GAS1=5.14024E04-7.52733E04*Z
GAS2=(-3.30889E02+3.11550E02*Z)*Y
GAS3=(3.66539E04-7.41227E01*Y-5.93015E03*Z)*Z*Z
GAS4=(-4.84164E01+2.23133E01*Z-9.19118E-01*Y)*Y*Y
GAS5=-1.80898E05+2.82532E05*Z
GAS6=(-1.01053E03+9.75576E02*Z)*Y
GAS7=(-1.47220E05-2.33631E02*Y+2.55940E04*Z)*Z*Z
GAS8=(3.28681E00-1.76588E00*Z-1.54962E-01*Y)*Y*Y
GAS9=EXP(-4.104E01+6.507E01*Y+2.083E01*Z-3.472E01*Z*Y)
GO TO 190
100 IF (Z.GT.2.58E00) GO TO 110
GAS1=5.1131824E04-6.664875E04*Z
GAS2=(2.02171E03-1.9306292E03*Z)*Y
GAS3=(2.8762395E04+4.3353467E02*Y-4.1064609E03*Z)*Z*Z
GAS4=(-8.4970047E01+1.7925919E01*Z-6.2576542E00*Y)*Y*Y
GAS5=-6.2768156E04+8.6015875E04*Z
GAS6=(-1.0002036E03+6.2537280E02*Z)*Y
GAS7=(-3.957827E04-3.8467377E01*Y+6.12953E03*Z)*Z*Z
GAS8=(-1.0591702E02+7.636142E01*Z+5.938859E00*Y)*Y*Y
GAS9=EXP(-3.901E00+2.418E01*Y+1.374E00*Z-1.145E01*Y*Z)
GO TO 190
110 IF (Z.GT.2.73E00) GO TO 120
GAS1=1.0088046E06-1.086321E06*Z
GAS2=(1.3844801E04-9.7268516E03*Z)*Y
GAS3=(3.8985325E05+1.7091665E03*Y-4.6621066E04*Z)*Z*Z
GAS4=(1.4840726E02-5.2645004E01*Z-1.5477133E-01*Y)*Y*Y
GAS5=-1.073351E06+1.14571E06*Z
GAS6=(-1.9343957E04+1.3366211E04*Z)*Y

```

```

GAS7=(-4.0670987E05-2.2955198E03*Y+4.7999871E04*Z)*Z*Z
GAS8=(-4.1016724E02+1.4994148E02*Z-1.9779787E00*Y)*Y*Y
GAS9=EXP(-1.026E02+6.302E01*Y+3.819E01*Z-2.431E01*Y*Z)
GO TO 190
120 GAS1=-9.6638500E04+1.3206488E04*Z
GAS2=(-4.7458105E04+2.3596875E04*Z)*Y
GAS3=(1.8602773E04-2.306802E03*Y-4.0413552E03*Z)*Z*Z
GAS4=(-5.3564258E03+2.2433904E03*Z+2.5188145E02*Y)*Y*Y
GAS5=1.0962581E05-2.990116E04*Z
GAS6=(4.7883496E04-2.3785383E04*Z)*Y
GAS7=(-1.1753969E04+2.2905522E03*Y+3.1304399E03*Z)*Z*Z
GAS8=(5.473418E03-2.3208018E03*Z-2.6570068E02*Y)*Y*Y
GAS9=EXP(-3.107E01+1.082E01*Y+1.047E01*Z-3.047E00*Y*Z)
F=GAS1+GAS2+GAS3+GAS4+(GAS5+GAS6+GAS7+GAS8)/(1.0-GAS9)
GO TO 200
130 IF (Z.GT.1.40E00) GO TO 140
GAS1=-1.58386E03+3.49223E03*Z
GAS2=(-8.39834E02+1.09565E03*Z)*Y
GAS3=(-2.56175E03-3.56197E02*Y+6.25145E02*Z)*Z*Z
GAS4=(-1.22407E01+7.65634E00*Z+2.58235E-01*Y)*Y*Y
GAS5=1.58025E03-3.47664E03*Z
GAS6=(8.39588E02-1.09490E03*Z)*Y
GAS7=(2.54682E03+3.55674E02*Y-6.18504E02*Z)*Z*Z
GAS8=(1.20843E01-7.44857E00*Z-2.91202E-01*Y)*Y*Y
GAS9=EXP(-2.171E01-4.342E00*Y+1.316E01*Z+2.632E00*Y*Z)
F=GAS1+GAS2+GAS3+GAS4+(GAS5+GAS6+GAS7+GAS8)/(1.0-GAS9)
GO TO 200
140 IF (Z.GT.1.91E00) GO TO 150
GAS1=7.89255E02-1.91743E03*Z
GAS2=(3.59227E02-4.44070E02*Z)*Y
GAS3=(1.39463E03+1.34083E02*Y-3.13446E02*Z)*Z*Z
GAS4=(1.90681E01-1.09285E01*Z+4.24933E-02*Y)*Y*Y
GAS5=-1.31401E03+3.13134E03*Z
GAS6=(-5.18755E02+6.80268E02*Z)*Y
GAS7=(-2.32493E03-2.21393E02*Y+5.52563E02*Z)*Z*Z
GAS8=(-3.32001E01+2.11819E01*Z-4.75163E-01*Y)*Y*Y
GAS9=EXP(-5.025E01-8.412E00*Y+2.982E01*Z+3.509E00*Y*Z)
GO TO 190
150 IF (Z.GT.2.05E00) GO TO 160
GAS1=3.58691E04-5.16852E04*Z
GAS2=(-6.30189E02+6.63314E02*Z)*Y
GAS3=(2.47471E04-1.73538E02*Y-3.93167E03*Z)*Z*Z
GAS4=(-4.23871E01+2.08048E01*Z-1.05512E00*Y)*Y*Y
GAS5=-1.10522E05+1.67591E05*Z
GAS6=(4.61877E03-4.94930E03*Z)*Y
GAS7=(-8.46558E04+1.32441E03*Y+1.42438E04*Z)*Z*Z
GAS8=(2.25065E01-1.10316E01*Z+9.62887E-01*Y)*Y*Y
GAS9=EXP(-1.681E02+7.063E01*Y+8.75E01*Z-3.75E01*Y*Z)
GO TO 190
160 IF (Z.GT.2.57E00) GO TO 170


```

```

GAS1=3.1899562E04-4.2186664E04*Z
GAS2=(2.3055603E03-1.9897017E03*Z)*Y
GAS3=(1.849998E04+4.2561816E02*Y-2.6808696E03*Z)*Z*Z
GAS4=(-1.6195114E01+5.8640623E00*Z-3.6172504E00*Y)*Y*Y
GAS5=-5.7594039E04+7.9328437E04*Z
GAS6=(-1.9275989E03+1.6730544E03*Z)*Y
GAS7=(-3.6473008E04-3.6100732E02*Y+5.597543E03*Z)*Z*Z
GAS8=(-7.920808E01+4.0542084E01*Z+2.1495867E00*Y)*Y*Y
GAS9=EXP(-5.733E01+2.088E01*Y+2.592E01*Z-9.793E00*Y*Z)
GO TO 190
170 IF (Z.GT.2.75E00) GO TO 180
GAS1=7.0838087E05-7.5619919E05*Z
GAS2=(3.9503091E03-2.7381802E03*Z)*Y
GAS3=(2.6888181E05+4.7728687E02*Y-3.183816E04*Z)*Z*Z
GAS4=(-1.2532251E02+4.7734787E01*Z-4.0148029E00*Y)*Y*Y
GAS5=-2.5216325E05+2.1727769E05*Z
GAS6=(9.2882383E03-7.780918E03*Z)*Y
GAS7=(-5.6539297E04+1.6120212E03*Y+3.9419248E03*Z)*Z*Z
GAS8=(1.8537296E02-7.1010757E01*Z+1.1307096E00*Y)*Y*Y
GAS9=EXP(-1.786E02+2.18E-01*Y+6.714E01*Z-4.739E-01*Y*Z)
GO TO 190
180 GAS1=3.1855037E05-3.3041156E05*Z
GAS2=(2.2983352E04-1.6623461E04*Z)*Y
GAS3=(1.13848E05+3.0098223E03*Y-1.3020133E04*Z)*Z*Z
GAS4=(-1.8599039E02+6.9840683E01*Z-7.7371645E00*Y)*Y*Y
F=GAS1+GAS2+GAS3+GAS4
GO TO 200
190 F=GAS1+GAS2+GAS3+GAS4+(GAS5+GAS6+GAS7+GAS8)/(1.0+GAS9)
200 K=1.87915E-02*F
1000 FORMAT(/20X,48HWARNING! OUTSIDE OF VALIDITY RANGE OF CURVE FIT
*,/,20X,5HRHO =,1PE15.8,5X,3HE =,1PE15.8,/)
RETURN
END

```







# Report Documentation Page

1. Report No. NASA CR-178411		2. Government Accession No.		3. Recipient's Catalog No.	
4. Title and Subtitle Simplified Curve Fits for the Transport Properties of Equilibrium Air			5. Report Date December 1987		
			6. Performing Organization Code		
7. Author(s) S. Srinivasan and J. C. Tannehill			8. Performing Organization Report No. ISU-ERI-Ames-88405		
			10. Work Unit No. 506-40-31-01		
9. Performing Organization Name and Address Engineering Research Institute Iowa State University Ames, Iowa 50011			11. Contract or Grant No. NAG1-313		
			13. Type of Report and Period Covered contractor report		
12. Sponsoring Agency Name and Address National Aeronautics and Space Administration Langley Research Center Hampton, VA 23665-5225			14. Sponsoring Agency Code		
			15. Supplementary Notes Langley Technical Monitor: K. James Weilmuenster Final Report		
16. Abstract New, improved curve fits for the transport properties of equilibrium air have been developed. The curve fits are for viscosity and Prandtl number as functions of temperature and density, and viscosity and thermal conductivity as functions of internal energy and density. The curve fits were constructed using Grabau-type transition functions to model the transport properties of Peng and Pindroh. The resulting curve fits are sufficiently accurate and self-contained so that they can be readily incorporated into new or existing computational fluid dynamics codes. The range of validity of the new curve fits are temperatures up to 15,000 K densities from $10^{-5}$ to $10^1$ amagats ( $\rho/\rho_0$ ).					
17. Key Words (Suggested by Author(s)) real air Transport properties curve fits Thermodynamics			18. Distribution Statement  unclassified-Unlimited  Subject Category 34		
19. Security Classif. (of this report) unclassified		20. Security Classif. (of this page) unclassified		21. No. of pages 38	22. Price A03