

NASA Technical Memorandum 4040
Part 2

**Pressure Distributions From
Subsonic Tests of an Advanced
Laminar-Flow-Control Wing With
Leading- and Trailing-Edge Flaps**

Zachary T. Applin and Garl L. Gentry, Jr.

JULY 1988

NASA

NASA Technical Memorandum 4040
Part 2

**Pressure Distributions From
Subsonic Tests of an Advanced
Laminar-Flow-Control Wing With
Leading- and Trailing-Edge Flaps**

Zachary T. Applin and Garl L. Gentry, Jr.
*Langley Research Center
Hampton, Virginia*



National Aeronautics
and Space Administration

**Scientific and Technical
Information Division**

1988

Contents

Part 1*

Summary	1
Introduction	1
Symbols	1
Test Setup	2
Test Procedure	3
Presentation of Results	3
References	3
Tables 1 to 6	4
Figures 1 to 7	8

Part 2

Summary	29
Symbols	29
Presentation of Results	29
Table 6 (repeated from part 1)	30
Figures 8 to 31	31
Tables 7 to 447	149

PRECEDING PAGE BLANK NOT FILMED

* Part 1 is published under separate cover and consists of pages 1 to 28.

Summary

An unswept, semispan wing model equipped with full-span leading- and trailing-edge flaps was tested in the Langley 14- by 22-Foot Subsonic Tunnel to determine the effect of high-lift components on the aerodynamics of an advanced laminar-flow-control (LFC) airfoil section. Chordwise pressure distributions near the midsemispan were measured for four configurations: cruise, trailing-edge flap only, and trailing-edge flap with a leading-edge Krueger flap of either 0.10 or 0.12 chord. Part 1 of this report (under separate cover) presents a representative sample of the plotted pressure distribution data for each configuration tested. Part 2 presents the entire set of plotted and tabulated pressure distribution data. The data are presented without analysis.

Symbols

All measurements and calculations were made in U.S. Customary Units. The parenthetic expression listed next to a symbol is the computer printout equivalent of that symbol and is used in the data listings in the tables in part 2.

b		wing semispan, 118.11 in.
C_p	(CP)	static pressure coefficient, $(p_s - p_\infty)/q_\infty$
c	(C)	reference wing chord, 39.37 in.
M		free-stream Mach number
p_s		surface static pressure, lb/ft ²
p_∞		free-stream static pressure, lb/ft ²
q_∞		free-stream dynamic pressure, lb/ft ²
R		Reynolds number, based on wing chord

x, y, z	(X)	coordinates of wing pressure taps in wing reference axis system, in.
α		angle of attack of model reference line, positive nose up, deg
δ_{LE}		leading-edge flap-deflection angle, positive for flap trailing edge down, deg
δ_{TE}		trailing-edge flap-deflection angle, positive for flap trailing edge down, deg

Abbreviations:

L.E.	leading edge
T.E.	trailing edge
WRP	wing reference plane

Presentation of Results

This two-part report presents the tabulated and plotted pressure distribution data depicting the effect of full-span leading- and trailing-edge high-lift flaps on the wing pressures. The trailing-edge flap was installed for all the leading-edge flap configurations. Table 6 from part 1 (repeated herein for the reader's convenience) provides a synopsis of the various conditions for all the test data. Specifically, model configuration, test conditions, and corresponding run and figure numbers are presented in this table. Also presented in table 6 are the corresponding table numbers for this second part of the report, which contains the computer-tabulated pressure distribution data. (See figs. 8 to 31 and tables 7 to 447.)

NASA Langley Research Center
Hampton, Virginia 23665-5225
April 12, 1988

Table 6. Correlation of Configurations, Runs, Tables, and Figures for Parts 1 and 2^a

Run	R	δ_{LE} , deg	δ_{TE} , deg	Part 2 C_p tables	C_p figures		Approximate range of α , deg
					Part 1	Part 2	
Cruise configuration							
19	2.36×10^6			19 to 32		8	-12 to 11
18	3.33			7 to 18	4	9	-12 to 9
Trailing-edge flap configuration							
22	2.36×10^6		15	47 to 62		10	-13 to 12
21	3.33		15	33 to 46	5	11	-13 to 8
Trailing-edge flap with 0.10c leading-edge flap configuration							
48	2.36×10^6	-50	15	254 to 272		12	-14 to 22
50	3.33	↓	15	273 to 290		13	-14 to 20
33	2.36		30	63 to 81		14	-14 to 22
34	3.33		30	82 to 94		15	-14 to 8
45	2.36	-55	15	217 to 238		16	-14 to 28
46	3.33	↓	15	239 to 253		17	-14 to 14
36	2.36		30	95 to 118		18	-14 to 27
37	3.33		30	119 to 136	6	19	-14 to 14
42	2.36	-60	15	174 to 200		20	-14 to 29
43	3.33	↓	15	201 to 216		21	-14 to 14
39	2.36		30	137 to 157		22	-14 to 26
40	3.33	↓	30	158 to 173		23	-14 to 16
Trailing-edge flap with 0.12c leading-edge flap configuration							
52	2.36×10^6	-50	15	291 to 312		24	-14 to 25
53	3.33	↓	15	313 to 329		25	-14 to 17
62	2.36		30	411 to 432		26	-14 to 25
63	3.33	↓	30	433 to 447		27	-14 to 13
55	2.36	-55	15	330 to 353		28	-14 to 25
56	3.33	↓	15	354 to 369		29	-14 to 16
58	2.36		30	370 to 392		30	-14 to 25
60	3.33	↓	30	393 to 410	7	31	-14 to 16

^aTable 6 is repeated from part 1 for the reader's convenience.

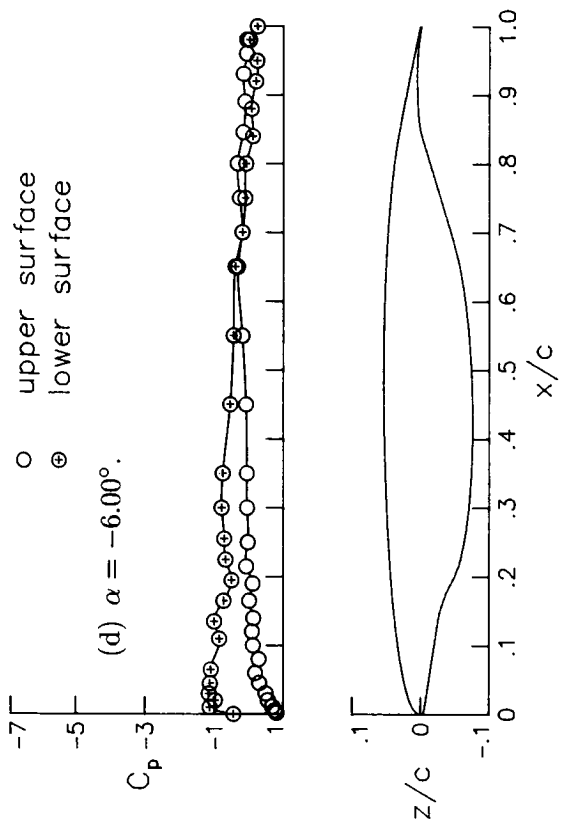
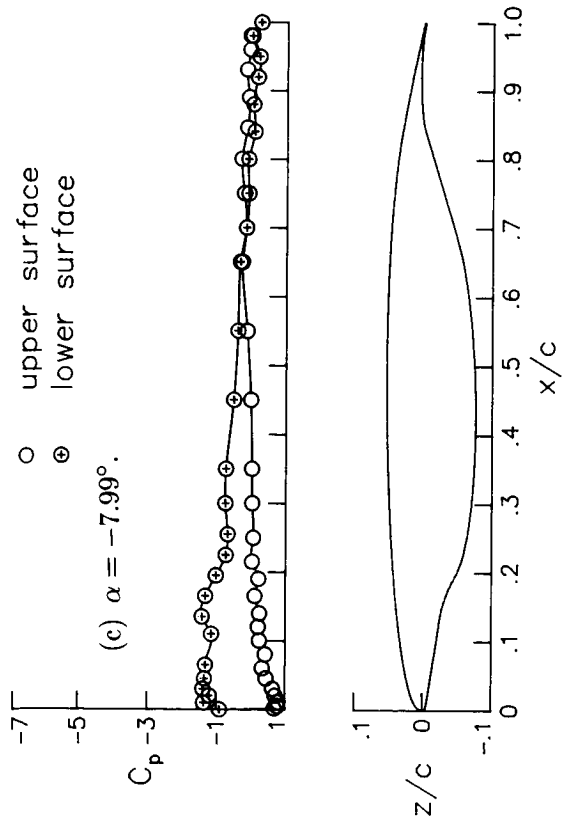
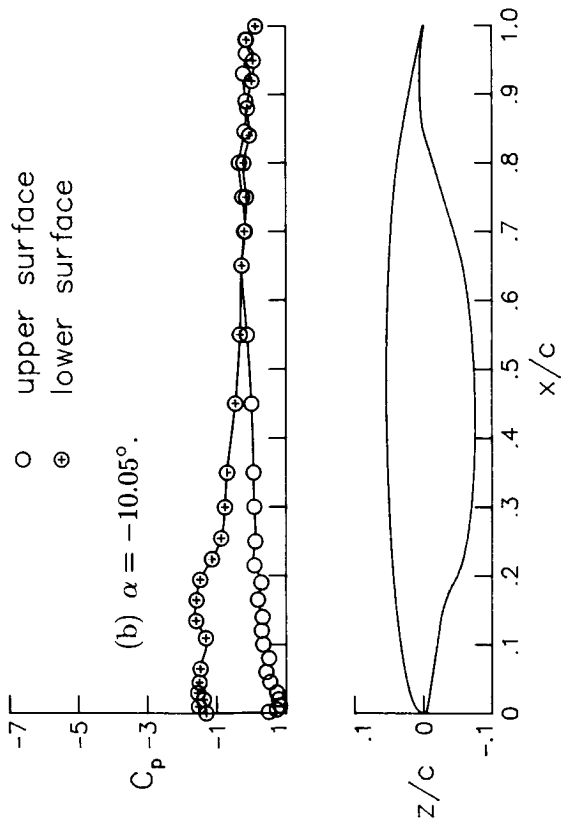
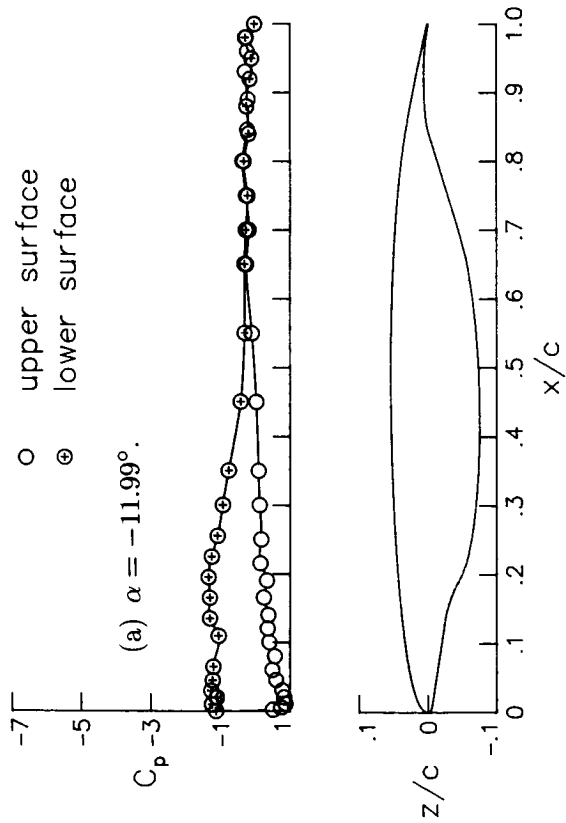


Figure 8. Pressure distribution data for cruise configuration with $q_\infty = 15$ psf.

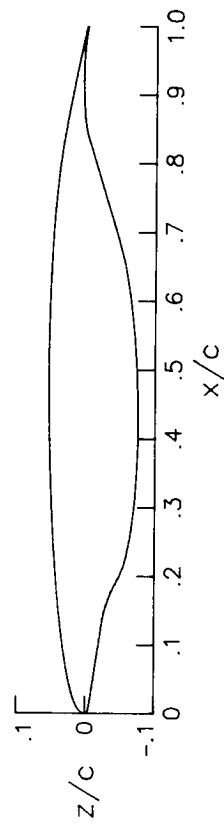
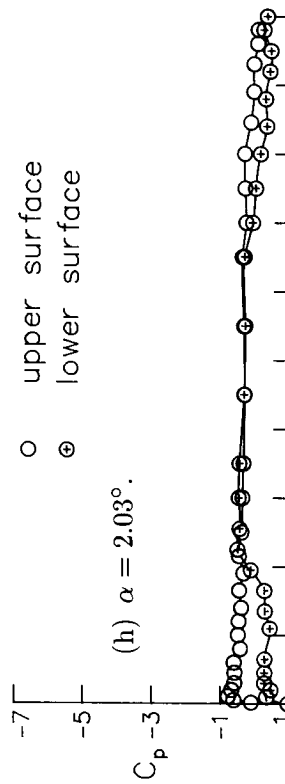
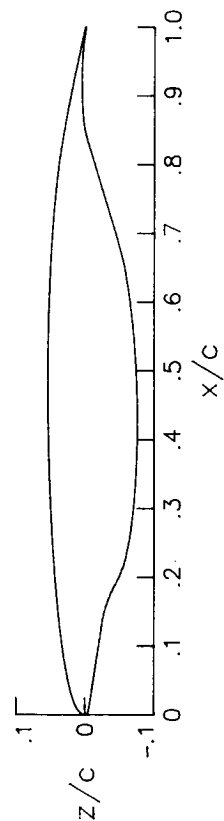
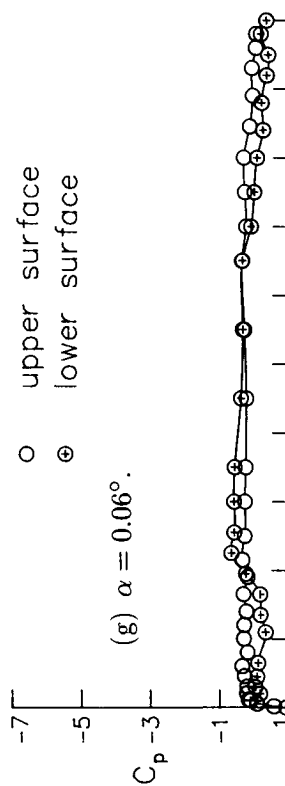
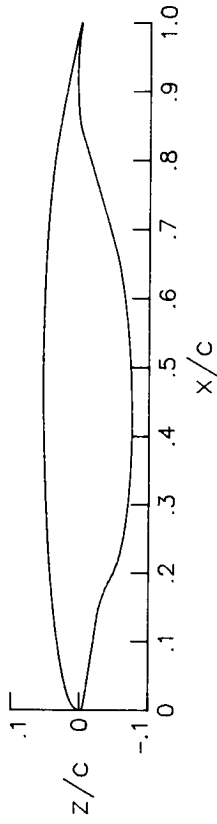
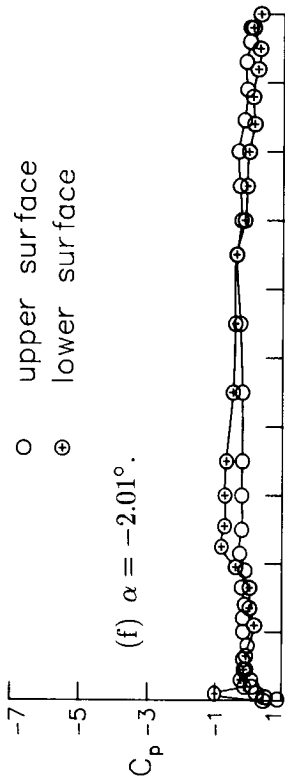
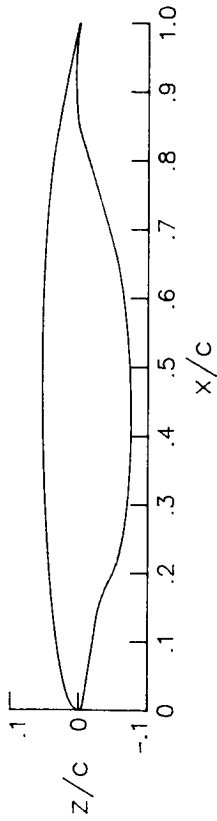
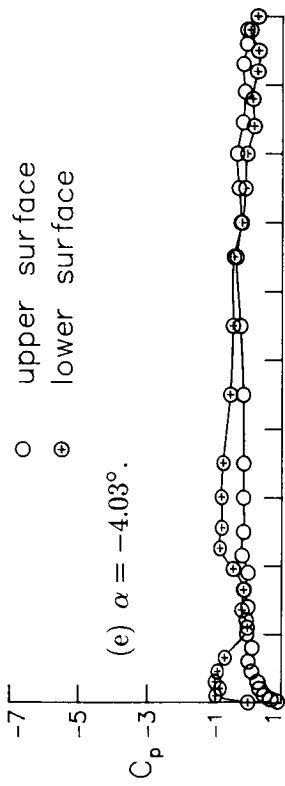


Figure 8. Continued.

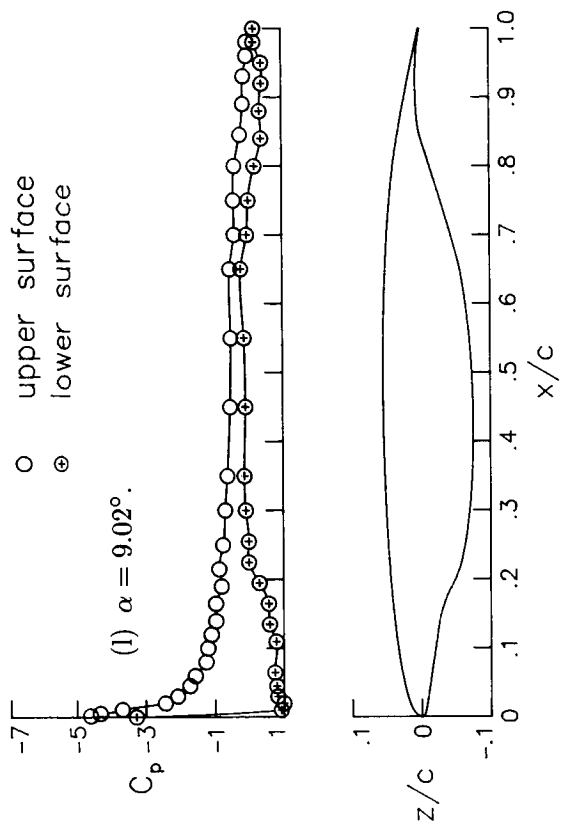
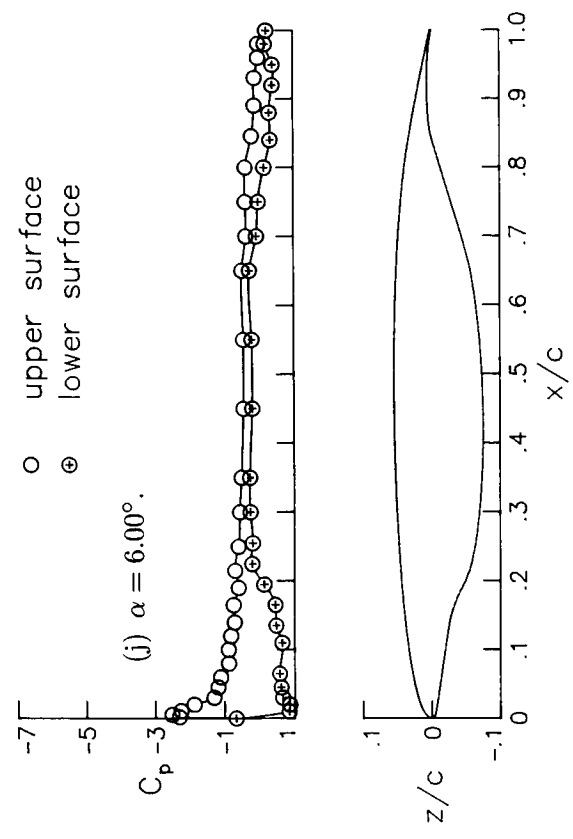
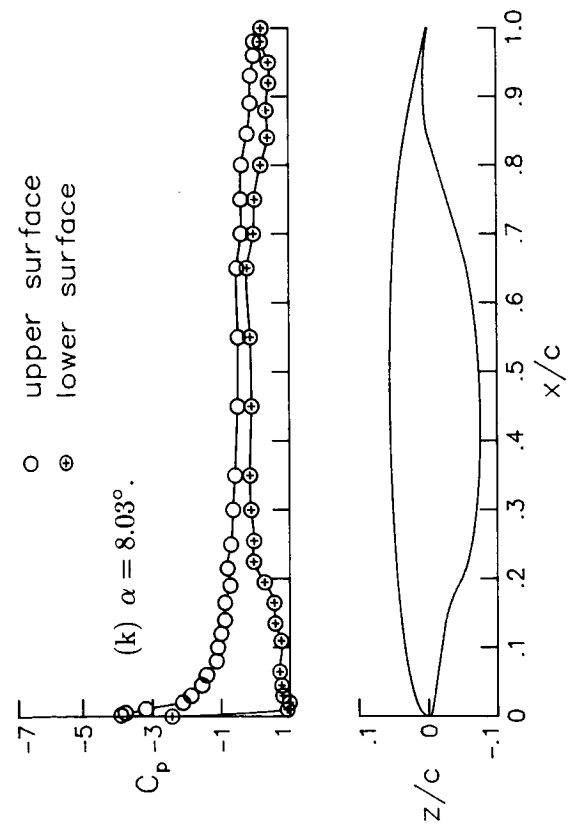
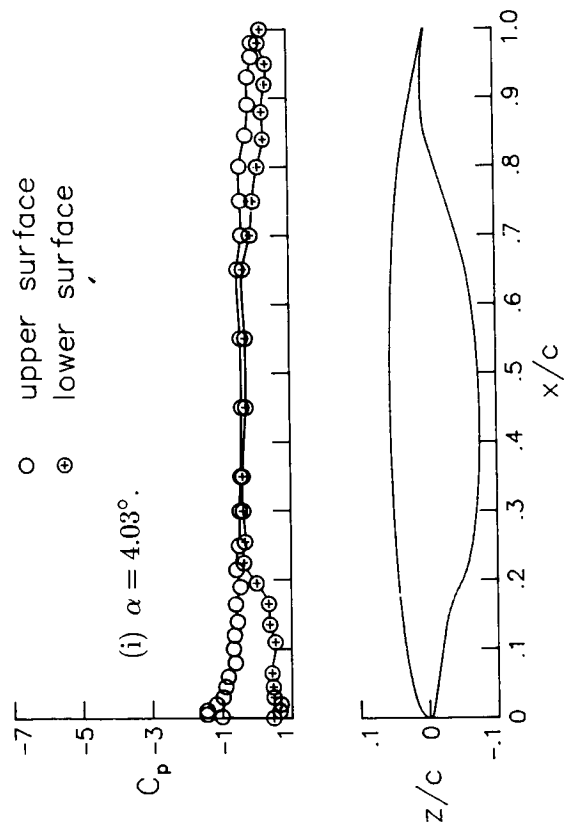


Figure 8. Continued.

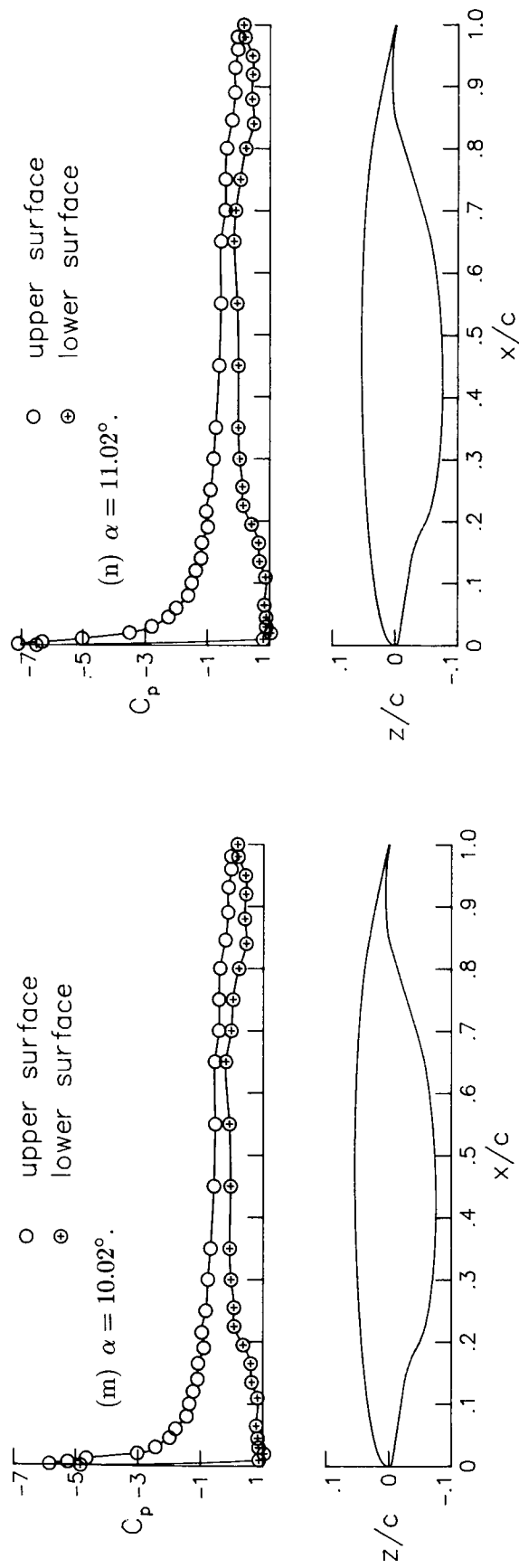


Figure 8. Concluded.

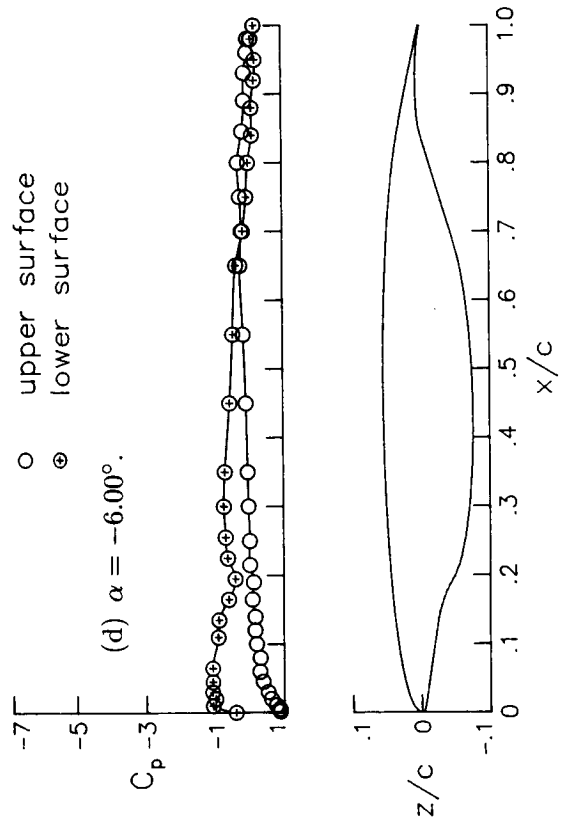
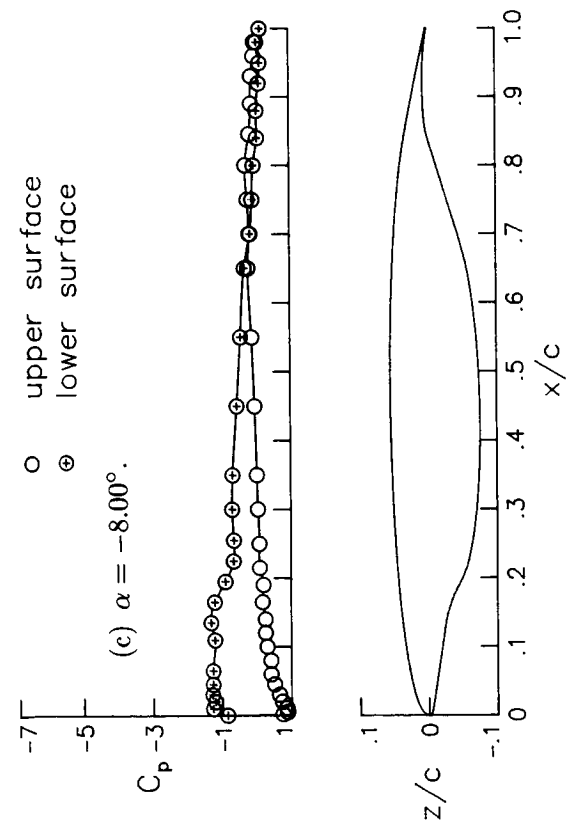
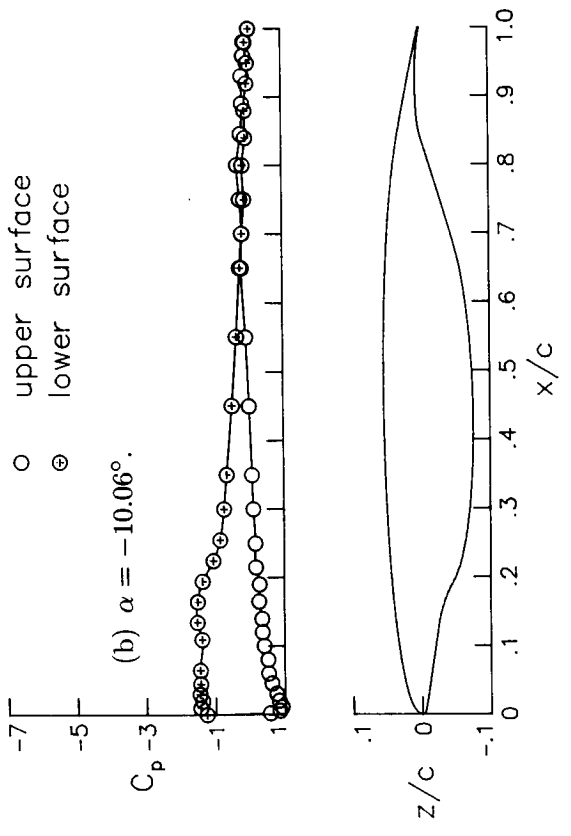
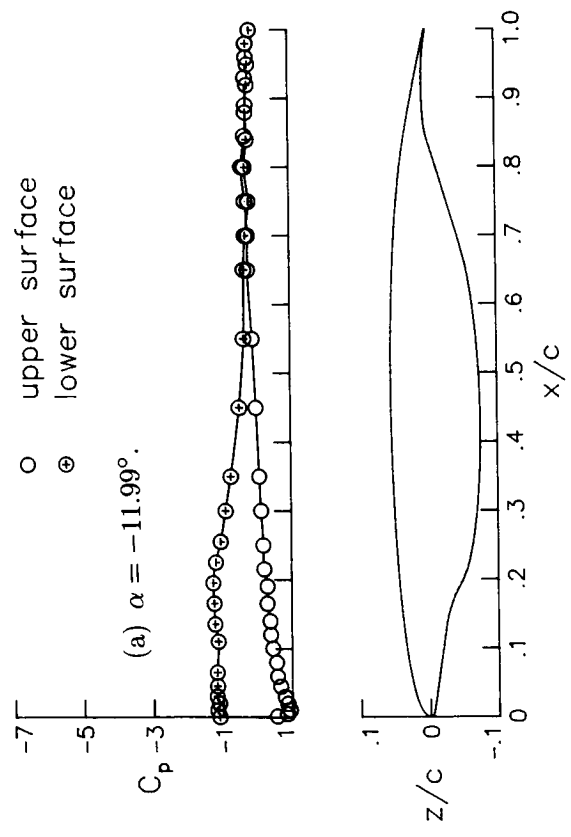


Figure 9. Pressure distribution data for cruise configuration with $q_\infty = 30$ psf. This figure is same as figure 4 in part 1.

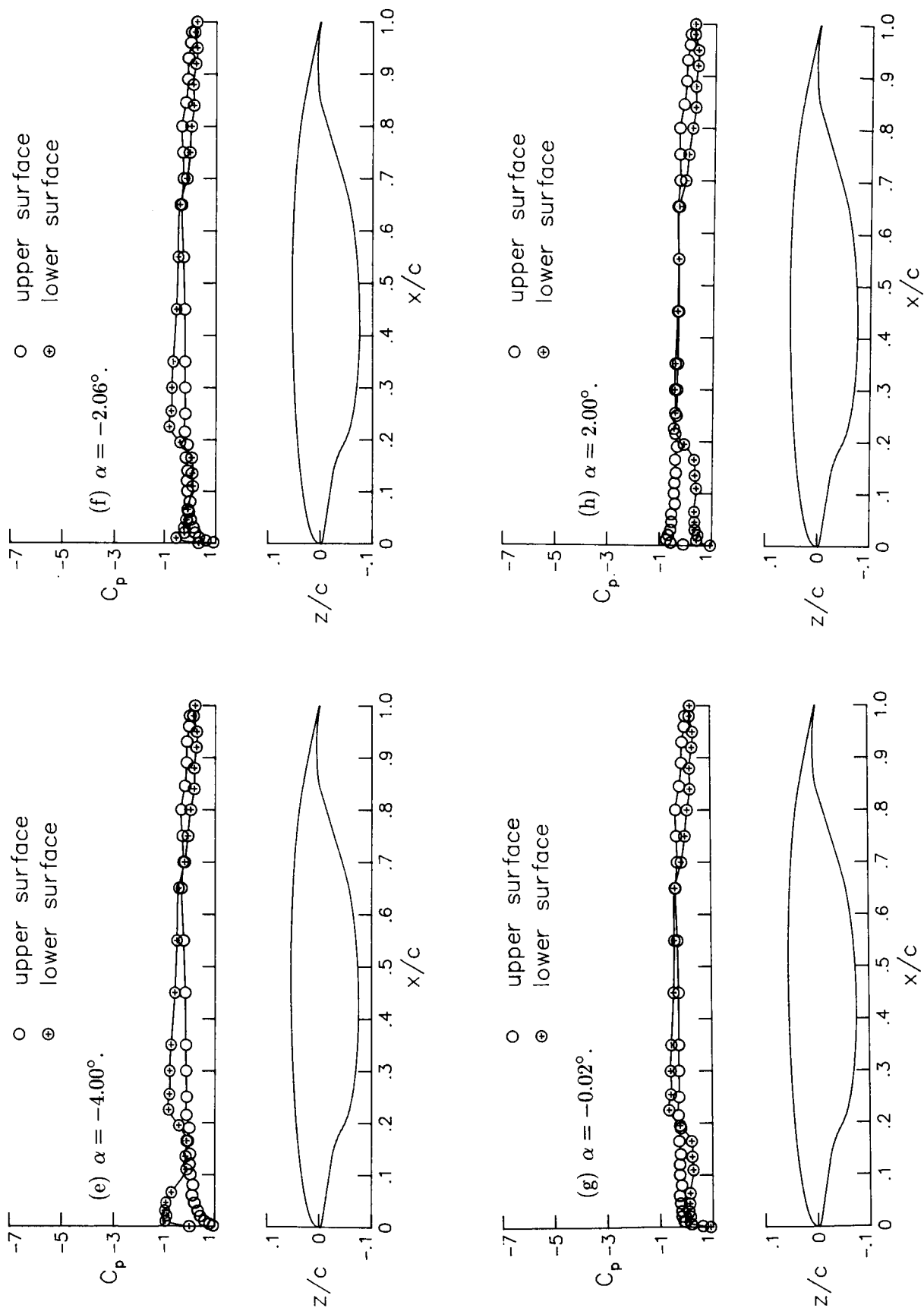


Figure 9. Continued.

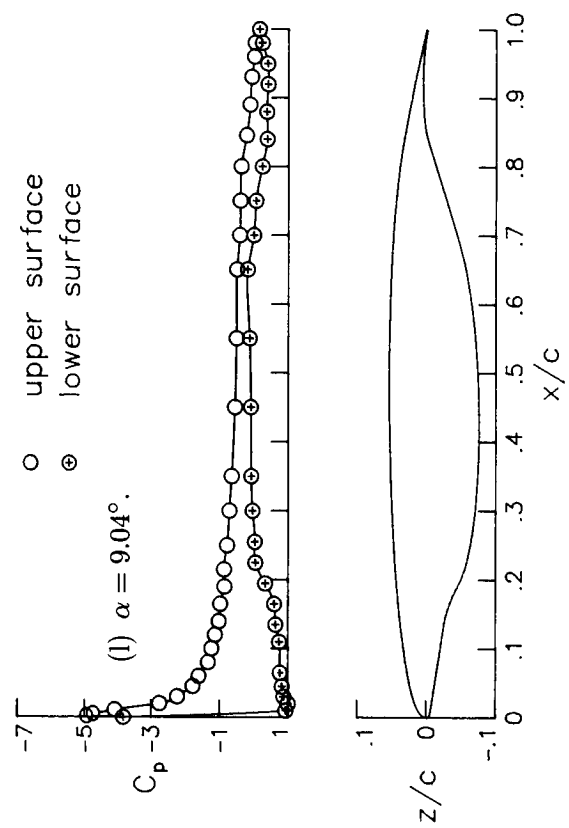
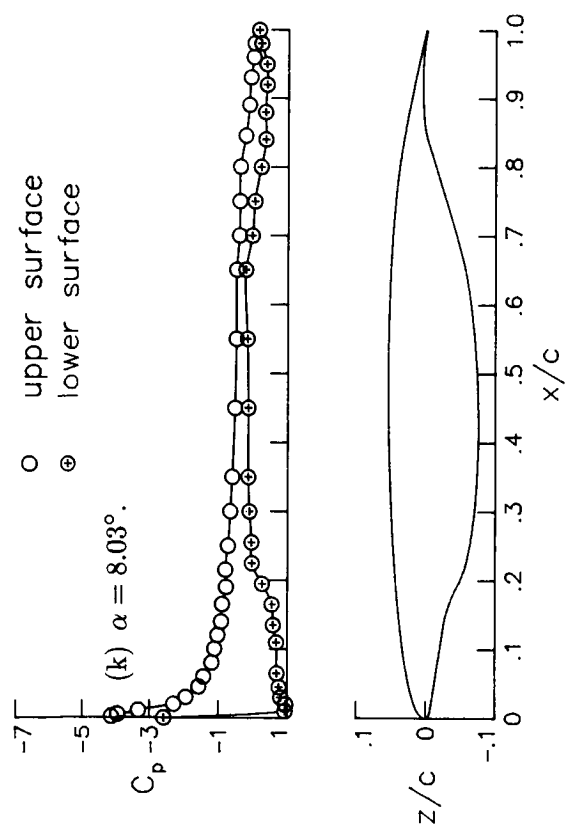
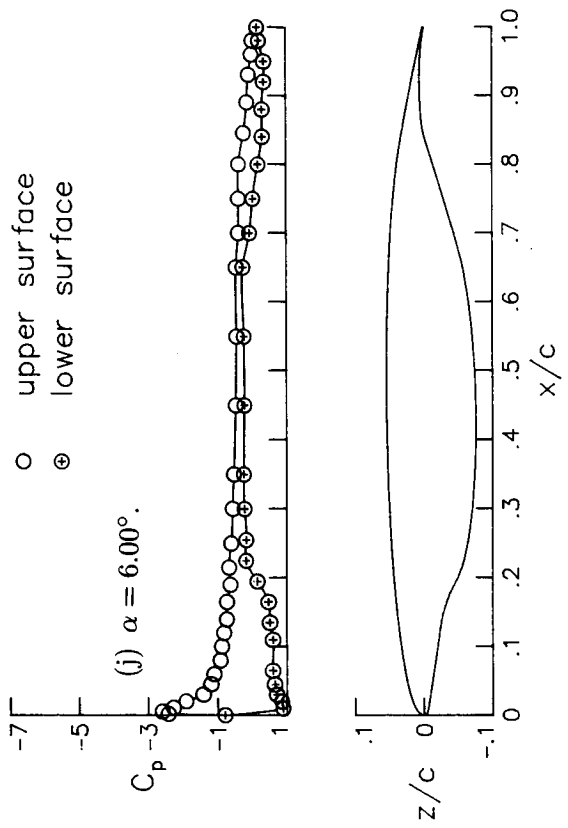
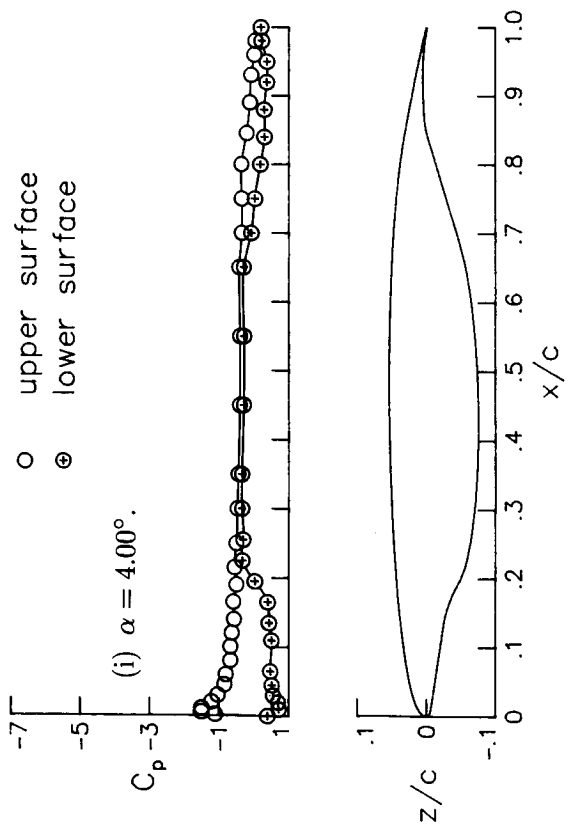


Figure 9. Concluded.

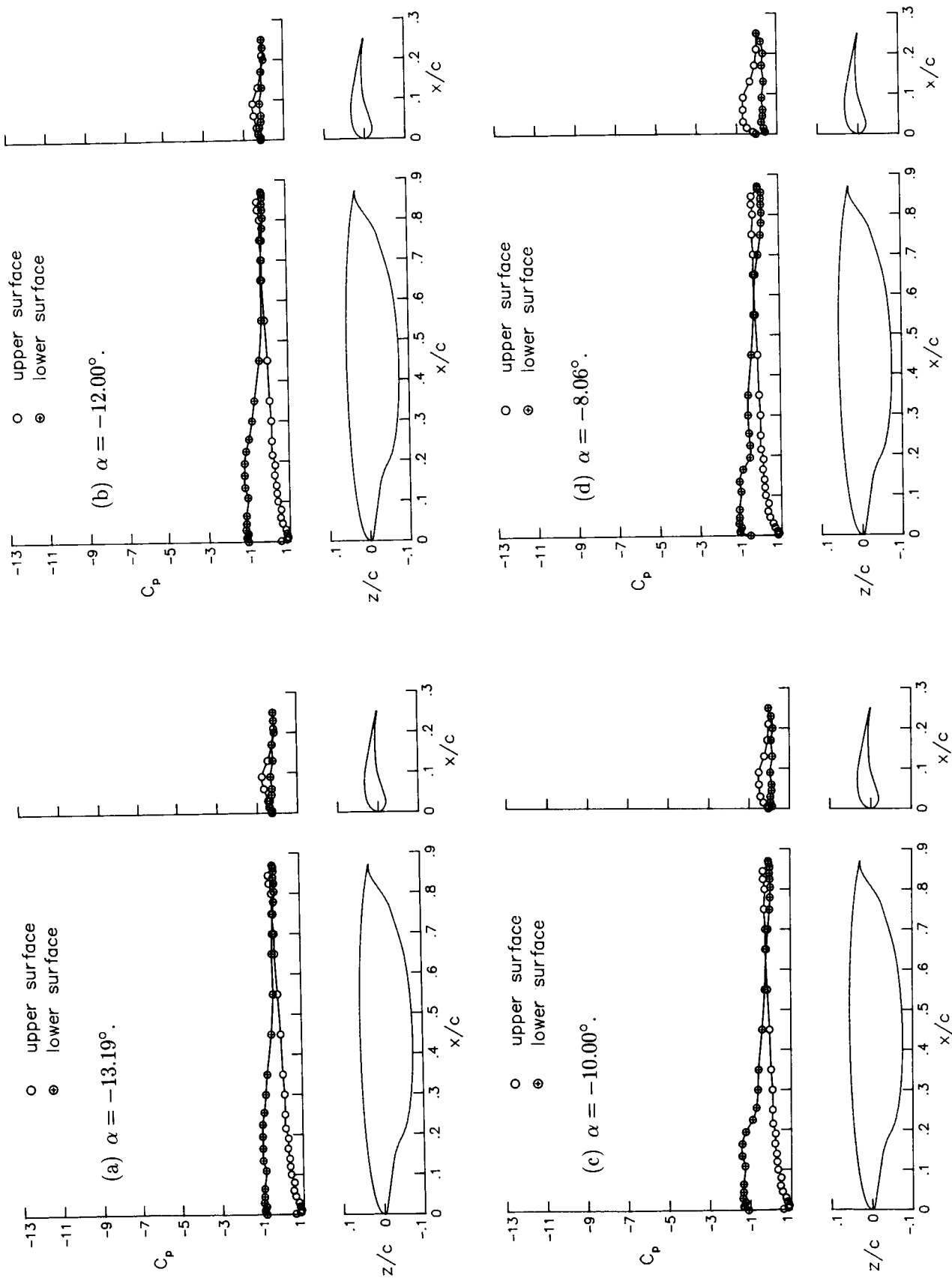


Figure 10. Pressure distribution data for trailing-edge flap configuration with $\delta_{TE} = 15^\circ$ and $q_\infty = 15$ psf.

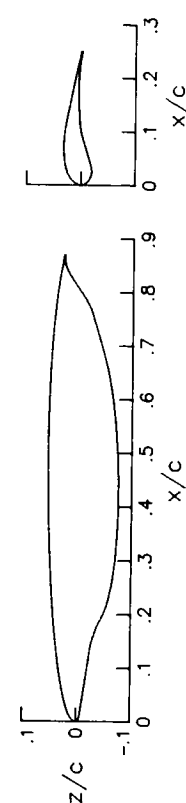
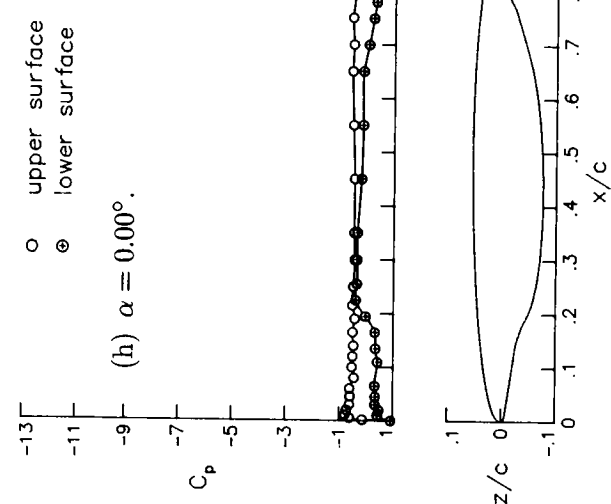
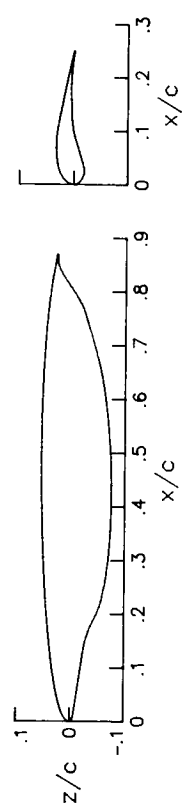
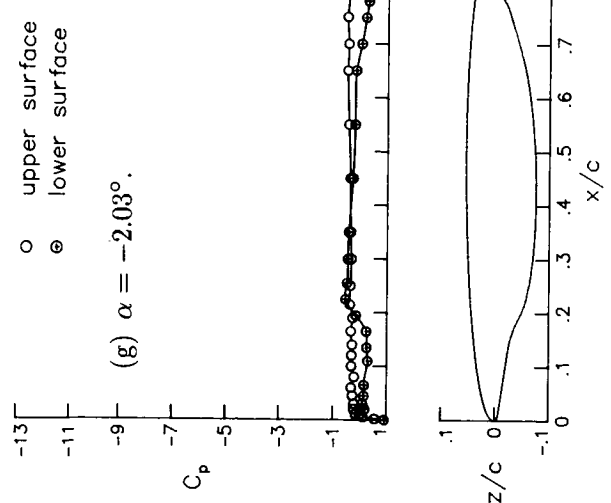
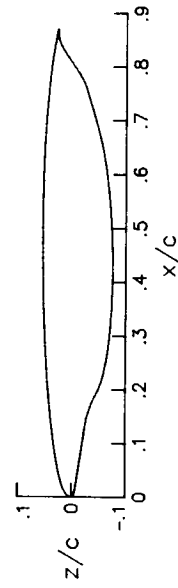
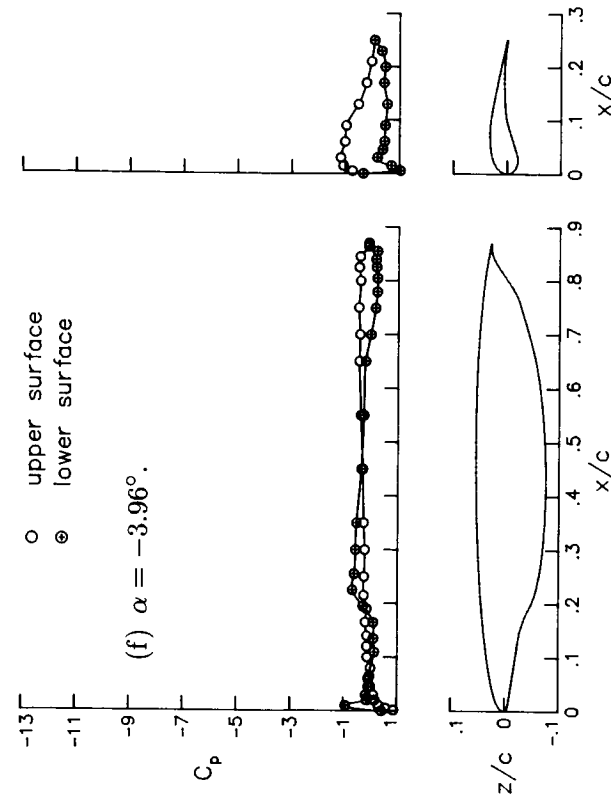
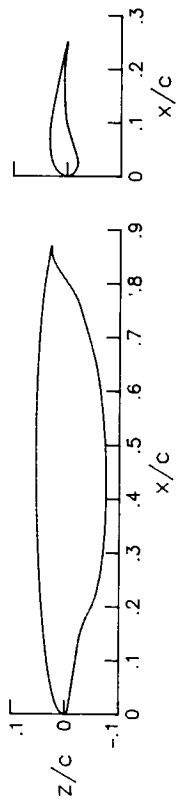
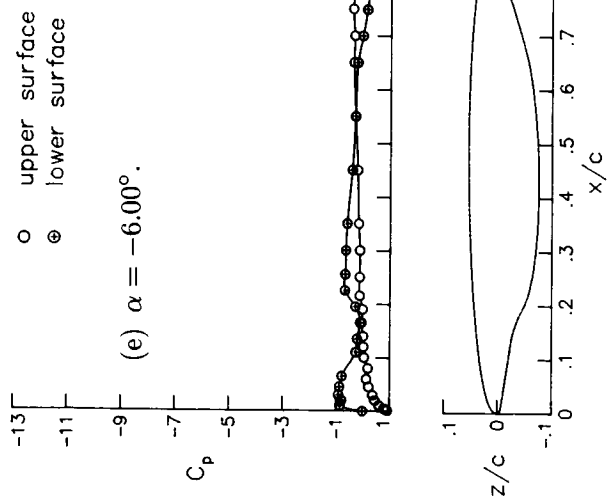


Figure 10. Continued.

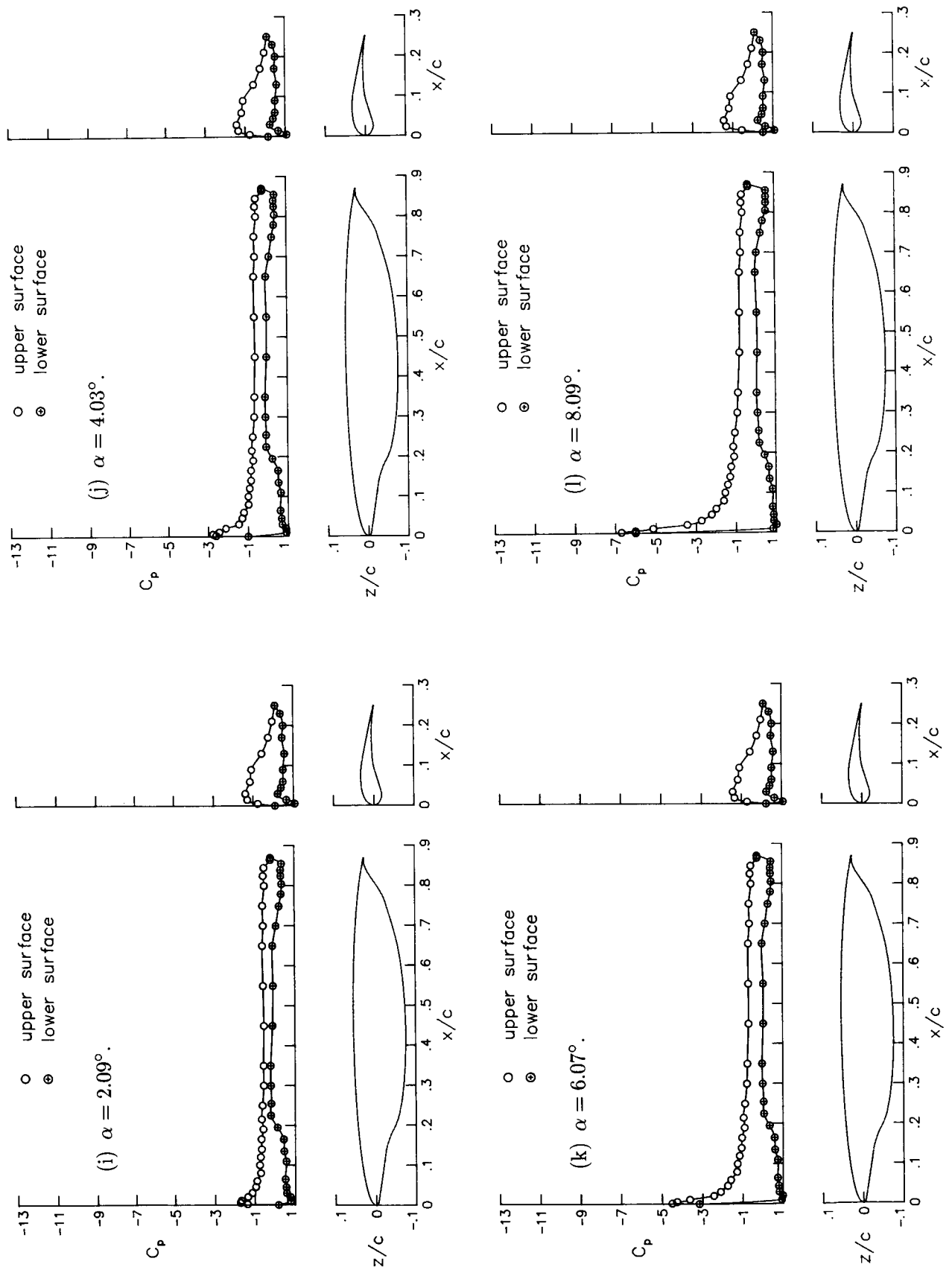


Figure 10. Continued.

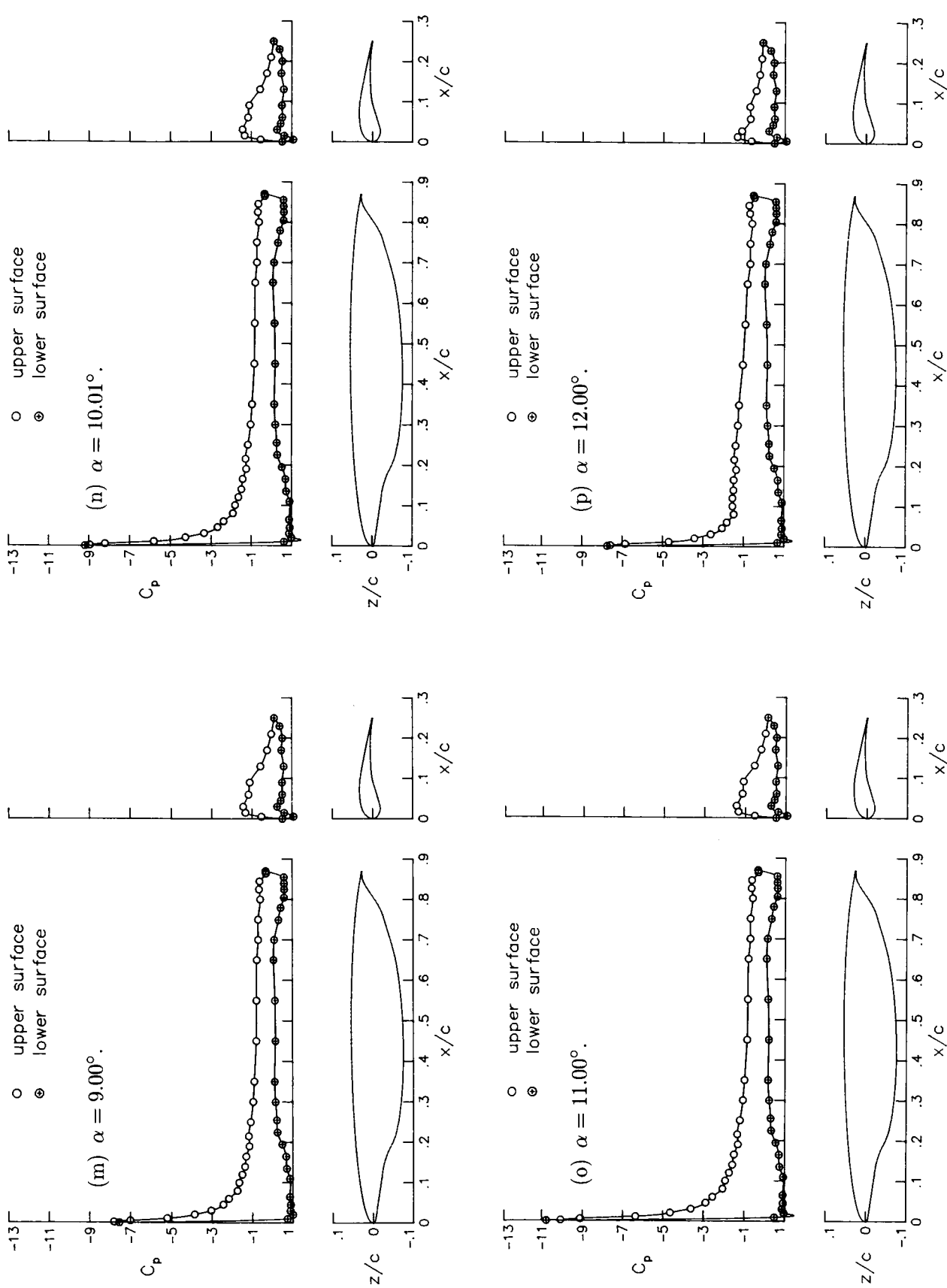


Figure 10. Concluded.

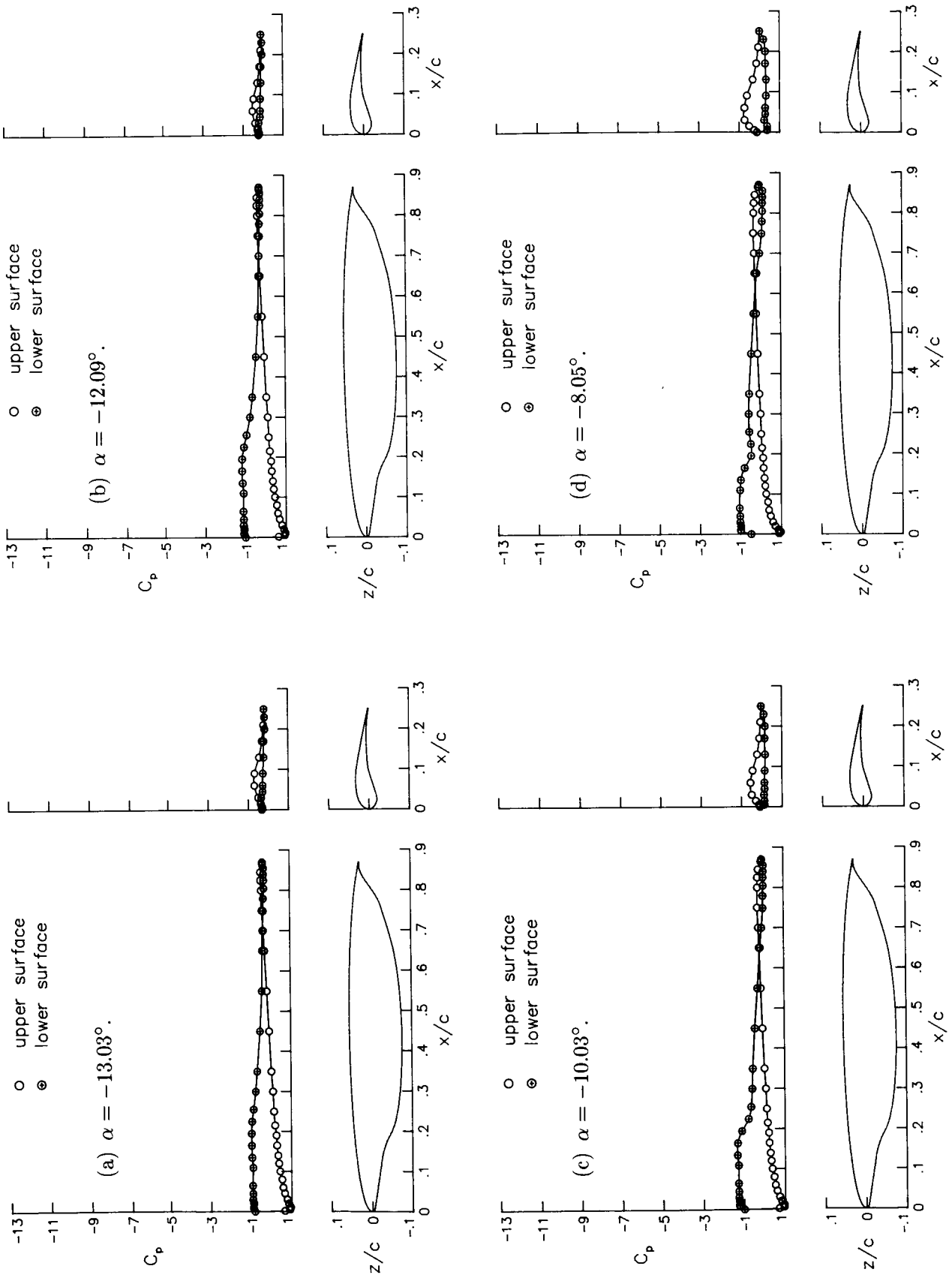


Figure 11. Pressure distribution data for trailing-edge flap configuration with $\delta\tau_E = 15^\circ$ and $q_\infty = 30$ psf. This figure is same as figure 5 in part 1.

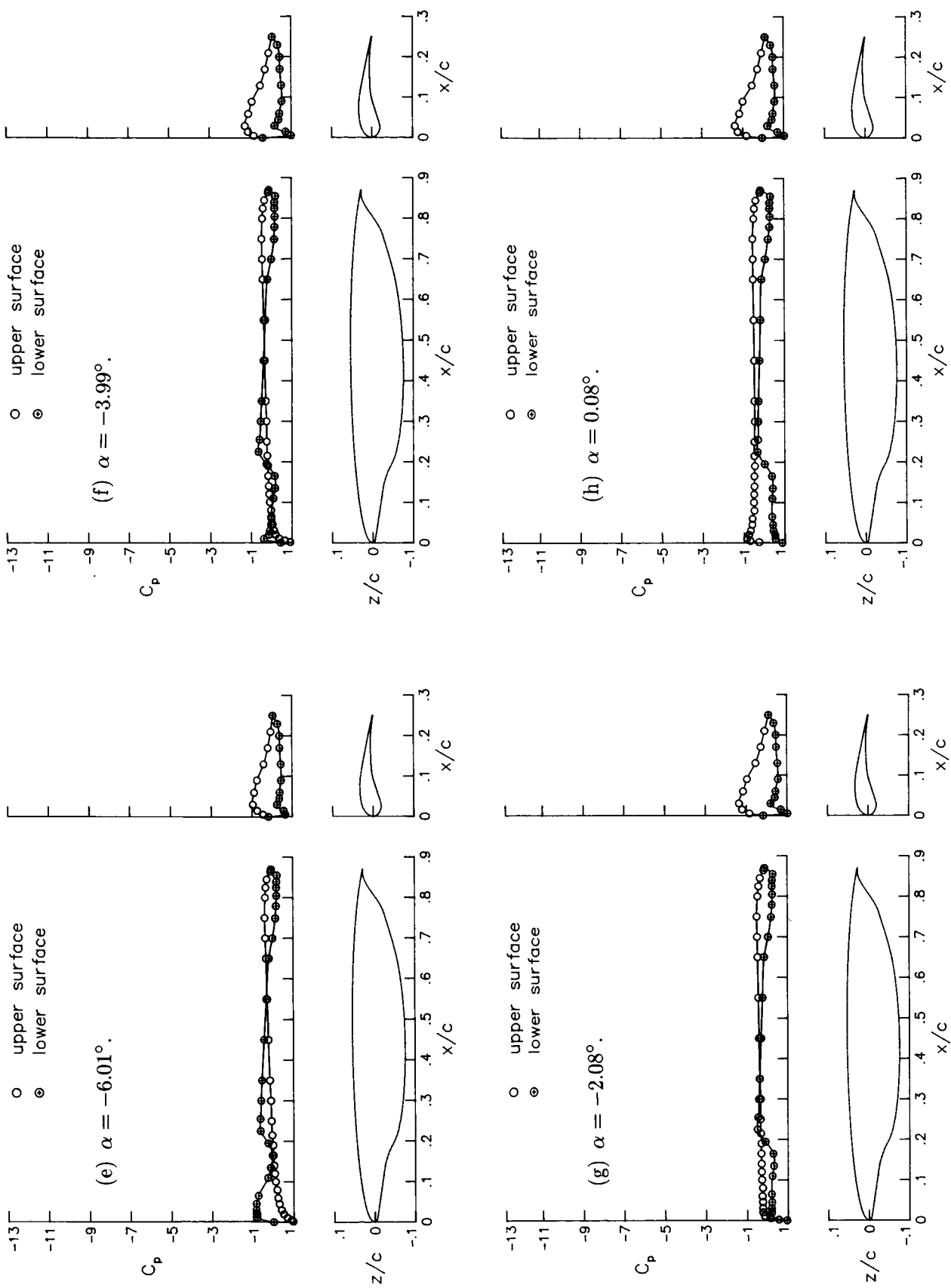


Figure 11. Continued.

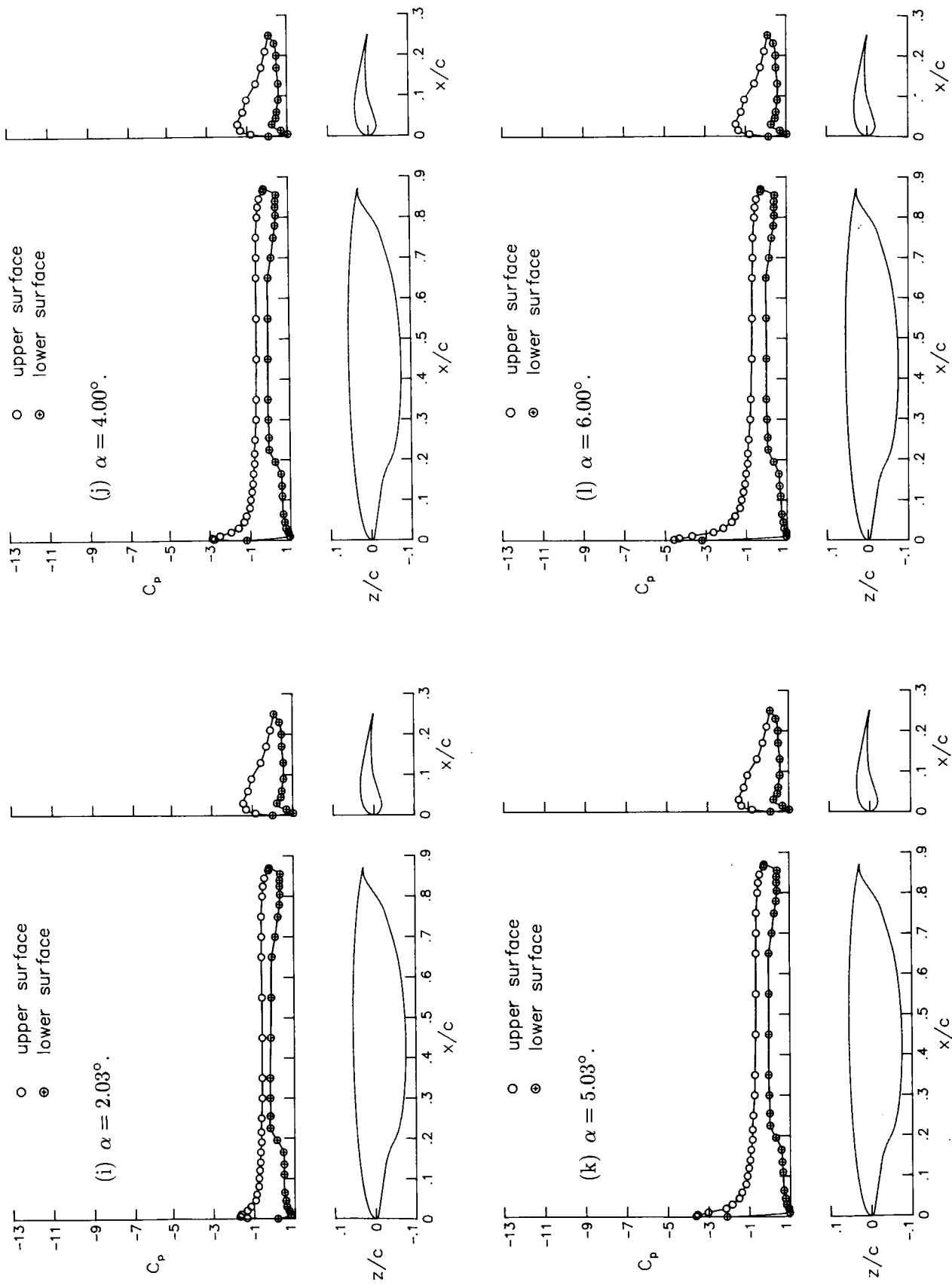


Figure 11. Continued.

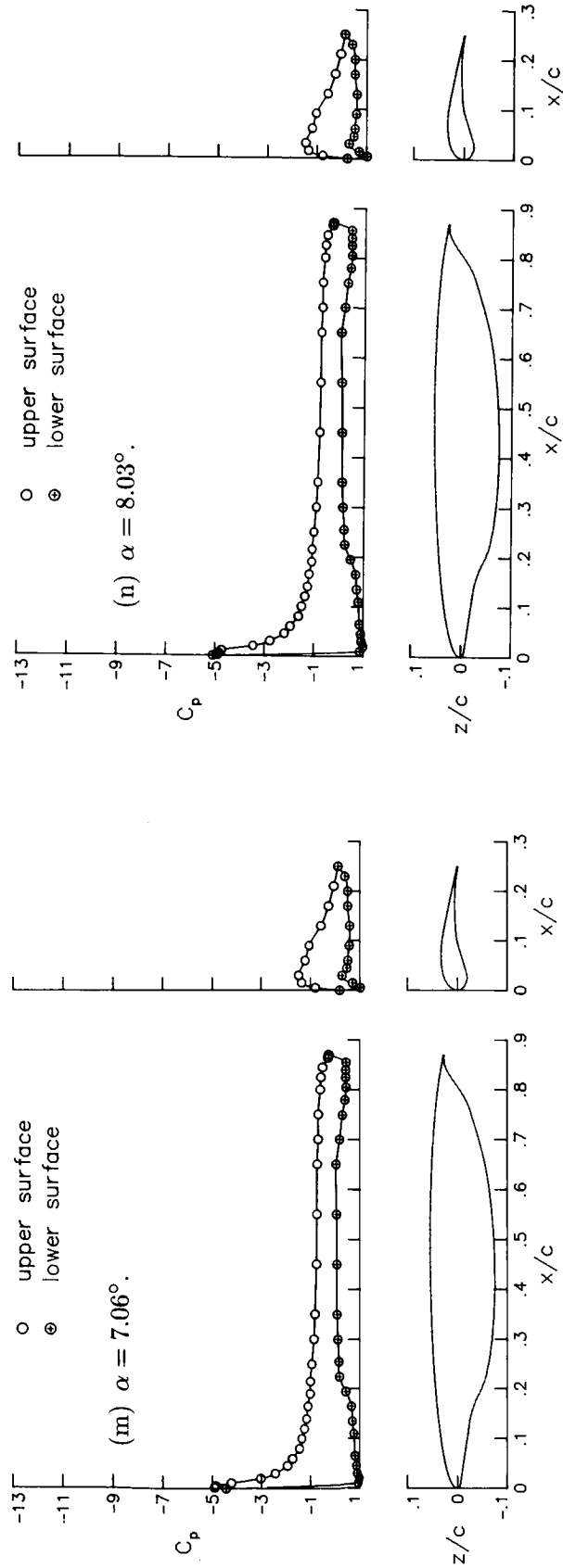


Figure 11. Concluded.

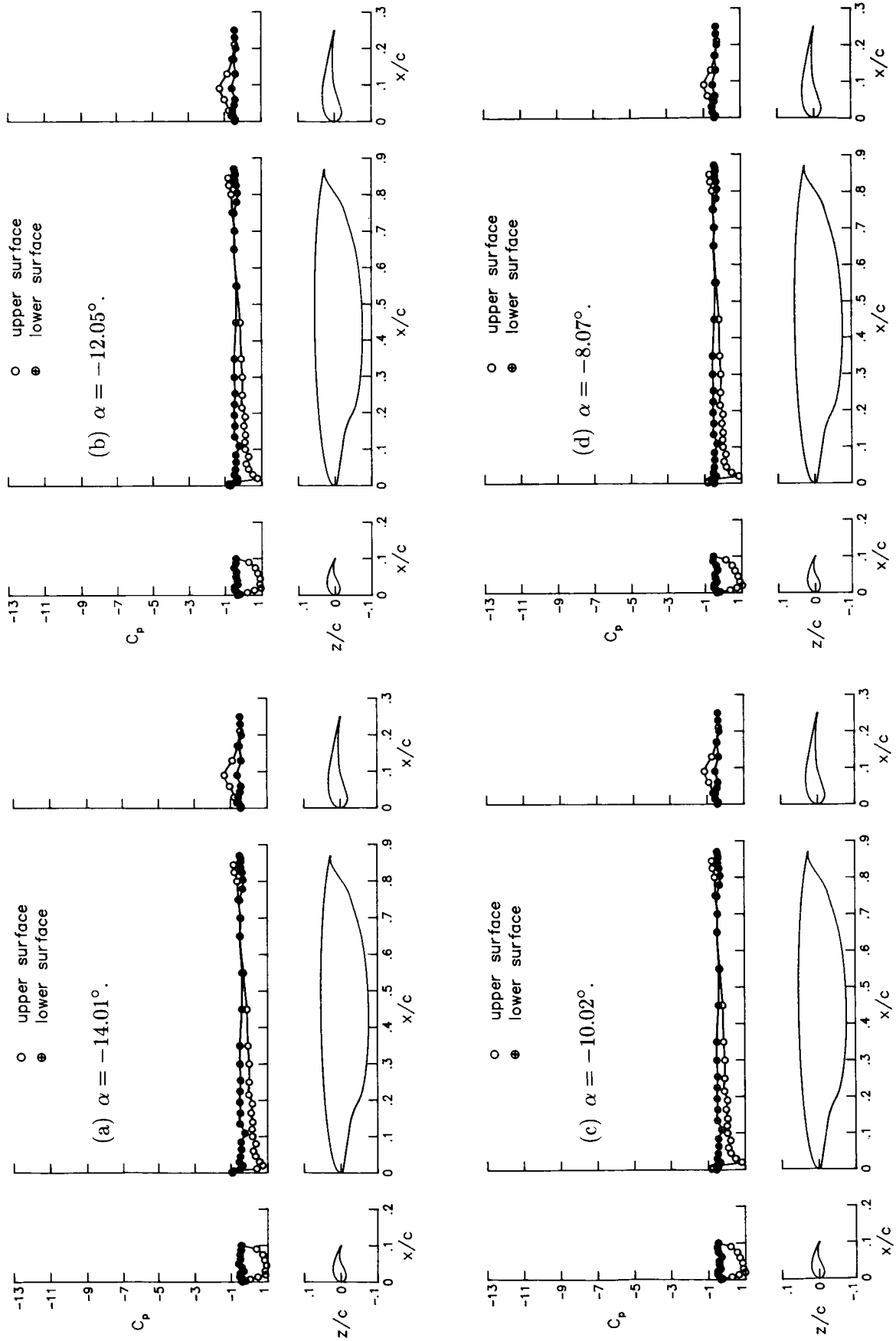


Figure 12. Pressure distribution data for trailing-edge flap with 0.10c leading-edge flap configuration with $\delta_{LE} = -50^\circ$, $\delta_{TE} = 15^\circ$, and $q_\infty = 15$ psf.

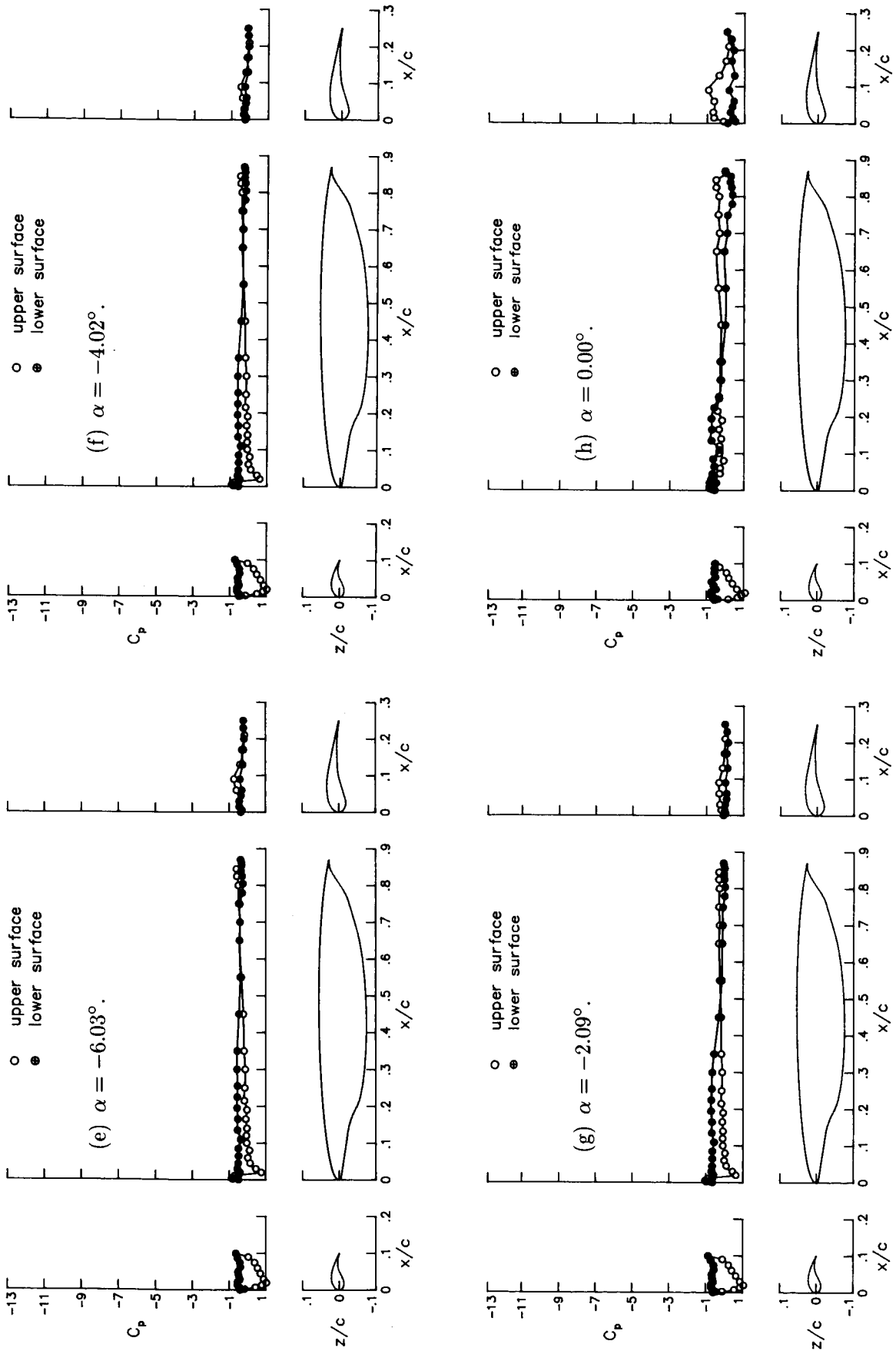


Figure 12. Continued.

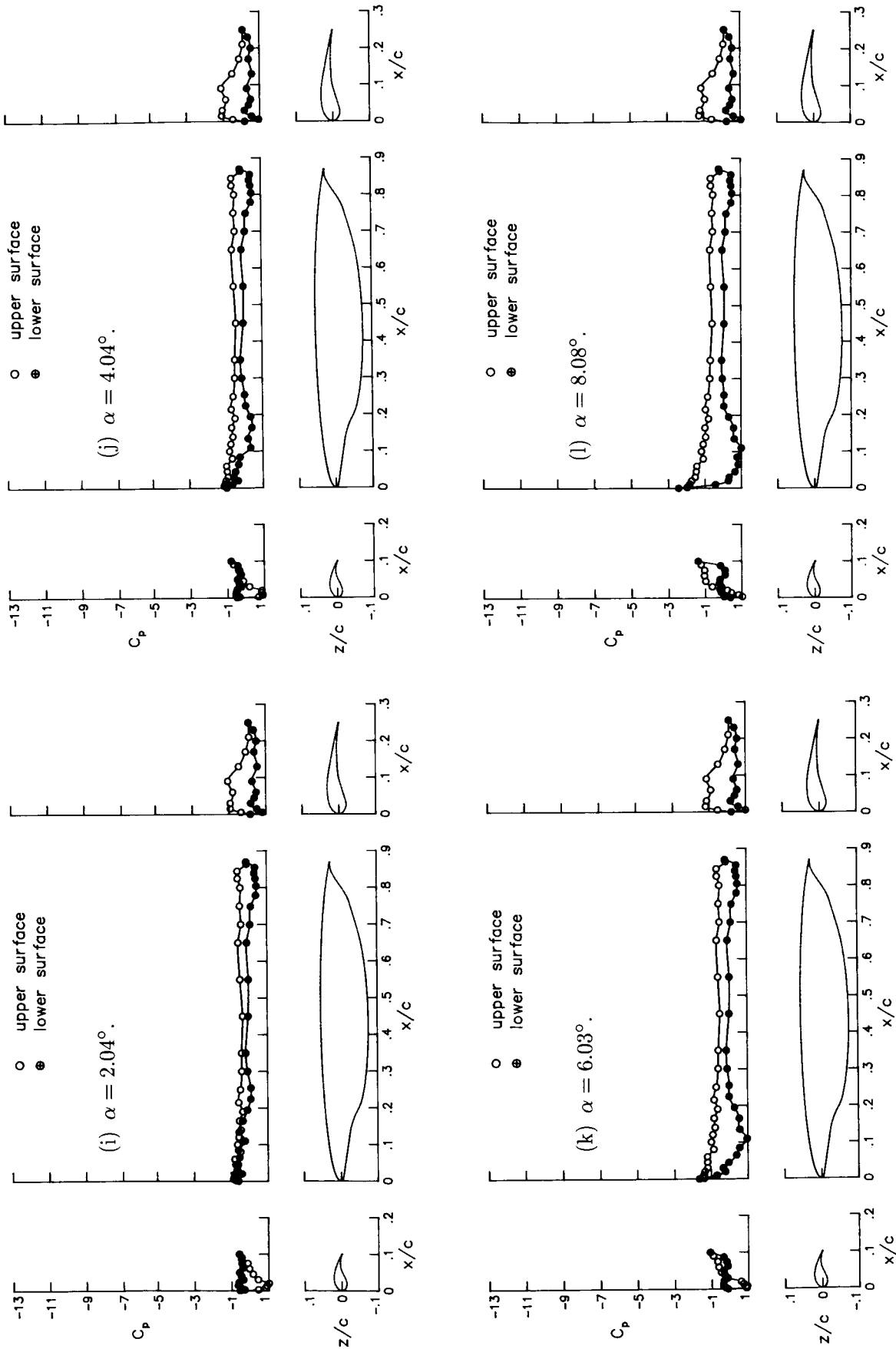


Figure 12. Continued.

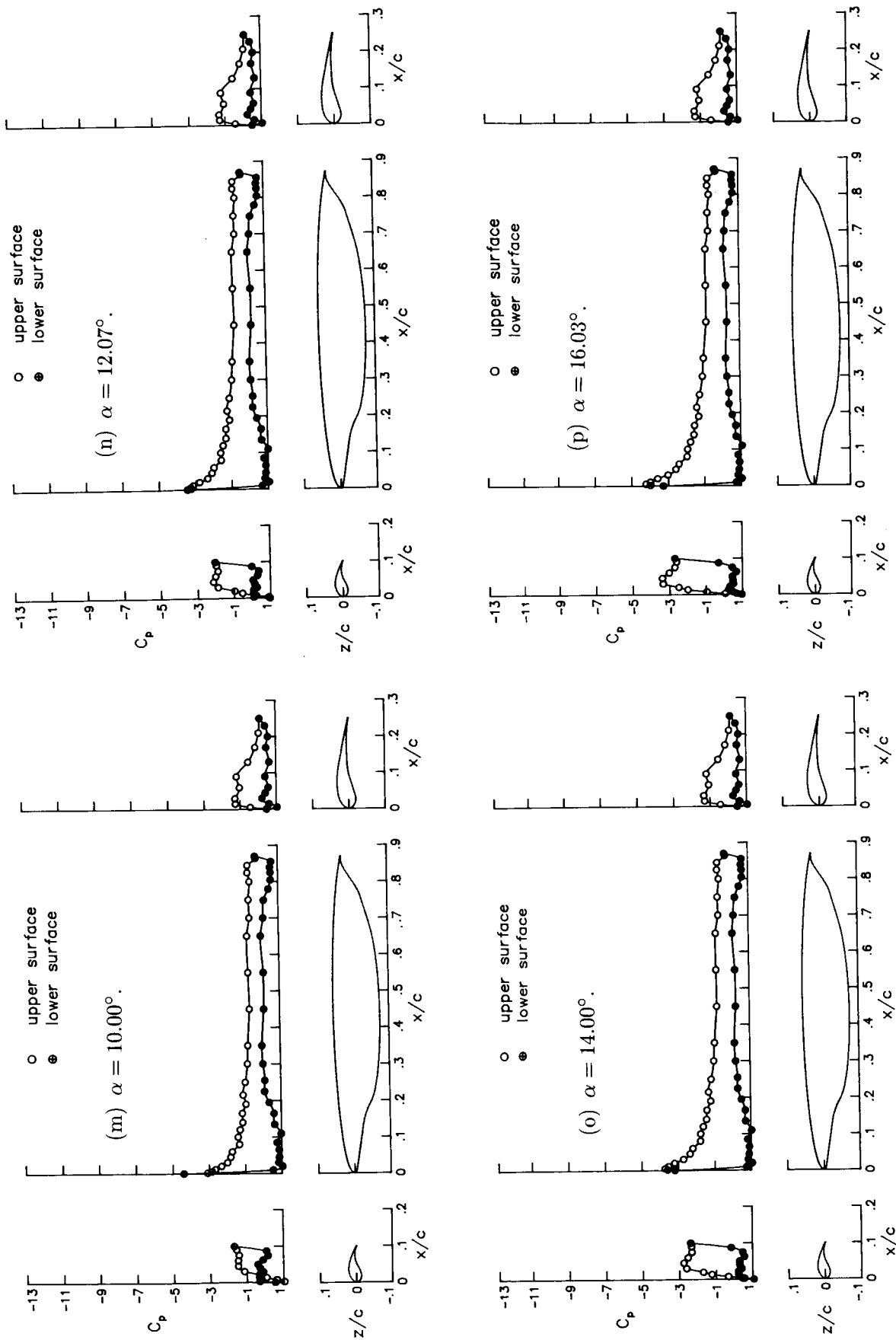


Figure 12. Continued.

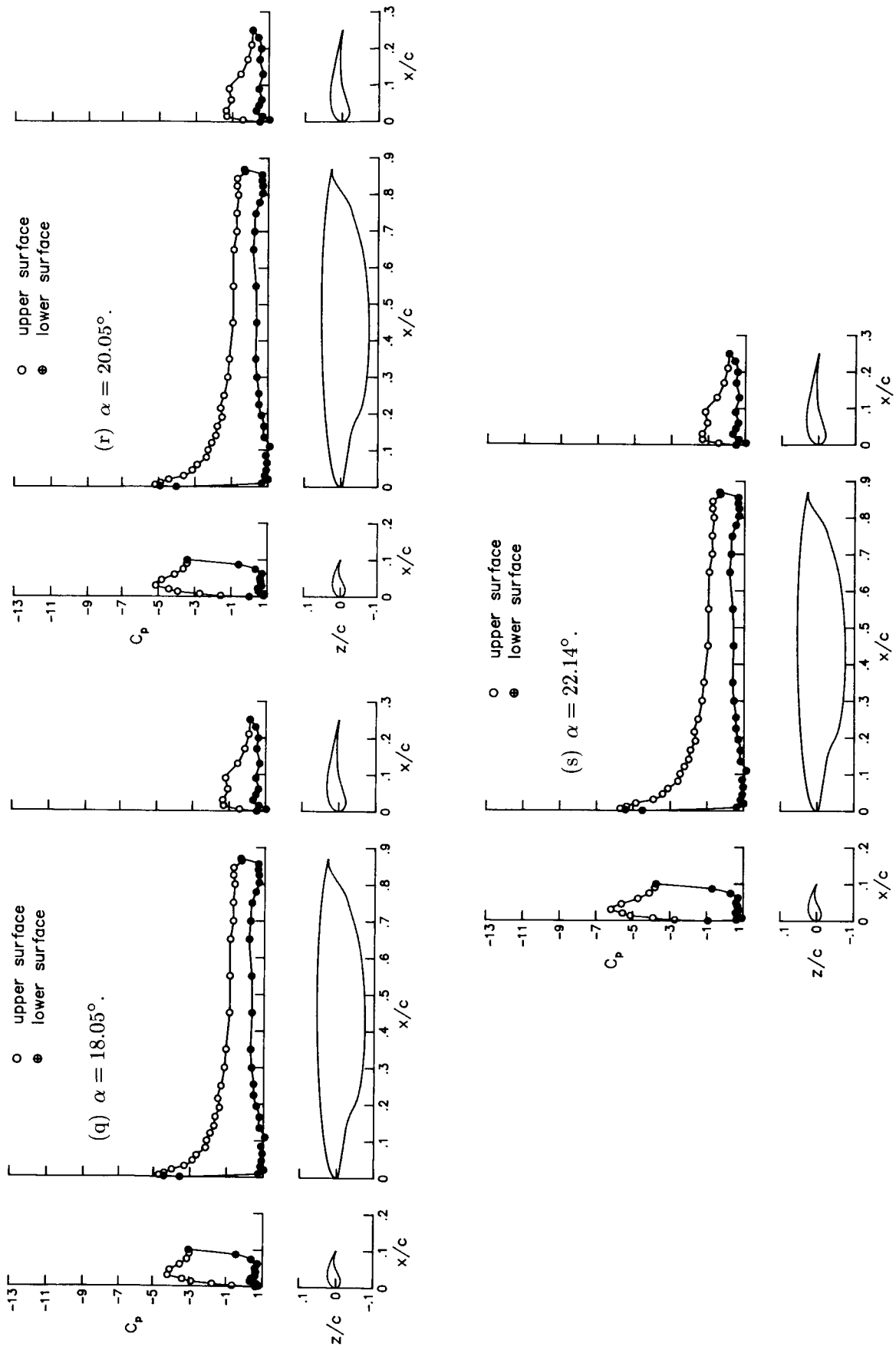


Figure 12. Concluded.

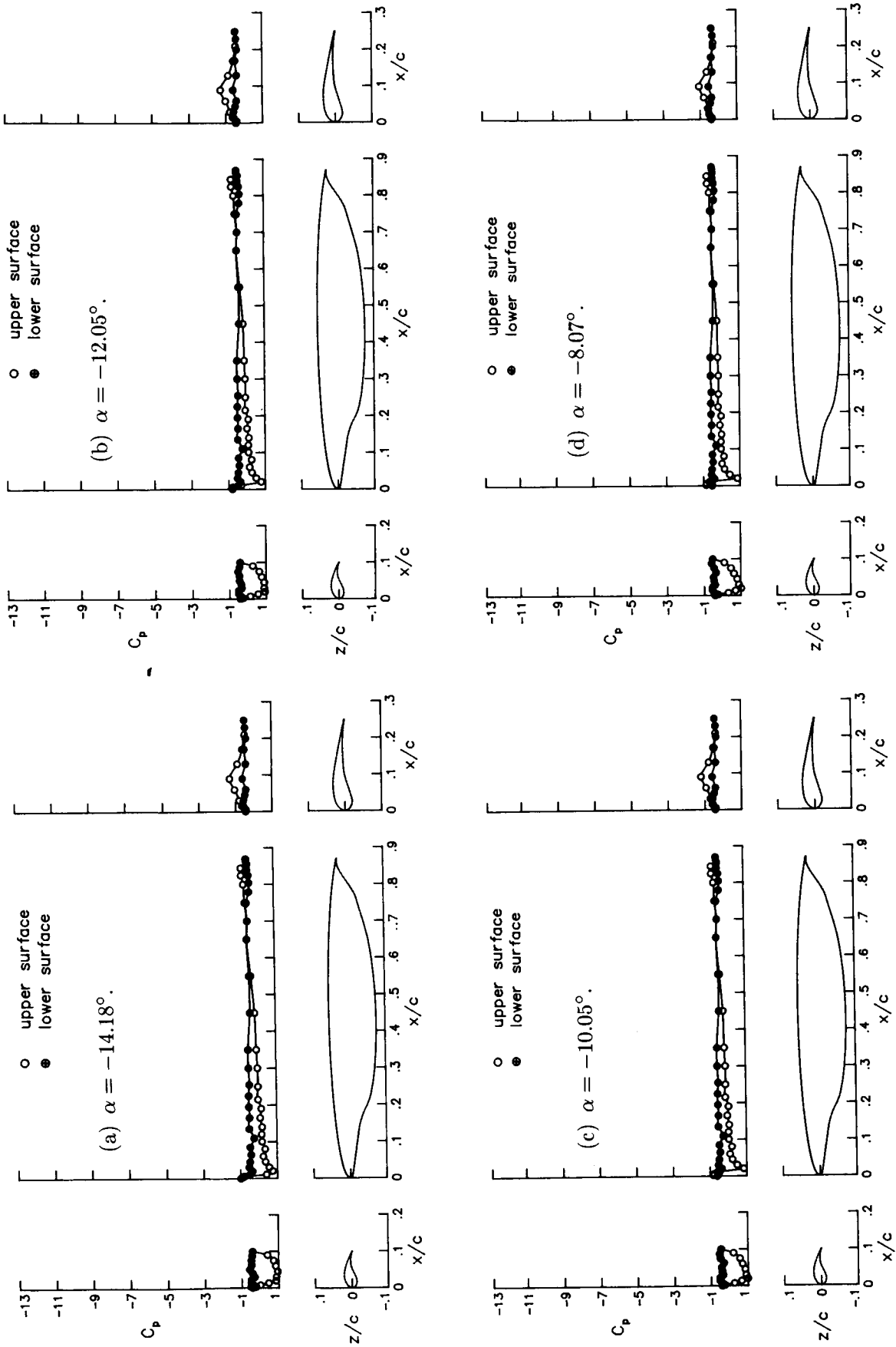


Figure 13. Pressure distribution data for trailing-edge flap with 0.10c leading-edge flap configuration with $\delta_{LE} = -50^\circ$, $\delta_{TE} = 15^\circ$, and $q_\infty = 30$ psf.

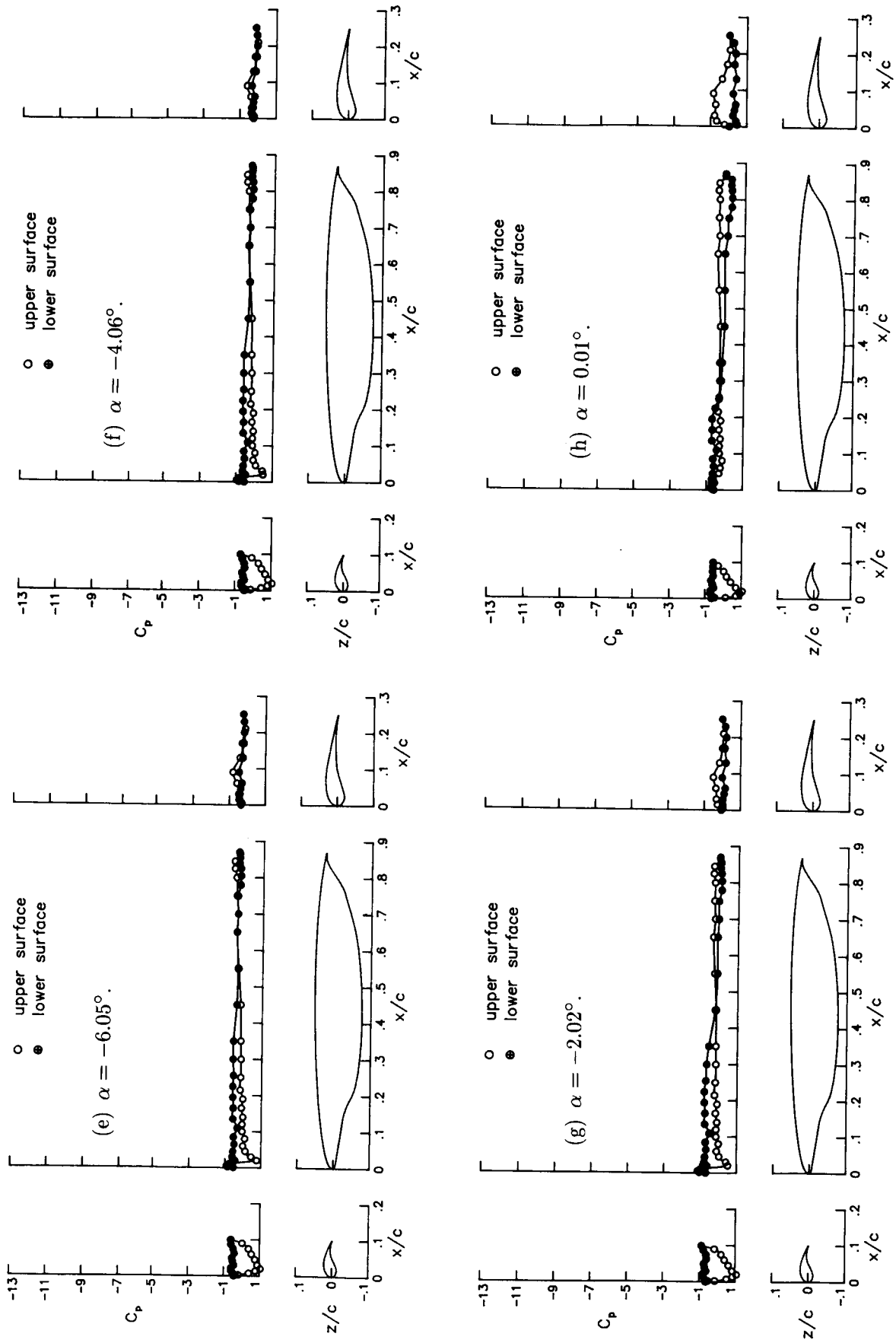


Figure 13. Continued.

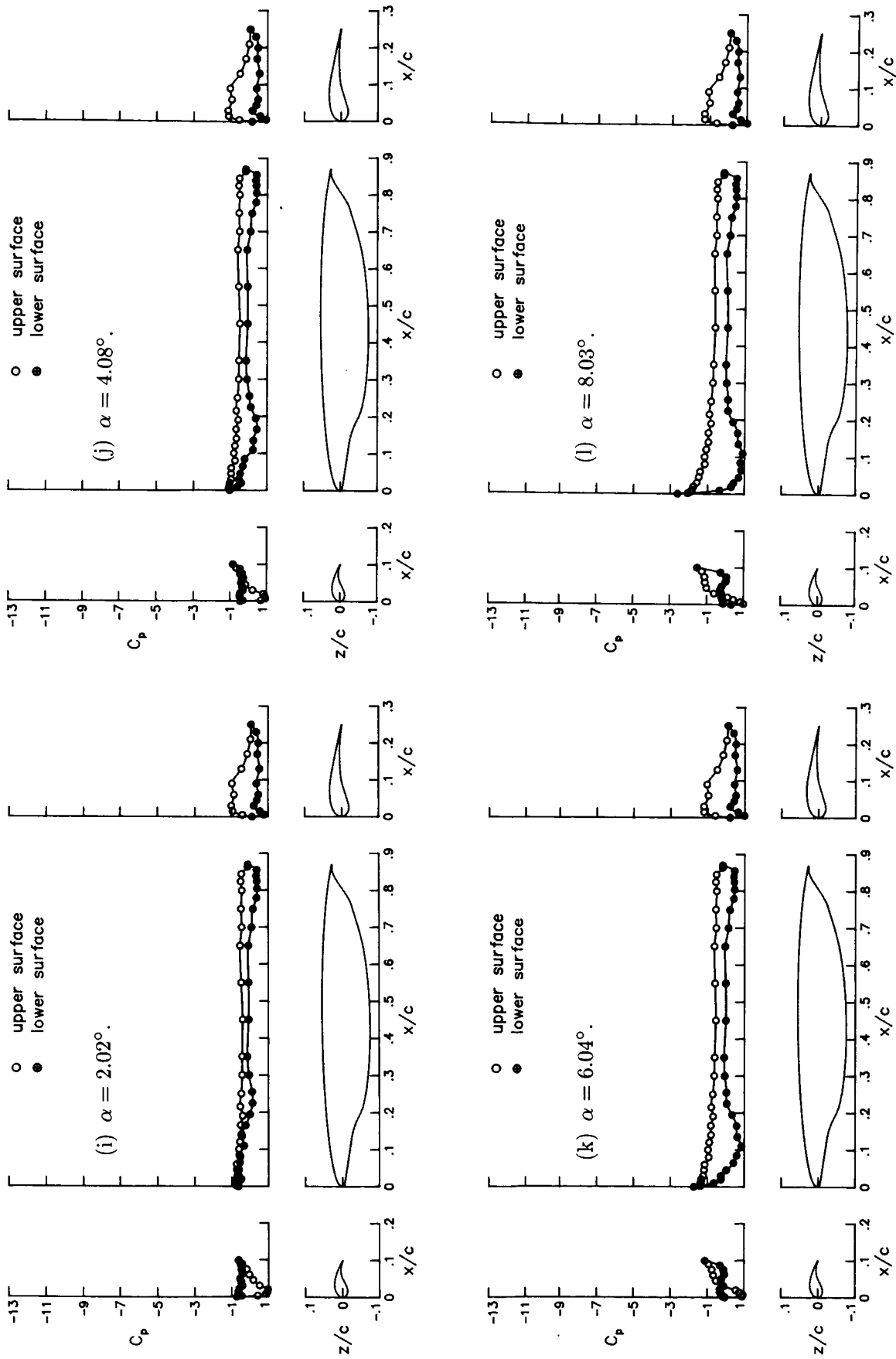


Figure 13. Continued.

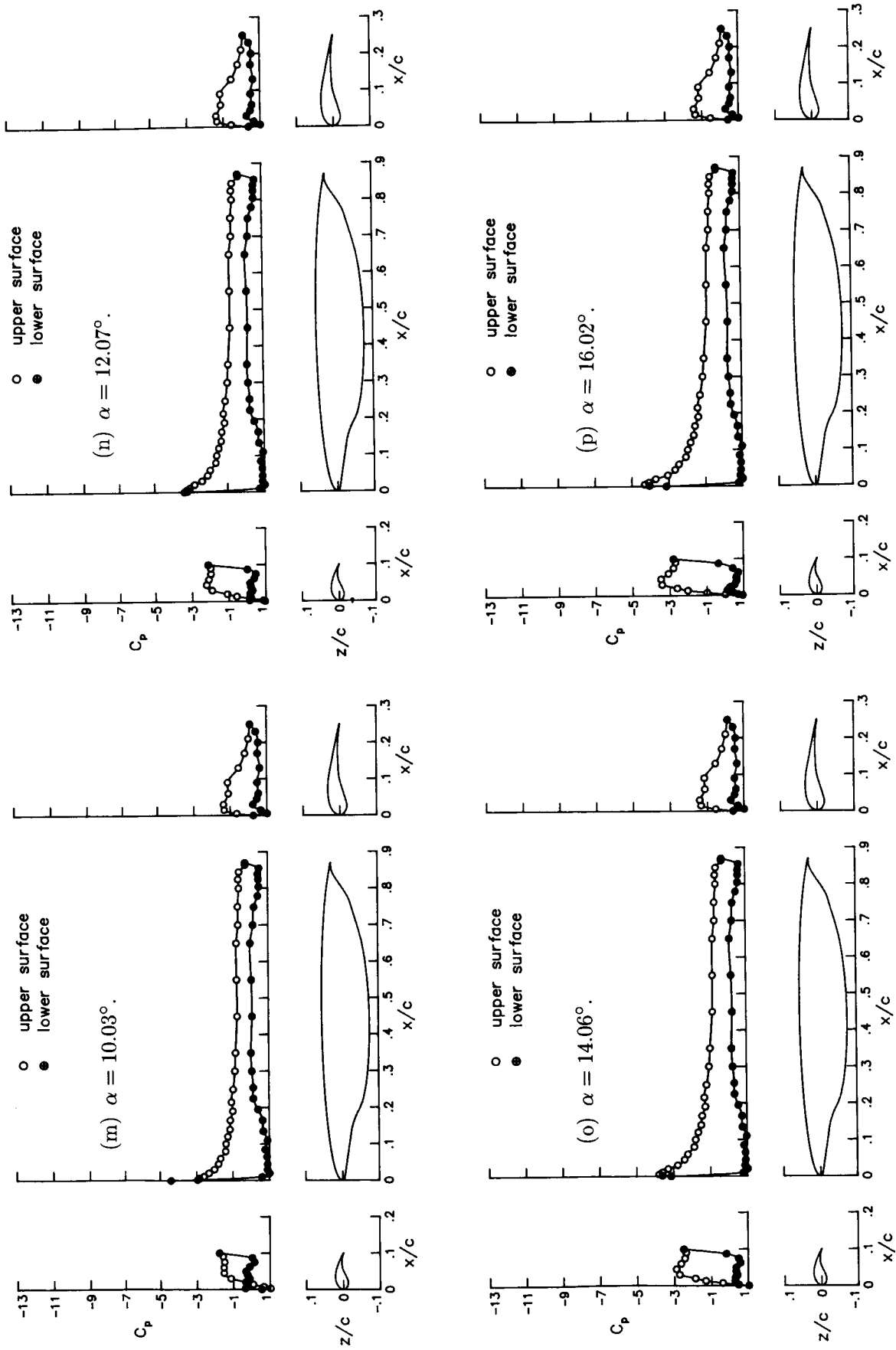


Figure 13. Continued.

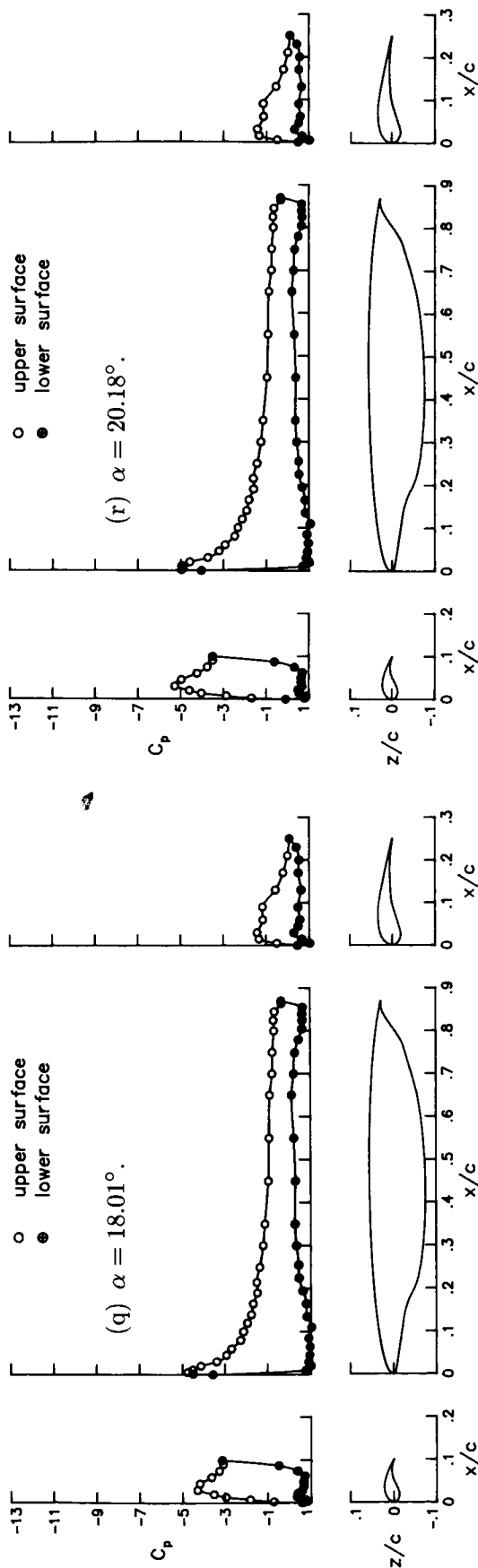


Figure 13. Concluded.

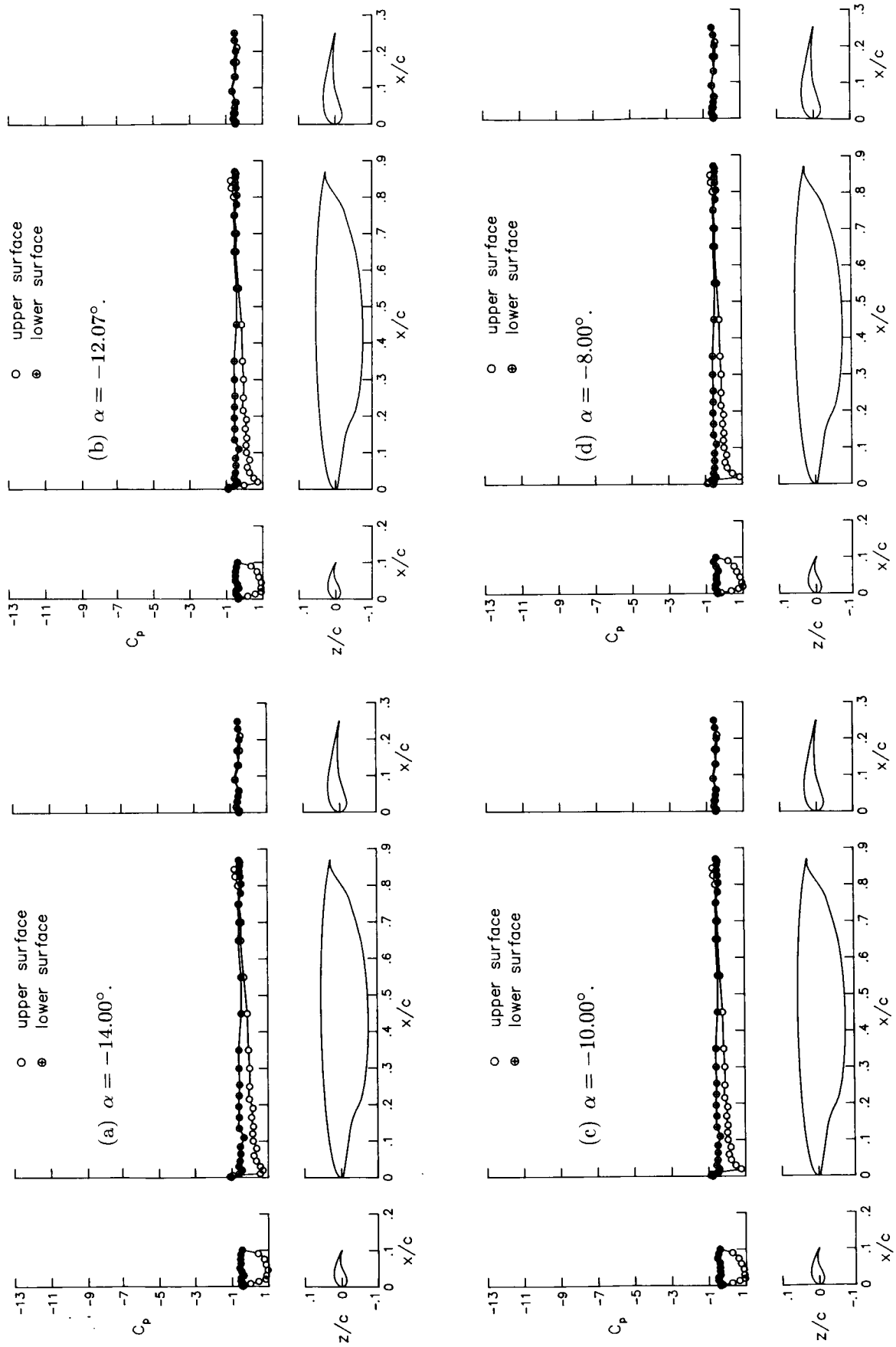


Figure 14. Pressure distribution data for trailing-edge flap with $0.10c$ leading-edge flap configuration with $\delta_{LE} = -50^\circ$, $\delta_{TE} = 30^\circ$, and $q_\infty = 15$ psf.

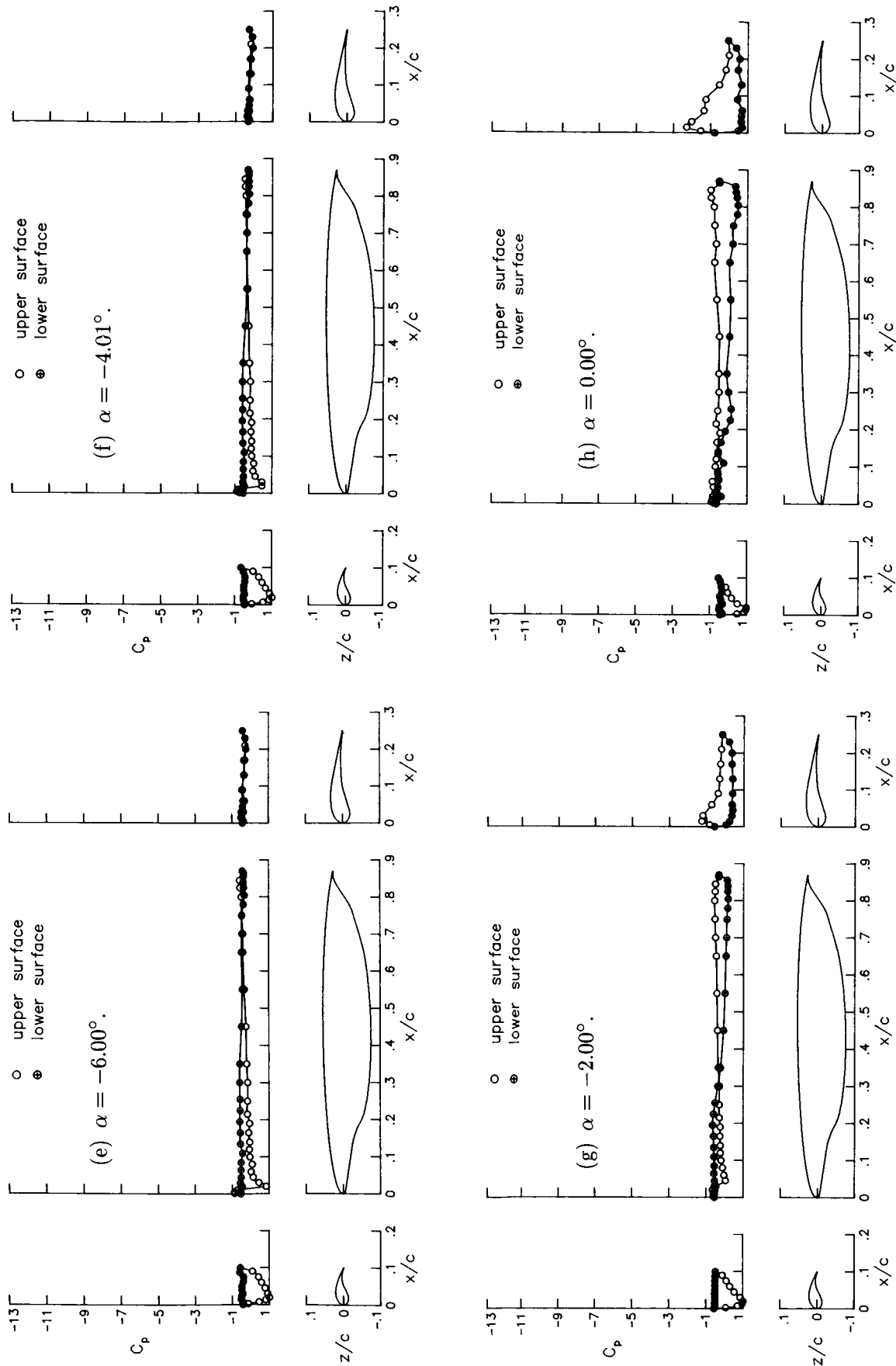


Figure 14. Continued.

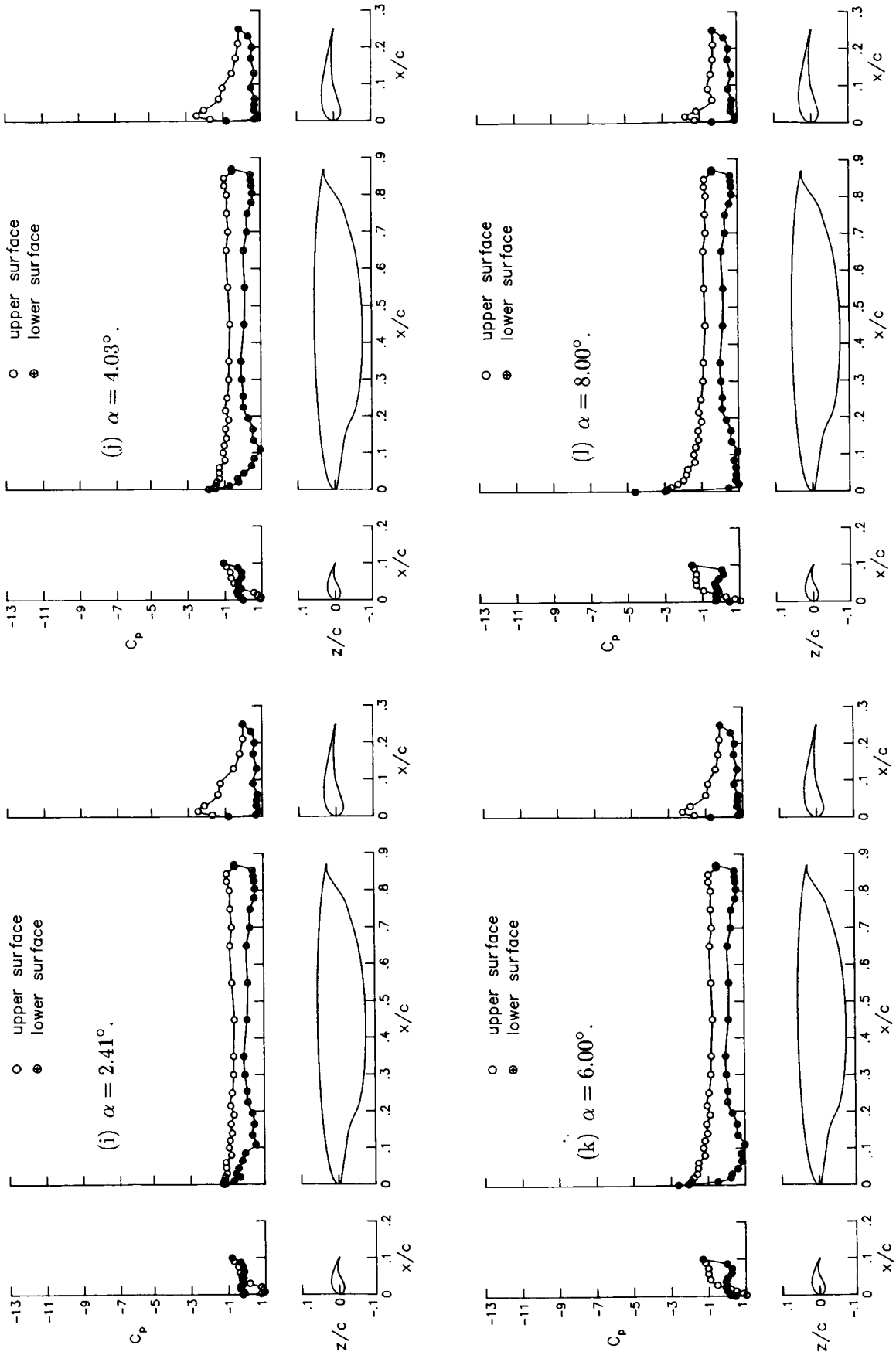


Figure 14. Continued.

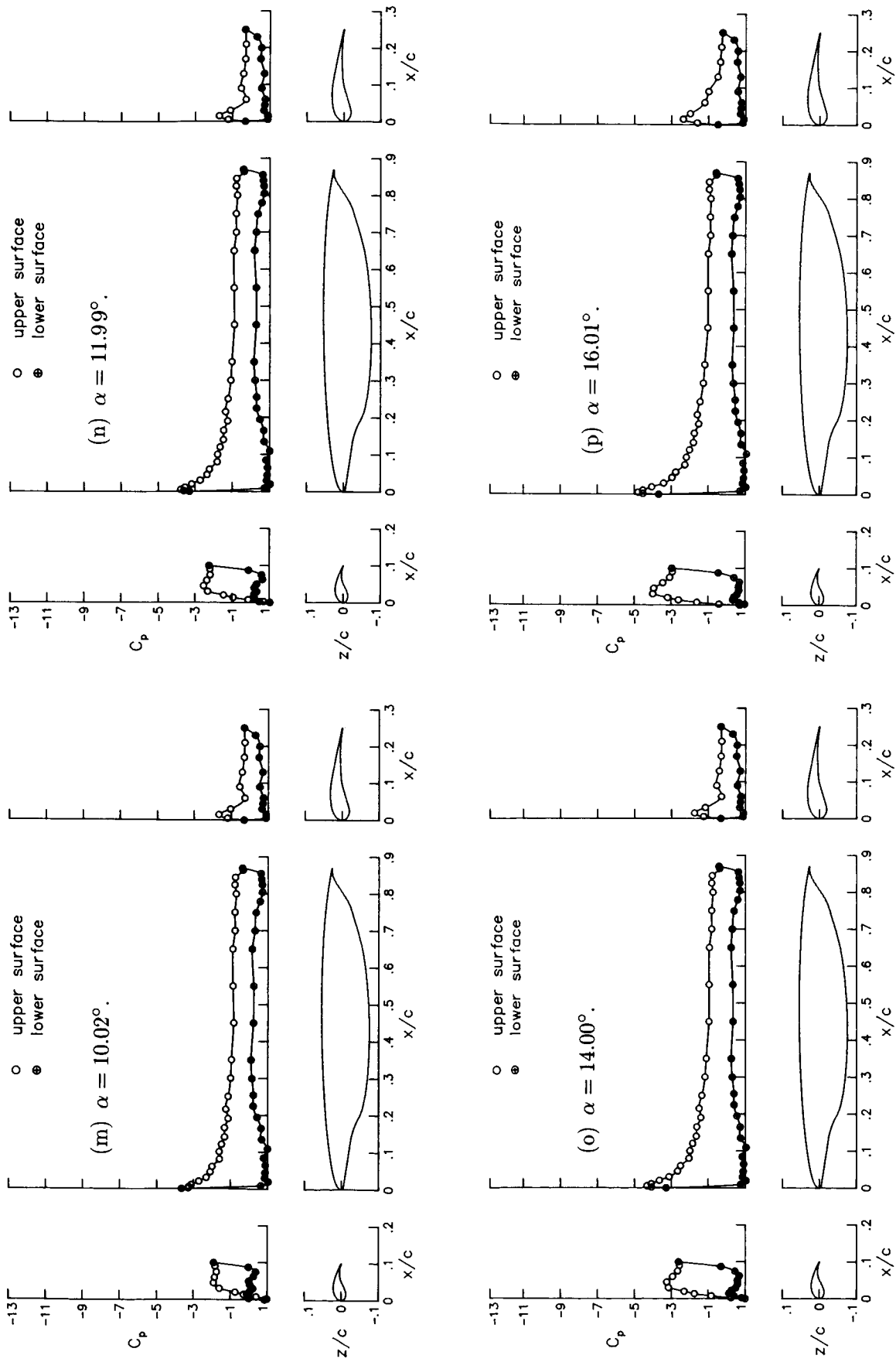


Figure 14. Continued.

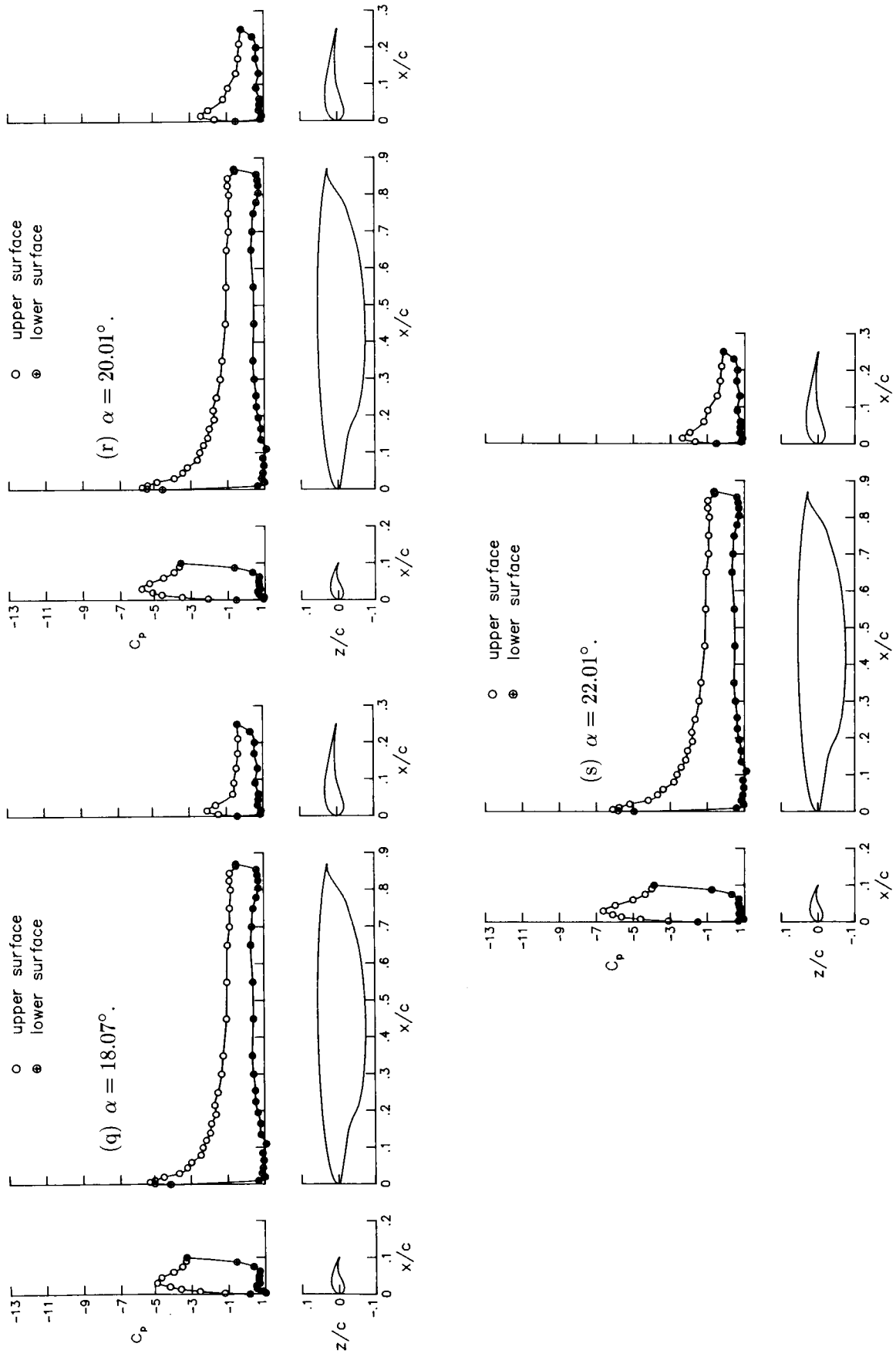


Figure 14. Concluded.

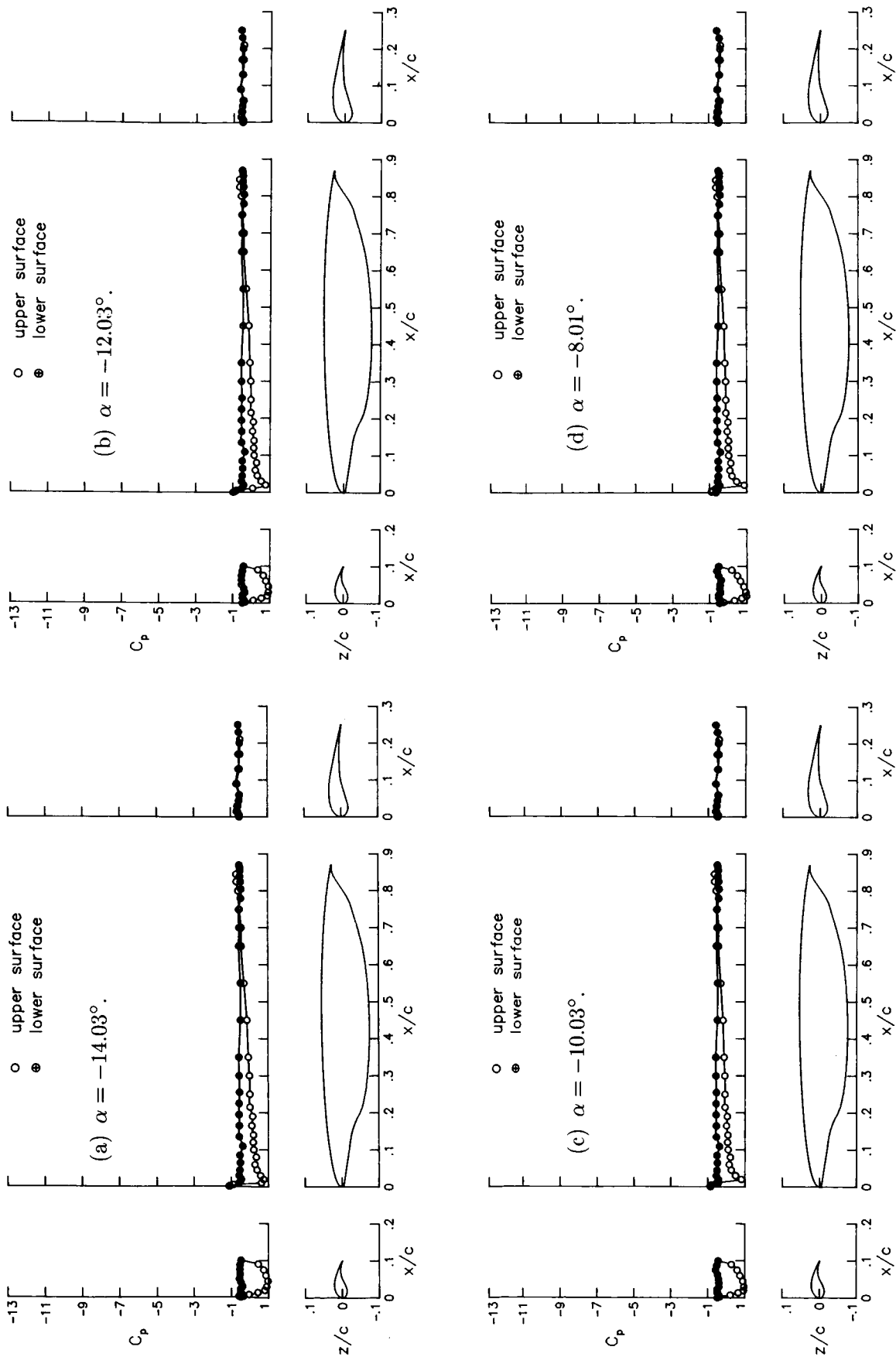


Figure 15. Pressure distribution data for trailing-edge flap with 0.10c leading-edge flap configuration with $\delta_{LE} = -50^\circ$, $\delta_{TE} = 30^\circ$, and $q_\infty = 30$ psf.

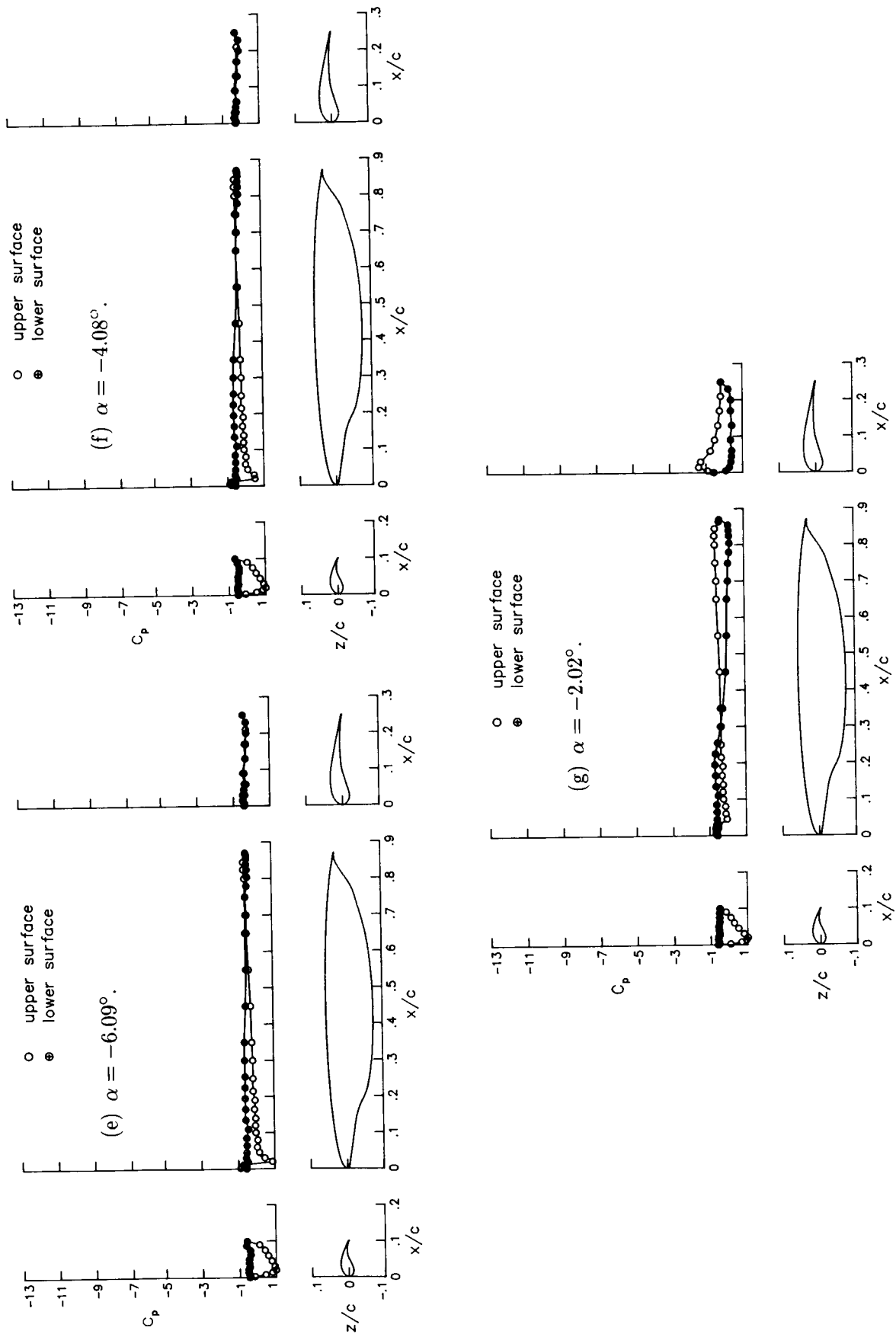


Figure 15. Continued.

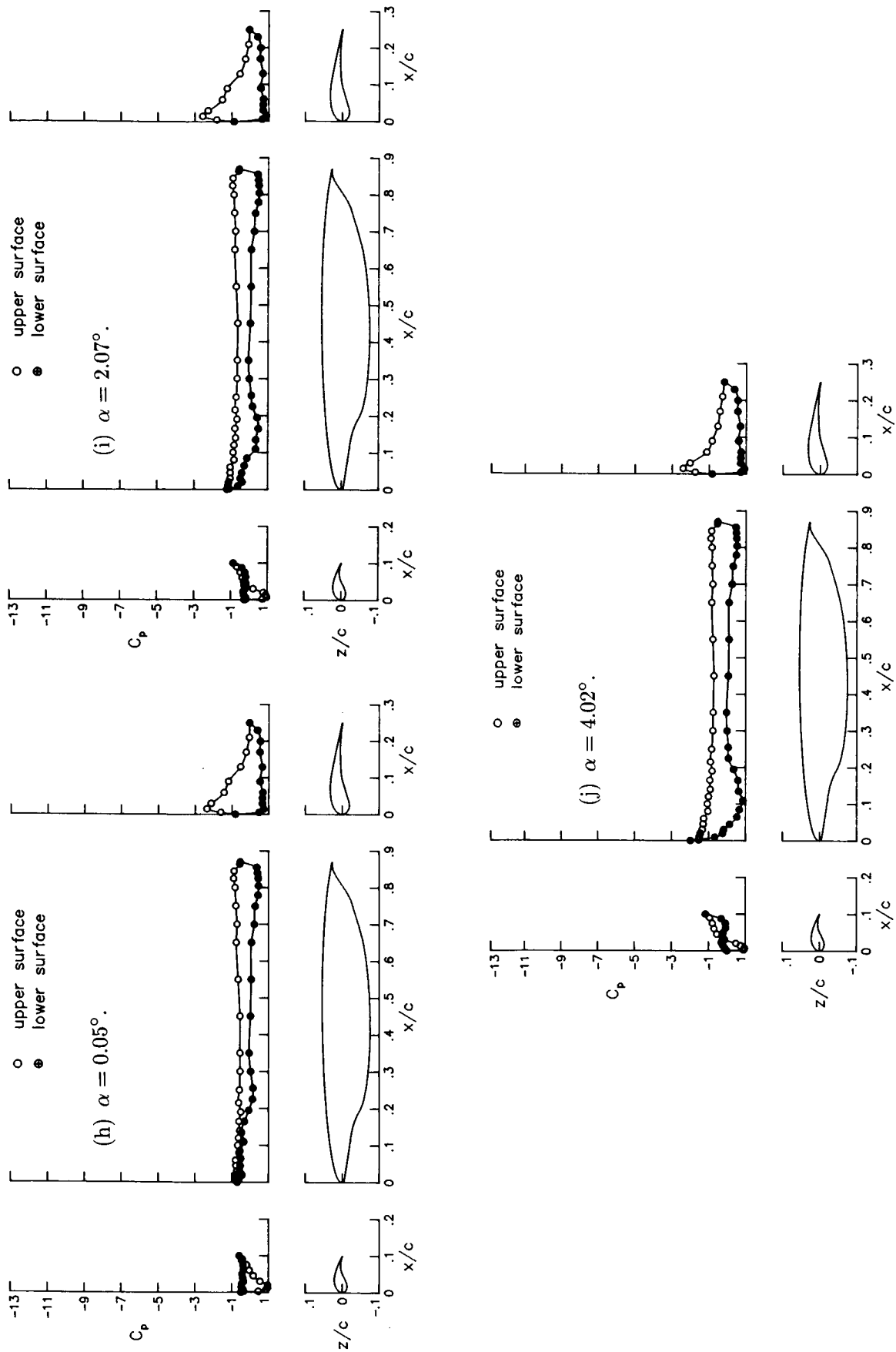


Figure 15. Continued.

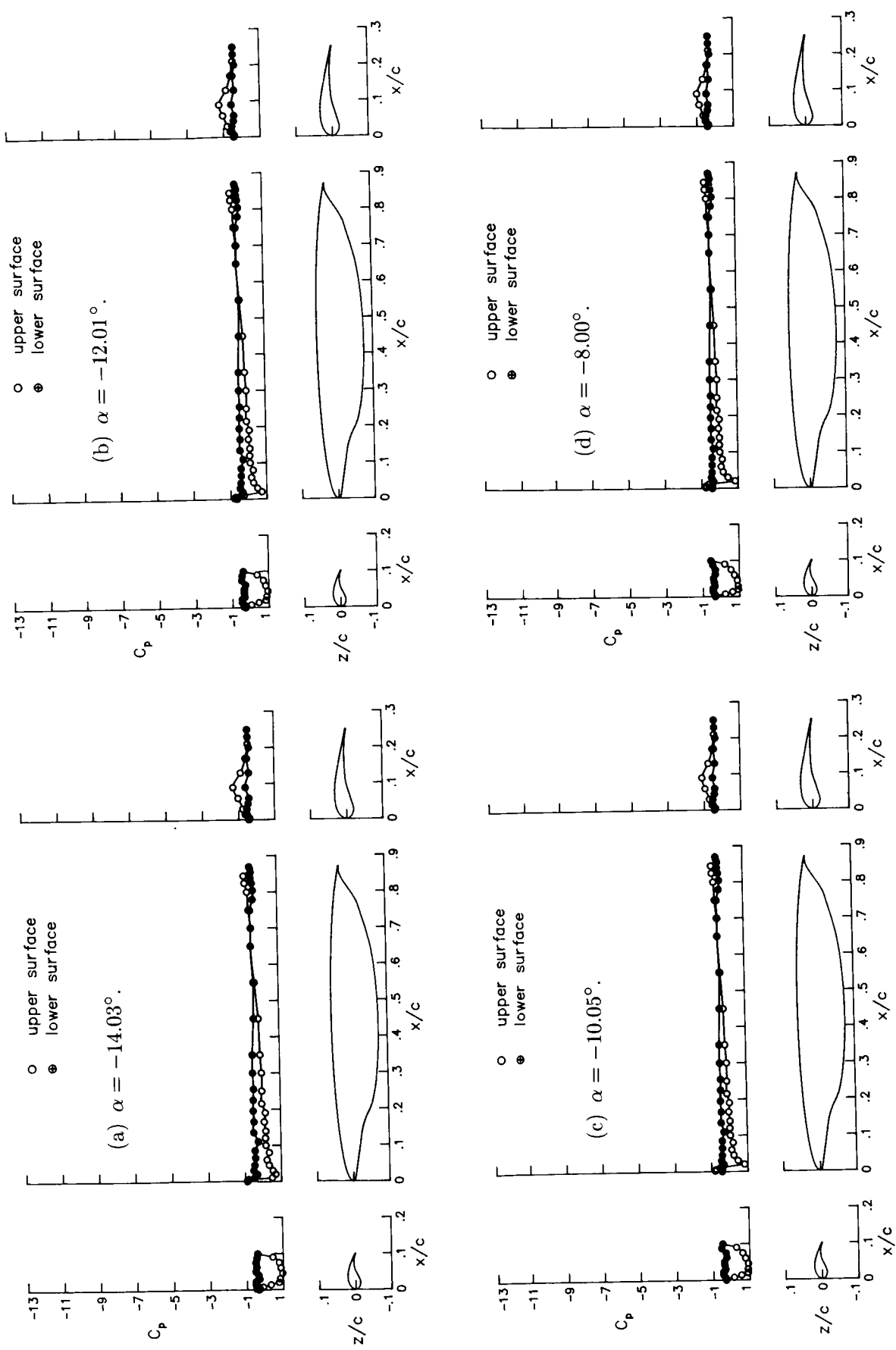


Figure 16. Pressure distribution data for trailing-edge flap with 0.10c leading-edge flap configuration with $\delta_{LE} = -55^\circ$, $\delta_{TE} = 15^\circ$, and $q_\infty = 15$ psf.

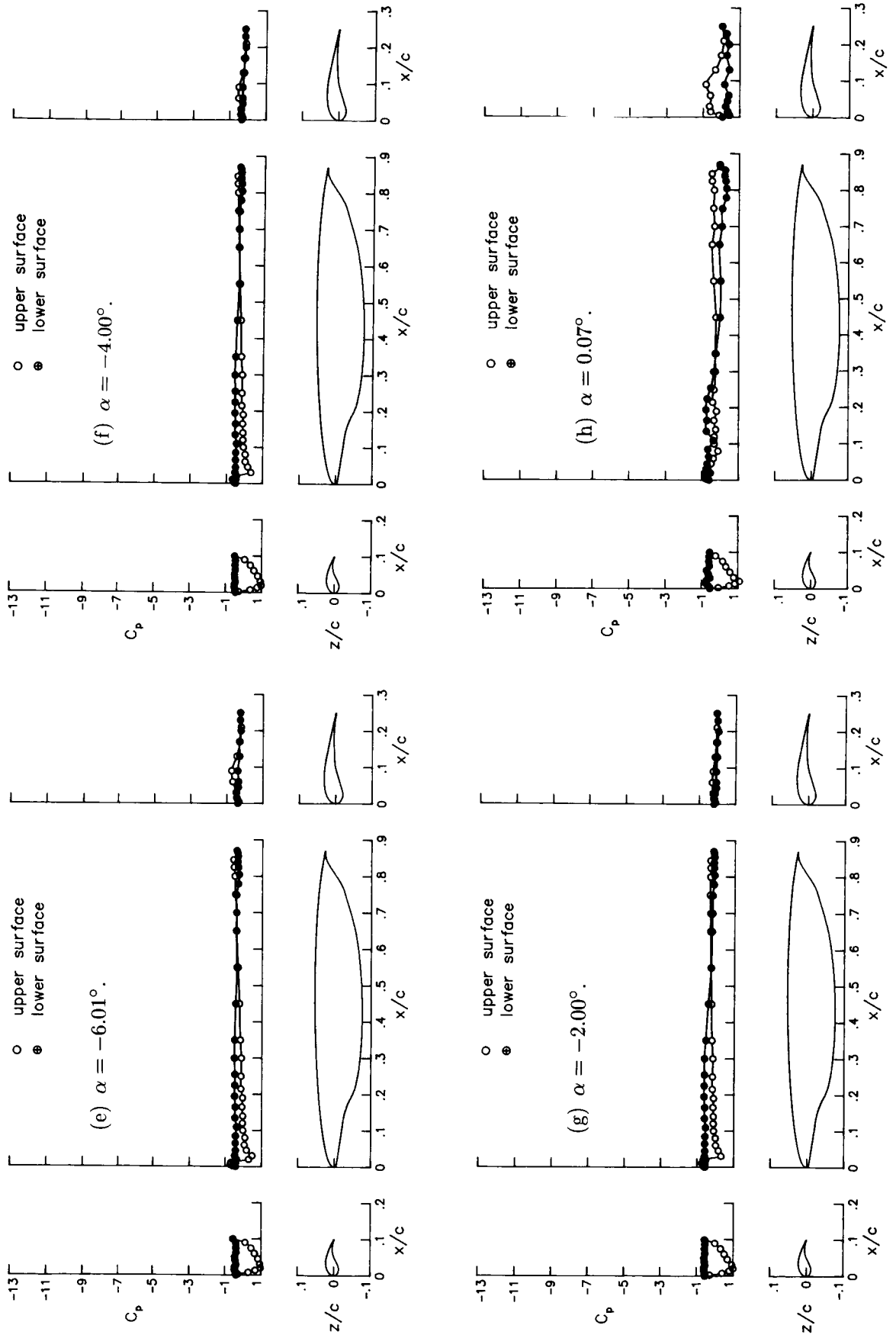


Figure 16. Continued.

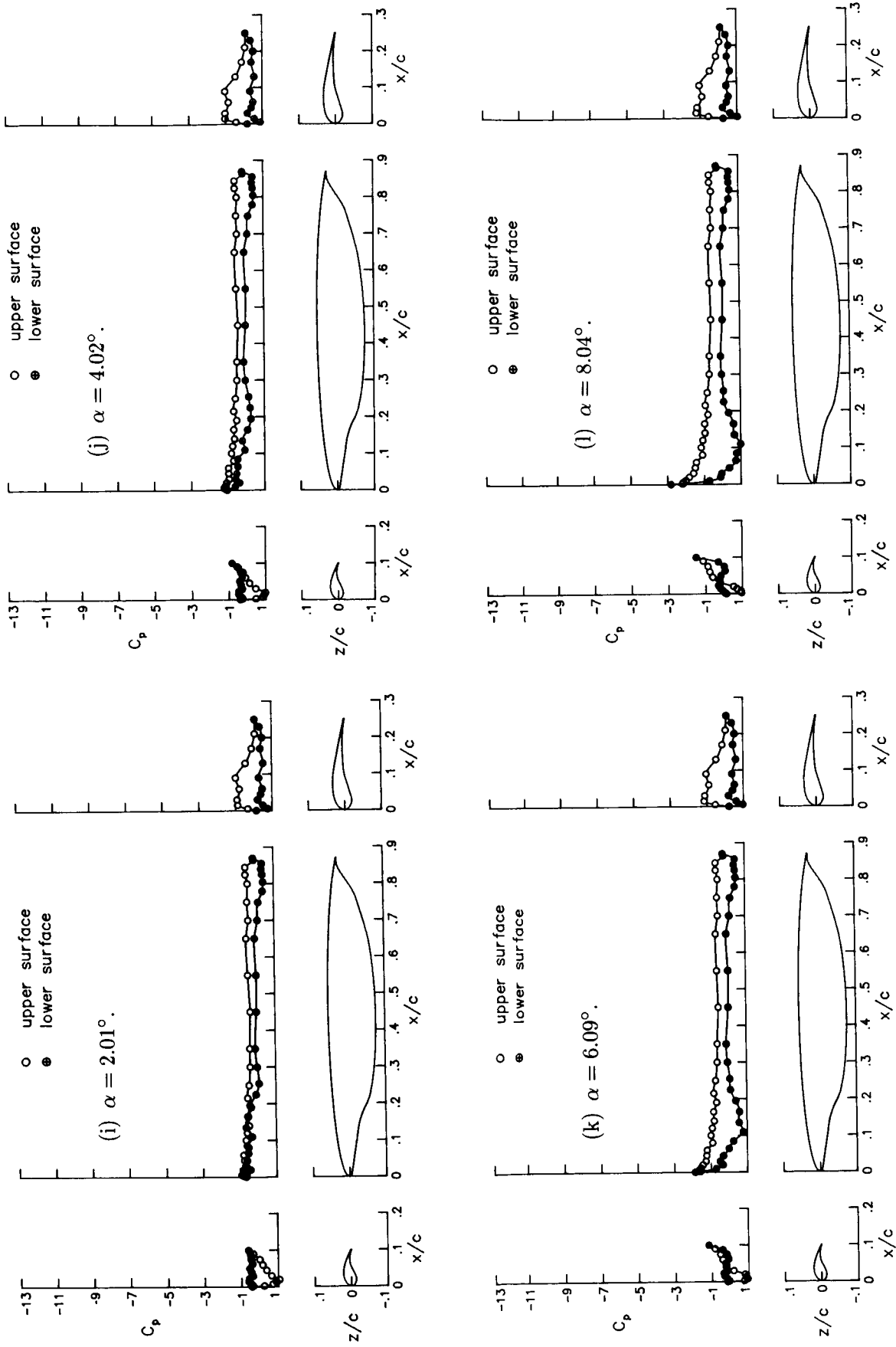


Figure 16. Continued.

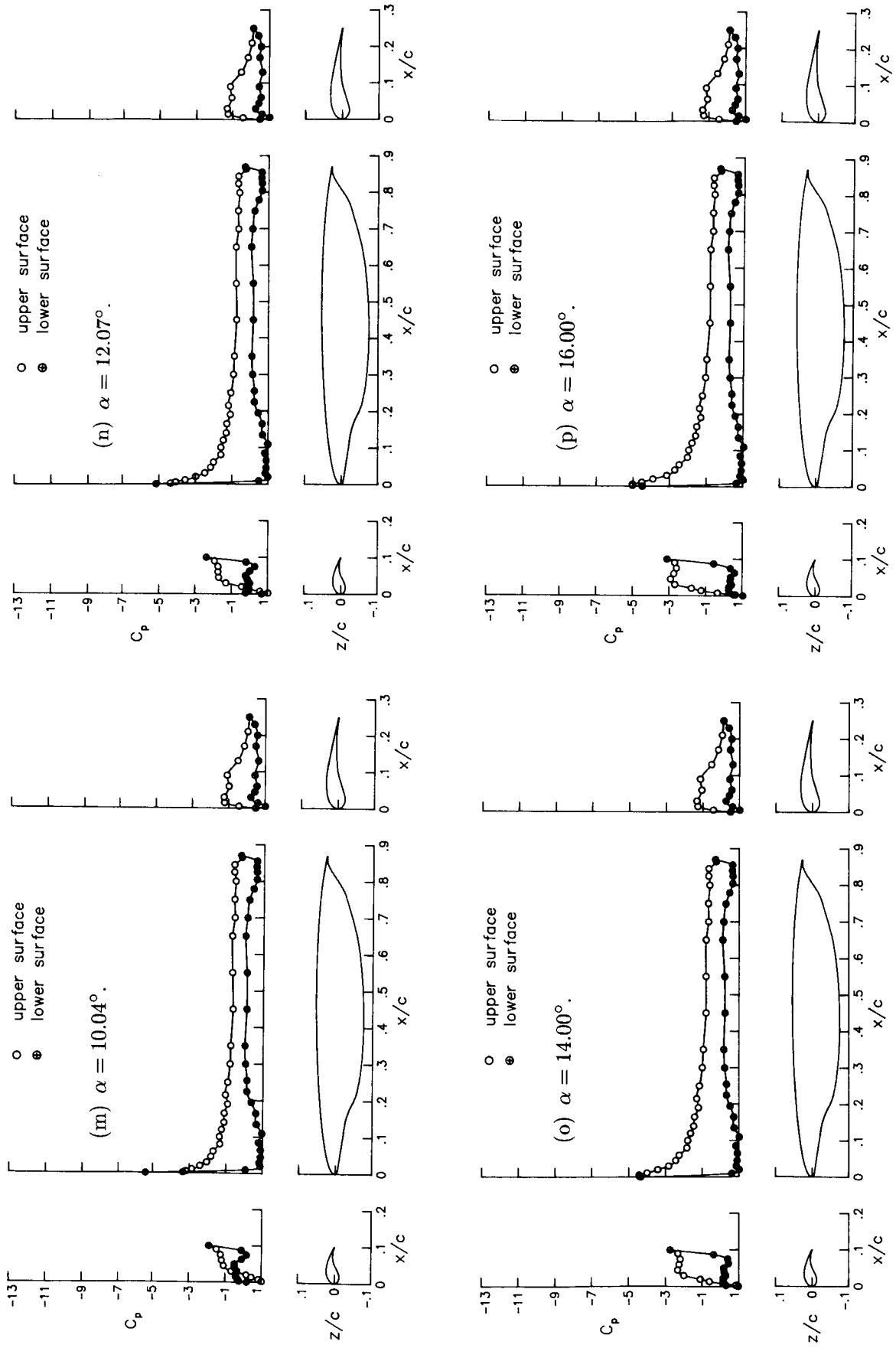


Figure 16. Continued.

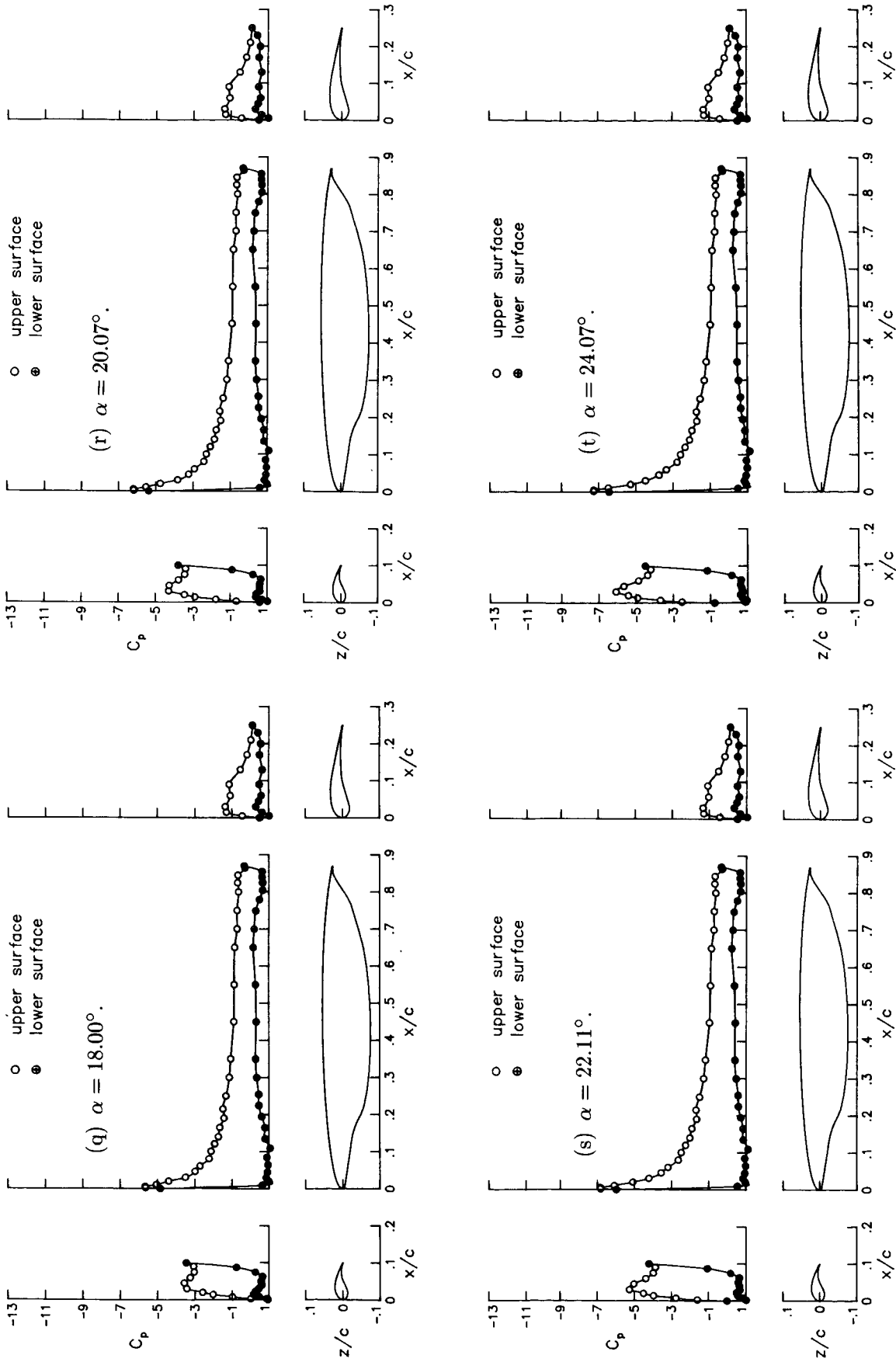


Figure 16. Continued.

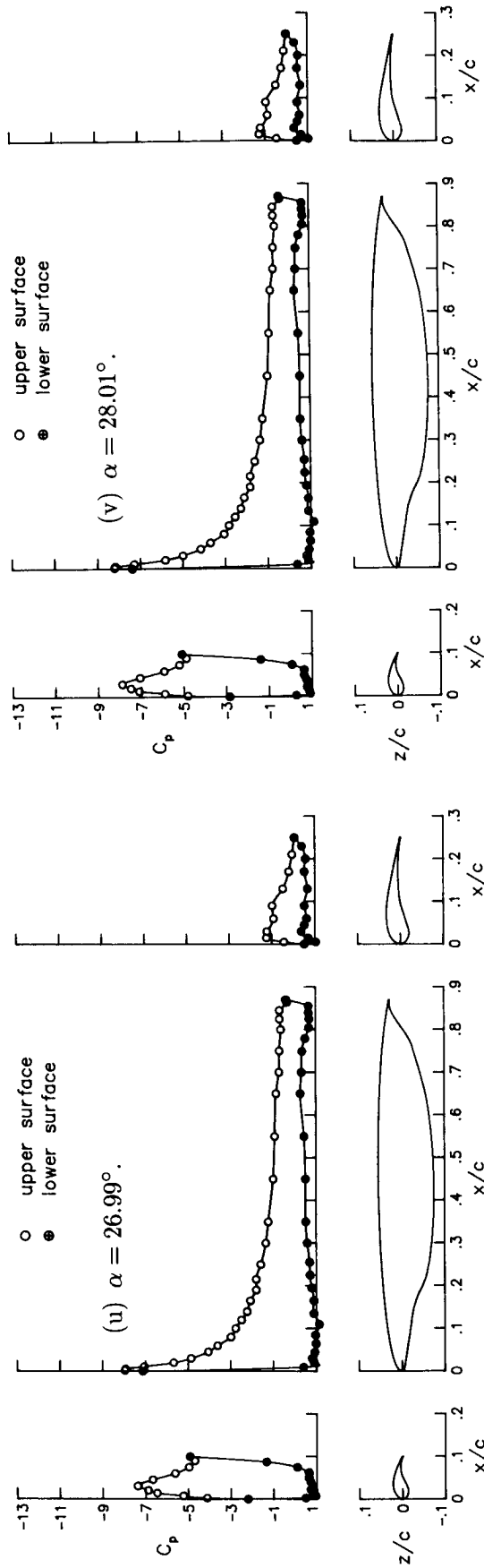


Figure 16. Concluded.

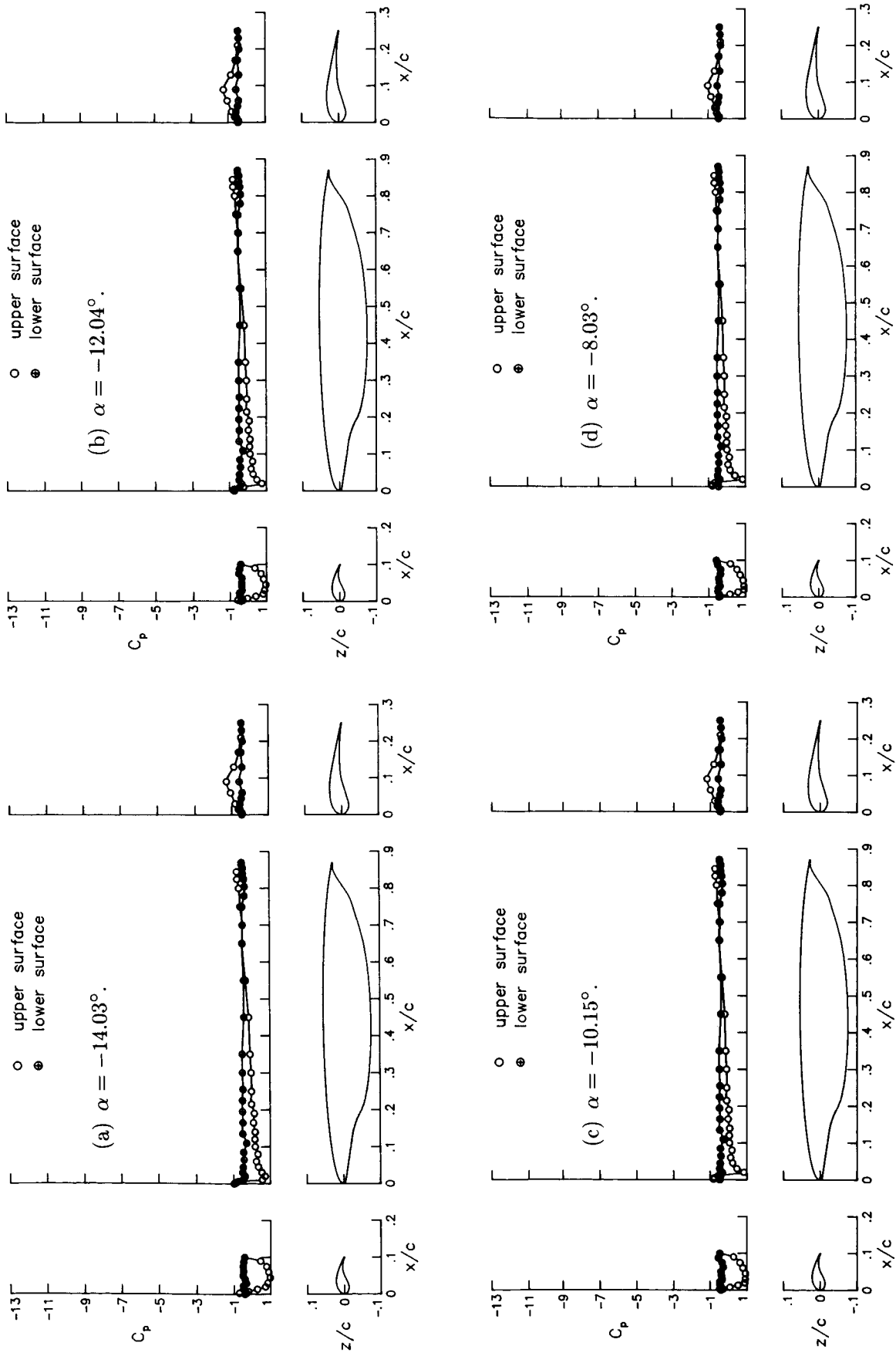


Figure 17. Pressure distribution data for trailing-edge flap with 0.10c leading-edge flap configuration with $\delta_{LE} = -55^\circ$, $\delta_{TE} = 15^\circ$, and $q_\infty = 30$ psf.

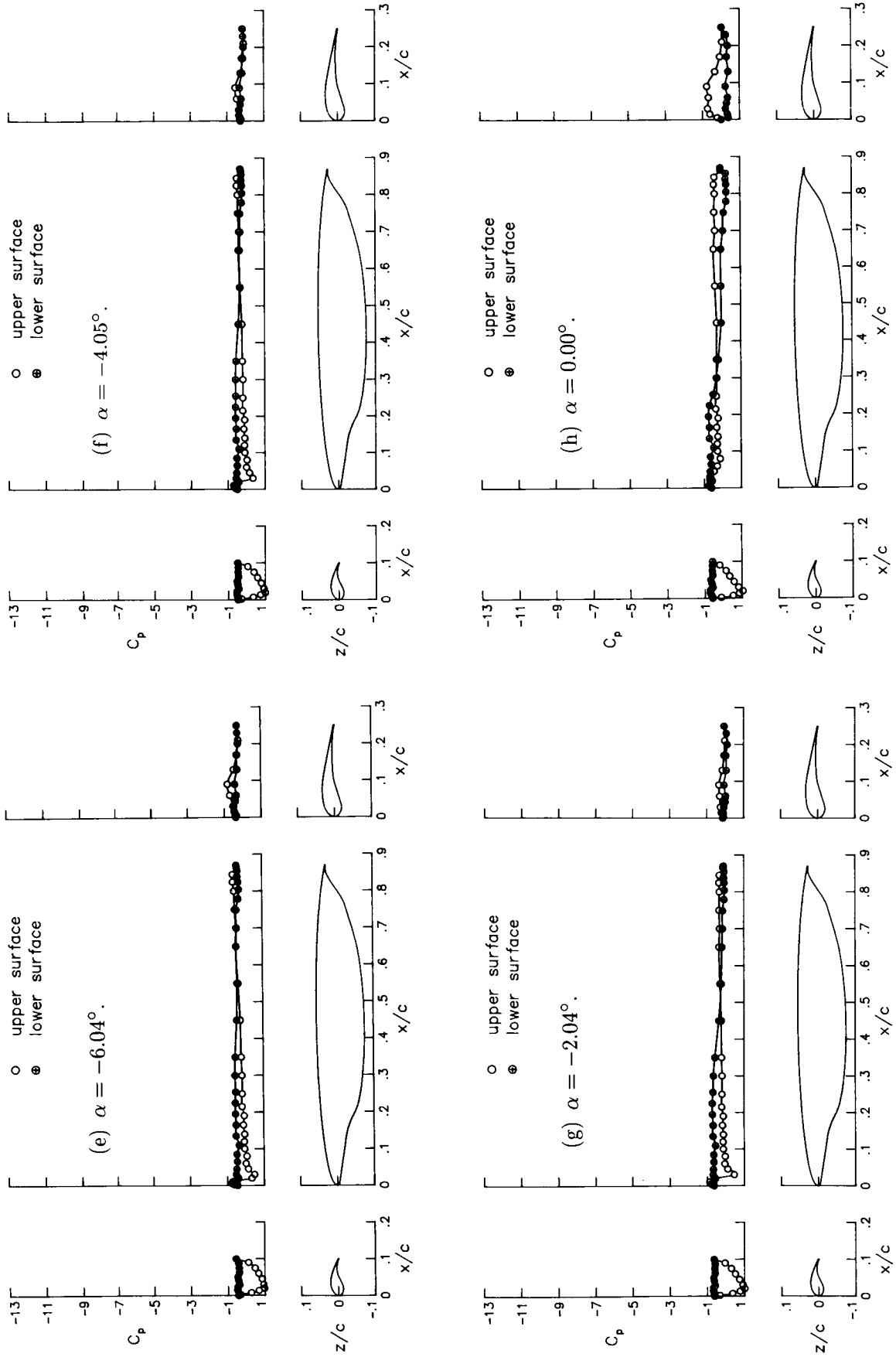


Figure 17. Continued.

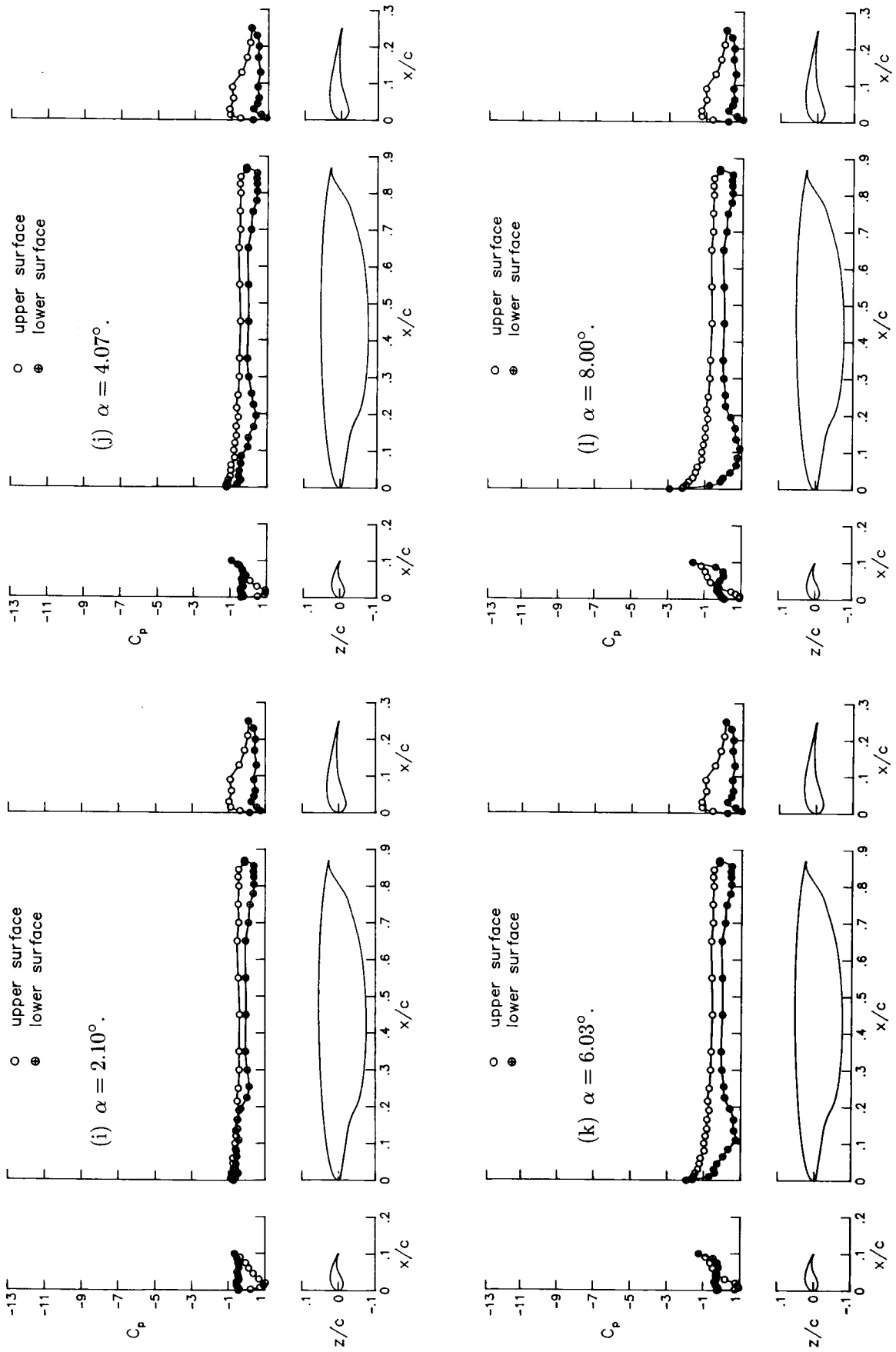


Figure 17. Continued.

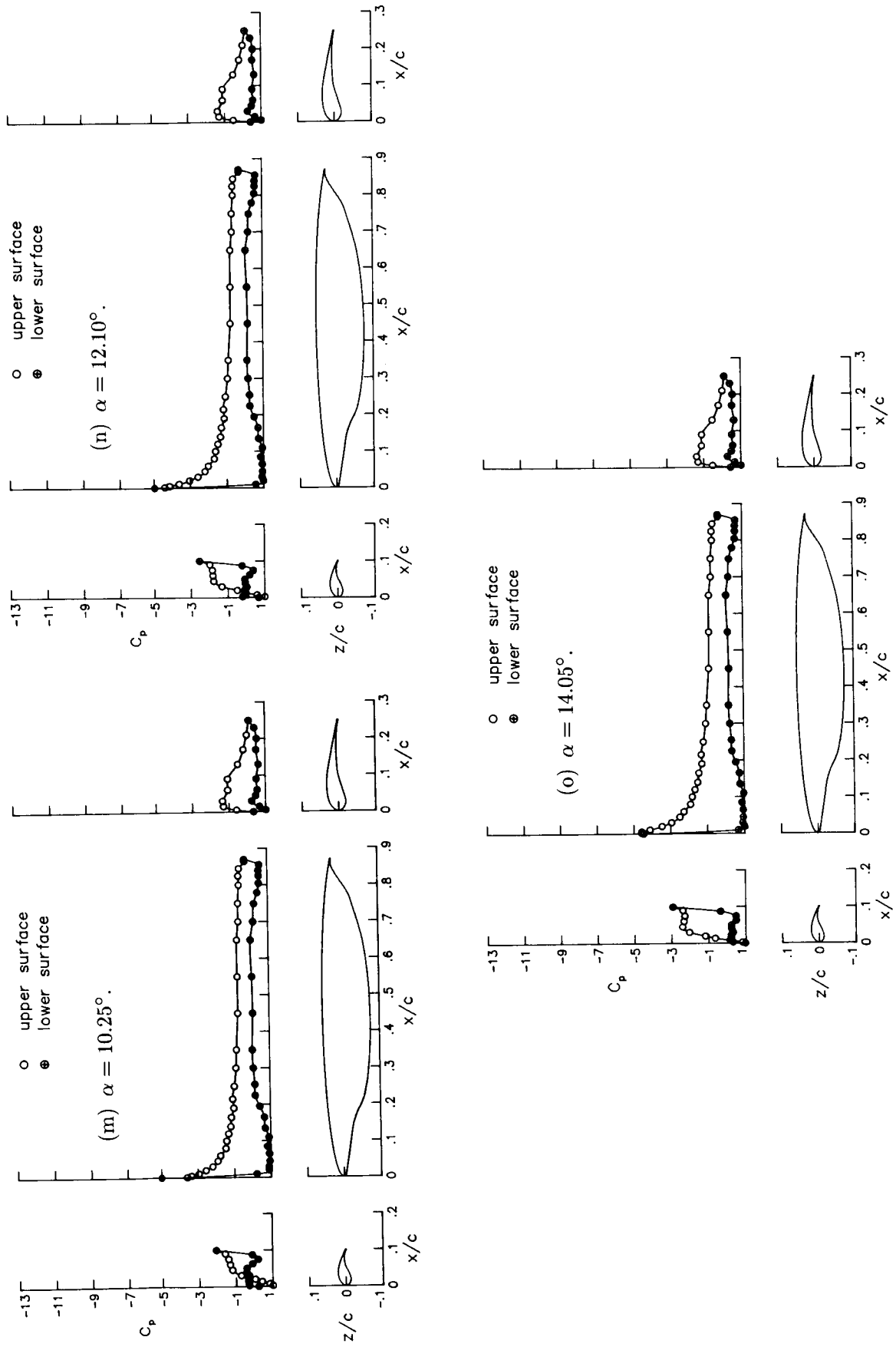


Figure 17. Concluded.

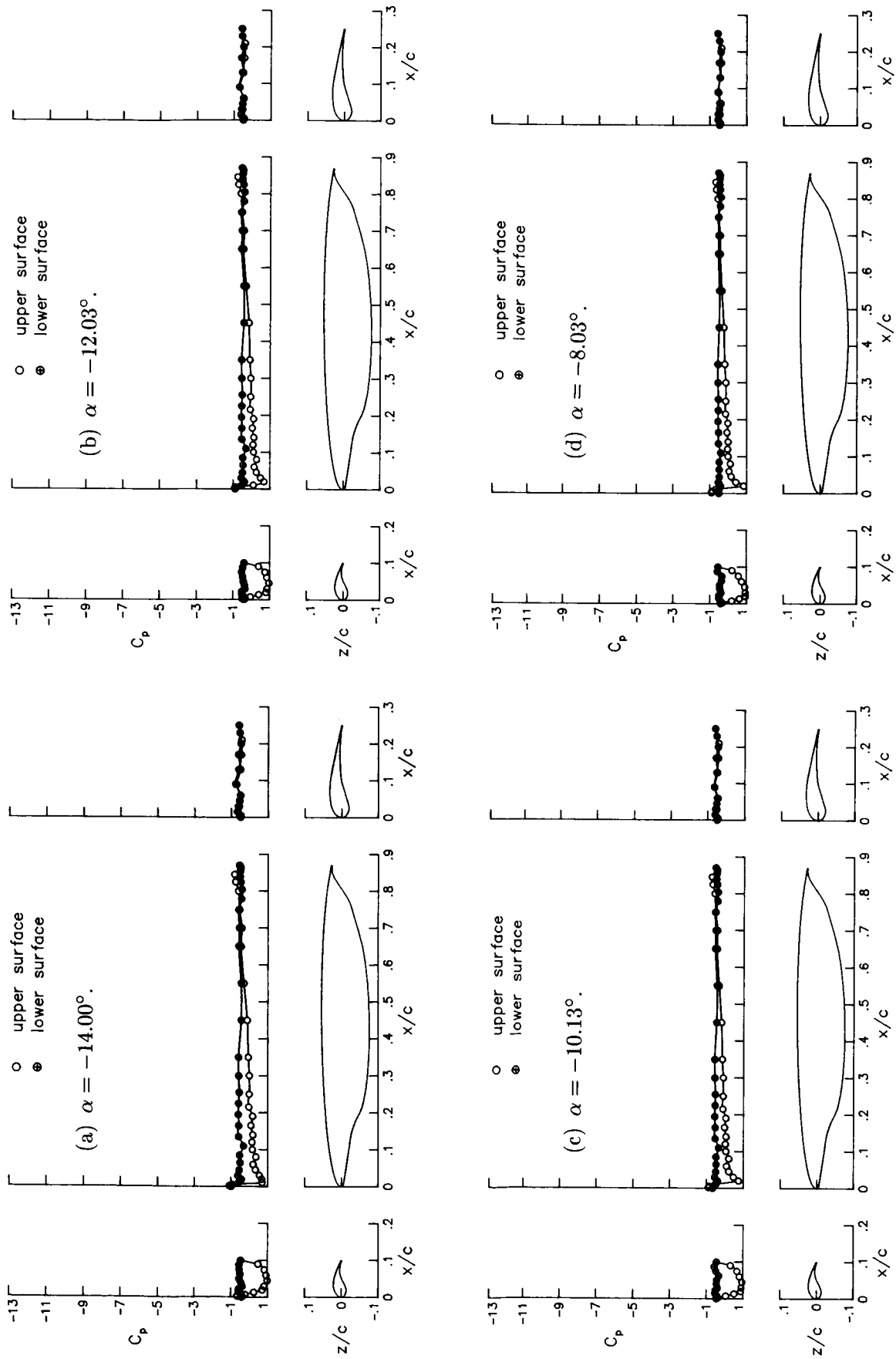


Figure 18. Pressure distribution data for trailing-edge flap with 0.10c leading-edge flap configuration with $\delta_{LE} = -55^\circ$, $\delta_{TE} = 30^\circ$, and $q_\infty = 15$ psf.

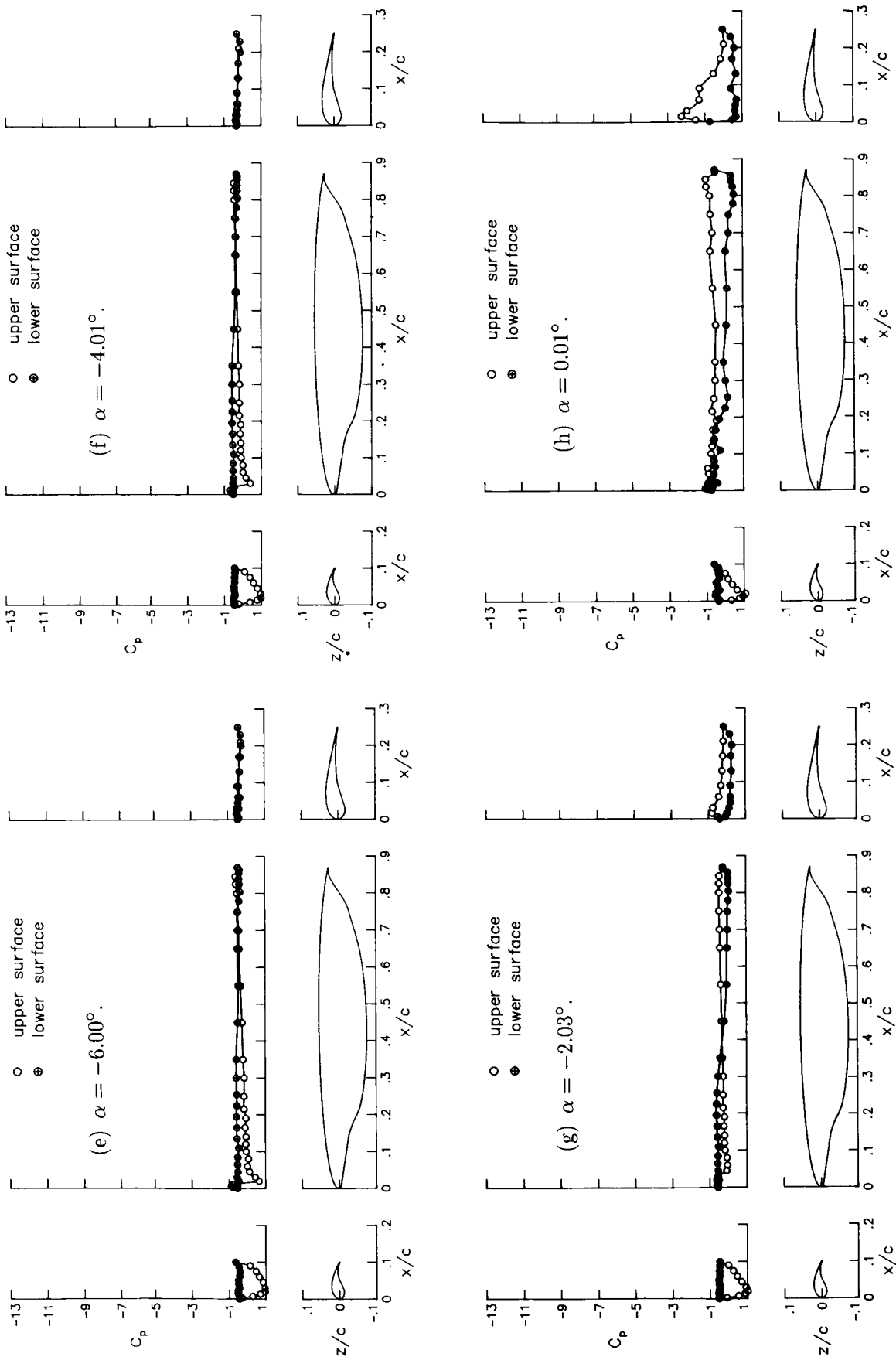


Figure 18. Continued.

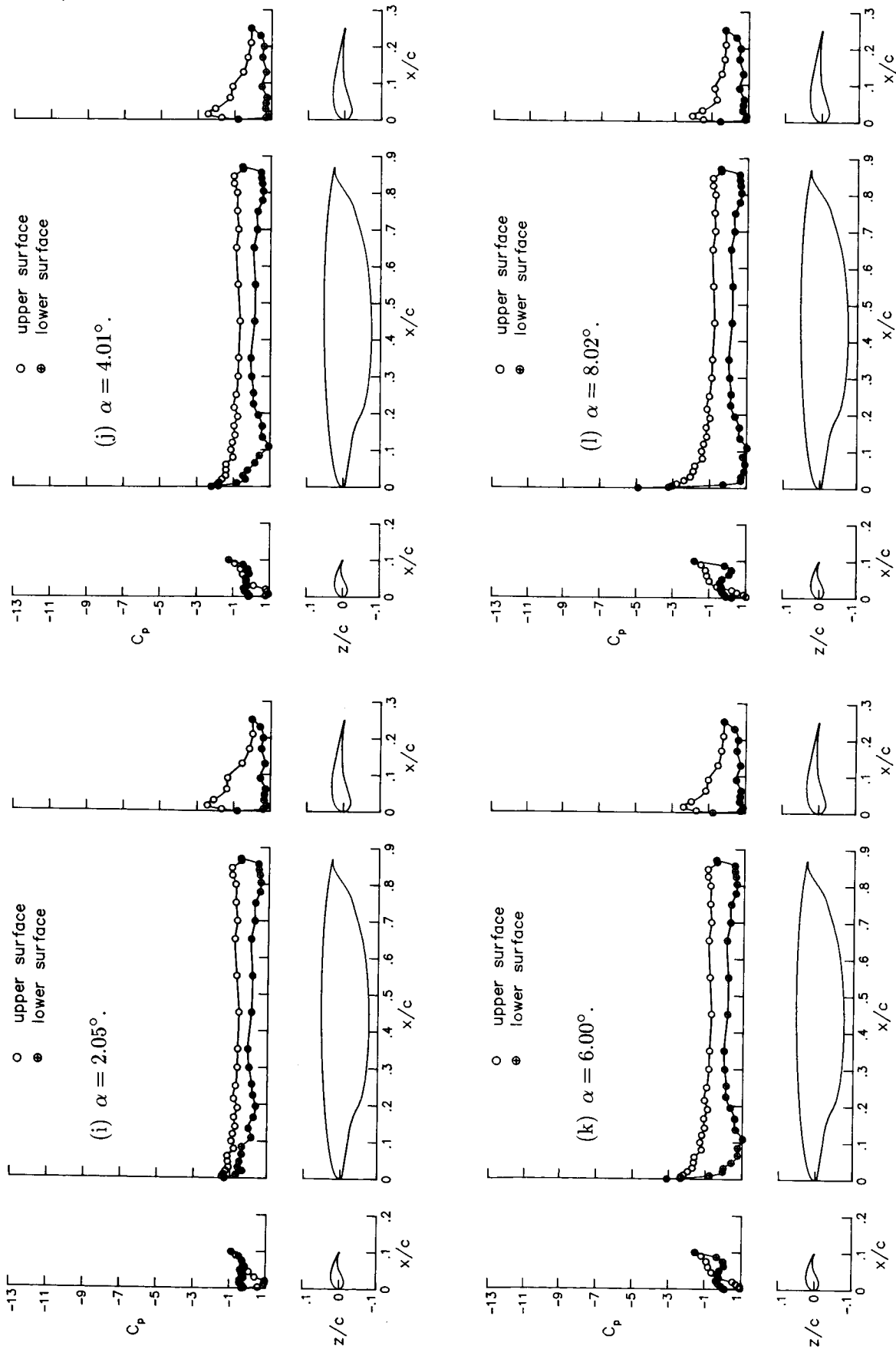


Figure 18. Continued.

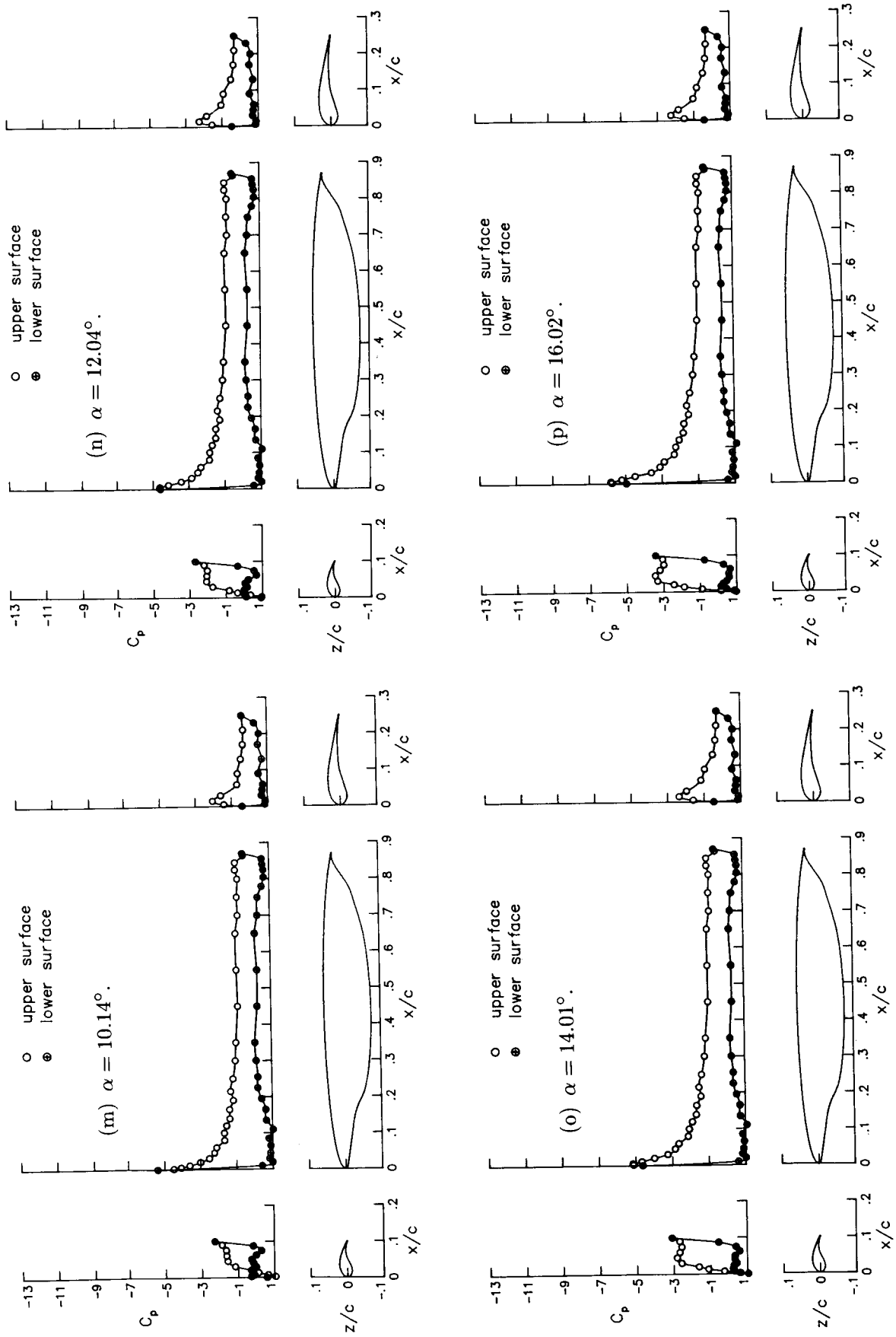


Figure 18. Continued.

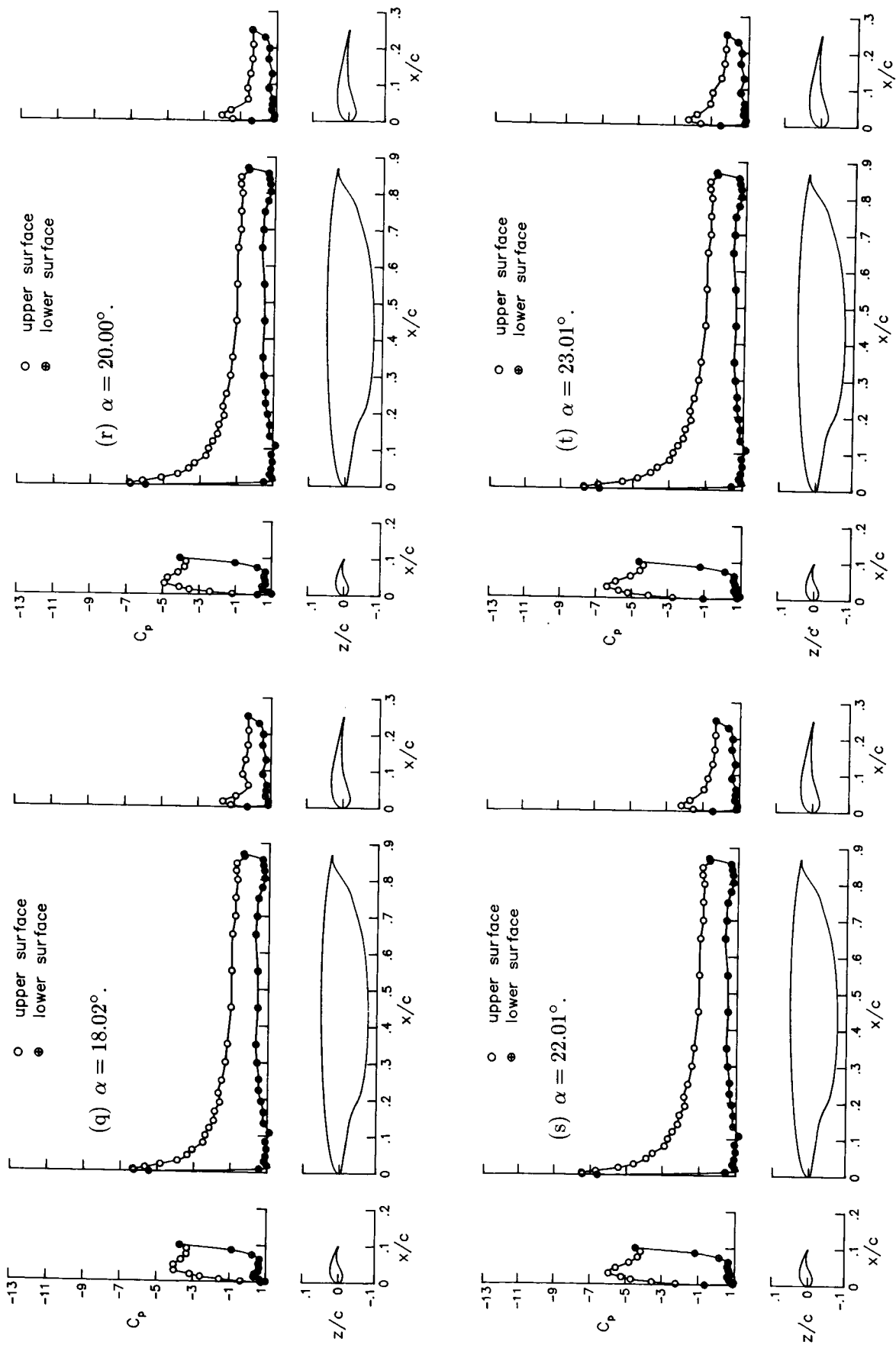


Figure 18. Continued.

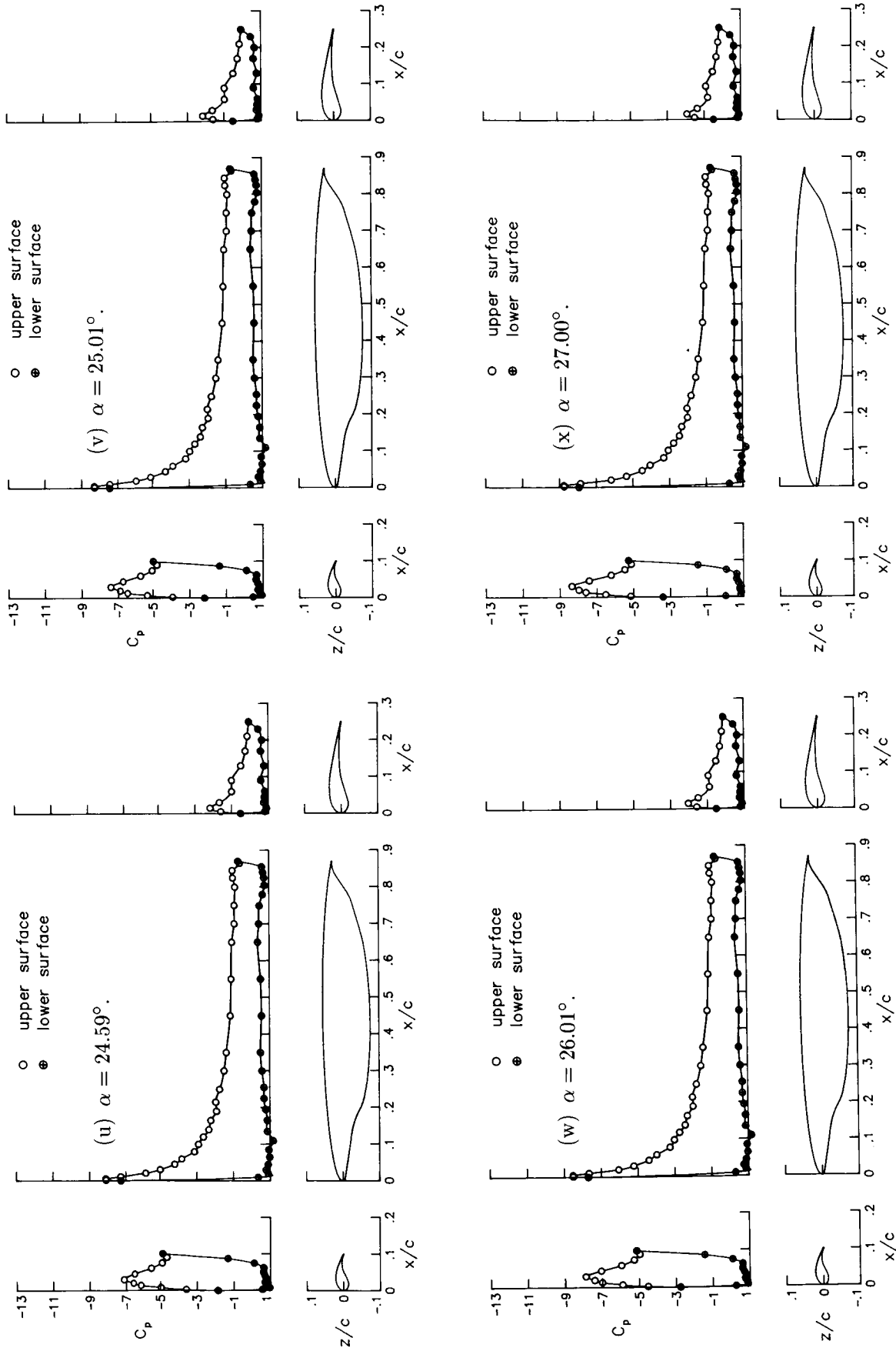


Figure 18. Concluded.

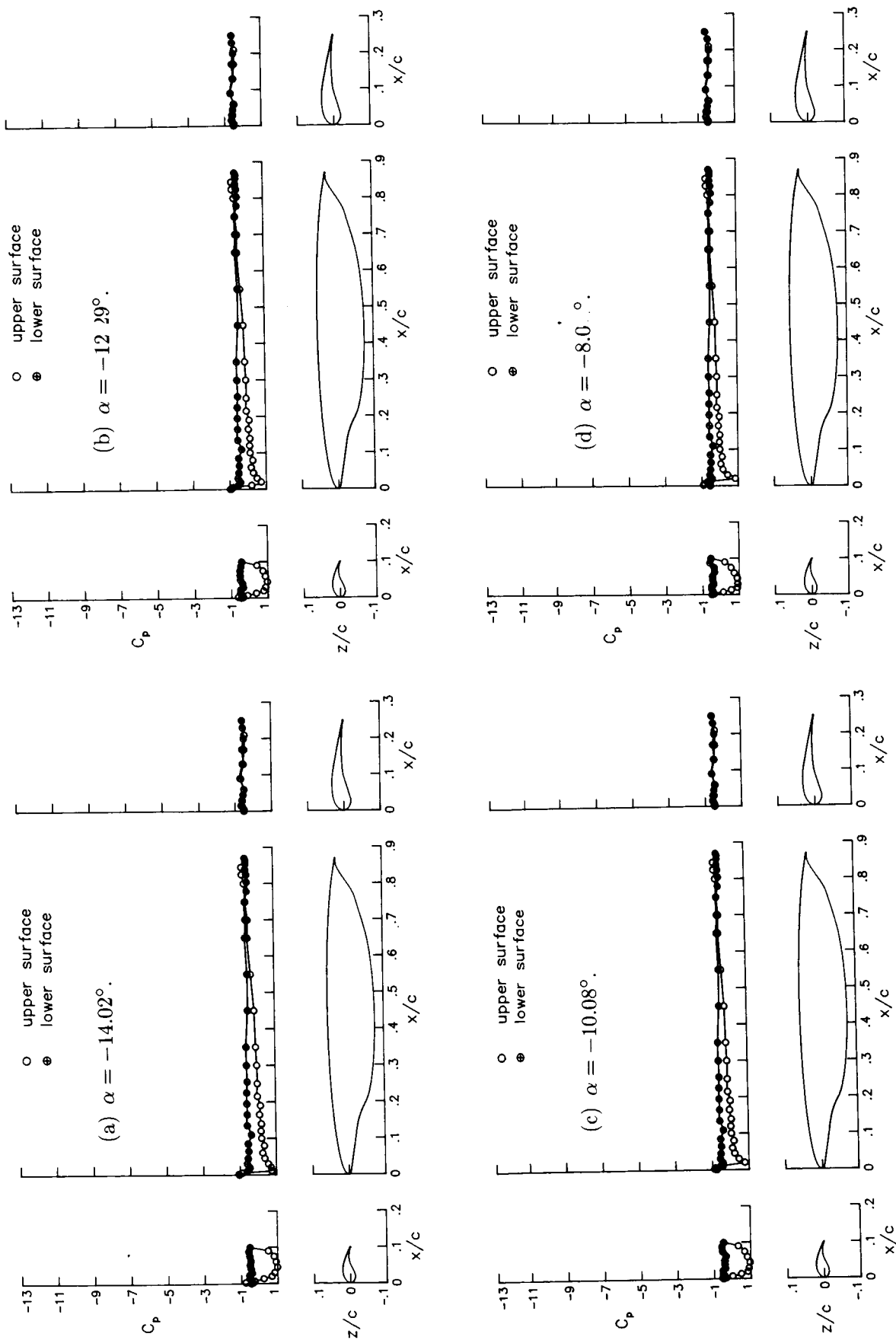


Figure 19. Pressure distribution data for trailing-edge flap with 0.10c leading-edge flap configuration with $\delta_{LE} = -55^\circ$, $\delta_{TE} = 30^\circ$, and $q_\infty = 30$ psf. This figure is same as figure 6 in part 1.

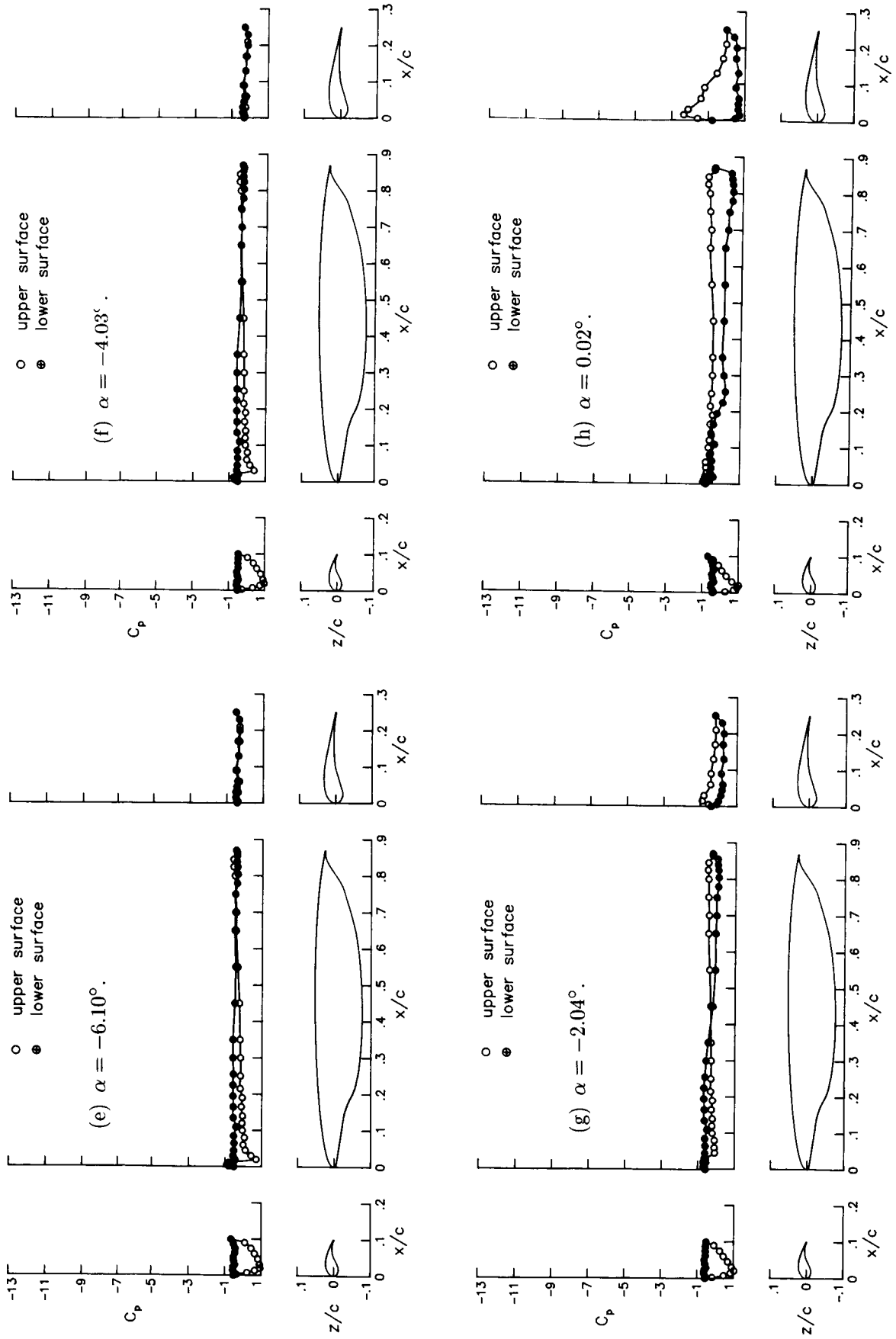


Figure 19. Continued.

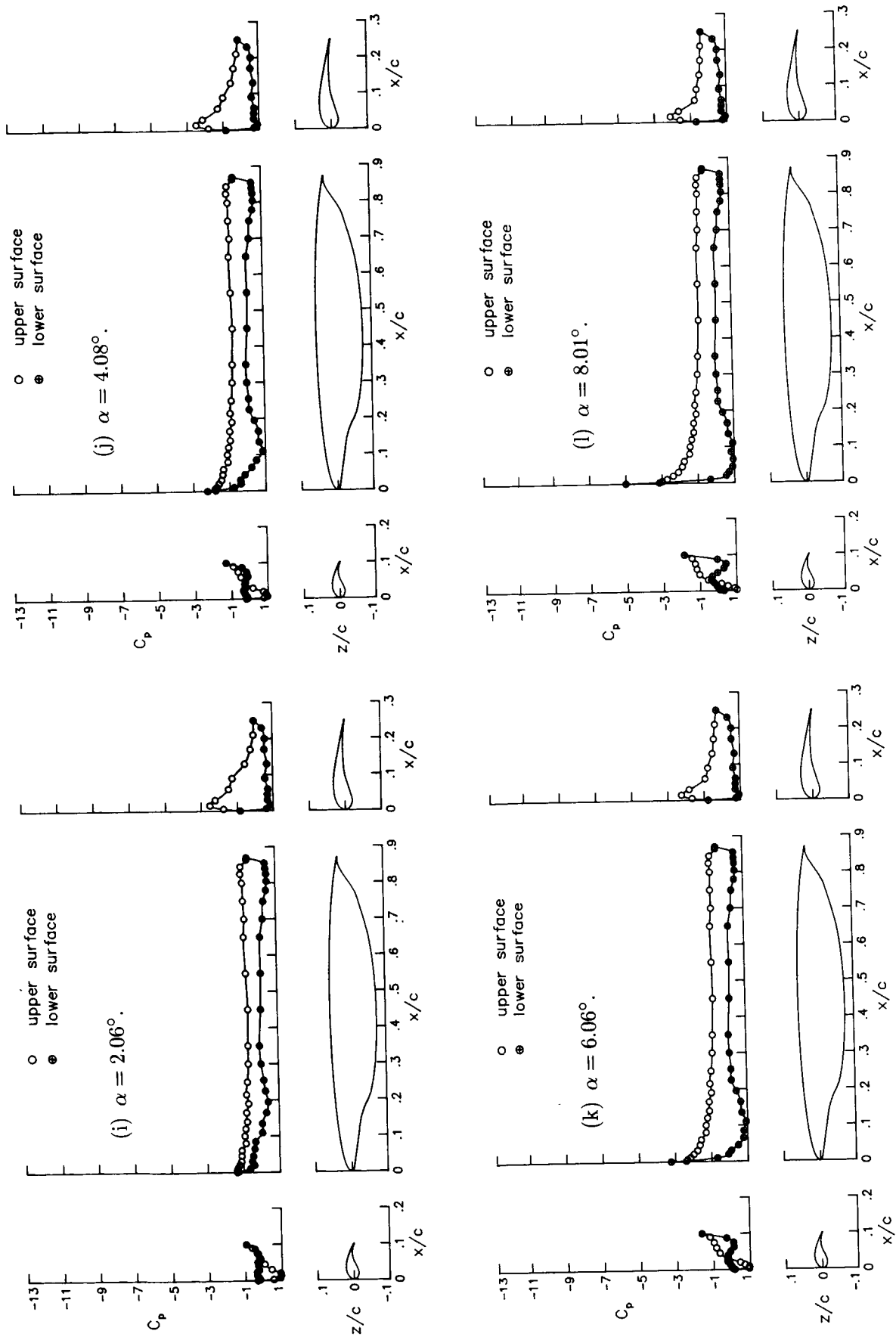


Figure 19. Continued.

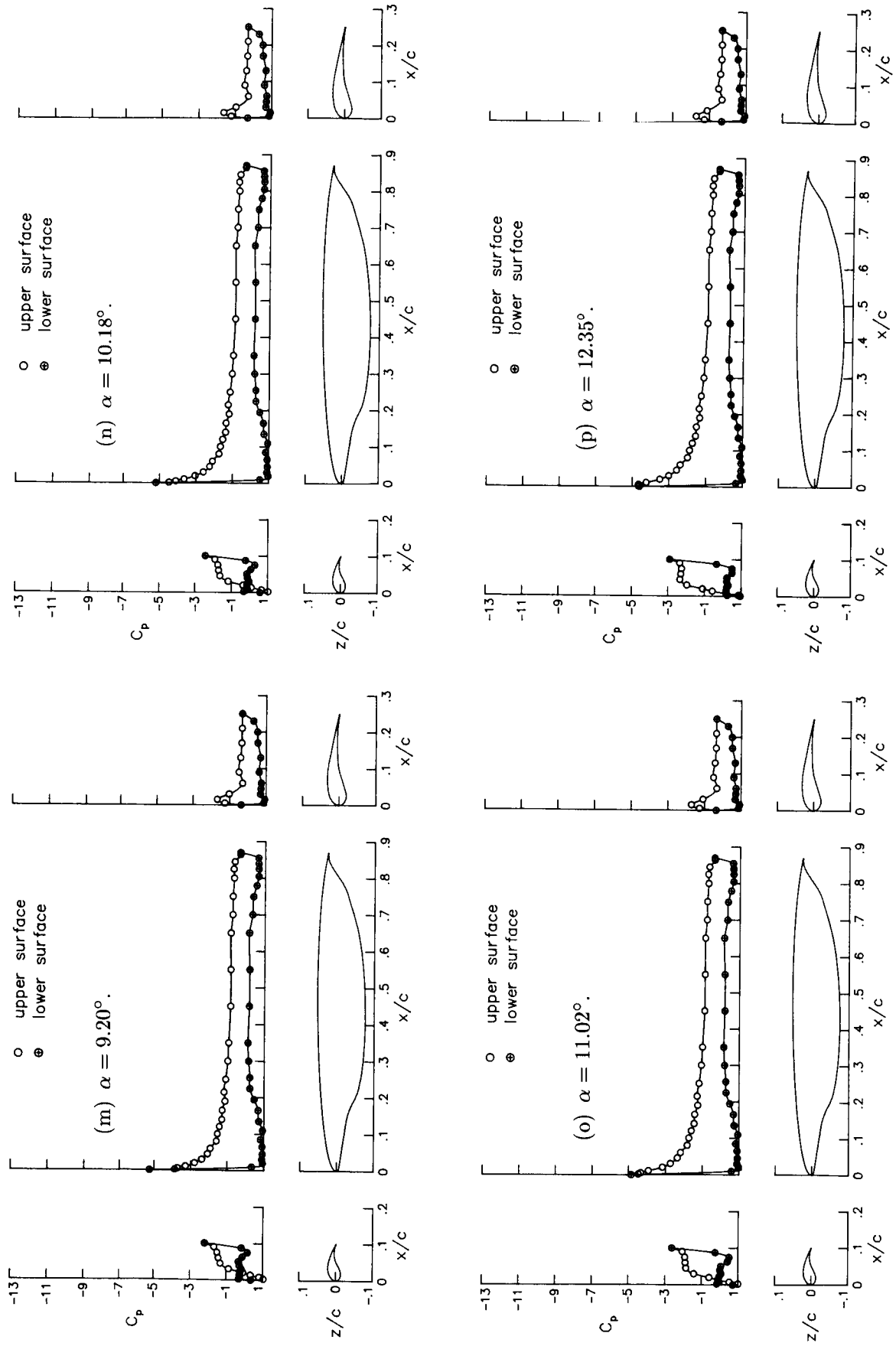


Figure 19. Continued.

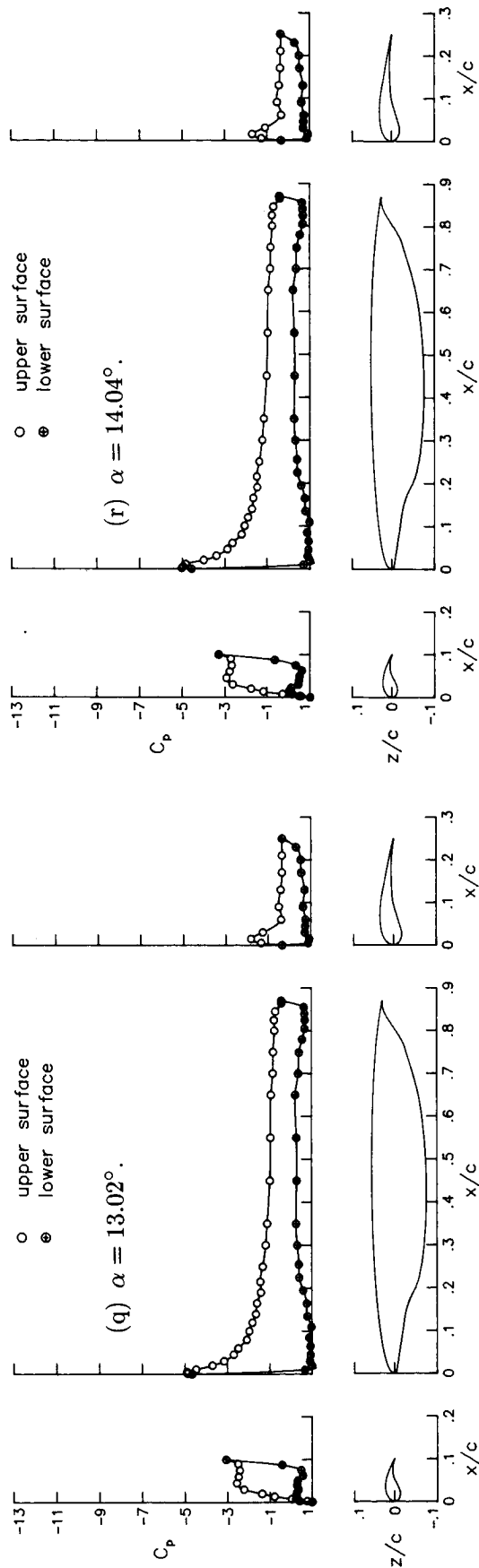


Figure 19. Concluded.

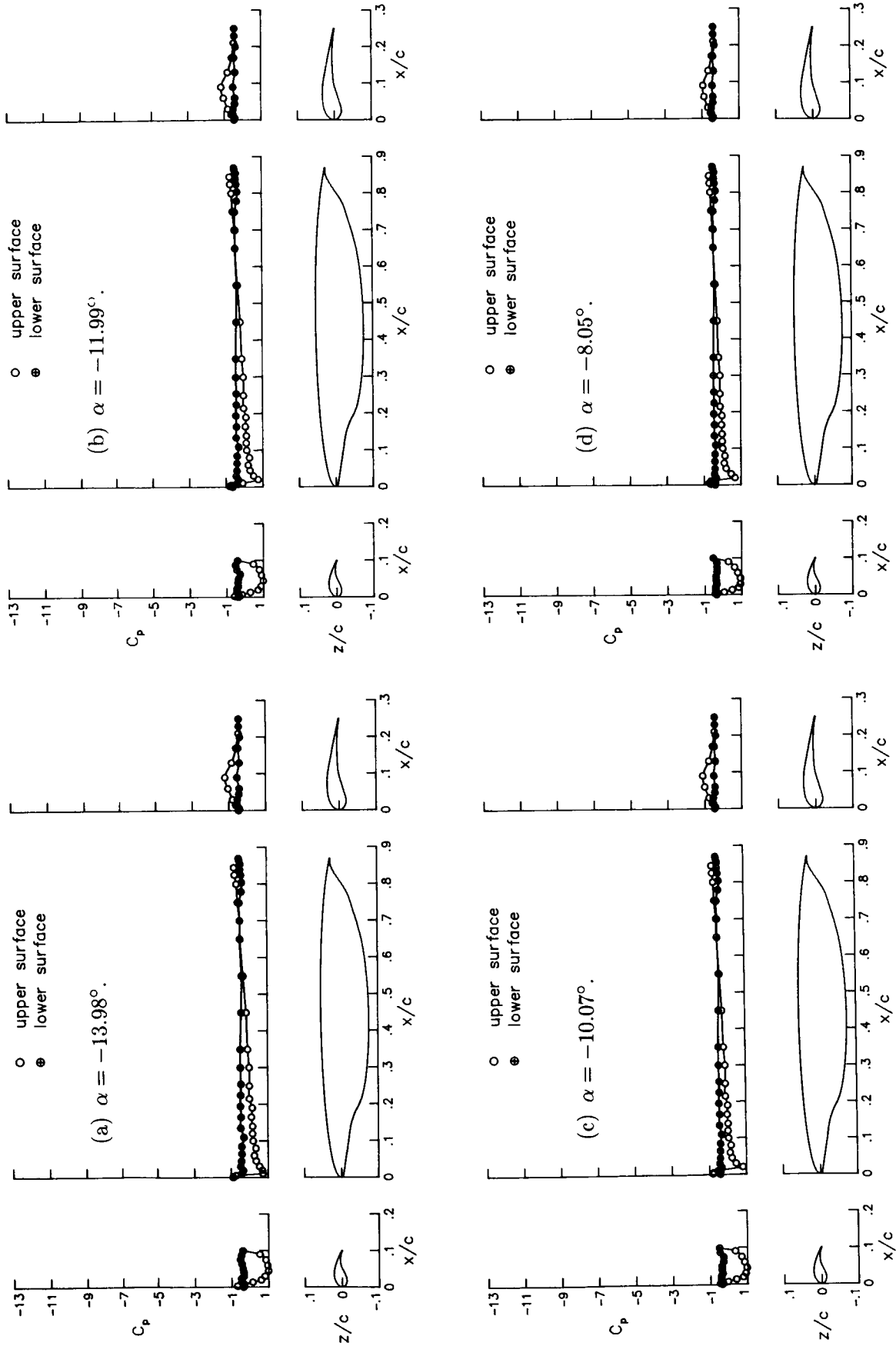


Figure 20. Pressure distribution data for trailing-edge flap with 0.10c leading-edge flap configuration with $\delta_{LE} = -60^\circ$, $\delta_{TE} = 15^\circ$, and $q_\infty = 15$ psf.

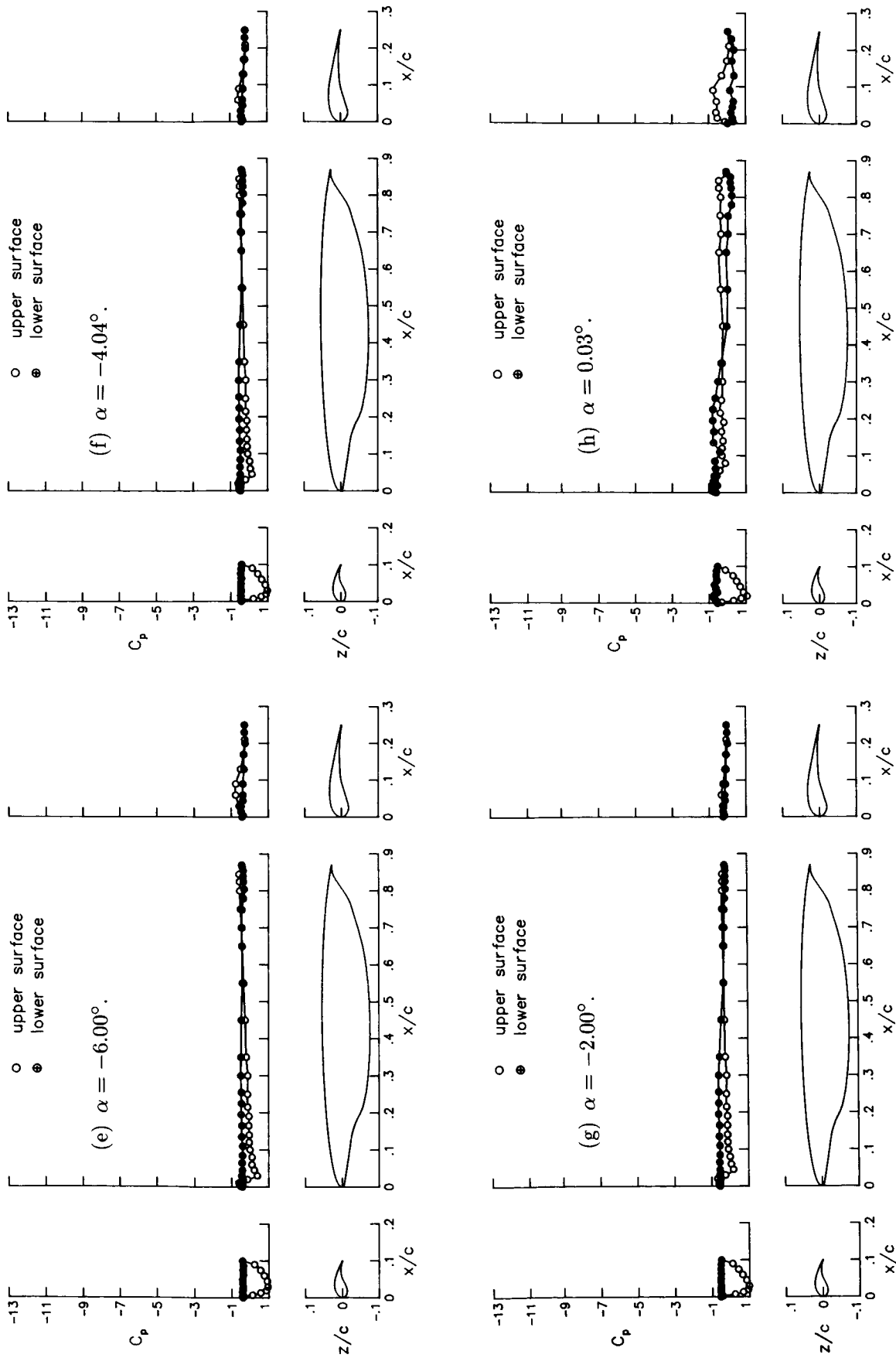


Figure 20. Continued.

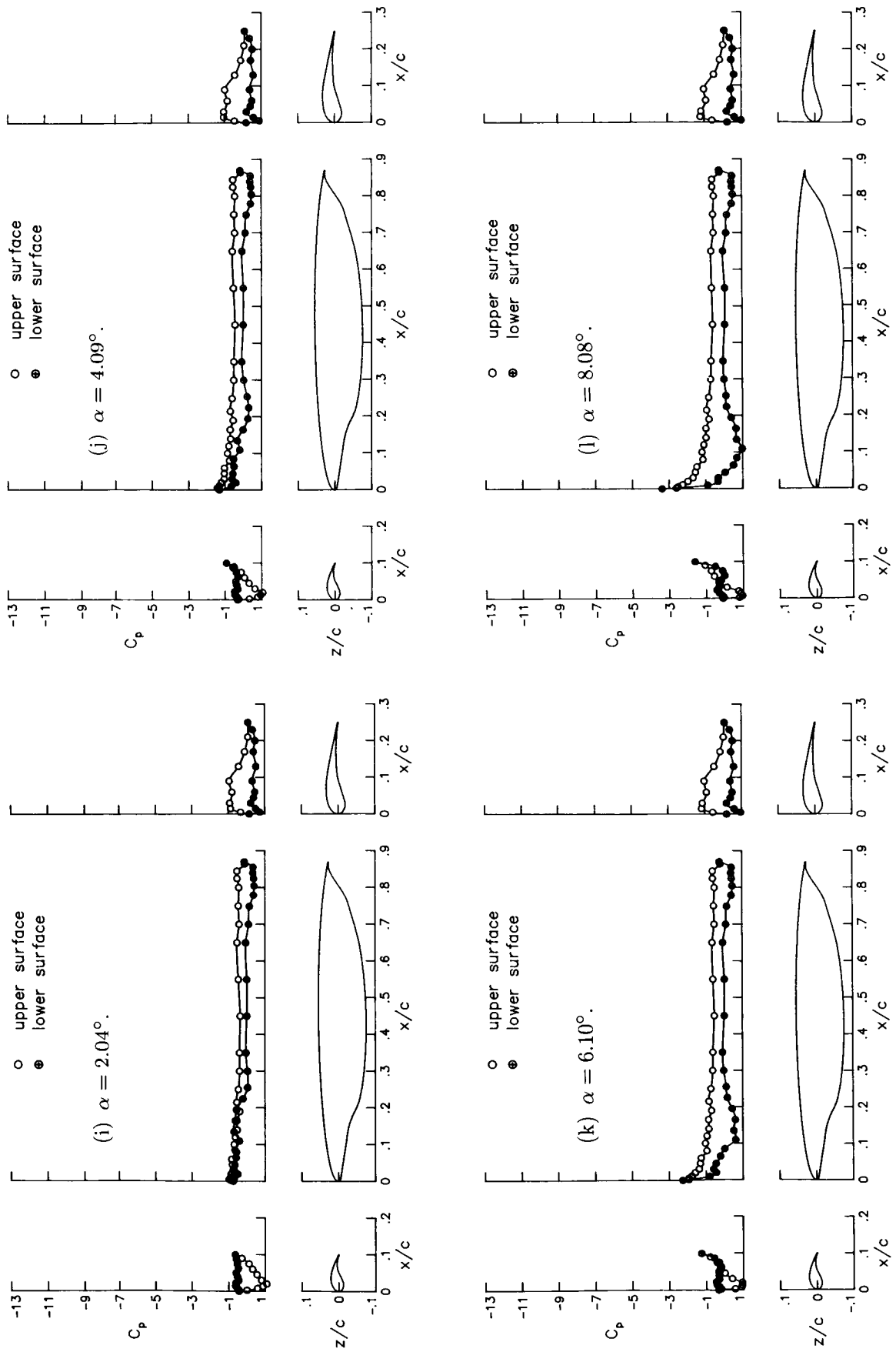


Figure 20. Continued.

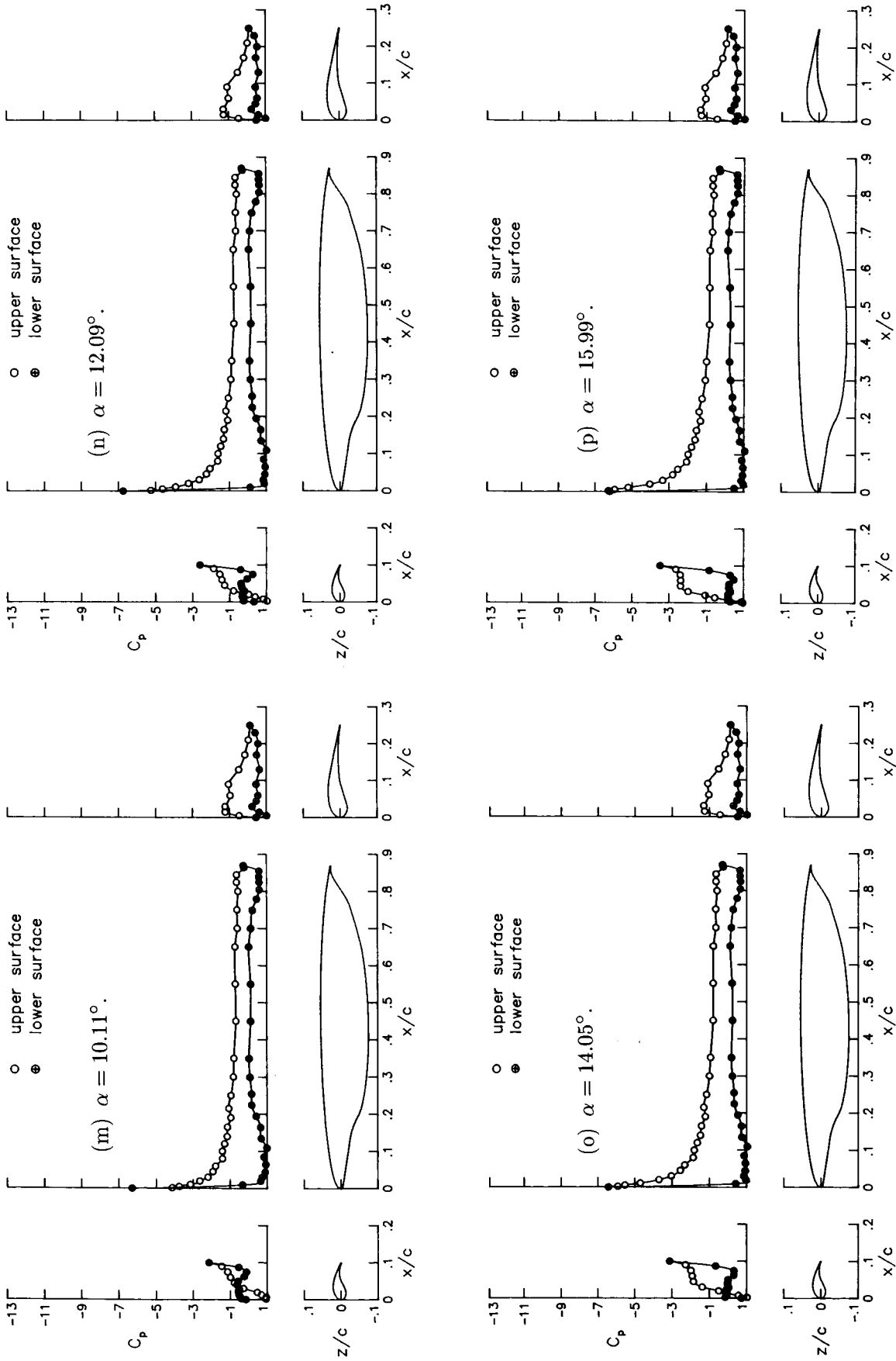


Figure 20. Continued.

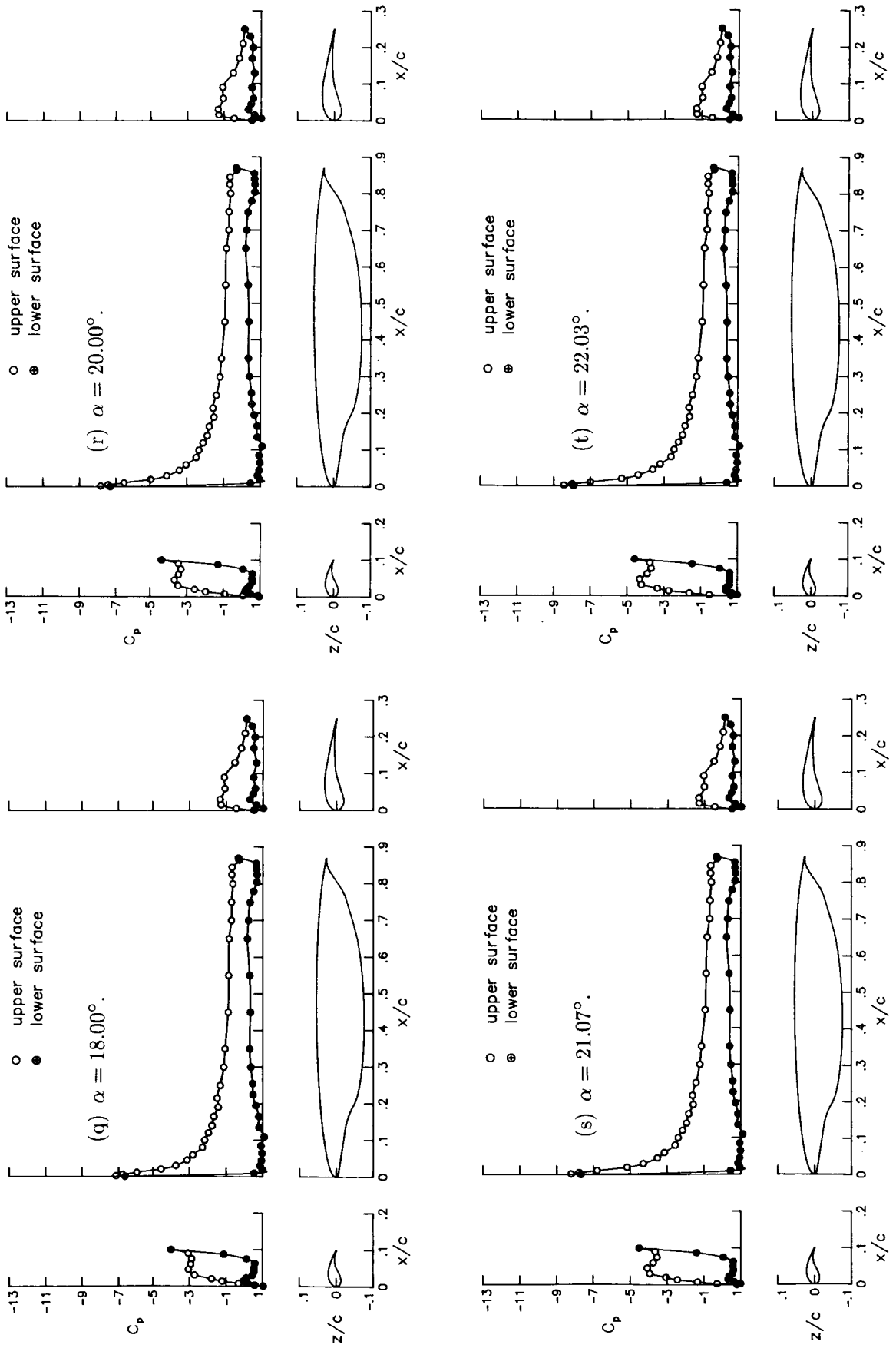


Figure 20. Continued.

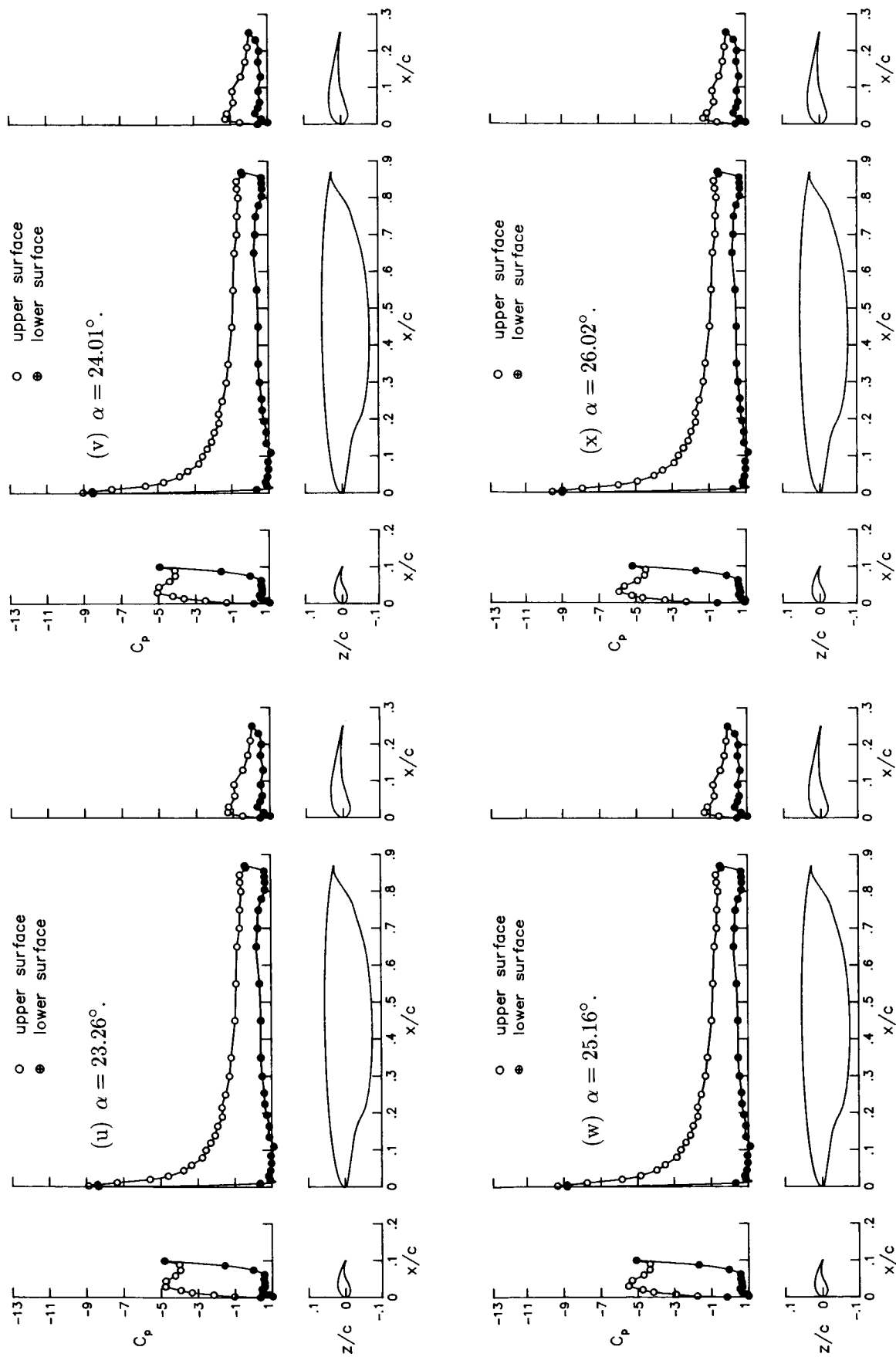


Figure 20. Continued.

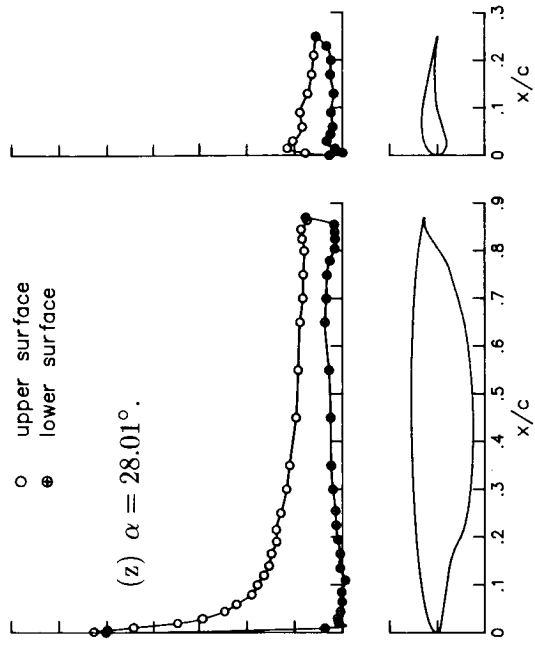
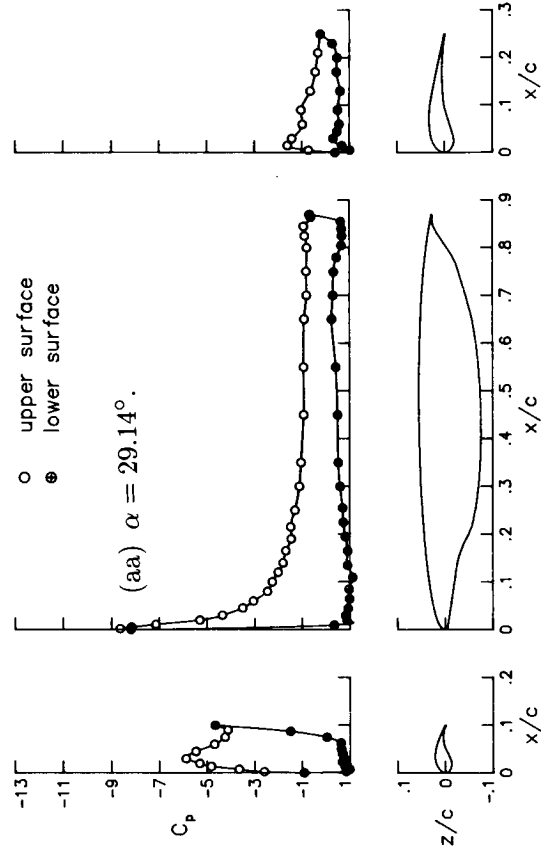
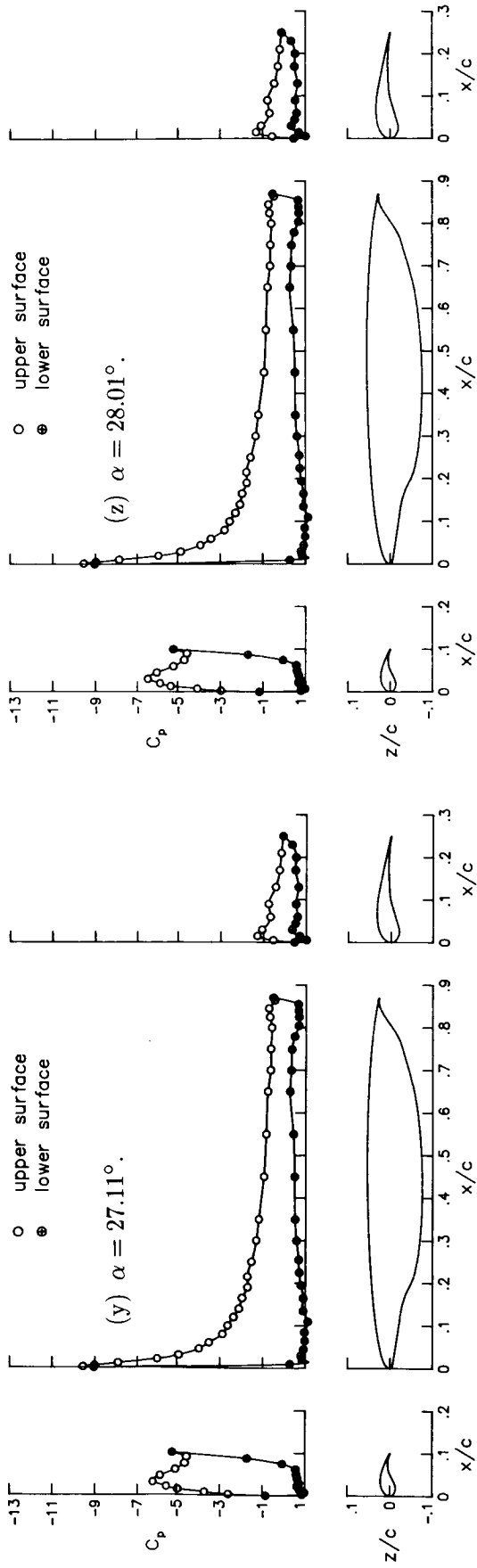


Figure 20. Concluded.

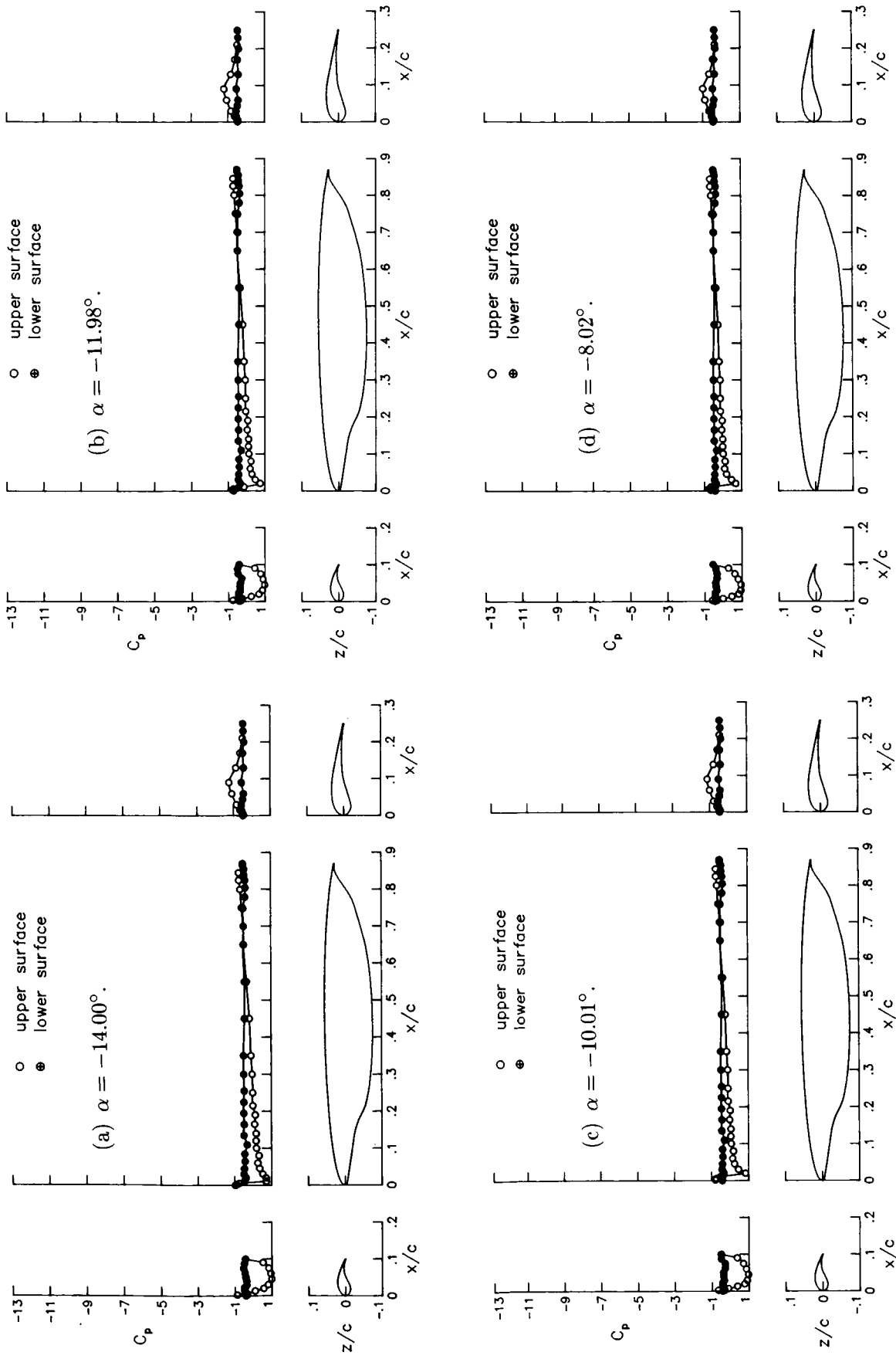


Figure 21. Pressure distribution data for trailing-edge flap with 0.10c' leading-edge flap configuration with $\delta_{LE} = -60^\circ$, $\delta_{TE} = 15^\circ$, and $q_\infty = 30$ psf.

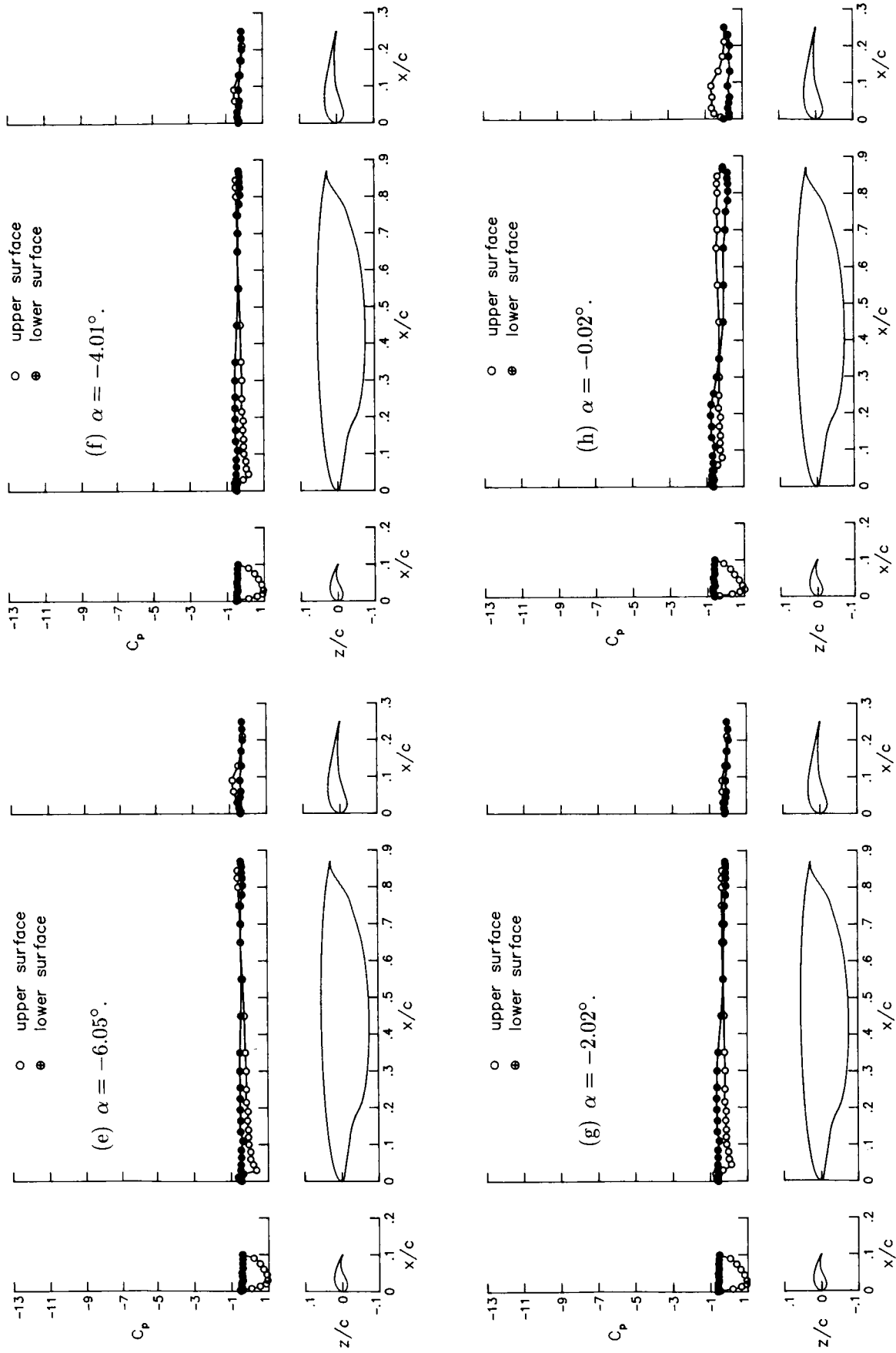


Figure 21. Continued.

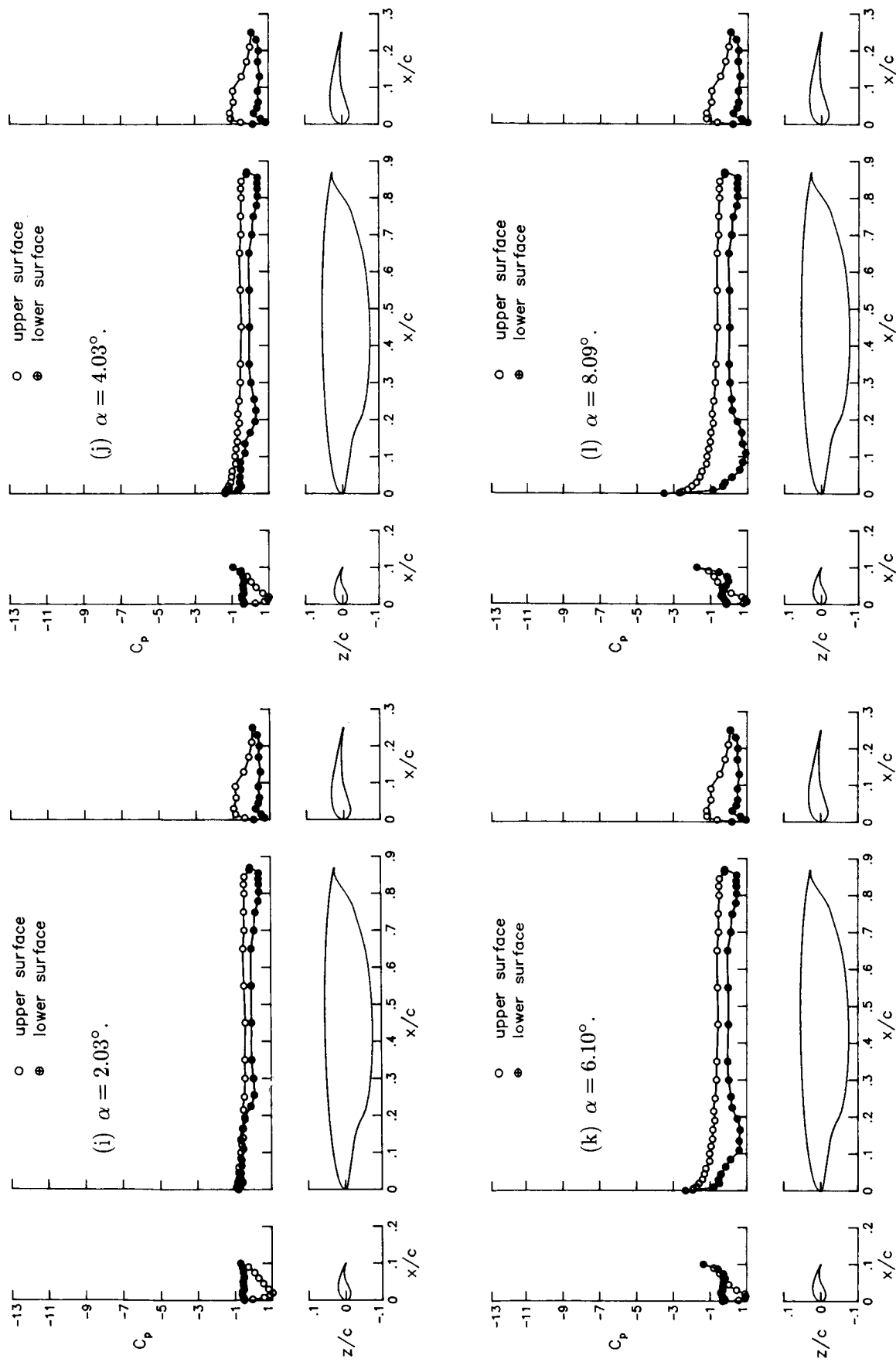


Figure 21. Continued.

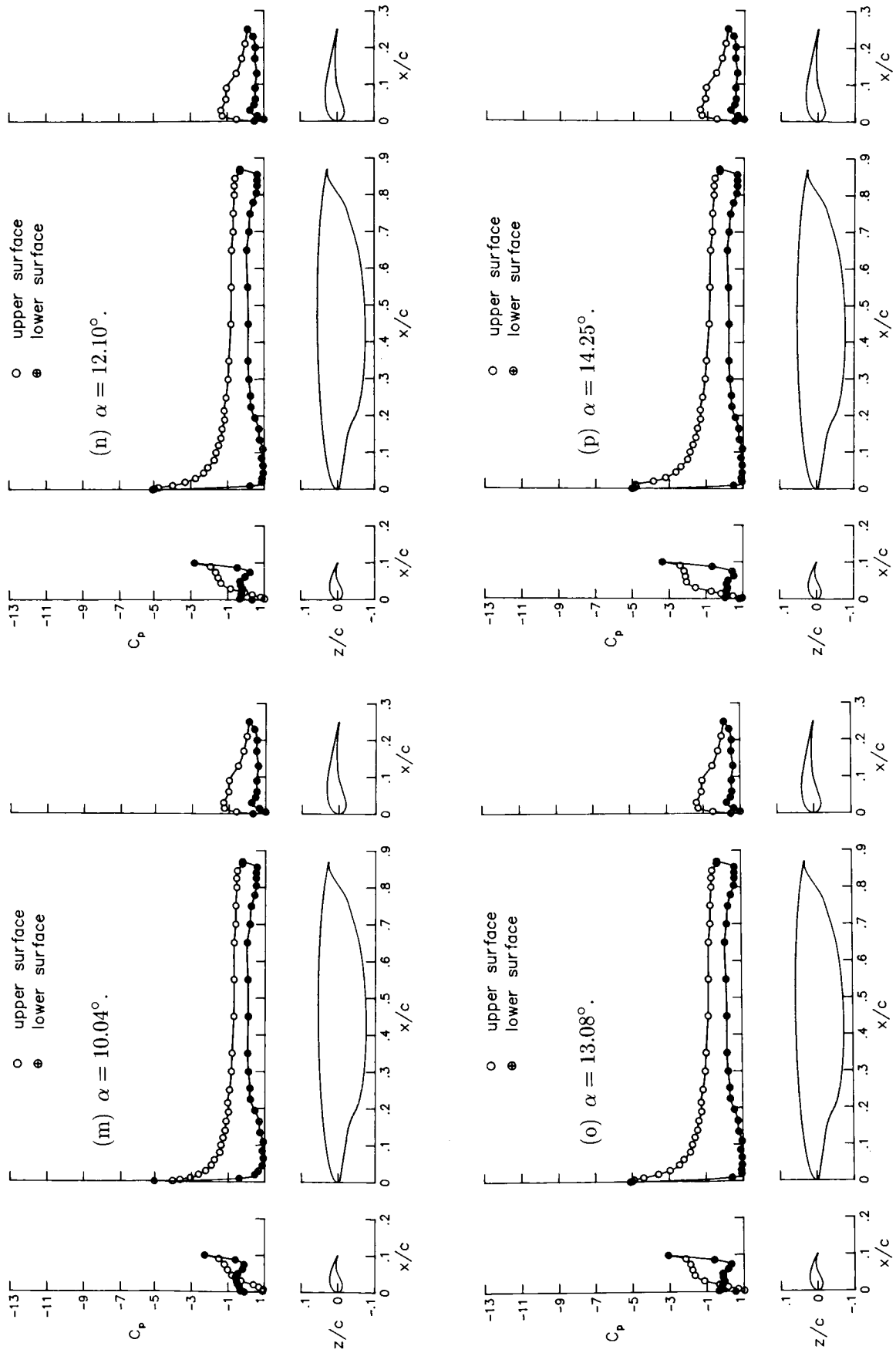


Figure 21. Concluded.

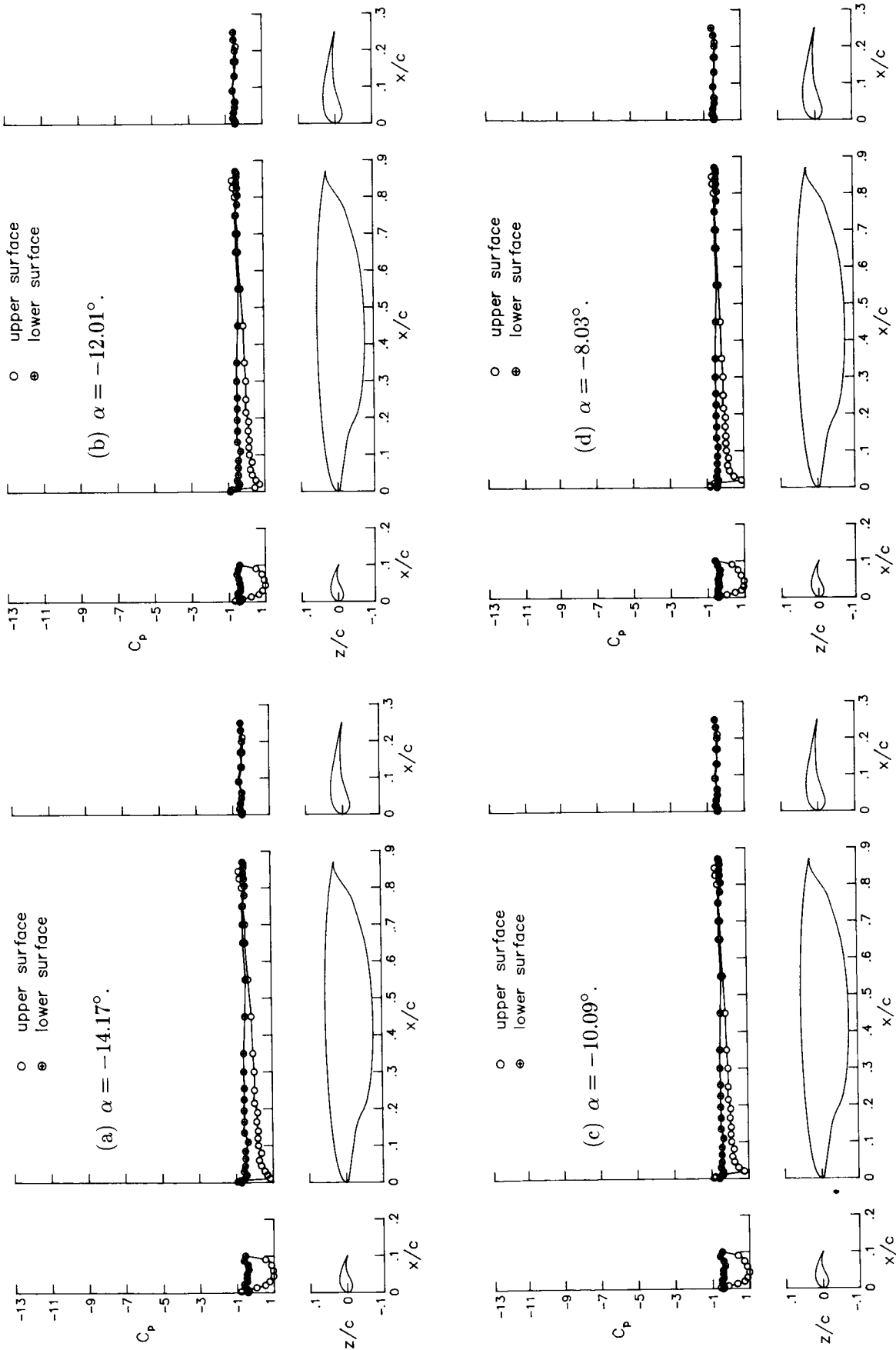


Figure 22. Pressure distribution data for trailing-edge flap with 0.10c leading-edge flap configuration with $\delta_{LE} = -60^\circ$, $\delta_{TE} = 30^\circ$, and $q_\infty = 15$ psf.

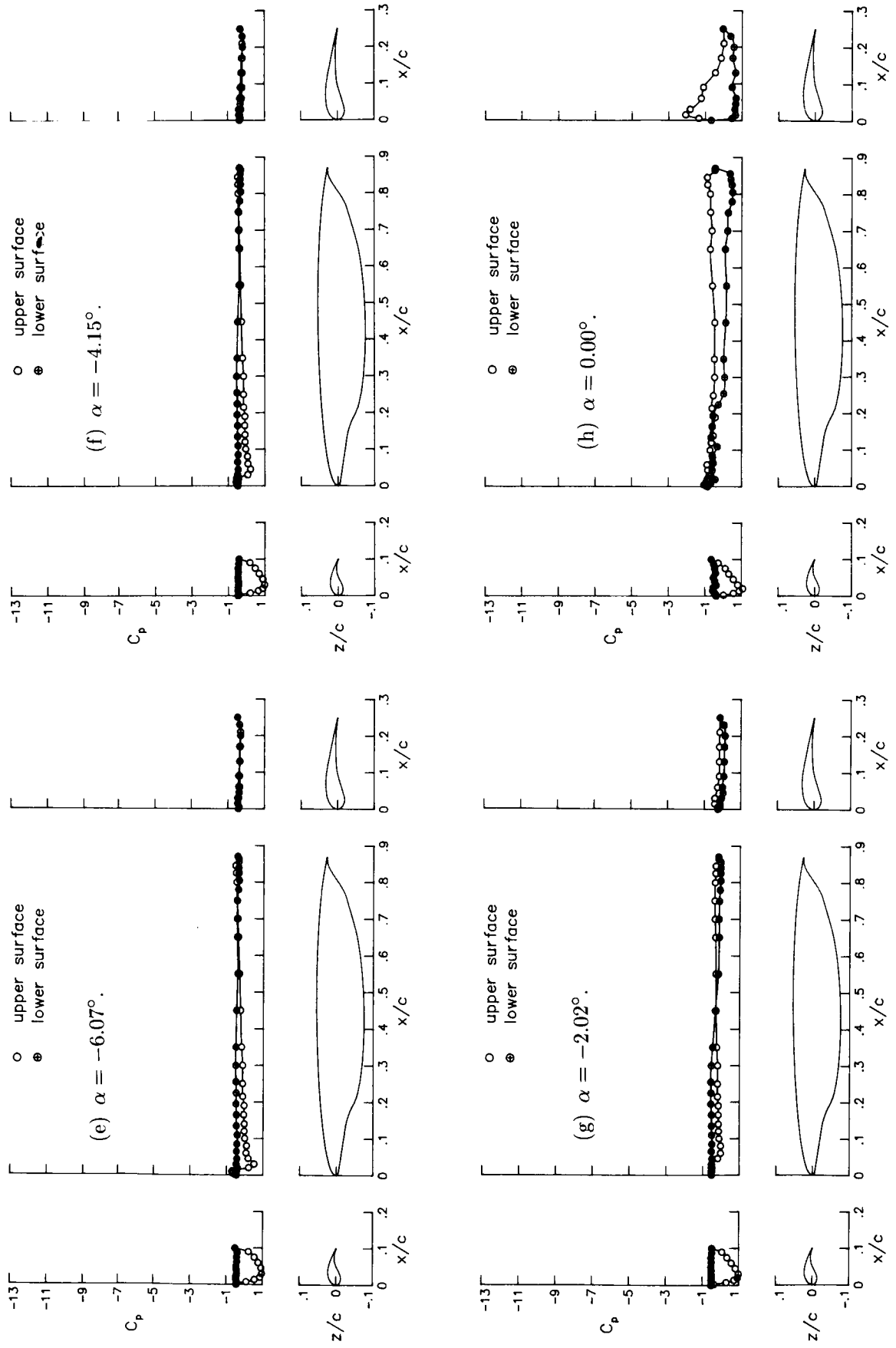


Figure 22. Continued.

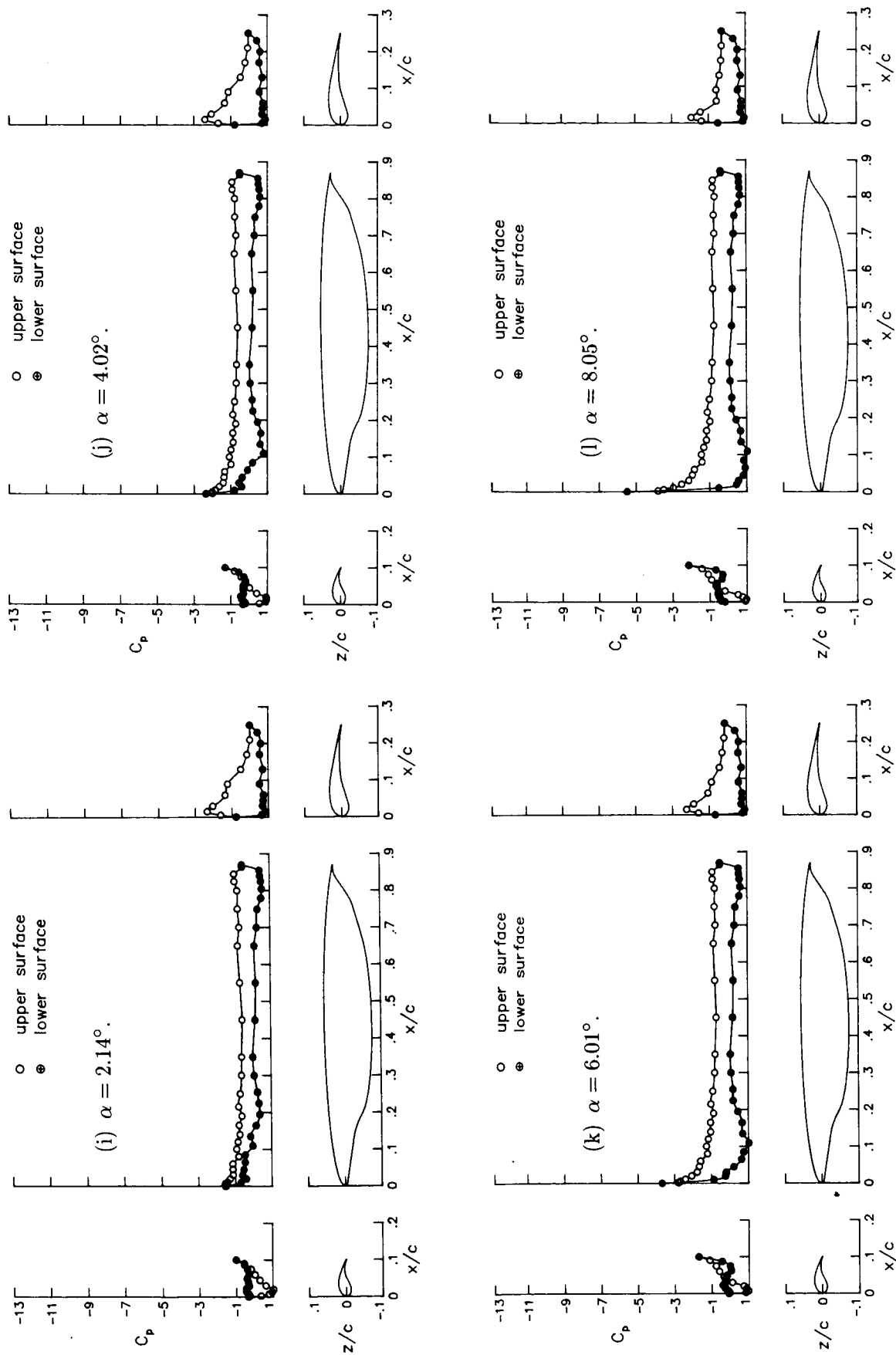


Figure 22. Continued.

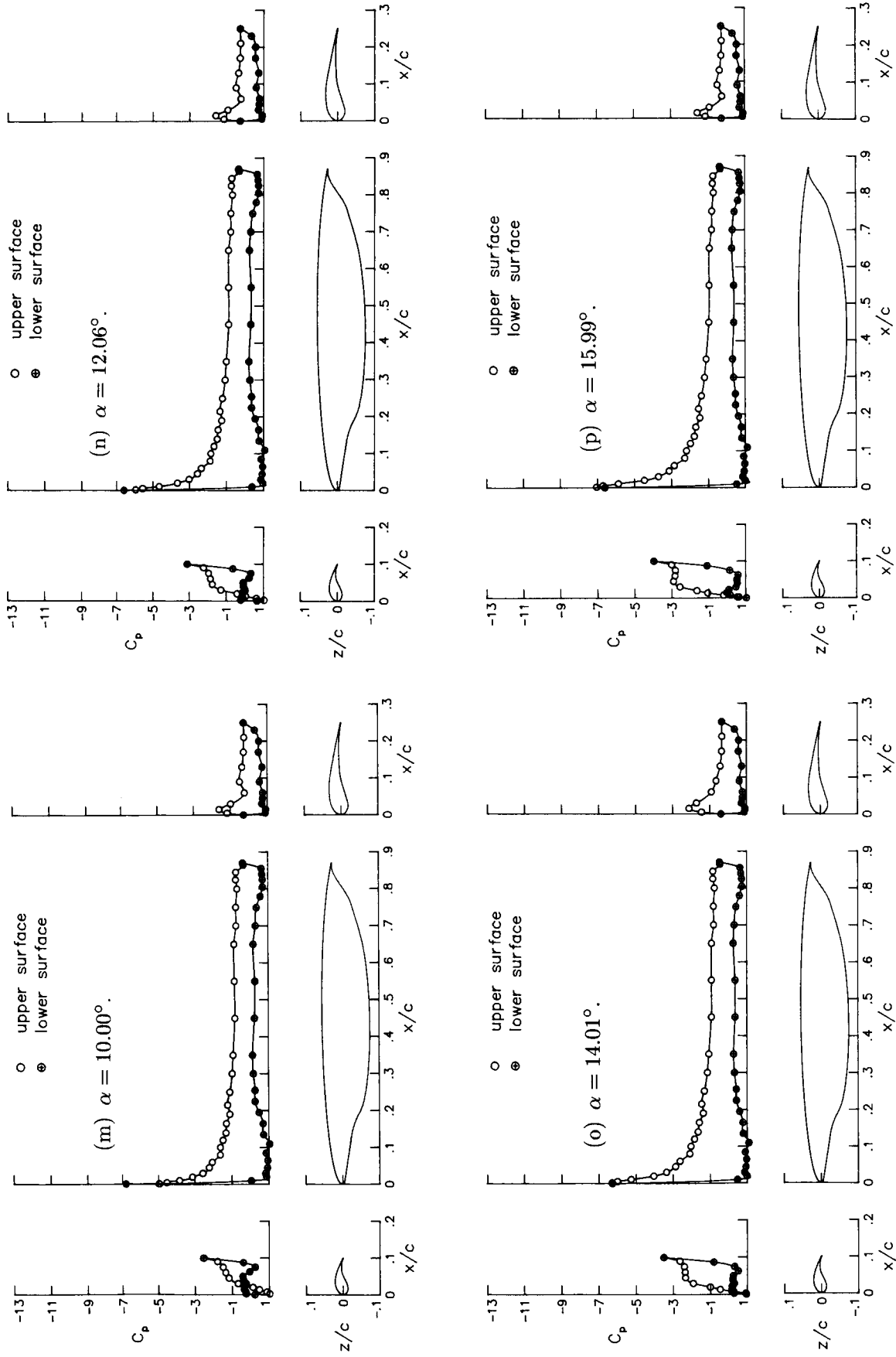


Figure 22. Continued.

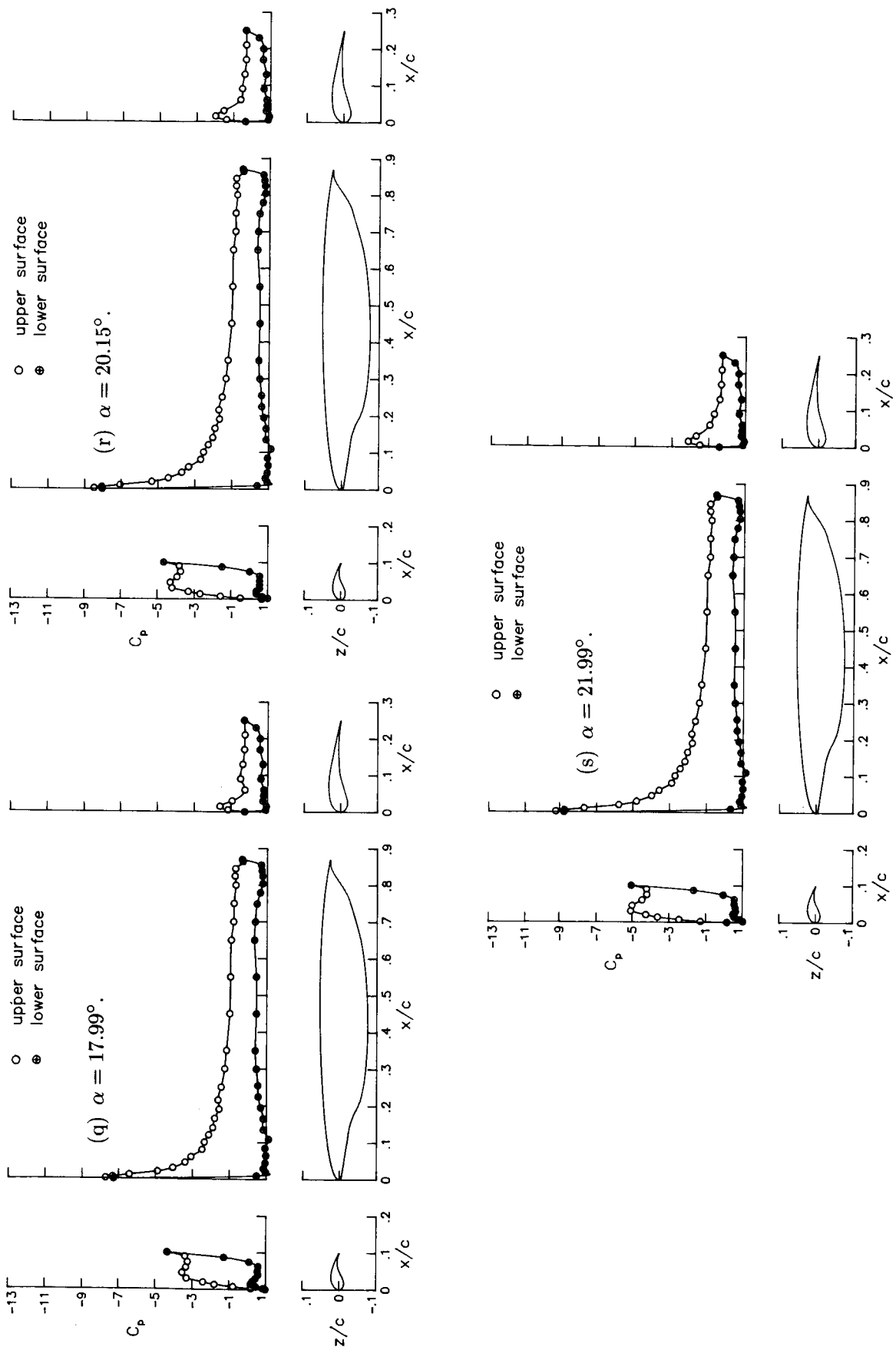


Figure 22. Continued.

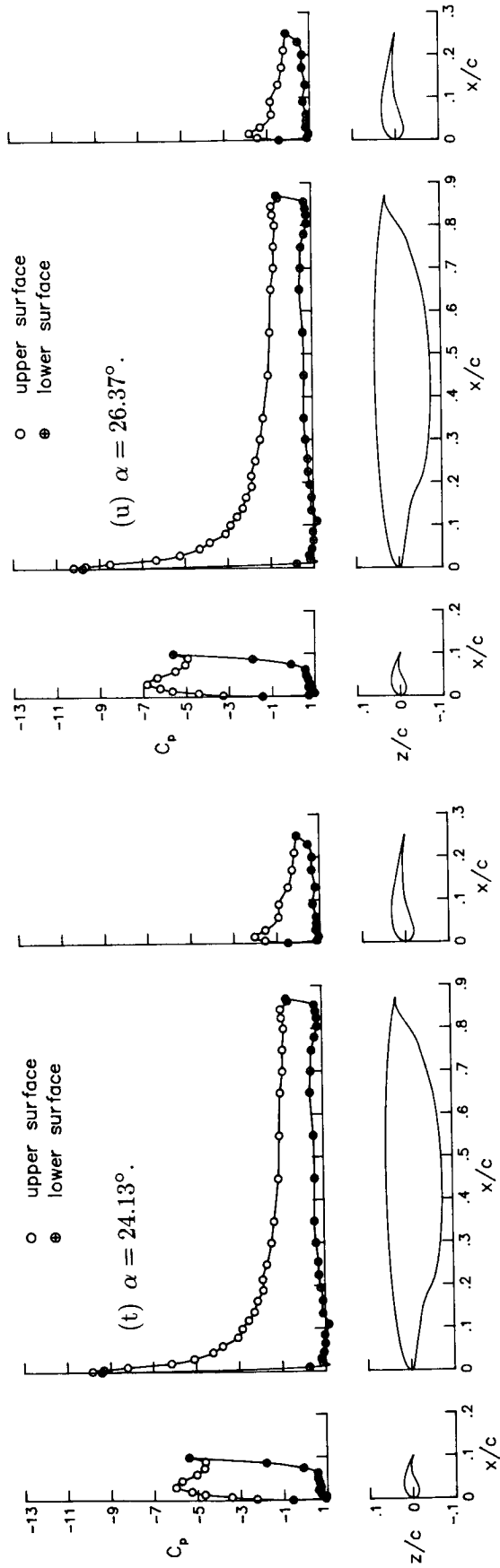


Figure 22. Concluded.

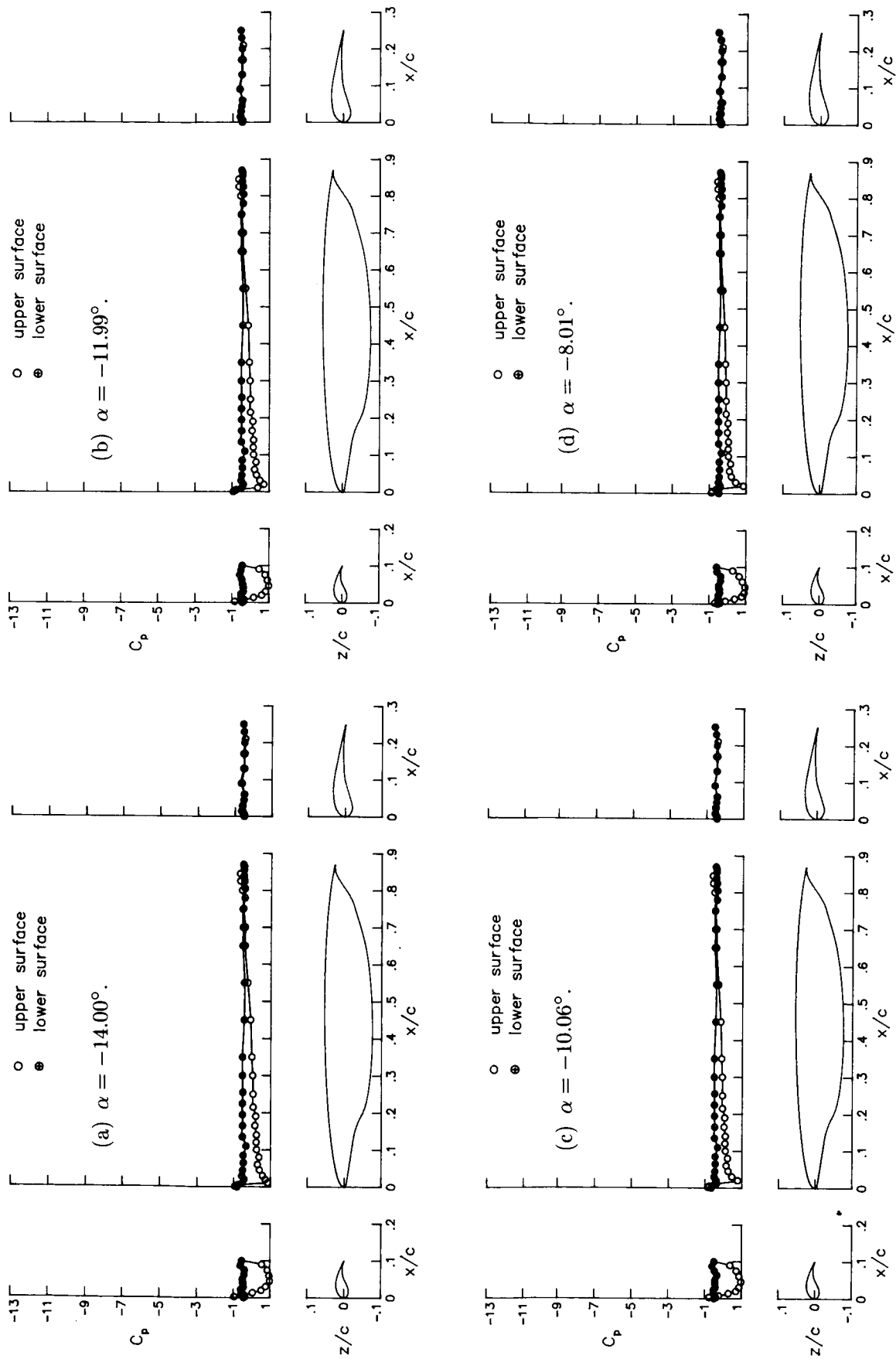


Figure 23. Pressure distribution data for trailing-edge flap with $0.10c$ leading-edge flap configuration with $\delta_{LE} = -60^\circ$, $\delta_{TE} = 30^\circ$, and $q_\infty = 30$ psf.

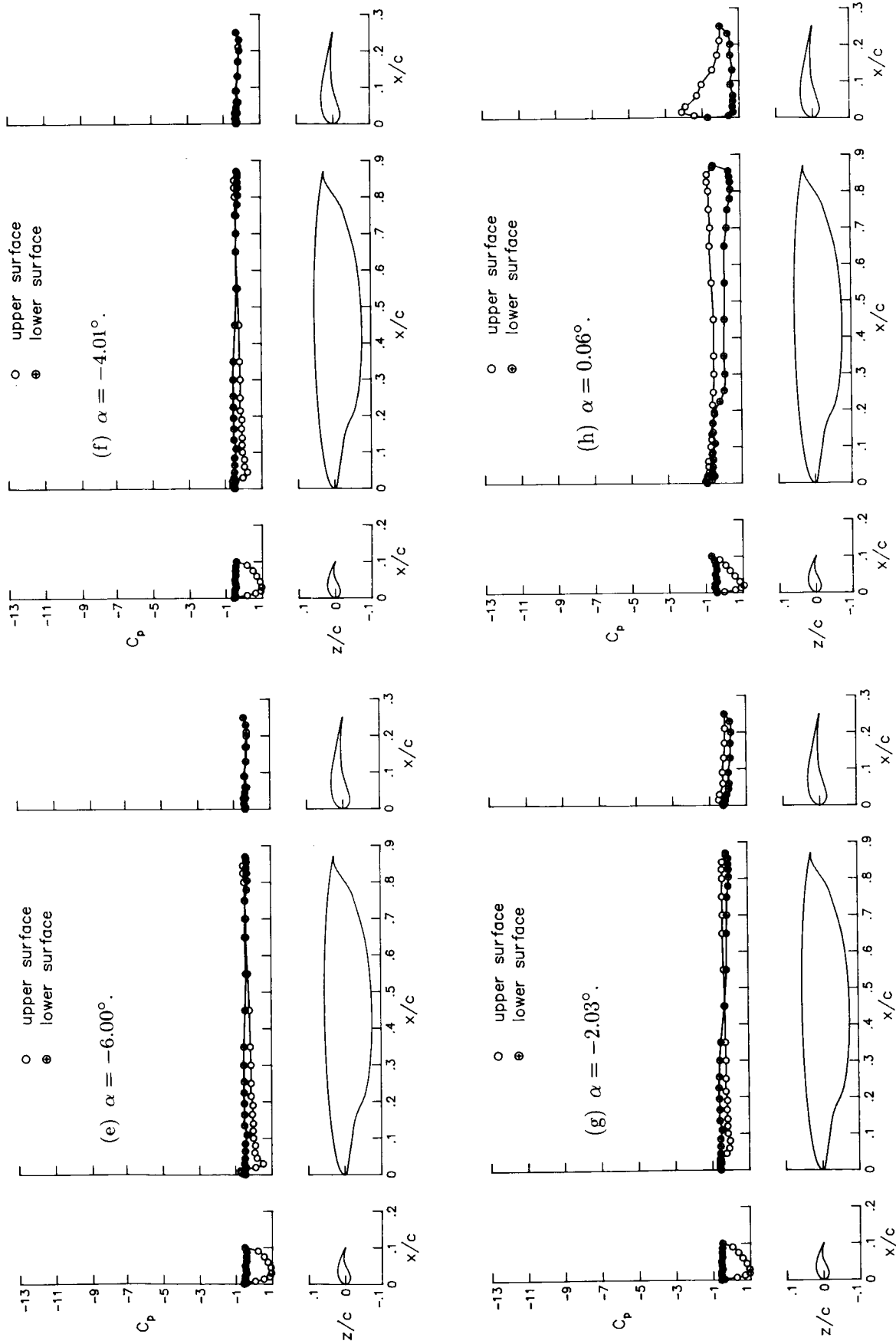


Figure 23. Continued.

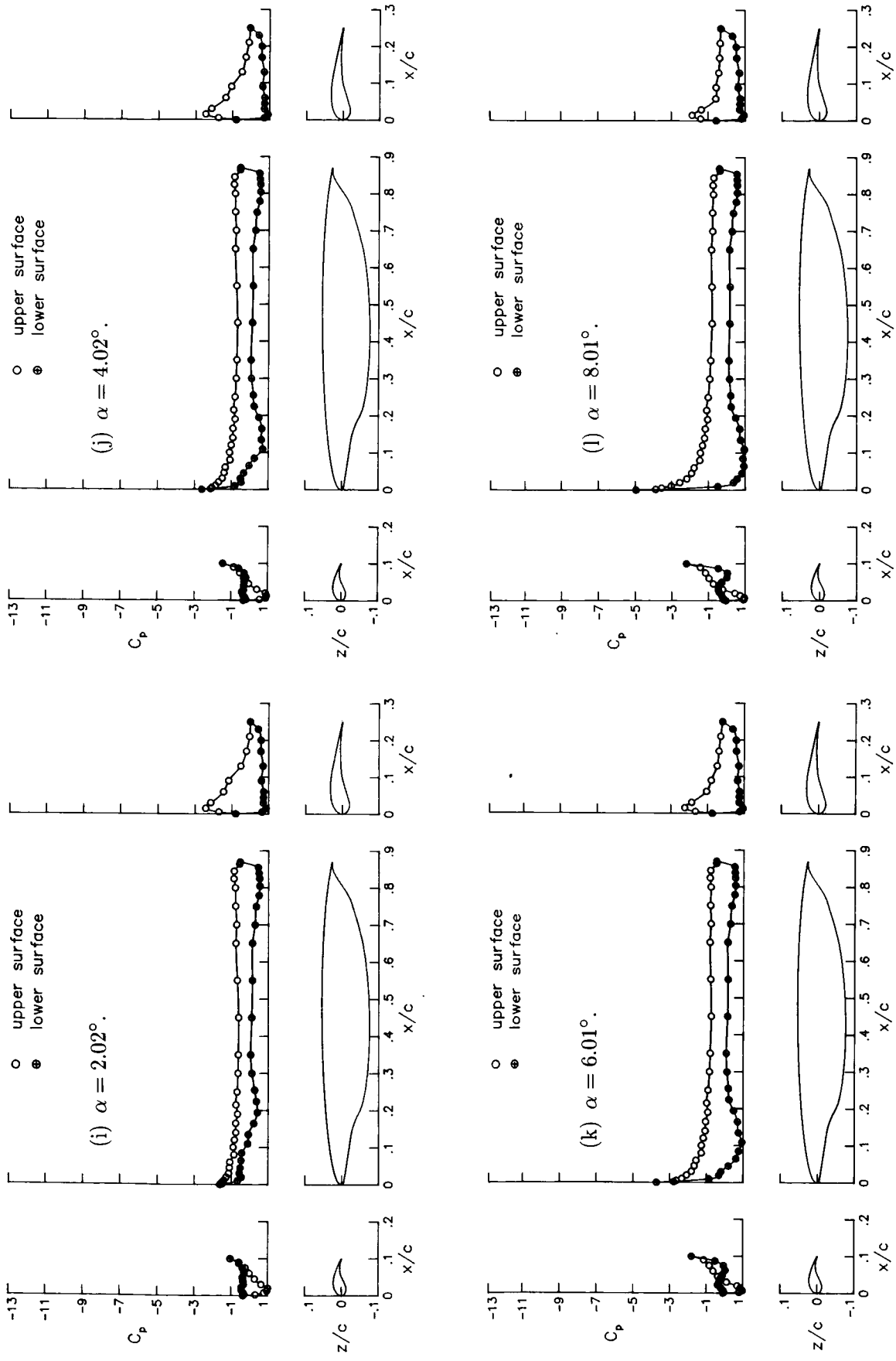


Figure 23. Continued.

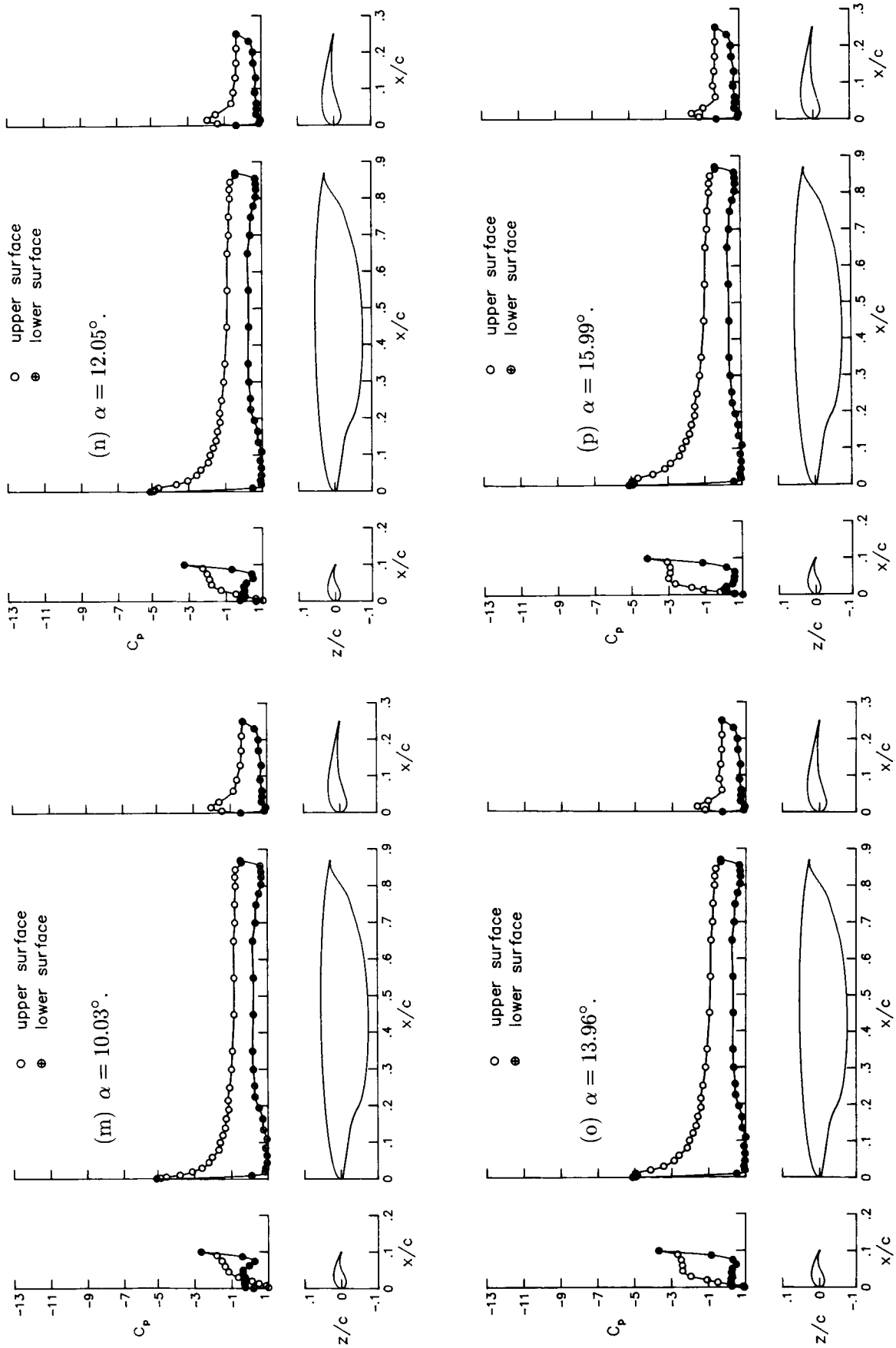


Figure 23. Concluded.

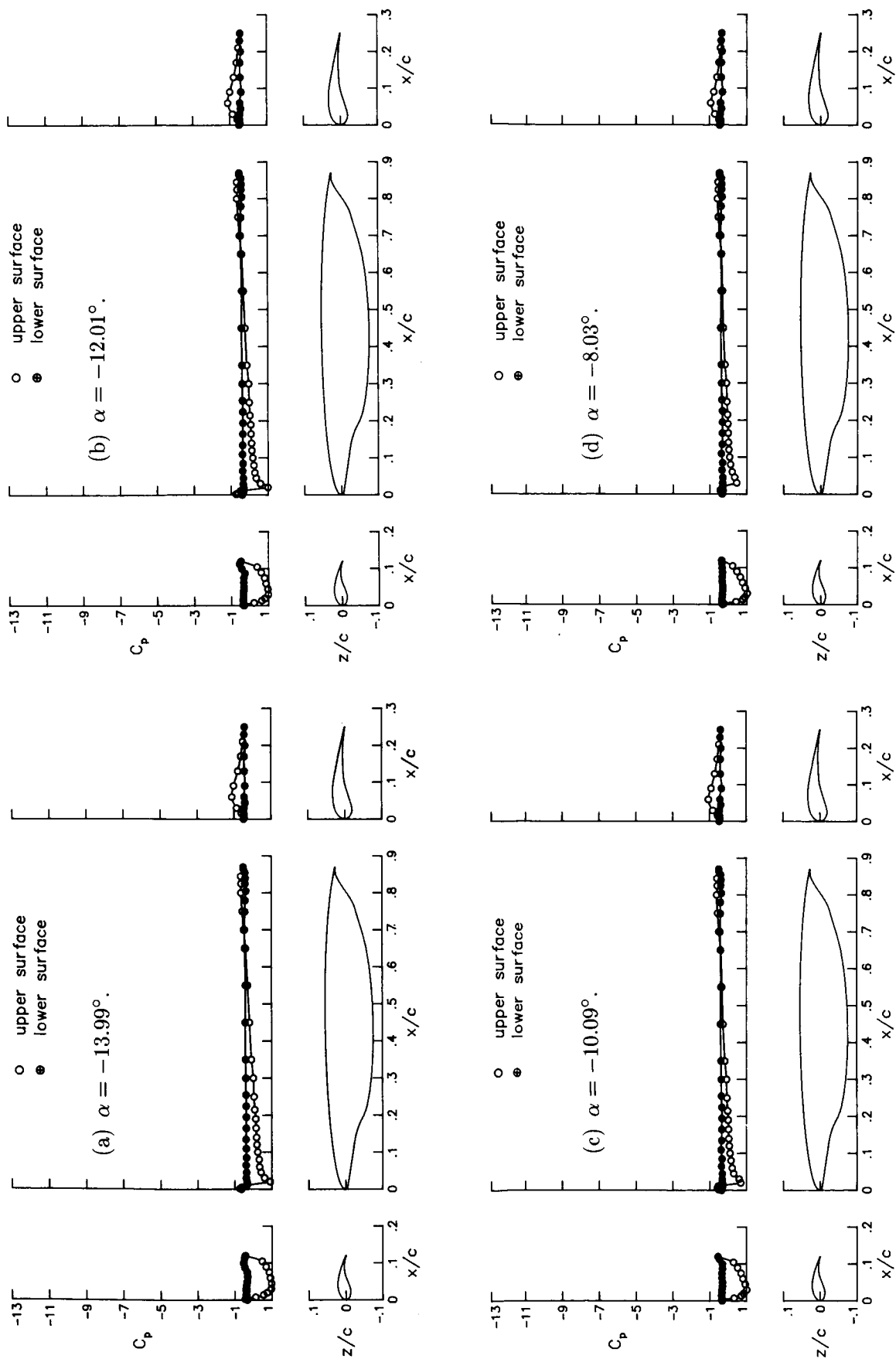


Figure 24. Pressure distribution data for trailing-edge flap with 0.12c leading-edge flap configuration with $\delta_{LE} = -50^\circ$, $\delta_{TE} = 15^\circ$, and $q_\infty = 15$ psf.

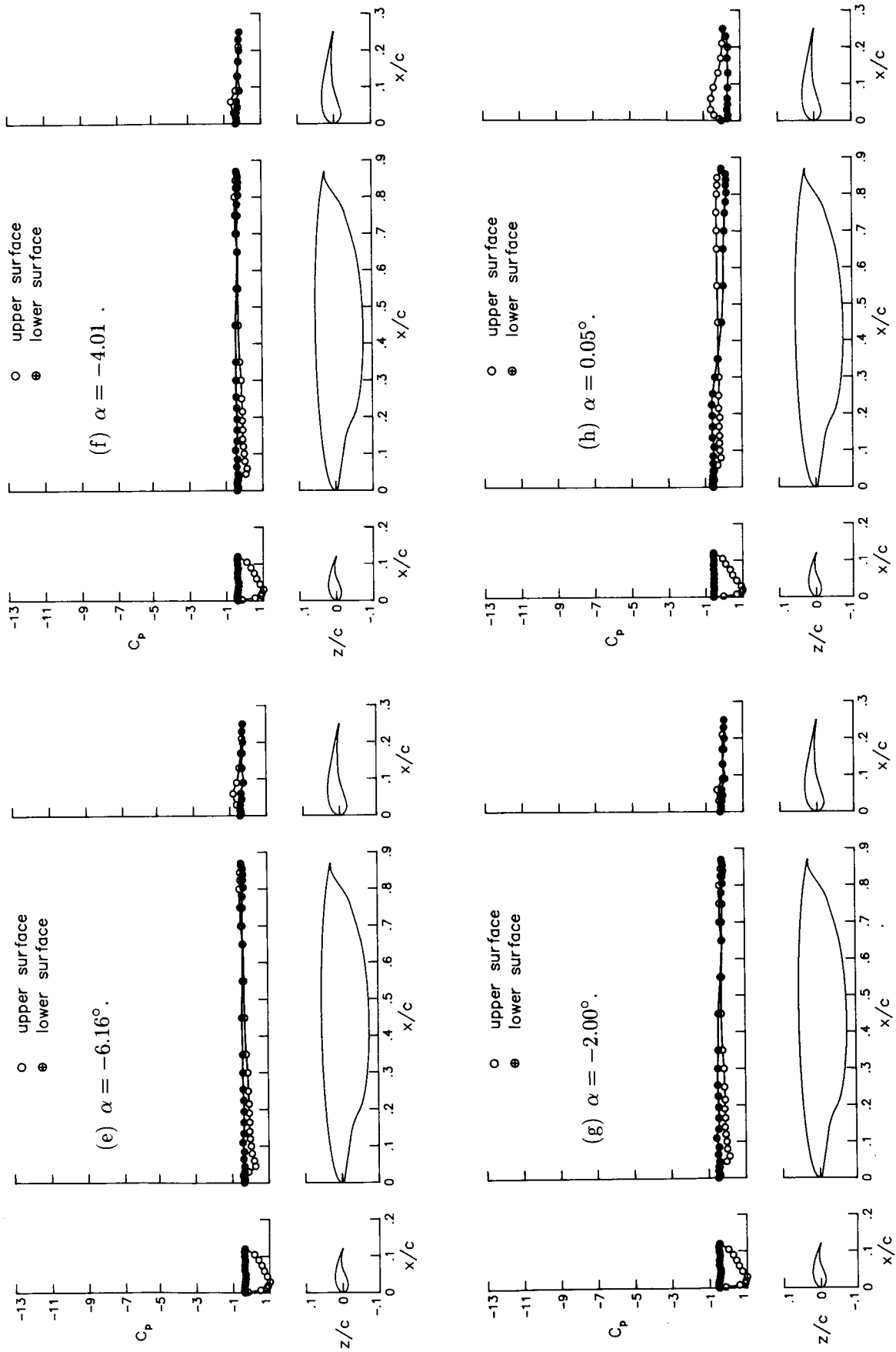


Figure 24. Continued.

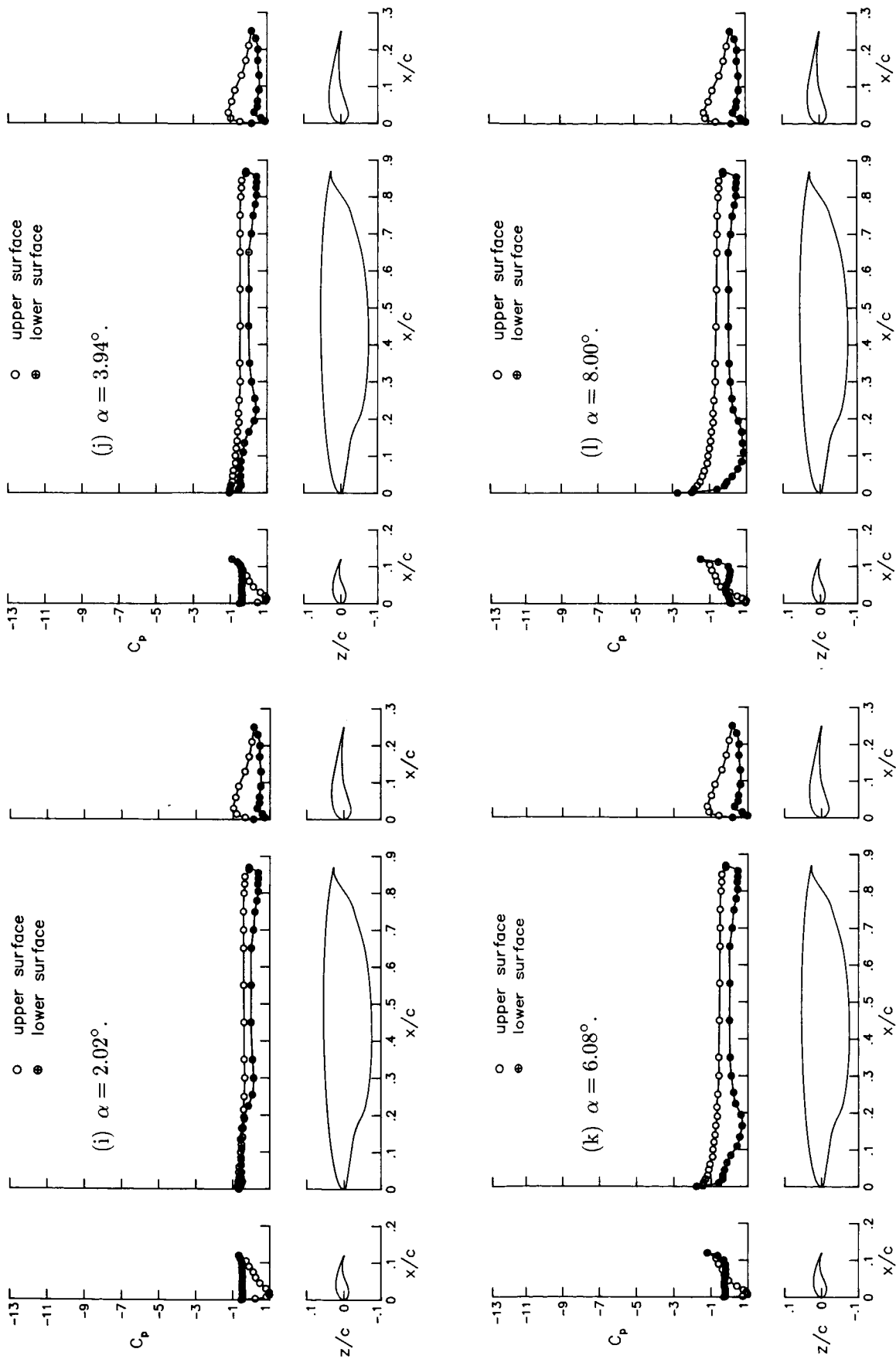


Figure 24. Continued.

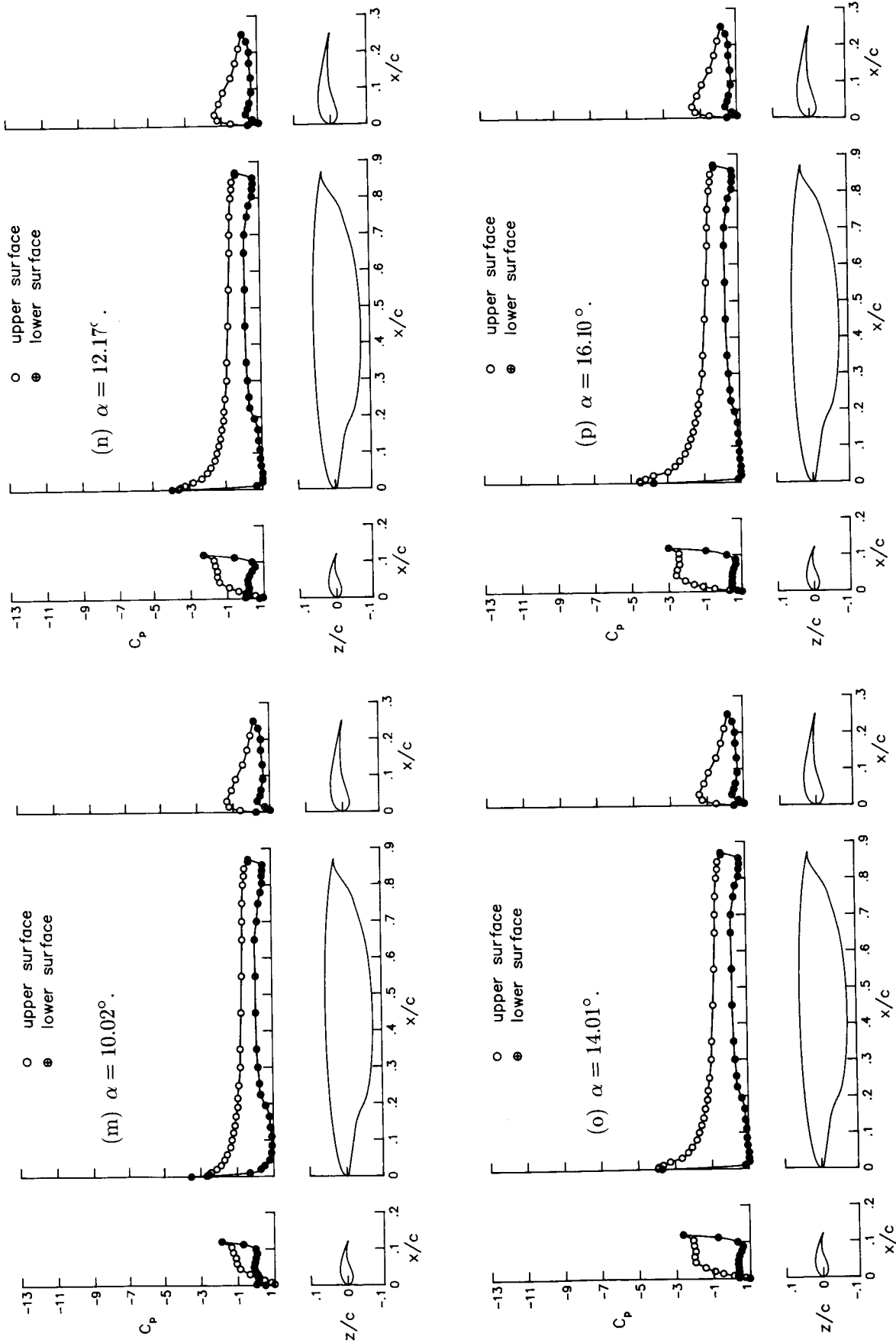


Figure 24. Continued.

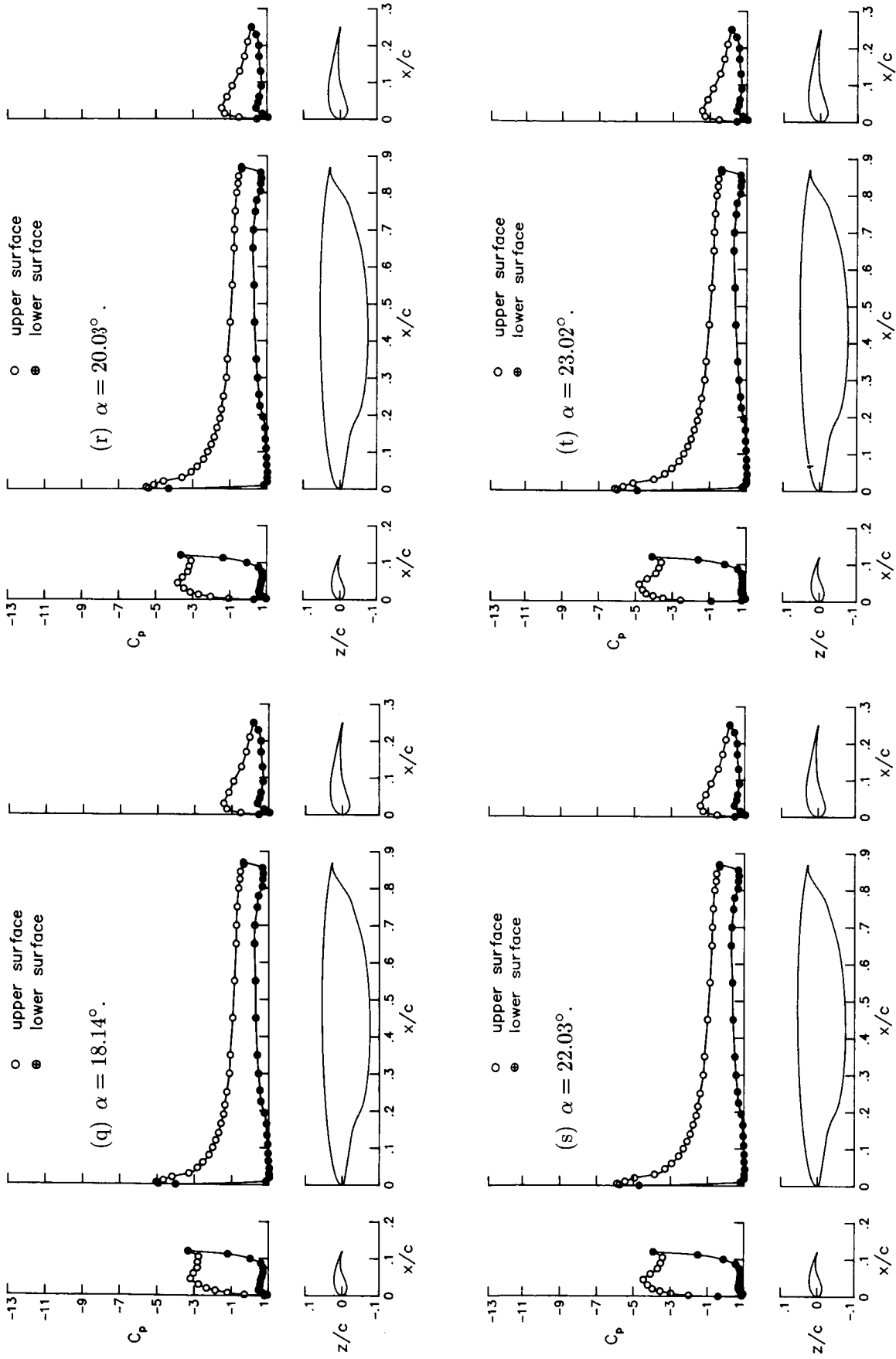


Figure 24. Continued.

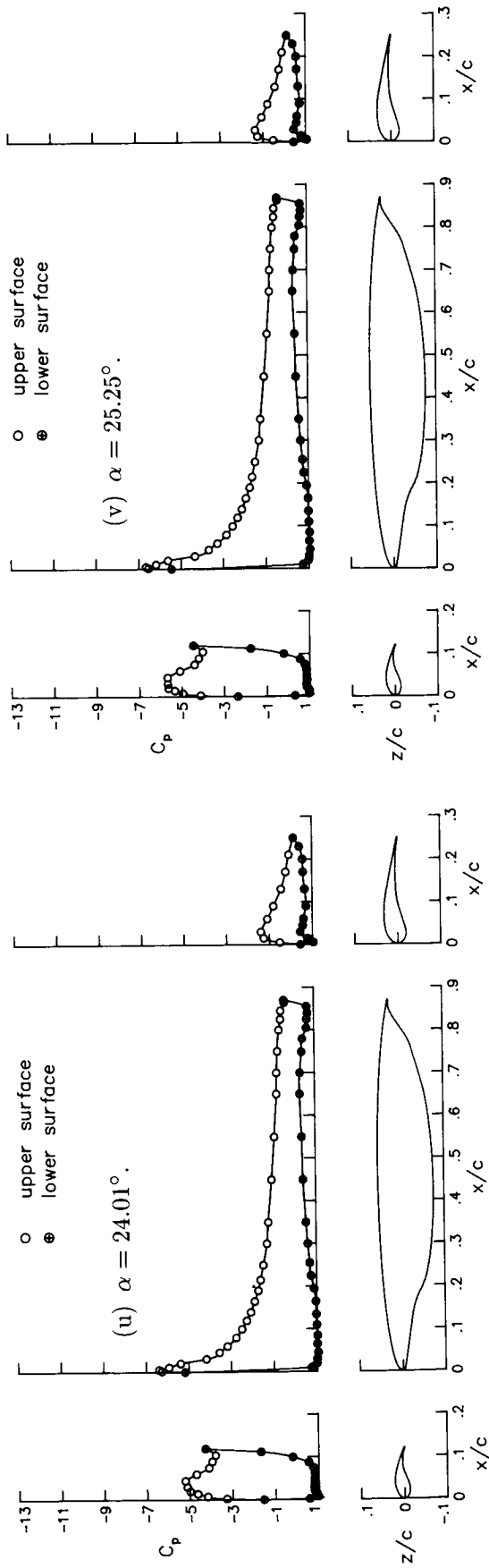


Figure 24. Concluded.

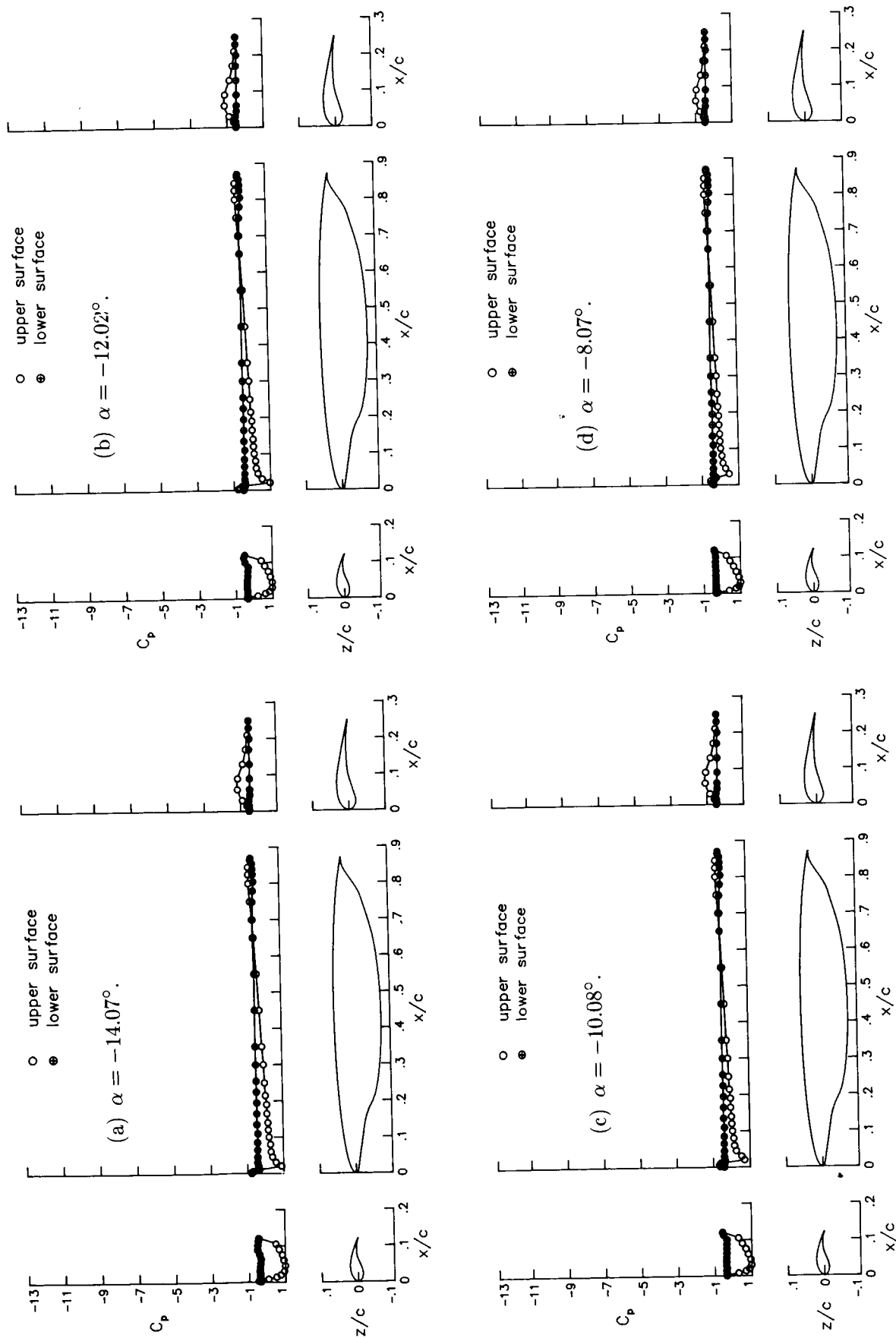


Figure 25. Pressure distribution data for trailing-edge flap with 0.12c leading-edge flap configuration with $\delta_{LE} = -50^\circ$, $\delta_{TE} = 15^\circ$, and $q_\infty = 30$ psf.

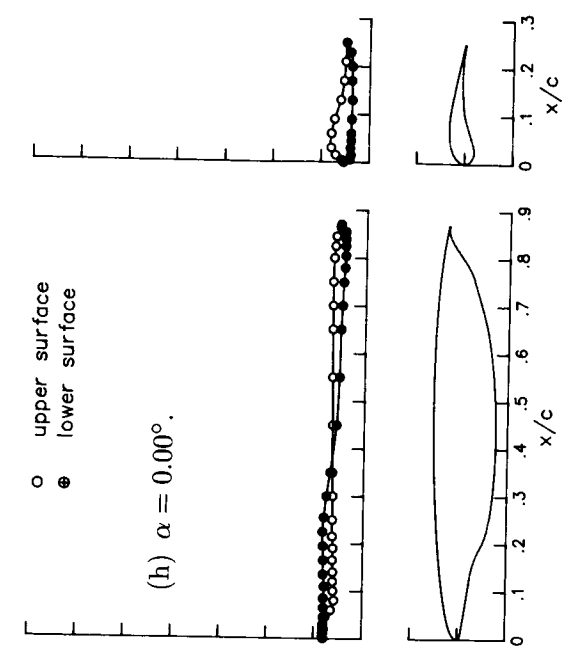
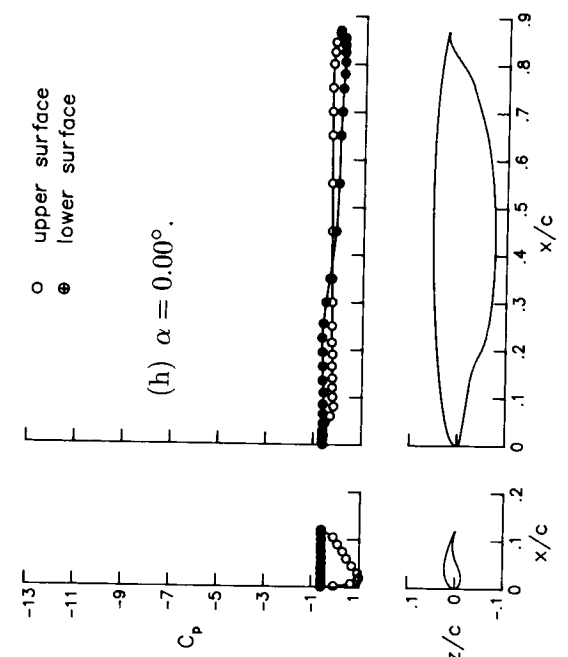
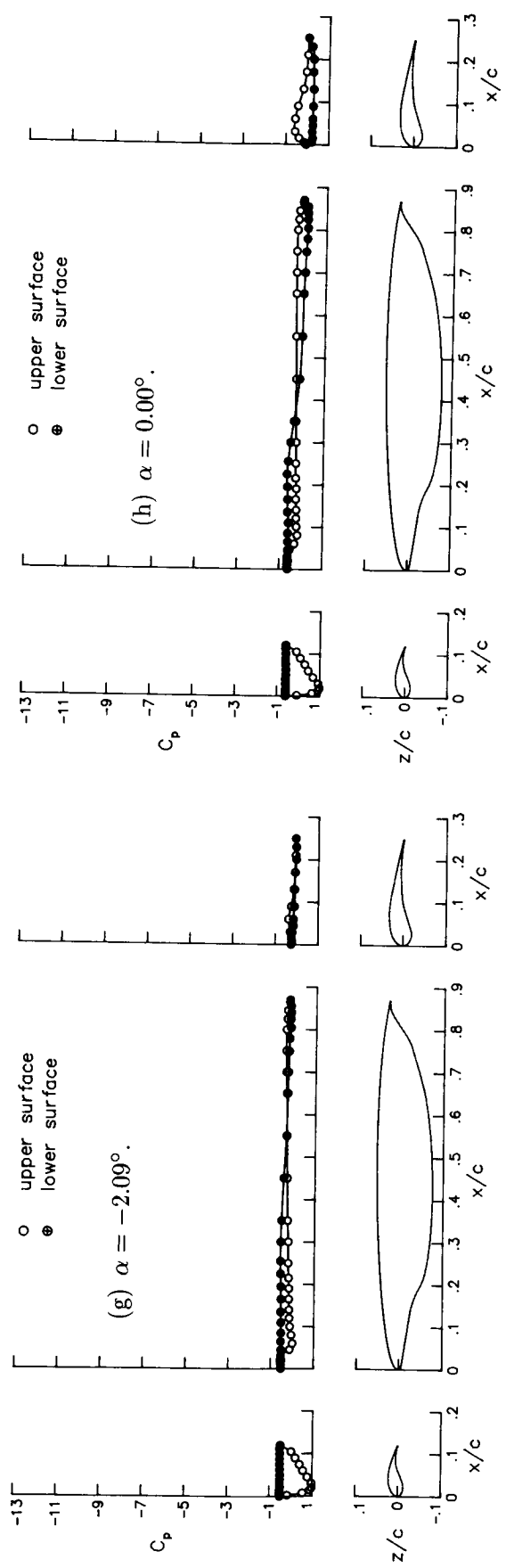
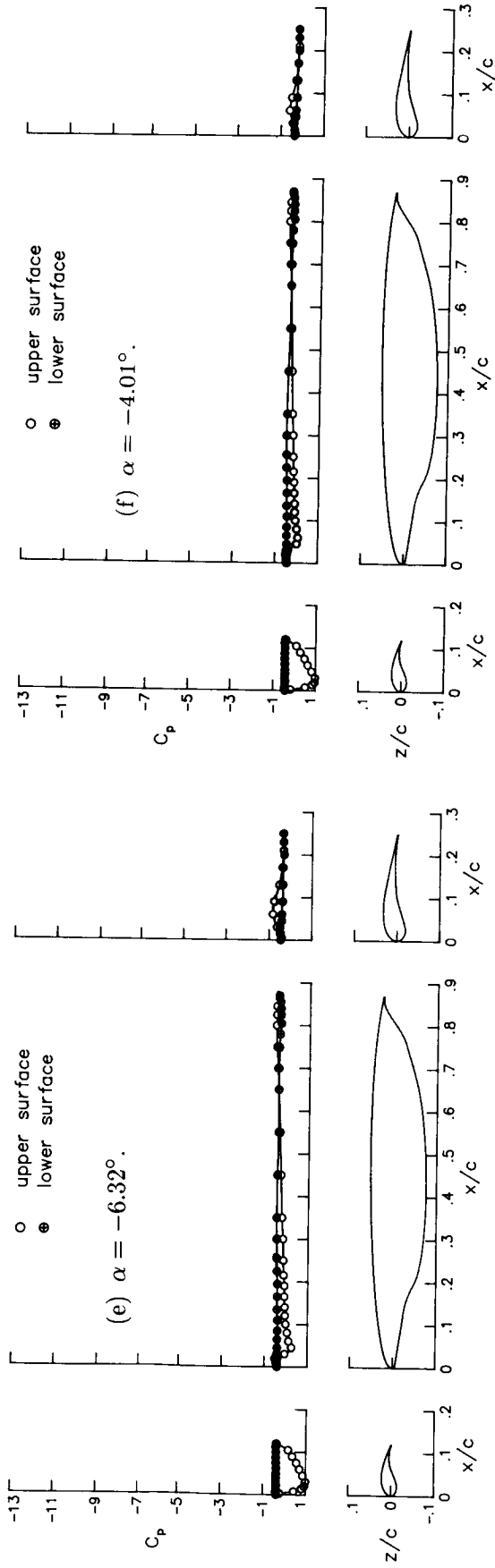


Figure 25. Continued.

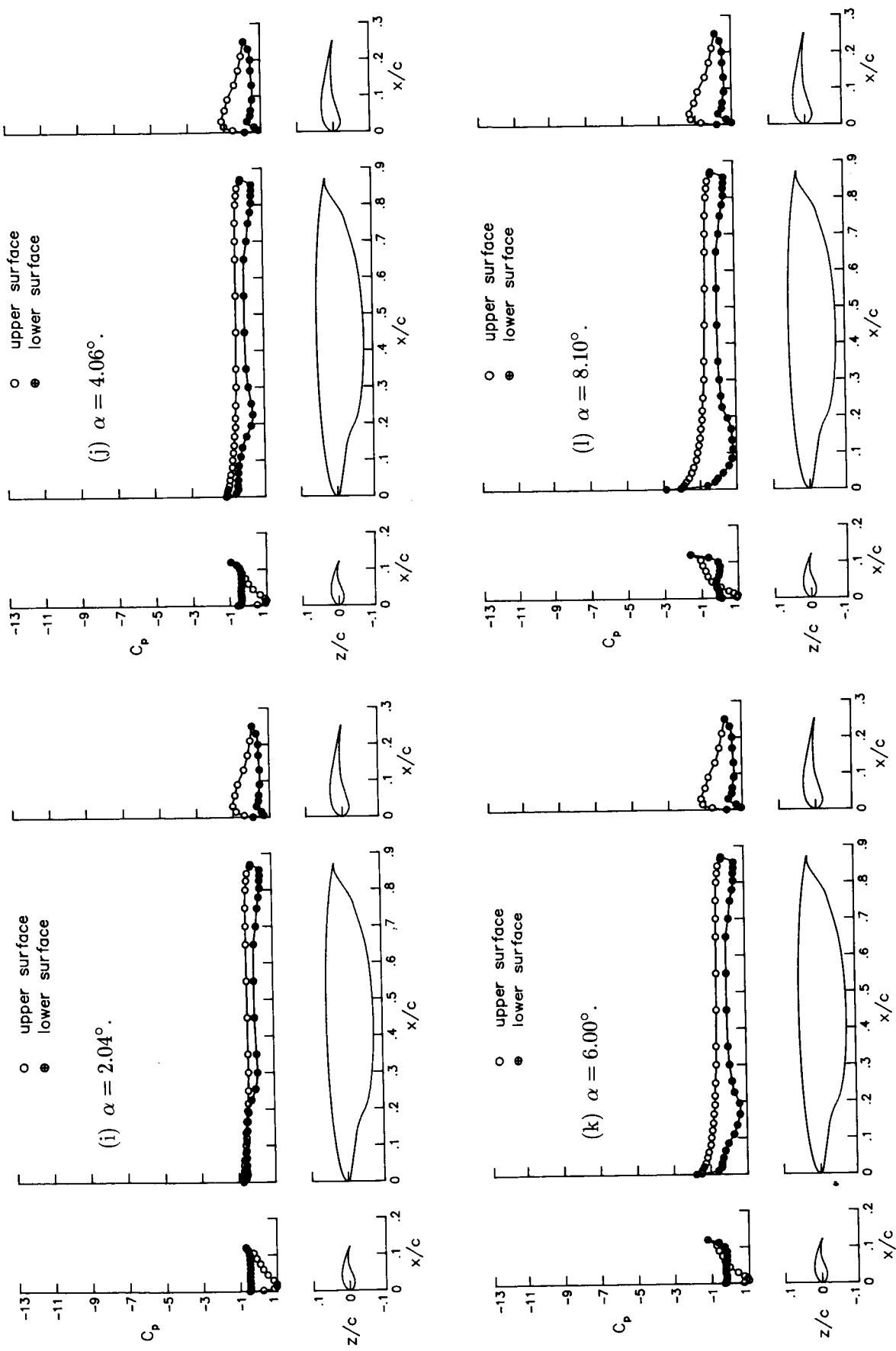


Figure 25. Continued.

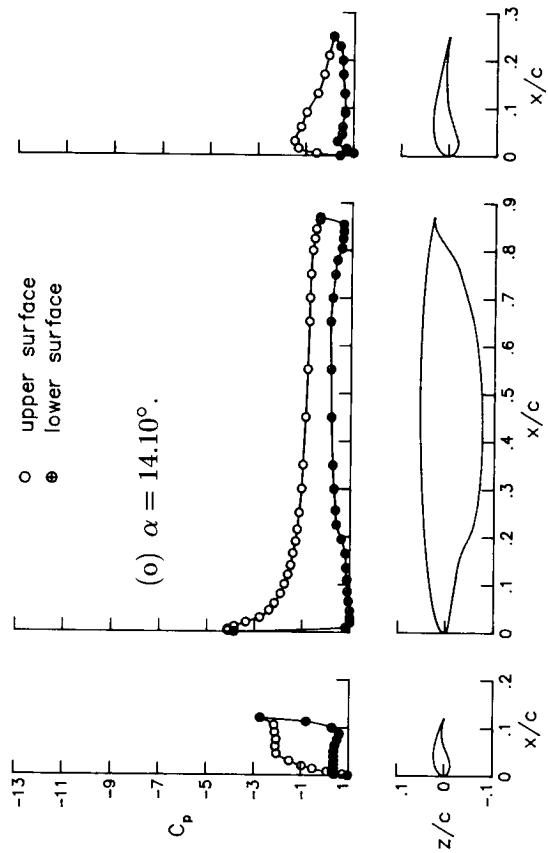
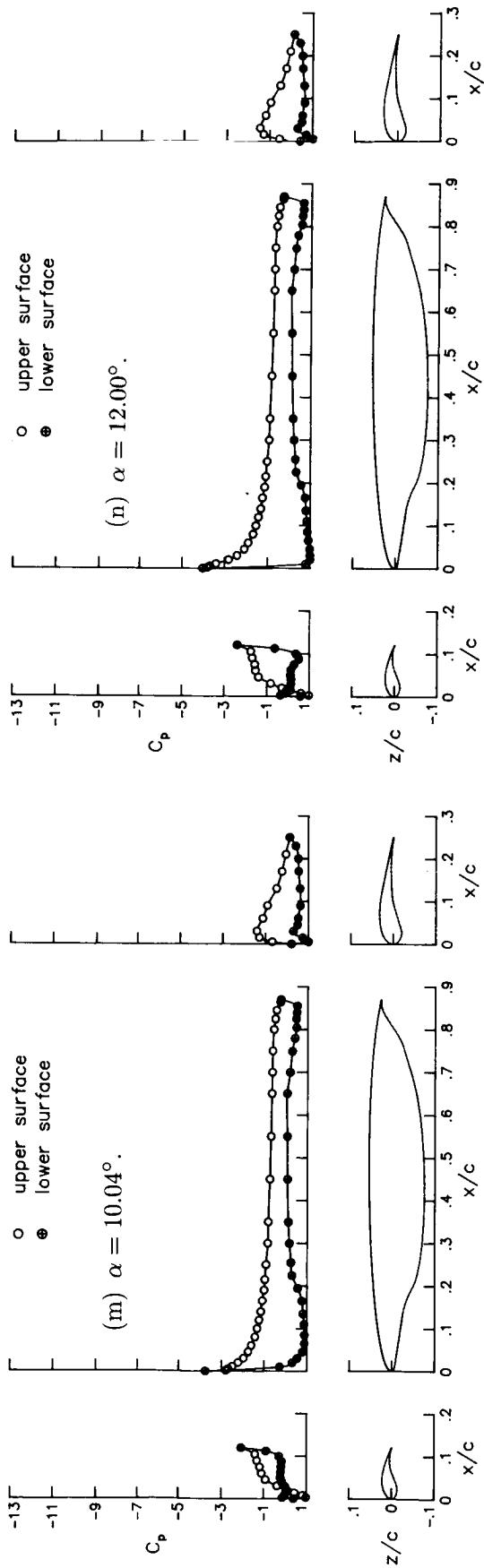


Figure 25. Continued.

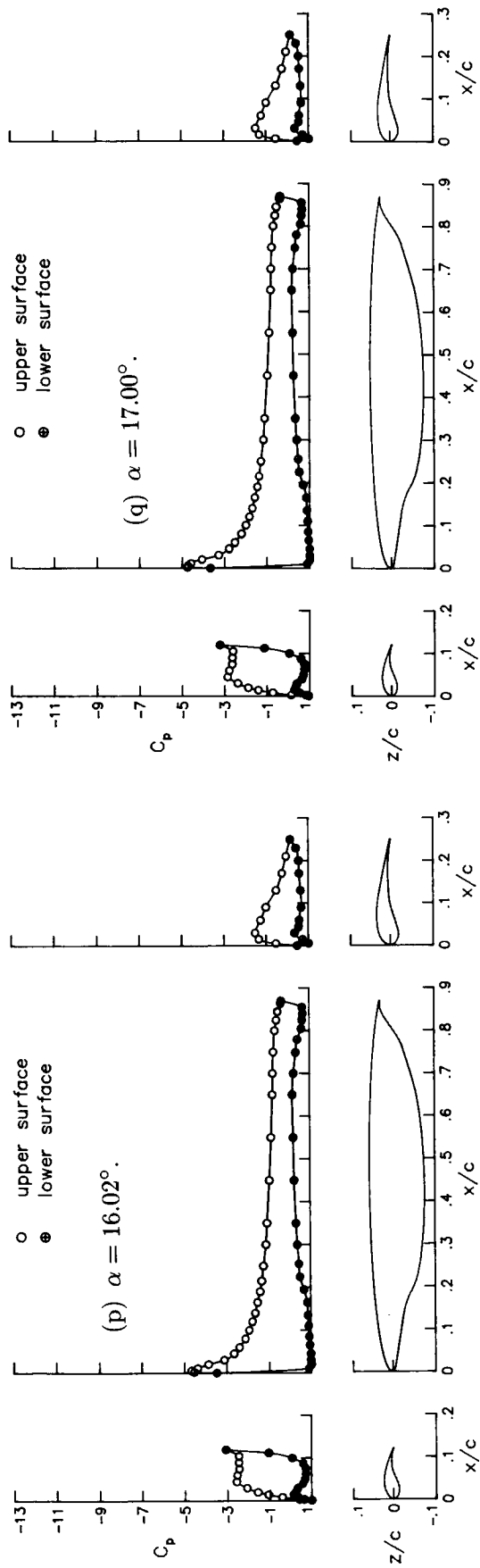


Figure 25. Concluded.

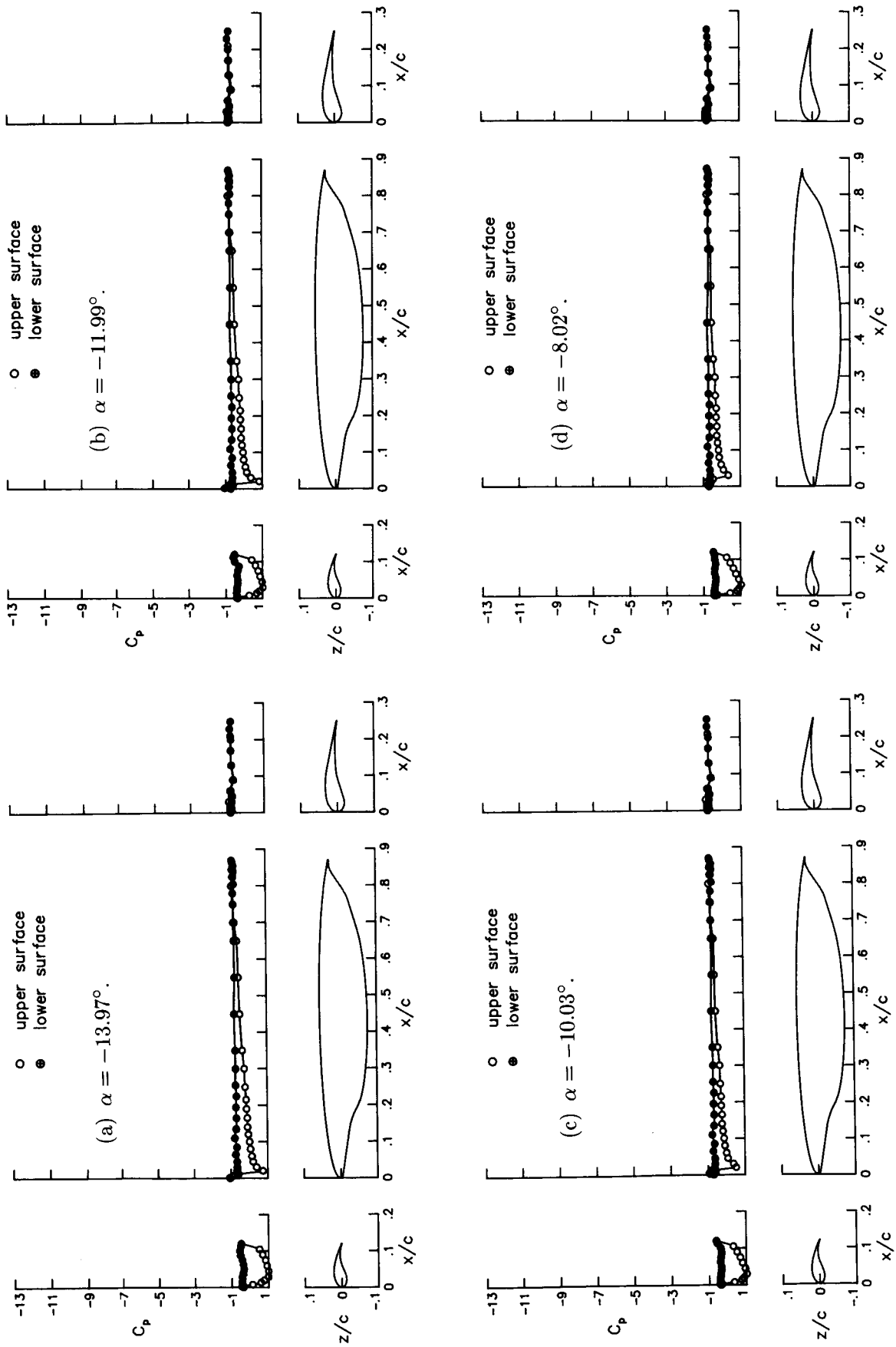


Figure 26. Pressure distribution data for trailing-edge flap with 0.12c leading-edge flap configuration with $\delta_{LE} = -50^\circ$, $\delta_{TE} = 30^\circ$, and $q_\infty = 15$ psf.

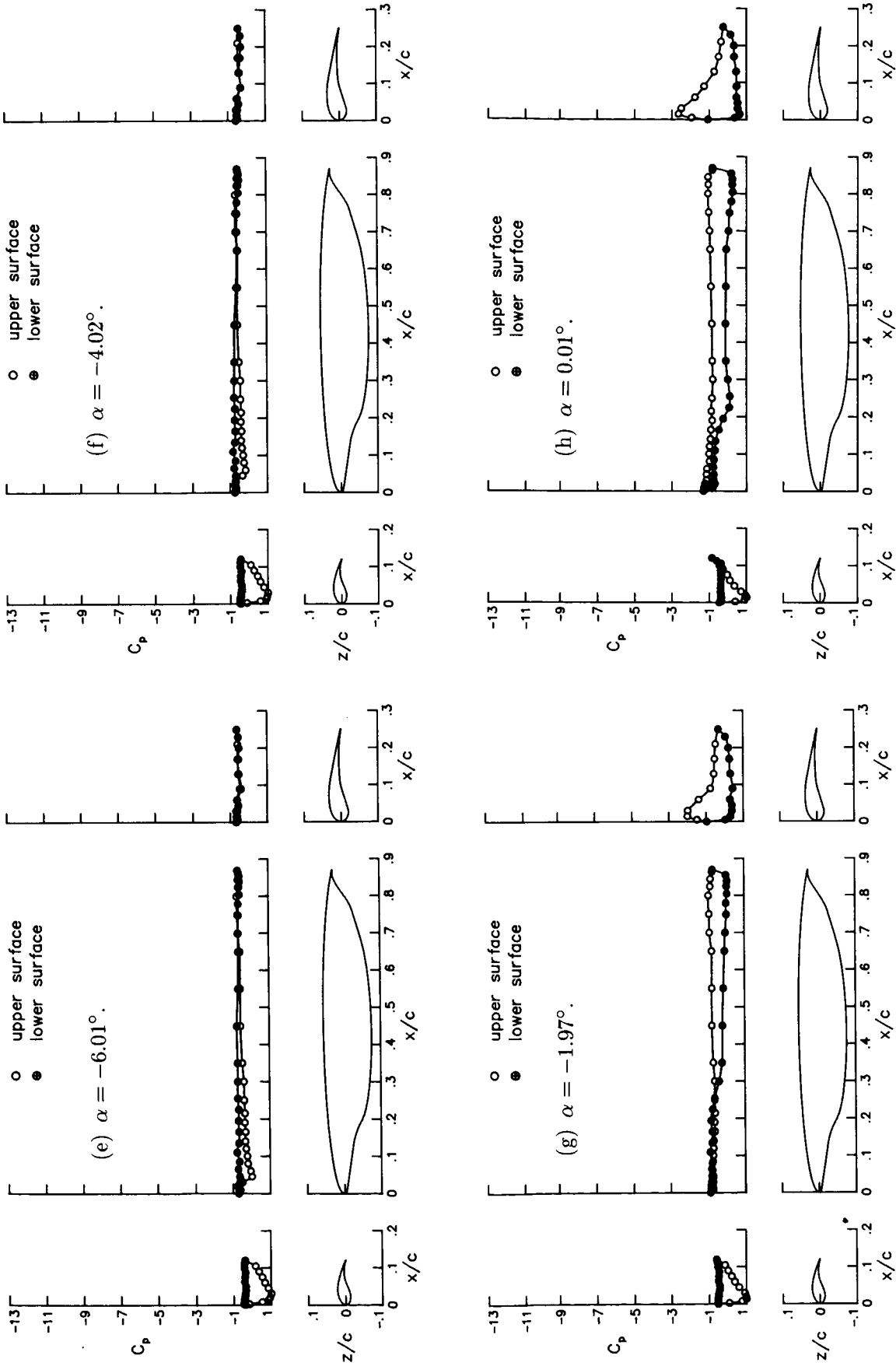


Figure 26. Continued.

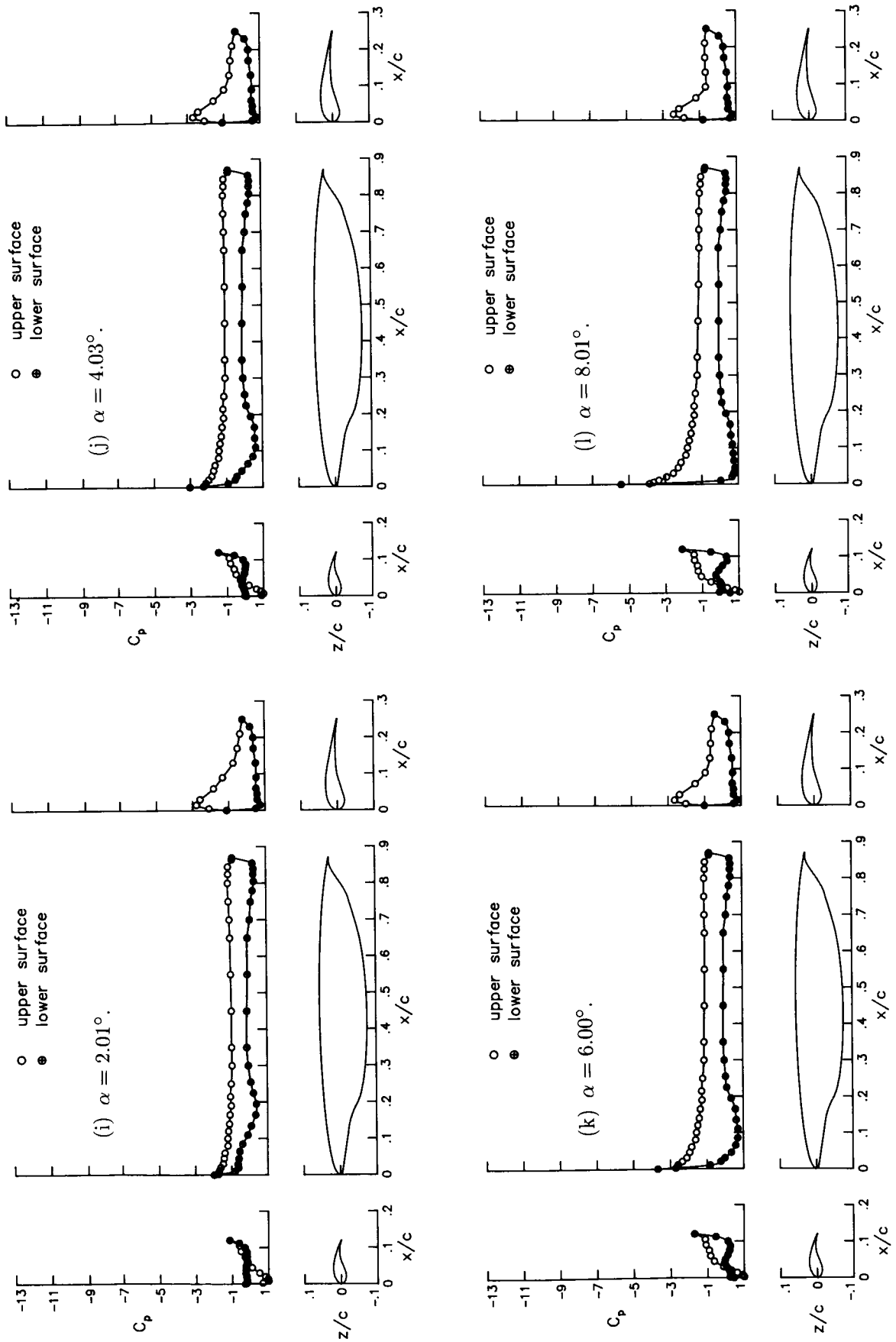


Figure 26. Continued.

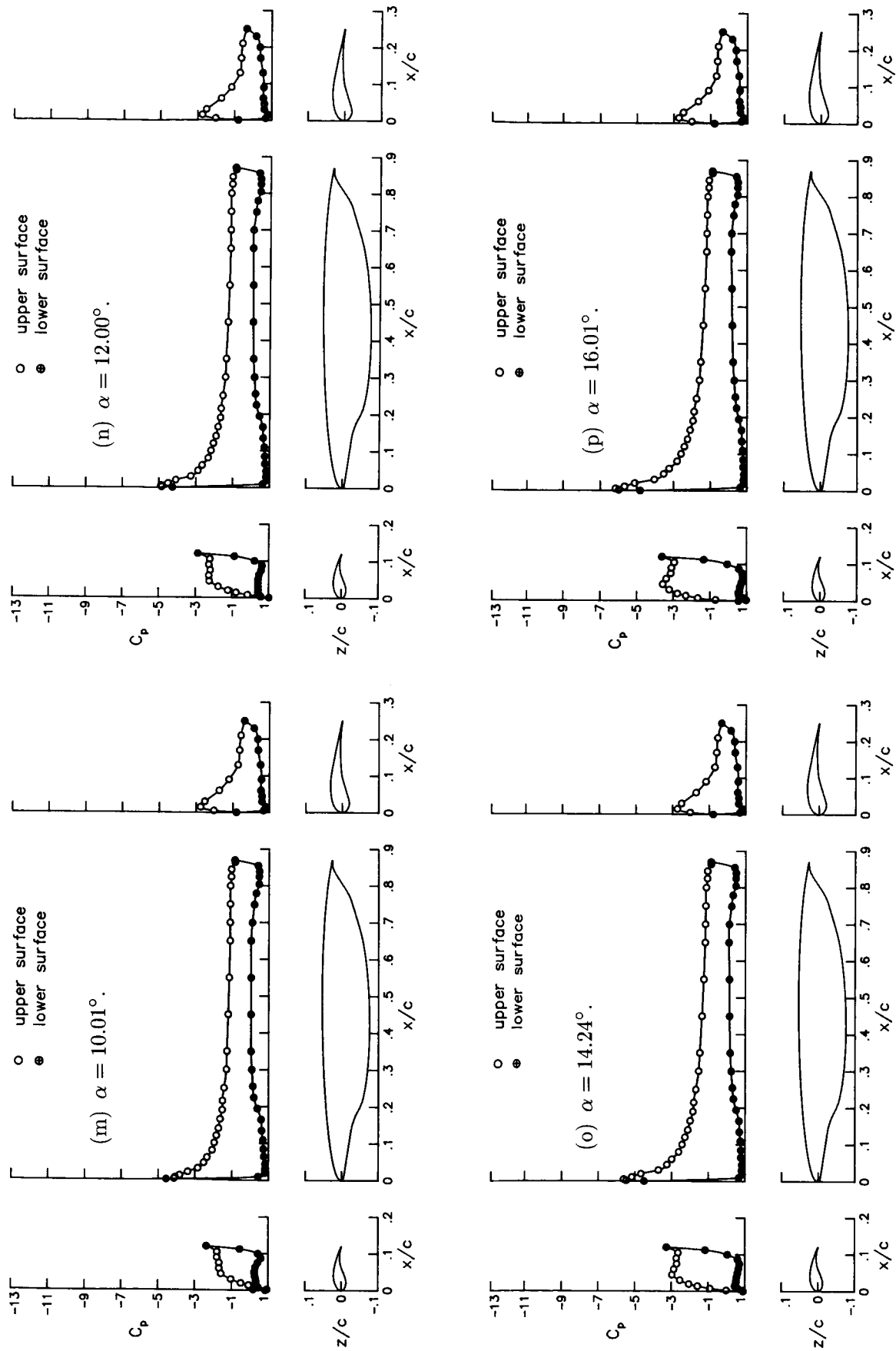


Figure 26. Continued.

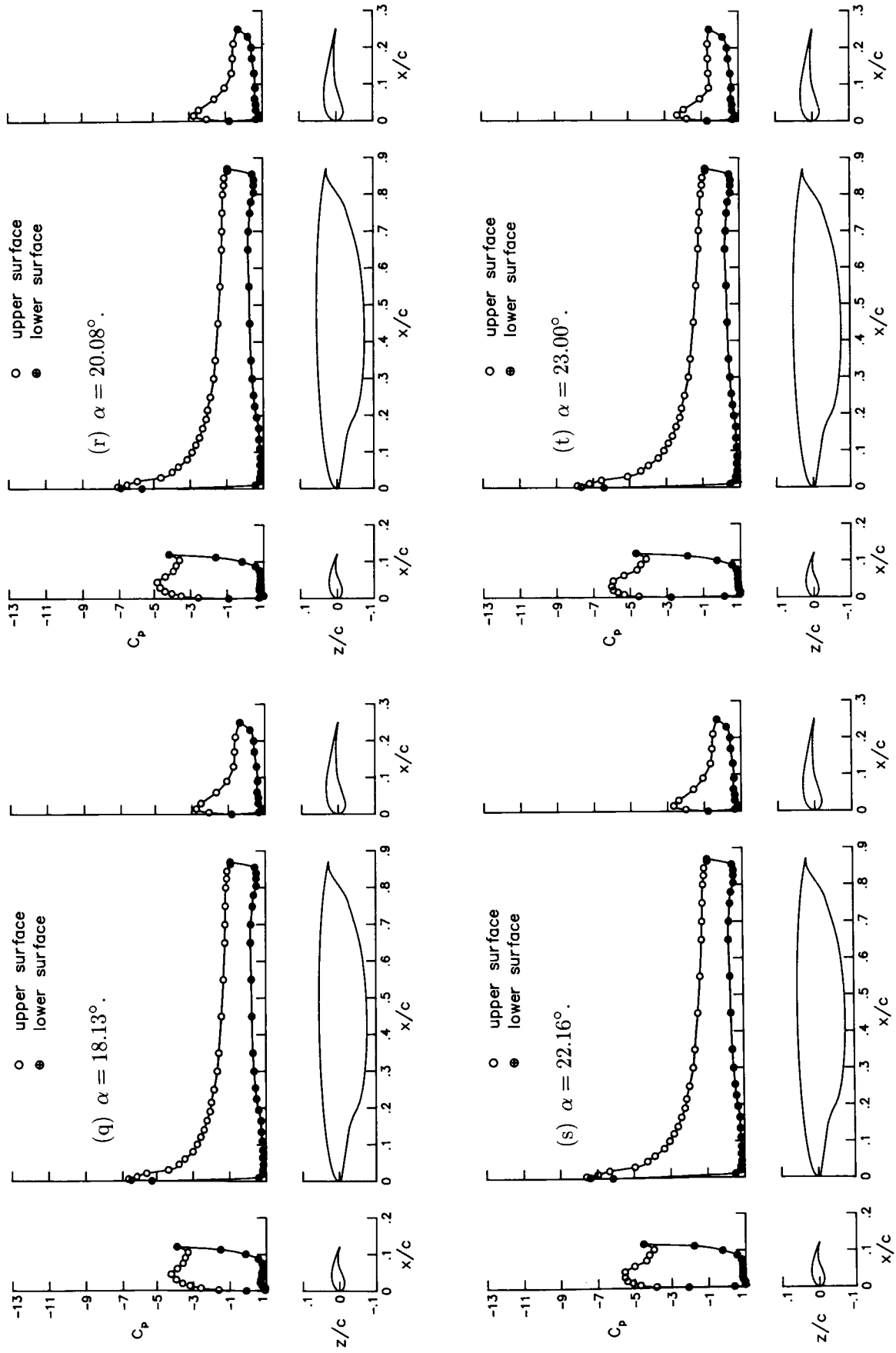


Figure 26. Continued.

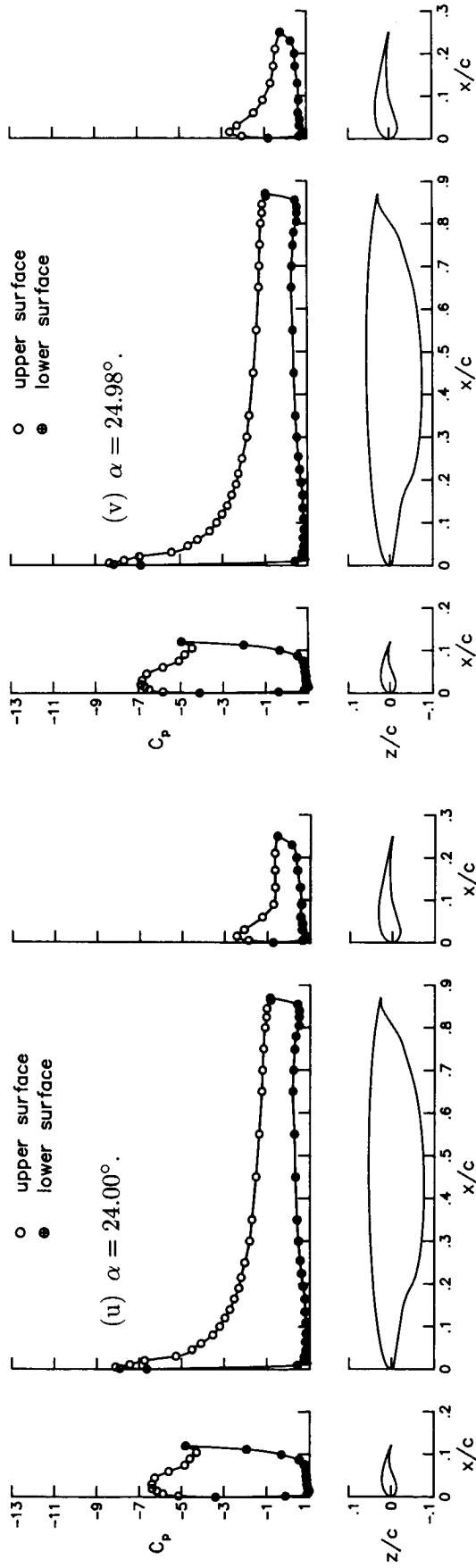


Figure 26. Concluded.

C-2

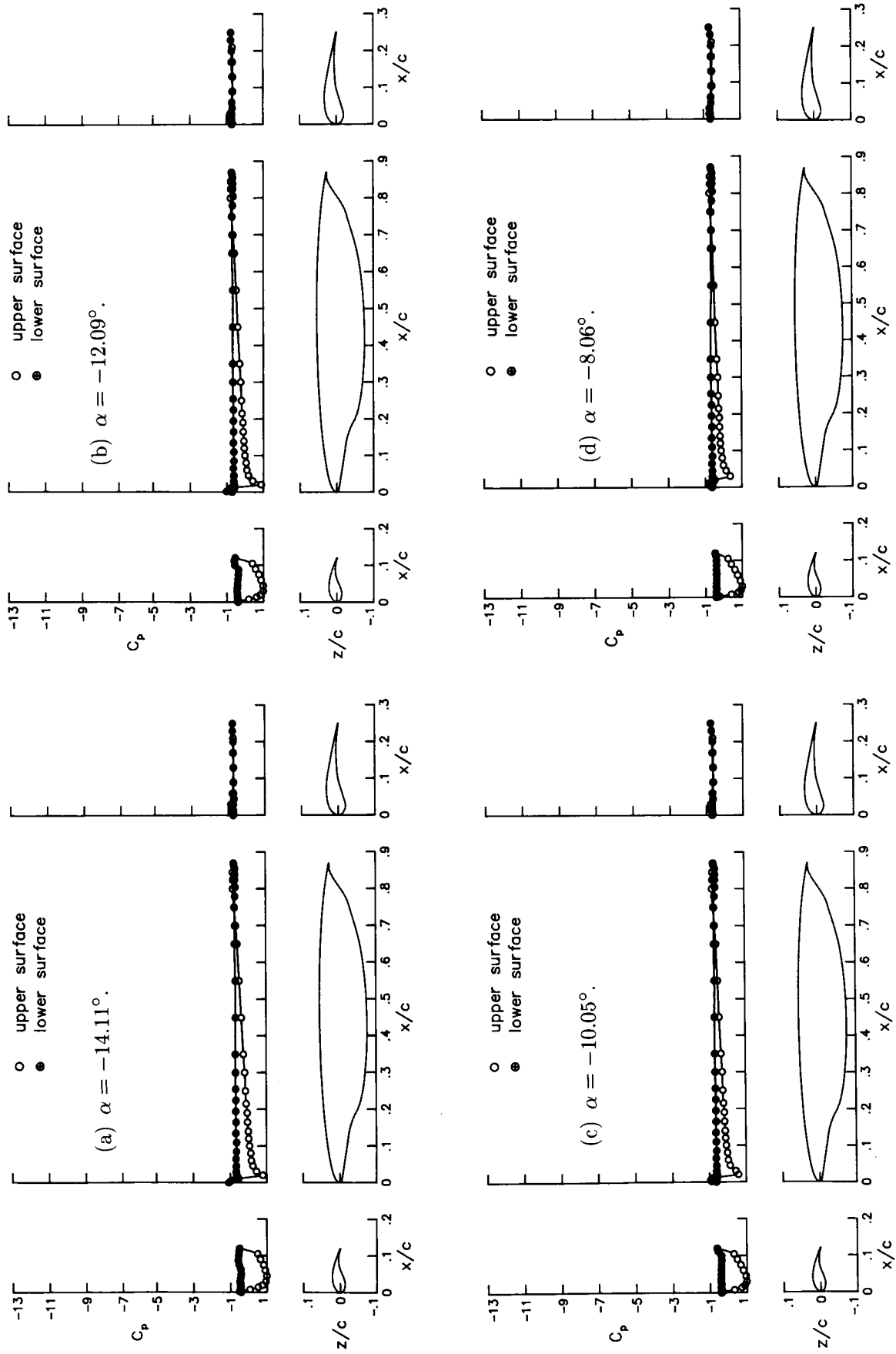


Figure 27. Pressure distribution data for trailing-edge flap with 0.12c leading-edge flap configuration with $\delta_{LE} = -50^\circ$, $\delta_{TE} = 30^\circ$, and $q_\infty = 30$ psf.

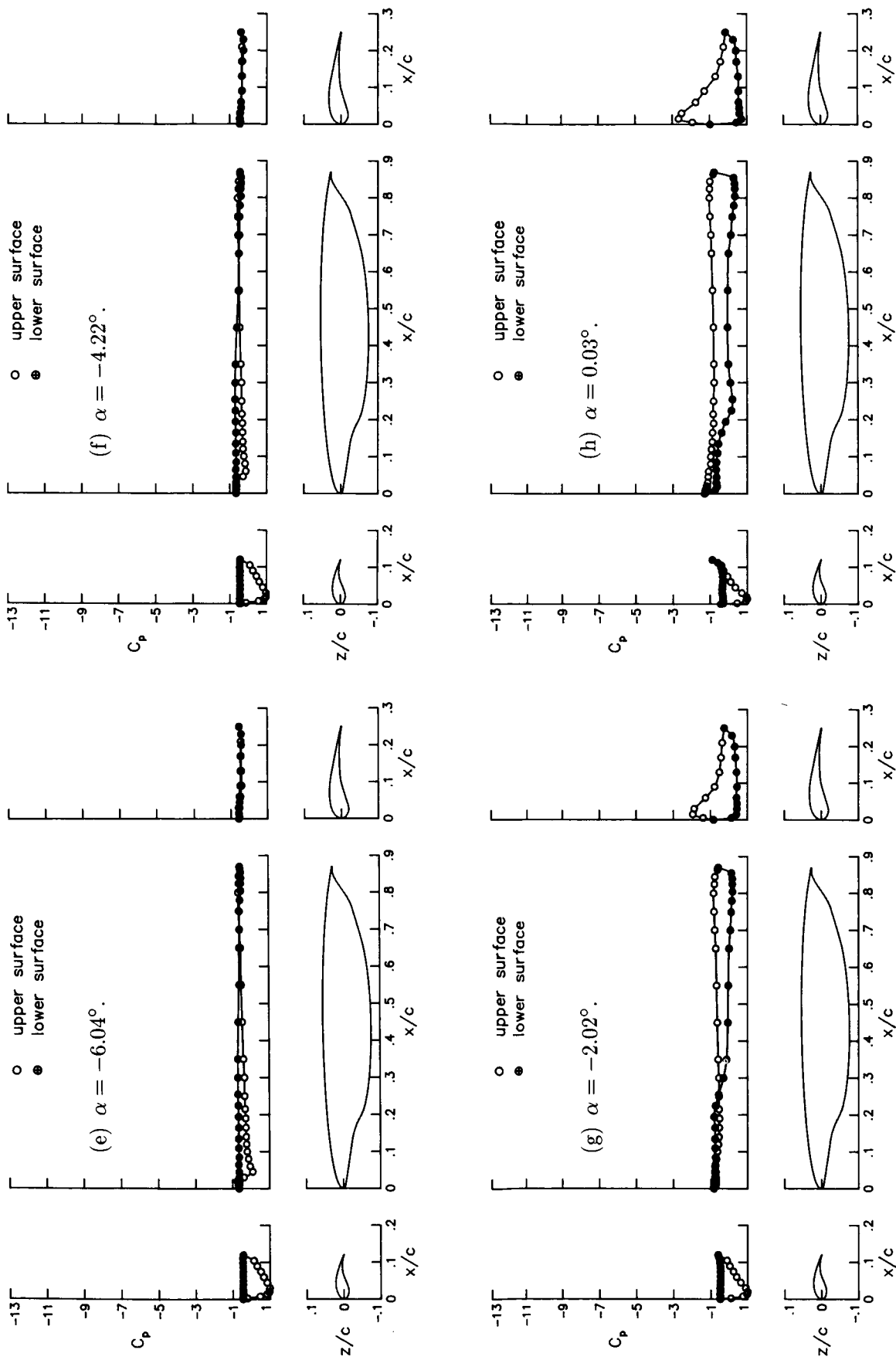


Figure 27. Continued.

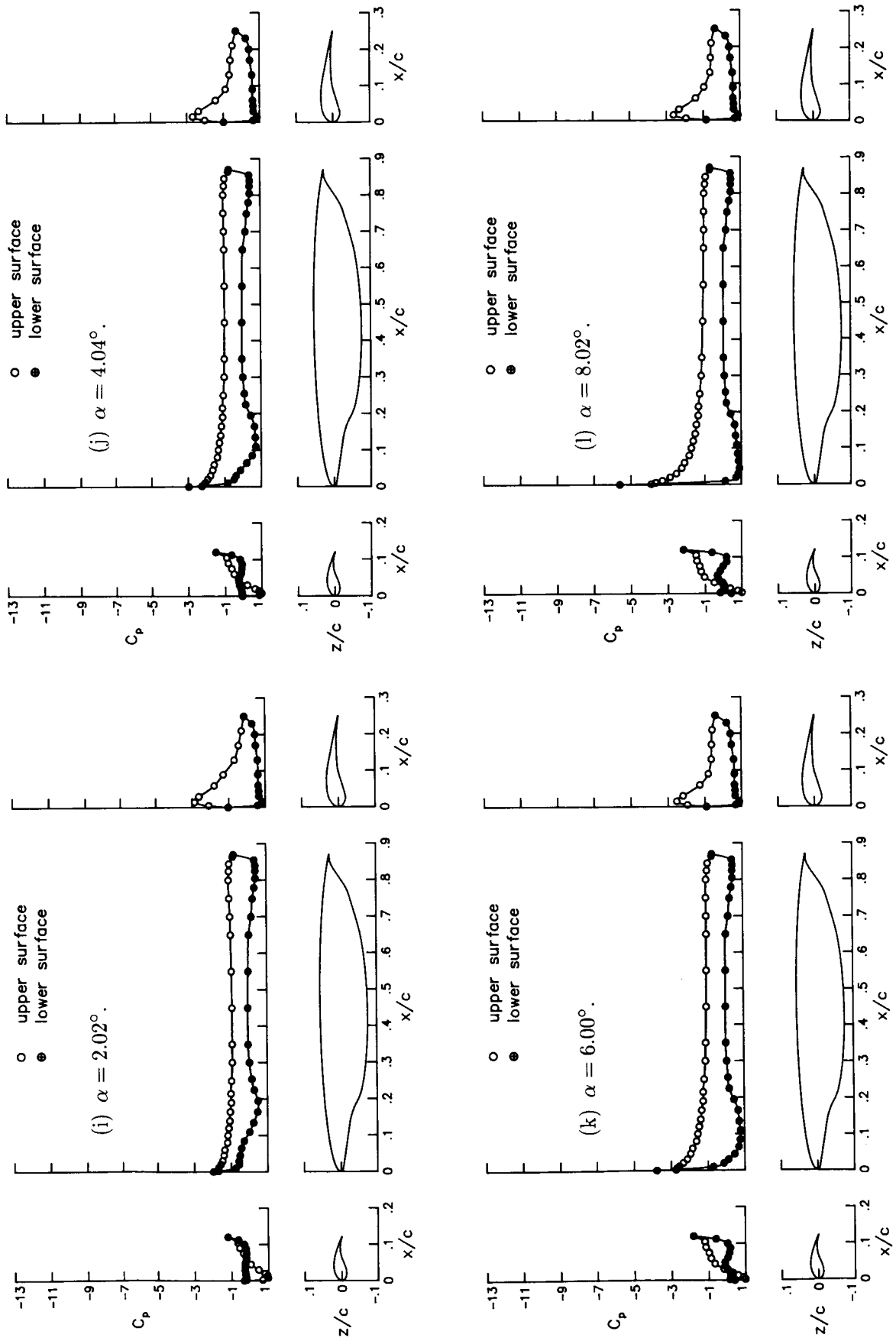


Figure 27. Continued.

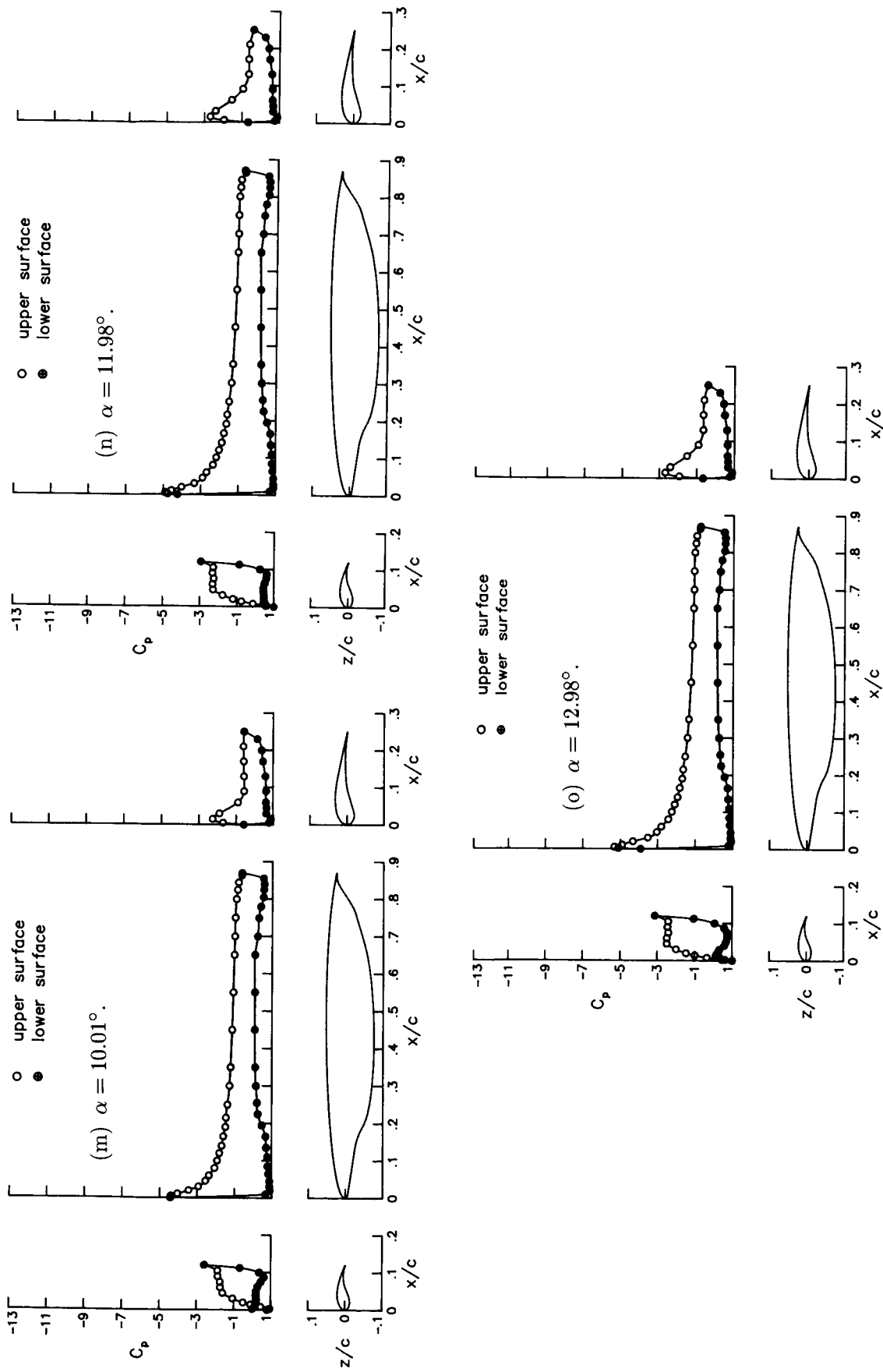


Figure 27. Concluded.

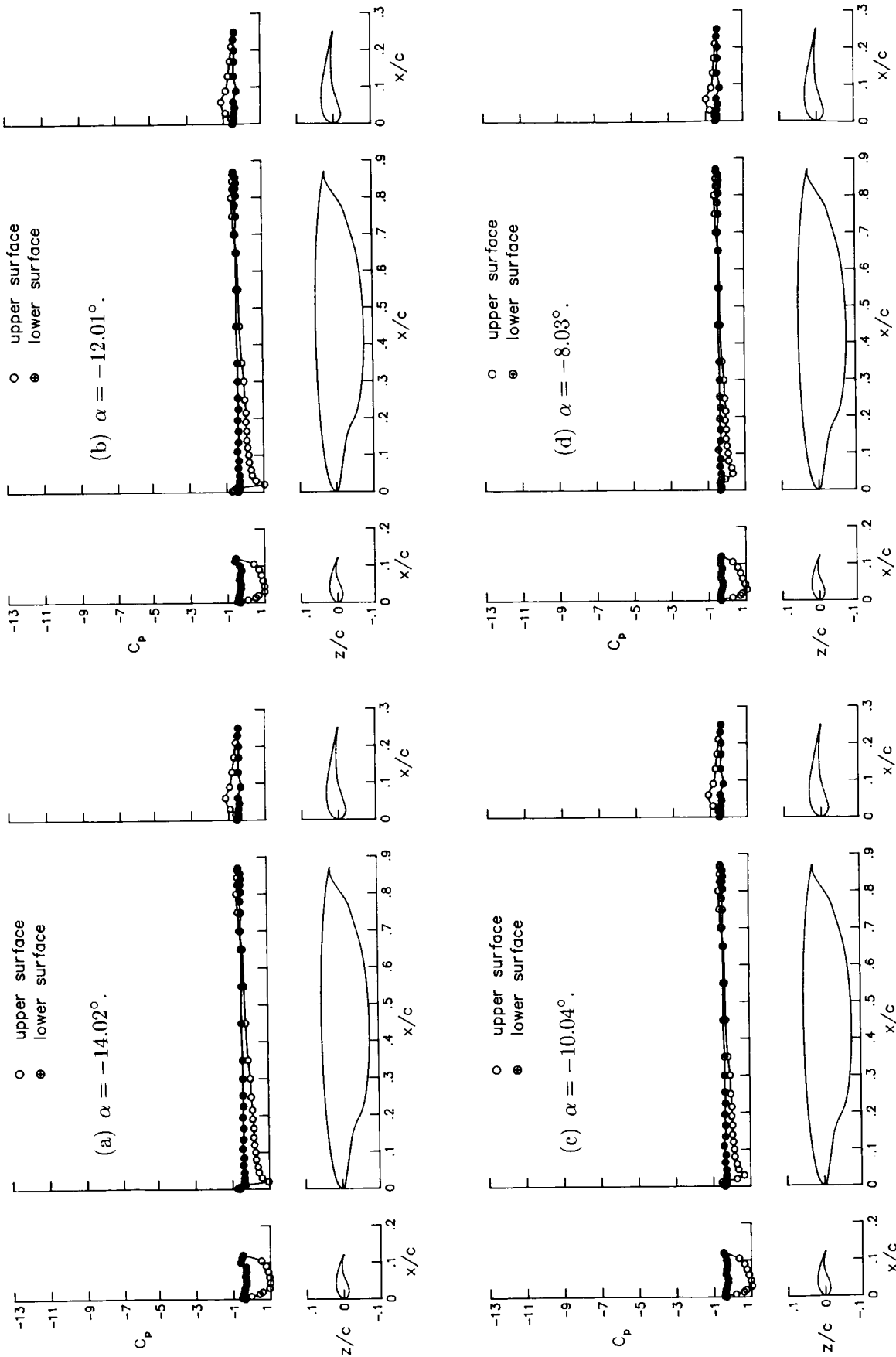


Figure 28. Pressure distribution data for trailing-edge flap with 0.12c leading-edge flap configuration with $\delta_{LE} = -55^\circ$, $\delta_{TE} = 15^\circ$, and $q_\infty = 15$ psf.

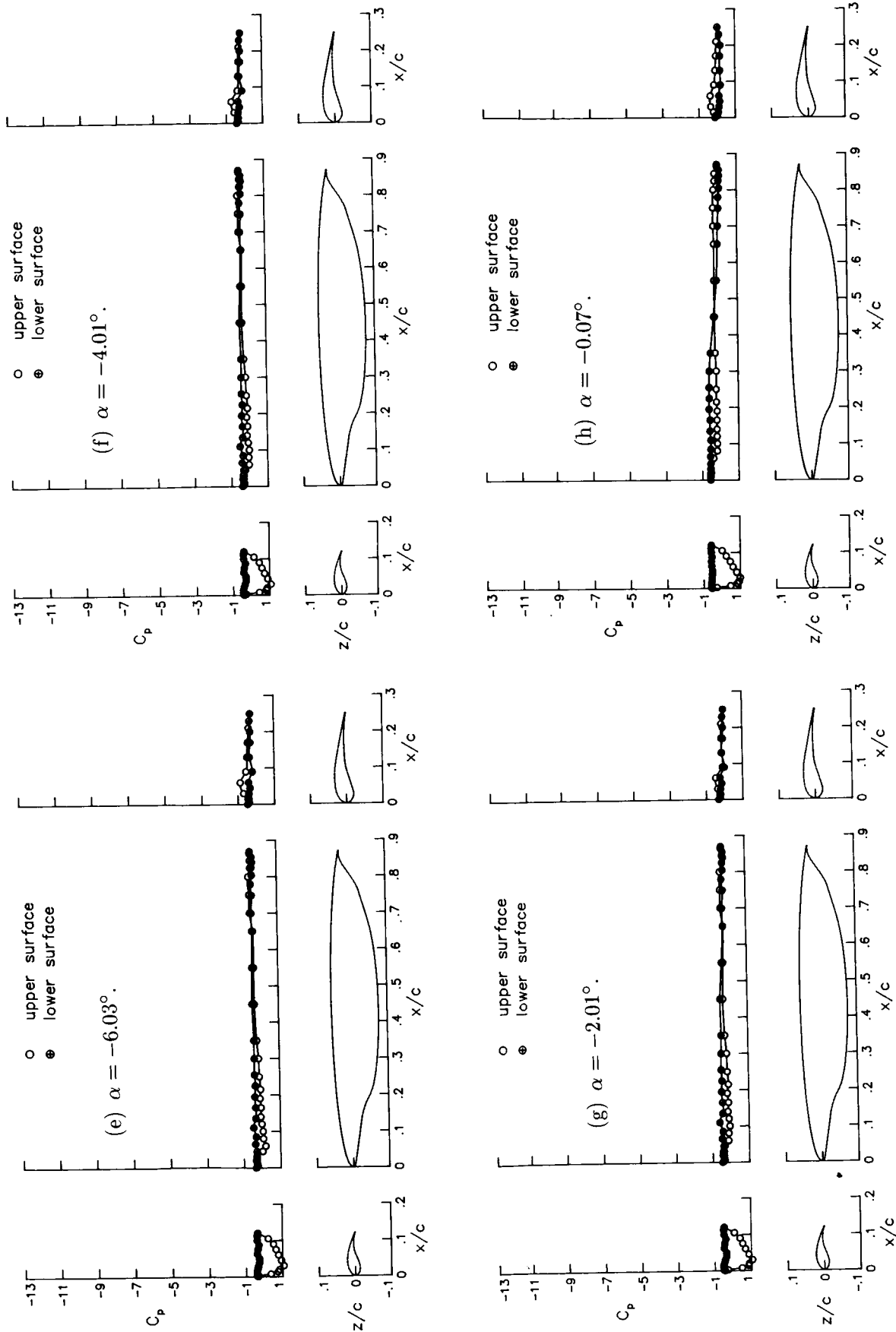


Figure 28. Continued.

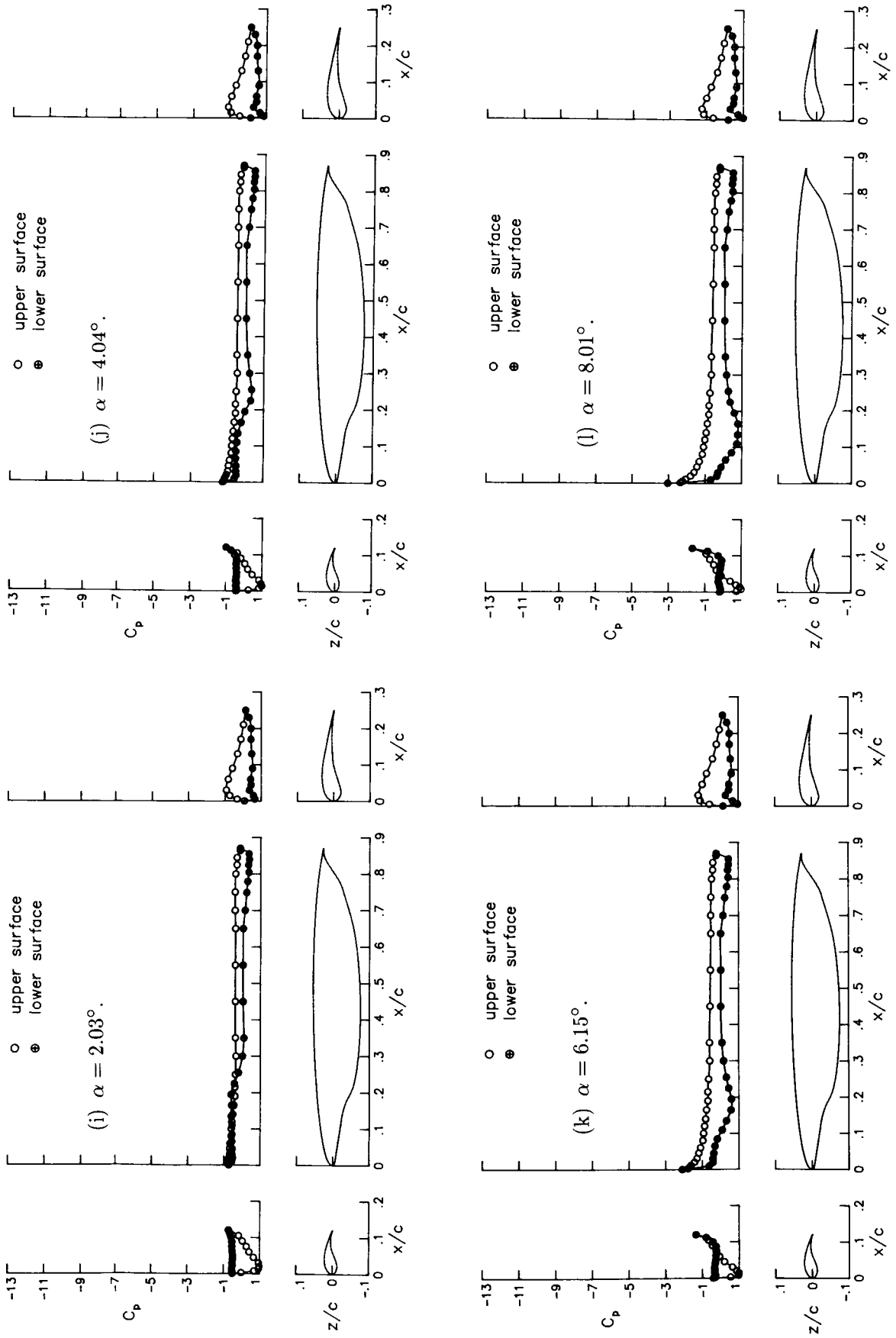


Figure 28. Continued.

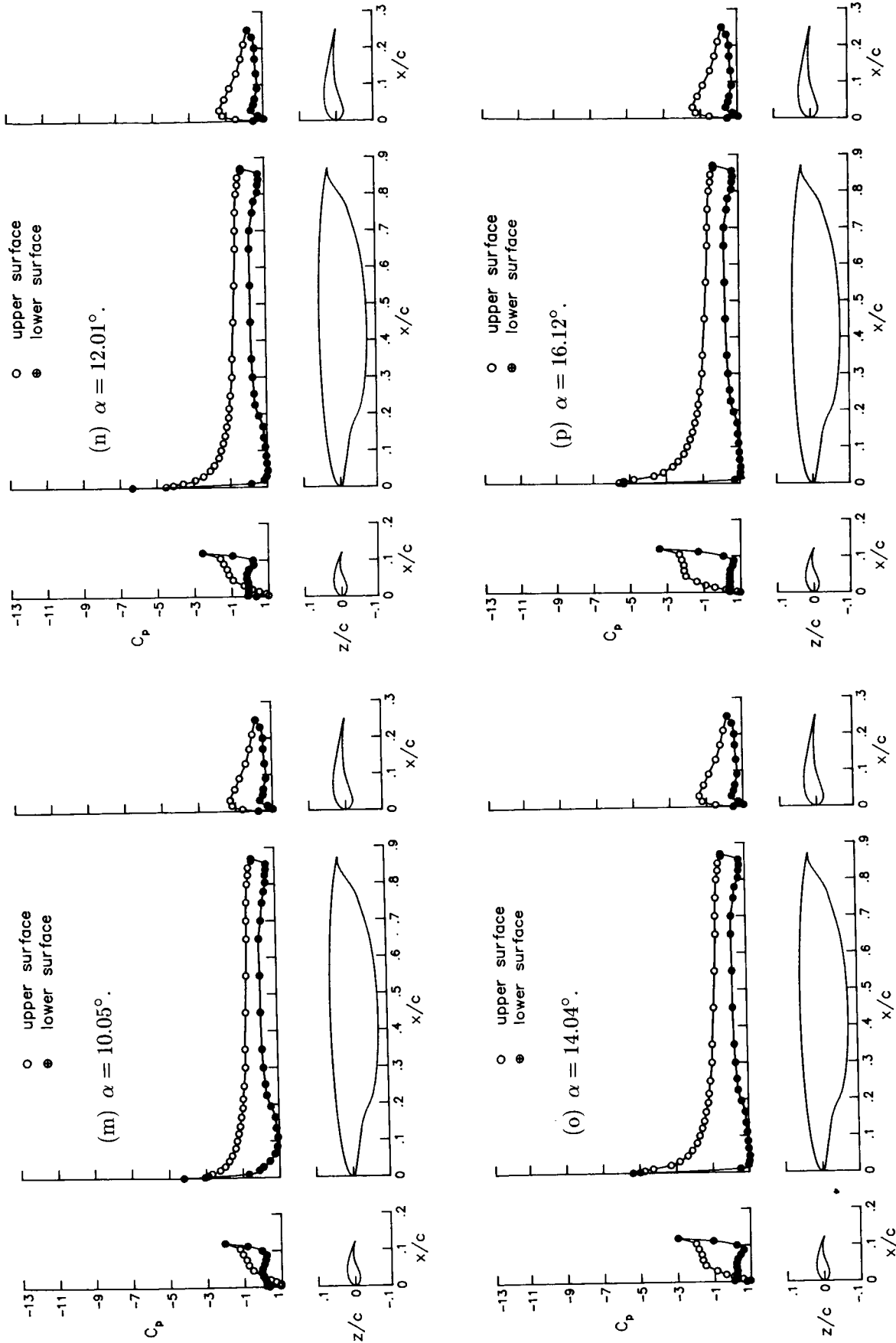


Figure 28. Continued.

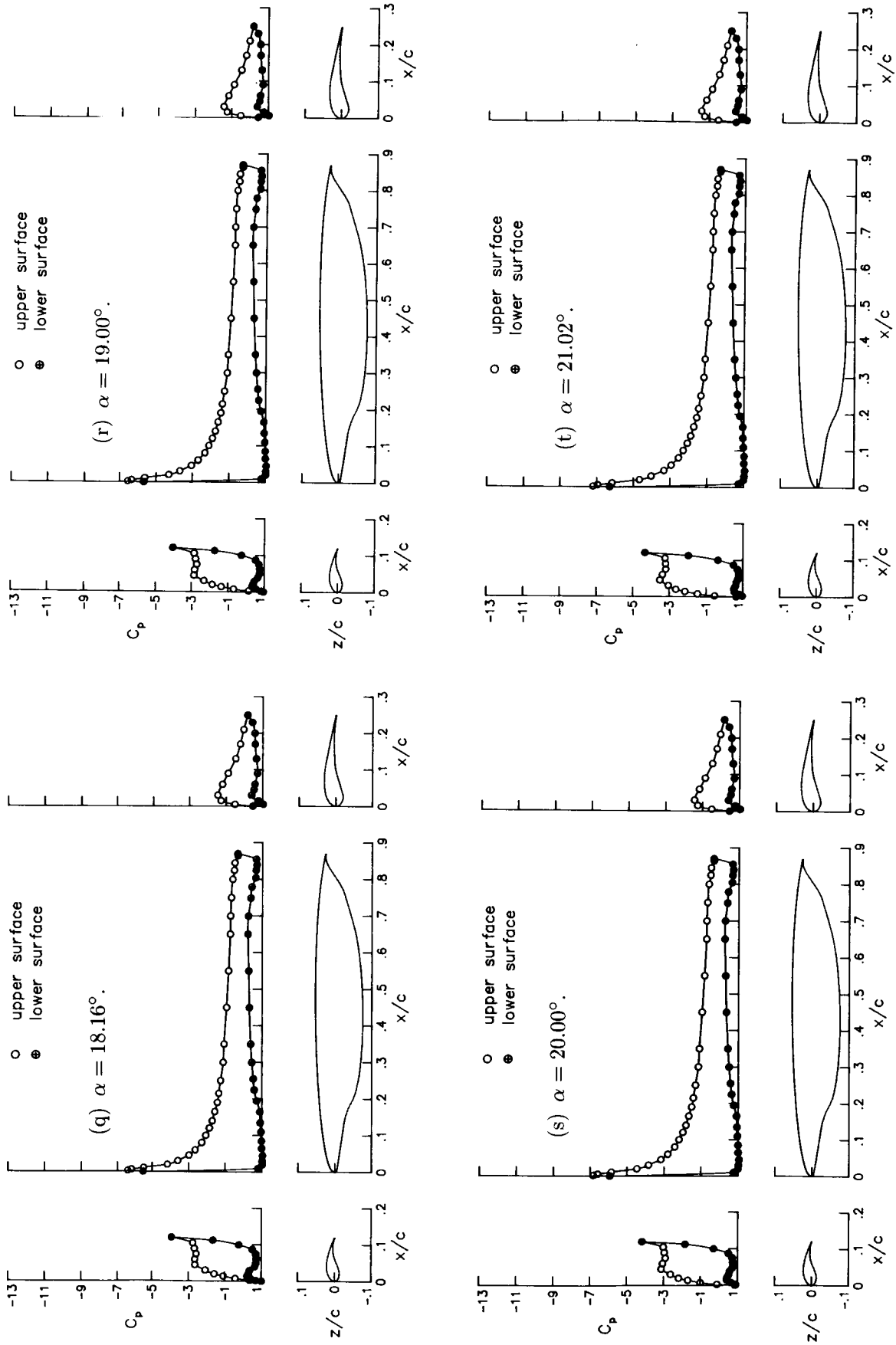


Figure 28. Continued.

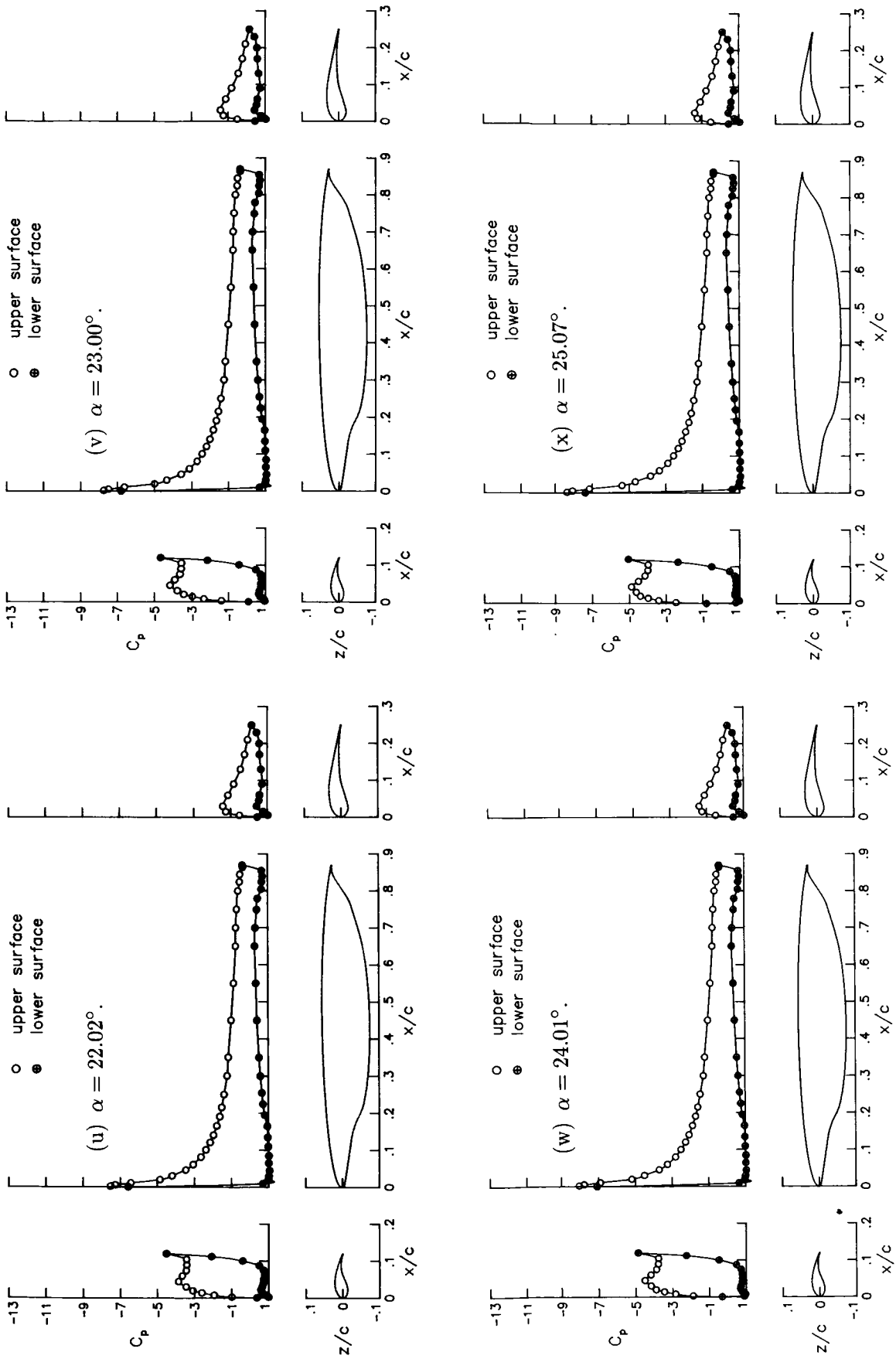


Figure 28. Concluded.

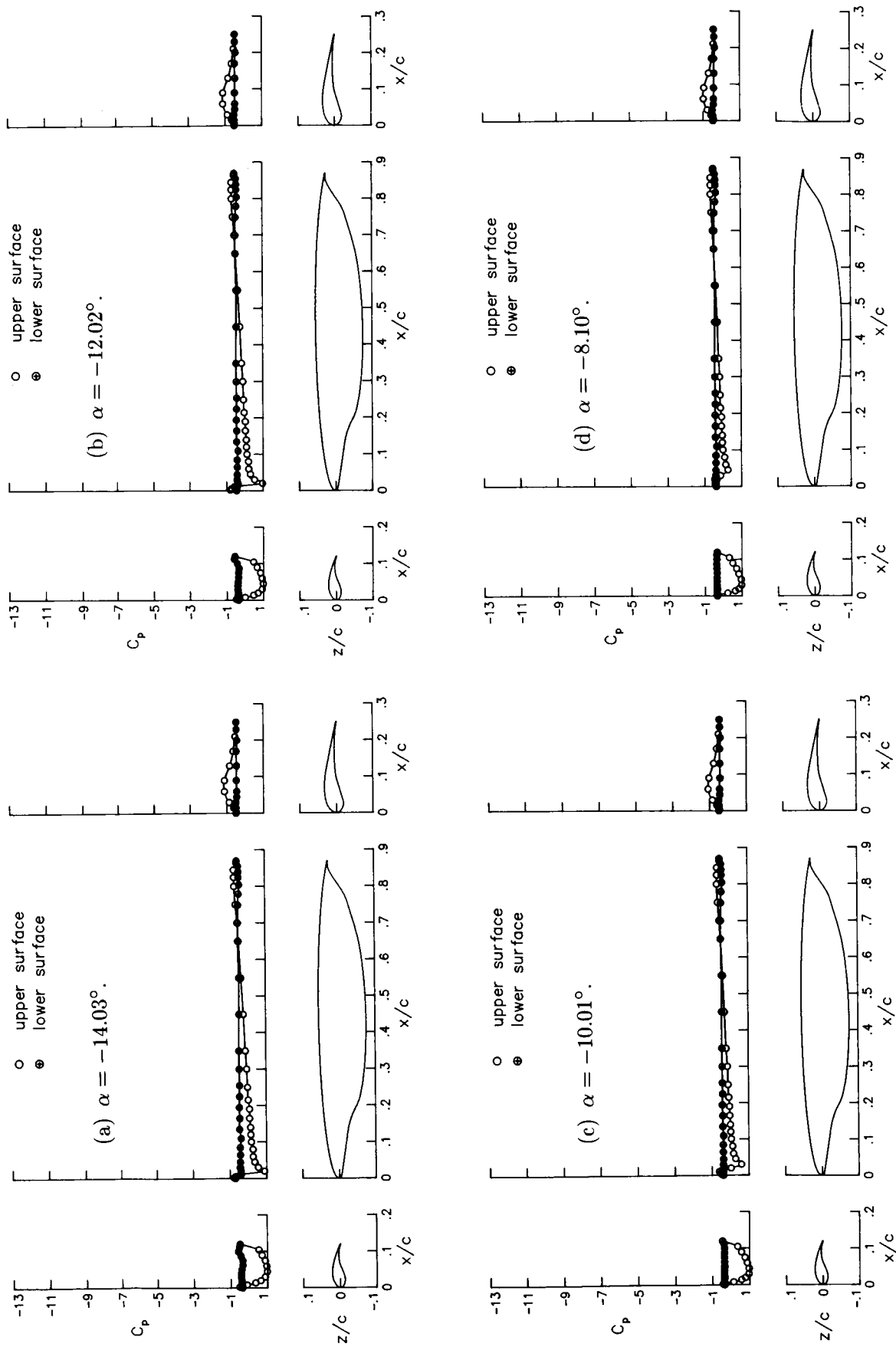


Figure 29. Pressure distribution data for trailing-edge flap with 0.12c leading-edge flap configuration with $\delta_{LE} = -55^\circ$, $\delta_{TE} = 15^\circ$, and $q_\infty = 30$ psf.

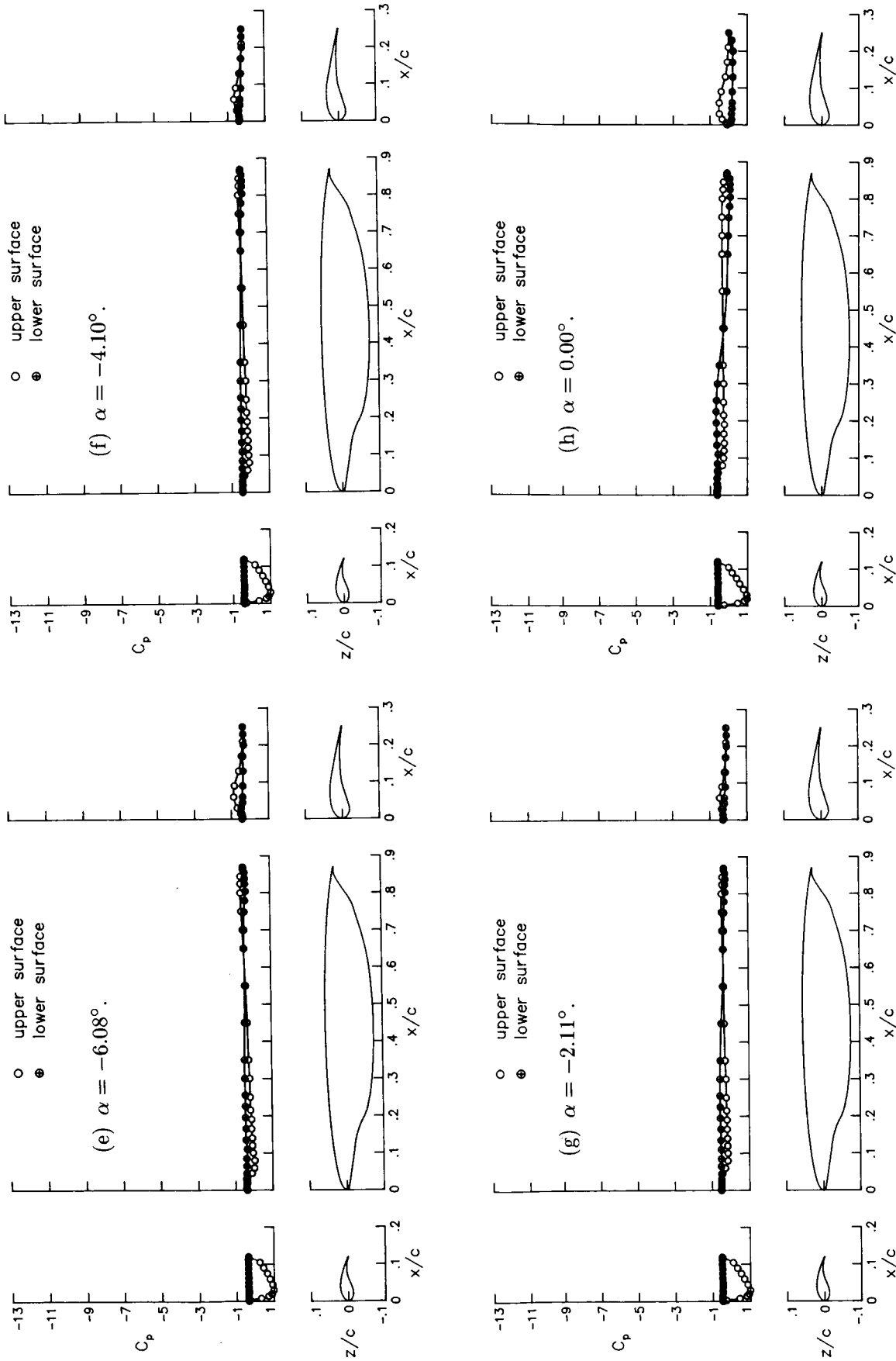


Figure 29. Continued.

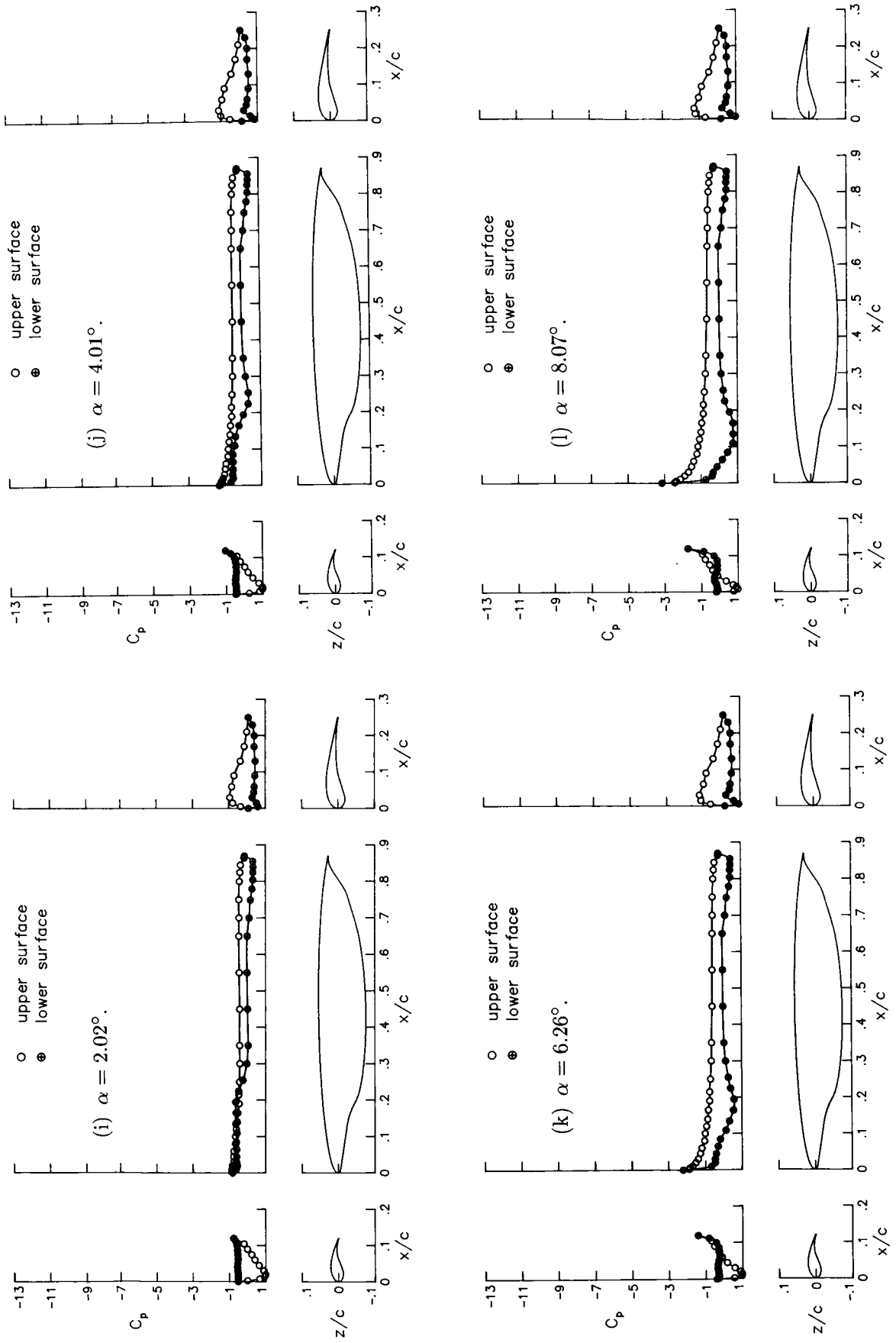


Figure 29. Continued.

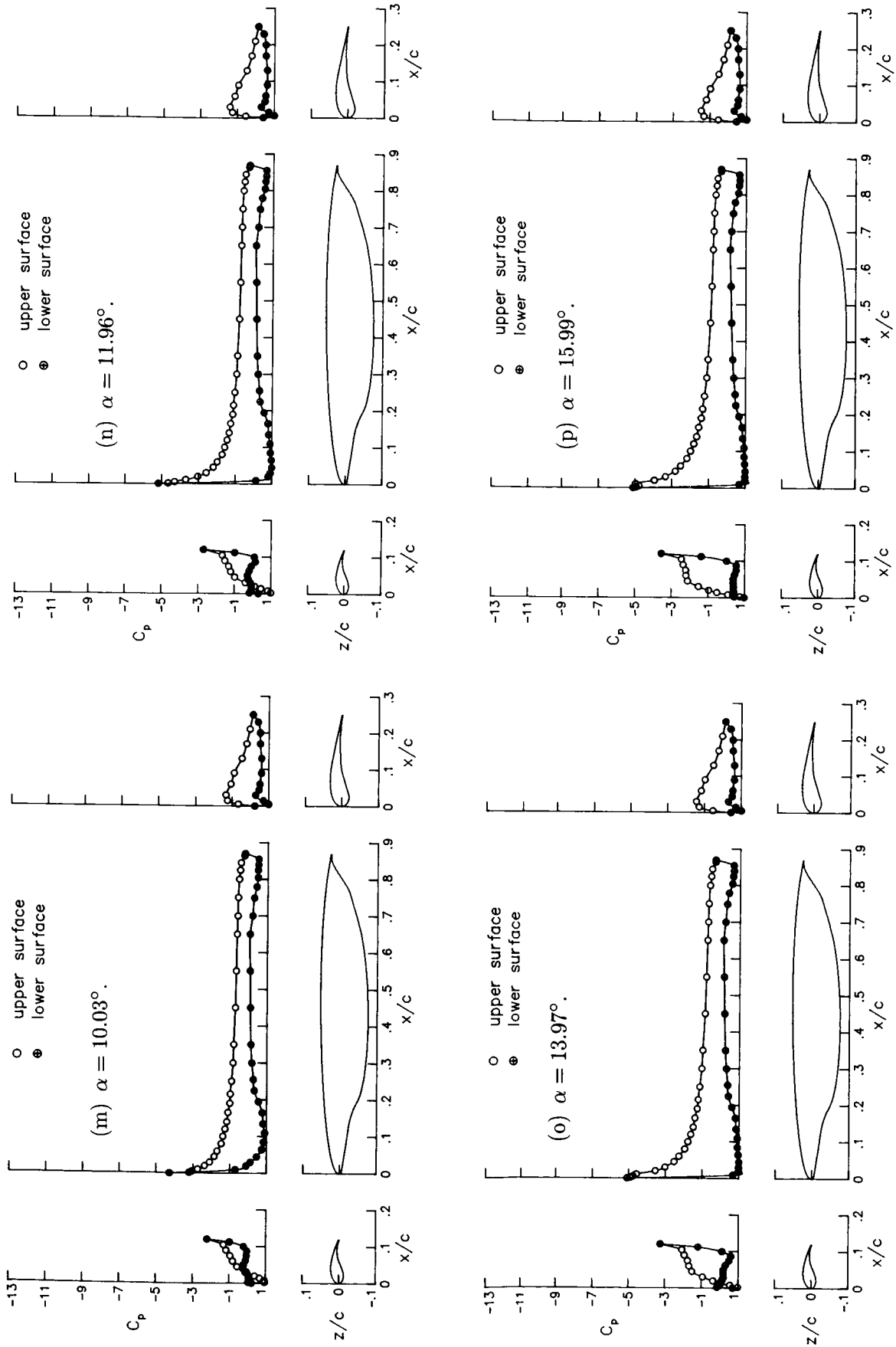


Figure 29. Concluded.

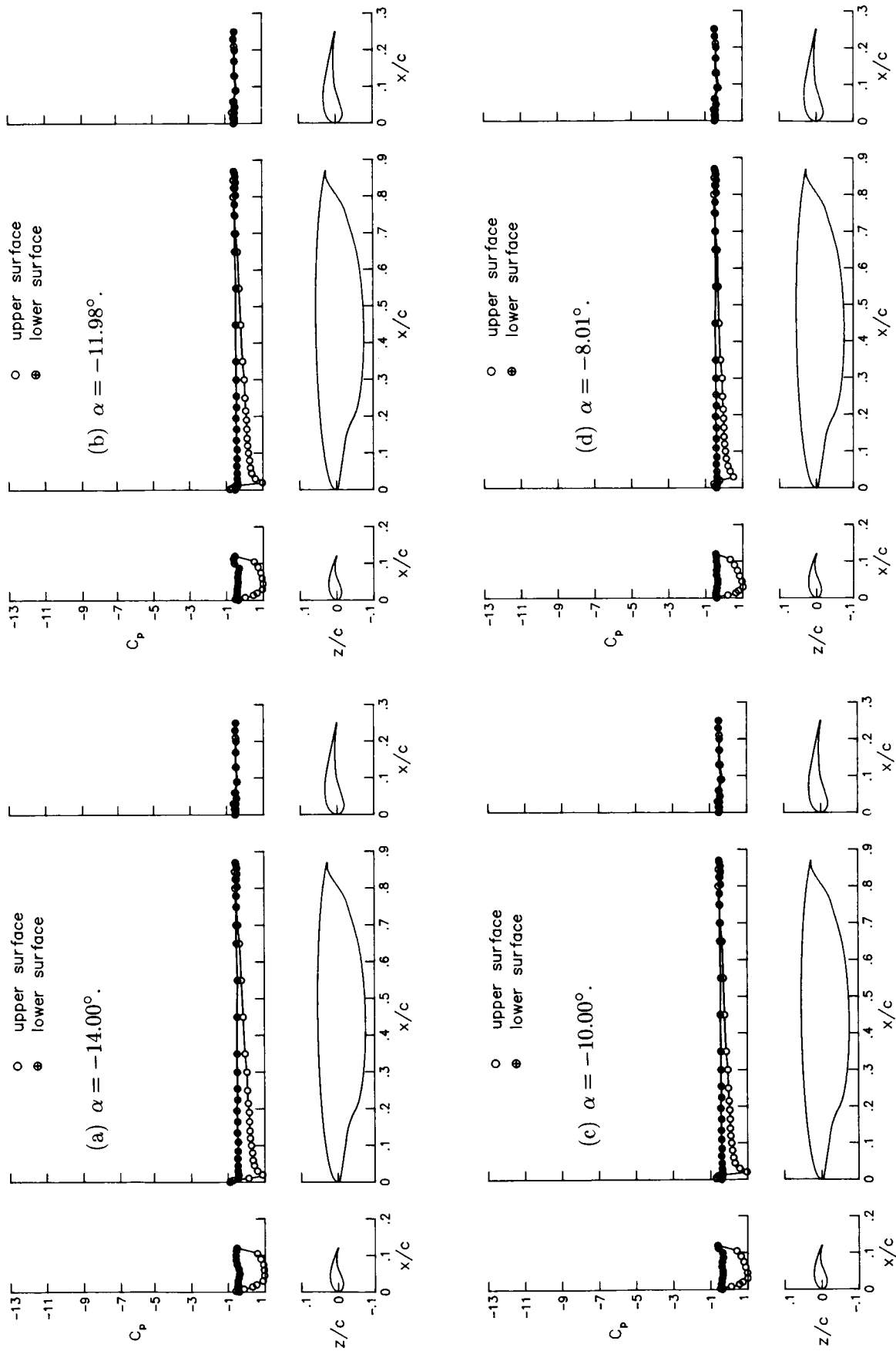


Figure 30. Pressure distribution data for trailing-edge flap with $0.12c$ leading-edge flap configuration with $\delta_{LE} = -55^\circ$, $\delta_{TE} = 30^\circ$, and $q_\infty = 15$ psf.

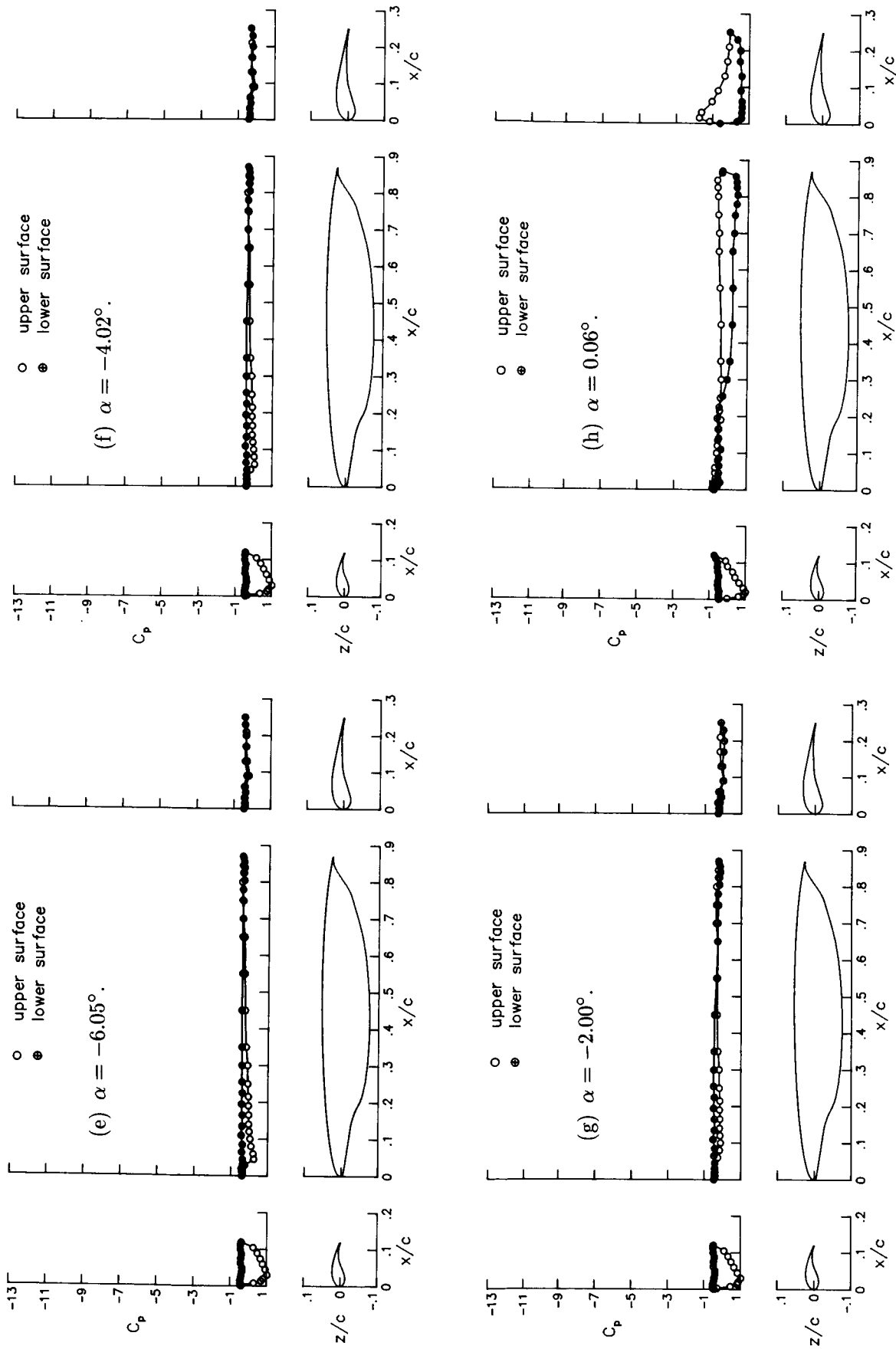


Figure 30. Continued.

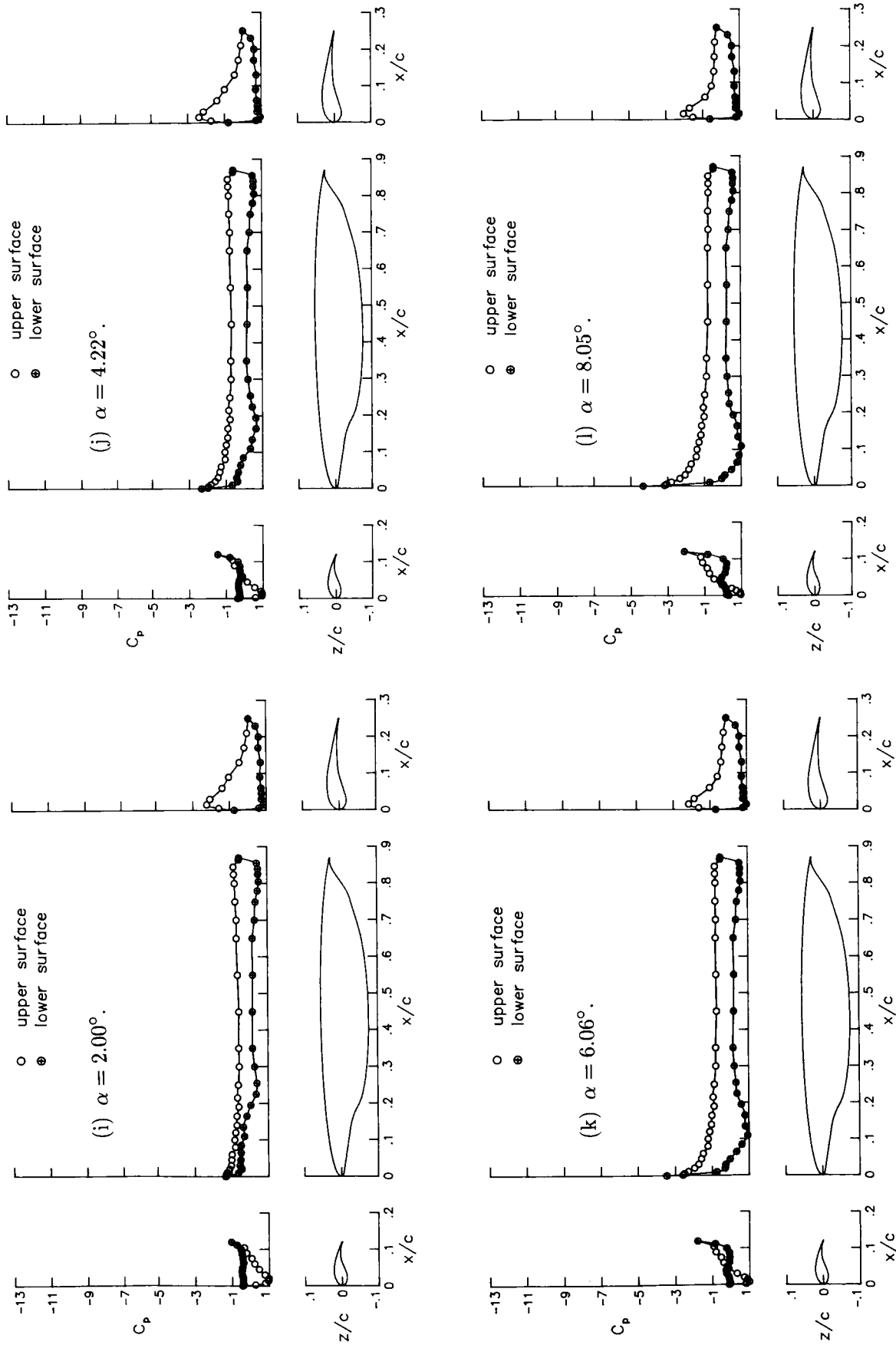


Figure 30. Continued.

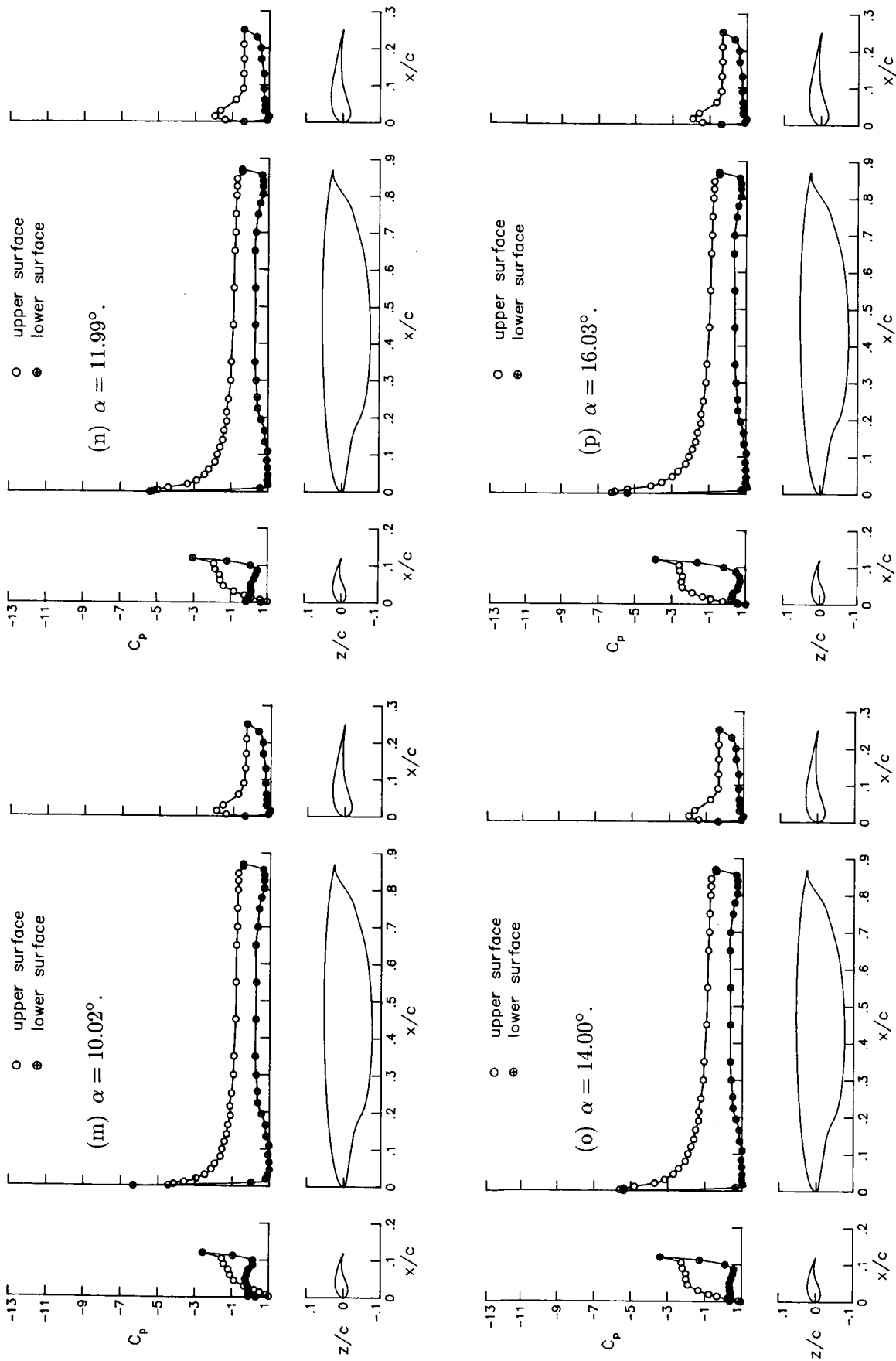


Figure 30. Continued.

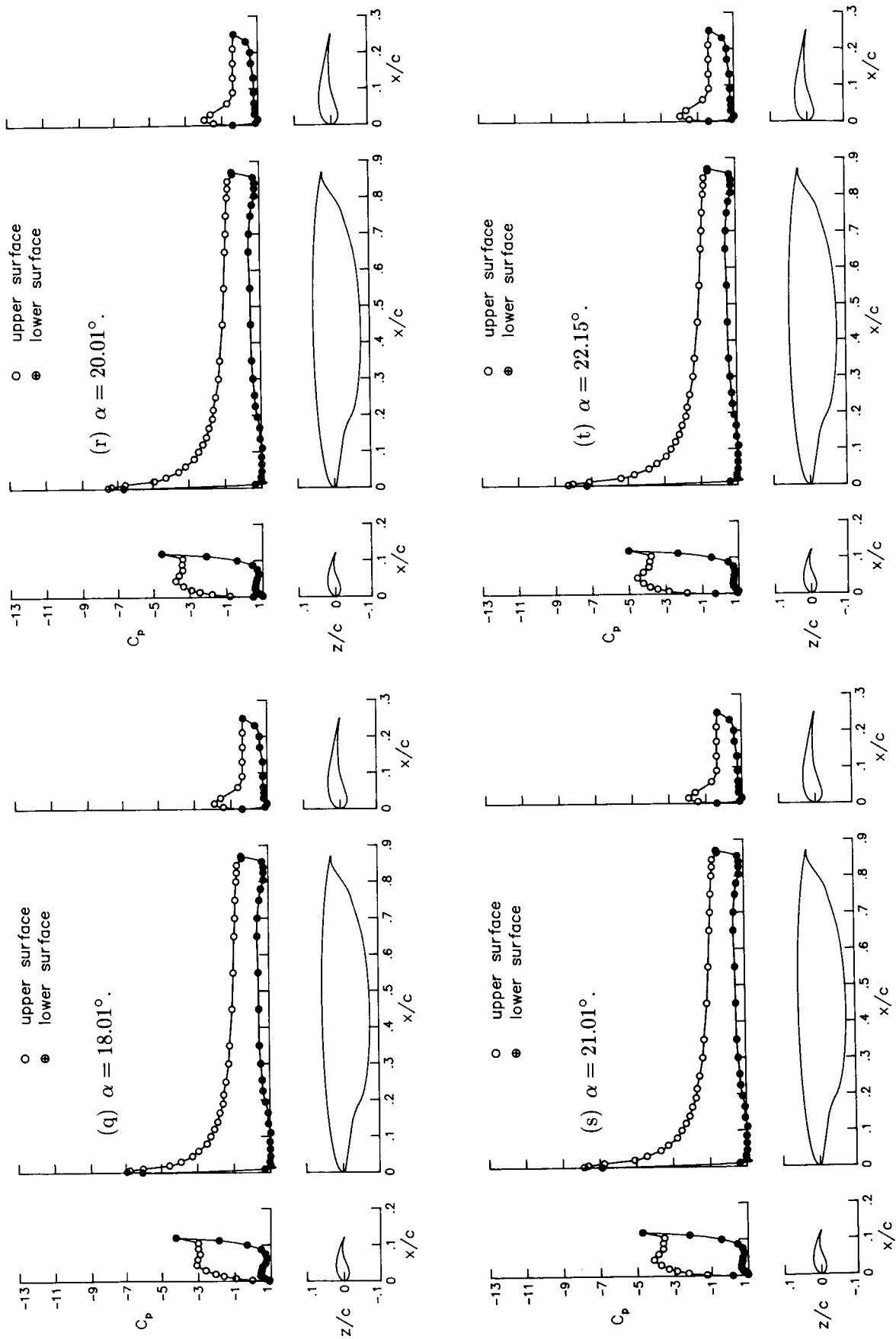


Figure 30. Continued.

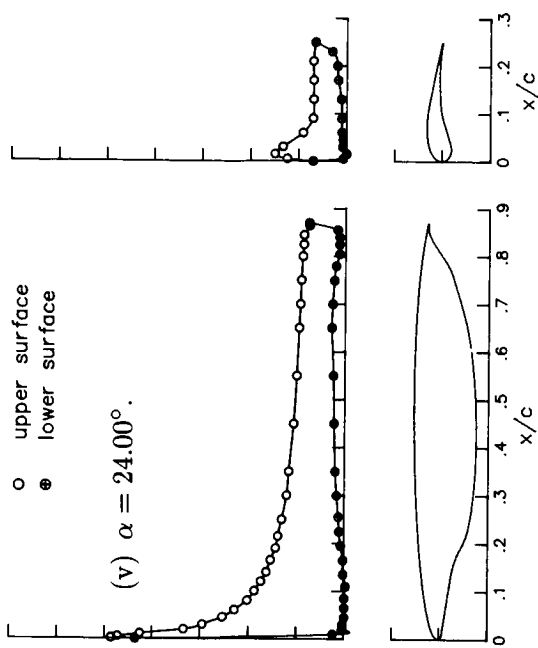
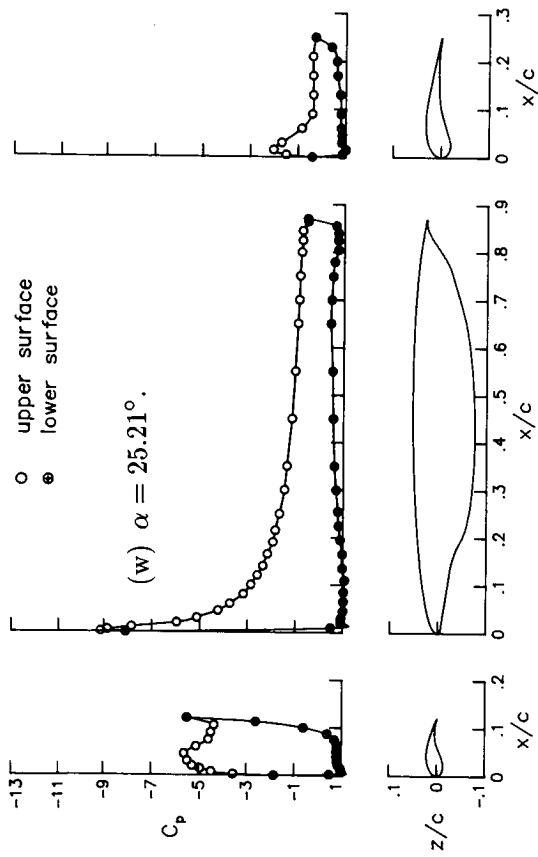
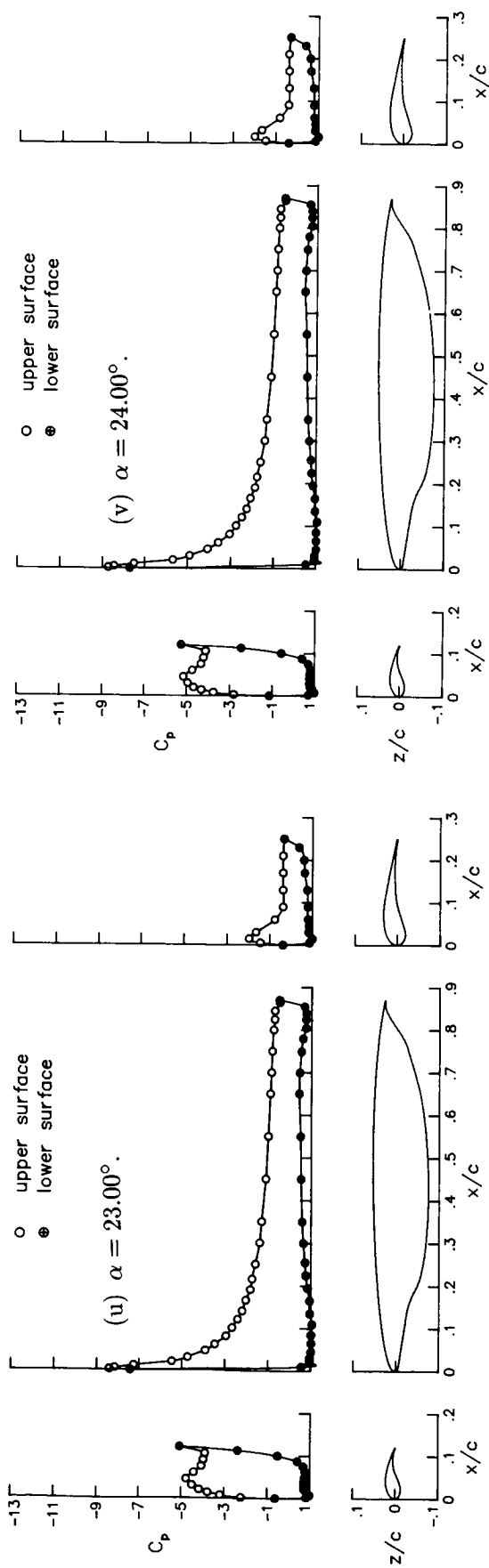


Figure 30. Concluded.

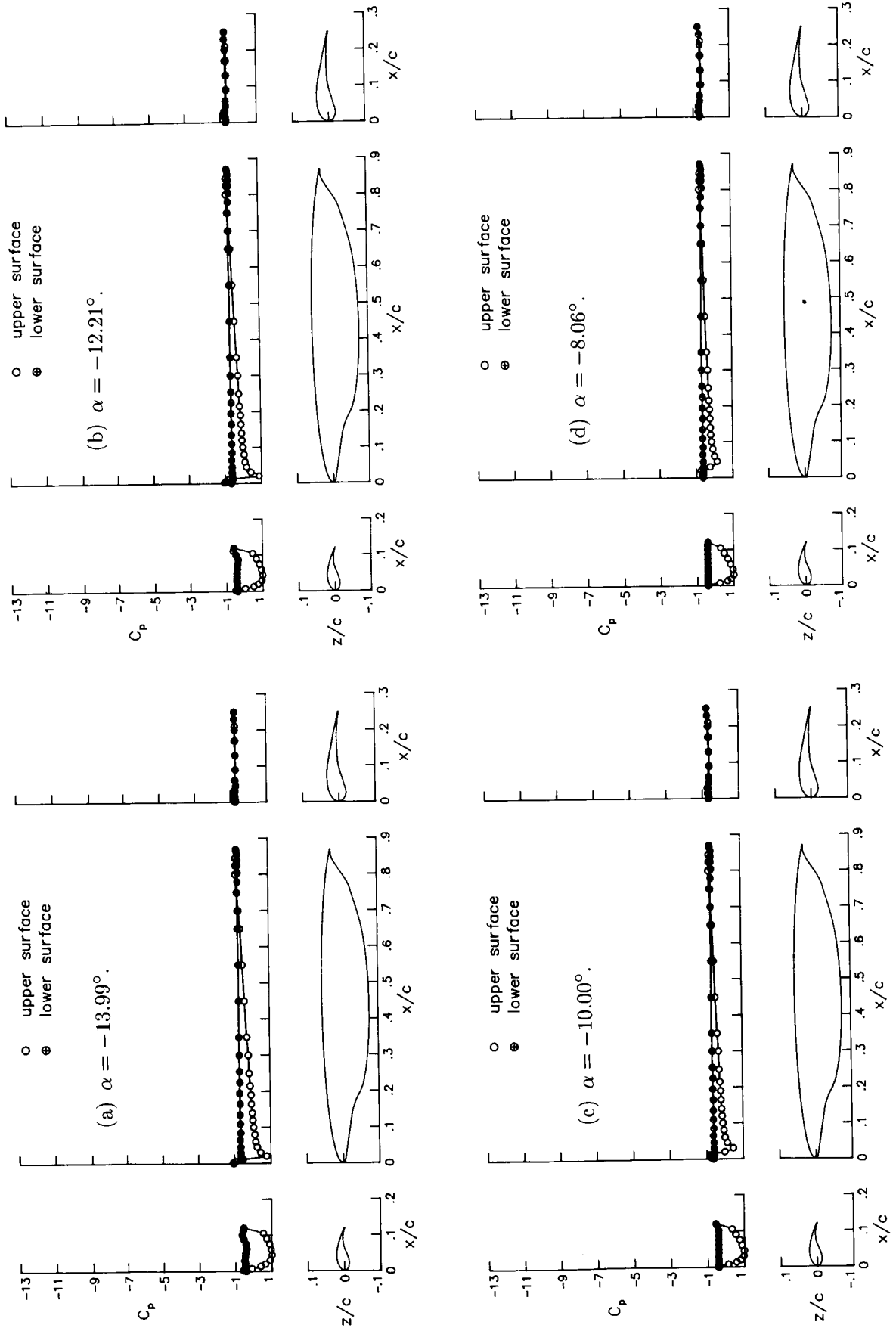


Figure 31. Pressure distribution data for trailing-edge flap with 0.12c leading-edge flap configuration with $\delta_{LE} = -55^\circ$, $\delta_{TE} = 30^\circ$, and $q_\infty = 30$ psf. This figure is same as figure 7 in part 1.

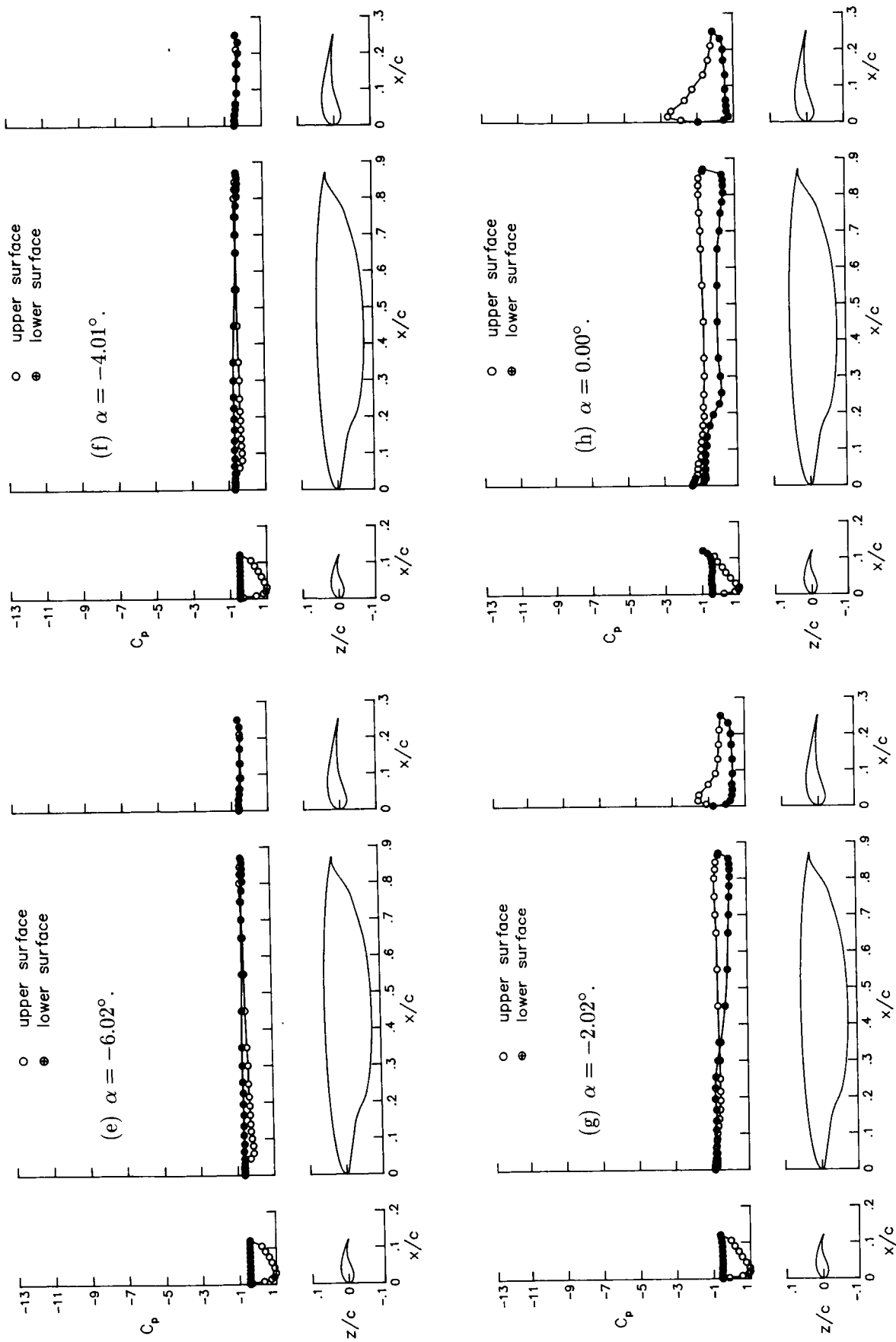


Figure 31. Continued.

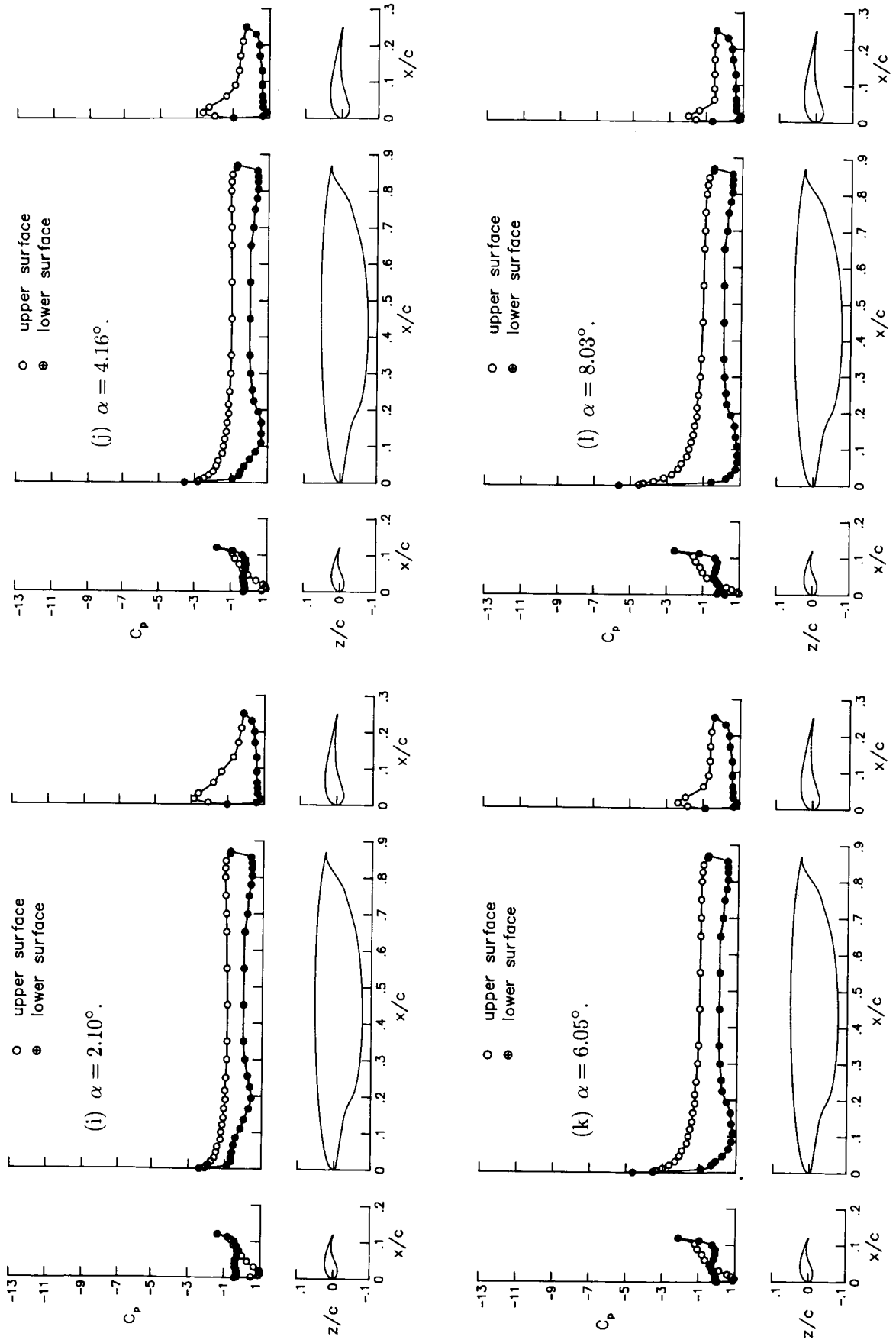


Figure 31. Continued.

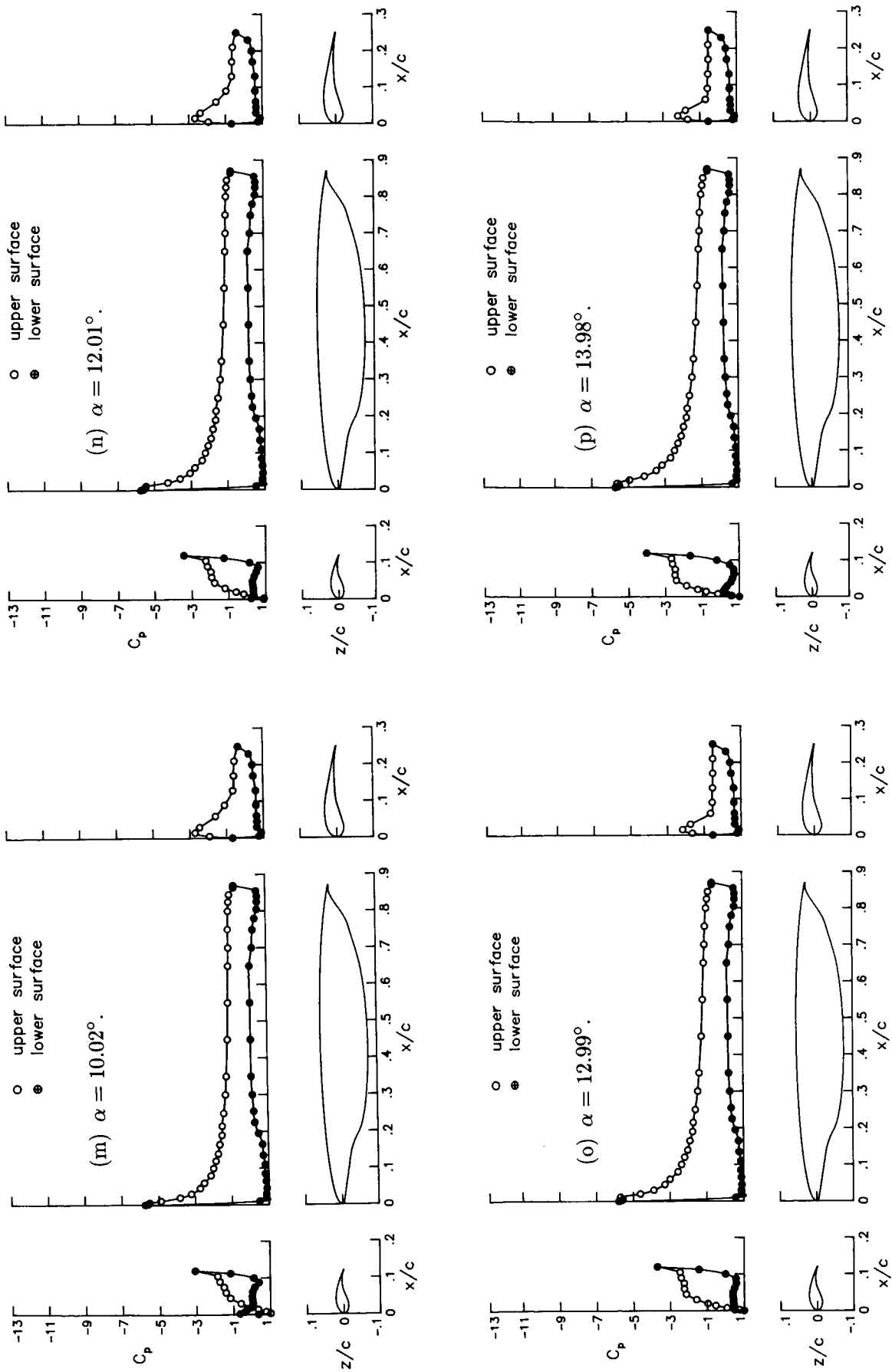


Figure 31. Continued.

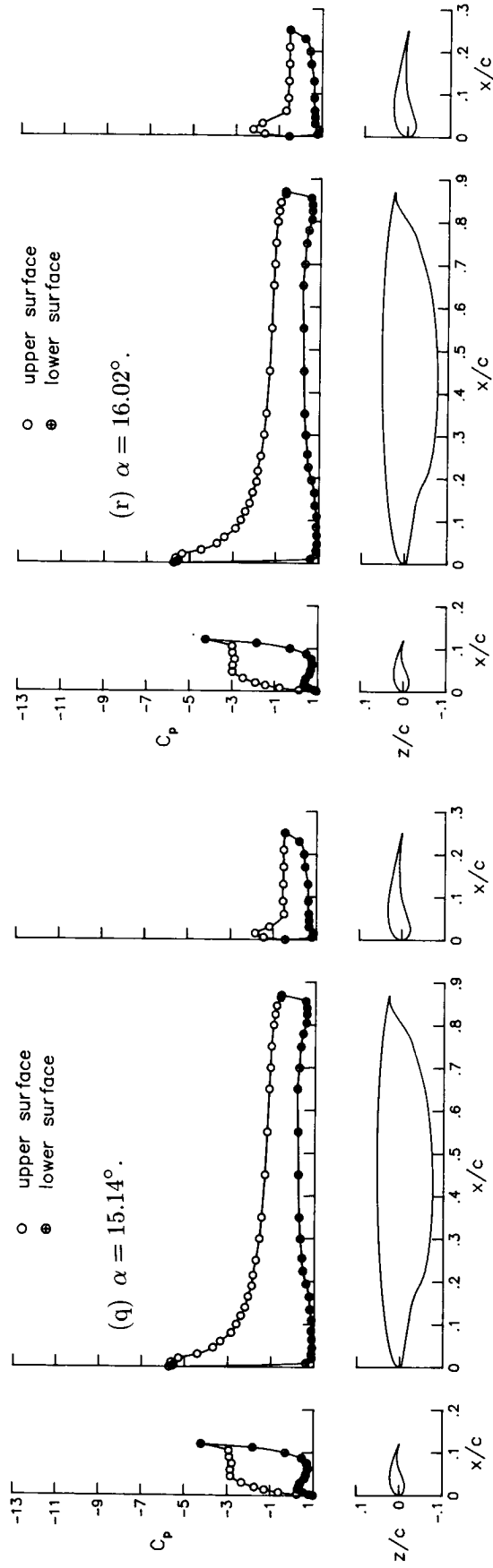


Figure 31. Concluded.

Table 7. Pressure Data for Cruise Configuration for Run 18, $\alpha = -11.99^\circ$, and $q_\infty = 29.83$ psf

UPPER SURFACE		LOWER SURFACE	
X/C	CP	X/C	CP
.002	.556	.000	-1.099
.005	.854	.010	-1.158
.011	.932	.020	-1.108
.020	.870	.030	-1.173
.030	.792	.045	-1.157
.045	.662	.065	-1.165
.060	.573	.110	-1.125
.080	.548	.135	-1.216
.100	.442	.165	-1.238
.120	.384	.195	-1.267
.140	.369	.225	-1.185
.165	.287	.255	-1.042
.190	.293	.300	-.894
.215	.201	.350	-.739
.250	.175	.450	-.492
.300	.118	.550	-.356
.350	.072	.650	-.334
.450	-.012	.700	-.295
.550	-.106	.750	-.193
.650	-.224	.800	-.296
.700	-.225	.840	-.227
.750	-.292	.860	-.254
.800	-.374	.920	-.208
.846	-.283	.950	-.188
.890	-.246	.980	-.232
.930	-.259	1.000	-.127
.960	-.224		
.980	-.223		

Table 8. Pressure Data for Cruise Configuration for Run 18, $\alpha = -10.06^\circ$, and $q_\infty = 30.40$ psf

UPPER SURFACE		LOWER SURFACE	
X/C	CP	X/C	CP
.002	.548	.000	-1.276
.005	.834	.010	-1.461
.011	.901	.020	-1.402
.020	.813	.030	-1.479
.030	.742	.045	-1.459
.045	.602	.065	-1.464
.060	.506	.110	-1.414
.080	.492	.135	-1.548
.100	.382	.165	-1.539
.120	.330	.195	-1.394
.140	.321	.225	-1.075
.165	.236	.255	-.873
.190	.254	.300	-.754
.215	.149	.350	-.669
.250	.138	.450	-.506
.300	.084	.550	-.370
.350	.052	.650	-.262
.450	-.018	.700	-.198
.550	-.105	.750	-.129
.650	-.216	.800	-.169
.700	-.193	.840	-.086
.750	-.248	.880	-.096
.800	-.315	.920	-.035
.846	-.207	.950	-.008
.890	-.162	.980	-.073
.930	-.169	1.000	.036
.960	-.116		
.980	-.102		

Table 9. Pressure Data for Cruise Configuration for Run 18, $\alpha = -8.00^\circ$, and $q_\infty = 30.17$ psf

X/C	CP	X/C	CP
.002	.744	.000	-.883
.005	.880	.010	-1.280
.011	.862	.020	-1.212
.020	.733	.030	-1.296
.030	.648	.045	-1.282
.045	.506	.065	-1.281
.060	.406	.110	-1.223
.080	.403	.135	-1.335
.100	.295	.165	-1.229
.120	.250	.195	-.914
.140	.246	.225	-.675
.165	.163	.255	-.665
.190	.189	.300	-.713
.215	.087	.350	-.696
.250	.076	.450	-.563
.300	.036	.550	-.444
.350	.012	.650	-.324
.450	-.044	.700	-.156
.550	-.122	.750	-.091
.650	-.218	.800	-.049
.700	-.184	.840	.059
.750	-.232	.880	.046
.800	-.288	.920	.117
.846	-.165	.950	.140
.890	-.111	.980	.051
.930	-.106	1.000	.153
.960	-.037		
.980	-.014		

Table 10. Pressure Data for Cruise Configuration for Run 18, $\alpha = -6.00^\circ$, and $q_\infty = 30.40$ psf

UPPER SURFACE		LOWER SURFACE	
X/C	CP	X/C	CP
.002	.865	.000	-.426
.005	.857	.010	-1.090
.011	.753	.020	-1.011
.020	.605	.030	-1.107
.030	.511	.045	-1.096
.045	.369	.065	-1.099
.060	.278	.110	-.931
.080	.291	.135	-.908
.100	.182	.165	-.621
.120	.143	.195	-.428
.140	.146	.225	-.644
.165	.068	.255	-.705
.190	.103	.300	-.754
.215	-.004	.350	-.719
.250	-.004	.450	-.570
.300	-.035	.550	-.470
.350	-.055	.650	-.372
.450	-.094	.700	-.172
.550	-.166	.750	-.064
.650	-.254	.800	-.005
.700	-.209	.840	.115
.750	-.250	.880	.109
.800	-.303	.920	.186
.846	-.168	.950	.208
.890	-.107	.980	.097
.930	-.100	1.000	.188
.960	-.026		
.980	.003		

Table 11. Pressure Data for Cruise Configuration for Run 18, $\alpha = -4.00^\circ$, and $q_\infty = 30.17$ psf

UPPER SURFACE		LOWER SURFACE	
X/C	CP	X/C	CP
.002	.928	.000	.028
.005	.782	.010	-.937
.011	.587	.020	-.864
.020	.426	.030	-.958
.030	.341	.045	-.904
.045	.216	.065	-.678
.060	.129	.110	-.080
.080	.157	.135	-.117
.100	.059	.165	-.078
.120	.027	.195	-.379
.140	.042	.225	-.800
.165	-.033	.255	-.766
.190	.014	.300	-.759
.215	-.088	.350	-.702
.250	-.083	.450	-.550
.300	-.105	.550	-.468
.350	-.114	.650	-.354
.450	-.137	.700	-.166
.550	-.199	.750	-.047
.650	-.279	.800	.050
.700	-.223	.840	.179
.750	-.260	.880	.180
.800	-.307	.920	.257
.846	-.164	.950	.272
.890	-.096	.980	.153
.930	-.087	1.000	.212
.960	-.004		
.980	.028		

Table 12. Pressure Data for Cruise Configuration for Run 18, $\alpha = -2.06^\circ$, and $q_\infty = 30.17$ psf

UPPER SURFACE		LOWER SURFACE	
X/C	CP	X/C	CP
.002	.902	.000	.321
.005	.606	.010	-.519
.011	.347	.020	-.199
.020	.194	.030	-.211
.030	.131	.045	-.125
.045	.025	.065	-.074
.060	-.039	.110	.106
.080	.006	.135	.080
.100	-.082	.165	.068
.120	-.101	.195	-.367
.140	-.080	.225	-.801
.165	-.146	.255	-.726
.190	-.093	.300	-.702
.215	-.186	.350	-.650
.250	-.172	.450	-.516
.300	-.181	.550	-.446
.350	-.183	.650	-.378
.450	-.192	.700	-.123
.550	-.242	.750	-.022
.650	-.307	.800	.032
.700	-.252	.840	.122
.750	-.276	.880	.101
.800	-.314	.920	.197
.846	-.166	.950	.247
.890	-.090	.980	.156
.930	-.073	1.000	.233
.960	.015		
.980	.047		

Table 13. Pressure Data for Cruise Configuration for Run 18, $\alpha = -0.02^\circ$, and $q_\infty = 30.06$ psf

UPPER SURFACE		LOWER SURFACE	
X/C	CP	X/C	CP
.002	.604	.000	.905
.005	.164	.010	-.067
.011	-.104	.020	.131
.020	-.179	.030	.074
.030	-.186	.045	.107
.045	-.229	.065	.126
.060	-.270	.110	.247
.080	-.191	.135	.209
.100	-.258	.165	.188
.120	-.259	.195	-.239
.140	-.227	.225	-.650
.165	-.279	.255	-.582
.190	-.214	.300	-.585
.215	-.300	.350	-.552
.250	-.274	.450	-.449
.300	-.273	.550	-.407
.350	-.267	.650	-.375
.450	-.262	.700	-.131
.550	-.294	.750	.003
.650	-.348	.800	.098
.700	-.287	.840	.202
.750	-.310	.880	.193
.800	-.334	.920	.286
.846	-.188	.950	.316
.890	-.105	.980	.197
.930	-.079	1.000	.218
.960	.012		
.980	.042		

Table 14. Pressure Data for Cruise Configuration for Run 18, $\alpha = 2.00^\circ$, and $q_\infty = 30.06$ psf

UPPER SURFACE		LOWER SURFACE	
X/C	CP	X/C	CP
.002	-.095	.000	.940
.005	-.571	.010	.404
.011	-.744	.020	.454
.020	-.666	.030	.338
.030	-.582	.045	.324
.045	-.542	.065	.313
.060	-.550	.110	.383
.080	-.416	.135	.324
.100	-.456	.165	.295
.120	-.439	.195	-.092
.140	-.390	.225	-.473
.165	-.422	.255	-.431
.190	-.350	.300	-.451
.215	-.422	.350	-.438
.250	-.381	.450	-.363
.300	-.368	.550	-.341
.350	-.349	.650	-.336
.450	-.326	.700	-.105
.550	-.343	.750	.002
.650	-.386	.800	.141
.700	-.316	.840	.253
.750	-.333	.880	.249
.800	-.348	.920	.328
.846	-.197	.950	.345
.890	-.109	.980	.213
.930	-.078	1.000	.211
.960	.010		
.980	.042		

Table 15. Pressure Data for Cruise Configuration for Run 18, $\alpha = 4.00^\circ$, and $q_\infty = 30.06$ psf

UPPER SURFACE		LOWER SURFACE	
X/C	CP	X/C	CP
.002	-1.118	.000	.378
.005	-1.502	.010	.706
.011	-1.499	.020	.682
.020	-1.215	.030	.538
.030	-1.039	.045	.500
.045	-.844	.065	.459
.060	-.804	.110	.493
.080	-.672	.135	.419
.100	-.672	.165	.385
.120	-.633	.195	.030
.140	-.568	.225	-.325
.165	-.587	.255	-.300
.190	-.497	.300	-.335
.215	-.553	.350	-.336
.250	-.501	.450	-.286
.300	-.473	.550	-.284
.350	-.444	.650	-.296
.450	-.404	.700	-.082
.550	-.403	.750	.018
.650	-.431	.800	.170
.700	-.358	.840	.287
.750	-.364	.880	.283
.800	-.373	.920	.351
.846	-.219	.950	.357
.890	-.123	.980	.212
.930	-.086	1.000	.190
.960	.004		
.980	.035		

Table 16. Pressure Data for Cruise Configuration for Run 18, $\alpha = 6.00^\circ$, and $q_\infty = 30.29$ psf

UPPER SURFACE		LOWER SURFACE	
X/C	CP	X/C	CP
.002	-2.432	.000	-.798
.005	-2.603	.010	.876
.011	-2.276	.020	.839
.020	-1.911	.030	.693
.030	-1.420	.045	.639
.045	-1.197	.065	.583
.060	-1.109	.110	.586
.080	-.934	.135	.503
.100	-.892	.165	.464
.120	-.828	.195	.150
.140	-.749	.225	-.178
.165	-.744	.255	-.173
.190	-.643	.300	-.223
.215	-.681	.350	-.241
.250	-.617	.450	-.220
.300	-.574	.550	-.235
.350	-.535	.650	-.265
.450	-.475	.700	-.063
.550	-.456	.750	.033
.650	-.467	.800	.189
.700	-.395	.840	.314
.750	-.394	.880	.311
.800	-.384	.920	.359
.846	-.237	.950	.360
.890	-.136	.980	.214
.930	-.090	1.000	.164
.960	-.007		
.980	.021		

Table 17. Pressure Data for Cruise Configuration for Run 18, $\alpha = 8.03^\circ$, and $q_\infty = 29.83$ psf

UPPER SURFACE		LOWER SURFACE	
X/C	CP	X/C	CP
.002	-4.094	.000	-2.587
.005	-3.913	.010	.942
.011	-3.319	.020	.958
.020	-2.302	.030	.818
.030	-1.948	.045	.767
.045	-1.572	.065	.707
.060	-1.427	.110	.690
.080	-1.188	.135	.593
.100	-1.112	.165	.556
.120	-1.025	.195	.271
.140	-.922	.225	-.029
.165	-.894	.255	-.041
.190	-.783	.300	-.105
.215	-.805	.350	-.139
.250	-.730	.450	-.139
.300	-.668	.550	-.170
.350	-.612	.650	-.218
.450	-.533	.700	-.032
.550	-.496	.750	.041
.650	-.490	.800	.221
.700	-.414	.840	.354
.750	-.405	.880	.345
.800	-.391	.920	.389
.846	-.234	.950	.380
.890	-.129	.980	.225
.930	-.086	1.000	.155
.960	-.003		
.980	.020		

Table 18. Pressure Data for Cruise Configuration for Run 18, $\alpha = 9.04^\circ$, and $q_\infty = 29.83$ psf

UPPER SURFACE		LOWER SURFACE	
X/C	CP	X/C	CP
.002	-4.931	.000	-3.790
.005	-4.703	.010	.929
.011	-4.036	.020	.993
.020	-2.753	.030	.868
.030	-2.239	.045	.818
.045	-1.785	.065	.758
.060	-1.608	.110	.738
.080	-1.337	.135	.631
.100	-1.236	.165	.593
.120	-1.131	.195	.328
.140	-1.020	.225	.038
.165	-.979	.255	.022
.190	-.859	.300	-.049
.215	-.872	.350	-.087
.250	-.786	.450	-.099
.300	-.722	.550	-.137
.350	-.656	.650	-.197
.450	-.564	.700	-.014
.550	-.520	.750	.048
.650	-.508	.800	.231
.700	-.427	.840	.374
.750	-.415	.880	.361
.800	-.387	.920	.399
.846	-.234	.950	.386
.890	-.130	.980	.229
.930	-.082	1.000	.144
.960	-.007		
.980	.015		

Table 19. Pressure Data for Cruise Configuration for Run 19, $\alpha = -11.99^\circ$, and $q_\infty = 14.80$ psf

UPPER SURFACE		LOWER SURFACE	
X/C	CP	X/C	CP
.002	.502	.000	-1.135
.005	.748	.010	-1.254
.011	.871	.020	-1.115
.020	.838	.030	-1.274
.030	.784	.045	-1.231
.045	.601	.065	-1.210
.060	.491	.110	-1.062
.080	.564	.135	-1.310
.100	.400	.165	-1.312
.120	.354	.195	-1.351
.140	.373	.225	-1.259
.165	.241	.255	-1.090
.190	.331	.300	-.942
.215	.142	.350	-.774
.250	.163	.450	-.436
.300	.119	.550	-.323
.350	.088	.650	-.329
.450	.021	.700	-.292
.550	-.107	.750	-.244
.650	-.276	.800	-.349
.700	-.203	.840	-.207
.750	-.291	.880	-.271
.800	-.387	.920	-.175
.846	-.250	.950	-.129
.890	-.229	.980	-.307
.930	-.312	1.000	-.041
.960	-.252		
.980	-.283		

Table 20. Pressure Data for Cruise Configuration for Run 19, $\alpha = -10.05^\circ$, and $q_\infty = 15.03$ psf

UPPER SURFACE		LOWER SURFACE	
X/C	CP	X/C	CP
.002	.499	.000	-1.295
.005	.731	.010	-1.512
.011	.834	.020	-1.366
.020	.793	.030	-1.539
.030	.737	.045	-1.491
.045	.543	.065	-1.463
.060	.429	.110	-1.305
.080	.509	.135	-1.589
.100	.339	.165	-1.575
.120	.298	.195	-1.471
.140	.323	.225	-1.130
.165	.190	.255	-.864
.190	.289	.300	-.757
.215	.088	.350	-.695
.250	.116	.450	-.458
.300	.083	.550	-.324
.350	.065	.650	-.274
.450	.011	.700	-.196
.550	-.117	.750	-.139
.650	-.271	.800	-.213
.700	-.170	.840	-.047
.750	-.250	.880	-.103
.800	-.343	.920	.029
.846	-.184	.950	.069
.890	-.150	.980	-.127
.930	-.219	1.000	.139
.960	-.139		
.980	-.146		

Table 21. Pressure Data for Cruise Configuration for Run 19, $\alpha = -7.99^\circ$, and $q_\infty = 15.14$ psf

UPPER SURFACE		LOWER SURFACE	
X/C	CP	X/C	CP
.002	.678	.000	-.908
.005	.767	.010	-1.361
.011	.789	.020	-1.204
.020	.703	.030	-1.385
.030	.633	.045	-1.341
.045	.436	.065	-1.315
.060	.325	.110	-1.146
.080	.409	.135	-1.419
.100	.237	.165	-1.324
.120	.201	.195	-1.022
.140	.239	.225	-.744
.165	.104	.255	-.691
.190	.209	.300	-.761
.215	.020	.350	-.746
.250	.051	.450	-.526
.300	.017	.550	-.412
.350	.006	.650	-.347
.450	-.029	.700	-.176
.550	-.144	.750	-.116
.650	-.291	.800	-.126
.700	-.180	.840	.051
.750	-.250	.880	.011
.800	-.325	.920	.134
.846	-.164	.950	.179
.890	-.118	.980	-.028
.930	-.179	1.000	.224
.960	-.087		
.980	-.083		

Table 22. Pressure Data for Cruise Configuration for Run 19, $\alpha = -6.00^\circ$, and $q_\infty = 15.48$ psf

UPPER SURFACE		LOWER SURFACE	
X/C	CP	X/C	CP
.002	.867	.000	-.388
.005	.815	.010	-1.074
.011	.742	.020	-.923
.020	.616	.030	-1.101
.030	.551	.045	-1.069
.045	.365	.065	-1.045
.060	.246	.110	-.800
.080	.349	.135	-.946
.100	.181	.165	-.677
.120	.155	.195	-.446
.140	.192	.225	-.621
.165	.071	.255	-.662
.190	.171	.300	-.737
.215	-.018	.350	-.706
.250	.028	.450	-.488
.300	.003	.550	-.389
.350	-.001	.650	-.338
.450	-.024	.700	-.133
.550	-.131	.750	-.056
.650	-.265	.800	-.027
.700	-.144	.840	.167
.750	-.215	.880	.130
.800	-.280	.920	.261
.846	-.114	.950	.293
.890	-.059	.980	.083
.930	-.105	1.000	.307
.960	-.011		
.980	-.004		

Table 23. Pressure Data for Cruise Configuration for Run 19, $\alpha = -4.03^\circ$, and $q_\infty = 15.48$ psf

UPPER SURFACE		LOWER SURFACE	
X/C	CP	X/C	CP
.002	.925	.000	.079
.005	.724	.010	-.947
.011	.555	.020	-.794
.020	.418	.030	-.971
.030	.359	.045	-.884
.045	.187	.065	-.637
.060	.086	.110	.057
.080	.195	.135	-.106
.100	.043	.165	-.061
.120	.027	.195	-.375
.140	.072	.225	-.805
.165	-.039	.255	-.749
.190	.071	.300	-.757
.215	-.112	.350	-.701
.250	-.069	.450	-.479
.300	-.073	.550	-.400
.350	-.069	.650	-.375
.450	-.082	.700	-.135
.550	-.177	.750	-.033
.650	-.294	.800	.023
.700	-.173	.840	.220
.750	-.233	.880	.182
.800	-.287	.920	.316
.846	-.115	.950	.347
.890	-.055	.980	.124
.930	-.098	1.000	.324
.960	.006		
.980	.016		

Table 24. Pressure Data for Cruise Configuration for Run 19, $\alpha = -2.01^\circ$, and $q_\infty = 15.14$ psf

UPPER SURFACE		LOWER SURFACE	
X/C	CP	X/C	CP
.002	.838	.000	.429
.005	.475	.010	-1.052
.011	.238	.020	-.118
.020	.110	.030	-.227
.030	.075	.045	-.137
.045	-.065	.065	-.072
.060	-.157	.110	.177
.080	-.026	.135	.037
.100	-.159	.165	.037
.120	-.168	.195	-.389
.140	-.112	.225	-.835
.165	-.208	.255	-.736
.190	-.097	.300	-.731
.215	-.265	.350	-.689
.250	-.211	.450	-.484
.300	-.213	.550	-.428
.350	-.197	.650	-.398
.450	-.201	.700	-.147
.550	-.272	.750	-.085
.650	-.380	.800	-.030
.700	-.255	.840	.118
.750	-.307	.880	.074
.800	-.353	.920	.209
.846	-.176	.950	.262
.890	-.101	.980	.081
.930	-.128	1.000	.284
.960	-.021		
.980	-.008		

Table 25. Pressure Data for Cruise Configuration for Run 19, $\alpha = .06^\circ$, and $q_\infty = 15.03$ psf

UPPER SURFACE		LOWER SURFACE	
X/C	CP	X/C	CP
.002	.559	.000	.909
.005	.071	.010	-.115
.011	-.175	.020	.162
.020	-.225	.030	.021
.030	-.217	.045	.079
.045	-.291	.065	.106
.060	-.360	.110	.316
.080	-.206	.135	.167
.100	-.315	.165	.155
.120	-.309	.195	-.268
.140	-.246	.225	-.692
.165	-.334	.255	-.608
.190	-.212	.300	-.619
.215	-.368	.350	-.599
.250	-.305	.450	-.422
.300	-.297	.550	-.373
.350	-.278	.650	-.389
.450	-.262	.700	-.141
.550	-.323	.750	-.049
.650	-.408	.800	.031
.700	-.289	.840	.200
.750	-.332	.880	.157
.800	-.363	.920	.297
.846	-.189	.950	.340
.890	-.105	.980	.126
.930	-.133	1.000	.283
.960	-.022		
.980	-.010		

Table 26. Pressure Data for Cruise Configuration for Run 19, $\alpha = 2.03^\circ$, and $q_\infty = 15.03$ psf

UPPER SURFACE		LOWER SURFACE	
X/C	CP	X/C	CP
.002	-.100	.000	.955
.005	-.609	.010	.343
.011	-.771	.020	.463
.020	-.673	.030	.281
.030	-.587	.045	.283
.045	-.584	.065	.283
.060	-.606	.110	.428
.080	-.422	.135	.284
.100	-.492	.165	.267
.120	-.472	.195	-.126
.140	-.402	.225	-.517
.165	-.463	.255	-.463
.190	-.345	.300	-.493
.215	-.476	.350	-.481
.250	-.404	.450	-.349
.300	-.385	.550	-.327
.350	-.361	.650	-.359
.450	-.333	.700	-.126
.550	-.368	.750	-.048
.650	-.430	.800	.083
.700	-.323	.840	.256
.750	-.360	.880	.217
.800	-.375	.920	.336
.846	-.205	.950	.363
.890	-.121	.980	.158
.930	-.122	1.000	.256
.960	-.019		
.980	-.004		

Table 27. Pressure Data for Cruise Configuration for Run 19, $\alpha = 4.03^\circ$, and $q_\infty = 15.14$ psf

UPPER SURFACE		LOWER SURFACE	
X/C	CP	X/C	CP
.002	-1.023	.000	.464
.005	-1.448	.010	.645
.011	-1.446	.020	.677
.020	-1.176	.030	.476
.030	-.988	.045	.456
.045	-.907	.065	.426
.060	-.835	.110	.528
.080	-.631	.135	.373
.100	-.675	.165	.345
.120	-.646	.195	-.003
.140	-.557	.225	-.365
.165	-.605	.255	-.329
.190	-.467	.300	-.373
.215	-.582	.350	-.381
.250	-.501	.450	-.269
.300	-.472	.550	-.271
.350	-.435	.650	-.320
.450	-.391	.700	-.106
.550	-.408	.750	-.025
.650	-.479	.800	.118
.700	-.355	.840	.288
.750	-.378	.880	.261
.800	-.387	.920	.358
.846	-.206	.950	.376
.890	-.126	.980	.169
.930	-.128	1.000	.237
.960	-.024		
.980	-.007		

Table 28. Pressure Data for Cruise Configuration for Run 19, $\alpha = 6.00^\circ$, and $q_\infty = 15.14$ psf

UPPER SURFACE		LOWER SURFACE	
X/C	CP	X/C	CP
.002	-2.322	.000	-.663
.005	-2.536	.010	.837
.011	-2.274	.020	.852
.020	-1.896	.030	.643
.030	-1.321	.045	.602
.045	-1.203	.065	.562
.060	-1.125	.110	.634
.080	-.893	.135	.462
.100	-.900	.165	.440
.120	-.832	.195	.122
.140	-.727	.225	-.216
.165	-.757	.255	-.199
.190	-.609	.300	-.260
.215	-.709	.350	-.272
.250	-.612	.450	-.201
.300	-.567	.550	-.215
.350	-.517	.650	-.281
.450	-.456	.700	-.077
.550	-.460	.750	-.025
.650	-.503	.800	.147
.700	-.380	.840	.321
.750	-.399	.880	.300
.800	-.394	.920	.367
.846	-.212	.950	.392
.890	-.127	.980	.173
.930	-.123	1.000	.218
.960	-.024		
.980	-.014		

Table 29. Pressure Data for Cruise Configuration for Run 19, $\alpha = 8.03^\circ$, and $q_\infty = 15.03$ psf

UPPER SURFACE		LOWER SURFACE	
X/C	CP	X/C	CP
.002	-3.918	.000	-2.440
.005	-3.788	.010	.910
.011	-3.204	.020	.974
.020	-2.122	.030	.777
.030	-1.878	.045	.745
.045	-1.570	.065	.689
.060	-1.433	.110	.734
.080	-1.148	.135	.557
.100	-1.108	.165	.532
.120	-1.014	.195	.255
.140	-.901	.225	-.054
.165	-.897	.255	-.048
.190	-.740	.300	-.126
.215	-.819	.350	-.157
.250	-.717	.450	-.104
.300	-.649	.550	-.138
.350	-.592	.650	-.224
.450	-.509	.700	-.033
.550	-.492	.750	.000
.650	-.525	.800	.183
.700	-.393	.840	.378
.750	-.400	.880	.340
.800	-.377	.920	.417
.846	-.209	.950	.411
.890	-.117	.980	.188
.930	-.109	1.000	.206
.960	-.017		
.980	-.010		

Table 30. Pressure Data for Cruise Configuration for Run 19, $\alpha = 9.02^\circ$, and $q_\infty = 14.92$ psf

UPPER SURFACE		LOWER SURFACE	
X/C	CP	X/C	CP
.002	-4.607	.000	-3.278
.005	-4.325	.010	.920
.011	-3.690	.020	1.003
.020	-2.451	.030	.818
.030	-2.087	.045	.789
.045	-1.727	.065	.736
.060	-1.567	.110	.778
.080	-1.259	.135	.592
.100	-1.205	.165	.570
.120	-1.107	.195	.303
.140	-.974	.225	.000
.165	-.975	.255	-.002
.190	-.808	.300	-.084
.215	-.876	.350	-.120
.250	-.763	.450	-.079
.300	-.695	.550	-.118
.350	-.625	.650	-.205
.450	-.535	.700	-.025
.550	-.512	.750	.022
.650	-.536	.800	.204
.700	-.402	.840	.405
.750	-.417	.880	.367
.800	-.386	.920	.424
.846	-.215	.950	.419
.890	-.122	.980	.199
.930	-.109	1.000	.197
.960	-.019		
.980	-.015		

Table 31. Pressure Data for Cruise Configuration for Run 19, $\alpha = 10.02^\circ$, and $q_\infty = 14.80$ psf

UPPER SURFACE		LOWER SURFACE	
X/C	CP	X/C	CP
.002	-5.911	.000	-4.907
.005	-5.317	.010	.813
.011	-4.720	.020	.973
.020	-3.086	.030	.805
.030	-2.504	.045	.775
.045	-2.049	.065	.727
.060	-1.851	.110	.765
.080	-1.500	.135	.576
.100	-1.416	.165	.548
.120	-1.294	.195	.301
.140	-1.157	.225	.015
.165	-1.136	.255	.009
.190	-.956	.300	-.065
.215	-1.020	.350	-.130
.250	-.896	.450	-.097
.300	-.827	.550	-.140
.350	-.746	.650	-.257
.450	-.637	.700	-.085
.550	-.600	.750	-.030
.650	-.615	.800	.162
.700	-.485	.840	.393
.750	-.484	.860	.345
.800	-.447	.920	.381
.846	-.280	.950	.369
.890	-.191	.980	.136
.930	-.182	1.000	.112
.960	-.094		
.980	-.095		

Table 32. Pressure Data for Cruise Configuration for Run 19, $\alpha = 11.02^\circ$, and $q_\infty = 14.69$ psf

UPPER SURFACE		LOWER SURFACE	
X/C	CP	X/C	CP
.002	-7.164	.000	-6.570
.005	-6.374	.010	.740
.011	-5.083	.020	.983
.020	-3.561	.030	.834
.030	-2.844	.045	.834
.045	-2.300	.065	.776
.060	-2.049	.110	.810
.080	-1.669	.135	.619
.100	-1.553	.165	.594
.120	-1.425	.195	.363
.140	-1.257	.225	.092
.165	-1.231	.255	.069
.190	-1.043	.300	-.024
.215	-1.092	.350	-.071
.250	-.958	.450	-.062
.300	-.861	.550	-.103
.350	-.790	.650	-.207
.450	-.677	.700	-.157
.550	-.626	.750	-.007
.650	-.628	.800	.170
.700	-.490	.840	.416
.750	-.486	.880	.368
.800	-.445	.920	.384
.846	-.279	.950	.377
.890	-.185	.980	.142
.930	-.182	1.000	.103
.960	-.094		
.980	-.100		

Table 33. Pressure Data for T.E. Flap Configuration for Run 21, $\alpha = -13.03^\circ$,
and $q_\infty = 29.95$ psf

MAIN				T.E. FLAP			
UPPER SURFACE		LOWER SURFACE		UPPER SURFACE		LOWER SURFACE	
X/C	CP	X/C	CP	X/C	CP	X/C	CP
.002	.660	.000	-.836	.005	-.322	.000	-.312
.005	.916	.010	-.903	.015	-.375	.005	-.287
.011	.948	.020	-.884	.030	-.504	.015	-.362
.020	.855	.030	-.928	.060	-.692	.030	-.344
.030	.780	.045	-.922	.090	-.676	.045	-.271
.045	.656	.065	-.935	.130	-.441	.060	-.262
.060	.578	.110	-.912	.170	-.290	.090	-.250
.080	.529	.135	-.960	.210	-.204	.130	-.206
.100	.432	.165	-.974			.170	-.205
.120	.378	.195	-.977			.200	-.147
.140	.338	.225	-.953			.230	-.154
.165	.281	.255	-.876			.250	-.178
.190	.260	.300	-.764				
.215	.195	.350	-.679				
.250	.148	.450	-.524				
.300	.106	.550	-.413				
.350	.037	.650	-.381				
.450	-.065	.700	-.357				
.550	-.163	.749	-.319				
.650	-.267	.779	-.311				
.700	-.318	.805	-.278				
.750	-.388	.825	-.286				
.800	-.420	.840	-.294				
.825	-.450	.855	-.290				
.845	-.448	.870	-.342				
.864	-.346						

Table 34. Pressure Data for T.E. Flap Configuration for Run 21, $\alpha = -12.09^\circ$,
and $q_\infty = 29.95$ psf

MAIN				T.E. FLAP			
UPPER SURFACE		LOWER SURFACE		UPPER SURFACE		LOWER SURFACE	
X/C	CP	X/C	CP	X/C	CP	X/C	CP
.002	.613	.000	-1.042	.005	-.236	.000	-.221
.005	.910	.010	-1.114	.015	-.285	.005	-.187
.011	.955	.020	-1.096	.030	-.392	.015	-.243
.020	.877	.030	-1.135	.060	-.531	.030	-.208
.030	.786	.045	-1.129	.090	-.474	.045	-.151
.045	.663	.065	-1.143	.130	-.268	.060	-.144
.060	.585	.110	-1.127	.170	-.158	.090	-.128
.080	.531	.135	-1.171	.210	-.101	.130	-.093
.100	.437	.165	-1.197			.170	-.092
.120	.383	.195	-1.191			.200	-.037
.140	.341	.225	-1.098			.230	-.045
.165	.286	.255	-.963			.250	-.084
.190	.263	.300	-.787				
.215	.201	.350	-.662				
.250	.153	.450	-.467				
.300	.112	.550	-.344				
.350	.046	.650	-.299				
.450	-.049	.700	-.274				
.550	-.135	.749	-.244				
.650	-.227	.779	-.241				
.700	-.270	.805	-.210				
.750	-.328	.825	-.207				
.800	-.345	.840	-.210				
.825	-.364	.855	-.204				
.845	-.356	.870	-.244				
.864	-.244						

Table 35. Pressure Data for T.E. Flap Configuration for Run 21, $\alpha = -10.03^\circ$,
and $q_\infty = 30.06$ psf

MAIN				T.E. FLAP			
UPPER SURFACE		LOWER SURFACE		UPPER SURFACE		LOWER SURFACE	
X/C	CP	X/C	CP	X/C	CP	X/C	CP
.002	.730	.000	-.982	.005	-.113	.000	-.062
.005	.971	.010	-1.222	.015	-.266	.005	.155
.011	.968	.020	-1.211	.030	-.467	.015	.152
.020	.852	.030	-1.248	.060	-.524	.030	.132
.030	.753	.045	-1.246	.090	-.419	.045	.164
.045	.628	.065	-1.262	.130	-.198	.060	.159
.060	.548	.110	-1.258	.170	-.082	.090	.178
.080	.490	.135	-1.310	.210	-.026	.130	.199
.100	.401	.165	-1.297			.170	.178
.120	.348	.195	-1.081			.200	.201
.140	.309	.225	-.751			.230	.143
.165	.256	.255	-.626			.250	.013
.190	.234	.300	-.565				
.215	.178	.350	-.536				
.250	.136	.450	-.424				
.300	.100	.550	-.282				
.350	.038	.650	-.140				
.450	-.047	.700	-.062				
.550	-.116	.749	.010				
.650	-.188	.779	.014				
.700	-.222	.805	.029				
.750	-.264	.825	.026				
.800	-.253	.840	.030				
.825	-.249	.855	.039				
.845	-.217	.870	-.040				
.864	-.071						

Table 36. Pressure Data for T.E. Flap Configuration for Run 21, $\alpha = -8.05^\circ$,
and $q_\infty = 29.95$ psf

MAIN				T.E. FLAP			
UPPER SURFACE		LOWER SURFACE		UPPER SURFACE		LOWER SURFACE	
X/C	CP	X/C	CP	X/C	CP	X/C	CP
.002	.885	.000	-.495	.005	-.254	.000	-.127
.005	.959	.010	-1.004	.015	-.500	.005	.379
.011	.851	.020	-.994	.030	-.731	.015	.379
.020	.692	.030	-1.031	.060	-.734	.030	.234
.030	.585	.045	-1.033	.090	-.606	.045	.287
.045	.463	.065	-1.058	.130	-.322	.060	.287
.060	.387	.110	-1.033	.170	-.145	.090	.328
.080	.335	.135	-.995	.210	-.044	.130	.334
.100	.252	.165	-.808			.170	.292
.120	.203	.195	-.489			.200	.295
.140	.166	.225	-.500			.230	.210
.165	.121	.255	-.572			.250	.013
.190	.102	.300	-.595				
.215	.051	.350	-.577				
.250	.012	.450	-.468				
.300	-.016	.550	-.337				
.350	-.071	.650	-.186				
.450	-.148	.700	-.041				
.550	-.210	.749	.070				
.650	-.276	.779	.092				
.700	-.305	.805	.111				
.750	-.340	.825	.110				
.800	-.321	.840	.119				
.825	-.303	.855	.132				
.845	-.255	.870	-.052				
.864	-.089						

Table 37. Pressure Data for T.E. Flap Configuration for Run 21, $\alpha = -6.01^\circ$,
and $q_\infty = 30.17$ psf

MAIN				T.E. FLAP			
UPPER SURFACE		LOWER SURFACE		UPPER SURFACE		LOWER SURFACE	
X/C	CP	X/C	CP	X/C	CP	X/C	CP
.002	.956	.000	-.003	.005	-.442	.000	-.183
.005	.876	.010	-.827	.015	-.747	.005	.642
.011	.667	.020	-.823	.030	-.963	.015	.559
.020	.488	.030	-.865	.060	-.896	.030	.238
.030	.382	.045	-.853	.090	-.749	.045	.346
.045	.277	.065	-.754	.130	-.412	.060	.363
.060	.211	.110	-.275	.170	-.200	.090	.437
.080	.171	.135	-.139	.210	-.057	.130	.431
.100	.096	.165	-.056			.170	.374
.120	.056	.195	-.259			.200	.366
.140	.027	.225	-.642			.230	.268
.165	-.012	.255	-.648			.250	.043
.190	-.024	.300	-.610				
.215	-.067	.350	-.561				
.250	-.102	.450	-.449				
.300	-.122	.550	-.334				
.350	-.170	.650	-.198				
.450	-.234	.700	-.021				
.550	-.288	.749	.121				
.650	-.344	.779	.158				
.700	-.373	.805	.180				
.750	-.400	.825	.173				
.800	-.373	.840	.183				
.825	-.346	.855	.204				
.845	-.287	.870	-.071				
.864	-.109						

Table 38. Pressure Data for T.E. Flap Configuration for Run 21, $\alpha = -3.99^\circ$,
and $q_\infty = 29.95$ psf

MAIN				T.E. FLAP			
UPPER SURFACE		LOWER SURFACE		UPPER SURFACE		LOWER SURFACE	
X/C	CP	X/C	CP	X/C	CP	X/C	CP
.002	.913	.000	.432	.005	-.824	.000	-.386
.005	.646	.010	-.389	.015	-1.106	.005	.997
.011	.354	.020	-.136	.030	-1.255	.015	.727
.020	.188	.030	-.093	.060	-1.087	.030	.197
.030	.108	.045	-.029	.090	-.911	.045	.386
.045	.040	.065	-.011	.130	-.506	.060	.430
.060	-.010	.110	.088	.170	-.263	.090	.544
.080	-.026	.135	.173	.210	-.084	.130	.525
.100	-.087	.165	.154			.170	.456
.120	-.115	.195	-.243			.200	.444
.140	-.134	.225	-.642			.230	.340
.165	-.163	.255	-.589			.250	.083
.190	-.167	.300	-.530				
.215	-.200	.350	-.483				
.250	-.226	.450	-.384				
.300	-.234	.550	-.289				
.350	-.274	.650	-.178				
.450	-.326	.700	.012				
.550	-.366	.749	.156				
.650	-.414	.779	.178				
.700	-.439	.805	.192				
.750	-.461	.825	.173				
.800	-.426	.840	.180				
.825	-.388	.855	.215				
.845	-.318	.870	-.094				
.864	-.137						

Table 39. Pressure Data for T.E. Flap Configuration for Run 21, $\alpha = -2.08^\circ$,
and $q_\infty = 30.17$ psf

MAIN				T.E. FLAP			
UPPER SURFACE		LOWER SURFACE		UPPER SURFACE		LOWER SURFACE	
X/C	CP	X/C	CP	X/C	CP	X/C	CP
.002	.538	.000	.937	.005	-.846	.000	-.176
.005	.129	.010	.089	.015	-1.207	.005	1.011
.011	-.158	.020	.189	.030	-1.357	.015	.690
.020	-.236	.030	.180	.060	-1.157	.030	.182
.030	-.248	.045	.194	.090	-.962	.045	.390
.045	-.253	.065	.178	.130	-.540	.060	.430
.060	-.276	.110	.220	.170	-.288	.090	.548
.080	-.253	.135	.293	.210	-.099	.130	.523
.100	-.293	.165	.263			.170	.459
.120	-.303	.195	-.125			.200	.445
.140	-.310	.225	-.497			.230	.339
.165	-.323	.255	-.458			.250	.083
.190	-.318	.300	-.420				
.215	-.339	.350	-.387				
.250	-.357	.450	-.319				
.300	-.350	.550	-.245				
.350	-.380	.650	-.160				
.450	-.416	.700	.026				
.550	-.442	.749	.176				
.650	-.477	.779	.223				
.700	-.497	.805	.241				
.750	-.513	.825	.226				
.800	-.473	.840	.235				
.825	-.425	.855	.271				
.845	-.350	.870	-.131				
.864	-.173						

Table 40. Pressure Data for T.E. Flap Configuration for Run 21, $\alpha = 0.08^\circ$,
and $q_\infty = 30.06$ psf

MAIN				T.E. FLAP			
UPPER SURFACE		LOWER SURFACE		UPPER SURFACE		LOWER SURFACE	
X/C	CP	X/C	CP	X/C	CP	X/C	CP
.002	-.270	.000	.862	.005	-.830	.000	-.058
.005	-.706	.010	.528	.015	-1.257	.005	1.021
.011	-.874	.020	.504	.030	-1.397	.015	.683
.020	-.770	.030	.425	.060	-1.178	.030	.200
.030	-.685	.045	.403	.090	-1.006	.045	.407
.045	-.608	.065	.362	.130	-.552	.060	.453
.060	-.596	.110	.374	.170	-.281	.090	.541
.080	-.499	.135	.396	.210	-.085	.130	.545
.100	-.521	.165	.361			.170	.468
.120	-.510	.195	.011			.200	.459
.140	-.493	.225	-.334			.230	.352
.165	-.497	.255	-.312			.250	.087
.190	-.468	.300	-.298				
.215	-.492	.350	-.284				
.250	-.491	.450	-.228				
.300	-.465	.550	-.177				
.350	-.479	.650	-.122				
.450	-.492	.700	.055				
.550	-.510	.749	.200				
.650	-.539	.779	.275				
.700	-.540	.805	.294				
.750	-.554	.825	.278				
.800	-.500	.840	.283				
.825	-.466	.855	.321				
.845	-.393	.870	-.157				
.864	-.192						

Table 41. Pressure Data for T.E. Flap Configuration for Run 21, $\alpha = 2.03^\circ$,
and $q_\infty = 29.72$ psf

MAIN				T.E. FLAP			
UPPER SURFACE		LOWER SURFACE		UPPER SURFACE		LOWER SURFACE	
X/C	CP	X/C	CP	X/C	CP	X/C	CP
.002	-1.351	.000	.171	.005	-.822	.000	.017
.005	-1.680	.010	.810	.015	-1.296	.005	1.034
.011	-1.613	.020	.730	.030	-1.434	.015	.693
.020	-1.341	.030	.623	.060	-1.201	.030	.225
.030	-1.158	.045	.579	.090	-1.018	.045	.430
.045	-.916	.065	.517	.130	-.553	.060	.474
.060	-.864	.110	.495	.170	-.275	.090	.562
.080	-.753	.135	.497	.210	-.075	.130	.561
.100	-.741	.165	.459			.170	.487
.120	-.704	.195	.142			.200	.479
.140	-.670	.225	-.179			.230	.370
.165	-.658	.255	-.173			.250	.100
.190	-.614	.300	-.178				
.215	-.626	.350	-.180				
.250	-.611	.450	-.144				
.300	-.569	.550	-.112				
.350	-.570	.650	-.074				
.450	-.563	.700	.091				
.550	-.569	.749	.229				
.650	-.584	.779	.313				
.700	-.579	.805	.337				
.750	-.586	.825	.324				
.800	-.525	.840	.327				
.825	-.489	.855	.359				
.845	-.416	.870	-.183				
.864	-.218						

Table 42. Pressure Data for T.E. Flap Configuration for Run 21, $\alpha = 4.00^\circ$,
and $q_\infty = 30.17$ psf

MAIN				T.E. FLAP			
UPPER SURFACE		LOWER SURFACE		UPPER SURFACE		LOWER SURFACE	
X/C	CP	X/C	CP	X/C	CP	X/C	CP
.002	-2.762	.000	-1.171	.005	-.783	.000	.101
.005	-2.857	.010	.973	.015	-1.300	.005	1.053
.011	-2.478	.020	.903	.030	-1.434	.015	.715
.020	-1.914	.030	.789	.060	-1.189	.030	.266
.030	-1.552	.045	.736	.090	-1.006	.045	.467
.045	-1.286	.065	.666	.130	-.532	.060	.509
.060	-1.174	.110	.620	.170	-.252	.090	.588
.080	-1.001	.135	.601	.210	-.051	.130	.592
.100	-.954	.165	.562			.170	.516
.120	-.888	.195	.279			.200	.508
.140	-.835	.225	-.015			.230	.397
.165	-.805	.255	-.022			.250	.122
.190	-.745	.300	-.046				
.215	-.743	.350	-.060				
.250	-.714	.450	-.045				
.300	-.654	.550	-.030				
.350	-.641	.650	-.013				
.450	-.615	.700	.142				
.550	-.604	.749	.271				
.650	-.608	.779	.359				
.700	-.596	.805	.390				
.750	-.595	.825	.378				
.800	-.530	.840	.383				
.825	-.493	.855	.418				
.845	-.421	.870	-.193				
.864	-.224						

Table 43. Pressure Data for T.E. Flap Configuration for Run 21, $\alpha = 5.03^\circ$,
and $q_\infty = 30.17$ psf

MAIN				T.E. FLAP			
UPPER SURFACE		LOWER SURFACE		UPPER SURFACE		LOWER SURFACE	
X/C	CP	X/C	CP	X/C	CP	X/C	CP
.002	-3.608	.000	-2.089	.005	-.776	.000	.130
.005	-3.540	.010	.996	.015	-1.315	.005	1.053
.011	-3.012	.020	.957	.030	-1.447	.015	.717
.020	-2.127	.030	.844	.060	-1.195	.030	.277
.030	-1.830	.045	.793	.090	-1.014	.045	.473
.045	-1.491	.065	.721	.130	-.535	.060	.515
.060	-1.351	.110	.672	.170	-.252	.090	.590
.080	-1.146	.135	.637	.210	-.049	.130	.598
.100	-1.081	.165	.599			.170	.518
.120	-1.004	.195	.333			.200	.513
.140	-.935	.225	.052			.230	.399
.165	-.897	.255	.036			.250	.123
.190	-.826	.300	.006				
.215	-.820	.350	-.015				
.250	-.784	.450	-.007				
.300	-.716	.550	.001				
.350	-.695	.650	.008				
.450	-.655	.700	.158				
.550	-.639	.749	.279				
.650	-.636	.779	.375				
.700	-.618	.805	.410				
.750	-.615	.825	.396				
.800	-.544	.840	.399				
.825	-.511	.855	.430				
.845	-.438	.870	-.212				
.864	-.237						

Table 44. Pressure Data for T.E. Flap Configuration for Run 21, $\alpha = 6.00^\circ$,
and $q_\infty = 30.29$ psf

MAIN				T.E. FLAP			
UPPER SURFACE		LOWER SURFACE		UPPER SURFACE		LOWER SURFACE	
X/C	CP	X/C	CP	X/C	CP	X/C	CP
.002	-4.549	.000	-3.183	.005	-.779	.000	.153
.005	-4.298	.010	.988	.015	-1.338	.005	1.049
.011	-3.673	.020	.991	.030	-1.464	.015	.712
.020	-2.609	.030	.883	.060	-1.204	.030	.277
.030	-2.123	.045	.836	.090	-1.028	.045	.473
.045	-1.711	.065	.766	.130	-.541	.060	.518
.060	-1.541	.110	.714	.170	-.254	.090	.587
.080	-1.295	.135	.666	.210	-.050	.130	.597
.100	-1.214	.165	.626			.170	.517
.120	-1.121	.195	.377			.200	.511
.140	-1.041	.225	.107			.230	.399
.165	-.993	.255	.086			.250	.116
.190	-.910	.300	.050				
.215	-.902	.350	.020				
.250	-.855	.450	.024				
.300	-.777	.550	.023				
.350	-.747	.650	.018				
.450	-.696	.700	.164				
.550	-.676	.749	.284				
.650	-.669	.779	.384				
.700	-.642	.805	.422				
.750	-.637	.825	.411				
.800	-.561	.840	.413				
.825	-.531	.855	.440				
.845	-.462	.870	-.235				
.864	-.258						

Table 45. Pressure Data for T.E. Flap Configuration for Run 21, $\alpha = 7.06^\circ$,
and $q_\infty = 30.06$ psf

MAIN				T.E. FLAP			
UPPER SURFACE		LOWER SURFACE		UPPER SURFACE		LOWER SURFACE	
X/C	CP	X/C	CP	X/C	CP	X/C	CP
.002	-4.879	.000	-4.426	.005	-.762	.000	.188
.005	-4.835	.010	.962	.015	-1.342	.005	1.059
.011	-4.217	.020	1.023	.030	-1.462	.015	.720
.020	-2.990	.030	.923	.060	-1.196	.030	.291
.030	-2.407	.045	.886	.090	-1.026	.045	.489
.045	-1.923	.065	.819	.130	-.534	.060	.534
.060	-1.721	.110	.767	.170	-.243	.090	.593
.080	-1.438	.135	.707	.210	-.038	.130	.610
.100	-1.339	.165	.669			.170	.526
.120	-1.228	.195	.431			.200	.524
.140	-1.136	.225	.175			.230	.410
.165	-1.079	.255	.150			.250	.126
.190	-.985	.300	.106				
.215	-.973	.350	.071				
.250	-.917	.450	.069				
.300	-.829	.550	.060				
.350	-.790	.650	.044				
.450	-.726	.700	.187				
.550	-.700	.749	.301				
.650	-.688	.779	.406				
.700	-.653	.805	.453				
.750	-.647	.825	.437				
.800	-.567	.840	.437				
.825	-.541	.855	.461				
.845	-.474	.870	-.243				
.864	-.269						

Table 46. Pressure Data for T.E. Flap Configuration for Run 21, $\alpha = 8.03^\circ$,
and $q_\infty = 30.17$ psf

MAIN				T.E. FLAP			
UPPER SURFACE		LOWER SURFACE		UPPER SURFACE		LOWER SURFACE	
X/C	CP	X/C	CP	X/C	CP	X/C	CP
.002	-4.894	.000	-5.099	.005	-.773	.000	.196
.005	-4.851	.010	.856	.015	-1.371	.005	1.021
.011	-4.746	.020	.995	.030	-1.485	.015	.679
.020	-3.481	.030	.913	.060	-1.220	.030	.261
.030	-2.782	.045	.890	.090	-1.056	.045	.457
.045	-2.211	.065	.829	.130	-.563	.060	.504
.060	-1.972	.110	.778	.170	-.271	.090	.558
.080	-1.643	.135	.708	.210	-.067	.130	.582
.100	-1.522	.165	.669			.170	.495
.120	-1.391	.195	.454			.200	.497
.140	-1.285	.225	.209			.230	.379
.165	-1.217	.255	.176			.250	.091
.190	-1.110	.300	.127				
.215	-1.092	.350	.086				
.250	-1.026	.450	.077				
.300	-.927	.550	.057				
.350	-.875	.650	.033				
.450	-.800	.700	.171				
.550	-.765	.749	.284				
.650	-.746	.779	.400				
.700	-.707	.805	.442				
.750	-.696	.825	.429				
.800	-.615	.840	.426				
.825	-.592	.855	.430				
.845	-.525	.870	-.294				
.864	-.312						

Table 47. Pressure Data for T.E. Flap Configuration for Run 22, $\alpha = -13.19^\circ$,
and $q_\infty = 15.14$ psf

MAIN				T.E. FLAP			
UPPER SURFACE		LOWER SURFACE		UPPER SURFACE		LOWER SURFACE	
X/C	CP	X/C	CP	X/C	CP	X/C	CP
.002	.662	.000	-.786	.005	-.246	.000	-.214
.005	.889	.010	-.870	.015	-.334	.005	-.217
.011	.946	.020	-.789	.030	-.399	.015	-.359
.020	.885	.030	-.910	.060	-.601	.030	-.317
.030	.828	.045	-.880	.090	-.695	.045	-.231
.045	.667	.065	-.872	.130	-.400	.060	-.213
.060	.574	.110	-.784	.170	-.194	.090	-.271
.080	.609	.135	-.925	.210	-.098	.130	-.153
.100	.451	.165	-.934			.170	-.185
.120	.408	.195	-.943			.200	-.069
.140	.388	.225	-.934			.230	-.096
.165	.303	.255	-.847			.250	-.116
.190	.335	.300	-.758				
.215	.202	.350	-.677				
.250	.182	.450	-.451				
.300	.163	.550	-.341				
.350	.091	.650	-.374				
.450	.006	.700	-.343				
.550	-.120	.749	-.288				
.650	-.238	.779	-.252				
.700	-.251	.805	-.218				
.750	-.342	.825	-.228				
.800	-.351	.840	-.265				
.825	-.460	.855	-.249				
.845	-.493	.870	-.298				
.864	-.258						

Table 48. Pressure Data for T.E. Flap Configuration for Run 22, $\alpha = -12.00^\circ$,
and $q_\infty = 14.92$ psf

MAIN				T.E. FLAP			
UPPER SURFACE		LOWER SURFACE		UPPER SURFACE		LOWER SURFACE	
X/C	CP	X/C	CP	X/C	CP	X/C	CP
.002	.548	.000	-1.077	.005	-.179	.000	-.154
.005	.824	.010	-1.155	.015	-.282	.005	-.142
.011	.903	.020	-1.078	.030	-.352	.015	-.275
.020	.843	.030	-1.194	.060	-.497	.030	-.215
.030	.789	.045	-1.165	.090	-.542	.045	-.140
.045	.624	.065	-1.156	.130	-.283	.060	-.132
.060	.528	.110	-1.074	.170	-.125	.090	-.199
.080	.560	.135	-1.216	.210	-.059	.130	-.083
.100	.406	.165	-1.226			.170	-.114
.120	.362	.195	-1.220			.200	.001
.140	.339	.225	-1.140			.230	-.034
.165	.258	.255	-.992			.250	-.078
.190	.288	.300	-.830				
.215	.160	.350	-.701				
.250	.139	.450	-.432				
.300	.127	.550	-.292				
.350	.055	.650	-.306				
.450	-.022	.700	-.281				
.550	-.141	.749	-.234				
.650	-.246	.779	-.199				
.700	-.249	.805	-.169				
.750	-.328	.825	-.186				
.800	-.319	.840	-.209				
.825	-.421	.855	-.191				
.845	-.444	.870	-.232				
.864	-.189						

Table 49. Pressure Data for T.E. Flap Configuration for Run 22, $\alpha = -10.00^\circ$,
and $q_\infty = 15.03$ psf

MAIN				T.E. FLAP			
UPPER SURFACE		LOWER SURFACE		UPPER SURFACE		LOWER SURFACE	
X/C	CP	X/C	CP	X/C	CP	X/C	CP
.002	.608	.000	-1.115	.005	-.097	.000	-.042
.005	.844	.010	-1.340	.015	-.290	.005	.149
.011	.885	.020	-1.266	.030	-.441	.015	.061
.020	.800	.030	-1.381	.060	-.507	.030	.054
.030	.730	.045	-1.357	.090	-.513	.045	.112
.045	.561	.065	-1.347	.130	-.246	.060	.117
.060	.465	.110	-1.273	.170	-.088	.090	.054
.080	.497	.135	-1.419	.210	-.026	.130	.156
.100	.340	.165	-1.412			.170	.098
.120	.298	.195	-1.237			.200	.180
.140	.276	.225	-.898			.230	.100
.165	.200	.255	-.717			.250	-.035
.190	.229	.300	-.640				
.215	.104	.350	-.605				
.250	.087	.450	-.423				
.300	.081	.550	-.283				
.350	.014	.650	-.201				
.450	-.054	.700	-.116				
.550	-.156	.749	-.029				
.650	-.247	.779	.001				
.700	-.238	.805	.017				
.750	-.302	.825	-.005				
.800	-.268	.840	-.026				
.825	-.347	.855	-.002				
.845	-.351	.870	-.079				
.864	-.057						

Table 50. Pressure Data for T.E. Flap Configuration for Run 22, $\alpha = -8.06^\circ$,
and $q_\infty = 15.03$ psf

MAIN				T.E. FLAP			
UPPER SURFACE		LOWER SURFACE		UPPER SURFACE		LOWER SURFACE	
X/C	CP	X/C	CP	X/C	CP	X/C	CP
.002	.821	.000	-.554	.005	-.199	.000	-.059
.005	.872	.010	-1.066	.015	-.501	.005	.405
.011	.795	.020	-.994	.030	-.681	.015	.330
.020	.661	.030	-1.110	.060	-.691	.030	.211
.030	.581	.045	-1.086	.090	-.677	.045	.280
.045	.416	.065	-1.084	.130	-.340	.060	.292
.060	.325	.110	-.995	.170	-.112	.090	.247
.080	.362	.135	-1.067	.210	-.008	.130	.336
.100	.215	.165	-.888			.170	.251
.120	.180	.195	-.544			.200	.313
.140	.163	.225	-.533			.230	.204
.165	.089	.255	-.585			.250	.008
.190	.125	.300	-.625				
.215	.006	.350	-.610				
.250	-.006	.450	-.434				
.300	-.006	.550	-.306				
.350	-.069	.650	-.209				
.450	-.125	.700	-.055				
.550	-.221	.749	.075				
.650	-.300	.779	.122				
.700	-.289	.805	.139				
.750	-.343	.825	.113				
.800	-.298	.840	.102				
.825	-.370	.855	.128				
.845	-.357	.870	-.054				
.864	-.053						

Table 51. Pressure Data for T.E. Flap Configuration for Run 22, $\alpha = -6.00^\circ$,
and $q_\infty = 15.03$ psf

MAIN				T.E. FLAP			
UPPER SURFACE		LOWER SURFACE		UPPER SURFACE		LOWER SURFACE	
X/C	CP	X/C	CP	X/C	CP	X/C	CP
.002	.911	.000	-.011	.005	-.397	.000	-.130
.005	.793	.010	-.859	.015	-.757	.005	.686
.011	.608	.020	-.791	.030	-.924	.015	.524
.020	.449	.030	-.912	.060	-.863	.030	.218
.030	.371	.045	-.876	.090	-.834	.045	.349
.045	.224	.065	-.786	.130	-.437	.060	.374
.060	.138	.110	-.265	.170	-.171	.090	.361
.080	.191	.135	-.216	.210	-.021	.130	.439
.100	.051	.165	-.099			.170	.339
.120	.024	.195	-.283			.200	.395
.140	.016	.225	-.678			.230	.267
.165	-.049	.255	-.674			.250	.027
.190	-.004	.300	-.650				
.215	-.119	.350	-.605				
.250	-.125	.450	-.422				
.300	-.121	.550	-.310				
.350	-.169	.650	-.230				
.450	-.217	.700	-.040				
.550	-.303	.749	.121				
.650	-.377	.779	.188				
.700	-.355	.805	.207				
.750	-.409	.825	.182				
.800	-.356	.840	.171				
.825	-.418	.855	.207				
.845	-.394	.870	-.070				
.864	-.074						

Table 52. Pressure Data for T.E. Flap Configuration for Run 22, $\alpha = -3.96^\circ$,
and $q_\infty = 15.14$ psf

MAIN				T.E. FLAP			
UPPER SURFACE		LOWER SURFACE		UPPER SURFACE		LOWER SURFACE	
X/C	CP	X/C	CP	X/C	CP	X/C	CP
.002	.928	.000	.471	.005	-.690	.000	-.280
.005	.627	.010	-.883	.015	-1.025	.005	1.090
.011	.368	.020	-.070	.030	-1.124	.015	.752
.020	.221	.030	-.108	.060	-.966	.030	.239
.030	.169	.045	-.016	.090	-.920	.045	.432
.045	.055	.065	.026	.130	-.460	.060	.498
.060	-.014	.110	.203	.170	-.164	.090	.521
.080	.066	.135	.174	.210	.020	.130	.596
.100	-.062	.165	.165			.170	.478
.120	-.077	.195	-.217			.200	.523
.140	-.075	.225	-.623			.230	.393
.165	-.133	.255	-.557			.250	.127
.190	-.079	.300	-.513				
.215	-.189	.350	-.469				
.250	-.184	.450	-.295				
.300	-.158	.550	-.203				
.350	-.205	.650	-.143				
.450	-.241	.700	.051				
.550	-.316	.749	.216				
.650	-.380	.779	.274				
.700	-.357	.805	.277				
.750	-.406	.825	.244				
.800	-.342	.840	.228				
.825	-.397	.855	.274				
.845	-.362	.870	-.037				
.864	-.040						

Table 53. Pressure Data for T.E. Flap Configuration for Run 22, $\alpha = -2.03^\circ$,
and $q_\infty = 15.03$ psf

MAIN				T.E. FLAP			
UPPER SURFACE		LOWER SURFACE		UPPER SURFACE		LOWER SURFACE	
X/C	CP	X/C	CP	X/C	CP	X/C	CP
.002	.614	.000	.975	.005	-.712	.000	-.040
.005	.173	.010	.060	.015	-1.131	.005	1.119
.011	-.089	.020	.246	.030	-1.227	.015	.715
.020	-.156	.030	.157	.060	-1.034	.030	.239
.030	-.147	.045	.208	.090	-.973	.045	.429
.045	-.206	.065	.216	.130	-.487	.060	.518
.060	-.255	.110	.346	.170	-.172	.090	.533
.080	-.145	.135	.307	.210	.018	.130	.606
.100	-.246	.165	.286			.170	.488
.120	-.244	.195	-.095			.200	.534
.140	-.227	.225	-.477			.230	.407
.165	-.273	.255	-.422			.250	.148
.190	-.209	.300	-.397				
.215	-.309	.350	-.365				
.250	-.295	.450	-.220				
.300	-.267	.550	-.148				
.350	-.295	.650	-.114				
.450	-.313	.700	.079				
.550	-.379	.749	.243				
.650	-.433	.779	.331				
.700	-.403	.805	.350				
.750	-.442	.825	.307				
.800	-.375	.840	.294				
.825	-.424	.855	.345				
.845	-.390	.870	-.059				
.864	-.061						

Table 54. Pressure Data for T.E. Flap Configuration for Run 22, $\alpha = 0.00^\circ$,
and $q_\infty = 15.03$ psf

MAIN				T.E. FLAP			
UPPER SURFACE		LOWER SURFACE		UPPER SURFACE		LOWER SURFACE	
X/C	CP	X/C	CP	X/C	CP	X/C	CP
.002	-.133	.000	.913	.005	-.791	.000	-.020
.005	-.609	.010	.413	.015	-1.266	.005	1.061
.011	-.784	.020	.471	.030	-1.361	.015	.646
.020	-.725	.030	.325	.060	-1.148	.030	.184
.030	-.613	.045	.332	.090	-1.083	.045	.367
.045	-.593	.065	.315	.130	-.576	.060	.461
.060	-.609	.110	.408	.170	-.261	.090	.472
.080	-.446	.135	.335	.210	-.057	.130	.543
.100	-.523	.165	.310			.170	.428
.120	-.501	.195	-.039			.200	.479
.140	-.470	.225	-.399			.230	.344
.165	-.504	.255	-.364			.250	.073
.190	-.427	.300	-.357				
.215	-.516	.350	-.344				
.250	-.493	.450	-.214				
.300	-.447	.550	-.163				
.350	-.468	.650	-.154				
.450	-.467	.700	.033				
.550	-.518	.749	.202				
.650	-.562	.779	.298				
.700	-.526	.805	.318				
.750	-.563	.825	.280				
.800	-.482	.840	.268				
.825	-.533	.855	.315				
.845	-.496	.870	-.160				
.864	-.177						

Table 55. Pressure Data for T.E. Flap Configuration for Run 22, $\alpha = 2.09^\circ$,
and $q_\infty = 15.03$ psf

MAIN				T.E. FLAP			
UPPER SURFACE		LOWER SURFACE		UPPER SURFACE		LOWER SURFACE	
X/C	CP	X/C	CP	X/C	CP	X/C	CP
.002	-1.385	.000	.148	.005	-.774	.000	.078
.005	-1.736	.010	.757	.015	-1.296	.005	1.066
.011	-1.685	.020	.740	.030	-1.392	.015	.645
.020	-1.363	.030	.561	.060	-1.159	.030	.211
.030	-1.149	.045	.538	.090	-1.085	.045	.378
.045	-.969	.065	.496	.130	-.574	.060	.478
.060	-.908	.110	.542	.170	-.252	.090	.485
.080	-.721	.135	.443	.210	-.049	.130	.558
.100	-.769	.165	.419			.170	.442
.120	-.727	.195	.113			.200	.491
.140	-.674	.225	-.217			.230	.358
.165	-.685	.255	-.200			.250	.089
.190	-.592	.300	-.215				
.215	-.669	.350	-.221				
.250	-.627	.450	-.121				
.300	-.560	.550	-.090				
.350	-.570	.650	-.104				
.450	-.544	.700	.066				
.550	-.580	.749	.223				
.650	-.608	.779	.333				
.700	-.566	.805	.363				
.750	-.594	.825	.323				
.800	-.506	.840	.312				
.825	-.553	.855	.360				
.845	-.515	.870	-.195				
.864	-.206						

Table 56. Pressure Data for T.E. Flap Configuration for Run 22, $\alpha = 4.03^\circ$,
and $q_\infty = 15.03$ psf

MAIN				T.E. FLAP			
UPPER SURFACE		LOWER SURFACE		UPPER SURFACE		LOWER SURFACE	
X/C	CP	X/C	CP	X/C	CP	X/C	CP
.002	-2.629	.000	-1.016	.005	-.772	.000	.133
.005	-2.778	.010	.893	.015	-1.341	.005	1.068
.011	-2.473	.020	.877	.030	-1.429	.015	.646
.020	-2.135	.030	.691	.060	-1.184	.030	.223
.030	-1.476	.045	.658	.090	-1.103	.045	.388
.045	-1.309	.065	.605	.130	-.583	.060	.488
.060	-1.220	.110	.631	.170	-.260	.090	.492
.080	-.984	.135	.516	.210	-.050	.130	.569
.100	-.994	.165	.491			.170	.450
.120	-.925	.195	.212			.200	.498
.140	-.853	.225	-.096			.230	.363
.165	-.852	.255	-.095			.250	.087
.190	-.743	.300	-.122				
.215	-.805	.350	-.137				
.250	-.754	.450	-.057				
.300	-.677	.550	-.044				
.350	-.668	.650	-.073				
.450	-.624	.700	.093				
.550	-.648	.749	.247				
.650	-.662	.779	.356				
.700	-.613	.805	.388				
.750	-.633	.825	.361				
.800	-.544	.840	.343				
.825	-.587	.855	.384				
.845	-.549	.870	-.234				
.864	-.235						

Table 57. Pressure Data for T.E. Flap Configuration for Run 22, $\alpha = 6.07^\circ$,
and $q_\infty = 15.03$ psf

MAIN				T.E. FLAP			
UPPER SURFACE		LOWER SURFACE		UPPER SURFACE		LOWER SURFACE	
X/C	CP	X/C	CP	X/C	CP	X/C	CP
.002	-4.497	.000	-3.165	.005	-.726	.000	.229
.005	-4.255	.010	.926	.015	-1.349	.005	1.070
.011	-3.628	.020	.979	.030	-1.436	.015	.640
.020	-2.446	.030	.807	.060	-1.184	.030	.237
.030	-2.108	.045	.776	.090	-1.097	.045	.401
.045	-1.753	.065	.728	.130	-.576	.060	.500
.060	-1.594	.110	.733	.170	-.247	.090	.497
.080	-1.292	.135	.601	.210	-.039	.130	.580
.100	-1.263	.165	.577			.170	.458
.120	-1.163	.195	.330			.200	.503
.140	-1.064	.225	.049			.230	.368
.165	-1.041	.255	.037			.250	.086
.190	-.912	.300	-.007				
.215	-.962	.350	-.037				
.250	-.892	.450	.024				
.300	-.793	.550	.029				
.350	-.770	.650	-.027				
.450	-.704	.700	.129				
.550	-.709	.749	.275				
.650	-.713	.779	.402				
.700	-.655	.805	.441				
.750	-.669	.825	.406				
.800	-.568	.840	.395				
.825	-.612	.855	.426				
.845	-.577	.870	-.271				
.864	-.264						

Table 58. Pressure Data for T.E. Flap Configuration for Run 22, $\alpha = 8.09^\circ$,
and $q_\infty = 15.03$ psf

MAIN				T.E. FLAP			
UPPER SURFACE		LOWER SURFACE		UPPER SURFACE		LOWER SURFACE	
X/C	CP	X/C	CP	X/C	CP	X/C	CP
.002	-6.711	.000	-6.017	.005	-.557	.000	.495
.005	-6.018	.010	.830	.015	-1.328	.005	1.067
.011	-5.148	.020	1.016	.030	-1.450	.015	.603
.020	-3.451	.030	.871	.060	-1.191	.030	.232
.030	-2.747	.045	.866	.090	-1.118	.045	.433
.045	-2.229	.065	.816	.130	-.583	.060	.503
.060	-1.994	.110	.822	.170	-.252	.090	.500
.080	-1.610	.135	.671	.210	-.045	.130	.584
.100	-1.541	.165	.637			.170	.464
.120	-1.408	.195	.430			.200	.514
.140	-1.286	.225	.174			.230	.374
.165	-1.238	.255	.152			.250	.094
.190	-1.085	.300	.094				
.215	-1.124	.350	.051				
.250	-1.036	.450	.094				
.300	-.912	.550	.082				
.350	-.874	.650	.019				
.450	-.786	.700	.080				
.550	-.773	.749	.289				
.650	-.767	.779	.398				
.700	-.698	.805	.560				
.750	-.706	.825	.566				
.800	-.604	.840	.568				
.825	-.656	.855	.569				
.845	-.629	.870	-.330				
.864	-.320						

Table 59. Pressure Data for T.E. Flap Configuration for Run 22, $\alpha = 9.00^\circ$,
and $q_\infty = 15.14$ psf

MAIN				T.E. FLAP			
UPPER SURFACE		LOWER SURFACE		UPPER SURFACE		LOWER SURFACE	
X/C	CP	X/C	CP	X/C	CP	X/C	CP
.002	-7.812	.000	-7.564	.005	-.541	.000	.506
.005	-7.021	.010	.725	.015	-1.331	.005	1.056
.011	-5.225	.020	1.002	.030	-1.444	.015	.598
.020	-3.869	.030	.872	.060	-1.178	.030	.237
.030	-3.050	.045	.885	.090	-1.114	.045	.426
.045	-2.457	.065	.842	.130	-.581	.060	.504
.060	-2.187	.110	.852	.170	-.251	.090	.494
.080	-1.762	.135	.691	.210	-.044	.130	.580
.100	-1.674	.165	.662			.170	.462
.120	-1.520	.195	.468			.200	.510
.140	-1.386	.225	.226			.230	.374
.165	-1.326	.255	.200			.250	.092
.190	-1.169	.300	.134				
.215	-1.198	.350	.085				
.250	-1.104	.450	.129				
.300	-.977	.550	.107				
.350	-.922	.650	.040				
.450	-.821	.700	.075				
.550	-.806	.749	.294				
.650	-.788	.779	.402				
.700	-.718	.805	.572				
.750	-.719	.825	.584				
.800	-.617	.840	.578				
.825	-.673	.855	.567				
.845	-.648	.870	-.344				
.864	-.331						

Table 60. Pressure Data for T.E. Flap Configuration for Run 22, $\alpha = 10.01^\circ$,
and $q_\infty = 15.03$ psf

MAIN				T.E. FLAP			
UPPER SURFACE		LOWER SURFACE		UPPER SURFACE		LOWER SURFACE	
X/C	CP	X/C	CP	X/C	CP	X/C	CP
.002	-8.956	.000	-9.206	.005	-.545	.000	.516
.005	-8.211	.010	.618	.015	-1.344	.005	1.067
.011	-5.804	.020	.989	.030	-1.443	.015	.611
.020	-4.270	.030	.879	.060	-1.167	.030	.260
.030	-3.354	.045	.914	.090	-1.108	.045	.436
.045	-2.687	.065	.878	.130	-.572	.060	.523
.060	-2.385	.110	.900	.170	-.237	.090	.500
.080	-1.914	.135	.726	.210	-.032	.130	.593
.100	-1.806	.165	.696			.170	.470
.120	-1.637	.195	.516			.200	.522
.140	-1.488	.225	.283			.230	.385
.165	-1.420	.255	.253			.250	.097
.190	-1.245	.300	.184				
.215	-1.277	.350	.128				
.250	-1.167	.450	.170				
.300	-1.029	.550	.138				
.350	-.963	.650	.061				
.450	-.850	.700	.111				
.550	-.830	.749	.309				
.650	-.809	.779	.416				
.700	-.726	.805	.589				
.750	-.728	.825	.600				
.800	-.623	.840	.593				
.825	-.683	.855	.583				
.845	-.659	.870	-.355				
.864	-.337						

Table 61. Pressure Data for T.E. Flap Configuration for Run 22, $\alpha = 11.00^\circ$,
and $q_\infty = 15.03$ psf

MAIN				T.E. FLAP			
UPPER SURFACE		LOWER SURFACE		UPPER SURFACE		LOWER SURFACE	
X/C	CP	X/C	CP	X/C	CP	X/C	CP
.002	-10.071	.000	-10.787	.005	-.544	.000	.519
.005	-9.115	.010	.492	.015	-1.344	.005	1.064
.011	-6.371	.020	.959	.030	-1.435	.015	.617
.020	-4.656	.030	.875	.060	-1.150	.030	.267
.030	-3.626	.045	.921	.090	-1.097	.045	.436
.045	-2.893	.065	.903	.130	-.562	.060	.530
.060	-2.559	.110	.928	.170	-.233	.090	.502
.080	-2.053	.135	.746	.210	-.026	.130	.594
.100	-1.925	.165	.717			.170	.475
.120	-1.737	.195	.554			.200	.532
.140	-1.577	.225	.331			.230	.389
.165	-1.499	.255	.300			.250	.098
.190	-1.311	.300	.224				
.215	-1.340	.350	.165				
.250	-1.220	.450	.201				
.300	-1.075	.550	.164				
.350	-1.002	.650	.082				
.450	-.876	.700	.127				
.550	-.847	.749	.322				
.650	-.821	.779	.423				
.700	-.736	.805	.600				
.750	-.733	.825	.613				
.800	-.624	.840	.599				
.825	-.688	.855	.593				
.845	-.670	.870	-.366				
.864	-.347						

Table 62. Pressure Data for T.E. Flap Configuration for Run 22, $\alpha = 12.00^\circ$,
and $q_\infty = 15.03$ psf

MAIN				T.E. FLAP			
UPPER SURFACE		LOWER SURFACE		UPPER SURFACE		LOWER SURFACE	
X/C	CP	X/C	CP	X/C	CP	X/C	CP
.002	-7.514	.000	-7.679	.005	-.603	.000	.537
.005	-6.791	.010	.736	.015	-1.290	.005	1.128
.011	-4.626	.020	1.061	.030	-1.065	.015	.652
.020	-3.354	.030	.936	.060	-.648	.030	.269
.030	-2.551	.045	.963	.090	-.671	.045	.464
.045	-1.993	.065	.935	.130	-.368	.060	.550
.060	-1.757	.110	.961	.170	-.192	.090	.526
.080	-1.418	.135	.782	.210	-.089	.130	.622
.100	-1.480	.165	.751			.170	.477
.120	-1.482	.195	.573			.200	.522
.140	-1.432	.225	.339			.230	.351
.165	-1.424	.255	.310			.250	-.042
.190	-1.301	.300	.238				
.215	-1.394	.350	.181				
.250	-1.337	.450	.218				
.300	-1.231	.550	.179				
.350	-1.176	.650	.090				
.450	-.997	.700	.134				
.550	-.875	.749	.335				
.650	-.769	.779	.443				
.700	-.643	.805	.630				
.750	-.641	.825	.647				
.800	-.552	.840	.632				
.825	-.663	.855	.621				
.845	-.703	.870	-.484				
.864	-.435						

Table 63. Pressure Data for T.E. Flap With 0.10c L.E. Flap Configuration for Run 33,
 $\alpha = -14.00^\circ$, and $q_\infty = 14.92$ psf

L.E. FLAP				MAIN				T.E. FLAP			
UPPER SURFACE		LOWER SURFACE		UPPER SURFACE		LOWER SURFACE		UPPER SURFACE		LOWER SURFACE	
X/C	CP	X/C	CP	X/C	CP	X/C	CP	X/C	CP	X/C	CP
.003	-.480	.000	-.423	.002	-1.094	.000	-1.031	.005	-.491	.000	-.521
.008	-.001	.003	-.357	.005	-.945	.010	-.604	.015	-.671	.005	-.549
.014	.448	.008	-.416	.011	.559	.020	-.430	.030	-.595	.015	-.552
.020	.835	.015	-.528	.020	.712	.030	-.614	.060	-.503	.030	-.619
.030	.877	.023	-.521	.030	.563	.045	-.548	.090	-.738	.045	-.557
.045	.562	.030	-.363	.045	.341	.065	-.511	.130	-.584	.060	-.515
.060	.853	.040	-.475	.060	.211	.085	-.533	.170	-.471	.090	-.714
.075	.763	.050	-.585	.080	.359	.110	-.327	.210	-.446	.130	-.524
.090	.422	.063	-.521	.100	.172	.135	-.585			.170	-.503
		.075	-.546	.120	.148	.165	-.579			.200	-.498
		.087	-.528	.140	.189	.195	-.604			.230	-.555
		.100	-.446	.165	.086	.225	-.587			.250	-.599
				.190	.171	.255	-.556				
				.215	-.028	.300	-.587				
				.250	-.011	.350	-.595				
				.300	-.004	.450	-.458				
				.350	-.065	.550	-.463				
				.450	-.129	.650	-.593				
				.550	-.304	.700	-.558				
				.650	-.461	.749	-.599				
				.700	-.436	.779	-.455				
				.750	-.550	.605	-.432				
				.800	-.609	.825	-.489				
				.825	-.759	.840	-.533				
				.845	-.804	.855	-.515				
				.864	-.495	.870	-.563				

Table 64. Pressure Data for T.E. Flap With 0.10c L.E. Flap Configuration for Run 33,
 $\alpha = -12.07^\circ$, and $q_\infty = 15.14$ psf

L.E. FLAP				MAIN				T.E. FLAP			
UPPER SURFACE		LOWER SURFACE		UPPER SURFACE		LOWER SURFACE		UPPER SURFACE		LOWER SURFACE	
X/C	CP	X/C	CP	X/C	CP	X/C	CP	X/C	CP	X/C	CP
.003	-.307	.000	-.358	.002	-.917	.000	-.891	.005	-.430	.000	-.474
.008	.163	.003	-.316	.005	-.858	.010	-.538	.015	-.587	.005	-.503
.014	.581	.008	-.373	.011	-.024	.020	-.387	.030	-.501	.015	-.500
.020	.918	.015	-.484	.020	.725	.030	-.559	.060	-.440	.030	-.574
.030	.900	.023	-.477	.030	.515	.045	-.497	.090	-.661	.045	-.511
.045	.519	.030	-.314	.045	.277	.065	-.467	.130	-.522	.060	-.479
.060	.781	.040	-.391	.060	.152	.085	-.486	.170	-.424	.090	-.657
.075	.680	.050	-.517	.080	.282	.110	-.303	.210	-.400	.130	-.492
.090	.346	.063	-.505	.100	.111	.135	-.537			.170	-.558
		.075	-.502	.120	.088	.165	-.530			.200	-.455
		.087	-.458	.140	.127	.195	-.554			.230	-.535
		.100	-.388	.165	.044	.225	-.539			.250	-.533
				.190	.112	.255	-.515				
				.215	-.073	.300	-.544				
				.250	-.056	.350	-.552				
				.300	-.047	.450	-.431				
				.350	-.103	.550	-.427				
				.450	-.158	.650	-.546				
				.550	-.316	.700	-.518				
				.650	-.454	.749	-.554				
				.700	-.427	.779	-.418				
				.750	-.528	.805	-.393				
				.800	-.577	.825	-.452				
				.825	-.705	.840	-.492				
				.845	-.744	.855	-.474				
				.864	-.458	.870	-.519				

Table 65. Pressure Data for T.E. Flap With 0.10c L.E. Flap Configuration for Run 33, $\alpha = -10.00^\circ$, and $q_\infty = 15.03$ psf

L.E. FLAP				MAIN				T.E. FLAP			
UPPER SURFACE		LOWER SURFACE		UPPER SURFACE		LOWER SURFACE		UPPER SURFACE		LOWER SURFACE	
X/C	CP	X/C	CP	X/C	CP	X/C	CP	X/C	CP	X/C	CP
.003	-.254	.000	-.368	.002	-.870	.000	-.765	.005	-.444	.000	-.431
.008	.263	.003	-.347	.005	-.826	.010	-.520	.015	-.591	.005	-.435
.014	.654	.008	-.391	.011	-.459	.020	-.404	.030	-.518	.015	-.531
.020	.955	.015	-.488	.020	.769	.030	-.552	.060	-.453	.030	-.570
.030	.921	.023	-.489	.030	.489	.045	-.494	.090	-.622	.045	-.501
.045	.856	.030	-.374	.045	.238	.065	-.483	.130	-.515	.060	-.479
.060	.742	.040	-.401	.060	.122	.085	-.489	.170	-.435	.090	-.515
.075	.605	.050	-.404	.080	.221	.110	-.357	.210	-.421	.130	-.474
.090	.269	.063	-.421	.100	.070	.135	-.536			.170	-.539
		.075	-.548	.120	.043	.165	-.536			.200	-.446
		.087	-.496	.140	.071	.195	-.567			.230	-.528
		.100	-.406	.165	-.001	.225	-.549			.250	-.589
				.190	.059	.255	-.536				
				.215	-.097	.360	-.563				
				.250	-.085	.350	-.569				
				.300	-.079	.450	-.466				
				.350	-.138	.550	-.453				
				.450	-.192	.650	-.545				
				.550	-.326	.700	-.520				
				.650	-.440	.749	-.547				
				.700	-.435	.779	-.427				
				.750	-.519	.805	-.391				
				.800	-.569	.825	-.445				
				.825	-.678	.840	-.483				
				.845	-.714	.855	-.469				
				.864	-.443	.870	-.526				

Table 66. Pressure Data for T.E. Flap With 0.10c L.E. Flap Configuration for Run 33, $\alpha = -8.00^\circ$, and $q_\infty = 14.92$ psf

L.E. FLAP				MAIN				T.E. FLAP			
UPPER SURFACE		LOWER SURFACE		UPPER SURFACE		LOWER SURFACE		UPPER SURFACE		LOWER SURFACE	
X/C	CP	X/C	CP	X/C	CP	X/C	CP	X/C	CP	X/C	CP
.003	-.127	.000	-.379	.002	-.898	.000	-.582	.005	-.412	.000	-.455
.008	.358	.003	-.385	.005	-.844	.010	-.528	.015	-.538	.005	-.456
.014	.743	.008	-.416	.011	-.667	.020	-.427	.030	-.456	.015	-.532
.020	.951	.015	-.506	.020	.852	.030	-.559	.060	-.395	.030	-.527
.030	.928	.023	-.500	.030	.461	.045	-.502	.090	-.528	.045	-.455
.045	.836	.030	-.406	.045	.184	.065	-.500	.130	-.434	.060	-.434
.060	.658	.040	-.454	.060	.069	.085	-.503	.170	-.366	.090	-.550
.075	.514	.050	-.444	.080	.153	.110	-.398	.210	-.350	.130	-.419
.090	.185	.063	-.342	.100	.013	.135	-.547			.170	-.475
		.075	-.461	.120	-.015	.165	-.545			.200	-.331
		.087	-.604	.140	.014	.195	-.576			.230	-.455
		.100	-.468	.165	-.055	.225	-.558			.250	-.547
				.190	.002	.255	-.552				
				.215	-.137	.300	-.580				
				.250	-.129	.350	-.584				
				.300	-.116	.450	-.489				
				.350	-.175	.550	-.453				
				.450	-.219	.650	-.518				
				.550	-.333	.700	-.492				
				.650	-.432	.749	-.506				
				.700	-.426	.779	-.395				
				.750	-.499	.805	-.351				
				.800	-.539	.825	-.404				
				.825	-.630	.840	-.434				
				.845	-.659	.855	-.423				
				.864	-.423	.870	-.483				

Table 67. Pressure Data for T.E. Flap With 0.10c L.E. Flap Configuration for Run 33,
 $\alpha = -6.00^\circ$, and $q_\infty = 15.14$ psf

L.E. FLAP				MAIN				T.E. FLAP			
UPPER SURFACE		LOWER SURFACE		UPPER SURFACE		LOWER SURFACE		UPPER SURFACE		LOWER SURFACE	
X/C	CP	X/C	CP	X/C	CP	X/C	CP	X/C	CP	X/C	CP
.003	-.121	.000	-.416	.002	-.877	.000	-.531	.005	-.361	.000	-.413
.008	.452	.003	-.419	.005	-.878	.010	-.532	.015	-.460	.005	-.431
.014	.809	.008	-.438	.011	-.729	.020	-.452	.030	-.361	.015	-.497
.020	1.014	.015	-.512	.020	.843	.030	-.560	.060	-.302	.030	-.486
.030	.915	.023	-.505	.030	.450	.045	-.511	.090	-.408	.045	-.401
.045	.772	.030	-.427	.045	.143	.065	-.517	.130	-.343	.060	-.392
.060	.574	.040	-.481	.060	.027	.085	-.516	.170	-.286	.090	-.448
.075	.413	.050	-.481	.080	.091	.110	-.437	.210	-.272	.130	-.316
.090	.090	.063	-.396	.100	-.033	.135	-.553			.170	-.339
		.075	-.391	.120	-.059	.165	-.553			.200	-.233
		.087	-.594	.140	-.039	.195	-.586			.230	-.271
		.100	-.570	.165	-.093	.225	-.570			.250	-.420
				.190	-.046	.255	-.570				
				.215	-.164	.300	-.584				
				.250	-.158	.350	-.576				
				.300	-.144	.450	-.484				
				.350	-.198	.550	-.434				
				.450	-.240	.650	-.478				
				.550	-.328	.700	-.453				
				.650	-.405	.749	-.463				
				.700	-.404	.779	-.371				
				.750	-.463	.805	-.318				
				.800	-.490	.825	-.358				
				.825	-.560	.840	-.380				
				.845	-.585	.855	-.372				
				.864	-.362	.870	-.434				

Table 68. Pressure Data for T.E. Flap With 0.10c L.E. Flap Configuration for Run 33,
 $\alpha = -4.01^\circ$, and $q_\infty = 14.92$ psf

L.E. FLAP				MAIN				T.E. FLAP			
UPPER SURFACE		LOWER SURFACE		UPPER SURFACE		LOWER SURFACE		UPPER SURFACE		LOWER SURFACE	
X/C	CP	X/C	CP	X/C	CP	X/C	CP	X/C	CP	X/C	CP
.003	-.068	.000	-.467	.002	-.776	.000	-.561	.005	-.258	.000	-.317
.008	.537	.003	-.468	.005	-.896	.010	-.556	.015	-.335	.005	-.304
.014	.862	.008	-.474	.011	-.813	.020	-.491	.030	-.266	.015	-.399
.020	1.029	.015	-.535	.020	.457	.030	-.577	.060	-.236	.030	-.355
.030	.859	.023	-.527	.030	.464	.045	-.537	.090	-.305	.045	-.272
.045	.672	.030	-.463	.045	.100	.065	-.557	.130	-.261	.060	-.252
.060	.485	.040	-.511	.060	-.019	.085	-.545	.170	-.214	.090	-.299
.075	.308	.050	-.511	.080	.017	.110	-.497	.210	-.187	.130	-.177
.090	-.003	.063	-.452	.100	-.086	.135	-.577			.170	-.175
		.075	-.433	.120	-.117	.165	-.582			.200	-.071
		.087	-.521	.140	-.100	.195	-.618			.230	-.137
		.100	-.660	.165	-.140	.225	-.600			.250	-.274
				.190	-.102	.255	-.602				
				.215	-.195	.300	-.606				
				.250	-.191	.350	-.581				
				.300	-.168	.450	-.461				
				.350	-.231	.550	-.375				
				.450	-.266	.650	-.392				
				.550	-.331	.700	-.364				
				.650	-.383	.749	-.370				
				.700	-.384	.779	-.294				
				.750	-.424	.805	-.248				
				.800	-.431	.825	-.276				
				.825	-.471	.840	-.283				
				.845	-.483	.855	-.272				
				.864	-.272	.870	-.326				

Table 69. Pressure Data for T.E. Flap With 0.10c L.E. Flap Configuration for Run 33,
 $\alpha = -2.00^\circ$, and $q_\infty = 15.14$ psf

L.E. FLAP				MAIN				T.E. FLAP			
UPPER SURFACE		LOWER SURFACE		UPPER SURFACE		LOWER SURFACE		UPPER SURFACE		LOWER SURFACE	
X/C	CP	X/C	CP	X/C	CP	X/C	CP	X/C	CP	X/C	CP
.003	.072	.000	-.568	.002	-.583	.000	-.566	.005	-.845	.000	-.583
.008	.706	.003	-.521	.005	-.595	.010	-.557	.015	-1.266	.005	.039
.014	.568	.008	-.516	.011	-.597	.020	-.531	.030	-1.211	.015	.232
.020	1.006	.015	-.527	.020	-.657	.030	-.564	.060	-.740	.030	.351
.030	.850	.023	-.511	.030	-.471	.045	-.551	.090	-.399	.045	.400
.045	.530	.030	-.511	.045	.046	.065	-.588	.130	-.322	.060	.362
.060	.253	.040	-.530	.060	-.038	.085	-.567	.170	-.271	.090	.388
.075	.102	.050	-.518	.080	-.116	.110	-.578	.210	-.230	.130	.332
.090	-.115	.063	-.519	.100	-.197	.135	-.593			.170	.353
		.075	-.516	.120	-.237	.165	-.602			.200	.350
		.087	-.505	.140	-.237	.195	-.657			.230	.200
		.100	-.490	.165	-.258	.225	-.611			.250	-.171
				.190	-.245	.255	-.529				
				.215	-.295	.300	-.379				
				.250	-.302	.350	-.232				
				.300	-.290	.450	-.074				
				.350	-.354	.550	.008				
				.450	-.404	.650	.051				
				.550	-.435	.700	.088				
				.650	-.473	.749	.108				
				.700	-.520	.779	.139				
				.750	-.551	.805	.170				
				.800	-.566	.825	.142				
				.825	-.549	.840	.145				
				.845	-.528	.855	.116				
				.864	-.352	.870	-.346				

Table 70. Pressure Data for T.E. Flap With 0.10c L.E. Flap Configuration for Run 33,
 $\alpha = 0.00^\circ$, and $q_\infty = 14.92$ psf

L.E. FLAP				MAIN				T.E. FLAP			
UPPER SURFACE		LOWER SURFACE		UPPER SURFACE		LOWER SURFACE		UPPER SURFACE		LOWER SURFACE	
X/C	CP	X/C	CP	X/C	CP	X/C	CP	X/C	CP	X/C	CP
.003	.484	.000	-.452	.002	-.771	.000	-.667	.005	-1.535	.000	-.788
.008	.853	.003	-.315	.005	-.915	.010	-.643	.015	-2.303	.005	.492
.014	.953	.008	-.387	.011	-.855	.020	-.387	.030	-2.029	.015	.632
.020	.984	.015	-.506	.020	-.815	.030	-.624	.060	-1.356	.030	.534
.030	.456	.023	-.486	.030	-.717	.045	-.569	.090	-1.257	.045	.655
.045	.187	.030	-.306	.045	-.807	.065	-.514	.130	-.539	.060	.635
.060	-.026	.040	-.405	.060	-.862	.085	-.585	.170	-.182	.090	.442
.075	-.132	.050	-.466	.080	-.562	.110	-.267	.210	-.015	.130	.657
.090	-.420	.063	-.335	.100	-.712	.135	-.569			.170	.479
		.075	-.370	.120	-.660	.165	-.405			.200	.551
		.087	-.418	.140	-.551	.195	-.171			.230	.377
		.100	-.534	.165	-.623	.225	.098			.250	-.053
				.190	-.459	.255	.146				
				.215	-.668	.300	.003				
				.250	-.587	.350	-.096				
				.300	-.521	.450	.053				
				.350	-.530	.550	.106				
				.450	-.504	.650	.051				
				.550	-.646	.700	.222				
				.650	-.765	.749	.246				
				.700	-.675	.779	.461				
				.750	-.763	.805	.496				
				.800	-.795	.825	.444				
				.825	-.952	.840	.389				
				.845	-.969	.855	.356				
				.864	-.510	.870	-.526				

Table 71. Pressure Data for T.E. Flap With 0.10c L.E. Flap Configuration for Run 33,
 $\alpha = 2.41^\circ$, and $q_\infty = 15.03$ psf

L.E. FLAP				MAIN				T.E. FLAP			
UPPER SURFACE		LOWER SURFACE		UPPER SURFACE		LOWER SURFACE		UPPER SURFACE		LOWER SURFACE	
X/C	CP	X/C	CP	X/C	CP	X/C	CP	X/C	CP	X/C	CP
.003	.780	.000	-.207	.002	-1.134	.000	-1.226	.005	-1.719	.000	-.934
.008	.960	.003	-.127	.005	-1.255	.010	-.654	.015	-2.483	.005	.650
.014	.884	.008	-.204	.011	-1.216	.020	-.321	.030	-2.148	.015	.822
.020	.778	.015	-.329	.020	-1.159	.030	-.522	.060	-1.415	.030	.677
.030	.166	.023	-.338	.030	-1.040	.045	-.404	.090	-1.283	.045	.700
.045	-.152	.030	-.175	.045	-1.087	.065	-.199	.130	-.543	.060	.737
.060	-.377	.040	-.247	.060	-1.115	.085	-.042	.170	-.213	.090	.501
.075	-.451	.050	-.286	.080	-.802	.110	.529	.210	-.044	.130	.700
.090	-.656	.063	-.146	.100	-.927	.135	.346			.170	.517
		.075	-.199	.120	-.866	.165	.459			.200	.591
		.087	-.339	.140	-.747	.195	.348			.230	.401
		.100	-.816	.165	-.813	.225	.111			.250	-.046
				.190	-.639	.255	.071				
				.215	-.831	.300	-.044				
				.250	-.739	.350	-.095				
				.300	-.656	.450	.084				
				.350	-.648	.550	.135				
				.450	-.603	.650	.076				
				.550	-.727	.700	.254				
				.650	-.827	.749	.285				
				.700	-.728	.779	.508				
				.750	-.813	.805	.549				
				.800	-.834	.825	.503				
				.825	-.985	.840	.457				
				.845	-.995	.855	.429				
				.864	-.552	.870	-.560				

Table 72. Pressure Data for T.E. Flap With 0.10c L.E. Flap Configuration for Run 33,
 $\alpha = 4.03^\circ$, and $q_\infty = 15.03$ psf

L.E. FLAP				MAIN				T.E. FLAP			
UPPER SURFACE		LOWER SURFACE		UPPER SURFACE		LOWER SURFACE		UPPER SURFACE		LOWER SURFACE	
X/C	CP	X/C	CP	X/C	CP	X/C	CP	X/C	CP	X/C	CP
.003	.525	.000	-.018	.002	-1.530	.000	-1.878	.005	-1.719	.000	-.822
.008	.960	.003	-.085	.005	-1.551	.010	-.728	.015	-2.437	.005	.704
.014	.759	.008	-.168	.011	-1.504	.020	-.229	.030	-2.051	.015	.854
.020	.571	.015	-.300	.020	-1.433	.030	-.287	.060	-1.255	.030	.694
.030	-.124	.023	-.338	.030	-1.295	.045	.056	.090	-1.052	.045	.709
.045	-.503	.030	-.232	.045	-1.304	.065	.481	.130	-.532	.060	.741
.060	-.667	.040	-.303	.060	-1.304	.085	.629	.170	-.315	.090	.513
.075	-.714	.050	-.279	.080	-.978	.110	.952	.210	-.182	.130	.702
.090	-.932	.063	-.098	.100	-1.086	.135	.588			.170	.515
		.075	-.101	.120	-1.015	.165	.554			.200	.575
		.087	-.298	.140	-.890	.195	.300			.230	.373
		.100	-1.087	.165	-.943	.225	.034			.250	-.142
				.190	-.766	.255	.040				
				.215	-.944	.300	-.041				
				.250	-.845	.350	-.077				
				.300	-.748	.450	.099				
				.350	-.733	.550	.143				
				.450	-.677	.650	.083				
				.550	-.777	.700	.261				
				.650	-.859	.749	.296				
				.700	-.761	.779	.522				
				.750	-.826	.805	.563				
				.800	-.834	.825	.513				
				.825	-.970	.840	.478				
				.845	-.976	.855	.462				
				.864	-.529	.870	-.546				

Table 73. Pressure Data for T.E. Flap With 0.10c L.E. Flap Configuration for Run 33, $\alpha = 6.00^\circ$, and $q_\infty = 15.03$ psf

L.E. FLAP				MAIN				T.E. FLAP			
UPPER SURFACE		LOWER SURFACE		UPPER SURFACE		LOWER SURFACE		UPPER SURFACE		LOWER SURFACE	
X/C	CP	X/C	CP	X/C	CP	X/C	CP	X/C	CP	X/C	CP
.003	1.037	.000	.436	.002	-2.047	.000	-2.609	.005	-1.612	.000	-.742
.008	.854	.003	.169	.005	-1.964	.010	-.485	.015	-2.253	.005	.750
.014	.487	.008	.113	.011	-1.889	.020	.230	.030	-1.824	.015	.833
.020	.155	.015	-.011	.020	-1.765	.030	.290	.060	-.996	.030	.630
.030	-.546	.023	-.086	.030	-1.579	.045	.619	.090	-.883	.045	.717
.045	-.925	.030	-.048	.045	-1.532	.065	.818	.130	-.487	.060	.747
.060	-1.018	.040	-.086	.060	-1.508	.085	.777	.170	-.339	.090	.529
.075	-1.027	.050	.001	.080	-1.162	.110	.995	.210	-.269	.130	.703
.090	-1.182	.063	.231	.100	-1.241	.135	.632			.170	.510
		.075	.248	.120	-1.157	.165	.591			.200	.551
		.087	-.024	.140	-1.021	.195	.329			.230	.340
		.100	-1.315	.165	-1.056	.225	.078			.250	-.237
				.190	-.875	.255	.089				
				.215	-1.038	.300	.012				
				.250	-.931	.350	-.023				
				.300	-.822	.450	.137				
				.350	-.800	.550	.168				
				.450	-.723	.650	.102				
				.550	-.798	.700	.280				
				.650	-.857	.749	.315				
				.700	-.747	.779	.539				
				.750	-.798	.805	.587				
				.800	-.787	.825	.540				
				.825	-.906	.840	.505				
				.845	-.904	.855	.497				
				.864	-.468	.870	-.487				

Table 74. Pressure Data for T.E. Flap With 0.10c L.E. Flap Configuration for Run 33, $\alpha = 8.00^\circ$, and $q_\infty = 14.92$ psf

L.E. FLAP				MAIN				T.E. FLAP			
UPPER SURFACE		LOWER SURFACE		UPPER SURFACE		LOWER SURFACE		UPPER SURFACE		LOWER SURFACE	
X/C	CP	X/C	CP	X/C	CP	X/C	CP	X/C	CP	X/C	CP
.003	1.058	.000	.446	.002	-2.979	.000	-4.602	.005	-1.267	.000	-.359
.008	.745	.003	-.315	.005	-2.825	.010	.452	.015	-1.776	.005	.853
.014	.245	.008	-.220	.011	-2.643	.020	1.008	.030	-1.186	.015	.832
.020	-.130	.015	-.302	.020	-2.288	.030	.836	.060	-.333	.030	.659
.030	-.952	.023	-.280	.030	-1.978	.045	.856	.090	-.566	.045	.636
.045	-1.327	.030	-.148	.045	-1.823	.065	.651	.130	-.420	.060	.728
.060	-1.364	.040	-.285	.060	-1.751	.085	.742	.170	-.314	.090	.523
.075	-1.328	.050	-.355	.080	-1.365	.110	.957	.210	-.284	.130	.689
.090	-1.458	.063	-.148	.100	-1.416	.135	.623			.170	.489
		.075	.116	.120	-1.312	.165	.595			.200	.529
		.087	.030	.140	-1.162	.195	.343			.230	.295
		.100	-1.568	.165	-1.185	.225	.111			.250	-.321
				.190	-.994	.255	.129				
				.215	-1.142	.300	.056				
				.250	-1.029	.350	.017				
				.300	-.908	.450	.164				
				.350	-.877	.550	.189				
				.450	-.783	.650	.109				
				.550	-.833	.700	.302				
				.650	-.869	.749	.318				
				.700	-.746	.779	.547				
				.750	-.770	.805	.676				
				.800	-.719	.825	.655				
				.825	-.813	.840	.621				
				.845	-.792	.855	.597				
				.864	-.397	.870	-.396				

Table 75. Pressure Data for T.E. Flap With 0.10c L.E. Flap Configuration for Run 33,
 $\alpha = 10.02^\circ$, and $q_\infty = 14.92$ psf

L.E. FLAP				MAIN				T.E. FLAP			
UPPER SURFACE		LOWER SURFACE		UPPER SURFACE		LOWER SURFACE		UPPER SURFACE		LOWER SURFACE	
X/C	CP	X/C	CP	X/C	CP	X/C	CP	X/C	CP	X/C	CP
.003	.981	.000	.844	.002	-3.283	.000	-3.649	.005	-1.205	.000	-.305
.008	.354	.003	-.003	.005	-3.253	.010	.627	.015	-1.675	.005	.871
.014	-.274	.008	-.060	.011	-3.115	.020	1.034	.030	-1.041	.015	.879
.020	-.732	.015	-.091	.020	-2.710	.030	.837	.060	-.256	.030	.653
.030	-1.585	.023	.058	.030	-2.315	.045	.862	.090	-.542	.045	.705
.045	-1.901	.030	.216	.045	-2.098	.065	.869	.130	-.407	.060	.737
.060	-1.845	.040	.054	.060	-1.995	.085	.772	.170	-.299	.090	.535
.075	-1.747	.050	.000	.080	-1.597	.110	.990	.210	-.268	.130	.696
.090	-1.818	.063	.253	.100	-1.609	.135	.663			.170	.496
		.075	.369	.120	-1.485	.165	.640			.200	.535
		.087	-.025	.140	-1.323	.195	.415			.230	.295
		.100	-1.900	.165	-1.326	.225	.205			.250	-.303
				.190	-1.128	.255	.216				
				.215	-1.258	.300	.137				
				.250	-1.135	.350	.092				
				.300	-1.002	.450	.218				
				.350	-.959	.550	.236				
				.450	-.842	.650	.151				
				.550	-.880	.700	.296				
				.650	-.894	.745	.351				
				.700	-.773	.779	.566				
				.750	-.785	.805	.692				
				.800	-.720	.825	.675				
				.825	-.797	.840	.641				
				.845	-.768	.855	.611				
				.864	-.346	.870	-.385				

Table 76. Pressure Data for T.E. Flap With 0.10c L.E. Flap Configuration for Run 33,
 $\alpha = 11.99^\circ$, and $q_\infty = 15.14$ psf

L.E. FLAP				MAIN				T.E. FLAP			
UPPER SURFACE		LOWER SURFACE		UPPER SURFACE		LOWER SURFACE		UPPER SURFACE		LOWER SURFACE	
X/C	CP	X/C	CP	X/C	CP	X/C	CP	X/C	CP	X/C	CP
.003	.692	.000	1.034	.002	-3.628	.000	-3.315	.005	-1.239	.000	-.314
.008	-.127	.003	.455	.005	-3.780	.010	.724	.015	-1.723	.005	.858
.014	-.947	.008	.192	.011	-3.555	.020	1.039	.030	-1.119	.015	.935
.020	-1.467	.015	.176	.020	-3.186	.030	.841	.060	-.274	.030	.671
.030	-2.321	.023	.180	.030	-2.730	.045	.872	.090	-.537	.045	.714
.045	-2.541	.030	.319	.045	-2.364	.065	.885	.130	-.408	.060	.739
.060	-2.365	.040	.193	.060	-2.235	.085	.804	.170	-.303	.090	.549
.075	-2.190	.050	.307	.080	-1.816	.110	1.009	.210	-.279	.130	.697
.090	-2.202	.063	.632	.100	-1.795	.135	.704			.170	.504
		.075	.573	.120	-1.659	.165	.681			.200	.542
		.087	-.118	.140	-1.482	.195	.480			.230	.299
		.100	-2.250	.165	-1.468	.225	.292			.250	-.311
				.190	-1.255	.255	.295				
				.215	-1.371	.300	.213				
				.250	-1.238	.350	.157				
				.300	-1.086	.450	.269				
				.350	-1.030	.550	.271				
				.450	-.899	.650	.187				
				.550	-.914	.700	.277				
				.650	-.912	.749	.365				
				.700	-.789	.779	.570				
				.750	-.798	.805	.699				
				.800	-.731	.825	.680				
				.825	-.802	.840	.648				
				.845	-.774	.855	.610				
				.864	-.373	.870	-.411				

Table 77. Pressure Data for T.E. Flap With 0.10c L.E. Flap Configuration for Run 33, $\alpha = 14.00^\circ$, and $q_\infty = 14.92$ psf

L.E. FLAP				MAIN				T.E. FLAP			
UPPER SURFACE		LOWER SURFACE		UPPER SURFACE		LOWER SURFACE		UPPER SURFACE		LOWER SURFACE	
X/C	CP	X/C	CP	X/C	CP	X/C	CP	X/C	CP	X/C	CP
.003	.212	.000	.991	.002	-4.082	.000	-3.290	.005	-1.264	.000	-.327
.008	-.832	.003	.794	.005	-4.321	.010	.742	.015	-1.764	.005	.856
.014	-1.755	.008	.382	.011	-4.090	.020	1.034	.030	-1.171	.015	.893
.020	-2.314	.015	.113	.020	-3.647	.030	.844	.060	-.294	.030	.580
.030	-3.161	.023	.236	.030	-3.131	.045	.885	.090	-.549	.045	.724
.045	-3.251	.030	.473	.045	-2.678	.065	.907	.130	-.417	.060	.744
.060	-2.942	.040	.576	.060	-2.512	.085	.833	.170	-.316	.090	.554
.075	-2.671	.050	.564	.080	-2.052	.110	1.039	.210	-.288	.130	.705
.090	-2.567	.063	.675	.100	-2.006	.135	.738			.170	.509
		.075	.433	.120	-1.852	.165	.720			.200	.539
		.087	-.321	.140	-1.652	.195	.535			.230	.301
		.100	-2.624	.165	-1.622	.225	.373			.250	-.327
				.190	-1.401	.255	.371				
				.215	-1.496	.300	.282				
				.250	-1.349	.350	.224				
				.300	-1.178	.450	.316				
				.350	-1.110	.550	.308				
				.450	-.966	.650	.216				
				.550	-.960	.700	.281				
				.650	-.943	.749	.360				
				.700	-.818	.779	.575				
				.750	-.819	.805	.699				
				.800	-.752	.825	.684				
				.825	-.821	.840	.650				
				.845	-.790	.855	.610				
				.864	-.388	.870	-.431				

Table 78. Pressure Data for T.E. Flap With 0.10c L.E. Flap Configuration for Run 33, $\alpha = 16.01^\circ$, and $q_\infty = 14.92$ psf

L.E. FLAP				MAIN				T.E. FLAP			
UPPER SURFACE		LOWER SURFACE		UPPER SURFACE		LOWER SURFACE		UPPER SURFACE		LOWER SURFACE	
X/C	CP	X/C	CP	X/C	CP	X/C	CP	X/C	CP	X/C	CP
.003	-.404	.000	.711	.002	-4.538	.000	-3.675	.005	-1.624	.000	-.459
.008	-1.614	.003	.981	.005	-4.803	.010	.707	.015	-2.378	.005	.827
.014	-2.611	.008	.658	.011	-4.548	.020	1.024	.030	-2.000	.015	.892
.020	-3.190	.015	.331	.020	-4.054	.030	.848	.060	-1.209	.030	.709
.030	-3.988	.023	.395	.030	-3.411	.045	.902	.090	-.992	.045	.745
.045	-3.937	.030	.559	.045	-2.961	.065	.931	.130	-.497	.060	.755
.060	-3.445	.040	.654	.060	-2.763	.085	.865	.170	-.358	.090	.578
.075	-3.075	.050	.630	.080	-2.273	.110	1.065	.210	-.304	.130	.719
.090	-2.934	.063	.689	.100	-2.192	.135	.769			.170	.545
		.075	.397	.120	-2.019	.165	.756			.200	.581
		.087	-.446	.140	-1.806	.195	.594			.230	.363
		.100	-2.964	.165	-1.758	.225	.448			.250	-.235
				.190	-1.520	.255	.441				
				.215	-1.602	.300	.348				
				.250	-1.447	.350	.289				
				.300	-1.266	.450	.366				
				.350	-1.190	.550	.354				
				.450	-1.027	.650	.256				
				.550	-1.012	.700	.307				
				.650	-1.003	.749	.399				
				.700	-.881	.779	.581				
				.750	-.900	.805	.700				
				.800	-.864	.825	.684				
				.825	-.955	.840	.644				
				.845	-.946	.855	.590				
				.864	-.554	.870	-.588				

Table 79. Pressure Data for T.E. Flap With 0.10c L.E. Flap Configuration for Run 33,
 $\alpha = 18.07^\circ$, and $q_\infty = 15.14$ psf

L.E. FLAP				MAIN				T.E. FLAP			
UPPER SURFACE		LOWER SURFACE		UPPER SURFACE		LOWER SURFACE		UPPER SURFACE		LOWER SURFACE	
X/C	CP	X/C	CP	X/C	CP	X/C	CP	X/C	CP	X/C	CP
.003	-1.209	.000	.157	.002	-4.986	.000	-4.110	.005	-1.416	.000	-.389
.008	-2.556	.003	1.022	.005	-5.260	.010	.667	.015	-2.018	.005	.847
.014	-3.601	.008	.849	.011	-4.976	.020	1.005	.030	-1.558	.015	.896
.020	-4.166	.015	.542	.020	-4.455	.030	.850	.060	-.639	.030	.712
.030	-4.886	.023	.505	.030	-3.665	.045	.916	.090	-.570	.045	.750
.045	-4.627	.030	.685	.045	-3.218	.065	.952	.130	-.438	.060	.757
.060	-3.985	.040	.638	.060	-2.985	.085	.891	.170	-.353	.090	.586
.075	-3.527	.050	.658	.080	-2.469	.110	1.087	.210	-.338	.130	.719
.090	-3.315	.063	.700	.100	-2.353	.135	.805			.170	.540
		.075	.365	.120	-2.161	.165	.791			.200	.559
		.087	-.560	.140	-1.936	.195	.648			.230	.313
		.100	-3.282	.165	-1.869	.225	.517			.250	-.389
				.190	-1.624	.255	.508				
				.215	-1.688	.300	.415				
				.250	-1.520	.350	.352				
				.300	-1.326	.450	.415				
				.350	-1.237	.550	.391				
				.450	-1.060	.650	.288				
				.550	-1.028	.700	.342				
				.650	-.990	.749	.419				
				.700	-.865	.779	.595				
				.750	-.862	.805	.713				
				.800	-.799	.825	.699				
				.825	-.870	.840	.662				
				.845	-.849	.855	.611				
				.864	-.502	.870	-.506				

Table 80. Pressure Data for T.E. Flap With 0.10c L.E. Flap Configuration for Run 33,
 $\alpha = 20.01^\circ$, and $q_\infty = 15.14$ psf

L.E. FLAP				MAIN				T.E. FLAP			
UPPER SURFACE		LOWER SURFACE		UPPER SURFACE		LOWER SURFACE		UPPER SURFACE		LOWER SURFACE	
X/C	CP	X/C	CP	X/C	CP	X/C	CP	X/C	CP	X/C	CP
.003	-2.070	.000	-.554	.002	-5.401	.000	-4.517	.005	-1.656	.000	-.514
.008	-3.503	.003	.920	.005	-5.681	.010	.619	.015	-2.387	.005	.817
.014	-4.569	.008	.949	.011	-5.368	.020	.986	.030	-1.990	.015	.939
.020	-5.054	.015	.693	.020	-4.820	.030	.839	.060	-1.203	.030	.740
.030	-5.722	.023	.607	.030	-3.920	.045	.915	.090	-.940	.045	.772
.045	-5.273	.030	.741	.045	-3.451	.065	.960	.130	-.493	.060	.791
.060	-4.481	.040	.694	.060	-3.188	.085	.906	.170	-.374	.090	.503
.075	-3.539	.050	.658	.080	-2.644	.110	1.101	.210	-.321	.130	.742
.090	-3.649	.063	.700	.100	-2.503	.135	.823			.170	.568
		.075	.337	.120	-2.293	.165	.811			.200	.602
		.087	-.655	.140	-2.055	.195	.683			.230	.386
		.100	-3.573	.165	-1.975	.225	.570			.250	-.219
				.190	-1.716	.255	.558				
				.215	-1.770	.300	.463				
				.250	-1.593	.350	.396				
				.300	-1.387	.450	.450				
				.350	-1.293	.550	.426				
				.450	-1.105	.650	.311				
				.550	-1.064	.700	.364				
				.650	-1.034	.749	.435				
				.700	-.919	.779	.595				
				.750	-.927	.805	.710				
				.800	-.891	.825	.694				
				.825	-.974	.840	.655				
				.845	-.966	.855	.594				
				.864	-.573	.870	-.624				

Table 81. Pressure Data for T.E. Flap With 0.10c L.E. Flap Configuration for Run 33, $\alpha = 22.01^\circ$, and $q_\infty = 15.03$ psf

L.E. FLAP				MAIN				T.E. FLAP			
UPPER SURFACE		LOWER SURFACE		UPPER SURFACE		LOWER SURFACE		UPPER SURFACE		LOWER SURFACE	
X/C	CP	X/C	CP	X/C	CP	X/C	CP	X/C	CP	X/C	CP
.003	-3.106	.000	-1.523	.002	-5.827	.000	-4.954	.005	-1.656	.000	-.520
.008	-4.605	.003	.665	.005	-6.108	.010	.566	.015	-2.361	.005	.810
.014	-5.642	.008	.963	.011	-5.765	.020	.957	.030	-1.951	.015	.898
.020	-6.114	.015	.799	.020	-5.189	.030	.829	.060	-1.189	.030	.748
.030	-6.630	.023	.700	.030	-4.190	.045	.913	.090	-.980	.045	.777
.045	-5.980	.030	.796	.045	-3.681	.065	.965	.130	-.477	.060	.788
.060	-5.015	.040	.727	.060	-3.386	.085	.921	.170	-.319	.090	.510
.075	-4.355	.050	.670	.080	-2.810	.110	1.114	.210	-.253	.130	.748
.090	-3.995	.063	.691	.100	-2.646	.135	.842			.170	.575
		.075	.304	.120	-2.418	.165	.833			.200	.518
		.087	-.763	.140	-2.164	.195	.724			.230	.409
		.100	-3.872	.165	-2.068	.225	.622			.250	-.153
				.190	-1.798	.255	.613				
				.215	-1.843	.300	.519				
				.250	-1.653	.350	.448				
				.300	-1.437	.450	.492				
				.350	-1.331	.550	.460				
				.450	-1.130	.650	.340				
				.550	-1.080	.700	.393				
				.650	-1.041	.749	.449				
				.700	-.923	.779	.606				
				.750	-.926	.805	.720				
				.800	-.887	.825	.699				
				.825	-.975	.840	.661				
				.845	-.967	.855	.597				
				.864	-.603	.870	-.639				

Table 82. Pressure Data for T.E. Flap With 0.10c L.E. Flap Configuration for Run 34, $\alpha = -14.03^\circ$, and $q_\infty = 30.06$ psf

L.E. FLAP				MAIN				T.E. FLAP			
UPPER SURFACE		LOWER SURFACE		UPPER SURFACE		LOWER SURFACE		UPPER SURFACE		LOWER SURFACE	
X/C	CP	X/C	CP	X/C	CP	X/C	CP	X/C	CP	X/C	CP
.003	-.609	.000	-.513	.002	-1.073	.000	-1.116	.005	-.528	.000	-.537
.008	-.055	.003	-.375	.005	-.886	.010	-.590	.015	-.682	.005	-.558
.014	.420	.008	-.427	.011	.617	.020	-.463	.030	-.644	.015	-.523
.020	.753	.015	-.510	.020	.749	.030	-.583	.060	-.538	.030	-.604
.030	.895	.023	-.506	.030	.579	.045	-.539	.090	-.692	.045	-.556
.045	.963	.030	-.406	.045	.387	.065	-.509	.130	-.579	.060	-.519
.060	.856	.040	-.499	.060	.276	.085	-.535	.170	-.500	.090	-.654
.075	.733	.050	-.577	.080	.347	.110	-.379	.210	-.485	.130	-.525
.090	.438	.063	-.541	.100	.212	.135	-.564			.170	-.592
		.075	-.553	.120	.187	.165	-.561			.200	-.515
		.087	-.542	.140	.201	.195	-.574			.230	-.562
		.100	-.483	.165	.113	.225	-.572			.250	-.593
				.190	.157	.255	-.547				
				.215	.016	.300	-.567				
				.250	.009	.350	-.577				
				.300	-.010	.450	-.486				
				.350	-.062	.550	-.483				
				.450	-.136	.650	-.574				
				.550	-.292	.700	-.549				
				.650	-.443	.749	-.573				
				.700	-.446	.779	-.474				
				.750	-.545	.805	-.456				
				.800	-.613	.825	-.486				
				.825	-.709	.840	-.523				
				.845	-.722	.855	-.513				
				.864	-.526	.870	-.560				

Table 83. Pressure Data for T.E. Flap With 0.10c L.E. Flap Configuration for Run 34,
 $\alpha = -12.03^\circ$, and $q_\infty = 29.95$ psf

L.E. FLAP				MAIN				T.E. FLAP			
UPPER SURFACE		LOWER SURFACE		UPPER SURFACE		LOWER SURFACE		UPPER SURFACE		LOWER SURFACE	
X/C	CP	X/C	CP	X/C	CP	X/C	CP	X/C	CP	X/C	CP
.003	-.442	.000	-.479	.002	-.906	.000	-.986	.005	-.489	.000	-.512
.008	.105	.003	-.346	.005	-.809	.010	-.534	.015	-.619	.005	-.533
.014	.547	.008	-.392	.011	.067	.020	-.421	.030	-.565	.015	-.595
.020	.874	.015	-.472	.020	.763	.030	-.539	.060	-.479	.030	-.588
.030	.922	.023	-.464	.030	.529	.045	-.499	.090	-.635	.045	-.543
.045	.933	.030	-.351	.045	.322	.065	-.475	.130	-.536	.060	-.508
.060	.782	.040	-.406	.060	.211	.085	-.503	.170	-.474	.090	-.634
.075	.655	.050	-.528	.080	.277	.110	-.359	.210	-.464	.130	-.514
.090	.357	.063	-.530	.100	.148	.135	-.536			.170	-.571
		.075	-.524	.120	.122	.165	-.535			.200	-.507
		.087	-.479	.140	.138	.195	-.548			.230	-.558
		.100	-.423	.165	.057	.225	-.549			.250	-.592
				.190	.099	.255	-.527				
				.215	-.033	.300	-.552				
				.250	-.038	.350	-.561				
				.300	-.052	.450	-.481				
				.350	-.102	.550	-.480				
				.450	-.168	.650	-.565				
				.550	-.309	.700	-.536				
				.650	-.447	.749	-.556				
				.700	-.446	.779	-.458				
				.750	-.533	.805	-.433				
				.800	-.595	.825	-.471				
				.825	-.679	.840	-.501				
				.845	-.690	.855	-.492				
				.864	-.507	.870	-.537				

Table 84. Pressure Data for T.E. Flap With 0.10c L.E. Flap Configuration for Run 34,
 $\alpha = -10.03^\circ$, and $q_\infty = 29.83$ psf

L.E. FLAP				MAIN				T.E. FLAP			
UPPER SURFACE		LOWER SURFACE		UPPER SURFACE		LOWER SURFACE		UPPER SURFACE		LOWER SURFACE	
X/C	CP	X/C	CP	X/C	CP	X/C	CP	X/C	CP	X/C	CP
.003	-.359	.000	-.481	.002	-.868	.000	-.856	.005	-.484	.000	-.509
.008	.213	.003	-.368	.005	-.801	.010	-.541	.015	-.613	.005	-.521
.014	.636	.008	-.416	.011	-.442	.020	-.436	.030	-.558	.015	-.595
.020	.925	.015	-.496	.020	.803	.030	-.550	.060	-.468	.030	-.573
.030	.932	.023	-.503	.030	.489	.045	-.513	.090	-.608	.045	-.522
.045	.888	.030	-.399	.045	.262	.065	-.493	.130	-.513	.060	-.497
.060	.727	.040	-.401	.060	.150	.085	-.518	.170	-.455	.090	-.505
.075	.577	.050	-.426	.080	.209	.110	-.382	.210	-.443	.130	-.495
.090	.272	.063	-.477	.100	.088	.135	-.548			.170	-.538
		.075	-.586	.120	.061	.165	-.549			.200	-.476
		.087	-.516	.140	.079	.195	-.564			.230	-.538
		.100	-.447	.165	.004	.225	-.567			.250	-.520
				.190	.046	.255	-.552				
				.215	-.080	.300	-.575				
				.250	-.083	.350	-.584				
				.300	-.092	.450	-.503				
				.350	-.136	.550	-.489				
				.450	-.197	.650	-.557				
				.550	-.326	.700	-.527				
				.650	-.451	.749	-.542				
				.700	-.448	.779	-.448				
				.750	-.529	.805	-.423				
				.800	-.584	.825	-.450				
				.825	-.663	.840	-.485				
				.845	-.670	.855	-.476				
				.864	-.485	.870	-.525				

Table 85. Pressure Data for T.E. Flap With 0.10c L.E. Flap Configuration for Run 34,
 $\alpha = -8.01^\circ$, and $q_\infty = 29.95$ psf

L.E. FLAP				MAIN				T.E. FLAP			
UPPER SURFACE		LOWER SURFACE		UPPER SURFACE		LOWER SURFACE		UPPER SURFACE		LOWER SURFACE	
X/C	CP	X/C	CP	X/C	CP	X/C	CP	X/C	CP	X/C	CP
.003	-.270	.000	-.479	.002	-.898	.000	-.660	.005	-.461	.000	-.486
.008	.319	.003	-.412	.005	-.827	.010	-.555	.015	-.573	.005	-.493
.014	.718	.008	-.454	.011	-.658	.020	-.462	.030	-.493	.015	-.557
.020	.974	.015	-.519	.020	.869	.030	-.566	.060	-.401	.030	-.555
.030	.935	.023	-.522	.030	.461	.045	-.532	.090	-.521	.045	-.494
.045	.829	.030	-.437	.045	.204	.065	-.517	.130	-.436	.060	-.458
.060	.650	.040	-.466	.060	.091	.085	-.539	.170	-.387	.090	-.550
.075	.484	.050	-.458	.080	.139	.110	-.419	.210	-.375	.130	-.430
.090	.178	.063	-.399	.100	.027	.135	-.567			.170	-.459
		.075	-.538	.120	.002	.165	-.569			.200	-.393
		.087	-.616	.140	.019	.195	-.590			.230	-.439
		.100	-.518	.165	-.049	.225	-.594			.250	-.558
				.190	-.007	.255	-.579				
				.215	-.122	.300	-.600				
				.250	-.125	.350	-.603				
				.300	-.129	.450	-.516				
				.350	-.171	.550	-.492				
				.450	-.222	.650	-.549				
				.550	-.332	.700	-.513				
				.650	-.439	.749	-.530				
				.700	-.435	.779	-.441				
				.750	-.506	.805	-.403				
				.800	-.553	.825	-.423				
				.825	-.623	.840	-.462				
				.845	-.630	.855	-.452				
				.864	-.452	.870	-.499				

Table 86. Pressure Data for T.E. Flap With 0.10c L.E. Flap Configuration for Run 34,
 $\alpha = -6.09^\circ$, and $q_\infty = 30.06$ psf

L.E. FLAP				MAIN				T.E. FLAP			
UPPER SURFACE		LOWER SURFACE		UPPER SURFACE		LOWER SURFACE		UPPER SURFACE		LOWER SURFACE	
X/C	CP	X/C	CP	X/C	CP	X/C	CP	X/C	CP	X/C	CP
.003	-.175	.000	-.466	.002	-.894	.000	-.552	.005	-.382	.000	-.409
.008	.421	.003	-.430	.005	-.862	.010	-.562	.015	-.467	.005	-.420
.014	.752	.008	-.463	.011	-.720	.020	-.476	.030	-.374	.015	-.486
.020	.955	.015	-.517	.020	.876	.030	-.567	.060	-.301	.030	-.489
.030	.928	.023	-.516	.030	.451	.045	-.536	.090	-.406	.045	-.422
.045	.770	.030	-.449	.045	.158	.065	-.524	.130	-.331	.060	-.383
.060	.573	.040	-.485	.060	.042	.085	-.542	.170	-.290	.090	-.455
.075	.351	.050	-.485	.080	.077	.110	-.435	.210	-.284	.130	-.336
.090	.088	.063	-.400	.100	-.024	.135	-.570			.170	-.348
		.075	-.431	.120	-.046	.165	-.573			.200	-.270
		.087	-.631	.140	-.030	.195	-.592			.230	-.293
		.100	-.593	.165	-.091	.225	-.598			.250	-.450
				.190	-.052	.255	-.585				
				.215	-.154	.300	-.600				
				.250	-.155	.350	-.599				
				.300	-.155	.450	-.512				
				.350	-.193	.550	-.466				
				.450	-.235	.650	-.495				
				.550	-.326	.700	-.460				
				.650	-.414	.749	-.472				
				.700	-.407	.779	-.386				
				.750	-.465	.805	-.345				
				.800	-.499	.825	-.364				
				.825	-.554	.840	-.392				
				.845	-.554	.855	-.386				
				.864	-.384	.870	-.430				

Table 87. Pressure Data for T.E. Flap With 0.10c L.E. Flap Configuration for Run 34,
 $\alpha = -4.08^\circ$, and $q_\infty = 30.06$ psf

L.E. FLAP				MAIN				T.E. FLAP			
UPPER SURFACE		LOWER SURFACE		UPPER SURFACE		LOWER SURFACE		UPPER SURFACE		LOWER SURFACE	
X/C	CP	X/C	CP	X/C	CP	X/C	CP	X/C	CP	X/C	CP
.003	-.106	.000	-.502	.002	-.802	.000	-.556	.005	-.254	.000	-.235
.008	.503	.003	-.472	.005	-.851	.010	-.586	.015	-.327	.005	-.295
.014	.848	.008	-.499	.011	-.803	.020	-.506	.030	-.252	.015	-.350
.020	1.018	.015	-.542	.020	.505	.030	-.586	.060	-.207	.030	-.331
.030	.902	.023	-.537	.030	.466	.045	-.560	.090	-.309	.045	-.260
.045	.700	.030	-.477	.045	.111	.065	-.554	.130	-.244	.060	-.225
.060	.480	.040	-.513	.060	-.009	.085	-.572	.170	-.204	.090	-.284
.075	.252	.050	-.522	.080	.017	.110	-.477	.210	-.188	.130	-.155
.090	-.005	.063	-.459	.100	-.078	.135	-.596			.170	-.169
		.075	-.451	.120	-.099	.165	-.601			.200	-.098
		.087	-.555	.140	-.082	.195	-.628			.230	-.110
		.100	-.678	.165	-.135	.225	-.641			.250	-.288
				.190	-.098	.255	-.620				
				.215	-.188	.300	-.619				
				.250	-.188	.350	-.589				
				.300	-.182	.450	-.454				
				.350	-.215	.550	-.370				
				.450	-.246	.650	-.374				
				.550	-.317	.700	-.339				
				.650	-.383	.749	-.341				
				.700	-.370	.779	-.270				
				.750	-.410	.805	-.236				
				.800	-.423	.825	-.250				
				.825	-.457	.840	-.265				
				.845	-.444	.855	-.254				
				.864	-.267	.870	-.294				

Table 88. Pressure Data for T.E. Flap With 0.10c L.E. Flap Configuration for Run 34,
 $\alpha = -2.02^\circ$, and $q_\infty = 29.83$ psf

L.E. FLAP				MAIN				T.E. FLAP			
UPPER SURFACE		LOWER SURFACE		UPPER SURFACE		LOWER SURFACE		UPPER SURFACE		LOWER SURFACE	
X/C	CP	X/C	CP	X/C	CP	X/C	CP	X/C	CP	X/C	CP
.003	.060	.000	-.613	.002	-.621	.000	-.583	.005	-.916	.000	-.582
.008	.668	.003	-.549	.005	-.670	.010	-.633	.015	-1.400	.005	.059
.014	.938	.008	-.568	.011	-.656	.020	-.553	.030	-1.291	.015	.272
.020	1.025	.015	-.605	.020	-.687	.030	-.634	.060	-.768	.030	.357
.030	.807	.023	-.589	.030	-.532	.045	-.609	.090	-.532	.045	.335
.045	.508	.030	-.524	.045	-.058	.065	-.604	.130	-.350	.060	.412
.060	.269	.040	-.560	.060	-.121	.085	-.624	.170	-.253	.090	.340
.075	.082	.050	-.585	.080	-.139	.110	-.533	.210	-.196	.130	.423
.090	-.179	.063	-.539	.100	-.248	.135	-.653			.170	.350
		.075	-.543	.120	-.272	.165	-.662			.200	.357
		.087	-.543	.140	-.254	.195	-.704			.230	.222
		.100	-.513	.165	-.306	.225	-.667			.250	-.185
				.190	-.265	.255	-.538				
				.215	-.350	.300	-.379				
				.250	-.345	.350	-.238				
				.300	-.334	.450	-.062				
				.350	-.365	.550	.006				
				.450	-.394	.650	.033				
				.550	-.464	.700	.098				
				.650	-.538	.749	.113				
				.700	-.532	.779	.189				
				.750	-.578	.805	.206				
				.800	-.599	.825	.181				
				.825	-.625	.840	.158				
				.845	-.590	.855	.135				
				.864	-.372	.870	-.343				

Table 89. Pressure Data for T.E. Flap With 0.10c L.E. Flap Configuration for Run 34, $\alpha = 0.05^\circ$, and $q_\infty = 30.40$ psf

L.E. FLAP				MAIN				T.E. FLAP			
UPPER SURFACE		LOWER SURFACE		UPPER SURFACE		LOWER SURFACE		UPPER SURFACE		LOWER SURFACE	
X/C	CP	X/C	CP	X/C	CP	X/C	CP	X/C	CP	X/C	CP
.003	.448	.000	-.496	.002	-.751	.000	-.696	.005	-1.620	.000	-.817
.008	.871	.003	-.350	.005	-.841	.010	-.599	.015	-2.375	.005	.471
.014	.567	.008	-.396	.011	-.815	.020	-.435	.030	-2.146	.015	.724
.020	.956	.015	-.472	.020	-.794	.036	-.572	.060	-1.439	.030	.649
.030	.537	.023	-.462	.030	-.733	.045	-.534	.090	-1.195	.045	.553
.045	.180	.030	-.349	.045	-.772	.065	-.508	.130	-.538	.060	.675
.060	-.042	.040	-.399	.060	-.794	.085	-.549	.170	-.230	.090	.523
.075	-.186	.050	-.440	.080	-.606	.110	-.338	.210	-.067	.130	.639
.090	-.425	.063	-.357	.100	-.676	.135	-.464			.170	.509
		.075	-.387	.120	-.636	.165	-.301			.200	.529
		.087	-.454	.140	-.563	.195	-.066			.230	.375
		.100	-.594	.165	-.608	.225	.133			.250	-.051
				.190	-.505	.255	.158				
				.215	-.623	.300	.035				
				.250	-.580	.350	-.051				
				.300	-.543	.450	.022				
				.350	-.551	.550	.062				
				.450	-.551	.650	.074				
				.550	-.654	.700	.227				
				.650	-.757	.749	.273				
				.700	-.716	.779	.422				
				.750	-.785	.805	.455				
				.800	-.826	.825	.434				
				.825	-.908	.840	.398				
				.845	-.887	.855	.355				
				.864	-.569	.870	-.546				

Table 90. Pressure Data for T.E. Flap With 0.10c L.E. Flap Configuration for Run 34, $\alpha = 2.07^\circ$, and $q_\infty = 30.06$ psf

L.E. FLAP				MAIN				T.E. FLAP			
UPPER SURFACE		LOWER SURFACE		UPPER SURFACE		LOWER SURFACE		UPPER SURFACE		LOWER SURFACE	
X/C	CP	X/C	CP	X/C	CP	X/C	CP	X/C	CP	X/C	CP
.003	.730	.000	-.258	.002	-1.092	.000	-1.226	.005	-1.828	.000	-.890
.008	.562	.003	-.155	.005	-1.164	.010	-.611	.015	-2.589	.005	.651
.014	.900	.008	-.207	.011	-1.157	.020	-.378	.030	-2.295	.015	.959
.020	.767	.015	-.293	.020	-1.122	.030	-.492	.060	-1.521	.030	.591
.030	.231	.023	-.315	.030	-1.042	.045	-.412	.090	-1.257	.045	.698
.045	-.170	.030	-.215	.045	-1.042	.065	-.272	.130	-.562	.060	.717
.060	-.367	.040	-.254	.060	-1.041	.085	-.127	.170	-.259	.090	.577
.075	-.483	.050	-.272	.080	-.836	.110	.343	.210	-.091	.130	.582
.090	-.677	.063	-.174	.100	-.886	.135	.353			.170	.544
		.075	-.228	.120	-.837	.165	.485			.200	.550
		.087	-.381	.140	-.754	.195	.414			.230	.400
		.100	-.864	.165	-.789	.225	.167			.250	-.046
				.190	-.676	.255	.102				
				.215	-.781	.300	-.007				
				.250	-.727	.350	-.055				
				.300	-.673	.450	.043				
				.350	-.668	.550	.082				
				.450	-.650	.650	.086				
				.550	-.733	.700	.250				
				.650	-.816	.749	.304				
				.700	-.778	.779	.463				
				.750	-.840	.805	.505				
				.800	-.874	.825	.491				
				.825	-.951	.840	.463				
				.845	-.927	.855	.430				
				.864	-.619	.870	-.588				

Table 93. Pressure Data for T.E. Flap With 0.10c L.E. Flap Configuration for Run 34,
 $\alpha = 7.01^\circ$, and $q_\infty = 30.06$ psf

L.E. FLAP				MAIN				T.E. FLAP			
UPPER SURFACE		LOWER SURFACE		UPPER SURFACE		LOWER SURFACE		UPPER SURFACE		LOWER SURFACE	
X/C	CP	X/C	CP	X/C	CP	X/C	CP	X/C	CP	X/C	CP
.003	1.022	.000	.488	.002	-2.281	.000	-3.229	.005	-1.551	.000	-.732
.008	.795	.003	.144	.005	-2.120	.010	-.255	.015	-2.071	.005	.757
.014	.361	.008	.121	.011	-2.067	.020	.455	.030	-1.593	.015	.925
.020	-.022	.015	.047	.020	-1.956	.030	.592	.060	-.733	.030	.702
.030	-.738	.023	-.048	.030	-1.769	.045	.814	.090	-.666	.045	.712
.045	-1.147	.030	-.165	.045	-1.643	.065	.887	.130	-.492	.060	.726
.060	-1.217	.040	-.184	.060	-1.576	.085	.806	.170	-.424	.090	.599
.075	-1.230	.050	.022	.080	-1.315	.110	.902	.210	-.381	.130	.680
.090	-1.314	.063	.286	.100	-1.306	.135	.683			.170	.524
		.075	.345	.120	-1.226	.165	.636			.200	.510
		.087	.036	.140	-1.115	.195	.387			.230	.299
		.100	-1.498	.165	-1.117	.225	.133			.250	-.327
				.190	-.983	.255	.131				
				.215	-1.056	.300	.068				
				.250	-.978	.350	.035				
				.300	-.889	.450	.113				
				.350	-.856	.550	.135				
				.450	-.787	.650	.118				
				.550	-.812	.700	.282				
				.650	-.839	.749	.343				
				.700	-.770	.779	.510				
				.750	-.784	.805	.545				
				.800	-.761	.825	.520				
				.825	-.798	.840	.506				
				.845	-.748	.855	.505				
				.864	-.444	.870	-.424				

Table 94. Pressure Data for T.E. Flap With 0.10c L.E. Flap Configuration for Run 34,
 $\alpha = 8.01^\circ$, and $q_\infty = 30.17$ psf

L.E. FLAP				MAIN				T.E. FLAP			
UPPER SURFACE		LOWER SURFACE		UPPER SURFACE		LOWER SURFACE		UPPER SURFACE		LOWER SURFACE	
X/C	CP	X/C	CP	X/C	CP	X/C	CP	X/C	CP	X/C	CP
.003	1.025	.000	.380	.002	-2.900	.000	-4.666	.005	-1.331	.000	-.534
.008	.764	.003	-.336	.005	-2.743	.010	.464	.015	-1.749	.005	.918
.014	.273	.008	-.217	.011	-2.502	.020	.968	.030	-1.150	.015	.928
.020	-.150	.015	-.234	.020	-2.229	.030	.897	.060	-.334	.030	.679
.030	-.858	.023	-.248	.030	-1.974	.045	.904	.090	-.509	.045	.701
.045	-1.315	.030	-.228	.045	-1.788	.065	.867	.130	-.431	.060	.715
.060	-1.365	.040	-.357	.060	-1.694	.085	.769	.170	-.379	.090	.600
.075	-1.370	.050	-.322	.080	-1.415	.110	.870	.210	-.363	.130	.573
.090	-1.444	.063	-.084	.100	-1.382	.135	.671			.170	.512
		.075	.177	.120	-1.290	.165	.635			.200	.492
		.087	.043	.140	-1.169	.195	.391			.230	.272
		.100	-1.646	.165	-1.160	.225	.146			.250	-.346
				.190	-1.023	.255	.145				
				.215	-1.088	.300	.085				
				.250	-1.008	.350	.052				
				.300	-.914	.450	.126				
				.350	-.878	.550	.141				
				.450	-.802	.650	.121				
				.550	-.813	.700	.288				
				.650	-.825	.749	.349				
				.700	-.750	.779	.524				
				.750	-.750	.805	.577				
				.800	-.703	.825	.559				
				.825	-.722	.840	.557				
				.845	-.661	.855	.561				
				.864	-.354	.870	-.338				

Table 95. Pressure Data for T.E. Flap With 0.10c L.E. Flap Configuration for Run 36,
 $\alpha = -14.00^\circ$, and $q_\infty = 15.03$ psf

L.E. FLAP				MAIN				T.E. FLAP			
UPPER SURFACE		LOWER SURFACE		UPPER SURFACE		LOWER SURFACE		UPPER SURFACE		LOWER SURFACE	
X/C	CP	X/C	CP	X/C	CP	X/C	CP	X/C	CP	X/C	CP
.003	-.664	.000	-.434	.002	-1.084	.000	-.995	.005	-.484	.000	-.514
.008	-.235	.003	-.368	.005	-.929	.010	-.614	.015	-.674	.005	-.547
.014	.243	.008	-.434	.011	.689	.020	-.440	.030	-.590	.015	-.658
.020	.704	.015	-.582	.020	.665	.030	-.636	.060	-.509	.030	-.627
.030	.758	.023	-.577	.030	.543	.045	-.560	.090	-.765	.045	-.557
.045	.978	.030	-.388	.045	.322	.065	-.516	.130	-.599	.060	-.512
.060	.906	.040	-.464	.060	.195	.085	-.543	.170	-.482	.090	-.726
.075	.816	.050	-.558	.080	.349	.110	-.328	.210	-.452	.130	-.521
.090	.469	.063	-.503	.100	.161	.135	-.595			.170	-.616
		.075	-.548	.120	.138	.165	-.588			.200	-.489
		.087	-.558	.140	.185	.195	-.612			.230	-.549
		.100	-.472	.165	.079	.225	-.600			.250	-.593
				.190	.166	.255	-.568				
				.215	-.040	.300	-.596				
				.250	-.020	.350	-.605				
				.300	-.017	.450	-.457				
				.350	-.070	.550	-.463				
				.450	-.128	.650	-.590				
				.550	-.314	.700	-.559				
				.650	-.473	.749	-.598				
				.700	-.439	.779	-.446				
				.750	-.554	.805	-.425				
				.800	-.616	.825	-.491				
				.825	-.774	.840	-.538				
				.845	-.823	.855	-.517				
				.864	-.489	.870	-.567				

Table 96. Pressure Data for T.E. Flap With 0.10c L.E. Flap Configuration for Run 36,
 $\alpha = -12.03^\circ$, and $q_\infty = 14.92$ psf

L.E. FLAP				MAIN				T.E. FLAP			
UPPER SURFACE		LOWER SURFACE		UPPER SURFACE		LOWER SURFACE		UPPER SURFACE		LOWER SURFACE	
X/C	CP	X/C	CP	X/C	CP	X/C	CP	X/C	CP	X/C	CP
.003	-.454	.000	-.415	.002	-.911	.000	-.889	.005	-.465	.000	-.498
.008	-.051	.003	-.336	.005	-.860	.010	-.542	.015	-.632	.005	-.520
.014	.406	.008	-.401	.011	.098	.020	-.393	.030	-.552	.015	-.623
.020	.806	.015	-.521	.020	.678	.030	-.570	.060	-.479	.030	-.598
.030	.862	.023	-.521	.030	.489	.045	-.497	.090	-.703	.045	-.539
.045	.562	.030	-.356	.045	.258	.065	-.474	.130	-.558	.060	-.502
.060	.846	.040	-.383	.060	.138	.085	-.493	.170	-.451	.090	-.691
.075	.741	.050	-.452	.080	.271	.110	-.315	.210	-.427	.130	-.512
.090	.386	.063	-.480	.100	.102	.135	-.540			.170	-.601
		.075	-.532	.120	.074	.165	-.539			.200	-.493
		.087	-.480	.140	.116	.195	-.562			.230	-.571
		.100	-.402	.165	.030	.225	-.549			.250	-.574
				.190	.100	.255	-.524				
				.215	-.082	.300	-.552				
				.250	-.065	.350	-.563				
				.300	-.059	.450	-.442				
				.350	-.116	.550	-.447				
				.450	-.170	.650	-.568				
				.550	-.330	.700	-.541				
				.650	-.469	.749	-.580				
				.700	-.446	.779	-.441				
				.750	-.548	.805	-.410				
				.800	-.603	.825	-.467				
				.825	-.740	.840	-.518				
				.845	-.782	.855	-.495				
				.864	-.483	.870	-.549				

Table 97. Pressure Data for T.E. Flap With 0.10c L.E. Flap Configuration for Run 36, $\alpha = -10.13^\circ$, and $q_\infty = 15.03$ psf

L.E. FLAP				MAIN				T.E. FLAP			
UPPER SURFACE		LOWER SURFACE		UPPER SURFACE		LOWER SURFACE		UPPER SURFACE		LOWER SURFACE	
X/C	CP	X/C	CP	X/C	CP	X/C	CP	X/C	CP	X/C	CP
.003	-.421	.000	-.456	.002	-.896	.000	-.665	.005	-.451	.000	-.487
.008	.064	.003	-.361	.005	-.853	.010	-.523	.015	-.601	.005	-.505
.014	.508	.008	-.412	.011	-.492	.020	-.402	.030	-.521	.015	-.507
.020	.874	.015	-.524	.020	.744	.030	-.561	.060	-.451	.030	-.582
.030	.859	.023	-.516	.030	.457	.045	-.500	.090	-.646	.045	-.520
.045	.540	.030	-.388	.045	.208	.065	-.486	.130	-.527	.060	-.491
.060	.754	.040	-.443	.060	.087	.085	-.496	.170	-.440	.090	-.650
.075	.663	.050	-.441	.080	.205	.110	-.350	.210	-.428	.130	-.488
.090	.312	.063	-.318	.100	.049	.135	-.542			.170	-.553
		.075	-.478	.120	.023	.165	-.540			.200	-.459
		.087	-.572	.140	.058	.195	-.563			.230	-.537
		.100	-.442	.165	-.022	.225	-.551			.250	-.511
				.190	.048	.255	-.534				
				.215	-.116	.300	-.561				
				.250	-.103	.350	-.573				
				.300	-.098	.450	-.471				
				.350	-.151	.550	-.454				
				.450	-.202	.650	-.553				
				.550	-.344	.700	-.527				
				.650	-.465	.749	-.556				
				.700	-.446	.779	-.430				
				.750	-.539	.805	-.407				
				.800	-.590	.825	-.455				
				.825	-.708	.840	-.503				
				.845	-.748	.855	-.481				
				.864	-.465	.870	-.537				

Table 98. Pressure Data for T.E. Flap With 0.10c L.E. Flap Configuration for Run 36, $\alpha = -8.03^\circ$, and $q_\infty = 15.03$ psf

L.E. FLAP				MAIN				T.E. FLAP			
UPPER SURFACE		LOWER SURFACE		UPPER SURFACE		LOWER SURFACE		UPPER SURFACE		LOWER SURFACE	
X/C	CP	X/C	CP	X/C	CP	X/C	CP	X/C	CP	X/C	CP
.003	-.324	.000	-.419	.002	-.900	.000	-.507	.005	-.421	.000	-.468
.008	.199	.003	-.388	.005	-.867	.010	-.504	.015	-.539	.005	-.465
.014	.613	.008	-.420	.011	-.676	.020	-.417	.030	-.461	.015	-.550
.020	.925	.015	-.509	.020	.837	.030	-.533	.060	-.402	.030	-.543
.030	.528	.023	-.495	.030	.428	.045	-.481	.090	-.527	.045	-.478
.045	.896	.030	-.395	.045	.170	.065	-.486	.130	-.446	.060	-.462
.060	.727	.040	-.457	.060	.055	.085	-.488	.170	-.385	.090	-.559
.075	.561	.050	-.463	.080	.126	.110	-.400	.210	-.371	.130	-.437
.090	.219	.063	-.359	.100	.004	.135	-.525			.170	-.489
		.075	-.338	.120	-.024	.165	-.524			.200	-.401
		.087	-.578	.140	.002	.195	-.550			.230	-.475
		.100	-.552	.165	-.058	.225	-.534			.250	-.555
				.190	-.009	.255	-.532				
				.215	-.138	.300	-.554				
				.250	-.132	.350	-.560				
				.300	-.121	.450	-.486				
				.350	-.183	.550	-.465				
				.450	-.232	.650	-.527				
				.550	-.341	.700	-.504				
				.650	-.433	.749	-.526				
				.700	-.436	.779	-.423				
				.750	-.509	.805	-.379				
				.800	-.551	.825	-.425				
				.825	-.636	.840	-.462				
				.845	-.668	.855	-.444				
				.864	-.435	.870	-.504				

Table 99. Pressure Data for T.E. Flap With 0.10c L.E. Flap Configuration for Run 36,
 $\alpha = -6.00^\circ$, and $q_\infty = 14.92$ psf

L.E. FLAP				MAIN				T.E. FLAP			
UPPER SURFACE		LOWER SURFACE		UPPER SURFACE		LOWER SURFACE		UPPER SURFACE		LOWER SURFACE	
X/C	CP	X/C	CP	X/C	CP	X/C	CP	X/C	CP	X/C	CP
.003	-.252	.000	-.437	.002	-.759	.000	-.520	.005	-.390	.000	-.442
.008	.286	.003	-.440	.005	-.869	.010	-.521	.015	-.475	.005	-.423
.014	.654	.008	-.452	.011	-.773	.020	-.454	.030	-.381	.015	-.513
.020	.954	.015	-.514	.020	.650	.030	-.543	.060	-.324	.030	-.503
.030	.550	.023	-.507	.030	.441	.045	-.503	.090	-.400	.045	-.425
.045	.851	.030	-.434	.045	.126	.065	-.517	.130	-.348	.060	-.414
.060	.643	.040	-.482	.060	.014	.085	-.510	.170	-.303	.090	-.463
.075	.462	.050	-.489	.080	.066	.110	-.450	.210	-.287	.130	-.355
.090	.134	.063	-.425	.100	-.049	.135	-.543			.170	-.358
		.075	-.405	.120	-.077	.165	-.544			.200	-.254
		.087	-.466	.140	-.060	.195	-.572			.230	-.308
		.100	-.638	.165	-.107	.225	-.556			.250	-.422
				.190	-.066	.255	-.556				
				.215	-.170	.300	-.575				
				.250	-.171	.350	-.577				
				.300	-.156	.450	-.494				
				.350	-.214	.550	-.463				
				.450	-.263	.650	-.500				
				.550	-.343	.700	-.484				
				.650	-.411	.749	-.493				
				.700	-.425	.779	-.409				
				.750	-.480	.805	-.355				
				.800	-.517	.825	-.393				
				.825	-.572	.840	-.417				
				.845	-.596	.855	-.406				
				.864	-.390	.870	-.465				

Table 100. Pressure Data for T.E. Flap With 0.10c L.E. Flap Configuration for Run 36,
 $\alpha = -4.01^\circ$, and $q_\infty = 15.14$ psf

L.E. FLAP				MAIN				T.E. FLAP			
UPPER SURFACE		LOWER SURFACE		UPPER SURFACE		LOWER SURFACE		UPPER SURFACE		LOWER SURFACE	
X/C	CP	X/C	CP	X/C	CP	X/C	CP	X/C	CP	X/C	CP
.003	-.231	.000	-.467	.002	-.564	.000	-.518	.005	-.280	.000	-.331
.008	.382	.003	-.460	.005	-.625	.010	-.524	.015	-.343	.005	-.306
.014	.774	.008	-.466	.011	-.699	.020	-.467	.030	-.271	.015	-.393
.020	.977	.015	-.512	.020	-.539	.030	-.533	.060	-.241	.030	-.351
.030	.958	.023	-.484	.030	.416	.045	-.507	.090	-.278	.045	-.284
.045	.787	.030	-.441	.045	.164	.065	-.528	.130	-.255	.060	-.288
.060	.574	.040	-.488	.060	.012	.085	-.520	.170	-.222	.090	-.302
.075	.376	.050	-.496	.080	.005	.110	-.483	.210	-.207	.130	-.212
.090	.083	.063	-.458	.100	-.087	.135	-.547			.170	-.216
		.075	-.460	.120	-.115	.165	-.549			.200	-.120
		.087	-.438	.140	-.105	.195	-.580			.230	-.147
		.100	-.446	.165	-.142	.225	-.561			.250	-.314
				.190	-.108	.255	-.567				
				.215	-.190	.300	-.577				
				.250	-.190	.350	-.570				
				.300	-.177	.450	-.472				
				.350	-.235	.550	-.399				
				.450	-.273	.650	-.405				
				.550	-.326	.700	-.378				
				.650	-.373	.749	-.384				
				.700	-.387	.779	-.317				
				.750	-.423	.805	-.264				
				.800	-.442	.825	-.297				
				.825	-.465	.840	-.300				
				.845	-.475	.855	-.291				
				.864	-.295	.870	-.347				

Table 101. Pressure Data for T.E. Flap With 0.10c L.E. Flap Configuration for Run 36,
 $\alpha = -2.03^\circ$, and $q_\infty = 15.26$ psf

L.E. FLAP				MAIN				T.E. FLAP			
UPPER SURFACE		LOWER SURFACE		UPPER SURFACE		LOWER SURFACE		UPPER SURFACE		LOWER SURFACE	
X/C	CP	X/C	CP	X/C	CP	X/C	CP	X/C	CP	X/C	CP
.003	-.126	.000	-.535	.002	-.591	.000	-.564	.005	-.512	.000	-.402
.008	.512	.003	-.517	.005	-.622	.010	-.579	.015	-.817	.005	-.058
.014	.872	.008	-.526	.011	-.613	.020	-.524	.030	-.760	.015	-.011
.020	1.013	.015	-.558	.020	-.642	.030	-.582	.060	-.445	.030	.114
.030	.915	.023	-.527	.030	-.556	.045	-.562	.090	-.325	.045	.193
.045	.672	.030	-.507	.045	-.098	.065	-.584	.130	-.267	.060	.188
.060	.445	.040	-.539	.060	-.060	.085	-.574	.170	-.220	.090	.197
.075	.230	.050	-.550	.080	-.082	.110	-.541	.210	-.194	.130	.250
.090	-.037	.063	-.508	.100	-.188	.135	-.600			.170	.224
		.075	-.518	.120	-.222	.165	-.601			.200	.259
		.087	-.508	.140	-.210	.195	-.647			.230	.149
		.100	-.493	.165	-.242	.225	-.637			.250	-.177
				.190	-.210	.255	-.608				
				.215	-.280	.300	-.542				
				.250	-.279	.350	-.439				
				.300	-.263	.450	-.209				
				.350	-.316	.550	-.067				
				.450	-.348	.650	-.044				
				.550	-.388	.700	-.018				
				.650	-.426	.749	-.021				
				.700	-.443	.779	.026				
				.750	-.468	.805	.060				
				.800	-.471	.825	.032				
				.825	-.471	.840	.022				
				.845	-.458	.855	.009				
				.864	-.255	.870	-.260				

Table 102. Pressure Data for T.E. Flap With 0.10c L.E. Flap Configuration for Run 36,
 $\alpha = 0.01^\circ$, and $q_\infty = 15.03$ psf

L.E. FLAP				MAIN				T.E. FLAP			
UPPER SURFACE		LOWER SURFACE		UPPER SURFACE		LOWER SURFACE		UPPER SURFACE		LOWER SURFACE	
X/C	CP	X/C	CP	X/C	CP	X/C	CP	X/C	CP	X/C	CP
.003	.308	.000	-.397	.002	-.901	.000	-.767	.005	-1.491	.000	-.749
.008	.740	.003	-.340	.005	-1.069	.010	-.703	.015	-2.268	.005	.475
.014	.933	.008	-.434	.011	-.989	.020	-.418	.030	-1.969	.015	.659
.020	1.073	.015	-.582	.020	-.923	.030	-.685	.060	-1.310	.030	.523
.030	.616	.023	-.550	.030	-.800	.045	-.620	.090	-1.290	.045	.649
.045	.356	.030	-.338	.045	-.888	.065	-.545	.130	-.542	.060	.705
.060	.116	.040	-.443	.060	-.945	.085	-.631	.170	-.159	.090	.404
.075	-.025	.050	-.529	.080	-.604	.110	-.271	.210	.018	.130	.655
.090	-.388	.063	-.366	.100	-.766	.135	-.639			.170	.474
		.075	-.415	.120	-.704	.165	-.506			.200	.575
		.087	-.489	.140	-.575	.195	-.309			.230	.390
		.100	-.611	.165	-.654	.225	.014			.250	-.041
				.190	-.466	.255	.154				
				.215	-.695	.300	.035				
				.250	-.599	.350	-.068				
				.300	-.525	.450	.094				
				.350	-.524	.550	.132				
				.450	-.484	.650	.059				
				.550	-.641	.700	.231				
				.650	-.769	.749	.244				
				.700	-.654	.779	.488				
				.750	-.751	.805	.516				
				.800	-.781	.825	.459				
				.825	-.967	.840	.388				
				.845	-.992	.855	.362				
				.864	-.493	.870	-.512				

Table 103. Pressure Data for T.E. Flap With 0.10c L.E. Flap Configuration for Run 36,
 $\alpha = 2.05^\circ$, and $q_\infty = 15.14$ psf

L.E. FLAP				MAIN				T.E. FLAP			
UPPER SURFACE		LOWER SURFACE		UPPER SURFACE		LOWER SURFACE		UPPER SURFACE		LOWER SURFACE	
X/C	CP	X/C	CP	X/C	CP	X/C	CP	X/C	CP	X/C	CP
.003	.575	.000	-.314	.002	-1.298	.000	-1.312	.005	-1.660	.000	-.804
.008	.876	.003	-.193	.005	-1.448	.010	-.688	.015	-2.439	.005	.514
.014	.933	.008	-.287	.011	-1.356	.020	-.349	.030	-2.094	.015	.785
.020	.962	.015	-.441	.020	-1.248	.030	-.591	.060	-1.384	.030	.661
.030	.956	.023	-.423	.030	-1.095	.045	-.510	.090	-1.340	.045	.583
.045	.074	.030	-.216	.045	-1.133	.065	-.385	.130	-.563	.060	.736
.060	-.159	.040	-.321	.060	-1.162	.085	-.375	.170	-.169	.090	.453
.075	-.256	.050	-.393	.080	-.609	.110	.144	.210	.009	.130	.597
.090	-.633	.063	-.233	.100	-.949	.135	-.019			.170	.501
		.075	-.301	.120	-.876	.165	.255			.200	.593
		.087	-.465	.140	-.744	.195	.368			.230	.410
		.100	-.883	.165	-.819	.225	.213			.250	-.034
				.190	-.621	.255	.151				
				.215	-.836	.300	-.002				
				.250	-.732	.350	-.074				
				.300	-.643	.450	.114				
				.350	-.629	.550	.155				
				.450	-.578	.650	.074				
				.550	-.712	.700	.255				
				.650	-.824	.749	.276				
				.700	-.710	.779	.522				
				.750	-.800	.805	.558				
				.800	-.823	.825	.502				
				.825	-1.004	.840	.441				
				.845	-1.026	.855	.422				
				.864	-.532	.870	-.550				

Table 104. Pressure Data for T.E. Flap With 0.10c L.E. Flap Configuration for Run 36,
 $\alpha = 4.01^\circ$, and $q_\infty = 14.92$ psf

L.E. FLAP				MAIN				T.E. FLAP			
UPPER SURFACE		LOWER SURFACE		UPPER SURFACE		LOWER SURFACE		UPPER SURFACE		LOWER SURFACE	
X/C	CP	X/C	CP	X/C	CP	X/C	CP	X/C	CP	X/C	CP
.003	.752	.000	-.158	.002	-1.812	.000	-2.205	.005	-1.721	.000	-.817
.008	.946	.003	-.094	.005	-1.886	.010	-.822	.015	-2.464	.005	.595
.014	.862	.008	-.191	.011	-1.780	.020	-.342	.030	-2.059	.015	.849
.020	.783	.015	-.368	.020	-1.623	.030	-.487	.060	-1.265	.030	.573
.030	.116	.023	-.424	.030	-1.424	.045	-.231	.090	-1.118	.045	.701
.045	-.268	.030	-.241	.045	-1.412	.065	.169	.130	-.540	.060	.751
.060	-.477	.040	-.306	.060	-1.404	.085	.416	.170	-.297	.090	.476
.075	-.595	.050	-.318	.080	-1.031	.110	.930	.210	-.132	.130	.709
.090	-.910	.063	-.120	.100	-1.142	.135	.579			.170	.507
		.075	-.194	.120	-1.060	.165	.570			.200	.599
		.087	-.453	.140	-.917	.195	.345			.230	.391
		.100	-1.236	.165	-.977	.225	.075			.250	-.119
				.190	-.779	.255	.075				
				.215	-.975	.300	-.023				
				.250	-.863	.350	-.070				
				.300	-.761	.450	.127				
				.350	-.741	.550	.160				
				.450	-.669	.650	.081				
				.550	-.785	.700	.262				
				.650	-.879	.749	.287				
				.700	-.760	.779	.536				
				.750	-.837	.805	.578				
				.800	-.845	.825	.526				
				.825	-1.011	.840	.471				
				.845	-1.026	.855	.462				
				.864	-.532	.870	-.555				

Table 105. Pressure Data for T.E. Flap With 0.10c L.E. Flap Configuration for Run 36, $\alpha = 6.00^\circ$, and $q_\infty = 14.92$ psf

L.E. FLAP				MAIN				T.E. FLAP			
UPPER SURFACE		LOWER SURFACE		UPPER SURFACE		LOWER SURFACE		UPPER SURFACE		LOWER SURFACE	
X/C	CP	X/C	CP	X/C	CP	X/C	CP	X/C	CP	X/C	CP
.003	.953	.000	.100	.002	-2.355	.000	-3.107	.005	-1.688	.000	-.771
.008	.939	.003	-.004	.005	-2.345	.010	-.773	.015	-2.387	.005	.739
.014	.708	.008	-.104	.011	-2.208	.020	-.064	.030	-1.963	.015	.972
.020	.523	.015	-.273	.020	-1.977	.030	-.025	.060	-1.169	.030	.682
.030	-.221	.023	-.369	.030	-1.722	.045	.405	.090	-1.033	.045	.709
.045	-.626	.030	-.249	.045	-1.652	.065	.747	.130	-.525	.060	.755
.060	-.815	.040	-.278	.060	-1.616	.085	.745	.170	-.339	.090	.495
.075	-.903	.050	-.200	.080	-1.226	.110	1.028	.210	-.235	.130	.708
.090	-1.151	.063	.053	.100	-1.308	.135	.622			.170	.507
		.075	-.004	.120	-1.213	.165	.584			.200	.576
		.087	-.349	.140	-1.060	.195	.336			.230	.354
		.100	-1.531	.165	-1.106	.225	.085			.250	-.202
				.190	-.900	.255	.103				
				.215	-1.078	.300	.018				
				.250	-.960	.350	-.027				
				.300	-.845	.450	.152				
				.350	-.816	.550	.181				
				.450	-.732	.650	.096				
				.550	-.824	.700	.277				
				.650	-.893	.749	.305				
				.700	-.769	.779	.552				
				.750	-.832	.805	.597				
				.800	-.828	.825	.541				
				.825	-.978	.840	.493				
				.845	-.986	.855	.485				
				.864	-.487	.870	-.530				

Table 106. Pressure Data for T.E. Flap With 0.10c L.E. Flap Configuration for Run 36, $\alpha = 8.02^\circ$, and $q_\infty = 14.92$ psf

L.E. FLAP				MAIN				T.E. FLAP			
UPPER SURFACE		LOWER SURFACE		UPPER SURFACE		LOWER SURFACE		UPPER SURFACE		LOWER SURFACE	
X/C	CP	X/C	CP	X/C	CP	X/C	CP	X/C	CP	X/C	CP
.003	1.023	.000	.225	.002	-3.236	.000	-4.906	.005	-1.464	.000	-.537
.008	.874	.003	-.080	.005	-3.047	.010	-.274	.015	-2.057	.005	.811
.014	.518	.008	-.162	.011	-2.799	.020	.683	.030	-1.520	.015	.976
.020	.241	.015	-.295	.020	-2.394	.030	.692	.060	-.721	.030	.655
.030	-.572	.023	-.376	.030	-2.057	.045	.860	.090	-.848	.045	.704
.045	-.952	.030	-.349	.045	-1.903	.065	.906	.130	-.471	.060	.749
.060	-1.131	.040	-.426	.060	-1.819	.085	.781	.170	-.315	.090	.499
.075	-1.156	.050	-.303	.080	-1.403	.110	1.020	.210	-.261	.130	.702
.090	-1.443	.063	.087	.100	-1.451	.135	.632			.170	.495
		.075	.221	.120	-1.341	.165	.599			.200	.555
		.087	-.163	.140	-1.174	.195	.350			.230	.325
		.100	-1.812	.165	-1.205	.225	.117			.250	-.275
				.190	-.999	.255	.139				
				.215	-1.164	.300	.057				
				.250	-1.042	.350	.012				
				.300	-.915	.450	.176				
				.350	-.875	.550	.203				
				.450	-.774	.650	.110				
				.550	-.840	.700	.292				
				.650	-.884	.749	.315				
				.700	-.753	.779	.569				
				.750	-.792	.805	.646				
				.800	-.759	.825	.605				
				.825	-.893	.840	.568				
				.845	-.893	.855	.559				
				.864	-.454	.870	-.470				

Table 107. Pressure Data for T.E. Flap With 0.10c L.E. Flap Configuration for Run 36,
 $\alpha = 10.14^\circ$, and $q_\infty = 15.03$ psf

L.E. FLAP				MAIN				T.E. FLAP			
UPPER SURFACE		LOWER SURFACE		UPPER SURFACE		LOWER SURFACE		UPPER SURFACE		LOWER SURFACE	
X/C	CP	X/C	CP	X/C	CP	X/C	CP	X/C	CP	X/C	CP
.003	1.057	.000	.582	.002	-4.477	.000	-5.393	.005	-1.410	.000	-.400
.008	.647	.003	-.285	.005	-4.075	.010	.404	.015	-2.055	.005	.847
.014	.104	.008	-.117	.011	-3.595	.020	.990	.030	-1.587	.015	.873
.020	-.284	.015	-.220	.020	-3.007	.030	.817	.060	-.681	.030	.653
.030	-1.170	.023	-.188	.030	-2.532	.045	.871	.090	-.645	.045	.703
.045	-1.576	.030	-.019	.045	-2.238	.065	.891	.130	-.455	.060	.748
.060	-1.637	.040	-.170	.060	-2.113	.085	.786	.170	-.335	.090	.505
.075	-1.653	.050	-.264	.080	-1.656	.110	1.035	.210	-.313	.130	.706
.090	-1.882	.063	-.009	.100	-1.668	.135	.664			.170	.493
		.075	.283	.120	-1.535	.165	.640			.200	.541
		.087	-.168	.140	-1.349	.195	.418			.230	.293
		.100	-2.289	.165	-1.355	.225	.207			.250	-.335
				.190	-1.144	.255	.221				
				.215	-1.289	.300	.137				
				.250	-1.153	.350	.086				
				.300	-1.011	.450	.232				
				.350	-.959	.550	.248				
				.450	-.838	.650	.146				
				.550	-.886	.700	.302				
				.650	-.915	.749	.333				
				.700	-.777	.779	.567				
				.750	-.808	.805	.695				
				.800	-.767	.825	.675				
				.825	-.889	.840	.627				
				.845	-.881	.855	.594				
				.864	-.438	.870	-.473				

Table 108. Pressure Data for T.E. Flap With 0.10c L.E. Flap Configuration for Run 36,
 $\alpha = 12.04^\circ$, and $q_\infty = 15.03$ psf

L.E. FLAP				MAIN				T.E. FLAP			
UPPER SURFACE		LOWER SURFACE		UPPER SURFACE		LOWER SURFACE		UPPER SURFACE		LOWER SURFACE	
X/C	CP	X/C	CP	X/C	CP	X/C	CP	X/C	CP	X/C	CP
.003	.560	.000	.903	.002	-4.644	.000	-4.591	.005	-1.549	.000	-.460
.008	.327	.003	.100	.005	-4.623	.010	.574	.015	-2.274	.005	.836
.014	-.376	.008	.020	.011	-4.141	.020	1.017	.030	-1.861	.015	.830
.020	-.829	.015	-.011	.020	-3.423	.030	.822	.060	-1.046	.030	.583
.030	-1.751	.023	.003	.030	-2.849	.045	.875	.090	-.919	.045	.721
.045	-2.101	.030	.151	.045	-2.512	.065	.904	.130	-.500	.060	.750
.060	-2.084	.040	.040	.060	-2.350	.085	.807	.170	-.357	.090	.523
.075	-2.046	.050	.214	.080	-1.869	.110	1.053	.210	-.313	.130	.714
.090	-2.226	.063	.671	.100	-1.850	.135	.697			.170	.513
		.075	.535	.120	-1.702	.165	.676			.200	.570
		.087	-.359	.140	-1.503	.195	.476			.230	.335
		.100	-2.699	.165	-1.496	.225	.285			.250	-.314
				.190	-1.267	.255	.298				
				.215	-1.398	.300	.204				
				.250	-1.253	.350	.149				
				.300	-1.097	.450	.280				
				.350	-1.036	.550	.286				
				.450	-.899	.650	.181				
				.550	-.930	.700	.296				
				.650	-.951	.749	.356				
				.700	-.812	.779	.572				
				.750	-.848	.805	.698				
				.800	-.817	.825	.678				
				.825	-.937	.840	.624				
				.845	-.935	.855	.590				
				.864	-.456	.870	-.536				

Table 109. Pressure Data for T.E. Flap With 0.10c L.E. Flap Configuration for Run 36, $\alpha = 14.01^\circ$, and $q_\infty = 15.14$ psf

L.E. FLAP				MAIN				T.E. FLAP			
UPPER SURFACE		LOWER SURFACE		UPPER SURFACE		LOWER SURFACE		UPPER SURFACE		LOWER SURFACE	
X/C	CP	X/C	CP	X/C	CP	X/C	CP	X/C	CP	X/C	CP
.003	.616	.000	1.049	.002	-5.130	.000	-4.637	.005	-1.601	.000	-4.473
.008	-1.254	.003	.585	.005	-5.154	.010	.599	.015	-2.358	.005	.830
.014	-1.120	.008	.299	.011	-4.677	.020	1.013	.030	-1.957	.015	.894
.020	-1.642	.015	.226	.020	-3.996	.030	.823	.060	-1.165	.030	.693
.030	-2.573	.023	.261	.030	-3.257	.045	.887	.090	-1.958	.045	.732
.045	-2.828	.030	.424	.045	-2.847	.065	.922	.130	-1.513	.060	.765
.060	-2.676	.040	.325	.060	-2.645	.085	.840	.170	-.371	.090	.535
.075	-2.566	.050	.337	.080	-2.133	.110	1.081	.210	-.317	.130	.718
.090	-2.677	.063	.585	.100	-2.072	.135	.731			.170	.525
		.075	.386	.120	-1.899	.165	.715			.200	.574
		.087	-.560	.140	-1.682	.195	.538			.230	.351
		.100	-3.094	.165	-1.655	.225	.366			.250	-.289
				.190	-1.414	.255	.375				
				.215	-1.526	.300	.279				
				.250	-1.371	.350	.220				
				.300	-1.197	.450	.332				
				.350	-1.125	.550	.324				
				.450	-.969	.650	.217				
				.550	-.980	.700	.292				
				.650	-.986	.749	.370				
				.700	-.852	.779	.581				
				.750	-.880	.805	.703				
				.800	-.847	.825	.682				
				.825	-.966	.840	.635				
				.845	-.963	.855	.593				
				.864	-.494	.870	-.570				

Table 110. Pressure Data for T.E. Flap With 0.10c L.E. Flap Configuration for Run 36, $\alpha = 16.02^\circ$, and $q_\infty = 15.14$ psf

L.E. FLAP				MAIN				T.E. FLAP			
UPPER SURFACE		LOWER SURFACE		UPPER SURFACE		LOWER SURFACE		UPPER SURFACE		LOWER SURFACE	
X/C	CP	X/C	CP	X/C	CP	X/C	CP	X/C	CP	X/C	CP
.003	.141	.000	.969	.002	-5.758	.000	-4.967	.005	-1.524	.000	-.430
.008	-1.904	.003	.852	.005	-5.813	.010	.604	.015	-2.252	.005	.836
.014	-1.880	.008	.449	.011	-5.215	.020	1.006	.030	-1.840	.015	.935
.020	-2.432	.015	.140	.020	-4.486	.030	.829	.060	-1.030	.030	.702
.030	-3.337	.023	.268	.030	-3.600	.045	.892	.090	-.826	.045	.741
.045	-3.467	.030	.460	.045	-3.121	.065	.941	.130	-.485	.060	.772
.060	-3.261	.040	.604	.060	-2.881	.085	.866	.170	-.359	.090	.550
.075	-2.952	.050	.570	.080	-2.324	.110	1.105	.210	-.317	.130	.728
.090	-3.046	.063	.653	.100	-2.236	.135	.767			.170	.533
		.075	.288	.120	-2.043	.165	.752			.200	.530
		.087	-.757	.140	-1.813	.195	.592			.230	.348
		.100	-3.435	.165	-1.770	.225	.441			.250	-.321
				.190	-1.513	.255	.447				
				.215	-1.612	.300	.351				
				.250	-1.443	.350	.288				
				.300	-1.256	.450	.383				
				.350	-1.171	.550	.369				
				.450	-.999	.650	.255				
				.550	-.997	.700	.316				
				.650	-.990	.749	.402				
				.700	-.850	.779	.601				
				.750	-.869	.805	.716				
				.800	-.826	.825	.697				
				.825	-.934	.840	.649				
				.845	-.930	.855	.604				
				.864	-.486	.870	-.546				

Table 111. Pressure Data for T.E. Flap With 0.10c L.E. Flap Configuration for Run 36,
 $\alpha = 18.02^\circ$, and $q_\infty = 15.14$ psf

L.E. FLAP				MAIN				T.E. FLAP			
UPPER SURFACE		LOWER SURFACE		UPPER SURFACE		LOWER SURFACE		UPPER SURFACE		LOWER SURFACE	
X/C	CP	X/C	CP	X/C	CP	X/C	CP	X/C	CP	X/C	CP
.003	-.356	.000	.723	.002	-6.267	.000	-5.455	.005	-1.194	.000	-.282
.008	-1.547	.003	.995	.005	-6.317	.010	.558	.015	-1.633	.005	.855
.014	-2.606	.008	.663	.011	-5.668	.020	.988	.030	-.925	.015	.893
.020	-3.171	.015	.327	.020	-4.834	.030	.821	.060	-.242	.030	.702
.030	-4.042	.023	.370	.030	-3.901	.045	.900	.090	-5.54	.045	.740
.045	-4.062	.030	.579	.045	-3.365	.065	.951	.130	-4.400	.060	.770
.060	-3.653	.040	.624	.060	-3.093	.085	.885	.170	-.282	.090	.550
.075	-3.354	.050	.585	.080	-2.506	.110	1.123	.210	-.252	.130	.721
.090	-3.337	.063	.653	.100	-2.390	.135	.790			.170	.525
		.075	.240	.120	-2.182	.165	.775			.200	.553
		.087	-.879	.140	-1.937	.195	.633			.230	.324
		.100	-3.719	.165	-1.881	.225	.495			.250	-.309
				.190	-1.609	.255	.497				
				.215	-1.696	.300	.399				
				.250	-1.519	.350	.330				
				.300	-1.321	.450	.419				
				.350	-1.221	.550	.398				
				.450	-1.037	.650	.277				
				.550	-1.021	.700	.339				
				.650	-.990	.749	.415				
				.700	-.844	.779	.616				
				.750	-.836	.605	.740				
				.800	-.748	.825	.714				
				.825	-.828	.840	.663				
				.845	-.801	.855	.632				
				.864	-.376	.870	-.417				

Table 112. Pressure Data for T.E. Flap With 0.10c L.E. Flap Configuration for Run 36,
 $\alpha = 20.00^\circ$, and $q_\infty = 15.14$ psf

L.E. FLAP				MAIN				T.E. FLAP			
UPPER SURFACE		LOWER SURFACE		UPPER SURFACE		LOWER SURFACE		UPPER SURFACE		LOWER SURFACE	
X/C	CP	X/C	CP	X/C	CP	X/C	CP	X/C	CP	X/C	CP
.003	-1.168	.000	.222	.002	-6.814	.000	-5.990	.005	-1.415	.000	-.384
.008	-2.408	.003	1.016	.005	-6.857	.010	.501	.015	-2.016	.005	.838
.014	-3.539	.008	.828	.011	-6.151	.020	.961	.030	-1.522	.015	.893
.020	-4.053	.015	.506	.020	-5.120	.030	.808	.060	-.578	.030	.713
.030	-4.501	.023	.465	.030	-4.231	.045	.902	.090	-.611	.045	.753
.045	-4.737	.030	.664	.045	-3.627	.065	.961	.130	-.452	.060	.793
.060	-4.163	.040	.624	.060	-3.318	.085	.900	.170	-.342	.090	.552
.075	-3.802	.050	.570	.080	-2.692	.110	1.139	.210	-.312	.130	.732
.090	-3.727	.063	.653	.100	-2.554	.135	.812			.170	.540
		.075	.198	.120	-2.326	.165	.801			.200	.590
		.087	-1.028	.140	-2.064	.195	.675			.230	.332
		.100	-4.061	.165	-1.992	.225	.554			.250	-.368
				.190	-1.712	.255	.550				
				.215	-1.784	.300	.451				
				.250	-1.595	.350	.383				
				.300	-1.381	.450	.461				
				.350	-1.275	.550	.433				
				.450	-1.075	.650	.303				
				.550	-1.050	.700	.368				
				.650	-1.020	.749	.426				
				.700	-.875	.779	.618				
				.750	-.876	.805	.740				
				.800	-.811	.825	.711				
				.825	-.903	.840	.663				
				.845	-.891	.855	.618				
				.864	-.464	.870	-.513				

Table 113. Pressure Data for T.E. Flap With 0.10c L.E. Flap Configuration for Run 36, $\alpha = 22.01^\circ$, and $q_\infty = 15.14$ psf

L.E. FLAP				MAIN				T.E. FLAP			
UPPER SURFACE		LOWER SURFACE		UPPER SURFACE		LOWER SURFACE		UPPER SURFACE		LOWER SURFACE	
X/C	CP	X/C	CP	X/C	CP	X/C	CP	X/C	CP	X/C	CP
.003	-2.228	.000	-.626	.002	-7.442	.600	-6.613	.005	-1.530	.000	-.443
.008	-3.545	.003	.899	.005	-7.471	.010	.434	.015	-2.184	.005	.826
.014	-4.707	.008	.942	.011	-6.707	.020	.932	.030	-1.723	.015	.891
.020	-5.234	.015	.678	.020	-5.442	.030	.796	.060	-.939	.030	.736
.030	-5.546	.023	.594	.030	-4.604	.045	.896	.090	-.733	.045	.769
.045	-5.545	.030	.741	.045	-3.922	.065	.967	.130	-.472	.060	.796
.060	-4.607	.040	.659	.060	-3.568	.085	.913	.170	-.369	.090	.576
.075	-4.325	.050	.592	.080	-2.907	.110	1.154	.210	-.333	.130	.749
.090	-4.174	.063	.639	.100	-2.731	.135	.832			.170	.559
		.075	.157	.120	-2.481	.165	.825			.200	.600
		.087	-1.171	.140	-2.202	.195	.720			.230	.359
		.100	-4.446	.165	-2.113	.225	.611			.250	-.323
				.190	-1.818	.255	.614				
				.215	-1.876	.300	.514				
				.250	-1.671	.350	.443				
				.300	-1.446	.450	.508				
				.350	-1.328	.550	.475				
				.450	-1.112	.650	.335				
				.550	-1.073	.700	.397				
				.650	-1.030	.745	.450				
				.700	-.887	.779	.624				
				.750	-.891	.805	.744				
				.800	-.838	.825	.718				
				.825	-.941	.840	.663				
				.845	-.942	.855	.613				
				.864	-.542	.870	-.584				

Table 114. Pressure Data for T.E. Flap With 0.10c L.E. Flap Configuration for Run 36, $\alpha = 23.01^\circ$, and $q_\infty = 15.03$ psf

L.E. FLAP				MAIN				T.E. FLAP			
UPPER SURFACE		LOWER SURFACE		UPPER SURFACE		LOWER SURFACE		UPPER SURFACE		LOWER SURFACE	
X/C	CP	X/C	CP	X/C	CP	X/C	CP	X/C	CP	X/C	CP
.003	-2.710	.000	-1.048	.002	-7.696	.000	-6.867	.005	-1.583	.000	-.483
.008	-4.063	.003	.809	.005	-7.720	.010	.407	.015	-2.242	.005	.816
.014	-5.210	.008	.956	.011	-6.931	.020	.916	.030	-1.788	.015	.893
.020	-5.715	.015	.734	.020	-5.582	.030	.787	.060	-1.050	.030	.745
.030	-6.375	.023	.631	.030	-4.750	.045	.894	.090	-.929	.045	.777
.045	-5.850	.030	.767	.045	-4.038	.065	.968	.130	-.452	.060	.804
.060	-5.067	.040	.678	.060	-3.667	.085	.921	.170	-.286	.090	.584
.075	-4.544	.050	.596	.080	-2.993	.110	1.159	.210	-.228	.130	.757
.090	-4.356	.063	.636	.100	-2.802	.135	.842			.170	.572
		.075	.136	.120	-2.541	.165	.837			.200	.624
		.087	-1.235	.140	-2.257	.195	.734			.230	.410
		.100	-4.604	.165	-2.159	.225	.639			.250	-.192
				.190	-1.857	.255	.640				
				.215	-1.911	.300	.537				
				.250	-1.702	.350	.466				
				.300	-1.471	.450	.528				
				.350	-1.349	.550	.489				
				.450	-1.125	.650	.348				
				.550	-1.079	.700	.417				
				.650	-1.037	.749	.453				
				.700	-.892	.779	.629				
				.750	-.900	.805	.741				
				.800	-.850	.825	.718				
				.825	-.962	.840	.661				
				.845	-.967	.855	.610				
				.864	-.568	.870	-.617				

Table 115. Pressure Data for T.E. Flap With 0.10c L.E. Flap Configuration for Run 36,
 $\alpha = 24.59^\circ$, and $q_\infty = 15.03$ psf

L.E. FLAP				MAIN				T.E. FLAP			
UPPER SURFACE		LOWER SURFACE		UPPER SURFACE		LOWER SURFACE		UPPER SURFACE		LOWER SURFACE	
X/C	CP	X/C	CP	X/C	CP	X/C	CP	X/C	CP	X/C	CP
.003	-3.598	.000	-1.873	.002	-8.108	.000	-7.279	.005	-1.600	.000	-.507
.008	-4.967	.003	.555	.005	-8.118	.010	.352	.015	-2.181	.005	-.807
.014	-6.102	.008	.949	.011	-7.290	.020	.890	.030	-1.675	.015	.894
.020	-6.555	.015	.791	.020	-5.808	.030	.768	.060	-.992	.030	.757
.030	-7.123	.023	.693	.030	-4.988	.045	.886	.090	-.993	.045	.787
.045	-6.47E	.030	.810	.045	-4.221	.065	.968	.130	-.489	.060	.614
.060	-5.514	.040	.692	.060	-3.824	.085	.926	.170	-.246	.090	.595
.075	-4.901	.050	.611	.080	-3.124	.110	1.166	.210	-.139	.130	.765
.090	-4.656	.063	.630	.100	-2.907	.135	.853			.170	.599
		.075	.108	.120	-2.636	.165	.852			.200	.548
		.087	-1.331	.140	-2.340	.195	.762			.230	.447
		.100	-4.868	.165	-2.228	.225	.678			.250	-.055
				.190	-1.920	.255	.678				
				.215	-1.962	.300	.575				
				.250	-1.746	.350	.501				
				.300	-1.502	.450	.562				
				.350	-1.376	.550	.519				
				.450	-1.140	.650	.370				
				.550	-1.085	.700	.436				
				.650	-1.038	.749	.466				
				.700	-.892	.779	.638				
				.750	-.896	.805	.747				
				.800	-.851	.825	.720				
				.825	-.970	.840	.664				
				.845	-.991	.855	.607				
				.864	-.595	.870	-.679				

Table 116. Pressure Data for T.E. Flap With 0.10c L.E. Flap Configuration for Run 36,
 $\alpha = 25.01^\circ$, and $q_\infty = 14.92$ psf

L.E. FLAP				MAIN				T.E. FLAP			
UPPER SURFACE		LOWER SURFACE		UPPER SURFACE		LOWER SURFACE		UPPER SURFACE		LOWER SURFACE	
X/C	CP	X/C	CP	X/C	CP	X/C	CP	X/C	CP	X/C	CP
.003	-3.954	.000	-2.203	.002	-8.296	.000	-7.467	.005	-1.618	.000	-.521
.008	-5.320	.003	.447	.005	-8.301	.010	.327	.015	-2.171	.005	-.801
.014	-6.449	.008	.927	.011	-7.456	.020	.877	.030	-1.648	.015	.835
.020	-6.854	.015	.812	.020	-5.917	.030	.761	.060	-.971	.030	.759
.030	-7.425	.023	.711	.030	-5.097	.045	.882	.090	-.985	.045	.791
.045	-6.717	.030	.816	.045	-4.311	.065	.966	.130	-.503	.060	.818
.060	-5.65E	.040	.703	.060	-3.905	.085	.924	.170	-.267	.090	.500
.075	-5.04E	.050	.608	.080	-3.187	.110	1.169	.210	-.159	.130	.771
.090	-4.785	.063	.634	.100	-2.967	.135	.856			.170	.533
		.075	.095	.120	-2.687	.165	.854			.200	.550
		.087	-1.383	.140	-2.382	.195	.770			.230	.447
		.100	-4.985	.165	-2.269	.225	.686			.250	-.067
				.190	-1.955	.255	.687				
				.215	-1.996	.300	.589				
				.250	-1.776	.350	.514				
				.300	-1.528	.450	.573				
				.350	-1.399	.550	.532				
				.450	-1.161	.650	.380				
				.550	-1.102	.700	.447				
				.650	-1.055	.749	.473				
				.700	-.906	.779	.642				
				.750	-.910	.805	.748				
				.800	-.862	.825	.720				
				.825	-.981	.840	.666				
				.845	-1.006	.855	.604				
				.864	-.638	.870	-.701				

Table 117. Pressure Data for T.E. Flap With 0.10c L.E. Flap Configuration for Run 36,
 $\alpha = 26.01^\circ$, and $q_\infty = 15.14$ psf

L.E. FLAP				MAIN				T.E. FLAP			
UPPER SURFACE		LOWER SURFACE		UPPER SURFACE		LOWER SURFACE		UPPER SURFACE		LOWER SURFACE	
X/C	CP	X/C	CP	X/C	CP	X/C	CP	X/C	CP	X/C	CP
.003	-4.528	.000	-2.765	.002	-8.523	.000	-7.702	.005	-1.569	.000	-.509
.008	-5.857	.003	.257	.005	-8.523	.010	.302	.015	-2.035	.005	.801
.014	-7.003	.008	.892	.011	-7.656	.020	.860	.030	-1.491	.015	.932
.020	-7.412	.015	.843	.020	-6.050	.030	.751	.060	-.875	.030	.757
.030	-7.884	.023	.749	.030	-5.228	.045	.877	.090	-.940	.045	.790
.045	-7.058	.030	.840	.045	-4.410	.065	.963	.130	-.516	.060	.915
.060	-5.954	.040	.708	.060	-3.983	.085	.924	.170	-.298	.090	.601
.075	-5.261	.050	.614	.080	-3.255	.110	1.166	.210	-.193	.130	.766
.090	-4.962	.063	.626	.100	-3.018	.135	.862			.170	.598
		.075	.081	.120	-2.728	.165	.859			.200	.538
		.087	-1.442	.140	-2.423	.195	.780			.230	.436
		.100	-5.129	.165	-2.299	.225	.706			.250	-.112
				.190	-1.983	.255	.708				
				.215	-2.014	.300	.606				
				.250	-1.788	.350	.534				
				.300	-1.532	.450	.582				
				.350	-1.401	.550	.538				
				.450	-1.154	.650	.388				
				.550	-1.087	.700	.453				
				.650	-1.026	.749	.476				
				.700	-.877	.779	.639				
				.750	-.877	.805	.747				
				.800	-.828	.825	.721				
				.825	-.950	.840	.665				
				.845	-.985	.855	.607				
				.864	-.628	.870	-.705				

Table 118. Pressure Data for T.E. Flap With 0.10c L.E. Flap Configuration for Run 36,
 $\alpha = 27.00^\circ$, and $q_\infty = 15.03$ psf

L.E. FLAP				MAIN				T.E. FLAP			
UPPER SURFACE		LOWER SURFACE		UPPER SURFACE		LOWER SURFACE		UPPER SURFACE		LOWER SURFACE	
X/C	CP	X/C	CP	X/C	CP	X/C	CP	X/C	CP	X/C	CP
.003	-5.166	.000	-3.407	.002	-8.748	.000	-7.931	.005	-1.516	.000	-.490
.008	-6.525	.003	.018	.005	-8.742	.010	.268	.015	-1.929	.005	.907
.014	-7.606	.008	.841	.011	-7.853	.020	.844	.030	-1.367	.015	.933
.020	-7.977	.015	.857	.020	-6.185	.030	.742	.060	-.800	.030	.759
.030	-8.364	.023	.782	.030	-5.349	.045	.874	.090	-.904	.045	.730
.045	-7.422	.030	.860	.045	-4.501	.065	.961	.130	-.525	.060	.814
.060	-6.223	.040	.720	.060	-4.059	.085	.928	.170	-.326	.090	.538
.075	-5.476	.050	.618	.080	-3.313	.110	1.169	.210	-.229	.130	.765
.090	-5.128	.063	.630	.100	-3.064	.135	.868			.170	.585
		.075	.067	.120	-2.768	.165	.869			.200	.534
		.087	-1.495	.140	-2.453	.195	.793			.230	.423
		.100	-5.271	.165	-2.323	.225	.728			.250	-.157
				.190	-2.000	.255	.728				
				.215	-2.027	.300	.626				
				.250	-1.798	.350	.554				
				.300	-1.538	.450	.601				
				.350	-1.398	.550	.555				
				.450	-1.144	.650	.399				
				.550	-1.072	.700	.465				
				.650	-1.000	.749	.483				
				.700	-.851	.779	.645				
				.750	-.847	.805	.751				
				.800	-.793	.825	.725				
				.825	-.923	.840	.670				
				.845	-.960	.855	.614				
				.864	-.618	.870	-.697				

Table 119. Pressure Data for T.E. Flap With 0.10c L.E. Flap Configuration for Run 37,
 $\alpha = -14.02^\circ$, and $q_\infty = 30.29$ psf

L.E. FLAP				MAIN				T.E. FLAP			
UPPER SURFACE		LOWER SURFACE		UPPER SURFACE		LOWER SURFACE		UPPER SURFACE		LOWER SURFACE	
X/C	CP	X/C	CP	X/C	CP	X/C	CP	X/C	CP	X/C	CP
.003	-.773	.000	-.469	.002	-1.059	.000	-1.042	.005	-.511	.000	-.519
.008	-.281	.003	-.375	.005	-.881	.010	-.605	.015	-.671	.005	-.551
.014	.224	.008	-.445	.011	.741	.020	-.459	.030	-.615	.015	-.624
.020	.670	.015	-.560	.020	.712	.030	-.600	.060	-.511	.030	-.605
.030	.824	.023	-.566	.030	.552	.045	-.548	.090	-.709	.045	-.558
.045	.981	.030	-.424	.045	.365	.065	-.510	.130	-.573	.060	-.510
.060	.505	.040	-.474	.060	.251	.085	-.543	.170	-.486	.090	-.694
.075	.757	.050	-.529	.080	.345	.110	-.360	.210	-.469	.130	-.528
.090	.478	.063	-.485	.100	.199	.135	-.575			.170	-.532
		.075	-.541	.120	.176	.165	-.572			.200	-.510
		.087	-.591	.140	.201	.195	-.585			.230	-.559
		.100	-.516	.165	.105	.225	-.585			.250	-.535
				.190	.160	.255	-.554				
				.215	.003	.300	-.578				
				.250	.003	.350	-.590				
				.300	-.012	.450	-.483				
				.350	-.059	.550	-.483				
				.450	-.127	.650	-.581				
				.550	-.294	.700	-.550				
				.650	-.451	.749	-.581				
				.700	-.438	.779	-.464				
				.750	-.543	.805	-.448				
				.800	-.613	.825	-.481				
				.825	-.726	.840	-.528				
				.845	-.745	.855	-.515				
				.864	-.518	.870	-.555				

Table 120. Pressure Data for T.E. Flap With 0.10c L.E. Flap Configuration for Run 37,
 $\alpha = -12.29^\circ$, and $q_\infty = 30.17$ psf

L.E. FLAP				MAIN				T.E. FLAP			
UPPER SURFACE		LOWER SURFACE		UPPER SURFACE		LOWER SURFACE		UPPER SURFACE		LOWER SURFACE	
X/C	CP	X/C	CP	X/C	CP	X/C	CP	X/C	CP	X/C	CP
.003	-.638	.000	-.457	.002	-.907	.000	-.976	.005	-.487	.000	-.505
.008	-.126	.003	-.353	.005	-.826	.010	-.549	.015	-.628	.005	-.535
.014	.356	.008	-.414	.011	.198	.020	-.418	.030	-.566	.015	-.512
.020	.764	.015	-.511	.020	.721	.030	-.554	.060	-.480	.030	-.500
.030	.874	.023	-.507	.030	.497	.045	-.506	.090	-.678	.045	-.553
.045	.967	.030	-.359	.045	.295	.065	-.475	.130	-.552	.060	-.508
.060	.860	.040	-.392	.060	.180	.085	-.509	.170	-.471	.090	-.658
.075	.727	.050	-.516	.080	.270	.110	-.339	.210	-.459	.130	-.520
.090	.357	.063	-.528	.100	.131	.135	-.542			.170	-.557
		.075	-.536	.120	.109	.165	-.540			.200	-.512
		.087	-.488	.140	.133	.195	-.551			.230	-.555
		.100	-.430	.165	.044	.225	-.550			.250	-.588
				.190	.099	.255	-.524				
				.215	-.049	.300	-.549				
				.250	-.048	.350	-.562				
				.300	-.059	.450	-.465				
				.350	-.104	.550	-.466				
				.450	-.166	.650	-.565				
				.550	-.320	.700	-.539				
				.650	-.460	.749	-.562				
				.700	-.448	.779	-.452				
				.750	-.542	.805	-.434				
				.800	-.605	.825	-.468				
				.825	-.710	.840	-.514				
				.845	-.722	.855	-.500				
				.864	-.497	.870	-.540				

Table 121. Pressure Data for T.E. Flap With 0.10c L.E. Flap Configuration for Run 37,
 $\alpha = -10.08^\circ$, and $q_\infty = 30.17$ psf

L.E. FLAP				MAIN				T.E. FLAP			
UPPER SURFACE		LOWER SURFACE		UPPER SURFACE		LOWER SURFACE		UPPER SURFACE		LOWER SURFACE	
X/C	CP	X/C	CP	X/C	CP	X/C	CP	X/C	CP	X/C	CP
.003	-.541	.000	-.493	.002	-.880	.000	-.764	.005	-.466	.000	-.486
.008	-.005	.003	-.367	.005	-.824	.010	-.536	.015	-.599	.005	-.512
.014	.464	.008	-.425	.011	-.426	.020	-.420	.030	-.529	.015	-.592
.020	.828	.015	-.519	.020	.767	.030	-.553	.060	-.447	.030	-.575
.030	.855	.023	-.517	.030	.457	.045	-.510	.090	-.631	.045	-.525
.045	.545	.030	-.398	.045	.235	.065	-.484	.130	-.513	.060	-.482
.060	.757	.040	-.427	.060	.120	.085	-.517	.170	-.443	.090	-.629
.075	.654	.050	-.428	.080	.203	.110	-.360	.210	-.434	.130	-.487
.090	.316	.063	-.361	.100	.071	.135	-.549			.170	-.548
		.075	-.536	.120	.050	.165	-.548			.200	-.477
		.087	-.570	.140	.075	.195	-.563			.230	-.529
		.100	-.467	.165	-.008	.225	-.567			.250	-.503
				.190	.046	.255	-.546				
				.215	-.092	.300	-.572				
				.250	-.090	.350	-.582				
				.300	-.096	.450	-.488				
				.350	-.139	.550	-.476				
				.450	-.193	.650	-.555				
				.550	-.331	.700	-.522				
				.650	-.460	.749	-.542				
				.700	-.445	.779	-.434				
				.750	-.531	.805	-.410				
				.800	-.583	.825	-.445				
				.825	-.680	.840	-.486				
				.845	-.690	.855	-.473				
				.864	-.479	.870	-.518				

Table 122. Pressure Data for T.E. Flap With 0.10c L.E. Flap Configuration for Run 37,
 $\alpha = -8.01^\circ$, and $q_\infty = 29.95$ psf

L.E. FLAP				MAIN				T.E. FLAP			
UPPER SURFACE		LOWER SURFACE		UPPER SURFACE		LOWER SURFACE		UPPER SURFACE		LOWER SURFACE	
X/C	CP	X/C	CP	X/C	CP	X/C	CP	X/C	CP	X/C	CP
.003	-.444	.000	-.519	.002	-.918	.000	-.548	.005	-.447	.000	-.469
.008	.119	.003	-.401	.005	-.878	.010	-.551	.015	-.575	.005	-.490
.014	.571	.008	-.454	.011	-.694	.020	-.443	.030	-.493	.015	-.561
.020	.507	.015	-.537	.020	.854	.030	-.566	.060	-.411	.030	-.558
.030	.524	.023	-.532	.030	.423	.045	-.525	.090	-.578	.045	-.492
.045	.856	.030	-.419	.045	.167	.065	-.500	.130	-.472	.060	-.447
.060	.728	.040	-.473	.060	.048	.085	-.527	.170	-.409	.090	-.575
.075	.557	.050	-.487	.080	.122	.110	-.382	.210	-.397	.130	-.435
.090	.213	.063	-.371	.100	.000	.135	-.555			.170	-.481
		.075	-.397	.120	-.021	.165	-.558			.200	-.402
		.087	-.620	.140	.005	.195	-.572			.230	-.457
		.100	-.559	.165	-.071	.225	-.581			.250	-.539
				.190	-.018	.255	-.561				
				.215	-.146	.300	-.586				
				.250	-.143	.350	-.593				
				.300	-.144	.450	-.503				
				.350	-.179	.550	-.479				
				.450	-.224	.650	-.545				
				.550	-.345	.700	-.509				
				.650	-.459	.749	-.522				
				.700	-.441	.779	-.416				
				.750	-.518	.805	-.386				
				.800	-.563	.825	-.418				
				.825	-.651	.840	-.461				
				.845	-.660	.855	-.449				
				.864	-.451	.870	-.497				

Table 123. Pressure Data for T.E. Flap With 0.10c L.E. Flap Configuration for Run 37,
 $\alpha = -6.10^\circ$, and $q_\infty = 30.17$ psf

L.E. FLAP				MAIN				T.E. FLAP			
UPPER SURFACE		LOWER SURFACE		UPPER SURFACE		LOWER SURFACE		UPPER SURFACE		LOWER SURFACE	
X/C	CP	X/C	CP	X/C	CP	X/C	CP	X/C	CP	X/C	CP
.003	-.347	.000	-.511	.002	-.798	.000	-.523	.005	-.389	.000	-.423
.008	.239	.003	-.435	.005	-.897	.010	-.560	.015	-.484	.005	-.438
.014	.665	.008	-.486	.011	-.786	.020	-.462	.030	-.375	.015	-.507
.020	.955	.015	-.547	.020	.707	.030	-.572	.060	-.304	.030	-.511
.030	.928	.023	-.538	.030	.431	.045	-.530	.090	-.454	.045	-.444
.045	.834	.030	-.440	.045	.118	.065	-.512	.130	-.355	.060	-.399
.060	.649	.040	-.493	.060	-.003	.085	-.538	.170	-.303	.090	-.500
.075	.458	.050	-.516	.080	.057	.110	-.408	.210	-.297	.130	-.358
.090	.113	.063	-.422	.100	-.056	.135	-.562			.170	-.398
		.075	-.415	.120	-.074	.165	-.563			.200	-.302
		.087	-.512	.140	-.048	.195	-.580			.230	-.328
		.100	-.642	.165	-.115	.225	-.583			.250	-.500
				.190	-.067	.255	-.568				
				.215	-.182	.300	-.590				
				.250	-.176	.350	-.593				
				.300	-.172	.450	-.497				
				.350	-.203	.550	-.460				
				.450	-.240	.650	-.508				
				.550	-.340	.700	-.476				
				.650	-.435	.749	-.485				
				.700	-.417	.779	-.385				
				.750	-.479	.805	-.343				
				.800	-.512	.825	-.370				
				.825	-.587	.840	-.406				
				.845	-.591	.855	-.398				
				.864	-.390	.870	-.443				

Table 124. Pressure Data for T.E. Flap With 0.10c L.E. Flap Configuration for Run 37,
 $\alpha = -4.03^\circ$, and $q_\infty = 30.06$ psf

L.E. FLAP				MAIN				T.E. FLAP			
UPPER SURFACE		LOWER SURFACE		UPPER SURFACE		LOWER SURFACE		UPPER SURFACE		LOWER SURFACE	
X/C	CP	X/C	CP	X/C	CP	X/C	CP	X/C	CP	X/C	CP
.003	-.259	.000	-.499	.002	-.587	.000	-.522	.005	-.282	.000	-.323
.008	.340	.003	-.465	.005	-.678	.010	-.574	.015	-.355	.005	-.341
.014	.744	.008	-.509	.011	-.733	.020	-.480	.030	-.246	.015	-.416
.020	.988	.015	-.557	.020	-.535	.030	-.581	.060	-.199	.030	-.414
.030	.521	.023	-.537	.030	.389	.045	-.543	.090	-.338	.045	-.343
.045	.782	.030	-.449	.045	.139	.065	-.530	.130	-.248	.060	-.299
.060	.565	.040	-.503	.060	-.032	.085	-.551	.170	-.188	.090	-.387
.075	.376	.050	-.537	.080	-.001	.110	-.432	.210	-.168	.130	-.240
.090	.048	.063	-.462	.100	-.111	.135	-.574			.170	-.234
		.075	-.472	.120	-.129	.165	-.577			.200	-.133
		.087	-.467	.140	-.103	.195	-.597			.230	-.135
		.100	-.465	.165	-.163	.225	-.604			.250	-.305
				.190	-.114	.255	-.587				
				.215	-.220	.300	-.602				
				.250	-.212	.350	-.591				
				.300	-.202	.450	-.466				
				.350	-.229	.550	-.397				
				.450	-.253	.650	-.420				
				.550	-.336	.700	-.382				
				.650	-.410	.749	-.399				
				.700	-.383	.779	-.310				
				.750	-.431	.805	-.274				
				.800	-.446	.825	-.282				
				.825	-.504	.840	-.315				
				.845	-.501	.855	-.307				
				.864	-.281	.870	-.340				

Table 125. Pressure Data for T.E. Flap With 0.10c L.E. Flap Configuration for Run 37,
 $\alpha = -2.04^\circ$, and $q_\infty = 30.06$ psf

L.E. FLAP				MAIN				T.E. FLAP			
UPPER SURFACE		LOWER SURFACE		UPPER SURFACE		LOWER SURFACE		UPPER SURFACE		LOWER SURFACE	
X/C	CP	X/C	CP	X/C	CP	X/C	CP	X/C	CP	X/C	CP
.003	-.168	.000	-.568	.002	-.634	.000	-.588	.005	-.553	.000	-.405
.008	.461	.003	-.547	.005	-.693	.010	-.644	.015	-.898	.005	-.108
.014	.827	.008	-.581	.011	-.674	.020	-.552	.030	-.808	.015	-.007
.020	1.025	.015	-.633	.020	-.698	.030	-.650	.060	-.444	.030	.120
.030	.888	.023	-.612	.030	-.573	.045	-.616	.090	-.423	.045	.190
.045	.674	.030	-.520	.045	-.082	.065	-.603	.130	-.292	.060	.230
.060	.435	.040	-.576	.060	-.103	.085	-.626	.170	-.210	.090	.142
.075	.234	.050	-.610	.080	-.098	.110	-.510	.210	-.175	.130	.275
.090	-.084	.063	-.541	.100	-.219	.135	-.651			.170	.230
		.075	-.549	.120	-.239	.165	-.656			.200	.278
		.087	-.545	.140	-.214	.195	-.688			.230	.173
		.100	-.513	.165	-.271	.225	-.692			.250	-.201
				.190	-.219	.255	-.637				
				.215	-.319	.300	-.572				
				.250	-.306	.350	-.467				
				.300	-.290	.450	-.217				
				.350	-.315	.550	-.091				
				.450	-.333	.650	-.077				
				.550	-.405	.700	-.032				
				.650	-.474	.749	-.033				
				.700	-.446	.779	.056				
				.750	-.485	.805	.072				
				.800	-.488	.825	.054				
				.825	-.529	.840	.028				
				.845	-.500	.855	.020				
				.864	-.255	.870	-.252				

Table 126. Pressure Data for T.E. Flap With 0.10c L.E. Flap Configuration for Run 37,
 $\alpha = 0.02^\circ$, and $q_\infty = 30.17$ psf

L.E. FLAP				MAIN				T.E. FLAP			
UPPER SURFACE		LOWER SURFACE		UPPER SURFACE		LOWER SURFACE		UPPER SURFACE		LOWER SURFACE	
X/C	CP	X/C	CP	X/C	CP	X/C	CP	X/C	CP	X/C	CP
.003	.252	.000	-.406	.002	-.903	.000	-.852	.005	-1.589	.000	-.779
.008	.764	.003	-.346	.005	-1.001	.010	-.637	.015	-2.352	.005	.475
.014	.953	.008	-.407	.011	-.955	.020	-.450	.030	-2.109	.015	.711
.020	1.033	.015	-.497	.020	-.897	.030	-.604	.060	-1.411	.030	.639
.030	.661	.023	-.480	.030	-.822	.045	-.564	.090	-1.217	.045	.648
.045	.347	.030	-.341	.045	-.853	.065	-.536	.130	-.540	.060	.680
.060	.055	.040	-.403	.060	-.873	.085	-.597	.170	-.209	.090	.504
.075	-.082	.050	-.454	.080	-.656	.110	-.383	.210	-.043	.130	.642
.090	-.383	.063	-.357	.100	-.730	.135	-.571			.170	.506
		.075	-.401	.120	-.682	.165	-.453			.200	.540
		.087	-.481	.140	-.595	.195	-.268			.230	.395
		.100	-.675	.165	-.641	.225	.037			.250	-.042
				.190	-.516	.255	.171				
				.215	-.646	.300	.085				
				.250	-.589	.350	-.010				
				.300	-.547	.450	.053				
				.350	-.547	.550	.079				
				.450	-.540	.650	.076				
				.550	-.648	.700	.230				
				.650	-.757	.749	.276				
				.700	-.702	.779	.436				
				.750	-.776	.805	.472				
				.800	-.813	.825	.449				
				.825	-.913	.840	.403				
				.845	-.898	.855	.368				
				.864	-.563	.870	-.540				

Table 127. Pressure Data for T.E. Flap With 0.10c L.E. Flap Configuration for Run 37,
 $\alpha = 2.06^\circ$, and $q_\infty = 30.29$ psf

L.E. FLAP				MAIN				T.E. FLAP			
UPPER SURFACE		LOWER SURFACE		UPPER SURFACE		LOWER SURFACE		UPPER SURFACE		LOWER SURFACE	
X/C	CP	X/C	CP	X/C	CP	X/C	CP	X/C	CP	X/C	CP
.003	.550	.000	-.335	.002	-1.296	.000	-1.369	.005	-1.763	.000	-.938
.008	.903	.003	-.208	.005	-1.382	.010	-.641	.015	-2.524	.005	.523
.014	.953	.008	-.269	.011	-1.329	.020	-.399	.030	-2.227	.015	.836
.020	.923	.015	-.366	.020	-1.233	.030	-.528	.060	-1.478	.030	.680
.030	.446	.023	-.379	.030	-1.125	.045	-.462	.090	-1.263	.045	.597
.045	.063	.030	-.252	.045	-1.107	.065	-.381	.130	-.562	.060	.715
.060	-.179	.040	-.297	.060	-1.059	.085	-.328	.170	-2.232	.090	.553
.075	-.353	.050	-.335	.080	-.866	.110	.062	.210	-.058	.130	.679
.090	-.636	.063	-.233	.100	-.920	.135	.059			.170	.538
		.075	-.299	.120	-.863	.165	.302			.200	.554
		.087	-.469	.140	-.770	.195	.408			.230	.405
		.100	-.956	.165	-.807	.225	.260			.250	-.031
				.190	-.680	.255	.178				
				.215	-.794	.300	.041				
				.250	-.730	.350	-.028				
				.300	-.672	.450	.068				
				.350	-.662	.550	.101				
				.450	-.637	.650	.095				
				.550	-.727	.700	.256				
				.650	-.818	.749	.305				
				.700	-.762	.779	.471				
				.750	-.826	.805	.510				
				.800	-.859	.825	.490				
				.825	-.951	.840	.452				
				.845	-.932	.855	.421				
				.864	-.601	.870	-.581				

Table 128. Pressure Data for T.E. Flap With 0.10c L.E. Flap Configuration for Run 37,
 $\alpha = 4.08^\circ$, and $q_\infty = 30.40$ psf

L.E. FLAP				MAIN				T.E. FLAP			
UPPER SURFACE		LOWER SURFACE		UPPER SURFACE		LOWER SURFACE		UPPER SURFACE		LOWER SURFACE	
X/C	CP	X/C	CP	X/C	CP	X/C	CP	X/C	CP	X/C	CP
.003	.764	.000	-.215	.002	-1.798	.000	-2.241	.005	-1.802	.000	-.953
.008	.966	.003	-.146	.005	-1.820	.010	-.765	.015	-2.502	.005	.705
.014	.884	.008	-.193	.011	-1.710	.020	-.386	.030	-2.136	.015	.901
.020	.733	.015	-.307	.020	-1.602	.030	-.413	.060	-1.289	.030	.599
.030	.157	.023	-.381	.030	-1.459	.045	-.165	.090	-.994	.045	.707
.045	-.285	.030	-.300	.045	-1.387	.065	.221	.130	-.550	.060	.731
.060	-.510	.040	-.306	.060	-1.343	.085	.495	.170	-.381	.090	.584
.075	-.665	.050	-.265	.080	-1.091	.110	.858	.210	-.217	.130	.591
.090	-.917	.063	-.127	.100	-1.112	.135	.658			.170	.549
		.075	-.194	.120	-1.042	.165	.627			.200	.551
		.087	-.443	.140	-.941	.195	.408			.230	.395
		.100	-1.311	.165	-.961	.225	.131			.250	-.123
				.190	-.830	.255	.105				
				.215	-.925	.300	.023				
				.250	-.855	.350	-.015				
				.300	-.782	.450	.085				
				.350	-.763	.550	.114				
				.450	-.723	.650	.103				
				.550	-.789	.700	.267				
				.650	-.859	.749	.320				
				.700	-.800	.779	.490				
				.750	-.851	.805	.531				
				.800	-.865	.825	.511				
				.825	-.938	.840	.481				
				.845	-.910	.855	.460				
				.864	-.586	.870	-.564				

Table 129. Pressure Data for T.E. Flap With 0.10c L.E. Flap Configuration for Run 37,
 $\alpha = 6.06^\circ$, and $q_\infty = 30.29$ psf

L.E. FLAP				MAIN				T.E. FLAP			
UPPER SURFACE		LOWER SURFACE		UPPER SURFACE		LOWER SURFACE		UPPER SURFACE		LOWER SURFACE	
X/C	CP	X/C	CP	X/C	CP	X/C	CP	X/C	CP	X/C	CP
.003	.535	.000	.147	.002	-2.395	.000	-3.246	.005	-1.664	.000	-.791
.008	.945	.003	.041	.005	-2.326	.010	-.690	.015	-2.255	.005	.741
.014	.704	.008	-.012	.011	-2.165	.020	-.069	.030	-1.823	.015	.919
.020	.451	.015	-.111	.020	-1.978	.030	.082	.060	-.936	.030	.707
.030	-.214	.023	-.251	.030	-1.772	.045	.477	.090	-.780	.045	.715
.045	-.66E	.030	-.245	.045	-1.636	.065	.772	.130	-.518	.060	.735
.060	-.853	.040	-.217	.060	-1.556	.085	.794	.170	-.424	.090	.600
.075	-.57E	.050	-.084	.080	-1.288	.110	.928	.210	-.351	.130	.590
.090	-1.193	.063	.118	.100	-1.279	.135	.696			.170	.539
		.075	.093	.120	-1.195	.165	.644			.200	.534
		.087	-.293	.140	-1.082	.195	.408			.230	.336
		.100	-1.636	.165	-1.089	.225	.149			.250	-.254
				.190	-.950	.255	.138				
				.215	-1.029	.300	.068				
				.250	-.951	.350	.032				
				.300	-.666	.450	.116				
				.350	-.838	.550	.138				
				.450	-.777	.650	.122				
				.550	-.816	.700	.284				
				.650	-.858	.749	.341				
				.700	-.791	.779	.507				
				.750	-.820	.805	.543				
				.800	-.812	.825	.524				
				.825	-.865	.840	.503				
				.845	-.824	.855	.494				
				.864	-.499	.870	-.490				

Table 130. Pressure Data for T.E. Flap With 0.10c L.E. Flap Configuration for Run 37,
 $\alpha = 8.01^\circ$, and $q_\infty = 30.17$ psf

L.E. FLAP				MAIN				T.E. FLAP			
UPPER SURFACE		LOWER SURFACE		UPPER SURFACE		LOWER SURFACE		UPPER SURFACE		LOWER SURFACE	
X/C	CP	X/C	CP	X/C	CP	X/C	CP	X/C	CP	X/C	CP
.003	1.004	.000	.286	.002	-3.159	.000	-5.011	.005	-1.569	.000	-.681
.008	.874	.003	.048	.005	-2.995	.010	-.322	.015	-2.109	.005	.783
.014	.502	.008	-.009	.011	-2.724	.020	.557	.030	-1.654	.015	.925
.020	.158	.015	-.105	.020	-2.384	.030	.716	.060	-.763	.030	.697
.030	-.573	.023	-.245	.030	-2.097	.045	.908	.090	-.651	.045	.711
.045	-1.035	.030	-.390	.045	-1.877	.065	.934	.130	-.478	.060	.729
.060	-1.183	.040	-.343	.060	-1.765	.085	.829	.170	-.419	.090	.539
.075	-1.26E	.050	-.051	.080	-1.462	.110	.923	.210	-.394	.130	.583
.090	-1.451	.063	.303	.100	-1.426	.135	.700			.170	.524
		.075	.420	.120	-1.328	.165	.654			.200	.511
		.087	-.049	.140	-1.201	.195	.416			.230	.295
		.100	-1.879	.165	-1.196	.225	.172			.250	-.370
				.190	-1.049	.255	.170				
				.215	-1.116	.300	.104				
				.250	-1.031	.350	.066				
				.300	-.934	.450	.141				
				.350	-.694	.550	.154				
				.450	-.813	.650	.131				
				.550	-.831	.700	.293				
				.650	-.851	.749	.352				
				.700	-.773	.779	.526				
				.750	-.786	.805	.569				
				.800	-.759	.825	.546				
				.825	-.804	.840	.529				
				.845	-.764	.855	.522				
				.864	-.468	.870	-.456				

Table 131. Pressure Data for T.E. Flap With 0.10c L.E. Flap Configuration for Run 37,
 $\alpha = 9.20^\circ$, and $q_\infty = 29.95$ psf

L.E. FLAP				MAIN				T.E. FLAP			
UPPER SURFACE		LOWER SURFACE		UPPER SURFACE		LOWER SURFACE		UPPER SURFACE		LOWER SURFACE	
X/C	CP	X/C	CP	X/C	CP	X/C	CP	X/C	CP	X/C	CP
.003	1.025	.000	.346	.002	-3.868	.000	-5.243	.005	-1.258	.000	-.373
.008	.751	.003	-.308	.005	-3.710	.010	.337	.015	-1.672	.005	.855
.014	.327	.008	-.266	.011	-3.277	.020	.930	.030	-1.029	.015	.917
.020	-.081	.015	-.269	.020	-2.776	.030	.887	.060	-.298	.030	.674
.030	-.858	.023	-.251	.030	-2.386	.045	.921	.090	-.496	.045	.700
.045	-1.325	.030	-.170	.045	-2.081	.065	.902	.130	-.409	.060	.721
.060	-1.435	.040	-.283	.060	-1.936	.065	.808	.170	-.352	.090	.595
.075	-1.512	.050	-.325	.080	-1.603	.110	.917	.210	-.335	.130	.577
.090	-1.688	.063	-.120	.100	-1.546	.135	.708			.170	.516
		.075	.156	.120	-1.434	.165	.669			.200	.499
		.087	-.177	.140	-1.294	.195	.446			.230	.293
		.100	-2.195	.165	-1.280	.225	.215			.250	-.327
				.190	-1.126	.255	.212				
				.215	-1.183	.300	.143				
				.250	-1.093	.350	.103				
				.300	-.984	.450	.169				
				.350	-.941	.550	.178				
				.450	-.848	.650	.141				
				.550	-.852	.700	.309				
				.650	-.857	.749	.353				
				.700	-.770	.779	.522				
				.750	-.764	.805	.633				
				.800	-.705	.825	.635				
				.825	-.728	.840	.624				
				.845	-.670	.855	.612				
				.864	-.369	.870	-.366				

Table 132. Pressure Data for T.E. Flap With 0.10c L.E. Flap Configuration for Run 37,
 $\alpha = 10.18^\circ$, and $q_\infty = 29.95$ psf

L.E. FLAP				MAIN				T.E. FLAP			
UPPER SURFACE		LOWER SURFACE		UPPER SURFACE		LOWER SURFACE		UPPER SURFACE		LOWER SURFACE	
X/C	CP	X/C	CP	X/C	CP	X/C	CP	X/C	CP	X/C	CP
.003	1.025	.000	.574	.002	-4.459	.000	-5.209	.005	-1.227	.000	-.328
.008	.655	.003	-.318	.005	-4.095	.010	.507	.015	-1.634	.005	.853
.014	.085	.008	-.121	.011	-3.636	.020	.970	.030	-.969	.015	.918
.020	-.366	.015	-.160	.020	-3.044	.030	.894	.060	-.290	.030	.678
.030	-1.179	.023	-.134	.030	-2.606	.045	.920	.090	-.488	.045	.705
.045	-1.626	.030	-.038	.045	-2.248	.065	.906	.130	-.402	.060	.726
.060	-1.701	.040	-.125	.060	-2.087	.085	.819	.170	-.346	.090	.599
.075	-1.742	.050	-.166	.080	-1.735	.110	.932	.210	-.325	.130	.579
.090	-1.903	.063	.053	.100	-1.660	.135	.725			.170	.521
		.075	.279	.120	-1.537	.165	.689			.200	.505
		.087	-.235	.140	-1.389	.195	.480			.230	.299
		.100	-2.449	.165	-1.366	.225	.262			.250	-.318
				.190	-1.203	.255	.254				
				.215	-1.254	.300	.185				
				.250	-1.157	.350	.139				
				.300	-1.043	.450	.198				
				.350	-.989	.550	.202				
				.450	-.887	.650	.161				
				.550	-.884	.700	.325				
				.650	-.880	.749	.362				
				.700	-.790	.779	.525				
				.750	-.781	.805	.648				
				.800	-.715	.825	.655				
				.825	-.732	.840	.643				
				.845	-.668	.855	.627				
				.864	-.366	.870	-.363				

Table 133. Pressure Data for T.E. Flap With 0.10c L.E. Flap Configuration for Run 37, $\alpha = 11.02^\circ$, and $q_\infty = 30.17$ psf

L.E. FLAP				MAIN				T.E. FLAP			
UPPER SURFACE		LOWER SURFACE		UPPER SURFACE		LOWER SURFACE		UPPER SURFACE		LOWER SURFACE	
X/C	CP	X/C	CP	X/C	CP	X/C	CP	X/C	CP	X/C	CP
.003	.557	.000	.719	.002	-4.469	.000	-4.849	.005	-1.275	.000	-.353
.008	.530	.003	-.158	.005	-4.344	.010	.603	.015	-1.709	.005	.859
.014	-.102	.008	-.030	.011	-3.924	.020	.985	.030	-1.085	.015	.915
.020	-.587	.015	-.061	.020	-3.170	.030	.895	.060	-.317	.030	.577
.030	-1.415	.023	-.027	.030	-2.732	.045	.918	.090	-.506	.045	.704
.045	-1.846	.030	.072	.045	-2.350	.065	.906	.130	-.420	.060	.724
.060	-1.885	.040	-.002	.060	-2.176	.085	.824	.170	-.365	.090	.600
.075	-1.503	.050	.052	.080	-1.814	.110	.937	.210	-.353	.130	.678
.090	-2.046	.063	.426	.100	-1.729	.135	.735			.170	.519
		.075	.514	.120	-1.600	.165	.702			.200	.499
		.087	-.260	.140	-1.447	.195	.500			.230	.281
		.100	-2.627	.165	-1.416	.225	.290			.250	-.346
				.190	-1.250	.255	.281				
				.215	-1.292	.300	.208				
				.250	-1.190	.350	.162				
				.300	-1.068	.450	.214				
				.350	-1.010	.550	.211				
				.450	-.901	.650	.169				
				.550	-.890	.700	.326				
				.650	-.881	.749	.365				
				.700	-.793	.779	.525				
				.750	-.782	.805	.645				
				.800	-.720	.825	.649				
				.825	-.737	.840	.638				
				.845	-.677	.855	.620				
				.864	-.373	.870	-.389				

Table 134. Pressure Data for T.E. Flap With 0.10c L.E. Flap Configuration for Run 37, $\alpha = 12.35^\circ$, and $q_\infty = 30.06$ psf

L.E. FLAP				MAIN				T.E. FLAP			
UPPER SURFACE		LOWER SURFACE		UPPER SURFACE		LOWER SURFACE		UPPER SURFACE		LOWER SURFACE	
X/C	CP	X/C	CP	X/C	CP	X/C	CP	X/C	CP	X/C	CP
.003	.859	.000	.952	.002	-4.663	.000	-4.613	.005	-1.270	.000	-.331
.008	.154	.003	.258	.005	-4.666	.010	.645	.015	-1.726	.005	.561
.014	-.559	.008	.186	.011	-4.247	.020	.992	.030	-1.128	.015	.919
.020	-1.101	.015	.191	.020	-3.499	.030	.897	.060	-.327	.030	.691
.030	-1.555	.023	.208	.030	-3.003	.045	.924	.090	-.506	.045	.714
.045	-2.321	.030	.299	.045	-2.579	.065	.922	.130	-.412	.060	.733
.060	-2.287	.040	.219	.060	-2.383	.085	.847	.170	-.350	.090	.609
.075	-2.253	.050	.228	.080	-1.990	.110	.964	.210	-.337	.130	.689
.090	-2.350	.063	.502	.100	-1.862	.135	.763			.170	.529
		.075	.498	.120	-1.737	.165	.733			.200	.512
		.087	-.343	.140	-1.569	.195	.549			.230	.292
		.100	-2.901	.165	-1.525	.225	.356			.250	-.342
				.190	-1.347	.255	.344				
				.215	-1.380	.300	.268				
				.250	-1.269	.350	.218				
				.300	-1.134	.450	.259				
				.350	-1.066	.550	.249				
				.450	-.941	.650	.199				
				.550	-.917	.700	.352				
				.650	-.899	.749	.384				
				.700	-.806	.779	.539				
				.750	-.793	.805	.660				
				.800	-.727	.825	.672				
				.825	-.741	.840	.655				
				.845	-.680	.855	.630				
				.864	-.388	.870	-.391				

Table 135. Pressure Data for T.E. Flap With 0.10c L.E. Flap Configuration for Run 37,
 $\alpha = 13.02^\circ$, and $q_\infty = 30.40$ psf

L.E. FLAP				MAIN				T.E. FLAP			
UPPER SURFACE		LOWER SURFACE		UPPER SURFACE		LOWER SURFACE		UPPER SURFACE		LOWER SURFACE	
X/C	CP	X/C	CP	X/C	CP	X/C	CP	X/C	CP	X/C	CP
.003	.757	.000	.999	.002	-4.891	.000	-4.653	.005	-1.336	.000	-.358
.008	.016	.003	.392	.005	-4.902	.010	.660	.015	-1.823	.005	.855
.014	-.753	.008	.220	.011	-4.472	.020	.992	.030	-1.256	.015	.921
.020	-1.366	.015	.236	.020	-3.704	.030	.899	.060	-.407	.030	.697
.030	-2.227	.023	.250	.030	-3.162	.045	.929	.090	-.517	.045	.718
.045	-2.572	.030	.335	.045	-2.707	.065	.927	.130	-.424	.060	.735
.060	-2.490	.040	.259	.060	-2.493	.085	.858	.170	-.366	.090	.615
.075	-2.432	.050	.291	.080	-2.088	.110	.971	.210	-.362	.130	.689
.090	-2.511	.063	.552	.100	-1.966	.135	.775			.170	.533
		.075	.469	.120	-1.814	.165	.745			.200	.511
		.087	-.433	.140	-1.641	.195	.569			.230	.291
		.100	-3.071	.165	-1.592	.225	.380			.250	-.355
				.190	-1.409	.255	.364				
				.215	-1.434	.300	.290				
				.250	-1.319	.350	.237				
				.300	-1.177	.450	.273				
				.350	-1.107	.550	.259				
				.450	-.977	.650	.208				
				.550	-.947	.700	.351				
				.650	-.925	.749	.388				
				.700	-.833	.779	.538				
				.750	-.820	.805	.661				
				.800	-.756	.825	.669				
				.825	-.770	.840	.650				
				.845	-.710	.855	.622				
				.864	-.421	.870	-.425				

Table 136. Pressure Data for T.E. Flap With 0.10c L.E. Flap Configuration for Run 37
 $\alpha = 14.04^\circ$, and $q_\infty = 30.29$ psf

L.E. FLAP				MAIN				T.E. FLAP			
UPPER SURFACE		LOWER SURFACE		UPPER SURFACE		LOWER SURFACE		UPPER SURFACE		LOWER SURFACE	
X/C	CP	X/C	CP	X/C	CP	X/C	CP	X/C	CP	X/C	CP
.003	.577	.000	1.021	.002	-5.025	.000	-4.570	.005	-1.261	.000	-.313
.008	-.273	.003	.530	.005	-4.958	.010	.704	.015	-1.703	.005	.865
.014	-1.159	.008	.181	.011	-4.845	.020	.996	.030	-1.080	.015	.919
.020	-1.759	.015	.043	.020	-3.986	.030	.899	.060	-.314	.030	.695
.030	-2.624	.023	.129	.030	-3.387	.045	.931	.090	-.498	.045	.719
.045	-2.923	.030	.466	.045	-2.880	.065	.937	.130	-.414	.060	.735
.060	-2.773	.040	.499	.060	-2.641	.085	.870	.170	-.355	.090	.619
.075	-2.676	.050	.522	.080	-2.214	.110	.983	.210	-.336	.130	.691
.090	-2.722	.063	.622	.100	-2.072	.135	.789			.170	.536
		.075	.343	.120	-1.909	.165	.762			.200	.515
		.087	-.629	.140	-1.724	.195	.596			.230	.295
		.100	-3.289	.165	-1.665	.225	.420			.250	-.342
				.190	-1.474	.255	.402				
				.215	-1.493	.300	.324				
				.250	-1.370	.350	.270				
				.300	-1.221	.450	.299				
				.350	-1.144	.550	.281				
				.450	-1.003	.650	.225				
				.550	-.964	.700	.361				
				.650	-.933	.749	.395				
				.700	-.836	.779	.543				
				.750	-.814	.805	.671				
				.800	-.741	.825	.682				
				.825	-.747	.840	.665				
				.845	-.681	.855	.635				
				.864	-.390	.870	-.403				

Table 137. Pressure Data for T.E. Flap With 0.10c L.E. Flap Configuration for Run 39,
 $\alpha = -14.17^\circ$, and $q_\infty = 14.92$ psf

L.E. FLAP				MAIN				T.E. FLAP			
UPPER SURFACE		LOWER SURFACE		UPPER SURFACE		LOWER SURFACE		UPPER SURFACE		LOWER SURFACE	
X/C	CP	X/C	CP	X/C	CP	X/C	CP	X/C	CP	X/C	CP
.003	-.785	.000	-.415	.002	-.921	.000	-.720	.005	-.466	.000	-.497
.008	-.425	.003	-.371	.005	-.761	.010	-.549	.015	-.629	.005	-.526
.014	.056	.008	-.436	.011	.837	.020	-.427	.030	-.573	.015	-.604
.020	.524	.015	-.577	.020	.691	.030	-.584	.060	-.502	.030	-.584
.030	.757	.023	-.616	.030	.555	.045	-.513	.090	-.676	.045	-.512
.045	.578	.030	-.459	.045	.367	.065	-.490	.130	-.549	.060	-.504
.060	.953	.040	-.478	.060	.258	.085	-.491	.170	-.471	.090	-.645
.075	.855	.050	-.474	.080	.380	.110	-.344	.210	-.456	.130	-.507
.090	.536	.063	-.368	.100	.214	.135	-.548			.170	-.559
		.075	-.410	.120	.188	.165	-.533			.200	-.493
		.087	-.631	.140	.213	.195	-.555			.230	-.545
		.100	-.551	.165	.136	.225	-.546			.250	-.572
				.190	.190	.255	-.531				
				.215	.022	.300	-.555				
				.250	.026	.350	-.549				
				.300	.019	.450	-.464				
				.350	-.041	.550	-.426				
				.450	-.113	.650	-.542				
				.550	-.274	.700	-.543				
				.650	-.420	.749	-.563				
				.700	-.420	.779	-.439				
				.750	-.521	.805	-.419				
				.800	-.579	.825	-.462				
				.825	-.701	.840	-.506				
				.845	-.749	.855	-.482				
				.864	-.471	.870	-.533				

Table 138. Pressure Data for T.E. Flap With 0.10c L.E. Flap Configuration for Run 39,
 $\alpha = -12.01^\circ$, and $q_\infty = 14.92$ psf

L.E. FLAP				MAIN				T.E. FLAP			
UPPER SURFACE		LOWER SURFACE		UPPER SURFACE		LOWER SURFACE		UPPER SURFACE		LOWER SURFACE	
X/C	CP	X/C	CP	X/C	CP	X/C	CP	X/C	CP	X/C	CP
.003	-.620	.000	-.437	.002	-.895	.000	-.909	.005	-.455	.000	-.491
.008	-.278	.003	-.364	.005	-.808	.010	-.493	.015	-.603	.005	-.510
.014	.204	.008	-.422	.011	.441	.020	-.394	.030	-.554	.015	-.592
.020	.625	.015	-.518	.020	.700	.030	-.534	.060	-.478	.030	-.574
.030	.823	.023	-.540	.030	.503	.045	-.464	.090	-.617	.045	-.501
.045	.586	.030	-.402	.045	.300	.065	-.458	.130	-.509	.060	-.503
.060	.508	.040	-.393	.060	.196	.085	-.453	.170	-.441	.090	-.615
.075	.796	.050	-.429	.080	.298	.110	-.335	.210	-.429	.130	-.498
.090	.464	.063	-.485	.100	.148	.135	-.503			.170	-.548
		.075	-.587	.120	.124	.165	-.494			.200	-.485
		.087	-.514	.140	.145	.195	-.511			.230	-.551
		.100	-.433	.165	.088	.225	-.501			.250	-.562
				.190	.123	.255	-.494				
				.215	-.024	.300	-.515				
				.250	-.022	.350	-.509				
				.300	-.025	.450	-.442				
				.350	-.085	.550	-.410				
				.450	-.153	.650	-.520				
				.550	-.294	.700	-.529				
				.650	-.424	.749	-.548				
				.700	-.428	.779	-.440				
				.750	-.520	.805	-.408				
				.800	-.569	.825	-.441				
				.825	-.672	.840	-.484				
				.845	-.717	.855	-.463				
				.864	-.456	.870	-.520				

Table 139. Pressure Data for T.E. Flap With 0.10c L.E. Flap Configuration for Run 39,
 $\alpha = -10.09^\circ$, and $q_\infty = 14.92$ psf

L.E. FLAP				MAIN				T.E. FLAP			
UPPER SURFACE		LOWER SURFACE		UPPER SURFACE		LOWER SURFACE		UPPER SURFACE		LOWER SURFACE	
X/C	CP	X/C	CP	X/C	CP	X/C	CP	X/C	CP	X/C	CP
.003	-.568	.000	-.437	.002	-.874	.000	-.579	.005	-.428	.000	-.463
.008	-.135	.003	-.371	.005	-.790	.010	-.451	.015	-.562	.005	-.467
.014	.337	.008	-.407	.011	-.360	.020	-.375	.030	-.519	.015	-.532
.020	.718	.015	-.489	.020	.762	.030	-.499	.060	-.460	.030	-.525
.030	.874	.023	-.499	.030	.463	.045	-.436	.090	-.572	.045	-.455
.045	.978	.030	-.402	.045	.248	.065	-.439	.130	-.486	.060	-.459
.060	.862	.040	-.435	.060	.145	.085	-.430	.170	-.441	.090	-.550
.075	.715	.050	-.436	.080	.230	.110	-.345	.210	-.432	.130	-.455
.090	.385	.063	-.305	.100	.095	.135	-.478			.170	-.502
		.075	-.396	.120	.068	.165	-.466			.200	-.445
		.087	-.603	.140	.085	.195	-.489			.230	-.510
		.100	-.477	.165	.029	.225	-.461			.250	-.571
				.190	.067	.255	-.483				
				.215	-.062	.300	-.507				
				.250	-.062	.350	-.501				
				.300	-.064	.450	-.452				
				.350	-.124	.550	-.413				
				.450	-.186	.650	-.497				
				.550	-.308	.700	-.501				
				.650	-.417	.749	-.501				
				.700	-.426	.779	-.403				
				.750	-.508	.805	-.374				
				.800	-.551	.825	-.420				
				.825	-.634	.840	-.446				
				.845	-.672	.855	-.429				
				.864	-.431	.870	-.490				

Table 140. Pressure Data for T.E. Flap With 0.10c L.E. Flap Configuration for Run 39,
 $\alpha = -8.03^\circ$, and $q_\infty = 14.92$ psf

L.E. FLAP				MAIN				T.E. FLAP			
UPPER SURFACE		LOWER SURFACE		UPPER SURFACE		LOWER SURFACE		UPPER SURFACE		LOWER SURFACE	
X/C	CP	X/C	CP	X/C	CP	X/C	CP	X/C	CP	X/C	CP
.003	-.458	.000	-.444	.002	-.828	.000	-.460	.005	-.424	.000	-.456
.008	-.006	.003	-.392	.005	-.828	.010	-.438	.015	-.551	.005	-.445
.014	.456	.008	-.415	.011	-.619	.020	-.389	.030	-.503	.015	-.507
.020	.800	.015	-.475	.020	.860	.030	-.483	.060	-.436	.030	-.503
.030	.925	.023	-.465	.030	.444	.045	-.430	.090	-.493	.045	-.432
.045	.956	.030	-.402	.045	.197	.065	-.449	.130	-.431	.060	-.449
.060	.755	.040	-.435	.060	.098	.085	-.430	.170	-.398	.090	-.495
.075	.627	.050	-.451	.080	.153	.110	-.387	.210	-.401	.130	-.423
.090	.251	.063	-.375	.100	.039	.135	-.474			.170	-.450
		.075	-.354	.120	.013	.165	-.466			.200	-.495
		.087	-.479	.140	.019	.195	-.487			.230	-.470
		.100	-.603	.165	-.018	.225	-.478			.250	-.570
				.190	.009	.255	-.489				
				.215	-.094	.300	-.511				
				.250	-.102	.350	-.500				
				.300	-.100	.450	-.466				
				.350	-.159	.550	-.417				
				.450	-.221	.650	-.481				
				.550	-.315	.700	-.482				
				.650	-.405	.749	-.481				
				.700	-.427	.779	-.398				
				.750	-.494	.805	-.360				
				.800	-.530	.825	-.394				
				.825	-.590	.840	-.421				
				.845	-.623	.855	-.405				
				.864	-.417	.870	-.475				

Table 141. Pressure Data for T.E. Flap With 0.10c L.E. Flap Configuration for Run 39,
 $\alpha = -6.07^\circ$, and $q_\infty = 14.92$ psf

L.E. FLAP				MAIN				T.E. FLAP			
UPPER SURFACE		LOWER SURFACE		UPPER SURFACE		LOWER SURFACE		UPPER SURFACE		LOWER SURFACE	
X/C	CP	X/C	CP	X/C	CP	X/C	CP	X/C	CP	X/C	CP
.003	-.449	.000	-.451	.002	-.566	.000	-.462	.005	-.370	.000	-.417
.008	.102	.003	-.427	.005	-.662	.010	-.442	.015	-.455	.005	-.394
.014	.555	.008	-.436	.011	-.705	.020	-.406	.030	-.391	.015	-.459
.020	.652	.015	-.468	.020	.220	.030	-.475	.060	-.339	.030	-.451
.030	.954	.023	-.458	.030	.516	.045	-.432	.090	-.357	.045	-.379
.045	.519	.030	-.423	.045	.192	.065	-.458	.130	-.335	.060	-.402
.060	.757	.040	-.435	.060	.074	.085	-.434	.170	-.316	.090	-.405
.075	.546	.050	-.459	.080	.101	.110	-.420	.210	-.312	.130	-.352
.090	.226	.063	-.416	.100	-.002	.135	-.473			.170	-.354
		.075	-.424	.120	-.032	.165	-.468			.200	-.299
		.087	-.390	.140	-.029	.195	-.491			.230	-.358
		.100	-.522	.165	-.057	.225	-.481			.250	-.476
				.190	-.040	.255	-.494				
				.215	-.118	.300	-.512				
				.250	-.128	.350	-.501				
				.300	-.121	.450	-.468				
				.350	-.186	.550	-.407				
				.450	-.242	.650	-.443				
				.550	-.308	.700	-.453				
				.650	-.376	.749	-.443				
				.700	-.409	.779	-.379				
				.750	-.458	.805	-.331				
				.800	-.484	.825	-.355				
				.825	-.515	.840	-.373				
				.845	-.545	.855	-.360				
				.864	-.370	.870	-.427				

Table 142. Pressure Data for T.E. Flap With 0.10c L.E. Flap Configuration for Run 39,
 $\alpha = -4.15^\circ$, and $q_\infty = 15.03$ psf

L.E. FLAP				MAIN				T.E. FLAP			
UPPER SURFACE		LOWER SURFACE		UPPER SURFACE		LOWER SURFACE		UPPER SURFACE		LOWER SURFACE	
X/C	CP	X/C	CP	X/C	CP	X/C	CP	X/C	CP	X/C	CP
.003	-.410	.000	-.462	.002	-.496	.000	-.467	.005	-.299	.000	-.356
.008	.154	.003	-.443	.005	-.521	.010	-.448	.015	-.353	.005	-.326
.014	.634	.008	-.447	.011	-.555	.020	-.428	.030	-.284	.015	-.387
.020	.883	.015	-.464	.020	-.548	.030	-.480	.060	-.242	.030	-.394
.030	.576	.023	-.461	.030	.069	.045	-.446	.090	-.221	.045	-.307
.045	.882	.030	-.434	.045	.226	.065	-.477	.130	-.208	.060	-.333
.060	.684	.040	-.453	.060	.081	.085	-.446	.170	-.203	.090	-.302
.075	.465	.050	-.470	.080	.055	.110	-.453	.210	-.209	.130	-.254
.090	.182	.063	-.447	.100	-.040	.135	-.481			.170	-.240
		.075	-.463	.120	-.072	.165	-.477			.200	-.184
		.087	-.427	.140	-.073	.195	-.502			.230	-.201
		.100	-.408	.165	-.091	.225	-.493			.250	-.322
				.190	-.081	.255	-.506				
				.215	-.145	.300	-.521				
				.250	-.153	.350	-.493				
				.300	-.146	.450	-.451				
				.350	-.203	.550	-.375				
				.450	-.255	.650	-.385				
				.550	-.294	.700	-.398				
				.650	-.339	.749	-.389				
				.700	-.376	.779	-.338				
				.750	-.410	.805	-.288				
				.800	-.426	.825	-.297				
				.825	-.435	.840	-.313				
				.845	-.454	.855	-.304				
				.864	-.292	.870	-.359				

Table 143. Pressure Data for T.E. Flap With 0.10c L.E. Flap Configuration for Run 39,
 $\alpha = -2.02^\circ$, and $q_\infty = 15.37$ psf

L.E. FLAP				MAIN				T.E. FLAP			
UPPER SURFACE		LOWER SURFACE		UPPER SURFACE		LOWER SURFACE		UPPER SURFACE		LOWER SURFACE	
X/C	CF	X/C	CP	X/C	CP	X/C	CP	X/C	CP	X/C	CP
.003	-.359	.000	-.523	.002	-.527	.000	-.516	.005	-.264	.000	-.259
.008	.305	.003	-.499	.005	-.532	.010	-.501	.015	-.436	.005	-.135
.014	.738	.008	-.500	.011	-.525	.020	-.485	.030	-.429	.015	-.136
.020	.936	.015	-.509	.020	-.529	.030	-.522	.060	-.276	.030	-.065
.030	.984	.023	-.502	.030	-.512	.045	-.497	.090	-.190	.045	.028
.045	.812	.030	-.506	.045	-.183	.065	-.534	.130	-.189	.060	.001
.060	.585	.040	-.503	.060	-.025	.085	-.502	.170	-.184	.090	.054
.075	.353	.050	-.516	.080	-.021	.110	-.518	.210	-.169	.130	.087
.090	.074	.063	-.502	.100	-.113	.135	-.534			.170	.105
		.075	-.519	.120	-.144	.165	-.533			.200	.131
		.087	-.489	.140	-.152	.195	-.568			.230	.052
		.100	-.484	.165	-.163	.225	-.567			.250	-.155
				.190	-.155	.255	-.573				
				.215	-.203	.300	-.551				
				.250	-.209	.350	-.473				
				.300	-.201	.450	-.333				
				.350	-.252	.550	-.172				
				.450	-.295	.650	-.136				
				.550	-.314	.700	-.147				
				.650	-.336	.749	-.128				
				.700	-.369	.779	-.095				
				.750	-.383	.805	-.052				
				.800	-.369	.825	-.065				
				.825	-.344	.840	-.059				
				.845	-.335	.855	-.058				
				.864	-.174	.870	-.188				

Table 144. Pressure Data for T.E. Flap With 0.10c L.E. Flap Configuration for Run 39,
 $\alpha = 0.00^\circ$, and $q_\infty = 14.92$ psf

L.E. FLAP				MAIN				T.E. FLAP			
UPPER SURFACE		LOWER SURFACE		UPPER SURFACE		LOWER SURFACE		UPPER SURFACE		LOWER SURFACE	
X/C	CF	X/C	CP	X/C	CP	X/C	CP	X/C	CP	X/C	CP
.003	.020	.000	-.385	.002	-.939	.000	-.854	.005	-1.366	.000	-.681
.008	.560	.003	-.378	.005	-1.057	.010	-.676	.015	-2.091	.005	.434
.014	.877	.008	-.458	.011	-.964	.020	-.432	.030	-1.842	.015	.537
.020	1.075	.015	-.577	.020	-.884	.030	-.665	.060	-1.230	.030	.608
.030	.753	.023	-.547	.030	-.772	.045	-.597	.090	-1.110	.045	.652
.045	.561	.030	-.373	.045	-.845	.065	-.537	.130	-.460	.060	.678
.060	.306	.040	-.457	.060	-.889	.085	-.597	.170	-.144	.090	.453
.075	.113	.050	-.540	.080	-.578	.110	-.319	.210	.005	.130	.648
.090	-.271	.063	-.409	.100	-.725	.135	-.670			.170	.495
		.075	-.467	.120	-.658	.165	-.609			.200	.556
		.087	-.528	.140	-.545	.195	-.564			.230	.394
		.100	-.647	.165	-.589	.225	-.265			.250	-.039
				.190	-.431	.255	.026				
				.215	-.620	.300	.078				
				.250	-.540	.350	.027				
				.300	-.472	.450	.140				
				.350	-.479	.550	.176				
				.450	-.459	.650	.107				
				.550	-.592	.700	.239				
				.650	-.713	.749	.268				
				.700	-.619	.779	.470				
				.750	-.705	.805	.500				
				.800	-.720	.825	.456				
				.825	-.869	.840	.396				
				.845	-.894	.855	.363				
				.864	-.472	.870	-.461				

Table 145. Pressure Data for T.E. Flap With 0.10c L.E. Flap Configuration for Run 39, $\alpha = 2.14^\circ$, and $q_\infty = 14.92$ psf

L.E. FLAP				MAIN				T.E. FLAP			
UPPER SURFACE		LOWER SURFACE		UPPER SURFACE		LOWER SURFACE		UPPER SURFACE		LOWER SURFACE	
X/C	CP	X/C	CP	X/C	CP	X/C	CP	X/C	CP	X/C	CP
.003	.345	.000	-.333	.002	-1.490	.000	-1.543	.005	-1.614	.000	-.759
.008	.783	.003	-.260	.005	-1.572	.010	-.697	.015	-2.351	.005	-.630
.014	.954	.008	-.335	.011	-1.438	.020	-.400	.030	-2.041	.015	.818
.020	1.038	.015	-.453	.020	-1.291	.030	-.613	.060	-1.365	.030	.685
.030	.611	.023	-.458	.030	-1.123	.045	-.536	.090	-1.230	.045	.715
.045	.285	.030	-.287	.045	-1.132	.065	-.458	.130	-.512	.060	.738
.060	.021	.040	-.351	.060	-1.139	.085	-.456	.170	-.166	.090	.527
.075	-.185	.050	-.422	.080	-.813	.110	-.035	.210	.002	.130	.703
.090	-.555	.063	-.299	.100	-.931	.135	-.154			.170	.541
		.075	-.389	.120	-.852	.165	.149			.200	.600
		.087	-.562	.140	-.743	.195	.360			.230	.424
		.100	-1.009	.165	-.783	.225	.314			.250	-.010
				.190	-.621	.255	.243				
				.215	-.797	.300	.074				
				.250	-.704	.350	.004				
				.300	-.622	.450	.140				
				.350	-.610	.550	.187				
				.450	-.567	.650	.122				
				.550	-.681	.700	.264				
				.650	-.784	.749	.307				
				.700	-.692	.779	.519				
				.750	-.773	.805	.560				
				.800	-.788	.825	.519				
				.825	-.930	.840	.469				
				.845	-.948	.855	.441				
				.864	-.516	.870	-.520				

Table 146. Pressure Data for T.E. Flap With 0.10c L.E. Flap Configuration for Run 39, $\alpha = 4.02^\circ$, and $q_\infty = 15.03$ psf

L.E. FLAP				MAIN				T.E. FLAP			
UPPER SURFACE		LOWER SURFACE		UPPER SURFACE		LOWER SURFACE		UPPER SURFACE		LOWER SURFACE	
X/C	CP	X/C	CP	X/C	CP	X/C	CP	X/C	CP	X/C	CP
.003	.562	.000	-.353	.002	-2.009	.000	-2.370	.005	-1.690	.000	-.785
.008	.858	.003	-.203	.005	-2.019	.010	-.867	.015	-2.407	.005	.719
.014	.955	.008	-.289	.011	-1.850	.020	-.419	.030	-2.057	.015	.891
.020	.927	.015	-.421	.020	-1.642	.030	-.568	.060	-1.337	.030	.711
.030	.410	.023	-.474	.030	-1.428	.045	-.389	.090	-1.136	.045	.742
.045	.016	.030	-.320	.045	-1.383	.065	-.093	.130	-.470	.060	.751
.060	-.248	.040	-.348	.060	-1.349	.085	.187	.170	-.219	.090	.565
.075	-.457	.050	-.352	.080	-1.001	.110	.788	.210	-.070	.130	.726
.090	-.812	.063	-.193	.100	-1.094	.135	.597			.170	.550
		.075	-.302	.120	-1.002	.165	.642			.200	.607
		.087	-.578	.140	-.884	.195	.462			.230	.427
		.100	-1.331	.165	-.908	.225	.201			.250	-.041
				.190	-.742	.255	.162				
				.215	-.901	.300	.052				
				.250	-.804	.350	.012				
				.300	-.713	.450	.159				
				.350	-.691	.550	.202				
				.450	-.636	.650	.138				
				.550	-.731	.700	.283				
				.650	-.818	.749	.327				
				.700	-.726	.779	.542				
				.750	-.793	.805	.587				
				.800	-.798	.825	.548				
				.825	-.927	.840	.505				
				.845	-.944	.855	.485				
				.864	-.516	.870	-.528				

Table 147. Pressure Data for T.E. Flap With 0.10c L.E. Flap Configuration for Run 39, $\alpha = 6.01^\circ$, and $q_\infty = 15.03$ psf

L.E. FLAP				MAIN				T.E. FLAP			
UPPER SURFACE		LOWER SURFACE		UPPER SURFACE		LOWER SURFACE		UPPER SURFACE		LOWER SURFACE	
X/C	CP	X/C	CP	X/C	CP	X/C	CP	X/C	CP	X/C	CP
.003	.826	.000	-.089	.002	-2.805	.000	-3.699	.005	-1.586	.000	-.592
.008	.969	.003	-.051	.005	-2.702	.010	-.876	.015	-2.237	.005	.759
.014	.857	.008	-.137	.011	-2.421	.020	-.239	.030	-1.846	.015	.903
.020	.713	.015	-.291	.020	-2.075	.030	-.210	.060	-1.072	.030	.709
.030	.051	.023	-.413	.030	-1.781	.045	.209	.090	-.879	.045	.746
.045	-.354	.030	-.306	.045	-1.664	.065	.621	.130	-.453	.060	.752
.060	-.552	.040	-.264	.060	-1.594	.085	.736	.170	-.300	.090	.572
.075	-.778	.050	-.176	.080	-1.216	.110	1.026	.210	-.195	.130	.725
.090	-1.119	.063	.048	.100	-1.278	.135	.686			.170	.553
		.075	-.015	.120	-1.169	.165	.661			.200	.589
		.087	-.448	.140	-1.040	.195	.433			.230	.388
		.100	-1.712	.165	-1.044	.225	.186			.250	-.154
				.190	-.872	.255	.177				
				.215	-1.018	.300	.085				
				.250	-.911	.350	.052				
				.300	-.802	.450	.184				
				.350	-.774	.550	.226				
				.450	-.702	.650	.150				
				.550	-.770	.700	.297				
				.650	-.832	.749	.345				
				.700	-.731	.779	.563				
				.750	-.777	.805	.615				
				.800	-.760	.825	.579				
				.825	-.875	.840	.543				
				.845	-.886	.855	.530				
				.864	-.474	.870	-.479				

Table 148. Pressure Data for T.E. Flap With 0.10c L.E. Flap Configuration for Run 39, $\alpha = 8.05^\circ$, and $q_\infty = 14.69$ psf

L.E. FLAP				MAIN				T.E. FLAP			
UPPER SURFACE		LOWER SURFACE		UPPER SURFACE		LOWER SURFACE		UPPER SURFACE		LOWER SURFACE	
X/C	CP	X/C	CP	X/C	CP	X/C	CP	X/C	CP	X/C	CP
.003	.507	.000	-.204	.002	-3.819	.000	-5.500	.005	-1.376	.000	-.500
.008	.961	.003	-.406	.005	-3.512	.010	-.519	.015	-1.936	.005	.839
.014	.747	.008	-.451	.011	-2.983	.020	.449	.030	-1.438	.015	.919
.020	.510	.015	-.520	.020	-2.526	.030	.549	.060	-.569	.030	.704
.030	-.205	.023	-.592	.030	-2.136	.045	.813	.090	-.587	.045	.746
.045	-.656	.030	-.546	.045	-1.936	.065	.909	.130	-.416	.060	.752
.060	-.925	.040	-.636	.060	-1.824	.085	.827	.170	-.326	.090	.573
.075	-1.102	.050	-.632	.080	-1.410	.110	1.034	.210	-.289	.130	.721
.090	-1.439	.063	-.361	.100	-1.448	.135	.691			.170	.538
		.075	-.318	.120	-1.319	.165	.668			.200	.551
		.087	-.698	.140	-1.173	.195	.431			.230	.332
		.100	-2.157	.165	-1.166	.225	.196			.250	-.291
				.190	-.984	.255	.199				
				.215	-1.119	.300	.116				
				.250	-1.006	.350	.082				
				.300	-.886	.450	.211				
				.350	-.847	.550	.249				
				.450	-.754	.650	.164				
				.550	-.802	.700	.311				
				.650	-.841	.749	.354				
				.700	-.730	.779	.575				
				.750	-.760	.805	.660				
				.800	-.715	.825	.632				
				.825	-.810	.840	.602				
				.845	-.806	.855	.591				
				.864	-.367	.870	-.394				

Table 149. Pressure Data for T.E. Flap With 0.10c L.E. Flap Configuration for Run 39, $\alpha = 10.00^\circ$, and $q_\infty = 15.03$ psf

L.E. FLAP				MAIN				T.E. FLAP			
UPPER SURFACE		LOWER SURFACE		UPPER SURFACE		LOWER SURFACE		UPPER SURFACE		LOWER SURFACE	
X/C	CP	X/C	CP	X/C	CP	X/C	CP	X/C	CP	X/C	CP
.003	1.027	.000	.219	.002	-4.963	.000	-6.793	.005	-1.180	.000	-.299
.008	.863	.003	-.244	.005	-4.553	.010	.054	.015	-1.625	.005	.898
.014	.460	.008	-.274	.011	-3.854	.020	.870	.030	-.994	.015	.913
.020	.114	.015	-.356	.020	-3.140	.030	.817	.060	-.234	.030	.695
.030	-.653	.023	-.344	.030	-2.589	.045	.925	.090	-.497	.045	.739
.045	-1.183	.030	-.242	.045	-2.252	.065	.943	.130	-.363	.060	.750
.060	-1.255	.040	-.397	.060	-2.089	.085	.848	.170	-.275	.090	.575
.075	-1.500	.050	-.433	.080	-1.638	.110	1.043	.210	-.250	.130	.718
.090	-1.813	.063	-.055	.100	-1.635	.135	.716			.170	.529
		.075	.244	.120	-1.487	.165	.692			.200	.548
		.087	-.400	.140	-1.326	.195	.475			.230	.320
		.100	-2.562	.165	-1.299	.225	.261			.250	-.290
				.190	-1.111	.255	.260				
				.215	-1.227	.300	.175				
				.250	-1.108	.350	.139				
				.300	-.971	.450	.250				
				.350	-.921	.550	.273				
				.450	-.812	.650	.189				
				.550	-.837	.700	.310				
				.650	-.853	.749	.367				
				.700	-.736	.779	.577				
				.750	-.749	.805	.706				
				.800	-.674	.825	.702				
				.825	-.748	.840	.667				
				.845	-.736	.855	.636				
				.864	-.331	.870	-.366				

Table 150. Pressure Data for T.E. Flap With 0.10c L.E. Flap Configuration for Run 39, $\alpha = 12.06^\circ$, and $q_\infty = 15.03$ psf

L.E. FLAP				MAIN				T.E. FLAP			
UPPER SURFACE		LOWER SURFACE		UPPER SURFACE		LOWER SURFACE		UPPER SURFACE		LOWER SURFACE	
X/C	CP	X/C	CP	X/C	CP	X/C	CP	X/C	CP	X/C	CP
.003	1.034	.000	.644	.002	-5.904	.000	-6.576	.005	-1.150	.000	-.254
.008	.614	.003	-.216	.005	-5.529	.010	.370	.015	-1.586	.005	.932
.014	.026	.008	-.109	.011	-4.664	.020	.961	.030	-.936	.015	.915
.020	-.418	.015	-.132	.020	-3.664	.030	.849	.060	-.226	.030	.703
.030	-1.296	.023	-.126	.030	-3.019	.045	.928	.090	-.483	.045	.749
.045	-1.768	.030	.013	.045	-2.585	.065	.950	.130	-.352	.060	.755
.060	-1.873	.040	-.074	.060	-2.380	.085	.866	.170	-.269	.090	.589
.075	-1.974	.050	-.087	.080	-1.887	.110	1.063	.210	-.246	.130	.725
.090	-2.256	.063	.233	.100	-1.853	.135	.750			.170	.545
		.075	.314	.120	-1.680	.165	.731			.200	.555
		.087	-.653	.140	-1.502	.195	.537			.230	.327
		.100	-3.119	.165	-1.454	.225	.346			.250	-.259
				.190	-1.256	.255	.341				
				.215	-1.354	.300	.255				
				.250	-1.219	.350	.209				
				.300	-1.072	.450	.307				
				.350	-1.005	.550	.322				
				.450	-.876	.650	.231				
				.550	-.885	.700	.298				
				.650	-.887	.749	.397				
				.700	-.767	.779	.591				
				.750	-.767	.805	.723				
				.800	-.682	.825	.714				
				.825	-.744	.840	.684				
				.845	-.721	.855	.649				
				.864	-.317	.870	-.356				

Table 151. Pressure Data for T.E. Flap With 0.10c L.E. Flap Configuration for Run 33,
 $\alpha = 14.01^\circ$, and $q_\infty = 14.80$ psf

L.E. FLAP			MAIN				T.E. FLAP			
UPPER SURFACE	LOWER SURFACE		UPPER SURFACE		LOWER SURFACE		UPPER SURFACE		LOWER SURFACE	
CF	X/C	CP	X/C	CP	X/C	CP	X/C	CP	X/C	CP
.908	.000	.943	.002	-6.297	.000	-6.281	.005	-1.451	.000	-.333
.247	.003	.275	.005	-6.009	.010	.468	.015	-2.119	.005	.874
-.481	.008	.167	.011	-5.271	.020	.984	.030	-1.719	.015	.922
-1.016	.015	.166	.020	-4.056	.030	.853	.060	-.916	.030	.715
-1.528	.023	.170	.030	-3.371	.045	.931	.090	-.656	.045	.755
-2.344	.030	.286	.045	-2.874	.065	.959	.130	-.432	.060	.773
-2.364	.040	.201	.060	-2.634	.085	.888	.170	-.354	.090	.603
-2.404	.050	.225	.080	-2.107	.110	1.089	.210	-.336	.130	.734
-2.647	.063	.507	.100	-2.044	.135	.779			.170	.553
	.075	.303	.120	-1.856	.165	.765			.200	.576
	.087	-.831	.140	-1.655	.195	.588			.230	.341
	.100	-3.524	.165	-1.590	.225	.417			.250	-.351
			.190	-1.380	.255	.410				
			.215	-1.464	.300	.316				
			.250	-1.322	.350	.271				
			.300	-1.155	.450	.355				
			.350	-1.077	.550	.359				
			.450	-.933	.650	.262				
			.550	-.929	.700	.312				
			.650	-.925	.749	.406				
			.700	-.806	.779	.599				
			.750	-.819	.805	.731				
			.800	-.764	.825	.716				
			.825	-.843	.840	.675				
			.845	-.846	.855	.631				
			.864	-.460	.870	-.485				

Table 152. Pressure Data for T.E. Flap With 0.10c L.E. Flap Configuration for Run 39,
 $\alpha = 15.99^\circ$, and $q_\infty = 14.92$ psf

L.E. FLAP			MAIN				T.E. FLAP			
UPPER SURFACE	LOWER SURFACE		UPPER SURFACE		LOWER SURFACE		UPPER SURFACE		LOWER SURFACE	
CP	X/C	CP	X/C	CP	X/C	CP	X/C	CP	X/C	CP
.621	.000	1.032	.002	-7.058	.000	-6.620	.005	-1.147	.000	-.231
-.207	.003	.544	.005	-6.716	.010	.520	.015	-1.579	.005	.839
-1.080	.008	.159	.011	-5.875	.020	.987	.030	-.918	.015	.917
-1.663	.015	-.031	.020	-4.475	.030	.852	.060	-.229	.030	.715
-2.578	.023	.080	.030	-3.724	.045	.933	.090	-.481	.045	.755
-2.922	.030	.462	.045	-3.141	.065	.965	.130	-.356	.060	.773
-2.841	.040	.539	.060	-2.855	.085	.903	.170	-.269	.090	.607
-2.819	.050	.512	.080	-2.292	.110	1.105	.210	-.248	.130	.731
-3.022	.063	.580	.100	-2.198	.135	.805			.170	.555
	.075	.125	.120	-1.982	.165	.790			.200	.572
	.087	-1.113	.140	-1.774	.195	.634			.230	.338
	.100	-3.992	.165	-1.694	.225	.477			.250	-.280
			.190	-1.468	.255	.466				
			.215	-1.541	.300	.374				
			.250	-1.385	.350	.324				
			.300	-1.208	.450	.396				
			.350	-1.121	.550	.393				
			.450	-.962	.650	.286				
			.550	-.944	.700	.321				
			.650	-.931	.749	.428				
			.700	-.802	.779	.615				
			.750	-.795	.805	.743				
			.800	-.704	.825	.731				
			.825	-.754	.840	.698				
			.845	-.727	.855	.658				
			.864	-.334	.870	-.366				

Table 153. Pressure Data for T.E. Flap With 0.10c L.E. Flap Configuration for Run 39, $\alpha = 17.99^\circ$, and $q_\infty = 15.03$ psf

L.E. FLAP				MAIN				T.E. FLAP			
UPPER SURFACE		LOWER SURFACE		UPPER SURFACE		LOWER SURFACE		UPPER SURFACE		LOWER SURFACE	
X/C	CP	X/C	CP	X/C	CP	X/C	CP	X/C	CP	X/C	CP
.003	.180	.000	.973	.002	-7.721	.000	-7.271	.005	-1.168	.000	-2.26
.008	-.788	.003	.837	.005	-7.343	.010	.464	.015	-1.601	.005	-.89
.014	-1.788	.008	.446	.011	-6.428	.020	.960	.030	-.937	.015	.92
.020	-2.411	.015	.164	.020	-4.886	.030	.842	.060	-.248	.030	.72
.030	-3.314	.023	.271	.030	-4.063	.045	.938	.090	-.486	.045	.77
.045	-3.552	.030	.424	.045	-3.409	.065	.977	.130	-.363	.060	.77
.060	-3.345	.040	.577	.060	-3.085	.085	.925	.170	-.278	.090	.61
.075	-3.258	.050	.538	.080	-2.482	.110	1.121	.210	-.254	.130	.73
.090	-3.400	.063	.576	.100	-2.361	.135	.828			.170	.56
		.075	.076	.120	-2.126	.165	.819			.200	.57
		.087	-1.289	.140	-1.904	.195	.679			.230	.34
		.100	-4.350	.165	-1.803	.225	.539			.250	-.29
				.190	-1.570	.255	.524				
				.215	-1.627	.300	.430				
				.250	-1.458	.350	.375				
				.300	-1.271	.450	.433				
				.350	-1.175	.550	.423				
				.450	-1.003	.650	.310				
				.550	-.972	.700	.353				
				.650	-.943	.749	.445				
				.700	-.819	.779	.618				
				.750	-.807	.805	.747				
				.800	-.714	.825	.735				
				.825	-.762	.840	.701				
				.845	-.735	.855	.666				
				.864	-.335	.870	-.374				

Table 154. Pressure Data for T.E. Flap With 0.10c L.E. Flap Configuration for Run 39, $\alpha = 20.15^\circ$, and $q_\infty = 15.03$ psf

L.E. FLAP				MAIN				T.E. FLAP			
UPPER SURFACE		LOWER SURFACE		UPPER SURFACE		LOWER SURFACE		UPPER SURFACE		LOWER SURFACE	
X/C	CP	X/C	CP	X/C	CP	X/C	CP	X/C	CP	X/C	CP
.003	-.454	.000	.673	.002	-8.494	.000	-8.040	.005	-1.393	.000	-2.26
.008	-1.571	.003	1.009	.005	-8.067	.010	.389	.015	-1.988	.005	-.89
.014	-2.666	.008	.698	.011	-7.069	.020	.927	.030	-1.537	.015	.92
.020	-3.220	.015	.380	.020	-5.344	.030	.825	.060	-.628	.030	.72
.030	-4.152	.023	.381	.030	-4.442	.045	.935	.090	-.542	.045	.77
.045	-4.252	.030	.558	.045	-3.705	.065	.986	.130	-.412	.060	.77
.060	-3.523	.040	.556	.060	-3.339	.085	.940	.170	-.341	.090	.61
.075	-3.732	.050	.553	.080	-2.696	.110	1.139	.210	-.330	.130	.73
.090	-3.800	.063	.563	.100	-2.543	.135	.855			.170	.56
		.075	.006	.120	-2.265	.165	.848			.200	.57
		.087	-1.487	.140	-2.046	.195	.726			.230	.34
		.100	-4.658	.165	-1.924	.225	.606			.250	-.29
				.190	-1.682	.255	.593				
				.215	-1.723	.300	.491				
				.250	-1.546	.350	.435				
				.300	-1.339	.450	.485				
				.350	-1.234	.550	.463				
				.450	-1.046	.650	.345				
				.550	-1.001	.700	.382				
				.650	-.969	.749	.457				
				.700	-.849	.775	.624				
				.750	-.846	.805	.748				
				.800	-.773	.825	.738				
				.825	-.835	.840	.702				
				.845	-.828	.855	.651				
				.864	-.440	.870	-.481				

Table 155. Pressure Data for T.E. Flap With 0.10c L.E. Flap Configuration for Run 39, $\alpha = 21.99^\circ$, and $q_\infty = 15.03$ psf

L.E. FLAP				MAIN				T.E. FLAP			
UPPER SURFACE		LOWER SURFACE		UPPER SURFACE		LOWER SURFACE		UPPER SURFACE		LOWER SURFACE	
X/C	CP	X/C	CP	X/C	CP	X/C	CP	X/C	CP	X/C	CP
.003	-1.252	.000	.160	.002	-9.210	.000	-8.762	.005	-1.497	.000	-.423
.008	-2.453	.003	1.029	.005	-8.740	.010	.312	.015	-2.117	.005	.850
.014	-3.633	.008	.857	.011	-7.678	.020	.891	.030	-1.689	.015	.930
.020	-4.272	.015	.554	.020	-5.780	.030	.806	.060	-.952	.030	.759
.030	-5.085	.023	.476	.030	-4.803	.045	.928	.090	-.707	.045	.803
.045	-5.010	.030	.622	.045	-3.992	.065	.989	.130	-.407	.060	.807
.060	-4.475	.040	.605	.060	-3.584	.085	.948	.170	-.327	.090	.545
.075	-4.220	.050	.546	.080	-2.902	.110	1.146	.210	-.299	.130	.770
.090	-4.236	.063	.556	.100	-2.717	.135	.869			.170	.602
		.075	-.050	.120	-2.438	.165	.867			.200	.617
		.087	-1.672	.140	-2.184	.195	.762			.230	.397
		.100	-5.068	.165	-2.044	.225	.656			.250	-.255
				.190	-1.787	.255	.640				
				.215	-1.815	.300	.544				
				.250	-1.628	.350	.482				
				.300	-1.409	.450	.527				
				.350	-1.292	.550	.497				
				.450	-1.088	.650	.367				
				.550	-1.028	.700	.409				
				.650	-.986	.749	.470				
				.700	-.859	.779	.626				
				.750	-.860	.805	.749				
				.800	-.794	.825	.737				
				.825	-.869	.840	.699				
				.845	-.873	.855	.642				
				.864	-.499	.870	-.546				

Table 156. Pressure Data for T.E. Flap With 0.10c L.E. Flap Configuration for Run 39, $\alpha = 24.13^\circ$, and $q_\infty = 14.92$ psf

L.E. FLAP				MAIN				T.E. FLAP			
UPPER SURFACE		LOWER SURFACE		UPPER SURFACE		LOWER SURFACE		UPPER SURFACE		LOWER SURFACE	
X/C	CP	X/C	CP	X/C	CP	X/C	CP	X/C	CP	X/C	CP
.003	-2.267	.000	-.592	.002	-9.828	.000	-9.393	.005	-1.556	.000	-.487
.008	-3.432	.003	.919	.005	-9.314	.010	.241	.015	-2.037	.005	.936
.014	-4.678	.008	.950	.011	-8.205	.020	.854	.030	-1.538	.015	.932
.020	-5.287	.015	.703	.020	-6.166	.030	.781	.060	-.923	.030	.790
.030	-6.023	.023	.590	.030	-5.103	.045	.918	.090	-.897	.045	.823
.045	-5.733	.030	.691	.045	-4.224	.065	.985	.130	-.469	.060	.820
.060	-5.050	.040	.630	.060	-3.777	.085	.957	.170	-.265	.090	.552
.075	-4.653	.050	.557	.080	-3.062	.110	1.159	.210	-.153	.130	.781
.090	-4.643	.063	.552	.100	-2.852	.135	.886			.170	.527
		.075	-.100	.120	-2.553	.165	.888			.200	.651
		.087	-1.823	.140	-2.287	.195	.797			.230	.458
		.100	-5.401	.165	-2.135	.225	.708			.250	-.053
				.190	-1.865	.255	.695				
				.215	-1.886	.300	.599				
				.250	-1.687	.350	.537				
				.300	-1.458	.450	.573				
				.350	-1.328	.550	.538				
				.450	-1.108	.650	.403				
				.550	-1.038	.700	.442				
				.650	-.980	.749	.494				
				.700	-.856	.779	.642				
				.750	-.851	.805	.755				
				.800	-.792	.825	.742				
				.825	-.889	.840	.698				
				.845	-.922	.855	.635				
				.864	-.597	.870	-.659				

Table 157. Pressure Data for T.E. Flap With 0.10c L.E. Flap Configuration for Run 39,
 $\alpha = 26.37^\circ$, and $q_\infty = 15.03$ psf

L.E. FLAP				MAIN				T.E. FLAP			
UPPER SURFACE		LOWER SURFACE		UPPER SURFACE		LOWER SURFACE		UPPER SURFACE		LOWER SURFACE	
X/C	CP	X/C	CP	X/C	CP	X/C	CP	X/C	CP	X/C	CP
.003	-3.263	.000	-1.451	.002	-10.194	.000	-9.775	.005	-1.462	.000	-1.451
.008	-4.416	.003	.699	.005	-9.642	.010	.186	.015	-1.849	.005	.939
.014	-5.653	.008	.972	.011	-8.513	.020	.819	.030	-1.334	.015	.931
.020	-6.222	.015	.806	.020	-6.370	.030	.762	.060	-.811	.030	.794
.030	-6.834	.023	.675	.030	-5.250	.045	.904	.090	-.855	.045	.819
.045	-6.357	.030	.743	.045	-4.323	.065	.980	.130	-.491	.060	.815
.060	-5.511	.040	.661	.060	-3.848	.085	.956	.170	-.313	.090	.652
.075	-5.044	.050	.568	.080	-3.107	.110	1.159	.210	-.216	.130	.772
.090	-4.929	.063	.542	.100	-2.880	.135	.896			.170	.519
		.075	-.120	.120	-2.573	.165	.903			.200	.638
		.087	-1.918	.140	-2.303	.195	.820			.230	.434
		.100	-5.610	.165	-2.149	.225	.744			.250	-.115
				.190	-1.887	.255	.728				
				.215	-1.902	.300	.634				
				.250	-1.706	.350	.571				
				.300	-1.473	.450	.596				
				.350	-1.335	.550	.559				
				.450	-1.084	.650	.412				
				.550	-.988	.700	.460				
				.650	-.919	.749	.496				
				.700	-.790	.779	.638				
				.750	-.781	.805	.755				
				.800	-.725	.825	.744				
				.825	-.833	.840	.703				
				.845	-.877	.855	.644				
				.864	-.567	.870	-.643				

Table 158. Pressure Data for T.E. Flap With 0.10c L.E. Flap Configuration for Run 40,
 $\alpha = -14.00^\circ$, and $q_\infty = 30.29$ psf

L.E. FLAP				MAIN				T.E. FLAP			
UPPER SURFACE		LOWER SURFACE		UPPER SURFACE		LOWER SURFACE		UPPER SURFACE		LOWER SURFACE	
X/C	CP	X/C	CP	X/C	CP	X/C	CP	X/C	CP	X/C	CP
.003	-.544	.000	-.431	.002	-.921	.000	-.819	.005	-.488	.000	-.498
.008	-.484	.003	-.365	.005	-.760	.010	-.556	.015	-.640	.005	-.536
.014	.038	.008	-.433	.011	.845	.020	-.436	.030	-.597	.015	-.587
.020	.505	.015	-.554	.020	.701	.030	-.563	.060	-.508	.030	-.578
.030	.758	.023	-.580	.030	.552	.045	-.515	.090	-.660	.045	-.522
.045	.986	.030	-.450	.045	.380	.065	-.479	.130	-.540	.060	-.494
.060	.547	.040	-.475	.060	.275	.085	-.495	.170	-.474	.090	-.622
.075	.845	.050	-.496	.080	.357	.110	-.342	.210	-.457	.130	-.495
.090	.534	.063	-.406	.100	.220	.135	-.538			.170	-.542
		.075	-.399	.120	.199	.165	-.528			.200	-.489
		.087	-.615	.140	.214	.195	-.537			.230	-.522
		.100	-.550	.165	.131	.225	-.543			.250	-.554
				.190	.173	.255	-.522				
				.215	.031	.300	-.541				
				.250	.025	.350	-.542				
				.300	.006	.450	-.455				
				.350	-.039	.550	-.444				
				.450	-.113	.650	-.538				
				.550	-.269	.700	-.529				
				.650	-.424	.749	-.544				
				.700	-.421	.779	-.441				
				.750	-.518	.805	-.430				
				.800	-.581	.825	-.455				
				.825	-.676	.840	-.495				
				.845	-.697	.855	-.483				
				.864	-.485	.870	-.524				

Table 159. Pressure Data for T.E. Flap With 0.10c L.E. Flap Configuration for Run 40, $\alpha = -11.99^\circ$, and $q_\infty = 30.06$ psf

L.E. FLAP				MAIN				T.E. FLAP			
UPPER SURFACE		LOWER SURFACE		UPPER SURFACE		LOWER SURFACE		UPPER SURFACE		LOWER SURFACE	
X/C	CP	X/C	CP	X/C	CP	X/C	CP	X/C	CP	X/C	CP
.003	-.840	.000	-.435	.002	-.864	.000	-.934	.005	-.468	.000	-.488
.008	-.342	.003	-.352	.005	-.777	.010	-.498	.015	-.606	.005	-.527
.014	.173	.008	-.405	.011	.382	.020	-.391	.030	-.557	.015	-.574
.020	.613	.015	-.493	.020	.713	.030	-.516	.060	-.480	.030	-.571
.030	.821	.023	-.513	.030	.499	.045	-.475	.090	-.631	.045	-.514
.045	.989	.030	-.386	.045	.311	.065	-.445	.130	-.518	.060	-.491
.060	.913	.040	-.381	.060	.206	.085	-.461	.170	-.457	.090	-.613
.075	.789	.050	-.419	.080	.286	.110	-.319	.210	-.448	.130	-.497
.090	.462	.063	-.465	.100	.153	.135	-.502			.170	-.543
		.075	-.574	.120	.135	.165	-.492			.200	-.496
		.087	-.507	.140	.150	.195	-.500			.230	-.543
		.100	-.440	.165	.072	.225	-.505			.250	-.571
				.190	.114	.255	-.488				
				.215	-.019	.300	-.510				
				.250	-.023	.350	-.511				
				.300	-.039	.450	-.436				
				.350	-.082	.550	-.430				
				.450	-.147	.650	-.529				
				.550	-.291	.700	-.520				
				.650	-.434	.749	-.530				
				.700	-.428	.779	-.430				
				.750	-.517	.805	-.413				
				.800	-.574	.825	-.433				
				.825	-.663	.840	-.480				
				.845	-.680	.855	-.466				
				.864	-.472	.870	-.509				

Table 160. Pressure Data for T.E. Flap With 0.10c L.E. Flap Configuration for Run 40, $\alpha = -10.06^\circ$, and $q_\infty = 30.17$ psf

L.E. FLAP				MAIN				T.E. FLAP			
UPPER SURFACE		LOWER SURFACE		UPPER SURFACE		LOWER SURFACE		UPPER SURFACE		LOWER SURFACE	
X/C	CP	X/C	CP	X/C	CP	X/C	CP	X/C	CP	X/C	CP
.003	-.764	.000	-.480	.002	-.860	.000	-.665	.005	-.446	.000	-.451
.008	-.220	.003	-.374	.005	-.787	.010	-.487	.015	-.567	.005	-.490
.014	.251	.008	-.428	.011	-.380	.020	-.393	.030	-.503	.015	-.540
.020	.702	.015	-.502	.020	.769	.030	-.514	.060	-.436	.030	-.544
.030	.873	.023	-.518	.030	.458	.045	-.472	.090	-.576	.045	-.484
.045	.975	.030	-.413	.045	.249	.065	-.449	.130	-.472	.060	-.460
.060	.865	.040	-.439	.060	.141	.085	-.464	.170	-.425	.090	-.567
.075	.714	.050	-.436	.080	.218	.110	-.333	.210	-.421	.130	-.455
.090	.375	.063	-.326	.100	.091	.135	-.503			.170	-.505
		.075	-.464	.120	.072	.165	-.496			.200	-.453
		.087	-.607	.140	.089	.195	-.505			.230	-.519
		.100	-.493	.165	.020	.225	-.511			.250	-.585
				.190	.059	.255	-.499				
				.215	-.066	.300	-.524				
				.250	-.068	.350	-.527				
				.300	-.080	.450	-.452				
				.350	-.120	.550	-.428				
				.450	-.177	.650	-.508				
				.550	-.305	.700	-.498				
				.650	-.434	.749	-.508				
				.700	-.428	.779	-.410				
				.750	-.508	.805	-.386				
				.800	-.553	.825	-.411				
				.825	-.633	.840	-.452				
				.845	-.648	.855	-.440				
				.864	-.446	.870	-.485				

Table 161. Pressure Data for T.E. Flap With 0.10c L.E. Flap Configuration for Run 40, $\alpha = -8.01^\circ$, and $q_\infty = 30.06$ psf

L.E. FLAP				MAIN				T.E. FLAP			
UPPER SURFACE		LOWER SURFACE		UPPER SURFACE		LOWER SURFACE		UPPER SURFACE		LOWER SURFACE	
X/C	CP	X/C	CP	X/C	CP	X/C	CP	X/C	CP	X/C	CP
.003	-.654	.000	-.533	.002	-.883	.000	-.502	.005	-.428	.000	-.447
.008	-.111	.003	-.410	.005	-.850	.010	-.499	.015	-.535	.005	-.473
.014	.353	.008	-.451	.011	-.636	.020	-.417	.030	-.465	.015	-.517
.020	.775	.015	-.511	.020	.851	.030	-.523	.060	-.394	.030	-.526
.030	.512	.023	-.513	.030	.430	.045	-.484	.090	-.503	.045	-.455
.045	.956	.030	-.425	.045	.191	.065	-.466	.130	-.411	.060	-.445
.060	.812	.040	-.462	.060	.086	.085	-.476	.170	-.370	.090	-.529
.075	.636	.050	-.482	.080	.146	.110	-.367	.210	-.360	.130	-.424
.090	.283	.063	-.379	.100	.030	.135	-.515			.170	-.451
		.075	-.371	.120	.013	.165	-.511			.200	-.410
		.087	-.579	.140	.028	.195	-.520			.230	-.458
		.100	-.605	.165	-.034	.225	-.525			.250	-.556
				.190	.001	.255	-.516				
				.215	-.107	.300	-.540				
				.250	-.112	.350	-.538				
				.300	-.119	.450	-.475				
				.350	-.155	.550	-.442				
				.450	-.206	.650	-.502				
				.550	-.317	.700	-.489				
				.650	-.427	.749	-.496				
				.700	-.423	.779	-.400				
				.750	-.494	.805	-.375				
				.800	-.530	.825	-.391				
				.825	-.598	.840	-.439				
				.845	-.611	.855	-.427				
				.864	-.424	.870	-.467				

Table 162. Pressure Data for T.E. Flap With 0.10c L.E. Flap Configuration for Run 40, $\alpha = -6.00^\circ$, and $q_\infty = 30.17$ psf

L.E. FLAP				MAIN				T.E. FLAP			
UPPER SURFACE		LOWER SURFACE		UPPER SURFACE		LOWER SURFACE		UPPER SURFACE		LOWER SURFACE	
X/C	CP	X/C	CP	X/C	CP	X/C	CP	X/C	CP	X/C	CP
.003	-.577	.000	-.557	.002	-.584	.000	-.471	.005	-.356	.000	-.384
.008	.038	.003	-.436	.005	-.709	.010	-.499	.015	-.443	.005	-.402
.014	.520	.008	-.475	.011	-.734	.020	-.426	.030	-.358	.015	-.451
.020	.853	.015	-.509	.020	.089	.030	-.520	.060	-.298	.030	-.465
.030	.538	.023	-.501	.030	.515	.045	-.484	.090	-.401	.045	-.393
.045	.516	.030	-.423	.045	.170	.065	-.469	.130	-.326	.060	-.372
.060	.743	.040	-.467	.060	.041	.085	-.474	.170	-.293	.090	-.435
.075	.535	.050	-.498	.080	.075	.110	-.377	.210	-.291	.130	-.335
.090	.157	.063	-.429	.100	-.032	.135	-.509			.170	-.347
		.075	-.436	.120	-.048	.165	-.505			.200	-.295
		.087	-.420	.140	-.033	.195	-.514			.230	-.325
		.100	-.515	.165	-.085	.225	-.523			.250	-.457
				.190	-.051	.255	-.517				
				.215	-.147	.300	-.536				
				.250	-.151	.350	-.525				
				.300	-.151	.450	-.453				
				.350	-.181	.550	-.408				
				.450	-.223	.650	-.455				
				.550	-.314	.700	-.442				
				.650	-.404	.749	-.433				
				.700	-.398	.779	-.345				
				.750	-.455	.805	-.310				
				.800	-.479	.825	-.337				
				.825	-.532	.840	-.363				
				.845	-.538	.855	-.353				
				.864	-.367	.870	-.402				

c-3

Table 163. Pressure Data for T.E. Flap With 0.10c L.E. Flap Configuration for Run 40, $\alpha = -4.01^\circ$, and $q_\infty = 30.06$ psf

L.E. FLAP				MAIN				T.E. FLAP			
UPPER SURFACE		LOWER SURFACE		UPPER SURFACE		LOWER SURFACE		UPPER SURFACE		LOWER SURFACE	
X/C	CP	X/C	CP	X/C	CP	X/C	CP	X/C	CP	X/C	CP
.003	-.457	.000	-.563	.002	-.530	.000	-.488	.005	-.283	.000	-.314
.008	.141	.003	-.475	.005	-.582	.010	-.520	.015	-.345	.005	-.333
.014	.605	.008	-.505	.011	-.592	.020	-.455	.030	-.256	.015	-.393
.020	.904	.015	-.529	.020	-.615	.030	-.539	.060	-.211	.030	-.393
.030	.952	.023	-.520	.030	-.060	.045	-.508	.090	-.299	.045	-.312
.045	.860	.030	-.454	.045	.194	.065	-.498	.130	-.229	.060	-.292
.060	.674	.040	-.486	.060	.026	.085	-.502	.170	-.197	.090	-.338
.075	.465	.050	-.522	.080	.027	.110	-.416	.210	-.183	.130	-.233
.090	.137	.063	-.465	.100	-.083	.135	-.533			.170	-.217
		.075	-.480	.120	-.099	.165	-.529			.200	-.146
		.087	-.466	.140	-.087	.195	-.545			.230	-.148
		.100	-.433	.165	-.129	.225	-.555			.250	-.310
				.190	-.100	.255	-.549				
				.215	-.186	.300	-.559				
				.250	-.186	.350	-.536				
				.300	-.182	.450	-.440				
				.350	-.209	.550	-.371				
				.450	-.242	.650	-.388				
				.550	-.311	.700	-.376				
				.650	-.385	.749	-.369				
				.700	-.371	.779	-.298				
				.750	-.415	.805	-.266				
				.800	-.425	.825	-.269				
				.825	-.463	.840	-.296				
				.845	-.464	.855	-.288				
				.864	-.286	.870	-.327				

Table 164. Pressure Data for T.E. Flap With 0.10c L.E. Flap Configuration for Run 40, $\alpha = -2.03^\circ$, and $q_\infty = 30.06$ psf

L.E. FLAP				MAIN				T.E. FLAP			
UPPER SURFACE		LOWER SURFACE		UPPER SURFACE		LOWER SURFACE		UPPER SURFACE		LOWER SURFACE	
X/C	CP	X/C	CP	X/C	CP	X/C	CP	X/C	CP	X/C	CP
.003	-.406	.000	-.566	.002	-.571	.000	-.541	.005	-.301	.000	-.259
.008	.266	.003	-.527	.005	-.611	.010	-.578	.015	-.511	.005	-.167
.014	.706	.008	-.552	.011	-.590	.020	-.515	.030	-.465	.015	-.143
.020	.560	.015	-.580	.020	-.601	.030	-.594	.060	-.267	.030	-.060
.030	.952	.023	-.571	.030	-.565	.045	-.568	.090	-.292	.045	.037
.045	.804	.030	-.510	.045	-.234	.065	-.557	.130	-.210	.060	.055
.060	.581	.040	-.542	.060	-.082	.085	-.560	.170	-.166	.090	.033
.075	.352	.050	-.574	.080	-.040	.110	-.479	.210	-.149	.130	.140
.090	.030	.063	-.523	.100	-.156	.135	-.593			.170	.140
		.075	-.536	.120	-.174	.165	-.591			.200	.185
		.087	-.524	.140	-.165	.195	-.614			.230	.119
		.100	-.503	.165	-.203	.225	-.633			.250	-.172
				.190	-.172	.255	-.609				
				.215	-.252	.300	-.579				
				.250	-.246	.350	-.505				
				.300	-.235	.450	-.313				
				.350	-.260	.550	-.175				
				.450	-.282	.650	-.159				
				.550	-.336	.700	-.135				
				.650	-.393	.749	-.125				
				.700	-.376	.779	-.052				
				.750	-.403	.805	-.022				
				.800	-.389	.825	-.029				
				.825	-.404	.840	-.045				
				.845	-.380	.855	-.042				
				.864	-.180	.870	-.178				

Table 165. Pressure Data for T.E. Flap With 0.10c L.E. Flap Configuration for Run 40, $\alpha = 0.06^\circ$, and $q_\infty = 30.06$ psf

L.E. FLAP				MAIN				T.E. FLAP			
UPPER SURFACE		LOWER SURFACE		UPPER SURFACE		LOWER SURFACE		UPPER SURFACE		LOWER SURFACE	
X/C	CP	X/C	CP	X/C	CP	X/C	CP	X/C	CP	X/C	CP
.003	-.014	.000	-.413	.002	-.922	.000	-.893	.005	-1.452	.000	-.718
.008	.576	.003	-.407	.005	-.990	.010	-.628	.015	-2.146	.005	.419
.014	.883	.008	-.469	.011	-.924	.020	-.478	.030	-1.941	.015	.653
.020	1.041	.015	-.537	.020	-.867	.030	-.612	.060	-1.308	.030	.624
.030	.821	.023	-.527	.030	-.786	.045	-.573	.090	-1.053	.045	.639
.045	.560	.030	-.408	.045	-.807	.065	-.549	.130	-.466	.060	.658
.060	.258	.040	-.455	.060	-.820	.085	-.592	.170	-.190	.090	.515
.075	.071	.050	-.504	.080	-.622	.110	-.442	.210	-.050	.130	.624
.090	-.267	.063	-.420	.100	-.691	.135	-.631			.170	.511
		.075	-.469	.120	-.635	.165	-.575			.200	.523
		.087	-.545	.140	-.559	.195	-.484			.230	.376
		.100	-.704	.165	-.575	.225	-.175			.250	-.042
				.190	-.473	.255	.064				
				.215	-.578	.300	.109				
				.250	-.531	.350	.060				
				.300	-.496	.450	.092				
				.350	-.497	.550	.117				
				.450	-.499	.650	.117				
				.550	-.596	.700	.237				
				.650	-.699	.749	.286				
				.700	-.660	.779	.424				
				.750	-.726	.805	.455				
				.800	-.750	.825	.437				
				.825	-.828	.840	.395				
				.845	-.817	.855	.356				
				.864	-.523	.870	-.484				

Table 166. Pressure Data for T.E. Flap With 0.10c L.E. Flap Configuration for Run 40, $\alpha = 2.02^\circ$, and $q_\infty = 29.72$ psf

L.E. FLAP				MAIN				T.E. FLAP			
UPPER SURFACE		LOWER SURFACE		UPPER SURFACE		LOWER SURFACE		UPPER SURFACE		LOWER SURFACE	
X/C	CP	X/C	CP	X/C	CP	X/C	CP	X/C	CP	X/C	CP
.003	.318	.000	-.340	.002	-1.487	.000	-1.611	.005	-1.708	.000	-.904
.008	.797	.003	-.287	.005	-1.509	.010	-.667	.015	-2.428	.005	.630
.014	.963	.008	-.340	.011	-1.408	.020	-.455	.030	-2.158	.015	.855
.020	1.008	.015	-.426	.020	-1.284	.030	-.569	.060	-1.456	.030	.700
.030	.643	.023	-.437	.030	-1.148	.045	-.523	.090	-1.183	.045	.710
.045	.282	.030	-.320	.045	-1.111	.065	-.474	.130	-.527	.060	.722
.060	-.001	.040	-.347	.060	-1.086	.085	-.442	.170	-.218	.090	.598
.075	-.227	.050	-.376	.080	-.863	.110	-.117	.210	-.048	.130	.699
.090	-.563	.063	-.284	.100	-.911	.135	-.080			.170	.555
		.075	-.380	.120	-.842	.165	.209			.200	.572
		.087	-.576	.140	-.765	.195	.409			.230	.421
		.100	-1.050	.165	-.772	.225	.353			.250	-.010
				.190	-.668	.255	.257				
				.215	-.758	.300	.107				
				.250	-.703	.350	.036				
				.300	-.647	.450	.095				
				.350	-.635	.550	.131				
				.450	-.616	.650	.128				
				.550	-.693	.700	.265				
				.650	-.777	.749	.325				
				.700	-.741	.779	.478				
				.750	-.801	.805	.522				
				.800	-.820	.825	.504				
				.825	-.893	.840	.476				
				.845	-.879	.855	.437				
				.864	-.583	.870	-.547				

Table 167. Pressure Data for T.E. Flap With 0.10c L.E. Flap Configuration for Run 40, $\alpha = 4.02^\circ$, and $q_\infty = 29.72$ psf

L.E. FLAP				MAIN				T.E. FLAP			
UPPER SURFACE		LOWER SURFACE		UPPER SURFACE		LOWER SURFACE		UPPER SURFACE		LOWER SURFACE	
X/C	CP	X/C	CP	X/C	CP	X/C	CP	X/C	CP	X/C	CP
.003	.561	.000	-.321	.002	-2.116	.000	-2.600	.005	-1.768	.000	-.806
.008	.913	.003	-.182	.005	-2.053	.010	-.814	.015	-2.460	.005	.705
.014	.956	.008	-.231	.011	-1.850	.020	-.475	.030	-2.139	.015	.908
.020	.885	.015	-.346	.020	-1.685	.030	-.516	.060	-1.371	.030	.715
.030	.415	.023	-.416	.030	-1.488	.045	-.332	.090	-1.066	.045	.728
.045	-.022	.030	-.313	.045	-1.390	.065	-.043	.130	-.505	.060	.739
.060	-.302	.040	-.301	.060	-1.331	.085	.245	.170	-.297	.090	.621
.075	-.526	.050	-.290	.080	-1.081	.110	.700	.210	-.136	.130	.704
.090	-.853	.063	-.193	.100	-1.102	.135	.622			.170	.574
		.075	-.281	.120	-1.014	.165	.649			.200	.573
		.087	-.590	.140	-.926	.195	.483			.230	.412
		.100	-1.443	.165	-.920	.225	.226			.250	-.056
				.190	-.807	.255	.177				
				.215	-.886	.300	.082				
				.250	-.822	.350	.042				
				.300	-.755	.450	.113				
				.350	-.732	.550	.148				
				.450	-.697	.650	.137				
				.550	-.753	.700	.277				
				.650	-.826	.749	.342				
				.700	-.781	.779	.497				
				.750	-.830	.805	.544				
				.800	-.836	.825	.532				
				.825	-.900	.840	.508				
				.845	-.880	.855	.481				
				.864	-.573	.870	-.555				

Table 168. Pressure Data for T.E. Flap With 0.10c L.E. Flap Configuration for Run 40, $\alpha = 6.01^\circ$, and $q_\infty = 30.29$ psf

L.E. FLAP				MAIN				T.E. FLAP			
UPPER SURFACE		LOWER SURFACE		UPPER SURFACE		LOWER SURFACE		UPPER SURFACE		LOWER SURFACE	
X/C	CP	X/C	CP	X/C	CP	X/C	CP	X/C	CP	X/C	CP
.003	.756	.000	-.082	.002	-2.781	.000	-3.715	.005	-1.646	.000	-.736
.008	.971	.003	-.024	.005	-2.639	.010	-.859	.015	-2.240	.005	.756
.014	.864	.008	-.083	.011	-2.336	.020	-.319	.030	-1.856	.015	.935
.020	.685	.015	-.203	.020	-2.076	.030	-.205	.060	-1.044	.030	.721
.030	.116	.023	-.373	.030	-1.808	.045	.191	.090	-.795	.045	.737
.045	-.263	.030	-.295	.045	-1.650	.065	.606	.130	-.481	.060	.744
.060	-.622	.040	-.211	.060	-1.555	.085	.753	.170	-.388	.090	.534
.075	-.831	.050	-.113	.080	-1.273	.110	.937	.210	-.297	.130	.702
.090	-1.130	.063	.044	.100	-1.270	.135	.738			.170	.553
		.075	-.052	.120	-1.167	.165	.693			.200	.551
		.087	-.509	.140	-1.069	.195	.476			.230	.365
		.100	-1.790	.165	-1.045	.225	.218			.250	-.194
				.190	-.927	.255	.191				
				.215	-.991	.300	.112				
				.250	-.919	.350	.078				
				.300	-.840	.450	.143				
				.350	-.804	.550	.167				
				.450	-.750	.650	.152				
				.550	-.783	.700	.293				
				.650	-.826	.749	.362				
				.700	-.771	.779	.520				
				.750	-.799	.805	.563				
				.800	-.784	.825	.548				
				.825	-.830	.840	.531				
				.845	-.801	.855	.516				
				.864	-.487	.870	-.481				

Table 169. Pressure Data for T.E. Flap With 0.10c L.E. Flap Configuration for Run 40,
 $\alpha = 8.01^\circ$, and $q_\infty = 30.17$ psf

L.E. FLAP				MAIN				T.E. FLAP			
UPPER SURFACE		LOWER SURFACE		UPPER SURFACE		LOWER SURFACE		UPPER SURFACE		LOWER SURFACE	
X/C	CP	X/C	CP	X/C	CP	X/C	CP	X/C	CP	X/C	CP
.003	.910	.000	-.050	.002	-3.874	.000	-4.960	.005	-1.405	.000	-.562
.008	.956	.003	-.182	.005	-3.546	.010	-.488	.015	-1.873	.005	.811
.014	.721	.008	-.223	.011	-3.020	.020	.367	.030	-1.367	.015	.943
.020	.441	.015	-.294	.020	-2.566	.030	.563	.060	-.577	.030	.712
.030	-.220	.023	-.426	.030	-2.179	.045	.828	.090	-.562	.045	.732
.045	-.733	.030	-.473	.045	-1.919	.065	.925	.130	-.419	.060	.739
.060	-.970	.040	-.449	.060	-1.779	.085	.868	.170	-.373	.090	.634
.075	-1.157	.050	-.286	.080	-1.464	.110	.952	.210	-.347	.130	.696
.090	-1.444	.063	-.001	.100	-1.432	.135	.745			.170	.553
		.075	.027	.120	-1.313	.165	.702			.200	.523
		.087	-.471	.140	-1.202	.195	.480			.230	.318
		.100	-2.209	.165	-1.163	.225	.236			.250	-.305
				.190	-1.036	.255	.220				
				.215	-1.087	.300	.150				
				.250	-1.007	.350	.117				
				.300	-.913	.450	.171				
				.350	-.865	.550	.189				
				.450	-.790	.650	.166				
				.550	-.798	.700	.304				
				.650	-.816	.745	.375				
				.700	-.746	.779	.537				
				.750	-.753	.805	.592				
				.800	-.706	.825	.588				
				.825	-.731	.840	.573				
				.845	-.685	.855	.570				
				.864	-.357	.870	-.377				

Table 170. Pressure Data for T.E. Flap With 0.10c L.E. Flap Configuration for Run 40,
 $\alpha = 10.03^\circ$, and $q_\infty = 30.06$ psf

L.E. FLAP				MAIN				T.E. FLAP			
UPPER SURFACE		LOWER SURFACE		UPPER SURFACE		LOWER SURFACE		UPPER SURFACE		LOWER SURFACE	
X/C	CP	X/C	CP	X/C	CP	X/C	CP	X/C	CP	X/C	CP
.003	1.003	.000	.185	.002	-4.834	.000	-5.074	.005	-1.461	.000	-.421
.008	.871	.003	-.269	.005	-4.526	.010	.104	.015	-2.041	.005	.855
.014	.480	.008	-.286	.011	-3.815	.020	.837	.030	-1.615	.015	.937
.020	.096	.015	-.313	.020	-3.134	.030	.871	.060	-.827	.030	.703
.030	-.652	.023	-.315	.030	-2.607	.045	.951	.090	-.638	.045	.731
.045	-1.163	.030	-.266	.045	-2.228	.065	.946	.130	-.434	.060	.739
.060	-1.372	.040	-.392	.060	-2.043	.085	.862	.170	-.387	.090	.639
.075	-1.541	.050	-.386	.080	-1.683	.110	.949	.210	-.373	.130	.700
.090	-1.811	.063	-.043	.100	-1.617	.135	.754			.170	.558
		.075	.255	.120	-1.474	.165	.718			.200	.531
		.087	-.418	.140	-1.344	.195	.512			.230	.326
		.100	-2.664	.165	-1.290	.225	.293			.250	-.311
				.190	-1.152	.255	.277				
				.215	-1.191	.300	.208				
				.250	-1.102	.350	.169				
				.300	-.994	.450	.213				
				.350	-.937	.550	.224				
				.450	-.845	.650	.185				
				.550	-.838	.700	.329				
				.650	-.848	.749	.379				
				.700	-.777	.779	.529				
				.750	-.783	.805	.655				
				.800	-.741	.825	.667				
				.825	-.771	.840	.652				
				.845	-.737	.855	.617				
				.864	-.406	.870	-.459				

Table 171. Pressure Data for T.E. Flap With 0.10c L.E. Flap Configuration for Run 40,
 $\alpha = 12.05^\circ$, and $q_\infty = 29.95$ psf

L.E. FLAP				MAIN				T.E. FLAP			
UPPER SURFACE		LOWER SURFACE		UPPER SURFACE		LOWER SURFACE		UPPER SURFACE		LOWER SURFACE	
X/C	CP	X/C	CP	X/C	CP	X/C	CP	X/C	CP	X/C	CP
.003	1.014	.000	.630	.002	-4.921	.000	-5.097	.005	-1.396	.000	-.358
.008	.620	.003	-.239	.005	-4.830	.010	.473	.015	-1.950	.005	.855
.014	.034	.008	-.066	.011	-4.644	.020	.943	.030	-1.508	.015	.940
.020	-.460	.015	-.082	.020	-3.693	.030	.901	.060	-.639	.030	.713
.030	-1.285	.023	-.062	.030	-3.061	.045	.952	.090	-.525	.045	.740
.045	-1.757	.030	.010	.045	-2.576	.065	.948	.130	-.412	.060	.746
.060	-1.505	.040	-.031	.060	-2.348	.085	.879	.170	-.365	.090	.548
.075	-2.030	.050	.100	.080	-1.941	.110	.970	.210	-.362	.130	.794
.090	-2.270	.063	.474	.100	-1.842	.135	.785			.170	.550
		.075	.392	.120	-1.675	.165	.757			.200	.529
		.087	-.681	.140	-1.528	.195	.573			.230	.315
		.100	-3.270	.165	-1.453	.225	.377			.250	-.354
				.190	-1.301	.255	.358				
				.215	-1.323	.300	.282				
				.250	-1.221	.350	.241				
				.300	-1.095	.450	.270				
				.350	-1.025	.550	.265				
				.450	-.914	.650	.223				
				.550	-.888	.700	.352				
				.650	-.880	.749	.401				
				.700	-.803	.779	.544				
				.750	-.799	.805	.672				
				.800	-.741	.825	.685				
				.825	-.755	.840	.670				
				.845	-.709	.855	.635				
				.864	-.434	.870	-.437				

Table 172. Pressure Data for T.E. Flap With 0.10c L.E. Flap Configuration for Run 40,
 $\alpha = 13.96^\circ$, and $q_\infty = 29.83$ psf

L.E. FLAP				MAIN				T.E. FLAP			
UPPER SURFACE		LOWER SURFACE		UPPER SURFACE		LOWER SURFACE		UPPER SURFACE		LOWER SURFACE	
X/C	CP	X/C	CP	X/C	CP	X/C	CP	X/C	CP	X/C	CP
.003	.867	.000	.935	.002	-4.944	.000	-5.120	.005	-1.212	.000	-.272
.008	.239	.003	.255	.005	-4.852	.010	.521	.015	-1.635	.005	.891
.014	-.514	.008	.169	.011	-4.960	.020	.952	.030	-1.044	.015	.937
.020	-1.087	.015	.193	.020	-4.145	.030	.902	.060	-.304	.030	.714
.030	-1.956	.023	.202	.030	-3.439	.045	.955	.090	-.453	.045	.741
.045	-2.412	.030	.281	.045	-2.880	.065	.959	.130	-.375	.060	.747
.060	-2.427	.040	.222	.060	-2.613	.085	.900	.170	-.330	.090	.551
.075	-2.450	.050	.259	.080	-2.167	.110	.997	.210	-.316	.130	.705
.090	-2.689	.063	.493	.100	-2.039	.135	.815			.170	.552
		.075	.302	.120	-1.849	.165	.788			.200	.527
		.087	-.856	.140	-1.684	.195	.626			.230	.315
		.100	-3.699	.165	-1.590	.225	.448			.250	-.315
				.190	-1.426	.255	.425				
				.215	-1.433	.300	.347				
				.250	-1.320	.350	.300				
				.300	-1.179	.450	.316				
				.350	-1.094	.550	.305				
				.450	-.962	.650	.252				
				.550	-.917	.700	.368				
				.650	-.889	.749	.416				
				.700	-.801	.779	.557				
				.750	-.780	.805	.691				
				.800	-.696	.825	.706				
				.825	-.696	.840	.690				
				.845	-.641	.855	.653				
				.864	-.366	.870	-.367				

Table 173. Pressure Data for T.E. Flap With 0.10c L.E. Flap Configuration for Run 40, $\alpha = 15.99^\circ$, and $q_\infty = 29.83$ psf

L.E. FLAP				MAIN				T.E. FLAP			
UPPER SURFACE		LOWER SURFACE		UPPER SURFACE		LOWER SURFACE		UPPER SURFACE		LOWER SURFACE	
X/C	CP	X/C	CP	X/C	CP	X/C	CP	X/C	CP	X/C	CP
.003	.576	.000	1.012	.002	-4.944	.000	-5.120	.005	-1.200	.000	-.253
.008	-.231	.003	.536	.005	-4.852	.010	.570	.015	-1.605	.005	.890
.014	-1.134	.008	.169	.011	-4.960	.020	.955	.030	-.974	.015	.939
.020	-1.768	.015	-.017	.020	-4.645	.030	.898	.060	-.301	.030	.719
.030	-2.658	.023	.109	.030	-3.835	.045	.957	.090	-.446	.045	.748
.045	-3.027	.030	.467	.045	-3.187	.065	.971	.130	-.373	.060	.752
.060	-2.538	.040	.540	.060	-2.875	.085	.918	.170	-.331	.090	.657
.075	-2.534	.050	.560	.080	-2.384	.110	1.019	.210	-.319	.130	.709
.090	-3.089	.063	.579	.100	-2.226	.135	.839			.170	.557
		.075	.129	.120	-2.013	.165	.815			.200	.531
		.087	-1.166	.140	-1.831	.195	.672			.230	.318
		.100	-4.171	.165	-1.721	.225	.511			.250	-.313
				.190	-1.541	.255	.486				
				.215	-1.537	.300	.405				
				.250	-1.411	.350	.352				
				.300	-1.256	.450	.360				
				.350	-1.161	.550	.339				
				.450	-1.013	.650	.279				
				.550	-.957	.700	.371				
				.650	-.920	.749	.432				
				.700	-.829	.779	.565				
				.750	-.802	.805	.697				
				.800	-.711	.825	.712				
				.825	-.704	.840	.696				
				.845	-.642	.855	.660				
				.864	-.366	.870	-.373				

Table 174. Pressure Data for T.E. Flap With 0.10c L.E. Flap Configuration for Run 42, $\alpha = -13.98^\circ$, and $q_\infty = 15.03$ psf

L.E. FLAP				MAIN				T.E. FLAP			
UPPER SURFACE		LOWER SURFACE		UPPER SURFACE		LOWER SURFACE		UPPER SURFACE		LOWER SURFACE	
X/C	CP	X/C	CP	X/C	CP	X/C	CP	X/C	CP	X/C	CP
.003	-.763	.000	-.370	.002	-.897	.000	-.898	.005	-.427	.000	-.473
.008	-.338	.003	-.315	.005	-.754	.010	-.449	.015	-.628	.005	-.469
.014	.129	.008	-.369	.011	.712	.020	-.351	.030	-.802	.015	-.547
.020	.528	.015	-.477	.020	.688	.030	-.490	.060	-1.049	.030	-.540
.030	.754	.023	-.481	.030	.535	.045	-.444	.090	-1.215	.045	-.455
.045	.584	.030	-.356	.045	.353	.065	-.423	.130	-.850	.050	-.440
.060	.540	.040	-.349	.060	.255	.085	-.427	.170	-.605	.090	-.557
.075	.844	.050	-.395	.080	.339	.110	-.305	.210	-.483	.130	-.433
.090	.520	.063	-.450	.100	.190	.135	-.474			.170	-.493
		.075	-.528	.120	.162	.165	-.455			.200	-.408
		.087	-.472	.140	.171	.195	-.488			.230	-.470
		.100	-.400	.165	.106	.225	-.471			.250	-.474
				.190	.152	.255	-.456				
				.215	.000	.300	-.480				
				.250	.002	.350	-.482				
				.300	-.001	.450	-.424				
				.350	-.079	.550	-.396				
				.450	-.156	.650	-.485				
				.550	-.315	.700	-.473				
				.650	-.463	.749	-.493				
				.700	-.478	.779	-.379				
				.750	-.583	.805	-.356				
				.800	-.652	.825	-.405				
				.825	-.740	.840	-.450				
				.845	-.774	.855	-.438				
				.864	-.497	.870	-.522				

Table 175. Pressure Data for T.E. Flap With 0.10c L.E. Flap Configuration for Run 42,
 $\alpha = -11.99^\circ$, and $q_\infty = 14.92$ psf

L.E. FLAP				MAIN				T.E. FLAP			
UPPER SURFACE		LOWER SURFACE		UPPER SURFACE		LOWER SURFACE		UPPER SURFACE		LOWER SURFACE	
X/C	CP	X/C	CP	X/C	CP	X/C	CP	X/C	CP	X/C	CP
.003	-.590	.000	-.381	.002	-.804	.000	-.646	.005	-.428	.000	-.458
.008	-.184	.003	-.318	.005	-.728	.010	-.411	.015	-.628	.005	-.457
.014	.270	.008	-.365	.011	-.108	.020	-.339	.030	-.811	.015	-.532
.020	.689	.015	-.466	.020	.732	.030	-.457	.060	-1.047	.030	-.525
.030	.851	.023	-.465	.030	.483	.045	-.417	.090	-1.179	.045	-.442
.045	.577	.030	-.373	.045	.287	.065	-.409	.130	-.832	.060	-.435
.060	.820	.040	-.395	.060	.194	.085	-.405	.170	-.598	.090	-.532
.075	.762	.050	-.368	.080	.266	.110	-.314	.210	-.484	.130	-.424
.090	.437	.063	-.267	.100	.122	.135	-.449			.170	-.479
		.075	-.462	.120	.094	.165	-.430			.200	-.402
		.087	-.532	.140	.101	.195	-.462			.230	-.453
		.100	-.410	.165	.045	.225	-.441			.250	-.455
				.190	.083	.255	-.434				
				.215	-.044	.300	-.456				
				.250	-.048	.350	-.458				
				.300	-.050	.450	-.418				
				.350	-.126	.550	-.397				
				.450	-.202	.650	-.469				
				.550	-.343	.700	-.457				
				.650	-.471	.749	-.479				
				.700	-.498	.779	-.373				
				.750	-.593	.805	-.345				
				.800	-.653	.825	-.398				
				.825	-.726	.840	-.432				
				.845	-.755	.855	-.426				
				.864	-.496	.870	-.515				

Table 176. Pressure Data for T.E. Flap With 0.10c L.E. Flap Configuration for Run 42,
 $\alpha = -10.07^\circ$, and $q_\infty = 14.80$ psf

L.E. FLAP				MAIN				T.E. FLAP			
UPPER SURFACE		LOWER SURFACE		UPPER SURFACE		LOWER SURFACE		UPPER SURFACE		LOWER SURFACE	
X/C	CP	X/C	CP	X/C	CP	X/C	CP	X/C	CP	X/C	CP
.003	-.450	.000	-.369	.002	-.816	.000	-.416	.005	-.423	.000	-.476
.008	-.055	.003	-.322	.005	-.766	.010	-.392	.015	-.602	.005	-.463
.014	.352	.008	-.368	.011	-.521	.020	-.332	.030	-.780	.015	-.541
.020	.769	.015	-.434	.020	.814	.030	-.441	.060	-1.012	.030	-.546
.030	.902	.023	-.428	.030	.450	.045	-.404	.090	-1.112	.045	-.452
.045	.561	.030	-.355	.045	.233	.065	-.404	.130	-.786	.060	-.445
.060	.833	.040	-.384	.060	.136	.085	-.394	.170	-.569	.090	-.511
.075	.686	.050	-.394	.080	.186	.110	-.330	.210	-.464	.130	-.419
.090	.345	.063	-.298	.100	.060	.135	-.434			.170	-.469
		.075	-.289	.120	.033	.165	-.421			.200	-.393
		.087	-.488	.140	.038	.195	-.453			.230	-.450
		.100	-.518	.165	-.009	.225	-.432			.250	-.454
				.190	.023	.255	-.432				
				.215	-.090	.300	-.455				
				.250	-.093	.350	-.455				
				.300	-.091	.450	-.426				
				.350	-.170	.550	-.398				
				.450	-.236	.650	-.465				
				.550	-.359	.700	-.463				
				.650	-.478	.749	-.479				
				.700	-.505	.779	-.385				
				.750	-.590	.805	-.349				
				.800	-.649	.825	-.397				
				.825	-.707	.840	-.439				
				.845	-.733	.855	-.426				
				.864	-.489	.870	-.515				

Table 177. Pressure Data for T.E. Flap With 0.10c L.E. Flap Configuration for Run 42, $\alpha = -8.05^\circ$, and $q_\infty = 15.03$ psf

L.E. FLAP				MAIN				T.E. FLAP			
UPPER SURFACE		LOWER SURFACE		UPPER SURFACE		LOWER SURFACE		UPPER SURFACE		LOWER SURFACE	
X/C	CP	X/C	CP	X/C	CP	X/C	CP	X/C	CP	X/C	CP
.003	-.435	.000	-.363	.002	-.630	.000	-.397	.005	-.387	.000	-.436
.008	.053	.003	-.336	.005	-.730	.010	-.383	.015	-.535	.005	-.415
.014	.485	.008	-.362	.011	-.624	.020	-.344	.030	-.685	.015	-.493
.020	.831	.015	-.419	.020	.677	.030	-.432	.060	-.895	.030	-.497
.030	.532	.023	-.406	.030	.476	.045	-.402	.090	-.950	.045	-.407
.045	.532	.030	-.348	.045	.203	.065	-.410	.130	-.658	.060	-.407
.060	.783	.040	-.384	.060	.105	.085	-.399	.170	-.471	.090	-.444
.075	.618	.050	-.395	.080	.136	.110	-.355	.210	-.383	.130	-.374
.090	.284	.063	-.340	.100	.025	.135	-.434			.170	-.409
		.075	-.339	.120	-.002	.165	-.422			.200	-.333
		.087	-.349	.140	-.008	.195	-.455			.230	-.398
		.100	-.532	.165	-.039	.225	-.438			.250	-.400
				.190	-.012	.255	-.445				
				.215	-.107	.300	-.466				
				.250	-.114	.350	-.460				
				.300	-.107	.450	-.435				
				.350	-.182	.550	-.397				
				.450	-.246	.650	-.439				
				.550	-.348	.700	-.436				
				.650	-.445	.749	-.441				
				.760	-.477	.779	-.356				
				.750	-.546	.805	-.314				
				.800	-.594	.825	-.373				
				.825	-.636	.840	-.405				
				.845	-.659	.855	-.392				
				.864	-.455	.870	-.474				

Table 178. Pressure Data for T.E. Flap With 0.10c L.E. Flap Configuration for Run 42, $\alpha = -6.00^\circ$, and $q_\infty = 14.80$ psf

L.E. FLAP				MAIN				T.E. FLAP			
UPPER SURFACE		LOWER SURFACE		UPPER SURFACE		LOWER SURFACE		UPPER SURFACE		LOWER SURFACE	
X/C	CP	X/C	CP	X/C	CP	X/C	CP	X/C	CP	X/C	CP
.003	-.433	.000	-.399	.002	-.518	.000	-.432	.005	-.363	.000	-.423
.008	.118	.003	-.391	.005	-.589	.010	-.417	.015	-.480	.005	-.395
.014	.555	.008	-.398	.011	-.616	.020	-.387	.030	-.575	.015	-.470
.020	.866	.015	-.434	.020	-.151	.030	-.459	.060	-.760	.030	-.473
.030	.553	.023	-.421	.030	.386	.045	-.434	.090	-.756	.045	-.367
.045	.516	.030	-.391	.045	.218	.065	-.450	.130	-.499	.060	-.370
.060	.750	.040	-.420	.060	.069	.085	-.428	.170	-.343	.090	-.372
.075	.545	.050	-.423	.080	.094	.110	-.412	.210	-.277	.130	-.311
.090	.222	.063	-.388	.100	-.016	.135	-.462			.170	-.323
		.075	-.402	.120	-.053	.165	-.451			.200	-.257
		.087	-.384	.140	-.055	.195	-.490			.230	-.299
		.100	-.429	.165	-.082	.225	-.474			.250	-.294
				.190	-.066	.255	-.482				
				.215	-.138	.300	-.503				
				.250	-.149	.350	-.495				
				.300	-.132	.450	-.475				
				.350	-.211	.550	-.420				
				.450	-.269	.650	-.442				
				.550	-.349	.700	-.436				
				.650	-.426	.749	-.434				
				.700	-.460	.779	-.359				
				.750	-.518	.805	-.313				
				.800	-.554	.825	-.356				
				.825	-.575	.840	-.376				
				.845	-.594	.855	-.369				
				.864	-.417	.870	-.445				

Table 179. Pressure Data for T.E. Flap With 0.10c L.E. Flap Configuration for Run 42,
 $\alpha = -4.04^\circ$, and $q_\infty = 14.80$ psf

L.E. FLAP				MAIN				T.E. FLAP			
UPPER SURFACE		LOWER SURFACE		UPPER SURFACE		LOWER SURFACE		UPPER SURFACE		LOWER SURFACE	
X/C	CP	X/C	CP	X/C	CP	X/C	CP	X/C	CP	X/C	CP
.003	-.398	.000	-.436	.002	-.498	.000	-.464	.005	-.299	.000	-.357
.008	.219	.003	-.433	.005	-.523	.010	-.455	.015	-.377	.005	-.334
.014	.647	.008	-.442	.011	-.529	.020	-.432	.030	-.405	.015	-.405
.020	.511	.015	-.463	.020	-.579	.030	-.489	.060	-.553	.030	-.400
.030	.975	.023	-.455	.030	-.189	.045	-.469	.090	-.502	.045	-.300
.045	.864	.030	-.434	.045	.157	.065	-.485	.130	-.300	.060	-.310
.060	.667	.040	-.455	.060	.072	.085	-.467	.170	-.198	.090	-.295
.075	.457	.050	-.453	.080	.033	.110	-.460	.210	-.159	.130	-.243
.090	.164	.063	-.437	.100	-.067	.135	-.502			.170	-.235
		.075	-.459	.120	-.102	.165	-.488			.200	-.161
		.087	-.432	.140	-.110	.195	-.530			.230	-.195
		.100	-.406	.165	-.127	.225	-.518			.250	-.175
				.190	-.111	.255	-.528				
				.215	-.174	.300	-.540				
				.250	-.179	.350	-.514				
				.300	-.166	.450	-.458				
				.350	-.233	.550	-.373				
				.450	-.279	.650	-.379				
				.550	-.334	.700	-.376				
				.650	-.388	.749	-.376				
				.700	-.416	.779	-.318				
				.750	-.458	.805	-.265				
				.800	-.477	.825	-.299				
				.825	-.479	.840	-.319				
				.845	-.497	.855	-.310				
				.864	-.342	.870	-.374				

Table 180. Pressure Data for T.E. Flap With 0.10c L.E. Flap Configuration for Run 42,
 $\alpha = -2.00^\circ$, and $q_\infty = 15.03$ psf

L.E. FLAP				MAIN				T.E. FLAP			
UPPER SURFACE		LOWER SURFACE		UPPER SURFACE		LOWER SURFACE		UPPER SURFACE		LOWER SURFACE	
X/C	CP	X/C	CP	X/C	CP	X/C	CP	X/C	CP	X/C	CP
.003	-.435	.000	-.538	.002	-.577	.000	-.548	.005	-.170	.000	-.233
.008	.231	.003	-.522	.005	-.593	.010	-.529	.015	-.243	.005	-.195
.014	.666	.008	-.528	.011	-.604	.020	-.515	.030	-.257	.015	-.235
.020	.527	.015	-.542	.020	-.677	.030	-.555	.060	-.335	.030	-.207
.030	.563	.023	-.536	.030	-.247	.045	-.547	.090	-.235	.045	-.123
.045	.816	.030	-.526	.045	.181	.065	-.567	.130	-.126	.060	-.145
.060	.627	.040	-.538	.060	.065	.085	-.545	.170	-.074	.090	-.100
.075	.406	.050	-.534	.080	.002	.110	-.548	.210	-.059	.130	-.052
.090	.098	.063	-.525	.100	-.082	.135	-.574			.170	-.053
		.075	-.542	.120	-.113	.165	-.563			.200	.009
		.087	-.527	.140	-.124	.195	-.609			.230	-.022
		.100	-.502	.165	-.127	.225	-.597			.250	-.049
				.190	-.120	.255	-.598				
				.215	-.169	.300	-.592				
				.250	-.176	.350	-.542				
				.300	-.157	.450	-.443				
				.350	-.220	.550	-.309				
				.450	-.255	.650	-.259				
				.550	-.287	.700	-.251				
				.650	-.318	.749	-.246				
				.700	-.336	.779	-.209				
				.750	-.361	.805	-.166				
				.800	-.363	.825	-.177				
				.825	-.344	.840	-.184				
				.845	-.347	.855	-.176				
				.864	-.193	.870	-.226				

Table 181. Pressure Data for T.E. Flap With 0.10c L.E. Flap Configuration for Run 42, $\alpha = .03^\circ$, and $q_\infty = 15.14$ psf

L.E. FLAP				MAIN				T.E. FLAP			
UPPER SURFACE		LOWER SURFACE		UPPER SURFACE		LOWER SURFACE		UPPER SURFACE		LOWER SURFACE	
X/C	CP	X/C	CP	X/C	CP	X/C	CP	X/C	CP	X/C	CP
.003	-.318	.000	-.556	.002	-.727	.000	-.620	.005	-.132	.000	.019
.008	.329	.003	-.565	.005	-.843	.010	-.744	.015	-.535	.005	.334
.014	.738	.008	-.645	.011	-.772	.020	-.552	.030	-.605	.015	.275
.020	1.052	.015	-.745	.020	-.759	.030	-.772	.060	-.575	.030	.200
.030	.853	.023	-.721	.030	-.686	.045	-.718	.090	-.759	.045	.296
.045	.683	.030	-.556	.045	-.588	.065	-.645	.130	-.301	.060	.342
.060	.465	.040	-.645	.060	-.417	.085	-.686	.170	-.017	.090	.146
.075	.295	.050	-.720	.080	-.119	.110	-.422	.210	.092	.130	.359
.090	-.122	.063	-.589	.100	-.304	.135	-.752			.170	.255
		.075	-.628	.120	-.298	.165	-.732			.200	.359
		.087	-.611	.140	-.242	.195	-.800			.230	.242
		.100	-.549	.165	-.325	.225	-.789			.250	.027
				.190	-.198	.255	-.662				
				.215	-.391	.300	-.512				
				.250	-.328	.350	-.344				
				.300	-.268	.450	-.035				
				.350	-.288	.550	.007				
				.450	-.257	.650	-.053				
				.550	-.371	.700	.047				
				.650	-.446	.749	.048				
				.700	-.336	.779	.236				
				.750	-.388	.805	.254				
				.800	-.357	.825	.209				
				.825	-.460	.840	.159				
				.845	-.464	.855	.182				
				.864	-.043	.870	-.065				

Table 182. Pressure Data for T.E. Flap With 0.10c L.E. Flap Configuration for Run 42, $\alpha = 2.04^\circ$, and $q_\infty = 15.14$ psf

L.E. FLAP				MAIN				T.E. FLAP			
UPPER SURFACE		LOWER SURFACE		UPPER SURFACE		LOWER SURFACE		UPPER SURFACE		LOWER SURFACE	
X/C	CP	X/C	CP	X/C	CP	X/C	CP	X/C	CP	X/C	CP
.003	-.008	.000	-.433	.002	-.868	.000	-.744	.005	-.323	.000	.146
.008	.562	.003	-.428	.005	-.979	.010	-.687	.015	-.869	.005	.718
.014	.869	.008	-.524	.011	-.901	.020	-.486	.030	-.913	.015	.591
.020	1.081	.015	-.624	.020	-.863	.030	-.696	.060	-.783	.030	.220
.030	.781	.023	-.606	.030	-.746	.045	-.647	.090	-.940	.045	.355
.045	.536	.030	-.451	.045	-.800	.065	-.589	.130	-.428	.060	.459
.060	.256	.040	-.527	.060	-.829	.085	-.648	.170	-.101	.090	.312
.075	.107	.050	-.596	.080	-.569	.110	-.403	.210	.070	.130	.518
.090	-.275	.063	-.473	.100	-.695	.135	-.702			.170	.375
		.075	-.531	.120	-.627	.165	-.630			.200	.454
		.087	-.577	.140	-.524	.195	-.564			.230	.330
		.100	-.637	.165	-.547	.225	-.213			.250	.077
				.190	-.387	.255	.034				
				.215	-.549	.300	.032				
				.250	-.461	.350	-.055				
				.300	-.392	.450	-.008				
				.350	-.397	.550	-.002				
				.450	-.357	.650	-.065				
				.550	-.457	.700	.096				
				.650	-.528	.749	.143				
				.700	-.413	.779	.369				
				.750	-.454	.805	.403				
				.800	-.424	.825	.369				
				.825	-.520	.840	.334				
				.845	-.525	.855	.352				
				.864	-.109	.870	-.128				

Table 183. Pressure Data for T.E. Flap With 0.10c L.E. Flap Configuration for Run 42,
 $\alpha = 4.09^\circ$, and $q_\infty = 15.03$ psf

L.E. FLAP				MAIN				T.E. FLAP			
UPPER SURFACE		LOWER SURFACE		UPPER SURFACE		LOWER SURFACE		UPPER SURFACE		LOWER SURFACE	
X/C	CP	X/C	CP	X/C	CP	X/C	CP	X/C	CP	X/C	CP
.003	.312	.000	-.334	.002	-1.342	.000	-1.313	.005	-.467	.000	.174
.008	.772	.003	-.267	.005	-1.427	.010	-.659	.015	-1.045	.005	.937
.014	.938	.008	-.355	.011	-1.310	.020	-.412	.030	-1.041	.015	.577
.020	1.052	.015	-.477	.020	-1.208	.030	-.613	.060	-.846	.030	.184
.030	.620	.023	-.481	.030	-1.046	.045	-.569	.090	-.983	.045	.402
.045	.295	.030	-.313	.045	-1.040	.065	-.510	.130	-.455	.060	.432
.060	.045	.040	-.377	.060	-1.034	.085	-.538	.170	-.123	.090	.366
.075	-.140	.050	-.431	.080	-.751	.110	-.202	.210	.053	.130	.553
.090	-.517	.063	-.313	.100	-.856	.135	-.325			.170	.418
		.075	-.402	.120	-.785	.165	-.019			.200	.501
		.087	-.568	.140	-.686	.195	.243			.230	.357
		.100	-.927	.165	-.711	.225	.291			.250	.083
				.190	-.549	.255	.208				
				.215	-.703	.300	.019				
				.250	-.606	.350	-.079				
				.300	-.512	.450	.001				
				.350	-.505	.550	.011				
				.450	-.442	.650	-.061				
				.550	-.524	.700	.112				
				.650	-.580	.749	.169				
				.700	-.461	.779	.411				
				.750	-.496	.805	.457				
				.800	-.456	.825	.415				
				.825	-.552	.840	.377				
				.845	-.558	.855	.404				
				.864	-.152	.870	-.172				

Table 184. Pressure Data for T.E. Flap With 0.10c L.E. Flap Configuration for Run 42,
 $\alpha = 6.10^\circ$, and $q_\infty = 14.80$ psf

L.E. FLAP				MAIN				T.E. FLAP			
UPPER SURFACE		LOWER SURFACE		UPPER SURFACE		LOWER SURFACE		UPPER SURFACE		LOWER SURFACE	
X/C	CP	X/C	CP	X/C	CP	X/C	CP	X/C	CP	X/C	CP
.003	.555	.000	-.339	.002	-1.936	.000	-2.270	.005	-.557	.000	.199
.008	.851	.003	-.203	.005	-1.942	.010	-.810	.015	-1.175	.005	.952
.014	.537	.008	-.295	.011	-1.777	.020	-.450	.030	-1.132	.015	.595
.020	.933	.015	-.441	.020	-1.607	.030	-.605	.060	-.897	.030	.193
.030	.353	.023	-.476	.030	-1.388	.045	-.465	.090	-1.026	.045	.410
.045	-.002	.030	-.312	.045	-1.324	.065	-.224	.130	-.485	.060	.505
.060	-.250	.040	-.327	.060	-1.281	.085	.008	.170	-.145	.090	.389
.075	-.431	.050	-.349	.080	-.966	.110	.606	.210	.027	.130	.535
.090	-.801	.063	-.207	.100	-1.050	.135	.506			.170	.434
		.075	-.310	.120	-.961	.165	.595			.200	.512
		.087	-.578	.140	-.850	.195	.425			.230	.359
		.100	-1.277	.165	-.866	.225	.162			.250	.084
				.190	-.695	.255	.106				
				.215	-.840	.300	-.026				
				.250	-.730	.350	-.085				
				.300	-.624	.450	.017				
				.350	-.609	.550	.027				
				.450	-.527	.650	-.053				
				.550	-.593	.700	.118				
				.650	-.632	.749	.168				
				.700	-.512	.779	.419				
				.750	-.542	.805	.476				
				.800	-.495	.825	.430				
				.825	-.591	.840	.400				
				.845	-.596	.855	.436				
				.864	-.181	.870	-.221				

Table 185. Pressure Data for T.E. Flap With 0.10c L.E. Flap Configuration for Run 42, $\alpha = 8.08^\circ$, and $q_\infty = 14.92$ psf

L.E. FLAP				MAIN				T.E. FLAP			
UPPER SURFACE		LOWER SURFACE		UPPER SURFACE		LOWER SURFACE		UPPER SURFACE		LOWER SURFACE	
X/C	CF	X/C	CP	X/C	CP	X/C	CP	X/C	CP	X/C	CP
.003	.750	.000	-.101	.002	-2.607	.060	-3.389	.005	-.582	.000	.244
.008	.956	.003	-.041	.005	-2.522	.010	-.904	.015	-1.222	.005	.991
.014	.853	.008	-.140	.011	-2.271	.020	-.342	.030	-1.179	.015	.517
.020	.741	.015	-.306	.020	-1.991	.030	-.334	.060	-.916	.030	.209
.030	.113	.023	-.437	.030	-1.709	.045	.050	.090	-1.026	.045	.419
.045	-.330	.030	-.330	.045	-1.580	.065	.501	.130	-.485	.060	.528
.060	-.571	.040	-.275	.060	-1.498	.085	.677	.170	-.154	.090	.420
.075	-.735	.050	-.198	.080	-1.160	.110	.976	.210	.023	.130	.501
.090	-1.076	.063	-.005	.100	-1.210	.135	.670			.170	.452
		.075	-.117	.120	-1.109	.165	.642			.200	.530
		.087	-.511	.140	-.986	.195	.393			.230	.378
		.100	-1.628	.165	-.986	.225	.135			.250	.093
				.190	-.813	.255	.112				
				.215	-.945	.300	.010				
				.250	-.831	.350	-.040				
				.300	-.717	.450	.059				
				.350	-.692	.550	.065				
				.450	-.596	.650	-.026				
				.550	-.643	.700	.142				
				.650	-.667	.749	.195				
				.700	-.542	.779	.446				
				.750	-.564	.805	.505				
				.800	-.517	.825	.459				
				.825	-.600	.840	.431				
				.845	-.605	.855	.472				
				.864	-.209	.870	-.229				

Table 186. Pressure Data for T.E. Flap With 0.10c L.E. Flap Configuration for Run 42, $\alpha = 10.11^\circ$, and $q_\infty = 14.92$ psf

L.E. FLAP				MAIN				T.E. FLAP			
UPPER SURFACE		LOWER SURFACE		UPPER SURFACE		LOWER SURFACE		UPPER SURFACE		LOWER SURFACE	
X/C	CF	X/C	CP	X/C	CP	X/C	CP	X/C	CP	X/C	CP
.003	.523	.000	-.167	.002	-4.143	.060	-6.286	.005	-.477	.000	.434
.008	.942	.003	-.402	.005	-3.760	.010	-.328	.015	-1.239	.005	1.017
.014	.685	.008	-.467	.011	-3.150	.020	.648	.030	-1.242	.015	.510
.020	.451	.015	-.546	.020	-2.648	.030	.717	.060	-.967	.030	.221
.030	-.256	.023	-.568	.030	-2.206	.045	.899	.090	-1.056	.045	.449
.045	-.785	.030	-.523	.045	-1.938	.065	.929	.130	-.499	.060	.545
.060	-.592	.040	-.635	.060	-1.793	.085	.828	.170	-.163	.090	.444
.075	-1.146	.050	-.583	.080	-1.416	.110	.990	.210	.022	.130	.625
.090	-1.472	.063	-.253	.100	-1.425	.135	.681			.170	.472
		.075	-.131	.120	-1.302	.165	.654			.200	.544
		.087	-.545	.140	-1.162	.195	.401			.230	.392
		.100	-2.160	.165	-1.144	.225	.161			.250	.113
				.190	-.957	.255	.157				
				.215	-1.074	.300	.069				
				.250	-.950	.350	.023				
				.300	-.815	.450	.112				
				.350	-.787	.550	.117				
				.450	-.677	.650	.020				
				.550	-.705	.700	.129				
				.650	-.719	.749	.218				
				.700	-.594	.779	.449				
				.750	-.609	.805	.595				
				.800	-.552	.825	.585				
				.825	-.633	.840	.565				
				.845	-.630	.855	.588				
				.864	-.229	.870	-.261				

Table 187. Pressure Data for T.E. Flap With 0.10c L.E. Flap Configuration for Run 42, $\alpha = 12.09^\circ$, and $q_\infty = 14.92$ psf

L.E. FLAP				MAIN				T.E. FLAP			
UPPER SURFACE		LOWER SURFACE		UPPER SURFACE		LOWER SURFACE		UPPER SURFACE		LOWER SURFACE	
X/C	CP	X/C	CP	X/C	CP	X/C	CP	X/C	CP	X/C	CP
.003	1.035	.000	.312	.002	-5.250	.000	-6.747	.005	-.453	.000	.502
.008	.820	.003	-.242	.005	-4.626	.010	.122	.015	-1.269	.005	1.016
.014	.376	.008	-.249	.011	-3.919	.020	.885	.030	-1.283	.015	.615
.020	.034	.015	-.328	.020	-3.224	.030	.827	.060	-1.003	.030	.245
.030	-.753	.023	-.313	.030	-2.637	.045	.921	.090	-1.076	.045	.466
.045	-1.285	.030	-.194	.045	-2.250	.065	.934	.130	-.510	.060	.557
.060	-1.435	.040	-.353	.060	-2.057	.085	.843	.170	-.166	.090	.459
.075	-1.543	.050	-.398	.080	-1.641	.110	1.015	.210	.026	.130	.630
.090	-1.875	.063	-.053	.100	-1.620	.135	.715			.170	.495
		.075	.249	.120	-1.474	.165	.692			.200	.552
		.087	-.415	.140	-1.322	.195	.458			.230	.405
		.100	-2.610	.165	-1.283	.225	.244			.250	.117
				.190	-1.091	.255	.237				
				.215	-1.193	.300	.147				
				.250	-1.060	.350	.099				
				.300	-.917	.450	.176				
				.350	-.871	.550	.165				
				.450	-.746	.650	.066				
				.550	-.761	.700	.126				
				.650	-.764	.749	.244				
				.700	-.636	.779	.463				
				.750	-.643	.805	.644				
				.800	-.583	.825	.643				
				.825	-.657	.840	.619				
				.845	-.654	.855	.620				
				.864	-.269	.870	-.309				

Table 188. Pressure Data for T.E. Flap With 0.10c L.E. Flap Configuration for Run 42, $\alpha = 14.05^\circ$, and $q_\infty = 14.92$ psf

L.E. FLAP				MAIN				T.E. FLAP			
UPPER SURFACE		LOWER SURFACE		UPPER SURFACE		LOWER SURFACE		UPPER SURFACE		LOWER SURFACE	
X/C	CP	X/C	CP	X/C	CP	X/C	CP	X/C	CP	X/C	CP
.003	1.021	.000	.717	.002	-5.930	.000	-6.439	.005	-.442	.000	.505
.008	.555	.003	-.152	.005	-5.543	.010	.408	.015	-1.270	.005	1.019
.014	-.060	.008	-.104	.011	-4.713	.020	.962	.030	-1.310	.015	.631
.020	-.501	.015	-.125	.020	-3.700	.030	.850	.060	-1.037	.030	.272
.030	-1.385	.023	-.100	.030	-3.037	.045	.922	.090	-1.097	.045	.472
.045	-1.853	.030	.034	.045	-2.554	.065	.937	.130	-.515	.060	.574
.060	-1.523	.040	-.042	.060	-2.319	.085	.860	.170	-.161	.090	.475
.075	-1.550	.050	-.013	.080	-1.871	.110	1.035	.210	.039	.130	.540
.090	-2.279	.063	.306	.100	-1.815	.135	.745			.170	.496
		.075	.313	.120	-1.649	.165	.727			.200	.555
		.087	-.669	.140	-1.478	.195	.520			.230	.414
		.100	-3.126	.165	-1.423	.225	.327			.250	.120
				.190	-1.217	.255	.320				
				.215	-1.303	.300	.226				
				.250	-1.156	.350	.173				
				.300	-.999	.450	.232				
				.350	-.943	.550	.212				
				.450	-.802	.650	.106				
				.550	-.800	.700	.162				
				.650	-.791	.749	.269				
				.700	-.663	.779	.476				
				.750	-.670	.805	.650				
				.800	-.599	.825	.655				
				.825	-.663	.840	.635				
				.845	-.654	.855	.632				
				.864	-.274	.870	-.306				

Table 189. Pressure Data for T.E. Flap With 0.10c L.E. Flap Configuration for Run 42, $\alpha = 15.99^\circ$, and $q_\infty = 15.03$ psf

L.E. FLAP				MAIN				T.E. FLAP			
UPPER SURFACE		LOWER SURFACE		UPPER SURFACE		LOWER SURFACE		UPPER SURFACE		LOWER SURFACE	
X/C	CP	X/C	CP	X/C	CP	X/C	CP	X/C	CP	X/C	CP
.003	.888	.000	.960	.002	-6.286	.000	-6.212	.005	-.452	.000	.508
.008	.209	.003	.290	.005	-5.947	.010	.483	.015	-1.290	.005	1.018
.014	-.547	.008	.171	.011	-5.219	.020	.973	.030	-1.333	.015	.634
.020	-1.058	.015	.165	.020	-4.040	.030	.853	.060	-1.061	.030	.279
.030	-1.969	.023	.168	.030	-3.346	.045	.927	.090	-1.103	.045	.471
.045	-2.380	.030	.296	.045	-2.809	.065	.946	.130	-1.527	.060	.577
.060	-2.372	.040	.210	.060	-2.539	.085	.880	.170	-1.170	.090	.494
.075	-2.350	.050	.222	.080	-2.064	.110	1.050	.210	.026	.130	.636
.090	-2.633	.063	.476	.100	-1.979	.135	.774			.170	.501
		.075	.276	.120	-1.793	.165	.757			.200	.553
		.087	-.842	.140	-1.609	.195	.568			.230	.410
		.100	-3.477	.165	-1.536	.225	.394			.250	.123
				.190	-1.322	.255	.378				
				.215	-1.394	.300	.282				
				.250	-1.240	.350	.219				
				.300	-1.066	.450	.276				
				.350	-1.007	.550	.243				
				.450	-.848	.650	.133				
				.550	-.837	.700	.186				
				.650	-.814	.749	.283				
				.700	-.691	.779	.481				
				.750	-.694	.805	.657				
				.800	-.620	.825	.662				
				.825	-.677	.840	.642				
				.845	-.665	.855	.635				
				.864	-.286	.870	-.326				

Table 190. Pressure Data for T.E. Flap With 0.10c L.E. Flap Configuration for Run 42, $\alpha = 18.00^\circ$, and $q_\infty = 14.80$ psf

L.E. FLAP				MAIN				T.E. FLAP			
UPPER SURFACE		LOWER SURFACE		UPPER SURFACE		LOWER SURFACE		UPPER SURFACE		LOWER SURFACE	
X/C	CP	X/C	CP	X/C	CP	X/C	CP	X/C	CP	X/C	CP
.003	.548	.000	1.041	.002	-7.153	.000	-6.646	.005	-.456	.000	.508
.008	-.308	.003	.593	.005	-6.793	.010	.526	.015	-1.305	.005	1.021
.014	-1.222	.008	.187	.011	-5.926	.020	.981	.030	-1.352	.015	.643
.020	-1.786	.015	-.031	.020	-4.547	.030	.853	.060	-1.076	.030	.292
.030	-2.714	.023	.100	.030	-3.768	.045	.929	.090	-1.118	.045	.465
.045	-3.048	.030	.444	.045	-3.132	.065	.956	.130	-.531	.060	.585
.060	-2.523	.040	.540	.060	-2.812	.085	.901	.170	-.177	.090	.490
.075	-2.871	.050	.531	.080	-2.287	.110	1.078	.210	.023	.130	.646
.090	-3.066	.063	.579	.100	-2.173	.135	.801			.170	.501
		.075	.123	.120	-1.967	.165	.788			.200	.555
		.087	-1.133	.140	-1.763	.195	.619			.230	.411
		.100	-4.021	.165	-1.674	.225	.461			.250	.112
				.190	-1.442	.255	.441				
				.215	-1.502	.300	.344				
				.250	-1.334	.350	.280				
				.300	-1.145	.450	.317				
				.350	-1.071	.550	.282				
				.450	-.899	.650	.155				
				.550	-.873	.700	.212				
				.650	-.845	.749	.300				
				.700	-.715	.779	.494				
				.750	-.713	.805	.671				
				.800	-.637	.825	.674				
				.825	-.694	.840	.648				
				.845	-.680	.855	.641				
				.864	-.297	.870	-.337				

Table 191. Pressure Data for T.E. Flap With 0.10c L.E. Flap Configuration for Run 42, $\alpha = 20.00^\circ$, and $q_\infty = 14.92$ psf

L.E. FLAP				MAIN				T.E. FLAP			
UPPER SURFACE		LOWER SURFACE		UPPER SURFACE		LOWER SURFACE		UPPER SURFACE		LOWER SURFACE	
X/C	CP	X/C	CP	X/C	CP	X/C	CP	X/C	CP	X/C	CP
.003	.061	.000	.952	.002	-7.850	.000	-7.318	.005	-.459	.000	.505
.008	-.936	.003	.873	.005	-7.442	.010	.468	.015	-1.305	.005	1.023
.014	-1.577	.008	.484	.011	-6.505	.020	.952	.030	-1.341	.015	.654
.020	-2.575	.015	.181	.020	-4.977	.030	.841	.060	-1.050	.030	.313
.030	-3.482	.023	.279	.030	-4.122	.045	.930	.090	-1.087	.045	.473
.045	-3.656	.030	.441	.045	-3.410	.065	.970	.130	-.515	.060	.591
.060	-3.456	.040	.578	.060	-3.047	.085	.921	.170	-.176	.090	.499
.075	-3.318	.050	.549	.080	-2.494	.110	1.096	.210	.010	.130	.647
.090	-3.460	.063	.575	.100	-2.344	.135	.827			.170	.507
		.075	.066	.120	-2.118	.165	.818			.200	.557
		.087	-1.310	.140	-1.900	.195	.666			.230	.410
		.100	-4.396	.165	-1.793	.225	.528			.250	.105
				.190	-1.548	.255	.508				
				.215	-1.595	.300	.405				
				.250	-1.415	.350	.341				
				.300	-1.214	.450	.366				
				.350	-1.128	.550	.321				
				.450	-.942	.650	.186				
				.550	-.902	.700	.244				
				.650	-.862	.749	.315				
				.700	-.728	.779	.502				
				.750	-.721	.805	.680				
				.800	-.642	.825	.681				
				.825	-.692	.840	.656				
				.845	-.679	.855	.651				
				.864	-.311	.870	-.345				

Table 192. Pressure Data for T.E. Flap With 0.10c L.E. Flap Configuration for Run 42, $\alpha = 21.07^\circ$, and $q_\infty = 15.03$ psf

L.E. FLAP				MAIN				T.E. FLAP			
UPPER SURFACE		LOWER SURFACE		UPPER SURFACE		LOWER SURFACE		UPPER SURFACE		LOWER SURFACE	
X/C	CP	X/C	CP	X/C	CP	X/C	CP	X/C	CP	X/C	CP
.003	-.307	.000	.784	.002	-8.216	.000	-7.682	.005	-.455	.000	.503
.008	-1.356	.003	.978	.005	-7.781	.010	.429	.015	-1.290	.005	1.018
.014	-2.464	.008	.632	.011	-6.803	.020	.932	.030	-1.310	.015	.659
.020	-3.072	.015	.288	.020	-5.185	.030	.832	.060	-1.011	.030	.324
.030	-3.945	.023	.339	.030	-4.297	.045	.928	.090	-1.046	.045	.475
.045	-4.084	.030	.523	.045	-3.539	.065	.973	.130	-.495	.060	.594
.060	-3.758	.040	.588	.060	-3.155	.085	.928	.170	-.174	.090	.503
.075	-3.555	.050	.560	.080	-2.583	.110	1.104	.210	.002	.130	.644
.090	-3.648	.063	.572	.100	-2.415	.135	.840			.170	.507
		.075	.031	.120	-2.179	.165	.830			.200	.553
		.087	-1.409	.140	-1.955	.195	.693			.230	.405
		.100	-4.516	.165	-1.836	.225	.565			.250	.094
				.190	-1.588	.255	.543				
				.215	-1.627	.300	.444				
				.250	-1.440	.350	.375				
				.300	-1.234	.450	.393				
				.350	-1.146	.550	.344				
				.450	-.949	.650	.202				
				.550	-.900	.700	.263				
				.650	-.852	.749	.321				
				.700	-.719	.779	.503				
				.750	-.708	.805	.681				
				.800	-.629	.825	.682				
				.825	-.683	.840	.660				
				.845	-.672	.855	.651				
				.864	-.317	.870	-.352				

Table 193. Pressure Data for T.E. Flap With 0.10c L.E. Flap Configuration for Run 42, $\alpha = 22.03^\circ$, and $q_\infty = 15.03$ psf

L.E. FLAP				MAIN				T.E. FLAP			
UPPER SURFACE		LOWER SURFACE		UPPER SURFACE		LOWER SURFACE		UPPER SURFACE		LOWER SURFACE	
X/C	CP	X/C	CP	X/C	CP	X/C	CP	X/C	CP	X/C	CP
.003	-.543	.000	.660	.002	-8.448	.000	-7.915	.005	-.458	.000	.530
.008	-1.612	.003	1.012	.005	-7.997	.010	.407	.015	-1.287	.005	1.021
.014	-2.750	.008	.704	.011	-6.994	.020	.920	.030	-1.296	.015	.655
.020	-3.355	.015	.374	.020	-5.302	.030	.831	.060	-.984	.030	.327
.030	-4.225	.023	.380	.030	-4.404	.045	.930	.090	-1.014	.045	.479
.045	-4.321	.030	.558	.045	-3.621	.065	.977	.130	-.488	.060	.594
.060	-3.915	.040	.561	.060	-3.221	.085	.934	.170	-.184	.090	.509
.075	-3.701	.050	.568	.080	-2.638	.110	1.104	.210	-.020	.130	.643
.090	-3.769	.063	.572	.100	-2.464	.135	.851			.170	.508
		.075	.017	.120	-2.220	.165	.845			.200	.537
		.087	-1.464	.140	-1.993	.195	.712			.230	.397
		.100	-4.597	.165	-1.864	.225	.588			.250	.082
				.190	-1.616	.255	.569				
				.215	-1.644	.300	.466				
				.250	-1.454	.350	.395				
				.300	-1.247	.450	.406				
				.350	-1.154	.550	.352				
				.450	-.953	.650	.214				
				.550	-.897	.700	.271				
				.650	-.846	.749	.330				
				.700	-.714	.779	.503				
				.750	-.700	.805	.682				
				.800	-.622	.825	.680				
				.825	-.674	.840	.660				
				.845	-.669	.855	.654				
				.864	-.321	.870	-.364				

Table 194. Pressure Data for T.E. Flap With 0.10c L.E. Flap Configuration for Run 42, $\alpha = 23.26^\circ$, and $q_\infty = 14.92$ psf

L.E. FLAP				MAIN				T.E. FLAP			
UPPER SURFACE		LOWER SURFACE		UPPER SURFACE		LOWER SURFACE		UPPER SURFACE		LOWER SURFACE	
X/C	CP	X/C	CP	X/C	CP	X/C	CP	X/C	CP	X/C	CP
.003	-1.045	.000	.356	.002	-8.887	.000	-8.347	.005	-.487	.000	.480
.008	-2.165	.003	1.033	.005	-8.409	.010	.362	.015	-1.297	.005	1.021
.014	-3.254	.008	.811	.011	-7.362	.020	.900	.030	-1.244	.015	.659
.020	-3.965	.015	.493	.020	-5.575	.030	.818	.060	-.909	.030	.332
.030	-4.750	.023	.444	.030	-4.623	.045	.928	.090	-.946	.045	.484
.045	-4.771	.030	.598	.045	-3.791	.065	.978	.130	-.466	.060	.596
.060	-4.260	.040	.585	.060	-3.361	.085	.942	.170	-.194	.090	.509
.075	-3.586	.050	.549	.080	-2.761	.110	1.112	.210	-.055	.130	.646
.090	-4.036	.063	.568	.100	-2.560	.135	.861			.170	.499
		.075	-.018	.120	-2.304	.165	.860			.200	.548
		.087	-1.565	.140	-2.065	.195	.734			.230	.395
		.100	-4.838	.165	-1.928	.225	.623			.250	.039
				.190	-1.674	.255	.598				
				.215	-1.694	.300	.496				
				.250	-1.495	.350	.427				
				.300	-1.276	.450	.436				
				.350	-1.178	.550	.375				
				.450	-.963	.650	.223				
				.550	-.897	.700	.286				
				.650	-.835	.749	.333				
				.700	-.700	.779	.502				
				.750	-.685	.805	.675				
				.800	-.612	.825	.676				
				.825	-.674	.840	.659				
				.845	-.683	.855	.651				
				.864	-.353	.870	-.407				

Table 195. Pressure Data for T.E. Flap With 0.10c L.E. Flap Configuration for Run 42, $\alpha = 24.01^\circ$, and $q_\infty = 15.03$ psf

L.E. FLAP				MAIN				T.E. FLAP			
UPPER SURFACE		LOWER SURFACE		UPPER SURFACE		LOWER SURFACE		UPPER SURFACE		LOWER SURFACE	
X/C	CP	X/C	CP	X/C	CP	X/C	CP	X/C	CP	X/C	CP
.003	-1.322	.000	.163	.002	-9.054	.000	-8.519	.005	-.496	.000	.477
.008	-2.466	.003	1.026	.005	-8.561	.010	.344	.015	-1.284	.005	1.021
.014	-3.656	.008	.855	.011	-7.503	.020	.887	.030	-1.191	.015	.675
.020	-4.259	.015	.547	.020	-5.679	.030	.815	.060	-.843	.030	.340
.030	-5.059	.023	.482	.030	-4.701	.045	.926	.090	-.892	.045	.492
.045	-4.980	.030	.615	.045	-3.847	.065	.981	.130	-.447	.060	.500
.060	-4.422	.040	.602	.060	-3.407	.085	.946	.170	-.201	.090	.514
.075	-4.123	.050	.560	.080	-2.798	.110	1.114	.210	-.078	.130	.644
.090	-4.148	.063	.565	.100	-2.588	.135	.869			.170	.504
		.075	-.032	.120	-2.330	.165	.868			.200	.549
		.087	-1.614	.140	-2.087	.195	.751			.230	.377
		.100	-4.934	.165	-1.943	.225	.645			.250	.017
				.190	-1.686	.255	.621				
				.215	-1.704	.300	.520				
				.250	-1.504	.350	.449				
				.300	-1.279	.450	.451				
				.350	-1.180	.550	.389				
				.450	-.962	.650	.237				
				.550	-.891	.700	.298				
				.650	-.818	.749	.343				
				.700	-.686	.779	.503				
				.750	-.669	.805	.678				
				.800	-.603	.825	.676				
				.825	-.670	.840	.662				
				.845	-.691	.855	.649				
				.864	-.380	.870	-.433				

Table 196. Pressure Data for T.E. Flap With 0.10c L.E. Flap Configuration for Run 42, $\alpha = 25.16^\circ$, and $q_\infty = 15.03$ psf

L.E. FLAP				MAIN				T.E. FLAP			
UPPER SURFACE		LOWER SURFACE		UPPER SURFACE		LOWER SURFACE		UPPER SURFACE		LOWER SURFACE	
X/C	CP	X/C	CP	X/C	CP	X/C	CP	X/C	CP	X/C	CP
.003	-1.774	.000	-.173	.002	-9.346	.000	-8.813	.005	-.528	.000	.453
.008	-2.935	.003	.998	.005	-8.826	.010	.314	.015	-1.301	.005	1.023
.014	-4.151	.008	.913	.011	-7.746	.020	.868	.030	-1.134	.015	.679
.020	-4.746	.015	.627	.020	-5.839	.030	.610	.060	-.765	.030	.338
.030	-5.508	.023	.537	.030	-4.840	.045	.926	.090	-.827	.045	.491
.045	-5.321	.030	.643	.045	-3.947	.065	.978	.130	-.437	.060	.593
.060	-4.651	.040	.616	.060	-3.486	.085	.950	.170	-.225	.090	.515
.075	-4.349	.050	.568	.080	-2.870	.110	1.113	.210	-.126	.130	.636
.090	-4.334	.063	.558	.100	-2.641	.135	.881			.170	.495
		.075	-.060	.120	-2.375	.165	.876			.200	.535
		.087	-1.689	.140	-2.126	.195	.767			.230	.357
		.100	-5.095	.165	-1.974	.225	.668			.250	-.039
				.190	-1.717	.255	.646				
				.215	-1.727	.300	.542				
				.250	-1.523	.350	.472				
				.300	-1.295	.450	.464				
				.350	-1.190	.550	.398				
				.450	-.965	.650	.244				
				.550	-.884	.700	.302				
				.650	-.805	.749	.341				
				.700	-.676	.779	.489				
				.750	-.664	.805	.675				
				.800	-.605	.825	.680				
				.825	-.684	.840	.664				
				.845	-.721	.855	.648				
				.864	-.435	.870	-.494				

Table 197. Pressure Data for T.E. Flap With 0.10c L.E. Flap Configuration for Run 42, $\alpha = 26.02^\circ$, and $q_\infty = 15.03$ psf

L.E. FLAP				MAIN				T.E. FLAP			
UPPER SURFACE		LOWER SURFACE		UPPER SURFACE		LOWER SURFACE		UPPER SURFACE		LOWER SURFACE	
X/C	CP	X/C	CP	X/C	CP	X/C	CP	X/C	CP	X/C	CP
.003	-2.268	.000	-.575	.002	-9.519	.000	-8.993	.005	-.549	.000	.449
.008	-3.412	.003	.922	.005	-8.982	.010	.286	.015	-1.301	.005	1.017
.014	-4.646	.008	.949	.011	-7.889	.020	.852	.030	-1.093	.015	.679
.020	-5.218	.015	.699	.020	-5.939	.030	.796	.060	-.711	.030	.340
.030	-5.914	.023	.592	.030	-4.910	.045	.919	.090	-.798	.045	.435
.045	-5.624	.030	.679	.045	-3.998	.065	.971	.130	-.444	.060	.594
.060	-4.529	.040	.637	.060	-3.525	.085	.950	.170	-.248	.090	.516
.075	-4.538	.050	.575	.080	-2.898	.110	1.112	.210	-.152	.130	.634
.090	-4.477	.063	.551	.100	-2.664	.135	.882			.170	.431
		.075	-.074	.120	-2.392	.165	.885			.200	.529
		.087	-1.730	.140	-2.143	.195	.783			.230	.347
		.100	-5.190	.165	-1.991	.225	.695			.250	-.050
				.190	-1.736	.255	.670				
				.215	-1.741	.300	.566				
				.250	-1.541	.350	.495				
				.300	-1.310	.450	.482				
				.350	-1.201	.550	.417				
				.450	-.965	.650	.257				
				.550	-.873	.700	.317				
				.650	-.788	.749	.347				
				.700	-.657	.779	.484				
				.750	-.648	.805	.669				
				.800	-.598	.825	.676				
				.825	-.684	.840	.660				
				.845	-.731	.855	.645				
				.864	-.461	.870	-.522				

Table 198. Pressure Data for T.E. Flap With 0.10c L.E. Flap Configuration for Run 42, $\alpha = 27.11^\circ$, and $q_\infty = 15.03$ psf

L.E. FLAP				MAIN				T.E. FLAP			
UPPER SURFACE		LOWER SURFACE		UPPER SURFACE		LOWER SURFACE		UPPER SURFACE		LOWER SURFACE	
X/C	CP	X/C	CP	X/C	CP	X/C	CP	X/C	CP	X/C	CP
.003	-2.554	.000	-.853	.002	-9.579	.000	-9.054	.005	-.552	.000	.448
.008	-3.725	.003	.861	.005	-9.026	.010	.271	.015	-1.300	.005	1.017
.014	-4.560	.008	.963	.011	-7.934	.020	.840	.030	-1.071	.015	.683
.020	-5.506	.015	.742	.020	-5.960	.030	.791	.060	-.676	.030	.341
.030	-6.168	.023	.626	.030	-4.919	.045	.916	.090	-.767	.045	.497
.045	-5.810	.030	.707	.045	-3.994	.065	.971	.130	-.438	.060	.593
.060	-5.056	.040	.644	.060	-3.513	.085	.953	.170	-.256	.090	.516
.075	-4.633	.050	.590	.080	-2.879	.110	1.114	.210	-.174	.130	.632
.090	-4.549	.063	.558	.100	-2.637	.135	.889			.170	.498
		.075	-.074	.120	-2.363	.165	.892			.200	.518
		.087	-1.737	.140	-2.119	.195	.794			.230	.335
		.100	-5.212	.165	-1.974	.225	.708			.250	-.039
				.190	-1.725	.255	.684				
				.215	-1.740	.300	.582				
				.250	-1.547	.350	.511				
				.300	-1.316	.450	.493				
				.350	-1.197	.550	.428				
				.450	-.951	.650	.265				
				.550	-.853	.700	.321				
				.650	-.775	.749	.350				
				.700	-.647	.779	.478				
				.750	-.644	.805	.671				
				.800	-.594	.825	.679				
				.825	-.687	.840	.663				
				.845	-.733	.855	.646				
				.864	-.464	.870	-.527				

Table 199. Pressure Data for T.E. Flap With 0.10c L.E. Flap Configuration for Run 42,
 $\alpha = 28.01^\circ$, and $q_\infty = 14.92$ psf

L.E. FLAP				MAIN				T.E. FLAP			
UPPER SURFACE		LOWER SURFACE		UPPER SURFACE		LOWER SURFACE		UPPER SURFACE		LOWER SURFACE	
X/C	CP	X/C	CP	X/C	CP	X/C	CP	X/C	CP	X/C	CP
.003	-2.564	.000	-1.176	.002	-9.558	.000	-9.039	.005	-.560	.000	.449
.008	-4.050	.003	.776	.005	-8.986	.010	.268	.015	-1.320	.005	1.021
.014	-5.314	.008	.978	.011	-7.907	.020	.839	.030	-1.077	.015	.686
.020	-5.837	.015	.784	.020	-5.918	.030	.789	.060	-.683	.030	.339
.030	-6.441	.023	.664	.030	-4.864	.045	.915	.090	-.778	.045	.504
.045	-6.002	.030	.734	.045	-3.930	.065	.978	.130	-.460	.060	.593
.060	-5.184	.040	.663	.060	-3.438	.085	.958	.170	-.289	.090	.519
.075	-4.704	.050	.601	.080	-2.795	.110	1.119	.210	-.199	.130	.630
.090	-4.583	.063	.568	.100	-2.558	.135	.900			.170	.485
		.075	-.053	.120	-2.297	.165	.901			.200	.514
		.087	-1.723	.140	-2.088	.195	.808			.230	.326
		.100	-5.192	.165	-1.989	.225	.728			.250	-.114
				.190	-1.772	.255	.706				
				.215	-1.794	.300	.602				
				.250	-1.595	.350	.528				
				.300	-1.345	.450	.507				
				.350	-1.214	.550	.436				
				.450	-.943	.650	.271				
				.550	-.853	.700	.325				
				.650	-.779	.749	.352				
				.700	-.659	.779	.474				
				.750	-.643	.805	.675				
				.800	-.597	.825	.689				
				.825	-.691	.840	.672				
				.845	-.738	.855	.652				
				.864	-.474	.870	-.543				

Table 200. Pressure Data for T.E. Flap With 0.10c L.E. Flap Configuration for Run 42,
 $\alpha = 29.14^\circ$, and $q_\infty = 14.92$ psf

L.E. FLAP				MAIN				T.E. FLAP			
UPPER SURFACE		LOWER SURFACE		UPPER SURFACE		LOWER SURFACE		UPPER SURFACE		LOWER SURFACE	
X/C	CP	X/C	CP	X/C	CP	X/C	CP	X/C	CP	X/C	CP
.003	-2.600	.000	-.925	.002	-8.641	.000	-8.177	.005	-.727	.000	.384
.008	-3.660	.003	.825	.005	-8.155	.010	.332	.015	-1.601	.005	1.017
.014	-4.822	.008	.970	.011	-7.148	.020	.862	.030	-1.413	.015	.575
.020	-5.309	.015	.769	.020	-5.302	.030	.805	.060	-.974	.030	.305
.030	-5.826	.023	.664	.030	-4.353	.045	.921	.090	-1.030	.045	.472
.045	-5.472	.030	.741	.045	-3.507	.065	.975	.130	-.651	.060	.563
.060	-4.655	.040	.670	.060	-3.062	.085	.954	.170	-.444	.090	.493
.075	-4.245	.050	.616	.080	-2.464	.110	1.114	.210	-.336	.130	.601
.090	-4.125	.063	.603	.100	-2.257	.135	.894			.170	.444
		.075	.017	.120	-2.008	.165	.894			.200	.455
		.087	-1.496	.140	-1.796	.195	.798			.230	.250
		.100	-4.661	.165	-1.683	.225	.714			.250	-.233
				.190	-1.452	.255	.687				
				.215	-1.476	.300	.585				
				.250	-1.297	.350	.512				
				.300	-1.107	.450	.485				
				.350	-1.041	.550	.409				
				.450	-.929	.650	.235				
				.550	-.932	.700	.291				
				.650	-.911	.749	.312				
				.700	-.815	.779	.433				
				.750	-.827	.805	.643				
				.800	-.802	.825	.661				
				.825	-.892	.840	.645				
				.845	-.933	.855	.618				
				.864	-.642	.870	-.695				

Table 201. Pressure Data for T.E. Flap With 0.10c L.E. Flap Configuration for Run 43,
 $\alpha = -14.00^\circ$, and $q_\infty = 30.17$ psf

L.E. FLAP				MAIN				T.E. FLAP			
UPPER SURFACE		LOWER SURFACE		UPPER SURFACE		LOWER SURFACE		UPPER SURFACE		LOWER SURFACE	
X/C	CP	X/C	CP	X/C	CP	X/C	CP	X/C	CP	X/C	CP
.003	-.881	.000	-.396	.002	-.896	.000	-.972	.005	-.463	.000	-.479
.008	-.408	.003	-.330	.005	-.747	.010	-.476	.015	-.644	.005	-.499
.014	.050	.008	-.386	.011	.712	.020	-.378	.030	-.832	.015	-.557
.020	.556	.015	-.476	.020	.701	.030	-.493	.060	-1.083	.030	-.562
.030	.753	.023	-.487	.030	.526	.045	-.466	.090	-1.247	.045	-.499
.045	.581	.030	-.367	.045	.359	.065	-.429	.130	-.872	.060	-.451
.060	.533	.040	-.369	.060	.263	.085	-.452	.170	-.635	.090	-.553
.075	.828	.050	-.416	.080	.321	.110	-.314	.210	-.511	.130	-.446
.090	.515	.063	-.466	.100	.192	.135	-.487			.170	-.431
		.075	-.538	.120	.169	.165	-.472			.200	-.429
		.087	-.496	.140	.175	.195	-.493			.230	-.467
		.100	-.435	.165	.098	.225	-.489			.250	-.485
				.190	.135	.255	-.466				
				.215	.006	.300	-.492				
				.250	-.002	.350	-.494				
				.300	-.022	.450	-.430				
				.350	-.083	.550	-.429				
				.450	-.161	.650	-.506				
				.550	-.320	.700	-.482				
				.650	-.481	.749	-.503				
				.700	-.490	.779	-.401				
				.750	-.592	.805	-.383				
				.800	-.667	.825	-.408				
				.825	-.740	.840	-.455				
				.845	-.749	.855	-.453				
				.864	-.521	.870	-.524				

Table 202. Pressure Data for T.E. Flap With 0.10c L.E. Flap Configuration for Run 43,
 $\alpha = -11.98^\circ$, and $q_\infty = 30.17$ psf

L.E. FLAP				MAIN				T.E. FLAP			
UPPER SURFACE		LOWER SURFACE		UPPER SURFACE		LOWER SURFACE		UPPER SURFACE		LOWER SURFACE	
X/C	CP	X/C	CP	X/C	CP	X/C	CP	X/C	CP	X/C	CP
.003	-.766	.000	-.403	.002	-.782	.000	-.709	.005	-.445	.000	-.468
.008	-.255	.003	-.313	.005	-.709	.010	-.431	.015	-.625	.005	-.482
.014	.240	.008	-.364	.011	-.144	.020	-.348	.030	-.821	.015	-.538
.020	.662	.015	-.447	.020	.744	.030	-.455	.060	-1.058	.030	-.549
.030	.854	.023	-.456	.030	.477	.045	-.431	.090	-1.200	.045	-.473
.045	.577	.030	-.363	.045	.292	.065	-.402	.130	-.840	.060	-.438
.060	.852	.040	-.376	.060	.195	.085	-.422	.170	-.613	.090	-.535
.075	.752	.050	-.353	.080	.242	.110	-.299	.210	-.497	.130	-.431
.090	.433	.063	-.279	.100	.126	.135	-.452			.170	-.471
		.075	-.486	.120	.102	.165	-.440			.200	-.413
		.087	-.517	.140	.106	.195	-.460			.230	-.451
		.100	-.420	.165	.038	.225	-.458			.250	-.475
				.190	.071	.255	-.440				
				.215	-.047	.300	-.465				
				.250	-.054	.350	-.469				
				.300	-.070	.450	-.416				
				.350	-.128	.550	-.414				
				.450	-.201	.650	-.480				
				.550	-.344	.700	-.459				
				.650	-.493	.749	-.474				
				.700	-.502	.779	-.379				
				.750	-.596	.805	-.359				
				.800	-.661	.825	-.391				
				.825	-.722	.840	-.434				
				.845	-.726	.855	-.432				
				.864	-.511	.870	-.509				

Table 203. Pressure Data for T.E. Flap With 0.10c L.E. Flap Configuration for Run 43,
 $\alpha = -10.01^\circ$, and $q_\infty = 29.83$ psf

L.E. FLAP				MAIN				T.E. FLAP			
UPPER SURFACE		LOWER SURFACE		UPPER SURFACE		LOWER SURFACE		UPPER SURFACE		LOWER SURFACE	
X/C	CP	X/C	CP	X/C	CP	X/C	CP	X/C	CP	X/C	CP
.003	-.671	.000	-.430	.002	-.813	.000	-.438	.005	-.431	.000	-.459
.008	-.110	.003	-.324	.005	-.752	.010	-.420	.015	-.594	.005	-.472
.014	.358	.008	-.369	.011	-.520	.020	-.344	.030	-.773	.015	-.528
.020	.751	.015	-.435	.020	.830	.030	-.446	.060	-1.002	.030	-.552
.030	.900	.023	-.435	.030	.448	.045	-.422	.090	-1.131	.045	-.469
.045	.566	.030	-.350	.045	.234	.065	-.397	.130	-.790	.060	-.433
.060	.846	.040	-.385	.060	.136	.085	-.416	.170	-.572	.090	-.520
.075	.686	.050	-.395	.080	.176	.110	-.306	.210	-.464	.130	-.423
.090	.347	.063	-.297	.100	.066	.135	-.448			.170	-.450
		.075	-.302	.120	.044	.165	-.438			.200	-.398
		.087	-.513	.140	.050	.195	-.458			.230	-.435
		.100	-.514	.165	-.013	.225	-.458			.250	-.467
				.190	.020	.255	-.445				
				.215	-.088	.300	-.472				
				.250	-.095	.350	-.477				
				.300	-.105	.450	-.426				
				.350	-.160	.550	-.417				
				.450	-.225	.650	-.478				
				.550	-.354	.700	-.457				
				.650	-.487	.749	-.468				
				.700	-.495	.779	-.373				
				.750	-.582	.805	-.346				
				.800	-.643	.825	-.378				
				.825	-.699	.840	-.423				
				.845	-.701	.855	-.423				
				.864	-.500	.870	-.498				

Table 204. Pressure Data for T.E. Flap With 0.10c L.E. Flap Configuration for Run 43,
 $\alpha = -8.02^\circ$, and $q_\infty = 30.06$ psf

L.E. FLAP				MAIN				T.E. FLAP			
UPPER SURFACE		LOWER SURFACE		UPPER SURFACE		LOWER SURFACE		UPPER SURFACE		LOWER SURFACE	
X/C	CP	X/C	CP	X/C	CP	X/C	CP	X/C	CP	X/C	CP
.003	-.610	.000	-.474	.002	-.677	.000	-.418	.005	-.417	.000	-.450
.008	-.032	.003	-.366	.005	-.752	.010	-.434	.015	-.546	.005	-.466
.014	.446	.008	-.402	.011	-.645	.020	-.370	.030	-.676	.015	-.529
.020	.805	.015	-.449	.020	.681	.030	-.462	.060	-.893	.030	-.557
.030	.926	.023	-.445	.030	.459	.045	-.444	.090	-.997	.045	-.457
.045	.540	.030	-.372	.045	.193	.065	-.422	.130	-.667	.060	-.420
.060	.787	.040	-.410	.060	.088	.085	-.438	.170	-.464	.090	-.482
.075	.605	.050	-.428	.080	.114	.110	-.341	.210	-.372	.130	-.395
.090	.263	.063	-.355	.100	.013	.135	-.469			.170	-.409
		.075	-.351	.120	-.009	.165	-.460			.200	-.348
		.087	-.410	.140	-.003	.195	-.483			.230	-.375
		.100	-.561	.165	-.058	.225	-.485			.250	-.407
				.190	-.028	.255	-.475				
				.215	-.125	.300	-.501				
				.250	-.129	.350	-.502				
				.300	-.137	.450	-.450				
				.350	-.187	.550	-.427				
				.450	-.244	.650	-.477				
				.550	-.355	.700	-.458				
				.650	-.474	.749	-.474				
				.700	-.479	.779	-.381				
				.750	-.557	.805	-.342				
				.800	-.609	.825	-.367				
				.825	-.656	.840	-.417				
				.845	-.658	.855	-.417				
				.864	-.466	.870	-.482				

Table 205. Pressure Data for T.E. Flap With 0.10c L.E. Flap Configuration for Run 43,
 $\alpha = -6.05^\circ$, and $q_\infty = 29.83$ psf

L.E. FLAP				MAIN				T.E. FLAP			
UPPER SURFACE		LOWER SURFACE		UPPER SURFACE		LOWER SURFACE		UPPER SURFACE		LOWER SURFACE	
X/C	CP	X/C	CP	X/C	CP	X/C	CP	X/C	CP	X/C	CP
.003	-.528	.000	-.508	.002	-.511	.000	-.437	.005	-.373	.000	-.419
.008	.068	.003	-.404	.005	-.585	.010	-.466	.015	-.483	.005	-.425
.014	.623	.008	-.434	.011	-.623	.020	-.405	.030	-.581	.015	-.484
.020	.863	.015	-.475	.020	-.340	.030	-.489	.060	-.764	.030	-.506
.030	.944	.023	-.459	.030	.372	.045	-.471	.090	-.842	.045	-.411
.045	.906	.030	-.397	.045	.207	.065	-.448	.130	-.534	.060	-.379
.060	.729	.040	-.431	.060	.057	.085	-.463	.170	-.356	.090	-.435
.075	.540	.050	-.454	.080	.059	.110	-.370	.210	-.281	.130	-.339
.090	.203	.063	-.400	.100	-.043	.135	-.493			.170	-.354
		.075	-.418	.120	-.065	.165	-.484			.200	-.290
		.087	-.403	.140	-.058	.195	-.507			.230	-.315
		.100	-.414	.165	-.107	.225	-.511			.250	-.333
				.190	-.075	.255	-.499				
				.215	-.166	.300	-.519				
				.250	-.168	.350	-.510				
				.300	-.168	.450	-.449				
				.350	-.215	.550	-.415				
				.450	-.261	.650	-.451				
				.550	-.357	.700	-.431				
				.650	-.457	.749	-.440				
				.700	-.458	.779	-.354				
				.750	-.524	.805	-.318				
				.800	-.565	.825	-.341				
				.825	-.602	.840	-.380				
				.845	-.601	.855	-.377				
				.864	-.417	.870	-.435				

Table 206. Pressure Data for T.E. Flap With 0.10c L.E. Flap Configuration for Run 43,
 $\alpha = -4.01^\circ$, and $q_\infty = 30.06$ psf

L.E. FLAP				MAIN				T.E. FLAP			
UPPER SURFACE		LOWER SURFACE		UPPER SURFACE		LOWER SURFACE		UPPER SURFACE		LOWER SURFACE	
X/C	CP	X/C	CP	X/C	CP	X/C	CP	X/C	CP	X/C	CP
.003	-.481	.000	-.529	.002	-.520	.000	-.471	.005	-.288	.000	-.328
.008	.146	.003	-.445	.005	-.565	.010	-.505	.015	-.368	.005	-.339
.014	.603	.008	-.481	.011	-.571	.020	-.448	.030	-.382	.015	-.395
.020	.908	.015	-.511	.020	-.587	.030	-.526	.060	-.518	.030	-.390
.030	.952	.023	-.496	.030	-.127	.045	-.509	.090	-.558	.045	-.299
.045	.855	.030	-.439	.045	.165	.065	-.490	.130	-.301	.060	-.269
.060	.675	.040	-.473	.060	.041	.085	-.505	.170	-.170	.090	-.318
.075	.470	.050	-.498	.080	.024	.110	-.422	.210	-.127	.130	-.224
.090	.141	.063	-.448	.100	-.083	.135	-.535			.170	-.223
		.075	-.460	.120	-.104	.165	-.527			.200	-.149
		.087	-.454	.140	-.099	.195	-.557			.230	-.168
		.100	-.425	.165	-.138	.225	-.567			.250	-.179
				.190	-.109	.255	-.552				
				.215	-.193	.300	-.563				
				.250	-.190	.350	-.538				
				.300	-.183	.450	-.445				
				.350	-.223	.550	-.374				
				.450	-.257	.650	-.386				
				.550	-.332	.700	-.364				
				.650	-.410	.749	-.375				
				.700	-.401	.779	-.296				
				.750	-.449	.805	-.256				
				.800	-.470	.825	-.266				
				.825	-.497	.840	-.297				
				.845	-.493	.855	-.296				
				.864	-.319	.870	-.340				

Table 207. Pressure Data for T.E. Flap With 0.10c L.E. Flap Configuration for Run 43,
 $\alpha = -2.02^\circ$, and $q_\infty = 30.29$ psf

L.E. FLAP				MAIN				T.E. FLAP			
UPPER SURFACE		LOWER SURFACE		UPPER SURFACE		LOWER SURFACE		UPPER SURFACE		LOWER SURFACE	
X/C	CP	X/C	CP	X/C	CP	X/C	CP	X/C	CP	X/C	CP
.003	-.467	.000	-.608	.002	-.615	.000	-.571	.005	-.141	.000	-.181
.008	.195	.003	-.550	.005	-.658	.010	-.600	.015	-.223	.005	-.173
.014	.654	.008	-.581	.011	-.657	.020	-.545	.030	-.256	.015	-.204
.020	.934	.015	-.610	.020	-.713	.030	-.617	.060	-.309	.030	-.174
.030	.552	.023	-.596	.030	-.322	.045	-.607	.090	-.311	.045	-.105
.045	.823	.030	-.541	.045	.136	.065	-.589	.130	-.151	.060	-.093
.060	.619	.040	-.569	.060	.011	.085	-.601	.170	-.072	.090	-.130
.075	.355	.050	-.592	.080	-.022	.110	-.521	.210	-.047	.130	-.035
.090	.056	.063	-.553	.100	-.120	.135	-.627			.170	-.042
		.075	-.567	.120	-.139	.165	-.620			.200	.019
		.087	-.555	.140	-.134	.195	-.654			.230	-.004
		.100	-.524	.165	-.169	.225	-.664			.250	-.070
				.190	-.138	.255	-.642				
				.215	-.211	.300	-.632				
				.250	-.205	.350	-.576				
				.300	-.192	.450	-.403				
				.350	-.226	.550	-.284				
				.450	-.244	.650	-.255				
				.550	-.299	.700	-.220				
				.650	-.352	.749	-.216				
				.700	-.333	.779	-.147				
				.750	-.361	.805	-.126				
				.800	-.355	.625	-.141				
				.825	-.364	.840	-.151				
				.845	-.348	.855	-.142				
				.864	-.165	.870	-.177				

Table 208. Pressure Data for T.E. Flap With 0.10c L.E. Flap Configuration for Run 43,
 $\alpha = -0.02^\circ$, and $q_\infty = 30.17$ psf

L.E. FLAP				MAIN				T.E. FLAP			
UPPER SURFACE		LOWER SURFACE		UPPER SURFACE		LOWER SURFACE		UPPER SURFACE		LOWER SURFACE	
X/C	CP	X/C	CP	X/C	CP	X/C	CP	X/C	CP	X/C	CP
.003	-.351	.000	-.622	.002	-.702	.000	-.638	.005	-.174	.000	-.012
.008	.333	.003	-.611	.005	-.767	.010	-.709	.015	-.529	.005	.297
.014	.754	.008	-.662	.011	-.724	.020	-.601	.030	-.663	.015	.297
.020	1.019	.015	-.717	.020	-.717	.030	-.726	.060	-.629	.030	.215
.030	.501	.023	-.705	.030	-.683	.045	-.704	.090	-.687	.045	.275
.045	.715	.030	-.593	.045	-.617	.065	-.658	.130	-.290	.060	.318
.060	.472	.040	-.641	.060	-.414	.085	-.688	.170	-.060	.090	.210
.075	.254	.050	-.690	.080	-.165	.110	-.533	.210	.037	.130	.339
.090	-.112	.063	-.606	.100	-.270	.135	-.732			.170	.270
		.075	-.628	.120	-.276	.165	-.728			.200	.319
		.087	-.622	.140	-.250	.195	-.781			.230	.223
		.100	-.599	.165	-.307	.225	-.752			.250	.017
				.190	-.239	.255	-.609				
				.215	-.354	.300	-.450				
				.250	-.323	.350	-.291				
				.300	-.294	.450	-.072				
				.350	-.310	.550	-.045				
				.450	-.303	.650	-.043				
				.550	-.377	.700	.047				
				.650	-.440	.749	.074				
				.700	-.374	.779	.190				
				.750	-.405	.805	.204				
				.800	-.375	.625	.189				
				.825	-.409	.840	.159				
				.845	-.376	.855	.170				
				.864	-.093	.870	-.077				

Table 209. Pressure Data for T.E. Flap With 0.10c L.E. Flap Configuration for Run 43,
 $\alpha = 2.03^\circ$, and $q_\infty = 30.06$ psf

L.E. FLAP				MAIN				T.E. FLAP			
UPPER SURFACE		LOWER SURFACE		UPPER SURFACE		LOWER SURFACE		UPPER SURFACE		LOWER SURFACE	
X/C	CP	X/C	CP	X/C	CP	X/C	CP	X/C	CP	X/C	CP
.003	-.050	.000	-.507	.002	-.851	.000	-.792	.005	-.372	.000	.118
.008	.573	.003	-.490	.005	-.920	.010	-.685	.015	-.874	.005	.711
.014	.889	.008	-.553	.011	-.865	.020	-.556	.030	-.971	.015	.529
.020	1.045	.015	-.622	.020	-.836	.030	-.675	.060	-.835	.030	.227
.030	.817	.023	-.612	.030	-.762	.045	-.651	.090	-.877	.045	.375
.045	.540	.030	-.503	.045	-.775	.065	-.620	.130	-.419	.060	.440
.060	.264	.040	-.546	.060	-.780	.085	-.665	.170	-.140	.090	.376
.075	.062	.050	-.582	.080	-.616	.110	-.510	.210	.020	.130	.495
.090	-.277	.063	-.510	.100	-.665	.135	-.665			.170	.400
		.075	-.558	.120	-.605	.165	-.571			.200	.437
		.087	-.601	.140	-.527	.195	-.433			.230	.325
		.100	-.700	.165	-.526	.225	-.103			.250	.057
				.190	-.420	.255	.085				
				.215	-.512	.300	.048				
				.250	-.458	.350	-.044				
				.300	-.412	.450	-.045				
				.350	-.418	.550	-.059				
				.450	-.395	.650	-.060				
				.550	-.461	.700	.091				
				.650	-.513	.749	.163				
				.700	-.444	.779	.327				
				.750	-.470	.805	.365				
				.800	-.437	.825	.353				
				.825	-.470	.840	.336				
				.845	-.437	.855	.349				
				.864	-.155	.870	-.131				

Table 210. Pressure Data for T.E. Flap With 0.10c L.E. Flap Configuration for Run 43,
 $\alpha = 4.03^\circ$, and $q_\infty = 29.83$ psf

L.E. FLAP				MAIN				T.E. FLAP			
UPPER SURFACE		LOWER SURFACE		UPPER SURFACE		LOWER SURFACE		UPPER SURFACE		LOWER SURFACE	
X/C	CP	X/C	CP	X/C	CP	X/C	CP	X/C	CP	X/C	CP
.003	.264	.000	-.371	.002	-1.332	.000	-1.376	.005	-.507	.000	.153
.008	.767	.003	-.328	.005	-1.366	.010	-.660	.015	-1.050	.005	.850
.014	.951	.008	-.390	.011	-1.273	.020	-.479	.030	-1.099	.015	.595
.020	1.015	.015	-.471	.020	-1.183	.030	-.589	.060	-.903	.030	.198
.030	.670	.023	-.476	.030	-1.061	.045	-.562	.090	-.931	.045	.390
.045	.305	.030	-.365	.045	-1.015	.065	-.521	.130	-.457	.060	.467
.060	.038	.040	-.396	.060	-.985	.085	-.532	.170	-.173	.090	.423
.075	-.176	.050	-.424	.080	-.799	.110	-.286	.210	-.006	.130	.535
.090	-.510	.063	-.342	.100	-.834	.135	-.289			.170	.435
		.075	-.418	.120	-.774	.165	-.002			.200	.467
		.087	-.579	.140	-.700	.195	.267			.230	.348
		.100	-.960	.165	-.700	.225	.306			.250	.059
				.190	-.591	.255	.215				
				.215	-.673	.300	.042				
				.250	-.602	.350	-.054				
				.300	-.536	.450	-.035				
				.350	-.529	.550	-.045				
				.450	-.484	.650	-.059				
				.550	-.532	.700	.104				
				.650	-.569	.749	.180				
				.700	-.496	.779	.361				
				.750	-.513	.805	.403				
				.800	-.476	.825	.392				
				.825	-.509	.840	.379				
				.845	-.476	.855	.400				
				.864	-.198	.870	-.183				

Table 211. Pressure Data for T.E. Flap With 0.10c L.E. Flap Configuration for Run 43,
 $\alpha = 6.10^\circ$, and $q_\infty = 29.83$ psf

L.E. FLAP				MAIN				T.E. FLAP			
UPPER SURFACE		LOWER SURFACE		UPPER SURFACE		LOWER SURFACE		UPPER SURFACE		LOWER SURFACE	
X/C	CP	X/C	CP	X/C	CP	X/C	CP	X/C	CP	X/C	CP
.003	.541	.000	-.324	.002	-1.943	.000	-2.342	.005	-.612	.000	.178
.008	.910	.003	-.186	.005	-1.903	.010	-.792	.015	-1.179	.005	.361
.014	.951	.008	-.238	.011	-1.722	.020	-.497	.030	-1.193	.015	.630
.020	.856	.015	-.351	.020	-1.593	.030	-.546	.060	-.949	.030	.192
.030	.422	.023	-.421	.030	-1.411	.045	-.411	.090	-.954	.045	.411
.045	-.001	.030	-.325	.045	-1.301	.065	-.158	.130	-.472	.060	.491
.060	-.270	.040	-.311	.060	-1.228	.085	.103	.170	-.188	.090	.469
.075	-.484	.050	-.287	.080	-1.015	.110	.576	.210	-.019	.130	.570
.090	-.801	.063	-.193	.100	-1.020	.135	.575			.170	.465
		.075	-.291	.120	-.943	.165	.630			.200	.491
		.087	-.579	.140	-.860	.195	.470			.230	.370
		.100	-1.359	.165	-.841	.225	.195			.250	.083
				.190	-.731	.255	.125				
				.215	-.798	.300	.010				
				.250	-.722	.350	-.047				
				.300	-.643	.450	-.011				
				.350	-.625	.550	-.019				
				.450	-.563	.650	-.043				
				.550	-.589	.700	.121				
				.650	-.610	.749	.201				
				.700	-.535	.779	.389				
				.750	-.545	.805	.434				
				.800	-.503	.825	.416				
				.825	-.528	.840	.404				
				.845	-.494	.855	.433				
				.864	-.221	.870	-.210				

Table 212. Pressure Data for T.E. Flap With 0.10c L.E. Flap Configuration for Run 43,
 $\alpha = 8.09^\circ$, and $q_\infty = 30.17$ psf

L.E. FLAP				MAIN				T.E. FLAP			
UPPER SURFACE		LOWER SURFACE		UPPER SURFACE		LOWER SURFACE		UPPER SURFACE		LOWER SURFACE	
X/C	CP	X/C	CP	X/C	CP	X/C	CP	X/C	CP	X/C	CP
.003	.778	.000	-.148	.002	-2.678	.000	-3.531	.005	-.656	.000	.139
.008	.968	.003	-.104	.005	-2.538	.010	-.864	.015	-1.246	.005	.992
.014	.861	.008	-.167	.011	-2.247	.020	-.344	.030	-1.238	.015	.655
.020	.688	.015	-.279	.020	-2.024	.030	-.227	.060	-.962	.030	.214
.030	.113	.023	-.429	.030	-1.771	.045	.161	.090	-.954	.045	.434
.045	-.370	.030	-.374	.045	-1.584	.065	.572	.130	-.473	.060	.512
.060	-.616	.040	-.286	.060	-1.471	.085	.726	.170	-.194	.090	.493
.075	-.812	.050	-.170	.080	-1.227	.110	.893	.210	-.027	.130	.589
.090	-1.105	.063	-.019	.100	-1.202	.135	.713			.170	.483
		.075	-.099	.120	-1.109	.165	.671			.200	.504
		.087	-.534	.140	-1.014	.195	.442			.230	.360
		.100	-1.752	.165	-.984	.225	.171			.250	.086
				.190	-.862	.255	.137				
				.215	-.918	.300	.047				
				.250	-.832	.350	-.001				
				.300	-.741	.450	.033				
				.350	-.714	.550	.019				
				.450	-.635	.650	-.014				
				.550	-.645	.700	.144				
				.650	-.652	.749	.220				
				.700	-.571	.779	.409				
				.750	-.573	.805	.458				
				.800	-.526	.825	.438				
				.825	-.548	.840	.427				
				.845	-.514	.855	.466				
				.864	-.243	.870	-.239				

Table 213. Pressure Data for T.E. Flap With 0.10c L.E. Flap Configuration for Run 43, $\alpha = 10.04^\circ$, and $q_\infty = 30.06$ psf

L.E. FLAP				MAIN				T.E. FLAP			
UPPER SURFACE		LOWER SURFACE		UPPER SURFACE		LOWER SURFACE		UPPER SURFACE		LOWER SURFACE	
X/C	CP	X/C	CP	X/C	CP	X/C	CP	X/C	CP	X/C	CP
.003	.913	.000	-.098	.002	-4.025	.000	-5.020	.005	-.596	.000	.308
.008	.950	.003	-.318	.005	-3.641	.010	-.400	.015	-1.269	.005	1.008
.014	.650	.008	-.340	.011	-3.066	.020	.461	.030	-1.306	.015	.655
.020	.403	.015	-.388	.020	-2.614	.030	.648	.060	-1.023	.030	.234
.030	-.278	.023	-.492	.030	-2.219	.045	.868	.090	-.997	.045	.454
.045	-.757	.030	-.542	.045	-1.908	.065	.925	.130	-.491	.060	.530
.060	-1.021	.040	-.592	.060	-1.741	.085	.855	.170	-.202	.090	.511
.075	-1.154	.050	-.458	.080	-1.456	.110	.923	.210	-.025	.130	.604
.090	-1.485	.063	-.188	.100	-1.400	.135	.734			.170	.499
		.075	-.117	.120	-1.289	.165	.690			.200	.520
		.087	-.601	.140	-1.177	.195	.454			.230	.392
		.100	-2.260	.165	-1.131	.225	.201			.250	.091
				.190	-.998	.255	.181				
				.215	-1.043	.300	.102				
				.250	-.949	.350	.057				
				.300	-.844	.450	.084				
				.350	-.807	.550	.062				
				.450	-.712	.650	.019				
				.550	-.705	.700	.172				
				.650	-.702	.749	.237				
				.700	-.618	.779	.423				
				.750	-.616	.805	.506				
				.800	-.562	.825	.497				
				.825	-.575	.840	.500				
				.845	-.532	.855	.547				
				.864	-.252	.870	-.245				

Table 214. Pressure Data for T.E. Flap With 0.10c L.E. Flap Configuration for Run 43, $\alpha = 12.10^\circ$, and $q_\infty = 30.06$ psf

L.E. FLAP				MAIN				T.E. FLAP			
UPPER SURFACE		LOWER SURFACE		UPPER SURFACE		LOWER SURFACE		UPPER SURFACE		LOWER SURFACE	
X/C	CP	X/C	CP	X/C	CP	X/C	CP	X/C	CP	X/C	CP
.003	1.017	.000	.329	.002	-4.952	.000	-5.063	.005	-.493	.000	.481
.008	.804	.003	-.342	.005	-4.746	.010	.229	.015	-1.282	.005	1.005
.014	.342	.008	-.279	.011	-4.007	.020	.875	.030	-1.353	.015	.639
.020	-.070	.015	-.258	.020	-3.307	.030	.887	.060	-1.068	.030	.242
.030	-.847	.023	-.240	.030	-2.738	.045	.948	.090	-1.033	.045	.457
.045	-1.375	.030	-.177	.045	-2.287	.065	.937	.130	-.507	.060	.541
.060	-1.522	.040	-.294	.060	-2.063	.085	.860	.170	-.205	.090	.522
.075	-1.667	.050	-.329	.080	-1.731	.110	.934	.210	-.022	.130	.613
.090	-1.932	.063	-.044	.100	-1.634	.135	.755			.170	.509
		.075	.232	.120	-1.500	.165	.719			.200	.526
		.087	-.475	.140	-1.365	.195	.507			.230	.402
		.100	-2.798	.165	-1.299	.225	.284			.250	.105
				.190	-1.154	.255	.264				
				.215	-1.184	.300	.185				
				.250	-1.078	.350	.135				
				.300	-.958	.450	.150				
				.350	-.909	.550	.120				
				.450	-.794	.650	.068				
				.550	-.775	.700	.191				
				.650	-.759	.749	.255				
				.700	-.671	.779	.416				
				.750	-.664	.805	.597				
				.800	-.603	.825	.625				
				.825	-.614	.840	.623				
				.845	-.573	.855	.629				
				.864	-.313	.870	-.309				

Table 215. Pressure Data for T.E. Flap With 0.10c L.E. Flap Configuration for Run 43,
 $\alpha = 13.08^\circ$, and $q_\infty = 29.83$ psf

L.E. FLAP				MAIN				T.E. FLAP			
UPPER SURFACE		LOWER SURFACE		UPPER SURFACE		LOWER SURFACE		UPPER SURFACE		LOWER SURFACE	
X/C	CP	X/C	CP	X/C	CP	X/C	CP	X/C	CP	X/C	CP
.003	1.021	.000	.534	.002	-4.996	.000	-5.109	.005	-.486	.000	.496
.008	.688	.003	-.362	.005	-4.890	.010	.392	.015	-1.283	.005	1.005
.014	.129	.008	-.173	.011	-4.378	.020	.921	.030	-1.373	.015	.543
.020	-.327	.015	-.195	.020	-3.580	.030	.895	.060	-1.098	.030	.257
.030	-1.143	.023	-.152	.030	-2.956	.045	.949	.090	-1.056	.045	.479
.045	-1.658	.030	-.065	.045	-2.451	.065	.941	.130	-.515	.060	.547
.060	-1.780	.040	-.135	.060	-2.207	.085	.870	.170	-.202	.090	.527
.075	-1.853	.050	-.147	.080	-1.853	.110	.947	.210	-.013	.130	.618
.090	-2.152	.063	.149	.100	-1.741	.135	.770			.170	.514
		.075	.311	.120	-1.594	.165	.737			.200	.535
		.087	-.599	.140	-1.450	.195	.537			.230	.405
		.100	-3.088	.165	-1.376	.225	.326			.250	.117
				.190	-1.223	.255	.305				
				.215	-1.247	.300	.223				
				.250	-1.134	.350	.170				
				.300	-1.005	.450	.179				
				.350	-.950	.550	.146				
				.450	-.827	.650	.087				
				.550	-.799	.700	.195				
				.650	-.780	.749	.268				
				.700	-.691	.779	.427				
				.750	-.680	.805	.608				
				.800	-.617	.825	.632				
				.825	-.621	.840	.632				
				.845	-.576	.855	.635				
				.864	-.309	.870	-.304				

Table 216. Pressure Data for T.E. Flap With 0.10c L.E. Flap Configuration for Run 43,
 $\alpha = 14.25^\circ$, and $q_\infty = 30.29$ psf

L.E. FLAP				MAIN				T.E. FLAP			
UPPER SURFACE		LOWER SURFACE		UPPER SURFACE		LOWER SURFACE		UPPER SURFACE		LOWER SURFACE	
X/C	CP	X/C	CP	X/C	CP	X/C	CP	X/C	CP	X/C	CP
.003	.965	.000	.799	.002	-4.907	.000	-5.018	.005	-.488	.000	.488
.008	.459	.003	.026	.005	-4.803	.010	.490	.015	-1.298	.005	1.005
.014	-.207	.008	.131	.011	-4.824	.020	.943	.030	-1.388	.015	.651
.020	-.724	.015	.099	.020	-3.860	.030	.902	.060	-1.112	.030	.271
.030	-1.571	.023	.109	.030	-3.204	.045	.949	.090	-1.066	.045	.487
.045	-2.060	.030	.169	.045	-2.651	.065	.945	.130	-.521	.060	.555
.060	-2.124	.040	.098	.060	-2.379	.085	.880	.170	-.205	.090	.534
.075	-2.200	.050	.184	.080	-2.007	.110	.962	.210	-.012	.130	.623
.090	-2.428	.063	.508	.100	-1.875	.135	.789			.170	.519
		.075	.412	.120	-1.716	.165	.760			.200	.535
		.087	-.681	.140	-1.564	.195	.574			.230	.409
		.100	-3.380	.165	-1.476	.225	.377			.250	.113
				.190	-1.314	.255	.353				
				.215	-1.328	.300	.269				
				.250	-1.206	.350	.216				
				.300	-1.064	.450	.215				
				.350	-1.004	.550	.177				
				.450	-.867	.650	.111				
				.550	-.832	.700	.202				
				.650	-.807	.749	.282				
				.700	-.713	.779	.435				
				.750	-.699	.805	.616				
				.800	-.629	.825	.642				
				.825	-.629	.840	.639				
				.845	-.584	.855	.638				
				.864	-.314	.870	-.326				

Table 217. Pressure Data for T.E. Flap With 0.10c L.E. Flap Configuration for Run 45, $\alpha = -14.03^\circ$, and $q_\infty = 15.14$ psf

L.E. FLAP				MAIN				T.E. FLAP			
UPPER SURFACE		LOWER SURFACE		UPPER SURFACE		LOWER SURFACE		UPPER SURFACE		LOWER SURFACE	
X/C	CP	X/C	CP	X/C	CP	X/C	CP	X/C	CP	X/C	CP
.003	-.477	.000	-.345	.002	-.887	.000	-.887	.005	-.399	.000	-.428
.008	-.116	.003	-.299	.005	-.803	.010	-.481	.015	-.629	.005	-.444
.014	.316	.008	-.395	.011	.488	.020	-.337	.030	-.764	.015	-.551
.020	.767	.015	-.523	.020	.690	.030	-.526	.060	-1.015	.030	-.544
.030	.825	.023	-.511	.030	.534	.045	-.461	.090	-1.290	.045	-.459
.045	.562	.030	-.317	.045	.324	.065	-.416	.130	-.866	.060	-.416
.060	.874	.040	-.367	.060	.212	.085	-.441	.170	-.586	.090	-.614
.075	.780	.050	-.515	.080	.342	.110	-.247	.210	-.459	.130	-.418
.090	.431	.063	-.473	.100	.160	.135	-.493			.170	-.510
		.075	-.510	.120	.145	.165	-.469			.200	-.401
		.087	-.454	.140	.174	.195	-.504			.230	-.453
		.100	-.404	.165	.094	.225	-.494			.250	-.481
				.190	.161	.255	-.464				
				.215	-.026	.300	-.500				
				.250	-.011	.350	-.499				
				.300	-.007	.450	-.397				
				.350	-.070	.550	-.381				
				.450	-.132	.650	-.494				
				.550	-.316	.700	-.466				
				.650	-.488	.749	-.497				
				.700	-.458	.779	-.343				
				.750	-.581	.805	-.327				
				.800	-.645	.825	-.386				
				.825	-.780	.840	-.457				
				.845	-.822	.855	-.432				
				.864	-.455	.870	-.503				

Table 218. Pressure Data for T.E. Flap With 0.10c L.E. Flap Configuration for Run 45, $\alpha = -12.01^\circ$, and $q_\infty = 15.03$ psf

L.E. FLAP				MAIN				T.E. FLAP			
UPPER SURFACE		LOWER SURFACE		UPPER SURFACE		LOWER SURFACE		UPPER SURFACE		LOWER SURFACE	
X/C	CP	X/C	CP	X/C	CP	X/C	CP	X/C	CP	X/C	CP
.003	-.357	.000	-.304	.002	-.778	.000	-.651	.005	-.404	.000	-.446
.008	.025	.003	-.295	.005	-.730	.010	-.420	.015	-.626	.005	-.443
.014	.443	.008	-.369	.011	-.257	.020	-.328	.030	-.794	.015	-.543
.020	.831	.015	-.484	.020	.734	.030	-.474	.060	-1.035	.030	-.540
.030	.874	.023	-.481	.030	.489	.045	-.421	.090	-1.227	.045	-.449
.045	.540	.030	-.341	.045	.275	.065	-.399	.130	-.848	.060	-.424
.060	.821	.040	-.377	.060	.168	.085	-.404	.170	-.592	.090	-.560
.075	.658	.050	-.373	.080	.266	.110	-.283	.210	-.466	.130	-.413
.090	.355	.063	-.299	.100	.109	.135	-.447			.170	-.479
		.075	-.507	.120	.086	.165	-.430			.200	-.397
		.087	-.479	.140	.104	.195	-.468			.230	-.445
		.100	-.400	.165	.031	.225	-.449			.250	-.455
				.190	.086	.255	-.434				
				.215	-.062	.300	-.461				
				.250	-.056	.350	-.462				
				.300	-.053	.450	-.406				
				.350	-.121	.550	-.382				
				.450	-.189	.650	-.472				
				.550	-.342	.700	-.456				
				.650	-.484	.749	-.482				
				.700	-.485	.779	-.356				
				.750	-.589	.805	-.322				
				.800	-.646	.825	-.379				
				.825	-.745	.840	-.434				
				.845	-.778	.855	-.414				
				.864	-.480	.870	-.508				

Table 219. Pressure Data for T.E. Flap With 0.10c L.E. Flap Configuration for Run 45,
 $\alpha = -10.05^\circ$, and $q_\infty = 14.92$ psf

L.E. FLAP				MAIN				T.E. FLAP			
UPPER SURFACE		LOWER SURFACE		UPPER SURFACE		LOWER SURFACE		UPPER SURFACE		LOWER SURFACE	
X/C	CP	X/C	CP	X/C	CP	X/C	CP	X/C	CP	X/C	CP
.003	-.352	.000	-.314	.002	-.812	.000	-.429	.005	-.388	.000	-.442
.008	.125	.003	-.305	.005	-.752	.010	-.403	.015	-.578	.005	-.423
.014	.537	.008	-.372	.011	-.533	.020	-.324	.030	-.721	.015	-.528
.020	.897	.015	-.466	.020	.821	.030	-.460	.060	-.954	.030	-.531
.030	.902	.023	-.458	.030	.460	.045	-.410	.090	-1.119	.045	-.439
.045	.517	.030	-.344	.045	.232	.065	-.398	.130	-.763	.060	-.415
.060	.767	.040	-.395	.060	.124	.085	-.401	.170	-.529	.090	-.530
.075	.615	.050	-.413	.080	.202	.110	-.299	.210	-.423	.130	-.398
.090	.271	.063	-.274	.100	.056	.135	-.443			.170	-.457
		.075	-.314	.120	.038	.165	-.426			.200	-.357
		.087	-.559	.140	.052	.195	-.458			.230	-.420
		.100	-.484	.165	-.005	.225	-.443			.250	-.430
				.190	.044	.255	-.434				
				.215	-.093	.300	-.467				
				.250	-.088	.350	-.469				
				.300	-.080	.450	-.418				
				.350	-.151	.550	-.386				
				.450	-.209	.650	-.462				
				.550	-.343	.700	-.448				
				.650	-.470	.749	-.468				
				.700	-.475	.779	-.349				
				.750	-.570	.805	-.317				
				.800	-.623	.825	-.369				
				.825	-.708	.840	-.425				
				.845	-.738	.855	-.405				
				.864	-.460	.870	-.489				

Table 220. Pressure Data for T.E. Flap With 0.10c L.E. Flap Configuration for Run 45,
 $\alpha = -8.00^\circ$, and $q_\infty = 15.03$ psf

L.E. FLAP				MAIN				T.E. FLAP			
UPPER SURFACE		LOWER SURFACE		UPPER SURFACE		LOWER SURFACE		UPPER SURFACE		LOWER SURFACE	
X/C	CP	X/C	CP	X/C	CP	X/C	CP	X/C	CP	X/C	CP
.003	-.321	.000	-.341	.002	-.763	.000	-.423	.005	-.372	.000	-.422
.008	.210	.003	-.343	.005	-.797	.010	-.417	.015	-.537	.005	-.405
.014	.610	.008	-.391	.011	-.627	.020	-.352	.030	-.653	.015	-.507
.020	.934	.015	-.470	.020	.843	.030	-.473	.060	-.865	.030	-.517
.030	.518	.023	-.468	.030	.448	.045	-.429	.090	-.994	.045	-.411
.045	.873	.030	-.363	.045	.186	.065	-.424	.130	-.664	.060	-.390
.060	.716	.040	-.405	.060	.080	.085	-.424	.170	-.448	.090	-.475
.075	.538	.050	-.439	.080	.140	.110	-.343	.210	-.355	.130	-.358
.090	.191	.063	-.333	.100	.015	.135	-.459			.170	-.407
		.075	-.332	.120	-.006	.165	-.447			.200	-.320
		.087	-.472	.140	.003	.195	-.480			.230	-.371
		.100	-.568	.165	-.045	.225	-.471			.250	-.391
				.190	-.004	.255	-.467				
				.215	-.121	.300	-.501				
				.250	-.118	.350	-.497				
				.300	-.106	.450	-.447				
				.350	-.174	.550	-.397				
				.450	-.230	.650	-.446				
				.550	-.345	.700	-.434				
				.650	-.452	.749	-.444				
				.700	-.461	.779	-.333				
				.750	-.543	.805	-.294				
				.800	-.586	.825	-.359				
				.825	-.657	.840	-.400				
				.845	-.687	.855	-.383				
				.864	-.428	.870	-.465				

Table 221. Pressure Data for T.E. Flap With 0.10c L.E. Flap Configuration for Run 45, $\alpha = -6.01^\circ$, and $q_\infty = 15.03$ psf

L.E. FLAP				MAIN				T.E. FLAP			
UPPER SURFACE		LOWER SURFACE		UPPER SURFACE		LOWER SURFACE		UPPER SURFACE		LOWER SURFACE	
X/C	CP	X/C	CP	X/C	CP	X/C	CP	X/C	CP	X/C	CP
.003	-.253	.000	-.392	.002	-.592	.000	-.442	.005	-.335	.000	-.398
.008	.295	.003	-.384	.005	-.719	.010	-.440	.015	-.447	.005	-.371
.014	.660	.008	-.420	.011	-.691	.020	-.387	.030	-.500	.015	-.465
.020	.564	.015	-.484	.020	.299	.030	-.486	.060	-.681	.030	-.468
.030	.522	.023	-.468	.030	.482	.045	-.448	.090	-.744	.045	-.355
.045	.829	.030	-.391	.045	.166	.065	-.457	.130	-.455	.060	-.351
.060	.624	.040	-.433	.060	.047	.085	-.452	.170	-.286	.090	-.396
.075	.450	.050	-.461	.080	.083	.110	-.389	.210	-.218	.130	-.295
.090	.119	.063	-.388	.100	-.035	.135	-.484			.170	-.312
		.075	-.402	.120	-.056	.165	-.474			.200	-.227
		.087	-.397	.140	-.047	.195	-.508			.230	-.258
		.100	-.561	.165	-.088	.225	-.502			.250	-.257
				.190	-.054	.255	-.496				
				.215	-.154	.300	-.524				
				.250	-.149	.350	-.516				
				.300	-.131	.450	-.459				
				.350	-.195	.550	-.404				
				.450	-.246	.650	-.441				
				.550	-.337	.700	-.424				
				.650	-.423	.749	-.424				
				.700	-.429	.779	-.330				
				.750	-.499	.805	-.289				
				.800	-.529	.825	-.335				
				.825	-.580	.840	-.374				
				.845	-.603	.855	-.352				
				.864	-.378	.870	-.422				

Table 222. Pressure Data for T.E. Flap With 0.10c L.E. Flap Configuration for Run 45, $\alpha = -4.00^\circ$, and $q_\infty = 15.03$ psf

L.E. FLAP				MAIN				T.E. FLAP			
UPPER SURFACE		LOWER SURFACE		UPPER SURFACE		LOWER SURFACE		UPPER SURFACE		LOWER SURFACE	
X/C	CP	X/C	CP	X/C	CP	X/C	CP	X/C	CP	X/C	CP
.003	-.265	.000	-.443	.002	-.550	.000	-.486	.005	-.272	.000	-.338
.008	.366	.003	-.432	.005	-.616	.010	-.483	.015	-.361	.005	-.301
.014	.757	.008	-.470	.011	-.662	.020	-.442	.030	-.363	.015	-.394
.020	.986	.015	-.513	.020	-.439	.030	-.521	.060	-.504	.030	-.395
.030	.935	.023	-.502	.030	.352	.045	-.496	.090	-.502	.045	-.285
.045	.784	.030	-.441	.045	.181	.065	-.502	.130	-.273	.060	-.282
.060	.575	.040	-.482	.060	.038	.085	-.494	.170	-.163	.090	-.289
.075	.377	.050	-.497	.080	.032	.110	-.448	.210	-.126	.130	-.210
.090	.062	.063	-.450	.100	-.071	.135	-.526			.170	-.220
		.075	-.472	.120	-.098	.165	-.513			.200	-.134
		.087	-.445	.140	-.094	.195	-.553			.230	-.155
		.100	-.495	.165	-.120	.225	-.547			.250	-.159
				.190	-.092	.255	-.541				
				.215	-.175	.300	-.562				
				.250	-.172	.350	-.532				
				.300	-.155	.450	-.452				
				.350	-.218	.550	-.362				
				.450	-.257	.650	-.370				
				.550	-.322	.700	-.363				
				.650	-.386	.749	-.372				
				.700	-.392	.779	-.299				
				.750	-.444	.805	-.248				
				.800	-.463	.825	-.269				
				.825	-.485	.840	-.305				
				.845	-.503	.855	-.291				
				.864	-.309	.870	-.350				

Table 223. Pressure Data for T.E. Flap With 0.10c L.E. Flap Configuration for Run 45,
 $\alpha = -2.00^\circ$, and $q_\infty = 15.14$ psf

L.E. FLAP				MAIN				T.E. FLAP			
UPPER SURFACE		LOWER SURFACE		UPPER SURFACE		LOWER SURFACE		UPPER SURFACE		LOWER SURFACE	
X/C	CP	X/C	CP	X/C	CP	X/C	CP	X/C	CP	X/C	CP
.003	-.283	.000	-.548	.002	-.627	.000	-.575	.005	-.116	.000	-.178
.008	.355	.003	-.537	.005	-.677	.010	-.571	.015	-.205	.005	-.118
.014	.786	.008	-.566	.011	-.733	.020	-.534	.030	-.244	.015	-.170
.020	1.001	.015	-.602	.020	-.655	.030	-.601	.060	-.293	.030	-.133
.030	.933	.023	-.592	.030	.315	.045	-.582	.090	-.239	.045	-.053
.045	.650	.030	-.549	.045	.163	.065	-.592	.130	-.131	.060	-.070
.060	.511	.040	-.575	.060	.011	.085	-.579	.170	-.070	.090	-.074
.075	.310	.050	-.588	.080	-.009	.110	-.547	.210	-.051	.130	-.017
.090	-.002	.063	-.548	.100	-.103	.135	-.608			.170	-.024
		.075	-.565	.120	-.121	.165	-.599			.200	.043
		.087	-.543	.140	-.121	.195	-.638			.230	-.031
		.100	-.571	.165	-.141	.225	-.631			.250	-.051
				.190	-.114	.255	-.622				
				.215	-.182	.300	-.620				
				.250	-.180	.350	-.557				
				.300	-.157	.450	-.421				
				.350	-.214	.550	-.267				
				.450	-.242	.650	-.227				
				.550	-.284	.700	-.204				
				.650	-.316	.749	-.196				
				.700	-.320	.779	-.137				
				.750	-.348	.805	-.106				
				.800	-.337	.825	-.130				
				.825	-.333	.840	-.142				
				.845	-.334	.855	-.119				
				.864	-.135	.870	-.170				

Table 224. Pressure Data for T.E. Flap With 0.10c L.E. Flap Configuration for Run 45,
 $\alpha = 0.07^\circ$, and $q_\infty = 15.03$ psf

L.E. FLAP				MAIN				T.E. FLAP			
UPPER SURFACE		LOWER SURFACE		UPPER SURFACE		LOWER SURFACE		UPPER SURFACE		LOWER SURFACE	
X/C	CP	X/C	CP	X/C	CP	X/C	CP	X/C	CP	X/C	CP
.003	-.071	.000	-.538	.002	-.712	.000	-.595	.005	-.134	.000	.036
.008	.516	.003	-.529	.005	-.844	.010	-.734	.015	-.595	.005	.441
.014	.833	.008	-.636	.011	-.764	.020	-.520	.030	-.656	.015	.337
.020	1.085	.015	-.759	.020	-.743	.030	-.766	.060	-.612	.030	.221
.030	.773	.023	-.727	.030	-.663	.045	-.707	.090	-.846	.045	.325
.045	.562	.030	-.526	.045	-.486	.065	-.621	.130	-.334	.060	.395
.060	.336	.040	-.629	.060	-.364	.085	-.673	.170	-.013	.090	.159
.075	.166	.050	-.725	.080	-.112	.110	-.370	.210	.115	.130	.427
.090	-.224	.063	-.553	.100	-.327	.135	-.750			.170	.290
		.075	-.598	.120	-.316	.165	-.729			.200	.405
		.087	-.582	.140	-.245	.195	-.784			.230	.250
		.100	-.554	.165	-.343	.225	-.722			.250	.038
				.190	-.201	.255	-.518				
				.215	-.413	.300	-.359				
				.250	-.340	.350	-.244				
				.300	-.277	.450	-.021				
				.350	-.287	.550	.005				
				.450	-.251	.650	-.062				
				.550	-.380	.700	.068				
				.650	-.464	.749	.087				
				.700	-.337	.779	.295				
				.750	-.401	.805	.313				
				.800	-.363	.825	.264				
				.825	-.487	.840	.201				
				.845	-.492	.855	.235				
				.864	-.041	.870	-.061				

Table 225. Pressure Data for T.E. Flap With 0.10c L.E. Flap Configuration for Run 45,
 $\alpha = 2.01^\circ$, and $q_\infty = 15.26$ psf

L.E. FLAP				MAIN				T.E. FLAP			
UPPER SURFACE		LOWER SURFACE		UPPER SURFACE		LOWER SURFACE		UPPER SURFACE		LOWER SURFACE	
X/C	CP	X/C	CP	X/C	CP	X/C	CP	X/C	CP	X/C	CP
.003	.215	.000	-.436	.002	-.789	.000	-.669	.005	-.321	.000	.146
.008	.705	.003	-.377	.005	-.917	.010	-.650	.015	-.882	.005	.752
.014	.564	.008	-.491	.011	-.839	.020	-.431	.030	-.912	.015	.506
.020	1.066	.015	-.612	.020	-.793	.030	-.664	.060	-.777	.030	.215
.030	.633	.023	-.587	.030	-.698	.045	-.609	.090	-.981	.045	.394
.045	.257	.030	-.391	.045	-.763	.065	-.542	.130	-.435	.060	.470
.060	.140	.040	-.481	.060	-.800	.085	-.605	.170	-.088	.090	.292
.075	-.015	.050	-.562	.080	-.524	.110	-.325	.210	.085	.130	.527
.090	-.261	.063	-.415	.100	-.657	.135	-.651			.170	.377
		.075	-.478	.120	-.588	.165	-.552			.200	.473
		.087	-.511	.140	-.478	.195	-.427			.230	.340
		.100	-.617	.165	-.527	.225	-.098			.250	.076
				.190	-.362	.255	.080				
				.215	-.551	.300	-.005				
				.250	-.463	.350	-.106				
				.300	-.389	.450	-.018				
				.350	-.393	.550	-.008				
				.450	-.349	.650	-.075				
				.550	-.459	.700	.092				
				.650	-.534	.749	.142				
				.700	-.407	.779	.383				
				.750	-.463	.805	.419				
				.800	-.423	.825	.377				
				.825	-.538	.840	.327				
				.845	-.543	.855	.363				
				.864	-.094	.870	-.118				

Table 226. Pressure Data for T.E. Flap With 0.10c L.E. Flap Configuration for Run 45,
 $\alpha = 4.02^\circ$, and $q_\infty = 15.03$ psf

L.E. FLAP				MAIN				T.E. FLAP			
UPPER SURFACE		LOWER SURFACE		UPPER SURFACE		LOWER SURFACE		UPPER SURFACE		LOWER SURFACE	
X/C	CP	X/C	CP	X/C	CP	X/C	CP	X/C	CP	X/C	CP
.003	.478	.000	-.385	.002	-1.113	.000	-1.069	.005	-.439	.000	.174
.008	.843	.003	-.247	.005	-1.230	.010	-.623	.015	-1.037	.005	.893
.014	.524	.008	-.341	.011	-1.151	.020	-.370	.030	-1.034	.015	.555
.020	.553	.015	-.477	.020	-1.087	.030	-.588	.060	-.850	.030	.186
.030	.468	.023	-.467	.030	-.950	.045	-.535	.090	-1.031	.045	.395
.045	.122	.030	-.271	.045	-.973	.065	-.464	.130	-.468	.060	.493
.060	-.057	.040	-.349	.060	-.985	.085	-.479	.170	-.117	.090	.339
.075	-.234	.050	-.417	.080	-.696	.110	-.079	.210	.063	.130	.562
.090	-.560	.063	-.278	.100	-.817	.135	-.210			.170	.408
		.075	-.360	.120	-.748	.165	.077			.200	.501
		.087	-.486	.140	-.645	.195	.266			.230	.359
		.100	-.832	.165	-.686	.225	.217			.250	.082
				.190	-.517	.255	.142				
				.215	-.688	.300	-.035				
				.250	-.590	.350	-.120				
				.300	-.499	.450	-.016				
				.350	-.492	.550	.004				
				.450	-.430	.650	-.070				
				.550	-.524	.700	.105				
				.650	-.586	.749	.158				
				.700	-.459	.779	.408				
				.750	-.502	.805	.455				
				.800	-.460	.825	.410				
				.825	-.570	.840	.364				
				.845	-.575	.855	.408				
				.864	-.132	.870	-.159				

Table 227. Pressure Data for T.E. Flap With 0.10c L.E. Flap Configuration for Run 45,
 $\alpha = 6.09^\circ$, and $q_\infty = 15.14$ psf

L.E. FLAP				MAIN				T.E. FLAP			
UPPER SURFACE		LOWER SURFACE		UPPER SURFACE		LOWER SURFACE		UPPER SURFACE		LOWER SURFACE	
X/C	CP	X/C	CP	X/C	CP	X/C	CP	X/C	CP	X/C	CP
.003	.751	.000	-.179	.002	-1.601	.000	-1.897	.005	-.543	.000	.208
.008	.525	.003	-.080	.005	-1.663	.010	-.721	.015	-1.167	.005	.974
.014	.862	.008	-.180	.011	-1.569	.020	-.357	.030	-1.129	.015	.590
.020	.785	.015	-.330	.020	-1.461	.030	-.504	.060	-.892	.030	.186
.030	.162	.023	-.375	.030	-1.283	.045	-.327	.090	-1.046	.045	.408
.045	-.225	.030	-.205	.045	-1.247	.065	-.017	.130	-.486	.060	.511
.060	-.425	.040	-.256	.060	-1.218	.085	.231	.170	-.141	.090	.378
.075	-.550	.050	-.275	.080	-.909	.110	.777	.210	.042	.130	.584
.090	-.853	.063	-.112	.100	-1.002	.135	.556			.170	.432
		.075	-.204	.120	-.920	.165	.584			.200	.515
		.087	-.434	.140	-.806	.195	.373			.230	.375
		.100	-1.189	.165	-.836	.225	.091			.250	.099
				.190	-.663	.255	.062				
				.215	-.820	.300	-.057				
				.250	-.710	.350	-.109				
				.300	-.610	.450	.011				
				.350	-.594	.550	.028				
				.450	-.516	.650	-.055				
				.550	-.585	.700	.120				
				.650	-.630	.749	.172				
				.700	-.502	.779	.425				
				.750	-.538	.805	.479				
				.800	-.493	.825	.435				
				.825	-.593	.840	.392				
				.845	-.596	.855	.448				
				.864	-.169	.870	-.206				

Table 228. Pressure Data for T.E. Flap With 0.10c L.E. Flap Configuration for Run 45,
 $\alpha = 8.04^\circ$, and $q_\infty = 14.92$ psf

L.E. FLAP				MAIN				T.E. FLAP			
UPPER SURFACE		LOWER SURFACE		UPPER SURFACE		LOWER SURFACE		UPPER SURFACE		LOWER SURFACE	
X/C	CP	X/C	CP	X/C	CP	X/C	CP	X/C	CP	X/C	CP
.003	.551	.000	.127	.002	-2.188	.000	-2.826	.005	-.573	.000	.243
.008	.935	.003	.049	.005	-2.146	.010	-.743	.015	-1.224	.005	1.010
.014	.659	.008	-.060	.011	-2.007	.020	-.113	.030	-1.175	.015	.522
.020	.518	.015	-.205	.020	-1.825	.030	-.054	.060	-.910	.030	.212
.030	-.208	.023	-.306	.030	-1.597	.045	.378	.090	-1.050	.045	.428
.045	-.621	.030	-.209	.045	-1.500	.065	.723	.130	-.485	.060	.539
.060	-.781	.040	-.233	.060	-1.436	.085	.768	.170	-.140	.090	.413
.075	-.882	.050	-.168	.080	-1.105	.110	.995	.210	.041	.130	.616
.090	-1.141	.063	.064	.100	-1.174	.135	.655			.170	.456
		.075	.024	.120	-1.077	.165	.616			.200	.541
		.087	-.304	.140	-.953	.195	.358			.230	.390
		.100	-1.518	.165	-.967	.225	.091			.250	.105
				.190	-.786	.255	.087				
				.215	-.929	.300	-.010				
				.250	-.815	.350	-.052				
				.300	-.698	.450	.060				
				.350	-.676	.550	.073				
				.450	-.581	.650	-.018				
				.550	-.637	.700	.149				
				.650	-.670	.749	.205				
				.700	-.534	.779	.459				
				.750	-.566	.805	.512				
				.800	-.510	.825	.466				
				.825	-.609	.840	.428				
				.845	-.613	.855	.482				
				.864	-.191	.870	-.227				

Table 229. Pressure Data for T.E. Flap With 0.10c L.E. Flap Configuration for Run 45, $\alpha = 10.04^\circ$, and $q_\infty = 15.26$ psf

L.E. FLAP				MAIN				T.E. FLAP			
UPPER SURFACE		LOWER SURFACE		UPPER SURFACE		LOWER SURFACE		UPPER SURFACE		LOWER SURFACE	
X/C	CP	X/C	CP	X/C	CP	X/C	CP	X/C	CP	X/C	CP
.003	1.013	.000	.183	.002	-3.358	.000	-5.398	.005	-.437	.000	.481
.008	.845	.003	-.242	.005	-3.196	.010	.067	.015	-1.237	.005	1.025
.014	.451	.008	-.306	.011	-2.878	.020	.878	.030	-1.259	.015	.594
.020	.165	.015	-.405	.020	-2.427	.030	.823	.060	-.992	.030	.216
.030	-.653	.023	-.412	.030	-2.064	.045	.904	.090	-1.098	.045	.433
.045	-1.029	.030	-.335	.045	-1.835	.065	.899	.130	-.512	.060	.548
.060	-1.205	.040	-.481	.060	-1.716	.085	.788	.170	-.158	.090	.435
.075	-1.256	.050	-.482	.080	-1.352	.110	.965	.210	.029	.130	.626
.090	-1.454	.063	-.097	.100	-1.375	.135	.654			.170	.473
		.075	.183	.120	-1.260	.165	.627			.200	.550
		.087	-.107	.140	-1.122	.195	.370			.230	.399
		.100	-1.902	.165	-1.112	.225	.126			.250	.107
				.190	-.929	.255	.130				
				.215	-1.050	.300	.046				
				.250	-.932	.350	.007				
				.300	-.809	.450	.104				
				.350	-.775	.550	.106				
				.450	-.666	.650	.019				
				.550	-.705	.700	.115				
				.650	-.726	.749	.215				
				.700	-.596	.779	.441				
				.750	-.618	.805	.609				
				.800	-.558	.825	.606				
				.825	-.642	.840	.588				
				.845	-.638	.855	.617				
				.864	-.221	.870	-.265				

Table 230. Pressure Data for T.E. Flap With 0.10c L.E. Flap Configuration for Run 45, $\alpha = 12.07^\circ$, and $q_\infty = 15.26$ psf

L.E. FLAP				MAIN				T.E. FLAP			
UPPER SURFACE		LOWER SURFACE		UPPER SURFACE		LOWER SURFACE		UPPER SURFACE		LOWER SURFACE	
X/C	CP	X/C	CP	X/C	CP	X/C	CP	X/C	CP	X/C	CP
.003	1.027	.000	.665	.002	-4.356	.000	-5.166	.005	-.433	.000	.439
.008	.572	.003	-.215	.005	-4.080	.010	.489	.015	-1.259	.005	1.028
.014	-.016	.008	-.094	.011	-3.553	.020	.997	.030	-1.308	.015	.612
.020	-.424	.015	-.150	.020	-2.980	.030	.852	.060	-1.047	.030	.249
.030	-1.256	.023	-.136	.030	-2.493	.045	.901	.090	-1.129	.045	.439
.045	-1.654	.030	.014	.045	-2.166	.065	.903	.130	-.525	.060	.564
.060	-1.734	.040	-.116	.060	-2.000	.085	.812	.170	-.158	.090	.453
.075	-1.730	.050	-.215	.080	-1.599	.110	.994	.210	.042	.130	.637
.090	-1.931	.063	.017	.100	-1.596	.135	.696			.170	.489
		.075	.287	.120	-1.459	.165	.675			.200	.555
		.087	-.181	.140	-1.301	.195	.452			.230	.409
		.100	-2.385	.165	-1.273	.225	.237			.250	.126
				.190	-1.083	.255	.237				
				.215	-1.185	.300	.143				
				.250	-1.051	.350	.100				
				.300	-.910	.450	.174				
				.350	-.866	.550	.170				
				.450	-.741	.650	.070				
				.550	-.762	.700	.136				
				.650	-.771	.749	.245				
				.700	-.641	.779	.466				
				.750	-.657	.805	.647				
				.800	-.590	.825	.641				
				.825	-.659	.840	.614				
				.845	-.648	.855	.632				
				.864	-.245	.870	-.287				

Table 231. Pressure Data for T.E. Flap With 0.10c L.E. Flap Configuration for Run 45,
 $\alpha = 14.00^\circ$, and $q_\infty = 15.03$ psf

L.E. FLAP				MAIN				T.E. FLAP			
UPPER SURFACE		LOWER SURFACE		UPPER SURFACE		LOWER SURFACE		UPPER SURFACE		LOWER SURFACE	
X/C	CP	X/C	CP	X/C	CP	X/C	CP	X/C	CP	X/C	CP
.003	.854	.000	.982	.002	-4.423	.060	-4.344	.005	-.428	.000	.514
.008	.153	.003	.310	.005	-4.433	.010	.617	.015	-1.273	.005	1.034
.014	-.603	.008	.178	.011	-4.000	.020	1.020	.030	-1.325	.015	.524
.020	-1.087	.015	.158	.020	-3.424	.030	.858	.060	-1.061	.030	.268
.030	-1.984	.023	.161	.030	-2.824	.045	.908	.090	-1.144	.045	.443
.045	-2.320	.030	.296	.045	-2.441	.065	.916	.130	-.531	.060	.590
.060	-2.252	.040	.204	.060	-2.247	.085	.838	.170	-.161	.090	.465
.075	-2.175	.050	.178	.080	-1.826	.110	1.025	.210	.049	.130	.640
.090	-2.318	.063	.441	.100	-1.785	.135	.734			.170	.500
		.075	.402	.120	-1.629	.165	.718			.200	.570
		.087	-.370	.140	-1.458	.195	.512			.230	.418
		.100	-2.744	.165	-1.409	.225	.317			.250	.127
				.190	-1.205	.255	.316				
				.215	-1.299	.300	.220				
				.250	-1.156	.350	.172				
				.300	-1.000	.450	.231				
				.350	-.944	.550	.218				
				.450	-.802	.650	.109				
				.550	-.806	.700	.162				
				.650	-.800	.749	.272				
				.700	-.668	.779	.482				
				.750	-.684	.805	.655				
				.800	-.610	.825	.661				
				.825	-.675	.840	.628				
				.845	-.663	.855	.637				
				.864	-.259	.870	-.302				

Table 232. Pressure Data for T.E. Flap With 0.10c L.E. Flap Configuration for Run 45,
 $\alpha = 16.00^\circ$, and $q_\infty = 15.03$ psf

L.E. FLAP				MAIN				T.E. FLAP			
UPPER SURFACE		LOWER SURFACE		UPPER SURFACE		LOWER SURFACE		UPPER SURFACE		LOWER SURFACE	
X/C	CP	X/C	CP	X/C	CP	X/C	CP	X/C	CP	X/C	CP
.003	.534	.000	1.048	.002	-5.030	.000	-4.497	.005	-.441	.000	.508
.008	-.245	.003	.641	.005	-5.027	.010	.655	.015	-1.291	.005	1.032
.014	-1.244	.008	.315	.011	-4.522	.020	1.020	.030	-1.345	.015	.634
.020	-1.766	.015	.273	.020	-3.920	.030	.858	.060	-1.078	.030	.285
.030	-2.673	.023	.277	.030	-3.157	.045	.917	.090	-1.147	.045	.445
.045	-2.513	.030	.424	.045	-2.714	.065	.934	.130	-.537	.060	.586
.060	-2.737	.040	.351	.060	-2.479	.085	.859	.170	-.165	.090	.476
.075	-2.554	.050	.369	.080	-2.025	.110	1.048	.210	.040	.130	.546
.090	-2.650	.063	.599	.100	-1.958	.135	.763			.170	.500
		.075	.360	.120	-1.780	.165	.746			.200	.571
		.087	-.561	.140	-1.592	.195	.564			.230	.420
		.100	-3.117	.165	-1.531	.225	.388			.250	.125
				.190	-1.315	.255	.381				
				.215	-1.394	.300	.279				
				.250	-1.238	.350	.221				
				.300	-1.067	.450	.276				
				.350	-1.007	.550	.254				
				.450	-.849	.650	.136				
				.550	-.841	.700	.194				
				.650	-.829	.749	.286				
				.700	-.695	.779	.491				
				.750	-.704	.805	.667				
				.800	-.625	.825	.665				
				.825	-.688	.840	.632				
				.845	-.672	.855	.638				
				.864	-.276	.870	-.318				

Table 233. Pressure Data for T.E. Flap With 0.10c L.E. Flap Configuration for Run 45, $\alpha = 18.00^\circ$, and $q_\infty = 15.14$ psf

L.E. FLAP				MAIN				T.E. FLAP			
UPPER SURFACE		LOWER SURFACE		UPPER SURFACE		LOWER SURFACE		UPPER SURFACE		LOWER SURFACE	
X/C	CP	X/C	CP	X/C	CP	X/C	CP	X/C	CP	X/C	CP
.003	.013	.000	.938	.002	-5.643	.000	-4.850	.005	-.444	.000	.506
.008	-.985	.003	.875	.005	-5.662	.010	.648	.015	-1.302	.005	1.022
.014	-2.023	.008	.470	.011	-5.050	.020	1.002	.030	-1.363	.015	.635
.020	-2.580	.015	.164	.020	-4.406	.030	.851	.060	-1.090	.030	.296
.030	-3.444	.023	.276	.030	-3.509	.045	.919	.090	-1.147	.045	.453
.045	-3.575	.030	.442	.045	-2.993	.065	.943	.130	-.542	.060	.585
.060	-3.264	.040	.612	.060	-2.718	.085	.882	.170	-.176	.090	.480
.075	-3.044	.050	.571	.080	-2.232	.110	1.061	.210	.031	.130	.639
.090	-3.074	.063	.643	.100	-2.131	.135	.789			.170	.501
		.075	.261	.120	-1.938	.165	.776			.200	.558
		.087	-.767	.140	-1.735	.195	.613			.230	.410
		.100	-3.472	.165	-1.657	.225	.454			.250	.117
				.190	-1.429	.255	.443				
				.215	-1.491	.300	.340				
				.250	-1.325	.350	.280				
				.300	-1.142	.450	.318				
				.350	-1.070	.550	.283				
				.450	-.899	.650	.158				
				.550	-.878	.700	.214				
				.650	-.854	.749	.297				
				.700	-.722	.779	.492				
				.750	-.728	.805	.668				
				.800	-.644	.825	.669				
				.825	-.699	.840	.635				
				.845	-.681	.855	.638				
				.864	-.299	.870	-.334				

Table 234. Pressure Data for T.E. Flap With 0.10c L.E. Flap Configuration for Run 45, $\alpha = 20.07^\circ$, and $q_\infty = 15.03$ psf

L.E. FLAP				MAIN				T.E. FLAP			
UPPER SURFACE		LOWER SURFACE		UPPER SURFACE		LOWER SURFACE		UPPER SURFACE		LOWER SURFACE	
X/C	CP	X/C	CP	X/C	CP	X/C	CP	X/C	CP	X/C	CP
.003	-.665	.000	.594	.002	-6.195	.000	-5.376	.005	-.432	.000	.512
.008	-1.768	.003	1.026	.005	-6.208	.010	.602	.015	-1.291	.005	1.034
.014	-2.903	.008	.711	.011	-5.535	.020	.990	.030	-1.341	.015	.652
.020	-3.455	.015	.382	.020	-4.761	.030	.850	.060	-1.063	.030	.315
.030	-4.250	.023	.407	.030	-3.828	.045	.931	.090	-1.111	.045	.470
.045	-4.261	.030	.601	.045	-3.248	.065	.961	.130	-.520	.060	.599
.060	-3.766	.040	.588	.060	-2.936	.085	.908	.170	-.164	.090	.493
.075	-3.446	.050	.604	.080	-2.416	.110	1.090	.210	.032	.130	.654
.090	-3.357	.063	.654	.100	-2.287	.135	.820			.170	.512
		.075	.227	.120	-2.074	.165	.812			.200	.578
		.087	-.903	.140	-1.856	.195	.666			.230	.421
		.100	-3.791	.165	-1.758	.225	.526			.250	.123
				.190	-1.518	.255	.511				
				.215	-1.570	.300	.408				
				.250	-1.392	.350	.345				
				.300	-1.195	.450	.372				
				.350	-1.111	.550	.330				
				.450	-.926	.650	.192				
				.550	-.892	.700	.254				
				.650	-.853	.749	.323				
				.700	-.720	.779	.510				
				.750	-.720	.805	.683				
				.800	-.638	.825	.660				
				.825	-.692	.840	.652				
				.845	-.676	.855	.655				
				.864	-.297	.870	-.333				

Table 235. Pressure Data for T.E. Flap With 0.10c L.E. Flap Configuration for Run 45,
 $\alpha = 22.11^\circ$, and $q_\infty = 14.92$ psf

L.E. FLAP				MAIN				T.E. FLAP			
UPPER SURFACE		LOWER SURFACE		UPPER SURFACE		LOWER SURFACE		UPPER SURFACE		LOWER SURFACE	
X/C	CP	X/C	CP	X/C	CP	X/C	CP	X/C	CP	X/C	CP
.003	-1.552	.000	-.020	.002	-6.821	.006	-5.980	.005	-.442	.000	.509
.008	-2.757	.003	1.019	.005	-6.827	.016	.536	.015	-1.297	.005	1.036
.014	-3.951	.008	.876	.011	-6.087	.020	.960	.030	-1.334	.015	.652
.020	-4.452	.015	.566	.020	-5.087	.030	.837	.060	-1.040	.030	.332
.030	-5.265	.023	.499	.030	-4.205	.045	.930	.090	-1.090	.045	.452
.045	-5.025	.030	.669	.045	-3.553	.065	.974	.130	-.515	.060	.605
.060	-4.365	.040	.649	.060	-3.195	.085	.925	.170	-.174	.090	.499
.075	-3.964	.050	.586	.080	-2.637	.110	1.111	.210	.013	.130	.653
.090	-3.856	.063	.644	.100	-2.478	.135	.846			.170	.513
		.075	.179	.120	-2.241	.165	.838			.200	.576
		.087	-1.062	.140	-2.007	.195	.711			.230	.415
		.100	-4.196	.165	-1.893	.225	.586			.250	.110
				.190	-1.639	.255	.572				
				.215	-1.674	.300	.465				
				.250	-1.487	.350	.399				
				.300	-1.271	.450	.410				
				.350	-1.176	.550	.365				
				.450	-.970	.650	.219				
				.550	-.921	.700	.282				
				.650	-.871	.749	.338				
				.700	-.738	.779	.514				
				.750	-.729	.805	.690				
				.800	-.646	.825	.689				
				.825	-.700	.840	.656				
				.845	-.687	.855	.659				
				.864	-.304	.870	-.349				

Table 236. Pressure Data for T.E. Flap With 0.10c L.E. Flap Configuration for Run 45,
 $\alpha = 24.07^\circ$, and $q_\infty = 15.26$ psf

L.E. FLAP				MAIN				T.E. FLAP			
UPPER SURFACE		LOWER SURFACE		UPPER SURFACE		LOWER SURFACE		UPPER SURFACE		LOWER SURFACE	
X/C	CP	X/C	CP	X/C	CP	X/C	CP	X/C	CP	X/C	CP
.003	-2.527	.000	-.775	.002	-7.273	.000	-6.435	.005	-.437	.000	.504
.008	-3.683	.003	.890	.005	-7.265	.010	.488	.015	-1.282	.005	1.035
.014	-4.906	.008	.950	.011	-6.477	.020	.933	.030	-1.306	.015	.574
.020	-5.417	.015	.711	.020	-5.284	.030	.827	.060	-1.004	.030	.348
.030	-6.076	.023	.604	.030	-4.468	.045	.929	.090	-1.052	.045	.503
.045	-5.657	.030	.740	.045	-3.749	.065	.979	.130	-.499	.060	.615
.060	-4.863	.040	.677	.060	-3.359	.085	.937	.170	-.179	.090	.512
.075	-4.363	.050	.610	.080	-2.777	.110	1.121	.210	-.003	.130	.551
.090	-4.152	.063	.639	.100	-2.589	.135	.864			.170	.518
		.075	.142	.120	-2.339	.165	.865			.200	.572
		.087	-1.171	.140	-2.094	.195	.751			.230	.413
		.100	-4.485	.165	-1.962	.225	.643			.250	.097
				.190	-1.698	.255	.628				
				.215	-1.722	.300	.522				
				.250	-1.523	.350	.453				
				.300	-1.299	.450	.458				
				.350	-1.195	.550	.402				
				.450	-.978	.650	.250				
				.550	-.914	.700	.314				
				.650	-.862	.749	.358				
				.700	-.723	.779	.522				
				.750	-.713	.805	.695				
				.800	-.631	.825	.692				
				.825	-.684	.840	.662				
				.845	-.674	.855	.666				
				.864	-.307	.870	-.351				

Table 237. Pressure Data for T.E. Flap With 0.10c L.E. Flap Configuration for Run 45, $\alpha = 26.99^\circ$, and $q_\infty = 15.03$ psf

L.E. FLAP				MAIN				T.E. FLAP			
UPPER SURFACE		LOWER SURFACE		UPPER SURFACE		LOWER SURFACE		UPPER SURFACE		LOWER SURFACE	
X/C	CP	X/C	CP	X/C	CP	X/C	CP	X/C	CP	X/C	CP
.003	-4.131	.000	-2.204	.002	-7.962	.000	-7.132	.005	-.429	.000	.507
.008	-5.240	.003	.482	.005	-7.933	.010	.395	.015	-1.258	.005	1.041
.014	-6.466	.008	.942	.011	-7.072	.020	.890	.030	-1.235	.015	.697
.020	-6.853	.015	.829	.020	-5.673	.030	.802	.060	-.916	.030	.369
.030	-7.375	.023	.722	.030	-4.860	.045	.922	.090	-.978	.045	.518
.045	-6.665	.030	.814	.045	-4.052	.065	.980	.130	-.475	.060	.625
.060	-5.621	.040	.715	.060	-3.612	.085	.950	.170	-.198	.090	.515
.075	-4.575	.050	.626	.080	-2.986	.110	1.136	.210	-.051	.130	.657
.090	-4.659	.063	.626	.100	-2.763	.135	.885			.170	.519
		.075	.094	.120	-2.485	.165	.890			.200	.557
		.087	-1.340	.140	-2.220	.195	.796			.230	.397
		.100	-4.926	.165	-2.068	.225	.713			.250	.052
				.190	-1.791	.255	.696				
				.215	-1.795	.300	.591				
				.250	-1.581	.350	.523				
				.300	-1.341	.450	.517				
				.350	-1.221	.550	.458				
				.450	-.984	.650	.288				
				.550	-.905	.700	.348				
				.650	-.837	.749	.372				
				.700	-.692	.779	.517				
				.750	-.680	.805	.700				
				.800	-.603	.825	.707				
				.825	-.663	.840	.681				
				.845	-.666	.855	.678				
				.864	-.321	.870	-.371				

Table 238. Pressure Data for T.E. Flap With 0.10c L.E. Flap Configuration for Run 45, $\alpha = 28.01^\circ$, and $q_\infty = 14.92$ psf

L.E. FLAP				MAIN				T.E. FLAP			
UPPER SURFACE		LOWER SURFACE		UPPER SURFACE		LOWER SURFACE		UPPER SURFACE		LOWER SURFACE	
X/C	CP	X/C	CP	X/C	CP	X/C	CP	X/C	CP	X/C	CP
.003	-4.821	.000	-2.854	.002	-8.215	.000	-7.389	.005	-.456	.000	.487
.008	-5.889	.003	.257	.005	-8.178	.010	.358	.015	-1.275	.005	1.034
.014	-7.106	.008	.898	.011	-7.291	.020	.866	.030	-1.212	.015	.685
.020	-7.487	.015	.849	.020	-5.821	.030	.784	.060	-.881	.030	.352
.030	-7.855	.023	.754	.030	-4.999	.045	.910	.090	-.954	.045	.517
.045	-7.063	.030	.826	.045	-4.161	.065	.973	.130	-.482	.060	.620
.060	-5.520	.040	.719	.060	-3.705	.085	.947	.170	-.222	.090	.513
.075	-5.210	.050	.623	.080	-3.060	.110	1.133	.210	-.096	.130	.658
.090	-4.886	.063	.624	.100	-2.824	.135	.890			.170	.507
		.075	.066	.120	-2.536	.165	.891			.200	.555
		.087	-1.406	.140	-2.265	.195	.804			.230	.381
		.100	-5.089	.165	-2.103	.225	.728			.250	.011
				.190	-1.822	.255	.714				
				.215	-1.822	.300	.609				
				.250	-1.602	.350	.538				
				.300	-1.356	.450	.530				
				.350	-1.233	.550	.465				
				.450	-.986	.650	.292				
				.550	-.902	.700	.350				
				.650	-.828	.749	.367				
				.700	-.667	.779	.512				
				.750	-.677	.805	.694				
				.800	-.603	.825	.700				
				.825	-.674	.840	.672				
				.845	-.688	.855	.669				
				.864	-.358	.870	-.409				

Table 239. Pressure Data for T.E. Flap With 0.10c L.E. Flap Configuration for Run 46,
 $\alpha = -14.03^\circ$, and $q_\infty = 30.06$ psf

L.E. FLAP				MAIN				T.E. FLAP			
UPPER SURFACE		LOWER SURFACE		UPPER SURFACE		LOWER SURFACE		UPPER SURFACE		LOWER SURFACE	
X/C	CF	X/C	CP	X/C	CP	X/C	CP	X/C	CP	X/C	CP
.003	-.717	.000	-.416	.002	-.894	.000	-.971	.005	-.442	.000	-.459
.008	-.217	.003	-.328	.005	-.780	.010	-.496	.015	-.641	.005	-.484
.014	.272	.008	-.398	.011	.570	.020	-.373	.030	-.811	.015	-.557
.020	.713	.015	-.496	.020	.717	.030	-.513	.060	-1.062	.030	-.552
.030	.835	.023	-.489	.030	.541	.045	-.475	.090	-1.282	.045	-.484
.045	.570	.030	-.337	.045	.356	.065	-.426	.130	-.878	.060	-.434
.060	.888	.040	-.399	.060	.247	.085	-.455	.170	-.618	.090	-.590
.075	.772	.050	-.516	.080	.331	.110	-.282	.210	-.491	.130	-.438
.090	.445	.063	-.482	.100	.185	.135	-.494			.170	-.497
		.075	-.509	.120	.166	.165	-.480			.200	-.420
		.087	-.475	.140	.182	.195	-.502			.230	-.460
		.100	-.425	.165	.094	.225	-.500			.250	-.487
				.190	.145	.255	-.471				
				.215	-.005	.300	-.497				
				.250	-.005	.350	-.502				
				.300	-.020	.450	-.410				
				.350	-.073	.550	-.414				
				.450	-.145	.650	-.501				
				.550	-.318	.700	-.471				
				.650	-.489	.749	-.492				
				.700	-.477	.779	-.371				
				.750	-.587	.805	-.356				
				.800	-.662	.825	-.395				
				.825	-.759	.840	-.450				
				.845	-.772	.855	-.442				
				.864	-.513	.870	-.511				

Table 240. Pressure Data for T.E. Flap With 0.10c L.E. Flap Configuration for Run 46,
 $\alpha = -12.04^\circ$, and $q_\infty = 30.06$ psf

L.E. FLAP				MAIN				T.E. FLAP			
UPPER SURFACE		LOWER SURFACE		UPPER SURFACE		LOWER SURFACE		UPPER SURFACE		LOWER SURFACE	
X/C	CF	X/C	CP	X/C	CP	X/C	CP	X/C	CP	X/C	CP
.003	-.582	.000	-.416	.002	-.786	.000	-.741	.005	-.430	.000	-.455
.008	-.057	.003	-.314	.005	-.735	.010	-.458	.015	-.627	.005	-.482
.014	.408	.008	-.384	.011	-.239	.020	-.348	.030	-.797	.015	-.557
.020	.805	.015	-.485	.020	.757	.030	-.485	.060	-1.037	.030	-.555
.030	.888	.023	-.492	.030	.489	.045	-.453	.090	-1.241	.045	-.479
.045	.551	.030	-.354	.045	.283	.065	-.410	.130	-.844	.060	-.428
.060	.832	.040	-.371	.060	.174	.085	-.440	.170	-.590	.090	-.570
.075	.652	.050	-.380	.080	.251	.110	-.276	.210	-.466	.130	-.422
.090	.356	.063	-.366	.100	.112	.135	-.474			.170	-.478
		.075	-.530	.120	.093	.165	-.460			.200	-.402
		.087	-.485	.140	.112	.195	-.483			.230	-.438
		.100	-.418	.165	.029	.225	-.482			.250	-.473
				.190	.079	.255	-.454				
				.215	-.063	.300	-.485				
				.250	-.061	.350	-.490				
				.300	-.072	.450	-.407				
				.350	-.122	.550	-.412				
				.450	-.186	.650	-.492				
				.550	-.346	.700	-.464				
				.650	-.506	.749	-.485				
				.700	-.491	.779	-.362				
				.750	-.595	.805	-.344				
				.800	-.660	.825	-.383				
				.825	-.749	.840	-.436				
				.845	-.757	.855	-.427				
				.864	-.501	.870	-.501				

Table 241. Pressure Data for T.E. Flap With 0.10c L.E. Flap Configuration for Run 46,
 $\alpha = -10.15^\circ$, and $q_\infty = 30.17$ psf

L.E. FLAP				MAIN				T.E. FLAP			
UPPER SURFACE		LOWER SURFACE		UPPER SURFACE		LOWER SURFACE		UPPER SURFACE		LOWER SURFACE	
X/C	CP	X/C	CP	X/C	CP	X/C	CP	X/C	CP	X/C	CP
.003	-.475	.000	-.429	.002	-.813	.000	-.482	.005	-.419	.000	-.451
.008	.060	.003	-.330	.005	-.762	.010	-.452	.015	-.599	.005	-.470
.014	.511	.008	-.393	.011	-.553	.020	-.352	.030	-.752	.015	-.543
.020	.875	.015	-.476	.020	.834	.030	-.484	.060	-.986	.030	-.550
.030	.908	.023	-.476	.030	.455	.045	-.451	.090	-1.178	.045	-.473
.045	.915	.030	-.356	.045	.221	.065	-.412	.130	-.795	.060	-.422
.060	.770	.040	-.404	.060	.109	.085	-.440	.170	-.551	.090	-.553
.075	.610	.050	-.419	.080	.181	.110	-.287	.210	-.439	.130	-.409
.090	.266	.063	-.296	.100	.049	.135	-.478			.170	-.454
		.075	-.367	.120	.034	.165	-.466			.200	-.397
		.087	-.561	.140	.052	.195	-.490			.230	-.422
		.100	-.478	.165	-.026	.225	-.491			.250	-.454
				.190	.025	.255	-.467				
				.215	-.109	.300	-.497				
				.250	-.105	.350	-.503				
				.300	-.110	.450	-.418				
				.350	-.158	.550	-.413				
				.450	-.213	.650	-.488				
				.550	-.360	.700	-.460				
				.650	-.507	.749	-.478				
				.700	-.491	.779	-.356				
				.750	-.587	.805	-.338				
				.800	-.646	.825	-.379				
				.825	-.729	.840	-.432				
				.845	-.736	.855	-.424				
				.864	-.481	.870	-.494				

Table 242. Pressure Data for T.E. Flap With 0.10c L.E. Flap Configuration for Run 46,
 $\alpha = -8.03^\circ$, and $q_\infty = 30.17$ psf

L.E. FLAP				MAIN				T.E. FLAP			
UPPER SURFACE		LOWER SURFACE		UPPER SURFACE		LOWER SURFACE		UPPER SURFACE		LOWER SURFACE	
X/C	CP	X/C	CP	X/C	CP	X/C	CP	X/C	CP	X/C	CP
.003	-.410	.000	-.440	.002	-.798	.000	-.446	.005	-.391	.000	-.429
.008	.156	.003	-.364	.005	-.820	.010	-.474	.015	-.535	.005	-.430
.014	.554	.008	-.421	.011	-.654	.020	-.383	.030	-.639	.015	-.525
.020	.923	.015	-.494	.020	.846	.030	-.507	.060	-.851	.030	-.549
.030	.915	.023	-.487	.030	.438	.045	-.476	.090	-1.017	.045	-.449
.045	.667	.030	-.374	.045	.174	.065	-.437	.130	-.651	.060	-.398
.060	.706	.040	-.425	.060	.060	.085	-.463	.170	-.429	.090	-.506
.075	.534	.050	-.456	.080	.123	.110	-.323	.210	-.332	.130	-.354
.090	.180	.063	-.350	.100	.000	.135	-.500			.170	-.404
		.075	-.357	.120	-.017	.165	-.490			.200	-.322
		.087	-.510	.140	.002	.195	-.518			.230	-.349
		.100	-.580	.165	-.068	.225	-.526			.250	-.384
				.190	-.018	.255	-.505				
				.215	-.142	.300	-.532				
				.250	-.136	.350	-.528				
				.300	-.138	.450	-.446				
				.350	-.181	.550	-.430				
				.450	-.226	.650	-.487				
				.550	-.356	.700	-.455				
				.650	-.484	.749	-.474				
				.700	-.465	.779	-.356				
				.750	-.551	.805	-.325				
				.800	-.600	.825	-.352				
				.825	-.675	.840	-.413				
				.845	-.682	.855	-.405				
				.864	-.446	.870	-.464				

Table 243. Pressure Data for T.E. Flap With 0.10c L.E. Flap Configuration for Run 46,
 $\alpha = -6.04^\circ$, and $q_\infty = 30.17$ psf

L.E. FLAP				MAIN				T.E. FLAP			
UPPER SURFACE		LOWER SURFACE		UPPER SURFACE		LOWER SURFACE		UPPER SURFACE		LOWER SURFACE	
X/C	CP	X/C	CP	X/C	CP	X/C	CP	X/C	CP	X/C	CP
.003	-.333	.000	-.440	.002	-.635	.000	-.450	.005	-.333	.000	-.374
.008	.255	.003	-.392	.005	-.756	.010	-.490	.015	-.458	.005	-.334
.014	.667	.008	-.443	.011	-.714	.020	-.404	.030	-.530	.015	-.469
.020	.964	.015	-.501	.020	.331	.030	-.518	.060	-.704	.030	-.489
.030	.923	.023	-.490	.030	.474	.045	-.489	.090	-.833	.045	-.389
.045	.830	.030	-.388	.045	.148	.065	-.456	.130	-.494	.060	-.338
.060	.647	.040	-.443	.060	.022	.085	-.478	.170	-.305	.090	-.433
.075	.458	.050	-.481	.080	.070	.110	-.349	.210	-.237	.130	-.299
.090	.109	.063	-.391	.100	-.047	.135	-.514			.170	-.331
		.075	-.406	.120	-.063	.165	-.507			.200	-.256
		.087	-.435	.140	-.044	.195	-.538			.230	-.287
		.100	-.562	.165	-.107	.225	-.546			.250	-.311
				.190	-.058	.255	-.526				
				.215	-.173	.300	-.550				
				.250	-.164	.350	-.536				
				.300	-.160	.450	-.436				
				.350	-.198	.550	-.401				
				.450	-.234	.650	-.442				
				.550	-.346	.700	-.407				
				.650	-.455	.749	-.419				
				.700	-.433	.779	-.308				
				.750	-.504	.805	-.276				
				.800	-.539	.825	-.305				
				.825	-.602	.840	-.352				
				.845	-.606	.855	-.344				
				.864	-.385	.870	-.402				

Table 244. Pressure Data for T.E. Flap With 0.10c L.E. Flap Configuration for Run 46,
 $\alpha = -4.05^\circ$, and $q_\infty = 30.29$ psf

L.E. FLAP				MAIN				T.E. FLAP			
UPPER SURFACE		LOWER SURFACE		UPPER SURFACE		LOWER SURFACE		UPPER SURFACE		LOWER SURFACE	
X/C	CP	X/C	CP	X/C	CP	X/C	CP	X/C	CP	X/C	CP
.003	-.254	.000	-.492	.002	-.585	.000	-.502	.005	-.240	.000	-.232
.008	.325	.003	-.465	.005	-.676	.010	-.544	.015	-.343	.005	-.296
.014	.727	.008	-.513	.011	-.703	.020	-.465	.030	-.349	.015	-.351
.020	.989	.015	-.560	.020	-.427	.030	-.568	.060	-.474	.030	-.364
.030	.516	.023	-.546	.030	.335	.045	-.542	.090	-.556	.045	-.279
.045	.772	.030	-.453	.045	.148	.065	-.512	.130	-.282	.060	-.239
.060	.563	.040	-.503	.060	-.011	.085	-.534	.170	-.148	.090	-.325
.075	.365	.050	-.541	.080	.014	.110	-.416	.210	-.105	.130	-.191
.090	.034	.063	-.464	.100	-.099	.135	-.566			.170	-.208
		.075	-.484	.120	-.113	.165	-.558			.200	-.129
		.087	-.477	.140	-.095	.195	-.590			.230	-.145
		.100	-.505	.165	-.149	.225	-.601			.250	-.172
				.190	-.103	.255	-.578				
				.215	-.205	.300	-.589				
				.250	-.193	.350	-.561				
				.300	-.184	.450	-.427				
				.350	-.216	.550	-.348				
				.450	-.240	.650	-.358				
				.550	-.330	.700	-.326				
				.650	-.412	.749	-.331				
				.700	-.383	.779	-.236				
				.750	-.438	.805	-.215				
				.800	-.451	.825	-.238				
				.825	-.500	.840	-.272				
				.845	-.497	.855	-.260				
				.864	-.284	.870	-.306				

Table 245. Pressure Data for T.E. Flap With 0.10c L.E. Flap Configuration for Run 46, $\alpha = -2.04^\circ$, and $q_\infty = 30.17$ psf

L.E. FLAP				MAIN				T.E. FLAP			
UPPER SURFACE		LOWER SURFACE		UPPER SURFACE		LOWER SURFACE		UPPER SURFACE		LOWER SURFACE	
X/C	CP	X/C	CP	X/C	CP	X/C	CP	X/C	CP	X/C	CP
.003	-.326	.000	-.618	.002	-.703	.000	-.628	.005	-.091	.000	-.129
.008	.358	.003	-.594	.005	-.798	.010	-.663	.015	-.209	.005	-.037
.014	.768	.008	-.637	.011	-.872	.020	-.593	.030	-.261	.015	-.111
.020	1.064	.015	-.681	.020	-.562	.030	-.686	.060	-.298	.030	-.059
.030	.916	.023	-.677	.030	.461	.045	-.667	.090	-.334	.045	-.007
.045	.720	.030	-.589	.045	.111	.065	-.641	.130	-.155	.060	.023
.060	.506	.040	-.631	.060	-.045	.085	-.658	.170	-.060	.090	-.059
.075	.251	.050	-.661	.080	-.028	.110	-.554	.210	-.030	.130	.053
.090	-.048	.063	-.593	.100	-.130	.135	-.689			.170	.043
		.075	-.611	.120	-.142	.165	-.682			.200	.195
		.087	-.592	.140	-.124	.195	-.716			.230	.053
		.100	-.639	.165	-.171	.225	-.729			.250	-.057
				.190	-.125	.255	-.691				
				.215	-.215	.300	-.660				
				.250	-.201	.350	-.579				
				.300	-.186	.450	-.360				
				.350	-.213	.550	-.220				
				.450	-.226	.650	-.189				
				.550	-.290	.700	-.154				
				.650	-.348	.749	-.153				
				.700	-.309	.779	-.074				
				.750	-.340	.805	-.058				
				.800	-.326	.825	-.065				
				.825	-.348	.840	-.091				
				.845	-.327	.855	-.069				
				.864	-.116	.870	-.108				

Table 246. Pressure Data for T.E. Flap With 0.10c L.E. Flap Configuration for Run 46, $\alpha = 0.00^\circ$, and $q_\infty = 30.17$ psf

L.E. FLAP				MAIN				T.E. FLAP			
UPPER SURFACE		LOWER SURFACE		UPPER SURFACE		LOWER SURFACE		UPPER SURFACE		LOWER SURFACE	
X/C	CP	X/C	CP	X/C	CP	X/C	CP	X/C	CP	X/C	CP
.003	-.126	.000	-.593	.002	-.685	.000	-.616	.005	-.202	.000	.012
.008	.518	.003	-.584	.005	-.760	.010	-.702	.015	-.599	.005	.387
.014	.851	.008	-.651	.011	-.712	.020	-.580	.030	-.729	.015	.349
.020	1.048	.015	-.721	.020	-.702	.030	-.721	.060	-.680	.030	.236
.030	.814	.023	-.708	.030	-.672	.045	-.693	.090	-.772	.045	.305
.045	.571	.030	-.572	.045	-.478	.065	-.640	.130	-.329	.060	.359
.060	.331	.040	-.634	.060	-.303	.085	-.677	.170	-.066	.090	.231
.075	.135	.050	-.694	.080	-.144	.110	-.496	.210	.050	.130	.385
.090	-.208	.063	-.586	.100	-.288	.135	-.724			.170	.298
		.075	-.618	.120	-.294	.165	-.719			.200	.354
		.087	-.609	.140	-.259	.195	-.772			.230	.253
		.100	-.595	.165	-.323	.225	-.716			.250	.024
				.190	-.244	.255	-.517				
				.215	-.372	.300	-.337				
				.250	-.335	.350	-.213				
				.300	-.304	.450	-.057				
				.350	-.316	.550	-.059				
				.450	-.304	.650	-.063				
				.550	-.389	.700	.049				
				.650	-.457	.749	.093				
				.700	-.382	.779	.232				
				.750	-.420	.805	.244				
				.800	-.389	.825	.229				
				.825	-.437	.840	.198				
				.845	-.403	.855	.217				
				.864	-.084	.870	-.077				

Table 247. Pressure Data for T.E. Flap With 0.10c L.E. Flap Configuration for Run 46,
 $\alpha = 2.10^\circ$, and $q_\infty = 30.06$ psf

L.E. FLAP				MAIN				T.E. FLAP			
UPPER SURFACE		LOWER SURFACE		UPPER SURFACE		LOWER SURFACE		UPPER SURFACE		LOWER SURFACE	
X/C	CP	X/C	CP	X/C	CP	X/C	CP	X/C	CP	X/C	CP
.003	.218	.000	-.445	.002	-.792	.000	-.724	.005	-.381	.000	.135
.008	.740	.003	-.400	.005	-.874	.010	-.615	.015	-.898	.005	.742
.014	.938	.008	-.477	.011	-.824	.020	-.473	.030	-.986	.015	.534
.020	1.030	.015	-.554	.020	-.793	.030	-.609	.060	-.844	.030	.225
.030	.676	.023	-.547	.030	-.727	.045	-.585	.090	-.918	.045	.377
.045	.355	.030	-.411	.045	-.745	.065	-.549	.130	-.430	.060	.452
.060	.112	.040	-.466	.060	-.756	.085	-.601	.170	-.135	.090	.355
.075	-.065	.050	-.516	.080	-.576	.110	-.429	.210	.030	.130	.504
.090	-.363	.063	-.421	.100	-.637	.135	-.599			.170	.403
		.075	-.474	.120	-.580	.165	-.491			.200	.447
		.087	-.526	.140	-.504	.195	-.329			.230	.334
		.100	-.663	.165	-.521	.225	-.601			.250	.059
				.190	-.415	.255	.121				
				.215	-.522	.300	.023				
				.250	-.463	.350	-.076				
				.300	-.415	.450	-.051				
				.350	-.420	.550	-.065				
				.450	-.394	.650	-.071				
				.550	-.466	.700	.088				
				.650	-.524	.749	.163				
				.700	-.444	.779	.340				
				.750	-.477	.805	.376				
				.800	-.440	.825	.366				
				.825	-.467	.840	.342				
				.845	-.455	.855	.365				
				.864	-.141	.670	-.130				

Table 248. Pressure Data for T.E. Flap With 0.10c L.E. Flap Configuration for Run 46,
 $\alpha = 4.07^\circ$, and $q_\infty = 29.95$ psf

L.E. FLAP				MAIN				T.E. FLAP			
UPPER SURFACE		LOWER SURFACE		UPPER SURFACE		LOWER SURFACE		UPPER SURFACE		LOWER SURFACE	
X/C	CP	X/C	CP	X/C	CP	X/C	CP	X/C	CP	X/C	CP
.003	.454	.000	-.396	.002	-1.166	.000	-1.217	.005	-.526	.000	.158
.008	.882	.003	-.257	.005	-1.233	.010	-.625	.015	-1.078	.005	.896
.014	.948	.008	-.313	.011	-1.178	.020	-.435	.030	-1.116	.015	.596
.020	.930	.015	-.415	.020	-1.116	.030	-.559	.060	-.912	.030	.190
.030	.464	.023	-.426	.030	-1.017	.045	-.519	.090	-.970	.045	.393
.045	.081	.030	-.299	.045	-.986	.065	-.445	.130	-.466	.060	.478
.060	-.157	.040	-.334	.060	-.968	.085	-.411	.170	-.167	.090	.415
.075	-.325	.050	-.371	.080	-.773	.110	-.062	.210	.005	.130	.549
.090	-.604	.063	-.268	.100	-.820	.135	-.029			.170	.440
		.075	-.346	.120	-.760	.165	.255			.200	.478
		.087	-.483	.140	-.681	.195	.384			.230	.359
		.100	-.920	.165	-.694	.225	.236			.250	.078
				.190	-.579	.255	.136				
				.215	-.672	.300	-.022				
				.250	-.602	.350	-.097				
				.300	-.535	.450	-.042				
				.350	-.528	.550	-.052				
				.450	-.481	.650	-.068				
				.550	-.536	.700	.102				
				.650	-.579	.749	.180				
				.700	-.495	.779	.374				
				.750	-.519	.805	.413				
				.800	-.478	.825	.399				
				.825	-.522	.840	.375				
				.845	-.490	.855	.407				
				.864	-.180	.670	-.176				

Table 249. Pressure Data for T.E. Flap With 0.10c L.E. Flap Configuration for Run 46, $\alpha = 6.03^\circ$, and $q_\infty = 30.17$ psf

L.E. FLAP				MAIN				T.E. FLAP			
UPPER SURFACE		LOWER SURFACE		UPPER SURFACE		LOWER SURFACE		UPPER SURFACE		LOWER SURFACE	
X/C	CF	X/C	CP	X/C	CP	X/C	CP	X/C	CP	X/C	CP
.003	.720	.000	-.236	.002	-1.614	.000	-1.955	.005	-.607	.000	.191
.008	.950	.003	-.155	.005	-1.632	.010	-.714	.015	-1.193	.005	.955
.014	.875	.008	-.199	.011	-1.537	.020	-.406	.030	-1.207	.015	.624
.020	.747	.015	-.314	.020	-1.463	.030	-.453	.060	-.960	.030	.190
.030	.182	.023	-.385	.030	-1.318	.045	-.276	.090	-1.000	.045	.410
.045	-.252	.030	-.289	.045	-1.238	.065	.042	.130	-.486	.060	.497
.060	-.471	.040	-.303	.060	-1.184	.085	.317	.170	-.187	.090	.448
.075	-.620	.050	-.284	.080	-.969	.110	.734	.210	-.011	.130	.575
.090	-.870	.063	-.169	.100	-.991	.135	.617			.170	.460
		.075	-.235	.120	-.919	.165	.614			.200	.495
		.087	-.459	.140	-.833	.195	.404			.230	.373
		.100	-1.248	.165	-.827	.225	.115			.250	.078
				.190	-.712	.255	.071				
				.215	-.794	.300	-.033				
				.250	-.714	.350	-.079				
				.300	-.639	.450	-.015				
				.350	-.619	.550	-.026				
				.450	-.558	.650	-.052				
				.550	-.596	.700	.115				
				.650	-.625	.749	.193				
				.700	-.538	.779	.391				
				.750	-.556	.805	.439				
				.800	-.509	.825	.419				
				.825	-.548	.840	.406				
				.845	-.515	.855	.447				
				.864	-.211	.870	-.211				

Table 250. Pressure Data for T.E. Flap With 0.10c L.E. Flap Configuration for Run 46, $\alpha = 8.00^\circ$, and $q_\infty = 29.95$ psf

L.E. FLAP				MAIN				T.E. FLAP			
UPPER SURFACE		LOWER SURFACE		UPPER SURFACE		LOWER SURFACE		UPPER SURFACE		LOWER SURFACE	
X/C	CF	X/C	CP	X/C	CP	X/C	CP	X/C	CP	X/C	CP
.003	.920	.000	.100	.002	-2.221	.000	-2.917	.005	-.655	.000	.199
.008	.535	.003	.002	.005	-2.157	.010	-.727	.015	-1.265	.005	.993
.014	.703	.008	-.071	.011	-2.001	.020	-.159	.030	-1.270	.015	.647
.020	.463	.015	-.165	.020	-1.870	.030	-.021	.060	-.998	.030	.207
.030	-.155	.023	-.306	.030	-1.663	.045	.373	.090	-1.023	.045	.428
.045	-.652	.030	-.292	.045	-1.513	.065	.700	.130	-.500	.060	.516
.060	-.831	.040	-.267	.060	-1.425	.085	.755	.170	-.198	.090	.468
.075	-.850	.050	-.146	.080	-1.178	.110	.899	.210	-.020	.130	.599
.090	-1.175	.063	.052	.100	-1.179	.135	.681			.170	.475
		.075	.019	.120	-1.092	.165	.635			.200	.505
		.087	-.370	.140	-.992	.195	.388			.230	.380
		.100	-1.629	.165	-.977	.225	.113			.250	.092
				.190	-.849	.255	.095				
				.215	-.922	.300	.009				
				.250	-.835	.350	-.033				
				.300	-.745	.450	.027				
				.350	-.717	.550	.010				
				.450	-.638	.650	-.028				
				.550	-.660	.700	.136				
				.650	-.676	.749	.210				
				.700	-.585	.779	.411				
				.750	-.596	.805	.459				
				.800	-.544	.825	.436				
				.825	-.578	.840	.414				
				.845	-.540	.855	.465				
				.864	-.236	.870	-.232				

Table 251. Pressure Data for T.E. Flap With 0.10c L.E. Flap Configuration for Run 46,
 $\alpha = 10.25^\circ$, and $q_\infty = 30.40$ psf

L.E. FLAP				MAIN				T.E. FLAP			
UPPER SURFACE		LOWER SURFACE		UPPER SURFACE		LOWER SURFACE		UPPER SURFACE		LOWER SURFACE	
X/C	CP	X/C	CP	X/C	CP	X/C	CP	X/C	CP	X/C	CP
.003	1.010	.000	.229	.002	-3.604	.000	-4.995	.005	-.603	.000	.330
.008	.831	.003	-.286	.005	-3.368	.010	.212	.015	-1.307	.005	1.014
.014	.407	.008	-.311	.011	-2.951	.020	.892	.030	-1.351	.015	.653
.020	.037	.015	-.348	.020	-2.564	.030	.885	.060	-1.068	.030	.232
.030	-.726	.023	-.347	.030	-2.190	.045	.932	.090	-1.070	.045	.456
.045	-1.202	.030	-.287	.045	-1.900	.065	.907	.130	-.517	.060	.539
.060	-1.320	.040	-.425	.060	-1.750	.085	.808	.170	-.198	.090	.496
.075	-1.356	.050	-.427	.080	-1.457	.110	.902	.210	-.009	.130	.612
.090	-1.581	.063	-.107	.100	-1.410	.135	.699			.170	.498
		.075	.206	.120	-1.300	.165	.661			.200	.526
		.087	-.123	.140	-1.180	.195	.417			.230	.399
		.100	-2.071	.165	-1.143	.225	.171			.250	.100
				.190	-1.006	.255	.162				
				.215	-1.064	.300	.088				
				.250	-.967	.350	.048				
				.300	-.863	.450	.098				
				.350	-.822	.550	.072				
				.450	-.724	.650	.020				
				.550	-.727	.700	.179				
				.650	-.731	.749	.239				
				.700	-.638	.779	.428				
				.750	-.642	.805	.522				
				.800	-.580	.825	.516				
				.825	-.604	.840	.507				
				.845	-.560	.855	.557				
				.864	-.257	.870	-.261				

Table 252. Pressure Data for T.E. Flap With 0.10c L.E. Flap Configuration for Run 46,
 $\alpha = 12.10^\circ$, and $q_\infty = 29.95$ psf

L.E. FLAP				MAIN				T.E. FLAP			
UPPER SURFACE		LOWER SURFACE		UPPER SURFACE		LOWER SURFACE		UPPER SURFACE		LOWER SURFACE	
X/C	CP	X/C	CP	X/C	CP	X/C	CP	X/C	CP	X/C	CP
.003	1.007	.000	.664	.002	-4.392	.000	-4.977	.005	-.528	.000	.419
.008	.568	.003	-.219	.005	-4.133	.010	.560	.015	-1.304	.005	1.015
.014	-.049	.008	-.056	.011	-3.638	.020	.981	.030	-1.389	.015	.654
.020	-.507	.015	-.096	.020	-3.058	.030	.898	.060	-1.117	.030	.253
.030	-1.342	.023	-.083	.030	-2.589	.045	.926	.090	-1.113	.045	.473
.045	-1.778	.030	.014	.045	-2.205	.065	.908	.130	-.536	.060	.550
.060	-1.815	.040	-.078	.060	-2.021	.085	.826	.170	-.201	.090	.506
.075	-1.842	.050	-.098	.080	-1.693	.110	.931	.210	-.004	.130	.619
.090	-1.989	.063	.179	.100	-1.622	.135	.731			.170	.508
		.075	.380	.120	-1.491	.165	.697			.200	.539
		.087	-.233	.140	-1.354	.195	.482			.230	.406
		.100	-2.551	.165	-1.303	.225	.259			.250	.110
				.190	-1.148	.255	.248				
				.215	-1.194	.300	.167				
				.250	-1.084	.350	.123				
				.300	-.961	.450	.159				
				.350	-.911	.550	.124				
				.450	-.794	.650	.065				
				.550	-.786	.700	.212				
				.650	-.774	.749	.255				
				.700	-.682	.779	.427				
				.750	-.679	.805	.566				
				.800	-.615	.825	.583				
				.825	-.632	.840	.586				
				.845	-.586	.855	.624				
				.864	-.285	.870	-.287				

Table 253. Pressure Data for T.E. Flap With 0.10c L.E. Flap Configuration for Run 46,
 $\alpha = 14.05^\circ$, and $q_\infty = 30.17$ psf

L.E. FLAP				MAIN				T.E. FLAP			
UPPER SURFACE		LOWER SURFACE		UPPER SURFACE		LOWER SURFACE		UPPER SURFACE		LOWER SURFACE	
X/C	CP	X/C	CP	X/C	CP	X/C	CP	X/C	CP	X/C	CP
.003	.813	.000	.969	.002	-4.592	.000	-4.486	.005	-.524	.000	.444
.008	.135	.003	.300	.005	-4.578	.010	.654	.015	-1.322	.005	1.013
.014	-.656	.008	.189	.011	-4.139	.020	.994	.030	-1.401	.015	.658
.020	-1.154	.015	.192	.020	-3.474	.030	.898	.060	-1.126	.030	.271
.030	-2.061	.023	.204	.030	-2.952	.045	.928	.090	-1.115	.045	.485
.045	-2.425	.030	.304	.045	-2.508	.065	.924	.130	-.537	.060	.552
.060	-2.355	.040	.220	.060	-2.289	.085	.852	.170	-.201	.090	.514
.075	-2.306	.050	.214	.080	-1.929	.110	.958	.210	.001	.130	.628
.090	-2.401	.063	.479	.100	-1.828	.135	.764			.170	.515
		.075	.465	.120	-1.676	.165	.736			.200	.545
		.087	-.357	.140	-1.523	.195	.542			.230	.411
		.100	-2.937	.165	-1.453	.225	.343			.250	.109
				.190	-1.285	.255	.327				
				.215	-1.318	.300	.243				
				.250	-1.195	.350	.191				
				.300	-1.055	.450	.217				
				.350	-.993	.550	.172				
				.450	-.859	.650	.100				
				.550	-.835	.700	.222				
				.650	-.816	.749	.276				
				.700	-.715	.779	.443				
				.750	-.708	.805	.595				
				.800	-.635	.825	.609				
				.825	-.647	.840	.608				
				.845	-.606	.855	.630				
				.864	-.304	.870	-.316				

Table 254. Pressure Data for T.E. Flap With 0.10c L.E. Flap Configuration for Run 48,
 $\alpha = -14.01^\circ$, and $q_\infty = 15.03$ psf

L.E. FLAP				MAIN				T.E. FLAP			
UPPER SURFACE		LOWER SURFACE		UPPER SURFACE		LOWER SURFACE		UPPER SURFACE		LOWER SURFACE	
X/C	CP	X/C	CP	X/C	CP	X/C	CP	X/C	CP	X/C	CP
.003	-.432	.000	-.407	.002	-.955	.000	-.926	.005	-.418	.000	-.453
.008	.025	.003	-.226	.005	-.853	.010	-.517	.015	-.655	.005	-.456
.014	.443	.008	-.405	.011	.393	.020	-.360	.030	-.790	.015	-.586
.020	.661	.015	-.542	.020	.716	.030	-.559	.060	-1.042	.030	-.579
.030	.838	.023	-.522	.030	.547	.045	-.492	.090	-1.330	.045	-.486
.045	.517	.030	-.320	.045	.330	.065	-.439	.130	-.897	.060	-.438
.060	.213	.040	-.419	.060	.206	.085	-.466	.170	-.606	.090	-.634
.075	.705	.050	-.600	.080	.344	.110	-.254	.210	-.473	.130	-.430
.090	.362	.063	-.504	.100	.154	.135	-.520			.170	-.522
		.075	-.528	.120	.134	.165	-.499			.200	-.404
		.087	-.479	.140	.171	.195	-.534			.230	-.457
		.100	-.451	.165	.083	.225	-.521			.250	-.490
				.190	.155	.255	-.490				
				.215	-.038	.300	-.522				
				.250	-.020	.350	-.522				
				.300	-.017	.450	-.413				
				.350	-.079	.550	-.397				
				.450	-.141	.650	-.520				
				.550	-.331	.700	-.492				
				.650	-.502	.749	-.523				
				.700	-.473	.779	-.363				
				.750	-.597	.605	-.341				
				.800	-.662	.825	-.400				
				.825	-.804	.840	-.475				
				.845	-.847	.855	-.444				
				.864	-.478	.870	-.526				

Table 255. Pressure Data for T.E. Flap With 0.10c L.E. Flap Configuration for Run 48,
 $\alpha = -12.05^\circ$, and $q_\infty = 15.14$ psf

L.E. FLAP				MAIN				T.E. FLAP			
UPPER SURFACE		LOWER SURFACE		UPPER SURFACE		LOWER SURFACE		UPPER SURFACE		LOWER SURFACE	
X/C	CF	X/C	CP	X/C	CP	X/C	CP	X/C	CP	X/C	CP
.003	-.304	.000	-.346	.002	-.798	.000	-.712	.005	-.401	.000	-.440
.008	.187	.003	-.217	.005	-.771	.010	-.460	.015	-.627	.005	-.441
.014	.572	.008	-.381	.011	-.329	.020	-.325	.030	-.764	.015	-.555
.020	.535	.015	-.509	.020	.761	.030	-.506	.060	-1.008	.030	-.569
.030	.875	.023	-.504	.030	.506	.045	-.445	.090	-1.261	.045	-.456
.045	.889	.030	-.331	.045	.271	.065	-.407	.130	-.851	.060	-.423
.060	.755	.040	-.360	.060	.145	.085	-.430	.170	-.575	.090	-.539
.075	.621	.050	-.428	.080	.275	.110	-.241	.210	-.451	.130	-.412
.090	.275	.063	-.412	.100	.093	.135	-.479			.170	-.494
		.075	-.531	.120	.078	.165	-.464			.200	-.385
		.087	-.448	.140	.109	.195	-.494			.230	-.448
		.100	-.426	.165	.023	.225	-.484			.250	-.455
				.190	.097	.255	-.453				
				.215	-.079	.300	-.491				
				.250	-.064	.350	-.494				
				.300	-.053	.450	-.401				
				.350	-.117	.550	-.380				
				.450	-.172	.650	-.492				
				.550	-.346	.700	-.470				
				.650	-.497	.749	-.495				
				.700	-.473	.779	-.347				
				.750	-.586	.805	-.317				
				.800	-.647	.825	-.378				
				.825	-.769	.840	-.452				
				.845	-.808	.855	-.419				
				.864	-.468	.870	-.506				

Table 256. Pressure Data for T.E. Flap With 0.10c L.E. Flap Configuration for Run 48,
 $\alpha = -10.02^\circ$, and $q_\infty = 14.92$ psf

L.E. FLAP				MAIN				T.E. FLAP			
UPPER SURFACE		LOWER SURFACE		UPPER SURFACE		LOWER SURFACE		UPPER SURFACE		LOWER SURFACE	
X/C	CF	X/C	CP	X/C	CP	X/C	CP	X/C	CP	X/C	CP
.003	-.247	.000	-.344	.002	-.816	.000	-.549	.005	-.377	.000	-.427
.008	.268	.003	-.228	.005	-.778	.010	-.463	.015	-.574	.005	-.421
.014	.642	.008	-.401	.011	-.550	.020	-.339	.030	-.677	.015	-.551
.020	.586	.015	-.517	.020	.814	.030	-.517	.060	-.908	.030	-.547
.030	.888	.023	-.506	.030	.483	.045	-.459	.090	-1.142	.045	-.446
.045	.842	.030	-.352	.045	.230	.065	-.424	.130	-.744	.060	-.407
.060	.652	.040	-.416	.060	.104	.085	-.442	.170	-.483	.090	-.554
.075	.549	.050	-.435	.080	.219	.110	-.272	.210	-.372	.130	-.379
.090	.206	.063	-.288	.100	.046	.135	-.495			.170	-.455
		.075	-.483	.120	.031	.165	-.478			.200	-.345
		.087	-.539	.140	.064	.195	-.514			.230	-.400
		.100	-.469	.165	-.017	.225	-.504			.250	-.420
				.190	.057	.255	-.482				
				.215	-.110	.300	-.522				
				.250	-.094	.350	-.524				
				.300	-.079	.450	-.425				
				.350	-.142	.550	-.394				
				.450	-.189	.650	-.490				
				.550	-.344	.700	-.466				
				.650	-.483	.749	-.489				
				.700	-.460	.779	-.343				
				.750	-.566	.805	-.310				
				.800	-.615	.825	-.374				
				.825	-.731	.840	-.442				
				.845	-.769	.855	-.409				
				.864	-.450	.870	-.485				

Table 257. Pressure Data for T.E. Flap With 0.10c L.E. Flap Configuration for Run 48, $\alpha = -8.07^\circ$, and $q_\infty = 15.14$ psf

L.E. FLAP				MAIN				T.E. FLAP			
UPPER SURFACE		LOWER SURFACE		UPPER SURFACE		LOWER SURFACE		UPPER SURFACE		LOWER SURFACE	
X/C	CP	X/C	CP	X/C	CP	X/C	CP	X/C	CP	X/C	CP
.003	-.194	.000	-.360	.002	-.833	.000	-.468	.005	-.349	.000	-.410
.008	.357	.003	-.258	.005	-.818	.010	-.469	.015	-.506	.005	-.397
.014	.717	.008	-.423	.011	-.636	.020	-.364	.030	-.559	.015	-.526
.020	1.016	.015	-.523	.020	.857	.030	-.525	.060	-.774	.030	-.527
.030	.862	.023	-.511	.030	.464	.045	-.472	.090	-.967	.045	-.411
.045	.753	.030	-.367	.045	.183	.065	-.446	.130	-.591	.060	-.372
.060	.622	.040	-.437	.060	.062	.085	-.461	.170	-.358	.090	-.439
.075	.465	.050	-.472	.080	.160	.110	-.312	.210	-.266	.130	-.327
.090	.126	.063	-.316	.100	.005	.135	-.505			.170	-.387
		.075	-.392	.120	-.013	.165	-.491			.200	-.271
		.087	-.577	.140	.014	.195	-.528			.230	-.320
		.100	-.542	.165	-.054	.225	-.522			.250	-.332
				.190	.013	.255	-.508				
				.215	-.141	.300	-.546				
				.250	-.121	.350	-.542				
				.300	-.099	.450	-.450				
				.350	-.161	.550	-.404				
				.450	-.199	.650	-.485				
				.550	-.338	.700	-.458				
				.650	-.454	.749	-.479				
				.700	-.430	.779	-.338				
				.750	-.525	.805	-.296				
				.800	-.563	.825	-.346				
				.825	-.663	.840	-.411				
				.845	-.700	.855	-.381				
				.864	-.402	.870	-.450				

Table 258. Pressure Data for T.E. Flap With 0.10c L.E. Flap Configuration for Run 48, $\alpha = -6.03^\circ$, and $q_\infty = 15.03$ psf

L.E. FLAP				MAIN				T.E. FLAP			
UPPER SURFACE		LOWER SURFACE		UPPER SURFACE		LOWER SURFACE		UPPER SURFACE		LOWER SURFACE	
X/C	CP	X/C	CP	X/C	CP	X/C	CP	X/C	CP	X/C	CP
.003	-.154	.000	-.407	.002	-.815	.000	-.494	.005	-.292	.000	-.354
.008	.430	.003	-.309	.005	-.867	.010	-.510	.015	-.431	.005	-.338
.014	.778	.008	-.463	.011	-.716	.020	-.416	.030	-.441	.015	-.451
.020	1.038	.015	-.556	.020	.755	.030	-.559	.060	-.602	.030	-.454
.030	.881	.023	-.543	.030	.455	.045	-.511	.090	-.733	.045	-.341
.045	.703	.030	-.419	.045	.141	.065	-.488	.130	-.400	.060	-.305
.060	.545	.040	-.482	.060	.020	.085	-.503	.170	-.218	.090	-.406
.075	.385	.050	-.520	.080	.107	.110	-.377	.210	-.156	.130	-.248
.090	.041	.063	-.388	.100	-.044	.135	-.550			.170	-.293
		.075	-.416	.120	-.059	.165	-.533			.200	-.190
		.087	-.554	.140	-.032	.195	-.574			.230	-.220
		.100	-.642	.165	-.094	.225	-.567			.250	-.222
				.190	-.030	.255	-.552				
				.215	-.169	.300	-.577				
				.250	-.150	.350	-.564				
				.300	-.123	.450	-.462				
				.350	-.183	.550	-.386				
				.450	-.218	.650	-.435				
				.550	-.330	.700	-.401				
				.650	-.428	.749	-.417				
				.700	-.404	.779	-.290				
				.750	-.481	.805	-.249				
				.800	-.505	.825	-.297				
				.825	-.587	.840	-.353				
				.845	-.614	.855	-.320				
				.864	-.342	.870	-.384				

Table 259. Pressure Data for T.E. Flap With 0.10c L.E. Flap Configuration for Run 48,
 $\alpha = -4.02^\circ$, and $q_\infty = 15.26$ psf

L.E. FLAP				MAIN				T.E. FLAP			
UPPER SURFACE		LOWER SURFACE		UPPER SURFACE		LOWER SURFACE		UPPER SURFACE		LOWER SURFACE	
X/C	CP	X/C	CP	X/C	CP	X/C	CP	X/C	CP	X/C	CP
.003	-.137	.000	-.479	.002	-.834	.000	-.551	.005	-.210	.000	-.271
.008	.481	.003	-.370	.005	-.917	.010	-.562	.015	-.324	.005	-.248
.014	.808	.008	-.526	.011	-.790	.020	-.480	.030	-.294	.015	-.359
.020	1.037	.015	-.604	.020	.611	.030	-.602	.060	-.416	.030	-.335
.030	.862	.023	-.601	.030	.447	.045	-.561	.090	-.495	.045	-.230
.045	.678	.030	-.489	.045	.109	.065	-.546	.130	-.232	.060	-.205
.060	.478	.040	-.550	.060	-.011	.085	-.552	.170	-.100	.090	-.280
.075	.300	.050	-.569	.080	.047	.110	-.443	.210	-.062	.130	-.127
.090	-.030	.063	-.455	.100	-.079	.135	-.590			.170	-.155
		.075	-.478	.120	-.095	.165	-.576			.200	-.055
		.087	-.599	.140	-.073	.195	-.620			.230	-.098
		.100	-.725	.165	-.122	.225	-.609			.250	-.121
				.190	-.069	.255	-.598				
				.215	-.184	.300	-.612				
				.250	-.167	.350	-.577				
				.300	-.142	.450	-.436				
				.350	-.194	.550	-.332				
				.450	-.221	.650	-.351				
				.550	-.308	.700	-.331				
				.650	-.382	.749	-.343				
				.700	-.358	.779	-.240				
				.750	-.416	.805	-.195				
				.800	-.422	.825	-.227				
				.825	-.484	.840	-.276				
				.845	-.503	.855	-.246				
				.864	-.256	.870	-.295				

Table 260. Pressure Data for T.E. Flap With 0.10c L.E. Flap Configuration for Run 48,
 $\alpha = -2.09^\circ$, and $q_\infty = 14.92$ psf

L.E. FLAP				MAIN				T.E. FLAP			
UPPER SURFACE		LOWER SURFACE		UPPER SURFACE		LOWER SURFACE		UPPER SURFACE		LOWER SURFACE	
X/C	CP	X/C	CP	X/C	CP	X/C	CP	X/C	CP	X/C	CP
.003	-.142	.000	-.609	.002	-.982	.000	-.666	.005	-.065	.000	-.109
.008	.519	.003	-.471	.005	-1.046	.010	-.673	.015	-.231	.005	.036
.014	.846	.008	-.634	.011	-.905	.020	-.602	.030	-.300	.015	-.045
.020	1.045	.015	-.706	.020	.611	.030	-.704	.060	-.341	.030	-.015
.030	.844	.023	-.706	.030	.419	.045	-.673	.090	-.350	.045	.052
.045	.618	.030	-.616	.045	.074	.065	-.666	.130	-.165	.060	.055
.060	.351	.040	-.663	.060	-.041	.085	-.668	.170	-.064	.090	-.039
.075	.211	.050	-.679	.080	.003	.110	-.580	.210	-.034	.130	.111
.090	-.125	.063	-.571	.100	-.114	.135	-.698			.170	.057
		.075	-.589	.120	-.125	.165	-.686			.200	.142
		.087	-.731	.140	-.108	.195	-.737			.230	.070
		.100	-.675	.165	-.144	.225	-.725			.250	-.035
				.190	-.100	.255	-.694				
				.215	-.197	.300	-.674				
				.250	-.183	.350	-.578				
				.300	-.153	.450	-.346				
				.350	-.203	.550	-.183				
				.450	-.221	.650	-.161				
				.550	-.285	.700	-.136				
				.650	-.333	.749	-.128				
				.700	-.307	.779	-.034				
				.750	-.338	.805	-.009				
				.800	-.319	.825	-.047				
				.825	-.345	.840	-.069				
				.845	-.341	.855	-.034				
				.864	-.072	.870	-.098				

Table 261. Pressure Data for T.E. Flap With 0.10c L.E. Flap Configuration for Run 48,
 $\alpha = 0.00^\circ$, and $q_\infty = 15.14$ psf

L.E. FLAP				MAIN				T.E. FLAP			
UPPER SURFACE		LOWER SURFACE		UPPER SURFACE		LOWER SURFACE		UPPER SURFACE		LOWER SURFACE	
X/C	CP	X/C	CP	X/C	CP	X/C	CP	X/C	CP	X/C	CP
.003	.158	.000	-.570	.002	-.698	.000	-.569	.005	-.151	.000	.080
.008	.667	.003	-.408	.005	-.846	.010	-.727	.015	-.646	.005	.507
.014	.890	.008	-.624	.011	-.760	.020	-.490	.030	-.688	.015	.365
.020	1.089	.015	-.767	.020	-.747	.030	-.768	.060	-.636	.030	.225
.030	.627	.023	-.735	.030	-.638	.045	-.695	.090	-.926	.045	.339
.045	.396	.030	-.493	.045	-.307	.065	-.597	.130	-.367	.060	.426
.060	.193	.040	-.624	.060	-.301	.085	-.658	.170	-.010	.090	.150
.075	.064	.050	-.727	.080	-.099	.110	-.321	.210	.133	.130	.454
.090	-.307	.063	-.527	.100	-.341	.135	-.748			.170	.298
		.075	-.579	.120	-.326	.165	-.723			.200	.423
		.087	-.563	.140	-.242	.195	-.756			.230	.295
		.100	-.535	.165	-.357	.225	-.605			.250	.043
				.190	-.193	.255	-.357				
				.215	-.431	.300	-.244				
				.250	-.350	.350	-.211				
				.300	-.280	.450	-.026				
				.350	-.288	.550	-.007				
				.450	-.242	.650	-.080				
				.550	-.388	.700	.069				
				.650	-.489	.749	.090				
				.700	-.338	.779	.330				
				.750	-.406	.805	.346				
				.800	-.373	.825	.298				
				.825	-.519	.840	.220				
				.845	-.527	.855	.259				
				.864	-.023	.870	-.054				

Table 262. Pressure Data for T.E. Flap With 0.10c L.E. Flap Configuration for Run 48,
 $\alpha = 2.04^\circ$, and $q_\infty = 14.92$ psf

L.E. FLAP				MAIN				T.E. FLAP			
UPPER SURFACE		LOWER SURFACE		UPPER SURFACE		LOWER SURFACE		UPPER SURFACE		LOWER SURFACE	
X/C	CP	X/C	CP	X/C	CP	X/C	CP	X/C	CP	X/C	CP
.003	.446	.000	-.535	.002	-.733	.000	-.604	.005	-.345	.000	.157
.008	.820	.003	-.298	.005	-.886	.010	-.659	.015	-.933	.005	.814
.014	.502	.008	-.510	.011	-.806	.020	-.406	.030	-.936	.015	.509
.020	1.016	.015	-.648	.020	-.775	.030	-.682	.060	-.792	.030	.182
.030	.442	.023	-.609	.030	-.663	.045	-.617	.090	-1.067	.045	.378
.045	.163	.030	-.366	.045	-.748	.065	-.536	.130	-.465	.060	.488
.060	-.027	.040	-.479	.060	-.802	.085	-.603	.170	-.082	.090	.252
.075	-.134	.050	-.575	.080	-.484	.110	-.238	.210	.101	.130	.546
.090	-.445	.063	-.378	.100	-.645	.135	-.556			.170	.377
		.075	-.441	.120	-.573	.165	-.353			.200	.495
		.087	-.470	.140	-.458	.195	-.102			.230	.354
		.100	-.580	.165	-.534	.225	.084			.250	.072
				.190	-.353	.255	.091				
				.215	-.574	.300	-.085				
				.250	-.477	.350	-.179				
				.300	-.399	.450	-.037				
				.350	-.396	.550	-.016				
				.450	-.339	.650	-.097				
				.550	-.472	.700	.085				
				.650	-.561	.749	.129				
				.700	-.407	.779	.408				
				.750	-.468	.805	.437				
				.800	-.433	.825	.389				
				.825	-.579	.840	.323				
				.845	-.586	.855	.371				
				.864	-.087	.870	-.112				

Table 263. Pressure Data for T.E. Flap With 0.10c L.E. Flap Configuration for Run 48,
 $\alpha = 4.04^\circ$, and $q_\infty = 14.69$ psf

L.E. FLAP				MAIN				T.E. FLAP			
UPPER SURFACE		LOWER SURFACE		UPPER SURFACE		LOWER SURFACE		UPPER SURFACE		LOWER SURFACE	
X/C	CP	X/C	CP	X/C	CP	X/C	CP	X/C	CP	X/C	CP
.003	.680	.000	-.492	.002	-1.014	.000	-1.007	.005	-.477	.000	.159
.008	.858	.003	-.346	.005	-1.157	.010	-.674	.015	-1.097	.005	.933
.014	.851	.008	-.548	.011	-1.087	.020	-.366	.030	-1.060	.015	.556
.020	.857	.015	-.541	.020	-1.050	.030	-.613	.060	-.867	.030	.161
.030	.188	.023	-.487	.030	-.925	.045	-.505	.090	-1.124	.045	.389
.045	-.146	.030	-.256	.045	-.974	.065	-.333	.130	-.503	.060	.509
.060	-.313	.040	-.373	.060	-1.009	.085	-.255	.170	-.115	.090	.301
.075	-.357	.050	-.472	.080	-.681	.110	.337	.210	.078	.130	.577
.090	-.676	.063	-.266	.100	-.835	.135	.196			.170	.403
		.075	-.349	.120	-.758	.165	.407			.200	.518
		.087	-.443	.140	-.639	.195	.339			.230	.359
		.100	-.814	.165	-.707	.225	.071			.250	.076
				.190	-.513	.255	.018				
				.215	-.722	.300	-.128				
				.250	-.611	.350	-.189				
				.300	-.515	.450	-.021				
				.350	-.503	.550	-.004				
				.450	-.428	.650	-.096				
				.550	-.541	.700	.097				
				.650	-.622	.749	.151				
				.700	-.463	.779	.436				
				.750	-.520	.805	.469				
				.800	-.475	.825	.417				
				.825	-.615	.840	.348				
				.845	-.627	.855	.405				
				.864	-.121	.870	-.155				

Table 264. Pressure Data for T.E. Flap With 0.10c L.E. Flap Configuration for Run 48,
 $\alpha = 6.03^\circ$, and $q_\infty = 14.92$ psf

L.E. FLAP				MAIN				T.E. FLAP			
UPPER SURFACE		LOWER SURFACE		UPPER SURFACE		LOWER SURFACE		UPPER SURFACE		LOWER SURFACE	
X/C	CP	X/C	CP	X/C	CP	X/C	CP	X/C	CP	X/C	CP
.003	.855	.000	-.138	.002	-1.394	.000	-1.657	.005	-.542	.000	.215
.008	.521	.003	-.242	.005	-1.458	.010	-.701	.015	-1.191	.005	1.030
.014	.720	.008	-.394	.011	-1.394	.020	-.237	.030	-1.135	.015	.585
.020	.559	.015	-.386	.020	-1.349	.030	-.362	.060	-.903	.030	.170
.030	-.150	.023	-.355	.030	-1.193	.045	-.045	.090	-1.134	.045	.404
.045	-.502	.030	-.202	.045	-1.204	.065	.382	.130	-.513	.060	.532
.060	-.638	.040	-.331	.060	-1.209	.085	.555	.170	-.126	.090	.335
.075	-.651	.050	-.361	.080	-.867	.110	.957	.210	.068	.130	.603
.090	-.932	.063	-.136	.100	-.995	.135	.564			.170	.428
		.075	-.201	.120	-.912	.165	.541			.200	.535
		.087	-.366	.140	-.786	.195	.278			.230	.395
		.100	-1.089	.165	-.837	.225	-.014			.250	.083
				.190	-.641	.255	-.011				
				.215	-.835	.300	-.111				
				.250	-.717	.350	-.151				
				.300	-.606	.450	.012				
				.350	-.589	.550	.031				
				.450	-.499	.650	-.069				
				.550	-.594	.700	.118				
				.650	-.656	.749	.168				
				.700	-.500	.779	.456				
				.750	-.549	.805	.501				
				.800	-.497	.825	.445				
				.825	-.633	.840	.382				
				.845	-.640	.855	.446				
				.864	-.141	.870	-.185				

Table 265. Pressure Data for T.E. Flap With 0.10c L.E. Flap Configuration for Run 48, $\alpha = 8.08^\circ$, and $q_\infty = 14.92$ psf

L.E. FLAP				MAIN				T.E. FLAP			
UPPER SURFACE		LOWER SURFACE		UPPER SURFACE		LOWER SURFACE		UPPER SURFACE		LOWER SURFACE	
X/C	CP	X/C	CP	X/C	CP	X/C	CP	X/C	CP	X/C	CP
.003	1.028	.000	.370	.002	-1.962	.000	-2.438	.005	-.583	.000	.241
.008	.813	.003	.021	.005	-1.898	.010	-.437	.015	-1.259	.005	1.036
.014	.425	.008	-.017	.011	-1.825	.020	.278	.030	-1.210	.015	.615
.020	.151	.015	-.147	.020	-1.722	.030	-.315	.060	-.947	.030	.201
.030	-.625	.023	-.217	.030	-1.526	.045	.650	.090	-1.143	.045	.419
.045	-.975	.030	-.130	.045	-1.469	.065	.832	.130	-.523	.060	.549
.060	-1.052	.040	-.247	.060	-1.438	.065	.769	.170	-.142	.090	.378
.075	-1.044	.050	-.213	.080	-1.086	.110	1.001	.210	.057	.130	.627
.090	-1.227	.063	.078	.100	-1.183	.135	.613			.170	.449
		.075	.066	.120	-1.087	.165	.579			.200	.545
		.087	-.180	.140	-.953	.195	.304			.230	.397
		.100	-1.392	.165	-.984	.225	.036			.250	.098
				.190	-.791	.255	.052				
				.215	-.958	.300	-.040				
				.250	-.836	.350	-.075				
				.300	-.719	.450	.063				
				.350	-.687	.550	.075				
				.450	-.585	.650	-.029				
				.550	-.658	.700	.146				
				.650	-.697	.749	.195				
				.700	-.548	.779	.473				
				.750	-.590	.805	.516				
				.800	-.532	.825	.469				
				.825	-.650	.840	.409				
				.845	-.649	.855	.478				
				.864	-.175	.870	-.210				

Table 266. Pressure Data for T.E. Flap With 0.10c L.E. Flap Configuration for Run 48, $\alpha = 10.00^\circ$, and $q_\infty = 14.69$ psf

L.E. FLAP				MAIN				T.E. FLAP			
UPPER SURFACE		LOWER SURFACE		UPPER SURFACE		LOWER SURFACE		UPPER SURFACE		LOWER SURFACE	
X/C	CP	X/C	CP	X/C	CP	X/C	CP	X/C	CP	X/C	CP
.003	1.042	.000	.540	.002	-3.100	.000	-4.404	.005	-.441	.000	.459
.008	.625	.003	-.311	.005	-2.861	.010	.513	.015	-1.270	.005	1.045
.014	.074	.008	-.209	.011	-2.674	.020	1.033	.030	-1.291	.015	.597
.020	-.260	.015	-.327	.020	-2.328	.030	.819	.060	-1.032	.030	.219
.030	-1.147	.023	-.299	.030	-1.994	.045	.859	.090	-1.201	.045	.404
.045	-1.480	.030	-.111	.045	-1.812	.065	.857	.130	-.551	.060	.555
.060	-1.480	.040	-.287	.060	-1.726	.065	.745	.170	-.148	.090	.395
.075	-1.433	.050	-.404	.080	-1.326	.110	.982	.210	.060	.130	.629
.090	-1.569	.063	-.119	.100	-1.395	.135	.624			.170	.452
		.075	.159	.120	-1.277	.165	.602			.200	.554
		.087	.067	.140	-1.125	.195	.344			.230	.409
		.100	-1.691	.165	-1.140	.225	.102			.250	.107
				.190	-.933	.255	.123				
				.215	-1.088	.300	.033				
				.250	-.958	.350	-.006				
				.300	-.824	.450	.123				
				.350	-.787	.550	.126				
				.450	-.667	.650	.009				
				.550	-.725	.700	.158				
				.650	-.758	.745	.206				
				.700	-.608	.779	.469				
				.750	-.639	.805	.595				
				.800	-.578	.825	.591				
				.825	-.685	.840	.569				
				.845	-.681	.855	.635				
				.864	-.222	.870	-.259				

Table 267. Pressure Data for T.E. Flap With 0.10c L.E. Flap Configuration for Run 48,
 $\alpha = 12.07^\circ$, and $q_\infty = 14.58$ psf

L.E. FLAP				MAIN				T.E. FLAP			
UPPER SURFACE		LOWER SURFACE		UPPER SURFACE		LOWER SURFACE		UPPER SURFACE		LOWER SURFACE	
X/C	CF	X/C	CP	X/C	CP	X/C	CP	X/C	CP	X/C	CP
.003	.692	.000	.959	.002	-3.279	.000	-3.500	.005	-.436	.000	.493
.008	.200	.003	.069	.005	-3.284	.010	.670	.015	-1.293	.005	1.051
.014	-.552	.008	.101	.011	-3.152	.020	1.053	.030	-1.321	.015	.613
.020	-.565	.015	.050	.020	-2.797	.030	.823	.060	-1.060	.030	.244
.030	-1.885	.023	.065	.030	-2.347	.045	.867	.090	-1.217	.045	.420
.045	-2.148	.030	.260	.045	-2.103	.065	.877	.130	-.561	.060	.592
.060	-2.030	.040	.121	.060	-1.990	.085	.781	.170	-.155	.090	.415
.075	-1.894	.050	.039	.080	-1.581	.110	1.019	.210	.063	.130	.651
.090	-1.979	.063	.297	.100	-1.609	.135	.668			.170	.484
		.075	.362	.120	-1.465	.165	.653			.200	.575
		.087	-.025	.140	-1.303	.195	.423			.230	.422
		.100	-2.044	.165	-1.297	.225	.208			.250	.113
				.190	-1.080	.255	.222				
				.215	-1.217	.300	.126				
				.250	-1.077	.350	.080				
				.300	-.925	.450	.189				
				.350	-.879	.550	.182				
				.450	-.741	.650	.060				
				.550	-.782	.700	.168				
				.650	-.805	.749	.241				
				.700	-.648	.779	.489				
				.750	-.674	.805	.640				
				.800	-.603	.825	.624				
				.825	-.706	.840	.595				
				.845	-.697	.855	.646				
				.864	-.246	.870	-.286				

Table 268. Pressure Data for T.E. Flap With 0.10c L.E. Flap Configuration for Run 48,
 $\alpha = 14.00^\circ$, and $q_\infty = 15.26$ psf

L.E. FLAP				MAIN				T.E. FLAP			
UPPER SURFACE		LOWER SURFACE		UPPER SURFACE		LOWER SURFACE		UPPER SURFACE		LOWER SURFACE	
X/C	CF	X/C	CP	X/C	CP	X/C	CP	X/C	CP	X/C	CP
.003	.541	.000	1.047	.002	-3.611	.000	-3.196	.005	-.435	.000	.497
.008	-.332	.003	.429	.005	-3.752	.010	.736	.015	-1.298	.005	1.045
.014	-1.245	.008	.261	.011	-3.544	.020	1.046	.030	-1.337	.015	.623
.020	-1.718	.015	.213	.020	-3.210	.030	.830	.060	-1.072	.030	.265
.030	-2.618	.023	.221	.030	-2.717	.045	.881	.090	-1.203	.045	.435
.045	-2.775	.030	.397	.045	-2.353	.065	.900	.130	-.550	.060	.591
.060	-2.534	.040	.291	.060	-2.203	.085	.812	.170	-.154	.090	.437
.075	-2.325	.050	.270	.080	-1.786	.110	1.034	.210	.063	.130	.545
.090	-2.347	.063	.544	.100	-1.774	.135	.710			.170	.493
		.075	.459	.120	-1.624	.165	.697			.200	.579
		.087	-.174	.140	-1.444	.195	.492			.230	.425
		.100	-2.393	.165	-1.415	.225	.298			.250	.133
				.190	-1.198	.255	.303				
				.215	-1.316	.300	.206				
				.250	-1.165	.350	.154				
				.300	-1.004	.450	.239				
				.350	-.947	.550	.225				
				.450	-.799	.650	.103				
				.550	-.819	.700	.177				
				.650	-.820	.749	.265				
				.700	-.674	.779	.491				
				.750	-.692	.805	.653				
				.800	-.618	.825	.652				
				.825	-.706	.840	.617				
				.845	-.691	.855	.649				
				.864	-.257	.870	-.305				

Table 269. Pressure Data for T.E. Flap With 0.10c L.E. Flap Configuration for Run 48, $\alpha = 16.03^\circ$, and $q_\infty = 15.03$ psf

L.E. FLAP				MAIN				T.E. FLAP			
UPPER SURFACE		LOWER SURFACE		UPPER SURFACE		LOWER SURFACE		UPPER SURFACE		LOWER SURFACE	
X/C	CP	X/C	CP	X/C	CP	X/C	CP	X/C	CP	X/C	CP
.003	.041	.000	.953	.002	-3.982	.000	-3.284	.005	-.429	.000	.512
.008	-.571	.003	.675	.005	-4.224	.010	.737	.015	-1.301	.005	1.048
.014	-2.004	.008	.459	.011	-3.975	.020	1.043	.030	-1.342	.015	.634
.020	-2.504	.015	.230	.020	-3.589	.030	.837	.060	-1.077	.030	.289
.030	-3.361	.023	.305	.030	-3.033	.045	.896	.090	-1.197	.045	.448
.045	-3.402	.030	.502	.045	-2.598	.065	.920	.130	-.551	.060	.597
.060	-3.035	.040	.463	.060	-2.417	.085	.843	.170	-.157	.090	.448
.075	-2.725	.050	.435	.080	-1.966	.110	1.066	.210	.061	.130	.651
.090	-2.625	.063	.661	.100	-1.933	.135	.747			.170	.500
		.075	.437	.120	-1.764	.165	.733			.200	.585
		.087	-.315	.140	-1.573	.195	.546			.230	.431
		.100	-2.722	.165	-1.531	.225	.374			.250	.127
				.190	-1.300	.255	.373				
				.215	-1.404	.300	.274				
				.250	-1.241	.350	.214				
				.300	-1.068	.450	.292				
				.350	-1.004	.550	.263				
				.450	-.841	.650	.137				
				.550	-.847	.700	.201				
				.650	-.844	.749	.282				
				.700	-.691	.775	.506				
				.750	-.710	.805	.672				
				.800	-.632	.825	.673				
				.825	-.712	.840	.628				
				.845	-.701	.855	.651				
				.864	-.262	.870	-.315				

Table 270. Pressure Data for T.E. Flap With 0.10c L.E. Flap Configuration for Run 48, $\alpha = 18.05^\circ$, and $q_\infty = 14.92$ psf

L.E. FLAP				MAIN				T.E. FLAP			
UPPER SURFACE		LOWER SURFACE		UPPER SURFACE		LOWER SURFACE		UPPER SURFACE		LOWER SURFACE	
X/C	CP	X/C	CP	X/C	CP	X/C	CP	X/C	CP	X/C	CP
.003	-.667	.000	.606	.002	-4.461	.000	-3.574	.005	-.437	.000	.510
.008	-1.762	.003	.797	.005	-4.732	.010	.715	.015	-1.312	.005	1.047
.014	-2.512	.008	.673	.011	-4.451	.020	1.038	.030	-1.351	.015	.640
.020	-3.407	.015	.311	.020	-4.022	.030	.838	.060	-1.081	.030	.301
.030	-4.228	.023	.375	.030	-3.328	.045	.909	.090	-1.200	.045	.460
.045	-4.107	.030	.591	.045	-2.879	.065	.944	.130	-.550	.060	.607
.060	-3.535	.040	.628	.060	-2.660	.085	.872	.170	-.156	.090	.457
.075	-3.142	.050	.586	.080	-2.180	.110	1.092	.210	.060	.130	.658
.090	-3.006	.063	.713	.100	-2.118	.135	.776			.170	.503
		.075	.376	.120	-1.929	.165	.767			.200	.535
		.087	-.456	.140	-1.721	.195	.602			.230	.431
		.100	-3.060	.165	-1.658	.225	.446			.250	.120
				.190	-1.417	.255	.442				
				.215	-1.509	.300	.335				
				.250	-1.335	.350	.277				
				.300	-1.148	.450	.337				
				.350	-1.070	.550	.302				
				.450	-.891	.650	.167				
				.550	-.886	.700	.233				
				.650	-.867	.749	.305				
				.700	-.716	.779	.519				
				.750	-.727	.805	.685				
				.800	-.646	.825	.681				
				.825	-.725	.840	.634				
				.845	-.713	.855	.649				
				.864	-.277	.870	-.328				

Table 271. Pressure Data for T.E. Flap With 0.10c L.E. Flap Configuration for Run 48,
 $\alpha = 20.05^\circ$, and $q_\infty = 14.92$ psf

L.E. FLAP				MAIN				T.E. FLAP			
UPPER SURFACE		LOWER SURFACE		UPPER SURFACE		LOWER SURFACE		UPPER SURFACE		LOWER SURFACE	
X/C	CP	X/C	CP	X/C	CP	X/C	CP	X/C	CP	X/C	CP
.003	-1.571	.000	.002	.002	-4.920	.000	-4.016	.005	-.435	.000	.517
.008	-2.728	.003	.797	.005	-5.203	.010	.670	.015	-1.323	.005	1.048
.014	-3.923	.008	.847	.011	-4.891	.020	1.017	.030	-1.356	.015	.647
.020	-4.411	.015	.515	.020	-4.432	.030	.637	.060	-1.077	.030	.315
.030	-5.155	.023	.472	.030	-3.609	.045	.917	.090	-1.187	.045	.467
.045	-4.816	.030	.698	.045	-3.146	.065	.956	.130	-.550	.060	.611
.060	-4.055	.040	.642	.060	-2.893	.085	.894	.170	-.161	.090	.465
.075	-3.611	.050	.594	.080	-2.382	.110	1.114	.210	.050	.130	.673
.090	-3.402	.063	.713	.100	-2.291	.135	.804			.170	.507
		.075	.341	.120	-2.081	.165	.793			.200	.595
		.087	-.587	.140	-1.860	.195	.647			.230	.431
		.100	-3.399	.165	-1.782	.225	.510			.250	.117
				.190	-1.529	.255	.504				
				.215	-1.603	.300	.399				
				.250	-1.419	.350	.333				
				.300	-1.215	.450	.380				
				.350	-1.131	.550	.342				
				.450	-.935	.650	.193				
				.550	-.917	.700	.256				
				.650	-.893	.749	.316				
				.700	-.738	.779	.527				
				.750	-.740	.805	.695				
				.800	-.659	.825	.695				
				.825	-.735	.840	.648				
				.845	-.722	.855	.657				
				.864	-.290	.870	-.342				

Table 272. Pressure Data for T.E. Flap With 0.10c L.E. Flap Configuration for Run 48,
 $\alpha = 22.14^\circ$, and $q_\infty = 14.69$ psf

L.E. FLAP				MAIN				T.E. FLAP			
UPPER SURFACE		LOWER SURFACE		UPPER SURFACE		LOWER SURFACE		UPPER SURFACE		LOWER SURFACE	
X/C	CP	X/C	CP	X/C	CP	X/C	CP	X/C	CP	X/C	CP
.003	-2.741	.000	-.933	.002	-5.425	.000	-4.509	.005	-.444	.000	.513
.008	-3.521	.003	.625	.005	-5.712	.010	.612	.015	-1.330	.005	1.051
.014	-5.133	.008	.933	.011	-5.366	.020	.997	.030	-1.347	.015	.656
.020	-5.566	.015	.670	.020	-4.861	.030	.826	.060	-1.059	.030	.327
.030	-6.153	.023	.582	.030	-3.927	.045	.921	.090	-1.172	.045	.487
.045	-5.626	.030	.759	.045	-3.429	.065	.971	.130	-.545	.060	.622
.060	-4.723	.040	.679	.060	-3.140	.085	.913	.170	-.166	.090	.470
.075	-4.115	.050	.603	.080	-2.589	.110	1.139	.210	.037	.130	.659
.090	-3.821	.063	.709	.100	-2.470	.135	.827			.170	.510
		.075	.302	.120	-2.240	.165	.822			.200	.533
		.087	-.702	.140	-2.001	.195	.692			.230	.426
		.100	-3.760	.165	-1.904	.225	.570			.250	.107
				.190	-1.638	.255	.567				
				.215	-1.701	.300	.455				
				.250	-1.501	.350	.389				
				.300	-1.284	.450	.429				
				.350	-1.167	.550	.379				
				.450	-.974	.650	.217				
				.550	-.944	.700	.285				
				.650	-.906	.749	.336				
				.700	-.749	.779	.538				
				.750	-.751	.805	.699				
				.800	-.665	.825	.700				
				.825	-.744	.840	.648				
				.845	-.733	.855	.661				
				.864	-.309	.870	-.360				

Table 273. Pressure Data for T.E. Flap With 0.10c L.E. Flap Configuration for Run 50, $\alpha = -14.18^\circ$, and $q_\infty = 30.17$ psf

L.E. FLAP				MAIN				T.E. FLAP			
UPPER SURFACE		LOWER SURFACE		UPPER SURFACE		LOWER SURFACE		UPPER SURFACE		LOWER SURFACE	
X/C	CP	X/C	CP	X/C	CP	X/C	CP	X/C	CP	X/C	CP
.003	-.520	.000	-.440	.002	-.917	.000	-.989	.005	-.427	.000	-.442
.008	-.007	.003	-.248	.005	-.806	.010	-.516	.015	-.644	.005	-.472
.014	.445	.008	-.396	.011	.401	.020	-.367	.030	-.800	.015	-.552
.020	.850	.015	-.505	.020	.745	.030	-.532	.060	-1.050	.030	-.558
.030	.865	.023	-.494	.030	.557	.045	-.489	.090	-1.320	.045	-.483
.045	.940	.030	-.325	.045	.353	.065	-.425	.130	-.890	.060	-.423
.060	.825	.040	-.436	.060	.232	.085	-.466	.170	-.612	.090	-.614
.075	.715	.050	-.584	.080	.340	.110	-.251	.210	-.482	.130	-.427
.090	.383	.063	-.490	.100	.176	.135	-.507			.170	-.500
		.075	-.500	.120	.161	.165	-.491			.200	-.412
		.087	-.462	.140	.188	.195	-.516			.230	-.456
		.100	-.431	.165	.086	.225	-.518			.250	-.494
				.190	.152	.255	-.476				
				.215	-.016	.300	-.509				
				.250	-.009	.350	-.517				
				.300	-.020	.450	-.391				
				.350	-.070	.550	-.411				
				.450	-.134	.650	-.511				
				.550	-.321	.700	-.474				
				.650	-.499	.749	-.502				
				.700	-.471	.779	-.359				
				.750	-.589	.805	-.351				
				.800	-.659	.825	-.384				
				.825	-.777	.840	-.456				
				.845	-.793	.855	-.440				
				.864	-.491	.870	-.503				

Table 274. Pressure Data for T.E. Flap With 0.10c L.E. Flap Configuration for Run 50, $\alpha = -12.05^\circ$, and $q_\infty = 30.06$ psf

L.E. FLAP				MAIN				T.E. FLAP			
UPPER SURFACE		LOWER SURFACE		UPPER SURFACE		LOWER SURFACE		UPPER SURFACE		LOWER SURFACE	
X/C	CP	X/C	CP	X/C	CP	X/C	CP	X/C	CP	X/C	CP
.003	-.380	.000	-.409	.002	-.810	.000	-.805	.005	-.418	.000	-.449
.008	.142	.003	-.239	.005	-.772	.010	-.493	.015	-.627	.005	-.478
.014	.565	.008	-.391	.011	-.298	.020	-.352	.030	-.777	.015	-.571
.020	.930	.015	-.507	.020	.774	.030	-.519	.060	-1.021	.030	-.583
.030	.850	.023	-.509	.030	.505	.045	-.480	.090	-1.292	.045	-.492
.045	.856	.030	-.330	.045	.279	.065	-.419	.130	-.866	.060	-.425
.060	.761	.040	-.361	.060	.153	.085	-.461	.170	-.590	.090	-.608
.075	.627	.050	-.458	.080	.260	.110	-.248	.210	-.463	.130	-.419
.090	.281	.063	-.462	.100	.100	.135	-.502			.170	-.490
		.075	-.540	.120	.089	.165	-.484			.200	-.490
		.087	-.457	.140	.119	.195	-.508			.230	-.438
		.100	-.422	.165	.021	.225	-.512			.250	-.481
				.190	.090	.255	-.473				
				.215	-.076	.300	-.509				
				.250	-.064	.350	-.520				
				.300	-.071	.450	-.396				
				.350	-.113	.550	-.418				
				.450	-.170	.650	-.516				
				.550	-.344	.700	-.477				
				.650	-.513	.749	-.500				
				.700	-.478	.779	-.353				
				.750	-.591	.805	-.332				
				.800	-.657	.825	-.369				
				.825	-.770	.840	-.442				
				.845	-.785	.855	-.428				
				.864	-.493	.870	-.503				

Table 275. Pressure Data for T.E. Flap With 0.10c L.E. Flap Configuration for Run 50,
 $\alpha = -10.05^\circ$, and $q_\infty = 29.49$ psf

L.E. FLAP				MAIN				T.E. FLAP			
UPPER SURFACE		LOWER SURFACE		UPPER SURFACE		LOWER SURFACE		UPPER SURFACE		LOWER SURFACE	
X/C	CP	X/C	CP	X/C	CP	X/C	CP	X/C	CP	X/C	CP
.003	-.253	.000	-.406	.002	-.820	.000	-.603	.005	-.403	.000	-.431
.008	.242	.003	-.266	.005	-.790	.010	-.503	.015	-.590	.005	-.453
.014	.642	.008	-.421	.011	-.576	.020	-.364	.030	-.695	.015	-.558
.020	.982	.015	-.529	.020	.825	.030	-.533	.060	-.931	.030	-.578
.030	.888	.023	-.528	.030	.473	.045	-.493	.090	-1.204	.045	-.482
.045	.837	.030	-.362	.045	.212	.065	-.432	.130	-.782	.060	-.413
.060	.688	.040	-.419	.060	.088	.085	-.475	.170	-.513	.090	-.593
.075	.549	.050	-.448	.080	.197	.110	-.264	.210	-.393	.130	-.397
.090	.194	.063	-.326	.100	.036	.135	-.520			.170	-.464
		.075	-.506	.120	.028	.165	-.505			.200	-.355
		.087	-.548	.140	.062	.195	-.530			.230	-.396
		.100	-.464	.165	-.034	.225	-.535			.250	-.449
				.190	.040	.255	-.499				
				.215	-.126	.300	-.539				
				.250	-.108	.350	-.544				
				.300	-.107	.450	-.414				
				.350	-.145	.550	-.425				
				.450	-.189	.650	-.511				
				.550	-.355	.700	-.473				
				.650	-.511	.749	-.498				
				.700	-.466	.779	-.349				
				.750	-.574	.805	-.335				
				.800	-.631	.825	-.369				
				.825	-.747	.840	-.445				
				.845	-.762	.855	-.430				
				.864	-.471	.870	-.489				

Table 276. Pressure Data for T.E. Flap With 0.10c L.E. Flap Configuration for Run 50,
 $\alpha = -8.07^\circ$, and $q_\infty = 30.06$ psf

L.E. FLAP				MAIN				T.E. FLAP			
UPPER SURFACE		LOWER SURFACE		UPPER SURFACE		LOWER SURFACE		UPPER SURFACE		LOWER SURFACE	
X/C	CP	X/C	CP	X/C	CP	X/C	CP	X/C	CP	X/C	CP
.003	-.238	.000	-.412	.002	-.859	.000	-.520	.005	-.360	.000	-.400
.008	.320	.003	-.304	.005	-.844	.010	-.533	.015	-.524	.005	-.432
.014	.704	.008	-.463	.011	-.666	.020	-.397	.030	-.584	.015	-.522
.020	1.015	.015	-.561	.020	.861	.030	-.562	.060	-.797	.030	-.547
.030	.823	.023	-.557	.030	.453	.045	-.523	.090	-1.047	.045	-.445
.045	.755	.030	-.397	.045	.168	.065	-.463	.130	-.635	.060	-.374
.060	.623	.040	-.462	.060	.037	.085	-.505	.170	-.384	.090	-.541
.075	.466	.050	-.498	.080	.141	.110	-.298	.210	-.284	.130	-.344
.090	.109	.063	-.349	.100	-.012	.135	-.549			.170	-.402
		.075	-.460	.120	-.019	.165	-.533			.200	-.299
		.087	-.604	.140	.016	.195	-.563			.230	-.326
		.100	-.539	.165	-.073	.225	-.570			.250	-.383
				.190	.000	.255	-.536				
				.215	-.160	.300	-.573				
				.250	-.139	.350	-.575				
				.300	-.133	.450	-.430				
				.350	-.165	.550	-.423				
				.450	-.199	.650	-.495				
				.550	-.351	.700	-.454				
				.650	-.492	.749	-.471				
				.700	-.443	.779	-.324				
				.750	-.539	.805	-.306				
				.800	-.582	.825	-.341				
				.825	-.692	.840	-.410				
				.845	-.706	.855	-.394				
				.864	-.419	.870	-.447				

Table 277. Pressure Data for T.E. Flap With 0.10c L.E. Flap Configuration for Run 50, $\alpha = -6.05^\circ$, and $q_\infty = 30.06$ psf

L.E. FLAP				MAIN				T.E. FLAP			
UPPER SURFACE		LOWER SURFACE		UPPER SURFACE		LOWER SURFACE		UPPER SURFACE		LOWER SURFACE	
X/C	CP	X/C	CP	X/C	CP	X/C	CP	X/C	CP	X/C	CP
.003	-.185	.000	-.445	.002	-.866	.000	-.539	.005	-.295	.000	-.341
.008	.355	.003	-.349	.005	-.910	.010	-.584	.015	-.428	.005	-.371
.014	.760	.008	-.502	.011	-.751	.020	-.448	.030	-.410	.015	-.461
.020	1.037	.015	-.597	.020	.759	.030	-.611	.060	-.585	.030	-.478
.030	.868	.023	-.591	.030	.442	.045	-.572	.090	-.809	.045	-.373
.045	.740	.030	-.436	.045	.120	.065	-.511	.130	-.422	.060	-.299
.060	.545	.040	-.504	.060	-.015	.085	-.552	.170	-.208	.090	-.462
.075	.383	.050	-.553	.080	.086	.110	-.343	.210	-.138	.130	-.257
.090	.023	.063	-.410	.100	-.063	.135	-.594			.170	-.301
		.075	-.477	.120	-.069	.165	-.579			.200	-.191
		.087	-.604	.140	-.032	.195	-.607			.230	-.211
		.100	-.623	.165	-.116	.225	-.619			.250	-.248
				.190	-.040	.255	-.579				
				.215	-.194	.300	-.606				
				.250	-.169	.350	-.596				
				.300	-.154	.450	-.423				
				.350	-.182	.550	-.388				
				.450	-.202	.650	-.444				
				.550	-.338	.700	-.400				
				.650	-.457	.749	-.415				
				.700	-.399	.779	-.278				
				.750	-.479	.805	-.263				
				.800	-.508	.825	-.278				
				.825	-.611	.840	-.354				
				.845	-.622	.855	-.335				
				.864	-.337	.870	-.373				

Table 278. Pressure Data for T.E. Flap With 0.10c L.E. Flap Configuration for Run 50, $\alpha = -4.06^\circ$, and $q_\infty = 29.83$ psf

L.E. FLAP				MAIN				T.E. FLAP			
UPPER SURFACE		LOWER SURFACE		UPPER SURFACE		LOWER SURFACE		UPPER SURFACE		LOWER SURFACE	
X/C	CP	X/C	CP	X/C	CP	X/C	CP	X/C	CP	X/C	CP
.003	-.128	.000	-.482	.002	-.836	.000	-.545	.005	-.209	.000	-.251
.008	.465	.003	-.390	.005	-.953	.010	-.620	.015	-.332	.005	-.291
.014	.811	.008	-.550	.011	-.831	.020	-.482	.030	-.281	.015	-.378
.020	1.060	.015	-.638	.020	.488	.030	-.644	.060	-.404	.030	-.361
.030	.845	.023	-.631	.030	.449	.045	-.605	.090	-.604	.045	-.256
.045	.678	.030	-.475	.045	.078	.065	-.544	.130	-.259	.060	-.185
.060	.474	.040	-.547	.060	-.063	.085	-.584	.170	-.082	.090	-.346
.075	.301	.050	-.602	.080	.039	.110	-.376	.210	-.031	.130	-.133
.090	-.067	.063	-.459	.100	-.108	.135	-.626			.170	-.172
		.075	-.488	.120	-.111	.165	-.612			.200	-.055
		.087	-.592	.140	-.070	.195	-.644			.230	-.077
		.100	-.694	.165	-.151	.225	-.558			.250	-.134
				.190	-.070	.255	-.612				
				.215	-.220	.300	-.627				
				.250	-.191	.350	-.604				
				.300	-.170	.450	-.401				
				.350	-.191	.550	-.340				
				.450	-.197	.650	-.377				
				.550	-.318	.700	-.332				
				.650	-.419	.749	-.350				
				.700	-.349	.779	-.212				
				.750	-.415	.805	-.186				
				.800	-.430	.825	-.201				
				.825	-.526	.840	-.268				
				.845	-.534	.855	-.246				
				.864	-.236	.870	-.280				

Table 279. Pressure Data for T.E. Flap With 0.10c L.E. Flap Configuration for Run 50,
 $\alpha = -2.02^\circ$, and $q_\infty = 30.17$ psf

L.E. FLAP				MAIN				T.E. FLAP			
UPPER SURFACE		LOWER SURFACE		UPPER SURFACE		LOWER SURFACE		UPPER SURFACE		LOWER SURFACE	
X/C	CP	X/C	CP	X/C	CP	X/C	CP	X/C	CP	X/C	CP
.003	-.136	.000	-.633	.002	-1.042	.000	-.693	.005	-.065	.000	-.052
.008	.503	.003	-.518	.005	-1.144	.010	-.764	.015	-.284	.005	.035
.014	.837	.008	-.687	.011	-.986	.020	-.626	.030	-.350	.015	.013
.020	1.063	.015	-.782	.020	.513	.030	-.786	.060	-.377	.030	.025
.030	.814	.023	-.779	.030	.401	.045	-.750	.090	-.524	.045	.088
.045	.612	.030	-.617	.045	.018	.065	-.688	.130	-.190	.060	.146
.060	.387	.040	-.694	.060	-.123	.085	-.730	.170	-.029	.090	-.025
.075	.204	.050	-.737	.080	-.021	.110	-.520	.210	.022	.130	.175
.090	-.169	.063	-.593	.100	-.163	.135	-.770			.170	.109
		.075	-.615	.120	-.164	.165	-.757			.200	.197
		.087	-.765	.140	-.118	.195	-.797			.230	.129
		.100	-.872	.165	-.195	.225	-.806			.250	-.041
				.190	-.110	.255	-.730				
				.215	-.257	.300	-.686				
				.250	-.222	.350	-.577				
				.300	-.194	.450	-.253				
				.350	-.208	.550	-.146				
				.450	-.199	.650	-.149				
				.550	-.303	.700	-.089				
				.650	-.385	.749	-.094				
				.700	-.299	.779	.045				
				.750	-.347	.805	.052				
				.800	-.325	.825	.030				
				.825	-.396	.840	-.016				
				.845	-.380	.855	.014				
				.864	-.050	.870	-.056				

Table 280. Pressure Data for T.E. Flap With 0.10c L.E. Flap Configuration for Run 50,
 $\alpha = 0.01^\circ$, and $q_\infty = 30.06$ psf

L.E. FLAP				MAIN				T.E. FLAP			
UPPER SURFACE		LOWER SURFACE		UPPER SURFACE		LOWER SURFACE		UPPER SURFACE		LOWER SURFACE	
X/C	CP	X/C	CP	X/C	CP	X/C	CP	X/C	CP	X/C	CP
.003	.124	.000	-.653	.002	-.667	.000	-.591	.005	-.225	.000	.038
.008	.654	.003	-.480	.005	-.753	.010	-.667	.015	-.662	.005	.472
.014	.517	.008	-.636	.011	-.700	.020	-.551	.030	-.780	.015	.392
.020	1.048	.015	-.716	.020	-.695	.030	-.711	.060	-.720	.030	.233
.030	.650	.023	-.697	.030	-.640	.045	-.675	.090	-.847	.045	.321
.045	.403	.030	-.539	.045	-.318	.065	-.616	.130	-.367	.060	.387
.060	.176	.040	-.613	.060	-.246	.085	-.659	.170	-.078	.090	.241
.075	.011	.050	-.682	.080	-.146	.110	-.461	.210	.059	.130	.417
.090	-.251	.063	-.561	.100	-.306	.135	-.719			.170	.319
		.075	-.593	.120	-.310	.165	-.706			.200	.381
		.087	-.584	.140	-.265	.195	-.723			.230	.275
		.100	-.572	.165	-.337	.225	-.560			.250	.028
				.190	-.248	.255	-.341				
				.215	-.389	.300	-.222				
				.250	-.347	.350	-.183				
				.300	-.312	.450	-.074				
				.350	-.321	.550	-.077				
				.450	-.304	.650	-.079				
				.550	-.400	.700	.055				
				.650	-.476	.749	.102				
				.700	-.390	.779	.260				
				.750	-.433	.805	.278				
				.800	-.402	.825	.260				
				.825	-.462	.840	.217				
				.845	-.431	.855	.240				
				.864	-.085	.870	-.078				

Table 281. Pressure Data for T.E. Flap With 0.10c L.E. Flap Configuration for Run 50, $\alpha = 2.02^\circ$, and $q_\infty = 29.95$ psf

L.E. FLAP				MAIN				T.E. FLAP			
UPPER SURFACE		LOWER SURFACE		UPPER SURFACE		LOWER SURFACE		UPPER SURFACE		LOWER SURFACE	
X/C	CP	X/C	CP	X/C	CP	X/C	CP	X/C	CP	X/C	CP
.003	.393	.000	-.729	.002	-.716	.000	-.639	.005	-.412	.000	.115
.008	.839	.003	-.468	.005	-.806	.010	-.630	.015	-.944	.005	.777
.014	.941	.008	-.631	.011	-.760	.020	-.479	.030	-1.016	.015	.545
.020	.567	.015	-.650	.020	-.738	.030	-.638	.060	-.868	.030	.209
.030	.500	.023	-.594	.030	-.678	.045	-.606	.090	-.976	.045	.375
.045	.155	.030	-.431	.045	-.713	.065	-.554	.130	-.457	.060	.462
.060	-.056	.040	-.492	.060	-.731	.085	-.586	.170	-.141	.090	.357
.075	-.153	.050	-.551	.080	-.531	.110	-.329	.210	.032	.130	.521
.090	-.450	.063	-.429	.100	-.604	.135	-.453			.170	.405
		.075	-.476	.120	-.551	.165	-.247			.200	.458
		.087	-.514	.140	-.474	.195	-.011			.230	.341
		.100	-.633	.165	-.513	.225	.126			.250	.053
				.190	-.404	.255	.102				
				.215	-.531	.300	-.059				
				.250	-.473	.350	-.147				
				.300	-.425	.450	-.077				
				.350	-.426	.550	-.083				
				.450	-.396	.650	-.092				
				.550	-.478	.700	.081				
				.650	-.542	.749	.158				
				.700	-.452	.779	.355				
				.750	-.490	.805	.383				
				.800	-.453	.825	.369				
				.825	-.513	.840	.331				
				.845	-.480	.855	.361				
				.864	-.135	.870	-.131				

Table 282. Pressure Data for T.E. Flap With 0.10c L.E. Flap Configuration for Run 50, $\alpha = 4.08^\circ$, and $q_\infty = 29.95$ psf

L.E. FLAP				MAIN				T.E. FLAP			
UPPER SURFACE		LOWER SURFACE		UPPER SURFACE		LOWER SURFACE		UPPER SURFACE		LOWER SURFACE	
X/C	CP	X/C	CP	X/C	CP	X/C	CP	X/C	CP	X/C	CP
.003	.675	.000	-.447	.002	-.996	.000	-1.042	.005	-.538	.000	.161
.008	.525	.003	-.306	.005	-1.082	.010	-.599	.015	-1.114	.005	.918
.014	.888	.008	-.432	.011	-1.050	.020	-.392	.030	-1.145	.015	.555
.020	.200	.015	-.491	.020	-1.026	.030	-.522	.060	-.940	.030	.178
.030	.227	.023	-.440	.030	-.946	.045	-.448	.090	-1.029	.045	.389
.045	-.157	.030	-.288	.045	-.945	.065	-.309	.130	-.492	.060	.483
.060	-.348	.040	-.345	.060	-.943	.085	-.207	.170	-.170	.090	.400
.075	-.457	.050	-.393	.080	-.737	.110	.240	.210	.009	.130	.560
.090	-.673	.063	-.271	.100	-.802	.135	.254			.170	.436
		.075	-.332	.120	-.743	.165	.439			.200	.483
		.087	-.449	.140	-.662	.195	.380			.230	.354
		.100	-.850	.165	-.684	.225	.116			.250	.071
				.190	-.568	.255	.043				
				.215	-.678	.300	-.087				
				.250	-.606	.350	-.143				
				.300	-.541	.450	-.054				
				.350	-.531	.550	-.063				
				.450	-.482	.650	-.083				
				.550	-.547	.700	.093				
				.650	-.598	.749	.172				
				.700	-.504	.779	.384				
				.750	-.531	.805	.418				
				.800	-.492	.825	.402				
				.825	-.547	.840	.368				
				.845	-.513	.855	.414				
				.864	-.174	.870	-.171				

Table 283. Pressure Data for T.E. Flap With 0.10c L.E. Flap Configuration for Run 50, $\alpha = 6.04^\circ$, and $q_\infty = 30.06$ psf

L.E. FLAP				MAIN				T.E. FLAP			
UPPER SURFACE		LOWER SURFACE		UPPER SURFACE		LOWER SURFACE		UPPER SURFACE		LOWER SURFACE	
X/C	CP	X/C	CP	X/C	CP	X/C	CP	X/C	CP	X/C	CP
.003	.885	.000	-.065	.002	-1.390	.000	-1.739	.005	-.613	.000	.184
.008	.936	.003	-.170	.005	-1.390	.010	-.664	.015	-1.218	.005	.379
.014	.732	.008	-.236	.011	-1.367	.020	-.278	.030	-1.226	.015	.625
.020	.536	.015	-.323	.020	-1.336	.030	-.282	.060	-.983	.030	.184
.030	-.126	.023	-.325	.030	-1.228	.045	.009	.090	-1.056	.045	.407
.045	-.534	.030	-.223	.045	-1.185	.065	.400	.130	-.508	.060	.504
.060	-.678	.040	-.270	.060	-1.156	.085	.580	.170	-.187	.090	.429
.075	-.753	.050	-.252	.080	-.932	.110	.841	.210	-.002	.130	.580
.090	-.931	.063	-.081	.100	-.975	.135	.611			.170	.457
		.075	-.128	.120	-.906	.165	.574			.200	.500
		.087	-.317	.140	-.814	.195	.322			.230	.375
		.100	-1.139	.165	-.825	.225	.030			.250	.078
				.190	-.700	.255	.016				
				.215	-.801	.300	-.073				
				.250	-.719	.350	-.111				
				.300	-.641	.450	-.019				
				.350	-.621	.550	-.031				
				.450	-.556	.650	-.062				
				.550	-.606	.700	.111				
				.650	-.641	.749	.188				
				.700	-.545	.779	.401				
				.750	-.567	.805	.442				
				.800	-.521	.825	.423				
				.825	-.574	.840	.395				
				.845	-.537	.855	.446				
				.864	-.205	.870	-.202				

Table 284. Pressure Data for T.E. Flap With 0.10c L.E. Flap Configuration for Run 50, $\alpha = 8.03^\circ$, and $q_\infty = 29.95$ psf

L.E. FLAP				MAIN				T.E. FLAP			
UPPER SURFACE		LOWER SURFACE		UPPER SURFACE		LOWER SURFACE		UPPER SURFACE		LOWER SURFACE	
X/C	CP	X/C	CP	X/C	CP	X/C	CP	X/C	CP	X/C	CP
.003	1.003	.000	.316	.002	-2.058	.000	-2.614	.005	-.654	.000	.202
.008	.825	.003	-.112	.005	-1.936	.010	-.357	.015	-1.286	.005	1.013
.014	.434	.008	-.118	.011	-1.836	.020	.270	.030	-1.295	.015	.652
.020	.123	.015	-.165	.020	-1.762	.030	.390	.060	-1.029	.030	.209
.030	-.618	.023	-.217	.030	-1.587	.045	.679	.090	-1.085	.045	.434
.045	-1.023	.030	-.210	.045	-1.473	.065	.823	.130	-.521	.060	.527
.060	-1.104	.040	-.281	.060	-1.406	.085	.765	.170	-.193	.090	.455
.075	-1.133	.050	-.194	.080	-1.155	.110	.896	.210	-.005	.130	.601
.090	-1.272	.063	.021	.100	-1.170	.135	.655			.170	.478
		.075	.047	.120	-1.085	.165	.610			.200	.519
		.087	-.264	.140	-.979	.195	.348			.230	.391
		.100	-1.530	.165	-.977	.225	.076			.250	.086
				.190	-.842	.255	.075				
				.215	-.930	.300	-.005				
				.250	-.840	.350	-.042				
				.300	-.748	.450	.041				
				.350	-.717	.550	.018				
				.450	-.636	.650	-.024				
				.550	-.668	.700	.143				
				.650	-.692	.749	.213				
				.700	-.590	.779	.425				
				.750	-.607	.805	.465				
				.800	-.554	.825	.442				
				.825	-.598	.840	.412				
				.845	-.557	.855	.471				
				.864	-.218	.870	-.217				

Table 285. Pressure Data for T.E. Flap With 0.10c L.E. Flap Configuration for Run 50, $\alpha = 10.03^\circ$, and $q_\infty = 30.17$ psf

L.E. FLAP				MAIN				T.E. FLAP			
UPPER SURFACE		LOWER SURFACE		UPPER SURFACE		LOWER SURFACE		UPPER SURFACE		LOWER SURFACE	
X/C	CP	X/C	CP	X/C	CP	X/C	CP	X/C	CP	X/C	CP
.003	1.024	.000	.532	.002	-2.950	.000	-4.433	.005	-.652	.000	.253
.008	.645	.003	-.364	.005	-2.856	.010	.583	.015	-1.341	.005	1.022
.014	.073	.008	-.220	.011	-2.606	.020	1.005	.030	-1.375	.015	.559
.020	-.337	.015	-.257	.020	-2.341	.030	.886	.060	-1.100	.030	.234
.030	-1.148	.023	-.238	.030	-2.043	.045	.895	.090	-1.135	.045	.454
.045	-1.522	.030	-.120	.045	-1.809	.065	.865	.130	-.544	.060	.545
.060	-1.538	.040	-.240	.060	-1.694	.085	.766	.170	-.199	.090	.474
.075	-1.505	.050	-.331	.080	-1.405	.110	.891	.210	.003	.130	.515
.090	-1.586	.063	-.122	.100	-1.384	.135	.669			.170	.492
		.075	.141	.120	-1.278	.165	.635			.200	.527
		.087	.021	.140	-1.154	.195	.387			.230	.402
		.100	-1.788	.165	-1.133	.225	.137			.250	.093
				.190	-.989	.255	.138				
				.215	-1.063	.300	.065				
				.250	-.964	.350	.028				
				.300	-.859	.450	.099				
				.350	-.819	.550	.068				
				.450	-.719	.650	.013				
				.550	-.736	.700	.173				
				.650	-.747	.749	.233				
				.700	-.644	.775	.444				
				.750	-.655	.805	.505				
				.800	-.591	.825	.480				
				.825	-.626	.840	.453				
				.845	-.578	.855	.517				
				.864	-.240	.870	-.247				

Table 286. Pressure Data for T.E. Flap With 0.10c L.E. Flap Configuration for Run 50, $\alpha = 12.07^\circ$, and $q_\infty = 30.29$ psf

L.E. FLAP				MAIN				T.E. FLAP			
UPPER SURFACE		LOWER SURFACE		UPPER SURFACE		LOWER SURFACE		UPPER SURFACE		LOWER SURFACE	
X/C	CP	X/C	CP	X/C	CP	X/C	CP	X/C	CP	X/C	CP
.003	.852	.000	.947	.002	-3.207	.000	-3.389	.005	-.573	.000	.367
.008	.187	.003	.105	.005	-3.247	.010	.726	.015	-1.344	.005	1.022
.014	-.555	.008	.152	.011	-3.082	.020	1.021	.030	-1.402	.015	.652
.020	-1.094	.015	.138	.020	-2.816	.030	.883	.060	-1.129	.030	.258
.030	-1.542	.023	.153	.030	-2.409	.045	.896	.090	-1.158	.045	.473
.045	-2.236	.030	.267	.045	-2.113	.065	.882	.130	-.557	.060	.550
.060	-2.120	.040	.174	.060	-1.970	.085	.798	.170	-.202	.090	.488
.075	-2.005	.050	.133	.080	-1.654	.110	.931	.210	.004	.130	.525
.090	-2.013	.063	.355	.100	-1.604	.135	.711			.170	.504
		.075	.443	.120	-1.480	.165	.683			.200	.541
		.087	-.006	.140	-1.339	.195	.467			.230	.412
		.100	-2.152	.165	-1.300	.225	.242			.250	.102
				.190	-1.140	.255	.237				
				.215	-1.200	.300	.158				
				.250	-1.089	.350	.112				
				.300	-.963	.450	.167				
				.350	-.912	.550	.128				
				.450	-.792	.650	.059				
				.550	-.794	.700	.207				
				.650	-.794	.749	.255				
				.700	-.686	.779	.444				
				.750	-.689	.805	.546				
				.800	-.621	.825	.550				
				.825	-.651	.840	.545				
				.845	-.605	.855	.608				
				.864	-.283	.870	-.297				

Table 287. Pressure Data for T.E. Flap With 0.10c L.E. Flap Configuration for Run 50,
 $\alpha = 14.06^\circ$, and $q_\infty = 29.83$ psf

L.E. FLAP				MAIN				T.E. FLAP			
UPPER SURFACE		LOWER SURFACE		UPPER SURFACE		LOWER SURFACE		UPPER SURFACE		LOWER SURFACE	
X/C	CP	X/C	CP	X/C	CP	X/C	CP	X/C	CP	X/C	CP
.003	.482	.000	1.031	.002	-3.611	.000	-3.144	.005	-.548	.000	.405
.008	-.328	.003	.479	.005	-3.793	.010	.778	.015	-1.345	.005	1.024
.014	-1.318	.008	.306	.011	-3.608	.020	1.024	.030	-1.414	.015	.659
.020	-1.865	.015	.285	.020	-3.302	.030	.884	.060	-1.136	.030	.284
.030	-2.721	.023	.292	.030	-2.782	.045	.911	.090	-1.161	.045	.494
.045	-2.901	.030	.417	.045	-2.406	.065	.910	.130	-.552	.060	.575
.060	-2.641	.040	.334	.060	-2.226	.085	.834	.170	-.195	.090	.498
.075	-2.436	.050	.338	.080	-1.877	.110	.972	.210	.016	.130	.635
.090	-2.264	.063	.573	.100	-1.802	.135	.751			.170	.517
		.075	.480	.120	-1.656	.165	.726			.200	.550
		.087	-.193	.140	-1.499	.195	.534			.230	.423
		.100	-2.498	.165	-1.442	.225	.333			.250	.123
				.190	-1.269	.255	.324				
				.215	-1.320	.300	.240				
				.250	-1.195	.350	.189				
				.300	-1.054	.450	.234				
				.350	-.991	.550	.184				
				.450	-.852	.650	.102				
				.550	-.840	.700	.240				
				.650	-.828	.749	.278				
				.700	-.715	.779	.463				
				.750	-.714	.805	.579				
				.800	-.640	.825	.588				
				.825	-.668	.840	.583				
				.845	-.621	.855	.629				
				.864	-.302	.870	-.306				

Table 288. Pressure Data for T.E. Flap With 0.10c L.E. Flap Configuration for Run 50,
 $\alpha = 16.02^\circ$, and $q_\infty = 30.40$ psf

L.E. FLAP				MAIN				T.E. FLAP			
UPPER SURFACE		LOWER SURFACE		UPPER SURFACE		LOWER SURFACE		UPPER SURFACE		LOWER SURFACE	
X/C	CP	X/C	CP	X/C	CP	X/C	CP	X/C	CP	X/C	CP
.003	.003	.000	.937	.002	-4.058	.000	-3.150	.005	-.533	.000	.429
.008	-1.006	.003	.683	.005	-4.317	.010	.794	.015	-1.352	.005	1.021
.014	-2.040	.008	.416	.011	-4.085	.020	1.022	.030	-1.436	.015	.659
.020	-2.614	.015	.116	.020	-3.726	.030	.885	.060	-1.164	.030	.290
.030	-3.441	.023	.241	.030	-3.067	.045	.920	.090	-1.179	.045	.497
.045	-3.455	.030	.508	.045	-2.661	.065	.928	.130	-.564	.060	.577
.060	-3.057	.040	.606	.060	-2.450	.085	.858	.170	-.203	.090	.502
.075	-2.818	.050	.601	.080	-2.067	.110	.995	.210	.009	.130	.639
.090	-2.705	.063	.693	.100	-1.966	.135	.778			.170	.516
		.075	.403	.120	-1.803	.165	.754			.200	.551
		.087	-.374	.140	-1.632	.195	.580			.230	.421
		.100	-2.817	.165	-1.560	.225	.396			.250	.103
				.190	-1.375	.255	.382				
				.215	-1.412	.300	.295				
				.250	-1.276	.350	.239				
				.300	-1.124	.450	.271				
				.350	-1.051	.550	.211				
				.450	-.899	.650	.124				
				.550	-.876	.700	.248				
				.650	-.856	.749	.286				
				.700	-.743	.779	.465				
				.750	-.737	.805	.596				
				.800	-.662	.825	.610				
				.825	-.684	.840	.601				
				.845	-.631	.855	.639				
				.864	-.305	.870	-.321				

Table 289. Pressure Data for T.E. Flap With 0.10c L.E. Flap Configuration for Run 50, $\alpha = 18.01^\circ$, and $q_\infty = 30.29$ psf

L.E. FLAP				MAIN				T.E. FLAP			
UPPER SURFACE		LOWER SURFACE		UPPER SURFACE		LOWER SURFACE		UPPER SURFACE		LOWER SURFACE	
X/C	CP	X/C	CP	X/C	CP	X/C	CP	X/C	CP	X/C	CP
.003	-.725	.000	.577	.002	-4.511	.000	-3.578	.005	-.501	.000	.475
.008	-1.843	.003	.832	.005	-4.770	.010	.752	.015	-1.344	.005	1.021
.014	-2.965	.008	.689	.011	-4.531	.020	1.010	.030	-1.432	.015	.659
.020	-3.239	.015	.360	.020	-4.140	.030	-.886	.060	-1.153	.030	.300
.030	-4.210	.023	.394	.030	-3.394	.045	-.933	.090	-1.169	.045	.509
.045	-4.152	.030	.570	.045	-2.931	.065	-.950	.130	-.559	.060	.587
.060	-3.648	.040	.653	.060	-2.685	.085	-.885	.170	-.203	.090	.509
.075	-3.277	.050	.632	.080	-2.270	.110	1.026	.210	.007	.130	.642
.090	-3.087	.063	.699	.100	-2.141	.135	.809			.170	.522
		.075	.374	.120	-1.959	.165	.788			.200	.554
		.087	-.487	.140	-1.773	.195	.635			.230	.422
		.100	-3.151	.165	-1.684	.225	.468			.250	.100
				.190	-1.486	.255	.453				
				.215	-1.512	.300	.361				
				.250	-1.364	.350	.299				
				.300	-1.195	.450	.322				
				.350	-1.113	.550	.255				
				.450	-.944	.650	.156				
				.550	-.908	.700	.249				
				.650	-.879	.749	.306				
				.700	-.762	.779	.475				
				.750	-.753	.805	.631				
				.800	-.675	.825	.648				
				.825	-.696	.840	.636				
				.845	-.645	.855	.656				
				.864	-.319	.870	-.334				

Table 290. Pressure Data for T.E. Flap With 0.10c L.E. Flap Configuration for Run 50, $\alpha = 20.18^\circ$, and $q_\infty = 29.83$ psf

L.E. FLAP				MAIN				T.E. FLAP			
UPPER SURFACE		LOWER SURFACE		UPPER SURFACE		LOWER SURFACE		UPPER SURFACE		LOWER SURFACE	
X/C	CP	X/C	CP	X/C	CP	X/C	CP	X/C	CP	X/C	CP
.003	-1.650	.000	-.081	.002	-4.972	.000	-4.044	.005	-.494	.000	.488
.008	-2.868	.003	.819	.005	-4.890	.010	.701	.015	-1.348	.005	1.021
.014	-4.044	.008	.869	.011	-4.968	.020	.993	.030	-1.426	.015	.674
.020	-4.603	.015	.565	.020	-4.585	.030	.877	.060	-1.141	.030	.317
.030	-5.285	.023	.512	.030	-3.743	.045	.937	.090	-1.157	.045	.518
.045	-4.580	.030	.681	.045	-3.216	.065	.966	.130	-.556	.060	.594
.060	-4.252	.040	.652	.060	-2.934	.085	.908	.170	-.204	.090	.514
.075	-3.767	.050	.645	.080	-2.483	.110	1.054	.210	.003	.130	.650
.090	-3.502	.063	.701	.100	-2.327	.135	.835			.170	.525
		.075	.336	.120	-2.125	.165	.818			.200	.558
		.087	-.610	.140	-1.921	.195	.684			.230	.423
		.100	-3.512	.165	-1.816	.225	.537			.250	.098
				.190	-1.602	.255	.519				
				.215	-1.618	.300	.425				
				.250	-1.454	.350	.360				
				.300	-1.270	.450	.374				
				.350	-1.176	.550	.298				
				.450	-.988	.650	.190				
				.550	-.940	.700	.268				
				.650	-.901	.749	.324				
				.700	-.777	.779	.491				
				.750	-.766	.805	.650				
				.800	-.686	.825	.669				
				.825	-.707	.840	.645				
				.845	-.657	.855	.655				
				.864	-.334	.870	-.349				

Table 291. Pressure Data for T.E. Flap With 0.12c L.E. Flap Configuration for Run 52, $\alpha = -13.99^\circ$, and $q_\infty = 15.03$ psf

L.E. FLAP				MAIN				T.E. FLAP			
UPPER SURFACE		LOWER SURFACE		UPPER SURFACE		LOWER SURFACE		UPPER SURFACE		LOWER SURFACE	
X/C	CP	X/C	CP	X/C	CP	X/C	CP	X/C	CP	X/C	CP
.003	-.449	.000	-.334	.002	-.725	.000	-.641	.005	-.462	.000	-.497
.008	.110	.002	-.366	.005	-.622	.010	-.361	.015	-.597	.005	-.445
.014	.540	.007	-.373	.011	-.348	.020	-.345	.030	-.861	.015	-.463
.020	.740	.015	-.395	.020	.911	.030	-.386	.060	-1.111	.030	-.453
.030	.958	.022	-.389	.030	.604	.045	-.365	.090	-1.015	.045	-.411
.045	.572	.030	-.401	.045	.408	.065	-.396	.130	-.789	.060	-.453
.060	.505	.040	-.375	.060	.332	.085	-.372	.170	-.626	.090	-.407
.075	.847	.050	-.345	.080	.307	.110	-.384	.210	-.525	.130	-.438
.090	.676	.062	-.322	.100	.229	.135	-.399			.170	-.445
.105	.465	.075	-.350	.120	.185	.165	-.385			.200	-.409
		.087	-.470	.140	.163	.195	-.377			.230	-.455
		.100	-.543	.165	.144	.225	-.388			.250	-.430
		.112	-.490	.190	.127	.255	-.394				
		.120	-.444	.215	.071	.300	-.406				
				.250	.034	.350	-.415				
				.300	.003	.450	-.429				
				.350	-.096	.550	-.405				
				.450	-.196	.650	-.448				
				.550	-.297	.700	-.451				
				.650	-.402	.749	-.439				
				.700	-.498	.779	-.424				
				.750	-.580	.805	-.382				
				.800	-.647	.825	-.424				
				.825	-.636	.840	-.415				
				.845	-.660	.855	-.434				
				.864	-.512	.870	-.523				

Table 292. Pressure Data for T.E. Flap With 0.12c L.E. Flap Configuration for Run 52, $\alpha = -12.01^\circ$, and $q_\infty = 14.92$ psf

L.E. FLAP				MAIN				T.E. FLAP			
UPPER SURFACE		LOWER SURFACE		UPPER SURFACE		LOWER SURFACE		UPPER SURFACE		LOWER SURFACE	
X/C	CP	X/C	CP	X/C	CP	X/C	CP	X/C	CP	X/C	CP
.003	-.350	.000	-.336	.002	-.738	.000	-.407	.005	-.459	.000	-.498
.008	.211	.002	-.362	.005	-.622	.010	-.332	.015	-.585	.005	-.446
.014	.627	.007	-.369	.011	-.497	.020	-.331	.030	-.850	.015	-.465
.020	.757	.015	-.391	.020	.990	.030	-.360	.060	-1.106	.030	-.467
.030	.587	.022	-.371	.030	.580	.045	-.343	.090	-.990	.045	-.411
.045	.964	.030	-.375	.045	.355	.065	-.384	.130	-.782	.060	-.456
.060	.859	.040	-.356	.060	.280	.085	-.359	.170	-.626	.090	-.334
.075	.780	.050	-.348	.080	.232	.110	-.392	.210	-.533	.130	-.433
.090	.601	.062	-.353	.100	.176	.135	-.381			.170	-.440
.105	.280	.075	-.346	.120	.127	.165	-.368			.200	-.406
		.087	-.288	.140	.105	.195	-.358			.230	-.458
		.100	-.457	.165	.082	.225	-.367			.250	-.435
		.112	-.579	.190	.072	.255	-.381				
		.120	-.496	.215	.028	.300	-.393				
				.250	-.012	.350	-.398				
				.300	-.037	.450	-.426				
				.350	-.134	.550	-.406				
				.450	-.233	.650	-.445				
				.550	-.317	.700	-.454				
				.650	-.404	.749	-.432				
				.700	-.511	.779	-.428				
				.750	-.584	.805	-.377				
				.800	-.643	.825	-.415				
				.825	-.624	.840	-.405				
				.845	-.644	.855	-.424				
				.864	-.517	.870	-.524				

Table 293. Pressure Data for T.E. Flap With 0.12c L.E. Flap Configuration for Run 52, $\alpha = -10.09^\circ$, and $q_\infty = 14.92$ psf

L.E. FLAP				MAIN				T.E. FLAP			
UPPER SURFACE		LOWER SURFACE		UPPER SURFACE		LOWER SURFACE		UPPER SURFACE		LOWER SURFACE	
X/C	CP	X/C	CP	X/C	CP	X/C	CP	X/C	CP	X/C	CP
.003	-.313	.000	-.322	.002	-.519	.000	-.351	.005	-.444	.000	-.480
.008	.325	.002	-.355	.005	-.597	.010	-.299	.015	-.564	.005	-.427
.014	.712	.007	-.354	.011	-.546	.020	-.308	.030	-.827	.015	-.448
.020	.849	.015	-.361	.020	.686	.030	-.327	.060	-1.060	.030	-.454
.030	1.005	.022	-.337	.030	.600	.045	-.312	.090	-.917	.045	-.389
.045	.527	.030	-.339	.045	.304	.065	-.362	.130	-.726	.060	-.436
.060	.755	.040	-.312	.060	.223	.085	-.330	.170	-.585	.090	-.350
.075	.655	.050	-.307	.080	.163	.110	-.382	.210	-.498	.130	-.409
.090	.515	.062	-.339	.100	.110	.135	-.352			.170	-.407
.105	.291	.075	-.339	.120	.068	.165	-.343			.200	-.385
		.087	-.310	.140	.041	.195	-.335			.230	-.434
		.100	-.312	.165	.030	.225	-.341			.250	-.411
		.112	-.473	.190	.014	.255	-.361				
		.120	-.558	.215	-.016	.300	-.371				
				.250	-.056	.350	-.384				
				.300	-.077	.450	-.417				
				.350	-.166	.550	-.393				
				.450	-.263	.650	-.420				
				.550	-.331	.700	-.435				
				.650	-.401	.749	-.415				
				.700	-.508	.779	-.406				
				.750	-.574	.805	-.349				
				.800	-.623	.825	-.395				
				.825	-.593	.840	-.377				
				.845	-.609	.855	-.397				
				.864	-.502	.870	-.504				

Table 294. Pressure Data for T.E. Flap With 0.12c L.E. Flap Configuration for Run 52, $\alpha = -8.03^\circ$, and $q_\infty = 15.03$ psf

L.E. FLAP				MAIN				T.E. FLAP			
UPPER SURFACE		LOWER SURFACE		UPPER SURFACE		LOWER SURFACE		UPPER SURFACE		LOWER SURFACE	
X/C	CP	X/C	CP	X/C	CP	X/C	CP	X/C	CP	X/C	CP
.003	-.255	.000	-.333	.002	-.367	.000	-.352	.005	-.418	.000	-.454
.008	.402	.002	-.366	.005	-.380	.010	-.301	.015	-.504	.005	-.409
.014	.770	.007	-.373	.011	-.457	.020	-.320	.030	-.728	.015	-.429
.020	.880	.015	-.373	.020	-.323	.030	-.328	.060	-.945	.030	-.440
.030	1.005	.022	-.354	.030	.443	.045	-.313	.090	-.778	.045	-.375
.045	.856	.030	-.343	.045	.334	.065	-.364	.130	-.611	.060	-.425
.060	.748	.040	-.317	.060	.203	.085	-.331	.170	-.493	.090	-.318
.075	.626	.050	-.317	.080	.112	.110	-.398	.210	-.420	.130	-.396
.090	.454	.062	-.357	.100	.062	.135	-.354			.170	-.375
.105	.223	.075	-.357	.120	.018	.165	-.344			.200	-.346
		.087	-.337	.140	-.007	.195	-.336			.230	-.386
		.100	-.357	.165	-.013	.225	-.348			.250	-.353
		.112	-.371	.190	-.034	.255	-.368				
		.120	-.383	.215	-.057	.300	-.384				
				.250	-.093	.350	-.394				
				.300	-.112	.450	-.429				
				.350	-.199	.550	-.396				
				.450	-.282	.650	-.414				
				.550	-.335	.700	-.427				
				.650	-.387	.749	-.404				
				.700	-.491	.779	-.404				
				.750	-.545	.805	-.344				
				.800	-.588	.825	-.379				
				.825	-.547	.840	-.369				
				.845	-.561	.855	-.388				
				.864	-.470	.870	-.482				

Table 295. Pressure Data for T.E. Flap With 0.12c L.E. Flap Configuration for Run 52,
 $\alpha = -6.16^\circ$, and $q_\infty = 15.03$ psf

L.E. FLAP				MAIN				T.E. FLAP			
UPPER SURFACE		LOWER SURFACE		UPPER SURFACE		LOWER SURFACE		UPPER SURFACE		LOWER SURFACE	
X/C	CP	X/C	CP	X/C	CP	X/C	CP	X/C	CP	X/C	CP
.003	-.155	.000	-.348	.002	-.353	.000	-.361	.005	-.384	.000	-.445
.008	.487	.002	-.387	.005	-.329	.010	-.309	.015	-.441	.005	-.377
.014	.825	.007	-.395	.011	-.363	.020	-.342	.030	-.631	.015	-.402
.020	.509	.015	-.388	.020	-.415	.030	-.336	.060	-.819	.030	-.422
.030	1.016	.022	-.368	.030	-.113	.045	-.324	.090	-.620	.045	-.343
.045	.861	.030	-.350	.045	.264	.065	-.384	.130	-.477	.060	-.390
.060	.656	.040	-.317	.060	.196	.065	-.346	.170	-.384	.090	-.235
.075	.571	.050	-.317	.080	.075	.110	-.430	.210	-.329	.130	-.332
.090	.357	.062	-.372	.100	.030	.135	-.364			.170	-.307
.105	.164	.075	-.371	.120	-.021	.165	-.360			.200	-.284
		.087	-.337	.140	-.051	.195	-.352			.230	-.320
		.100	-.378	.165	-.048	.225	-.367			.250	-.297
		.112	-.385	.190	-.071	.255	-.392				
		.120	-.355	.215	-.076	.300	-.404				
				.250	-.116	.350	-.405				
				.300	-.130	.450	-.445				
				.350	-.214	.550	-.395				
				.450	-.290	.650	-.389				
				.550	-.322	.700	-.400				
				.650	-.362	.749	-.376				
				.700	-.466	.779	-.382				
				.750	-.503	.805	-.319				
				.800	-.537	.825	-.355				
				.825	-.485	.840	-.339				
				.845	-.499	.855	-.358				
				.864	-.423	.870	-.443				

Table 296. Pressure Data for T.E. Flap With 0.12c L.E. Flap Configuration for Run 52,
 $\alpha = -4.01^\circ$, and $q_\infty = 15.14$ psf

L.E. FLAP				MAIN				T.E. FLAP			
UPPER SURFACE		LOWER SURFACE		UPPER SURFACE		LOWER SURFACE		UPPER SURFACE		LOWER SURFACE	
X/C	CP	X/C	CP	X/C	CP	X/C	CP	X/C	CP	X/C	CP
.003	-.163	.000	-.394	.002	-.383	.000	-.401	.005	-.319	.000	-.378
.008	.541	.002	-.426	.005	-.347	.010	-.342	.015	-.346	.005	-.311
.014	.868	.007	-.435	.011	-.371	.020	-.387	.030	-.465	.015	-.326
.020	.517	.015	-.435	.020	-.412	.030	-.367	.060	-.623	.030	-.337
.030	1.016	.022	-.406	.030	-.335	.045	-.355	.090	-.378	.045	-.251
.045	.818	.030	-.383	.045	.079	.065	-.418	.130	-.283	.060	-.314
.060	.632	.040	-.350	.060	.143	.085	-.378	.170	-.235	.090	-.159
.075	.502	.050	-.348	.080	.025	.110	-.486	.210	-.208	.130	-.241
.090	.323	.062	-.411	.100	-.010	.135	-.396			.170	-.205
.105	.057	.075	-.409	.120	-.058	.165	-.392			.200	-.175
		.087	-.371	.140	-.094	.195	-.391			.230	-.207
		.100	-.415	.165	-.080	.225	-.405			.250	-.158
		.112	-.431	.190	-.110	.255	-.433				
		.120	-.399	.215	-.096	.300	-.436				
				.250	-.134	.350	-.430				
				.300	-.147	.450	-.451				
				.350	-.228	.550	-.379				
				.450	-.297	.650	-.343				
				.550	-.306	.700	-.355				
				.650	-.321	.749	-.322				
				.700	-.421	.779	-.343				
				.750	-.444	.805	-.277				
				.800	-.465	.825	-.301				
				.825	-.392	.840	-.282				
				.845	-.403	.855	-.301				
				.864	-.342	.870	-.375				

Table 297. Pressure Data for T.E. Flap With 0.12c L.E. Flap Configuration for Run 52, $\alpha = -2.00^\circ$, and $q_\infty = 14.92$ psf

L.E. FLAP				MAIN				T.E. FLAP			
UPPER SURFACE		LOWER SURFACE		UPPER SURFACE		LOWER SURFACE		UPPER SURFACE		LOWER SURFACE	
X/C	CP	X/C	CP	X/C	CP	X/C	CP	X/C	CP	X/C	CP
.003	-.155	.000	-.480	.002	-.464	.000	-.489	.005	-.203	.000	-.250
.008	.551	.002	-.519	.005	-.413	.010	-.412	.015	-.212	.005	-.185
.014	.908	.007	-.530	.011	-.442	.020	-.472	.030	-.311	.015	-.189
.020	.931	.015	-.531	.020	-.481	.030	-.432	.060	-.404	.030	-.158
.030	1.002	.022	-.489	.030	-.474	.045	-.430	.090	-.107	.045	-.105
.045	.748	.030	-.470	.045	-.049	.065	-.503	.130	-.106	.060	-.159
.060	.566	.040	-.429	.060	.113	.085	-.456	.170	-.109	.090	.005
.075	.428	.050	-.431	.080	-.015	.110	-.586	.210	-.103	.130	-.092
.090	.255	.062	-.497	.100	-.042	.135	-.466			.170	-.035
.105	-.005	.075	-.494	.120	-.091	.165	-.461			.200	-.012
		.087	-.459	.140	-.131	.195	-.462			.230	-.035
		.100	-.506	.165	-.108	.225	-.480			.250	-.027
		.112	-.523	.190	-.142	.255	-.511				
		.120	-.476	.215	-.111	.300	-.497				
				.250	-.147	.350	-.467				
				.300	-.162	.450	-.449				
				.350	-.234	.550	-.327				
				.450	-.292	.650	-.244				
				.550	-.271	.700	-.254				
				.650	-.259	.749	-.216				
				.700	-.356	.779	-.253				
				.750	-.356	.805	-.188				
				.800	-.358	.825	-.199				
				.825	-.263	.840	-.157				
				.845	-.263	.855	-.176				
				.864	-.214	.870	-.243				

Table 298. Pressure Data for T.E. Flap With 0.12c L.E. Flap Configuration for Run 52, $\alpha = 0.05^\circ$, and $q_\infty = 15.14$ psf

L.E. FLAP				MAIN				T.E. FLAP			
UPPER SURFACE		LOWER SURFACE		UPPER SURFACE		LOWER SURFACE		UPPER SURFACE		LOWER SURFACE	
X/C	CP	X/C	CP	X/C	CP	X/C	CP	X/C	CP	X/C	CP
.003	-.055	.000	-.586	.002	-.607	.000	-.573	.005	-.151	.000	-.035
.008	.654	.002	-.580	.005	-.627	.010	-.592	.015	-.436	.005	.299
.014	.931	.007	-.587	.011	-.616	.020	-.534	.030	-.616	.015	.321
.020	.951	.015	-.587	.020	-.615	.030	-.608	.060	-.599	.030	.258
.030	.901	.022	-.562	.030	-.575	.045	-.584	.090	-.460	.045	.317
.045	.656	.030	-.583	.045	-.531	.065	-.590	.130	-.203	.060	.295
.060	.435	.040	-.586	.060	-.331	.085	-.583	.170	-.047	.090	.314
.075	.307	.050	-.579	.080	-.163	.110	-.531	.210	.020	.130	.336
.090	.067	.062	-.567	.100	-.225	.135	-.623			.170	.295
.105	-.106	.075	-.597	.120	-.241	.165	-.614			.200	.327
		.087	-.597	.140	-.230	.195	-.623			.230	.224
		.100	-.586	.165	-.255	.225	-.652			.250	.055
		.112	-.611	.190	-.213	.255	-.591				
		.120	-.596	.215	-.274	.300	-.475				
				.250	-.269	.350	-.326				
				.300	-.243	.450	-.088				
				.350	-.288	.550	.010				
				.450	-.298	.650	.020				
				.550	-.329	.700	.065				
				.650	-.341	.749	.102				
				.700	-.348	.779	.157				
				.750	-.363	.805	.200				
				.800	-.328	.825	.165				
				.825	-.302	.840	.181				
				.845	-.292	.855	.170				
				.864	-.070	.870	-.073				

Table 299. Pressure Data for T.E. Flap With 0.12c L.E. Flap Configuration for Run 52,
 $\alpha = 2.02^\circ$, and $q_\infty = 15.14$ psf

L.E. FLAP				MAIN				T.E. FLAP			
UPPER SURFACE		LOWER SURFACE		UPPER SURFACE		LOWER SURFACE		UPPER SURFACE		LOWER SURFACE	
X/C	CP	X/C	CP	X/C	CP	X/C	CP	X/C	CP	X/C	CP
.003	.224	.000	-.536	.002	-.706	.000	-.671	.005	-.351	.000	.114
.008	.817	.002	-.461	.005	-.734	.010	-.560	.015	-.812	.005	.723
.014	.566	.007	-.471	.011	-.723	.020	-.482	.030	-.976	.015	.584
.020	.576	.015	-.479	.020	-.711	.030	-.557	.060	-.858	.030	.313
.030	.800	.022	-.467	.030	-.651	.045	-.536	.090	-.699	.045	.439
.045	.472	.030	-.497	.045	-.672	.065	-.552	.130	-.358	.060	.435
.060	.247	.040	-.493	.060	-.661	.085	-.564	.170	-.133	.090	.501
.075	.120	.050	-.484	.080	-.550	.110	-.519	.210	.014	.130	.505
.090	-.110	.062	-.468	.100	-.576	.135	-.581			.170	.437
.105	-.267	.075	-.493	.120	-.536	.165	-.517			.200	.453
		.087	-.502	.140	-.478	.195	-.406			.230	.335
		.100	-.511	.165	-.454	.225	-.163			.250	.129
		.112	-.597	.190	-.380	.255	.057				
		.120	-.678	.215	-.422	.300	.132				
				.250	-.393	.350	.068				
				.300	-.357	.450	-.007				
				.350	-.392	.550	-.003				
				.450	-.394	.650	.005				
				.550	-.414	.700	.123				
				.650	-.421	.749	.202				
				.700	-.425	.779	.305				
				.750	-.436	.805	.373				
				.800	-.403	.825	.351				
				.825	-.375	.840	.378				
				.845	-.363	.855	.371				
				.864	-.135	.870	-.131				

Table 300. Pressure Data for T.E. Flap With 0.12c L.E. Flap Configuration for Run 52,
 $\alpha = 3.94^\circ$, and $q_\infty = 15.03$ psf

L.E. FLAP				MAIN				T.E. FLAP			
UPPER SURFACE		LOWER SURFACE		UPPER SURFACE		LOWER SURFACE		UPPER SURFACE		LOWER SURFACE	
X/C	CP	X/C	CP	X/C	CP	X/C	CP	X/C	CP	X/C	CP
.003	.462	.000	-.505	.002	-1.012	.000	-1.054	.005	-.495	.000	.141
.008	.929	.002	-.358	.005	-1.017	.010	-.540	.015	-.986	.005	.900
.014	.979	.007	-.380	.011	-1.012	.020	-.422	.030	-1.113	.015	.655
.020	.895	.015	-.380	.020	-.968	.030	-.479	.060	-.931	.030	.278
.030	.639	.022	-.361	.030	-.887	.045	-.453	.090	-.758	.045	.450
.045	.254	.030	-.394	.045	-.870	.065	-.459	.130	-.403	.060	.471
.060	.018	.040	-.396	.060	-.833	.085	-.431	.170	-.166	.090	.551
.075	-.112	.050	-.379	.080	-.717	.110	-.306	.210	-.011	.130	.557
.090	-.326	.062	-.357	.100	-.725	.135	-.235			.170	.484
.105	-.474	.075	-.371	.120	-.680	.165	.005			.200	.495
		.087	-.389	.140	-.632	.195	.297			.230	.370
		.100	-.433	.165	-.605	.225	.406			.250	.133
		.112	-.616	.190	-.528	.255	.328				
		.120	-.902	.215	-.558	.300	.154				
				.250	-.521	.350	.044				
				.300	-.464	.450	-.015				
				.350	-.488	.550	.003				
				.450	-.471	.650	.000				
				.550	-.476	.700	.136				
				.650	-.471	.749	.232				
				.700	-.474	.779	.348				
				.750	-.477	.805	.418				
				.800	-.437	.825	.394				
				.825	-.407	.840	.421				
				.845	-.396	.855	.420				
				.864	-.171	.870	-.172				

Table 301. Pressure Data for T.E. Flap With 0.12c L.E. Flap Configuration for Run 52, $\alpha = 6.08^\circ$, and $q_\infty = 14.80$ psf

L.E. FLAP				MAIN				T.E. FLAP			
UPPER SURFACE		LOWER SURFACE		UPPER SURFACE		LOWER SURFACE		UPPER SURFACE		LOWER SURFACE	
X/C	CP	X/C	CP	X/C	CP	X/C	CP	X/C	CP	X/C	CP
.003	.720	.000	-.303	.002	-1.444	.000	-1.784	.005	-.590	.000	.152
.008	.586	.002	-.214	.005	-1.422	.010	-.587	.015	-1.116	.005	.993
.014	.915	.007	-.238	.011	-1.402	.020	-.367	.030	-1.211	.015	.690
.020	.751	.015	-.223	.020	-1.304	.030	-.376	.060	-.985	.030	.273
.030	.465	.022	-.235	.030	-1.191	.045	-.277	.090	-.795	.045	.455
.045	-.044	.030	-.283	.045	-1.130	.065	-.138	.130	-.425	.060	.490
.060	-.277	.040	-.293	.060	-1.063	.085	.073	.170	-.186	.090	.593
.075	-.354	.050	-.261	.080	-.921	.110	.410	.210	-.026	.130	.584
.090	-.601	.062	-.204	.100	-.903	.135	.562			.170	.508
.105	-.728	.075	-.207	.120	-.848	.165	.685			.200	.515
		.087	-.216	.140	-.787	.195	.622			.230	.383
		.100	-.308	.165	-.752	.225	.330			.250	.144
		.112	-.648	.190	-.668	.255	.224				
		.120	-1.209	.215	-.691	.300	.099				
				.250	-.641	.350	.032				
				.300	-.576	.450	.000				
				.350	-.589	.550	.017				
				.450	-.555	.650	.012				
				.550	-.542	.700	.146				
				.650	-.525	.749	.242				
				.700	-.518	.779	.366				
				.750	-.517	.805	.447				
				.800	-.470	.825	.418				
				.825	-.437	.840	.445				
				.845	-.425	.855	.454				
				.864	-.209	.870	-.209				

Table 302. Pressure Data for T.E. Flap With 0.12c L.E. Flap Configuration for Run 52, $\alpha = 8.00^\circ$, and $q_\infty = 14.92$ psf

L.E. FLAP				MAIN				T.E. FLAP			
UPPER SURFACE		LOWER SURFACE		UPPER SURFACE		LOWER SURFACE		UPPER SURFACE		LOWER SURFACE	
X/C	CP	X/C	CP	X/C	CP	X/C	CP	X/C	CP	X/C	CP
.003	.925	.000	.174	.002	-1.957	.000	-2.737	.005	-.626	.000	.208
.008	.964	.002	.081	.005	-1.860	.010	-.606	.015	-1.187	.005	1.009
.014	.733	.007	.065	.011	-1.829	.020	-.193	.030	-1.266	.015	.705
.020	.477	.015	.029	.020	-1.661	.030	-.071	.060	-1.012	.030	.291
.030	.067	.022	-.025	.030	-1.504	.045	.220	.090	-.804	.045	.479
.045	-.424	.030	-.136	.045	-1.384	.065	.530	.130	-.435	.060	.510
.060	-.635	.040	-.174	.060	-1.282	.085	.737	.170	-.202	.090	.615
.075	-.713	.050	-.114	.080	-1.121	.110	.847	.210	-.040	.130	.598
.090	-.855	.062	.006	.100	-1.078	.135	.782			.170	.517
.105	-1.003	.075	.056	.120	-1.008	.165	.745			.200	.524
		.087	.090	.140	-.940	.195	.562			.230	.385
		.100	-.008	.165	-.891	.225	.280			.250	.142
		.112	-.551	.190	-.802	.255	.216				
		.120	-1.496	.215	-.807	.300	.125				
				.250	-.755	.350	.069				
				.300	-.680	.450	.032				
				.350	-.684	.550	.051				
				.450	-.631	.650	.037				
				.550	-.601	.700	.168				
				.650	-.568	.749	.253				
				.700	-.563	.779	.376				
				.750	-.552	.805	.467				
				.800	-.506	.825	.443				
				.825	-.466	.840	.481				
				.845	-.457	.855	.496				
				.864	-.244	.870	-.253				

Table 303. Pressure Data for T.E. Flap With 0.12c L.E. Flap Configuration for Run 52,
 $\alpha = 10.02^\circ$, and $q_\infty = 15.03$ psf

L.E. FLAP				MAIN				T.E. FLAP			
UPPER SURFACE		LOWER SURFACE		UPPER SURFACE		LOWER SURFACE		UPPER SURFACE		LOWER SURFACE	
X/C	CP	X/C	CP	X/C	CP	X/C	CP	X/C	CP	X/C	CP
.003	.588	.000	.481	.002	-2.656	.000	-3.529	.005	-.624	.000	.254
.008	.801	.002	-.004	.005	-2.547	.010	-.304	.015	-1.229	.005	1.038
.014	.428	.007	.079	.011	-2.441	.020	.291	.030	-1.351	.015	.723
.020	.090	.015	.131	.020	-2.142	.030	.503	.060	-1.090	.030	.321
.030	-.365	.022	.141	.030	-1.900	.045	.763	.090	-.860	.045	.479
.045	-.855	.030	.060	.045	-1.700	.065	.873	.130	-.461	.060	.532
.060	-1.078	.040	-.072	.060	-1.557	.085	.900	.170	-.209	.090	.541
.075	-1.122	.050	-.140	.080	-1.357	.110	.900	.210	-.036	.130	.614
.090	-1.271	.062	-.086	.100	-1.280	.135	.819			.170	.536
.105	-1.355	.075	-.035	.120	-1.190	.165	.778			.200	.535
		.087	.038	.140	-1.104	.195	.578			.230	.400
		.100	-.041	.165	-1.042	.225	.310			.250	.150
		.112	-.714	.190	-.942	.255	.260				
		.120	-1.908	.215	-.938	.300	.183				
				.250	-.877	.350	.128				
				.300	-.783	.450	.089				
				.350	-.780	.550	.095				
				.450	-.713	.650	.071				
				.550	-.667	.700	.196				
				.650	-.621	.749	.283				
				.700	-.615	.779	.405				
				.750	-.601	.805	.505				
				.800	-.546	.825	.481				
				.825	-.491	.840	.513				
				.845	-.465	.855	.528				
				.864	-.246	.870	-.245				

Table 304. Pressure Data for T.E. Flap With 0.12c L.E. Flap Configuration for Run 52,
 $\alpha = 12.17^\circ$, and $q_\infty = 14.80$ psf

L.E. FLAP				MAIN				T.E. FLAP			
UPPER SURFACE		LOWER SURFACE		UPPER SURFACE		LOWER SURFACE		UPPER SURFACE		LOWER SURFACE	
X/C	CP	X/C	CP	X/C	CP	X/C	CP	X/C	CP	X/C	CP
.003	.553	.000	.748	.002	-3.611	.000	-3.984	.005	-.494	.000	.458
.008	.530	.002	-.012	.005	-3.507	.010	.679	.015	-1.233	.005	1.047
.014	.023	.007	.117	.011	-3.263	.020	1.012	.030	-1.401	.015	.710
.020	-.389	.015	.133	.020	-2.808	.030	1.008	.060	-1.145	.030	.341
.030	-.858	.022	.183	.030	-2.338	.045	1.018	.090	-.905	.045	.455
.045	-1.450	.030	.199	.045	-2.033	.065	.942	.130	-.482	.060	.550
.060	-1.571	.040	.139	.060	-1.845	.085	.903	.170	-.216	.090	.654
.075	-1.560	.050	.121	.080	-1.613	.110	.879	.210	-.026	.130	.635
.090	-1.676	.062	.216	.100	-1.503	.135	.815			.170	.557
.105	-1.742	.075	.362	.120	-1.389	.165	.784			.200	.556
		.087	.538	.140	-1.286	.195	.602			.230	.415
		.100	.368	.165	-1.206	.225	.361			.250	.155
		.112	-.606	.190	-1.095	.255	.325				
		.120	-2.299	.215	-1.071	.300	.255				
				.250	-.998	.350	.202				
				.300	-.892	.450	.157				
				.350	-.876	.550	.157				
				.450	-.790	.650	.133				
				.550	-.731	.700	.163				
				.650	-.673	.749	.314				
				.700	-.666	.779	.409				
				.750	-.644	.805	.602				
				.800	-.578	.825	.620				
				.825	-.522	.840	.661				
				.845	-.500	.855	.639				
				.864	-.299	.870	-.310				

Table 305. Pressure Data for T.E. Flap With 0.12c L.E. Flap Configuration for Run 52, $\alpha = 14.01^\circ$, and $q_\infty = 15.03$ psf

L.E. FLAP				MAIN				T.E. FLAP			
UPPER SURFACE		LOWER SURFACE		UPPER SURFACE		LOWER SURFACE		UPPER SURFACE		LOWER SURFACE	
X/C	CP	X/C	CP	X/C	CP	X/C	CP	X/C	CP	X/C	CP
.003	.745	.000	.974	.002	-3.949	.000	-3.735	.005	-.509	.000	.459
.008	.110	.002	.400	.005	-3.917	.010	.807	.015	-1.272	.005	1.041
.014	-.478	.007	.327	.011	-3.673	.020	1.042	.030	-1.431	.015	.716
.020	-.525	.015	.387	.020	-3.288	.030	1.012	.060	-1.171	.030	.359
.030	-1.425	.022	.381	.030	-2.640	.045	1.014	.090	-.920	.045	.473
.045	-1.968	.030	.370	.045	-2.295	.065	.944	.130	-.492	.060	.559
.060	-2.024	.040	.339	.060	-2.079	.085	.916	.170	-.222	.090	.655
.075	-1.564	.050	.346	.080	-1.817	.110	.896	.210	-.032	.130	.638
.090	-2.043	.062	.407	.100	-1.685	.135	.837			.170	.552
.105	-2.074	.075	.526	.120	-1.554	.165	.808			.200	.556
		.087	.611	.140	-1.437	.195	.647			.230	.417
		.100	.316	.165	-1.344	.225	.425			.250	.170
		.112	-.742	.190	-1.218	.255	.387				
		.120	-2.633	.215	-1.184	.300	.311				
				.250	-1.099	.350	.258				
				.300	-.983	.450	.197				
				.350	-.957	.550	.193				
				.450	-.857	.650	.162				
				.550	-.782	.700	.182				
				.650	-.718	.749	.328				
				.700	-.708	.779	.418				
				.750	-.680	.805	.615				
				.800	-.608	.825	.633				
				.825	-.544	.840	.669				
				.845	-.523	.855	.636				
				.864	-.325	.870	-.352				

Table 306. Pressure Data for T.E. Flap With 0.12c L.E. Flap Configuration for Run 52, $\alpha = 16.10^\circ$, and $q_\infty = 15.03$ psf

L.E. FLAP				MAIN				T.E. FLAP			
UPPER SURFACE		LOWER SURFACE		UPPER SURFACE		LOWER SURFACE		UPPER SURFACE		LOWER SURFACE	
X/C	CP	X/C	CP	X/C	CP	X/C	CP	X/C	CP	X/C	CP
.003	.301	.000	1.002	.002	-4.483	.000	-3.777	.005	-.512	.000	.464
.008	-.510	.002	.754	.005	-4.532	.010	.871	.015	-1.280	.005	1.047
.014	-1.162	.007	.495	.011	-4.213	.020	1.049	.030	-1.448	.015	.727
.020	-1.631	.015	.438	.020	-3.788	.030	1.016	.060	-1.181	.030	.369
.030	-2.105	.022	.457	.030	-2.986	.045	1.025	.090	-.920	.045	.489
.045	-2.598	.030	.449	.045	-2.590	.065	.964	.130	-.492	.060	.557
.060	-2.546	.040	.462	.060	-2.331	.085	.945	.170	-.220	.090	.678
.075	-2.414	.050	.469	.080	-2.036	.110	.926	.210	-.032	.130	.648
.090	-2.451	.062	.550	.100	-1.870	.135	.872			.170	.558
.105	-2.441	.075	.659	.120	-1.720	.165	.849			.200	.555
		.087	.641	.140	-1.583	.195	.708			.230	.421
		.100	.165	.165	-1.470	.225	.504			.250	.171
		.112	-.987	.190	-1.339	.255	.462				
		.120	-3.016	.215	-1.287	.300	.385				
				.250	-1.193	.350	.326				
				.300	-1.065	.450	.250				
				.350	-1.024	.550	.234				
				.450	-.909	.650	.194				
				.550	-.821	.700	.215				
				.650	-.743	.749	.354				
				.700	-.734	.779	.431				
				.750	-.697	.805	.636				
				.800	-.624	.825	.651				
				.825	-.558	.840	.683				
				.845	-.533	.855	.649				
				.864	-.343	.870	-.362				

Table 307. Pressure Data for T.E. Flap With 0.12c L.E. Flap Configuration for Run 52, $\alpha = 18.14^\circ$, and $q_\infty = 15.14$ psf

L.E. FLAP				MAIN				T.E. FLAP			
UPPER SURFACE		LOWER SURFACE		UPPER SURFACE		LOWER SURFACE		UPPER SURFACE		LOWER SURFACE	
X/C	CP	X/C	CP	X/C	CP	X/C	CP	X/C	CP	X/C	CP
.003	-.287	.000	.797	.002	-4.946	.000	-4.012	.005	-.515	.000	.454
.008	-1.220	.002	.953	.005	-5.048	.010	.866	.015	-1.280	.005	1.046
.014	-1.875	.007	.694	.011	-4.680	.020	1.042	.030	-1.442	.015	.737
.020	-2.351	.015	.471	.020	-4.268	.030	1.017	.060	-1.170	.030	.389
.030	-2.777	.022	.516	.030	-3.295	.045	1.034	.090	-.906	.045	.508
.045	-3.203	.030	.553	.045	-2.842	.065	.984	.130	-.481	.060	.576
.060	-3.044	.040	.566	.060	-2.556	.085	.967	.170	-.217	.090	.687
.075	-2.835	.050	.636	.080	-2.228	.110	.947	.210	-.028	.130	.652
.090	-2.823	.062	.709	.100	-2.032	.135	.900			.170	.574
.105	-2.773	.075	.710	.120	-1.664	.165	.877			.200	.570
		.087	.592	.140	-1.711	.195	.755			.230	.425
		.100	.014	.165	-1.583	.225	.570			.250	.174
		.112	-1.202	.190	-1.439	.255	.523				
		.120	-3.332	.215	-1.374	.300	.446				
				.250	-1.268	.350	.381				
				.300	-1.126	.450	.296				
				.350	-1.079	.550	.278				
				.450	-.947	.650	.226				
				.550	-.847	.760	.246				
				.650	-.761	.749	.374				
				.700	-.745	.779	.442				
				.750	-.709	.805	.649				
				.800	-.629	.825	.662				
				.825	-.563	.840	.694				
				.845	-.534	.855	.655				
				.864	-.349	.870	-.370				

Table 308. Pressure Data for T.E. Flap With 0.12c L.E. Flap Configuration for Run 52, $\alpha = 20.03^\circ$, and $q_\infty = 14.92$ psf

L.E. FLAP				MAIN				T.E. FLAP			
UPPER SURFACE		LOWER SURFACE		UPPER SURFACE		LOWER SURFACE		UPPER SURFACE		LOWER SURFACE	
X/C	CP	X/C	CP	X/C	CP	X/C	CP	X/C	CP	X/C	CP
.003	-1.055	.000	.318	.002	-5.372	.000	-4.319	.005	-.525	.000	.455
.008	-2.037	.002	.988	.005	-5.502	.010	.836	.015	-1.295	.005	1.043
.014	-2.662	.007	.859	.011	-5.101	.020	1.030	.030	-1.452	.015	.745
.020	-3.131	.015	.633	.020	-4.600	.030	1.014	.060	-1.172	.030	.407
.030	-3.485	.022	.584	.030	-3.593	.045	1.039	.090	-.892	.045	.520
.045	-3.827	.030	.626	.045	-3.092	.065	.990	.130	-.482	.060	.592
.060	-3.564	.040	.676	.060	-2.766	.085	.984	.170	-.222	.090	.694
.075	-3.274	.050	.713	.080	-2.414	.110	.964	.210	-.044	.130	.651
.090	-3.199	.062	.791	.100	-2.192	.135	.919			.170	.373
.105	-3.029	.075	.748	.120	-2.006	.165	.900			.200	.555
		.087	.564	.140	-1.842	.195	.797			.230	.420
		.100	-.070	.165	-1.700	.225	.627			.250	.153
		.112	-1.369	.190	-1.542	.255	.578				
		.120	-3.659	.215	-1.463	.300	.498				
				.250	-1.350	.350	.431				
				.300	-1.194	.450	.337				
				.350	-1.139	.550	.308				
				.450	-.995	.650	.246				
				.550	-.876	.700	.273				
				.650	-.784	.749	.378				
				.700	-.763	.779	.443				
				.750	-.725	.805	.646				
				.800	-.644	.825	.661				
				.825	-.573	.840	.696				
				.845	-.546	.855	.658				
				.864	-.372	.870	-.387				

Table 309. Pressure Data for T.E. Flap With 0.12c L.E. Flap Configuration for Run 52, $\alpha = 22.03^\circ$, and $q_\infty = 15.03$ psf

L.E. FLAP				MAIN				T.E. FLAP			
UPPER SURFACE		LOWER SURFACE		UPPER SURFACE		LOWER SURFACE		UPPER SURFACE		LOWER SURFACE	
X/C	CP	X/C	CP	X/C	CP	X/C	CP	X/C	CP	X/C	CP
.003	-2.005	.000	-.405	.002	-5.762	.000	-4.687	.005	-.515	.000	.453
.008	-2.565	.002	.896	.005	-5.895	.010	.802	.015	-1.276	.005	1.048
.014	-3.547	.007	.962	.011	-5.465	.020	1.015	.030	-1.421	.015	.761
.020	-3.556	.015	.789	.020	-4.944	.030	1.014	.060	-1.135	.030	.423
.030	-4.212	.022	.704	.030	-3.849	.045	1.048	.090	-.850	.045	.545
.045	-4.450	.030	.709	.045	-3.296	.065	1.002	.130	-.458	.060	.597
.060	-4.066	.040	.765	.060	-2.942	.085	1.006	.170	-.216	.090	.706
.075	-3.678	.050	.784	.080	-2.565	.110	.982	.210	-.046	.130	.555
.090	-3.518	.062	.807	.100	-2.314	.135	.947			.170	.582
.105	-3.410	.075	.757	.120	-2.112	.165	.935			.200	.573
		.087	.560	.140	-1.936	.195	.841			.230	.425
		.100	-.124	.165	-1.776	.225	.693			.250	.154
		.112	-1.512	.190	-1.613	.255	.641				
		.120	-3.918	.215	-1.520	.300	.559				
				.250	-1.399	.350	.494				
				.300	-1.232	.450	.386				
				.350	-1.167	.550	.353				
				.450	-1.008	.650	.281				
				.550	-.875	.700	.307				
				.650	-.774	.745	.404				
				.700	-.755	.775	.458				
				.750	-.712	.805	.651				
				.800	-.633	.825	.668				
				.825	-.558	.840	.701				
				.845	-.534	.855	.665				
				.864	-.369	.870	-.381				

Table 310. Pressure Data for T.E. Flap With 0.12c L.E. Flap Configuration for Run 52, $\alpha = 23.02^\circ$, and $q_\infty = 14.92$ psf

L.E. FLAP				MAIN				T.E. FLAP			
UPPER SURFACE		LOWER SURFACE		UPPER SURFACE		LOWER SURFACE		UPPER SURFACE		LOWER SURFACE	
X/C	CP	X/C	CP	X/C	CP	X/C	CP	X/C	CP	X/C	CP
.003	-2.555	.000	-.890	.002	-5.995	.000	-4.913	.005	-.522	.000	.446
.008	-3.501	.002	.767	.005	-6.124	.010	.777	.015	-1.280	.005	1.043
.014	-4.028	.007	.976	.011	-5.682	.020	1.001	.030	-1.422	.015	.764
.020	-4.418	.015	.854	.020	-5.144	.030	1.009	.060	-1.124	.030	.433
.030	-4.617	.022	.751	.030	-4.008	.045	1.043	.090	-.837	.045	.555
.045	-4.757	.030	.743	.045	-3.422	.065	1.002	.130	-.455	.060	.598
.060	-4.359	.040	.785	.060	-3.049	.085	1.008	.170	-.219	.090	.709
.075	-3.888	.050	.803	.080	-2.658	.110	.982	.210	-.058	.130	.553
.090	-3.717	.062	.805	.100	-2.400	.135	.956			.170	.583
.105	-3.555	.075	.755	.120	-2.184	.165	.942			.200	.569
		.087	.549	.140	-2.003	.195	.861			.230	.421
		.100	-.160	.165	-1.832	.225	.717			.250	.155
		.112	-1.595	.190	-1.665	.255	.665				
		.120	-4.100	.215	-1.565	.300	.584				
				.250	-1.437	.350	.516				
				.300	-1.264	.450	.403				
				.350	-1.195	.550	.361				
				.450	-1.033	.650	.290				
				.550	-.895	.700	.318				
				.650	-.783	.745	.408				
				.700	-.766	.775	.456				
				.750	-.720	.805	.651				
				.800	-.638	.825	.665				
				.825	-.563	.840	.703				
				.845	-.542	.855	.664				
				.864	-.378	.870	-.391				

Table 311. Pressure Data for T.E. Flap With 0.12c L.E. Flap Configuration for Run 52, $\alpha = 24.01^\circ$, and $q_\infty = 15.03$ psf

L.E. FLAP				MAIN				T.E. FLAP			
UPPER SURFACE		LOWER SURFACE		UPPER SURFACE		LOWER SURFACE		UPPER SURFACE		LOWER SURFACE	
X/C	CP	X/C	CP	X/C	CP	X/C	CP	X/C	CP	X/C	CP
.003	-3.283	.000	-1.548	.002	-6.268	.000	-5.178	.005	-.522	.000	.445
.008	-4.187	.002	.577	.005	-6.400	.010	.750	.015	-1.278	.005	1.044
.014	-4.645	.007	.976	.011	-5.934	.020	.989	.030	-1.405	.015	.768
.020	-4.556	.015	.906	.020	-5.388	.030	1.005	.060	-1.102	.030	.439
.030	-5.134	.022	.814	.030	-4.186	.045	1.046	.090	-.812	.045	.551
.045	-5.228	.030	.795	.045	-3.562	.065	1.008	.130	-.447	.060	.500
.060	-4.707	.040	.815	.060	-3.174	.085	1.017	.170	-.226	.090	.713
.075	-4.128	.050	.818	.080	-2.763	.110	.990	.210	-.075	.130	.655
.090	-3.969	.062	.821	.100	-2.484	.135	.969			.170	.535
.105	-3.807	.075	.757	.120	-2.262	.165	.954			.200	.555
		.087	.545	.140	-2.071	.195	.883			.230	.415
		.100	-.199	.165	-1.889	.225	.748			.250	.140
		.112	-1.681	.190	-1.716	.255	.694				
		.120	-4.281	.215	-1.610	.300	.616				
				.250	-1.474	.350	.547				
				.300	-1.295	.450	.428				
				.350	-1.220	.550	.386				
				.450	-1.045	.650	.309				
				.550	-.900	.700	.333				
				.650	-.781	.749	.414				
				.700	-.764	.779	.457				
				.750	-.715	.805	.652				
				.800	-.634	.825	.671				
				.825	-.560	.840	.708				
				.845	-.542	.855	.667				
				.864	-.379	.870	-.399				

Table 312. Pressure Data for T.E. Flap With 0.12c L.E. Flap Configuration for Run 52, $\alpha = 25.25^\circ$, and $q_\infty = 14.58$ psf

L.E. FLAP				MAIN				T.E. FLAP			
UPPER SURFACE		LOWER SURFACE		UPPER SURFACE		LOWER SURFACE		UPPER SURFACE		LOWER SURFACE	
X/C	CP	X/C	CP	X/C	CP	X/C	CP	X/C	CP	X/C	CP
.003	-4.138	.000	-2.377	.002	-6.547	.000	-5.458	.005	-.522	.000	.443
.008	-4.965	.002	.301	.005	-6.671	.010	.726	.015	-1.267	.005	1.047
.014	-5.345	.007	.953	.011	-6.186	.020	.981	.030	-1.378	.015	.778
.020	-5.647	.015	.956	.020	-5.623	.030	1.005	.060	-1.064	.030	.448
.030	-5.682	.022	.865	.030	-4.358	.045	1.049	.090	-.777	.045	.573
.045	-5.687	.030	.841	.045	-3.699	.065	1.018	.130	-.433	.060	.602
.060	-5.058	.040	.854	.060	-3.289	.085	1.032	.170	-.235	.090	.720
.075	-4.421	.050	.847	.080	-2.859	.110	1.002	.210	-.093	.130	.657
.090	-4.218	.062	.837	.100	-2.565	.135	.986			.170	.589
.105	-4.023	.075	.764	.120	-2.330	.165	.973			.200	.555
		.087	.546	.140	-2.129	.195	.909			.230	.412
		.100	-.222	.165	-1.939	.225	.785			.250	.129
		.112	-1.770	.190	-1.759	.255	.731				
		.120	-4.465	.215	-1.641	.300	.651				
				.250	-1.506	.350	.580				
				.300	-1.312	.450	.455				
				.350	-1.234	.550	.410				
				.450	-1.049	.650	.326				
				.550	-.896	.700	.353				
				.650	-.773	.749	.422				
				.700	-.755	.779	.451				
				.750	-.705	.805	.653				
				.800	-.627	.825	.677				
				.825	-.555	.840	.715				
				.845	-.539	.855	.678				
				.864	-.386	.870	-.403				

Table 313. Pressure Data for T.E. Flap With 0.12c L.E. Flap Configuration for Run 53,
 $\alpha = -14.07^\circ$, and $q_\infty = 29.38$ psf

L.E. FLAP				MAIN				T.E. FLAP			
UPPER SURFACE		LOWER SURFACE		UPPER SURFACE		LOWER SURFACE		UPPER SURFACE		LOWER SURFACE	
X/C	CP	X/C	CP	X/C	CP	X/C	CP	X/C	CP	X/C	CP
.003	-.424	.000	-.369	.002	-.775	.000	-.777	.005	-.510	.000	-.519
.008	.045	.002	-.377	.005	-.675	.010	-.430	.015	-.644	.005	-.505
.014	.457	.007	-.389	.011	-.346	.020	-.398	.030	-.896	.015	-.518
.020	.738	.015	-.405	.020	.884	.030	-.444	.060	-1.155	.030	-.523
.030	.534	.022	-.407	.030	.573	.045	-.432	.090	-1.133	.045	-.475
.045	.586	.030	-.428	.045	.380	.065	-.433	.130	-.853	.060	-.479
.060	.505	.040	-.411	.060	.300	.085	-.434	.170	-.670	.090	-.490
.075	.825	.050	-.384	.080	.275	.110	-.404	.210	-.563	.130	-.471
.090	.655	.062	-.356	.100	.200	.135	-.454			.170	-.487
.105	.478	.075	-.433	.120	.165	.165	-.444			.200	-.460
		.087	-.538	.140	.149	.195	-.437			.230	-.489
		.100	-.534	.165	.104	.225	-.450			.250	-.493
		.112	-.497	.190	.096	.255	-.447				
		.120	-.470	.215	.036	.300	-.462				
				.250	.000	.350	-.471				
				.300	-.039	.450	-.465				
				.350	-.112	.550	-.459				
				.450	-.212	.650	-.498				
				.550	-.329	.700	-.492				
				.650	-.459	.749	-.484				
				.700	-.530	.779	-.452				
				.750	-.619	.805	-.418				
				.800	-.691	.825	-.450				
				.825	-.696	.840	-.453				
				.845	-.698	.855	-.472				
				.864	-.569	.870	-.549				

Table 314. Pressure Data for T.E. Flap With 0.12c L.E. Flap Configuration for Run 53,
 $\alpha = -12.02^\circ$, and $q_\infty = 29.83$ psf

L.E. FLAP				MAIN				T.E. FLAP			
UPPER SURFACE		LOWER SURFACE		UPPER SURFACE		LOWER SURFACE		UPPER SURFACE		LOWER SURFACE	
X/C	CP	X/C	CP	X/C	CP	X/C	CP	X/C	CP	X/C	CP
.003	-.412	.000	-.359	.002	-.777	.000	-.467	.005	-.491	.000	-.505
.008	.174	.002	-.370	.005	-.676	.010	-.405	.015	-.625	.005	-.492
.014	.556	.007	-.379	.011	-.550	.020	-.378	.030	-.878	.015	-.507
.020	.805	.015	-.387	.020	.964	.030	-.421	.060	-1.128	.030	-.523
.030	.964	.022	-.385	.030	.545	.045	-.409	.090	-1.102	.045	-.467
.045	.567	.030	-.410	.045	.317	.065	-.414	.130	-.827	.060	-.470
.060	.866	.040	-.405	.060	.228	.085	-.414	.170	-.644	.090	-.452
.075	.758	.050	-.398	.080	.201	.110	-.388	.210	-.539	.130	-.457
.090	.573	.062	-.367	.100	.129	.135	-.433			.170	-.458
.105	.383	.075	-.358	.120	.097	.165	-.424			.200	-.441
		.087	-.340	.140	.084	.195	-.418			.230	-.469
		.100	-.507	.165	.041	.225	-.429			.250	-.475
		.112	-.572	.190	.037	.255	-.430				
		.120	-.517	.215	-.018	.300	-.443				
				.250	-.053	.350	-.456				
				.300	-.087	.450	-.457				
				.350	-.154	.550	-.451				
				.450	-.248	.650	-.489				
				.550	-.351	.700	-.480				
				.650	-.469	.749	-.473				
				.700	-.538	.779	-.439				
				.750	-.620	.805	-.395				
				.800	-.683	.825	-.426				
				.825	-.683	.840	-.429				
				.845	-.681	.855	-.450				
				.864	-.549	.870	-.535				

Table 315. Pressure Data for T.E. Flap With 0.12c L.E. Flap Configuration for Run 53,
 $\alpha = -10.08^\circ$, and $q_\infty = 30.06$ psf

L.E. FLAP				MAIN				T.E. FLAP			
UPPER SURFACE		LOWER SURFACE		UPPER SURFACE		LOWER SURFACE		UPPER SURFACE		LOWER SURFACE	
X/C	CP	X/C	CP	X/C	CP	X/C	CP	X/C	CP	X/C	CP
.003	-.325	.000	-.345	.002	-.627	.000	-.392	.005	-.470	.000	-.489
.008	.288	.002	-.356	.005	-.677	.010	-.379	.015	-.598	.005	-.471
.014	.686	.007	-.361	.011	-.600	.020	-.356	.030	-.841	.015	-.490
.020	.870	.015	-.366	.020	.704	.030	-.395	.060	-1.080	.030	-.508
.030	.963	.022	-.358	.030	.557	.045	-.384	.090	-1.049	.045	-.445
.045	.942	.030	-.374	.045	.265	.065	-.391	.130	-.786	.060	-.446
.060	.811	.040	-.376	.060	.169	.085	-.390	.170	-.611	.090	-.431
.075	.651	.050	-.370	.080	.135	.110	-.369	.210	-.508	.130	-.425
.090	.494	.062	-.354	.100	.071	.135	-.408			.170	-.434
.105	.256	.075	-.358	.120	.040	.165	-.401			.200	-.407
		.087	-.349	.140	.028	.195	-.395			.230	-.435
		.100	-.338	.165	-.010	.225	-.408			.250	-.450
		.112	-.515	.190	-.013	.255	-.411				
		.120	-.570	.215	-.063	.300	-.425				
				.250	-.092	.350	-.437				
				.300	-.122	.450	-.440				
				.350	-.186	.550	-.430				
				.450	-.268	.650	-.467				
				.550	-.362	.700	-.460				
				.650	-.465	.749	-.449				
				.700	-.530	.779	-.414				
				.750	-.605	.805	-.373				
				.800	-.661	.825	-.402				
				.825	-.657	.840	-.405				
				.845	-.651	.855	-.425				
				.864	-.525	.870	-.513				

Table 316. Pressure Data for T.E. Flap With 0.12c L.E. Flap Configuration for Run 53,
 $\alpha = -8.07^\circ$, and $q_\infty = 29.72$ psf

L.E. FLAP				MAIN				T.E. FLAP			
UPPER SURFACE		LOWER SURFACE		UPPER SURFACE		LOWER SURFACE		UPPER SURFACE		LOWER SURFACE	
X/C	CP	X/C	CP	X/C	CP	X/C	CP	X/C	CP	X/C	CP
.003	-.270	.000	-.361	.002	-.445	.000	-.396	.005	-.444	.000	-.477
.008	.366	.002	-.375	.005	-.496	.010	-.391	.015	-.548	.005	-.459
.014	.746	.007	-.380	.011	-.563	.020	-.370	.030	-.752	.015	-.478
.020	.506	.015	-.378	.020	-.249	.030	-.406	.060	-.977	.030	-.505
.030	.986	.022	-.366	.030	.477	.045	-.393	.090	-.929	.045	-.440
.045	.903	.030	-.379	.045	.275	.065	-.401	.130	-.682	.060	-.437
.060	.756	.040	-.381	.060	.136	.085	-.400	.170	-.522	.090	-.412
.075	.621	.050	-.379	.080	.083	.110	-.385	.210	-.439	.130	-.409
.090	.423	.062	-.373	.100	.017	.135	-.420			.170	-.411
.105	.225	.075	-.388	.120	-.015	.165	-.412			.200	-.379
		.087	-.386	.140	-.026	.195	-.409			.230	-.403
		.100	-.374	.165	-.059	.225	-.424			.250	-.419
		.112	-.401	.190	-.061	.255	-.430				
		.120	-.446	.215	-.105	.300	-.447				
				.250	-.132	.350	-.458				
				.300	-.156	.450	-.454				
				.350	-.214	.550	-.432				
				.450	-.286	.650	-.460				
				.550	-.367	.700	-.451				
				.650	-.456	.749	-.440				
				.700	-.515	.779	-.405				
				.750	-.579	.805	-.359				
				.800	-.630	.825	-.387				
				.825	-.621	.840	-.396				
				.845	-.617	.855	-.416				
				.864	-.496	.870	-.494				

Table 317. Pressure Data for T.E. Flap With 0.12c L.E. Flap Configuration for Run 53,
 $\alpha = -6.32^\circ$, and $q_\infty = 30.29$ psf

L.E. FLAP				MAIN				T.E. FLAP			
UPPER SURFACE		LOWER SURFACE		UPPER SURFACE		LOWER SURFACE		UPPER SURFACE		LOWER SURFACE	
X/C	CP	X/C	CP	X/C	CP	X/C	CP	X/C	CP	X/C	CP
.003	-.226	.000	-.378	.002	-.420	.000	-.405	.005	-.409	.000	-.445
.008	.431	.002	-.392	.005	-.431	.010	-.406	.015	-.480	.005	-.426
.014	.752	.007	-.398	.011	-.465	.020	-.388	.030	-.621	.015	-.447
.020	.923	.015	-.396	.020	-.507	.030	-.421	.060	-.814	.030	-.477
.030	.567	.022	-.382	.030	-.057	.045	-.408	.090	-.748	.045	-.406
.045	.654	.030	-.396	.045	.263	.065	-.416	.130	-.517	.060	-.405
.060	.701	.040	-.394	.060	.124	.085	-.411	.170	-.389	.090	-.371
.075	.560	.050	-.394	.080	.048	.110	-.405	.210	-.333	.130	-.355
.090	.367	.062	-.390	.100	-.023	.135	-.432			.170	-.359
.105	.170	.075	-.400	.120	-.056	.165	-.430			.200	-.323
		.087	-.401	.140	-.069	.195	-.428			.230	-.346
		.100	-.396	.165	-.095	.225	-.449			.250	-.358
		.112	-.403	.190	-.095	.255	-.458				
		.120	-.385	.215	-.134	.300	-.473				
				.250	-.158	.350	-.481				
				.300	-.177	.450	-.464				
				.350	-.232	.550	-.430				
				.450	-.293	.650	-.446				
				.550	-.359	.700	-.435				
				.650	-.433	.749	-.424				
				.700	-.486	.779	-.391				
				.750	-.540	.805	-.344				
				.800	-.578	.825	-.369				
				.825	-.565	.840	-.377				
				.845	-.561	.855	-.396				
				.864	-.454	.870	-.455				

Table 318. Pressure Data for T.E. Flap With 0.12c L.E. Flap Configuration for Run 53,
 $\alpha = -4.01^\circ$, and $q_\infty = 29.61$ psf

L.E. FLAP				MAIN				T.E. FLAP			
UPPER SURFACE		LOWER SURFACE		UPPER SURFACE		LOWER SURFACE		UPPER SURFACE		LOWER SURFACE	
X/C	CP	X/C	CP	X/C	CP	X/C	CP	X/C	CP	X/C	CP
.003	-.176	.000	-.431	.002	-.460	.000	-.454	.005	-.334	.000	-.372
.008	.508	.002	-.441	.005	-.463	.010	-.457	.015	-.384	.005	-.352
.014	.844	.007	-.448	.011	-.474	.020	-.440	.030	-.472	.015	-.355
.020	.962	.015	-.446	.020	-.504	.030	-.471	.060	-.614	.030	-.401
.030	.975	.022	-.431	.030	-.421	.045	-.458	.090	-.517	.045	-.320
.045	.813	.030	-.450	.045	-.009	.065	-.469	.130	-.330	.060	-.315
.060	.626	.040	-.441	.060	.047	.085	-.466	.170	-.237	.090	-.271
.075	.476	.050	-.439	.080	-.015	.110	-.463	.210	-.198	.130	-.255
.090	.272	.062	-.443	.100	-.083	.135	-.485			.170	-.239
.105	.084	.075	-.453	.120	-.117	.165	-.480			.200	-.195
		.087	-.451	.140	-.128	.195	-.482			.230	-.207
		.100	-.445	.165	-.149	.225	-.507			.250	-.209
		.112	-.457	.190	-.149	.255	-.514				
		.120	-.438	.215	-.179	.300	-.516				
				.250	-.199	.350	-.509				
				.300	-.211	.450	-.475				
				.350	-.258	.550	-.416				
				.450	-.305	.650	-.400				
				.550	-.351	.700	-.386				
				.650	-.402	.749	-.373				
				.700	-.446	.779	-.342				
				.750	-.484	.805	-.285				
				.800	-.503	.825	-.304				
				.825	-.483	.840	-.303				
				.845	-.475	.855	-.319				
				.864	-.366	.870	-.374				

Table 319. Pressure Data for T.E. Flap With 0.12c L.E. Flap Configuration for Run 53,
 $\alpha = -2.09^\circ$, and $q_\infty = 29.83$ psf

L.E. FLAP				MAIN				T.E. FLAP			
UPPER SURFACE		LOWER SURFACE		UPPER SURFACE		LOWER SURFACE		UPPER SURFACE		LOWER SURFACE	
X/C	CP	X/C	CP	X/C	CP	X/C	CP	X/C	CP	X/C	CP
.003	-.157	.000	-.507	.002	-.524	.000	-.519	.005	-.212	.000	-.253
.008	.551	.002	-.516	.005	-.522	.010	-.517	.015	-.249	.005	-.233
.014	.880	.007	-.518	.011	-.533	.020	-.506	.030	-.307	.015	-.238
.020	.573	.015	-.520	.020	-.556	.030	-.532	.060	-.384	.030	-.219
.030	.564	.022	-.503	.030	-.530	.045	-.522	.090	-.264	.045	-.156
.045	.770	.030	-.515	.045	-.118	.065	-.533	.130	-.150	.060	-.159
.060	.569	.040	-.506	.060	.012	.085	-.528	.170	-.098	.090	-.116
.075	.407	.050	-.504	.080	-.044	.110	-.532	.210	-.078	.130	-.103
.090	.205	.062	-.511	.100	-.111	.135	-.546			.170	-.084
.105	.013	.075	-.520	.120	-.143	.165	-.542			.200	-.045
		.087	-.518	.140	-.153	.195	-.547			.230	-.049
		.100	-.514	.165	-.170	.225	-.573			.250	-.075
		.112	-.527	.190	-.167	.255	-.577				
		.120	-.503	.215	-.191	.300	-.570				
				.250	-.209	.350	-.540				
				.300	-.213	.450	-.451				
				.350	-.254	.550	-.341				
				.450	-.287	.650	-.295				
				.550	-.313	.700	-.279				
				.650	-.342	.749	-.255				
				.700	-.373	.779	-.234				
				.750	-.393	.805	-.185				
				.800	-.391	.825	-.201				
				.825	-.356	.840	-.183				
				.845	-.341	.855	-.193				
				.864	-.240	.870	-.236				

Table 320. Pressure Data for T.E. Flap With 0.12c L.E. Flap Configuration for Run 53,
 $\alpha = -0.00^\circ$, and $q_\infty = 30.06$ psf

L.E. FLAP				MAIN				T.E. FLAP			
UPPER SURFACE		LOWER SURFACE		UPPER SURFACE		LOWER SURFACE		UPPER SURFACE		LOWER SURFACE	
X/C	CP	X/C	CP	X/C	CP	X/C	CP	X/C	CP	X/C	CP
.003	-.075	.000	-.599	.002	-.620	.000	-.607	.005	-.162	.000	-.058
.008	.637	.002	-.593	.005	-.631	.010	-.620	.015	-.404	.005	.185
.014	.523	.007	-.598	.011	-.628	.020	-.586	.030	-.593	.015	.230
.020	.552	.015	-.596	.020	-.619	.030	-.628	.060	-.583	.030	.209
.030	.921	.022	-.584	.030	-.617	.045	-.618	.090	-.453	.045	.243
.045	.675	.030	-.601	.045	-.536	.065	-.617	.130	-.203	.060	.236
.060	.445	.040	-.600	.060	-.320	.085	-.623	.170	-.074	.090	.254
.075	.288	.050	-.596	.080	-.183	.110	-.594	.210	-.020	.130	.275
.090	.072	.062	-.589	.100	-.228	.135	-.647			.170	.254
.105	-.112	.075	-.603	.120	-.245	.165	-.644			.200	.266
		.087	-.610	.140	-.246	.195	-.661			.230	.190
		.100	-.599	.165	-.269	.225	-.685			.250	.013
		.112	-.613	.190	-.249	.255	-.638				
		.120	-.604	.215	-.283	.300	-.540				
				.250	-.288	.350	-.397				
				.300	-.281	.450	-.163				
				.350	-.310	.550	-.063				
				.450	-.326	.650	-.023				
				.550	-.351	.700	.020				
				.650	-.371	.749	.053				
				.700	-.376	.779	.090				
				.750	-.387	.805	.117				
				.800	-.354	.825	.110				
				.825	-.313	.840	.117				
				.845	-.275	.855	.110				
				.864	-.108	.870	-.083				

Table 321. Pressure Data for T.E. Flap With 0.12c L.E. Flap Configuration for Run 53,
 $\alpha = 2.04^\circ$, and $q_\infty = 30.17$ psf

L.E. FLAP				MAIN				T.E. FLAP			
UPPER SURFACE		LOWER SURFACE		UPPER SURFACE		LOWER SURFACE		UPPER SURFACE		LOWER SURFACE	
X/C	CF	X/C	CP	X/C	CP	X/C	CP	X/C	CP	X/C	CP
.003	.226	.000	-.504	.002	-.749	.000	-.749	.005	-.393	.000	.089
.008	.816	.002	-.453	.005	-.766	.010	-.585	.015	-.840	.005	.670
.014	.582	.007	-.465	.011	-.766	.020	-.529	.030	-1.014	.015	.545
.020	.577	.015	-.470	.020	-.744	.030	-.568	.060	-.891	.030	.280
.030	.755	.022	-.465	.030	-.708	.045	-.556	.090	-.740	.045	.391
.045	.481	.030	-.494	.045	-.706	.065	-.566	.130	-.392	.060	.408
.060	.240	.040	-.489	.060	-.689	.085	-.580	.170	-.170	.090	.465
.075	.077	.050	-.481	.080	-.615	.110	-.560	.210	-.025	.130	.467
.090	-.128	.062	-.466	.100	-.609	.135	-.590			.170	.416
.105	-.283	.075	-.482	.120	-.564	.165	-.548			.200	.411
		.087	-.494	.140	-.518	.195	-.486			.230	.312
		.100	-.514	.165	-.490	.225	-.257			.250	.085
		.112	-.597	.190	-.436	.255	-.024				
		.120	-.711	.215	-.446	.300	.085				
				.250	-.432	.350	.047				
				.300	-.412	.450	-.040				
				.350	-.431	.550	-.053				
				.450	-.434	.650	-.025				
				.550	-.451	.700	.096				
				.650	-.467	.749	.183				
				.700	-.469	.779	.266				
				.750	-.475	.805	.324				
				.800	-.441	.825	.325				
				.825	-.401	.840	.344				
				.845	-.360	.855	.337				
				.864	-.174	.870	-.152				

Table 322. Pressure Data for T.E. Flap With 0.12c L.E. Flap Configuration for Run 53,
 $\alpha = 4.06^\circ$, and $q_\infty = 29.95$ psf

L.E. FLAP				MAIN				T.E. FLAP			
UPPER SURFACE		LOWER SURFACE		UPPER SURFACE		LOWER SURFACE		UPPER SURFACE		LOWER SURFACE	
X/C	CF	X/C	CP	X/C	CP	X/C	CP	X/C	CP	X/C	CP
.003	.475	.000	-.562	.002	-1.068	.000	-1.137	.005	-.531	.000	.125
.008	.929	.002	-.418	.005	-1.078	.010	-.576	.015	-1.026	.005	.854
.014	.582	.007	-.406	.011	-1.080	.020	-.474	.030	-1.157	.015	.632
.020	.655	.015	-.364	.020	-1.027	.030	-.499	.060	-.975	.030	.251
.030	.633	.022	-.366	.030	-.964	.045	-.476	.090	-.809	.045	.417
.045	.242	.030	-.397	.045	-.927	.065	-.464	.130	-.437	.060	.449
.060	-.005	.040	-.403	.060	-.885	.085	-.431	.170	-.208	.090	.531
.075	-.163	.050	-.392	.080	-.793	.110	-.319	.210	-.049	.130	.525
.090	-.355	.062	-.369	.100	-.771	.135	-.225			.170	.464
.105	-.503	.075	-.381	.120	-.727	.165	.003			.200	.454
		.087	-.394	.140	-.681	.195	.270			.230	.346
		.100	-.453	.165	-.655	.225	.356			.250	.094
		.112	-.640	.190	-.595	.255	.282				
		.120	-.947	.215	-.596	.300	.126				
				.250	-.568	.350	.020				
				.300	-.532	.450	-.049				
				.350	-.535	.550	-.052				
				.450	-.517	.650	-.031				
				.550	-.520	.700	.111				
				.650	-.522	.749	.211				
				.700	-.521	.779	.319				
				.750	-.519	.805	.378				
				.800	-.482	.825	.377				
				.825	-.438	.840	.397				
				.845	-.397	.855	.397				
				.864	-.220	.870	-.194				

Table 323. Pressure Data for T.E. Flap With 0.12c L.E. Flap Configuration for Run 53, $\alpha = 6.00^\circ$, and $q_\infty = 30.17$ psf

L.E. FLAP				MAIN				T.E. FLAP			
UPPER SURFACE		LOWER SURFACE		UPPER SURFACE		LOWER SURFACE		UPPER SURFACE		LOWER SURFACE	
X/C	CP	X/C	CP	X/C	CP	X/C	CP	X/C	CP	X/C	CP
.003	.728	.000	-.312	.002	-1.483	.000	-1.786	.005	-.636	.000	.153
.008	.950	.002	-.231	.005	-1.476	.010	-.572	.015	-1.159	.005	.340
.014	.510	.007	-.243	.011	-1.466	.020	-.388	.030	-1.250	.015	.664
.020	.742	.015	-.197	.020	-1.363	.030	-.380	.060	-1.017	.030	.241
.030	.354	.022	-.222	.030	-1.262	.045	-.304	.090	-.839	.045	.433
.045	-.058	.030	-.261	.045	-1.172	.065	-.190	.130	-.455	.060	.468
.060	-.259	.040	-.267	.060	-1.100	.085	-.017	.170	-.226	.090	.555
.075	-.440	.050	-.242	.080	-.984	.110	.285	.210	-.064	.130	.553
.090	-.627	.062	-.199	.100	-.943	.135	.462			.170	.489
.105	-.751	.075	-.199	.120	-.882	.165	.619			.200	.475
		.087	-.208	.140	-.826	.195	.592			.230	.352
		.100	-.319	.165	-.794	.225	.327			.250	.100
		.112	-.645	.190	-.730	.255	.211				
		.120	-1.239	.215	-.722	.300	.086				
				.250	-.685	.350	.015				
				.300	-.636	.450	-.032				
				.350	-.631	.550	-.034				
				.450	-.595	.650	-.020				
				.550	-.581	.700	.124				
				.650	-.568	.749	.224				
				.700	-.561	.779	.341				
				.750	-.554	.805	.406				
				.800	-.511	.825	.398				
				.825	-.465	.840	.422				
				.845	-.425	.855	.432				
				.864	-.256	.870	-.235				

Table 324. Pressure Data for T.E. Flap With 0.12c L.E. Flap Configuration for Run 53, $\alpha = 8.10^\circ$, and $q_\infty = 29.83$ psf

L.E. FLAP				MAIN				T.E. FLAP			
UPPER SURFACE		LOWER SURFACE		UPPER SURFACE		LOWER SURFACE		UPPER SURFACE		LOWER SURFACE	
X/C	CP	X/C	CP	X/C	CP	X/C	CP	X/C	CP	X/C	CP
.003	.521	.000	.094	.002	-2.064	.000	-2.864	.005	-.691	.000	.178
.008	.557	.002	-.034	.005	-1.969	.010	-.607	.015	-1.247	.005	.996
.014	.729	.007	-.037	.011	-1.889	.020	-.197	.030	-1.324	.015	.636
.020	.474	.015	-.045	.020	-1.764	.030	-.036	.060	-1.059	.030	.234
.030	.047	.022	-.084	.030	-1.612	.045	.262	.090	-.865	.045	.456
.045	-.454	.030	-.181	.045	-1.467	.065	.580	.130	-.469	.060	.491
.060	-.674	.040	-.234	.060	-1.359	.085	.749	.170	-.235	.090	.593
.075	-.750	.050	-.191	.080	-1.210	.110	.813	.210	-.071	.130	.378
.090	-.955	.062	-.065	.100	-1.143	.135	.763			.170	.509
.105	-1.055	.075	-.015	.120	-1.066	.165	.720			.200	.491
		.087	.008	.140	-.997	.195	.521			.230	.377
		.100	-.106	.165	-.950	.225	.241			.250	.103
		.112	-.625	.190	-.874	.255	.183				
		.120	-1.602	.215	-.855	.300	.103				
				.250	-.811	.350	.050				
				.300	-.747	.450	.010				
				.350	-.732	.550	.006				
				.450	-.678	.650	.008				
				.550	-.647	.700	.149				
				.650	-.620	.749	.242				
				.700	-.611	.779	.363				
				.750	-.595	.805	.433				
				.800	-.544	.825	.423				
				.825	-.494	.840	.448				
				.845	-.451	.855	.464				
				.864	-.276	.870	-.260				

Table 325. Pressure Data for T.E. Flap With 0.12c L.E. Flap Configuration for Run 53, $\alpha = 10.04^\circ$, and $q_\infty = 29.95$ psf

L.E. FLAP				MAIN				T.E. FLAP			
UPPER SURFACE		LOWER SURFACE		UPPER SURFACE		LOWER SURFACE		UPPER SURFACE		LOWER SURFACE	
X/C	CP	X/C	CP	X/C	CP	X/C	CP	X/C	CP	X/C	CP
.003	.580	.000	.399	.002	-2.793	.000	-3.746	.005	-.693	.000	.207
.008	.803	.002	-.134	.005	-2.683	.010	-.281	.015	-1.288	.005	1.013
.014	.436	.007	-.033	.011	-2.496	.020	.305	.030	-1.399	.015	.717
.020	.058	.015	.040	.020	-2.221	.030	.534	.060	-1.128	.030	.239
.030	-.375	.022	.072	.030	-1.972	.045	.774	.090	-.914	.045	.495
.045	-.506	.030	-.010	.045	-1.746	.065	.867	.130	-.491	.060	.515
.060	-1.050	.040	-.150	.060	-1.604	.085	.866	.170	-.243	.090	.515
.075	-1.165	.050	-.224	.080	-1.425	.110	.853	.210	-.067	.130	.598
.090	-1.310	.062	-.208	.100	-1.327	.135	.796			.170	.529
.105	-1.405	.075	-.191	.120	-1.234	.165	.749			.200	.511
		.087	-.166	.140	-1.151	.195	.546			.230	.390
		.100	-.288	.165	-1.087	.225	.280			.250	.112
		.112	-.886	.190	-1.003	.255	.234				
		.120	-2.062	.215	-.971	.300	.160				
				.250	-.918	.350	.109				
				.300	-.843	.450	.063				
				.350	-.819	.550	.050				
				.450	-.752	.650	.045				
				.550	-.706	.700	.178				
				.650	-.668	.749	.273				
				.700	-.655	.779	.389				
				.750	-.637	.805	.462				
				.800	-.581	.825	.449				
				.825	-.518	.840	.474				
				.845	-.463	.855	.494				
				.864	-.283	.870	-.257				

Table 326. Pressure Data for T.E. Flap With 0.12c L.E. Flap Configuration for Run 53, $\alpha = 12.00^\circ$, and $q_\infty = 30.06$ psf

L.E. FLAP				MAIN				T.E. FLAP			
UPPER SURFACE		LOWER SURFACE		UPPER SURFACE		LOWER SURFACE		UPPER SURFACE		LOWER SURFACE	
X/C	CP	X/C	CP	X/C	CP	X/C	CP	X/C	CP	X/C	CP
.003	.580	.000	.580	.002	-3.814	.000	-4.027	.005	-.558	.000	.420
.008	.608	.002	-.360	.005	-3.688	.010	.780	.015	-1.295	.005	1.018
.014	.111	.007	-.168	.011	-3.401	.020	1.008	.030	-1.463	.015	.695
.020	-.250	.015	-.063	.020	-2.812	.030	.995	.060	-1.199	.030	.293
.030	-.812	.022	.082	.030	-2.426	.045	.981	.090	-.968	.045	.497
.045	-1.373	.030	.134	.045	-2.079	.065	.912	.130	-.517	.060	.526
.060	-1.514	.040	.136	.060	-1.891	.085	.863	.170	-.249	.090	.630
.075	-1.553	.050	.109	.080	-1.671	.110	.834	.210	-.060	.130	.507
.090	-1.667	.062	.128	.100	-1.539	.135	.789			.170	.541
.105	-1.737	.075	.279	.120	-1.422	.165	.752			.200	.519
		.087	.508	.140	-1.320	.195	.557			.230	.401
		.100	.349	.165	-1.243	.225	.319			.250	.130
		.112	-.627	.190	-1.147	.255	.280				
		.120	-2.386	.215	-1.101	.300	.217				
				.250	-1.038	.350	.168				
				.300	-.947	.450	.117				
				.350	-.915	.550	.101				
				.450	-.830	.650	.085				
				.550	-.770	.700	.196				
				.650	-.721	.749	.283				
				.700	-.708	.779	.379				
				.750	-.685	.805	.555				
				.800	-.621	.825	.582				
				.825	-.552	.840	.624				
				.845	-.496	.855	.625				
				.864	-.332	.870	-.313				

Table 327. Pressure Data for T.E. Flap With 0.12c L.E. Flap Configuration for Run 53,
 $\alpha = 14.10^\circ$, and $q_\infty = 30.29$ psf

L.E. FLAP				MAIN				T.E. FLAP			
UPPER SURFACE		LOWER SURFACE		UPPER SURFACE		LOWER SURFACE		UPPER SURFACE		LOWER SURFACE	
X/C	CP	X/C	CP	X/C	CP	X/C	CP	X/C	CP	X/C	CP
.003	.725	.000	.973	.002	-4.114	.000	-3.861	.005	-.557	.000	.440
.008	.077	.002	.393	.005	-4.129	.010	.813	.015	-1.321	.005	1.018
.014	-.526	.007	.304	.011	-3.862	.020	1.011	.030	-1.481	.015	.737
.020	-.983	.015	.369	.020	-3.372	.030	.998	.060	-1.211	.030	.321
.030	-1.564	.022	.359	.030	-2.794	.045	.991	.090	-.973	.045	.517
.045	-2.046	.030	.369	.045	-2.399	.065	.934	.130	-.520	.060	.540
.060	-2.055	.040	.357	.060	-2.173	.085	.894	.170	-.249	.090	.642
.075	-2.056	.050	.360	.080	-1.919	.110	.867	.210	-.059	.130	.618
.090	-2.115	.062	.408	.100	-1.757	.135	.827			.170	.553
.105	-2.146	.075	.504	.120	-1.617	.165	.795			.200	.528
		.087	.595	.140	-1.498	.195	.624			.230	.411
		.100	.282	.165	-1.406	.225	.410			.250	.137
		.112	-.792	.190	-1.294	.255	.367				
		.120	-2.741	.215	-1.233	.300	.300				
				.250	-1.156	.350	.246				
				.300	-1.050	.450	.180				
				.350	-1.004	.550	.153				
				.450	-.900	.650	.129				
				.550	-.823	.700	.267				
				.650	-.764	.749	.306				
				.700	-.745	.779	.393				
				.750	-.715	.805	.580				
				.800	-.645	.825	.615				
				.825	-.571	.840	.651				
				.845	-.518	.855	.640				
				.864	-.366	.870	-.356				

Table 328. Pressure Data for T.E. Flap With 0.12c L.E. Flap Configuration for Run 53,
 $\alpha = 16.02^\circ$, and $q_\infty = 29.38$ psf

L.E. FLAP				MAIN				T.E. FLAP			
UPPER SURFACE		LOWER SURFACE		UPPER SURFACE		LOWER SURFACE		UPPER SURFACE		LOWER SURFACE	
X/C	CP	X/C	CP	X/C	CP	X/C	CP	X/C	CP	X/C	CP
.003	.354	.000	1.001	.002	-4.528	.000	-3.476	.005	-.555	.000	.447
.008	-.418	.002	.646	.005	-4.676	.010	.893	.015	-1.332	.005	1.017
.014	-1.076	.007	.350	.011	-4.368	.020	1.019	.030	-1.513	.015	.710
.020	-1.554	.015	.126	.020	-3.872	.030	.995	.060	-1.249	.030	.328
.030	-2.067	.022	.237	.030	-3.124	.045	.992	.090	-1.001	.045	.524
.045	-2.572	.030	.317	.045	-2.666	.065	.943	.130	-.536	.060	.544
.060	-2.540	.040	.574	.060	-2.406	.085	.910	.170	-.259	.090	.645
.075	-2.444	.050	.665	.080	-2.120	.110	.886	.210	-.064	.130	.618
.090	-2.464	.062	.715	.100	-1.928	.135	.850			.170	.553
.105	-2.461	.075	.714	.120	-1.771	.165	.818			.200	.528
		.087	.579	.140	-1.634	.195	.667			.230	.405
		.100	.053	.165	-1.525	.225	.468			.250	.135
		.112	-1.055	.190	-1.403	.255	.422				
		.120	-3.076	.215	-1.330	.300	.351				
				.250	-1.245	.350	.294				
				.300	-1.126	.450	.216				
				.350	-1.071	.550	.183				
				.450	-.952	.650	.150				
				.550	-.866	.700	.208				
				.650	-.795	.749	.318				
				.700	-.777	.779	.400				
				.750	-.746	.805	.591				
				.800	-.670	.825	.626				
				.825	-.591	.840	.657				
				.845	-.533	.855	.639				
				.864	-.373	.870	-.359				

Table 329. Pressure Data for T.E. Flap With 0.12c L.E. Flap Configuration for Run 53, $\alpha = 17.00^\circ$, and $q_\infty = 30.51$ psf

L.E. FLAP				MAIN				T.E. FLAP			
UPPER SURFACE		LOWER SURFACE		UPPER SURFACE		LOWER SURFACE		UPPER SURFACE		LOWER SURFACE	
X/C	CP	X/C	CP	X/C	CP	X/C	CP	X/C	CP	X/C	CP
.003	.122	.000	.955	.002	-4.757	.000	-3.667	.005	-.548	.000	.458
.008	-.755	.002	.813	.005	-4.733	.010	.881	.015	-1.329	.005	1.018
.014	-1.425	.007	.514	.011	-4.597	.020	1.015	.030	-1.510	.015	.715
.020	-1.507	.015	.273	.020	-4.065	.030	.998	.060	-1.240	.030	.339
.030	-2.356	.022	.330	.030	-3.284	.045	1.000	.090	-.991	.045	.533
.045	-2.870	.030	.384	.045	-2.796	.065	.956	.130	-.530	.060	.550
.060	-2.751	.040	.618	.060	-2.521	.085	.927	.170	-.257	.090	.652
.075	-2.656	.050	.691	.080	-2.216	.110	.901	.210	-.061	.130	.524
.090	-2.650	.062	.739	.100	-2.012	.135	.667			.170	.550
.105	-2.618	.075	.732	.120	-1.845	.165	.838			.200	.532
		.087	.573	.140	-1.702	.195	.695			.230	.412
		.100	.024	.165	-1.585	.225	.507			.250	.124
		.112	-1.134	.190	-1.457	.255	.459				
		.120	-3.235	.215	-1.375	.300	.388				
				.250	-1.285	.350	.328				
				.300	-1.160	.450	.244				
				.350	-1.100	.550	.207				
				.450	-.974	.650	.170				
				.550	-.880	.700	.219				
				.650	-.806	.749	.330				
				.700	-.786	.779	.407				
				.750	-.751	.805	.602				
				.800	-.674	.825	.639				
				.825	-.595	.840	.669				
				.845	-.532	.855	.647				
				.864	-.376	.870	-.362				

Table 330. Pressure Data for T.E. Flap With 0.12c L.E. Flap Configuration for Run 55, $\alpha = -14.02^\circ$, and $q_\infty = 15.14$ psf

L.E. FLAP				MAIN				T.E. FLAP			
UPPER SURFACE		LOWER SURFACE		UPPER SURFACE		LOWER SURFACE		UPPER SURFACE		LOWER SURFACE	
X/C	CP	X/C	CP	X/C	CP	X/C	CP	X/C	CP	X/C	CP
.003	-.535	.000	-.359	.002	-.737	.000	-.611	.005	-.515	.000	-.543
.008	-.346	.002	-.405	.005	-.590	.010	-.343	.015	-.602	.005	-.470
.014	.405	.007	-.421	.011	-.292	.020	-.366	.030	-.912	.015	-.459
.020	.573	.015	-.450	.020	.952	.030	-.350	.060	-1.169	.030	-.457
.030	.552	.022	-.419	.030	.599	.045	-.355	.090	-.940	.045	-.414
.045	.587	.030	-.397	.045	.431	.065	-.406	.130	-.790	.060	-.488
.060	.550	.040	-.321	.060	.383	.085	-.370	.170	-.671	.090	-.335
.075	.884	.050	-.314	.080	.286	.110	-.440	.210	-.586	.130	-.462
.090	.770	.062	-.368	.100	.258	.135	-.394			.170	-.436
.105	.513	.075	-.319	.120	.201	.165	-.383			.200	-.436
		.087	-.320	.140	.156	.195	-.422			.230	-.479
		.100	-.606	.165	.168	.225	-.379			.250	-.443
		.112	-.542	.190	.114	.255	-.399				
		.120	-.481	.215	.102	.300	-.402				
				.250	.042	.350	-.407				
				.300	.000	.450	-.451				
				.350	-.108	.550	-.427				
				.450	-.228	.650	-.449				
				.550	-.302	.700	-.469				
				.650	-.379	.749	-.436				
				.700	-.526	.779	-.483				
				.750	-.591	.805	-.425				
				.800	-.661	.825	-.460				
				.825	-.587	.840	-.429				
				.845	-.601	.855	-.454				
				.864	-.565	.870	-.559				

Table 331. Pressure Data for T.E. Flap With 0.12c L.E. Flap Configuration for Run 55,
 $\alpha = -12.01^\circ$, and $q_\infty = 15.03$ psf

L.E. FLAP				MAIN				T.E. FLAP			
UPPER SURFACE		LOWER SURFACE		UPPER SURFACE		LOWER SURFACE		UPPER SURFACE		LOWER SURFACE	
X/C	CP	X/C	CP	X/C	CP	X/C	CP	X/C	CP	X/C	CP
.003	-.477	.000	-.333	.002	-.706	.000	-.378	.005	-.490	.000	-.521
.008	.081	.002	-.387	.005	-.601	.010	-.297	.015	-.578	.005	-.443
.014	.519	.007	-.395	.011	-.476	.020	-.331	.030	-.891	.015	-.433
.020	.652	.015	-.417	.020	1.040	.030	-.309	.060	-1.134	.030	-.433
.030	.555	.022	-.382	.030	.580	.045	-.315	.090	-.877	.045	-.389
.045	.587	.030	-.350	.045	.376	.065	-.375	.130	-.743	.060	-.468
.060	.905	.040	-.288	.060	.326	.085	-.335	.170	-.640	.090	-.305
.075	.818	.050	-.283	.080	.225	.110	-.417	.210	-.559	.130	-.445
.090	.657	.062	-.364	.100	.199	.135	-.354			.170	-.415
.105	.421	.075	-.336	.120	.145	.165	-.347			.200	-.421
		.087	-.249	.140	.101	.195	-.382			.230	-.453
		.100	-.350	.165	.106	.225	-.341			.250	-.416
		.112	-.595	.190	.058	.255	-.364				
		.120	-.554	.215	.067	.300	-.365				
				.250	.005	.350	-.370				
				.300	-.031	.450	-.429				
				.350	-.136	.550	-.409				
				.450	-.252	.650	-.426				
				.550	-.309	.700	-.445				
				.650	-.379	.749	-.410				
				.700	-.519	.779	-.459				
				.750	-.579	.805	-.400				
				.800	-.637	.825	-.430				
				.825	-.555	.840	-.396				
				.845	-.567	.855	-.419				
				.864	-.545	.870	-.530				

Table 332. Pressure Data for T.E. Flap With 0.12c L.E. Flap Configuration for Run 55,
 $\alpha = -10.04^\circ$, and $q_\infty = 15.14$ psf

L.E. FLAP				MAIN				T.E. FLAP			
UPPER SURFACE		LOWER SURFACE		UPPER SURFACE		LOWER SURFACE		UPPER SURFACE		LOWER SURFACE	
X/C	CP	X/C	CP	X/C	CP	X/C	CP	X/C	CP	X/C	CP
.003	-.431	.000	-.345	.002	-.407	.000	-.358	.005	-.486	.000	-.522
.008	.173	.002	-.391	.005	-.464	.010	-.285	.015	-.557	.005	-.441
.014	.605	.007	-.399	.011	-.542	.020	-.328	.030	-.861	.015	-.432
.020	.727	.015	-.406	.020	.284	.030	-.295	.060	-1.096	.030	-.438
.030	1.031	.022	-.371	.030	.662	.045	-.300	.090	-.832	.045	-.389
.045	.572	.030	-.333	.045	.352	.065	-.368	.130	-.712	.060	-.469
.060	.869	.040	-.264	.060	.276	.085	-.323	.170	-.620	.090	-.294
.075	.754	.050	-.267	.080	.151	.110	-.424	.210	-.544	.130	-.440
.090	.622	.062	-.376	.100	.134	.135	-.343			.170	-.405
.105	.345	.075	-.347	.120	.083	.165	-.335			.200	-.411
		.087	-.291	.140	.035	.195	-.371			.230	-.452
		.100	-.347	.165	.045	.225	-.328			.250	-.407
		.112	-.396	.190	-.001	.255	-.359				
		.120	-.494	.215	.014	.300	-.360				
				.250	-.042	.350	-.365				
				.300	-.069	.450	-.429				
				.350	-.182	.550	-.409				
				.450	-.288	.650	-.425				
				.550	-.331	.700	-.446				
				.650	-.380	.749	-.409				
				.700	-.529	.779	-.459				
				.750	-.578	.805	-.393				
				.800	-.633	.825	-.425				
				.825	-.541	.840	-.388				
				.845	-.550	.855	-.415				
				.864	-.531	.870	-.528				

Table 333. Pressure Data for T.E. Flap With 0.12c L.E. Flap Configuration for Run 55,
 $\alpha = -8.03^\circ$, and $q_\infty = 15.14$ psf

L.E. FLAP				MAIN				T.E. FLAP			
UPPER SURFACE		LOWER SURFACE		UPPER SURFACE		LOWER SURFACE		UPPER SURFACE		LOWER SURFACE	
X/C	CP	X/C	CP	X/C	CP	X/C	CP	X/C	CP	X/C	CP
.003	-.376	.000	-.338	.002	-.317	.000	-.340	.005	-.454	.000	-.496
.008	.279	.002	-.391	.005	-.269	.010	-.274	.015	-.514	.005	-.410
.014	.681	.007	-.392	.011	-.321	.020	-.330	.030	-.787	.015	-.403
.020	.778	.015	-.399	.020	-.370	.030	-.289	.060	-1.000	.030	-.420
.030	1.045	.022	-.365	.030	-.071	.045	-.296	.090	-.708	.045	-.351
.045	.590	.030	-.319	.045	.335	.065	-.368	.130	-.610	.060	-.441
.060	.817	.040	-.257	.060	.275	.085	-.323	.170	-.539	.090	-.251
.075	.656	.050	-.260	.080	.105	.110	-.440	.210	-.484	.130	-.402
.090	.557	.062	-.368	.100	.085	.135	-.337			.170	-.354
.105	.2EC	.075	-.347	.120	.028	.165	-.333			.200	-.371
		.087	-.283	.140	-.021	.195	-.365			.230	-.417
		.100	-.374	.165	-.004	.225	-.323			.250	-.380
		.112	-.375	.190	-.056	.255	-.356				
		.120	-.332	.215	-.027	.300	-.357				
				.250	-.085	.350	-.369				
				.300	-.112	.450	-.430				
				.350	-.213	.550	-.404				
				.450	-.313	.650	-.399				
				.550	-.335	.700	-.419				
				.650	-.374	.749	-.384				
				.700	-.518	.779	-.434				
				.750	-.556	.805	-.369				
				.800	-.599	.825	-.401				
				.825	-.501	.840	-.367				
				.845	-.510	.855	-.396				
				.864	-.504	.870	-.501				

Table 334. Pressure Data for T.E. Flap With 0.12c L.E. Flap Configuration for Run 55,
 $\alpha = -6.03^\circ$, and $q_\infty = 15.14$ psf

L.E. FLAP				MAIN				T.E. FLAP			
UPPER SURFACE		LOWER SURFACE		UPPER SURFACE		LOWER SURFACE		UPPER SURFACE		LOWER SURFACE	
X/C	CP	X/C	CP	X/C	CP	X/C	CP	X/C	CP	X/C	CP
.003	-.328	.000	-.352	.002	-.324	.000	-.354	.005	-.420	.000	-.473
.008	.350	.002	-.405	.005	-.264	.010	-.283	.015	-.452	.005	-.391
.014	.744	.007	-.413	.011	-.298	.020	-.352	.030	-.688	.015	-.389
.020	.822	.015	-.413	.020	-.317	.030	-.302	.060	-.873	.030	-.404
.030	1.060	.022	-.371	.030	-.328	.045	-.306	.090	-.553	.045	-.338
.045	.528	.030	-.333	.045	.010	.065	-.383	.130	-.478	.060	-.414
.060	.772	.040	-.271	.060	.178	.085	-.333	.170	-.431	.090	-.204
.075	.635	.050	-.280	.080	.058	.110	-.470	.210	-.387	.130	-.352
.090	.501	.062	-.390	.100	.042	.135	-.348			.170	-.300
.105	.214	.075	-.361	.120	-.016	.165	-.347			.200	-.307
		.087	-.298	.140	-.068	.195	-.383			.230	-.341
		.100	-.388	.165	-.045	.225	-.344			.250	-.295
		.112	-.389	.190	-.097	.255	-.382				
		.120	-.359	.215	-.061	.300	-.383				
				.250	-.117	.350	-.384				
				.300	-.143	.450	-.447				
				.350	-.234	.550	-.416				
				.450	-.325	.650	-.394				
				.550	-.334	.700	-.415				
				.650	-.352	.749	-.381				
				.700	-.492	.779	-.428				
				.750	-.518	.805	-.356				
				.800	-.553	.825	-.383				
				.825	-.446	.840	-.343				
				.845	-.454	.855	-.369				
				.864	-.469	.870	-.459				

Table 335. Pressure Data for T.E. Flap With 0.12c L.E. Flap Configuration for Run 55,
 $\alpha = -4.01^\circ$, and $q_\infty = 15.03$ psf

L.E. FLAP				MAIN				T.E. FLAP			
UPPER SURFACE		LOWER SURFACE		UPPER SURFACE		LOWER SURFACE		UPPER SURFACE		LOWER SURFACE	
X/C	CF	X/C	CP	X/C	CP	X/C	CP	X/C	CP	X/C	CP
.003	-.296	.000	-.391	.002	-.367	.000	-.403	.005	-.371	.000	-.430
.008	.423	.002	-.444	.005	-.298	.010	-.314	.015	-.383	.005	-.343
.014	.805	.007	-.453	.011	-.331	.020	-.391	.030	-.571	.015	-.338
.020	.858	.015	-.453	.020	-.334	.030	-.324	.060	-.724	.030	-.342
.030	1.067	.022	-.416	.030	-.365	.045	-.338	.090	-.378	.045	-.273
.045	.851	.030	-.365	.045	-.243	.065	-.421	.130	-.333	.060	-.350
.060	.718	.040	-.302	.060	-.029	.085	-.364	.170	-.310	.090	-.125
.075	.571	.050	-.304	.080	-.044	.110	-.519	.210	-.285	.130	-.293
.090	.432	.062	-.429	.100	-.015	.135	-.376			.170	-.219
.105	.142	.075	-.399	.120	-.067	.165	-.374			.200	-.228
		.087	-.337	.140	-.119	.195	-.411			.230	-.251
		.100	-.426	.165	-.087	.225	-.375			.250	-.203
		.112	-.441	.190	-.141	.255	-.417				
		.120	-.410	.215	-.089	.300	-.413				
				.250	-.140	.350	-.409				
				.300	-.164	.450	-.468				
				.350	-.253	.550	-.403				
				.450	-.335	.650	-.356				
				.550	-.321	.700	-.375				
				.650	-.321	.749	-.332				
				.700	-.459	.779	-.393				
				.750	-.471	.805	-.315				
				.800	-.497	.825	-.345				
				.825	-.378	.840	-.292				
				.845	-.382	.855	-.320				
				.864	-.416	.870	-.413				

Table 336. Pressure Data for T.E. Flap With 0.12c L.E. Flap Configuration for Run 55,
 $\alpha = -2.01^\circ$, and $q_\infty = 15.03$ psf

L.E. FLAP				MAIN				T.E. FLAP			
UPPER SURFACE		LOWER SURFACE		UPPER SURFACE		LOWER SURFACE		UPPER SURFACE		LOWER SURFACE	
X/C	CF	X/C	CP	X/C	CP	X/C	CP	X/C	CP	X/C	CP
.003	-.289	.000	-.455	.002	-.429	.000	-.471	.005	-.259	.000	-.317
.008	.473	.002	-.514	.005	-.351	.010	-.370	.015	-.244	.005	-.220
.014	.835	.007	-.519	.011	-.388	.020	-.461	.030	-.376	.015	-.211
.020	.873	.015	-.526	.020	-.389	.030	-.382	.060	-.479	.030	-.209
.030	1.067	.022	-.478	.030	-.428	.045	-.395	.090	-.094	.045	-.141
.045	.854	.030	-.437	.045	-.344	.065	-.486	.130	-.122	.060	-.228
.060	.666	.040	-.367	.060	-.127	.085	-.428	.170	-.146	.090	.012
.075	.513	.050	-.365	.080	-.112	.110	-.605	.210	-.139	.130	-.145
.090	.368	.062	-.493	.100	-.049	.135	-.435			.170	-.053
.105	.065	.075	-.462	.120	-.093	.165	-.437			.200	-.052
		.087	-.396	.140	-.146	.195	-.478			.230	-.091
		.100	-.495	.165	-.105	.225	-.447			.250	-.031
		.112	-.511	.190	-.163	.255	-.483				
		.120	-.478	.215	-.098	.300	-.470				
				.250	-.148	.350	-.452				
				.300	-.165	.450	-.477				
				.350	-.252	.550	-.361				
				.450	-.320	.650	-.266				
				.550	-.280	.700	-.285				
				.650	-.255	.749	-.236				
				.700	-.387	.779	-.303				
				.750	-.360	.805	-.229				
				.800	-.383	.825	-.243				
				.825	-.250	.840	-.187				
				.845	-.248	.855	-.213				
				.864	-.295	.870	-.291				

Table 337. Pressure Data for T.E. Flap With 0.12c L.E. Flap Configuration for Run 55, $\alpha = -0.07^\circ$, and $q_\infty = 14.92$ psf

L.E. FLAP				MAIN				T.E. FLAP			
UPPER SURFACE		LOWER SURFACE		UPPER SURFACE		LOWER SURFACE		UPPER SURFACE		LOWER SURFACE	
X/C	CP	X/C	CP	X/C	CP	X/C	CP	X/C	CP	X/C	CP
.003	-.278	.000	-.552	.002	-.579	.000	-.561	.005	-.085	.000	-.126
.008	.476	.002	-.583	.005	-.577	.010	-.557	.015	-.208	.005	.016
.014	.838	.007	-.589	.011	-.576	.020	-.524	.030	-.358	.015	.057
.020	.531	.015	-.589	.020	-.557	.030	-.567	.060	-.385	.030	.101
.030	.567	.022	-.551	.030	-.545	.045	-.558	.090	-.181	.045	.146
.045	.808	.030	-.557	.045	-.553	.065	-.576	.130	-.105	.060	.103
.060	.604	.040	-.537	.060	-.389	.085	-.555	.170	-.062	.090	.179
.075	.458	.050	-.534	.080	-.188	.110	-.546	.210	-.038	.130	.157
.090	.241	.062	-.569	.100	-.180	.135	-.591			.170	.156
.105	.017	.075	-.586	.120	-.197	.165	-.580			.200	.187
		.087	-.555	.140	-.196	.195	-.631			.230	.117
		.100	-.589	.165	-.196	.225	-.618			.250	.026
		.112	-.600	.190	-.184	.255	-.617				
		.120	-.586	.215	-.215	.306	-.598				
				.250	-.222	.350	-.527				
				.300	-.209	.450	-.332				
				.350	-.255	.550	-.151				
				.450	-.279	.650	-.066				
				.550	-.287	.700	-.064				
				.650	-.282	.749	-.029				
				.700	-.316	.775	-.026				
				.750	-.315	.805	.018				
				.800	-.286	.825	-.005				
				.825	-.227	.840	.027				
				.845	-.221	.855	.020				
				.864	-.079	.870	-.084				

Table 338. Pressure Data for T.E. Flap With 0.12c L.E. Flap Configuration for Run 55, $\alpha = 2.03^\circ$, and $q_\infty = 15.14$ psf

L.E. FLAP				MAIN				T.E. FLAP			
UPPER SURFACE		LOWER SURFACE		UPPER SURFACE		LOWER SURFACE		UPPER SURFACE		LOWER SURFACE	
X/C	CP	X/C	CP	X/C	CP	X/C	CP	X/C	CP	X/C	CP
.003	-.025	.000	-.515	.002	-.768	.000	-.735	.005	-.340	.000	.053
.008	.675	.002	-.531	.005	-.771	.010	-.568	.015	-.742	.005	.648
.014	.527	.007	-.536	.011	-.761	.020	-.518	.030	-.931	.015	.559
.020	.565	.015	-.544	.020	-.725	.030	-.560	.060	-.828	.030	.329
.030	.530	.022	-.515	.030	-.679	.045	-.545	.090	-.597	.045	.430
.045	.645	.030	-.526	.045	-.686	.065	-.569	.130	-.324	.060	.404
.060	.402	.040	-.500	.060	-.667	.085	-.563	.170	-.139	.090	.513
.075	.250	.050	-.498	.060	-.603	.110	-.566	.210	-.006	.130	.464
.090	.032	.062	-.531	.100	-.604	.135	-.607			.170	.420
.105	-.172	.075	-.541	.120	-.574	.165	-.584			.200	.421
		.087	-.539	.140	-.525	.195	-.621			.230	.309
		.100	-.586	.165	-.469	.225	-.440			.250	.117
		.112	-.660	.190	-.405	.255	-.215				
		.120	-.732	.215	-.410	.300	.003				
				.250	-.384	.350	.077				
				.300	-.352	.450	.025				
				.350	-.391	.550	.019				
				.450	-.396	.650	.028				
				.550	-.404	.700	.123				
				.650	-.397	.749	.208				
				.700	-.425	.775	.260				
				.750	-.424	.805	.325				
				.800	-.396	.825	.310				
				.825	-.333	.840	.349				
				.845	-.323	.855	.334				
				.864	-.149	.870	-.151				

Table 339. Pressure Data for T.E. Flap With 0.12c L.E. Flap Configuration for Run 55, $\alpha = 4.04^\circ$, and $q_\infty = 15.14$ psf

L.E. FLAP				MAIN				T.E. FLAP			
UPPER SURFACE		LOWER SURFACE		UPPER SURFACE		LOWER SURFACE		UPPER SURFACE		LOWER SURFACE	
X/C	CP	X/C	CP	X/C	CP	X/C	CP	X/C	CP	X/C	CP
.003	.244	.000	-.444	.002	-1.167	.000	-1.229	.005	-.478	.000	.139
.008	.211	.002	-.405	.005	-1.150	.010	-.587	.015	-.953	.005	.853
.014	.553	.007	-.421	.011	-1.116	.020	-.484	.030	-1.100	.015	.646
.020	.547	.015	-.442	.020	-1.023	.030	-.519	.060	-.924	.030	.294
.030	.825	.022	-.433	.030	-.946	.045	-.502	.090	-.691	.045	.460
.045	.458	.030	-.455	.045	-.909	.065	-.528	.130	-.381	.060	.454
.060	.203	.040	-.429	.060	-.859	.085	-.507	.170	-.179	.090	.586
.075	.048	.050	-.409	.080	-.762	.110	-.454	.210	-.028	.130	.536
.090	-.174	.062	-.425	.100	-.745	.135	-.406			.170	.481
.105	-.363	.075	-.430	.120	-.707	.165	-.235			.200	.477
		.087	-.415	.140	-.662	.195	-.035			.230	.354
		.100	-.517	.165	-.616	.225	.291			.250	.135
		.112	-.722	.190	-.551	.255	.336				
		.120	-.990	.215	-.553	.300	.222				
				.250	-.521	.350	.106				
				.300	-.466	.450	.013				
				.350	-.494	.550	.014				
				.450	-.480	.650	.014				
				.550	-.472	.700	.140				
				.650	-.457	.749	.238				
				.700	-.472	.779	.321				
				.750	-.470	.805	.400				
				.800	-.434	.825	.384				
				.825	-.378	.840	.425				
				.845	-.364	.855	.421				
				.864	-.193	.670	-.189				

Table 340. Pressure Data for T.E. Flap With 0.12c L.E. Flap Configuration for Run 55, $\alpha = 6.15^\circ$, and $q_\infty = 14.92$ psf

L.E. FLAP				MAIN				T.E. FLAP			
UPPER SURFACE		LOWER SURFACE		UPPER SURFACE		LOWER SURFACE		UPPER SURFACE		LOWER SURFACE	
X/C	CP	X/C	CP	X/C	CP	X/C	CP	X/C	CP	X/C	CP
.003	.527	.000	-.416	.002	-1.769	.000	-2.091	.005	-.585	.000	.159
.008	.964	.002	-.305	.005	-1.702	.010	-.635	.015	-1.086	.005	.950
.014	.586	.007	-.302	.011	-1.616	.020	-.428	.030	-1.197	.015	.691
.020	.849	.015	-.339	.020	-1.425	.030	-.434	.060	-.972	.030	.289
.030	.625	.022	-.337	.030	-1.291	.045	-.376	.090	-.732	.045	.473
.045	.188	.030	-.353	.045	-1.191	.065	-.315	.130	-.406	.060	.478
.060	-.080	.040	-.319	.060	-1.101	.085	-.184	.170	-.197	.090	.618
.075	-.245	.050	-.286	.080	-.965	.110	.085	.210	-.043	.130	.557
.090	-.466	.062	-.274	.100	-.930	.135	.316			.170	.507
.105	-.663	.075	-.268	.120	-.875	.165	.568			.200	.504
		.087	-.266	.140	-.816	.195	.592			.230	.374
		.100	-.437	.165	-.764	.225	.442			.250	.139
		.112	-.805	.190	-.690	.255	.312				
		.120	-1.351	.215	-.693	.300	.168				
				.250	-.648	.350	.080				
				.300	-.583	.450	.021				
				.350	-.596	.550	.029				
				.450	-.557	.650	.021				
				.550	-.537	.700	.153				
				.650	-.511	.749	.250				
				.700	-.518	.779	.352				
				.750	-.508	.805	.431				
				.800	-.466	.825	.408				
				.825	-.409	.840	.448				
				.845	-.398	.855	.454				
				.864	-.224	.870	-.220				

Table 341. Pressure Data for T.E. Flap With 0.12c L.E. Flap Configuration for Run 55,
 $\alpha = 8.01^\circ$, and $q_\infty = 15.03$ psf

L.E. FLAP				MAIN				T.E. FLAP			
UPPER SURFACE		LOWER SURFACE		UPPER SURFACE		LOWER SURFACE		UPPER SURFACE		LOWER SURFACE	
X/C	CP	X/C	CP	X/C	CP	X/C	CP	X/C	CP	X/C	CP
.003	.745	.000	-.191	.002	-2.350	.000	-3.045	.005	-.654	.000	.179
.008	1.000	.002	-.139	.005	-2.234	.010	-.707	.015	-1.177	.005	1.035
.014	.516	.007	-.139	.011	-2.064	.020	-.372	.030	-1.267	.015	.707
.020	.703	.015	-.183	.020	-1.804	.030	-.313	.060	-1.013	.030	.280
.030	.353	.022	-.217	.030	-1.615	.045	-.139	.090	-.765	.045	.469
.045	-.105	.030	-.271	.045	-1.454	.065	.116	.130	-.425	.060	.491
.060	-.370	.040	-.252	.060	-1.332	.085	.436	.170	-.210	.090	.634
.075	-.511	.050	-.208	.080	-1.165	.110	.726	.210	-.058	.130	.580
.090	-.727	.062	-.157	.100	-1.105	.135	.771			.170	.517
.105	-.522	.075	-.105	.120	-1.029	.165	.781			.200	.514
		.087	-.073	.140	-.956	.195	.585			.230	.380
		.100	-.268	.165	-.899	.225	.351			.250	.131
		.112	-.840	.190	-.812	.255	.256				
		.120	-1.689	.215	-.810	.300	.151				
				.250	-.758	.350	.085				
				.300	-.684	.450	.041				
				.350	-.687	.550	.047				
				.450	-.633	.650	.030				
				.550	-.599	.700	.162				
				.650	-.558	.749	.255				
				.700	-.565	.779	.362				
				.750	-.550	.805	.455				
				.800	-.500	.825	.423				
				.825	-.442	.840	.465				
				.845	-.436	.855	.471				
				.864	-.246	.870	-.257				

Table 342. Pressure Data for T.E. Flap With 0.12c L.E. Flap Configuration for Run 55,
 $\alpha = 10.05^\circ$, and $q_\infty = 15.03$ psf

L.E. FLAP				MAIN				T.E. FLAP			
UPPER SURFACE		LOWER SURFACE		UPPER SURFACE		LOWER SURFACE		UPPER SURFACE		LOWER SURFACE	
X/C	CP	X/C	CP	X/C	CP	X/C	CP	X/C	CP	X/C	CP
.003	.547	.000	.331	.002	-3.075	.000	-4.216	.005	-.628	.000	.241
.008	.950	.002	.180	.005	-2.904	.010	-.677	.015	-1.194	.005	1.027
.014	.653	.007	.181	.011	-2.664	.020	-.106	.030	-1.299	.015	.727
.020	.400	.015	.168	.020	-2.243	.030	.121	.060	-1.030	.030	.319
.030	.016	.022	.106	.030	-1.969	.045	.477	.090	-.772	.045	.491
.045	-.531	.030	-.005	.045	-1.738	.065	.752	.130	-.424	.060	.520
.060	-.765	.040	-.086	.060	-1.578	.085	.886	.170	-.206	.090	.659
.075	-.882	.050	-.037	.080	-1.380	.110	.923	.210	-.048	.130	.605
.090	-1.677	.062	.071	.100	-1.294	.135	.849			.170	.536
.105	-1.245	.075	.148	.120	-1.196	.165	.807			.200	.530
		.087	.199	.140	-1.112	.195	.574			.230	.394
		.100	-.055	.165	-1.038	.225	.357			.250	.147
		.112	-.826	.190	-.942	.255	.294				
		.120	-2.058	.215	-.923	.300	.205				
				.250	-.859	.350	.150				
				.300	-.770	.450	.105				
				.350	-.769	.550	.101				
				.450	-.698	.650	.075				
				.550	-.645	.700	.197				
				.650	-.596	.749	.286				
				.700	-.592	.779	.391				
				.750	-.571	.805	.489				
				.800	-.517	.825	.470				
				.825	-.454	.840	.513				
				.845	-.440	.855	.521				
				.864	-.262	.870	-.260				

Table 343. Pressure Data for T.E. Flap With 0.12c L.E. Flap Configuration for Run 55, $\alpha = 12.01^\circ$, and $q_\infty = 15.03$ psf

L.E. FLAP				MAIN				T.E. FLAP			
UPPER SURFACE		LOWER SURFACE		UPPER SURFACE		LOWER SURFACE		UPPER SURFACE		LOWER SURFACE	
X/C	CP	X/C	CP	X/C	CP	X/C	CP	X/C	CP	X/C	CP
.003	.588	.000	.316	.002	-4.520	.000	-6.328	.005	-.505	.000	.447
.008	.851	.002	-.146	.005	-4.126	.010	.129	.015	-1.212	.005	1.034
.014	.464	.007	-.103	.011	-3.581	.020	.824	.030	-1.376	.015	.707
.020	.105	.015	-.110	.020	-2.912	.030	.960	.060	-1.114	.030	.329
.030	-.347	.022	-.093	.030	-2.464	.045	1.037	.090	-.836	.045	.456
.045	-.935	.030	-.105	.045	-2.092	.065	.985	.130	-.457	.060	.534
.060	-1.160	.040	-.144	.060	-1.872	.085	.946	.170	-.217	.090	.570
.075	-1.259	.050	-.201	.080	-1.618	.110	.902	.210	-.048	.130	.617
.090	-1.442	.062	-.193	.100	-1.502	.135	.830			.170	.553
.105	-1.612	.075	-.077	.120	-1.378	.165	.795			.200	.540
		.087	.192	.140	-1.273	.195	.562			.230	.405
		.100	.151	.165	-1.183	.225	.364			.250	.157
		.112	-.952	.190	-1.061	.255	.316				
		.120	-2.578	.215	-1.047	.300	.246				
				.250	-.980	.350	.195				
				.300	-.877	.450	.150				
				.350	-.861	.550	.142				
				.450	-.780	.650	.118				
				.550	-.712	.700	.148				
				.650	-.650	.749	.307				
				.700	-.651	.779	.387				
				.750	-.626	.805	.597				
				.800	-.568	.825	.614				
				.825	-.495	.840	.657				
				.845	-.480	.855	.635				
				.864	-.299	.870	-.304				

Table 344. Pressure Data for T.E. Flap With 0.12c L.E. Flap Configuration for Run 55, $\alpha = 14.04^\circ$, and $q_\infty = 15.14$ psf

L.E. FLAP				MAIN				T.E. FLAP			
UPPER SURFACE		LOWER SURFACE		UPPER SURFACE		LOWER SURFACE		UPPER SURFACE		LOWER SURFACE	
X/C	CP	X/C	CP	X/C	CP	X/C	CP	X/C	CP	X/C	CP
.003	.554	.000	.754	.002	-4.983	.000	-5.377	.005	-.520	.000	.450
.008	.562	.002	.081	.005	-4.731	.010	.522	.015	-1.246	.005	1.035
.014	.059	.007	.216	.011	-4.259	.020	.956	.030	-1.410	.015	.718
.020	-.380	.015	.210	.020	-3.295	.030	1.006	.060	-1.149	.030	.356
.030	-.877	.022	.236	.030	-2.822	.045	1.035	.090	-.866	.045	.481
.045	-1.483	.030	.253	.045	-2.377	.065	.978	.130	-.473	.060	.548
.060	-1.635	.040	.208	.060	-2.126	.085	.948	.170	-.224	.090	.684
.075	-1.657	.050	.195	.080	-1.848	.110	.912	.210	-.041	.130	.625
.090	-1.857	.062	.269	.100	-1.700	.135	.851			.170	.555
.105	-1.553	.075	.446	.120	-1.555	.165	.823			.200	.546
		.087	.614	.140	-1.435	.195	.614			.230	.414
		.100	.225	.165	-1.330	.225	.439			.250	.172
		.112	-1.063	.190	-1.212	.255	.394				
		.120	-2.992	.215	-1.165	.300	.318				
				.250	-1.082	.350	.263				
				.300	-.970	.450	.203				
				.350	-.942	.550	.191				
				.450	-.842	.650	.157				
				.550	-.762	.700	.180				
				.650	-.685	.749	.332				
				.700	-.686	.779	.404				
				.750	-.655	.805	.608				
				.800	-.589	.825	.627				
				.825	-.514	.840	.670				
				.845	-.492	.855	.638				
				.864	-.327	.870	-.344				

Table 345. Pressure Data for T.E. Flap With 0.12c L.E. Flap Configuration for Run 55, $\alpha = 16.12^\circ$, and $q_\infty = 14.92$ psf

L.E. FLAP				MAIN				T.E. FLAP			
UPPER SURFACE		LOWER SURFACE		UPPER SURFACE		LOWER SURFACE		UPPER SURFACE		LOWER SURFACE	
X/C	CF	X/C	CP	X/C	CP	X/C	CP	X/C	CP	X/C	CP
.003	.764	.000	.973	.002	-5.595	.000	-5.336	.005	-5.526	.000	.450
.008	.168	.002	.388	.005	-5.342	.010	.699	.015	-1.269	.005	1.035
.014	-.415	.007	.330	.011	-4.788	.020	1.009	.030	-1.433	.015	.725
.020	-.507	.015	.390	.020	-3.688	.030	1.017	.060	-1.170	.030	.364
.030	-1.409	.022	.377	.030	-3.172	.045	1.036	.090	-.881	.045	.493
.045	-2.006	.030	.394	.045	-2.658	.065	.982	.130	-.484	.060	.558
.060	-2.099	.040	.371	.060	-2.363	.085	.960	.170	-.232	.090	.691
.075	-2.103	.050	.389	.080	-2.050	.110	.930	.210	-.048	.130	.634
.090	-2.225	.062	.417	.100	-1.875	.135	.875			.170	.555
.105	-2.342	.075	.551	.120	-1.709	.165	.851			.200	.552
		.087	.601	.140	-1.572	.195	.659			.230	.414
		.100	.655	.165	-1.449	.225	.505			.250	.156
		.112	-1.313	.190	-1.321	.255	.455				
		.120	-3.425	.215	-1.261	.300	.379				
				.250	-1.167	.350	.318				
				.300	-1.039	.450	.250				
				.350	-1.004	.550	.223				
				.450	-.886	.650	.188				
				.550	-.797	.700	.205				
				.650	-.718	.749	.352				
				.700	-.712	.779	.413				
				.750	-.679	.805	.615				
				.800	-.606	.825	.637				
				.825	-.529	.840	.679				
				.845	-.509	.855	.639				
				.864	-.356	.870	-.368				

Table 346. Pressure Data for T.E. Flap With 0.12c L.E. Flap Configuration for Run 55, $\alpha = 18.16^\circ$, and $q_\infty = 15.14$ psf

L.E. FLAP				MAIN				T.E. FLAP			
UPPER SURFACE		LOWER SURFACE		UPPER SURFACE		LOWER SURFACE		UPPER SURFACE		LOWER SURFACE	
X/C	CF	X/C	CP	X/C	CP	X/C	CP	X/C	CP	X/C	CP
.003	.361	.000	1.002	.002	-6.378	.000	-5.498	.005	-.533	.000	.449
.008	-.435	.002	.693	.005	-6.169	.010	.782	.015	-1.283	.005	1.031
.014	-1.090	.007	.419	.011	-5.475	.020	1.020	.030	-1.465	.015	.733
.020	-1.556	.015	.210	.020	-4.193	.030	1.017	.060	-1.204	.030	.378
.030	-2.075	.022	.304	.030	-3.604	.045	1.038	.090	-.901	.045	.509
.045	-2.645	.030	.346	.045	-2.993	.065	.988	.130	-.494	.060	.550
.060	-2.652	.040	.631	.060	-2.649	.085	.976	.170	-.239	.090	.638
.075	-2.576	.050	.697	.080	-2.291	.110	.948	.210	-.052	.130	.635
.090	-2.667	.062	.716	.100	-2.082	.135	.901			.170	.567
.105	-2.758	.075	.689	.120	-1.890	.165	.880			.200	.550
		.087	.505	.140	-1.735	.195	.705			.230	.411
		.100	-.245	.165	-1.593	.225	.569			.250	.157
		.112	-1.674	.190	-1.451	.255	.519				
		.120	-3.949	.215	-1.373	.300	.441				
				.250	-1.271	.350	.376				
				.300	-1.126	.450	.298				
				.350	-1.080	.550	.260				
				.450	-.947	.650	.210				
				.550	-.843	.700	.235				
				.650	-.757	.749	.363				
				.700	-.745	.779	.418				
				.750	-.709	.805	.621				
				.800	-.635	.825	.641				
				.825	-.549	.840	.687				
				.845	-.521	.855	.649				
				.864	-.353	.870	-.366				

Table 347. Pressure Data for T.E. Flap With 0.12c L.E. Flap Configuration for Run 55,
 $\alpha = 19.00^\circ$, and $q_\infty = 15.48$ psf

L.E. FLAP				MAIN				T.E. FLAP			
UPPER SURFACE		LOWER SURFACE		UPPER SURFACE		LOWER SURFACE		UPPER SURFACE		LOWER SURFACE	
X/C	CP	X/C	CP	X/C	CP	X/C	CP	X/C	CP	X/C	CP
.003	.135	.000	.960	.002	-6.556	.000	-5.665	.005	-.515	.000	.453
.008	-.695	.002	.823	.005	-6.336	.010	.764	.015	-1.261	.005	1.037
.014	-1.363	.007	.545	.011	-5.622	.020	1.013	.030	-1.438	.015	.743
.020	-1.862	.015	.320	.020	-4.291	.030	1.018	.060	-1.174	.030	.387
.030	-2.328	.022	.379	.030	-3.690	.045	1.041	.090	-.872	.045	.524
.045	-2.860	.030	.444	.045	-3.060	.065	.994	.130	-.475	.060	.570
.060	-2.833	.040	.639	.060	-2.706	.085	.988	.170	-.223	.090	.706
.075	-2.723	.050	.724	.080	-2.335	.110	.959	.210	-.045	.130	.540
.090	-2.788	.062	.736	.100	-2.113	.135	.917			.170	.575
.105	-2.861	.075	.696	.120	-1.916	.165	.897			.200	.555
		.087	.501	.140	-1.758	.195	.732			.230	.420
		.100	-.264	.165	-1.609	.225	.603			.250	.152
		.112	-1.738	.190	-1.464	.255	.549				
		.120	-4.027	.215	-1.383	.300	.474				
				.250	-1.275	.350	.410				
				.300	-1.129	.450	.324				
				.350	-1.077	.550	.287				
				.450	-.940	.650	.231				
				.550	-.830	.700	.261				
				.650	-.740	.749	.376				
				.700	-.729	.779	.431				
				.750	-.691	.805	.629				
				.800	-.618	.825	.647				
				.825	-.532	.840	.692				
				.845	-.503	.855	.656				
				.864	-.348	.870	-.356				

Table 348. Pressure Data for T.E. Flap With 0.12c L.E. Flap Configuration for Run 55,
 $\alpha = 20.00^\circ$, and $q_\infty = 15.37$ psf

L.E. FLAP				MAIN				T.E. FLAP			
UPPER SURFACE		LOWER SURFACE		UPPER SURFACE		LOWER SURFACE		UPPER SURFACE		LOWER SURFACE	
X/C	CP	X/C	CP	X/C	CP	X/C	CP	X/C	CP	X/C	CP
.003	-.118	.000	.862	.002	-6.840	.000	-5.942	.005	-.519	.000	.453
.008	-1.007	.002	.905	.005	-6.607	.010	.744	.015	-1.268	.005	1.034
.014	-1.680	.007	.649	.011	-5.860	.020	1.001	.030	-1.443	.015	.743
.020	-2.186	.015	.415	.020	-4.472	.030	1.019	.060	-1.177	.030	.395
.030	-2.630	.022	.428	.030	-3.847	.045	1.044	.090	-.871	.045	.525
.045	-3.134	.030	.518	.045	-3.181	.065	1.000	.130	-.476	.060	.570
.060	-3.065	.040	.580	.060	-2.807	.085	.997	.170	-.232	.090	.710
.075	-2.521	.050	.735	.080	-2.428	.110	.961	.210	-.054	.130	.639
.090	-2.570	.062	.741	.100	-2.192	.135	.928			.170	.576
.105	-3.026	.075	.701	.120	-1.984	.165	.907			.200	.556
		.087	.498	.140	-1.820	.195	.754			.230	.417
		.100	-.307	.165	-1.665	.225	.632			.250	.156
		.112	-1.840	.190	-1.514	.255	.577				
		.120	-4.171	.215	-1.423	.300	.499				
				.250	-1.312	.350	.434				
				.300	-1.159	.450	.344				
				.350	-1.106	.550	.297				
				.450	-.964	.650	.246				
				.550	-.843	.700	.268				
				.650	-.744	.749	.381				
				.700	-.739	.779	.431				
				.750	-.699	.805	.632				
				.800	-.626	.825	.654				
				.825	-.536	.840	.697				
				.845	-.510	.855	.655				
				.864	-.355	.870	-.368				

Table 349. Pressure Data for T.E. Flap With 0.12c L.E. Flap Configuration for Run 55,
 $\alpha = 21.02^\circ$, and $q_\infty = 15.03$ psf

L.E. FLAP				MAIN				T.E. FLAP			
UPPER SURFACE		LOWER SURFACE		UPPER SURFACE		LOWER SURFACE		UPPER SURFACE		LOWER SURFACE	
X/C	CP	X/C	CP	X/C	CP	X/C	CP	X/C	CP	X/C	CP
.003	-.529	.000	.645	.002	-7.206	.000	-6.289	.005	-.520	.000	.450
.008	-1.472	.002	.974	.005	-6.962	.010	.716	.015	-1.269	.005	1.039
.014	-2.145	.007	.772	.011	-6.169	.020	.991	.030	-1.439	.015	.754
.020	-2.642	.015	.533	.020	-4.673	.030	1.018	.060	-1.165	.030	.410
.030	-3.052	.022	.505	.030	-4.044	.045	1.050	.090	-.852	.045	.532
.045	-3.524	.030	.593	.045	-3.342	.065	1.005	.130	-.470	.060	.574
.060	-3.380	.040	.635	.060	-2.945	.085	1.010	.170	-.233	.090	.714
.075	-3.198	.050	.736	.080	-2.548	.110	.971	.210	-.056	.130	.545
.090	-3.210	.062	.771	.100	-2.292	.135	.943			.170	.575
.105	-3.241	.075	.701	.120	-2.072	.165	.929			.200	.561
		.087	.486	.140	-1.899	.195	.777			.230	.418
		.100	-.364	.165	-1.735	.225	.669			.250	.162
		.112	-1.967	.190	-1.577	.255	.616				
		.120	-4.349	.215	-1.477	.300	.536				
				.250	-1.360	.350	.466				
				.300	-1.197	.450	.369				
				.350	-1.138	.550	.322				
				.450	-.985	.650	.263				
				.550	-.860	.700	.287				
				.650	-.756	.749	.388				
				.700	-.749	.779	.435				
				.750	-.701	.805	.646				
				.800	-.627	.825	.662				
				.825	-.538	.840	.705				
				.845	-.514	.855	.660				
				.864	-.367	.870	-.377				

Table 350. Pressure Data for T.E. Flap With 0.12c L.E. Flap Configuration for Run 55,
 $\alpha = 22.02^\circ$, and $q_\infty = 15.14$ psf

L.E. FLAP				MAIN				T.E. FLAP			
UPPER SURFACE		LOWER SURFACE		UPPER SURFACE		LOWER SURFACE		UPPER SURFACE		LOWER SURFACE	
X/C	CP	X/C	CP	X/C	CP	X/C	CP	X/C	CP	X/C	CP
.003	-1.004	.000	.357	.002	-7.533	.000	-6.592	.005	-.522	.000	.449
.008	-1.556	.002	.981	.005	-7.280	.010	.686	.015	-1.266	.005	1.035
.014	-2.613	.007	.853	.011	-6.453	.020	.979	.030	-1.424	.015	.758
.020	-3.099	.015	.631	.020	-4.859	.030	1.011	.060	-1.148	.030	.419
.030	-3.468	.022	.570	.030	-4.226	.045	1.047	.090	-.832	.045	.539
.045	-3.894	.030	.632	.045	-3.487	.065	1.009	.130	-.460	.060	.579
.060	-3.688	.040	.702	.060	-3.072	.085	1.016	.170	-.232	.090	.719
.075	-3.462	.050	.724	.080	-2.653	.110	.979	.210	-.065	.130	.652
.090	-3.424	.062	.780	.100	-2.383	.135	.954			.170	.578
.105	-3.443	.075	.710	.120	-2.152	.165	.938			.200	.557
		.087	.475	.140	-1.971	.195	.799			.230	.417
		.100	-.408	.165	-1.794	.225	.700			.250	.150
		.112	-2.084	.190	-1.632	.255	.647				
		.120	-4.533	.215	-1.527	.300	.566				
				.250	-1.400	.350	.497				
				.300	-1.232	.450	.392				
				.350	-1.167	.550	.338				
				.450	-1.008	.650	.279				
				.550	-.869	.700	.303				
				.650	-.760	.749	.397				
				.700	-.749	.779	.438				
				.750	-.702	.805	.646				
				.800	-.625	.825	.663				
				.825	-.538	.840	.705				
				.845	-.514	.855	.663				
				.864	-.363	.870	-.380				

Table 351. Pressure Data for T.E. Flap With 0.12c L.E. Flap Configuration for Run 55,
 $\alpha = 23.00^\circ$, and $q_\infty = 15.14$ psf

L.E. FLAP				MAIN				T.E. FLAP			
UPPER SURFACE		LOWER SURFACE		UPPER SURFACE		LOWER SURFACE		UPPER SURFACE		LOWER SURFACE	
X/C	CP	X/C	CP	X/C	CP	X/C	CP	X/C	CP	X/C	CP
.003	-1.385	.000	.073	.002	-7.746	.000	-6.797	.005	-.510	.000	.453
.008	-2.345	.002	.960	.005	-7.484	.010	.665	.015	-1.252	.005	1.038
.014	-2.587	.007	.904	.011	-6.635	.020	.969	.030	-1.408	.015	.761
.020	-3.450	.015	.704	.020	-4.996	.030	1.007	.060	-1.127	.030	.420
.030	-3.785	.022	.625	.030	-4.338	.045	1.049	.090	-.814	.045	.540
.045	-4.166	.030	.668	.045	-3.576	.065	1.013	.130	-.454	.060	.579
.060	-3.517	.040	.745	.060	-3.144	.085	1.025	.170	-.237	.090	.721
.075	-3.650	.050	.751	.080	-2.717	.110	.986	.210	-.077	.130	.646
.090	-3.550	.062	.780	.100	-2.429	.135	.963			.170	.579
.105	-3.574	.075	.717	.120	-2.194	.165	.951			.200	.553
		.087	.475	.140	-2.004	.195	.818			.230	.411
		.100	-.436	.165	-1.821	.225	.725			.250	.141
		.112	-2.147	.190	-1.655	.255	.667				
		.120	-4.669	.215	-1.542	.300	.589				
				.250	-1.413	.350	.517				
				.300	-1.240	.450	.415				
				.350	-1.169	.550	.357				
				.450	-1.005	.650	.287				
				.550	-.865	.700	.311				
				.650	-.751	.749	.403				
				.700	-.742	.779	.443				
				.750	-.691	.805	.649				
				.800	-.618	.825	.663				
				.825	-.527	.840	.709				
				.845	-.506	.855	.667				
				.864	-.360	.870	-.371				

Table 352. Pressure Data for T.E. Flap With 0.12c L.E. Flap Configuration for Run 55,
 $\alpha = 24.01^\circ$, and $q_\infty = 15.14$ psf

L.E. FLAP				MAIN				T.E. FLAP			
UPPER SURFACE		LOWER SURFACE		UPPER SURFACE		LOWER SURFACE		UPPER SURFACE		LOWER SURFACE	
X/C	CP	X/C	CP	X/C	CP	X/C	CP	X/C	CP	X/C	CP
.003	-1.853	.000	-.316	.002	-8.043	.000	-7.078	.005	-.509	.000	.451
.008	-2.847	.002	.897	.005	-7.770	.010	.641	.015	-1.249	.005	1.036
.014	-3.458	.007	.948	.011	-6.896	.020	.958	.030	-1.403	.015	.764
.020	-3.512	.015	.776	.020	-5.197	.030	1.002	.060	-1.113	.030	.424
.030	-4.188	.022	.679	.030	-4.504	.045	1.049	.090	-.797	.045	.547
.045	-4.519	.030	.703	.045	-3.701	.065	1.019	.130	-.452	.060	.579
.060	-4.158	.040	.774	.060	-3.251	.085	1.029	.170	-.242	.090	.722
.075	-3.888	.050	.792	.080	-2.805	.110	.990	.210	-.095	.130	.645
.090	-3.782	.062	.773	.100	-2.507	.135	.976			.170	.578
.105	-3.770	.075	.717	.120	-2.256	.165	.961			.200	.552
		.087	.468	.140	-2.064	.195	.837			.230	.405
		.100	-.477	.165	-1.872	.225	.749			.250	.132
		.112	-2.251	.190	-1.698	.255	.695				
		.120	-4.872	.215	-1.579	.300	.616				
				.250	-1.446	.350	.545				
				.300	-1.265	.450	.434				
				.350	-1.190	.550	.372				
				.450	-1.016	.650	.298				
				.550	-.869	.700	.326				
				.650	-.750	.749	.411				
				.700	-.740	.779	.445				
				.750	-.690	.805	.649				
				.800	-.616	.825	.665				
				.825	-.527	.840	.710				
				.845	-.506	.855	.671				
				.864	-.361	.870	-.373				

Table 353. Pressure Data for T.E. Flap With 0.12c L.E. Flap Configuration for Run 55, $\alpha = 25.07^\circ$, and $q_\infty = 14.80$ psf

L.E. FLAP				MAIN				T.E. FLAP			
UPPER SURFACE		LOWER SURFACE		UPPER SURFACE		LOWER SURFACE		UPPER SURFACE		LOWER SURFACE	
X/C	CP	X/C	CP	X/C	CP	X/C	CP	X/C	CP	X/C	CP
.003	-2.474	.000	-.804	.002	-8.360	.000	-7.394	.005	-.510	.000	.450
.008	-3.413	.002	.779	.005	-8.072	.010	.609	.015	-1.240	.005	1.041
.014	-3.578	.007	.976	.011	-7.167	.020	.944	.030	-1.379	.015	.771
.020	-4.407	.015	.845	.020	-5.402	.030	.998	.060	-1.080	.030	.437
.030	-4.631	.022	.735	.030	-4.674	.045	1.048	.090	-.766	.045	.560
.045	-4.502	.030	.748	.045	-3.840	.065	1.018	.130	-.440	.060	.589
.060	-4.514	.040	.798	.060	-3.364	.085	1.038	.170	-.251	.090	.732
.075	-4.155	.050	.801	.080	-2.900	.110	.998	.210	-.113	.130	.648
.090	-3.954	.062	.782	.100	-2.587	.135	.986			.170	.580
.105	-3.577	.075	.718	.120	-2.328	.165	.975			.200	.551
		.087	.456	.140	-2.124	.195	.857			.230	.401
		.100	-.518	.165	-1.923	.225	.781			.250	.114
		.112	-2.361	.190	-1.744	.255	.726				
		.120	-5.063	.215	-1.618	.300	.644				
				.250	-1.477	.350	.574				
				.300	-1.291	.450	.458				
				.350	-1.212	.550	.394				
				.450	-1.034	.650	.314				
				.550	-.876	.700	.338				
				.650	-.748	.749	.413				
				.700	-.738	.779	.445				
				.750	-.686	.805	.646				
				.800	-.611	.825	.670				
				.825	-.523	.840	.718				
				.845	-.506	.855	.678				
				.864	-.374	.870	-.377				

Table 354. Pressure Data for T.E. Flap With 0.12c L.E. Flap Configuration for Run 56, $\alpha = -14.03^\circ$, and $q_\infty = 29.95$ psf

L.E. FLAP				MAIN				T.E. FLAP			
UPPER SURFACE		LOWER SURFACE		UPPER SURFACE		LOWER SURFACE		UPPER SURFACE		LOWER SURFACE	
X/C	CP	X/C	CP	X/C	CP	X/C	CP	X/C	CP	X/C	CP
.003	-.522	.000	-.365	.002	-.785	.000	-.705	.005	-.493	.000	-.500
.008	-.105	.002	-.375	.005	-.690	.010	-.434	.015	-.630	.005	-.437
.014	.355	.007	-.385	.011	-.387	.020	-.388	.030	-.875	.015	-.507
.020	.632	.015	-.404	.020	.889	.030	-.445	.060	-1.131	.030	-.509
.030	.681	.022	-.404	.030	.551	.045	-.434	.090	-1.128	.045	-.462
.045	.550	.030	-.433	.045	.362	.065	-.427	.130	-.839	.060	-.462
.060	.552	.040	-.428	.060	.279	.085	-.434	.170	-.650	.090	-.477
.075	.875	.050	-.406	.080	.270	.110	-.380	.210	-.541	.130	-.459
.090	.712	.062	-.348	.100	.187	.135	-.457			.170	-.476
.105	.540	.075	-.346	.120	.158	.165	-.444			.200	-.442
		.087	-.446	.140	.148	.195	-.465			.230	-.470
		.100	-.584	.165	.097	.225	-.453			.250	-.479
		.112	-.524	.190	.100	.255	-.446				
		.120	-.487	.215	.028	.300	-.459				
				.250	-.003	.350	-.465				
				.300	-.039	.450	-.448				
				.350	-.108	.550	-.444				
				.450	-.204	.650	-.490				
				.550	-.326	.700	-.478				
				.650	-.458	.749	-.466				
				.700	-.519	.779	-.431				
				.750	-.609	.805	-.402				
				.800	-.677	.825	-.433				
				.825	-.689	.840	-.437				
				.845	-.692	.855	-.454				
				.864	-.549	.870	-.533				

Table 355. Pressure Data for T.E. Flap With 0.12c L.E. Flap Configuration for Run 56,
 $\alpha = -12.02^\circ$, and $q_\infty = 30.17$ psf

L.E. FLAP				MAIN				T.E. FLAP			
UPPER SURFACE		LOWER SURFACE		UPPER SURFACE		LOWER SURFACE		UPPER SURFACE		LOWER SURFACE	
X/C	CF	X/C	CP	X/C	CP	X/C	CP	X/C	CP	X/C	CP
.003	-.490	.000	-.362	.002	-.795	.000	-.440	.005	-.482	.000	-.484
.008	-.004	.002	-.369	.005	-.720	.010	-.414	.015	-.621	.005	-.482
.014	.448	.007	-.378	.011	-.575	.020	-.370	.030	-.869	.015	-.489
.020	.657	.015	-.386	.020	.963	.030	-.425	.060	-1.117	.030	-.498
.030	.918	.022	-.380	.030	.528	.045	-.415	.090	-1.109	.045	-.449
.045	.982	.030	-.408	.045	.303	.065	-.409	.130	-.823	.060	-.450
.060	.915	.040	-.410	.060	.214	.085	-.417	.170	-.635	.090	-.453
.075	.830	.050	-.399	.080	.202	.110	-.363	.210	-.528	.130	-.447
.090	.646	.062	-.366	.100	.124	.135	-.439			.170	-.453
.105	.459	.075	-.363	.120	.095	.165	-.425			.200	-.430
		.087	-.336	.140	.087	.195	-.447			.230	-.459
		.100	-.425	.165	.040	.225	-.436			.250	-.459
		.112	-.597	.190	.043	.255	-.430				
		.120	-.557	.215	-.022	.300	-.443				
				.250	-.052	.350	-.457				
				.300	-.084	.400	-.438				
				.350	-.148	.550	-.432				
				.450	-.235	.650	-.482				
				.550	-.349	.700	-.468				
				.650	-.471	.749	-.457				
				.700	-.527	.779	-.420				
				.750	-.613	.805	-.384				
				.800	-.674	.825	-.417				
				.825	-.680	.840	-.419				
				.845	-.681	.855	-.437				
				.864	-.536	.870	-.521				

Table 356. Pressure Data for T.E. Flap With 0.12c L.E. Flap Configuration for Run 56,
 $\alpha = -10.01^\circ$, and $q_\infty = 30.17$ psf

L.E. FLAP				MAIN				T.E. FLAP			
UPPER SURFACE		LOWER SURFACE		UPPER SURFACE		LOWER SURFACE		UPPER SURFACE		LOWER SURFACE	
X/C	CF	X/C	CP	X/C	CP	X/C	CP	X/C	CP	X/C	CP
.003	-.428	.000	-.351	.002	-.446	.000	-.379	.005	-.469	.000	-.483
.008	.131	.002	-.365	.005	-.533	.010	-.374	.015	-.592	.005	-.468
.014	.566	.007	-.367	.011	-.603	.020	-.349	.030	-.841	.015	-.474
.020	.778	.015	-.368	.020	.032	.030	-.386	.060	-1.075	.030	-.490
.030	.965	.022	-.352	.030	.601	.045	-.376	.090	-1.021	.045	-.435
.045	.968	.030	-.365	.045	.287	.065	-.384	.130	-.766	.060	-.444
.060	.871	.040	-.360	.060	.172	.085	-.383	.170	-.599	.090	-.425
.075	.754	.050	-.355	.080	.125	.110	-.362	.210	-.502	.130	-.430
.090	.564	.062	-.359	.100	.057	.135	-.403			.170	-.434
.105	.361	.075	-.367	.120	.028	.165	-.395			.200	-.402
		.087	-.358	.140	.013	.195	-.415			.230	-.436
		.100	-.350	.165	-.020	.225	-.400			.250	-.451
		.112	-.380	.190	-.025	.255	-.404				
		.120	-.462	.215	-.069	.300	-.416				
				.250	-.103	.350	-.426				
				.300	-.132	.400	-.429				
				.350	-.195	.550	-.423				
				.450	-.277	.650	-.460				
				.550	-.368	.700	-.452				
				.650	-.469	.749	-.439				
				.700	-.536	.779	-.413				
				.750	-.608	.805	-.376				
				.800	-.659	.825	-.402				
				.825	-.647	.840	-.404				
				.845	-.642	.855	-.422				
				.864	-.522	.870	-.508				

C.4

Table 357. Pressure Data for T.E. Flap With 0.12c L.E. Flap Configuration for Run 56, $\alpha = -8.10^\circ$, and $q_\infty = 30.29$ psf

L.E. FLAP				MAIN				T.E. FLAP			
UPPER SURFACE		LOWER SURFACE		UPPER SURFACE		LOWER SURFACE		UPPER SURFACE		LOWER SURFACE	
X/C	CP	X/C	CP	X/C	CP	X/C	CP	X/C	CP	X/C	CP
.003	-.364	.000	-.339	.002	-.389	.000	-.366	.005	-.436	.000	-.457
.008	.215	.002	-.353	.005	-.414	.010	-.389	.015	-.554	.005	-.454
.014	.630	.007	-.358	.011	-.430	.020	-.346	.030	-.764	.015	-.468
.020	.834	.015	-.356	.020	-.457	.030	-.401	.060	-.978	.030	-.494
.030	.972	.022	-.344	.030	-.439	.045	-.389	.090	-.953	.045	-.427
.045	.953	.030	-.364	.045	.266	.065	-.384	.130	-.690	.060	-.421
.060	.827	.040	-.366	.060	.145	.085	-.387	.170	-.521	.090	-.418
.075	.704	.050	-.363	.080	.087	.110	-.339	.210	-.432	.130	-.395
.090	.502	.062	-.354	.100	-.005	.135	-.412			.170	-.405
.105	.312	.075	-.369	.120	-.031	.165	-.401			.200	-.368
		.087	-.375	.140	-.038	.195	-.420			.230	-.395
		.100	-.362	.165	-.079	.225	-.409			.250	-.418
		.112	-.368	.190	-.070	.255	-.409				
		.120	-.341	.215	-.128	.300	-.429				
				.250	-.146	.350	-.441				
				.300	-.169	.450	-.419				
				.350	-.221	.550	-.413				
				.450	-.267	.650	-.453				
				.550	-.377	.700	-.437				
				.650	-.474	.749	-.430				
				.700	-.516	.779	-.385				
				.750	-.587	.805	-.341				
				.800	-.629	.825	-.374				
				.825	-.630	.840	-.382				
				.845	-.628	.855	-.402				
				.864	-.483	.870	-.481				

Table 358. Pressure Data for T.E. Flap With 0.12c L.E. Flap Configuration for Run 56, $\alpha = -6.08^\circ$, and $q_\infty = 30.40$ psf

L.E. FLAP				MAIN				T.E. FLAP			
UPPER SURFACE		LOWER SURFACE		UPPER SURFACE		LOWER SURFACE		UPPER SURFACE		LOWER SURFACE	
X/C	CP	X/C	CP	X/C	CP	X/C	CP	X/C	CP	X/C	CP
.003	-.314	.000	-.362	.002	-.400	.000	-.381	.005	-.403	.000	-.430
.008	.299	.002	-.376	.005	-.413	.010	-.411	.015	-.502	.005	-.422
.014	.700	.007	-.382	.011	-.413	.020	-.372	.030	-.678	.015	-.444
.020	.882	.015	-.380	.020	-.407	.030	-.424	.060	-.865	.030	-.469
.030	.983	.022	-.366	.030	-.389	.045	-.409	.090	-.825	.045	-.394
.045	.917	.030	-.380	.045	-.429	.065	-.406	.130	-.585	.060	-.367
.060	.772	.040	-.389	.060	.005	.085	-.408	.170	-.435	.090	-.375
.075	.637	.050	-.385	.080	.026	.110	-.367	.210	-.362	.130	-.355
.090	.429	.062	-.381	.100	-.056	.135	-.434			.170	-.359
.105	.238	.075	-.392	.120	-.085	.165	-.427			.200	-.323
		.087	-.392	.140	-.092	.195	-.446			.230	-.351
		.100	-.384	.165	-.128	.225	-.443			.250	-.374
		.112	-.391	.190	-.118	.255	-.445				
		.120	-.374	.215	-.169	.300	-.461				
				.250	-.186	.350	-.467				
				.300	-.201	.450	-.439				
				.350	-.249	.550	-.411				
				.450	-.302	.650	-.436				
				.550	-.378	.700	-.421				
				.650	-.458	.749	-.404				
				.700	-.497	.779	-.363				
				.750	-.556	.805	-.319				
				.800	-.590	.825	-.355				
				.825	-.584	.840	-.360				
				.845	-.582	.855	-.376				
				.864	-.448	.870	-.451				

Table 359. Pressure Data for T.E. Flap With 0.12c L.E. Flap Configuration for Run 56,
 $\alpha = -4.10^\circ$, and $q_\infty = 30.06$ psf

L.E. FLAP				MAIN				T.E. FLAP			
UPPER SURFACE		LOWER SURFACE		UPPER SURFACE		LOWER SURFACE		UPPER SURFACE		LOWER SURFACE	
X/C	CP	X/C	CP	X/C	CP	X/C	CP	X/C	CP	X/C	CP
.003	-.254	.000	-.406	.002	-.436	.000	-.432	.005	-.348	.000	-.387
.008	.370	.002	-.427	.005	-.433	.010	-.435	.015	-.395	.005	-.371
.014	.759	.007	-.434	.011	-.439	.020	-.421	.030	-.505	.015	-.386
.020	.903	.015	-.432	.020	-.426	.030	-.445	.060	-.655	.030	-.401
.030	1.001	.022	-.413	.030	-.434	.045	-.437	.090	-.546	.045	-.324
.045	.886	.030	-.424	.045	-.331	.065	-.449	.130	-.358	.060	-.323
.060	.725	.040	-.412	.060	-.154	.085	-.445	.170	-.262	.090	-.272
.075	.571	.050	-.411	.080	-.065	.110	-.445	.210	-.220	.130	-.274
.090	.376	.062	-.425	.100	-.093	.135	-.466			.170	-.252
.105	.164	.075	-.432	.120	-.118	.165	-.461			.200	-.215
		.087	-.422	.140	-.133	.195	-.488			.230	-.227
		.100	-.431	.165	-.151	.225	-.481			.250	-.224
		.112	-.438	.190	-.156	.255	-.487				
		.120	-.427	.215	-.179	.300	-.493				
				.250	-.202	.350	-.489				
				.300	-.214	.450	-.465				
				.350	-.263	.550	-.413				
				.450	-.311	.650	-.397				
				.550	-.355	.700	-.382				
				.650	-.405	.749	-.364				
				.700	-.454	.779	-.344				
				.750	-.490	.805	-.289				
				.800	-.512	.825	-.308				
				.825	-.480	.840	-.306				
				.845	-.474	.855	-.323				
				.864	-.393	.870	-.386				

Table 360. Pressure Data for T.E. Flap With 0.12c L.E. Flap Configuration for Run 56,
 $\alpha = -2.11^\circ$, and $q_\infty = 30.17$ psf

L.E. FLAP				MAIN				T.E. FLAP			
UPPER SURFACE		LOWER SURFACE		UPPER SURFACE		LOWER SURFACE		UPPER SURFACE		LOWER SURFACE	
X/C	CP	X/C	CP	X/C	CP	X/C	CP	X/C	CP	X/C	CP
.003	-.279	.000	-.465	.002	-.506	.000	-.503	.005	-.247	.000	-.231
.008	.418	.002	-.489	.005	-.497	.010	-.492	.015	-.283	.005	-.265
.014	.758	.007	-.494	.011	-.503	.020	-.485	.030	-.357	.015	-.275
.020	.525	.015	-.492	.020	-.485	.030	-.503	.060	-.456	.030	-.267
.030	.557	.022	-.472	.030	-.497	.045	-.497	.090	-.321	.045	-.192
.045	.846	.030	-.484	.045	-.452	.065	-.512	.130	-.189	.060	-.194
.060	.674	.040	-.468	.060	-.289	.085	-.505	.170	-.130	.090	-.134
.075	.508	.050	-.467	.080	-.152	.110	-.514	.210	-.100	.130	-.133
.090	.207	.062	-.487	.100	-.144	.135	-.524			.170	-.106
.105	.054	.075	-.493	.120	-.156	.165	-.522			.200	-.070
		.087	-.483	.140	-.167	.195	-.551			.230	-.078
		.100	-.497	.165	-.181	.225	-.552			.250	-.033
		.112	-.506	.190	-.184	.255	-.558				
		.120	-.496	.215	-.200	.300	-.555				
				.250	-.219	.350	-.534				
				.300	-.224	.450	-.471				
				.350	-.267	.550	-.372				
				.450	-.303	.650	-.326				
				.550	-.328	.700	-.305				
				.650	-.356	.749	-.280				
				.700	-.395	.779	-.265				
				.750	-.413	.805	-.215				
				.800	-.416	.825	-.221				
				.825	-.374	.840	-.205				
				.845	-.362	.855	-.218				
				.864	-.279	.870	-.276				

Table 361. Pressure Data for T.E. Flap With 0.12c L.E. Flap Configuration for Run 56,
 $\alpha = 0.00^\circ$, and $q_\infty = 30.17$ psf

L.E. FLAP				MAIN				T.E. FLAP			
UPPER SURFACE		LOWER SURFACE		UPPER SURFACE		LOWER SURFACE		UPPER SURFACE		LOWER SURFACE	
X/C	CP	X/C	CP	X/C	CP	X/C	CP	X/C	CP	X/C	CP
.003	-.255	.000	-.586	.002	-.641	.000	-.617	.005	-.140	.000	-.082
.008	.471	.002	-.587	.005	-.655	.010	-.631	.015	-.351	.005	.112
.014	.837	.007	-.592	.011	-.649	.020	-.586	.030	-.512	.015	.159
.020	.973	.015	-.594	.020	-.616	.030	-.640	.060	-.512	.030	.151
.030	.958	.022	-.578	.030	-.613	.045	-.625	.090	-.406	.045	.186
.045	.787	.030	-.602	.045	-.646	.065	-.618	.130	-.178	.060	.190
.060	.578	.040	-.612	.060	-.579	.085	-.627	.170	-.068	.090	.192
.075	.410	.050	-.603	.080	-.342	.110	-.580	.210	-.024	.130	.231
.090	.175	.062	-.590	.100	-.282	.135	-.653			.170	.215
.105	-.016	.075	-.608	.120	-.255	.165	-.646			.200	.235
		.087	-.618	.140	-.241	.195	-.685			.230	.170
		.100	-.603	.165	-.262	.225	-.692			.250	.002
		.112	-.621	.190	-.239	.255	-.668				
		.120	-.619	.215	-.283	.300	-.619				
				.250	-.284	.350	-.514				
				.300	-.275	.450	-.255				
				.350	-.303	.550	-.102				
				.450	-.312	.650	-.051				
				.550	-.340	.700	-.013				
				.650	-.362	.749	.009				
				.700	-.357	.779	.055				
				.750	-.366	.805	.083				
				.800	-.339	.825	.071				
				.825	-.307	.840	.080				
				.845	-.277	.855	.072				
				.864	-.106	.870	-.083				

Table 362. Pressure Data for T.E. Flap With 0.12c L.E. Flap Configuration for Run 56,
 $\alpha = 2.02^\circ$, and $q_\infty = 30.17$ psf

L.E. FLAP				MAIN				T.E. FLAP			
UPPER SURFACE		LOWER SURFACE		UPPER SURFACE		LOWER SURFACE		UPPER SURFACE		LOWER SURFACE	
X/C	CP	X/C	CP	X/C	CP	X/C	CP	X/C	CP	X/C	CP
.003	-.006	.000	-.518	.002	-.849	.000	-.820	.005	-.353	.000	.075
.008	.663	.002	-.513	.005	-.868	.010	-.626	.015	-.785	.005	.502
.014	.930	.007	-.523	.011	-.851	.020	-.560	.030	-.947	.015	.515
.020	.955	.015	-.525	.020	-.792	.030	-.611	.060	-.836	.030	.288
.030	.889	.022	-.517	.030	-.761	.045	-.593	.090	-.712	.045	.393
.045	.636	.030	-.552	.045	-.759	.065	-.591	.130	-.370	.060	.400
.060	.355	.040	-.558	.060	-.745	.085	-.609	.170	-.152	.090	.433
.075	.222	.050	-.549	.080	-.658	.110	-.572	.210	-.014	.130	.452
.090	-.017	.062	-.526	.100	-.664	.135	-.641			.170	.397
.105	-.159	.075	-.545	.120	-.618	.165	-.624			.200	.399
		.087	-.563	.140	-.565	.195	-.648			.230	.303
		.100	-.583	.165	-.534	.225	-.485			.250	.074
		.112	-.663	.190	-.459	.255	-.248				
		.120	-.772	.215	-.471	.300	-.031				
				.250	-.439	.350	.040				
				.300	-.412	.450	.007				
				.350	-.427	.550	-.019				
				.450	-.421	.650	-.007				
				.550	-.445	.700	.103				
				.650	-.460	.749	.176				
				.700	-.454	.779	.262				
				.750	-.462	.805	.314				
				.800	-.430	.825	.311				
				.825	-.401	.840	.324				
				.845	-.368	.855	.311				
				.864	-.176	.870	-.153				

Table 363. Pressure Data for T.E. Flap With 0.12c L.E. Flap Configuration for Run 56,
 $\alpha = 4.01^\circ$, and $q_\infty = 29.95$ psf

L.E. FLAP				MAIN				T.E. FLAP			
UPPER SURFACE		LOWER SURFACE		UPPER SURFACE		LOWER SURFACE		UPPER SURFACE		LOWER SURFACE	
X/C	CP	X/C	CP	X/C	CP	X/C	CP	X/C	CP	X/C	CP
.003	.245	.000	-.487	.002	-1.252	.000	-1.331	.005	-.508	.000	.139
.008	.818	.002	-.436	.005	-1.248	.010	-.678	.015	-1.004	.005	.833
.014	.575	.007	-.454	.011	-1.210	.020	-.556	.030	-1.119	.015	.615
.020	.577	.015	-.467	.020	-1.104	.030	-.597	.060	-.938	.030	.244
.030	.775	.022	-.473	.030	-1.034	.045	-.571	.090	-.802	.045	.411
.045	.447	.030	-.506	.045	-.987	.065	-.562	.130	-.425	.060	.448
.060	.189	.040	-.504	.060	-.945	.085	-.562	.170	-.195	.090	.519
.075	.012	.050	-.488	.080	-.825	.110	-.456	.210	-.039	.130	.522
.090	-.233	.062	-.452	.100	-.812	.135	-.407			.170	.455
.105	-.411	.075	-.469	.120	-.759	.165	-.218			.200	.451
		.087	-.490	.140	-.705	.195	.035			.230	.344
		.100	-.550	.165	-.677	.225	.302			.250	.087
		.112	-.753	.190	-.603	.255	.317				
		.120	-1.036	.215	-.615	.300	.176				
				.250	-.574	.350	.057				
				.300	-.530	.450	-.021				
				.350	-.531	.550	-.033				
				.450	-.506	.650	-.024				
				.550	-.514	.700	.115				
				.650	-.518	.749	.206				
				.700	-.505	.779	.324				
				.750	-.508	.805	.385				
				.800	-.471	.825	.381				
				.825	-.441	.840	.401				
				.845	-.409	.855	.400				
				.864	-.217	.870	-.192				

Table 364. Pressure Data for T.E. Flap With 0.12c L.E. Flap Configuration for Run 56,
 $\alpha = 6.26^\circ$, and $q_\infty = 30.06$ psf

L.E. FLAP				MAIN				T.E. FLAP			
UPPER SURFACE		LOWER SURFACE		UPPER SURFACE		LOWER SURFACE		UPPER SURFACE		LOWER SURFACE	
X/C	CP	X/C	CP	X/C	CP	X/C	CP	X/C	CP	X/C	CP
.003	.553	.000	-.410	.002	-1.894	.000	-2.222	.005	-.616	.000	.174
.008	.947	.002	-.292	.005	-1.840	.010	-.680	.015	-1.148	.005	.938
.014	.565	.007	-.285	.011	-1.704	.020	-.463	.030	-1.221	.015	.653
.020	.874	.015	-.308	.020	-1.533	.030	-.472	.060	-.991	.030	.230
.030	.573	.022	-.320	.030	-1.397	.045	-.404	.090	-.844	.045	.427
.045	.156	.030	-.356	.045	-1.283	.065	-.305	.130	-.450	.060	.472
.060	-.117	.040	-.344	.060	-1.202	.085	-.176	.170	-.214	.090	.545
.075	-.253	.050	-.312	.080	-1.049	.110	.132	.210	-.054	.130	.557
.090	-.533	.062	-.257	.100	-1.010	.135	.324			.170	.482
.105	-.702	.075	-.264	.120	-.937	.165	.547			.200	.477
		.087	-.290	.140	-.869	.195	.577			.230	.355
		.100	-.427	.165	-.834	.225	.391			.250	.093
		.112	-.823	.190	-.753	.255	.270				
		.120	-1.432	.215	-.757	.300	.130				
				.250	-.709	.350	.044				
				.300	-.651	.450	-.001				
				.350	-.640	.550	-.011				
				.450	-.593	.650	-.013				
				.550	-.584	.700	.131				
				.650	-.572	.749	.222				
				.700	-.554	.779	.351				
				.750	-.548	.805	.418				
				.800	-.507	.825	.408				
				.825	-.475	.840	.428				
				.845	-.441	.855	.434				
				.864	-.248	.870	-.230				

Table 365. Pressure Data for T.E. Flap With 0.12c L.E. Flap Configuration for Run 56, $\alpha = 8.07^\circ$, and $q_\infty = 30.06$ psf

L.E. FLAP				MAIN				T.E. FLAP			
UPPER SURFACE		LOWER SURFACE		UPPER SURFACE		LOWER SURFACE		UPPER SURFACE		LOWER SURFACE	
X/C	CP	X/C	CP	X/C	CP	X/C	CP	X/C	CP	X/C	CP
.003	.762	.000	-.192	.002	-2.447	.000	-3.149	.005	-.663	.000	.190
.008	.562	.002	-.147	.005	-2.354	.010	-.740	.015	-1.213	.005	.974
.014	.855	.007	-.124	.011	-2.137	.020	-.389	.030	-1.274	.015	.676
.020	.722	.015	-.161	.020	-1.896	.030	-.328	.060	-1.015	.030	.246
.030	.348	.022	-.200	.030	-1.700	.045	-.130	.090	-.860	.045	.447
.045	-.121	.030	-.291	.045	-1.527	.065	.167	.130	-.457	.060	.491
.060	-.393	.040	-.311	.060	-1.410	.085	.458	.170	-.219	.090	.567
.075	-.558	.050	-.250	.080	-1.228	.110	.748	.210	-.058	.130	.577
.090	-.750	.062	-.139	.100	-1.169	.135	.756			.170	.499
.105	-.552	.075	-.130	.120	-1.078	.165	.752			.200	.491
		.087	-.150	.140	-1.001	.195	.564			.230	.376
		.100	-.317	.165	-.956	.225	.303			.250	.098
		.112	-.876	.190	-.867	.255	.226				
		.120	-1.753	.215	-.861	.300	.125				
				.250	-.807	.350	.060				
				.300	-.737	.450	.027				
				.350	-.716	.550	.016				
				.450	-.656	.650	.006				
				.550	-.634	.700	.147				
				.650	-.609	.749	.239				
				.700	-.585	.779	.371				
				.750	-.575	.805	.439				
				.800	-.528	.825	.426				
				.825	-.494	.840	.447				
				.845	-.459	.855	.460				
				.864	-.265	.870	-.248				

Table 366. Pressure Data for T.E. Flap With 0.12c L.E. Flap Configuration for Run 56, $\alpha = 10.03^\circ$, and $q_\infty = 29.95$ psf

L.E. FLAP				MAIN				T.E. FLAP			
UPPER SURFACE		LOWER SURFACE		UPPER SURFACE		LOWER SURFACE		UPPER SURFACE		LOWER SURFACE	
X/C	CP	X/C	CP	X/C	CP	X/C	CP	X/C	CP	X/C	CP
.003	.552	.000	.238	.002	-3.226	.000	-4.295	.005	-.669	.000	.224
.008	.525	.002	.051	.005	-3.061	.010	-.704	.015	-1.263	.005	1.000
.014	.678	.007	.069	.011	-2.764	.020	-.117	.030	-1.342	.015	.701
.020	.413	.015	.076	.020	-2.385	.030	.114	.060	-1.071	.030	.274
.030	-.040	.022	.031	.030	-2.098	.045	.474	.090	-.896	.045	.472
.045	-.564	.030	-.112	.045	-1.846	.065	.747	.130	-.476	.060	.515
.060	-.806	.040	-.233	.060	-1.689	.085	.845	.170	-.228	.090	.592
.075	-.547	.050	-.221	.080	-1.469	.110	.903	.210	-.059	.130	.595
.090	-1.163	.062	-.097	.100	-1.378	.135	.816			.170	.518
.105	-1.215	.075	-.057	.120	-1.264	.165	.769			.200	.507
		.087	-.033	.140	-1.169	.195	.557			.230	.399
		.100	-.219	.165	-1.108	.225	.316			.250	.107
		.112	-.981	.190	-1.008	.255	.262				
		.120	-2.217	.215	-.988	.300	.176				
				.250	-.925	.350	.117				
				.300	-.845	.450	.078				
				.350	-.814	.550	.059				
				.450	-.735	.650	.041				
				.550	-.695	.700	.177				
				.650	-.660	.749	.262				
				.700	-.633	.779	.394				
				.750	-.615	.805	.466				
				.800	-.564	.825	.455				
				.825	-.520	.840	.477				
				.845	-.476	.855	.497				
				.864	-.286	.870	-.256				

Table 367. Pressure Data for T.E. Flap With 0.12c L.E. Flap Configuration for Run 56,
 $\alpha = 11.96^\circ$, and $q_\infty = 29.95$ psf

L.E. FLAP				MAIN				T.E. FLAP			
UPPER SURFACE		LOWER SURFACE		UPPER SURFACE		LOWER SURFACE		UPPER SURFACE		LOWER SURFACE	
X/C	CP	X/C	CP	X/C	CP	X/C	CP	X/C	CP	X/C	CP
.003	.554	.000	.302	.002	-4.650	.000	-5.184	.005	-.555	.000	.395
.008	.825	.002	-.173	.005	-4.296	.010	.129	.015	-1.272	.005	1.014
.014	.447	.007	-.103	.011	-3.700	.020	.798	.030	-1.408	.015	.633
.020	.106	.015	-.085	.020	-3.034	.030	.920	.060	-1.133	.030	.298
.030	-.411	.022	-.090	.030	-2.587	.045	1.001	.090	-.939	.045	.492
.045	-.584	.030	-.137	.045	-2.200	.065	.973	.130	-.491	.060	.532
.060	-1.206	.040	-.255	.060	-1.983	.085	.915	.170	-.231	.090	.609
.075	-1.322	.050	-.296	.080	-1.715	.110	.900	.210	-.054	.130	.607
.090	-1.526	.062	-.205	.100	-1.578	.135	.811			.170	.533
.105	-1.666	.075	-.085	.120	-1.446	.165	.768			.200	.519
		.087	.141	.140	-1.331	.195	.553			.230	.401
		.100	.078	.165	-1.254	.225	.331			.250	.121
		.112	-.999	.190	-1.142	.255	.292				
		.120	-2.711	.215	-1.110	.300	.220				
				.250	-1.038	.350	.166				
				.300	-.941	.450	.126				
				.350	-.903	.550	.104				
				.450	-.811	.650	.078				
				.550	-.756	.700	.203				
				.650	-.713	.749	.278				
				.700	-.683	.779	.393				
				.750	-.662	.805	.541				
				.800	-.604	.825	.569				
				.825	-.553	.840	.604				
				.845	-.505	.855	.619				
				.864	-.307	.870	-.280				

Table 368. Pressure Data for T.E. Flap With 0.12c L.E. Flap Configuration for Run 56,
 $\alpha = 13.97^\circ$, and $q_\infty = 30.29$ psf

L.E. FLAP				MAIN				T.E. FLAP			
UPPER SURFACE		LOWER SURFACE		UPPER SURFACE		LOWER SURFACE		UPPER SURFACE		LOWER SURFACE	
X/C	CP	X/C	CP	X/C	CP	X/C	CP	X/C	CP	X/C	CP
.003	.570	.000	.689	.002	-4.924	.000	-5.097	.005	-.540	.000	.445
.008	.544	.002	-.153	.005	-4.776	.010	.672	.015	-1.300	.005	1.013
.014	.027	.007	-.018	.011	-4.592	.020	.983	.030	-1.446	.015	.700
.020	-.175	.015	.043	.020	-3.554	.030	.980	.060	-1.181	.030	.307
.030	-.525	.022	.127	.030	-3.016	.045	.995	.090	-.977	.045	.509
.045	-1.532	.030	.194	.045	-2.520	.065	.953	.130	-.511	.060	.544
.060	-1.655	.040	.182	.060	-2.262	.085	.906	.170	-.232	.090	.622
.075	-1.772	.050	.183	.080	-1.955	.110	.904	.210	-.045	.130	.621
.090	-1.949	.062	.298	.100	-1.787	.135	.828			.170	.545
.105	-2.072	.075	.490	.120	-1.634	.165	.795			.200	.530
		.087	.595	.140	-1.502	.195	.602			.230	.411
		.100	.108	.165	-1.410	.225	.407			.250	.131
		.112	-1.206	.190	-1.285	.255	.367				
		.120	-3.256	.215	-1.235	.300	.296				
				.250	-1.151	.350	.238				
				.300	-1.041	.450	.188				
				.350	-.989	.550	.157				
				.450	-.877	.650	.123				
				.550	-.811	.700	.219				
				.650	-.756	.749	.300				
				.700	-.724	.779	.399				
				.750	-.696	.805	.580				
				.800	-.630	.825	.614				
				.825	-.572	.840	.652				
				.845	-.524	.855	.646				
				.864	-.344	.870	-.334				

Table 369. Pressure Data for T.E. Flap With 0.12c L.E. Flap Configuration for Run 56, $\alpha = 15.99^\circ$, and $q_\infty = 30.29$ psf

L.E. FLAP				MAIN				T.E. FLAP			
UPPER SURFACE		LOWER SURFACE		UPPER SURFACE		LOWER SURFACE		UPPER SURFACE		LOWER SURFACE	
X/C	CP	X/C	CP	X/C	CP	X/C	CP	X/C	CP	X/C	CP
.003	.735	.000	.973	.002	-4.924	.000	-5.115	.005	-.549	.000	.452
.008	.088	.002	.428	.005	-4.776	.010	.675	.015	-1.322	.005	1.012
.014	-.516	.007	.344	.011	-4.977	.020	.979	.030	-1.464	.015	.704
.020	-.965	.015	.406	.020	-3.954	.030	.979	.060	-1.192	.030	.322
.030	-1.526	.022	.389	.030	-3.350	.045	1.000	.090	-.986	.045	.517
.045	-2.102	.030	.394	.045	-2.796	.065	.965	.130	-.520	.060	.551
.060	-2.151	.040	.372	.060	-2.504	.085	.927	.170	-.243	.090	.625
.075	-2.208	.050	.373	.080	-2.163	.110	.927	.210	-.052	.130	.623
.090	-2.243	.062	.443	.100	-1.967	.135	.854			.170	.549
.105	-2.434	.075	.532	.120	-1.793	.165	.822			.200	.535
		.087	.541	.140	-1.645	.195	.652			.230	.414
		.100	.016	.165	-1.536	.225	.474			.250	.126
		.112	-1.383	.190	-1.399	.255	.432				
		.120	-3.565	.215	-1.337	.300	.356				
				.250	-1.241	.350	.294				
				.300	-1.117	.450	.234				
				.350	-1.054	.550	.193				
				.450	-.928	.650	.151				
				.550	-.847	.700	.219				
				.650	-.786	.749	.314				
				.700	-.750	.779	.410				
				.750	-.718	.805	.596				
				.800	-.647	.825	.630				
				.825	-.589	.840	.661				
				.845	-.543	.855	.644				
				.864	-.360	.870	-.359				

Table 370. Pressure Data for T.E. Flap With 0.12c L.E. Flap Configuration for Run 58, $\alpha = -14.00^\circ$, and $q_\infty = 15.14$ psf

L.E. FLAP				MAIN				T.E. FLAP			
UPPER SURFACE		LOWER SURFACE		UPPER SURFACE		LOWER SURFACE		UPPER SURFACE		LOWER SURFACE	
X/C	CP	X/C	CP	X/C	CP	X/C	CP	X/C	CP	X/C	CP
.003	-.550	.000	-.409	.002	-.850	.000	-.892	.005	-.517	.000	-.546
.008	-.145	.002	-.454	.005	-.706	.010	-.453	.015	-.574	.005	-.518
.014	.321	.007	-.464	.011	.133	.020	-.416	.030	-.634	.015	-.509
.020	.544	.015	-.486	.020	.884	.030	-.453	.060	-.564	.030	-.509
.030	.887	.022	-.467	.030	.608	.045	-.450	.090	-.434	.045	-.469
.045	.572	.030	-.476	.045	.436	.065	-.467	.130	-.494	.060	-.523
.060	.557	.040	-.414	.060	.369	.085	-.452	.170	-.510	.090	-.452
.075	.513	.050	-.375	.080	.336	.110	-.436	.210	-.517	.130	-.514
.090	.770	.062	-.418	.100	.274	.135	-.482			.170	-.513
.105	.553	.075	-.514	.120	.223	.165	-.468			.200	-.490
		.087	-.568	.140	.200	.195	-.505			.230	-.545
		.100	-.579	.165	.177	.225	-.469			.250	-.510
		.112	-.549	.190	.168	.255	-.472				
		.120	-.522	.215	.110	.300	-.481				
				.250	.074	.350	-.488				
				.300	.042	.450	-.485				
				.350	-.052	.550	-.460				
				.450	-.152	.650	-.515				
				.550	-.248	.700	-.523				
				.650	-.344	.749	-.511				
				.700	-.438	.779	-.520				
				.750	-.510	.805	-.467				
				.800	-.574	.825	-.504				
				.825	-.552	.840	-.474				
				.845	-.594	.855	-.488				
				.864	-.527	.870	-.556				

Table 371. Pressure Data for T.E. Flap With 0.12c L.E. Flap Configuration for Run 58,
 $\alpha = -11.98^\circ$, and $q_\infty = 15.14$ psf

L.E. FLAP				MAIN				T.E. FLAP			
UPPER SURFACE		LOWER SURFACE		UPPER SURFACE		LOWER SURFACE		UPPER SURFACE		LOWER SURFACE	
X/C	CP	X/C	CP	X/C	CP	X/C	CP	X/C	CP	X/C	CP
.003	-.535	.000	-.380	.002	-.808	.000	-.518	.005	-.500	.000	-.533
.008	-.004	.002	-.419	.005	-.677	.010	-.403	.015	-.560	.005	-.501
.014	.446	.007	-.442	.011	-.488	.020	-.379	.030	-.627	.015	-.485
.020	.646	.015	-.450	.020	.972	.030	-.406	.060	-.560	.030	-.490
.030	.552	.022	-.433	.030	.575	.045	-.407	.090	-.402	.045	-.448
.045	.580	.030	-.440	.045	.374	.065	-.430	.130	-.471	.060	-.504
.060	.528	.040	-.400	.060	.309	.085	-.411	.170	-.492	.090	-.423
.075	.862	.050	-.382	.080	.266	.110	-.409	.210	-.505	.130	-.500
.090	.706	.062	-.404	.100	.207	.135	-.441			.170	-.498
.105	.458	.075	-.375	.120	.160	.165	-.430			.200	-.480
		.087	-.313	.140	.136	.195	-.465			.230	-.545
		.100	-.579	.165	.122	.225	-.428			.250	-.508
		.112	-.625	.190	.106	.255	-.434				
		.120	-.549	.215	.066	.300	-.441				
				.250	.027	.350	-.450				
				.300	-.004	.450	-.461				
				.350	-.091	.550	-.439				
				.450	-.183	.650	-.493				
				.550	-.264	.700	-.497				
				.650	-.348	.749	-.483				
				.700	-.441	.779	-.494				
				.750	-.503	.805	-.435				
				.800	-.564	.825	-.473				
				.825	-.532	.840	-.447				
				.845	-.567	.855	-.464				
				.864	-.500	.870	-.538				

Table 372. Pressure Data for T.E. Flap With 0.12c L.E. Flap Configuration for Run 58,
 $\alpha = -10.00^\circ$, and $q_\infty = 15.03$ psf

L.E. FLAP				MAIN				T.E. FLAP			
UPPER SURFACE		LOWER SURFACE		UPPER SURFACE		LOWER SURFACE		UPPER SURFACE		LOWER SURFACE	
X/C	CP	X/C	CP	X/C	CP	X/C	CP	X/C	CP	X/C	CP
.003	-.484	.000	-.376	.002	-.673	.000	-.399	.005	-.472	.000	-.511
.008	.102	.002	-.415	.005	-.685	.010	-.361	.015	-.515	.005	-.479
.014	.546	.007	-.424	.011	-.581	.020	-.351	.030	-.575	.015	-.464
.020	.717	.015	-.439	.020	.955	.030	-.370	.060	-.513	.030	-.468
.030	.587	.022	-.402	.030	.575	.045	-.375	.090	-.340	.045	-.431
.045	.972	.030	-.394	.045	.322	.065	-.406	.130	-.427	.060	-.490
.060	.875	.040	-.353	.060	.249	.085	-.380	.170	-.459	.090	-.394
.075	.781	.050	-.352	.080	.188	.110	-.402	.210	-.478	.130	-.482
.090	.633	.062	-.407	.100	.142	.135	-.411			.170	-.479
.105	.406	.075	-.392	.120	.099	.165	-.400			.200	-.470
		.087	-.330	.140	.074	.195	-.437			.230	-.530
		.100	-.364	.165	.067	.225	-.399			.250	-.505
		.112	-.588	.190	.046	.255	-.411				
		.120	-.622	.215	.015	.300	-.418				
				.250	-.024	.350	-.430				
				.300	-.046	.450	-.453				
				.350	-.135	.550	-.429				
				.450	-.221	.650	-.474				
				.550	-.283	.700	-.483				
				.650	-.350	.749	-.470				
				.700	-.447	.779	-.484				
				.750	-.500	.805	-.423				
				.800	-.549	.825	-.454				
				.825	-.505	.840	-.423				
				.845	-.536	.855	-.444				
				.864	-.488	.870	-.514				

Table 373. Pressure Data for T.E. Flap With 0.12c L.E. Flap Configuration for Run 58, $\alpha = -8.01^\circ$, and $q_\infty = 15.14$ psf

L.E. FLAP				MAIN				T.E. FLAP			
UPPER SURFACE		LOWER SURFACE		UPPER SURFACE		LOWER SURFACE		UPPER SURFACE		LOWER SURFACE	
X/C	CP	X/C	CP	X/C	CP	X/C	CP	X/C	CP	X/C	CP
.003	-.445	.000	-.401	.002	-.433	.000	-.406	.005	-.454	.000	-.491
.008	.154	.002	-.440	.005	-.461	.010	-.371	.015	-.487	.005	-.448
.014	.626	.007	-.449	.011	-.557	.020	-.371	.030	-.533	.015	-.435
.020	.771	.015	-.450	.020	-.235	.030	-.380	.060	-.479	.030	-.447
.030	1.009	.022	-.412	.030	.507	.045	-.381	.090	-.292	.045	-.400
.045	.556	.030	-.405	.045	.332	.065	-.421	.130	-.381	.060	-.462
.060	.824	.040	-.357	.060	.210	.085	-.390	.170	-.421	.090	-.349
.075	.711	.050	-.355	.080	.124	.110	-.428	.210	-.436	.130	-.439
.090	.550	.062	-.418	.100	.080	.135	-.417			.170	-.430
.105	.323	.075	-.416	.120	.033	.165	-.407			.200	-.418
		.087	-.378	.140	.006	.195	-.444			.230	-.487
		.100	-.429	.165	-.001	.225	-.408			.250	-.505
		.112	-.431	.190	-.021	.255	-.421				
		.120	-.454	.215	-.038	.300	-.430				
				.250	-.074	.350	-.438				
				.300	-.093	.450	-.466				
				.350	-.179	.550	-.430				
				.450	-.257	.650	-.458				
				.550	-.303	.700	-.464				
				.650	-.352	.749	-.448				
				.700	-.446	.779	-.463				
				.750	-.487	.805	-.397				
				.800	-.528	.825	-.429				
				.825	-.474	.840	-.395				
				.845	-.502	.855	-.420				
				.864	-.462	.870	-.494				

Table 374. Pressure Data for T.E. Flap With 0.12c L.E. Flap Configuration for Run 58, $\alpha = -6.05^\circ$, and $q_\infty = 15.03$ psf

L.E. FLAP				MAIN				T.E. FLAP			
UPPER SURFACE		LOWER SURFACE		UPPER SURFACE		LOWER SURFACE		UPPER SURFACE		LOWER SURFACE	
X/C	CP	X/C	CP	X/C	CP	X/C	CP	X/C	CP	X/C	CP
.003	-.373	.000	-.398	.002	-.390	.000	-.395	.005	-.398	.000	-.433
.008	.255	.002	-.436	.005	-.365	.010	-.359	.015	-.409	.005	-.405
.014	.700	.007	-.446	.011	-.399	.020	-.373	.030	-.434	.015	-.390
.020	.814	.015	-.453	.020	-.426	.030	-.367	.060	-.393	.030	-.405
.030	1.031	.022	-.409	.030	-.236	.045	-.368	.090	-.184	.045	-.351
.045	.928	.030	-.394	.045	.248	.065	-.415	.130	-.291	.060	-.429
.060	.778	.040	-.346	.060	.216	.085	-.380	.170	-.338	.090	-.299
.075	.658	.050	-.345	.080	.091	.110	-.443	.210	-.355	.130	-.394
.090	.490	.062	-.429	.100	.041	.135	-.406			.170	-.353
.105	.267	.075	-.413	.120	-.009	.165	-.399			.200	-.352
		.087	-.367	.140	-.040	.195	-.437			.230	-.408
		.100	-.426	.165	-.040	.225	-.401			.250	-.422
		.112	-.434	.190	-.058	.255	-.422				
		.120	-.389	.215	-.066	.300	-.429				
				.250	-.101	.350	-.434				
				.300	-.116	.450	-.453				
				.350	-.199	.550	-.423				
				.450	-.267	.650	-.427				
				.550	-.292	.700	-.432				
				.650	-.327	.749	-.409				
				.700	-.418	.779	-.434				
				.750	-.445	.805	-.363				
				.800	-.483	.825	-.387				
				.825	-.417	.840	-.357				
				.845	-.442	.855	-.382				
				.864	-.417	.870	-.450				

Table 375. Pressure Data for T.E. Flap With 0.12c L.E. Flap Configuration for Run 58,
 $\alpha = -4.02^\circ$, and $q_\infty = 15.14$ psf

L.E. FLAP				MAIN				T.E. FLAP			
UPPER SURFACE		LOWER SURFACE		UPPER SURFACE		LOWER SURFACE		UPPER SURFACE		LOWER SURFACE	
X/C	CP	X/C	CP	X/C	CP	X/C	CP	X/C	CP	X/C	CP
.003	-.321	.000	-.416	.002	-.399	.000	-.413	.005	-.348	.000	-.407
.008	.378	.002	-.468	.005	-.365	.010	-.370	.015	-.353	.005	-.358
.014	.771	.007	-.471	.011	-.383	.020	-.395	.030	-.377	.015	-.349
.020	.859	.015	-.471	.020	-.367	.030	-.383	.060	-.333	.030	-.352
.030	1.038	.022	-.440	.030	-.406	.045	-.381	.090	-.111	.045	-.302
.045	.884	.030	-.412	.045	-.171	.065	-.433	.130	-.219	.060	-.351
.060	.735	.040	-.364	.060	.048	.085	-.397	.170	-.269	.090	-.200
.075	.581	.050	-.368	.080	.018	.110	-.472	.210	-.277	.130	-.297
.090	.422	.062	-.446	.100	-.013	.135	-.416			.170	-.236
.105	.185	.075	-.437	.120	-.059	.165	-.410			.200	-.202
		.087	-.393	.140	-.095	.195	-.449			.230	-.225
		.100	-.456	.165	-.084	.225	-.413			.250	-.299
		.112	-.458	.190	-.107	.255	-.438				
		.120	-.426	.215	-.099	.300	-.444				
				.250	-.133	.350	-.441				
				.300	-.148	.450	-.456				
				.350	-.222	.550	-.401				
				.450	-.278	.650	-.387				
				.550	-.289	.700	-.394				
				.650	-.302	.749	-.367				
				.700	-.394	.779	-.395				
				.750	-.410	.805	-.309				
				.800	-.435	.825	-.333				
				.825	-.358	.840	-.296				
				.845	-.381	.855	-.324				
				.864	-.353	.870	-.394				

Table 376. Pressure Data for T.E. Flap With 0.12c L.E. Flap Configuration for Run 58,
 $\alpha = -2.00^\circ$, and $q_\infty = 15.14$ psf

L.E. FLAP				MAIN				T.E. FLAP			
UPPER SURFACE		LOWER SURFACE		UPPER SURFACE		LOWER SURFACE		UPPER SURFACE		LOWER SURFACE	
X/C	CP	X/C	CP	X/C	CP	X/C	CP	X/C	CP	X/C	CP
.003	-.273	.000	-.451	.002	-.457	.000	-.471	.005	-.238	.000	-.286
.008	.456	.002	-.503	.005	-.416	.010	-.403	.015	-.253	.005	-.229
.014	.827	.007	-.507	.011	-.433	.020	-.439	.030	-.309	.015	-.205
.020	.868	.015	-.508	.020	-.408	.030	-.415	.060	-.263	.030	-.191
.030	1.031	.022	-.460	.030	-.432	.045	-.416	.090	-.035	.045	-.111
.045	.840	.030	-.448	.045	-.420	.065	-.471	.130	-.150	.060	-.165
.060	.654	.040	-.400	.060	-.261	.085	-.431	.170	-.198	.090	-.098
.075	.502	.050	-.396	.080	-.157	.110	-.524	.210	-.198	.130	-.053
.090	.320	.062	-.482	.100	-.109	.135	-.455			.170	.002
.105	.105	.075	-.472	.120	-.136	.165	-.448			.200	.036
		.087	-.422	.140	-.167	.195	-.497			.230	-.098
		.100	-.490	.165	-.142	.225	-.463			.250	-.151
		.112	-.507	.190	-.166	.255	-.494				
		.120	-.488	.215	-.150	.300	-.486				
				.250	-.183	.350	-.465				
				.300	-.190	.450	-.447				
				.350	-.262	.550	-.345				
				.450	-.307	.650	-.289				
				.550	-.295	.700	-.288				
				.650	-.286	.749	-.251				
				.700	-.370	.779	-.277				
				.750	-.364	.805	-.195				
				.800	-.362	.825	-.197				
				.825	-.265	.840	-.150				
				.845	-.268	.855	-.167				
				.864	-.227	.870	-.245				

Table 377. Pressure Data for T.E. Flap With 0.12c L.E. Flap Configuration for Run 58, $\alpha = -0.06^\circ$, and $q_\infty = 15.14$ psf

L.E. FLAP				MAIN				T.E. FLAP			
UPPER SURFACE		LOWER SURFACE		UPPER SURFACE		LOWER SURFACE		UPPER SURFACE		LOWER SURFACE	
X/C	CP	X/C	CP	X/C	CP	X/C	CP	X/C	CP	X/C	CP
.003	-.011	.000	-.458	.002	-.827	.000	-.767	.005	-1.172	.000	-.500
.008	.626	.002	-.454	.005	-.876	.010	-.582	.015	-1.730	.005	.325
.014	.510	.007	-.471	.011	-.836	.020	-.451	.030	-1.613	.015	.580
.020	1.005	.015	-.471	.020	-.765	.030	-.568	.060	-1.046	.030	.595
.030	.887	.022	-.453	.030	-.705	.045	-.532	.090	-.712	.045	.622
.045	.656	.030	-.505	.045	-.737	.065	-.513	.130	-.352	.060	.607
.060	.432	.040	-.536	.060	-.740	.085	-.527	.170	-.205	.090	.545
.075	.300	.050	-.518	.080	-.589	.110	-.417	.210	-.122	.130	.590
.090	.018	.062	-.468	.100	-.649	.135	-.589			.170	.492
.105	-.055	.075	-.521	.120	-.610	.165	-.574			.200	.514
		.087	-.546	.140	-.544	.195	-.631			.230	.341
		.100	-.538	.165	-.534	.225	-.531			.250	-.077
		.112	-.639	.190	-.429	.255	-.334				
		.120	-.732	.215	-.505	.300	-.101				
				.250	-.459	.350	.051				
				.300	-.418	.450	.169				
				.350	-.450	.550	.189				
				.450	-.448	.650	.171				
				.550	-.523	.700	.253				
				.650	-.587	.749	.287				
				.700	-.578	.779	.380				
				.750	-.628	.805	.425				
				.800	-.649	.825	.382				
				.825	-.681	.840	.372				
				.845	-.703	.855	.320				
				.864	-.445	.870	-.423				

Table 378. Pressure Data for T.E. Flap With 0.12c L.E. Flap Configuration for Run 58, $\alpha = 2.00^\circ$, and $q_\infty = 15.03$ psf

L.E. FLAP				MAIN				T.E. FLAP			
UPPER SURFACE		LOWER SURFACE		UPPER SURFACE		LOWER SURFACE		UPPER SURFACE		LOWER SURFACE	
X/C	CP	X/C	CP	X/C	CP	X/C	CP	X/C	CP	X/C	CP
.003	.252	.000	-.448	.002	-1.296	.000	-1.346	.005	-1.589	.000	-.745
.008	.754	.002	-.387	.005	-1.321	.010	-.644	.015	-2.242	.005	.595
.014	.958	.007	-.409	.011	-1.254	.020	-.455	.030	-2.069	.015	.849
.020	.983	.015	-.424	.020	-1.129	.030	-.559	.060	-1.397	.030	.732
.030	.763	.022	-.423	.030	-1.028	.045	-.518	.090	-1.032	.045	.742
.045	.454	.030	-.473	.045	-1.011	.065	-.493	.130	-.467	.060	.716
.060	.204	.040	-.490	.060	-.987	.085	-.490	.170	-.190	.090	.659
.075	.055	.050	-.461	.080	-.802	.110	-.309	.210	-.042	.130	.691
.090	-.226	.062	-.400	.100	-.837	.135	-.368			.170	.573
.105	-.357	.075	-.441	.120	-.784	.165	-.171			.200	.591
		.087	-.484	.140	-.714	.195	.040			.230	.424
		.100	-.529	.165	-.709	.225	.340			.250	.029
		.112	-.756	.190	-.602	.255	.387				
		.120	-1.053	.215	-.675	.300	.265				
				.250	-.625	.350	.161				
				.300	-.570	.450	.160				
				.350	-.588	.550	.187				
				.450	-.574	.650	.178				
				.550	-.637	.700	.299				
				.650	-.694	.749	.351				
				.700	-.689	.779	.468				
				.750	-.745	.805	.533				
				.800	-.772	.825	.502				
				.825	-.810	.840	.497				
				.845	-.833	.855	.436				
				.864	-.552	.870	-.533				

Table 379. Pressure Data for T.E. Flap With 0.12c L.E. Flap Configuration for Run 58,
 $\alpha = 4.22^\circ$, and $q_\infty = 15.14$ psf

L.E. FLAP				MAIN				T.E. FLAP			
UPPER SURFACE		LOWER SURFACE		UPPER SURFACE		LOWER SURFACE		UPPER SURFACE		LOWER SURFACE	
X/C	CP	X/C	CP	X/C	CP	X/C	CP	X/C	CP	X/C	CP
.003	.575	.000	-.401	.002	-1.993	.000	-2.331	.005	-1.744	.000	-.801
.008	.537	.002	-.271	.005	-1.963	.010	-.671	.015	-2.387	.005	.705
.014	.944	.007	-.276	.011	-1.837	.020	-.374	.030	-2.155	.015	.946
.020	.873	.015	-.305	.020	-1.597	.030	-.437	.060	-1.412	.030	.759
.030	.534	.022	-.310	.030	-1.438	.045	-.336	.090	-1.000	.045	.779
.045	.127	.030	-.355	.045	-1.346	.065	-.211	.130	-.456	.060	.750
.060	-.138	.040	-.357	.060	-1.275	.085	-.067	.170	-.237	.090	.698
.075	-.277	.050	-.307	.080	-1.055	.110	.329	.210	-.105	.130	.724
.090	-.565	.062	-.227	.100	-1.061	.135	.427			.170	.500
.105	-.662	.075	-.249	.120	-.990	.165	.639			.200	.612
		.087	-.269	.140	-.907	.195	.629			.230	.432
		.100	-.367	.165	-.892	.225	.436			.250	.001
		.112	-.820	.190	-.775	.255	.340				
		.120	-1.479	.215	-.843	.300	.208				
				.250	-.779	.350	.136				
				.300	-.712	.450	.173				
				.350	-.719	.550	.203				
				.450	-.680	.650	.188				
				.550	-.724	.700	.315				
				.650	-.766	.745	.376				
				.700	-.754	.779	.501				
				.750	-.799	.805	.573				
				.800	-.818	.825	.535				
				.825	-.846	.840	.542				
				.845	-.867	.855	.488				
				.864	-.582	.870	-.566				

Table 380. Pressure Data for T.E. Flap With 0.12c L.E. Flap Configuration for Run 58,
 $\alpha = 6.06^\circ$, and $q_\infty = 15.26$ psf

L.E. FLAP				MAIN				T.E. FLAP			
UPPER SURFACE		LOWER SURFACE		UPPER SURFACE		LOWER SURFACE		UPPER SURFACE		LOWER SURFACE	
X/C	CP	X/C	CP	X/C	CP	X/C	CP	X/C	CP	X/C	CP
.003	.790	.000	-.124	.002	-2.603	.000	-3.461	.005	-1.621	.000	-.709
.008	.972	.002	-.066	.005	-2.508	.010	-.767	.015	-2.173	.005	.765
.014	.862	.007	-.079	.011	-2.309	.020	-.311	.030	-1.866	.015	.971
.020	.700	.015	-.115	.020	-1.967	.030	-.285	.060	-1.033	.030	.772
.030	.302	.022	-.158	.030	-1.739	.045	-.041	.090	-.606	.045	.782
.045	-.166	.030	-.259	.045	-1.589	.065	.310	.130	-.411	.060	.755
.060	-.415	.040	-.297	.060	-1.485	.085	.609	.170	-.349	.090	.705
.075	-.553	.050	-.244	.080	-1.233	.110	.920	.210	-.274	.130	.722
.090	-.828	.062	-.105	.100	-1.221	.135	.792			.170	.588
.105	-.937	.075	-.095	.120	-1.134	.165	.782			.200	.536
		.087	-.107	.140	-1.039	.195	.563			.230	.386
		.100	-.256	.165	-1.012	.225	.355			.250	-.132
		.112	-.868	.190	-.889	.255	.301				
		.120	-1.811	.215	-.938	.300	.209				
				.250	-.872	.350	.152				
				.300	-.789	.450	.191				
				.350	-.790	.550	.218				
				.450	-.732	.650	.201				
				.550	-.756	.700	.328				
				.650	-.776	.749	.387				
				.700	-.754	.779	.520				
				.750	-.778	.805	.597				
				.800	-.771	.825	.561				
				.825	-.789	.840	.576				
				.845	-.797	.855	.535				
				.864	-.518	.870	-.506				

Table 381. Pressure Data for T.E. Flap With 0.12c L.E. Flap Configuration for Run 58, $\alpha = 8.05^\circ$, and $q_\infty = 15.14$ psf

L.E. FLAP				MAIN				T.E. FLAP			
UPPER SURFACE		LOWER SURFACE		UPPER SURFACE		LOWER SURFACE		UPPER SURFACE		LOWER SURFACE	
X/C	CF	X/C	CP	X/C	CP	X/C	CP	X/C	CP	X/C	CP
.003	.954	.000	.286	.002	-3.172	.000	-4.325	.005	-1.540	.000	-.626
.008	.930	.002	.172	.005	-3.059	.010	-.720	.015	-2.049	.005	.792
.014	.668	.007	.166	.011	-2.807	.020	-.069	.030	-1.718	.015	.959
.020	.456	.015	.145	.020	-2.342	.030	.101	.060	-.886	.030	.758
.030	-.013	.022	.079	.030	-2.047	.045	.471	.090	-.540	.045	.782
.045	-.513	.030	-.090	.045	-1.843	.065	.769	.130	-.406	.060	.753
.060	-.751	.040	-.185	.060	-1.712	.085	.883	.170	-.372	.090	.707
.075	-.868	.050	-.097	.080	-1.438	.110	1.008	.210	-.353	.130	.716
.090	-1.119	.062	.099	.100	-1.394	.135	.826			.170	.579
.105	-1.214	.075	.154	.120	-1.289	.165	.789			.200	.569
		.087	.184	.140	-1.182	.195	.572			.230	.349
		.100	-.013	.165	-1.141	.225	.357			.250	-.247
		.112	-.840	.190	-1.007	.255	.323				
		.120	-2.110	.215	-1.046	.300	.242				
				.250	-.968	.350	.187				
				.300	-.876	.450	.219				
				.350	-.864	.550	.238				
				.450	-.789	.650	.215				
				.550	-.789	.700	.342				
				.650	-.791	.749	.404				
				.700	-.757	.779	.534				
				.750	-.768	.805	.614				
				.800	-.745	.825	.585				
				.825	-.749	.840	.600				
				.845	-.752	.855	.558				
				.864	-.469	.870	-.469				

Table 382. Pressure Data for T.E. Flap With 0.12c L.E. Flap Configuration for Run 58, $\alpha = 10.02^\circ$, and $q_\infty = 14.92$ psf

L.E. FLAP				MAIN				T.E. FLAP			
UPPER SURFACE		LOWER SURFACE		UPPER SURFACE		LOWER SURFACE		UPPER SURFACE		LOWER SURFACE	
X/C	CF	X/C	CP	X/C	CP	X/C	CP	X/C	CP	X/C	CP
.003	.955	.000	.282	.002	-4.477	.000	-6.330	.005	-1.413	.000	-.397
.008	.850	.002	-.105	.005	-4.169	.010	.013	.015	-1.939	.005	.874
.014	.501	.007	-.075	.011	-3.607	.020	.803	.030	-1.591	.015	.992
.020	.202	.015	-.081	.020	-2.938	.030	.891	.060	-.755	.030	.750
.030	-.335	.022	-.081	.030	-2.487	.045	1.003	.090	-.469	.045	.779
.045	-.887	.030	-.143	.045	-2.153	.065	.990	.130	-.383	.060	.751
.060	-1.105	.040	-.232	.060	-1.963	.085	.931	.170	-.344	.090	.714
.075	-1.203	.050	-.272	.080	-1.644	.110	.985	.210	-.341	.130	.717
.090	-1.447	.062	-.173	.100	-1.566	.135	.809			.170	.573
.105	-1.543	.075	-.092	.120	-1.440	.165	.779			.200	.559
		.087	.142	.140	-1.316	.195	.560			.230	.331
		.100	.124	.165	-1.249	.225	.361			.250	-.299
		.112	-.953	.190	-1.116	.255	.337				
		.120	-2.571	.215	-1.141	.300	.269				
				.250	-1.056	.350	.220				
				.300	-.952	.450	.250				
				.350	-.929	.550	.266				
				.450	-.838	.650	.235				
				.550	-.823	.700	.340				
				.650	-.804	.749	.415				
				.700	-.765	.779	.544				
				.750	-.764	.805	.688				
				.800	-.728	.825	.683				
				.825	-.722	.840	.693				
				.845	-.722	.855	.633				
				.864	-.452	.870	-.450				

Table 383. Pressure Data for T.E. Flap With 0.12c L.E. Flap Configuration for Run 58,
 $\alpha = 11.99^\circ$, and $q_\infty = 15.14$ psf

L.E. FLAP				MAIN				T.E. FLAP			
UPPER SURFACE		LOWER SURFACE		UPPER SURFACE		LOWER SURFACE		UPPER SURFACE		LOWER SURFACE	
X/C	CP	X/C	CP	X/C	CP	X/C	CP	X/C	CP	X/C	CP
.003	.585	.000	.648	.002	-5.201	.000	-5.381	.005	-1.394	.000	-.352
.008	.604	.002	-.165	.005	-4.969	.010	.576	.015	-1.943	.005	.930
.014	.128	.007	-.044	.011	-4.414	.020	.997	.030	-1.642	.015	.992
.020	-.248	.015	-.014	.020	-3.365	.030	.962	.060	-.783	.030	.765
.030	-.815	.022	.072	.030	-2.873	.045	1.003	.090	-.403	.045	.739
.045	-1.355	.030	.139	.045	-2.445	.065	.975	.130	-.381	.060	.753
.060	-1.573	.040	.080	.060	-2.214	.085	.926	.170	-.362	.090	.718
.075	-1.617	.050	.093	.080	-1.871	.110	.987	.210	-.385	.130	.720
.090	-1.850	.062	.255	.100	-1.758	.135	.826			.170	.578
.105	-1.920	.075	.369	.120	-1.612	.165	.806			.200	.552
		.087	.454	.140	-1.469	.195	.607			.230	.317
		.100	.069	.165	-1.398	.225	.434			.250	-.359
		.112	-1.202	.190	-1.246	.255	.404				
		.120	-3.060	.215	-1.255	.300	.341				
				.250	-1.156	.350	.284				
				.300	-1.034	.450	.301				
				.350	-1.000	.550	.302				
				.450	-.893	.650	.271				
				.550	-.857	.700	.326				
				.650	-.826	.749	.435				
				.700	-.779	.779	.553				
				.750	-.768	.805	.699				
				.800	-.725	.825	.697				
				.825	-.710	.840	.708				
				.845	-.704	.855	.638				
				.864	-.435	.870	-.447				

Table 384. Pressure Data for T.E. Flap With 0.12c L.E. Flap Configuration for Run 58,
 $\alpha = 14.00^\circ$, and $q_\infty = 15.14$ psf

L.E. FLAP				MAIN				T.E. FLAP			
UPPER SURFACE		LOWER SURFACE		UPPER SURFACE		LOWER SURFACE		UPPER SURFACE		LOWER SURFACE	
X/C	CP	X/C	CP	X/C	CP	X/C	CP	X/C	CP	X/C	CP
.003	.823	.000	.952	.002	-5.593	.000	-5.373	.005	-1.430	.000	-.395
.008	.215	.002	.362	.005	-5.384	.010	.648	.015	-1.956	.005	.878
.014	-.350	.007	.339	.011	-4.818	.020	1.019	.030	-1.639	.015	.985
.020	-.776	.015	.406	.020	-3.710	.030	.972	.060	-.778	.030	.776
.030	-1.345	.022	.386	.030	-3.185	.045	1.007	.090	-.395	.045	.793
.045	-1.517	.030	.367	.045	-2.705	.065	.982	.130	-.377	.060	.758
.060	-2.024	.040	.330	.060	-2.439	.085	.945	.170	-.362	.090	.731
.075	-2.028	.050	.331	.080	-2.072	.110	1.002	.210	-.373	.130	.725
.090	-2.213	.062	.425	.100	-1.929	.135	.854			.170	.584
.105	-2.263	.075	.515	.120	-1.763	.165	.834			.200	.562
		.087	.563	.140	-1.610	.195	.656			.230	.325
		.100	.089	.165	-1.518	.225	.496			.250	-.350
		.112	-1.285	.190	-1.353	.255	.474				
		.120	-3.406	.215	-1.349	.300	.396				
				.250	-1.238	.350	.343				
				.300	-1.103	.450	.341				
				.350	-1.064	.550	.335				
				.450	-.941	.650	.301				
				.550	-.888	.700	.327				
				.650	-.845	.749	.456				
				.700	-.802	.779	.560				
				.750	-.787	.805	.702				
				.800	-.735	.825	.701				
				.825	-.720	.840	.709				
				.845	-.717	.855	.637				
				.864	-.464	.870	-.487				

Table 385. Pressure Data for T.E. Flap With 0.12c L.E. Flap Configuration for Run 58, $\alpha = 16.03^\circ$, and $q_\infty = 14.92$ psf

L.E. FLAP				MAIN				T.E. FLAP			
UPPER SURFACE		LOWER SURFACE		UPPER SURFACE		LOWER SURFACE		UPPER SURFACE		LOWER SURFACE	
X/C	CP	X/C	CP	X/C	CP	X/C	CP	X/C	CP	X/C	CP
.003	.520	.000	1.009	.002	-6.253	.000	-5.393	.005	-1.409	.000	-.379
.008	-.245	.002	.617	.005	-6.080	.010	.740	.015	-1.929	.005	.875
.014	-.850	.007	.374	.011	-5.392	.020	1.035	.030	-1.589	.015	.987
.020	-1.231	.015	.206	.020	-4.128	.030	.975	.060	-.638	.030	.779
.030	-1.859	.022	.286	.030	-3.543	.045	1.008	.090	-.373	.045	.804
.045	-2.435	.030	.293	.045	-2.979	.065	.989	.130	-.360	.060	.771
.060	-2.463	.040	.545	.060	-2.673	.085	.957	.170	-.327	.090	.741
.075	-2.418	.050	.617	.080	-2.265	.110	1.015	.210	-.335	.130	.736
.090	-2.575	.062	.704	.100	-2.094	.135	.875			.170	.597
.105	-2.608	.075	.663	.120	-1.908	.165	.860			.200	.572
		.087	.467	.140	-1.738	.195	.695			.230	.332
		.100	-.201	.165	-1.633	.225	.553			.250	-.318
		.112	-1.623	.190	-1.456	.255	.522				
		.120	-3.866	.215	-1.439	.300	.448				
				.250	-1.321	.350	.389				
				.300	-1.175	.450	.378				
				.350	-1.124	.550	.369				
				.450	-.989	.650	.323				
				.550	-.929	.700	.351				
				.650	-.879	.749	.465				
				.700	-.839	.779	.565				
				.750	-.824	.805	.713				
				.800	-.764	.825	.710				
				.825	-.735	.840	.718				
				.845	-.726	.855	.643				
				.864	-.471	.870	-.480				

Table 386. Pressure Data for T.E. Flap With 0.12c L.E. Flap Configuration for Run 58, $\alpha = 18.01^\circ$, and $q_\infty = 15.03$ psf

L.E. FLAP				MAIN				T.E. FLAP			
UPPER SURFACE		LOWER SURFACE		UPPER SURFACE		LOWER SURFACE		UPPER SURFACE		LOWER SURFACE	
X/C	CP	X/C	CP	X/C	CP	X/C	CP	X/C	CP	X/C	CP
.003	-.033	.000	.895	.002	-6.938	.000	-6.003	.005	-1.417	.000	-.377
.008	-.938	.002	.910	.005	-6.744	.010	.697	.015	-1.926	.005	.859
.014	-1.608	.007	.641	.011	-5.975	.020	1.019	.030	-1.577	.015	.986
.020	-2.066	.015	.424	.020	-4.557	.030	.971	.060	-.618	.030	.789
.030	-2.556	.022	.436	.030	-3.519	.045	1.015	.090	-.371	.045	.910
.045	-3.027	.030	.478	.045	-3.283	.065	1.002	.130	-.367	.060	.776
.060	-3.030	.040	.527	.060	-2.934	.085	.979	.170	-.343	.090	.748
.075	-2.854	.050	.688	.080	-2.485	.110	1.035	.210	-.343	.130	.742
.090	-2.556	.062	.757	.100	-2.284	.135	.902			.170	.603
.105	-2.552	.075	.680	.120	-2.078	.165	.890			.200	.575
		.087	.449	.140	-1.891	.195	.742			.230	.337
		.100	-.316	.165	-1.766	.225	.616			.250	-.322
		.112	-1.870	.190	-1.581	.255	.583				
		.120	-4.233	.215	-1.545	.300	.507				
				.250	-1.415	.350	.443				
				.300	-1.255	.450	.422				
				.350	-1.194	.550	.405				
				.450	-1.044	.650	.354				
				.550	-.969	.700	.377				
				.650	-.905	.749	.463				
				.700	-.861	.779	.574				
				.750	-.835	.805	.721				
				.800	-.778	.825	.715				
				.825	-.743	.840	.721				
				.845	-.732	.855	.648				
				.864	-.473	.870	-.494				

Table 387. Pressure Data for T.E. Flap With 0.12c L.E. Flap Configuration for Run 58,
 $\alpha = 20.01^\circ$, and $q_\infty = 15.03$ psf

L.E. FLAP				MAIN				T.E. FLAP			
UPPER SURFACE		LOWER SURFACE		UPPER SURFACE		LOWER SURFACE		UPPER SURFACE		LOWER SURFACE	
X/C	CP	X/C	CP	X/C	CP	X/C	CP	X/C	CP	X/C	CP
.003	-.824	.000	.459	.002	-7.662	.000	-6.630	.005	-1.458	.000	-.401
.008	-1.807	.002	.995	.005	-7.386	.010	.643	.015	-1.983	.005	.850
.014	-2.473	.007	.845	.011	-6.540	.020	.990	.030	-1.642	.015	.990
.020	-2.523	.015	.628	.020	-4.936	.030	.963	.060	-.717	.030	.802
.030	-3.372	.022	.560	.030	-4.283	.045	1.014	.090	-.388	.045	.823
.045	-3.758	.030	.593	.045	-3.573	.065	1.008	.130	-.393	.060	.752
.060	-3.612	.040	.621	.060	-3.183	.085	.994	.170	-.381	.090	.750
.075	-3.402	.050	.674	.080	-2.701	.110	1.049	.210	-.376	.130	.743
.090	-3.435	.062	.778	.100	-2.465	.135	.922			.170	.610
.105	-3.356	.075	.687	.120	-2.236	.165	.913			.200	.590
		.087	.427	.140	-2.038	.195	.785			.230	.346
		.100	-.412	.165	-1.890	.225	.678			.250	-.329
		.112	-2.101	.190	-1.693	.255	.644				
		.120	-4.568	.215	-1.642	.300	.565				
				.250	-1.502	.350	.502				
				.300	-1.327	.450	.462				
				.350	-1.257	.550	.443				
				.450	-1.090	.650	.379				
				.550	-1.001	.700	.404				
				.650	-.927	.749	.496				
				.700	-.882	.779	.580				
				.750	-.857	.805	.724				
				.800	-.795	.825	.717				
				.825	-.761	.840	.725				
				.845	-.753	.855	.649				
				.864	-.496	.870	-.521				

Table 388. Pressure Data for T.E. Flap With 0.12c L.E. Flap Configuration for Run 58,
 $\alpha = 21.01^\circ$, and $q_\infty = 15.14$ psf

L.E. FLAP				MAIN				T.E. FLAP			
UPPER SURFACE		LOWER SURFACE		UPPER SURFACE		LOWER SURFACE		UPPER SURFACE		LOWER SURFACE	
X/C	CP	X/C	CP	X/C	CP	X/C	CP	X/C	CP	X/C	CP
.003	-1.252	.000	.158	.002	-7.867	.000	-6.883	.005	-1.417	.000	-.379
.008	-2.246	.002	.988	.005	-7.644	.010	.615	.015	-1.922	.005	.854
.014	-2.883	.007	.919	.011	-6.771	.020	.982	.030	-1.562	.015	.933
.020	-3.218	.015	.711	.020	-5.105	.030	.960	.060	-.661	.030	.813
.030	-3.742	.022	.625	.030	-4.429	.045	1.016	.090	-.374	.045	.829
.045	-4.115	.030	.632	.045	-3.685	.065	1.013	.130	-.381	.060	.789
.060	-3.873	.040	.681	.060	-3.278	.085	1.002	.170	-.366	.090	.771
.075	-3.621	.050	.697	.080	-2.782	.110	1.054	.210	-.364	.130	.748
.090	-3.615	.062	.787	.100	-2.532	.135	.934			.170	.615
.105	-3.552	.075	.696	.120	-2.295	.165	.931			.200	.595
		.087	.424	.140	-2.085	.195	.805			.230	.351
		.100	-.449	.165	-1.932	.225	.706			.250	-.319
		.112	-2.181	.190	-1.730	.255	.674				
		.120	-4.730	.215	-1.670	.300	.594				
				.250	-1.526	.350	.528				
				.300	-1.348	.450	.488				
				.350	-1.267	.550	.463				
				.450	-1.096	.650	.399				
				.550	-1.000	.700	.422				
				.650	-.922	.749	.511				
				.700	-.875	.779	.588				
				.750	-.841	.805	.733				
				.800	-.778	.825	.725				
				.825	-.743	.840	.732				
				.845	-.730	.855	.657				
				.864	-.455	.870	-.506				

Table 389. Pressure Data for T.E. Flap With 0.12c L.E. Flap Configuration for Run 58, $\alpha = 22.15^\circ$, and $q_\infty = 15.03$ psf

L.E. FLAP				MAIN				T.E. FLAP			
UPPER SURFACE		LOWER SURFACE		UPPER SURFACE		LOWER SURFACE		UPPER SURFACE		LOWER SURFACE	
X/C	CP	X/C	CP	X/C	CP	X/C	CP	X/C	CP	X/C	CP
.003	-1.845	.000	-.305	.002	-8.278	.000	-7.273	.005	-1.449	.000	-.398
.008	-2.840	.002	.917	.005	-8.039	.010	.584	.015	-1.964	.005	.850
.014	-3.463	.007	.969	.011	-7.133	.020	.967	.030	-1.629	.015	.997
.020	-3.866	.015	.804	.020	-5.395	.030	.955	.060	-.716	.030	.820
.030	-4.234	.022	.691	.030	-4.661	.045	1.018	.090	-.383	.045	.837
.045	-4.553	.030	.680	.045	-3.873	.065	1.021	.130	-.396	.060	.792
.060	-4.237	.040	.707	.060	-3.441	.085	1.013	.170	-.391	.090	.778
.075	-3.532	.050	.729	.080	-2.921	.110	1.064	.210	-.393	.130	.750
.090	-3.883	.062	.778	.100	-2.649	.135	.948			.170	.624
.105	-3.755	.075	.654	.120	-2.396	.165	.943			.200	.594
		.087	.405	.140	-2.179	.195	.832			.230	.359
		.100	-.501	.165	-2.017	.225	.741			.250	-.335
		.112	-2.331	.190	-1.806	.255	.705				
		.120	-5.019	.215	-1.738	.300	.629				
				.250	-1.586	.350	.562				
				.300	-1.397	.450	.515				
				.350	-1.311	.550	.488				
				.450	-1.128	.650	.415				
				.550	-1.025	.700	.446				
				.650	-.940	.749	.516				
				.700	-.890	.779	.594				
				.750	-.857	.805	.738				
				.800	-.791	.825	.726				
				.825	-.753	.840	.735				
				.845	-.744	.855	.656				
				.864	-.512	.870	-.524				

Table 390. Pressure Data for T.E. Flap With 0.12c L.E. Flap Configuration for Run 58, $\alpha = 23.00^\circ$, and $q_\infty = 15.37$ psf

L.E. FLAP				MAIN				T.E. FLAP			
UPPER SURFACE		LOWER SURFACE		UPPER SURFACE		LOWER SURFACE		UPPER SURFACE		LOWER SURFACE	
X/C	CP	X/C	CP	X/C	CP	X/C	CP	X/C	CP	X/C	CP
.003	-2.230	.000	-.639	.002	-8.425	.000	-7.423	.005	-1.444	.000	-.392
.008	-3.205	.002	.829	.005	-8.178	.010	.565	.015	-1.970	.005	.859
.014	-3.755	.007	.977	.011	-7.259	.020	.950	.030	-1.645	.015	.995
.020	-4.186	.015	.844	.020	-5.493	.030	.949	.060	-.769	.030	.823
.030	-4.509	.022	.724	.030	-4.737	.045	1.012	.090	-.385	.045	.839
.045	-4.775	.030	.715	.045	-3.927	.065	1.016	.130	-.393	.060	.794
.060	-4.420	.040	.728	.060	-3.481	.085	1.011	.170	-.388	.090	.783
.075	-4.075	.050	.748	.080	-2.958	.110	1.058	.210	-.393	.130	.752
.090	-3.585	.062	.783	.100	-2.676	.135	.955			.170	.629
.105	-3.516	.075	.694	.120	-2.417	.165	.949			.200	.594
		.087	.404	.140	-2.200	.195	.843			.230	.352
		.100	-.529	.165	-2.031	.225	.759			.250	-.342
		.112	-2.381	.190	-1.820	.255	.723				
		.120	-5.100	.215	-1.744	.300	.647				
				.250	-1.590	.350	.582				
				.300	-1.397	.450	.529				
				.350	-1.309	.550	.498				
				.450	-1.124	.650	.425				
				.550	-1.014	.700	.450				
				.650	-.924	.749	.523				
				.700	-.878	.779	.596				
				.750	-.846	.805	.736				
				.800	-.783	.825	.729				
				.825	-.745	.840	.736				
				.845	-.735	.855	.658				
				.864	-.504	.870	-.521				

Table 391. Pressure Data for T.E. Flap With 0.12c L.E. Flap Configuration for Run 58,
 $\alpha = 24.00^\circ$, and $q_\infty = 15.26$ psf

L.E. FLAP				MAIN				T.E. FLAP			
UPPER SURFACE		LOWER SURFACE		UPPER SURFACE		LOWER SURFACE		UPPER SURFACE		LOWER SURFACE	
X/C	CP	X/C	CP	X/C	CP	X/C	CP	X/C	CP	X/C	CP
.003	-2.808	.000	-1.137	.002	-8.727	.000	-7.715	.005	-1.472	.000	-.405
.008	-3.755	.002	.695	.005	-8.463	.010	.532	.015	-1.989	.005	.853
.014	-4.257	.007	.984	.011	-7.519	.020	.937	.030	-1.654	.015	.996
.020	-4.661	.015	.893	.020	-5.695	.030	.941	.060	-.820	.030	.825
.030	-4.542	.022	.776	.030	-4.897	.045	1.012	.090	-.412	.045	.843
.045	-5.149	.030	.755	.045	-4.054	.065	1.016	.130	-.396	.060	.794
.060	-4.724	.040	.754	.060	-3.587	.085	1.017	.170	-.393	.090	.795
.075	-4.216	.050	.760	.080	-3.047	.110	1.061	.210	-.409	.130	.758
.090	-4.205	.062	.788	.100	-2.750	.135	.962			.170	.533
.105	-4.111	.075	.692	.120	-2.484	.165	.957			.200	.598
		.087	.400	.140	-2.256	.195	.857			.230	.372
		.100	-.574	.165	-2.077	.225	.779			.250	-.328
		.112	-2.475	.190	-1.862	.255	.747				
		.120	-5.273	.215	-1.775	.300	.670				
				.250	-1.616	.350	.602				
				.300	-1.416	.450	.547				
				.350	-1.328	.550	.509				
				.450	-1.134	.650	.435				
				.550	-1.016	.700	.464				
				.650	-.926	.749	.530				
				.700	-.880	.779	.597				
				.750	-.845	.805	.738				
				.800	-.790	.825	.730				
				.825	-.753	.840	.738				
				.845	-.746	.855	.660				
				.864	-.518	.870	-.532				

Table 392. Pressure Data for T.E. Flap With 0.12c L.E. Flap Configuration for Run 58,
 $\alpha = 25.21^\circ$, and $q_\infty = 15.14$ psf

L.E. FLAP				MAIN				T.E. FLAP			
UPPER SURFACE		LOWER SURFACE		UPPER SURFACE		LOWER SURFACE		UPPER SURFACE		LOWER SURFACE	
X/C	CP	X/C	CP	X/C	CP	X/C	CP	X/C	CP	X/C	CP
.003	-3.574	.000	-1.847	.002	-9.137	.000	-8.117	.005	-1.499	.000	-.423
.008	-4.488	.002	.475	.005	-8.858	.010	.492	.015	-2.014	.005	.849
.014	-4.560	.007	.977	.011	-7.873	.020	.915	.030	-1.679	.015	.996
.020	-5.285	.015	.936	.020	-5.967	.030	.927	.060	-.849	.030	.827
.030	-5.450	.022	.836	.030	-5.124	.045	1.006	.090	-.417	.045	.845
.045	-5.622	.030	.796	.045	-4.234	.065	1.017	.130	-.384	.060	.799
.060	-5.122	.040	.781	.060	-3.741	.085	1.022	.170	-.393	.090	.792
.075	-4.601	.050	.779	.080	-3.180	.110	1.067	.210	-.408	.130	.759
.090	-4.459	.062	.794	.100	-2.860	.135	.973			.170	.641
.105	-4.367	.075	.689	.120	-2.580	.165	.969			.200	.612
		.087	.381	.140	-2.344	.195	.878			.230	.385
		.100	-.627	.165	-2.154	.225	.807			.250	-.299
		.112	-2.619	.190	-1.928	.255	.775				
		.120	-5.517	.215	-1.835	.300	.701				
				.250	-1.666	.350	.628				
				.300	-1.458	.450	.567				
				.350	-1.364	.550	.534				
				.450	-1.160	.650	.452				
				.550	-1.034	.700	.478				
				.650	-.932	.749	.538				
				.700	-.890	.779	.597				
				.750	-.856	.805	.740				
				.800	-.799	.825	.729				
				.825	-.763	.840	.741				
				.845	-.761	.855	.659				
				.864	-.539	.870	-.554				

Table 393. Pressure Data for T.E. Flap With 0.12c L.E. Flap Configuration for Run 60, $\alpha = -13.99^\circ$, and $q_\infty = 29.83$ psf

L.E. FLAP				MAIN				T.E. FLAP			
UPPER SURFACE		LOWER SURFACE		UPPER SURFACE		LOWER SURFACE		UPPER SURFACE		LOWER SURFACE	
X/C	CP	X/C	CP	X/C	CP	X/C	CP	X/C	CP	X/C	CP
.003	-.576	.000	-.419	.002	-1.072	.000	-1.043	.005	-.733	.000	-.741
.008	-.116	.002	-.445	.005	-.948	.010	-.646	.015	-.812	.005	-.717
.014	.366	.007	-.444	.011	-.541	.020	-.641	.030	-.842	.015	-.745
.020	.627	.015	-.470	.020	.760	.030	-.664	.060	-.763	.030	-.735
.030	.887	.022	-.468	.030	.424	.045	-.657	.090	-.715	.045	-.701
.045	.554	.030	-.510	.045	.234	.065	-.681	.130	-.722	.060	-.727
.060	.547	.040	-.474	.060	.157	.085	-.651	.170	-.720	.090	-.717
.075	.871	.050	-.446	.080	.117	.110	-.666	.210	-.732	.130	-.723
.090	.700	.062	-.399	.100	.054	.135	-.678			.170	-.752
.105	.526	.075	-.420	.120	.012	.165	-.662			.200	-.737
		.087	-.542	.140	-.011	.195	-.685			.230	-.772
		.100	-.631	.165	-.048	.225	-.666			.250	-.754
		.112	-.568	.190	-.066	.255	-.683				
		.120	-.545	.215	-.115	.300	-.686				
				.250	-.155	.350	-.694				
				.300	-.193	.450	-.691				
				.350	-.262	.550	-.685				
				.450	-.374	.650	-.718				
				.550	-.473	.700	-.715				
				.650	-.579	.749	-.720				
				.700	-.660	.779	-.700				
				.750	-.738	.805	-.676				
				.800	-.808	.825	-.694				
				.825	-.799	.840	-.695				
				.845	-.804	.855	-.696				
				.864	-.735	.870	-.758				

Table 394. Pressure Data for T.E. Flap With 0.12c L.E. Flap Configuration for Run 60, $\alpha = -12.21^\circ$, and $q_\infty = 30.17$ psf

L.E. FLAP				MAIN				T.E. FLAP			
UPPER SURFACE		LOWER SURFACE		UPPER SURFACE		LOWER SURFACE		UPPER SURFACE		LOWER SURFACE	
X/C	CP	X/C	CP	X/C	CP	X/C	CP	X/C	CP	X/C	CP
.003	-.524	.000	-.400	.002	-1.047	.000	-.677	.005	-.701	.000	-.720
.008	.010	.002	-.429	.005	-.957	.010	-.602	.015	-.774	.005	-.598
.014	.477	.007	-.421	.011	-.803	.020	-.601	.030	-.795	.015	-.726
.020	.724	.015	-.435	.020	.860	.030	-.623	.060	-.713	.030	-.730
.030	.515	.022	-.427	.030	.406	.045	-.619	.090	-.662	.045	-.688
.045	.554	.030	-.460	.045	.169	.065	-.644	.130	-.674	.060	-.710
.060	.514	.040	-.439	.060	.083	.085	-.617	.170	-.675	.090	-.692
.075	.811	.050	-.434	.080	.041	.110	-.633	.210	-.698	.130	-.704
.090	.629	.062	-.412	.100	-.017	.135	-.641			.170	-.738
.105	.433	.075	-.400	.120	-.057	.165	-.627			.200	-.731
		.087	-.371	.140	-.079	.195	-.649			.230	-.775
		.100	-.479	.165	-.109	.225	-.631			.250	-.759
		.112	-.638	.190	-.125	.255	-.647				
		.120	-.603	.215	-.170	.300	-.651				
				.250	-.206	.350	-.661				
				.300	-.239	.450	-.663				
				.350	-.303	.550	-.662				
				.450	-.402	.650	-.699				
				.550	-.489	.700	-.695				
				.650	-.582	.749	-.700				
				.700	-.658	.779	-.674				
				.750	-.726	.805	-.638				
				.800	-.790	.825	-.656				
				.825	-.774	.840	-.666				
				.845	-.776	.855	-.669				
				.864	-.702	.870	-.731				

Table 395. Pressure Data for T.E. Flap With 0.12c L.E. Flap Configuration for Run 60,
 $\alpha = -10.00^\circ$, and $q_\infty = 30.06$ psf

L.E. FLAP				MAIN				T.E. FLAP			
UPPER SURFACE		LOWER SURFACE		UPPER SURFACE		LOWER SURFACE		UPPER SURFACE		LOWER SURFACE	
X/C	CP	X/C	CP	X/C	CP	X/C	CP	X/C	CP	X/C	CP
.003	-.453	.000	-.387	.002	-.713	.000	-.611	.005	-.645	.000	-.555
.008	.127	.002	-.413	.005	-.809	.010	-.574	.015	-.713	.005	-.637
.014	.577	.007	-.408	.011	-.845	.020	-.575	.030	-.723	.015	-.654
.020	.753	.015	-.407	.020	.002	.030	-.595	.060	-.648	.030	-.670
.030	.561	.022	-.391	.030	.461	.045	-.594	.090	-.598	.045	-.626
.045	.575	.030	-.415	.045	.140	.065	-.622	.130	-.619	.060	-.651
.060	.869	.040	-.402	.060	.024	.085	-.594	.170	-.627	.090	-.629
.075	.749	.050	-.405	.080	-.032	.110	-.616	.210	-.653	.130	-.641
.090	.545	.062	-.403	.100	-.089	.135	-.617			.170	-.673
.105	.347	.075	-.402	.120	-.128	.165	-.606			.200	-.677
		.087	-.398	.140	-.148	.195	-.626			.230	-.726
		.100	-.388	.165	-.172	.225	-.609			.250	-.747
		.112	-.445	.190	-.188	.255	-.632				
		.120	-.548	.215	-.226	.300	-.642				
				.250	-.258	.350	-.654				
				.300	-.285	.450	-.658				
				.350	-.342	.550	-.643				
				.450	-.433	.650	-.662				
				.550	-.504	.700	-.651				
				.650	-.581	.749	-.651				
				.700	-.650	.779	-.625				
				.750	-.708	.805	-.586				
				.800	-.756	.825	-.615				
				.825	-.732	.840	-.610				
				.845	-.728	.855	-.613				
				.864	-.669	.870	-.679				

Table 396. Pressure Data for T.E. Flap With 0.12c L.E. Flap Configuration for Run 60,
 $\alpha = -8.06^\circ$, and $q_\infty = 30.17$ psf

L.E. FLAP				MAIN				T.E. FLAP			
UPPER SURFACE		LOWER SURFACE		UPPER SURFACE		LOWER SURFACE		UPPER SURFACE		LOWER SURFACE	
X/C	CP	X/C	CP	X/C	CP	X/C	CP	X/C	CP	X/C	CP
.003	-.406	.000	-.414	.002	-.638	.000	-.625	.005	-.647	.000	-.559
.008	.227	.002	-.443	.005	-.647	.010	-.600	.015	-.712	.005	-.627
.014	.658	.007	-.432	.011	-.679	.020	-.603	.030	-.702	.015	-.655
.020	.845	.015	-.435	.020	-.738	.030	-.620	.060	-.619	.030	-.651
.030	.586	.022	-.413	.030	-.238	.045	-.615	.090	-.550	.045	-.614
.045	.550	.030	-.432	.045	.148	.065	-.642	.130	-.567	.060	-.635
.060	.813	.040	-.425	.060	.007	.085	-.613	.170	-.585	.090	-.602
.075	.677	.050	-.423	.080	-.084	.110	-.638	.210	-.590	.130	-.608
.090	.475	.062	-.429	.100	-.149	.135	-.637			.170	-.625
.105	.280	.075	-.432	.120	-.192	.165	-.624			.200	-.617
		.087	-.430	.140	-.212	.195	-.649			.230	-.650
		.100	-.438	.165	-.232	.225	-.635			.250	-.728
		.112	-.432	.190	-.244	.255	-.658				
		.120	-.412	.215	-.276	.300	-.666				
				.250	-.305	.350	-.676				
				.300	-.325	.450	-.672				
				.350	-.377	.550	-.650				
				.450	-.455	.650	-.661				
				.550	-.512	.700	-.647				
				.650	-.574	.749	-.648				
				.700	-.639	.779	-.622				
				.750	-.690	.805	-.577				
				.800	-.735	.825	-.591				
				.825	-.710	.840	-.596				
				.845	-.709	.855	-.603				
				.864	-.636	.870	-.672				

Table 397. Pressure Data for T.E. Flap With 0.12c L.E. Flap Configuration for Run 60, $\alpha = -6.02^\circ$, and $q_\infty = 30.17$ psf

L.E. FLAP				MAIN				T.E. FLAP			
UPPER SURFACE		LOWER SURFACE		UPPER SURFACE		LOWER SURFACE		UPPER SURFACE		LOWER SURFACE	
X/C	CP	X/C	CP	X/C	CP	X/C	CP	X/C	CP	X/C	CP
.003	-.333	.000	-.421	.002	-.635	.000	-.626	.005	-.572	.000	-.601
.008	.322	.002	-.450	.005	-.632	.010	-.610	.015	-.612	.005	-.571
.014	.728	.007	-.439	.011	-.635	.020	-.615	.030	-.594	.015	-.606
.020	.856	.015	-.438	.020	-.658	.030	-.628	.060	-.524	.030	-.518
.030	.950	.022	-.420	.030	-.629	.045	-.623	.090	-.460	.045	-.555
.045	.912	.030	-.435	.045	-.285	.065	-.652	.130	-.482	.060	-.570
.060	.754	.040	-.429	.060	-.116	.085	-.620	.170	-.496	.090	-.523
.075	.605	.050	-.434	.080	-.140	.110	-.651	.210	-.501	.130	-.519
.090	.357	.062	-.440	.100	-.204	.135	-.646			.170	-.507
.105	.203	.075	-.439	.120	-.251	.165	-.632			.200	-.478
		.087	-.441	.140	-.270	.195	-.661			.230	-.502
		.100	-.445	.165	-.287	.225	-.650			.250	-.618
		.112	-.443	.190	-.297	.255	-.674				
		.120	-.433	.215	-.326	.300	-.679				
				.250	-.349	.350	-.682				
				.300	-.361	.450	-.664				
				.350	-.408	.550	-.624				
				.450	-.472	.650	-.623				
				.550	-.512	.700	-.606				
				.650	-.557	.749	-.602				
				.700	-.610	.779	-.574				
				.750	-.649	.805	-.520				
				.800	-.678	.825	-.534				
				.825	-.647	.840	-.534				
				.845	-.642	.855	-.541				
				.864	-.571	.870	-.607				

Table 398. Pressure Data for T.E. Flap With 0.12c L.E. Flap Configuration for Run 60, $\alpha = -4.01^\circ$, and $q_\infty = 30.17$ psf

L.E. FLAP				MAIN				T.E. FLAP			
UPPER SURFACE		LOWER SURFACE		UPPER SURFACE		LOWER SURFACE		UPPER SURFACE		LOWER SURFACE	
X/C	CP	X/C	CP	X/C	CP	X/C	CP	X/C	CP	X/C	CP
.003	-.281	.000	-.457	.002	-.676	.000	-.667	.005	-.451	.000	-.490
.008	.408	.002	-.485	.005	-.671	.010	-.642	.015	-.476	.005	-.465
.014	.754	.007	-.475	.011	-.666	.020	-.649	.030	-.456	.015	-.498
.020	.527	.015	-.479	.020	-.672	.030	-.660	.060	-.401	.030	-.488
.030	.553	.022	-.455	.030	-.660	.045	-.659	.090	-.339	.045	-.415
.045	.861	.030	-.478	.045	-.597	.065	-.688	.130	-.357	.060	-.423
.060	.654	.040	-.461	.060	-.406	.085	-.657	.170	-.363	.090	-.358
.075	.522	.050	-.464	.080	-.261	.110	-.690	.210	-.361	.130	-.332
.090	.325	.062	-.472	.100	-.272	.135	-.684			.170	-.303
.105	.123	.075	-.470	.120	-.305	.165	-.673			.200	-.259
		.087	-.474	.140	-.322	.195	-.700			.230	-.252
		.100	-.482	.165	-.333	.225	-.695			.250	-.410
		.112	-.485	.190	-.341	.255	-.717				
		.120	-.477	.215	-.363	.300	-.713				
				.250	-.379	.350	-.707				
				.300	-.386	.450	-.654				
				.350	-.425	.550	-.580				
				.450	-.475	.650	-.538				
				.550	-.499	.700	-.522				
				.650	-.522	.749	-.514				
				.700	-.563	.779	-.490				
				.750	-.584	.805	-.435				
				.800	-.592	.825	-.430				
				.825	-.550	.840	-.417				
				.845	-.535	.855	-.422				
				.864	-.462	.870	-.462				

Table 399. Pressure Data for T.E. Flap With 0.12c L.E. Flap Configuration for Run 60,
 $\alpha = -2.02^\circ$, and $q_\infty = 30.40$ psf

L.E. FLAP				MAIN				T.E. FLAP			
UPPER SURFACE		LOWER SURFACE		UPPER SURFACE		LOWER SURFACE		UPPER SURFACE		LOWER SURFACE	
X/C	CP	X/C	CP	X/C	CP	X/C	CP	X/C	CP	X/C	CP
.003	-.158	.000	-.517	.002	-.869	.000	-.853	.005	-1.129	.000	-.743
.008	.553	.002	-.541	.005	-.861	.010	-.732	.015	-1.580	.005	-.048
.014	.892	.007	-.533	.011	-.851	.020	-.729	.030	-1.532	.015	.184
.020	.578	.015	-.544	.020	-.839	.030	-.739	.060	-1.010	.030	.273
.030	.561	.022	-.515	.030	-.799	.045	-.735	.090	-.604	.045	.305
.045	.760	.030	-.539	.045	-.800	.065	-.766	.130	-.465	.060	.280
.060	.538	.040	-.514	.060	-.793	.085	-.736	.170	-.412	.090	.323
.075	.355	.050	-.518	.080	-.752	.110	-.774	.210	-.374	.130	.309
.090	.135	.062	-.528	.100	-.719	.135	-.767			.170	.271
.105	-.055	.075	-.532	.120	-.661	.165	-.763			.200	.240
		.087	-.536	.140	-.604	.195	-.816			.230	.110
		.100	-.563	.165	-.554	.225	-.810			.250	-.294
		.112	-.591	.190	-.528	.255	-.780				
		.120	-.632	.215	-.534	.300	-.659				
				.250	-.541	.350	-.483				
				.300	-.540	.450	-.228				
				.350	-.577	.550	-.093				
				.450	-.625	.650	-.033				
				.550	-.648	.700	.003				
				.650	-.677	.749	.032				
				.700	-.727	.779	.049				
				.750	-.753	.805	.074				
				.800	-.768	.825	.067				
				.825	-.716	.840	.059				
				.845	-.685	.855	.021				
				.864	-.556	.870	-.529				

Table 400. Pressure Data for T.E. Flap With 0.12c L.E. Flap Configuration for Run 60,
 $\alpha = 0.00^\circ$, and $q_\infty = 30.06$ psf

L.E. FLAP				MAIN				T.E. FLAP			
UPPER SURFACE		LOWER SURFACE		UPPER SURFACE		LOWER SURFACE		UPPER SURFACE		LOWER SURFACE	
X/C	CP	X/C	CP	X/C	CP	X/C	CP	X/C	CP	X/C	CP
.003	.177	.000	-.473	.002	-1.443	.000	-1.494	.005	-1.898	.000	-.953
.008	.765	.002	-.455	.005	-1.454	.010	-.859	.015	-2.632	.005	.450
.014	.571	.007	-.455	.011	-1.396	.020	-.742	.030	-2.447	.015	.710
.020	1.007	.015	-.455	.020	-1.319	.030	-.794	.060	-1.695	.030	.597
.030	.815	.022	-.460	.030	-1.212	.045	-.771	.090	-1.271	.045	.591
.045	.531	.030	-.517	.045	-1.183	.065	-.773	.130	-.673	.060	.571
.060	.275	.040	-.517	.060	-1.159	.085	-.758	.170	-.404	.090	.535
.075	.087	.050	-.507	.080	-1.009	.110	-.677	.210	-.251	.130	.546
.090	-.176	.062	-.456	.100	-1.012	.135	-.666			.170	.441
.105	-.335	.075	-.476	.120	-.969	.165	-.503			.200	.421
		.087	-.509	.140	-.911	.195	-.307			.230	.267
		.100	-.557	.165	-.889	.225	.044			.250	-.153
		.112	-.732	.190	-.816	.255	.169				
		.120	-.990	.215	-.856	.300	.117				
				.250	-.815	.350	.015				
				.300	-.778	.450	-.030				
				.350	-.784	.550	-.023				
				.450	-.799	.650	.008				
				.550	-.850	.700	.138				
				.650	-.909	.749	.201				
				.700	-.925	.779	.296				
				.750	-.981	.805	.354				
				.800	-1.012	.825	.344				
				.825	-1.015	.840	.332				
				.845	-.997	.855	.279				
				.864	-.782	.870	-.745				

Table 401. Pressure Data for T.E. Flap With 0.12c L.E. Flap Configuration for Run 60, $\alpha = 2.10^\circ$, and $q_\infty = 30.17$ psf

L.E. FLAP				MAIN				T.E. FLAP			
UPPER SURFACE		LOWER SURFACE		UPPER SURFACE		LOWER SURFACE		UPPER SURFACE		LOWER SURFACE	
X/C	CF	X/C	CP	X/C	CP	X/C	CP	X/C	CP	X/C	CP
.003	.478	.000	-.417	.002	-2.101	.000	-2.403	.005	-2.089	.000	-1.027
.008	.915	.002	-.308	.005	-2.070	.010	-.883	.015	-2.843	.005	.557
.014	.585	.007	-.293	.011	-1.952	.020	-.667	.030	-2.607	.015	.816
.020	.933	.015	-.311	.020	-1.773	.030	-.688	.060	-1.794	.030	.636
.030	.638	.022	-.331	.030	-1.600	.045	-.621	.090	-1.350	.045	.632
.045	.267	.030	-.392	.045	-1.502	.065	-.552	.130	-.700	.060	.609
.060	-.012	.040	-.396	.060	-1.442	.085	-.434	.170	-.418	.090	.581
.075	-.193	.050	-.369	.080	-1.256	.110	-.175	.210	-.255	.130	.585
.090	-.467	.062	-.287	.100	-1.230	.135	.006			.170	.473
.105	-.618	.075	-.289	.120	-1.170	.165	.278			.200	.451
		.087	-.320	.140	-1.102	.195	.421			.230	.291
		.100	-.438	.165	-1.072	.225	.343			.250	-.142
		.112	-.805	.190	-.994	.255	.218				
		.120	-1.368	.215	-1.022	.300	.074				
				.250	-.974	.350	-.012				
				.300	-.923	.450	-.021				
				.350	-.916	.550	-.005				
				.450	-.910	.650	.024				
				.550	-.944	.700	.162				
				.650	-.986	.749	.228				
				.700	-1.000	.779	.336				
				.750	-1.048	.805	.395				
				.800	-1.075	.825	.389				
				.825	-1.074	.840	.382				
				.845	-1.051	.855	.332				
				.864	-.827	.870	-.795				

Table 402. Pressure Data for T.E. Flap With 0.12c L.E. Flap Configuration for Run 60, $\alpha = 4.16^\circ$, and $q_\infty = 30.17$ psf

L.E. FLAP				MAIN				T.E. FLAP			
UPPER SURFACE		LOWER SURFACE		UPPER SURFACE		LOWER SURFACE		UPPER SURFACE		LOWER SURFACE	
X/C	CF	X/C	CP	X/C	CP	X/C	CP	X/C	CP	X/C	CP
.003	.717	.000	-.296	.002	-2.833	.000	-3.556	.005	-2.008	.000	-.954
.008	.979	.002	-.234	.005	-2.748	.010	-.933	.015	-2.655	.005	.645
.014	.919	.007	-.206	.011	-2.510	.020	-.567	.030	-2.322	.015	.956
.020	.779	.015	-.238	.020	-2.242	.030	-.505	.060	-1.362	.030	.639
.030	.352	.022	-.249	.030	-1.989	.045	-.298	.090	-.884	.045	.640
.045	-.054	.030	-.313	.045	-1.820	.065	.005	.130	-.664	.060	.618
.060	-.336	.040	-.331	.060	-1.720	.085	.315	.170	-.600	.090	.592
.075	-.512	.050	-.290	.080	-1.495	.110	.625	.210	-.472	.130	.587
.090	-.771	.062	-.180	.100	-1.440	.135	.636			.170	.467
.105	-.914	.075	-.163	.120	-1.364	.165	.645			.200	.431
		.087	-.195	.140	-1.279	.195	.466			.230	.244
		.100	-.356	.165	-1.235	.225	.219			.250	-.296
		.112	-.896	.190	-1.146	.255	.135				
		.120	-1.763	.215	-1.164	.300	.042				
				.250	-1.104	.350	-.011				
				.300	-1.038	.450	-.005				
				.350	-1.019	.550	.012				
				.450	-.988	.650	.033				
				.550	-1.000	.700	.175				
				.650	-1.017	.749	.246				
				.700	-1.017	.779	.361				
				.750	-1.045	.805	.419				
				.800	-1.046	.825	.410				
				.825	-1.028	.840	.414				
				.845	-.993	.855	.379				
				.864	-.763	.870	-.734				

Table 403. Pressure Data for T.E. Flap With 0.12c L.E. Flap Configuration for Run 60,
 $\alpha = 6.05^\circ$, and $q_\infty = 29.95$ psf

L.E. FLAP				MAIN				T.E. FLAP			
UPPER SURFACE		LOWER SURFACE		UPPER SURFACE		LOWER SURFACE		UPPER SURFACE		LOWER SURFACE	
X/C	CP	X/C	CP	X/C	CP	X/C	CP	X/C	CP	X/C	CP
.003	.500	.000	.021	.002	-3.540	.000	-4.638	.005	-1.843	.000	-.878
.008	.572	.002	-.079	.005	-3.390	.010	-.928	.015	-2.382	.005	.675
.014	.788	.007	-.058	.011	-3.036	.020	-.356	.030	-1.964	.015	.955
.020	.573	.015	-.082	.020	-2.672	.030	-.142	.060	-.988	.030	.642
.030	.114	.022	-.121	.030	-2.343	.045	.240	.090	-.711	.045	.644
.045	-.282	.030	-.243	.045	-2.106	.065	.566	.130	-.637	.060	.619
.060	-.649	.040	-.327	.060	-1.973	.085	.720	.170	-.622	.090	.594
.075	-.808	.050	-.300	.080	-1.708	.110	.797	.210	-.568	.130	.584
.090	-1.058	.062	-.153	.100	-1.625	.135	.705			.170	.451
.105	-1.153	.075	-.105	.120	-1.531	.165	.663			.200	.406
		.087	-.086	.140	-1.433	.195	.449			.230	.198
		.100	-.255	.165	-1.375	.225	.208			.250	-.410
		.112	-.967	.190	-1.273	.255	.149				
		.120	-2.121	.215	-1.282	.300	.072				
				.250	-1.213	.350	.022				
				.300	-1.132	.450	.025				
				.350	-1.097	.550	.036				
				.450	-1.047	.650	.050				
				.550	-1.037	.700	.189				
				.650	-1.029	.749	.263				
				.700	-1.014	.779	.379				
				.750	-1.022	.805	.437				
				.800	-.993	.825	.430				
				.825	-.959	.840	.434				
				.845	-.911	.855	.408				
				.864	-.687	.870	-.653				

Table 404. Pressure Data for T.E. Flap With 0.12c L.E. Flap Configuration for Run 60,
 $\alpha = 8.03^\circ$, and $q_\infty = 30.29$ psf

L.E. FLAP				MAIN				T.E. FLAP			
UPPER SURFACE		LOWER SURFACE		UPPER SURFACE		LOWER SURFACE		UPPER SURFACE		LOWER SURFACE	
X/C	CP	X/C	CP	X/C	CP	X/C	CP	X/C	CP	X/C	CP
.003	.583	.000	.209	.002	-4.544	.000	-5.637	.005	-1.579	.000	-.671
.008	.894	.002	-.205	.005	-4.315	.010	-.571	.015	-1.983	.005	.738
.014	.583	.007	-.125	.011	-3.752	.020	.220	.030	-1.386	.015	.876
.020	.256	.015	-.066	.020	-3.193	.030	.471	.060	-.566	.030	.634
.030	-.230	.022	-.070	.030	-2.744	.045	.732	.090	-.570	.045	.642
.045	-.767	.030	-.157	.045	-2.402	.065	.823	.130	-.563	.060	.618
.060	-1.016	.040	-.312	.060	-2.225	.085	.815	.170	-.552	.090	.595
.075	-1.145	.050	-.404	.080	-1.920	.110	.818	.210	-.550	.130	.581
.090	-1.387	.062	-.325	.100	-1.806	.135	.717			.170	.442
.105	-1.513	.075	-.266	.120	-1.694	.165	.674			.200	.383
		.087	-.201	.140	-1.577	.195	.454			.230	.151
		.100	-.337	.165	-1.504	.225	.228			.250	-.471
		.112	-1.191	.190	-1.392	.255	.179				
		.120	-2.562	.215	-1.388	.300	.109				
				.250	-1.310	.350	.059				
				.300	-1.214	.450	.057				
				.350	-1.167	.550	.059				
				.450	-1.096	.650	.062				
				.550	-1.062	.700	.203				
				.650	-1.028	.749	.273				
				.700	-.998	.779	.394				
				.750	-.984	.805	.477				
				.800	-.920	.825	.476				
				.825	-.864	.840	.493				
				.845	-.796	.855	.483				
				.864	-.561	.870	-.539				

Table 405. Pressure Data for T.E. Flap With 0.12c L.E. Flap Configuration for Run 60, $\alpha = 10.02^\circ$, and $q_\infty = 30.29$ psf

L.E. FLAP				MAIN				T.E. FLAP			
UPPER SURFACE		LOWER SURFACE		UPPER SURFACE		LOWER SURFACE		UPPER SURFACE		LOWER SURFACE	
X/C	CF	X/C	CP	X/C	CP	X/C	CP	X/C	CP	X/C	CP
.003	1.000	.000	.337	.002	-5.592	.000	-5.731	.005	-1.939	.000	-.684
.008	.753	.002	-.677	.005	-5.507	.010	.489	.015	-2.720	.005	.752
.014	.324	.007	-.412	.011	-4.902	.020	.864	.030	-2.470	.015	.873
.020	-.034	.015	-.280	.020	-3.836	.030	.863	.060	-1.613	.030	.639
.030	-.613	.022	-.033	.030	-3.221	.045	.892	.090	-1.101	.045	.651
.045	-1.183	.030	.043	.045	-2.734	.065	.850	.130	-.642	.060	.629
.060	-1.405	.040	.025	.060	-2.509	.085	.804	.170	-.587	.090	.605
.075	-1.510	.050	.003	.080	-2.149	.110	.803	.210	-.545	.130	.593
.090	-1.736	.062	.026	.100	-2.002	.135	.711			.170	.467
.105	-1.855	.075	.151	.120	-1.865	.165	.676			.200	.425
		.087	.380	.140	-1.728	.195	.468			.230	.232
		.100	.093	.165	-1.641	.225	.267			.250	-.352
		.112	-1.163	.190	-1.513	.255	.223				
		.120	-3.072	.215	-1.499	.300	.158				
				.250	-1.406	.350	.110				
				.300	-1.295	.450	.099				
				.350	-1.238	.550	.094				
				.450	-1.148	.650	.085				
				.550	-1.101	.700	.228				
				.650	-1.069	.749	.280				
				.700	-1.047	.779	.386				
				.750	-1.057	.805	.522				
				.800	-1.037	.825	.540				
				.825	-1.007	.840	.548				
				.845	-.966	.855	.501				
				.864	-.732	.870	-.729				

Table 406. Pressure Data for T.E. Flap With 0.12c L.E. Flap Configuration for Run 60, $\alpha = 12.01^\circ$, and $q_\infty = 30.17$ psf

L.E. FLAP				MAIN				T.E. FLAP			
UPPER SURFACE		LOWER SURFACE		UPPER SURFACE		LOWER SURFACE		UPPER SURFACE		LOWER SURFACE	
X/C	CF	X/C	CP	X/C	CP	X/C	CP	X/C	CP	X/C	CP
.003	.857	.000	.880	.002	-5.617	.000	-5.756	.005	-1.939	.000	-.675
.008	.351	.002	.209	.005	-5.532	.010	.518	.015	-2.670	.005	.753
.014	-.204	.007	.285	.011	-5.465	.020	.872	.030	-2.377	.015	.876
.020	-.612	.015	.331	.020	-4.290	.030	.866	.060	-1.512	.030	.651
.030	-1.216	.022	.326	.030	-3.625	.045	.895	.090	-.966	.045	.650
.045	-1.785	.030	.324	.045	-3.072	.065	.860	.130	-.653	.060	.638
.060	-1.538	.040	.284	.060	-2.812	.085	.822	.170	-.635	.090	.614
.075	-1.983	.050	.276	.080	-2.407	.110	.827	.210	-.594	.130	.603
.090	-2.171	.062	.364	.100	-2.228	.135	.738			.170	.476
.105	-2.245	.075	.487	.120	-2.071	.165	.708			.200	.430
		.087	.576	.140	-1.913	.195	.523			.230	.228
		.100	.117	.165	-1.805	.225	.345			.250	-.405
		.112	-1.266	.190	-1.663	.255	.299				
		.120	-3.452	.215	-1.635	.300	.233				
				.250	-1.527	.350	.179				
				.300	-1.398	.450	.158				
				.350	-1.325	.550	.143				
				.450	-1.212	.650	.125				
				.550	-1.151	.700	.249				
				.650	-1.102	.749	.302				
				.700	-1.072	.779	.401				
				.750	-1.071	.805	.541				
				.800	-1.040	.825	.557				
				.825	-1.012	.840	.560				
				.845	-.975	.855	.506				
				.864	-.778	.870	-.764				

Table 407. Pressure Data for T.E. Flap With 0.12c L.E. Flap Configuration for Run 60, $\alpha = 12.99^\circ$, and $q_\infty = 29.95$ psf

L.E. FLAP				MAIN				T.E. FLAP			
UPPER SURFACE		LOWER SURFACE		UPPER SURFACE		LOWER SURFACE		UPPER SURFACE		LOWER SURFACE	
X/C	CP	X/C	CP	X/C	CP	X/C	CP	X/C	CP	X/C	CP
.003	.732	.000	.991	.002	-5.667	.000	-5.807	.005	-1.652	.000	-.541
.008	.056	.002	.470	.005	-5.581	.010	.558	.015	-2.181	.005	.775
.014	-.545	.007	.386	.011	-5.714	.020	.880	.030	-1.749	.015	.873
.020	-.584	.015	.440	.020	-4.629	.030	.867	.060	-.664	.030	.648
.030	-1.551	.022	.418	.030	-3.891	.045	.898	.090	-.565	.045	.657
.045	-2.148	.030	.413	.045	-3.288	.065	.869	.130	-.548	.060	.636
.060	-2.266	.040	.380	.060	-3.003	.065	.834	.170	-.528	.090	.610
.075	-2.261	.050	.380	.080	-2.566	.110	.645	.210	-.533	.130	.598
.090	-2.425	.062	.478	.100	-2.369	.135	.754			.170	.460
.105	-2.486	.075	.564	.120	-2.197	.165	.727			.200	.402
		.087	.539	.140	-2.026	.195	.557			.230	.172
		.100	-.017	.165	-1.908	.225	.389			.250	-.527
		.112	-1.451	.190	-1.753	.255	.342				
		.120	-3.726	.215	-1.718	.300	.274				
				.250	-1.602	.350	.219				
				.300	-1.462	.450	.191				
				.350	-1.381	.550	.172				
				.450	-1.256	.650	.148				
				.550	-1.180	.700	.258				
				.650	-1.112	.749	.318				
				.700	-1.068	.779	.419				
				.750	-1.041	.805	.557				
				.800	-.966	.825	.576				
				.825	-.912	.840	.577				
				.845	-.855	.855	.530				
				.864	-.653	.870	-.650				

Table 408. Pressure Data for T.E. Flap With 0.12c L.E. Flap Configuration for Run 60, $\alpha = 13.98^\circ$, and $q_\infty = 30.29$ psf

L.E. FLAP				MAIN				T.E. FLAP			
UPPER SURFACE		LOWER SURFACE		UPPER SURFACE		LOWER SURFACE		UPPER SURFACE		LOWER SURFACE	
X/C	CP	X/C	CP	X/C	CP	X/C	CP	X/C	CP	X/C	CP
.003	.587	.000	1.005	.002	-5.592	.000	-5.731	.005	-1.664	.000	-.534
.008	-.174	.002	.543	.005	-5.507	.010	.641	.015	-2.208	.005	.767
.014	-.812	.007	.298	.011	-5.639	.020	.895	.030	-1.786	.015	.970
.020	-1.266	.015	.112	.020	-4.957	.030	.865	.060	-.694	.030	.647
.030	-1.876	.022	.213	.030	-4.149	.045	.896	.090	-.584	.045	.657
.045	-2.425	.030	.334	.045	-3.484	.065	.870	.130	-.559	.060	.636
.060	-2.458	.040	.534	.060	-3.173	.085	.838	.170	-.539	.090	.610
.075	-2.484	.050	.622	.080	-2.706	.110	.850	.210	-.549	.130	.598
.090	-2.625	.062	.711	.100	-2.488	.135	.763			.170	.460
.105	-2.687	.075	.680	.120	-2.303	.165	.737			.200	.400
		.087	.471	.140	-2.121	.195	.576			.230	.170
		.100	-.228	.165	-1.994	.225	.414			.250	-.531
		.112	-1.664	.190	-1.832	.255	.366				
		.120	-4.044	.215	-1.788	.300	.297				
				.250	-1.665	.350	.240				
				.300	-1.515	.450	.210				
				.350	-1.429	.550	.184				
				.450	-1.293	.650	.158				
				.550	-1.209	.700	.263				
				.650	-1.135	.749	.321				
				.700	-1.089	.779	.422				
				.750	-1.059	.805	.554				
				.800	-.984	.825	.571				
				.825	-.925	.840	.572				
				.845	-.865	.855	.526				
				.864	-.637	.870	-.645				

Table 409. Pressure Data for T.E. Flap With 0.12c L.E. Flap Configuration for Run 60, $\alpha = 15.14^\circ$, and $q_\infty = 30.29$ psf

L.E. FLAP				MAIN				T.E. FLAP			
UPPER SURFACE		LOWER SURFACE		UPPER SURFACE		LOWER SURFACE		UPPER SURFACE		LOWER SURFACE	
X/C	CP	X/C	CP	X/C	CP	X/C	CP	X/C	CP	X/C	CP
.003	.252	.000	.980	.002	-5.592	.000	-5.731	.005	-1.469	.000	-.441
.008	-.612	.002	.790	.005	-5.507	.010	.609	.015	-1.860	.005	.799
.014	-1.283	.007	.519	.011	-5.639	.020	.884	.030	-1.193	.015	.870
.020	-1.746	.015	.298	.020	-5.288	.030	.862	.060	-.501	.030	.650
.030	-2.341	.022	.343	.030	-4.416	.045	.900	.090	-.546	.045	.662
.045	-2.855	.030	.391	.045	-3.698	.065	.881	.130	-.536	.060	.641
.060	-2.861	.040	.588	.060	-3.359	.085	.855	.170	-.523	.090	.615
.075	-2.751	.050	.652	.080	-2.859	.110	.869	.210	-.523	.130	.603
.090	-2.910	.062	.736	.100	-2.619	.135	.782			.170	.465
.105	-2.524	.075	.687	.120	-2.419	.165	.759			.200	.412
		.087	.457	.140	-2.223	.195	.615			.230	.197
		.100	-.293	.165	-2.085	.225	.462			.250	-.468
		.112	-1.827	.190	-1.909	.255	.416				
		.120	-4.221	.215	-1.858	.300	.343				
				.250	-1.725	.350	.284				
				.300	-1.565	.450	.245				
				.350	-1.469	.550	.217				
				.450	-1.318	.650	.183				
				.550	-1.221	.700	.266				
				.650	-1.133	.749	.337				
				.700	-1.078	.779	.435				
				.750	-1.035	.805	.579				
				.800	-.937	.825	.595				
				.825	-.867	.840	.599				
				.845	-.796	.855	.551				
				.864	-.611	.870	-.580				

Table 410. Pressure Data for T.E. Flap With 0.12c L.E. Flap Configuration for Run 60, $\alpha = 16.02^\circ$, and $q_\infty = 30.17$ psf

L.E. FLAP				MAIN				T.E. FLAP			
UPPER SURFACE		LOWER SURFACE		UPPER SURFACE		LOWER SURFACE		UPPER SURFACE		LOWER SURFACE	
X/C	CP	X/C	CP	X/C	CP	X/C	CP	X/C	CP	X/C	CP
.003	.117	.000	.941	.002	-5.617	.000	-5.756	.005	-1.667	.000	-.535
.008	-.775	.002	.849	.005	-5.532	.010	.599	.015	-2.210	.005	.773
.014	-1.448	.007	.587	.011	-5.664	.020	.883	.030	-1.780	.015	.874
.020	-1.911	.015	.353	.020	-5.367	.030	.861	.060	-.683	.030	.658
.030	-2.455	.022	.381	.030	-4.468	.045	.902	.090	-.580	.045	.668
.045	-2.955	.030	.432	.045	-3.753	.065	.884	.130	-.560	.060	.648
.060	-2.976	.040	.604	.060	-3.407	.085	.859	.170	-.540	.090	.620
.075	-2.889	.050	.665	.080	-2.897	.110	.876	.210	-.550	.130	.605
.090	-2.953	.062	.738	.100	-2.651	.135	.789			.170	.469
.105	-3.007	.075	.693	.120	-2.446	.165	.765			.200	.412
		.087	.455	.140	-2.247	.195	.628			.230	.179
		.100	-.308	.165	-2.106	.225	.478			.250	-.529
		.112	-1.865	.190	-1.927	.255	.429				
		.120	-4.261	.215	-1.875	.300	.357				
				.250	-1.739	.350	.296				
				.300	-1.577	.450	.253				
				.350	-1.480	.550	.222				
				.450	-1.330	.650	.188				
				.550	-1.238	.700	.268				
				.650	-1.158	.749	.337				
				.700	-1.108	.779	.435				
				.750	-1.077	.805	.573				
				.800	-.997	.825	.589				
				.825	-.939	.840	.587				
				.845	-.877	.855	.533				
				.864	-.658	.870	-.661				

Table 411. Pressure Data for T.E. Flap With 0.12c L.E. Flap Configuration for Run 62,
 $\alpha = -13.97^\circ$, and $q_\infty = 15.26$ psf

L.E. FLAP				MAIN				T.E. FLAP			
UPPER SURFACE		LOWER SURFACE		UPPER SURFACE		LOWER SURFACE		UPPER SURFACE		LOWER SURFACE	
X/C	CP	X/C	CP	X/C	CP	X/C	CP	X/C	CP	X/C	CP
.003	-.472	.000	-.379	.002	-1.072	.000	-1.049	.005	-.797	.000	-.834
.008	.123	.002	-.446	.005	-.927	.010	-.647	.015	-.859	.005	-.754
.014	.571	.007	-.429	.011	-.587	.020	-.686	.030	-.926	.015	-.755
.020	.744	.015	-.452	.020	.731	.030	-.668	.060	-.857	.030	-.767
.030	.975	.022	-.434	.030	.388	.045	-.671	.090	-.672	.045	-.731
.045	.955	.030	-.444	.045	.205	.065	-.744	.130	-.771	.060	-.813
.060	.903	.040	-.381	.060	.145	.085	-.674	.170	-.810	.090	-.703
.075	.827	.050	-.345	.080	.066	.110	-.785	.210	-.828	.130	-.796
.090	.668	.062	-.377	.100	.019	.135	-.705			.170	-.809
.105	.500	.075	-.430	.120	-.041	.165	-.688			.200	-.805
		.087	-.529	.140	-.086	.195	-.711			.230	-.851
		.100	-.570	.165	-.089	.225	-.683			.250	-.809
		.112	-.516	.190	-.127	.255	-.723				
		.120	-.491	.215	-.145	.300	-.714				
				.250	-.198	.350	-.726				
				.300	-.233	.450	-.770				
				.350	-.333	.550	-.739				
				.450	-.463	.650	-.759				
				.550	-.525	.700	-.777				
				.650	-.600	.749	-.777				
				.700	-.727	.779	-.792				
				.750	-.788	.865	-.746				
				.800	-.865	.825	-.776				
				.825	-.812	.840	-.754				
				.845	-.833	.855	-.765				
				.864	-.805	.870	-.844				

Table 412. Pressure Data for T.E. Flap With 0.12c L.E. Flap Configuration for Run 62,
 $\alpha = -11.99^\circ$, and $q_\infty = 15.03$ psf

L.E. FLAP				MAIN				T.E. FLAP			
UPPER SURFACE		LOWER SURFACE		UPPER SURFACE		LOWER SURFACE		UPPER SURFACE		LOWER SURFACE	
X/C	CP	X/C	CP	X/C	CP	X/C	CP	X/C	CP	X/C	CP
.003	-.382	.000	-.371	.002	-1.064	.000	-.734	.005	-.791	.000	-.836
.008	.253	.002	-.432	.005	-.924	.010	-.611	.015	-.841	.005	-.755
.014	.665	.007	-.414	.011	-.795	.020	-.657	.030	-.900	.015	-.778
.020	.814	.015	-.430	.020	.812	.030	-.634	.060	-.839	.030	-.755
.030	1.016	.022	-.407	.030	.363	.045	-.641	.090	-.635	.045	-.730
.045	.973	.030	-.408	.045	.139	.065	-.720	.130	-.739	.060	-.814
.060	.857	.040	-.365	.060	.070	.085	-.648	.170	-.783	.090	-.692
.075	.752	.050	-.358	.080	-.023	.110	-.767	.210	-.812	.130	-.789
.090	.599	.062	-.405	.100	-.056	.135	-.678			.170	-.808
.105	.357	.075	-.360	.120	-.109	.165	-.660			.200	-.817
		.087	-.294	.140	-.157	.195	-.686			.230	-.895
		.100	-.525	.165	-.150	.225	-.656			.250	-.815
		.112	-.608	.190	-.195	.255	-.697				
		.120	-.540	.215	-.200	.300	-.692				
				.250	-.254	.350	-.706				
				.300	-.284	.450	-.766				
				.350	-.379	.550	-.739				
				.450	-.502	.650	-.765				
				.550	-.551	.700	-.783				
				.650	-.611	.749	-.780				
				.700	-.738	.779	-.792				
				.750	-.788	.805	-.734				
				.800	-.859	.825	-.763				
				.825	-.795	.840	-.743				
				.845	-.817	.855	-.756				
				.864	-.794	.870	-.834				

Table 413. Pressure Data for T.E. Flap With 0.12c L.E. Flap Configuration for Run 62,
 $\alpha = -10.03^\circ$, and $q_\infty = 14.92$ psf

L.E. FLAP				MAIN				T.E. FLAP			
UPPER SURFACE		LOWER SURFACE		UPPER SURFACE		LOWER SURFACE		UPPER SURFACE		LOWER SURFACE	
X/C	CF	X/C	CP	X/C	CP	X/C	CP	X/C	CP	X/C	CP
.003	-.316	.000	-.374	.002	-.904	.000	-.697	.005	-.774	.000	-.803
.008	.348	.002	-.436	.005	-.937	.010	-.597	.015	-.848	.005	-.722
.014	.751	.007	-.417	.011	-.869	.020	-.653	.030	-.910	.015	-.744
.020	.865	.015	-.426	.020	.514	.030	-.627	.060	-.829	.030	-.731
.030	1.023	.022	-.397	.030	.372	.045	-.635	.090	-.610	.045	-.683
.045	.543	.030	-.385	.045	.074	.065	-.717	.130	-.716	.060	-.754
.060	.756	.040	-.346	.060	.004	.085	-.643	.170	-.759	.090	-.631
.075	.677	.050	-.348	.080	-.088	.110	-.765	.210	-.780	.130	-.731
.090	.502	.062	-.401	.100	-.127	.135	-.669			.170	-.744
.105	.304	.075	-.377	.120	-.161	.165	-.652			.200	-.750
		.087	-.333	.140	-.228	.195	-.679			.230	-.817
		.100	-.377	.165	-.220	.225	-.653			.250	-.814
		.112	-.557	.190	-.260	.255	-.698				
		.120	-.614	.215	-.261	.300	-.691				
				.250	-.304	.350	-.708				
				.300	-.325	.450	-.766				
				.350	-.420	.550	-.724				
				.450	-.532	.650	-.735				
				.550	-.568	.700	-.747				
				.650	-.614	.749	-.731				
				.700	-.739	.779	-.745				
				.750	-.781	.805	-.677				
				.800	-.841	.825	-.725				
				.825	-.771	.840	-.691				
				.845	-.787	.855	-.705				
				.864	-.773	.870	-.805				

Table 414. Pressure Data for T.E. Flap With 0.12c L.E. Flap Configuration for Run 62,
 $\alpha = -8.02^\circ$, and $q_\infty = 14.92$ psf

L.E. FLAP				MAIN				T.E. FLAP			
UPPER SURFACE		LOWER SURFACE		UPPER SURFACE		LOWER SURFACE		UPPER SURFACE		LOWER SURFACE	
X/C	CF	X/C	CP	X/C	CP	X/C	CP	X/C	CP	X/C	CP
.003	-.274	.000	-.396	.062	-.730	.000	-.705	.005	-.732	.000	-.775
.008	.420	.002	-.457	.005	-.751	.010	-.616	.015	-.780	.005	-.589
.014	.800	.007	-.439	.011	-.849	.020	-.671	.030	-.823	.015	-.707
.020	.502	.015	-.441	.020	-.479	.030	-.638	.060	-.754	.030	-.697
.030	1.023	.022	-.411	.030	.349	.045	-.646	.090	-.531	.045	-.652
.045	.506	.030	-.389	.045	.081	.065	-.727	.130	-.636	.060	-.732
.060	.743	.040	-.354	.060	-.035	.085	-.657	.170	-.679	.090	-.589
.075	.611	.050	-.354	.080	-.144	.110	-.783	.210	-.682	.130	-.683
.090	.430	.062	-.422	.100	-.183	.135	-.686			.170	-.678
.105	.238	.075	-.406	.120	-.234	.165	-.670			.200	-.673
		.087	-.363	.140	-.275	.195	-.694			.230	-.735
		.100	-.419	.165	-.266	.225	-.670			.250	-.757
		.112	-.430	.190	-.306	.255	-.718				
		.120	-.483	.215	-.298	.300	-.713				
				.250	-.344	.350	-.732				
				.300	-.357	.450	-.780				
				.350	-.447	.550	-.723				
				.450	-.546	.650	-.720				
				.550	-.567	.700	-.724				
				.650	-.597	.749	-.715				
				.700	-.716	.779	-.732				
				.750	-.746	.805	-.668				
				.800	-.799	.825	-.690				
				.825	-.726	.840	-.665				
				.845	-.741	.855	-.679				
				.864	-.725	.870	-.766				

Table 415. Pressure Data for T.E. Flap With 0.12c L.E. Flap Configuration for Run 62, $\alpha = -6.01^\circ$, and $q_\infty = 15.14$ psf

L.E. FLAP				MAIN				T.E. FLAP			
UPPER SURFACE		LOWER SURFACE		UPPER SURFACE		LOWER SURFACE		UPPER SURFACE		LOWER SURFACE	
X/C	CF	X/C	CP	X/C	CP	X/C	CP	X/C	CP	X/C	CP
.003	-.172	.000	-.396	.002	-.682	.000	-.691	.005	-.636	.000	-.682
.008	.520	.002	-.464	.005	-.646	.010	-.615	.015	-.666	.005	-.599
.014	.866	.007	-.447	.011	-.674	.020	-.666	.030	-.687	.015	-.626
.020	.540	.015	-.441	.020	-.758	.030	-.636	.060	-.633	.030	-.616
.030	1.015	.022	-.410	.030	-.496	.045	-.642	.090	-.421	.045	-.559
.045	.848	.030	-.397	.045	.018	.065	-.720	.130	-.537	.060	-.632
.060	.665	.040	-.355	.060	-.048	.085	-.648	.170	-.588	.090	-.481
.075	.530	.050	-.361	.080	-.197	.110	-.779	.210	-.596	.130	-.555
.090	.353	.062	-.422	.100	-.231	.135	-.677			.170	-.550
.105	.169	.075	-.406	.120	-.289	.165	-.666			.200	-.530
		.087	-.379	.140	-.331	.195	-.692			.230	-.554
		.100	-.439	.165	-.315	.225	-.672			.250	-.643
		.112	-.430	.190	-.352	.255	-.721				
		.120	-.393	.215	-.341	.300	-.713				
				.250	-.376	.350	-.719				
				.300	-.386	.450	-.750				
				.350	-.467	.550	-.677				
				.450	-.551	.650	-.654				
				.550	-.555	.700	-.656				
				.650	-.568	.749	-.646				
				.700	-.673	.779	-.657				
				.750	-.690	.805	-.588				
				.800	-.730	.825	-.611				
				.825	-.646	.840	-.577				
				.845	-.657	.855	-.593				
				.864	-.638	.870	-.678				

Table 416. Pressure Data for T.E. Flap With 0.12c L.E. Flap Configuration for Run 62, $\alpha = -4.02^\circ$, and $q_\infty = 15.14$ psf

L.E. FLAP				MAIN				T.E. FLAP			
UPPER SURFACE		LOWER SURFACE		UPPER SURFACE		LOWER SURFACE		UPPER SURFACE		LOWER SURFACE	
X/C	CF	X/C	CP	X/C	CP	X/C	CP	X/C	CP	X/C	CP
.003	-.130	.000	-.453	.002	-.727	.000	-.742	.005	-.515	.000	-.576
.008	.584	.002	-.506	.005	-.685	.010	-.663	.015	-.532	.005	-.498
.014	.514	.007	-.490	.011	-.701	.020	-.722	.030	-.560	.015	-.523
.020	.955	.015	-.499	.020	-.729	.030	-.687	.060	-.523	.030	-.491
.030	1.001	.022	-.458	.030	-.714	.045	-.694	.090	-.310	.045	-.425
.045	.782	.030	-.447	.045	-.330	.065	-.774	.130	-.419	.060	-.494
.060	.551	.040	-.405	.060	-.168	.085	-.702	.170	-.460	.090	-.327
.075	.450	.050	-.409	.080	-.252	.110	-.834	.210	-.469	.130	-.395
.090	.260	.062	-.472	.100	-.300	.135	-.729			.170	-.338
.105	.082	.075	-.461	.120	-.355	.165	-.712			.200	-.304
		.087	-.423	.140	-.398	.195	-.742			.230	-.330
		.100	-.486	.165	-.373	.225	-.725			.250	-.444
		.112	-.478	.190	-.407	.255	-.772				
		.120	-.454	.215	-.392	.300	-.758				
				.250	-.425	.350	-.744				
				.300	-.429	.450	-.730				
				.350	-.500	.550	-.624				
				.450	-.573	.650	-.574				
				.550	-.559	.700	-.579				
				.650	-.552	.749	-.562				
				.700	-.642	.779	-.567				
				.750	-.644	.805	-.491				
				.800	-.655	.825	-.503				
				.825	-.557	.840	-.460				
				.845	-.555	.855	-.473				
				.864	-.523	.870	-.548				

Table 417. Pressure Data for T.E. Flap With 0.12c L.E. Flap Configuration for Run 62, $\alpha = -1.97^\circ$, and $q_\infty = 15.14$ psf

L.E. FLAP				MAIN				T.E. FLAP			
UPPER SURFACE		LOWER SURFACE		UPPER SURFACE		LOWER SURFACE		UPPER SURFACE		LOWER SURFACE	
X/C	CP	X/C	CP	X/C	CP	X/C	CP	X/C	CP	X/C	CP
.003	.050	.000	-.503	.002	-.876	.000	-.883	.005	-1.495	.000	-.972
.008	.768	.002	-.535	.005	-.835	.010	-.720	.015	-2.004	.005	.041
.014	.557	.007	-.512	.011	-.850	.020	-.768	.030	-1.982	.015	.326
.020	.570	.015	-.521	.020	-.857	.030	-.733	.060	-1.399	.030	.386
.030	.507	.022	-.486	.030	-.823	.045	-.737	.090	-.766	.045	.389
.045	.606	.030	-.476	.045	-.814	.065	-.822	.130	-.577	.060	.294
.060	.376	.040	-.420	.060	-.782	.085	-.752	.170	-.533	.090	.434
.075	.219	.050	-.429	.080	-.764	.110	-.895	.210	-.489	.130	.316
.090	.026	.062	-.493	.100	-.728	.135	-.793			.170	.268
.105	-.137	.075	-.475	.120	-.708	.165	-.783			.200	.214
		.087	-.452	.140	-.697	.195	-.842			.230	.047
		.100	-.527	.165	-.631	.225	-.758			.250	-.331
		.112	-.555	.190	-.642	.255	-.634				
		.120	-.590	.215	-.611	.300	-.386				
				.250	-.633	.350	-.224				
				.300	-.629	.450	-.195				
				.350	-.699	.550	-.138				
				.450	-.769	.650	-.065				
				.550	-.762	.700	-.019				
				.650	-.766	.749	.037				
				.700	-.879	.779	.025				
				.750	-.894	.805	.080				
				.800	-.929	.825	.055				
				.825	-.831	.840	.080				
				.845	-.817	.855	.025				
				.864	-.730	.870	-.710				

Table 418. Pressure Data for T.E. Flap With 0.12c L.E. Flap Configuration for Run 62, $\alpha = 0.01^\circ$, and $q_\infty = 15.14$ psf

L.E. FLAP				MAIN				T.E. FLAP			
UPPER SURFACE		LOWER SURFACE		UPPER SURFACE		LOWER SURFACE		UPPER SURFACE		LOWER SURFACE	
X/C	CP	X/C	CP	X/C	CP	X/C	CP	X/C	CP	X/C	CP
.003	.401	.000	-.453	.002	-1.276	.000	-1.307	.005	-1.948	.000	-1.057
.008	.902	.002	-.358	.005	-1.305	.010	-.810	.015	-2.641	.005	.377
.014	1.004	.007	-.345	.011	-1.282	.020	-.696	.030	-2.491	.015	.634
.020	.548	.015	-.361	.020	-1.236	.030	-.762	.060	-1.767	.030	.527
.030	.712	.022	-.370	.030	-1.150	.045	-.745	.090	-1.275	.045	.525
.045	.363	.030	-.390	.045	-1.150	.065	-.776	.130	-.728	.060	.468
.060	.117	.040	-.384	.060	-1.132	.085	-.748	.170	-.487	.090	.475
.075	-.019	.050	-.375	.080	-.989	.110	-.680	.210	-.355	.130	.454
.090	-.252	.062	-.366	.100	-1.013	.135	-.663			.170	.343
.105	-.347	.075	-.378	.120	-.984	.165	-.475			.200	.331
		.087	-.379	.140	-.937	.195	-.247			.230	.159
		.100	-.446	.165	-.914	.225	.078			.250	-.238
		.112	-.596	.190	-.844	.255	.113				
		.120	-.848	.215	-.895	.300	.006				
				.250	-.856	.350	-.099				
				.300	-.810	.450	-.120				
				.350	-.839	.550	-.095				
				.450	-.863	.650	-.075				
				.550	-.909	.700	.051				
				.650	-.957	.749	.104				
				.700	-.986	.779	.198				
				.750	-1.034	.805	.267				
				.800	-1.071	.825	.241				
				.825	-1.058	.840	.249				
				.845	-1.064	.855	.191				
				.864	-.833	.870	-.823				

Table 419. Pressure Data for T.E. Flap With 0.12c L.E. Flap Configuration for Run 62,
 $\alpha = 2.01^\circ$, and $q_\infty = 15.03$ psf

L.E. FLAP				MAIN				T.E. FLAP			
UPPER SURFACE		LOWER SURFACE		UPPER SURFACE		LOWER SURFACE		UPPER SURFACE		LOWER SURFACE	
X/C	CP	X/C	CP	X/C	CP	X/C	CP	X/C	CP	X/C	CP
.003	.675	.000	-.292	.002	-1.725	.000	-1.978	.005	-2.095	.000	-1.116
.008	.587	.002	-.205	.005	-1.729	.010	-.809	.015	-2.793	.005	.479
.014	.562	.007	-.187	.011	-1.692	.020	-.616	.030	-2.598	.015	.721
.020	.814	.015	-.210	.020	-1.607	.030	-.653	.060	-1.832	.030	.560
.030	.452	.022	-.229	.030	-1.466	.045	-.601	.090	-1.325	.045	.563
.045	.077	.030	-.263	.045	-1.416	.065	-.551	.130	-.742	.060	.503
.060	-.166	.040	-.257	.060	-1.367	.085	-.389	.170	-.501	.090	.519
.075	-.256	.050	-.242	.080	-1.205	.110	-.100	.210	-.356	.130	.488
.090	-.515	.062	-.197	.100	-1.205	.135	.090			.170	.373
.105	-.559	.075	-.199	.120	-1.163	.165	.335			.200	.358
		.087	-.205	.140	-1.108	.195	.377			.230	.184
		.100	-.312	.165	-1.076	.225	.213			.250	-.226
		.112	-.615	.190	-1.000	.255	.076				
		.120	-1.143	.215	-1.042	.300	-.051				
				.250	-.993	.350	-.120				
				.300	-.937	.450	-.109				
				.350	-.951	.550	-.070				
				.450	-.955	.650	-.058				
				.550	-.984	.700	.072				
				.650	-1.018	.749	.133				
				.700	-1.041	.779	.237				
				.750	-1.082	.805	.310				
				.800	-1.113	.825	.286				
				.825	-1.097	.840	.297				
				.845	-1.104	.855	.238				
				.864	-.883	.870	-.867				

Table 420. Pressure Data for T.E. Flap With 0.12c L.E. Flap Configuration for Run 62,
 $\alpha = 4.03^\circ$, and $q_\infty = 14.92$ psf

L.E. FLAP				MAIN				T.E. FLAP			
UPPER SURFACE		LOWER SURFACE		UPPER SURFACE		LOWER SURFACE		UPPER SURFACE		LOWER SURFACE	
X/C	CP	X/C	CP	X/C	CP	X/C	CP	X/C	CP	X/C	CP
.003	.885	.000	.030	.002	-2.295	.000	-3.015	.005	-2.071	.000	-1.075
.008	.994	.002	-.035	.005	-2.210	.010	-.914	.015	-2.690	.005	.557
.014	.821	.007	-.020	.011	-2.154	.020	-.523	.030	-2.423	.015	.782
.020	.557	.015	-.050	.020	-1.997	.030	-.431	.060	-1.562	.030	.579
.030	.188	.022	-.106	.030	-1.814	.045	-.154	.090	-.986	.045	.584
.045	-.281	.030	-.192	.045	-1.711	.065	.177	.130	-.689	.060	.520
.060	-.513	.040	-.201	.060	-1.628	.085	.453	.170	-.626	.090	.542
.075	-.621	.050	-.161	.080	-1.431	.110	.611	.210	-.523	.130	.500
.090	-.820	.062	-.062	.100	-1.406	.135	.558			.170	.377
.105	-.885	.075	-.024	.120	-1.348	.165	.546			.200	.351
		.087	.001	.140	-1.277	.195	.338			.230	.152
		.100	-.135	.165	-1.232	.225	.095			.250	-.345
		.112	-.606	.190	-1.144	.255	.020				
		.120	-1.477	.215	-1.177	.300	-.064				
				.250	-1.117	.350	-.108				
				.300	-1.044	.450	-.089				
				.350	-1.049	.550	-.059				
				.450	-1.035	.650	-.047				
				.550	-1.037	.700	.082				
				.650	-1.047	.749	.152				
				.700	-1.060	.779	.258				
				.750	-1.084	.805	.341				
				.800	-1.094	.825	.316				
				.825	-1.066	.840	.334				
				.845	-1.062	.855	.291				
				.864	-.825	.870	-.822				

Table 421. Pressure Data for T.E. Flap With 0.12c L.E. Flap Configuration for Run 62, $\alpha = 6.00^\circ$, and $q_\infty = 15.26$ psf

L.E. FLAP				MAIN				T.E. FLAP			
UPPER SURFACE		LOWER SURFACE		UPPER SURFACE		LOWER SURFACE		UPPER SURFACE		LOWER SURFACE	
X/C	CP	X/C	CP	X/C	CP	X/C	CP	X/C	CP	X/C	CP
.003	.595	.000	.446	.002	-2.703	.000	-3.688	.005	-2.033	.000	-1.022
.008	.510	.002	.226	.005	-2.641	.010	-.825	.015	-2.644	.005	.589
.014	.612	.007	.247	.011	-2.582	.020	-.247	.030	-2.366	.015	.787
.020	.302	.015	.226	.020	-2.347	.030	-.023	.060	-1.517	.030	.584
.030	-.138	.022	.169	.030	-2.103	.045	.339	.090	-.958	.045	.589
.045	-.640	.030	.040	.045	-1.945	.065	.576	.130	-.696	.060	.525
.060	-.847	.040	-.089	.060	-1.842	.085	.690	.170	-.653	.090	.549
.075	-.514	.050	-.041	.080	-1.625	.110	.701	.210	-.608	.130	.500
.090	-1.057	.062	.102	.100	-1.573	.135	.609			.170	.373
.105	-1.132	.075	.192	.120	-1.502	.165	.567			.200	.342
		.087	.241	.140	-1.419	.195	.338			.230	.131
		.100	.107	.165	-1.361	.225	.102			.250	-.433
		.112	-.550	.190	-1.264	.255	.040				
		.120	-1.719	.215	-1.282	.300	-.027				
				.250	-1.218	.350	-.071				
				.300	-1.134	.450	-.058				
				.350	-1.127	.550	-.035				
				.450	-1.094	.650	-.030				
				.550	-1.077	.700	.103				
				.650	-1.066	.749	.169				
				.700	-1.077	.779	.276				
				.750	-1.087	.865	.357				
				.800	-1.087	.825	.337				
				.825	-1.047	.840	.359				
				.845	-1.037	.855	.313				
				.864	-.809	.870	-.810				

Table 422. Pressure Data for T.E. Flap With 0.12c L.E. Flap Configuration for Run 62, $\alpha = 8.01^\circ$, and $q_\infty = 15.03$ psf

L.E. FLAP				MAIN				T.E. FLAP			
UPPER SURFACE		LOWER SURFACE		UPPER SURFACE		LOWER SURFACE		UPPER SURFACE		LOWER SURFACE	
X/C	CP	X/C	CP	X/C	CP	X/C	CP	X/C	CP	X/C	CP
.003	1.015	.000	.502	.002	-3.883	.000	-5.441	.005	-1.845	.000	-.811
.008	.766	.002	-.084	.005	-3.663	.010	.032	.015	-2.419	.005	.655
.014	.348	.007	.061	.011	-3.365	.020	.650	.030	-2.116	.015	.795
.020	-.028	.015	.053	.020	-2.938	.030	.747	.060	-1.189	.030	.550
.030	-.541	.022	.046	.030	-2.557	.045	.823	.090	-.661	.045	.576
.045	-1.072	.030	-.025	.045	-2.282	.065	.756	.130	-.666	.060	.515
.060	-1.248	.040	-.228	.060	-2.130	.085	.722	.170	-.686	.090	.544
.075	-1.285	.050	-.276	.080	-1.866	.110	.681	.210	-.696	.130	.499
.090	-1.444	.062	-.112	.100	-1.778	.135	.596			.170	.350
.105	-1.464	.075	.088	.120	-1.684	.165	.563			.200	.307
		.087	.340	.140	-1.585	.195	.330			.230	.054
		.100	.306	.165	-1.513	.225	.113			.250	-.612
		.112	-.546	.190	-1.405	.255	.060				
		.120	-2.102	.215	-1.408	.300	.007				
				.250	-1.333	.350	-.038				
				.300	-1.228	.450	-.025				
				.350	-1.211	.550	-.011				
				.450	-1.156	.650	-.020				
				.550	-1.114	.700	.105				
				.650	-1.078	.749	.179				
				.700	-1.077	.779	.290				
				.750	-1.067	.805	.410				
				.800	-1.037	.825	.394				
				.825	-.986	.840	.422				
				.845	-.961	.855	.378				
				.864	-.765	.870	-.730				

Table 423. Pressure Data for T.E. Flap With 0.12c L.E. Flap Configuration for Run 62, $\alpha = 10.01^\circ$, and $q_\infty = 15.14$ psf

L.E. FLAP				MAIN				T.E. FLAP			
UPPER SURFACE		LOWER SURFACE		UPPER SURFACE		LOWER SURFACE		UPPER SURFACE		LOWER SURFACE	
X/C	CP	X/C	CP	X/C	CP	X/C	CP	X/C	CP	X/C	CP
.003	.532	.000	.847	.002	-4.131	.000	-4.563	.005	-2.041	.000	-.807
.008	.445	.002	.178	.005	-4.078	.010	.420	.015	-2.757	.005	.672
.014	-.076	.007	.329	.011	-3.832	.020	.804	.030	-2.536	.015	.794
.020	-.457	.015	.322	.020	-3.391	.030	.803	.060	-1.740	.030	.578
.030	-1.041	.022	.327	.030	-2.847	.045	.817	.090	-1.210	.045	.591
.045	-1.571	.030	.313	.045	-2.527	.065	.740	.130	-.720	.060	.530
.060	-1.683	.040	.254	.060	-2.349	.085	.713	.170	-.636	.090	.561
.075	-1.680	.050	.230	.080	-2.064	.110	.685	.210	-.565	.130	.509
.090	-1.756	.062	.280	.100	-1.956	.135	.615			.170	.385
.105	-1.787	.075	.408	.120	-1.842	.165	.589			.200	.354
		.087	.593	.140	-1.726	.195	.379			.230	.153
		.100	.428	.165	-1.639	.225	.186			.250	-.364
		.112	-.562	.190	-1.523	.255	.136				
		.120	-2.371	.215	-1.513	.300	.077				
				.250	-1.427	.350	.032				
				.300	-1.308	.450	.028				
				.350	-1.282	.550	.034				
				.450	-1.214	.650	.022				
				.550	-1.161	.700	.090				
				.650	-1.118	.749	.194				
				.700	-1.123	.779	.288				
				.750	-1.123	.805	.450				
				.800	-1.114	.825	.449				
				.825	-1.070	.840	.465				
				.845	-1.065	.855	.392				
				.864	-.869	.870	-.883				

Table 424. Pressure Data for T.E. Flap With 0.12c L.E. Flap Configuration for Run 62, $\alpha = 12.00^\circ$, and $q_\infty = 15.14$ psf

L.E. FLAP				MAIN				T.E. FLAP			
UPPER SURFACE		LOWER SURFACE		UPPER SURFACE		LOWER SURFACE		UPPER SURFACE		LOWER SURFACE	
X/C	CP	X/C	CP	X/C	CP	X/C	CP	X/C	CP	X/C	CP
.003	.573	.000	1.017	.002	-4.852	.000	-4.280	.005	-2.035	.000	-.796
.008	-.152	.002	.573	.005	-4.889	.010	.638	.015	-2.750	.005	.670
.014	-.775	.007	.416	.011	-4.529	.020	.847	.030	-2.526	.015	.798
.020	-1.222	.015	.424	.020	-4.100	.030	.802	.060	-1.717	.030	.592
.030	-1.756	.022	.422	.030	-3.283	.045	.814	.090	-1.164	.045	.600
.045	-2.247	.030	.420	.045	-2.898	.065	.746	.130	-.711	.060	.541
.060	-2.265	.040	.419	.060	-2.673	.085	.737	.170	-.643	.090	.574
.075	-2.152	.050	.420	.080	-2.338	.110	.709	.210	-.577	.130	.522
.090	-2.273	.062	.471	.100	-2.190	.135	.647			.170	.394
.105	-2.216	.075	.589	.120	-2.059	.165	.627			.200	.361
		.087	.630	.140	-1.923	.195	.442			.230	.163
		.100	.223	.165	-1.812	.225	.273			.250	-.352
		.112	-.874	.190	-1.678	.255	.220				
		.120	-2.874	.215	-1.650	.300	.159				
				.250	-1.551	.350	.110				
				.300	-1.417	.450	.083				
				.350	-1.374	.550	.064				
				.450	-1.277	.650	.065				
				.550	-1.204	.700	.088				
				.650	-1.151	.749	.225				
				.700	-1.148	.779	.300				
				.750	-1.143	.805	.459				
				.800	-1.125	.825	.462				
				.825	-1.076	.840	.474				
				.845	-1.065	.855	.399				
				.864	-.872	.870	-.888				

Table 425. Pressure Data for T.E. Flap With 0.12c L.E. Flap Configuration for Run 62, $\alpha = 14.24^\circ$, and $q_\infty = 15.14$ psf

L.E. FLAP				MAIN				T.E. FLAP			
UPPER SURFACE		LOWER SURFACE		UPPER SURFACE		LOWER SURFACE		UPPER SURFACE		LOWER SURFACE	
X/C	CP	X/C	CP	X/C	CP	X/C	CP	X/C	CP	X/C	CP
.003	-.020	.000	.911	.002	-5.488	.000	-4.506	.005	-2.033	.000	-.790
.008	-.509	.002	.876	.005	-5.627	.010	.650	.015	-2.742	.005	.654
.014	-1.571	.007	.633	.011	-5.187	.020	.840	.030	-2.513	.015	.797
.020	-2.042	.015	.453	.020	-4.678	.030	.806	.060	-1.708	.030	.598
.030	-2.535	.022	.504	.030	-3.725	.045	.823	.090	-1.170	.045	.610
.045	-2.575	.030	.521	.045	-3.266	.065	.766	.130	-.702	.060	.549
.060	-2.676	.040	.549	.060	-3.001	.085	.764	.170	-.607	.090	.578
.075	-2.712	.050	.597	.080	-2.620	.110	.738	.210	-.548	.130	.531
.090	-2.725	.062	.656	.100	-2.432	.135	.681			.170	.401
.105	-2.638	.075	.701	.120	-2.277	.165	.666			.200	.367
		.087	.601	.140	-2.118	.195	.503			.230	.171
		.100	.039	.165	-1.988	.225	.354			.250	-.348
		.112	-1.166	.190	-1.837	.255	.298				
		.120	-3.282	.215	-1.796	.300	.232				
				.250	-1.680	.350	.174				
				.300	-1.527	.450	.139				
				.350	-1.468	.550	.126				
				.450	-1.354	.650	.098				
				.550	-1.261	.700	.120				
				.650	-1.192	.749	.239				
				.700	-1.178	.779	.313				
				.750	-1.165	.805	.469				
				.800	-1.138	.825	.471				
				.825	-1.083	.840	.484				
				.845	-1.073	.855	.401				
				.864	-.882	.870	-.889				

Table 426. Pressure Data for T.E. Flap With 0.12c L.E. Flap Configuration for Run 62, $\alpha = 16.01^\circ$, and $q_\infty = 15.37$ psf

L.E. FLAP				MAIN				T.E. FLAP			
UPPER SURFACE		LOWER SURFACE		UPPER SURFACE		LOWER SURFACE		UPPER SURFACE		LOWER SURFACE	
X/C	CP	X/C	CP	X/C	CP	X/C	CP	X/C	CP	X/C	CP
.003	-.706	.000	.555	.002	-5.980	.000	-4.817	.005	-2.032	.000	-.790
.008	-1.662	.002	.975	.005	-6.161	.010	.632	.015	-2.729	.005	.655
.014	-2.318	.007	.810	.011	-5.667	.020	.831	.030	-2.489	.015	.801
.020	-2.775	.015	.576	.020	-5.123	.030	.807	.060	-1.674	.030	.606
.030	-3.216	.022	.538	.030	-4.039	.045	.832	.090	-1.110	.045	.622
.045	-3.565	.030	.613	.045	-3.531	.065	.783	.130	-.689	.060	.559
.060	-3.382	.040	.640	.060	-3.232	.085	.767	.170	-.624	.090	.589
.075	-3.124	.050	.710	.080	-2.809	.110	.760	.210	-.578	.130	.542
.090	-3.101	.062	.779	.100	-2.599	.135	.705			.170	.411
.105	-2.550	.075	.753	.120	-2.422	.165	.693			.200	.375
		.087	.570	.140	-2.252	.195	.548			.230	.177
		.100	-.068	.165	-2.102	.225	.418			.250	-.356
		.112	-1.340	.190	-1.945	.255	.355				
		.120	-3.615	.215	-1.888	.300	.288				
				.250	-1.759	.350	.230				
				.300	-1.594	.450	.183				
				.350	-1.524	.550	.160				
				.450	-1.391	.650	.129				
				.550	-1.288	.700	.148				
				.650	-1.208	.749	.256				
				.700	-1.194	.779	.326				
				.750	-1.173	.805	.477				
				.800	-1.142	.825	.479				
				.825	-1.086	.840	.489				
				.845	-1.075	.855	.408				
				.864	-.883	.870	-.897				

Table 427. Pressure Data for T.E. Flap With 0.12c L.E. Flap Configuration for Run 62, $\alpha = 18.13^\circ$, and $q_\infty = 15.14$ psf

L.E. FLAP				MAIN				T.E. FLAP			
UPPER SURFACE		LOWER SURFACE		UPPER SURFACE		LOWER SURFACE		UPPER SURFACE		LOWER SURFACE	
X/C	CP	X/C	CP	X/C	CP	X/C	CP	X/C	CP	X/C	CP
.003	-1.61E	.000	-.098	.002	-6.489	.000	-5.278	.005	-2.060	.000	-.810
.008	-2.553	.002	.925	.005	-6.680	.010	.590	.015	-2.757	.005	.658
.014	-3.15E	.007	.945	.011	-6.141	.020	.819	.030	-2.501	.015	.805
.020	-3.627	.015	.751	.020	-5.565	.030	.803	.060	-1.663	.030	.627
.030	-3.975	.022	.661	.030	-4.370	.045	.838	.090	-1.073	.045	.636
.045	-4.240	.030	.686	.045	-3.802	.065	.796	.130	-.699	.060	.559
.060	-3.521	.040	.742	.060	-3.470	.085	.808	.170	-.645	.090	.602
.075	-3.553	.050	.746	.080	-3.006	.110	.784	.210	-.596	.130	.546
.090	-3.468	.062	.819	.100	-2.772	.135	.732			.170	.425
.105	-3.300	.075	.763	.120	-2.578	.165	.721			.200	.394
		.087	.557	.140	-2.389	.195	.594			.230	.183
		.100	-.132	.165	-2.227	.225	.476			.250	-.359
		.112	-1.506	.190	-2.054	.255	.415				
		.120	-3.935	.215	-1.984	.300	.345				
				.250	-1.843	.350	.288				
				.300	-1.664	.450	.228				
				.350	-1.584	.550	.205				
				.450	-1.438	.650	.160				
				.550	-1.326	.700	.180				
				.650	-1.239	.749	.279				
				.700	-1.225	.779	.343				
				.750	-1.205	.805	.493				
				.800	-1.174	.825	.487				
				.825	-1.118	.840	.496				
				.845	-1.104	.855	.410				
				.864	-.903	.870	-.922				

Table 428. Pressure Data for T.E. Flap With 0.12c L.E. Flap Configuration for Run 62, $\alpha = 20.08^\circ$, and $q_\infty = 15.37$ psf

L.E. FLAP				MAIN				T.E. FLAP			
UPPER SURFACE		LOWER SURFACE		UPPER SURFACE		LOWER SURFACE		UPPER SURFACE		LOWER SURFACE	
X/C	CP	X/C	CP	X/C	CP	X/C	CP	X/C	CP	X/C	CP
.003	-2.57E	.000	-.915	.002	-6.904	.000	-5.670	.005	-2.061	.000	-.809
.008	-3.51E	.002	.746	.005	-7.103	.010	.549	.015	-2.745	.005	.652
.014	-4.05E	.007	.988	.011	-6.531	.020	.802	.030	-2.477	.015	.808
.020	-4.440	.015	.869	.020	-5.937	.030	.797	.060	-1.641	.030	.644
.030	-4.695	.022	.760	.030	-4.644	.045	.840	.090	-1.064	.045	.647
.045	-4.844	.030	.761	.045	-4.015	.065	.802	.130	-.682	.060	.579
.060	-4.425	.040	.788	.060	-3.656	.085	.822	.170	-.628	.090	.611
.075	-3.967	.050	.810	.080	-3.171	.110	.797	.210	-.578	.130	.554
.090	-3.809	.062	.814	.100	-2.902	.135	.754			.170	.439
.105	-3.609	.075	.767	.120	-2.693	.165	.743			.200	.401
		.087	.549	.140	-2.490	.195	.629			.230	.202
		.100	-.189	.165	-2.310	.225	.529			.250	-.338
		.112	-1.634	.190	-2.128	.255	.467				
		.120	-4.217	.215	-2.049	.300	.398				
				.250	-1.901	.350	.336				
				.300	-1.710	.450	.272				
				.350	-1.621	.550	.238				
				.450	-1.463	.650	.185				
				.550	-1.340	.700	.212				
				.650	-1.246	.749	.295				
				.700	-1.232	.779	.354				
				.750	-1.210	.805	.503				
				.800	-1.178	.825	.496				
				.825	-1.119	.840	.506				
				.845	-1.106	.855	.417				
				.864	-.915	.870	-.929				

Table 429. Pressure Data for T.E. Flap With 0.12c L.E. Flap Configuration for Run 62, $\alpha = 22.16^\circ$, and $q_\infty = 15.37$ psf

L.E. FLAP				MAIN				T.E. FLAP			
UPPER SURFACE		LOWER SURFACE		UPPER SURFACE		LOWER SURFACE		UPPER SURFACE		LOWER SURFACE	
X/C	CP	X/C	CP	X/C	CP	X/C	CP	X/C	CP	X/C	CP
.003	-3.827	.000	-2.091	.002	-7.394	.000	-6.152	.005	-2.018	.000	-.791
.008	-4.687	.002	.384	.005	-7.599	.010	.497	.015	-2.675	.005	.649
.014	-5.055	.007	.974	.011	-6.978	.020	.775	.030	-2.395	.015	.805
.020	-5.408	.015	.955	.020	-6.344	.030	.783	.060	-1.591	.030	.649
.030	-5.542	.022	.861	.030	-4.951	.045	.839	.090	-1.070	.045	.650
.045	-5.546	.030	.824	.045	-4.261	.065	.809	.130	-.654	.060	.584
.063	-5.009	.040	.836	.060	-3.866	.085	.830	.170	-.566	.090	.618
.075	-4.365	.050	.830	.080	-3.348	.110	.814	.210	-.508	.130	.558
.090	-4.209	.062	.828	.100	-3.052	.135	.771			.170	.447
.105	-3.552	.075	.767	.120	-2.819	.165	.767			.200	.413
		.087	.534	.140	-2.600	.195	.668			.230	.216
		.100	-.250	.165	-2.411	.225	.582			.250	-.297
		.112	-1.791	.190	-2.211	.255	.522				
		.120	-4.512	.215	-2.121	.300	.451				
				.250	-1.960	.350	.390				
				.300	-1.751	.450	.318				
				.350	-1.657	.550	.280				
				.450	-1.461	.650	.213				
				.550	-1.347	.700	.238				
				.650	-1.246	.749	.308				
				.700	-1.222	.779	.361				
				.750	-1.193	.805	.506				
				.800	-1.155	.825	.502				
				.825	-1.098	.840	.508				
				.845	-1.085	.855	.425				
				.864	-.909	.870	-.920				

Table 430. Pressure Data for T.E. Flap With 0.12c L.E. Flap Configuration for Run 62, $\alpha = 23.00^\circ$, and $q_\infty = 15.14$ psf

L.E. FLAP				MAIN				T.E. FLAP			
UPPER SURFACE		LOWER SURFACE		UPPER SURFACE		LOWER SURFACE		UPPER SURFACE		LOWER SURFACE	
X/C	CP	X/C	CP	X/C	CP	X/C	CP	X/C	CP	X/C	CP
.003	-4.541	.000	-2.783	.002	-7.665	.000	-6.415	.005	-1.819	.000	-.639
.008	-5.320	.002	.128	.005	-7.873	.010	.470	.015	-2.337	.005	.559
.014	-5.678	.007	.938	.011	-7.224	.020	.762	.030	-1.988	.015	.804
.020	-5.926	.015	.984	.020	-6.554	.030	.772	.060	-1.094	.030	.637
.030	-6.015	.022	.893	.030	-5.123	.045	.835	.090	-.608	.045	.643
.045	-5.538	.030	.865	.045	-4.400	.065	.809	.130	-.637	.060	.579
.060	-5.141	.040	.857	.060	-3.988	.085	.834	.170	-.660	.090	.611
.075	-4.632	.050	.841	.080	-3.447	.110	.818	.210	-.672	.130	.546
.090	-4.429	.062	.833	.100	-3.140	.135	.779			.170	.423
.105	-4.135	.075	.770	.120	-2.896	.165	.773			.200	.370
		.087	.535	.140	-2.670	.195	.680			.230	.135
		.100	-.275	.165	-2.470	.225	.605			.250	-.599
		.112	-1.875	.190	-2.266	.255	.542				
		.120	-4.683	.215	-2.169	.300	.472				
				.250	-2.002	.350	.406				
				.300	-1.785	.450	.335				
				.350	-1.662	.550	.289				
				.450	-1.497	.650	.222				
				.550	-1.352	.700	.257				
				.650	-1.228	.749	.314				
				.700	-1.195	.779	.368				
				.750	-1.148	.805	.505				
				.800	-1.084	.825	.508				
				.825	-1.015	.840	.518				
				.845	-.994	.855	.445				
				.864	-.833	.870	-.837				

Table 431. Pressure Data for T.E. Flap With 0.12c L.E. Flap Configuration for Run 62, $\alpha = 24.00^\circ$, and $q_\infty = 15.14$ psf

L.E. FLAP				MAIN				T.E. FLAP			
UPPER SURFACE		LOWER SURFACE		UPPER SURFACE		LOWER SURFACE		UPPER SURFACE		LOWER SURFACE	
X/C	CP	X/C	CP	X/C	CP	X/C	CP	X/C	CP	X/C	CP
.003	-5.145	.000	-3.401	.002	-7.908	.000	-6.646	.005	-1.889	.000	-.738
.008	-5.882	.002	-.104	.005	-8.116	.010	.442	.015	-2.429	.005	.651
.014	-6.163	.007	.894	.011	-7.447	.020	.749	.030	-2.086	.015	.801
.020	-6.350	.015	.991	.020	-6.751	.030	.763	.060	-1.246	.030	.643
.030	-6.357	.022	.914	.030	-5.274	.045	.830	.090	-.719	.045	.647
.045	-6.265	.030	.879	.045	-4.524	.065	.867	.130	-.644	.060	.579
.060	-5.610	.040	.871	.060	-4.099	.085	.634	.170	-.652	.090	.611
.075	-4.856	.050	.848	.080	-3.539	.110	.820	.210	-.661	.130	.549
.090	-4.621	.062	.833	.100	-3.218	.135	.780			.170	.425
.105	-4.303	.075	.763	.120	-2.970	.165	.779			.200	.379
		.087	.520	.140	-2.733	.195	.689			.230	.150
		.100	-.309	.165	-2.526	.225	.617			.250	-.542
		.112	-1.951	.190	-2.313	.255	.556				
		.120	-4.825	.215	-2.212	.300	.486				
				.250	-2.041	.350	.422				
				.300	-1.817	.450	.347				
				.350	-1.714	.550	.300				
				.450	-1.524	.650	.227				
				.550	-1.375	.700	.260				
				.650	-1.252	.749	.313				
				.700	-1.223	.775	.365				
				.750	-1.178	.805	.505				
				.800	-1.113	.825	.508				
				.825	-1.052	.840	.515				
				.845	-1.034	.855	.436				
				.864	-.848	.870	-.879				

Table 432. Pressure Data for T.E. Flap With 0.12c L.E. Flap Configuration for Run 62, $\alpha = 24.98^\circ$, and $q_\infty = 15.03$ psf

L.E. FLAP				MAIN				T.E. FLAP			
UPPER SURFACE		LOWER SURFACE		UPPER SURFACE		LOWER SURFACE		UPPER SURFACE		LOWER SURFACE	
X/C	CP	X/C	CP	X/C	CP	X/C	CP	X/C	CP	X/C	CP
.003	-5.841	.000	-4.114	.002	-8.135	.000	-6.877	.005	-2.050	.000	-.825
.008	-6.489	.002	-.397	.005	-8.348	.010	.410	.015	-2.636	.005	.635
.014	-6.858	.007	.820	.011	-7.655	.020	.733	.030	-2.294	.015	.807
.020	-6.888	.015	.991	.020	-6.934	.030	.754	.060	-1.504	.030	.657
.030	-6.823	.022	.934	.030	-5.415	.045	.827	.090	-1.082	.045	.668
.045	-6.612	.030	.900	.045	-4.640	.065	.806	.130	-.718	.060	.597
.060	-5.846	.040	.892	.060	-4.196	.085	.639	.170	-.568	.090	.624
.075	-5.085	.050	.860	.080	-3.620	.110	.824	.210	-.482	.130	.572
.090	-4.813	.062	.839	.100	-3.290	.135	.787			.170	.455
.105	-4.467	.075	.768	.120	-3.031	.165	.784			.200	.425
		.087	.517	.140	-2.789	.195	.705			.230	.229
		.100	-.340	.165	-2.577	.225	.639			.250	-.256
		.112	-2.029	.190	-2.361	.255	.581				
		.120	-4.972	.215	-2.255	.300	.511				
				.250	-2.079	.350	.445				
				.300	-1.845	.450	.371				
				.350	-1.742	.550	.317				
				.450	-1.549	.650	.249				
				.550	-1.406	.700	.272				
				.650	-1.295	.749	.324				
				.700	-1.271	.779	.368				
				.750	-1.236	.805	.507				
				.800	-1.192	.825	.510				
				.825	-1.136	.840	.512				
				.845	-1.129	.855	.427				
				.864	-.946	.870	-.976				

Table 433. Pressure Data for T.E. Flap With 0.12c L.E. Flap Configuration for Run 62, $\alpha = -14.11^\circ$, and $q_\infty = 30.17$ psf

L.E. FLAP				MAIN				T.E. FLAP			
UPPER SURFACE		LOWER SURFACE		UPPER SURFACE		LOWER SURFACE		UPPER SURFACE		LOWER SURFACE	
X/C	CF	X/C	CP	X/C	CP	X/C	CP	X/C	CP	X/C	CP
.003	-.510	.000	-.417	.002	-1.054	.000	-1.091	.005	-.740	.000	-.743
.003	.056	.002	-.443	.005	-.935	.010	-.661	.015	-.837	.005	-.723
.014	.516	.007	-.439	.011	-.542	.020	-.644	.030	-.865	.015	-.744
.020	.745	.015	-.457	.020	.793	.030	-.676	.060	-.777	.030	-.733
.030	.543	.022	-.455	.030	.443	.045	-.668	.090	-.730	.045	-.697
.045	.550	.030	-.486	.045	.245	.065	-.683	.130	-.729	.060	-.717
.060	.566	.040	-.447	.060	.160	.085	-.657	.170	-.722	.090	-.713
.075	.815	.050	-.420	.080	.128	.110	-.655	.210	-.738	.130	-.710
.090	.640	.062	-.440	.100	.059	.135	-.688			.170	-.747
.105	.484	.075	-.530	.120	.017	.165	-.672			.200	-.735
		.087	-.584	.140	-.005	.195	-.683			.230	-.773
		.100	-.558	.165	-.044	.225	-.675			.250	-.759
		.112	-.530	.190	-.056	.255	-.688				
		.120	-.511	.215	-.116	.300	-.689				
				.250	-.150	.350	-.699				
				.300	-.188	.450	-.686				
				.350	-.255	.550	-.681				
				.450	-.363	.650	-.720				
				.550	-.469	.700	-.711				
				.650	-.580	.749	-.718				
				.700	-.655	.779	-.693				
				.750	-.734	.805	-.668				
				.800	-.809	.825	-.686				
				.825	-.803	.840	-.690				
				.845	-.813	.855	-.696				
				.864	-.737	.870	-.760				

Table 434. Pressure Data for T.E. Flap With 0.12c L.E. Flap Configuration for Run 63, $\alpha = -12.09^\circ$, and $q_\infty = 30.06$ psf

L.E. FLAP				MAIN				T.E. FLAP			
UPPER SURFACE		LOWER SURFACE		UPPER SURFACE		LOWER SURFACE		UPPER SURFACE		LOWER SURFACE	
X/C	CF	X/C	CP	X/C	CP	X/C	CP	X/C	CP	X/C	CP
.003	-.415	.000	-.391	.002	-1.031	.000	-.713	.005	-.695	.000	-.715
.003	.192	.002	-.423	.005	-.926	.010	-.609	.015	-.770	.005	-.698
.014	.618	.007	-.415	.011	-.778	.020	-.601	.030	-.790	.015	-.721
.020	.826	.015	-.429	.020	.874	.030	-.632	.060	-.707	.030	-.722
.030	.571	.022	-.426	.030	.415	.045	-.628	.090	-.659	.045	-.679
.045	.572	.030	-.452	.045	.177	.065	-.649	.130	-.666	.060	-.699
.060	.661	.040	-.434	.060	.067	.065	-.622	.170	-.669	.090	-.692
.075	.745	.050	-.425	.060	.050	.110	-.630	.210	-.689	.130	-.686
.090	.563	.062	-.403	.100	-.016	.135	-.651			.170	-.724
.105	.351	.075	-.385	.120	-.054	.165	-.637			.200	-.721
		.087	-.373	.140	-.074	.195	-.647			.230	-.765
		.100	-.564	.165	-.106	.225	-.643			.250	-.752
		.112	-.602	.190	-.120	.255	-.658				
		.120	-.555	.215	-.172	.300	-.664				
				.250	-.204	.350	-.676				
				.300	-.236	.450	-.672				
				.350	-.300	.550	-.670				
				.450	-.398	.650	-.712				
				.550	-.488	.700	-.702				
				.650	-.584	.749	-.705				
				.700	-.654	.779	-.677				
				.750	-.725	.805	-.637				
				.800	-.786	.825	-.661				
				.825	-.770	.840	-.662				
				.845	-.774	.855	-.666				
				.864	-.704	.870	-.732				

Table 435. Pressure Data for T.E. Flap With 0.12c L.E. Flap Configuration for Run 63,
 $\alpha = -10.05^\circ$, and $q_\infty = 29.83$ psf

L.E. FLAP				MAIN				T.E. FLAP			
UPPER SURFACE		LOWER SURFACE		UPPER SURFACE		LOWER SURFACE		UPPER SURFACE		LOWER SURFACE	
X/C	CP	X/C	CP	X/C	CP	X/C	CP	X/C	CP	X/C	CP
.003	-.328	.000	-.401	.002	-.897	.000	-.640	.005	-.690	.000	-.703
.008	.300	.002	-.427	.005	-.942	.010	-.602	.015	-.769	.005	-.575
.014	.710	.007	-.418	.011	-.855	.020	-.598	.030	-.780	.015	-.702
.020	.880	.015	-.425	.020	.578	.030	-.624	.060	-.690	.030	-.705
.030	.986	.022	-.409	.030	.426	.045	-.624	.090	-.628	.045	-.651
.045	.938	.030	-.430	.045	.114	.065	-.647	.130	-.641	.060	-.570
.060	.753	.040	-.419	.060	.012	.085	-.620	.170	-.648	.090	-.646
.075	.655	.050	-.419	.080	-.031	.110	-.632	.210	-.664	.130	-.650
.090	.466	.062	-.413	.100	-.090	.135	-.648			.170	-.679
.105	.283	.075	-.409	.120	-.125	.165	-.632			.200	-.670
		.087	-.394	.140	-.147	.195	-.646			.230	-.722
		.100	-.409	.165	-.174	.225	-.638			.250	-.759
		.112	-.576	.190	-.186	.255	-.658				
		.120	-.635	.215	-.230	.300	-.665				
				.250	-.260	.350	-.680				
				.300	-.285	.450	-.681				
				.350	-.343	.550	-.672				
				.450	-.432	.650	-.697				
				.550	-.507	.700	-.683				
				.650	-.588	.749	-.681				
				.700	-.654	.779	-.647				
				.750	-.715	.805	-.606				
				.800	-.770	.825	-.624				
				.825	-.749	.840	-.622				
				.845	-.751	.855	-.629				
				.864	-.684	.870	-.706				

Table 436. Pressure Data for T.E. Flap With 0.12c L.E. Flap Configuration for Run 63,
 $\alpha = -8.06^\circ$, and $q_\infty = 29.83$ psf

L.E. FLAP				MAIN				T.E. FLAP			
UPPER SURFACE		LOWER SURFACE		UPPER SURFACE		LOWER SURFACE		UPPER SURFACE		LOWER SURFACE	
X/C	CP	X/C	CP	X/C	CP	X/C	CP	X/C	CP	X/C	CP
.003	-.275	.000	-.423	.002	-.686	.000	-.639	.005	-.627	.000	-.547
.008	.350	.002	-.452	.005	-.741	.010	-.613	.015	-.692	.005	-.521
.014	.777	.007	-.437	.011	-.818	.020	-.610	.030	-.685	.015	-.646
.020	.925	.015	-.444	.020	-.496	.030	-.632	.060	-.609	.030	-.653
.030	.953	.022	-.423	.030	.362	.045	-.628	.090	-.550	.045	-.502
.045	.882	.030	-.441	.045	.125	.065	-.653	.130	-.568	.060	-.521
.060	.736	.040	-.430	.060	-.023	.085	-.625	.170	-.570	.090	-.590
.075	.585	.050	-.426	.080	-.090	.110	-.644	.210	-.577	.130	-.590
.090	.350	.062	-.435	.100	-.146	.135	-.657			.170	-.612
.105	.213	.075	-.437	.120	-.186	.165	-.645			.200	-.603
		.087	-.431	.140	-.204	.195	-.663			.230	-.548
		.100	-.437	.165	-.227	.225	-.661			.250	-.721
		.112	-.452	.190	-.236	.255	-.681				
		.120	-.504	.215	-.275	.300	-.686				
				.250	-.298	.350	-.694				
				.300	-.318	.450	-.679				
				.350	-.372	.550	-.647				
				.450	-.446	.650	-.655				
				.550	-.506	.700	-.643				
				.650	-.573	.749	-.636				
				.700	-.629	.779	-.605				
				.750	-.681	.805	-.561				
				.800	-.723	.825	-.581				
				.825	-.697	.840	-.578				
				.845	-.696	.855	-.587				
				.864	-.638	.870	-.654				

Table 437. Pressure Data for T.E. Flap With 0.12c L.E. Flap Configuration for Run 63,
 $\alpha = -6.04^\circ$, and $q_\infty = 30.06$ psf

L.E. FLAP				MAIN				T.E. FLAP			
UPPER SURFACE		LOWER SURFACE		UPPER SURFACE		LOWER SURFACE		UPPER SURFACE		LOWER SURFACE	
X/C	CP	X/C	CP	X/C	CP	X/C	CP	X/C	CP	X/C	CP
.003	-.202	.000	-.441	.002	-.666	.000	-.650	.005	-.547	.000	-.577
.008	.473	.002	-.469	.005	-.673	.010	-.633	.015	-.579	.005	-.557
.014	.631	.007	-.459	.011	-.690	.020	-.630	.030	-.542	.015	-.587
.020	.955	.015	-.459	.020	-.748	.030	-.650	.060	-.479	.030	-.589
.030	.582	.022	-.440	.030	-.378	.045	-.648	.090	-.419	.045	-.530
.045	.846	.030	-.455	.045	-.100	.065	-.673	.130	-.439	.060	-.543
.060	.667	.040	-.445	.060	-.041	.085	-.645	.170	-.456	.090	-.497
.075	.516	.050	-.446	.080	-.133	.110	-.666	.210	-.462	.130	-.485
.090	.316	.062	-.453	.100	-.200	.135	-.672			.170	-.482
.105	.145	.075	-.451	.120	-.238	.165	-.659			.200	-.443
		.087	-.454	.140	-.255	.195	-.679			.230	-.448
		.100	-.464	.165	-.274	.225	-.681			.250	-.551
		.112	-.462	.190	-.280	.255	-.699				
		.120	-.442	.215	-.312	.300	-.699				
				.250	-.333	.350	-.700				
				.300	-.344	.450	-.670				
				.350	-.391	.550	-.617				
				.450	-.452	.650	-.614				
				.550	-.496	.700	-.600				
				.650	-.544	.749	-.595				
				.700	-.592	.779	-.567				
				.750	-.628	.805	-.519				
				.800	-.656	.825	-.522				
				.825	-.625	.840	-.516				
				.845	-.622	.855	-.526				
				.864	-.560	.870	-.582				

Table 438. Pressure Data for T.E. Flap With 0.12c L.E. Flap Configuration for Run 63,
 $\alpha = -4.22^\circ$, and $q_\infty = 30.06$ psf

L.E. FLAP				MAIN				T.E. FLAP			
UPPER SURFACE		LOWER SURFACE		UPPER SURFACE		LOWER SURFACE		UPPER SURFACE		LOWER SURFACE	
X/C	CP	X/C	CP	X/C	CP	X/C	CP	X/C	CP	X/C	CP
.003	-.133	.000	-.459	.002	-.674	.000	-.665	.005	-.430	.000	-.452
.008	.552	.002	-.484	.005	-.675	.010	-.653	.015	-.464	.005	-.444
.014	.883	.007	-.474	.011	-.674	.020	-.648	.030	-.441	.015	-.475
.020	.577	.015	-.477	.020	-.682	.030	-.669	.060	-.398	.030	-.461
.030	.968	.022	-.453	.030	-.669	.045	-.666	.090	-.349	.045	-.394
.045	.754	.030	-.473	.045	-.293	.065	-.691	.130	-.361	.060	-.401
.060	.596	.040	-.459	.060	-.149	.085	-.663	.170	-.359	.090	-.356
.075	.436	.050	-.460	.080	-.187	.110	-.683	.210	-.355	.130	-.337
.090	.237	.062	-.470	.100	-.257	.135	-.694			.170	-.319
.105	.072	.075	-.472	.120	-.296	.165	-.682			.200	-.270
		.087	-.468	.140	-.312	.195	-.707			.230	-.278
		.100	-.478	.165	-.325	.225	-.716			.250	-.407
		.112	-.476	.190	-.331	.255	-.729				
		.120	-.462	.215	-.360	.300	-.720				
				.250	-.372	.350	-.701				
				.300	-.380	.450	-.632				
				.350	-.418	.550	-.544				
				.450	-.467	.650	-.507				
				.550	-.494	.700	-.481				
				.650	-.522	.749	-.482				
				.700	-.556	.779	-.457				
				.750	-.578	.805	-.410				
				.800	-.585	.825	-.411				
				.825	-.542	.840	-.398				
				.845	-.526	.855	-.403				
				.864	-.449	.870	-.459				

Table 439. Pressure Data for T.E. Flap With 0.12c L.E. Flap Configuration for Run 63,
 $\alpha = -2.02^\circ$, and $q_\infty = 30.17$ psf

L.E. FLAP				MAIN				T.E. FLAP			
UPPER SURFACE		LOWER SURFACE		UPPER SURFACE		LOWER SURFACE		UPPER SURFACE		LOWER SURFACE	
X/C	CF	X/C	CP	X/C	CP	X/C	CP	X/C	CP	X/C	CP
.003	.072	.000	-.503	.002	-.844	.000	-.839	.005	-1.404	.000	-.839
.008	.731	.002	-.517	.005	-.846	.010	-.736	.015	-1.963	.005	.121
.014	.564	.007	-.508	.011	-.836	.020	-.721	.030	-1.888	.015	.393
.020	.592	.015	-.515	.020	-.810	.030	-.740	.060	-1.270	.030	.419
.030	.868	.022	-.496	.030	-.783	.045	-.739	.090	-.782	.045	.427
.045	.618	.030	-.514	.045	-.785	.065	-.769	.130	-.523	.060	.395
.060	.386	.040	-.497	.060	-.778	.085	-.748	.170	-.436	.090	.422
.075	.210	.050	-.492	.080	-.708	.110	-.777	.210	-.369	.130	.397
.090	.007	.062	-.493	.100	-.659	.135	-.785			.170	.331
.105	-.143	.075	-.495	.120	-.608	.165	-.777			.200	.293
		.087	-.503	.140	-.576	.195	-.629			.230	.146
		.100	-.530	.165	-.557	.225	-.747			.250	-.270
		.112	-.568	.190	-.542	.255	-.579				
		.120	-.620	.215	-.564	.300	-.326				
				.250	-.571	.350	-.158				
				.300	-.571	.450	-.089				
				.350	-.607	.550	-.065				
				.450	-.654	.650	-.017				
				.550	-.689	.700	.054				
				.650	-.730	.749	.099				
				.700	-.781	.779	.131				
				.750	-.820	.805	.170				
				.800	-.845	.825	.159				
				.825	-.802	.840	.156				
				.845	-.775	.855	.109				
				.864	-.631	.870	-.595				

Table 440. Pressure Data for T.E. Flap With 0.12c L.E. Flap Configuration for Run 63,
 $\alpha = 0.03^\circ$, and $q_\infty = 30.29$ psf

L.E. FLAP				MAIN				T.E. FLAP			
UPPER SURFACE		LOWER SURFACE		UPPER SURFACE		LOWER SURFACE		UPPER SURFACE		LOWER SURFACE	
X/C	CF	X/C	CP	X/C	CP	X/C	CP	X/C	CP	X/C	CP
.003	.428	.000	-.433	.002	-1.244	.000	-1.303	.005	-1.924	.000	-.971
.008	.905	.002	-.314	.005	-1.277	.010	-.724	.015	-2.663	.005	.439
.014	.555	.007	-.318	.011	-1.259	.020	-.624	.030	-2.497	.015	.710
.020	.545	.015	-.324	.020	-1.193	.030	-.664	.060	-1.744	.030	.598
.030	.650	.022	-.330	.030	-1.131	.045	-.652	.090	-1.280	.045	.591
.045	.343	.030	-.362	.045	-1.106	.065	-.668	.130	-.678	.060	.563
.060	.052	.040	-.362	.060	-1.085	.085	-.655	.170	-.402	.090	.551
.075	-.073	.050	-.353	.080	-.965	.110	-.589	.210	-.242	.130	.539
.090	-.288	.062	-.321	.100	-.962	.135	-.553			.170	.445
.105	-.401	.075	-.336	.120	-.927	.165	-.377			.200	.417
		.087	-.362	.140	-.683	.195	-.166			.230	.268
		.100	-.422	.165	-.863	.225	.144			.250	-.140
		.112	-.597	.190	-.805	.255	.200				
		.120	-.886	.215	-.835	.300	.093				
				.250	-.805	.350	-.011				
				.300	-.772	.450	-.057				
				.350	-.786	.550	-.037				
				.450	-.806	.650	.009				
				.550	-.850	.700	.137				
				.650	-.905	.749	.205				
				.700	-.934	.779	.291				
				.750	-.987	.805	.349				
				.800	-1.021	.825	.344				
				.825	-1.008	.840	.337				
				.845	-.989	.855	.280				
				.864	-.803	.870	-.759				

Table 441. Pressure Data for T.E. Flap With 0.12c L.E. Flap Configuration for Run 63, $\alpha = 2.02^\circ$, and $q_\infty = 30.06$ psf

L.E. FLAP				MAIN				T.E. FLAP			
UPPER SURFACE		LOWER SURFACE		UPPER SURFACE		LOWER SURFACE		UPPER SURFACE		LOWER SURFACE	
X/C	CP	X/C	CP	X/C	CP	X/C	CP	X/C	CP	X/C	CP
.003	.661	.000	-.326	.002	-1.722	.000	-1.989	.005	-2.116	.000	-1.041
.008	.586	.002	-.224	.005	-1.737	.010	-.757	.015	-2.862	.005	.567
.014	.546	.007	-.214	.011	-1.704	.020	-.575	.030	-2.635	.015	.821
.020	.611	.015	-.239	.020	-1.585	.030	-.587	.060	-1.807	.030	.641
.030	.466	.022	-.254	.030	-1.480	.045	-.523	.090	-1.303	.045	.634
.045	.042	.030	-.285	.045	-1.404	.065	-.440	.130	-.702	.060	.603
.060	-.210	.040	-.286	.060	-1.356	.085	-.288	.170	-.461	.090	.598
.075	-.366	.050	-.261	.080	-1.203	.110	.012	.210	-.293	.130	.575
.090	-.573	.062	-.213	.100	-1.178	.135	.227			.170	.472
.105	-.672	.075	-.209	.120	-1.128	.165	.457			.200	.438
		.087	-.229	.140	-1.073	.195	.484			.230	.290
		.100	-.330	.165	-1.043	.225	.275			.250	-.135
		.112	-.641	.190	-.980	.255	.147				
		.120	-1.212	.215	-1.001	.300	.021				
				.250	-.961	.350	-.046				
				.300	-.916	.450	-.053				
				.350	-.916	.550	-.027				
				.450	-.916	.650	.014				
				.550	-.944	.700	.153				
				.650	-.981	.749	.228				
				.700	-1.006	.775	.324				
				.750	-1.054	.805	.386				
				.800	-1.080	.825	.363				
				.825	-1.061	.840	.387				
				.845	-1.039	.855	.335				
				.864	-.839	.870	-.803				

Table 442. Pressure Data for T.E. Flap With 0.12c L.E. Flap Configuration for Run 63, $\alpha = 4.04^\circ$, and $q_\infty = 30.40$ psf

L.E. FLAP				MAIN				T.E. FLAP			
UPPER SURFACE		LOWER SURFACE		UPPER SURFACE		LOWER SURFACE		UPPER SURFACE		LOWER SURFACE	
X/C	CP	X/C	CP	X/C	CP	X/C	CP	X/C	CP	X/C	CP
.003	.863	.000	-.067	.002	-2.265	.000	-2.975	.005	-2.035	.000	-.992
.008	.590	.002	-.091	.005	-2.192	.010	-.654	.015	-2.687	.005	.533
.014	.626	.007	-.089	.011	-2.083	.020	-.494	.030	-2.376	.015	.859
.020	.612	.015	-.113	.020	-1.957	.030	-.395	.060	-1.431	.030	.644
.030	.155	.022	-.151	.030	-1.805	.045	-.149	.090	-.987	.045	.639
.045	-.273	.030	-.232	.045	-1.676	.065	.195	.130	-.666	.060	.608
.060	-.521	.040	-.268	.060	-1.596	.085	.498	.170	-.613	.090	.607
.075	-.655	.050	-.240	.080	-1.415	.110	.694	.210	-.496	.130	.577
.090	-.850	.062	-.133	.100	-1.364	.135	.662			.170	.463
.105	-.932	.075	-.106	.120	-1.301	.165	.632			.200	.417
		.087	-.084	.140	-1.233	.195	.425			.230	.233
		.100	-.189	.165	-1.190	.225	.155			.250	-.308
		.112	-.657	.190	-1.118	.255	.084				
		.120	-1.526	.215	-1.128	.300	.006				
				.250	-1.078	.350	-.040				
				.300	-1.022	.450	-.035				
				.350	-1.010	.550	-.014				
				.450	-.991	.650	.019				
				.550	-.996	.700	.162				
				.650	-1.013	.749	.239				
				.700	-1.025	.779	.343				
				.750	-1.052	.805	.404				
				.800	-1.054	.825	.401				
				.825	-1.020	.840	.409				
				.845	-.984	.855	.371				
				.864	-.770	.870	-.745				

Table 443. Pressure Data for T.E. Flap With 0.12c L.E. Flap Configuration for Run 63, $\alpha = 6.00^\circ$, and $q_\infty = 30.40$ psf

L.E. FLAP				MAIN				T.E. FLAP			
UPPER SURFACE		LOWER SURFACE		UPPER SURFACE		LOWER SURFACE		UPPER SURFACE		LOWER SURFACE	
X/C	CP	X/C	CP	X/C	CP	X/C	CP	X/C	CP	X/C	CP
.003	.587	.000	.393	.002	-2.748	.000	-3.786	.005	-1.939	.000	-.922
.008	.588	.002	.137	.005	-2.702	.010	-.718	.015	-2.530	.005	.672
.014	.585	.007	.164	.011	-2.564	.020	-.139	.030	-2.182	.015	.876
.020	.258	.015	.184	.020	-2.348	.030	.105	.060	-1.269	.030	.648
.030	-.175	.022	.144	.030	-2.127	.045	.446	.090	-.809	.045	.645
.045	-.676	.030	.011	.045	-1.940	.065	.674	.130	-.642	.060	.612
.060	-.887	.040	-.132	.060	-1.832	.085	.753	.170	-.624	.090	.614
.075	-.985	.050	-.128	.080	-1.620	.110	.768	.210	-.587	.130	.577
.090	-1.155	.062	.026	.100	-1.544	.135	.693			.170	.456
.105	-1.207	.075	.106	.120	-1.466	.165	.647			.200	.400
		.087	.153	.140	-1.383	.195	.423			.230	.199
		.100	.015	.165	-1.325	.225	.169			.250	-.417
		.112	-.615	.190	-1.242	.255	.113				
		.120	-1.817	.215	-1.240	.300	.047				
				.250	-1.181	.350	.005				
				.300	-1.107	.450	.001				
				.350	-1.083	.550	-.014				
				.450	-1.042	.650	.039				
				.550	-1.025	.700	.178				
				.650	-1.017	.749	.256				
				.700	-1.016	.779	.359				
				.750	-1.026	.805	.423				
				.800	-1.007	.825	.418				
				.825	-.960	.840	.434				
				.845	-.916	.855	.407				
				.864	-.700	.870	-.688				

Table 444. Pressure Data for T.E. Flap With 0.12c L.E. Flap Configuration for Run 63, $\alpha = 8.02^\circ$, and $q_\infty = 30.29$ psf

L.E. FLAP				MAIN				T.E. FLAP			
UPPER SURFACE		LOWER SURFACE		UPPER SURFACE		LOWER SURFACE		UPPER SURFACE		LOWER SURFACE	
X/C	CP	X/C	CP	X/C	CP	X/C	CP	X/C	CP	X/C	CP
.003	1.000	.000	.423	.002	-3.909	.000	-5.616	.005	-1.942	.000	-.849
.008	.774	.002	-.187	.005	-3.674	.010	.116	.015	-2.610	.005	.709
.014	.365	.007	-.024	.011	-3.302	.020	.711	.030	-2.312	.015	.888
.020	.013	.015	.007	.020	-2.881	.030	.825	.060	-1.429	.030	.649
.030	-.512	.022	.029	.030	-2.534	.045	.896	.090	-.972	.045	.651
.045	-1.047	.030	-.046	.045	-2.245	.065	.850	.130	-.638	.060	.618
.060	-1.231	.040	-.283	.060	-2.096	.085	.797	.170	-.604	.090	.621
.075	-1.304	.050	-.343	.080	-1.836	.110	.759	.210	-.565	.130	.584
.090	-1.451	.062	-.186	.100	-1.725	.135	.688			.170	.463
.105	-1.455	.075	-.026	.120	-1.624	.165	.644			.200	.409
		.087	.168	.140	-1.519	.195	.421			.230	.213
		.100	.158	.165	-1.446	.225	.184			.250	-.390
		.112	-.625	.190	-1.350	.255	.141				
		.120	-2.175	.215	-1.334	.300	.085				
				.250	-1.266	.350	.043				
				.300	-1.179	.450	.037				
				.350	-1.143	.550	.043				
				.450	-1.083	.650	.057				
				.550	-1.044	.700	.193				
				.650	-1.021	.749	.269				
				.700	-1.014	.779	.375				
				.750	-1.019	.805	.456				
				.800	-1.004	.825	.456				
				.825	-.956	.840	.471				
				.845	-.913	.855	.444				
				.864	-.690	.870	-.674				

Table 445. Pressure Data for T.E. Flap With 0.12c L.E. Flap Configuration for Run 63,
 $\alpha = 10.01^\circ$, and $q_\infty = 30.17$ psf

L.E. FLAP				MAIN				T.E. FLAP			
UPPER SURFACE		LOWER SURFACE		UPPER SURFACE		LOWER SURFACE		UPPER SURFACE		LOWER SURFACE	
X/C	CP	X/C	CP	X/C	CP	X/C	CP	X/C	CP	X/C	CP
.003	.936	.000	.791	.002	-4.422	.000	-4.416	.005	-1.694	.000	-.581
.008	.454	.002	.007	.005	-4.395	.010	.674	.015	-2.251	.005	.772
.014	-.082	.007	.143	.011	-4.036	.020	.910	.030	-1.892	.015	.875
.020	-.451	.015	.182	.020	-3.443	.030	.884	.060	-.892	.030	.627
.030	-1.050	.022	.206	.030	-2.917	.045	.879	.090	-.568	.045	.638
.045	-1.585	.030	.216	.045	-2.540	.065	.817	.130	-.576	.060	.608
.060	-1.711	.040	.198	.060	-2.357	.085	.776	.170	-.593	.090	.614
.075	-1.725	.050	.204	.060	-2.060	.110	.756	.210	-.615	.130	.574
.090	-1.642	.062	.290	.100	-1.922	.135	.696			.170	.441
.105	-1.856	.075	.455	.120	-1.803	.165	.663			.200	.371
		.087	.620	.140	-1.682	.195	.461			.230	.140
		.100	.370	.165	-1.596	.225	.250			.250	-.578
		.112	-.666	.190	-1.485	.255	.206				
		.120	-2.579	.215	-1.459	.300	.149				
				.250	-1.377	.350	.103				
				.300	-1.271	.450	.083				
				.350	-1.219	.550	.080				
				.450	-1.135	.650	.061				
				.550	-1.078	.700	.220				
				.650	-1.030	.745	.260				
				.700	-1.007	.779	.375				
				.750	-.989	.805	.518				
				.800	-.935	.825	.537				
				.825	-.872	.840	.558				
				.845	-.823	.855	.516				
				.864	-.653	.870	-.646				

Table 446. Pressure Data for T.E. Flap With 0.12c L.E. Flap Configuration for Run 63,
 $\alpha = 11.98^\circ$, and $q_\infty = 30.29$ psf

L.E. FLAP				MAIN				T.E. FLAP			
UPPER SURFACE		LOWER SURFACE		UPPER SURFACE		LOWER SURFACE		UPPER SURFACE		LOWER SURFACE	
X/C	CP	X/C	CP	X/C	CP	X/C	CP	X/C	CP	X/C	CP
.003	.600	.000	1.005	.002	-4.777	.000	-4.235	.005	-1.951	.000	-.679
.008	-.131	.002	.568	.005	-4.896	.010	.699	.015	-2.679	.005	.731
.014	-.750	.007	.425	.011	-4.571	.020	.907	.030	-2.402	.015	.879
.020	-1.203	.015	.472	.020	-4.027	.030	.883	.060	-1.540	.030	.651
.030	-1.757	.022	.448	.030	-3.344	.045	.886	.090	-.951	.045	.656
.045	-2.267	.030	.452	.045	-2.901	.065	.837	.130	-.654	.060	.625
.060	-2.254	.040	.430	.060	-2.684	.065	.805	.170	-.656	.090	.625
.075	-2.235	.050	.425	.080	-2.342	.110	.789	.210	-.618	.130	.590
.090	-2.302	.062	.487	.100	-2.172	.135	.730			.170	.471
.105	-2.265	.075	.572	.120	-2.029	.165	.701			.200	.417
		.087	.599	.140	-1.886	.195	.523			.230	.219
		.100	.233	.165	-1.779	.225	.335			.250	-.410
		.112	-.879	.190	-1.653	.255	.289				
		.120	-2.943	.215	-1.612	.300	.226				
				.250	-1.517	.350	.177				
				.300	-1.394	.450	.146				
				.350	-1.330	.550	.130				
				.450	-1.224	.650	.121				
				.550	-1.152	.700	.239				
				.650	-1.100	.749	.298				
				.700	-1.082	.779	.383				
				.750	-1.076	.805	.531				
				.800	-1.046	.825	.552				
				.825	-.996	.840	.561				
				.845	-.959	.855	.498				
				.864	-.740	.870	-.774				

Table 447. Pressure Data for T.E. Flap With 0.12c L.E. Flap Configuration for Run 63,
 $\alpha = 12.98^\circ$, and $q_\infty = 29.95$ psf

L.E. FLAP				MAIN				T.E. FLAP			
UPPER SURFACE		LOWER SURFACE		UPPER SURFACE		LOWER SURFACE		UPPER SURFACE		LOWER SURFACE	
X/C	CP	X/C	CP	X/C	CP	X/C	CP	X/C	CP	X/C	CP
.003	.453	.000	1.005	.002	-5.114	.000	-3.920	.005	-1.947	.000	-.577
.008	-.345	.002	.620	.005	-5.323	.010	.778	.015	-2.690	.005	.750
.014	-.554	.007	.345	.011	-4.916	.020	.920	.030	-2.422	.015	.879
.020	-1.452	.015	.139	.020	-4.339	.030	.880	.060	-1.534	.030	.654
.030	-2.000	.022	.235	.030	-3.525	.045	.885	.090	-.924	.045	.651
.045	-2.454	.030	.315	.045	-3.044	.065	.639	.130	-.664	.060	.628
.060	-2.485	.040	.576	.060	-2.806	.065	.810	.170	-.665	.090	.631
.075	-2.407	.050	.662	.080	-2.438	.110	.797	.210	-.627	.130	.593
.090	-2.454	.062	.725	.100	-2.255	.135	.740			.170	.473
.105	-2.412	.075	.722	.120	-2.103	.165	.712			.200	.417
		.087	.576	.140	-1.953	.195	.543			.230	.216
		.100	.059	.165	-1.840	.225	.363			.250	-.419
		.112	-1.051	.190	-1.703	.255	.316				
		.120	-3.132	.215	-1.659	.300	.253				
				.250	-1.555	.350	.199				
				.300	-1.428	.450	.164				
				.350	-1.360	.550	.144				
				.450	-1.247	.650	.132				
				.550	-1.172	.700	.242				
				.650	-1.117	.749	.302				
				.700	-1.097	.779	.388				
				.750	-1.089	.805	.531				
				.800	-1.059	.825	.553				
				.825	-1.004	.840	.562				
				.845	-.961	.855	.501				
				.864	-.790	.870	-.768				



Report Documentation Page

1. Report No. NASA TM-4040, Part 2	2. Government Accession No.	3. Recipient's Catalog No.	
4. Title and Subtitle Pressure Distributions From Subsonic Tests of an Advanced Laminar-Flow-Control Wing With Leading- and Trailing-Edge Flaps		5. Report Date July 1988	
		6. Performing Organization Code	
7. Author(s) Zachary T. Applin and Garl L. Gentry, Jr.		8. Performing Organization Report No. L-16405	
		10. Work Unit No. 307-50-06-03	
9. Performing Organization Name and Address NASA Langley Research Center Hampton, VA 23665-5225		11. Contract or Grant No.	
		13. Type of Report and Period Covered Technical Memorandum	
12. Sponsoring Agency Name and Address National Aeronautics and Space Administration Washington, DC 20546-0001		14. Sponsoring Agency Code	
		15. Supplementary Notes	
16. Abstract An unswept, semispan wing model equipped with full-span leading- and trailing-edge flaps was tested in the Langley 14- by 22-Foot Subsonic Tunnel to determine the effect of high-lift components on the aerodynamics of an advanced laminar-flow-control (LFC) airfoil section. Chordwise pressure distributions near the midsemispan were measured for four configurations: cruise, trailing-edge flap only, and trailing-edge flap with a leading-edge Krueger flap of either 0.10 or 0.12 chord. Part 1 of this report (under separate cover) presents a representative sample of the plotted pressure distribution data for each configuration tested. Part 2 presents the entire set of plotted and tabulated pressure distribution data. The data are presented without analysis.			
17. Key Words (Suggested by Author(s)) High-lift systems Pressure distributions Laminar-flow control		18. Distribution Statement Unclassified—Unlimited Subject Category 02	
19. Security Classif.(of this report) Unclassified	20. Security Classif.(of this page) Unclassified	21. No. of Pages 366	22. Price A16