

3 1176 01351 5227

NASA Contractor Report 187477

ICASE Report No. 90-84

NASA-CR-187477
19910004995

ICASE

THE EFFECT OF WALL COMPLIANCE ON THE GÖRTLER VORTEX INSTABILITY

J. P. Denier
Philip Hall

Contract No. NAS1-18605
December 1990

Institute for Computer Applications in Science and Engineering
NASA Langley Research Center
Hampton, Virginia 23665-5225

Operated by the Universities Space Research Association

NASA

National Aeronautics and
Space Administration

Langley Research Center
Hampton, Virginia 23665-5225



NF00784

LIBRARY COPY

JAN 10 1991

LANGLEY RESEARCH CENTER
LIBRARY NASA
HAMPTON, VIRGINIA

THE EFFECT OF WALL COMPLIANCE ON THE GÖRTLER VORTEX INSTABILITY ¹

J. P. Denier and Philip Hall
Department of Mathematics
University of Manchester,
United Kingdom.

Abstract

The stability of the flow of a viscous incompressible fluid over a curved compliant wall to longitudinal Görtler vortices is investigated. The compliant wall is modeled by a particularly simple equation relating the induced wall displacement to the pressure in the overlying fluid. Attention is restricted to the large Görtler number regime; this regime being appropriate to the most unstable Görtler mode. The effect of wall compliance on this most unstable mode is investigated.

¹This research was supported in part by the National Aeronautics and Space Administration under NASA Contract No. NAS1-18605 while the second author was in residence at the Institute for Computer Applications in Science and Engineering (ICASE), NASA Langley Research Center, Hampton, VA 23665. Additional support was provided SERC.

I. INTRODUCTION

Our concern is with the effect of wall compliance upon the stability characteristics of the flow of an incompressible fluid over a wall of variable curvature. Recent theoretical work on the effects of wall compliance on the stability of fluid flows has been restricted to flows over flat compliant walls (here by flat we are referring to the unperturbed state of the wall). This work has incorporated various models of the resulting wall displacements eg. viscoelastic walls¹ and spring backed walls^{2,3} (both isotropic and anisotropic). Consequently, this work has considered various aspects of the stability of Tollmien–Schlichting waves and the effect that the underlying wall motion has on their stability characteristics. A review of these results can be found in Carpenter⁴.

The effect of wall compliance on flows over curved walls has recently been considered experimentally by Yurchenko, Babenko & Koslov⁵. They restricted their attention to centrifugal instabilities, namely Görtler vortices. Although no precise measurements of the growth rates of the initial disturbances have been presented by these authors their results for a compliant wall, in which they plot regions of the Görtler number/wavenumber space corresponding to maximum amplification rates of the initial disturbances, show a shift to the left as compared to the results obtainable for the a rigid wall. These results then suggest that the effect of the compliant wall has a stabilizing effect on the growth rate of the longitudinal vortex structure.

In the case of a rigid wall it has been shown by Denier, Hall & Seddougui⁶ that there is a most unstable Görtler mode (ie a mode with maximum growth rate) in the parameter regime $G \gg 1$ (here G is the Görtler number) and has wavenumber given by

$k = O(G^{1/5})$ with growth rate $O(G^{3/5})$. Such a result was found by considering both the inviscid Görtler modes, found in the parameter regime $G \gg 1$ with wavenumber $k = O(1)$, and the right hand branch Görtler modes, found in the parameter regime $G \gg 1$ and wavenumber $k = O(G^{1/4})$. By their very nature the inviscid modes do not feel the effect of the wall and so we expect that these modes are virtually unaltered by the presence of a compliant wall. In the case of the right hand branch modes it is known from the work of Hall⁷ that these modes are confined to a thin region internal to the flow and away from the wall. Hence, we expect that these modes are also unaffected by the presence of the compliant wall. However, in the case of the most unstable Görtler mode it is known⁶ that these modes are confined to a thin wall layer of thickness $O(G^{-1/5})$. We anticipate that these modes will be strongly affected by the presence of the compliant wall. For these reasons we will confine our attention to the most unstable Görtler modes.

The outline of the paper is as follows. In §2 we formulate the problem under consideration and derive the governing equations for the fluid motion. The equation of motion for the wall displacement is assumed to have a particularly simple form (thus facilitating the analysis to be presented in §3); further refinements to the governing equation for the wall displacement can be made to take into account the effect of fluid substrates, elasticity of the compliant wall etc⁴. Such issues will not be pursued in this paper. Subsequently in §3 we will restrict our attention to the high Görtler number regime and consider the wavenumber regime $k = O(G^{1/5})$. The eigenvalue problem for the most unstable Görtler mode will be derived and in §4 we present some results obtained from a numerical solution

of this problem. The implications of these results to the stability of flow over a curved compliant wall will be discussed.

II. FORMULATION OF THE PROBLEM

We consider the steady flow of a viscous incompressible fluid over a compliant wall of variable curvature. Assuming that L is a typical lengthscale over which the curvature changes, U_∞ is a typical flow velocity a great distance from the wall, and ν is the kinematic viscosity, we define a Reynolds number, Re , by

$$Re = \frac{U_\infty L}{\nu}, \quad (1)$$

and suppose that with respect to Cartesian axes x^* , y^* , z^* the unperturbed position of the wall is defined by

$$y^* = LRe^{-1/2}g(x^*/L). \quad (2)$$

Upon the imposition of some (suitably) small pressure perturbation the position of the wall is now defined by

$$y^* = LRe^{-1/2} \left\{ g(x^*/L) + \delta\eta^*(x^*/L, Re^{1/2}z^*/L) \right\}, \quad (3)$$

where $\delta\eta^*$ is the wall displacement whose motion is assumed to be governed by⁸

$$LRe^{-1/2}\delta B_0\nabla^4\eta^* = -\delta p_1^*. \quad (4)$$

Here B_0 is the flexural rigidity of the compliant surface (we have assumed that the compliant surface is isotropic) and ∇^4 is the usual bi-harmonic operator

$$\nabla^4 = \partial_x^4 + 2\partial_x^2\partial_z^2 + \partial_z^4.$$

The term δp_1^* is the small pressure perturbation.

Defining nondimensional variables

$$\begin{aligned}(x, y, z) &= (x^*, Re^{1/2}y^*, Re^{1/2}z^*)/L, \\ (u^+, v^+, w^+) &= (u^*, Re^{1/2}v^*, Re^{1/2}w^*)/U_\infty, \\ p^+ &= p^*/(\rho U_\infty^2), \quad p^* = p_0^* + \delta p_1^*,\end{aligned}$$

we restrict attention to the limit $Re \rightarrow \infty$ and write

$$\begin{aligned}(u^+, v^+, w^+) &= (\bar{u}, \bar{v}, 0) + \delta(\tilde{u}, \tilde{v}, \tilde{w}) + O(\delta^2), \\ p^+ &= \bar{p}(x) + \delta Re^{-1/2}\tilde{p}(x, y, z) + O(\delta^2), \quad p_1^+ = Re^{-1/2}\tilde{p}.\end{aligned}$$

Here the basic velocity (\bar{u}, \bar{v}) depends only on x and y whereas the velocity perturbations $(\tilde{u}, \tilde{v}, \tilde{w})$ depend on all three dimensionless coordinates. Substitution of these expressions into the Navier–Stokes and continuity equations, taking the limit $\delta \rightarrow 0$ with Re held fixed, equating terms of order δ^0 , δ^1 and taking the further limit $Re \rightarrow \infty$ in the resulting equations for $(\bar{u}, \bar{v}, 0, \bar{p})$ and $(\tilde{u}, \tilde{v}, \tilde{w}, \tilde{p})$ gives, to leading order in powers of Re^{-1} ,

$$\bar{u}_x + \bar{v}_y = 0, \quad \bar{u}\bar{u}_x + \bar{v}\bar{u}_y = -\bar{p}_x + \bar{u}_{yy}, \quad (5)$$

and

$$\begin{aligned}\tilde{u}_x + \tilde{v}_y + \tilde{w}_z &= 0, \\ \bar{u}\tilde{u}_x + \bar{v}\tilde{u}_y + \tilde{u}\bar{u}_x + \tilde{v}\bar{u}_y &= \tilde{u}_{yy} + \tilde{u}_{xx}, \\ \bar{u}\tilde{v}_x + \bar{v}\tilde{v}_y + \tilde{u}\bar{v}_x + \tilde{v}\bar{v}_y &= -\tilde{p}_y + \tilde{v}_{yy} + \tilde{v}_{xx}, \\ \bar{u}\tilde{w}_x + \bar{v}\tilde{w}_y &= -\tilde{p}_x + \tilde{w}_{yy} + \tilde{w}_{xx},\end{aligned} \quad (6)$$

together with the governing equation for the wall displacement

$$B \frac{\partial^4 \tilde{\eta}}{\partial z^4} = -\tilde{p}, \quad (7)$$

where $B = Re^2 B_0 / (\rho U_\infty^2 L^3)$ is a nondimensional constant which we initially take to be $O(1)$.

By writing down the Taylor series expansion for the no-slip conditions about $y = g(x)$ we obtain the boundary conditions

$$\bar{u} = \bar{v} = 0 \quad y = g(x), \quad (8)$$

$$\tilde{u} = -\bar{u}_y \tilde{\eta}(x, z), \quad \tilde{v} = -\bar{v}_y \tilde{\eta}(x, z), \quad \tilde{w} = 0 \quad y = g(x).$$

In the limit $y \rightarrow \infty$ we have the requirement

$$\bar{u} \rightarrow u_*(x), \quad (\tilde{u}, \tilde{v}, \tilde{w}) \rightarrow 0 \quad y \rightarrow \infty. \quad (9)$$

where $u_*(x)$ is the dimensionless free stream velocity; in this paper we will confine our attention to the Blasius profile so that $u_*(x) = 1$. In order to highlight the effect of wall curvature we make use of the Prandtl transformation

$$y \rightarrow y + g, \quad \bar{v} \rightarrow \bar{v} + g' \bar{u}, \quad \tilde{v} \rightarrow \tilde{v} + g' \tilde{u},$$

whilst all other variables remain unchanged. The governing equations then become

$$\bar{u}_x + \bar{v}_y = 0, \quad \bar{u} \bar{u}_x + \bar{v} \bar{u}_y = -\bar{p}_x + \bar{u}_{yy}, \quad (10)$$

$$\bar{u} = \bar{v} = 0 \quad y = 0, \quad \bar{u} \rightarrow 1 \quad y \rightarrow \infty,$$

and

$$\begin{aligned} \tilde{u}_x + \tilde{v}_y + \tilde{w}_z &= 0, \\ \bar{u} \tilde{u}_x + \bar{v} \tilde{u}_y + \tilde{u} \bar{u}_x + \tilde{v} \bar{u}_y &= \tilde{u}_{yy} + \tilde{u}_{zz}, \\ \bar{u} \tilde{v}_x + \bar{v} \tilde{v}_y + \tilde{u} \tilde{v}_x + \tilde{v} \tilde{v}_y + G\chi(x) \bar{u} \tilde{u} &= -\tilde{p}_y + \tilde{v}_{yy} + \tilde{v}_{zz}, \\ \bar{u} \tilde{w}_x + \bar{v} \tilde{w}_y &= -\tilde{p}_z + \tilde{w}_{yy} + \tilde{w}_{zz}, \end{aligned} \quad (11)$$

$$B \tilde{\eta}_{zzzz} = -\tilde{p},$$

$$\tilde{u} = -\bar{u}_y \tilde{\eta}, \quad \tilde{v} = \tilde{w} = 0 \quad y = 0,$$

$$(\tilde{u}, \tilde{v}, \tilde{w}) \rightarrow 0 \quad y \rightarrow \infty.$$

In (11) we have replaced $2g_{xx}$ by $G\chi(x)$ where G and χ will be referred to as the Görtler number and wall curvature respectively.

Finally taking the Fourier transform of the system (11) in z , eliminating w , p and the wall displacement η from the resulting equations gives

$$\begin{aligned}
\bar{u}u_x + \bar{v}u_y + u\bar{u}_x + v\bar{u}_y &= u_{yy} - k^2u, \\
\{\bar{u}_{xyy} + k^4 + k^2\bar{v}_y\}v + \bar{v}_x u_{yy} + \{\bar{u}_{xx} + k^2\bar{v}_x + k^2\chi G\bar{u}\}u \\
+ \left\{ \bar{u}_{yy} - \bar{u} \frac{\partial^2}{\partial y^2} + k^2\bar{u} \right\} v_x + 2 \left\{ \bar{u}_{xy} + \bar{u}_x \frac{\partial}{\partial y} \right\} u_x \\
+ v_{yyy} - \bar{v}v_{yyy} - \{\bar{v}_y + 2k^2\}v_{yy} + \{\bar{u}_{xy} + k^2\bar{v}\}v_y &= 0,
\end{aligned} \tag{12a,b}$$

together with the boundary conditions

$$\begin{aligned}
u &= \frac{-\bar{u}_y}{Bk^6} \{-(u_{xyy} + v_{yyy}) + k^2u_x + \bar{u}(u_{xx} + v_{xy}) + \bar{v}(u_{xy} + v_{yy})\} \quad y = 0, \\
v = v' &= 0 \quad y = 0, \\
u, v, v' &\rightarrow 0 \quad y \rightarrow \infty.
\end{aligned} \tag{13}$$

Here k is the transform variable, (u, v) are the transforms of (\tilde{u}, \tilde{v}) . For $O(1)$ values of the wavenumber k and finite values of the Görtler number G the solution of the system (12,13) can only be found by numerical integration. However, in the asymptotic regime $G \gg 1$ progress can be made analytically and in this parameter regime which we consider in the following section. From the boundary condition (13) we see that the case of the rigid wall is recovered in the limit $B \rightarrow \infty$.

III. THE MOST UNSTABLE GÖRTLER MODE

In the case of a rigid wall it has been shown⁶ that the system (12,13) has a mode with maximum growth rate in the parameter regime $G \gg 1$ and the wavenumber of this most unstable mode is $k = O(G^{1/5})$. Such a result was found by considering the structure of

both the problem of the inviscid Görtler modes, which are found in the regime $k = O(1)$, $G \gg 1$, and that of the right hand branch modes, found in the parameter regime $G \gg 1$ and $k = O(G^{1/4})$.

By inspection of the structure of both the inviscid modes and the right hand branch modes⁹ it is clearly seen that in the case now under consideration these modes are essentially unchanged from those relevant to the rigid wall problem. In fact, an analysis of the system (12,13) shows that in these two parameter regimes the effect of wall compliance is encountered as a lower order effect and does not contribute, at leading order, to the structure elucidated in Ref. 6. This result is easily seen if one considers the position of both the inviscid and right hand branch modes; the inviscid modes (by definition) do not feel the effect of the wall whereas the right hand branch modes are situated at a position internal to the flow regime and so will not feel the effect of the compliant wall.

For these reasons we will restrict our attention to effect of wall compliance on the most unstable Görtler mode. To consider this mode, we note⁶ that this mode is confined to a wall layer of thickness $O(k^{-1})$ where the wavenumber scales as $k = O(G^{1/5})$. We then write

$$\varphi = ky, \quad k = \bar{\lambda}G^{1/5}. \quad (14)$$

We expand the mean flow in this layer as

$$\bar{u} \sim \mu(x)k^{-1}\varphi + \dots,$$

and expand the velocity field (u, v) and the surface displacement η as

$$\begin{aligned} u &= \{U_0 + G^{-1/5}U_1 + \dots\} \exp\left(G^{3/5} \int^{\bar{x}} \bar{\beta}(x) dx\right), \\ v &= G^{2/5} \{V_0 + G^{-1/5}V_1 + \dots\} \exp\left(G^{3/5} \int^{\bar{x}} \bar{\beta}(x) dx\right), \\ \eta &= \{\eta_0 + G^{-1/5}\eta_1 + \dots\} \exp\left(G^{3/5} \int^{\bar{x}} \bar{\beta}(x) dx\right), \end{aligned} \quad (15)$$

where we have anticipated growth rates of $O(G^{3/5})$ (see Ref. 6). Substitution of (14) and (15) into the governing equations (12a,b) we obtain, to leading order,

$$\begin{aligned} \left\{ \frac{d^2}{d\varphi^2} - \frac{\mu \bar{\beta} \varphi}{\bar{\lambda}^3} - 1 \right\} U_0 &= \frac{\mu}{\bar{\lambda}^2} V_0, \\ \left\{ \frac{d^2}{d\varphi^2} - \frac{\mu \bar{\beta} \varphi}{\bar{\lambda}^3} - 1 \right\} \left\{ \frac{d^2}{d\varphi^2} - 1 \right\} V_0 &= -\frac{\chi \mu \varphi U_0}{\bar{\lambda}^3}. \end{aligned} \quad (16)$$

An evaluation of the boundary conditions (13) shows that the effect of wall compliance first becomes important when the compliance parameter $B = O(G^{-1/5})$. Hence, we define

$$B_0 = BG^{1/5}.$$

The boundary conditions appropriate to (16) are then found to be

$$\begin{aligned} U_0 &= \frac{\mu}{B_0 \bar{\lambda}^3} \frac{d^3 V_0}{d\varphi^3}, \quad V_0 = 0, \quad V_0' = 0 \quad \varphi = 0, \\ U_0 &= 0, \quad V_0 = 0, \quad V_0' = 0 \quad \varphi = \infty. \end{aligned} \quad (17)$$

As noted above, the case of the rigid wall is recovered in the limit $B_0 \rightarrow \infty$.

For computational purposes it is convenient to eliminate the parameters μ, χ from (16) by writing

$$\bar{\lambda} = (\chi \mu^2)^{1/5} \lambda, \quad \bar{\beta} = (\chi^3 \mu)^{1/5} \beta, \quad B_1 = B_0 (\chi \mu^2)^{1/5}, \quad U_0 = \mu \tilde{U}_0, \quad V_0 = (\chi \mu^2)^{2/5} \tilde{V}_0,$$

in which case (16,17) may be rewritten as

$$\begin{aligned}
\left\{ \frac{d^2}{d\varphi^2} - \frac{\beta\varphi}{\lambda^3} - 1 \right\} \tilde{U}_0 &= \frac{\tilde{V}_0}{\lambda^2}, \\
\left\{ \frac{d^2}{d\varphi^2} - \frac{\beta\varphi}{\lambda^3} - 1 \right\} \left\{ \frac{d^2}{d\varphi^2} - 1 \right\} \tilde{V}_0 &= -\frac{\varphi\tilde{U}_0}{\lambda^3}, \\
\tilde{U}_0 &= \frac{1}{\lambda^3 B_1} \frac{d^3 \tilde{V}_0}{d\varphi^3}, \quad \tilde{V}_0 = \tilde{V}'_0 = 0 \quad \varphi = 0, \\
\tilde{U}_0 = \tilde{V}_0 = \tilde{V}'_0 &= 0 \quad \varphi = \infty.
\end{aligned} \tag{18}$$

For a given value of the parameter B_1 the system (18) constitutes an eigenvalue problem for the growth rate $\beta = \beta(\lambda)$.

Before proceeding with a discussion of the results of our numerical integration of the system (18) we note that the limiting inviscid form of the governing equations is recovered by taking the limit $\lambda \rightarrow 0$ while the limiting form of the right hand branch governing equations are obtained by taking the limit $\lambda \rightarrow \infty$. In fact, from (18) it is easily seen that

$$\beta \sim \lambda^{1/2}, \quad \lambda \rightarrow 0, \quad \beta \sim \lambda^{-2}, \quad \lambda \rightarrow \infty,$$

thus demonstrating that for some intermediate value of λ there exists a most amplified mode.

IV. RESULTS AND DISCUSSION

The system (18) was solved numerically using a finite difference scheme in the independent variable φ . For a given value of the parameter B_1 and a fixed value of the wavenumber λ an initial guess for the growth rate β was supplied and the program was run until convergence was achieved. The eigenvalue problem (18) was then solved by continuously iterating in the wavenumber λ to generate eigenvalues $\beta = \beta(\lambda; B_1)$. This procedure was repeated for various values of the parameter B_1 .

For a given value of B_1 the system (18) has an infinite number of eigenvalues $\beta_n = \beta_n(\lambda; B_1)$. In Figure 1 we present a plot of the first eigenvalue β as a function of λ for various values of the parameter B_1 ; these eigenvalues correspond to the most unstable Görtler mode. In Table I the maximum eigenvalue β_{\max} is given together with the corresponding critical wavenumber λ_{cr} . We see that the introduction of wall compliance has a stabilizing effect in that the maximum value of the growth rate is reduced. From Figure 1 we see that as the wall compliance is increased (ie B_1 is decreased) the maximum growth rate decreases until a threshold value is reached. Below this threshold value of B_1 the stabilization due to the wall compliance remains constant; from Table I we see that the stabilization is 5% compared to the case of the rigid wall.

From Table I we see that as the compliance parameter is decreased from the rigid wall value there is a slight increase in the critical wavenumber until a threshold value of the parameter B_1 is reached after which point the critical wavenumber decreases in magnitude.

In figures 2 and 3 we present the eigenfunctions for the maximum eigenvalues presented in Table I. The effect of wall compliance is to decrease the amplitude of the eigenfunctions. Otherwise there is little qualitative change from the case of the rigid wall.

In conclusion, the presence of a compliant wall has the effect of stabilizing the longitudinal vortex motion which is in qualitative agreement with the available experimental results⁵. However, this stabilization is relatively small and hence we may conclude that the stability of the flow over a curved compliant wall is essentially unchanged from that of the case of a rigid wall. It remains an open question as to whether either finite amplitude

effects or the presence of wall modes (ie modes induced by the motion of the compliant wall) will significantly influence the structure discussed in this paper.

V. ACKNOWLEDGMENTS

We acknowledge the support of S.E.R.C. whilst this work was carried out.

VI. REFERENCES

- ¹K. S. Yeo, *J. Fluid Mech.* **196**, 359 (1990).
- ²P. W. Carpenter and A. D. Garrard, *J. Fluid Mech.* **155**, 465 (1985).
- ³P. W. Carpenter and J. S. B. Gajjar, *Theor. Comp. Fluid Dyn.* **1**, 349 (1990).
- ⁴P. W. Carpenter, in *Viscous Drag Reduction*, edited by D. M. Bushnell and J. N. Heffner (1989).
- ⁵N. F. Yurchenko, V. V. Babenko and L. F. Koslov, in *Proceedings of the International Conference on Engineering Aero-Elasticity* Prague 1989.
- ⁶J. P. Denier, P. Hall and S. O. Seddougui, *Phil. Trans. R. Soc. A* (1990) (to appear).
- ⁷P. Hall, *J. Fluid Mech.* **124**, 475 (1982).
- ⁸L. D. Landau and E. M. Lifshitz, *Theory of Elasticity* (Permagon Press, New York, 1959).
- ⁹see reference 6.

Table I. Maximum growth rate and critical wavenumbers.

B_1	β_{\max}	λ_{cr}
$\infty^{\text{a)}}$	0.3135	0.475
100	0.3113	0.49
10	0.3039	0.513
1	0.2985	0.487
0.01	0.2977	0.476

^{a)}The case of the rigid wall.

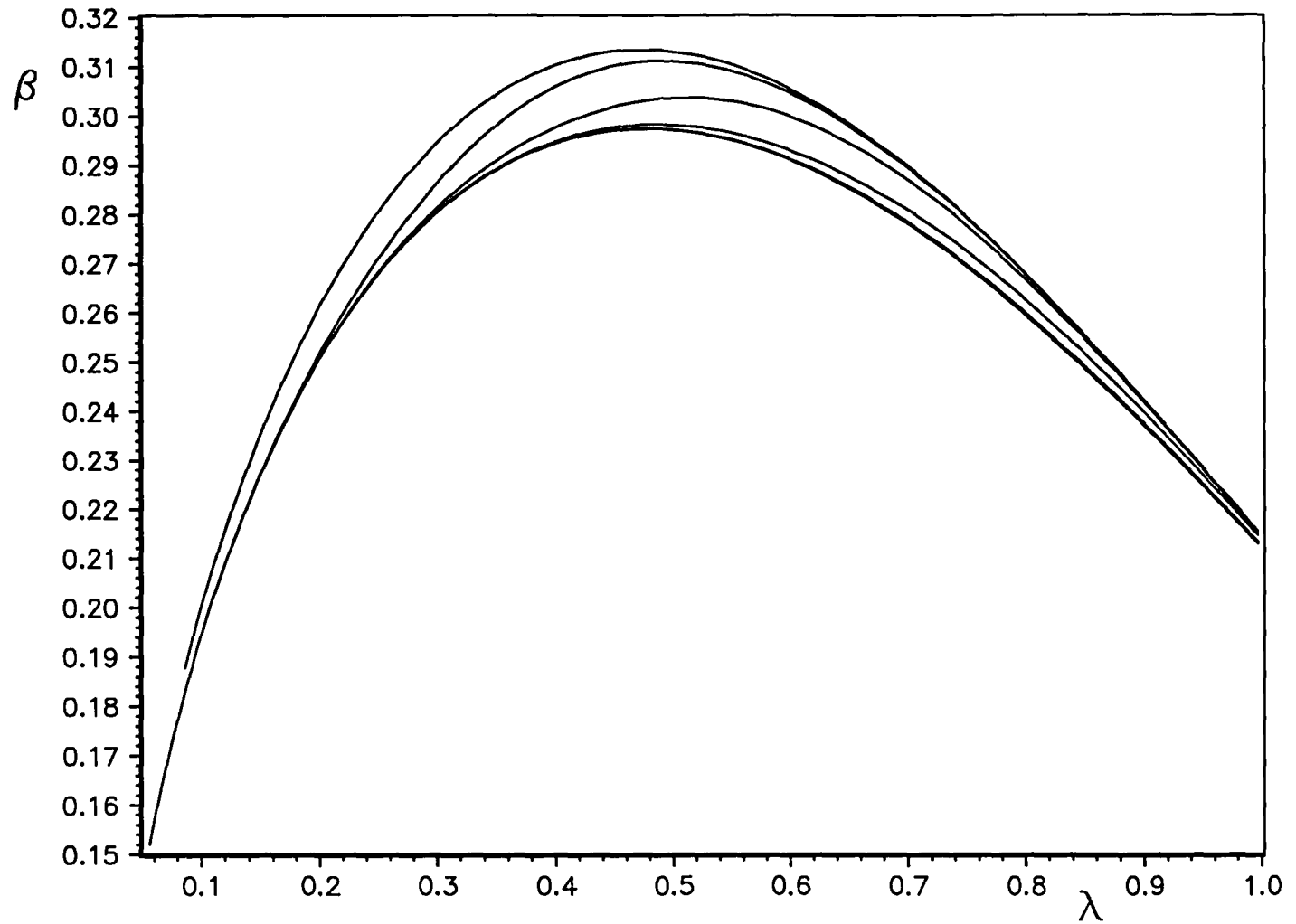


Figure 1. Plot of the first eigenvalue β of (18) versus λ for values of B_1 given in Table I.

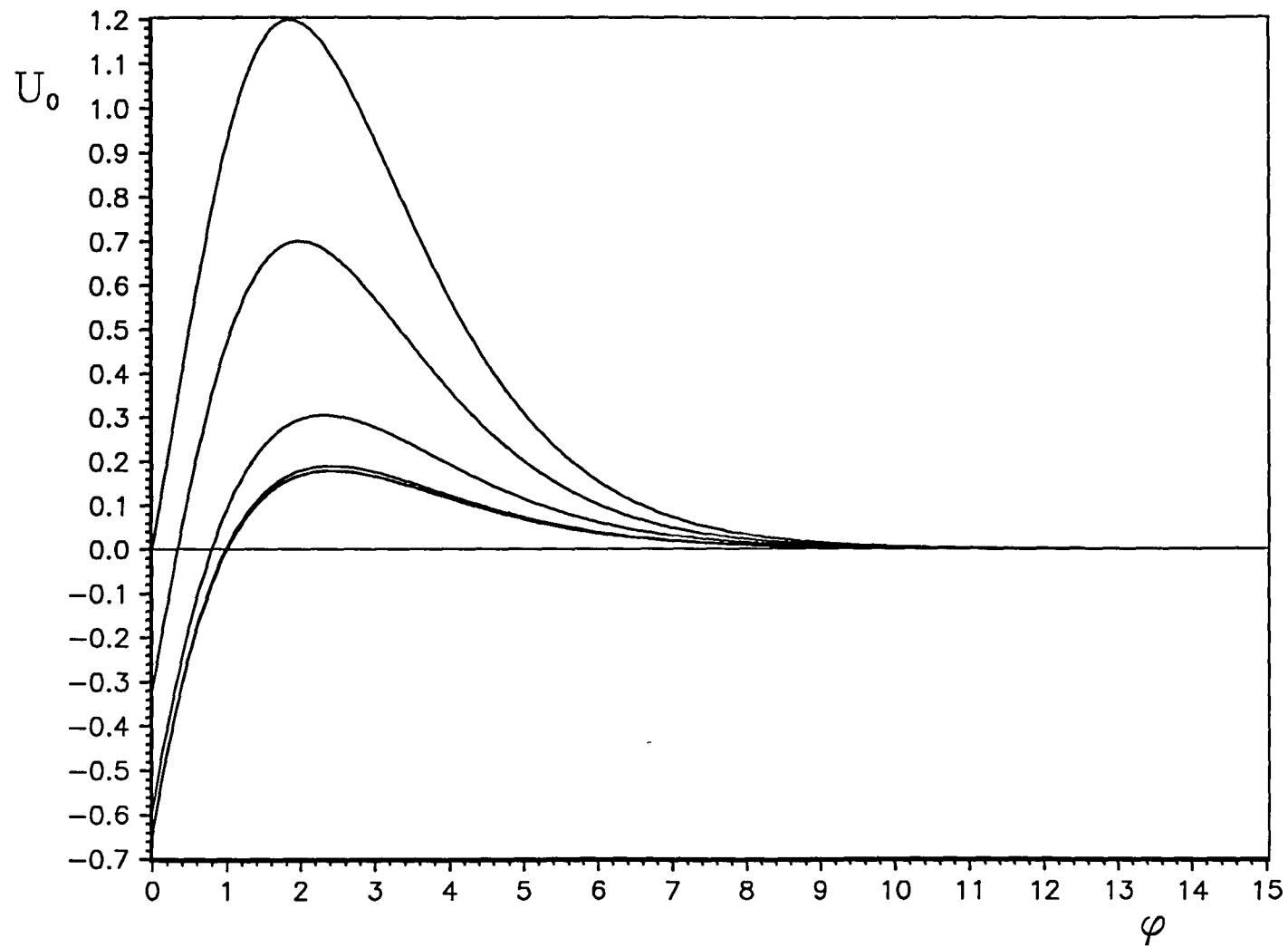


Figure 2. The eigenfunction U_0 of (18) corresponding to the maximum eigenvalues of Table I.

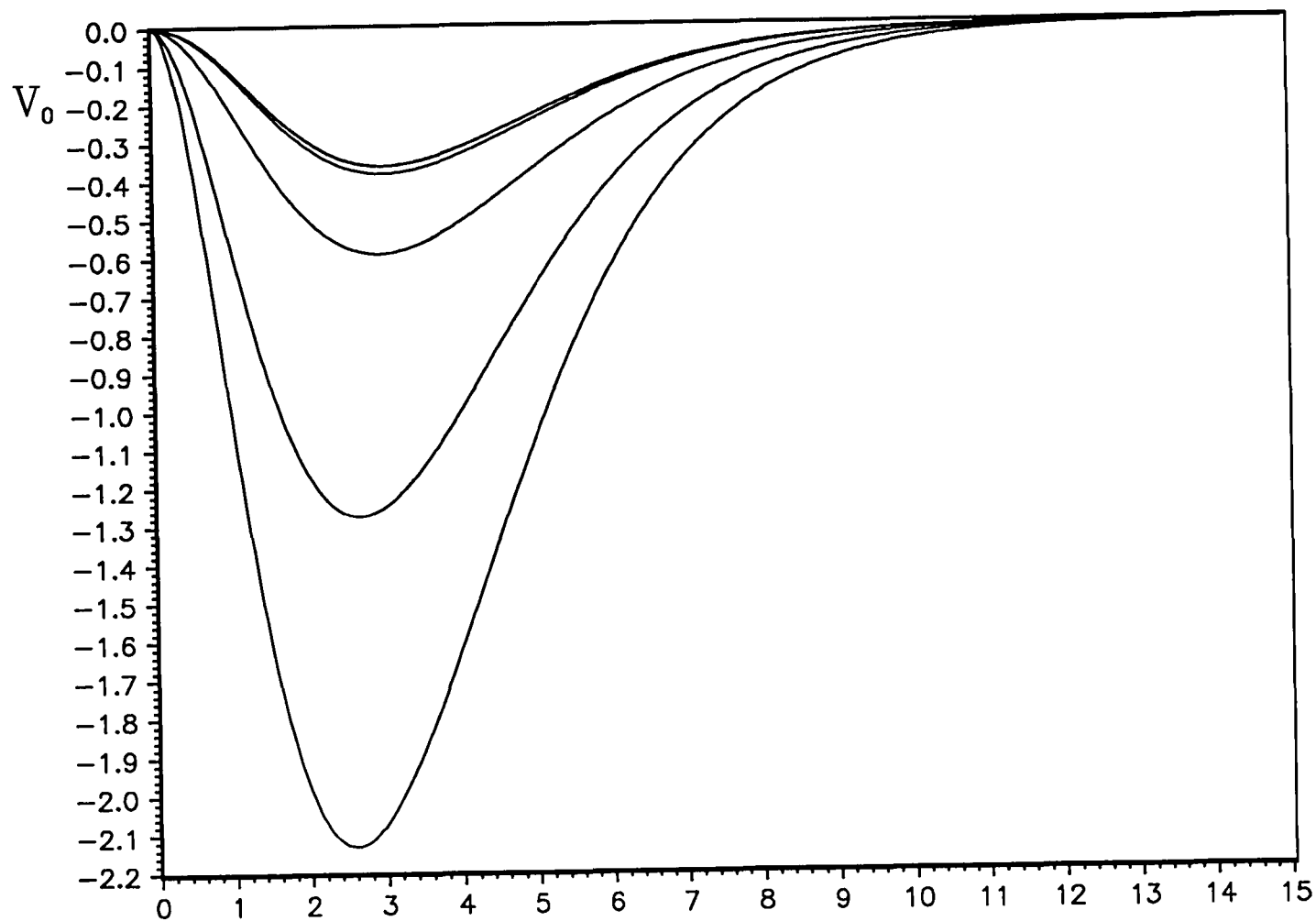


Figure 3. The eigenfunction V_0 of (18) corresponding to the maximum eigenvalues of Table I.

1 Report No NASA CR-187477 ICASE Report No. 90-84		2 Government Accession No		3 Recipient's Catalog No	
4 Title and Subtitle THE EFFECT OF WALL COMPLIANCE ON THE GÖRTLER VORTEX INSTABILITY				5 Report Date December 1990	
				6 Performing Organization Code	
7 Author(s) J. P. Denier Philip Hall				8 Performing Organization Report No 90-84	
				10 Work Unit No 505-90-21-01	
9 Performing Organization Name and Address Institute for Computer Applications in Science and Engineering Mail Stop 132C, NASA Langley Research Center Hampton, VA 23665-5225				11 Contract or Grant No NAS1-18605	
				13 Type of Report and Period Covered Contractor Report	
12 Sponsoring Agency Name and Address National Aeronautics and Space Administration Langley Research Center Hampton, VA 23665-5225				14 Sponsoring Agency Code	
15 Supplementary Notes Langley Technical Monitor: Submitted to Physics of Fluids Richard W. Barnwell					
Final Report					
16 Abstract The stability of the flow of a viscous incompressible fluid over a curved compliant wall to longitudinal Görtler vortices is investigated. The compliant wall is modeled by a particularly simple equation relating the induced wall displacement to the pressure in the overlying fluid. Attention is restricted to the large Görtler number regime; this regime being appropriate to the most unstable Görtler mode. The effect of wall compliance on this most unstable mode is investigated.					
17 Key Words (Suggested by Author(s)) Görtler, compliant wall			18 Distribution Statement 02- Aerodynamics 34- Fluid Mechanics and Heat Transfer Unclassified - Unlimited		
19 Security Classif (of this report) Unclassified		20 Security Classif (of this page) Unclassified		21 No of pages 17	22 Price A03

End of Document