

Project No. 15-5296

June 30, 1993

# *A final report for*

## ORIGINS OF SOLAR SYSTEMS WORKSHOP: THE ORIGIN, EVOLUTION, AND DETECTABILITY OF SHORT PERIOD COMETS

Submitted to:

National Aeronautics and Space Administration  
Washington, DC

Submitted by:

S. Alan Stern  
Southwest Research Institute  
San Antonio, Texas

(NASA-CR-194255) ORIGINS OF SOLAR  
SYSTEMS WORKSHOP: THE ORIGIN,  
EVOLUTION, AND DETECTABILITY OF  
SHORT PERIOD COMETS Final Report  
(Southwest Research Inst.) 44 p

N94-11628  
--THRU--  
N94-11629  
Unclas


G3/90 0179707



### SOUTHWEST RESEARCH INSTITUTE

Instrumentation and Space Research Division  
6220 Culebra Road, San Antonio, Texas 78238  
(512) 684-5111 • FAX (512) 647-4325





Project No. 15-5296  
June 30, 1993

# *A final report for*

## ORIGINS OF SOLAR SYSTEMS WORKSHOP: THE ORIGIN, EVOLUTION, AND DETECTABILITY OF SHORT PERIOD COMETS

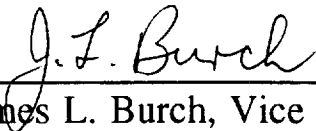
Submitted to:

National Aeronautics and Space Administration  
Washington, DC

Submitted by:

S. Alan Stern  
Southwest Research Institute  
San Antonio, Texas

APPROVED:



---

James L. Burch, Vice President  
Instrumentation and Space Research Division



**SOUTHWEST RESEARCH INSTITUTE**  
Instrumentation and Space Research Division  
6220 Culebra Road, San Antonio, Texas 78238  
(512) 684-5111 • FAX (512) 647-4325

10/10/10

10/10/10

10/10/10

10/10/10

10/10/10

10/10/10

10/10/10

10/10/10

**An Extended Workshop on:  
The Origin, Evolution, and Detectability of Short Period Comets  
Final Report**

The origin of the short period comets (periods less than 200 years, hereafter SPC), the dynamical formation of their present reservoir(s), the cause and rate of their transport to the inner planetary region where they can be detected, and the magnitude of selection effects in their discovery are important research questions directly coupled to the goals of understanding the origin and evolution of the Solar System. To address these questions in an intensive way, we convened an interdisciplinary, five month long Workshop from January to May 1993 at Southwest Research Institute (SwRI) in San Antonio.

The goal of this Workshop was to advance the state of understanding about the origins, dynamical evolution, and present location of short period comets and their reservoir(s). The main thrusts of this Workshop were to gather scientists with differing experience and points of view to make progress toward:

- Understanding observational constraints on SPC and the obtainment of a best-possible, unbiased understanding of their present-day orbital distribution (including, e.g., 'extinct' SPC nuclei);
- The (forward problem) of SPC transport from their source region to their dynamical storage reservoir(s);
- The (return problem) of SPC transport from their dynamical storage reservoir(s) to detectable, short period orbits; And,
- The stability of their dynamical storage reservoir(s);
- The long-term physical evolution of SPCs in their reservoir(s) (e.g., processing by radiation, mutual collisions, etc.);
- Preferred search strategies for detecting the long-term dynamical reservoirs of the SPC.

These goals were accomplished through mutual collaboration of the PI and CoIs in San Antonio, as well as visits from other experts during the on-going Workshop in San Antonio. We successfully brought together a focused group of 16 scientists (both theorists and observers) to work on this problem in this Workshop. The Workshop lasted 5 months, but the majority of the visits occurred during an intense 6 week period centered on March 1993. In Appendix A, we list the names and institute affiliations of all the participants of the workshop, as well as the length of their stay in San Antonio.

Most of the work consisted of small groups of individuals collaborating on distinct aspects of the SPC problem. However, a formal gathering was held once each week where one of the participants presented an oral talk either on new results of the conference or, more often, posing a new question to the workshop participants. Several members of

\*\*\*\*\*

\*\*\*\*\*

\*\*\*\*\*

\*\*\*\*\*

\*\*\*\*\*

\*\*\*\*\*

\*\*\*\*\*

\*\*\*\*\*

\*\*\*\*\*

\*\*\*\*\*

\*\*\*\*\*

\*\*\*\*\*

\*\*\*\*\*

\*\*\*\*\*

\*\*\*\*\*

the workshop gave formal seminars, (which are listed in Appendix B), while others gave informal lunch time talks (Appendix C).

The Workshop generated, and will continue to generate, a watershed in understanding of the whole SPC problem. Several projects were initiated where two or more different fields of cometary science were combined to produce more robust results. Included in these projects are:

- The integration of the orbits of all the known short-period comets, forward and backward in time. The orbits of each comets were followed until they were ejected from the solar system. Non-gravitational forces were statistically included using a prescription developed during the Workshop.
- Combining the results from the above integration with prescriptions of the physical aging of comets developed at the Workshop to model the apparent magnitudes they would have if viewed from the Earth.
- Models for the observational biases, which combine dynamics and a statistical model for comet discoveries, were developed.
- New and more complete numerical integrations of the formation of SPC from both the Oort cloud and the Kuiper belt. The models of physical aging and observational biases were included.

A list of paper resulting from the Workshop is presented in Appendix D, and one of the papers is included as Appendix E.

1. The first part of the document discusses the importance of maintaining accurate records.

2. It then goes on to describe the various methods used to collect and analyze data.

3. The results of the study are presented in the following table, which shows the distribution of responses across different categories.

4. The data indicates that there is a significant correlation between the variables studied, suggesting that the findings are statistically significant.

5. Finally, the document concludes by summarizing the key findings and their implications for future research.

6. The overall conclusion is that the study has provided valuable insights into the relationship between the variables under investigation.

7. It is recommended that further research be conducted to explore the underlying mechanisms and to validate the findings in a larger, more diverse sample.



## Appendix A

Participant	Institution	Length of Stay
David Black	Lunar & Planetary Inst.	2 days
Dan Boice	SwRI	5 months
Edward Bowell	Lowell Observatory	1 week
Anita Cochran	University of Texas	2 days
Martin Duncan	Queen's University	5 months
Michel Festou	The Obs. of the Midi-Pyrenees	1 month
Walter Huebner	SwRI	5 months
Harold Levison	SwRI	5 months
Hans Rickman	Uppsala University	2 weeks
Eugene Shoemaker	U.S. Geological Survey	1 week
Alan Stern	SwRI	5 months
Glen Stewart	University of Colorado	2 weeks
Gonzalo Tancredi	Uppsala University	1 week
Scott Tremaine	Canadian Inst. of Theoretical Astrophy.	2 days
David Weintraub	Vanderbilt University	3 days
Paul Weissman	Jet Propulsion Lab.	1 month

11/11/2020

11/11/2020

11/11/2020

11/11/2020

11/11/2020

11/11/2020

11/11/2020

11/11/2020

11/11/2020

11/11/2020

11/11/2020

11/11/2020

11/11/2020

11/11/2020

11/11/2020

11/11/2020

11/11/2020

11/11/2020

11/11/2020

11/11/2020

11/11/2020

11/11/2020

11/11/2020

11/11/2020

11/11/2020

11/11/2020

11/11/2020

11/11/2020

11/11/2020

11/11/2020

11/11/2020

11/11/2020

11/11/2020

11/11/2020

11/11/2020

11/11/2020

11/11/2020

11/11/2020

11/11/2020

## Appendix B

### Seminars

*Completing the Copernican Revolution: The Search For Planetary System*

David Black/ Lunar & Planetary Institute.

*The Effects of Non-Gravitational Forces in Comets*

Michel Festou/ The Observatory of the Midi-Pyrenees

*Dark Matter in the Solar System*

Scott Tremaine/ Canadian Institute of Theoretical Astrophysics

*Are Pre-Planetary Disks Growing? Theory, Experience, and Observations*

David Weintraub/ Vanderbilt University



## Appendix C

### Lunch Talks

*Photographic Search Programs for Objects in the Kuiper Belt*  
Edward Bowell/ Lowell Observatory

*CCD Surveys for Kuiper Belt Objects*  
Anita Cochran/ University of Texas

*Mixed Variable Symplectic Integrators*  
Martin Duncan/ Queen's University

*The Long-Term Behavior of Objects in the Kuiper Belt*  
Harold Levison/ SwRI


*The Physical Aging of Comets*  
Hans Rickman/ Uppsala University

*Observational Biases in Comet Discoveries*  
Eugene Shoemaker/ U.S. Geological Survey

*Sub-millimeter Measurements of the Fomalhaut Disk*  
Alan Stern/ SwRI

*Monte Carlo Methods for Integrating the Orbits of Prototesimals*  
Glen Stewart/ University of Colorado

*Evolution of Jupiter-Family Comets*  
Gonzalo Tancredi/ Uppsala University



## Appendix D

### Papers

*The Effects of Non-Gravitational Forces on the Long-Term Dynamical Behavior of the Short-Period Comets*

M. Duncan, M. Festou, H. Levison, & H. Rickman; in preparation.

*The Long-Term Dynamical Behavior of the Short-Period Comets*

H. Levison & M. Duncan; submitted to *Icarus* (See Appendix D).

*On the Origin of Pluto's Eccentricity and Inclination*

H. Levison & S.A. Stern; in 'Asteroid, Comets, Meteors 1993 Abstracts'

*Estimating Observational Biases in the Discovery of Short-Period Comets*

E. Shoemaker, H. Levison, & P. Weissman; in preparation.

*Collisions in the Kuiper Disk*

S.A. Stern & G. Stewart; in 'Asteroid, Comets, Meteors 1993 Abstracts'

*Collisions in the Kuiper Disk II*

S.A. Stern & G. Stewart; in preparation.





N94-11629

Appendix E

The Long-Term Dynamical Behavior of  
Short-Period Comets

Harold F. Levison

*Space Sciences Department*

*Southwest Research Institute, San Antonio, TX 78228*

and

Martin J. Duncan

*Department of Physics, Queen's University*

*Kingston, Ontario, Canada K7L 3N6*

## Abstract

We numerically integrate the orbits of the known short-period comets under the influence of Sun and all the planets except Mercury and Pluto. The calculation was undertaken in order to determine the dynamical lifetimes for these objects as well as explaining the current orbital element distribution. It is found that a comet can move between Jupiter-family and Halley-family comets several times in its dynamical lifetime. The median lifetime of the known short-period comets from the time they are first injected into a short-period comet orbit to ultimate ejection is approximately 50 000 years. The very flat inclination distribution of Jupiter-family comets is observed to become more distended as it ages. The only possible explanation for the observed flat distribution is that the comets become extinct before their inclination distribution can change significantly. We show that the anomalous concentration of the argument of perihelion of Jupiter-family comets near  $0$  and  $180^\circ$  is a direct result of their aphelion distance being close to  $5.24U$  and the comet being recently perturbed onto a Jupiter-family orbit. Also the concentration of their aphelion near Jupiter's orbit is a results of the conservation of the Tisserand invariant during the capture process.

## I. Introduction

Understanding the origin and evolution of comets is critical to our understanding of the origin of the solar system because they are the remnants of the planetesimals that formed Uranus and Neptune and perhaps Jupiter and Saturn. Comets may have also been an important source of the volatiles on the Earth. Short-period comets (those with periods less than 200 years, hereafter SPCs) have been of particular interest recently because of a controversy in the literature concerning their origin. It has been widely believed that SPCs originated in the Oort cloud and evolved into SPC orbits through gravitational interactions with the planets (Newton 1893, see also Everhart 1972). However, in recent years several lines of argument have been put forward that call this idea into question by showing that it is not possible to reproduce the very flat inclination distribution of the majority of SPCs (Jupiter-family comets with  $p < 20\text{years}$ ) from the spherical Oort cloud.

Fernández (1980) was the first to suggest that these comets originate in disk of material that lies just beyond the orbit of Neptune. Duncan, Quinn, & Tremaine (1988, see also Quinn, Tremaine, & Duncan 1991) have shown that some objects that are initially on low inclination orbits with semi-major axes near  $50AU$  evolve onto orbits that are consistent with the Jupiter-family comets. Thus they argue that this disk of comets is the source for the Jupiter family. Stagg & Bailey (1989) have presented counter arguments to this idea. In Levison (1991), we argue that this controversy will not be solved until a better understanding of both the current state and evolution of the complete population short-period

becomes available.

It is surprising how little is understood about this population. The sample of short-period comets is effected by observational biases that tend to select objects with small semi-major axes and perihelion distances and perhaps low inclinations (Shoemaker & Wolfe 1982). Several attempts have been made to correct for these biases (*e.g.* Shoemaker & Wolfe 1982, Fernández, Rickman & Kamel 1992), but the distribution of the complete population is still poorly understood.

The long-term behavior of short-period comets are also poorly understood and there are only rough estimates of the dynamical lifetimes of short-period comets. There have been many efforts to study the dynamical behavior of the short-period comets by numerical integration of their orbits (Kazimirchak-Polonskaya 1967, Belyaev (1967), Carusi *et.al.* 1985, Nakamura & Yoshikawa 1991, and Tancredi & Rickman 1992). However, these integrations have been limited to times that are much less then the relevant dynamical times, the longest being about 4000 years. Rickman (1991) puts the lifetime from first injection into a short-period comet orbit to ultimate ejection at  $10^6$  years, but does not explain how he arrived at that value.

It is only with the very recent developments in numerical techniques (Wisdom & Holman 1991) and advances in computer hardware that very long numerical integrations of comets can be achieved. In this paper we undertake an integration of the orbits of all known short-period comets for as long as 225 000 years per comet. We integrate four orbits per comet for a total of 680 orbits. In section 2 we present the numerical techniques. The results of this integration are given in Section 3. Our concluding remarks are in section 4.

## II. The Integration Techniques

In this section we discuss the techniques used in our numerical integration of the orbits of all short-period comets (hereafter SPCs) in the Marsden (1989) Catalog. Their orbits are integrated under the gravitational influence of the Sun and all the planets excluding Mercury and Pluto. The orbits of the Sun and planets are integrated in three dimensions as a full N-body system, in a barycentric frame. The comets themselves are not gravitationally interacting with each other. We did not include any non-gravitational forces because it is not clear how they vary over such long times periods.

The initial position of the planets were taken from the JPL ephemeris DE200. The initial orbital elements for the 170 SPCs were taken from the Marsden (1989) Catalog. In order to obtain better statistics concerning the behavior of these objects, four orbits were integrated for each comet. One had the initial position and velocity of the real comet calculated from its orbital elements. The other three have initial offsets in position along the  $x$ ,  $y$ , or  $z$  direction of  $0.01AU$ . Since their orbits are chaotic, the four orbits will separate quickly and will soon be independent of one another. In all, the orbits of 680 comets were calculated.

We continue to follow a comet until it either becomes unbound from the Sun and reaches a distance of  $50AU$ , or reaches a semi-major axis greater than  $500AU$ . We integrate the system, including the Sun, planets, and comets, forward in time for 64 000 years and backward for 161 000 years. At the end of the forward integration two objects remained, while only one remained at the end of

the backward integration.

We integrate the system using a version of a second order symplectic scheme developed by Wisdom & Holman (1991) which we modified to handle close approaches. The Wisdom & Holman method is very fast. It separates the orbit of a body into two parts; the keplerian motion about the Sun and the perturbations due to the planets. Over the timesteps in which a close approach is not taking place, the keplerian motion is known exactly and the perturbations due to the planets are relatively small. Only the perturbations need to be numerically integrated. Thus the timestep used can be much larger than that for previous methods which must also numerically integrate the keplerian orbit about the Sun. For details on our code see Duncan, Levison, & Zingle (1993).

We have found that to reach a adequate accuracy using the symplectic integrator of Gladman & Duncan (1990) requires hundreds of timesteps per orbit, while the Wisdom & Holman technique described by Duncan, Levison, & Zingle (1993) only requires tens of timesteps. In practice we found the new technique is approximately an order of magnitude faster than traditional methods.

We have modified the Wisdom & Holman technique to accurately integrate close approaches between a comet and a planet. To do so we define two zones about each planet. The inner zone is defined to lie within one Hill radius, conventionality defined as (*c.f.* Lissauer 1993)

$$r_h = a_p \left( \frac{1}{3} \frac{M_p}{M_\odot + M_p} \right)^{\frac{1}{3}}, \quad (1)$$

of the planet, where  $a_p$  is the semi-major axis of the planet in  $AU$ , and  $M_\odot$  and  $M_p$  is the mass of the Sun and planet respectively. The outer zone is defined to

lie between one and three Hill radii. If a comet lies within the outer zone at the beginning of a timestep or is predicted to lie within this zone at the end of the timestep then its timestep is decreased by a factor of 100. If a comet lies within the inner zone at the beginning of a timestep or is predicted to lie within it at the end of the timestep then its timestep is again decreased by a factor of five. Also in the inner region, when the orbit of the comet is separated into the two parts, the keplerian part is centered about the planet rather than the Sun.

The unmodified technique is well tested by Wisdom & Holman (1992). We test our modification that handles close approaches by integrating the orbits of several massless particles in the planar restricted three body problem. The massive particles have the mass of the Sun and Jupiter and are in a circular orbit about each other with a semi-major axis of  $5.2AU$ . The test particles are all on Jupiter crossing orbits with semi-major axes between 4 and  $6AU$ . The integration lasts for 6000 years. On average, a particle suffers 45 close approaches with Jupiter and its Jacobi integral is conserved to better than one percent during the entire integration. In the most extreme encounter seen, the particle passes within  $6 \times 10^{-4}AU$  or 0.7 Jupiter radii from the planet. During this encounter its Jacobi constant is conserved to one part in  $4 \times 10^{-6}$ . Thus, we think the code performs adequate for our purpose especially since the comets are all on planet crossing orbits and are very chaotic.

### III. Results

Before presenting the results of the integrations we must first caution the reader. Since the orbits are planet crossing and thus chaotic, it is not possible to accurately determine the long-term fate of any individual comet. However, it is appropriate to extract statistical information from these integrations about the behavior of this sample of comets that will resemble the evolution of the real system. For the remainder of this paper we only discuss the statistical attributes of our integration.

Using our integration, it is possible for the first time to directly calculate the dynamical lifetimes of SPCs. Figure 1 shows the fraction of comets with lifetimes greater than a particular time as a function of that time. We plot the total lifetime combining both the forward and backward integrations. The median lifetime is 48 000 years. Three of our comets have lifetimes greater than  $2 \times 10^6$  years. Figure 1 shows that the population follows an exponential decline until approximately 80% of the comets are removed. The exponential decay time for the system is approximately 74 000 years. The remaining 20% of the comets are longer lived than a simple exponential decay would predict.

It has been typical in the literature to divide SPCs into two families; Jupiter and Halley family comets (for example see Carusi & Valsecchi 1987). Here we define a Jupiter family comet (hereafter JFC) as one with a period less than 20 years and a Halley family comet (HFC) as one with a period between 20 and 200 years. The two families can be distinctly seen in Figure 2, which shows the inclination of the comets in the Marsden catalog as a function of their



semi-major axis. The dotted line represents the division between JFCs and HFCs. It can be clearly seen in the figure that the JFCs have a much flatter inclination distribution than the HFCs. The median  $\cos(i)$  of the JFCs is 0.985 (corresponding to  $i = 10^\circ$ ) while the median  $\cos(i) = 0.62$  ( $i = 52^\circ$ ) for HFCs.

JFCs have two interesting characteristics in their orbital element distribution that still must be understood. These are shown as histograms in Figure 3. Figure 3a shows a histogram of the aphelion distances of JFCs,  $Q$ , which are strongly peaked near the semi-major axes of Jupiter. Approximately 73% of them have  $Q$  between 4.2 and 6.2 AU. Figure 3b shows a histogram of the their argument of perihelion,  $\omega$ . It can be seen that the argument of perihelion is strongly concentrated near 0 and  $180^\circ$ . Approximately 75% of known JFCs have  $\omega$  within  $45^\circ$  of these two values. A value of  $\omega = 0$  or  $180^\circ$  implies that when the comet is in the plane of the solar system, it is also at either perihelion or aphelion. We propose an explanation for these observations later in this section.

It has been argued that much of the inclination difference may be due to observational biases in the discovery of these objects. Shoemaker (1992) has most fully developed these arguments. As we will see, he concludes that they cannot be entirely responsible for the observed inclination distribution of JFCs. Since his work is unpublished we reproduce his argument here. Shoemaker points out that most JFCs were discovered during searches for asteroids. These surveys were primarily performed only near the ecliptic. On the other hand, most HFCs were discovered by amateurs who survey near the Sun at all inclinations. Although this would naturally explain the observed inclination differences, he argues that observational biases will be much less important for comets with small perihelion

distances,  $q$ . Thus in Figure 2 we distinguish comets with  $q \leq 1AU$  (plotted as filled circles) from those with larger values of  $q$  (open circles) in order to remove these biases. As the figure illustrates, the inclination distributions are still very different for this subset of objects. The median  $\cos(i)$  for this subset is 0.98 ( $i = 11^\circ$ ) for JFCs and 0.12 ( $i = 83^\circ$ ) for HFCs. Therefore, the difference seen for the complete sample cannot be entirely due to observational biases (Shoemaker 1992).

The very flat inclination distribution of the JFCs has been used to argue that JFCs and HFCs are dynamically distinct systems that have different origins. Quinn, Tremaine, & Duncan (1991) argue that while HFCs are most likely captured long-period comets, it is not possible to reproduce the very flat distribution of JFCs in this manner. They argue that JFCs must have come from a source that is intrinsically flat. They suggest that there is a belt of comets beyond the orbit of Neptune that is the source of JFCs, the Kuiper belt.

However, our integration shows that JFCs and HFCs are not dynamically distinct objects. Indeed, a comet can move between the families several times in its history. Figure 4 shows the dynamical evolution of the comet P/Parker-Hartley. We present this figure only to illustrate the possible behavior of a comet. Because the orbit is chaotic, this figure cannot be used to predict the long-term behavior of this particular comet. In our integration P/Parker-Hartley has a dynamical lifetime of 83 000 years. Figure 4a shows the evolution of its semi-major axis over its entire lifetime. The dashed line represent the boundary between JFCs and HFCs. Notice the the comet moves back and forth across this boundary several times. A SPC in our integration crosses this boundary on average 8.3 times and at most 58 times in its dynamical lifetime.

Figure 4b shows the evolution of the perihelion distance of comet P/Parker-Hartley. Quinn, Tremaine, & Duncan (1991) define a 'visible' comet as one with  $q \leq 2.5AU$ . If a comet has a  $q$  greater than this value then, they argue, it will not become bright enough to be discovered. The dashed line in the figure represents this visibility boundary. Notice that the comet becomes visible and invisible several times during its lifetime.

Figure 4c shows the behavior of the inclination of comet over its lifetime. Its inclination varies significantly. Indeed, at 8220 years in the future the orbit becomes retrograde. It remains retrograde for 1000 years before it is ejected. During that time it is a visible JFC! Interestingly, there are no known visible JFCs on retrograde orbits. This is somewhat surprising because our integration shows that the typical SPC in our sample spends approximately 2.2% of its time as a visible retrograde JFC. Thus, it predicts that there should be approximately four such objects in the real sample of comets. (Note that low inclination retrograde comets would not be affected by the observational biases discussed above. We return to this problem later in this section.)

Figure 4d shows the temporal behavior of the argument of perihelion of comet P/Parker-Hartley. There is no tendency for the comet to have  $\omega$  close to 0 or  $180^\circ$ . Indeed, between approximately 30 000 and 70 000 years in the past the comet appears to circulate in  $\omega$ .

In our initial sample of comets, 87% are JFCs. We find that 90% of all our comets become JFCs at some point in their lives, thus 5 of the known comets that are currently HFCs will become JFCs in their lifetimes. The average comet in our integration spends 53% of its time as a JFC and 82% of its time with

$i < 40^\circ$ . It spends 42% of its time visible; 28% of its time as a visible JFC and 10% of its time as a visible HFC. By 'visible' we mean that the comet has  $q < 2.5AU$ , we do not distinguish between active and extinct comets in this context.

#### *a) Inclination Distribution of JFCs*

In this subsection we discuss the origin of the very flat distribution of observed Jupiter-family comets, as illustrated in Figure 2. Figure 5a shows the mean cosine of the inclination of all comets remaining as a function of time for both our forward and backward integrations. Figure 5b shows this value for just the JFCs. The solid line shows all JFCs while the dotted line shows only the visible JFCs. The system clearly becomes much less flat as it evolves.

Notice that the inclination distribution fattens up in our backward integration as well as our forward one. This is due to the chaotic nature of the orbits. In an infinitely accurate calculation with infinitely precise initial conditions, all our comets could be traced back to their origin. Since the orbits are chaotic and diverge exponentially in time, it is not possible to recover their initial distribution. Also since it is statistically more likely for objects to evolve to higher inclinations, we observe this increase in both our forward and backward integrations.

What is the cause of the flat inclination distribution for JFCs? As stated above, Quinn, Tremaine, & Duncan (1991) argue the high inclination JFCs do not exist. Indeed, their argument in support of the Kuiper belt being the source of JFCs is a result of the fact that these comets are on low inclination

orbits. However, Shoemaker (1992) points out that meteor streams are observed (Olsson-Steel 1988) that have semi-major axes similar to JFCs but have high inclinations. Thus, he argues that high inclination JFCs must exist, but have remained undiscovered. Understanding the origin of these high inclination objects is pivotal to whether the Kuiper belt is the source of JFCs.

Shoemaker argues that the low inclination visible JFCs and the hypothetical invisible high inclination JFCs are part of the same population and that they may evolve from one into the other. His argument is based on the Tisserand invariant which is defined as

$$T = \frac{a_J}{a} + 2\sqrt{\frac{q}{a_J}(1 + e) \cos i}, \quad (2)$$

where  $e$  and  $q$  are the eccentricity and perihelion distance of the comet, and,  $a$  and  $a_J$  are the semi-major axes of the comet and Jupiter respectively. If  $T$  is approximately conserved for JFCs and their semi-major axes do not vary significantly, then there is a relationship between a comet's perihelion distance and its inclination. Objects with low inclinations will have smaller values of  $q$  than those with high  $i$ . Thus, since the activity of a comet is a function of its perihelion distance, low inclination objects will be more active. Shoemaker argues that JFCs are not only on low inclination orbits, but that only JFCs with low inclinations come close enough to the Sun to become visible.

If this theory is correct then the current observed sample of JFCs are biased toward low inclinations. This predicts that if we integrate the orbits of the comets, the population will phase mix and the inclination distribution of the comets will come to match that of the real distribution of unbiased JFCs, *i.e.* the system will fatten up. This is what we observe in the integration (Figure 5).

However, there is a second prediction of the theory. Since the semi-major axes and the Tisserand invariant are approximately the same for all JFCs, then this theory predicts that there should be a correlation between a comet's inclination and its perihelion distance. In particular, objects with large  $q$  should have high  $i$ . We test this hypothesis by first dividing perihelion distance into 10 equally spaced bins for  $q < 5AU$ . During the integration we record the inclination of every comet as a function of which bin it is in. Figure 6a shows the mean cosine of the inclination of all comets within a bin as a function of the bin's mean perihelion distance. The filled circles represent the mean for all comets within the bin, while the open circles represent the mean for only those comets that are on direct orbits. If this theory were correct we would find that larger values of  $q$  would imply larger  $i$ . This trend is not observed. Thus, Shoemaker's conjecture is not consistent with our integration.

There are two other possible explanations for the increase in inclination observed in our integration. Firstly, low inclination objects may have shorter dynamical lifetimes than objects with large  $i$ . They would be removed first from the system and thus its mean inclination would increase. To test this possibility, we plot the mean inclination of a individual comet as a function of its lifetime in Figure 6b. If this scenario were true, we would expect to see a correlation between a comet's lifetime and its inclination, which is not observed.

The final explanation is that the orbits of individual comets may tend to evolve to higher inclinations. In this scenario, the decrease in the mean  $\cos i$  observed in the system is a result of dynamical relaxation. If this were correct then we would expect that on average the mean inclination that a comet has

during its lifetime would be larger than its current inclination. In Figure 6c we plot these two values for the 680 comets in our integration. Notice that most comets fall above the diagonal line, implying that on average the inclination of a comet increases with respect to time. Thus it appears that the reason that the mean inclination of our sample of comets increases is because the inclination of individual comets tend to increase.

So, why is the observed distribution of JFCs so flat? We suggest that it is because comets become extinct on timescales that are much shorter than their dynamical lifetimes. If this is the case then the JFCs that are observed are objects that only recently became active for the first time. Comets must be on low inclination direct orbits when they initially become JFCs. The comets fade and become extinct before their orbital elements can change significantly. This explains the lack of high inclination active comets. It also allows for the existence of the high inclination meteor streams because it predicts that extinct JFCs are on average on higher inclination orbits than active ones.

This idea is consistent with several previous numerical integrations (Karm & Rickman 1982, Tancredi & Lindgren 1992) which show that most JFCs have recently had a close approach with Jupiter. It also agrees with the two main results of Quinn, Tremaine, & Duncan (1991). Our argument that JFCs must come from comets on low inclination orbits agrees with their notion that the Kuiper belt is the source of these objects. They also concluded that HFCs and JFCs must have different sources. We stated earlier that this seems inconsistent with our integrations because comets easily evolve from one family to another. However, if they become extinct before most of them can evolve much in

semi-major axis then it is possible for the two families of active comets to have different origins.

### *b) Other Orbital Elements*

We now return to the origin of the other orbital elements of the known JFCs. Their distribution is strongly concentrated so that  $Q \approx 5.2AU$  and the perihelion is near the ecliptic ( $\omega \approx 0$  or  $180^\circ$ ), see Figure 3. Figures 7a and 7b show the  $Q$  and  $\omega$  distribution for visible JFCs at various times in our integration. The solid histogram shows the current distribution. The dotted histogram represents the distribution averaged over 2000 years centered on 5000 years in the future and dashed histogram is averaged over 20 000 years centered on 50 000 years in the future. The amplitude of the peaks in both figures decrease by nearly 50% in 5 000 years, but remain approximately constant after that. This implies that the observed distribution does not represent a steady state distribution but is biased toward the peaks seen in the figures.

As with the inclination distribution, the only possible explanation for the observed strong concentration of orbital elements is that the observed JFCs are objects that have only recently become active for the first time. They must fade and become extinct before their orbital elements can change significantly. The observed distribution must therefore be a result of the mechanism that produces visible JFCs.

We explain the observed distribution in two steps. First we explain the  $Q$  distribution. Then we show that the distribution of  $\omega$  is a natural result of  $Q$  being close to  $5.2AU$  and the comet being recently perturbed onto a JFC orbit.



A visible JFC is most likely produced when a comet suffers a close approach with Jupiter. Indeed, Karm & Rickman (1982) have shown that most JFCs have recently undergone such an experience. During this encounter the Tisserand invariant,  $T$ , (equation 2) is approximately conserved. Thus the value of  $T$  of a JFC when it becomes visible must be approximately the same as it was just before the encounter.

A comet coming in from the outer regions of the solar system is most likely to be perturbed onto a JFC orbit if its perihelion distance,  $q$ , is close to Jupiter's semi-major axis,  $a_J$ . If we assume that before the encounter  $q = a_J$  and  $\cos(i) = 1$ , then the Tisserand invariant becomes

$$T = \frac{1}{a'_i} + 2\sqrt{2 - \frac{1}{a'_i}}, \quad (3)$$

where  $a'_i = a_i/a_J$  and  $a_i$  is the initial semi-major axis of the comet. The assumption that  $\cos(i) = 1$  is well justified by the fact that the median cosine of the inclination of JFCs is 0.985. We can solve equation 2 for the eccentricity,  $e_f$ , of the orbit after the encounter as a function of the  $q_f$ . We find

$$e_f = 1 + 2q_f'^3 - q_f' T + 2q_f'^{3/2} \sqrt{2 - q_f'^3 - q_f' T}, \quad (4)$$

where  $q_f' = q_f/a_J$  and again we assume the final  $\cos(i) = 1$ . We can find a relationship between the final aphelion distance,  $Q_f$ , and  $q_f$  and  $a_i$  by using the general result

$$Q = q \frac{1+e}{1-e}.$$

This relationship is shown in Figure 8a, where we plot the final aphelion distance of a comet as a function of its final perihelion distance for four different

values of  $a_i$ . Since we are only interested in visible orbits, we only plot  $q_f < 2.5AU$ . The three smaller values of  $a_i$  were chosen so that the initial  $Q$  was close to the semi-major axis of one of the 3 other giant planets. The largest  $a_i$  was chosen to represent objects from the Oort cloud. Since it is not possible for  $Q_f < a_J$ , there is a minimum  $Q_f$  for each value of  $a_i$ . Indeed, the figure shows that this simple argument predicts that it is not possible for a comet with  $q$  initially near Jupiter and  $Q$  near Saturn to evolve onto an orbit with  $q_f < 2.5AU$ . Also it predicts that it is not possible for  $q_f < 1AU$ . The largest possible value for  $Q_f$  is  $6.4AU$ , which corresponds to  $a_i \gg a_J$  and  $q_f = 2.5AU$ . Thus, this argument predicts that  $5.2 \leq Q \leq 6.4AU$ . This range is shown by the arrows in Figure 7a. It agrees very well with the peaks in the observed  $Q$  distribution (solid histogram in Figure 7a). It is interesting that this argument breaks down if the perihelion distance before the encounter is not close to  $a_J$ . We can reverse the argument and claim that the observed  $Q$  distribution implies that  $q_i \approx a_J$ .

The observed distribution in  $\omega$  (the solid histogram in Figure 7b) is a direct result of the  $Q$  distribution and the comet's recent dynamical history. Since Jupiter-family comets have recently suffered a close approach to Jupiter, the comet must be close to the ecliptic when it is  $5.2AU$  from the Sun. Independent of our previous argument, it is an observed fact that JFCs tend to have  $Q$  only slightly larger than  $5.2AU$ . This implies that the comet must be close to aphelion when it is in the ecliptic. On the other side of its orbit, it will be close to the ecliptic when it is at perihelion. So,  $\omega$  must be near  $0$  or  $180^\circ$ .

We can quantify this argument. The equation of a keplerian orbit is

$$r = \frac{a(1 - e^2)}{1 + e \cos \nu}, \quad (5)$$

where  $r$  is the instantaneous distance between the Sun and the comet and  $\nu$  is the true anomaly. Since the comet has recently experienced a close approach with Jupiter, it must be on an orbit that intersects the orbit of Jupiter. This implies that the comet must be on the ecliptic when  $r = a_J$ . By definition, this occurs when the comet is at one of the nodes. If it is at the ascending node then  $\nu = -\omega$ , if it is at the descending node then  $\nu = 180^\circ + \omega$ . In equation 5 we can replace  $r$  with  $a_J$  if we replace  $\cos \nu$  with  $\cos(\omega + \omega_{off})$ , where  $\omega_{off}$  is either 0 or  $180^\circ$ . So

$$\cos(\omega + \omega_{off}) = \frac{1}{e} \left[ \frac{a}{a_J} (1 - e^2) - 1 \right].$$

We can now apply this relationship to the orbit of our hypothetical comet after its encounter with Jupiter and produce a relationship between  $|\omega + \omega_{off}|$  after the encounter to  $a_i$  and  $q_f$ . This relationship is shown in Figure 8b. The largest possible value for  $|\omega + \omega_{off}|$  is  $46^\circ$ , which corresponds to  $a_i \approx \infty$  and  $q_f = 2.5AU$ . This implies that  $\omega$  must be within  $46^\circ$  of 0 or  $180^\circ$ . These limits are shown by the arrows in Figure 7b. They agree very well with the peaks in the observed  $\omega$  distribution (solid histogram in Figure 7b). Note that the distribution would be more concentrated if  $a_i$  were within the planetary region, say less than  $50AU$ .

In this subsection we showed that the concentration of the argument of perihelion of JFCs toward 0 and  $180^\circ$  is a direct result of their  $Q$  being near  $5.2AU$  and the fact that their orbits intersect the orbit of Jupiter. These conditions are observed to be true for the known JFC population. Thus, the validity of our argument is independent of whether we understand the mechanism that produces these conditions. We have also shown that these conditions arise if a comet was recently captured onto a JFC orbit via a close encounter with

Jupiter and if its pre-encounter perihelion distance was near Jupiter's orbit.

## V. Conclusions

We integrated the orbits of all the short-period comets (hereafter SPCs) in the Marsden (1989) Catalog under the influence of Sun and all the planets except Mercury and Pluto. The calculation was undertaken in order to study the dynamical lifetimes for these objects as well as explain the current orbital element distribution. Four orbits were integrated for each comet, slightly varying their initial position. We found that the median dynamical lifetime of SPC is approximately 50 000 years.

Our integration shows that Jupiter-family comets (JFCs,  $P < 20\text{years}$ ) and Halley-family comets (HFCs,  $20 < P < 200\text{years}$ ) are not dynamically distinct objects. Indeed, a comet can move between the families several times in its history. This is consistent with the results from several other authors (Lindren 1991, Nakamura & Yoshikawa 1991) who performed integrations over much short periods of time. The perihelion and inclination of a comet can also significantly change over its lifetime. It is not uncommon for a comet with a small perihelion to evolve onto an orbit with a  $q$  large enough so that it no longer is active. It is effectively stored in this orbit. Then after some time it can evolve back to small  $q$  again. It can go through this process several times in its dynamical lifetime. On average a comet in the sample integrated here spends 53% of its time as a JFC and 64% of its time with  $q < 2.5AU$ .

The very flat inclination distribution of JFCs is observed to fatten up as it ages. This is due to the inclination of individual comets increasing with time. If the present flat distribution is real and not an artifact of observational

biases, then the natural explanation is that JFCs become extinct before their inclination distribution can change significantly. Our results predict that there should be a large population of extinct comets on high inclination JFC orbits. There is evidence for such objects. It has been shown that some of the meteors and meteor streams on JFCs orbits are found to have high inclinations (Olsson-Steel 1988). Indeed many are on retrograde orbits. This is also predicted by our integrations.

Most Jupiter-family comets are observed to have aphelion distances very close to the semi-major axis of Jupiter. It is well known that most JFCs have recently suffered a close approach with Jupiter (Karm & Rickman 1982, Tancredi & Lindgren 1992). They also tend to have argument of perihelions that are near  $0$  and  $180^\circ$ . We show that the later result is a direct consequence of the former if the orbit of the comet intersects the orbit of Jupiter. We also present an argument that the aphelion distance of a visible ( $q < 2.5AU$ ) JFC must be less than  $6.4AU$  if it was captured onto its current orbit because of an encounter with Jupiter and if its previous orbit had a perihelion distance near the orbit of Jupiter.

We would like to thank E. Shoemaker, A. Stern, and P. Kammeyer for useful discussions. We are particularly grateful to M. Duncan for collaborating on designing the code used for the N-body calculation. We would also like to thank S. Gauss and T. Corbin for supplying computer time to perform the N-body calculation.

## References

- Belyaev, N. 1967, 'The Orbit Evolution of Comets Neujmin 2 (1916 II), Comas Solá (1927 III), Schwassmann-Wachmann 2 (1929 I) for 400 Years (1660-2060)', *Astron.Zh.*, **44**, 461.
- Carusi A., Kresák, L., Perozzi, E., Valsecchi, G. 1985, *Long-Term Evolution of Short-Period Comets* (Adam Hilger: Bristol).
- Carusi A., Valsecchi, G. 1987, 'Dynamical Evolution of Short-Period Comets' in *Interplanetary Matter* (eds. Ceplecha, Z. & Pecina, P.), 21.
- Duncan, M., Levison, H., & Zingle, R. 1993. in preparation.
- Duncan, M., Quinn, T., Tremaine, S. 1988, 'The Origin of Short-Period Comets', *Astrophys. J. Letters*, **328**, L69.
- Everhart, E. 1972, 'The Origin of Short-Period Comets'. *Ap. Letters*. **10**. 131.
- Fernández, J. 1980, 'On the Existence of a Comet Belt Beyond Neptune'. *Mon. Not. Roy. Astron. Soc.*, **192**, 481.
- Fernández, J. 1985, 'Dynamical Capture and Physical Decay of Short-Period Comets', *Icarus*. **64**, 308.
- Fernández, J., Rickman, H., & Kamél, L. 1992, 'The Population Size and Distribution of Perihelion Distances of the Jupiter Family' to appear in

*Proc. of the International Workshop on Periodic Comets* (eds. Fernández, J. & Rickman, H.).

Gladman, B., & Duncan, M. 1990, 'On the Fates of Minor Bodies in the Outer Solar System', *Astron. J.* **100**, 1680.

Karm, J., & Rickman, H. 1982, 'Pre-Discovery Encounters Between Short-Period Comets and Jupiter Estimated by Keplerian Approximation', *Bull. Astron. Inst. Czechosl.*, **33**, 359.

Kazimirchak-Polonskaya, E. 1967, 'Evolution des Orbites des Comètes à Courte Période au Cours des Années 1660-2060 et le Rôle des Planètes Extérieures Dans Cette Evolution', *Astron. Zh.*, **44**, 439.

Levison, H. 1991, 'The State of Knowledge Concerning the Kuiper Belt' to appear in *Asteroids, Meteoroids, and Comets 1991*. (eds. Harris, A. & Bowell, E.)

Lingren, M. 1991, 'Dynamical Timescales in the Jupiter Family' to appear in *Asteroids, Meteoroids, and Comets 1991*. (eds. Harris, A. & Bowell, E.)

Lissauer, J. 1993, 'Planet Formation' to appear in *Ann. Rev. Astron. Astrophys.*, **31**.

Marsden, B. 1989, *Catalog of Cometary Orbits* (Hillside:Enslaw).

Nakamura, T., & Yoshikawa, M. 1991, 'COSMO-DICE: Dynamical Investigation of Cometary Evolution', *Publ. Natl. Astron. Obs. Japan* **2**, 293.



- Newton, H. 1893, 'On the Capture of Comets by Planets, Especially Their Capture by Jupiter'. *Mem. Natl. Acad. Sci.* **6**, 7.
- Olsson-Steel, D. 1988, 'Meteoroid Streams and the Zodiacal Dust Cloud' in *Catastrophes and Evolution: Astronomical Foundations* (ed Clube S.), 169.
- Quinn, T., Tremaine, S., & Duncan, M. 1990, 'Planetary Perturbations and the Origin of Short-Period Comets', *Astrophys.J.* **355**, 667.
- Rickman, H.. 1991. 'Physico-Dynamical Evolution of Aging Comets' to appear in the proceedings of the 1991 Goutelas Spring School of Astrophysics: Interrelations Entre la Physique et la Dynamique des Petits Corps dy Système Solaire
- Shoemaker, E. 1992, Private communication.
- Shoemaker, E., & Wolfe, R. 1982, 'Cratering Time Scales for the Galilean Satellites' in *Satellites of Jupiter* (ed. Marrison, D.), 277.
- Stagg, C., & Bailey, M. 1989, 'Stochastic Capture of Short-Period Comets', *Mon. Not. Roy. Astron. Soc.* **241**, 507.
- Tancredi, G., & Rickman, H. 1992, 'The Evolution of Jupiter Family Comets over 2000 Years', in *Chaos, Resonance and Collective Dynamical Phenomena in the Solar System* (ed. Ferraz-Mello, S.), 269.
- Tancredi, G., Lingren, M. 1991, 'The Vicinity of Jupiter: A Region to Look for

Comets' to appear in *Asteroids, Meteoroids, and Comets 1991*. (eds. Harris, A. & Bowell, E.)

Wisdom, J., & Holman, M. 1991, 'Symplectic Maps for the N-Body Problem', *Astron.J.* **102**, 1528.

## Captions

Figure 1 — The fraction of short-period comets with lifetimes greater than a particular time as a function of time.

Figure 2 — The relationship between inclination,  $i$ , and semi-major axes,  $a$ , for all short-period comets in the Marsden (1989) Catalog. The opened and filled circles represent comets with  $q \leq 1AU$  and  $q > 1AU$ , respectively. The dotted line represents the division between JFCs and HFCs.

Figure 3 — The orbital element distribution of Jupiter-family comets. a) Histogram of the aphelion distance. The dotted line shows  $5.2AU$ . b) Histogram of the argument of perihelion.

Figure 4 — The behavior of comet P/Parker-Hartley over its entire dynamical history. a) Semi-major axis. The dotted line represents the division between JFCs and HFCs. b) Perihelion distance. The dotted line represents the limit of visibility set by Duncan, Quinn, & Tremaine (1988). c) Inclination. The dotted line represents  $i = 40^\circ$ . a) Argument of perihelion.

Figure 5 — The mean cosine of the inclination of comets remaining as a function of time for both the forward and backward integrations. a) All comets. b) Jupiter-family comets. The solid curve is all JFCs. The dotted curve is just those JFCs with  $q \leq 2.5AU$ .

Figure 6 — a) The mean cosine of the inclination of all comets within a perihelion bin as a function of the bin's mean  $q$ . The filled circles represent the mean for all comets within the bin, while the open circles represent the mean for only those comets that are on direct orbits. b) The mean cosine of the inclination of an individual comet as a function of its dynamical lifetime. c) The time averaged  $\cos(i)$  of an individual comet as a function of its current observed  $\cos(i)$ .

Figure 7 — The orbital element distribution of Jupiter-family comets at three times in our integration. The solid histogram shows the current distribution. The dotted histogram represents the distribution averaged over 2000 years centered on 5000 years in the future and dashed histogram is averaged over 20 000 years centered on 50 000 years in the future. The arrows represent the expected range from the theory. a) Histogram of the aphelion distance. b) Histogram of the argument of perihelion.

Figure 8 — Results from our simple capture scenario. a) The final aphelion distance of a comet captured into a JFC orbit as a function of the final perihelion distance for three different initial semi-major axes. b) Same as a) except the final  $|\omega + \omega_{off}|$ .

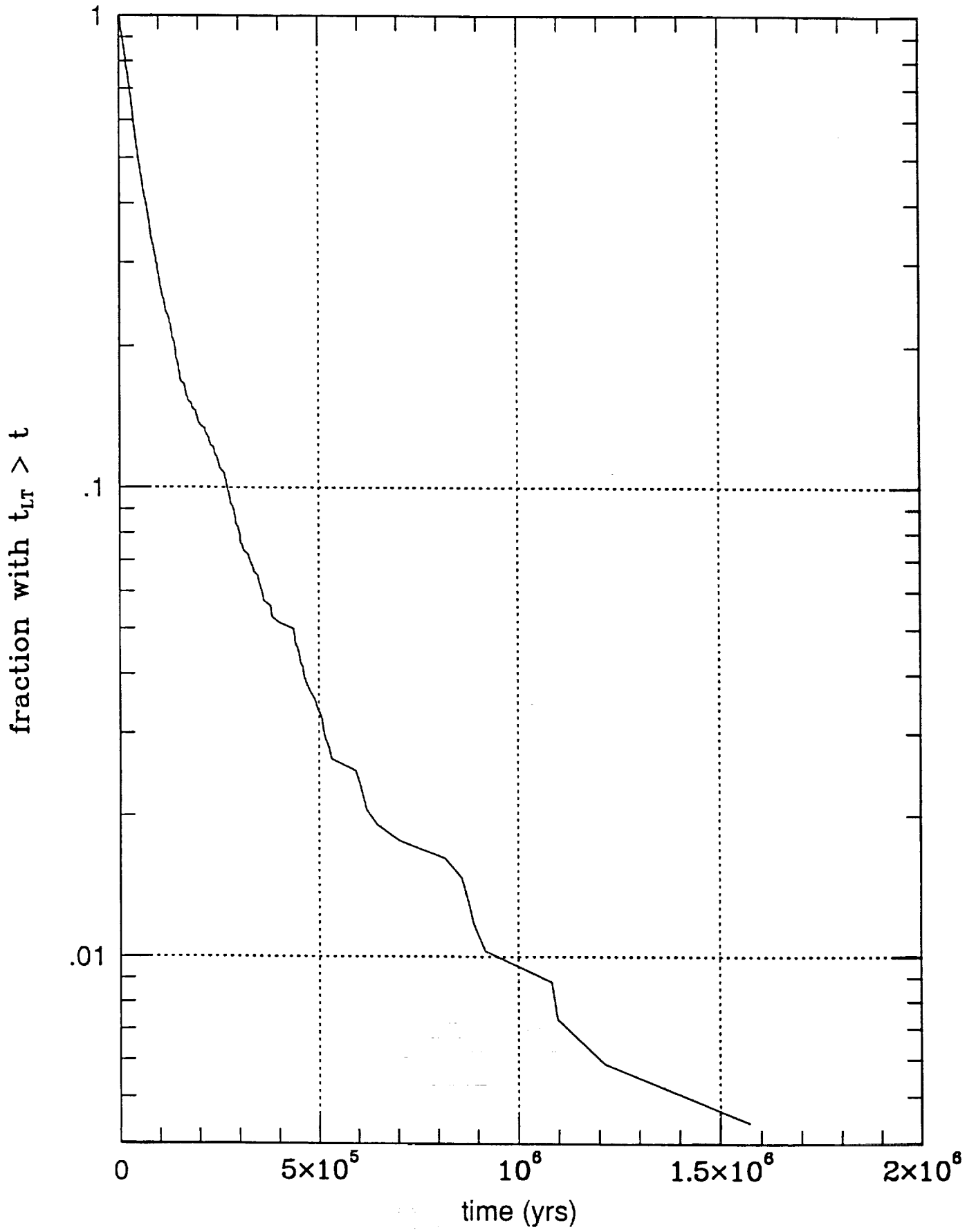


FIG 1

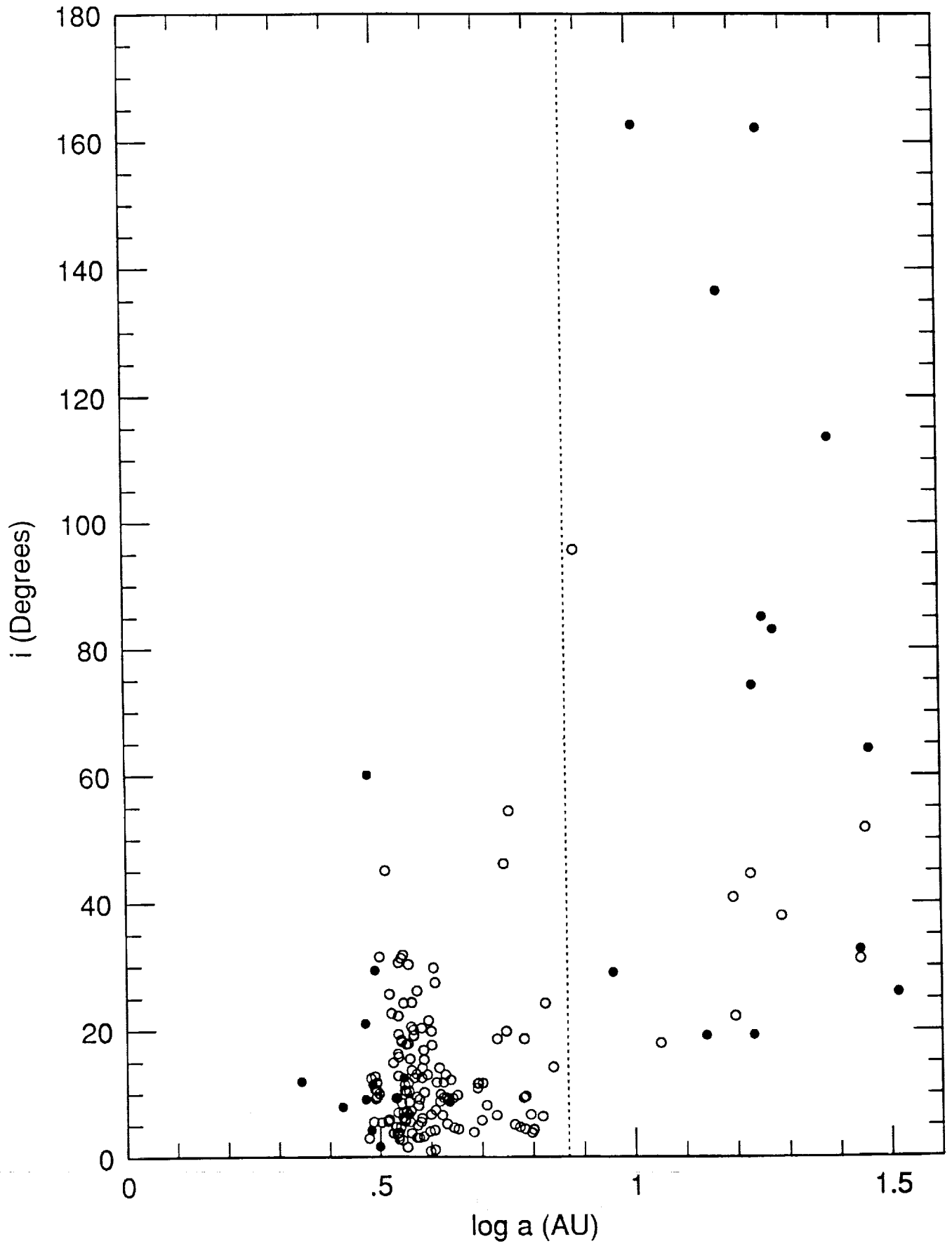


FIG 2

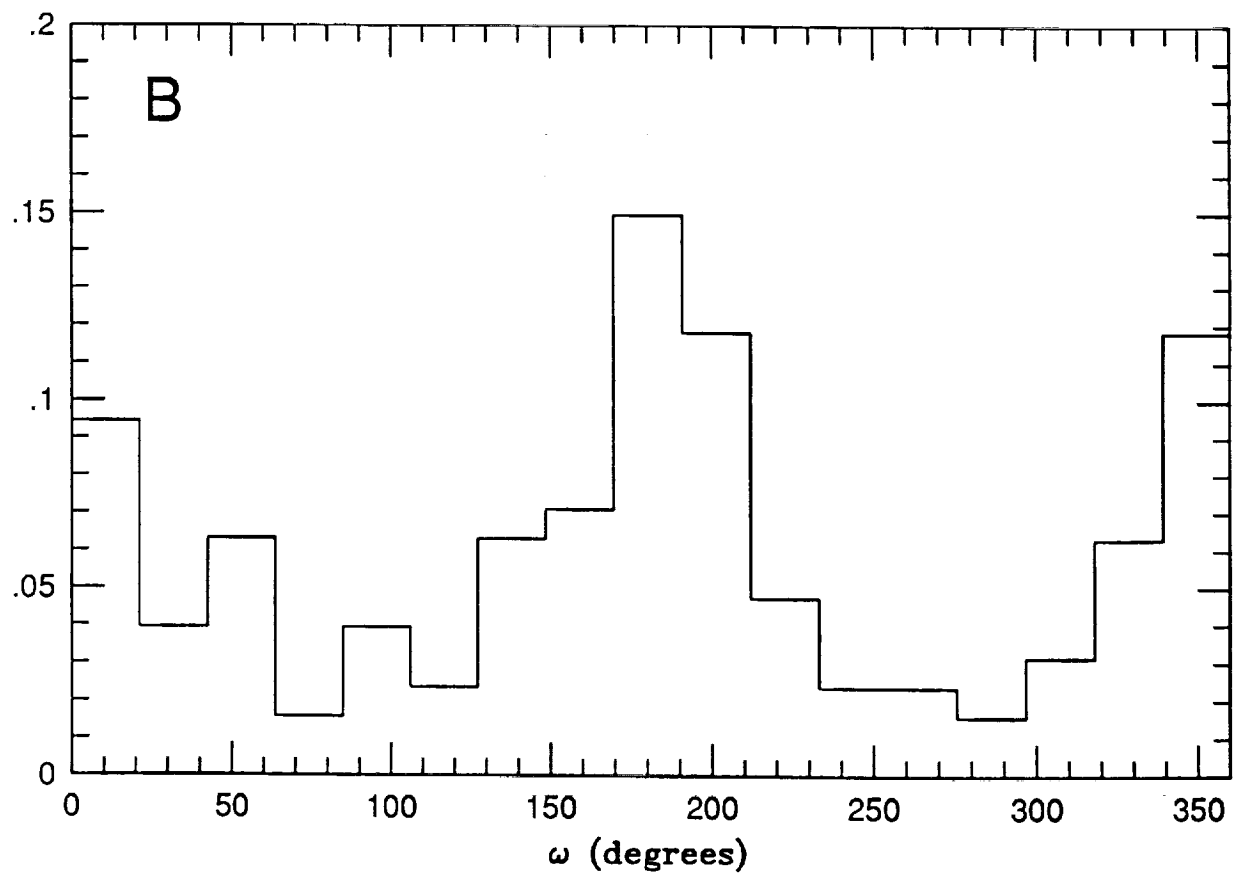
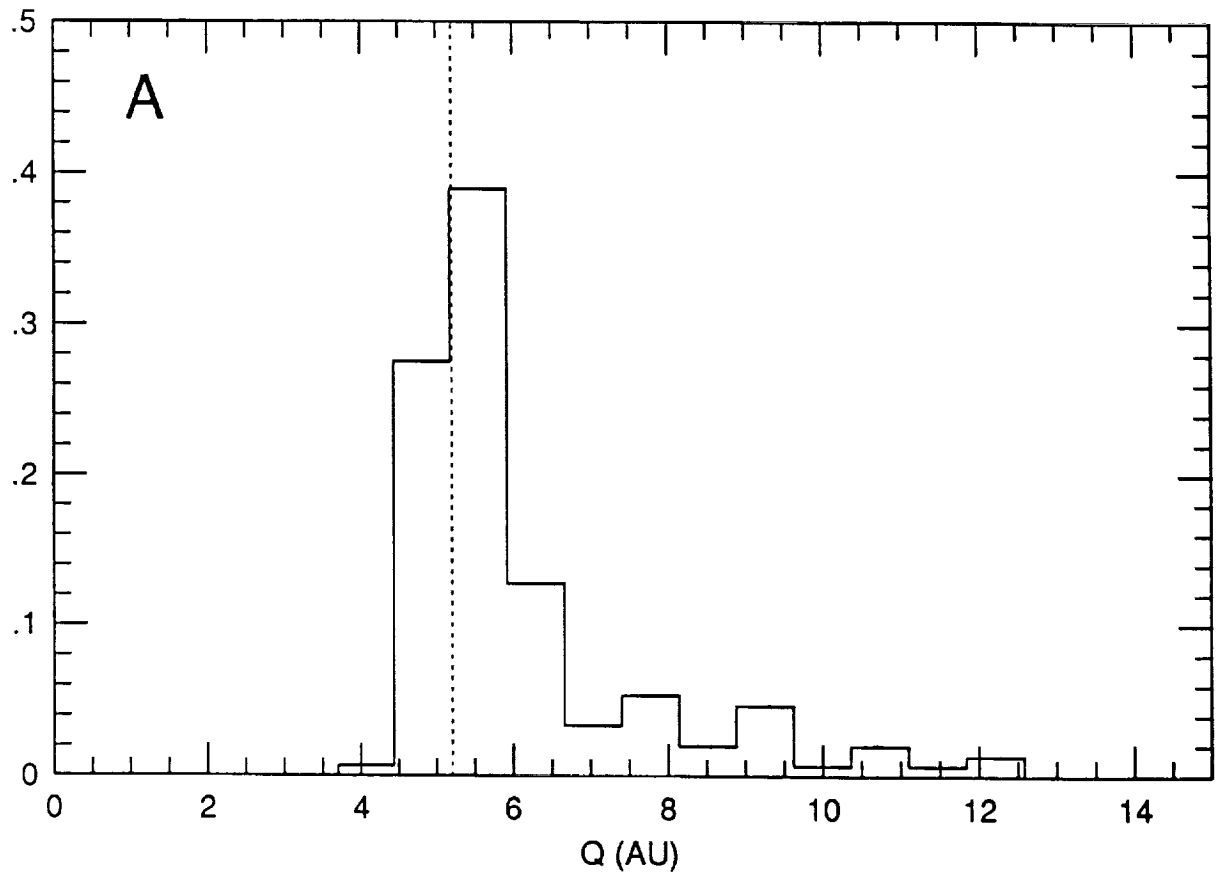


FIG 3

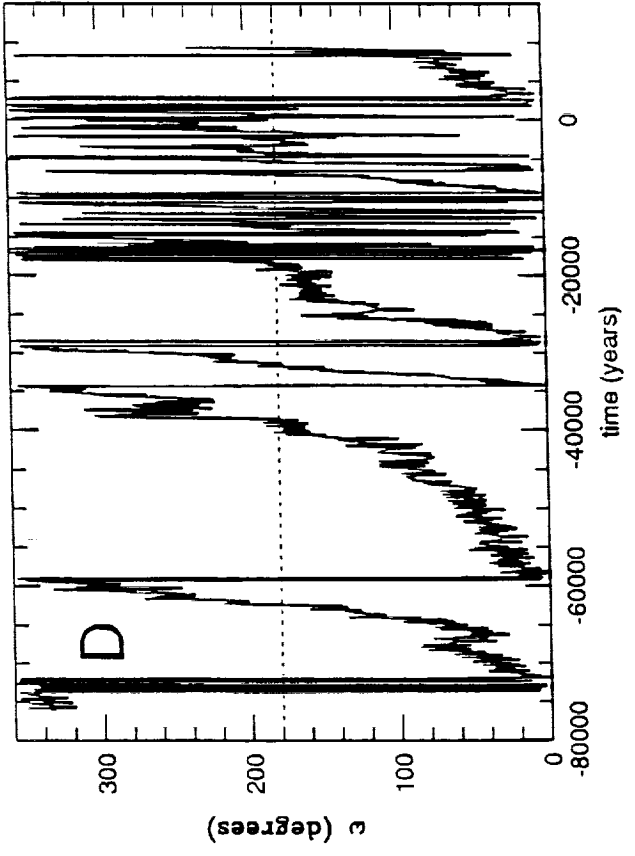
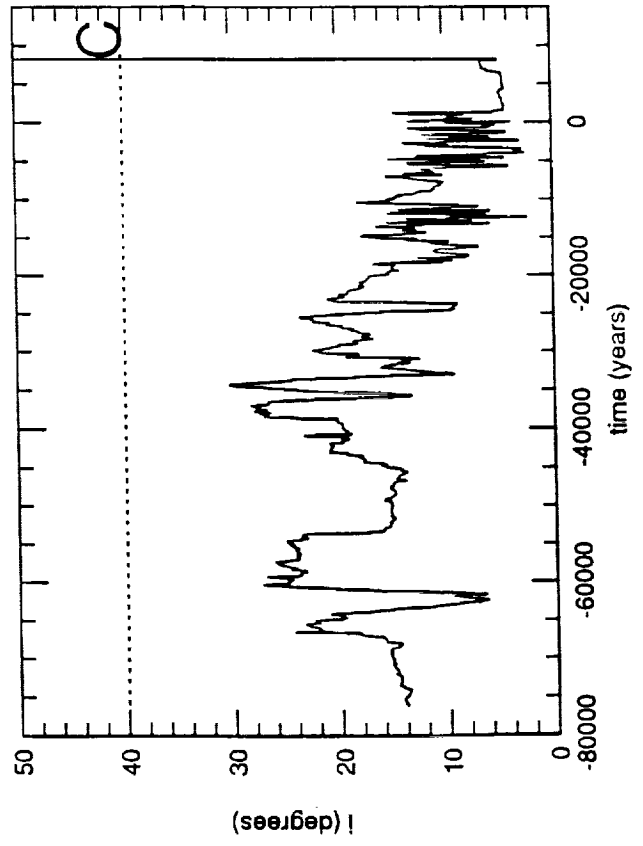
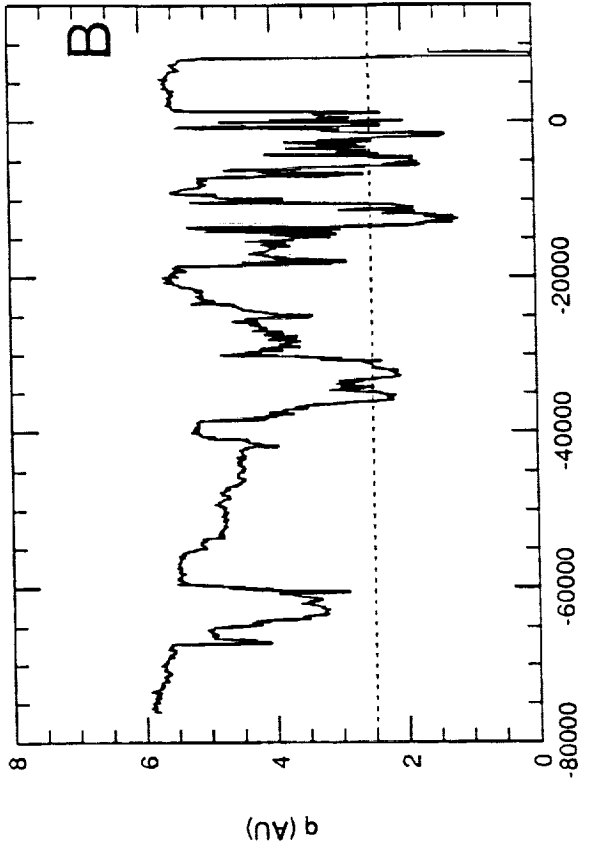
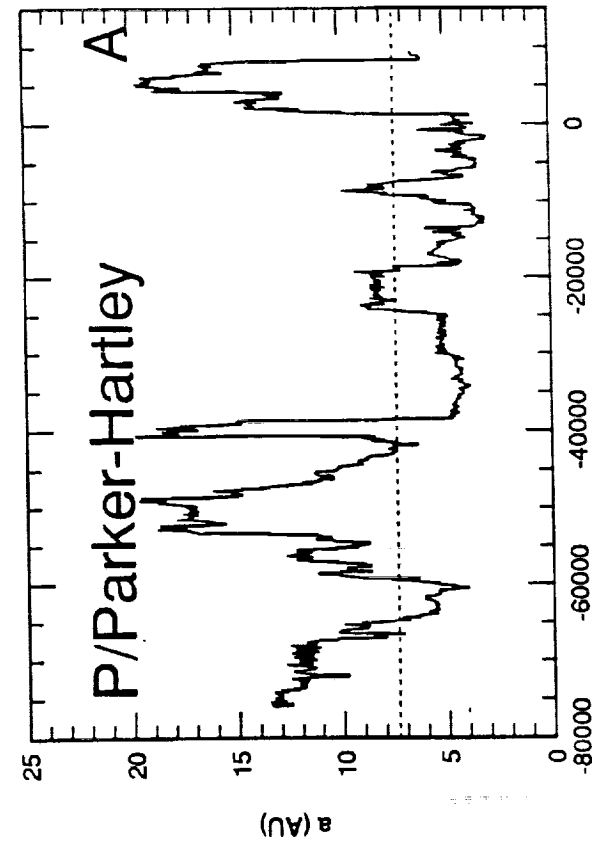


FIG 4



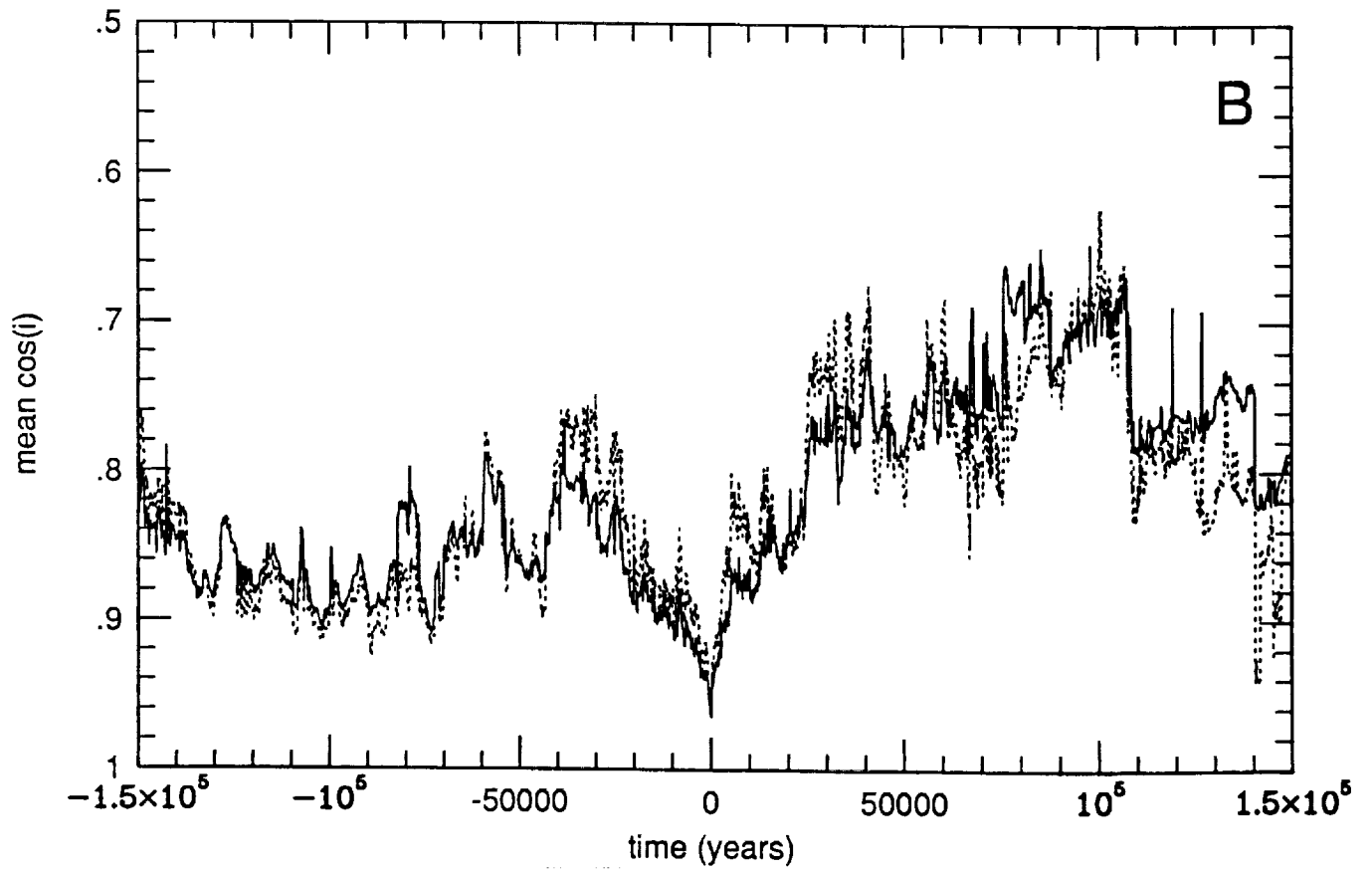
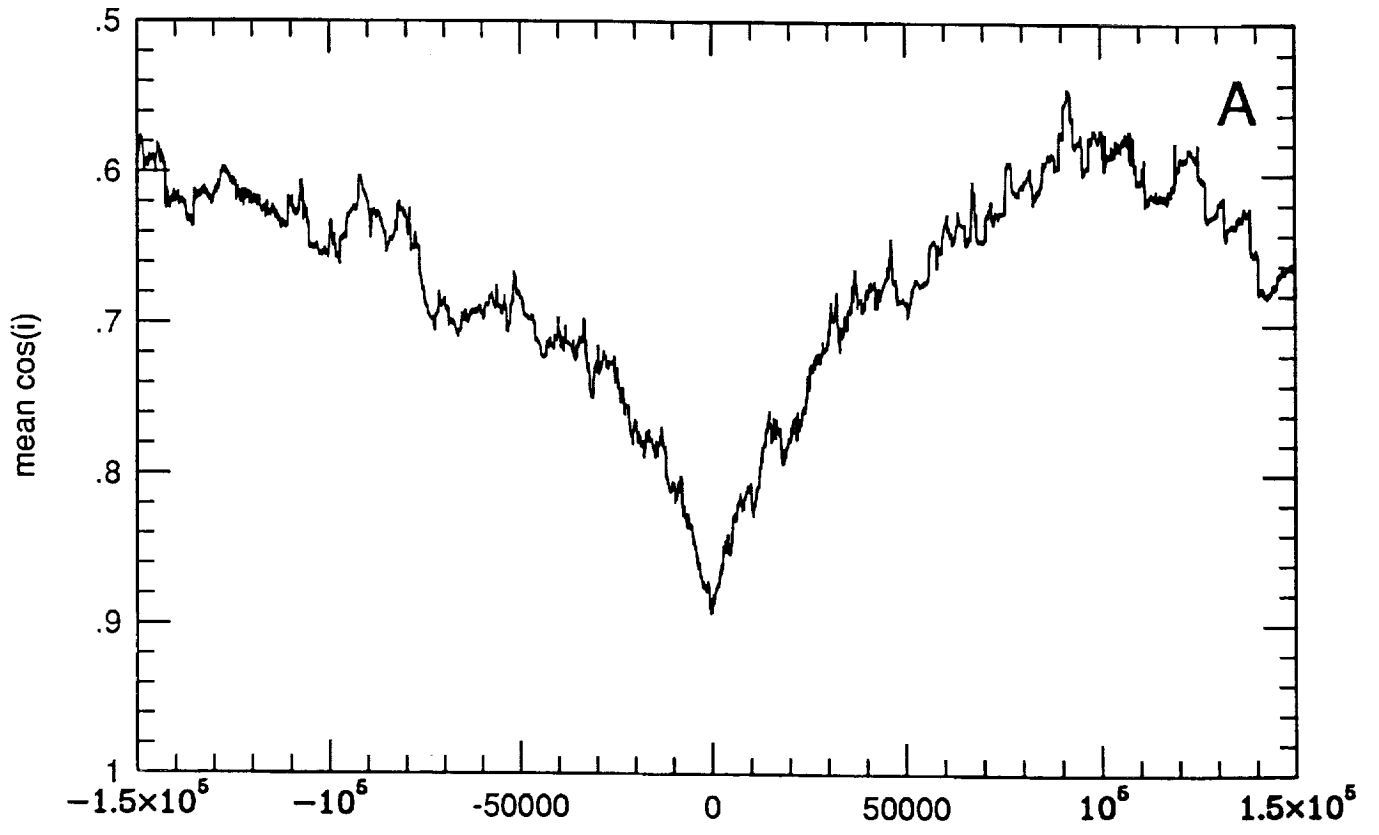


FIG 5

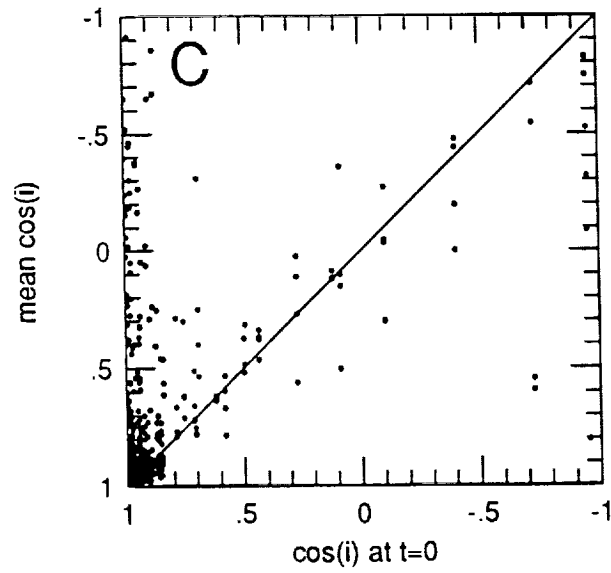
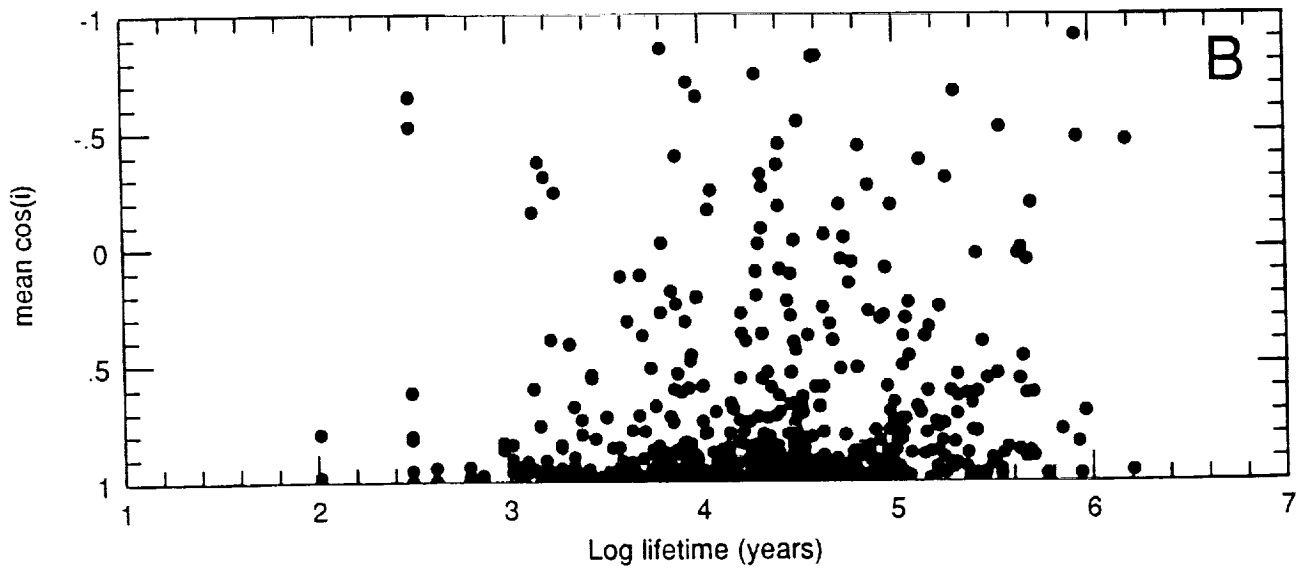
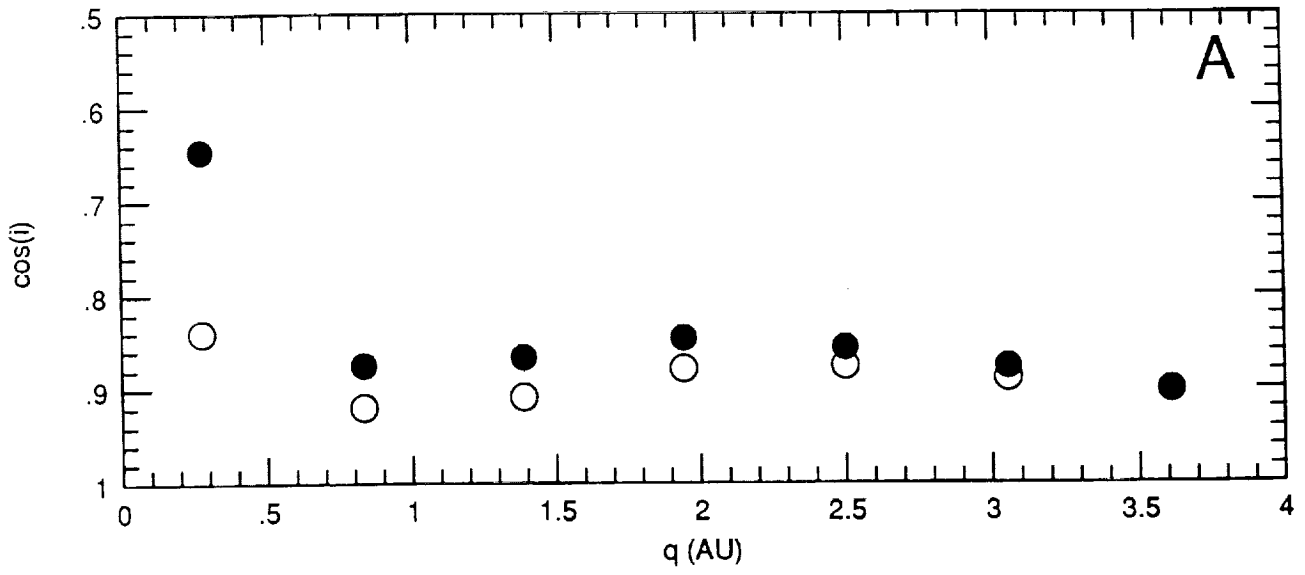


FIG 6

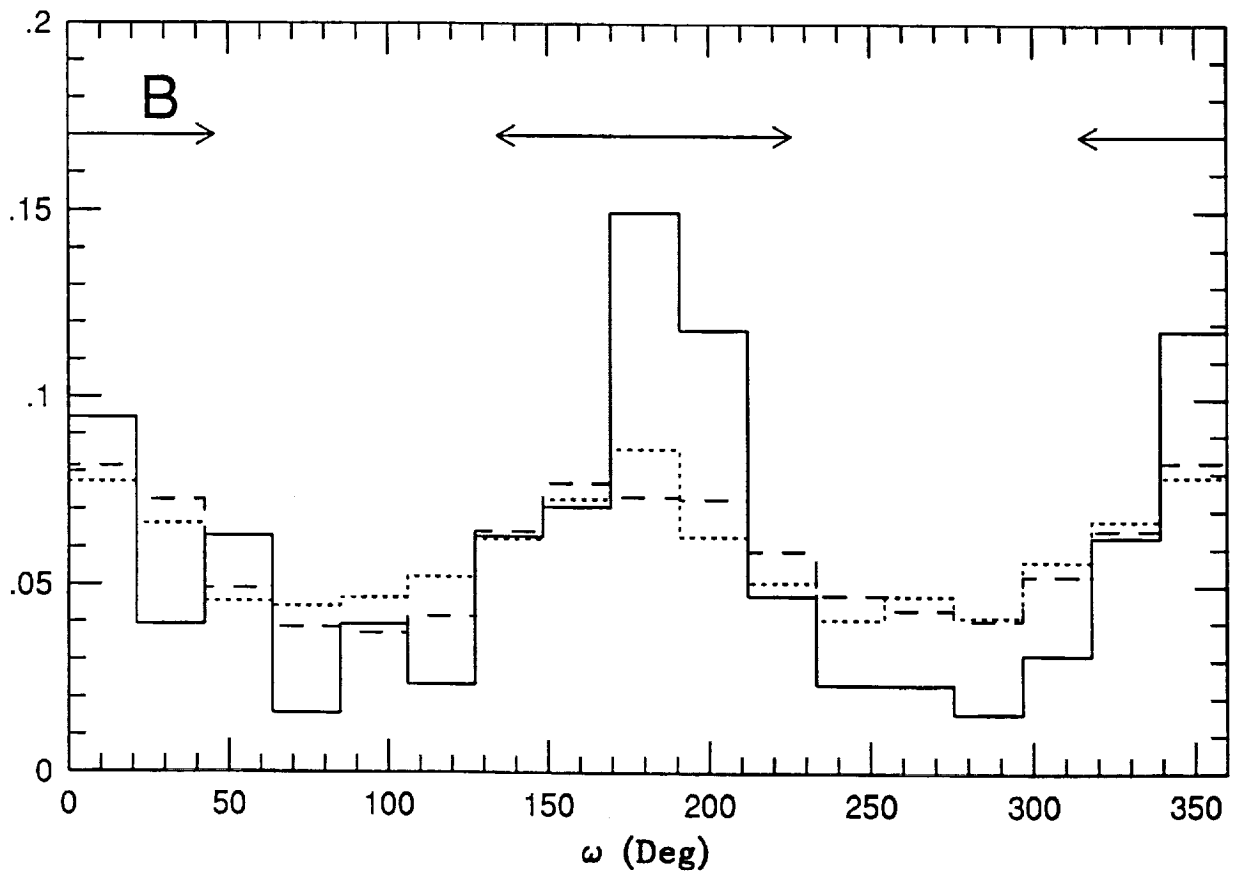
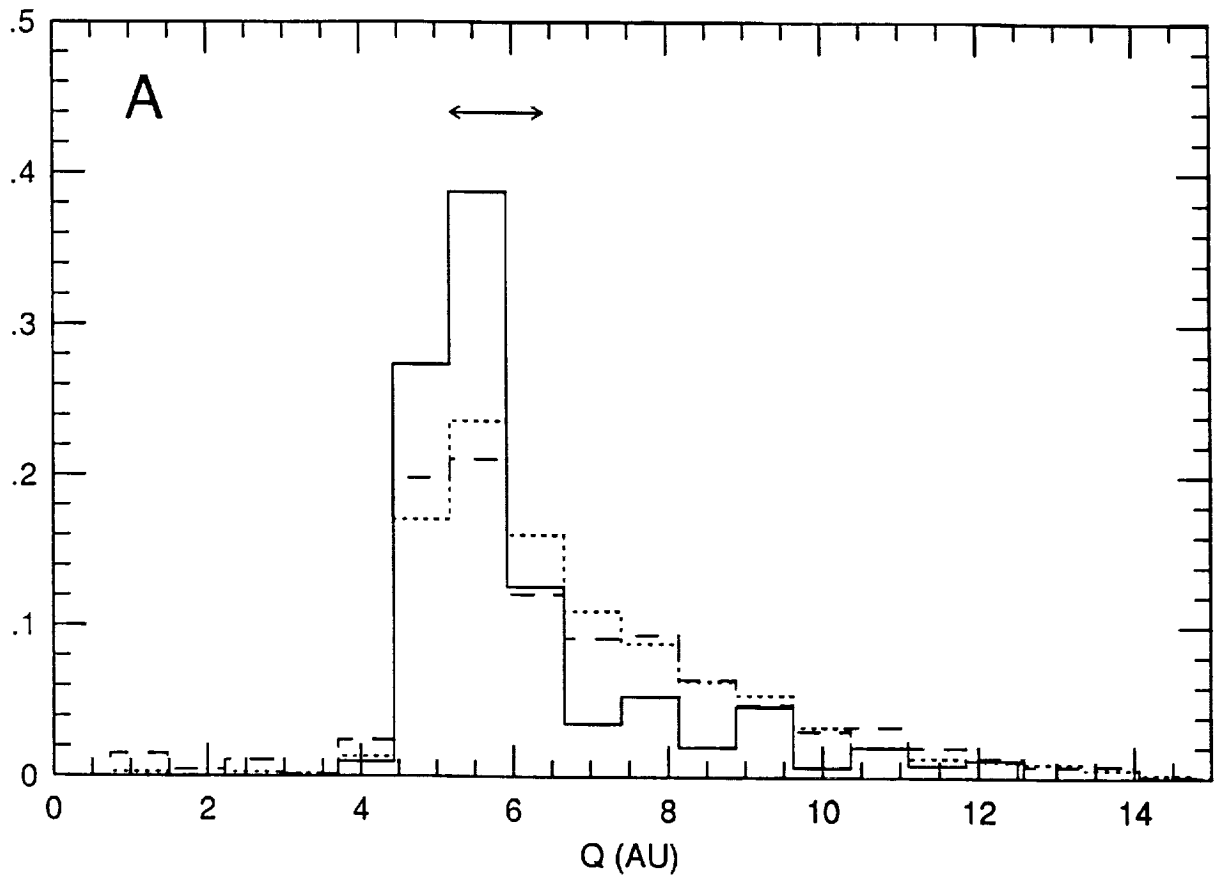


FIG 7

