

1995126595

51.07

66137

NASA Dryden Flight Research Center**"Minimum Fan Turbine Inlet Temperature Mode Evaluation"****Table of Contents**

Navigating Around the Workshop:[\[Workshop Home\]](#) [\[Session Agenda\]](#) [\[Submit Response / Read Responses\]](#)**HELP** is Available

CONTENTS:

- [Minimum Fan Turbine Inlet Temperature Mode Predictions \(p. 1\)](#)
 - [Estimated Extended Engine Life \(p. 2\)](#)
 - [Minimum Fan Turbine Inlet Temperature Mode Subsonic Analysis \(p. 3\)](#)
 - [Minimum Fan Turbine Inlet Temperature Mode Supersonic Analysis \(p. 4\)](#)
 - [Minimum Fan Turbine Inlet Temperature Mode Supersonic Analysis \(contd.\) \(p. 5\)](#)
 - [Summary of Results for the Minimum Fan Turbine Inlet Temperature Mode \(p. 6\)](#)
 - [Summary of Results for the Minimum Fan Turbine Inlet Temperature Mode \(contd.\) \(p. 7\)](#)
-

Author: John S. Orme
Affiliation: NASA Dryden Flight Research Center
Phone: (805)258-3683
Fax: (805)258-3744
Address: P.O. Box 273, MS D-2033, Edwards, CA 93523
e-mail: orme@alien.dfrf.nasa.gov

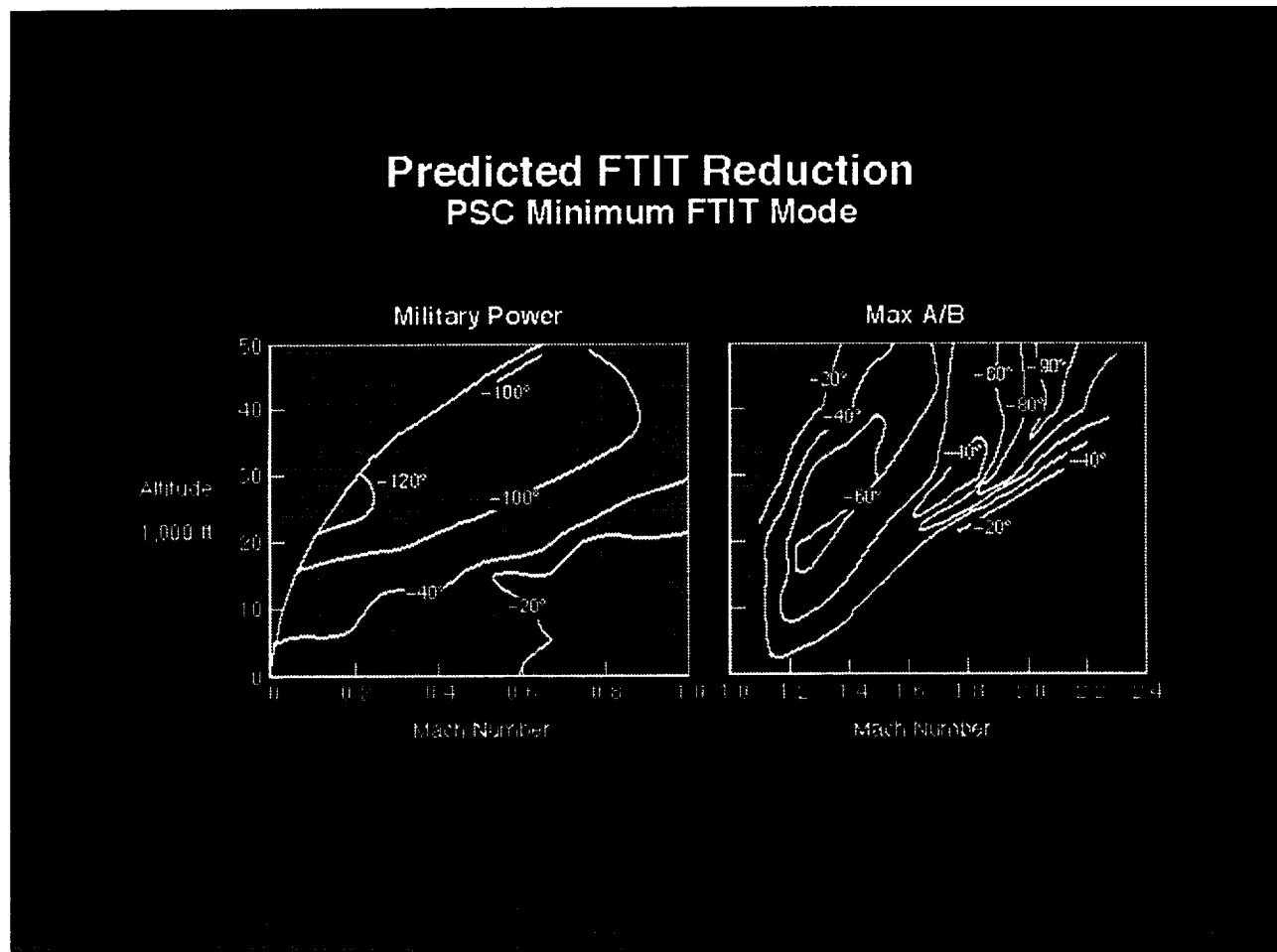
Author: Steven G. Nobbs
Affiliation: McDonnell Douglas Corporation
Phone: (314)232-2717
Fax: (314)232-4141
Address: MC 1069020, P.O. Box 516, St. Louis, MO 63166
e-mail: m236054%etd.decnet@mdcgwy.mdc.com

Navigating Around the Workshop:

[\[Workshop Home\]](#) [\[Session Agenda\]](#)

Paper [\[Index / Next\]](#) [\[Submit Response / Read Responses\]](#)

HELP is Available



In the Minimum Fan Turbine Inlet Temperature (FTIT) Mode, FTIT is reduced while baseline engine thrust is maintained. FTIT reductions of up to 120 degrees Fahrenheit at military and up to 90 degrees at maximum power are predicted for the Minimum FTIT Mode. These reductions in FTIT translate into substantial increases in engine life.

Paper [\[Index / Next\]](#) [\[Submit Response / Read Responses\]](#)

Author: John S. Orme
e-mail: orme@alien.dfrf.nasa.gov

Author: Steven G. Nobbs
e-mail: m236054%etd.decnnet@mdcgyw.mdc.com


Estimated Extended Engine Life

Navigating Around the Workshop:

[\[Workshop Home\]](#) [\[Session Agenda\]](#)

Paper [\[Index / Prev / Next\]](#) [\[Submit Response / Read Responses\]](#)

[HELP](#) is Available



PSC Extended Engine Life Mode Typical Life Improvements

Airfoil	Oxidation Erosion	Stress Rupture
1st Vane	16%	n/a
1st Blade	16%	46%
2nd Vane	27%	n/a
2nd Blade	18%	51%

16% Increase in Life

P&W estimated the increase in engine life due to the reduction in FTIT. They did this for a composite F-15 mission in which the engine was operated over 4,000 TAC cycles. The result was a 16% increase in engine hot part life. This improvement was achieved by reduced oxidation/erosion to the high pressure turbine vanes and blades.

Paper [\[Index / Prev / Next\]](#) [\[Submit Response / Read Responses\]](#)

Author: John S. Orme
e-mail: orme@alien.drf.nasa.gov

Author: Steven G. Nobbs
e-mail: m236054%etd.decnat@mdcgwy.mdc.com

NASA Dryden Flight Research Center

"Minimum Fan Turbine Inlet Temperature Mode Evaluation", page 3

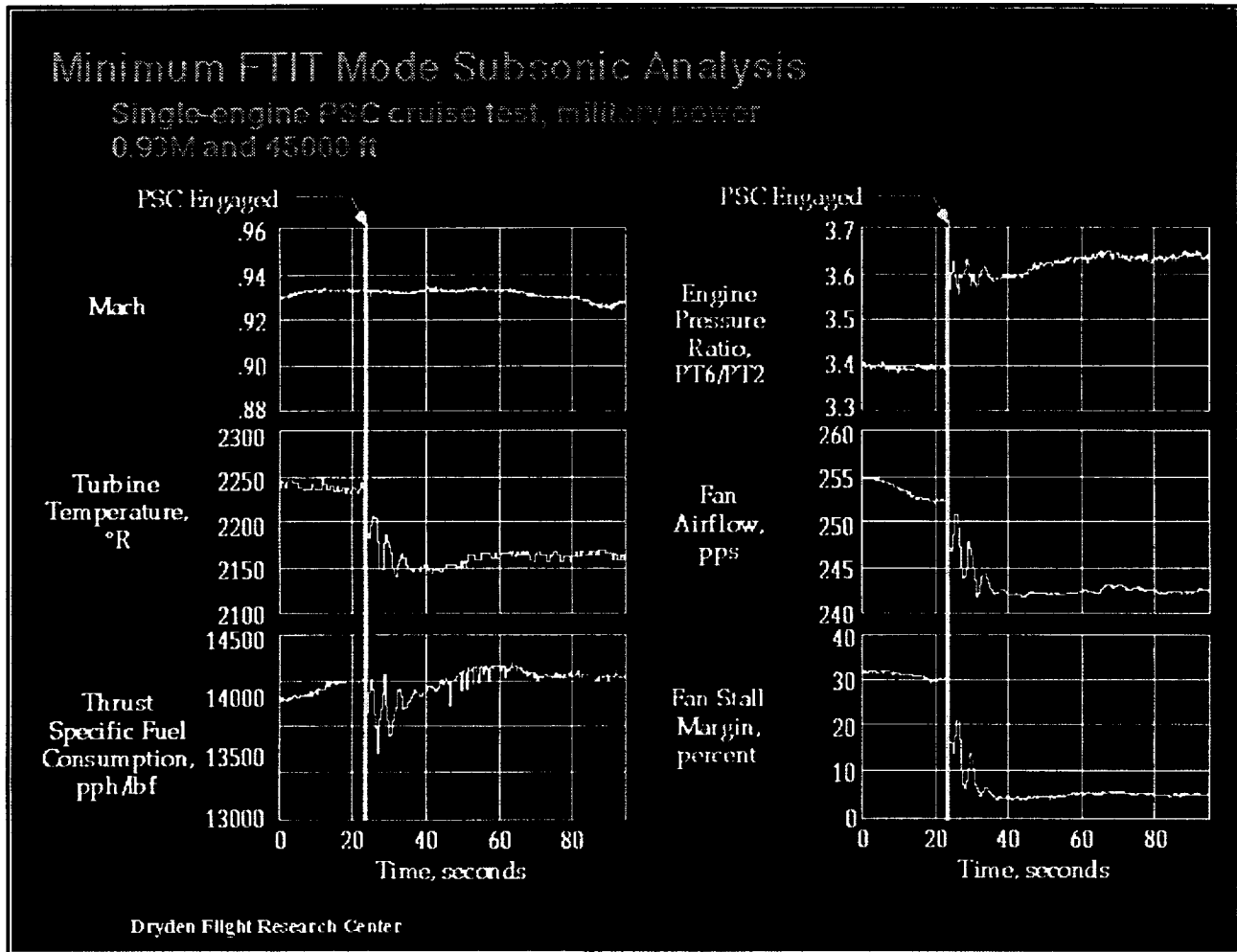
Minimum Fan Turbine Inlet Temperature Mode Subsonic Analysis

Navigating Around the Workshop:

[\[Workshop Home\]](#) [\[Session Agenda\]](#)

Paper [\[Index / Prev / Next\]](#) [\[Submit Response / Read Responses\]](#)

[HELP](#) is Available



The Minimum FTIT mode is designed to minimize fan turbine inlet temperature while maintaining constant FNP (effectively extending engine life) during cruise flight conditions. The maneuvers flown consisted of flying at stabilized flight conditions. The aircraft test engine was allowed to stabilize at the cruise conditions before data collection initiated; data were then recorded with PSC not-engaged, then data were recorded with the PSC system engaged. The maneuvers were flown back-to-back to allow for direct comparisons by minimizing the effects of variations in the test day conditions. The Minimum FTIT mode was evaluated at subsonic and supersonic Mach numbers and focused on three altitudes: 15,000, 30,000, and 45,000 feet. Flight data were collected for part, military, partial and maximum afterburning power conditions.

Analysis for a typical Minimum FTIT mode demonstration during a single-engine subsonic test is presented. The cruise flight condition was Mach 0.93 and altitude of 45,000 feet. When necessary, the pilot maintained flight condition by commanding the non-test engine throttle and stick. This was done for all single engine testing.

Time histories are presented for performance parameters (M, FTIT, and TSFC) and engine operating parameters (engine pressure ratio(EPR), model estimated fan airflow, and fan stall margin). The PSC system was not engaged from 0 to approximately 25 sec. The steady state value of FTIT with the PSC system disengaged was approximately 2237deg.R. The PSC system was engaged from 25 seconds through the end of the run. The PSC algorithm held FNP to within +/-2% of the initial value after the PSC system was engaged. The steady state FTIT with the PSC system engaged was approximately 2166deg.R, over a 70deg.R temperature reduction. The FTIT reduction was achieved by increasing EPR and decreasing fan airflow as well as repositioning the compressor and fan variable guide vanes. The fan stall margin was driven to the lower limit of 4% by the change in engine operating condition.

Paper [[Index](#) / [Prev](#) / [Next](#)] [[Submit Response](#) / [Read Responses](#)]

Author: John S. Orme
e-mail: orme@alien.dfrf.nasa.gov

Author: Steven G. Nobbs
e-mail: m236054%etd.decnet@mdcgwy.mdc.com

NASA Dryden Flight Research Center

"Minimum Fan Turbine Inlet Temperature Mode Evaluation", page 4

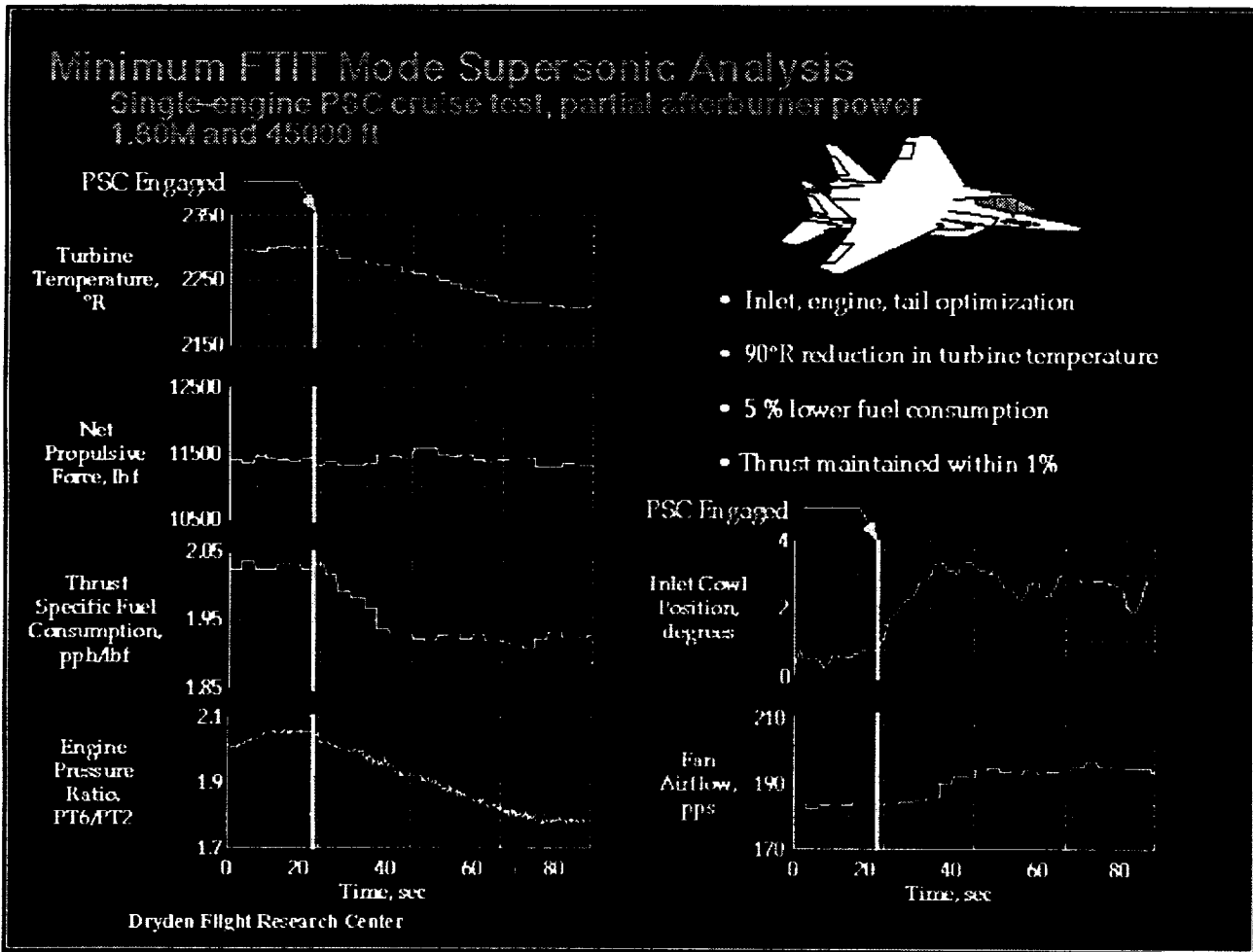
Minimum Fan Turbine Inlet Temperature Mode Supersonic Analysis

Navigating Around the Workshop:

[\[Workshop Home\]](#) [\[Session Agenda\]](#)

Paper [\[Index / Prev / Next \]](#) [\[Submit Response / Read Responses\]](#)

[HELP](#) is Available



The above figure presents time histories and an illustration of net propulsive force contributions for a typical test of the Minimum FTIT mode for supersonic conditions. The cruise flight condition was Mach 1.80 at an altitude of 45000 ft with a partial afterburner power setting.

The most effective way of reducing turbine temperature is by reducing core fuel flow. If afterburner fuel flow was included as a control for the Minimum FTIT mode, as it is for the Minimum Fuel mode, then core flow would be cut back and afterburner flow increased. The optimum minimized FTIT in this case would result from producing as much thrust as possible from the very fuel-inefficient afterburner. The excessive amount of fuel burned in this "optimum" engine configuration would far outweigh any extended engine life benefits from reducing turbine temperature. Thus, afterburner fuel flow is not included as a control for the Minimum FTIT mode. Another method for reducing core fuel flow is to lessen the thrust required for flight. By reconfiguring the integrated aircraft and propulsion system, decreases in gross drag will reduce the required net thrust while still maintaining FNP.

Time histories are given for the engine operating parameters (EPR and airflow), inlet cowl angle, and

performance parameters (TSFC, FNP, and FTIT). After approximately 20 seconds of steady-state trim cruise condition, PSC was engaged. After converging, steady-state results are reflected from approximately 70 seconds until the end of the maneuver. With the use of PSC, FTIT was reduced by 90deg.R, and FNP was maintained to within 1 percent of baseline engine operation. In addition, TSFC was reduced by approximately 5 percent. EPR decreased from 2.05 to 1.80 and airflow was up trimmed by 11 pps to produce the FTIT and TSFC savings.

Paper [[Index](#) / [Prev](#) / [Next](#)] [[Submit Response](#) / [Read Responses](#)]

Author: John S. Orme
e-mail: orme@alien.dfrf.nasa.gov

Author: Steven G. Nobbs
e-mail: m236054%etd.decnet@mdcgwy.mdc.com

NASA Dryden Flight Research Center

"Minimum Fan Turbine Inlet Temperature Mode Evaluation", page 5

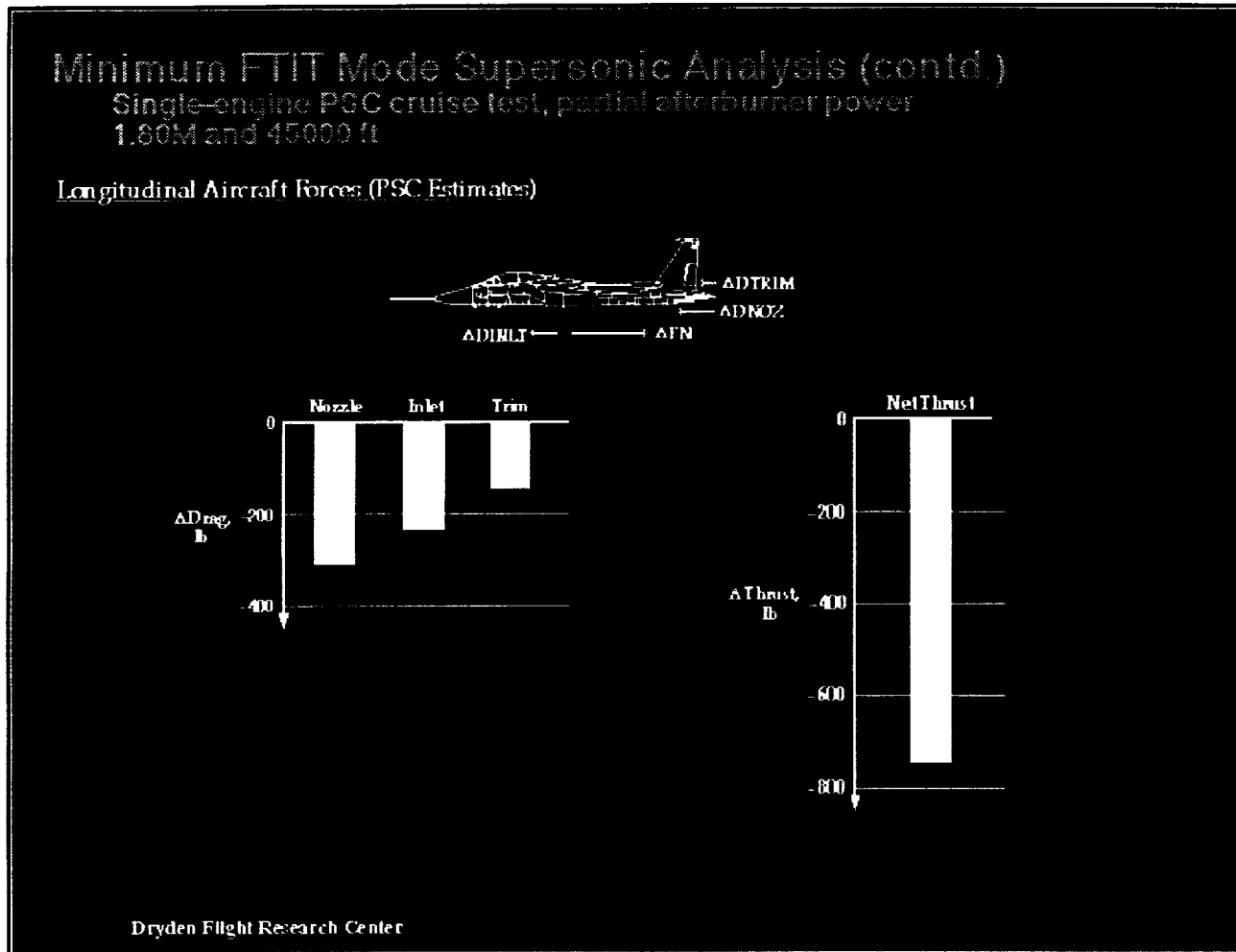
Minimum Fan Turbine Inlet Temperature Mode Supersonic Analysis (contd.)

Navigating Around the Workshop:

[[Workshop Home](#)] [[Session Agenda](#)]

Paper [[Index](#) / [Prev](#) / [Next](#)] [[Submit Response](#) / [Read Responses](#)]

[HELP](#) is Available



According to the PSC models, a combination of drag reductions reduced the required amount of net thrust as seen in the above longitudinal aircraft forces diagram. All three drag components of FNP were decreased and together produced over 670 lbs of drag savings. Together, DINLT and DTRIM, the two drag terms most effected by inlet optimization, indicate that the inlet and stabilator provided an approximately 370 lbs drag reduction.

Paper [[Index](#) / [Prev](#) / [Next](#)] [[Submit Response](#) / [Read Responses](#)]

Author: John S. Orme
e-mail: orme@alien.dfrf.nasa.gov

Author: Steven G. Nobbs

NASA Dryden Flight Research Center

"Minimum Fan Turbine Inlet Temperature Mode Evaluation", page 6

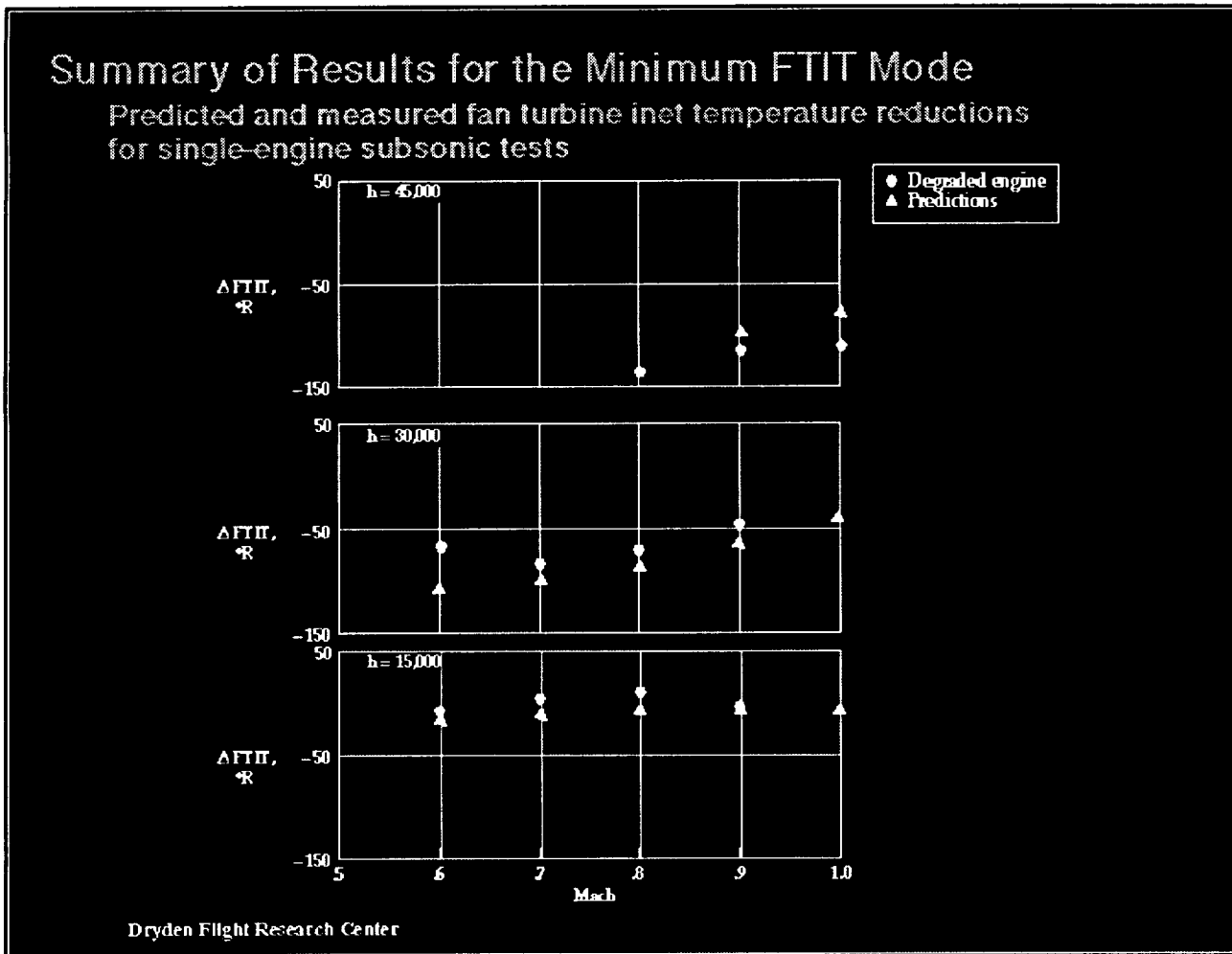
Summary of Results for the Minimum Fan Turbine Inlet Temperature Mode

Navigating Around the Workshop:

[\[Workshop Home\]](#) [\[Session Agenda\]](#)

Paper [\[Index / Prev / Next\]](#) [\[Submit Response / Read Responses\]](#)

[HELP](#) is Available



A comparison of measured and predicted FTIT reductions as a result of the PSC system is shown for the engine at a MIL power setting. Data were collected at 15,000, 30,000, and 45,000 feet altitudes. The FTIT reductions are large at 45,000 feet ranging from in excess of 100deg.R at the lower Mach numbers and diminishing slightly as transonic Mach numbers are approached. The measured and predicted FTIT reductions agree well for all flight conditions.

To put these temperature reductions in perspective, every 70deg.R reduction will double turbine life caused by temperature effects. These benefits are very important especially at high power settings where the engine operates near its temperature limit. At 30,000 feet, the FTIT reductions range from 45deg.R to 80deg.R at the higher subsonic Mach numbers. Although less than those at 45,000 feet, these reductions are still significant in terms extending engine life. The FTIT reductions at 15,000 feet are at best small, and in some cases small increases in temperatures were observed. These small temperature reductions at lower altitudes are consistent with predictions. The variations in the data at 15,000 feet also reflect the resolution and accuracy of the closed-loop PSC algorithm throughout the flight

envelope.

Paper [[Index](#) / [Prev](#) / [Next](#)] [[Submit Response](#) / [Read Responses](#)]

Author: John S. Orme
e-mail: orme@alien.dfrf.nasa.gov

Author: Steven G. Nobbs
e-mail: m236054%etd.decnet@mdcgwy.mdc.com

NASA Dryden Flight Research Center

"Minimum Fan Turbine Inlet Temperature Mode Evaluation", page 7

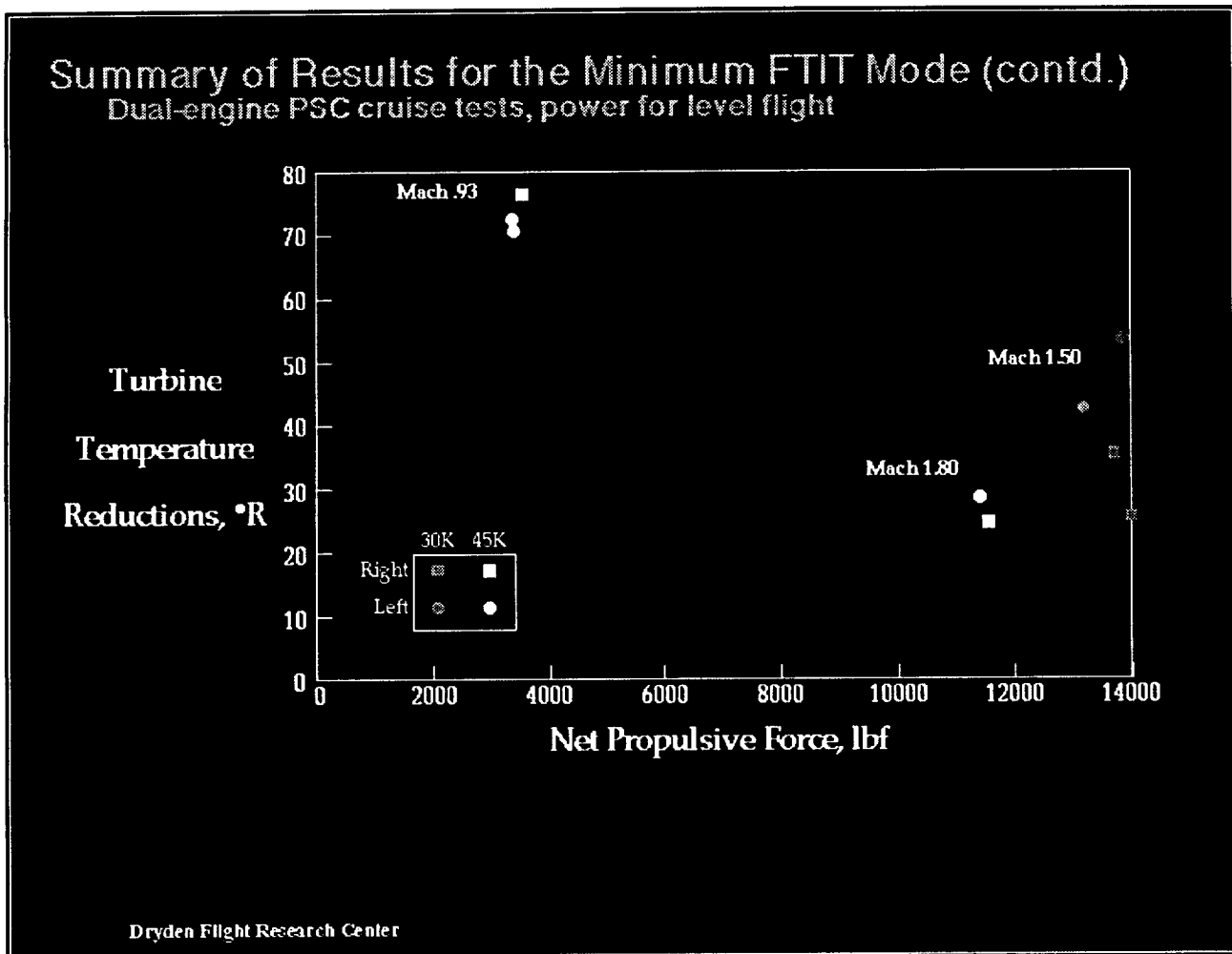
Summary of Results for the Minimum Fan Turbine Inlet Temperature Mode (contd.)

Navigating Around the Workshop:

[\[Workshop Home\]](#) [\[Session Agenda\]](#)

Paper [\[Index / Prev\]](#) [\[Submit Response / Read Responses\]](#)

[HELP](#) is Available



Measured reductions in turbine temperature which resulted from the application of the PSC Minimum FTIT mode during the dual-engine test phase is presented above as a function of net propulsive force and flight condition. Data were collected at altitudes of 30,000 and 45,000 feet at military and partial afterburning power settings. The FTIT reductions for the supersonic tests are less than at subsonic Mach numbers because of the increased modeling and control complexity. In addition, the propulsion system was designed to be optimized at the mid supersonic Mach number range.

Subsonically at military power, FTIT reductions were above 70deg.R for either the left or right engines, and repeatable for the right engine. At partial afterburner and supersonic conditions, the level of FTIT reductions were at least 25deg.R and as much as 55deg.R. Considering that the turbine operates at or very near its temperature limit at these high power settings, these seemingly small temperature reductions may significantly lengthen the life of the turbine.

In general, the Minimum FTIT mode has performed well, demonstrating significant temperature reductions

at military and partial afterburner power. Decreases of over 100deg.R at cruise flight conditions were identified. Temperature reductions of this magnitude could significantly extend turbine life and reduce replacement costs.

Paper [[Index](#) / [Prev](#)] [[Submit Response](#) / [Read Responses](#)]

Author: John S. Orme
e-mail: orme@alien.dfrf.nasa.gov

Author: Steven G. Nobbs
e-mail: m236054%oetd.decnet@mdcgwy.mdc.com