

040703

NASA Technical Memorandum 107394

# 10 000-Hour Cyclic Oxidation Behavior at 982 °C (1800 °F) of 68 High-Temperature Co-, Fe-, and Ni-Base Alloys

Charles A. Barrett  
*Lewis Research Center*  
*Cleveland, Ohio*

June 1997



National Aeronautics and  
Space Administration

**Trade names or manufacturers' names are used in this report for identification only. This usage does not constitute an official endorsement, either expressed or implied, by the National Aeronautics and Space Administration.**

# 10,000-HOUR CYCLIC OXIDATION BEHAVIOR AT 982 °C (1800 °F) OF 68 HIGH-TEMPERATURE Co-, Fe-, AND Ni-BASE ALLOYS

Charles A. Barrett  
National Aeronautics and Space Administration  
Lewis Research Center  
Cleveland, Ohio 44135

## INTRODUCTION

Power systems with operating temperatures in the range of 815 to 982 °C (1500 to 1800 °F) frequently require alloys that can operate for long times at such temperatures. A critical requirement is that these alloys have adequate oxidation (scaling) resistance. This implies the use of Fe-, Ni-, and Co-base high temperature alloys with sufficient Cr and/or Al content(s) to confer this resistance. The alloys used in these power systems will require thousands of hours of operating life with intermittent shut-downs to room temperature. Thus, alloy selection must consider long-time cyclic oxidation behavior. However, most oxidation data heretofore available for such alloys are mostly for isothermal (i.e., noncyclic conditions). As a first approximation, long-time (greater than 1000 hr) behavior can be predicted from the isothermal parabolic scaling constant  $k_p$  derived from shorter time (usually a few hundred hours) weight change versus time data (ref. 8).

Intermittent power plant shut-downs, however, offer the possibility that the protective scale will tend to spall (i.e., crack and flake-off) upon cooling, increasing the rate of oxidation attack in subsequent heating cycles. Thus, it is critical, that for alloys evaluated for oxidation resistance, a better estimate of their cyclic oxidation behavior be made. It was determined that exposing test alloys for ten-1000 hr cycles in static air at 982 °C (1800 °F) could give a reasonable simulation of long-time power plant operation. Sixty-eight Co-, Fe-, and Ni-base high temperature alloys, typical of those used at this temperature or higher, were used in this study. The alloys were evaluated and compared on the basis of the specific weight change versus time data, x-ray diffraction and appearance of the test samples after test.

## MATERIALS AND PROCEDURE

Sixty-eight alloys in the Co-, Fe-, and Ni-base metal systems were tested in this study. They are listed in table I along with their nominal chemical compositions in weight percent. The alloys are grouped by base-metal and sub-grouped by the type of alloy (e.g., Ni-base heater/sheet alloys). This approach of organizing the alloys as 11 sub-groups will be continued throughout this study.

All the alloys were tested as small coupons roughly 12.7 mm wide and 19 to 32 mm long with a 32 mm diameter hanger hole. The thickness of each sample is listed in a table in appendix A. In most cases replicate samples were run.

The test samples in the as-received condition were measured, degreased, ultrasonically cleaned, and weighed to the nearest 0.1 mg. They were then suspended on individual quartz hooks attached to a quartz rod lattice two-tier rack. The lattices were placed in a box furnace held at a temperature of 982 °C (1800 °F). After 1000 hr the samples were removed, cooled to room temperature and weighed to the nearest 0.1 mg. This procedure was repeated until ten 1000-hr cycles were completed. After final weighing, the samples were photographed, the appearance noted, and finally the sample surface was analyzed by x-ray diffraction (XRD) to determine the oxides present on each alloy. Specific weight change versus time data were generated for each test sample from the sample weights and the initial sample area. This gravimetric data was the primary basis for analyzing the oxidation behavior of the alloys.

As a further aid in comparing results, the samples were ranked after test as to their general appearance, nature of the scale, tendency of the scale to spall while handling, etc. This is a subjective relative evaluation exclusive of the weight change data with a ranking of 1 (excellent), to 5 (catastrophic). Both the XRD and scale ranking criteria will be used below along with the specific weight change data in a final overall cyclic oxidation evaluation of each alloy.

## RESULTS

A total of 68 Co-, Fe-, and Ni-base alloys were tested representing 132 runs at 982 °C (1800 °F) in static air for ten-1000 hr exposure cycles. The specific weight change versus time data generated was used to infer oxidation kinetics. Some typical specific weight change versus time data (i.e.,  $\Delta W/A$  versus  $t$ ) are shown in figures 1 to 9. These plots represent a range of oxidation behavior including parabolic, parabolic-linear, linear and mixed linear kinetics. The gravimetric/time data was fitted to the basic parabolic equation:

$$(1) \Delta W/A = k_1^{1/2} t^{1/2} + k_2 t \pm \text{S.E.E. by multiple linear regression.}$$

The use of this equation is discussed in detail in appendix A where depending upon the degree of fit, the significance and sign of the constants  $k_1^{1/2}$  and  $k_2$  define the kinetic model and S.E.E. is the standard error at estimate. Figures 1 to 9 show both the observed data values (the circles) and the derived data values (the squares) indicate the degree of fit to the various models. Of the 132 runs, 94 were classified by regression results as parabolic (model 1), 4 were parabolic (model 2), while 34 were linear or mixed-linear (model 3). If only the  $k_1^{1/2}$  term<sup>1</sup> is significant this implies parabolic kinetics where scale growth is the only controlling factor. In parabolic oxidation both the scale growth constant,  $k_1^{1/2}$  and the scale loss constant, usually through spalling  $-k_2$  are significant. In the linear case massive scale growth or loss usually overwhelms the basic model equation (1) forcing simple linear kinetics.

In theory, straight parabolic oxidation is preferred in cyclic oxidation tests indicating no difference between cyclic and isothermal response at elevated temperatures. However, in practice, an alloy with a low scale growth rate coupled with a low scale loss<sup>2</sup> (i.e., parabolic behavior) is usually favored over an alloy with a much higher growth rate and no significant scale loss (i.e., parabolic behavior). For example, compare Ni-270, which displays parabolic growth of predominately NiO scale, with a parabolic  $\text{Cr}_2\text{O}_3$  protective scale forming alloy like Tophet 30. Here the Ni-270 has an oxidation ranking of poor while that of Tophet 30 is good. Linear kinetics, on the other hand, usually results from massive growth and/or scale loss rates leading to catastrophic oxidation behavior.

The regression coefficient(s) for the various kinetic models can be combined into a single oxidation attack parameter, here defined as KB3. This parameter derivation is outlined in appendix A and is one of three factors along with an appearance description ranking and the x-ray diffraction data to analyze the cyclic oxidation behavior

The post-test appearance description data for each alloy is described in table II and each alloy is ranked as follows:

- 1 Excellent
- 2 Good
- 3 Fair
- 4 Poor
- 5 Catastrophic

The x-ray diffraction (XRD) results are summarized in table III. The alloys are grouped as before and the phases are listed in descending order of intensity. It is assumed in most cases that the strongest x-ray intensity phase is most abundant. The alloys in the main can be divided into two basic groups as discussed previously (refs. 2, 5, 7 to 9). As is expected for most of the high-Cr alloys chromia ( $\text{Cr}_2\text{O}_3$ ) and chromite spinels [(Co, Fe, and Ni)  $\text{Cr}_2\text{O}_4$ ] with  $a_o$ 's ranging from 8.30 to 8.45 Å are most abundant. Other alloys with significant Al and normally a minimum Cr content tend to form alumina ( $\text{Al}_2\text{O}_3$ ) and aluminate spinels [(Co, Fe, and Ni)  $\text{Al}_2\text{O}_4$ ] with  $a_o$ 's ranging from 8.10 to 8.20 Å. When these alloys ultimately fail, it is because the Cr and/or Al levels fall below a certain critical value favoring the formation of the less protective base-metal oxides of Co, Fe or Ni.

---

<sup>1</sup>Here  $(k_1^{1/2})^2$  is effectively  $k_p$  the parabolic scaling constant.

<sup>2</sup>This scale loss term is mostly due to scale spalling between heating cycles. There may also be some at temperature spalling and/or scale vaporization. In addition this term may include a positive component, due to sample growth from cracking or "fretting" of the specimen either at temperature or upon cool-down or heat-up. These "at temperature" effects can usually be detected in a continuous weighing, isothermal oxidation test.

The attack parameter, KB3 and the visual oxidation ranking are highly correlated and can be combined into a single rating parameter, KB4 by the expression:

$$KB4 = KB3[1 + 0.1(rank - 1)] \quad (2)$$

This will tend to provide an overall oxidation rating which is a slightly more conservative estimate. This is particularly true as the oxidation resistance decreases (i.e., the higher the visual ranking).

The adjusted attack parameter, termed KB4, better reflects the actual cyclic oxidation resistance of the alloys tested. These KB4 values are listed in table IV, by alloy, in decreasing order of their oxidation resistance based on the maximum KB4 value for each alloy. Figure 10 shows four typical oxidation plots representing "excellent" to "fair" behavior. The two alloys U-700 and IN-702 ranked as "excellent" show very little specific weight change over the 10 000 hr test time. HAS-X and DH-242, ranked "good" and "fair" respectively, exhibited an increased degree of specific weight change. The various bar graphs (figs. 11 to 18) showing the replicate KB4 values for a given alloy indicate the good reproducibility of the gravimetric data.

## DISCUSSION OF RESULTS

The 68 alloys tested can be divided mainly into 2 basic groups based primarily on the x-ray diffraction results and the alloy chemistry. Fifty-one of the 68 alloys tested are basically chromia/chromite spinel protective oxide formers and tend to fail when Cr is depleted and base metal scales become controlling. These include 23 of the 35 Ni-base, 20 of the 25 Fe-base, and all 8 of the Co-base alloys. These results are summarized in figures 11 to 13 where the maximum KB4 values for each alloy are plotted in order of decreasing Cr content for each alloy base. Multiple regression analysis of the KB4-Max values for each alloy system as a function of the alloy chemistry show that the oxidation resistance increases with Cr content. For the Ni-base system (fig. 13) the optimum Cr content is close to 32 percent. For good to excellent resistance, a minimum of 15 percent Cr is required. Two alloys similar in appearance and in observed oxides, but with drastically different KB4 results, were quite anomalous. HAS-S appears better than its composition would imply possibly due to the presence of 0.02 percent La which could inhibit spalling. Incoloy-804 is poorer than expected apparently due to the high Fe content. The 20 Fe-base chromia/chromite formers follow the same general trend: The higher the Cr content, the better the oxidation resistance, though not so good as the Ni-base chromia/chromite formers. None of these alloys fall into the "excellent" range, with only 4 in the "good" range: RA-26-1, RA-310, Incoloy-800, and RA-330. All the rest are poor to catastrophic. These "good" Fe-base chromia/chromite formers should not have less than 20 percent Cr.<sup>3</sup> It is not clear why RA-310 and 310 S.S. behave so differently. These Fe-base alloys appear similar and have comparable XRD results, but RA-310 has a much lower KB4 value in the "good" range compared to the "poor" ranking of 310 S.S. The 8 Co-base alloys are all chromia/chromite formers and the KB4-max values for each alloy are plotted on figure 11. They all have high Cr contents ranging from 28 to 20 percent. Cr Alloys with 25 to 28 percent Cr have "good" to "excellent" cyclic oxidation resistance. HA-188, with 23.5 percent Cr, also has "good" oxidation resistance probably due to 0.08 percent La additions to inhibit spalling. MAR-M-509, with 23.5 percent Cr and 7 percent W, with a "fair" ranking and WI-52, with 21 percent Cr and 11 percent W, and L-605, with 20 percent Cr and 15 percent W, with "catastrophic" and "poor" ranking, respectively, have much worse cyclic oxidation resistance due to a combination of lower Cr content and quite high W content.

Of the remaining 17 alloys, 15 can be classified as conferring cyclic oxidation resistance by forming alumina/aluminate scales. Ten alloys are Ni-base while the remaining five are Fe-base. The KB4 values versus alloy for both alloy systems are shown in figures 14 and 15, plotted with decreasing Al content for each system. The behavior of the Ni-base alumina/aluminate scale forming alloys are fairly complex in that they have a narrow range of Al content (3.1 to 6 percent), as well as a minimum Cr content of 6 percent, which is necessary to stabilize the alumina/aluminate oxide. In addition, the formation of a tri-rutile oxide, such as tapiolite-Ni (Nb, Ta, Mo, W)<sub>2</sub>O<sub>6</sub> (e.g., refs. 1, 4, 9, 14, 16, 18) has helped increase the oxidation resistance due to the high levels of the refractory metal Ta (e.g., B-1900, TAZ-8A and NASA-VIA) and Mo for U-700. Of the 10 alumina/aluminate forming Ni-base alloys, IN-100 has a much poorer cyclic oxidation resistance than would be expected from its alloy composition. The high

---

<sup>3</sup>The chromia scale on these alloys does tend to vaporize with increasing temperature, particularly above 1100 °C. At this lower temperature it appears, at most, to be a small percentage of the negative linear rate constant,  $k_2$  (refs. 20 to 23).

KB4 values for this alloy are not particularly consistent with its appearance, but more so with its XRD results; i.e., no strong  $\alpha\text{-Al}_2\text{O}_3$  peaks. It was inferred in a previous investigation (refs. 6 and 9) that the 1 percent V level caused the IN-100 to behave poorly in static cyclic furnace tests.

The two remaining alloys, Ni-270 and WAZ-20 are basically NiO formers. Their KB4 values are plotted on figure 16 and fall in the "poor" and "catastrophic" range, respectively, reflecting the unprotective nature of the NiO scale. Since the nickel oxide on the Ni-270 is a nonspalling, coherent scale with close to a pure parabolic scaling rate, it falls within the range of the pure isothermal parabolic scaling constant for NiO (ref. 24). The Ni-base WAZ-20 with 6.5 percent Al and 18.5 percent W under these test conditions forms no protective alumina/aluminate scale with the W making the scaling resistance even worse than pure nickel. With this level of Al a minimal amount of Cr is required to stabilize  $\text{Al}_2\text{O}_3$  formation.

The KB4 values are listed in ascending order of the maximum KB4 value for each alloy in table IV. Of most interest are the 16 alloys rated "excellent" with KB4 values less than 0.2. This includes 3 Co-base, 5 Fe-base, and 8 Ni-base alloys and are plotted as bar graphs in figure 17. The "best" of these are shown in figure 17 which have KB4 rating of less than 0.1. These 9 alloys show virtually no significant oxidation attack with thin coherent scales of various colors. All nine of these alloys are alumina/aluminate spinel formers.

## SUMMARY OF RESULTS

Sixty-eight high temperature Co-, Fe-, and Ni-base alloys were tested for 10-one thousand hours in static air at 982 °C (1800 °F). The oxidation behavior of the samples was evaluated by specific weight change, x-ray diffraction, and final appearance of the samples. The gravimetric and appearance data were combined into a modified oxidation attack parameter, KB4 to rank the alloys on a relative basis using a single rating factor. The results can be summarized as follows:

1. The specific weight change versus time data can be fit to the quasi-parabolic equation:  $\Delta W/A = k_1^{1/2}t^{1/2} + k_2t \pm \text{S.E.E.}$  where  $k_1^{1/2}$  represents a scale growth constant and  $k_2$  either when negative a spalling constant or when positive a linear growth constant and S.E.E. is the standard error of estimate. These two constants can be combined into a single constant here defined as a single attack parameter, KB3 for these long cycle time, long time tests. This KB3 parameter was further modified by a descriptive numerical ranking to rate all the alloys on a quantitative scale to classify the oxidation resistance from excellent to catastrophic.
2. Based on alloy chemistry and x-ray diffraction results, the alloys fall into three classes depending on the rate controlling oxide scales formed.

Class I:  $\text{Cr}_2\text{O}_3$ /chromite spinel control - 51 of 68 alloys tested including 8 Co-base, 20-Fe-base, and 23 Ni-base.

Class II:  $\alpha\text{-Al}_2\text{O}_3$ /aluminate spinel control - 15 of 68 alloys tested including 5-Fe-base, and 10 Ni-base.

Class III: NiO control - 2 of 68 alloys tested including 2 Ni-base.

3.  $\text{Cr}_2\text{O}_3$ /chromite spinel control depends mainly on the Cr content in a given alloy. To form and maintain a protective oxide roughly at least 16 percent Cr is necessary with the optimum approaching 30 percent Cr regardless of the alloy base. In general in this type of scale formation, Co-base alloys are superior to Ni-base which in turn are much superior to Fe-base.
4. It was surprising that the commercial Fe-base chromia forming stainless steels whether ferritic (e.g., 410 S.S., 430 S.S.) or austenitic (e.g., 304 S.S., 316 S.S.) showed such poor cyclic oxidation resistance under these test conditions even through most of them, particularly the 300 S.S. series, had quite high Cr contents.
5.  $\alpha\text{-Al}_2\text{O}_3$ /aluminate spinel control requires at least 3.1 to 6.0 percent Al and a minimum of 6 percent Cr content in Ni-base alloys while in Fe-base ferritic alloys a minimum of 2 percent Al with Cr contents near 18 percent are required or much higher Al contents (>16 percent Al) if no Cr is present (e.g., Thermenol, TRW Valve). It is worth noting that no successful alumina/aluminate spinel forming commercial Co-base or Fe-base austenitic alloys have been developed.
6. The tri-rutile structure-Ni(Nb, Ta, Mo, W) $_2\text{O}_6$  formed on mostly alumina forming Ni-base turbine alloys particularly when significant Ta and/or Mo are present appeared to confer added cyclic oxidation resistance (e.g., NASA-VIA, B-1900, U-700).

7. Two alloys which show better than expected behavior based on their chemical composition are the Ni- and Co-base chromia formers HAS-S and HA-188 which contain trace amounts of the reactive metal La that inhibits scale spalling. IN-100, on the other hand, which should have oxidation resistance comparable to the Ni-base turbine alloy alumina formers B-1900 or NASA-VIA shows much poorer scaling behavior due to the 1 percent V present in this alloy.
8. These protective chromia or alumina scales tend to break down (e.g., fail) as in the Cr and Al are depleted triggering the formation of the less protective base metal oxides CoO, Fe<sub>2</sub>O<sub>3</sub> or NiO.
9. The two NiO forming alloys NI-270 and WAZ-20 show poor and catastrophic scaling resistance respectively due to this massive metal consuming oxide.
10. Sixteen of the 68 alloys showed excellent cyclic oxidation resistance (i.e., KB4 <0.2). Of these 16 nine of the "best" had KB4 values of less than 0.1, with virtually no significant cyclic oxidation attack. They are in decreasing order of ranking: U-700 (the best), TRW-Valve, HOS-875, NASA-18T, NASA-VIA, Thermenol, IN-702, B-1900 and 18SR. Three are Ni-base alumina forming turbine alloys: U-700, NASA-VIA, and B-1900. Four are Fe-base alumina forming ferritic heater/sheet alloys with Al:HOS-875, NASA-18T, Thermenol, and 18SR. One is a Ni-base alumina forming superalloy sheet alloy IN-702.

## APPENDIX A

### DERIVATION AND ANALYSIS OF THE OXIDATION ATTACK PARAMETERS, KB3

The basic approach which has proven successful in other shorter cyclic time studies is to fit the specific weight change versus time data for each sample run to a simple quasi-paralinear equation by multiple linear regression:

$$\Delta W/A = k_1^{1/2} t^{1/2} + k_2 t \pm \text{S.E.E.} \quad (1)$$

Here  $k_1^{1/2}$  and  $k_2$  are constants analogous to the scale growth and scale spalling constants and S.E.E. is the standard error of estimate. If the fit is good enough (usually  $R^2 > 0.90$ ) and  $k_1^{1/2}$  is significant and positive and  $k_2$  statistically significant, the an attack parameter  $K_a$  is defined as:

$$K_a = (k_1^{1/2} + 10|k_2|) \quad (2)$$

If  $k_1^{1/2}$  is either not significant or negative, then  $K_a$  is defined as

$$K_a = 20|k_2| \quad (3)$$

The rationale behind these  $K_a$  derivatives and their application in cyclic oxidation studies at this laboratory are discussed in references 4, 6 and 10 to 19. It has been shown that these  $K_a$  values are valid as estimators of oxidation resistance. However, because of the overall length of the test (10 000 hr) and the length of each exposure cycle (1000 hr) the calculation of  $K_a$  was modified as follows to obtain the same relative rating as with the one hour test cycles. This modified attack parameter KB3 is defined as:

$$\text{KB3} = (k_1^{1/2} + 100|k_2|) \quad (4)$$

As above, if  $k_1^{1/2}$  is either not significant or negative, the KB3 is defined as

$$\text{KB3} = 250|k_2| \quad (5)$$

This gives KB3 as equivalent rankings to  $K_a$  as follows:

KB3 < 0.20	Excellent
0.20 to 0.50	Good
0.50 to 1.0	Fair
1.0 to 5.0	Poor
>5.0	Catastrophic

This permits a large number of alloys to be ranked based on a single standard.

The sixty-eight Ni-, Co-, and Fe-base alloys involving 132 individual 10 000 hr cyclic run data were each individually fitted to equation (1). The derived constant(s) were then substituted into equations (4) or (5) where applicable to generate the individual KB3's. The individual KB3 values are listed in table A-1 along with the  $k_1^{1/2}$  and/or  $k_2$  values derived from equations (3) or (4) as well as other pertinent data.

There is a direct relationship between the absolute value of the final specific weight change of each sample and its corresponding KB3 value as are listed in table A-1. This is shown in the scatter diagram in figure A-1 on a log/log plot. This gives a relatively quick ranking independent of the alloy base, without going through an elaborate series of regression analyses.



## REFERENCES

1. Barrett, C.A.; Santoro, G.J.; and Lowell, C.E.: Isothermal and Cyclic Oxidation at 1000° and 1100 °C of Four Nickel-Base Alloys: NASA-TRW VIA, B-1900, 713C, and 738X. NASA TN D-7484, 1973.
2. Barrett, C.A.; and Lowell, C.E.: Comparison of Isothermal and Cyclic Oxidation Behavior of Twenty-Five Commercial Sheet Alloys at 1150 °C. *Oxid. Met.*, vol. 9, no. 4, Aug. 1975, pp. 307–355.
3. Barrett, C.A.; and Lowell, C.E.: Resistance of Nickel-Chromium-Aluminum Alloys to Cyclic Oxidation at 1100° and 1200 °C. NASA TN D-8255, 1976.
4. Barrett, C.A.: The Effect of Variations of Cobalt Content on the Cyclic Oxidation Resistance of Selected Ni-Base Superalloys, Alternate Alloying for Environmental Resistance, Proceedings of the Symposium, G.R. Smolik and S.K. Banerji, eds., Metallurgical Society, Warrendale, PA, 1987, pp. 211–231.
5. Barrett, C.A.: Effect of 0.1 at 90 Zirconium on the Cyclic Oxidation Resistance of  $\beta$ -NiAl. *Oxid. Met.*, vol. 30, nos. 5/6, 1988, pp. 361–390.
6. Barrett, C.A.: A Statistical Analysis of Elevated Temperature Gravimetric Cyclic Oxidation Data of 36 Ni- and Co-Base Superalloys Based on an Oxidation Attack Parameter. NASA TM-105934, 1992.
7. Lowell, C.E., and Barrett, C.A.: Oxidation and Corrosion of ODS Alloys, Mechanical Properties of Metallic Composites, S. Ochiai, ed., Marcel Dekker, Inc., New York, 1994, pp. 241–268.
8. Barrett, C.A.: 10000-Hour Cycle Oxidation Behavior at 815 °C, (500 °F) of 33 High-Temperature Alloys, Environmental Degradation of Engineering Materials, College of Engineering, Virginia Tech, Blacksburg, Virginia, Oct. 10-12, 1977, pp. 319–327.
9. Barrett, C.A.; Johnston, J.R.; and Sanders, W.A.: Static and Dynamic Cyclic Oxidation of 12 Nickel-, Cobalt-, and Iron-Base High-Temperature Alloys. *Oxid. Met.*, vol. 12, no. 4, Aug. 1978, pp. 343–377.
10. Barrett, C.A.; and Lowell, C.E.: The Cyclic Oxidation of Cobalt-Chromium-Aluminum Alloys at 1100° and 1200 °C and a Comparison with the Nickel-Chromium-Aluminum System. *Oxid. Met.*, vol. 12, no. 4, Aug. 1978, pp. 293–311.
11. Stephens, J.R.; Barrett, C.A.; and Gyorgak, C.A.: Mechanical Properties and Oxidation and Corrosion Resistance of Reduced-Chromium 304 Stainless Steel Alloys. NASA TP-1557, 1979.
12. Stephens, J.R.; Barrett, C.A.; and Chen, W.Y.C.: Corrosion/Oxidation Behavior of Stainless Steels of Reduced Chromium Content. *Reviews on Coatings and Corrosion*, vol. III, no. 4, 1979, pp. 211–252.
13. Barrett, C.A.; Khan, A.S.; and Lowell, C.E.: The Effect of Zirconium on the Cyclic Oxidation of NiCrAl Alloys, *J. Electrochem. Soc.*, vol. 128, no. 1, Jan. 1981, pp. 25–32.
14. Barrett, C.A.; and Lowell, C.E.: High Temperature Cyclic Oxidation Furnace Testing at NASA Lewis Research Center. *J. Test. Eval.*, vol. 10, no. 6, Nov. 1982, pp. 273–278.
15. Lowell, C.E.; Smialek, J.L.; and Barrett, C.A.: Cyclic Oxidation of Superalloys. High Temperature Corrosion; Proceedings of the International Conference, NACE-6, R.A. Rapp, ed, National Association of Corrosion Engineers, Houston, TX, 1983, pp. 219–226.
16. Barrett, C.A.; Miner, R.V.; and Hull, D.R.: The Effects of Cr, Al, Ti, Mo, W, Ta and Cb on the Cyclic Oxidation Behavior of Cast Ni-Base Superalloys at 1100° and 1150 °C. *Oxid. Met.*, vol. 20, no. 5-6, Dec. 1983, pp. 255–278.
17. Stephens, J.R.; and Barrett, C.A.: Oxidation and Corrosion Resistance of Candidate Stirling Engine Heater-Head-Tube Alloys. NASA TM-83609, 1984.
18. Barrett, C.A.: The Effects of Cr, Co, Al, Mo, and Ta on the Cyclic Oxidation Behavior of a Prototype Cast Ni-Base Superalloy Based on a 25 Composite Statistically Designed Experiment, High Temperature Corrosion in Energy Systems, MF Rothman ed., AIME, New York, 1985, pp. 667–680.
19. Zaplatynsky, I.; and Barrett, C.A.: The Effect of Cr, Co, Al, Mo, and Ta on a Series of Cast Ni-Base Superalloys on the Stability of an Aluminide Coating During Cyclic Oxidation in Mach 0.3 Burner Rig. NASA TM-88840, 1986.
20. Haycock, E.W.: Transitions from Parabolic to Linear Kinetics in Scaling of Metals, *J. Electrochem Soc.*, vol. 106, no. 9, Sept. 1959, pp. 771–775.
21. Wajszel, D.: A Method of Calculating Parabolic Constants for the Formation of a Volatile Scale. *J. Electrochem Soc.*, vol. 110, no. 6, June 1963, pp. 504–507.
22. Tedmon, C.S., Jr.: The Effect of Oxide Volatilization on the Oxide Kinetics of Cr and Fe-Cr Alloys. *J. Electrochem Soc.*, vol. 113, no. 8, Aug. 1966, pp. 766–768.

23. Barrett, C.A.; and Presler, A.F.: COREST: A Fortran Computer Program to Analyze Paralinear Oxidation Behavior and Its Application to Chromic Oxide Forming Alloys. NASA TN D-8132, 1976.
24. Lowell, C.E.; Grisaffe, S.J.; and Deadmore, D.L.: Oxidation of TD-Nickel at 1050° and 1200 °C as Compared with Three Grades of Nickel of Different Purity. Oxid. Met., vol. 4, no. 2, 1972, pp. 91–111.

TABLE I.—CHEMICAL ANALYSIS OF THE 68 ALLOYS TESTED FOR TEN-1000 HOUR CYCLES AT 982 CENT

Alloy Base	Alloy Type	Alloy	Ni	Co	Fe	Cr	Al	Ti	Mo	W	Nb	Ta	C	Zr	Hf	Y	Mn	S	P	Cu	Si	B	La	V		
Cobalt-base	Superalloy	Belgian P-3	11.6	32.85	29.5	25	0	0	0	0	0	0	0.05	0	0	0	0	0	0	0	0	0	0	0		
		H-150	3	47.63	20	28	0	0	0	0	0	0	0	0.12	0	0	0	0.5	0	0	0	0.75	0	0	0	
		HA-188	22	39.39	1.5	22	0	0	0	0	14	0	0	0.08	0	0	0	0.75	0	0	0	0.2	0	0.08	0	
		L-605	10	52.9	0	20	0	0	0	0	15	0	0	0.1	0	0	0	1.5	0	0	0	0.5	0	0	0	
		Belgian S-57	10	56.5	0	25	3	0	0	0	0	0	5	0	0	0	0.5	0	0	0	0	0	0	0	0	
		MAR-M-509	10	54.7	0	23.5	0	0.2	0	0	7	0	3.5	0.6	0.5	0	0	0	0	0	0	0	0	0	0	0
		WI-52	0	65.55	0	21	0	0	0	0	11	2	0	0.45	0	0	0	0	0	0	0	0	0	0	0	0
		X-40	10.5	56	0	25.5	0	0	0	0	7.5	0	0	0.5	0	0	0	0	0	0	0	0	0	0	0	0
		304 S.S.	10	0	67.92	19	0	0	0	0	0	0	0	0.08	0	0	0	2	0	0	0	0	1	0	0	0
		309 S.S.	13.5	0	60.3	23	0	0	0	0	0	0	0	0.2	0	0	0	2	0	0	0	0	1	0	0	0
Iron-base	Austenitic stainless steel	310 S.S.	20.5	0	50.75	25	0	0	0	0	0	0	0.25	0	0	0	2	0	0	0	0	1.5	0	0	0	
		316 S.S.	12	0	65.42	17	0	0	0	2.5	0	0	0.08	0	0	0	2	0	0	0	0	1	0	0	0	
		321 S.S.	10.5	0	69.02	17	0	0	0.4	0	0	0	0.08	0	0	0	2	0	0	0	0	1	0	0	0	
		334 S.S.	20	0	58.435	19	0.3	0.4	0	0	0	0	0.05	0	0	0	1	0.015	0.02	0.05	0.3	0	0	0	0	
		347 S.S.	11	0	67.12	18	0	0	0	0	0.4	0.4	0.08	0	0	0	2	0	0	0	0	1	0	0	0	
		RA-309	14	0	60.635	23	0	0	0	0	0	0	0.05	0	0	0	1.5	0.015	0.015	0.015	0	0.8	0	0	0	
		RA-310	20	0	52.935	25	0	0	0	0	0	0	0.05	0	0	0	1.5	0.015	0.015	0.015	0	0.5	0	0	0	
		409 S.S.	0	0	88.45	11	0	0.5	0	0	0	0	0.05	0	0	0	0	0	0	0	0	0	0	0	0	
		410 S.S.	0	0	85.35	12.5	0	0	0	0	0	0	0.15	0	0	0	1	0	0	0	0	1	0	0	0	
		430 S.S.	0	0	81.88	17	0	0	0	0	0	0	0	0.12	0	0	0	0	0	0	0	1	0	0	0	
Nickel-base	Heater/Sheet alloy	Croloy 5	0	0	93.74	5	0	0	0.55	0	0	0	0.15	0	0	0	0.03	0.03	0	0	0.5	0	0	0	0	
		Croloy 7	0	0	91.07	7	0	0	0.55	0	0	0	0.15	0	0	0	0.45	0.03	0	0	0.75	0	0	0	0	
		Croloy 9	0	0	88.52	9	0	0	1.35	0	0	0	0.15	0	0	0	0.45	0.03	0	0	0.5	0	0	0	0	
		RA-26-1	0.2	0	71.635	26	0	0.5	1	0	0	0	0.02	0	0	0	0.3	0.015	0.02	0	0.3	0	0	0	0	
		T439 S.S.	0.5	0	79.25	18.25	0.15	1	0	0	0	0	0	0.07	0	0	0.35	0.03	0.3	0	0.4	0	0	0	0	
		18SR	0.25	0	77.91	18	2	0.4	0	0	0	0	0	0.04	0	0	0.4	0	0	0	1	0	0	0	0	
		HOS-875	0	0	71.4	22.5	5.5	0	0	0	0	0	0	0.1	0	0	0	0	0	0	0.5	0	0	0	0	
		NASA-18T	0	0	76.546	18	2	0.5	0	0	0	0	1.25	0.04	0	0	0.4	0.014	0.007	0	1.25	0	0	0	0	0
		Thermonol	0	0	80.65	0	16	0	0	3.3	0	0	0	0.05	0	0	0	0	0	0	0	0	0	0	0	0
		TRW Valve	0.1	0	66.81	0	32	0	0	0.1	0.5	0	0	0.04	0	0	0.1	0	0	0	0	0.35	0	0	0	0
Cobalt-base	Superalloy	Incoloy-800	32	0	45.26	20.5	0.4	0.4	0	0	0	0	0.04	0	0	0	0.75	0	0	0.3	0.35	0	0	0	0	
		Multimet	20	20	30.2	21	0	0	3	2.5	0.5	0.5	0.15	0	0	0	1.5	0	0	0	0.5	0	0	0	0	
		RA-330	3.5	0	43.185	19	0	0	0	0	0	0	0.05	0	0	0	1.5	0.015	0.015	0	1.25	0	0	0	0	
		Chromel A	77.97	0	0.4	20	0	0	0	0	0	0	0.03	0	0	0	0.2	0	0	0	1.4	0	0	0	0	
		Chromel AA	67.77	0	10	20	0	0	0	0	0	0	0.03	0	0	0	0.2	0	0	0	1.4	0	0	0	0	
		Chromel C	59.34	0	24	15	0	0	0	0	0	0	0.06	0	0	0	0.2	0	0	0	1.4	0	0	0	0	
		Chromel P	89.39	0	0.2	10	0	0	0	0	0	0	0.01	0	0	0	0	0	0	0	0.4	0	0	0	0	
		DH-241	76.32	0	0.25	20	0	0	0	0	0	0	0.03	0	0	0	2	0	0	0	1.4	0	0	0	0	
		DH-242	77.76	0	1	20	0	0	0	0	0	0	0.04	0	0	0	0.2	0	0	0	1	0	0	0	0	
		Ni-40Cr	60	0	0	40	0	0	0	0	0	0	0	0	0	0	0	0	0	0	0	0	0	0	0	0
Tophet. 30	68.6	0	0	30	0	0	0	0	0	0	0	1.4	0	0	0	0	0	0	0	0	0	0	0	0		

TABLE I.—Concluded.

Alloy Base	Alloy Type	Alloy	Ni	Co	Fe	Cr	Al	Ti	Mo	W	Nb	Ta	C	Zr	Hf	Y	Mn	S	P	Cu	Si	B	La	V	
Nickel-base	Heater/Sheet alloy with Al	DH-245	74.12	0	0.7	20	3.5	0	0	0	0	0	0.08	0	0	0	0.4	0	0	0	1.2	0	0	0	
		IN-601	60.25	0	14.1	23	1.35	0	0	0	0	0	0.5	0	0	0	0.3	0	0	0.25	0	0	0	0	
Superalloy		IN-702	80.52	0	0.5	15.4	3.1	0.4	0	0	0	0	0.04	0	0	0	0.04	0	0	0	0	0	0	0	
		HAS-C-276	55.36	2.5	5.5	15.5	0	0	16	3.75	0	0	0.02	0	0	0	1	0	0	0	0.02	0	0	0.35	
		HAS-G	45.82	0	19.5	22	0	0	6.5	0.5	1	1	0.03	0	0	0	1.3	0	0	2	0.35	0	0	0	
		HAS-N	69.93	0.2	5	7	0	0	16.5	0	0	0	0.06	0	0	0	0.8	0	0	0	0.5	0.01	0	0	
		HAS-S	67.35	0	1	15.5	0.2	0	15.5	0	0	0	0.02	0	0	0	0.2	0	0	0	0.2	0.01	0.02	0	
		HAS-X	46.3	1.5	18.5	22	0	0	9	0.6	0	0	0.1	0	0	0	1	0	0	0	1	0	0	0	
		IN-600	76.453	0	7.2	15.8	0	0	0	0	0	0	0.04	0	0	0	0.2	0.007	0	0	0.1	0.2	0	0	
		IN-617	55.43	12.5	0	22	1	0	9	0	0	0	0.07	0	0	0	0	0	0	0	0	0	0	0	
		IN-671	51.6	0	0	48	0	0.35	0	0	0	0	0.05	0	0	0	0	0	0	0	0	0	0	0	
		IN-706	77.534	1	0	16	0.4	1.75	0	0	2.9	0	0.06	0	0	0	0	0	0	0	0.35	0.006	0	0	
		IN-X750	73.56	0	6.75	15	0	2.5	0	0	0.85	0	0.04	0	0	0	0.7	0	0	0.3	0.3	0	0	0	
		Incoloy-804	42.64	0	25.4	29.5	0.25	0.4	0	0	0	0	0.06	0	0	0	0.85	0	0	0.4	0.5	0	0	0	
	Turbine alloy		RA-333	45.185	3	18	25	0	0	3	3	0	0	0.05	0	0	1.5	0.015	0.015	0	1.25	0	0	0	0
			B-1900	64.305	10	0	8	6	1	6	0.1	0.1	4.3	0.1	0.08	0	0	0	0	0	0	0	0.015	0	0
			IN-100	59.755	1.5	0	10	5.5	5.5	3	0	0	0	0.18	0.05	0	0	0	0	0	0	0	0.015	0	1
		IN-713 LC	74.84	0	0	12	5.9	0.6	4.5	0	2	0	0.05	0.1	0	0	0	0	0	0	0	0	0.01	0	0
		IN-738	61.42	8.5	0	16	3.4	3.4	1.75	2.6	0.9	1.75	0.17	0.17	0.1	0	0	0	0	0	0	0	0.01	0	0
		MAR-M-200	58.585	10	0	9	5	2	0	12.5	2.7	0	0.15	0.15	0.05	0	0	0	0	0	0	0	0.015	0	0
		NASA-VIA	62.02	7.5	0	6.1	5.4	1	2	5.8	0.5	9	0.13	0.13	0.13	0.4	0	0	0	0	0	0	0.02	0	0
		Rene 120	59.815	10	0	9	4.3	4	2	7	0	3.8	0	0.07	0	0	0	0	0	0	0	0	0.015	0	0
		Rene 80	64.285	9.5	0	14	3	5	4	0	0	0	0.17	0.03	0	0	0	0	0	0	0	0	0.015	0	0
		TAZ-8A	68.371	0	0	6	6	0	4	4	2.5	8	0.125	1	0	0	0	0	0	0	0	0	0.004	0	0
		UJ-700	54.02	18.5	0	15	4.3	3.5	4.5	0	0	0	0.07	0.08	0	0	0	0	0	0	0	0	0.003	0	0
		WAZ-20	74.7	0	0	0	6.5	0	0	18.5	0	0	0.15	0.15	0.15	0	0	0	0	0	0	0	0	0	0
		Ni-270	99.99	0	0	0	0	0	0	0	0	0	0.01	0	0	0	0	0	0	0	0	0	0	0	0
Unalloyed																									

TABLE II.—TEST SAMPLE DESCRIPTION AND RELATIVE RANKING BASED ON APPEARANCE

Alloy Base	Alloy Type	Alloy	Rank	Post-Test Sample Description	
Cobalt	Superalloy	Belgian P-3	1	Thin coherent dark black oxide	
		H-150	3	Dark green moderately thick scale; corners thicker gray glazed oxide	
		HA-188	2	Fairly thin dark green slightly speckled scale	
		L-605	4	Fairly thin black oxide which heavily spalls over a fairly thin bumpy black scale	
	Turbine alloy	Belgian S-57	3	Moderately thick blackish scale with edge spall; slightly speckled	
		MAR-M-509	3	Moderately thin bright blue-green scale with edge spall	
		WI-52	4	Bright black oxide mostly spalled over a bumpy black moderately thin scale	
		X-40	2	Moderately thin bright blue-green scale with some edge spall	
Iron	Austenitic stainless steel	304 S.S.	5	Sample completely oxidized to a dark black thick scale; oxidized sample severely cracked	
		309 S.S.	4	Moderately thick bumpy black-gray scale	
		310 S.S.	4	Moderately thick bumpy black-gray scale	
		316 S.S.	5	Sample completely oxidized to a dark black thick scale; oxidized sample severely cracked	
		321 S.S.	5	Massive thick black glazed cracked scale	
		334 S.S.	5	Dark gray pocked scale; warped and cracked	
		347 S.S.	5	Lumpy massive black scale; sample cracked and broke apart	
		RA-309	4	Moderately thick bumpy black scale	
		RA-310	3	Moderately thin charcoal black scale	
		Ferritic alloy	409 S.S.	5	Massive thick black glazed cracked scale
	410 S.S.		5	Massive thick charcoal black scale	
	430 S.S.		5	Massive thick black cracked scale	
	Croloy 5		5	Sample completely oxidized to a thick gray-black scale	
	Croloy 7		5	Sample completely oxidized to a thick gray-black scale	
	Croloy 9		5	Sample completely oxidized to a thick gray-black scale	
	RA-26-1		2	Fairly thin gray-black scale	
	T439 S.S.		5	Dark gray thin oxide; sample warped and cracked	
	Ferritic alloy with Al	18SR	1	Thin coherent bronze scale	
		HOS-875	1	Thin coherent dark brown scale	
		NASA-18T	1	Thin coherent dark brown scale	
		Thermenol	1	Thin coherent dark gray scale	
		TRW Valve	1	Thin coherent light gray scale	
	Superalloy	Incoloy-800	4	Thick black scale with edge spall	
		Multimet	5	Bumpy black oxide over a thin olive-green scale with heavy spall	
		RA-330	3	Moderately thin charcoal black scale	
	Nickel	Heater/Sheet alloy	Chromel A	2	Fairly thin green scale
			Chromel AA	2	Fairly thin greenish-black scale
			Chromel C	2	Fairly thin brownish-black scale
			Chromel P	4	Moderately thick bumpy black scale
			DH-241	2	Fairly thin dark green scale
			DH-242	2	Fairly thin dark green scale with light powdery spall
			Ni-40Cr	2	Fairly thin charcoal black scale
			Tophet 30	2	Fairly thin dark green scale
Heater/Sheet alloy with Al			DH-245	2	Fairly thin dark charcoal black scale
			IN-601	2	Fairly thin dark black scale; a few small surface spall areas
		IN-702	1	Thin gray-green coherent scale	
Superalloy		HAS-C-276	4	Moderately thick olive-black scale with edge and surface spall	
		HAS-G	4	Moderately thick bumpy black scale	
		HAS-N	5	Thin bumpy black scale but massive spall leaves a very thin sample	
		HAS-S	3	Moderately thick black-green scale	
		HAS-X	2	Fairly thin dark brownish-black slightly speckled scale	
		IN-600	3	Moderately thick dark black scale with significant edge and surface spall	
		IN-617	2	Fairly thin dull dark black coherent scale	
		IN-671	1	Thin charcoal black coherent scale	
		IN-706	4	Moderately thick black scale with a large amount of spall	
		IN-X750	3	Moderately thick bumpy black scale	
		Incoloy-804	3	Moderately thick black scale with edge spall	
		RA-333	3	Moderately thick charcoal brownish-black scale	
		Turbine alloy	B-1900	1	Thin coherent dark blue-green scale
			IN-100	3	Fairly thick slate gray coherent scale
IN-713 LC			1	Thin gray blue-green coherent scale	
IN-738			3	Moderately thick bumpy green-black scale	
MAR-M-200			3	Fairly thin patchy blackish-green scale which spalls overlaying a thin black scale	
NASA-VIA			1	Thin aqua-green coherent scale	
Rene 120			2	Fairly thin black scale with slight edge spall	
Rene 80			5	Moderately thick bumpy olive-black scale left after massive spall	
TAZ-8A			2	Thin dark green coherent slightly speckled scale	
U-700			1	Thin dark olive coherent scale	
Unalloyed		WAZ-20	5	Massive thick black scale	
		Ni-270	4	Thick bright sparkling black coherent scale	

Appearance Ranking: (1) Excellent; (2) Good; (3) Fair; (4) Poor; (5) Catastrophic

TABLE III.—X-RAY DIFFRACTION RESULTS ON TEST SAMPLES (I = MAXIMUM RELATIVE INTENSITY)

Alloy Base	Alloy Type	Alloy	Solid Solution	Cr2O3	Al2O3	NiO	SiO2	Fe2O3	Ni(W,Mo)O4	Spinel(s)	Rutile-TiRutile	Other		
Cobalt	Superalloy	Belgian P-3	Cobalt S.S.	2						1-ao=8.45				
		H-150	"	2						1-ao=8.40				
		HA-188	"	2						1-ao=8.40				
		L-605	"	2						1-ao=8.25				
		Belgian S-57	"							1-ao=8.35; 2-ao=8.15	3-d=3.35(TaO2)?			
	Iron	Turbine alloy	MAR-M-509	"	1						2-ao=8.30			
			WI-52	"	1						2-ao=8.30	3-d=3.31		
			X-40	"	1						2-ao=8.30			
			304 S.S.	No Lines					1		2-ao=8.40			
			309 S.S.	"	2						1-ao=8.30			
		Austenitic stainless steel	310 S.S.	"						2		1-ao=8.40		
			316 S.S.	"	2							1-ao=8.40		
			321 S.S.	"						2		1-ao=8.35		
			334 S.S.	"	2							1-ao=8.35		
			347 S.S.	Too Lumpy for XRD										
Iron	Ferritic alloy	RA-309	No Lines	2						1-ao=8.40				
		RA-310	"	2						1-ao=8.40				
		409 S.S.	"					2		1-ao=8.40				
		410 S.S.	"					1						
		430 S.S.	"					1						
		Croloy 5	"					1						
		Croloy 7	"					1						
		Croloy 9	"					1						
		RA-26-1	Alpha Iron	1							2-ao=8.40			
		T439 S.S.	No Lines						1					
		18SR	Alpha Iron										2-TiO2	
		HOS-875	"								1-ao=8.20			
		NASA-18T	"								3-ao=8.15	2-d=3.25		
		Thermentol	"	2										
		TRW Valve	"											
Nickel	Superalloy	Incoloy-800	Gamma Iron							1-ao=8.45	3-d=3.27	2-(Fe,Cr)2O3		
		Multimet	No Lines	2					3	1-ao=8.35				
		RA-330	No Lines	2						1-ao=8.45				
		Chromel A	Nickel S.S.	2			3			1-ao=8.35				
		Chromel AA	"	1			3			2-ao=8.30				
	Heater/Sheet alloy	Chromel C	"	2			3			1-ao=8.35				
		Chromel P	No Lines				1							
		DH-241	Nickel S.S.	1			3			2-ao=8.40				
		DH-242	"	1						1-ao=8.30				
		Ni-40Cr	"	1										
		Tophet 30	"	1						2-ao=8.30				
		DH-245	"	1			1			2-ao=8.30; 3-ao=8.10				
		IN-601	"	1						2-ao=8.40				
		IN-702	"				1			2-ao=8.25; 3-ao=8.10				

(1) Solid Solution-No lines implies the scale is too thick to detect the base metal.

(2) Spinel(s)-ao is the lattice parameter in angstroms; ao = 8.05 to 8.15 Aluminate Spinels; ao = 8.20 to 8.40 Chromite Spinels

(3) Rutile-TiRutile-Lattice spacing, d on (110).

TABLE III.—Concluded.

Alloy Base	Alloy Type	Alloy	Solid Solution	Cr2O3	Al2O3	NiO	SiO2	Fe2O3	Ni(W,Mo)O4	Spinel(s)	Rutile-TriRutile	Other		
Nickel	Superalloy	HAS-C-276	No Lines	2						1-ao=8.35				
		HAS-G	Nickel S.S.	1						2-ao=8.30				
		HAS-N	"	3							1-ao=8.35		1-NiMoO4; 2-MoO4	
		HAS-S	"	2							1-ao=8.35			
		HAS-X	"	2							1-ao=8.35			
		IN-600	"	2							2-ao=8.35			
		IN-617	"	1							2-ao=8.40			
		IN-671	"	1							1-ao=8.35			
		IN-706	No Lines											
		IN-X750	Nickel S.S.	2							1-ao=8.35	3-d=3.30		
		Incoloy-804	"	2							1-ao=8.40; 3-ao=8.30			
		RA-333	"	2							1-ao=8.45			
		Turbine alloy		B-1900	Gamma/Gamma'	3						1-ao=8.10; 2-ao=8.20	4-d=3.29	
				IN-100	"				4			1-ao=8.10; 2-ao=8.25		
				IN-713 LC	"		2					1-ao=8.10; 3-ao=8.30		
				IN-738	"	2	4		3			1-ao=8.30; 5-ao=8.15	6-d=3.27	
				MAR-M-200	"	4	4	1				2-ao=8.20; 3-ao=8.10	5-d=3.28	
				NASA-VIA	"	3						1-ao=8.10	2-d=3.26	
				Rene 120	"			2				1-ao=8.30	2-d=3.21	
				Rene 80	Nickel S.S.(?)	1								
TAZ-8A	Gamma/Gamma'			3							1-ao=8.10	2-d=3.31		
U-700	"			1							2-ao=8.20	3-d=3.25		
Unalloyed		WAZ-20	No Lines											
		Ni-270	"											

(1) Solid Solution-No lines implies the scale is too thick to detect the base metal.  
 (2) Spinel(s)-ao is the lattice parameter in angstroms; ao = 8.05 to 8.15 Aluminate Spinel; ao = 8.20 to 8.40 Chromite Spinel  
 (3) Rutile-TriRutile-Lattice spacing, d on (110).

TABLE IV.—MODIFIED OXIDATION ATTACK PARAMETER-KB4-RATINGS (LISTED IN DESCENDING ORDER FROM "BEST" to "WORST")

Alloys	KB4-1	KB4-2	KB4-3	KB4-4	KB4-Max	Rating
U-700	0.005300	0.005690			0.005690	Excellent
TRW Valve	0.014131	0.013693			0.014131	"
HOS-875	0.024796	0.019181			0.024796	"
NASA-18T	0.036742	0.024412			0.036742	"
NASA-VIA	0.027900	0.038300			0.038300	"
Thermenol	0.035797	0.041846			0.041846	"
IN-702	0.058880	0.051002			0.058880	"
B-1900	0.076700	0.067900			0.076700	"
18SR	0.096802	0.099733			0.099733	"
X-40	0.106634				0.106634	"
HAS-S	0.129085	0.130955			0.130955	"
Chromel A	0.136620				0.136620	"
DH-245	0.142373	0.126351			0.142373	"
H-150	0.176100	0.128400			0.176100	"
P-3	0.178400	0.151470			0.178400	"
RA-333	0.181500				0.181500	"
Tophet 30	0.204226	0.207581			0.207581	Good
RA-310	0.209950	0.216320			0.216320	"
Chromel AA	0.220693				0.220693	"
HA-188	0.258060	0.240790			0.258060	"
IN-713LC	0.250000	0.259600			0.259600	"
TAZ-8A	0.169730	0.264660			0.264660	"
S-57	0.272148	0.267600			0.272148	"
IN-617	0.290774	0.264319	0.270380		0.290774	"
Chromel C	0.310783				0.310783	"
IN-601	0.316063	0.329923			0.329923	"
RA-26-1	0.334730	0.253220			0.334730	"
HAS-X	0.328471	0.351890			0.351890	"
IN-671	0.353880	0.218600			0.353880	"
Rene-120	0.355630	0.322410	0.167420		0.355630	"
In.-800	0.359604	0.376152	0.310104		0.376152	"
DH-241	0.404250				0.404250	"
Ni-40Cr	0.414601	0.427262			0.427262	"
RA-330	0.278856	0.496620	0.467208		0.496620	"
DH-242	0.499070	0.501930			0.501930	Fair
MAR-M-509	0.588360				0.588360	"
MAR-M-200	0.598560	0.331680			0.598560	"
IN-600	0.691308	0.730980			0.730980	"
IN-706	0.628290	0.801190			0.801190	"
IN-738	1.084800	1.316760			1.316760	Poor
HAS-C-276	1.100710	1.402440	1.297400	1.187940	1.402440	"
NI-270	1.482170	1.729010			1.729010	"
334S.S.	2.376220	2.260580			2.376220	"
IN-750X	2.022504	2.514768			2.514768	"
Chromel P	2.302937	2.942576			2.942576	"
In.-804	2.896752	3.104040			3.104040	"
HAS-G	3.835910	3.751540			3.835910	"
310S.S.	3.911960	3.762590			3.911960	"
L-605	3.214120	4.467190			4.467190	"
309S.S.	5.032300	4.091100			5.032300	Catastrophic
WAZ-20	5.629260				5.629260	"
RA-309	5.007340	5.692180			5.692180	"
Rene-80	7.956340	8.258600			8.258600	"
WI-52	8.933951				8.933951	"
IN-100	9.52152	11.30760			11.30760	"
Multimet	12.532338	12.773278			12.773278	"
HAS-N	15.437940	15.473640			15.473640	"
304S.S.	18.138400	16.351300			18.138400	"
T439S.S.	12.184900	20.794200			20.794200	"
321S.S.	18.236820	21.289800	12.569900		21.289800	"
409S.S.	25.443180	18.109000			25.443180	"
347S.S.	30.314900				30.314900	"
316S.S.	9.232020	36.963080			36.963080	"
430S.S.	36.008000	57.088220			57.088220	"
410S.S.	72.865520	72.203600			72.865520	"
Croloy 9	107.058700	108.273620			108.273620	"
Croloy 5	108.952900				108.952900	"
Croloy 7	109.688600	109.120900			109.688600	"



TABLE AI.—SUMMARY OF ALLOY TEST SAMPLE GRAVIMETRIC DATA

Base	Type	Alloy	Run No.	Test Time, Hrs	Model Fit	k1**1/2	k2	KB3	R**2	Final W/A	Thick., mm	
Cobalt	Superalloy	Belgian P-3	706-1	10000	Paralinear	0.095099	-0.0008330	0.17840	0.985	1.100	2.249	
		"	706-2	"	"	0.080820	-0.0007065	0.15147	0.989	0.963	2.259	
		H-150	717-5	"	Linear		0-9000hrs. -.000587	0.14675	0.936	-4.672	1.691	
		"	717-6	"	"		0-9000hrs. -.000428	0.10700	0.913	-3.277	1.680	
		HA-188	705-5	"	Paralinear	0.091583	-0.0014298	0.23460	0.996	-4.865	1.636	
		"	705-6	"	"	0.089288	-0.0012956	0.21890	0.996	-4.172	1.633	
		L-605	705-3	"	"	0.965065	-0.0150736	2.47240	0.861	-69.733	1.350	
	"	705-4	"	"	1.323318	-0.0211294	3.43630	0.878	-101.812	1.356		
	Turbine alloy	Belgian S-57	705-1	"	"	0.063754	0-8000hrs. -.001630	0.22679	0.987	-5.343	1.671	
		"	705-2	"	"	0.059953	0-9000hrs. -.0016305	0.22300	0.986	-7.985	1.708	
		MAR-M-509	726-1	"	Linear		k2avgl.00171611	0.49030		-1.530	2.508	
		WI-52	706-3	"	Paralinear	1.250612	-0.0562166	6.87227	0.996	-413.719	2.680	
		X-40	706-4	"	"	0.043814	-0.0005313	0.09694	0.850	-0.788	2.529	
	Iron	Austenitic stainless steel	304 S.S.	727-3	"	Linear		0-8000hrs. -.051824	12.95600		-183.973	3.119
"			727-4	"	"		0-9000hrs. -.046718	11.67950		-227.652	3.150	
309 S.S.			723-4	"	Paralinear	1.087441	-0.0278358	3.87100	0.982	-184.967	1.628	
"			723-5	"	"	0.716349	-0.0243061	3.14700	0.991	-187.092	1.625	
310 S.S.			722-3	"	"	1.091408	-0.0191775	3.00920	0.935	-92.361	1.570	
"			722-4	"	"	1.045038	-0.0184926	2.89430	0.937	-86.424	1.578	
316 S.S.			723-2	"	Linear		k2avg.1.0263771	6.59430		109.584	1.491	
"			723-3	"	"		k2avg.1.1056091	26.40220		-51.306	1.517	
321 S.S.			722-5	"	"		k2avg.1.0521051	13.02630		34.922	1.503	
"			722-6	7000	"	"	k2avg.1.0608281	15.20700		112.184	1.280	
"			726-3	10000	"	"	k2avg.1.0359141	8.97850		-19.042	1.296	
334 S.S.			725-5	"	"	"	0-8000hrs. .006789	1.69730	0.957	61.051	0.461	
"			725-6	"	"	"	0-8000hrs. .006459	1.61470	0.970	63.035	0.459	
347 S.S.			723-1	9000	"	"	0-2000hrs. .086614	21.65350	0.997	178.173	1.474	
RA-309			724-1	10000	Paralinear	1.000288	0-9000hrs. -.028515	3.85180	0.995	-169.717	2.735	
"			724-2	"	"	1.240970	0-9000hrs. -.031376	4.37860	0.993	-176.647	2.740	
RA-310			725-1	"	Paralinear	0.083301	-0.0007817	0.16150	0.990	0.264	2.718	
"			725-2	"	"	0.086218	-0.0008014	0.16640	0.997	0.500	2.720	
Ferritic alloy			409 S.S.	719-1	"	Linear		0-3000hrs. .072695	18.17370	0.988	184.589	1.471
			"	719-2	"	"		0-2000hrs. 1.0517401	12.93500		96.963	1.478
		410 S.S.	721-3	"	"		0-1000hrs. .208190	52.04680		208.562	1.605	
		"	721-4	"	"		0-1000hrs. .206300	51.57400		206.774	1.607	
		430 S.S.	718-1	"	"		0-2000hrs. .102880	25.72000	0.991	216.138	1.591	
		"	718-2	"	"		0-1000hrs. -.163109	40.77730		-164.645	1.594	
		Croloy 5	719-5	"	"		0-1000hrs. .311294	77.82350		310.631	2.334	
		Croloy 7	719-3	"	"		0-1000hrs. .313396	78.34900		315.068	2.343	
		"	719-4	"	"		0-1000hrs. .311774	77.94350		312.532	2.350	
		Croloy 9	718-5	"	"		0-1000hrs. .305882	76.47050		305.265	2.320	
		"	718-6	"	"		0-1000hrs. .309353	77.33830		308.470	2.330	
		RA-26-1	720-1	"	Paralinear	0.058899	-0.0024544	0.30430	0.975	-18.655	2.290	
		"	720-2	"	"	0.027473	-0.0020271	0.23020	0.971	-17.594	2.271	
		T439 S.S.	721-5	"	Linear		0-2000hrs .034814	8.70350	0.927	59.984	0.399	
		"	721-6	"	"		0-1000hrs. .059412	14.85300		59.577	0.398	
		Ferritic alloy with Al	18SR	721-1	"	Paralinear	0.063452	-0.0003335	0.09680	0.998	3.467	1.698
			"	721-2	"	"	0.065193	-0.0003454	0.09973	0.999	3.202	1.700
HOS-875			718-3	"	"	0.016496	-0.0000830	0.02480	0.998	0.830	1.299	
"			718-4	"	"	0.013701	-0.0000548	0.01918	0.998	0.811	1.300	
NASA-18T			720-5	"	"	0.024012	-0.0001273	0.03674	0.992	1.254	1.341	
"			720-6	"	"	0.017072	-0.0000734	0.02441	0.994	1.073	1.190	
Thermenol			720-3	"	"	0.025437	-0.0001036	0.03580	0.999	1.571	1.371	
"			720-4	"	"	0.028646	-0.0001320	0.04185	0.992	1.697	1.281	
TRW Valve			701-3	"	Parabolic	0.014131		0.01413	0.964	1.470	2.280	
"			701-4	"	"	0.013693		0.01369	0.993	1.333	2.440	
Superalloy		Incoloy-800	722-1	"	Paralinear	0.095083	-0.0020459	0.29967	0.990	-9.619	3.090	
		"	722-2	"	"	0.102460	-0.0021100	0.31346	0.992	-9.667	3.105	
		"	724-3	"	"	0.084059	-0.0017436	0.25842	0.997	-9.138	3.090	
		Multimet	726-4	"	"	2.983433	-0.0596824	8.95167	0.989	-307.808	2.052	
	"	726-5	"	"	2.971756	-0.0615201	9.12377	0.993	-320.822	2.042		
	RA-330	723-6	"	Linear		-0.0009295	0.23238	0.993	-9.717	2.775		
	"	725-3	"	Paralinear	0.208050	-0.0020581	0.41386	0.993	0.208	2.642		
	"	725-4	"	"	0.203327	-0.0018601	0.38934	0.991	1.317	2.642		
Nickel	Heater/Sheet alloy	Chromel A	708-3	"	Linear		-0.0004968	0.12420	0.989	-5.104	1.311	
		Chromel AA	717-1	"	Paralinear	0.025254	-0.0017538	0.20063	0.999	-14.702	0.779	
		Chromel C	717-2	"	Linear		-0.0011301	0.28253	0.977	-11.645	0.811	
		Chromel P	715-5	"	Paralinear	1.215145	-0.0055635	1.77149	0.955	62.723	0.780	

TABLE AI.—Concluded.

Base	Type	Alloy	Run No.	Test Time, Hrs	Model Fit	k1**1/2	k2	KB3	R**2	Final W/A	Thick., mm	
Nickel	Heater/Sheet alloy	Chromel P	715-6	10000	Paralinear	1.527357	-0.0073616	2.26352	0.954	75.700	0.811	
		DH-241	708-2	"	Linear		-0.0014700	0.36750	0.901	-12.071	1.630	
		DH-242	714-1	"	"		-0.0018148	0.45370	0.999	-17.760	1.598	
		"	714-2	"	"		-0.0018252	0.45630	0.999	-17.782	1.600	
		Ni-40Cr	715-3	"	Paralinear	0.080773	-0.0029614	0.37691	0.999	-21.901	1.750	
		"	715-4	"	"	0.086662	-0.0030176	0.38842	0.999	-21.792	1.751	
		Tophet 30	707-1	"	"	0.035267	-0.0015039	0.18566	0.979	-12.209	2.605	
		"	707-2	"	"	0.044462	-0.0014425	0.18871	0.982	-9.761	2.602	
		Heater/Sheet alloy with Al	DH-245	708-4	"	"	0.067121	-0.0006231	0.12943	0.962	0.739	2.042
		"	708-5	"	"	"	0.058998	-0.0005586	0.11486	0.955	0.401	2.050
		IN-601	715-1	"	"	"	0.158108	-0.0012922	0.28733	0.999	2.708	1.568
	"	715-2	"	"	"	0.160823	-0.0013911	0.29993	0.999	2.158	1.568	
	IN-702	709-5	"	"	"	0.032114	-0.0002677	0.05888	0.995	0.618	2.396	
	"	709-6	"	"	"	0.029179	-0.0002182	0.05100	0.997	0.799	2.385	
	Superalloy	HAS-C-276	709-3	"	"	"	0.348282	-0.0049842	0.84670	0.742	-23.242	1.975
		"	709-4	"	"	"	0.433413	-0.0064543	1.07880	0.801	-30.412	1.977
		"	716-1	"	"	"	0.382331	-0.0061568	0.99800	0.855	-34.356	2.000
		"	716-2	"	"	"	0.344629	-0.0056913	0.91380	0.869	-32.407	1.980
		HAS-G	716-5	"	"	"	1.042061	-0.0190859	2.95070	0.959	-96.204	1.571
		"	716-6	"	"	"	1.013827	-0.0187201	2.88580	0.968	-93.166	1.569
		HAS-N	716-3	8000	"	"	2.078101	-0.0894901	11.02710	0.998	-509.489	1.608
		"	716-4	8000	"	"	2.085439	-0.0896712	11.05260	0.998	-511.916	1.608
		HAS-S	707-5	10000	"	"	0.051427	-0.0006592	0.11735	0.921	-1.717	0.519
		"	707-6	"	"	"	0.052624	-0.0006643	0.11905	0.901	-1.663	0.530
		HAS-X	709-1	"	"	"	0.113153	-0.0018546	0.29861	0.991	-7.000	2.488
		"	709-2	"	"	"	0.124111	-0.0019579	0.31990	0.981	-6.918	2.498
		IN-600	708-6	"	"	"	0.135738	-0.0044035	0.57609	0.998	-29.330	1.608
		"	726-2	9000	"	"	0.147604	-0.0046155	0.60915	0.998	-26.872	1.612
		IN-617	714-4	10000	"	"	0.113347	-0.0015099	0.26434	0.966	-3.146	3.044
		"	714-5	"	"	"	0.101340	-0.0013895	0.24029	0.957	-3.233	3.046
		"	714-6	"	"	"	0.119515	-0.0012628	0.24580	0.969	-1.083	1.585
		IN-671	714-3	"	"	Linear		-0.0014155	0.35388	0.912	-11.024	3.172
		"	719-6	"	"	"		-0.0008744	0.21860	0.980	-0.039	3.129
		IN-706	717-3	"	"	"		-0.0019330	0.48330	0.859	-10.571	1.069
		"	717-4	"	"	"		-0.0024651	0.61630	0.930	-19.736	1.069
		IN-X750	707-3	"	"	Paralinear	0.581085	-0.0110434	1.68542	0.981	-58.469	1.642
		"	707-4	"	"	"	0.674244	-0.0142140	2.09564	0.990	-80.816	1.641
		Incoloy-804	724-5	"	"	"	0.917455	-0.0149651	2.41396	0.859	-80.448	1.280
		"	724-6	"	"	"	0.895851	-0.0169085	2.58670	0.963	-93.809	1.285
		RA-333	724-4	"	"	"	0.021478	-0.0014352	0.16500	0.998	-12.346	2.728
		B-1900	702-1	"	"	"	0.030358	-0.0004630	0.07670	0.965	-1.385	2.710
		"	702-2	"	"	"	0.023588	-0.0004430	0.06790	0.976	-1.830	2.690
		IN-100	704-3	"	"	"	2.991189	-0.0494336	7.93460	0.908	-241.946	2.431
		"	704-4	"	"	"	2.900761	-0.0652224	9.42300	0.997	-362.876	2.325
		IN-713LC	704-1	"	"	"	0.084738	-0.0016526	0.25000	0.991	-8.674	2.148
		"	704-2	"	"	"	0.095089	-0.0016453	0.25960	0.981	-7.635	2.149
		IN-738	703-3	"	"	"	0.032872	-0.0087115	0.90400	0.991	-87.697	2.275
	"	703-4	"	"	"	0.106466	-0.0099085	1.09730	0.990	-96.508	2.249	
	MAR-M-200	701-5	"	"	"	0.165602	-0.0033320	0.49880	0.961	-14.230	2.328	
	"	701-6	"	"	"	0.077998	-0.0019840	0.27640	0.965	-10.105	2.311	
	NASA-VIA	703-5	"	"	"	0.012956	-0.0001489	0.02790	0.691	-0.078	2.352	
	"	703-6	"	"	"	0.025888	-0.0001240	0.03830	0.997	1.415	2.352	
	Rene 120	702-3	"	"	"	0.161505	-0.0016180	0.32330	0.908	-1.856	0.800	
	"	702-4	"	"	"	0.143607	-0.0014950	0.29310	0.868	-2.048	0.763	
	"	702-5	"	"	"	0.078669	-0.0007350	0.15220	0.785	-1.247	0.761	
	Rene 80	701-1	"	"	"	1.639143	-0.0404400	5.68310	0.999	-239.296	1.722	
	"	701-2	"	"	"	1.751044	-0.0414800	5.89900	0.999	-239.972	1.780	
TAZ-8A	703-1	"	"	"	0.083172	-0.0007117	0.15430	0.981	0.701	2.400		
"	703-2	"	"	"	0.107215	-0.0013339	0.24060	0.791	-4.113	2.339		
U-700	704-5	"	"	"	0.003990	-0.0000131	0.00530	0.935	0.324	1.752		
"	704-6	"	"	Parabolic	0.005685		0.00569	0.971	0.634	1.760		
WAZ-20	702-6	"	"	Paralinear	3.049076	-0.0128110	4.33020	0.999	178.286	2.701		
Unalloyed	Ni-270	706-1	"	"	Parabolic	1.140135		1.14013	0.999	114.002	1.442	
	"	706-2	"	"	Paralinear	1.147125	-0.0018288	1.33001	0.999	95.915	1.443	

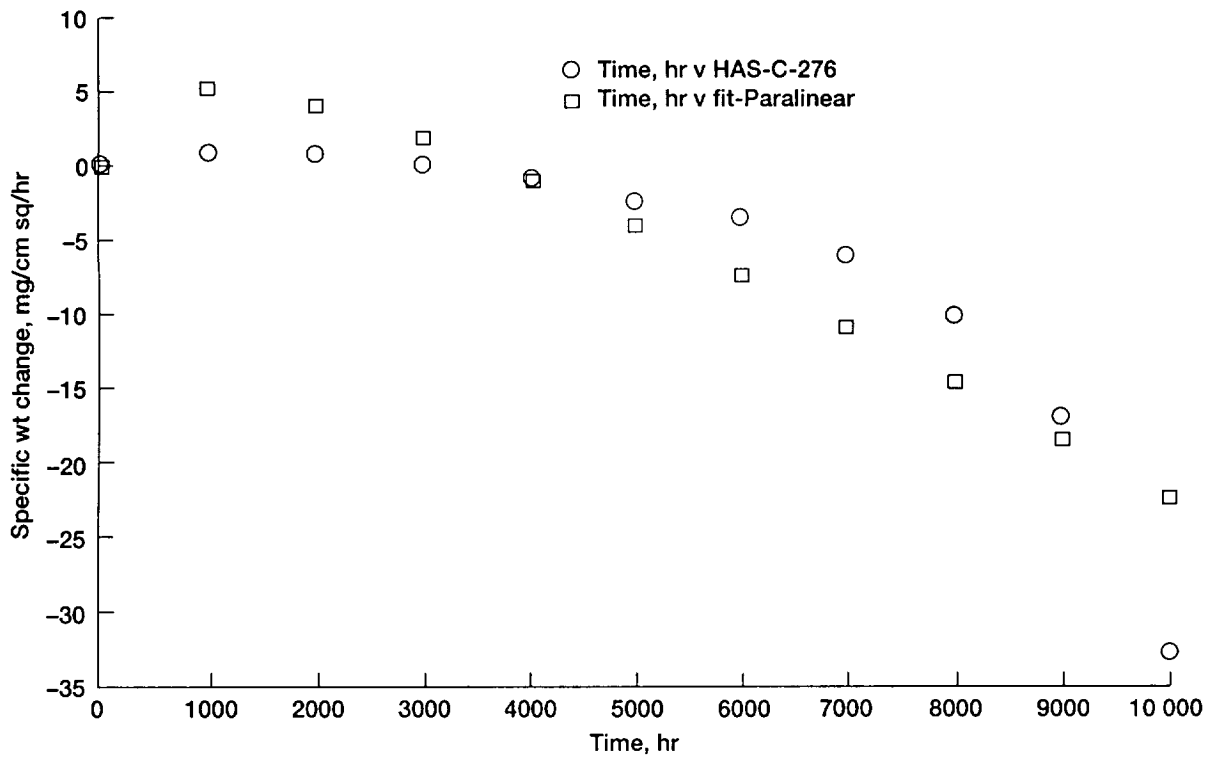


Figure 1.—Cyclic oxidation-1000 hr cycles in static air at 982 °C for a Ni-base alloy sample HAS-C-276.

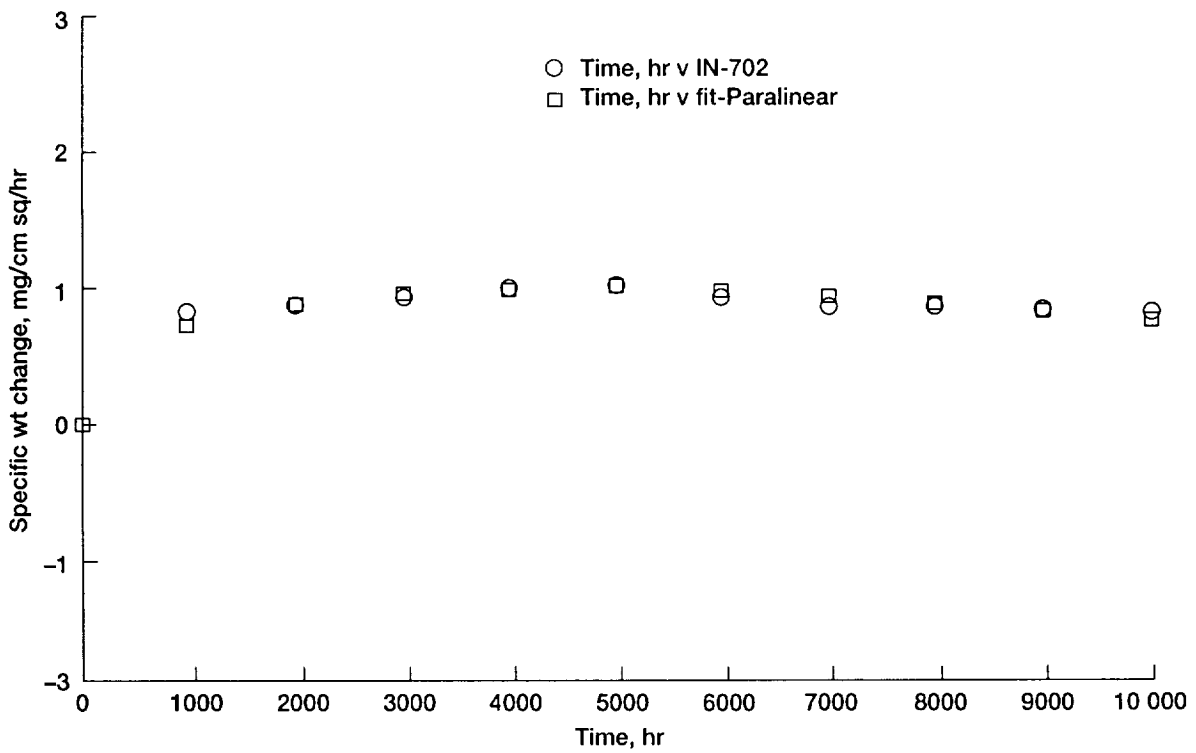


Figure 2.—Cyclic oxidation-1000 hr cycles in static air at 982 °C for a Ni-base alloy sample IN-702.

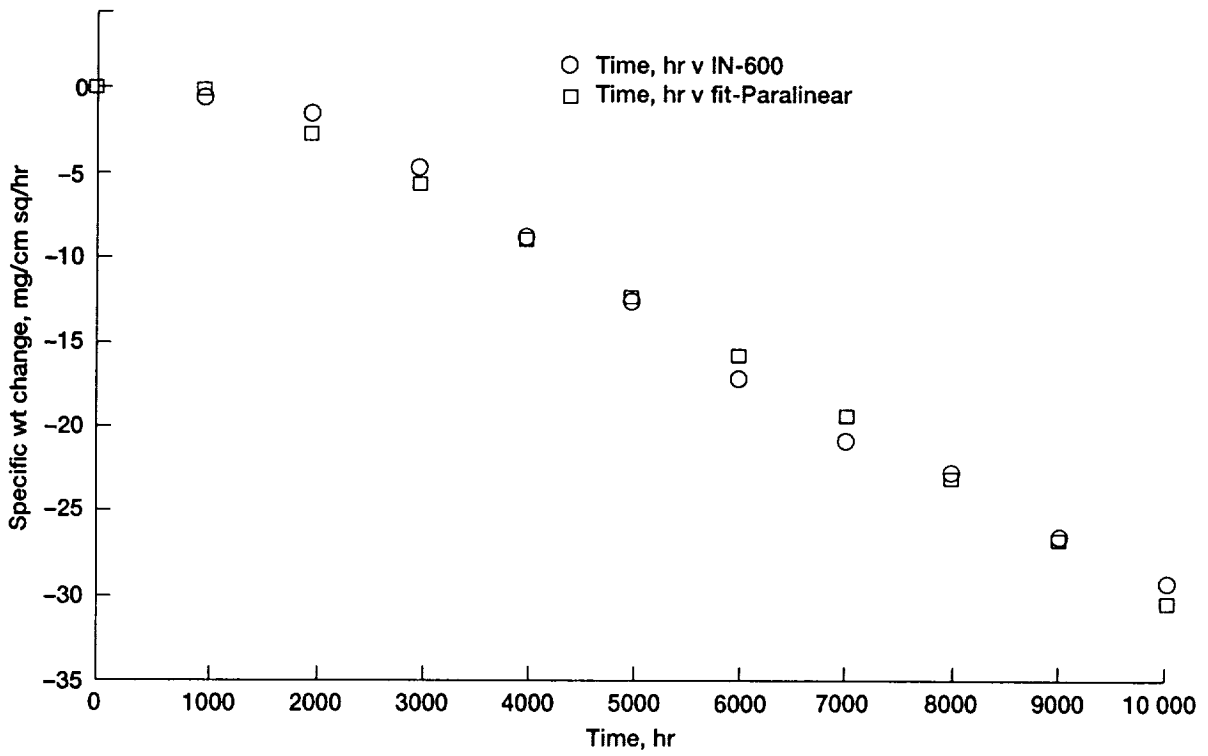


Figure 3.—Cyclic oxidation-1000 hr cycles in static air at 982 °C for a Ni-base alloy sample IN-600.

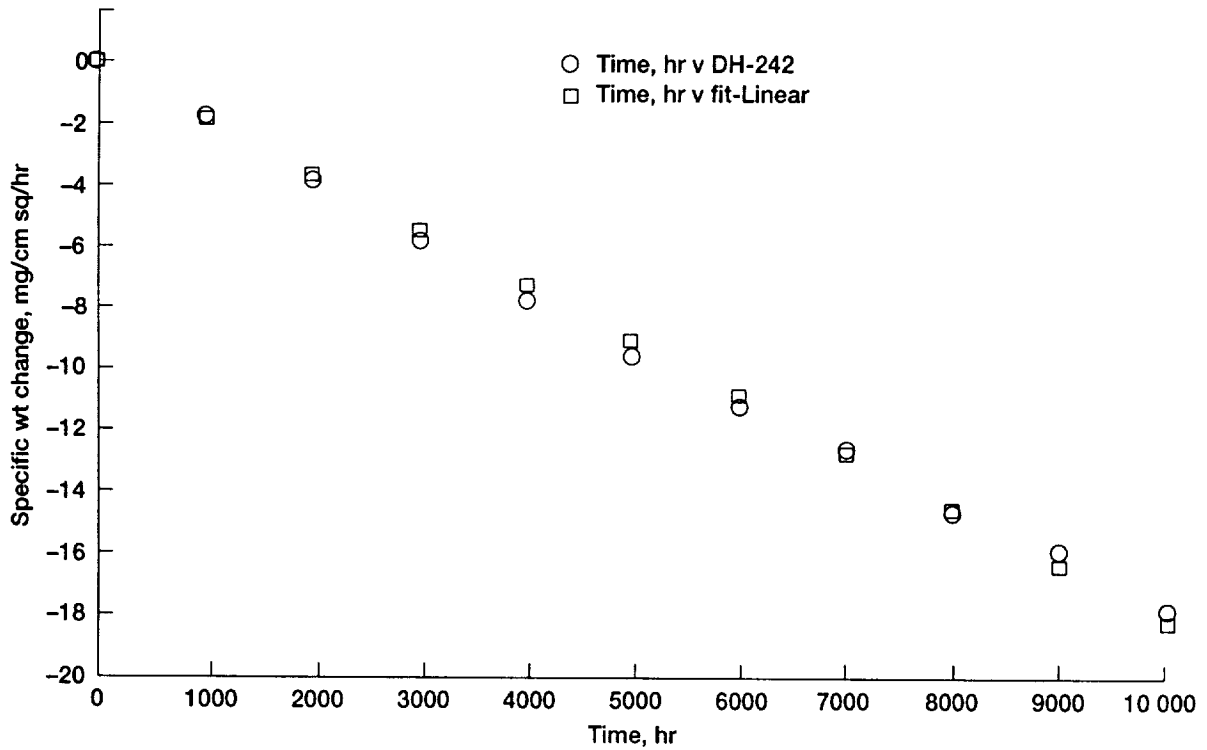


Figure 4.—Cyclic oxidation-1000 hr cycles in static air at 982 °C for a Ni-base alloy sample DH-242.

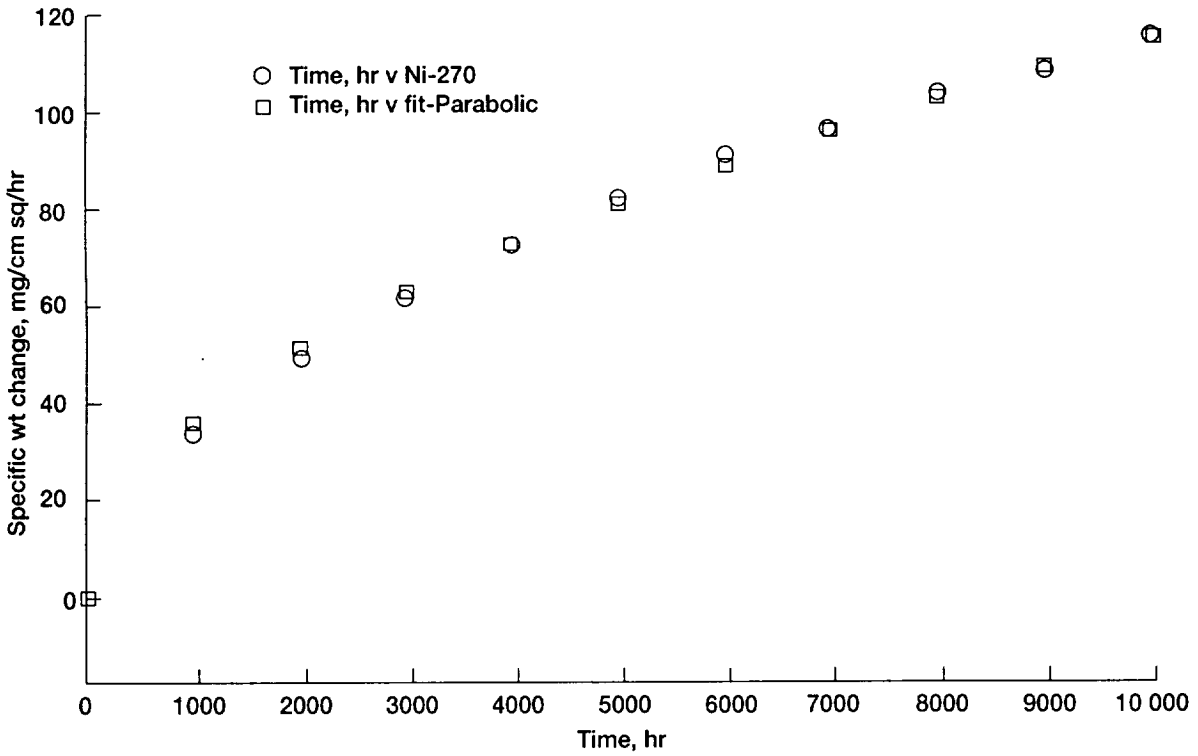


Figure 5.—Cyclic oxidation-1000 hr cycles in static air at 982 °C for a Ni-base alloy sample Ni-270.

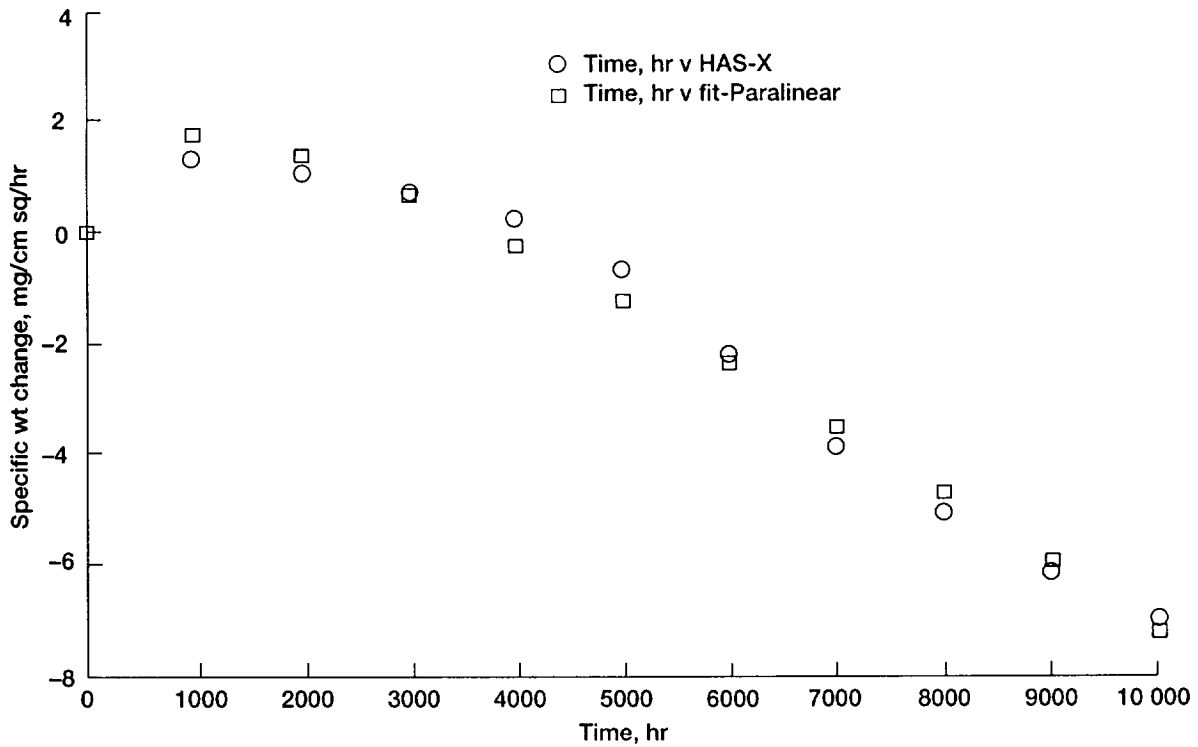


Figure 6.—Cyclic oxidation-1000 hr cycles in static air at 982 °C for a Ni-base alloy sample HAS-X.

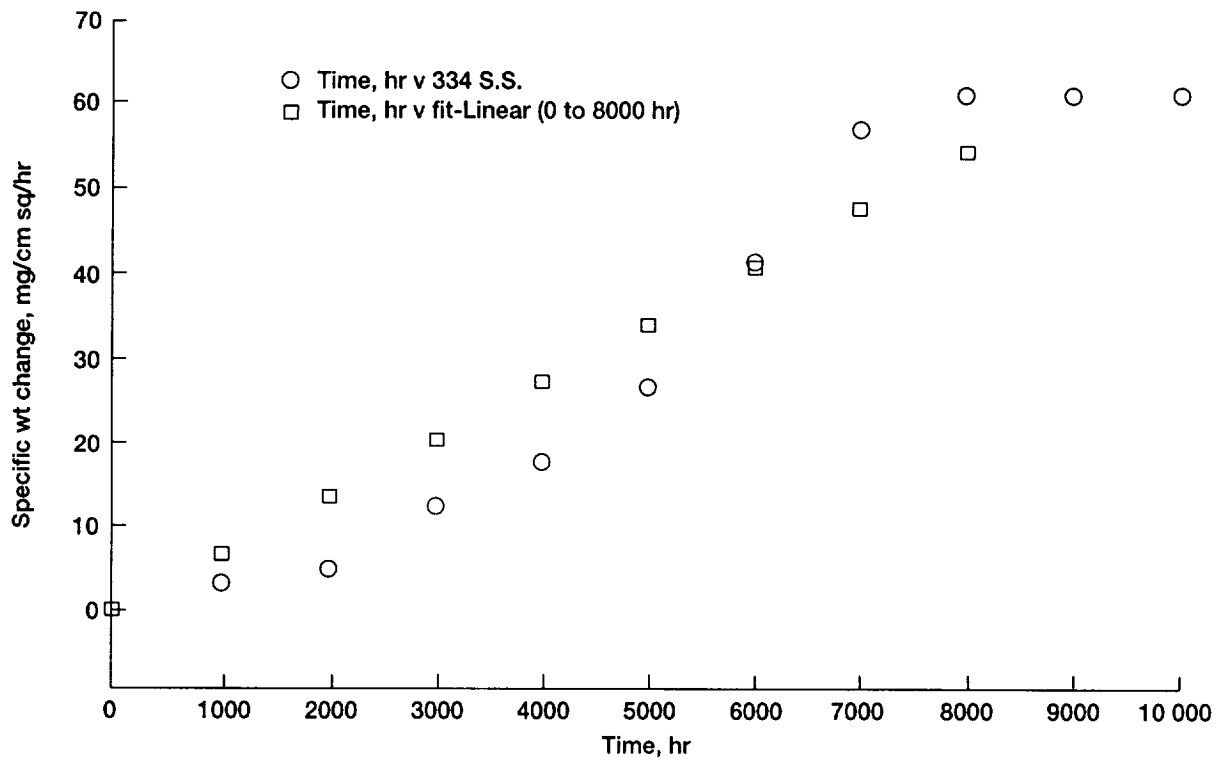


Figure 7.—Cyclic oxidation-1000 hr cycles in static air at 982 °C for a Fe-base alloy sample 334 S.S.

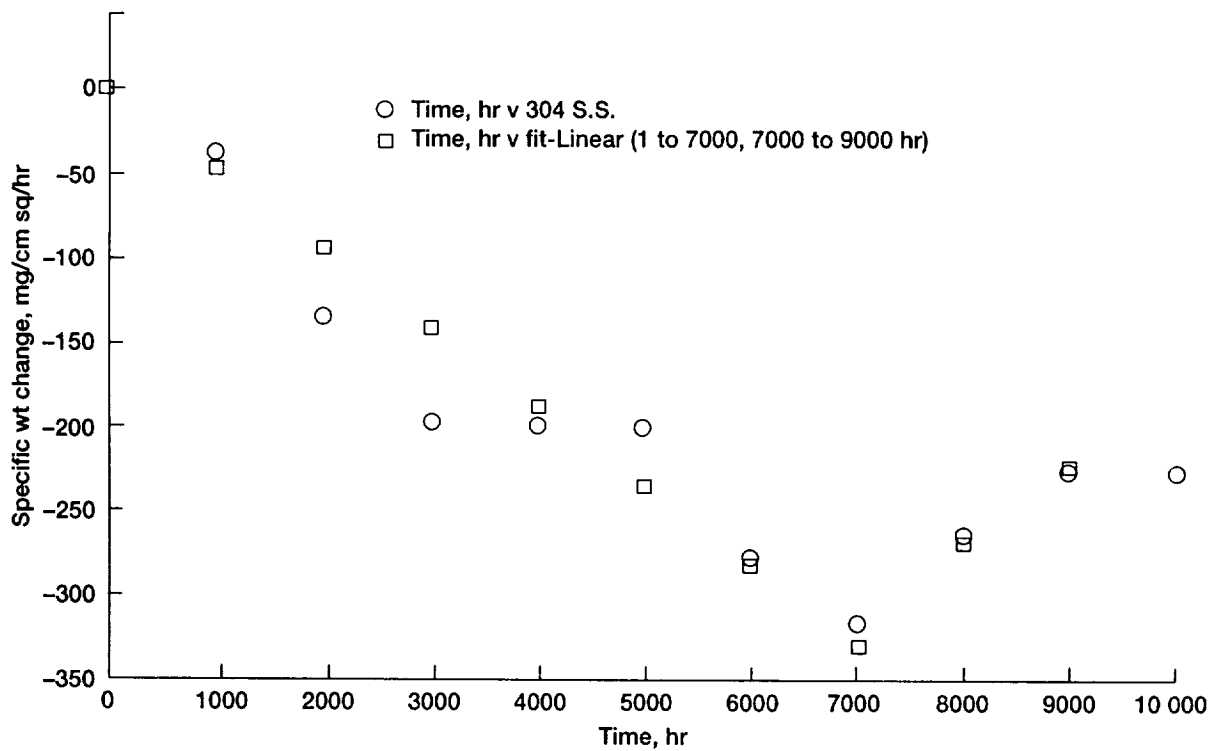


Figure 8.—Cyclic oxidation-1000 hr cycles in static air at 982 °C for a Fe-base alloy sample 304 S.S.

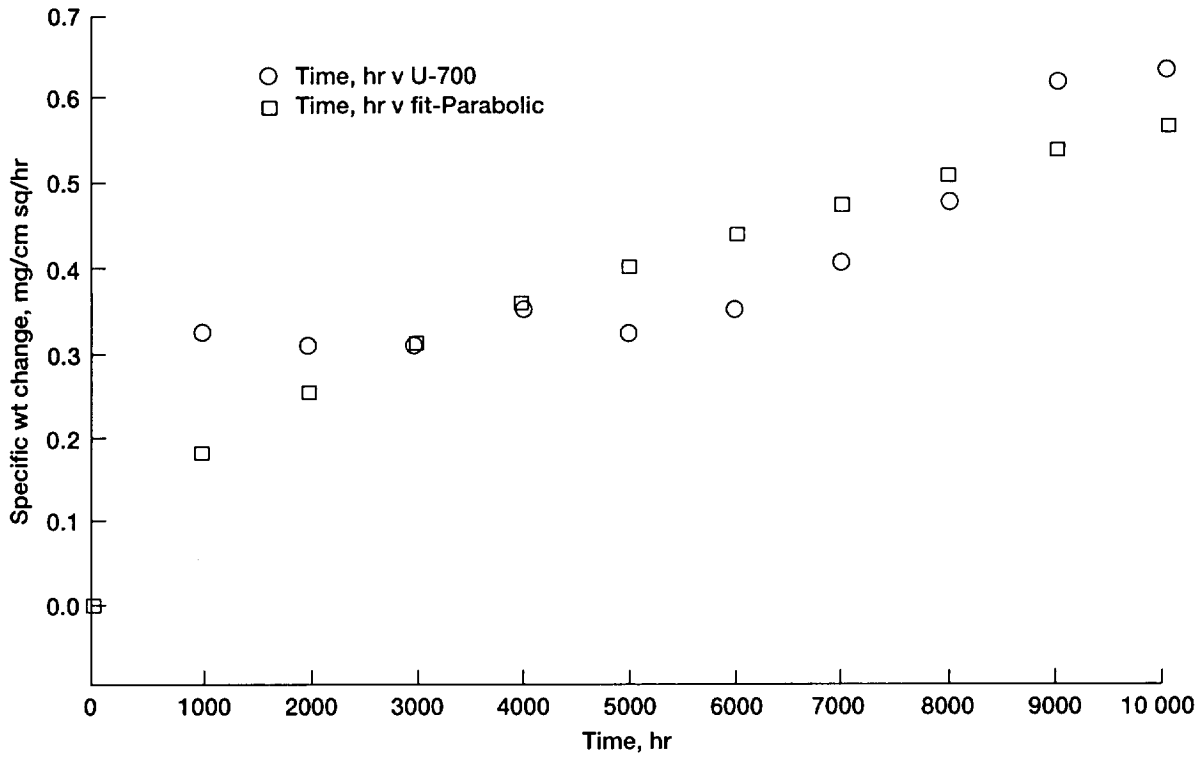


Figure 9.—Cyclic oxidation-1000 hr cycles in static air at 982 °C for a Ni-base alloy sample U-700.

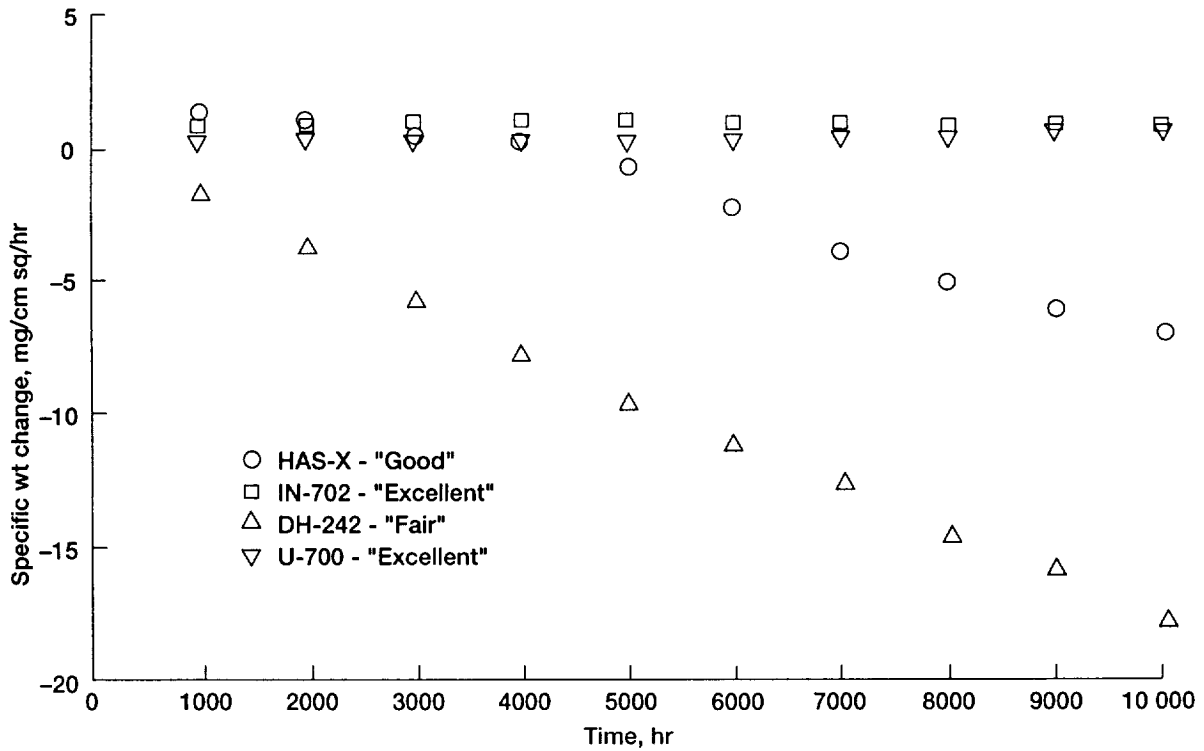


Figure 10.—Four typical oxidation plots showing "excellent" to "fair" behavior.

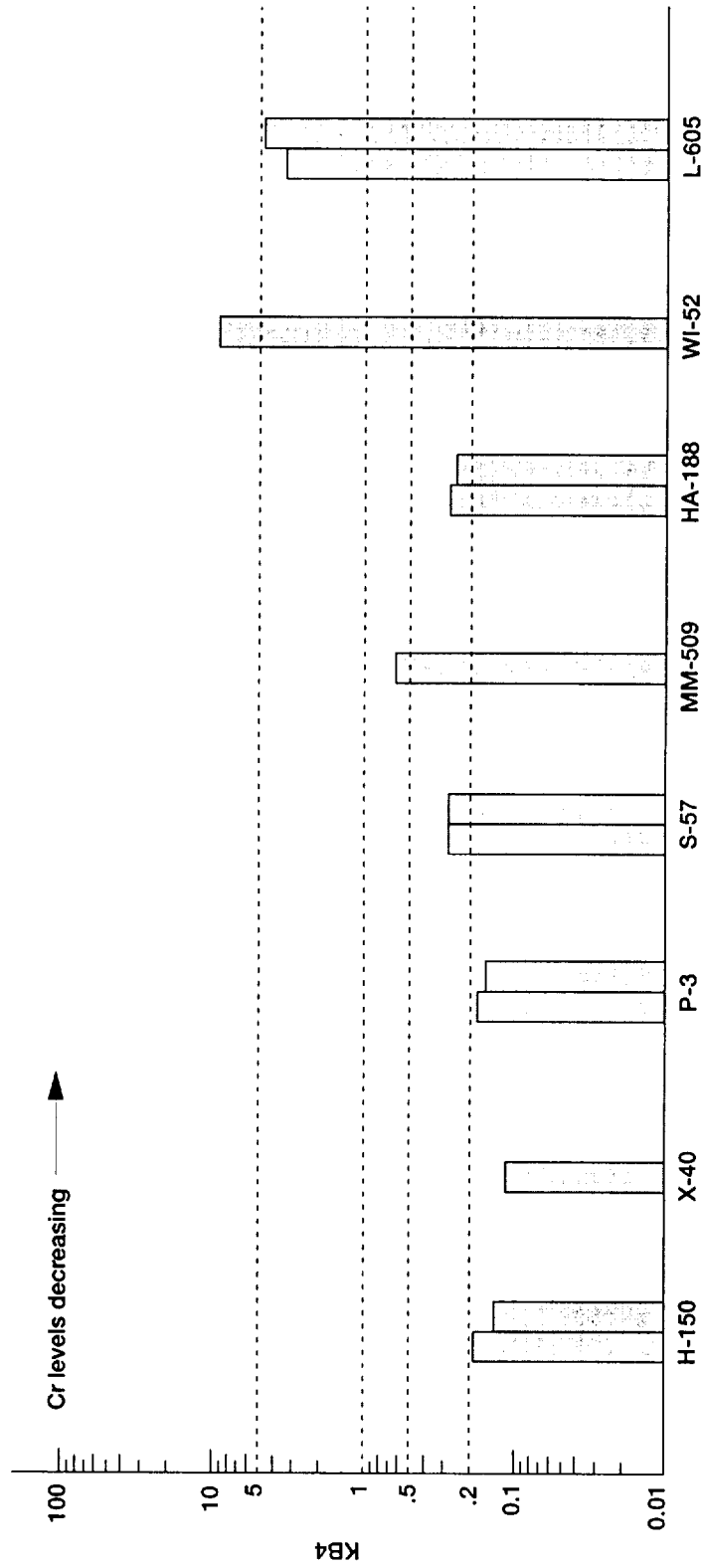


Figure 11.—KB4 ratings for chromia/chromite forming Co-base alloys (10-1000 hr cycles, 982 °C). KB4 rating: <0.2 excellent, 0.2 to 0.5 good, 0.5 to 1.0 fair, 1.0 to 5.0 poor, >5.0 catastrophic.



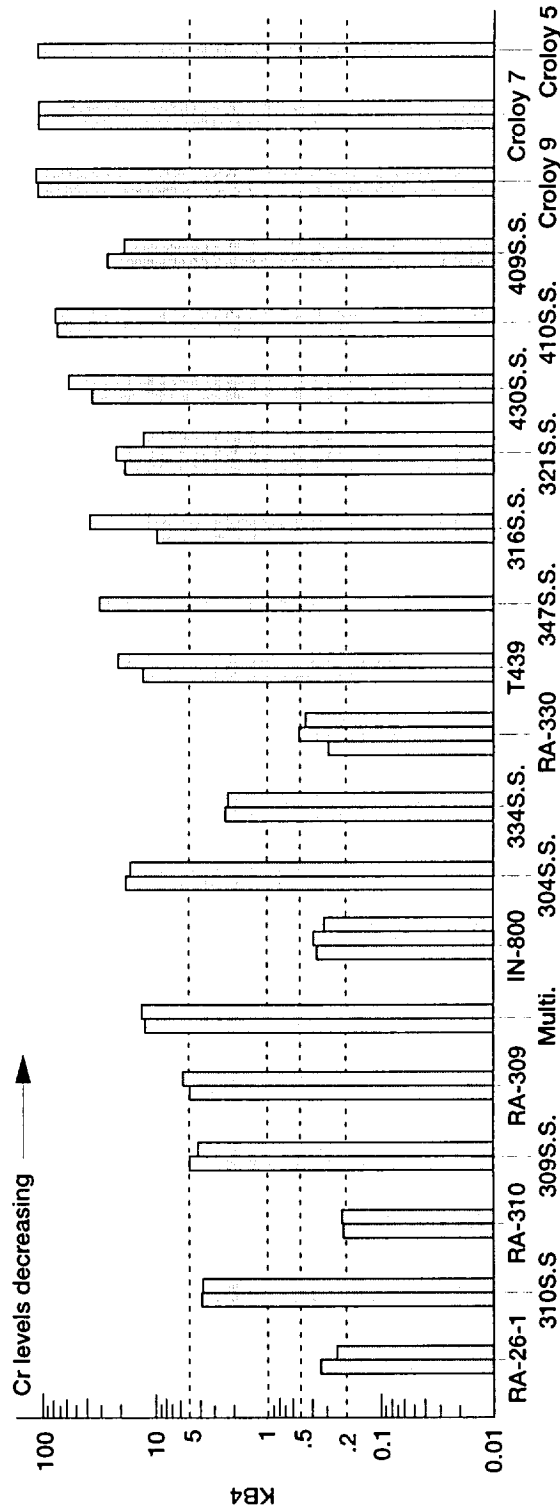


Figure 12.—KB4 ratings for chromia/chromite forming Fe-base alloys (10-1000 hr cycles, 982 °C). KB4 rating: <0.2 excellent, 0.2 to 0.5 good, 0.5 to 1.0 fair, 1.0 to 5.0 poor, >5.0 catastrophic.

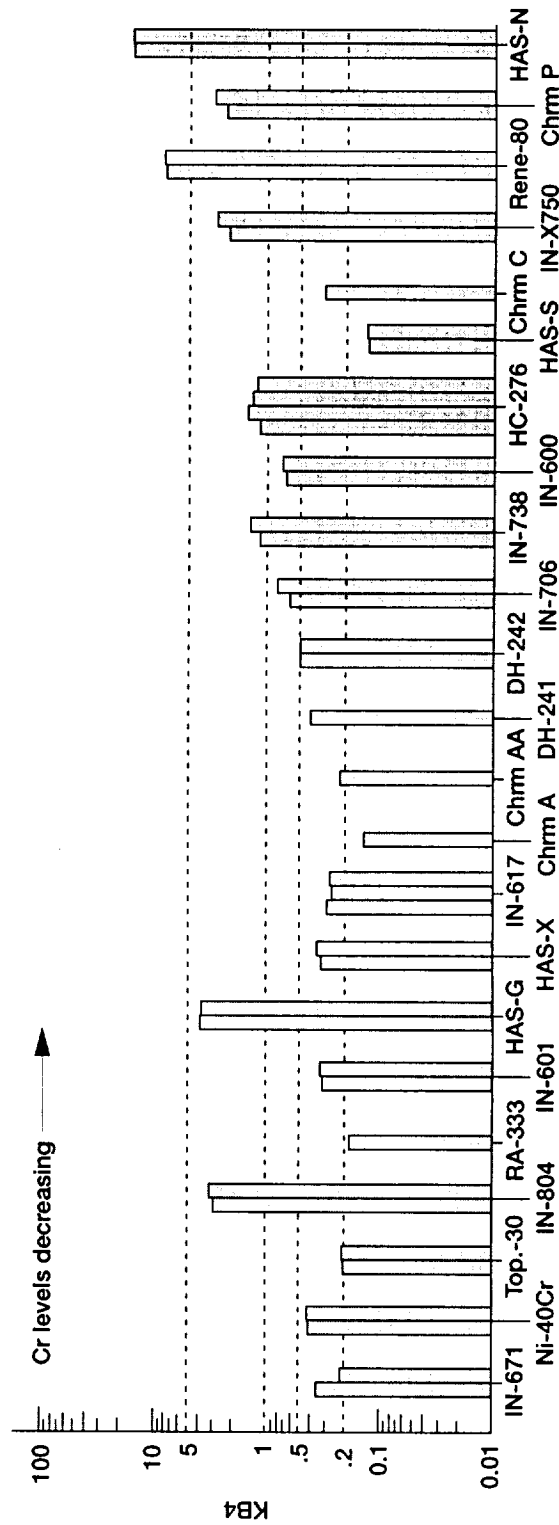


Figure 13.—KB4 ratings for chromia/chromite forming Ni-base alloys (10-1000 hr cycles, 982 °C). KB4 rating: <0.2 excellent, 0.2 to 0.5 good, 0.5 to 1.0 fair, 1.0 to 5.0 poor, >5.0 catastrophic.

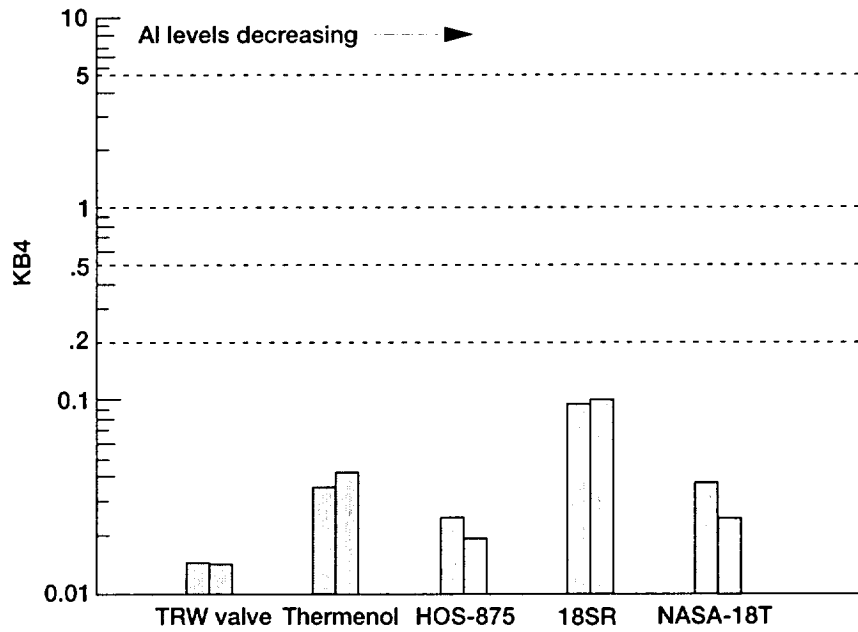


Figure 14.—KB4 ratings for alumina/aluminate forming Fe-base alloy (10-1000 hr cycles, 982 °C). KB4 rating: <0.2 excellent, 0.2 to 0.5 good, 0.5 to 1.0 fair, 1.0 to 5.0 poor, >5.0 catastrophic.

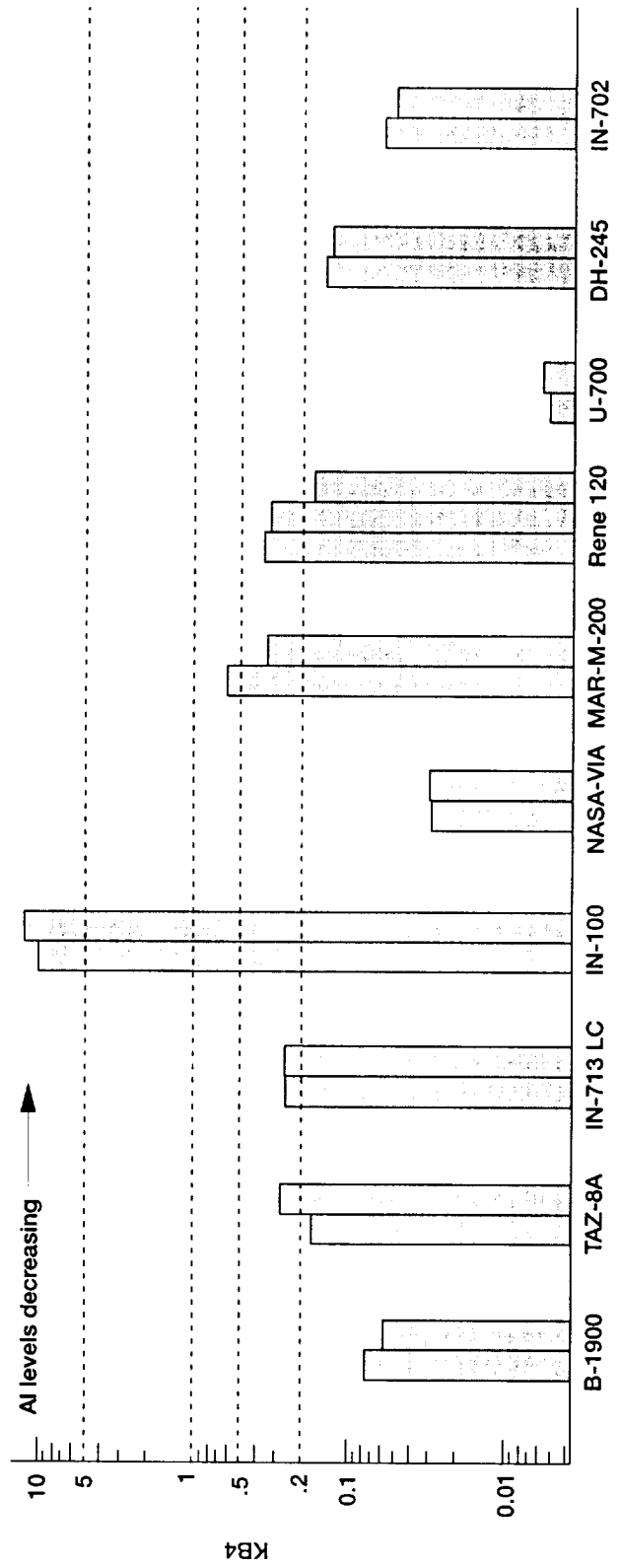


Figure 15.—KB4 ratings for alumina/aluminate forming Ni-base alloys (10-1000 hr cycles, 982 °C). KB4 rating: <0.2 excellent, 0.2 to 0.5 good, 0.5 to 1.0 fair, 1.0 to 5.0 poor, >5.0 catastrophic.

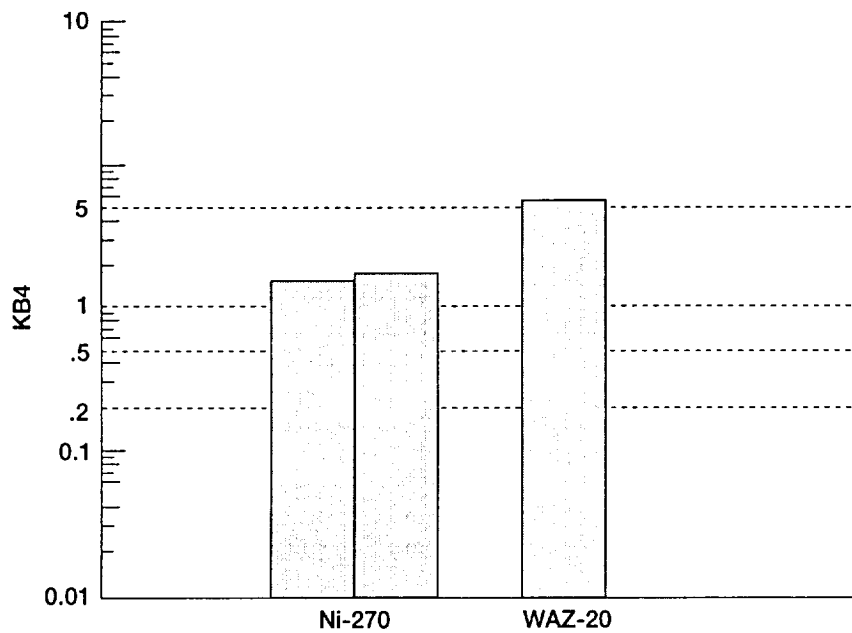


Figure 16.—KB4 ratings for nickel oxide forming Ni-base alloy (10-1000 hr cycles, 982 °C). KB4 rating: <0.2 excellent, 0.2 to 0.5 good, 0.5 to 1.0 fair, 1.0 to 5.0 poor, >5.0 catastrophic.

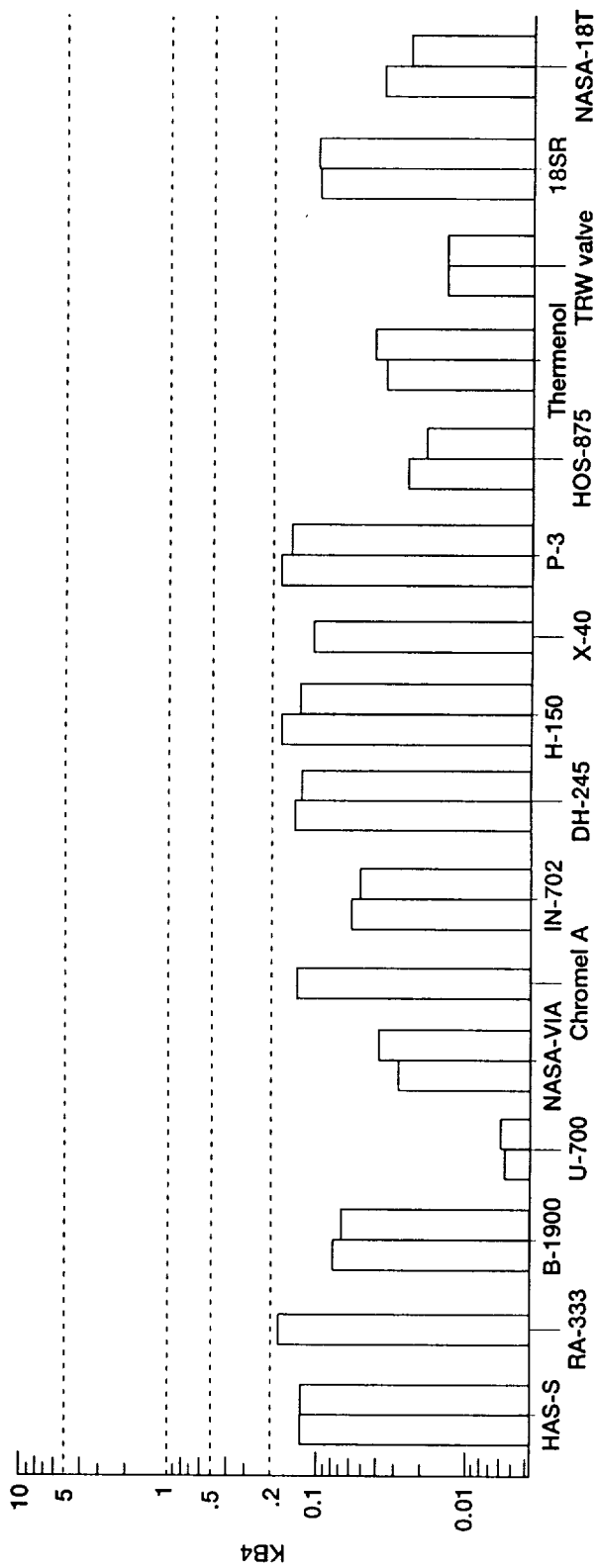


Figure 17.—KB4 ratings for the "excellent" ranked oxidation resistant alloys (10-1000 hr cycles, 982 °C). KB4 rating: <0.2 excellent, 0.2 to 0.5 good, 0.5 to 1.0 fair, 1.0 to 5.0 poor, >5.0 catastrophic.

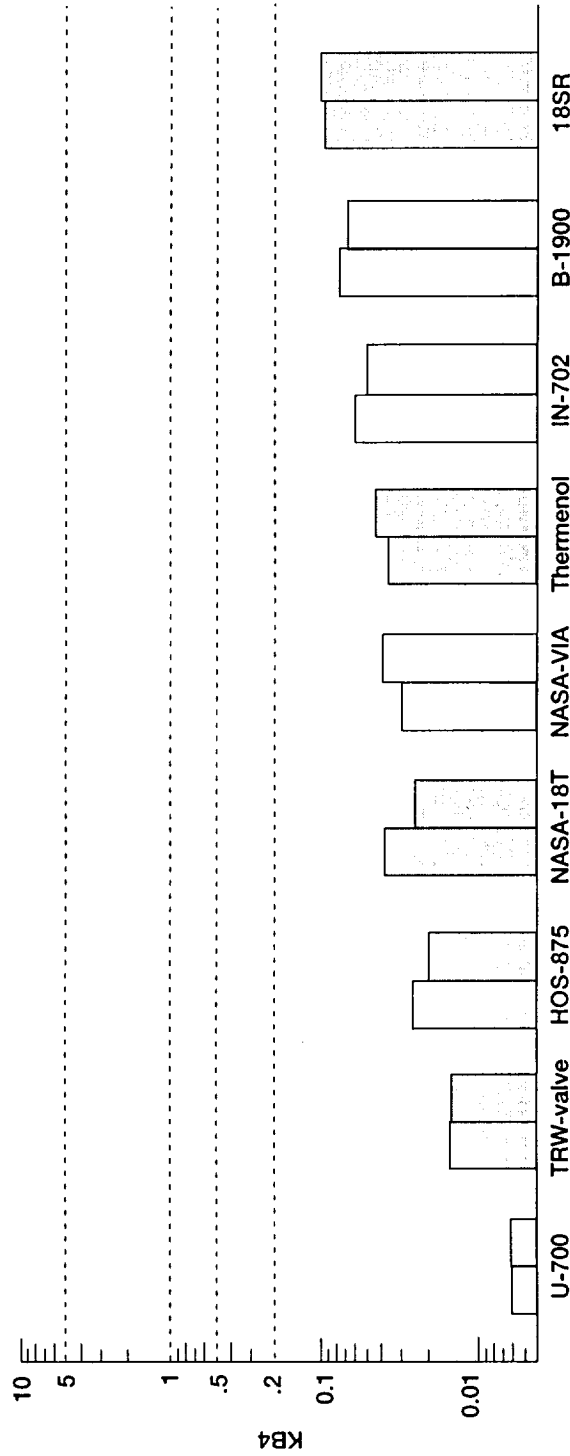


Figure 18.—KB4 ratings for the "best" of the "excellent" ranked oxidation resistant alloys (10-1000 hr cycles, 982 °C). KB4 rating: <0.2 excellent, 0.2 to 0.5 good, 0.5 to 1.0 fair, 1.0 to 5.0 poor, >5.0 catastrophic. Ni-base (open bars) and Fe-base (shaded bars).

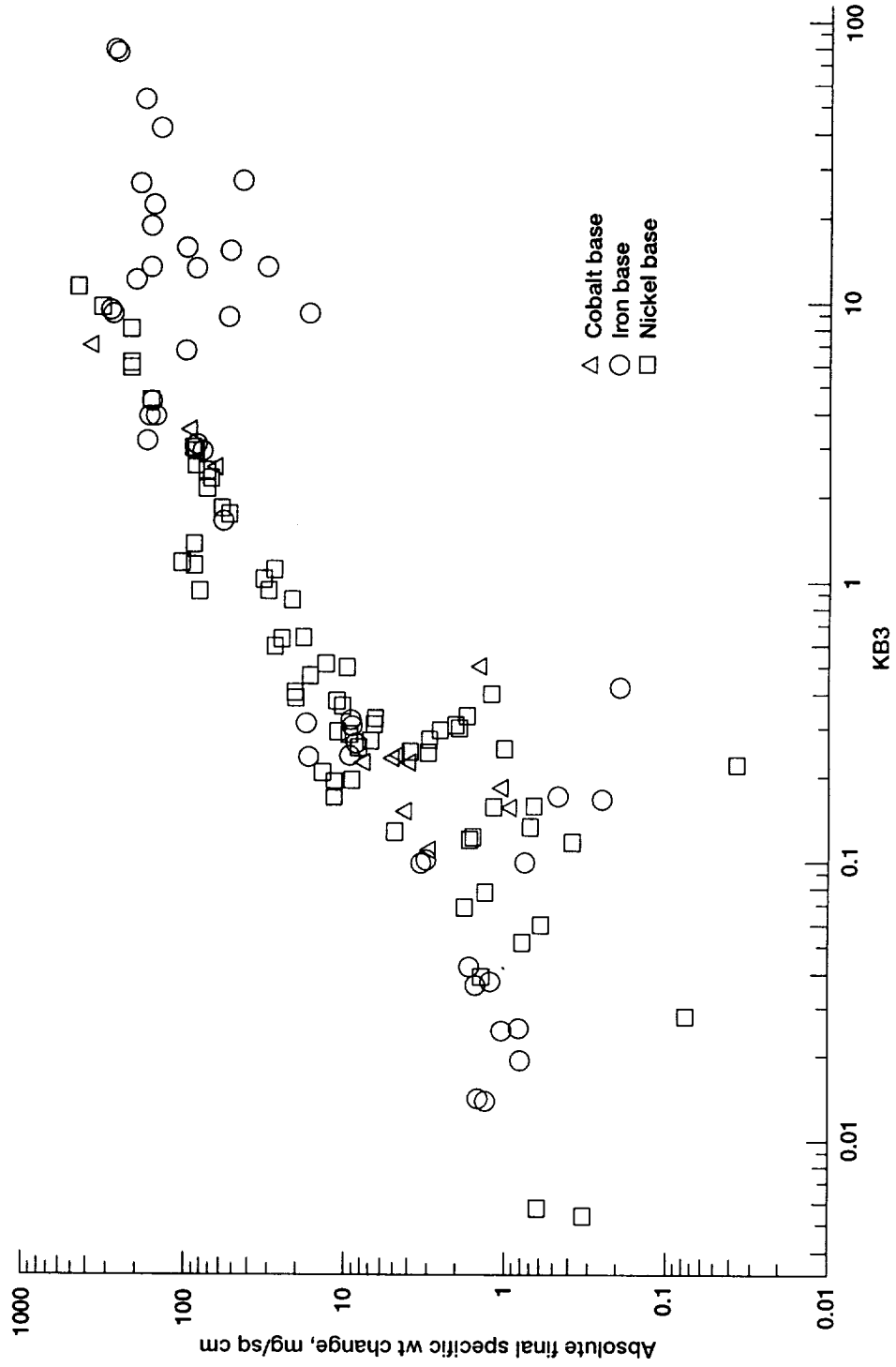


Figure A-1—Scatter diagram showing the relationship of the absolute value of final specific weight change to the oxidation attack parameter, KB3 (132 data points for 68 alloys).





# REPORT DOCUMENTATION PAGE

*Form Approved*  
OMB No. 0704-0188

Public reporting burden for this collection of information is estimated to average 1 hour per response, including the time for reviewing instructions, searching existing data sources, gathering and maintaining the data needed, and completing and reviewing the collection of information. Send comments regarding this burden estimate or any other aspect of this collection of information, including suggestions for reducing this burden, to Washington Headquarters Services, Directorate for Information Operations and Reports, 1215 Jefferson Davis Highway, Suite 1204, Arlington, VA 22202-4302, and to the Office of Management and Budget, Paperwork Reduction Project (0704-0188), Washington, DC 20503.

<b>1. AGENCY USE ONLY</b> ( <i>Leave blank</i> )	<b>2. REPORT DATE</b> June 1997	<b>3. REPORT TYPE AND DATES COVERED</b> Technical Memorandum	
<b>4. TITLE AND SUBTITLE</b> 10 000-Hour Cyclic Oxidation Behavior at 982 °C (1800 °F) of 68 High-Temperature Co-, Fe-, and Ni-Base Alloys		<b>5. FUNDING NUMBERS</b>  WU-523-21-13	
<b>6. AUTHOR(S)</b>  Charles A. Barrett		<b>7. PERFORMING ORGANIZATION NAME(S) AND ADDRESS(ES)</b>  National Aeronautics and Space Administration Lewis Research Center Cleveland, Ohio 44135-3191	
<b>8. PERFORMING ORGANIZATION REPORT NUMBER</b>  E-10598		<b>9. SPONSORING/MONITORING AGENCY NAME(S) AND ADDRESS(ES)</b>  National Aeronautics and Space Administration Washington, DC 20546-0001	
<b>10. SPONSORING/MONITORING AGENCY REPORT NUMBER</b>  NASA TM-107394		<b>11. SUPPLEMENTARY NOTES</b>  Responsible person, Charles A. Barrett, organization code 5160, (216) 433-3163.	
<b>12a. DISTRIBUTION/AVAILABILITY STATEMENT</b>  Unclassified - Unlimited Subject Category 26  This publication is available from the NASA Center for AeroSpace Information, (301) 621-0390.		<b>12b. DISTRIBUTION CODE</b>	
<b>13. ABSTRACT</b> ( <i>Maximum 200 words</i> )  Sixty-eight high temperature Co-, Fe-, and Ni-base alloys were tested for 10-one thousand hour cycles in static air at 982 °C (1800 °F). The oxidation behavior of the test samples was evaluated by specific weight change/time data, x-ray diffraction of the post-test samples, and their final appearance. The gravimetric and appearance data were combined into a single modified oxidation parameter, KB4 to rank the cyclic oxidation resistance from excellent to catastrophic. The alloys showing the "best" resistance with no significant oxidation attack were the alumina/aluminate spinel forming Ni-base turbine alloys: U-700, NASA-VIA and B-1900; the Fe-base ferritic alloys with Al: TRW-Valve, HOS-875, NASA-18T, Thermenol and 18SR; and the Ni-base superalloy: IN-702.			
<b>14. SUBJECT TERMS</b>  Cyclic oxidation; Stainless steels; Superalloys		<b>15. NUMBER OF PAGES</b> 33	
		<b>16. PRICE CODE</b> A03	
<b>17. SECURITY CLASSIFICATION OF REPORT</b> Unclassified	<b>18. SECURITY CLASSIFICATION OF THIS PAGE</b> Unclassified	<b>19. SECURITY CLASSIFICATION OF ABSTRACT</b> Unclassified	<b>20. LIMITATION OF ABSTRACT</b>