

NASA/TM—1998-208405

AIAA-98-2505



Engine Technology Challenges for the High-Speed Civil Transport Plane

Robert M. Plencner, Ajay Misra, Edwin J. Graber, Jr.,
Robert J. Shaw, and Gary T. Seng
Lewis Research Center, Cleveland, Ohio

Prepared for the
20th Advanced Measurement and Ground Testing Technology Conference
sponsored by the American Institute of Aeronautics and Astronautics
Albuquerque, New Mexico, June 15–18, 1998

National Aeronautics and
Space Administration

Lewis Research Center

December 1998

Trade names or manufacturers' names are used in this report for identification only. This usage does not constitute an official endorsement, either expressed or implied, by the National Aeronautics and Space Administration.

Available from

NASA Center for Aerospace Information
7121 Standard Drive
Hanover, MD 21076
Price Code: A03

National Technical Information Service
5285 Port Royal Road
Springfield, VA 22100
Price Code: A03

Engine Technology Challenges for the High-Speed Civil Transport Plane

Robert M. Plencner
National Aeronautics and Space Administration
Lewis Research Center
Cleveland, Ohio 44135

Ajay Misra
Edwin J. Graber, Jr.
Robert J. Shaw
Gary T. Seng
National Aeronautics and Space Administration
Lewis Research Center
Cleveland, Ohio 44135

Introduction

Ongoing NASA-funded (ref. 1,2) and privately funded studies continue to indicate that an opportunity exists for a second generation supersonic commercial airliner, or High-Speed Civil Transport (HSCT), to become a key part of the 21st century international air transportation system. Long distance air travel is projected to be the fastest growing segment of the air transportation market by the turn of the century with increases at about 5 percent per annum over the next two decades (ref. 3-5). This projection suggests that by the year 2015, more than 600,000 passengers per day will be traveling long distances, predominantly over water. These routes would provide the greatest potential for an HSCT to become a significant part of the international air transportation system.

The potential market for an HSCT is currently projected to be anywhere from 500-1500 aircraft over the 2005-2030 time period. Such an aircraft fleet size would represent a considerable share of the potential long-range aircraft market. However, this projected HSCT fleet can become a reality only if technologies are developed which will allow an HSCT design that is (1) environmentally compatible and (2) economically viable.

Simply stated, the HSCT will be a technology driven airplane. Without significant advances in airframe and propulsion technologies over the levels currently available, there will be no second generation supersonic airliner!

This paper will briefly describe the propulsion technology challenges which must be met prior to any product launch decision being made by industry and the progress toward meeting these challenges through NASA's High-Speed Research (HSR) Program, a partnership between NASA and Boeing, General Electric and Pratt & Whitney.

Environmental Challenges

The two environmental challenges that must be met before an HSCT product launch could be considered are atmospheric ozone depletion and airport noise. Meeting these challenges requires advances in propulsion technologies, specifically combustor technology to meet the ozone depletion challenge and low noise propulsion system technology to address the airport noise challenge.

Ozone Depletion

Potential depletion of the Earth's protective ozone layer is attributed to HSCT engine exhaust products, specifically the nitric oxide (NO_x) levels. Thus combustor designs must evolve that produce ultra-low levels of NO_x such that no harm is done to the ozone layer while at the same time having high levels of combustion efficiency and operability across the mission profile.

Airport Noise

The other HSCT environmental barrier challenge that must be met is aircraft noise during

takeoff and landing portions of the mission. Unlike the current subsonic aircraft fleet, the prime contributor to an HSCT noise signature at takeoff is the jet exhaust, and thus an approach to quieting the jet exhaust without seriously impacting propulsion system performance or weight must be developed. However, during landing, noise emanating from the fan also becomes an important contributor along with the jet exhaust.

Any HSCT propulsion noise reduction approach pursued must take into consideration that a noise rule stricter than the current FAA FAR 36 Stage 3 may be in place by the time an HSCT would enter the fleet. Thus candidate approaches must be evaluated for potential to have even greater noise reduction than those currently required for certification of subsonic aircraft.

Economic Challenges

Solutions to the environmental challenges discussed above as well as the demanding performance requirements of supersonic cruise will require the use of many advanced technologies. However, the HSCT has the same constraints as any commercial aircraft design; the technologies employed in the design must improve the product but not at the expense of significantly increased costs (acquisition, operation, and maintenance). Clearly, for the HSCT to become a reality, it must be a profitable venture, both for the aircraft and engine manufactures, as well as for the airlines. The already mentioned market studies being conducted have in some cases involved surveys with the flying public. These surveys suggest that for the long haul, primarily over water routes across the Atlantic and Pacific Oceans, travelers would be willing to pay as much as 20 to 30 percent more for tickets with the prospect of halving the travel time. The motivation to pay more for reduced travel time, not too surprisingly, increases as the travel time exceeds 4-5 hours. This information gives one some insight into what economic viability means for an HSCT in the view of the traveling public, who are the ultimate customers and will in part help determine what technologies will be included on the HSCT.

System Requirements and Technology Drivers

Figure 1 compares the Concorde, the world's only operational commercial supersonic aircraft, with the current perspectives on the HSCT. While the

Concorde remains an engineering marvel almost 30 years after its maiden flight, it achieved neither environmental compatibility nor economic viability. Hence only 16 Concorde aircraft were ever built and 13 are currently in operation, serving selected trans Atlantic routes with fares several times higher than widebody subsonic aircraft. For the HSCT to become a reality, it is envisioned that the aircraft design must have at least the features depicted on the right half of this figure.

Translating these system level HSCT requirements shown on figure 1 into those for the HSCT propulsion system suggests that the engine manufacturers must design, build and certify an HSCT propulsion system that meets the following requirements. First, in order to achieve supersonic cruise capability the propulsion system must have performance levels comparable to a supersonic military fighter engine. Second, to be acceptable to the general public, the HSCT propulsion system must contribute to meeting the environmental challenges of NO_x and community noise. The requirement to produce low NO_x rests solely with the development of new types of combustor designs. These stringent requirements compared to what is possible using current combustor technology are shown in figure 2. However, this figure also shows that the solution to the HSCT noise challenge cannot be met simply by improving a single component but will require a systems engineering approach. Contributions to the vehicle noise reduction will come from several sources including, advanced exhaust nozzles, engine cycle characteristics, advanced fans, advanced high-lift concepts and possibly advanced aircraft operational procedures such as programmed lapse rate.

Third an HSCT propulsion system must contribute to meeting the HSCT economic viability requirements. The propulsion system must be light weight and demonstrate good efficiency in order to achieve a vehicle with sufficient range and payload to be an economic success. At the same time it must demonstrate durability and long life characteristics that are comparable with subsonic commercial propulsion systems. As shown in figure 2, the maximum cycle temperatures are comparable with those of existing engines today. However, these temperatures must be maintained throughout the cruise portion of

the mission rather than only at short segments of the flight such as takeoff. This results in a requirement for the engine to operate at the combined conditions of high temperature and high stress for 30 times longer than either subsonic transports or military fighters do today.

In addition, the HSCT propulsion system will be big, as figure 3 depicts. The overall length will be about 50 feet with a maximum diameter of about 50 inches. This overall propulsion system size will provide a significant design challenge for all components. As an example, figure 4 shows that the high pressure turbine disk for the HSCT is estimated to be about twice the size of the disks found in current subsonic transports.

Technology Development Accomplishments

As discussed above, the technology challenges related to environmental compatibility and economic viability for the HSCT propulsion system and indeed for the whole vehicle are tremendous. Clearly the HSCT engine designers will not be able to meet these challenges with currently available propulsion technologies. As is shown in figure 5, NASA began the HSR Program in FY 1990 in order to address these technology shortfalls both for the airframe and the propulsion system. Since its inception, the HSR Program has had as a vision the development and transfer of the high risk, high payoff technologies to industry, which in turn would be able to make a lower risk product launch decision at the time when all the factors contributing to a commercial aircraft launch are considered. The HSR Program was constructed so as to first address the environmental challenges (Phase I) and only if there were viable solutions developed for NO_x and noise reduction would the Phase II program be initiated. The Phase II Program would have as its emphasis the development of the highest payoff technologies associated with economic viability.

To date, the propulsion element of the HSR Program has enjoyed considerable technical success. In Phase I, viable laboratory solutions for the environmental challenges were developed and demonstrated. In Phase II, which is currently being executed the propulsion technologies for the critical components, including advanced high temperature engine materials are being successfully transitioned from the laboratory to the larger scale component

designs. These components will be tested and evaluated in severe realistic engine environments. Figure 6 overviews the propulsion element content of the Phase I and II efforts of the HSR Program.

Progress has also been significant in the airframe element of the HSR Program. Specifically, advanced high lift approaches have been developed and demonstrated in model scale along with improved supersonic performance planform configurations and advanced composite materials for the airframe structure which are capable of withstanding up to the 350 °F temperatures that the HSCT will encounter during supersonic cruise. In addition, concepts for advanced flight deck designs have been evolved utilizing synthetic vision which offer possibilities for increased levels of aircraft safety beyond those available today.

The remainder of this paper will overview some of the technology advancements being made by the propulsion element of the HSR Program.

Technology Concept Propulsion System

Since the HSR Program is a focused technology program driven by vehicle requirements (including the propulsion system), it is necessary to have a technology concept aircraft to focus the technology development efforts so as to make informed decisions about which technologies to pursue and which can be discarded, either being too risky to pursue or having too little payoff to merit investment of critical resources. In 1996, a technology concept aircraft was developed by the NASA/industry team along with a technology concept propulsion system as depicted in figure 7. This "paper propulsion system" was configured after incorporating the results of over 12,000 hours of scale combustor, nozzle, and inlet tests, over 50,000 hours of engine materials testing, and over 250 work years of propulsion and airframe systems studies. The technology concept propulsion system will continue to serve a critical role in the remaining years of the HSR Program as it will enable NASA and industry personnel to evaluate individual component and subcomponent technologies against the overall system requirements.

Figure 8 lists some of the major technology advances made for the various components of the HSCT propulsion system. These will be briefly reviewed in the following paragraphs.

Inlet

A series of subscale (approximately 25% HSCT scale) supersonic wind tunnel tests have been conducted of candidate axi-symmetric and two dimensional mixed compression configurations. All tests were conducted in the NASA Lewis Research Center (LeRC) 10x10 Supersonic Wind Tunnel to evaluate supersonic performance and isolated component operability. These test results along with a systems evaluation and a relative risk assessment of the candidate inlets were used to make an HSR Program down-select to a two dimensional bifurcated configuration. Figure 9 shows a two dimensional inlet test configuration in the 10x10 SWT. To date all tests have been coldpipe tests, that is they did not involve engine testing. Future tests will involve using a GE J85 turbojet engine to examine inlet-engine operability requirements.

In addition, a large-scale, simulated inlet-engine operability test was conducted in Russia as part of the US/Russia TU-144 program. Figures 10 and 11 show the overall setup and a close-up of the simulated supersonic inlet flowpath. The engine used for these experiments was an RD36-51A which was used on the original TU144 aircraft. These test results are giving the NASA and industry personnel added insight into some of the important design features for the subsonic diffuser of the HSCT inlet and in particular how close coupled the inlet and fan can be without adversely affecting performance and operability. Reference 6 gives added information on these highly successful international test efforts.

Combustor

A large number of flame tube (figure 12) and subscale sector (figure 13) tests of candidate ultra-low NO_x combustor configurations have been tested in NASA and industry facilities since the HSR Program began in 1990. Tests have been conducted of both Lean Premixed-Prevaporized (LPP) and Rich Burn/Quick Quench/Lean Burn (RQL) configurations. Both flame tube and sector test results have been promising, with NO_x results being measured in the EI range of 2-7 gm NO_x/kg fuel being measured. A combustor down-select will occur in 1998 and the most promising configuration will then be evaluated in both full size sector and full annular rig testing in the remaining years of the HSR Phase II Program.

The HSCT combustor cannot rely on conventional wall film cooling techniques if ultra-low levels of NO_x are to be achieved. The HSR Program has been developing a Ceramic Matrix Composite (CMC) material from which a combustor liner could be designed that would require only backside cooling. Initially a number of candidate fibers, matrices and processing techniques were evaluated, but in 1996 an SiC based CMC was selected which incorporates a melt infiltration processing technique. As figure 14 shows, the HSR Program has been very successful in taking this material from the laboratory to fabricating complex three dimensional shapes more representative of a combustor liner. Durability tests are currently underway to evaluate material performance in the oxidizing and reducing environments of an HSCT combustor. Recognizing the risks associated with a CMC liner material, the program is evaluating a metallic liner with thick thermal barrier coating as a backup approach. A liner material down-selection will occur in 1999 and the selected material will be evaluated in a full annular combustor rig test.

Nozzle

Like the combustor, a large number of small scale (approximately 1/7 to 1/10 HCST scale) nozzle configurations have been designed and tested to evaluate the most promising approaches for significant reductions in noise associated with the exhaust jet at both takeoff and landing conditions, while at the same time maintaining high levels of aerodynamic performance (i.e., thrust coefficient) at low speed conditions. The HSCT nozzle design must be a balanced one that addresses both aerodynamic and acoustic requirements simultaneously. Many of the tests have been dedicated to acquiring fundamental data so that the underlying physics of the nozzle internal flowfield and especially the mixing region are well understood.

Figure 15 is an example of an early configuration tested in the Boeing Low Speed Aeroacoustics Facility (LSAF). The small scale test results have been most encouraging as sideline noise levels at takeoff conditions below 100 EPNDB have been measured, which compares to a 120 EPNDB level measured for the Concorde. Based upon not only the many thousands of hours of test data, but also the supporting airframe and propulsion system studies, the NASA/industry team selected the mixer-ejector nozzle as the approach that offered the greatest potential for the

HSCT application. Successive generations of small scale tests are continuing to pursue mixer-ejector configurations that promise additional noise reduction and improved aerodynamic performance.

In addition to the isolated nozzle tests, the impact of the airframe on the mixer-ejector nozzle performance (aerodynamic and acoustic) has been evaluated through tests conducted in the NASA Ames National Full Scale Aerodynamic Complex (NFAC) as shown in figure 16. This 13.5 percent half plane model test results have given the US team confidence that the integration effects can be minimized. Recently, the first of a series of large scale model tests was completed.

Advanced materials systems are critical to all aspects of the design of a variable HSCT nozzle system. Specifically the nozzle must demonstrate acceptable aero/acoustic performance, weight and durability. A number of candidate materials systems have been evaluated through a variety of design, fabrication test and analysis activities. Based on this comprehensive database and the airframe and propulsion system studies, materials down-selects were recently completed, as depicted in figure 17. Emphasis in the HSR Program is now turning to refining the fabrication and scale-up approaches selected for each of the nozzle sub-components and evaluating these technologies in benchmark tests to be conducted at NASA LeRC.

A series of large scale nozzle model tests of the most promising configurations have recently begun. These tests will evaluate both aerodynamic and acoustic performance at low speed conditions for the approximately 60% scale models. Figure 18 shows the first Large Scale Nozzle test configuration on an outdoor test stand at Pratt & Whitney. A Pratt & Whitney F-100 engine was used to provide realistic flow conditions into the nozzle. The comprehensive large scale data base obtained from these tests will provide insight of the effects on both aerodynamic and acoustic performance of scale, as well as the realistic engine environment. In addition, major sub-components using the down-selected materials and fabrication techniques are being included in these tests to evaluate their performance in the hostile engine environment. For example, ceramic matrix composite (CMC) acoustic tiles and ceramic bulk absorbers were successfully tested in the recently completed large scale nozzle tests.

Turbomachinery

Only selected technology areas of the engine turbomachinery that are critical to the future success of an HSCT propulsion system are being tested under the HSR Phase II Program. These technology areas are the fan, disk materials and turbine airfoil systems.

The multi-stage fan design required for the HSCT propulsion system is vastly different from what is currently used in the subsonic fleet. As a result, very little is known about the acoustic signature of this type of fan. Therefore, work is underway to design, fabricate and test a subscale fan and inlet combination in the NASA LeRC 9x15 Wind Tunnel. This test will provide valuable acoustic data to substantiate models of the fan source noise as well as the noise attenuation in the inlet. This insight into the fan acoustic characteristics will be used in conjunction with the nozzle acoustics to mitigate the risk of meeting the landing and takeoff noise challenges faced by the HSCT.

The extended time at temperature requirements of the HSCT requires that the disks for both the compressor and turbine have a critical balance of tensile, fatigue and creep strength as well as fatigue crack growth resistance. These requirements exceed the capabilities of any of the available Nickel based superalloys. The HSR Program has evaluated a large number of experimented alloys (figure 19) and identified promising candidates which have met the HSR Program goals, as the figure suggests. Emphasis is now turning to taking these most promising alloys and evaluating the scale-up approaches for forging and heat treatment that maintain the critical performance characteristics. Appropriate sub-component tests will be conducted as the final technology validation efforts for the HSR Program.

The materials system for the turbine airfoil system really consists of three components—a single crystal Nickel based airfoil superalloy, a bond coat, and a thermal barrier coating. Significant progress has been made in the HSR Program to date on developing experimental alloys that are significantly better than those currently available for production

applications (figure 20). A new thermal barrier coating system is being developed to meet HSCT life goals. Progress to date includes identification of new bond coat and ceramic compositions. Emphasis in the remaining years of the HSR Program will be to combine the three components into a turbine airfoil design and demonstrate technology readiness through appropriate rig tests.

In addition to the technology development in the fan, disk and turbine airfoil, Conceptual Mechanical Design Studies of the entire engine have been ongoing in the HSR Program. These studies ensue that the technologies that are being developed in the key areas discussed above can be brought together into a viable propulsion system that will meet the environmental and economic challenges faced by the HSCT.

Future Plans

The current HSR Phase II effort is primarily aimed at developing critical technologies at the component level and demonstrating these technologies through scale component tests. To provide additional risk reduction beyond this Phase II effort, the HSR Program is planning a Full-Scale Engine and Nozzle Technology Demonstrator project. This follow-on project would validate, through full-scale engine/nozzle tests, the technologies that contribute to overall HSCT environmental compatibility as well as the overall system goals for performance and operability.

In addition, this project will demonstrate appropriate HSCT Accelerated Mission (AM) test techniques to assess full-scale engine/nozzle component durability for the HSCT duty cycle and will include the evaluation and understanding of the long-term durability of structural materials with respect to metallurgical changes resulting from HSCT long-hot-time design requirements, and the use of economically feasible, large-scale manufacturing techniques.

Concluding Remarks


NASA's High-Speed Research Program has been formulated to provide the US industry with the critical technologies needed to support an informed decision by industry as to whether to launch an HSCT early in the next century. The financial risk to launching an HSCT without adequately mature and proven technologies in hand is enormous. Industry estimates indicate that it will cost at least \$13-15 billion to design,

build and certify an HSCT once the decision to launch is made. While such amounts seem incredibly large, the financial returns estimated for a fleet of 500-1500 aircraft also must be considered. Industry estimates for such a fleet (including the initial aircraft as well as spare parts and maintenance) project that \$200 billion in sales may be realized. Thus it appears that the product launch of an HSCT will be a major decision for the commercial aerospace industry to make which will have financial implications that will be far reaching.

To date the HSR Program has provided industry with the high risk, high payoff airframe and propulsion technologies that support the vision of an HSCT becoming part of the 21st century international air transportation system. However, the maturity of these technologies, sometimes called the Technology Readiness Level (TRL) by NASA is still much too low for industry to consider the risk of a product launch decision as being acceptable. It is therefore critical that the HSR Program continue to successfully mature these technologies and transfer them to industry to contribute to reducing the risk of a product launch decision to acceptable levels.

References

1. "High-Speed Civil Transport Study," NASA CR 4233, 1989.
2. "Study of High-Speed Civil Transports," NASA CR 4235, 1989
3. "Commercial High Speed Aircraft Opportunities and Issues," Congressional Research Service Report 101-14, March 1989
4. Current market Outlook-1994: World Market Demand and Airplane Supply Requirements. Boeing, Seattle, WA 1994.
5. "High-Speed Transport Aircraft," Final Report of the NASA Aeronautics Advisory Committee by the High-Speed Transport Aircraft, ad hoc Review Team, Dec. 1989.
6. Acosta, W. A.; Balser, J. S.; McCartney, T. P.; Richter, C. A.; and Woike, M. R.: Joint US/Russia TU-144 Engine Ground Tests, NASA TM107516, 1977.



<u>Concorde</u>		<u>HSCT</u>
3000	Range (nmi)	5000 to 6500
128	Payload (passengers)	250 to 300
400,000	Weight (lb)	750,000
Exempt	Community Noise Standard	FAR 36 Stage III - XdB
Premium	Fare Levels	Standard + \leq 20% premium
20	Emissions Index	5

Figure 1.—Comparison of Concorde to High Speed Civil Transport.

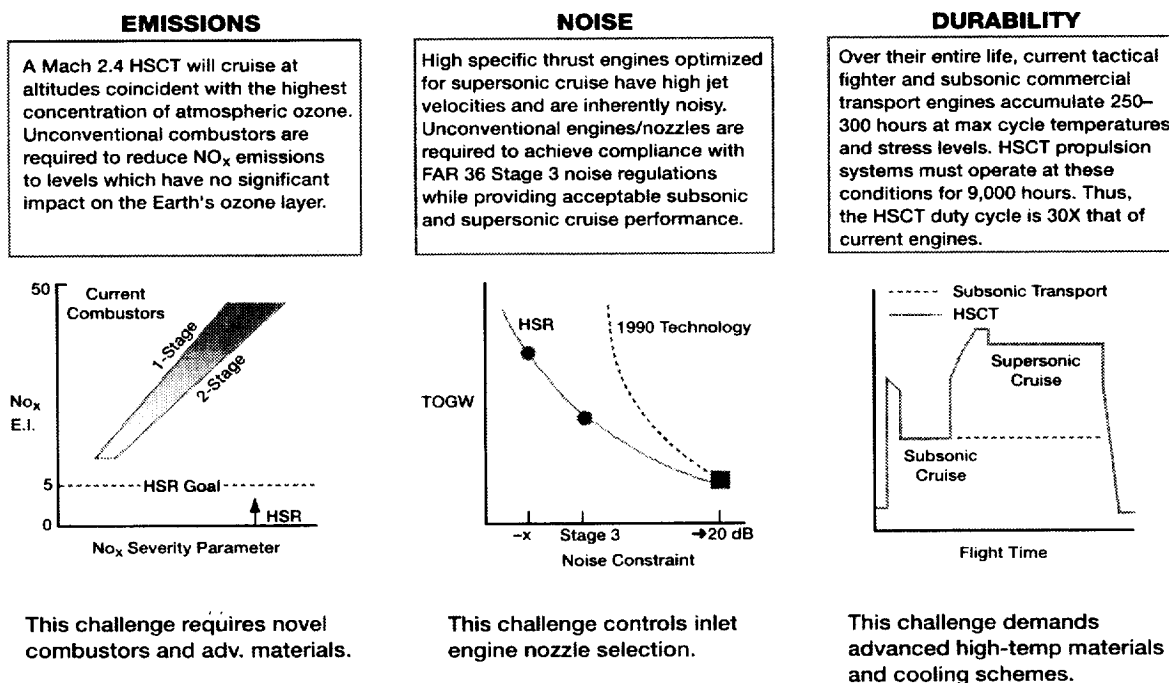


Figure 2.—HSCT propulsion system technical challenges.

HSCT propulsion systems are big engines




Figure 3.—Artist's concept of the full-scale HSCT propulsion system.

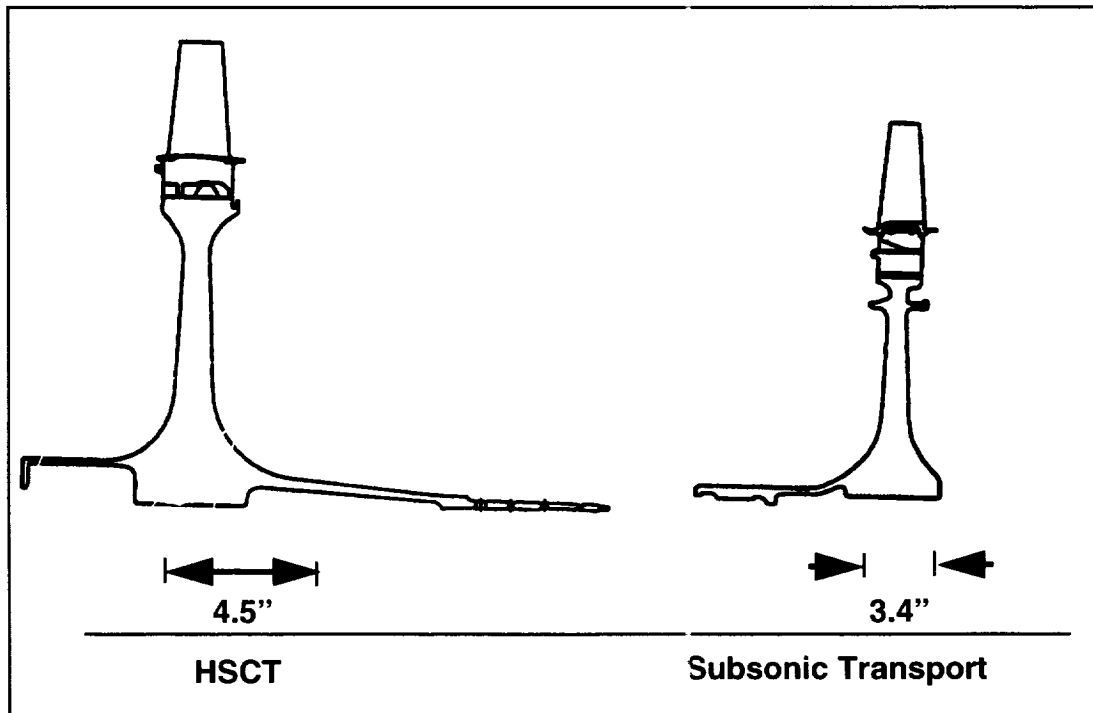



Figure 4.—Comparison of High Pressure Turbine disk sizes for HSCT and Subsonic Transport propulsion systems.


Tasks	FY	87	88	89	90	91	92	93	94	95	96	97	98	99	00	01	02
<ul style="list-style-type: none"> • Market • Feasibility • Requirements 		HSCT Studies															
	<ul style="list-style-type: none"> • Atmospheric Emissions • Noise • Sonic Boom • Laminar Flow Control 				Phase I Environmental Concerns <ul style="list-style-type: none"> • Stratospheric ozone • Airport noise • Sonic boom 												
	<ul style="list-style-type: none"> • Propulsion Materials • Propulsion Components • Airframe Materials & Structures • Aerodynamic Performance • Flight Deck Systems • Systems Integration 										Phase II Economic Enhancement <ul style="list-style-type: none"> • Range and payload capability • Operating cost • Manufacturing cost 						

Figure 5.—NASA/Industry High-Speed Research Program.



Phase I
Environmental Compatibility

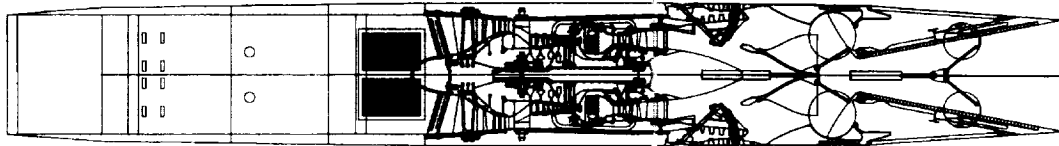
- Laboratory/small scale evaluations of promising concepts for meeting emissions and noise goals
- Evaluations of candidate advanced materials systems
- Propulsion system evaluations of candidate cycles



Phase II
Economic Viability

- Sub/full scale component design and evaluations (inlet, fan, combustor, nozzle)
- Design, fabrication, and testing of subcomponents using advanced materials (eg. combustor liners)
- Refinement of downselected cycle to meet mission requirements

Figure 6.—High-Speed Research Program (Propulsion Element).



HSR Technology Concept Propulsion System

- Two-dimensional inlet
- Mixed-flow turbofan cycle
- Two-dimensional mixer-ejector nozzle

Figure 7.—HSR Technology Concept Propulsion System.

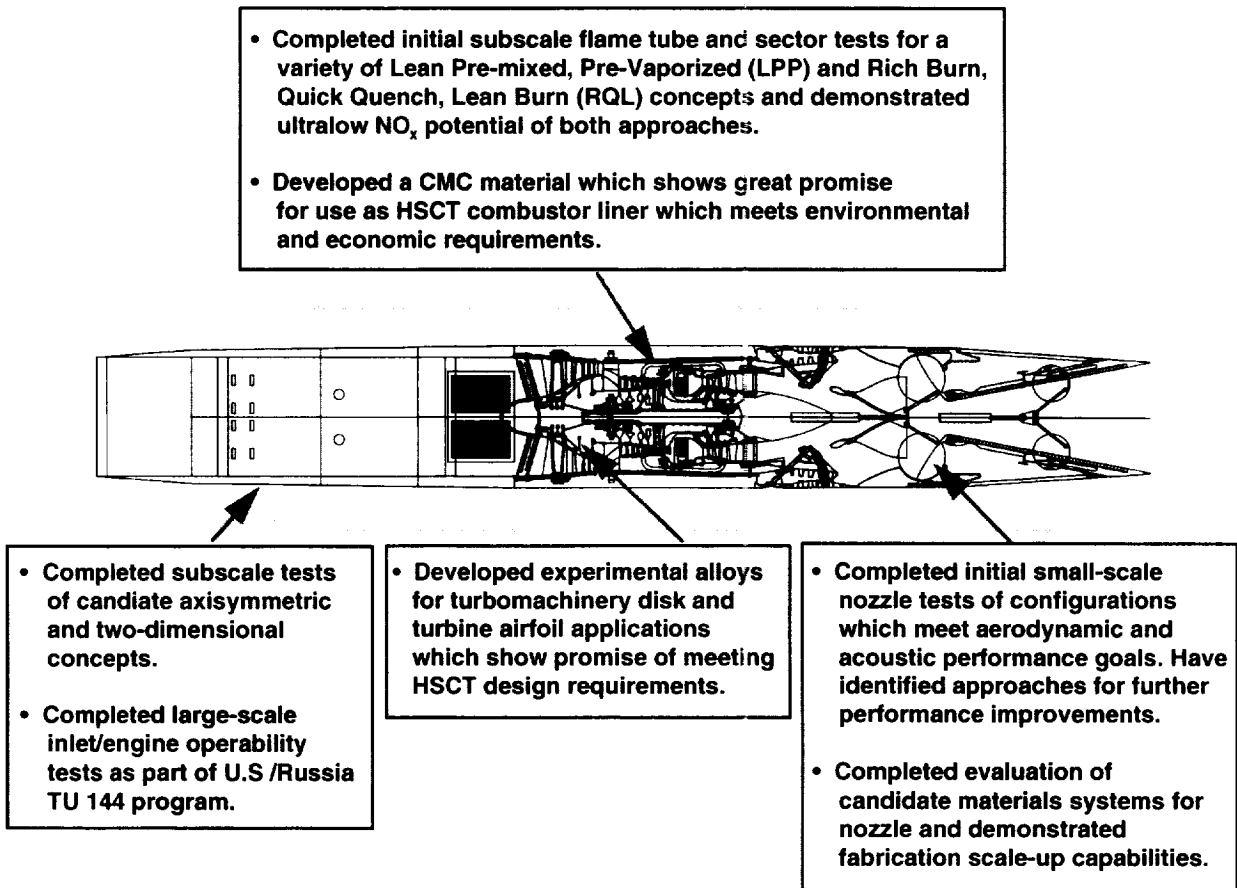


Figure 8.—HSR (propulsion) major technology advancements.




Figure 9.—Two-dimensional inlet test in NASA Lewis 10- by 10-Foot Supersonic Wind Tunnel.




Figure 10.—U.S./Russia TU 144 engine ground test setup.

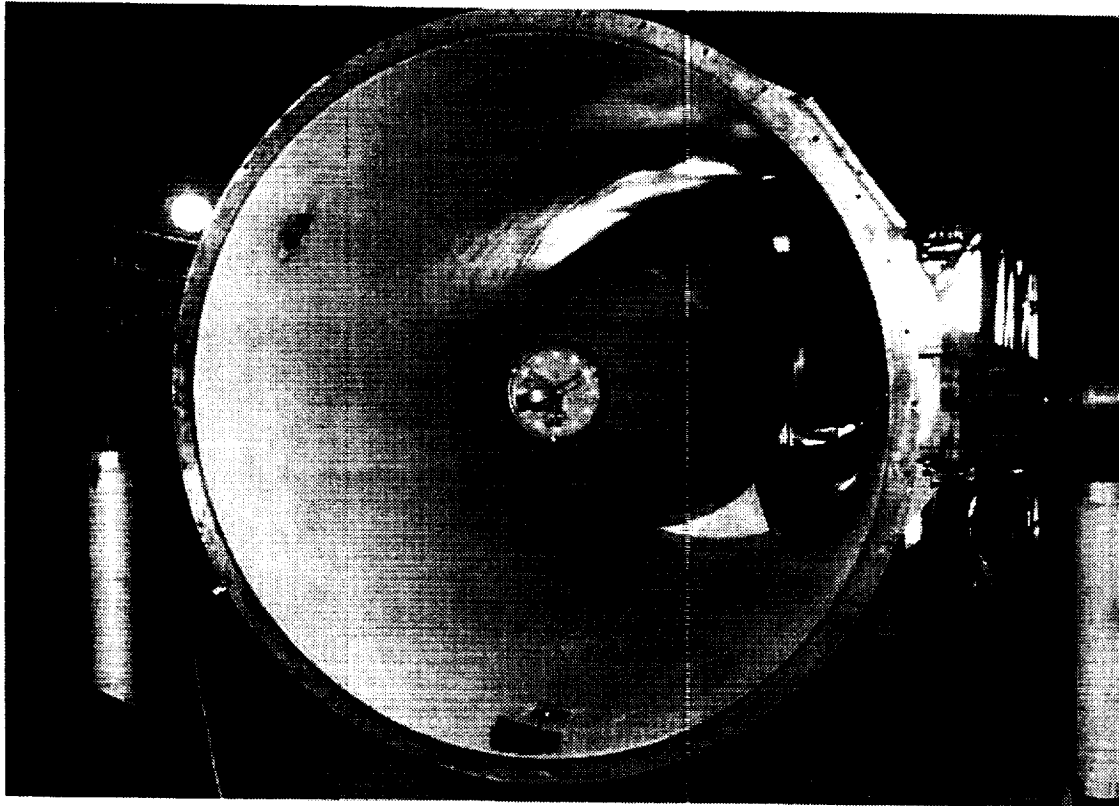


Figure 11.—Closeup view of simulated supersonic inlet flowpath.




Figure 12.—Combustion flame tube test setup.




Figure 13.—Combustor sector test setup.

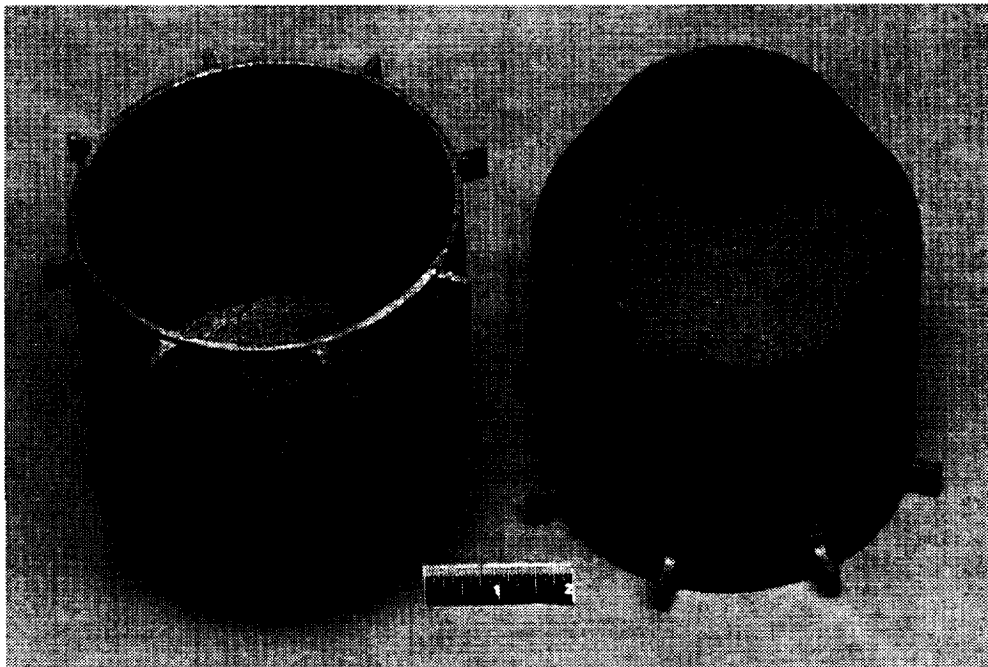


Figure 14.—Fabrication of complex shape from SiC-based ceramic matrix composite.




Figure 15.—Nozzle sub-scale tests setup.




Figure 16.—Propulsion airframe integration test model.

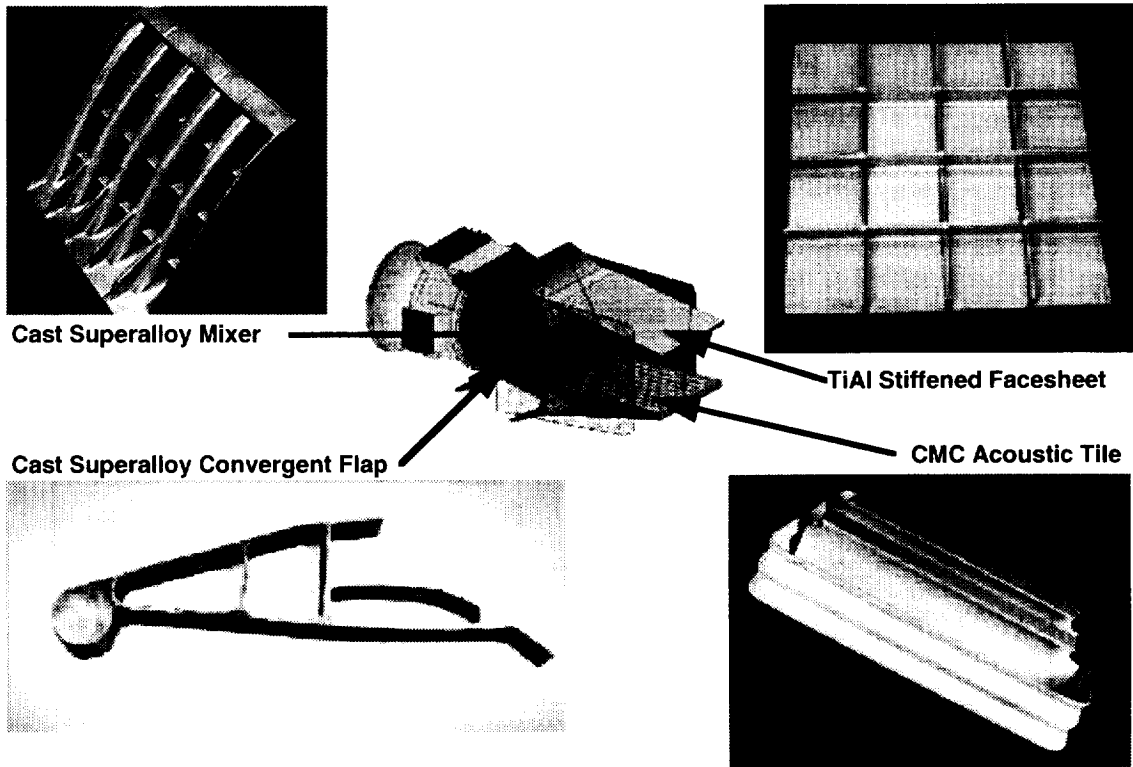


Figure 17.—Exhaust nozzle subelements fabricated for testing.




Figure 18.—Large-scale model nozzle test.

HSCT disk airfoil alloy developed

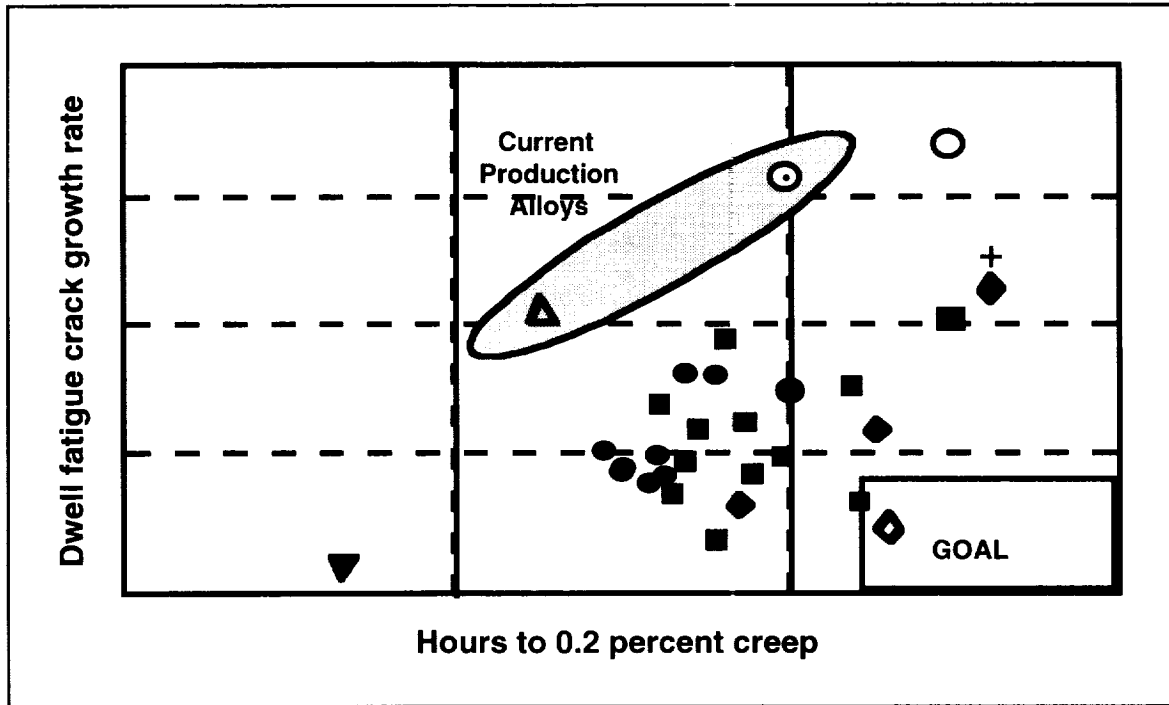


Figure 19.—Status of development of advanced turbomachinery disk alloy.

HSCT airfoil alloy developed

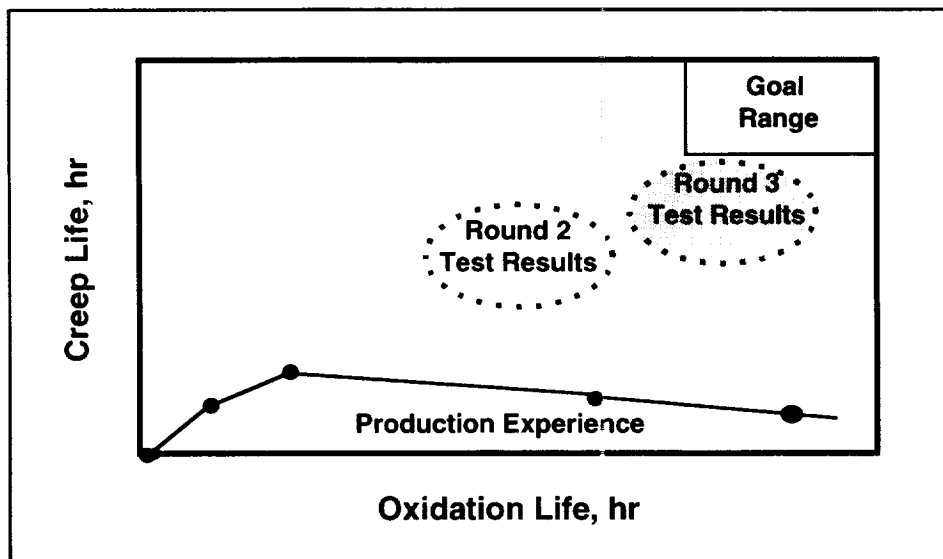


Figure 20.—Status of development of advanced turbine airfoil alloy.

REPORT DOCUMENTATION PAGE			<i>Form Approved</i> OMB No. 0704-0188	
Public reporting burden for this collection of information is estimated to average 1 hour per response, including the time for reviewing instructions, searching existing data sources, gathering and maintaining the data needed, and completing and reviewing the collection of information. Send comments regarding this burden estimate or any other aspect of this collection of information, including suggestions for reducing this burden, to Washington Headquarters Services, Directorate for Information Operations and Reports, 1215 Jefferson Davis Highway, Suite 1204, Arlington, VA 22202-4302, and to the Office of Management and Budget, Paperwork Reduction Project (0704-0188), Washington, DC 20503.				
1. AGENCY USE ONLY (Leave blank)	2. REPORT DATE December 1998	3. REPORT TYPE AND DATES COVERED Technical Memorandum		
4. TITLE AND SUBTITLE Engine Technology Challenges for the High-Speed Civil Transport Plane			5. FUNDING NUMBERS WU-537-05-23-00	
6. AUTHOR(S) Robert M. Plencner, Ajay Misra, Edwin J. Graber, Jr., Robert J. Shaw, and Gary T. Seng				
7. PERFORMING ORGANIZATION NAME(S) AND ADDRESS(ES) National Aeronautics and Space Administration Lewis Research Center Cleveland, Ohio 44135-3191			8. PERFORMING ORGANIZATION REPORT NUMBER E-11238	
9. SPONSORING/MONITORING AGENCY NAME(S) AND ADDRESS(ES) National Aeronautics and Space Administration Washington, DC 20546-0001			10. SPONSORING/MONITORING AGENCY REPORT NUMBER NASA TM-1998-208405 AIAA-98-2505	
11. SUPPLEMENTARY NOTES Prepared for the 22th Advanced Measurement and Ground Testing Technology Conference sponsored by the American Institute of Aeronautics and Astronautics, Albuquerque, New Mexico, June 15-18, 1998. Responsible person, Robert M. Plencner, organization code 2300, (216) 977-7010.				
12a. DISTRIBUTION/AVAILABILITY STATEMENT Unclassified - Unlimited Subject Categories: 01 and 07 This publication is available from the NASA Center for Aerospace Information, (301) 621-0390.			12b. DISTRIBUTION CODE	
13. ABSTRACT (Maximum 200 words) Ongoing NASA-funded and privately funded studies continue to indicate that an opportunity exists for a second generation supersonic commercial airliner, or High-Speed Civil Transport (HSCT), to become a key part of the 21st century international air transportation system. Long distance air travel is projected to be the fastest growing segment of the air transportation market by the turn of the century with increases at about 5 percent per annum over the next two decades. This projection suggests that by the year 2015, more than 600,000 passengers per day will be traveling long distances, predominantly over water. These routes would provide the greatest potential for an HSCT to become a significant part of the international air transportation system. The potential market for an HSCT is currently projected to be anywhere from 500-1500 aircraft over the 2005-2030 time period. Such an aircraft fleet size would represent a considerable share of the potential long-range aircraft market. However, this projected HSCT fleet can become a reality only if technologies are developed which will allow an HSCT design that is (1) environmentally compatible and (2) economically viable. Simply stated, the HSCT will be a technology driven airplane. Without significant advances in airframe and propulsion technologies over the levels currently available, there will be no second generation supersonic airliner! This paper will briefly describe the propulsion technology challenges which must be met prior to any product launch decision being made by industry and the progress toward meeting these challenges through NASA's High-Speed Research (HSR) Program, a partnership between NASA and Boeing, General Electric and Pratt & Whitney.				
14. SUBJECT TERMS High speed civil transport; Supersonic propulsion; Environmental compatibility; Economic viability; Components tests			15. NUMBER OF PAGES 22	
			16. PRICE CODE A03	
17. SECURITY CLASSIFICATION OF REPORT Unclassified	18. SECURITY CLASSIFICATION OF THIS PAGE Unclassified	19. SECURITY CLASSIFICATION OF ABSTRACT Unclassified	20. LIMITATION OF ABSTRACT	

