

Trajectory Optimization Using Adjoint Method and Chebyshev Polynomial Approximation for Minimizing Fuel Consumption During Climb

Nhan Nguyen*

NASA Ames Research Center, Moffett Field, CA 94035

Greg Hornby

University of California at Santa Cruz, Moffett Field, CA 94035

Abe Ishihara

Carnegie-Mellon University Silicon Valley, Moffett Field, CA 94035

This paper describes two methods of trajectory optimization to obtain an optimal trajectory of minimum-fuel-to-climb for an aircraft. The first method is based on the adjoint method, and the second method is based on a direct trajectory optimization method using a Chebyshev polynomial approximation and cubic spine approximation. The approximate optimal trajectory will be compared with the adjoint-based optimal trajectory which is considered as the true optimal solution of the trajectory optimization problem. The adjoint-based optimization problem leads to a singular optimal control solution which results in a bang-singular-bang optimal control.

I. Introduction

With the increase in fuel cost in the aviation industry, focus on energy efficiency becomes an important driver in aircraft design and operation. Lightweight aircraft design is a current trend in the aviation industry that addresses the need for increased energy efficiency in aviation systems. Improved propulsion systems also contribute significantly to the goal of energy efficiency. Another way of improving energy efficiency is by means of strategic operational design of mission profiles to achieve reduced energy consumption. Strategic mission performance addresses optimization of flight path that achieve a certain mission objective. In this paper, we are interested in exploring strategic mission design for minimizing energy consumption during climb.

Trajectory optimization for climb has been well-studied.³ The traditional adjoint-based trajectory optimization method can be used to obtain an optimal trajectory. This method requires solving a two-point boundary-value problem (2PBVP) that enforces initial conditions in the state equations and terminal conditions in the adjoint equations. The adjoint-based method is considered an indirect optimization method which provides a correct optimal solution. The solution of a 2PBVP can sometimes be difficult and the development of the adjoint equations can be tedious. Thus, various approximate adjoint-based optimization methods as well as direct optimization methods have been developed. Adaptive critic is an approximate dynamic programming method that can be used to solve a 2PBVP. For direct optimization, the direct collocation method has gained popularity in recent years and has been used in many trajectory optimization problems. Approximate direct optimization methods using cubic splines have also been developed. In this paper, we conduct three methods of trajectory optimization to obtain an optimal trajectory of minimum-fuel-to-climb for an aircraft. The first method is based on the adjoint method. The second method is based on a direct trajectory optimization method using a Chebyshev polynomial approximation. The third method is based on a direct trajectory optimization using a cubic spline approximation. The approximate optimal trajectory will be compared with the adjoint-based optimal trajectory which is considered as the true optimal solution of the trajectory optimization problem. The adjoint-based optimization problem leads to a singular optimal control solution which results in a bang-singular-bang optimal control.⁴

*Research Scientist, Intelligent Systems Division, Mail Stop 269-1, AIAA Associate Fellow, nhan.t.nguyen@nasa.gov

II. Adjoint-Based Trajectory Optimization for Minimum Fuel-to-Climb

Consider the standard aircraft point-mass model described by the equations of motion in a vertical plane with the assumption of the thrust angle aligned with the aircraft x -axis

$$\dot{V} = \frac{T - D - W \sin \gamma}{m} \quad (1)$$

$$\dot{\gamma} = \frac{L - W \cos \gamma}{mV} \quad (2)$$

$$\dot{h} = V \sin \gamma \quad (3)$$

$$\dot{W} = -cT \quad (4)$$

subject to the initial conditions $V(t_i) = V_i$, $\gamma(t_i) = \gamma_i$, $h(t_i) = h_i$, and $W(t_i) = W_i$ where t_i is the initial time.

Consider a climb trajectory with minimum fuel consumption. The cost functional to be minimized is

$$J = \int_{t_i}^{t_f} cT dt \quad (5)$$

where c is the thrust specific fuel consumption (TSFC), T is the engine thrust, and t_f is free terminal time at which the aircraft reaches a specified airspeed $V(t_f) = V_f$ and altitude $h(t_f) = h_f$.

The TSFC and engine thrust are generally functions of airspeed and altitude.

Consider a simplified, quasi-steady flight path model by assuming that $\dot{\gamma} \approx 0$ and $\sin \gamma \approx \gamma$ for small γ . Defining F as the specific excess thrust (SET)

$$F(V, h, W) = \frac{T(V, h) - D(V, h)}{W} \quad (6)$$

the equations of motion can be re-expressed as

$$\dot{V} = g(F - \gamma) \quad (7)$$

$$\dot{h} = V\gamma \quad (8)$$

$$\dot{W} = -cT \quad (9)$$

We formulate the Hamiltonian function as

$$H = cT + \lambda_V g(F - \gamma) + \lambda_h V\gamma - \lambda_W cT \quad (10)$$

The adjoint equations are obtained as

$$\dot{\lambda}_V = -\frac{\partial H}{\partial V} = (\lambda_W - 1) \frac{\partial(cT)}{\partial V} - \lambda_V g \frac{\partial F}{\partial V} - \lambda_h \gamma \quad (11)$$

$$\dot{\lambda}_h = -\frac{\partial H}{\partial h} = (\lambda_W - 1) \frac{\partial(cT)}{\partial h} - \lambda_V g \frac{\partial F}{\partial h} \quad (12)$$

$$\dot{\lambda}_W = -\frac{\partial H}{\partial W} = -\lambda_V g \frac{\partial F}{\partial W} = \lambda_V g \frac{F}{W} \quad (13)$$

subject to the transversality conditions at the terminal time $\lambda_W(t_f) = 0$ and

$$cT + \lambda_V g(F - \gamma) + \lambda_h V\gamma|_{t=t_f} = 0 \quad (14)$$

The optimal control is determined from

$$\frac{\partial H}{\partial \gamma} = -\lambda_V g + \lambda_h V \quad (15)$$

Note that we cannot solve for γ from $\partial H / \partial \gamma$ because γ is not present. This is a special case of singular optimal control which is defined when the control variable appears linearly in the Hamiltonian as seen in Eq. (10). Let us rewrite the Hamiltonian as follows:

$$H = (1 - \lambda_W) cT + \lambda_V g F + S\gamma \quad (16)$$

where S is called a switching function which in this case is

$$S = \frac{\partial H}{\partial \gamma} = -\lambda_V g + \lambda_h V \quad (17)$$

To minimize the Hamiltonian, we invoke the Pontryagin's maximum principle

$$\gamma^* = \arg_{\gamma \in \mathcal{U}_{ad}} \min H \quad (18)$$

Thus, the optimal control is one that minimizes the Hamiltonian. This results in the following optimal control

$$\gamma = \begin{cases} \gamma_{max} & S < 0 \\ \gamma_{sing} & S = 0 \\ \gamma_{min} & S > 0 \end{cases} \quad (19)$$

This type of control is called a bang-singular-bang control, which implies that the control switches between two extremal values depending on the switching function S . A natural question would arise as to what the optimal control γ would be if $S = 0$. The optimal control that corresponds to $S = 0$ is called a singular optimal control, which can be determined by taking successive time derivatives of S and setting them to zero until the control variable appears. Taking the first time derivative of S yields

$$\dot{S} = -\dot{\lambda}_V g + \dot{\lambda}_h V + \lambda_h \dot{V} = 0 \quad (20)$$

Substituting in the adjoint equations $\dot{\lambda}_V$ and $\dot{\lambda}_h$ yields

$$-g(\lambda_W - 1) \frac{\partial(cT)}{\partial V} + \lambda_V g^2 \frac{\partial F}{\partial V} + V(\lambda_W - 1) \frac{\partial(cT)}{\partial h} - \lambda_V V g \frac{\partial F}{\partial h} + \lambda_h g F = 0 \quad (21)$$

Since $S = 0$, therefore

$$\lambda_h = \frac{\lambda_V g}{V} \quad (22)$$

Substituting λ_h into Eq. (21) yields

$$\lambda_V \frac{g^2}{V} \left(F + V \frac{\partial F}{\partial V} - \frac{V^2}{g} \frac{\partial F}{\partial h} \right) + (\lambda_W - 1) \left[V \frac{\partial(cT)}{\partial h} - g \frac{\partial(cT)}{\partial V} \right] = 0 \quad (23)$$

Since t_f is free, the Hamiltonian is zero at all times. Therefore

$$\lambda_W = 1 + \frac{\lambda_V g F}{cT} \quad (24)$$

Upon substitution, the singular arc in the state space along which the singular optimal control is applied is obtained as

$$f(V, h) = F + V \frac{\partial F}{\partial V} - \frac{V^2}{g} \frac{\partial F}{\partial h} - \frac{FV}{cT} \left[\frac{\partial(cT)}{\partial V} - \frac{V}{g} \frac{\partial(cT)}{\partial h} \right] = 0 \quad (25)$$

It is of interest to note that the first three terms of $f(V, h)$ turn out to be the singular arc for a minimum-time-to-climb trajectory optimization problem. Thus, the minimum-fuel-to-climb trajectory can be thought of as the trajectory that minimizes both the time to climb as well as the fuel during climb.

The singular arc is a unique trajectory in the $V-h$ plane. Differentiating the curve yields

$$\frac{\partial f}{\partial V} dV + \frac{\partial f}{\partial h} dh = 0 \quad (26)$$

The singular optimal control, which is the flight path angle γ , is obtained from

$$\frac{dV}{dh} = \frac{\dot{V}}{\dot{h}} = \frac{g(F - \gamma)}{V\gamma} \quad (27)$$

which yields

$$\frac{V}{g} \frac{dV}{dh} \gamma = F$$

$$\gamma_{sing} = \frac{F}{1 - \frac{V}{g} \left(\frac{\partial f}{\partial V} \right)^{-1} \frac{\partial f}{\partial h}} \quad (28)$$

For the initial segment, an initial value of $\gamma = \gamma_{max}$ is guessed. From the initial conditions, V and h are integrated forward in time until the trajectory intersects the singular arc at a flight path angle $\gamma = \gamma_{sing}$. If $\gamma_{max} \neq \gamma_{sing}$, then a new value of $\gamma = \gamma_{max}$ is chosen with $\gamma_{max} = \gamma_{sing}$. The solution is iterated until $\gamma_{max} = \gamma_{sing}$.

Similarly, for the final segment, a final value of $\gamma = \gamma_{min}$ is guessed on the singular arc. From the initial values of V and h on the singular arc, V and h are integrated forward in time until $h(t_f) = h_f$. If $V(t_f) \neq V_f$, then a new value of $\gamma = \gamma_{min}$ is chosen on the singular arc such that $V_{new} = V_{old} + V_f - V(t_f)$ and the solution is iterated until $V(t_f) = V_f$ and $h(t_f) = h_f$.

Since the aircraft's aerodynamic coefficients as well as the engine thrust and thrust specific fuel consumption are dependent on the Mach number $M = V/a(h)$ where a is the speed of sound, it is expedient to express the singular arc as a function of the Mach number and altitude as

$$f(M, h) = F + \left(M \frac{\partial F}{\partial M} + \frac{M^3 a}{g} \frac{da}{dh} \right) \frac{\partial F}{\partial M} - \frac{M^2 a^2}{g} \frac{\partial F}{\partial h} - \frac{F}{cT} \left[\left(M + \frac{M^3 a}{g} \frac{da}{dh} \right) \frac{\partial(cT)}{\partial M} - \frac{M^2 a^2}{g} \frac{\partial(cT)}{\partial h} \right] \quad (29)$$

III. Approximate Trajectory Optimization Using Chebyshev Polynomials

The optimal trajectory is a unique function in the $V - h$ plane. Given that the initial and terminal values of V and h are specified, a candidate function can be constructed to approximate an optimal trajectory. Toward that end, we propose the use of Chebyshev for approximating a trajectory optimization problem.

A. Chebyshev Polynomial Approximation

Any sufficiently smooth function $f(x) \in \mathcal{C}$ can be expanded as a Taylor's series about some $x = x_0$

$$f(x) = f(x_0) + \nabla f_x(x_0)(x - x_0) + \frac{1}{2} (x - x_0)^\top \nabla^2 f_x(x_0)(x - x_0) + \dots \quad (30)$$

Then $f(x)$ can be represented as

$$f(x) = \Theta^{*\top} \Phi(x) + \varepsilon(x) \quad (31)$$

where $\Theta^* \in \mathbb{R}^m \times \mathbb{R}^n$ is a matrix of constant but unknown coefficients, $\Phi(x) \in \mathbb{R}^q$ is a vector of regressors in terms of monomials of x

$$\Phi(x) = \left[1 \quad x_1 \quad x_2 \quad \dots \quad x_p \quad x_1^2 \quad x_1 x_2 \quad \dots \quad x_p^2 \quad \dots \quad x_1^q \quad x_1 x_2^{q-1} \quad \dots \quad x_p^q \right] \quad (32)$$

and $\varepsilon(x)$ is a function approximation error or truncation error which depends on x .

$f(x)$ is then approximated by a polynomial of q^{th} degree

$$\hat{f}(x) = p_q(x) = \Theta^\top \Phi(x) \quad (33)$$

where $\Theta \in \mathbb{R}^m \times \mathbb{R}^n$ is the estimate of Θ^* .

The coefficients Θ can be computed using various least-squares methods such as the batch least-squares, least-squares gradient method, or recursive least-squares (RLS) method. Note that since $\Theta^\top \Phi(x)$ is an approximation of an unknown function $f(x)$, the approximation error will not be asymptotic regardless whether or not $\Phi(x)$ is a persistently exciting (PE) signal.

The Weierstrass theorem¹ states that given any sufficiently smooth function $f(x) \in \mathcal{C}[a, b]$ and $\varepsilon_0 > 0$, there exist a polynomial $p_q(x)$ for some sufficiently large q such that $\|f(x) - p_q(x)\|_\infty < \varepsilon_0$. This means that any sufficiently smooth function can be approximated by a polynomial of q^{th} degree. Then the function approximation error could be made sufficiently small on a compact domain of x such that $\sup_{x \in \mathcal{D}} \|\varepsilon(x)\| \leq \varepsilon_0$ for all $x \in \mathcal{D} \subset \mathbb{R}^n$.

There are several types of polynomial approximation of a function. The regular polynomial regression using monomials as basis functions is frequently used for function approximation. Orthogonality is a property of a function

that belongs to a metric space endowed with an inner product. Given two functions $g(x)$ and $h(x)$, then $g(x)$ and $h(x)$ are orthogonal to each other if their inner product is zero. That is

$$\langle g(x), h(x) \rangle = 0 \quad (34)$$

where $\langle \cdot, \cdot \rangle$ is an inner product operator that takes on two real-valued functions and returns a constant. The inner product has a concrete mathematical definition depending on the class of functions and the type of metric space.

A regular polynomial does not possess this orthogonality property. In contrast, certain classes of polynomials such as Chebyshev polynomials and Legendre polynomials are known as orthogonal polynomials. One advantage of an orthogonal polynomial over a regular polynomial is that an orthogonal polynomial can provide a better function approximation than a regular polynomial of the same degree. Because the Chebyshev orthogonal polynomials are considered as being nearly optimal polynomials¹ that can accurately approximate functions, neural networks based on the Chebyshev orthogonal polynomials have been developed.²

The Chebyshev orthogonal polynomials are special polynomial functions that are associated with the solution of a class of Sturm-Liouville differential equations

$$(1-x^2) \frac{d^2y}{dx^2} - x \frac{dy}{dx} + n^2y = 0 \quad (35)$$

for $x \in [-1, 1]$.

This differential equation is known as the Chebyshev differential equation of the first kind. The Chebyshev differential equation of the second kind is of the form

$$(1-x^2) \frac{d^2y}{dx^2} - 3x \frac{dy}{dx} + n(n+2)y = 0 \quad (36)$$

The Chebyshev orthogonal polynomials of the first kind are given by a generating function

$$T_{n+1}(x) = 2xT_n(x) - T_{n-1}(x) \quad (37)$$

where $T_0(x) = 1$ and $T_1(x) = x$.

The first several terms of the Chebyshev orthogonal polynomials are given as follows:

$$\begin{aligned} T_0(x) &= 1 \\ T_1(x) &= x \\ T_2(x) &= 2x^2 - 1 \\ T_3(x) &= 4x^3 - 3x \\ T_4(x) &= 8x^4 - 8x^2 + 1 \\ &\vdots \end{aligned} \quad (38)$$

A solution of a Sturm-Liouville differential equation constitutes an orthogonal basis that spans any Hilbert space which is a complete, inner product space with a weighted inner product definition

$$\langle g(x), h(x) \rangle = \int_a^b w(x) g(x) h(x) dx \quad (39)$$

The Chebyshev polynomials are orthogonal with respect to a weighting function

$$w(x) = \frac{1}{\sqrt{1-x^2}} \quad (40)$$

such that

$$\langle T_n(x), T_m(x) \rangle = \int_{-1}^1 \frac{T_n(x) T_m(x)}{\sqrt{1-x^2}} dx = \begin{cases} 0 & n \neq m \\ \pi & n = m = 0 \\ \frac{\pi}{2} & n = m \end{cases} \quad (41)$$

Any subspace \mathcal{S} in an inner product space \mathcal{C} has an orthogonal complement \mathcal{S}^\perp such that their bases completely span the inner product space \mathcal{C} . Therefore

$$\mathcal{C} = \mathcal{S} \oplus \mathcal{S}^\perp \quad (42)$$

Since the Chebyshev polynomials are orthogonal, they form a complete basis for an real-valued function. This implies that any unknown, non-singular function $f(x)$ can be approximated by a Chebyshev polynomial of degree n .

$$\hat{f}(x) = \theta_0 T_0(x) + \theta_1 T_1(x) + \dots + \theta_n T_n(x) = \sum_{i=1}^n \theta_i T_i(x) = \Theta^\top \Phi(x) \quad (43)$$

where the polynomial coefficients are approximated by

$$\theta_i = \int_{-1}^1 \frac{f(x) T_i(x)}{\sqrt{1-x^2}} dx \left(\int_{-1}^1 \frac{T_i^2(x)}{\sqrt{1-x^2}} dx \right)^{-1} \quad (44)$$

for $x \in [-1, 1]$.

For higher dimensions when $x \in \mathbb{R}^n$, multi-dimensional Chebyshev orthogonal polynomials can be obtained.²

B. Trajectory Optimization with Chebyshev Polynomials

Suppose a candidate trajectory in the $V-h$ plane can be approximated by Chebyshev polynomials as

$$V = \Theta^\top \Phi(h) \quad (45)$$

where Θ is a vector of the unknown coefficients of the Chebyshev polynomials $\Phi(h)$.

The Chebyshev polynomials of unknown coefficients are subject to the boundary conditions at the initial and terminal times $V(h_i) = V_i$ and $V(h_f) = V_f$.

The trajectory optimization problem now becomes a direct search problem of finding Θ that minimizes a cost function. Toward that end, the cost function in t must be modified into a cost function in h as follows:

$$J = \int_{t_i}^{t_f} cT dt = - \int_{t_i}^{t_f} \dot{W} dt = \int_{h_i}^{h_f} \frac{cT}{\dot{h}} dh \quad (46)$$

where \dot{h} is expressed as

$$\dot{h} = \frac{FV}{1 + \frac{V}{g} \frac{dV}{dh}} \quad (47)$$

Therefore, the cost function is a function of Θ

$$J(\Theta) = \int_{h_i}^{h_f} \frac{cT}{FV} \left(1 + \frac{V}{g} \frac{dV}{dh} \right) dh \quad (48)$$

subject to equality constraints

$$V_i = \Theta^\top \Phi(h_i) \quad (49)$$

$$V_f = \Theta^\top \Phi(h_f) \quad (50)$$

Note that the integrand is a function of the unknown parameter Θ . Therefore, the optimization is tantamount to computing the gradient of J with respect to Θ . Thus

$$\begin{aligned} \frac{\partial J}{\partial \Theta^\top} &= \frac{\partial}{\partial \Theta^\top} \int_{h_i}^{h_f} \frac{cT}{FV} \left(1 + \frac{V}{g} \frac{dV}{dh} \right) dh \\ &= - \int_{h_i}^{h_f} \frac{cT}{(FV)^2} \left\{ F + V \frac{\partial F}{\partial V} + V \frac{\partial F}{\partial h} \frac{dh}{dV} - \frac{FV}{cT} \left[\frac{\partial(cT)}{\partial V} + \frac{\partial(cT)}{\partial h} \frac{dh}{dV} \right] \right\} \frac{\partial V}{\partial \Theta^\top} \left(1 + \frac{V}{g} \frac{dV}{dh} \right) dh \\ &\quad + \int_{h_i}^{h_f} \frac{cT}{FV} \frac{\partial}{\partial \Theta^\top} \left(\frac{V}{g} \frac{dV}{dh} \right) dh \end{aligned} \quad (51)$$

A steepest descent method for convex optimization can be implemented to search for the optimal Θ that minimizes J as follows:

$$\Theta_{i+1} = \Theta_i - \varepsilon \frac{\partial J}{\partial \Theta^\top}(\Theta_i) \quad (52)$$

IV. Numerical Implementation

The minimum-fuel-to-climb trajectory optimization problem is implemented using a Generic Transport Model (GTM) with the following thrust and TSFC characteristics:

$$T_{max}(M, h) = (-77,031M + 100,986) \delta(h) \left(1 + \frac{\gamma-1}{2} M^2\right)^{\frac{\gamma}{\gamma-1}} \quad (53)$$

$$c(M, h) = (0.45642M + 0.26156) \sqrt{\theta(h) (1 + 0.2M^2)} \quad (54)$$

where M is the Mach number, $\delta = p/p_{SL}$ is the pressure ratio, and $\theta = T/T_{SL}$ is the temperature ratio at altitude to sea level, with $p_{SL} = 2116.2$ psf and $T_{SL} = 518.69$ °R are the standard sea level values.

The aircraft initial weight is 200,000 lbs with the initial climb-out airspeed at Mach 0.2 at sea level and the terminal airspeed at Mach 0.8 at 35,000 ft. The clean-wing aerodynamics are described by

$$C_L(\alpha, M) = C_{L_0}(M) + C_{L_\alpha}(M) \alpha \quad (55)$$

$$C_D(\alpha, M) = C_{D_0}(M) + K(M) C_L^2(\alpha, M) \quad (56)$$

where

$$C_{L_0}(M) = 0.27374M^3 - 0.24052M^2 + 0.095875M + 0.034387 \quad (57)$$

$$C_{L_\alpha}(M) = 4.6340M^3 - 3.1363M^2 + 1.5094M + 4.5756 \quad (58)$$

$$C_{D_0}(M) = 0.016454M^3 - 0.012294M^2 + 0.0058231M + 0.015586 \quad (59)$$

$$K(M) = -0.019918M^3 - 0.0035320M^2 - 0.0064967M + 0.065037 \quad (60)$$

Below 1000 ft, high-lift flap extensions are deployed.

The singular arc is obtained by solving Eq. (29). The other two climb segments from Mach 0.2 at sea level to the singular arc and from the singular arc to Mach 0.8 at 35,000 ft are obtained by trial-and-error. The two climb segments are at a constant flight path angle of 9.8035° for the first segment from sea level and 9.8035° for the third segment to 35,000 ft. The optimal trajectory and flight path angle are shown in Figs. 1 and 2. This climb results in a fuel consumption of 3,067 lb for a time to climb of 11.02 min. Figures 4 to 7 show the time histories of the altitude, Mach number, flight path angle, and aircraft weight change.

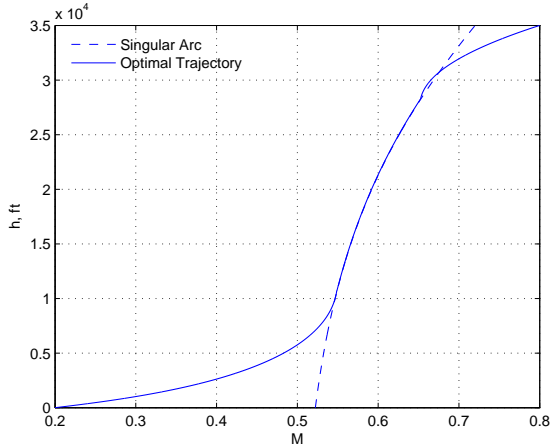


Fig. 1 - Optimal Minimum-Fuel Trajectory

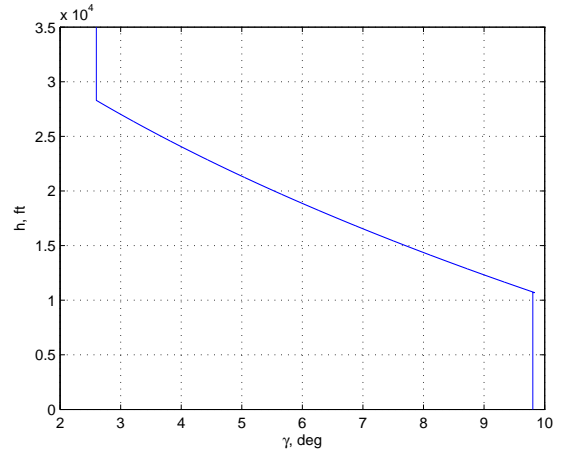


Fig. 2 - Optimal Minimum-Fuel Flight Path Angle

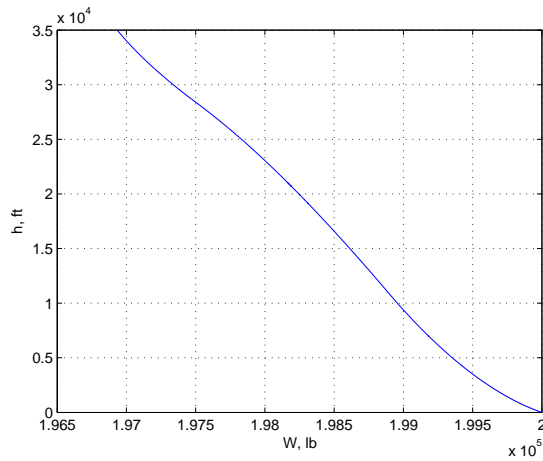


Fig. 3 - Optimal Minimum-Fuel Aircraft Weight Change

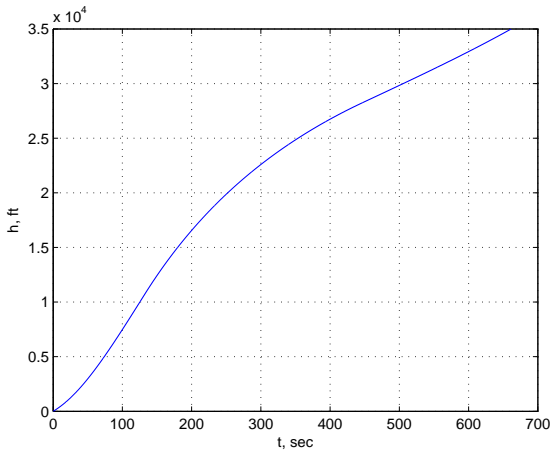


Fig. 4 - Altitude

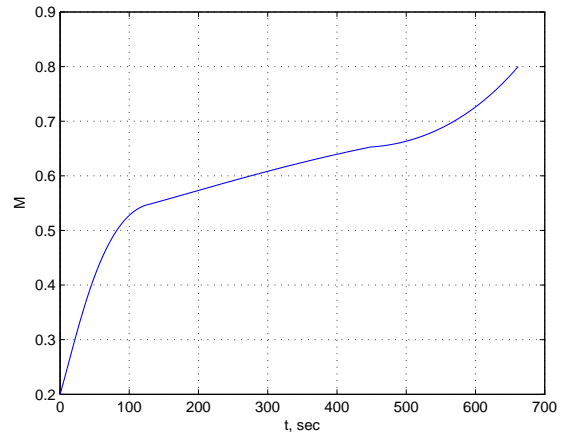


Fig. 5 - Mach Number

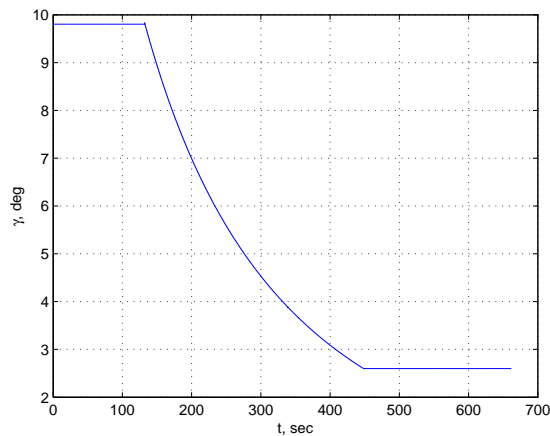


Fig. 6 - Flight Path Angle

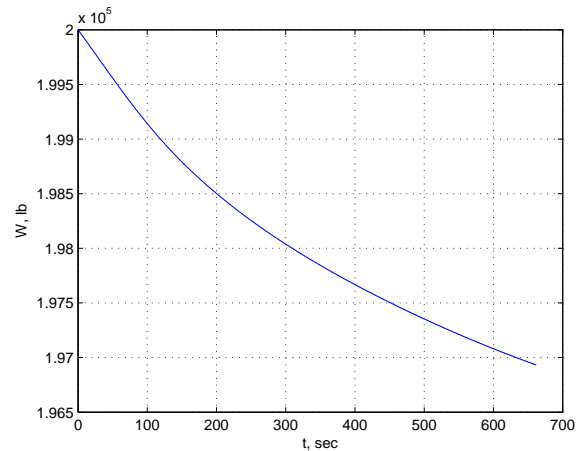


Fig. 7 - Aircraft Weight

To conduct the approximate trajectory optimization using the Chebyshev polynomials, the altitude is normalized by a variable $x \in [-1, 1]$. The initial and terminal constraints on the coefficients of the first term and last term of the Chebyshev polynomials are imposed, respectively. These two constraints allows the coefficients of the first term and last term to be solved in terms of the remaining coefficients. The solution is feasible only for even-degree Chebyshev polynomials since odd-degree Chebyshev polynomials results in an inconsistency in the solution.

The approximate optimization is conducted using a random search method with the coefficients randomized to be between -0.1 and 0.1. This range appears to provide better solutions than a larger range. Several degrees of the Chebyshev polynomials are used. Each degree of the Chebyshev polynomials is randomized by 10,000 iterations. At each iteration, any candidate trajectory that exceeds the Mach number range is discarded. The retained trajectories are used to compute the minimum fuel solution.

Figures 8 to 10 are the plots of the approximate optimal trajectories using the Chebyshev polynomials of degrees 4, 6, 8, and 10. The best solution is that corresponding to the 8-degree Chebyshev polynomial. The minimum fuel burns are given in Table 1.

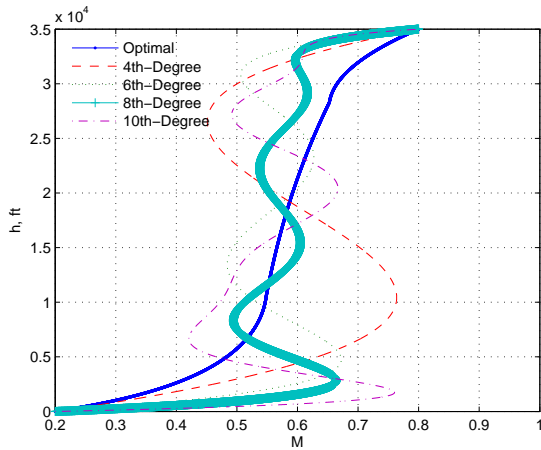


Fig. 8 - Optimal Minimum-Fuel Trajectory

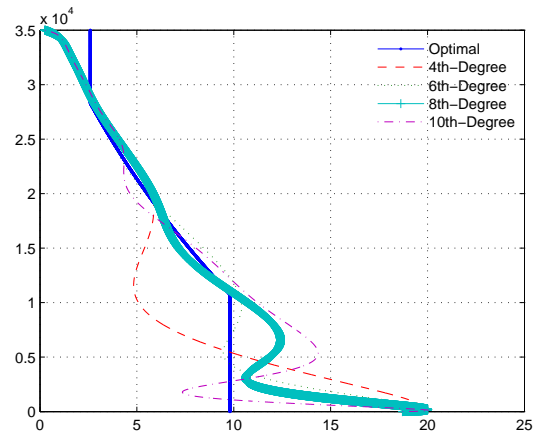


Fig. 9 - Optimal Minimum-Fuel Flight Path Angle

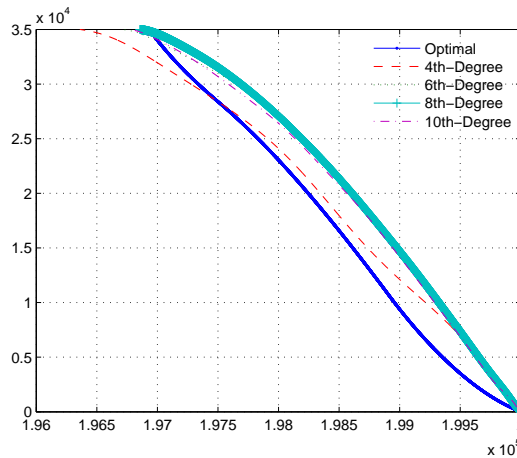


Fig. 10 - Optimal Minimum-Fuel Aircraft Weight Change

Chebyshev Polynomial Degree	Minimum Fuel Burn, lbs
4	3,640
6	3,284
8	3,143
10	3,232

Table 1 - Minimum Fuel Burn with Approximate Optimal Trajectory by Chebyshev Polynomials

While the fuel burn seems to be reasonably minimized by the Chebyshev polynomials, the approximate trajectories are highly oscillatory typical with polynomial approximation. From a practical consideration, this may not be entirely desirable. Thus, this approach does not seem to offer a significant benefit.

Another approach that could improve the trajectories is the use of piecewise continuous Chebyshev polynomials of low order to prevent oscillations. This would be effectively equivalent to using a cubic spline polynomial approximation. This approach is implemented to see if the trajectory optimization could be improved.

V. Trajectory Optimization by Cubic Spline Approximation Using Evolutionary Algorithm

In this work the problem of finding the minimum-fuel-to-climb has been cast in such a way that an optimal solution can be found and in such cases this calculation is the approach to take. Yet for more complex setups – for example taking into account variable winds or aircraft flexibility – it is not feasible to calculate optimal solutions. For these situations using an optimization algorithm such as an Evolutionary Algorithm (EA) can be the best approach.⁵ Here we describe our implementation of an EA-based approach for optimizing the minimum-fuel-to-climb.

Optimizing the trajectory requires defining the space of trajectories to be optimized by creating a representation of a trajectory and constructing an objective function against which to optimize. Here the basic objective function is to minimize the fuel used during 30 minutes of flight time in going from a start state of an altitude of 100 ft and a speed of Mach 0.2 to a cruise altitude of 35,000 ft and a speed of Mach 0.8. To achieve this, the aircraft is set to use maximum throttle and the one control parameter available is that of setting the flight path angle throughout the flight. Flight path angle values are constrained to fall in the range $[0^\circ, 10^\circ]$ and are sampled at a rate of 10 samples/s. Thus a candidate solution consists of a sequence of 18001 values in the range $[0^\circ, 10^\circ]$.

From initial runs we noticed that what typically happens is that an aircraft reaches 35000 ft and a speed of less than Mach 0.8 and the unoptimized flight path angle had it continuing to gain altitude. Since creating a sequence of flight path angle values that correctly levels off at 35,000 ft until Mach 0.8 is reached adds significant difficulty to the problem, to make it easier we added a kind of autopilot. This autopilot is engaged when a candidate solution guides an aircraft to 35,000 ft, at which point the autopilot is engaged and all future flight path angle values are set to 0.

The basic objective function used is to minimize the fuel used and these are measured in pounds. Since an EA starts with randomly generated candidate solutions, and these are not expected to achieve the target end state, the objective function must include ways of scoring candidate solutions which fail to achieve the target end state. Candidate solutions which did not reach the desired altitude had their score penalized by the number of feet they differed from 35000. Those which failed to reach the target speed were penalized by 10000 times how far their speed differed from the target cruise speed of Mach 0.8. Finally, to encourage resulting trajectories to be monotonically increasing in speed, a candidate solution's score was given a SpeedPenalty of 1 for every time step in which it was slower than its previously-reached maximum speed. This objective function is summarized as follows:

$$Score = Fuel\ Use + |35000 - Final\ Altitude| + 10000 \times |0.8 - Final\ Mach| + Speed\ Penalty \quad (61)$$

To represent sequences of flight path angle values we use a sequence of one or more cubic Bezier splines. Bezier splines are a type of smooth, parametric curve which is commonly used in creating trajectories, and by constraining the knots to fall in the range $[0^\circ, 10^\circ]$, this results in flight path angle values being limited to the range $[0^\circ, 10^\circ]$. A cubic Bezier curve is specified by four knots (or control points) and a spline is just a sequence of these curves with an additional knot needed for each additional curve segment. While a single spline will produce a smooth curve, trajectories during climb often have up to three stages, with discontinuity between stages. To be able to create such trajectories, our representation can be configured to use a pre-specified number of splines connected in sequence, with a parameter for each spline indicating what percentage of the trajectory it specifies. The resulting representation system allows the user to specify at run-time both the number of splines to use and the number of knots per spline.

This spline-based encoding of flight path angle values results in a vector of real values equal to the number of splines times the number of knots per spline. The EA we use for optimizing these values is the Age-Layered Population Structure (ALPS) EA, 1 in which multiple instances of a traditional EA are run in a sequence of layers. Individuals in the population have an age which is determined by the number of generations since their oldest ancestor was created from random. Each layer has a maximum age and at regular intervals the first layer is re-initialized with a new, randomly generated population.

We use 12 layers of 40 individuals with an elitism of 5 in each layer. The maximum age for each layer was assigned based on a fibonacci-based aging scheme which have found works well and the maximum ages for each layer of were: 3, 6, 9, 15, 24, 39, 63, 102, 165, 267 and 432. New individuals are created using mutation or recombination, with equal probability. In selecting parents, the first parent is chosen through a tournament selection with a tournament size of 5 and the second parent (only needed for recombination) is chosen at random. With mutation, either 1-4 genes are randomly selected to be mutated or all genes are mutated. Gene values are mutated by selecting a mutation size from 1% to 0.000001% (by randomly selecting one of $\times 10^{-2}$, $\times 10^{-3}$, ..., $\times 10^{-6}$) of the difference between the minimum

and maximum values for that gene and then this is used as the variance for a random number with a normal distribution which is the mutation amount for that gene. For recombination, a value for each gene i is selected at random from the range $[P_{1,i} + (P_{1,i} - P_{2,i}), P_{2,i}]$, using a uniform distribution.

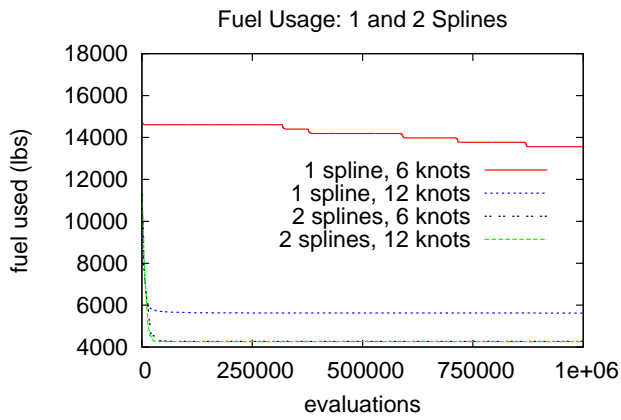


Fig. 11 - Fuel Usage for 1 and 2 Splines

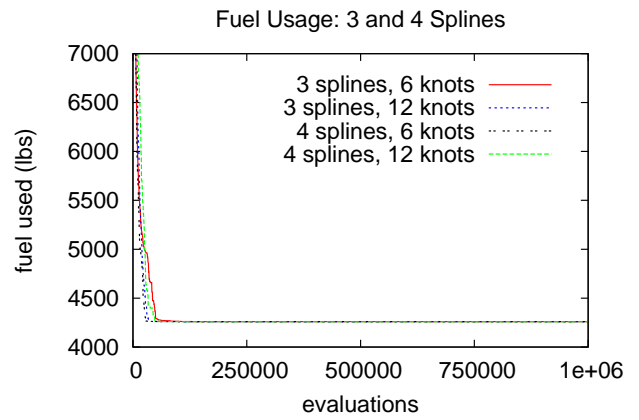


Fig. 12 - Fuel Usage for 3 and 4 Splines

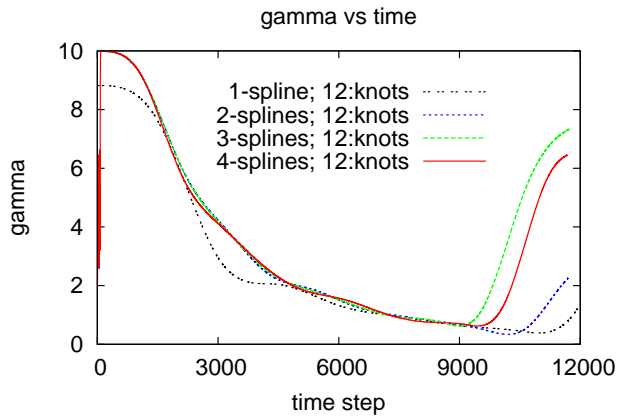


Fig. 13 - Flight Path Angle vs. Time

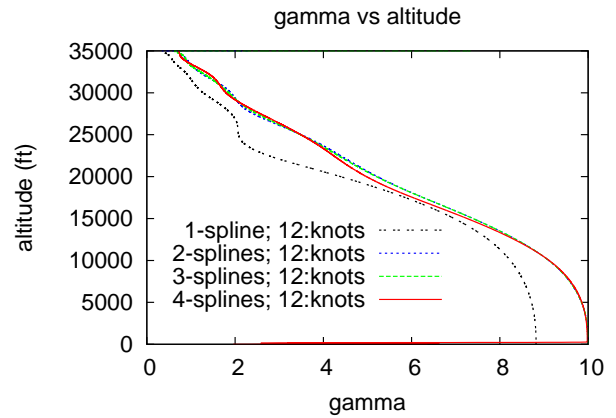


Fig. 14 - Flight Path Angle

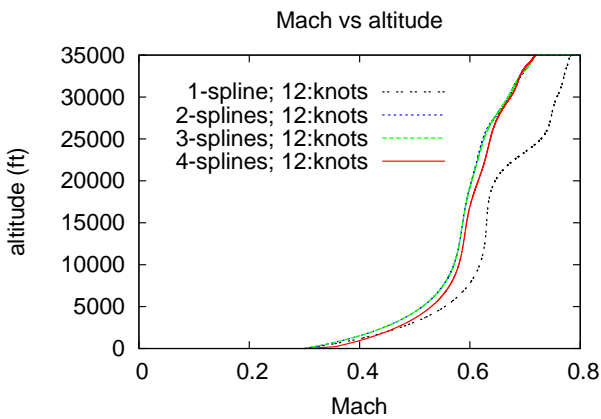


Fig. 15 - Mach Number

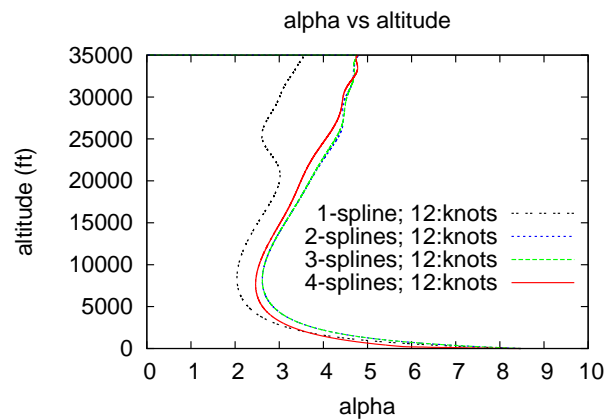


Fig. 16 - Angle of Attack

To find near-optimal trajectories we performed 5 runs using each combination of 1, 2, 3 and 4 splines with 6, 8, 10 and 12 knots/spline. A subset of our results are presented in Figs. 11 and 12. These results show that poor results are achieved using only a single spline, or if only 6 knots/spline are used. All combinations of 2, 3 and 4 splines with 8 or

more knots performed fairly similarly and use just under 4259 lbs of fuel. One run with 4 splines and 12 knots came up with a slightly different solution which uses about 4255 lbs of fuel. All of these best solutions reach cruise altitude and speed in just under 20 minutes.

The behavior of the best evolved trajectories are shown in the graphs in Figs. 13 and 14. The graph in Figure 13 shows the flight path angle values for the best evolved trajectories using 1, 2, 3 and 4 splines. Most trajectories with 2, 3 and 4 splines have almost identical flight path angle values up until around time step 8000. At this point, the aircraft have achieved the target cruise altitude and the remaining flight path angle values are ignore. Thus these trajectories are effectively identical, just as their scores on the objective function are nearly identical. Similarly, the behavior of these evolved trajectories is almost identical in looking at their flight path angle versus altitude, Mach versus altitude and angle of attack versus altitude curves (Figs. 15 and 16).

The two exceptions to the results described above are the results for a single spline and for one run with 4 splines and 12 knots. All runs with a single spline were noticeably worse than the other runs, with adding more knots resulting in improved performance. Interestingly, the best solution found with 4 splines differs from the other solutions by starting with a small flight path angle value and rapidly increasing to near maximum, whereas the other solutions all start near the maximum. In addition, after it has reduced its flight path angle value it starts to bring it up about a minute after the other best solutions. This resulted in using 4255 lbs of fuel, which is about 4 lbs less than the other solutions. The fuel burn using cubic spline approximation is higher than the Chebyshev polynomial approximation due to the fact that Mach 0.8 is not reached when the final altitude is reached. This necessitates a constant altitude cruise until Mach 0.8 is reached. This constant altitude cruise results in a fuel burn penalty. Future work will examine techniques that could satisfy both terminal time constraints simultaneously.

VI. Conclusion

This paper presents a minimum-fuel-to-climb trajectory optimization using three methods. The first method is an “exact” method based on an optimal control formulation using the adjoint method. A singular control is obtained from this formulation. The second method is based on a Chebyshev polynomial approximation and the third method is based on a cubic spline approximation. The minimum fuel burn obtained by the optimal control method is “true” minimum, whereas the fuel burns from the two approximate methods are greater than the optimal value of the fuel burn. The Chebyshev polynomial method can provide a trajectory that could achieve a fuel burn near the optimal value, but it suffers from a problem with oscillatory trajectories. The spline method provides smoother trajectories than the Chebyshev polynomial method, but it cannot mutually meet the terminal time constraints, thus resulting in a higher fuel consumption.

References

- ¹Mason, J. and Handscomb, D., *Chebyshev Polynomials*, Chapman and Hall/CRC, 2002.
- ²Lee, T. and Jeng, J., “The Chebyshev-Polynomials-Based Unified Model Neural Networks for Function Approximation,” IEEE Transactions on Systems, Man, and Cybernetics, Part B: Cybernetics, Vol. 28, No. 6, pp. 925-935, 1998.
- ³Nguyen, N., “Singular Arc Time-Optimal Climb Trajectory of Aircraft in a Two-Dimensional Wind Field,” AIAA Guidance, Navigation, and Control Conference, AIAA-2006-6598, August 2006.
- ⁴Bryson, A.E. and Ho, Y.-C., *Applied Optimal Control*, Hemisphere Publishing Corporation, 1975.
- ⁵Hornby, G. S., “ALPS: The Age-Layered Population Structure for Reducing the Problem of Premature Convergence,” Proc. of the Genetic and Evolutionary Computation Conference, GECCO-2006, edited by M. K. et al., ACM Press, Seattle, WA, 2006, pp. 815–822.